

Energy Laboratories Inc

ANALYTICAL RUN Summary

22-Dec-21

Run ID VOA5975C.I_211207B

Run Start Date: 12/7/2021
 Analyst: Melissa Chavez
 Ical:
 Column ID:
 Comments:

Instrument ID	Description
Bal #22	Balance

Std ID	Std Name	Std Amount	Std Units	Samp Amount	Samp Units	SampType	Expiration Date
VOCF3463	Internals	8.4	ul	42	ml	CAL	12/31/2021
VOCF3497B	Liquids		ul	42	ml	CAL	12/11/2021
VOCF3505B	2nd Source Liquids	1.05	ul	42	ml	ICV	12/23/2021
VOCF3507B	MtBE		ul	42	ml	CAL	12/25/2021
VOCF3517	Internal Standard / Surrogates (INT/SURR)	8.4	ul	42	ml	all (TUNE =	12/31/2022
VOCF3518	Calibration Surrogates			42	ml	CAL	12/31/2022
VOCF3526	Ketones		ul	42	ml	CAL	12/22/2021
VOCF3529A	2nd Source MtBE	1.05	ul	42	ml	ICV	12/29/2021
VOCF3534	2nd Source Ketones	1.05	ul	42	ml	ICV	12/30/2021
VOCF3540A	Gases		ul	42	ml	CAL	12/13/2021
VOCF3541A	2nd Source Gases	1.05	µL	42	ml	ICV	12/13/2021

Seq No	Lab ID	Test Code	Sample Typ	File ID	Analysis Date	DF	Batch ID	Prep Date	SPKref	RPDref	pmoist					
14942279	07DEC05_D_T	VOC-8260-BFB TUNE		JA5975C\VG1207	12/7/2021 11:40:	1	R372200		0	0						
Analyte	T	Units	RAW	Final	Text	Spike	SPKref	RPDref	MDL	PQL	UQL	%REC	LOW	HIGH	%RPD	Q
173, % of mass 174	A	%	1.2	1.2		100	0	0	0	0	0	1%	0	1.99	0%	
174, % of mass 95	A	%	91.4	91.4		100	0	0	0	0	0	91%	50	99.99	0%	
175, % of mass 174	A	%	7	7		100	0	0	0	0	0	7%	5	9	0%	
176, % of mass 174	A	%	96.8	96.8		100	0	0	0	0	0	97%	95	101	0%	
177, % of mass 176	A	%	7.2	7.2		100	0	0	0	0	0	7%	5	9	0%	
50, % of mass 95	A	%	20.4	20.4		100	0	0	0	0	0	20%	15	40	0%	
75, % of mass 95	A	%	51.2	51.2		100	0	0	0	0	0	51%	30	60	0%	
95, Base Peak	A	%	100	100		100	0	0	0	0	0	100%	0	100	0%	
96, % of mass 95	A	%	6.8	6.8		100	0	0	0	0	0	7%	5	9	0%	

Seq No	Lab ID	Test Code	Sample Typ	File ID	Analysis Date	DF	Batch ID	Prep Date	SPKref	RPDref	pmoist					
14942296	MBLK120721_	VOC-8260-W-Q	MBLK	JA5975C\VG1207	12/7/2021 12:08:	1	R372200		0	0						
Analyte	T	Units	RAW	Final	Text	Spike	SPKref	RPDref	MDL	PQL	UQL	%REC	LOW	HIGH	%RPD	Q
1,1,1,2-Tetrachloroethane	A	ug/L	0	0		0	0	0	0.107	0.5	500	0%	0	0	0%	
1,1,1-Trichloroethane	A	ug/L	0	0		0	0	0	0.131	0.5	500	0%	0	0	0%	
1,1,2,2-Tetrachloroethane	A	ug/L	0	0		0	0	0	0.0872	0.5	500	0%	0	0	0%	
1,1,2-Trichloroethane	A	ug/L	0	0		0	0	0	0.108	0.5	500	0%	0	0	0%	
1,1-Dichloroethane	A	ug/L	0	0		0	0	0	0.176	0.5	500	0%	0	0	0%	
1,1-Dichloroethene	A	ug/L	0	0		0	0	0	0.145	0.5	500	0%	0	0	0%	
1,1-Dichloropropene	A	ug/L	0	0		0	0	0	0.083	0.5	500	0%	0	0	0%	
1,2,3-Trichloropropane	A	ug/L	0	0		0	0	0	0.385	0.5	500	0%	0	0	0%	
1,2-Dibromoethane	A	ug/L	0	0		0	0	0	0.143	0.5	500	0%	0	0	0%	
1,2-Dichlorobenzene	A	ug/L	0	0		0	0	0	0.0858	0.5	500	0%	0	0	0%	
1,2-Dichloroethane	A	ug/L	0	0		0	0	0	0.156	0.5	500	0%	0	0	0%	
1,2-Dichloropropane	A	ug/L	0	0		0	0	0	0.0893	0.5	500	0%	0	0	0%	
1,3-Dichlorobenzene	A	ug/L	0	0		0	0	0	0.0996	0.5	500	0%	0	0	0%	
1,3-Dichloropropane	A	ug/L	0	0		0	0	0	0.106	0.5	500	0%	0	0	0%	
1,4-Dichlorobenzene	A	ug/L	0	0		0	0	0	0.0858	0.5	500	0%	0	0	0%	
2,2-Dichloropropane	A	ug/L	0	0		0	0	0	0.196	0.5	500	0%	0	0	0%	
2-Chlorotoluene	A	ug/L	0	0		0	0	0	0.0876	0.5	500	0%	0	0	0%	
4-Chlorotoluene	A	ug/L	0	0		0	0	0	0.0912	0.5	500	0%	0	0	0%	
Benzene	A	ug/L	0	0		0	0	0	0.119	0.5	500	0%	0	0	0%	
Bromobenzene	A	ug/L	0	0		0	0	0	0.115	0.5	500	0%	0	0	0%	
Bromochloromethane	A	ug/L	0	0		0	0	0	0.176	0.5	500	0%	0	0	0%	
Bromodichloromethane	A	ug/L	0	0		0	0	0	0.155	0.5	500	0%	0	0	0%	
Bromoform	A	ug/L	0	0		0	0	0	0.119	0.5	500	0%	0	0	0%	
Bromomethane	A	ug/L	0	0		0	0	0	0.253	0.5	500	0%	0	0	0%	
Carbon tetrachloride	A	ug/L	0	0		0	0	0	0.165	0.5	500	0%	0	0	0%	
Chlorobenzene	A	ug/L	0	0		0	0	0	0.12	0.5	500	0%	0	0	0%	
Chlorodibromomethane	A	ug/L	0	0		0	0	0	0.0841	0.5	500	0%	0	0	0%	
Chloroethane	A	ug/L	0	0		0	0	0	0.169	0.5	500	0%	0	0	0%	
Chloroform	A	ug/L	0.14479	0		0	0	0	0.0789	0.5	500	0%	0	0	0%	
Chloromethane	A	ug/L	0	0		0	0	0	0.191	0.5	500	0%	0	0	0%	
cis-1,2-Dichloroethene	A	ug/L	0	0		0	0	0	0.167	0.5	500	0%	0	0	0%	
cis-1,3-Dichloropropene	A	ug/L	0	0		0	0	0	0.0943	0.5	500	0%	0	0	0%	
Dibromomethane	A	ug/L	0	0		0	0	0	0.162	0.5	500	0%	0	0	0%	
Dichlorodifluoromethane	A	ug/L	0	0		0	0	0	0.175	0.5	500	0%	0	0	0%	
Ethylbenzene	A	ug/L	0	0		0	0	0	0.0912	0.5	500	0%	0	0	0%	

Seq No	Lab ID	Test Code	Sample Typ	File ID	Analysis Date	DF	Batch ID	Prep Date	SPKref	RPDref	pmoist					
14942296	MBLK120721_	VOC-8260-W-Q	MBLK	JA5975C\VG1207	12/7/2021 12:08:	1	R372200		0	0						
Analyte	T	Units	RAW	Final	Text	Spike	SPKref	RPDref	MDL	PQL	UQL	%REC	LOW	HIGH	%RPD	Q
m+p-Xylenes	A	ug/L	0.12394	0		0	0	0	0.165	0.5	1000	0%	0	0	0%	
Methyl ethyl ketone	A	ug/L	0	0		0	0	0	2.22	10	5000	0%	0	0	0%	
Methyl tert-butyl ether (MTBE)	A	ug/L	0	0		0	0	0	0.119	0.5	500	0%	0	0	0%	
Methylene chloride	A	ug/L	0.97599	0		0	0	0	0.134	0.5	500	0%	0	0	0%	
o-Xylene	A	ug/L	0.02289	0		0	0	0	0.0604	0.5	500	0%	0	0	0%	
Styrene	A	ug/L	0	0		0	0	0	0.067	0.5	500	0%	0	0	0%	
Tetrachloroethene	A	ug/L	0	0		0	0	0	0.0671	0.5	500	0%	0	0	0%	
Toluene	A	ug/L	0	0		0	0	0	0.075	0.5	500	0%	0	0	0%	
trans-1,2-Dichloroethene	A	ug/L	0	0		0	0	0	0.151	0.5	500	0%	0	0	0%	
trans-1,3-Dichloropropene	A	ug/L	0	0		0	0	0	0.0846	0.5	500	0%	0	0	0%	
Trichloroethene	A	ug/L	0	0		0	0	0	0.0993	0.5	500	0%	0	0	0%	
Trichlorofluoromethane	A	ug/L	0	0		0	0	0	0.134	0.5	500	0%	0	0	0%	
Vinyl chloride	A	ug/L	0	0		0	0	0	0.153	0.5	500	0%	0	0	0%	
1,4-Dichlorobenzene-d4	I	ug/L	250	10		0	0	0	0	0	500	0%	0	0	0%	
Chlorobenzene-d5	I	ug/L	250	10		0	0	0	0	0	500	0%	0	0	0%	
Fluorobenzene	I	ug/L	250	10		0	0	0	0	0	500	0%	0	0	0%	
Xylenes, Total	M	ug/L	0.14683	0		0	0	0	0.0604	0.5	1500	0%	0	0	0%	
1,2-Dichloroethane-d4	S	ug/L	249.20938	9.9683752		10	0	0	0.0848	0.5	500	100%	81	118	0%	
Dibromofluoromethane	S	ug/L	252.2929	10.091716		10	0	0	0.129	0.5	500	101%	80	119	0%	
p-Bromofluorobenzene	S	ug/L	268.07409	10.7229636		10	0	0	0.149	0.5	500	107%	85	114	0%	
Toluene-d8	S	ug/L	258.47136	10.3388544		10	0	0	0.0617	0.5	500	103%	89	112	0%	

Seq No	Lab ID	Test Code	Sample Typ	File ID	Analysis Date	DF	Batch ID	Prep Date	SPKref	RPDref	pmoist					
14942297	ICAL120721_1	VOC-8260-W-Q	CAL1	JA5975C\VG1207	12/7/2021 1:14:3	1	R372200		0	0						
Analyte	T	Units	RAW	Final	Text	Spike	SPKref	RPDref	MDL	PQL	UQL	%REC	LOW	HIGH	%RPD	Q
1,1,2,2-Tetrachloroethane	A	ug/L	2.30115	0.092046		0.1	0	0	0.0872	0.5	500	92%	50	150	0%	
1,1,2-Trichloroethane	A	ug/L	2.86291	0.1145164		0.1	0	0	0.108	0.5	500	115%	50	150	0%	
1,1-Dichloropropene	A	ug/L	2.5272	0.101088		0.1	0	0	0.083	0.5	500	101%	50	150	0%	
1,2-Dichlorobenzene	A	ug/L	2.8337	0.113348		0.1	0	0	0.0858	0.5	500	113%	50	150	0%	
1,2-Dichloropropane	A	ug/L	2.53347	0.1013388		0.1	0	0	0.0893	0.5	500	101%	50	150	0%	
1,3-Dichlorobenzene	A	ug/L	2.49283	0.0997132		0.1	0	0	0.0996	0.5	500	100%	50	150	0%	
1,4-Dichlorobenzene	A	ug/L	2.88762	0.1155048		0.1	0	0	0.0858	0.5	500	116%	50	150	0%	
2-Chlorotoluene	A	ug/L	2.78712	0.1114848		0.1	0	0	0.0876	0.5	500	111%	50	150	0%	
4-Chlorotoluene	A	ug/L	2.3258	0.093032		0.1	0	0	0.0912	0.5	500	93%	50	150	0%	

Seq No	Lab ID	Test Code	Sample Typ	File ID	Analysis Date	DF	Batch ID	Prep Date	SPKref	RPDref	pmoist					
14942297	ICAL120721_1	VOC-8260-W-Q	CAL1	JA5975C\VG1207	12/7/2021 1:14:3	1	R372200		0	0						
Analyte	T	Units	RAW	Final	Text	Spike	SPKref	RPDref	MDL	PQL	UQL	%REC	LOW	HIGH	%RPD	Q
Chlorodibromomethane	A	ug/L	2.43256	0.0973024		0.1	0	0	0.0841	0.5	500	97%	50	150	0%	
Chloroform	A	ug/L	2.83394	0.1133576		0.1	0	0	0.0789	0.5	500	113%	50	150	0%	
cis-1,3-Dichloropropene	A	ug/L	2.43549	0.0974196		0.1	0	0	0.0943	0.5	500	97%	50	150	0%	
Ethylbenzene	A	ug/L	2.59539	0.1038156		0.1	0	0	0.0912	0.5	500	104%	50	150	0%	
m+p-Xylenes	A	ug/L	4.56468	0.1825872		0.2	0	0	0.165	0.5	1000	91%	50	150	0%	
o-Xylene	A	ug/L	2.22857	0.0891428		0.1	0	0	0.0604	0.5	500	89%	50	150	0%	
Styrene	A	ug/L	2.14526	0.0858104		0.1	0	0	0.067	0.5	500	86%	50	150	0%	
Tetrachloroethene	A	ug/L	2.50259	0.1001036		0.1	0	0	0.0671	0.5	500	100%	50	150	0%	
Toluene	A	ug/L	2.56005	0.102402		0.1	0	0	0.075	0.5	500	102%	50	150	0%	
trans-1,3-Dichloropropene	A	ug/L	2.36574	0.0946296		0.1	0	0	0.0846	0.5	500	95%	50	150	0%	
Trichloroethene	A	ug/L	2.70865	0.108346		0.1	0	0	0.0993	0.5	500	108%	50	150	0%	
1,4-Dichlorobenzene-d4	I	ug/L	250	10		0	0	0	0	0	500	0%	50	150	0%	
Chlorobenzene-d5	I	ug/L	250	10		0	0	0	0	0	500	0%	50	150	0%	
Fluorobenzene	I	ug/L	250	10		0	0	0	0	0	500	0%	50	150	0%	
Xylenes, Total	M	ug/L	6.79325	0.27173		0.3	0	0	0.0604	0.5	1500	91%	50	150	0%	

Seq No	Lab ID	Test Code	Sample Typ	File ID	Analysis Date	DF	Batch ID	Prep Date	SPKref	RPDref	pmoist					
14942298	ICAL120721_2	VOC-8260-W-Q	CAL2	JA5975C\VG1207	12/7/2021 1:41:5	1	R372200		0	0						
Analyte	T	Units	RAW	Final	Text	Spike	SPKref	RPDref	MDL	PQL	UQL	%REC	LOW	HIGH	%RPD	Q
1,1,1,2-Tetrachloroethane	A	ug/L	11.75496	0.4701984		0.5	0	0	0.107	0.5	500	94%	50	150	0%	
1,1,1-Trichloroethane	A	ug/L	12.08388	0.4833552		0.5	0	0	0.131	0.5	500	97%	50	150	0%	
1,1,2,2-Tetrachloroethane	A	ug/L	12.05831	0.4823324		0.5	0	0	0.0872	0.5	500	96%	70	130	0%	
1,1,2-Trichloroethane	A	ug/L	12.43404	0.4973616		0.5	0	0	0.108	0.5	500	99%	70	130	0%	
1,1-Dichloroethane	A	ug/L	12.50689	0.5002756		0.5	0	0	0.176	0.5	500	100%	50	150	0%	
1,1-Dichloroethene	A	ug/L	12.94233	0.5176932		0.5	0	0	0.145	0.5	500	104%	50	150	0%	
1,1-Dichloropropene	A	ug/L	11.30975	0.45239		0.5	0	0	0.083	0.5	500	90%	70	130	0%	
1,2,3-Trichloropropane	A	ug/L	13.09856	0.5239424		0.5	0	0	0.385	0.5	500	105%	50	150	0%	
1,2-Dibromoethane	A	ug/L	12.77119	0.5108476		0.5	0	0	0.143	0.5	500	102%	50	150	0%	
1,2-Dichlorobenzene	A	ug/L	11.93008	0.4772032		0.5	0	0	0.0858	0.5	500	95%	70	130	0%	
1,2-Dichloroethane	A	ug/L	12.39459	0.4957836		0.5	0	0	0.156	0.5	500	99%	50	150	0%	
1,2-Dichloropropane	A	ug/L	11.63337	0.4653348		0.5	0	0	0.0893	0.5	500	93%	70	130	0%	
1,3-Dichlorobenzene	A	ug/L	12.19508	0.4878032		0.5	0	0	0.0996	0.5	500	98%	70	130	0%	
1,3-Dichloropropane	A	ug/L	12.14851	0.4859404		0.5	0	0	0.106	0.5	500	97%	50	150	0%	
1,4-Dichlorobenzene	A	ug/L	11.9979	0.479916		0.5	0	0	0.0858	0.5	500	96%	70	130	0%	

Seq No	Lab ID	Test Code	Sample Typ	File ID	Analysis Date	DF	Batch ID	Prep Date	SPKref	RPDref	pmoist					
14942298	ICAL120721_2	VOC-8260-W-Q	CAL2	JA5975C\VG1207	12/7/2021 1:41:5	1	R372200		0	0						
Analyte	T	Units	RAW	Final	Text	Spike	SPKref	RPDref	MDL	PQL	UQL	%REC	LOW	HIGH	%RPD	Q
2,2-Dichloropropane	A	ug/L	12.34398	0.4937592		0.5	0	0	0.196	0.5	500	99%	50	150	0%	
2-Chlorotoluene	A	ug/L	11.15106	0.4460424		0.5	0	0	0.0876	0.5	500	89%	70	130	0%	
4-Chlorotoluene	A	ug/L	11.38683	0.4554732		0.5	0	0	0.0912	0.5	500	91%	70	130	0%	
Benzene	A	ug/L	11.93999	0.4775996		0.5	0	0	0.119	0.5	500	96%	50	150	0%	
Bromobenzene	A	ug/L	11.79772	0.4719088		0.5	0	0	0.115	0.5	500	94%	50	150	0%	
Bromochloromethane	A	ug/L	11.98937	0.4795748		0.5	0	0	0.176	0.5	500	96%	50	150	0%	
Bromodichloromethane	A	ug/L	12.49792	0.4999168		0.5	0	0	0.155	0.5	500	100%	50	150	0%	
Bromoform	A	ug/L	13.09498	0.5237992		0.5	0	0	0.119	0.5	500	105%	50	150	0%	
Bromomethane	A	ug/L	13.89402	0.5557608		0.5	0	0	0.253	0.5	500	111%	50	150	0%	
Carbon tetrachloride	A	ug/L	12.02657	0.4810628		0.5	0	0	0.165	0.5	500	96%	50	150	0%	
Chlorobenzene	A	ug/L	12.27387	0.4909548		0.5	0	0	0.12	0.5	500	98%	50	150	0%	
Chlorodibromomethane	A	ug/L	12.40678	0.4962712		0.5	0	0	0.0841	0.5	500	99%	70	130	0%	
Chloroethane	A	ug/L	13.05827	0.5223308		0.5	0	0	0.169	0.5	500	104%	50	150	0%	
Chloroform	A	ug/L	12.62257	0.5049028		0.5	0	0	0.0789	0.5	500	101%	70	130	0%	
Chloromethane	A	ug/L	13.12169	0.5248676		0.5	0	0	0.191	0.5	500	105%	50	150	0%	
cis-1,2-Dichloroethene	A	ug/L	12.42111	0.4968444		0.5	0	0	0.167	0.5	500	99%	50	150	0%	
cis-1,3-Dichloropropene	A	ug/L	11.78793	0.4715172		0.5	0	0	0.0943	0.5	500	94%	70	130	0%	
Dibromomethane	A	ug/L	12.91085	0.516434		0.5	0	0	0.162	0.5	500	103%	50	150	0%	
Dichlorodifluoromethane	A	ug/L	12.07012	0.4828048		0.5	0	0	0.175	0.5	500	97%	50	150	0%	
Ethylbenzene	A	ug/L	11.35043	0.4540172		0.5	0	0	0.0912	0.5	500	91%	70	130	0%	
m+p-Xylenes	A	ug/L	22.52956	0.9011824		1	0	0	0.165	0.5	1000	90%	70	130	0%	
Methyl ethyl ketone	A	ug/L	121.66007	4.8664028		5	0	0	2.22	10	5000	97%	50	150	0%	
Methyl tert-butyl ether (MTBE)	A	ug/L	12.73878	0.5095512		0.5	0	0	0.119	0.5	500	102%	50	150	0%	
Methylene chloride	A	ug/L	14.23707	0.5694828		0.5	0	0	0.134	0.5	500	114%	50	150	0%	
o-Xylene	A	ug/L	11.05745	0.442298		0.5	0	0	0.0604	0.5	500	88%	70	130	0%	
Styrene	A	ug/L	11.48584	0.4594336		0.5	0	0	0.067	0.5	500	92%	70	130	0%	
Tetrachloroethene	A	ug/L	11.91073	0.4764292		0.5	0	0	0.0671	0.5	500	95%	70	130	0%	
Toluene	A	ug/L	11.15165	0.446066		0.5	0	0	0.075	0.5	500	89%	70	130	0%	
trans-1,2-Dichloroethene	A	ug/L	12.66889	0.5067556		0.5	0	0	0.151	0.5	500	101%	50	150	0%	
trans-1,3-Dichloropropene	A	ug/L	12.25064	0.4900256		0.5	0	0	0.0846	0.5	500	98%	70	130	0%	
Trichloroethene	A	ug/L	12.19532	0.4878128		0.5	0	0	0.0993	0.5	500	98%	70	130	0%	
Trichlorofluoromethane	A	ug/L	12.46501	0.4986004		0.5	0	0	0.134	0.5	500	100%	50	150	0%	
Vinyl chloride	A	ug/L	12.0442	0.481768		0.5	0	0	0.153	0.5	500	96%	50	150	0%	
1,4-Dichlorobenzene-d4	I	ug/L	250	10		0	0	0	0	0	500	0%	50	150	0%	
Chlorobenzene-d5	I	ug/L	250	10		0	0	0	0	0	500	0%	50	150	0%	

Seq No	Lab ID	Test Code	Sample Typ	File ID	Analysis Date	DF	Batch ID	Prep Date	SPKref	RPDref	pmoist					
14942298	ICAL120721_2	VOC-8260-W-Q	CAL2	JA5975C\VG1207	12/7/2021 1:41:5	1	R372200		0	0						
Analyte	T	Units	RAW	Final	Text	Spike	SPKref	RPDref	MDL	PQL	UQL	%REC	LOW	HIGH	%RPD	Q
Fluorobenzene	I	ug/L	250	10		0	0	0	0	0	500	0%	50	150	0%	
Xylenes, Total	M	ug/L	33.58701	1.3434804		1.5	0	0	0.0604	0.5	1500	90%	70	130	0%	
1,2-Dichloroethane-d4	S	ug/L	14.34143	0.5736572		0.5	0	0	0.0848	0.5	500	115%	50	150	0%	
Dibromofluoromethane	S	ug/L	13.53969	0.5415876		0.5	0	0	0.129	0.5	500	108%	50	150	0%	
p-Bromofluorobenzene	S	ug/L	12.59876	0.5039504		0.5	0	0	0.149	0.5	500	101%	50	150	0%	
Toluene-d8	S	ug/L	12.46532	0.4986128		0.5	0	0	0.0617	0.5	500	100%	50	150	0%	

Seq No	Lab ID	Test Code	Sample Typ	File ID	Analysis Date	DF	Batch ID	Prep Date	SPKref	RPDref	pmoist					
14942299	ICAL120721_3	VOC-8260-W-Q	CAL3	JA5975C\VG1207	12/7/2021 2:09:0	1	R372200		0	0						
Analyte	T	Units	RAW	Final	Text	Spike	SPKref	RPDref	MDL	PQL	UQL	%REC	LOW	HIGH	%RPD	Q
1,1,1,2-Tetrachloroethane	A	ug/L	24.47151	0.9788604		1	0	0	0.107	0.5	500	98%	70	130	0%	
1,1,1-Trichloroethane	A	ug/L	24.28832	0.9715328		1	0	0	0.131	0.5	500	97%	70	130	0%	
1,1,2,2-Tetrachloroethane	A	ug/L	25.64016	1.0256064		1	0	0	0.0872	0.5	500	103%	70	130	0%	
1,1,2-Trichloroethane	A	ug/L	22.90761	0.9163044		1	0	0	0.108	0.5	500	92%	70	130	0%	
1,1-Dichloroethane	A	ug/L	24.7325	0.9893		1	0	0	0.176	0.5	500	99%	70	130	0%	
1,1-Dichloroethene	A	ug/L	23.3476	0.933904		1	0	0	0.145	0.5	500	93%	70	130	0%	
1,1-Dichloropropene	A	ug/L	23.72091	0.9488364		1	0	0	0.083	0.5	500	95%	70	130	0%	
1,2,3-Trichloropropane	A	ug/L	24.47279	0.9789116		1	0	0	0.385	0.5	500	98%	70	130	0%	
1,2-Dibromoethane	A	ug/L	24.31077	0.9724308		1	0	0	0.143	0.5	500	97%	70	130	0%	
1,2-Dichlorobenzene	A	ug/L	24.15995	0.966398		1	0	0	0.0858	0.5	500	97%	70	130	0%	
1,2-Dichloroethane	A	ug/L	24.60737	0.9842948		1	0	0	0.156	0.5	500	98%	70	130	0%	
1,2-Dichloropropane	A	ug/L	23.65108	0.9460432		1	0	0	0.0893	0.5	500	95%	70	130	0%	
1,3-Dichlorobenzene	A	ug/L	24.04237	0.9616948		1	0	0	0.0996	0.5	500	96%	70	130	0%	
1,3-Dichloropropane	A	ug/L	24.41464	0.9765856		1	0	0	0.106	0.5	500	98%	70	130	0%	
1,4-Dichlorobenzene	A	ug/L	24.25323	0.9701292		1	0	0	0.0858	0.5	500	97%	70	130	0%	
2,2-Dichloropropane	A	ug/L	24.53301	0.9813204		1	0	0	0.196	0.5	500	98%	70	130	0%	
2-Chlorotoluene	A	ug/L	23.26049	0.9304196		1	0	0	0.0876	0.5	500	93%	70	130	0%	
4-Chlorotoluene	A	ug/L	23.57981	0.9431924		1	0	0	0.0912	0.5	500	94%	70	130	0%	
Benzene	A	ug/L	24.42038	0.9768152		1	0	0	0.119	0.5	500	98%	70	130	0%	
Bromobenzene	A	ug/L	24.45558	0.9782232		1	0	0	0.115	0.5	500	98%	70	130	0%	
Bromochloromethane	A	ug/L	25.1767	1.007068		1	0	0	0.176	0.5	500	101%	70	130	0%	
Bromodichloromethane	A	ug/L	24.06097	0.9624388		1	0	0	0.155	0.5	500	96%	70	130	0%	
Bromoform	A	ug/L	24.87969	0.9951876		1	0	0	0.119	0.5	500	100%	70	130	0%	
Bromomethane	A	ug/L	23.17164	0.9268656		1	0	0	0.253	0.5	500	93%	70	130	0%	

Seq No	Lab ID	Test Code	Sample Typ	File ID	Analysis Date	DF	Batch ID	Prep Date	SPKref	RPDref	pmoist					
14942299	ICAL120721_3	VOC-8260-W-Q	CAL3	JA5975C\VG1207	12/7/2021 2:09:0	1	R372200		0	0						
Analyte	T	Units	RAW	Final	Text	Spike	SPKref	RPDref	MDL	PQL	UQL	%REC	LOW	HIGH	%RPD	Q
Carbon tetrachloride	A	ug/L	23.64548	0.9458192		1	0	0	0.165	0.5	500	95%	70	130	0%	
Chlorobenzene	A	ug/L	24.43376	0.9773504		1	0	0	0.12	0.5	500	98%	70	130	0%	
Chlorodibromomethane	A	ug/L	24.02246	0.9608984		1	0	0	0.0841	0.5	500	96%	70	130	0%	
Chloroethane	A	ug/L	25.69189	1.0276756		1	0	0	0.169	0.5	500	103%	70	130	0%	
Chloroform	A	ug/L	24.41451	0.9765804		1	0	0	0.0789	0.5	500	98%	70	130	0%	
Chloromethane	A	ug/L	25.63513	1.0254052		1	0	0	0.191	0.5	500	103%	70	130	0%	
cis-1,2-Dichloroethene	A	ug/L	24.25037	0.9700148		1	0	0	0.167	0.5	500	97%	70	130	0%	
cis-1,3-Dichloropropene	A	ug/L	22.73391	0.9093564		1	0	0	0.0943	0.5	500	91%	70	130	0%	
Dibromomethane	A	ug/L	25.29019	1.0116076		1	0	0	0.162	0.5	500	101%	70	130	0%	
Dichlorodifluoromethane	A	ug/L	25.61964	1.0247856		1	0	0	0.175	0.5	500	102%	70	130	0%	
Ethylbenzene	A	ug/L	22.70723	0.9082892		1	0	0	0.0912	0.5	500	91%	70	130	0%	
m+p-Xylenes	A	ug/L	47.88313	1.9153252		2	0	0	0.165	0.5	1000	96%	70	130	0%	
Methyl ethyl ketone	A	ug/L	243.34275	9.73371		10	0	0	2.22	10	5000	97%	70	130	0%	
Methyl tert-butyl ether (MTBE)	A	ug/L	24.5633	0.982532		1	0	0	0.119	0.5	500	98%	70	130	0%	
Methylene chloride	A	ug/L	26.40529	1.0562116		1	0	0	0.134	0.5	500	106%	70	130	0%	
o-Xylene	A	ug/L	23.12234	0.9248936		1	0	0	0.0604	0.5	500	92%	70	130	0%	
Styrene	A	ug/L	22.50085	0.900034		1	0	0	0.067	0.5	500	90%	70	130	0%	
Tetrachloroethene	A	ug/L	23.33303	0.9333212		1	0	0	0.0671	0.5	500	93%	70	130	0%	
Toluene	A	ug/L	24.00781	0.9603124		1	0	0	0.075	0.5	500	96%	70	130	0%	
trans-1,2-Dichloroethene	A	ug/L	23.74219	0.9496876		1	0	0	0.151	0.5	500	95%	70	130	0%	
trans-1,3-Dichloropropene	A	ug/L	23.02553	0.9210212		1	0	0	0.0846	0.5	500	92%	70	130	0%	
Trichloroethene	A	ug/L	24.10109	0.9640436		1	0	0	0.0993	0.5	500	96%	70	130	0%	
Trichlorofluoromethane	A	ug/L	25.21422	1.0085688		1	0	0	0.134	0.5	500	101%	70	130	0%	
Vinyl chloride	A	ug/L	25.13614	1.0054456		1	0	0	0.153	0.5	500	101%	70	130	0%	
1,4-Dichlorobenzene-d4	I	ug/L	250	10		0	0	0	0	0	500	0%	70	130	0%	
Chlorobenzene-d5	I	ug/L	250	10		0	0	0	0	0	500	0%	70	130	0%	
Fluorobenzene	I	ug/L	250	10		0	0	0	0	0	500	0%	70	130	0%	
Xylenes, Total	M	ug/L	71.00547	2.8402188		3	0	0	0.0604	0.5	1500	95%	70	130	0%	
1,2-Dichloroethane-d4	S	ug/L	27.33754	1.0935016		1	0	0	0.0848	0.5	500	109%	70	130	0%	
Dibromofluoromethane	S	ug/L	24.60561	0.9842244		1	0	0	0.129	0.5	500	98%	70	130	0%	
p-Bromofluorobenzene	S	ug/L	24.16478	0.9665912		1	0	0	0.149	0.5	500	97%	70	130	0%	
Toluene-d8	S	ug/L	24.04933	0.9619732		1	0	0	0.0617	0.5	500	96%	70	130	0%	

Seq No	Lab ID	Test Code	Sample Typ	File ID	Analysis Date	DF	Batch ID	Prep Date	SPKref	RPDref	pmoist					
14942300	ICAL120721_4	VOC-8260-W-Q	CAL4	JA5975C\VG1207	12/7/2021 2:36:2	1	R372200		0	0						
Analyte	T	Units	RAW	Final	Text	Spike	SPKref	RPDref	MDL	PQL	UQL	%REC	LOW	HIGH	%RPD	Q
1,1,1,2-Tetrachloroethane	A	ug/L	47.62912	1.9051648		2	0	0	0.107	0.5	500	95%	70	130	0%	
1,1,1-Trichloroethane	A	ug/L	47.39551	1.8958204		2	0	0	0.131	0.5	500	95%	70	130	0%	
1,1,2,2-Tetrachloroethane	A	ug/L	51.63177	2.0652708		2	0	0	0.0872	0.5	500	103%	70	130	0%	
1,1,2-Trichloroethane	A	ug/L	46.99707	1.8798828		2	0	0	0.108	0.5	500	94%	70	130	0%	
1,1-Dichloroethane	A	ug/L	47.87369	1.9149476		2	0	0	0.176	0.5	500	96%	70	130	0%	
1,1-Dichloroethene	A	ug/L	47.72257	1.9089028		2	0	0	0.145	0.5	500	95%	70	130	0%	
1,1-Dichloropropene	A	ug/L	46.16781	1.8467124		2	0	0	0.083	0.5	500	92%	70	130	0%	
1,2,3-Trichloropropane	A	ug/L	48.91187	1.9564748		2	0	0	0.385	0.5	500	98%	70	130	0%	
1,2-Dibromoethane	A	ug/L	46.68063	1.8672252		2	0	0	0.143	0.5	500	93%	70	130	0%	
1,2-Dichlorobenzene	A	ug/L	46.4314	1.857256		2	0	0	0.0858	0.5	500	93%	70	130	0%	
1,2-Dichloroethane	A	ug/L	47.07708	1.8830832		2	0	0	0.156	0.5	500	94%	70	130	0%	
1,2-Dichloropropane	A	ug/L	46.67568	1.8670272		2	0	0	0.0893	0.5	500	93%	70	130	0%	
1,3-Dichlorobenzene	A	ug/L	48.95145	1.958058		2	0	0	0.0996	0.5	500	98%	70	130	0%	
1,3-Dichloropropane	A	ug/L	48.58992	1.9435968		2	0	0	0.106	0.5	500	97%	70	130	0%	
1,4-Dichlorobenzene	A	ug/L	47.45453	1.8981812		2	0	0	0.0858	0.5	500	95%	70	130	0%	
2,2-Dichloropropane	A	ug/L	47.95612	1.9182448		2	0	0	0.196	0.5	500	96%	70	130	0%	
2-Chlorotoluene	A	ug/L	45.99237	1.8396948		2	0	0	0.0876	0.5	500	92%	70	130	0%	
4-Chlorotoluene	A	ug/L	47.81222	1.9124888		2	0	0	0.0912	0.5	500	96%	70	130	0%	
Benzene	A	ug/L	47.73754	1.9095016		2	0	0	0.119	0.5	500	95%	70	130	0%	
Bromobenzene	A	ug/L	47.90118	1.9160472		2	0	0	0.115	0.5	500	96%	70	130	0%	
Bromochloromethane	A	ug/L	49.28993	1.9715972		2	0	0	0.176	0.5	500	99%	70	130	0%	
Bromodichloromethane	A	ug/L	47.36527	1.8946108		2	0	0	0.155	0.5	500	95%	70	130	0%	
Bromoform	A	ug/L	46.05549	1.8422196		2	0	0	0.119	0.5	500	92%	70	130	0%	
Bromomethane	A	ug/L	48.19362	1.9277448		2	0	0	0.253	0.5	500	96%	70	130	0%	
Carbon tetrachloride	A	ug/L	48.34823	1.9339292		2	0	0	0.165	0.5	500	97%	70	130	0%	
Chlorobenzene	A	ug/L	47.56804	1.9027216		2	0	0	0.12	0.5	500	95%	70	130	0%	
Chlorodibromomethane	A	ug/L	47.29719	1.8918876		2	0	0	0.0841	0.5	500	95%	70	130	0%	
Chloroethane	A	ug/L	49.17414	1.9669656		2	0	0	0.169	0.5	500	98%	70	130	0%	
Chloroform	A	ug/L	47.23658	1.8894632		2	0	0	0.0789	0.5	500	94%	70	130	0%	
Chloromethane	A	ug/L	48.03008	1.9212032		2	0	0	0.191	0.5	500	96%	70	130	0%	
cis-1,2-Dichloroethene	A	ug/L	48.22046	1.9288184		2	0	0	0.167	0.5	500	96%	70	130	0%	
cis-1,3-Dichloropropene	A	ug/L	45.91252	1.8365008		2	0	0	0.0943	0.5	500	92%	70	130	0%	
Dibromomethane	A	ug/L	46.627	1.86508		2	0	0	0.162	0.5	500	93%	70	130	0%	
Dichlorodifluoromethane	A	ug/L	47.2516	1.890064		2	0	0	0.175	0.5	500	95%	70	130	0%	
Ethylbenzene	A	ug/L	45.70062	1.8280248		2	0	0	0.0912	0.5	500	91%	70	130	0%	

Seq No	Lab ID	Test Code	Sample Typ	File ID	Analysis Date	DF	Batch ID	Prep Date	SPKref	RPDref	pmoist					
14942300	ICAL120721_4	VOC-8260-W-Q	CAL4	JA5975C\VG1207	12/7/2021 2:36:2	1	R372200		0	0						
Analyte	T	Units	RAW	Final	Text	Spike	SPKref	RPDref	MDL	PQL	UQL	%REC	LOW	HIGH	%RPD	Q
m+p-Xylenes	A	ug/L	91.0841	3.643364		4	0	0	0.165	0.5	1000	91%	70	130	0%	
Methyl ethyl ketone	A	ug/L	467.67447	18.7069788		20	0	0	2.22	10	5000	94%	70	130	0%	
Methyl tert-butyl ether (MTBE)	A	ug/L	47.17769	1.8871076		2	0	0	0.119	0.5	500	94%	70	130	0%	
Methylene chloride	A	ug/L	49.29984	1.9719936		2	0	0	0.134	0.5	500	99%	70	130	0%	
o-Xylene	A	ug/L	46.29954	1.8519816		2	0	0	0.0604	0.5	500	93%	70	130	0%	
Styrene	A	ug/L	46.27209	1.8508836		2	0	0	0.067	0.5	500	93%	70	130	0%	
Tetrachloroethene	A	ug/L	47.11428	1.8845712		2	0	0	0.0671	0.5	500	94%	70	130	0%	
Toluene	A	ug/L	46.25507	1.8502028		2	0	0	0.075	0.5	500	93%	70	130	0%	
trans-1,2-Dichloroethene	A	ug/L	47.87457	1.9149828		2	0	0	0.151	0.5	500	96%	70	130	0%	
trans-1,3-Dichloropropene	A	ug/L	46.36822	1.8547288		2	0	0	0.0846	0.5	500	93%	70	130	0%	
Trichloroethene	A	ug/L	45.66089	1.8264356		2	0	0	0.0993	0.5	500	91%	70	130	0%	
Trichlorofluoromethane	A	ug/L	47.79061	1.9116244		2	0	0	0.134	0.5	500	96%	70	130	0%	
Vinyl chloride	A	ug/L	48.52312	1.9409248		2	0	0	0.153	0.5	500	97%	70	130	0%	
1,4-Dichlorobenzene-d4	I	ug/L	250	10		0	0	0	0	0	500	0%	70	130	0%	
Chlorobenzene-d5	I	ug/L	250	10		0	0	0	0	0	500	0%	70	130	0%	
Fluorobenzene	I	ug/L	250	10		0	0	0	0	0	500	0%	70	130	0%	
Xylenes, Total	M	ug/L	137.38364	5.4953456		6	0	0	0.0604	0.5	1500	92%	70	130	0%	
1,2-Dichloroethane-d4	S	ug/L	45.58099	1.8232396		2	0	0	0.0848	0.5	500	91%	70	130	0%	
Dibromofluoromethane	S	ug/L	49.80505	1.992202		2	0	0	0.129	0.5	500	100%	70	130	0%	
p-Bromofluorobenzene	S	ug/L	46.44734	1.8578936		2	0	0	0.149	0.5	500	93%	70	130	0%	
Toluene-d8	S	ug/L	45.38259	1.8153036		2	0	0	0.0617	0.5	500	91%	70	130	0%	

Seq No	Lab ID	Test Code	Sample Typ	File ID	Analysis Date	DF	Batch ID	Prep Date	SPKref	RPDref	pmoist					
14942301	ICAL120721_5	VOC-8260-W-Q	CAL5	JA5975C\VG1207	12/7/2021 3:31:1	1	R372200		0	0						
Analyte	T	Units	RAW	Final	Text	Spike	SPKref	RPDref	MDL	PQL	UQL	%REC	LOW	HIGH	%RPD	Q
1,1,1,2-Tetrachloroethane	A	ug/L	126.74708	5.0698832		5	0	0	0.107	0.5	500	101%	70	130	0%	
1,1,1-Trichloroethane	A	ug/L	125.54554	5.0218216		5	0	0	0.131	0.5	500	100%	70	130	0%	
1,1,2,2-Tetrachloroethane	A	ug/L	125.62166	5.0248664		5	0	0	0.0872	0.5	500	100%	70	130	0%	
1,1,2-Trichloroethane	A	ug/L	121.27985	4.851194		5	0	0	0.108	0.5	500	97%	70	130	0%	
1,1-Dichloroethane	A	ug/L	124.92345	4.996938		5	0	0	0.176	0.5	500	100%	70	130	0%	
1,1-Dichloroethene	A	ug/L	125.81405	5.032562		5	0	0	0.145	0.5	500	101%	70	130	0%	
1,1-Dichloropropene	A	ug/L	128.32346	5.1329384		5	0	0	0.083	0.5	500	103%	70	130	0%	
1,2,3-Trichloropropane	A	ug/L	127.30384	5.0921536		5	0	0	0.385	0.5	500	102%	70	130	0%	
1,2-Dibromoethane	A	ug/L	125.9259	5.037036		5	0	0	0.143	0.5	500	101%	70	130	0%	

Seq No	Lab ID	Test Code	Sample Typ	File ID	Analysis Date	DF	Batch ID	Prep Date	SPKref	RPDref	pmoist					
14942301	ICAL120721_5	VOC-8260-W-Q	CAL5	JA5975C\VG1207	12/7/2021 3:31:1	1	R372200		0	0						
Analyte	T	Units	RAW	Final	Text	Spike	SPKref	RPDref	MDL	PQL	UQL	%REC	LOW	HIGH	%RPD	Q
1,2-Dichlorobenzene	A	ug/L	122.85299	4.9141196		5	0	0	0.0858	0.5	500	98%	70	130	0%	
1,2-Dichloroethane	A	ug/L	124.38625	4.97545		5	0	0	0.156	0.5	500	100%	70	130	0%	
1,2-Dichloropropane	A	ug/L	126.97286	5.0789144		5	0	0	0.0893	0.5	500	102%	70	130	0%	
1,3-Dichlorobenzene	A	ug/L	125.22857	5.0091428		5	0	0	0.0996	0.5	500	100%	70	130	0%	
1,3-Dichloropropane	A	ug/L	123.50001	4.9400004		5	0	0	0.106	0.5	500	99%	70	130	0%	
1,4-Dichlorobenzene	A	ug/L	123.65279	4.9461116		5	0	0	0.0858	0.5	500	99%	70	130	0%	
2,2-Dichloropropane	A	ug/L	125.67711	5.0270844		5	0	0	0.196	0.5	500	101%	70	130	0%	
2-Chlorotoluene	A	ug/L	126.023	5.04092		5	0	0	0.0876	0.5	500	101%	70	130	0%	
4-Chlorotoluene	A	ug/L	131.18839	5.2475356		5	0	0	0.0912	0.5	500	105%	70	130	0%	
Benzene	A	ug/L	127.19575	5.08783		5	0	0	0.119	0.5	500	102%	70	130	0%	
Bromobenzene	A	ug/L	126.73961	5.0695844		5	0	0	0.115	0.5	500	101%	70	130	0%	
Bromochloromethane	A	ug/L	125.76315	5.030526		5	0	0	0.176	0.5	500	101%	70	130	0%	
Bromodichloromethane	A	ug/L	123.79996	4.9519984		5	0	0	0.155	0.5	500	99%	70	130	0%	
Bromoform	A	ug/L	123.92069	4.9568276		5	0	0	0.119	0.5	500	99%	70	130	0%	
Bromomethane	A	ug/L	121.08028	4.8432112		5	0	0	0.253	0.5	500	97%	70	130	0%	
Carbon tetrachloride	A	ug/L	126.34341	5.0537364		5	0	0	0.165	0.5	500	101%	70	130	0%	
Chlorobenzene	A	ug/L	126.03679	5.0414716		5	0	0	0.12	0.5	500	101%	70	130	0%	
Chlorodibromomethane	A	ug/L	124.94189	4.9976756		5	0	0	0.0841	0.5	500	100%	70	130	0%	
Chloroethane	A	ug/L	123.63833	4.9455332		5	0	0	0.169	0.5	500	99%	70	130	0%	
Chloroform	A	ug/L	122.64527	4.9058108		5	0	0	0.0789	0.5	500	98%	70	130	0%	
Chloromethane	A	ug/L	123.41238	4.9364952		5	0	0	0.191	0.5	500	99%	70	130	0%	
cis-1,2-Dichloroethene	A	ug/L	122.21195	4.888478		5	0	0	0.167	0.5	500	98%	70	130	0%	
cis-1,3-Dichloropropene	A	ug/L	126.98916	5.0795664		5	0	0	0.0943	0.5	500	102%	70	130	0%	
Dibromomethane	A	ug/L	123.41678	4.9366712		5	0	0	0.162	0.5	500	99%	70	130	0%	
Dichlorodifluoromethane	A	ug/L	127.03082	5.0812328		5	0	0	0.175	0.5	500	102%	70	130	0%	
Ethylbenzene	A	ug/L	126.56529	5.0626116		5	0	0	0.0912	0.5	500	101%	70	130	0%	
m+p-Xylenes	A	ug/L	261.25958	10.4503832		10	0	0	0.165	0.5	1000	105%	70	130	0%	
Methyl ethyl ketone	A	ug/L	1225.80939	49.0323756		50	0	0	2.22	10	5000	98%	70	130	0%	
Methyl tert-butyl ether (MTBE)	A	ug/L	119.89295	4.795718		5	0	0	0.119	0.5	500	96%	70	130	0%	
Methylene chloride	A	ug/L	120.94824	4.8379296		5	0	0	0.134	0.5	500	97%	70	130	0%	
o-Xylene	A	ug/L	130.3167	5.212668		5	0	0	0.0604	0.5	500	104%	70	130	0%	
Styrene	A	ug/L	130.9695	5.23878		5	0	0	0.067	0.5	500	105%	70	130	0%	
Tetrachloroethene	A	ug/L	127.02873	5.0811492		5	0	0	0.0671	0.5	500	102%	70	130	0%	
Toluene	A	ug/L	125.98895	5.039558		5	0	0	0.075	0.5	500	101%	70	130	0%	
trans-1,2-Dichloroethene	A	ug/L	126.65246	5.0660984		5	0	0	0.151	0.5	500	101%	70	130	0%	

Seq No	Lab ID	Test Code	Sample Typ	File ID	Analysis Date	DF	Batch ID	Prep Date	SPKref	RPDref	pmoist					
14942301	ICAL120721_5	VOC-8260-W-Q	CAL5	JA5975C\VG1207	12/7/2021 3:31:1	1	R372200		0	0						
Analyte	T	Units	RAW	Final	Text	Spike	SPKref	RPDref	MDL	PQL	UQL	%REC	LOW	HIGH	%RPD	Q
trans-1,3-Dichloropropene	A	ug/L	126.02647	5.0410588		5	0	0	0.0846	0.5	500	101%	70	130	0%	
Trichloroethene	A	ug/L	123.76474	4.9505896		5	0	0	0.0993	0.5	500	99%	70	130	0%	
Trichlorofluoromethane	A	ug/L	125.63539	5.0254156		5	0	0	0.134	0.5	500	101%	70	130	0%	
Vinyl chloride	A	ug/L	127.11474	5.0845896		5	0	0	0.153	0.5	500	102%	70	130	0%	
1,4-Dichlorobenzene-d4	I	ug/L	250	10		0	0	0	0	0	500	0%	70	130	0%	
Chlorobenzene-d5	I	ug/L	250	10		0	0	0	0	0	500	0%	70	130	0%	
Fluorobenzene	I	ug/L	250	10		0	0	0	0	0	500	0%	70	130	0%	
Xylenes, Total	M	ug/L	391.57628	15.6630512		15	0	0	0.0604	0.5	1500	104%	70	130	0%	
1,2-Dichloroethane-d4	S	ug/L	119.70578	4.7882312		5	0	0	0.0848	0.5	500	96%	70	130	0%	
Dibromofluoromethane	S	ug/L	118.31537	4.7326148		5	0	0	0.129	0.5	500	95%	70	130	0%	
p-Bromofluorobenzene	S	ug/L	126.98495	5.079398		5	0	0	0.149	0.5	500	102%	70	130	0%	
Toluene-d8	S	ug/L	125.31708	5.0126832		5	0	0	0.0617	0.5	500	100%	70	130	0%	

Seq No	Lab ID	Test Code	Sample Typ	File ID	Analysis Date	DF	Batch ID	Prep Date	SPKref	RPDref	pmoist					
14942302	ICAL120721_6	VOC-8260-W-Q	CAL6	JA5975C\VG1207	12/7/2021 4:26:0	1	R372200		0	0						
Analyte	T	Units	RAW	Final	Text	Spike	SPKref	RPDref	MDL	PQL	UQL	%REC	LOW	HIGH	%RPD	Q
1,1,1,2-Tetrachloroethane	A	ug/L	256.40105	10.256042		10	0	0	0.107	0.5	500	103%	70	130	0%	
1,1,1-Trichloroethane	A	ug/L	255.76936	10.2307744		10	0	0	0.131	0.5	500	102%	70	130	0%	
1,1,2,2-Tetrachloroethane	A	ug/L	252.57715	10.103086		10	0	0	0.0872	0.5	500	101%	70	130	0%	
1,1,2-Trichloroethane	A	ug/L	245.23987	9.8095948		10	0	0	0.108	0.5	500	98%	70	130	0%	
1,1-Dichloroethane	A	ug/L	256.41756	10.2567024		10	0	0	0.176	0.5	500	103%	70	130	0%	
1,1-Dichloroethene	A	ug/L	256.31969	10.2527876		10	0	0	0.145	0.5	500	103%	70	130	0%	
1,1-Dichloropropene	A	ug/L	262.94311	10.5177244		10	0	0	0.083	0.5	500	105%	70	130	0%	
1,2,3-Trichloropropane	A	ug/L	251.40354	10.0561416		10	0	0	0.385	0.5	500	101%	70	130	0%	
1,2-Dibromoethane	A	ug/L	253.32711	10.1330844		10	0	0	0.143	0.5	500	101%	70	130	0%	
1,2-Dichlorobenzene	A	ug/L	254.15315	10.166126		10	0	0	0.0858	0.5	500	102%	70	130	0%	
1,2-Dichloroethane	A	ug/L	250.50476	10.0201904		10	0	0	0.156	0.5	500	100%	70	130	0%	
1,2-Dichloropropane	A	ug/L	261.37483	10.4549932		10	0	0	0.0893	0.5	500	105%	70	130	0%	
1,3-Dichlorobenzene	A	ug/L	256.43627	10.2574508		10	0	0	0.0996	0.5	500	103%	70	130	0%	
1,3-Dichloropropane	A	ug/L	255.06265	10.202506		10	0	0	0.106	0.5	500	102%	70	130	0%	
1,4-Dichlorobenzene	A	ug/L	247.77431	9.9109724		10	0	0	0.0858	0.5	500	99%	70	130	0%	
2,2-Dichloropropane	A	ug/L	257.15472	10.2861888		10	0	0	0.196	0.5	500	103%	70	130	0%	
2-Chlorotoluene	A	ug/L	259.5632	10.382528		10	0	0	0.0876	0.5	500	104%	70	130	0%	
4-Chlorotoluene	A	ug/L	267.06565	10.682626		10	0	0	0.0912	0.5	500	107%	70	130	0%	

Seq No	Lab ID	Test Code	Sample Typ	File ID	Analysis Date	DF	Batch ID	Prep Date	SPKref	RPDref	pmoist					
14942302	ICAL120721_6	VOC-8260-W-Q	CAL6	JA5975C\VG1207	12/7/2021 4:26:0	1	R372200		0	0						
Analyte	T	Units	RAW	Final	Text	Spike	SPKref	RPDref	MDL	PQL	UQL	%REC	LOW	HIGH	%RPD	Q
Benzene	A	ug/L	256.77652	10.2710608		10	0	0	0.119	0.5	500	103%	70	130	0%	
Bromobenzene	A	ug/L	258.34	10.3336		10	0	0	0.115	0.5	500	103%	70	130	0%	
Bromochloromethane	A	ug/L	255.24225	10.20969		10	0	0	0.176	0.5	500	102%	70	130	0%	
Bromodichloromethane	A	ug/L	255.17151	10.2068604		10	0	0	0.155	0.5	500	102%	70	130	0%	
Bromoform	A	ug/L	250.65139	10.0260556		10	0	0	0.119	0.5	500	100%	70	130	0%	
Bromomethane	A	ug/L	257.93531	10.3174124		10	0	0	0.253	0.5	500	103%	70	130	0%	
Carbon tetrachloride	A	ug/L	260.05157	10.4020628		10	0	0	0.165	0.5	500	104%	70	130	0%	
Chlorobenzene	A	ug/L	254.22607	10.1690428		10	0	0	0.12	0.5	500	102%	70	130	0%	
Chlorodibromomethane	A	ug/L	257.54972	10.3019888		10	0	0	0.0841	0.5	500	103%	70	130	0%	
Chloroethane	A	ug/L	247.80807	9.9123228		10	0	0	0.169	0.5	500	99%	70	130	0%	
Chloroform	A	ug/L	245.98125	9.83925		10	0	0	0.0789	0.5	500	98%	70	130	0%	
Chloromethane	A	ug/L	249.57159	9.9828636		10	0	0	0.191	0.5	500	100%	70	130	0%	
cis-1,2-Dichloroethene	A	ug/L	255.40701	10.2162804		10	0	0	0.167	0.5	500	102%	70	130	0%	
cis-1,3-Dichloropropene	A	ug/L	261.97738	10.4790952		10	0	0	0.0943	0.5	500	105%	70	130	0%	
Dibromomethane	A	ug/L	249.12876	9.9651504		10	0	0	0.162	0.5	500	100%	70	130	0%	
Dichlorodifluoromethane	A	ug/L	258.42984	10.3371936		10	0	0	0.175	0.5	500	103%	70	130	0%	
Ethylbenzene	A	ug/L	265.99773	10.6399092		10	0	0	0.0912	0.5	500	106%	70	130	0%	
m+p-Xylenes	A	ug/L	539.21143	21.5684572		20	0	0	0.165	0.5	1000	108%	70	130	0%	
Methyl ethyl ketone	A	ug/L	2543.18218	101.727287		100	0	0	2.22	10	5000	102%	70	130	0%	
Methyl tert-butyl ether (MTBE)	A	ug/L	251.03786	10.0415144		10	0	0	0.119	0.5	500	100%	70	130	0%	
Methylene chloride	A	ug/L	238.45515	9.538206		10	0	0	0.134	0.5	500	95%	70	130	0%	
o-Xylene	A	ug/L	271.96242	10.8784968		10	0	0	0.0604	0.5	500	109%	70	130	0%	
Styrene	A	ug/L	275.28955	11.011582		10	0	0	0.067	0.5	500	110%	70	130	0%	
Tetrachloroethene	A	ug/L	261.87802	10.4751208		10	0	0	0.0671	0.5	500	105%	70	130	0%	
Toluene	A	ug/L	264.39901	10.5759604		10	0	0	0.075	0.5	500	106%	70	130	0%	
trans-1,2-Dichloroethene	A	ug/L	254.08415	10.163366		10	0	0	0.151	0.5	500	102%	70	130	0%	
trans-1,3-Dichloropropene	A	ug/L	257.16712	10.2866848		10	0	0	0.0846	0.5	500	103%	70	130	0%	
Trichloroethene	A	ug/L	253.37744	10.1350976		10	0	0	0.0993	0.5	500	101%	70	130	0%	
Trichlorofluoromethane	A	ug/L	251.2759	10.051036		10	0	0	0.134	0.5	500	101%	70	130	0%	
Vinyl chloride	A	ug/L	254.01774	10.1607096		10	0	0	0.153	0.5	500	102%	70	130	0%	
1,4-Dichlorobenzene-d4	I	ug/L	250	10		0	0	0	0	0	500	0%	70	130	0%	
Chlorobenzene-d5	I	ug/L	250	10		0	0	0	0	0	500	0%	70	130	0%	
Fluorobenzene	I	ug/L	250	10		0	0	0	0	0	500	0%	70	130	0%	
Xylenes, Total	M	ug/L	811.17385	32.446954		30	0	0	0.0604	0.5	1500	108%	70	130	0%	
1,2-Dichloroethane-d4	S	ug/L	240.50605	9.620242		10	0	0	0.0848	0.5	500	96%	70	130	0%	

Seq No	Lab ID	Test Code	Sample Typ	File ID	Analysis Date	DF	Batch ID	Prep Date	SPKref	RPDref	pmoist					
14942302	ICAL120721_6	VOC-8260-W-Q	CAL6	JA5975C\VG1207	12/7/2021 4:26:0	1	R372200		0	0						
Analyte	T	Units	RAW	Final	Text	Spike	SPKref	RPDref	MDL	PQL	UQL	%REC	LOW	HIGH	%RPD	Q
Dibromofluoromethane	S	ug/L	248.34775	9.93391		10	0	0	0.129	0.5	500	99%	70	130	0%	
p-Bromofluorobenzene	S	ug/L	255.44526	10.2178104		10	0	0	0.149	0.5	500	102%	70	130	0%	
Toluene-d8	S	ug/L	260.40034	10.4160136		10	0	0	0.0617	0.5	500	104%	70	130	0%	

Seq No	Lab ID	Test Code	Sample Typ	File ID	Analysis Date	DF	Batch ID	Prep Date	SPKref	RPDref	pmoist					
14942303	ICAL120721_7	VOC-8260-W-Q	CAL7	JA5975C\VG1207	12/7/2021 5:20:5	1	R372200		0	0						
Analyte	T	Units	RAW	Final	Text	Spike	SPKref	RPDref	MDL	PQL	UQL	%REC	LOW	HIGH	%RPD	Q
1,1,1,2-Tetrachloroethane	A	ug/L	386.53301	15.4613204		15	0	0	0.107	0.5	500	103%	70	130	0%	
1,1,1-Trichloroethane	A	ug/L	386.84718	15.4738872		15	0	0	0.131	0.5	500	103%	70	130	0%	
1,1,2,2-Tetrachloroethane	A	ug/L	378.26375	15.13055		15	0	0	0.0872	0.5	500	101%	70	130	0%	
1,1,2-Trichloroethane	A	ug/L	384.64585	15.385834		15	0	0	0.108	0.5	500	103%	70	130	0%	
1,1-Dichloroethane	A	ug/L	373.4234	14.936936		15	0	0	0.176	0.5	500	100%	70	130	0%	
1,1-Dichloroethene	A	ug/L	378.32166	15.1328664		15	0	0	0.145	0.5	500	101%	70	130	0%	
1,1-Dichloropropene	A	ug/L	394.59753	15.7839012		15	0	0	0.083	0.5	500	105%	70	130	0%	
1,2,3-Trichloropropane	A	ug/L	363.38584	14.5354336		15	0	0	0.385	0.5	500	97%	70	130	0%	
1,2-Dibromoethane	A	ug/L	381.52839	15.2611356		15	0	0	0.143	0.5	500	102%	70	130	0%	
1,2-Dichlorobenzene	A	ug/L	375.17806	15.0071224		15	0	0	0.0858	0.5	500	100%	70	130	0%	
1,2-Dichloroethane	A	ug/L	390.80222	15.6320888		15	0	0	0.156	0.5	500	104%	70	130	0%	
1,2-Dichloropropane	A	ug/L	391.7175	15.6687		15	0	0	0.0893	0.5	500	104%	70	130	0%	
1,3-Dichlorobenzene	A	ug/L	379.63523	15.1854092		15	0	0	0.0996	0.5	500	101%	70	130	0%	
1,3-Dichloropropane	A	ug/L	383.11037	15.3244148		15	0	0	0.106	0.5	500	102%	70	130	0%	
1,4-Dichlorobenzene	A	ug/L	369.05372	14.7621488		15	0	0	0.0858	0.5	500	98%	70	130	0%	
2,2-Dichloropropane	A	ug/L	379.74227	15.1896908		15	0	0	0.196	0.5	500	101%	70	130	0%	
2-Chlorotoluene	A	ug/L	388.50689	15.5402756		15	0	0	0.0876	0.5	500	104%	70	130	0%	
4-Chlorotoluene	A	ug/L	395.36108	15.8144432		15	0	0	0.0912	0.5	500	105%	70	130	0%	
Benzene	A	ug/L	383.81312	15.3525248		15	0	0	0.119	0.5	500	102%	70	130	0%	
Bromobenzene	A	ug/L	383.07435	15.322974		15	0	0	0.115	0.5	500	102%	70	130	0%	
Bromochloromethane	A	ug/L	378.58247	15.1432988		15	0	0	0.176	0.5	500	101%	70	130	0%	
Bromodichloromethane	A	ug/L	384.13958	15.3655832		15	0	0	0.155	0.5	500	102%	70	130	0%	
Bromoform	A	ug/L	377.00279	15.0801116		15	0	0	0.119	0.5	500	101%	70	130	0%	
Bromomethane	A	ug/L	376.68659	15.0674636		15	0	0	0.253	0.5	500	100%	70	130	0%	
Carbon tetrachloride	A	ug/L	382.27053	15.2908212		15	0	0	0.165	0.5	500	102%	70	130	0%	
Chlorobenzene	A	ug/L	382.24617	15.2898468		15	0	0	0.12	0.5	500	102%	70	130	0%	
Chlorodibromomethane	A	ug/L	386.84066	15.4736264		15	0	0	0.0841	0.5	500	103%	70	130	0%	

Seq No	Lab ID	Test Code	Sample Typ	File ID	Analysis Date	DF	Batch ID	Prep Date	SPKref	RPDref	pmoist					
14942303	ICAL120721_7	VOC-8260-W-Q	CAL7	JA5975C\VG1207	12/7/2021 5:20:5	1	R372200		0	0						
Analyte	T	Units	RAW	Final	Text	Spike	SPKref	RPDref	MDL	PQL	UQL	%REC	LOW	HIGH	%RPD	Q
Chloroethane	A	ug/L	364.76071	14.5904284		15	0	0	0.169	0.5	500	97%	70	130	0%	
Chloroform	A	ug/L	368.16951	14.7267804		15	0	0	0.0789	0.5	500	98%	70	130	0%	
Chloromethane	A	ug/L	368.33755	14.733502		15	0	0	0.191	0.5	500	98%	70	130	0%	
cis-1,2-Dichloroethene	A	ug/L	383.08974	15.3235896		15	0	0	0.167	0.5	500	102%	70	130	0%	
cis-1,3-Dichloropropene	A	ug/L	406.38403	16.2553612		15	0	0	0.0943	0.5	500	108%	70	130	0%	
Dibromomethane	A	ug/L	379.84587	15.1938348		15	0	0	0.162	0.5	500	101%	70	130	0%	
Dichlorodifluoromethane	A	ug/L	375.28388	15.0113552		15	0	0	0.175	0.5	500	100%	70	130	0%	
Ethylbenzene	A	ug/L	398.15018	15.9260072		15	0	0	0.0912	0.5	500	106%	70	130	0%	
m+p-Xylenes	A	ug/L	810.47405	32.418962		30	0	0	0.165	0.5	1000	108%	70	130	0%	
Methyl ethyl ketone	A	ug/L	3914.26245	156.570498		150	0	0	2.22	10	5000	104%	70	130	0%	
Methyl tert-butyl ether (MTBE)	A	ug/L	392.28848	15.6915392		15	0	0	0.119	0.5	500	105%	70	130	0%	
Methylene chloride	A	ug/L	352.68322	14.1073288		15	0	0	0.134	0.5	500	94%	70	130	0%	
o-Xylene	A	ug/L	412.91658	16.5166632		15	0	0	0.0604	0.5	500	110%	70	130	0%	
Styrene	A	ug/L	415.67358	16.6269432		15	0	0	0.067	0.5	500	111%	70	130	0%	
Tetrachloroethene	A	ug/L	389.70047	15.5880188		15	0	0	0.0671	0.5	500	104%	70	130	0%	
Toluene	A	ug/L	396.03106	15.8412424		15	0	0	0.075	0.5	500	106%	70	130	0%	
trans-1,2-Dichloroethene	A	ug/L	380.57512	15.2230048		15	0	0	0.151	0.5	500	101%	70	130	0%	
trans-1,3-Dichloropropene	A	ug/L	403.90362	16.1561448		15	0	0	0.0846	0.5	500	108%	70	130	0%	
Trichloroethene	A	ug/L	381.75753	15.2703012		15	0	0	0.0993	0.5	500	102%	70	130	0%	
Trichlorofluoromethane	A	ug/L	379.23983	15.1695932		15	0	0	0.134	0.5	500	101%	70	130	0%	
Vinyl chloride	A	ug/L	375.15948	15.0063792		15	0	0	0.153	0.5	500	100%	70	130	0%	
1,4-Dichlorobenzene-d4	I	ug/L	250	10		0	0	0	0	0	500	0%	70	130	0%	
Chlorobenzene-d5	I	ug/L	250	10		0	0	0	0	0	500	0%	70	130	0%	
Fluorobenzene	I	ug/L	250	10		0	0	0	0	0	500	0%	70	130	0%	
Xylenes, Total	M	ug/L	1223.39063	48.9356252		45	0	0	0.0604	0.5	1500	109%	70	130	0%	
1,2-Dichloroethane-d4	S	ug/L	359.91435	14.396574		15	0	0	0.0848	0.5	500	96%	70	130	0%	
Dibromofluoromethane	S	ug/L	370.18463	14.8073852		15	0	0	0.129	0.5	500	99%	70	130	0%	
p-Bromofluorobenzene	S	ug/L	382.2717	15.290868		15	0	0	0.149	0.5	500	102%	70	130	0%	
Toluene-d8	S	ug/L	387.06538	15.4826152		15	0	0	0.0617	0.5	500	103%	70	130	0%	

Seq No	Lab ID	Test Code	Sample Typ	File ID	Analysis Date	DF	Batch ID	Prep Date	SPKref	RPDref	pmoist					
14942304	ICAL120721_8	VOC-8260-W-Q	CAL8	JA5975C\VG1207	12/7/2021 6:15:4	1	R372200		0	0						
Analyte	T	Units	RAW	Final	Text	Spike	SPKref	RPDref	MDL	PQL	UQL	%REC	LOW	HIGH	%RPD	Q

Seq No	Lab ID	Test Code	Sample Typ	File ID	Analysis Date	DF	Batch ID	Prep Date	SPKref	RPDref	pmoist					
14942304	ICAL120721_8	VOC-8260-W-Q	CAL8	JA5975C\VG1207	12/7/2021 6:15:4	1	R372200		0	0						
Analyte	T	Units	RAW	Final	Text	Spike	SPKref	RPDref	MDL	PQL	UQL	%REC	LOW	HIGH	%RPD	Q
1,1,1,2-Tetrachloroethane	A	ug/L	528.91239	21.1564956		20	0	0	0.107	0.5	500	106%	70	130	0%	
1,1,1-Trichloroethane	A	ug/L	527.40612	21.0962448		20	0	0	0.131	0.5	500	105%	70	130	0%	
1,1,2,2-Tetrachloroethane	A	ug/L	516.32461	20.6529844		20	0	0	0.0872	0.5	500	103%	70	130	0%	
1,1,2-Trichloroethane	A	ug/L	513.47399	20.5389596		20	0	0	0.108	0.5	500	103%	70	130	0%	
1,1-Dichloroethane	A	ug/L	515.91051	20.6364204		20	0	0	0.176	0.5	500	103%	70	130	0%	
1,1-Dichloroethene	A	ug/L	517.80476	20.7121904		20	0	0	0.145	0.5	500	104%	70	130	0%	
1,1-Dichloropropene	A	ug/L	540.76366	21.6305464		20	0	0	0.083	0.5	500	108%	70	130	0%	
1,2,3-Trichloropropane	A	ug/L	500.94611	20.0378444		20	0	0	0.385	0.5	500	100%	70	130	0%	
1,2-Dibromoethane	A	ug/L	517.06843	20.6827372		20	0	0	0.143	0.5	500	103%	70	130	0%	
1,2-Dichlorobenzene	A	ug/L	508.58905	20.343562		20	0	0	0.0858	0.5	500	102%	70	130	0%	
1,2-Dichloroethane	A	ug/L	521.67388	20.8669552		20	0	0	0.156	0.5	500	104%	70	130	0%	
1,2-Dichloropropane	A	ug/L	535.26216	21.4104864		20	0	0	0.0893	0.5	500	107%	70	130	0%	
1,3-Dichlorobenzene	A	ug/L	523.30083	20.9320332		20	0	0	0.0996	0.5	500	105%	70	130	0%	
1,3-Dichloropropane	A	ug/L	524.92868	20.9971472		20	0	0	0.106	0.5	500	105%	70	130	0%	
1,4-Dichlorobenzene	A	ug/L	500.71916	20.0287664		20	0	0	0.0858	0.5	500	100%	70	130	0%	
2,2-Dichloropropane	A	ug/L	512.67851	20.5071404		20	0	0	0.196	0.5	500	103%	70	130	0%	
2-Chlorotoluene	A	ug/L	530.17266	21.2069064		20	0	0	0.0876	0.5	500	106%	70	130	0%	
4-Chlorotoluene	A	ug/L	543.61544	21.7446176		20	0	0	0.0912	0.5	500	109%	70	130	0%	
Benzene	A	ug/L	522.53064	20.9012256		20	0	0	0.119	0.5	500	105%	70	130	0%	
Bromobenzene	A	ug/L	525.56379	21.0225516		20	0	0	0.115	0.5	500	105%	70	130	0%	
Bromochloromethane	A	ug/L	505.67804	20.2271216		20	0	0	0.176	0.5	500	101%	70	130	0%	
Bromodichloromethane	A	ug/L	527.48229	21.0992916		20	0	0	0.155	0.5	500	105%	70	130	0%	
Bromoform	A	ug/L	518.39599	20.7358396		20	0	0	0.119	0.5	500	104%	70	130	0%	
Bromomethane	A	ug/L	496.35239	19.8540956		20	0	0	0.253	0.5	500	99%	70	130	0%	
Carbon tetrachloride	A	ug/L	527.3747	21.094988		20	0	0	0.165	0.5	500	105%	70	130	0%	
Chlorobenzene	A	ug/L	522.42866	20.8971464		20	0	0	0.12	0.5	500	104%	70	130	0%	
Chlorodibromomethane	A	ug/L	533.14019	21.3256076		20	0	0	0.0841	0.5	500	107%	70	130	0%	
Chloroethane	A	ug/L	495.57285	19.822914		20	0	0	0.169	0.5	500	99%	70	130	0%	
Chloroform	A	ug/L	494.2168	19.768672		20	0	0	0.0789	0.5	500	99%	70	130	0%	
Chloromethane	A	ug/L	498.21932	19.9287728		20	0	0	0.191	0.5	500	100%	70	130	0%	
cis-1,2-Dichloroethene	A	ug/L	525.49522	21.0198088		20	0	0	0.167	0.5	500	105%	70	130	0%	
cis-1,3-Dichloropropene	A	ug/L	553.82544	22.1530176		20	0	0	0.0943	0.5	500	111%	70	130	0%	
Dibromomethane	A	ug/L	513.10644	20.5242576		20	0	0	0.162	0.5	500	103%	70	130	0%	
Dichlorodifluoromethane	A	ug/L	506.92504	20.2770016		20	0	0	0.175	0.5	500	101%	70	130	0%	
Ethylbenzene	A	ug/L	546.63045	21.865218		20	0	0	0.0912	0.5	500	109%	70	130	0%	

Seq No	Lab ID	Test Code	Sample Typ	File ID	Analysis Date	DF	Batch ID	Prep Date	SPKref	RPDref	pmoist					
14942304	ICAL120721_8	VOC-8260-W-Q	CAL8	JA5975C\VG1207	12/7/2021 6:15:4	1	R372200		0	0						
Analyte	T	Units	RAW	Final	Text	Spike	SPKref	RPDref	MDL	PQL	UQL	%REC	LOW	HIGH	%RPD	Q
m+p-Xylenes	A	ug/L	1113.28378	44.5313512		40	0	0	0.165	0.5	1000	111%	70	130	0%	
Methyl ethyl ketone	A	ug/L	5381.37912	215.255165		200	0	0	2.22	10	5000	108%	70	130	0%	
Methyl tert-butyl ether (MTBE)	A	ug/L	522.70696	20.9082784		20	0	0	0.119	0.5	500	105%	70	130	0%	
Methylene chloride	A	ug/L	478.46545	19.138618		20	0	0	0.134	0.5	500	96%	70	130	0%	
o-Xylene	A	ug/L	570.79977	22.8319908		20	0	0	0.0604	0.5	500	114%	70	130	0%	
Styrene	A	ug/L	570.08791	22.8035164		20	0	0	0.067	0.5	500	114%	70	130	0%	
Tetrachloroethene	A	ug/L	533.77767	21.3511068		20	0	0	0.0671	0.5	500	107%	70	130	0%	
Toluene	A	ug/L	538.42178	21.5368712		20	0	0	0.075	0.5	500	108%	70	130	0%	
trans-1,2-Dichloroethene	A	ug/L	517.44322	20.6977288		20	0	0	0.151	0.5	500	103%	70	130	0%	
trans-1,3-Dichloropropene	A	ug/L	555.65545	22.226218		20	0	0	0.0846	0.5	500	111%	70	130	0%	
Trichloroethene	A	ug/L	521.00329	20.8401316		20	0	0	0.0993	0.5	500	104%	70	130	0%	
Trichlorofluoromethane	A	ug/L	508.46256	20.3385024		20	0	0	0.134	0.5	500	102%	70	130	0%	
Vinyl chloride	A	ug/L	513.57089	20.5428356		20	0	0	0.153	0.5	500	103%	70	130	0%	
1,4-Dichlorobenzene-d4	I	ug/L	250	10		0	0	0	0	0	500	0%	70	130	0%	
Chlorobenzene-d5	I	ug/L	250	10		0	0	0	0	0	500	0%	70	130	0%	
Fluorobenzene	I	ug/L	250	10		0	0	0	0	0	500	0%	70	130	0%	
Xylenes, Total	M	ug/L	1684.08355	67.363342		60	0	0	0.0604	0.5	1500	112%	70	130	0%	
1,2-Dichloroethane-d4	S	ug/L	484.06113	19.3624452		20	0	0	0.0848	0.5	500	97%	70	130	0%	
Dibromofluoromethane	S	ug/L	504.71344	20.1885376		20	0	0	0.129	0.5	500	101%	70	130	0%	
p-Bromofluorobenzene	S	ug/L	519.75457	20.7901828		20	0	0	0.149	0.5	500	104%	70	130	0%	
Toluene-d8	S	ug/L	528.41847	21.1367388		20	0	0	0.0617	0.5	500	106%	70	130	0%	

Seq No	Lab ID	Test Code	Sample Typ	File ID	Analysis Date	DF	Batch ID	Prep Date	SPKref	RPDref	pmoist					
14942305	ICV120721	VOC-8260-W-Q	ICV	JA5975C\VG1207	12/7/2021 7:10:2	1	R372200		0	0						
Analyte	T	Units	RAW	Final	Text	Spike	SPKref	RPDref	MDL	PQL	UQL	%REC	LOW	HIGH	%RPD	Q
1,1,1,2-Tetrachloroethane	A	ug/L	132.32924	5.2931696		5	0	0	0.107	0.5	500	106%	80	120	0%	
1,1,1-Trichloroethane	A	ug/L	125.45551	5.0182204		5	0	0	0.131	0.5	500	100%	80	120	0%	
1,1,2,2-Tetrachloroethane	A	ug/L	130.54192	5.2216768		5	0	0	0.0872	0.5	500	104%	80	120	0%	
1,1,2-Trichloroethane	A	ug/L	127.7467	5.109868		5	0	0	0.108	0.5	500	102%	80	120	0%	
1,1-Dichloroethane	A	ug/L	131.12544	5.2450176		5	0	0	0.176	0.5	500	105%	80	120	0%	
1,1-Dichloroethene	A	ug/L	125.74458	5.0297832		5	0	0	0.145	0.5	500	101%	80	120	0%	
1,1-Dichloropropene	A	ug/L	122.19215	4.887686		5	0	0	0.083	0.5	500	98%	80	120	0%	
1,2,3-Trichloropropane	A	ug/L	132.15146	5.2860584		5	0	0	0.385	0.5	500	106%	80	120	0%	
1,2-Dibromoethane	A	ug/L	129.76964	5.1907856		5	0	0	0.143	0.5	500	104%	80	120	0%	

Seq No	Lab ID	Test Code	Sample Typ	File ID	Analysis Date	DF	Batch ID	Prep Date	SPKref	RPDref	pmoist					
14942305	ICV120721	VOC-8260-W-Q	ICV	JA5975C\VG1207	12/7/2021 7:10:2	1	R372200		0	0						
Analyte	T	Units	RAW	Final	Text	Spike	SPKref	RPDref	MDL	PQL	UQL	%REC	LOW	HIGH	%RPD	Q
1,2-Dichlorobenzene	A	ug/L	132.14716	5.2858864		5	0	0	0.0858	0.5	500	106%	80	120	0%	
1,2-Dichloroethane	A	ug/L	126.01134	5.0404536		5	0	0	0.156	0.5	500	101%	80	120	0%	
1,2-Dichloropropane	A	ug/L	132.33697	5.2934788		5	0	0	0.0893	0.5	500	106%	80	120	0%	
1,3-Dichlorobenzene	A	ug/L	137.02801	5.4811204		5	0	0	0.0996	0.5	500	110%	80	120	0%	
1,3-Dichloropropane	A	ug/L	129.19289	5.1677156		5	0	0	0.106	0.5	500	103%	80	120	0%	
1,4-Dichlorobenzene	A	ug/L	131.86631	5.2746524		5	0	0	0.0858	0.5	500	105%	80	120	0%	
2,2-Dichloropropane	A	ug/L	128.81767	5.1527068		5	0	0	0.196	0.5	500	103%	80	120	0%	
2-Chlorotoluene	A	ug/L	133.90563	5.3562252		5	0	0	0.0876	0.5	500	107%	80	120	0%	
4-Chlorotoluene	A	ug/L	138.85925	5.55437		5	0	0	0.0912	0.5	500	111%	80	120	0%	
Benzene	A	ug/L	130.5825	5.2233		5	0	0	0.119	0.5	500	104%	80	120	0%	
Bromobenzene	A	ug/L	135.84988	5.4339952		5	0	0	0.115	0.5	500	109%	80	120	0%	
Bromochloromethane	A	ug/L	127.75765	5.110306		5	0	0	0.176	0.5	500	102%	80	120	0%	
Bromodichloromethane	A	ug/L	135.46872	5.4187488		5	0	0	0.155	0.5	500	108%	80	120	0%	
Bromoform	A	ug/L	126.01359	5.0405436		5	0	0	0.119	0.5	500	101%	80	120	0%	
Bromomethane	A	ug/L	125.21424	5.0085696		5	0	0	0.253	0.5	500	100%	80	120	0%	
Carbon tetrachloride	A	ug/L	123.65566	4.9462264		5	0	0	0.165	0.5	500	99%	80	120	0%	
Chlorobenzene	A	ug/L	136.22496	5.4489984		5	0	0	0.12	0.5	500	109%	80	120	0%	
Chlorodibromomethane	A	ug/L	128.00676	5.1202704		5	0	0	0.0841	0.5	500	102%	80	120	0%	
Chloroethane	A	ug/L	121.37701	4.8550804		5	0	0	0.169	0.5	500	97%	80	120	0%	
Chloroform	A	ug/L	120.55777	4.8223108		5	0	0	0.0789	0.5	500	96%	80	120	0%	
Chloromethane	A	ug/L	115.99919	4.6399676		5	0	0	0.191	0.5	500	93%	80	120	0%	
cis-1,2-Dichloroethene	A	ug/L	128.9183	5.156732		5	0	0	0.167	0.5	500	103%	80	120	0%	
cis-1,3-Dichloropropene	A	ug/L	127.26442	5.0905768		5	0	0	0.0943	0.5	500	102%	80	120	0%	
Dibromomethane	A	ug/L	126.20246	5.0480984		5	0	0	0.162	0.5	500	101%	80	120	0%	
Dichlorodifluoromethane	A	ug/L	115.95327	4.6381308		5	0	0	0.175	0.5	500	93%	80	120	0%	
Ethylbenzene	A	ug/L	134.38357	5.3753428		5	0	0	0.0912	0.5	500	108%	80	120	0%	
m+p-Xylenes	A	ug/L	271.37091	10.8548364		10	0	0	0.165	0.5	1000	109%	80	120	0%	
Methyl ethyl ketone	A	ug/L	1304.98066	52.1992264		50	0	0	2.22	10	5000	104%	80	120	0%	
Methyl tert-butyl ether (MTBE)	A	ug/L	128.45932	5.1383728		5	0	0	0.119	0.5	500	103%	80	120	0%	
Methylene chloride	A	ug/L	123.31185	4.932474		5	0	0	0.134	0.5	500	99%	80	120	0%	
o-Xylene	A	ug/L	140.13377	5.6053508		5	0	0	0.0604	0.5	500	112%	80	120	0%	
Styrene	A	ug/L	141.95559	5.6782236		5	0	0	0.067	0.5	500	114%	80	120	0%	
Tetrachloroethene	A	ug/L	134.24881	5.3699524		5	0	0	0.0671	0.5	500	107%	80	120	0%	
Toluene	A	ug/L	134.28445	5.371378		5	0	0	0.075	0.5	500	107%	80	120	0%	
trans-1,2-Dichloroethene	A	ug/L	130.74976	5.2299904		5	0	0	0.151	0.5	500	105%	80	120	0%	

Seq No	Lab ID	Test Code	Sample Typ	File ID	Analysis Date	DF	Batch ID	Prep Date	SPKref	RPDref	pmoist					
14942305	ICV120721	VOC-8260-W-Q	ICV	JA5975C\VG1207	12/7/2021 7:10:2	1	R372200		0	0						
Analyte	T	Units	RAW	Final	Text	Spike	SPKref	RPDref	MDL	PQL	UQL	%REC	LOW	HIGH	%RPD	Q
trans-1,3-Dichloropropene	A	ug/L	135.89974	5.4359896		5	0	0	0.0846	0.5	500	109%	80	120	0%	
Trichloroethene	A	ug/L	125.68215	5.027286		5	0	0	0.0993	0.5	500	101%	80	120	0%	
Trichlorofluoromethane	A	ug/L	125.46391	5.0185564		5	0	0	0.134	0.5	500	100%	80	120	0%	
Vinyl chloride	A	ug/L	124.84881	4.9939524		5	0	0	0.153	0.5	500	100%	80	120	0%	
1,4-Dichlorobenzene-d4	I	ug/L	250	10		0	0	0	0	0	500	0%	0	0	0%	
Chlorobenzene-d5	I	ug/L	250	10		0	0	0	0	0	500	0%	0	0	0%	
Fluorobenzene	I	ug/L	250	10		0	0	0	0	0	500	0%	0	0	0%	
Xylenes, Total	M	ug/L	411.50468	16.4601872		15	0	0	0.0604	0.5	1500	110%	80	120	0%	
1,2-Dichloroethane-d4	S	ug/L	250.95741	10.0382964		10	0	0	0.0848	0.5	500	100%	80	120	0%	
Dibromofluoromethane	S	ug/L	250.86654	10.0346616		10	0	0	0.129	0.5	500	100%	80	120	0%	
p-Bromofluorobenzene	S	ug/L	259.85884	10.3943536		10	0	0	0.149	0.5	500	104%	80	120	0%	
Toluene-d8	S	ug/L	263.30063	10.5320252		10	0	0	0.0617	0.5	500	105%	80	120	0%	

Contents.txt
DATAFILE HEADERS FROM C:\MSDCHEM\1\DATA\VG120721

Data file Name : C:\MSDCHEM\1\DATA\VG120721\07DEC01.D
Sample Name : BLK
Operator : MSC
Date injected : 7 Dec 2021 9:14 am
Instrument : VOA5975C
Method used : 5975CACQF
No of spectra : 5616
Start Time : 0.840
End Time : 16.498
Vial Number : 1

Data file Name : C:\MSDCHEM\1\DATA\VG120721\07DEC02.D
Sample Name : BFB120721_
Operator : MSC
Date injected : 7 Dec 2021 9:42 am
Instrument : VOA5975C
Method used : 5975CACQF
No of spectra : 5616
Start Time : 0.840
End Time : 16.498
Vial Number : 2

Data file Name : C:\MSDCHEM\1\DATA\VG120721\07DEC03.D
Sample Name : MBLK120721_
Operator : MSC
Date injected : 7 Dec 2021 10:35 am
Instrument : VOA5975C
Method used : 5975CACQF
No of spectra : 5616
Start Time : 0.840
End Time : 16.498
Vial Number : 3

Data file Name : C:\MSDCHEM\1\DATA\VG120721\07DEC04.D
Sample Name : LX_CCV120721_
Operator : MSC
Date injected : 7 Dec 2021 11:13 am
Instrument : VOA5975C
Method used : 5975CACQF
No of spectra : 5616
Start Time : 0.840
End Time : 16.498
Vial Number : 4

Data file Name : C:\MSDCHEM\1\DATA\VG120721\07DEC05.D
Sample Name : BFB120721_
Operator : MSC
Date injected : 7 Dec 2021 11:40 am
Instrument : VOA5975C
Method used : 5975CACQF
No of spectra : 5616
Start Time : 0.840
End Time : 16.498
Vial Number : 5

Data file Name : C:\MSDCHEM\1\DATA\VG120721\07DEC06.D
Page 1

Contents.txt

Sample Name : MBLK120721_
Operator : MSC
Date injected : 7 Dec 2021 12:08 pm
Instrument : VOA5975C
Method used : 5975CACQF
No of spectra : 5616
Start Time : 0.840
End Time : 16.498
Vial Number : 6

Data file Name : C:\MSDCHEM\1\DATA\VG120721\07DEC07.D
Sample Name : ICAL120721_1
Operator : MSC
Date injected : 7 Dec 2021 1:14 pm
Instrument : VOA5975C
Method used : 5975CACQF
No of spectra : 5616
Start Time : 0.840
End Time : 16.498
Vial Number : 7

Data file Name : C:\MSDCHEM\1\DATA\VG120721\07DEC08.D
Sample Name : ICAL120721_2
Operator : MSC
Date injected : 7 Dec 2021 1:41 pm
Instrument : VOA5975C
Method used : 5975CACQF
No of spectra : 5616
Start Time : 0.839
End Time : 16.498
Vial Number : 8

Data file Name : C:\MSDCHEM\1\DATA\VG120721\07DEC09.D
Sample Name : ICAL120721_3
Operator : MSC
Date injected : 7 Dec 2021 2:09 pm
Instrument : VOA5975C
Method used : 5975CACQF
No of spectra : 5616
Start Time : 0.840
End Time : 16.498
Vial Number : 9

Data file Name : C:\MSDCHEM\1\DATA\VG120721\07DEC10.D
Sample Name : ICAL120721_4
Operator : MSC
Date injected : 7 Dec 2021 2:36 pm
Instrument : VOA5975C
Method used : 5975CACQF
No of spectra : 5616
Start Time : 0.840
End Time : 16.498
Vial Number : 10

Data file Name : C:\MSDCHEM\1\DATA\VG120721\07DEC11.D
Sample Name : BLK
Operator : MSC
Date injected : 7 Dec 2021 3:03 pm

Contents.txt

Instrument : VOA5975C
Method used : 5975CACQF
No of spectra : 5616
Start Time : 0.840
End Time : 16.498
Vial Number : 11

Data file Name : C:\MSDCHEM\1\DATA\VG120721\07DEC12.D
Sample Name : ICAL120721_5
Operator : MSC
Date injected : 7 Dec 2021 3:31 pm
Instrument : VOA5975C
Method used : 5975CACQF
No of spectra : 5616
Start Time : 0.840
End Time : 16.498
Vial Number : 12

Data file Name : C:\MSDCHEM\1\DATA\VG120721\07DEC13.D
Sample Name : ICAL120721_6
Operator : MSC
Date injected : 7 Dec 2021 3:58 pm
Instrument : VOA5975C
Method used : 5975CACQF
No of spectra : 5616
Start Time : 0.840
End Time : 16.498
Vial Number : 13

Data file Name : C:\MSDCHEM\1\DATA\VG120721\07DEC14.D
Sample Name : ICAL120721_7
Operator : MSC
Date injected : 7 Dec 2021 4:26 pm
Instrument : VOA5975C
Method used : 5975CACQF
No of spectra : 5616
Start Time : 0.840
End Time : 16.498
Vial Number : 14

Data file Name : C:\MSDCHEM\1\DATA\VG120721\07DEC15.D
Sample Name : ICAL120721_8
Operator : MSC
Date injected : 7 Dec 2021 4:53 pm
Instrument : VOA5975C
Method used : 5975CACQF
No of spectra : 5616
Start Time : 0.840
End Time : 16.498
Vial Number : 15

Data file Name : C:\MSDCHEM\1\DATA\VG120721\07DEC16.D
Sample Name : ICAL120721_9
Operator : MSC
Date injected : 7 Dec 2021 5:20 pm
Instrument : VOA5975C
Method used : 5975CACQF
No of spectra : 5616

Contents.txt

Start Time : 0.840
End Time : 16.498
Vial Number : 16

Data file Name : C:\MSDCHEM\1\DATA\VG120721\07DEC17.D
Sample Name : ICAL120721_0
Operator : MSC
Date injected : 7 Dec 2021 5:48 pm
Instrument : VOA5975C
Method used : 5975CACQF
No of spectra : 5616
Start Time : 0.840
End Time : 16.498
Vial Number : 17

Data file Name : C:\MSDCHEM\1\DATA\VG120721\07DEC18.D
Sample Name : ICAL120721_1
Operator : MSC
Date injected : 7 Dec 2021 6:15 pm
Instrument : VOA5975C
Method used : 5975CACQF
No of spectra : 5616
Start Time : 0.840
End Time : 16.498
Vial Number : 18

Data file Name : C:\MSDCHEM\1\DATA\VG120721\07DEC19.D
Sample Name : ICAL120721_2
Operator : MSC
Date injected : 7 Dec 2021 6:43 pm
Instrument : VOA5975C
Method used : 5975CACQF
No of spectra : 5616
Start Time : 0.840
End Time : 16.498
Vial Number : 19

Data file Name : C:\MSDCHEM\1\DATA\VG120721\07DEC20.D
Sample Name : ICAL120721_3
Operator : MSC
Date injected : 7 Dec 2021 7:10 pm
Instrument : VOA5975C
Method used : 5975CACQF
No of spectra : 5616
Start Time : 0.839
End Time : 16.498
Vial Number : 20

Data file Name : C:\MSDCHEM\1\DATA\VG120721\07DEC21.D
Sample Name : BLK
Operator : MSC
Date injected : 7 Dec 2021 7:37 pm
Instrument : VOA5975C
Method used : 5975CACQF
No of spectra : 5616
Start Time : 0.839
End Time : 16.498
Vial Number : 21

Contents.txt

Data file Name : C:\MSDCHEM\1\DATA\VG120721\07DEC22.D
Sample Name : MDL120721
Operator : MSC
Date injected : 7 Dec 2021 8:05 pm
Instrument : VOA5975C
Method used : 5975CACQF
No of spectra : 5616
Start Time : 0.839
End Time : 16.498
Vial Number : 22

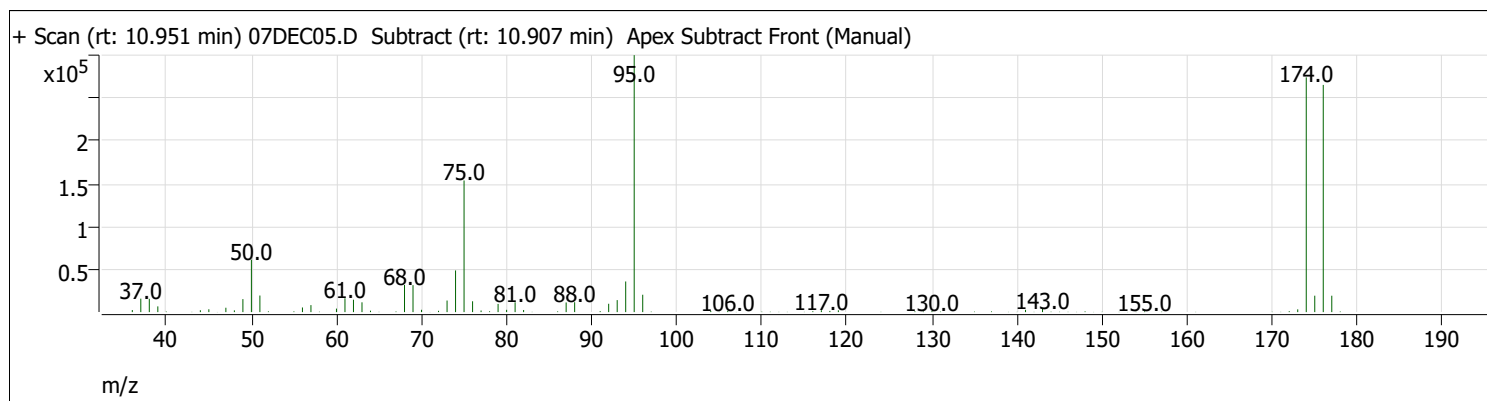
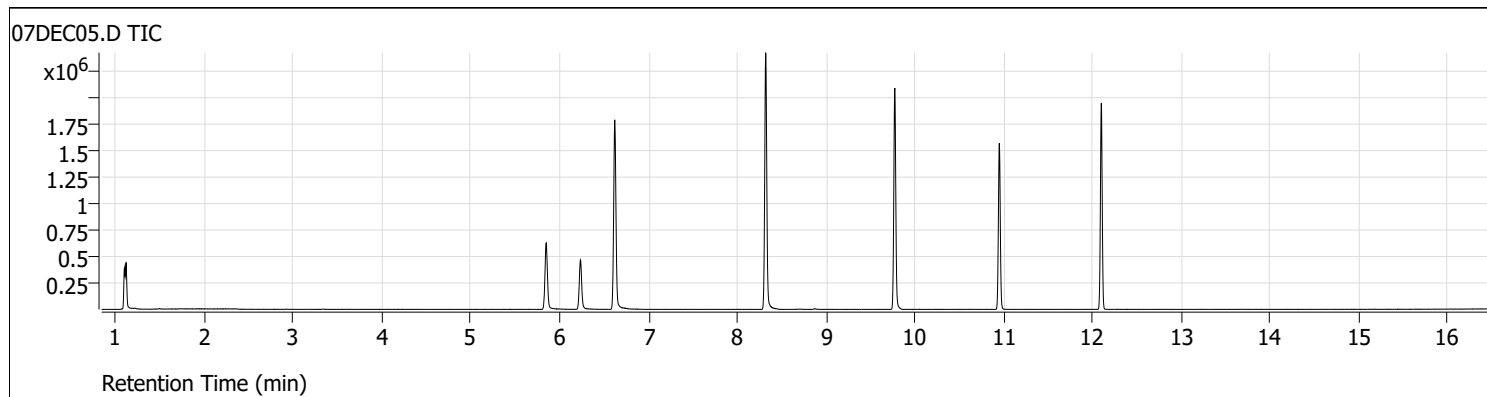
Data file Name : C:\MSDCHEM\1\DATA\VG120721\07DEC23.D
Sample Name : LOD120721_2xCAL1
Operator : MSC
Date injected : 7 Dec 2021 8:32 pm
Instrument : VOA5975C
Method used : 5975CACQF
No of spectra : 5616
Start Time : 0.840
End Time : 16.498
Vial Number : 23

Data file Name : C:\MSDCHEM\1\DATA\VG120721\07DEC24.D
Sample Name : MBLK120721_NoSurr
Operator : MSC
Date injected : 7 Dec 2021 8:59 pm
Instrument : VOA5975C
Method used : 5975CACQF
No of spectra : 5616
Start Time : 0.840
End Time : 16.498
Vial Number : 24

Data file Name : C:\MSDCHEM\1\DATA\VG120721\07DEC25.D
Sample Name : BLK
Operator : MSC
Date injected : 7 Dec 2021 9:27 pm
Instrument : VOA5975C
Method used : 5975CACQF
No of spectra : 5616
Start Time : 0.840
End Time : 16.498
Vial Number : 25

Tune Evaluation Report

Data Path: D:\Org\Data\VOA5975C\VG120721\07DEC05.D
 Acq on: 12/7/2021 11:40:54 AM
 Operator: MSC
 Sample: BFB120721_
 Inst Name: VOA5975C
 ALS Vial: 5
 Method: \\MASSHUNTER\Org\Data\Methods\BFBapex.m



Target Mass	Rel. To Mass	Lower Limit%	Upper Limit%	Rel. Abn%	Raw Abn	Pass/Fail
50	95	15	40	20.4	61360	Pass
75	95	30	60	51.2	153984	Pass
95	95	100	100	100.0	300544	Pass
96	95	5	9	6.8	20320	Pass
173	174	0	2	1.2	3206	Pass
174	95	50	100	91.4	274560	Pass
175	174	5	9	7.0	19200	Pass
176	174	95	101	96.8	265728	Pass
177	176	5	9	7.2	19176	Pass

Quantitative Analysis Results Summary Report

Batch Path	D:\Org\Data\VOA5975C\VG120721_L4\QuantResults\VG120721_8260B_624pt1_L4.batch.bin	Analyst Name	BL2000\mchavez
Analysis Time	12/22/2021 10:27 AM	Reporter Name	BL2000\mchavez
Report Time	12/22/2021 10:28:45 AM	Batch State	Processed
Last Calib Update	12/13/2021 2:48 PM	Quant Report Version	10.0
Quant Batch Version	10.0		

Sequence Table

Data File	sample Name	Sample Type	Vial Position	Inj Vol	Level	Acq Method File
07DEC07.D	ICAL120721_1	Cal	7	0	1	5975CACQF.M
07DEC08.D	ICAL120721_2	Cal	8	0	2	5975CACQF.M
07DEC09.D	ICAL120721_3	Cal	9	0	3	5975CACQF.M
07DEC10.D	ICAL120721_4	Cal	10	0	4	5975CACQF.M
07DEC12.D	ICAL120721_5	Cal	12	0	5	5975CACQF.M
07DEC14.D	ICAL120721_6	Cal	14	0	6	5975CACQF.M
07DEC16.D	ICAL120721_7	Cal	16	0	7	5975CACQF.M
07DEC18.D	ICAL120721_8	Cal	18	0	8	5975CACQF.M
07DEC20.D	ICV120721	QC	20	0	QC	5975CACQF.M

Quantitation Results

Compound: Dichlorodifluoromethane

Data File	Sample Type	ISTD	RT	Resp	ISTD Resp	Resp Ratio	Final Conc	Exp. Conc	Accuracy
07DEC07.D	Calibration	Fluorobenzene	1.244	3115	723692	0.0043	3.0104	2.5000	120.4
07DEC08.D	Calibration	Fluorobenzene	1.244	12683	734902	0.0173	12.0701	12.5000	96.6
07DEC09.D	Calibration	Fluorobenzene	1.244	27748	757491	0.0366	25.6196	25.0000	102.5
07DEC10.D	Calibration	Fluorobenzene	1.241	48672	720413	0.0676	47.2516	50.0000	94.5
07DEC12.D	Calibration	Fluorobenzene	1.244	137433	756660	0.1816	127.0308	125.0000	101.6
07DEC14.D	Calibration	Fluorobenzene	1.241	279484	756368	0.3695	258.4298	250.0000	103.4
07DEC16.D	Calibration	Fluorobenzene	1.244	404779	754357	0.5366	375.2839	375.0000	100.1
07DEC18.D	Calibration	Fluorobenzene	1.241	552849	762749	0.7248	506.9250	500.0000	101.4
07DEC20.D	QC	Fluorobenzene	1.241	124975	753805	0.1658	115.9533	125.0000	

Compound: Chloromethane

Data File	Sample Type	ISTD	RT	Resp	ISTD Resp	Resp Ratio	Final Conc	Exp. Conc	Accuracy
07DEC07.D	Calibration	Fluorobenzene	1.414	4048	723692	0.0056	3.4358	2.5000	137.4
07DEC08.D	Calibration	Fluorobenzene	1.414	15699	734902	0.0214	13.1217	12.5000	105.0
07DEC09.D	Calibration	Fluorobenzene	1.411	31613	757491	0.0417	25.6351	25.0000	102.5
07DEC10.D	Calibration	Fluorobenzene	1.406	56331	720413	0.0782	48.0301	50.0000	96.1
07DEC12.D	Calibration	Fluorobenzene	1.408	152024	756660	0.2009	123.4124	125.0000	98.7
07DEC14.D	Calibration	Fluorobenzene	1.406	307313	756368	0.4063	249.5716	250.0000	99.8
07DEC16.D	Calibration	Fluorobenzene	1.406	452351	754357	0.5997	368.3375	375.0000	98.2
07DEC18.D	Calibration	Fluorobenzene	1.406	618664	762749	0.8111	498.2193	500.0000	99.6
07DEC20.D	QC	Fluorobenzene	1.408	142353	753805	0.1888	115.9992	125.0000	

Quantitative Analysis Results Summary Report

Compound: Vinyl chloride

Data File	Sample Type	ISTD	RT	Resp	ISTD Resp	Resp Ratio	Final Conc	Exp. Conc	Accuracy
07DEC07.D	Calibration	Fluorobenzene	1.498	3504	723692	0.0048	3.1612	2.5000	126.4
07DEC08.D	Calibration	Fluorobenzene	1.500	13557	734902	0.0184	12.0442	12.5000	96.4
07DEC09.D	Calibration	Fluorobenzene	1.501	29163	757491	0.0385	25.1361	25.0000	100.5
07DEC10.D	Calibration	Fluorobenzene	1.498	53541	720413	0.0743	48.5231	50.0000	97.0
07DEC12.D	Calibration	Fluorobenzene	1.498	147317	756660	0.1947	127.1147	125.0000	101.7
07DEC14.D	Calibration	Fluorobenzene	1.495	294275	756368	0.3891	254.0177	250.0000	101.6
07DEC16.D	Calibration	Fluorobenzene	1.498	433460	754357	0.5746	375.1595	375.0000	100.0
07DEC18.D	Calibration	Fluorobenzene	1.495	599982	762749	0.7866	513.5709	500.0000	102.7
07DEC20.D	QC	Fluorobenzene	1.498	144145	753805	0.1912	124.8488	125.0000	

Compound: Bromomethane

Data File	Sample Type	ISTD	RT	Resp	ISTD Resp	Resp Ratio	Final Conc	Exp. Conc	Accuracy
07DEC07.D	Calibration	Fluorobenzene	1.802	1468	723692	0.0020	6.8732	2.5000	274.9
07DEC08.D	Calibration	Fluorobenzene	1.799	4574	734902	0.0062	13.8940	12.5000	111.2
07DEC09.D	Calibration	Fluorobenzene	1.802	8941	757491	0.0118	23.1716	25.0000	92.7
07DEC10.D	Calibration	Fluorobenzene	1.799	19489	720413	0.0271	48.1936	50.0000	96.4
07DEC12.D	Calibration	Fluorobenzene	1.802	55345	756660	0.0731	121.0803	125.0000	96.9
07DEC14.D	Calibration	Fluorobenzene	1.793	125869	756368	0.1664	257.9353	250.0000	103.2
07DEC16.D	Calibration	Fluorobenzene	1.796	191950	754357	0.2545	376.6866	375.0000	100.4
07DEC18.D	Calibration	Fluorobenzene	1.796	266856	762749	0.3499	496.3524	500.0000	99.3
07DEC20.D	QC	Fluorobenzene	1.799	57163	753805	0.0758	125.2142	125.0000	

Compound: Chloroethane

Data File	Sample Type	ISTD	RT	Resp	ISTD Resp	Resp Ratio	Final Conc	Exp. Conc	Accuracy
07DEC07.D	Calibration	Fluorobenzene	1.899	2147	723692	0.0030	3.5062	2.5000	140.2
07DEC08.D	Calibration	Fluorobenzene	1.899	8120	734902	0.0110	13.0583	12.5000	104.5
07DEC09.D	Calibration	Fluorobenzene	1.899	16467	757491	0.0217	25.6919	25.0000	102.8
07DEC10.D	Calibration	Fluorobenzene	1.897	29975	720413	0.0416	49.1741	50.0000	98.3
07DEC12.D	Calibration	Fluorobenzene	1.896	79158	756660	0.1046	123.6383	125.0000	98.9
07DEC14.D	Calibration	Fluorobenzene	1.896	158595	756368	0.2097	247.8081	250.0000	99.1
07DEC16.D	Calibration	Fluorobenzene	1.899	232823	754357	0.3086	364.7607	375.0000	97.3
07DEC18.D	Calibration	Fluorobenzene	1.894	319838	762749	0.4193	495.5729	500.0000	99.1
07DEC20.D	QC	Fluorobenzene	1.896	77417	753805	0.1027	121.3770	125.0000	

Compound: Trichlorofluoromethane

Data File	Sample Type	ISTD	RT	Resp	ISTD Resp	Resp Ratio	Final Conc	Exp. Conc	Accuracy
07DEC07.D	Calibration	Fluorobenzene	2.147	4345	723692	0.0060	3.0017	2.5000	120.1
07DEC08.D	Calibration	Fluorobenzene	2.145	18323	734902	0.0249	12.4650	12.5000	99.7
07DEC09.D	Calibration	Fluorobenzene	2.145	38203	757491	0.0504	25.2142	25.0000	100.9
07DEC10.D	Calibration	Fluorobenzene	2.145	68865	720413	0.0956	47.7906	50.0000	95.6
07DEC12.D	Calibration	Fluorobenzene	2.145	190146	756660	0.2513	125.6354	125.0000	100.5
07DEC14.D	Calibration	Fluorobenzene	2.145	380153	756368	0.5026	251.2759	250.0000	100.5

Quantitative Analysis Results Summary Report

Compound: Trichlorofluoromethane

Data File	Sample Type	ISTD	RT	Resp	ISTD Resp	Resp Ratio	Final Conc	Exp. Conc	Accuracy
07DEC16.D	Calibration	Fluorobenzene	2.145	572223	754357	0.7586	379.2398	375.0000	101.1
07DEC18.D	Calibration	Fluorobenzene	2.142	775738	762749	1.0170	508.4626	500.0000	101.7
07DEC20.D	QC	Fluorobenzene	2.147	189170	753805	0.2510	125.4639	125.0000	

Compound: 1,1-Dichloroethene

Data File	Sample Type	ISTD	RT	Resp	ISTD Resp	Resp Ratio	Final Conc	Exp. Conc	Accuracy
07DEC07.D	Calibration	Fluorobenzene	2.694	2053	723692	0.0028	2.7407	2.5000	109.6
07DEC08.D	Calibration	Fluorobenzene	2.705	9845	734902	0.0134	12.9423	12.5000	103.5
07DEC09.D	Calibration	Fluorobenzene	2.705	18306	757491	0.0242	23.3476	25.0000	93.4
07DEC10.D	Calibration	Fluorobenzene	2.703	35586	720413	0.0494	47.7226	50.0000	95.4
07DEC12.D	Calibration	Fluorobenzene	2.700	98538	756660	0.1302	125.8140	125.0000	100.7
07DEC14.D	Calibration	Fluorobenzene	2.700	200673	756368	0.2653	256.3197	250.0000	102.5
07DEC16.D	Calibration	Fluorobenzene	2.702	295401	754357	0.3916	378.3217	375.0000	100.9
07DEC18.D	Calibration	Fluorobenzene	2.700	408810	762749	0.5360	517.8048	500.0000	103.6
07DEC20.D	QC	Fluorobenzene	2.702	98112	753805	0.1302	125.7446	125.0000	

Compound: Methylene chloride

Data File	Sample Type	ISTD	RT	Resp	ISTD Resp	Resp Ratio	Final Conc	Exp. Conc	Accuracy
07DEC07.D	Calibration	Fluorobenzene	3.333	5280	723692	0.0073	4.9786	2.5000	199.1
07DEC08.D	Calibration	Fluorobenzene	3.333	15333	734902	0.0209	14.2371	12.5000	113.9
07DEC09.D	Calibration	Fluorobenzene	3.333	29312	757491	0.0387	26.4053	25.0000	105.6
07DEC10.D	Calibration	Fluorobenzene	3.330	52048	720413	0.0722	49.2998	50.0000	98.6
07DEC12.D	Calibration	Fluorobenzene	3.333	134115	756660	0.1772	120.9482	125.0000	96.8
07DEC14.D	Calibration	Fluorobenzene	3.330	264312	756368	0.3494	238.4551	250.0000	95.4
07DEC16.D	Calibration	Fluorobenzene	3.333	389887	754357	0.5168	352.6832	375.0000	94.0
07DEC18.D	Calibration	Fluorobenzene	3.333	534822	762749	0.7012	478.4654	500.0000	95.7
07DEC20.D	QC	Fluorobenzene	3.333	136220	753805	0.1807	123.3119	125.0000	

Compound: trans-1,2-Dichloroethene

Data File	Sample Type	ISTD	RT	Resp	ISTD Resp	Resp Ratio	Final Conc	Exp. Conc	Accuracy
07DEC07.D	Calibration	Fluorobenzene	3.717	2035	723692	0.0028	2.7192	2.5000	108.8
07DEC08.D	Calibration	Fluorobenzene	3.720	9628	734902	0.0131	12.6689	12.5000	101.4
07DEC09.D	Calibration	Fluorobenzene	3.718	18598	757491	0.0246	23.7422	25.0000	95.0
07DEC10.D	Calibration	Fluorobenzene	3.715	35666	720413	0.0495	47.8746	50.0000	95.7
07DEC12.D	Calibration	Fluorobenzene	3.717	99102	756660	0.1310	126.6525	125.0000	101.3
07DEC14.D	Calibration	Fluorobenzene	3.717	198737	756368	0.2628	254.0842	250.0000	101.6
07DEC16.D	Calibration	Fluorobenzene	3.720	296883	754357	0.3936	380.5751	375.0000	101.5
07DEC18.D	Calibration	Fluorobenzene	3.717	408143	762749	0.5351	517.4432	500.0000	103.5
07DEC20.D	QC	Fluorobenzene	3.715	101922	753805	0.1352	130.7498	125.0000	

Quantitative Analysis Results Summary Report

Compound: Methyl tert-butyl ether (MTBE)

Data File	Sample Type	ISTD	RT	Resp	ISTD Resp	Resp Ratio	Final Conc	Exp. Conc	Accuracy
07DEC07.D	Calibration	Fluorobenzene	3.765	2798	723692	0.0039	2.9192	2.5000	116.8
07DEC08.D	Calibration	Fluorobenzene	3.768	12399	734902	0.0169	12.7388	12.5000	101.9
07DEC09.D	Calibration	Fluorobenzene	3.745	24643	757491	0.0325	24.5633	25.0000	98.3
07DEC10.D	Calibration	Fluorobenzene	3.748	45014	720413	0.0625	47.1777	50.0000	94.4
07DEC12.D	Calibration	Fluorobenzene	3.751	120150	756660	0.1588	119.8929	125.0000	95.9
07DEC14.D	Calibration	Fluorobenzene	3.754	251479	756368	0.3325	251.0379	250.0000	100.4
07DEC16.D	Calibration	Fluorobenzene	3.757	391933	754357	0.5196	392.2885	375.0000	104.6
07DEC18.D	Calibration	Fluorobenzene	3.754	528043	762749	0.6923	522.7070	500.0000	104.5
07DEC20.D	QC	Fluorobenzene	3.751	128249	753805	0.1701	128.4593	125.0000	

Compound: 1,1-Dichloroethane

Data File	Sample Type	ISTD	RT	Resp	ISTD Resp	Resp Ratio	Final Conc	Exp. Conc	Accuracy
07DEC07.D	Calibration	Fluorobenzene	4.387	3746	723692	0.0052	2.6403	2.5000	105.6
07DEC08.D	Calibration	Fluorobenzene	4.389	18019	734902	0.0245	12.5069	12.5000	100.1
07DEC09.D	Calibration	Fluorobenzene	4.384	36728	757491	0.0485	24.7325	25.0000	98.9
07DEC10.D	Calibration	Fluorobenzene	4.379	67613	720413	0.0939	47.8737	50.0000	95.7
07DEC12.D	Calibration	Fluorobenzene	4.384	185309	756660	0.2449	124.9235	125.0000	99.9
07DEC14.D	Calibration	Fluorobenzene	4.381	380218	756368	0.5027	256.4176	250.0000	102.6
07DEC16.D	Calibration	Fluorobenzene	4.381	552243	754357	0.7321	373.4234	375.0000	99.6
07DEC18.D	Calibration	Fluorobenzene	4.378	771450	762749	1.0114	515.9105	500.0000	103.2
07DEC20.D	QC	Fluorobenzene	4.378	193775	753805	0.2571	131.1254	125.0000	

Compound: 2,2-Dichloropropane

Data File	Sample Type	ISTD	RT	Resp	ISTD Resp	Resp Ratio	Final Conc	Exp. Conc	Accuracy
07DEC07.D	Calibration	Fluorobenzene	5.187	2974	723692	0.0041	2.8630	2.5000	114.5
07DEC08.D	Calibration	Fluorobenzene	5.195	13021	734902	0.0177	12.3440	12.5000	98.8
07DEC09.D	Calibration	Fluorobenzene	5.193	26674	757491	0.0352	24.5330	25.0000	98.1
07DEC10.D	Calibration	Fluorobenzene	5.193	49589	720413	0.0688	47.9561	50.0000	95.9
07DEC12.D	Calibration	Fluorobenzene	5.195	136495	756660	0.1804	125.6771	125.0000	100.5
07DEC14.D	Calibration	Fluorobenzene	5.193	279182	756368	0.3691	257.1547	250.0000	102.9
07DEC16.D	Calibration	Fluorobenzene	5.193	411174	754357	0.5451	379.7423	375.0000	101.3
07DEC18.D	Calibration	Fluorobenzene	5.193	561289	762749	0.7359	512.6785	500.0000	102.5
07DEC20.D	QC	Fluorobenzene	5.195	139378	753805	0.1849	128.8177	125.0000	

Compound: cis-1,2-Dichloroethene

Data File	Sample Type	ISTD	RT	Resp	ISTD Resp	Resp Ratio	Final Conc	Exp. Conc	Accuracy
07DEC07.D	Calibration	Fluorobenzene	5.223	2299	723692	0.0032	2.9628	2.5000	118.5
07DEC08.D	Calibration	Fluorobenzene	5.220	9789	734902	0.0133	12.4211	12.5000	99.4
07DEC09.D	Calibration	Fluorobenzene	5.221	19699	757491	0.0260	24.2504	25.0000	97.0
07DEC10.D	Calibration	Fluorobenzene	5.221	37253	720413	0.0517	48.2205	50.0000	96.4
07DEC12.D	Calibration	Fluorobenzene	5.215	99166	756660	0.1311	122.2120	125.0000	97.8
07DEC14.D	Calibration	Fluorobenzene	5.212	207164	756368	0.2739	255.4070	250.0000	102.2

Quantitative Analysis Results Summary Report

Compound: cis-1,2-Dichloroethene

Data File	Sample Type	ISTD	RT	Resp	ISTD Resp	Resp Ratio	Final Conc	Exp. Conc	Accuracy
07DEC16.D	Calibration	Fluorobenzene	5.215	309903	754357	0.4108	383.0897	375.0000	102.2
07DEC18.D	Calibration	Fluorobenzene	5.215	429832	762749	0.5635	525.4952	500.0000	105.1
07DEC20.D	QC	Fluorobenzene	5.215	104213	753805	0.1382	128.9183	125.0000	

Compound: Methyl ethyl ketone

Data File	Sample Type	ISTD	RT	Resp	ISTD Resp	Resp Ratio	Final Conc	Exp. Conc	Accuracy
07DEC07.D	Calibration	Fluorobenzene	5.287	2928	723692	0.0040	28.3835	25.0000	113.5
07DEC08.D	Calibration	Fluorobenzene	5.287	12746	734902	0.0173	121.6601	125.0000	97.3
07DEC09.D	Calibration	Fluorobenzene	5.285	26278	757491	0.0347	243.3427	250.0000	97.3
07DEC10.D	Calibration	Fluorobenzene	5.285	48031	720413	0.0667	467.6745	500.0000	93.5
07DEC12.D	Calibration	Fluorobenzene	5.282	132227	756660	0.1748	1225.8094	1250.0000	98.1
07DEC14.D	Calibration	Fluorobenzene	5.279	274225	756368	0.3626	2543.1822	2500.0000	101.7
07DEC16.D	Calibration	Fluorobenzene	5.285	420943	754357	0.5580	3914.2624	3750.0000	104.4
07DEC18.D	Calibration	Fluorobenzene	5.282	585156	762749	0.7672	5381.3791	5000.0000	107.6
07DEC20.D	QC	Fluorobenzene	5.282	140236	753805	0.1860	1304.9807	1250.0000	

Compound: Bromochloromethane

Data File	Sample Type	ISTD	RT	Resp	ISTD Resp	Resp Ratio	Final Conc	Exp. Conc	Accuracy
07DEC07.D	Calibration	Fluorobenzene	5.530	556	723692	0.0008	1.9020	2.5000	76.1
07DEC08.D	Calibration	Fluorobenzene	5.522	3557	734902	0.0048	11.9894	12.5000	95.9
07DEC09.D	Calibration	Fluorobenzene	5.525	7699	757491	0.0102	25.1767	25.0000	100.7
07DEC10.D	Calibration	Fluorobenzene	5.516	14335	720413	0.0199	49.2899	50.0000	98.6
07DEC12.D	Calibration	Fluorobenzene	5.522	38416	756660	0.0508	125.7631	125.0000	100.6
07DEC14.D	Calibration	Fluorobenzene	5.519	77937	756368	0.1030	255.2422	250.0000	102.1
07DEC16.D	Calibration	Fluorobenzene	5.522	115291	754357	0.1528	378.5825	375.0000	101.0
07DEC18.D	Calibration	Fluorobenzene	5.522	155709	762749	0.2041	505.6780	500.0000	101.1
07DEC20.D	QC	Fluorobenzene	5.519	38878	753805	0.0516	127.7577	125.0000	

Compound: Chloroform

Data File	Sample Type	ISTD	RT	Resp	ISTD Resp	Resp Ratio	Final Conc	Exp. Conc	Accuracy
07DEC07.D	Calibration	Fluorobenzene	5.647	3967	723692	0.0055	2.8339	2.5000	113.4
07DEC08.D	Calibration	Fluorobenzene	5.653	17943	734902	0.0244	12.6226	12.5000	101.0
07DEC09.D	Calibration	Fluorobenzene	5.656	35772	757491	0.0472	24.4145	25.0000	97.7
07DEC10.D	Calibration	Fluorobenzene	5.653	65823	720413	0.0914	47.2366	50.0000	94.5
07DEC12.D	Calibration	Fluorobenzene	5.653	179502	756660	0.2372	122.6453	125.0000	98.1
07DEC14.D	Calibration	Fluorobenzene	5.653	359876	756368	0.4758	245.9813	250.0000	98.4
07DEC16.D	Calibration	Fluorobenzene	5.650	537208	754357	0.7121	368.1695	375.0000	98.2
07DEC18.D	Calibration	Fluorobenzene	5.653	729150	762749	0.9560	494.2168	500.0000	98.8
07DEC20.D	QC	Fluorobenzene	5.655	175781	753805	0.2332	120.5578	125.0000	

Quantitative Analysis Results Summary Report

Compound: 1,1,1-Trichloroethane

Data File	Sample Type	ISTD	RT	Resp	ISTD Resp	Resp Ratio	Final Conc	Exp. Conc	Accuracy
07DEC07.D	Calibration	Fluorobenzene	5.837	3321	723692	0.0046	2.5143	2.5000	100.6
07DEC08.D	Calibration	Fluorobenzene	5.834	16207	734902	0.0221	12.0839	12.5000	96.7
07DEC09.D	Calibration	Fluorobenzene	5.834	33577	757491	0.0443	24.2883	25.0000	97.2
07DEC10.D	Calibration	Fluorobenzene	5.834	62314	720413	0.0865	47.3955	50.0000	94.8
07DEC12.D	Calibration	Fluorobenzene	5.831	173368	756660	0.2291	125.5455	125.0000	100.4
07DEC14.D	Calibration	Fluorobenzene	5.834	353060	756368	0.4668	255.7694	250.0000	102.3
07DEC16.D	Calibration	Fluorobenzene	5.831	532578	754357	0.7060	386.8472	375.0000	103.2
07DEC18.D	Calibration	Fluorobenzene	5.831	734165	762749	0.9625	527.4061	500.0000	105.5
07DEC20.D	QC	Fluorobenzene	5.834	172590	753805	0.2290	125.4555	125.0000	

Compound: Dibromofluoromethane

Data File	Sample Type	ISTD	RT	Resp	ISTD Resp	Resp Ratio	Final Conc	Exp. Conc	Accuracy
07DEC07.D	Calibration	Fluorobenzene	5.845	3572	723692	0.0049	5.0362	2.5000	201.4
07DEC08.D	Calibration	Fluorobenzene	5.851	9752	734902	0.0133	13.5397	12.5000	108.3
07DEC09.D	Calibration	Fluorobenzene	5.848	18267	757491	0.0241	24.6056	25.0000	98.4
07DEC10.D	Calibration	Fluorobenzene	5.845	35165	720413	0.0488	49.8051	50.0000	99.6
07DEC12.D	Calibration	Fluorobenzene	5.851	87740	756660	0.1160	118.3154	125.0000	94.7
07DEC14.D	Calibration	Fluorobenzene	5.845	184098	756368	0.2434	248.3478	250.0000	99.3
07DEC16.D	Calibration	Fluorobenzene	5.848	273685	754357	0.3628	370.1846	375.0000	98.7
07DEC18.D	Calibration	Fluorobenzene	5.845	377296	762749	0.4947	504.7134	500.0000	100.9
07DEC20.D	QC	Fluorobenzene	5.845	185335	753805	0.2459	250.8665	250.0000	

Compound: Carbon tetrachloride

Data File	Sample Type	ISTD	RT	Resp	ISTD Resp	Resp Ratio	Final Conc	Exp. Conc	Accuracy
07DEC07.D	Calibration	Fluorobenzene	6.024	2861	723692	0.0040	2.2077	2.5000	88.3
07DEC08.D	Calibration	Fluorobenzene	6.024	15827	734902	0.0215	12.0266	12.5000	96.2
07DEC09.D	Calibration	Fluorobenzene	6.029	32074	757491	0.0423	23.6455	25.0000	94.6
07DEC10.D	Calibration	Fluorobenzene	6.027	62372	720413	0.0866	48.3482	50.0000	96.7
07DEC12.D	Calibration	Fluorobenzene	6.026	171191	756660	0.2262	126.3434	125.0000	101.1
07DEC14.D	Calibration	Fluorobenzene	6.026	352225	756368	0.4657	260.0516	250.0000	104.0
07DEC16.D	Calibration	Fluorobenzene	6.029	516387	754357	0.6845	382.2705	375.0000	101.9
07DEC18.D	Calibration	Fluorobenzene	6.026	720325	762749	0.9444	527.3747	500.0000	105.5
07DEC20.D	QC	Fluorobenzene	6.026	166917	753805	0.2214	123.6557	125.0000	

Compound: 1,1-Dichloropropene

Data File	Sample Type	ISTD	RT	Resp	ISTD Resp	Resp Ratio	Final Conc	Exp. Conc	Accuracy
07DEC07.D	Calibration	Fluorobenzene	6.046	2942	723692	0.0041	2.5272	2.5000	101.1
07DEC08.D	Calibration	Fluorobenzene	6.040	13370	734902	0.0182	11.3097	12.5000	90.5
07DEC09.D	Calibration	Fluorobenzene	6.040	28904	757491	0.0382	23.7209	25.0000	94.9
07DEC10.D	Calibration	Fluorobenzene	6.038	53502	720413	0.0743	46.1678	50.0000	92.3
07DEC12.D	Calibration	Fluorobenzene	6.040	156191	756660	0.2064	128.3235	125.0000	102.7
07DEC14.D	Calibration	Fluorobenzene	6.040	319922	756368	0.4230	262.9431	250.0000	105.2

Quantitative Analysis Results Summary Report

Compound: 1,1-Dichloropropene

Data File	Sample Type	ISTD	RT	Resp	ISTD Resp	Resp Ratio	Final Conc	Exp. Conc	Accuracy
07DEC16.D	Calibration	Fluorobenzene	6.038	478829	754357	0.6348	394.5975	375.0000	105.2
07DEC18.D	Calibration	Fluorobenzene	6.040	663496	762749	0.8699	540.7637	500.0000	108.2
07DEC20.D	QC	Fluorobenzene	6.040	148167	753805	0.1966	122.1922	125.0000	

Compound: 1,2-Dichloroethane-d4

Data File	Sample Type	ISTD	RT	Resp	ISTD Resp	Resp Ratio	Final Conc	Exp. Conc	Accuracy
07DEC07.D	Calibration	Fluorobenzene	6.233	1694	723692	0.0023	5.2348	2.5000	209.4
07DEC08.D	Calibration	Fluorobenzene	6.233	4714	734902	0.0064	14.3414	12.5000	114.7
07DEC09.D	Calibration	Fluorobenzene	6.230	9262	757491	0.0122	27.3375	25.0000	109.4
07DEC10.D	Calibration	Fluorobenzene	6.233	14687	720413	0.0204	45.5810	50.0000	91.2
07DEC12.D	Calibration	Fluorobenzene	6.230	40512	756660	0.0535	119.7058	125.0000	95.8
07DEC14.D	Calibration	Fluorobenzene	6.236	81363	756368	0.1076	240.5061	250.0000	96.2
07DEC16.D	Calibration	Fluorobenzene	6.233	121435	754357	0.1610	359.9143	375.0000	96.0
07DEC18.D	Calibration	Fluorobenzene	6.230	165139	762749	0.2165	484.0611	500.0000	96.8
07DEC20.D	QC	Fluorobenzene	6.233	84611	753805	0.1122	250.9574	250.0000	

Compound: Benzene

Data File	Sample Type	ISTD	RT	Resp	ISTD Resp	Resp Ratio	Final Conc	Exp. Conc	Accuracy
07DEC07.D	Calibration	Fluorobenzene	6.280	7638	723692	0.0106	2.5942	2.5000	103.8
07DEC08.D	Calibration	Fluorobenzene	6.280	35699	734902	0.0486	11.9400	12.5000	95.5
07DEC09.D	Calibration	Fluorobenzene	6.283	75258	757491	0.0994	24.4204	25.0000	97.7
07DEC10.D	Calibration	Fluorobenzene	6.280	139915	720413	0.1942	47.7375	50.0000	95.5
07DEC12.D	Calibration	Fluorobenzene	6.280	391558	756660	0.5175	127.1957	125.0000	101.8
07DEC14.D	Calibration	Fluorobenzene	6.280	790153	756368	1.0447	256.7765	250.0000	102.7
07DEC16.D	Calibration	Fluorobenzene	6.280	1177930	754357	1.5615	383.8131	375.0000	102.4
07DEC18.D	Calibration	Fluorobenzene	6.280	1621497	762749	2.1259	522.5306	500.0000	104.5
07DEC20.D	QC	Fluorobenzene	6.280	400467	753805	0.5313	130.5825	125.0000	

Compound: 1,2-Dichloroethane

Data File	Sample Type	ISTD	RT	Resp	ISTD Resp	Resp Ratio	Final Conc	Exp. Conc	Accuracy
07DEC07.D	Calibration	Fluorobenzene	6.316	2010	723692	0.0028	2.6119	2.5000	104.5
07DEC08.D	Calibration	Fluorobenzene	6.319	9686	734902	0.0132	12.3946	12.5000	99.2
07DEC09.D	Calibration	Fluorobenzene	6.325	19821	757491	0.0262	24.6074	25.0000	98.4
07DEC10.D	Calibration	Fluorobenzene	6.325	36064	720413	0.0501	47.0771	50.0000	94.2
07DEC12.D	Calibration	Fluorobenzene	6.319	100082	756660	0.1323	124.3863	125.0000	99.5
07DEC14.D	Calibration	Fluorobenzene	6.322	201480	756368	0.2664	250.5048	250.0000	100.2
07DEC16.D	Calibration	Fluorobenzene	6.322	313485	754357	0.4156	390.8022	375.0000	104.2
07DEC18.D	Calibration	Fluorobenzene	6.322	423120	762749	0.5547	521.6739	500.0000	104.3
07DEC20.D	QC	Fluorobenzene	6.325	101007	753805	0.1340	126.0113	125.0000	

Quantitative Analysis Results Summary Report

Compound: Trichloroethene

Data File	Sample Type	ISTD	RT	Resp	ISTD Resp	Resp Ratio	Final Conc	Exp. Conc	Accuracy
07DEC07.D	Calibration	Chlorobenzene-d5	7.033	2425	282401	0.0086	2.7086	2.5000	108.3
07DEC08.D	Calibration	Chlorobenzene-d5	7.027	11012	284774	0.0387	12.1953	12.5000	97.6
07DEC09.D	Calibration	Chlorobenzene-d5	7.030	22512	294581	0.0764	24.1011	25.0000	96.4
07DEC10.D	Calibration	Chlorobenzene-d5	7.030	40847	282126	0.1448	45.6609	50.0000	91.3
07DEC12.D	Calibration	Chlorobenzene-d5	7.028	113207	288472	0.3924	123.7647	125.0000	99.0
07DEC14.D	Calibration	Chlorobenzene-d5	7.028	231457	288091	0.8034	253.3774	250.0000	101.4
07DEC16.D	Calibration	Chlorobenzene-d5	7.028	346197	285998	1.2105	381.7575	375.0000	101.8
07DEC18.D	Calibration	Chlorobenzene-d5	7.028	473683	286731	1.6520	521.0033	500.0000	104.2
07DEC20.D	QC	Chlorobenzene-d5	7.027	112072	281223	0.3985	125.6821	125.0000	

Compound: 1,2-Dichloropropane

Data File	Sample Type	ISTD	RT	Resp	ISTD Resp	Resp Ratio	Final Conc	Exp. Conc	Accuracy
07DEC07.D	Calibration	Chlorobenzene-d5	7.270	1911	282401	0.0068	2.5335	2.5000	101.3
07DEC08.D	Calibration	Chlorobenzene-d5	7.278	8850	284774	0.0311	11.6334	12.5000	93.1
07DEC09.D	Calibration	Chlorobenzene-d5	7.273	18612	294581	0.0632	23.6511	25.0000	94.6
07DEC10.D	Calibration	Chlorobenzene-d5	7.273	35178	282126	0.1247	46.6757	50.0000	93.4
07DEC12.D	Calibration	Chlorobenzene-d5	7.270	97848	288472	0.3392	126.9729	125.0000	101.6
07DEC14.D	Calibration	Chlorobenzene-d5	7.270	201155	288091	0.6982	261.3748	250.0000	104.5
07DEC16.D	Calibration	Chlorobenzene-d5	7.273	299277	285998	1.0464	391.7175	375.0000	104.5
07DEC18.D	Calibration	Chlorobenzene-d5	7.273	409995	286731	1.4299	535.2622	500.0000	107.1
07DEC20.D	QC	Chlorobenzene-d5	7.273	99419	281223	0.3535	132.3370	125.0000	

Compound: Dibromomethane

Data File	Sample Type	ISTD	RT	Resp	ISTD Resp	Resp Ratio	Final Conc	Exp. Conc	Accuracy
07DEC07.D	Calibration	Chlorobenzene-d5	7.401	765	282401	0.0027	2.4712	2.5000	98.8
07DEC08.D	Calibration	Chlorobenzene-d5	7.390	4032	284774	0.0142	12.9109	12.5000	103.3
07DEC09.D	Calibration	Chlorobenzene-d5	7.396	8170	294581	0.0277	25.2902	25.0000	101.2
07DEC10.D	Calibration	Chlorobenzene-d5	7.396	14426	282126	0.0511	46.6270	50.0000	93.3
07DEC12.D	Calibration	Chlorobenzene-d5	7.396	39043	288472	0.1353	123.4168	125.0000	98.7
07DEC14.D	Calibration	Chlorobenzene-d5	7.398	78708	288091	0.2732	249.1288	250.0000	99.7
07DEC16.D	Calibration	Chlorobenzene-d5	7.399	119134	285998	0.4166	379.8459	375.0000	101.3
07DEC18.D	Calibration	Chlorobenzene-d5	7.399	161342	286731	0.5627	513.1064	500.0000	102.6
07DEC20.D	QC	Chlorobenzene-d5	7.396	38921	281223	0.1384	126.2025	125.0000	

Compound: Bromodichloromethane

Data File	Sample Type	ISTD	RT	Resp	ISTD Resp	Resp Ratio	Final Conc	Exp. Conc	Accuracy
07DEC07.D	Calibration	Chlorobenzene-d5	7.577	1973	282401	0.0070	2.2495	2.5000	90.0
07DEC08.D	Calibration	Chlorobenzene-d5	7.588	11056	284774	0.0388	12.4979	12.5000	100.0
07DEC09.D	Calibration	Chlorobenzene-d5	7.585	22018	294581	0.0747	24.0610	25.0000	96.2
07DEC10.D	Calibration	Chlorobenzene-d5	7.585	41511	282126	0.1471	47.3653	50.0000	94.7
07DEC12.D	Calibration	Chlorobenzene-d5	7.585	110939	288472	0.3846	123.8000	125.0000	99.0
07DEC14.D	Calibration	Chlorobenzene-d5	7.582	228361	288091	0.7927	255.1715	250.0000	102.1

Quantitative Analysis Results Summary Report

Compound: Bromodichloromethane

Data File	Sample Type	ISTD	RT	Resp	ISTD Resp	Resp Ratio	Final Conc	Exp. Conc	Accuracy
07DEC16.D	Calibration	Chlorobenzene-d5	7.585	341281	285998	1.1933	384.1396	375.0000	102.4
07DEC18.D	Calibration	Chlorobenzene-d5	7.585	469832	286731	1.6386	527.4823	500.0000	105.5
07DEC20.D	QC	Chlorobenzene-d5	7.588	118345	281223	0.4208	135.4687	125.0000	

Compound: cis-1,3-Dichloropropene

Data File	Sample Type	ISTD	RT	Resp	ISTD Resp	Resp Ratio	Final Conc	Exp. Conc	Accuracy
07DEC07.D	Calibration	Chlorobenzene-d5	8.065	2373	282401	0.0084	2.4355	2.5000	97.4
07DEC08.D	Calibration	Chlorobenzene-d5	8.059	11582	284774	0.0407	11.7879	12.5000	94.3
07DEC09.D	Calibration	Chlorobenzene-d5	8.057	23106	294581	0.0784	22.7339	25.0000	90.9
07DEC10.D	Calibration	Chlorobenzene-d5	8.060	44691	282126	0.1584	45.9125	50.0000	91.8
07DEC12.D	Calibration	Chlorobenzene-d5	8.059	126391	288472	0.4381	126.9892	125.0000	101.6
07DEC14.D	Calibration	Chlorobenzene-d5	8.057	260399	288091	0.9039	261.9774	250.0000	104.8
07DEC16.D	Calibration	Chlorobenzene-d5	8.057	401001	285998	1.4021	406.3840	375.0000	108.4
07DEC18.D	Calibration	Chlorobenzene-d5	8.057	547890	286731	1.9108	553.8254	500.0000	110.8
07DEC20.D	QC	Chlorobenzene-d5	8.054	123482	281223	0.4391	127.2644	125.0000	

Compound: Toluene-d8

Data File	Sample Type	ISTD	RT	Resp	ISTD Resp	Resp Ratio	Final Conc	Exp. Conc	Accuracy
07DEC07.D	Calibration	Chlorobenzene-d5	8.319	12051	282401	0.0427	4.2451	2.5000	169.8
07DEC08.D	Calibration	Chlorobenzene-d5	8.316	35684	284774	0.1253	12.4653	12.5000	99.7
07DEC09.D	Calibration	Chlorobenzene-d5	8.322	71216	294581	0.2418	24.0493	25.0000	96.2
07DEC10.D	Calibration	Chlorobenzene-d5	8.319	128707	282126	0.4562	45.3826	50.0000	90.8
07DEC12.D	Calibration	Chlorobenzene-d5	8.319	363399	288472	1.2597	125.3171	125.0000	100.3
07DEC14.D	Calibration	Chlorobenzene-d5	8.319	754121	288091	2.6176	260.4003	250.0000	104.2
07DEC16.D	Calibration	Chlorobenzene-d5	8.322	1112800	285998	3.8909	387.0654	375.0000	103.2
07DEC18.D	Calibration	Chlorobenzene-d5	8.322	1523079	286731	5.3119	528.4185	500.0000	105.7
07DEC20.D	QC	Chlorobenzene-d5	8.319	744342	281223	2.6468	263.3006	250.0000	

Compound: Toluene

Data File	Sample Type	ISTD	RT	Resp	ISTD Resp	Resp Ratio	Final Conc	Exp. Conc	Accuracy
07DEC07.D	Calibration	Chlorobenzene-d5	8.386	4778	282401	0.0169	2.5601	2.5000	102.4
07DEC08.D	Calibration	Chlorobenzene-d5	8.388	20988	284774	0.0737	11.1517	12.5000	89.2
07DEC09.D	Calibration	Chlorobenzene-d5	8.389	46740	294581	0.1587	24.0078	25.0000	96.0
07DEC10.D	Calibration	Chlorobenzene-d5	8.389	86245	282126	0.3057	46.2551	50.0000	92.5
07DEC12.D	Calibration	Chlorobenzene-d5	8.388	240197	288472	0.8327	125.9889	125.0000	100.8
07DEC14.D	Calibration	Chlorobenzene-d5	8.388	503409	288091	1.7474	264.3990	250.0000	105.8
07DEC16.D	Calibration	Chlorobenzene-d5	8.388	748555	285998	2.6173	396.0311	375.0000	105.6
07DEC18.D	Calibration	Chlorobenzene-d5	8.388	1020302	286731	3.5584	538.4218	500.0000	107.7
07DEC20.D	QC	Chlorobenzene-d5	8.386	249579	281223	0.8875	134.2845	125.0000	

Quantitative Analysis Results Summary Report

Compound: trans-1,3-Dichloropropene

Data File	Sample Type	ISTD	RT	Resp	ISTD Resp	Resp Ratio	Final Conc	Exp. Conc	Accuracy
07DEC07.D	Calibration	Chlorobenzene-d5	8.645	1649	282401	0.0058	2.3657	2.5000	94.6
07DEC08.D	Calibration	Chlorobenzene-d5	8.642	8612	284774	0.0302	12.2506	12.5000	98.0
07DEC09.D	Calibration	Chlorobenzene-d5	8.640	16744	294581	0.0568	23.0255	25.0000	92.1
07DEC10.D	Calibration	Chlorobenzene-d5	8.640	32293	282126	0.1145	46.3682	50.0000	92.7
07DEC12.D	Calibration	Chlorobenzene-d5	8.639	89745	288472	0.3111	126.0265	125.0000	100.8
07DEC14.D	Calibration	Chlorobenzene-d5	8.637	182890	288091	0.6348	257.1671	250.0000	102.9
07DEC16.D	Calibration	Chlorobenzene-d5	8.639	285158	285998	0.9971	403.9036	375.0000	107.7
07DEC18.D	Calibration	Chlorobenzene-d5	8.637	393301	286731	1.3717	555.6555	500.0000	111.1
07DEC20.D	QC	Chlorobenzene-d5	8.639	94344	281223	0.3355	135.8997	125.0000	

Compound: 1,1,2-Trichloroethane

Data File	Sample Type	ISTD	RT	Resp	ISTD Resp	Resp Ratio	Final Conc	Exp. Conc	Accuracy
07DEC07.D	Calibration	Chlorobenzene-d5	8.821	1040	282401	0.0037	2.8629	2.5000	114.5
07DEC08.D	Calibration	Chlorobenzene-d5	8.818	4553	284774	0.0160	12.4340	12.5000	99.5
07DEC09.D	Calibration	Chlorobenzene-d5	8.812	8677	294581	0.0295	22.9076	25.0000	91.6
07DEC10.D	Calibration	Chlorobenzene-d5	8.815	17049	282126	0.0604	46.9971	50.0000	94.0
07DEC12.D	Calibration	Chlorobenzene-d5	8.815	44986	288472	0.1559	121.2799	125.0000	97.0
07DEC14.D	Calibration	Chlorobenzene-d5	8.818	90846	288091	0.3153	245.2399	250.0000	98.1
07DEC16.D	Calibration	Chlorobenzene-d5	8.818	141452	285998	0.4946	384.6458	375.0000	102.6
07DEC18.D	Calibration	Chlorobenzene-d5	8.818	189312	286731	0.6602	513.4740	500.0000	102.7
07DEC20.D	QC	Chlorobenzene-d5	8.818	46194	281223	0.1643	127.7467	125.0000	

Compound: Tetrachloroethene

Data File	Sample Type	ISTD	RT	Resp	ISTD Resp	Resp Ratio	Final Conc	Exp. Conc	Accuracy
07DEC07.D	Calibration	Chlorobenzene-d5	8.943	1851	282401	0.0066	2.5026	2.5000	100.1
07DEC08.D	Calibration	Chlorobenzene-d5	8.935	8883	284774	0.0312	11.9107	12.5000	95.3
07DEC09.D	Calibration	Chlorobenzene-d5	8.935	18001	294581	0.0611	23.3330	25.0000	93.3
07DEC10.D	Calibration	Chlorobenzene-d5	8.935	34811	282126	0.1234	47.1143	50.0000	94.2
07DEC12.D	Calibration	Chlorobenzene-d5	8.935	95968	288472	0.3327	127.0287	125.0000	101.6
07DEC14.D	Calibration	Chlorobenzene-d5	8.935	197583	288091	0.6858	261.8780	250.0000	104.8
07DEC16.D	Calibration	Chlorobenzene-d5	8.938	291887	285998	1.0206	389.7005	375.0000	103.9
07DEC18.D	Calibration	Chlorobenzene-d5	8.938	400826	286731	1.3979	533.7777	500.0000	106.8
07DEC20.D	QC	Chlorobenzene-d5	8.938	98874	281223	0.3516	134.2488	125.0000	

Compound: 1,3-Dichloropropane

Data File	Sample Type	ISTD	RT	Resp	ISTD Resp	Resp Ratio	Final Conc	Exp. Conc	Accuracy
07DEC07.D	Calibration	Chlorobenzene-d5	8.974	1684	282401	0.0060	2.3246	2.5000	93.0
07DEC08.D	Calibration	Chlorobenzene-d5	8.982	8873	284774	0.0312	12.1485	12.5000	97.2
07DEC09.D	Calibration	Chlorobenzene-d5	8.983	18446	294581	0.0626	24.4146	25.0000	97.7
07DEC10.D	Calibration	Chlorobenzene-d5	8.983	35159	282126	0.1246	48.5899	50.0000	97.2
07DEC12.D	Calibration	Chlorobenzene-d5	8.980	91373	288472	0.3167	123.5000	125.0000	98.8
07DEC14.D	Calibration	Chlorobenzene-d5	8.980	188462	288091	0.6542	255.0627	250.0000	102.0

Quantitative Analysis Results Summary Report

Compound: 1,3-Dichloropropane

Data File	Sample Type	ISTD	RT	Resp	ISTD Resp	Resp Ratio	Final Conc	Exp. Conc	Accuracy
07DEC16.D	Calibration	Chlorobenzene-d5	8.980	281018	285998	0.9826	383.1104	375.0000	102.2
07DEC18.D	Calibration	Chlorobenzene-d5	8.982	386031	286731	1.3463	524.9287	500.0000	105.0
07DEC20.D	QC	Chlorobenzene-d5	8.982	93183	281223	0.3313	129.1929	125.0000	

Compound: Chlorodibromomethane

Data File	Sample Type	ISTD	RT	Resp	ISTD Resp	Resp Ratio	Final Conc	Exp. Conc	Accuracy
07DEC07.D	Calibration	Chlorobenzene-d5	9.197	1333	282401	0.0047	2.4326	2.5000	97.3
07DEC08.D	Calibration	Chlorobenzene-d5	9.205	6858	284774	0.0241	12.4068	12.5000	99.3
07DEC09.D	Calibration	Chlorobenzene-d5	9.203	13736	294581	0.0466	24.0225	25.0000	96.1
07DEC10.D	Calibration	Chlorobenzene-d5	9.206	25901	282126	0.0918	47.2972	50.0000	94.6
07DEC12.D	Calibration	Chlorobenzene-d5	9.200	69960	288472	0.2425	124.9419	125.0000	100.0
07DEC14.D	Calibration	Chlorobenzene-d5	9.203	144022	288091	0.4999	257.5497	250.0000	103.0
07DEC16.D	Calibration	Chlorobenzene-d5	9.203	214750	285998	0.7509	386.8407	375.0000	103.2
07DEC18.D	Calibration	Chlorobenzene-d5	9.203	296725	286731	1.0349	533.1402	500.0000	106.6
07DEC20.D	QC	Chlorobenzene-d5	9.205	69875	281223	0.2485	128.0068	125.0000	

Compound: 1,2-Dibromoethane

Data File	Sample Type	ISTD	RT	Resp	ISTD Resp	Resp Ratio	Final Conc	Exp. Conc	Accuracy
07DEC07.D	Calibration	Chlorobenzene-d5	9.306	1040	282401	0.0037	2.6334	2.5000	105.3
07DEC08.D	Calibration	Chlorobenzene-d5	9.306	5084	284774	0.0179	12.7712	12.5000	102.2
07DEC09.D	Calibration	Chlorobenzene-d5	9.303	10011	294581	0.0340	24.3108	25.0000	97.2
07DEC10.D	Calibration	Chlorobenzene-d5	9.309	18410	282126	0.0653	46.6806	50.0000	93.4
07DEC12.D	Calibration	Chlorobenzene-d5	9.306	50780	288472	0.1760	125.9259	125.0000	100.7
07DEC14.D	Calibration	Chlorobenzene-d5	9.303	102020	288091	0.3541	253.3271	250.0000	101.3
07DEC16.D	Calibration	Chlorobenzene-d5	9.306	152533	285998	0.5333	381.5284	375.0000	101.7
07DEC18.D	Calibration	Chlorobenzene-d5	9.306	207251	286731	0.7228	517.0684	500.0000	103.4
07DEC20.D	QC	Chlorobenzene-d5	9.303	51015	281223	0.1814	129.7696	125.0000	

Compound: Chlorobenzene

Data File	Sample Type	ISTD	RT	Resp	ISTD Resp	Resp Ratio	Final Conc	Exp. Conc	Accuracy
07DEC07.D	Calibration	Chlorobenzene-d5	9.802	5406	282401	0.0191	2.6832	2.5000	107.3
07DEC08.D	Calibration	Chlorobenzene-d5	9.799	24937	284774	0.0876	12.2739	12.5000	98.2
07DEC09.D	Calibration	Chlorobenzene-d5	9.802	51352	294581	0.1743	24.4338	25.0000	97.7
07DEC10.D	Calibration	Chlorobenzene-d5	9.800	95746	282126	0.3394	47.5680	50.0000	95.1
07DEC12.D	Calibration	Chlorobenzene-d5	9.802	259396	288472	0.8992	126.0368	125.0000	100.8
07DEC14.D	Calibration	Chlorobenzene-d5	9.802	522531	288091	1.8138	254.2261	250.0000	101.7
07DEC16.D	Calibration	Chlorobenzene-d5	9.802	779953	285998	2.7271	382.2462	375.0000	101.9
07DEC18.D	Calibration	Chlorobenzene-d5	9.802	1068720	286731	3.7273	522.4287	500.0000	104.5
07DEC20.D	QC	Chlorobenzene-d5	9.802	273319	281223	0.9719	136.2250	125.0000	

Quantitative Analysis Results Summary Report

Compound: 1,1,1,2-Tetrachloroethane

Data File	Sample Type	ISTD	RT	Resp	ISTD Resp	Resp Ratio	Final Conc	Exp. Conc	Accuracy
07DEC07.D	Calibration	Chlorobenzene-d5	9.889	1655	282401	0.0059	2.4149	2.5000	96.6
07DEC08.D	Calibration	Chlorobenzene-d5	9.889	8124	284774	0.0285	11.7550	12.5000	94.0
07DEC09.D	Calibration	Chlorobenzene-d5	9.894	17495	294581	0.0594	24.4715	25.0000	97.9
07DEC10.D	Calibration	Chlorobenzene-d5	9.892	32611	282126	0.1156	47.6291	50.0000	95.3
07DEC12.D	Calibration	Chlorobenzene-d5	9.892	88734	288472	0.3076	126.7471	125.0000	101.4
07DEC14.D	Calibration	Chlorobenzene-d5	9.891	179266	288091	0.6223	256.4011	250.0000	102.6
07DEC16.D	Calibration	Chlorobenzene-d5	9.892	268286	285998	0.9381	386.5330	375.0000	103.1
07DEC18.D	Calibration	Chlorobenzene-d5	9.892	368050	286731	1.2836	528.9124	500.0000	105.8
07DEC20.D	QC	Chlorobenzene-d5	9.891	90314	281223	0.3211	132.3292	125.0000	

Compound: Ethylbenzene

Data File	Sample Type	ISTD	RT	Resp	ISTD Resp	Resp Ratio	Final Conc	Exp. Conc	Accuracy
07DEC07.D	Calibration	Chlorobenzene-d5	9.922	9311	282401	0.0330	2.5954	2.5000	103.8
07DEC08.D	Calibration	Chlorobenzene-d5	9.919	41062	284774	0.1442	11.3504	12.5000	90.8
07DEC09.D	Calibration	Chlorobenzene-d5	9.917	84976	294581	0.2885	22.7072	25.0000	90.8
07DEC10.D	Calibration	Chlorobenzene-d5	9.920	163792	282126	0.5806	45.7006	50.0000	91.4
07DEC12.D	Calibration	Chlorobenzene-d5	9.919	463816	288472	1.6078	126.5653	125.0000	101.3
07DEC14.D	Calibration	Chlorobenzene-d5	9.919	973498	288091	3.3791	265.9977	250.0000	106.4
07DEC16.D	Calibration	Chlorobenzene-d5	9.919	1446563	285998	5.0579	398.1502	375.0000	106.2
07DEC18.D	Calibration	Chlorobenzene-d5	9.919	1991113	286731	6.9442	546.6304	500.0000	109.3
07DEC20.D	QC	Chlorobenzene-d5	9.919	480092	281223	1.7072	134.3836	125.0000	

Compound: m+p-Xylenes

Data File	Sample Type	ISTD	RT	Resp	ISTD Resp	Resp Ratio	Final Conc	Exp. Conc	Accuracy
07DEC07.D	Calibration	Chlorobenzene-d5	10.036	6244	282401	0.0221	4.5647	5.0000	91.3
07DEC08.D	Calibration	Chlorobenzene-d5	10.036	31077	284774	0.1091	22.5296	25.0000	90.1
07DEC09.D	Calibration	Chlorobenzene-d5	10.039	68324	294581	0.2319	47.8831	50.0000	95.8
07DEC10.D	Calibration	Chlorobenzene-d5	10.039	124472	282126	0.4412	91.0841	100.0000	91.1
07DEC12.D	Calibration	Chlorobenzene-d5	10.039	365058	288472	1.2655	261.2596	250.0000	104.5
07DEC14.D	Calibration	Chlorobenzene-d5	10.039	752445	288091	2.6118	539.2114	500.0000	107.8
07DEC16.D	Calibration	Chlorobenzene-d5	10.039	1122763	285998	3.9258	810.4741	750.0000	108.1
07DEC18.D	Calibration	Chlorobenzene-d5	10.039	1546203	286731	5.3925	1113.2838	1000.0000	111.3
07DEC20.D	QC	Chlorobenzene-d5	10.039	369658	281223	1.3145	271.3709	250.0000	

Compound: o-Xylene

Data File	Sample Type	ISTD	RT	Resp	ISTD Resp	Resp Ratio	Final Conc	Exp. Conc	Accuracy
07DEC07.D	Calibration	Chlorobenzene-d5	10.430	2660	282401	0.0094	2.2286	2.5000	89.1
07DEC08.D	Calibration	Chlorobenzene-d5	10.430	13309	284774	0.0467	11.0575	12.5000	88.5
07DEC09.D	Calibration	Chlorobenzene-d5	10.430	28789	294581	0.0977	23.1223	25.0000	92.5
07DEC10.D	Calibration	Chlorobenzene-d5	10.430	55209	282126	0.1957	46.2995	50.0000	92.6
07DEC12.D	Calibration	Chlorobenzene-d5	10.430	158889	288472	0.5508	130.3167	125.0000	104.3
07DEC14.D	Calibration	Chlorobenzene-d5	10.430	331153	288091	1.1495	271.9624	250.0000	108.8

Quantitative Analysis Results Summary Report

Compound: o-Xylene

Data File	Sample Type	ISTD	RT	Resp	ISTD Resp	Resp Ratio	Final Conc	Exp. Conc	Accuracy
07DEC16.D	Calibration	Chlorobenzene-d5	10.430	499132	285998	1.7452	412.9166	375.0000	110.1
07DEC18.D	Calibration	Chlorobenzene-d5	10.433	691749	286731	2.4125	570.7998	500.0000	114.2
07DEC20.D	QC	Chlorobenzene-d5	10.430	166565	281223	0.5923	140.1338	125.0000	

Compound: Styrene

Data File	Sample Type	ISTD	RT	Resp	ISTD Resp	Resp Ratio	Final Conc	Exp. Conc	Accuracy
07DEC07.D	Calibration	Chlorobenzene-d5	10.452	4170	282401	0.0148	2.1453	2.5000	85.8
07DEC08.D	Calibration	Chlorobenzene-d5	10.444	22514	284774	0.0791	11.4858	12.5000	91.9
07DEC09.D	Calibration	Chlorobenzene-d5	10.447	45624	294581	0.1549	22.5009	25.0000	90.0
07DEC10.D	Calibration	Chlorobenzene-d5	10.447	89857	282126	0.3185	46.2721	50.0000	92.5
07DEC12.D	Calibration	Chlorobenzene-d5	10.446	260054	288472	0.9015	130.9695	125.0000	104.8
07DEC14.D	Calibration	Chlorobenzene-d5	10.449	545895	288091	1.8949	275.2896	250.0000	110.1
07DEC16.D	Calibration	Chlorobenzene-d5	10.449	818286	285998	2.8612	415.6736	375.0000	110.8
07DEC18.D	Calibration	Chlorobenzene-d5	10.449	1125139	286731	3.9240	570.0879	500.0000	114.0
07DEC20.D	QC	Chlorobenzene-d5	10.449	274785	281223	0.9771	141.9556	125.0000	

Compound: Bromoform

Data File	Sample Type	ISTD	RT	Resp	ISTD Resp	Resp Ratio	Final Conc	Exp. Conc	Accuracy
07DEC07.D	Calibration	1,4-Dichlorobenzene-d4	10.622	687	207603	0.0033	2.6363	2.5000	105.5
07DEC08.D	Calibration	1,4-Dichlorobenzene-d4	10.628	3687	224297	0.0164	13.0950	12.5000	104.8
07DEC09.D	Calibration	1,4-Dichlorobenzene-d4	10.625	7244	231947	0.0312	24.8797	25.0000	99.5
07DEC10.D	Calibration	1,4-Dichlorobenzene-d4	10.625	12631	218480	0.0578	46.0555	50.0000	92.1
07DEC12.D	Calibration	1,4-Dichlorobenzene-d4	10.622	35867	230572	0.1556	123.9207	125.0000	99.1
07DEC14.D	Calibration	1,4-Dichlorobenzene-d4	10.625	73254	232818	0.3146	250.6514	250.0000	100.3
07DEC16.D	Calibration	1,4-Dichlorobenzene-d4	10.625	110557	233613	0.4732	377.0028	375.0000	100.5
07DEC18.D	Calibration	1,4-Dichlorobenzene-d4	10.622	152589	234486	0.6507	518.3960	500.0000	103.7
07DEC20.D	QC	1,4-Dichlorobenzene-d4	10.625	36546	231035	0.1582	126.0136	125.0000	

Compound: p-Bromofluorobenzene

Data File	Sample Type	ISTD	RT	Resp	ISTD Resp	Resp Ratio	Final Conc	Exp. Conc	Accuracy
07DEC07.D	Calibration	1,4-Dichlorobenzene-d4	10.948	4335	207603	0.0209	5.4571	2.5000	218.3
07DEC08.D	Calibration	1,4-Dichlorobenzene-d4	10.951	10813	224297	0.0482	12.5988	12.5000	100.8
07DEC09.D	Calibration	1,4-Dichlorobenzene-d4	10.951	21447	231947	0.0925	24.1648	25.0000	96.7
07DEC10.D	Calibration	1,4-Dichlorobenzene-d4	10.951	38830	218480	0.1777	46.4473	50.0000	92.9
07DEC12.D	Calibration	1,4-Dichlorobenzene-d4	10.951	112035	230572	0.4859	126.9850	125.0000	101.6
07DEC14.D	Calibration	1,4-Dichlorobenzene-d4	10.951	227567	232818	0.9774	255.4453	250.0000	102.2
07DEC16.D	Calibration	1,4-Dichlorobenzene-d4	10.951	341715	233613	1.4627	382.2717	375.0000	101.9
07DEC18.D	Calibration	1,4-Dichlorobenzene-d4	10.951	466348	234486	1.9888	519.7546	500.0000	104.0
07DEC20.D	QC	1,4-Dichlorobenzene-d4	10.951	229726	231035	0.9943	259.8588	250.0000	

Quantitative Analysis Results Summary Report

Compound: Bromobenzene

Data File	Sample Type	ISTD	RT	Resp	ISTD Resp	Resp Ratio	Final Conc	Exp. Conc	Accuracy
07DEC07.D	Calibration	1,4-Dichlorobenzene-d4	11.096	1908	207603	0.0092	2.7769	2.5000	111.1
07DEC08.D	Calibration	1,4-Dichlorobenzene-d4	11.096	8760	224297	0.0391	11.7977	12.5000	94.4
07DEC09.D	Calibration	1,4-Dichlorobenzene-d4	11.096	18778	231947	0.0810	24.4556	25.0000	97.8
07DEC10.D	Calibration	1,4-Dichlorobenzene-d4	11.094	34645	218480	0.1586	47.9012	50.0000	95.8
07DEC12.D	Calibration	1,4-Dichlorobenzene-d4	11.093	96739	230572	0.4196	126.7396	125.0000	101.4
07DEC14.D	Calibration	1,4-Dichlorobenzene-d4	11.093	199109	232818	0.8552	258.3400	250.0000	103.3
07DEC16.D	Calibration	1,4-Dichlorobenzene-d4	11.093	296253	233613	1.2681	383.0743	375.0000	102.2
07DEC18.D	Calibration	1,4-Dichlorobenzene-d4	11.093	407967	234486	1.7398	525.5638	500.0000	105.1
07DEC20.D	QC	1,4-Dichlorobenzene-d4	11.093	103901	231035	0.4497	135.8499	125.0000	

Compound: 1,1,2,2-Tetrachloroethane

Data File	Sample Type	ISTD	RT	Resp	ISTD Resp	Resp Ratio	Final Conc	Exp. Conc	Accuracy
07DEC07.D	Calibration	1,4-Dichlorobenzene-d4	11.107	906	207603	0.0044	2.3011	2.5000	92.0
07DEC08.D	Calibration	1,4-Dichlorobenzene-d4	11.110	5129	224297	0.0229	12.0583	12.5000	96.5
07DEC09.D	Calibration	1,4-Dichlorobenzene-d4	11.110	11278	231947	0.0486	25.6402	25.0000	102.6
07DEC10.D	Calibration	1,4-Dichlorobenzene-d4	11.113	21392	218480	0.0979	51.6318	50.0000	103.3
07DEC12.D	Calibration	1,4-Dichlorobenzene-d4	11.113	54928	230572	0.2382	125.6217	125.0000	100.5
07DEC14.D	Calibration	1,4-Dichlorobenzene-d4	11.110	111515	232818	0.4790	252.5771	250.0000	101.0
07DEC16.D	Calibration	1,4-Dichlorobenzene-d4	11.110	167577	233613	0.7173	378.2637	375.0000	100.9
07DEC18.D	Calibration	1,4-Dichlorobenzene-d4	11.113	229595	234486	0.9791	516.3246	500.0000	103.3
07DEC20.D	QC	1,4-Dichlorobenzene-d4	11.113	57194	231035	0.2476	130.5419	125.0000	

Compound: 1,2,3-Trichloropropane

Data File	Sample Type	ISTD	RT	Resp	ISTD Resp	Resp Ratio	Final Conc	Exp. Conc	Accuracy
07DEC07.D	Calibration	1,4-Dichlorobenzene-d4	11.149	229	207603	0.0011	2.2088	2.5000	88.4
07DEC08.D	Calibration	1,4-Dichlorobenzene-d4	11.149	1468	224297	0.0065	13.0986	12.5000	104.8
07DEC09.D	Calibration	1,4-Dichlorobenzene-d4	11.146	2836	231947	0.0122	24.4728	25.0000	97.9
07DEC10.D	Calibration	1,4-Dichlorobenzene-d4	11.144	5339	218480	0.0244	48.9119	50.0000	97.8
07DEC12.D	Calibration	1,4-Dichlorobenzene-d4	11.146	14665	230572	0.0636	127.3038	125.0000	101.8
07DEC14.D	Calibration	1,4-Dichlorobenzene-d4	11.152	29243	232818	0.1256	251.4035	250.0000	100.6
07DEC16.D	Calibration	1,4-Dichlorobenzene-d4	11.149	42413	233613	0.1816	363.3858	375.0000	96.9
07DEC18.D	Calibration	1,4-Dichlorobenzene-d4	11.146	58687	234486	0.2503	500.9461	500.0000	100.2
07DEC20.D	QC	1,4-Dichlorobenzene-d4	11.146	15254	231035	0.0660	132.1515	125.0000	

Compound: 2-Chlorotoluene

Data File	Sample Type	ISTD	RT	Resp	ISTD Resp	Resp Ratio	Final Conc	Exp. Conc	Accuracy
07DEC07.D	Calibration	1,4-Dichlorobenzene-d4	11.289	1981	207603	0.0095	2.7871	2.5000	111.5
07DEC08.D	Calibration	1,4-Dichlorobenzene-d4	11.289	8562	224297	0.0382	11.1511	12.5000	89.2
07DEC09.D	Calibration	1,4-Dichlorobenzene-d4	11.289	18469	231947	0.0796	23.2605	25.0000	93.0
07DEC10.D	Calibration	1,4-Dichlorobenzene-d4	11.292	34398	218480	0.1574	45.9924	50.0000	92.0
07DEC12.D	Calibration	1,4-Dichlorobenzene-d4	11.291	99470	230572	0.4314	126.0230	125.0000	100.8
07DEC14.D	Calibration	1,4-Dichlorobenzene-d4	11.291	206869	232818	0.8885	259.5632	250.0000	103.8

Quantitative Analysis Results Summary Report

Compound: 2-Chlorotoluene

Data File	Sample Type	ISTD	RT	Resp	ISTD Resp	Resp Ratio	Final Conc	Exp. Conc	Accuracy
07DEC16.D	Calibration	1,4-Dichlorobenzene-d4	11.289	310693	233613	1.3299	388.5069	375.0000	103.6
07DEC18.D	Calibration	1,4-Dichlorobenzene-d4	11.291	425569	234486	1.8149	530.1727	500.0000	106.0
07DEC20.D	QC	1,4-Dichlorobenzene-d4	11.291	105904	231035	0.4584	133.9056	125.0000	

Compound: 4-Chlorotoluene

Data File	Sample Type	ISTD	RT	Resp	ISTD Resp	Resp Ratio	Final Conc	Exp. Conc	Accuracy
07DEC07.D	Calibration	1,4-Dichlorobenzene-d4	11.400	5339	207603	0.0257	2.3258	2.5000	93.0
07DEC08.D	Calibration	1,4-Dichlorobenzene-d4	11.397	28241	224297	0.1259	11.3868	12.5000	91.1
07DEC09.D	Calibration	1,4-Dichlorobenzene-d4	11.400	60476	231947	0.2607	23.5798	25.0000	94.3
07DEC10.D	Calibration	1,4-Dichlorobenzene-d4	11.398	115506	218480	0.5287	47.8122	50.0000	95.6
07DEC12.D	Calibration	1,4-Dichlorobenzene-d4	11.397	334469	230572	1.4506	131.1884	125.0000	105.0
07DEC14.D	Calibration	1,4-Dichlorobenzene-d4	11.397	687525	232818	2.9531	267.0656	250.0000	106.8
07DEC16.D	Calibration	1,4-Dichlorobenzene-d4	11.400	1021280	233613	4.3717	395.3611	375.0000	105.4
07DEC18.D	Calibration	1,4-Dichlorobenzene-d4	11.400	1409492	234486	6.0110	543.6154	500.0000	108.7
07DEC20.D	QC	1,4-Dichlorobenzene-d4	11.400	354737	231035	1.5354	138.8592	125.0000	

Compound: 1,3-Dichlorobenzene

Data File	Sample Type	ISTD	RT	Resp	ISTD Resp	Resp Ratio	Final Conc	Exp. Conc	Accuracy
07DEC07.D	Calibration	1,4-Dichlorobenzene-d4	12.033	3132	207603	0.0151	2.4928	2.5000	99.7
07DEC08.D	Calibration	1,4-Dichlorobenzene-d4	12.033	16554	224297	0.0738	12.1951	12.5000	97.6
07DEC09.D	Calibration	1,4-Dichlorobenzene-d4	12.030	33749	231947	0.1455	24.0424	25.0000	96.2
07DEC10.D	Calibration	1,4-Dichlorobenzene-d4	12.033	64725	218480	0.2963	48.9515	50.0000	97.9
07DEC12.D	Calibration	1,4-Dichlorobenzene-d4	12.033	174745	230572	0.7579	125.2286	125.0000	100.2
07DEC14.D	Calibration	1,4-Dichlorobenzene-d4	12.033	361319	232818	1.5519	256.4363	250.0000	102.6
07DEC16.D	Calibration	1,4-Dichlorobenzene-d4	12.033	536733	233613	2.2975	379.6352	375.0000	101.2
07DEC18.D	Calibration	1,4-Dichlorobenzene-d4	12.033	742614	234486	3.1670	523.3008	500.0000	104.7
07DEC20.D	QC	1,4-Dichlorobenzene-d4	12.036	191594	231035	0.8293	137.0280	125.0000	

Compound: 1,4-Dichlorobenzene

Data File	Sample Type	ISTD	RT	Resp	ISTD Resp	Resp Ratio	Final Conc	Exp. Conc	Accuracy
07DEC07.D	Calibration	1,4-Dichlorobenzene-d4	12.125	3748	207603	0.0181	2.8876	2.5000	115.5
07DEC08.D	Calibration	1,4-Dichlorobenzene-d4	12.120	16825	224297	0.0750	11.9979	12.5000	96.0
07DEC09.D	Calibration	1,4-Dichlorobenzene-d4	12.128	35171	231947	0.1516	24.2532	25.0000	97.0
07DEC10.D	Calibration	1,4-Dichlorobenzene-d4	12.125	64821	218480	0.2967	47.4545	50.0000	94.9
07DEC12.D	Calibration	1,4-Dichlorobenzene-d4	12.122	178253	230572	0.7731	123.6528	125.0000	98.9
07DEC14.D	Calibration	1,4-Dichlorobenzene-d4	12.122	360661	232818	1.5491	247.7743	250.0000	99.1
07DEC16.D	Calibration	1,4-Dichlorobenzene-d4	12.122	539030	233613	2.3074	369.0537	375.0000	98.4
07DEC18.D	Calibration	1,4-Dichlorobenzene-d4	12.125	734070	234486	3.1305	500.7192	500.0000	100.1
07DEC20.D	QC	1,4-Dichlorobenzene-d4	12.125	190475	231035	0.8244	131.8663	125.0000	

Quantitative Analysis Results Summary Report

Compound: 1,2-Dichlorobenzene

Data File	Sample Type	ISTD	RT	Resp	ISTD Resp	Resp Ratio	Final Conc	Exp. Conc	Accuracy
07DEC07.D	Calibration	1,4-Dichlorobenzene-d4	12.496	3013	207603	0.0145	2.8337	2.5000	113.3
07DEC08.D	Calibration	1,4-Dichlorobenzene-d4	12.493	13705	224297	0.0611	11.9301	12.5000	95.4
07DEC09.D	Calibration	1,4-Dichlorobenzene-d4	12.491	28701	231947	0.1237	24.1599	25.0000	96.6
07DEC10.D	Calibration	1,4-Dichlorobenzene-d4	12.493	51956	218480	0.2378	46.4314	50.0000	92.9
07DEC12.D	Calibration	1,4-Dichlorobenzene-d4	12.491	145079	230572	0.6292	122.8530	125.0000	98.3
07DEC14.D	Calibration	1,4-Dichlorobenzene-d4	12.493	303057	232818	1.3017	254.1532	250.0000	101.7
07DEC16.D	Calibration	1,4-Dichlorobenzene-d4	12.493	448897	233613	1.9215	375.1781	375.0000	100.0
07DEC18.D	Calibration	1,4-Dichlorobenzene-d4	12.493	610796	234486	2.6048	508.5890	500.0000	101.7
07DEC20.D	QC	1,4-Dichlorobenzene-d4	12.493	156368	231035	0.6768	132.1472	125.0000	

Initial Calibration Report - VOA5975C

Method Path \\MASSHUNTER\Org\Data\Methods\Quant\VOA5975C\VOA5975C_120721_CAL
 Method File VOA5975C_8260B_SHT_DoD_L4_120721.m
 Batch Name D:\Org\Data\VOA5975C\VG120721_L4\QuantResults\VG120721_8260B_624pt1_L4.batch.bin
 Last Calib Update 12/13/2021 2:48:18 PM

Level Name	Calibration Files	Acq. Date-Time	Level Last Update Time
1	D:\Org\Data\VOA5975C\VG120721\07DEC07.D	12/7/2021 1:14:33 PM	12/10/2021 12:59:33 PM
2	D:\Org\Data\VOA5975C\VG120721\07DEC08.D	12/7/2021 1:41:51 PM	12/10/2021 12:59:33 PM
3	D:\Org\Data\VOA5975C\VG120721\07DEC09.D	12/7/2021 2:09:09 PM	12/10/2021 12:59:33 PM
4	D:\Org\Data\VOA5975C\VG120721\07DEC10.D	12/7/2021 2:36:28 PM	12/10/2021 12:59:33 PM
5	D:\Org\Data\VOA5975C\VG120721\07DEC12.D	12/7/2021 3:31:19 PM	12/10/2021 12:59:33 PM
6	D:\Org\Data\VOA5975C\VG120721\07DEC14.D	12/7/2021 4:26:07 PM	12/10/2021 12:59:33 PM
7	D:\Org\Data\VOA5975C\VG120721\07DEC16.D	12/7/2021 5:20:56 PM	12/10/2021 12:59:33 PM
8	D:\Org\Data\VOA5975C\VG120721\07DEC18.D	12/7/2021 6:15:44 PM	12/10/2021 12:59:33 PM

Compound	Curve Fit	1	2	3	4	5	6	7	8	Avg RF	%RSD
----- ISTD -----											
I Fluorobenzene											
T Dichlorodifluoromethane	Avg RF		0.3452	0.3663	0.3378	0.3633	0.3695	0.3577	0.3624	0.3575	3.269
T Chloromethane	Avg RF		0.4272	0.4173	0.3910	0.4018	0.4063	0.3998	0.4055	0.4070	2.934
T Vinyl chloride	Avg RF		0.3689	0.3850	0.3716	0.3894	0.3891	0.3831	0.3933	0.3829	2.420
T Bromomethane	Quadratic		0.1245	0.1180	0.1353	0.1463	0.1664	0.1696	0.1749	0.1479	15.493 #
T Chloroethane	Avg RF		0.2210	0.2174	0.2080	0.2092	0.2097	0.2058	0.2097	0.2115	2.599
T Trichlorofluoromethane	Avg RF		0.4987	0.5043	0.4780	0.5026	0.5026	0.5057	0.5085	0.5001	2.041
T 1,1-Dichloroethene	Avg RF		0.2679	0.2417	0.2470	0.2605	0.2653	0.2611	0.2680	0.2588	4.026
T Methylene chloride	Avg RF		0.4173	0.3870	0.3612	0.3545	0.3494	0.3446	0.3506	0.3664	7.217
T trans-1,2-Dichloroethene	Avg RF		0.2620	0.2455	0.2475	0.2619	0.2628	0.2624	0.2675	0.2585	3.266
T Methyl tert-butyl ether (MTBE)	Avg RF		0.3374	0.3253	0.3124	0.3176	0.3325	0.3464	0.3461	0.3311	4.027
T 1,1-Dichloroethane	Avg RF		0.4904	0.4849	0.4693	0.4898	0.5027	0.4880	0.5057	0.4901	2.454
T 2,2-Dichloropropane	Avg RF		0.3544	0.3521	0.3442	0.3608	0.3691	0.3634	0.3679	0.3588	2.526
T cis-1,2-Dichloroethene	Avg RF		0.2664	0.2601	0.2586	0.2621	0.2739	0.2739	0.2818	0.2681	3.224
T Methyl ethyl ketone	Avg RF		0.0347	0.0347	0.0333	0.0350	0.0363	0.0372	0.0384	0.0356 #	4.833
T Bromochloromethane	Avg RF		0.0968	0.1016	0.0995	0.1015	0.1030	0.1019	0.1021	0.1009	2.089
T Chloroform	Avg RF	0.5482	0.4883	0.4722	0.4568	0.4745	0.4758	0.4748	0.4780	0.4836	5.685
T 1,1,1-Trichloroethane	Avg RF		0.4411	0.4433	0.4325	0.4582	0.4668	0.4707	0.4813	0.4563	3.913
S Dibromofluoromethane	Avg RF		0.2654	0.2412	0.2441	0.2319	0.2434	0.2419	0.2473	0.2450	4.151
T Carbon tetrachloride	Avg RF		0.4307	0.4234	0.4329	0.4525	0.4657	0.4564	0.4722	0.4477	4.197
T 1,1-Dichloropropene	Avg RF	0.4065	0.3639	0.3816	0.3713	0.4128	0.4230	0.4232	0.4349	0.4022	6.595
S 1,2-Dichloroethane-d4	Avg RF		0.1283	0.1223	0.1019	0.1071	0.1076	0.1073	0.1083	0.1118	8.576
T Benzene	Avg RF		0.9715	0.9935	0.9711	1.0350	1.0447	1.0410	1.0629	1.0171	3.701
T 1,2-Dichloroethane	Avg RF		0.2636	0.2617	0.2503	0.2645	0.2664	0.2770	0.2774	0.2658	3.516
----- ISTD -----											
I Chlorobenzene-d5											
T Trichloroethene	Avg RF	0.8589	0.7734	0.7642	0.7239	0.7849	0.8034	0.8070	0.8260	0.7927	5.176
T 1,2-Dichloropropane	Avg RF	0.6768	0.6215	0.6318	0.6234	0.6784	0.6982	0.6976	0.7149	0.6678	5.555
T Dibromomethane	Avg RF		0.2832	0.2773	0.2557	0.2707	0.2732	0.2777	0.2813	0.2742	3.365
T Bromodichloromethane	Avg RF		0.7765	0.7474	0.7357	0.7691	0.7927	0.7955	0.8193	0.7766	3.724

Initial Calibration Report - VOA5975C

Compound	Curve Fit	1	2	3	4	5	6	7	8	Avg RF	%RSD
T cis-1,3-Dichloropropene	Avg RF	0.8403	0.8134	0.7844	0.7920	0.8763	0.9039	0.9347	0.9554	0.8626	7.555
S Toluene-d8	Avg RF		2.5061	2.4175	2.2810	2.5195	2.6176	2.5940	2.6559	2.5131	5.162
T Toluene	Avg RF	1.6919	1.4740	1.5867	1.5285	1.6653	1.7474	1.7449	1.7792	1.6522	6.743
T trans-1,3-Dichloropropene	Avg RF	0.5840	0.6048	0.5684	0.5723	0.6222	0.6348	0.6647	0.6858	0.6171	6.971
T 1,1,2-Trichloroethane	Avg RF	0.3681	0.3198	0.2946	0.3022	0.3119	0.3153	0.3297	0.3301	0.3215	7.005
T Tetrachloroethene	Avg RF	0.6554	0.6239	0.6111	0.6169	0.6654	0.6858	0.6804	0.6990	0.6547	5.158
T 1,3-Dichloropropane	Avg RF		0.6232	0.6262	0.6231	0.6335	0.6542	0.6551	0.6732	0.6412	3.066
T Chlorodibromomethane	Avg RF	0.4722	0.4816	0.4663	0.4590	0.4850	0.4999	0.5006	0.5174	0.4853	4.060
T 1,2-Dibromoethane	Avg RF		0.3571	0.3398	0.3263	0.3521	0.3541	0.3556	0.3614	0.3495	3.497
T Chlorobenzene	Avg RF		1.7514	1.7432	1.6969	1.7984	1.8138	1.8181	1.8636	1.7836	3.148
T 1,1,1,2-Tetrachloroethane	Avg RF		0.5706	0.5939	0.5780	0.6152	0.6223	0.6254	0.6418	0.6067	4.357
T Ethylbenzene	Avg RF	3.2971	2.8838	2.8846	2.9028	3.2157	3.3791	3.3720	3.4721	3.1759	7.790
T m+p-Xylenes	Avg RF	1.1055	1.0913	1.1597	1.1030	1.2655	1.3059	1.3086	1.3481	1.2109	8.832
T o-Xylene	Avg RF	0.9419	0.9347	0.9773	0.9784	1.1016	1.1495	1.1635	1.2063	1.0566	10.421
T Styrene	Avg RF	1.4766	1.5812	1.5488	1.5925	1.8030	1.8949	1.9074	1.9620	1.7208	11.097
I 1,4-Dichlorobenzene-d4											
----- ISTD -----											
T Bromoform	Avg RF		0.3288	0.3123	0.2891	0.3111	0.3146	0.3155	0.3254	0.3138	4.078
S p-Bromofluorobenzene	Avg RF		0.9642	0.9247	0.8886	0.9718	0.9774	0.9752	0.9944	0.9566	3.849
T Bromobenzene	Avg RF		0.7811	0.8096	0.7929	0.8391	0.8552	0.8454	0.8699	0.8276	4.037
T 1,1,2,2-Tetrachloroethane	Avg RF	0.4364	0.4573	0.4862	0.4896	0.4764	0.4790	0.4782	0.4896	0.4741	3.886
T 1,2,3-Trichloropropane	Avg RF		0.1309	0.1223	0.1222	0.1272	0.1256	0.1210	0.1251	0.1249	2.752
T 2-Chlorotoluene	Avg RF	0.9541	0.7635	0.7963	0.7872	0.8628	0.8885	0.8866	0.9075	0.8558	7.798
T 4-Chlorotoluene	Avg RF	2.5717	2.5182	2.6073	2.6434	2.9012	2.9531	2.9144	3.0055	2.7644	7.131
T 1,3-Dichlorobenzene	Avg RF	1.5086	1.4761	1.4550	1.4813	1.5158	1.5519	1.5317	1.5835	1.5130	2.803
T 1,4-Dichlorobenzene	Avg RF	1.8054	1.5002	1.5163	1.4835	1.5462	1.5491	1.5382	1.5653	1.5630	6.501
T 1,2-Dichlorobenzene	Avg RF	1.4513	1.2220	1.2374	1.1890	1.2584	1.3017	1.2810	1.3024	1.2804	6.209

(RedFont and #) = Outlier Flag; (I) = Internal Standard; (T) = Target; (S) = Surrogate; (M) = Matrix Spike

Compounds with Curve fitting not using Avg Response Factor:

Compound	Curve Fit	Curve Fit Formula	Curve Fit R2
T Bromomethane	Quadratic	$y = 0.014644 * x^2 + 0.148177 * x - 0.002056$	0.999316

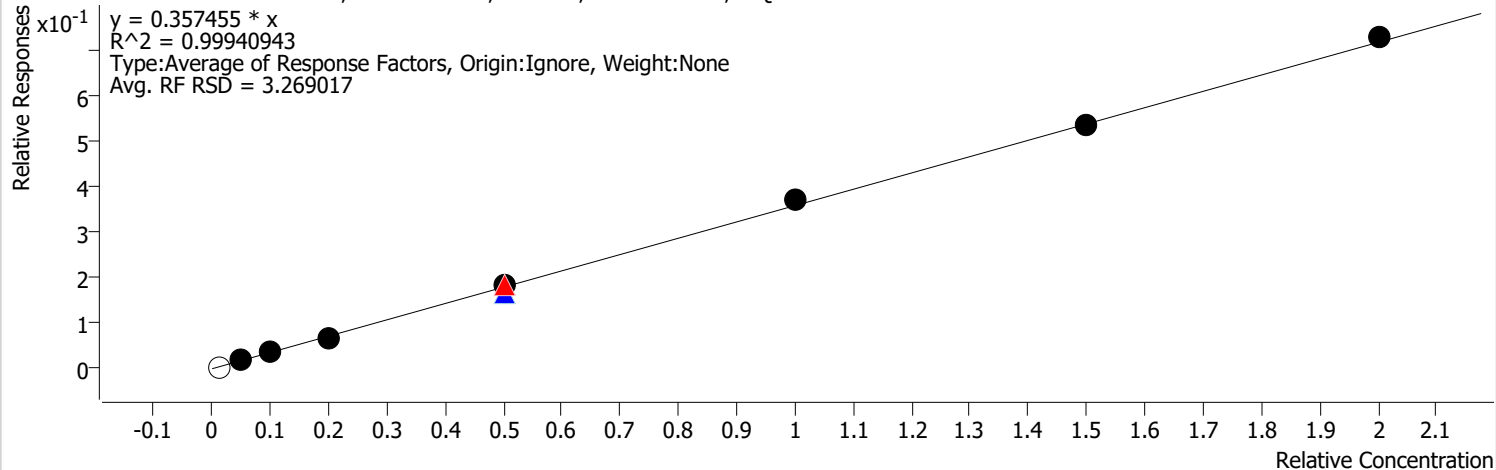
(RedFont and #) = Outlier Flag; (I) = Internal Standard; (T) = Target; (S) = Surrogate; (M) = Matrix Spike

Calibration Report

Batch Path	D:\Org\Data\VOA5975C\VG120721_L4\QuantResults\VG120721_8260B_624pt1_L4.batch.bin	Analyst Name	BL2000\mchavez
Analysis Time	12/22/2021 10:27 AM	Reporter Name	BL2000\mchavez
Report Time	12/22/2021 10:28:35 AM	Batch State	Processed
Last Calib Update	12/13/2021 2:48 PM	Quant Report Version	10.0
Quant Batch Version	10.0		

Dichlorodifluoromethane %RSE = 3.3

Dichlorodifluoromethane - 8 Levels, 7 Levels Used, 8 Points, 7 Points Used, 1 QCs



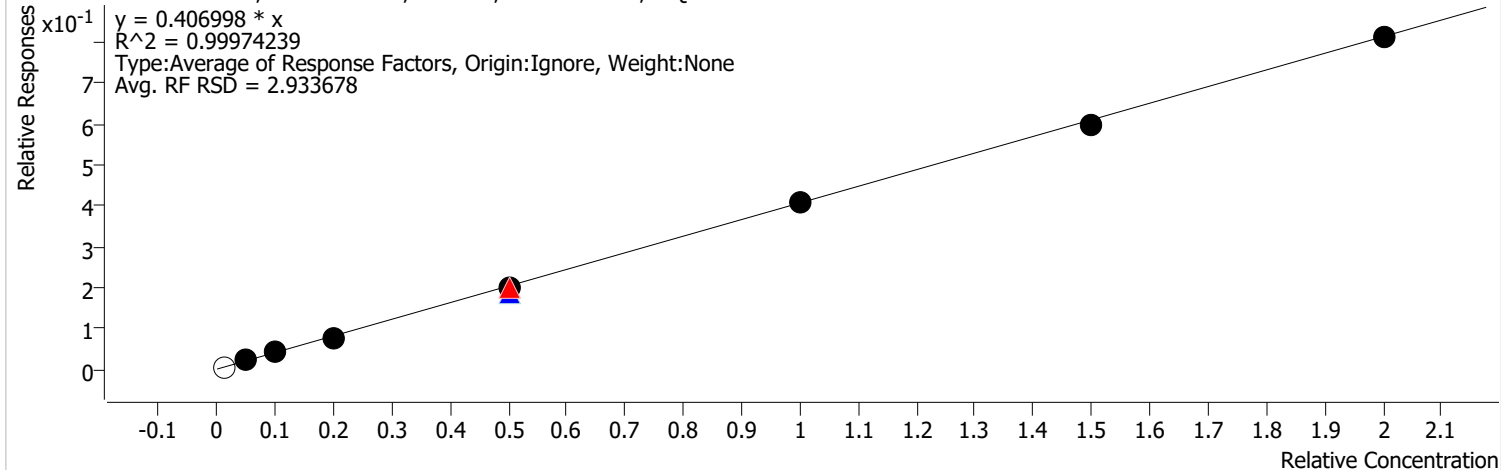
Calibration STD Path	Cal Type	Level	Enabled	Resp.	Exp. Conc	Resp. Factor	Level RSD
D:\Org\Data\VOA5975C\VG120721\07DEC07.D	Calibration	1		3115	2.5000	0.4304	
D:\Org\Data\VOA5975C\VG120721\07DEC08.D	Calibration	2	x	12683	12.5000	0.3452	
D:\Org\Data\VOA5975C\VG120721\07DEC09.D	Calibration	3	x	27748	25.0000	0.3663	
D:\Org\Data\VOA5975C\VG120721\07DEC10.D	Calibration	4	x	48672	50.0000	0.3378	
D:\Org\Data\VOA5975C\VG120721\07DEC20.D	QC	QC	x	124975	125.0000	0.3316	
D:\Org\Data\VOA5975C\VG120721\07DEC12.D	Calibration	5	x	137433	125.0000	0.3633	
D:\Org\Data\VOA5975C\VG120721\07DEC12CC.D	CC	CC	x	137433	125.0000	0.3633	
D:\Org\Data\VOA5975C\VG120721\07DEC14.D	Calibration	6	x	279484	250.0000	0.3695	
D:\Org\Data\VOA5975C\VG120721\07DEC16.D	Calibration	7	x	404779	375.0000	0.3577	
D:\Org\Data\VOA5975C\VG120721\07DEC18.D	Calibration	8	x	552849	500.0000	0.3624	

Calibration Report

Batch Path	D:\Org\Data\VOA5975C\VG120721_L4\QuantResults\VG120721_8260B_624pt1_L4.batch.bin	Analyst Name	BL2000\mchavez
Analysis Time	12/22/2021 10:27 AM	Reporter Name	BL2000\mchavez
Report Time	12/22/2021 10:28:39 AM	Batch State	Processed
Last Calib Update	12/13/2021 2:48 PM	Quant Report Version	10.0
Quant Batch Version	10.0		

Chloromethane %RSE = 2.9

Chloromethane - 8 Levels, 7 Levels Used, 8 Points, 7 Points Used, 1 QCs

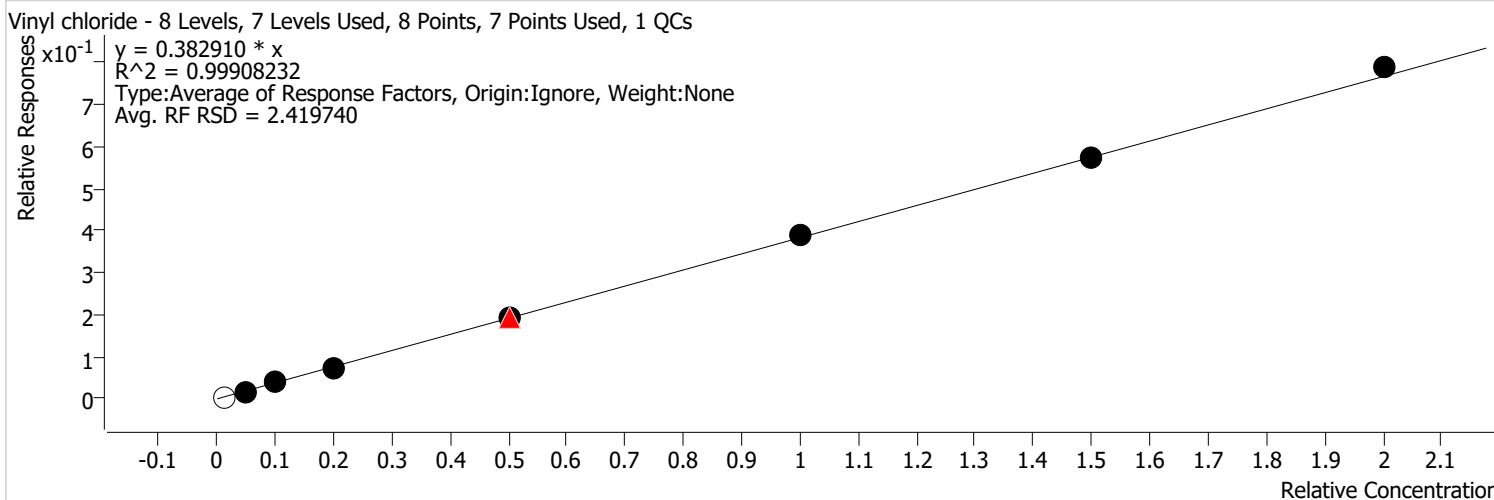


Calibration STD Path	Cal Type	Level	Enabled	Resp.	Exp. Conc	Resp. Factor	Level RSD
D:\Org\Data\VOA5975C\VG120721\07DEC07.D	Calibration	1		4048	2.5000	0.5594	
D:\Org\Data\VOA5975C\VG120721\07DEC08.D	Calibration	2	x	15699	12.5000	0.4272	
D:\Org\Data\VOA5975C\VG120721\07DEC09.D	Calibration	3	x	31613	25.0000	0.4173	
D:\Org\Data\VOA5975C\VG120721\07DEC10.D	Calibration	4	x	56331	50.0000	0.3910	
D:\Org\Data\VOA5975C\VG120721\07DEC20.D	QC	QC	x	142353	125.0000	0.3777	
D:\Org\Data\VOA5975C\VG120721\07DEC12.D	Calibration	5	x	152024	125.0000	0.4018	
D:\Org\Data\VOA5975C\VG120721\07DEC12CC.D	CC	CC	x	152024	125.0000	0.4018	
D:\Org\Data\VOA5975C\VG120721\07DEC14.D	Calibration	6	x	307313	250.0000	0.4063	
D:\Org\Data\VOA5975C\VG120721\07DEC16.D	Calibration	7	x	452351	375.0000	0.3998	
D:\Org\Data\VOA5975C\VG120721\07DEC18.D	Calibration	8	x	618664	500.0000	0.4055	

Calibration Report

Batch Path	D:\Org\Data\VOA5975C\VG120721_L4\QuantResults\VG120721_8260B_624pt1_L4.batch.bin	Analyst Name	BL2000\mchavez
Analysis Time	12/22/2021 10:27 AM	Reporter Name	BL2000\mchavez
Report Time	12/22/2021 10:28:39 AM	Batch State	Processed
Last Calib Update	12/13/2021 2:48 PM	Quant Report Version	10.0
Quant Batch Version	10.0		

Vinyl chloride %RSE = 2.4



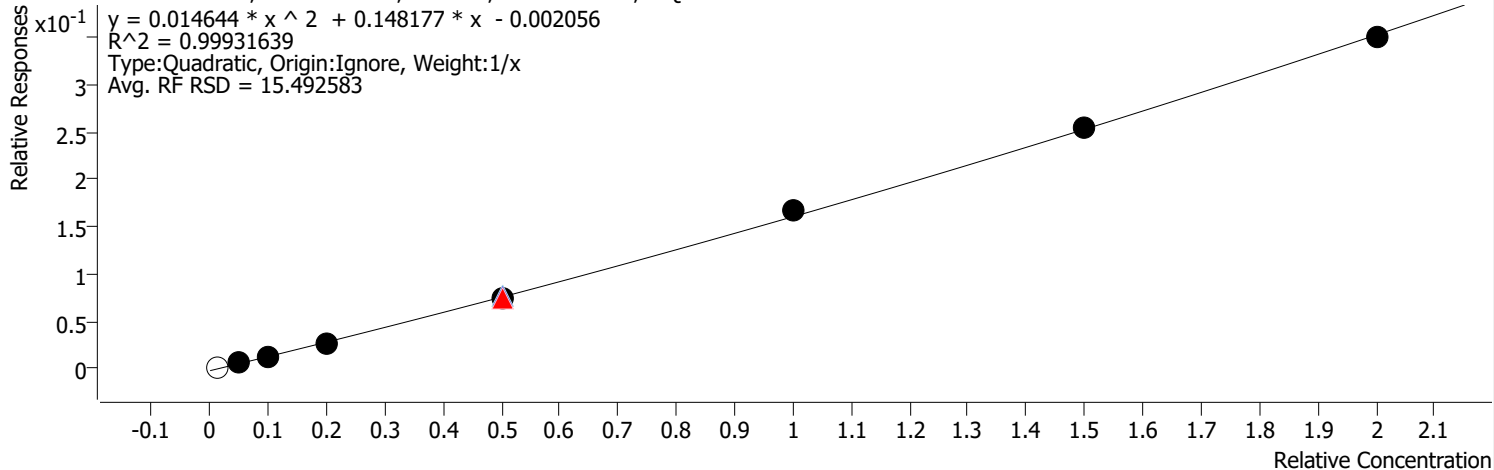
Calibration STD Path	Cal Type	Level	Enabled	Resp.	Exp. Conc	Resp. Factor	Level RSD
D:\Org\Data\VOA5975C\VG120721\07DEC07.D	Calibration	1		3504	2.5000	0.4842	
D:\Org\Data\VOA5975C\VG120721\07DEC08.D	Calibration	2	x	13557	12.5000	0.3689	
D:\Org\Data\VOA5975C\VG120721\07DEC09.D	Calibration	3	x	29163	25.0000	0.3850	
D:\Org\Data\VOA5975C\VG120721\07DEC10.D	Calibration	4	x	53541	50.0000	0.3716	
D:\Org\Data\VOA5975C\VG120721\07DEC20.D	QC	QC	x	144145	125.0000	0.3824	
D:\Org\Data\VOA5975C\VG120721\07DEC12.D	Calibration	5	x	147317	125.0000	0.3894	
D:\Org\Data\VOA5975C\VG120721\07DEC12CC.D	CC	CC	x	147317	125.0000	0.3894	
D:\Org\Data\VOA5975C\VG120721\07DEC14.D	Calibration	6	x	294275	250.0000	0.3891	
D:\Org\Data\VOA5975C\VG120721\07DEC16.D	Calibration	7	x	433460	375.0000	0.3831	
D:\Org\Data\VOA5975C\VG120721\07DEC18.D	Calibration	8	x	599982	500.0000	0.3933	

Calibration Report

Batch Path	D:\Org\Data\VOA5975C\VG120721_L4\QuantResults\VG120721_8260B_624pt1_L4.batch.bin	Analyst Name	BL2000\mchavez
Analysis Time	12/22/2021 10:27 AM	Reporter Name	BL2000\mchavez
Report Time	12/22/2021 10:28:39 AM	Batch State	Processed
Last Calib Update	12/13/2021 2:48 PM	Quant Report Version	10.0
Quant Batch Version	10.0		

Bromomethane %RSE = 7.3

Bromomethane - 8 Levels, 7 Levels Used, 8 Points, 7 Points Used, 1 QCs



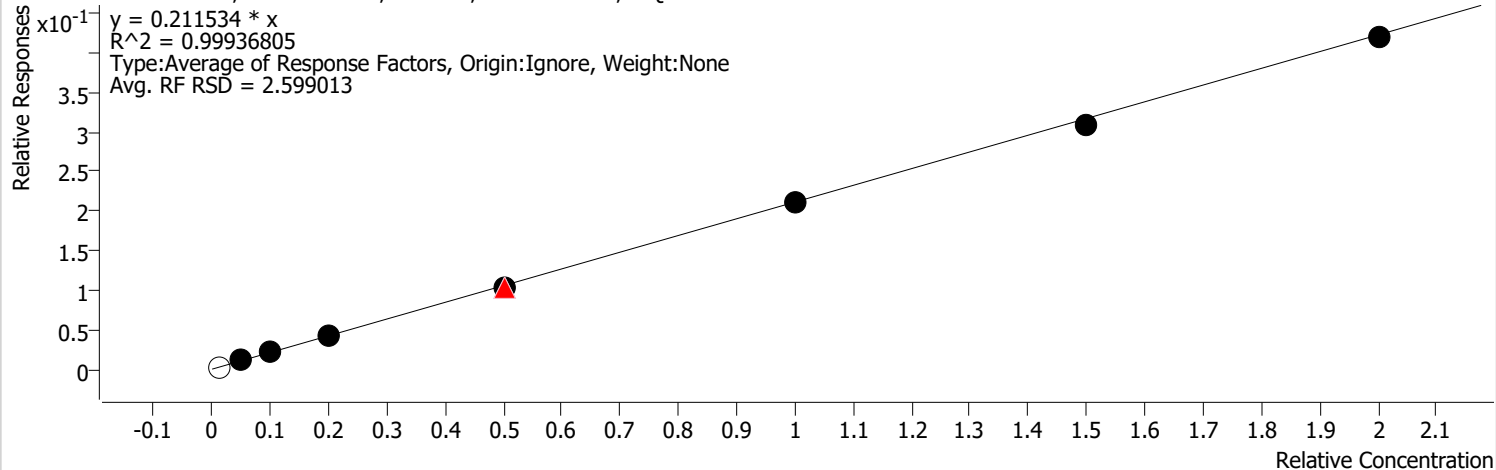
Calibration STD Path	Cal Type	Level	Enabled	Resp.	Exp. Conc	Resp. Factor	Level RSD
D:\Org\Data\VOA5975C\VG120721\07DEC07.D	Calibration	1		1468	2.5000	0.2029	
D:\Org\Data\VOA5975C\VG120721\07DEC08.D	Calibration	2	x	4574	12.5000	0.1245	
D:\Org\Data\VOA5975C\VG120721\07DEC09.D	Calibration	3	x	8941	25.0000	0.1180	
D:\Org\Data\VOA5975C\VG120721\07DEC10.D	Calibration	4	x	19489	50.0000	0.1353	
D:\Org\Data\VOA5975C\VG120721\07DEC20.D	QC	QC	x	57163	125.0000	0.1517	
D:\Org\Data\VOA5975C\VG120721\07DEC12.D	Calibration	5	x	55345	125.0000	0.1463	
D:\Org\Data\VOA5975C\VG120721\07DEC12CC.D	CC	CC	x	55345	125.0000	0.1463	
D:\Org\Data\VOA5975C\VG120721\07DEC14.D	Calibration	6	x	125869	250.0000	0.1664	
D:\Org\Data\VOA5975C\VG120721\07DEC16.D	Calibration	7	x	191950	375.0000	0.1696	
D:\Org\Data\VOA5975C\VG120721\07DEC18.D	Calibration	8	x	266856	500.0000	0.1749	

Calibration Report

Batch Path	D:\Org\Data\VOA5975C\VG120721_L4\QuantResults\VG120721_8260B_624pt1_L4.batch.bin	Analyst Name	BL2000\mchavez
Analysis Time	12/22/2021 10:27 AM	Reporter Name	BL2000\mchavez
Report Time	12/22/2021 10:28:39 AM	Batch State	Processed
Last Calib Update	12/13/2021 2:48 PM	Quant Report Version	10.0
Quant Batch Version	10.0		

Chloroethane %RSE = 2.6

Chloroethane - 8 Levels, 7 Levels Used, 8 Points, 7 Points Used, 1 QCs



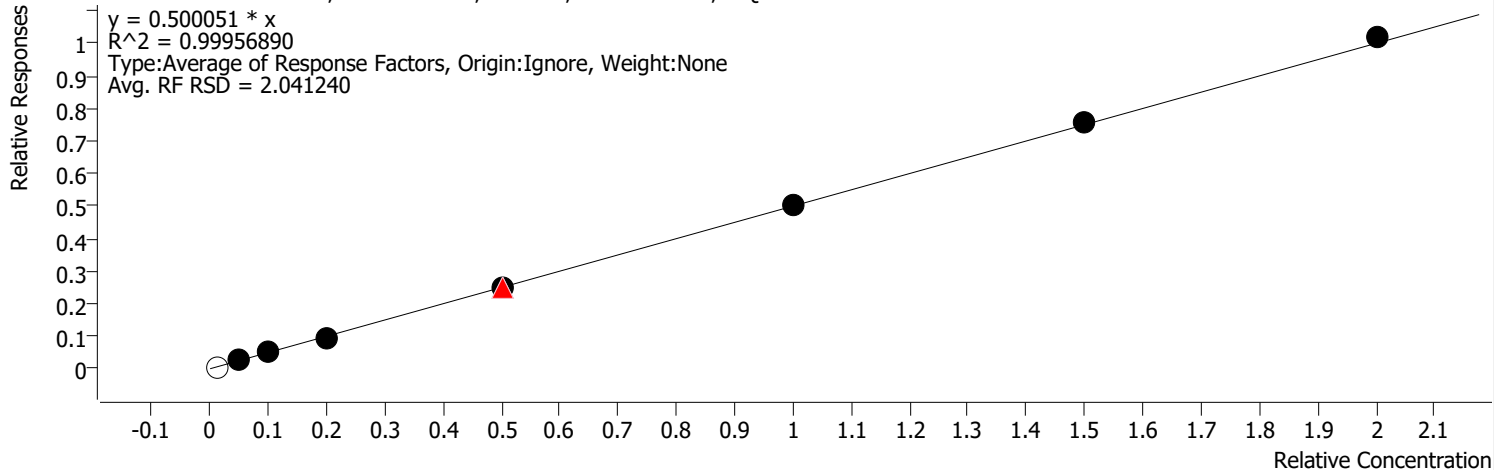
Calibration STD Path	Cal Type	Level	Enabled	Resp.	Exp. Conc	Resp. Factor	Level RSD
D:\Org\Data\VOA5975C\VG120721\07DEC07.D	Calibration	1		2147	2.5000	0.2967	
D:\Org\Data\VOA5975C\VG120721\07DEC08.D	Calibration	2	x	8120	12.5000	0.2210	
D:\Org\Data\VOA5975C\VG120721\07DEC09.D	Calibration	3	x	16467	25.0000	0.2174	
D:\Org\Data\VOA5975C\VG120721\07DEC10.D	Calibration	4	x	29975	50.0000	0.2080	
D:\Org\Data\VOA5975C\VG120721\07DEC20.D	QC	QC	x	77417	125.0000	0.2054	
D:\Org\Data\VOA5975C\VG120721\07DEC12.D	Calibration	5	x	79158	125.0000	0.2092	
D:\Org\Data\VOA5975C\VG120721\07DEC12CC.D	CC	CC	x	79158	125.0000	0.2092	
D:\Org\Data\VOA5975C\VG120721\07DEC14.D	Calibration	6	x	158595	250.0000	0.2097	
D:\Org\Data\VOA5975C\VG120721\07DEC16.D	Calibration	7	x	232823	375.0000	0.2058	
D:\Org\Data\VOA5975C\VG120721\07DEC18.D	Calibration	8	x	319838	500.0000	0.2097	

Calibration Report

Batch Path	D:\Org\Data\VOA5975C\VG120721_L4\QuantResults\VG120721_8260B_624pt1_L4.batch.bin	Analyst Name	BL2000\mchavez
Analysis Time	12/22/2021 10:27 AM	Reporter Name	BL2000\mchavez
Report Time	12/22/2021 10:28:39 AM	Batch State	Processed
Last Calib Update	12/13/2021 2:48 PM	Quant Report Version	10.0
Quant Batch Version	10.0		

Trichlorofluoromethane %RSE = 2.0

Trichlorofluoromethane - 8 Levels, 7 Levels Used, 8 Points, 7 Points Used, 1 QCs

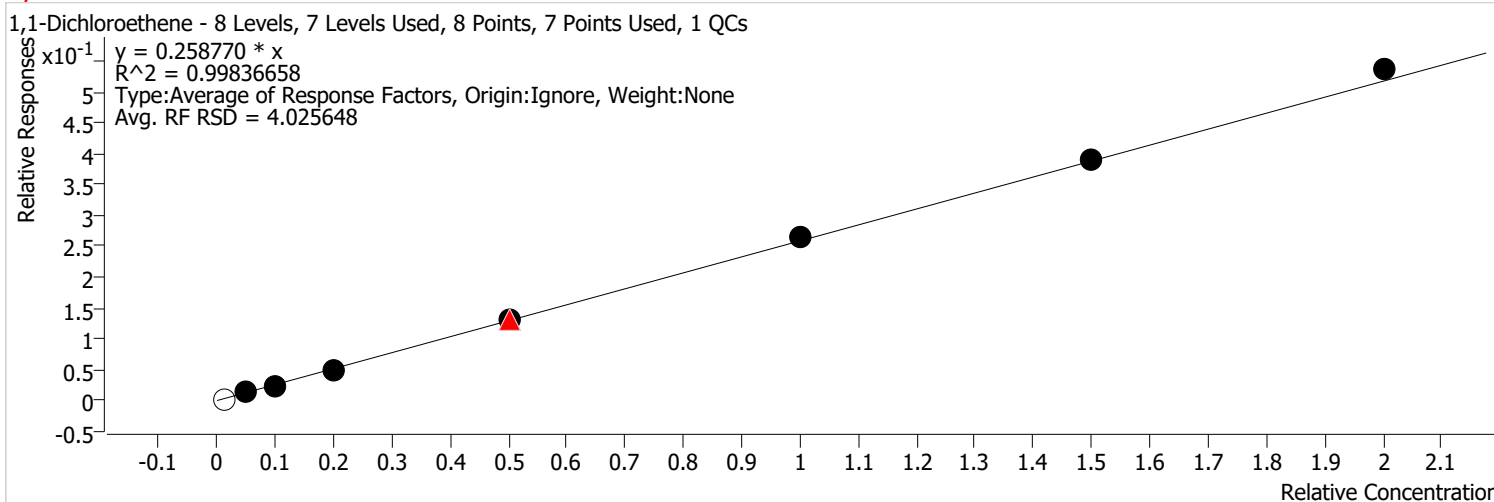


Calibration STD Path	Cal Type	Level	Enabled	Resp.	Exp. Conc	Resp. Factor	Level RSD
D:\Org\Data\VOA5975C\VG120721\07DEC07.D	Calibration	1		4345	2.5000	0.6004	
D:\Org\Data\VOA5975C\VG120721\07DEC08.D	Calibration	2	x	18323	12.5000	0.4987	
D:\Org\Data\VOA5975C\VG120721\07DEC09.D	Calibration	3	x	38203	25.0000	0.5043	
D:\Org\Data\VOA5975C\VG120721\07DEC10.D	Calibration	4	x	68865	50.0000	0.4780	
D:\Org\Data\VOA5975C\VG120721\07DEC20.D	QC	QC	x	189170	125.0000	0.5019	
D:\Org\Data\VOA5975C\VG120721\07DEC12.D	Calibration	5	x	190146	125.0000	0.5026	
D:\Org\Data\VOA5975C\VG120721\07DEC12CC.D	CC	CC	x	190146	125.0000	0.5026	
D:\Org\Data\VOA5975C\VG120721\07DEC14.D	Calibration	6	x	380153	250.0000	0.5026	
D:\Org\Data\VOA5975C\VG120721\07DEC16.D	Calibration	7	x	572223	375.0000	0.5057	
D:\Org\Data\VOA5975C\VG120721\07DEC18.D	Calibration	8	x	775738	500.0000	0.5085	

Calibration Report

Batch Path	D:\Org\Data\VOA5975C\VG120721_L4\QuantResults\VG120721_8260B_624pt1_L4.batch.bin	Analyst Name	BL2000\mchavez
Analysis Time	12/22/2021 10:27 AM	Reporter Name	BL2000\mchavez
Report Time	12/22/2021 10:28:39 AM	Batch State	Processed
Last Calib Update	12/13/2021 2:48 PM	Quant Report Version	10.0
Quant Batch Version	10.0		

1,1-Dichloroethene %RSE = 4.0

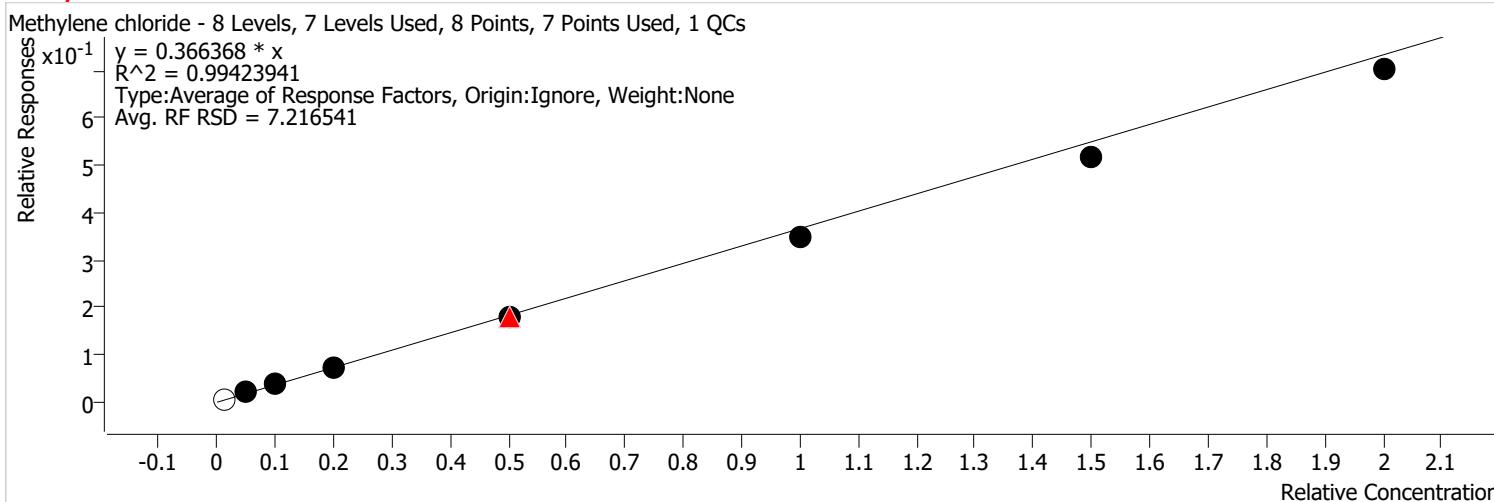


Calibration STD Path	Cal Type	Level	Enabled	Resp.	Exp. Conc	Resp. Factor	Level RSD
D:\Org\Data\VOA5975C\VG120721\07DEC07.D	Calibration	1		2053	2.5000	0.2837	
D:\Org\Data\VOA5975C\VG120721\07DEC08.D	Calibration	2	x	9845	12.5000	0.2679	
D:\Org\Data\VOA5975C\VG120721\07DEC09.D	Calibration	3	x	18306	25.0000	0.2417	
D:\Org\Data\VOA5975C\VG120721\07DEC10.D	Calibration	4	x	35586	50.0000	0.2470	
D:\Org\Data\VOA5975C\VG120721\07DEC20.D	QC	QC	x	98112	125.0000	0.2603	
D:\Org\Data\VOA5975C\VG120721\07DEC12.D	Calibration	5	x	98538	125.0000	0.2605	
D:\Org\Data\VOA5975C\VG120721\07DEC12CC.D	CC	CC	x	98538	125.0000	0.2605	
D:\Org\Data\VOA5975C\VG120721\07DEC14.D	Calibration	6	x	200673	250.0000	0.2653	
D:\Org\Data\VOA5975C\VG120721\07DEC16.D	Calibration	7	x	295401	375.0000	0.2611	
D:\Org\Data\VOA5975C\VG120721\07DEC18.D	Calibration	8	x	408810	500.0000	0.2680	

Calibration Report

Batch Path	D:\Org\Data\VOA5975C\VG120721_L4\QuantResults\VG120721_8260B_624pt1_L4.batch.bin	Analyst Name	BL2000\mchavez
Analysis Time	12/22/2021 10:27 AM	Reporter Name	BL2000\mchavez
Report Time	12/22/2021 10:28:39 AM	Batch State	Processed
Last Calib Update	12/13/2021 2:48 PM	Quant Report Version	10.0
Quant Batch Version	10.0		

Methylene chloride %RSE = 7.2

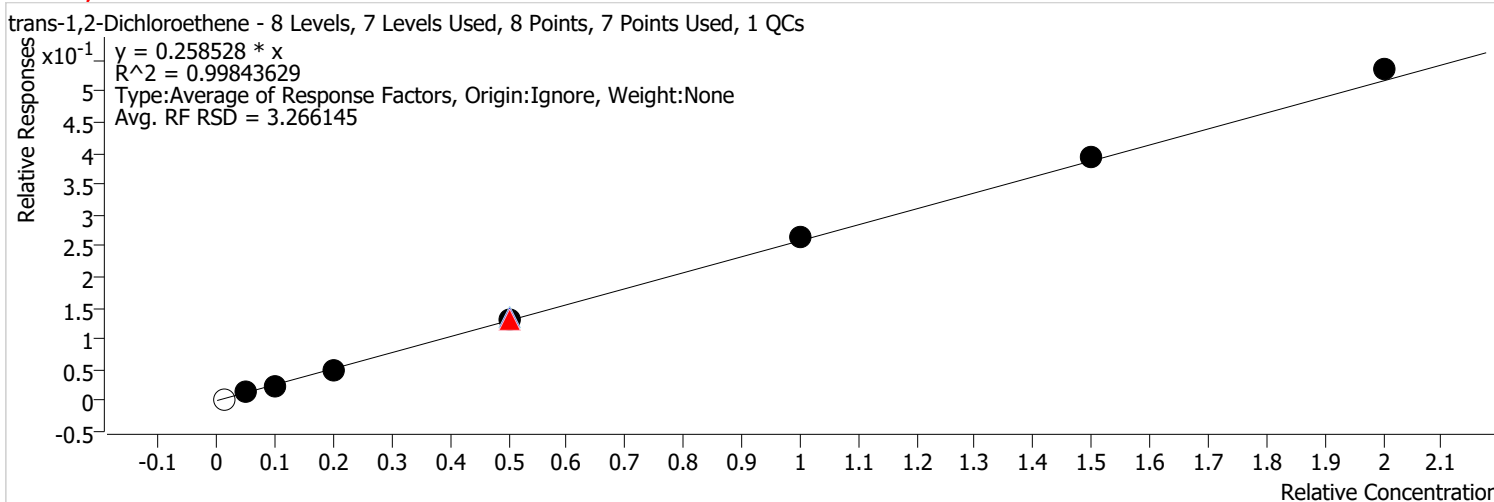


Calibration STD Path	Cal Type	Level	Enabled	Resp.	Exp. Conc	Resp. Factor	Level RSD
D:\Org\Data\VOA5975C\VG120721\07DEC07.D	Calibration	1		5280	2.5000	0.7296	
D:\Org\Data\VOA5975C\VG120721\07DEC08.D	Calibration	2	x	15333	12.5000	0.4173	
D:\Org\Data\VOA5975C\VG120721\07DEC09.D	Calibration	3	x	29312	25.0000	0.3870	
D:\Org\Data\VOA5975C\VG120721\07DEC10.D	Calibration	4	x	52048	50.0000	0.3612	
D:\Org\Data\VOA5975C\VG120721\07DEC20.D	QC	QC	x	136220	125.0000	0.3614	
D:\Org\Data\VOA5975C\VG120721\07DEC12.D	Calibration	5	x	134115	125.0000	0.3545	
D:\Org\Data\VOA5975C\VG120721\07DEC12CC.D	CC	CC	x	134115	125.0000	0.3545	
D:\Org\Data\VOA5975C\VG120721\07DEC14.D	Calibration	6	x	264312	250.0000	0.3494	
D:\Org\Data\VOA5975C\VG120721\07DEC16.D	Calibration	7	x	389887	375.0000	0.3446	
D:\Org\Data\VOA5975C\VG120721\07DEC18.D	Calibration	8	x	534822	500.0000	0.3506	

Calibration Report

Batch Path	D:\Org\Data\VOA5975C\VG120721_L4\QuantResults\VG120721_8260B_624pt1_L4.batch.bin	Analyst Name	BL2000\mchavez
Analysis Time	12/22/2021 10:27 AM	Reporter Name	BL2000\mchavez
Report Time	12/22/2021 10:28:39 AM	Batch State	Processed
Last Calib Update	12/13/2021 2:48 PM	Quant Report Version	10.0
Quant Batch Version	10.0		

trans-1,2-Dichloroethene %RSE = 3.3



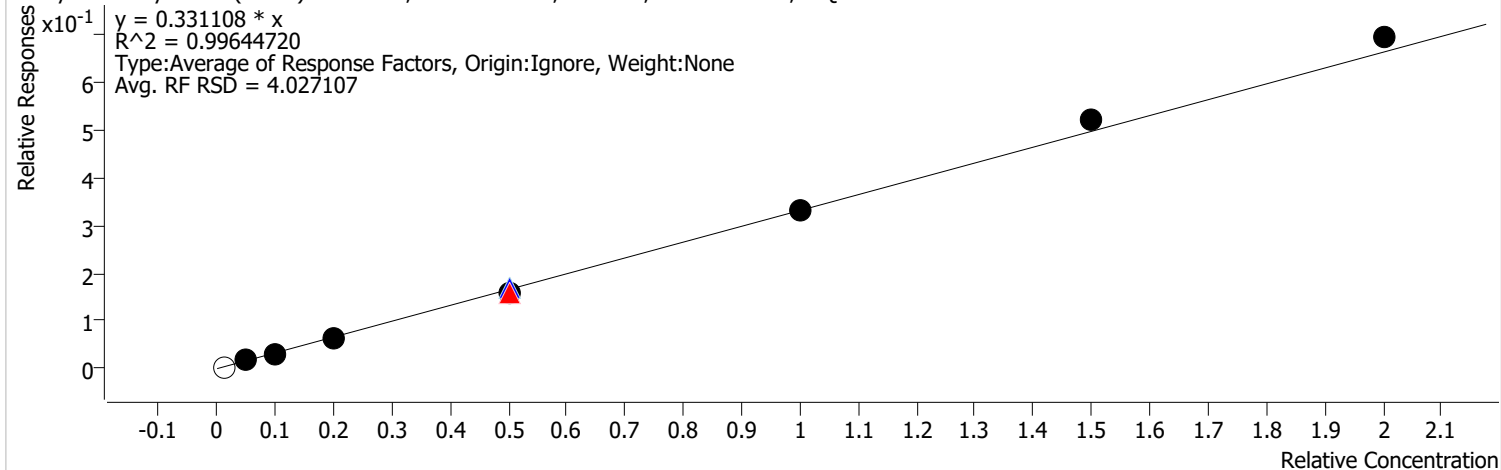
Calibration STD Path	Cal Type	Level	Enabled	Resp.	Exp. Conc	Resp. Factor	Level RSD
D:\Org\Data\VOA5975C\VG120721\07DEC07.D	Calibration	1		2035	2.5000	0.2812	
D:\Org\Data\VOA5975C\VG120721\07DEC08.D	Calibration	2	x	9628	12.5000	0.2620	
D:\Org\Data\VOA5975C\VG120721\07DEC09.D	Calibration	3	x	18598	25.0000	0.2455	
D:\Org\Data\VOA5975C\VG120721\07DEC10.D	Calibration	4	x	35666	50.0000	0.2475	
D:\Org\Data\VOA5975C\VG120721\07DEC20.D	QC	QC	x	101922	125.0000	0.2704	
D:\Org\Data\VOA5975C\VG120721\07DEC12.D	Calibration	5	x	99102	125.0000	0.2619	
D:\Org\Data\VOA5975C\VG120721\07DEC12CC.D	CC	CC	x	99102	125.0000	0.2619	
D:\Org\Data\VOA5975C\VG120721\07DEC14.D	Calibration	6	x	198737	250.0000	0.2628	
D:\Org\Data\VOA5975C\VG120721\07DEC16.D	Calibration	7	x	296883	375.0000	0.2624	
D:\Org\Data\VOA5975C\VG120721\07DEC18.D	Calibration	8	x	408143	500.0000	0.2675	

Calibration Report

Batch Path	D:\Org\Data\VOA5975C\VG120721_L4\QuantResults\VG120721_8260B_624pt1_L4.batch.bin	Analyst Name	BL2000\mchavez
Analysis Time	12/22/2021 10:27 AM	Reporter Name	BL2000\mchavez
Report Time	12/22/2021 10:28:39 AM	Batch State	Processed
Last Calib Update	12/13/2021 2:48 PM	Quant Report Version	10.0
Quant Batch Version	10.0		

Methyl tert-butyl ether (MTBE) %RSE = 4.0

Methyl tert-butyl ether (MTBE) - 8 Levels, 7 Levels Used, 8 Points, 7 Points Used, 1 QCs

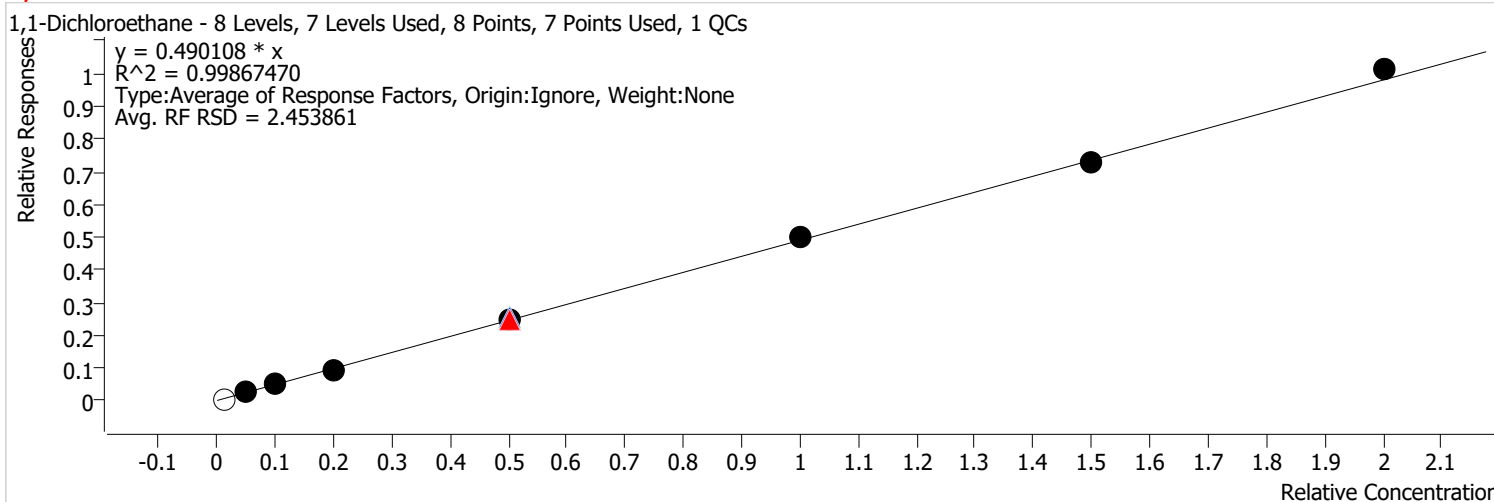


Calibration STD Path	Cal Type	Level	Enabled	Resp.	Exp. Conc	Resp. Factor	Level RSD
D:\Org\Data\VOA5975C\VG120721\07DEC07.D	Calibration	1		2798	2.5000	0.3866	
D:\Org\Data\VOA5975C\VG120721\07DEC08.D	Calibration	2	x	12399	12.5000	0.3374	
D:\Org\Data\VOA5975C\VG120721\07DEC09.D	Calibration	3	x	24643	25.0000	0.3253	
D:\Org\Data\VOA5975C\VG120721\07DEC10.D	Calibration	4	x	45014	50.0000	0.3124	
D:\Org\Data\VOA5975C\VG120721\07DEC20.D	QC	QC	x	128249	125.0000	0.3403	
D:\Org\Data\VOA5975C\VG120721\07DEC12.D	Calibration	5	x	120150	125.0000	0.3176	
D:\Org\Data\VOA5975C\VG120721\07DEC12CC.D	CC	CC	x	120150	125.0000	0.3176	
D:\Org\Data\VOA5975C\VG120721\07DEC14.D	Calibration	6	x	251479	250.0000	0.3325	
D:\Org\Data\VOA5975C\VG120721\07DEC16.D	Calibration	7	x	391933	375.0000	0.3464	
D:\Org\Data\VOA5975C\VG120721\07DEC18.D	Calibration	8	x	528043	500.0000	0.3461	

Calibration Report

Batch Path	D:\Org\Data\VOA5975C\VG120721_L4\QuantResults\VG120721_8260B_624pt1_L4.batch.bin	Analyst Name	BL2000\mchavez
Analysis Time	12/22/2021 10:27 AM	Reporter Name	BL2000\mchavez
Report Time	12/22/2021 10:28:40 AM	Batch State	Processed
Last Calib Update	12/13/2021 2:48 PM	Quant Report Version	10.0
Quant Batch Version	10.0		

1,1-Dichloroethane %RSE = 2.5



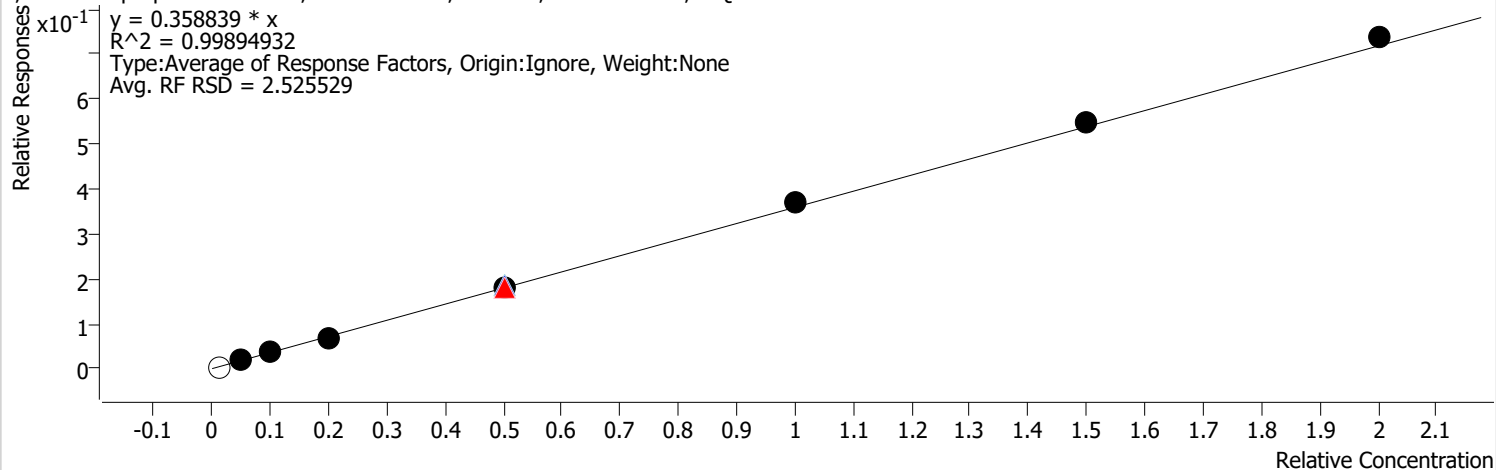
Calibration STD Path	Cal Type	Level	Enabled	Resp.	Exp. Conc	Resp. Factor	Level RSD
D:\Org\Data\VOA5975C\VG120721\07DEC07.D	Calibration	1		3746	2.5000	0.5176	
D:\Org\Data\VOA5975C\VG120721\07DEC08.D	Calibration	2	x	18019	12.5000	0.4904	
D:\Org\Data\VOA5975C\VG120721\07DEC09.D	Calibration	3	x	36728	25.0000	0.4849	
D:\Org\Data\VOA5975C\VG120721\07DEC10.D	Calibration	4	x	67613	50.0000	0.4693	
D:\Org\Data\VOA5975C\VG120721\07DEC20.D	QC	QC	x	193775	125.0000	0.5141	
D:\Org\Data\VOA5975C\VG120721\07DEC12.D	Calibration	5	x	185309	125.0000	0.4898	
D:\Org\Data\VOA5975C\VG120721\07DEC12CC.D	CC	CC	x	185309	125.0000	0.4898	
D:\Org\Data\VOA5975C\VG120721\07DEC14.D	Calibration	6	x	380218	250.0000	0.5027	
D:\Org\Data\VOA5975C\VG120721\07DEC16.D	Calibration	7	x	552243	375.0000	0.4880	
D:\Org\Data\VOA5975C\VG120721\07DEC18.D	Calibration	8	x	771450	500.0000	0.5057	

Calibration Report

Batch Path	D:\Org\Data\VOA5975C\VG120721_L4\QuantResults\VG120721_8260B_624pt1_L4.batch.bin	Analyst Name	BL2000\mchavez
Analysis Time	12/22/2021 10:27 AM	Reporter Name	BL2000\mchavez
Report Time	12/22/2021 10:28:40 AM	Batch State	Processed
Last Calib Update	12/13/2021 2:48 PM	Quant Report Version	10.0
Quant Batch Version	10.0		

2,2-Dichloropropane %RSE = 2.5

2,2-Dichloropropane - 8 Levels, 7 Levels Used, 8 Points, 7 Points Used, 1 QCs



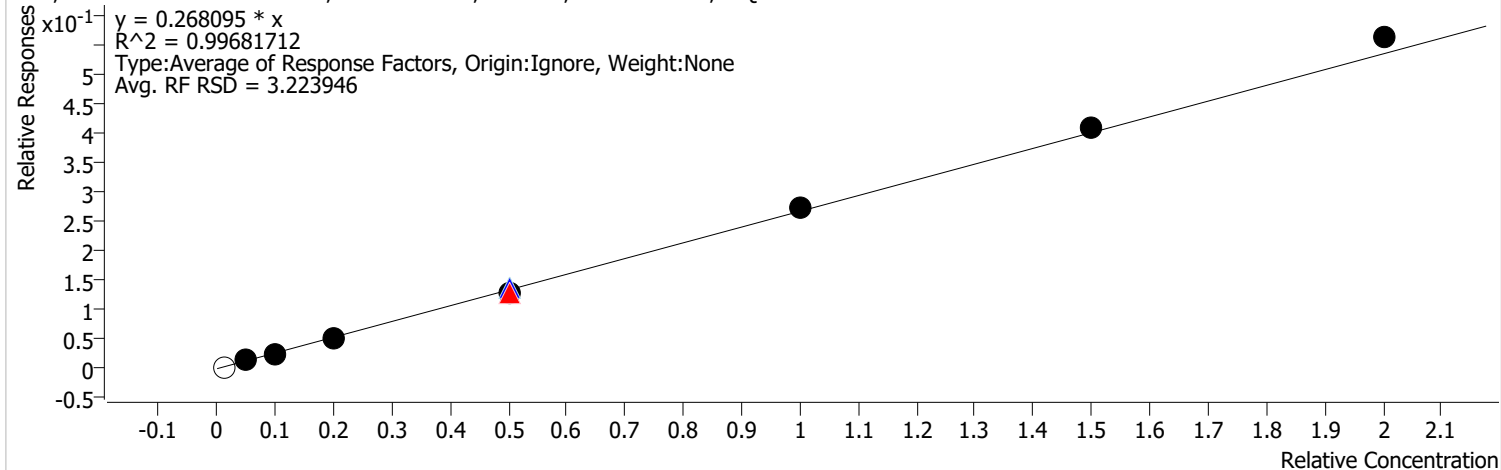
Calibration STD Path	Cal Type	Level	Enabled	Resp.	Exp. Conc	Resp. Factor	Level RSD
D:\Org\Data\VOA5975C\VG120721\07DEC07.D	Calibration	1		2974	2.5000	0.4109	
D:\Org\Data\VOA5975C\VG120721\07DEC08.D	Calibration	2	x	13021	12.5000	0.3544	
D:\Org\Data\VOA5975C\VG120721\07DEC09.D	Calibration	3	x	26674	25.0000	0.3521	
D:\Org\Data\VOA5975C\VG120721\07DEC10.D	Calibration	4	x	49589	50.0000	0.3442	
D:\Org\Data\VOA5975C\VG120721\07DEC20.D	QC	QC	x	139378	125.0000	0.3698	
D:\Org\Data\VOA5975C\VG120721\07DEC12.D	Calibration	5	x	136495	125.0000	0.3608	
D:\Org\Data\VOA5975C\VG120721\07DEC12CC.D	CC	CC	x	136495	125.0000	0.3608	
D:\Org\Data\VOA5975C\VG120721\07DEC14.D	Calibration	6	x	279182	250.0000	0.3691	
D:\Org\Data\VOA5975C\VG120721\07DEC16.D	Calibration	7	x	411174	375.0000	0.3634	
D:\Org\Data\VOA5975C\VG120721\07DEC18.D	Calibration	8	x	561289	500.0000	0.3679	

Calibration Report

Batch Path	D:\Org\Data\VOA5975C\VG120721_L4\QuantResults\VG120721_8260B_624pt1_L4.batch.bin	Analyst Name	BL2000\mchavez
Analysis Time	12/22/2021 10:27 AM	Reporter Name	BL2000\mchavez
Report Time	12/22/2021 10:28:40 AM	Batch State	Processed
Last Calib Update	12/13/2021 2:48 PM	Quant Report Version	10.0
Quant Batch Version	10.0		

cis-1,2-Dichloroethene %RSE = 3.2

cis-1,2-Dichloroethene - 8 Levels, 7 Levels Used, 8 Points, 7 Points Used, 1 QCs

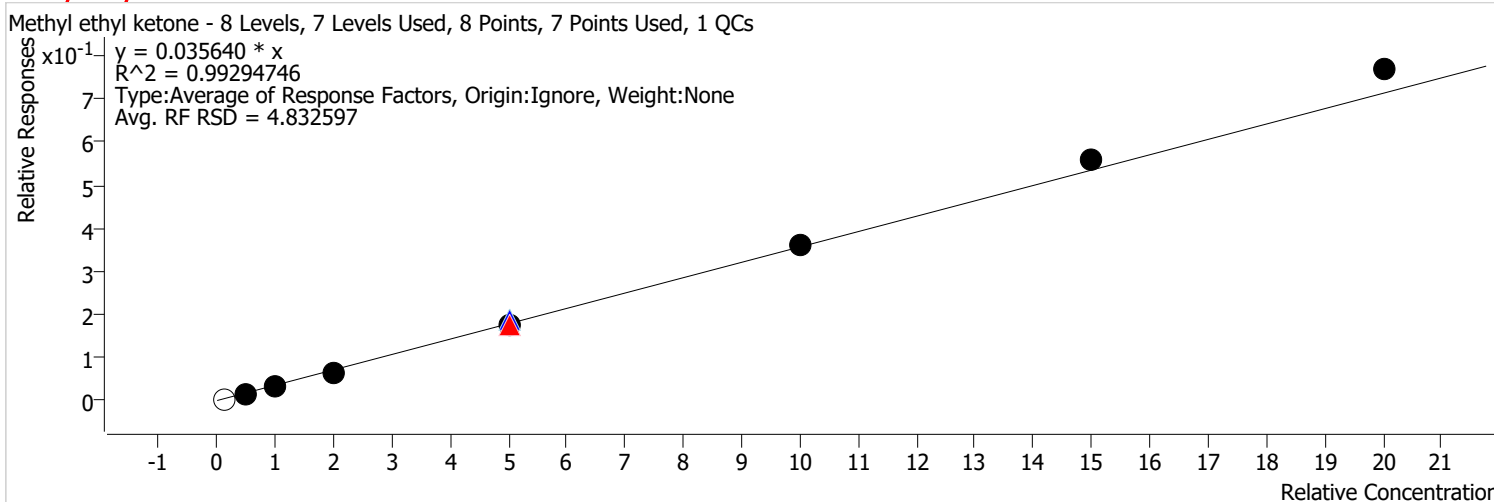


Calibration STD Path	Cal Type	Level	Enabled	Resp.	Exp. Conc	Resp. Factor	Level RSD
D:\Org\Data\VOA5975C\VG120721\07DEC07.D	Calibration	1		2299	2.5000	0.3177	
D:\Org\Data\VOA5975C\VG120721\07DEC08.D	Calibration	2	x	9789	12.5000	0.2664	
D:\Org\Data\VOA5975C\VG120721\07DEC09.D	Calibration	3	x	19699	25.0000	0.2601	
D:\Org\Data\VOA5975C\VG120721\07DEC10.D	Calibration	4	x	37253	50.0000	0.2586	
D:\Org\Data\VOA5975C\VG120721\07DEC20.D	QC	QC	x	104213	125.0000	0.2765	
D:\Org\Data\VOA5975C\VG120721\07DEC12.D	Calibration	5	x	99166	125.0000	0.2621	
D:\Org\Data\VOA5975C\VG120721\07DEC12CC.D	CC	CC	x	99166	125.0000	0.2621	
D:\Org\Data\VOA5975C\VG120721\07DEC14.D	Calibration	6	x	207164	250.0000	0.2739	
D:\Org\Data\VOA5975C\VG120721\07DEC16.D	Calibration	7	x	309903	375.0000	0.2739	
D:\Org\Data\VOA5975C\VG120721\07DEC18.D	Calibration	8	x	429832	500.0000	0.2818	

Calibration Report

Batch Path	D:\Org\Data\VOA5975C\VG120721_L4\QuantResults\VG120721_8260B_624pt1_L4.batch.bin	Analyst Name	BL2000\mchavez
Analysis Time	12/22/2021 10:27 AM	Reporter Name	BL2000\mchavez
Report Time	12/22/2021 10:28:40 AM	Batch State	Processed
Last Calib Update	12/13/2021 2:48 PM	Quant Report Version	10.0
Quant Batch Version	10.0		

Methyl ethyl ketone %RSE = 4.8



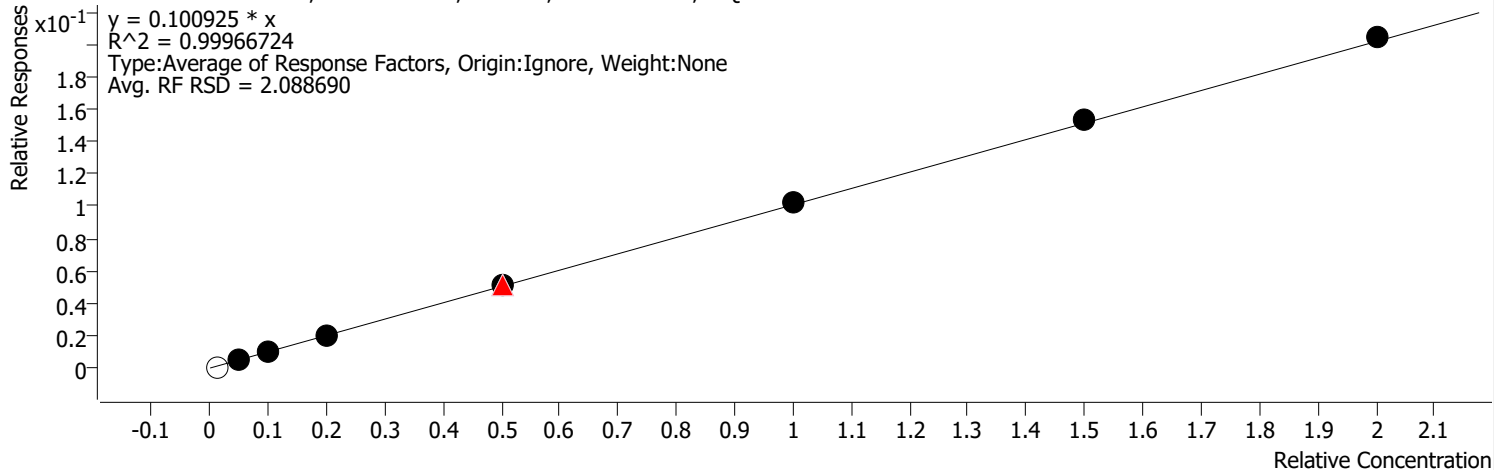
Calibration STD Path	Cal Type	Level	Enabled	Resp.	Exp. Conc	Resp. Factor	Level RSD
D:\Org\Data\VOA5975C\VG120721\07DEC07.D	Calibration	1		2928	25.0000	0.0405	
D:\Org\Data\VOA5975C\VG120721\07DEC08.D	Calibration	2	x	12746	125.0000	0.0347	
D:\Org\Data\VOA5975C\VG120721\07DEC09.D	Calibration	3	x	26278	250.0000	0.0347	
D:\Org\Data\VOA5975C\VG120721\07DEC10.D	Calibration	4	x	48031	500.0000	0.0333	
D:\Org\Data\VOA5975C\VG120721\07DEC20.D	QC	QC	x	140236	1250.0000	0.0372	
D:\Org\Data\VOA5975C\VG120721\07DEC12.D	Calibration	5	x	132227	1250.0000	0.0350	
D:\Org\Data\VOA5975C\VG120721\07DEC12CC.D	CC	CC	x	132227	1250.0000	0.0350	
D:\Org\Data\VOA5975C\VG120721\07DEC14.D	Calibration	6	x	274225	2500.0000	0.0363	
D:\Org\Data\VOA5975C\VG120721\07DEC16.D	Calibration	7	x	420943	3750.0000	0.0372	
D:\Org\Data\VOA5975C\VG120721\07DEC18.D	Calibration	8	x	585156	5000.0000	0.0384	

Calibration Report

Batch Path	D:\Org\Data\VOA5975C\VG120721_L4\QuantResults\VG120721_8260B_624pt1_L4.batch.bin	Analyst Name	BL2000\mchavez
Analysis Time	12/22/2021 10:27 AM	Reporter Name	BL2000\mchavez
Report Time	12/22/2021 10:28:40 AM	Batch State	Processed
Last Calib Update	12/13/2021 2:48 PM	Quant Report Version	10.0
Quant Batch Version	10.0		

Bromochloromethane %RSE = 2.1

Bromochloromethane - 8 Levels, 7 Levels Used, 8 Points, 7 Points Used, 1 QCs



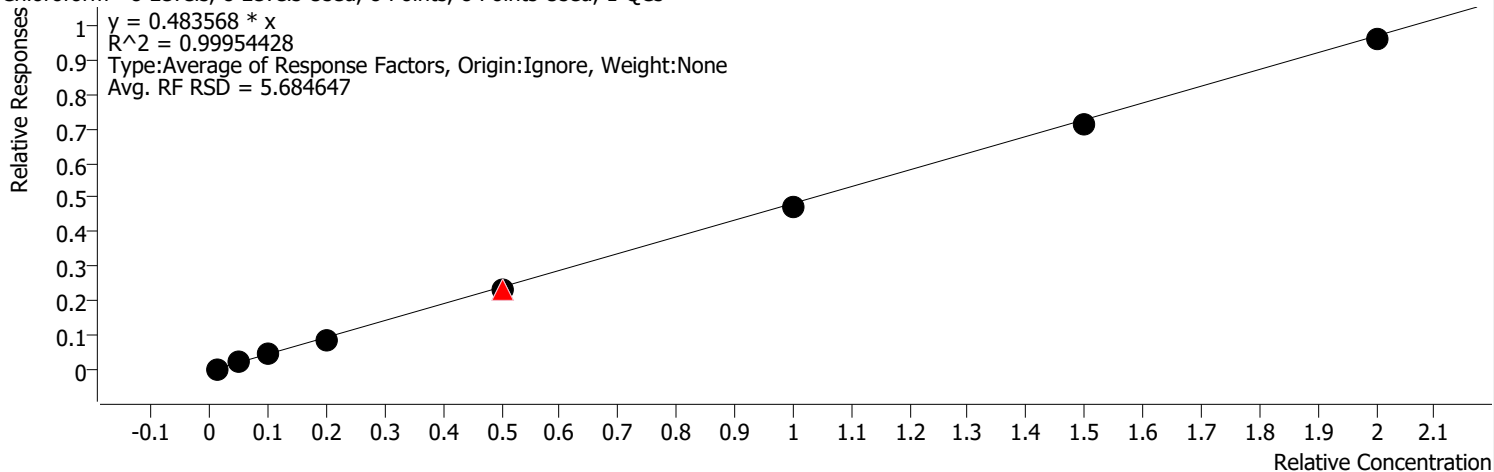
Calibration STD Path	Cal Type	Level	Enabled	Resp.	Exp. Conc	Resp. Factor	Level RSD
D:\Org\Data\VOA5975C\VG120721\07DEC07.D	Calibration	1		556	2.5000	0.0768	
D:\Org\Data\VOA5975C\VG120721\07DEC08.D	Calibration	2	x	3557	12.5000	0.0968	
D:\Org\Data\VOA5975C\VG120721\07DEC09.D	Calibration	3	x	7699	25.0000	0.1016	
D:\Org\Data\VOA5975C\VG120721\07DEC10.D	Calibration	4	x	14335	50.0000	0.0995	
D:\Org\Data\VOA5975C\VG120721\07DEC20.D	QC	QC	x	38878	125.0000	0.1032	
D:\Org\Data\VOA5975C\VG120721\07DEC12.D	Calibration	5	x	38416	125.0000	0.1015	
D:\Org\Data\VOA5975C\VG120721\07DEC12CC.D	CC	CC	x	38416	125.0000	0.1015	
D:\Org\Data\VOA5975C\VG120721\07DEC14.D	Calibration	6	x	77937	250.0000	0.1030	
D:\Org\Data\VOA5975C\VG120721\07DEC16.D	Calibration	7	x	115291	375.0000	0.1019	
D:\Org\Data\VOA5975C\VG120721\07DEC18.D	Calibration	8	x	155709	500.0000	0.1021	

Calibration Report

Batch Path	D:\Org\Data\VOA5975C\VG120721_L4\QuantResults\VG120721_8260B_624pt1_L4.batch.bin	Analyst Name	BL2000\mchavez
Analysis Time	12/22/2021 10:27 AM	Reporter Name	BL2000\mchavez
Report Time	12/22/2021 10:28:40 AM	Batch State	Processed
Last Calib Update	12/13/2021 2:48 PM	Quant Report Version	10.0
Quant Batch Version	10.0		

Chloroform %RSE = 5.7

Chloroform - 8 Levels, 8 Levels Used, 8 Points, 8 Points Used, 1 QCs

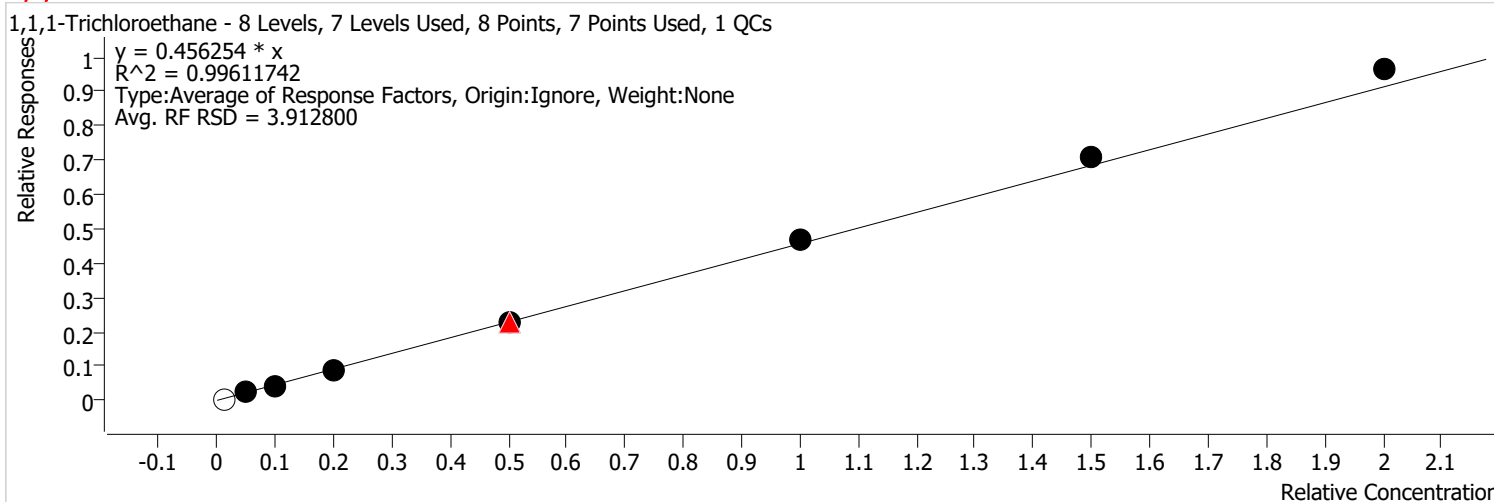


Calibration STD Path	Cal Type	Level	Enabled	Resp.	Exp. Conc	Resp. Factor	Level RSD
D:\Org\Data\VOA5975C\VG120721\07DEC07.D	Calibration	1	x	3967	2.5000	0.5482	
D:\Org\Data\VOA5975C\VG120721\07DEC08.D	Calibration	2	x	17943	12.5000	0.4883	
D:\Org\Data\VOA5975C\VG120721\07DEC09.D	Calibration	3	x	35772	25.0000	0.4722	
D:\Org\Data\VOA5975C\VG120721\07DEC10.D	Calibration	4	x	65823	50.0000	0.4568	
D:\Org\Data\VOA5975C\VG120721\07DEC20.D	QC	QC	x	175781	125.0000	0.4664	
D:\Org\Data\VOA5975C\VG120721\07DEC12.D	Calibration	5	x	179502	125.0000	0.4745	
D:\Org\Data\VOA5975C\VG120721\07DEC12CC.D	CC	CC	x	179502	125.0000	0.4745	
D:\Org\Data\VOA5975C\VG120721\07DEC14.D	Calibration	6	x	359876	250.0000	0.4758	
D:\Org\Data\VOA5975C\VG120721\07DEC16.D	Calibration	7	x	537208	375.0000	0.4748	
D:\Org\Data\VOA5975C\VG120721\07DEC18.D	Calibration	8	x	729150	500.0000	0.4780	

Calibration Report

Batch Path	D:\Org\Data\VOA5975C\VG120721_L4\QuantResults\VG120721_8260B_624pt1_L4.batch.bin	Analyst Name	BL2000\mchavez
Analysis Time	12/22/2021 10:27 AM	Reporter Name	BL2000\mchavez
Report Time	12/22/2021 10:28:40 AM	Batch State	Processed
Last Calib Update	12/13/2021 2:48 PM	Quant Report Version	10.0
Quant Batch Version	10.0		

1,1,1-Trichloroethane %RSE = 3.9

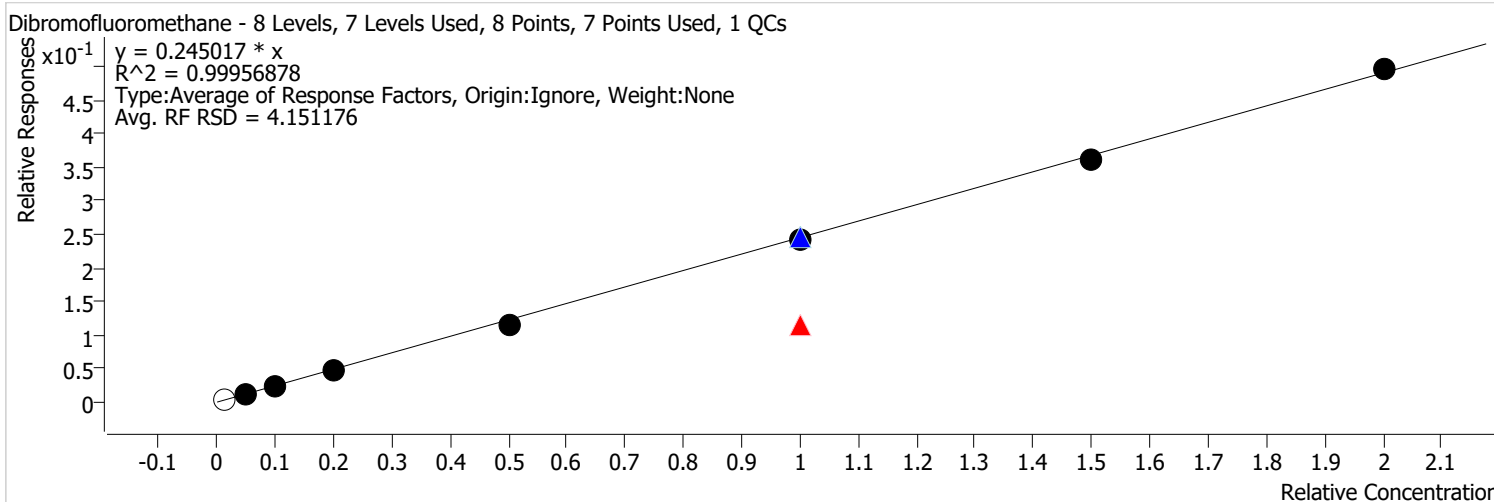


Calibration STD Path	Cal Type	Level	Enabled	Resp.	Exp. Conc	Resp. Factor	Level RSD
D:\Org\Data\VOA5975C\VG120721\07DEC07.D	Calibration	1		3321	2.5000	0.4589	
D:\Org\Data\VOA5975C\VG120721\07DEC08.D	Calibration	2	x	16207	12.5000	0.4411	
D:\Org\Data\VOA5975C\VG120721\07DEC09.D	Calibration	3	x	33577	25.0000	0.4433	
D:\Org\Data\VOA5975C\VG120721\07DEC10.D	Calibration	4	x	62314	50.0000	0.4325	
D:\Org\Data\VOA5975C\VG120721\07DEC20.D	QC	QC	x	172590	125.0000	0.4579	
D:\Org\Data\VOA5975C\VG120721\07DEC12.D	Calibration	5	x	173368	125.0000	0.4582	
D:\Org\Data\VOA5975C\VG120721\07DEC12CC.D	CC	CC	x	173368	125.0000	0.4582	
D:\Org\Data\VOA5975C\VG120721\07DEC14.D	Calibration	6	x	353060	250.0000	0.4668	
D:\Org\Data\VOA5975C\VG120721\07DEC16.D	Calibration	7	x	532578	375.0000	0.4707	
D:\Org\Data\VOA5975C\VG120721\07DEC18.D	Calibration	8	x	734165	500.0000	0.4813	

Calibration Report

Batch Path	D:\Org\Data\VOA5975C\VG120721_L4\QuantResults\VG120721_8260B_624pt1_L4.batch.bin	Analyst Name	BL2000\mchavez
Analysis Time	12/22/2021 10:27 AM	Reporter Name	BL2000\mchavez
Report Time	12/22/2021 10:28:40 AM	Batch State	Processed
Last Calib Update	12/13/2021 2:48 PM	Quant Report Version	10.0
Quant Batch Version	10.0		

Dibromofluoromethane %RSE =



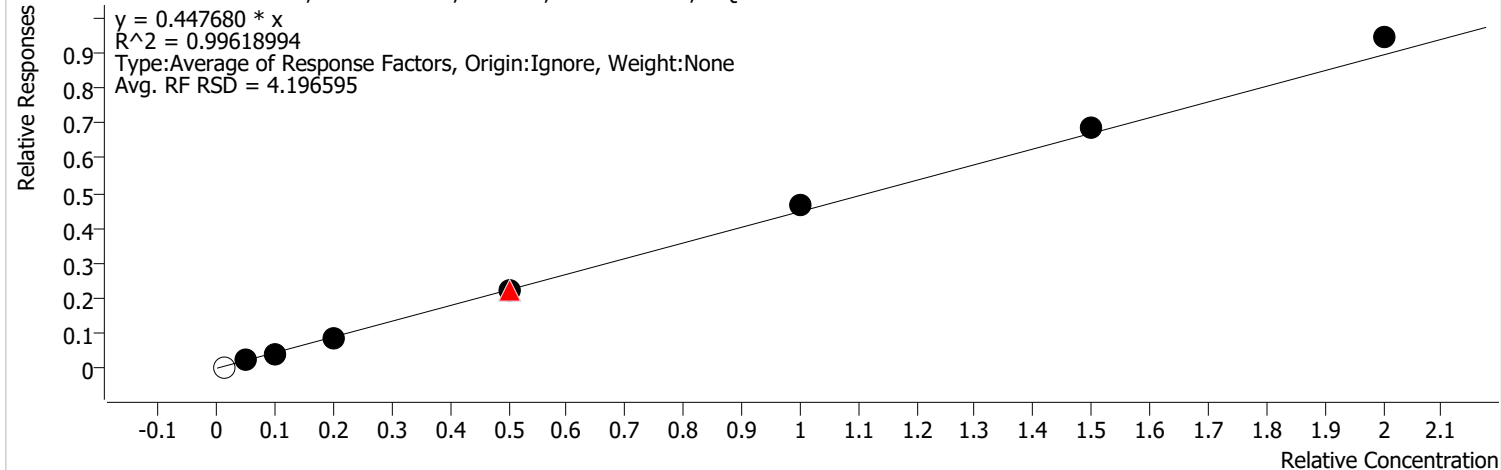
Calibration STD Path	Cal Type	Level	Enabled	Resp.	Exp. Conc	Resp. Factor	Level RSD
D:\Org\Data\VOA5975C\VG120721\07DEC07.D	Calibration	1		3572	2.5000	0.4936	
D:\Org\Data\VOA5975C\VG120721\07DEC08.D	Calibration	2	x	9752	12.5000	0.2654	
D:\Org\Data\VOA5975C\VG120721\07DEC09.D	Calibration	3	x	18267	25.0000	0.2412	
D:\Org\Data\VOA5975C\VG120721\07DEC10.D	Calibration	4	x	35165	50.0000	0.2441	
D:\Org\Data\VOA5975C\VG120721\07DEC12.D	Calibration	5	x	87740	125.0000	0.2319	
D:\Org\Data\VOA5975C\VG120721\07DEC20.D	QC	QC	x	185335	250.0000	0.2459	
D:\Org\Data\VOA5975C\VG120721\07DEC14.D	Calibration	6	x	184098	250.0000	0.2434	
D:\Org\Data\VOA5975C\VG120721\07DEC12CC.D	CC	CC	x	87740	250.0000	0.1160	
D:\Org\Data\VOA5975C\VG120721\07DEC16.D	Calibration	7	x	273685	375.0000	0.2419	
D:\Org\Data\VOA5975C\VG120721\07DEC18.D	Calibration	8	x	377296	500.0000	0.2473	

Calibration Report

Batch Path	D:\Org\Data\VOA5975C\VG120721_L4\QuantResults\VG120721_8260B_624pt1_L4.batch.bin	Analyst Name	BL2000\mchavez
Analysis Time	12/22/2021 10:27 AM	Reporter Name	BL2000\mchavez
Report Time	12/22/2021 10:28:40 AM	Batch State	Processed
Last Calib Update	12/13/2021 2:48 PM	Quant Report Version	10.0
Quant Batch Version	10.0		

Carbon tetrachloride %RSE = 4.2

Carbon tetrachloride - 8 Levels, 7 Levels Used, 8 Points, 7 Points Used, 1 QCs

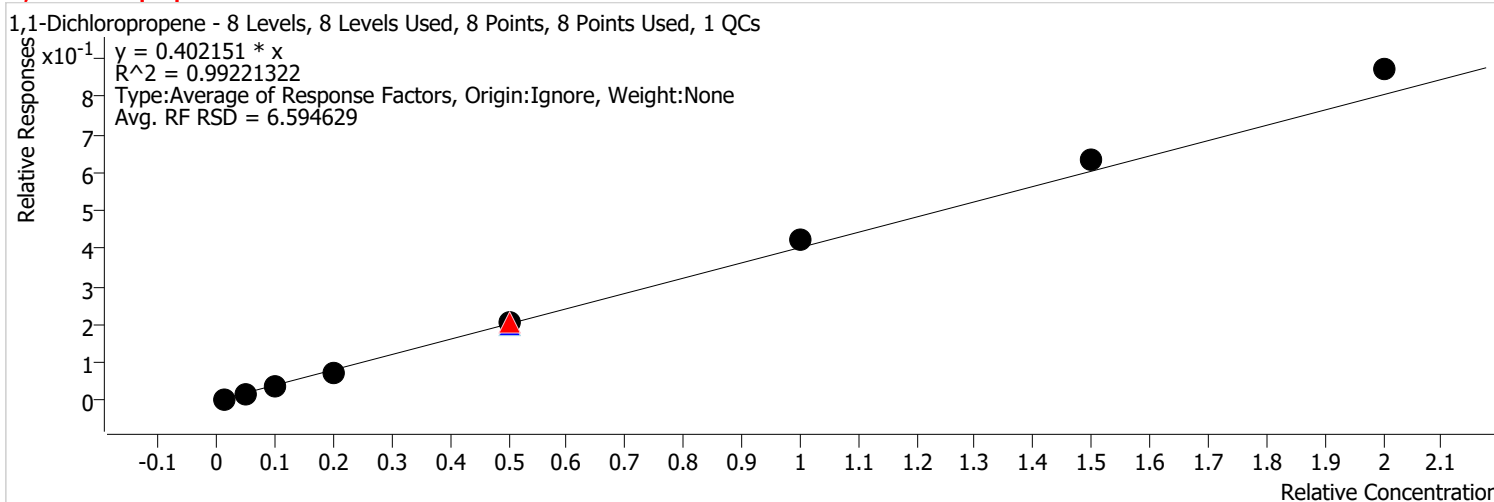


Calibration STD Path	Cal Type	Level	Enabled	Resp.	Exp. Conc	Resp. Factor	Level RSD
D:\Org\Data\VOA5975C\VG120721\07DEC07.D	Calibration	1		2861	2.5000	0.3953	
D:\Org\Data\VOA5975C\VG120721\07DEC08.D	Calibration	2	x	15827	12.5000	0.4307	
D:\Org\Data\VOA5975C\VG120721\07DEC09.D	Calibration	3	x	32074	25.0000	0.4234	
D:\Org\Data\VOA5975C\VG120721\07DEC10.D	Calibration	4	x	62372	50.0000	0.4329	
D:\Org\Data\VOA5975C\VG120721\07DEC20.D	QC	QC	x	166917	125.0000	0.4429	
D:\Org\Data\VOA5975C\VG120721\07DEC12.D	Calibration	5	x	171191	125.0000	0.4525	
D:\Org\Data\VOA5975C\VG120721\07DEC12CC.D	CC	CC	x	171191	125.0000	0.4525	
D:\Org\Data\VOA5975C\VG120721\07DEC14.D	Calibration	6	x	352225	250.0000	0.4657	
D:\Org\Data\VOA5975C\VG120721\07DEC16.D	Calibration	7	x	516387	375.0000	0.4564	
D:\Org\Data\VOA5975C\VG120721\07DEC18.D	Calibration	8	x	720325	500.0000	0.4722	

Calibration Report

Batch Path	D:\Org\Data\VOA5975C\VG120721_L4\QuantResults\VG120721_8260B_624pt1_L4.batch.bin	Analyst Name	BL2000\mchavez
Analysis Time	12/22/2021 10:27 AM	Reporter Name	BL2000\mchavez
Report Time	12/22/2021 10:28:40 AM	Batch State	Processed
Last Calib Update	12/13/2021 2:48 PM	Quant Report Version	10.0
Quant Batch Version	10.0		

1,1-Dichloropropene %RSE = 6.6

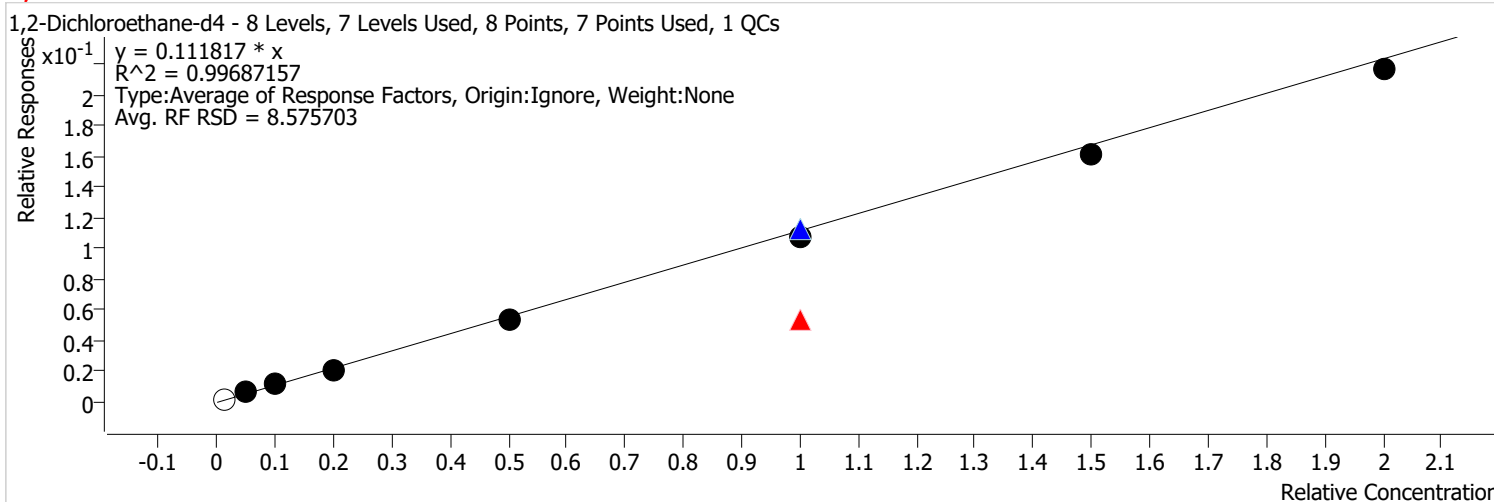


Calibration STD Path	Cal Type	Level	Enabled	Resp.	Exp. Conc	Resp. Factor	Level RSD
D:\Org\Data\VOA5975C\VG120721\07DEC07.D	Calibration	1	x	2942	2.5000	0.4065	
D:\Org\Data\VOA5975C\VG120721\07DEC08.D	Calibration	2	x	13370	12.5000	0.3639	
D:\Org\Data\VOA5975C\VG120721\07DEC09.D	Calibration	3	x	28904	25.0000	0.3816	
D:\Org\Data\VOA5975C\VG120721\07DEC10.D	Calibration	4	x	53502	50.0000	0.3713	
D:\Org\Data\VOA5975C\VG120721\07DEC20.D	QC	QC	x	148167	125.0000	0.3931	
D:\Org\Data\VOA5975C\VG120721\07DEC12.D	Calibration	5	x	156191	125.0000	0.4128	
D:\Org\Data\VOA5975C\VG120721\07DEC12CC.D	CC	CC	x	156191	125.0000	0.4128	
D:\Org\Data\VOA5975C\VG120721\07DEC14.D	Calibration	6	x	319922	250.0000	0.4230	
D:\Org\Data\VOA5975C\VG120721\07DEC16.D	Calibration	7	x	478829	375.0000	0.4232	
D:\Org\Data\VOA5975C\VG120721\07DEC18.D	Calibration	8	x	663496	500.0000	0.4349	

Calibration Report

Batch Path	D:\Org\Data\VOA5975C\VG120721_L4\QuantResults\VG120721_8260B_624pt1_L4.batch.bin	Analyst Name	BL2000\mchavez
Analysis Time	12/22/2021 10:27 AM	Reporter Name	BL2000\mchavez
Report Time	12/22/2021 10:28:40 AM	Batch State	Processed
Last Calib Update	12/13/2021 2:48 PM	Quant Report Version	10.0
Quant Batch Version	10.0		

1,2-Dichloroethane-d4 %RSE =



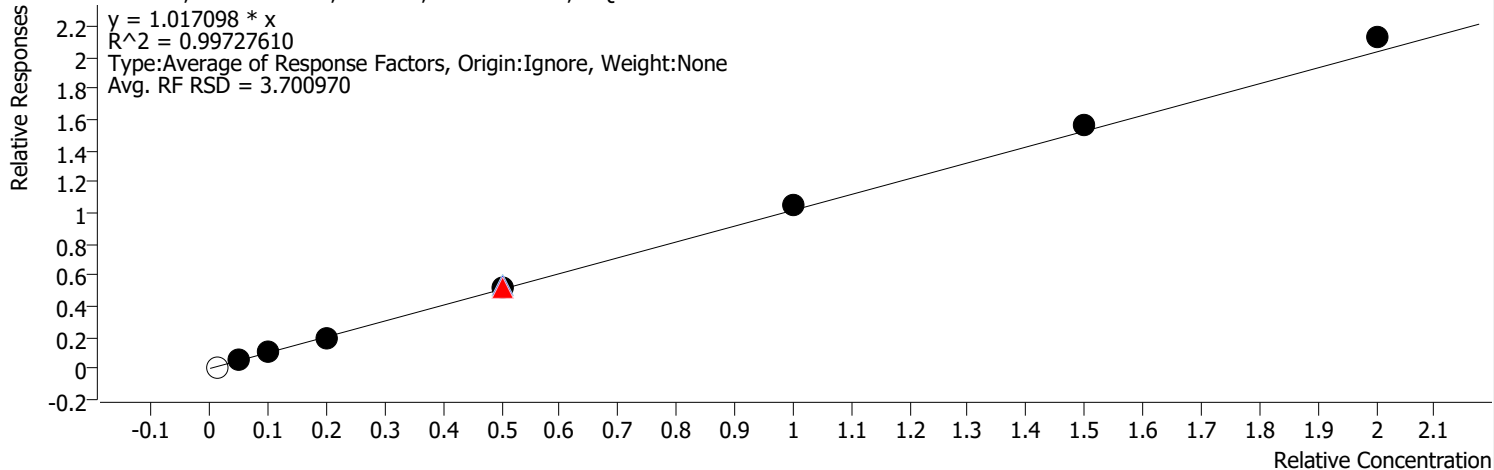
Calibration STD Path	Cal Type	Level	Enabled	Resp.	Exp. Conc	Resp. Factor	Level RSD
D:\Org\Data\VOA5975C\VG120721\07DEC07.D	Calibration	1		1694	2.5000	0.2341	
D:\Org\Data\VOA5975C\VG120721\07DEC08.D	Calibration	2	x	4714	12.5000	0.1283	
D:\Org\Data\VOA5975C\VG120721\07DEC09.D	Calibration	3	x	9262	25.0000	0.1223	
D:\Org\Data\VOA5975C\VG120721\07DEC10.D	Calibration	4	x	14687	50.0000	0.1019	
D:\Org\Data\VOA5975C\VG120721\07DEC12.D	Calibration	5	x	40512	125.0000	0.1071	
D:\Org\Data\VOA5975C\VG120721\07DEC20.D	QC	QC	x	84611	250.0000	0.1122	
D:\Org\Data\VOA5975C\VG120721\07DEC14.D	Calibration	6	x	81363	250.0000	0.1076	
D:\Org\Data\VOA5975C\VG120721\07DEC12CC.D	CC	CC	x	40512	250.0000	0.0535	
D:\Org\Data\VOA5975C\VG120721\07DEC16.D	Calibration	7	x	121435	375.0000	0.1073	
D:\Org\Data\VOA5975C\VG120721\07DEC18.D	Calibration	8	x	165139	500.0000	0.1083	

Calibration Report

Batch Path	D:\Org\Data\VOA5975C\VG120721_L4\QuantResults\VG120721_8260B_624pt1_L4.batch.bin	Analyst Name	BL2000\mchavez
Analysis Time	12/22/2021 10:27 AM	Reporter Name	BL2000\mchavez
Report Time	12/22/2021 10:28:40 AM	Batch State	Processed
Last Calib Update	12/13/2021 2:48 PM	Quant Report Version	10.0
Quant Batch Version	10.0		

Benzene %RSE = 3.7

Benzene - 8 Levels, 7 Levels Used, 8 Points, 7 Points Used, 1 QCs

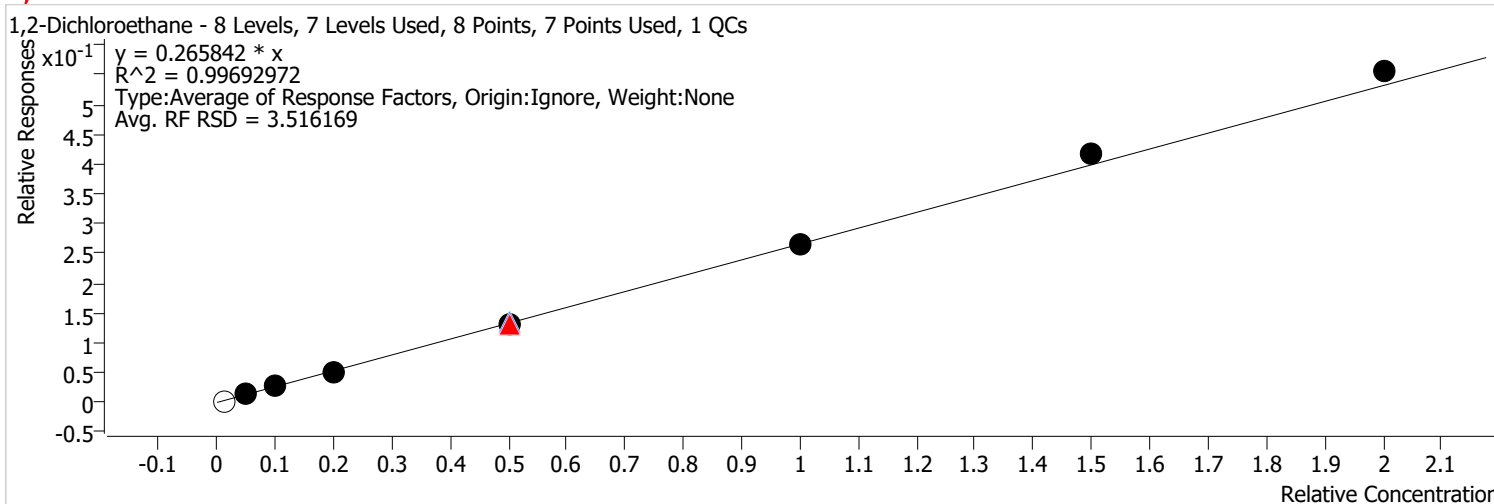


Calibration STD Path	Cal Type	Level	Enabled	Resp.	Exp. Conc	Resp. Factor	Level RSD
D:\Org\Data\VOA5975C\VG120721\07DEC07.D	Calibration	1		7638	2.5000	1.0554	
D:\Org\Data\VOA5975C\VG120721\07DEC08.D	Calibration	2	x	35699	12.5000	0.9715	
D:\Org\Data\VOA5975C\VG120721\07DEC09.D	Calibration	3	x	75258	25.0000	0.9935	
D:\Org\Data\VOA5975C\VG120721\07DEC10.D	Calibration	4	x	139915	50.0000	0.9711	
D:\Org\Data\VOA5975C\VG120721\07DEC20.D	QC	QC	x	400467	125.0000	1.0625	
D:\Org\Data\VOA5975C\VG120721\07DEC12.D	Calibration	5	x	391558	125.0000	1.0350	
D:\Org\Data\VOA5975C\VG120721\07DEC12CC.D	CC	CC	x	391558	125.0000	1.0350	
D:\Org\Data\VOA5975C\VG120721\07DEC14.D	Calibration	6	x	790153	250.0000	1.0447	
D:\Org\Data\VOA5975C\VG120721\07DEC16.D	Calibration	7	x	1177930	375.0000	1.0410	
D:\Org\Data\VOA5975C\VG120721\07DEC18.D	Calibration	8	x	1621497	500.0000	1.0629	

Calibration Report

Batch Path	D:\Org\Data\VOA5975C\VG120721_L4\QuantResults\VG120721_8260B_624pt1_L4.batch.bin	Analyst Name	BL2000\mchavez
Analysis Time	12/22/2021 10:27 AM	Reporter Name	BL2000\mchavez
Report Time	12/22/2021 10:28:40 AM	Batch State	Processed
Last Calib Update	12/13/2021 2:48 PM	Quant Report Version	10.0
Quant Batch Version	10.0		

1,2-Dichloroethane %RSE = 3.5

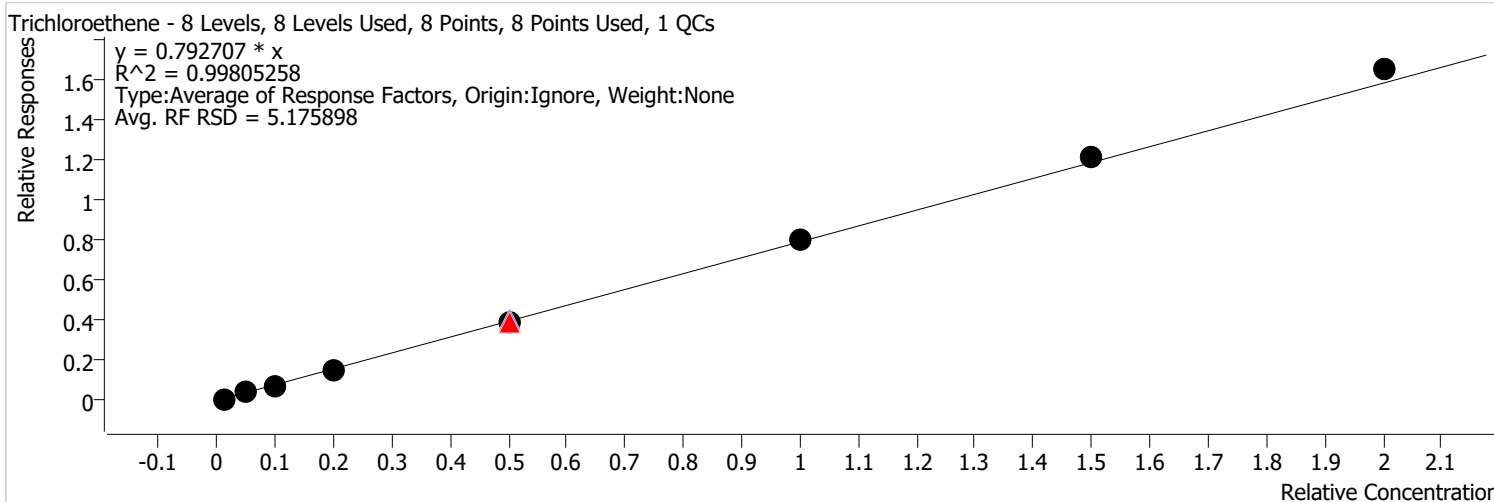


Calibration STD Path	Cal Type	Level	Enabled	Resp.	Exp. Conc	Resp. Factor	Level RSD
D:\Org\Data\VOA5975C\VG120721\07DEC07.D	Calibration	1		2010	2.5000	0.2777	
D:\Org\Data\VOA5975C\VG120721\07DEC08.D	Calibration	2	x	9686	12.5000	0.2636	
D:\Org\Data\VOA5975C\VG120721\07DEC09.D	Calibration	3	x	19821	25.0000	0.2617	
D:\Org\Data\VOA5975C\VG120721\07DEC10.D	Calibration	4	x	36064	50.0000	0.2503	
D:\Org\Data\VOA5975C\VG120721\07DEC20.D	QC	QC	x	101007	125.0000	0.2680	
D:\Org\Data\VOA5975C\VG120721\07DEC12.D	Calibration	5	x	100082	125.0000	0.2645	
D:\Org\Data\VOA5975C\VG120721\07DEC12CC.D	CC	CC	x	100082	125.0000	0.2645	
D:\Org\Data\VOA5975C\VG120721\07DEC14.D	Calibration	6	x	201480	250.0000	0.2664	
D:\Org\Data\VOA5975C\VG120721\07DEC16.D	Calibration	7	x	313485	375.0000	0.2770	
D:\Org\Data\VOA5975C\VG120721\07DEC18.D	Calibration	8	x	423120	500.0000	0.2774	

Calibration Report

Batch Path	D:\Org\Data\VOA5975C\VG120721_L4\QuantResults\VG120721_8260B_624pt1_L4.batch.bin	Analyst Name	BL2000\mchavez
Analysis Time	12/22/2021 10:27 AM	Reporter Name	BL2000\mchavez
Report Time	12/22/2021 10:28:41 AM	Batch State	Processed
Last Calib Update	12/13/2021 2:48 PM	Quant Report Version	10.0
Quant Batch Version	10.0		

Trichloroethene %RSE = 5.2

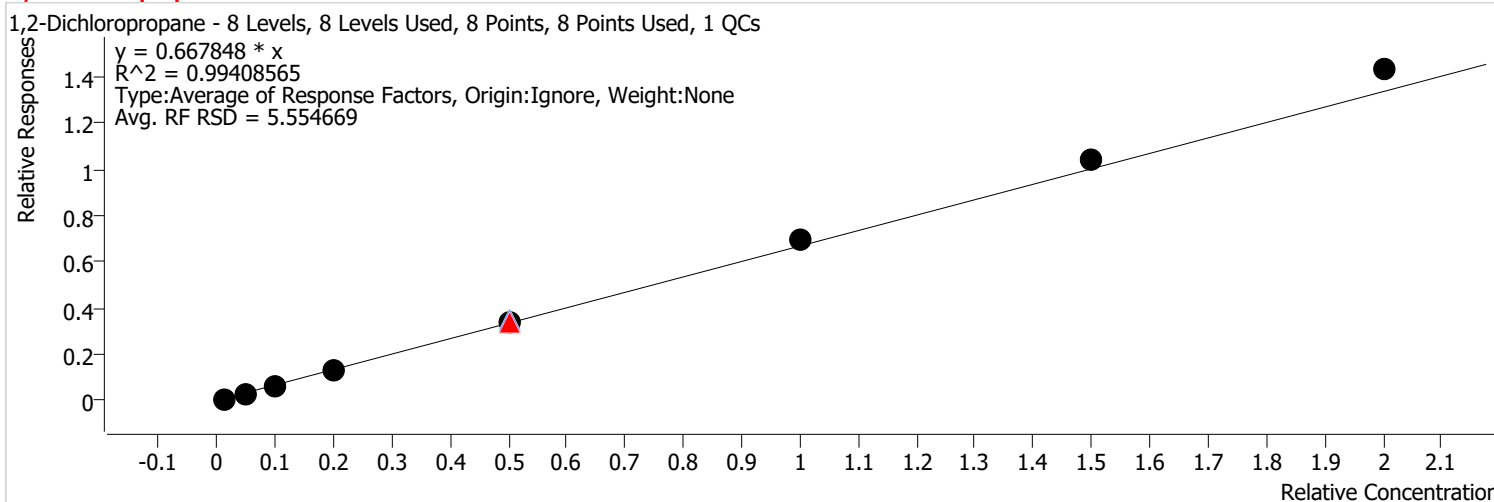


Calibration STD Path	Cal Type	Level	Enabled	Resp.	Exp. Conc	Resp. Factor	Level RSD
D:\Org\Data\VOA5975C\VG120721\07DEC07.D	Calibration	1	x	2425	2.5000	0.8589	
D:\Org\Data\VOA5975C\VG120721\07DEC08.D	Calibration	2	x	11012	12.5000	0.7734	
D:\Org\Data\VOA5975C\VG120721\07DEC09.D	Calibration	3	x	22512	25.0000	0.7642	
D:\Org\Data\VOA5975C\VG120721\07DEC10.D	Calibration	4	x	40847	50.0000	0.7239	
D:\Org\Data\VOA5975C\VG120721\07DEC20.D	QC	QC	x	112072	125.0000	0.7970	
D:\Org\Data\VOA5975C\VG120721\07DEC12.D	Calibration	5	x	113207	125.0000	0.7849	
D:\Org\Data\VOA5975C\VG120721\07DEC12CC.D	CC	CC	x	113207	125.0000	0.7849	
D:\Org\Data\VOA5975C\VG120721\07DEC14.D	Calibration	6	x	231457	250.0000	0.8034	
D:\Org\Data\VOA5975C\VG120721\07DEC16.D	Calibration	7	x	346197	375.0000	0.8070	
D:\Org\Data\VOA5975C\VG120721\07DEC18.D	Calibration	8	x	473683	500.0000	0.8260	

Calibration Report

Batch Path	D:\Org\Data\VOA5975C\VG120721_L4\QuantResults\VG120721_8260B_624pt1_L4.batch.bin	Analyst Name	BL2000\mchavez
Analysis Time	12/22/2021 10:27 AM	Reporter Name	BL2000\mchavez
Report Time	12/22/2021 10:28:41 AM	Batch State	Processed
Last Calib Update	12/13/2021 2:48 PM	Quant Report Version	10.0
Quant Batch Version	10.0		

1,2-Dichloropropane %RSE = 5.6

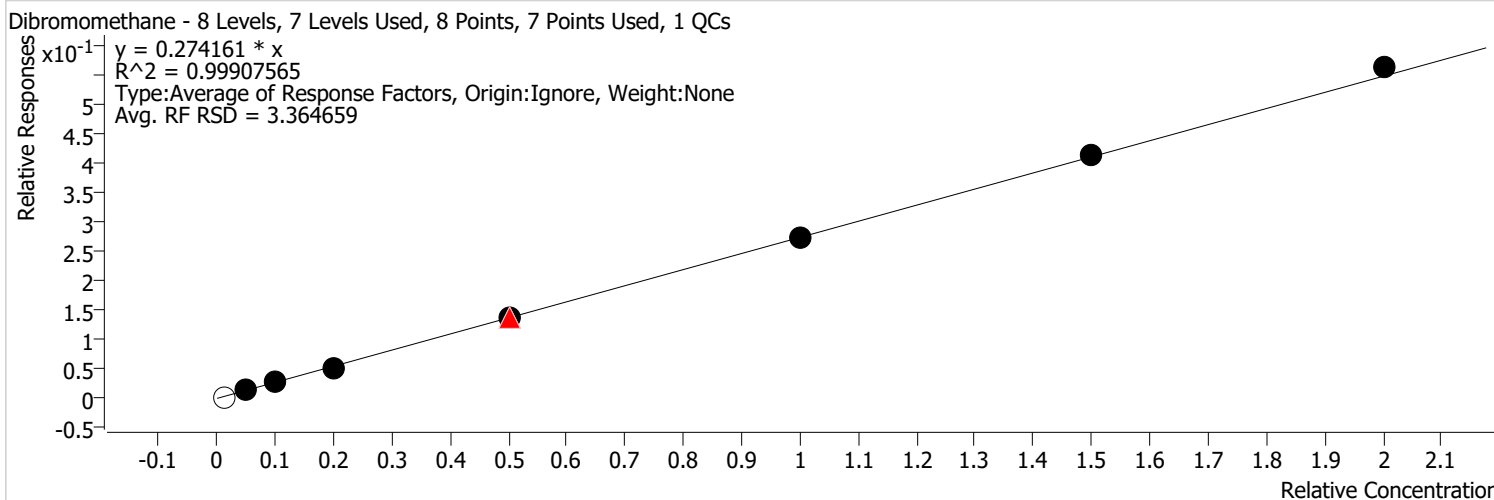


Calibration STD Path	Cal Type	Level	Enabled	Resp.	Exp. Conc	Resp. Factor	Level RSD
D:\Org\Data\VOA5975C\VG120721\07DEC07.D	Calibration	1	x	1911	2.5000	0.6768	
D:\Org\Data\VOA5975C\VG120721\07DEC08.D	Calibration	2	x	8850	12.5000	0.6215	
D:\Org\Data\VOA5975C\VG120721\07DEC09.D	Calibration	3	x	18612	25.0000	0.6318	
D:\Org\Data\VOA5975C\VG120721\07DEC10.D	Calibration	4	x	35178	50.0000	0.6234	
D:\Org\Data\VOA5975C\VG120721\07DEC20.D	QC	QC	x	99419	125.0000	0.7070	
D:\Org\Data\VOA5975C\VG120721\07DEC12.D	Calibration	5	x	97848	125.0000	0.6784	
D:\Org\Data\VOA5975C\VG120721\07DEC12CC.D	CC	CC	x	97848	125.0000	0.6784	
D:\Org\Data\VOA5975C\VG120721\07DEC14.D	Calibration	6	x	201155	250.0000	0.6982	
D:\Org\Data\VOA5975C\VG120721\07DEC16.D	Calibration	7	x	299277	375.0000	0.6976	
D:\Org\Data\VOA5975C\VG120721\07DEC18.D	Calibration	8	x	409995	500.0000	0.7149	

Calibration Report

Batch Path	D:\Org\Data\VOA5975C\VG120721_L4\QuantResults\VG120721_8260B_624pt1_L4.batch.bin	Analyst Name	BL2000\mchavez
Analysis Time	12/22/2021 10:27 AM	Reporter Name	BL2000\mchavez
Report Time	12/22/2021 10:28:41 AM	Batch State	Processed
Last Calib Update	12/13/2021 2:48 PM	Quant Report Version	10.0
Quant Batch Version	10.0		

Dibromomethane %RSE = 3.4



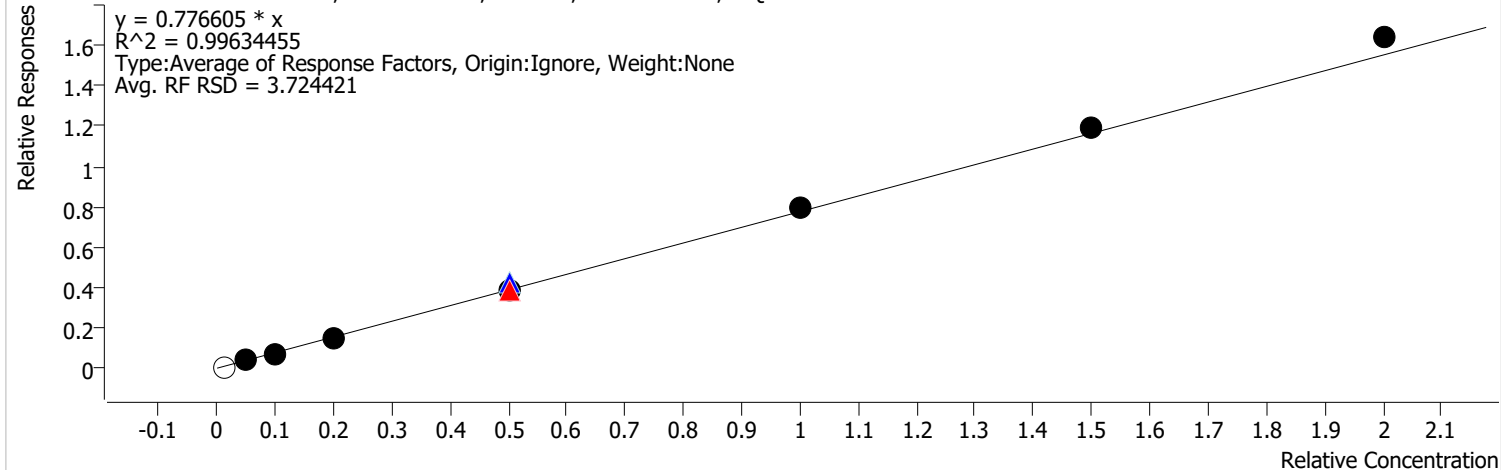
Calibration STD Path	Cal Type	Level	Enabled	Resp.	Exp. Conc	Resp. Factor	Level RSD
D:\Org\Data\VOA5975C\VG120721\07DEC07.D	Calibration	1		765	2.5000	0.2710	
D:\Org\Data\VOA5975C\VG120721\07DEC08.D	Calibration	2	x	4032	12.5000	0.2832	
D:\Org\Data\VOA5975C\VG120721\07DEC09.D	Calibration	3	x	8170	25.0000	0.2773	
D:\Org\Data\VOA5975C\VG120721\07DEC10.D	Calibration	4	x	14426	50.0000	0.2557	
D:\Org\Data\VOA5975C\VG120721\07DEC20.D	QC	QC	x	38921	125.0000	0.2768	
D:\Org\Data\VOA5975C\VG120721\07DEC12.D	Calibration	5	x	39043	125.0000	0.2707	
D:\Org\Data\VOA5975C\VG120721\07DEC12CC.D	CC	CC	x	39043	125.0000	0.2707	
D:\Org\Data\VOA5975C\VG120721\07DEC14.D	Calibration	6	x	78708	250.0000	0.2732	
D:\Org\Data\VOA5975C\VG120721\07DEC16.D	Calibration	7	x	119134	375.0000	0.2777	
D:\Org\Data\VOA5975C\VG120721\07DEC18.D	Calibration	8	x	161342	500.0000	0.2813	

Calibration Report

Batch Path	D:\Org\Data\VOA5975C\VG120721_L4\QuantResults\VG120721_8260B_624pt1_L4.batch.bin	Analyst Name	BL2000\mchavez
Analysis Time	12/22/2021 10:27 AM	Reporter Name	BL2000\mchavez
Report Time	12/22/2021 10:28:41 AM	Batch State	Processed
Last Calib Update	12/13/2021 2:48 PM	Quant Report Version	10.0
Quant Batch Version	10.0		

Bromodichloromethane %RSE = 3.7

Bromodichloromethane - 8 Levels, 7 Levels Used, 8 Points, 7 Points Used, 1 QCs



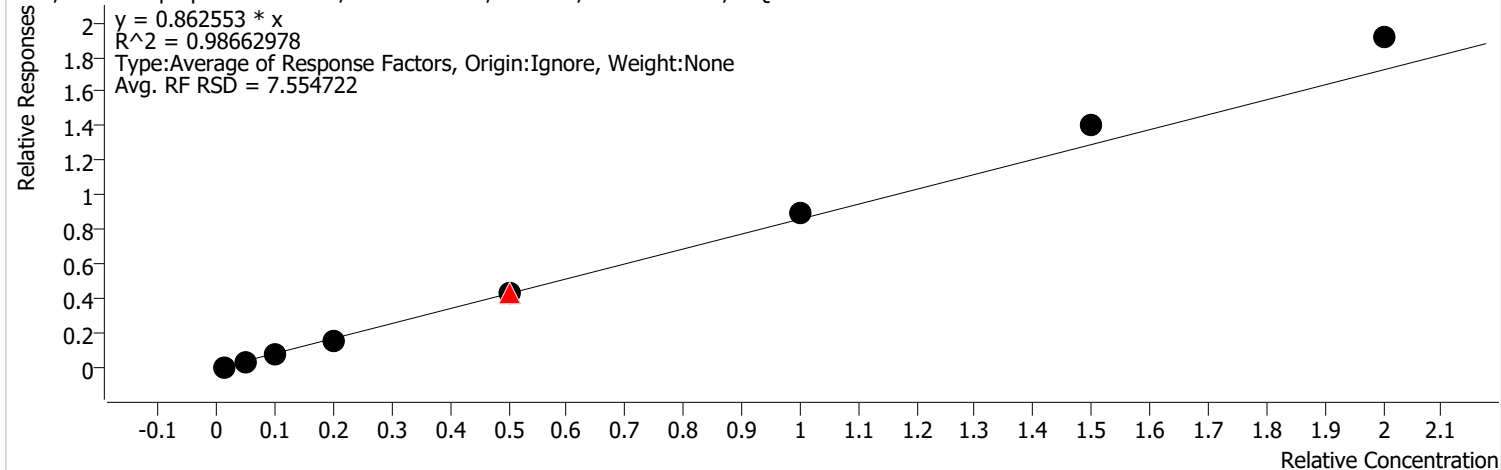
Calibration STD Path	Cal Type	Level	Enabled	Resp.	Exp. Conc	Resp. Factor	Level RSD
D:\Org\Data\VOA5975C\VG120721\07DEC07.D	Calibration	1		1973	2.5000	0.6988	
D:\Org\Data\VOA5975C\VG120721\07DEC08.D	Calibration	2	x	11056	12.5000	0.7765	
D:\Org\Data\VOA5975C\VG120721\07DEC09.D	Calibration	3	x	22018	25.0000	0.7474	
D:\Org\Data\VOA5975C\VG120721\07DEC10.D	Calibration	4	x	41511	50.0000	0.7357	
D:\Org\Data\VOA5975C\VG120721\07DEC20.D	QC	QC	x	118345	125.0000	0.8416	
D:\Org\Data\VOA5975C\VG120721\07DEC12.D	Calibration	5	x	110939	125.0000	0.7691	
D:\Org\Data\VOA5975C\VG120721\07DEC12CC.D	CC	CC	x	110939	125.0000	0.7691	
D:\Org\Data\VOA5975C\VG120721\07DEC14.D	Calibration	6	x	228361	250.0000	0.7927	
D:\Org\Data\VOA5975C\VG120721\07DEC16.D	Calibration	7	x	341281	375.0000	0.7955	
D:\Org\Data\VOA5975C\VG120721\07DEC18.D	Calibration	8	x	469832	500.0000	0.8193	

Calibration Report

Batch Path	D:\Org\Data\VOA5975C\VG120721_L4\QuantResults\VG120721_8260B_624pt1_L4.batch.bin	Analyst Name	BL2000\mchavez
Analysis Time	12/22/2021 10:27 AM	Reporter Name	BL2000\mchavez
Report Time	12/22/2021 10:28:41 AM	Batch State	Processed
Last Calib Update	12/13/2021 2:48 PM	Quant Report Version	10.0
Quant Batch Version	10.0		

cis-1,3-Dichloropropene %RSE = 7.6

cis-1,3-Dichloropropene - 8 Levels, 8 Levels Used, 8 Points, 8 Points Used, 1 QCs

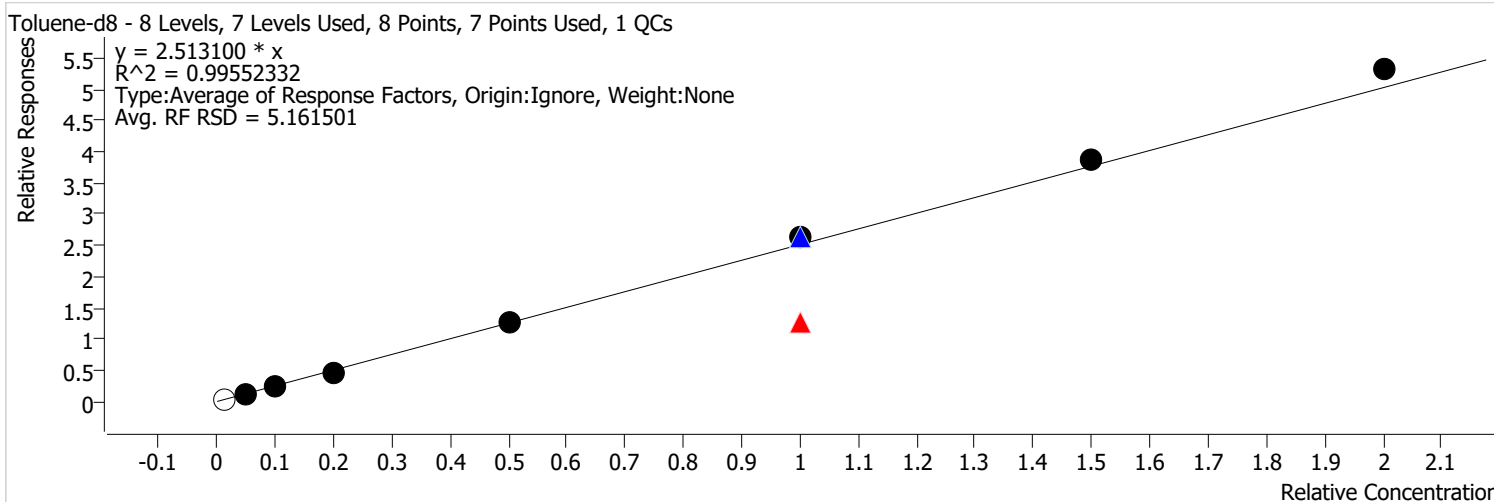


Calibration STD Path	Cal Type	Level	Enabled	Resp.	Exp. Conc	Resp. Factor	Level RSD
D:\Org\Data\VOA5975C\VG120721\07DEC07.D	Calibration	1	x	2373	2.5000	0.8403	
D:\Org\Data\VOA5975C\VG120721\07DEC08.D	Calibration	2	x	11582	12.5000	0.8134	
D:\Org\Data\VOA5975C\VG120721\07DEC09.D	Calibration	3	x	23106	25.0000	0.7844	
D:\Org\Data\VOA5975C\VG120721\07DEC10.D	Calibration	4	x	44691	50.0000	0.7920	
D:\Org\Data\VOA5975C\VG120721\07DEC20.D	QC	QC	x	123482	125.0000	0.8782	
D:\Org\Data\VOA5975C\VG120721\07DEC12.D	Calibration	5	x	126391	125.0000	0.8763	
D:\Org\Data\VOA5975C\VG120721\07DEC12CC.D	CC	CC	x	126391	125.0000	0.8763	
D:\Org\Data\VOA5975C\VG120721\07DEC14.D	Calibration	6	x	260399	250.0000	0.9039	
D:\Org\Data\VOA5975C\VG120721\07DEC16.D	Calibration	7	x	401001	375.0000	0.9347	
D:\Org\Data\VOA5975C\VG120721\07DEC18.D	Calibration	8	x	547890	500.0000	0.9554	

Calibration Report

Batch Path	D:\Org\Data\VOA5975C\VG120721_L4\QuantResults\VG120721_8260B_624pt1_L4.batch.bin	Analyst Name	BL2000\mchavez
Analysis Time	12/22/2021 10:27 AM	Reporter Name	BL2000\mchavez
Report Time	12/22/2021 10:28:41 AM	Batch State	Processed
Last Calib Update	12/13/2021 2:48 PM	Quant Report Version	10.0
Quant Batch Version	10.0		

Toluene-d8 %RSE =

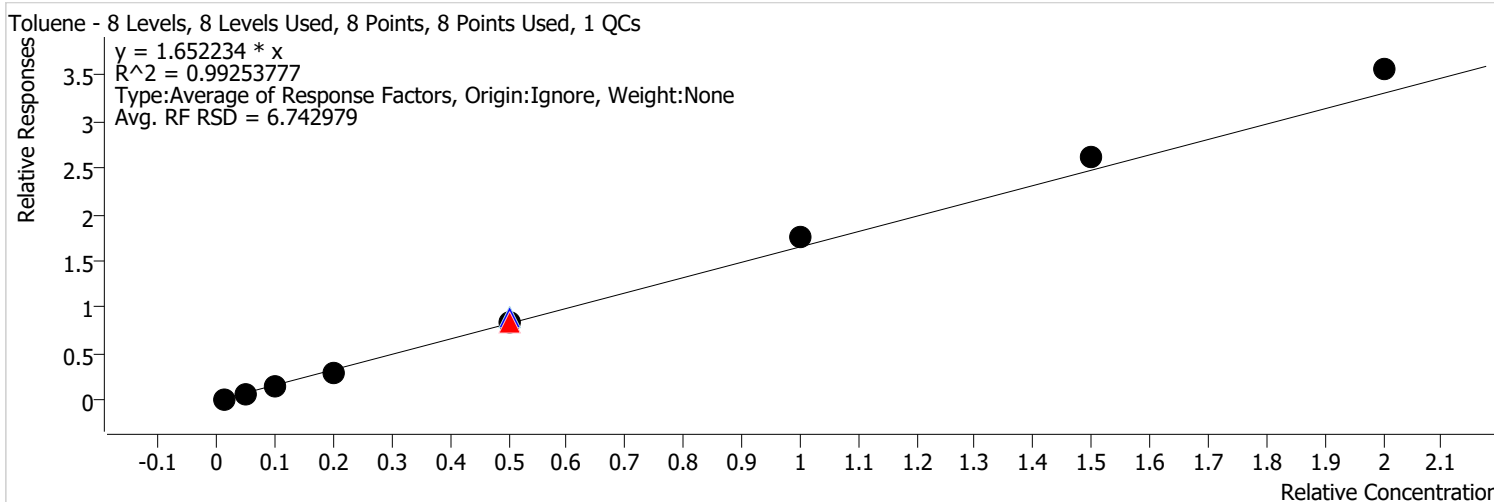


Calibration STD Path	Cal Type	Level	Enabled	Resp.	Exp. Conc	Resp. Factor	Level RSD
D:\Org\Data\VOA5975C\VG120721\07DEC07.D	Calibration	1		12051	2.5000	4.2673	
D:\Org\Data\VOA5975C\VG120721\07DEC08.D	Calibration	2	x	35684	12.5000	2.5061	
D:\Org\Data\VOA5975C\VG120721\07DEC09.D	Calibration	3	x	71216	25.0000	2.4175	
D:\Org\Data\VOA5975C\VG120721\07DEC10.D	Calibration	4	x	128707	50.0000	2.2810	
D:\Org\Data\VOA5975C\VG120721\07DEC12.D	Calibration	5	x	363399	125.0000	2.5195	
D:\Org\Data\VOA5975C\VG120721\07DEC20.D	QC	QC	x	744342	250.0000	2.6468	
D:\Org\Data\VOA5975C\VG120721\07DEC14.D	Calibration	6	x	754121	250.0000	2.6176	
D:\Org\Data\VOA5975C\VG120721\07DEC12CC.D	CC	CC	x	363399	250.0000	1.2597	
D:\Org\Data\VOA5975C\VG120721\07DEC16.D	Calibration	7	x	1112800	375.0000	2.5940	
D:\Org\Data\VOA5975C\VG120721\07DEC18.D	Calibration	8	x	1523079	500.0000	2.6559	

Calibration Report

Batch Path	D:\Org\Data\VOA5975C\VG120721_L4\QuantResults\VG120721_8260B_624pt1_L4.batch.bin	Analyst Name	BL2000\mchavez
Analysis Time	12/22/2021 10:27 AM	Reporter Name	BL2000\mchavez
Report Time	12/22/2021 10:28:41 AM	Batch State	Processed
Last Calib Update	12/13/2021 2:48 PM	Quant Report Version	10.0
Quant Batch Version	10.0		

Toluene %RSE = 6.7

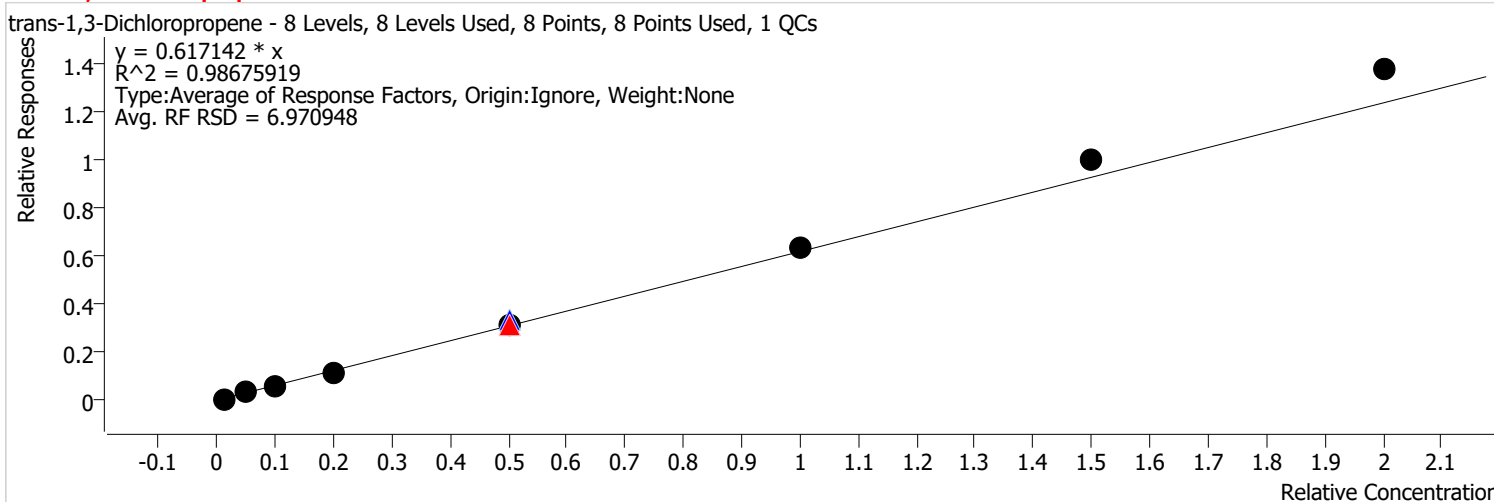


Calibration STD Path	Cal Type	Level	Enabled	Resp.	Exp. Conc	Resp. Factor	Level RSD
D:\Org\Data\VOA5975C\VG120721\07DEC07.D	Calibration	1	x	4778	2.5000	1.6919	
D:\Org\Data\VOA5975C\VG120721\07DEC08.D	Calibration	2	x	20988	12.5000	1.4740	
D:\Org\Data\VOA5975C\VG120721\07DEC09.D	Calibration	3	x	46740	25.0000	1.5867	
D:\Org\Data\VOA5975C\VG120721\07DEC10.D	Calibration	4	x	86245	50.0000	1.5285	
D:\Org\Data\VOA5975C\VG120721\07DEC20.D	QC	QC	x	249579	125.0000	1.7750	
D:\Org\Data\VOA5975C\VG120721\07DEC12.D	Calibration	5	x	240197	125.0000	1.6653	
D:\Org\Data\VOA5975C\VG120721\07DEC12CC.D	CC	CC	x	240197	125.0000	1.6653	
D:\Org\Data\VOA5975C\VG120721\07DEC14.D	Calibration	6	x	503409	250.0000	1.7474	
D:\Org\Data\VOA5975C\VG120721\07DEC16.D	Calibration	7	x	748555	375.0000	1.7449	
D:\Org\Data\VOA5975C\VG120721\07DEC18.D	Calibration	8	x	1020302	500.0000	1.7792	

Calibration Report

Batch Path	D:\Org\Data\VOA5975C\VG120721_L4\QuantResults\VG120721_8260B_624pt1_L4.batch.bin	Analyst Name	BL2000\mchavez
Analysis Time	12/22/2021 10:27 AM	Reporter Name	BL2000\mchavez
Report Time	12/22/2021 10:28:41 AM	Batch State	Processed
Last Calib Update	12/13/2021 2:48 PM	Quant Report Version	10.0
Quant Batch Version	10.0		

trans-1,3-Dichloropropene %RSE = 7.0

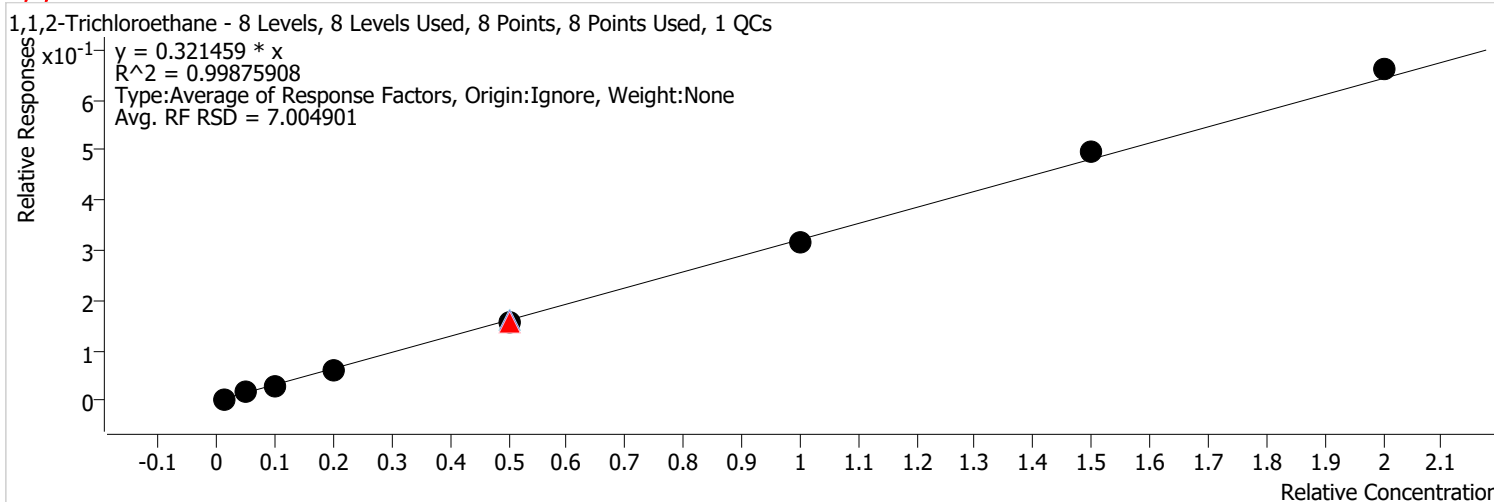


Calibration STD Path	Cal Type	Level	Enabled	Resp.	Exp. Conc	Resp. Factor	Level RSD
D:\Org\Data\VOA5975C\VG120721\07DEC07.D	Calibration	1	x	1649	2.5000	0.5840	
D:\Org\Data\VOA5975C\VG120721\07DEC08.D	Calibration	2	x	8612	12.5000	0.6048	
D:\Org\Data\VOA5975C\VG120721\07DEC09.D	Calibration	3	x	16744	25.0000	0.5684	
D:\Org\Data\VOA5975C\VG120721\07DEC10.D	Calibration	4	x	32293	50.0000	0.5723	
D:\Org\Data\VOA5975C\VG120721\07DEC20.D	QC	QC	x	94344	125.0000	0.6710	
D:\Org\Data\VOA5975C\VG120721\07DEC12.D	Calibration	5	x	89745	125.0000	0.6222	
D:\Org\Data\VOA5975C\VG120721\07DEC12CC.D	CC	CC	x	89745	125.0000	0.6222	
D:\Org\Data\VOA5975C\VG120721\07DEC14.D	Calibration	6	x	182890	250.0000	0.6348	
D:\Org\Data\VOA5975C\VG120721\07DEC16.D	Calibration	7	x	285158	375.0000	0.6647	
D:\Org\Data\VOA5975C\VG120721\07DEC18.D	Calibration	8	x	393301	500.0000	0.6858	

Calibration Report

Batch Path	D:\Org\Data\VOA5975C\VG120721_L4\QuantResults\VG120721_8260B_624pt1_L4.batch.bin	Analyst Name	BL2000\mchavez
Analysis Time	12/22/2021 10:27 AM	Reporter Name	BL2000\mchavez
Report Time	12/22/2021 10:28:41 AM	Batch State	Processed
Last Calib Update	12/13/2021 2:48 PM	Quant Report Version	10.0
Quant Batch Version	10.0		

1,1,2-Trichloroethane %RSE = 7.0

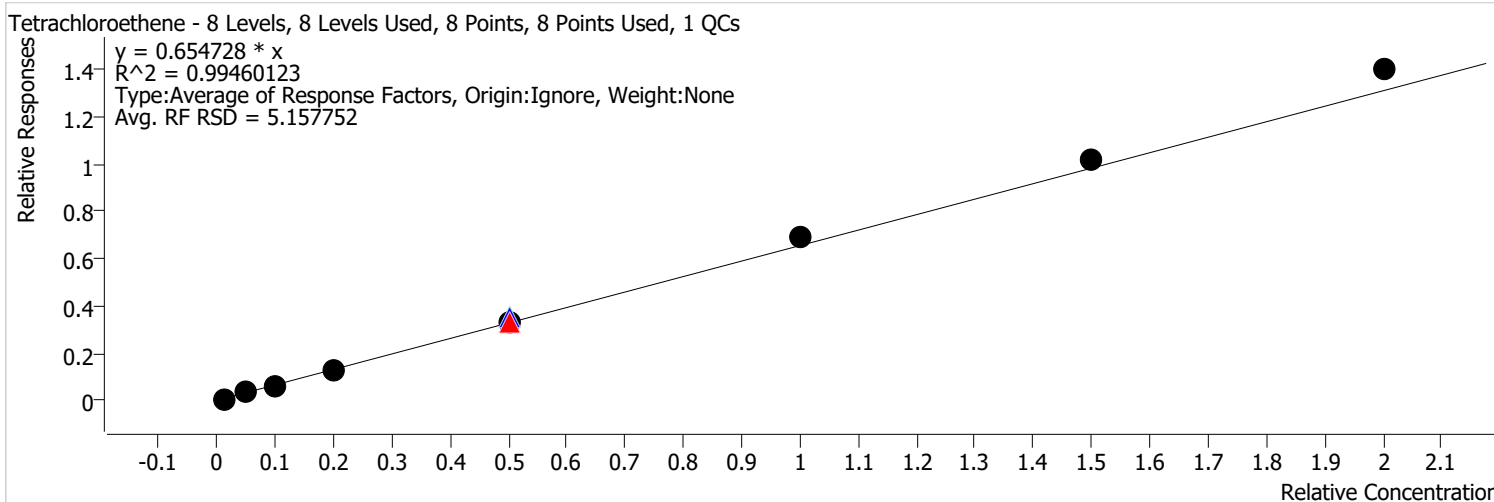


Calibration STD Path	Cal Type	Level	Enabled	Resp.	Exp. Conc	Resp. Factor	Level RSD
D:\Org\Data\VOA5975C\VG120721\07DEC07.D	Calibration	1	x	1040	2.5000	0.3681	
D:\Org\Data\VOA5975C\VG120721\07DEC08.D	Calibration	2	x	4553	12.5000	0.3198	
D:\Org\Data\VOA5975C\VG120721\07DEC09.D	Calibration	3	x	8677	25.0000	0.2946	
D:\Org\Data\VOA5975C\VG120721\07DEC10.D	Calibration	4	x	17049	50.0000	0.3022	
D:\Org\Data\VOA5975C\VG120721\07DEC20.D	QC	QC	x	46194	125.0000	0.3285	
D:\Org\Data\VOA5975C\VG120721\07DEC12.D	Calibration	5	x	44986	125.0000	0.3119	
D:\Org\Data\VOA5975C\VG120721\07DEC12CC.D	CC	CC	x	44986	125.0000	0.3119	
D:\Org\Data\VOA5975C\VG120721\07DEC14.D	Calibration	6	x	90846	250.0000	0.3153	
D:\Org\Data\VOA5975C\VG120721\07DEC16.D	Calibration	7	x	141452	375.0000	0.3297	
D:\Org\Data\VOA5975C\VG120721\07DEC18.D	Calibration	8	x	189312	500.0000	0.3301	

Calibration Report

Batch Path	D:\Org\Data\VOA5975C\VG120721_L4\QuantResults\VG120721_8260B_624pt1_L4.batch.bin	Analyst Name	BL2000\mchavez
Analysis Time	12/22/2021 10:27 AM	Reporter Name	BL2000\mchavez
Report Time	12/22/2021 10:28:41 AM	Batch State	Processed
Last Calib Update	12/13/2021 2:48 PM	Quant Report Version	10.0
Quant Batch Version	10.0		

Tetrachloroethene %RSE = 5.2

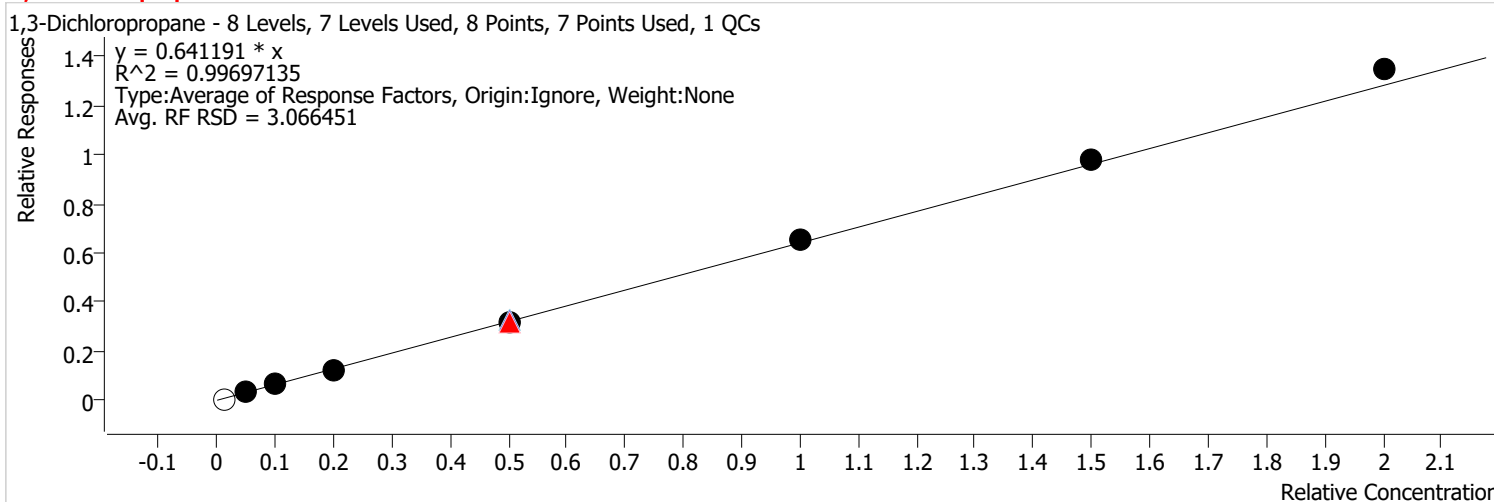


Calibration STD Path	Cal Type	Level	Enabled	Resp.	Exp. Conc	Resp. Factor	Level RSD
D:\Org\Data\VOA5975C\VG120721\07DEC07.D	Calibration	1	x	1851	2.5000	0.6554	
D:\Org\Data\VOA5975C\VG120721\07DEC08.D	Calibration	2	x	8883	12.5000	0.6239	
D:\Org\Data\VOA5975C\VG120721\07DEC09.D	Calibration	3	x	18001	25.0000	0.6111	
D:\Org\Data\VOA5975C\VG120721\07DEC10.D	Calibration	4	x	34811	50.0000	0.6169	
D:\Org\Data\VOA5975C\VG120721\07DEC20.D	QC	QC	x	98874	125.0000	0.7032	
D:\Org\Data\VOA5975C\VG120721\07DEC12.D	Calibration	5	x	95968	125.0000	0.6654	
D:\Org\Data\VOA5975C\VG120721\07DEC12CC.D	CC	CC	x	95968	125.0000	0.6654	
D:\Org\Data\VOA5975C\VG120721\07DEC14.D	Calibration	6	x	197583	250.0000	0.6858	
D:\Org\Data\VOA5975C\VG120721\07DEC16.D	Calibration	7	x	291887	375.0000	0.6804	
D:\Org\Data\VOA5975C\VG120721\07DEC18.D	Calibration	8	x	400826	500.0000	0.6990	

Calibration Report

Batch Path	D:\Org\Data\VOA5975C\VG120721_L4\QuantResults\VG120721_8260B_624pt1_L4.batch.bin	Analyst Name	BL2000\mchavez
Analysis Time	12/22/2021 10:27 AM	Reporter Name	BL2000\mchavez
Report Time	12/22/2021 10:28:41 AM	Batch State	Processed
Last Calib Update	12/13/2021 2:48 PM	Quant Report Version	10.0
Quant Batch Version	10.0		

1,3-Dichloropropane %RSE = 3.1



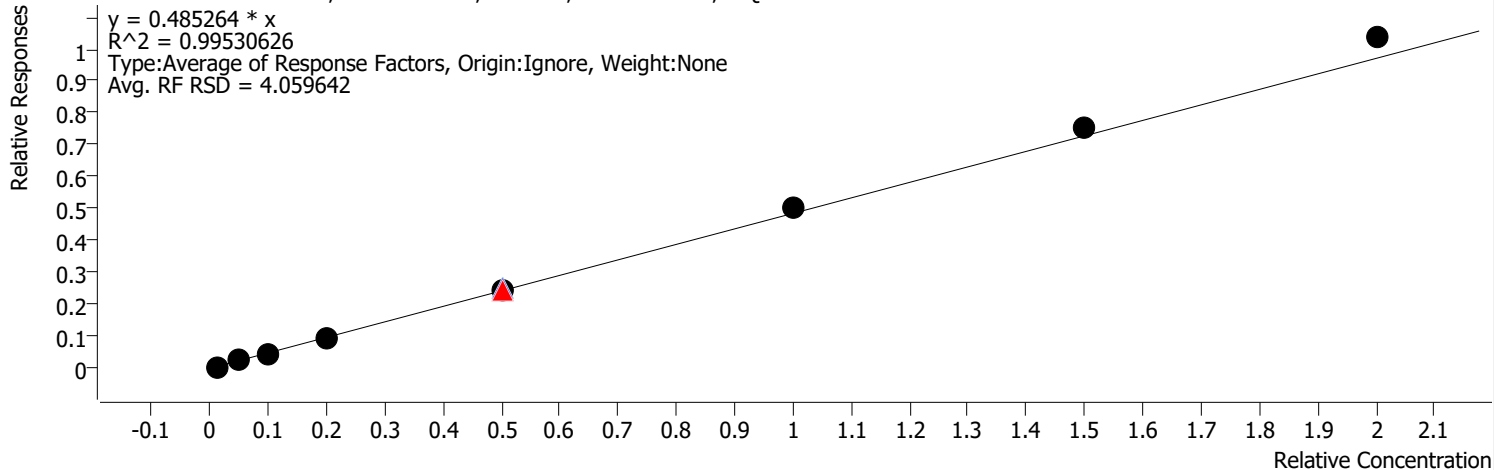
Calibration STD Path	Cal Type	Level	Enabled	Resp.	Exp. Conc	Resp. Factor	Level RSD
D:\Org\Data\VOA5975C\VG120721\07DEC07.D	Calibration	1		1684	2.5000	0.5962	
D:\Org\Data\VOA5975C\VG120721\07DEC08.D	Calibration	2	x	8873	12.5000	0.6232	
D:\Org\Data\VOA5975C\VG120721\07DEC09.D	Calibration	3	x	18446	25.0000	0.6262	
D:\Org\Data\VOA5975C\VG120721\07DEC10.D	Calibration	4	x	35159	50.0000	0.6231	
D:\Org\Data\VOA5975C\VG120721\07DEC20.D	QC	QC	x	93183	125.0000	0.6627	
D:\Org\Data\VOA5975C\VG120721\07DEC12.D	Calibration	5	x	91373	125.0000	0.6335	
D:\Org\Data\VOA5975C\VG120721\07DEC12CC.D	CC	CC	x	91373	125.0000	0.6335	
D:\Org\Data\VOA5975C\VG120721\07DEC14.D	Calibration	6	x	188462	250.0000	0.6542	
D:\Org\Data\VOA5975C\VG120721\07DEC16.D	Calibration	7	x	281018	375.0000	0.6551	
D:\Org\Data\VOA5975C\VG120721\07DEC18.D	Calibration	8	x	386031	500.0000	0.6732	

Calibration Report

Batch Path	D:\Org\Data\VOA5975C\VG120721_L4\QuantResults\VG120721_8260B_624pt1_L4.batch.bin	Analyst Name	BL2000\mchavez
Analysis Time	12/22/2021 10:27 AM	Reporter Name	BL2000\mchavez
Report Time	12/22/2021 10:28:41 AM	Batch State	Processed
Last Calib Update	12/13/2021 2:48 PM	Quant Report Version	10.0
Quant Batch Version	10.0		

Chlorodibromomethane %RSE = 4.1

Chlorodibromomethane - 8 Levels, 8 Levels Used, 8 Points, 8 Points Used, 1 QCs

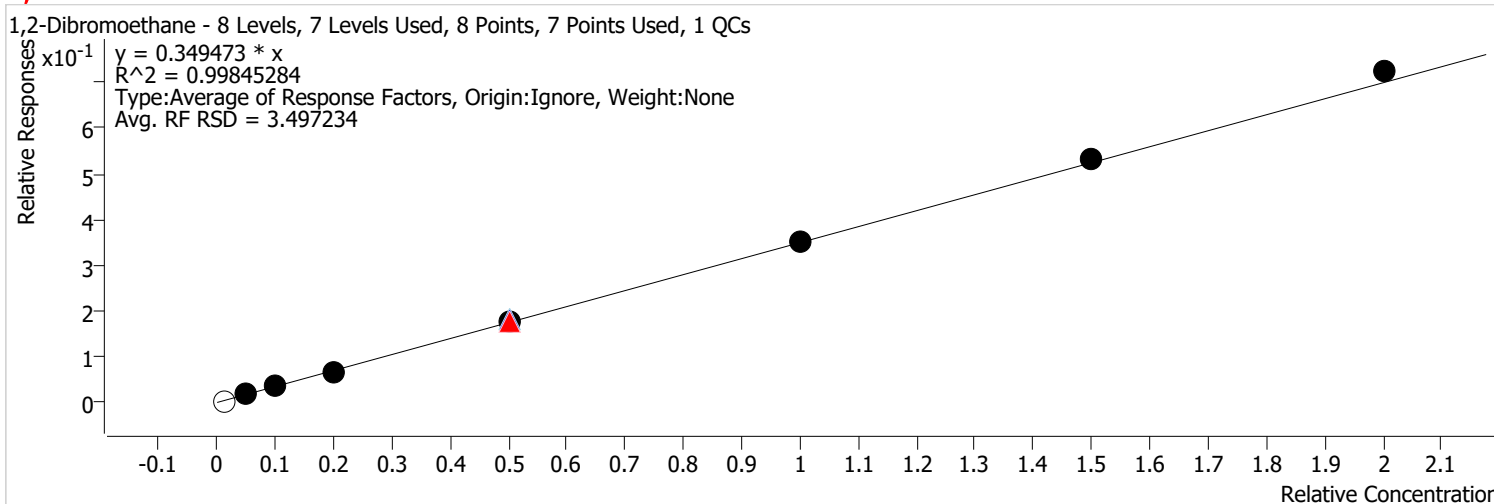


Calibration STD Path	Cal Type	Level	Enabled	Resp.	Exp. Conc	Resp. Factor	Level RSD
D:\Org\Data\VOA5975C\VG120721\07DEC07.D	Calibration	1	x	1333	2.5000	0.4722	
D:\Org\Data\VOA5975C\VG120721\07DEC08.D	Calibration	2	x	6858	12.5000	0.4816	
D:\Org\Data\VOA5975C\VG120721\07DEC09.D	Calibration	3	x	13736	25.0000	0.4663	
D:\Org\Data\VOA5975C\VG120721\07DEC10.D	Calibration	4	x	25901	50.0000	0.4590	
D:\Org\Data\VOA5975C\VG120721\07DEC20.D	QC	QC	x	69875	125.0000	0.4969	
D:\Org\Data\VOA5975C\VG120721\07DEC12.D	Calibration	5	x	69960	125.0000	0.4850	
D:\Org\Data\VOA5975C\VG120721\07DEC12CC.D	CC	CC	x	69960	125.0000	0.4850	
D:\Org\Data\VOA5975C\VG120721\07DEC14.D	Calibration	6	x	144022	250.0000	0.4999	
D:\Org\Data\VOA5975C\VG120721\07DEC16.D	Calibration	7	x	214750	375.0000	0.5006	
D:\Org\Data\VOA5975C\VG120721\07DEC18.D	Calibration	8	x	296725	500.0000	0.5174	

Calibration Report

Batch Path	D:\Org\Data\VOA5975C\VG120721_L4\QuantResults\VG120721_8260B_624pt1_L4.batch.bin	Analyst Name	BL2000\mchavez
Analysis Time	12/22/2021 10:27 AM	Reporter Name	BL2000\mchavez
Report Time	12/22/2021 10:28:41 AM	Batch State	Processed
Last Calib Update	12/13/2021 2:48 PM	Quant Report Version	10.0
Quant Batch Version	10.0		

1,2-Dibromoethane %RSE = 3.5

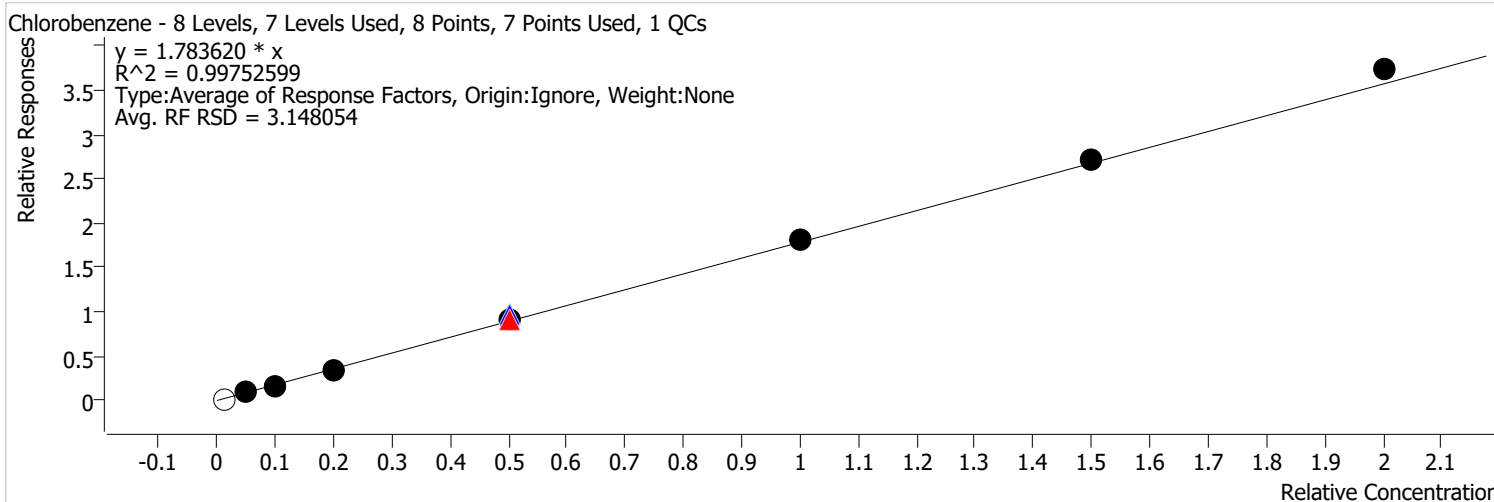


Calibration STD Path	Cal Type	Level	Enabled	Resp.	Exp. Conc	Resp. Factor	Level RSD
D:\Org\Data\VOA5975C\VG120721\07DEC07.D	Calibration	1		1040	2.5000	0.3681	
D:\Org\Data\VOA5975C\VG120721\07DEC08.D	Calibration	2	x	5084	12.5000	0.3571	
D:\Org\Data\VOA5975C\VG120721\07DEC09.D	Calibration	3	x	10011	25.0000	0.3398	
D:\Org\Data\VOA5975C\VG120721\07DEC10.D	Calibration	4	x	18410	50.0000	0.3263	
D:\Org\Data\VOA5975C\VG120721\07DEC20.D	QC	QC	x	51015	125.0000	0.3628	
D:\Org\Data\VOA5975C\VG120721\07DEC12.D	Calibration	5	x	50780	125.0000	0.3521	
D:\Org\Data\VOA5975C\VG120721\07DEC12CC.D	CC	CC	x	50780	125.0000	0.3521	
D:\Org\Data\VOA5975C\VG120721\07DEC14.D	Calibration	6	x	102020	250.0000	0.3541	
D:\Org\Data\VOA5975C\VG120721\07DEC16.D	Calibration	7	x	152533	375.0000	0.3556	
D:\Org\Data\VOA5975C\VG120721\07DEC18.D	Calibration	8	x	207251	500.0000	0.3614	

Calibration Report

Batch Path	D:\Org\Data\VOA5975C\VG120721_L4\QuantResults\VG120721_8260B_624pt1_L4.batch.bin	Analyst Name	BL2000\mchavez
Analysis Time	12/22/2021 10:27 AM	Reporter Name	BL2000\mchavez
Report Time	12/22/2021 10:28:41 AM	Batch State	Processed
Last Calib Update	12/13/2021 2:48 PM	Quant Report Version	10.0
Quant Batch Version	10.0		

Chlorobenzene %RSE = 3.1

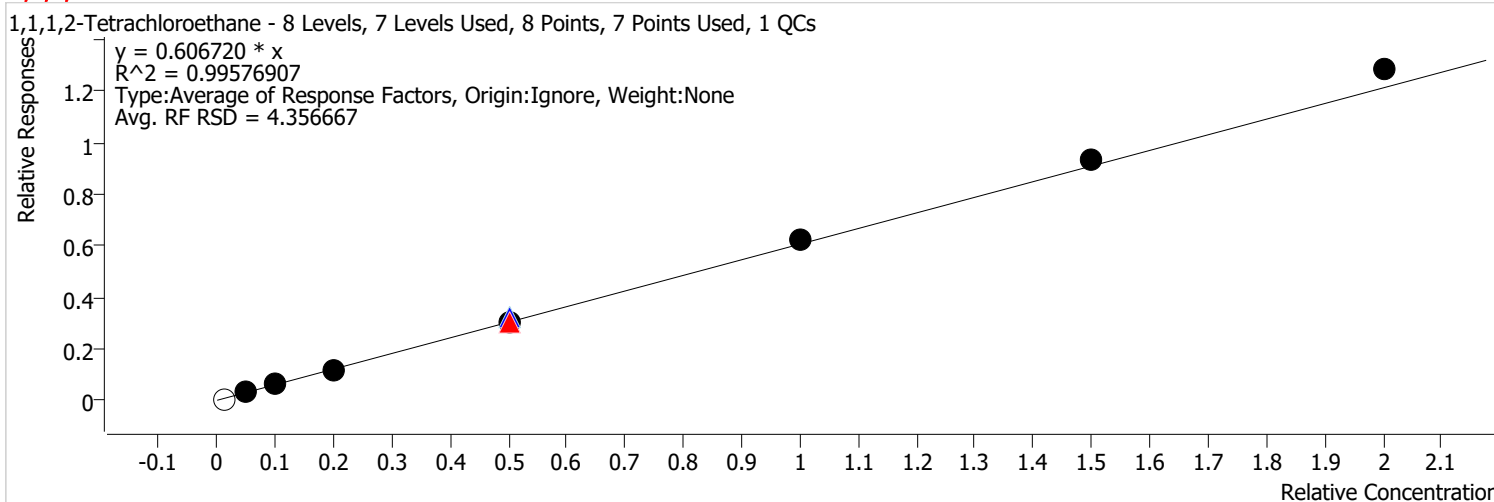


Calibration STD Path	Cal Type	Level	Enabled	Resp.	Exp. Conc	Resp. Factor	Level RSD
D:\Org\Data\VOA5975C\VG120721\07DEC07.D	Calibration	1		5406	2.5000	1.9143	
D:\Org\Data\VOA5975C\VG120721\07DEC08.D	Calibration	2	x	24937	12.5000	1.7514	
D:\Org\Data\VOA5975C\VG120721\07DEC09.D	Calibration	3	x	51352	25.0000	1.7432	
D:\Org\Data\VOA5975C\VG120721\07DEC10.D	Calibration	4	x	95746	50.0000	1.6969	
D:\Org\Data\VOA5975C\VG120721\07DEC20.D	QC	QC	x	273319	125.0000	1.9438	
D:\Org\Data\VOA5975C\VG120721\07DEC12.D	Calibration	5	x	259396	125.0000	1.7984	
D:\Org\Data\VOA5975C\VG120721\07DEC12CC.D	CC	CC	x	259396	125.0000	1.7984	
D:\Org\Data\VOA5975C\VG120721\07DEC14.D	Calibration	6	x	522531	250.0000	1.8138	
D:\Org\Data\VOA5975C\VG120721\07DEC16.D	Calibration	7	x	779953	375.0000	1.8181	
D:\Org\Data\VOA5975C\VG120721\07DEC18.D	Calibration	8	x	1068720	500.0000	1.8636	

Calibration Report

Batch Path	D:\Org\Data\VOA5975C\VG120721_L4\QuantResults\VG120721_8260B_624pt1_L4.batch.bin	Analyst Name	BL2000\mchavez
Analysis Time	12/22/2021 10:27 AM	Reporter Name	BL2000\mchavez
Report Time	12/22/2021 10:28:41 AM	Batch State	Processed
Last Calib Update	12/13/2021 2:48 PM	Quant Report Version	10.0
Quant Batch Version	10.0		

1,1,1,2-Tetrachloroethane %RSE = 4.4



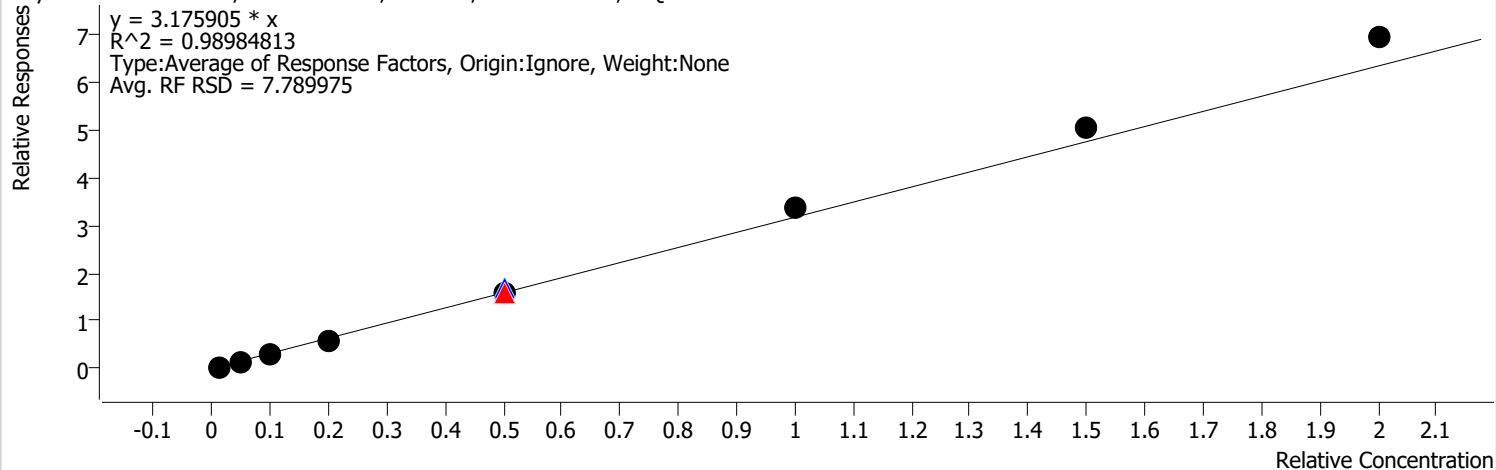
Calibration STD Path	Cal Type	Level	Enabled	Resp.	Exp. Conc	Resp. Factor	Level RSD
D:\Org\Data\VOA5975C\VG120721\07DEC07.D	Calibration	1		1655	2.5000	0.5861	
D:\Org\Data\VOA5975C\VG120721\07DEC08.D	Calibration	2	x	8124	12.5000	0.5706	
D:\Org\Data\VOA5975C\VG120721\07DEC09.D	Calibration	3	x	17495	25.0000	0.5939	
D:\Org\Data\VOA5975C\VG120721\07DEC10.D	Calibration	4	x	32611	50.0000	0.5780	
D:\Org\Data\VOA5975C\VG120721\07DEC20.D	QC	QC	x	90314	125.0000	0.6423	
D:\Org\Data\VOA5975C\VG120721\07DEC12.D	Calibration	5	x	88734	125.0000	0.6152	
D:\Org\Data\VOA5975C\VG120721\07DEC12CC.D	CC	CC	x	88734	125.0000	0.6152	
D:\Org\Data\VOA5975C\VG120721\07DEC14.D	Calibration	6	x	179266	250.0000	0.6223	
D:\Org\Data\VOA5975C\VG120721\07DEC16.D	Calibration	7	x	268286	375.0000	0.6254	
D:\Org\Data\VOA5975C\VG120721\07DEC18.D	Calibration	8	x	368050	500.0000	0.6418	

Calibration Report

Batch Path	D:\Org\Data\VOA5975C\VG120721_L4\QuantResults\VG120721_8260B_624pt1_L4.batch.bin	Analyst Name	BL2000\mchavez
Analysis Time	12/22/2021 10:27 AM	Reporter Name	BL2000\mchavez
Report Time	12/22/2021 10:28:42 AM	Batch State	Processed
Last Calib Update	12/13/2021 2:48 PM	Quant Report Version	10.0
Quant Batch Version	10.0		

Ethylbenzene %RSE = 7.8

Ethylbenzene - 8 Levels, 8 Levels Used, 8 Points, 8 Points Used, 1 QCs

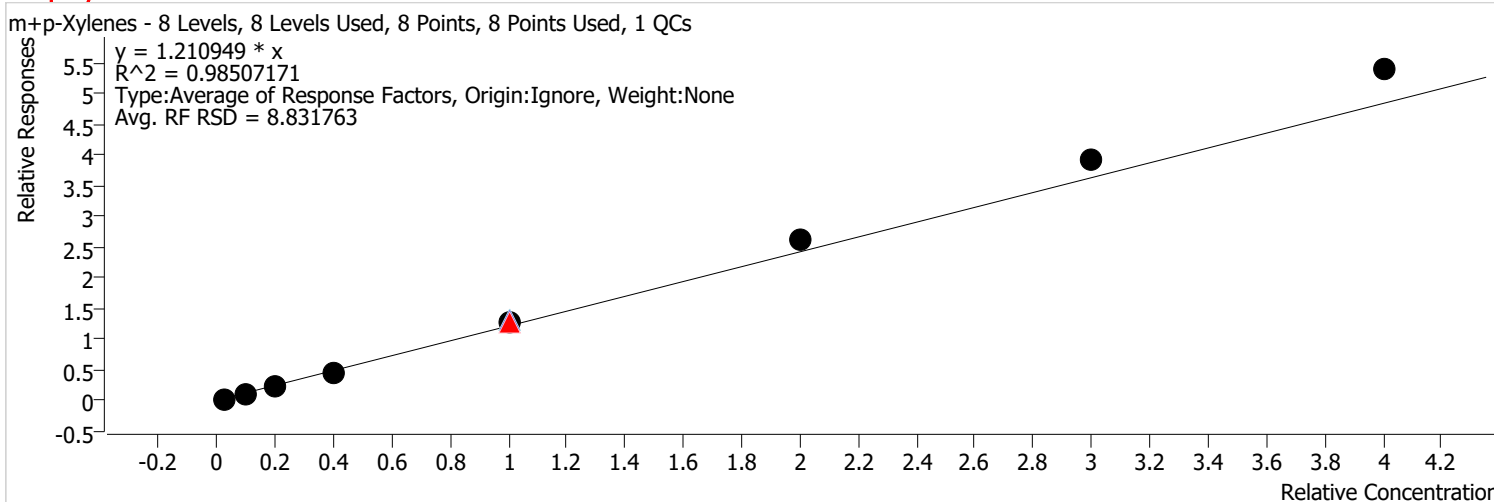


Calibration STD Path	Cal Type	Level	Enabled	Resp.	Exp. Conc	Resp. Factor	Level RSD
D:\Org\Data\VOA5975C\VG120721\07DEC07.D	Calibration	1	x	9311	2.5000	3.2971	
D:\Org\Data\VOA5975C\VG120721\07DEC08.D	Calibration	2	x	41062	12.5000	2.8838	
D:\Org\Data\VOA5975C\VG120721\07DEC09.D	Calibration	3	x	84976	25.0000	2.8846	
D:\Org\Data\VOA5975C\VG120721\07DEC10.D	Calibration	4	x	163792	50.0000	2.9028	
D:\Org\Data\VOA5975C\VG120721\07DEC20.D	QC	QC	x	480092	125.0000	3.4143	
D:\Org\Data\VOA5975C\VG120721\07DEC12.D	Calibration	5	x	463816	125.0000	3.2157	
D:\Org\Data\VOA5975C\VG120721\07DEC12CC.D	CC	CC	x	463816	125.0000	3.2157	
D:\Org\Data\VOA5975C\VG120721\07DEC14.D	Calibration	6	x	973498	250.0000	3.3791	
D:\Org\Data\VOA5975C\VG120721\07DEC16.D	Calibration	7	x	1446563	375.0000	3.3720	
D:\Org\Data\VOA5975C\VG120721\07DEC18.D	Calibration	8	x	1991113	500.0000	3.4721	

Calibration Report

Batch Path	D:\Org\Data\VOA5975C\VG120721_L4\QuantResults\VG120721_8260B_624pt1_L4.batch.bin	Analyst Name	BL2000\mchavez
Analysis Time	12/22/2021 10:27 AM	Reporter Name	BL2000\mchavez
Report Time	12/22/2021 10:28:42 AM	Batch State	Processed
Last Calib Update	12/13/2021 2:48 PM	Quant Report Version	10.0
Quant Batch Version	10.0		

m+p-Xylenes %RSE = 8.8

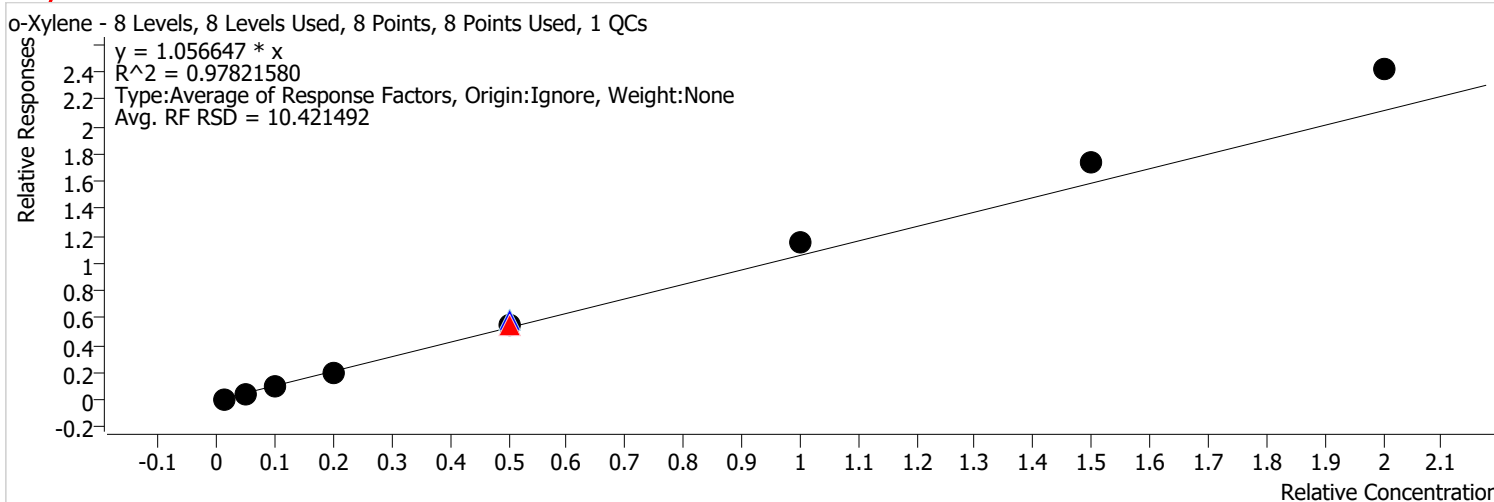


Calibration STD Path	Cal Type	Level	Enabled	Resp.	Exp. Conc	Resp. Factor	Level RSD
D:\Org\Data\VOA5975C\VG120721\07DEC07.D	Calibration	1	x	6244	5.0000	1.1055	
D:\Org\Data\VOA5975C\VG120721\07DEC08.D	Calibration	2	x	31077	25.0000	1.0913	
D:\Org\Data\VOA5975C\VG120721\07DEC09.D	Calibration	3	x	68324	50.0000	1.1597	
D:\Org\Data\VOA5975C\VG120721\07DEC10.D	Calibration	4	x	124472	100.0000	1.1030	
D:\Org\Data\VOA5975C\VG120721\07DEC20.D	QC	QC	x	369658	250.0000	1.3145	
D:\Org\Data\VOA5975C\VG120721\07DEC12.D	Calibration	5	x	365058	250.0000	1.2655	
D:\Org\Data\VOA5975C\VG120721\07DEC12CC.D	CC	CC	x	365058	250.0000	1.2655	
D:\Org\Data\VOA5975C\VG120721\07DEC14.D	Calibration	6	x	752445	500.0000	1.3059	
D:\Org\Data\VOA5975C\VG120721\07DEC16.D	Calibration	7	x	1122763	750.0000	1.3086	
D:\Org\Data\VOA5975C\VG120721\07DEC18.D	Calibration	8	x	1546203	1000.0000	1.3481	

Calibration Report

Batch Path	D:\Org\Data\VOA5975C\VG120721_L4\QuantResults\VG120721_8260B_624pt1_L4.batch.bin	Analyst Name	BL2000\mchavez
Analysis Time	12/22/2021 10:27 AM	Reporter Name	BL2000\mchavez
Report Time	12/22/2021 10:28:42 AM	Batch State	Processed
Last Calib Update	12/13/2021 2:48 PM	Quant Report Version	10.0
Quant Batch Version	10.0		

o-Xylene %RSE = 10.4



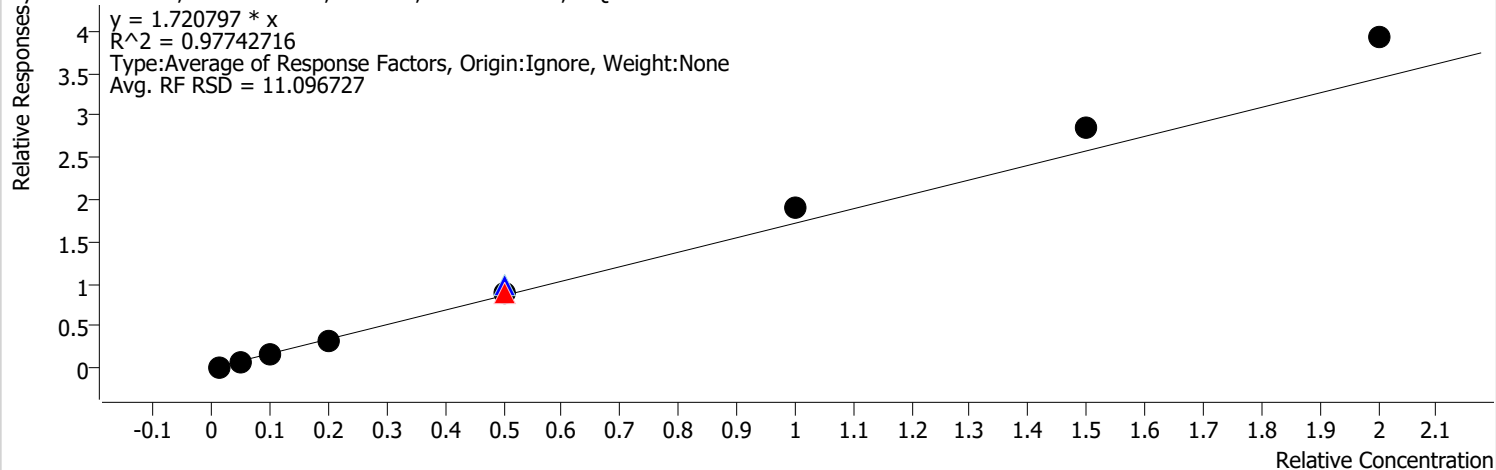
Calibration STD Path	Cal Type	Level	Enabled	Resp.	Exp. Conc	Resp. Factor	Level RSD
D:\Org\Data\VOA5975C\VG120721\07DEC07.D	Calibration	1	x	2660	2.5000	0.9419	
D:\Org\Data\VOA5975C\VG120721\07DEC08.D	Calibration	2	x	13309	12.5000	0.9347	
D:\Org\Data\VOA5975C\VG120721\07DEC09.D	Calibration	3	x	28789	25.0000	0.9773	
D:\Org\Data\VOA5975C\VG120721\07DEC10.D	Calibration	4	x	55209	50.0000	0.9784	
D:\Org\Data\VOA5975C\VG120721\07DEC20.D	QC	QC	x	166565	125.0000	1.1846	
D:\Org\Data\VOA5975C\VG120721\07DEC12.D	Calibration	5	x	158889	125.0000	1.1016	
D:\Org\Data\VOA5975C\VG120721\07DEC12CC.D	CC	CC	x	158889	125.0000	1.1016	
D:\Org\Data\VOA5975C\VG120721\07DEC14.D	Calibration	6	x	331153	250.0000	1.1495	
D:\Org\Data\VOA5975C\VG120721\07DEC16.D	Calibration	7	x	499132	375.0000	1.1635	
D:\Org\Data\VOA5975C\VG120721\07DEC18.D	Calibration	8	x	691749	500.0000	1.2063	

Calibration Report

Batch Path	D:\Org\Data\VOA5975C\VG120721_L4\QuantResults\VG120721_8260B_624pt1_L4.batch.bin	Analyst Name	BL2000\mchavez
Analysis Time	12/22/2021 10:27 AM	Reporter Name	BL2000\mchavez
Report Time	12/22/2021 10:28:42 AM	Batch State	Processed
Last Calib Update	12/13/2021 2:48 PM	Quant Report Version	10.0
Quant Batch Version	10.0		

Styrene %RSE = 11.1

Styrene - 8 Levels, 8 Levels Used, 8 Points, 8 Points Used, 1 QCs



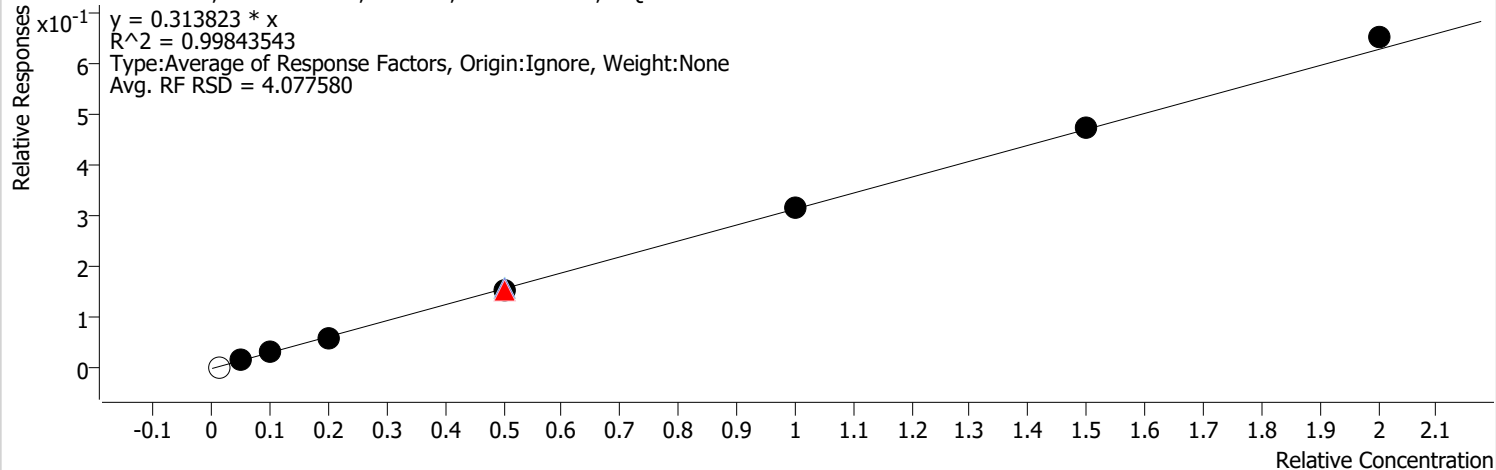
Calibration STD Path	Cal Type	Level	Enabled	Resp.	Exp. Conc	Resp. Factor	Level RSD
D:\Org\Data\VOA5975C\VG120721\07DEC07.D	Calibration	1	x	4170	2.5000	1.4766	
D:\Org\Data\VOA5975C\VG120721\07DEC08.D	Calibration	2	x	22514	12.5000	1.5812	
D:\Org\Data\VOA5975C\VG120721\07DEC09.D	Calibration	3	x	45624	25.0000	1.5488	
D:\Org\Data\VOA5975C\VG120721\07DEC10.D	Calibration	4	x	89857	50.0000	1.5925	
D:\Org\Data\VOA5975C\VG120721\07DEC20.D	QC	QC	x	274785	125.0000	1.9542	
D:\Org\Data\VOA5975C\VG120721\07DEC12.D	Calibration	5	x	260054	125.0000	1.8030	
D:\Org\Data\VOA5975C\VG120721\07DEC12CC.D	CC	CC	x	260054	125.0000	1.8030	
D:\Org\Data\VOA5975C\VG120721\07DEC14.D	Calibration	6	x	545895	250.0000	1.8949	
D:\Org\Data\VOA5975C\VG120721\07DEC16.D	Calibration	7	x	818286	375.0000	1.9074	
D:\Org\Data\VOA5975C\VG120721\07DEC18.D	Calibration	8	x	1125139	500.0000	1.9620	

Calibration Report

Batch Path	D:\Org\Data\VOA5975C\VG120721_L4\QuantResults\VG120721_8260B_624pt1_L4.batch.bin	Analyst Name	BL2000\mchavez
Analysis Time	12/22/2021 10:27 AM	Reporter Name	BL2000\mchavez
Report Time	12/22/2021 10:28:42 AM	Batch State	Processed
Last Calib Update	12/13/2021 2:48 PM	Quant Report Version	10.0
Quant Batch Version	10.0		

Bromoform %RSE = 4.1

Bromoform - 8 Levels, 7 Levels Used, 8 Points, 7 Points Used, 1 QCs



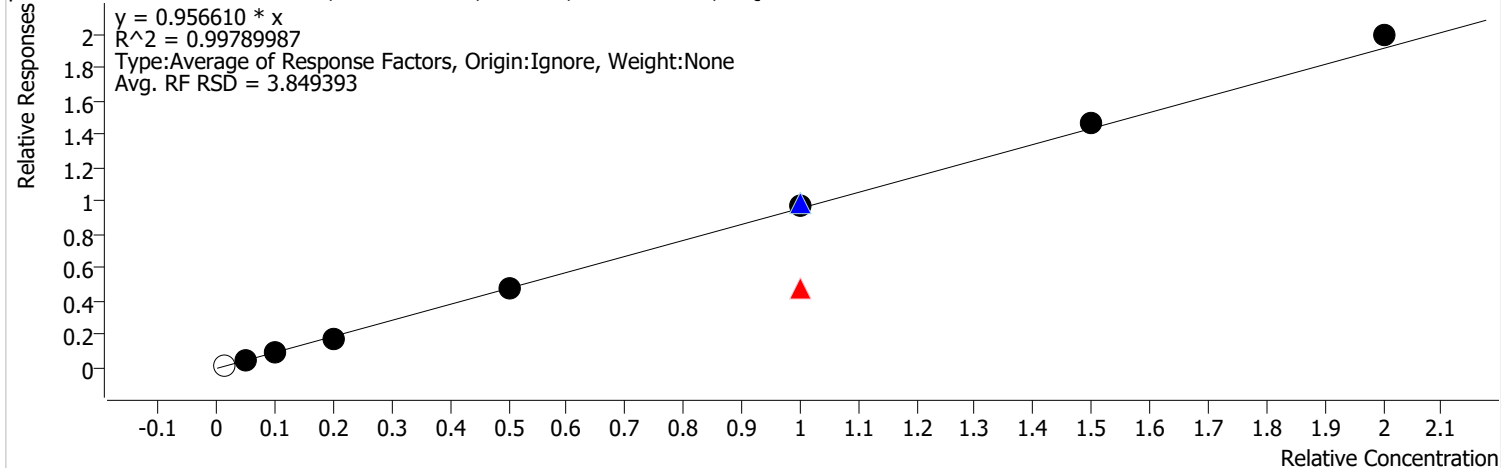
Calibration STD Path	Cal Type	Level	Enabled	Resp.	Exp. Conc	Resp. Factor	Level RSD
D:\Org\Data\VOA5975C\VG120721\07DEC07.D	Calibration	1		687	2.5000	0.3309	
D:\Org\Data\VOA5975C\VG120721\07DEC08.D	Calibration	2	x	3687	12.5000	0.3288	
D:\Org\Data\VOA5975C\VG120721\07DEC09.D	Calibration	3	x	7244	25.0000	0.3123	
D:\Org\Data\VOA5975C\VG120721\07DEC10.D	Calibration	4	x	12631	50.0000	0.2891	
D:\Org\Data\VOA5975C\VG120721\07DEC20.D	QC	QC	x	36546	125.0000	0.3164	
D:\Org\Data\VOA5975C\VG120721\07DEC12.D	Calibration	5	x	35867	125.0000	0.3111	
D:\Org\Data\VOA5975C\VG120721\07DEC12CC.D	CC	CC	x	35867	125.0000	0.3111	
D:\Org\Data\VOA5975C\VG120721\07DEC14.D	Calibration	6	x	73254	250.0000	0.3146	
D:\Org\Data\VOA5975C\VG120721\07DEC16.D	Calibration	7	x	110557	375.0000	0.3155	
D:\Org\Data\VOA5975C\VG120721\07DEC18.D	Calibration	8	x	152589	500.0000	0.3254	

Calibration Report

Batch Path	D:\Org\Data\VOA5975C\VG120721_L4\QuantResults\VG120721_8260B_624pt1_L4.batch.bin	Analyst Name	BL2000\mchavez
Analysis Time	12/22/2021 10:27 AM	Reporter Name	BL2000\mchavez
Report Time	12/22/2021 10:28:42 AM	Batch State	Processed
Last Calib Update	12/13/2021 2:48 PM	Quant Report Version	10.0
Quant Batch Version	10.0		

p-Bromofluorobenzene %RSE =

p-Bromofluorobenzene - 8 Levels, 7 Levels Used, 8 Points, 7 Points Used, 1 QCs

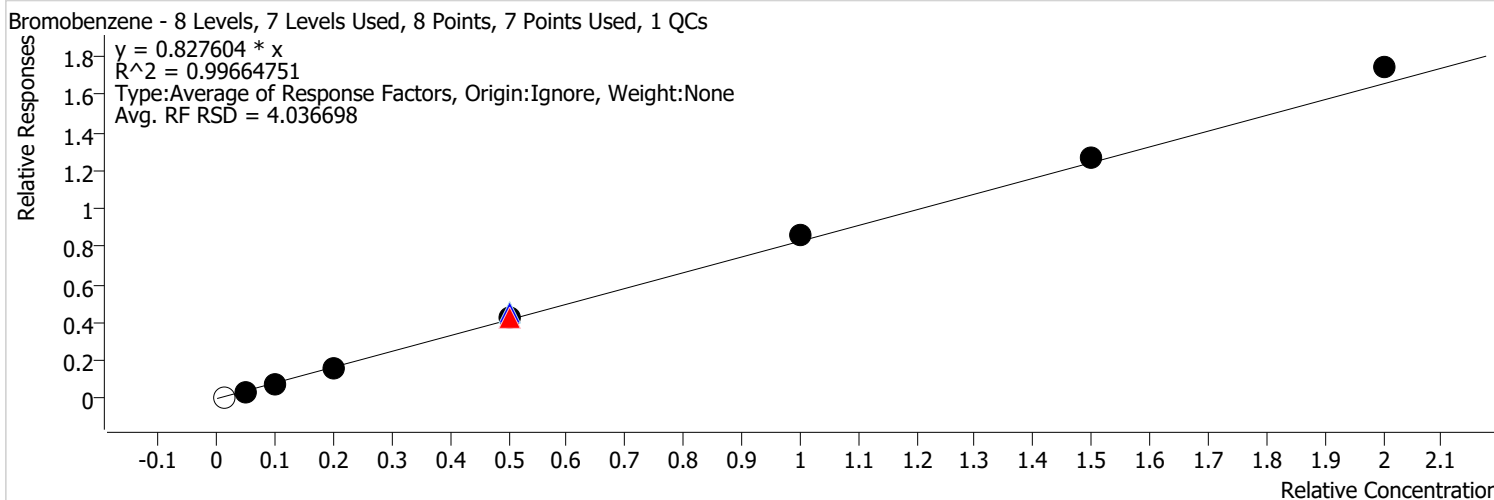


Calibration STD Path	Cal Type	Level	Enabled	Resp.	Exp. Conc	Resp. Factor	Level RSD
D:\Org\Data\VOA5975C\VG120721\07DEC07.D	Calibration	1		4335	2.5000	2.0881	
D:\Org\Data\VOA5975C\VG120721\07DEC08.D	Calibration	2	x	10813	12.5000	0.9642	
D:\Org\Data\VOA5975C\VG120721\07DEC09.D	Calibration	3	x	21447	25.0000	0.9247	
D:\Org\Data\VOA5975C\VG120721\07DEC10.D	Calibration	4	x	38830	50.0000	0.8886	
D:\Org\Data\VOA5975C\VG120721\07DEC12.D	Calibration	5	x	112035	125.0000	0.9718	
D:\Org\Data\VOA5975C\VG120721\07DEC20.D	QC	QC	x	229726	250.0000	0.9943	
D:\Org\Data\VOA5975C\VG120721\07DEC14.D	Calibration	6	x	227567	250.0000	0.9774	
D:\Org\Data\VOA5975C\VG120721\07DEC12CC.D	CC	CC	x	112035	250.0000	0.4859	
D:\Org\Data\VOA5975C\VG120721\07DEC16.D	Calibration	7	x	341715	375.0000	0.9752	
D:\Org\Data\VOA5975C\VG120721\07DEC18.D	Calibration	8	x	466348	500.0000	0.9944	

Calibration Report

Batch Path	D:\Org\Data\VOA5975C\VG120721_L4\QuantResults\VG120721_8260B_624pt1_L4.batch.bin	Analyst Name	BL2000\mchavez
Analysis Time	12/22/2021 10:27 AM	Reporter Name	BL2000\mchavez
Report Time	12/22/2021 10:28:42 AM	Batch State	Processed
Last Calib Update	12/13/2021 2:48 PM	Quant Report Version	10.0
Quant Batch Version	10.0		

Bromobenzene %RSE = 4.0

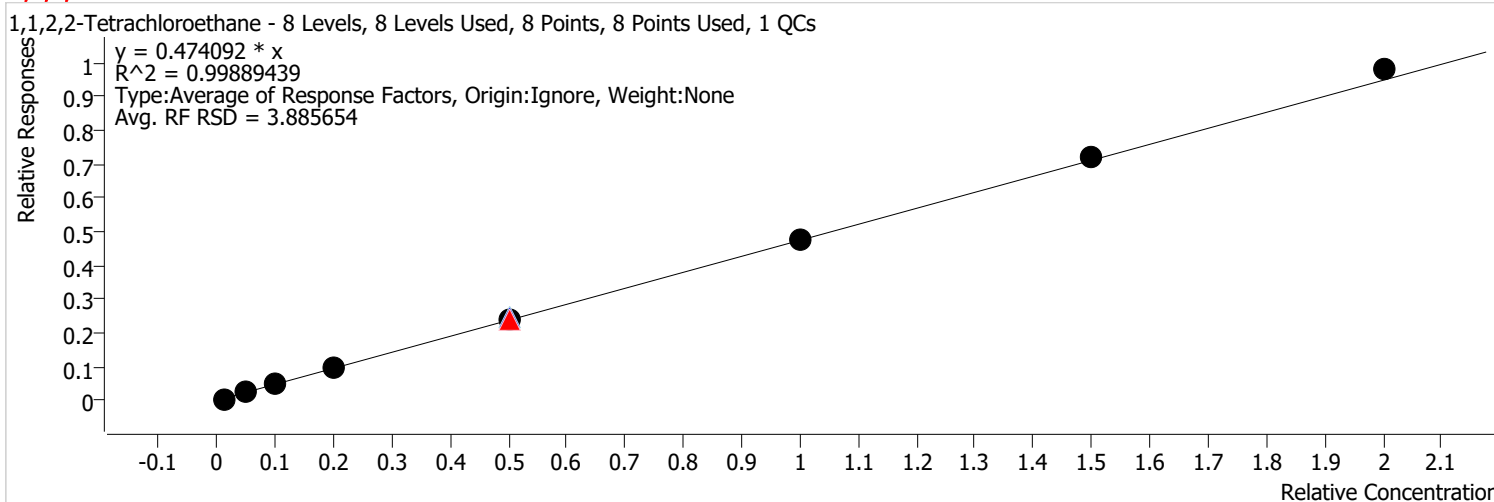


Calibration STD Path	Cal Type	Level	Enabled	Resp.	Exp. Conc	Resp. Factor	Level RSD
D:\Org\Data\VOA5975C\VG120721\07DEC07.D	Calibration	1		1908	2.5000	0.9193	
D:\Org\Data\VOA5975C\VG120721\07DEC08.D	Calibration	2	x	8760	12.5000	0.7811	
D:\Org\Data\VOA5975C\VG120721\07DEC09.D	Calibration	3	x	18778	25.0000	0.8096	
D:\Org\Data\VOA5975C\VG120721\07DEC10.D	Calibration	4	x	34645	50.0000	0.7929	
D:\Org\Data\VOA5975C\VG120721\07DEC20.D	QC	QC	x	103901	125.0000	0.8994	
D:\Org\Data\VOA5975C\VG120721\07DEC12.D	Calibration	5	x	96739	125.0000	0.8391	
D:\Org\Data\VOA5975C\VG120721\07DEC12CC.D	CC	CC	x	96739	125.0000	0.8391	
D:\Org\Data\VOA5975C\VG120721\07DEC14.D	Calibration	6	x	199109	250.0000	0.8552	
D:\Org\Data\VOA5975C\VG120721\07DEC16.D	Calibration	7	x	296253	375.0000	0.8454	
D:\Org\Data\VOA5975C\VG120721\07DEC18.D	Calibration	8	x	407967	500.0000	0.8699	

Calibration Report

Batch Path	D:\Org\Data\VOA5975C\VG120721_L4\QuantResults\VG120721_8260B_624pt1_L4.batch.bin	Analyst Name	BL2000\mchavez
Analysis Time	12/22/2021 10:27 AM	Reporter Name	BL2000\mchavez
Report Time	12/22/2021 10:28:42 AM	Batch State	Processed
Last Calib Update	12/13/2021 2:48 PM	Quant Report Version	10.0
Quant Batch Version	10.0		

1,1,2,2-Tetrachloroethane %RSE = 3.9

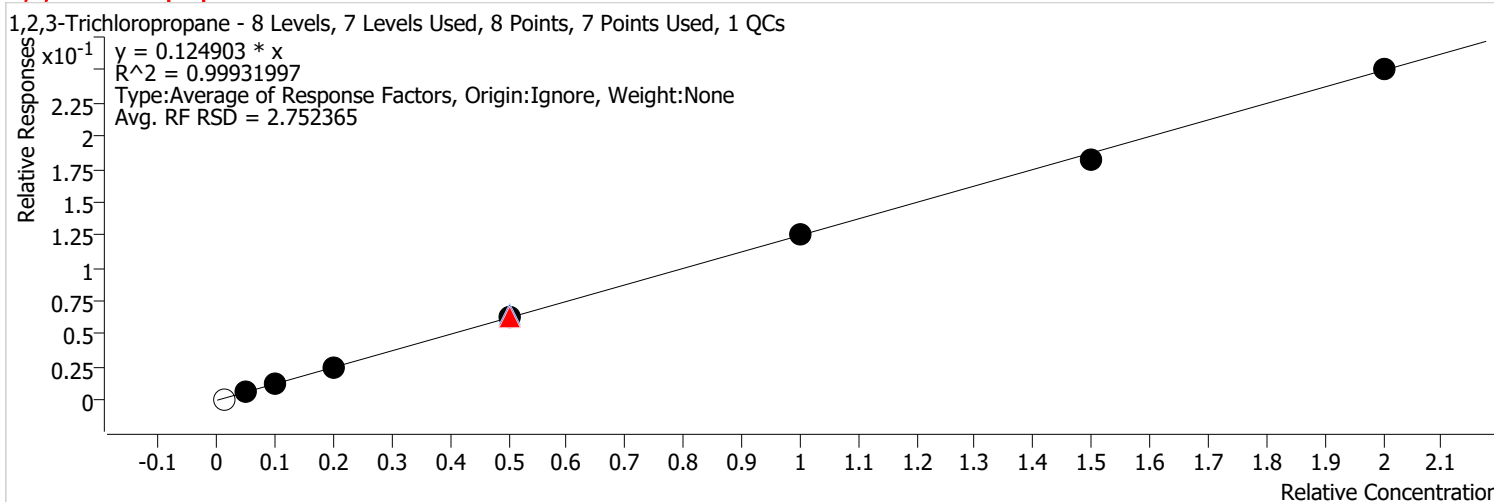


Calibration STD Path	Cal Type	Level	Enabled	Resp.	Exp. Conc	Resp. Factor	Level RSD
D:\Org\Data\VOA5975C\VG120721\07DEC07.D	Calibration	1	x	906	2.5000	0.4364	
D:\Org\Data\VOA5975C\VG120721\07DEC08.D	Calibration	2	x	5129	12.5000	0.4573	
D:\Org\Data\VOA5975C\VG120721\07DEC09.D	Calibration	3	x	11278	25.0000	0.4862	
D:\Org\Data\VOA5975C\VG120721\07DEC10.D	Calibration	4	x	21392	50.0000	0.4896	
D:\Org\Data\VOA5975C\VG120721\07DEC20.D	QC	QC	x	57194	125.0000	0.4951	
D:\Org\Data\VOA5975C\VG120721\07DEC12.D	Calibration	5	x	54928	125.0000	0.4764	
D:\Org\Data\VOA5975C\VG120721\07DEC12CC.D	CC	CC	x	54928	125.0000	0.4764	
D:\Org\Data\VOA5975C\VG120721\07DEC14.D	Calibration	6	x	111515	250.0000	0.4790	
D:\Org\Data\VOA5975C\VG120721\07DEC16.D	Calibration	7	x	167577	375.0000	0.4782	
D:\Org\Data\VOA5975C\VG120721\07DEC18.D	Calibration	8	x	229595	500.0000	0.4896	

Calibration Report

Batch Path	D:\Org\Data\VOA5975C\VG120721_L4\QuantResults\VG120721_8260B_624pt1_L4.batch.bin	Analyst Name	BL2000\mchavez
Analysis Time	12/22/2021 10:27 AM	Reporter Name	BL2000\mchavez
Report Time	12/22/2021 10:28:42 AM	Batch State	Processed
Last Calib Update	12/13/2021 2:48 PM	Quant Report Version	10.0
Quant Batch Version	10.0		

1,2,3-Trichloropropane %RSE = 2.8

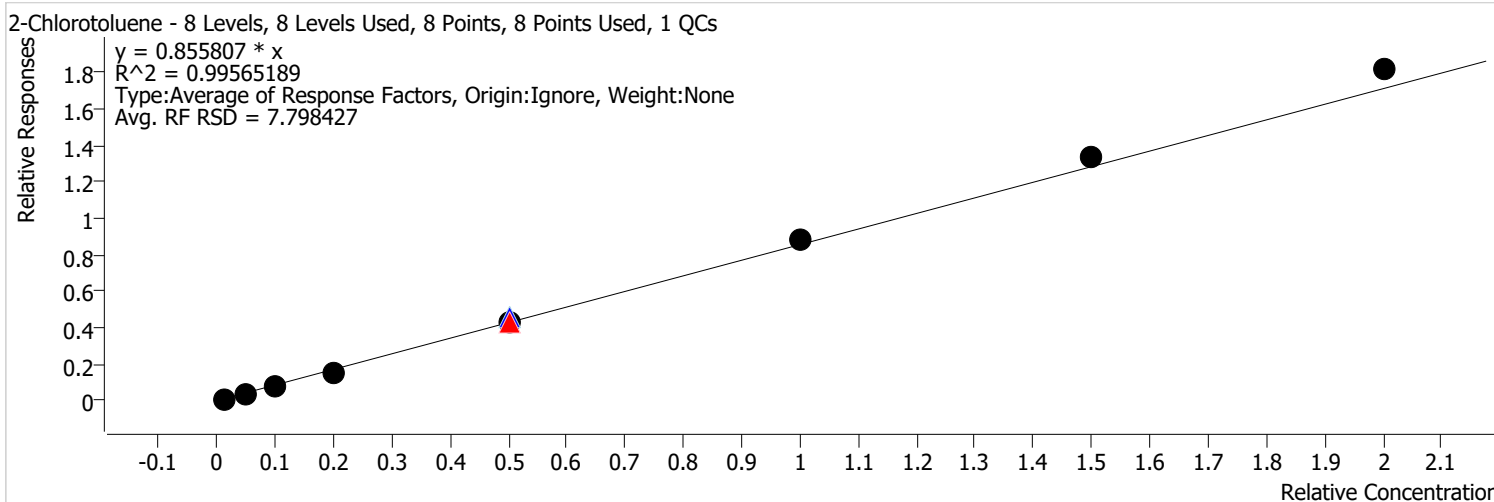


Calibration STD Path	Cal Type	Level	Enabled	Resp.	Exp. Conc	Resp. Factor	Level RSD
D:\Org\Data\VOA5975C\VG120721\07DEC07.D	Calibration	1		229	2.5000	0.1104	
D:\Org\Data\VOA5975C\VG120721\07DEC08.D	Calibration	2	x	1468	12.5000	0.1309	
D:\Org\Data\VOA5975C\VG120721\07DEC09.D	Calibration	3	x	2836	25.0000	0.1223	
D:\Org\Data\VOA5975C\VG120721\07DEC10.D	Calibration	4	x	5339	50.0000	0.1222	
D:\Org\Data\VOA5975C\VG120721\07DEC20.D	QC	QC	x	15254	125.0000	0.1320	
D:\Org\Data\VOA5975C\VG120721\07DEC12.D	Calibration	5	x	14665	125.0000	0.1272	
D:\Org\Data\VOA5975C\VG120721\07DEC12CC.D	CC	CC	x	14665	125.0000	0.1272	
D:\Org\Data\VOA5975C\VG120721\07DEC14.D	Calibration	6	x	29243	250.0000	0.1256	
D:\Org\Data\VOA5975C\VG120721\07DEC16.D	Calibration	7	x	42413	375.0000	0.1210	
D:\Org\Data\VOA5975C\VG120721\07DEC18.D	Calibration	8	x	58687	500.0000	0.1251	

Calibration Report

Batch Path	D:\Org\Data\VOA5975C\VG120721_L4\QuantResults\VG120721_8260B_624pt1_L4.batch.bin	Analyst Name	BL2000\mchavez
Analysis Time	12/22/2021 10:27 AM	Reporter Name	BL2000\mchavez
Report Time	12/22/2021 10:28:42 AM	Batch State	Processed
Last Calib Update	12/13/2021 2:48 PM	Quant Report Version	10.0
Quant Batch Version	10.0		

2-Chlorotoluene %RSE = 7.8

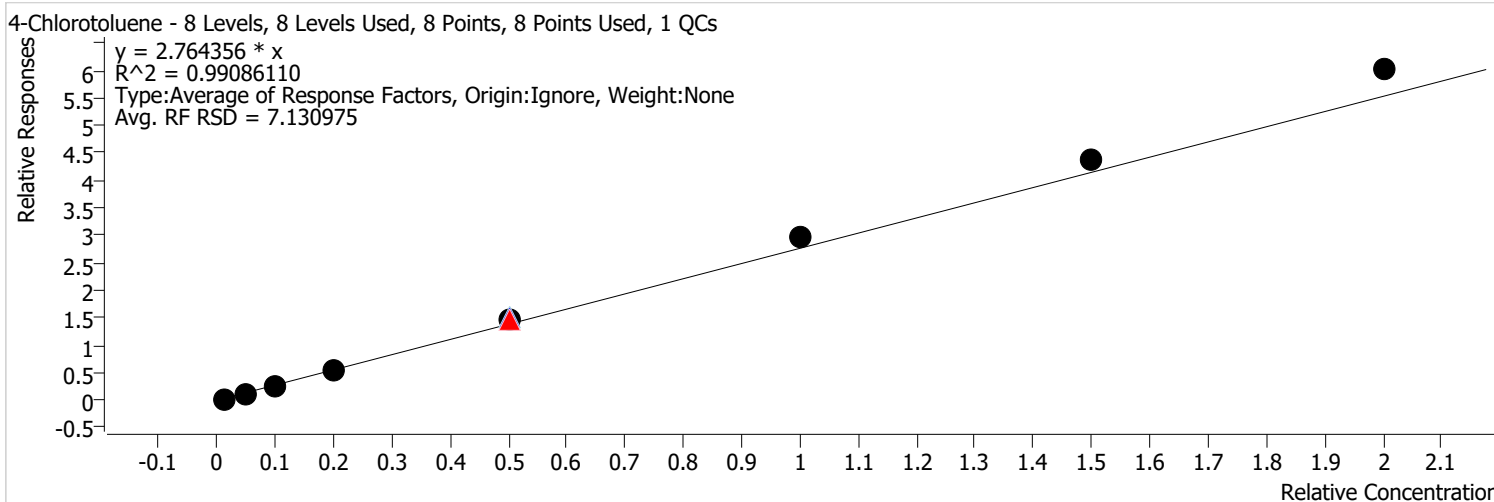


Calibration STD Path	Cal Type	Level	Enabled	Resp.	Exp. Conc	Resp. Factor	Level RSD
D:\Org\Data\VOA5975C\VG120721\07DEC07.D	Calibration	1	x	1981	2.5000	0.9541	
D:\Org\Data\VOA5975C\VG120721\07DEC08.D	Calibration	2	x	8562	12.5000	0.7635	
D:\Org\Data\VOA5975C\VG120721\07DEC09.D	Calibration	3	x	18469	25.0000	0.7963	
D:\Org\Data\VOA5975C\VG120721\07DEC10.D	Calibration	4	x	34398	50.0000	0.7872	
D:\Org\Data\VOA5975C\VG120721\07DEC20.D	QC	QC	x	105904	125.0000	0.9168	
D:\Org\Data\VOA5975C\VG120721\07DEC12.D	Calibration	5	x	99470	125.0000	0.8628	
D:\Org\Data\VOA5975C\VG120721\07DEC12CC.D	CC	CC	x	99470	125.0000	0.8628	
D:\Org\Data\VOA5975C\VG120721\07DEC14.D	Calibration	6	x	206869	250.0000	0.8885	
D:\Org\Data\VOA5975C\VG120721\07DEC16.D	Calibration	7	x	310693	375.0000	0.8866	
D:\Org\Data\VOA5975C\VG120721\07DEC18.D	Calibration	8	x	425569	500.0000	0.9075	

Calibration Report

Batch Path	D:\Org\Data\VOA5975C\VG120721_L4\QuantResults\VG120721_8260B_624pt1_L4.batch.bin	Analyst Name	BL2000\mchavez
Analysis Time	12/22/2021 10:27 AM	Reporter Name	BL2000\mchavez
Report Time	12/22/2021 10:28:42 AM	Batch State	Processed
Last Calib Update	12/13/2021 2:48 PM	Quant Report Version	10.0
Quant Batch Version	10.0		

4-Chlorotoluene %RSE = 7.1

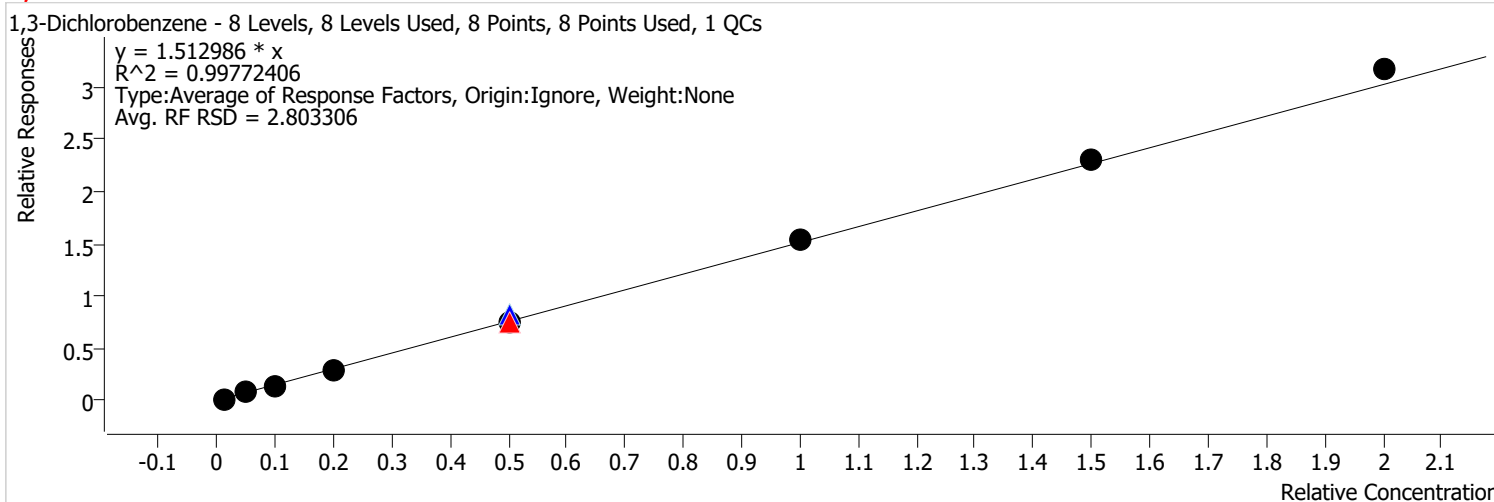


Calibration STD Path	Cal Type	Level	Enabled	Resp.	Exp. Conc	Resp. Factor	Level RSD
D:\Org\Data\VOA5975C\VG120721\07DEC07.D	Calibration	1	x	5339	2.5000	2.5717	
D:\Org\Data\VOA5975C\VG120721\07DEC08.D	Calibration	2	x	28241	12.5000	2.5182	
D:\Org\Data\VOA5975C\VG120721\07DEC09.D	Calibration	3	x	60476	25.0000	2.6073	
D:\Org\Data\VOA5975C\VG120721\07DEC10.D	Calibration	4	x	115506	50.0000	2.6434	
D:\Org\Data\VOA5975C\VG120721\07DEC20.D	QC	QC	x	354737	125.0000	3.0709	
D:\Org\Data\VOA5975C\VG120721\07DEC12.D	Calibration	5	x	334469	125.0000	2.9012	
D:\Org\Data\VOA5975C\VG120721\07DEC12CC.D	CC	CC	x	334469	125.0000	2.9012	
D:\Org\Data\VOA5975C\VG120721\07DEC14.D	Calibration	6	x	687525	250.0000	2.9531	
D:\Org\Data\VOA5975C\VG120721\07DEC16.D	Calibration	7	x	1021280	375.0000	2.9144	
D:\Org\Data\VOA5975C\VG120721\07DEC18.D	Calibration	8	x	1409492	500.0000	3.0055	

Calibration Report

Batch Path	D:\Org\Data\VOA5975C\VG120721_L4\QuantResults\VG120721_8260B_624pt1_L4.batch.bin	Analyst Name	BL2000\mchavez
Analysis Time	12/22/2021 10:27 AM	Reporter Name	BL2000\mchavez
Report Time	12/22/2021 10:28:42 AM	Batch State	Processed
Last Calib Update	12/13/2021 2:48 PM	Quant Report Version	10.0
Quant Batch Version	10.0		

1,3-Dichlorobenzene %RSE = 2.8

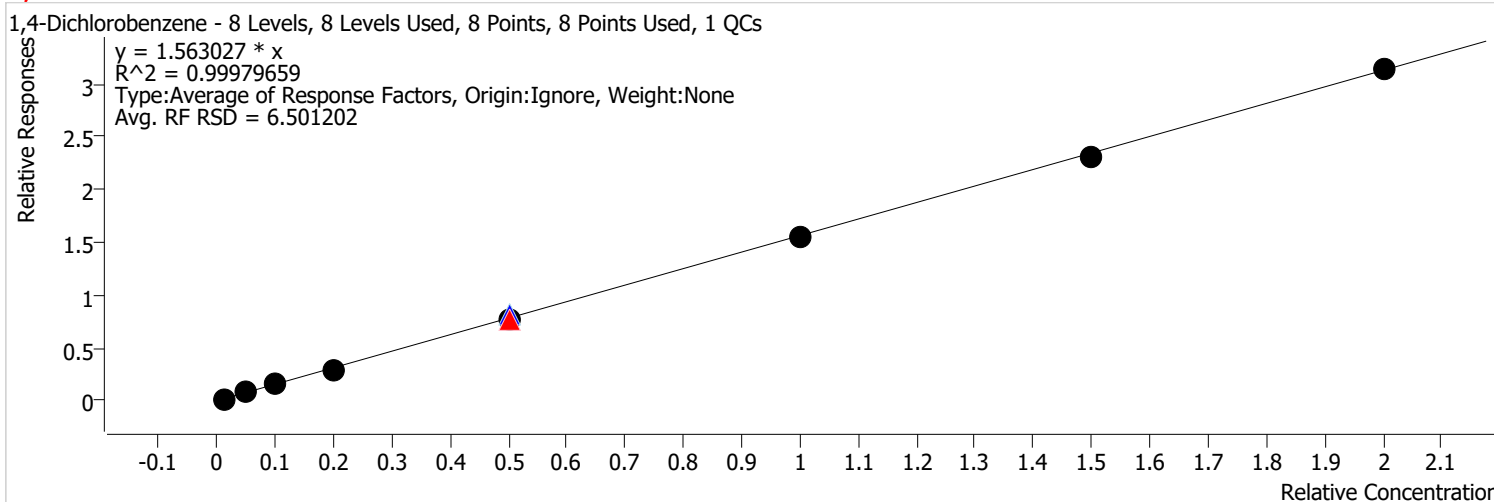


Calibration STD Path	Cal Type	Level	Enabled	Resp.	Exp. Conc	Resp. Factor	Level RSD
D:\Org\Data\VOA5975C\VG120721\07DEC07.D	Calibration	1	x	3132	2.5000	1.5086	
D:\Org\Data\VOA5975C\VG120721\07DEC08.D	Calibration	2	x	16554	12.5000	1.4761	
D:\Org\Data\VOA5975C\VG120721\07DEC09.D	Calibration	3	x	33749	25.0000	1.4550	
D:\Org\Data\VOA5975C\VG120721\07DEC10.D	Calibration	4	x	64725	50.0000	1.4813	
D:\Org\Data\VOA5975C\VG120721\07DEC20.D	QC	QC	x	191594	125.0000	1.6586	
D:\Org\Data\VOA5975C\VG120721\07DEC12.D	Calibration	5	x	174745	125.0000	1.5158	
D:\Org\Data\VOA5975C\VG120721\07DEC12CC.D	CC	CC	x	174745	125.0000	1.5158	
D:\Org\Data\VOA5975C\VG120721\07DEC14.D	Calibration	6	x	361319	250.0000	1.5519	
D:\Org\Data\VOA5975C\VG120721\07DEC16.D	Calibration	7	x	536733	375.0000	1.5317	
D:\Org\Data\VOA5975C\VG120721\07DEC18.D	Calibration	8	x	742614	500.0000	1.5835	

Calibration Report

Batch Path	D:\Org\Data\VOA5975C\VG120721_L4\QuantResults\VG120721_8260B_624pt1_L4.batch.bin	Analyst Name	BL2000\mchavez
Analysis Time	12/22/2021 10:27 AM	Reporter Name	BL2000\mchavez
Report Time	12/22/2021 10:28:42 AM	Batch State	Processed
Last Calib Update	12/13/2021 2:48 PM	Quant Report Version	10.0
Quant Batch Version	10.0		

1,4-Dichlorobenzene %RSE = 6.5

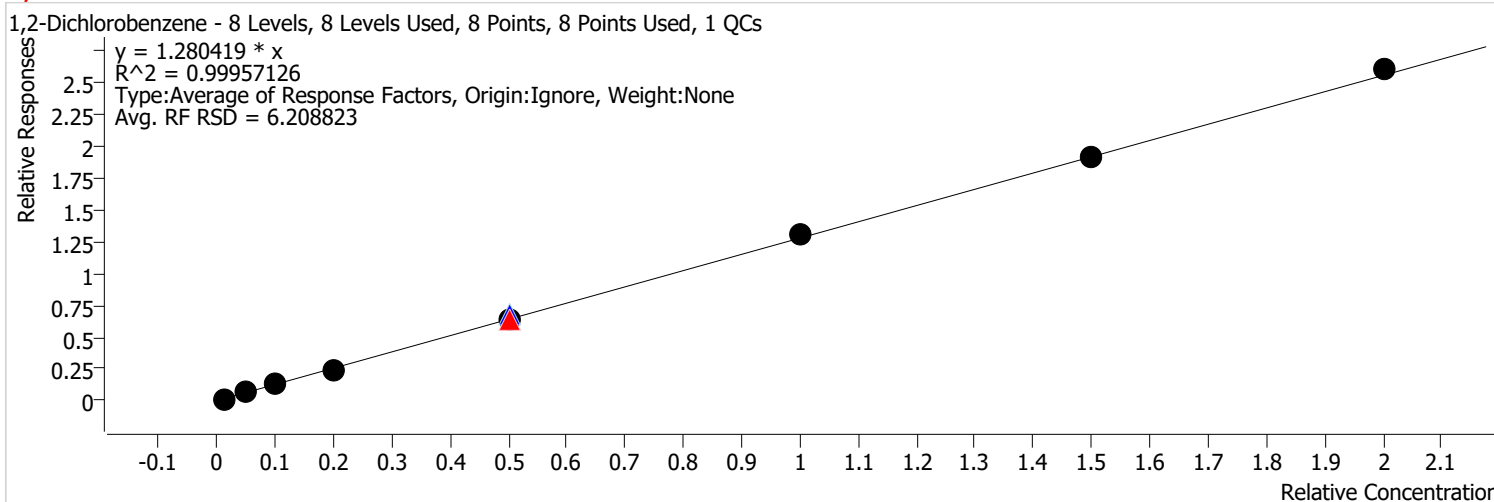


Calibration STD Path	Cal Type	Level	Enabled	Resp.	Exp. Conc	Resp. Factor	Level RSD
D:\Org\Data\VOA5975C\VG120721\07DEC07.D	Calibration	1	x	3748	2.5000	1.8054	
D:\Org\Data\VOA5975C\VG120721\07DEC08.D	Calibration	2	x	16825	12.5000	1.5002	
D:\Org\Data\VOA5975C\VG120721\07DEC09.D	Calibration	3	x	35171	25.0000	1.5163	
D:\Org\Data\VOA5975C\VG120721\07DEC10.D	Calibration	4	x	64821	50.0000	1.4835	
D:\Org\Data\VOA5975C\VG120721\07DEC20.D	QC	QC	x	190475	125.0000	1.6489	
D:\Org\Data\VOA5975C\VG120721\07DEC12.D	Calibration	5	x	178253	125.0000	1.5462	
D:\Org\Data\VOA5975C\VG120721\07DEC12CC.D	CC	CC	x	178253	125.0000	1.5462	
D:\Org\Data\VOA5975C\VG120721\07DEC14.D	Calibration	6	x	360661	250.0000	1.5491	
D:\Org\Data\VOA5975C\VG120721\07DEC16.D	Calibration	7	x	539030	375.0000	1.5382	
D:\Org\Data\VOA5975C\VG120721\07DEC18.D	Calibration	8	x	734070	500.0000	1.5653	

Calibration Report

Batch Path	D:\Org\Data\VOA5975C\VG120721_L4\QuantResults\VG120721_8260B_624pt1_L4.batch.bin	Analyst Name	BL2000\mchavez
Analysis Time	12/22/2021 10:27 AM	Reporter Name	BL2000\mchavez
Report Time	12/22/2021 10:28:42 AM	Batch State	Processed
Last Calib Update	12/13/2021 2:48 PM	Quant Report Version	10.0
Quant Batch Version	10.0		

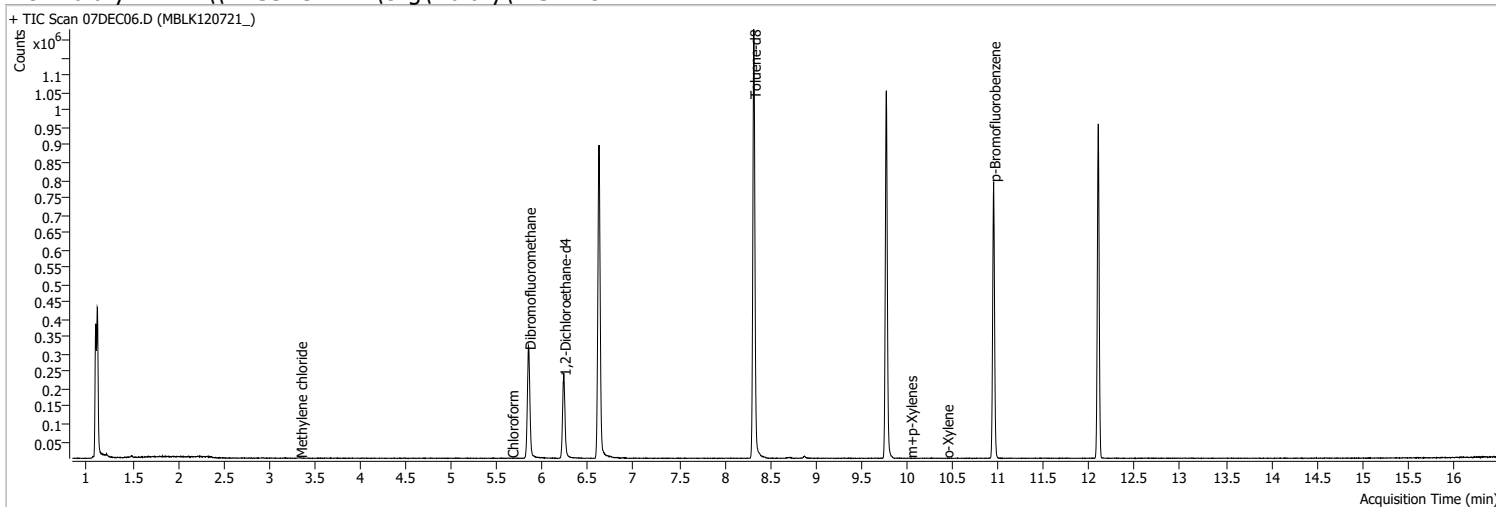
1,2-Dichlorobenzene %RSE = 6.2



Calibration STD Path	Cal Type	Level	Enabled	Resp.	Exp. Conc	Resp. Factor	Level RSD
D:\Org\Data\VOA5975C\VG120721\07DEC07.D	Calibration	1	x	3013	2.5000	1.4513	
D:\Org\Data\VOA5975C\VG120721\07DEC08.D	Calibration	2	x	13705	12.5000	1.2220	
D:\Org\Data\VOA5975C\VG120721\07DEC09.D	Calibration	3	x	28701	25.0000	1.2374	
D:\Org\Data\VOA5975C\VG120721\07DEC10.D	Calibration	4	x	51956	50.0000	1.1890	
D:\Org\Data\VOA5975C\VG120721\07DEC20.D	QC	QC	x	156368	125.0000	1.3536	
D:\Org\Data\VOA5975C\VG120721\07DEC12.D	Calibration	5	x	145079	125.0000	1.2584	
D:\Org\Data\VOA5975C\VG120721\07DEC12CC.D	CC	CC	x	145079	125.0000	1.2584	
D:\Org\Data\VOA5975C\VG120721\07DEC14.D	Calibration	6	x	303057	250.0000	1.3017	
D:\Org\Data\VOA5975C\VG120721\07DEC16.D	Calibration	7	x	448897	375.0000	1.2810	
D:\Org\Data\VOA5975C\VG120721\07DEC18.D	Calibration	8	x	610796	500.0000	1.3024	

Quantitation Results Report (QT Reviewed)

Data File	07DEC06.D	Operator	MSC
Acq. Method	5975CACQF.M	Acq. Date-Time	12/7/2021 12:08:12 PM
Sample Name	MBLK120721_	Instrument	VOA5975C
Vial	6	Multiplier	1.00
DA Method File	VOA5975C_8260B_SHT_DoD_L4_120721.m	Comment	
Tune File	BFB_Atune3.u	Tune Date	10/11/2021 4:02:00 PM
Batch Name	VG120721_8260B_624pt1_L4.batch.bin	Last Calib Update	12/13/2021 2:48:18 PM
Ref Library	\\MASSHUNTER\Org\Library\NIST129K.I		



Compound	RT	QIon	Resp.	Conc.	Units	Dev(Min)
----------	----	------	-------	-------	-------	----------

Internal Standards

M Fluorobenzene	6.621	96.0	757648	250.0000	ng	0.000
M Chlorobenzene-d5	9.772	82.0	285362	250.0000	ng	-0.003
M 1,4-Dichlorobenzene-d4	12.097	152.0	215993	250.0000	ng	-0.003

System Monitoring Compounds

S Dibromofluoromethane	5.851	113.0	187339	252.2929	ng	0.000
Spiked Amount: 250.000	Range: 80.0 - 119.0%			Recovery = 100.92%		
S 1,2-Dichloroethane-d4	6.236	67.0	84450	249.2094	ng	0.006
Spiked Amount: 250.000	Range: 81.0 - 118.0%			Recovery = 99.68%		
S Toluene-d8	8.319	98.0	741444	258.4714	ng	0.000
Spiked Amount: 250.000	Range: 89.0 - 112.0%			Recovery = 103.39%		
S p-Bromofluorobenzene	10.951	95.0	221559	268.0741	ng	0.000
Spiked Amount: 250.000	Range: 85.0 - 114.0%			Recovery = 107.23%		

Target Compounds

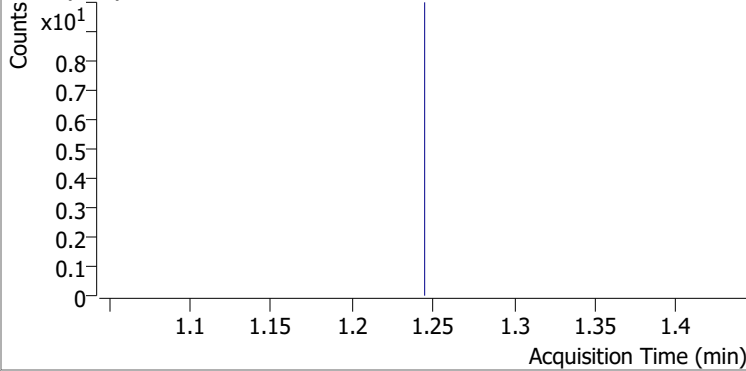
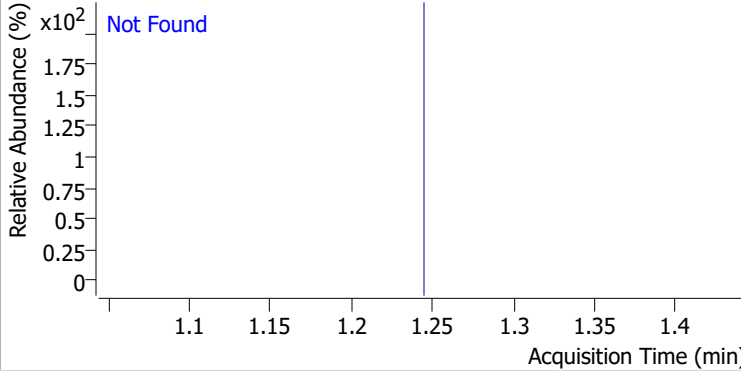
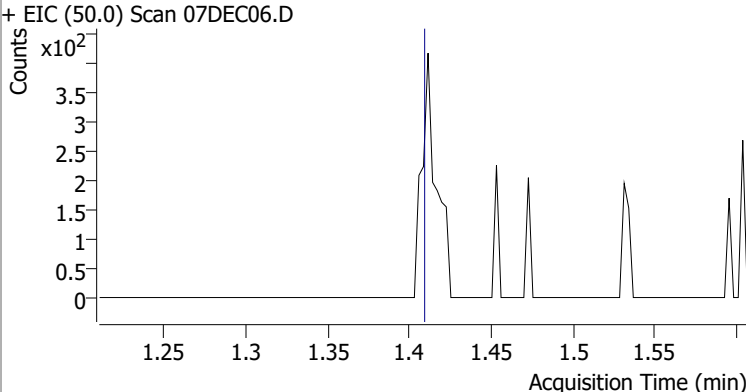
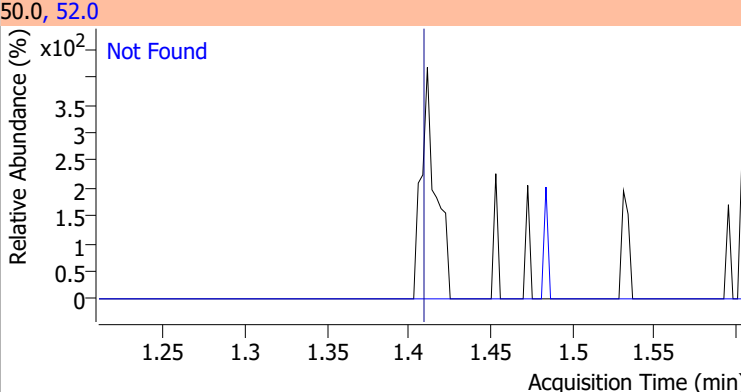
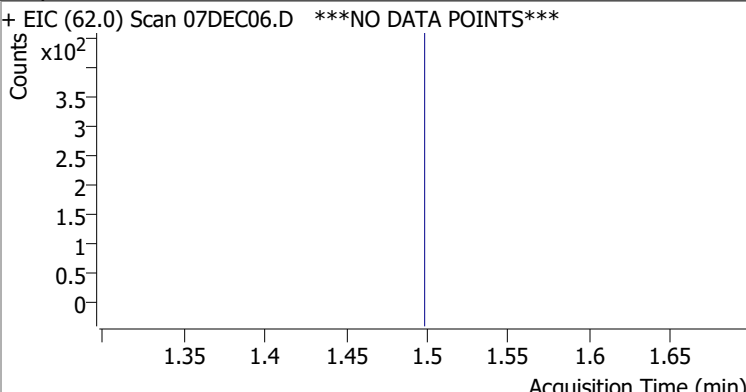
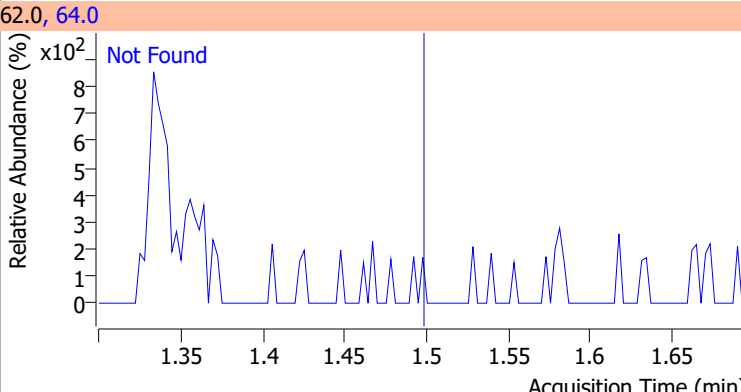
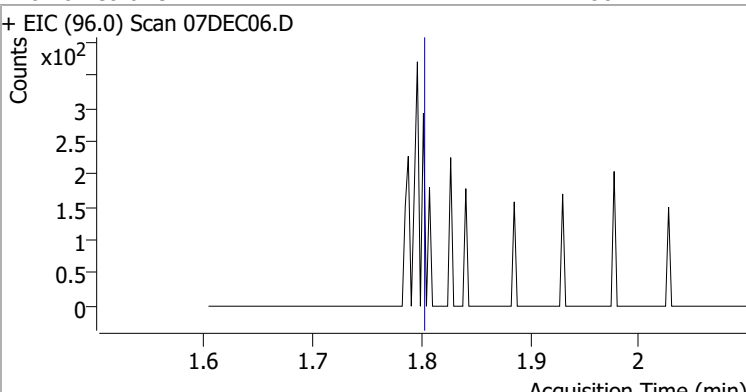
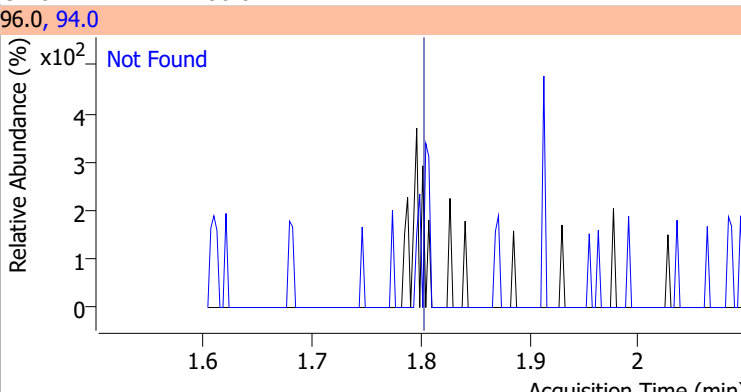
Compound	RT	QIon	Resp.	Conc.	Units	QValue
T Dichlorodifluoromethane	0.000		0	N.D.		
T Chloromethane	0.000		0	N.D.		
T Vinyl chloride	0.000		0	N.D.		
T Bromomethane	0.000		0	N.D.		
T Chloroethane	0.000		0	N.D.		
T Trichlorofluoromethane	0.000		0	N.D.		
T 1,1-Dichloroethene	0.000		0	N.D.		
T Methylene chloride	3.341	49.0	1084	0.9760	ng m	88
T trans-1,2-Dichloroethene	0.000		0	N.D.		
T Methyl tert-butyl ether (MTBE)	0.000		0	N.D.		
T 1,1-Dichloroethane	0.000		0	N.D.		
T 2,2-Dichloropropane	0.000		0	N.D.		
T cis-1,2-Dichloroethene	0.000		0	N.D.		
T Methyl ethyl ketone	0.000		0	N.D.		
T Bromochloromethane	0.000		0	N.D.		
T Chloroform	5.661	83.0	212	0.1448	ng m	80

Quantitation Results Report (QT Reviewed)

Compound	RT	QIon	Resp.	Conc.	Units	Dev(Min)
T 1,1,1-Trichloroethane	0.000		0	N.D.		
T Carbon tetrachloride	0.000		0	N.D.		
T 1,1-Dichloropropene	0.000		0	N.D.		
T Benzene	0.000		0	N.D.		
T 1,2-Dichloroethane	0.000		0	N.D.		
T Trichloroethene	0.000		0	N.D.		
T 1,2-Dichloropropane	0.000		0	N.D.		
T Dibromomethane	0.000		0	N.D.		
T Bromodichloromethane	0.000		0	N.D.		
T cis-1,3-Dichloropropene	0.000		0	N.D.		
T Toluene	0.000		0	N.D.		
T trans-1,3-Dichloropropene	0.000		0	N.D.		
T 1,1,2-Trichloroethane	0.000		0	N.D.		
T Tetrachloroethene	0.000		0	N.D.		
T 1,3-Dichloropropane	0.000		0	N.D.		
T Chlorodibromomethane	0.000		0	N.D.		
T 1,2-Dibromoethane	0.000		0	N.D.		
T Chlorobenzene	0.000		0	N.D.		
T 1,1,1,2-Tetrachloroethane	0.000		0	N.D.		
T Ethylbenzene	0.000		0	N.D.		
T m+p-Xylenes	10.037	106.0	171	0.1239	ng	#m 77
T o-Xylene	10.433	106.0	28	0.0229	ng	#m 28
T Styrene	0.000		0	N.D.		
T Bromoform	0.000		0	N.D.		
T Bromobenzene	0.000		0	N.D.		
T 1,1,2,2-Tetrachloroethane	0.000		0	N.D.		
T 1,2,3-Trichloropropane	0.000		0	N.D.		
T 2-Chlorotoluene	0.000		0	N.D.		
T 4-Chlorotoluene	0.000		0	N.D.		
T 1,3-Dichlorobenzene	0.000		0	N.D.		
T 1,4-Dichlorobenzene	0.000		0	N.D.		
T 1,2-Dichlorobenzene	0.000		0	N.D.		

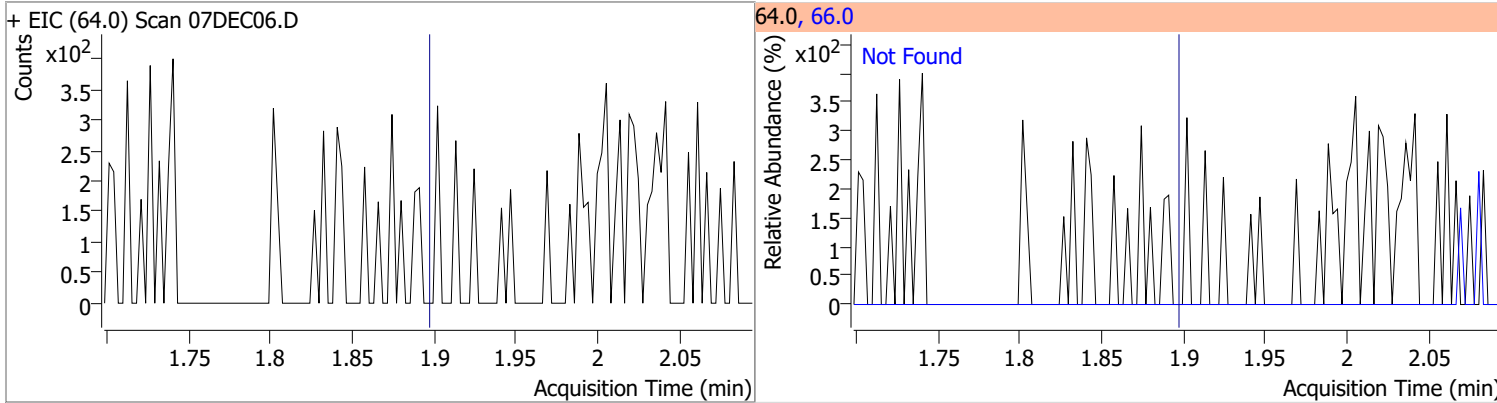
(#) = Qualifier Out of Range; (m) = Manual Integration; (+) = Area Summed; (*) = Surrogate Percent Recovery Out of Range; (d): Zeroed Peak

Quantitation Results Report (QT Reviewed)

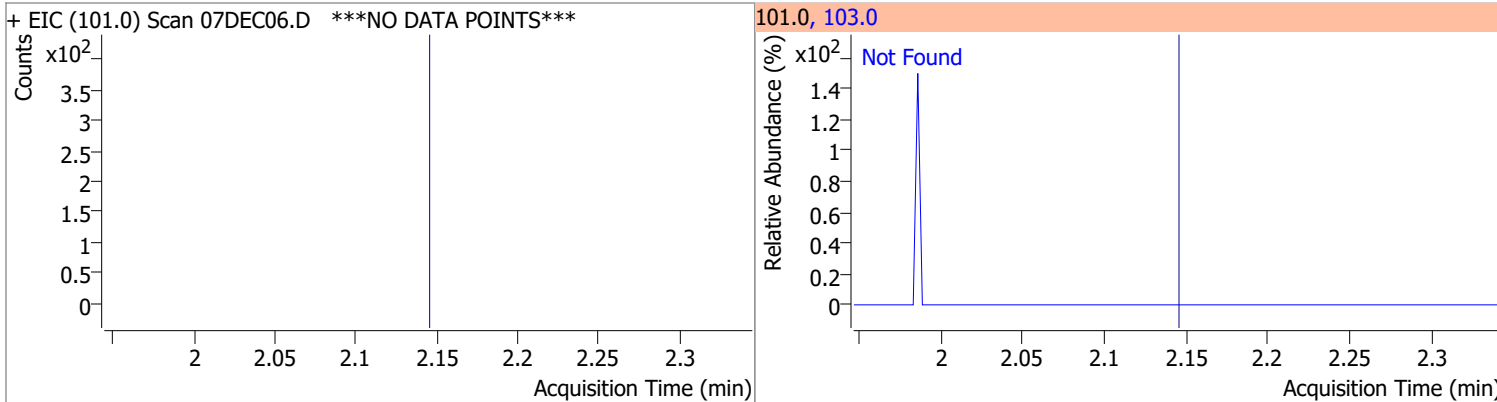
Compound	Conc.	Exp RT	QIon	Exp Ratio
Dichlorodifluoromethane	N.D.	1.24	87.0	32.0
+ EIC (85.0) Scan 07DEC06.D ***NO DATA POINTS***			85.0, 87.0	
				
Chloromethane	N.D.	1.41	52.0	32.7
+ EIC (50.0) Scan 07DEC06.D			50.0, 52.0	
				
Vinyl chloride	N.D.	1.50	64.0	31.6
+ EIC (62.0) Scan 07DEC06.D ***NO DATA POINTS***			62.0, 64.0	
				
Bromomethane	N.D.	1.80	94.0	106.0
+ EIC (96.0) Scan 07DEC06.D			96.0, 94.0	
				

Quantitation Results Report (QT Reviewed)

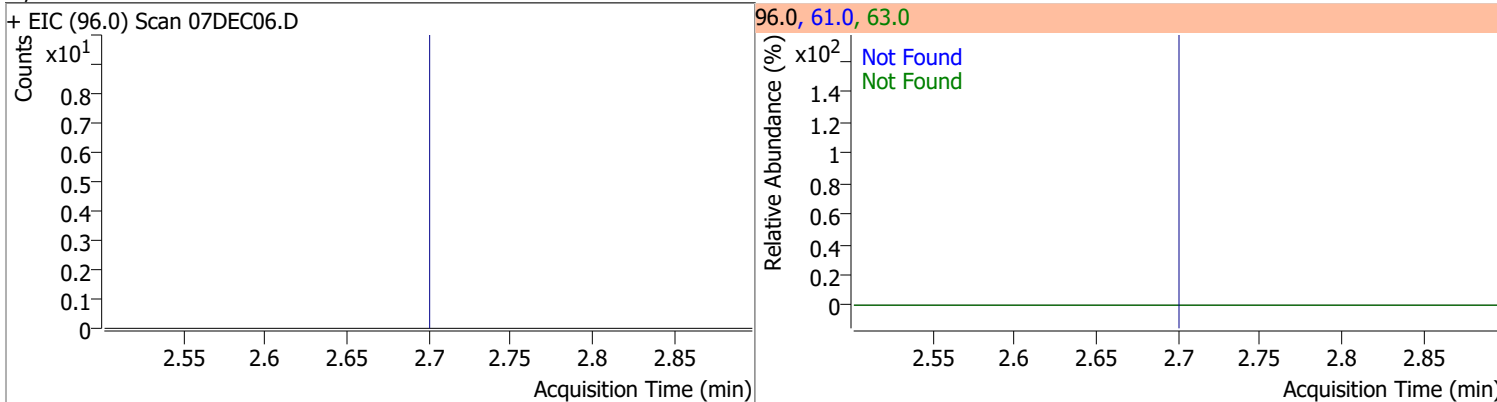
Compound	Conc.	Exp RT	QIon	Exp Ratio
Chloroethane	N.D.	1.90	66.0	30.8



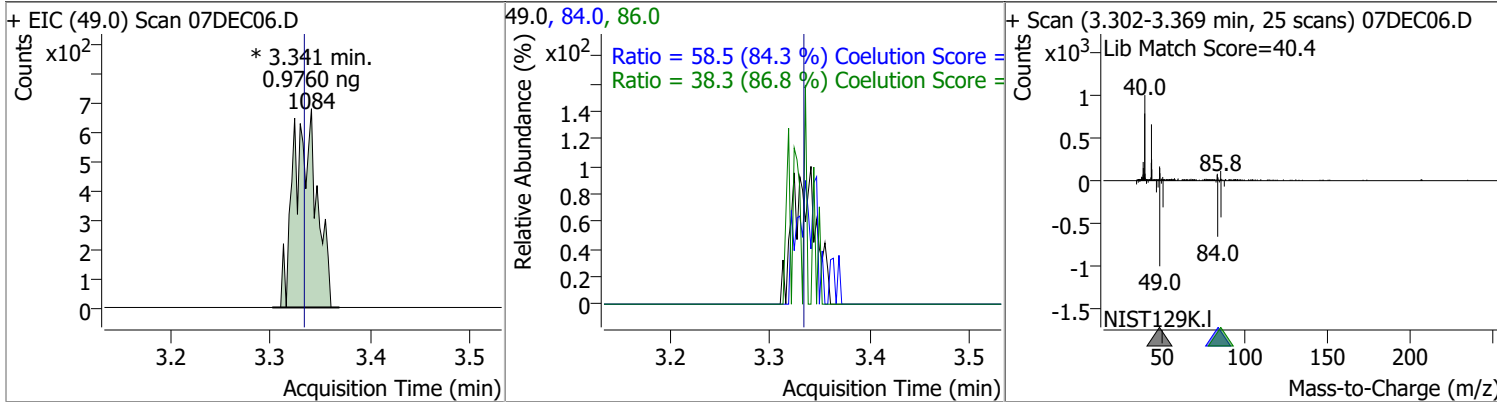
Compound	Conc.	Exp RT	QIon	Exp Ratio
Trichlorofluoromethane	N.D.	2.14	103.0	64.8



Compound	Conc.	Exp RT	QIon	Exp Ratio	QIon	Exp Ratio
1,1-Dichloroethene	N.D.	2.70	61.0	180.1	63.0	57.5

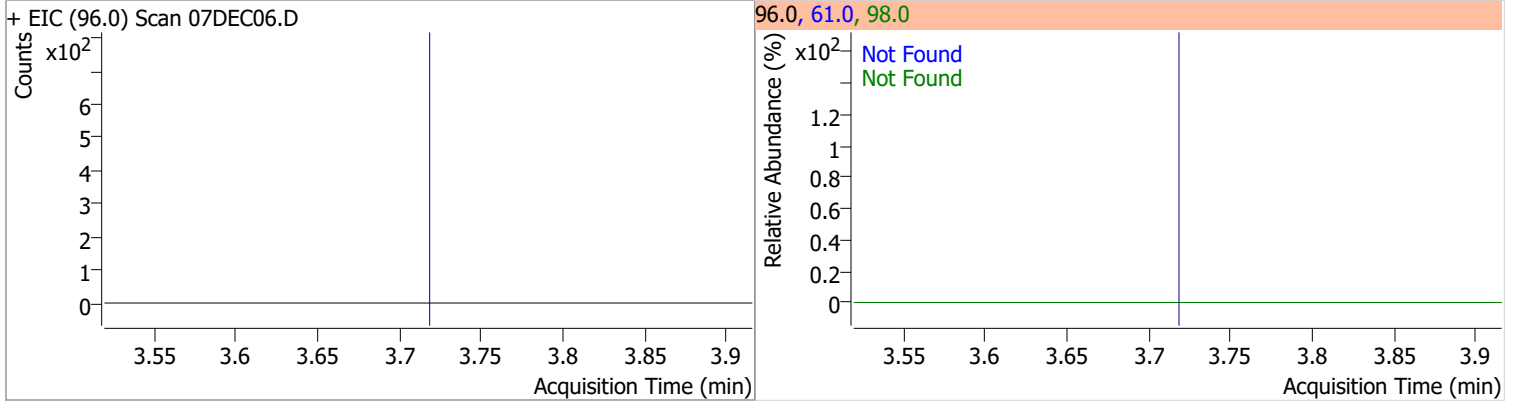


Compound	Conc.	RT	Dev(Min)	Resp.	QIon	QRatio	Lower	Upper
Methylene chloride	0.9760	3.34	0.01	1084 (m)	84.0	58.5	39.4	99.4
					86.0	38.3	14.1	74.1

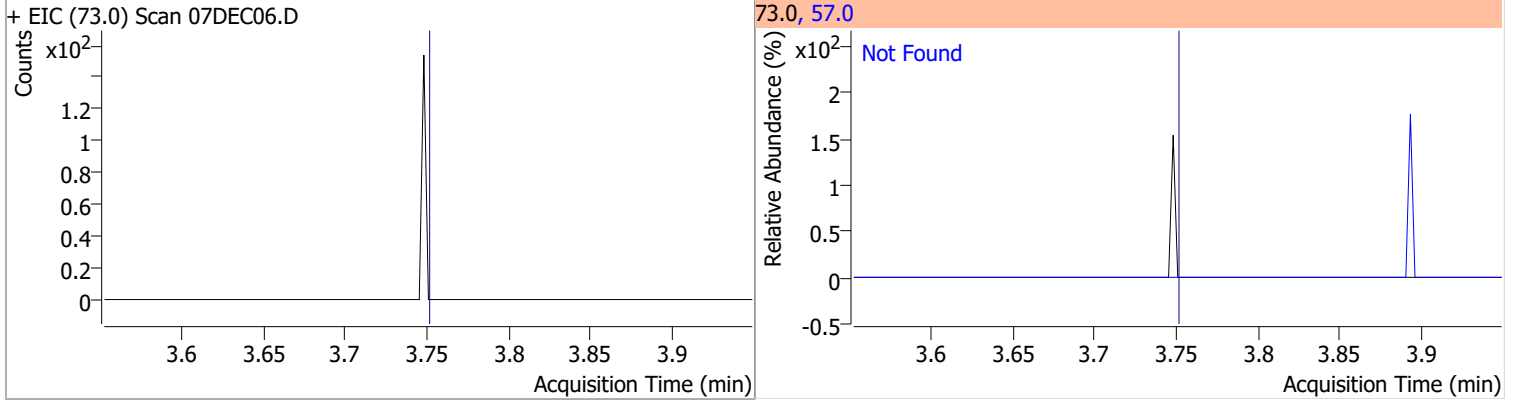


Quantitation Results Report (QT Reviewed)

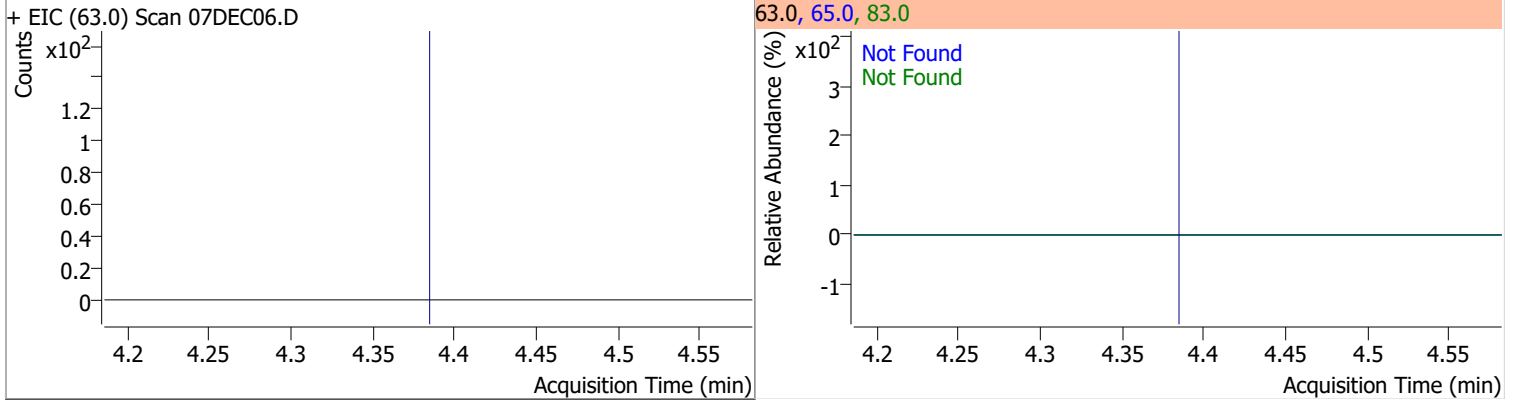
Compound	Conc.	Exp RT	QIon	Exp Ratio	QIon	Exp Ratio
trans-1,2-Dichloroethene	N.D.	3.72	61.0	155.1	98.0	62.8



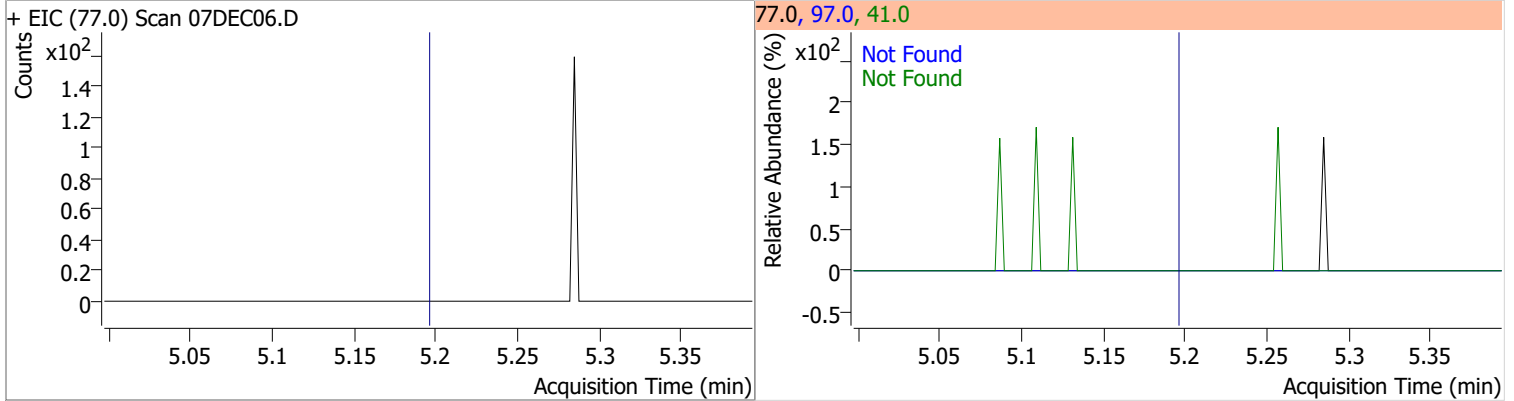
Compound	Conc.	Exp RT	QIon	Exp Ratio
Methyl tert-butyl ether (MTBE)	N.D.	3.75	57.0	23.9



Compound	Conc.	Exp RT	QIon	Exp Ratio	QIon	Exp Ratio
1,1-Dichloroethane	N.D.	4.38	65.0	31.7	83.0	12.8

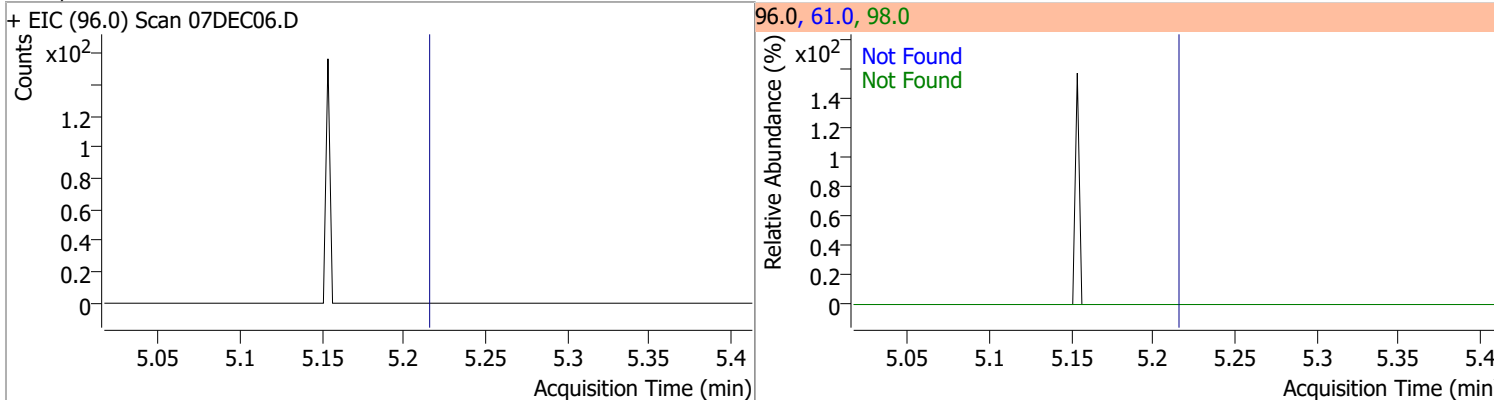


Compound	Conc.	Exp RT	QIon	Exp Ratio	QIon	Exp Ratio
2,2-Dichloropropane	N.D.	5.20	41.0	59.0	97.0	21.8

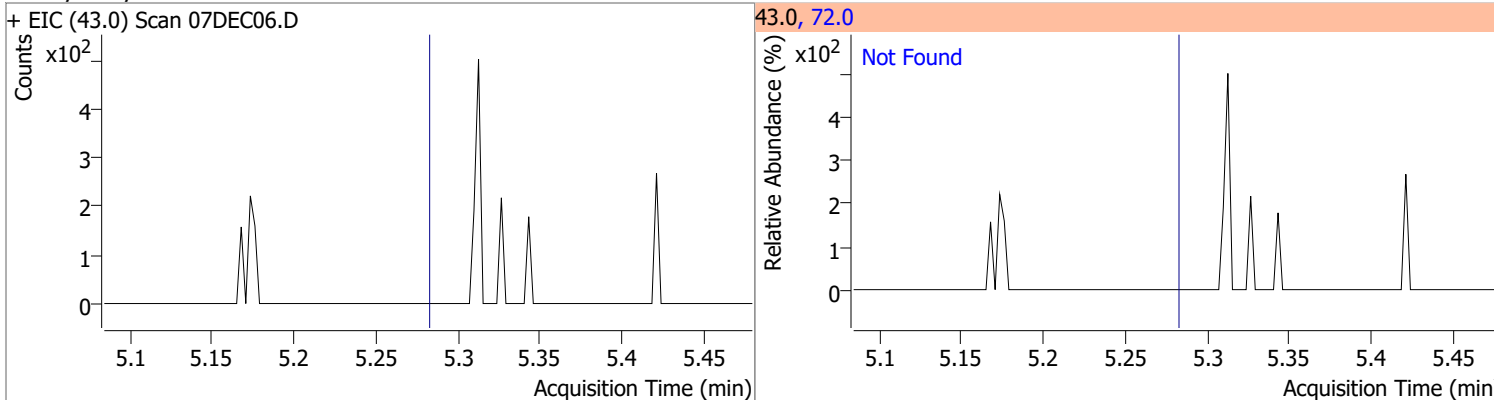


Quantitation Results Report (QT Reviewed)

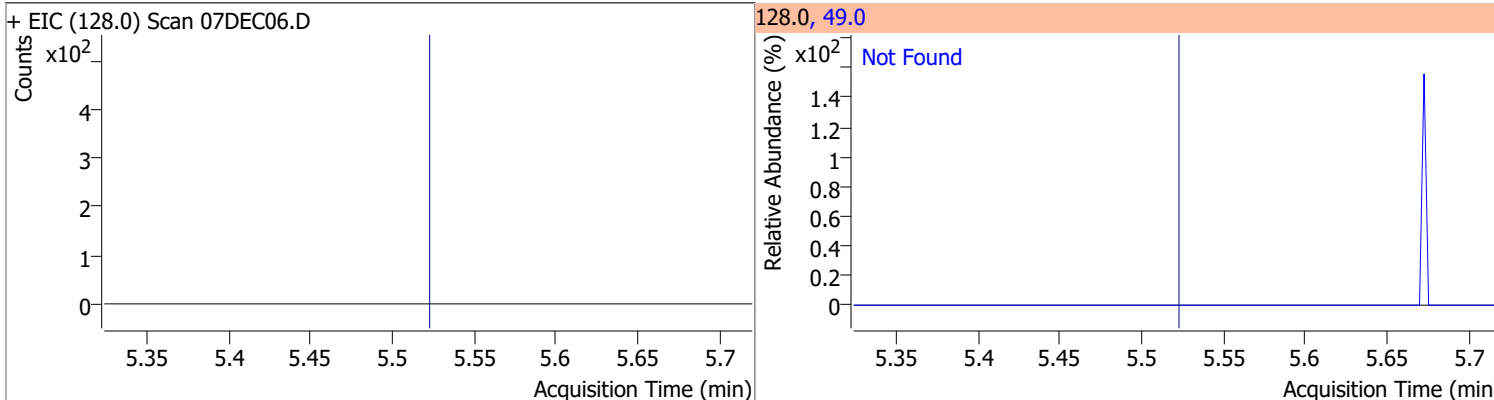
Compound	Conc.	Exp RT	QIon	Exp Ratio	QIon	Exp Ratio
cis-1,2-Dichloroethene	N.D.	5.21	61.0	163.3	98.0	64.4



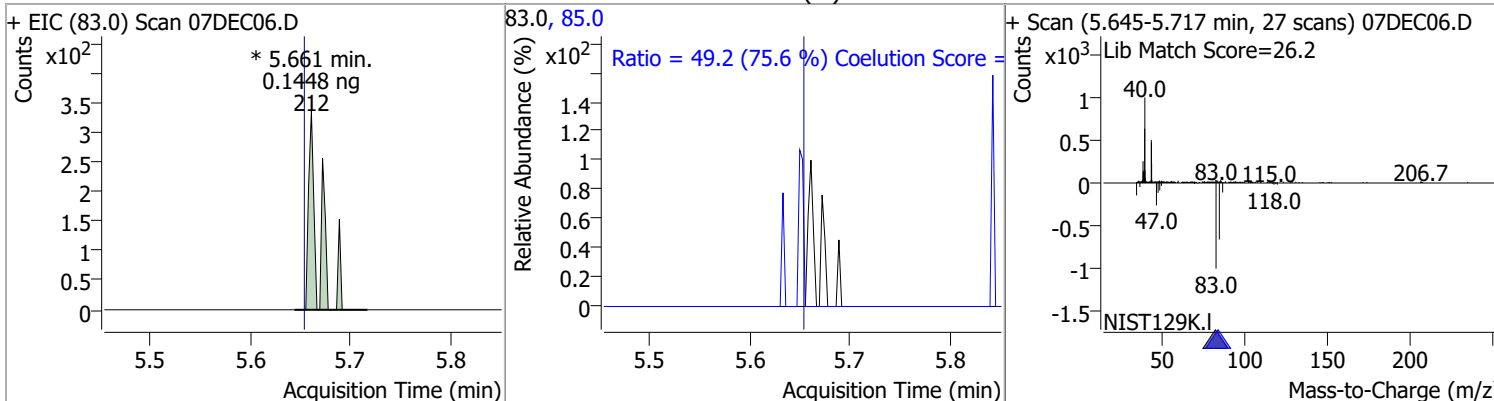
Compound	Conc.	Exp RT	QIon	Exp Ratio
Methyl ethyl ketone	N.D.	5.28	72.0	22.2



Compound	Conc.	Exp RT	QIon	Exp Ratio
Bromochloromethane	N.D.	5.52	49.0	184.6

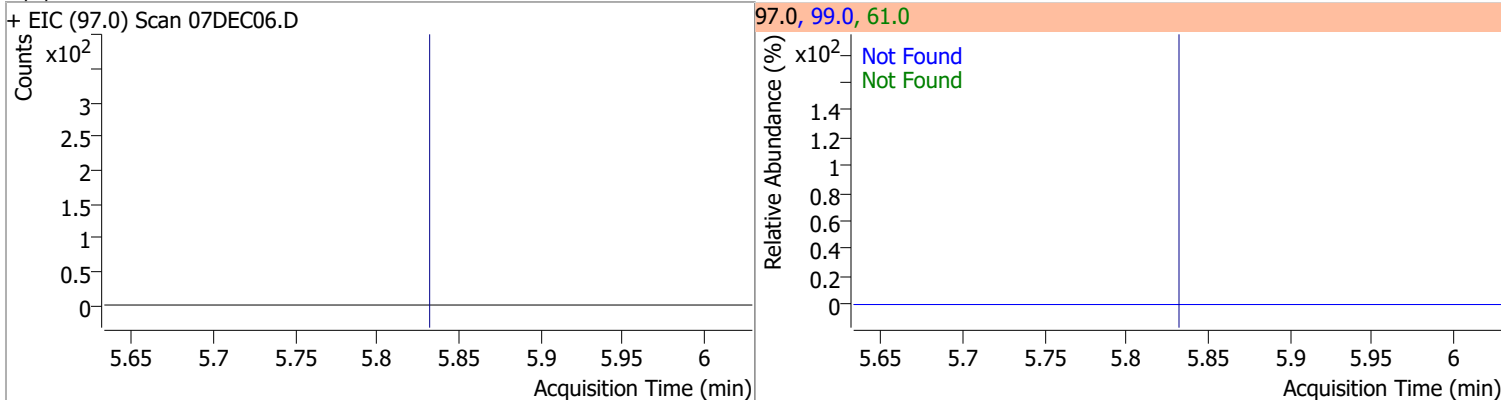


Compound	Conc.	RT	Dev(Min)	Resp.	QIon	QRatio	Lower	Upper
Chloroform	0.1448	5.66	0.01	212 (m)	85.0	49.2	35.1	95.1

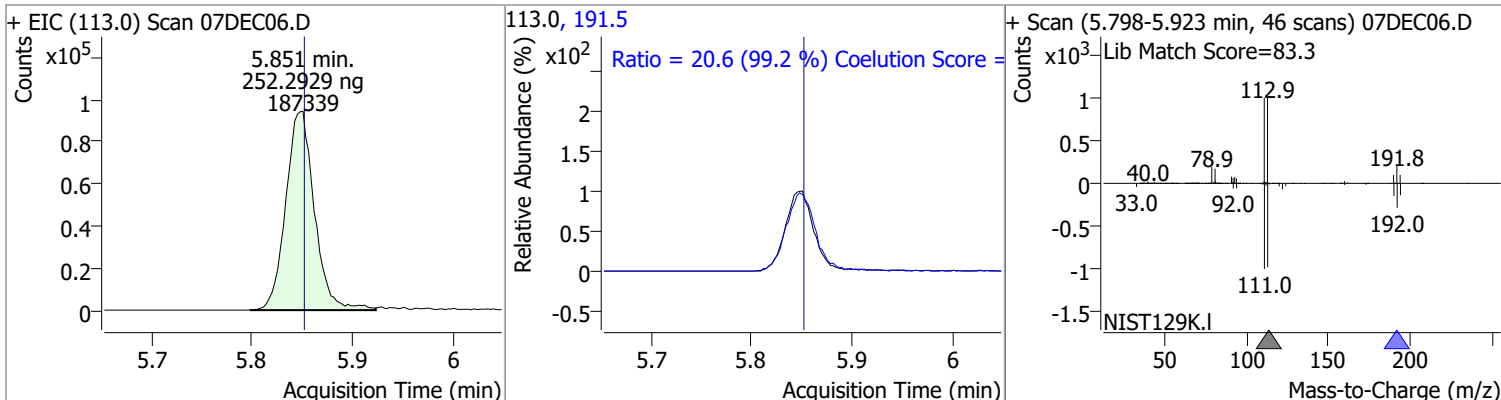


Quantitation Results Report (QT Reviewed)

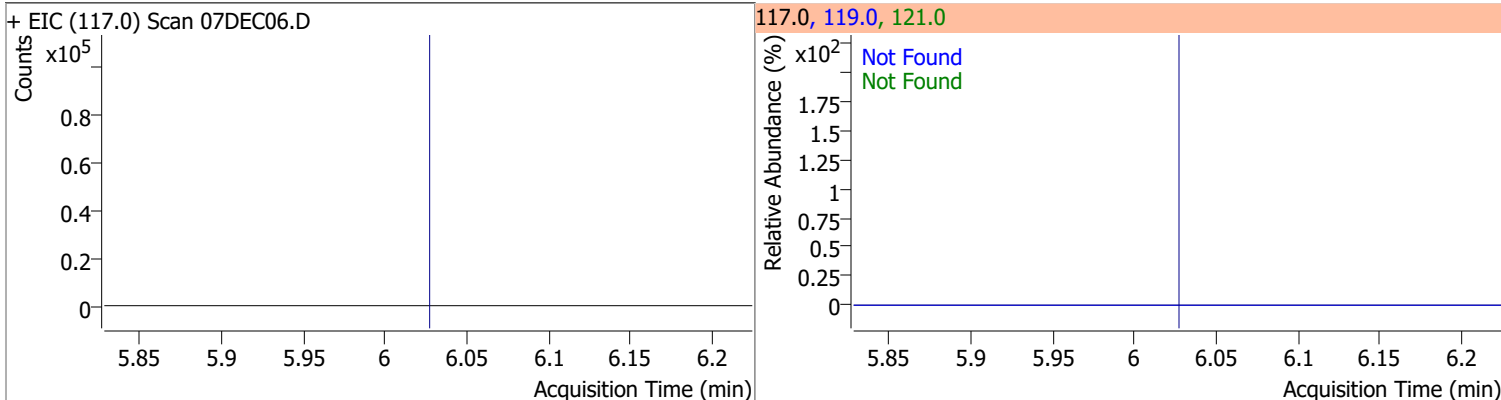
Compound	Conc.	Exp RT	QIon	Exp Ratio	QIon	Exp Ratio
1,1,1-Trichloroethane	N.D.	5.83	99.0	65.7	61.0	45.0



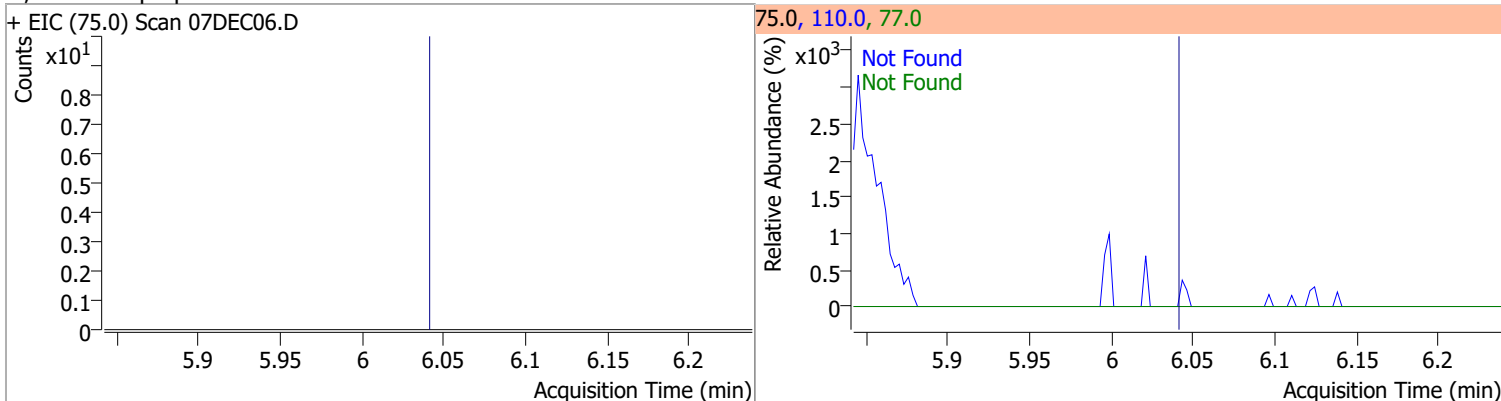
Compound	Conc.	RT	Dev(Min)	Resp.	QIon	QRatio	Lower	Upper
Dibromofluoromethane	252.2929	5.85	0.00	187339	191.5	20.6	0.0	50.7



Compound	Conc.	Exp RT	QIon	Exp Ratio	QIon	Exp Ratio
Carbon tetrachloride	N.D.	6.03	119.0	97.5	121.0	30.4

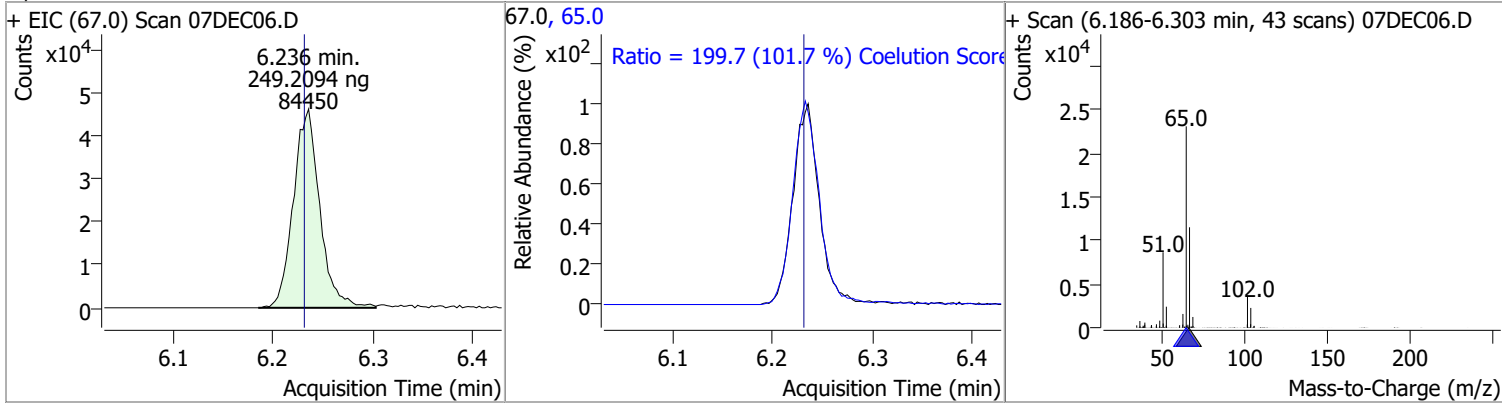


Compound	Conc.	Exp RT	QIon	Exp Ratio	QIon	Exp Ratio
1,1-Dichloropropene	N.D.	6.04	110.0	35.4	77.0	30.5

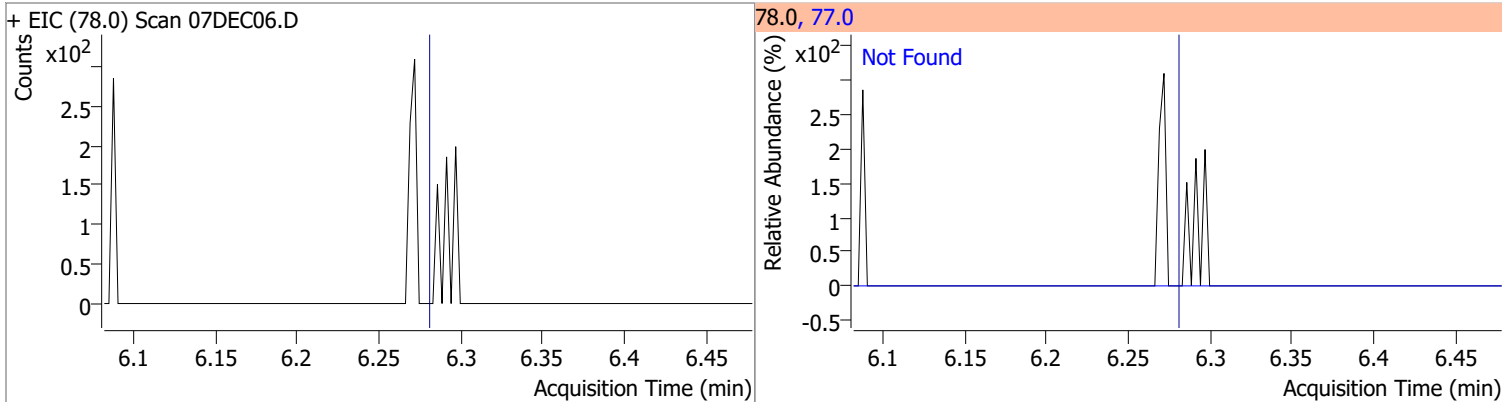


Quantitation Results Report (QT Reviewed)

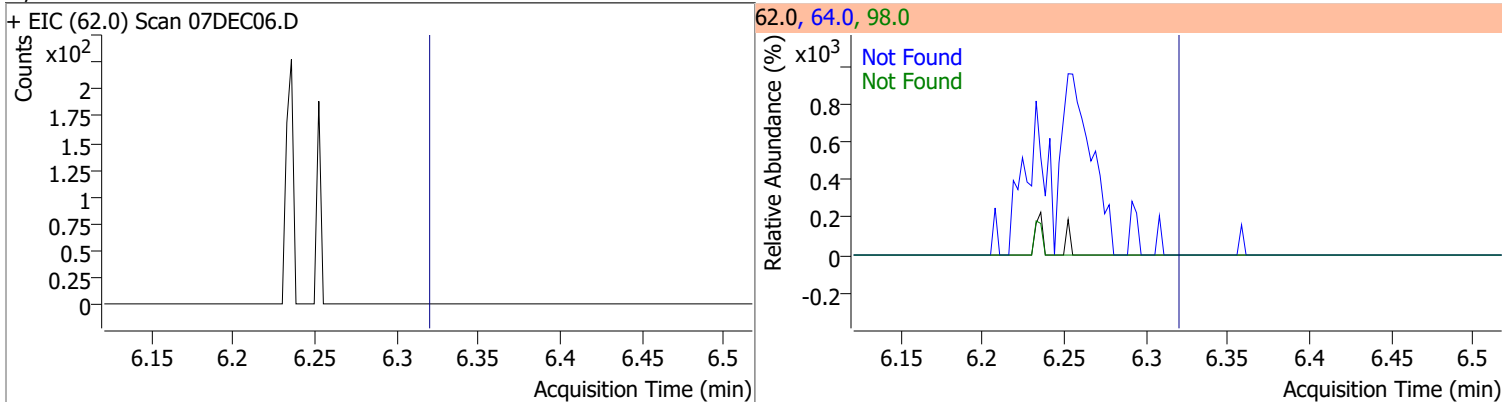
Compound	Conc.	RT	Dev(Min)	Resp.	QIon	QRatio	Lower	Upper
1,2-Dichloroethane-d4	249.2094	6.24	0.01	84450	65.0	199.7	166.3	226.3



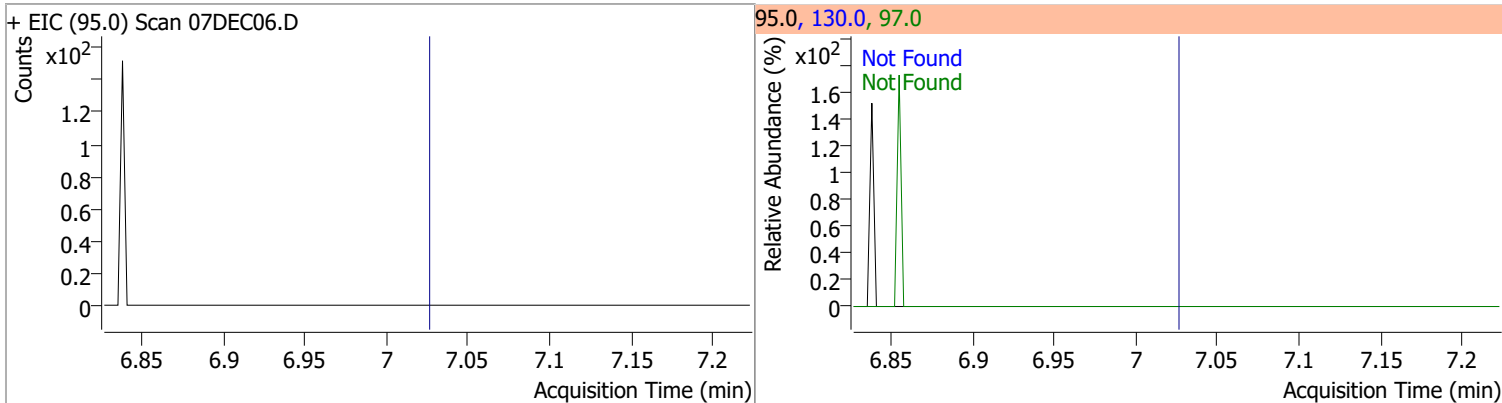
Compound	Conc.	Exp RT	QIon	Exp Ratio
Benzene	N.D.	6.28	77.0	23.5



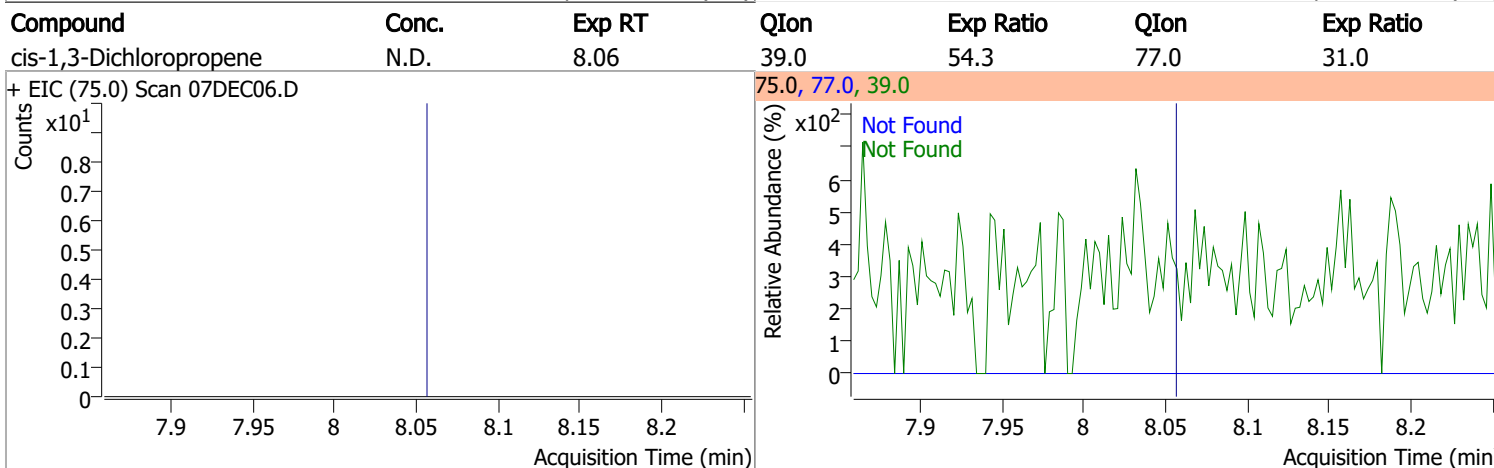
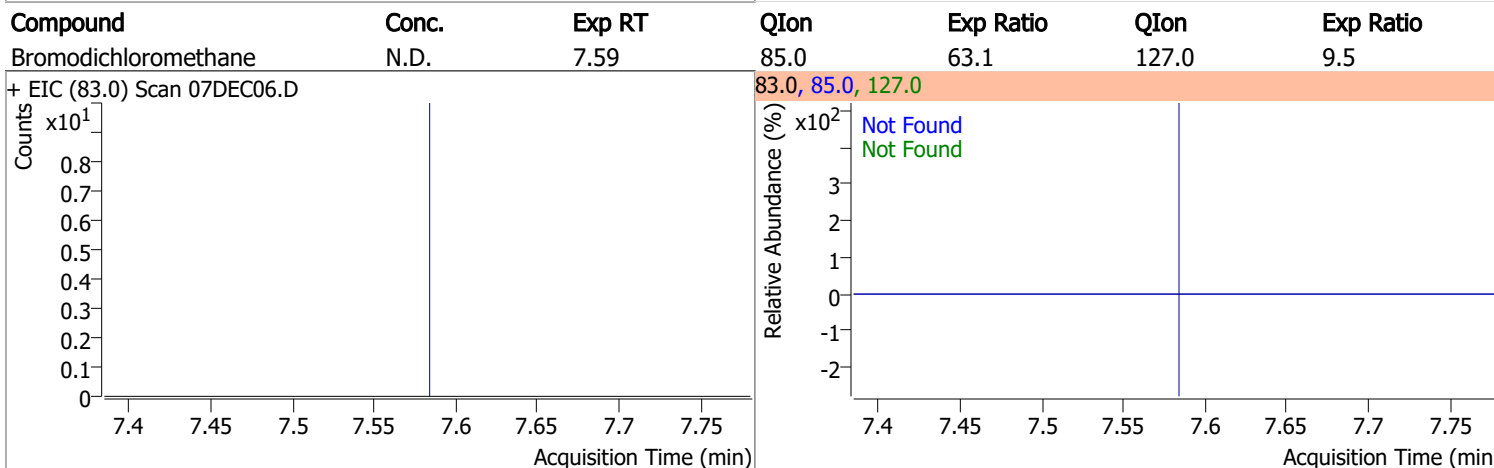
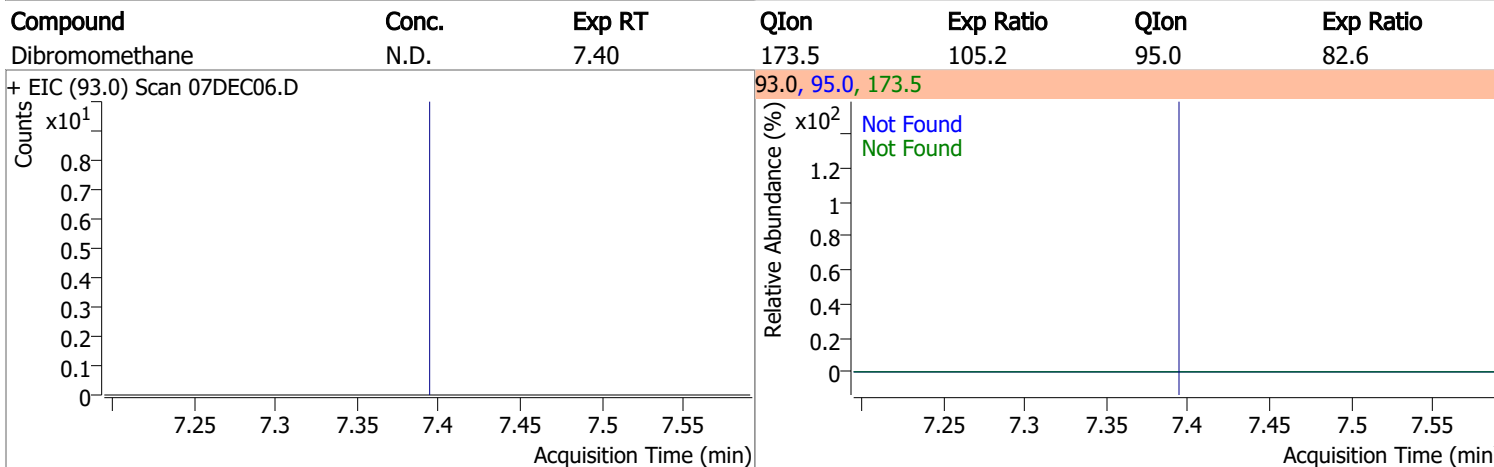
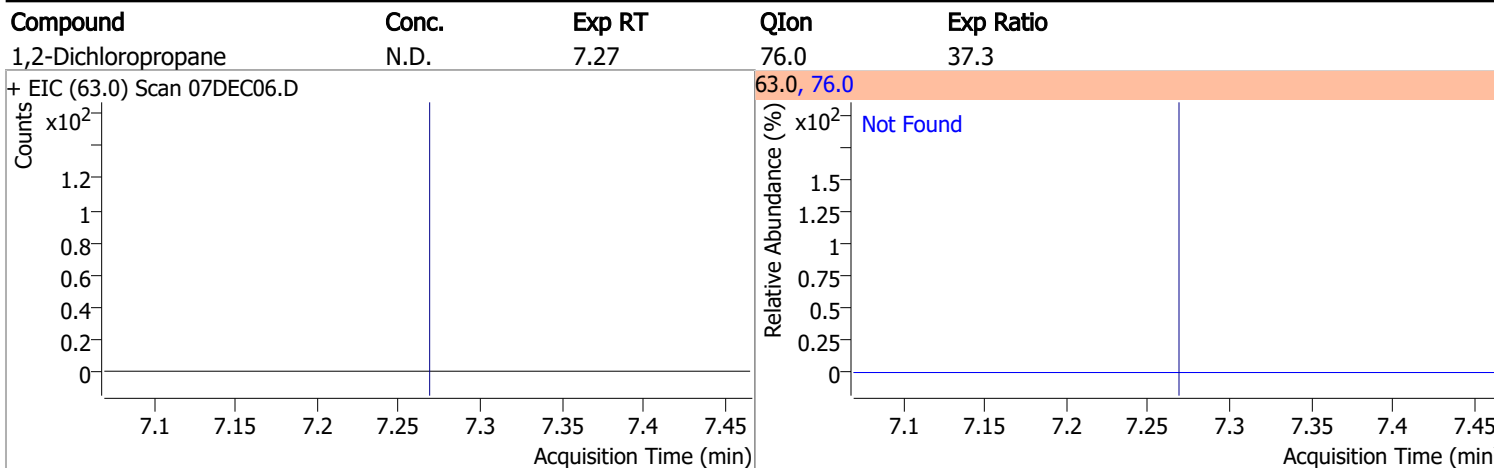
Compound	Conc.	Exp RT	QIon	Exp Ratio	QIon	Exp Ratio
1,2-Dichloroethane	N.D.	6.32	64.0	32.3	98.0	8.2



Compound	Conc.	Exp RT	QIon	Exp Ratio	QIon	Exp Ratio
Trichloroethene	N.D.	7.03	130.0	100.8	97.0	64.7

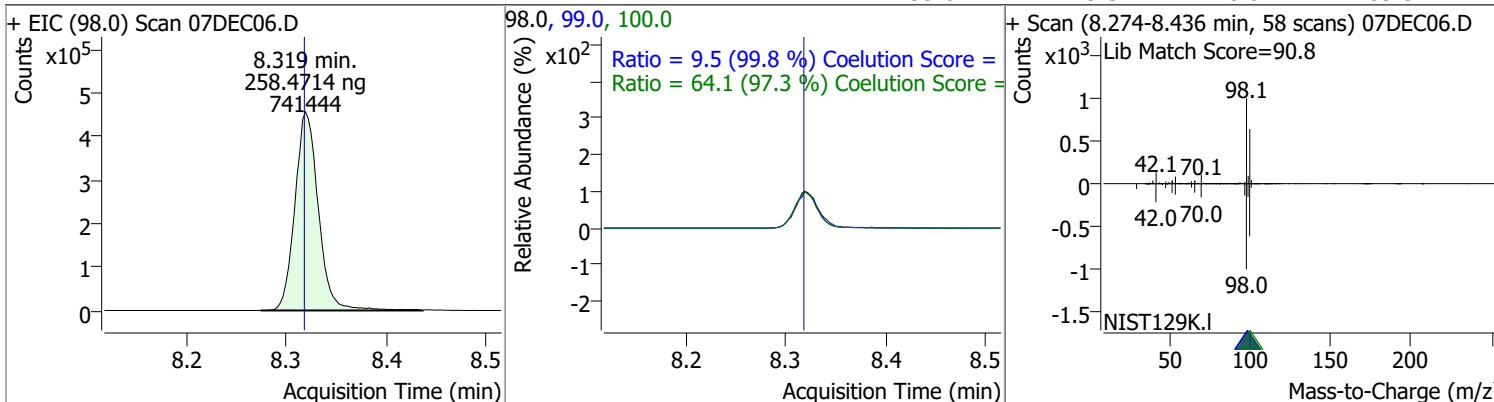


Quantitation Results Report (QT Reviewed)

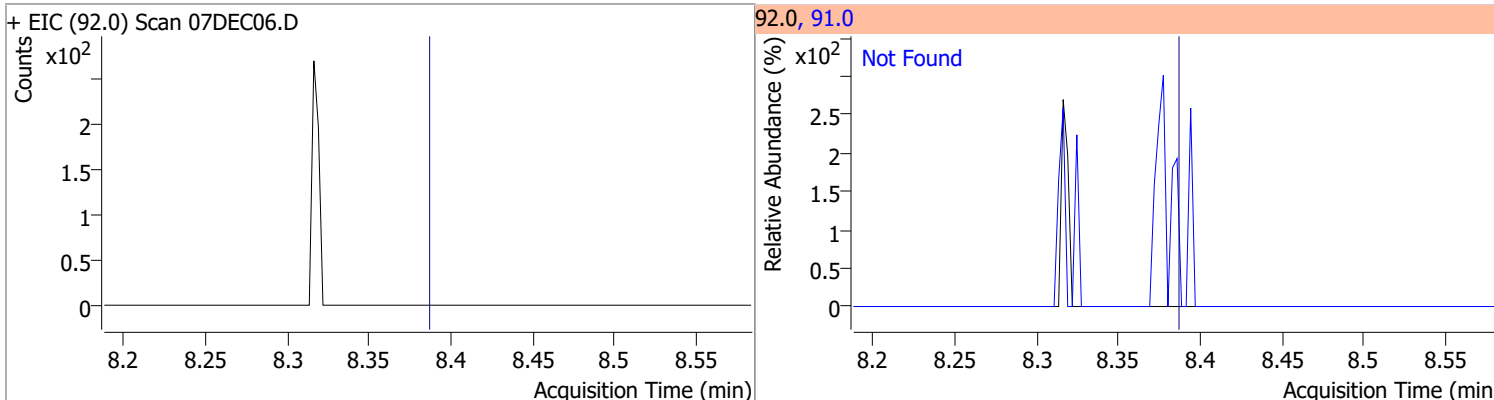


Quantitation Results Report (QT Reviewed)

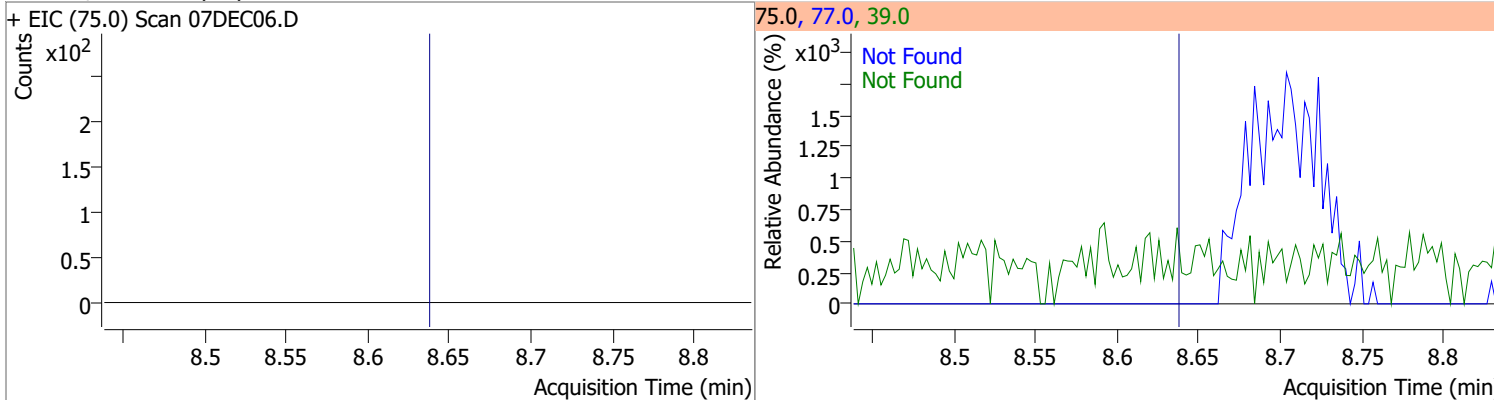
Compound	Conc.	RT	Dev(Min)	Resp.	QIon	QRatio	Lower	Upper
Toluene-d8	258.4714	8.32	0.00	741444	100.0	64.1	35.9	95.9
					99.0	9.5	0.0	39.5



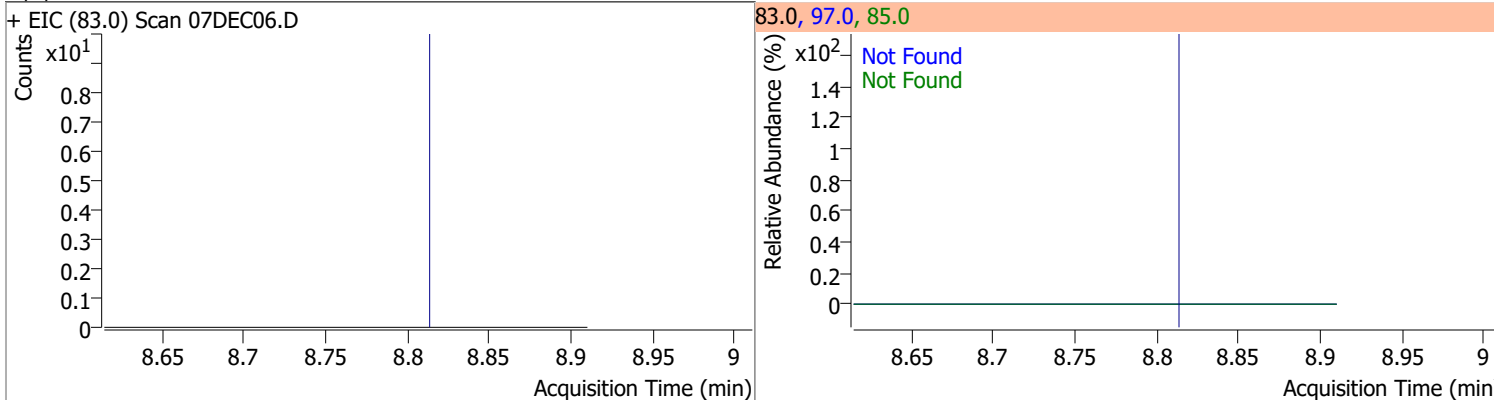
Compound	Conc.	Exp RT	QIon	Exp Ratio
Toluene	N.D.	8.39	91.0	174.3



Compound	Conc.	Exp RT	QIon	Exp Ratio	QIon	Exp Ratio
trans-1,3-Dichloropropene	N.D.	8.64	39.0	52.1	77.0	32.0

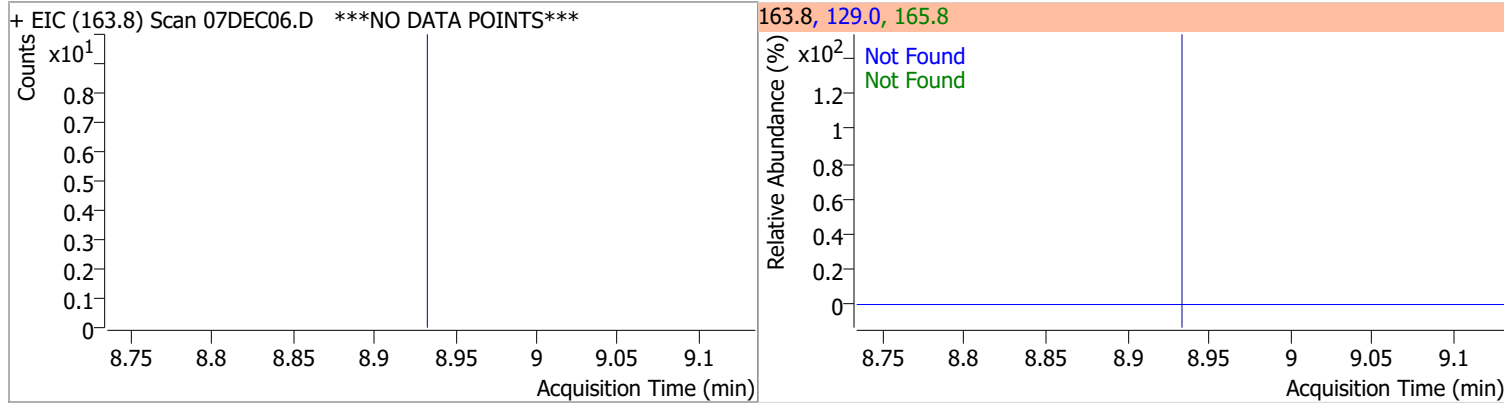


Compound	Conc.	Exp RT	QIon	Exp Ratio	QIon	Exp Ratio
1,1,2-Trichloroethane	N.D.	8.82	97.0	114.3	85.0	61.5

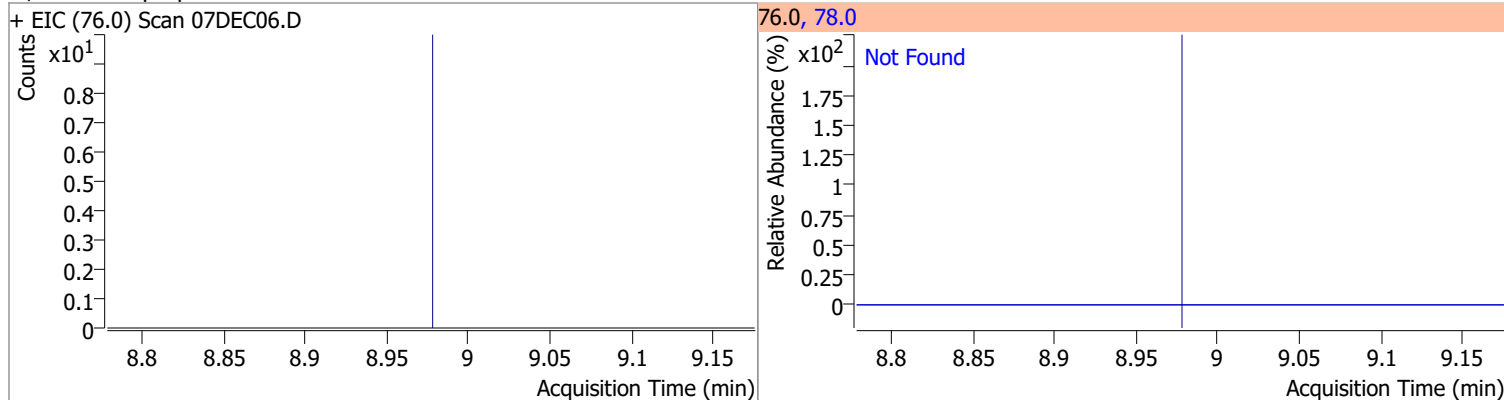


Quantitation Results Report (QT Reviewed)

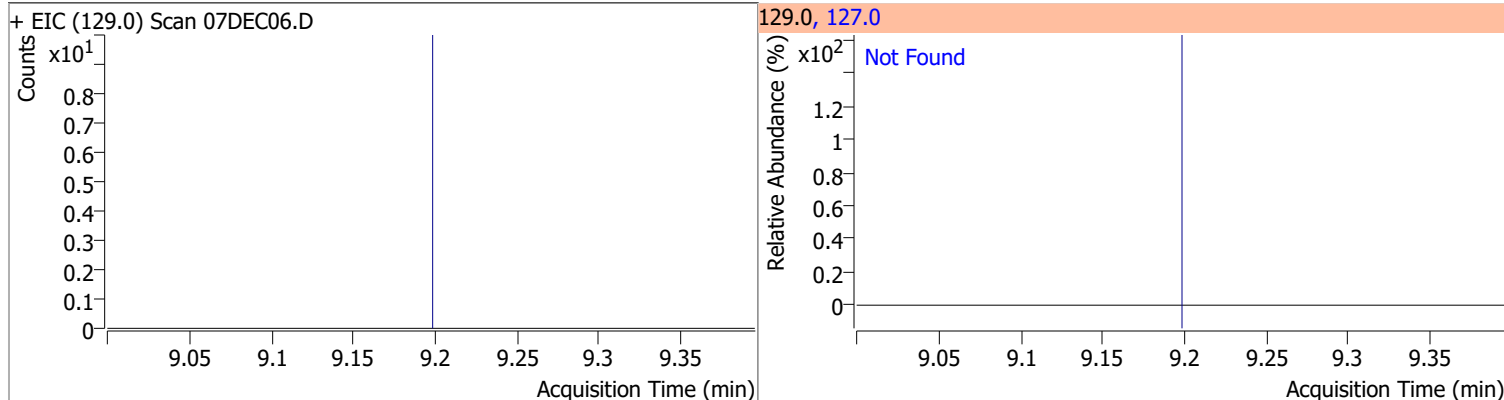
Compound	Conc.	Exp RT	QIon	Exp Ratio	QIon	Exp Ratio
Tetrachloroethene	N.D.	8.94	165.8	128.3	129.0	95.3



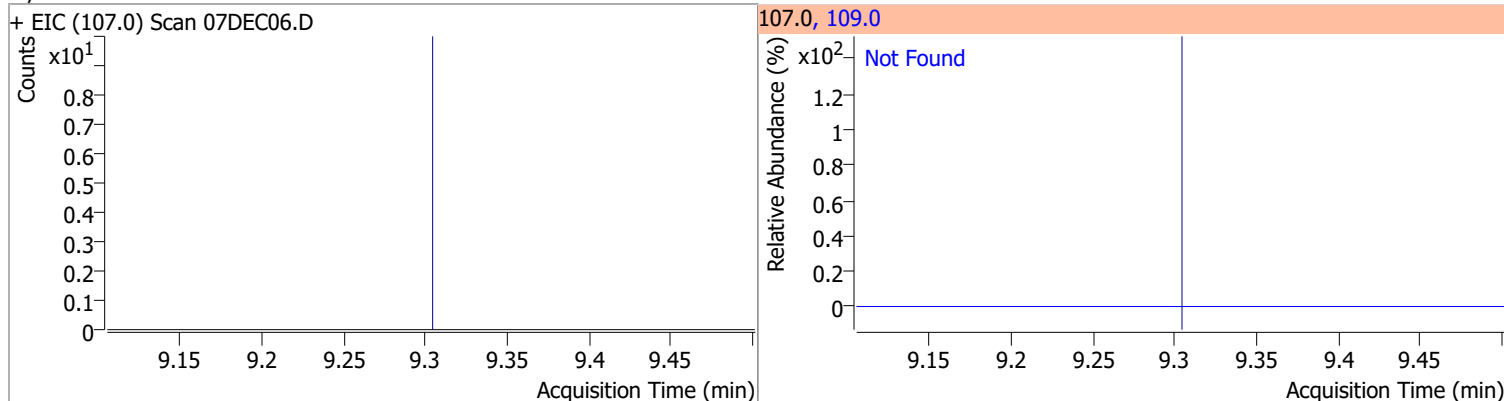
Compound	Conc.	Exp RT	QIon	Exp Ratio
1,3-Dichloropropane	N.D.	8.98	78.0	32.1



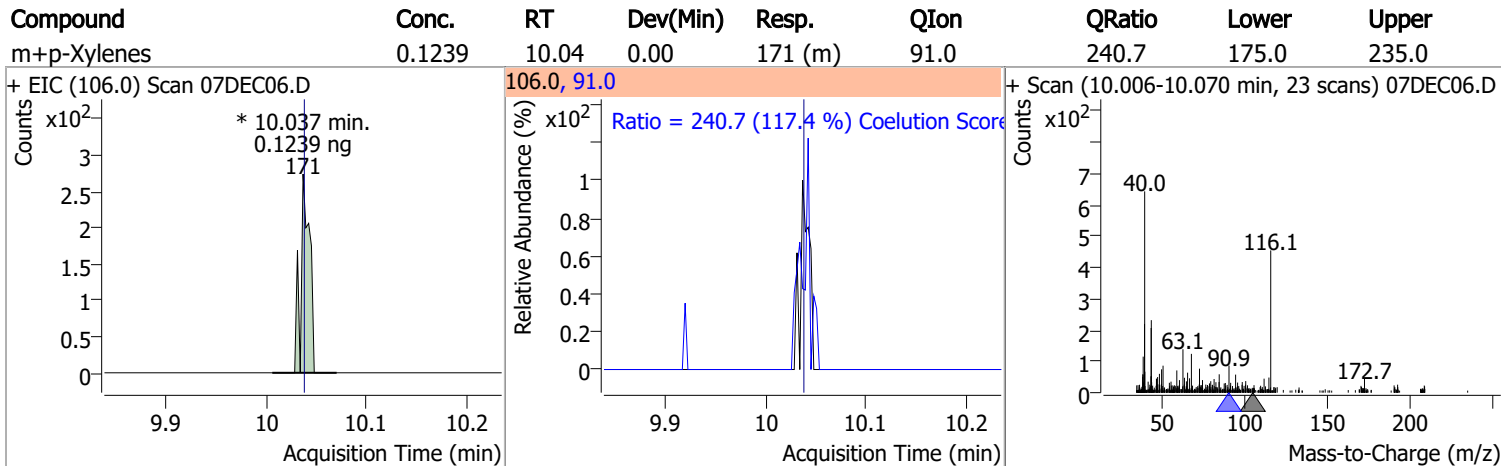
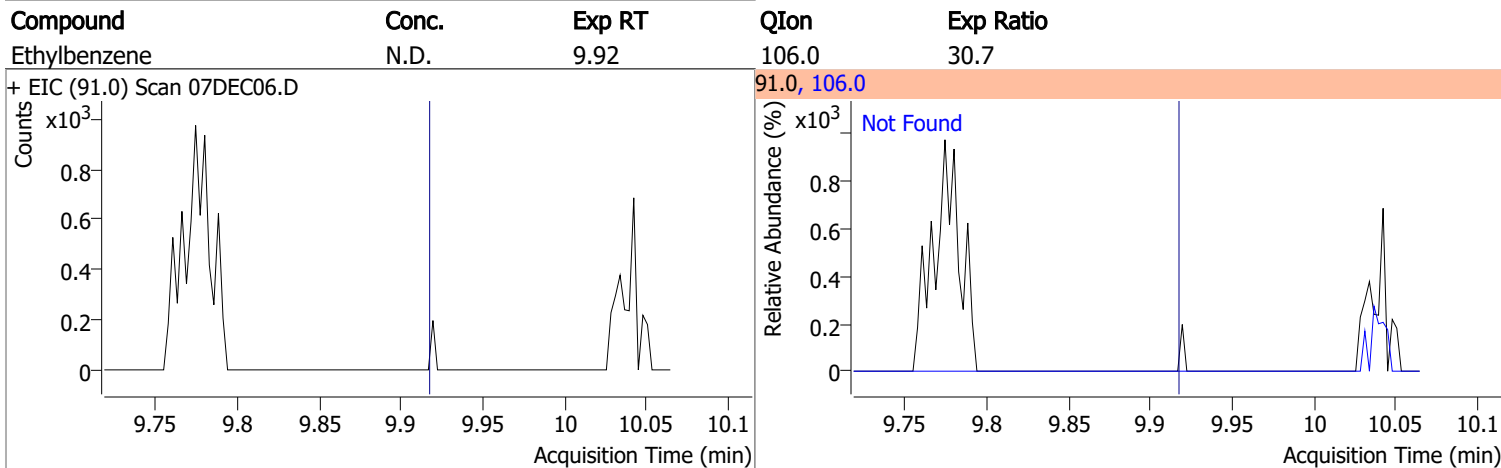
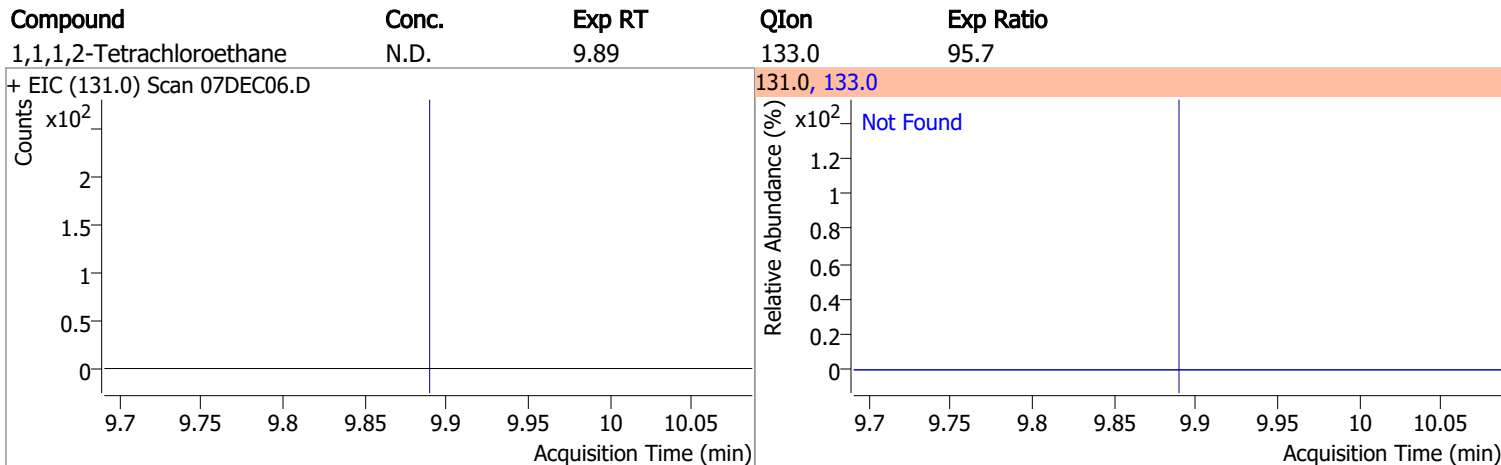
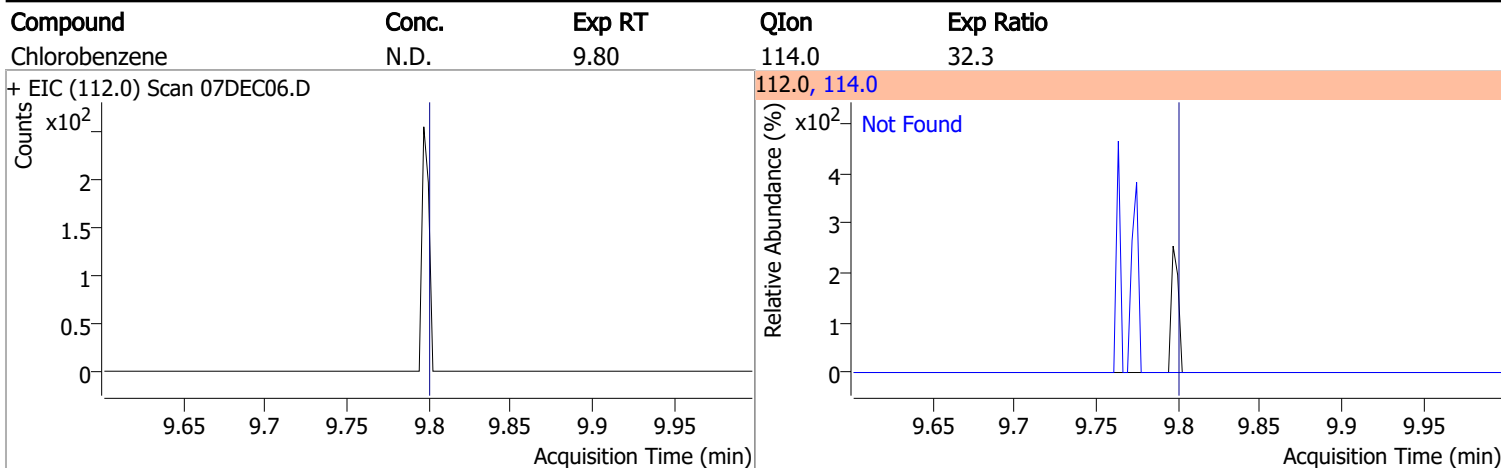
Compound	Conc.	Exp RT	QIon	Exp Ratio
Chlorodibromomethane	N.D.	9.20	127.0	75.3



Compound	Conc.	Exp RT	QIon	Exp Ratio
1,2-Dibromoethane	N.D.	9.31	109.0	97.2

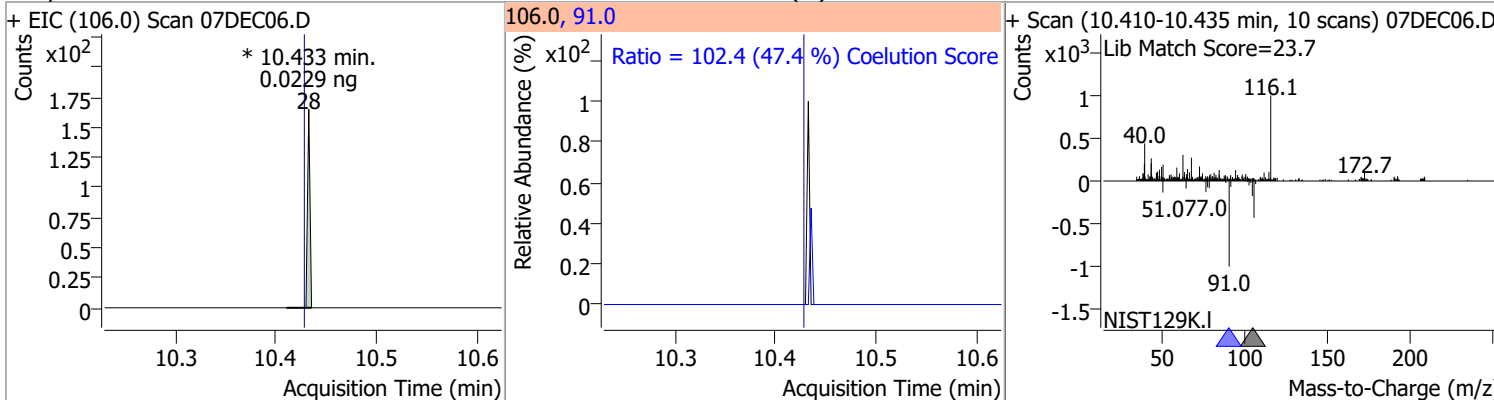


Quantitation Results Report (QT Reviewed)

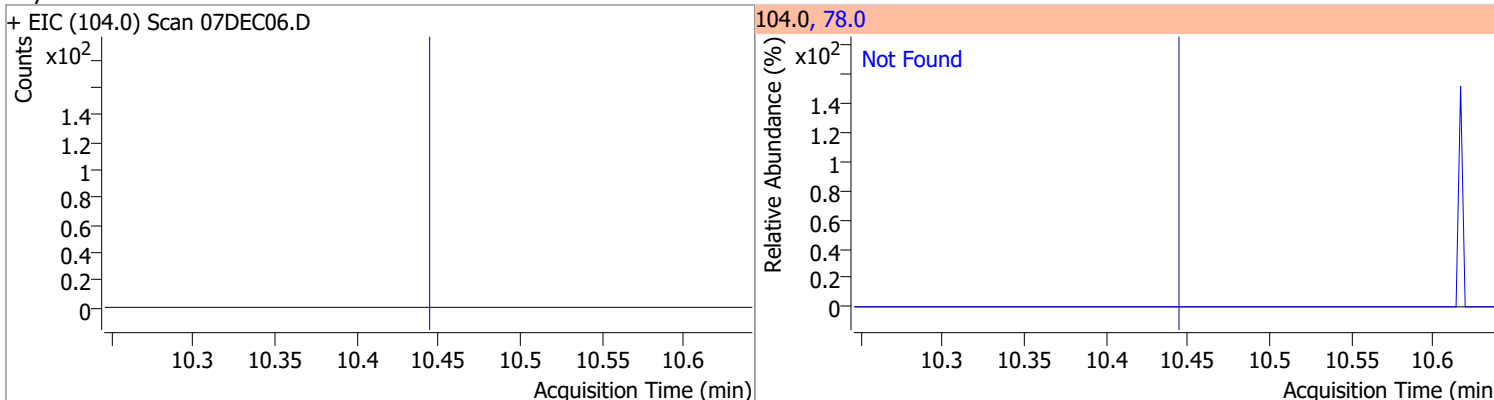


Quantitation Results Report (QT Reviewed)

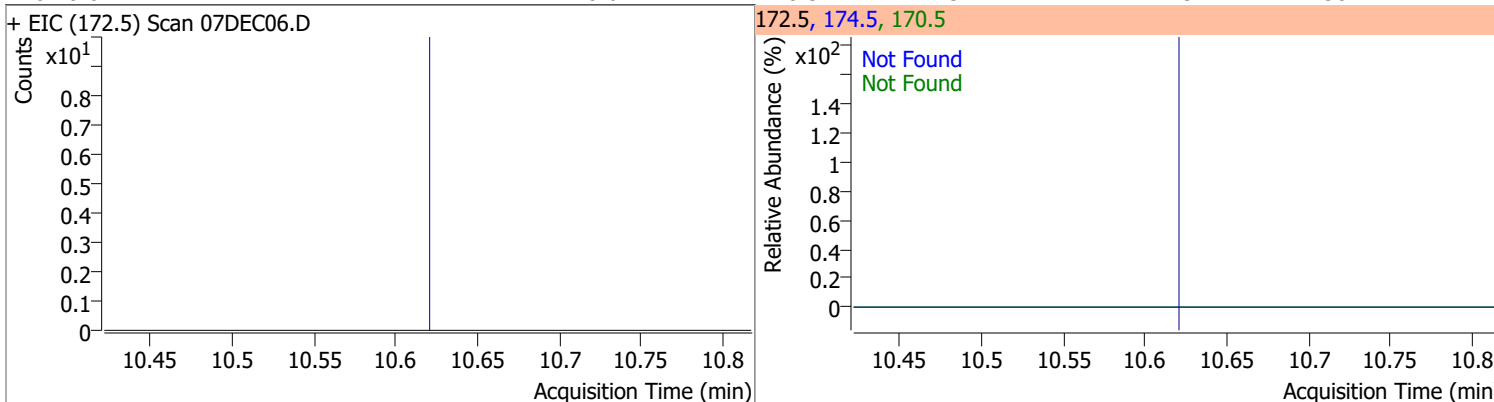
Compound	Conc.	RT	Dev(Min)	Resp.	QIon	QRatio	Lower	Upper
o-Xylene	0.0229	10.43	0.00	28 (m)	91.0	102.4	186.1	246.1



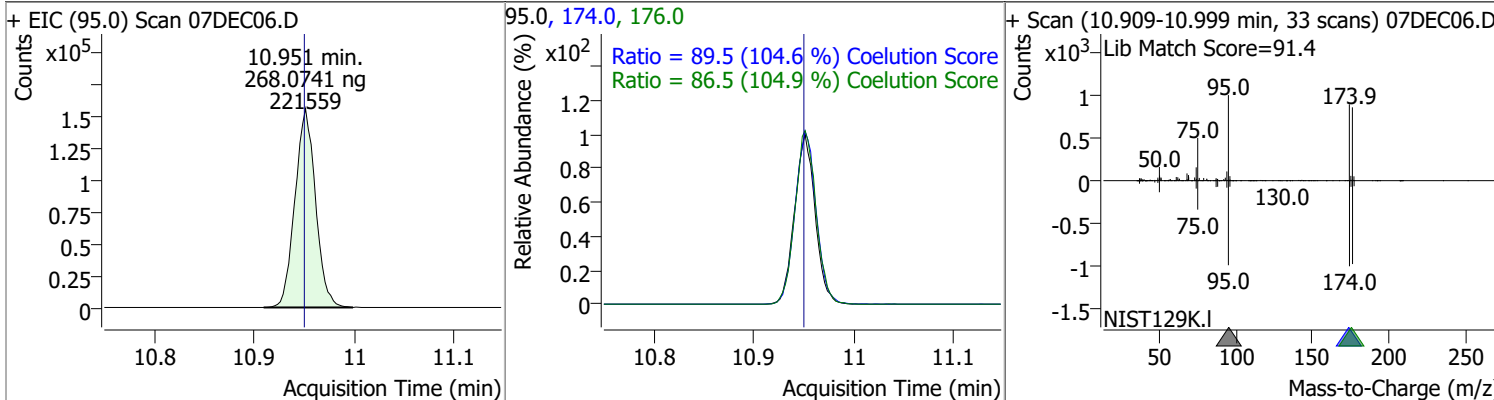
Compound	Conc.	Exp RT	QIon	Exp Ratio
Styrene	N.D.	10.45	78.0	50.6



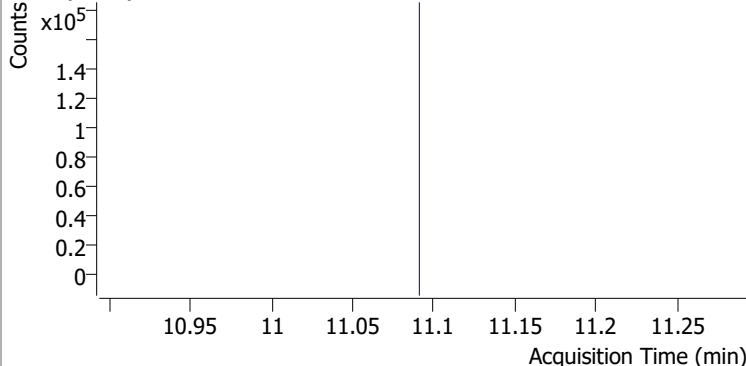
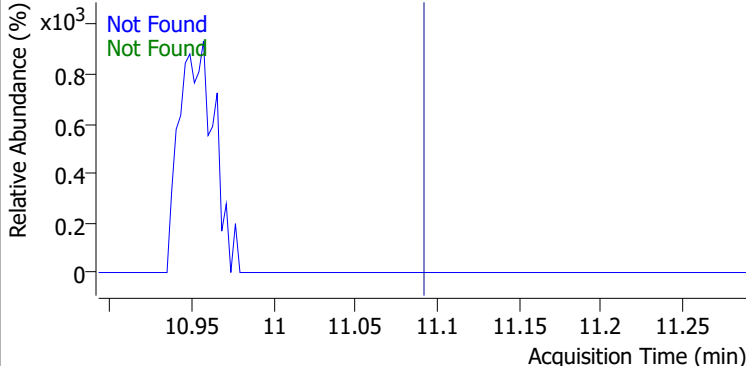
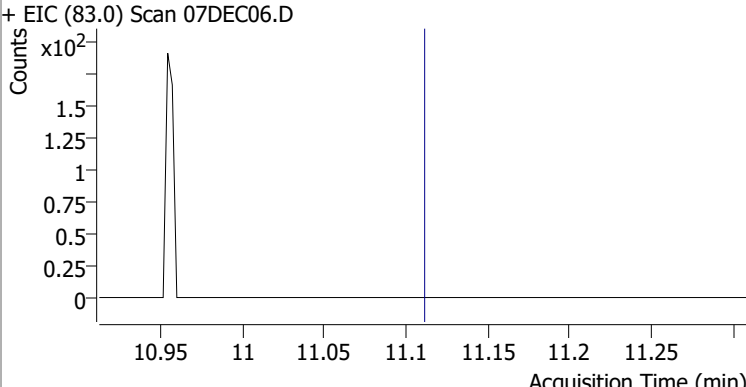
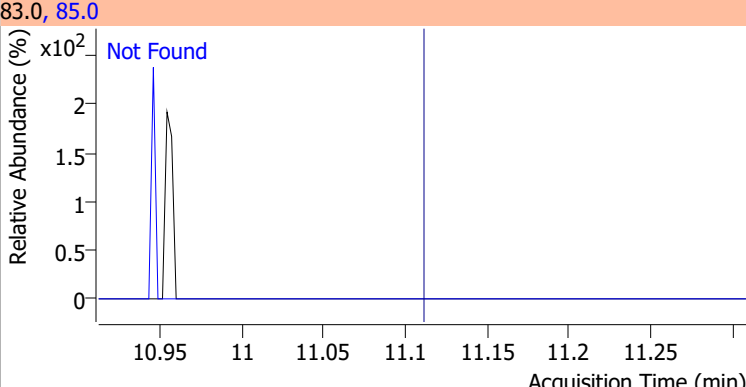
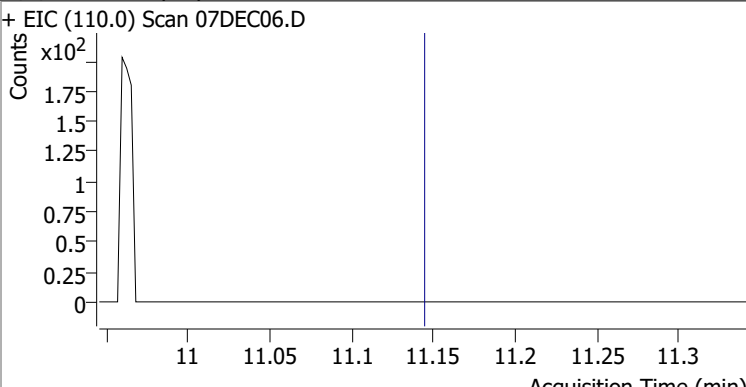
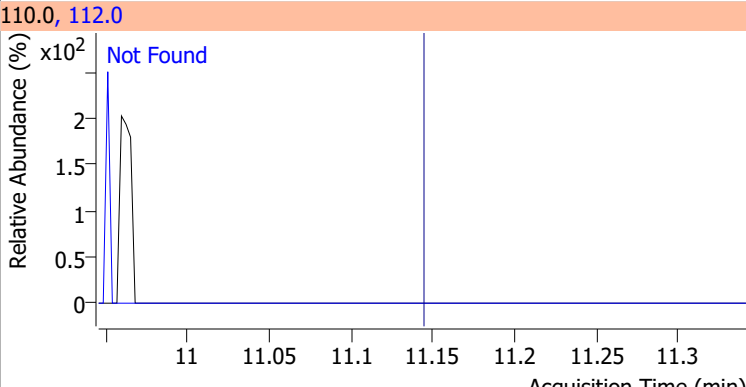
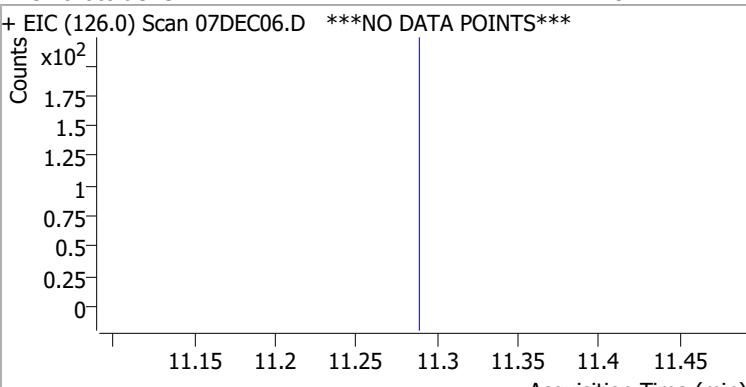
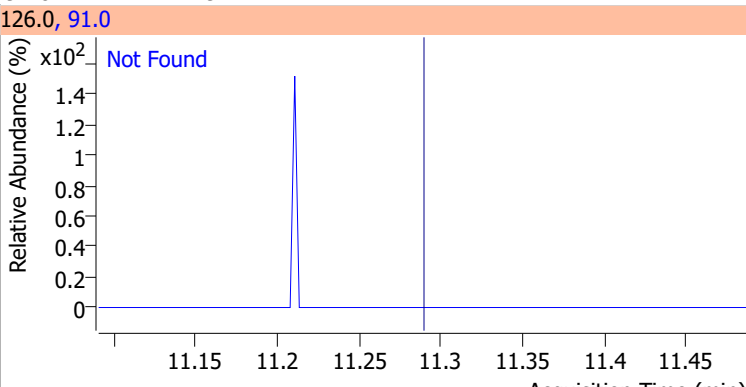
Compound	Conc.	Exp RT	QIon	Exp Ratio	QIon	Exp Ratio
Bromoform	N.D.	10.62	170.5	52.7	174.5	50.7



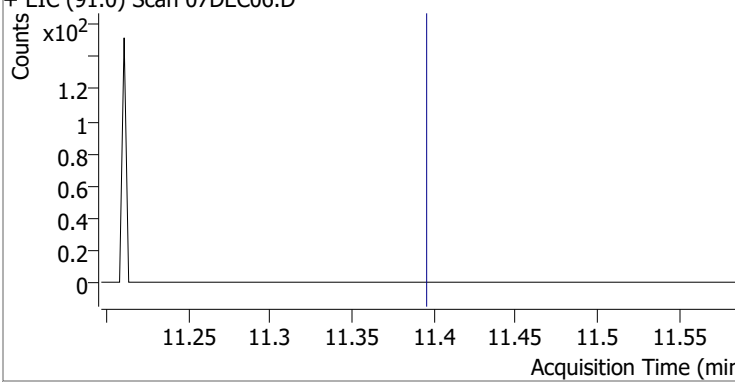
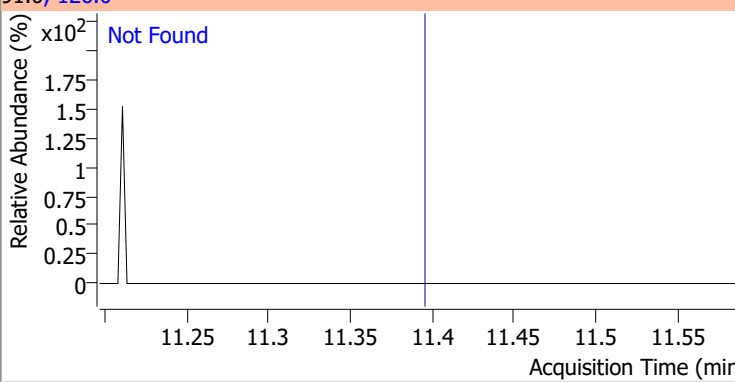
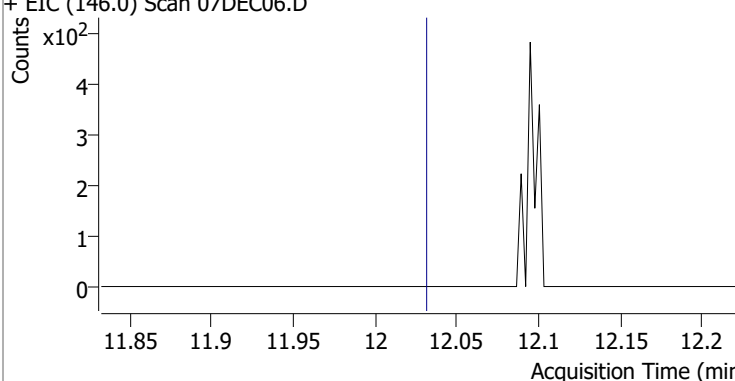
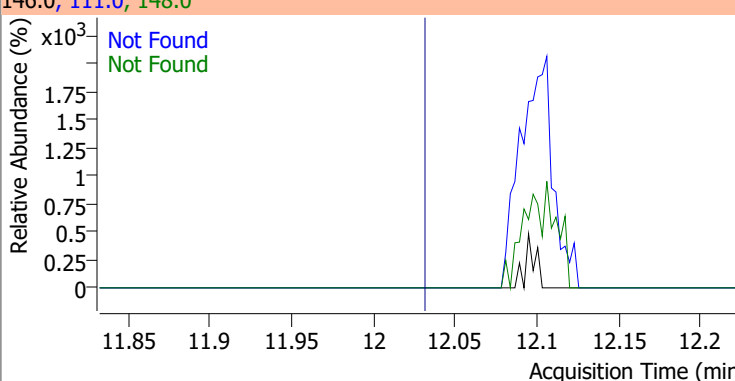
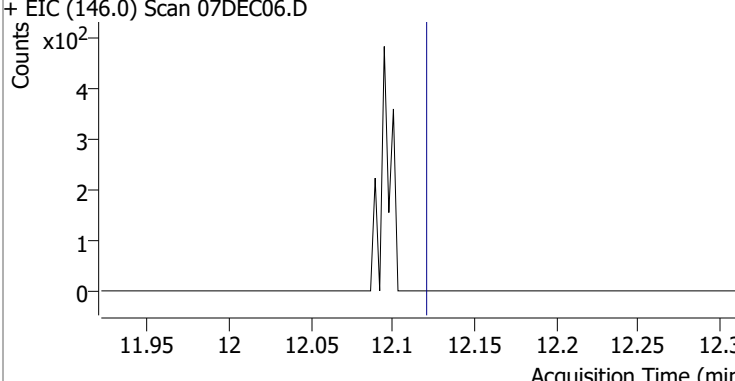
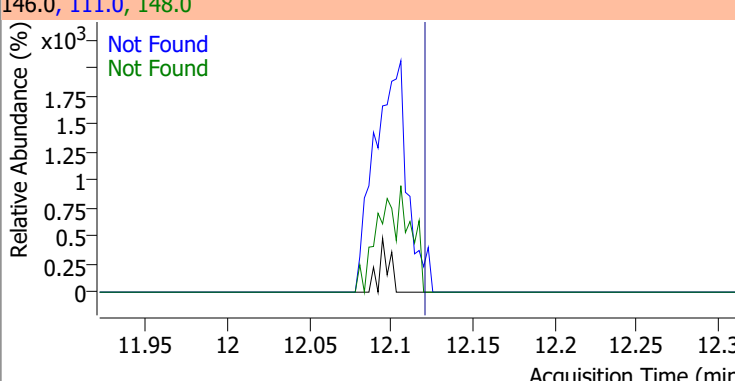
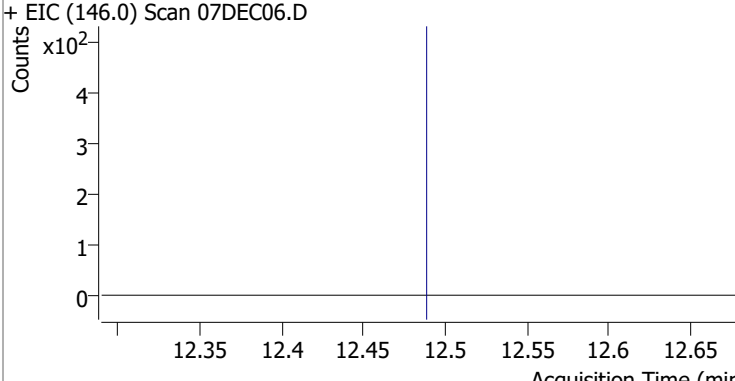
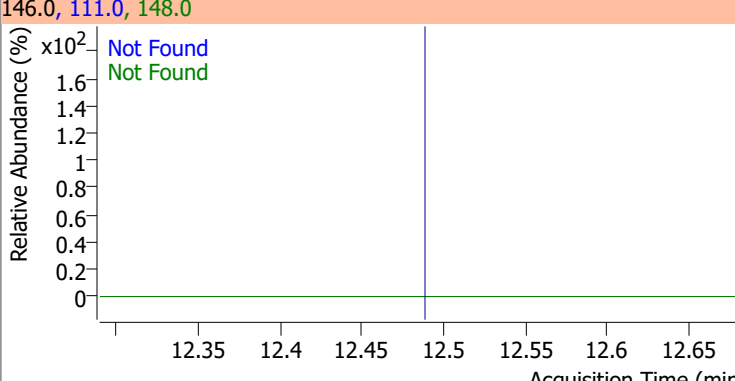
Compound	Conc.	RT	Dev(Min)	Resp.	QIon	QRatio	Lower	Upper
p-Bromofluorobenzene	268.0741	10.95	0.00	221559	174.0	89.5	55.5	115.5
					176.0	86.5	52.5	112.5



Quantitation Results Report (QT Reviewed)

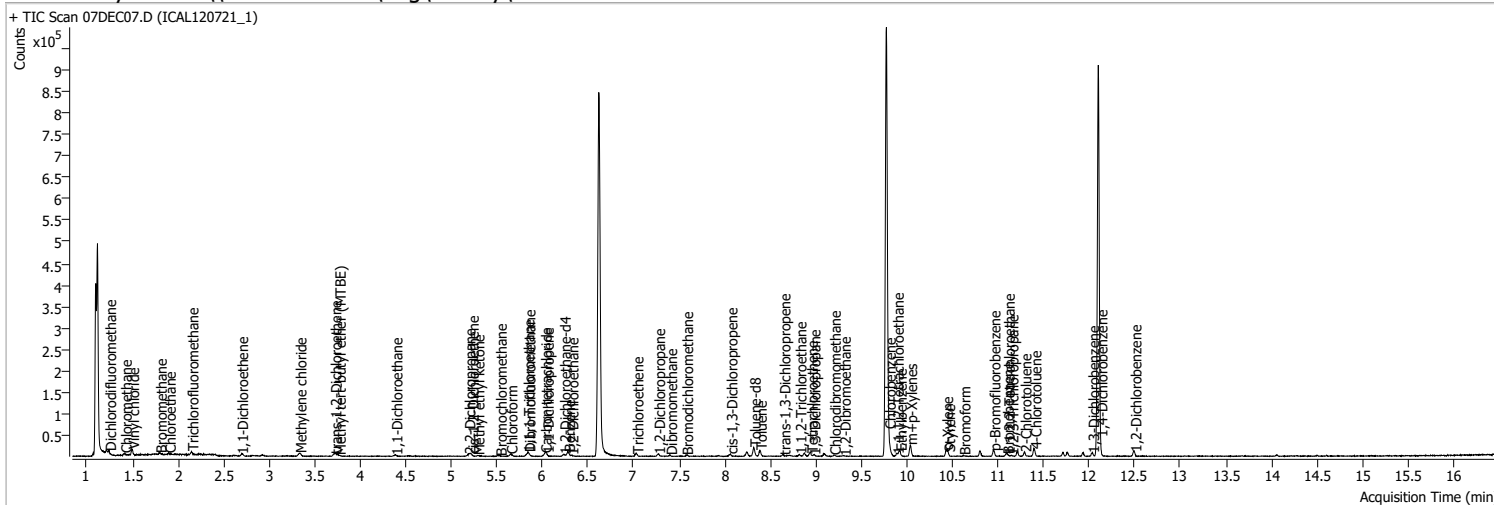
Compound	Conc.	Exp RT	QIon	Exp Ratio	QIon	Exp Ratio
Bromobenzene	N.D.	11.09	77.0	153.2	158.0	96.2
+ EIC (156.0) Scan 07DEC06.D ***NO DATA POINTS***			156.0, 77.0, 158.0			
						
1,1,2,2-Tetrachloroethane	N.D.	11.11	85.0	63.2		
+ EIC (83.0) Scan 07DEC06.D			83.0, 85.0			
						
1,2,3-Trichloropropane	N.D.	11.15	112.0	65.8		
+ EIC (110.0) Scan 07DEC06.D			110.0, 112.0			
						
2-Chlorotoluene	N.D.	11.29	91.0	294.1		
+ EIC (126.0) Scan 07DEC06.D ***NO DATA POINTS***			126.0, 91.0			
						

Quantitation Results Report (QT Reviewed)

Compound	Conc.	Exp RT	QIon	Exp Ratio		
4-Chlorotoluene	N.D.	11.40	126.0	30.4		
+ EIC (91.0) Scan 07DEC06.D			91.0, 126.0			
						
1,3-Dichlorobenzene	N.D.	12.03	148.0	64.5	QIon	Exp Ratio
+ EIC (146.0) Scan 07DEC06.D			146.0, 111.0, 148.0			
						
1,4-Dichlorobenzene	N.D.	12.12	148.0	64.0	QIon	Exp Ratio
+ EIC (146.0) Scan 07DEC06.D			146.0, 111.0, 148.0			
						
1,2-Dichlorobenzene	N.D.	12.49	148.0	63.8	QIon	Exp Ratio
+ EIC (146.0) Scan 07DEC06.D			146.0, 111.0, 148.0			
						

Quantitation Results Report (QT Reviewed)

Data File	07DEC07.D	Operator	MSC
Acq. Method	5975CACQF.M	Acq. Date-Time	12/7/2021 1:14:33 PM
Sample Name	ICAL120721_1	Instrument	VOA5975C
Vial	7	Multiplier	1.00
DA Method File	VOA5975C_8260B_SHT_DoD_L4_120721.m	Comment	
Tune File	BFB_Atune3.u	Tune Date	10/11/2021 4:02:00 PM
Batch Name	VG120721_8260B_624pt1_L4.batch.bin	Last Calib Update	12/13/2021 2:48:18 PM
Ref Library	\\MASSHUNTER\Org\Library\NIST129K.l		



Compound	RT	QIon	Resp.	Conc.	Units	Dev(Min)
----------	----	------	-------	-------	-------	----------

Internal Standards

M Fluorobenzene	6.618	96.0	723692	250.0000	ng	-0.003
M Chlorobenzene-d5	9.774	82.0	282401	250.0000	ng	0.000
M 1,4-Dichlorobenzene-d4	12.103	152.0	207603	250.0000	ng	0.003

System Monitoring Compounds

S Dibromofluoromethane	5.845	113.0	3572	5.0362	ng	-0.006
Spiked Amount: 250.000	Range: 80.0 - 119.0%			Recovery = 2.01%	*	
S 1,2-Dichloroethane-d4	6.233	67.0	1694	5.2348	ng	0.003
Spiked Amount: 250.000	Range: 81.0 - 118.0%			Recovery = 2.09%	*	
S Toluene-d8	8.319	98.0	12051	4.2451	ng	0.000
Spiked Amount: 250.000	Range: 89.0 - 112.0%			Recovery = 1.70%	*	
S p-Bromofluorobenzene	10.948	95.0	4335	5.4571	ng	-0.003
Spiked Amount: 250.000	Range: 85.0 - 114.0%			Recovery = 2.18%	*	

Target Compounds

Compound	RT	QIon	Resp.	Conc.	Units	QValue	
T Dichlorodifluoromethane	1.244	85.0	3115	3.0104	ng	94	
T Chloromethane	1.414	50.0	4048	3.4358	ng	100	
T Vinyl chloride	1.498	62.0	3504	3.1612	ng	76	
T Bromomethane	1.802	96.0	1468	6.8732	ng	m	87
T Chloroethane	1.899	64.0	2147	3.5062	ng	96	
T Trichlorofluoromethane	2.147	101.0	4345	3.0017	ng	100	
T 1,1-Dichloroethene	2.694	96.0	2053	2.7407	ng	94	
T Methylene chloride	3.333	49.0	5280	4.9786	ng	99	
T trans-1,2-Dichloroethene	3.717	96.0	2035	2.7192	ng	92	
T Methyl tert-butyl ether (MTBE)	3.765	73.0	2798	2.9192	ng	m	87
T 1,1-Dichloroethane	4.387	63.0	3746	2.6403	ng	m	88
T 2,2-Dichloropropane	5.187	77.0	2974	2.8630	ng	85	
T cis-1,2-Dichloroethene	5.223	96.0	2299	2.9628	ng	m	90
T Methyl ethyl ketone	5.287	43.0	2928	28.3835	ng	m	96
T Bromochloromethane	5.530	128.0	556	1.9020	ng	#m	71
T Chloroform	5.647	83.0	3967	2.8339	ng	94	

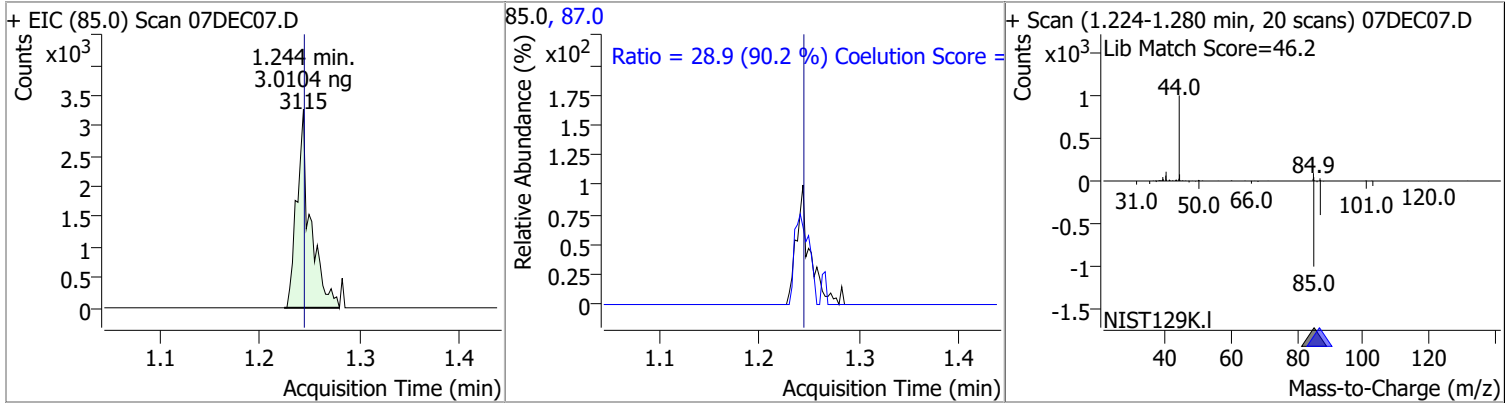
Quantitation Results Report (QT Reviewed)

Compound	RT	QIon	Resp.	Conc.	Units	Dev(Min)
T 1,1,1-Trichloroethane	5.837	97.0	3321	2.5143	ng m	90
T Carbon tetrachloride	6.024	117.0	2861	2.2077	ng	95
T 1,1-Dichloropropene	6.046	75.0	2942	2.5272	ng	90
T Benzene	6.280	78.0	7638	2.5942	ng	93
T 1,2-Dichloroethane	6.316	62.0	2010	2.6119	ng	94
T Trichloroethene	7.033	95.0	2425	2.7086	ng m	96
T 1,2-Dichloropropane	7.270	63.0	1911	2.5335	ng m	91
T Dibromomethane	7.401	93.0	765	2.4712	ng m	85
T Bromodichloromethane	7.577	83.0	1973	2.2495	ng m	93
T cis-1,3-Dichloropropene	8.065	75.0	2373	2.4355	ng	95
T Toluene	8.386	92.0	4778	2.5601	ng	99
T trans-1,3-Dichloropropene	8.645	75.0	1649	2.3657	ng m	77
T 1,1,2-Trichloroethane	8.821	83.0	1040	2.8629	ng m	92
T Tetrachloroethene	8.943	163.8	1851	2.5026	ng m	94
T 1,3-Dichloropropane	8.974	76.0	1684	2.3246	ng m	86
T Chlorodibromomethane	9.197	129.0	1333	2.4326	ng m	90
T 1,2-Dibromoethane	9.306	107.0	1040	2.6334	ng m	87
T Chlorobenzene	9.802	112.0	5406	2.6832	ng	93
T 1,1,1,2-Tetrachloroethane	9.889	131.0	1655	2.4149	ng m	99
T Ethylbenzene	9.922	91.0	9311	2.5954	ng	95
T m+p-Xylenes	10.036	106.0	6244	4.5647	ng	95
T o-Xylene	10.430	106.0	2660	2.2286	ng	95
T Styrene	10.452	104.0	4170	2.1453	ng	87
T Bromoform	10.622	172.5	687	2.6363	ng m	78
T Bromobenzene	11.096	156.0	1908	2.7769	ng m	98
T 1,1,2,2-Tetrachloroethane	11.107	83.0	906	2.3011	ng m	84
T 1,2,3-Trichloropropane	11.149	110.0	229	2.2088	ng #m	57
T 2-Chlorotoluene	11.289	126.0	1981	2.7871	ng #m	76
T 4-Chlorotoluene	11.400	91.0	5339	2.3258	ng	100
T 1,3-Dichlorobenzene	12.033	146.0	3132	2.4928	ng	93
T 1,4-Dichlorobenzene	12.125	146.0	3748	2.8876	ng	73
T 1,2-Dichlorobenzene	12.496	146.0	3013	2.8337	ng	98

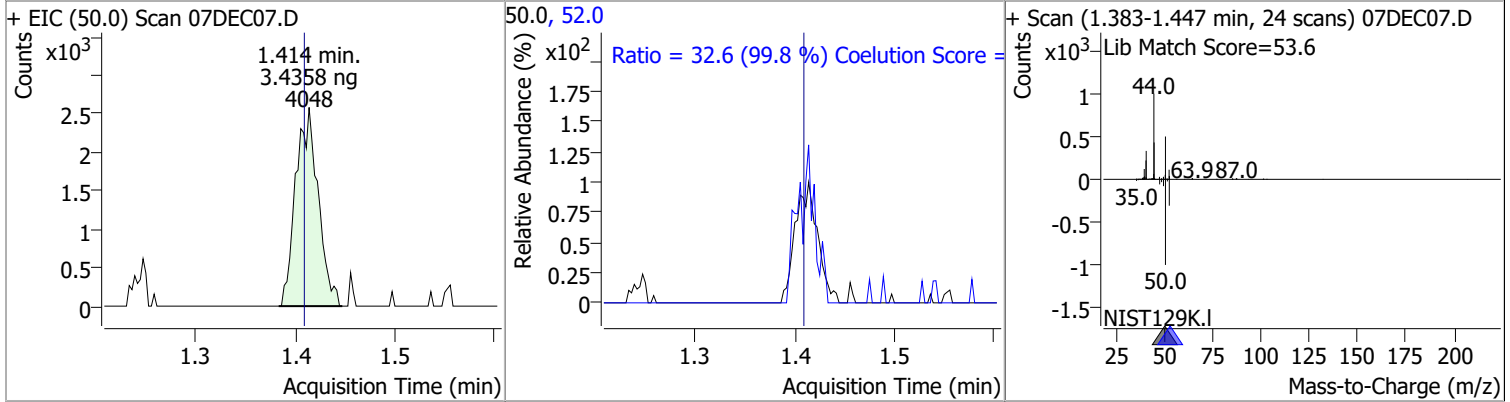
(#) = Qualifier Out of Range; (m) = Manual Integration; (+) = Area Summed; (*) = Surrogate Percent Recovery Out of Range; (d): Zeroed Peak

Quantitation Results Report (QT Reviewed)

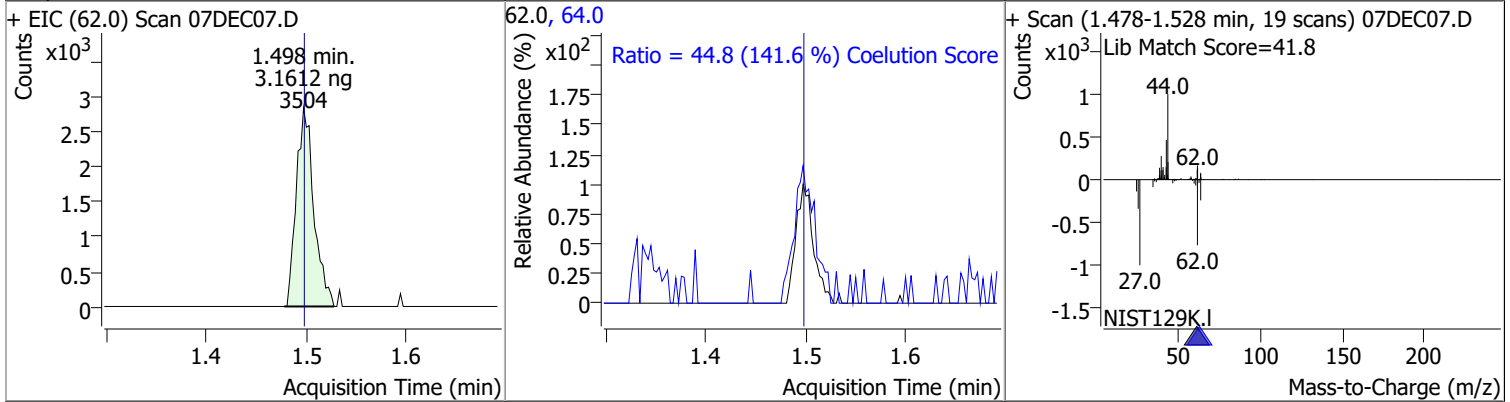
Compound	Conc.	RT	Dev(Min)	Resp.	QIon	QRatio	Lower	Upper
Dichlorodifluoromethane	3.0104	1.24	0.00	3115	87.0	28.9	2.0	62.0



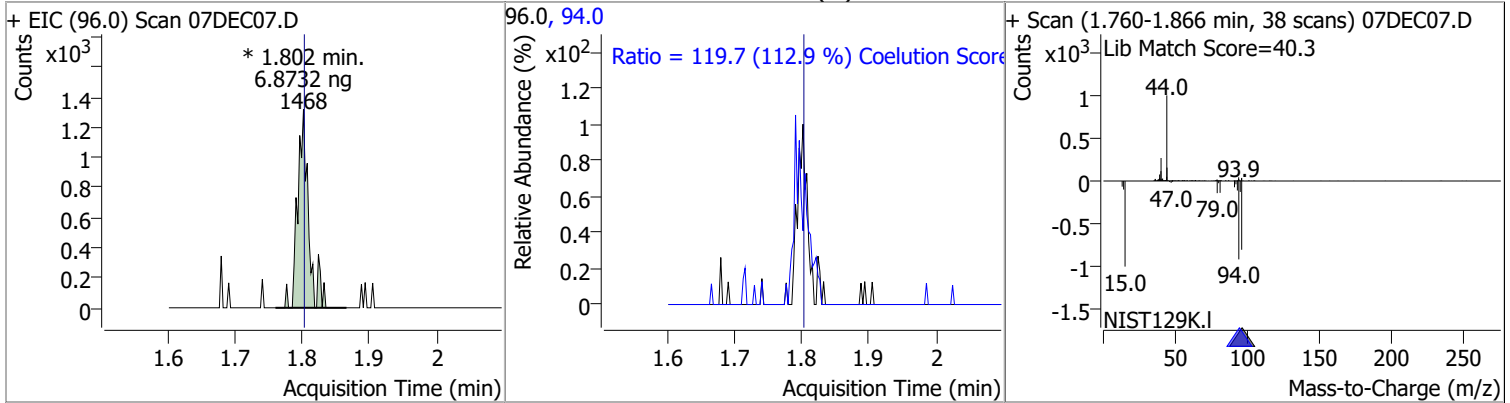
Compound	Conc.	RT	Dev(Min)	Resp.	QIon	QRatio	Lower	Upper
Chloromethane	3.4358	1.41	0.01	4048	52.0	32.6	2.7	62.7



Compound	Conc.	RT	Dev(Min)	Resp.	QIon	QRatio	Lower	Upper
Vinyl chloride	3.1612	1.50	0.00	3504	64.0	44.8	1.6	61.6

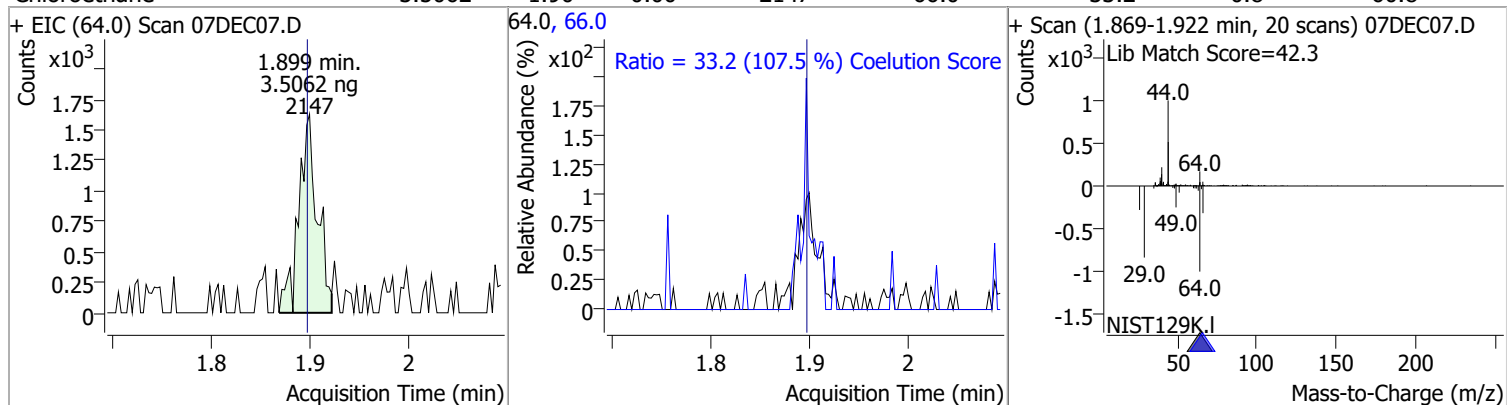


Compound	Conc.	RT	Dev(Min)	Resp.	QIon	QRatio	Lower	Upper
Bromomethane	6.8732	1.80	0.00	1468 (m)	94.0	119.7	76.0	136.0

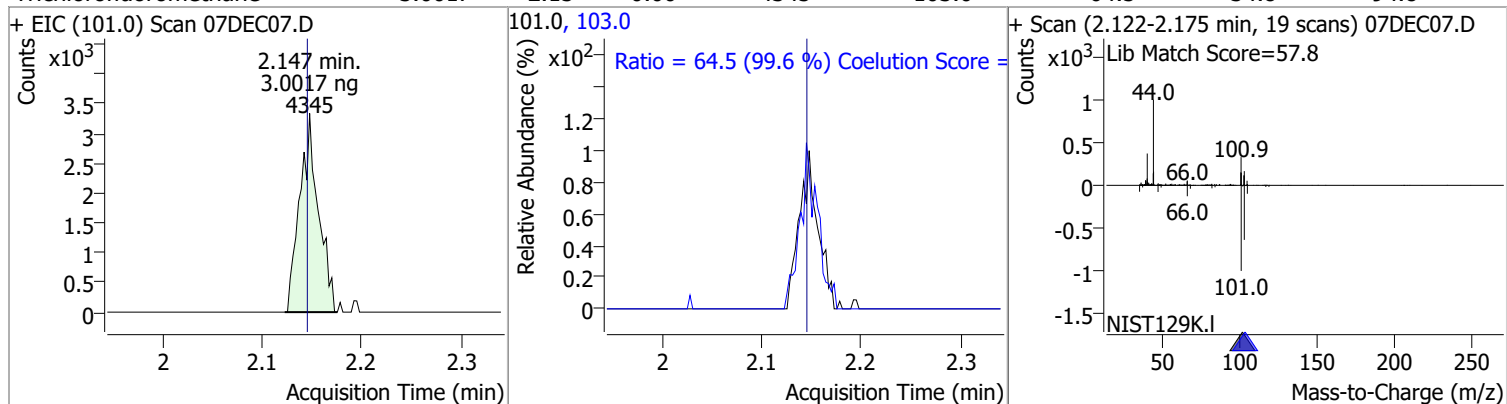


Quantitation Results Report (QT Reviewed)

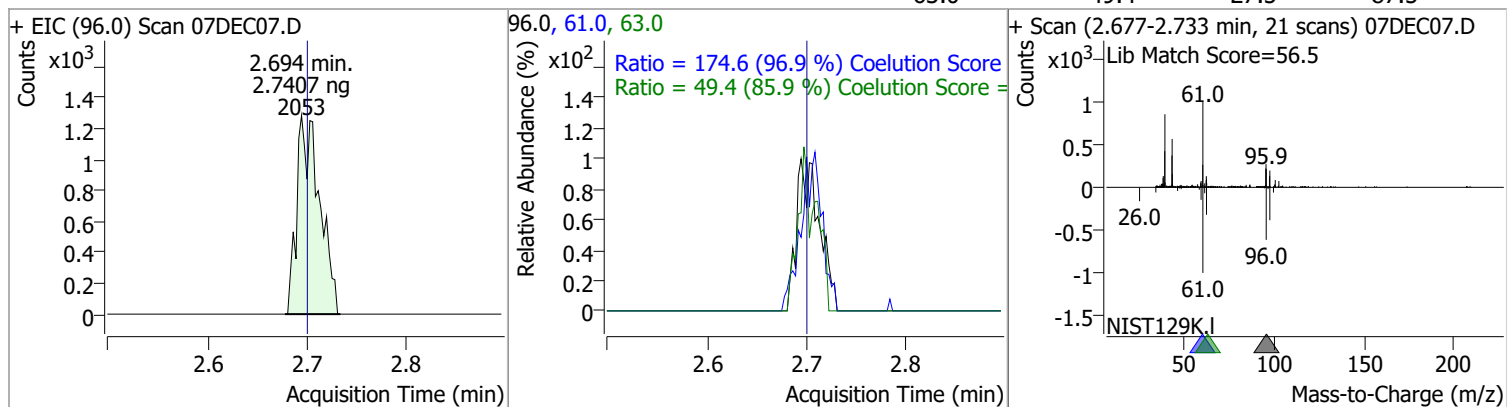
Compound	Conc.	RT	Dev(Min)	Resp.	QIon	QRatio	Lower	Upper
Chloroethane	3.5062	1.90	0.00	2147	66.0	33.2	0.8	60.8



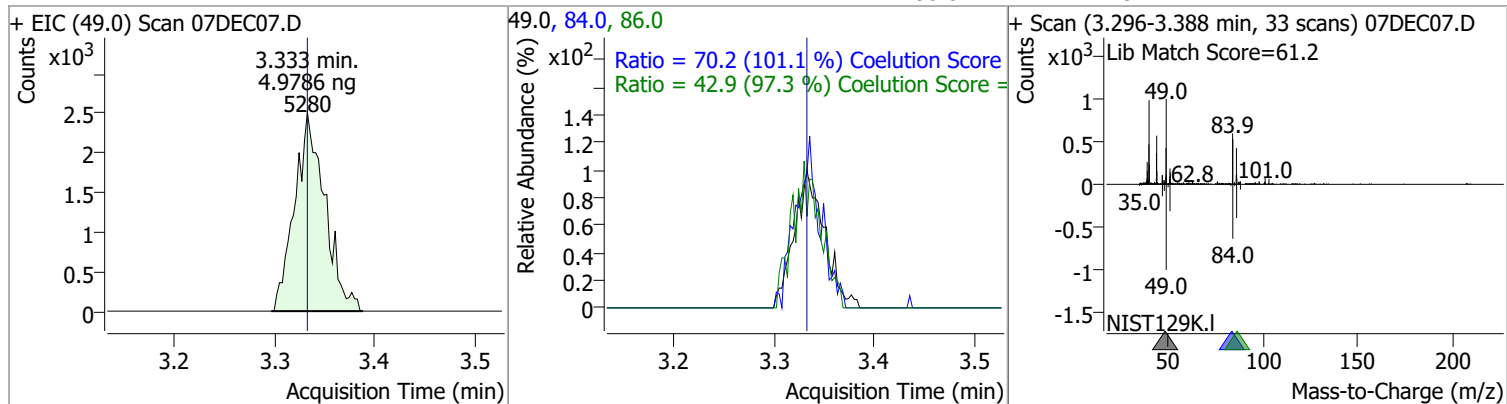
Trichlorofluoromethane	3.0017	2.15	0.00	4345	103.0	64.5	34.8	94.8
------------------------	--------	------	------	------	-------	------	------	------



1,1-Dichloroethene	2.7407	2.69	-0.01	2053	61.0	174.6	150.1	210.1
					63.0	49.4	27.5	87.5

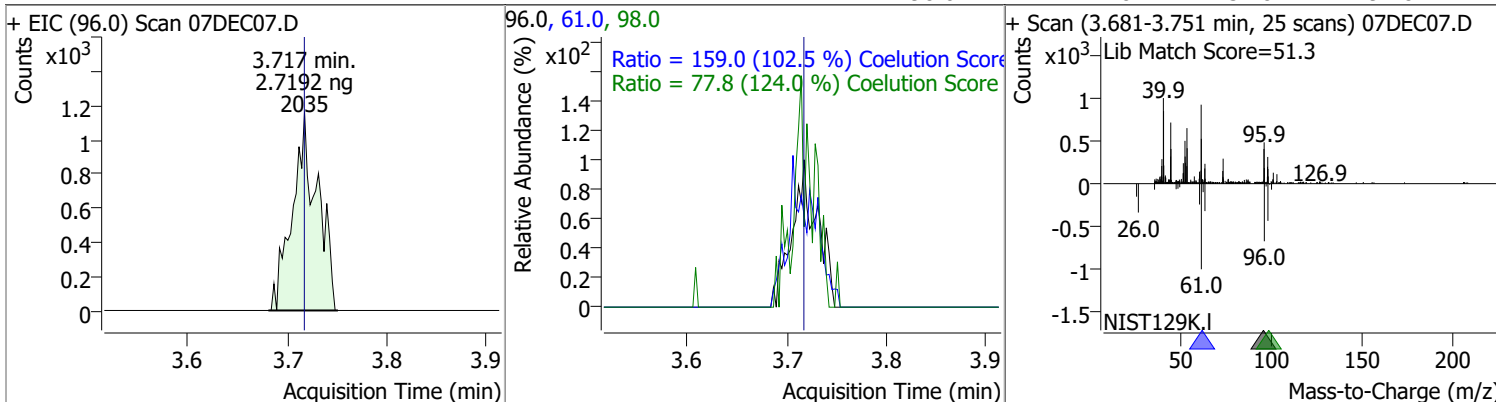


Methylene chloride	4.9786	3.33	0.00	5280	84.0	70.2	39.4	99.4
					86.0	42.9	14.1	74.1

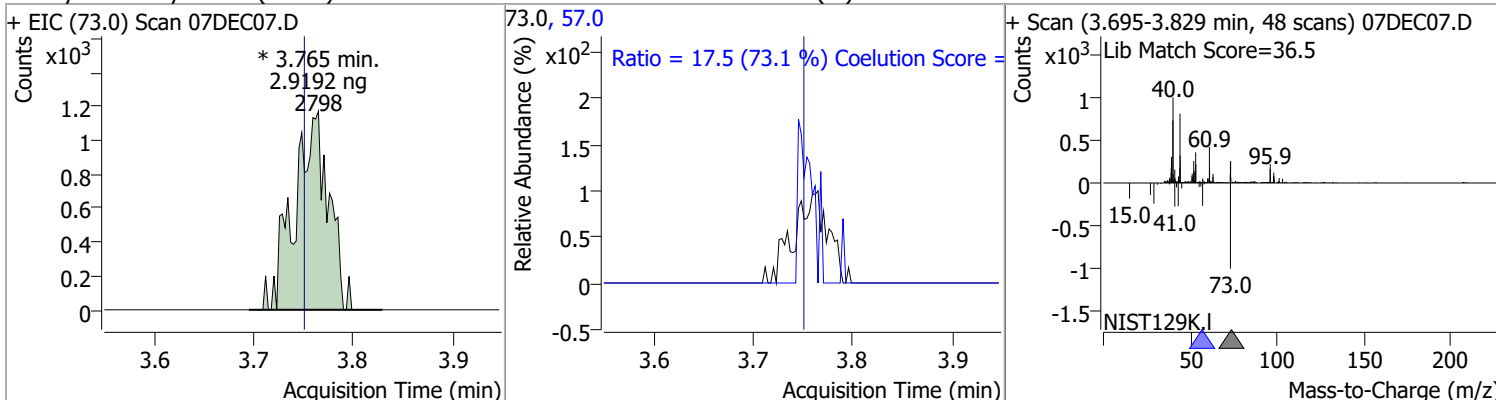


Quantitation Results Report (QT Reviewed)

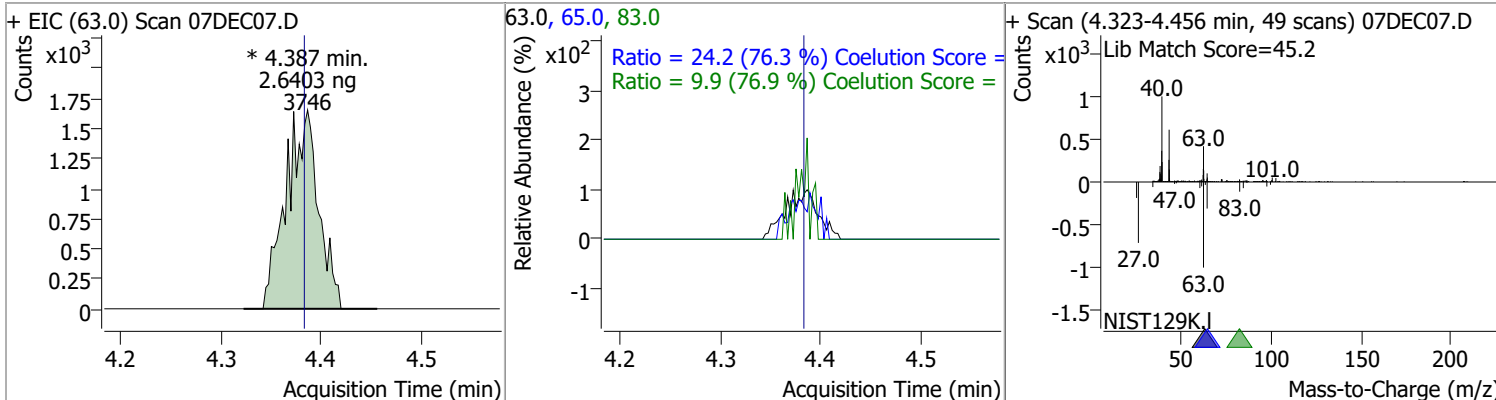
Compound	Conc.	RT	Dev(Min)	Resp.	QIon	QRatio	Lower	Upper
trans-1,2-Dichloroethene	2.7192	3.72	0.00	2035	61.0	159.0	125.1	185.1
					98.0	77.8	32.8	92.8



Compound	Conc.	RT	Dev(Min)	Resp.	QIon	QRatio	Lower	Upper
Methyl tert-butyl ether (MTBE)	2.9192	3.76	0.01	2798 (m)	57.0	17.5	0.0	53.9

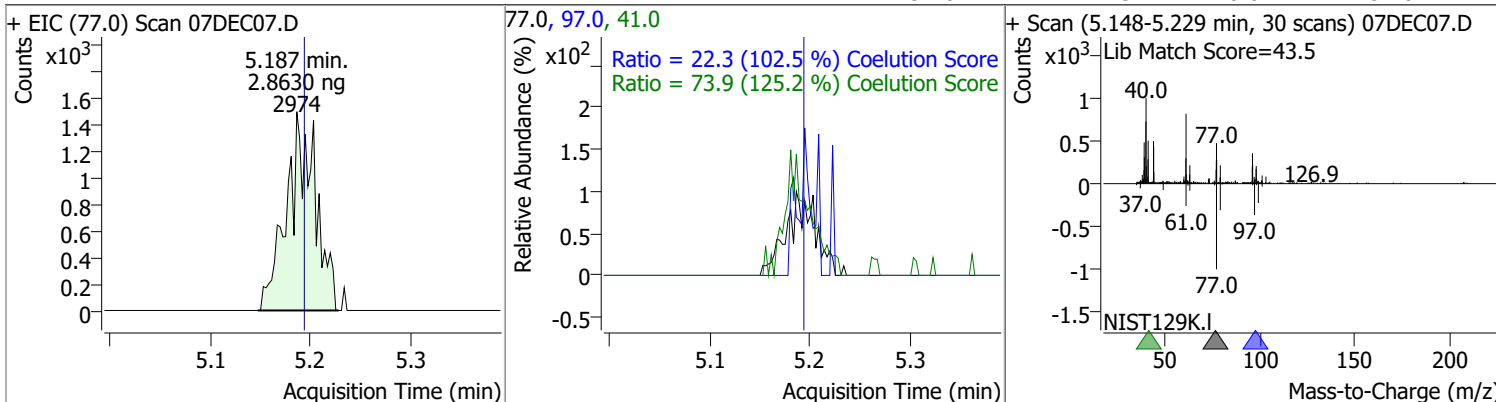


Compound	Conc.	RT	Dev(Min)	Resp.	QIon	QRatio	Lower	Upper
1,1-Dichloroethane	2.6403	4.39	0.00	3746 (m)	65.0	24.2	1.7	61.7
					83.0	9.9	0.0	42.8

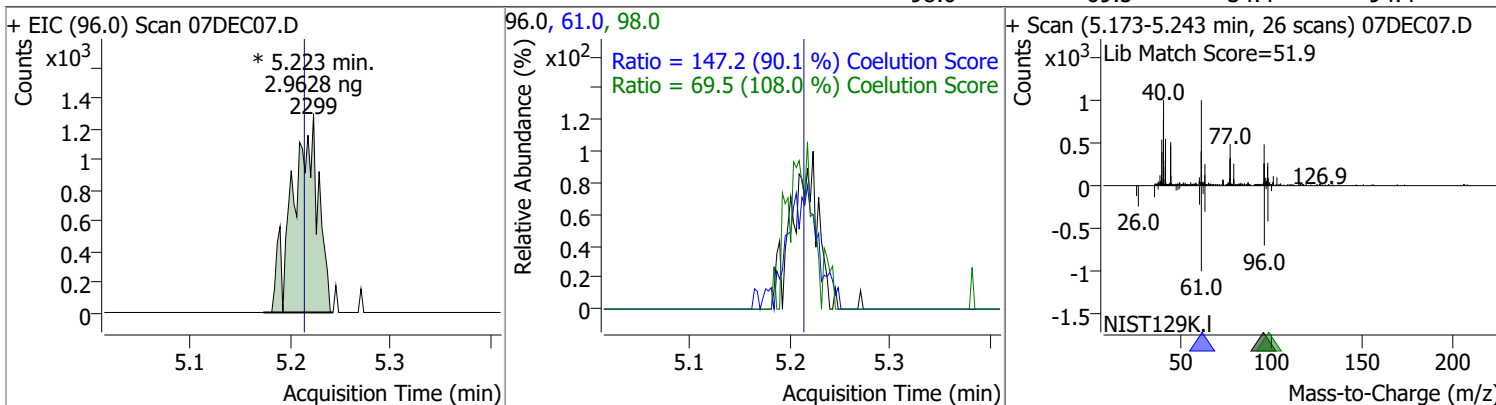


Quantitation Results Report (QT Reviewed)

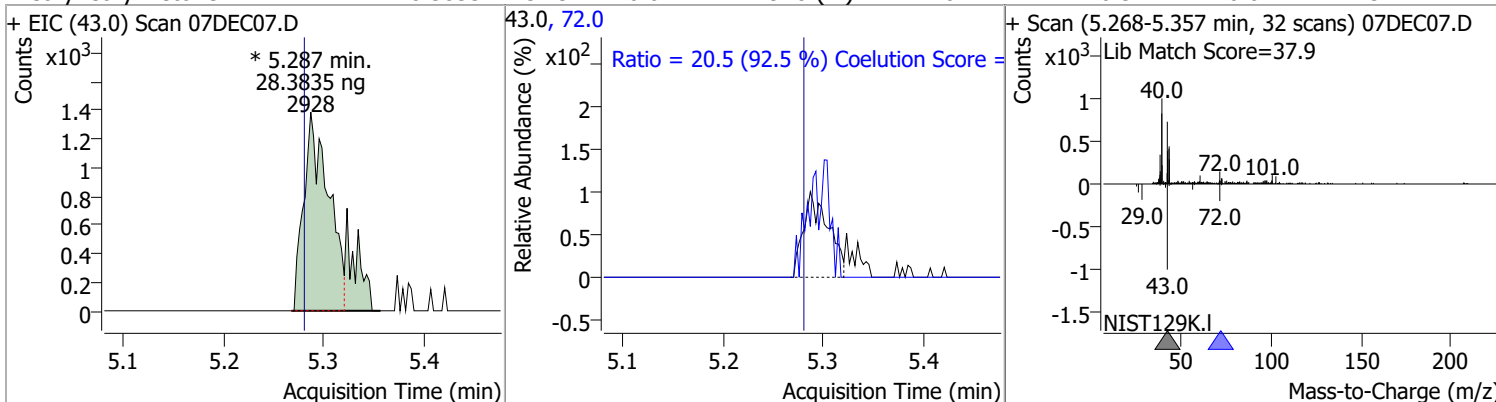
Compound	Conc.	RT	Dev(Min)	Resp.	QIon	QRatio	Lower	Upper
2,2-Dichloropropane	2.8630	5.19	-0.01	2974	41.0 97.0	73.9 22.3	29.0 0.0	89.0 51.8



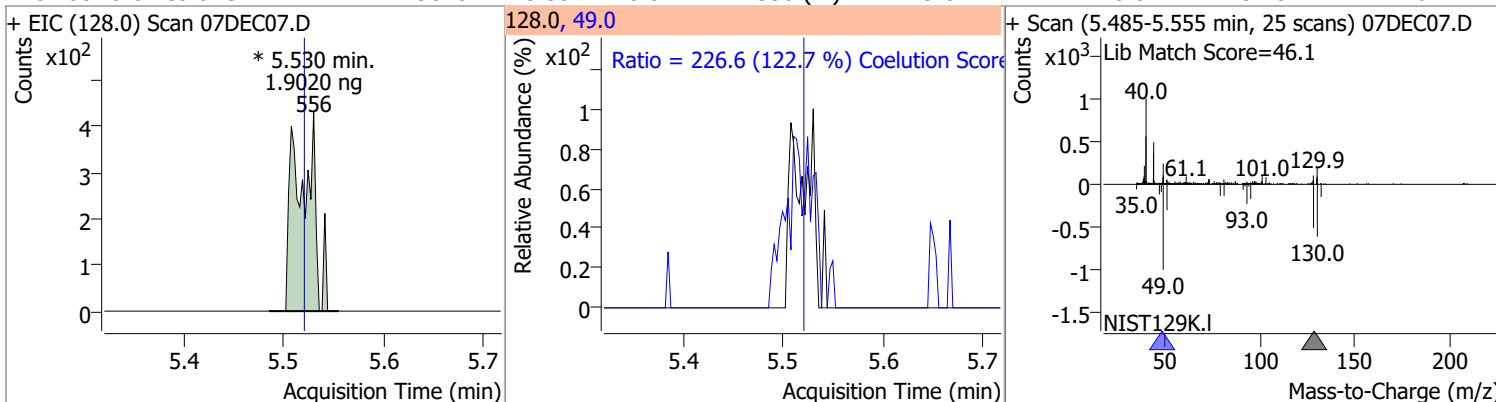
Compound	Conc.	RT	Dev(Min)	Resp.	QIon	QRatio	Lower	Upper
cis-1,2-Dichloroethene	2.9628	5.22	0.01	2299 (m)	61.0 98.0	147.2 69.5	133.3 34.4	193.3 94.4



Compound	Conc.	RT	Dev(Min)	Resp.	QIon	QRatio	Lower	Upper
Methyl ethyl ketone	28.3835	5.29	0.01	2928 (m)	72.0	20.5	0.0	52.2

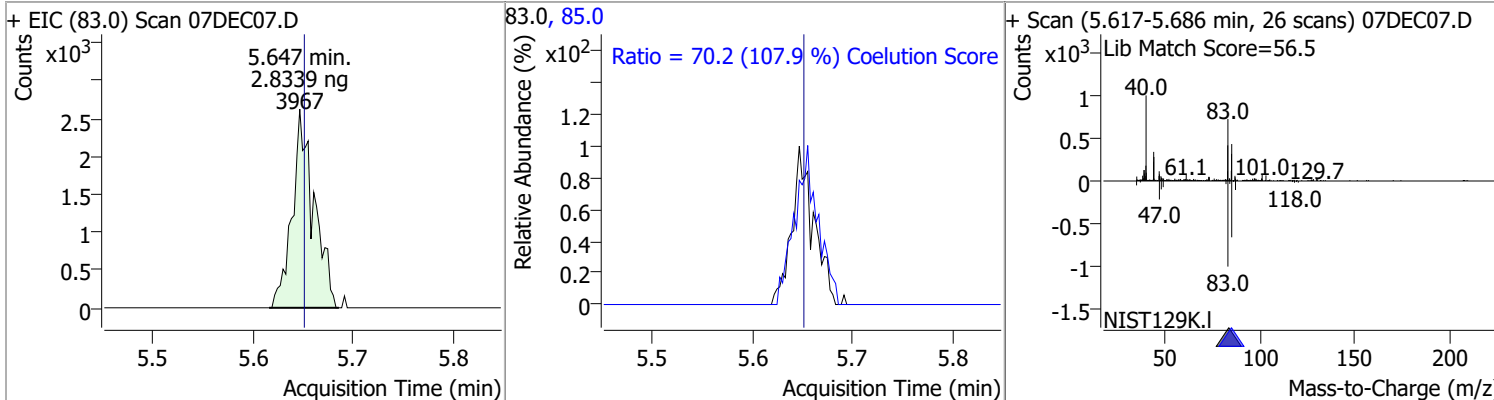


Compound	Conc.	RT	Dev(Min)	Resp.	QIon	QRatio	Lower	Upper
Bromochloromethane	1.9020	5.53	0.01	556 (m)	49.0	226.6	154.6	214.6

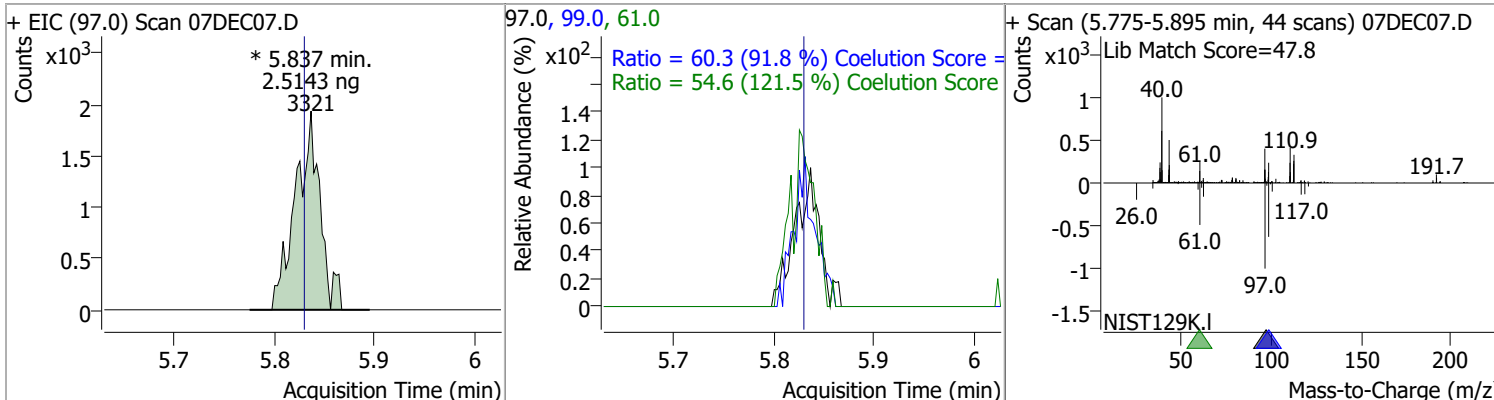


Quantitation Results Report (QT Reviewed)

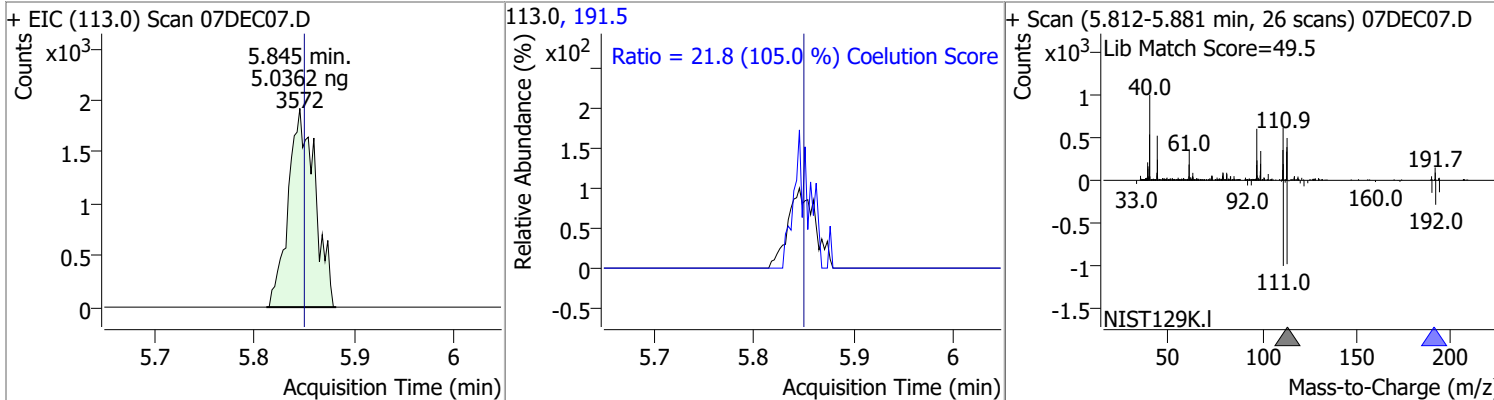
Compound	Conc.	RT	Dev(Min)	Resp.	QIon	QRatio	Lower	Upper
Chloroform	2.8339	5.65	-0.01	3967	85.0	70.2	35.1	95.1



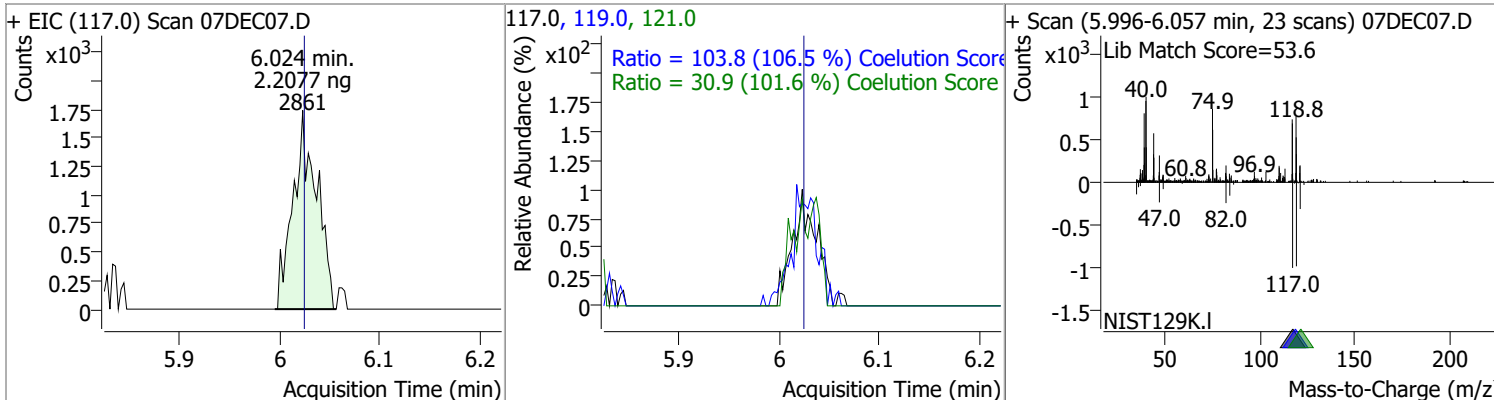
Compound	Conc.	RT	Dev(Min)	Resp.	QIon	QRatio	Lower	Upper
1,1,1-Trichloroethane	2.5143	5.84	0.01	3321 (m)	99.0	60.3	35.7	95.7
					61.0	54.6	15.0	75.0



Compound	Conc.	RT	Dev(Min)	Resp.	QIon	QRatio	Lower	Upper
Dibromofluoromethane	5.0362	5.85	-0.01	3572	191.5	21.8	0.0	50.7

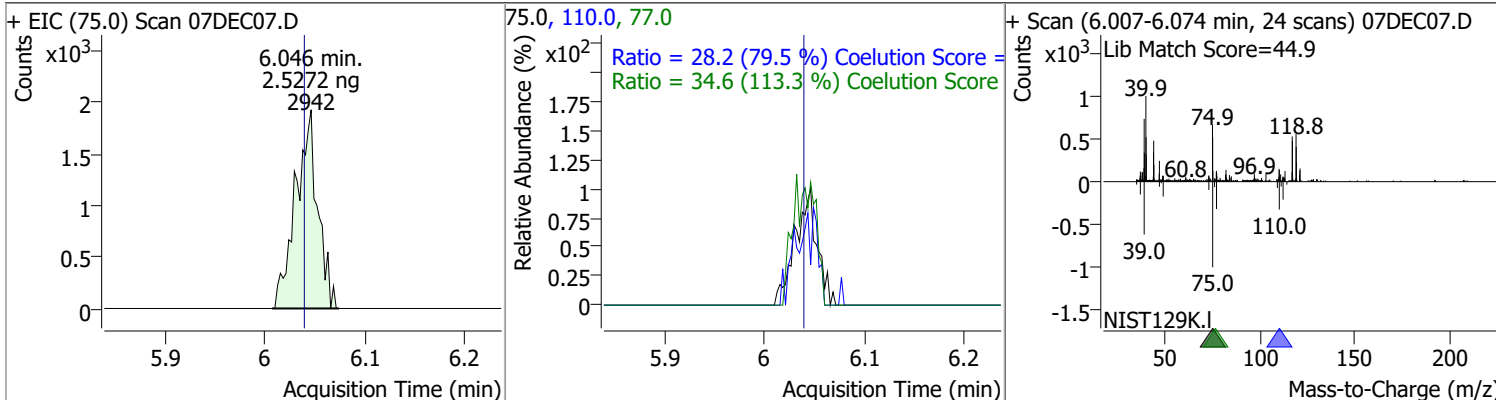


Compound	Conc.	RT	Dev(Min)	Resp.	QIon	QRatio	Lower	Upper
Carbon tetrachloride	2.2077	6.02	0.00	2861	119.0	103.8	67.5	127.5
					121.0	30.9	0.4	60.4

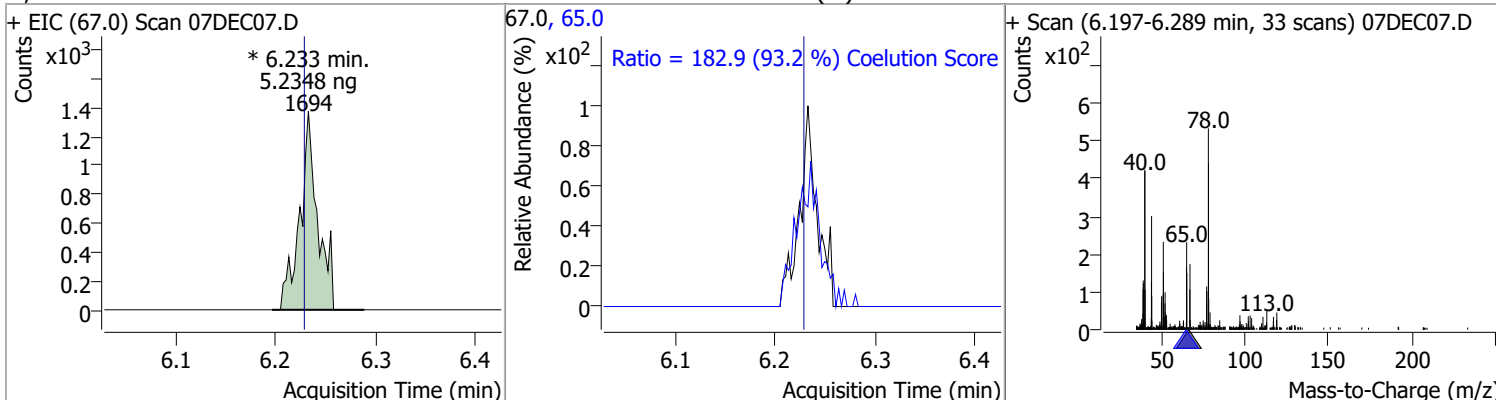


Quantitation Results Report (QT Reviewed)

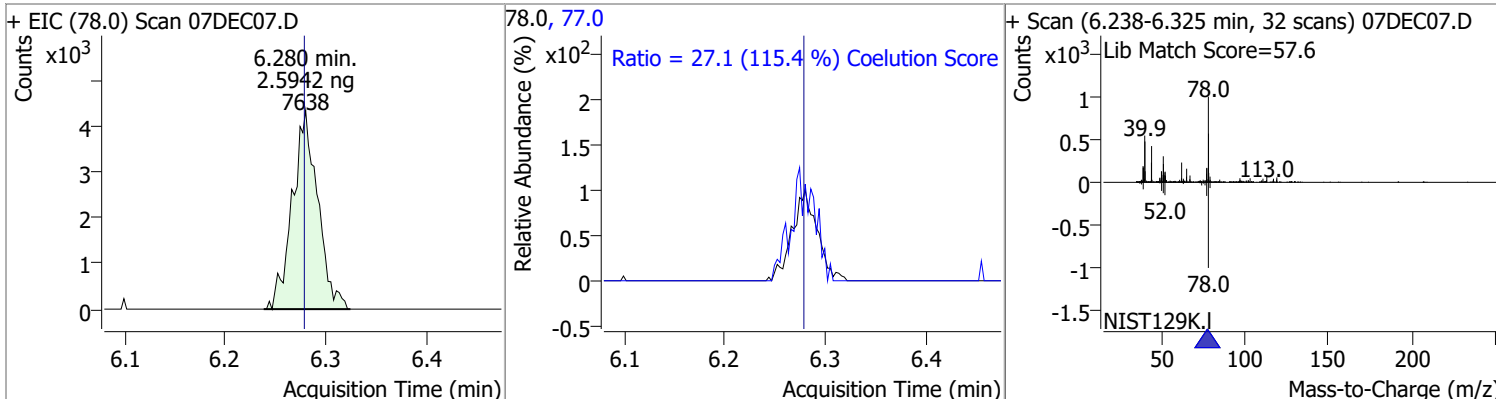
Compound	Conc.	RT	Dev(Min)	Resp.	QIon	QRatio	Lower	Upper
1,1-Dichloropropene	2.5272	6.05	0.01	2942	110.0	28.2	5.4	65.4
					77.0	34.6	0.5	60.5



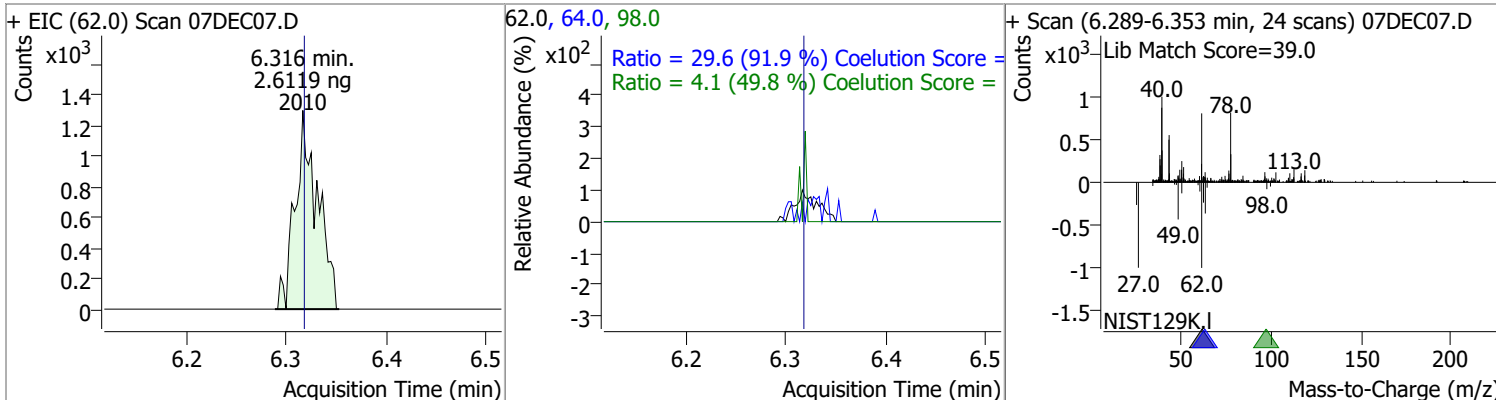
Compound	Conc.	RT	Dev(Min)	Resp.	QIon	QRatio	Lower	Upper
1,2-Dichloroethane-d4	5.2348	6.23	0.00	1694 (m)	65.0	182.9	166.3	226.3



Compound	Conc.	RT	Dev(Min)	Resp.	QIon	QRatio	Lower	Upper
Benzene	2.5942	6.28	0.00	7638	77.0	27.1	0.0	53.5

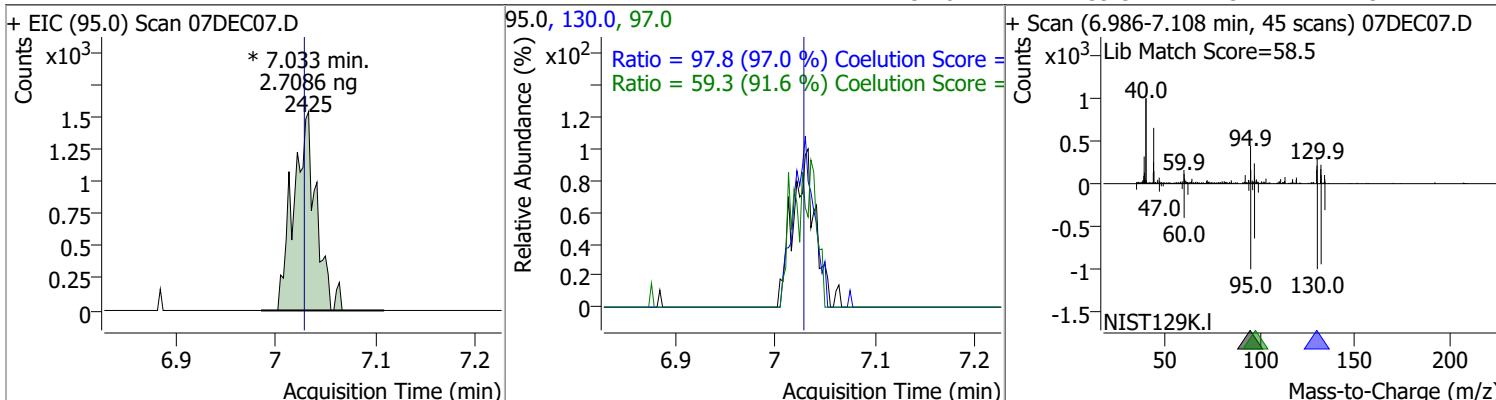


Compound	Conc.	RT	Dev(Min)	Resp.	QIon	QRatio	Lower	Upper
1,2-Dichloroethane	2.6119	6.32	0.00	2010	64.0	29.6	2.3	62.3
					98.0	4.1	0.0	38.2

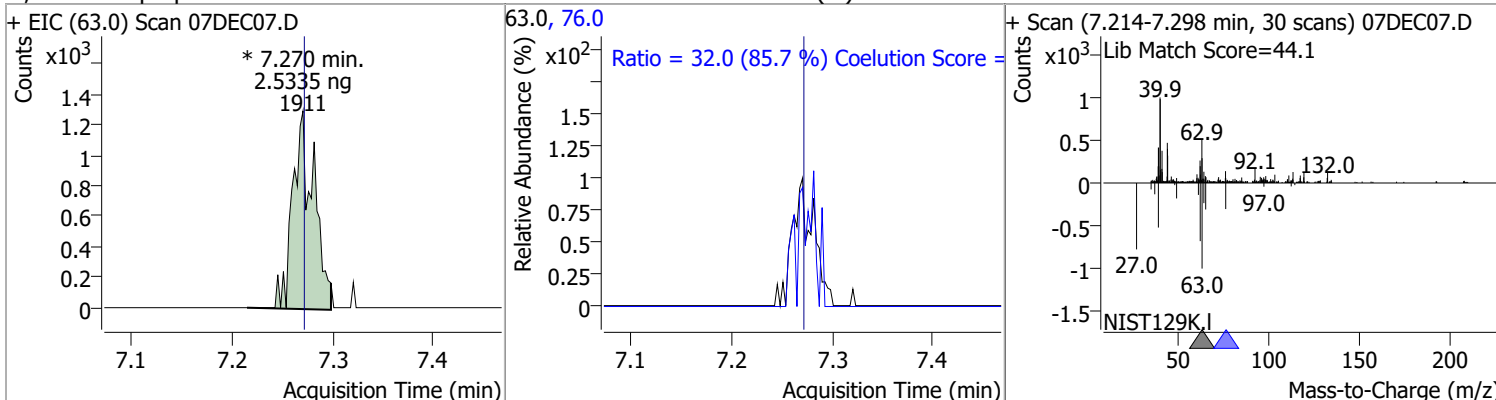


Quantitation Results Report (QT Reviewed)

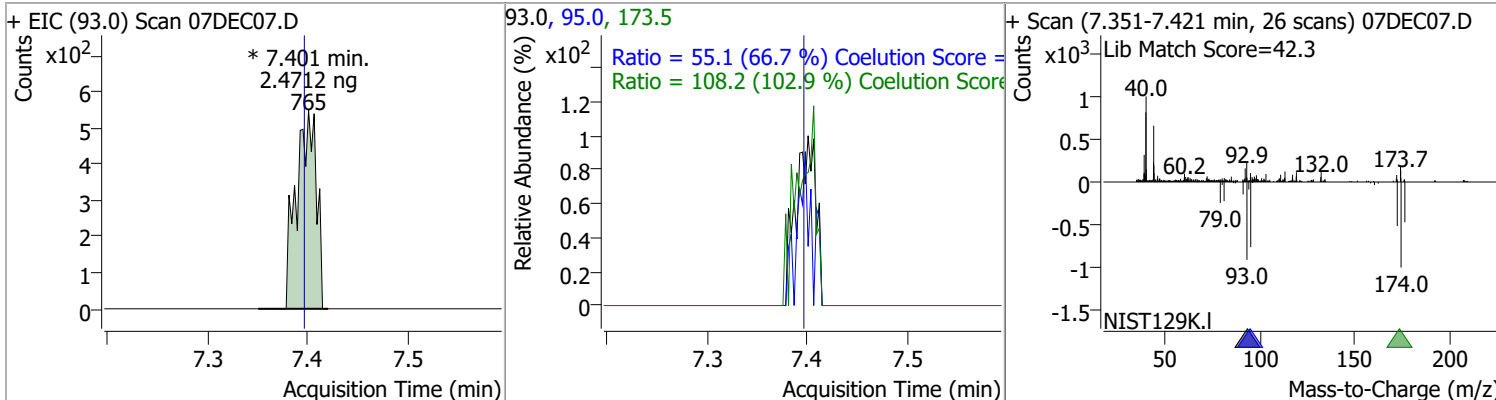
Compound	Conc.	RT	Dev(Min)	Resp.	QIon	QRatio	Lower	Upper
Trichloroethene	2.7086	7.03	0.01	2425 (m)	130.0	97.8	70.8	130.8
					97.0	59.3	34.7	94.7



Compound	Conc.	RT	Dev(Min)	Resp.	QIon	QRatio	Lower	Upper
1,2-Dichloropropane	2.5335	7.27	0.00	1911 (m)	76.0	32.0	7.3	67.3

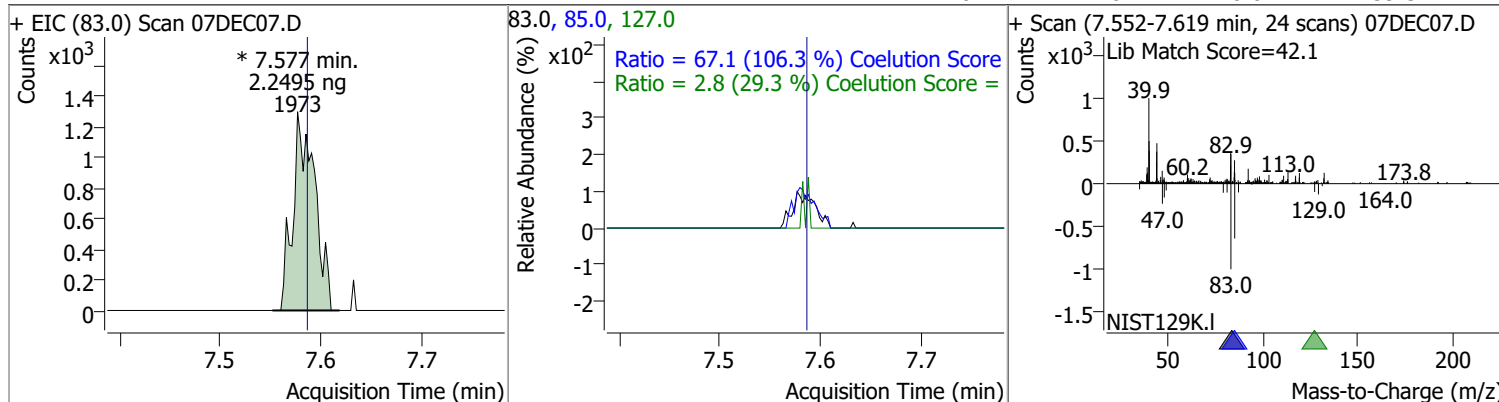


Compound	Conc.	RT	Dev(Min)	Resp.	QIon	QRatio	Lower	Upper
Dibromomethane	2.4712	7.40	0.01	765 (m)	173.5	108.2	75.2	135.2
					95.0	55.1	52.6	112.6

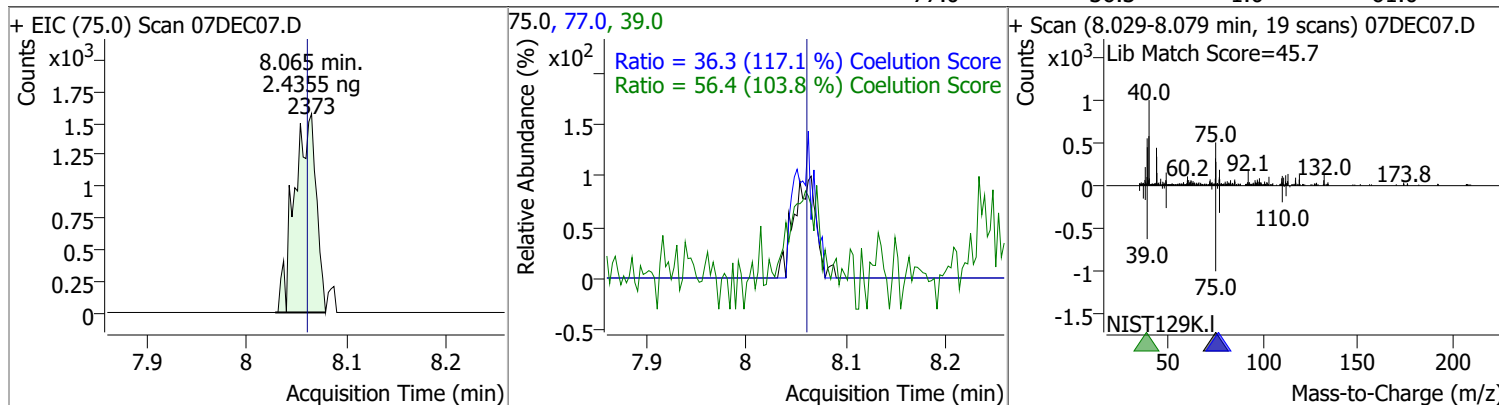


Quantitation Results Report (QT Reviewed)

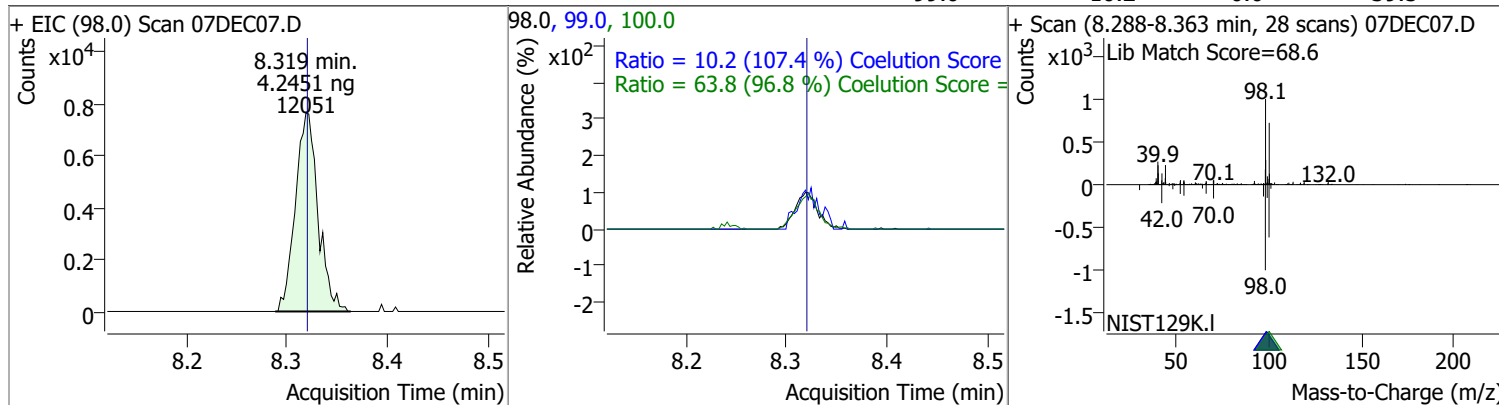
Compound	Conc.	RT	Dev(Min)	Resp.	QIon	QRatio	Lower	Upper
Bromodichloromethane	2.2495	7.58	-0.01	1973 (m)	85.0	67.1	33.1	93.1
					127.0	2.8	0.0	39.5



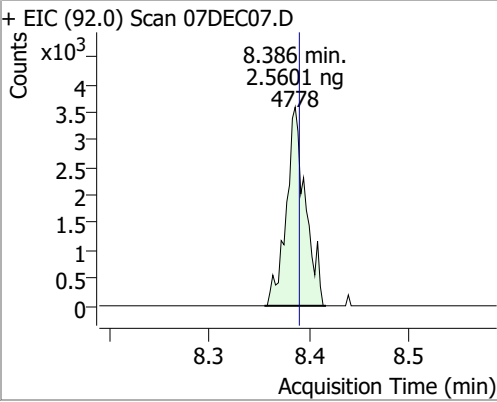
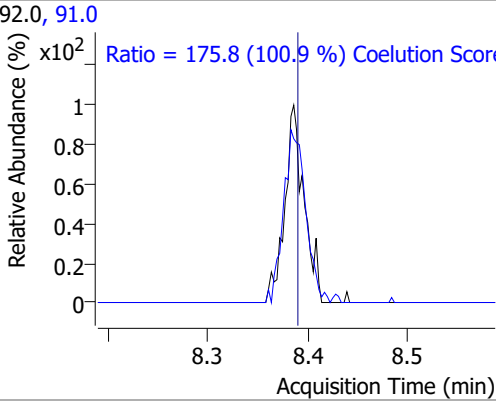
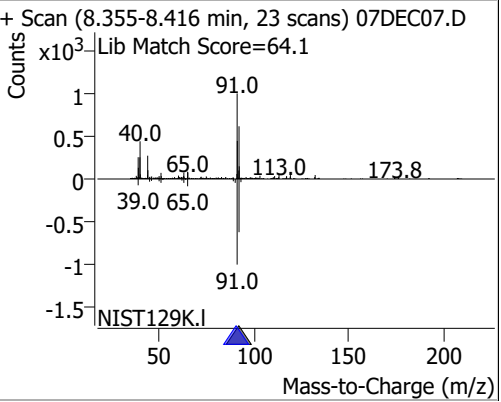
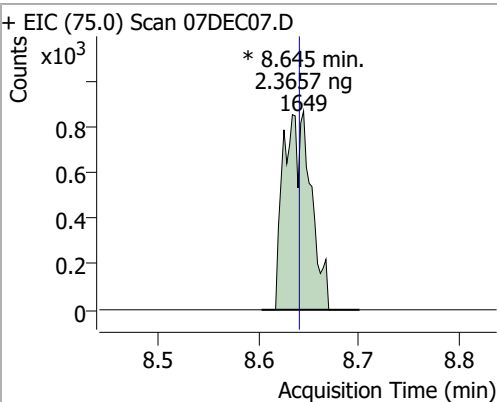
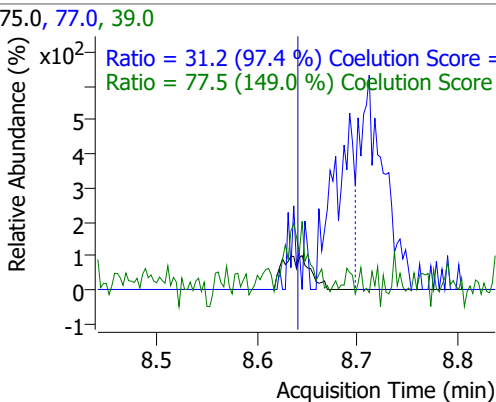
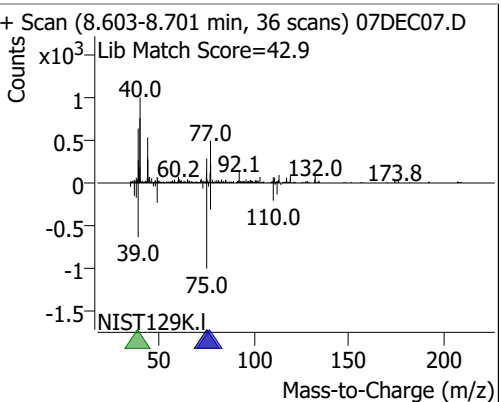
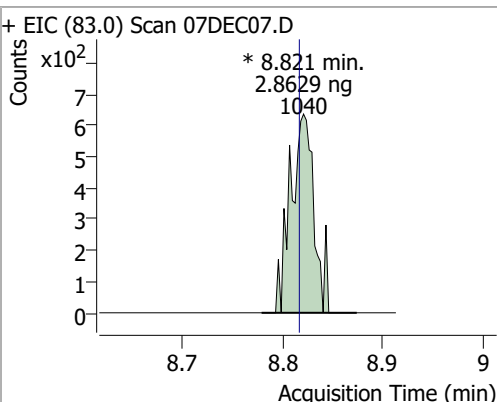
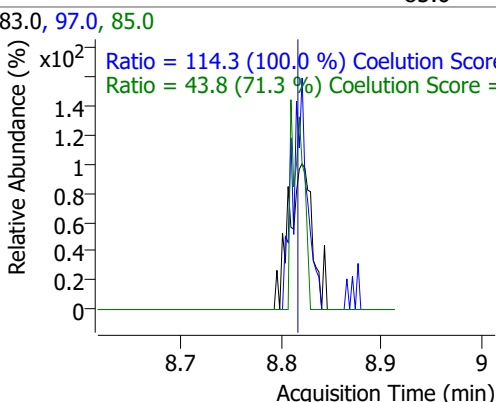
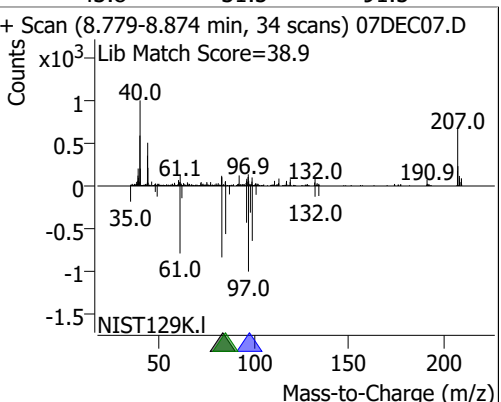
Compound	Conc.	RT	Dev(Min)	Resp.	QIon	QRatio	Lower	Upper
cis-1,3-Dichloropropene	2.4355	8.06	0.01	2373	39.0	56.4	24.3	84.3
					77.0	36.3	1.0	61.0



Compound	Conc.	RT	Dev(Min)	Resp.	QIon	QRatio	Lower	Upper
Toluene-d8	4.2451	8.32	0.00	12051	100.0	63.8	35.9	95.9
					99.0	10.2	0.0	39.5



Quantitation Results Report (QT Reviewed)

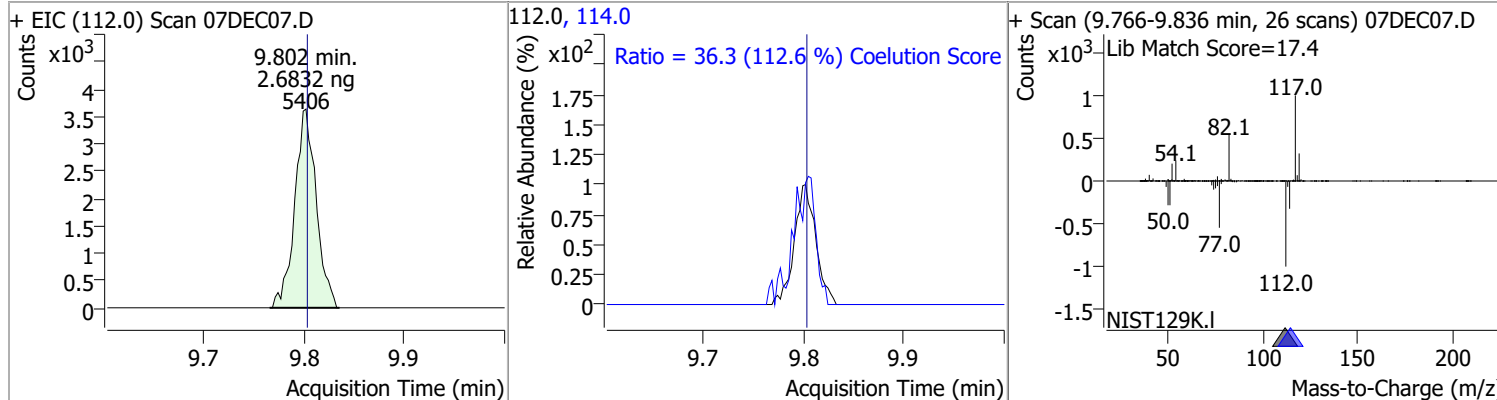
Compound	Conc.	RT	Dev(Min)	Resp.	QIon	QRatio	Lower	Upper
Toluene	2.5601	8.39	0.00	4778	91.0	175.8	144.3	204.3
+ EIC (92.0) Scan 07DEC07.D			92.0, 91.0			+ Scan (8.355-8.416 min, 23 scans) 07DEC07.D		
								
trans-1,3-Dichloropropene	2.3657	8.64	0.01	1649 (m)	39.0	77.5	22.1	82.1
+ EIC (75.0) Scan 07DEC07.D			75.0, 77.0, 39.0			+ Scan (8.603-8.701 min, 36 scans) 07DEC07.D		
								
1,1,2-Trichloroethane	2.8629	8.82	0.01	1040 (m)	97.0	114.3	84.3	144.3
+ EIC (83.0) Scan 07DEC07.D			83.0, 97.0, 85.0			+ Scan (8.779-8.874 min, 34 scans) 07DEC07.D		
								

Quantitation Results Report (QT Reviewed)

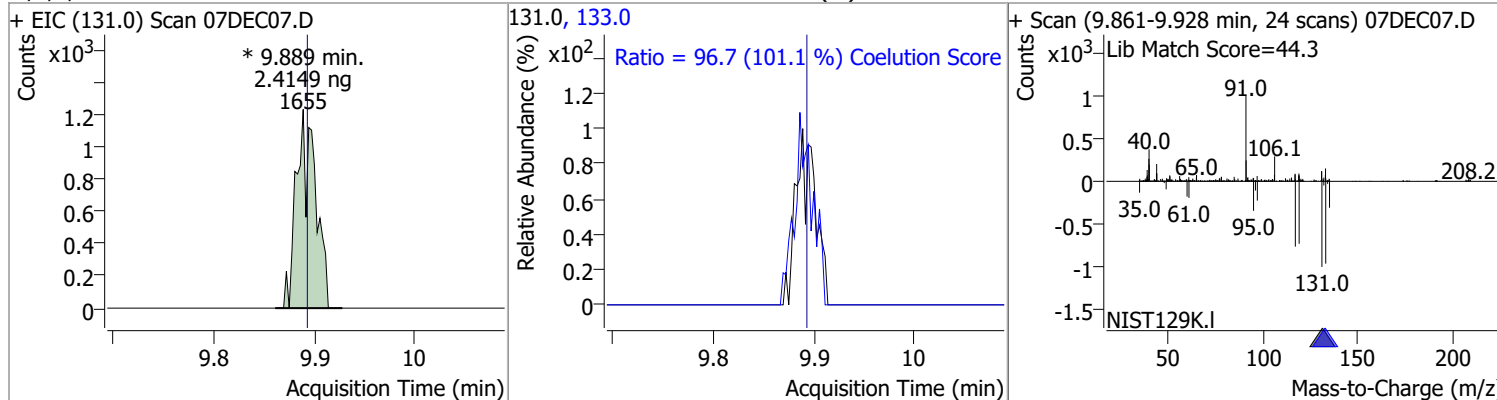
Compound	Conc.	RT	Dev(Min)	Resp.	QIon	QRatio	Lower	Upper
Tetrachloroethene	2.5026	8.94	0.01	1851 (m)	165.8 129.0	118.5 93.3	98.3 65.3	158.3 125.3
+ EIC (163.8) Scan 07DEC07.D 			163.8, 129.0, 165.8 Ratio = 93.3 (97.9 %) Coelution Score = Ratio = 118.5 (92.4 %) Coelution Score =			+ Scan (8.904-8.996 min, 33 scans) 07DEC07.D Lib Match Score=59.5 		
1,3-Dichloropropane	2.3246	8.97	-0.01	1684 (m)	78.0	40.2	2.1	62.1
+ EIC (76.0) Scan 07DEC07.D 			76.0, 78.0 Ratio = 40.2 (125.1 %) Coelution Score =			+ Scan (8.932-9.033 min, 36 scans) 07DEC07.D Lib Match Score=33.7 		
Chlorodibromomethane	2.4326	9.20	0.00	1333 (m)	127.0	67.2	45.3	105.3
+ EIC (129.0) Scan 07DEC07.D 			129.0, 127.0 Ratio = 67.2 (89.2 %) Coelution Score =			+ Scan (9.155-9.256 min, 37 scans) 07DEC07.D Lib Match Score=42.6 		
1,2-Dibromoethane	2.6334	9.31	0.00	1040 (m)	109.0	84.4	67.2	127.2
+ EIC (107.0) Scan 07DEC07.D 			107.0, 109.0 Ratio = 84.4 (86.8 %) Coelution Score =			+ Scan (9.281-9.345 min, 24 scans) 07DEC07.D Lib Match Score=35.4 		

Quantitation Results Report (QT Reviewed)

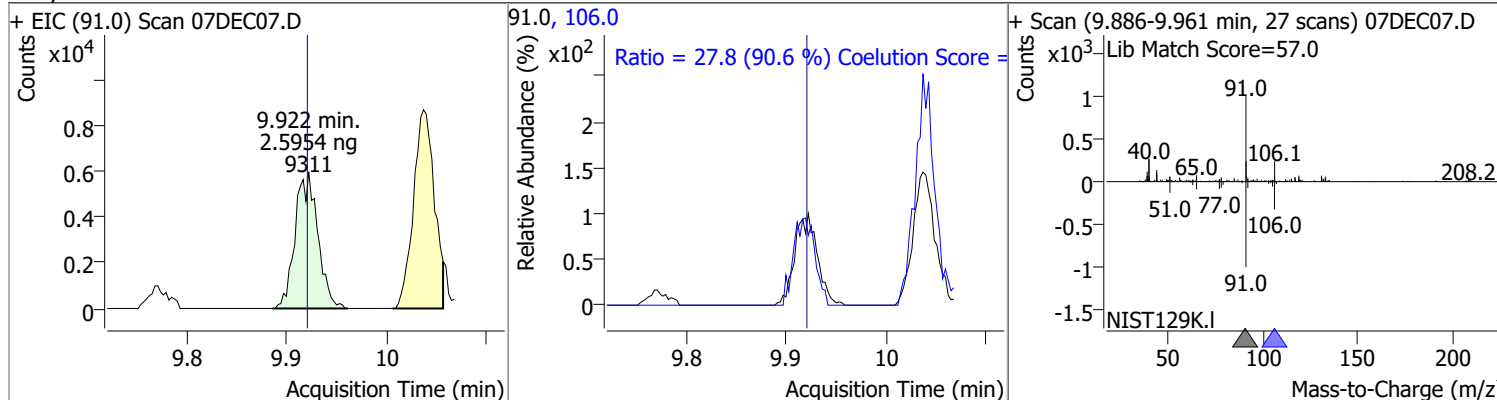
Compound	Conc.	RT	Dev(Min)	Resp.	QIon	QRatio	Lower	Upper
Chlorobenzene	2.6832	9.80	0.00	5406	114.0	36.3	2.3	62.3



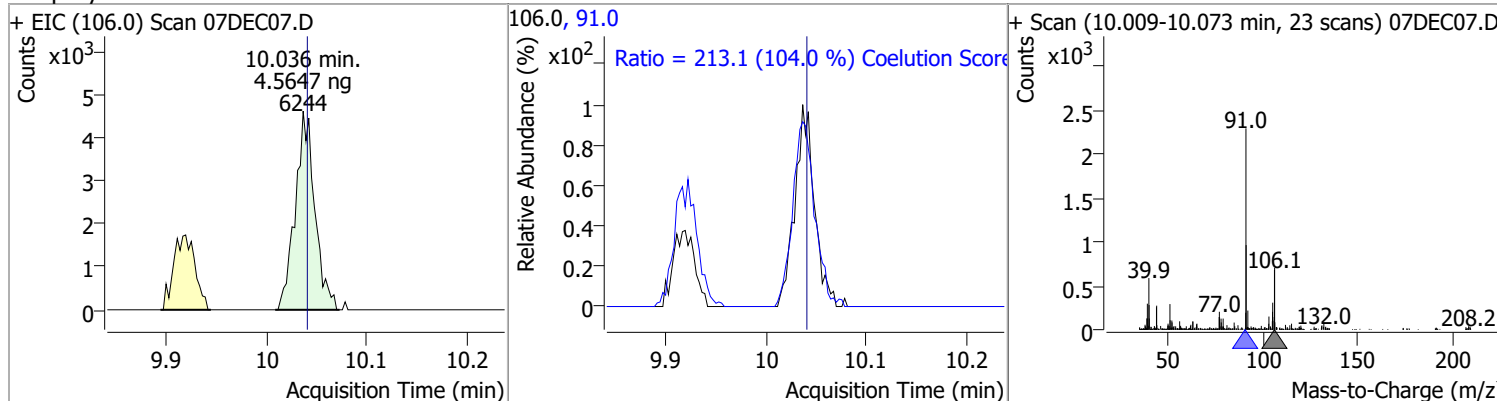
Compound	Conc.	RT	Dev(Min)	Resp.	QIon	QRatio	Lower	Upper
1,1,1,2-Tetrachloroethane	2.4149	9.89	0.00	1655 (m)	133.0	96.7	65.7	125.7



Compound	Conc.	RT	Dev(Min)	Resp.	QIon	QRatio	Lower	Upper
Ethylbenzene	2.5954	9.92	0.00	9311	106.0	27.8	0.7	60.7

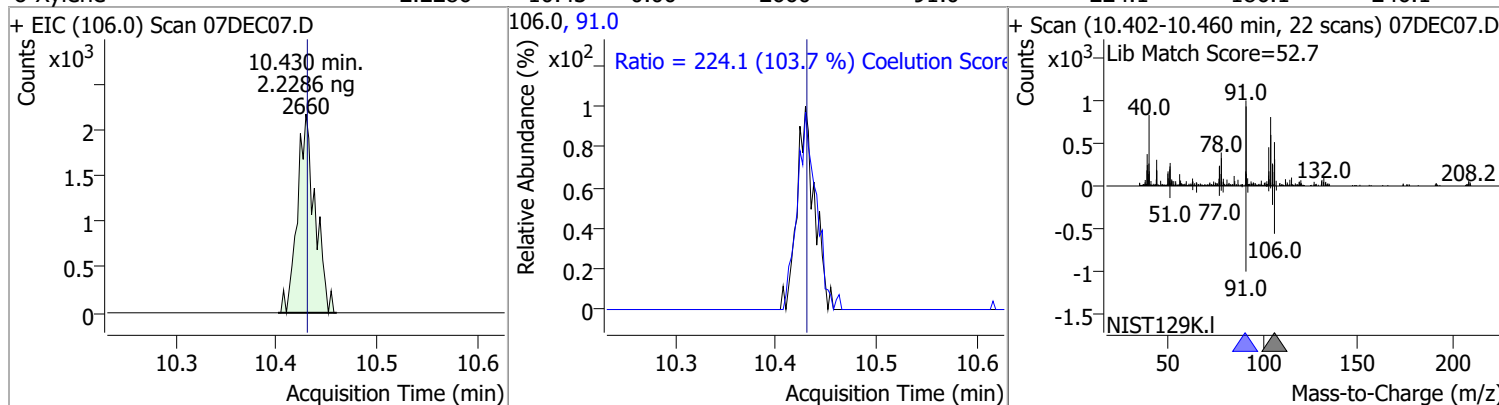


Compound	Conc.	RT	Dev(Min)	Resp.	QIon	QRatio	Lower	Upper
m+p-Xylenes	4.5647	10.04	0.00	6244	91.0	213.1	175.0	235.0

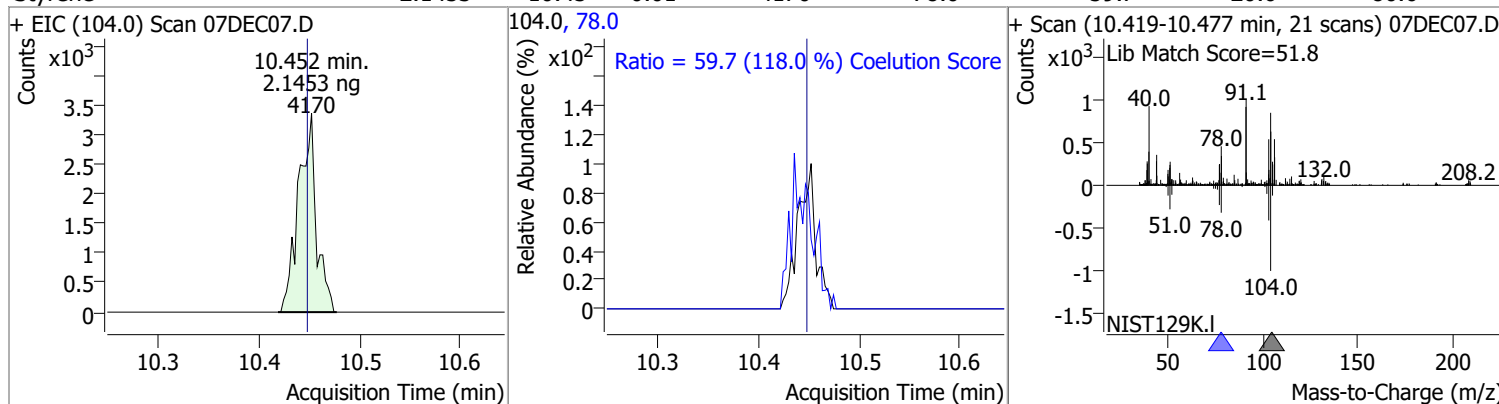


Quantitation Results Report (QT Reviewed)

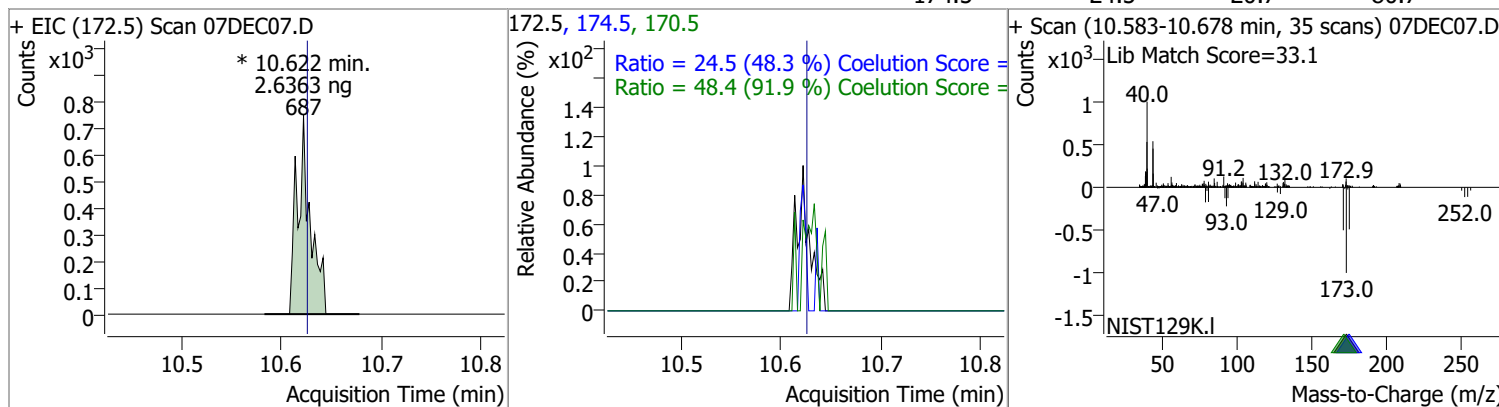
Compound	Conc.	RT	Dev(Min)	Resp.	QIon	QRatio	Lower	Upper
o-Xylene	2.2286	10.43	0.00	2660	91.0	224.1	186.1	246.1



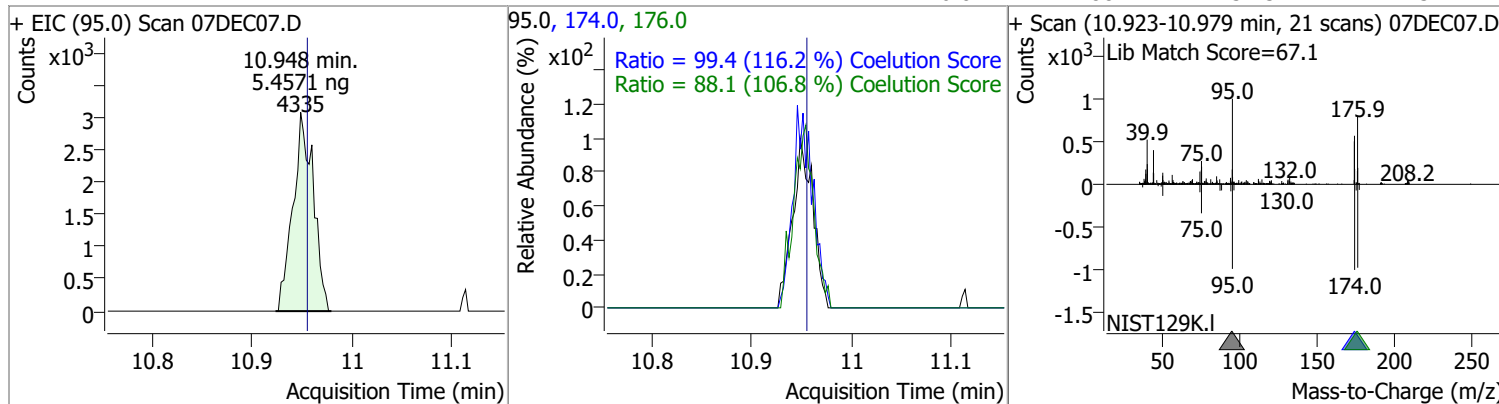
Compound	Conc.	RT	Dev(Min)	Resp.	QIon	QRatio	Lower	Upper
Styrene	2.1453	10.45	0.01	4170	78.0	59.7	20.6	80.6



Compound	Conc.	RT	Dev(Min)	Resp.	QIon	QRatio	Lower	Upper
Bromoform	2.6363	10.62	0.00	687 (m)	170.5	48.4	22.7	82.7
					174.5	24.5	20.7	80.7

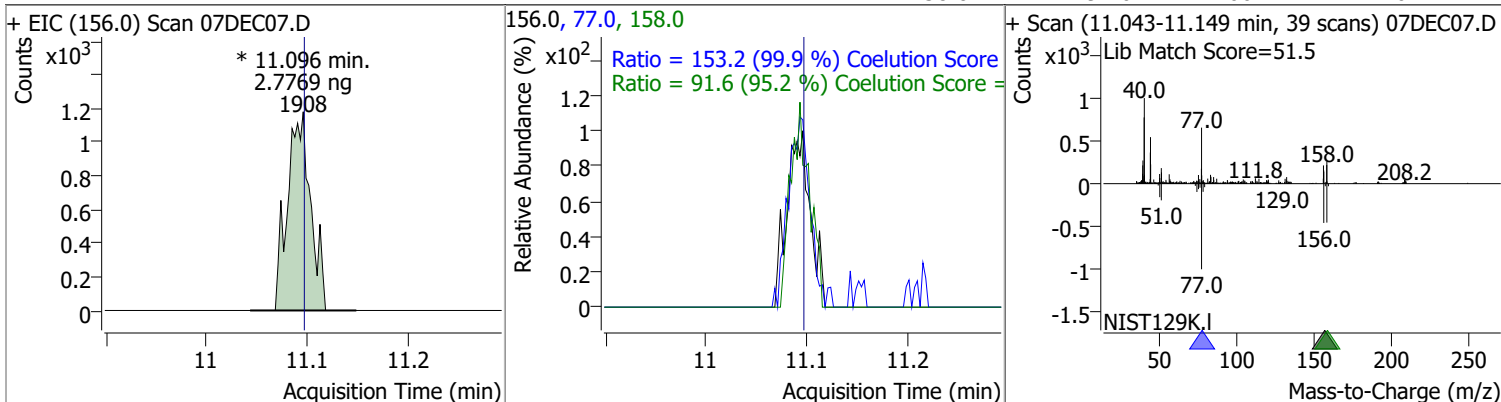


Compound	Conc.	RT	Dev(Min)	Resp.	QIon	QRatio	Lower	Upper
p-Bromofluorobenzene	5.4571	10.95	0.00	4335	174.0	99.4	55.5	115.5
					176.0	88.1	52.5	112.5

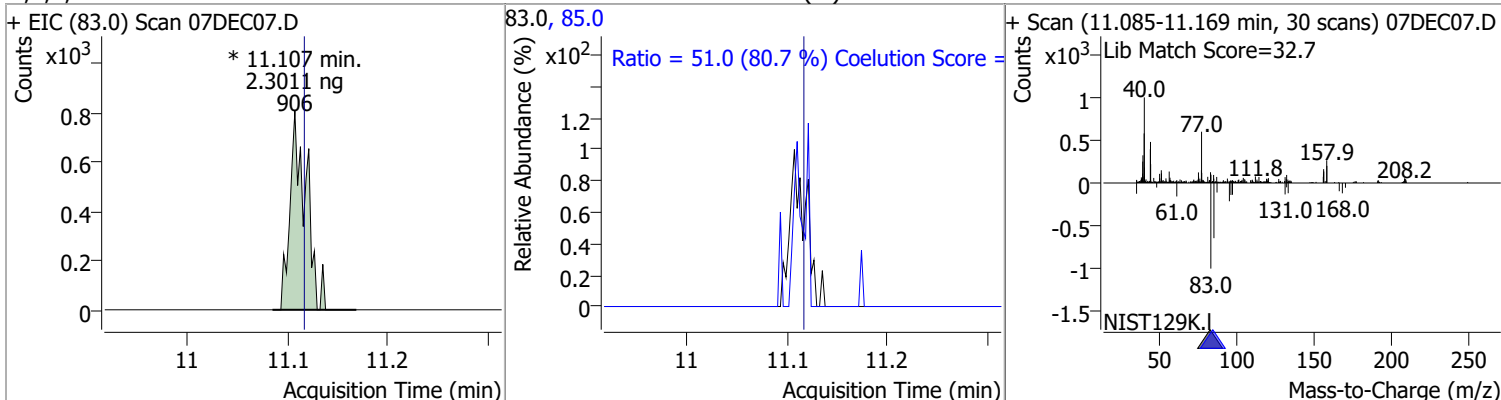


Quantitation Results Report (QT Reviewed)

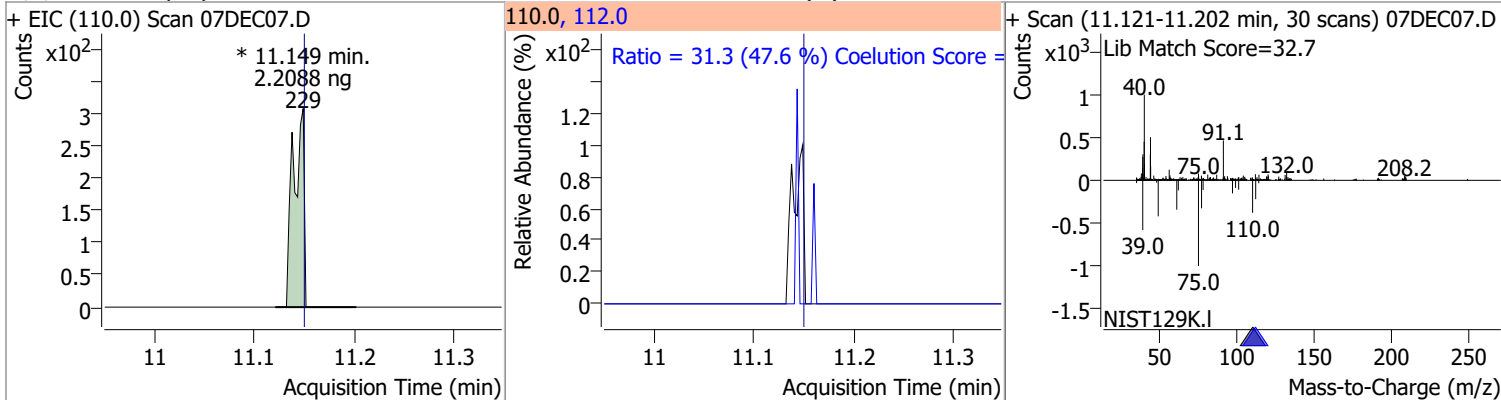
Compound	Conc.	RT	Dev(Min)	Resp.	QIon	QRatio	Lower	Upper
Bromobenzene	2.7769	11.10	0.00	1908 (m)	77.0	153.2	123.2	183.2
					158.0	91.6	66.2	126.2



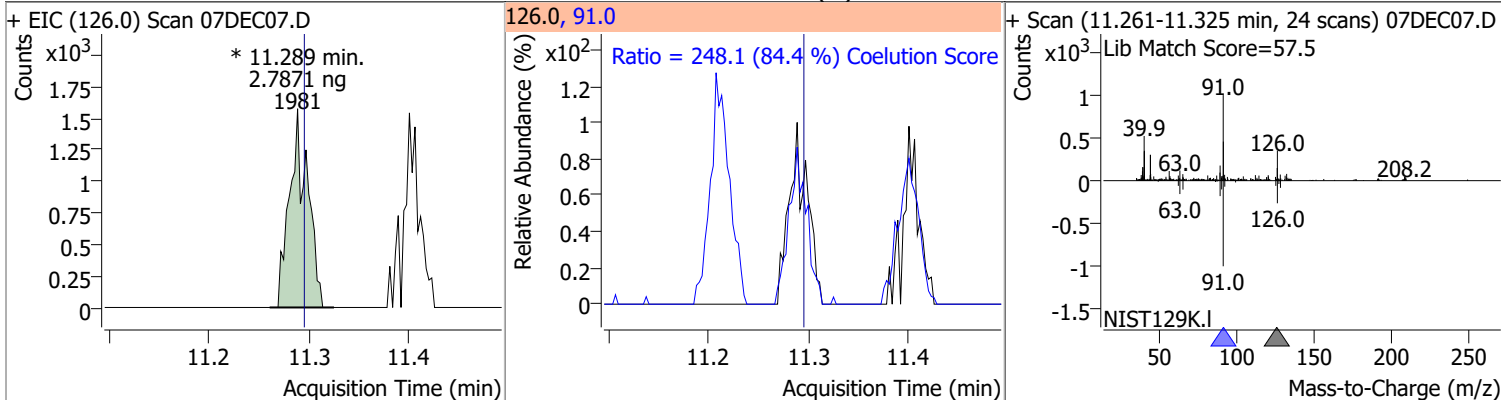
Compound	Conc.	RT	Dev(Min)	Resp.	QIon	QRatio	Lower	Upper
1,1,2,2-Tetrachloroethane	2.3011	11.11	-0.01	906 (m)	85.0	51.0	33.2	93.2



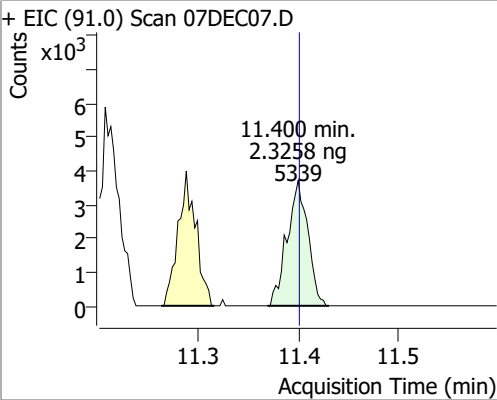
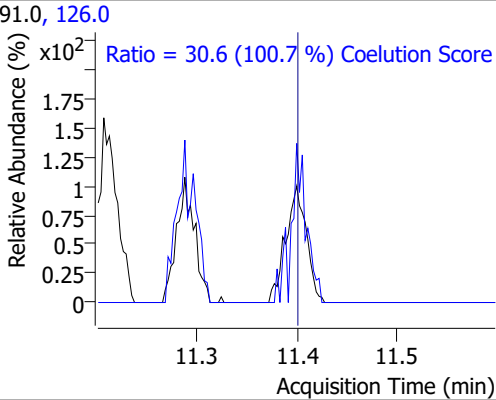
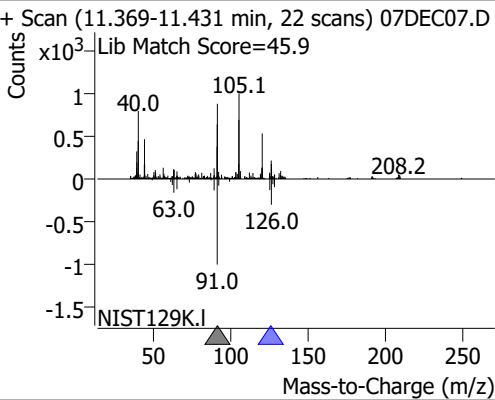
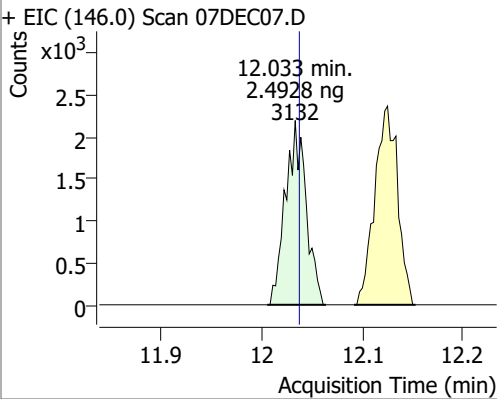
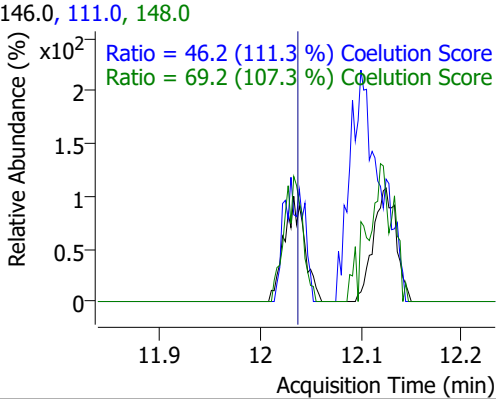
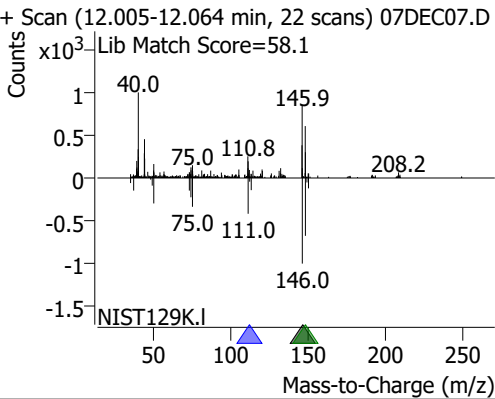
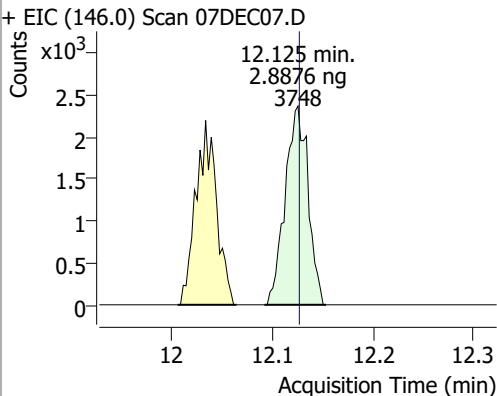
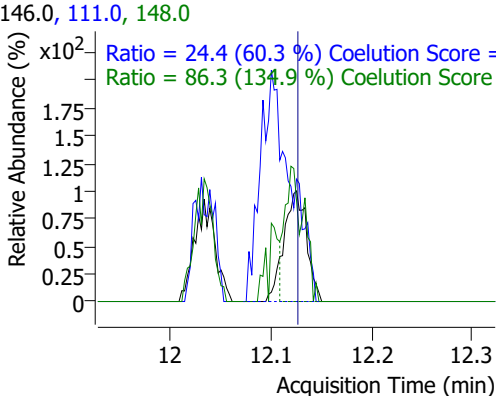
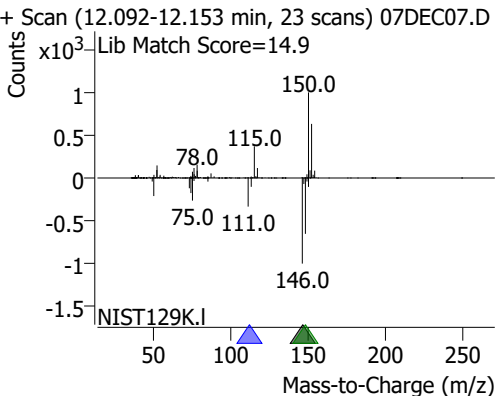
Compound	Conc.	RT	Dev(Min)	Resp.	QIon	QRatio	Lower	Upper
1,2,3-Trichloropropane	2.2088	11.15	0.00	229 (m)	112.0	31.3	35.8	95.8



Compound	Conc.	RT	Dev(Min)	Resp.	QIon	QRatio	Lower	Upper
2-Chlorotoluene	2.7871	11.29	0.00	1981 (m)	91.0	248.1	264.1	324.1

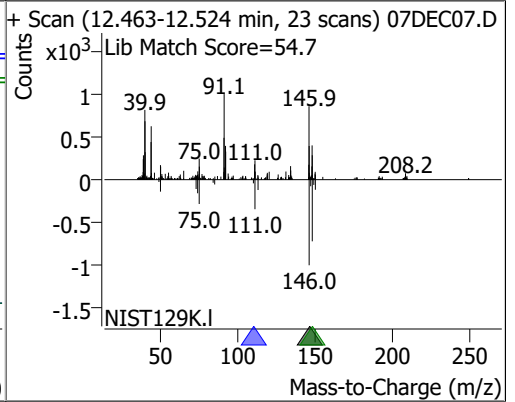
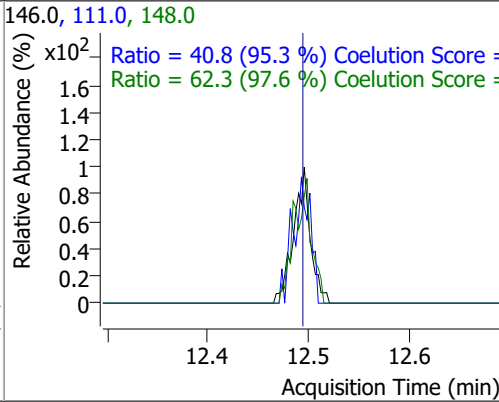
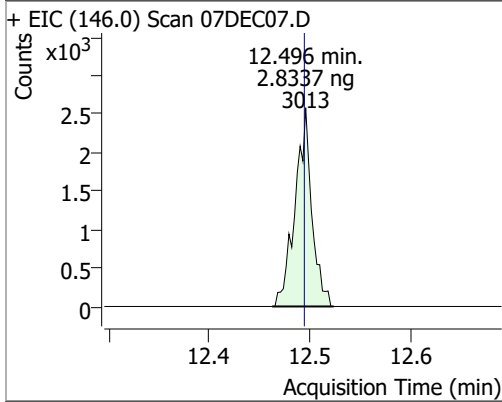


Quantitation Results Report (QT Reviewed)

Compound	Conc.	RT	Dev(Min)	Resp.	QIon	QRatio	Lower	Upper
4-Chlorotoluene	2.3258	11.40	0.00	5339	126.0	30.6	0.4	60.4
+ EIC (91.0) Scan 07DEC07.D 			91.0, 126.0 Ratio = 30.6 (100.7 %) Coelution Score 			+ Scan (11.369-11.431 min, 22 scans) 07DEC07.D Lib Match Score=45.9 		
1,3-Dichlorobenzene	2.4928	12.03	0.00	3132	148.0	69.2	34.5	94.5
+ EIC (146.0) Scan 07DEC07.D 			146.0, 111.0, 148.0 Ratio = 46.2 (111.3 %) Coelution Score Ratio = 69.2 (107.3 %) Coelution Score 			+ Scan (12.005-12.064 min, 22 scans) 07DEC07.D Lib Match Score=58.1 		
1,4-Dichlorobenzene	2.8876	12.13	0.00	3748	148.0	86.3	34.0	94.0
+ EIC (146.0) Scan 07DEC07.D 			146.0, 111.0, 148.0 Ratio = 24.4 (60.3 %) Coelution Score Ratio = 86.3 (134.9 %) Coelution Score 			+ Scan (12.092-12.153 min, 23 scans) 07DEC07.D Lib Match Score=14.9 		

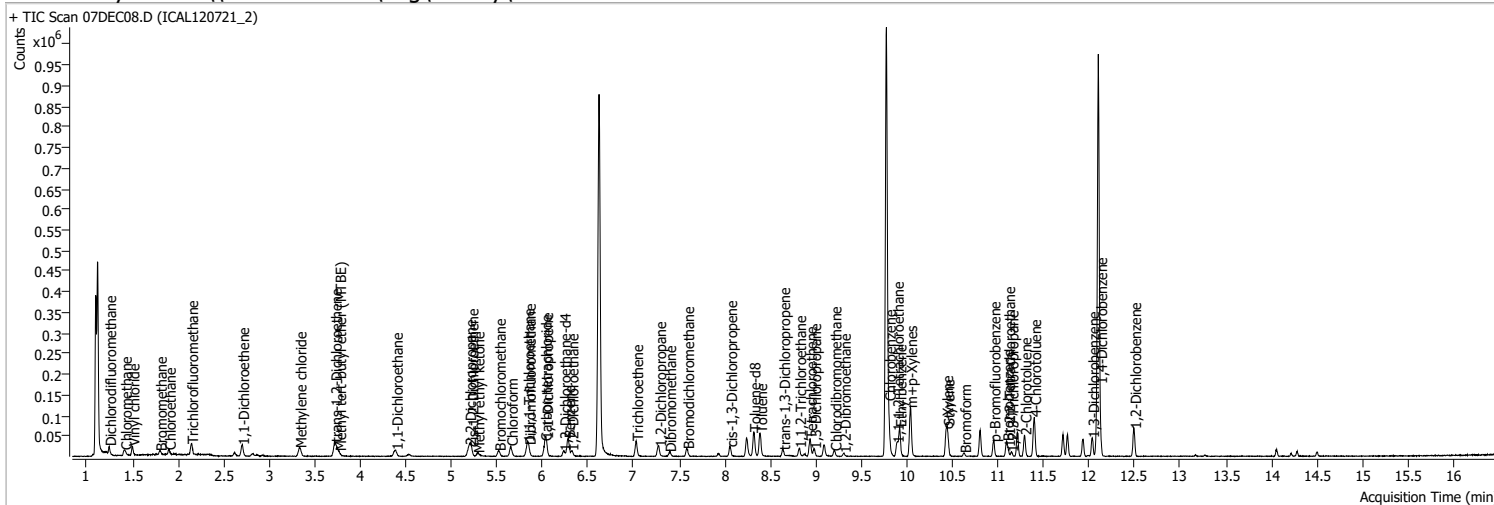
Quantitation Results Report (QT Reviewed)

Compound	Conc.	RT	Dev(Min)	Resp.	QIon	QRatio	Lower	Upper
1,2-Dichlorobenzene	2.8337	12.50	0.01	3013	148.0	62.3	33.8	93.8
					111.0	40.8	12.8	72.8



Quantitation Results Report (QT Reviewed)

Data File	07DEC08.D	Operator	MSC
Acq. Method	5975CACQF.M	Acq. Date-Time	12/7/2021 1:41:51 PM
Sample Name	ICAL120721_2	Instrument	VOA5975C
Vial	8	Multiplier	1.00
DA Method File	VOA5975C_8260B_SHT_DoD_L4_120721.m	Comment	
Tune File	BFB_Atune3.u	Tune Date	10/11/2021 4:02:00 PM
Batch Name	VG120721_8260B_624pt1_L4.batch.bin	Last Calib Update	12/13/2021 2:48:18 PM
Ref Library	\\MASSHUNTER\Org\Library\NIST129K.I		



Compound	RT	QIon	Resp.	Conc.	Units	Dev(Min)
----------	----	------	-------	-------	-------	----------

Internal Standards

M Fluorobenzene	6.620	96.0	734902	250.0000	ng	0.000
M Chlorobenzene-d5	9.771	82.0	284774	250.0000	ng	-0.003
M 1,4-Dichlorobenzene-d4	12.100	152.0	224297	250.0000	ng	0.000

System Monitoring Compounds

S Dibromofluoromethane	5.851	113.0	9752	13.5397	ng	0.000
Spiked Amount: 250.000	Range: 80.0 - 119.0%			Recovery = 5.42%		*
S 1,2-Dichloroethane-d4	6.233	67.0	4714	14.3414	ng	0.003
Spiked Amount: 250.000	Range: 81.0 - 118.0%			Recovery = 5.74%		*
S Toluene-d8	8.316	98.0	35684	12.4653	ng	-0.003
Spiked Amount: 250.000	Range: 89.0 - 112.0%			Recovery = 4.99%		*
S p-Bromofluorobenzene	10.951	95.0	10813	12.5988	ng	0.000
Spiked Amount: 250.000	Range: 85.0 - 114.0%			Recovery = 5.04%		*

Target Compounds

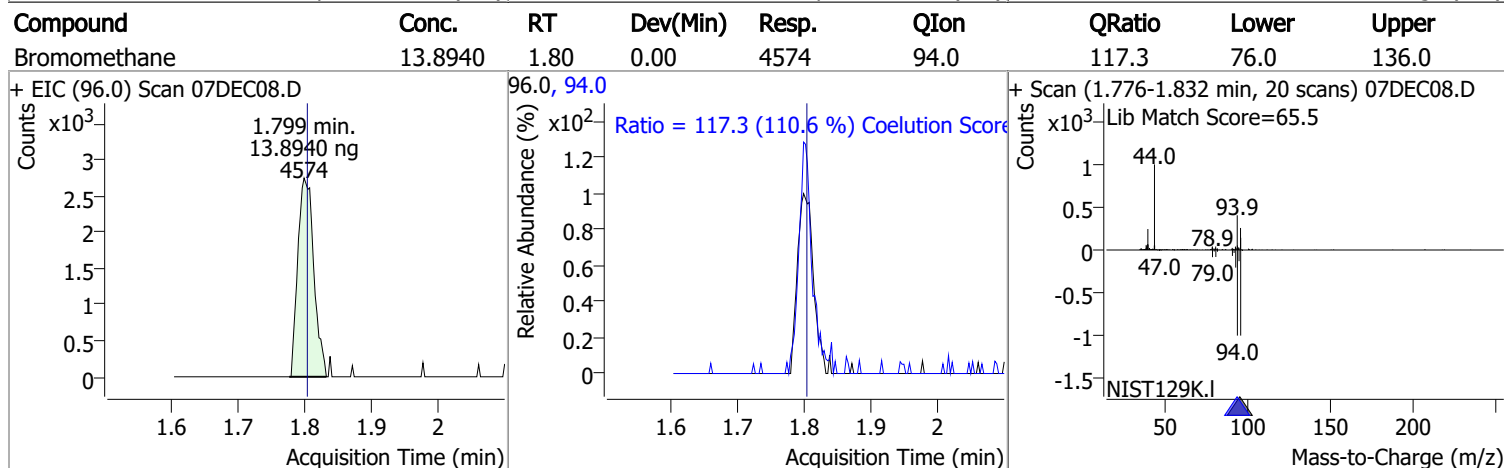
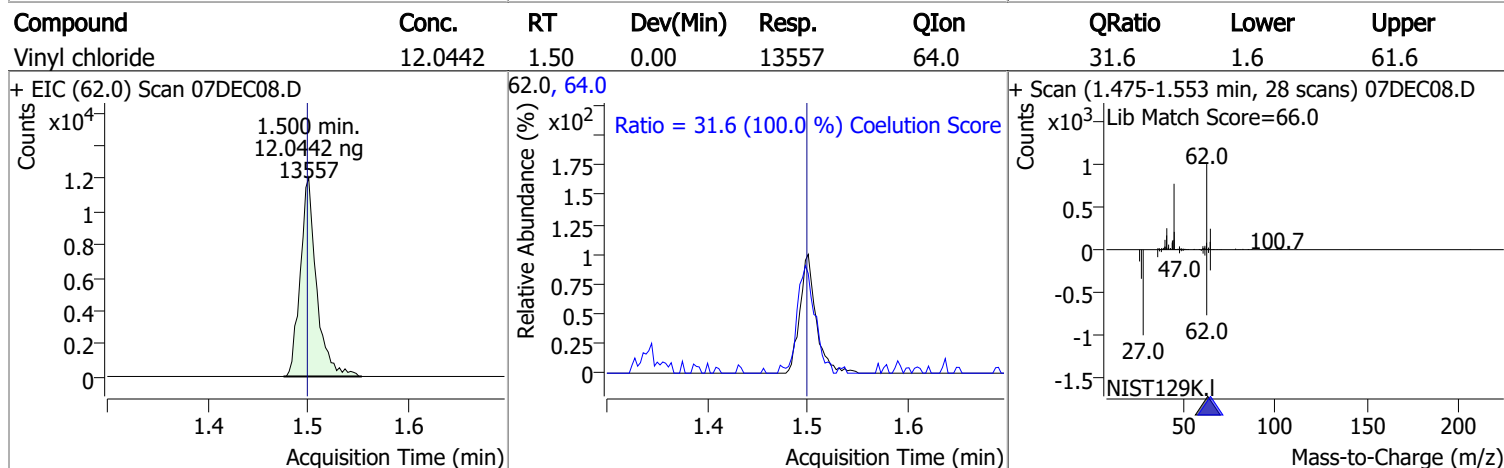
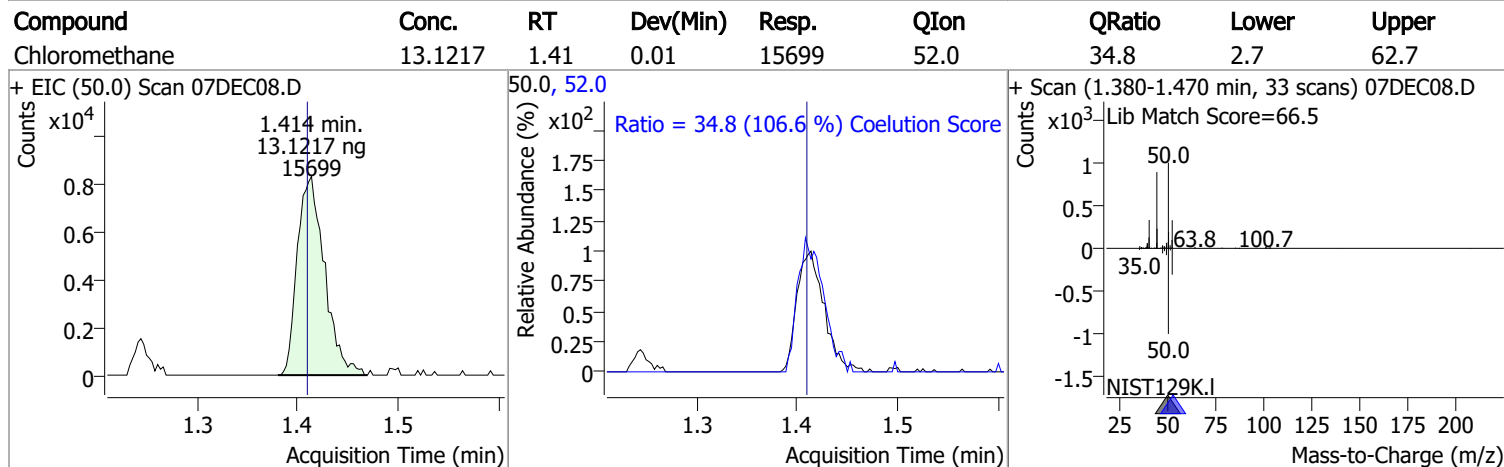
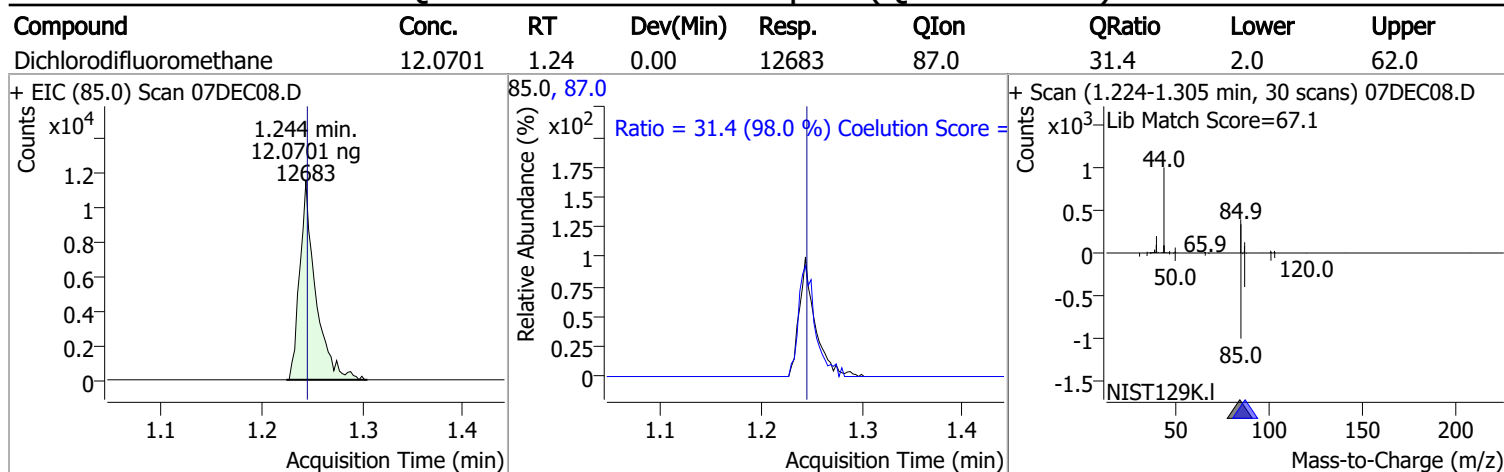
Compound	RT	QIon	Resp.	Conc.	Units	QValue
T Dichlorodifluoromethane	1.244	85.0	12683	12.0701	ng	99
T Chloromethane	1.414	50.0	15699	13.1217	ng	96
T Vinyl chloride	1.500	62.0	13557	12.0442	ng	100
T Bromomethane	1.799	96.0	4574	13.8940	ng	89
T Chloroethane	1.899	64.0	8120	13.0583	ng	96
T Trichlorofluoromethane	2.145	101.0	18323	12.4650	ng	98
T 1,1-Dichloroethene	2.705	96.0	9845	12.9423	ng	94
T Methylene chloride	3.333	49.0	15333	14.2371	ng	94
T trans-1,2-Dichloroethene	3.720	96.0	9628	12.6689	ng	97
T Methyl tert-butyl ether (MTBE)	3.768	73.0	12399	12.7388	ng	96
T 1,1-Dichloroethane	4.389	63.0	18019	12.5069	ng	99
T 2,2-Dichloropropane	5.195	77.0	13021	12.3440	ng	82
T cis-1,2-Dichloroethene	5.220	96.0	9789	12.4211	ng	98
T Methyl ethyl ketone	5.287	43.0	12746	121.6601	ng	97
T Bromochloromethane	5.522	128.0	3557	11.9894	ng	92
T Chloroform	5.653	83.0	17943	12.6226	ng	96

Quantitation Results Report (QT Reviewed)

Compound	RT	QIon	Resp.	Conc.	Units	Dev(Min)	
T 1,1,1-Trichloroethane	5.834	97.0	16207	12.0839	ng	96	
T Carbon tetrachloride	6.024	117.0	15827	12.0266	ng	96	
T 1,1-Dichloropropene	6.040	75.0	13370	11.3097	ng	93	
T Benzene	6.280	78.0	35699	11.9400	ng	97	
T 1,2-Dichloroethane	6.319	62.0	9686	12.3946	ng	96	
T Trichloroethene	7.027	95.0	11012	12.1953	ng	99	
T 1,2-Dichloropropane	7.278	63.0	8850	11.6334	ng	92	
T Dibromomethane	7.390	93.0	4032	12.9109	ng	94	
T Bromodichloromethane	7.588	83.0	11056	12.4979	ng	100	
T cis-1,3-Dichloropropene	8.059	75.0	11582	11.7879	ng	94	
T Toluene	8.388	92.0	20988	11.1517	ng	94	
T trans-1,3-Dichloropropene	8.642	75.0	8612	12.2506	ng	90	
T 1,1,2-Trichloroethane	8.818	83.0	4553	12.4340	ng	98	
T Tetrachloroethene	8.935	163.8	8883	11.9107	ng	100	
T 1,3-Dichloropropane	8.982	76.0	8873	12.1485	ng	99	
T Chlorodibromomethane	9.205	129.0	6858	12.4068	ng	97	
T 1,2-Dibromoethane	9.306	107.0	5084	12.7712	ng	87	
T Chlorobenzene	9.799	112.0	24937	12.2739	ng	100	
T 1,1,1,2-Tetrachloroethane	9.889	131.0	8124	11.7550	ng	92	
T Ethylbenzene	9.919	91.0	41062	11.3504	ng	98	
T m+p-Xylenes	10.036	106.0	31077	22.5296	ng	98	
T o-Xylene	10.430	106.0	13309	11.0575	ng	89	
T Styrene	10.444	104.0	22514	11.4858	ng	100	
T Bromoform	10.628	172.5	3687	13.0950	ng	93	
T Bromobenzene	11.096	156.0	8760	11.7977	ng	97	
T 1,1,2,2-Tetrachloroethane	11.110	83.0	5129	12.0583	ng	85	
T 1,2,3-Trichloropropane	11.149	110.0	1468	13.0986	ng	m	83
T 2-Chlorotoluene	11.289	126.0	8562	11.1511	ng	98	
T 4-Chlorotoluene	11.397	91.0	28241	11.3868	ng	94	
T 1,3-Dichlorobenzene	12.033	146.0	16554	12.1951	ng	95	
T 1,4-Dichlorobenzene	12.120	146.0	16825	11.9979	ng	85	
T 1,2-Dichlorobenzene	12.493	146.0	13705	11.9301	ng	98	

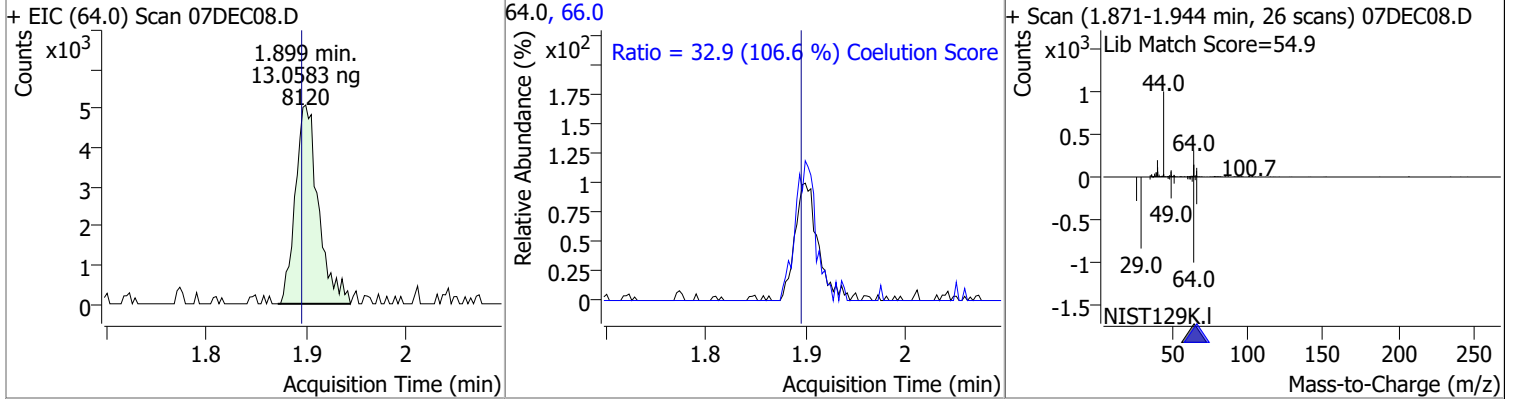
(#) = Qualifier Out of Range; (m) = Manual Integration; (+) = Area Summed; (*) = Surrogate Percent Recovery Out of Range; (d): Zeroed Peak

Quantitation Results Report (QT Reviewed)

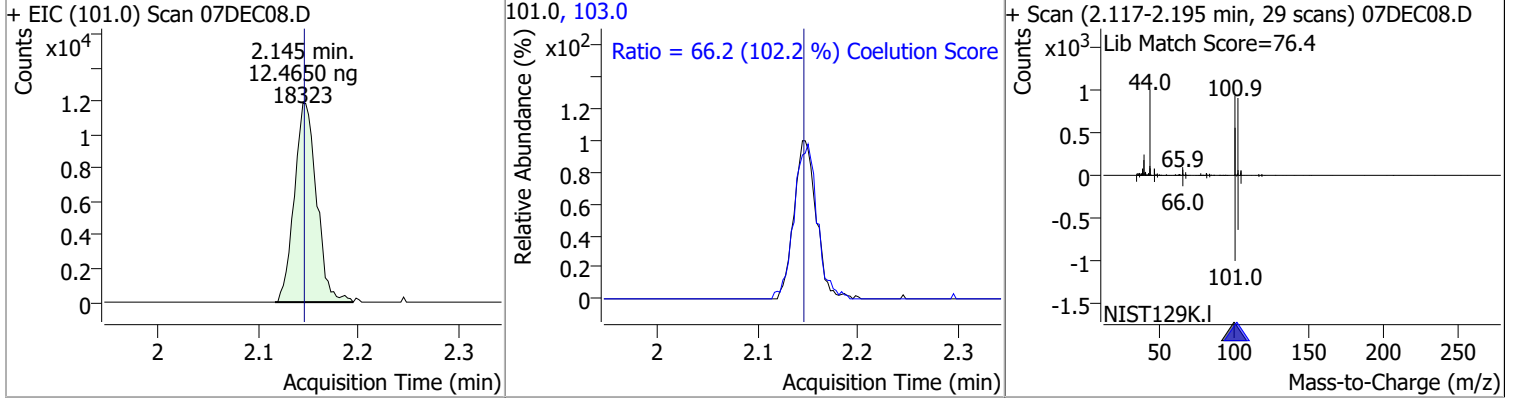


Quantitation Results Report (QT Reviewed)

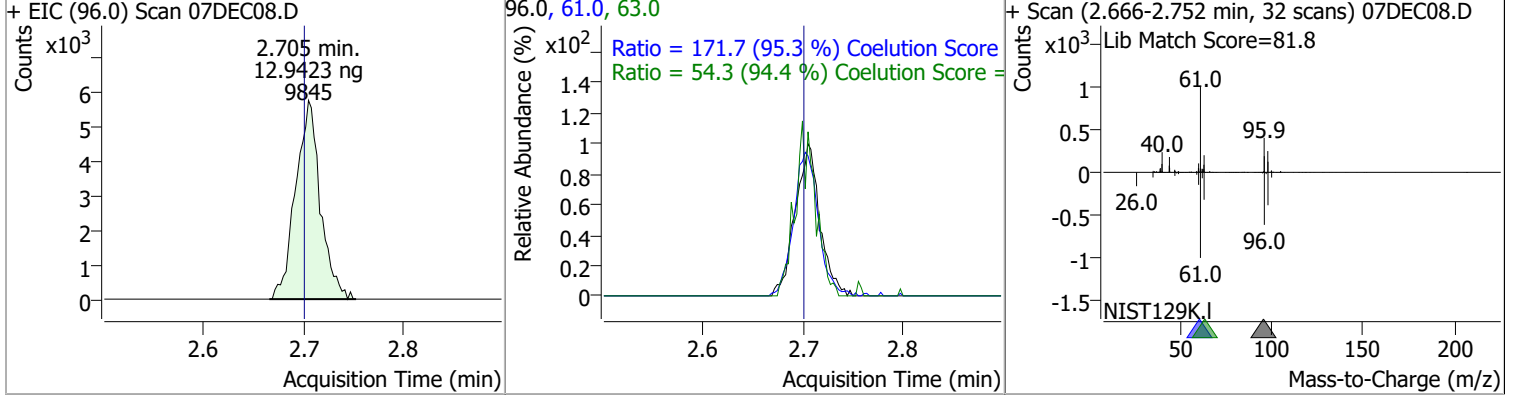
Compound	Conc.	RT	Dev(Min)	Resp.	QIon	QRatio	Lower	Upper
Chloroethane	13.0583	1.90	0.00	8120	66.0	32.9	0.8	60.8



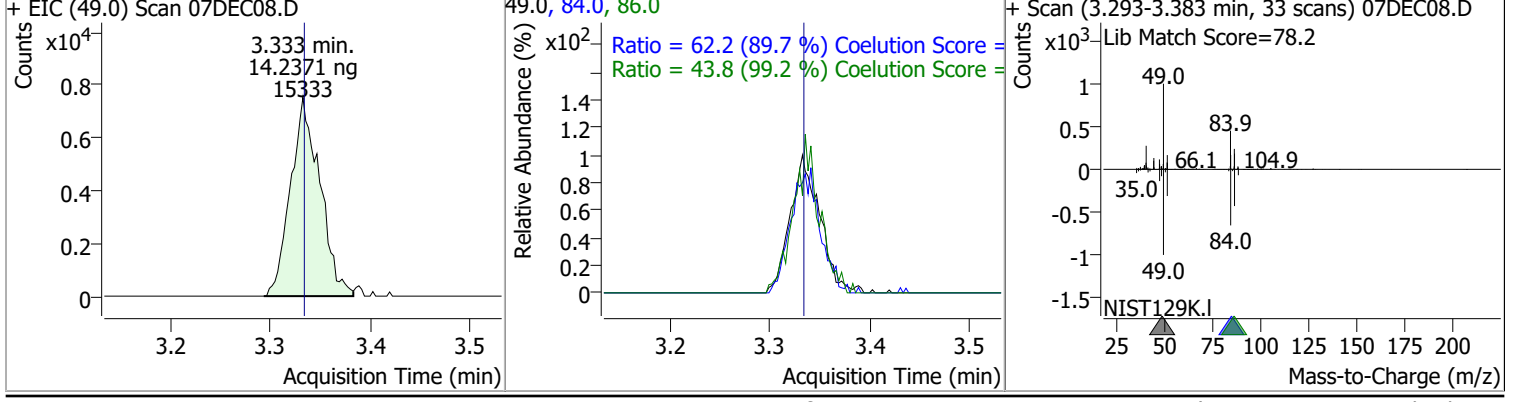
Trichlorofluoromethane	12.4650	2.14	0.00	18323	103.0	66.2	34.8	94.8
------------------------	---------	------	------	-------	-------	------	------	------



1,1-Dichloroethene	12.9423	2.71	0.01	9845	61.0 63.0	171.7 54.3	150.1 27.5	210.1 87.5
--------------------	---------	------	------	------	--------------	---------------	---------------	---------------

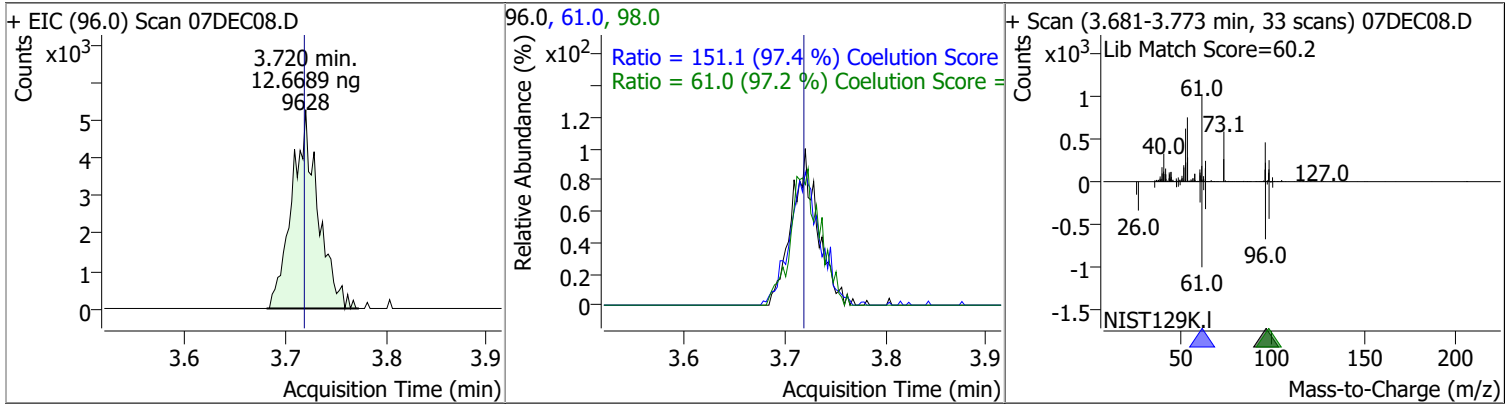


Methylene chloride	14.2371	3.33	0.00	15333	84.0 86.0	62.2 43.8	39.4 14.1	99.4 74.1
--------------------	---------	------	------	-------	--------------	--------------	--------------	--------------

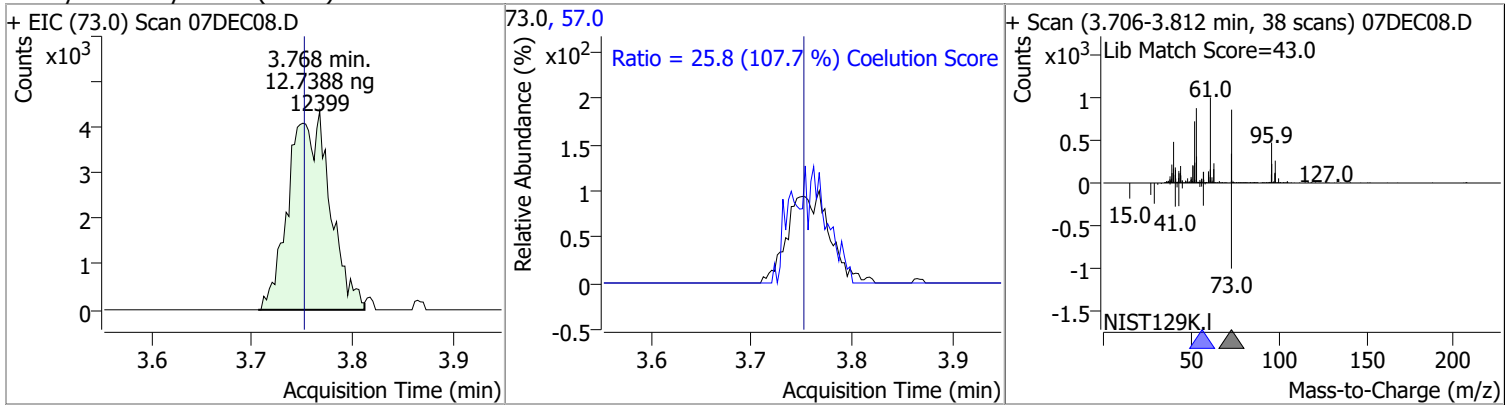


Quantitation Results Report (QT Reviewed)

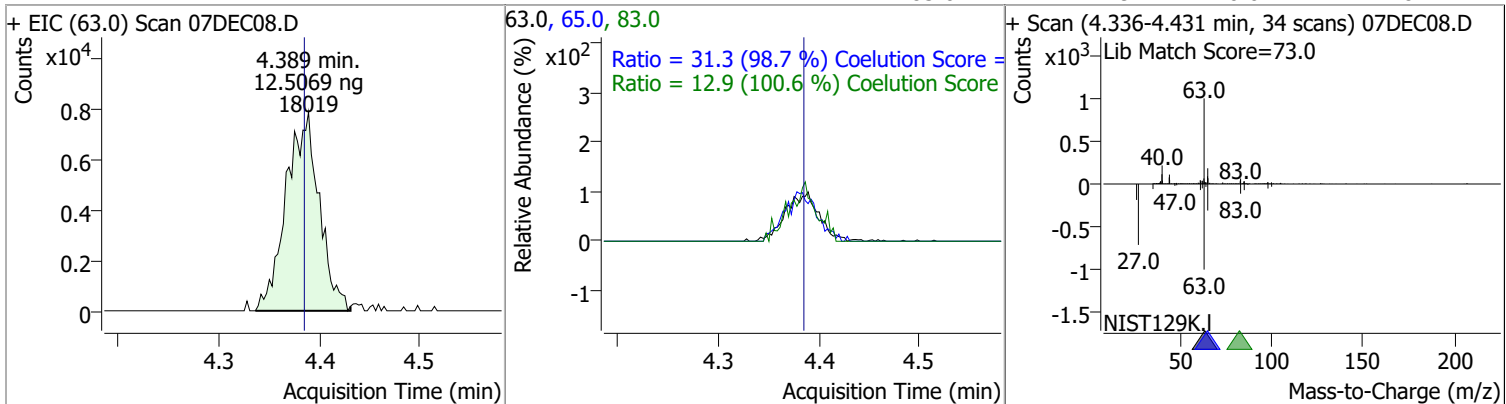
Compound	Conc.	RT	Dev(Min)	Resp.	QIon	QRatio	Lower	Upper
trans-1,2-Dichloroethene	12.6689	3.72	0.00	9628	61.0	151.1	125.1	185.1
					98.0	61.0	32.8	92.8



Compound	Conc.	RT	Dev(Min)	Resp.	QIon	QRatio	Lower	Upper
Methyl tert-butyl ether (MTBE)	12.7388	3.77	0.02	12399	57.0	25.8	0.0	53.9

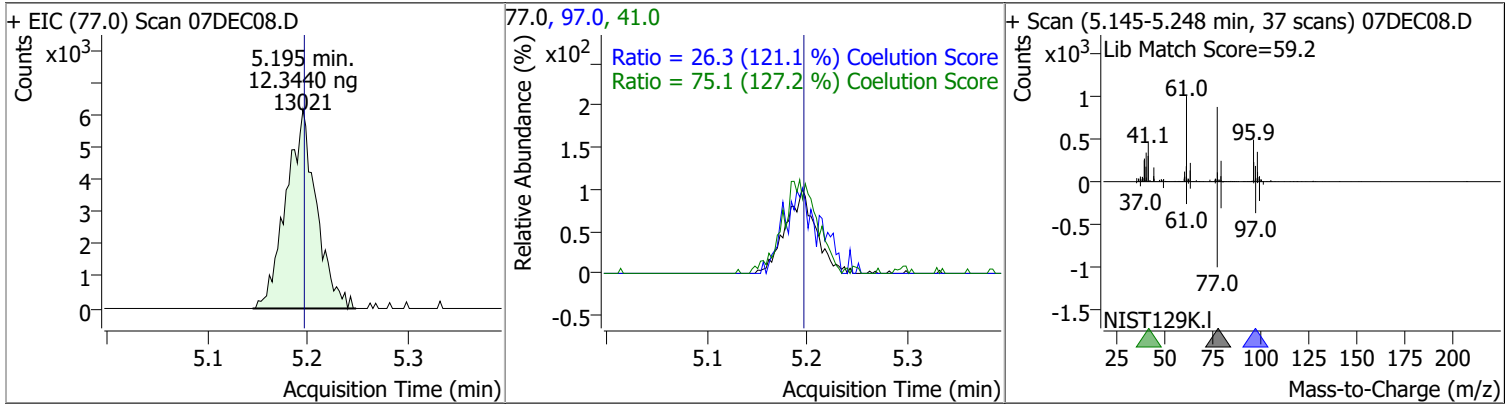


Compound	Conc.	RT	Dev(Min)	Resp.	QIon	QRatio	Lower	Upper
1,1-Dichloroethane	12.5069	4.39	0.01	18019	65.0	31.3	1.7	61.7
					83.0	12.9	0.0	42.8

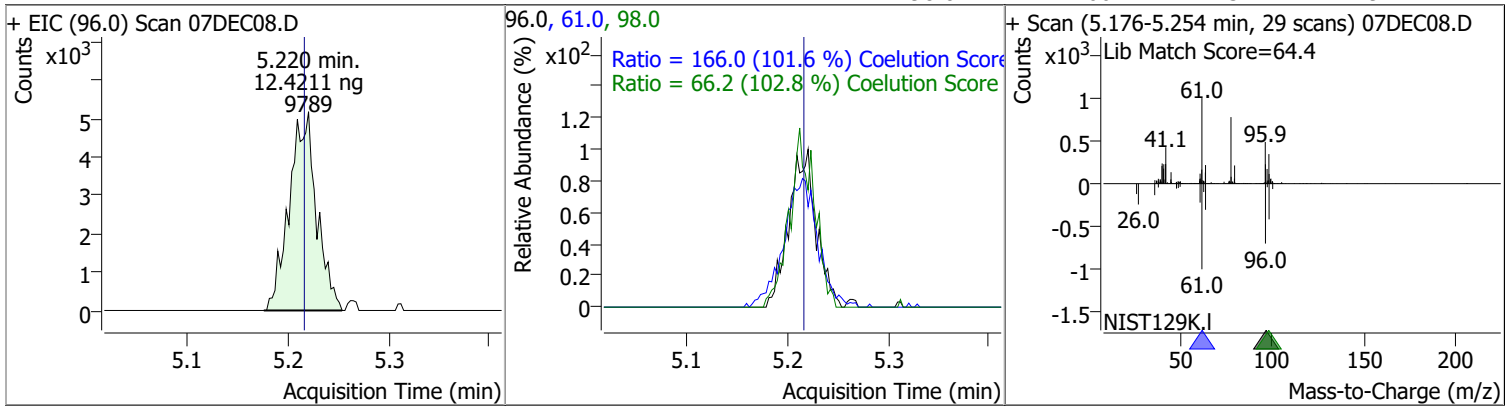


Quantitation Results Report (QT Reviewed)

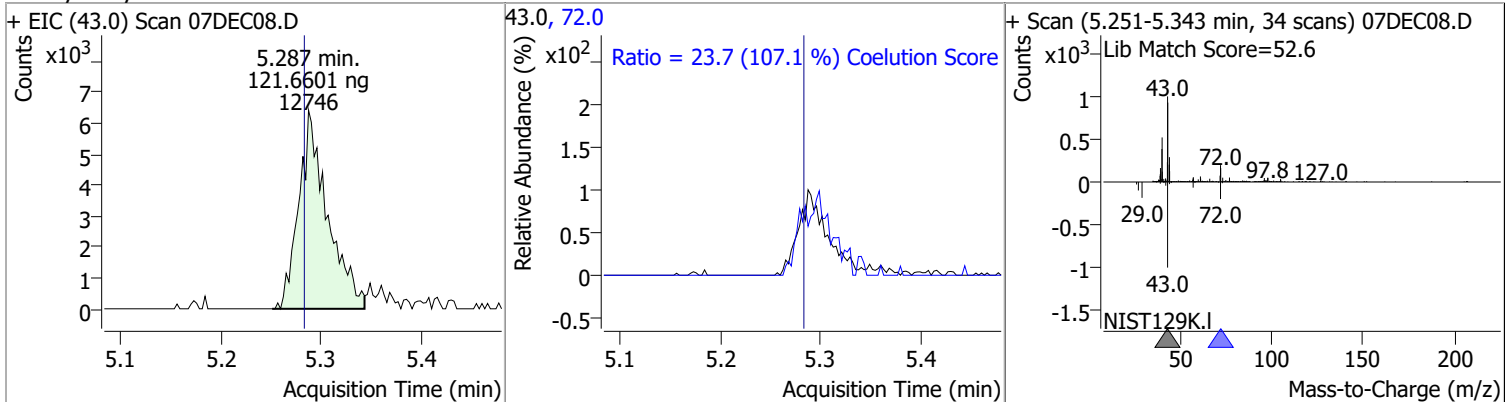
Compound	Conc.	RT	Dev(Min)	Resp.	QIon	QRatio	Lower	Upper
2,2-Dichloropropane	12.3440	5.20	0.00	13021	41.0	75.1	29.0	89.0
					97.0	26.3	0.0	51.8



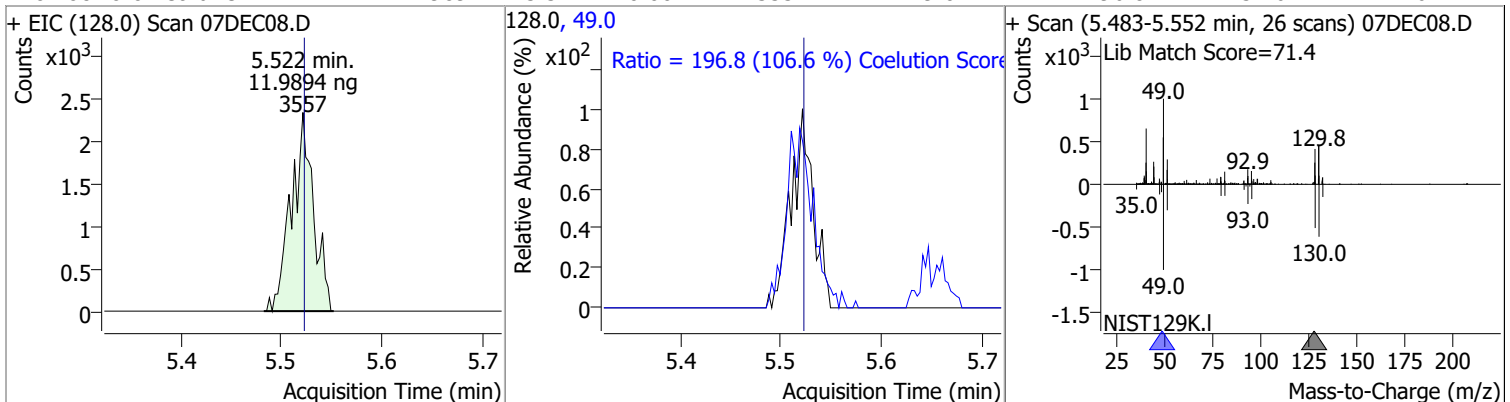
Compound	Conc.	RT	Dev(Min)	Resp.	QIon	QRatio	Lower	Upper
cis-1,2-Dichloroethene	12.4211	5.22	0.01	9789	61.0	166.0	133.3	193.3
					98.0	66.2	34.4	94.4



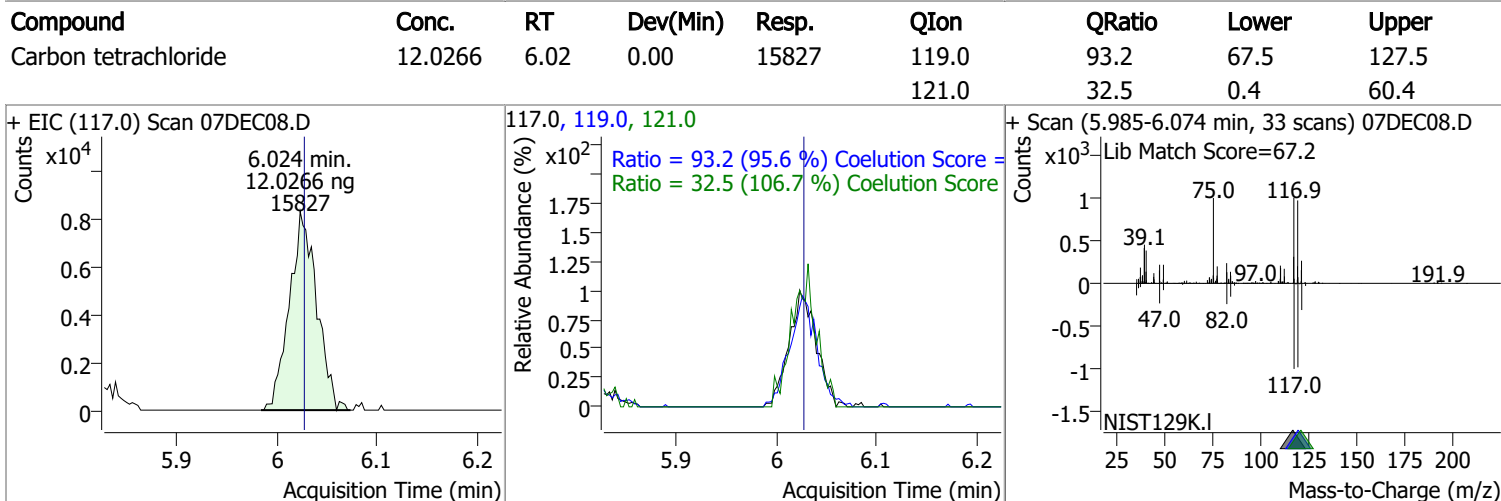
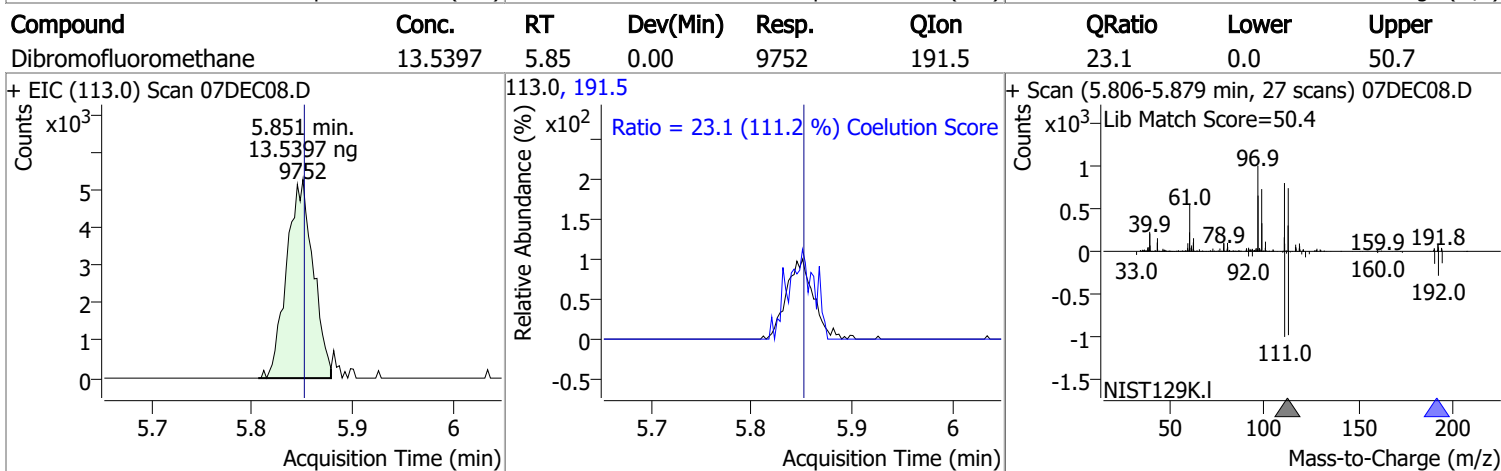
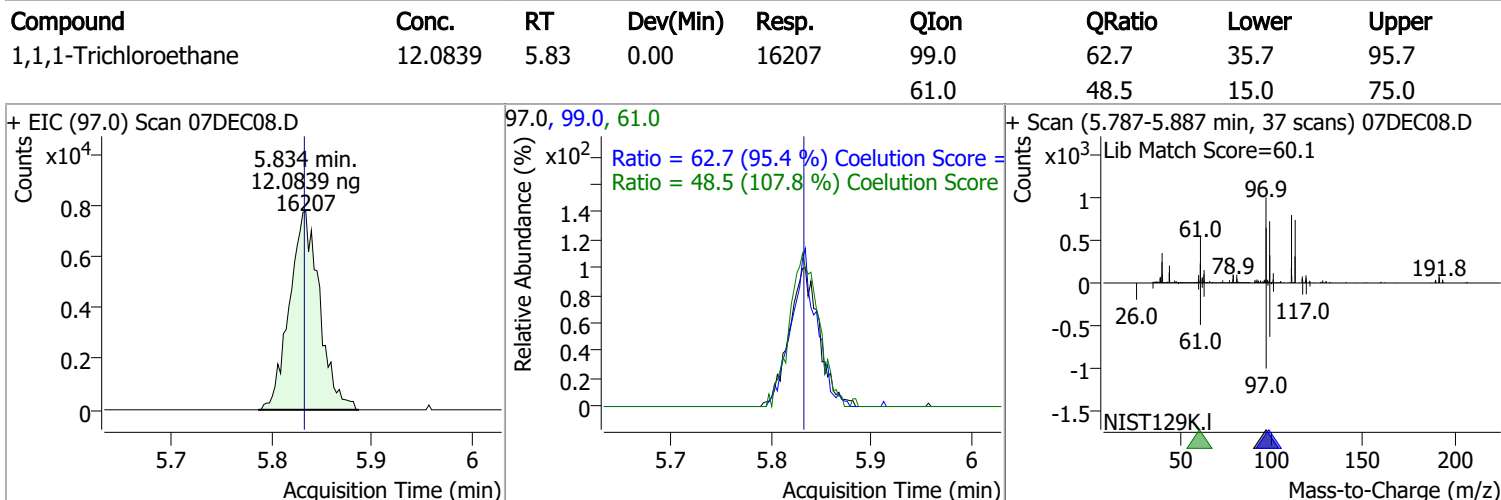
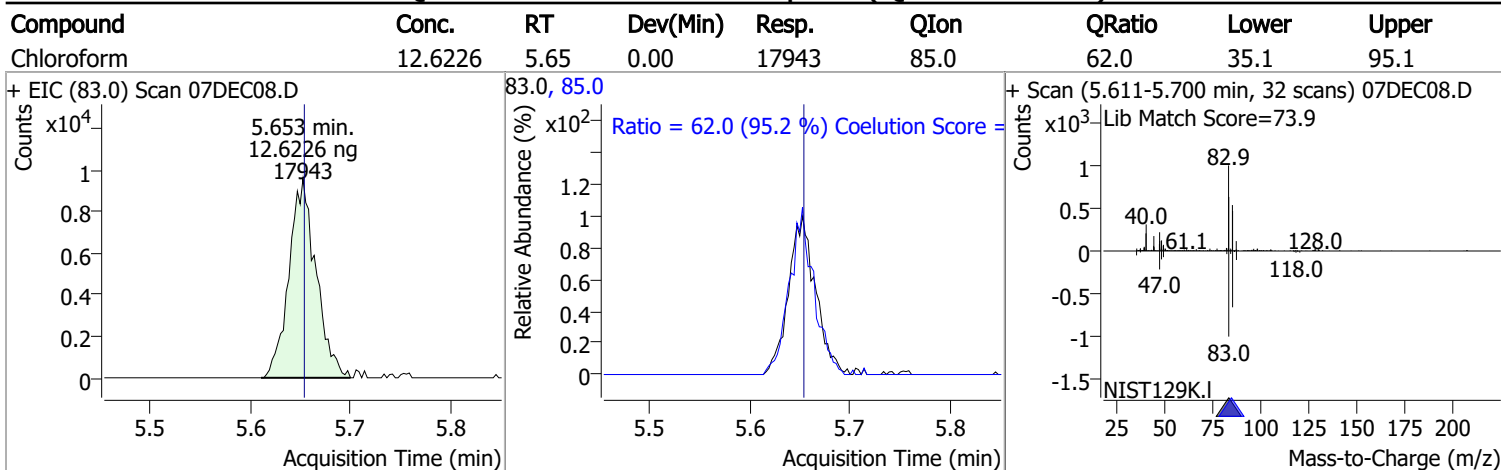
Compound	Conc.	RT	Dev(Min)	Resp.	QIon	QRatio	Lower	Upper
Methyl ethyl ketone	121.6601	5.29	0.01	12746	72.0	23.7	0.0	52.2



Compound	Conc.	RT	Dev(Min)	Resp.	QIon	QRatio	Lower	Upper
Bromochloromethane	11.9894	5.52	0.00	3557	49.0	196.8	154.6	214.6

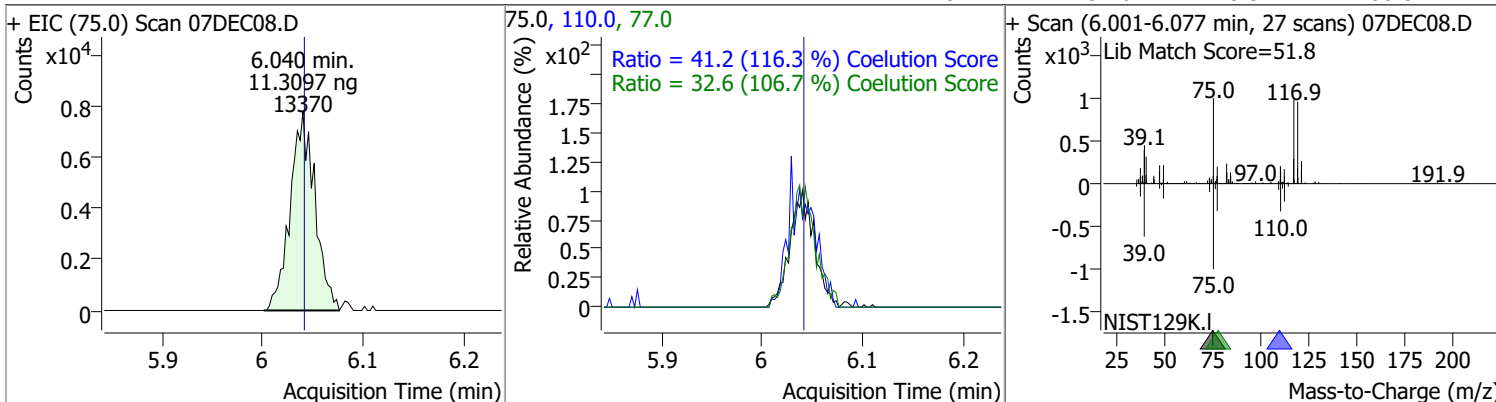


Quantitation Results Report (QT Reviewed)

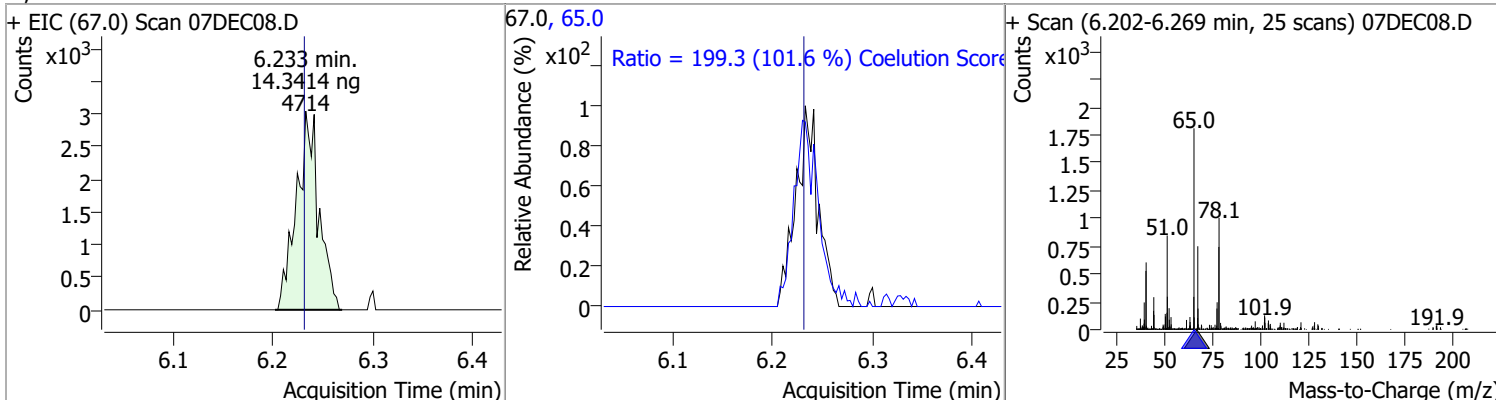


Quantitation Results Report (QT Reviewed)

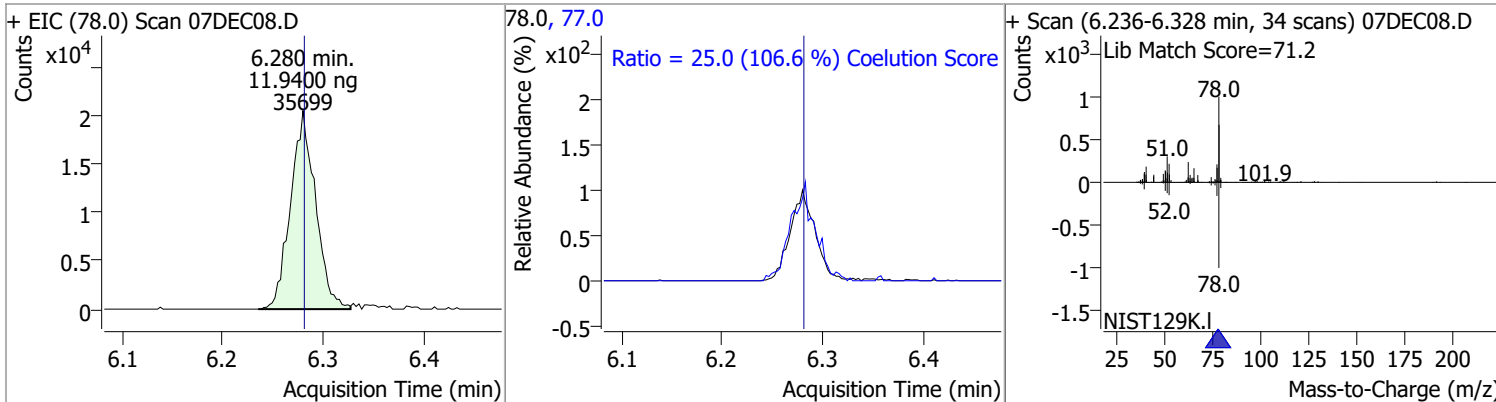
Compound	Conc.	RT	Dev(Min)	Resp.	QIon	QRatio	Lower	Upper
1,1-Dichloropropene	11.3097	6.04	0.00	13370	110.0	41.2	5.4	65.4
					77.0	32.6	0.5	60.5



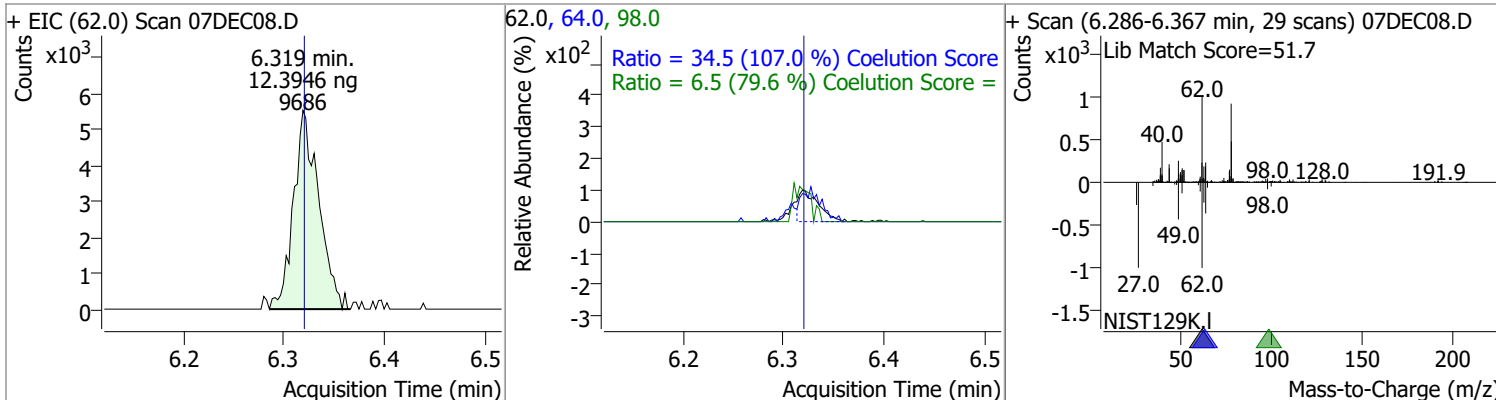
Compound	Conc.	RT	Dev(Min)	Resp.	QIon	QRatio	Lower	Upper
1,2-Dichloroethane-d4	14.3414	6.23	0.00	4714	65.0	199.3	166.3	226.3
					77.0	32.6	0.5	60.5



Compound	Conc.	RT	Dev(Min)	Resp.	QIon	QRatio	Lower	Upper
Benzene	11.9400	6.28	0.00	35699	77.0	25.0	0.0	53.5
					77.0	32.6	0.5	60.5

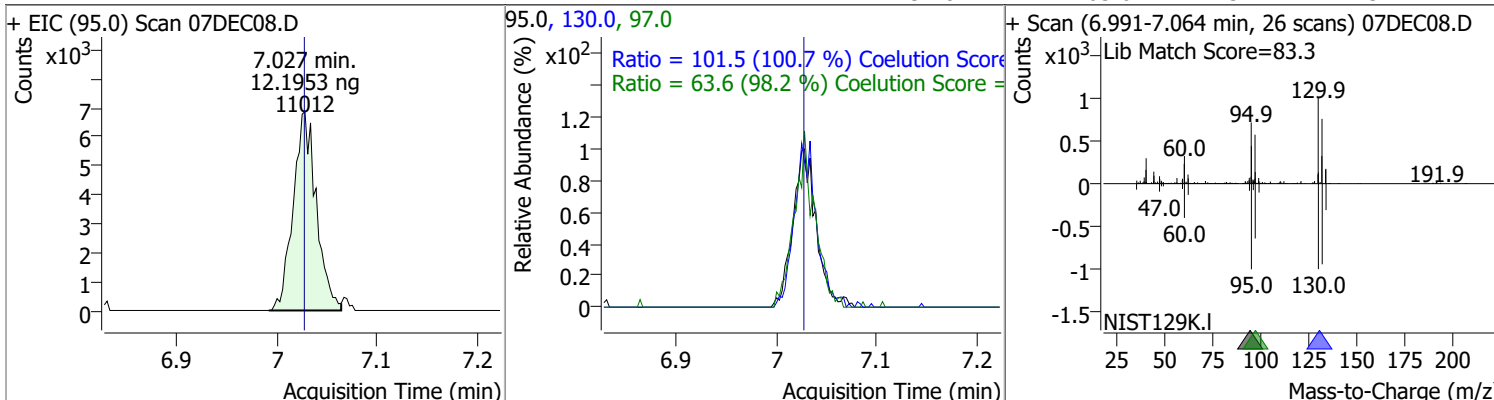


Compound	Conc.	RT	Dev(Min)	Resp.	QIon	QRatio	Lower	Upper
1,2-Dichloroethane	12.3946	6.32	0.00	9686	64.0	34.5	2.3	62.3
					98.0	6.5	0.0	38.2

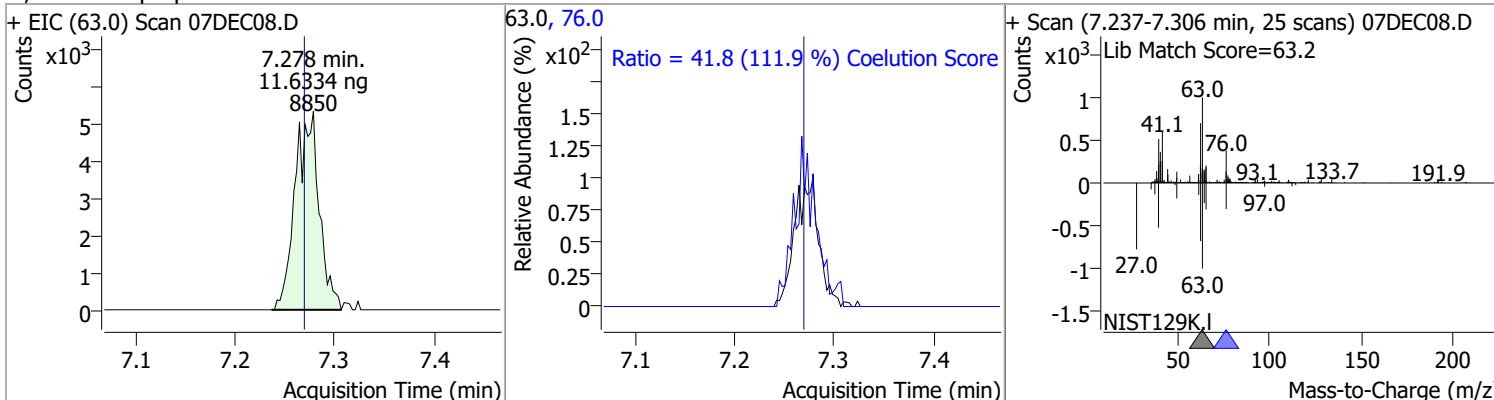


Quantitation Results Report (QT Reviewed)

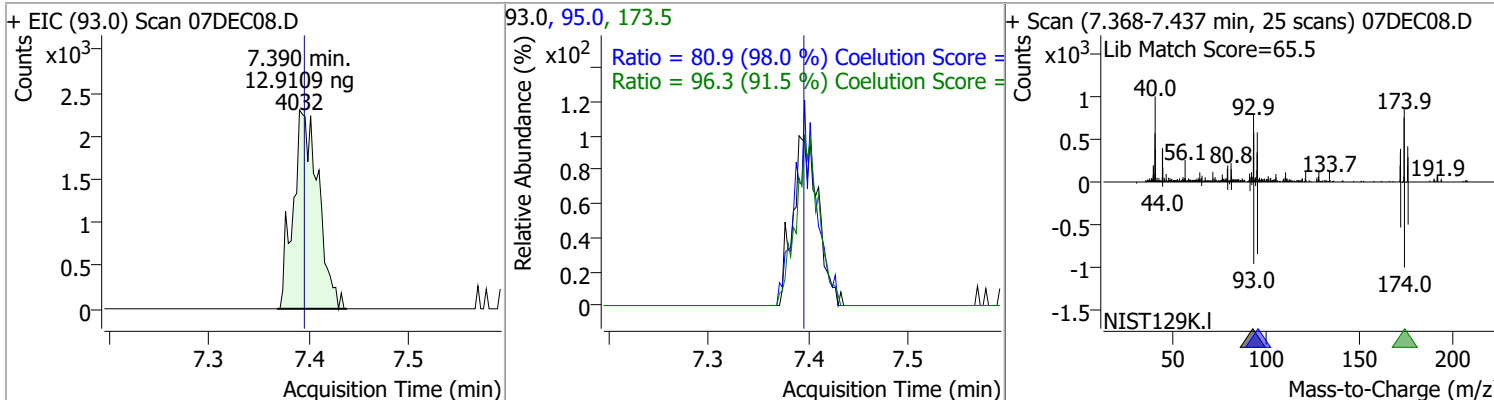
Compound	Conc.	RT	Dev(Min)	Resp.	QIon	QRatio	Lower	Upper
Trichloroethene	12.1953	7.03	0.00	11012	130.0	101.5	70.8	130.8
					97.0	63.6	34.7	94.7



Compound	Conc.	RT	Dev(Min)	Resp.	QIon	QRatio	Lower	Upper
1,2-Dichloropropane	11.6334	7.28	0.01	8850	76.0	41.8	7.3	67.3

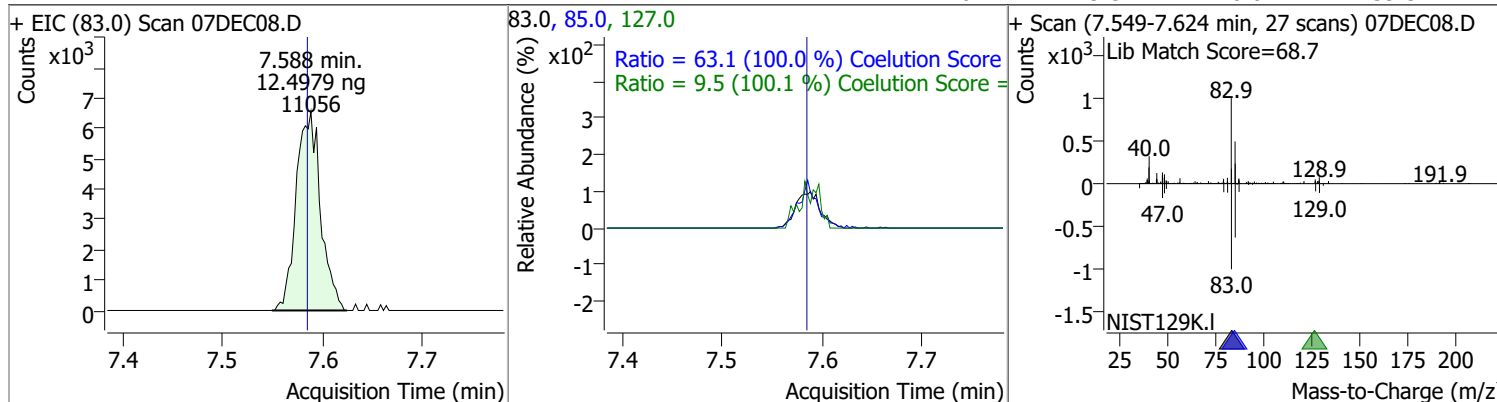


Compound	Conc.	RT	Dev(Min)	Resp.	QIon	QRatio	Lower	Upper
Dibromomethane	12.9109	7.39	-0.01	4032	173.5	96.3	75.2	135.2
					95.0	80.9	52.6	112.6

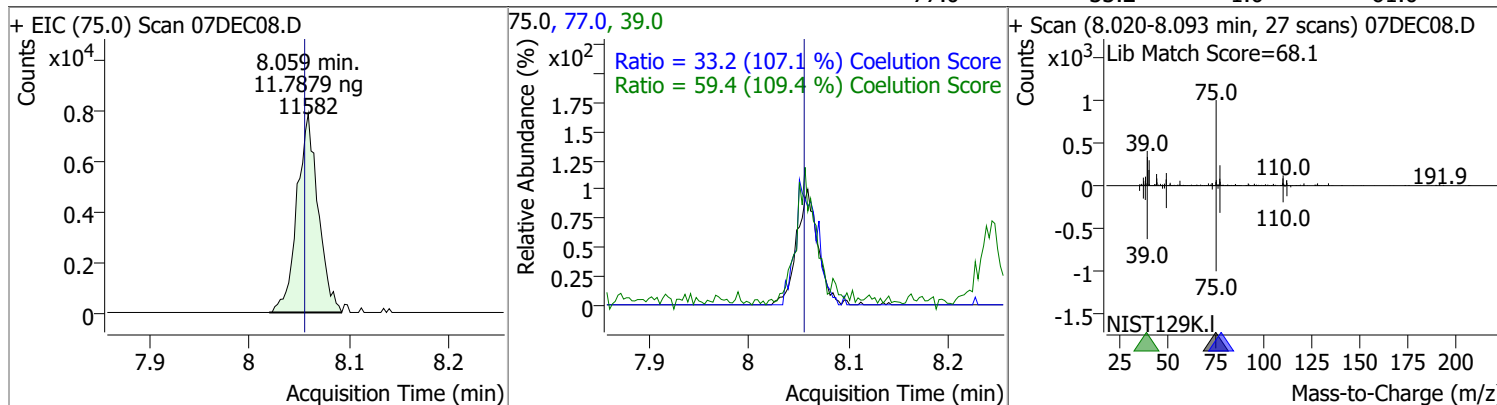


Quantitation Results Report (QT Reviewed)

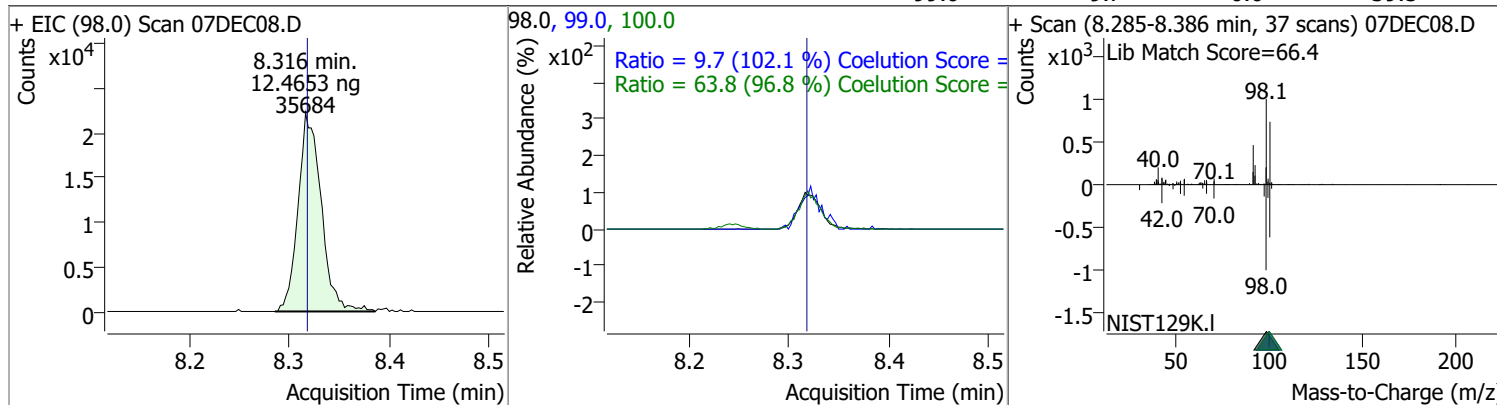
Compound	Conc.	RT	Dev(Min)	Resp.	QIon	QRatio	Lower	Upper
Bromodichloromethane	12.4979	7.59	0.00	11056	85.0	63.1	33.1	93.1
					127.0	9.5	0.0	39.5



Compound	Conc.	RT	Dev(Min)	Resp.	QIon	QRatio	Lower	Upper
cis-1,3-Dichloropropene	11.7879	8.06	0.00	11582	39.0	59.4	24.3	84.3
					77.0	33.2	1.0	61.0

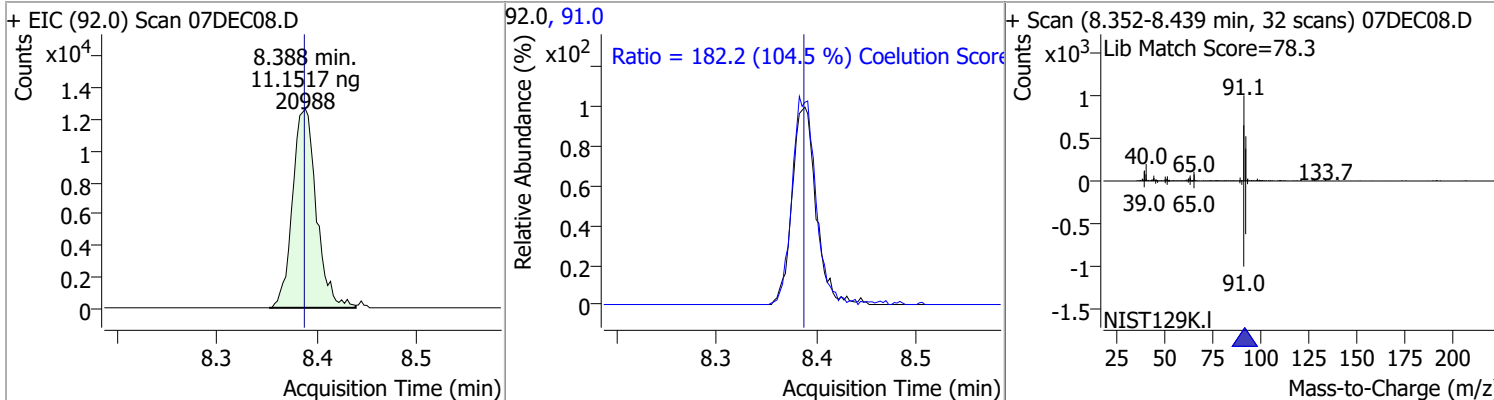


Compound	Conc.	RT	Dev(Min)	Resp.	QIon	QRatio	Lower	Upper
Toluene-d8	12.4653	8.32	0.00	35684	100.0	63.8	35.9	95.9
					99.0	9.7	0.0	39.5

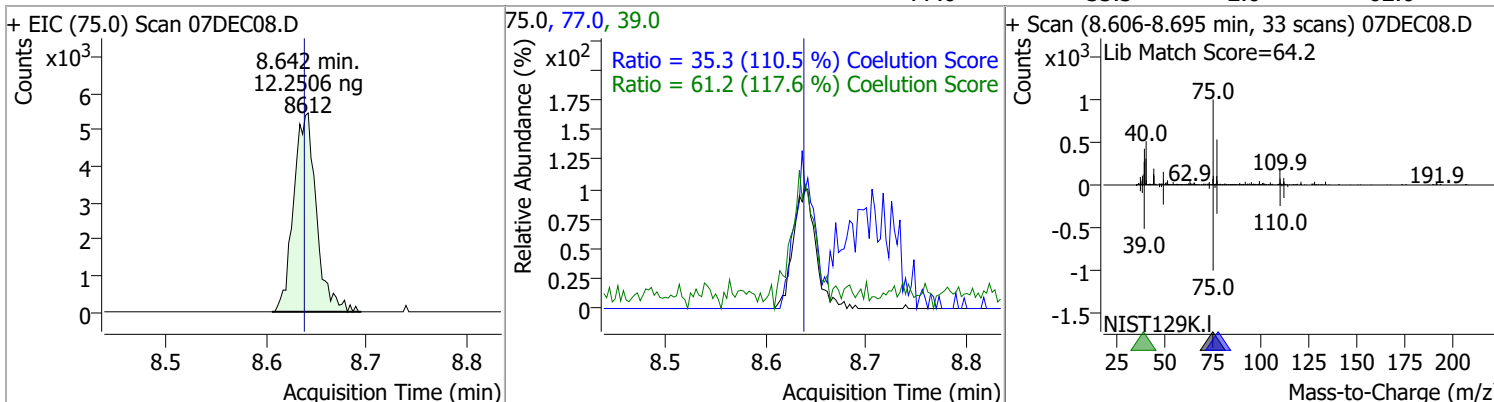


Quantitation Results Report (QT Reviewed)

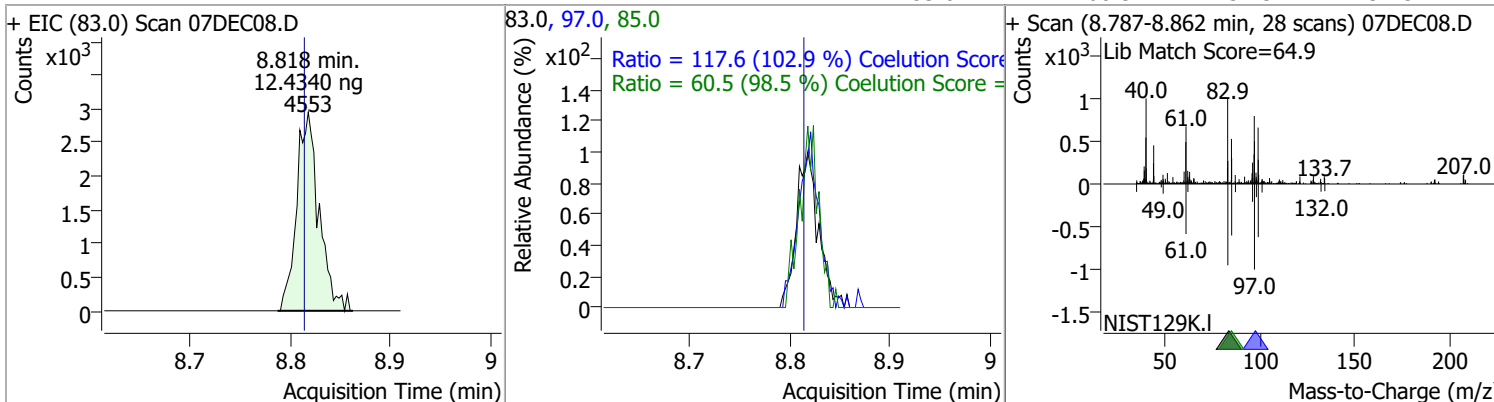
Compound	Conc.	RT	Dev(Min)	Resp.	QIon	QRatio	Lower	Upper
Toluene	11.1517	8.39	0.00	20988	91.0	182.2	144.3	204.3



Compound	Conc.	RT	Dev(Min)	Resp.	QIon	QRatio	Lower	Upper
trans-1,3-Dichloropropene	12.2506	8.64	0.00	8612	39.0	61.2	22.1	82.1
					77.0	35.3	2.0	62.0

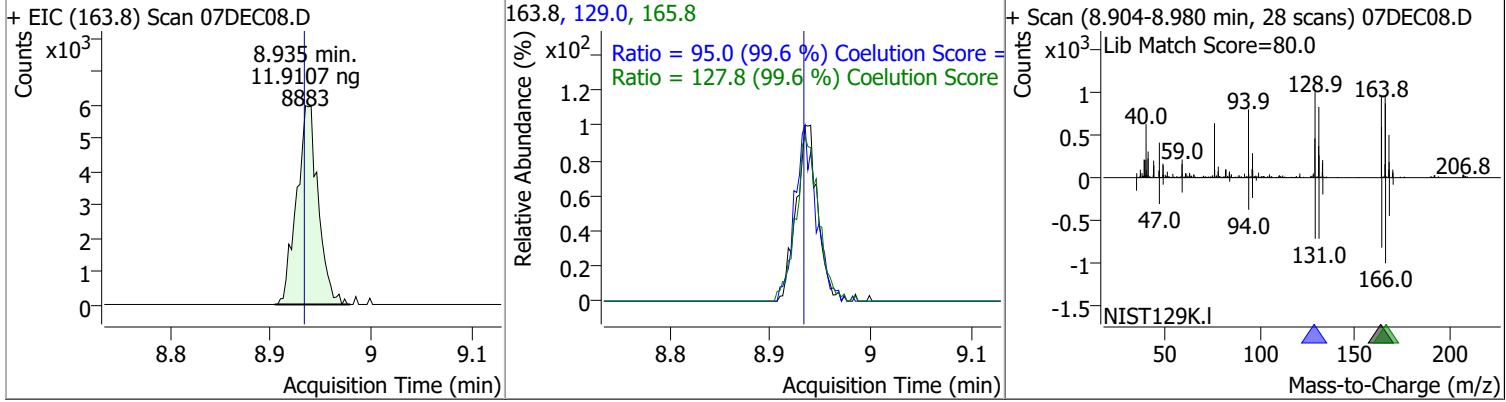


Compound	Conc.	RT	Dev(Min)	Resp.	QIon	QRatio	Lower	Upper
1,1,2-Trichloroethane	12.4340	8.82	0.00	4553	97.0	117.6	84.3	144.3
					85.0	60.5	31.5	91.5

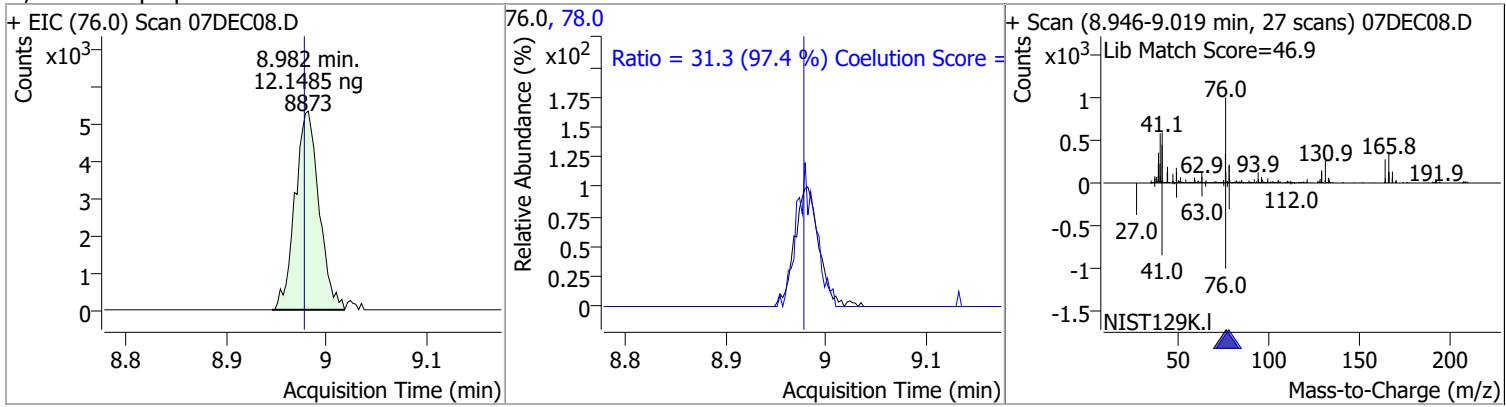


Quantitation Results Report (QT Reviewed)

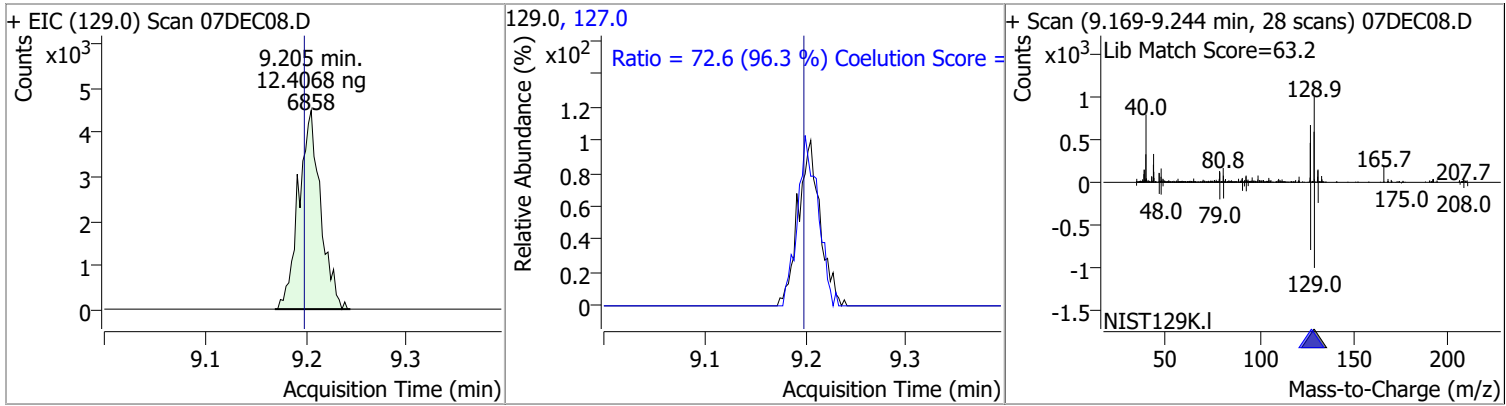
Compound	Conc.	RT	Dev(Min)	Resp.	QIon	QRatio	Lower	Upper
Tetrachloroethene	11.9107	8.93	0.00	8883	165.8	127.8	98.3	158.3
					129.0	95.0	65.3	125.3



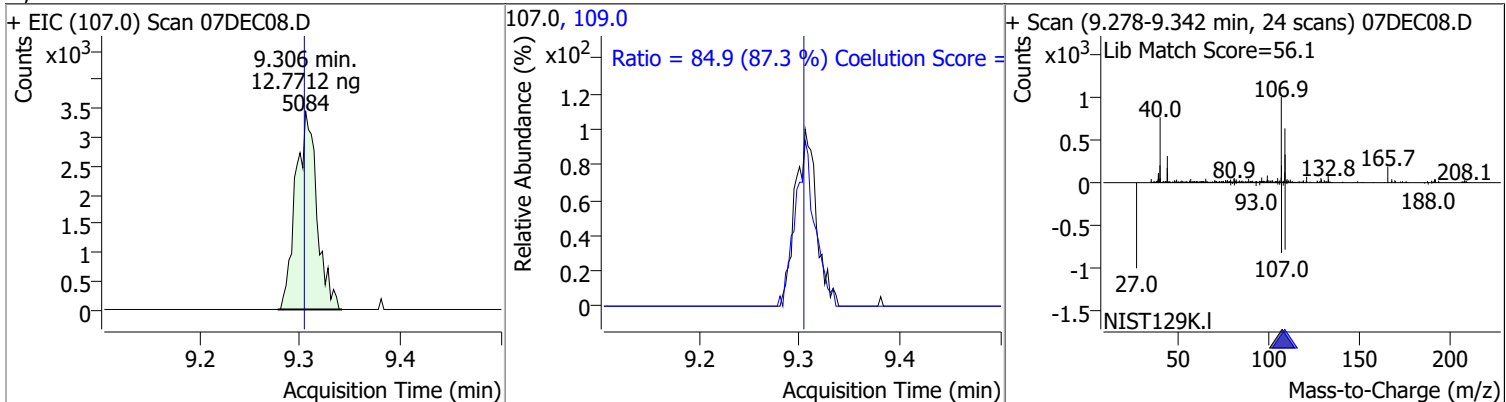
Compound	Conc.	RT	Dev(Min)	Resp.	QIon	QRatio	Lower	Upper
1,3-Dichloropropane	12.1485	8.98	0.00	8873	78.0	31.3	2.1	62.1



Compound	Conc.	RT	Dev(Min)	Resp.	QIon	QRatio	Lower	Upper
Chlorodibromomethane	12.4068	9.21	0.01	6858	127.0	72.6	45.3	105.3



Compound	Conc.	RT	Dev(Min)	Resp.	QIon	QRatio	Lower	Upper
1,2-Dibromoethane	12.7712	9.31	0.00	5084	109.0	84.9	67.2	127.2

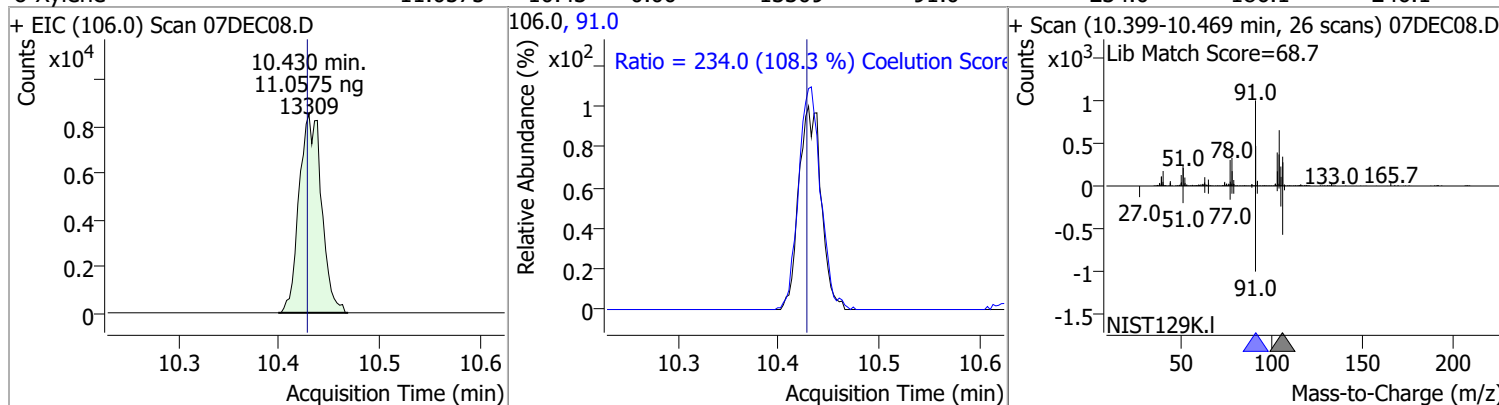


Quantitation Results Report (QT Reviewed)

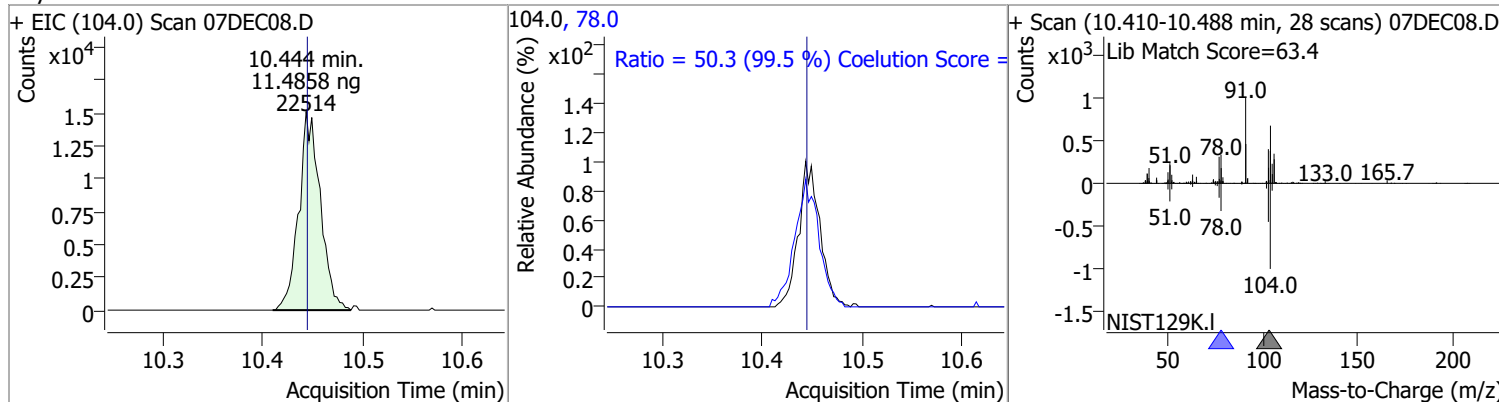
Compound	Conc.	RT	Dev(Min)	Resp.	QIon	QRatio	Lower	Upper
Chlorobenzene	12.2739	9.80	0.00	24937	114.0	32.3	2.3	62.3
+ EIC (112.0) Scan 07DEC08.D			112.0, 114.0			+ Scan (9.766-9.847 min, 30 scans) 07DEC08.D		
			Ratio = 32.3 (100.2 %) Coelution Score					
1,1,1,2-Tetrachloroethane	11.7550	9.89	0.00	8124	133.0	103.7	65.7	125.7
+ EIC (131.0) Scan 07DEC08.D			131.0, 133.0			+ Scan (9.861-9.933 min, 27 scans) 07DEC08.D		
			Ratio = 103.7 (108.3 %) Coelution Score					
Ethylbenzene	11.3504	9.92	0.00	41062	106.0	31.6	0.7	60.7
+ EIC (91.0) Scan 07DEC08.D			91.0, 106.0			+ Scan (9.883-9.961 min, 29 scans) 07DEC08.D		
			Ratio = 31.6 (103.1 %) Coelution Score					
m+p-Xylenes	22.5296	10.04	0.00	31077	91.0	202.5	175.0	235.0
+ EIC (106.0) Scan 07DEC08.D			106.0, 91.0			+ Scan (10.006-10.087 min, 30 scans) 07DEC08.D		
			Ratio = 202.5 (98.8 %) Coelution Score					

Quantitation Results Report (QT Reviewed)

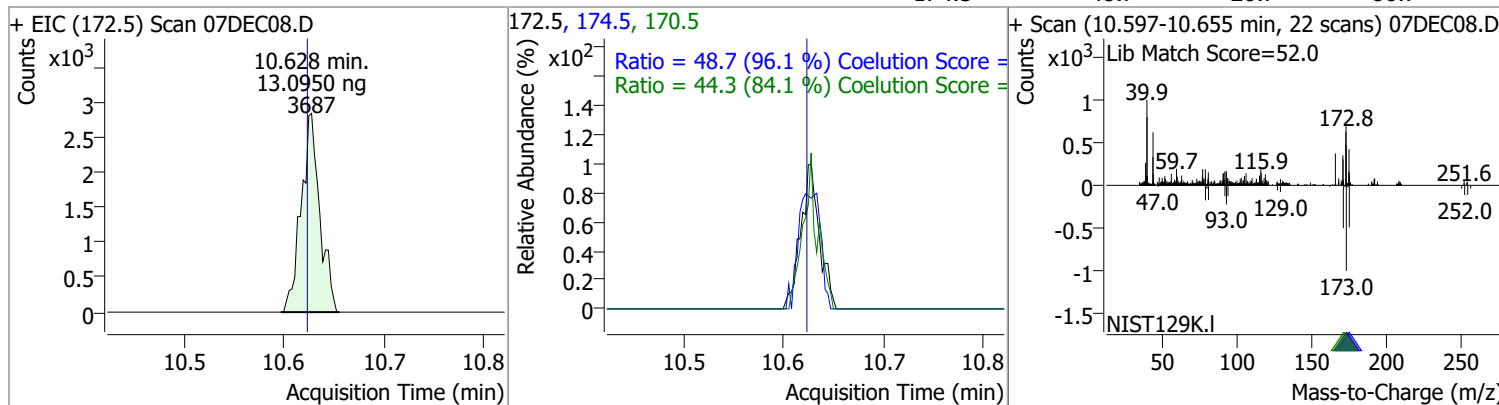
Compound	Conc.	RT	Dev(Min)	Resp.	QIon	QRatio	Lower	Upper
o-Xylene	11.0575	10.43	0.00	13309	91.0	234.0	186.1	246.1



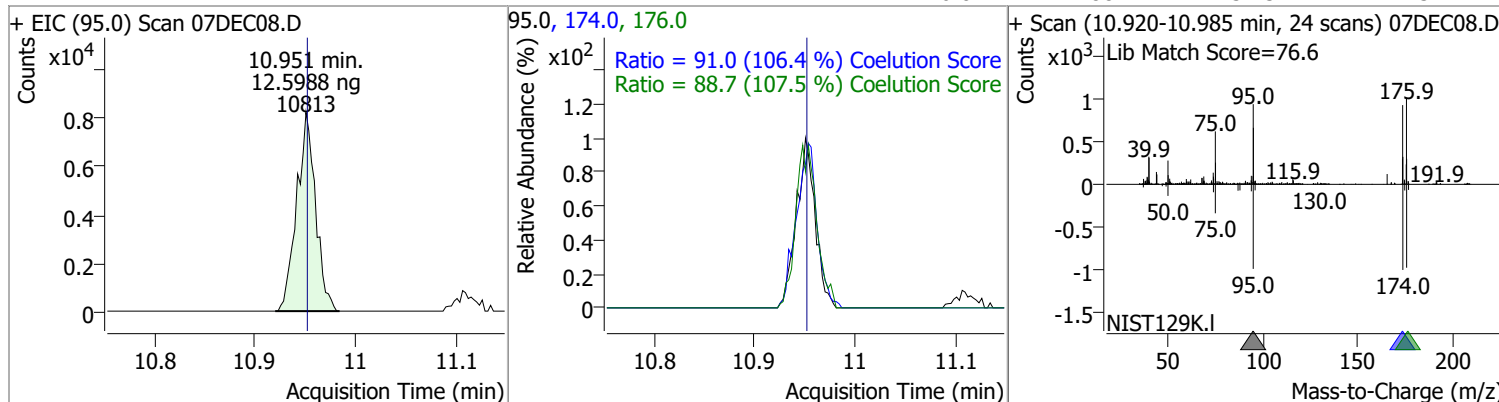
Compound	Conc.	RT	Dev(Min)	Resp.	QIon	QRatio	Lower	Upper
Styrene	11.4858	10.44	0.00	22514	78.0	50.3	20.6	80.6



Compound	Conc.	RT	Dev(Min)	Resp.	QIon	QRatio	Lower	Upper
Bromoform	13.0950	10.63	0.01	3687	170.5	44.3	22.7	82.7
					174.5	48.7	20.7	80.7

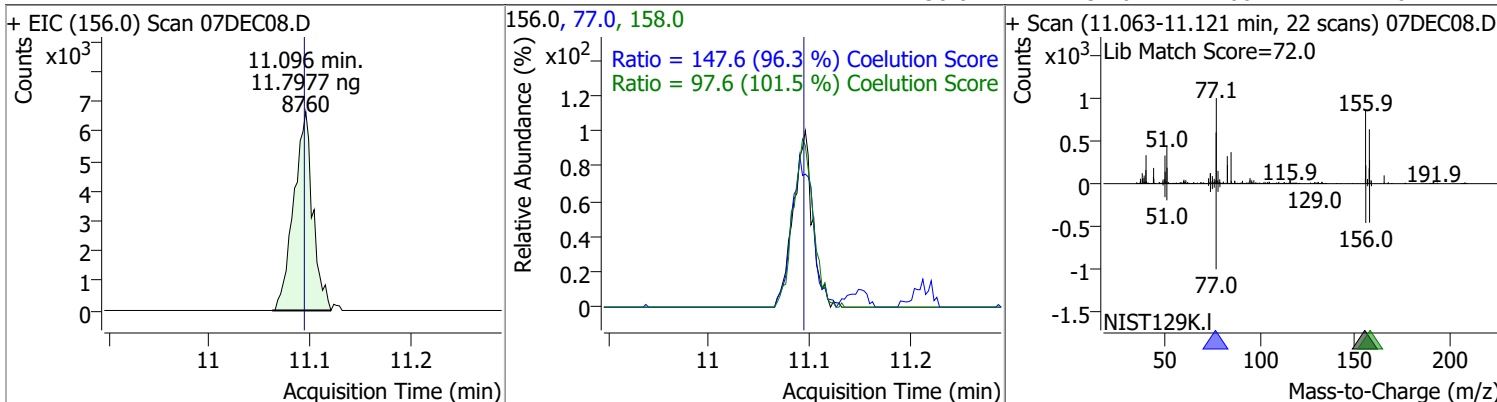


Compound	Conc.	RT	Dev(Min)	Resp.	QIon	QRatio	Lower	Upper
p-Bromofluorobenzene	12.5988	10.95	0.00	10813	174.0	91.0	55.5	115.5
					176.0	88.7	52.5	112.5

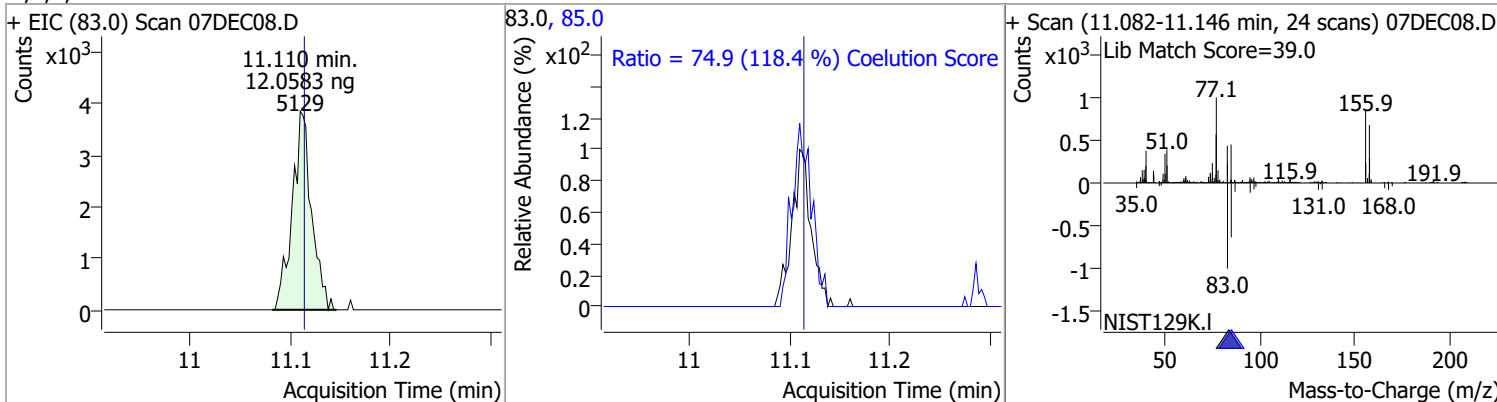


Quantitation Results Report (QT Reviewed)

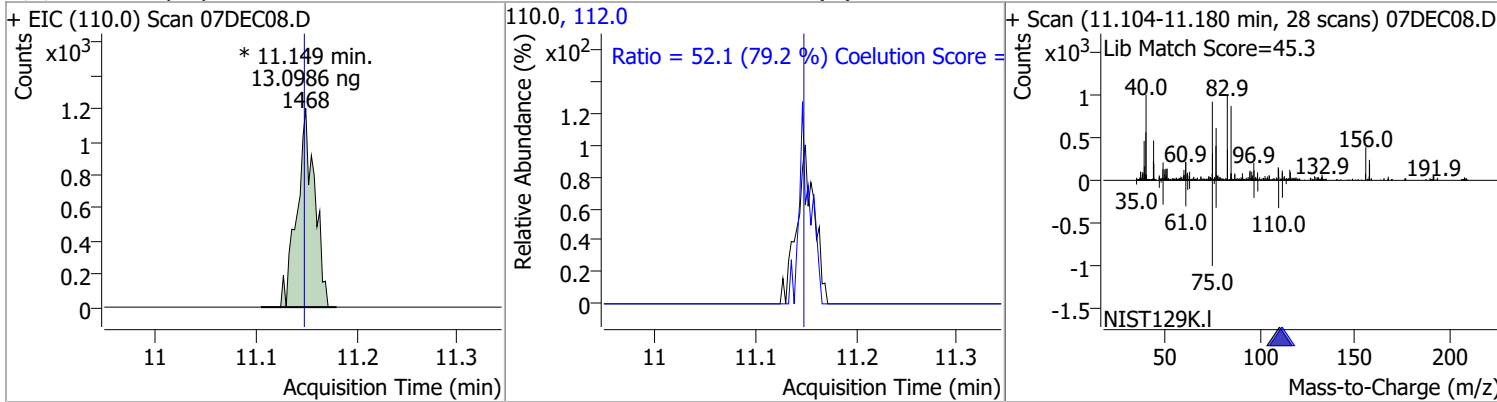
Compound	Conc.	RT	Dev(Min)	Resp.	QIon	QRatio	Lower	Upper
Bromobenzene	11.7977	11.10	0.00	8760	77.0	147.6	123.2	183.2
					158.0	97.6	66.2	126.2



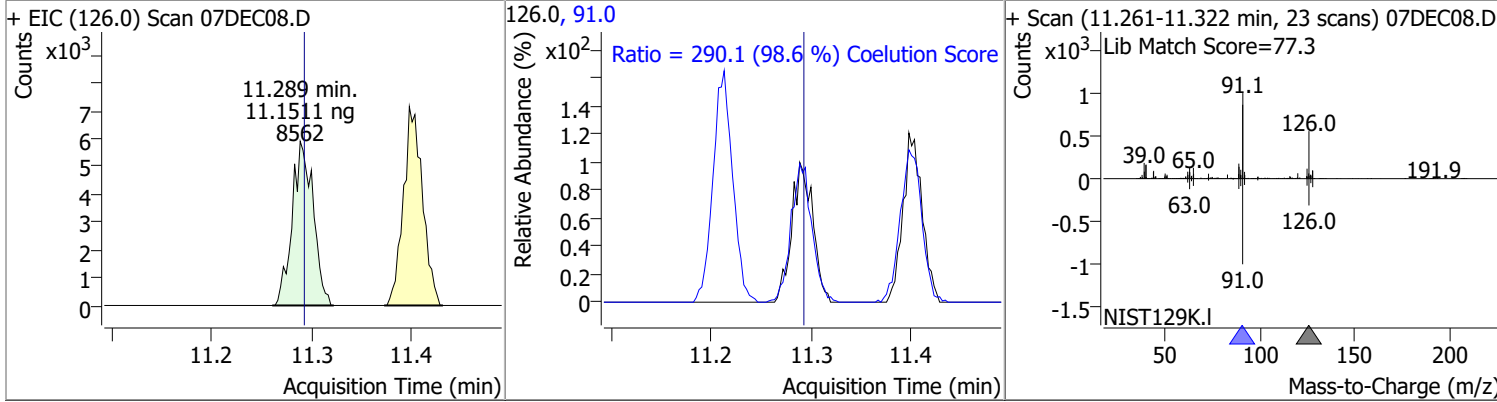
Compound	Conc.	RT	Dev(Min)	Resp.	QIon	QRatio	Lower	Upper
1,1,2,2-Tetrachloroethane	12.0583	11.11	0.00	5129	85.0	74.9	33.2	93.2



Compound	Conc.	RT	Dev(Min)	Resp.	QIon	QRatio	Lower	Upper
1,2,3-Trichloropropane	13.0986	11.15	0.00	1468 (m)	112.0	52.1	35.8	95.8

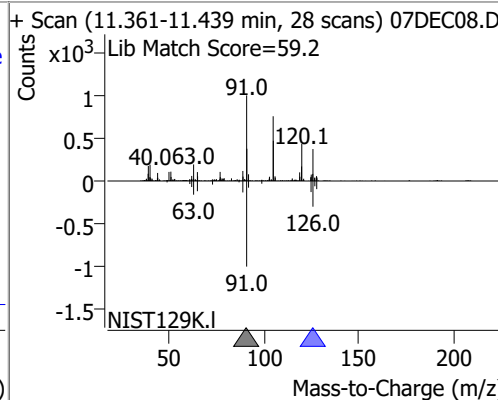
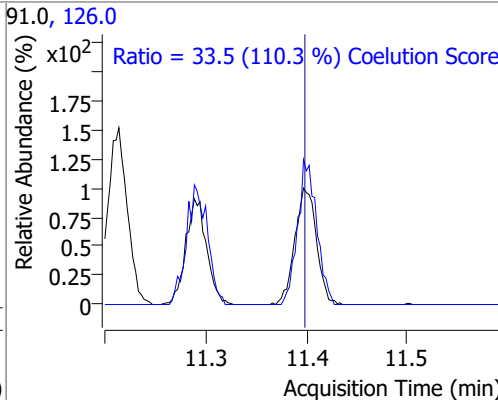
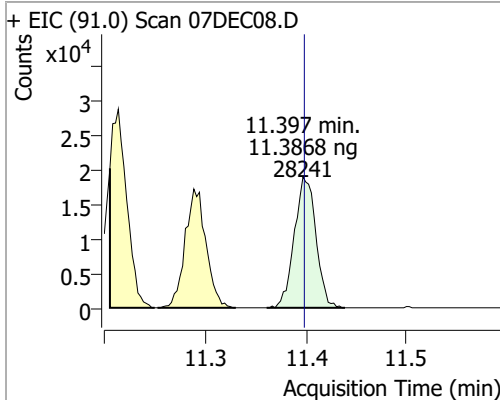


Compound	Conc.	RT	Dev(Min)	Resp.	QIon	QRatio	Lower	Upper
2-Chlorotoluene	11.1511	11.29	0.00	8562	91.0	290.1	264.1	324.1

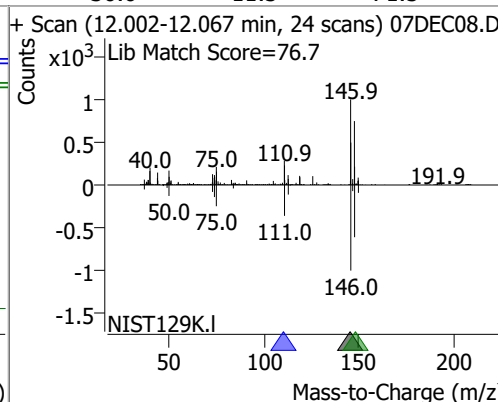
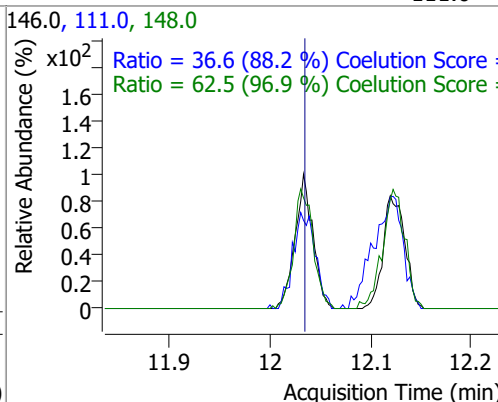
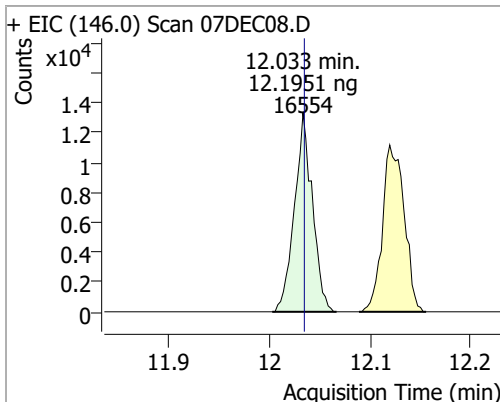


Quantitation Results Report (QT Reviewed)

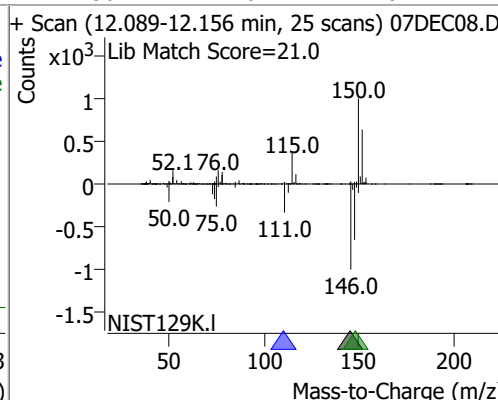
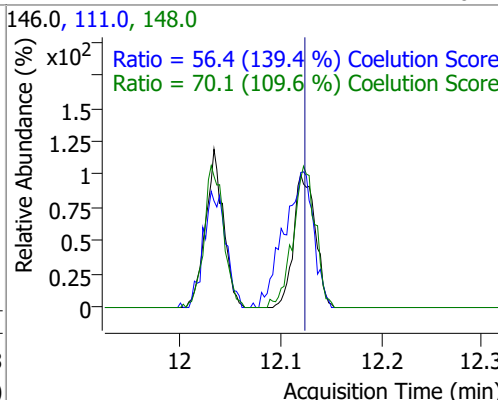
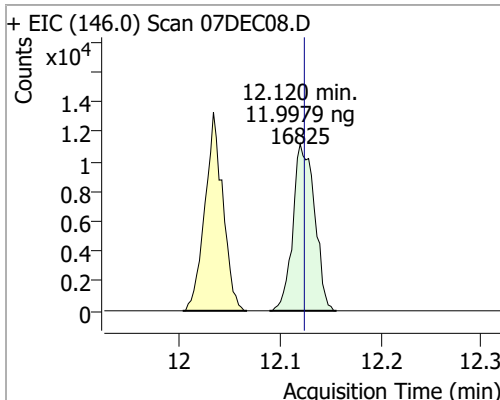
Compound	Conc.	RT	Dev(Min)	Resp.	QIon	QRatio	Lower	Upper
4-Chlorotoluene	11.3868	11.40	0.00	28241	126.0	33.5	0.4	60.4



Compound	Conc.	RT	Dev(Min)	Resp.	QIon	QRatio	Lower	Upper
1,3-Dichlorobenzene	12.1951	12.03	0.00	16554	148.0	62.5	34.5	94.5
					111.0	36.6	11.5	71.5

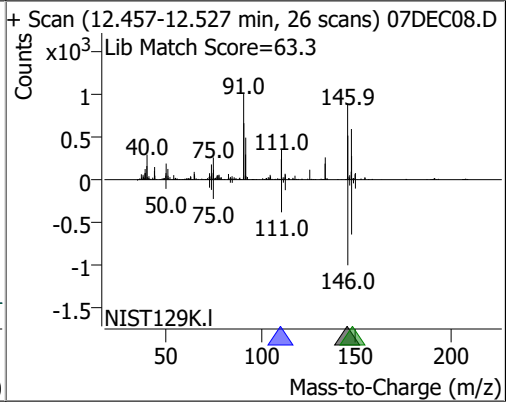
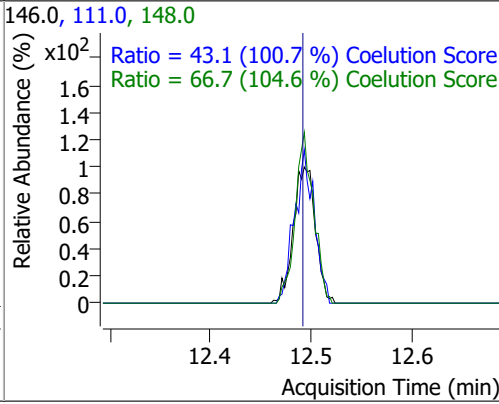
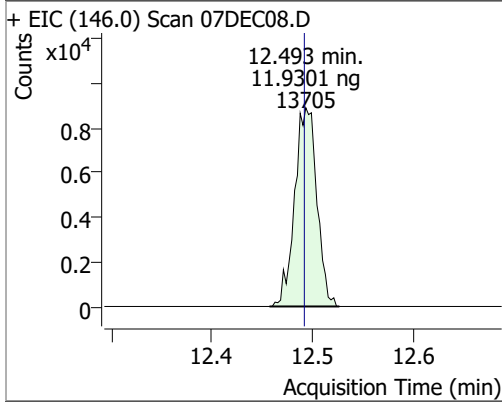


Compound	Conc.	RT	Dev(Min)	Resp.	QIon	QRatio	Lower	Upper
1,4-Dichlorobenzene	11.9979	12.12	0.00	16825	148.0	70.1	34.0	94.0
					111.0	56.4	10.4	70.4



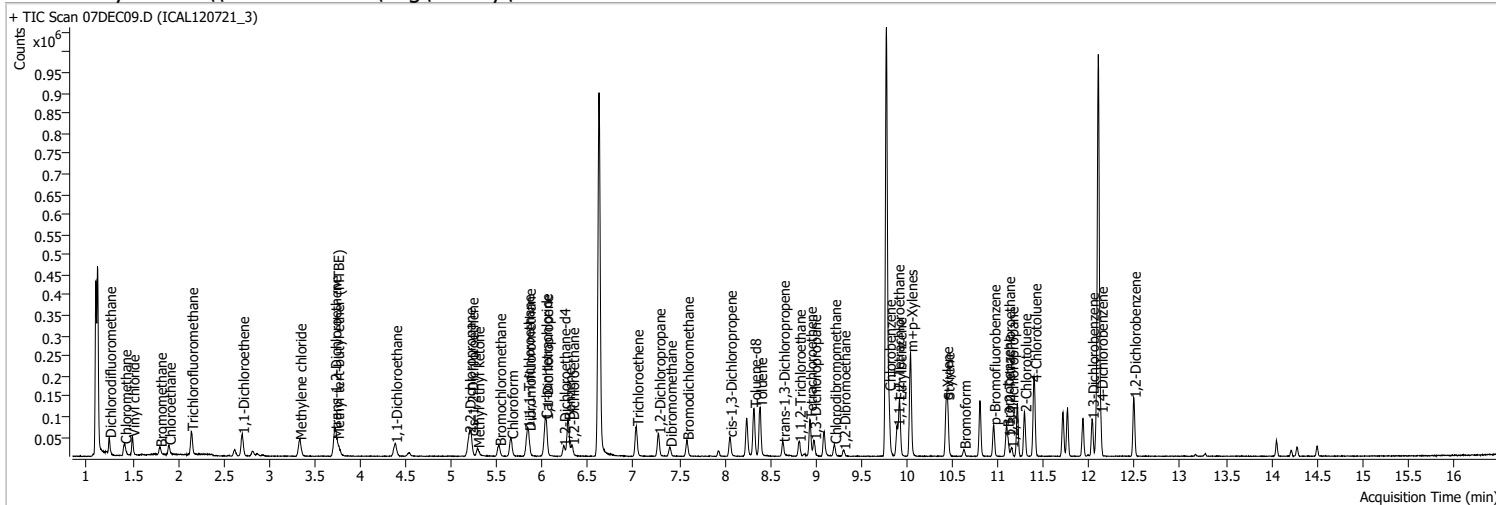
Quantitation Results Report (QT Reviewed)

Compound	Conc.	RT	Dev(Min)	Resp.	QIon	QRatio	Lower	Upper
1,2-Dichlorobenzene	11.9301	12.49	0.00	13705	148.0	66.7	33.8	93.8
					111.0	43.1	12.8	72.8



Quantitation Results Report (QT Reviewed)

Data File 07DEC09.D Acq. Method 5975CACQF.M Sample Name ICAL120721_3 Vial 9 DA Method File VOA5975C_8260B_SHT_DoD_L4_120721.m Tune File BFB_Atune3.u Batch Name VG120721_8260B_624pt1_L4.batch.bin Ref Library \\MASSHUNTER\Org\Library\NIST129K.I	Operator MSC Acq. Date-Time 12/7/2021 2:09:09 PM Instrument VOA5975C Multiplier 1.00 Comment Tune Date 10/11/2021 4:02:00 PM Last Calib Update 12/13/2021 2:48:18 PM
--	--



Compound	RT	QIon	Resp.	Conc.	Units	Dev(Min)
Internal Standards						
M Fluorobenzene	6.621	96.0	757491	250.0000	ng	0.000
M Chlorobenzene-d5	9.777	82.0	294581	250.0000	ng	0.003
M 1,4-Dichlorobenzene-d4	12.100	152.0	231947	250.0000	ng	0.000
System Monitoring Compounds						
S Dibromofluoromethane	5.848	113.0	18267	24.6056	ng	-0.003
Spiked Amount: 250.000	Range: 80.0 - 119.0%			Recovery = 9.84%	*	
S 1,2-Dichloroethane-d4	6.230	67.0	9262	27.3375	ng	0.000
Spiked Amount: 250.000	Range: 81.0 - 118.0%			Recovery = 10.94%	*	
S Toluene-d8	8.322	98.0	71216	24.0493	ng	0.003
Spiked Amount: 250.000	Range: 89.0 - 112.0%			Recovery = 9.62%	*	
S p-Bromofluorobenzene	10.951	95.0	21447	24.1648	ng	0.000
Spiked Amount: 250.000	Range: 85.0 - 114.0%			Recovery = 9.67%	*	
Target Compounds						
T Dichlorodifluoromethane	1.244	85.0	27748	25.6196	ng	99
T Chloromethane	1.411	50.0	31613	25.6351	ng	97
T Vinyl chloride	1.501	62.0	29163	25.1361	ng	99
T Bromomethane	1.802	96.0	8941	23.1716	ng	99
T Chloroethane	1.899	64.0	16467	25.6919	ng	97
T Trichlorofluoromethane	2.145	101.0	38203	25.2142	ng	99
T 1,1-Dichloroethene	2.705	96.0	18306	23.3476	ng	94
T Methylene chloride	3.333	49.0	29312	26.4053	ng	97
T trans-1,2-Dichloroethene	3.718	96.0	18598	23.7422	ng	94
T Methyl tert-butyl ether (MTBE)	3.745	73.0	24643	24.5633	ng	100
T 1,1-Dichloroethane	4.384	63.0	36728	24.7325	ng	100
T 2,2-Dichloropropane	5.193	77.0	26674	24.5330	ng	82
T cis-1,2-Dichloroethene	5.221	96.0	19699	24.2504	ng	99
T Methyl ethyl ketone	5.285	43.0	26278	243.3427	ng	97
T Bromochloromethane	5.525	128.0	7699	25.1767	ng	99
T Chloroform	5.656	83.0	35772	24.4145	ng	99

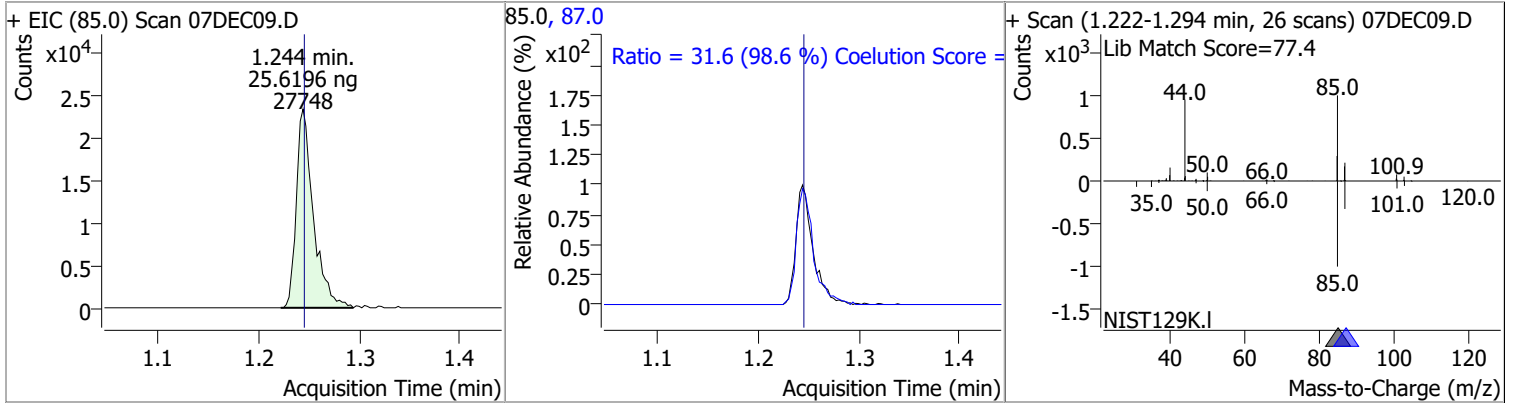
Quantitation Results Report (QT Reviewed)

Compound	RT	QIon	Resp.	Conc.	Units	Dev(Min)
T 1,1,1-Trichloroethane	5.834	97.0	33577	24.2883	ng	96
T Carbon tetrachloride	6.029	117.0	32074	23.6455	ng	99
T 1,1-Dichloropropene	6.040	75.0	28904	23.7209	ng	98
T Benzene	6.283	78.0	75258	24.4204	ng	99
T 1,2-Dichloroethane	6.325	62.0	19821	24.6074	ng	98
T Trichloroethene	7.030	95.0	22512	24.1011	ng	96
T 1,2-Dichloropropane	7.273	63.0	18612	23.6511	ng	98
T Dibromomethane	7.396	93.0	8170	25.2902	ng	95
T Bromodichloromethane	7.585	83.0	22018	24.0610	ng	98
T cis-1,3-Dichloropropene	8.057	75.0	23106	22.7339	ng	98
T Toluene	8.389	92.0	46740	24.0078	ng	96
T trans-1,3-Dichloropropene	8.640	75.0	16744	23.0255	ng	83
T 1,1,2-Trichloroethane	8.812	83.0	8677	22.9076	ng	92
T Tetrachloroethene	8.935	163.8	18001	23.3330	ng	100
T 1,3-Dichloropropane	8.983	76.0	18446	24.4146	ng	96
T Chlorodibromomethane	9.203	129.0	13736	24.0225	ng	100
T 1,2-Dibromoethane	9.303	107.0	10011	24.3108	ng	95
T Chlorobenzene	9.802	112.0	51352	24.4338	ng	98
T 1,1,1,2-Tetrachloroethane	9.894	131.0	17495	24.4715	ng	100
T Ethylbenzene	9.917	91.0	84976	22.7072	ng	100
T m+p-Xylenes	10.039	106.0	68324	47.8831	ng	96
T o-Xylene	10.430	106.0	28789	23.1223	ng	98
T Styrene	10.447	104.0	45624	22.5009	ng	99
T Bromoform	10.625	172.5	7244	24.8797	ng	94
T Bromobenzene	11.096	156.0	18778	24.4556	ng	99
T 1,1,2,2-Tetrachloroethane	11.110	83.0	11278	25.6402	ng	100
T 1,2,3-Trichloropropane	11.146	110.0	2836	24.4728	ng	96
T 2-Chlorotoluene	11.289	126.0	18469	23.2605	ng	98
T 4-Chlorotoluene	11.400	91.0	60476	23.5798	ng	98
T 1,3-Dichlorobenzene	12.030	146.0	33749	24.0424	ng	98
T 1,4-Dichlorobenzene	12.128	146.0	35171	24.2532	ng	97
T 1,2-Dichlorobenzene	12.491	146.0	28701	24.1599	ng	97

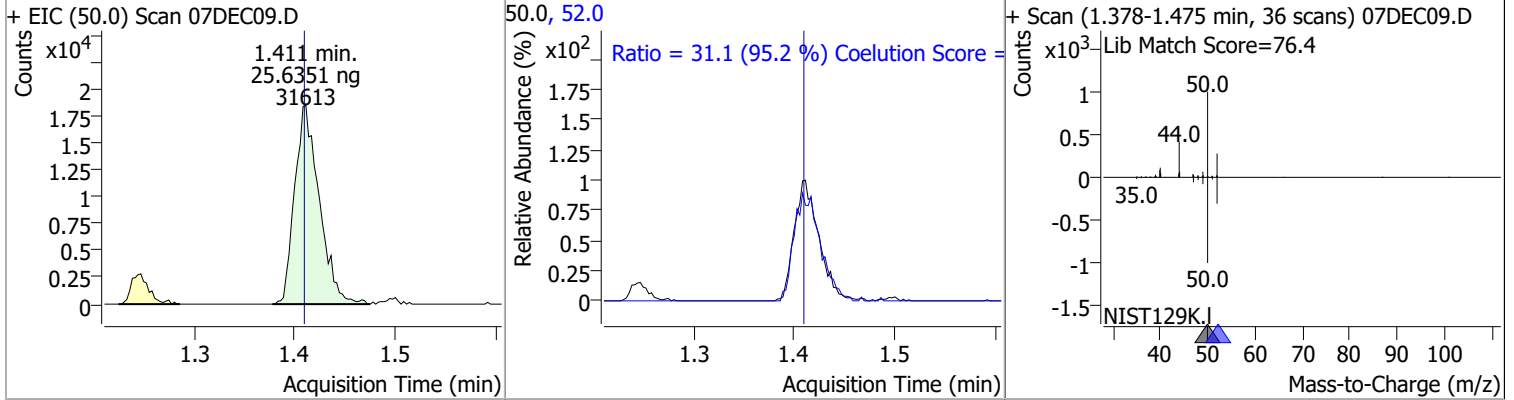
(#) = Qualifier Out of Range; (m) = Manual Integration; (+) = Area Summed; (*) = Surrogate Percent Recovery Out of Range; (d): Zeroed Peak

Quantitation Results Report (QT Reviewed)

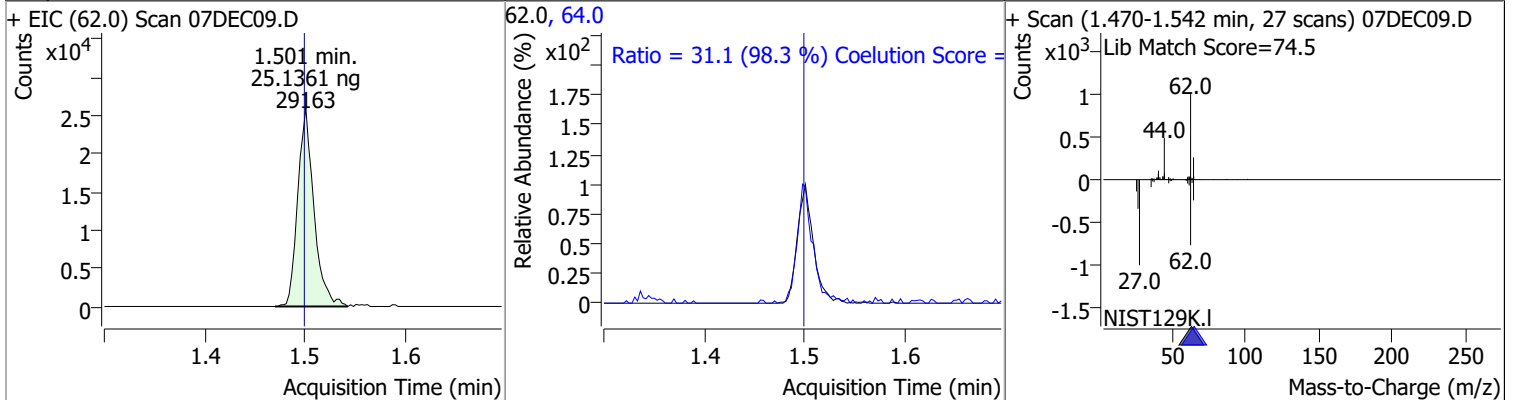
Compound	Conc.	RT	Dev(Min)	Resp.	QIon	QRatio	Lower	Upper
Dichlorodifluoromethane	25.6196	1.24	0.00	27748	87.0	31.6	2.0	62.0



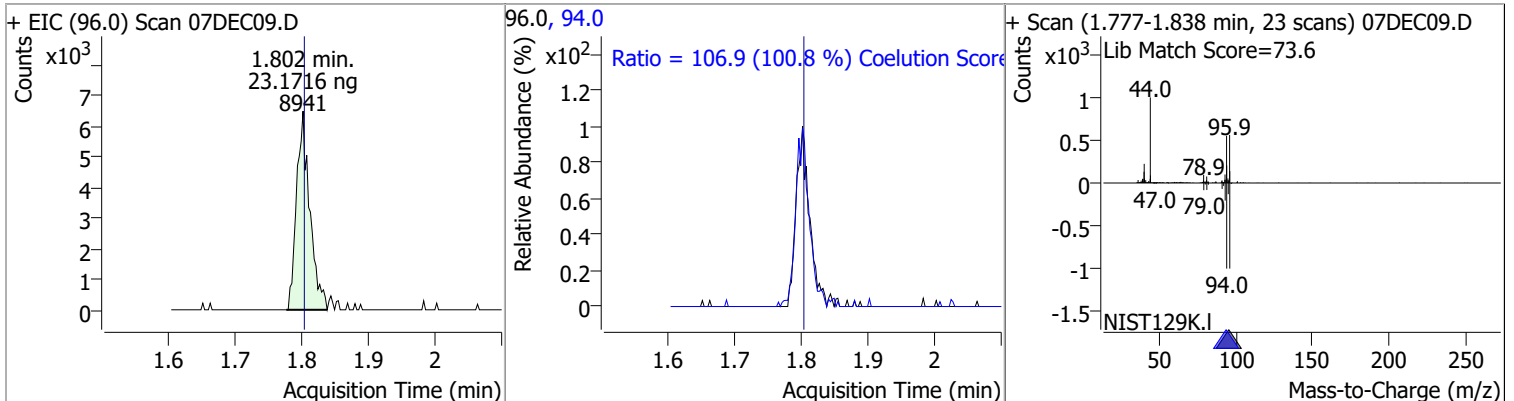
Compound	Conc.	RT	Dev(Min)	Resp.	QIon	QRatio	Lower	Upper
Chloromethane	25.6351	1.41	0.00	31613	52.0	31.1	2.7	62.7



Compound	Conc.	RT	Dev(Min)	Resp.	QIon	QRatio	Lower	Upper
Vinyl chloride	25.1361	1.50	0.00	29163	64.0	31.1	1.6	61.6

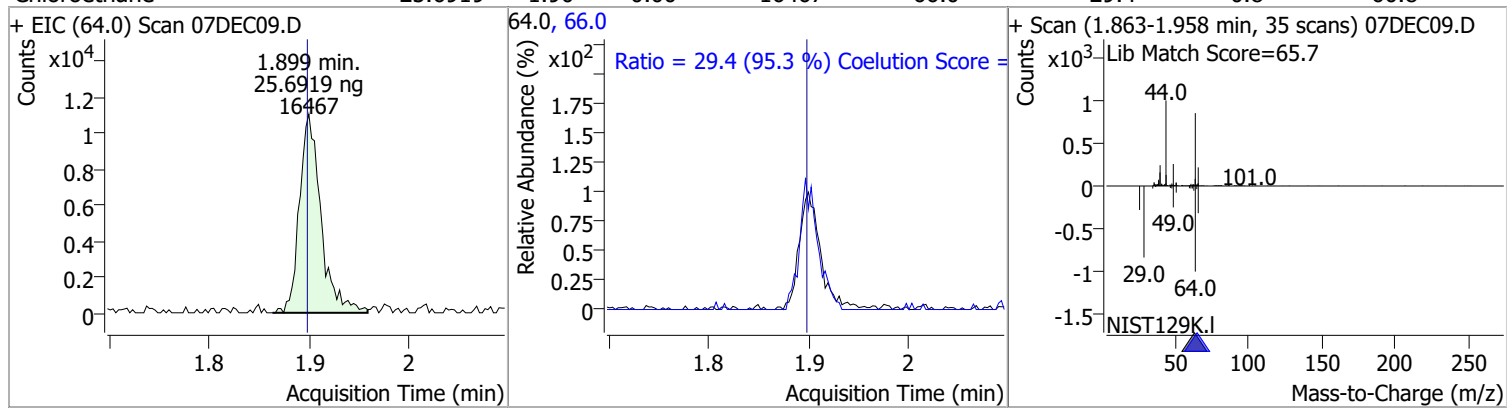


Compound	Conc.	RT	Dev(Min)	Resp.	QIon	QRatio	Lower	Upper
Bromomethane	23.1716	1.80	0.00	8941	94.0	106.9	76.0	136.0

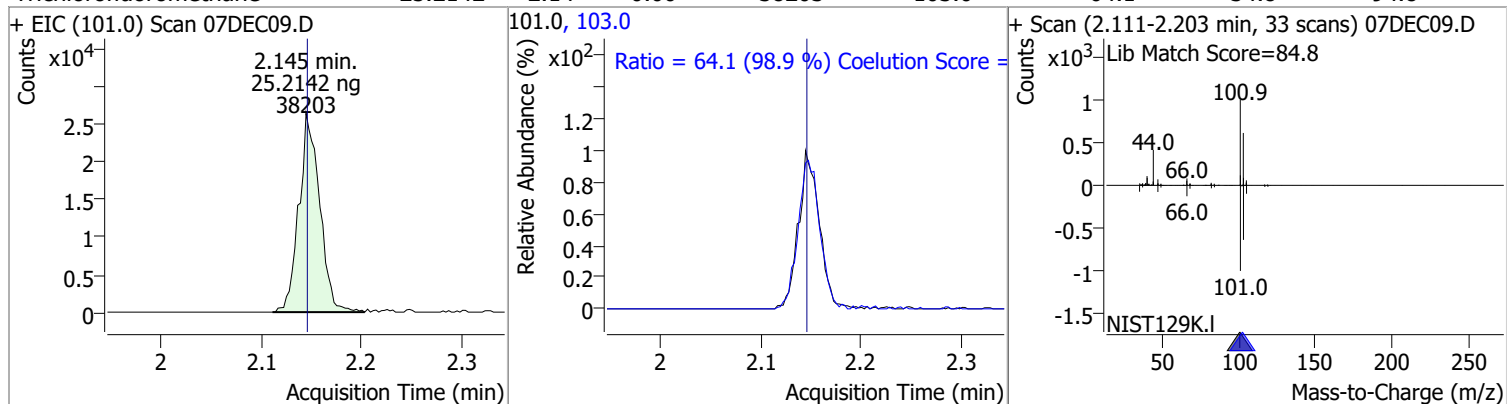


Quantitation Results Report (QT Reviewed)

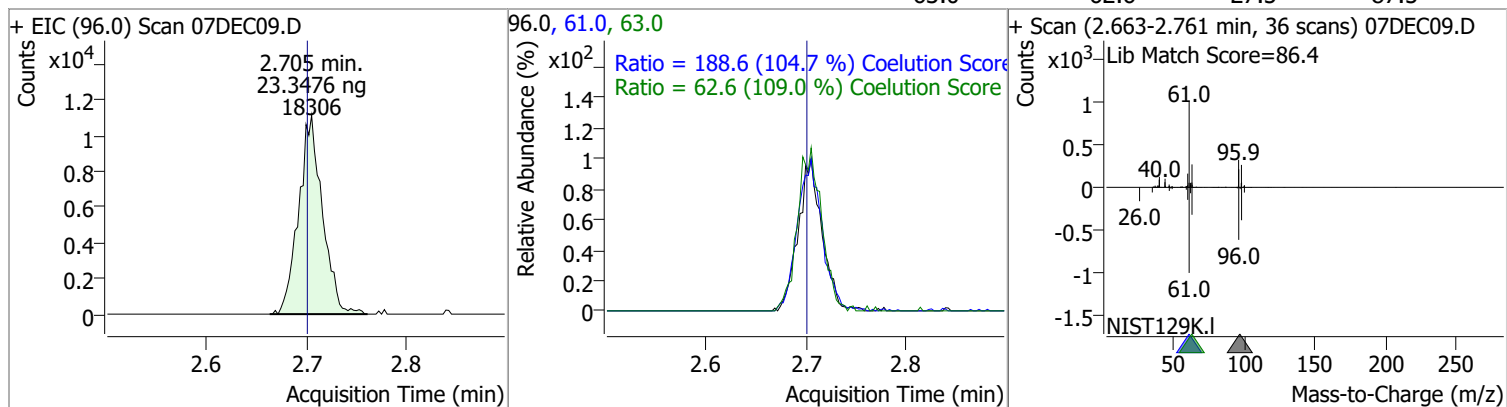
Compound	Conc.	RT	Dev(Min)	Resp.	QIon	QRatio	Lower	Upper
Chloroethane	25.6919	1.90	0.00	16467	66.0	29.4	0.8	60.8



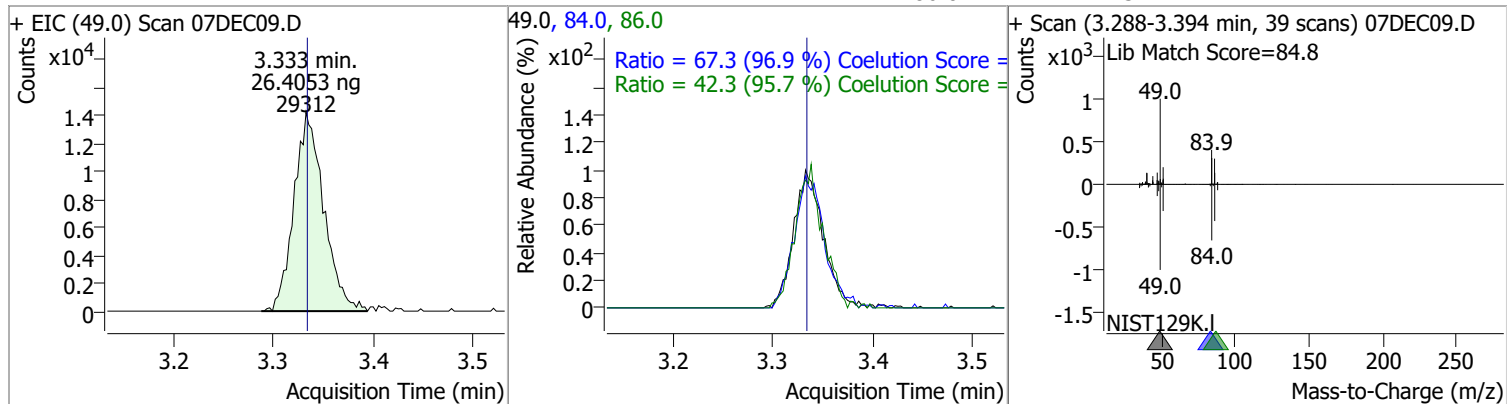
Compound	Conc.	RT	Dev(Min)	Resp.	QIon	QRatio	Lower	Upper
Trichlorofluoromethane	25.2142	2.14	0.00	38203	103.0	64.1	34.8	94.8



Compound	Conc.	RT	Dev(Min)	Resp.	QIon	QRatio	Lower	Upper
1,1-Dichloroethene	23.3476	2.71	0.01	18306	61.0	188.6	150.1	210.1
					63.0	62.6	27.5	87.5

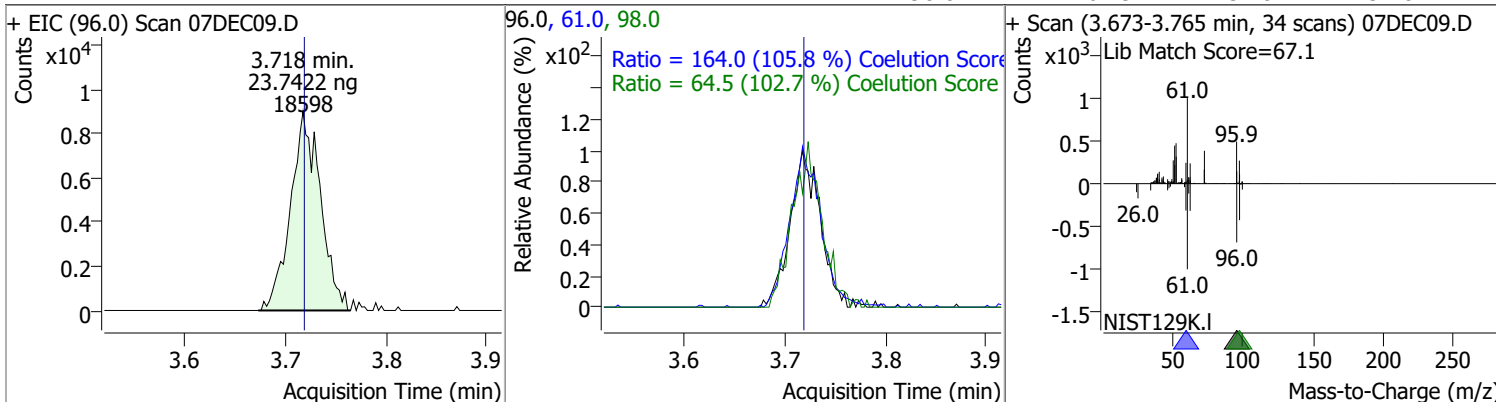


Compound	Conc.	RT	Dev(Min)	Resp.	QIon	QRatio	Lower	Upper
Methylene chloride	26.4053	3.33	0.00	29312	84.0	67.3	39.4	99.4
					86.0	42.3	14.1	74.1

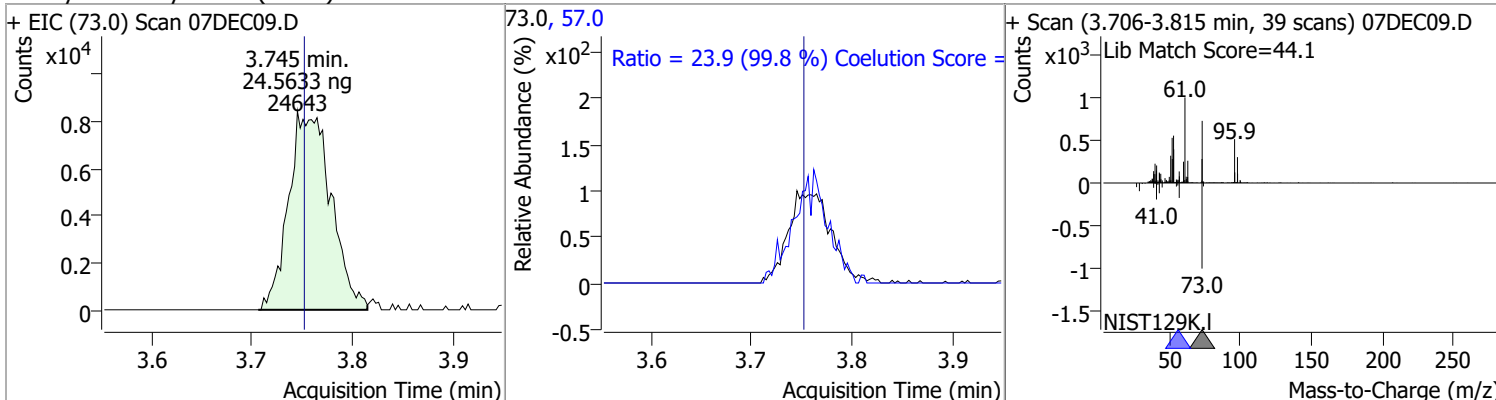


Quantitation Results Report (QT Reviewed)

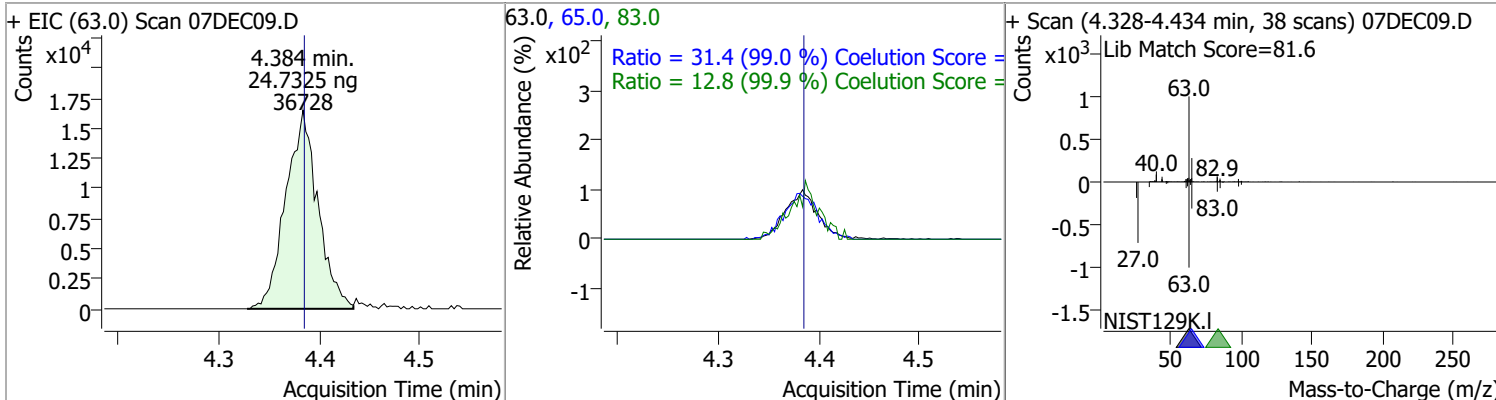
Compound	Conc.	RT	Dev(Min)	Resp.	QIon	QRatio	Lower	Upper
trans-1,2-Dichloroethene	23.7422	3.72	0.00	18598	61.0	164.0	125.1	185.1
					98.0	64.5	32.8	92.8



Compound	Conc.	RT	Dev(Min)	Resp.	QIon	QRatio	Lower	Upper
Methyl tert-butyl ether (MTBE)	24.5633	3.75	-0.01	24643	57.0	23.9	0.0	53.9

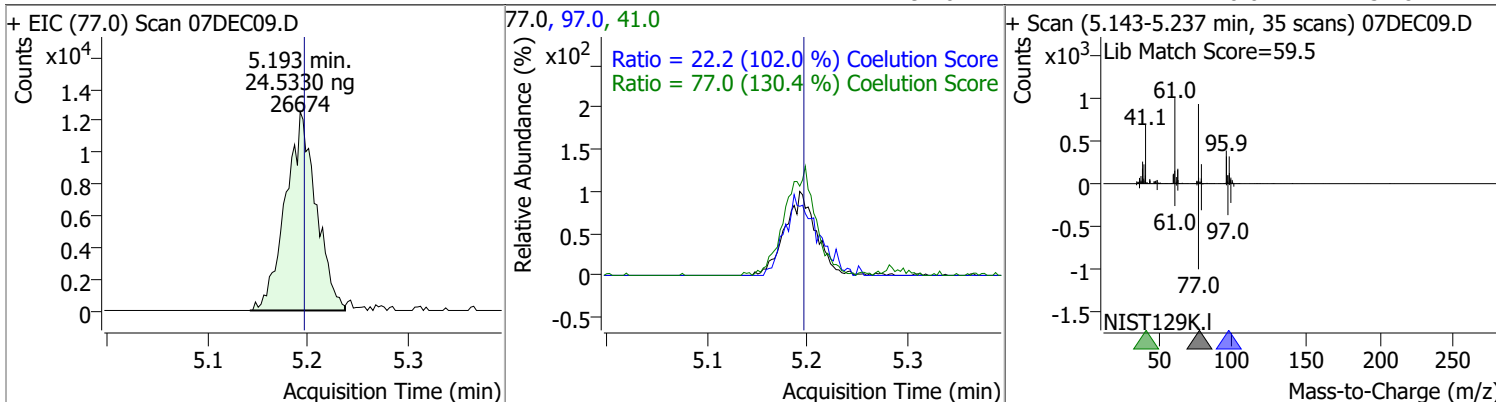


Compound	Conc.	RT	Dev(Min)	Resp.	QIon	QRatio	Lower	Upper
1,1-Dichloroethane	24.7325	4.38	0.00	36728	65.0	31.4	1.7	61.7
					83.0	12.8	0.0	42.8

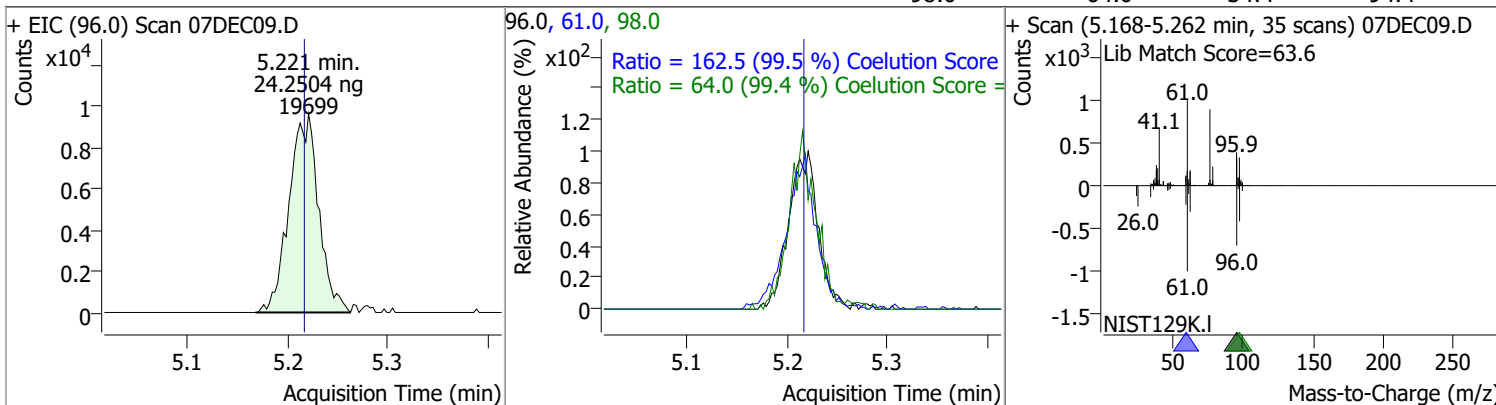


Quantitation Results Report (QT Reviewed)

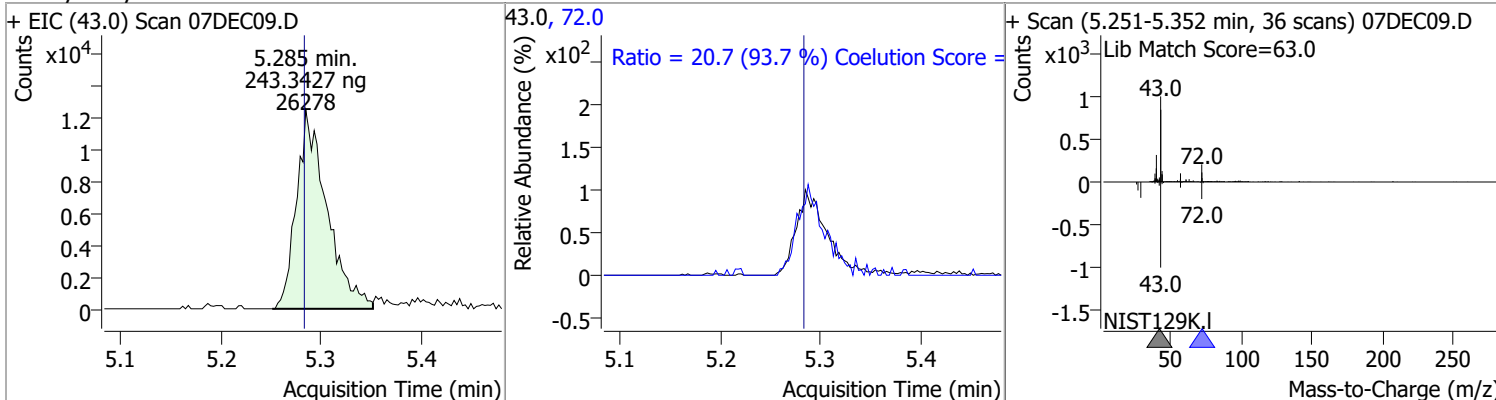
Compound	Conc.	RT	Dev(Min)	Resp.	QIon	QRatio	Lower	Upper
2,2-Dichloropropane	24.5330	5.19	0.00	26674	41.0	77.0	29.0	89.0
					97.0	22.2	0.0	51.8



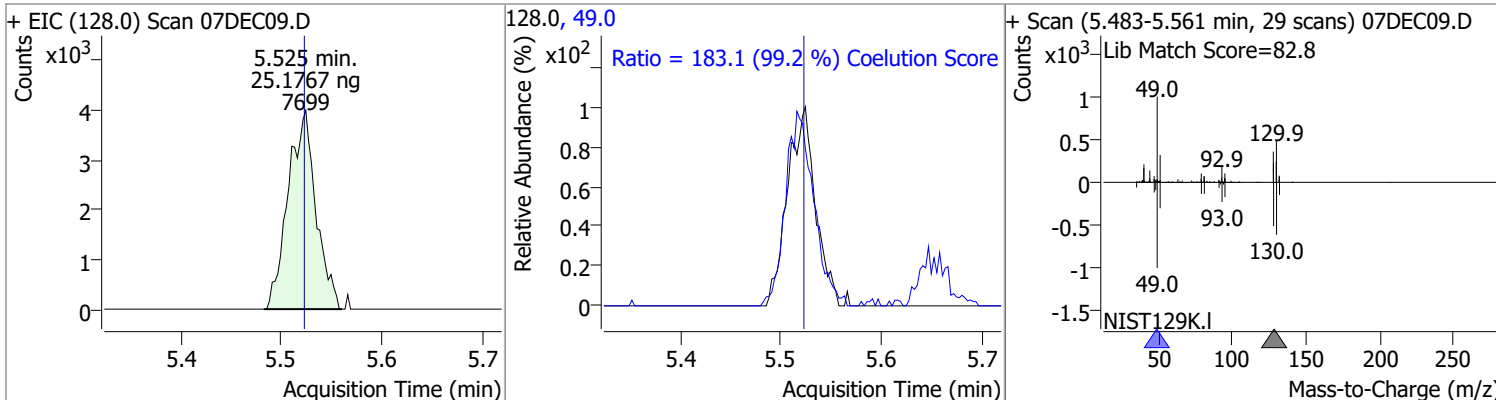
Compound	Conc.	RT	Dev(Min)	Resp.	QIon	QRatio	Lower	Upper
cis-1,2-Dichloroethene	24.2504	5.22	0.01	19699	61.0	162.5	133.3	193.3
					98.0	64.0	34.4	94.4



Compound	Conc.	RT	Dev(Min)	Resp.	QIon	QRatio	Lower	Upper
Methyl ethyl ketone	243.3427	5.28	0.00	26278	72.0	20.7	0.0	52.2

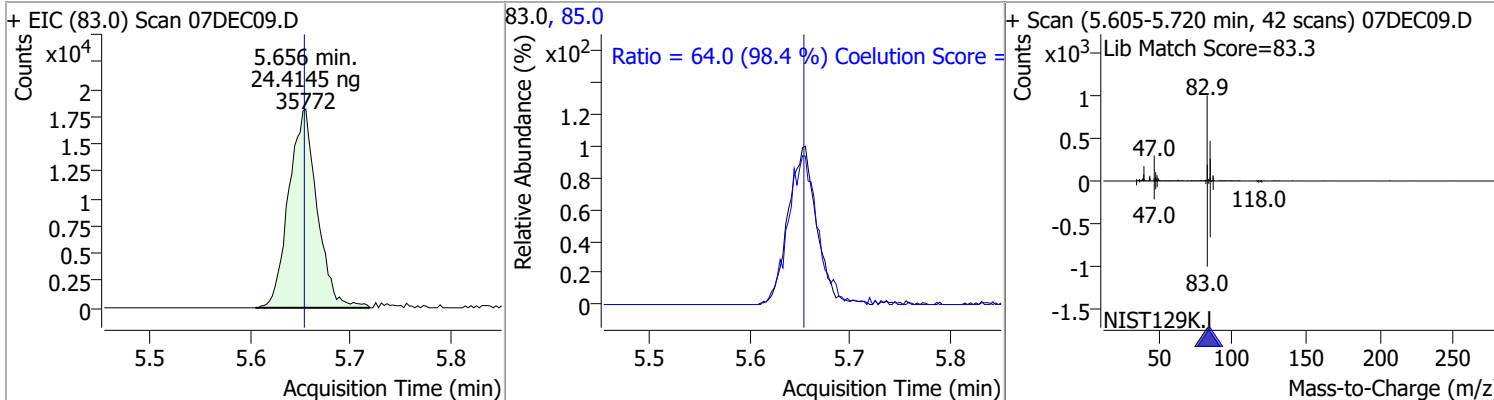


Compound	Conc.	RT	Dev(Min)	Resp.	QIon	QRatio	Lower	Upper
Bromochloromethane	25.1767	5.52	0.00	7699	49.0	183.1	154.6	214.6

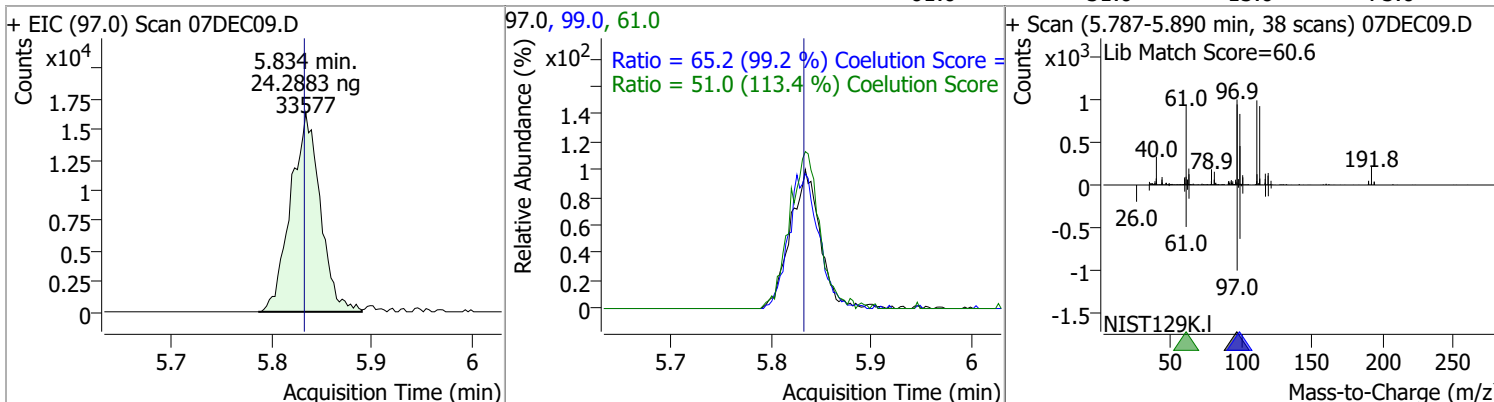


Quantitation Results Report (QT Reviewed)

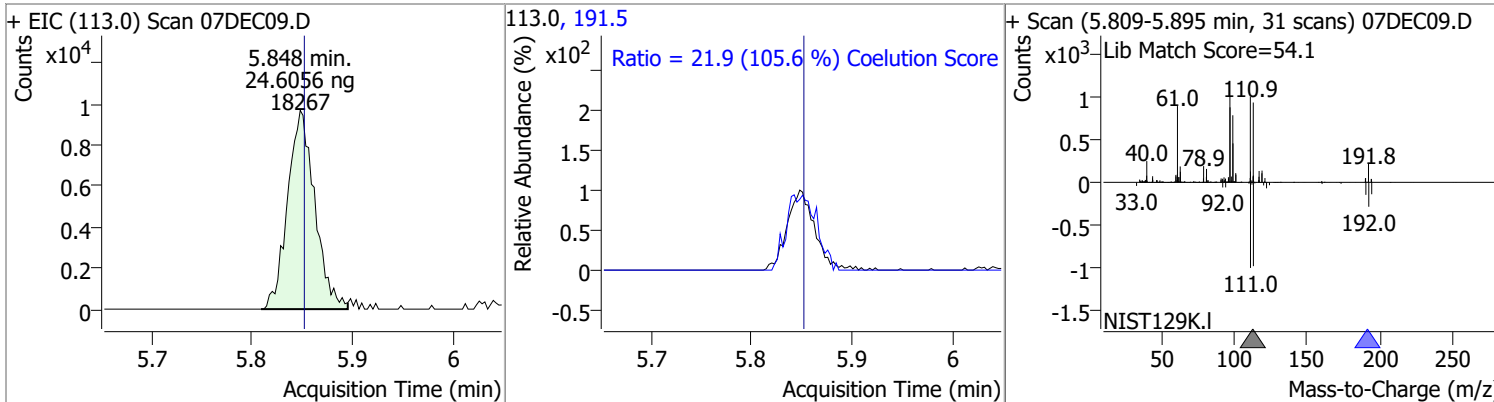
Compound	Conc.	RT	Dev(Min)	Resp.	QIon	QRatio	Lower	Upper
Chloroform	24.4145	5.66	0.00	35772	85.0	64.0	35.1	95.1



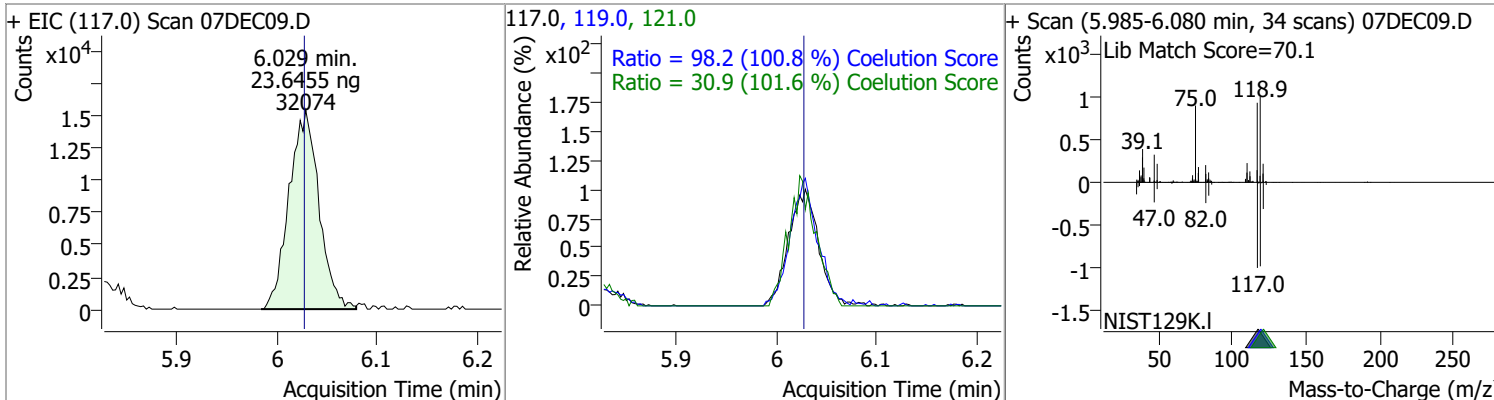
Compound	Conc.	RT	Dev(Min)	Resp.	QIon	QRatio	Lower	Upper
1,1,1-Trichloroethane	24.2883	5.83	0.00	33577	99.0	65.2	35.7	95.7
					61.0	51.0	15.0	75.0



Compound	Conc.	RT	Dev(Min)	Resp.	QIon	QRatio	Lower	Upper
Dibromofluoromethane	24.6056	5.85	0.00	18267	191.5	21.9	0.0	50.7

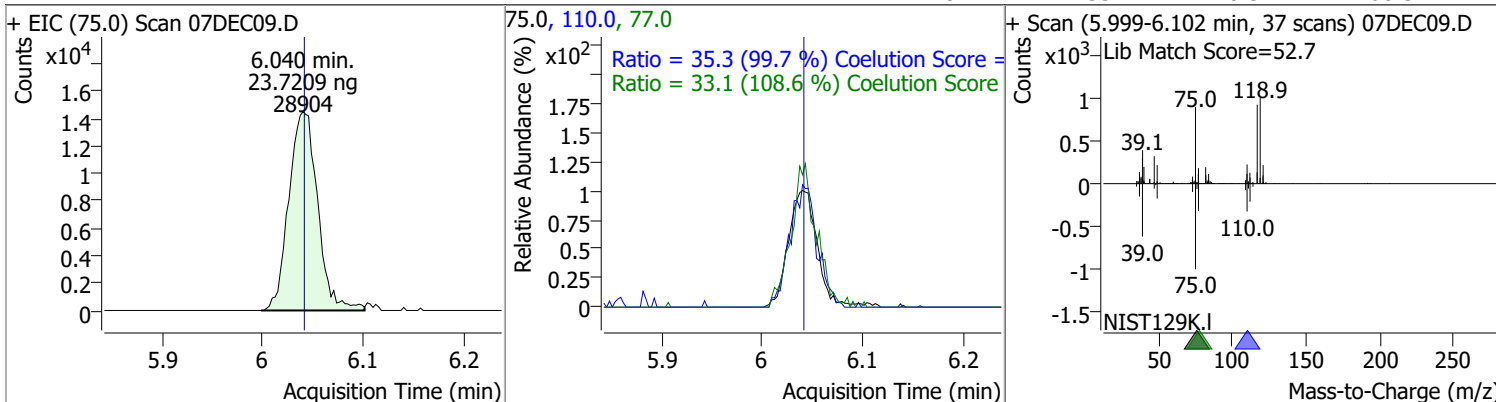


Compound	Conc.	RT	Dev(Min)	Resp.	QIon	QRatio	Lower	Upper
Carbon tetrachloride	23.6455	6.03	0.00	32074	119.0	98.2	67.5	127.5
					121.0	30.9	0.4	60.4

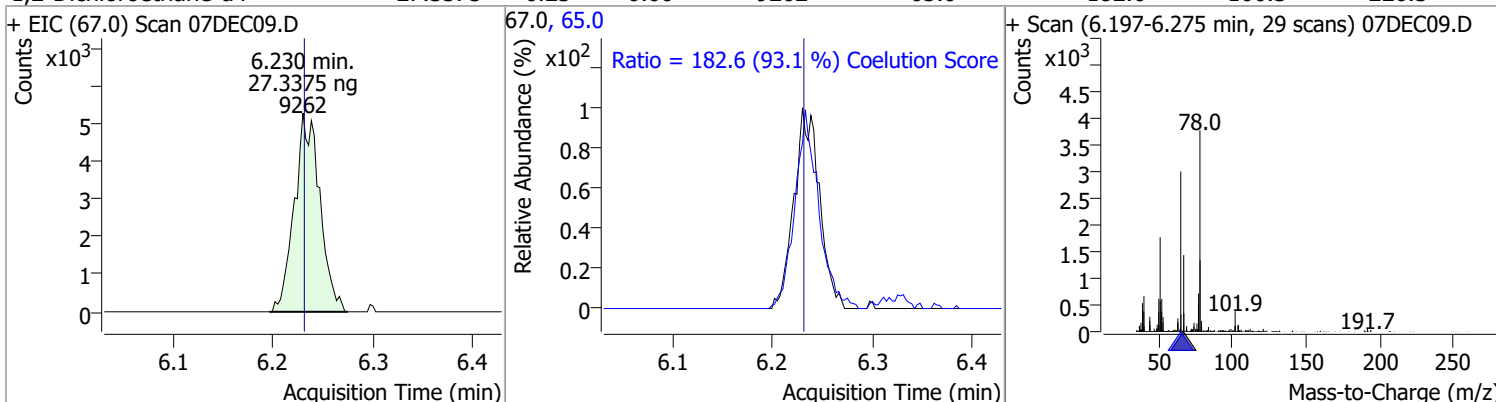


Quantitation Results Report (QT Reviewed)

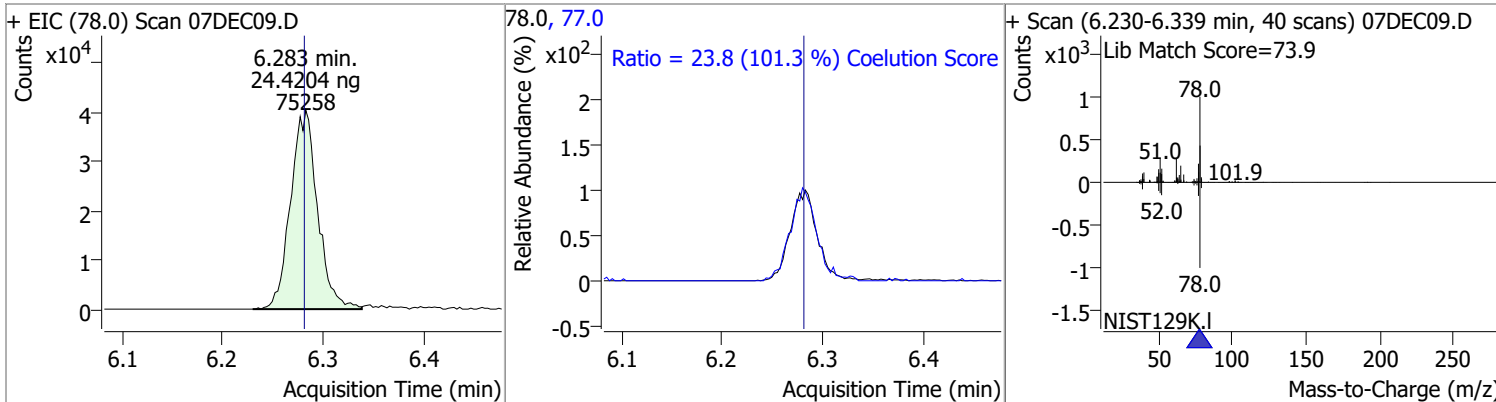
Compound	Conc.	RT	Dev(Min)	Resp.	QIon	QRatio	Lower	Upper
1,1-Dichloropropene	23.7209	6.04	0.00	28904	110.0	35.3	5.4	65.4
					77.0	33.1	0.5	60.5



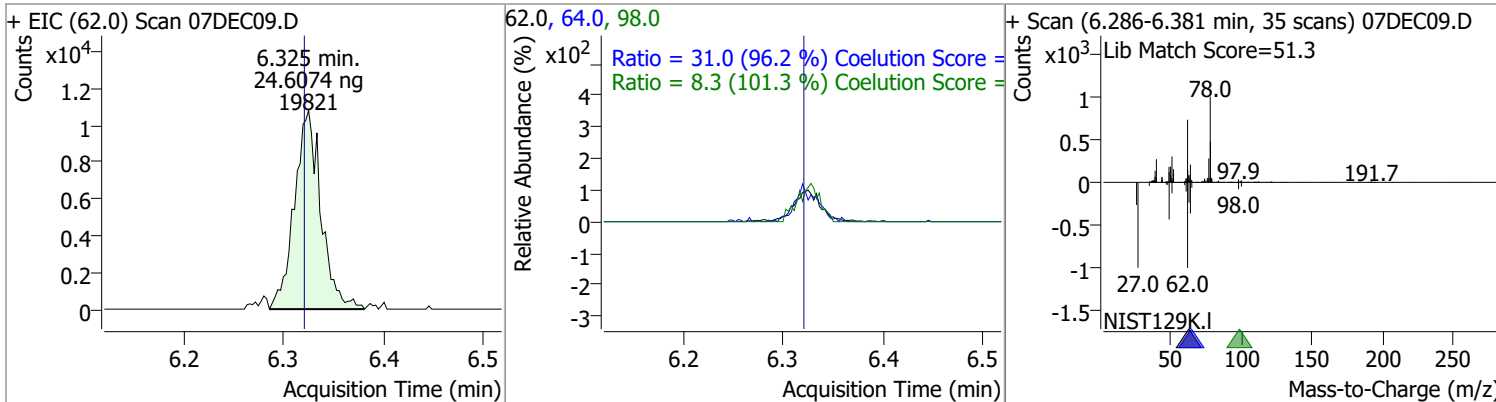
Compound	Conc.	RT	Dev(Min)	Resp.	QIon	QRatio	Lower	Upper
1,2-Dichloroethane-d4	27.3375	6.23	0.00	9262	65.0	182.6	166.3	226.3



Compound	Conc.	RT	Dev(Min)	Resp.	QIon	QRatio	Lower	Upper
Benzene	24.4204	6.28	0.00	75258	77.0	23.8	0.0	53.5

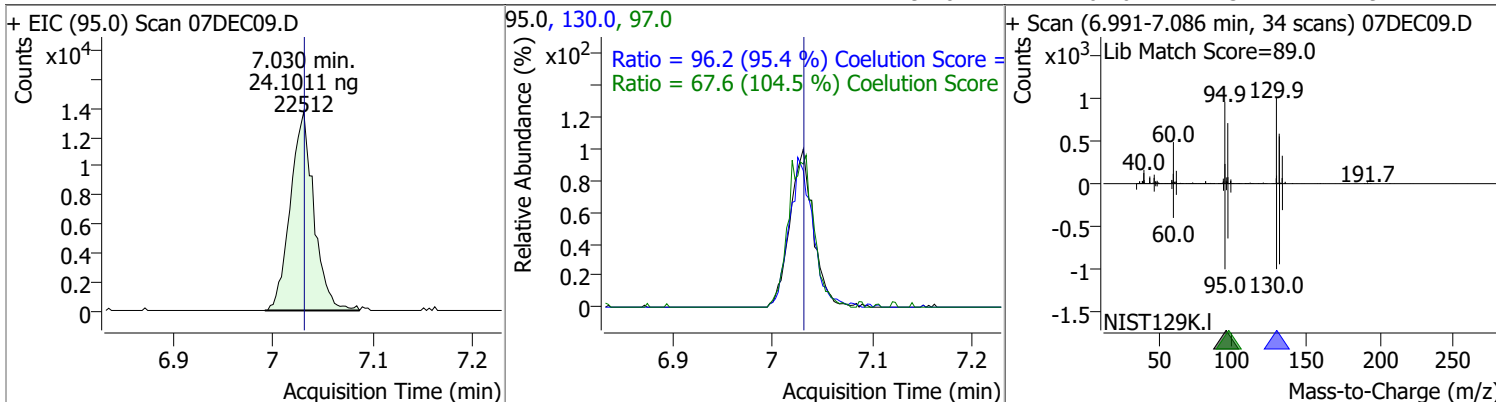


Compound	Conc.	RT	Dev(Min)	Resp.	QIon	QRatio	Lower	Upper
1,2-Dichloroethane	24.6074	6.32	0.01	19821	64.0	31.0	2.3	62.3
					98.0	8.3	0.0	38.2

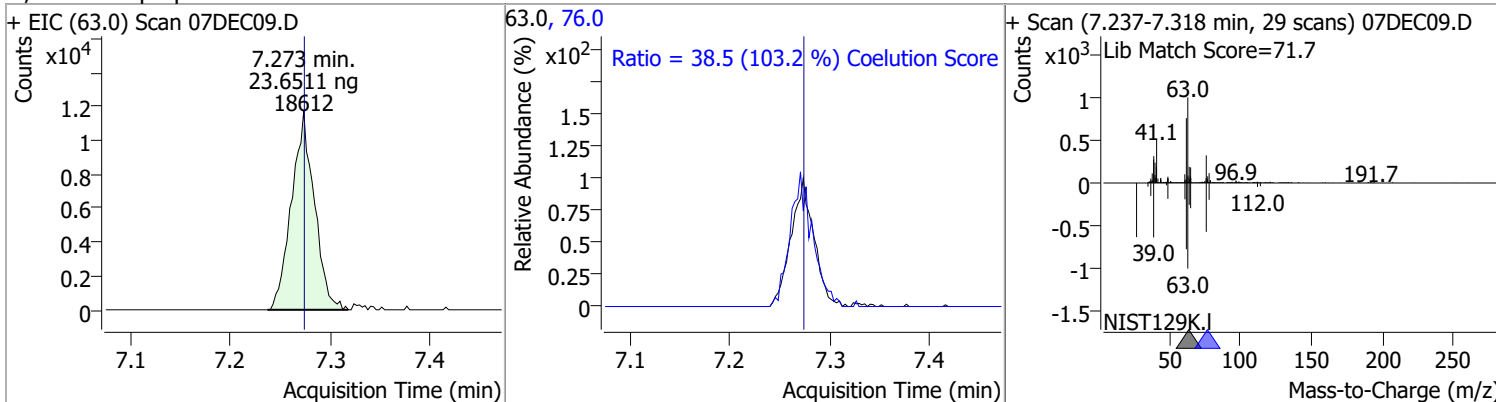


Quantitation Results Report (QT Reviewed)

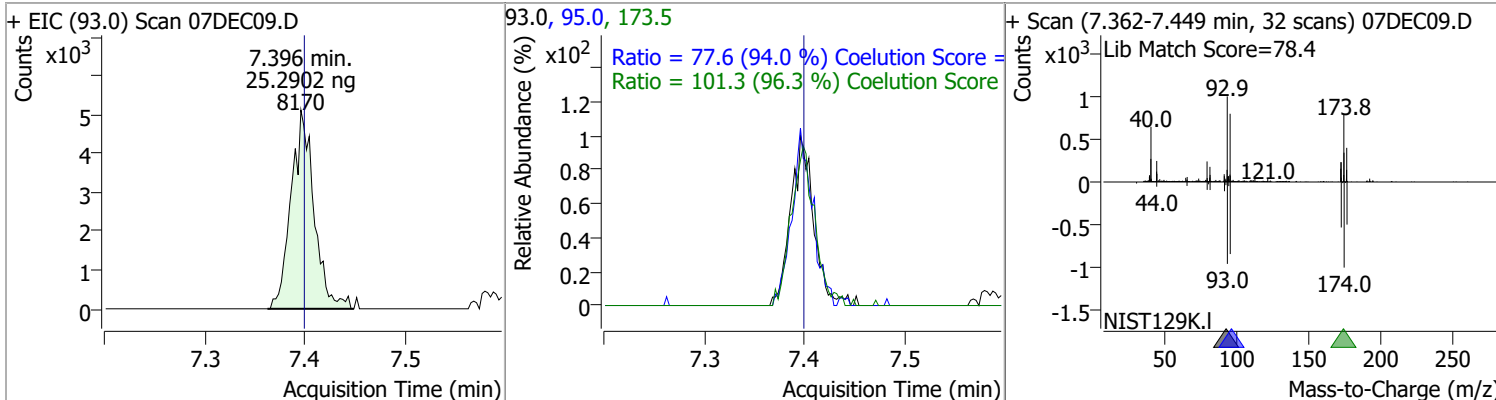
Compound	Conc.	RT	Dev(Min)	Resp.	QIon	QRatio	Lower	Upper
Trichloroethene	24.1011	7.03	0.00	22512	130.0	96.2	70.8	130.8
					97.0	67.6	34.7	94.7



Compound	Conc.	RT	Dev(Min)	Resp.	QIon	QRatio	Lower	Upper
1,2-Dichloropropane	23.6511	7.27	0.00	18612	76.0	38.5	7.3	67.3

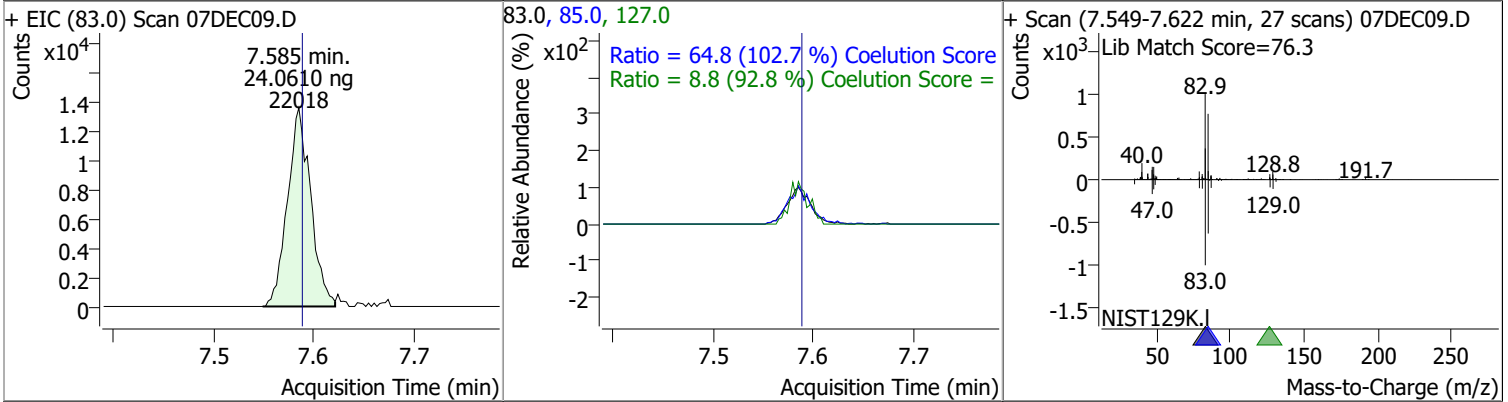


Compound	Conc.	RT	Dev(Min)	Resp.	QIon	QRatio	Lower	Upper
Dibromomethane	25.2902	7.40	0.00	8170	173.5	101.3	75.2	135.2
					95.0	77.6	52.6	112.6

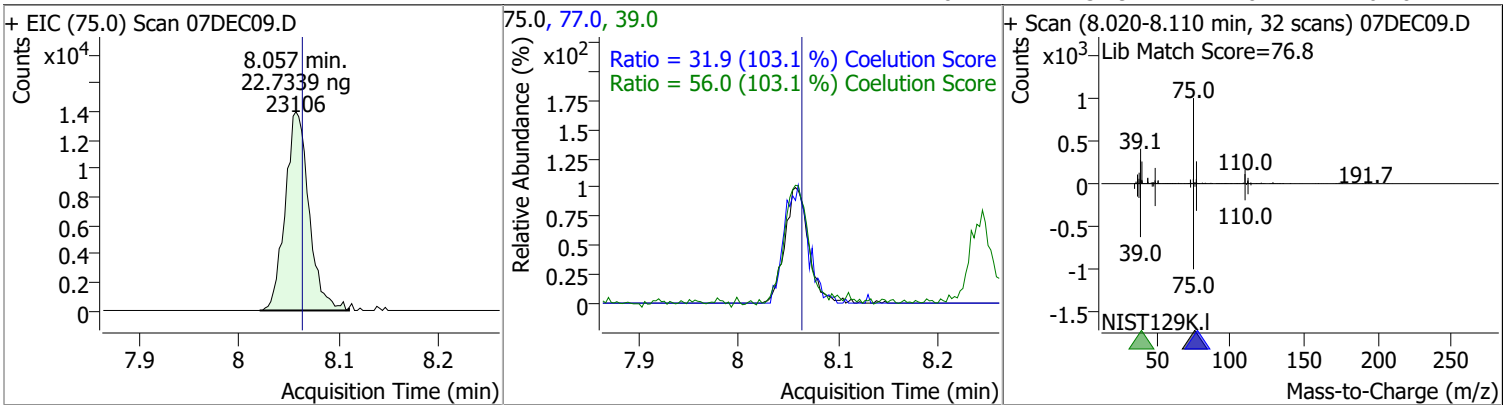


Quantitation Results Report (QT Reviewed)

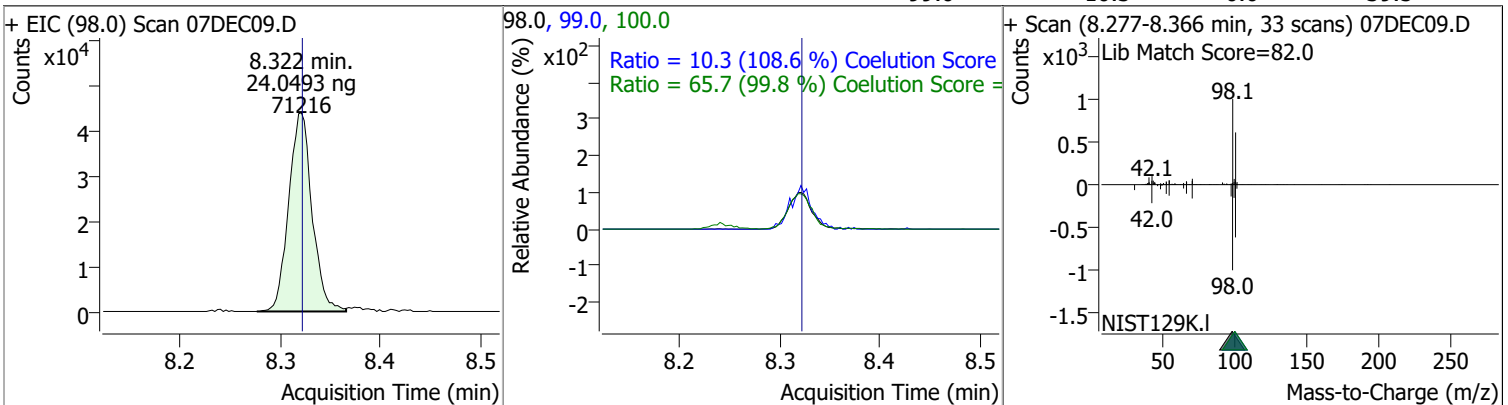
Compound	Conc.	RT	Dev(Min)	Resp.	QIon	QRatio	Lower	Upper
Bromodichloromethane	24.0610	7.59	0.00	22018	85.0	64.8	33.1	93.1
					127.0	8.8	0.0	39.5



Compound	Conc.	RT	Dev(Min)	Resp.	QIon	QRatio	Lower	Upper
cis-1,3-Dichloropropene	22.7339	8.06	0.00	23106	39.0	56.0	24.3	84.3
					77.0	31.9	1.0	61.0

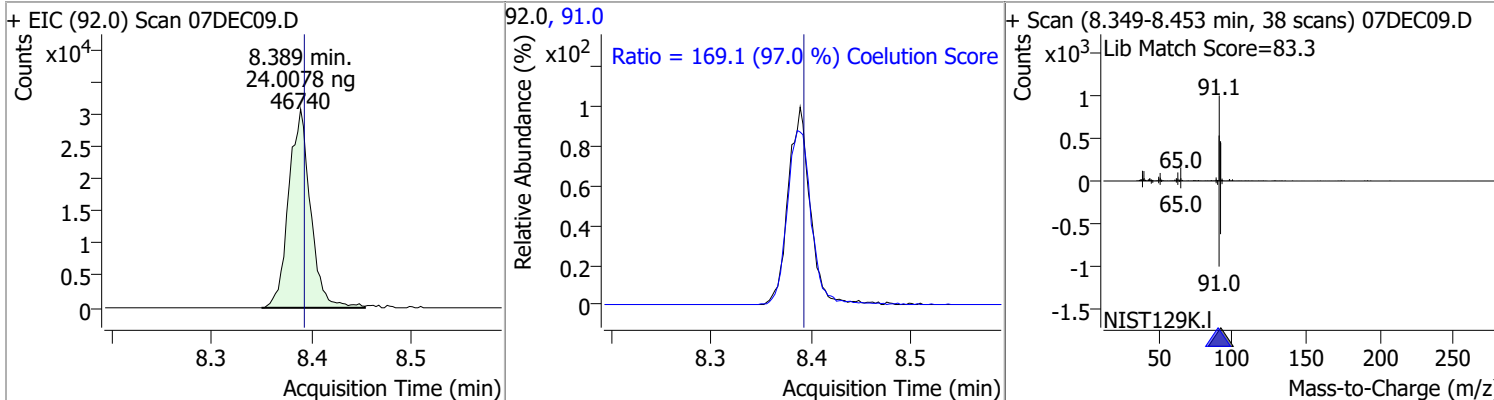


Compound	Conc.	RT	Dev(Min)	Resp.	QIon	QRatio	Lower	Upper
Toluene-d8	24.0493	8.32	0.00	71216	100.0	65.7	35.9	95.9
					99.0	10.3	0.0	39.5

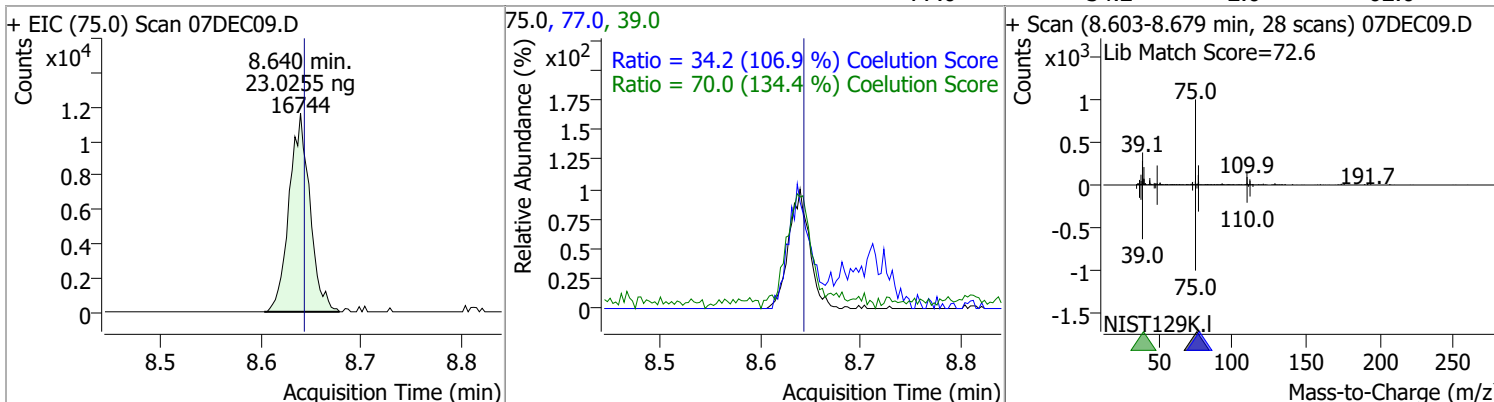


Quantitation Results Report (QT Reviewed)

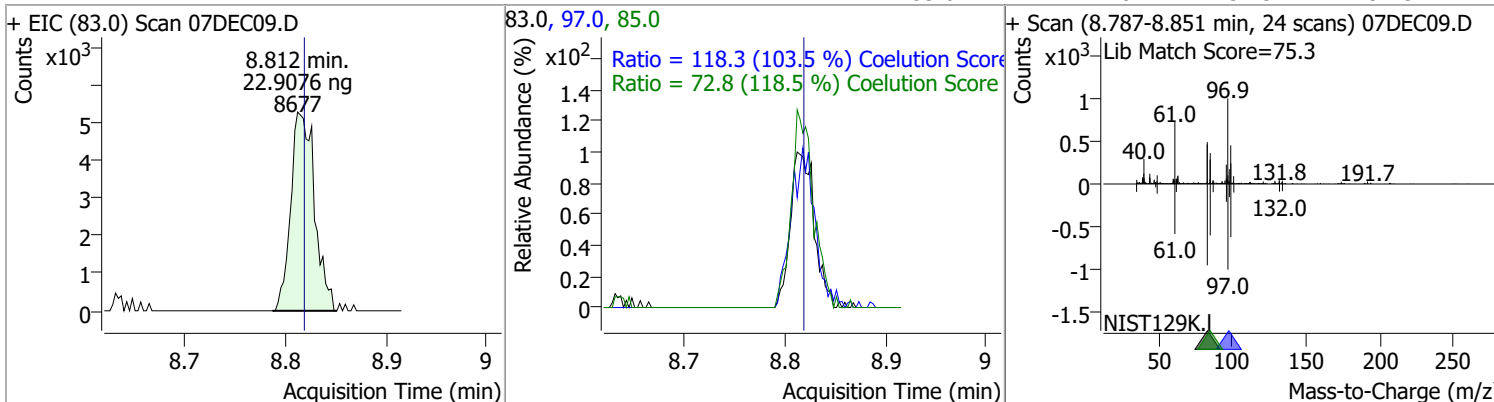
Compound	Conc.	RT	Dev(Min)	Resp.	QIon	QRatio	Lower	Upper
Toluene	24.0078	8.39	0.00	46740	91.0	169.1	144.3	204.3



Compound	Conc.	RT	Dev(Min)	Resp.	QIon	QRatio	Lower	Upper
trans-1,3-Dichloropropene	23.0255	8.64	0.00	16744	39.0	70.0	22.1	82.1
					77.0	34.2	2.0	62.0

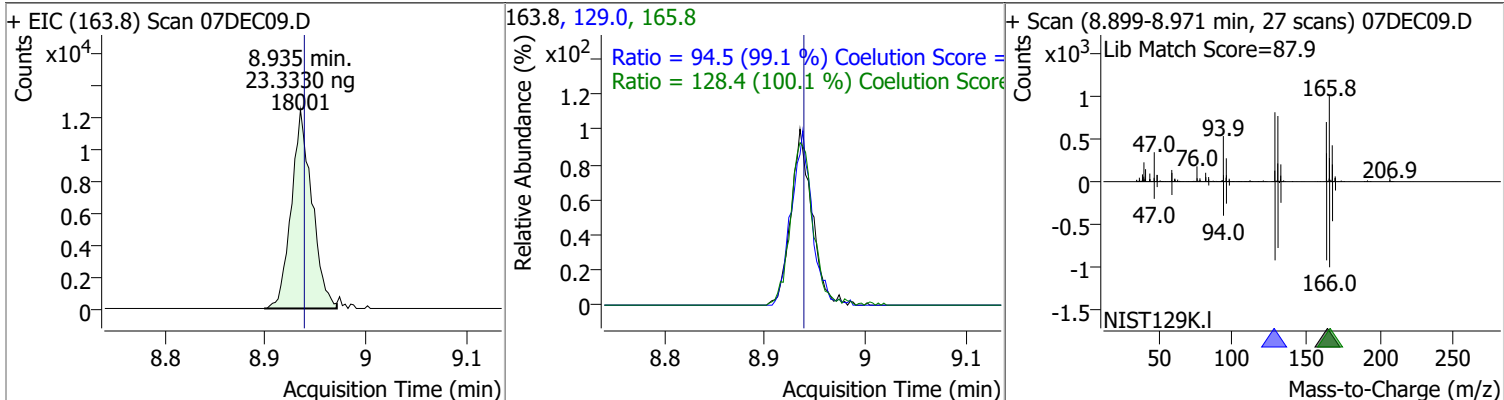


Compound	Conc.	RT	Dev(Min)	Resp.	QIon	QRatio	Lower	Upper
1,1,2-Trichloroethane	22.9076	8.81	0.00	8677	97.0	118.3	84.3	144.3
					85.0	72.8	31.5	91.5

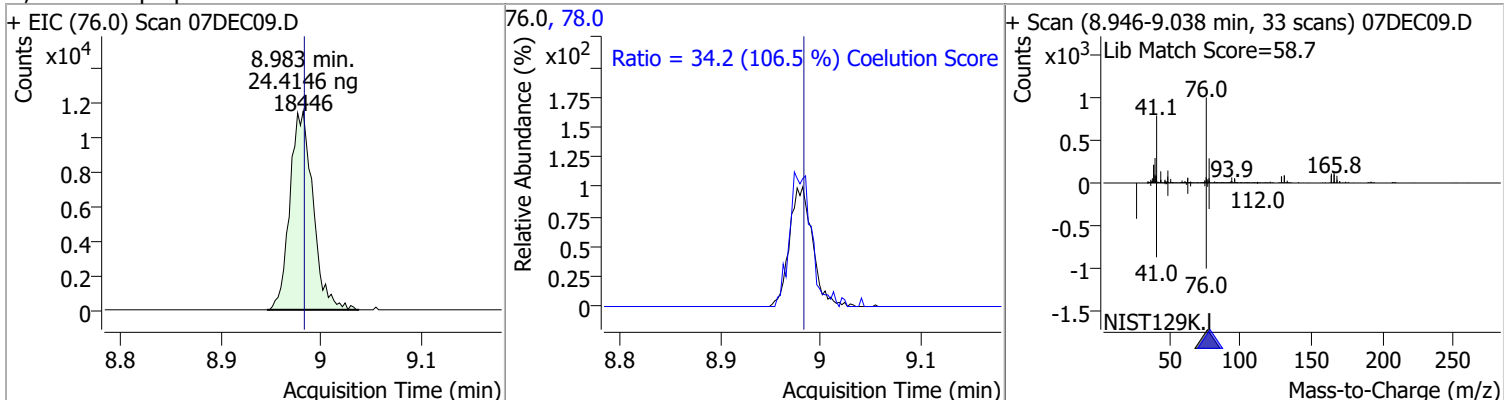


Quantitation Results Report (QT Reviewed)

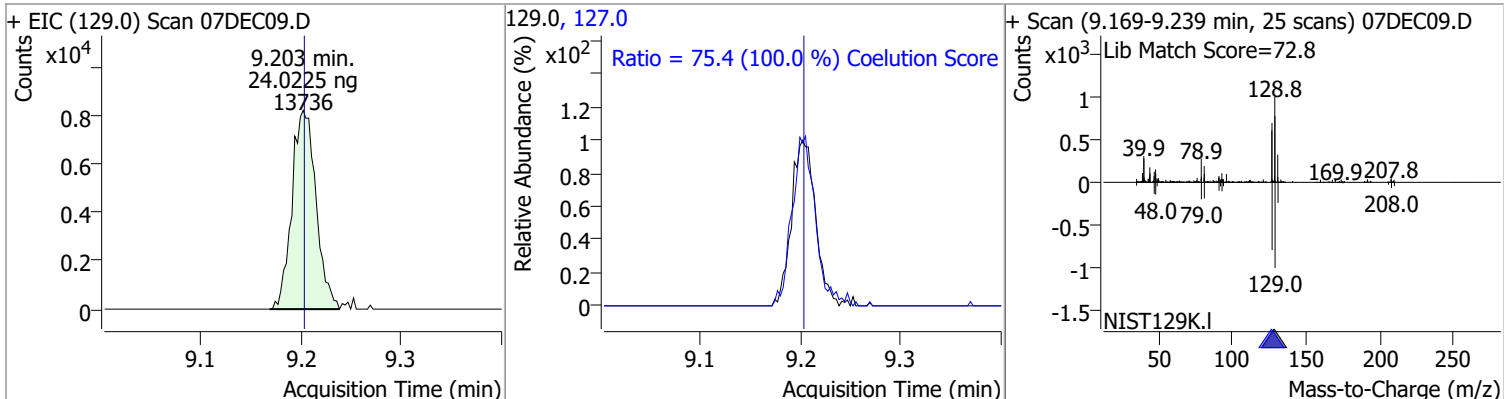
Compound	Conc.	RT	Dev(Min)	Resp.	QIon	QRatio	Lower	Upper
Tetrachloroethene	23.3330	8.94	0.00	18001	165.8	128.4	98.3	158.3
					129.0	94.5	65.3	125.3



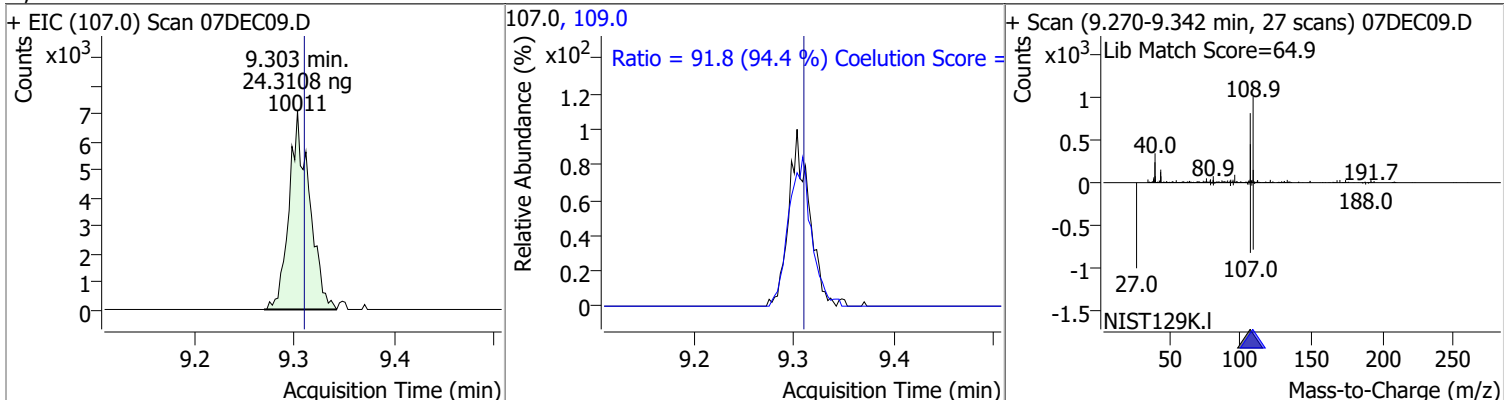
Compound	Conc.	RT	Dev(Min)	Resp.	QIon	QRatio	Lower	Upper
1,3-Dichloropropane	24.4146	8.98	0.00	18446	78.0	34.2	2.1	62.1



Compound	Conc.	RT	Dev(Min)	Resp.	QIon	QRatio	Lower	Upper
Chlorodibromomethane	24.0225	9.20	0.00	13736	127.0	75.4	45.3	105.3

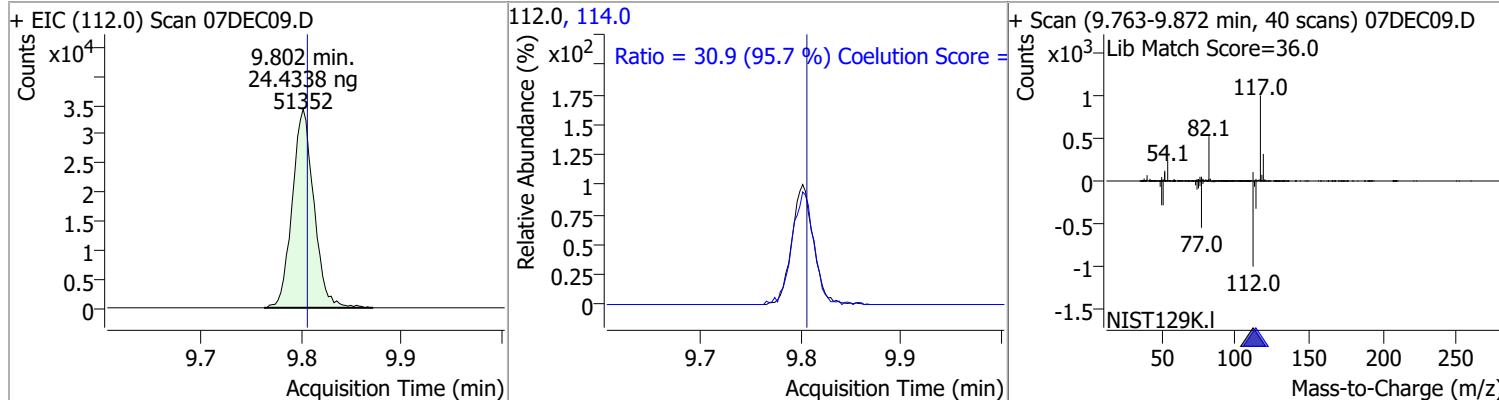


Compound	Conc.	RT	Dev(Min)	Resp.	QIon	QRatio	Lower	Upper
1,2-Dibromoethane	24.3108	9.30	0.00	10011	109.0	91.8	67.2	127.2

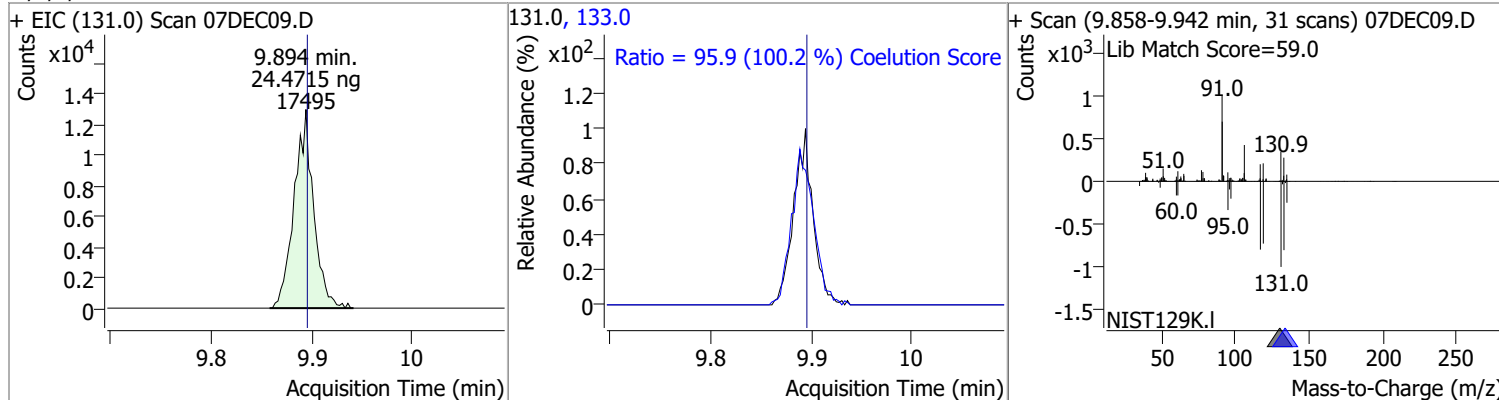


Quantitation Results Report (QT Reviewed)

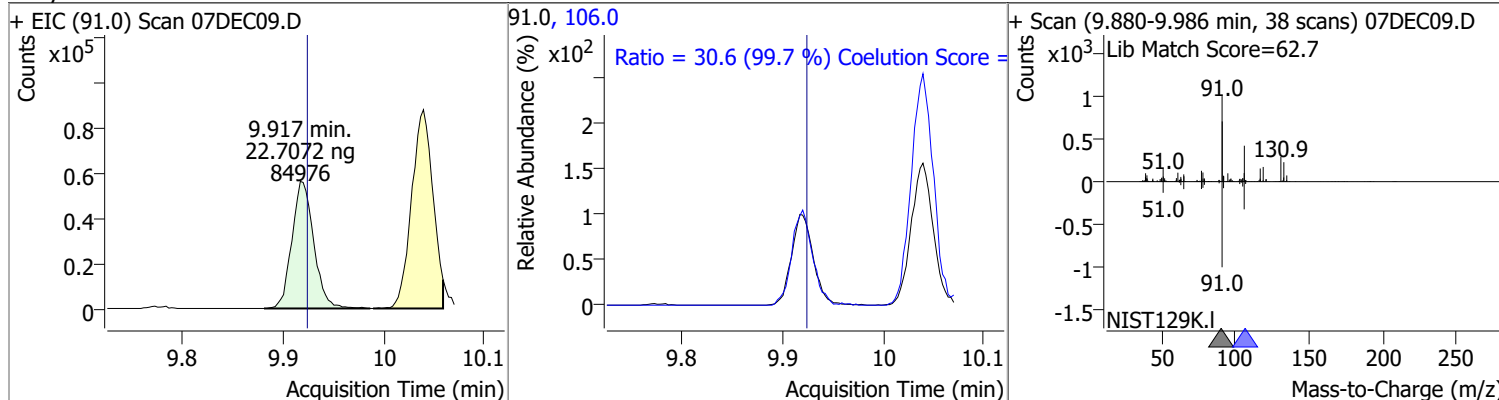
Compound	Conc.	RT	Dev(Min)	Resp.	QIon	QRatio	Lower	Upper
Chlorobenzene	24.4338	9.80	0.00	51352	114.0	30.9	2.3	62.3



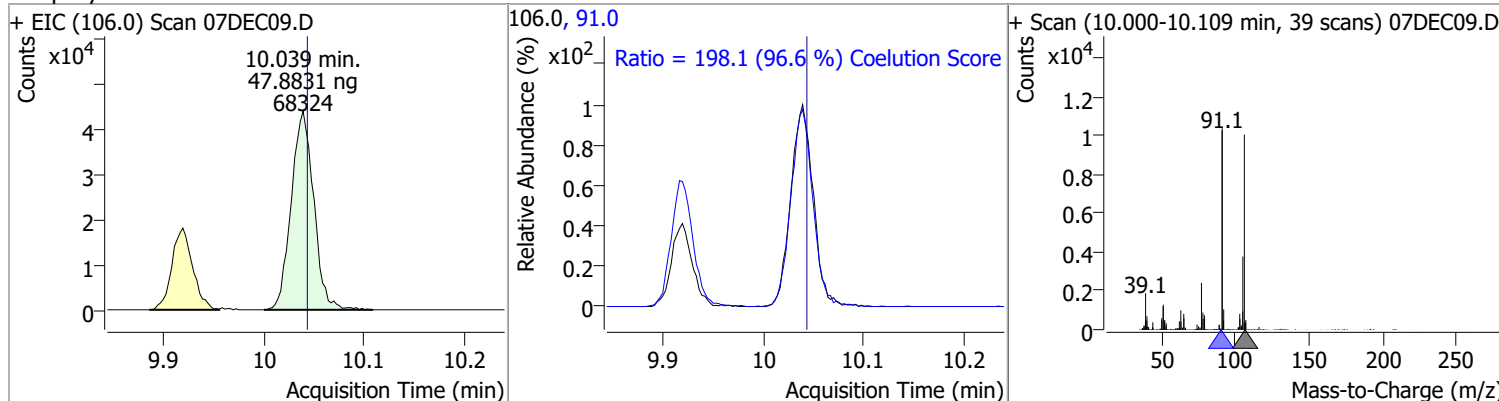
Compound	Conc.	RT	Dev(Min)	Resp.	QIon	QRatio	Lower	Upper
1,1,1,2-Tetrachloroethane	24.4715	9.89	0.00	17495	133.0	95.9	65.7	125.7



Compound	Conc.	RT	Dev(Min)	Resp.	QIon	QRatio	Lower	Upper
Ethylbenzene	22.7072	9.92	0.00	84976	106.0	30.6	0.7	60.7

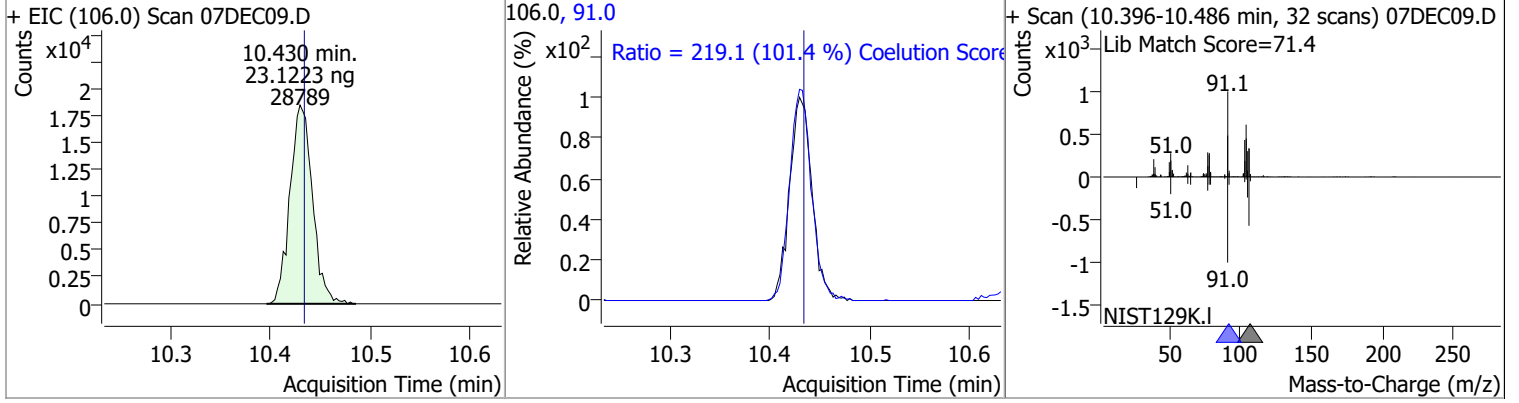


Compound	Conc.	RT	Dev(Min)	Resp.	QIon	QRatio	Lower	Upper
m+p-Xylenes	47.8831	10.04	0.00	68324	91.0	198.1	175.0	235.0

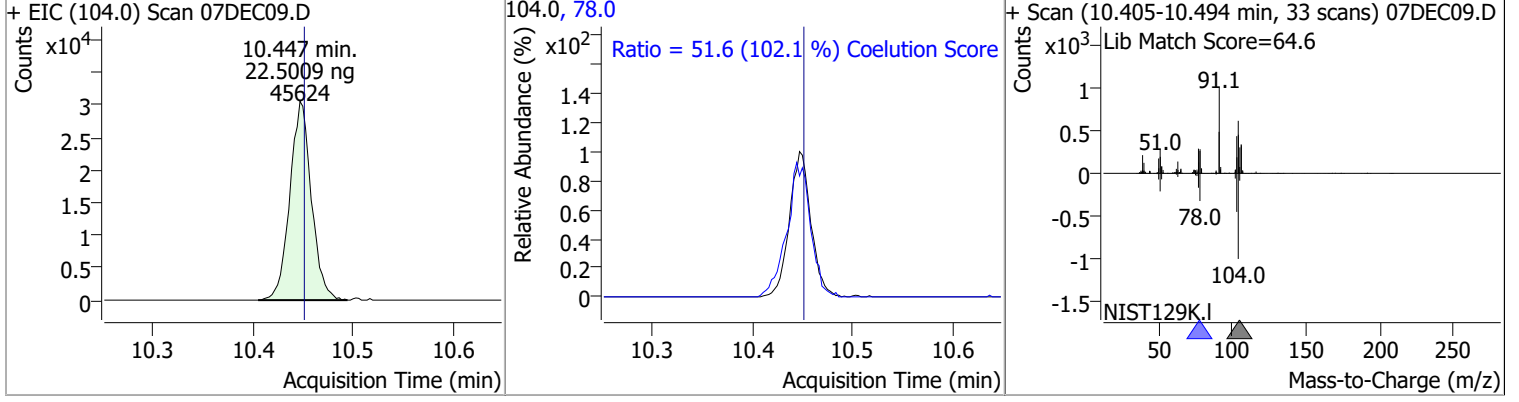


Quantitation Results Report (QT Reviewed)

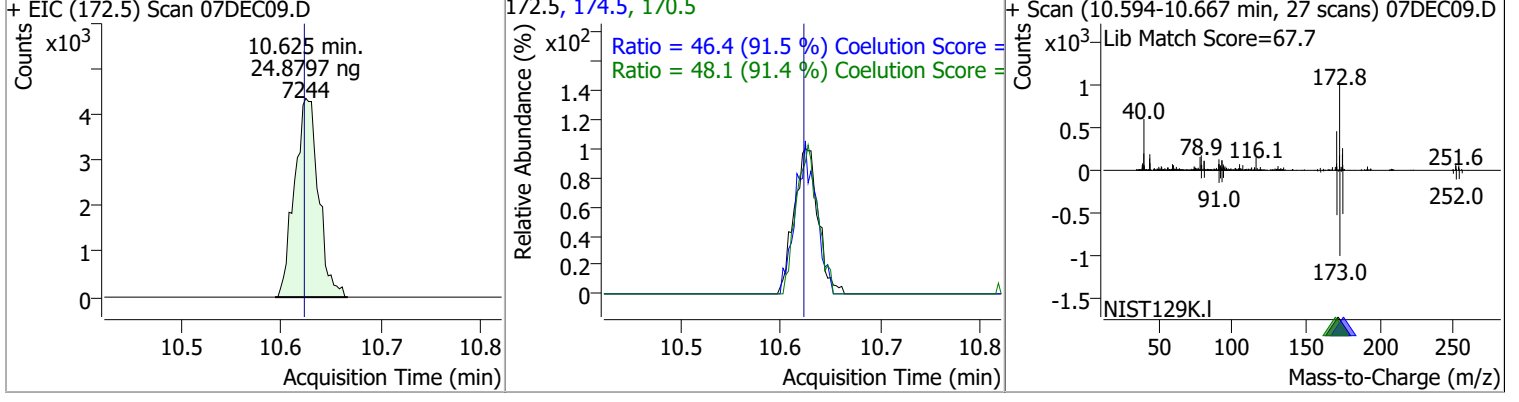
Compound	Conc.	RT	Dev(Min)	Resp.	QIon	QRatio	Lower	Upper
o-Xylene	23.1223	10.43	0.00	28789	91.0	219.1	186.1	246.1



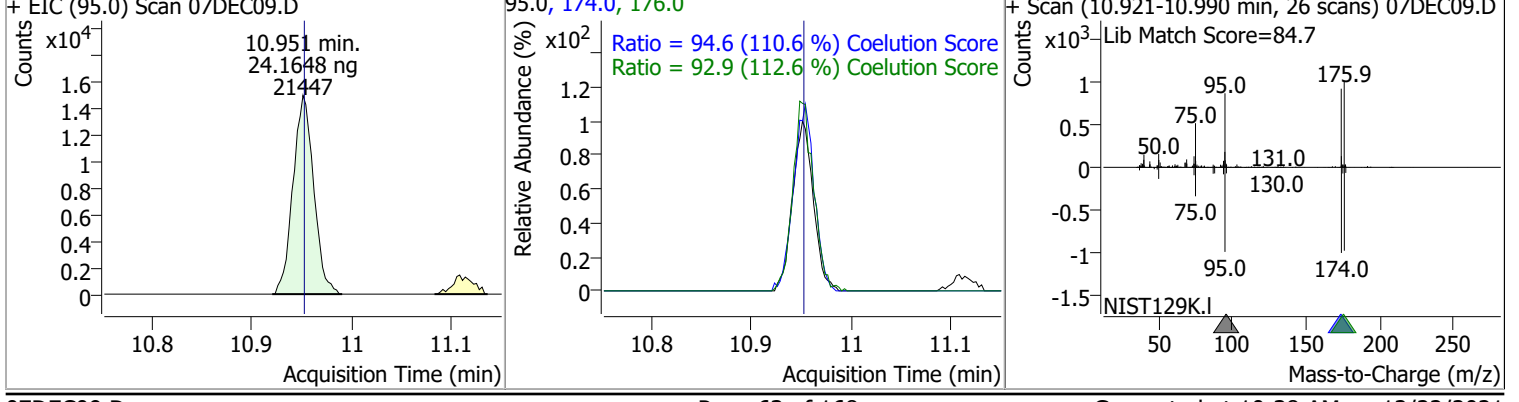
Compound	Conc.	RT	Dev(Min)	Resp.	QIon	QRatio	Lower	Upper
Styrene	22.5009	10.45	0.00	45624	78.0	51.6	20.6	80.6



Compound	Conc.	RT	Dev(Min)	Resp.	QIon	QRatio	Lower	Upper
Bromoform	24.8797	10.63	0.00	7244	170.5	48.1	22.7	82.7
					174.5	46.4	20.7	80.7

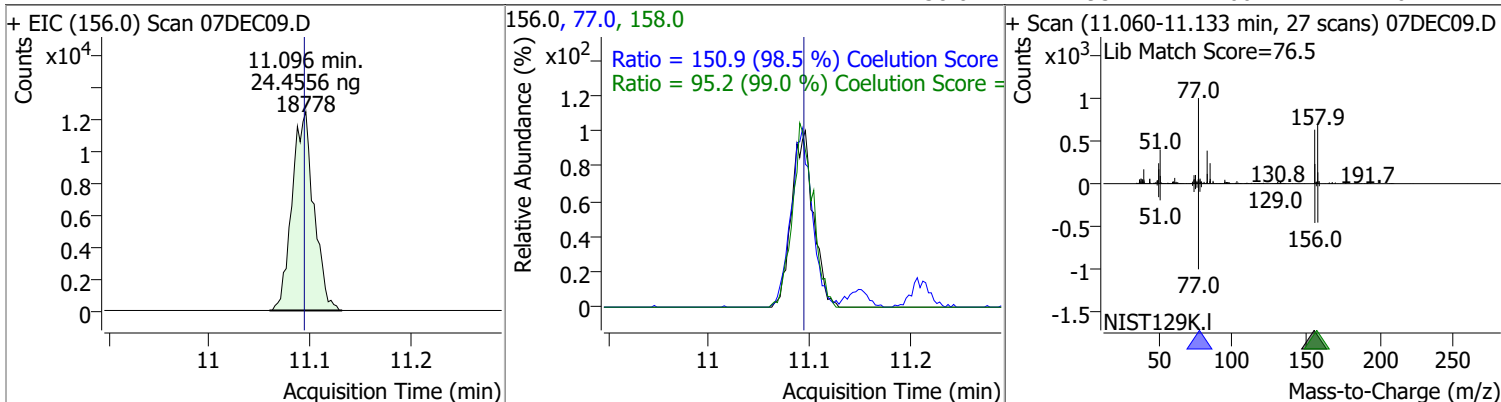


Compound	Conc.	RT	Dev(Min)	Resp.	QIon	QRatio	Lower	Upper
p-Bromofluorobenzene	24.1648	10.95	0.00	21447	174.0	94.6	55.5	115.5
					176.0	92.9	52.5	112.5

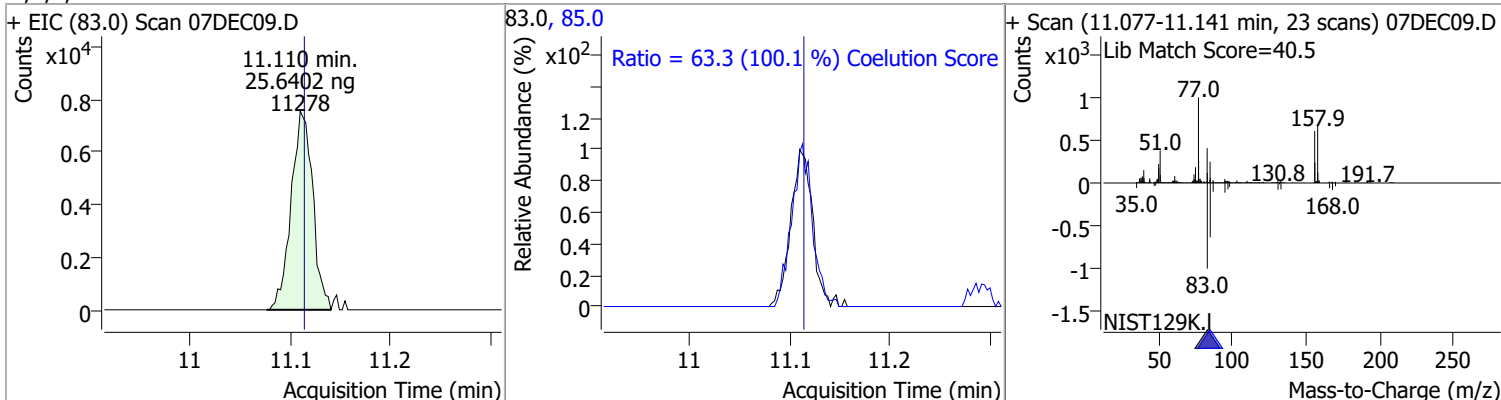


Quantitation Results Report (QT Reviewed)

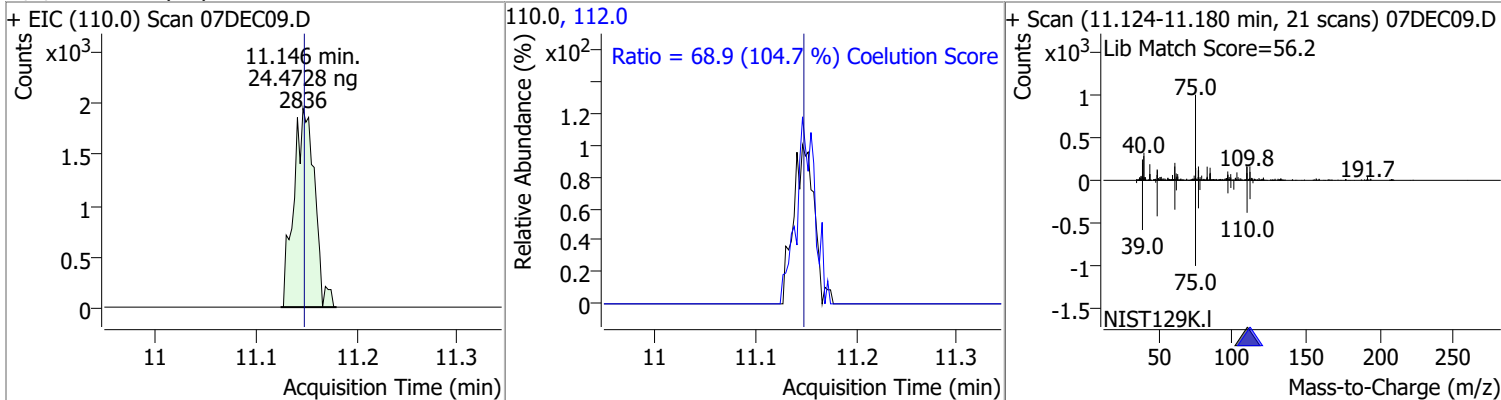
Compound	Conc.	RT	Dev(Min)	Resp.	QIon	QRatio	Lower	Upper
Bromobenzene	24.4556	11.10	0.00	18778	77.0	150.9	123.2	183.2
					158.0	95.2	66.2	126.2



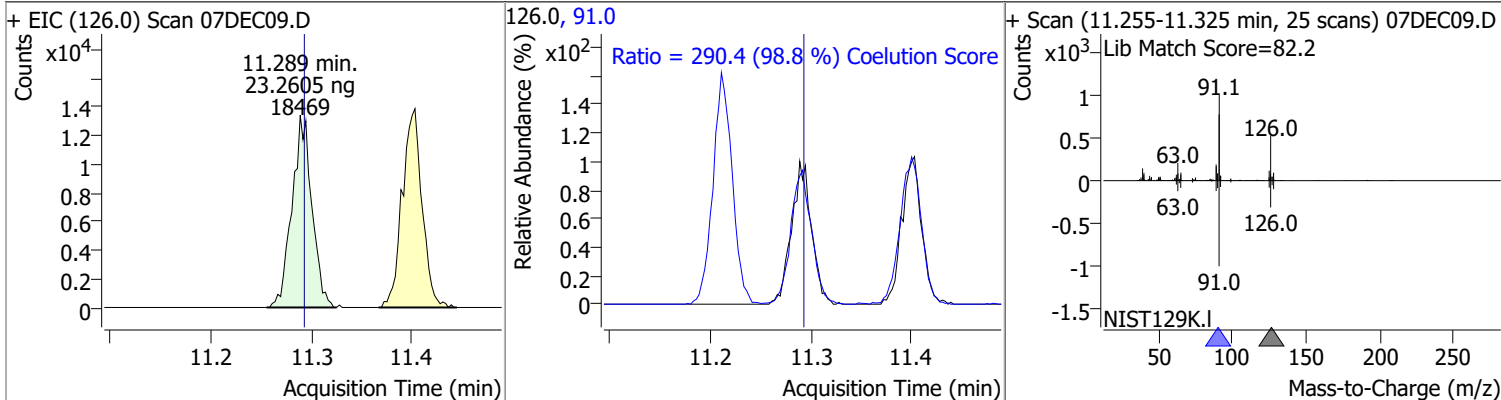
Compound	Conc.	RT	Dev(Min)	Resp.	QIon	QRatio	Lower	Upper
1,1,2,2-Tetrachloroethane	25.6402	11.11	0.00	11278	85.0	63.3	33.2	93.2



Compound	Conc.	RT	Dev(Min)	Resp.	QIon	QRatio	Lower	Upper
1,2,3-Trichloropropane	24.4728	11.15	0.00	2836	112.0	68.9	35.8	95.8

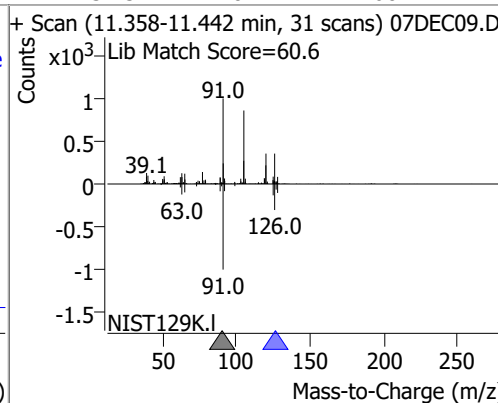
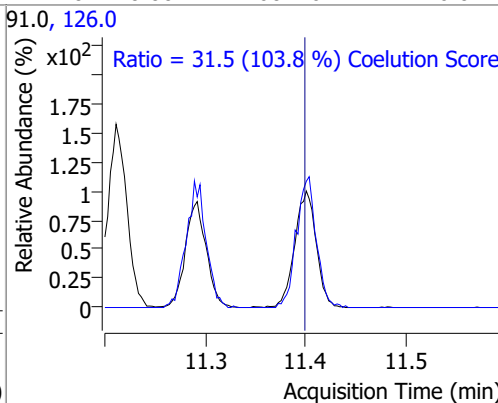
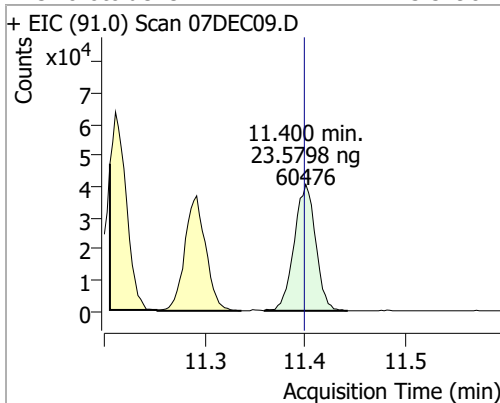


Compound	Conc.	RT	Dev(Min)	Resp.	QIon	QRatio	Lower	Upper
2-Chlorotoluene	23.2605	11.29	0.00	18469	91.0	290.4	264.1	324.1

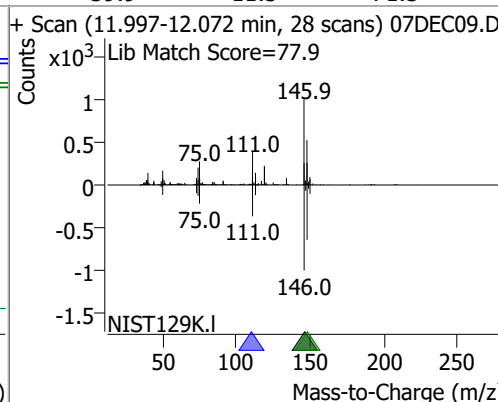
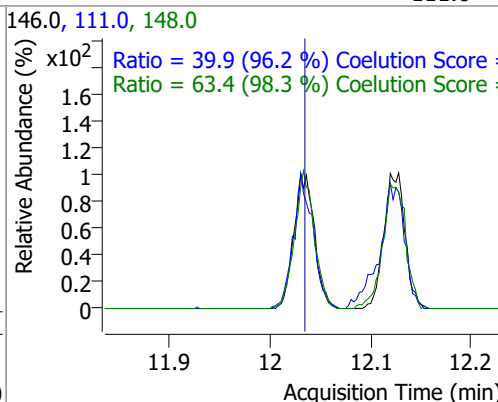
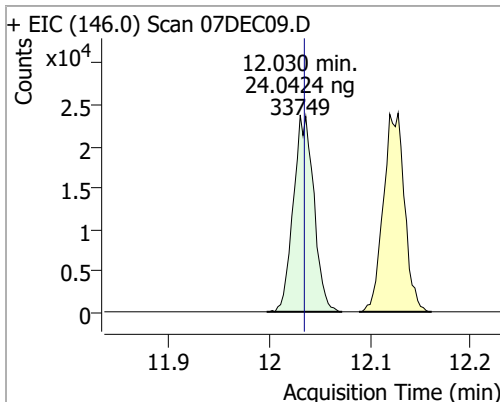


Quantitation Results Report (QT Reviewed)

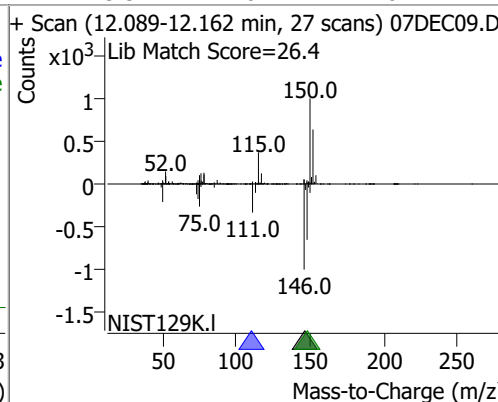
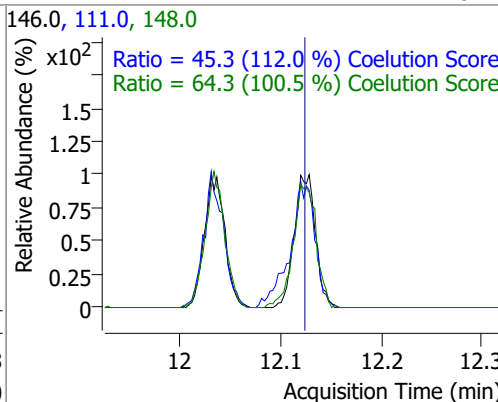
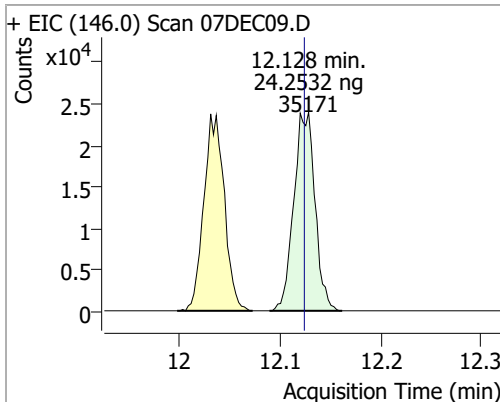
Compound	Conc.	RT	Dev(Min)	Resp.	QIon	QRatio	Lower	Upper
4-Chlorotoluene	23.5798	11.40	0.00	60476	126.0	31.5	0.4	60.4



Compound	Conc.	RT	Dev(Min)	Resp.	QIon	QRatio	Lower	Upper
1,3-Dichlorobenzene	24.0424	12.03	0.00	33749	148.0	63.4	34.5	94.5
					111.0	39.9	11.5	71.5

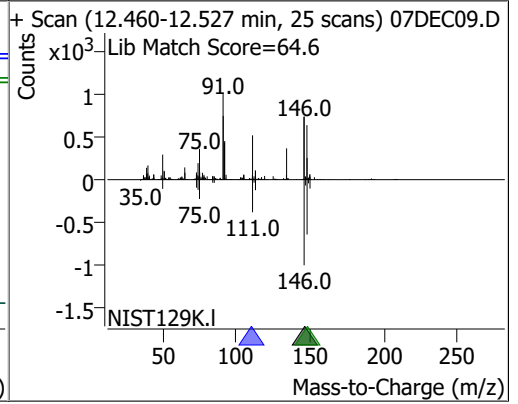
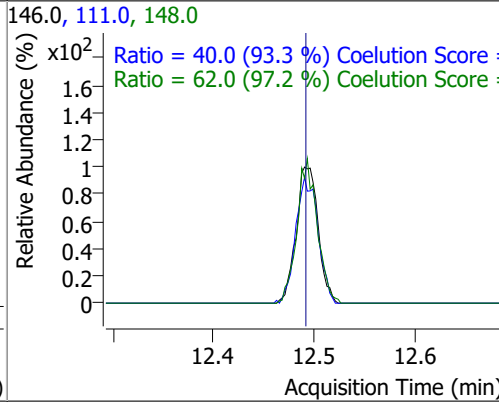
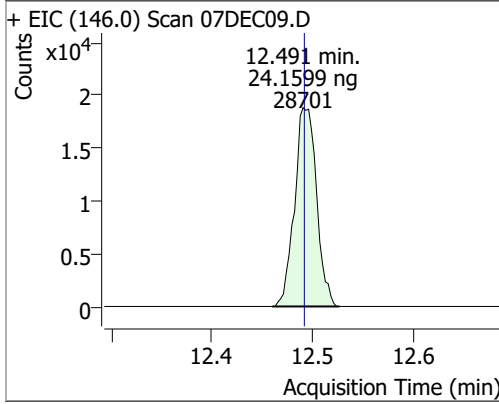


Compound	Conc.	RT	Dev(Min)	Resp.	QIon	QRatio	Lower	Upper
1,4-Dichlorobenzene	24.2532	12.13	0.01	35171	148.0	64.3	34.0	94.0
					111.0	45.3	10.4	70.4



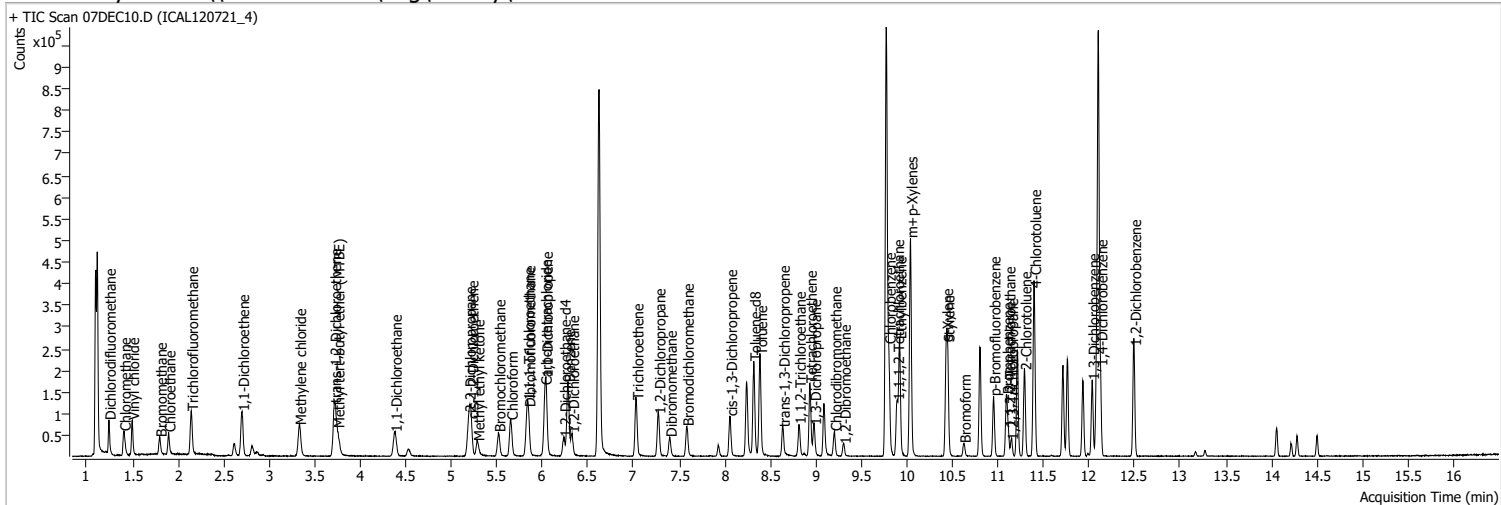
Quantitation Results Report (QT Reviewed)

Compound	Conc.	RT	Dev(Min)	Resp.	QIon	QRatio	Lower	Upper
1,2-Dichlorobenzene	24.1599	12.49	0.00	28701	148.0	62.0	33.8	93.8
					111.0	40.0	12.8	72.8



Quantitation Results Report (QT Reviewed)

Data File	07DEC10.D	Operator	MSC
Acq. Method	5975CACQF.M	Acq. Date-Time	12/7/2021 2:36:28 PM
Sample Name	ICAL120721_4	Instrument	VOA5975C
Vial	10	Multiplier	1.00
DA Method File	VOA5975C_8260B_SHT_DoD_L4_120721.m	Comment	
Tune File	BFB_Atune3.u	Tune Date	10/11/2021 4:02:00 PM
Batch Name	VG120721_8260B_624pt1_L4.batch.bin	Last Calib Update	12/13/2021 2:48:18 PM
Ref Library	\\MASSHUNTER\Org\Library\NIST129K.I		



Compound	RT	QIon	Resp.	Conc.	Units	Dev(Min)
Internal Standards						
M Fluorobenzene	6.621	96.0	720413	250.0000	ng	0.000
M Chlorobenzene-d5	9.775	82.0	282126	250.0000	ng	0.000
M 1,4-Dichlorobenzene-d4	12.100	152.0	218480	250.0000	ng	0.000
System Monitoring Compounds						
S Dibromofluoromethane	5.845	113.0	35165	49.8051	ng	-0.005
Spiked Amount: 250.000	Range: 80.0 - 119.0%			Recovery = 19.92%	*	
S 1,2-Dichloroethane-d4	6.233	67.0	14687	45.5810	ng	0.003
Spiked Amount: 250.000	Range: 81.0 - 118.0%			Recovery = 18.23%	*	
S Toluene-d8	8.319	98.0	128707	45.3826	ng	0.000
Spiked Amount: 250.000	Range: 89.0 - 112.0%			Recovery = 18.15%	*	
S p-Bromofluorobenzene	10.951	95.0	38830	46.4473	ng	0.000
Spiked Amount: 250.000	Range: 85.0 - 114.0%			Recovery = 18.58%	*	
Target Compounds						
T Dichlorodifluoromethane	1.241	85.0	48672	47.2516	ng	99
T Chloromethane	1.406	50.0	56331	48.0301	ng	100
T Vinyl chloride	1.498	62.0	53541	48.5231	ng	98
T Bromomethane	1.799	96.0	19489	48.1936	ng	97
T Chloroethane	1.897	64.0	29975	49.1741	ng	99
T Trichlorofluoromethane	2.145	101.0	68865	47.7906	ng	100
T 1,1-Dichloroethene	2.703	96.0	35586	47.7226	ng	99
T Methylene chloride	3.330	49.0	52048	49.2998	ng	97
T trans-1,2-Dichloroethene	3.715	96.0	35666	47.8746	ng	98
T Methyl tert-butyl ether (MTBE)	3.748	73.0	45014	47.1777	ng	94
T 1,1-Dichloroethane	4.379	63.0	67613	47.8737	ng	99
T 2,2-Dichloropropane	5.193	77.0	49589	47.9561	ng	80
T cis-1,2-Dichloroethene	5.221	96.0	37253	48.2205	ng	97
T Methyl ethyl ketone	5.285	43.0	48031	467.6745	ng	97
T Bromochloromethane	5.516	128.0	14335	49.2899	ng	96
T Chloroform	5.653	83.0	65823	47.2366	ng	97

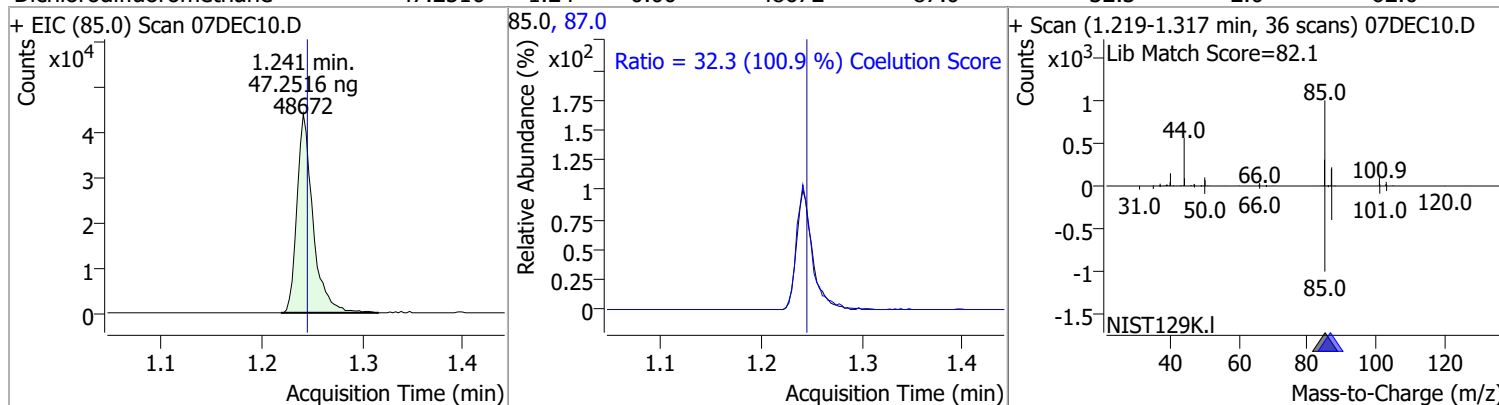
Quantitation Results Report (QT Reviewed)

Compound	RT	QIon	Resp.	Conc.	Units	Dev(Min)
T 1,1,1-Trichloroethane	5.834	97.0	62314	47.3955	ng	96
T Carbon tetrachloride	6.027	117.0	62372	48.3482	ng	98
T 1,1-Dichloropropene	6.038	75.0	53502	46.1678	ng	99
T Benzene	6.280	78.0	139915	47.7375	ng	100
T 1,2-Dichloroethane	6.325	62.0	36064	47.0771	ng	99
T Trichloroethene	7.030	95.0	40847	45.6609	ng	99
T 1,2-Dichloropropane	7.273	63.0	35178	46.6757	ng	97
T Dibromomethane	7.396	93.0	14426	46.6270	ng	97
T Bromodichloromethane	7.585	83.0	41511	47.3653	ng	99
T cis-1,3-Dichloropropene	8.060	75.0	44691	45.9125	ng	96
T Toluene	8.389	92.0	86245	46.2551	ng	98
T trans-1,3-Dichloropropene	8.640	75.0	32293	46.3682	ng	96
T 1,1,2-Trichloroethane	8.815	83.0	17049	46.9971	ng	97
T Tetrachloroethene	8.935	163.8	34811	47.1143	ng	98
T 1,3-Dichloropropane	8.983	76.0	35159	48.5899	ng	99
T Chlorodibromomethane	9.206	129.0	25901	47.2972	ng	97
T 1,2-Dibromoethane	9.309	107.0	18410	46.6806	ng	99
T Chlorobenzene	9.800	112.0	95746	47.5680	ng	100
T 1,1,1,2-Tetrachloroethane	9.892	131.0	32611	47.6291	ng	97
T Ethylbenzene	9.920	91.0	163792	45.7006	ng	100
T m+p-Xylenes	10.039	106.0	124472	91.0841	ng	97
T o-Xylene	10.430	106.0	55209	46.2995	ng	100
T Styrene	10.447	104.0	89857	46.2721	ng	98
T Bromoform	10.625	172.5	12631	46.0555	ng	97
T Bromobenzene	11.094	156.0	34645	47.9012	ng	97
T 1,1,2,2-Tetrachloroethane	11.113	83.0	21392	51.6318	ng	99
T 1,2,3-Trichloropropane	11.144	110.0	5339	48.9119	ng	100
T 2-Chlorotoluene	11.292	126.0	34398	45.9924	ng	100
T 4-Chlorotoluene	11.398	91.0	115506	47.8122	ng	99
T 1,3-Dichlorobenzene	12.033	146.0	64725	48.9515	ng	95
T 1,4-Dichlorobenzene	12.125	146.0	64821	47.4545	ng	99
T 1,2-Dichlorobenzene	12.493	146.0	51956	46.4314	ng	98

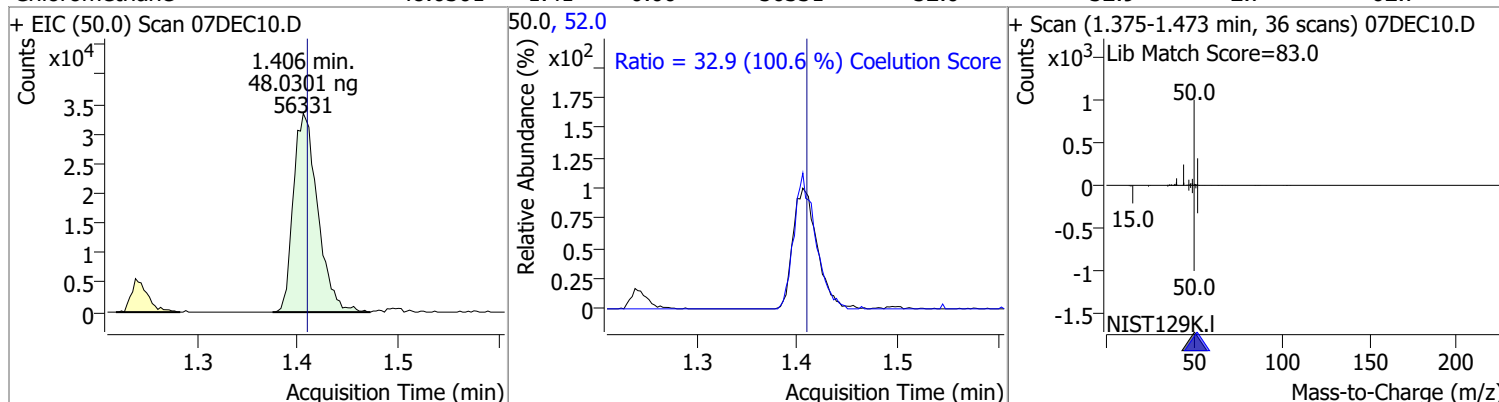
(#) = Qualifier Out of Range; (m) = Manual Integration; (+) = Area Summed; (*) = Surrogate Percent Recovery Out of Range; (d): Zeroed Peak

Quantitation Results Report (QT Reviewed)

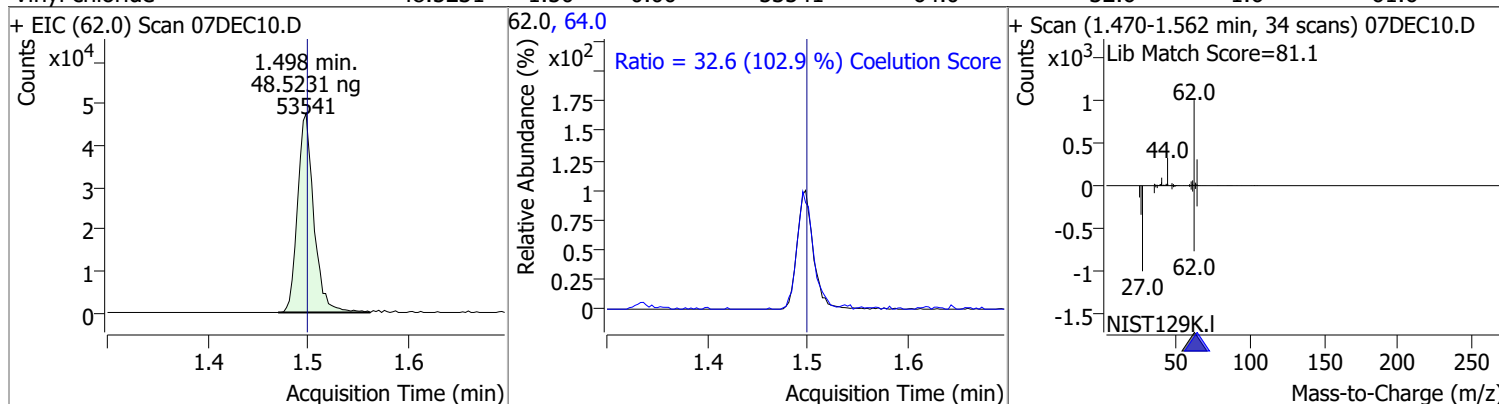
Compound	Conc.	RT	Dev(Min)	Resp.	QIon	QRatio	Lower	Upper
Dichlorodifluoromethane	47.2516	1.24	0.00	48672	87.0	32.3	2.0	62.0



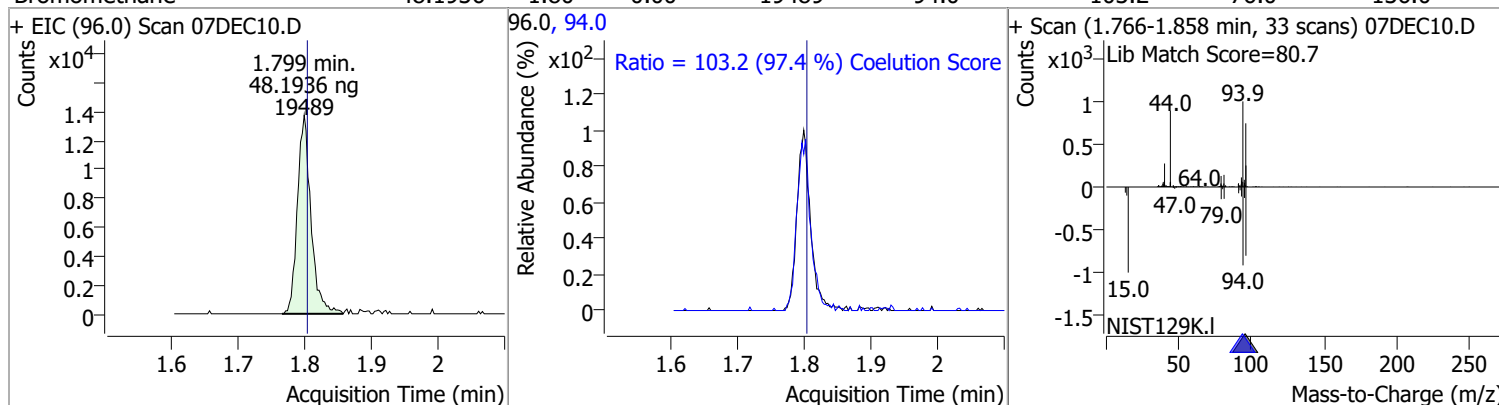
Compound	Conc.	RT	Dev(Min)	Resp.	QIon	QRatio	Lower	Upper
Chloromethane	48.0301	1.41	0.00	56331	52.0	32.9	2.7	62.7



Compound	Conc.	RT	Dev(Min)	Resp.	QIon	QRatio	Lower	Upper
Vinyl chloride	48.5231	1.50	0.00	53541	64.0	32.6	1.6	61.6

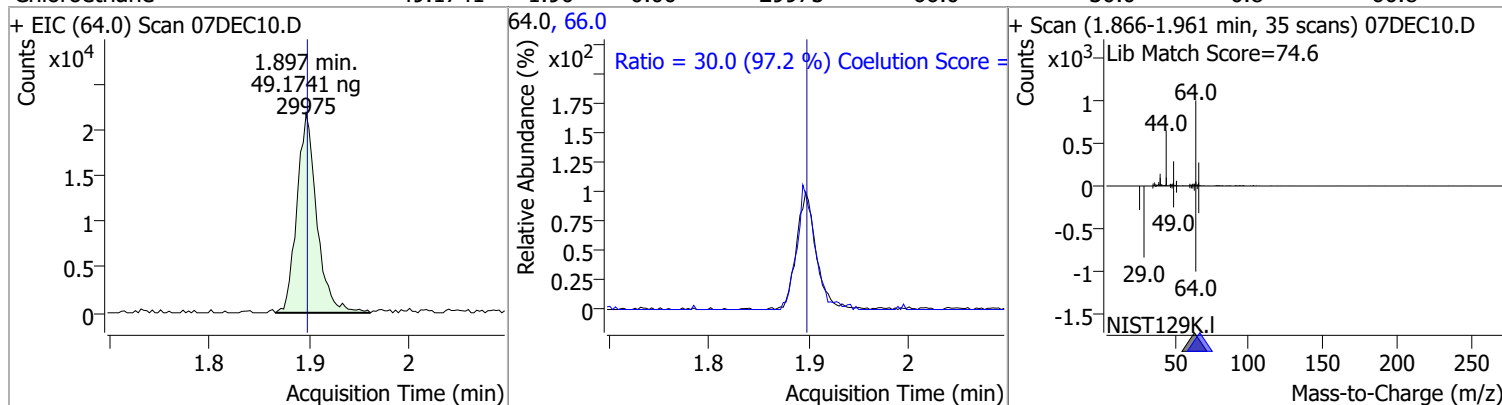


Compound	Conc.	RT	Dev(Min)	Resp.	QIon	QRatio	Lower	Upper
Bromomethane	48.1936	1.80	0.00	19489	94.0	103.2	76.0	136.0

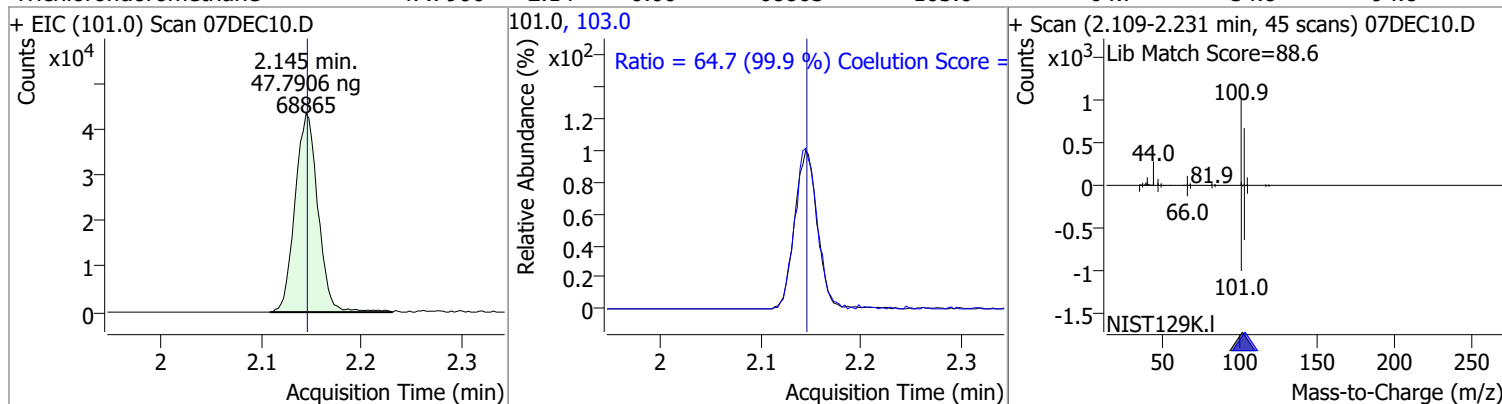


Quantitation Results Report (QT Reviewed)

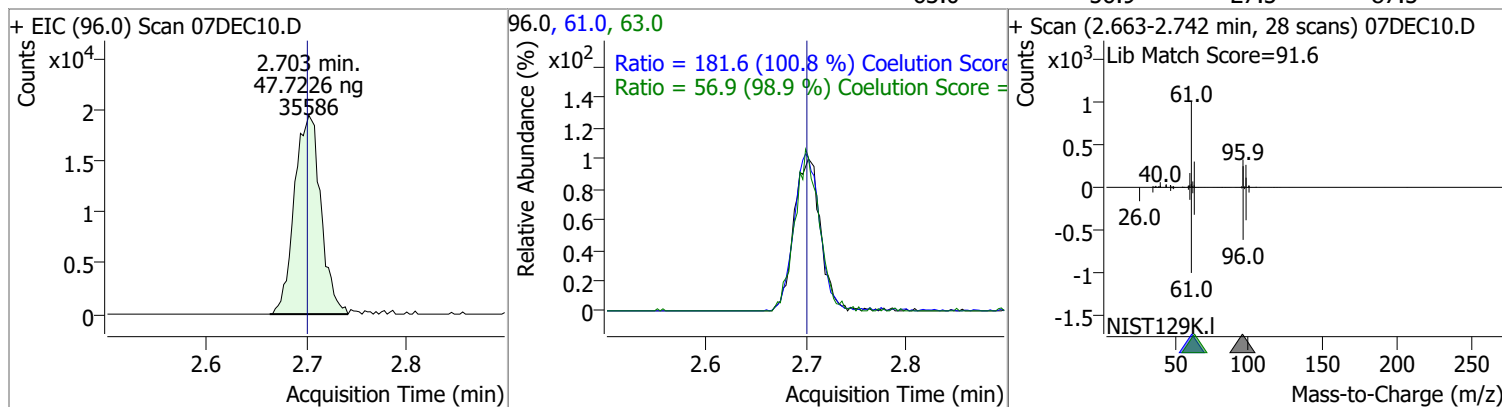
Compound	Conc.	RT	Dev(Min)	Resp.	QIon	QRatio	Lower	Upper
Chloroethane	49.1741	1.90	0.00	29975	66.0	30.0	0.8	60.8



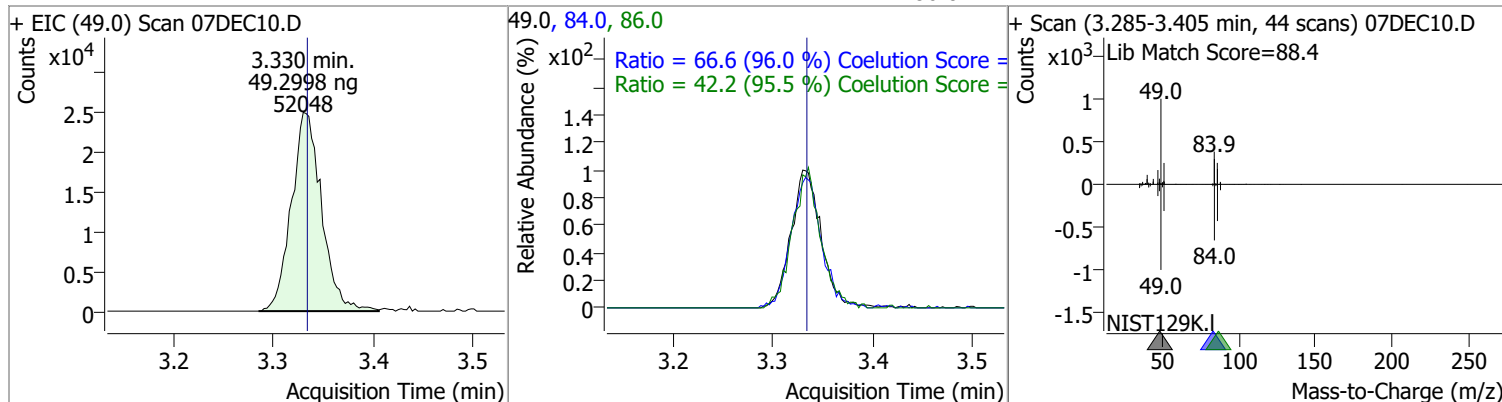
Compound	Conc.	RT	Dev(Min)	Resp.	QIon	QRatio	Lower	Upper
Trichlorofluoromethane	47.7906	2.14	0.00	68865	103.0	64.7	34.8	94.8



Compound	Conc.	RT	Dev(Min)	Resp.	QIon	QRatio	Lower	Upper
1,1-Dichloroethene	47.7226	2.70	0.00	35586	61.0	181.6	150.1	210.1
					63.0	56.9	27.5	87.5

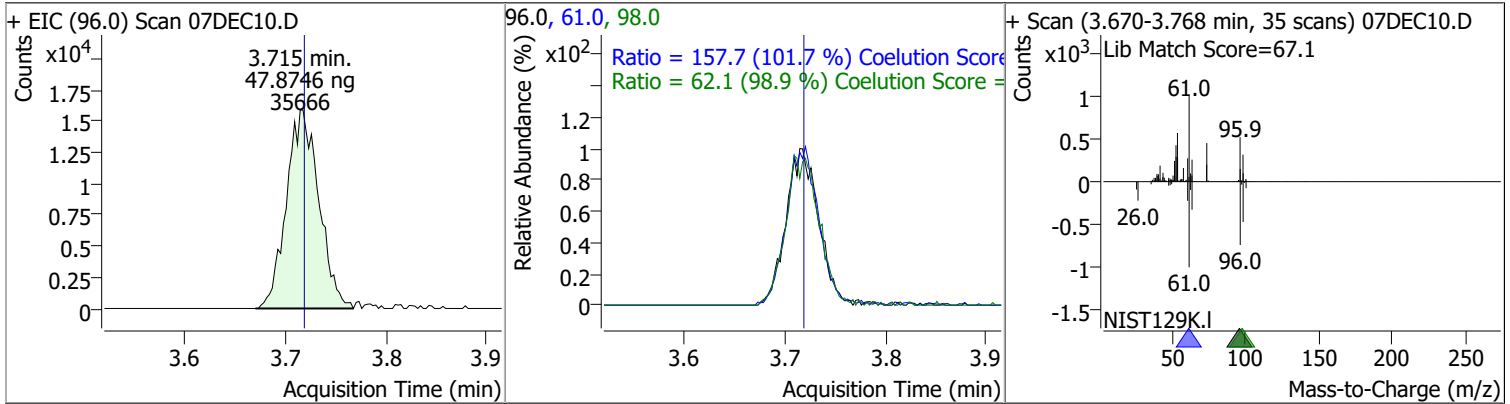


Compound	Conc.	RT	Dev(Min)	Resp.	QIon	QRatio	Lower	Upper
Methylene chloride	49.2998	3.33	0.00	52048	84.0	66.6	39.4	99.4
					86.0	42.2	14.1	74.1

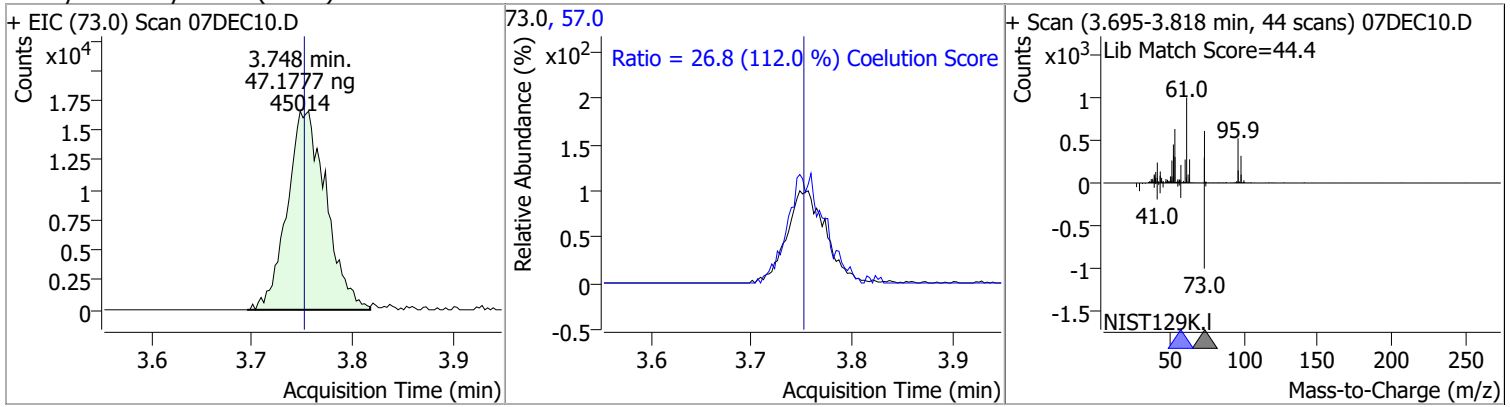


Quantitation Results Report (QT Reviewed)

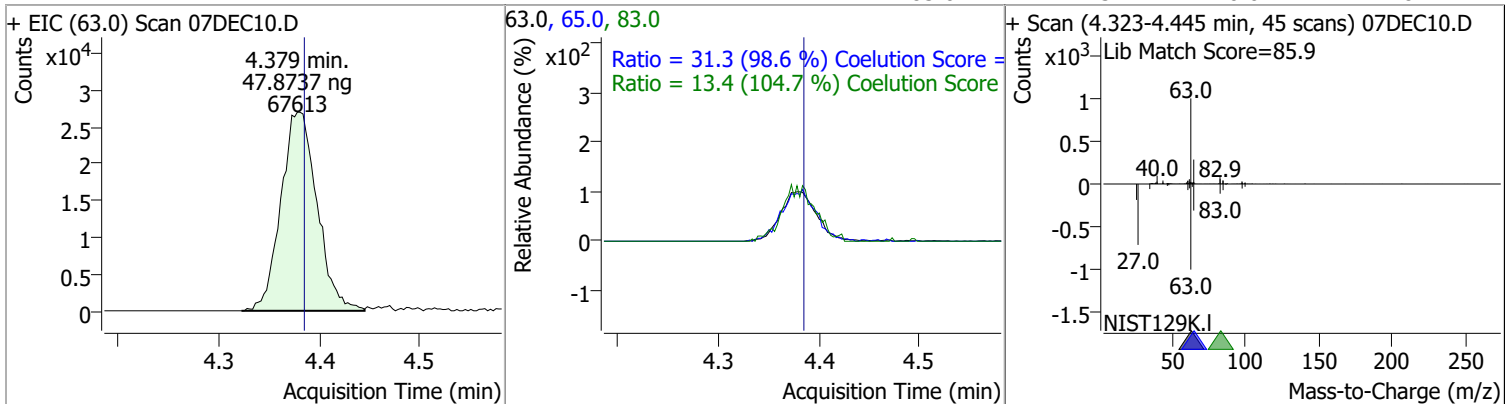
Compound	Conc.	RT	Dev(Min)	Resp.	QIon	QRatio	Lower	Upper
trans-1,2-Dichloroethene	47.8746	3.71	0.00	35666	61.0	157.7	125.1	185.1
					98.0	62.1	32.8	92.8



Compound	Conc.	RT	Dev(Min)	Resp.	QIon	QRatio	Lower	Upper
Methyl tert-butyl ether (MTBE)	47.1777	3.75	0.00	45014	57.0	26.8	0.0	53.9

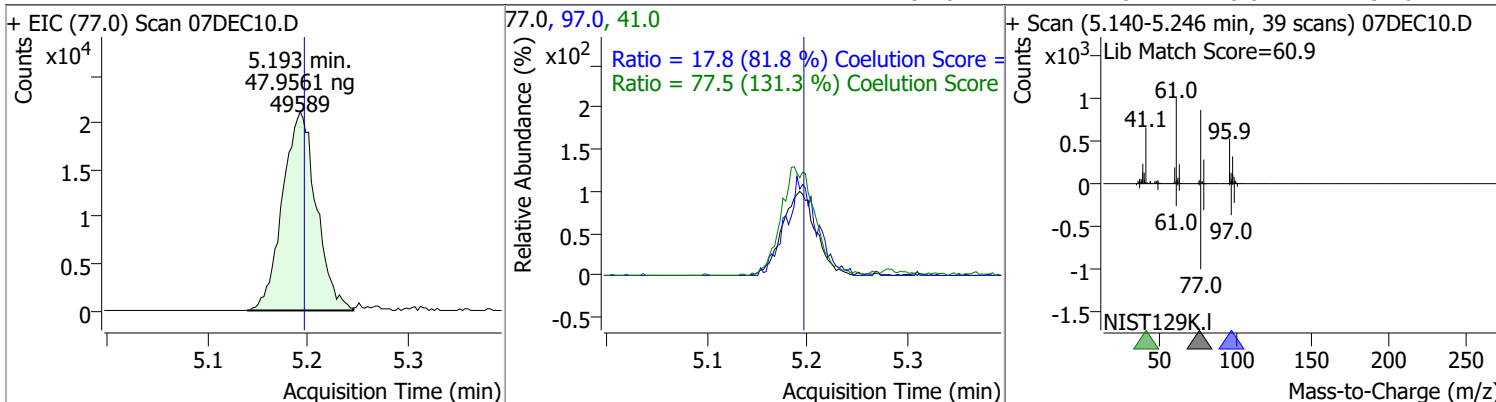


Compound	Conc.	RT	Dev(Min)	Resp.	QIon	QRatio	Lower	Upper
1,1-Dichloroethane	47.8737	4.38	-0.01	67613	65.0	31.3	1.7	61.7
					83.0	13.4	0.0	42.8

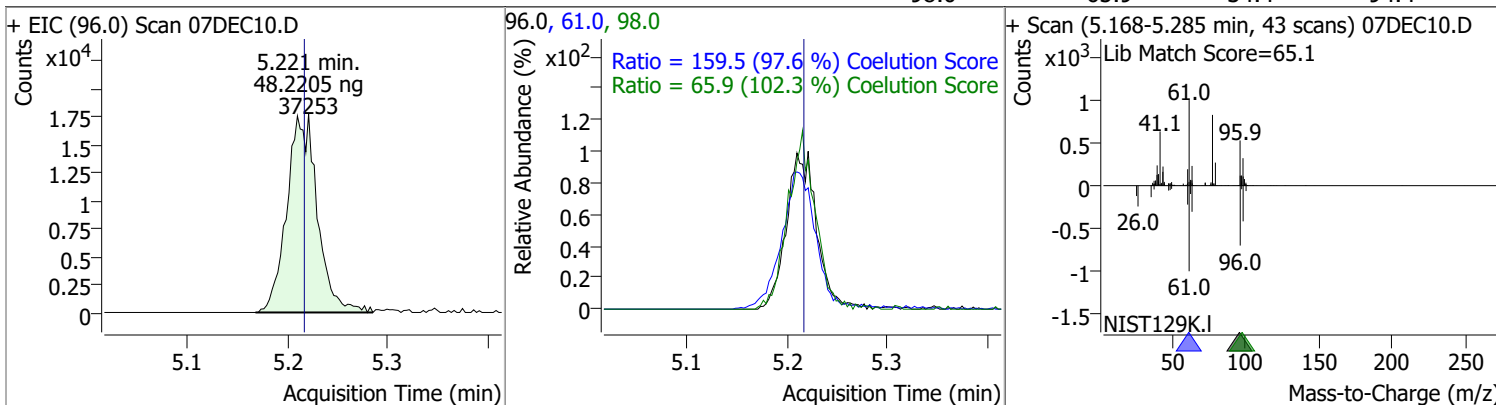


Quantitation Results Report (QT Reviewed)

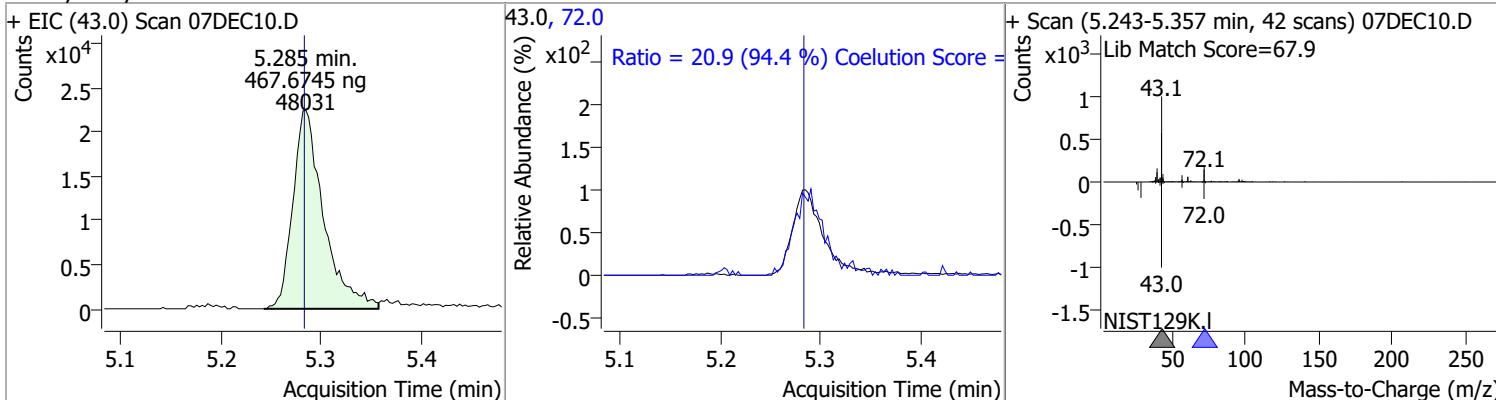
Compound	Conc.	RT	Dev(Min)	Resp.	QIon	QRatio	Lower	Upper
2,2-Dichloropropane	47.9561	5.19	0.00	49589	41.0	77.5	29.0	89.0
					97.0	17.8	0.0	51.8



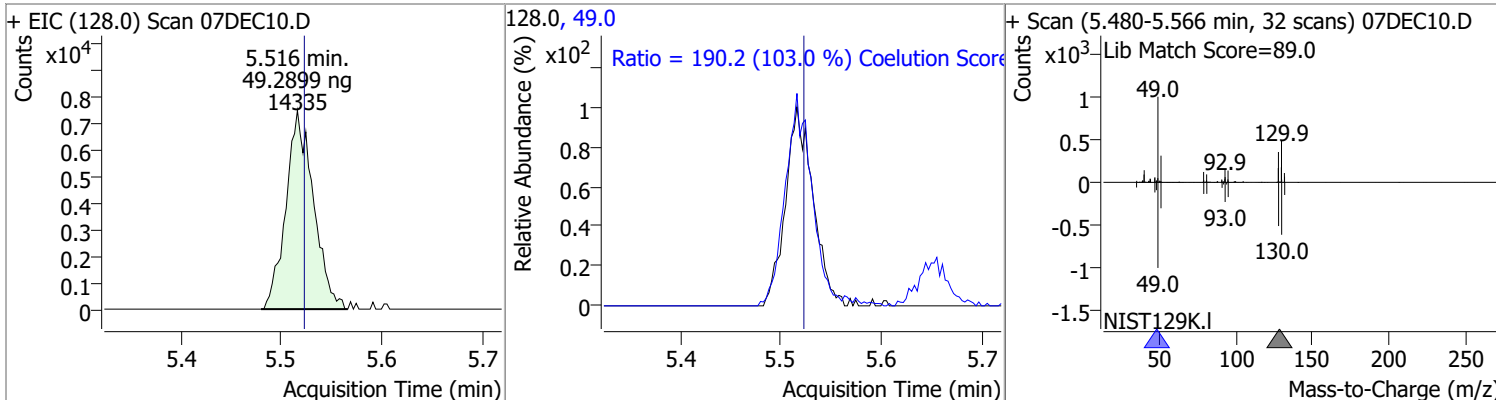
Compound	Conc.	RT	Dev(Min)	Resp.	QIon	QRatio	Lower	Upper
cis-1,2-Dichloroethene	48.2205	5.22	0.01	37253	61.0	159.5	133.3	193.3
					98.0	65.9	34.4	94.4



Compound	Conc.	RT	Dev(Min)	Resp.	QIon	QRatio	Lower	Upper
Methyl ethyl ketone	467.6745	5.28	0.00	48031	72.0	20.9	0.0	52.2

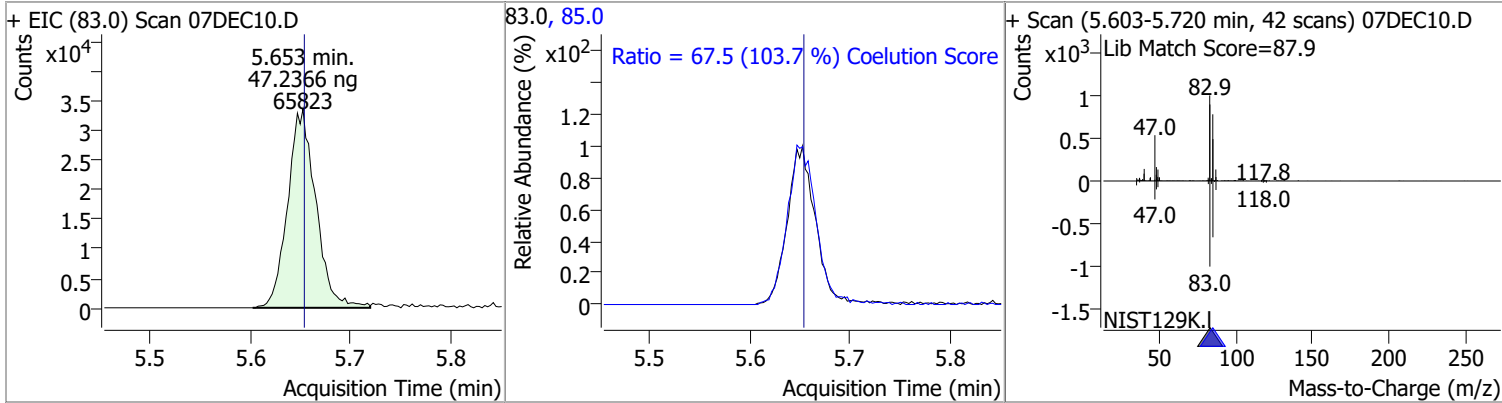


Compound	Conc.	RT	Dev(Min)	Resp.	QIon	QRatio	Lower	Upper
Bromochloromethane	49.2899	5.52	-0.01	14335	49.0	190.2	154.6	214.6

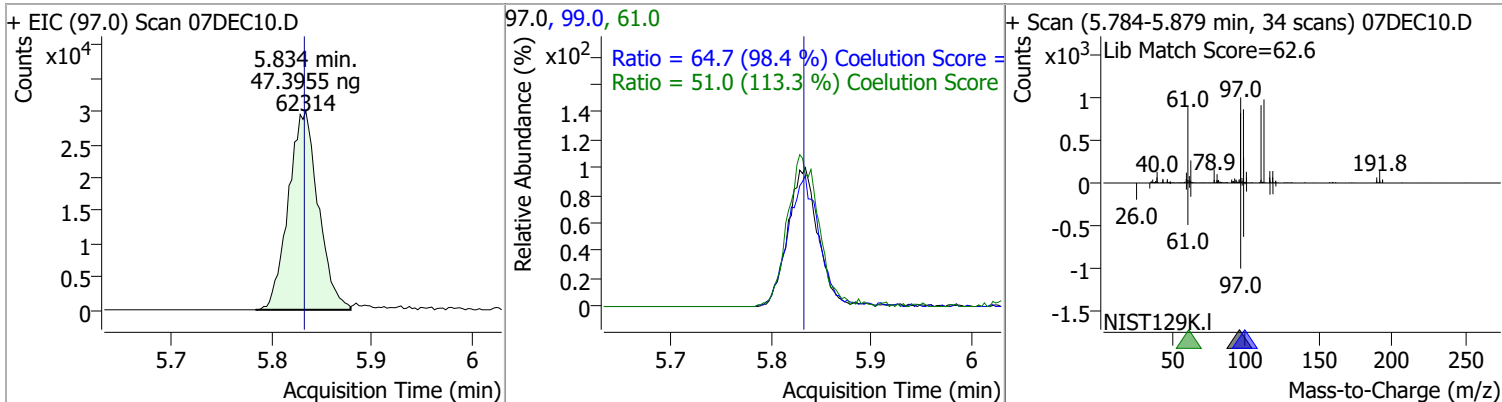


Quantitation Results Report (QT Reviewed)

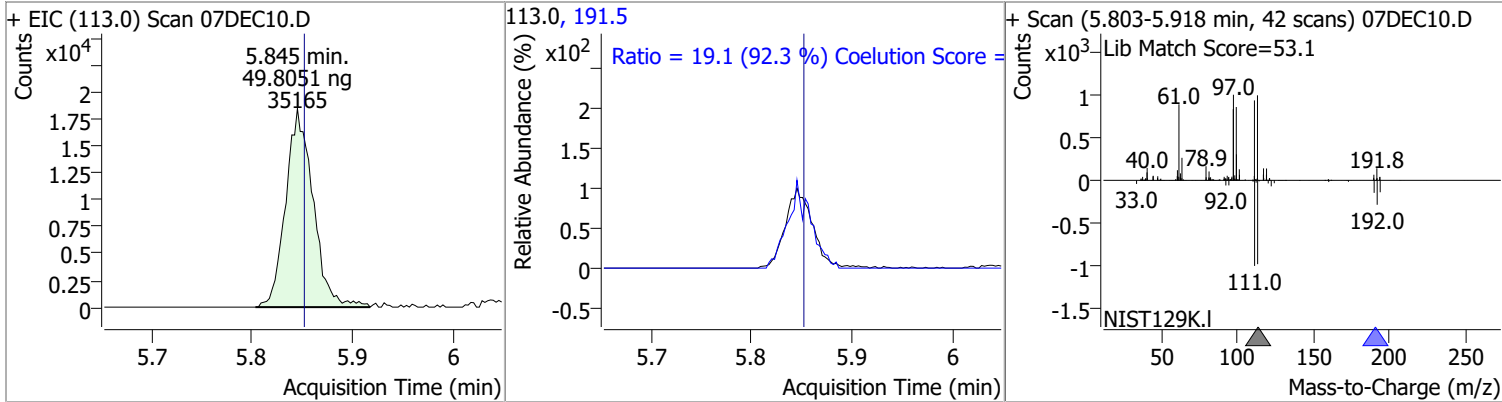
Compound	Conc.	RT	Dev(Min)	Resp.	QIon	QRatio	Lower	Upper
Chloroform	47.2366	5.65	0.00	65823	85.0	67.5	35.1	95.1



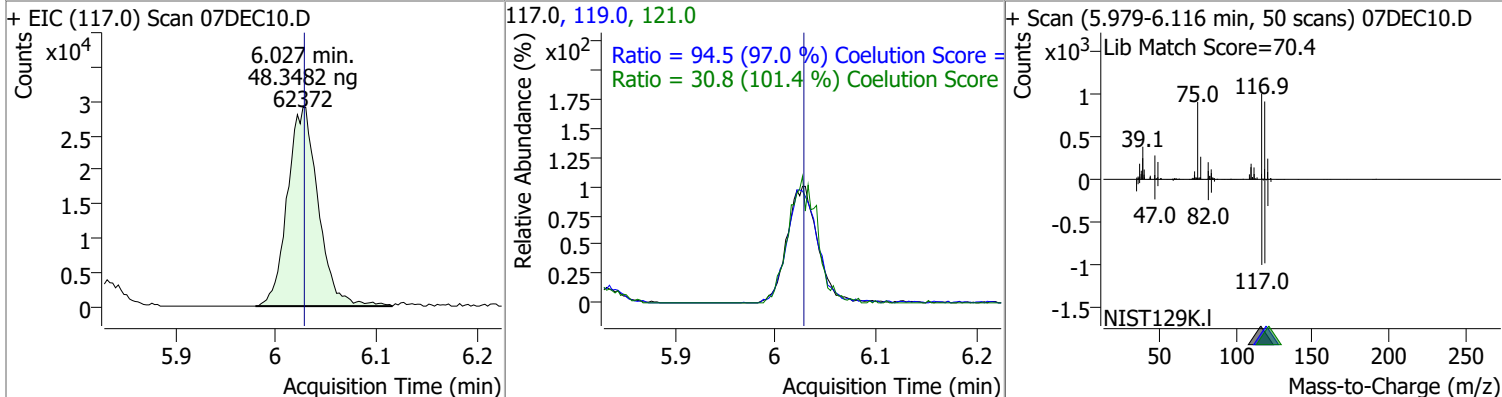
Compound	Conc.	RT	Dev(Min)	Resp.	QIon	QRatio	Lower	Upper
1,1,1-Trichloroethane	47.3955	5.83	0.00	62314	99.0	64.7	35.7	95.7
					61.0	51.0	15.0	75.0



Compound	Conc.	RT	Dev(Min)	Resp.	QIon	QRatio	Lower	Upper
Dibromofluoromethane	49.8051	5.85	-0.01	35165	191.5	19.1	0.0	50.7

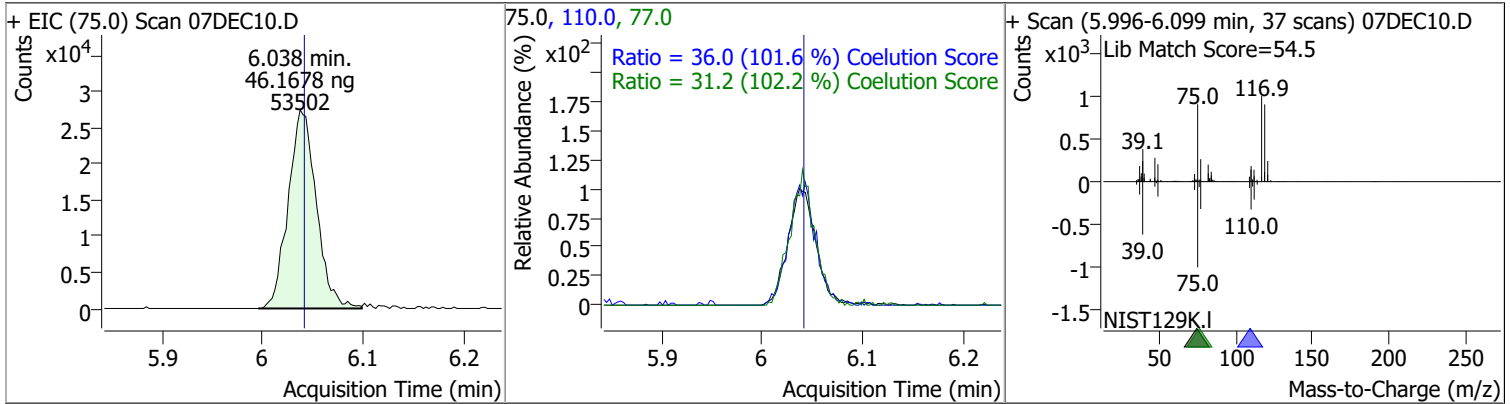


Compound	Conc.	RT	Dev(Min)	Resp.	QIon	QRatio	Lower	Upper
Carbon tetrachloride	48.3482	6.03	0.00	62372	119.0	94.5	67.5	127.5
					121.0	30.8	0.4	60.4

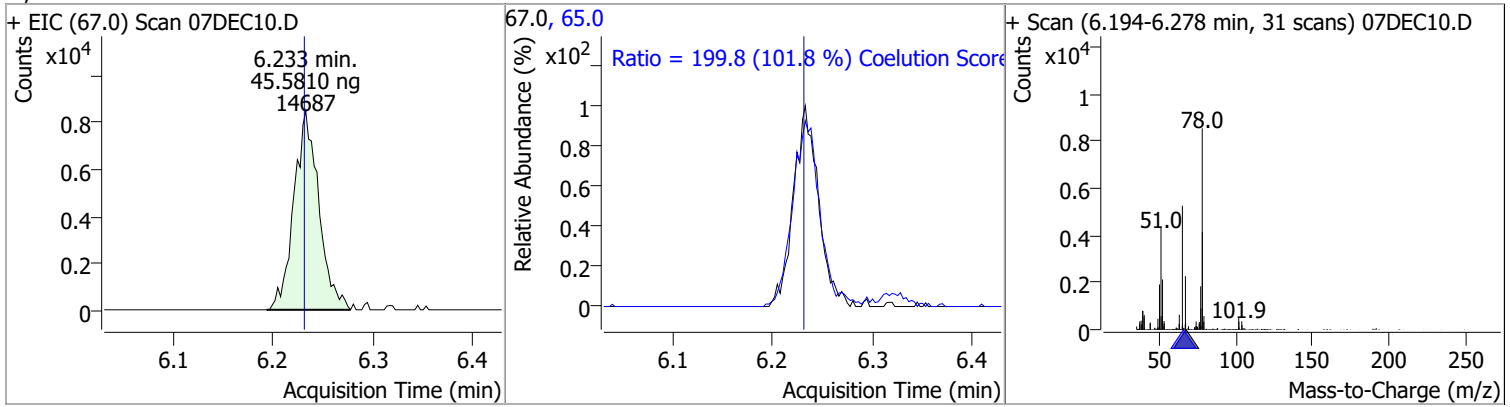


Quantitation Results Report (QT Reviewed)

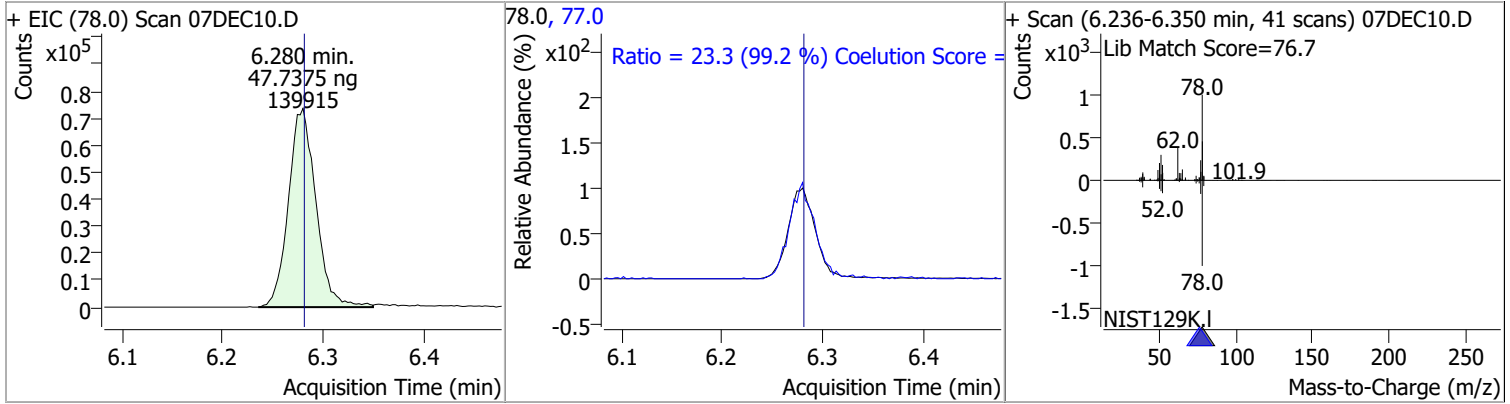
Compound	Conc.	RT	Dev(Min)	Resp.	QIon	QRatio	Lower	Upper
1,1-Dichloropropene	46.1678	6.04	0.00	53502	110.0	36.0	5.4	65.4
					77.0	31.2	0.5	60.5



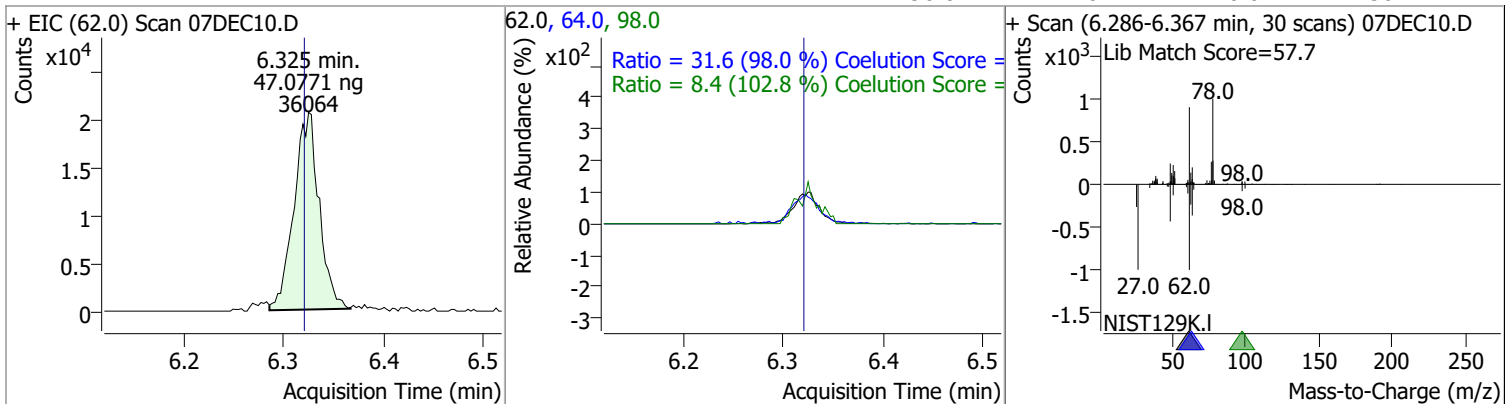
Compound	Conc.	RT	Dev(Min)	Resp.	QIon	QRatio	Lower	Upper
1,2-Dichloroethane-d4	45.5810	6.23	0.00	14687	65.0	199.8	166.3	226.3



Compound	Conc.	RT	Dev(Min)	Resp.	QIon	QRatio	Lower	Upper
Benzene	47.7375	6.28	0.00	139915	77.0	23.3	0.0	53.5

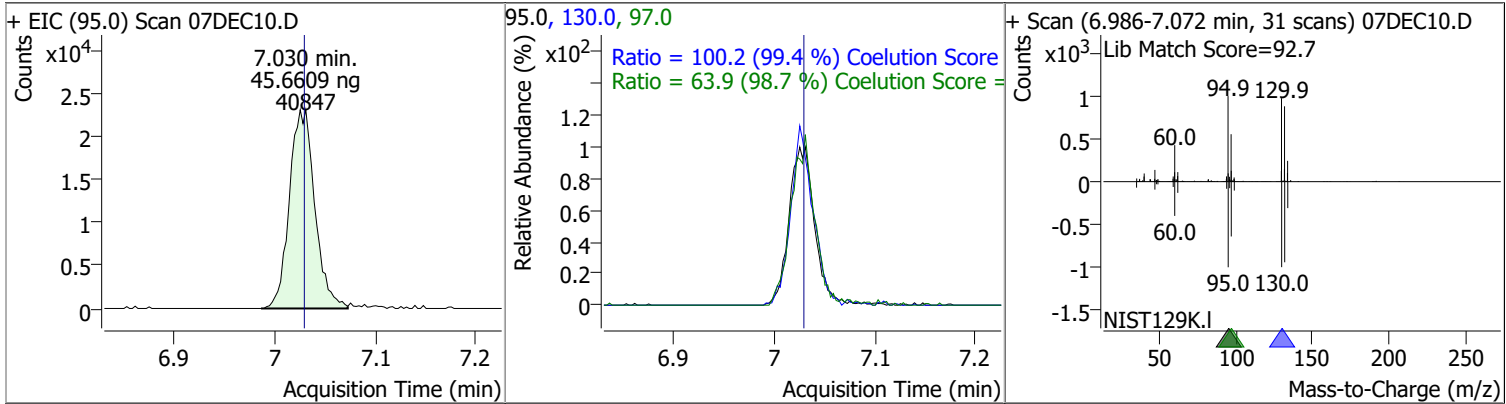


Compound	Conc.	RT	Dev(Min)	Resp.	QIon	QRatio	Lower	Upper
1,2-Dichloroethane	47.0771	6.32	0.01	36064	64.0	31.6	2.3	62.3
					98.0	8.4	0.0	38.2

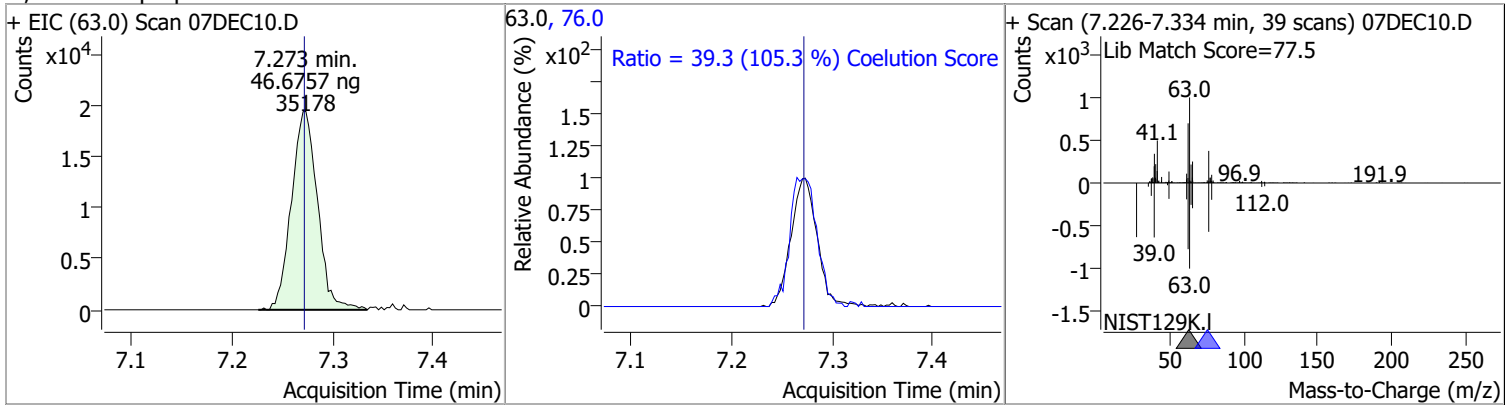


Quantitation Results Report (QT Reviewed)

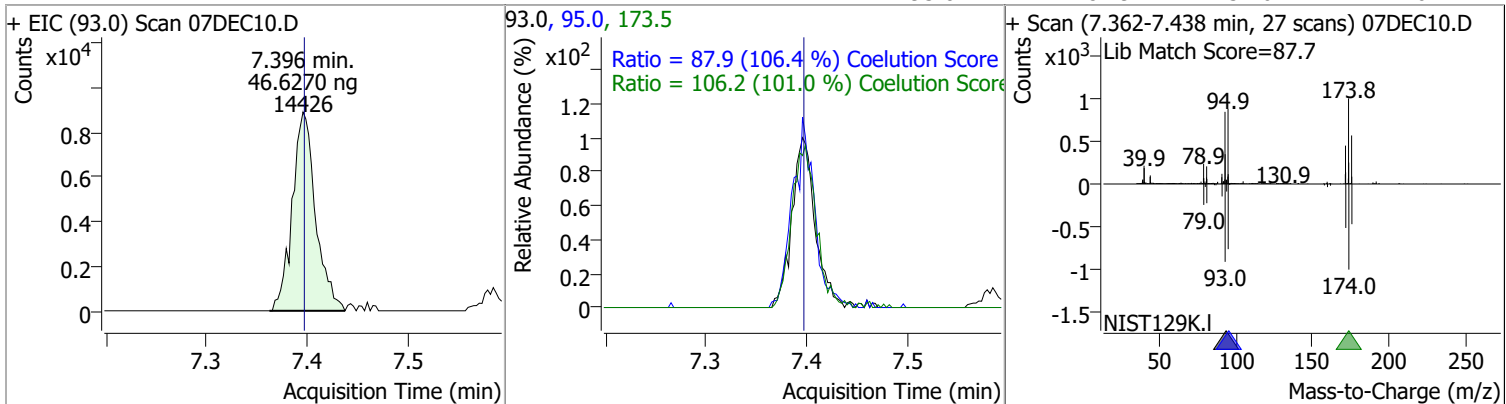
Compound	Conc.	RT	Dev(Min)	Resp.	QIon	QRatio	Lower	Upper
Trichloroethene	45.6609	7.03	0.00	40847	130.0	100.2	70.8	130.8
					97.0	63.9	34.7	94.7



Compound	Conc.	RT	Dev(Min)	Resp.	QIon	QRatio	Lower	Upper
1,2-Dichloropropane	46.6757	7.27	0.00	35178	76.0	39.3	7.3	67.3

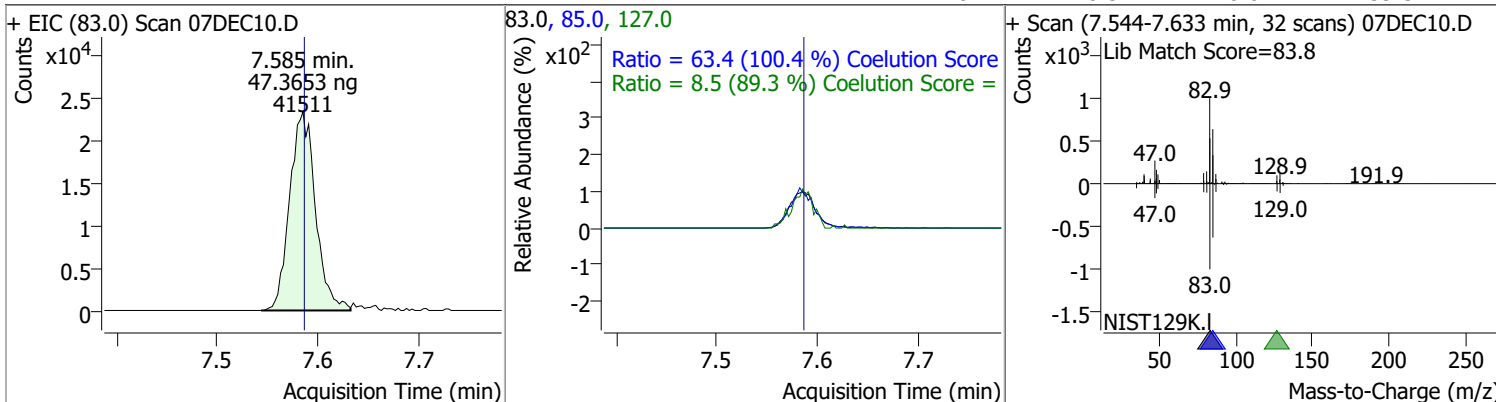


Compound	Conc.	RT	Dev(Min)	Resp.	QIon	QRatio	Lower	Upper
Dibromomethane	46.6270	7.40	0.00	14426	173.5	106.2	75.2	135.2
					95.0	87.9	52.6	112.6

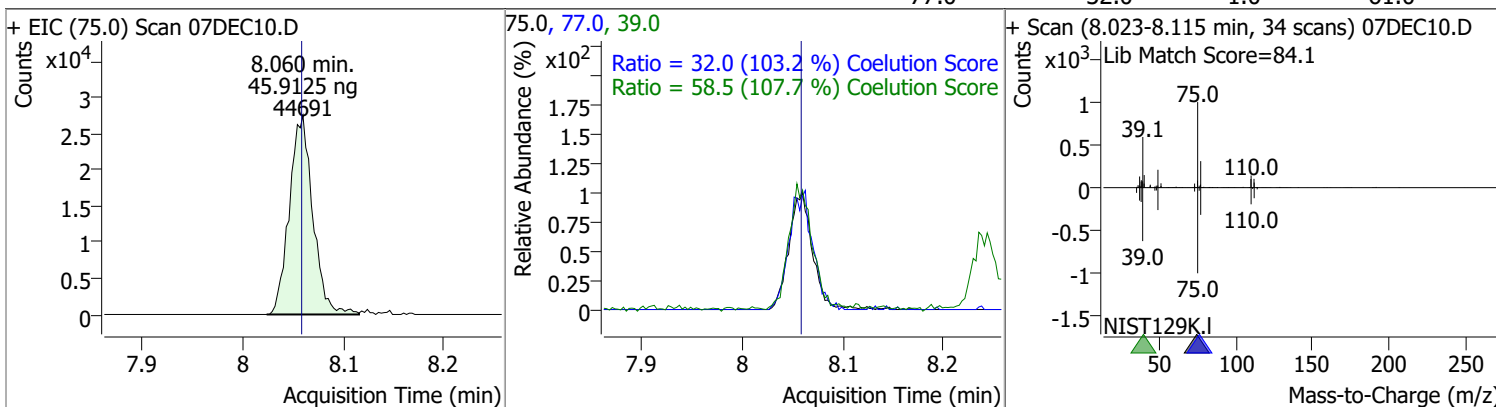


Quantitation Results Report (QT Reviewed)

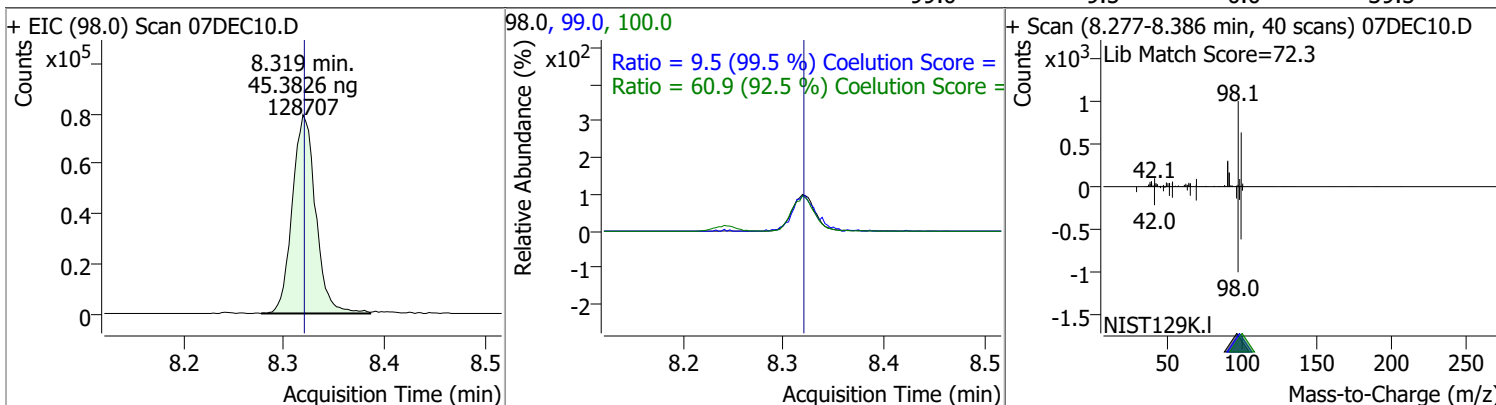
Compound	Conc.	RT	Dev(Min)	Resp.	QIon	QRatio	Lower	Upper
Bromodichloromethane	47.3653	7.59	0.00	41511	85.0	63.4	33.1	93.1
					127.0	8.5	0.0	39.5



Compound	Conc.	RT	Dev(Min)	Resp.	QIon	QRatio	Lower	Upper
cis-1,3-Dichloropropene	45.9125	8.06	0.00	44691	39.0	58.5	24.3	84.3
					77.0	32.0	1.0	61.0



Compound	Conc.	RT	Dev(Min)	Resp.	QIon	QRatio	Lower	Upper
Toluene-d8	45.3826	8.32	0.00	128707	100.0	60.9	35.9	95.9
					99.0	9.5	0.0	39.5

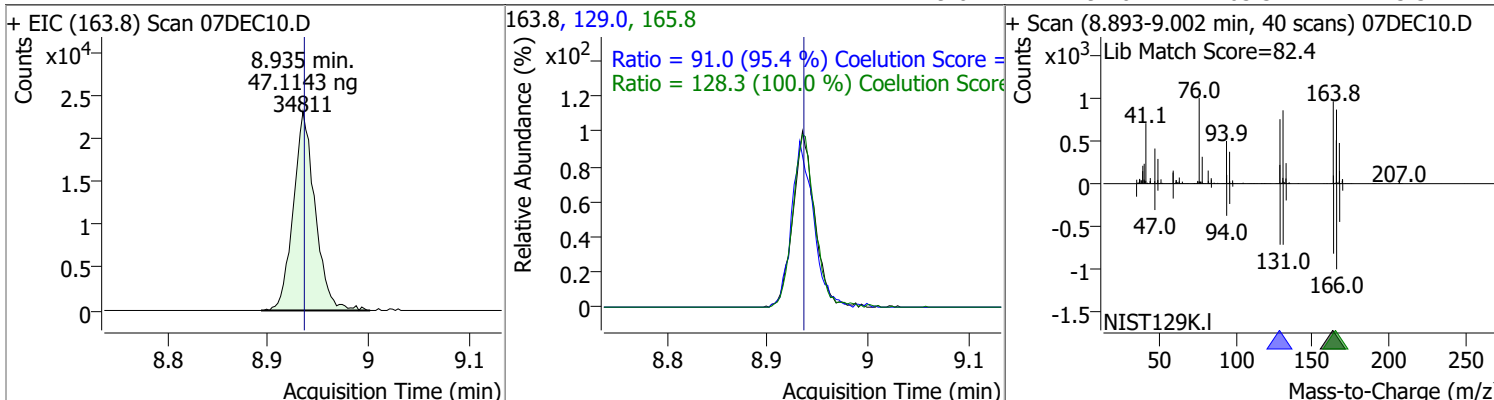


Quantitation Results Report (QT Reviewed)

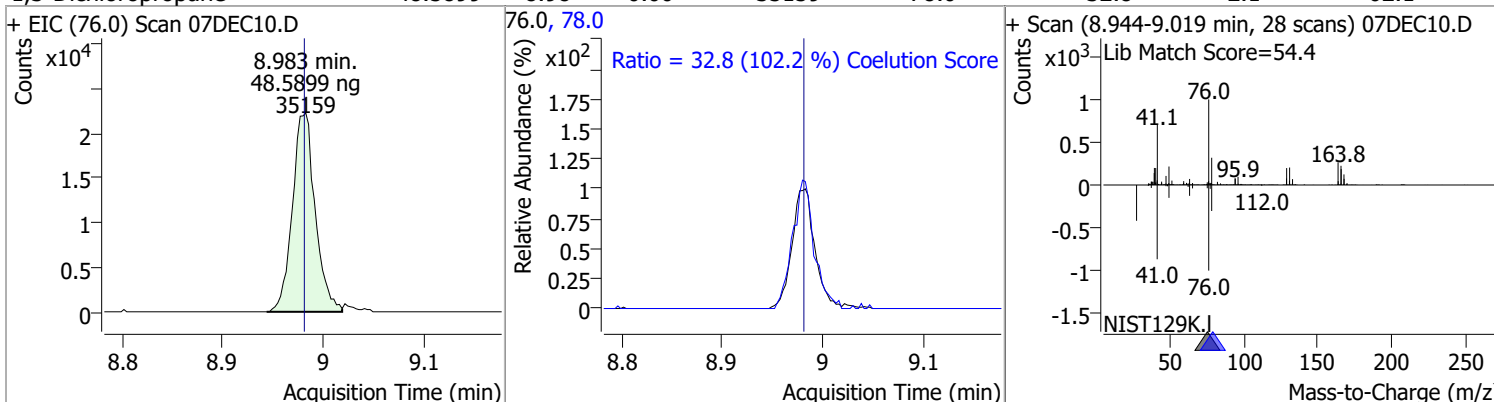
Compound	Conc.	RT	Dev(Min)	Resp.	QIon	QRatio	Lower	Upper
Toluene	46.2551	8.39	0.00	86245	91.0	177.0	144.3	204.3
+ EIC (92.0) Scan 07DEC10.D			92.0, 91.0			+ Scan (8.347-8.458 min, 41 scans) 07DEC10.D		
trans-1,3-Dichloropropene	46.3682	8.64	0.00	32293	39.0	55.7	22.1	82.1
+ EIC (75.0) Scan 07DEC10.D			75.0, 77.0, 39.0			+ Scan (8.598-8.687 min, 33 scans) 07DEC10.D		
1,1,2-Trichloroethane	46.9971	8.82	0.00	17049	97.0	115.0	84.3	144.3
+ EIC (83.0) Scan 07DEC10.D			83.0, 97.0, 85.0			+ Scan (8.779-8.868 min, 33 scans) 07DEC10.D		

Quantitation Results Report (QT Reviewed)

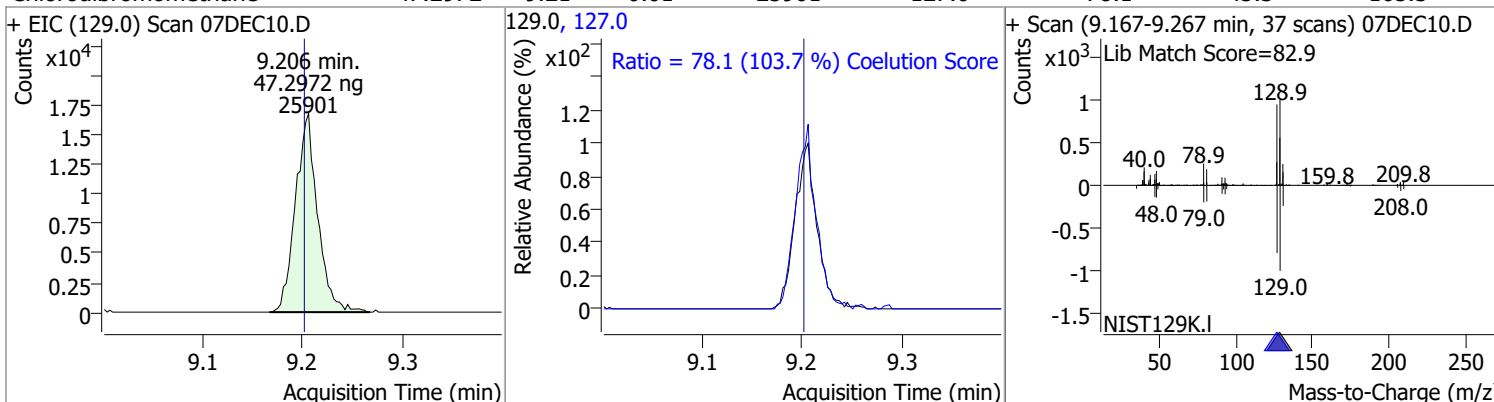
Compound	Conc.	RT	Dev(Min)	Resp.	QIon	QRatio	Lower	Upper
Tetrachloroethene	47.1143	8.94	0.00	34811	165.8	128.3	98.3	158.3
					129.0	91.0	65.3	125.3



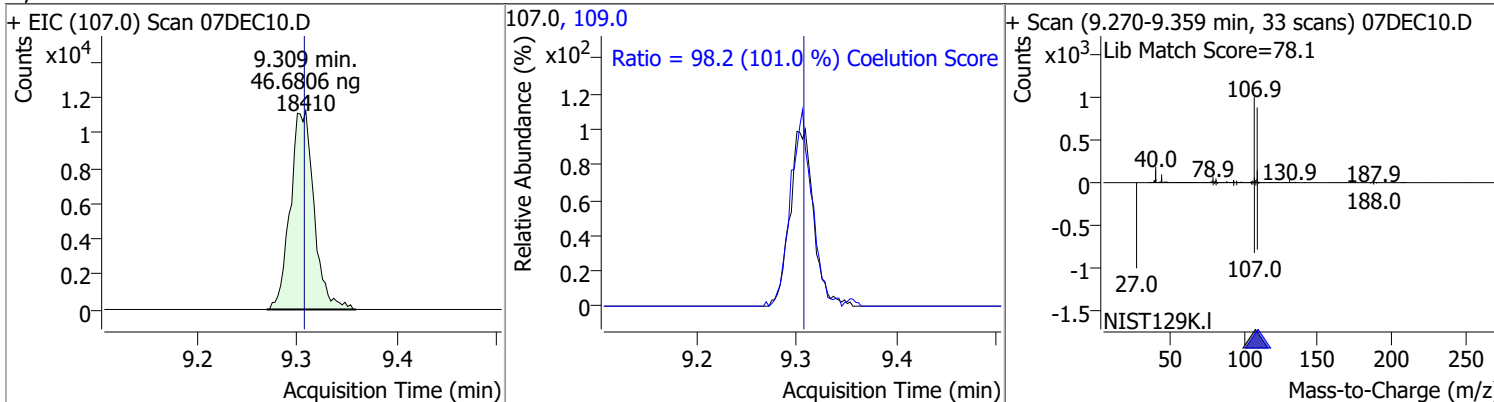
Compound	Conc.	RT	Dev(Min)	Resp.	QIon	QRatio	Lower	Upper
1,3-Dichloropropane	48.5899	8.98	0.00	35159	78.0	32.8	2.1	62.1



Compound	Conc.	RT	Dev(Min)	Resp.	QIon	QRatio	Lower	Upper
Chlorodibromomethane	47.2972	9.21	0.01	25901	127.0	78.1	45.3	105.3

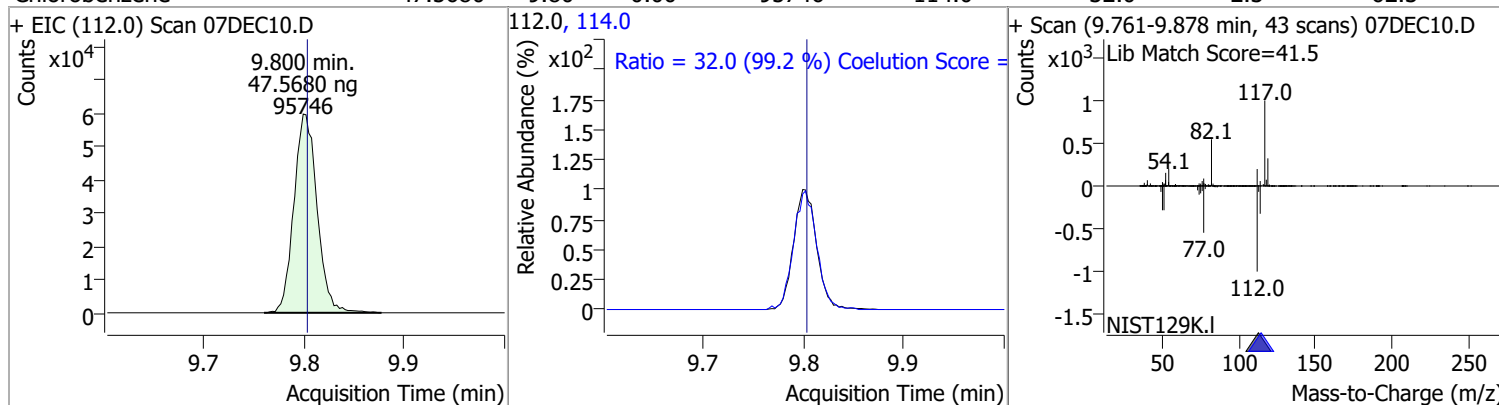


Compound	Conc.	RT	Dev(Min)	Resp.	QIon	QRatio	Lower	Upper
1,2-Dibromoethane	46.6806	9.31	0.00	18410	109.0	98.2	67.2	127.2

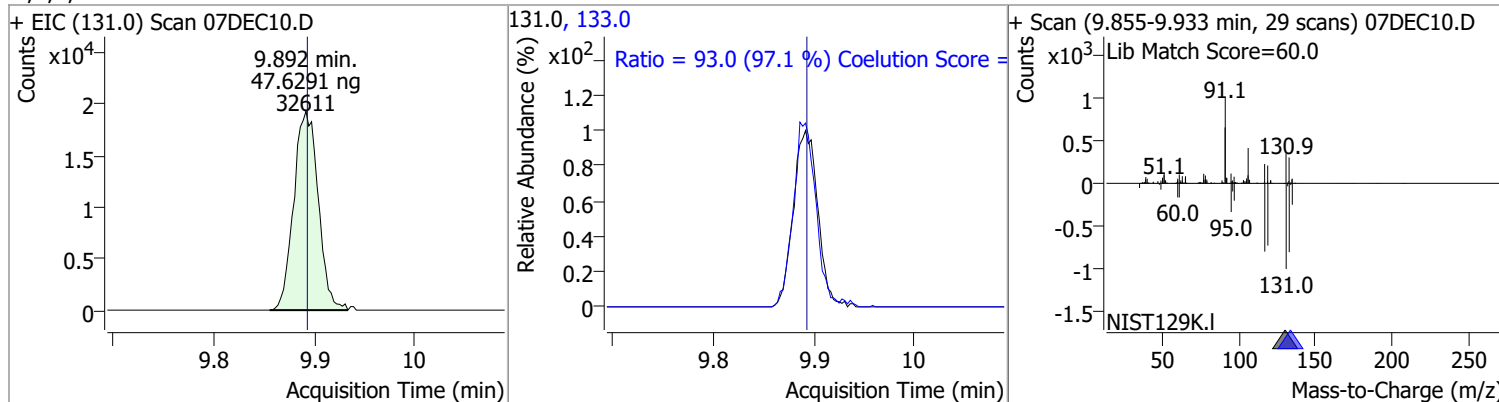


Quantitation Results Report (QT Reviewed)

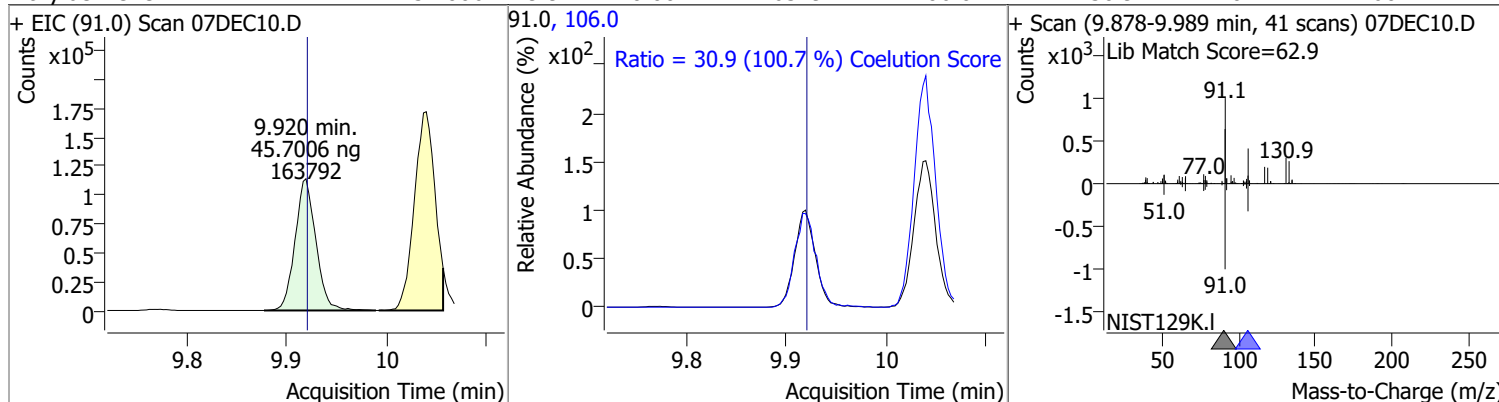
Compound	Conc.	RT	Dev(Min)	Resp.	QIon	QRatio	Lower	Upper
Chlorobenzene	47.5680	9.80	0.00	95746	114.0	32.0	2.3	62.3



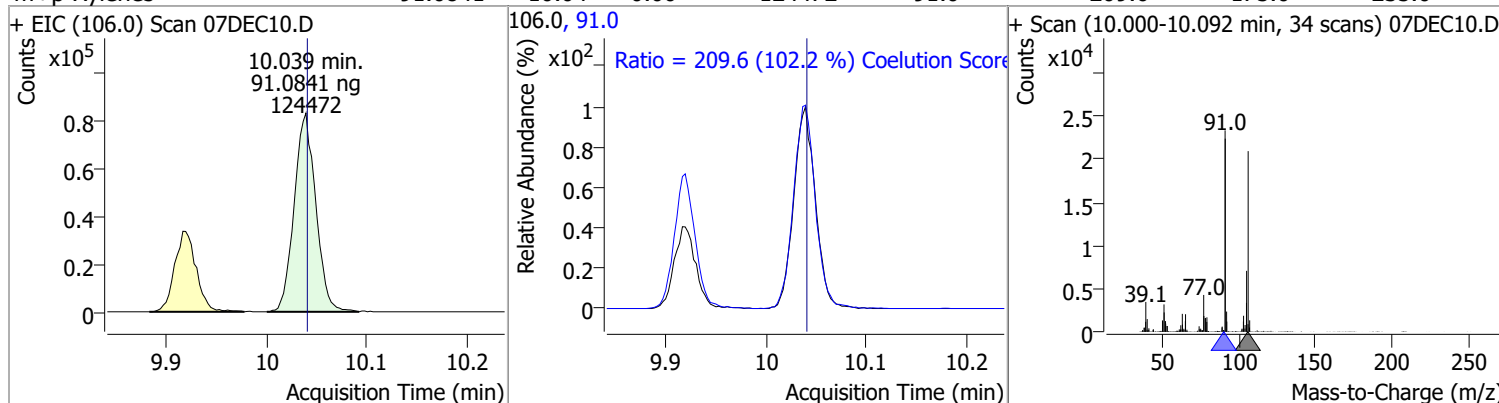
Compound	Conc.	RT	Dev(Min)	Resp.	QIon	QRatio	Lower	Upper
1,1,1,2-Tetrachloroethane	47.6291	9.89	0.00	32611	133.0	93.0	65.7	125.7



Compound	Conc.	RT	Dev(Min)	Resp.	QIon	QRatio	Lower	Upper
Ethylbenzene	45.7006	9.92	0.00	163792	106.0	30.9	0.7	60.7

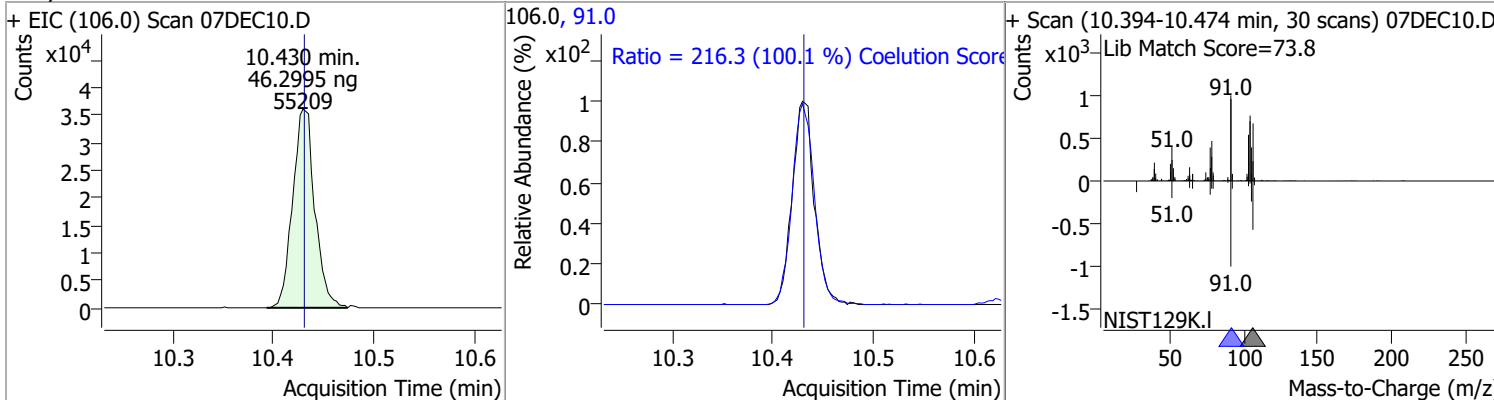


Compound	Conc.	RT	Dev(Min)	Resp.	QIon	QRatio	Lower	Upper
m+p-Xylenes	91.0841	10.04	0.00	124472	91.0	209.6	175.0	235.0

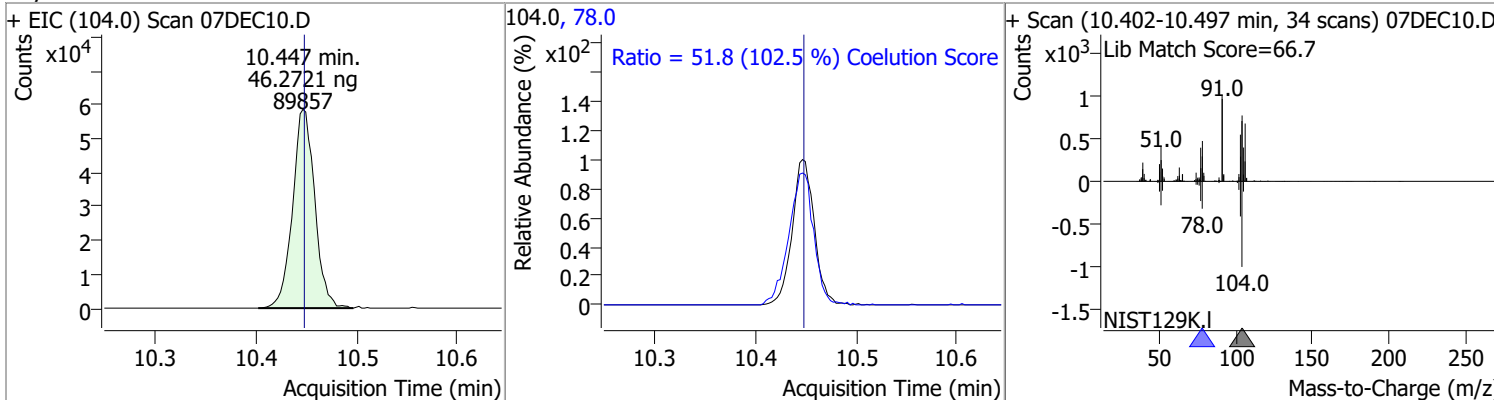


Quantitation Results Report (QT Reviewed)

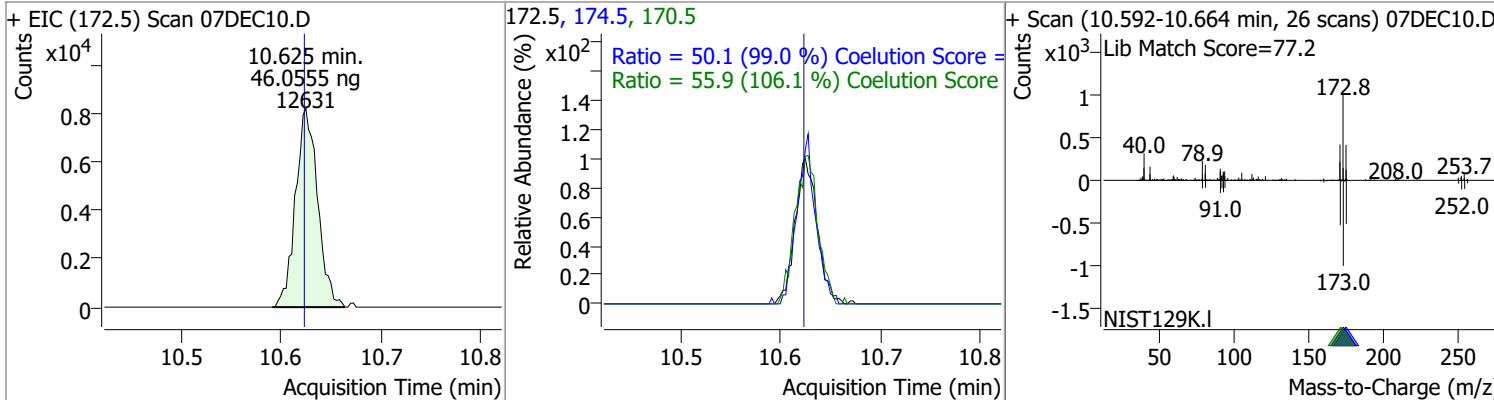
Compound	Conc.	RT	Dev(Min)	Resp.	QIon	QRatio	Lower	Upper
o-Xylene	46.2995	10.43	0.00	55209	91.0	216.3	186.1	246.1



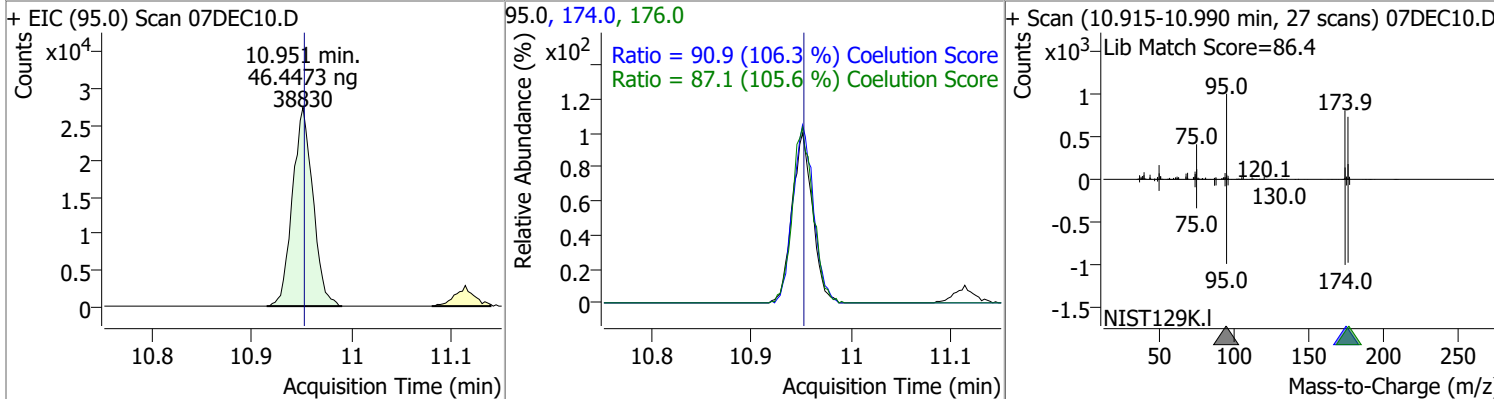
Compound	Conc.	RT	Dev(Min)	Resp.	QIon	QRatio	Lower	Upper
Styrene	46.2721	10.45	0.00	89857	78.0	51.8	20.6	80.6



Compound	Conc.	RT	Dev(Min)	Resp.	QIon	QRatio	Lower	Upper
Bromoform	46.0555	10.63	0.00	12631	170.5	55.9	22.7	82.7
					174.5	50.1	20.7	80.7

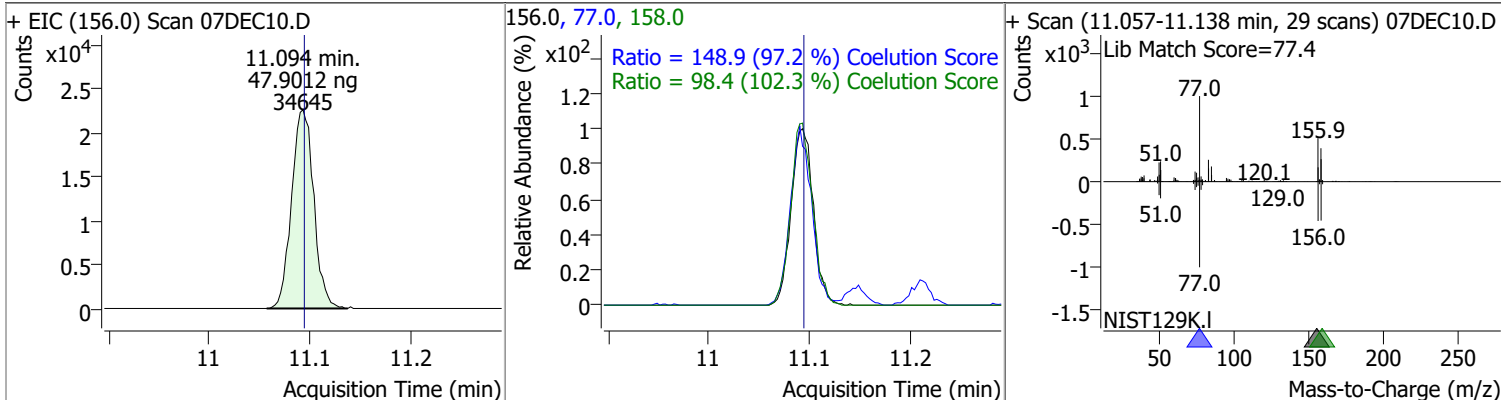


Compound	Conc.	RT	Dev(Min)	Resp.	QIon	QRatio	Lower	Upper
p-Bromofluorobenzene	46.4473	10.95	0.00	38830	174.0	90.9	55.5	115.5
					176.0	87.1	52.5	112.5

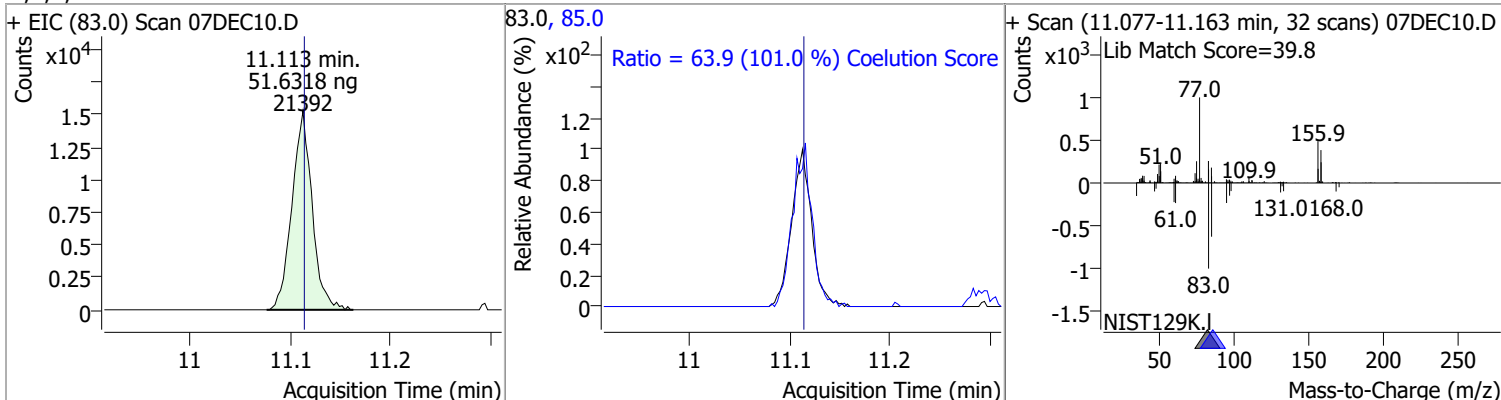


Quantitation Results Report (QT Reviewed)

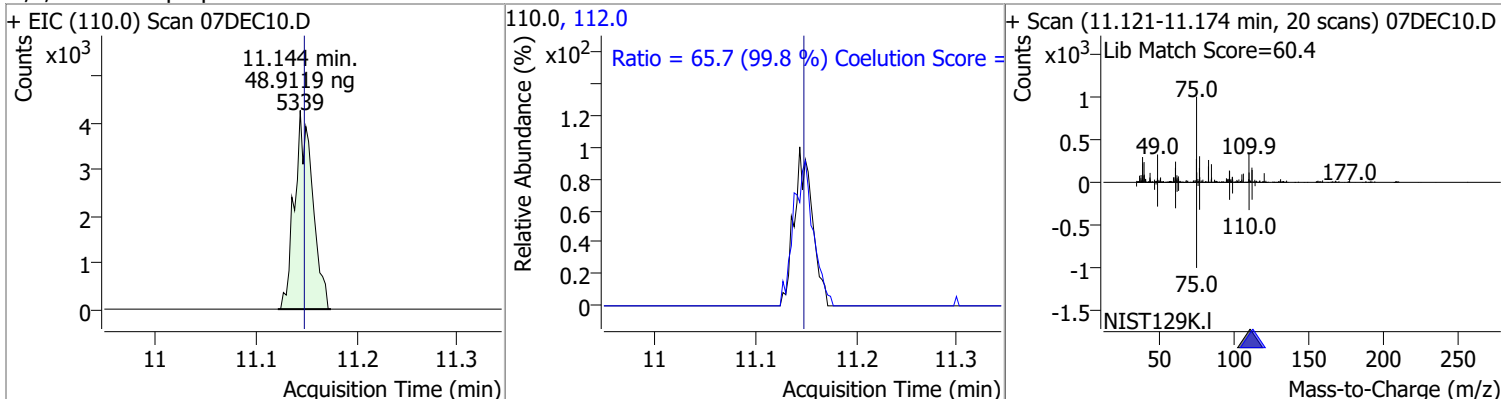
Compound	Conc.	RT	Dev(Min)	Resp.	QIon	QRatio	Lower	Upper
Bromobenzene	47.9012	11.09	0.00	34645	77.0	148.9	123.2	183.2
					158.0	98.4	66.2	126.2



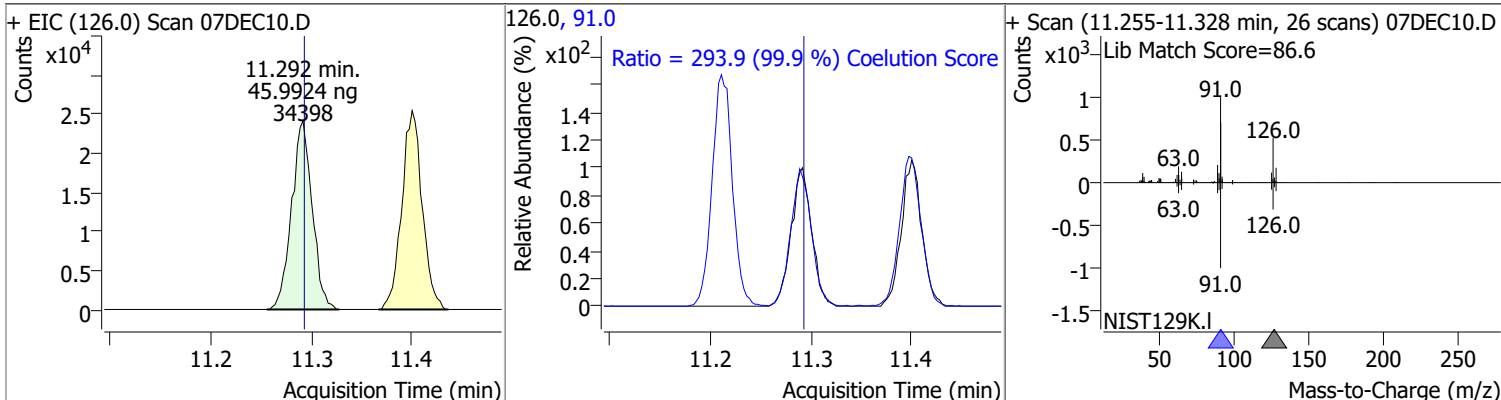
Compound	Conc.	RT	Dev(Min)	Resp.	QIon	QRatio	Lower	Upper
1,1,2,2-Tetrachloroethane	51.6318	11.11	0.00	21392	85.0	63.9	33.2	93.2



Compound	Conc.	RT	Dev(Min)	Resp.	QIon	QRatio	Lower	Upper
1,2,3-Trichloropropane	48.9119	11.14	0.00	5339	112.0	65.7	35.8	95.8



Compound	Conc.	RT	Dev(Min)	Resp.	QIon	QRatio	Lower	Upper
2-Chlorotoluene	45.9924	11.29	0.00	34398	91.0	293.9	264.1	324.1

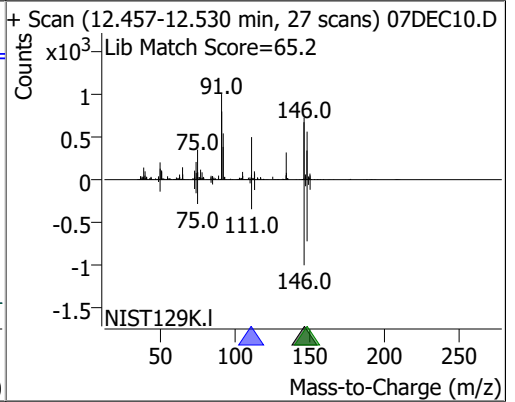
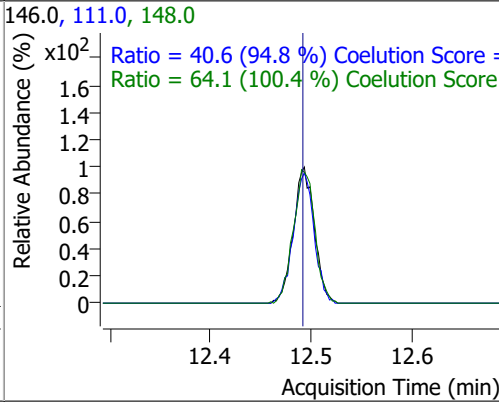
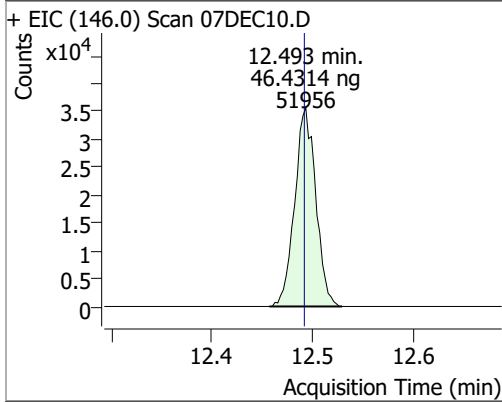


Quantitation Results Report (QT Reviewed)

Compound	Conc.	RT	Dev(Min)	Resp.	QIon	QRatio	Lower	Upper
4-Chlorotoluene	47.8122	11.40	0.00	115506	126.0	31.1	0.4	60.4
+ EIC (91.0) Scan 07DEC10.D			91.0, 126.0			+ Scan (11.358-11.445 min, 31 scans) 07DEC10.D		
1,3-Dichlorobenzene	48.9515	12.03	0.00	64725	148.0	61.3	34.5	94.5
+ EIC (146.0) Scan 07DEC10.D			146.0, 111.0, 148.0			+ Scan (11.997-12.070 min, 27 scans) 07DEC10.D		
1,4-Dichlorobenzene	47.4545	12.13	0.00	64821	148.0	63.9	34.0	94.0
+ EIC (146.0) Scan 07DEC10.D			146.0, 111.0, 148.0			+ Scan (12.086-12.164 min, 29 scans) 07DEC10.D		

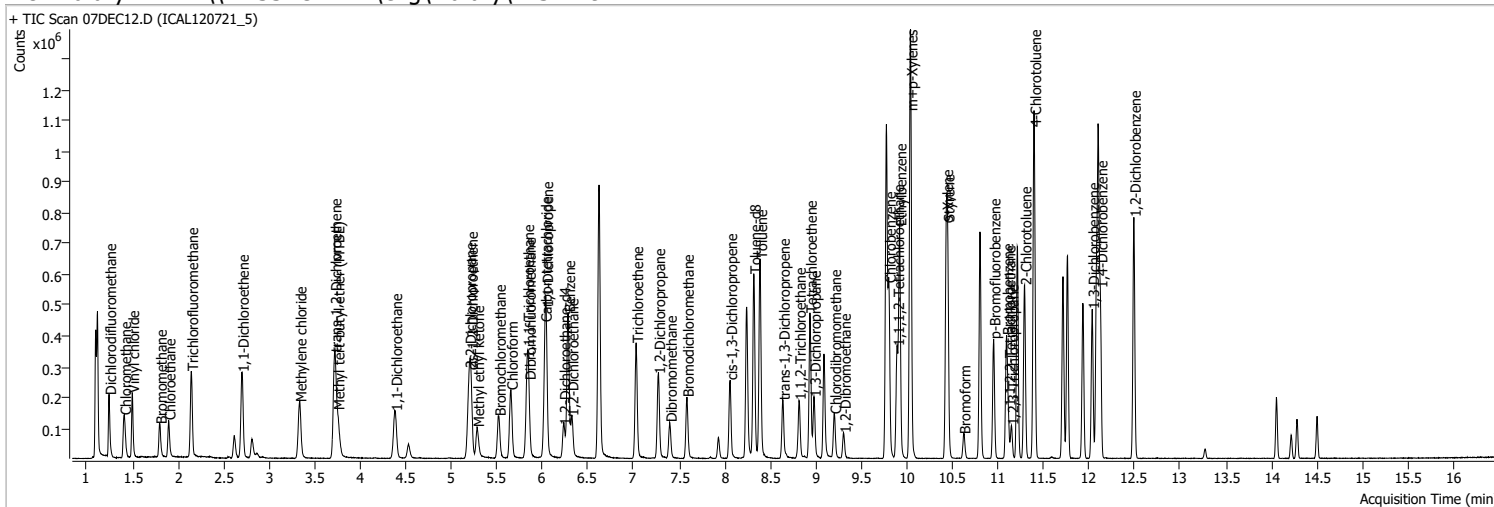
Quantitation Results Report (QT Reviewed)

Compound	Conc.	RT	Dev(Min)	Resp.	QIon	QRatio	Lower	Upper
1,2-Dichlorobenzene	46.4314	12.49	0.00	51956	148.0	64.1	33.8	93.8
					111.0	40.6	12.8	72.8



Quantitation Results Report (QT Reviewed)

Data File	07DEC12.D	Operator	MSC
Acq. Method	5975CACQF.M	Acq. Date-Time	12/7/2021 3:31:19 PM
Sample Name	ICAL120721_5	Instrument	VOA5975C
Vial	12	Multiplier	1.00
DA Method File	VOA5975C_8260B_SHT_DoD_L4_120721.m	Comment	
Tune File	BFB_Atune3.u	Tune Date	10/11/2021 4:02:00 PM
Batch Name	VG120721_8260B_624pt1_L4.batch.bin	Last Calib Update	12/13/2021 2:48:18 PM
Ref Library	\\MASSHUNTER\Org\Library\NIST129K.I		



Compound	RT	QIon	Resp.	Conc.	Units	Dev(Min)
Internal Standards						
M Fluorobenzene	6.620	96.0	756660	250.0000	ng	0.000
M Chlorobenzene-d5	9.774	82.0	288472	250.0000	ng	0.000
M 1,4-Dichlorobenzene-d4	12.100	152.0	230572	250.0000	ng	0.000
System Monitoring Compounds						
S Dibromofluoromethane	5.851	113.0	87740	118.3154	ng	0.000
Spiked Amount: 250.000	Range: 80.0 - 119.0%			Recovery = 47.33%	*	
S 1,2-Dichloroethane-d4	6.230	67.0	40512	119.7058	ng	0.000
Spiked Amount: 250.000	Range: 81.0 - 118.0%			Recovery = 47.88%	*	
S Toluene-d8	8.319	98.0	363399	125.3171	ng	0.000
Spiked Amount: 250.000	Range: 89.0 - 112.0%			Recovery = 50.13%	*	
S p-Bromofluorobenzene	10.951	95.0	112035	126.9850	ng	0.000
Spiked Amount: 250.000	Range: 85.0 - 114.0%			Recovery = 50.79%	*	
Target Compounds						
T Dichlorodifluoromethane	1.244	85.0	137433	127.0308	ng	100
T Chloromethane	1.408	50.0	152024	123.4124	ng	98
T Vinyl chloride	1.498	62.0	147317	127.1147	ng	96
T Bromomethane	1.802	96.0	55345	121.0803	ng	98
T Chloroethane	1.896	64.0	79158	123.6383	ng	99
T Trichlorofluoromethane	2.145	101.0	190146	125.6354	ng	99
T 1,1-Dichloroethene	2.700	96.0	98538	125.8140	ng	98
T Methylene chloride	3.333	49.0	134115	120.9482	ng	96
T trans-1,2-Dichloroethene	3.717	96.0	99102	126.6525	ng	99
T Methyl tert-butyl ether (MTBE)	3.751	73.0	120150	119.8929	ng	99
T 1,1-Dichloroethane	4.384	63.0	185309	124.9235	ng	100
T 2,2-Dichloropropane	5.195	77.0	136495	125.6771	ng	85
T cis-1,2-Dichloroethene	5.215	96.0	99166	122.2120	ng	96
T Methyl ethyl ketone	5.282	43.0	132227	1225.8094	ng	98
T Bromochloromethane	5.522	128.0	38416	125.7631	ng	96
T Chloroform	5.653	83.0	179502	122.6453	ng	100

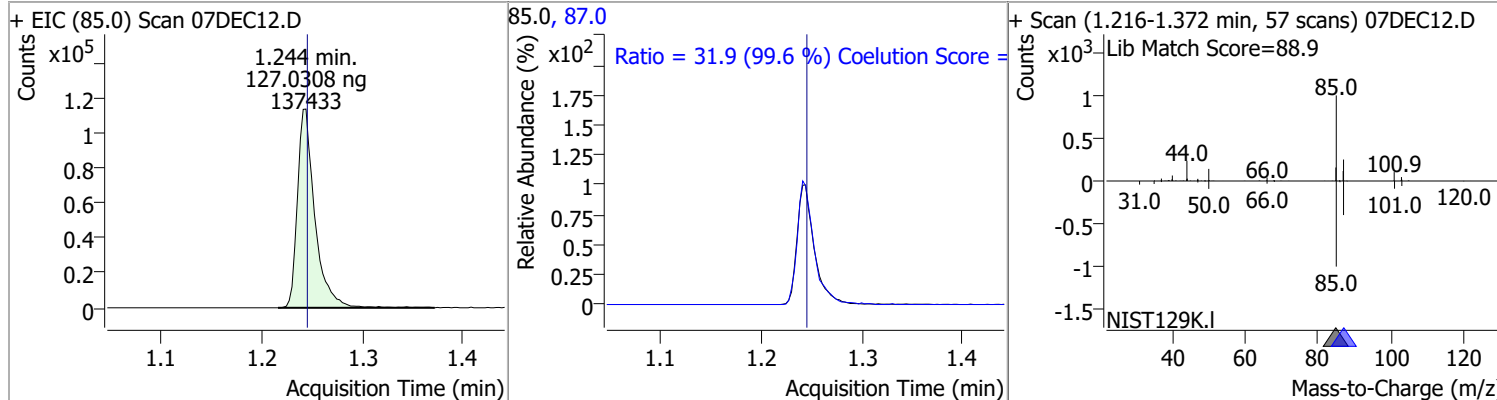
Quantitation Results Report (QT Reviewed)

Compound	RT	QIon	Resp.	Conc.	Units	Dev(Min)
T 1,1,1-Trichloroethane	5.831	97.0	173368	125.5455	ng	96
T Carbon tetrachloride	6.026	117.0	171191	126.3434	ng	98
T 1,1-Dichloropropene	6.040	75.0	156191	128.3235	ng	98
T Benzene	6.280	78.0	391558	127.1957	ng	100
T 1,2-Dichloroethane	6.319	62.0	100082	124.3863	ng	99
T Trichloroethene	7.028	95.0	113207	123.7647	ng	98
T 1,2-Dichloropropane	7.270	63.0	97848	126.9729	ng	97
T Dibromomethane	7.396	93.0	39043	123.4168	ng	98
T Bromodichloromethane	7.585	83.0	110939	123.8000	ng	99
T cis-1,3-Dichloropropene	8.059	75.0	126391	126.9892	ng	98
T Toluene	8.388	92.0	240197	125.9889	ng	96
T trans-1,3-Dichloropropene	8.639	75.0	89745	126.0265	ng	95
T 1,1,2-Trichloroethane	8.815	83.0	44986	121.2799	ng	98
T Tetrachloroethene	8.935	163.8	95968	127.0287	ng	99
T 1,3-Dichloropropane	8.980	76.0	91373	123.5000	ng	99
T Chlorodibromomethane	9.200	129.0	69960	124.9419	ng	99
T 1,2-Dibromoethane	9.306	107.0	50780	125.9259	ng	95
T Chlorobenzene	9.802	112.0	259396	126.0368	ng	99
T 1,1,1,2-Tetrachloroethane	9.892	131.0	88734	126.7471	ng	98
T Ethylbenzene	9.919	91.0	463816	126.5653	ng	99
T m+p-Xylenes	10.039	106.0	365058	261.2596	ng	99
T o-Xylene	10.430	106.0	158889	130.3167	ng	99
T Styrene	10.446	104.0	260054	130.9695	ng	99
T Bromoform	10.622	172.5	35867	123.9207	ng	94
T Bromobenzene	11.093	156.0	96739	126.7396	ng	97
T 1,1,2,2-Tetrachloroethane	11.113	83.0	54928	125.6217	ng	97
T 1,2,3-Trichloropropane	11.146	110.0	14665	127.3038	ng	95
T 2-Chlorotoluene	11.291	126.0	99470	126.0230	ng	96
T 4-Chlorotoluene	11.397	91.0	334469	131.1884	ng	99
T 1,3-Dichlorobenzene	12.033	146.0	174745	125.2286	ng	99
T 1,4-Dichlorobenzene	12.122	146.0	178253	123.6528	ng	100
T 1,2-Dichlorobenzene	12.491	146.0	145079	122.8530	ng	99

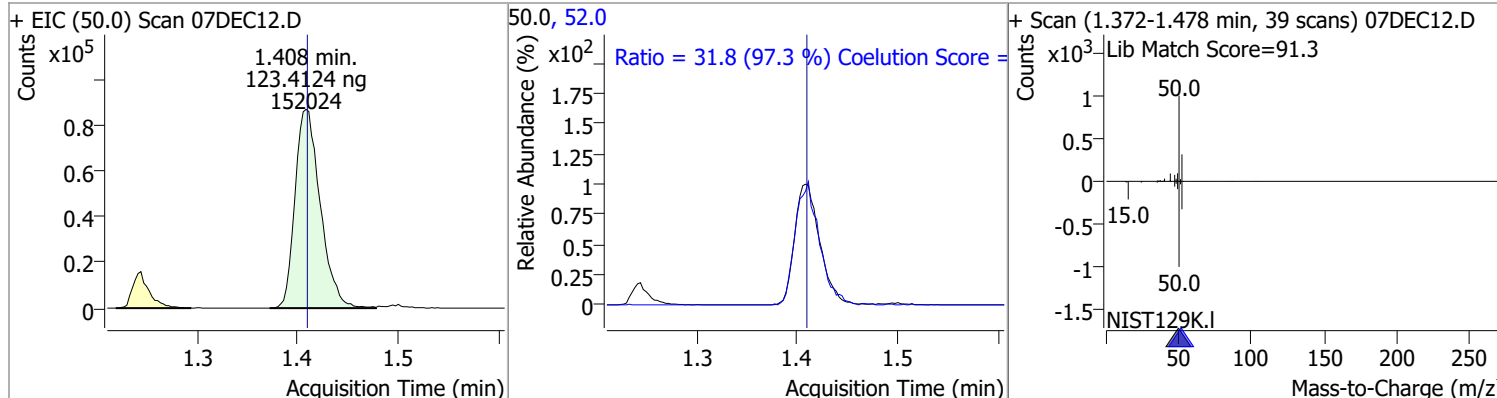
(#) = Qualifier Out of Range; (m) = Manual Integration; (+) = Area Summed; (*) = Surrogate Percent Recovery Out of Range; (d): Zeroed Peak

Quantitation Results Report (QT Reviewed)

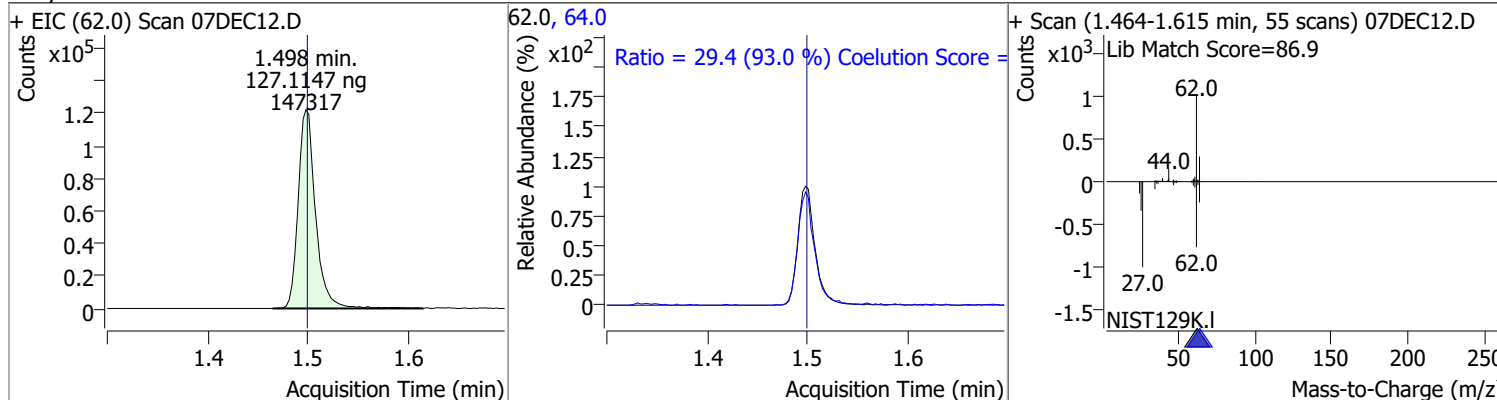
Compound	Conc.	RT	Dev(Min)	Resp.	QIon	QRatio	Lower	Upper
Dichlorodifluoromethane	127.0308	1.24	0.00	137433	87.0	31.9	2.0	62.0



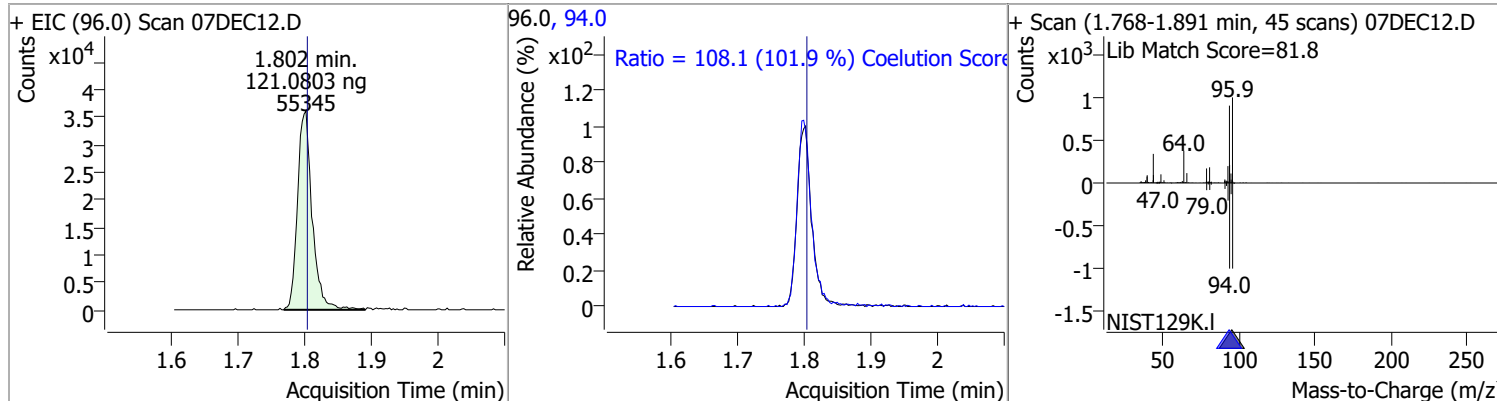
Compound	Conc.	RT	Dev(Min)	Resp.	QIon	QRatio	Lower	Upper
Chloromethane	123.4124	1.41	0.00	152024	52.0	31.8	2.7	62.7



Compound	Conc.	RT	Dev(Min)	Resp.	QIon	QRatio	Lower	Upper
Vinyl chloride	127.1147	1.50	0.00	147317	64.0	29.4	1.6	61.6

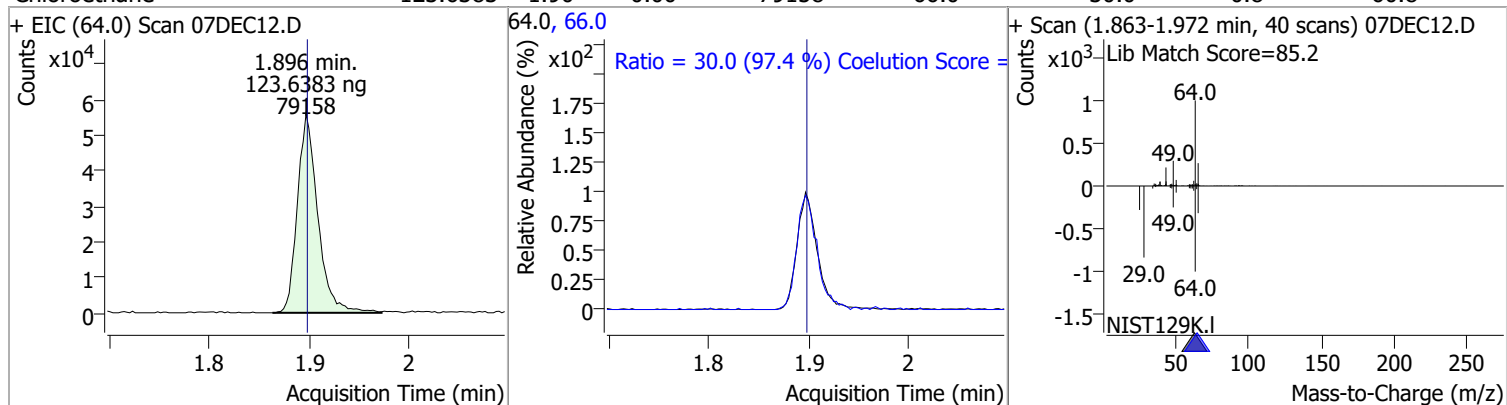


Compound	Conc.	RT	Dev(Min)	Resp.	QIon	QRatio	Lower	Upper
Bromomethane	121.0803	1.80	0.00	55345	94.0	108.1	76.0	136.0

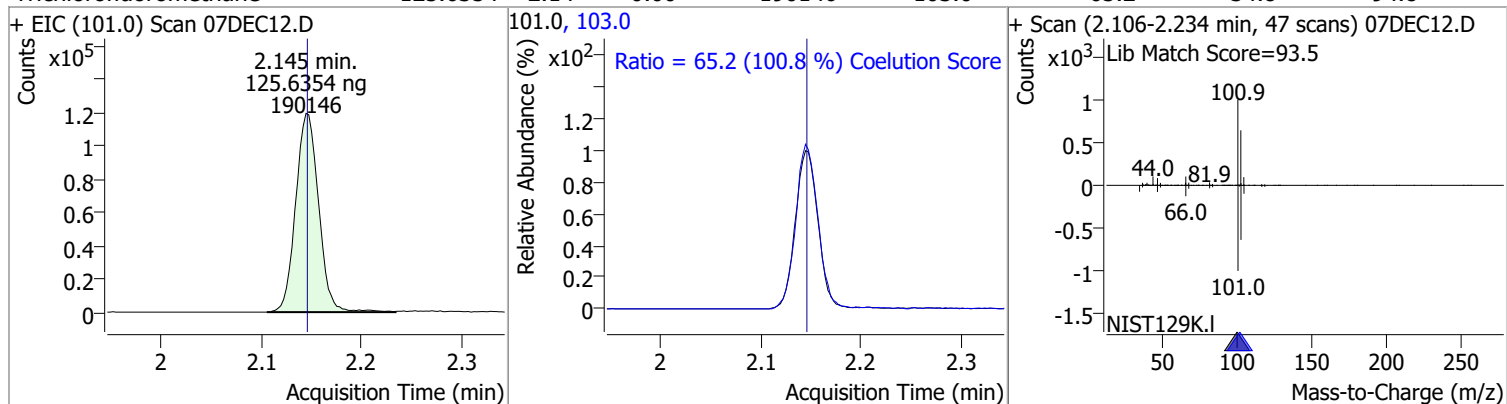


Quantitation Results Report (QT Reviewed)

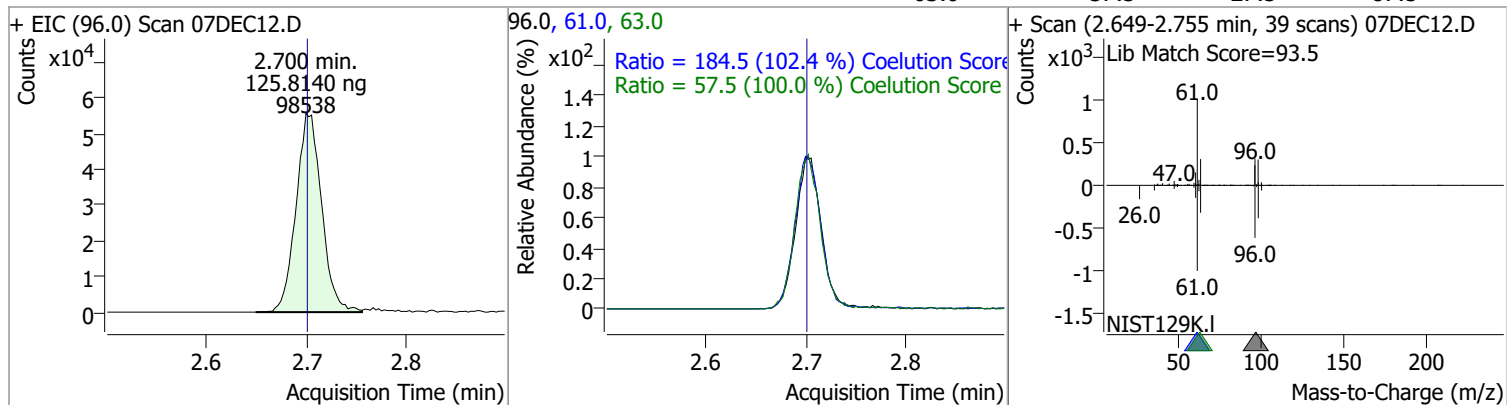
Compound	Conc.	RT	Dev(Min)	Resp.	QIon	QRatio	Lower	Upper
Chloroethane	123.6383	1.90	0.00	79158	66.0	30.0	0.8	60.8



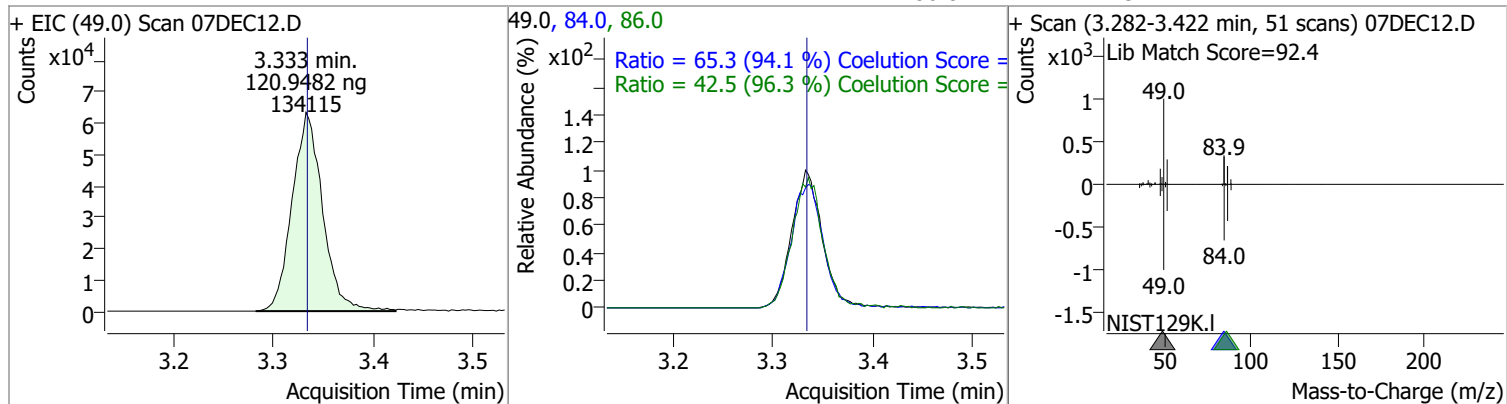
Compound	Conc.	RT	Dev(Min)	Resp.	QIon	QRatio	Lower	Upper
Trichlorofluoromethane	125.6354	2.14	0.00	190146	103.0	65.2	34.8	94.8



Compound	Conc.	RT	Dev(Min)	Resp.	QIon	QRatio	Lower	Upper
1,1-Dichloroethene	125.8140	2.70	0.00	98538	61.0	184.5	150.1	210.1
					63.0	57.5	27.5	87.5

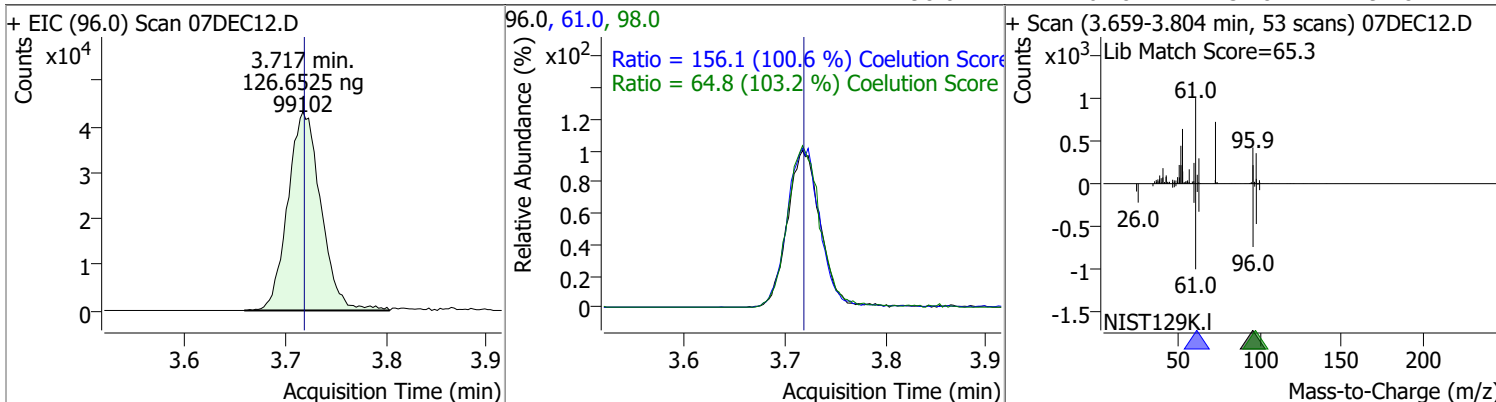


Compound	Conc.	RT	Dev(Min)	Resp.	QIon	QRatio	Lower	Upper
Methylene chloride	120.9482	3.33	0.00	134115	84.0	65.3	39.4	99.4
					86.0	42.5	14.1	74.1

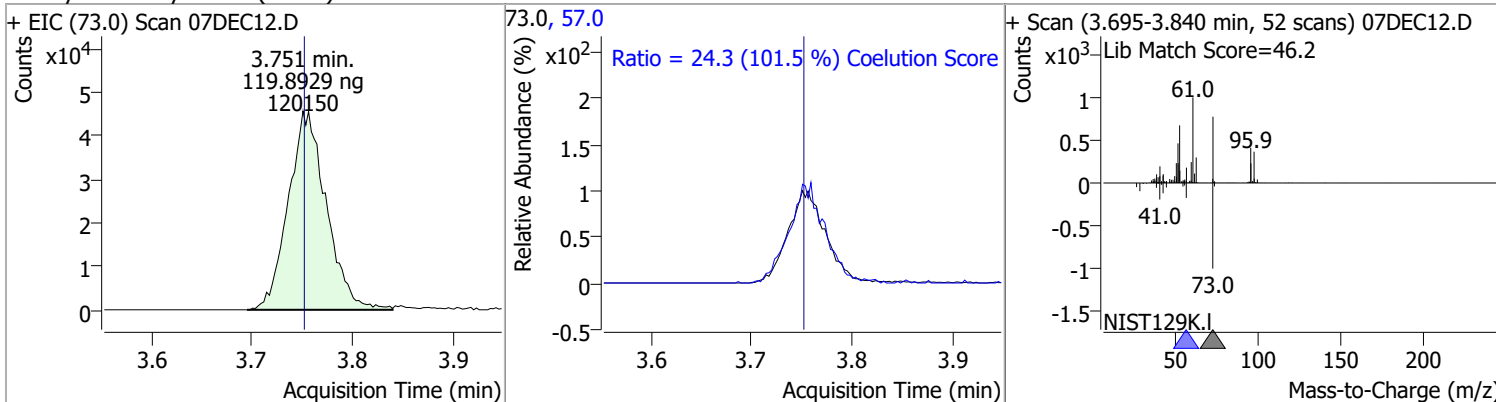


Quantitation Results Report (QT Reviewed)

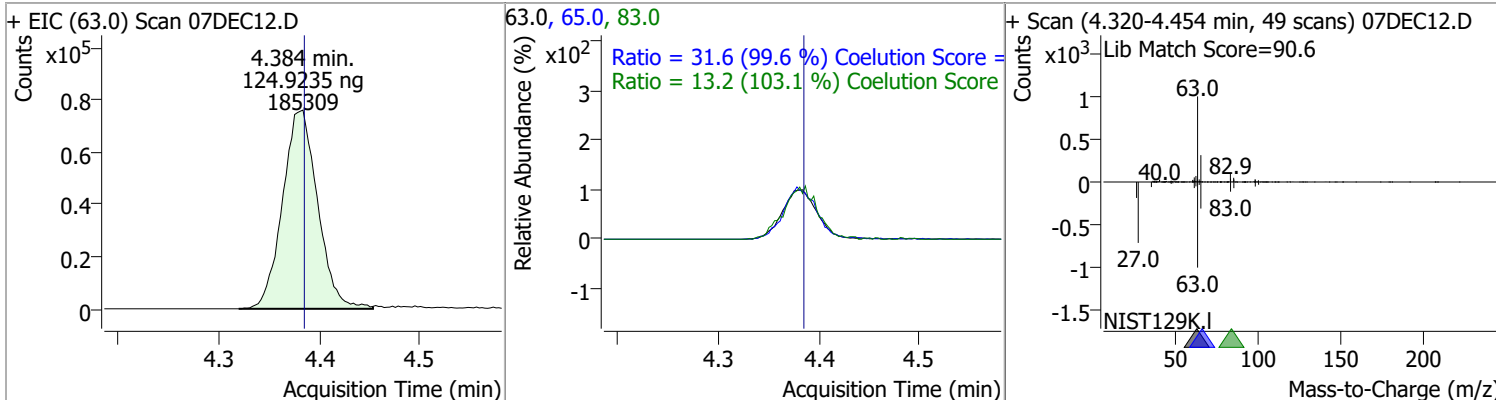
Compound	Conc.	RT	Dev(Min)	Resp.	QIon	QRatio	Lower	Upper
trans-1,2-Dichloroethene	126.6525	3.72	0.00	99102	61.0	156.1	125.1	185.1
					98.0	64.8	32.8	92.8



Compound	Conc.	RT	Dev(Min)	Resp.	QIon	QRatio	Lower	Upper
Methyl tert-butyl ether (MTBE)	119.8929	3.75	0.00	120150	57.0	24.3	0.0	53.9

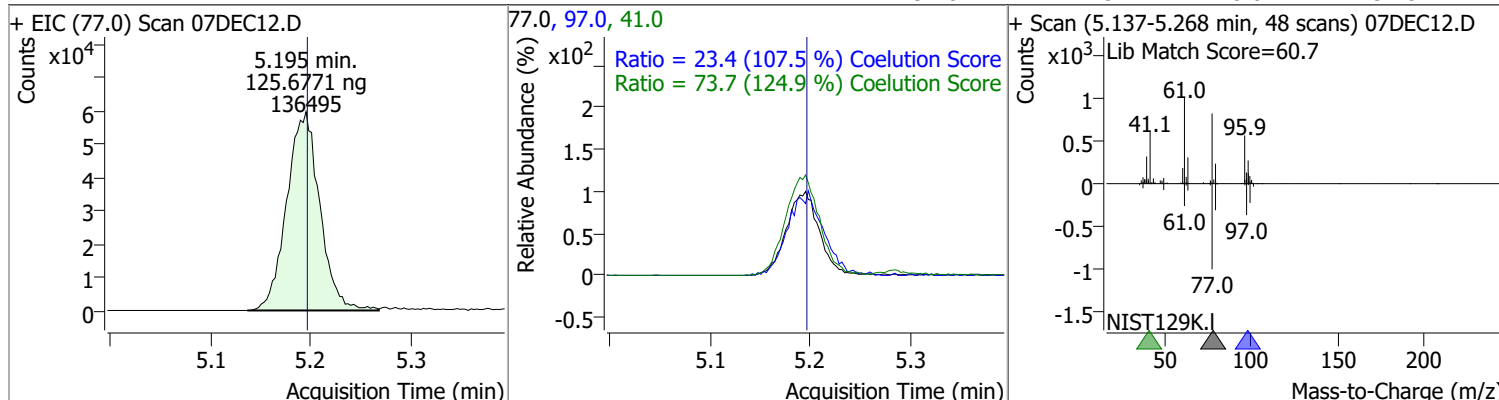


Compound	Conc.	RT	Dev(Min)	Resp.	QIon	QRatio	Lower	Upper
1,1-Dichloroethane	124.9235	4.38	0.00	185309	65.0	31.6	1.7	61.7
					83.0	13.2	0.0	42.8

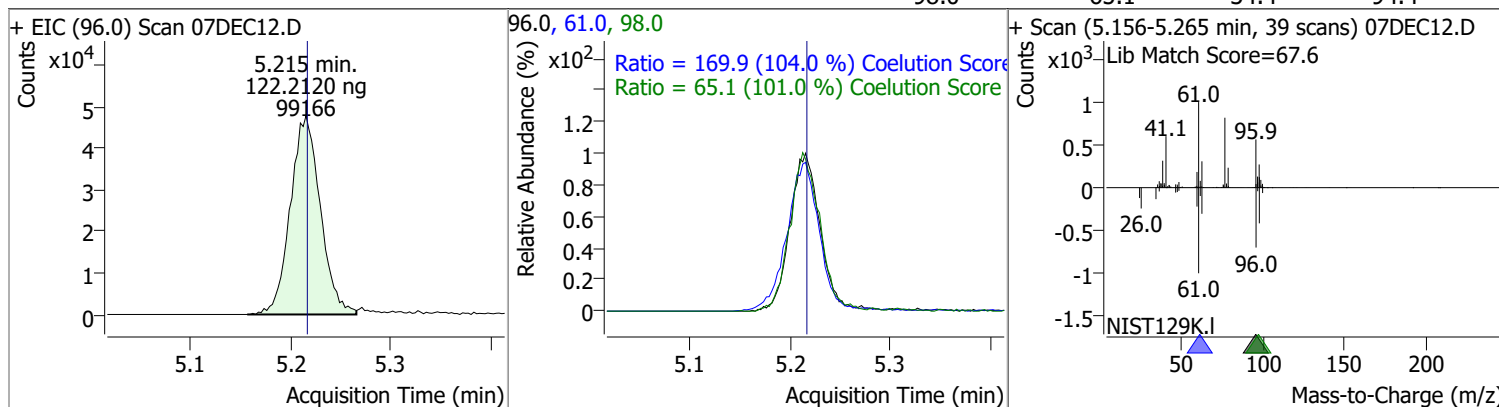


Quantitation Results Report (QT Reviewed)

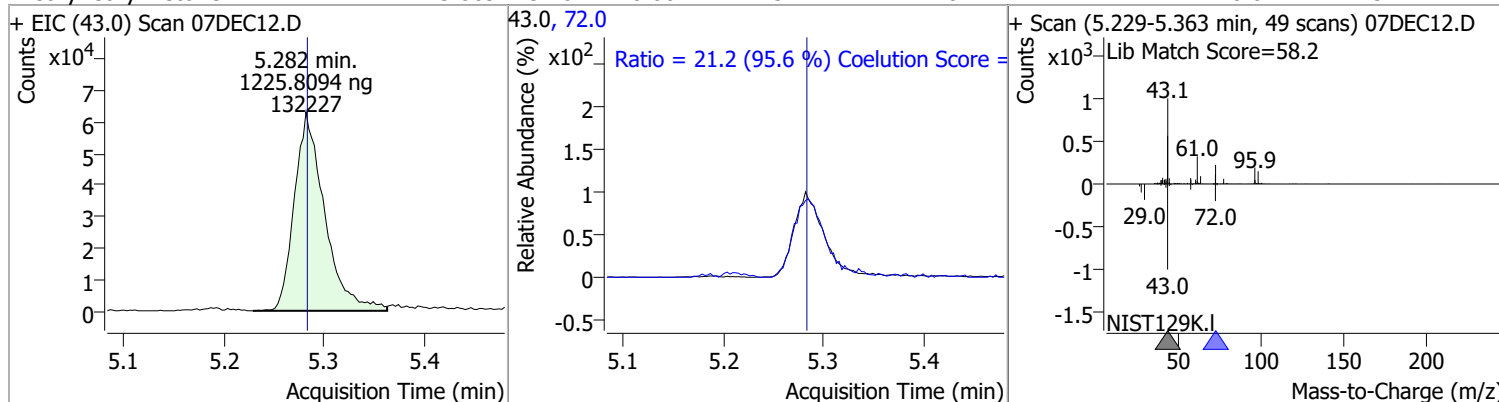
Compound	Conc.	RT	Dev(Min)	Resp.	QIon	QRatio	Lower	Upper
2,2-Dichloropropane	125.6771	5.20	0.00	136495	41.0	73.7	29.0	89.0
					97.0	23.4	0.0	51.8



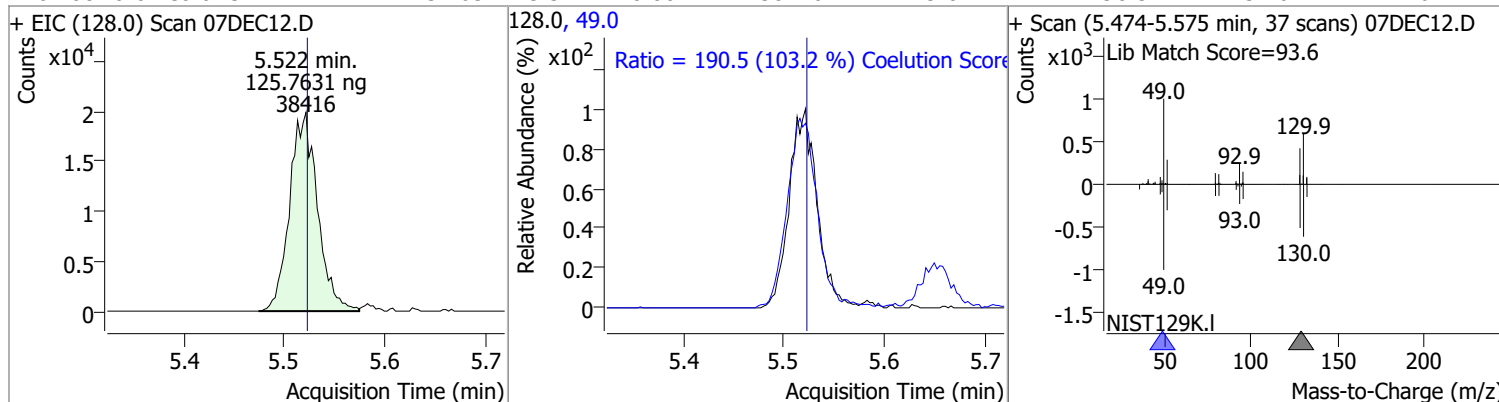
Compound	Conc.	RT	Dev(Min)	Resp.	QIon	QRatio	Lower	Upper
cis-1,2-Dichloroethene	122.2120	5.21	0.00	99166	61.0	169.9	133.3	193.3
					98.0	65.1	34.4	94.4



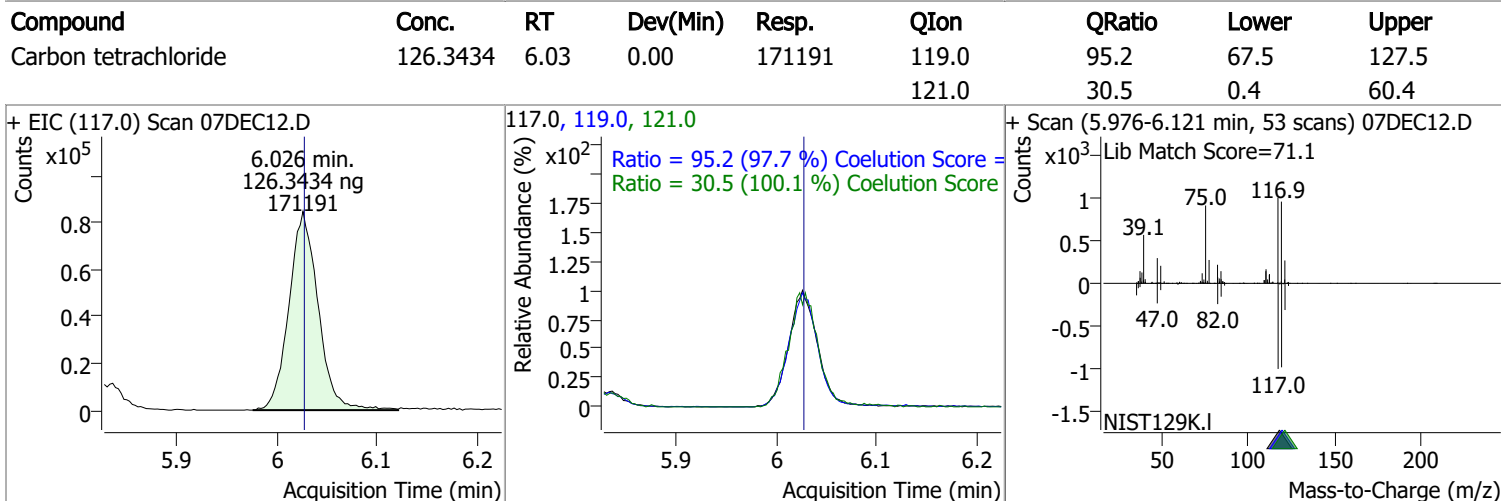
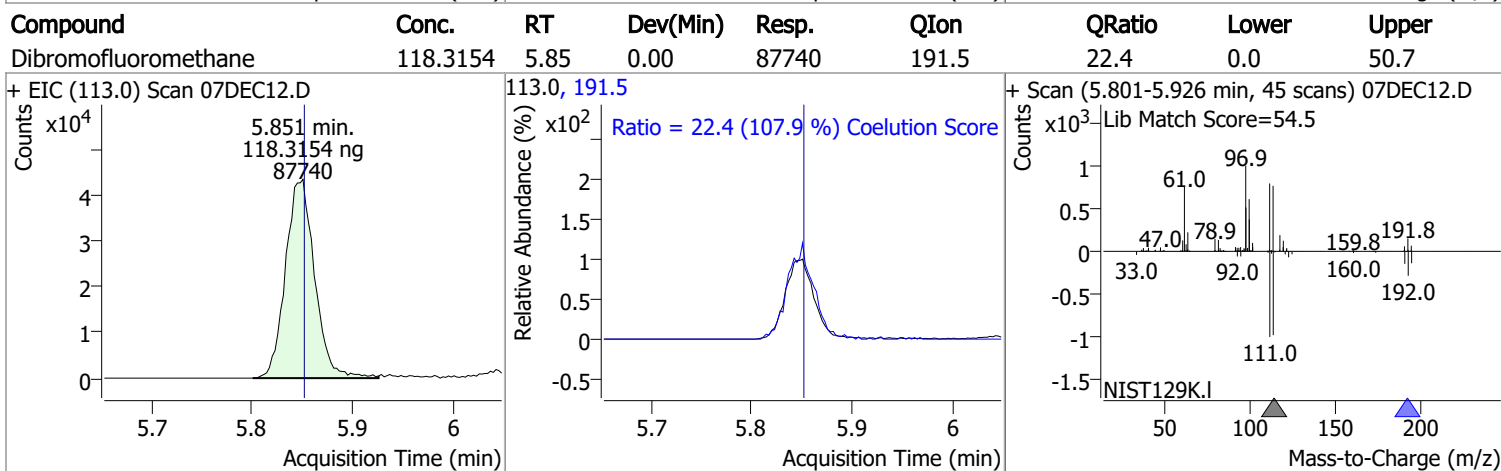
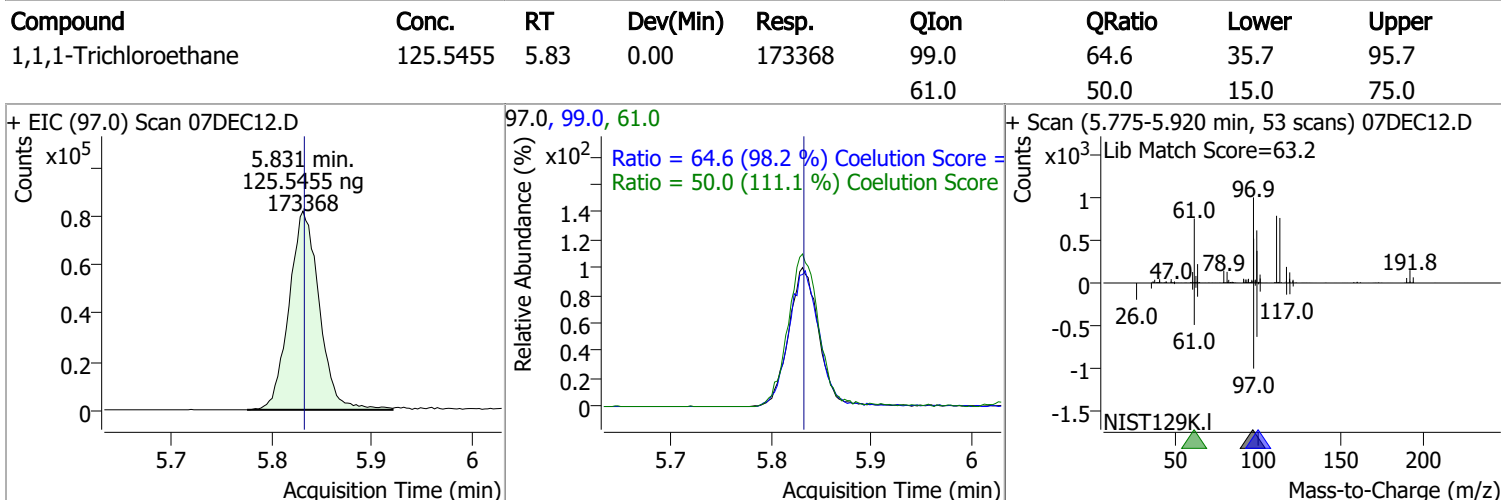
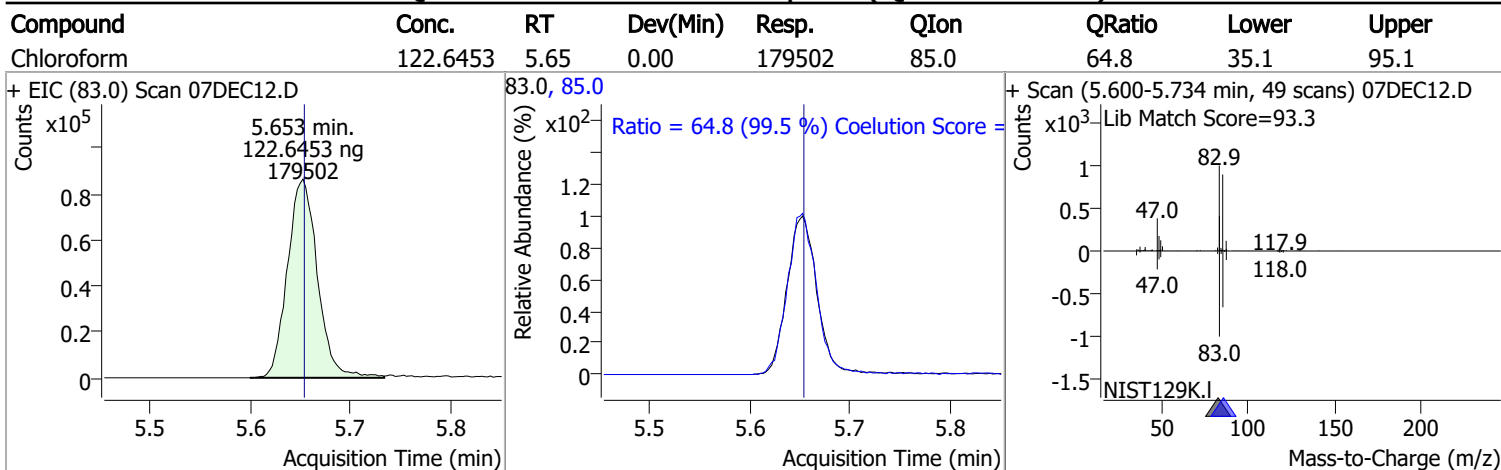
Compound	Conc.	RT	Dev(Min)	Resp.	QIon	QRatio	Lower	Upper
Methyl ethyl ketone	1225.8094	5.28	0.00	132227	72.0	21.2	0.0	52.2



Compound	Conc.	RT	Dev(Min)	Resp.	QIon	QRatio	Lower	Upper
Bromochloromethane	125.7631	5.52	0.00	38416	49.0	190.5	154.6	214.6

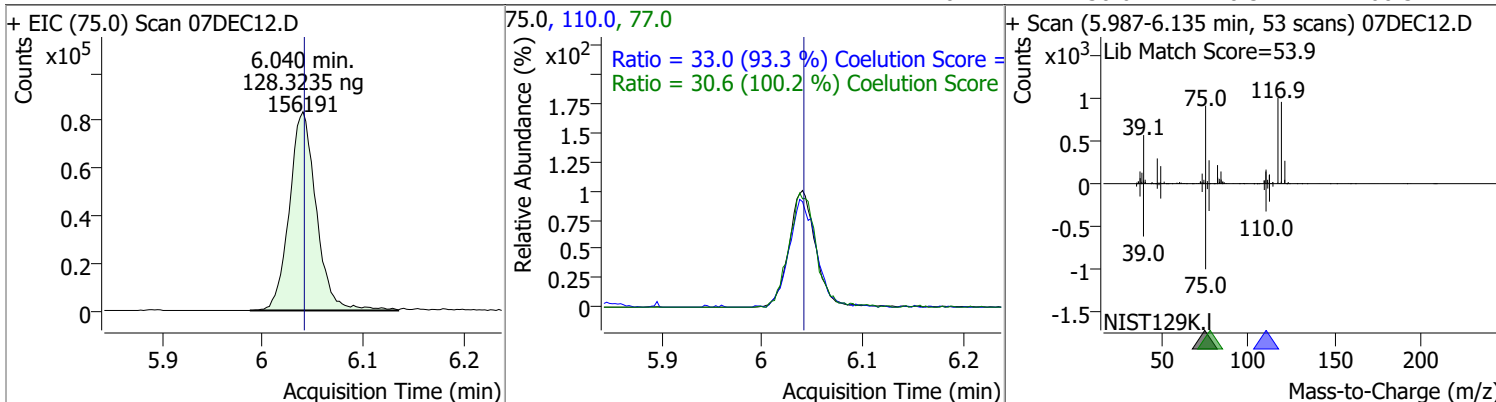


Quantitation Results Report (QT Reviewed)

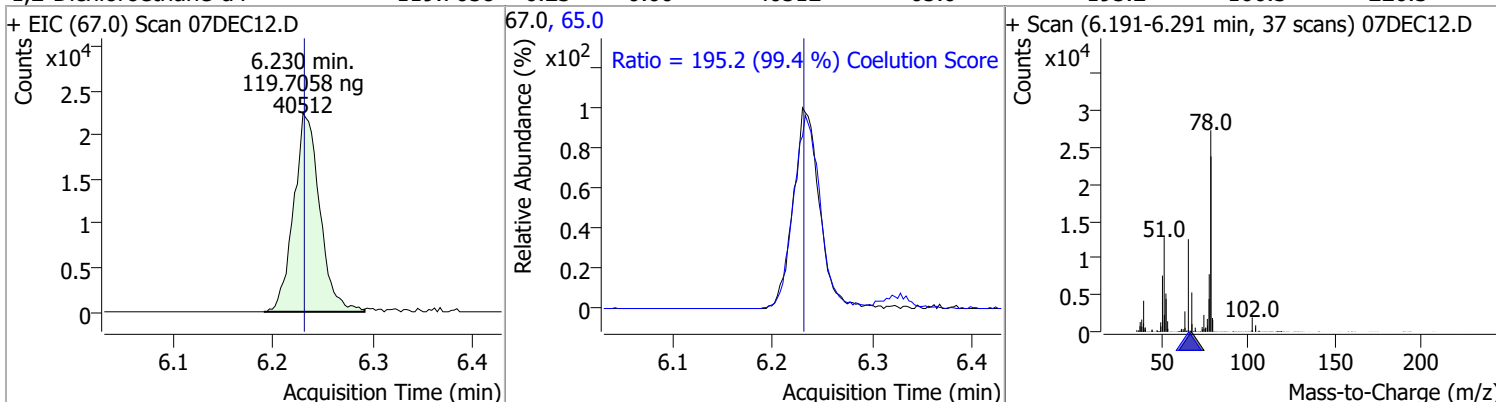


Quantitation Results Report (QT Reviewed)

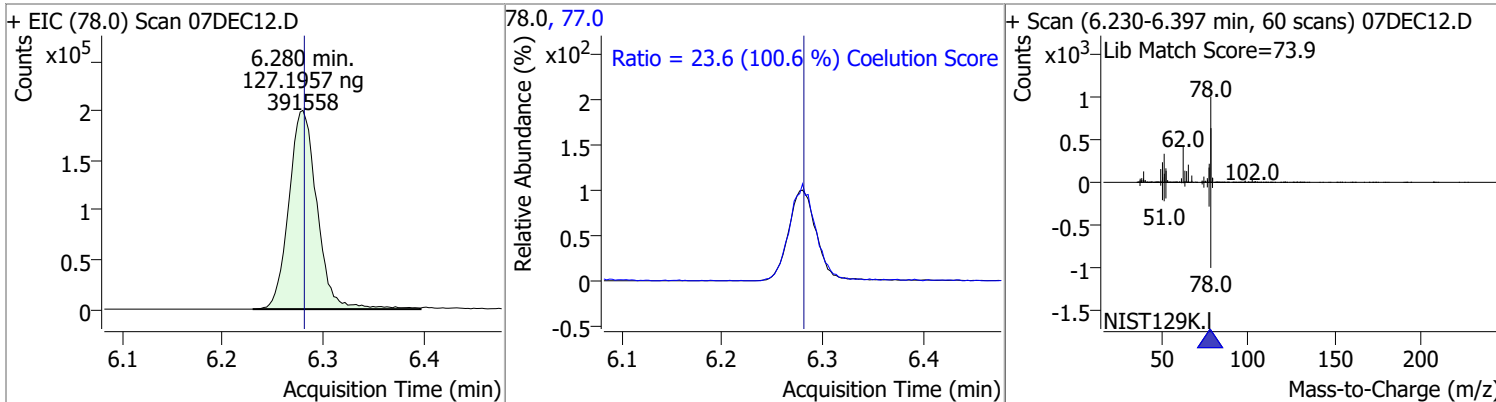
Compound	Conc.	RT	Dev(Min)	Resp.	QIon	QRatio	Lower	Upper
1,1-Dichloropropene	128.3235	6.04	0.00	156191	110.0	33.0	5.4	65.4
					77.0	30.6	0.5	60.5



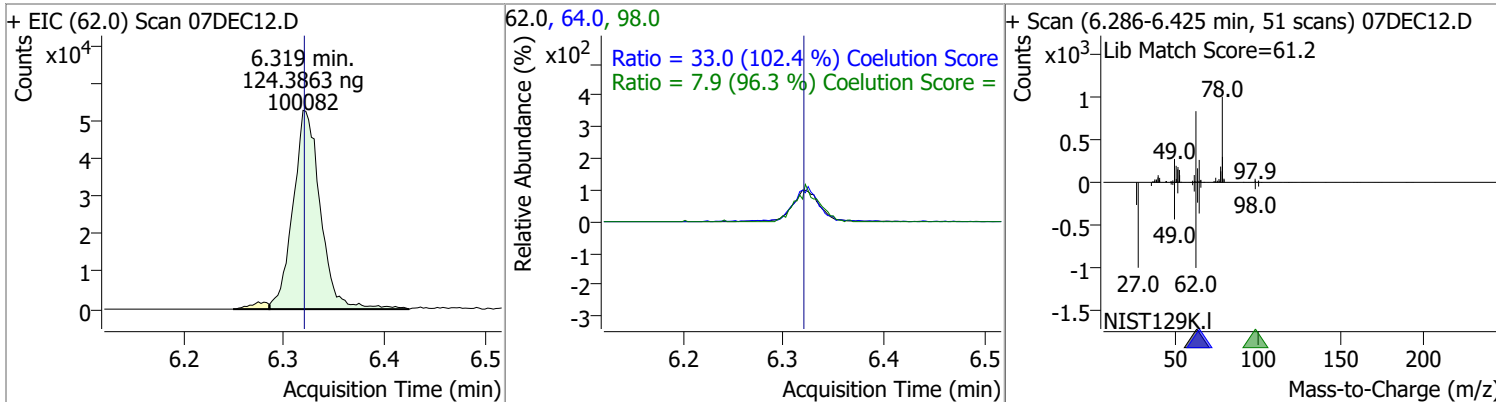
Compound	Conc.	RT	Dev(Min)	Resp.	QIon	QRatio	Lower	Upper
1,2-Dichloroethane-d4	119.7058	6.23	0.00	40512	65.0	195.2	166.3	226.3



Compound	Conc.	RT	Dev(Min)	Resp.	QIon	QRatio	Lower	Upper
Benzene	127.1957	6.28	0.00	391558	77.0	23.6	0.0	53.5

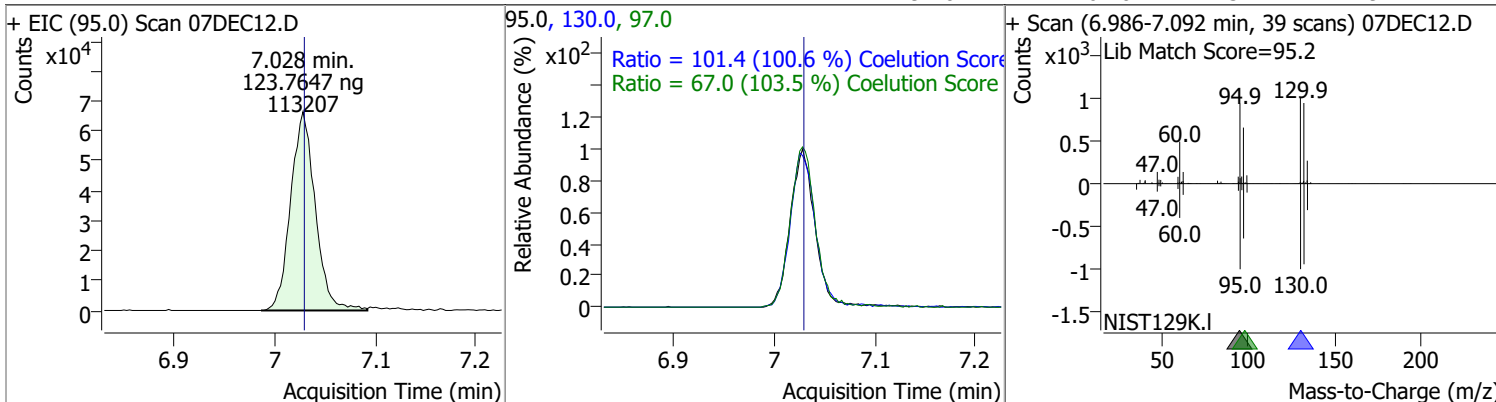


Compound	Conc.	RT	Dev(Min)	Resp.	QIon	QRatio	Lower	Upper
1,2-Dichloroethane	124.3863	6.32	0.00	100082	64.0	33.0	2.3	62.3
					98.0	7.9	0.0	38.2

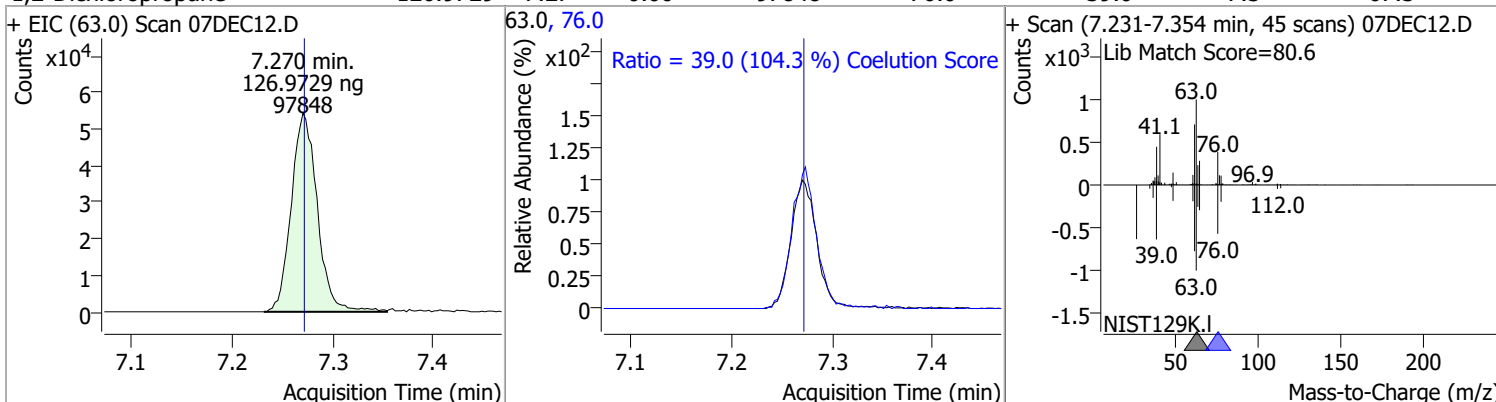


Quantitation Results Report (QT Reviewed)

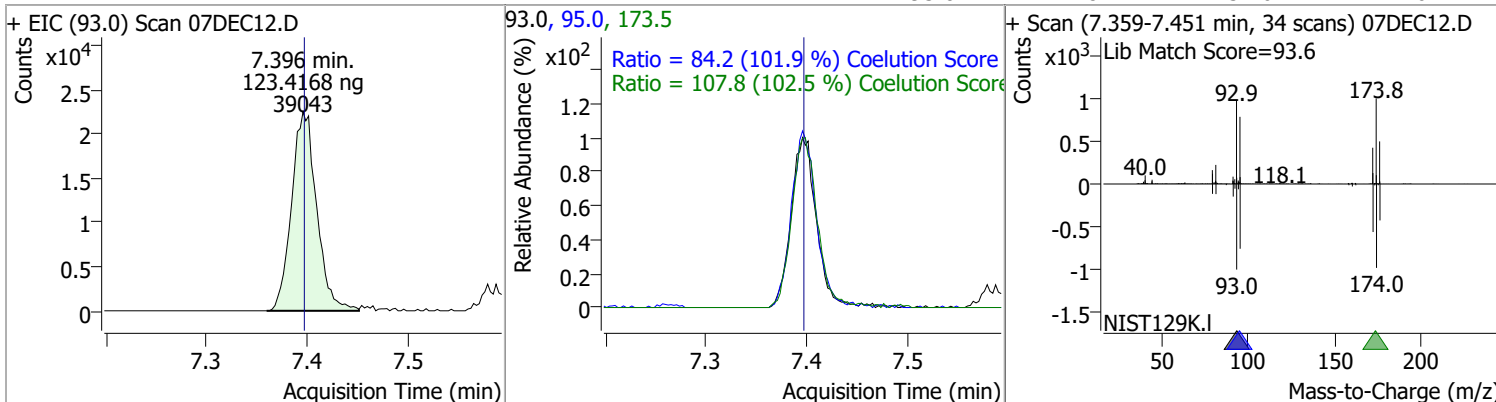
Compound	Conc.	RT	Dev(Min)	Resp.	QIon	QRatio	Lower	Upper
Trichloroethene	123.7647	7.03	0.00	113207	130.0	101.4	70.8	130.8
					97.0	67.0	34.7	94.7



Compound	Conc.	RT	Dev(Min)	Resp.	QIon	QRatio	Lower	Upper
1,2-Dichloropropane	126.9729	7.27	0.00	97848	76.0	39.0	7.3	67.3

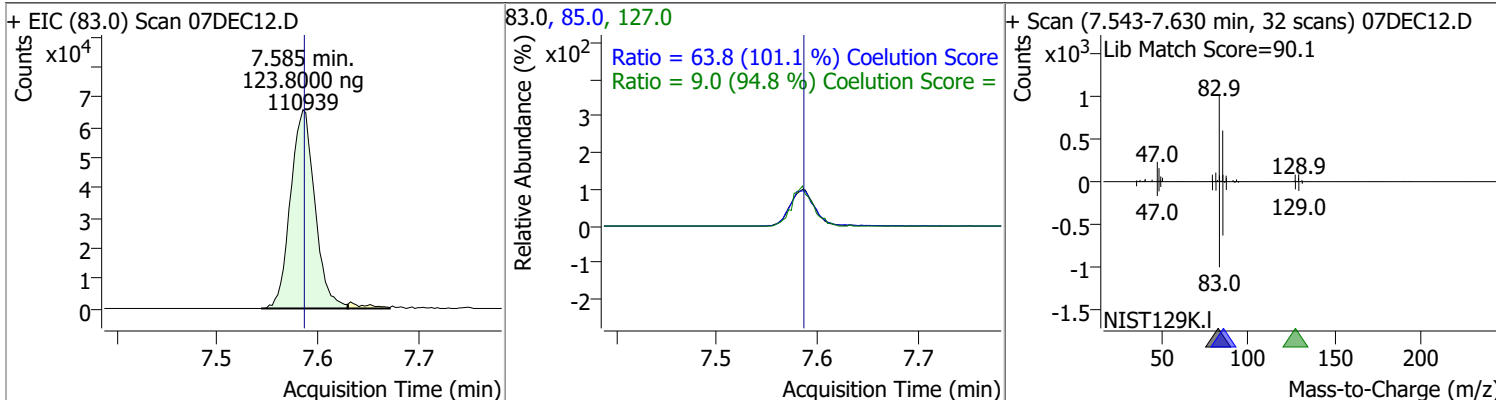


Compound	Conc.	RT	Dev(Min)	Resp.	QIon	QRatio	Lower	Upper
Dibromomethane	123.4168	7.40	0.00	39043	173.5	107.8	75.2	135.2
					95.0	84.2	52.6	112.6

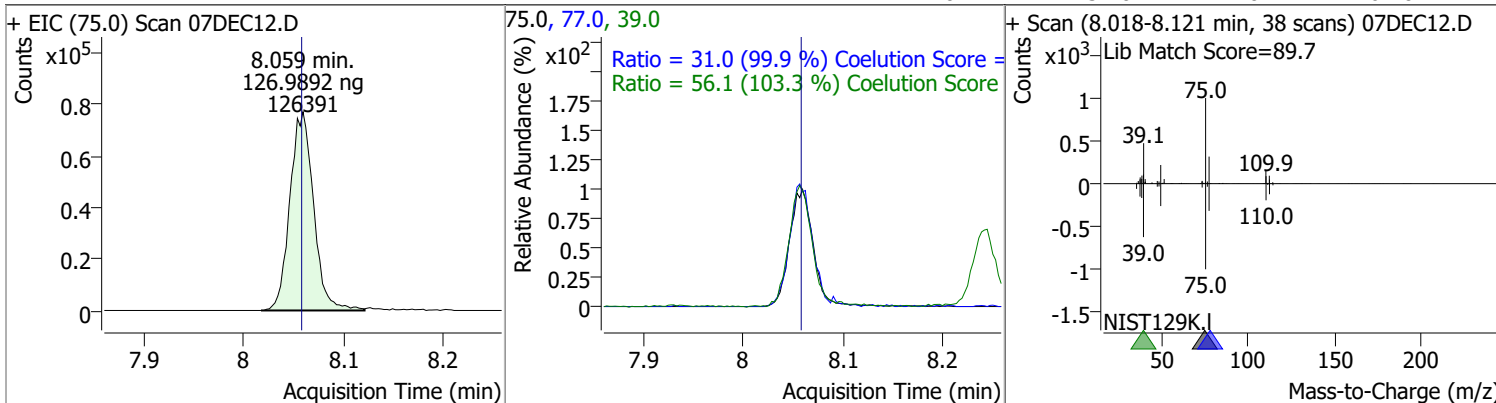


Quantitation Results Report (QT Reviewed)

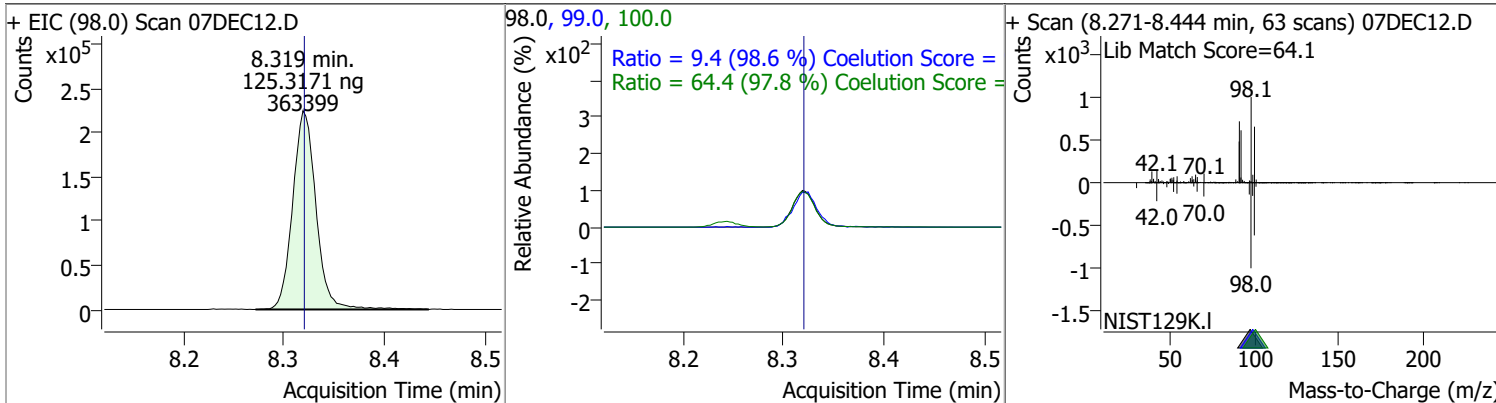
Compound	Conc.	RT	Dev(Min)	Resp.	QIon	QRatio	Lower	Upper
Bromodichloromethane	123.8000	7.59	0.00	110939	85.0	63.8	33.1	93.1
					127.0	9.0	0.0	39.5



Compound	Conc.	RT	Dev(Min)	Resp.	QIon	QRatio	Lower	Upper
cis-1,3-Dichloropropene	126.9892	8.06	0.00	126391	39.0	56.1	24.3	84.3
					77.0	31.0	1.0	61.0



Compound	Conc.	RT	Dev(Min)	Resp.	QIon	QRatio	Lower	Upper
Toluene-d8	125.3171	8.32	0.00	363399	100.0	64.4	35.9	95.9
					99.0	9.4	0.0	39.5

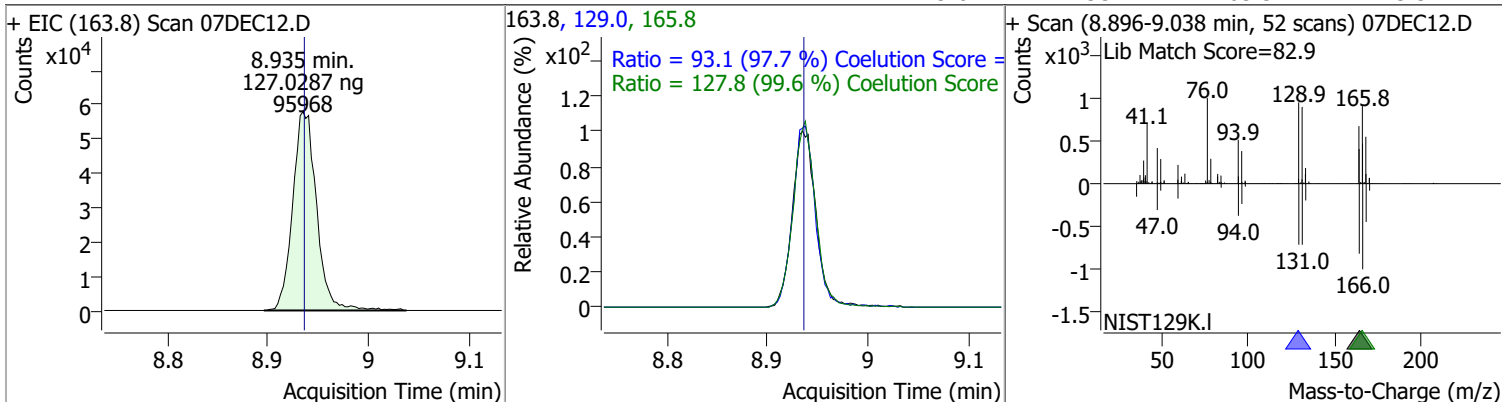


Quantitation Results Report (QT Reviewed)

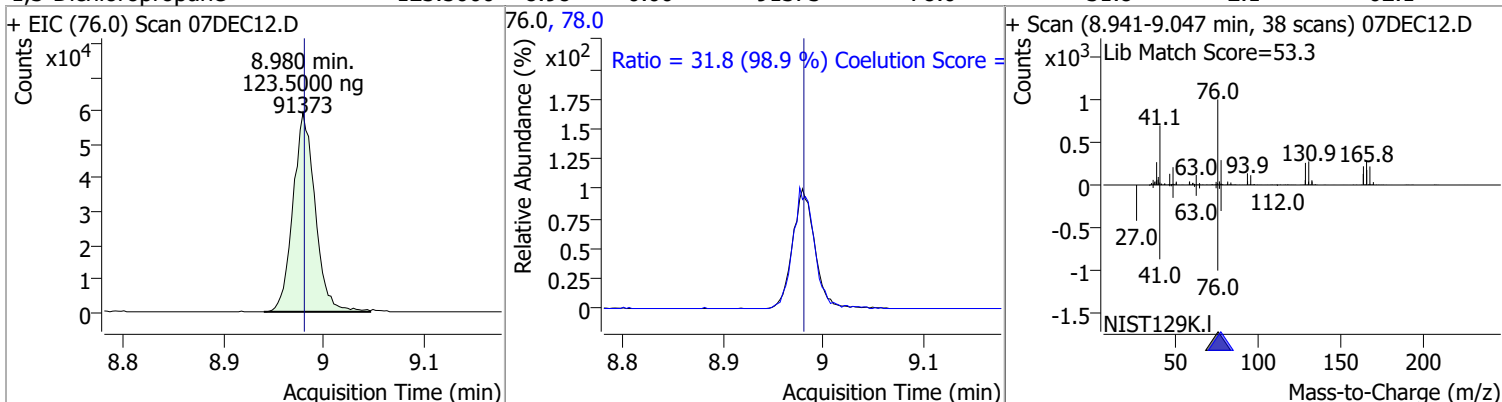
Compound	Conc.	RT	Dev(Min)	Resp.	QIon	QRatio	Lower	Upper
Toluene	125.9889	8.39	0.00	240197	91.0	179.3	144.3	204.3
+ EIC (92.0) Scan 07DEC12.D			92.0, 91.0			+ Scan (8.347-8.458 min, 41 scans) 07DEC12.D		
trans-1,3-Dichloropropene	126.0265	8.64	0.00	89745	39.0	57.8	22.1	82.1
						77.0	2.0	62.0
+ EIC (75.0) Scan 07DEC12.D			75.0, 77.0, 39.0			+ Scan (8.598-8.690 min, 33 scans) 07DEC12.D		
1,1,2-Trichloroethane	121.2799	8.82	0.00	44986	97.0	116.3	84.3	144.3
						85.0	31.5	91.5
+ EIC (83.0) Scan 07DEC12.D			83.0, 97.0, 85.0			+ Scan (8.779-8.882 min, 38 scans) 07DEC12.D		

Quantitation Results Report (QT Reviewed)

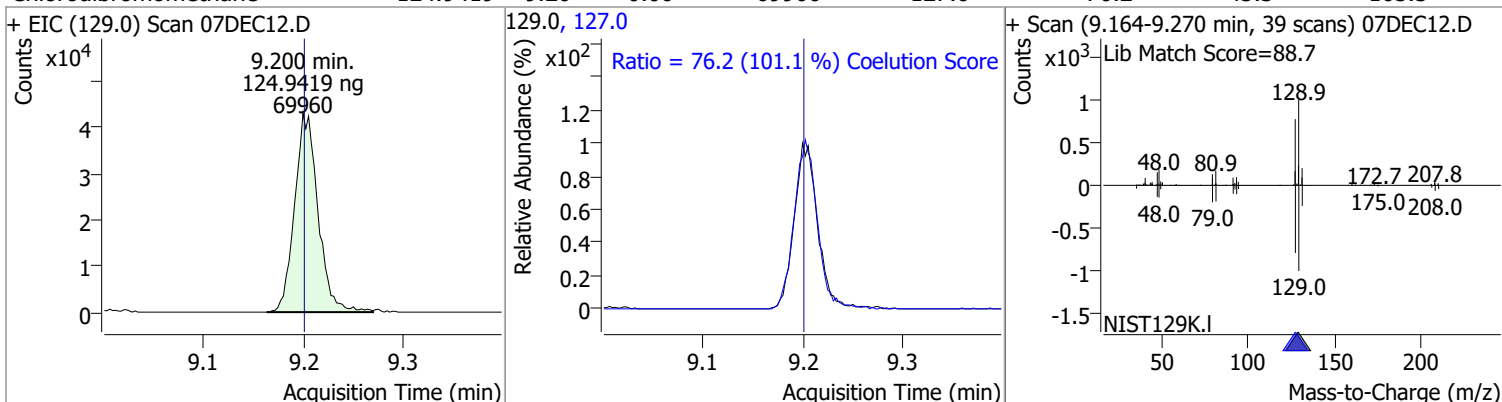
Compound	Conc.	RT	Dev(Min)	Resp.	QIon	QRatio	Lower	Upper
Tetrachloroethene	127.0287	8.94	0.00	95968	165.8	127.8	98.3	158.3
					129.0	93.1	65.3	125.3



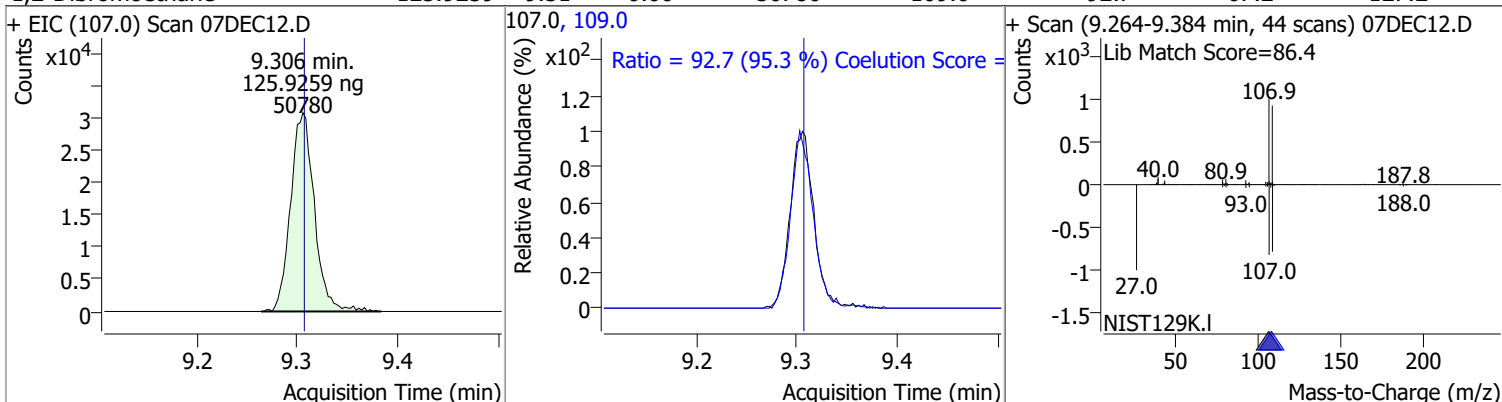
Compound	Conc.	RT	Dev(Min)	Resp.	QIon	QRatio	Lower	Upper
1,3-Dichloropropane	123.5000	8.98	0.00	91373	78.0	31.8	2.1	62.1



Compound	Conc.	RT	Dev(Min)	Resp.	QIon	QRatio	Lower	Upper
Chlorodibromomethane	124.9419	9.20	0.00	69960	127.0	76.2	45.3	105.3

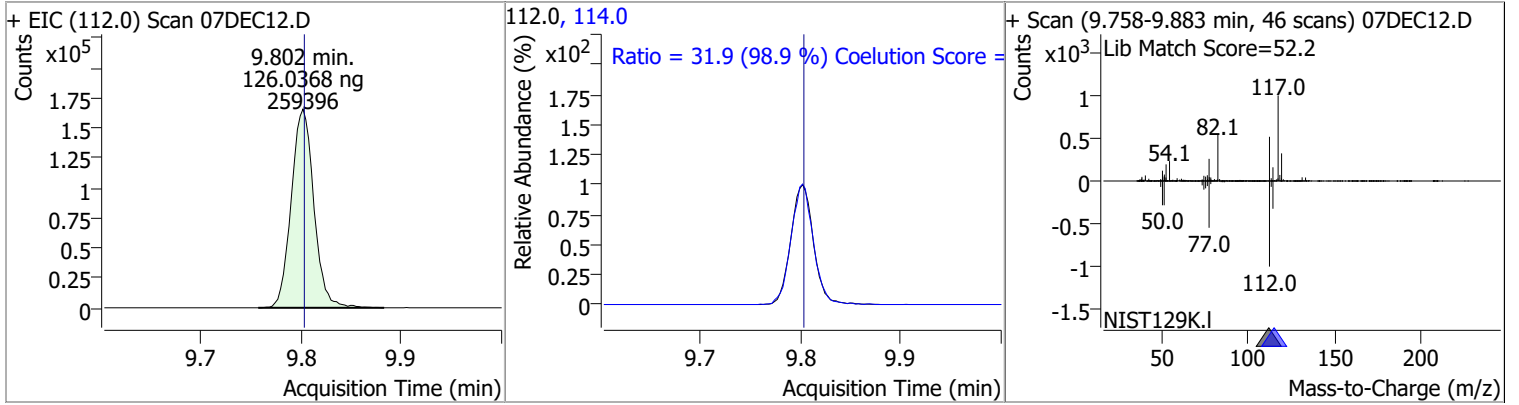


Compound	Conc.	RT	Dev(Min)	Resp.	QIon	QRatio	Lower	Upper
1,2-Dibromoethane	125.9259	9.31	0.00	50780	109.0	92.7	67.2	127.2

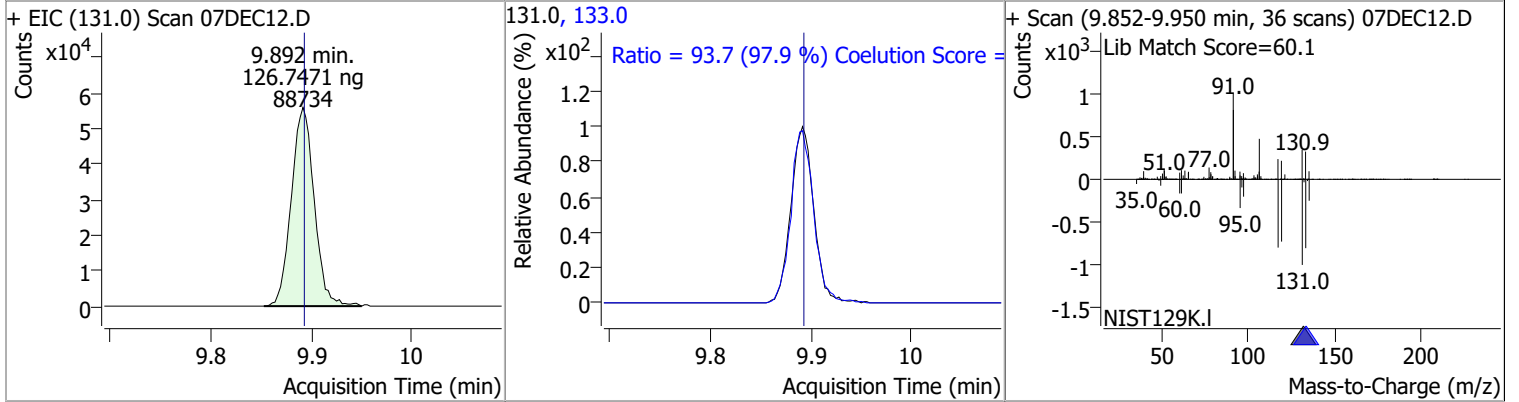


Quantitation Results Report (QT Reviewed)

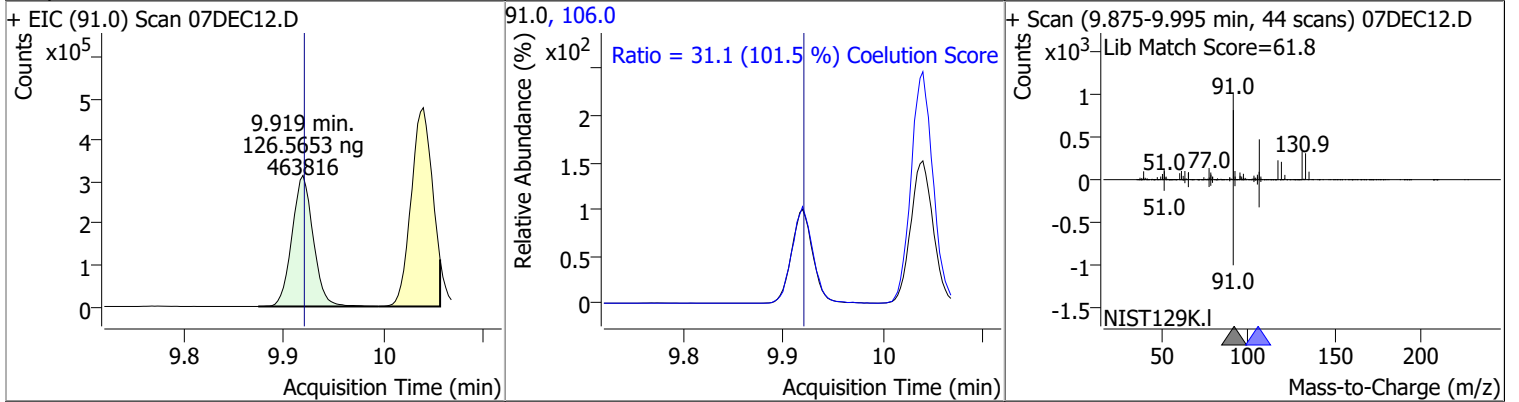
Compound	Conc.	RT	Dev(Min)	Resp.	QIon	QRatio	Lower	Upper
Chlorobenzene	126.0368	9.80	0.00	259396	114.0	31.9	2.3	62.3



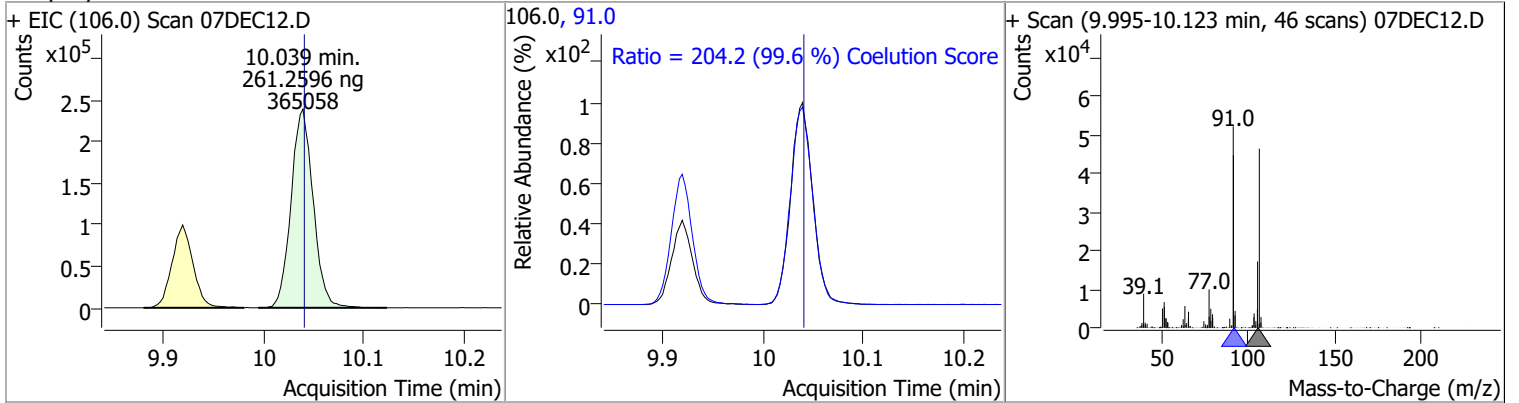
Compound	Conc.	RT	Dev(Min)	Resp.	QIon	QRatio	Lower	Upper
1,1,1,2-Tetrachloroethane	126.7471	9.89	0.00	88734	133.0	93.7	65.7	125.7



Compound	Conc.	RT	Dev(Min)	Resp.	QIon	QRatio	Lower	Upper
Ethylbenzene	126.5653	9.92	0.00	463816	106.0	31.1	0.7	60.7

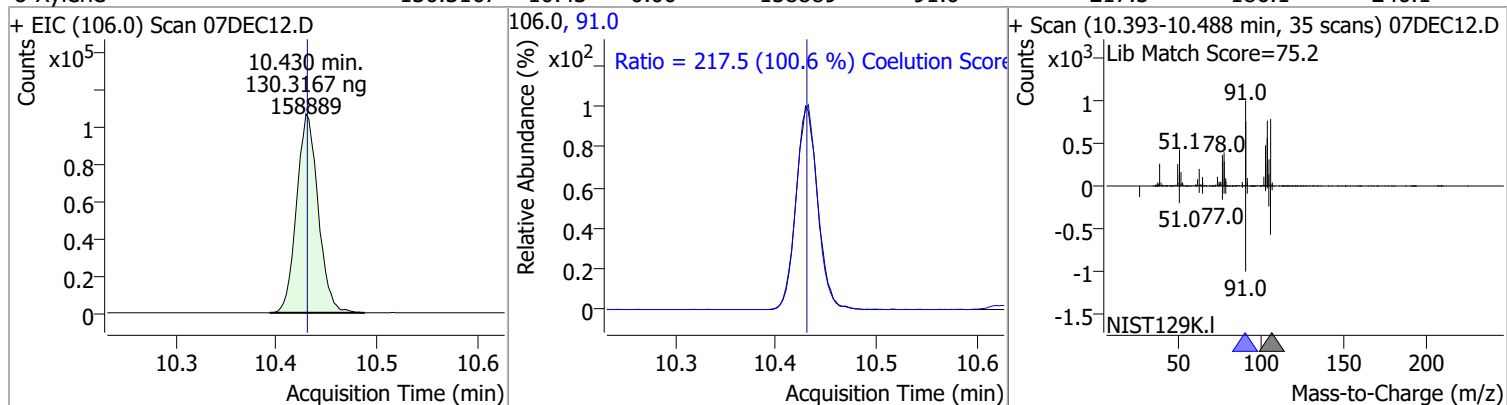


Compound	Conc.	RT	Dev(Min)	Resp.	QIon	QRatio	Lower	Upper
m+p-Xylenes	261.2596	10.04	0.00	365058	91.0	204.2	175.0	235.0

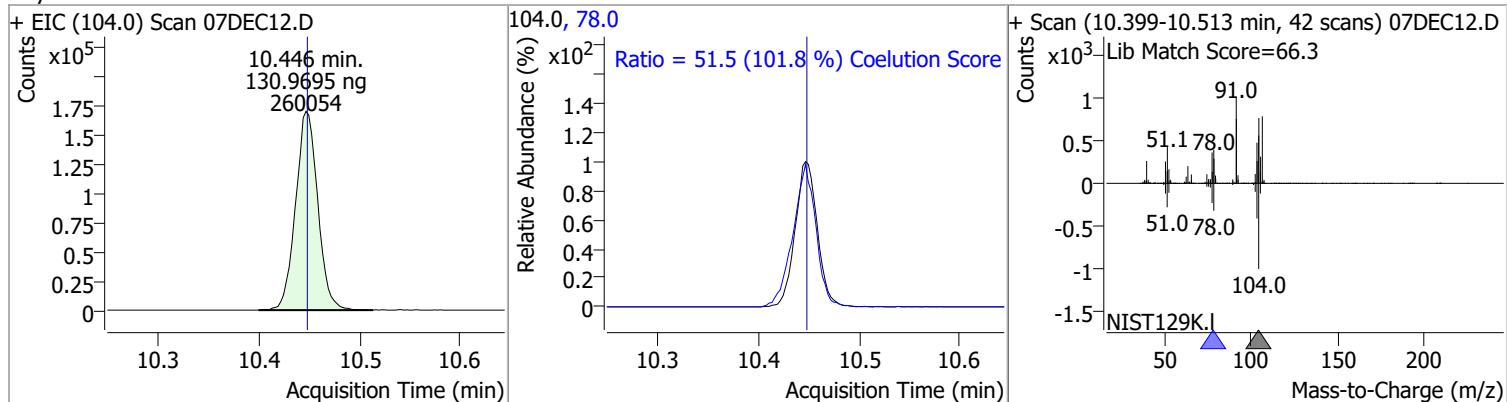


Quantitation Results Report (QT Reviewed)

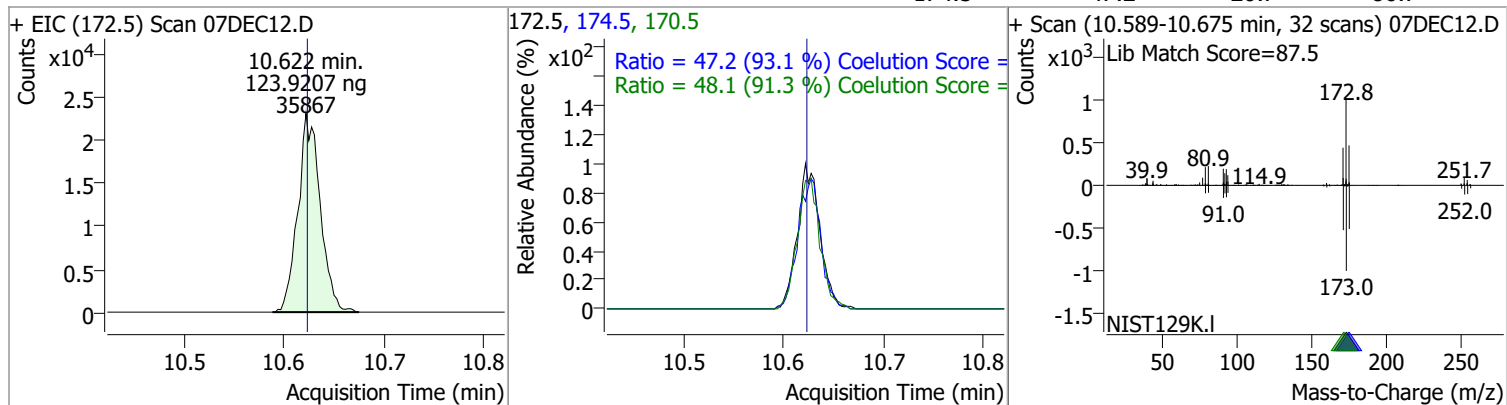
Compound	Conc.	RT	Dev(Min)	Resp.	QIon	QRatio	Lower	Upper
o-Xylene	130.3167	10.43	0.00	158889	91.0	217.5	186.1	246.1



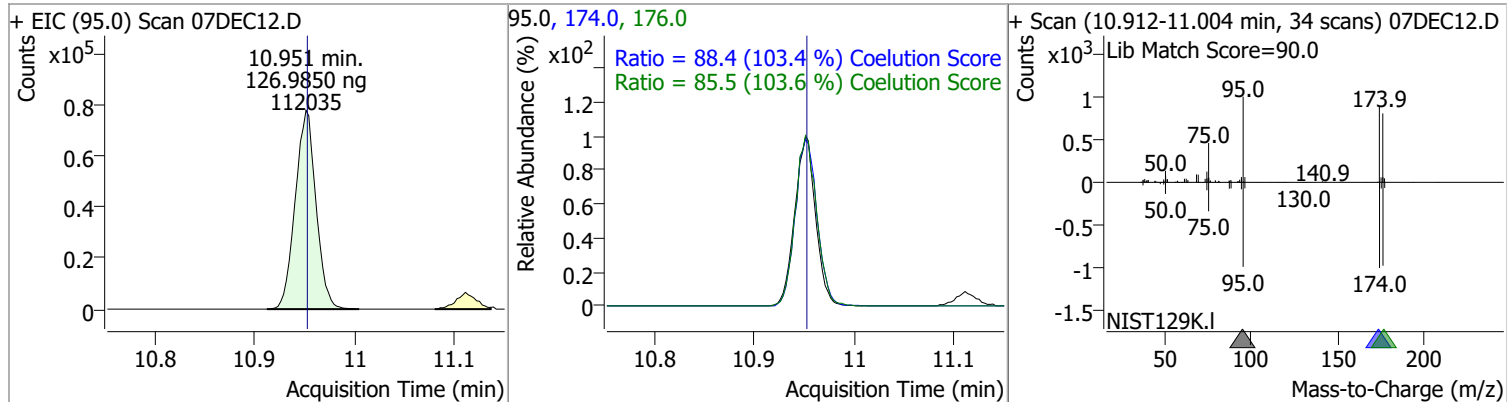
Compound	Conc.	RT	Dev(Min)	Resp.	QIon	QRatio	Lower	Upper
Styrene	130.9695	10.45	0.00	260054	78.0	51.5	20.6	80.6



Compound	Conc.	RT	Dev(Min)	Resp.	QIon	QRatio	Lower	Upper
Bromoform	123.9207	10.62	0.00	35867	170.5	48.1	22.7	82.7
					174.5	47.2	20.7	80.7

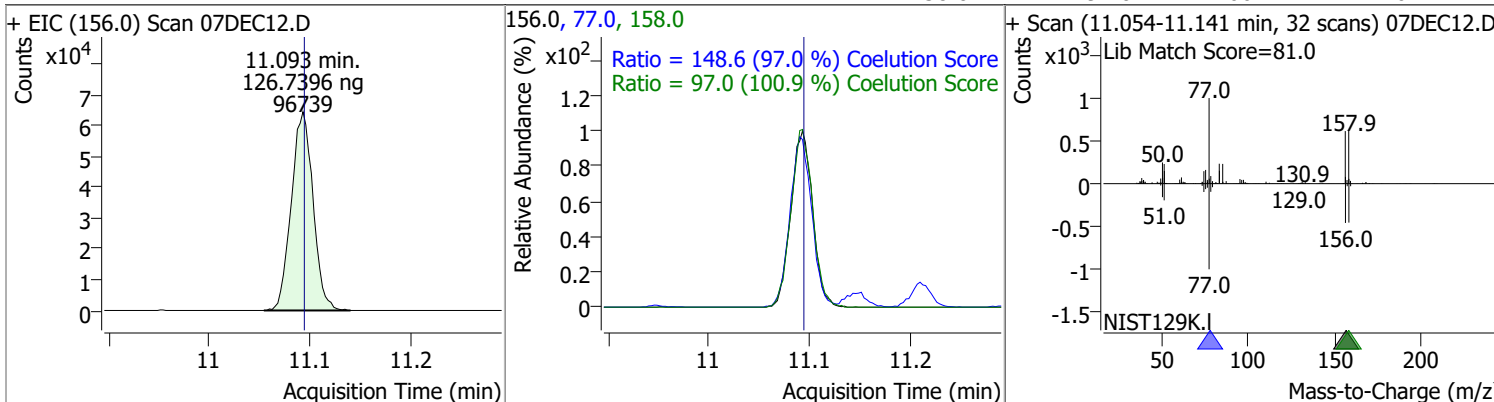


Compound	Conc.	RT	Dev(Min)	Resp.	QIon	QRatio	Lower	Upper
p-Bromofluorobenzene	126.9850	10.95	0.00	112035	174.0	88.4	55.5	115.5
					176.0	85.5	52.5	112.5

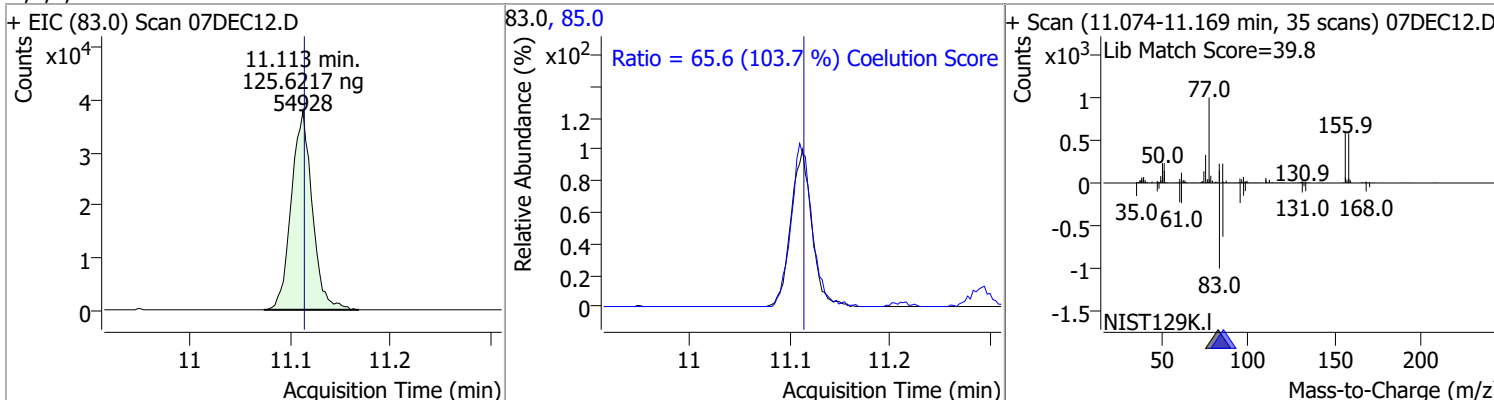


Quantitation Results Report (QT Reviewed)

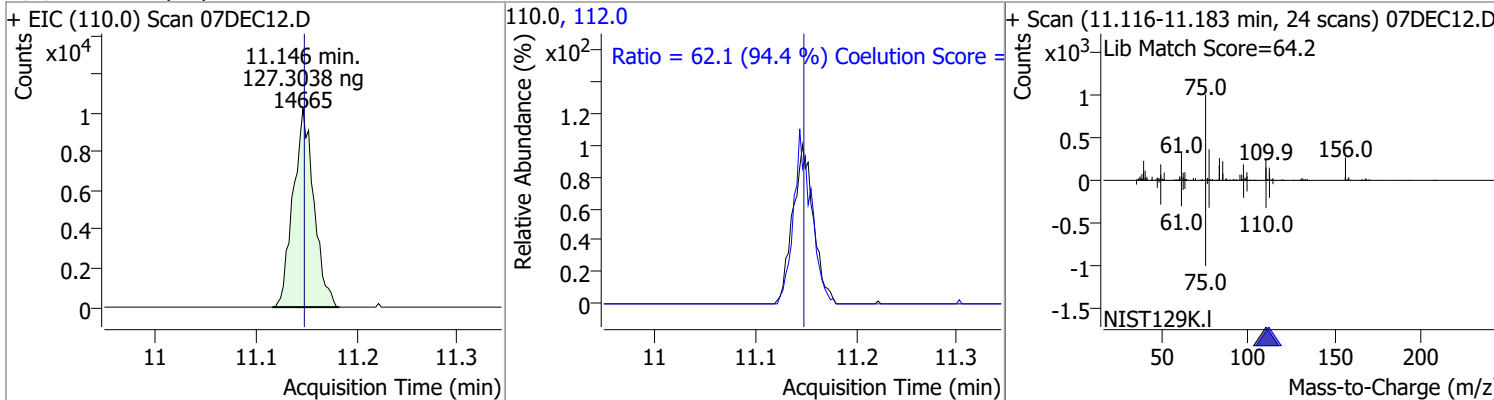
Compound	Conc.	RT	Dev(Min)	Resp.	QIon	QRatio	Lower	Upper
Bromobenzene	126.7396	11.09	0.00	96739	77.0	148.6	123.2	183.2
					158.0	97.0	66.2	126.2



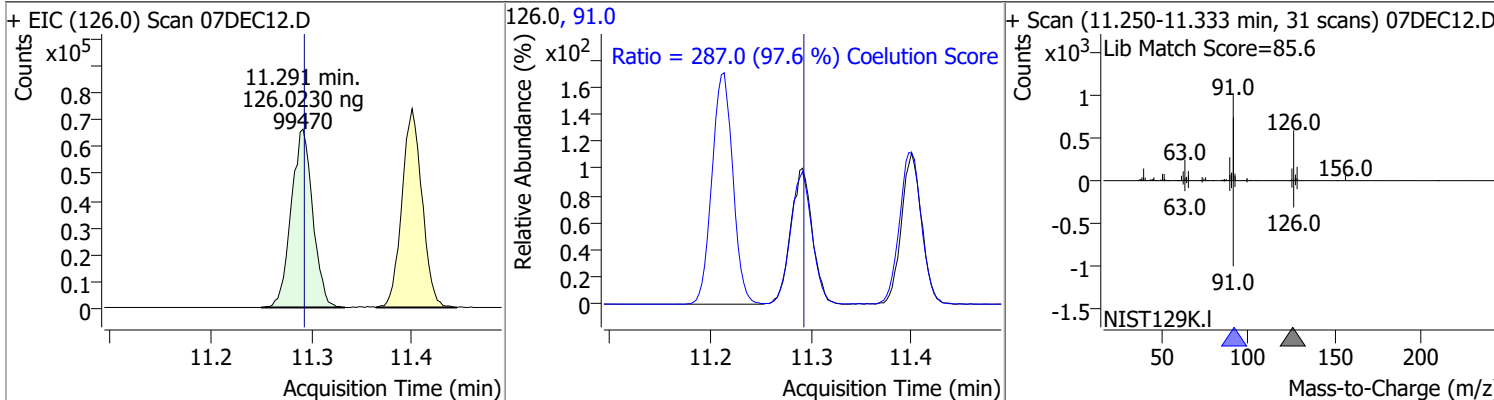
Compound	Conc.	RT	Dev(Min)	Resp.	QIon	QRatio	Lower	Upper
1,1,2,2-Tetrachloroethane	125.6217	11.11	0.00	54928	85.0	65.6	33.2	93.2
					83.0	103.7	-	-



Compound	Conc.	RT	Dev(Min)	Resp.	QIon	QRatio	Lower	Upper
1,2,3-Trichloropropane	127.3038	11.15	0.00	14665	112.0	62.1	35.8	95.8
					110.0	94.4	-	-

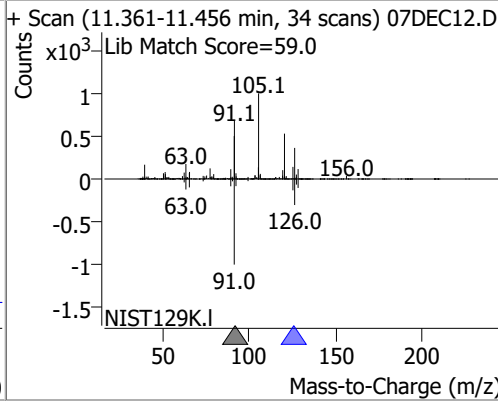
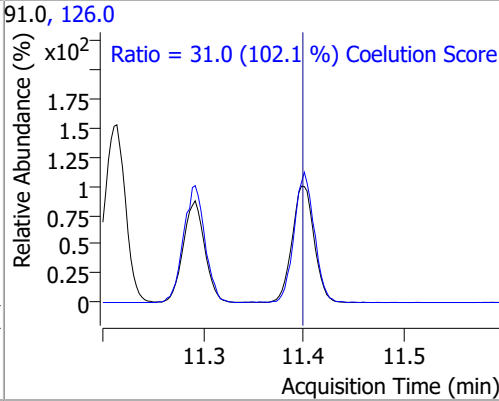
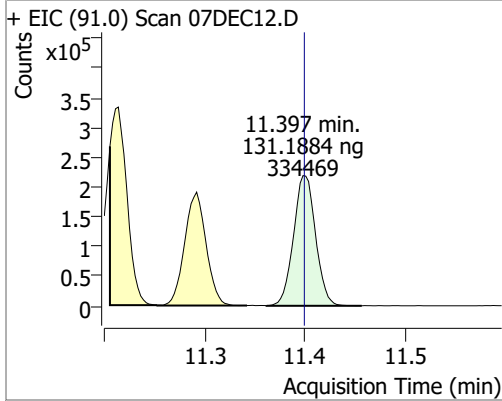


Compound	Conc.	RT	Dev(Min)	Resp.	QIon	QRatio	Lower	Upper
2-Chlorotoluene	126.0230	11.29	0.00	99470	91.0	287.0	264.1	324.1
					126.0	97.6	-	-

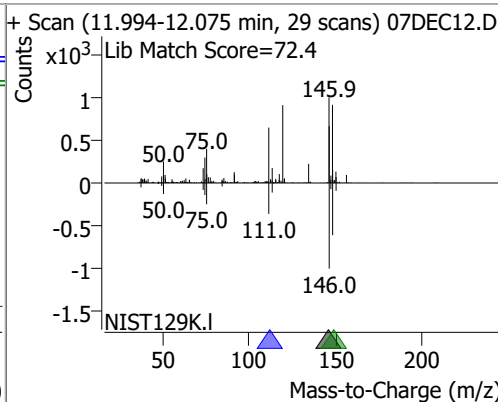
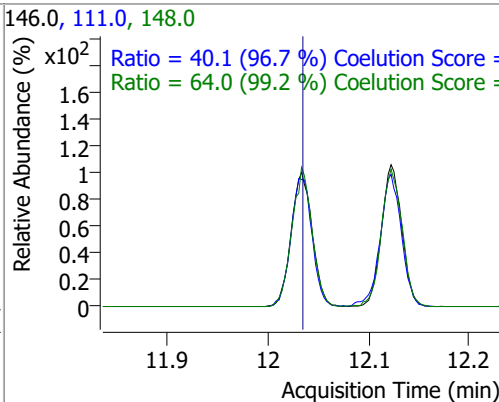
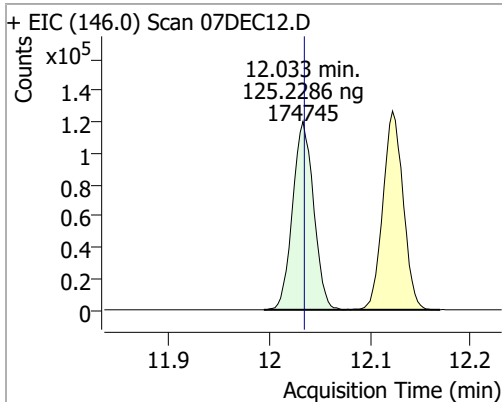


Quantitation Results Report (QT Reviewed)

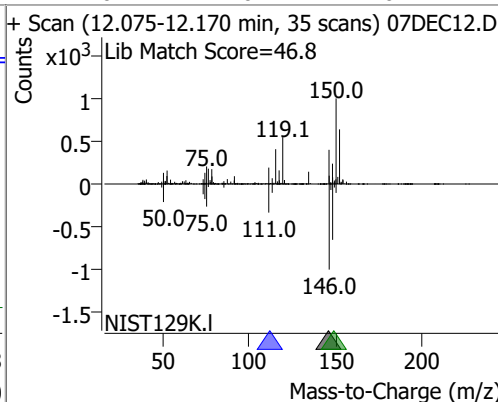
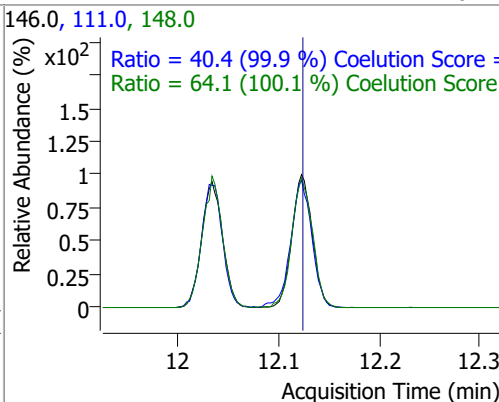
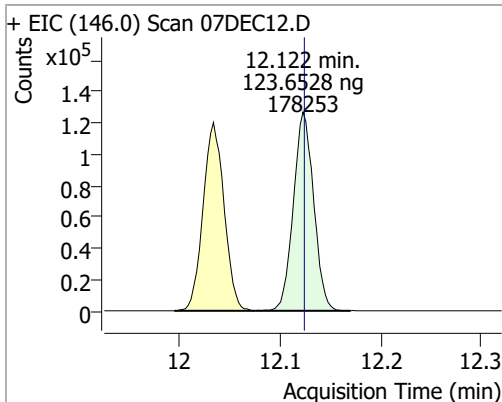
Compound	Conc.	RT	Dev(Min)	Resp.	QIon	QRatio	Lower	Upper
4-Chlorotoluene	131.1884	11.40	0.00	334469	126.0	31.0	0.4	60.4



Compound	Conc.	RT	Dev(Min)	Resp.	QIon	QRatio	Lower	Upper
1,3-Dichlorobenzene	125.2286	12.03	0.00	174745	148.0	64.0	34.5	94.5
					111.0	40.1	11.5	71.5

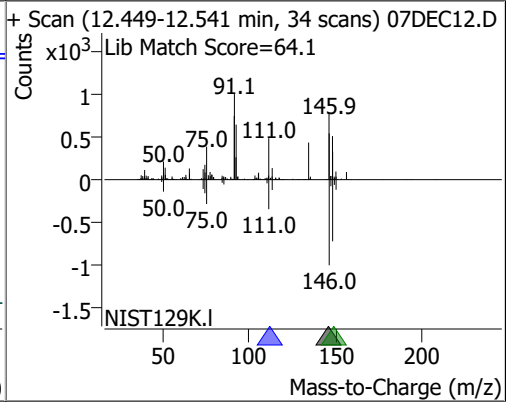
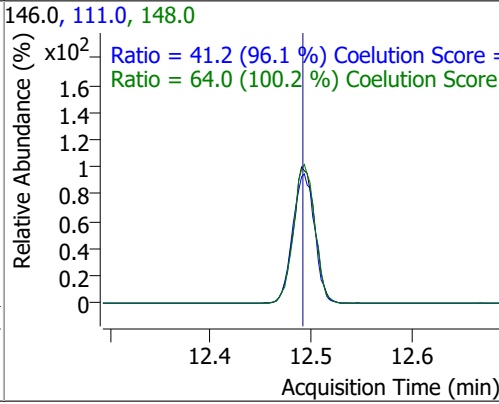
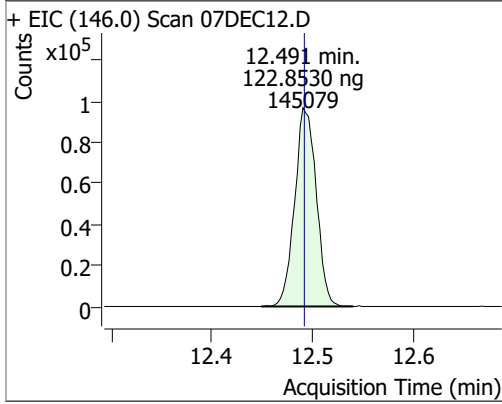


Compound	Conc.	RT	Dev(Min)	Resp.	QIon	QRatio	Lower	Upper
1,4-Dichlorobenzene	123.6528	12.12	0.00	178253	148.0	64.1	34.0	94.0
					111.0	40.4	10.4	70.4



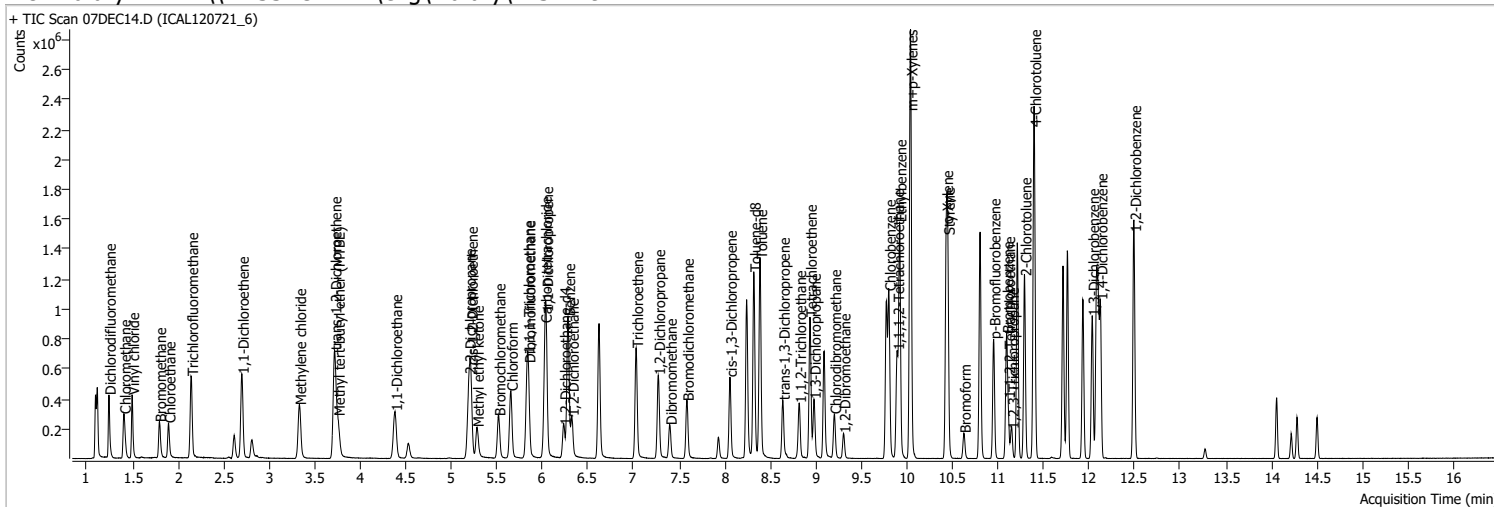
Quantitation Results Report (QT Reviewed)

Compound	Conc.	RT	Dev(Min)	Resp.	QIon	QRatio	Lower	Upper
1,2-Dichlorobenzene	122.8530	12.49	0.00	145079	148.0	64.0	33.8	93.8
					111.0	41.2	12.8	72.8



Quantitation Results Report (QT Reviewed)

Data File	07DEC14.D	Operator	MSC
Acq. Method	5975CACQF.M	Acq. Date-Time	12/7/2021 4:26:07 PM
Sample Name	ICAL120721_6	Instrument	VOA5975C
Vial	14	Multiplier	1.00
DA Method File	VOA5975C_8260B_SHT_DoD_L4_120721.m	Comment	
Tune File	BFB_Atune3.u	Tune Date	10/11/2021 4:02:00 PM
Batch Name	VG120721_8260B_624pt1_L4.batch.bin	Last Calib Update	12/13/2021 2:48:18 PM
Ref Library	\\MASSHUNTER\Org\Library\NIST129K.I		



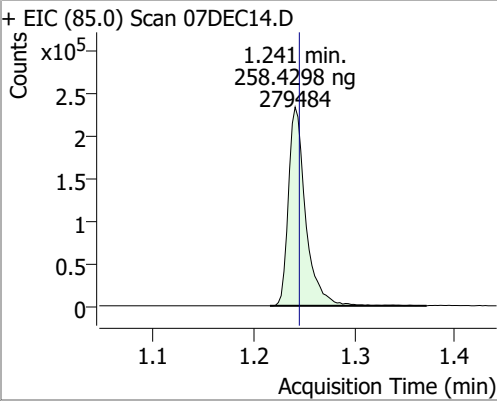
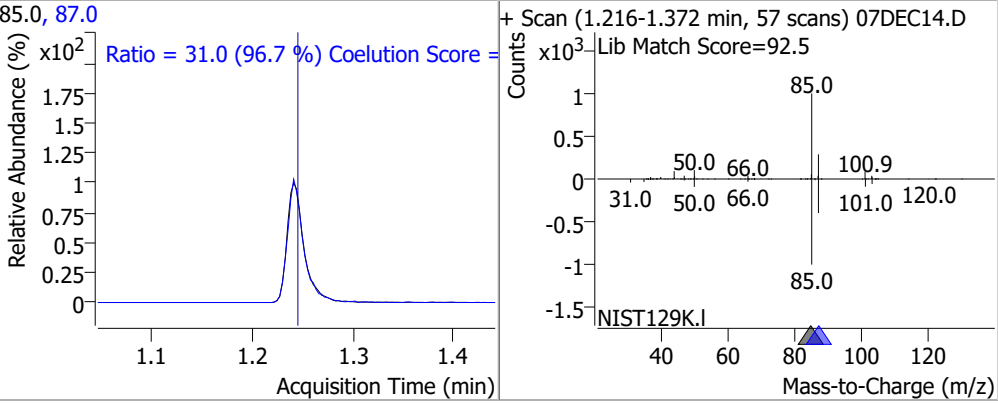
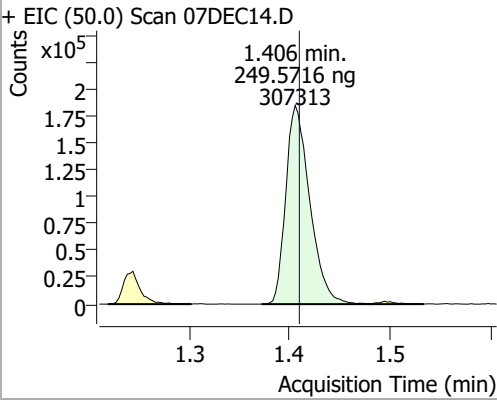
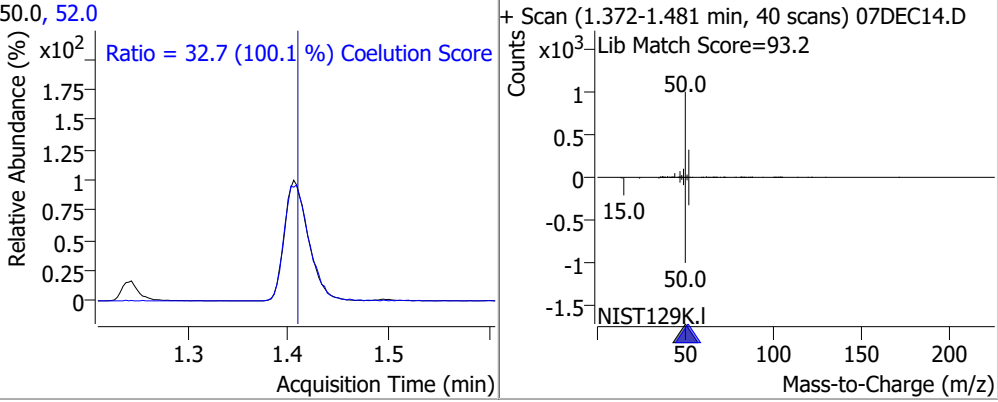
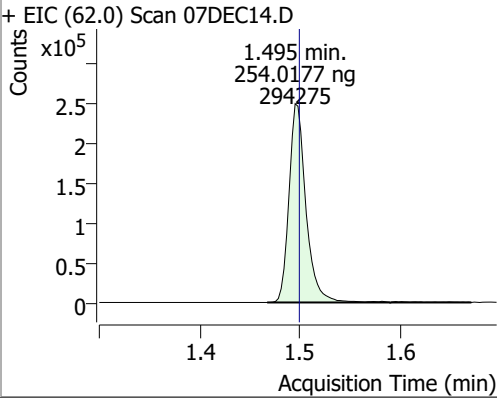
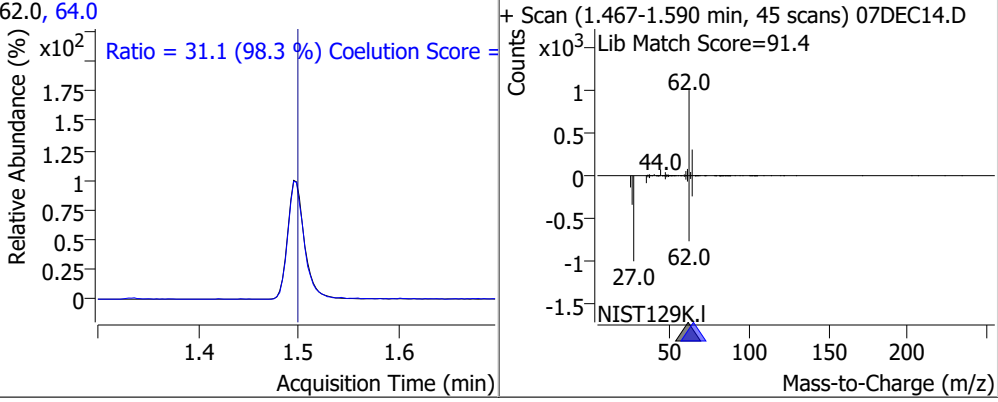
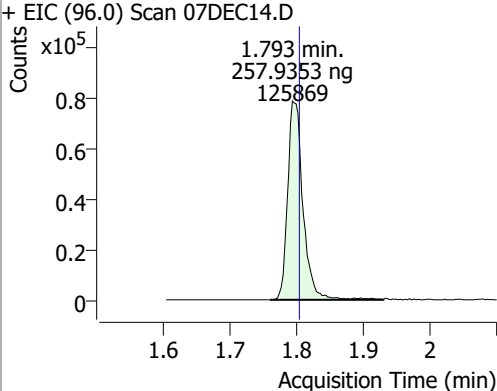
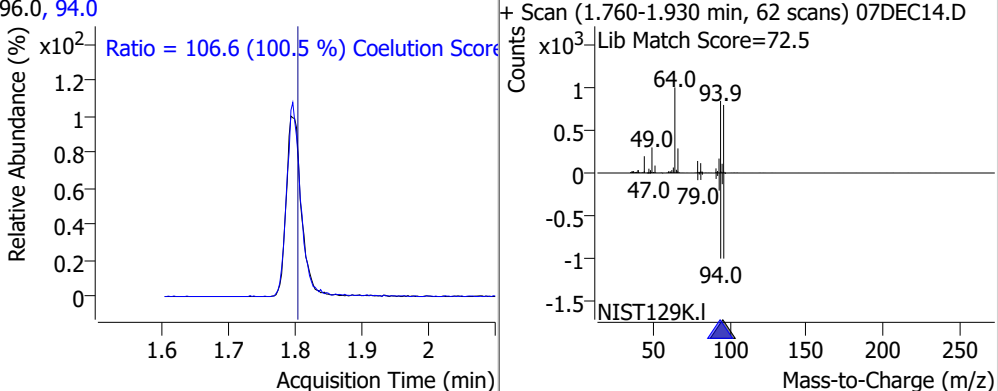
Compound	RT	QIon	Resp.	Conc.	Units	Dev(Min)
Internal Standards						
M Fluorobenzene	6.620	96.0	756368	250.0000	ng	0.000
M Chlorobenzene-d5	9.774	82.0	288091	250.0000	ng	0.000
M 1,4-Dichlorobenzene-d4	12.100	152.0	232818	250.0000	ng	0.000
System Monitoring Compounds						
S Dibromofluoromethane	5.845	113.0	184098	248.3478	ng	-0.006
Spiked Amount: 250.000	Range: 80.0 - 119.0%			Recovery = 99.34%		
S 1,2-Dichloroethane-d4	6.236	67.0	81363	240.5061	ng	0.006
Spiked Amount: 250.000	Range: 81.0 - 118.0%			Recovery = 96.20%		
S Toluene-d8	8.319	98.0	754121	260.4003	ng	0.000
Spiked Amount: 250.000	Range: 89.0 - 112.0%			Recovery = 104.16%		
S p-Bromofluorobenzene	10.951	95.0	227567	255.4453	ng	0.000
Spiked Amount: 250.000	Range: 85.0 - 114.0%			Recovery = 102.18%		
Target Compounds						
T Dichlorodifluoromethane	1.241	85.0	279484	258.4298	ng	98
T Chloromethane	1.406	50.0	307313	249.5716	ng	100
T Vinyl chloride	1.495	62.0	294275	254.0177	ng	99
T Bromomethane	1.793	96.0	125869	257.9353	ng	99
T Chloroethane	1.896	64.0	158595	247.8081	ng	99
T Trichlorofluoromethane	2.145	101.0	380153	251.2759	ng	98
T 1,1-Dichloroethene	2.700	96.0	200673	256.3197	ng	98
T Methylene chloride	3.330	49.0	264312	238.4551	ng	97
T trans-1,2-Dichloroethene	3.717	96.0	198737	254.0842	ng	98
T Methyl tert-butyl ether (MTBE)	3.754	73.0	251479	251.0379	ng	97
T 1,1-Dichloroethane	4.381	63.0	380218	256.4176	ng	99
T 2,2-Dichloropropane	5.193	77.0	279182	257.1547	ng	88
T cis-1,2-Dichloroethene	5.212	96.0	207164	255.4070	ng	99
T Methyl ethyl ketone	5.279	43.0	274225	2543.1822	ng	98
T Bromochloromethane	5.519	128.0	77937	255.2422	ng	95
T Chloroform	5.653	83.0	359876	245.9813	ng	100

Quantitation Results Report (QT Reviewed)

Compound	RT	QIon	Resp.	Conc.	Units	Dev(Min)
T 1,1,1-Trichloroethane	5.834	97.0	353060	255.7694	ng	96
T Carbon tetrachloride	6.026	117.0	352225	260.0516	ng	98
T 1,1-Dichloropropene	6.040	75.0	319922	262.9431	ng	99
T Benzene	6.280	78.0	790153	256.7765	ng	100
T 1,2-Dichloroethane	6.322	62.0	201480	250.5048	ng	99
T Trichloroethene	7.028	95.0	231457	253.3774	ng	98
T 1,2-Dichloropropane	7.270	63.0	201155	261.3748	ng	98
T Dibromomethane	7.398	93.0	78708	249.1288	ng	99
T Bromodichloromethane	7.582	83.0	228361	255.1715	ng	97
T cis-1,3-Dichloropropene	8.057	75.0	260399	261.9774	ng	99
T Toluene	8.388	92.0	503409	264.3990	ng	99
T trans-1,3-Dichloropropene	8.637	75.0	182890	257.1671	ng	97
T 1,1,2-Trichloroethane	8.818	83.0	90846	245.2399	ng	99
T Tetrachloroethene	8.935	163.8	197583	261.8780	ng	98
T 1,3-Dichloropropane	8.980	76.0	188462	255.0627	ng	99
T Chlorodibromomethane	9.203	129.0	144022	257.5497	ng	97
T 1,2-Dibromoethane	9.303	107.0	102020	253.3271	ng	96
T Chlorobenzene	9.802	112.0	522531	254.2261	ng	100
T 1,1,1,2-Tetrachloroethane	9.891	131.0	179266	256.4011	ng	100
T Ethylbenzene	9.919	91.0	973498	265.9977	ng	100
T m+p-Xylenes	10.039	106.0	752445	539.2114	ng	99
T o-Xylene	10.430	106.0	331153	271.9624	ng	99
T Styrene	10.449	104.0	545895	275.2896	ng	100
T Bromoform	10.625	172.5	73254	250.6514	ng	98
T Bromobenzene	11.093	156.0	199109	258.3400	ng	98
T 1,1,2,2-Tetrachloroethane	11.110	83.0	111515	252.5771	ng	98
T 1,2,3-Trichloropropane	11.152	110.0	29243	251.4035	ng	98
T 2-Chlorotoluene	11.291	126.0	206869	259.5632	ng	96
T 4-Chlorotoluene	11.397	91.0	687525	267.0656	ng	99
T 1,3-Dichlorobenzene	12.033	146.0	361319	256.4363	ng	98
T 1,4-Dichlorobenzene	12.122	146.0	360661	247.7743	ng	99
T 1,2-Dichlorobenzene	12.493	146.0	303057	254.1532	ng	98

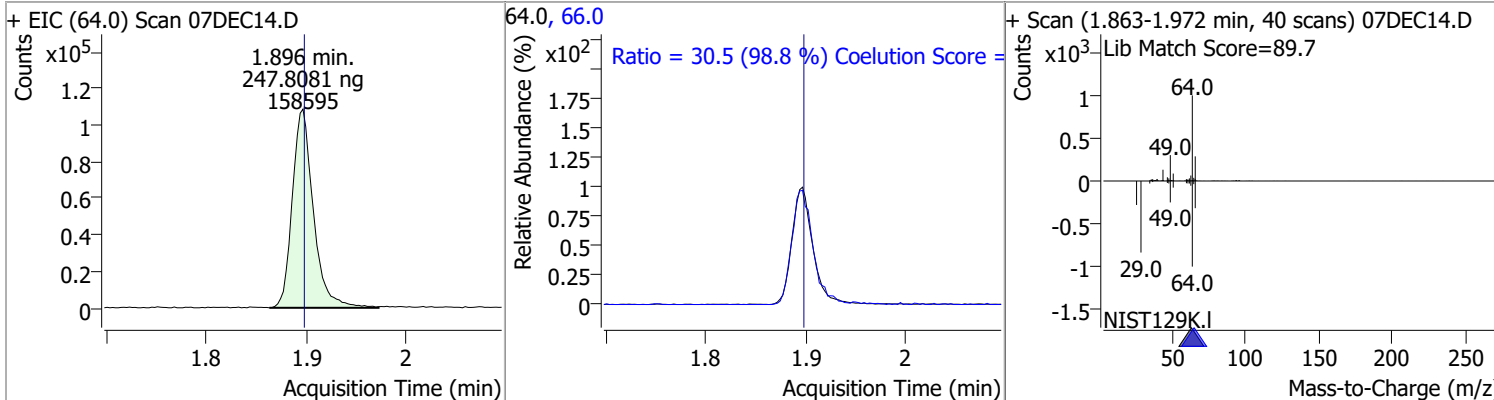
(#) = Qualifier Out of Range; (m) = Manual Integration; (+) = Area Summed; (*) = Surrogate Percent Recovery Out of Range; (d): Zeroed Peak

Quantitation Results Report (QT Reviewed)

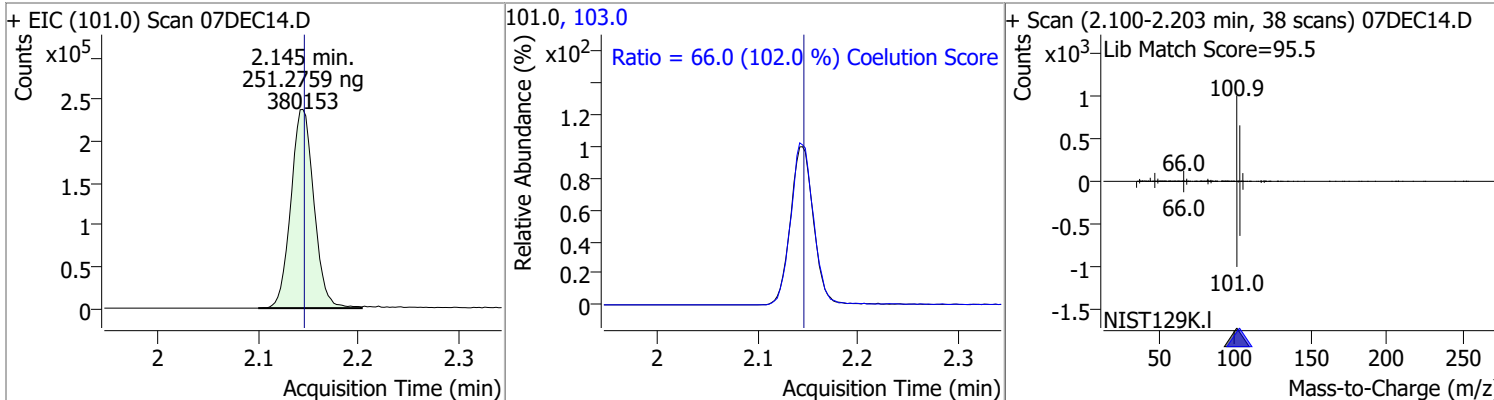
Compound	Conc.	RT	Dev(Min)	Resp.	QIon	QRatio	Lower	Upper
Dichlorodifluoromethane	258.4298	1.24	0.00	279484	87.0	31.0	2.0	62.0
+ EIC (85.0) Scan 07DEC14.D			85.0, 87.0			+ Scan (1.216-1.372 min, 57 scans) 07DEC14.D		
	Ratio = 31.0 (96.7 %) Coelution Score =							
Chloromethane	249.5716	1.41	0.00	307313	52.0	32.7	2.7	62.7
+ EIC (50.0) Scan 07DEC14.D			50.0, 52.0			+ Scan (1.372-1.481 min, 40 scans) 07DEC14.D		
	Ratio = 32.7 (100.1 %) Coelution Score =							
Vinyl chloride	254.0177	1.49	0.00	294275	64.0	31.1	1.6	61.6
+ EIC (62.0) Scan 07DEC14.D			62.0, 64.0			+ Scan (1.467-1.590 min, 45 scans) 07DEC14.D		
	Ratio = 31.1 (98.3 %) Coelution Score =							
Bromomethane	257.9353	1.79	-0.01	125869	94.0	106.6	76.0	136.0
+ EIC (96.0) Scan 07DEC14.D			96.0, 94.0			+ Scan (1.760-1.930 min, 62 scans) 07DEC14.D		
	Ratio = 106.6 (100.5 %) Coelution Score =							

Quantitation Results Report (QT Reviewed)

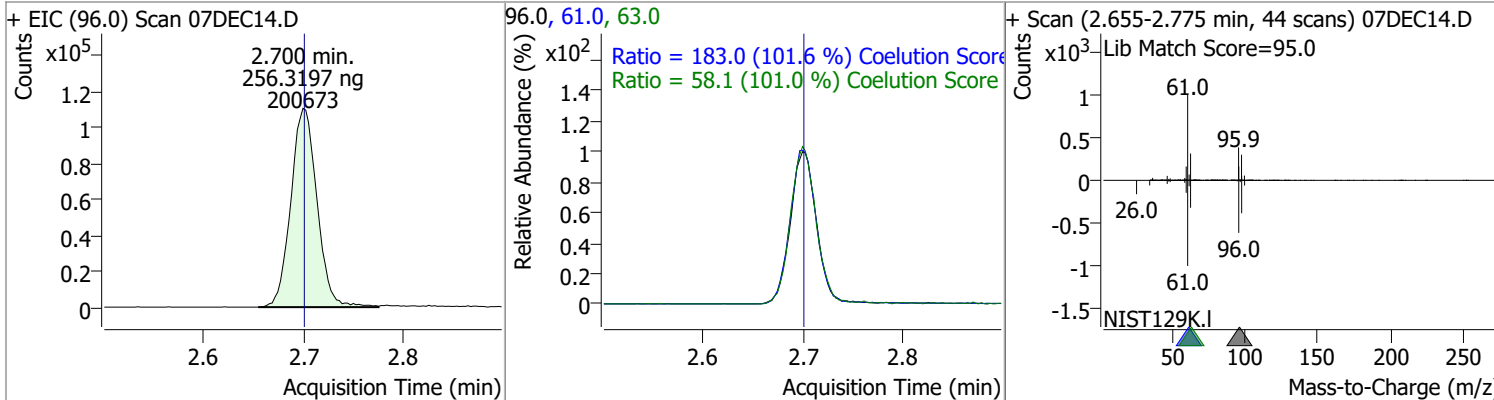
Compound	Conc.	RT	Dev(Min)	Resp.	QIon	QRatio	Lower	Upper
Chloroethane	247.8081	1.90	0.00	158595	66.0	30.5	0.8	60.8



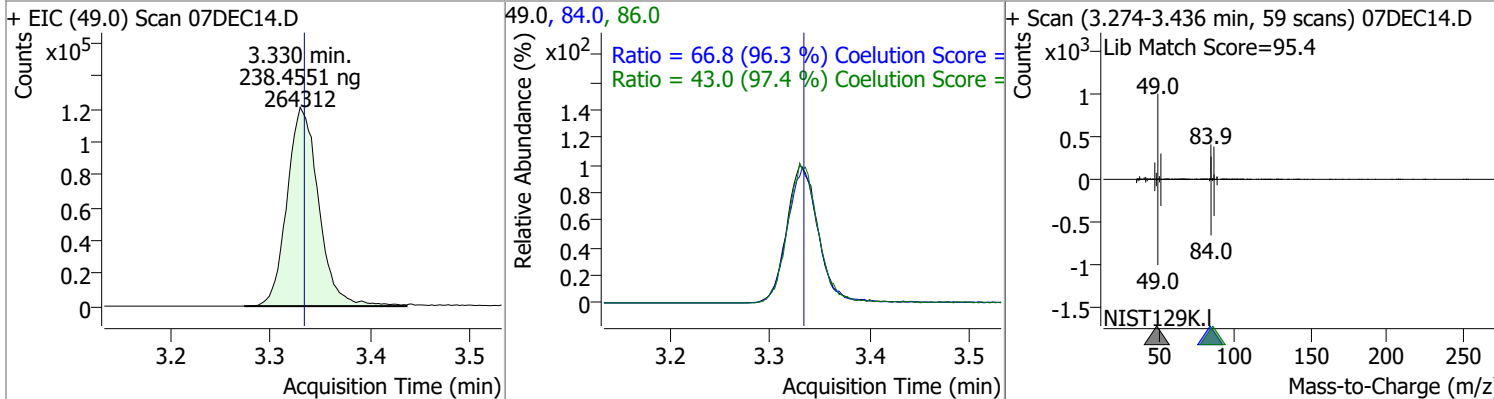
Compound	Conc.	RT	Dev(Min)	Resp.	QIon	QRatio	Lower	Upper
Trichlorofluoromethane	251.2759	2.14	0.00	380153	103.0	66.0	34.8	94.8



Compound	Conc.	RT	Dev(Min)	Resp.	QIon	QRatio	Lower	Upper
1,1-Dichloroethene	256.3197	2.70	0.00	200673	61.0	183.0	150.1	210.1
					63.0	58.1	27.5	87.5

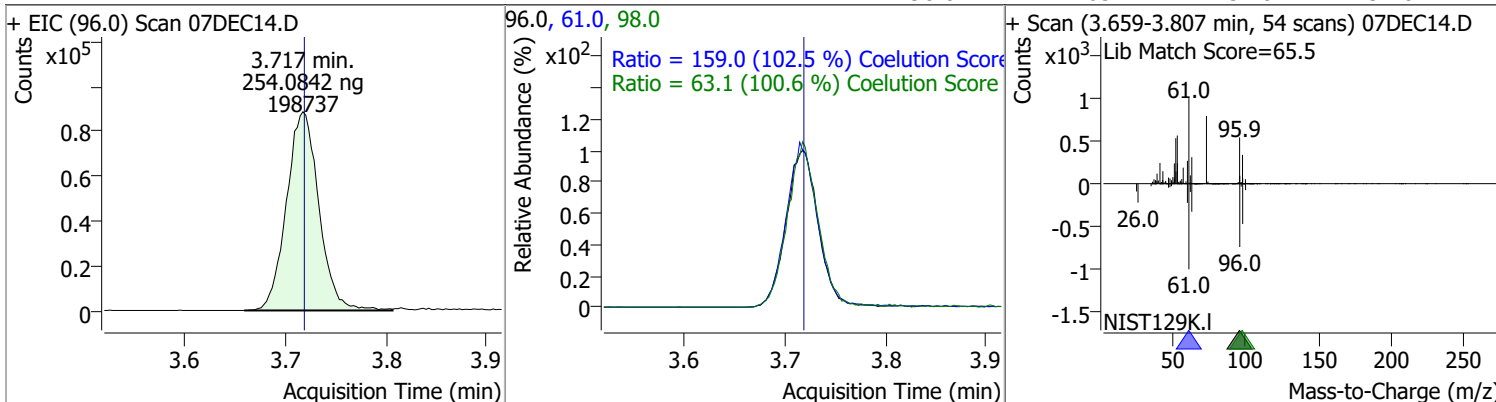


Compound	Conc.	RT	Dev(Min)	Resp.	QIon	QRatio	Lower	Upper
Methylene chloride	238.4551	3.33	0.00	264312	84.0	66.8	39.4	99.4
					86.0	43.0	14.1	74.1

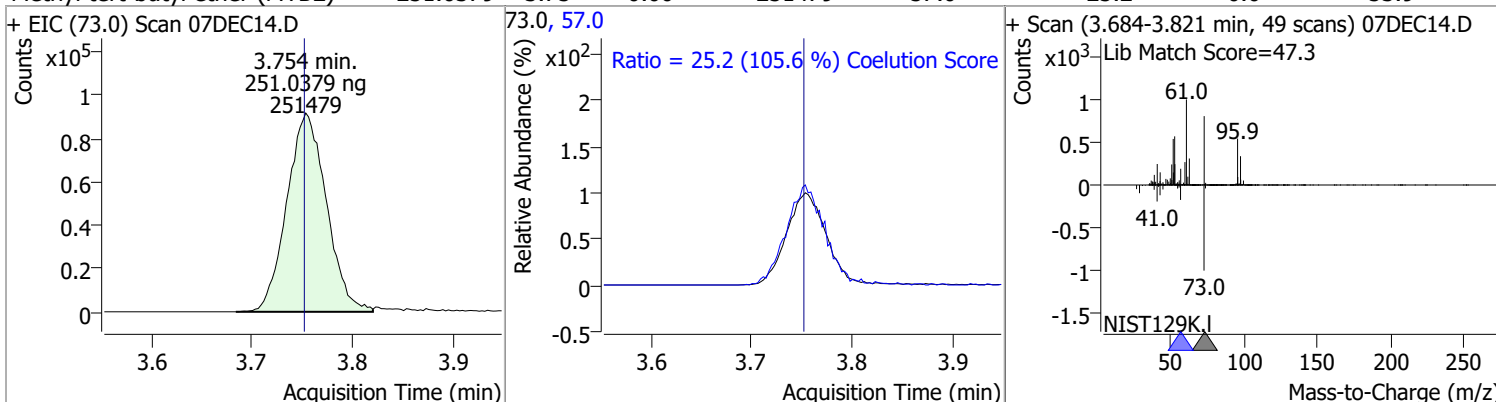


Quantitation Results Report (QT Reviewed)

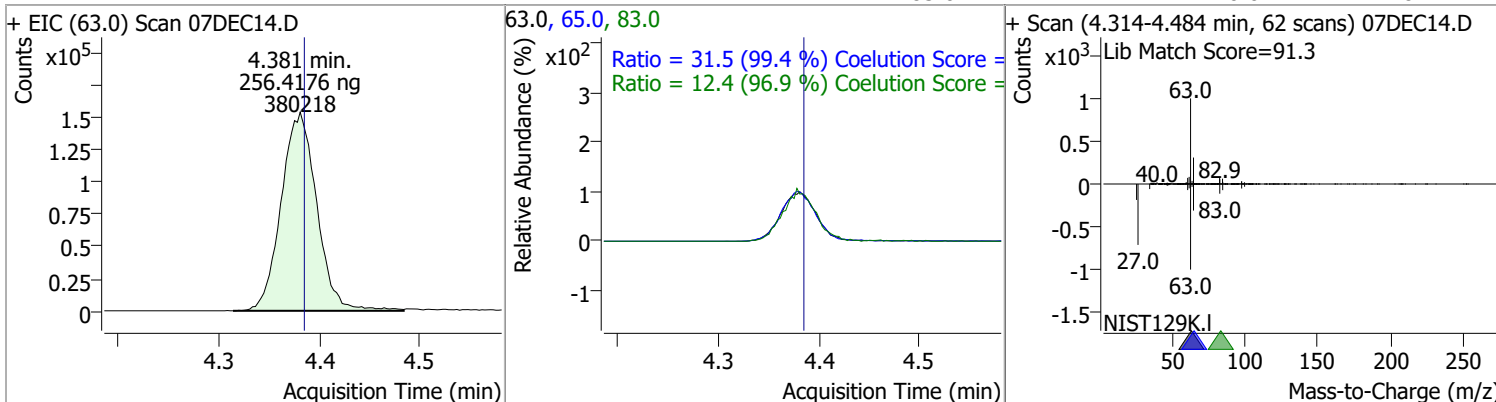
Compound	Conc.	RT	Dev(Min)	Resp.	QIon	QRatio	Lower	Upper
trans-1,2-Dichloroethene	254.0842	3.72	0.00	198737	61.0	159.0	125.1	185.1
					98.0	63.1	32.8	92.8



Compound	Conc.	RT	Dev(Min)	Resp.	QIon	QRatio	Lower	Upper
Methyl tert-butyl ether (MTBE)	251.0379	3.75	0.00	251479	57.0	25.2	0.0	53.9

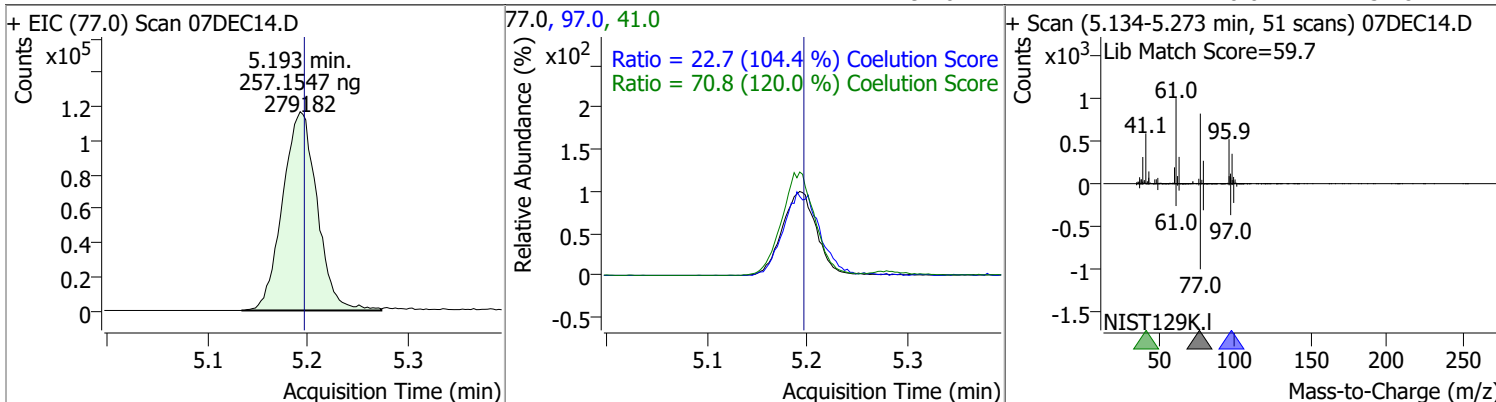


Compound	Conc.	RT	Dev(Min)	Resp.	QIon	QRatio	Lower	Upper
1,1-Dichloroethane	256.4176	4.38	0.00	380218	65.0	31.5	1.7	61.7
					83.0	12.4	0.0	42.8

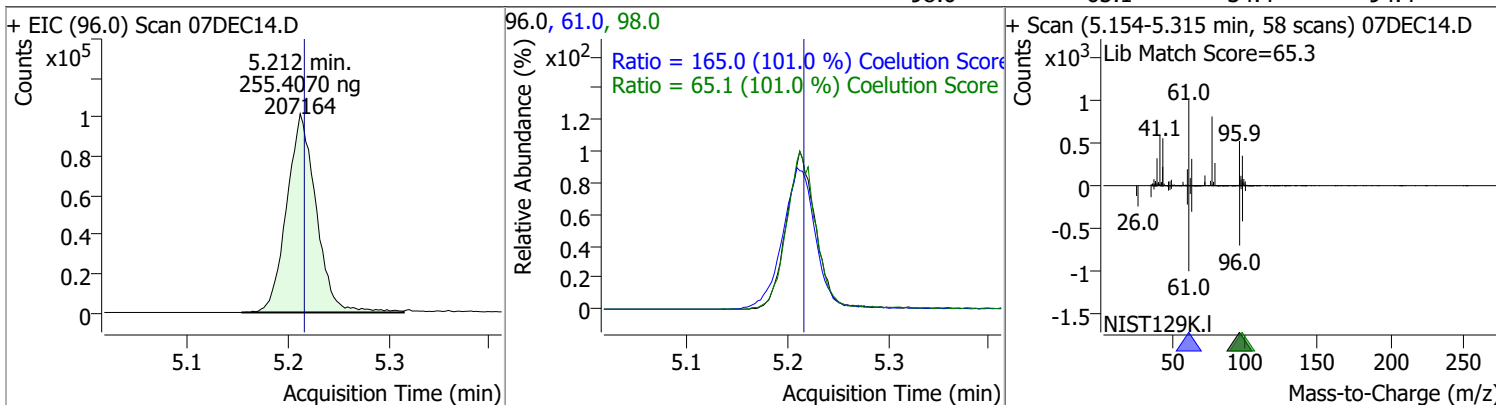


Quantitation Results Report (QT Reviewed)

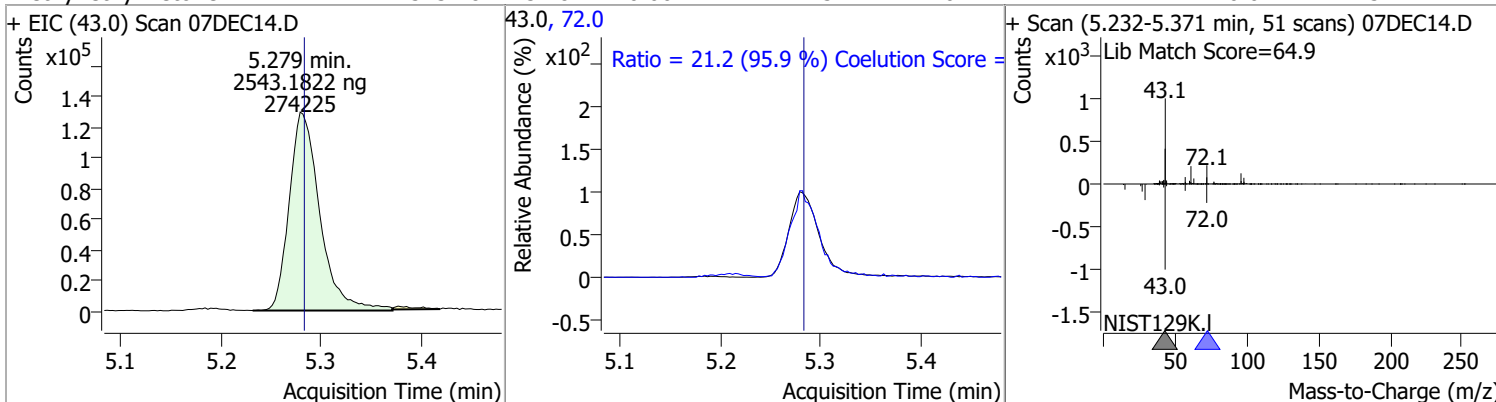
Compound	Conc.	RT	Dev(Min)	Resp.	QIon	QRatio	Lower	Upper
2,2-Dichloropropane	257.1547	5.19	0.00	279182	41.0	70.8	29.0	89.0
					97.0	22.7	0.0	51.8



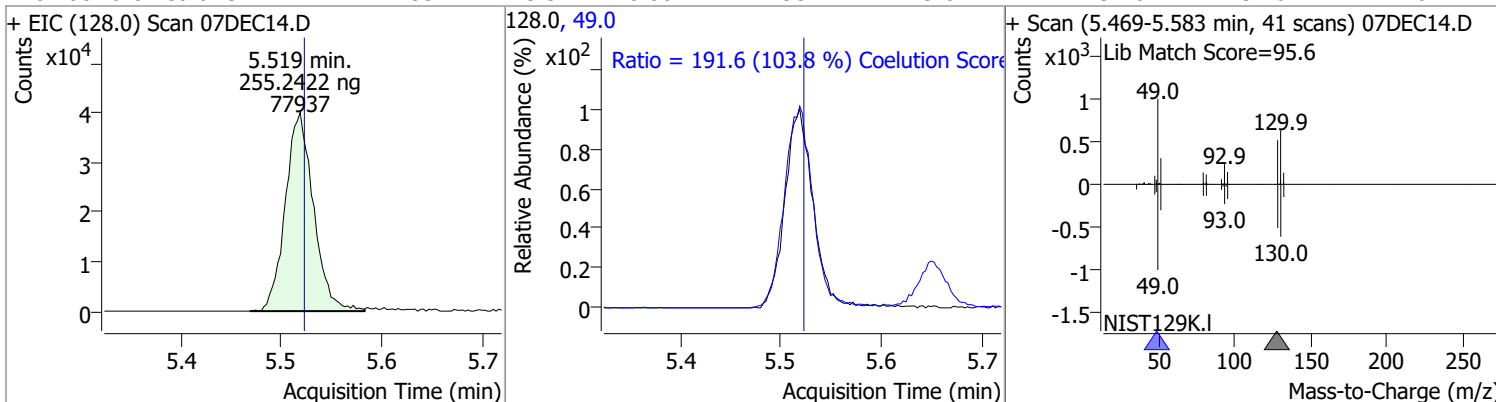
Compound	Conc.	RT	Dev(Min)	Resp.	QIon	QRatio	Lower	Upper
cis-1,2-Dichloroethene	255.4070	5.21	0.00	207164	61.0	165.0	133.3	193.3
					98.0	65.1	34.4	94.4



Compound	Conc.	RT	Dev(Min)	Resp.	QIon	QRatio	Lower	Upper
Methyl ethyl ketone	2543.1822	5.28	0.00	274225	72.0	21.2	0.0	52.2

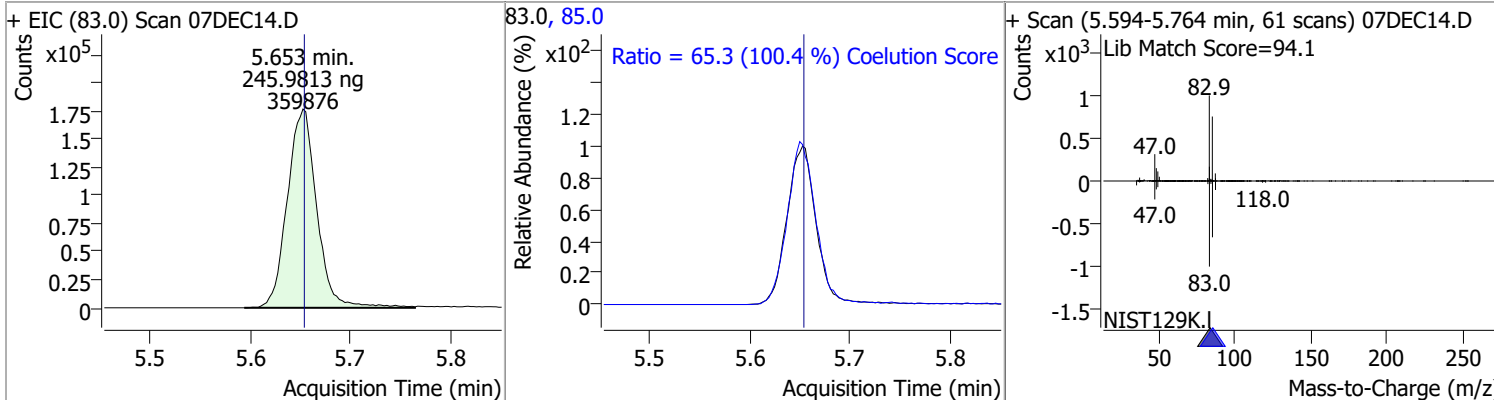


Compound	Conc.	RT	Dev(Min)	Resp.	QIon	QRatio	Lower	Upper
Bromochloromethane	255.2422	5.52	0.00	77937	49.0	191.6	154.6	214.6

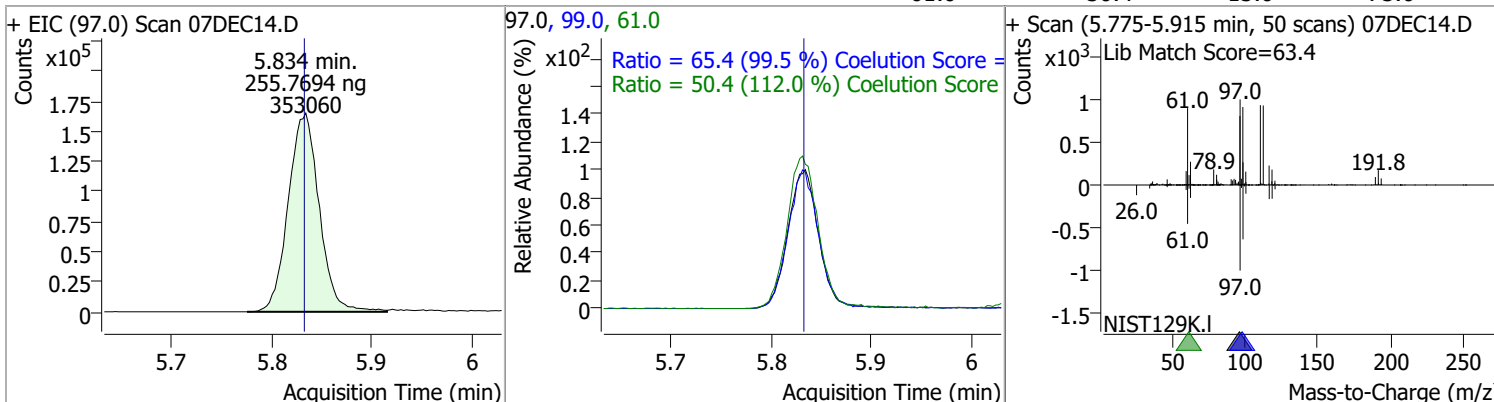


Quantitation Results Report (QT Reviewed)

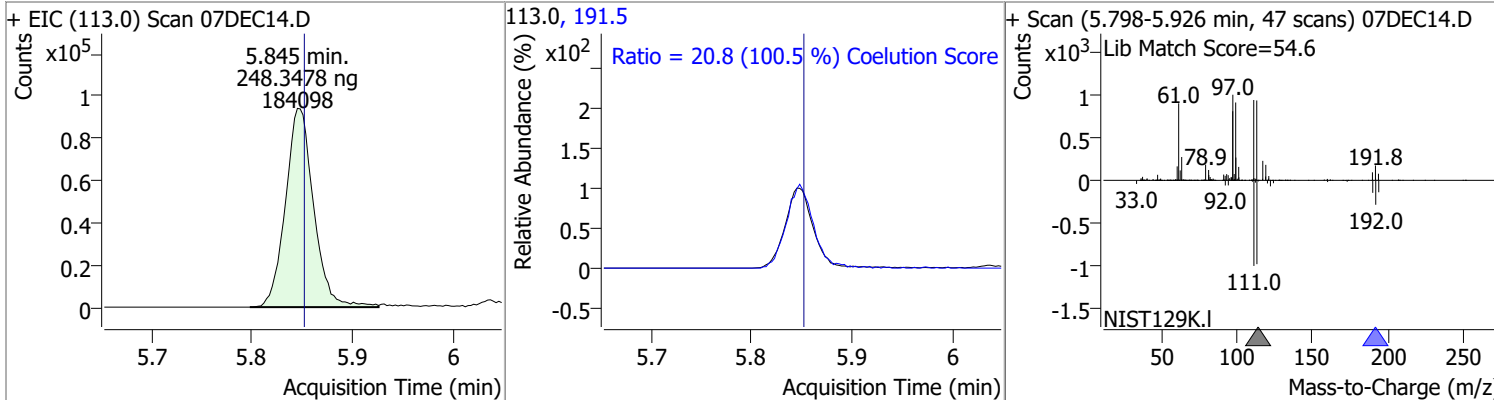
Compound	Conc.	RT	Dev(Min)	Resp.	QIon	QRatio	Lower	Upper
Chloroform	245.9813	5.65	0.00	359876	85.0	65.3	35.1	95.1



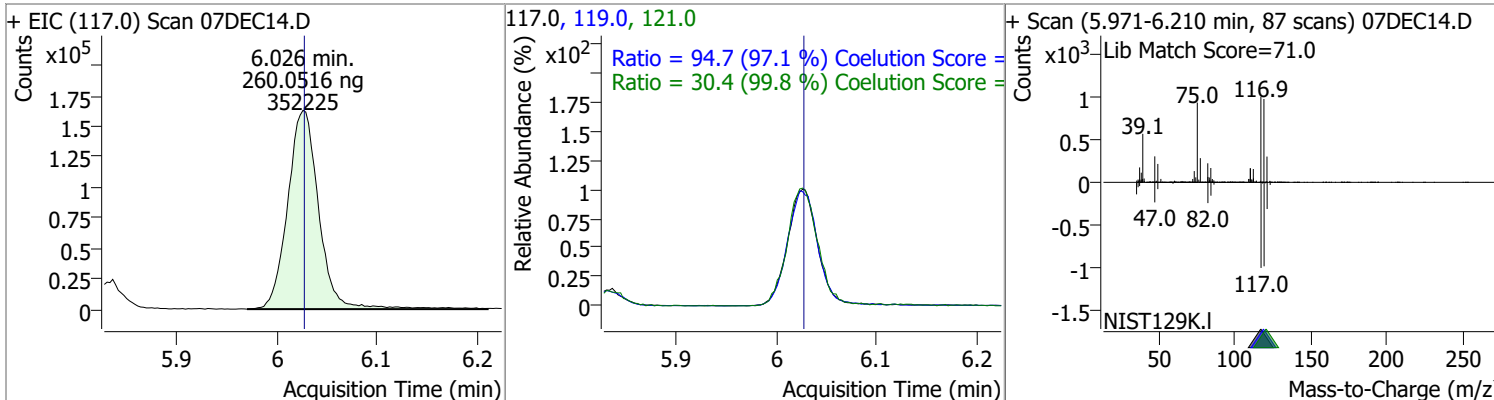
Compound	Conc.	RT	Dev(Min)	Resp.	QIon	QRatio	Lower	Upper
1,1,1-Trichloroethane	255.7694	5.83	0.00	353060	99.0	65.4	35.7	95.7
					61.0	50.4	15.0	75.0



Compound	Conc.	RT	Dev(Min)	Resp.	QIon	QRatio	Lower	Upper
Dibromofluoromethane	248.3478	5.85	-0.01	184098	191.5	20.8	0.0	50.7

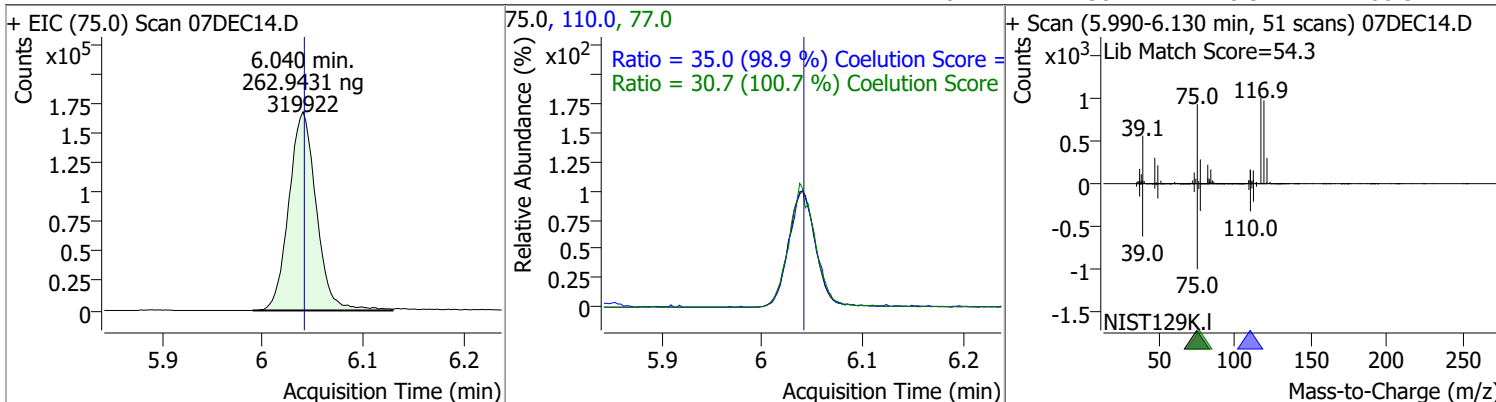


Compound	Conc.	RT	Dev(Min)	Resp.	QIon	QRatio	Lower	Upper
Carbon tetrachloride	260.0516	6.03	0.00	352225	119.0	94.7	67.5	127.5
					121.0	30.4	0.4	60.4

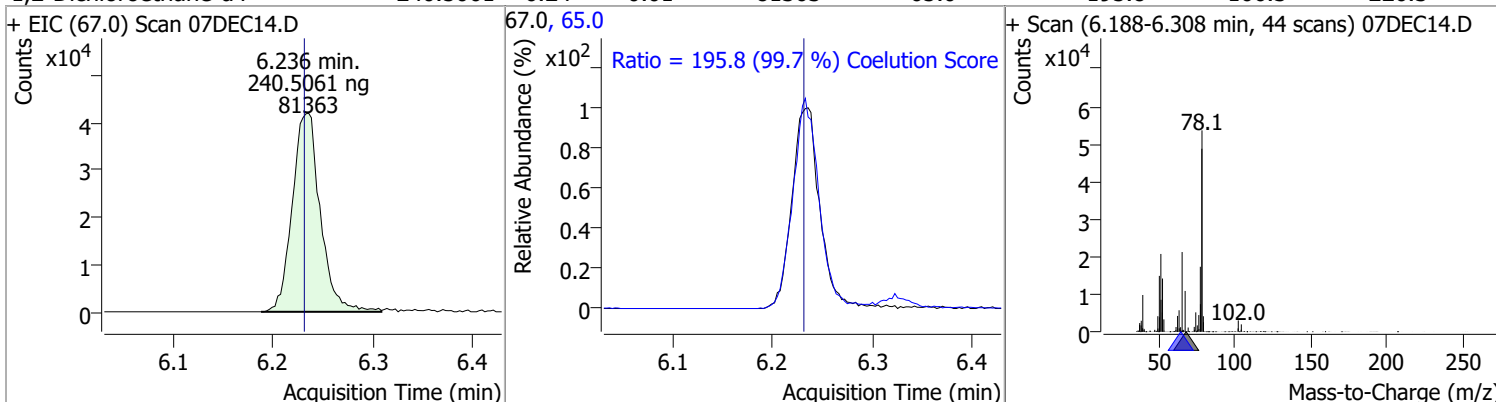


Quantitation Results Report (QT Reviewed)

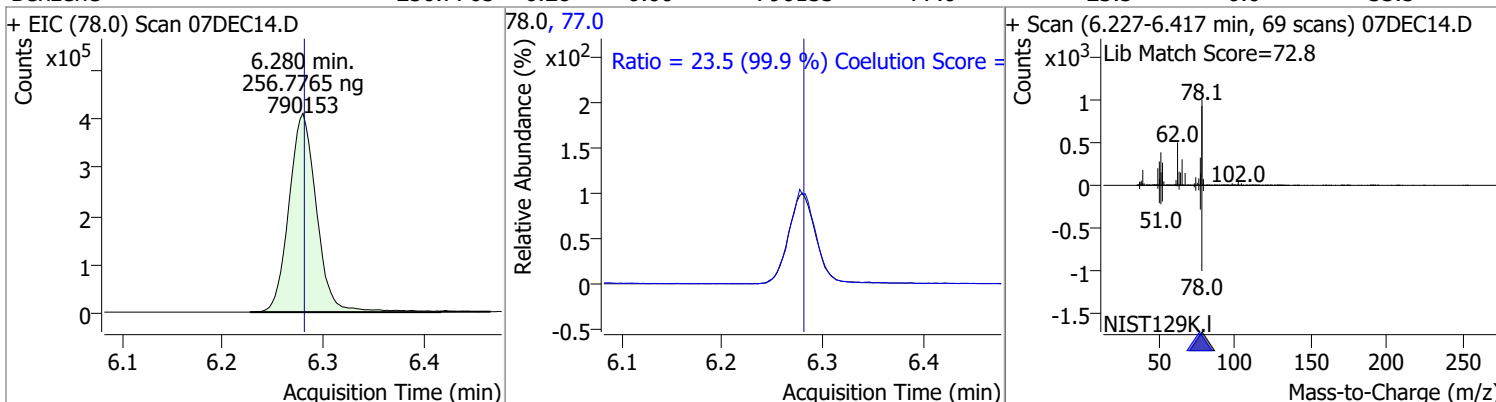
Compound	Conc.	RT	Dev(Min)	Resp.	QIon	QRatio	Lower	Upper
1,1-Dichloropropene	262.9431	6.04	0.00	319922	110.0	35.0	5.4	65.4
					77.0	30.7	0.5	60.5



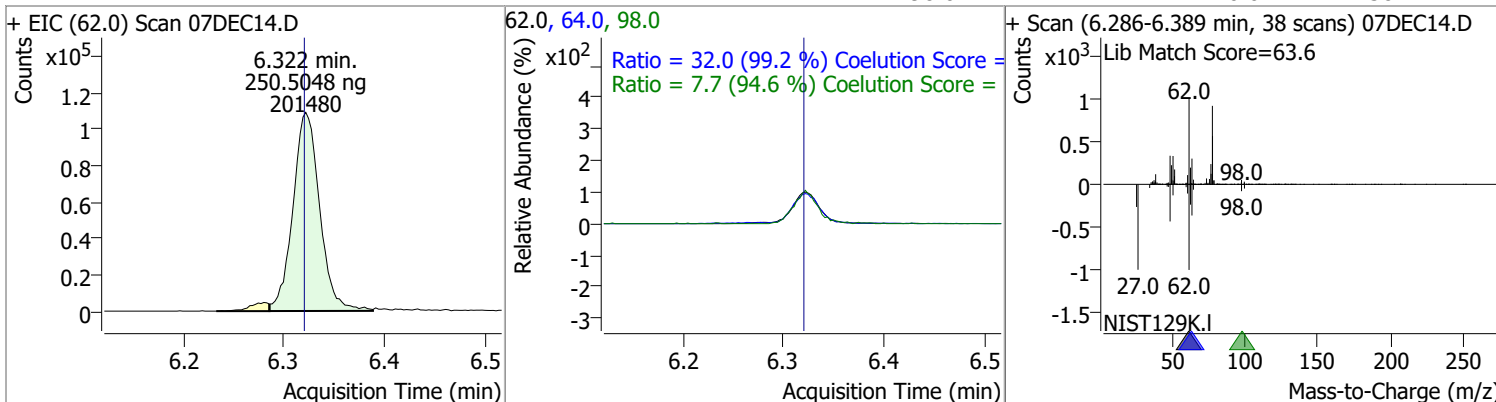
Compound	Conc.	RT	Dev(Min)	Resp.	QIon	QRatio	Lower	Upper
1,2-Dichloroethane-d4	240.5061	6.24	0.01	81363	65.0	195.8	166.3	226.3



Compound	Conc.	RT	Dev(Min)	Resp.	QIon	QRatio	Lower	Upper
Benzene	256.7765	6.28	0.00	790153	77.0	23.5	0.0	53.5

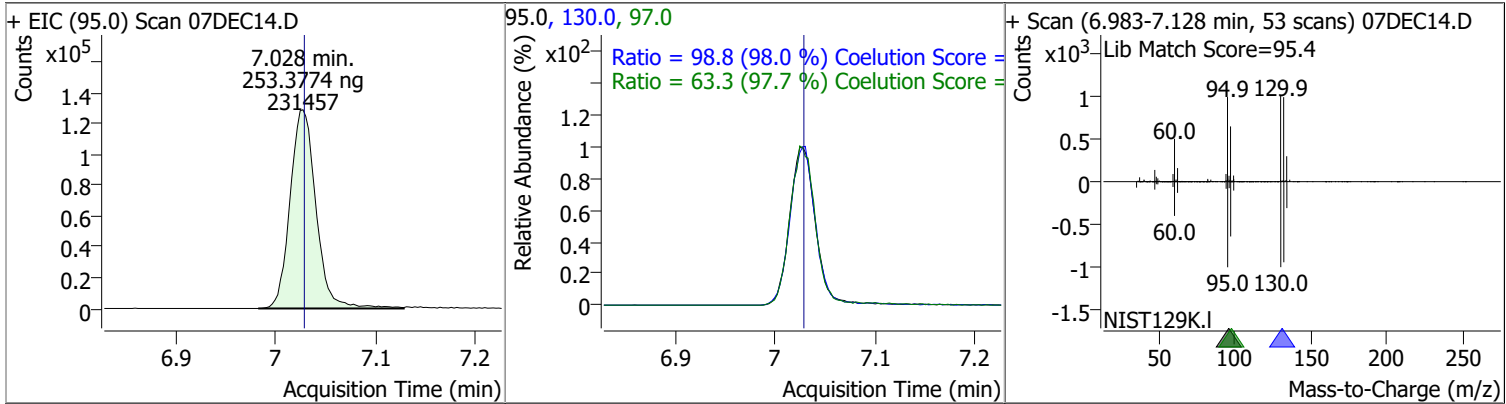


Compound	Conc.	RT	Dev(Min)	Resp.	QIon	QRatio	Lower	Upper
1,2-Dichloroethane	250.5048	6.32	0.00	201480	64.0	32.0	2.3	62.3
					98.0	7.7	0.0	38.2

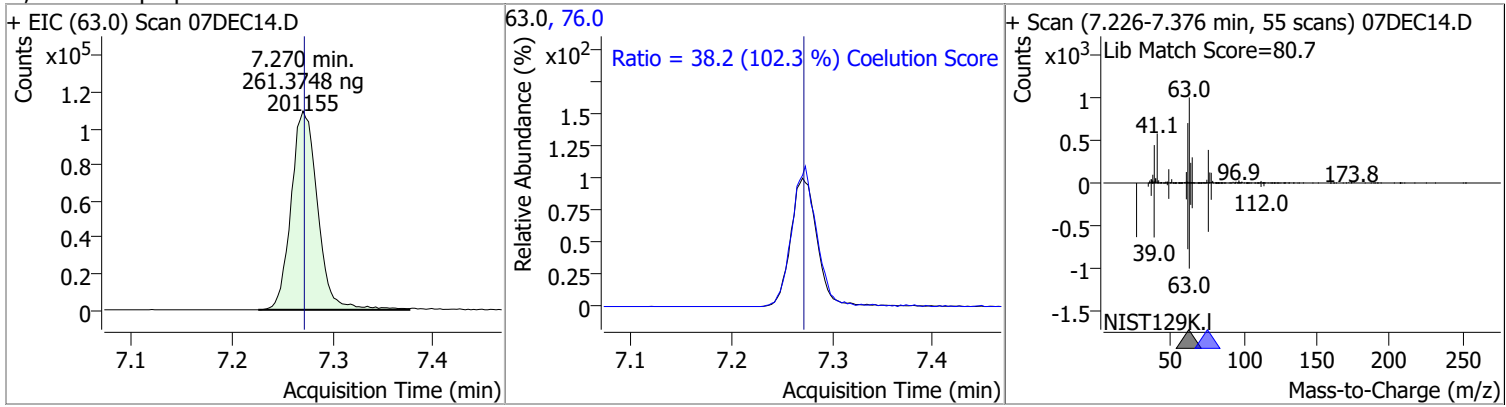


Quantitation Results Report (QT Reviewed)

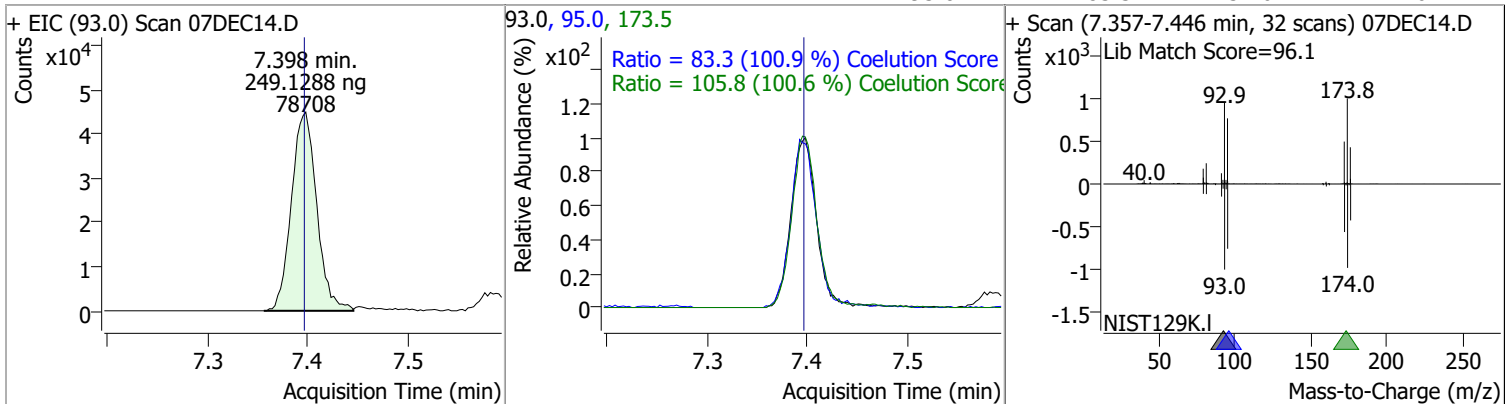
Compound	Conc.	RT	Dev(Min)	Resp.	QIon	QRatio	Lower	Upper
Trichloroethene	253.3774	7.03	0.00	231457	130.0	98.8	70.8	130.8
					97.0	63.3	34.7	94.7



Compound	Conc.	RT	Dev(Min)	Resp.	QIon	QRatio	Lower	Upper
1,2-Dichloropropane	261.3748	7.27	0.00	201155	76.0	38.2	7.3	67.3

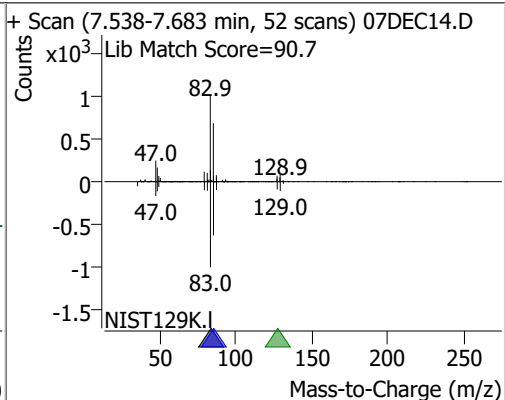
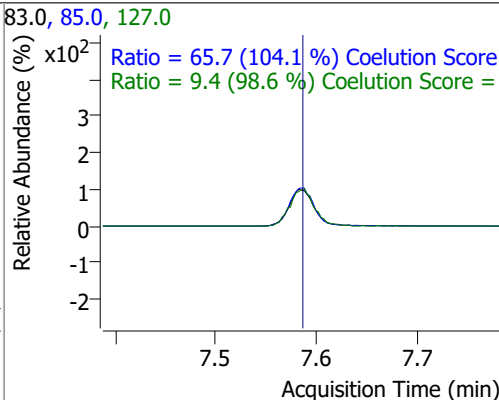
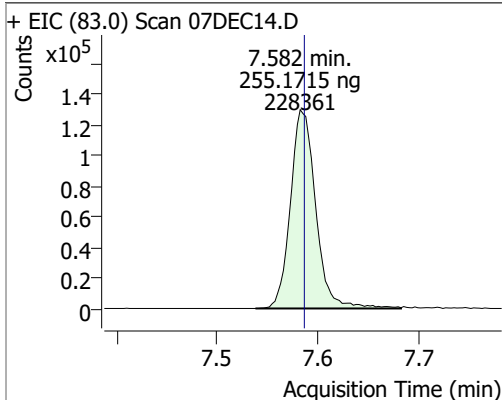


Compound	Conc.	RT	Dev(Min)	Resp.	QIon	QRatio	Lower	Upper
Dibromomethane	249.1288	7.40	0.00	78708	173.5	105.8	75.2	135.2
					95.0	83.3	52.6	112.6

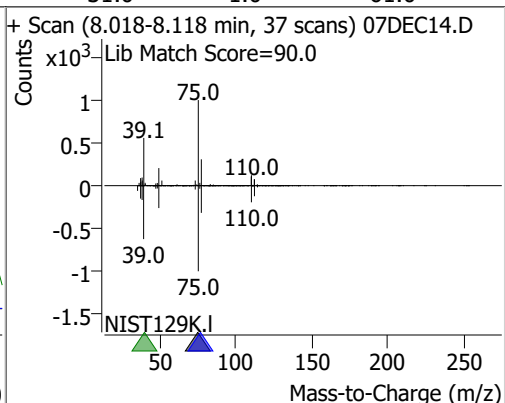
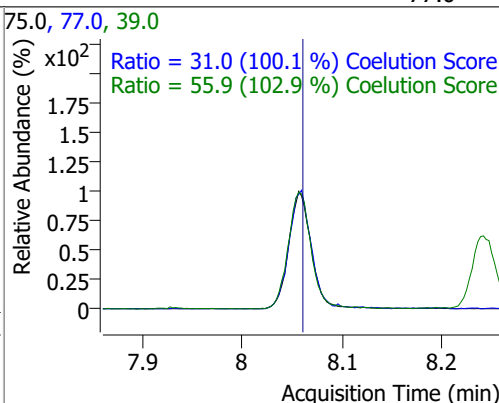
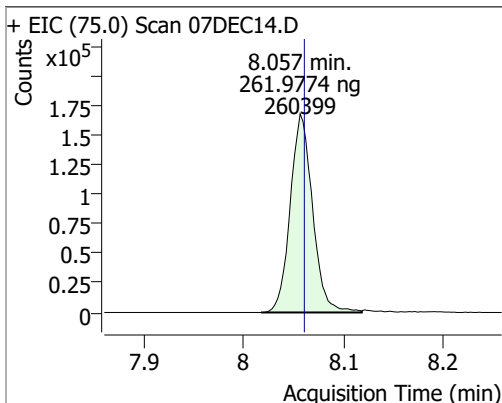


Quantitation Results Report (QT Reviewed)

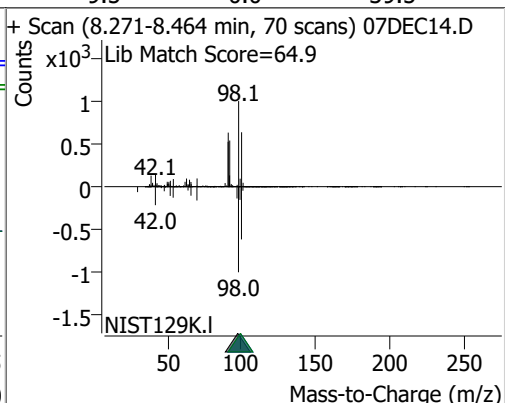
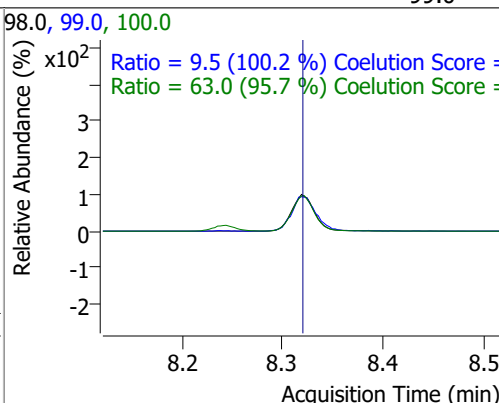
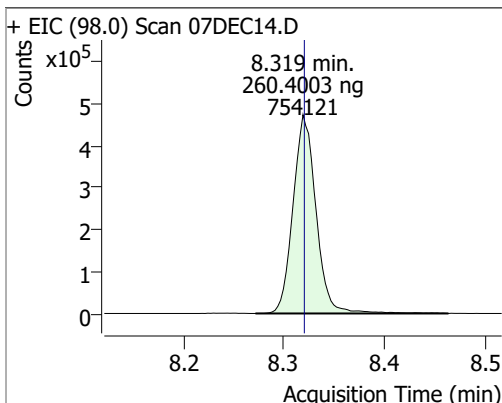
Compound	Conc.	RT	Dev(Min)	Resp.	QIon	QRatio	Lower	Upper
Bromodichloromethane	255.1715	7.58	0.00	228361	85.0	65.7	33.1	93.1
					127.0	9.4	0.0	39.5



Compound	Conc.	RT	Dev(Min)	Resp.	QIon	QRatio	Lower	Upper
cis-1,3-Dichloropropene	261.9774	8.06	0.00	260399	39.0	55.9	24.3	84.3
					77.0	31.0	1.0	61.0

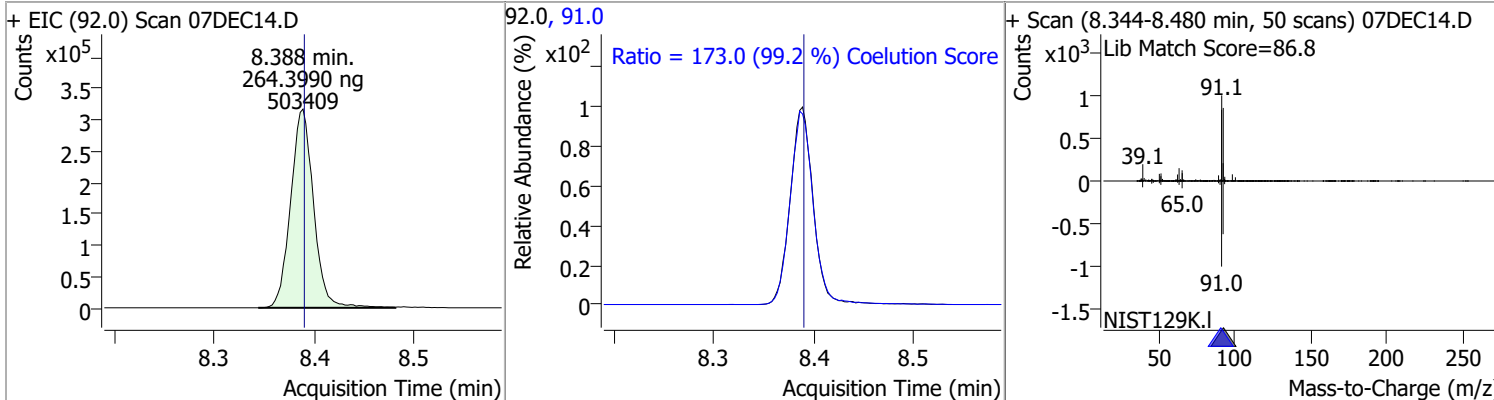


Compound	Conc.	RT	Dev(Min)	Resp.	QIon	QRatio	Lower	Upper
Toluene-d8	260.4003	8.32	0.00	754121	100.0	63.0	35.9	95.9
					99.0	9.5	0.0	39.5

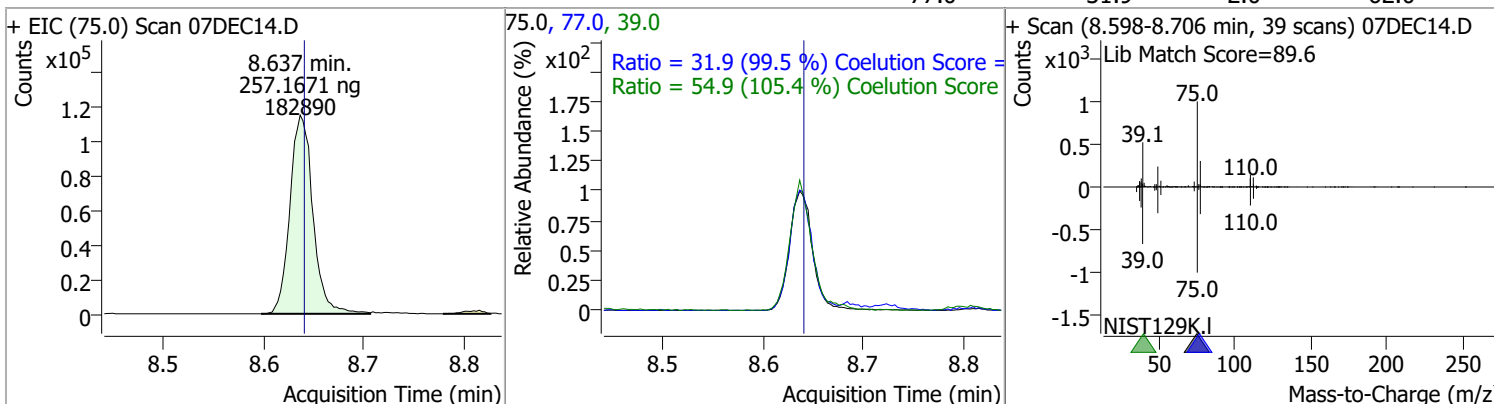


Quantitation Results Report (QT Reviewed)

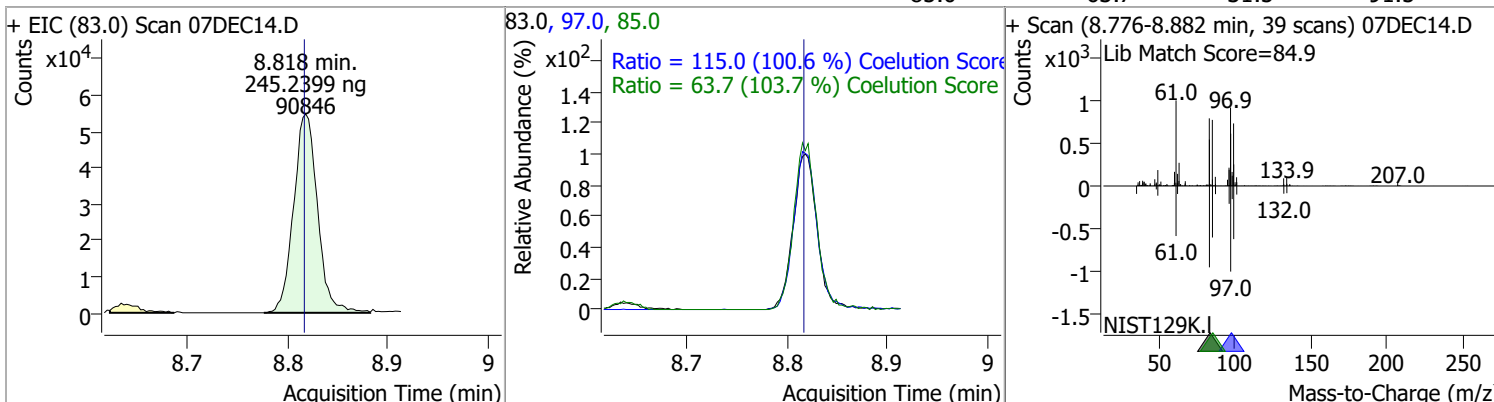
Compound	Conc.	RT	Dev(Min)	Resp.	QIon	QRatio	Lower	Upper
Toluene	264.3990	8.39	0.00	503409	91.0	173.0	144.3	204.3



Compound	Conc.	RT	Dev(Min)	Resp.	QIon	QRatio	Lower	Upper
trans-1,3-Dichloropropene	257.1671	8.64	0.00	182890	39.0	54.9	22.1	82.1
					77.0	31.9	2.0	62.0

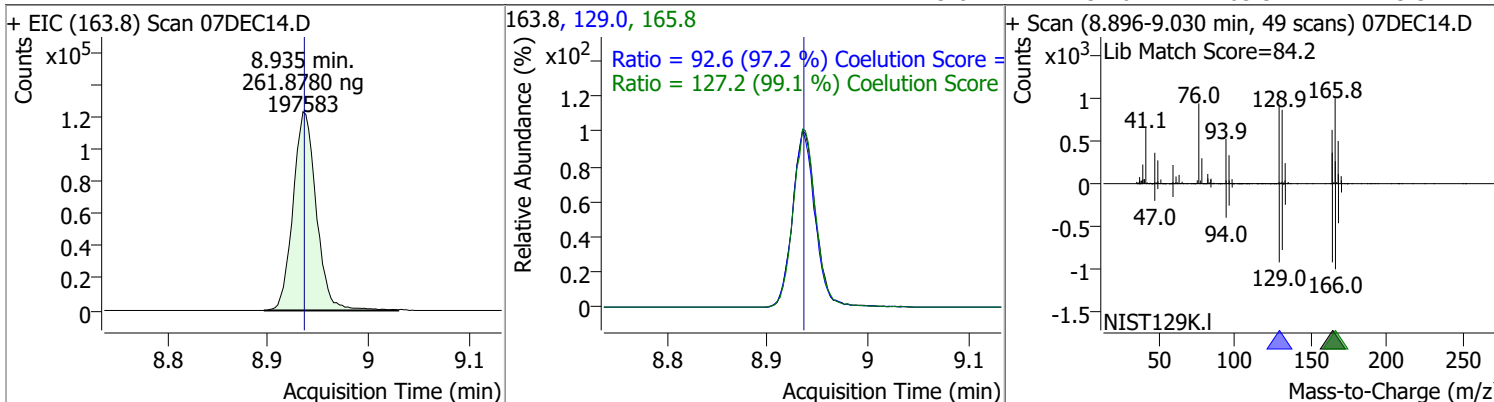


Compound	Conc.	RT	Dev(Min)	Resp.	QIon	QRatio	Lower	Upper
1,1,2-Trichloroethane	245.2399	8.82	0.00	90846	97.0	115.0	84.3	144.3
					85.0	63.7	31.5	91.5

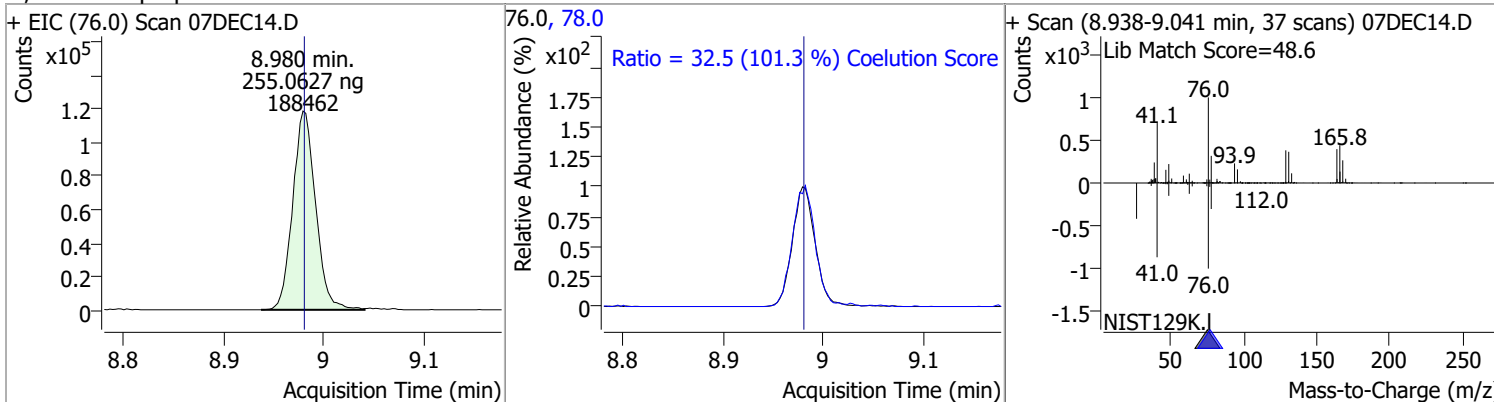


Quantitation Results Report (QT Reviewed)

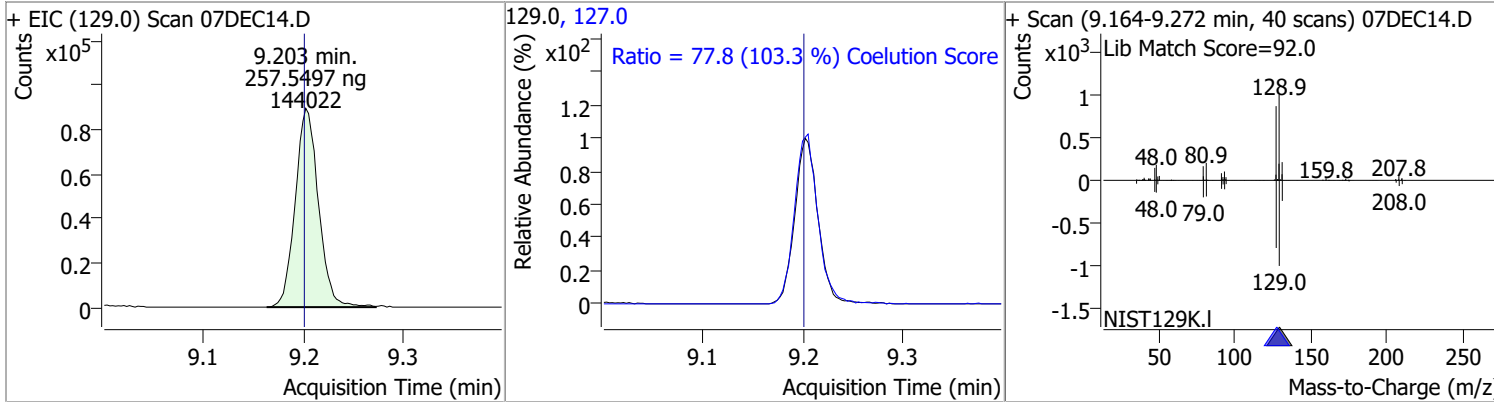
Compound	Conc.	RT	Dev(Min)	Resp.	QIon	QRatio	Lower	Upper
Tetrachloroethene	261.8780	8.93	0.00	197583	165.8	127.2	98.3	158.3
					129.0	92.6	65.3	125.3



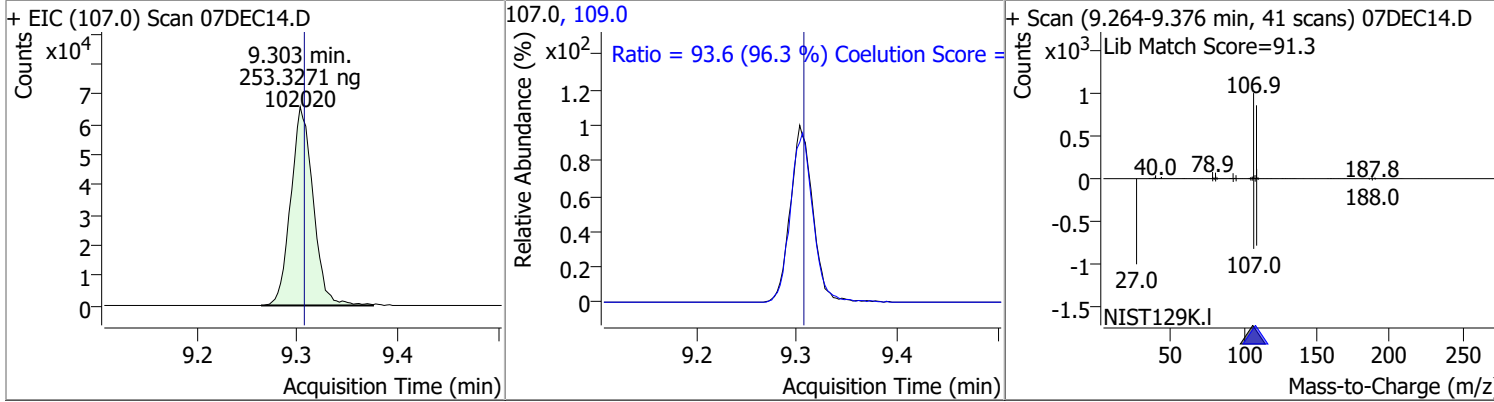
Compound	Conc.	RT	Dev(Min)	Resp.	QIon	QRatio	Lower	Upper
1,3-Dichloropropane	255.0627	8.98	0.00	188462	78.0	32.5	2.1	62.1



Compound	Conc.	RT	Dev(Min)	Resp.	QIon	QRatio	Lower	Upper
Chlorodibromomethane	257.5497	9.20	0.00	144022	127.0	77.8	45.3	105.3

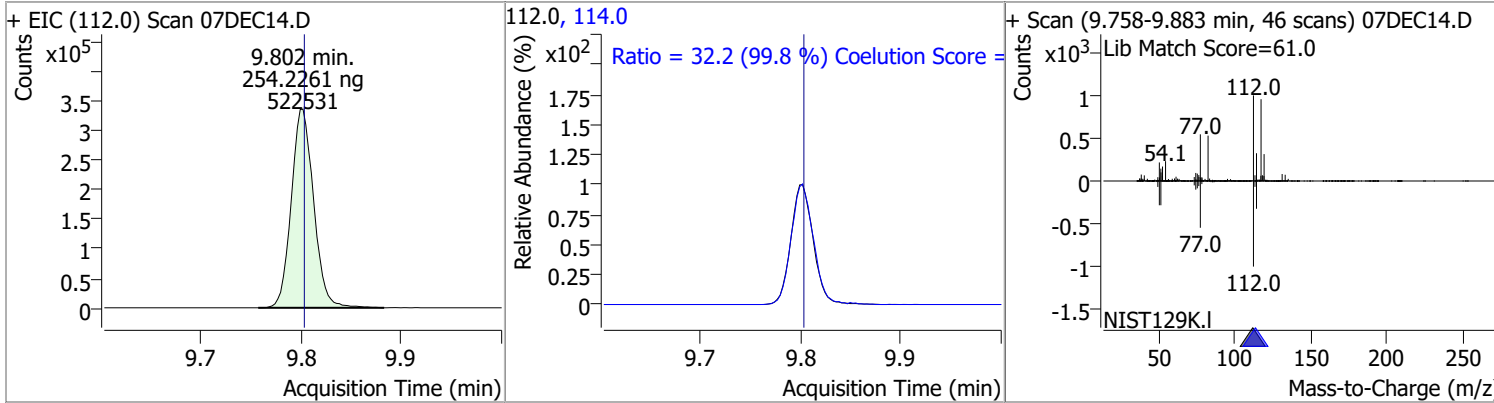


Compound	Conc.	RT	Dev(Min)	Resp.	QIon	QRatio	Lower	Upper
1,2-Dibromoethane	253.3271	9.30	0.00	102020	109.0	93.6	67.2	127.2

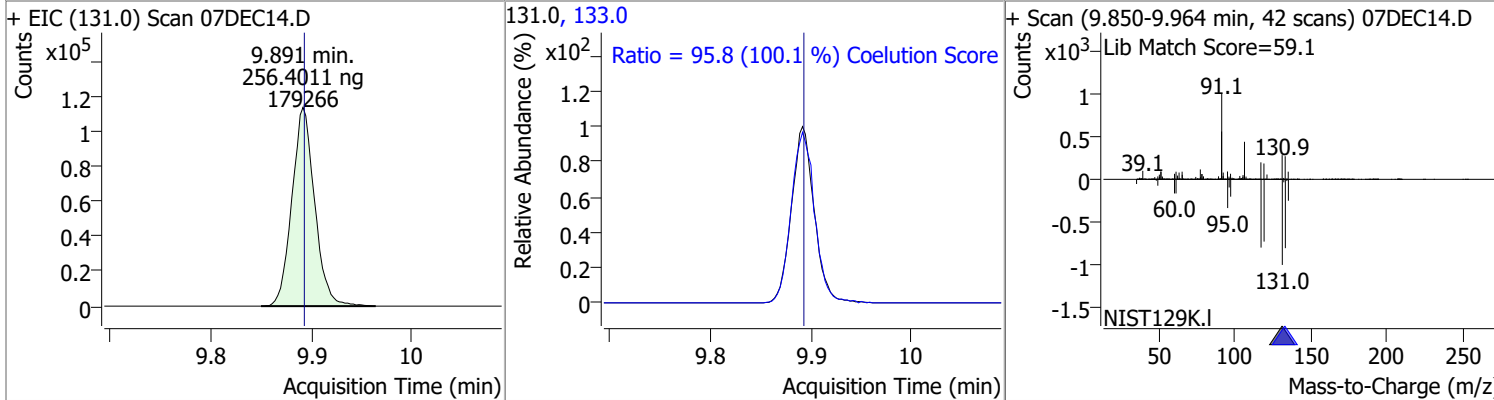


Quantitation Results Report (QT Reviewed)

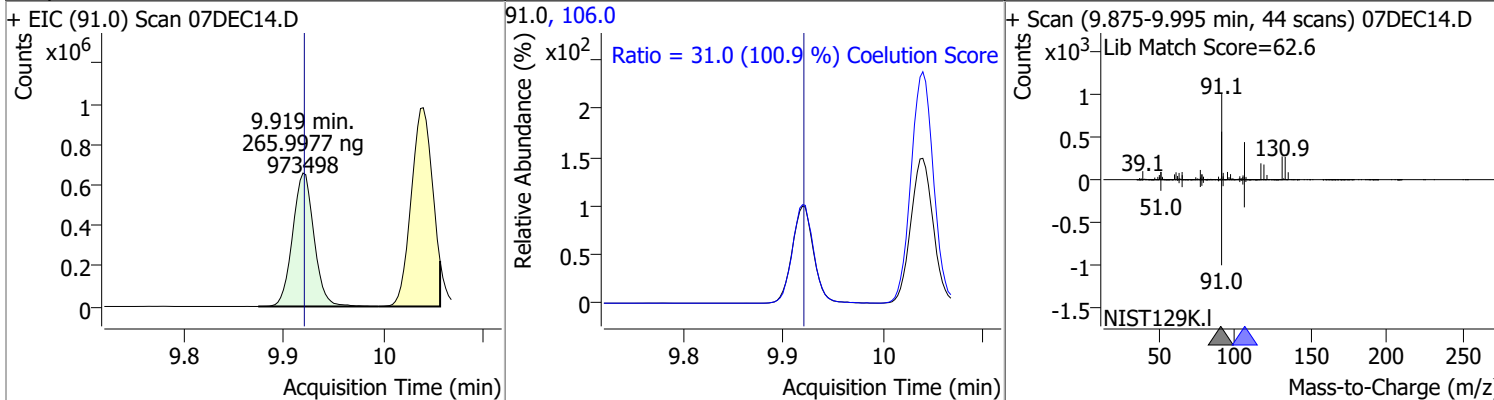
Compound	Conc.	RT	Dev(Min)	Resp.	QIon	QRatio	Lower	Upper
Chlorobenzene	254.2261	9.80	0.00	522531	114.0	32.2	2.3	62.3



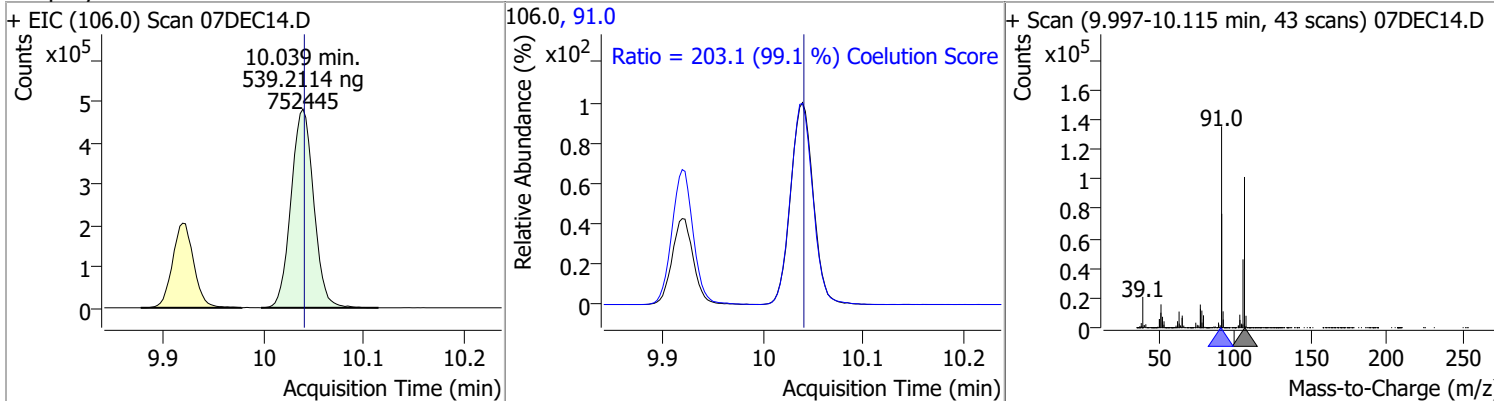
Compound	Conc.	RT	Dev(Min)	Resp.	QIon	QRatio	Lower	Upper
1,1,1,2-Tetrachloroethane	256.4011	9.89	0.00	179266	133.0	95.8	65.7	125.7



Compound	Conc.	RT	Dev(Min)	Resp.	QIon	QRatio	Lower	Upper
Ethylbenzene	265.9977	9.92	0.00	973498	106.0	31.0	0.7	60.7

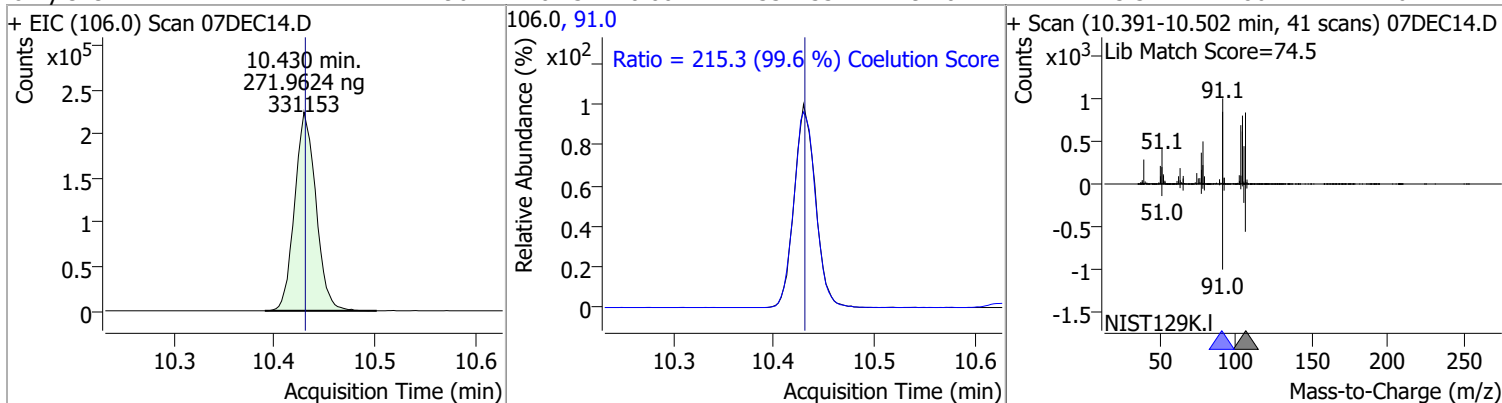


Compound	Conc.	RT	Dev(Min)	Resp.	QIon	QRatio	Lower	Upper
m+p-Xylenes	539.2114	10.04	0.00	752445	91.0	203.1	175.0	235.0

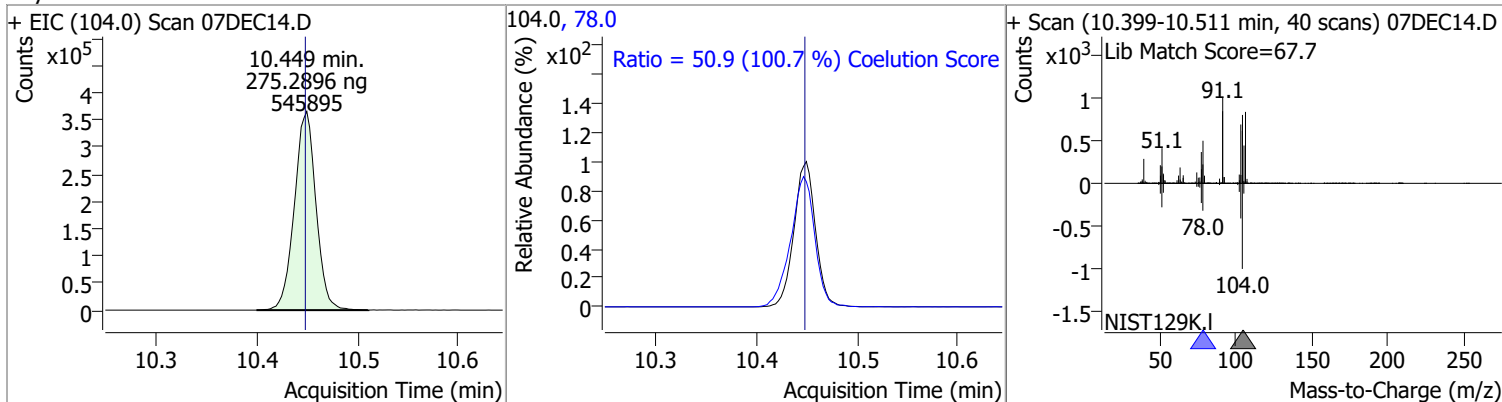


Quantitation Results Report (QT Reviewed)

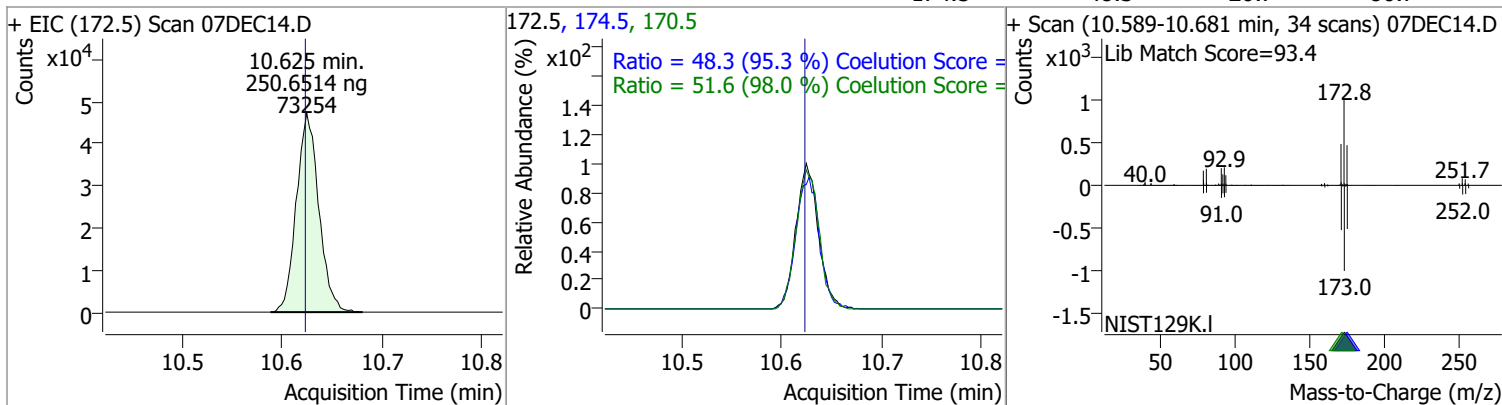
Compound	Conc.	RT	Dev(Min)	Resp.	QIon	QRatio	Lower	Upper
o-Xylene	271.9624	10.43	0.00	331153	91.0	215.3	186.1	246.1



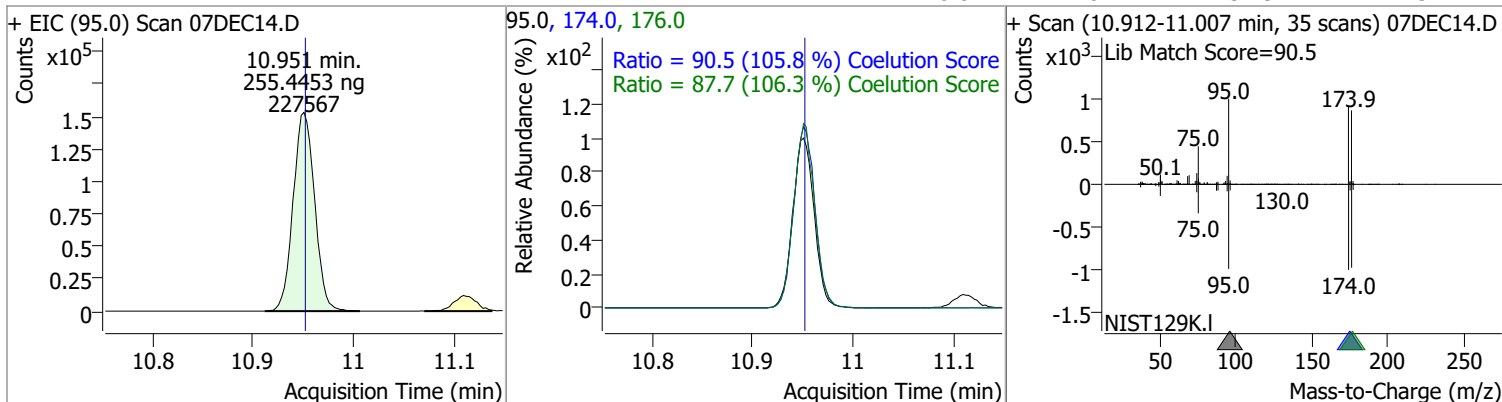
Compound	Conc.	RT	Dev(Min)	Resp.	QIon	QRatio	Lower	Upper
Styrene	275.2896	10.45	0.00	545895	78.0	50.9	20.6	80.6



Compound	Conc.	RT	Dev(Min)	Resp.	QIon	QRatio	Lower	Upper
Bromoform	250.6514	10.62	0.00	73254	170.5	51.6	22.7	82.7
					174.5	48.3	20.7	80.7

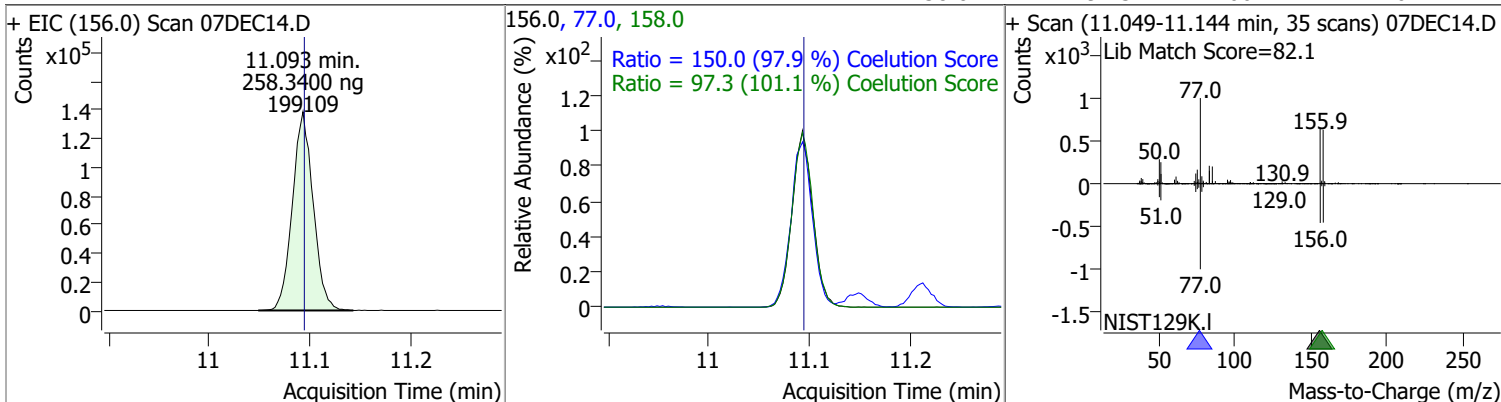


Compound	Conc.	RT	Dev(Min)	Resp.	QIon	QRatio	Lower	Upper
p-Bromofluorobenzene	255.4453	10.95	0.00	227567	174.0	90.5	55.5	115.5
					176.0	87.7	52.5	112.5

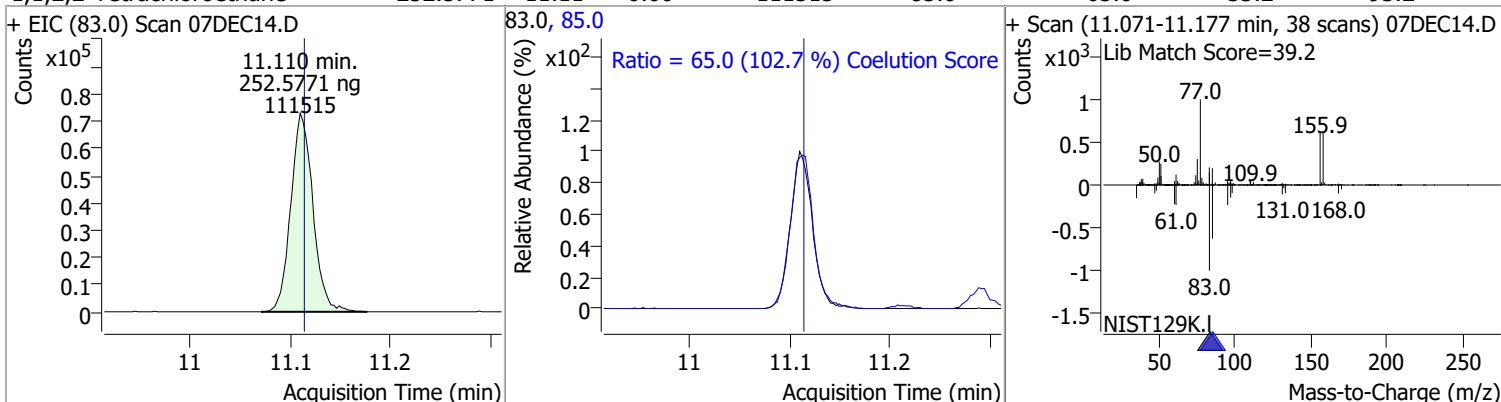


Quantitation Results Report (QT Reviewed)

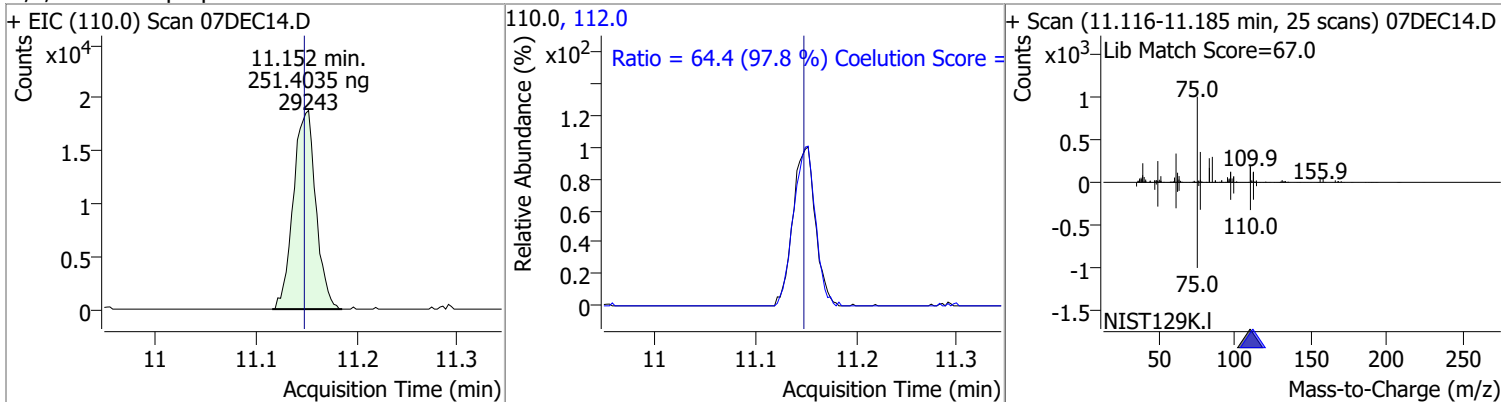
Compound	Conc.	RT	Dev(Min)	Resp.	QIon	QRatio	Lower	Upper
Bromobenzene	258.3400	11.09	0.00	199109	77.0	150.0	123.2	183.2
					158.0	97.3	66.2	126.2



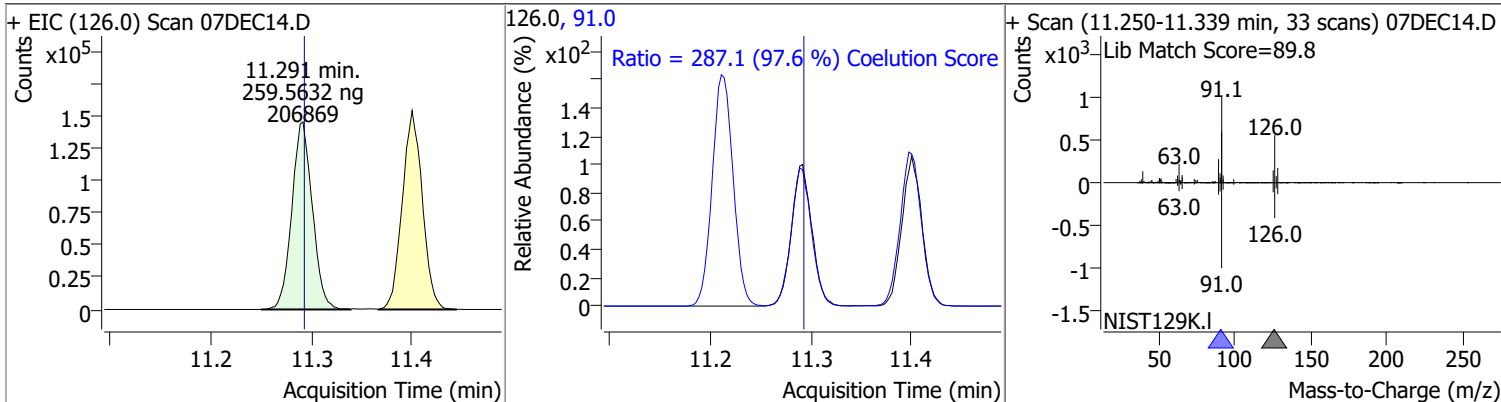
Compound	Conc.	RT	Dev(Min)	Resp.	QIon	QRatio	Lower	Upper
1,1,2,2-Tetrachloroethane	252.5771	11.11	0.00	111515	85.0	65.0	33.2	93.2



Compound	Conc.	RT	Dev(Min)	Resp.	QIon	QRatio	Lower	Upper
1,2,3-Trichloropropane	251.4035	11.15	0.01	29243	112.0	64.4	35.8	95.8

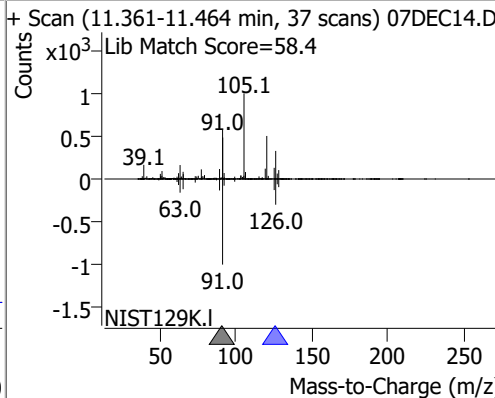
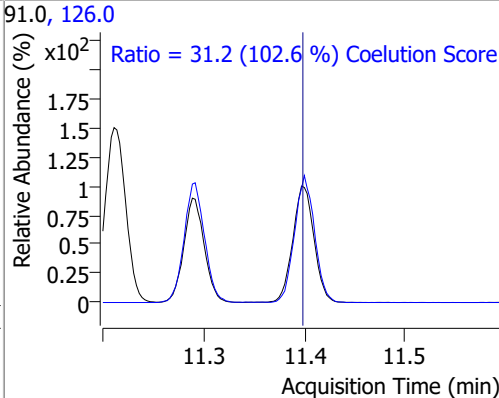
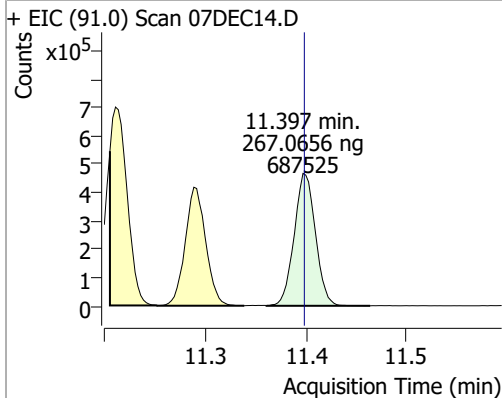


Compound	Conc.	RT	Dev(Min)	Resp.	QIon	QRatio	Lower	Upper
2-Chlorotoluene	259.5632	11.29	0.00	206869	91.0	287.1	264.1	324.1

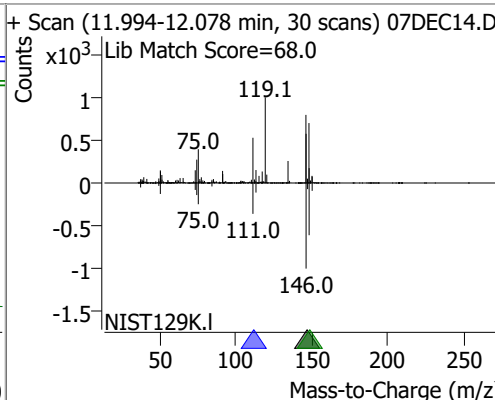
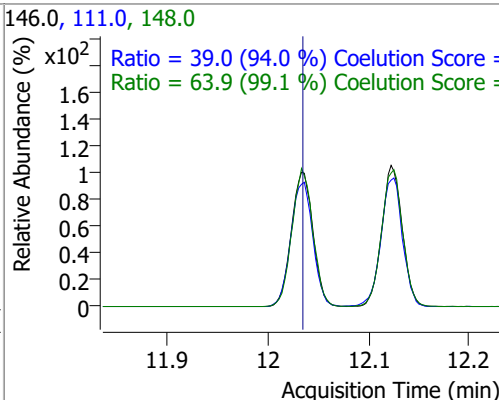
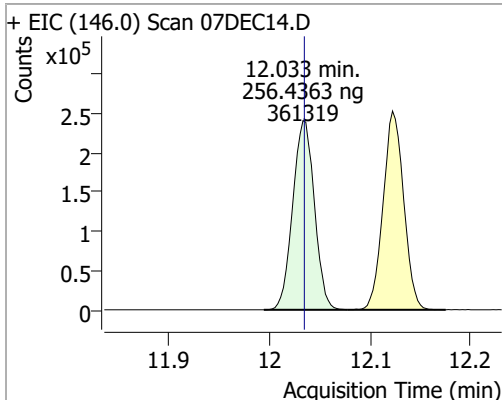


Quantitation Results Report (QT Reviewed)

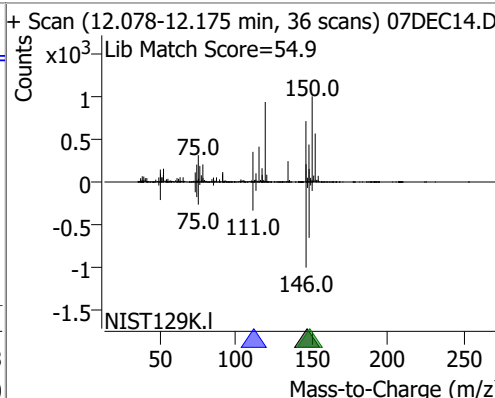
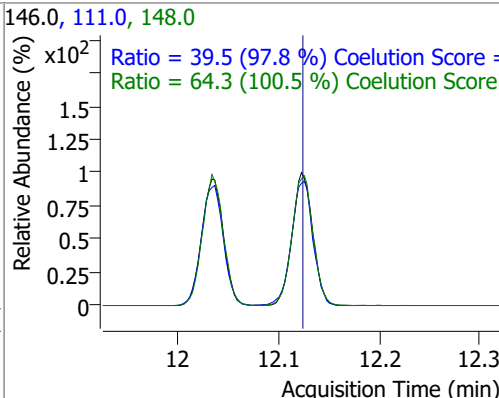
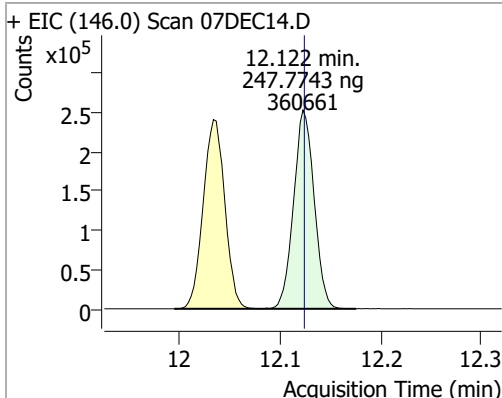
Compound	Conc.	RT	Dev(Min)	Resp.	QIon	QRatio	Lower	Upper
4-Chlorotoluene	267.0656	11.40	0.00	687525	126.0	31.2	0.4	60.4



Compound	Conc.	RT	Dev(Min)	Resp.	QIon	QRatio	Lower	Upper
1,3-Dichlorobenzene	256.4363	12.03	0.00	361319	148.0	63.9	34.5	94.5
					111.0	39.0	11.5	71.5

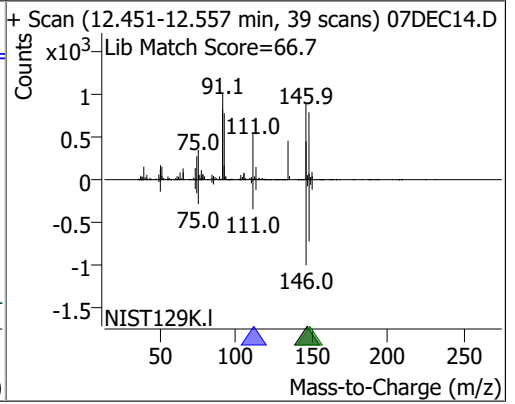
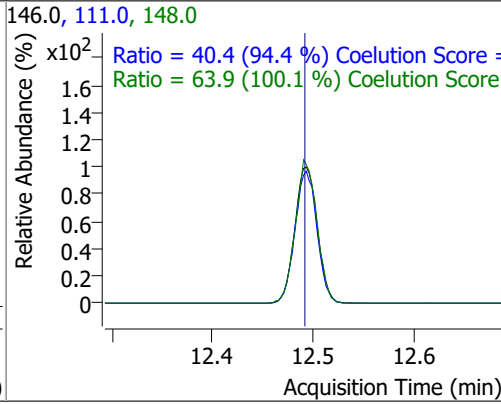
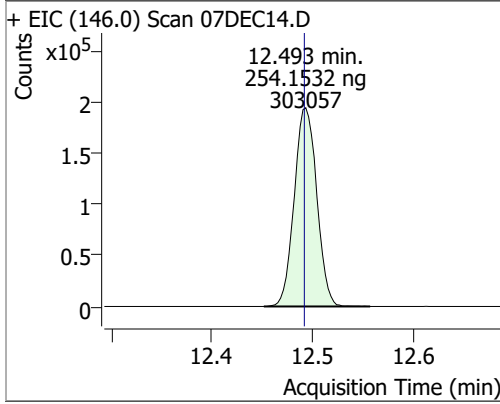


Compound	Conc.	RT	Dev(Min)	Resp.	QIon	QRatio	Lower	Upper
1,4-Dichlorobenzene	247.7743	12.12	0.00	360661	148.0	64.3	34.0	94.0
					111.0	39.5	10.4	70.4



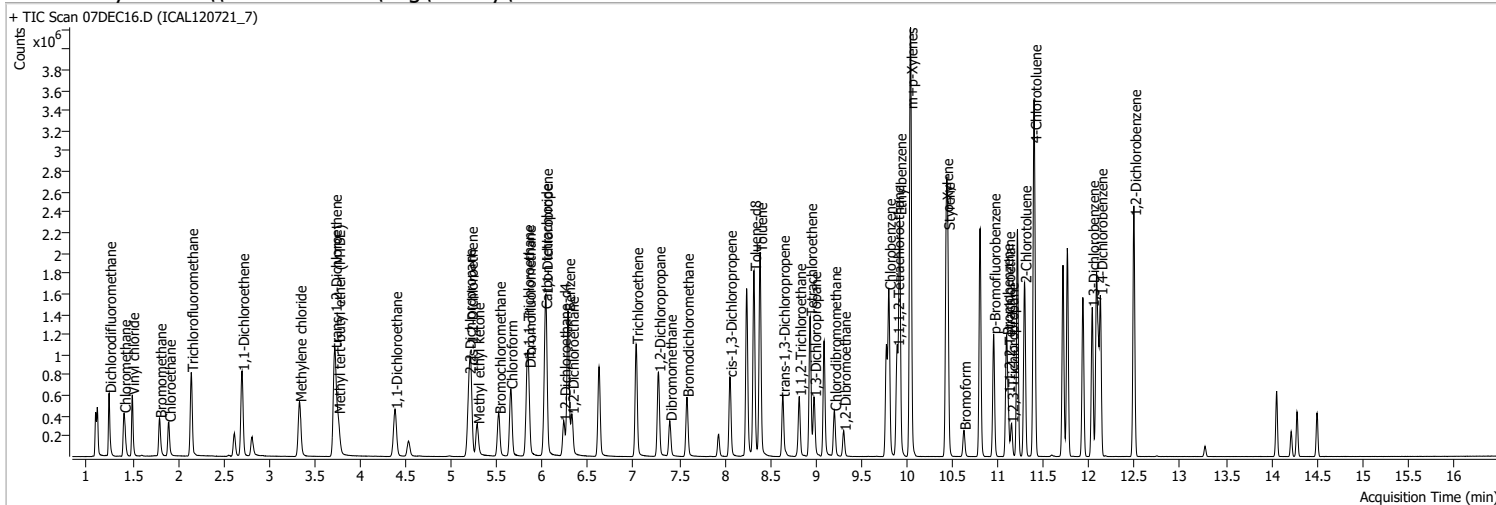
Quantitation Results Report (QT Reviewed)

Compound	Conc.	RT	Dev(Min)	Resp.	QIon	QRatio	Lower	Upper
1,2-Dichlorobenzene	254.1532	12.49	0.00	303057	148.0	63.9	33.8	93.8
					111.0	40.4	12.8	72.8



Quantitation Results Report (QT Reviewed)

Data File	07DEC16.D	Operator	MSC
Acq. Method	5975CACQF.M	Acq. Date-Time	12/7/2021 5:20:56 PM
Sample Name	ICAL120721_7	Instrument	VOA5975C
Vial	16	Multiplier	1.00
DA Method File	VOA5975C_8260B_SHT_DoD_L4_120721.m	Comment	
Tune File	BFB_Atune3.u	Tune Date	10/11/2021 4:02:00 PM
Batch Name	VG120721_8260B_624pt1_L4.batch.bin	Last Calib Update	12/13/2021 2:48:18 PM
Ref Library	\\MASSHUNTER\Org\Library\NIST129K.I		



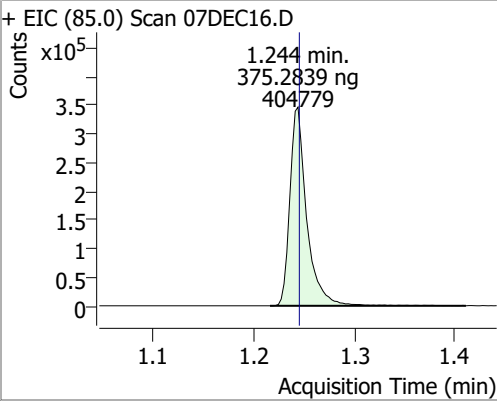
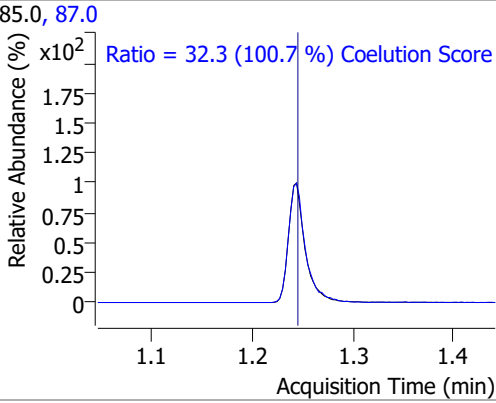
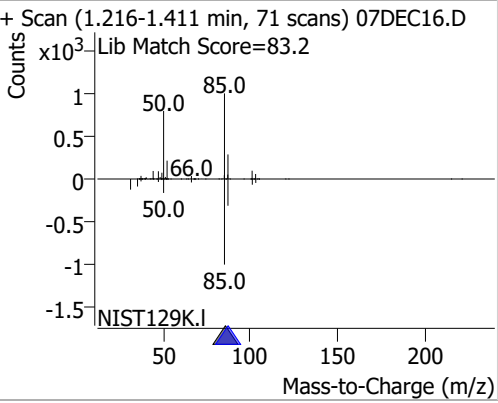
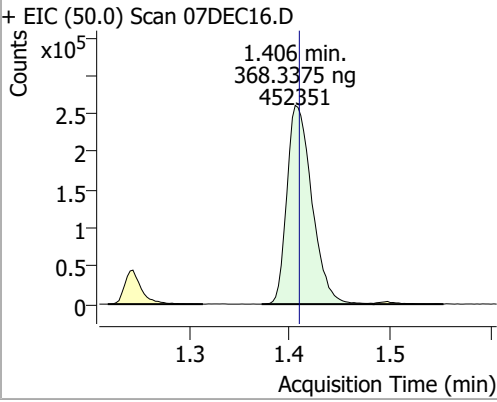
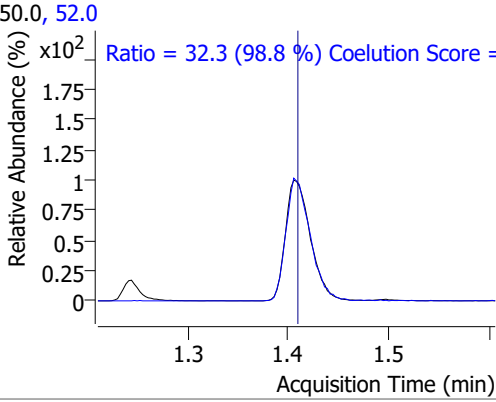
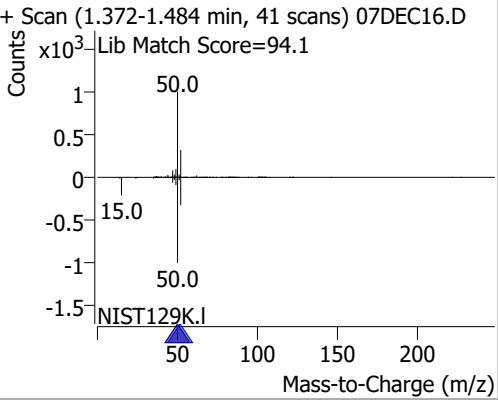
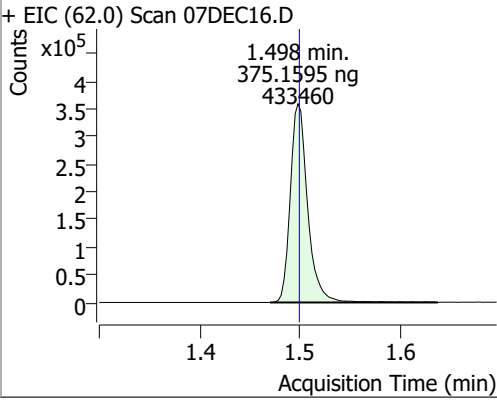
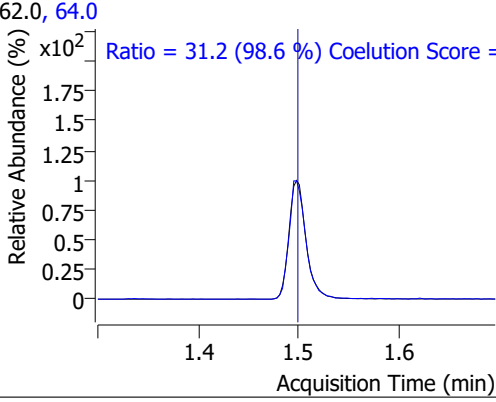
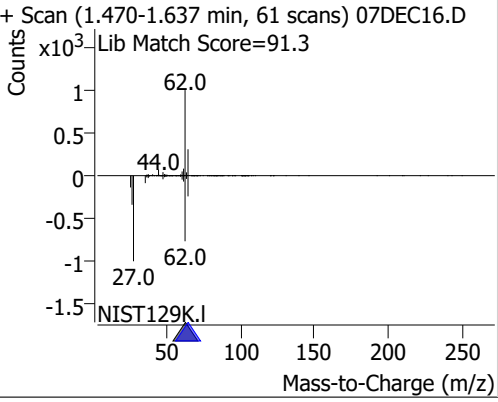
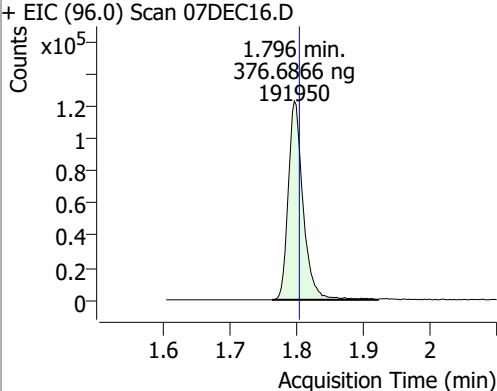
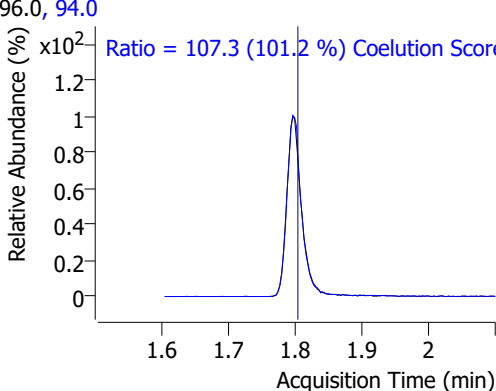
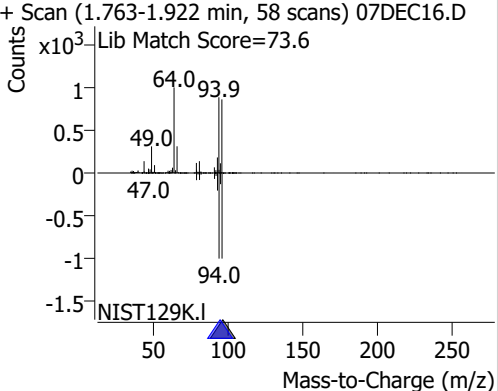
Compound	RT	QIon	Resp.	Conc.	Units	Dev(Min)
Internal Standards						
M Fluorobenzene	6.620	96.0	754357	250.0000	ng	0.000
M Chlorobenzene-d5	9.774	82.0	285998	250.0000	ng	0.000
M 1,4-Dichlorobenzene-d4	12.100	152.0	233613	250.0000	ng	0.000
System Monitoring Compounds						
S Dibromofluoromethane	5.848	113.0	273685	370.1846	ng	-0.003
Spiked Amount: 250.000	Range: 80.0 - 119.0%			Recovery = 148.07%	*	
S 1,2-Dichloroethane-d4	6.233	67.0	121435	359.9143	ng	0.003
Spiked Amount: 250.000	Range: 81.0 - 118.0%			Recovery = 143.97%	*	
S Toluene-d8	8.322	98.0	1112800	387.0654	ng	0.003
Spiked Amount: 250.000	Range: 89.0 - 112.0%			Recovery = 154.83%	*	
S p-Bromofluorobenzene	10.951	95.0	341715	382.2717	ng	0.000
Spiked Amount: 250.000	Range: 85.0 - 114.0%			Recovery = 152.91%	*	
Target Compounds						
T Dichlorodifluoromethane	1.244	85.0	404779	375.2839	ng	99
T Chloromethane	1.406	50.0	452351	368.3375	ng	99
T Vinyl chloride	1.498	62.0	433460	375.1595	ng	99
T Bromomethane	1.796	96.0	191950	376.6866	ng	99
T Chloroethane	1.899	64.0	232823	364.7607	ng	99
T Trichlorofluoromethane	2.145	101.0	572223	379.2398	ng	98
T 1,1-Dichloroethene	2.702	96.0	295401	378.3217	ng	97
T Methylene chloride	3.333	49.0	389887	352.6832	ng	98
T trans-1,2-Dichloroethene	3.720	96.0	296883	380.5751	ng	98
T Methyl tert-butyl ether (MTBE)	3.757	73.0	391933	392.2885	ng	99
T 1,1-Dichloroethane	4.381	63.0	552243	373.4234	ng	100
T 2,2-Dichloropropane	5.193	77.0	411174	379.7423	ng	89
T cis-1,2-Dichloroethene	5.215	96.0	309903	383.0897	ng	99
T Methyl ethyl ketone	5.285	43.0	420943	3914.2624	ng	98
T Bromochloromethane	5.522	128.0	115291	378.5825	ng	92
T Chloroform	5.650	83.0	537208	368.1695	ng	100

Quantitation Results Report (QT Reviewed)

Compound	RT	QIon	Resp.	Conc.	Units	Dev(Min)
T 1,1,1-Trichloroethane	5.831	97.0	532578	386.8472	ng	96
T Carbon tetrachloride	6.029	117.0	516387	382.2705	ng	100
T 1,1-Dichloropropene	6.038	75.0	478829	394.5975	ng	99
T Benzene	6.280	78.0	1177930	383.8131	ng	100
T 1,2-Dichloroethane	6.322	62.0	313485	390.8022	ng	98
T Trichloroethene	7.028	95.0	346197	381.7575	ng	100
T 1,2-Dichloropropane	7.273	63.0	299277	391.7175	ng	98
T Dibromomethane	7.399	93.0	119134	379.8459	ng	99
T Bromodichloromethane	7.585	83.0	341281	384.1396	ng	98
T cis-1,3-Dichloropropene	8.057	75.0	401001	406.3840	ng	99
T Toluene	8.388	92.0	748555	396.0311	ng	100
T trans-1,3-Dichloropropene	8.639	75.0	285158	403.9036	ng	97
T 1,1,2-Trichloroethane	8.818	83.0	141452	384.6458	ng	96
T Tetrachloroethene	8.938	163.8	291887	389.7005	ng	98
T 1,3-Dichloropropane	8.980	76.0	281018	383.1104	ng	99
T Chlorodibromomethane	9.203	129.0	214750	386.8407	ng	97
T 1,2-Dibromoethane	9.306	107.0	152533	381.5284	ng	95
T Chlorobenzene	9.802	112.0	779953	382.2462	ng	99
T 1,1,1,2-Tetrachloroethane	9.892	131.0	268286	386.5330	ng	100
T Ethylbenzene	9.919	91.0	1446563	398.1502	ng	99
T m+p-Xylenes	10.039	106.0	1122763	810.4741	ng	99
T o-Xylene	10.430	106.0	499132	412.9166	ng	99
T Styrene	10.449	104.0	818286	415.6736	ng	100
T Bromoform	10.625	172.5	110557	377.0028	ng	99
T Bromobenzene	11.093	156.0	296253	383.0743	ng	97
T 1,1,2,2-Tetrachloroethane	11.110	83.0	167577	378.2637	ng	99
T 1,2,3-Trichloropropane	11.149	110.0	42413	363.3858	ng	99
T 2-Chlorotoluene	11.289	126.0	310693	388.5069	ng	96
T 4-Chlorotoluene	11.400	91.0	1021280	395.3611	ng	98
T 1,3-Dichlorobenzene	12.033	146.0	536733	379.6352	ng	99
T 1,4-Dichlorobenzene	12.122	146.0	539030	369.0537	ng	99
T 1,2-Dichlorobenzene	12.493	146.0	448897	375.1781	ng	99

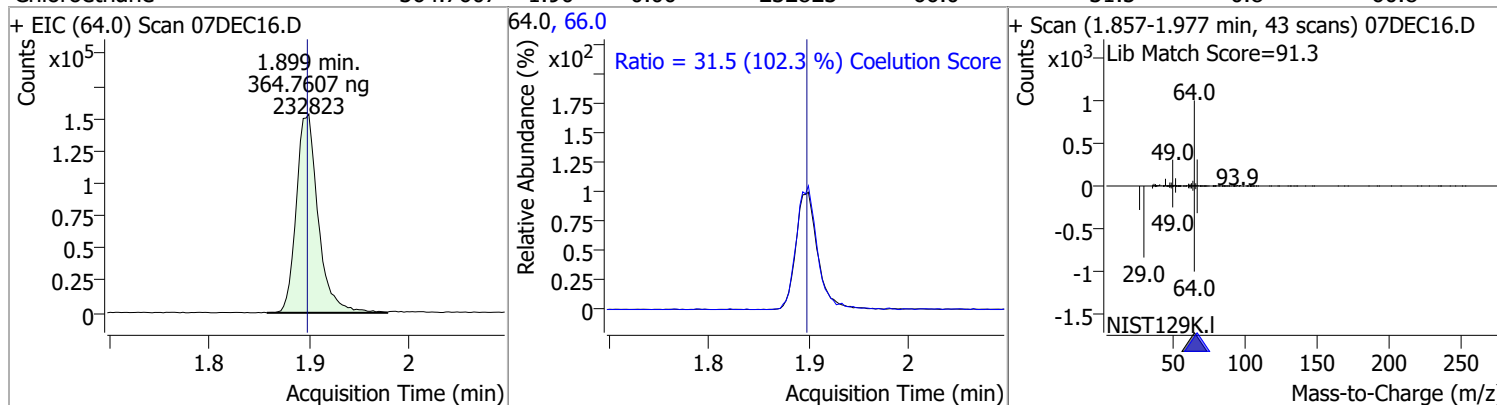
(#) = Qualifier Out of Range; (m) = Manual Integration; (+) = Area Summed; (*) = Surrogate Percent Recovery Out of Range; (d): Zeroed Peak

Quantitation Results Report (QT Reviewed)

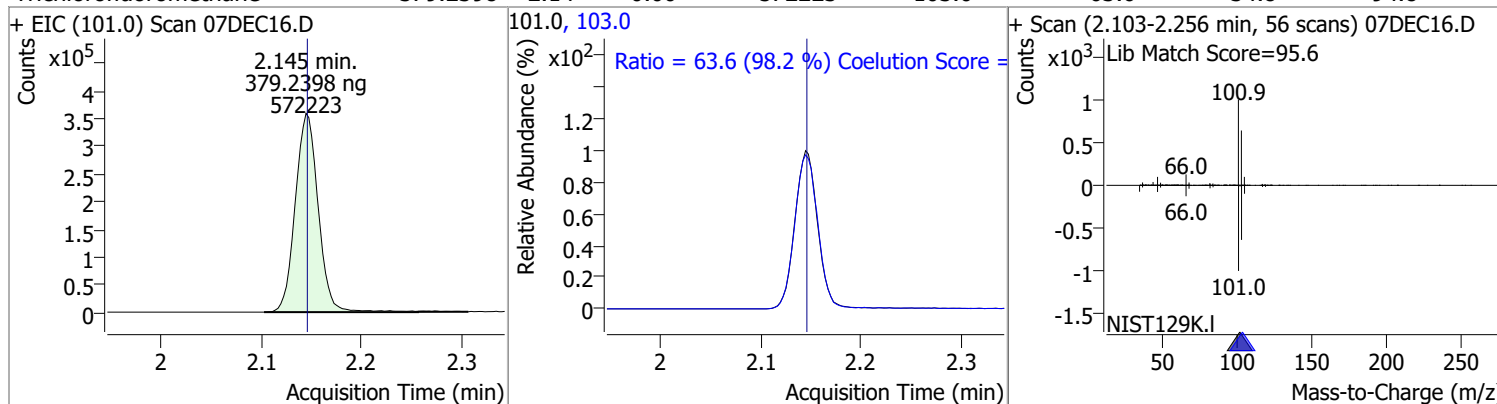
Compound	Conc.	RT	Dev(Min)	Resp.	QIon	QRatio	Lower	Upper
Dichlorodifluoromethane	375.2839	1.24	0.00	404779	87.0	32.3	2.0	62.0
+ EIC (85.0) Scan 07DEC16.D			85.0, 87.0			+ Scan (1.216-1.411 min, 71 scans) 07DEC16.D		
	1.244 min. 375.2839 ng 404779				Ratio = 32.3 (100.7 %) Coelution Score = [unreadable]			
								
						Lib Match Score=83.2		
						NIST129K.I		
Chloromethane	368.3375	1.41	0.00	452351	52.0	32.3	2.7	62.7
+ EIC (50.0) Scan 07DEC16.D			50.0, 52.0			+ Scan (1.372-1.484 min, 41 scans) 07DEC16.D		
	1.406 min. 368.3375 ng 452351				Ratio = 32.3 (98.8 %) Coelution Score = [unreadable]			
								
						Lib Match Score=94.1		
						NIST129K.I		
Vinyl chloride	375.1595	1.50	0.00	433460	64.0	31.2	1.6	61.6
+ EIC (62.0) Scan 07DEC16.D			62.0, 64.0			+ Scan (1.470-1.637 min, 61 scans) 07DEC16.D		
	1.498 min. 375.1595 ng 433460				Ratio = 31.2 (98.6 %) Coelution Score = [unreadable]			
								
						Lib Match Score=91.3		
						NIST129K.I		
Bromomethane	376.6866	1.80	-0.01	191950	94.0	107.3	76.0	136.0
+ EIC (96.0) Scan 07DEC16.D			96.0, 94.0			+ Scan (1.763-1.922 min, 58 scans) 07DEC16.D		
	1.796 min. 376.6866 ng 191950				Ratio = 107.3 (101.2 %) Coelution Score = [unreadable]			
								
						Lib Match Score=73.6		
						NIST129K.I		

Quantitation Results Report (QT Reviewed)

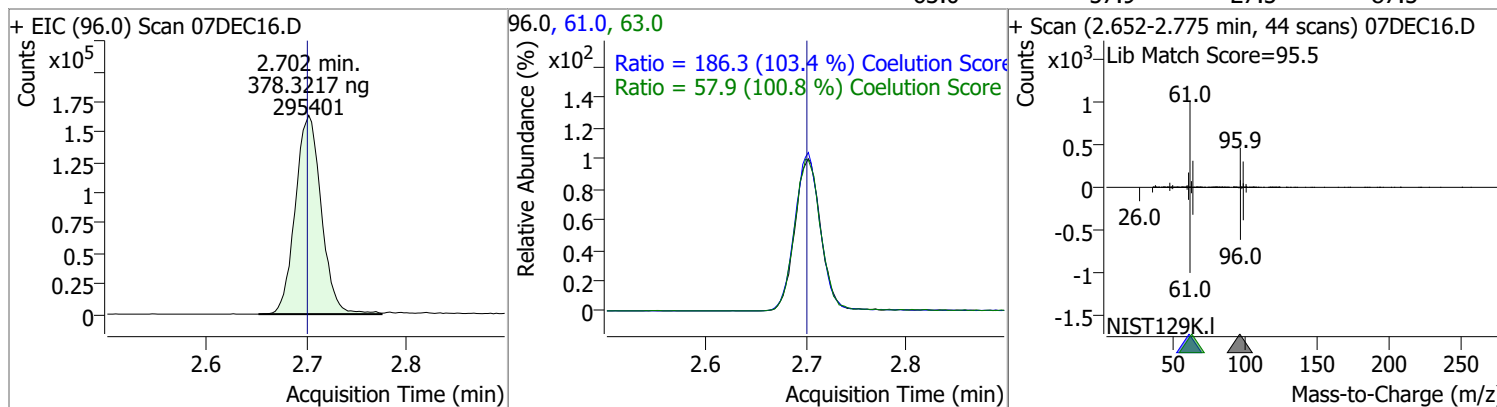
Compound	Conc.	RT	Dev(Min)	Resp.	QIon	QRatio	Lower	Upper
Chloroethane	364.7607	1.90	0.00	232823	66.0	31.5	0.8	60.8



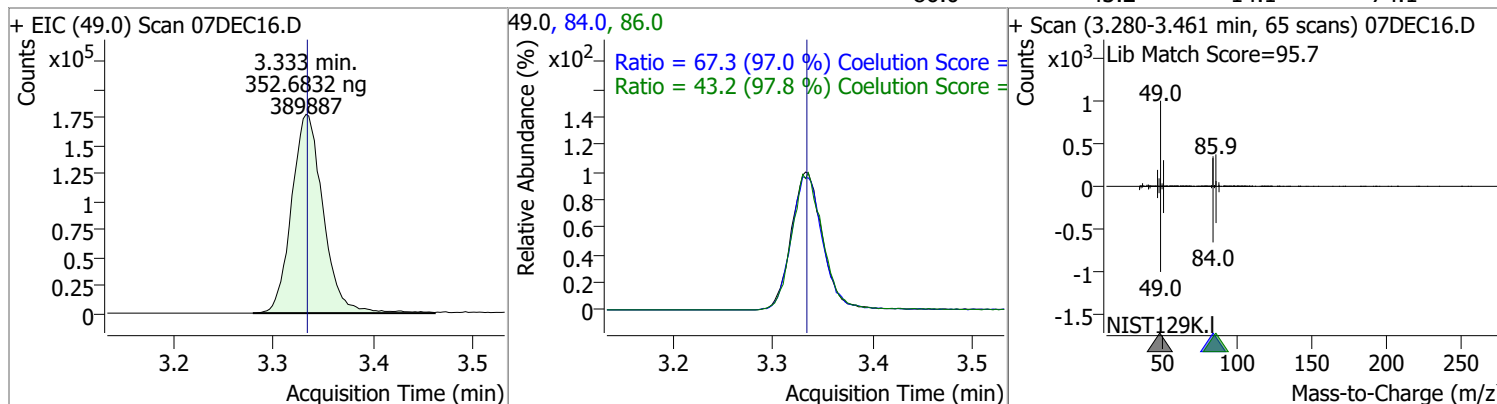
Compound	Conc.	RT	Dev(Min)	Resp.	QIon	QRatio	Lower	Upper
Trichlorofluoromethane	379.2398	2.14	0.00	572223	103.0	63.6	34.8	94.8



Compound	Conc.	RT	Dev(Min)	Resp.	QIon	QRatio	Lower	Upper
1,1-Dichloroethene	378.3217	2.70	0.00	295401	61.0	186.3	150.1	210.1
					63.0	57.9	27.5	87.5

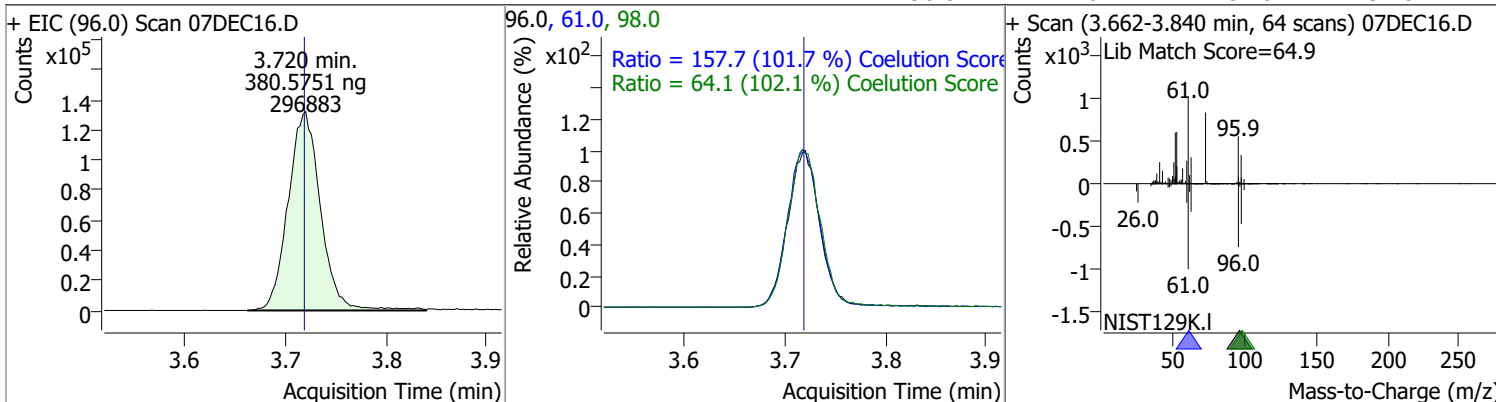


Compound	Conc.	RT	Dev(Min)	Resp.	QIon	QRatio	Lower	Upper
Methylene chloride	352.6832	3.33	0.00	389887	84.0	67.3	39.4	99.4
					86.0	43.2	14.1	74.1

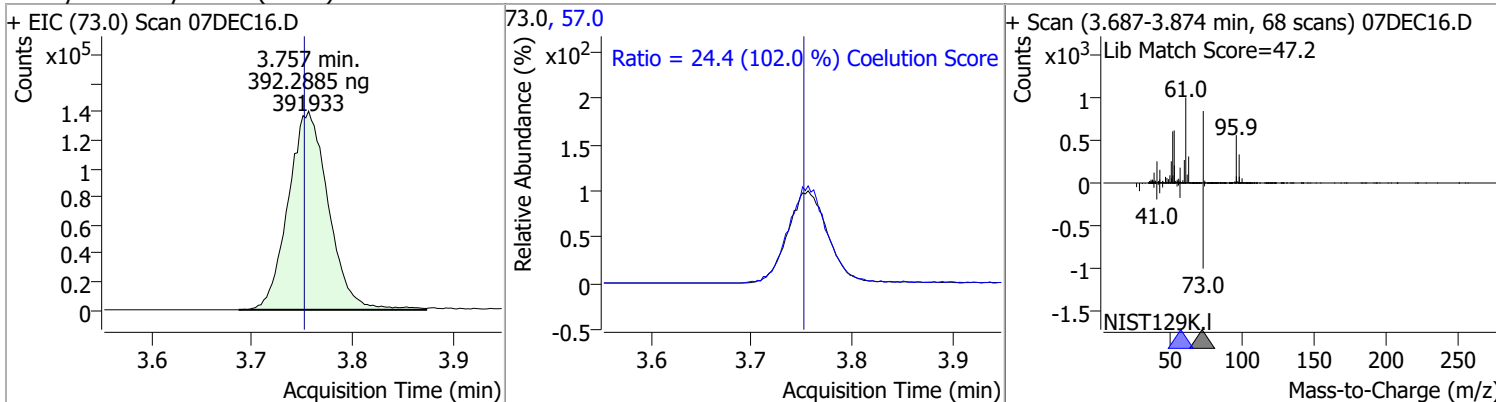


Quantitation Results Report (QT Reviewed)

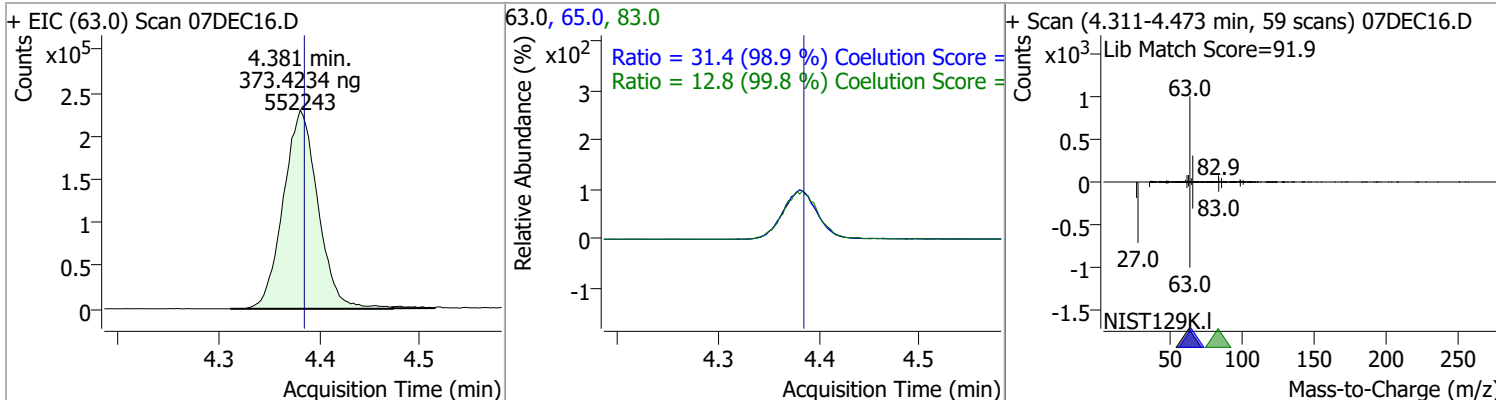
Compound	Conc.	RT	Dev(Min)	Resp.	QIon	QRatio	Lower	Upper
trans-1,2-Dichloroethene	380.5751	3.72	0.00	296883	61.0	157.7	125.1	185.1
					98.0	64.1	32.8	92.8



Compound	Conc.	RT	Dev(Min)	Resp.	QIon	QRatio	Lower	Upper
Methyl tert-butyl ether (MTBE)	392.2885	3.76	0.01	391933	57.0	24.4	0.0	53.9

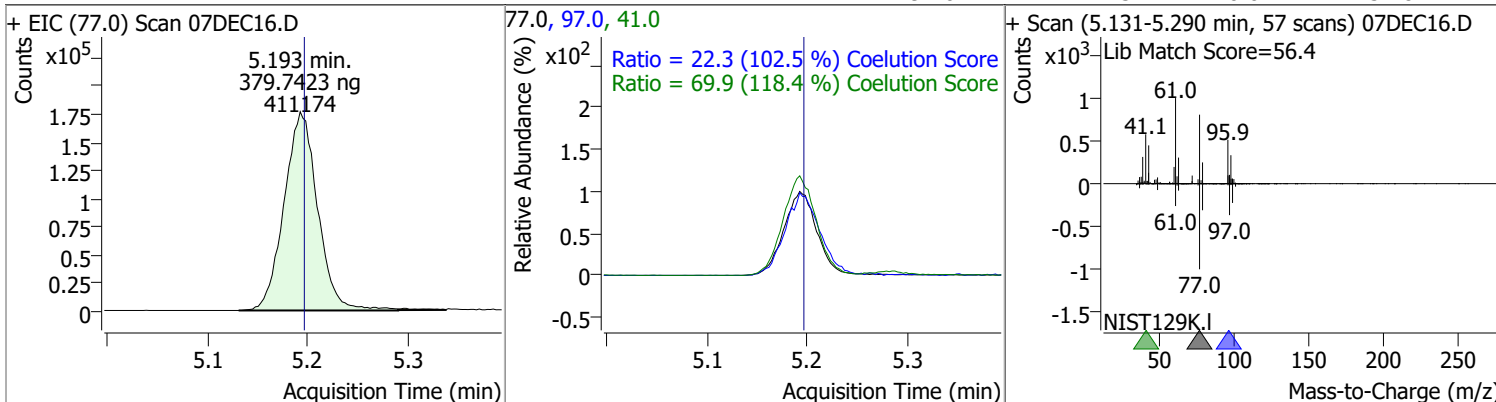


Compound	Conc.	RT	Dev(Min)	Resp.	QIon	QRatio	Lower	Upper
1,1-Dichloroethane	373.4234	4.38	0.00	552243	65.0	31.4	1.7	61.7
					83.0	12.8	0.0	42.8

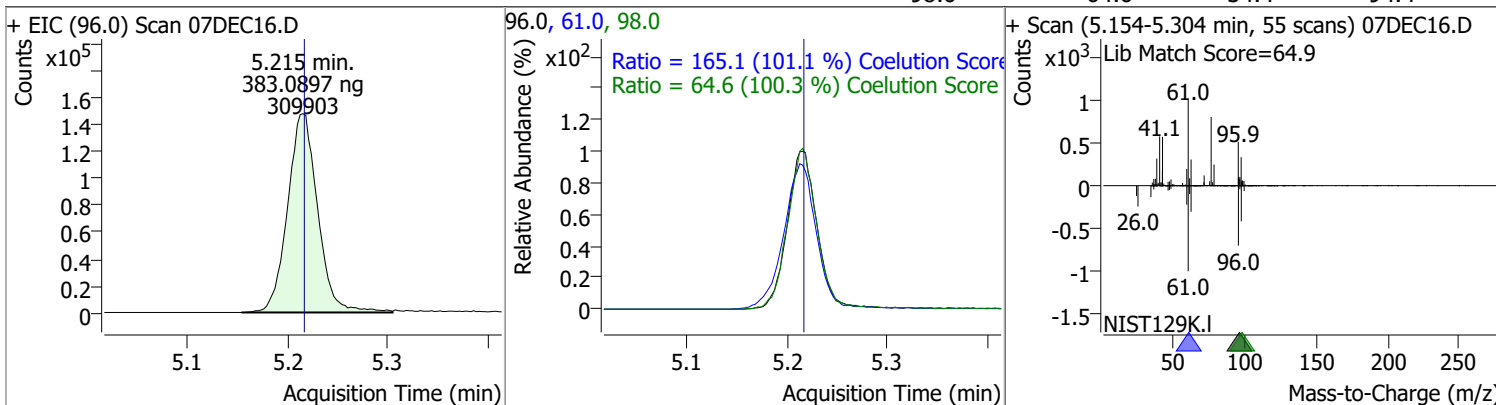


Quantitation Results Report (QT Reviewed)

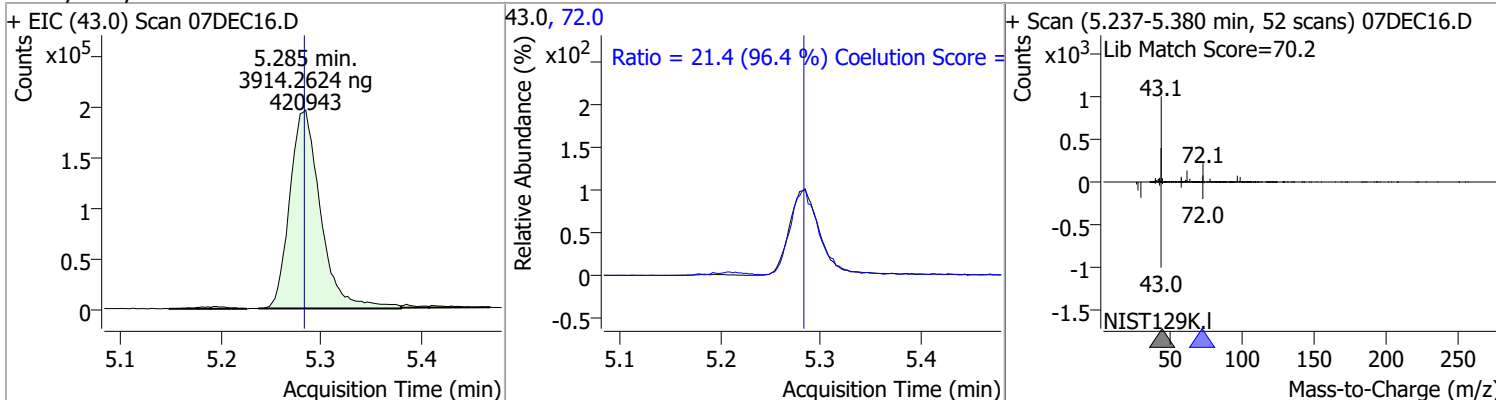
Compound	Conc.	RT	Dev(Min)	Resp.	QIon	QRatio	Lower	Upper
2,2-Dichloropropane	379.7423	5.19	0.00	411174	41.0	69.9	29.0	89.0
					97.0	22.3	0.0	51.8



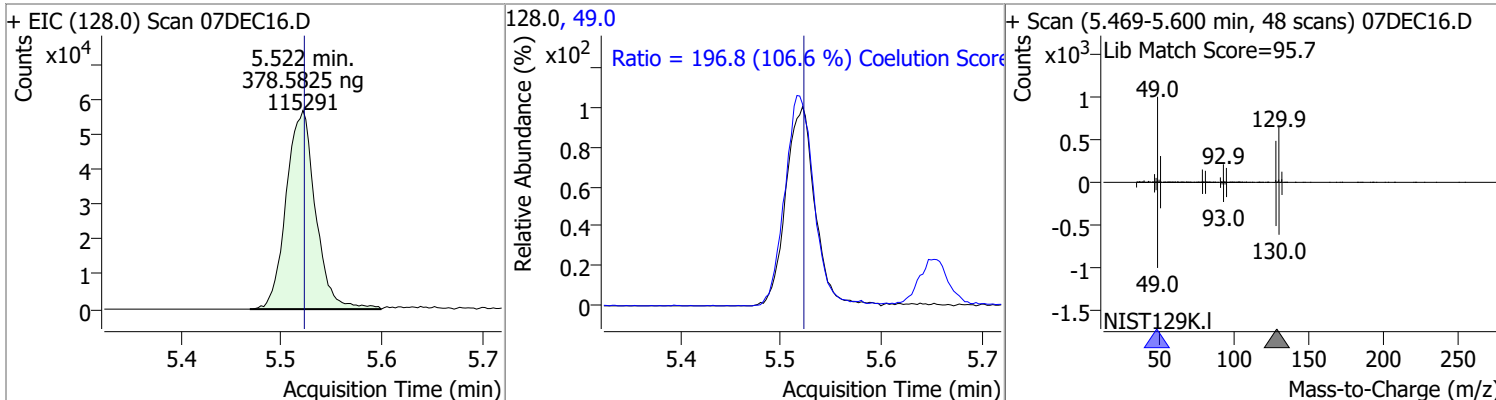
Compound	Conc.	RT	Dev(Min)	Resp.	QIon	QRatio	Lower	Upper
cis-1,2-Dichloroethene	383.0897	5.21	0.00	309903	61.0	165.1	133.3	193.3
					98.0	64.6	34.4	94.4



Compound	Conc.	RT	Dev(Min)	Resp.	QIon	QRatio	Lower	Upper
Methyl ethyl ketone	3914.2624	5.28	0.00	420943	72.0	21.4	0.0	52.2

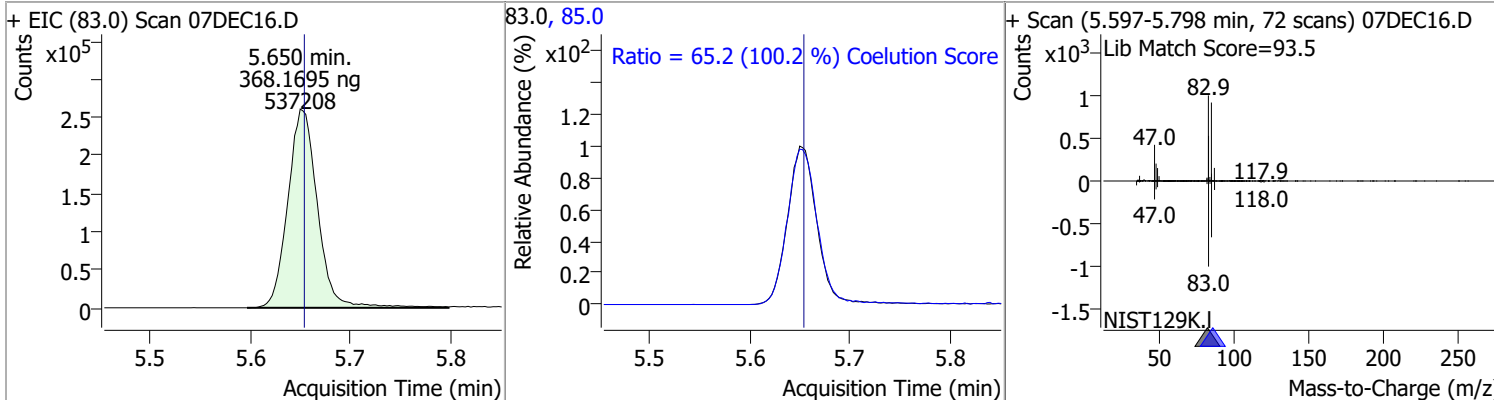


Compound	Conc.	RT	Dev(Min)	Resp.	QIon	QRatio	Lower	Upper
Bromochloromethane	378.5825	5.52	0.00	115291	49.0	196.8	154.6	214.6

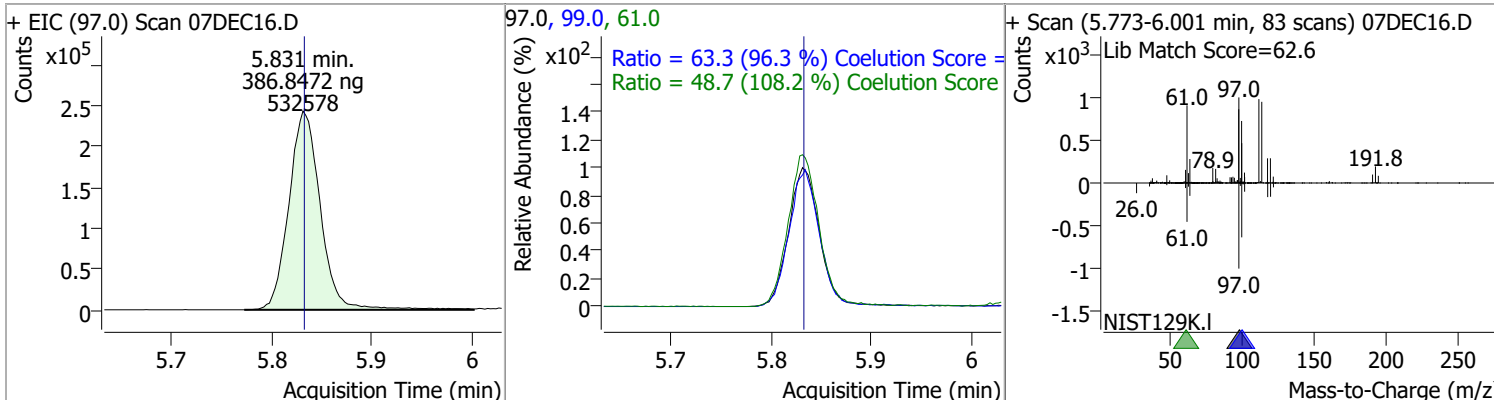


Quantitation Results Report (QT Reviewed)

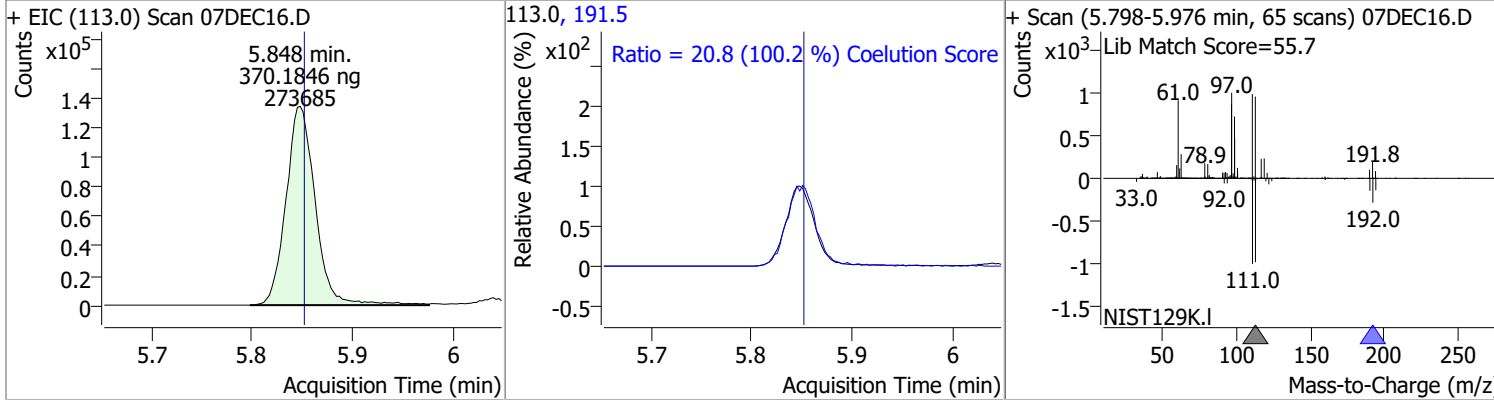
Compound	Conc.	RT	Dev(Min)	Resp.	QIon	QRatio	Lower	Upper
Chloroform	368.1695	5.65	0.00	537208	85.0	65.2	35.1	95.1



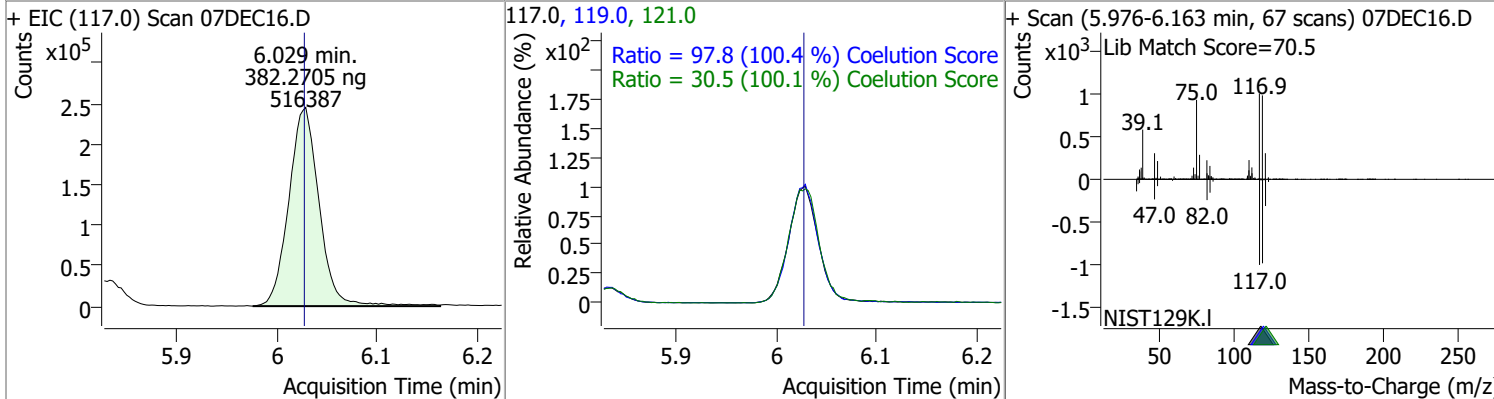
Compound	Conc.	RT	Dev(Min)	Resp.	QIon	QRatio	Lower	Upper
1,1,1-Trichloroethane	386.8472	5.83	0.00	532578	99.0	63.3	35.7	95.7
					61.0	48.7	15.0	75.0



Compound	Conc.	RT	Dev(Min)	Resp.	QIon	QRatio	Lower	Upper
Dibromofluoromethane	370.1846	5.85	0.00	273685	191.5	20.8	0.0	50.7

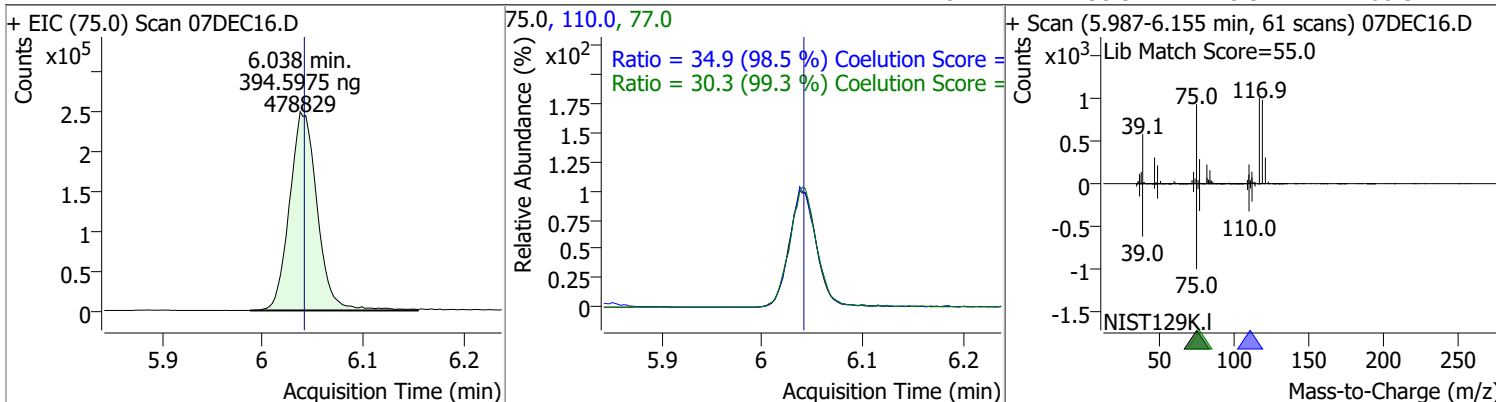


Compound	Conc.	RT	Dev(Min)	Resp.	QIon	QRatio	Lower	Upper
Carbon tetrachloride	382.2705	6.03	0.00	516387	119.0	97.8	67.5	127.5
					121.0	30.5	0.4	60.4

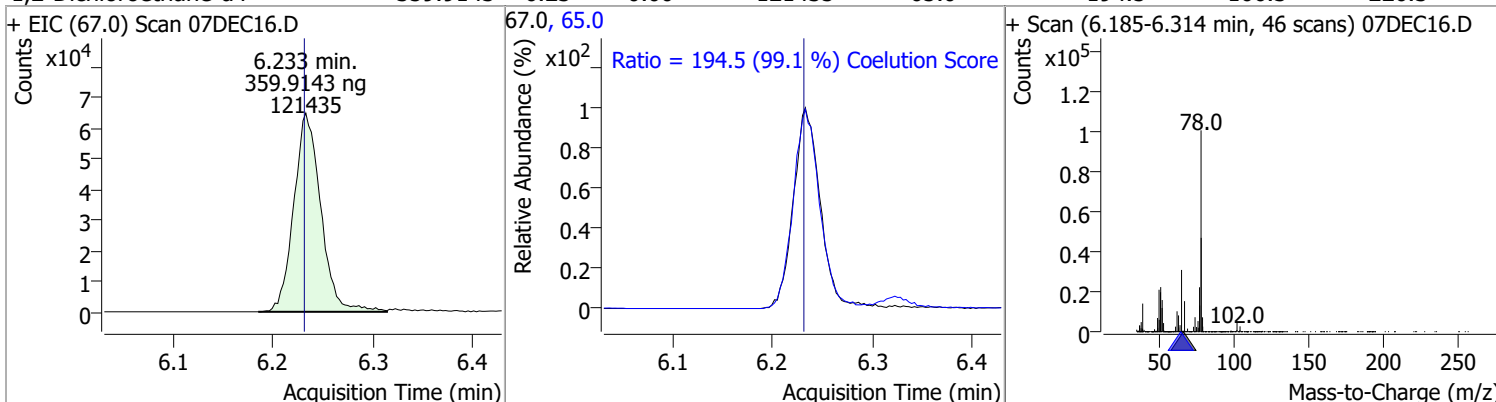


Quantitation Results Report (QT Reviewed)

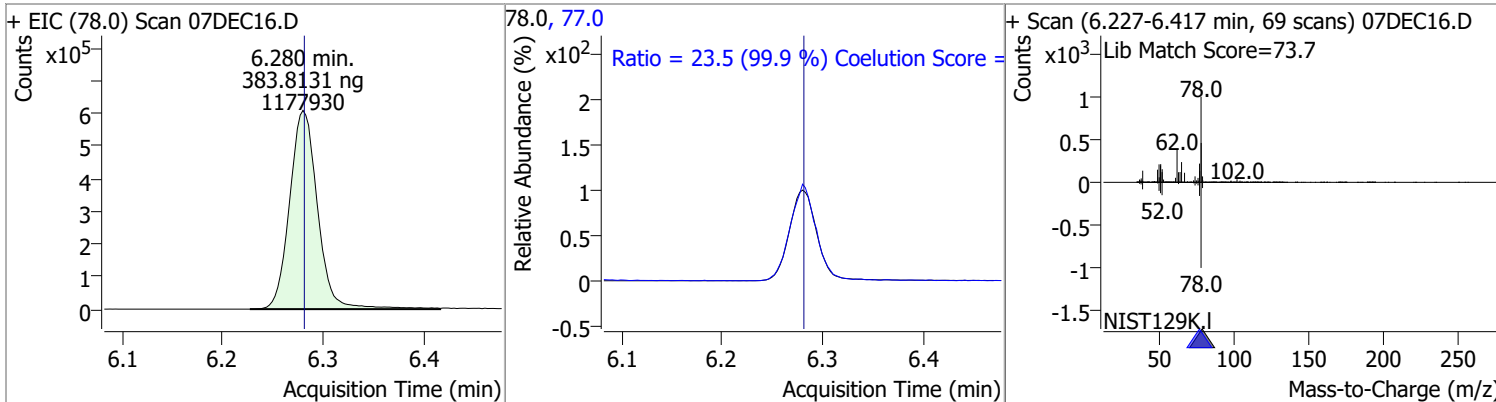
Compound	Conc.	RT	Dev(Min)	Resp.	QIon	QRatio	Lower	Upper
1,1-Dichloropropene	394.5975	6.04	0.00	478829	110.0	34.9	5.4	65.4
					77.0	30.3	0.5	60.5



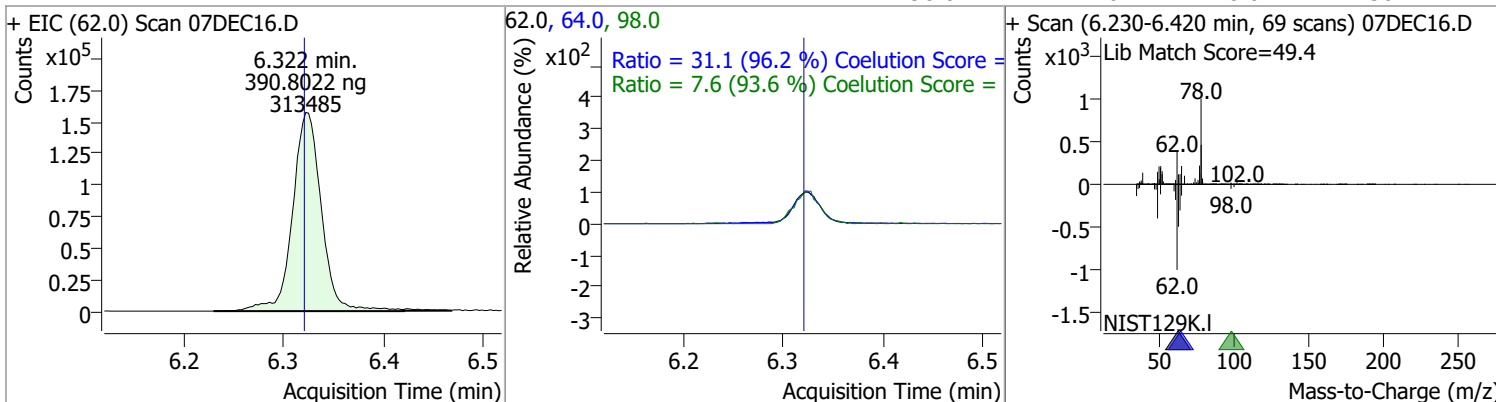
Compound	Conc.	RT	Dev(Min)	Resp.	QIon	QRatio	Lower	Upper
1,2-Dichloroethane-d4	359.9143	6.23	0.00	121435	65.0	194.5	166.3	226.3



Compound	Conc.	RT	Dev(Min)	Resp.	QIon	QRatio	Lower	Upper
Benzene	383.8131	6.28	0.00	1177930	77.0	23.5	0.0	53.5

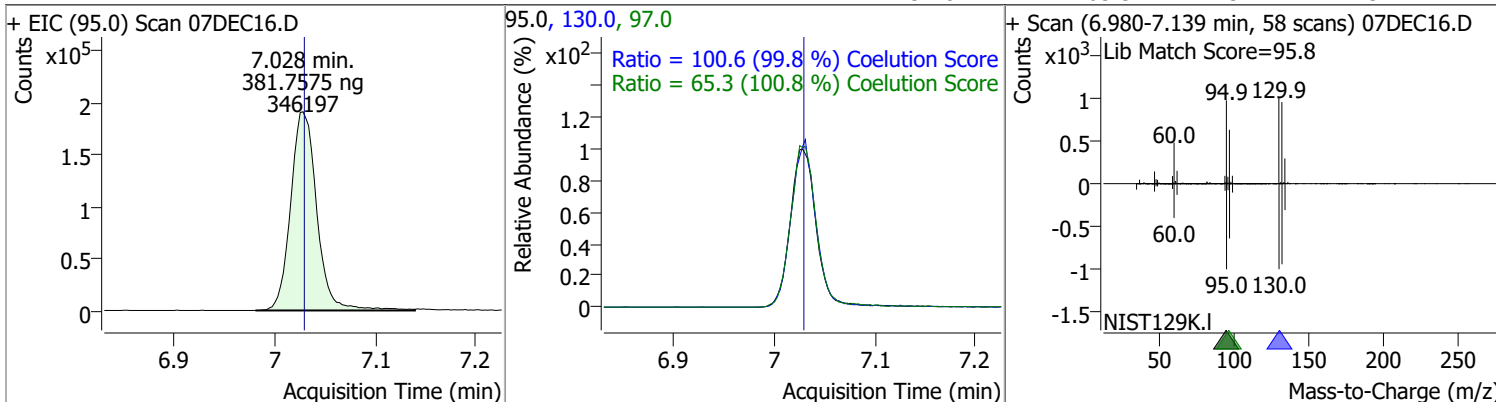


Compound	Conc.	RT	Dev(Min)	Resp.	QIon	QRatio	Lower	Upper
1,2-Dichloroethane	390.8022	6.32	0.00	313485	64.0	31.1	2.3	62.3
					98.0	7.6	0.0	38.2

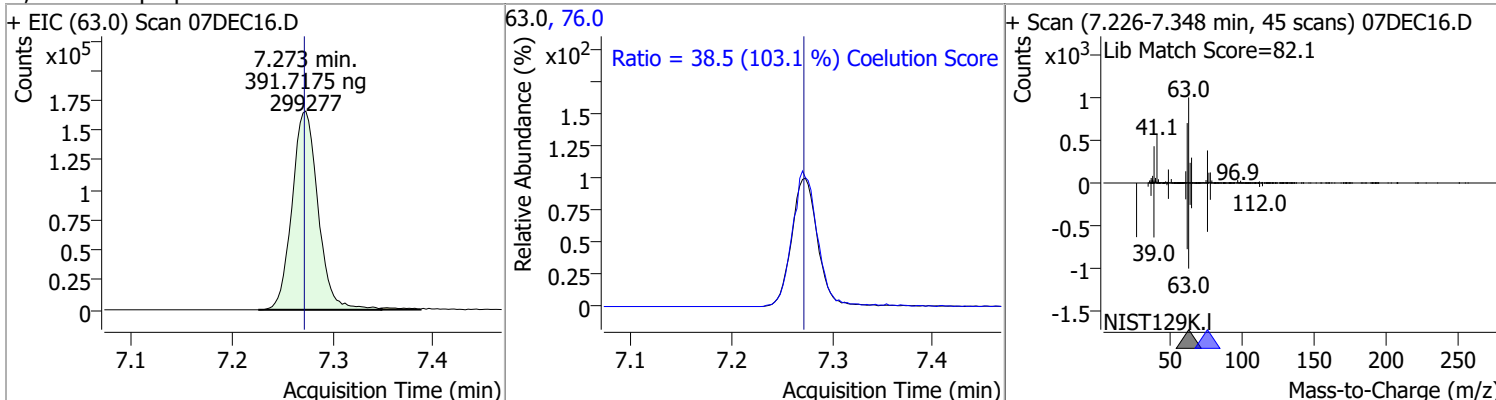


Quantitation Results Report (QT Reviewed)

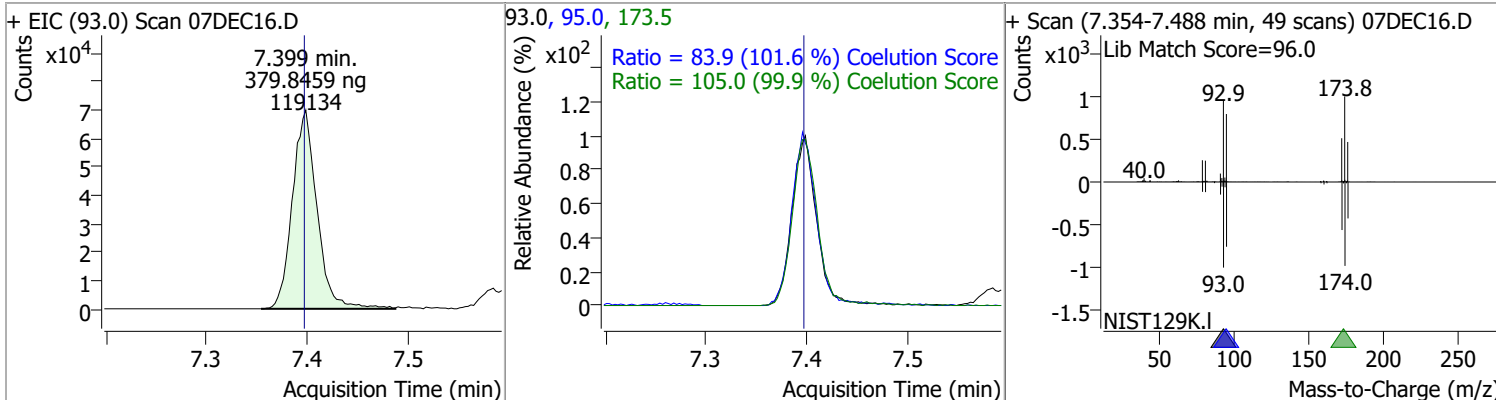
Compound	Conc.	RT	Dev(Min)	Resp.	QIon	QRatio	Lower	Upper
Trichloroethene	381.7575	7.03	0.00	346197	130.0	100.6	70.8	130.8
					97.0	65.3	34.7	94.7



Compound	Conc.	RT	Dev(Min)	Resp.	QIon	QRatio	Lower	Upper
1,2-Dichloropropane	391.7175	7.27	0.00	299277	76.0	38.5	7.3	67.3

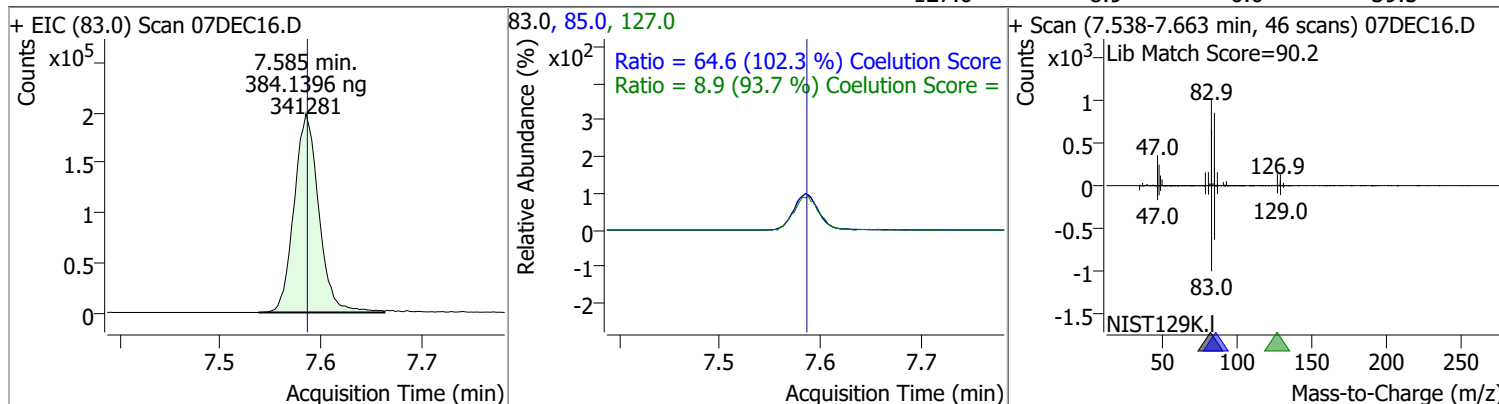


Compound	Conc.	RT	Dev(Min)	Resp.	QIon	QRatio	Lower	Upper
Dibromomethane	379.8459	7.40	0.00	119134	173.5	105.0	75.2	135.2
					95.0	83.9	52.6	112.6

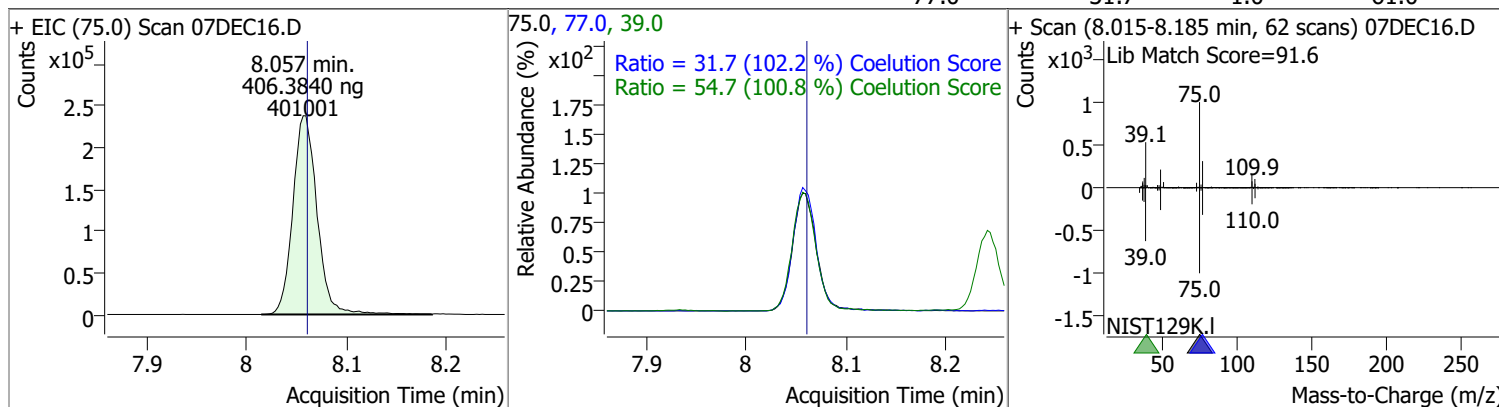


Quantitation Results Report (QT Reviewed)

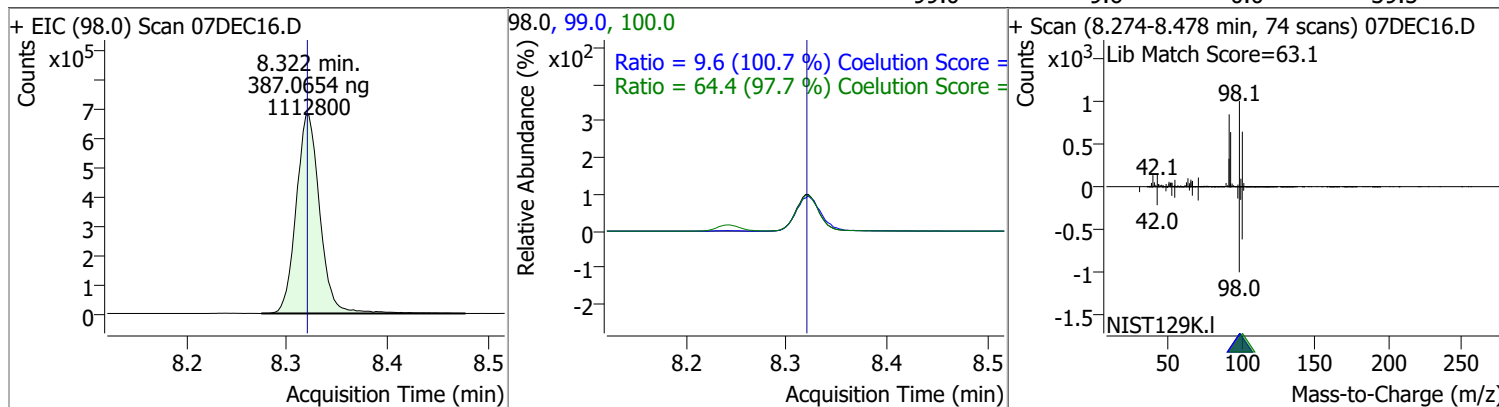
Compound	Conc.	RT	Dev(Min)	Resp.	QIon	QRatio	Lower	Upper
Bromodichloromethane	384.1396	7.59	0.00	341281	85.0	64.6	33.1	93.1
					127.0	8.9	0.0	39.5



Compound	Conc.	RT	Dev(Min)	Resp.	QIon	QRatio	Lower	Upper
cis-1,3-Dichloropropene	406.3840	8.06	0.00	401001	39.0	54.7	24.3	84.3
					77.0	31.7	1.0	61.0

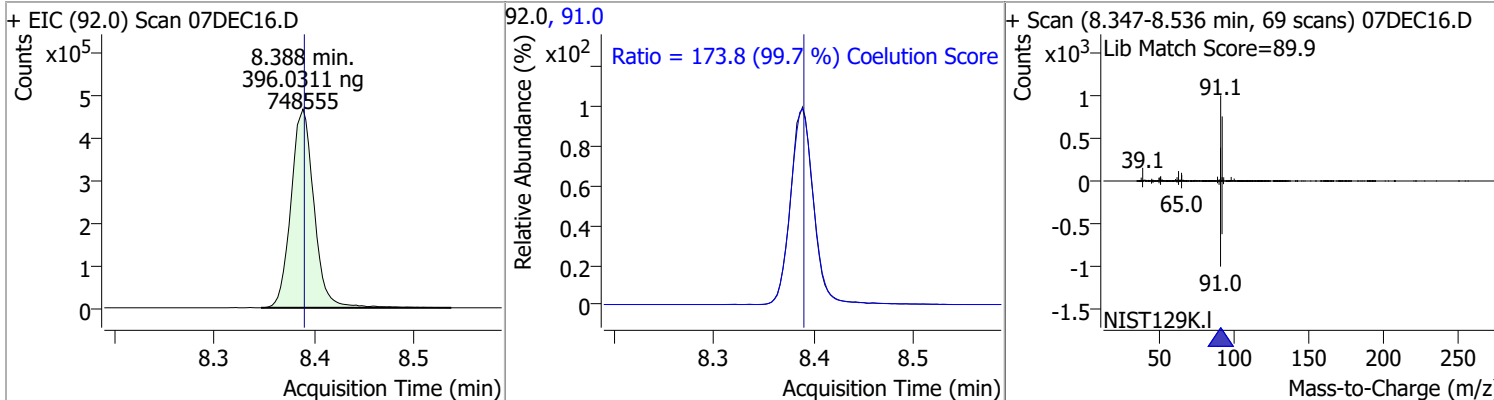


Compound	Conc.	RT	Dev(Min)	Resp.	QIon	QRatio	Lower	Upper
Toluene-d8	387.0654	8.32	0.00	1112800	100.0	64.4	35.9	95.9
					99.0	9.6	0.0	39.5

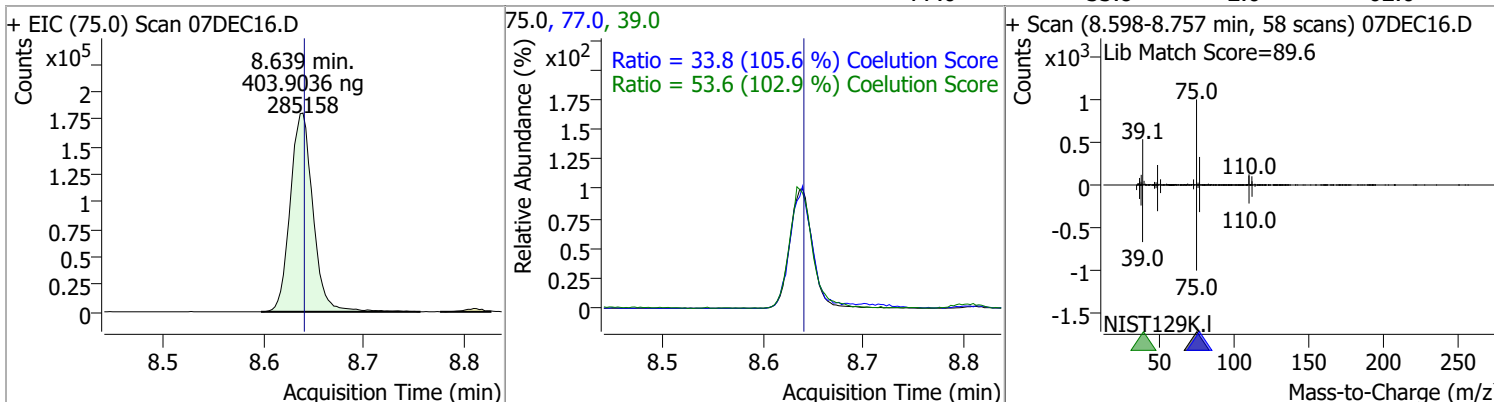


Quantitation Results Report (QT Reviewed)

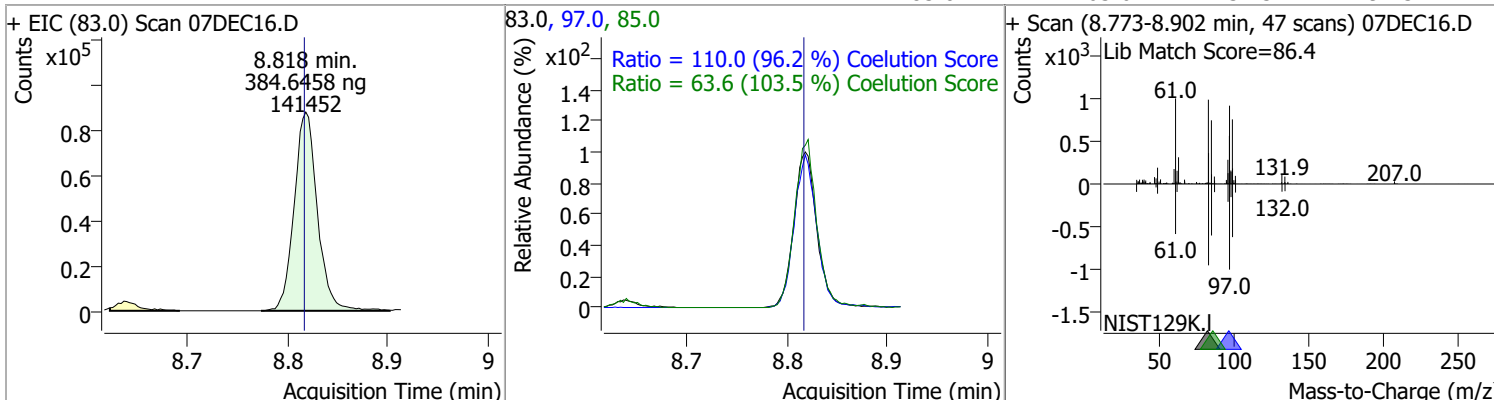
Compound	Conc.	RT	Dev(Min)	Resp.	QIon	QRatio	Lower	Upper
Toluene	396.0311	8.39	0.00	748555	91.0	173.8	144.3	204.3



Compound	Conc.	RT	Dev(Min)	Resp.	QIon	QRatio	Lower	Upper
trans-1,3-Dichloropropene	403.9036	8.64	0.00	285158	39.0 77.0	53.6 33.8	22.1 2.0	82.1 62.0

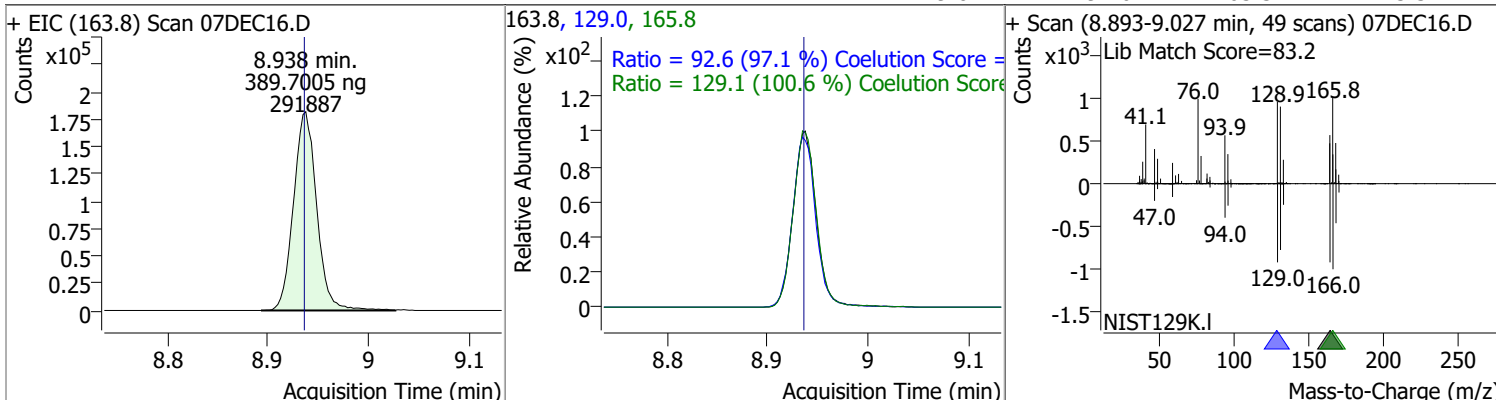


Compound	Conc.	RT	Dev(Min)	Resp.	QIon	QRatio	Lower	Upper
1,1,2-Trichloroethane	384.6458	8.82	0.00	141452	97.0 85.0	110.0 63.6	84.3 31.5	144.3 91.5

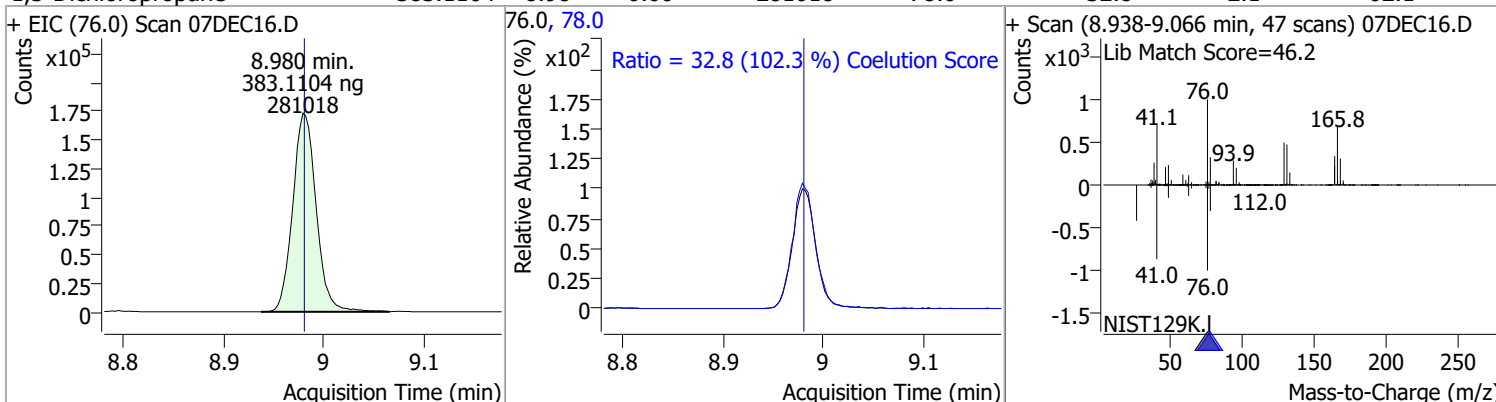


Quantitation Results Report (QT Reviewed)

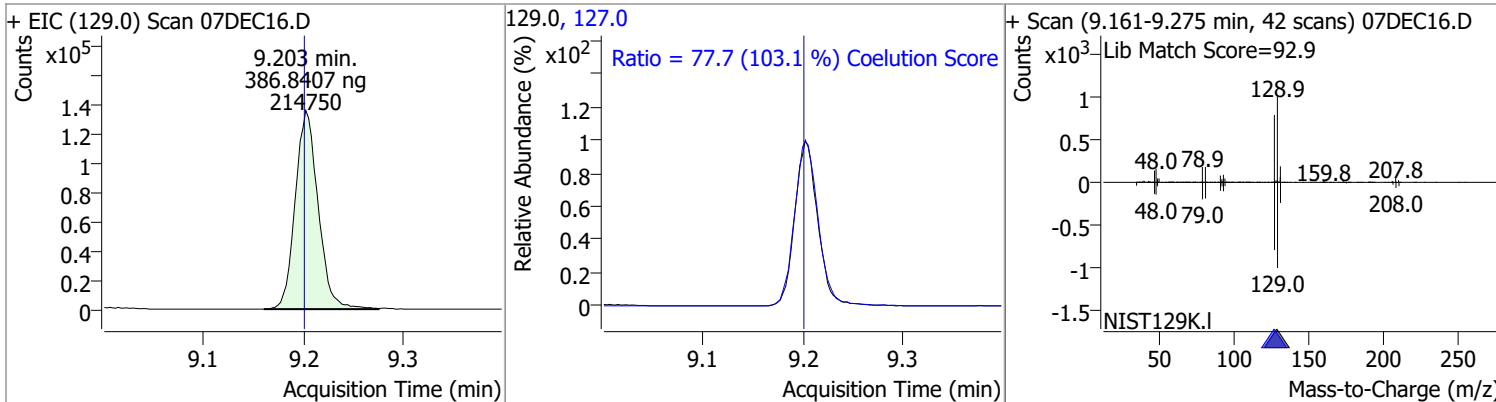
Compound	Conc.	RT	Dev(Min)	Resp.	QIon	QRatio	Lower	Upper
Tetrachloroethene	389.7005	8.94	0.00	291887	165.8	129.1	98.3	158.3
					129.0	92.6	65.3	125.3



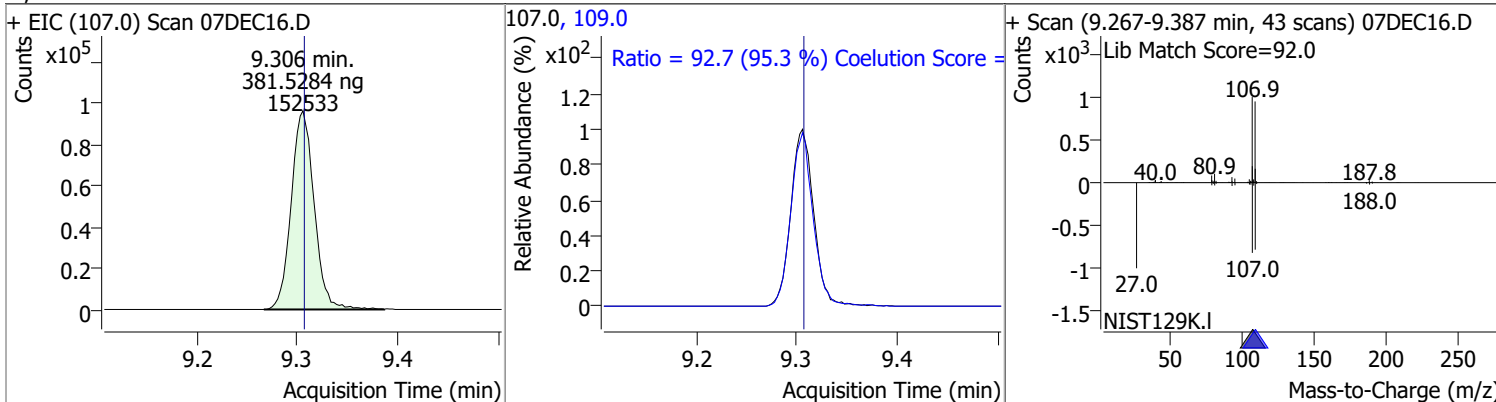
Compound	Conc.	RT	Dev(Min)	Resp.	QIon	QRatio	Lower	Upper
1,3-Dichloropropane	383.1104	8.98	0.00	281018	78.0	32.8	2.1	62.1



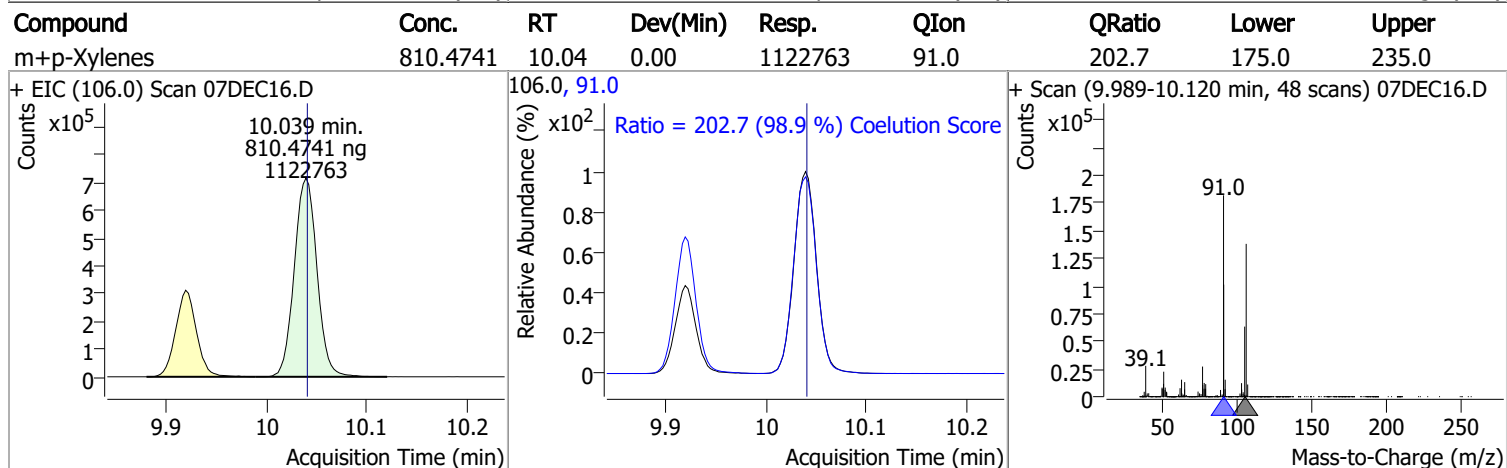
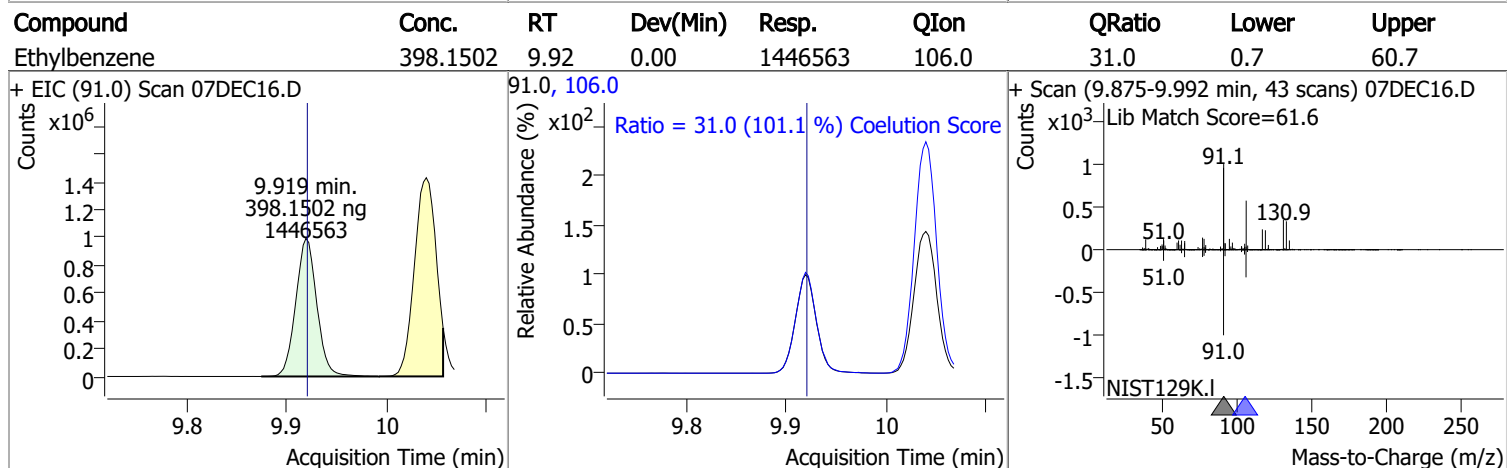
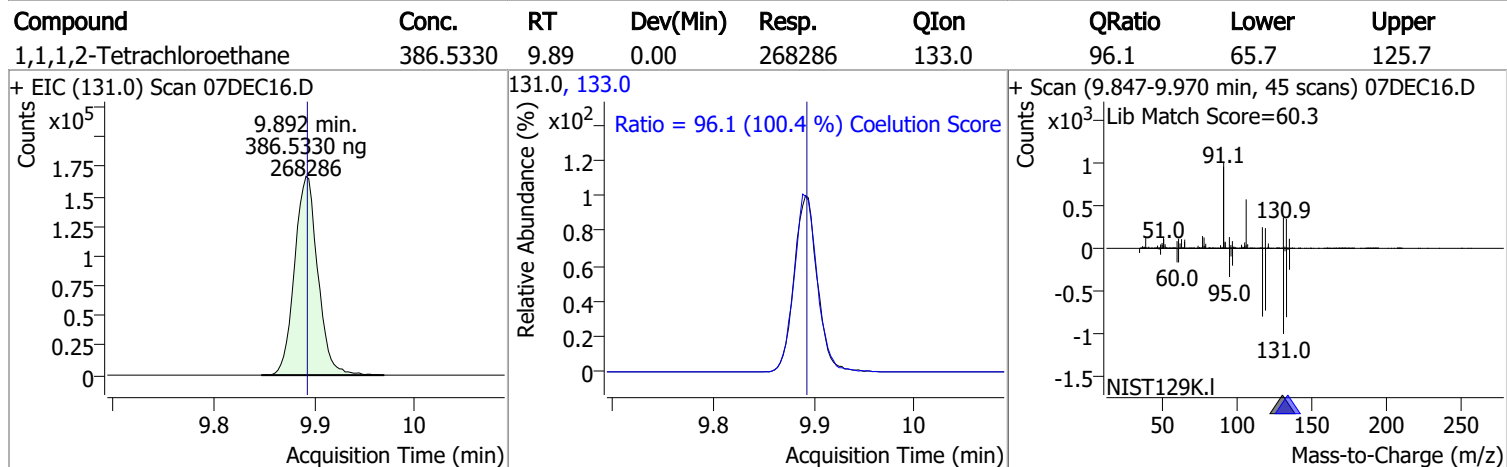
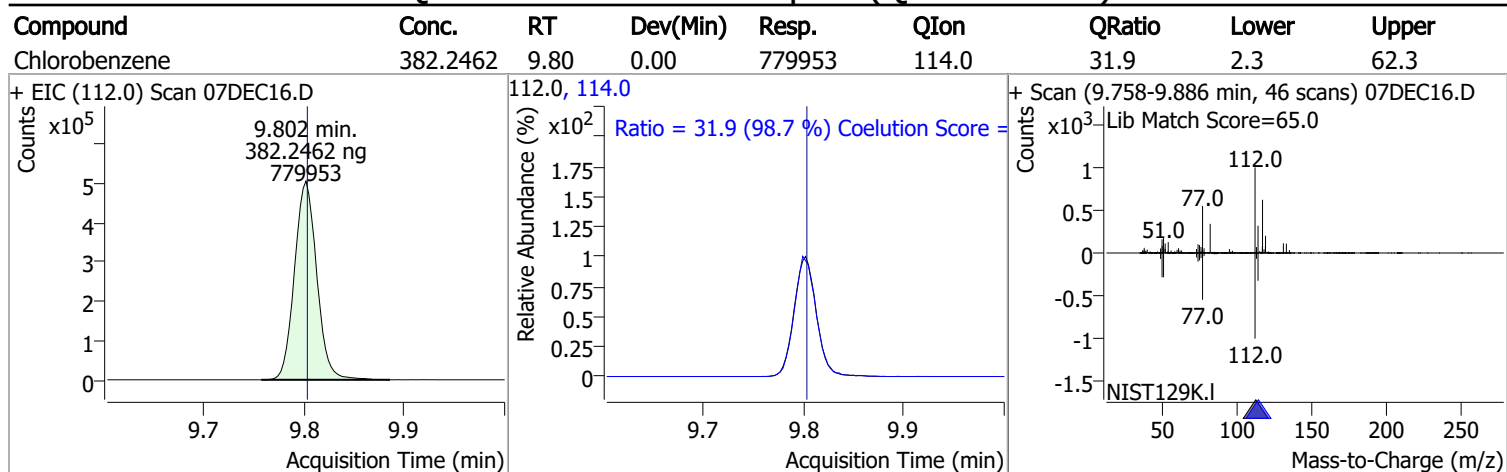
Compound	Conc.	RT	Dev(Min)	Resp.	QIon	QRatio	Lower	Upper
Chlorodibromomethane	386.8407	9.20	0.00	214750	127.0	77.7	45.3	105.3



Compound	Conc.	RT	Dev(Min)	Resp.	QIon	QRatio	Lower	Upper
1,2-Dibromoethane	381.5284	9.31	0.00	152533	109.0	92.7	67.2	127.2

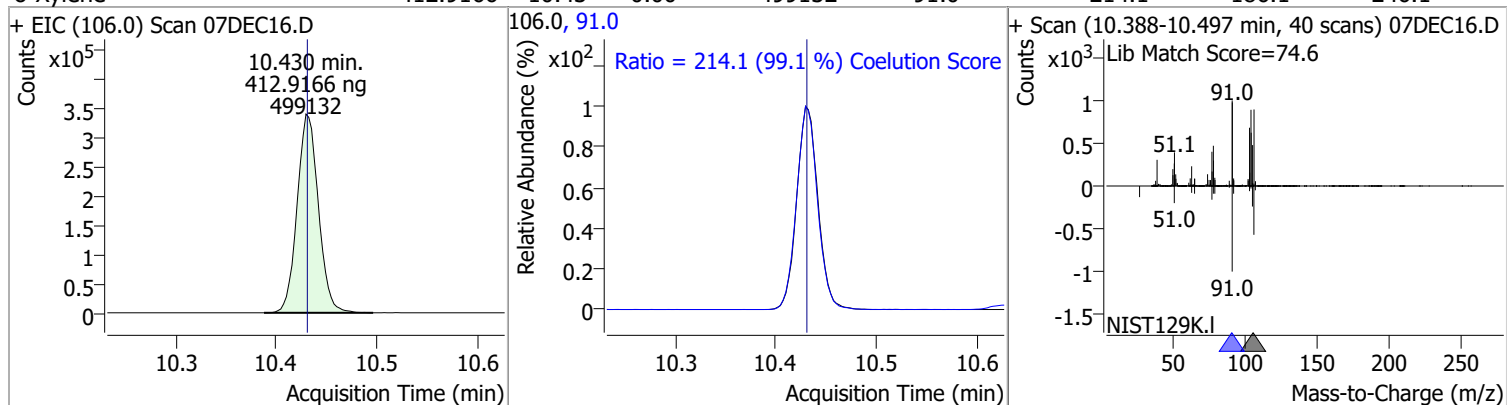


Quantitation Results Report (QT Reviewed)

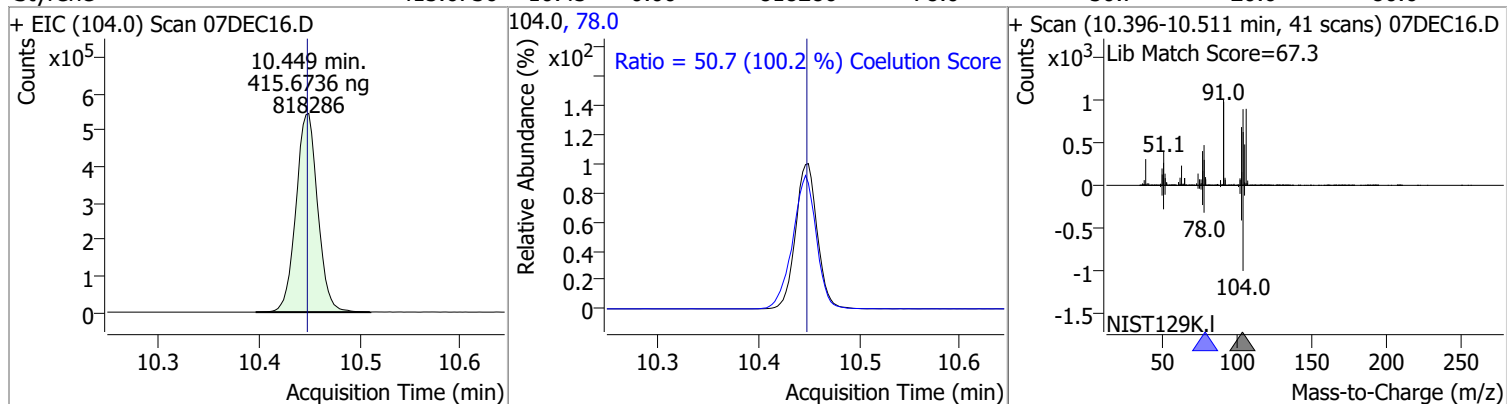


Quantitation Results Report (QT Reviewed)

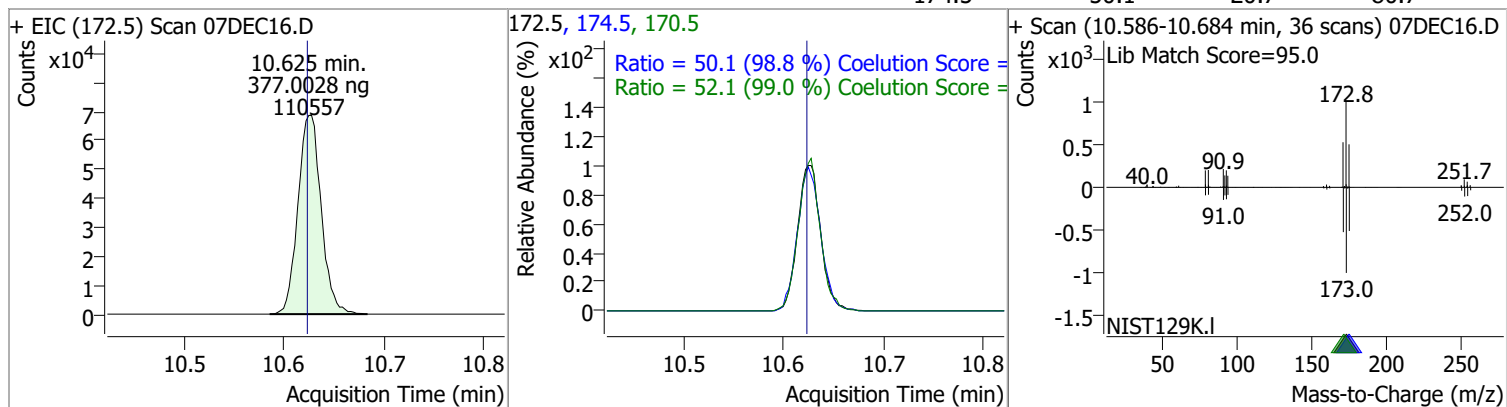
Compound	Conc.	RT	Dev(Min)	Resp.	QIon	QRatio	Lower	Upper
o-Xylene	412.9166	10.43	0.00	499132	91.0	214.1	186.1	246.1



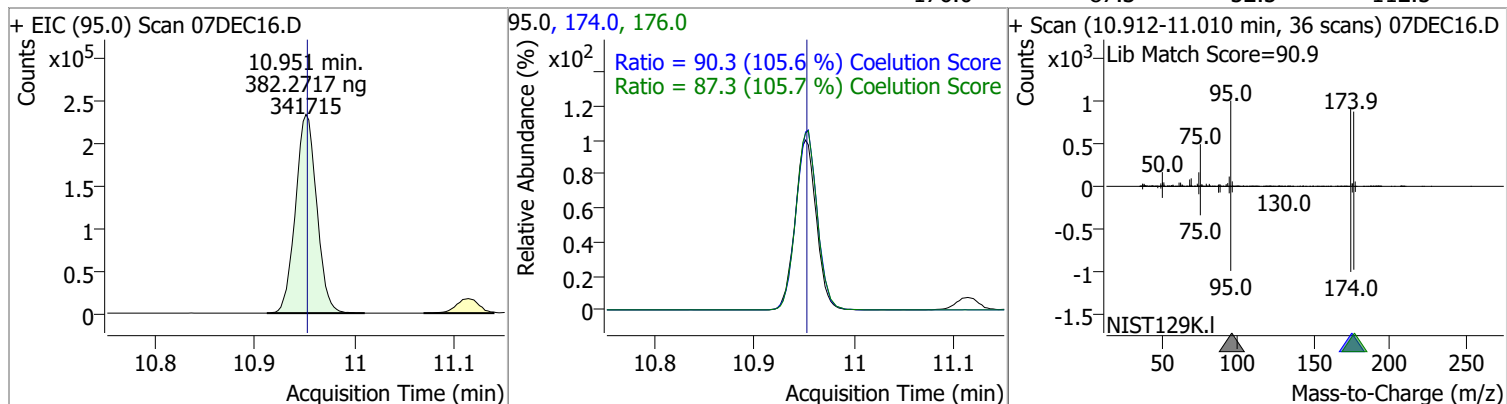
Compound	Conc.	RT	Dev(Min)	Resp.	QIon	QRatio	Lower	Upper
Styrene	415.6736	10.45	0.00	818286	78.0	50.7	20.6	80.6



Compound	Conc.	RT	Dev(Min)	Resp.	QIon	QRatio	Lower	Upper
Bromoform	377.0028	10.62	0.00	110557	170.5	52.1	22.7	82.7
					174.5	50.1	20.7	80.7

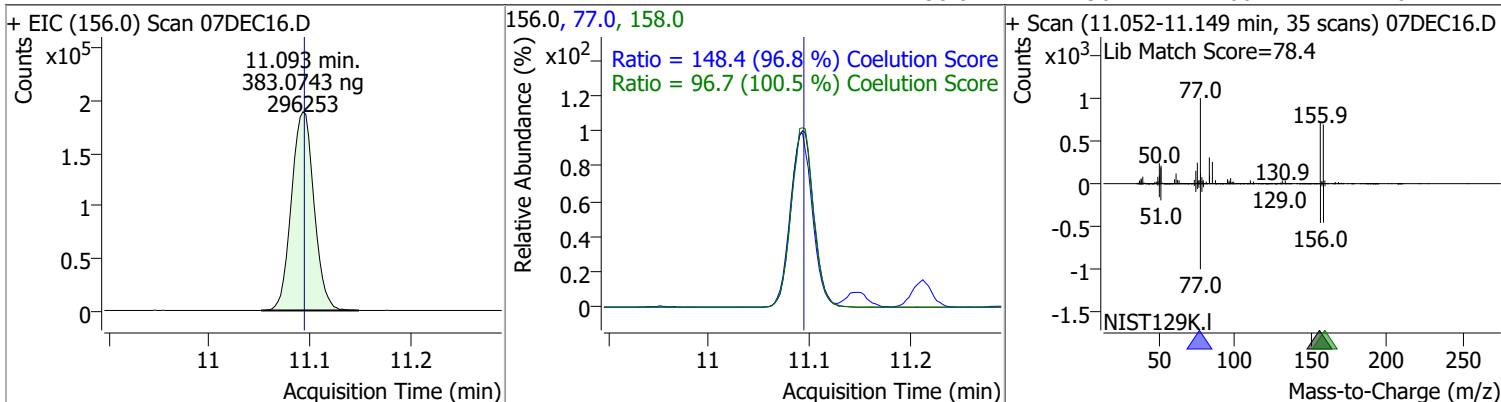


Compound	Conc.	RT	Dev(Min)	Resp.	QIon	QRatio	Lower	Upper
p-Bromofluorobenzene	382.2717	10.95	0.00	341715	174.0	90.3	55.5	115.5
					176.0	87.3	52.5	112.5

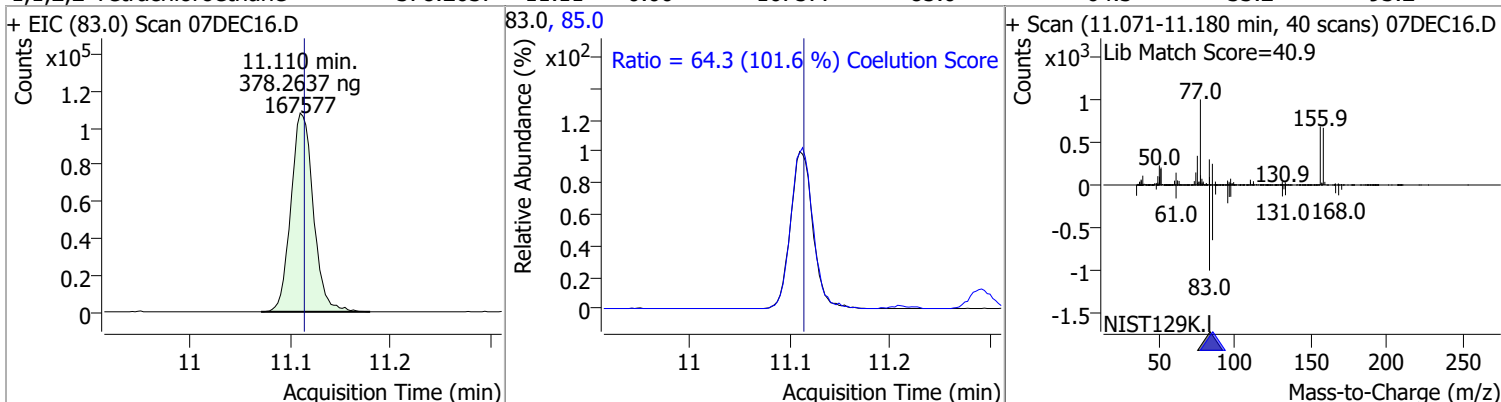


Quantitation Results Report (QT Reviewed)

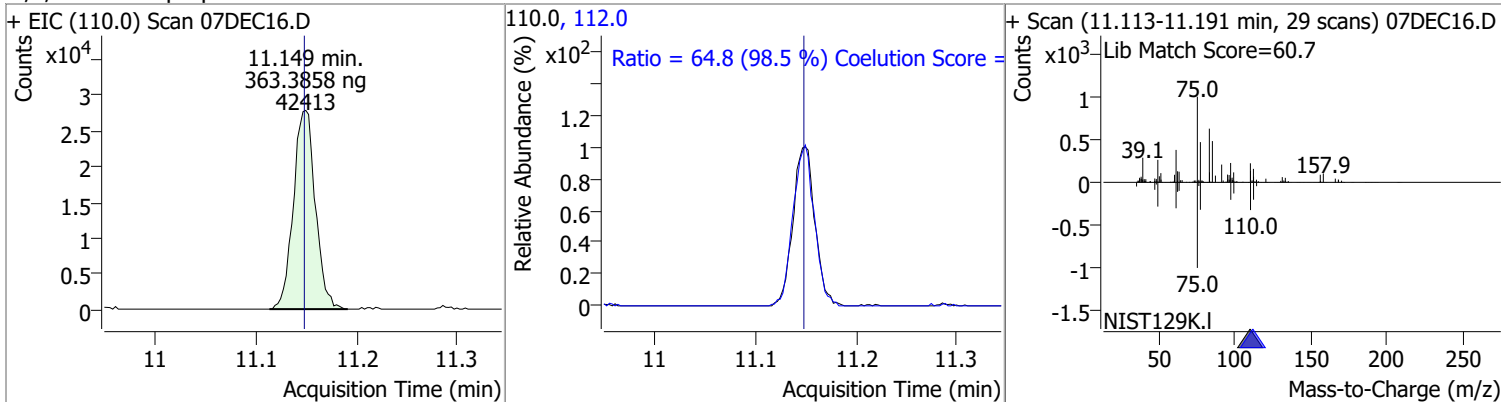
Compound	Conc.	RT	Dev(Min)	Resp.	QIon	QRatio	Lower	Upper
Bromobenzene	383.0743	11.09	0.00	296253	77.0	148.4	123.2	183.2
					158.0	96.7	66.2	126.2



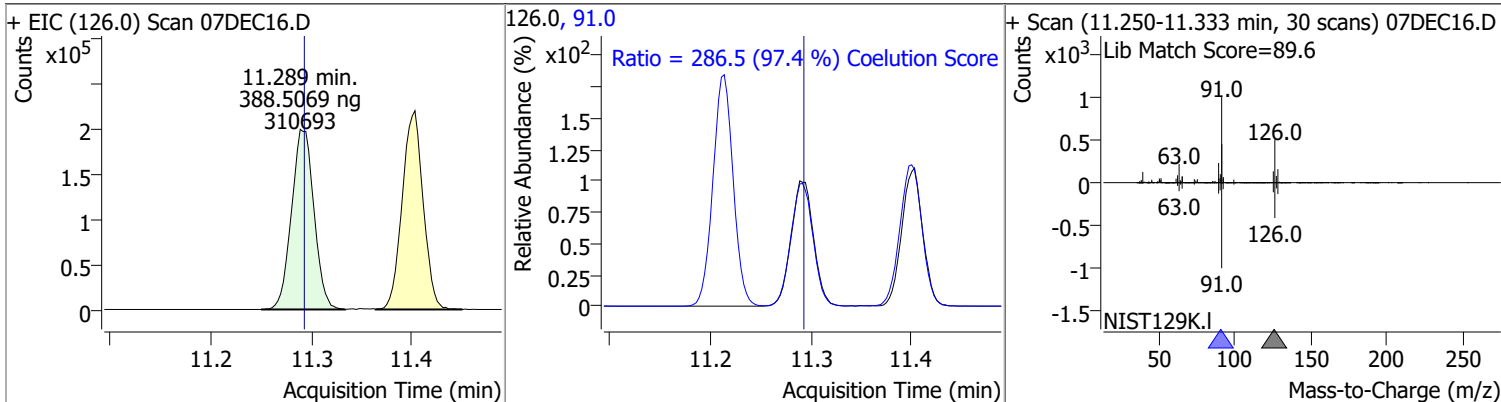
Compound	Conc.	RT	Dev(Min)	Resp.	QIon	QRatio	Lower	Upper
1,1,2,2-Tetrachloroethane	378.2637	11.11	0.00	167577	85.0	64.3	33.2	93.2



Compound	Conc.	RT	Dev(Min)	Resp.	QIon	QRatio	Lower	Upper
1,2,3-Trichloropropane	363.3858	11.15	0.00	42413	112.0	64.8	35.8	95.8

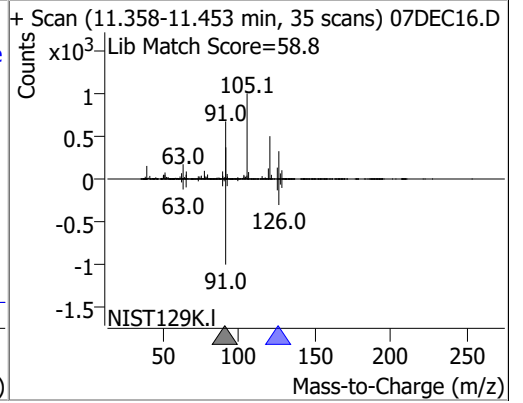
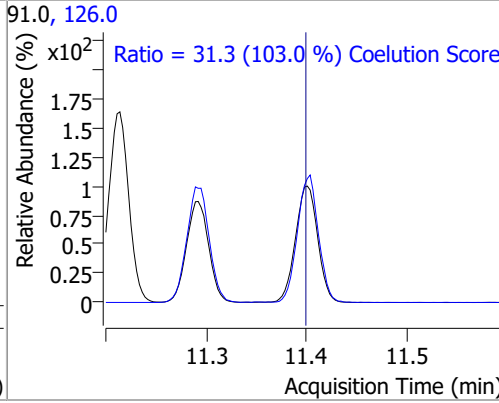
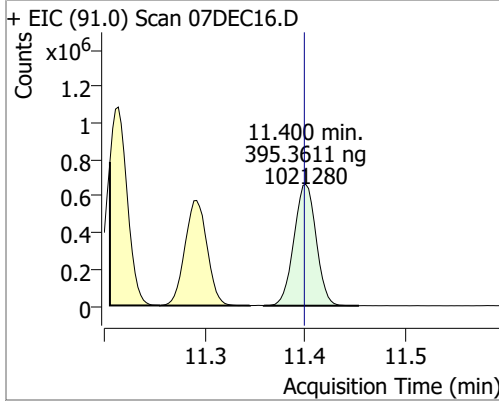


Compound	Conc.	RT	Dev(Min)	Resp.	QIon	QRatio	Lower	Upper
2-Chlorotoluene	388.5069	11.29	0.00	310693	91.0	286.5	264.1	324.1

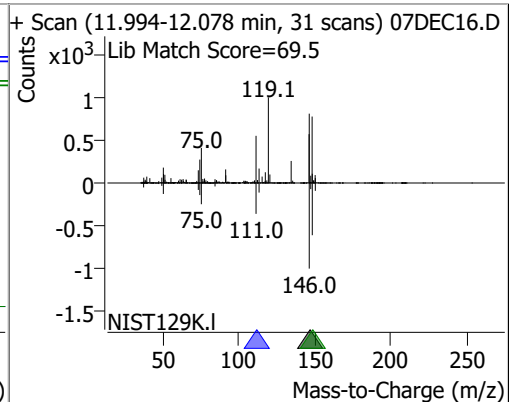
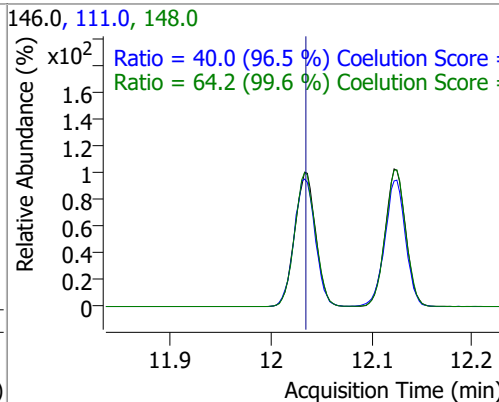
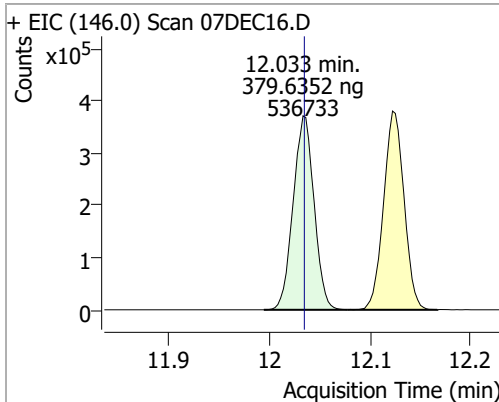


Quantitation Results Report (QT Reviewed)

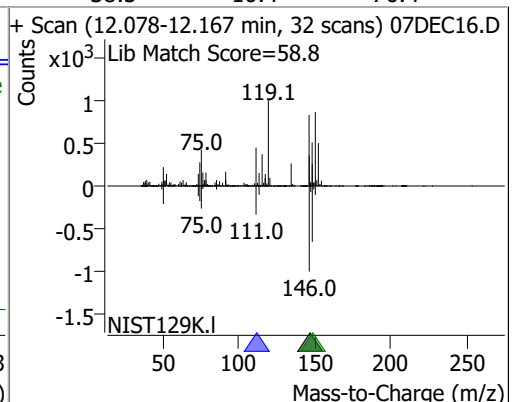
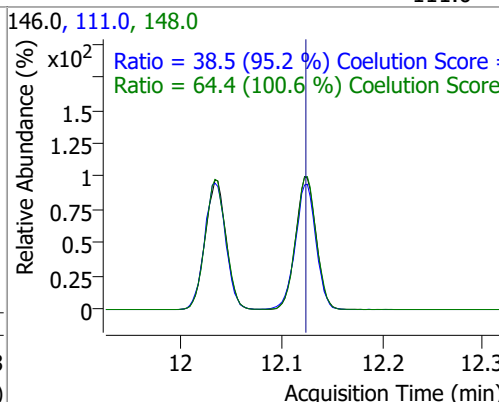
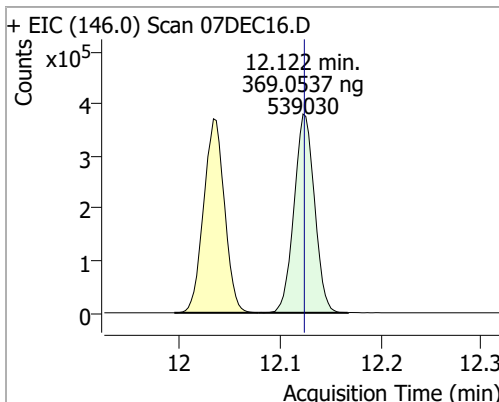
Compound	Conc.	RT	Dev(Min)	Resp.	QIon	QRatio	Lower	Upper
4-Chlorotoluene	395.3611	11.40	0.00	1021280	126.0	31.3	0.4	60.4



Compound	Conc.	RT	Dev(Min)	Resp.	QIon	QRatio	Lower	Upper
1,3-Dichlorobenzene	379.6352	12.03	0.00	536733	148.0	64.2	34.5	94.5
					111.0	40.0	11.5	71.5

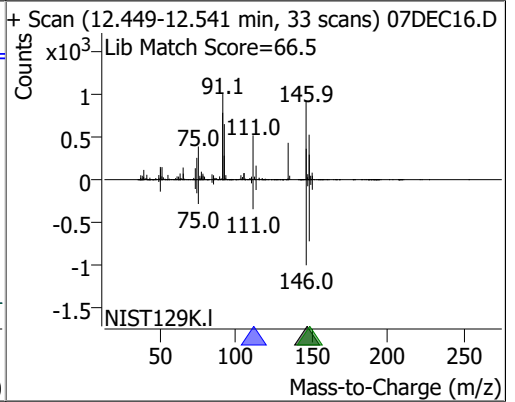
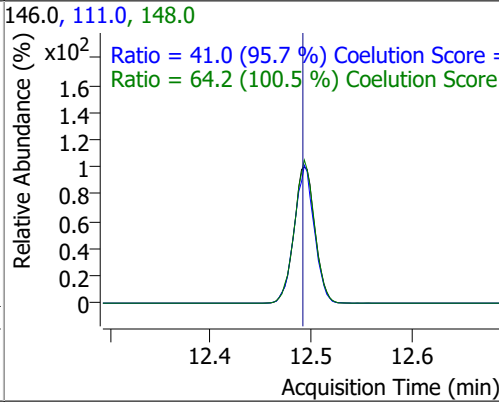
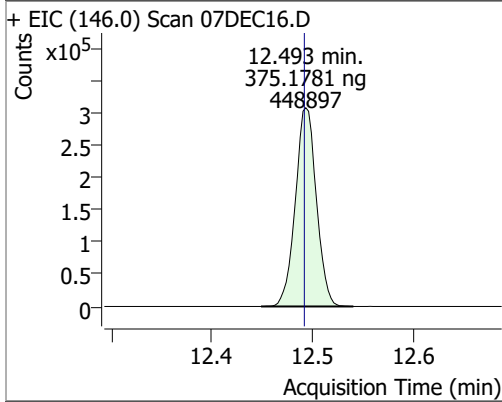


Compound	Conc.	RT	Dev(Min)	Resp.	QIon	QRatio	Lower	Upper
1,4-Dichlorobenzene	369.0537	12.12	0.00	539030	148.0	64.4	34.0	94.0
					111.0	38.5	10.4	70.4



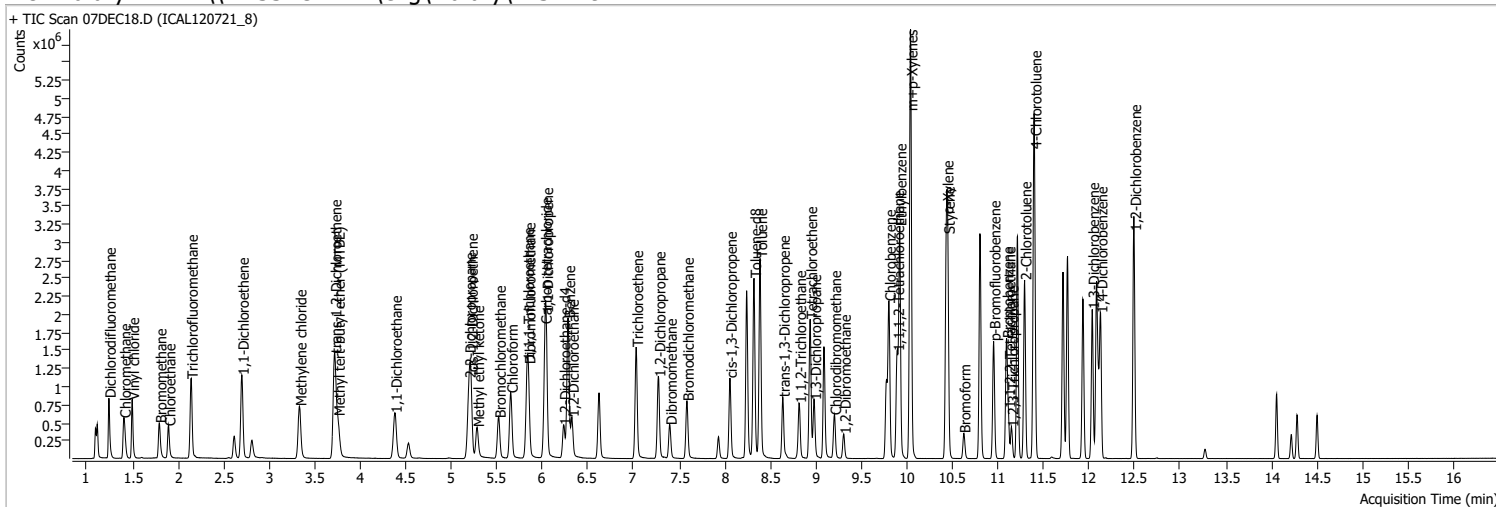
Quantitation Results Report (QT Reviewed)

Compound	Conc.	RT	Dev(Min)	Resp.	QIon	QRatio	Lower	Upper
1,2-Dichlorobenzene	375.1781	12.49	0.00	448897	148.0	64.2	33.8	93.8
					111.0	41.0	12.8	72.8



Quantitation Results Report (QT Reviewed)

Data File	07DEC18.D	Operator	MSC
Acq. Method	5975CACQF.M	Acq. Date-Time	12/7/2021 6:15:44 PM
Sample Name	ICAL120721_8	Instrument	VOA5975C
Vial	18	Multiplier	1.00
DA Method File	VOA5975C_8260B_SHT_DoD_L4_120721.m	Comment	
Tune File	BFB_Atune3.u	Tune Date	10/11/2021 4:02:00 PM
Batch Name	VG120721_8260B_624pt1_L4.batch.bin	Last Calib Update	12/13/2021 2:48:18 PM
Ref Library	\\MASSHUNTER\Org\Library\NIST129K.I		



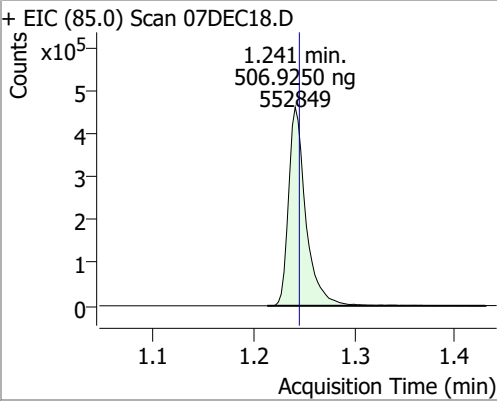
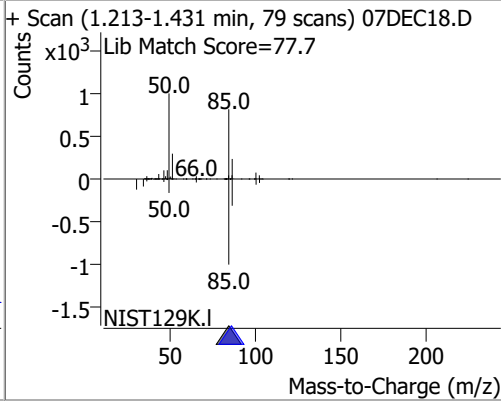
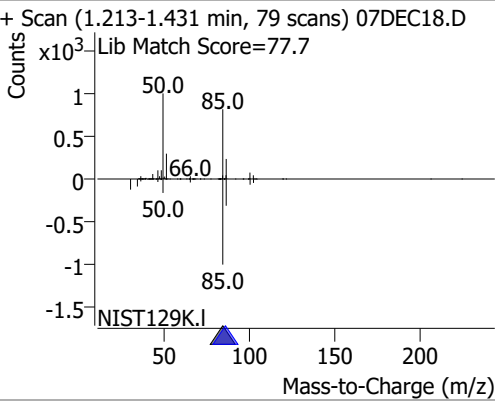
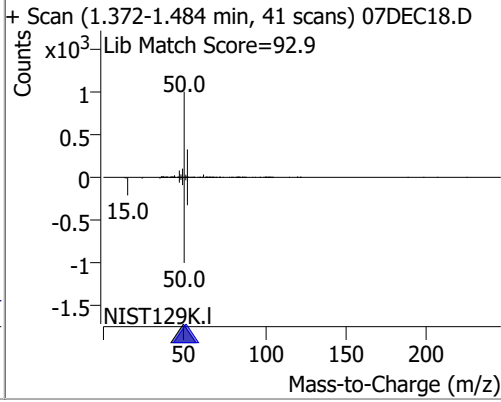
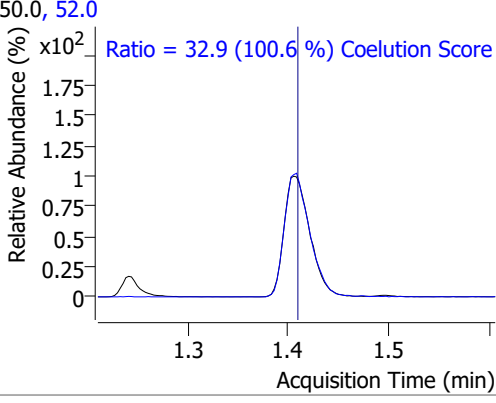
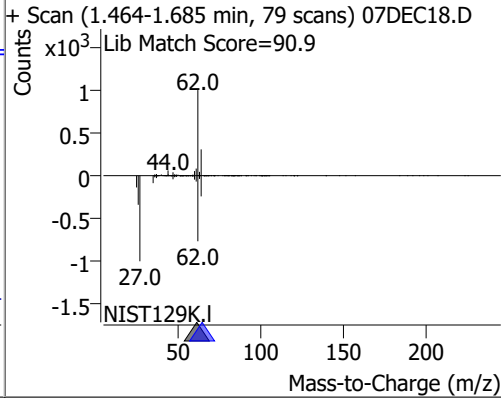
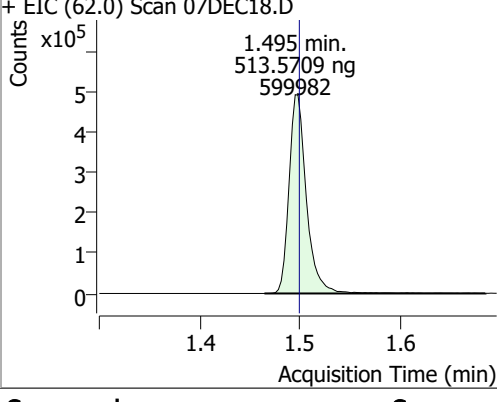
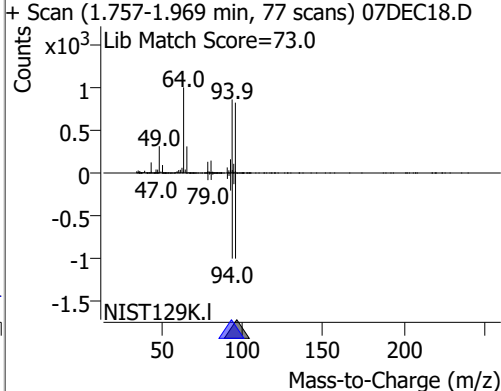
Compound	RT	QIon	Resp.	Conc.	Units	Dev(Min)
Internal Standards						
M Fluorobenzene	6.620	96.0	762749	250.0000	ng	0.000
M Chlorobenzene-d5	9.772	82.0	286731	250.0000	ng	-0.003
M 1,4-Dichlorobenzene-d4	12.103	152.0	234486	250.0000	ng	0.003
System Monitoring Compounds						
S Dibromofluoromethane	5.845	113.0	377296	504.7134	ng	-0.006
Spiked Amount: 250.000	Range: 80.0 - 119.0%			Recovery = 201.89%	*	
S 1,2-Dichloroethane-d4	6.230	67.0	165139	484.0611	ng	0.000
Spiked Amount: 250.000	Range: 81.0 - 118.0%			Recovery = 193.62%	*	
S Toluene-d8	8.322	98.0	1523079	528.4185	ng	0.003
Spiked Amount: 250.000	Range: 89.0 - 112.0%			Recovery = 211.37%	*	
S p-Bromofluorobenzene	10.951	95.0	466348	519.7546	ng	0.000
Spiked Amount: 250.000	Range: 85.0 - 114.0%			Recovery = 207.90%	*	
Target Compounds						
T Dichlorodifluoromethane	1.241	85.0	552849	506.9250	ng	99
T Chloromethane	1.406	50.0	618664	498.2193	ng	100
T Vinyl chloride	1.495	62.0	599982	513.5709	ng	99
T Bromomethane	1.796	96.0	266856	496.3524	ng	100
T Chloroethane	1.894	64.0	319838	495.5729	ng	100
T Trichlorofluoromethane	2.142	101.0	775738	508.4626	ng	99
T 1,1-Dichloroethene	2.700	96.0	408810	517.8048	ng	97
T Methylene chloride	3.333	49.0	534822	478.4654	ng	96
T trans-1,2-Dichloroethene	3.717	96.0	408143	517.4432	ng	98
T Methyl tert-butyl ether (MTBE)	3.754	73.0	528043	522.7070	ng	98
T 1,1-Dichloroethane	4.378	63.0	771450	515.9105	ng	99
T 2,2-Dichloropropane	5.193	77.0	561289	512.6785	ng	90
T cis-1,2-Dichloroethene	5.215	96.0	429832	525.4952	ng	100
T Methyl ethyl ketone	5.282	43.0	585156	5381.3791	ng	97
T Bromochloromethane	5.522	128.0	155709	505.6780	ng	93
T Chloroform	5.653	83.0	729150	494.2168	ng	100

Quantitation Results Report (QT Reviewed)

Compound	RT	QIon	Resp.	Conc.	Units	Dev(Min)
T 1,1,1-Trichloroethane	5.831	97.0	734165	527.4061	ng	97
T Carbon tetrachloride	6.026	117.0	720325	527.3747	ng	99
T 1,1-Dichloropropene	6.040	75.0	663496	540.7637	ng	99
T Benzene	6.280	78.0	1621497	522.5306	ng	100
T 1,2-Dichloroethane	6.322	62.0	423120	521.6739	ng	97
T Trichloroethene	7.028	95.0	473683	521.0033	ng	100
T 1,2-Dichloropropane	7.273	63.0	409995	535.2622	ng	99
T Dibromomethane	7.399	93.0	161342	513.1064	ng	98
T Bromodichloromethane	7.585	83.0	469832	527.4823	ng	98
T cis-1,3-Dichloropropene	8.057	75.0	547890	553.8254	ng	99
T Toluene	8.388	92.0	1020302	538.4218	ng	100
T trans-1,3-Dichloropropene	8.637	75.0	393301	555.6555	ng	99
T 1,1,2-Trichloroethane	8.818	83.0	189312	513.4740	ng	98
T Tetrachloroethene	8.938	163.8	400826	533.7777	ng	99
T 1,3-Dichloropropane	8.982	76.0	386031	524.9287	ng	98
T Chlorodibromomethane	9.203	129.0	296725	533.1402	ng	98
T 1,2-Dibromoethane	9.306	107.0	207251	517.0684	ng	97
T Chlorobenzene	9.802	112.0	1068720	522.4287	ng	100
T 1,1,1,2-Tetrachloroethane	9.892	131.0	368050	528.9124	ng	99
T Ethylbenzene	9.919	91.0	1991113	546.6304	ng	99
T m+p-Xylenes	10.039	106.0	1546203	1113.2838	ng	99
T o-Xylene	10.433	106.0	691749	570.7998	ng	99
T Styrene	10.449	104.0	1125139	570.0879	ng	99
T Bromoform	10.622	172.5	152589	518.3960	ng	99
T Bromobenzene	11.093	156.0	407967	525.5638	ng	97
T 1,1,2,2-Tetrachloroethane	11.113	83.0	229595	516.3246	ng	100
T 1,2,3-Trichloropropane	11.146	110.0	58687	500.9461	ng	97
T 2-Chlorotoluene	11.291	126.0	425569	530.1727	ng	95
T 4-Chlorotoluene	11.400	91.0	1409492	543.6154	ng	99
T 1,3-Dichlorobenzene	12.033	146.0	742614	523.3008	ng	98
T 1,4-Dichlorobenzene	12.125	146.0	734070	500.7192	ng	99
T 1,2-Dichlorobenzene	12.493	146.0	610796	508.5890	ng	98

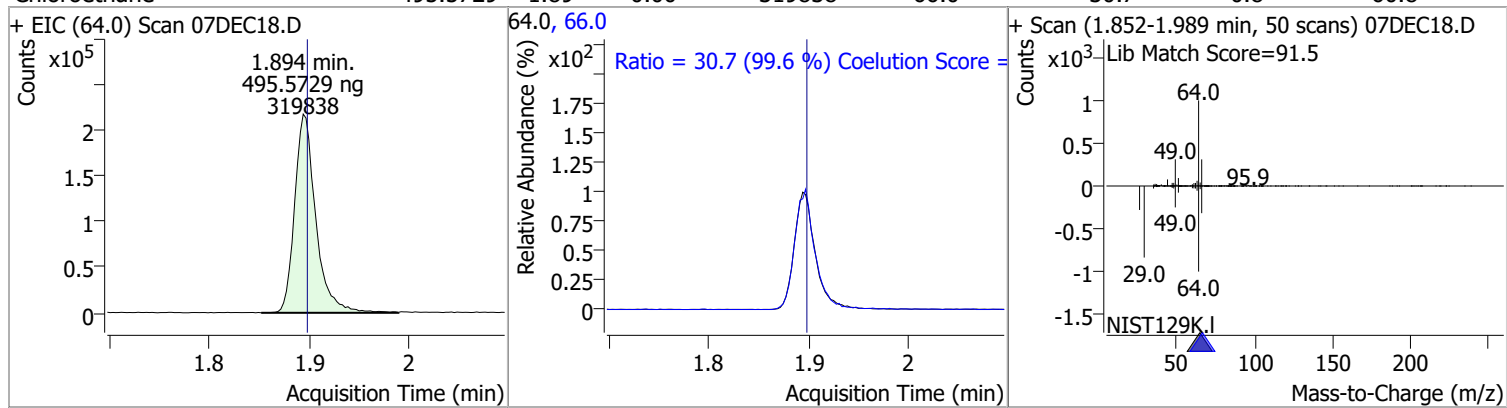
(#) = Qualifier Out of Range; (m) = Manual Integration; (+) = Area Summed; (*) = Surrogate Percent Recovery Out of Range; (d): Zeroed Peak

Quantitation Results Report (QT Reviewed)

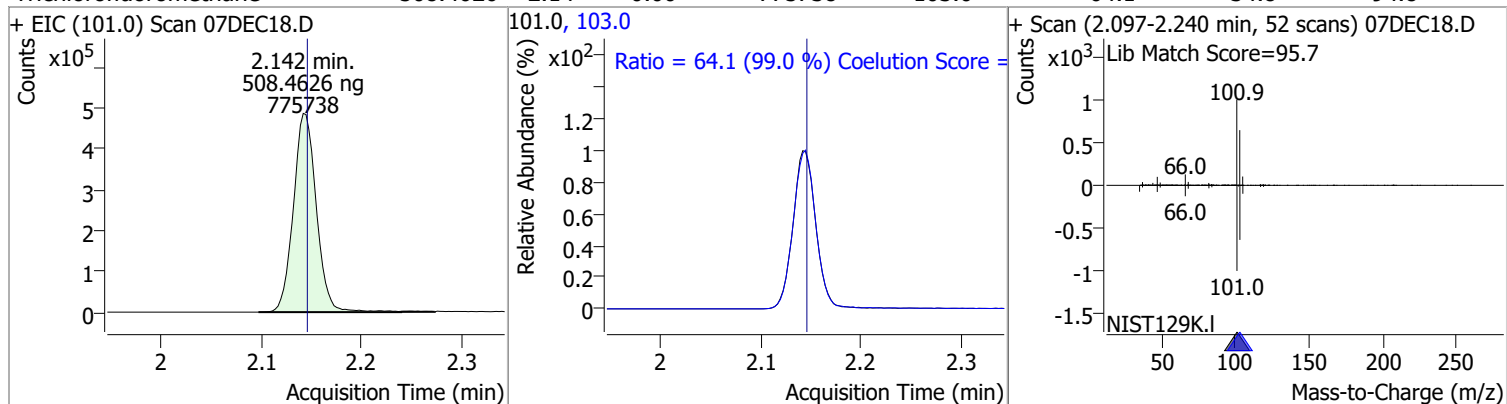
Compound	Conc.	RT	Dev(Min)	Resp.	QIon	QRatio	Lower	Upper
Dichlorodifluoromethane	506.9250	1.24	0.00	552849	87.0	32.4	2.0	62.0
+ EIC (85.0) Scan 07DEC18.D			85.0, 87.0			+ Scan (1.213-1.431 min, 79 scans) 07DEC18.D		
	1.241 min. 506.9250 ng 552849		Ratio = 32.4 (101.0 %) Coelution Score					
Chloromethane	498.2193	1.41	0.00	618664	52.0	32.9	2.7	62.7
+ EIC (50.0) Scan 07DEC18.D			50.0, 52.0			+ Scan (1.372-1.484 min, 41 scans) 07DEC18.D		
	1.406 min. 498.2193 ng 618664		Ratio = 32.9 (100.6 %) Coelution Score					
Vinyl chloride	513.5709	1.49	0.00	599982	64.0	31.0	1.6	61.6
+ EIC (62.0) Scan 07DEC18.D			62.0, 64.0			+ Scan (1.464-1.685 min, 79 scans) 07DEC18.D		
	1.495 min. 513.5709 ng 599982		Ratio = 31.0 (98.0 %) Coelution Score					
Bromomethane	496.3524	1.80	-0.01	266856	94.0	106.0	76.0	136.0
+ EIC (96.0) Scan 07DEC18.D			96.0, 94.0			+ Scan (1.757-1.969 min, 77 scans) 07DEC18.D		
	1.796 min. 496.3524 ng 266856		Ratio = 106.0 (99.9 %) Coelution Score					

Quantitation Results Report (QT Reviewed)

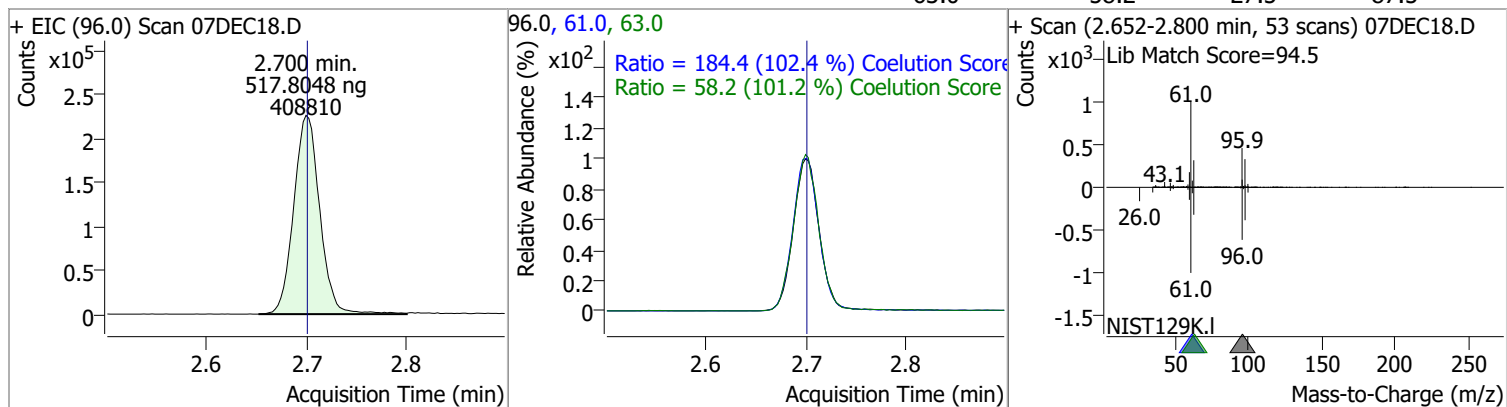
Compound	Conc.	RT	Dev(Min)	Resp.	QIon	QRatio	Lower	Upper
Chloroethane	495.5729	1.89	0.00	319838	66.0	30.7	0.8	60.8



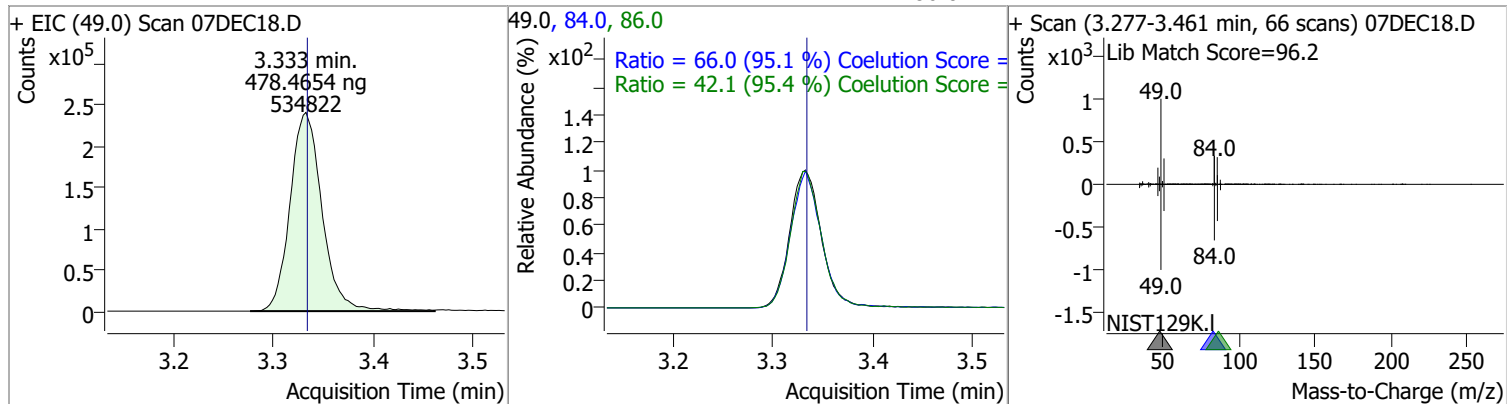
Compound	Conc.	RT	Dev(Min)	Resp.	QIon	QRatio	Lower	Upper
Trichlorofluoromethane	508.4626	2.14	0.00	775738	103.0	64.1	34.8	94.8



Compound	Conc.	RT	Dev(Min)	Resp.	QIon	QRatio	Lower	Upper
1,1-Dichloroethene	517.8048	2.70	0.00	408810	61.0	184.4	150.1	210.1
					63.0	58.2	27.5	87.5

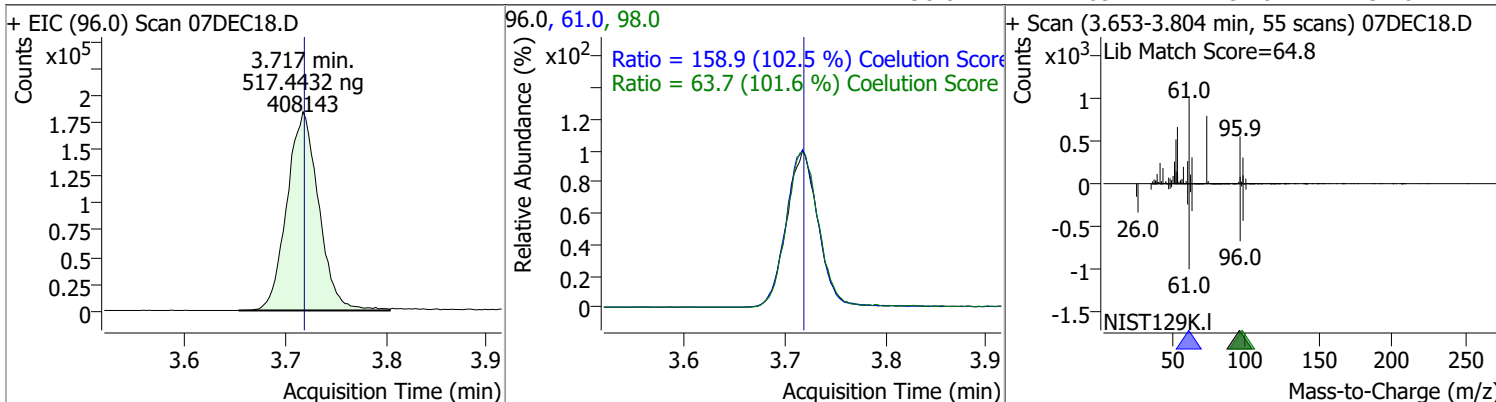


Compound	Conc.	RT	Dev(Min)	Resp.	QIon	QRatio	Lower	Upper
Methylene chloride	478.4654	3.33	0.00	534822	84.0	66.0	39.4	99.4
					86.0	42.1	14.1	74.1

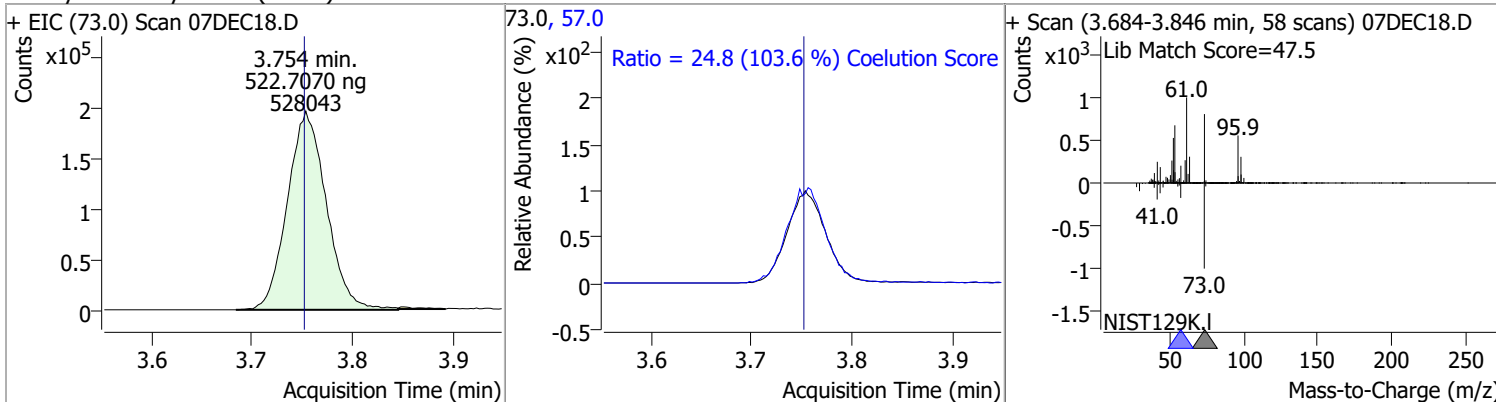


Quantitation Results Report (QT Reviewed)

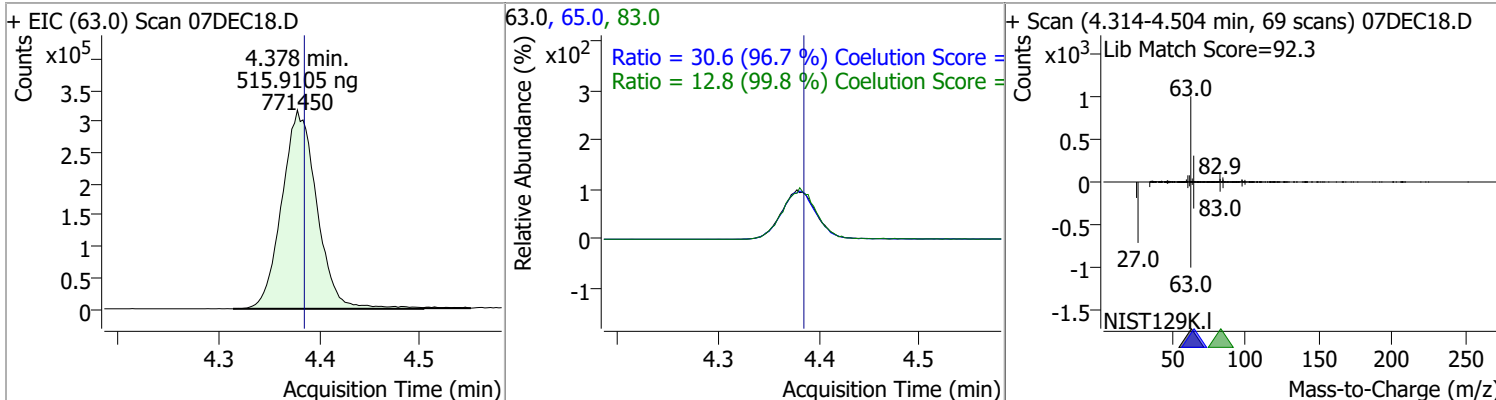
Compound	Conc.	RT	Dev(Min)	Resp.	QIon	QRatio	Lower	Upper
trans-1,2-Dichloroethene	517.4432	3.72	0.00	408143	61.0	158.9	125.1	185.1
					98.0	63.7	32.8	92.8



Compound	Conc.	RT	Dev(Min)	Resp.	QIon	QRatio	Lower	Upper
Methyl tert-butyl ether (MTBE)	522.7070	3.75	0.00	528043	57.0	24.8	0.0	53.9

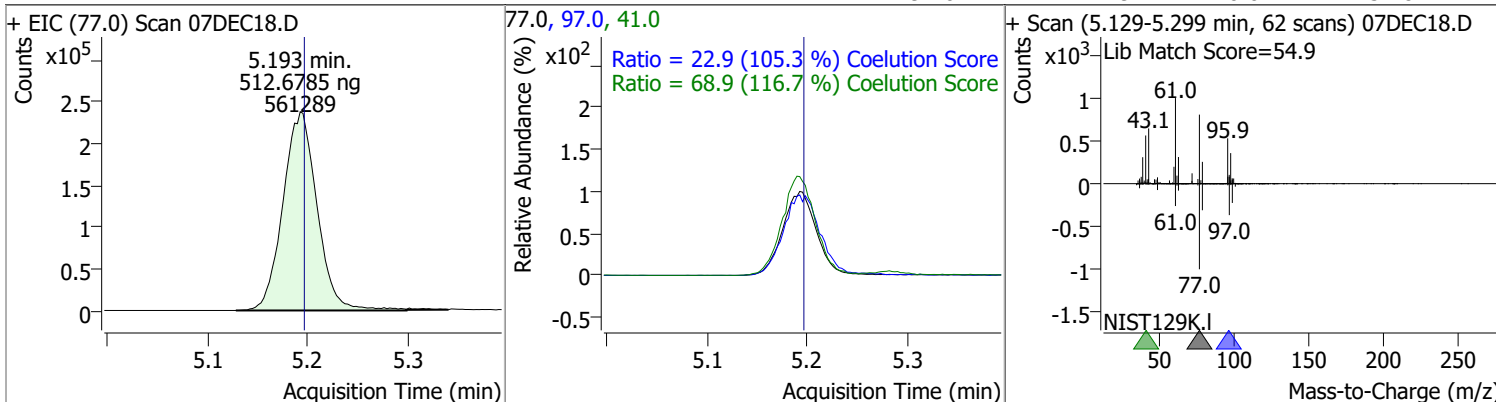


Compound	Conc.	RT	Dev(Min)	Resp.	QIon	QRatio	Lower	Upper
1,1-Dichloroethane	515.9105	4.38	-0.01	771450	65.0	30.6	1.7	61.7
					83.0	12.8	0.0	42.8

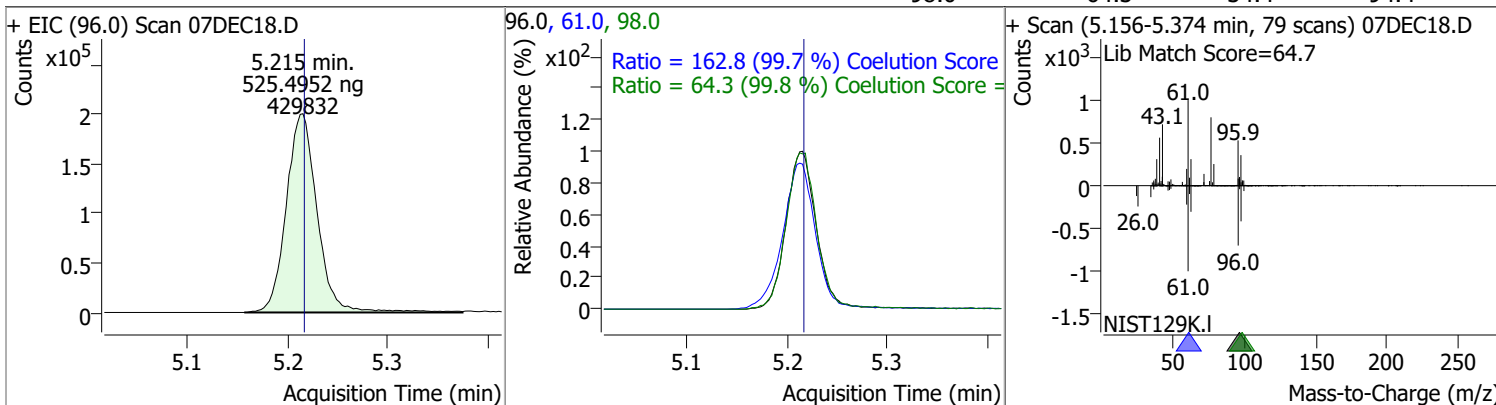


Quantitation Results Report (QT Reviewed)

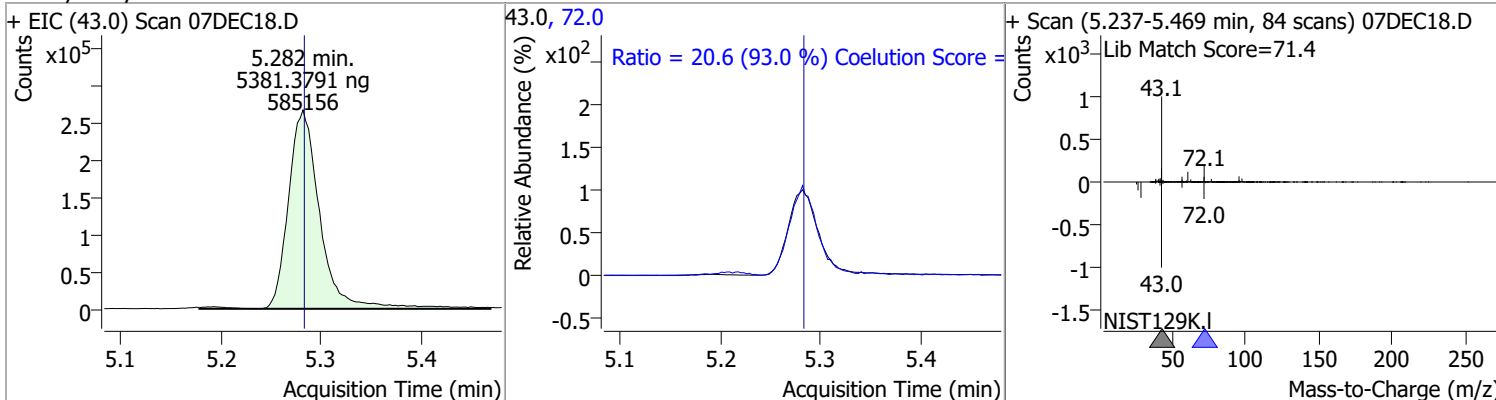
Compound	Conc.	RT	Dev(Min)	Resp.	QIon	QRatio	Lower	Upper
2,2-Dichloropropane	512.6785	5.19	0.00	561289	41.0	68.9	29.0	89.0
					97.0	22.9	0.0	51.8



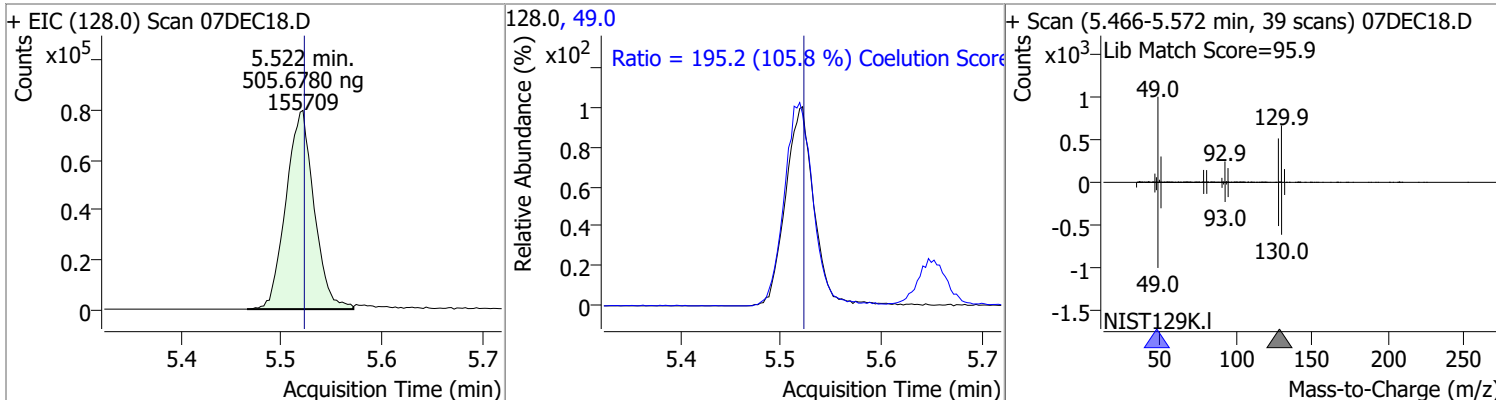
Compound	Conc.	RT	Dev(Min)	Resp.	QIon	QRatio	Lower	Upper
cis-1,2-Dichloroethene	525.4952	5.21	0.00	429832	61.0	162.8	133.3	193.3
					98.0	64.3	34.4	94.4



Compound	Conc.	RT	Dev(Min)	Resp.	QIon	QRatio	Lower	Upper
Methyl ethyl ketone	5381.3791	5.28	0.00	585156	72.0	20.6	0.0	52.2

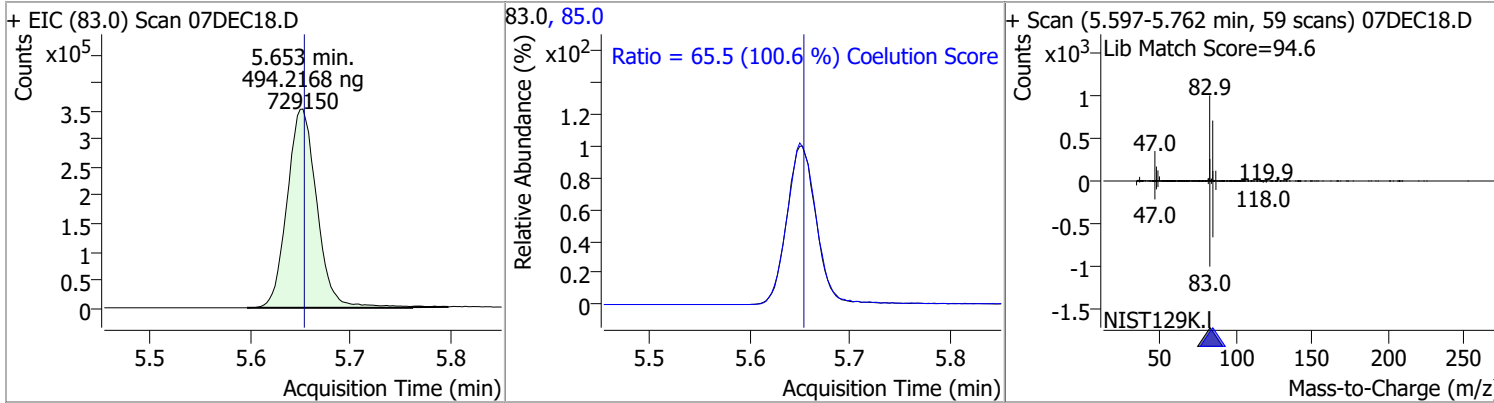


Compound	Conc.	RT	Dev(Min)	Resp.	QIon	QRatio	Lower	Upper
Bromochloromethane	505.6780	5.52	0.00	155709	49.0	195.2	154.6	214.6

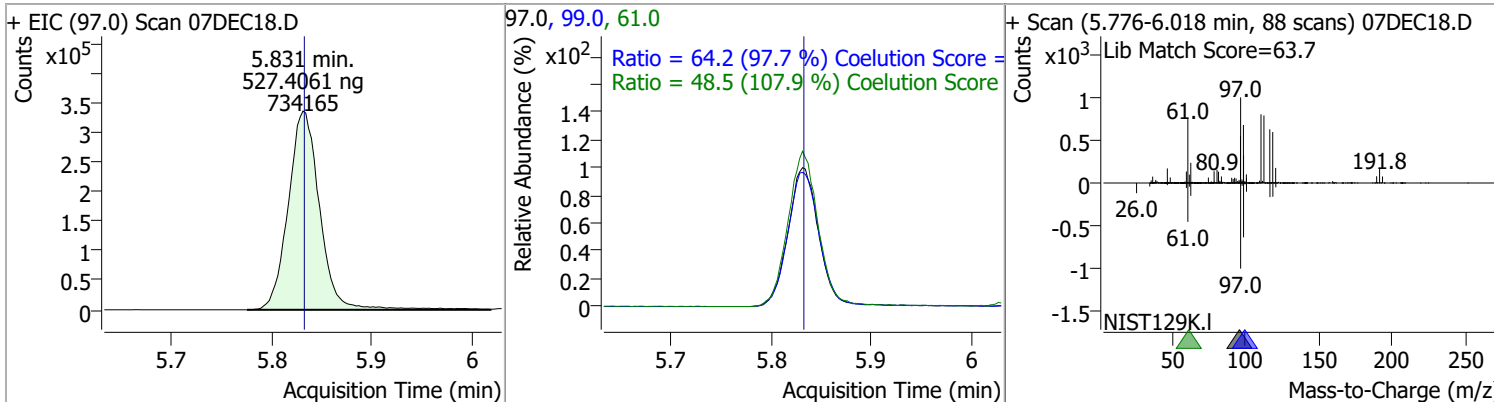


Quantitation Results Report (QT Reviewed)

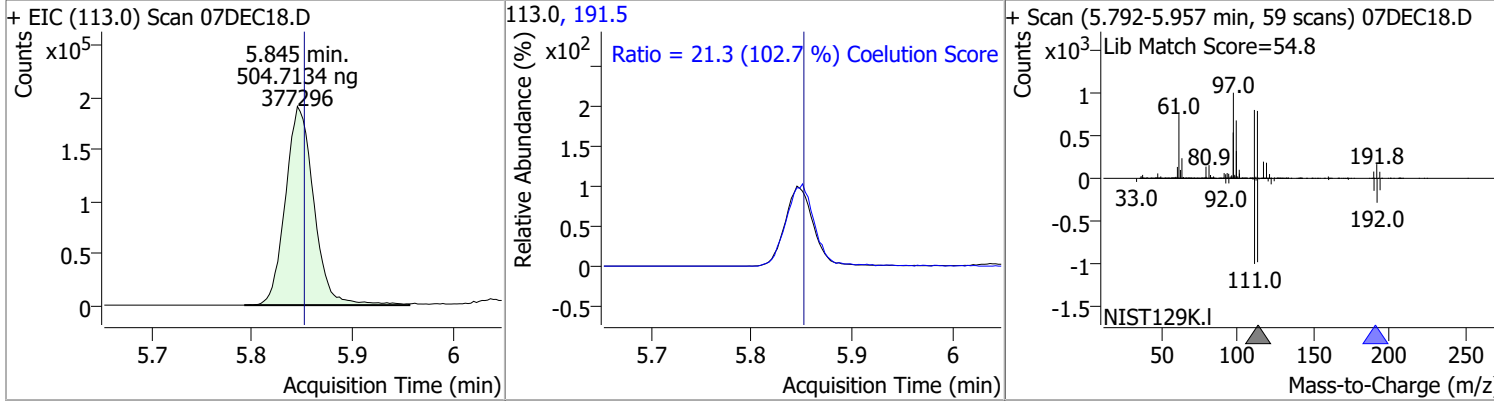
Compound	Conc.	RT	Dev(Min)	Resp.	QIon	QRatio	Lower	Upper
Chloroform	494.2168	5.65	0.00	729150	85.0	65.5	35.1	95.1



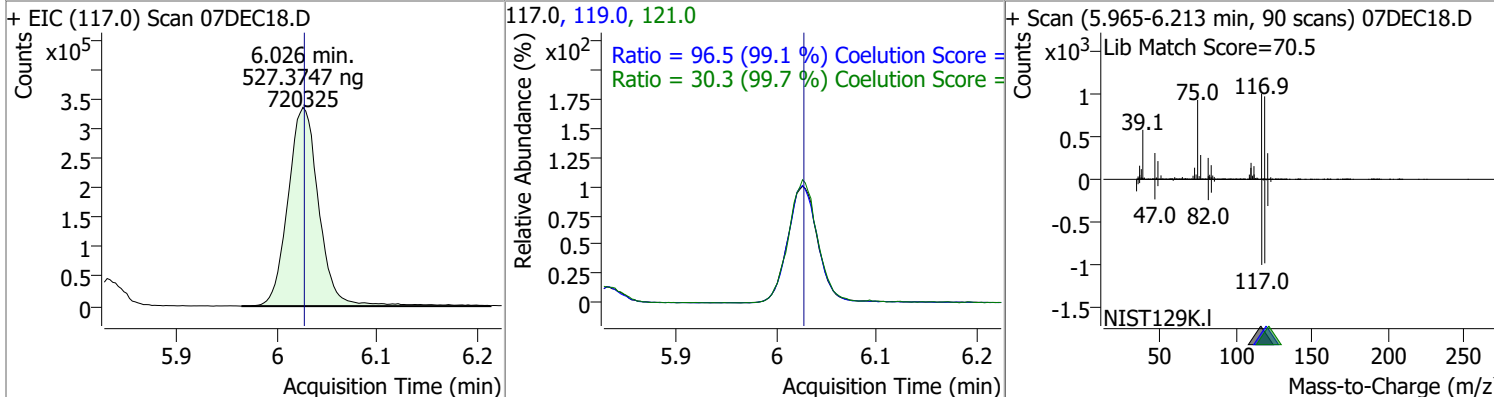
Compound	Conc.	RT	Dev(Min)	Resp.	QIon	QRatio	Lower	Upper
1,1,1-Trichloroethane	527.4061	5.83	0.00	734165	99.0	64.2	35.7	95.7
					61.0	48.5	15.0	75.0



Compound	Conc.	RT	Dev(Min)	Resp.	QIon	QRatio	Lower	Upper
Dibromofluoromethane	504.7134	5.85	-0.01	377296	191.5	21.3	0.0	50.7

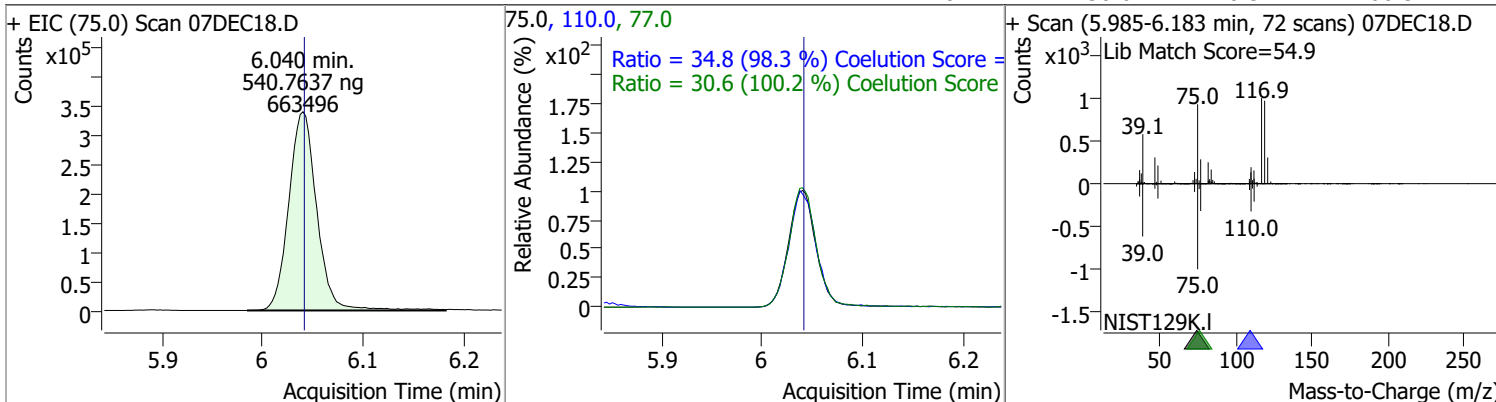


Compound	Conc.	RT	Dev(Min)	Resp.	QIon	QRatio	Lower	Upper
Carbon tetrachloride	527.3747	6.03	0.00	720325	119.0	96.5	67.5	127.5
					121.0	30.3	0.4	60.4

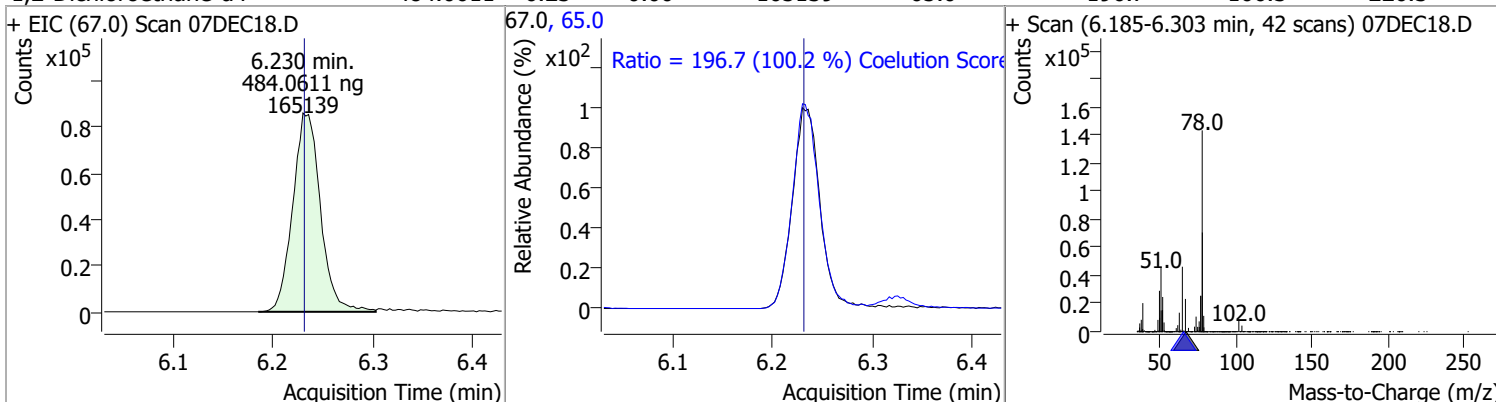


Quantitation Results Report (QT Reviewed)

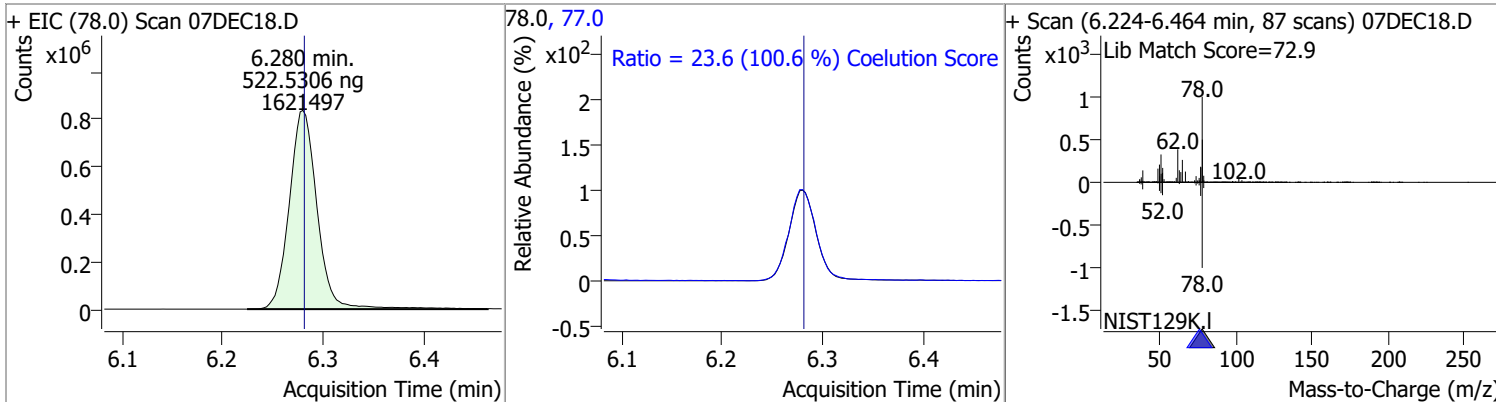
Compound	Conc.	RT	Dev(Min)	Resp.	QIon	QRatio	Lower	Upper
1,1-Dichloropropene	540.7637	6.04	0.00	663496	110.0	34.8	5.4	65.4
					77.0	30.6	0.5	60.5



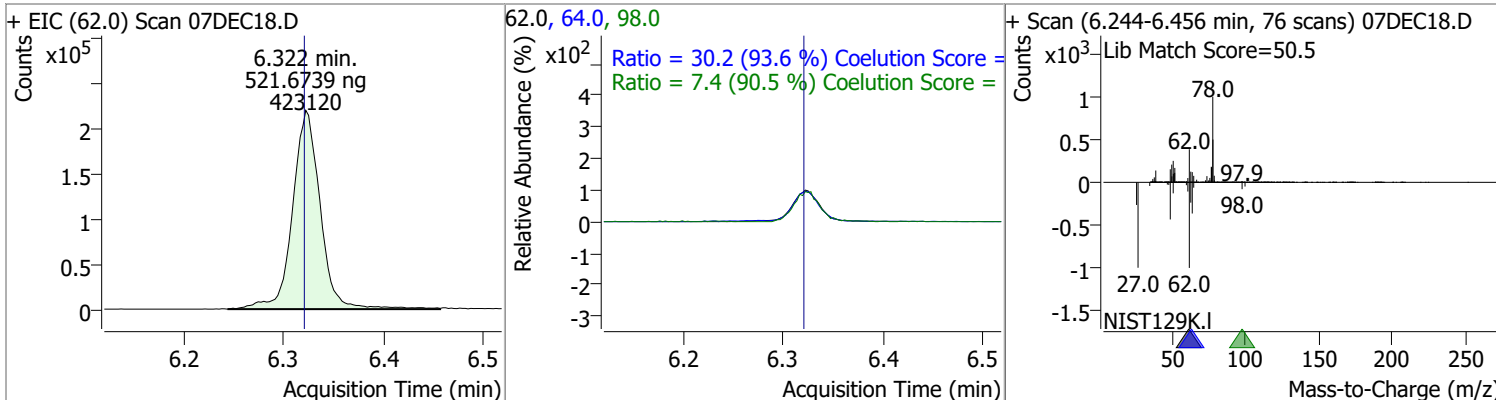
Compound	Conc.	RT	Dev(Min)	Resp.	QIon	QRatio	Lower	Upper
1,2-Dichloroethane-d4	484.0611	6.23	0.00	165139	65.0	196.7	166.3	226.3



Compound	Conc.	RT	Dev(Min)	Resp.	QIon	QRatio	Lower	Upper
Benzene	522.5306	6.28	0.00	1621497	77.0	23.6	0.0	53.5

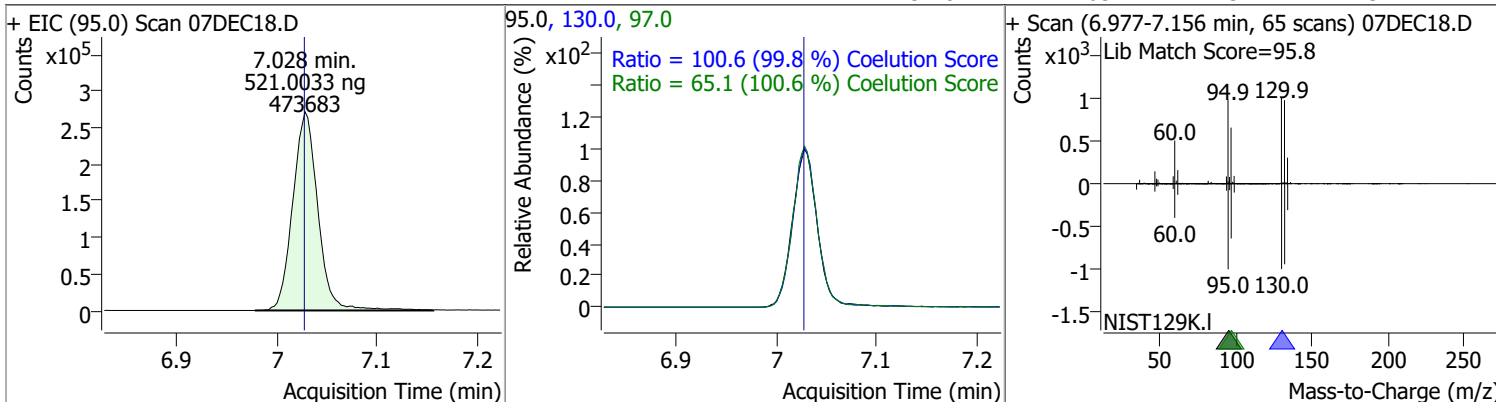


Compound	Conc.	RT	Dev(Min)	Resp.	QIon	QRatio	Lower	Upper
1,2-Dichloroethane	521.6739	6.32	0.00	423120	64.0	30.2	2.3	62.3
					98.0	7.4	0.0	38.2

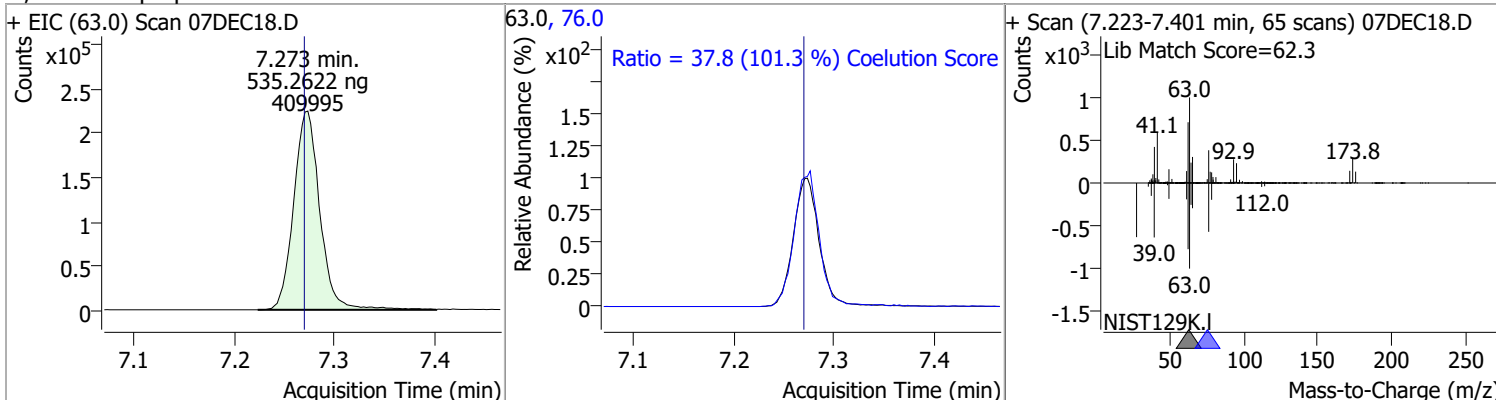


Quantitation Results Report (QT Reviewed)

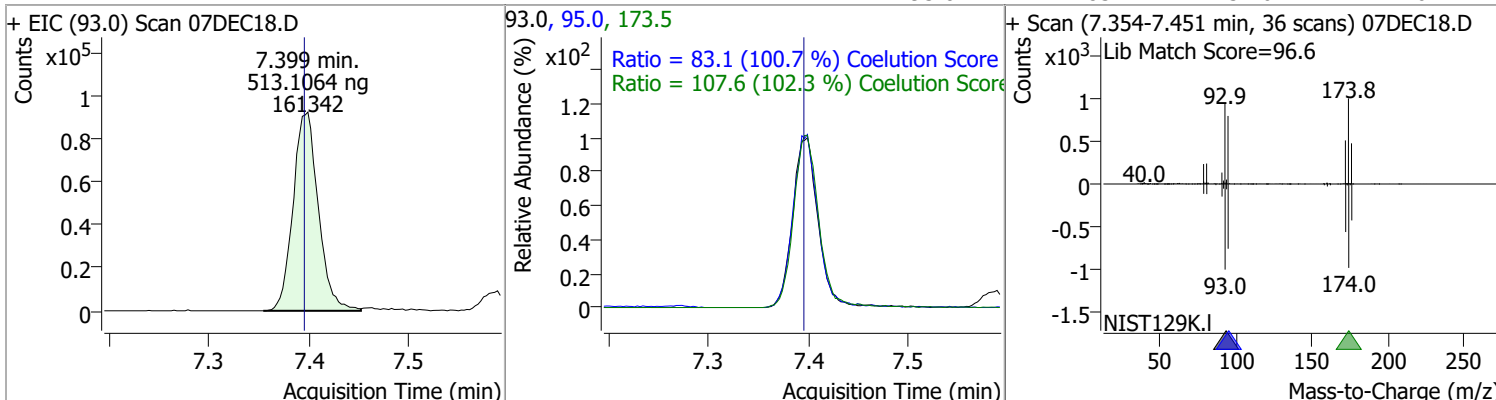
Compound	Conc.	RT	Dev(Min)	Resp.	QIon	QRatio	Lower	Upper
Trichloroethene	521.0033	7.03	0.00	473683	130.0	100.6	70.8	130.8
					97.0	65.1	34.7	94.7



Compound	Conc.	RT	Dev(Min)	Resp.	QIon	QRatio	Lower	Upper
1,2-Dichloropropane	535.2622	7.27	0.00	409995	76.0	37.8	7.3	67.3

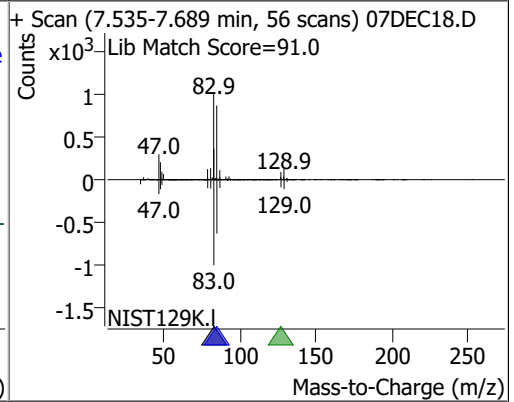
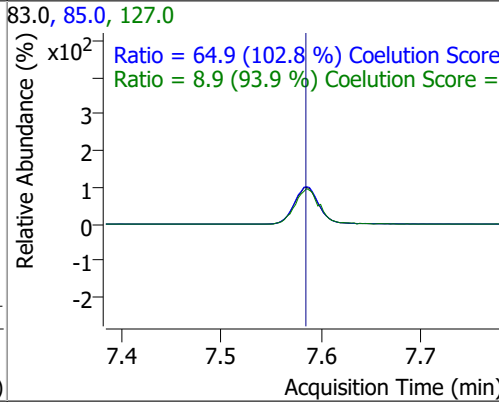
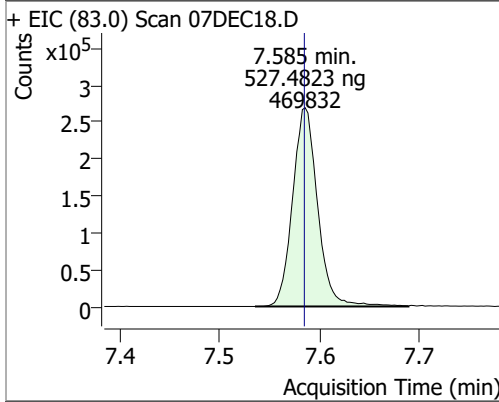


Compound	Conc.	RT	Dev(Min)	Resp.	QIon	QRatio	Lower	Upper
Dibromomethane	513.1064	7.40	0.00	161342	173.5	107.6	75.2	135.2
					95.0	83.1	52.6	112.6

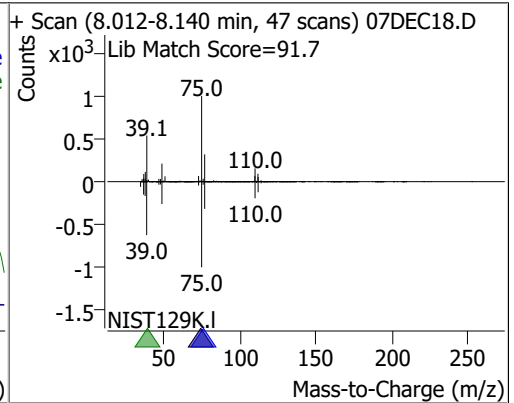
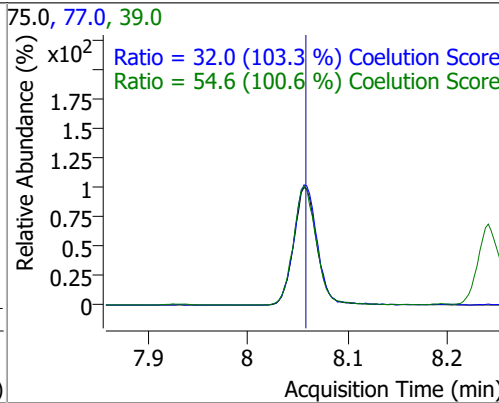
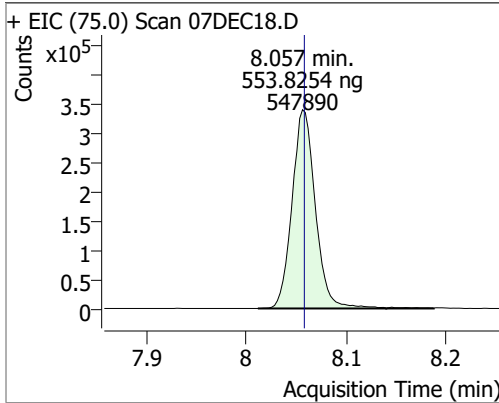


Quantitation Results Report (QT Reviewed)

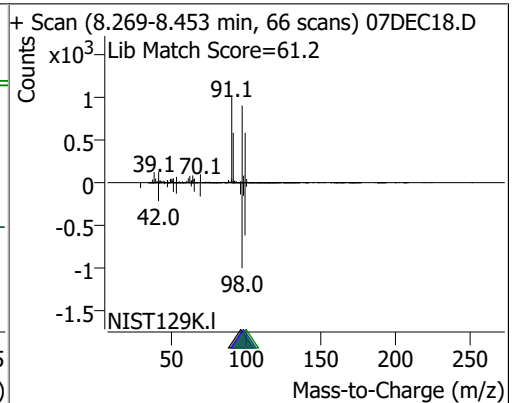
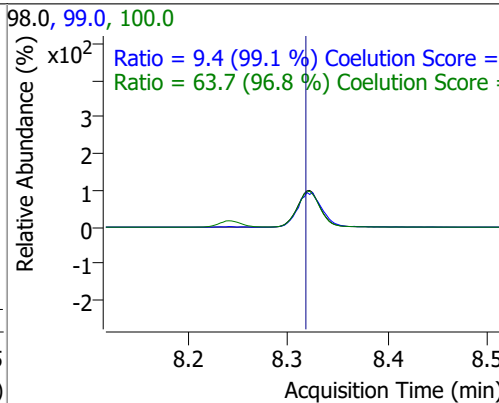
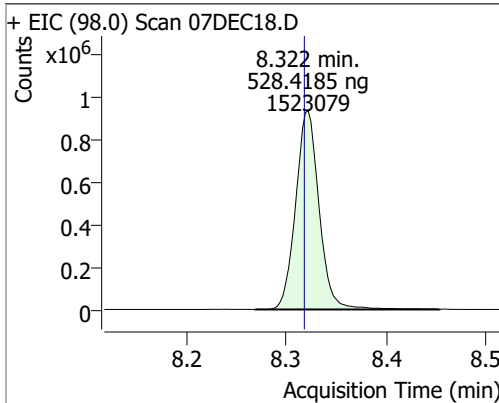
Compound	Conc.	RT	Dev(Min)	Resp.	QIon	QRatio	Lower	Upper
Bromodichloromethane	527.4823	7.59	0.00	469832	85.0	64.9	33.1	93.1
					127.0	8.9	0.0	39.5



Compound	Conc.	RT	Dev(Min)	Resp.	QIon	QRatio	Lower	Upper
cis-1,3-Dichloropropene	553.8254	8.06	0.00	547890	39.0	54.6	24.3	84.3
					77.0	32.0	1.0	61.0

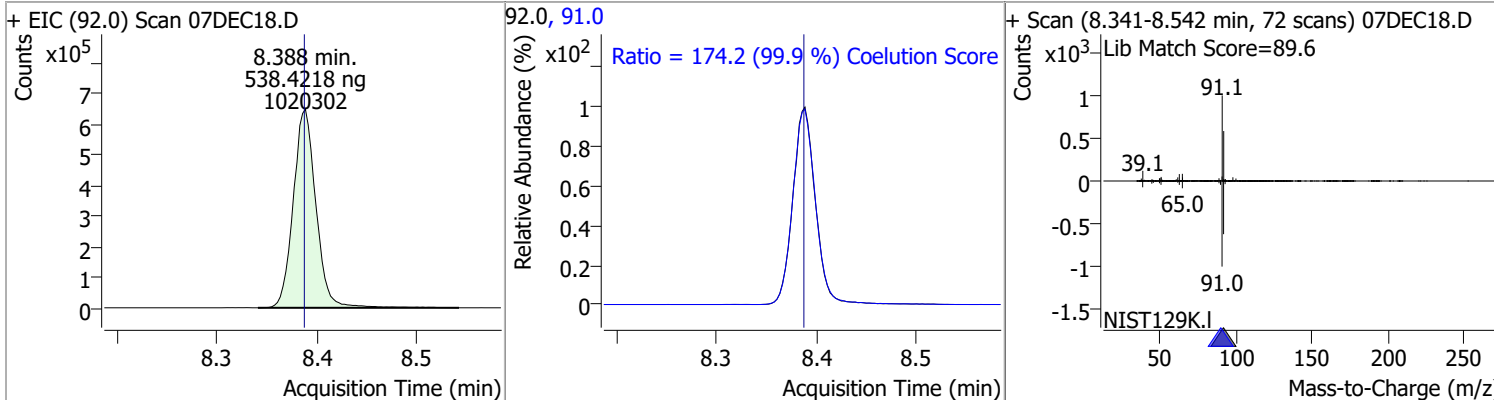


Compound	Conc.	RT	Dev(Min)	Resp.	QIon	QRatio	Lower	Upper
Toluene-d8	528.4185	8.32	0.00	1523079	100.0	63.7	35.9	95.9
					99.0	9.4	0.0	39.5

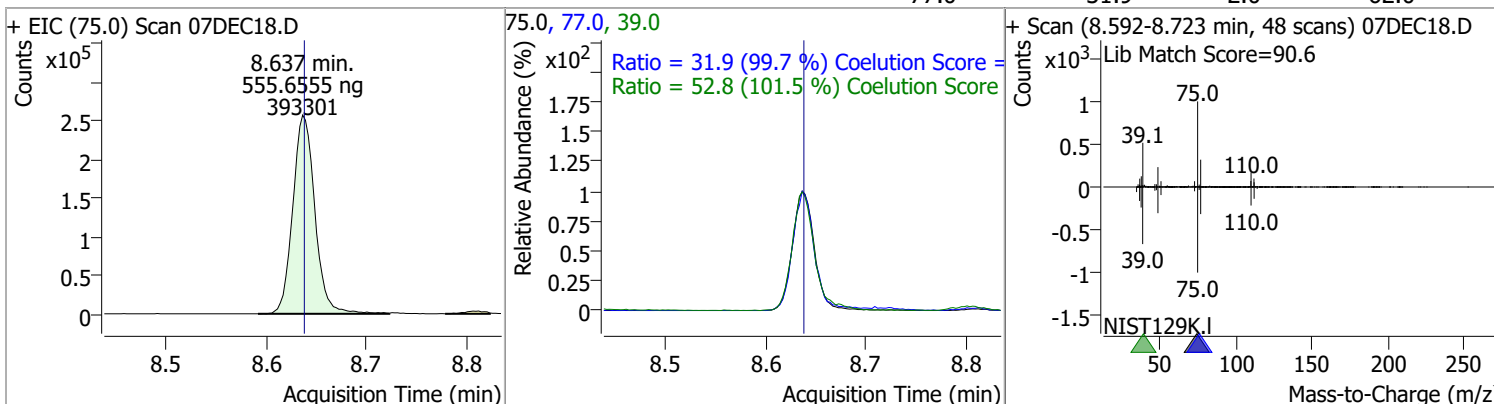


Quantitation Results Report (QT Reviewed)

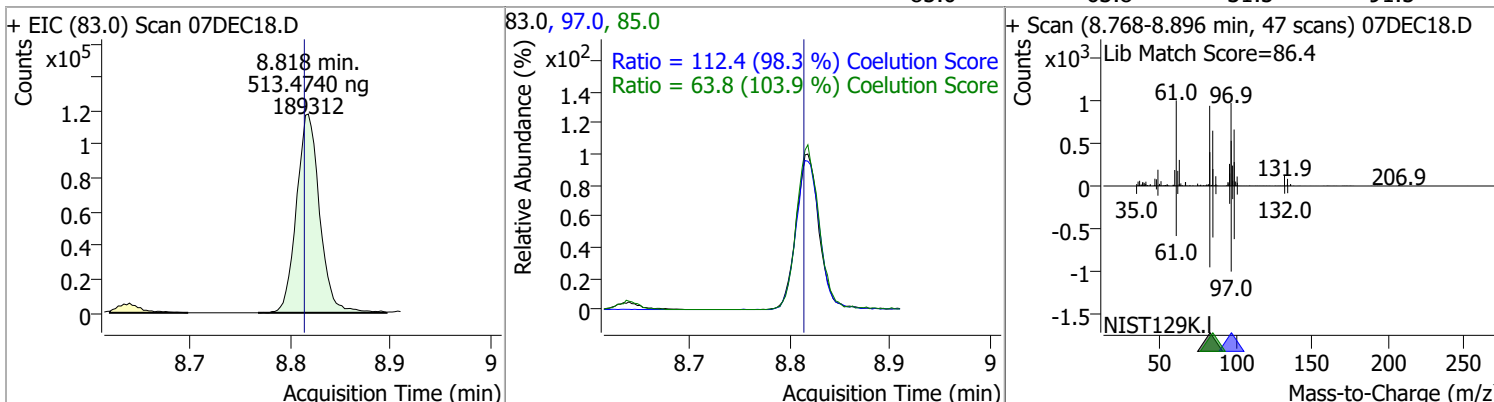
Compound	Conc.	RT	Dev(Min)	Resp.	QIon	QRatio	Lower	Upper
Toluene	538.4218	8.39	0.00	1020302	91.0	174.2	144.3	204.3



Compound	Conc.	RT	Dev(Min)	Resp.	QIon	QRatio	Lower	Upper
trans-1,3-Dichloropropene	555.6555	8.64	0.00	393301	39.0	52.8	22.1	82.1
					77.0	31.9	2.0	62.0

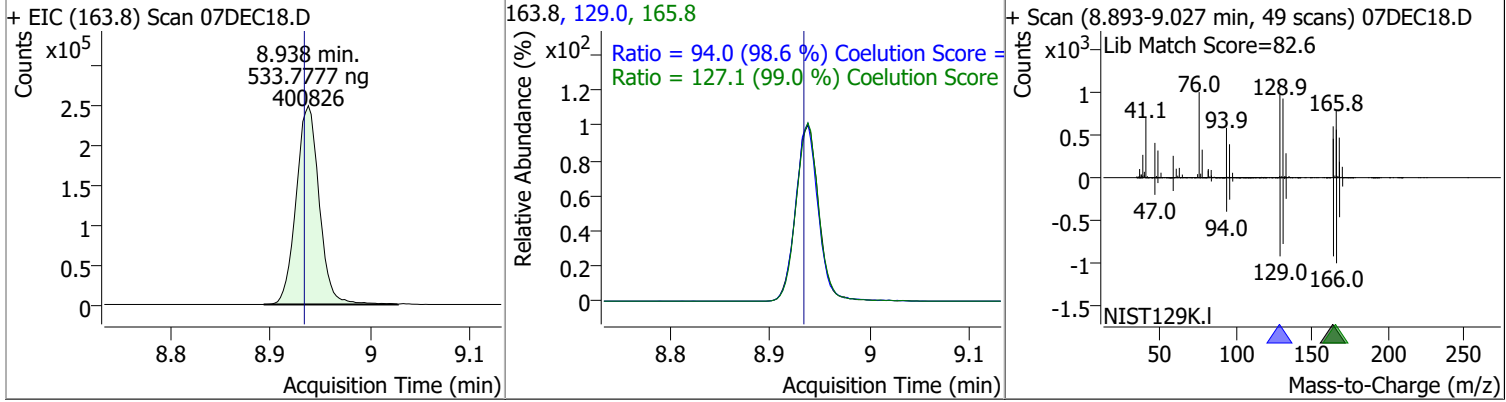


Compound	Conc.	RT	Dev(Min)	Resp.	QIon	QRatio	Lower	Upper
1,1,2-Trichloroethane	513.4740	8.82	0.00	189312	97.0	112.4	84.3	144.3
					85.0	63.8	31.5	91.5

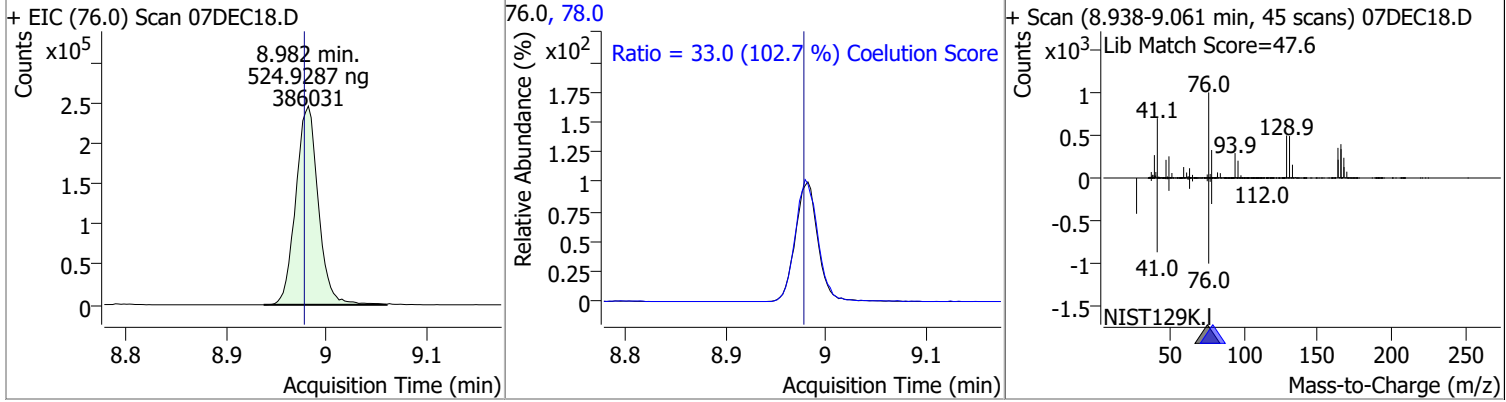


Quantitation Results Report (QT Reviewed)

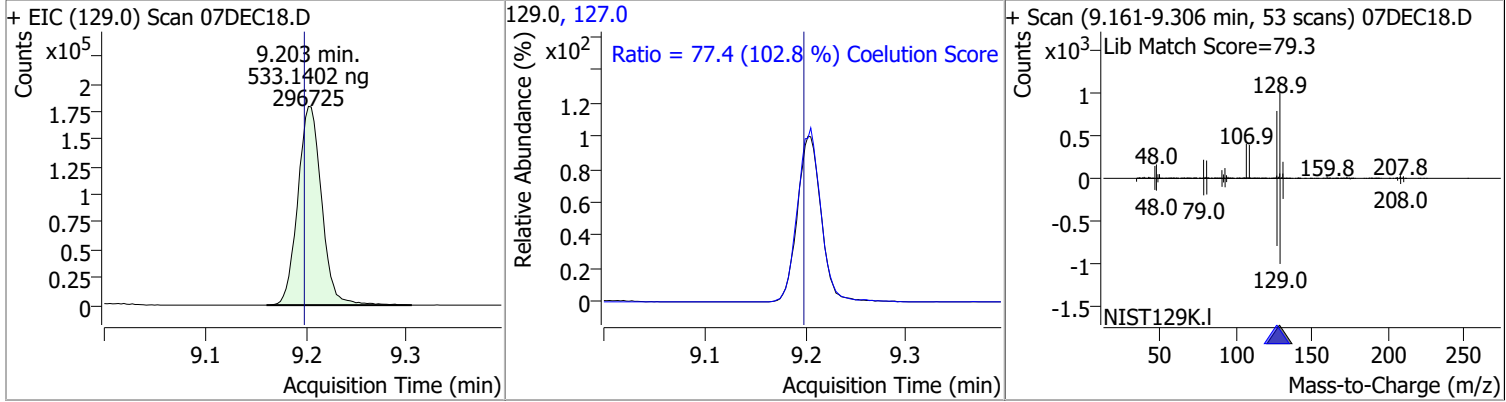
Compound	Conc.	RT	Dev(Min)	Resp.	QIon	QRatio	Lower	Upper
Tetrachloroethene	533.7777	8.94	0.00	400826	165.8	127.1	98.3	158.3
					129.0	94.0	65.3	125.3



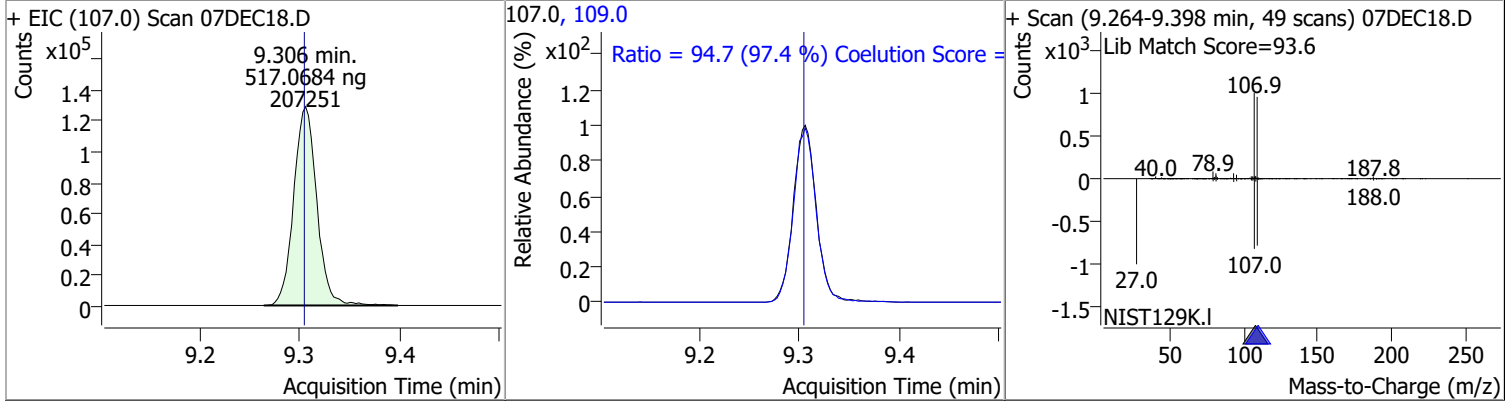
Compound	Conc.	RT	Dev(Min)	Resp.	QIon	QRatio	Lower	Upper
1,3-Dichloropropane	524.9287	8.98	0.00	386031	78.0	33.0	2.1	62.1



Compound	Conc.	RT	Dev(Min)	Resp.	QIon	QRatio	Lower	Upper
Chlorodibromomethane	533.1402	9.20	0.00	296725	127.0	77.4	45.3	105.3



Compound	Conc.	RT	Dev(Min)	Resp.	QIon	QRatio	Lower	Upper
1,2-Dibromoethane	517.0684	9.31	0.00	207251	109.0	94.7	67.2	127.2

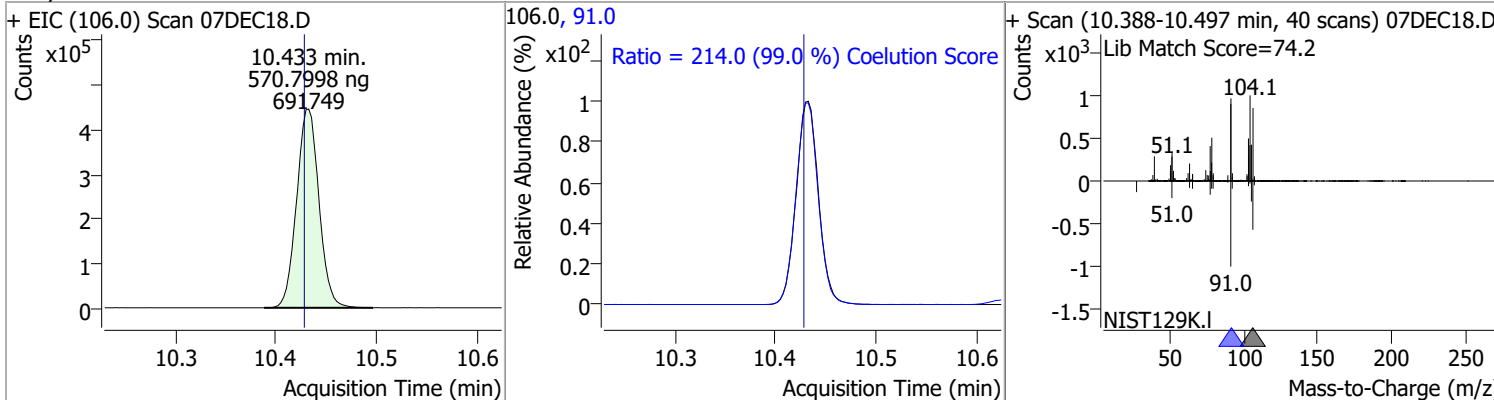


Quantitation Results Report (QT Reviewed)

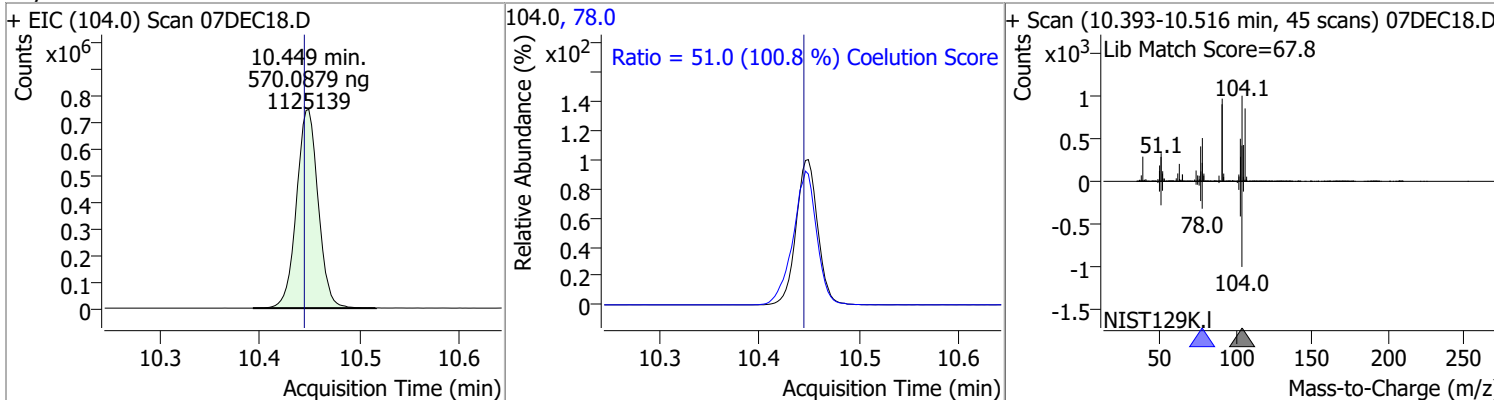
Compound	Conc.	RT	Dev(Min)	Resp.	QIon	QRatio	Lower	Upper
Chlorobenzene	522.4287	9.80	0.00	1068720	114.0	32.4	2.3	62.3
+ EIC (112.0) Scan 07DEC18.D			112.0, 114.0			+ Scan (9.758-9.892 min, 48 scans) 07DEC18.D		
1,1,1,2-Tetrachloroethane	528.9124	9.89	0.00	368050	133.0	96.7	65.7	125.7
+ EIC (131.0) Scan 07DEC18.D			131.0, 133.0			+ Scan (9.847-9.970 min, 45 scans) 07DEC18.D		
Ethylbenzene	546.6304	9.92	0.00	1991113	106.0	31.1	0.7	60.7
+ EIC (91.0) Scan 07DEC18.D			91.0, 106.0			+ Scan (9.872-9.992 min, 44 scans) 07DEC18.D		
m+p-Xylenes	1113.2838	10.04	0.00	1546203	91.0	203.1	175.0	235.0
+ EIC (106.0) Scan 07DEC18.D			106.0, 91.0			+ Scan (9.995-10.115 min, 44 scans) 07DEC18.D		

Quantitation Results Report (QT Reviewed)

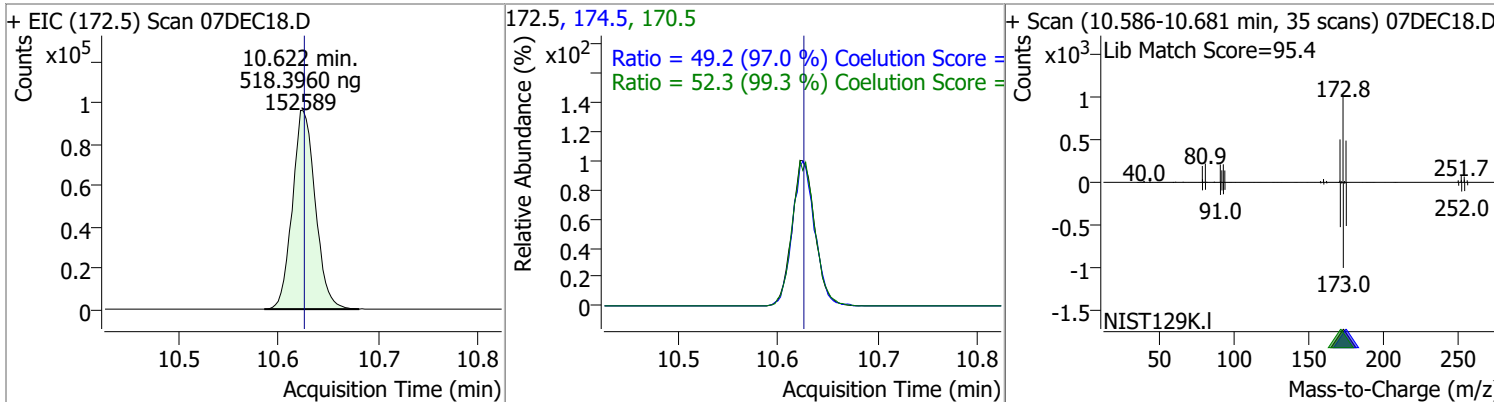
Compound	Conc.	RT	Dev(Min)	Resp.	QIon	QRatio	Lower	Upper
o-Xylene	570.7998	10.43	0.00	691749	91.0	214.0	186.1	246.1



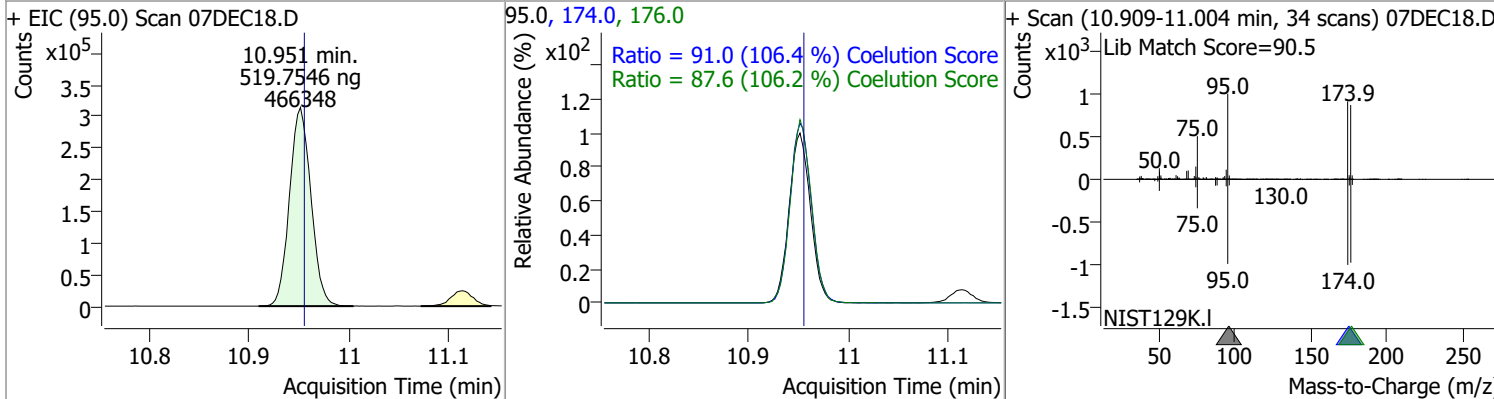
Compound	Conc.	RT	Dev(Min)	Resp.	QIon	QRatio	Lower	Upper
Styrene	570.0879	10.45	0.00	1125139	78.0	51.0	20.6	80.6



Compound	Conc.	RT	Dev(Min)	Resp.	QIon	QRatio	Lower	Upper
Bromoform	518.3960	10.62	0.00	152589	170.5	52.3	22.7	82.7
					174.5	49.2	20.7	80.7

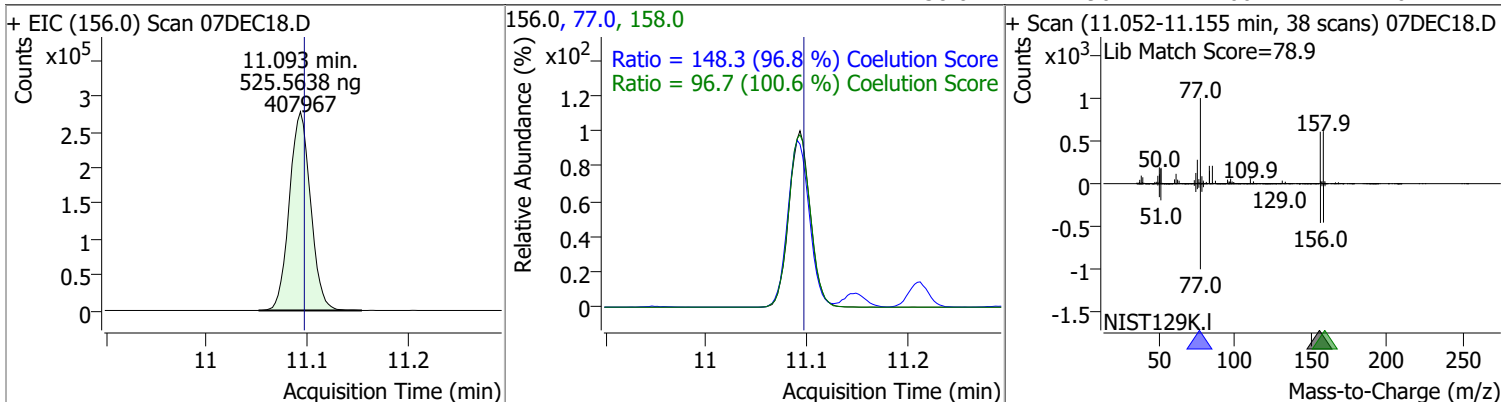


Compound	Conc.	RT	Dev(Min)	Resp.	QIon	QRatio	Lower	Upper
p-Bromofluorobenzene	519.7546	10.95	0.00	466348	174.0	91.0	55.5	115.5
					176.0	87.6	52.5	112.5

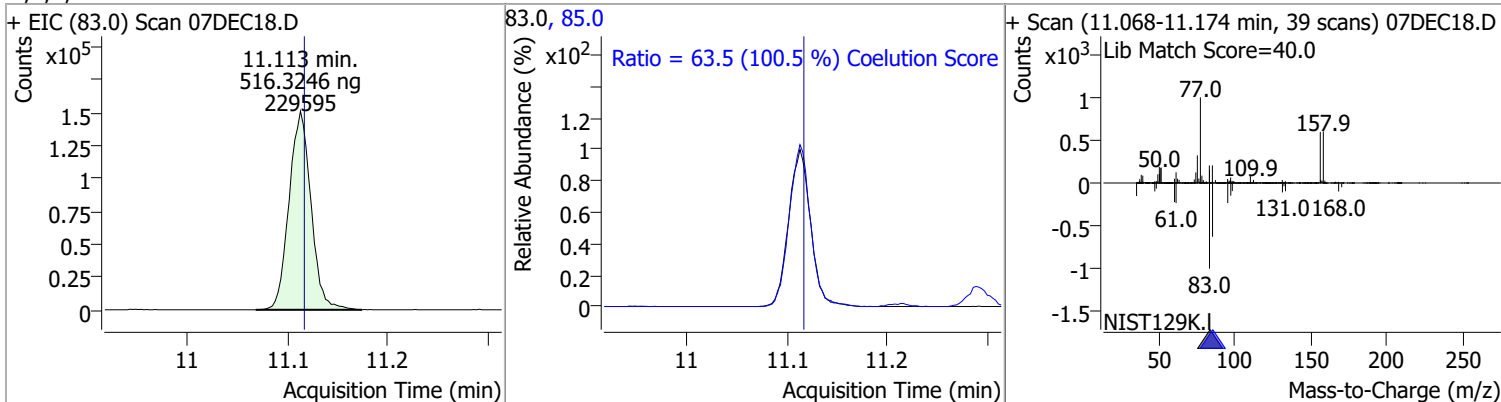


Quantitation Results Report (QT Reviewed)

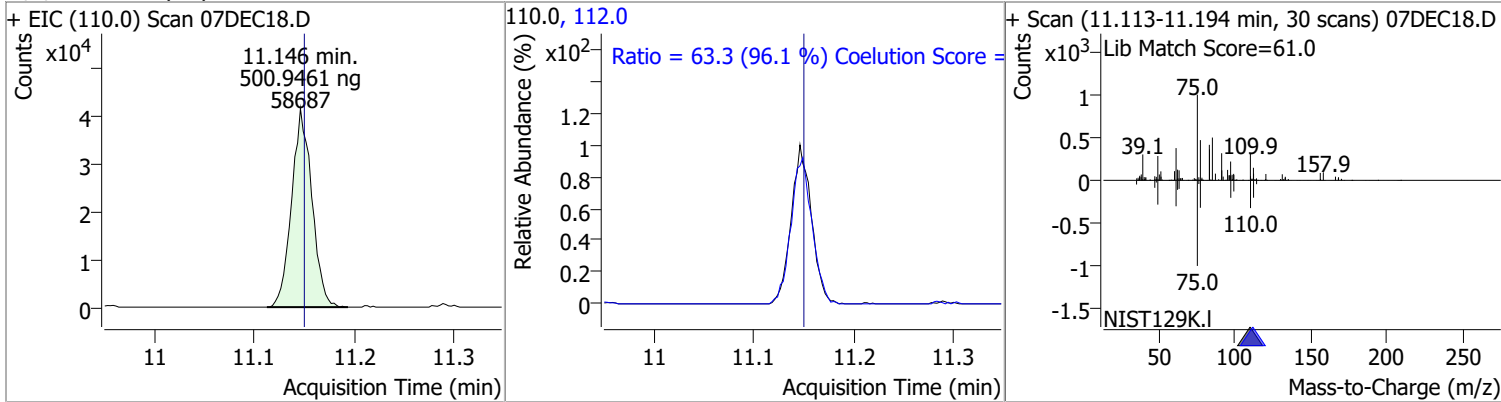
Compound	Conc.	RT	Dev(Min)	Resp.	QIon	QRatio	Lower	Upper
Bromobenzene	525.5638	11.09	0.00	407967	77.0	148.3	123.2	183.2
					158.0	96.7	66.2	126.2



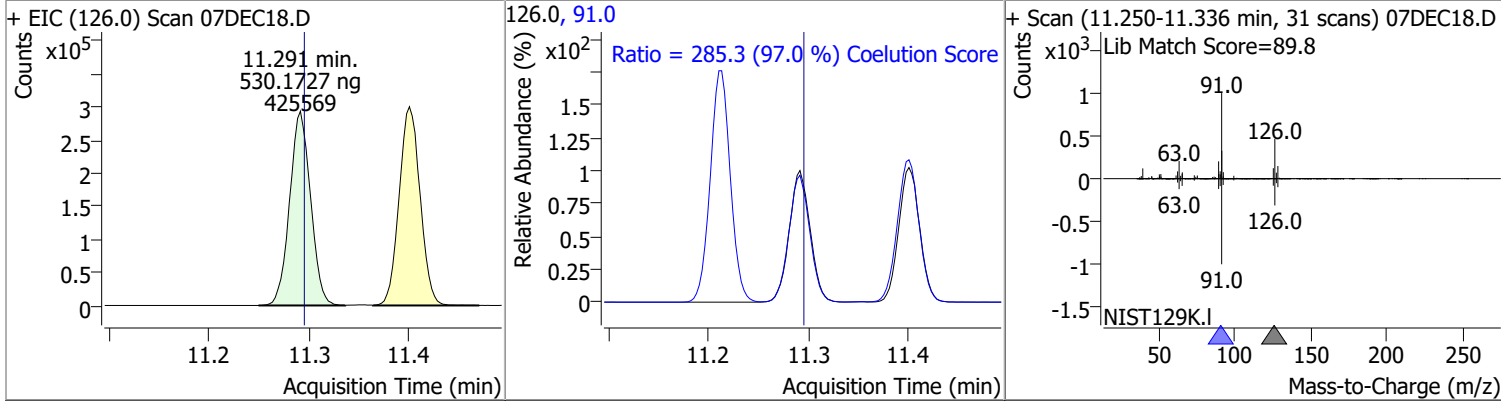
Compound	Conc.	RT	Dev(Min)	Resp.	QIon	QRatio	Lower	Upper
1,1,2,2-Tetrachloroethane	516.3246	11.11	0.00	229595	85.0	63.5	33.2	93.2
					83.0	100.5	100.5	100.5



Compound	Conc.	RT	Dev(Min)	Resp.	QIon	QRatio	Lower	Upper
1,2,3-Trichloropropane	500.9461	11.15	0.00	58687	112.0	63.3	35.8	95.8
					110.0	96.1	96.1	96.1

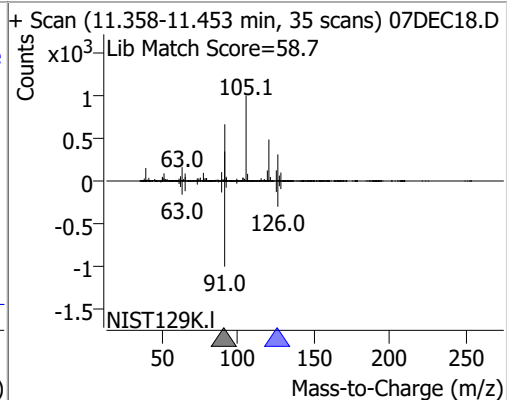
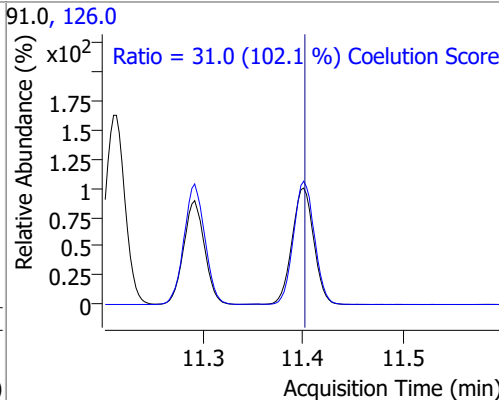
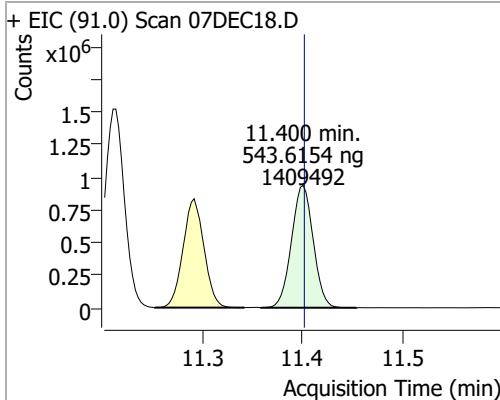


Compound	Conc.	RT	Dev(Min)	Resp.	QIon	QRatio	Lower	Upper
2-Chlorotoluene	530.1727	11.29	0.00	425569	91.0	285.3	264.1	324.1
					126.0	97.0	97.0	97.0

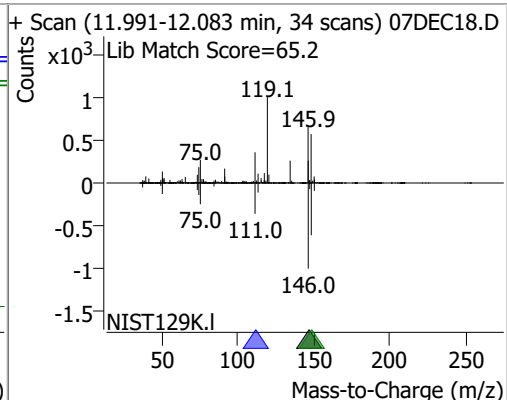
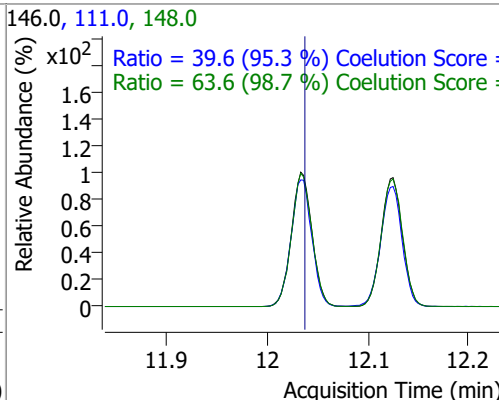
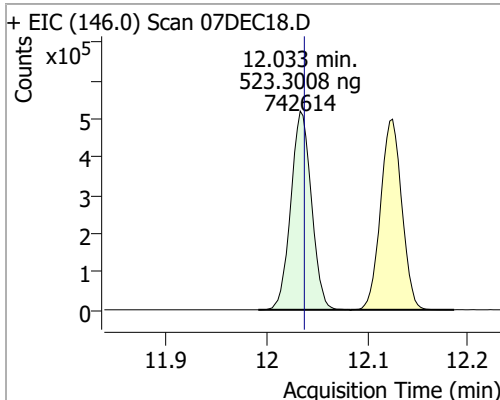


Quantitation Results Report (QT Reviewed)

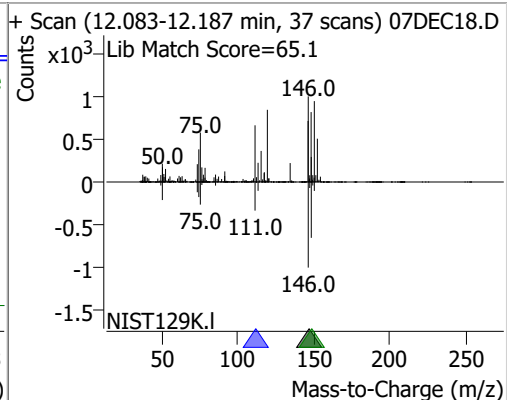
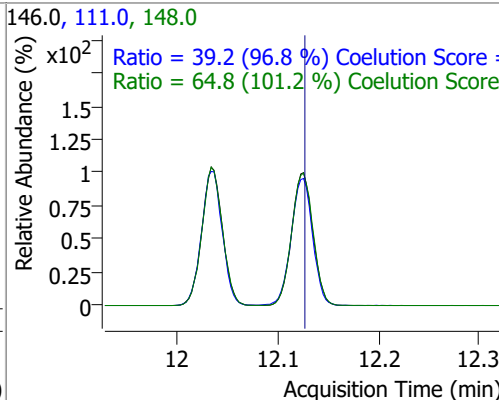
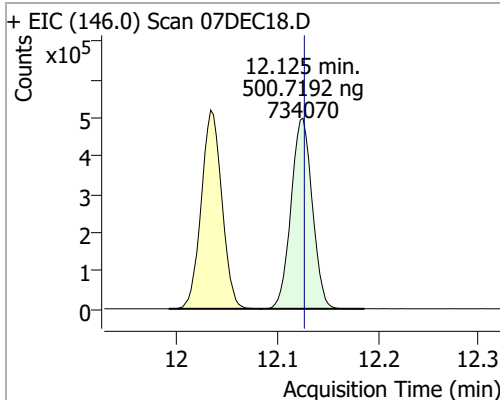
Compound	Conc.	RT	Dev(Min)	Resp.	QIon	QRatio	Lower	Upper
4-Chlorotoluene	543.6154	11.40	0.00	1409492	126.0	31.0	0.4	60.4



Compound	Conc.	RT	Dev(Min)	Resp.	QIon	QRatio	Lower	Upper
1,3-Dichlorobenzene	523.3008	12.03	0.00	742614	148.0	63.6	34.5	94.5
					111.0	39.6	11.5	71.5

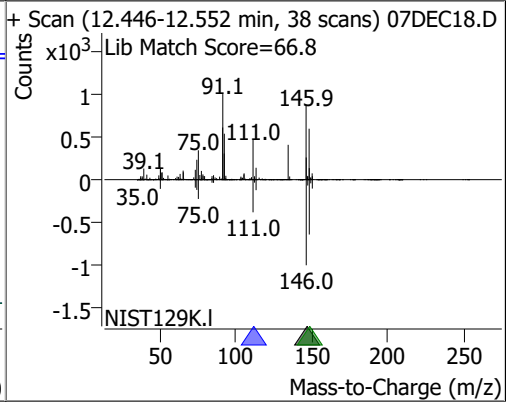
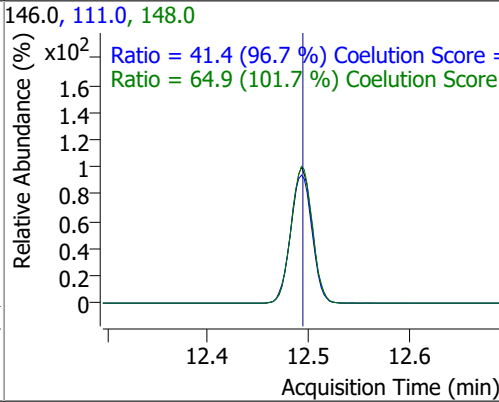
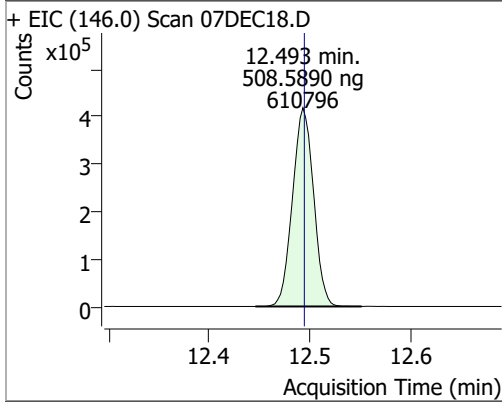


Compound	Conc.	RT	Dev(Min)	Resp.	QIon	QRatio	Lower	Upper
1,4-Dichlorobenzene	500.7192	12.13	0.00	734070	148.0	64.8	34.0	94.0
					111.0	39.2	10.4	70.4



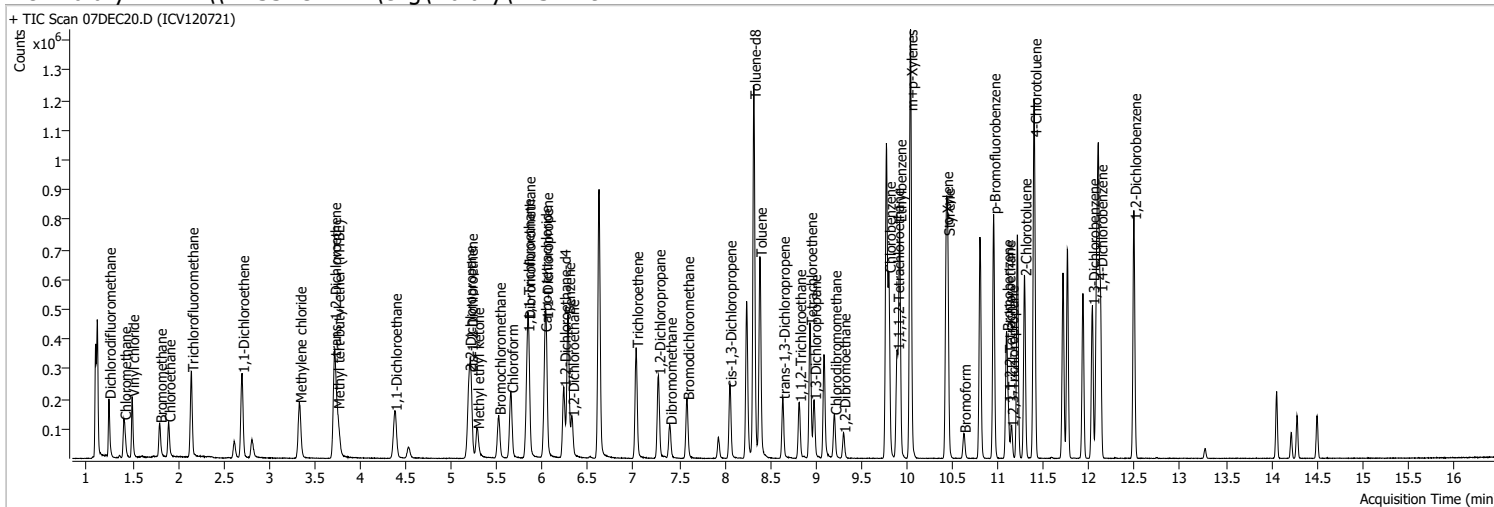
Quantitation Results Report (QT Reviewed)

Compound	Conc.	RT	Dev(Min)	Resp.	QIon	QRatio	Lower	Upper
1,2-Dichlorobenzene	508.5890	12.49	0.00	610796	148.0	64.9	33.8	93.8
					111.0	41.4	12.8	72.8



Quantitation Results Report (QT Reviewed)

Data File	07DEC20.D	Operator	MSC
Acq. Method	5975CACQF.M	Acq. Date-Time	12/7/2021 7:10:23 PM
Sample Name	ICV120721	Instrument	VOA5975C
Vial	20	Multiplier	1.00
DA Method File	VOA5975C_8260B_SHT_DoD_L4_120721.m	Comment	
Tune File	BFB_Atune3.u	Tune Date	10/11/2021 4:02:00 PM
Batch Name	VG120721_8260B_624pt1_L4.batch.bin	Last Calib Update	12/13/2021 2:48:18 PM
Ref Library	\\MASSHUNTER\Org\Library\NIST129K.I		



Compound	RT	QIon	Resp.	Conc.	Units	Dev(Min)
----------	----	------	-------	-------	-------	----------

Internal Standards

M Fluorobenzene	6.620	96.0	753805	250.0000	ng	0.000
M Chlorobenzene-d5	9.774	82.0	281223	250.0000	ng	0.000
M 1,4-Dichlorobenzene-d4	12.100	152.0	231035	250.0000	ng	0.000

System Monitoring Compounds

S Dibromofluoromethane	5.845	113.0	185335	250.8665	ng	-0.006
Spiked Amount: 250.000	Range: 80.0 - 119.0%			Recovery = 100.35%		
S 1,2-Dichloroethane-d4	6.233	67.0	84611	250.9574	ng	0.003
Spiked Amount: 250.000	Range: 81.0 - 118.0%			Recovery = 100.38%		
S Toluene-d8	8.319	98.0	744342	263.3006	ng	0.000
Spiked Amount: 250.000	Range: 89.0 - 112.0%			Recovery = 105.32%		
S p-Bromofluorobenzene	10.951	95.0	229726	259.8588	ng	0.000
Spiked Amount: 250.000	Range: 85.0 - 114.0%			Recovery = 103.94%		

Target Compounds

Compound	RT	QIon	Resp.	Conc.	Units	QValue
T Dichlorodifluoromethane	1.241	85.0	124975	115.9533	ng	99
T Chloromethane	1.408	50.0	142353	115.9992	ng	99
T Vinyl chloride	1.498	62.0	144145	124.8488	ng	98
T Bromomethane	1.799	96.0	57163	125.2142	ng	99
T Chloroethane	1.896	64.0	77417	121.3770	ng	100
T Trichlorofluoromethane	2.147	101.0	189170	125.4639	ng	98
T 1,1-Dichloroethene	2.702	96.0	98112	125.7446	ng	97
T Methylene chloride	3.333	49.0	136220	123.3119	ng	95
T trans-1,2-Dichloroethene	3.715	96.0	101922	130.7498	ng	99
T Methyl tert-butyl ether (MTBE)	3.751	73.0	128249	128.4593	ng	98
T 1,1-Dichloroethane	4.378	63.0	193775	131.1254	ng	100
T 2,2-Dichloropropane	5.195	77.0	139378	128.8177	ng	88
T cis-1,2-Dichloroethene	5.215	96.0	104213	128.9183	ng	99
T Methyl ethyl ketone	5.282	43.0	140236	1304.9807	ng	96
T Bromochloromethane	5.519	128.0	38878	127.7577	ng	98
T Chloroform	5.655	83.0	175781	120.5578	ng	100

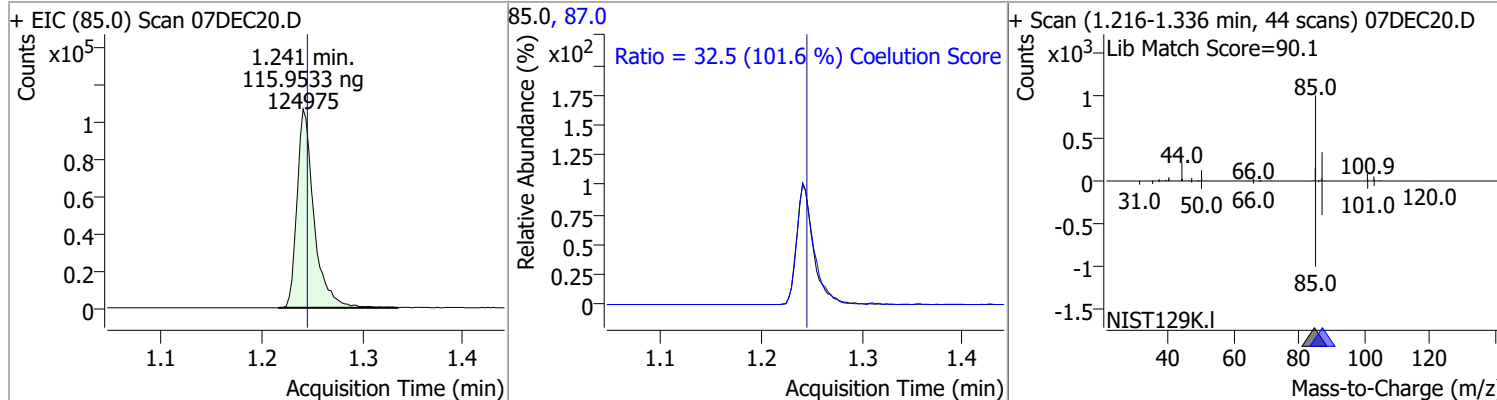
Quantitation Results Report (QT Reviewed)

Compound	RT	QIon	Resp.	Conc.	Units	Dev(Min)
T 1,1,1-Trichloroethane	5.834	97.0	172590	125.4555	ng	96
T Carbon tetrachloride	6.026	117.0	166917	123.6557	ng	99
T 1,1-Dichloropropene	6.040	75.0	148167	122.1922	ng	99
T Benzene	6.280	78.0	400467	130.5825	ng	100
T 1,2-Dichloroethane	6.325	62.0	101007	126.0113	ng	95
T Trichloroethene	7.027	95.0	112072	125.6821	ng	99
T 1,2-Dichloropropane	7.273	63.0	99419	132.3370	ng	98
T Dibromomethane	7.396	93.0	38921	126.2025	ng	98
T Bromodichloromethane	7.588	83.0	118345	135.4687	ng	98
T cis-1,3-Dichloropropene	8.054	75.0	123482	127.2644	ng	98
T Toluene	8.386	92.0	249579	134.2845	ng	98
T trans-1,3-Dichloropropene	8.639	75.0	94344	135.8997	ng	97
T 1,1,2-Trichloroethane	8.818	83.0	46194	127.7467	ng	96
T Tetrachloroethene	8.938	163.8	98874	134.2488	ng	97
T 1,3-Dichloropropane	8.982	76.0	93183	129.1929	ng	99
T Chlorodibromomethane	9.205	129.0	69875	128.0068	ng	99
T 1,2-Dibromoethane	9.303	107.0	51015	129.7696	ng	96
T Chlorobenzene	9.802	112.0	273319	136.2250	ng	99
T 1,1,1,2-Tetrachloroethane	9.891	131.0	90314	132.3292	ng	99
T Ethylbenzene	9.919	91.0	480092	134.3836	ng	100
T m+p-Xylenes	10.039	106.0	369658	271.3709	ng	99
T o-Xylene	10.430	106.0	166565	140.1338	ng	98
T Styrene	10.449	104.0	274785	141.9556	ng	100
T Bromoform	10.625	172.5	36546	126.0136	ng	99
T Bromobenzene	11.093	156.0	103901	135.8499	ng	97
T 1,1,2,2-Tetrachloroethane	11.113	83.0	57194	130.5419	ng	99
T 1,2,3-Trichloropropane	11.146	110.0	15254	132.1515	ng	97
T 2-Chlorotoluene	11.291	126.0	105904	133.9056	ng	97
T 4-Chlorotoluene	11.400	91.0	354737	138.8592	ng	99
T 1,3-Dichlorobenzene	12.036	146.0	191594	137.0280	ng	98
T 1,4-Dichlorobenzene	12.125	146.0	190475	131.8663	ng	99
T 1,2-Dichlorobenzene	12.493	146.0	156368	132.1472	ng	98

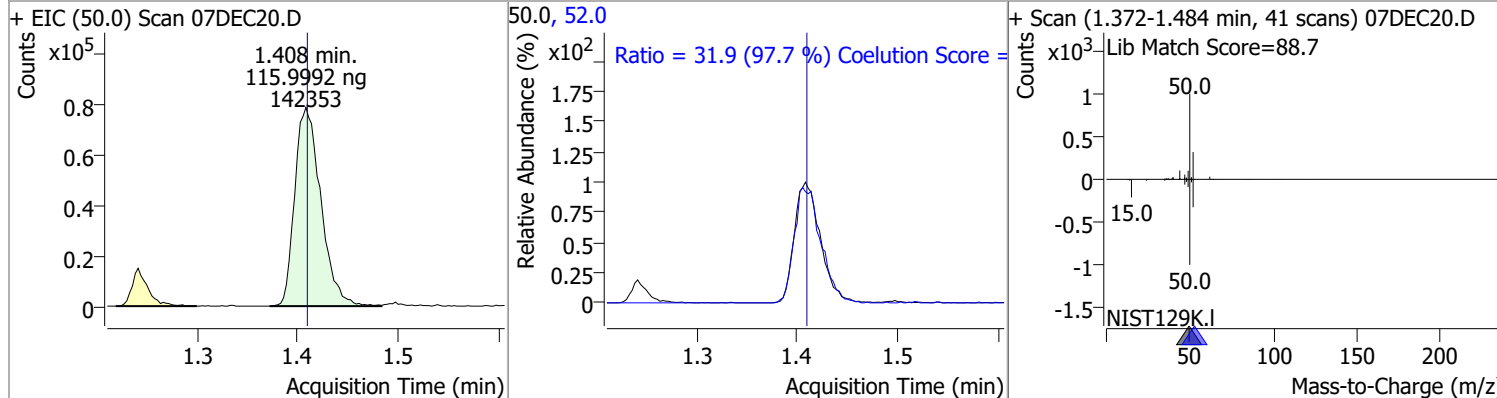
(#) = Qualifier Out of Range; (m) = Manual Integration; (+) = Area Summed; (*) = Surrogate Percent Recovery Out of Range; (d): Zeroed Peak

Quantitation Results Report (QT Reviewed)

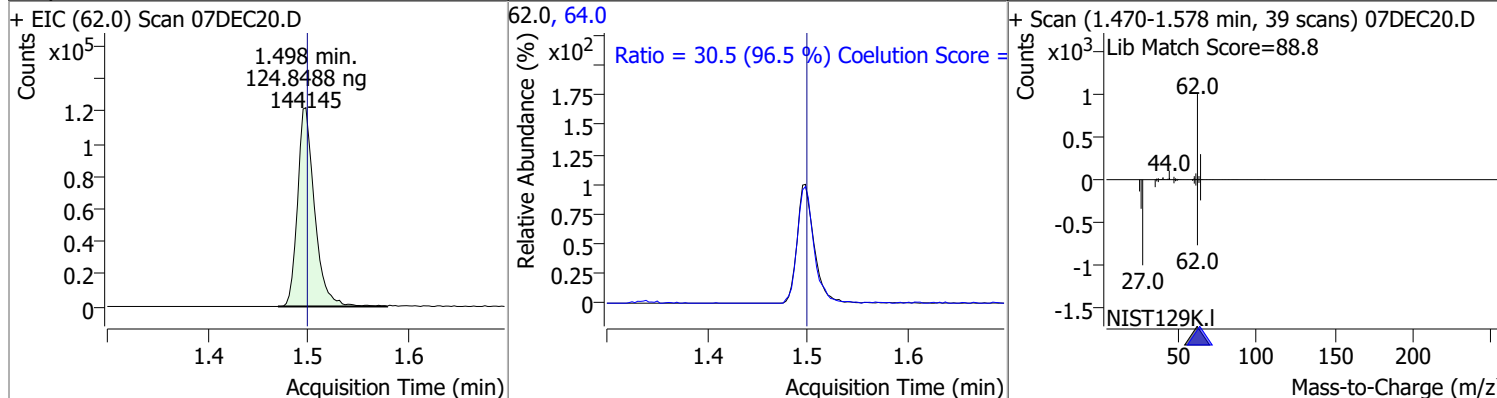
Compound	Conc.	RT	Dev(Min)	Resp.	QIon	QRatio	Lower	Upper
Dichlorodifluoromethane	115.9533	1.24	0.00	124975	87.0	32.5	2.0	62.0



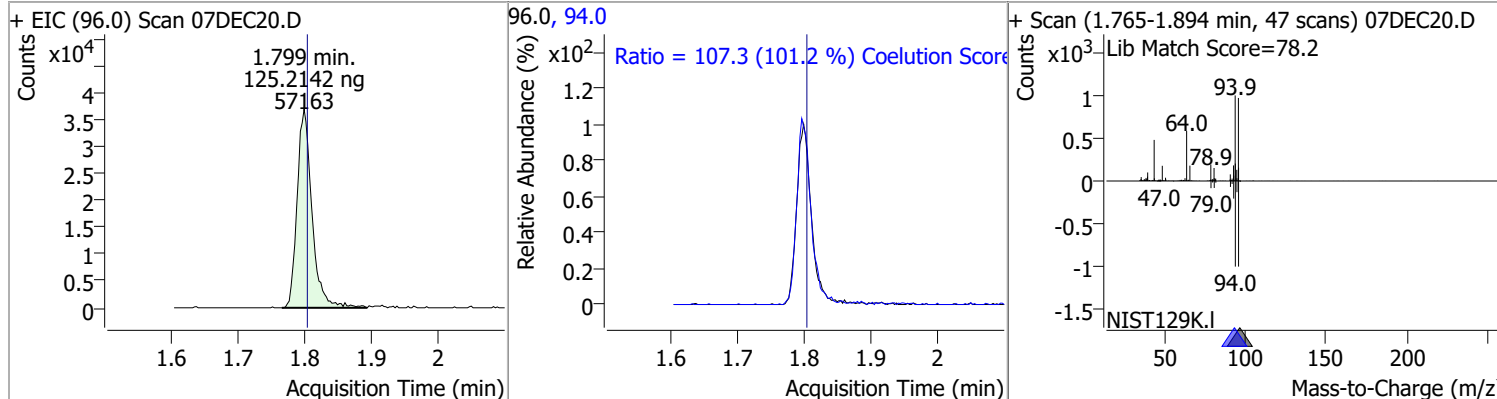
Compound	Conc.	RT	Dev(Min)	Resp.	QIon	QRatio	Lower	Upper
Chloromethane	115.9992	1.41	0.00	142353	52.0	31.9	2.7	62.7



Compound	Conc.	RT	Dev(Min)	Resp.	QIon	QRatio	Lower	Upper
Vinyl chloride	124.8488	1.50	0.00	144145	64.0	30.5	1.6	61.6

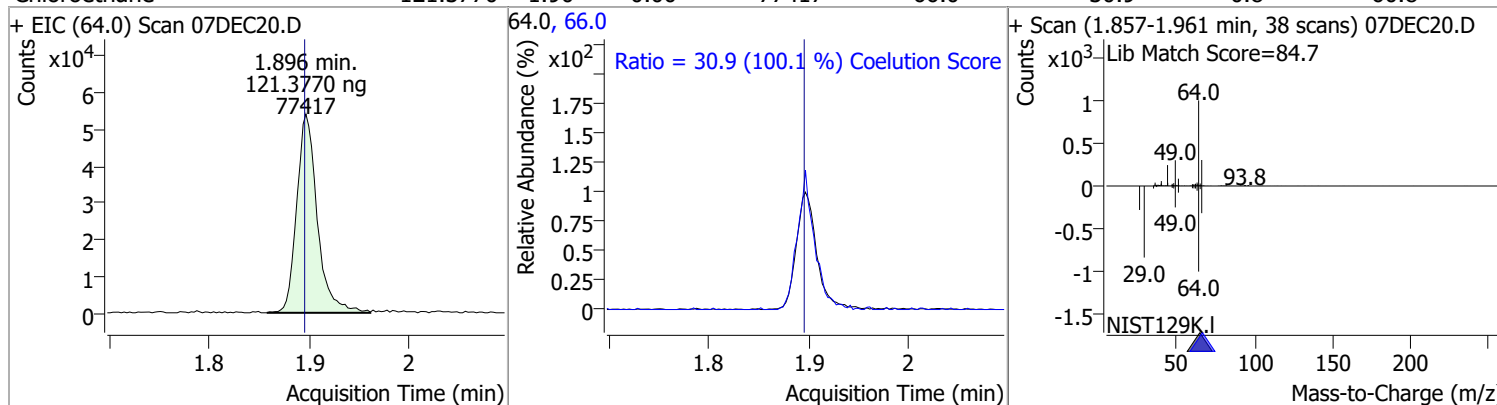


Compound	Conc.	RT	Dev(Min)	Resp.	QIon	QRatio	Lower	Upper
Bromomethane	125.2142	1.80	0.00	57163	94.0	107.3	76.0	136.0

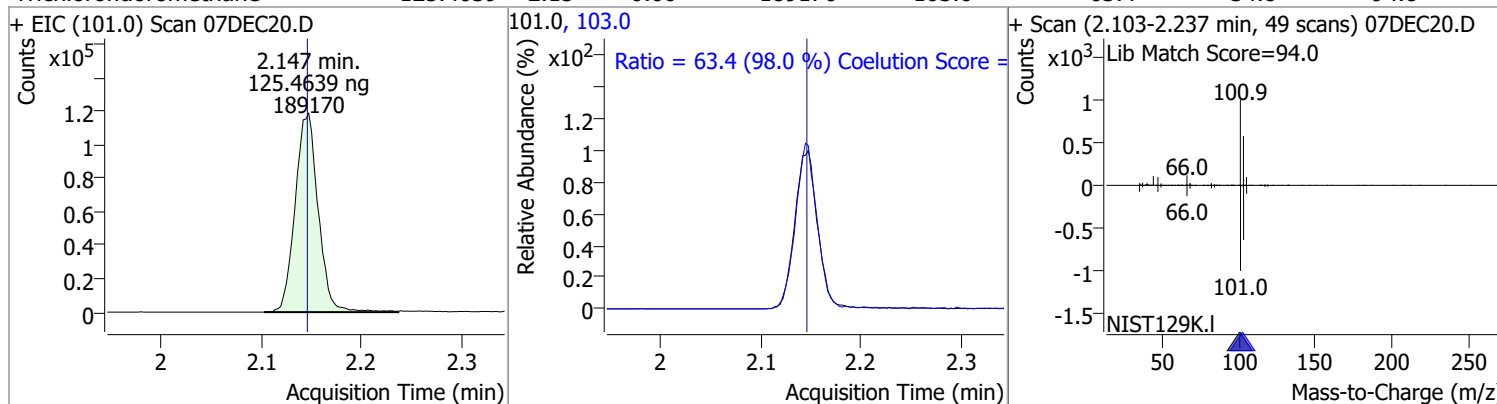


Quantitation Results Report (QT Reviewed)

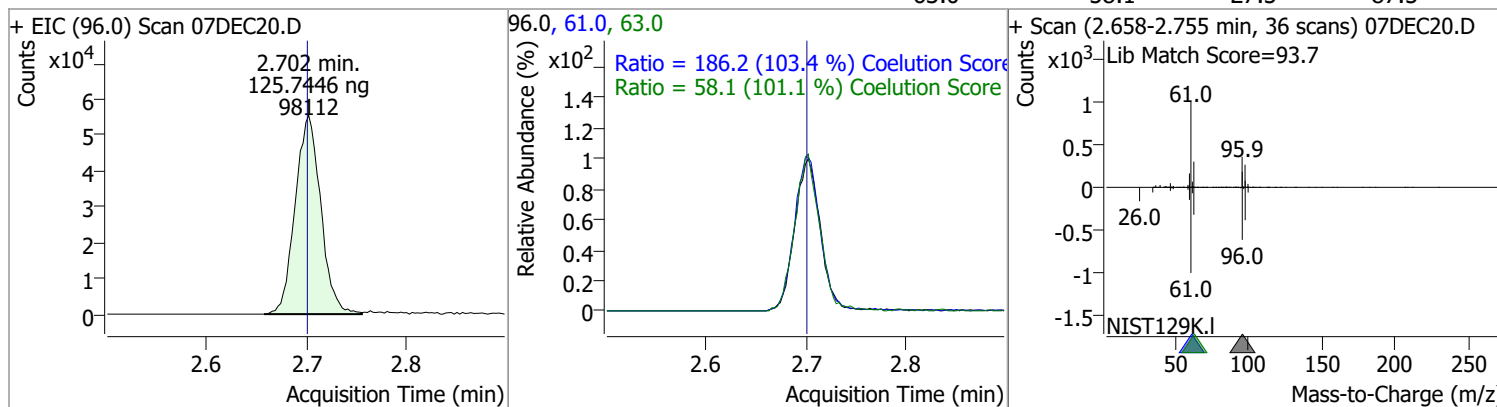
Compound	Conc.	RT	Dev(Min)	Resp.	QIon	QRatio	Lower	Upper
Chloroethane	121.3770	1.90	0.00	77417	66.0	30.9	0.8	60.8



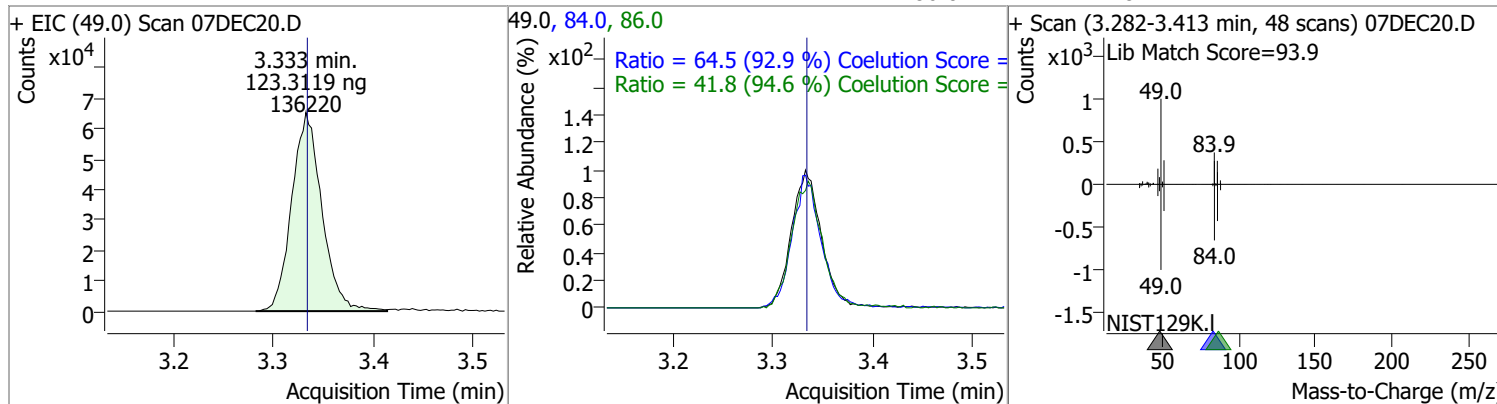
Trichlorofluoromethane	125.4639	2.15	0.00	189170	103.0	63.4	34.8	94.8
------------------------	----------	------	------	--------	-------	------	------	------



1,1-Dichloroethene	125.7446	2.70	0.00	98112	61.0	186.2	150.1	210.1
					63.0	58.1	27.5	87.5

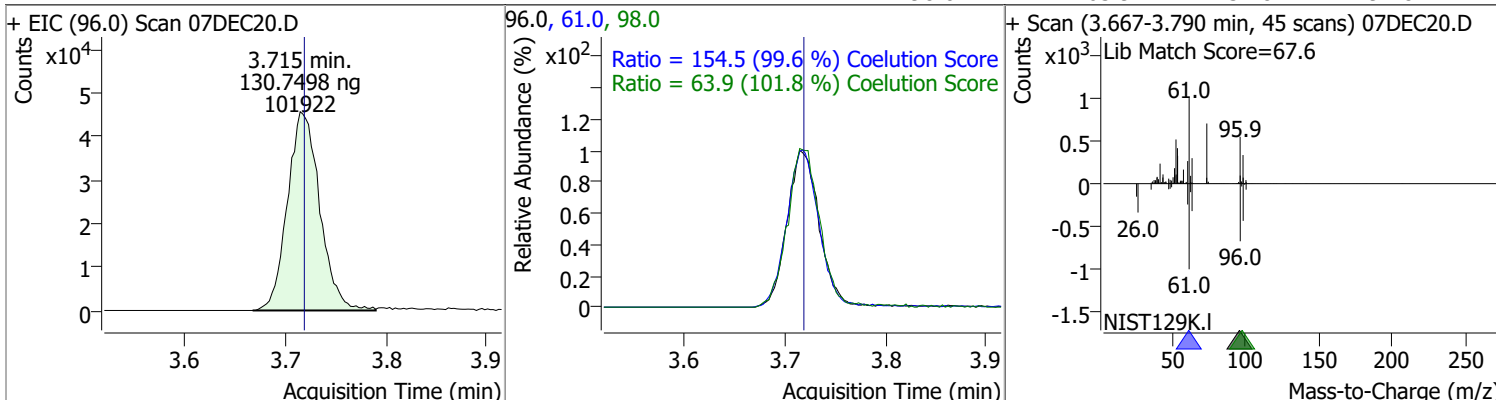


Methylene chloride	123.3119	3.33	0.00	136220	84.0	64.5	39.4	99.4
					86.0	41.8	14.1	74.1

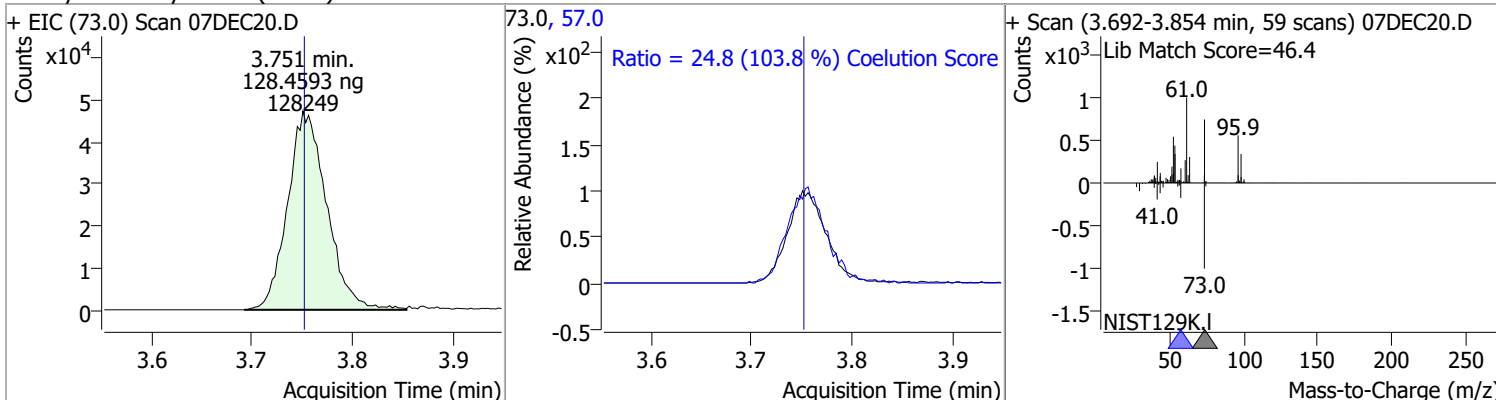


Quantitation Results Report (QT Reviewed)

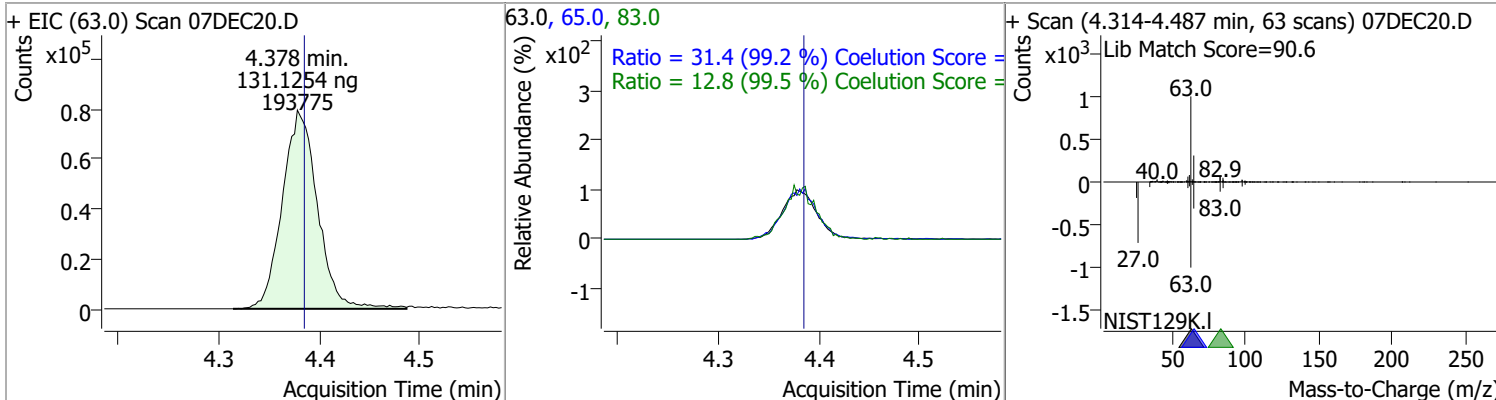
Compound	Conc.	RT	Dev(Min)	Resp.	QIon	QRatio	Lower	Upper
trans-1,2-Dichloroethene	130.7498	3.71	0.00	101922	61.0	154.5	125.1	185.1
					98.0	63.9	32.8	92.8



Compound	Conc.	RT	Dev(Min)	Resp.	QIon	QRatio	Lower	Upper
Methyl tert-butyl ether (MTBE)	128.4593	3.75	0.00	128249	57.0	24.8	0.0	53.9

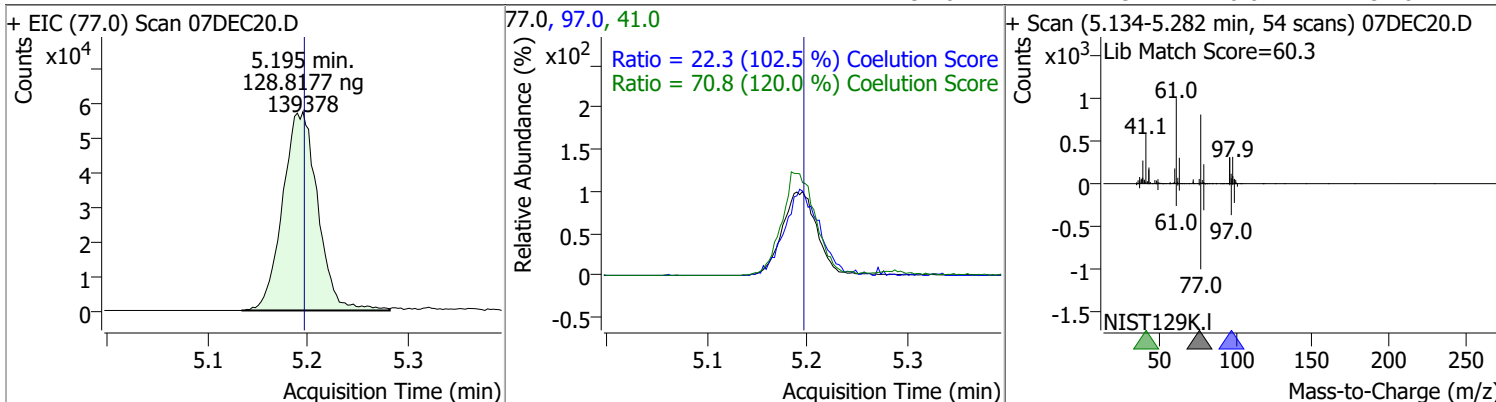


Compound	Conc.	RT	Dev(Min)	Resp.	QIon	QRatio	Lower	Upper
1,1-Dichloroethane	131.1254	4.38	-0.01	193775	65.0	31.4	1.7	61.7
					83.0	12.8	0.0	42.8

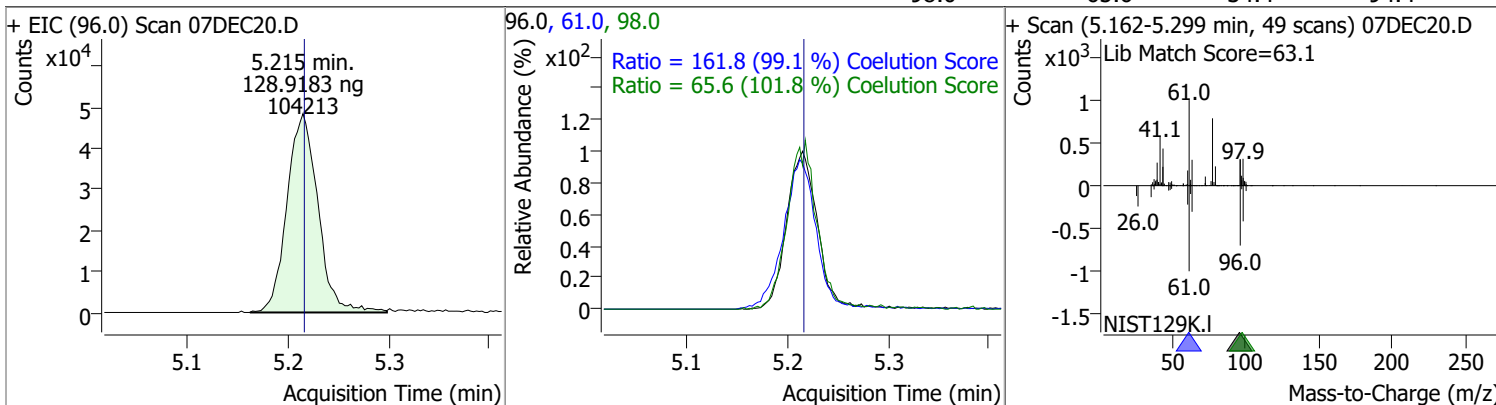


Quantitation Results Report (QT Reviewed)

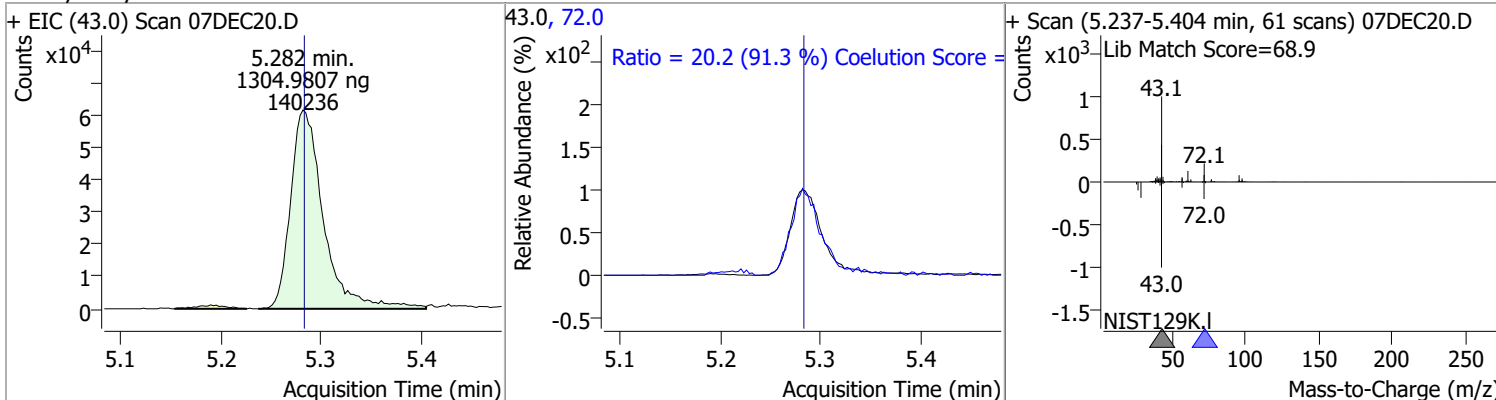
Compound	Conc.	RT	Dev(Min)	Resp.	QIon	QRatio	Lower	Upper
2,2-Dichloropropane	128.8177	5.20	0.00	139378	41.0	70.8	29.0	89.0
					97.0	22.3	0.0	51.8



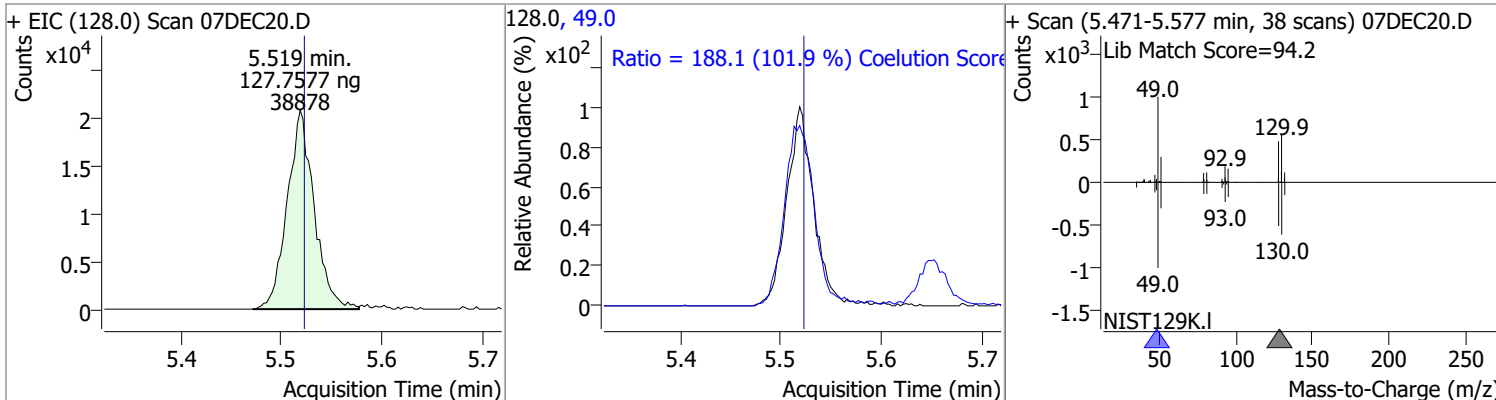
Compound	Conc.	RT	Dev(Min)	Resp.	QIon	QRatio	Lower	Upper
cis-1,2-Dichloroethene	128.9183	5.21	0.00	104213	61.0	161.8	133.3	193.3
					98.0	65.6	34.4	94.4



Compound	Conc.	RT	Dev(Min)	Resp.	QIon	QRatio	Lower	Upper
Methyl ethyl ketone	1304.9807	5.28	0.00	140236	72.0	20.2	0.0	52.2

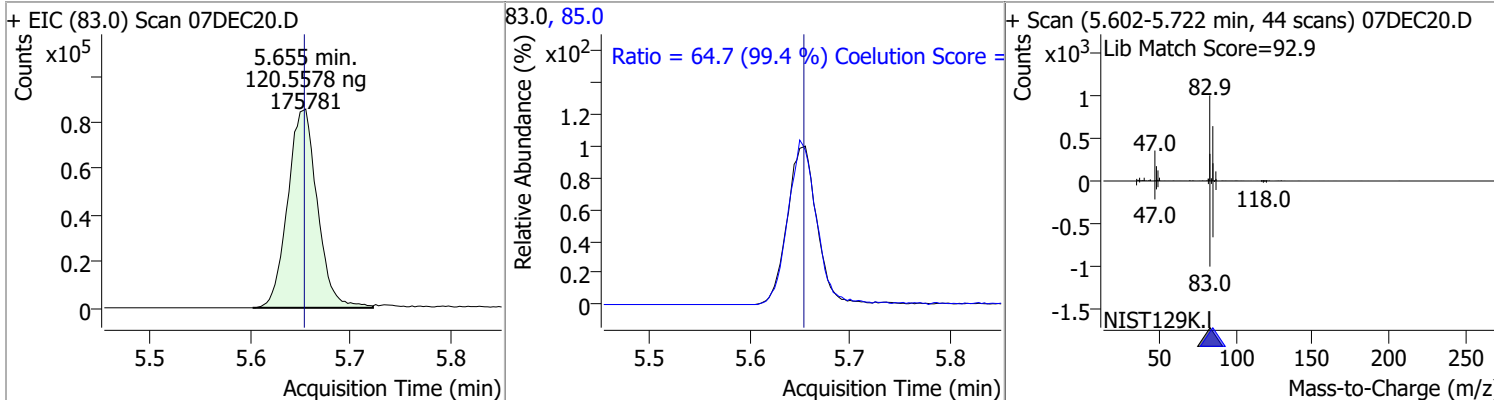


Compound	Conc.	RT	Dev(Min)	Resp.	QIon	QRatio	Lower	Upper
Bromochloromethane	127.7577	5.52	0.00	38878	49.0	188.1	154.6	214.6

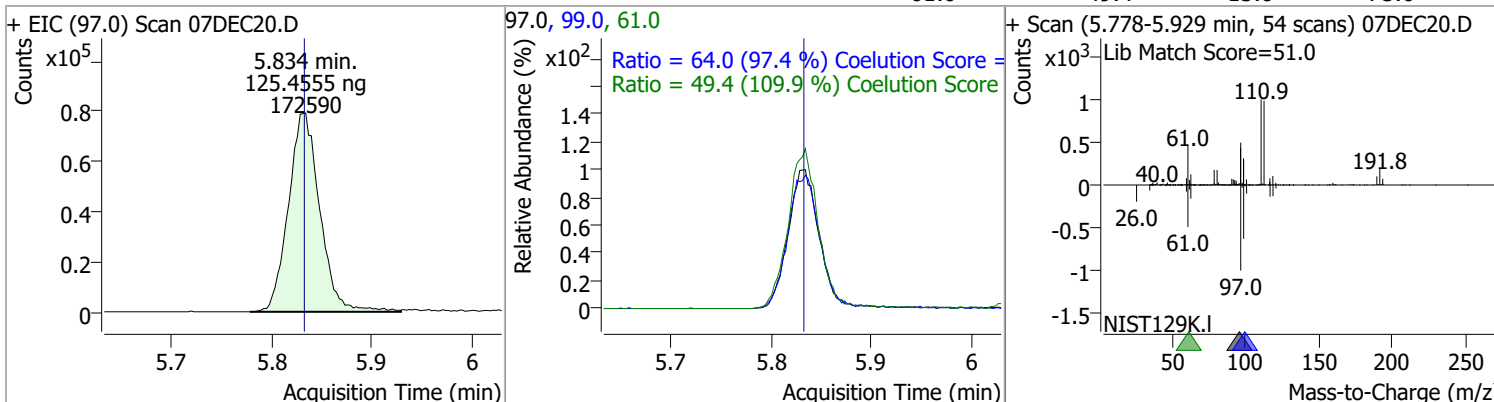


Quantitation Results Report (QT Reviewed)

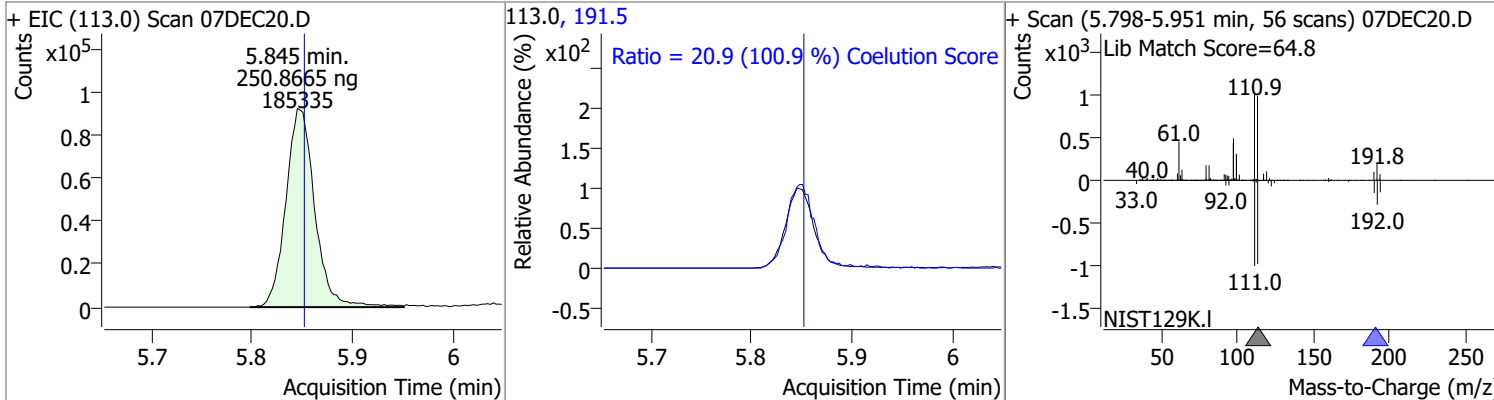
Compound	Conc.	RT	Dev(Min)	Resp.	QIon	QRatio	Lower	Upper
Chloroform	120.5578	5.66	0.00	175781	85.0	64.7	35.1	95.1



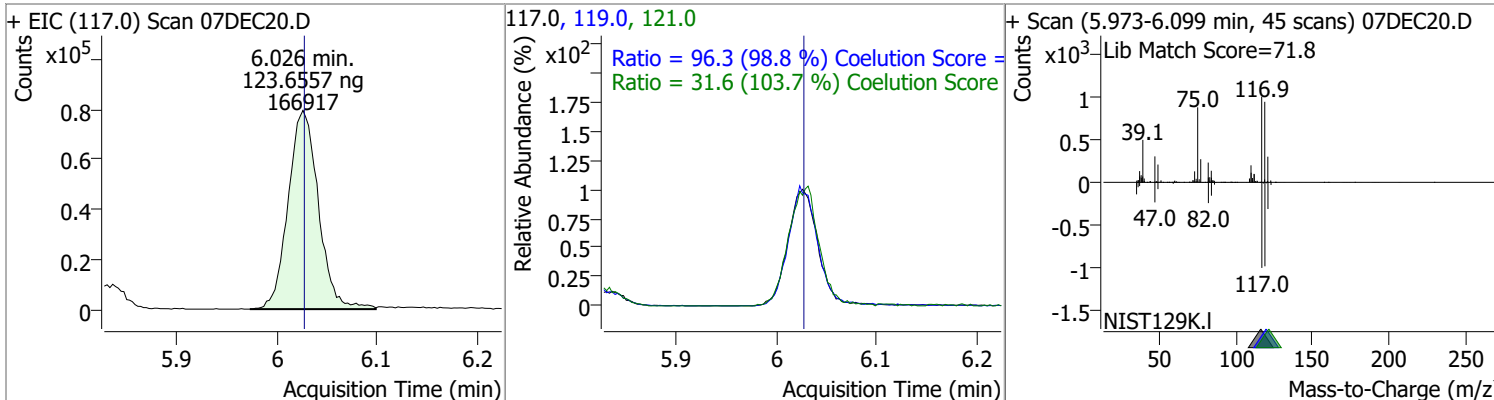
Compound	Conc.	RT	Dev(Min)	Resp.	QIon	QRatio	Lower	Upper
1,1,1-Trichloroethane	125.4555	5.83	0.00	172590	99.0	64.0	35.7	95.7
					61.0	49.4	15.0	75.0



Compound	Conc.	RT	Dev(Min)	Resp.	QIon	QRatio	Lower	Upper
Dibromofluoromethane	250.8665	5.85	-0.01	185335	191.5	20.9	0.0	50.7

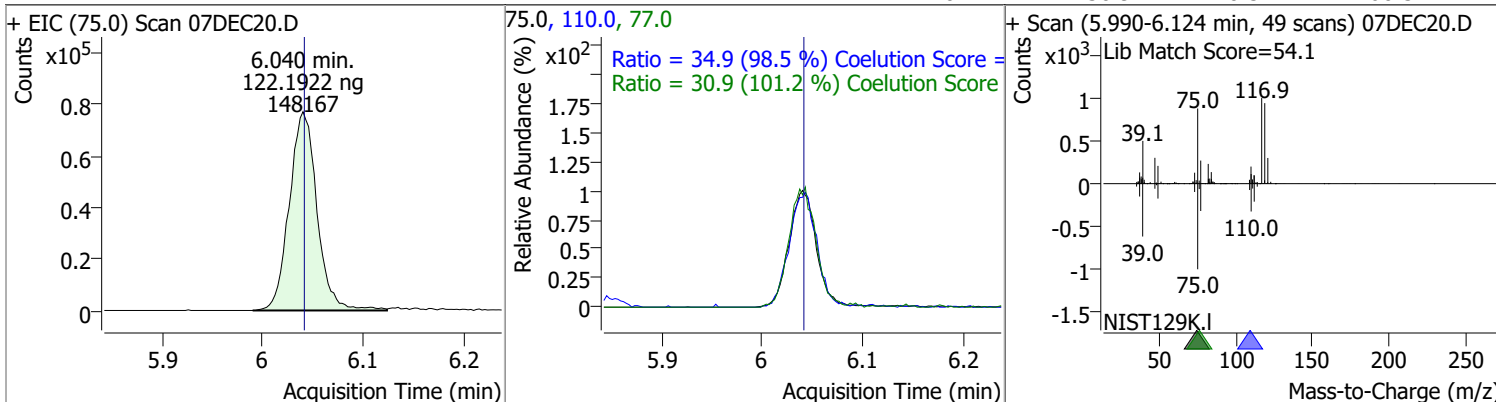


Compound	Conc.	RT	Dev(Min)	Resp.	QIon	QRatio	Lower	Upper
Carbon tetrachloride	123.6557	6.03	0.00	166917	119.0	96.3	67.5	127.5
					121.0	31.6	0.4	60.4

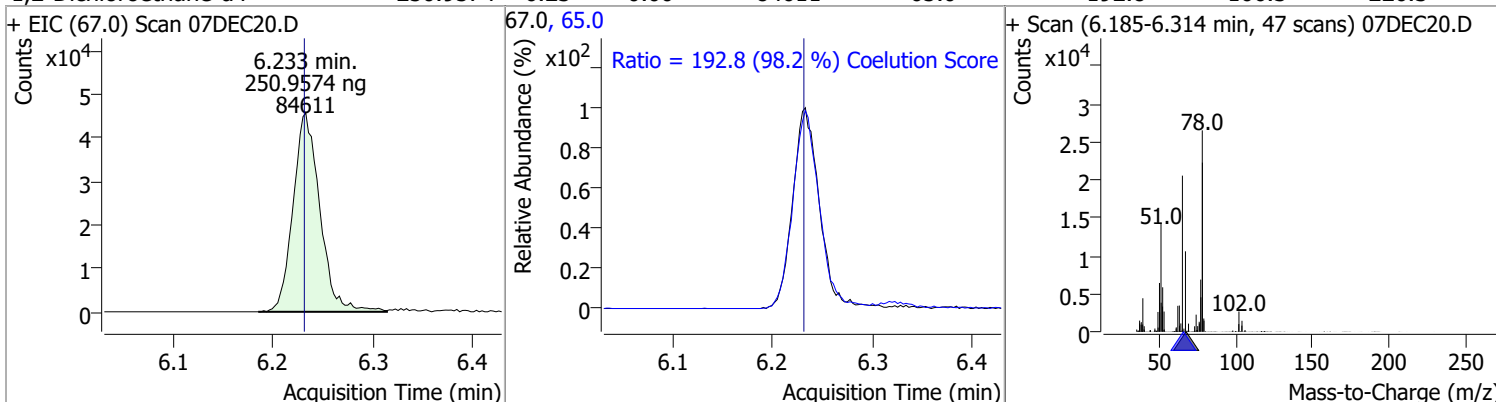


Quantitation Results Report (QT Reviewed)

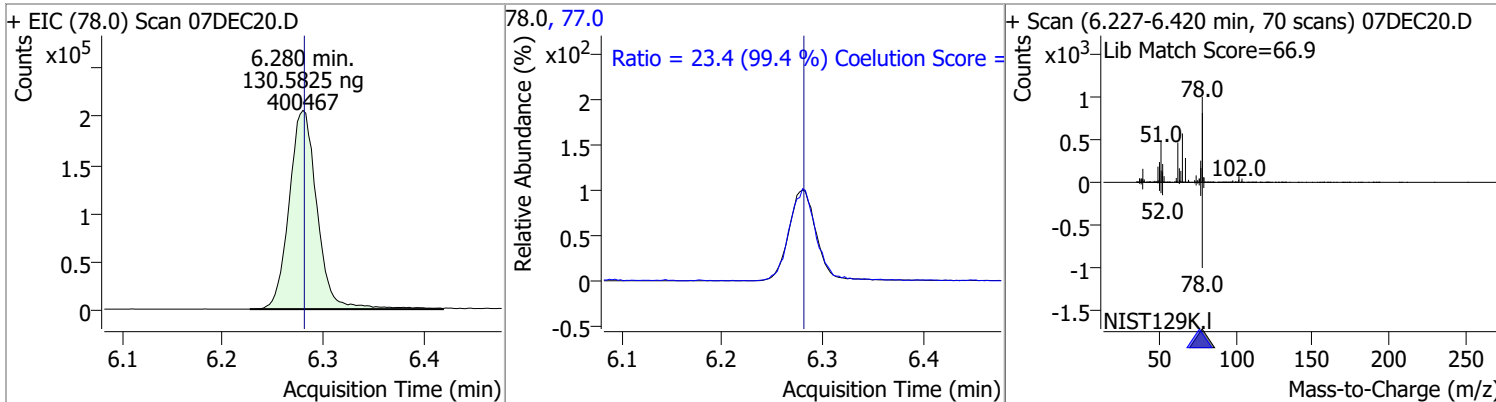
Compound	Conc.	RT	Dev(Min)	Resp.	QIon	QRatio	Lower	Upper
1,1-Dichloropropene	122.1922	6.04	0.00	148167	110.0	34.9	5.4	65.4
					77.0	30.9	0.5	60.5



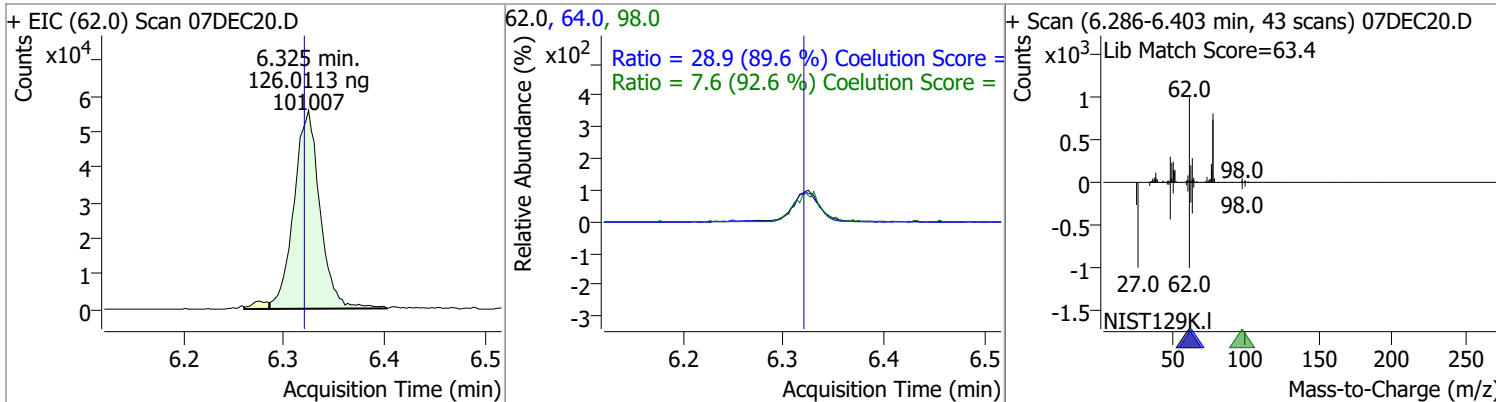
Compound	Conc.	RT	Dev(Min)	Resp.	QIon	QRatio	Lower	Upper
1,2-Dichloroethane-d4	250.9574	6.23	0.00	84611	65.0	192.8	166.3	226.3



Compound	Conc.	RT	Dev(Min)	Resp.	QIon	QRatio	Lower	Upper
Benzene	130.5825	6.28	0.00	400467	77.0	23.4	0.0	53.5

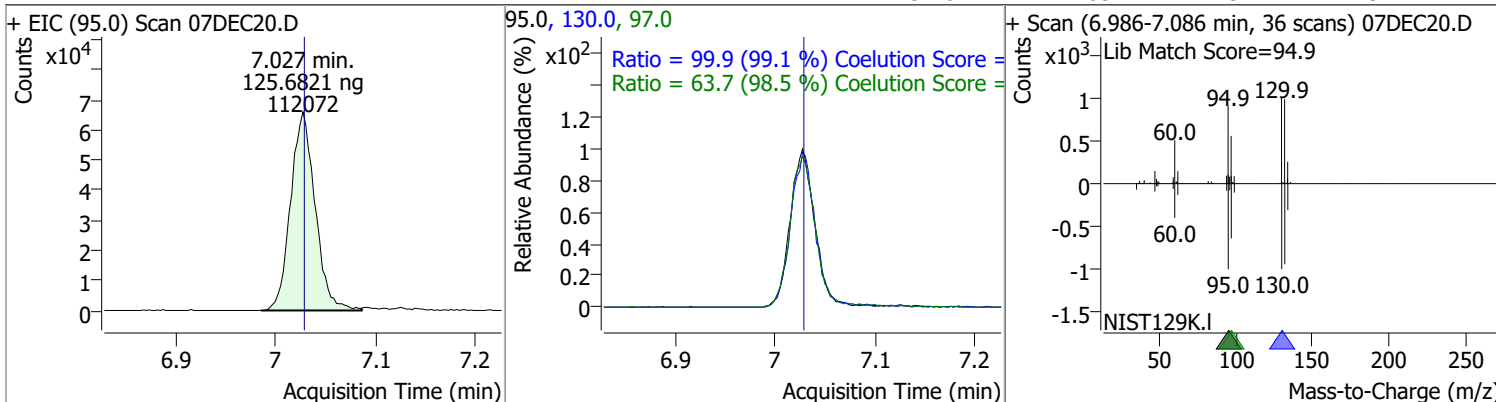


Compound	Conc.	RT	Dev(Min)	Resp.	QIon	QRatio	Lower	Upper
1,2-Dichloroethane	126.0113	6.32	0.01	101007	64.0	28.9	2.3	62.3
					98.0	7.6	0.0	38.2

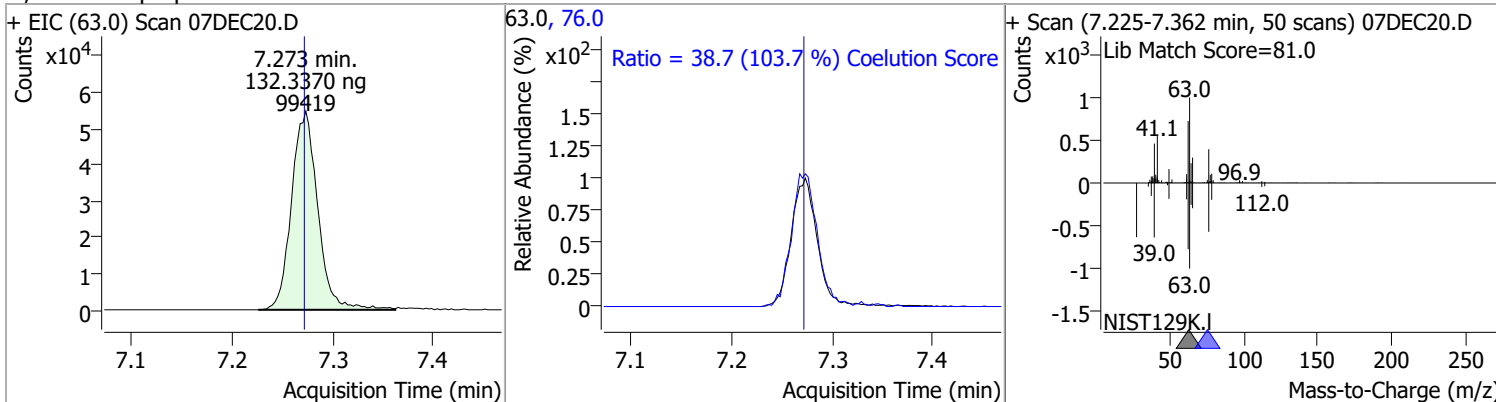


Quantitation Results Report (QT Reviewed)

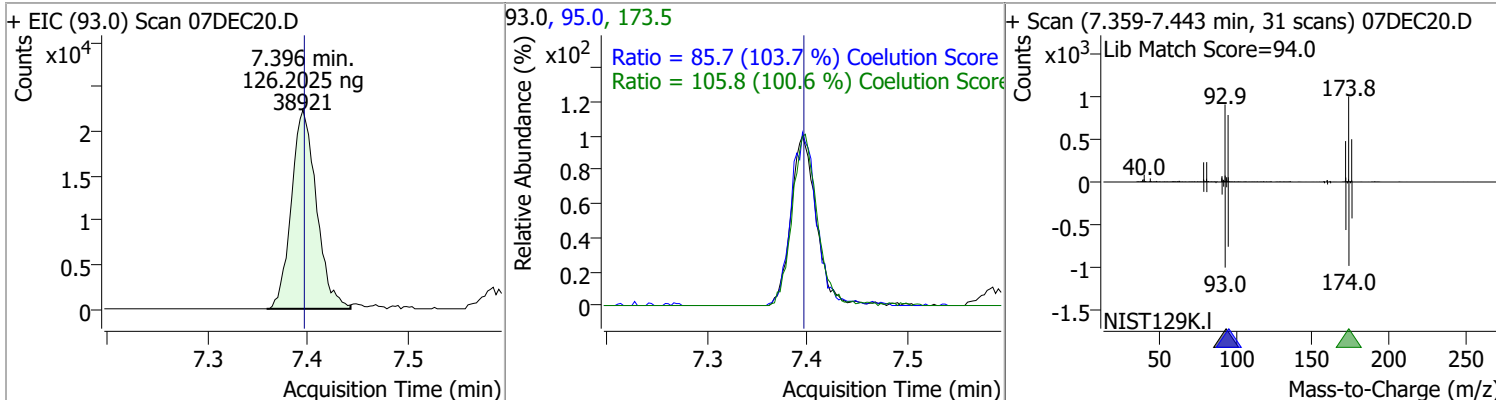
Compound	Conc.	RT	Dev(Min)	Resp.	QIon	QRatio	Lower	Upper
Trichloroethene	125.6821	7.03	0.00	112072	130.0	99.9	70.8	130.8
					97.0	63.7	34.7	94.7



Compound	Conc.	RT	Dev(Min)	Resp.	QIon	QRatio	Lower	Upper
1,2-Dichloropropane	132.3370	7.27	0.00	99419	76.0	38.7	7.3	67.3

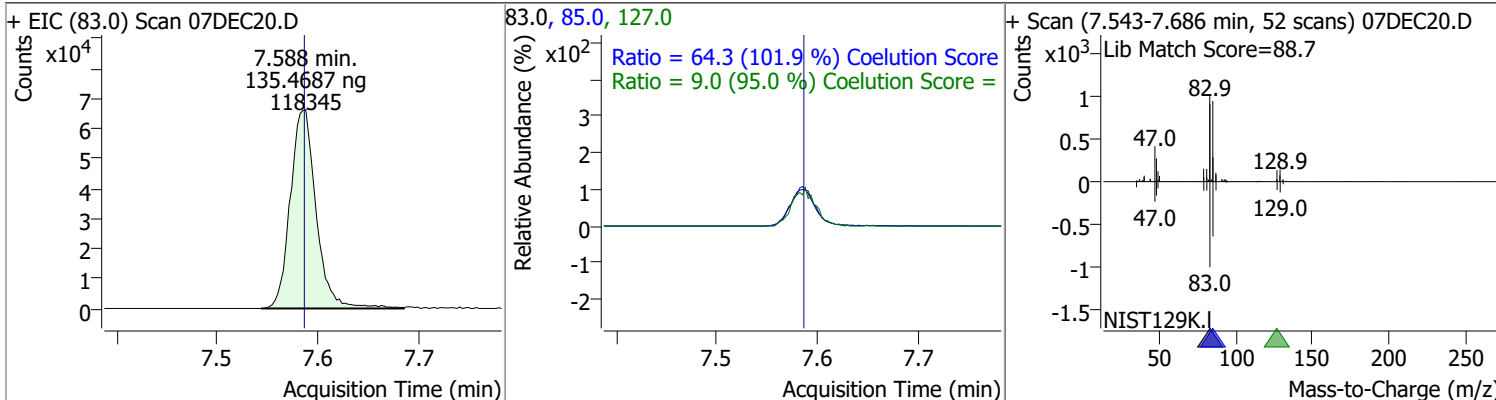


Compound	Conc.	RT	Dev(Min)	Resp.	QIon	QRatio	Lower	Upper
Dibromomethane	126.2025	7.40	0.00	38921	173.5	105.8	75.2	135.2
					95.0	85.7	52.6	112.6

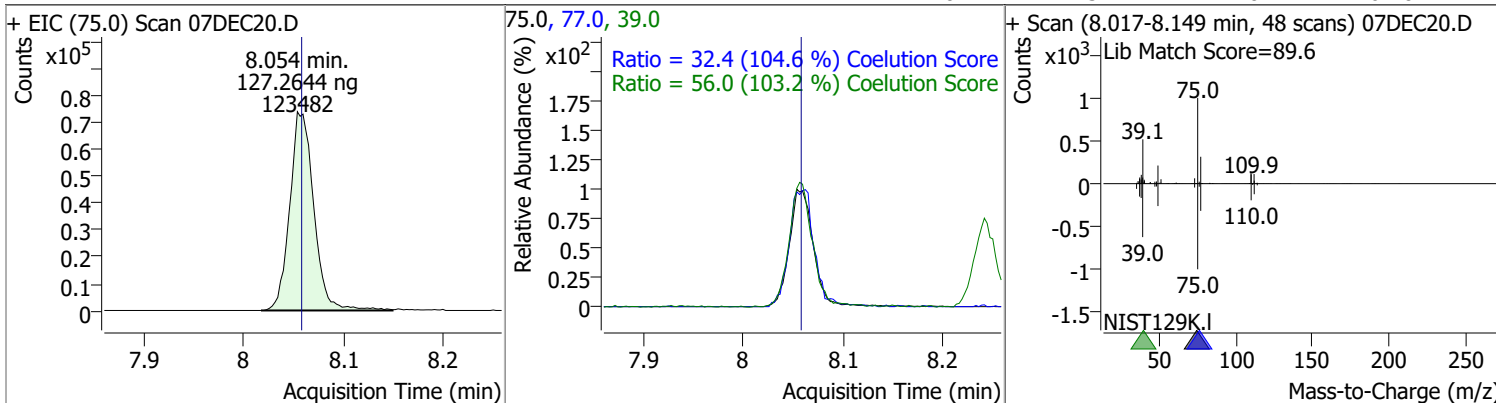


Quantitation Results Report (QT Reviewed)

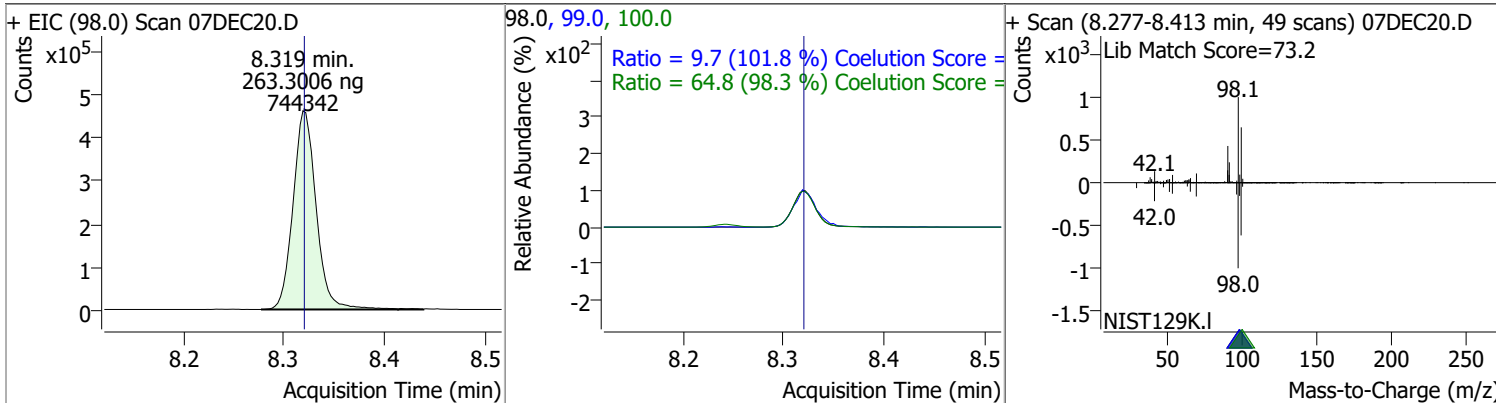
Compound	Conc.	RT	Dev(Min)	Resp.	QIon	QRatio	Lower	Upper
Bromodichloromethane	135.4687	7.59	0.00	118345	85.0	64.3	33.1	93.1
					127.0	9.0	0.0	39.5



Compound	Conc.	RT	Dev(Min)	Resp.	QIon	QRatio	Lower	Upper
cis-1,3-Dichloropropene	127.2644	8.05	-0.01	123482	39.0	56.0	24.3	84.3
					77.0	32.4	1.0	61.0

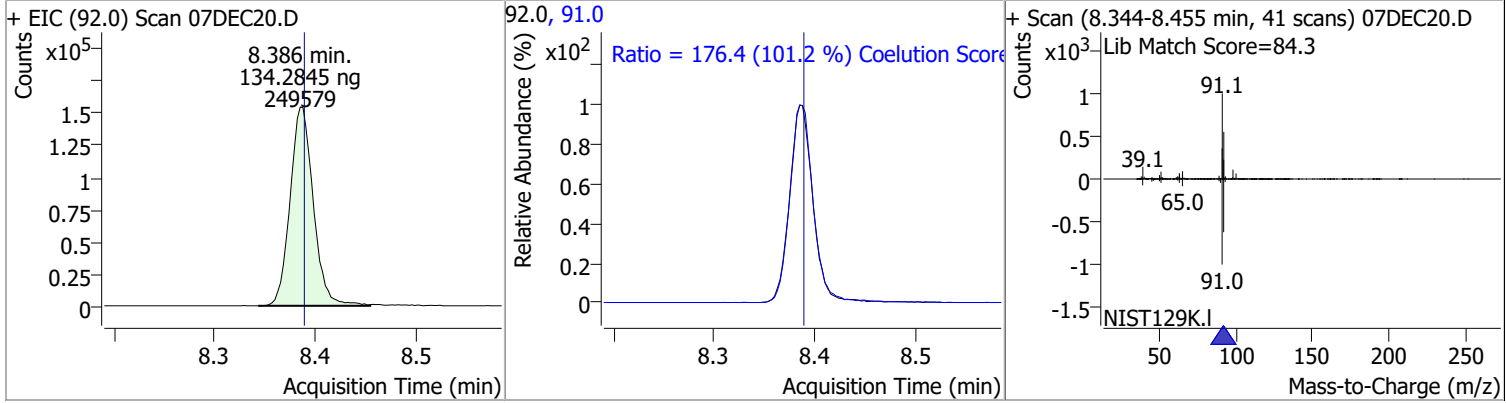


Compound	Conc.	RT	Dev(Min)	Resp.	QIon	QRatio	Lower	Upper
Toluene-d8	263.3006	8.32	0.00	744342	100.0	64.8	35.9	95.9
					99.0	9.7	0.0	39.5

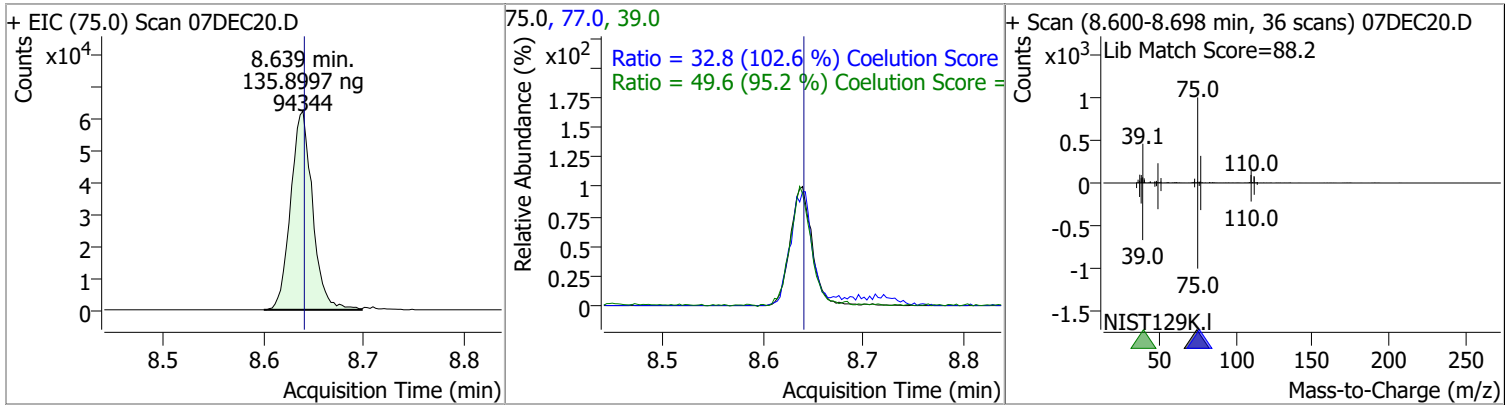


Quantitation Results Report (QT Reviewed)

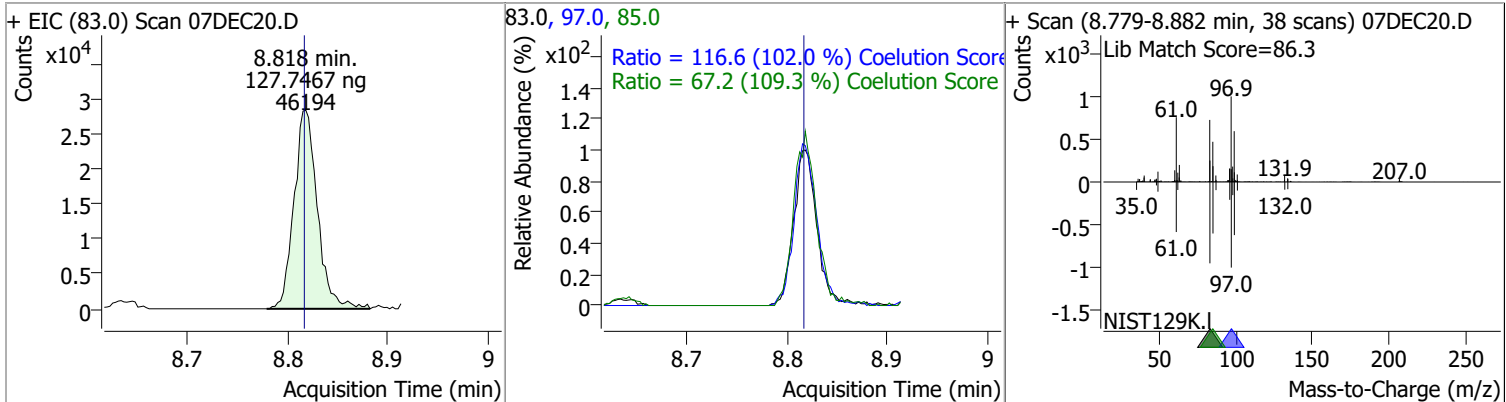
Compound	Conc.	RT	Dev(Min)	Resp.	QIon	QRatio	Lower	Upper
Toluene	134.2845	8.39	0.00	249579	91.0	176.4	144.3	204.3



Compound	Conc.	RT	Dev(Min)	Resp.	QIon	QRatio	Lower	Upper
trans-1,3-Dichloropropene	135.8997	8.64	0.00	94344	39.0	49.6	22.1	82.1
					77.0	32.8	2.0	62.0

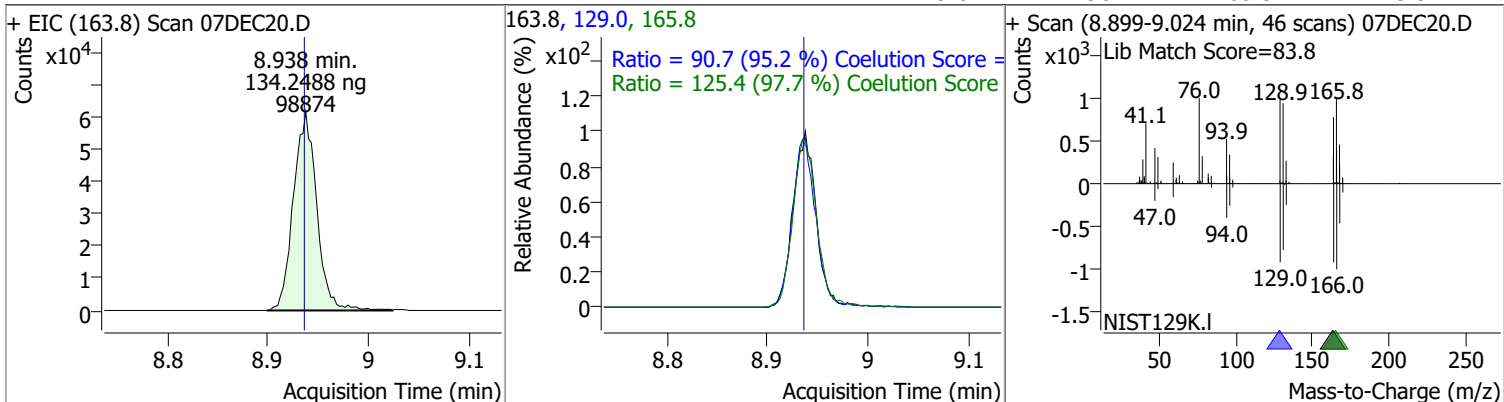


Compound	Conc.	RT	Dev(Min)	Resp.	QIon	QRatio	Lower	Upper
1,1,2-Trichloroethane	127.7467	8.82	0.00	46194	97.0	116.6	84.3	144.3
					85.0	67.2	31.5	91.5

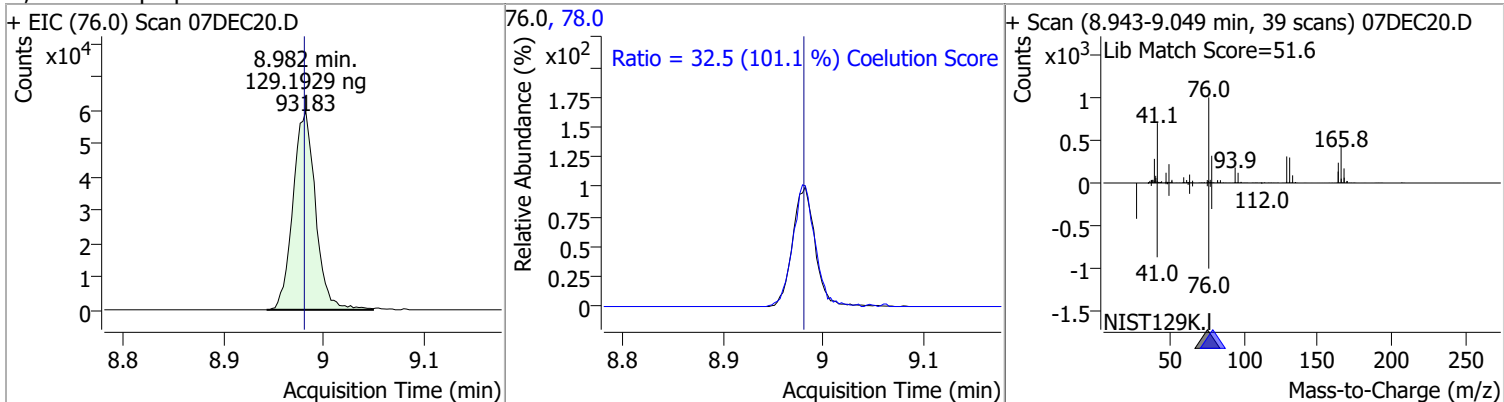


Quantitation Results Report (QT Reviewed)

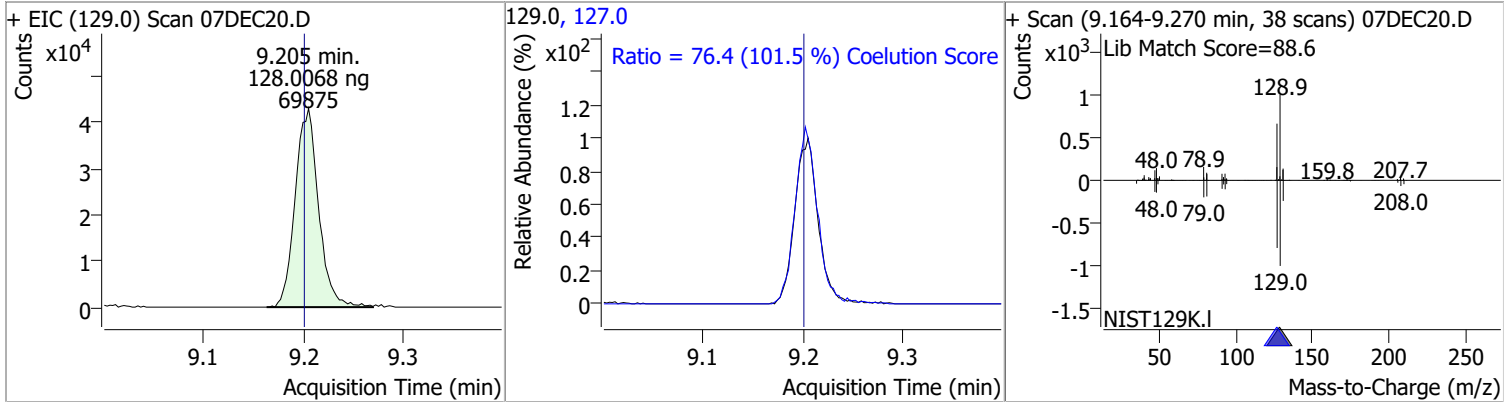
Compound	Conc.	RT	Dev(Min)	Resp.	QIon	QRatio	Lower	Upper
Tetrachloroethene	134.2488	8.94	0.00	98874	165.8	125.4	98.3	158.3
					129.0	90.7	65.3	125.3



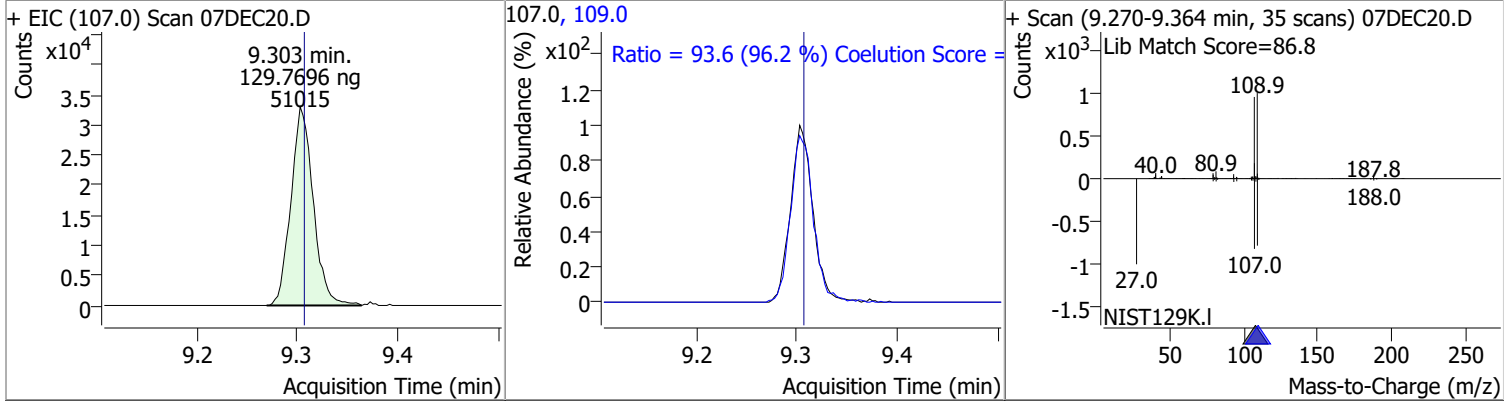
Compound	Conc.	RT	Dev(Min)	Resp.	QIon	QRatio	Lower	Upper
1,3-Dichloropropane	129.1929	8.98	0.00	93183	78.0	32.5	2.1	62.1



Compound	Conc.	RT	Dev(Min)	Resp.	QIon	QRatio	Lower	Upper
Chlorodibromomethane	128.0068	9.21	0.01	69875	127.0	76.4	45.3	105.3



Compound	Conc.	RT	Dev(Min)	Resp.	QIon	QRatio	Lower	Upper
1,2-Dibromoethane	129.7696	9.30	0.00	51015	109.0	93.6	67.2	127.2

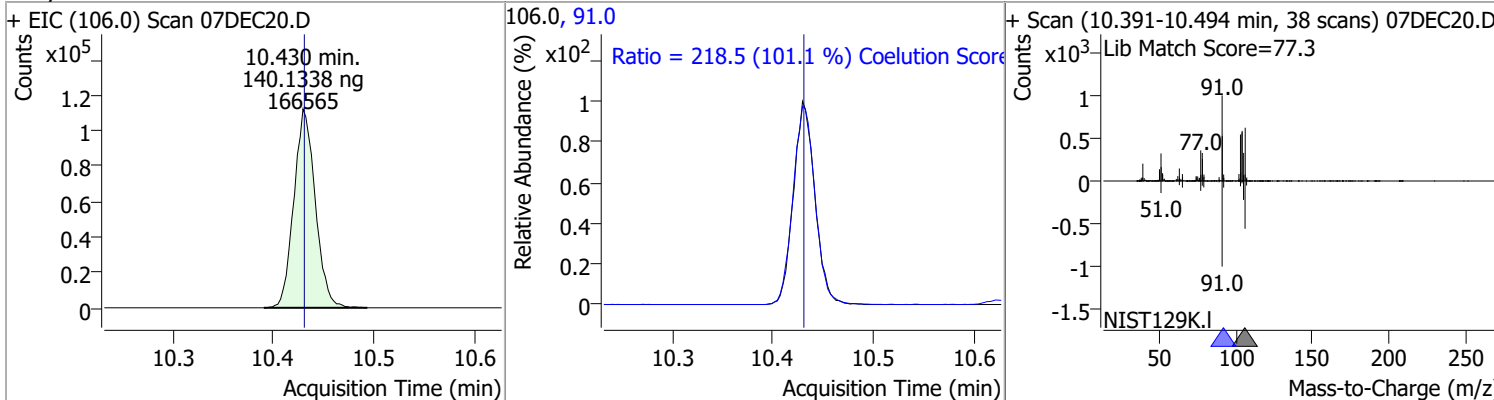


Quantitation Results Report (QT Reviewed)

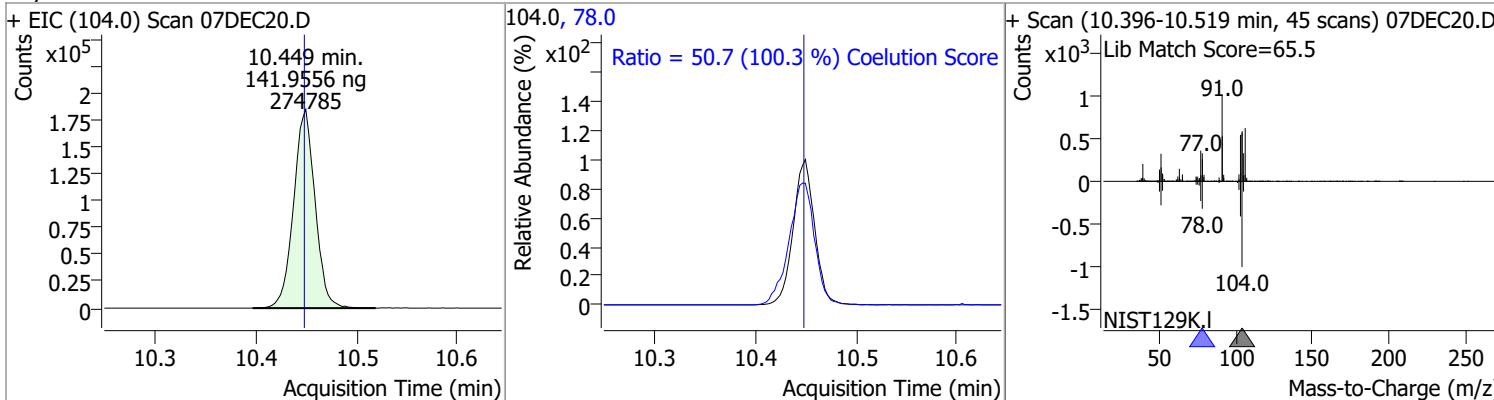
Compound	Conc.	RT	Dev(Min)	Resp.	QIon	QRatio	Lower	Upper
Chlorobenzene	136.2250	9.80	0.00	273319	114.0	31.5	2.3	62.3
+ EIC (112.0) Scan 07DEC20.D			112.0, 114.0			+ Scan (9.760-9.894 min, 49 scans) 07DEC20.D		
1,1,1,2-Tetrachloroethane	132.3292	9.89	0.00	90314	133.0	96.6	65.7	125.7
+ EIC (131.0) Scan 07DEC20.D			131.0, 133.0			+ Scan (9.850-9.956 min, 39 scans) 07DEC20.D		
Ethylbenzene	134.3836	9.92	0.00	480092	106.0	30.9	0.7	60.7
+ EIC (91.0) Scan 07DEC20.D			91.0, 106.0			+ Scan (9.877-9.992 min, 42 scans) 07DEC20.D		
m+p-Xylenes	271.3709	10.04	0.00	369658	91.0	203.2	175.0	235.0
+ EIC (106.0) Scan 07DEC20.D			106.0, 91.0			+ Scan (10.000-10.115 min, 42 scans) 07DEC20.D		

Quantitation Results Report (QT Reviewed)

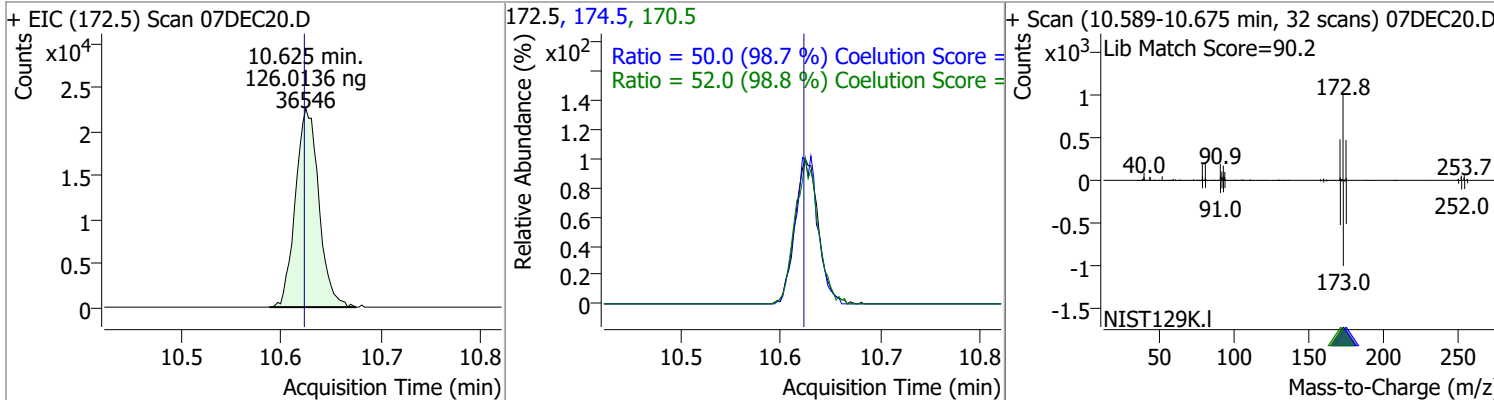
Compound	Conc.	RT	Dev(Min)	Resp.	QIon	QRatio	Lower	Upper
o-Xylene	140.1338	10.43	0.00	166565	91.0	218.5	186.1	246.1



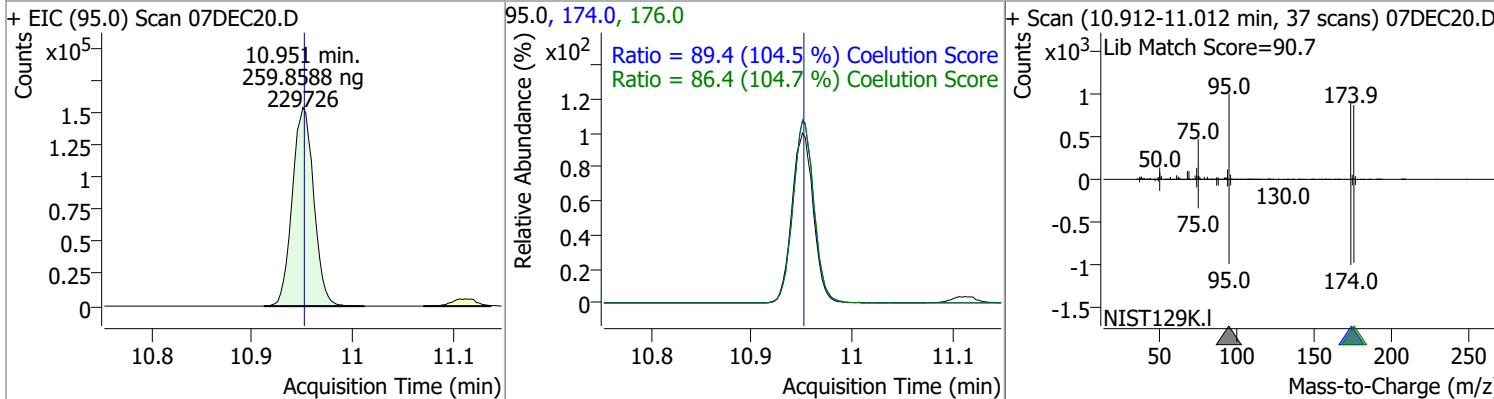
Compound	Conc.	RT	Dev(Min)	Resp.	QIon	QRatio	Lower	Upper
Styrene	141.9556	10.45	0.00	274785	78.0	50.7	20.6	80.6



Compound	Conc.	RT	Dev(Min)	Resp.	QIon	QRatio	Lower	Upper
Bromoform	126.0136	10.62	0.00	36546	170.5	52.0	22.7	82.7
					174.5	50.0	20.7	80.7

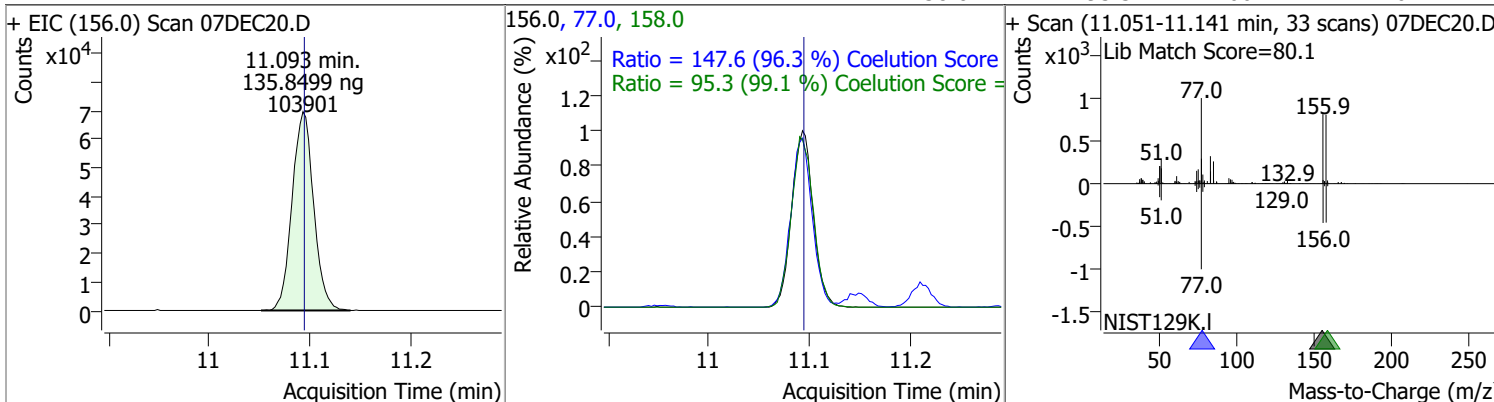


Compound	Conc.	RT	Dev(Min)	Resp.	QIon	QRatio	Lower	Upper
p-Bromofluorobenzene	259.8588	10.95	0.00	229726	174.0	89.4	55.5	115.5
					176.0	86.4	52.5	112.5

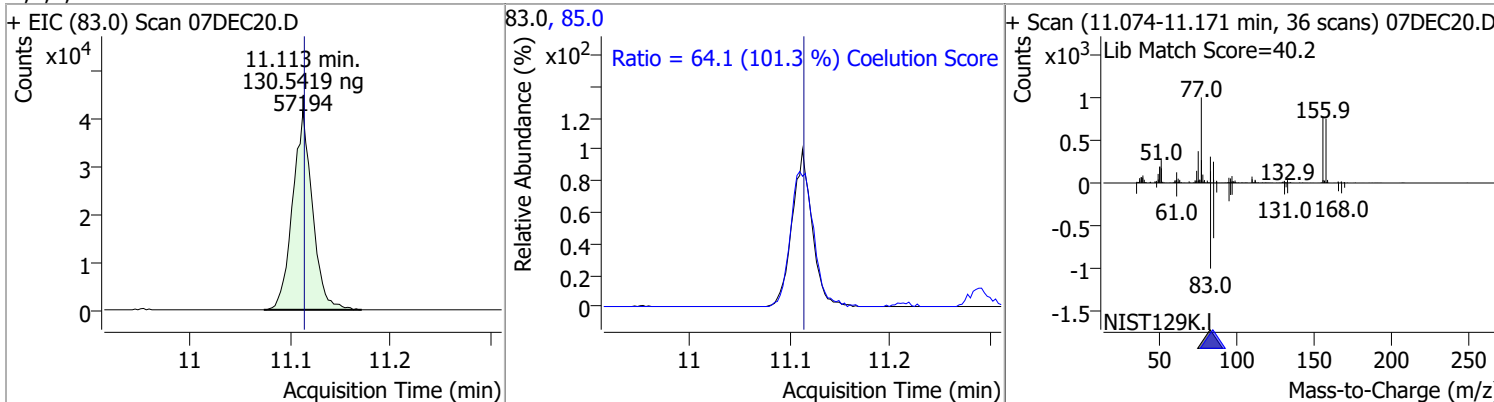


Quantitation Results Report (QT Reviewed)

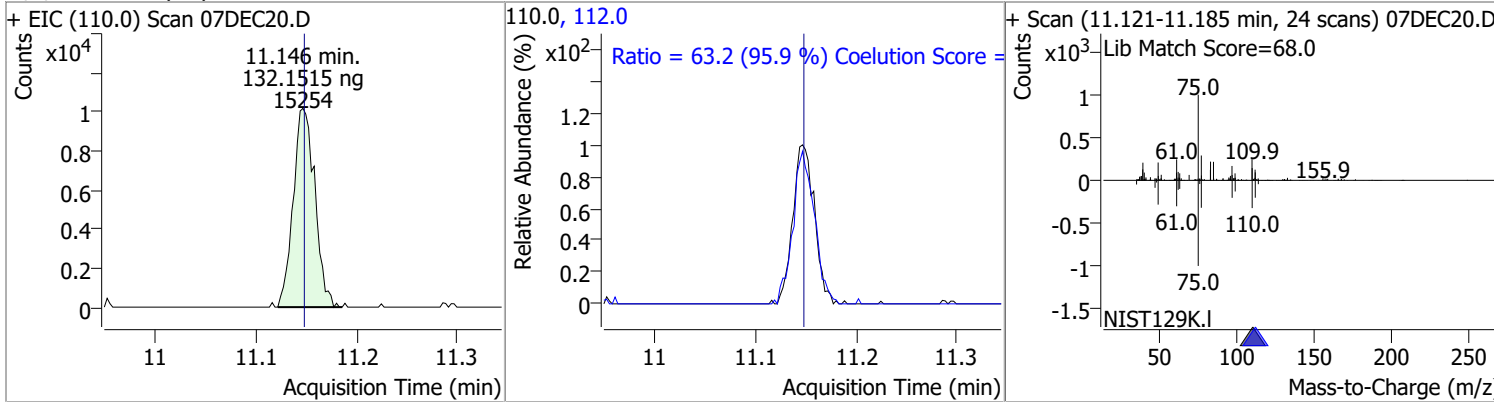
Compound	Conc.	RT	Dev(Min)	Resp.	QIon	QRatio	Lower	Upper
Bromobenzene	135.8499	11.09	0.00	103901	77.0	147.6	123.2	183.2
					158.0	95.3	66.2	126.2



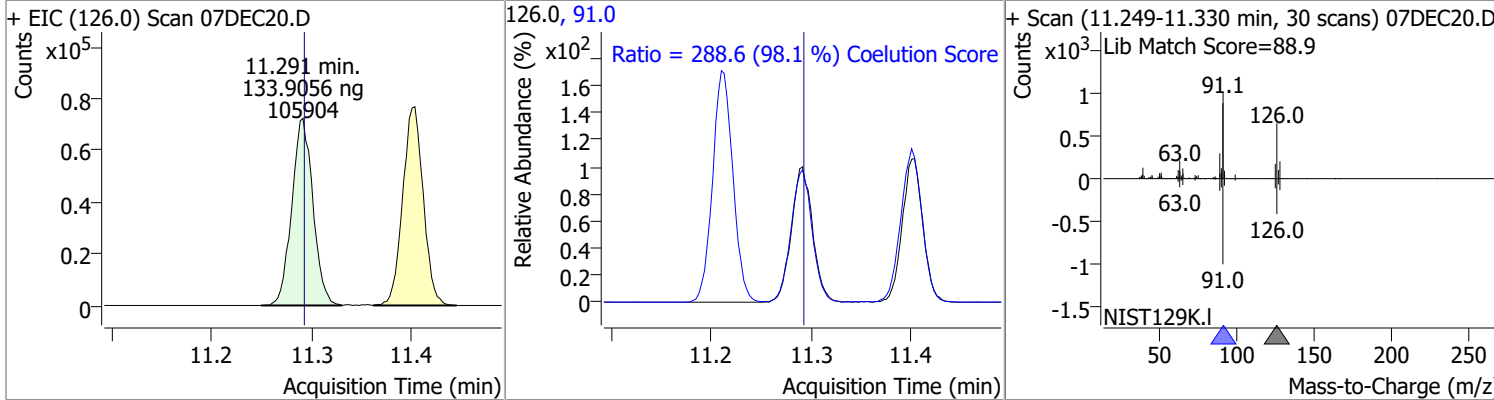
Compound	Conc.	RT	Dev(Min)	Resp.	QIon	QRatio	Lower	Upper
1,1,2,2-Tetrachloroethane	130.5419	11.11	0.00	57194	85.0	64.1	33.2	93.2



Compound	Conc.	RT	Dev(Min)	Resp.	QIon	QRatio	Lower	Upper
1,2,3-Trichloropropane	132.1515	11.15	0.00	15254	112.0	63.2	35.8	95.8

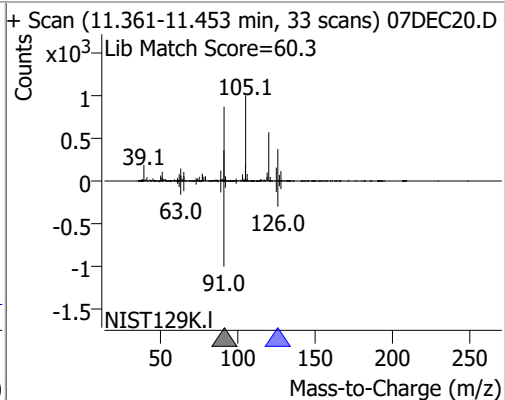
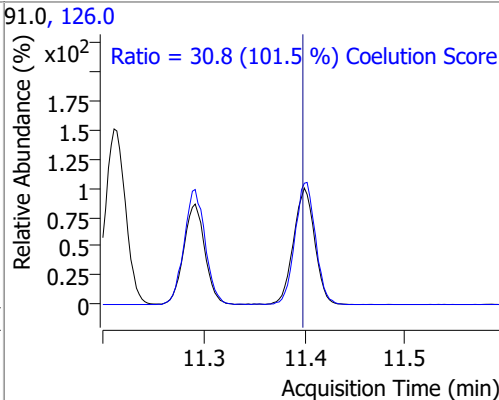
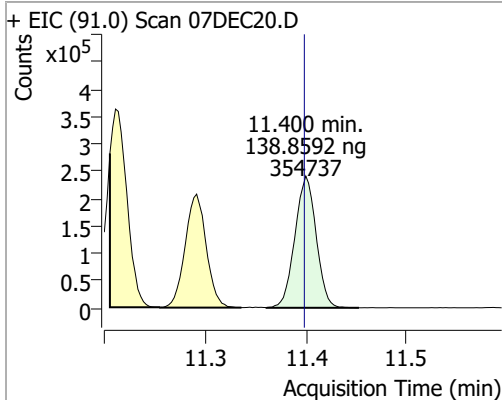


Compound	Conc.	RT	Dev(Min)	Resp.	QIon	QRatio	Lower	Upper
2-Chlorotoluene	133.9056	11.29	0.00	105904	91.0	288.6	264.1	324.1

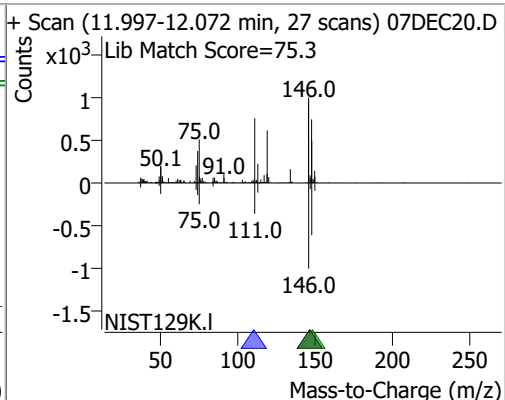
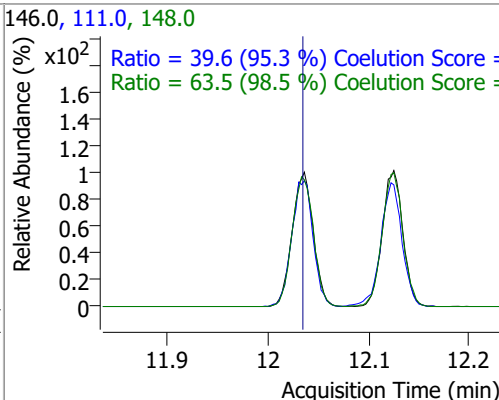
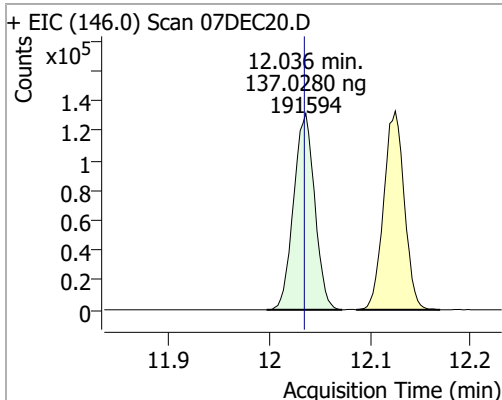


Quantitation Results Report (QT Reviewed)

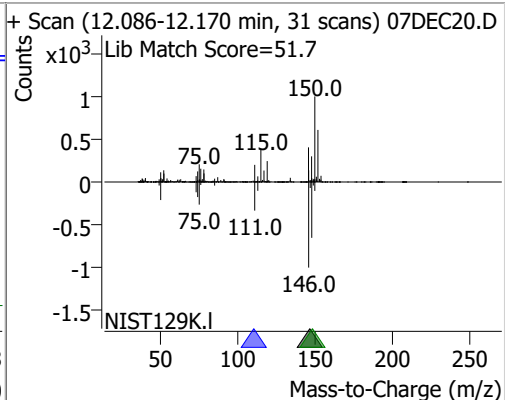
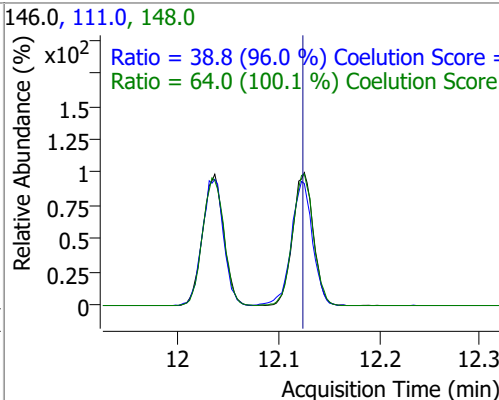
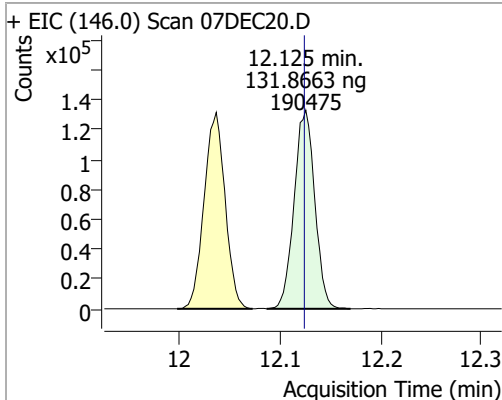
Compound	Conc.	RT	Dev(Min)	Resp.	QIon	QRatio	Lower	Upper
4-Chlorotoluene	138.8592	11.40	0.00	354737	126.0	30.8	0.4	60.4



Compound	Conc.	RT	Dev(Min)	Resp.	QIon	QRatio	Lower	Upper
1,3-Dichlorobenzene	137.0280	12.04	0.00	191594	148.0	63.5	34.5	94.5
					111.0	39.6	11.5	71.5

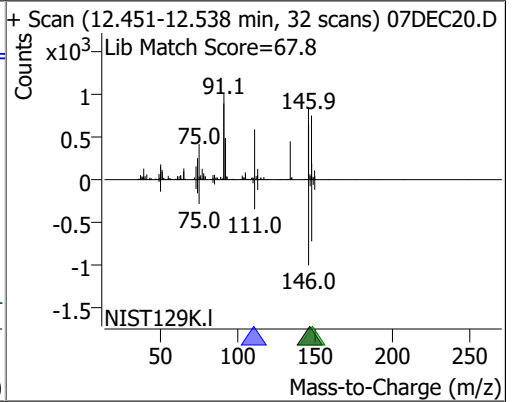
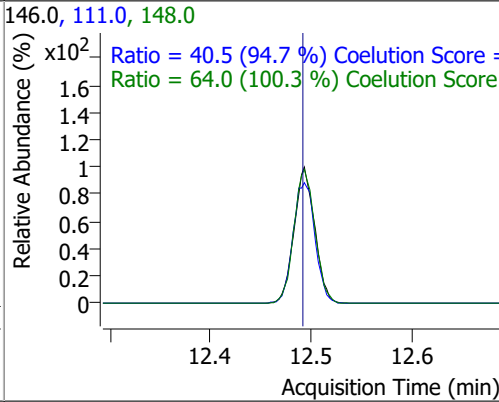
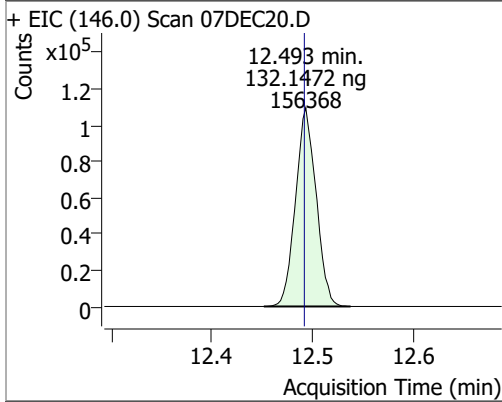


Compound	Conc.	RT	Dev(Min)	Resp.	QIon	QRatio	Lower	Upper
1,4-Dichlorobenzene	131.8663	12.13	0.00	190475	148.0	64.0	34.0	94.0
					111.0	38.8	10.4	70.4



Quantitation Results Report (QT Reviewed)

Compound	Conc.	RT	Dev(Min)	Resp.	QIon	QRatio	Lower	Upper
1,2-Dichlorobenzene	132.1472	12.49	0.00	156368	148.0	64.0	33.8	93.8
					111.0	40.5	12.8	72.8



Audit Trail report

Batch name and path: D:\Org\Data\VOA5975C\VG120721_L4\QuantResults\VG120721_8260B_624pt1_L4.batch.bin
Quant batch version: 10.0
Quant reporting version: 10.0

Name	User	Time	Action	Reason	Comment	Succeed	Exception
CmdNewBatchTable	BL2000\mchavez	12/7/2021 10:08:24 AM	Create new batch D:\Org\Data\VOA5975C\VG120721\VG120721_8260B_624pt1.batch.bin			✓	
CmdImportSamplesFromWorklist	BL2000\mchavez	12/7/2021 10:08:36 AM	Add samples from worklist: D:\Org\Data\VOA5975C\VG120721\07DEC02.D, D:\Org\Data\VOA5975C\VG120721\07DEC01.D			✓	
CmdSetSampleAttribute	BL2000\mchavez	12/7/2021 10:08:42 AM	Set SampleType = TuneCheck for sample 07DEC02.D; previous value = Sample			✓	
CmdQuantitate	BL2000\mchavez	12/7/2021 10:08:44 AM	Quantitate all compounds in all samples			✓	
CmdSaveBatchTable	BL2000\mchavez	12/7/2021 10:31:32 AM	Save batch D:\Org\Data\VOA5975C\VG120721\QuantResults\VG120721_8260B_624pt1.batch.bin			✓	
CmdSaveBatchTable	BL2000\mchavez	12/7/2021 10:37:42 AM	Save batch D:\Org\Data\VOA5975C\VG120721\QuantResults\VG120721_8260B_624pt1.batch.bin			✓	
CmdImportSamplesFromWorklist	BL2000\mchavez	12/7/2021 11:00:10 AM	Add samples from worklist: D:\Org\Data\VOA5975C\VG120721\07DEC03.D			✓	
CmdSetSampleAttribute	BL2000\mchavez	12/7/2021 11:00:19 AM	Set SampleType = Blank for sample 07DEC03.D; previous value = Sample			✓	
CmdQuantitate	BL2000\mchavez	12/7/2021 11:01:05 AM	Quantitate all compounds in all samples			✓	
CmdSaveBatchTable	BL2000\mchavez	12/7/2021 11:11:31 AM	Save batch D:\Org\Data\VOA5975C\VG120721\QuantResults\VG120721_8260B_624pt1.batch.bin			✓	
CmdOpenBatchTable	BL2000\mchavez	12/7/2021 11:48:23 AM	Open batch D:\Org\Data\VOA5975C\VG120721\VG120721_8260B_624pt1.batch.bin			✓	
CmdImportSamplesFromWorklist	BL2000\mchavez	12/7/2021 11:48:40 AM	Add samples from worklist: D:\Org\Data\VOA5975C\VG120721\07DEC04.D			✓	
CmdSetSampleAttribute	BL2000\mchavez	12/7/2021 11:48:44 AM	Set SampleType = CC for sample 07DEC04.D; previous value = Sample			✓	
CmdSetSampleAttribute	BL2000\mchavez	12/7/2021 11:48:48 AM	Set LevelName = CC for sample 07DEC04.D; previous value =			✓	
CmdStartMethodEditing	BL2000\mchavez	12/7/2021 11:52:19 AM	Start method editing			✓	
CmdImportMethodFromBatch	BL2000\mchavez	12/7/2021 11:52:21 AM	Import method from batch D:\Org\Data\VOA5975C\VG120221\VG120221_8260B_624pt1.batch.bin			✓	

Audit Trail report

Name	User	Time	Action	Reason	Comment	Succeed	Exception
CmdApplyMethodToAllSamples	BL2000\mchavez	12/7/2021 11:52:29 AM	Apply method to all samples			✓	
CmdMethodClear	BL2000\mchavez	12/7/2021 11:52:29 AM	Clear method			✓	
CmdEndMethodEditing	BL2000\mchavez	12/7/2021 11:52:30 AM	End method editing			✓	
CmdQuantitate	BL2000\mchavez	12/7/2021 11:52:35 AM	Quantitate all compounds in all samples			✓	
CmdSaveBatchTable	BL2000\mchavez	12/7/2021 11:54:26 AM	Save batch D:\Org\Data\VOA5975C\VG120721\QuantResults\VG120721_8260B_624pt1.batch.bin			✓	
CmdImportSamplesFromWorklist	BL2000\mchavez	12/7/2021 12:00:19 PM	Add samples from worklist: D:\Org\Data\VOA5975C\VG120721\07DEC05.D			✓	
CmdSetSampleAttribute	BL2000\mchavez	12/7/2021 12:00:22 PM	Set SampleType = TuneCheck for sample 07DEC05.D; previous value = Sample			✓	
CmdQuantitate	BL2000\mchavez	12/7/2021 12:00:26 PM	Quantitate all compounds in all samples			✓	
CmdSaveBatchTable	BL2000\mchavez	12/7/2021 12:20:36 PM	Save batch D:\Org\Data\VOA5975C\VG120721\QuantResults\VG120721_8260B_624pt1.batch.bin			✓	
CmdOpenBatchTable	BL2000\mchavez	12/7/2021 2:23:57 PM	Open batch D:\Org\Data\VOA5975C\VG120721\VG120721_8260B_624pt1.batch.bin			✓	
CmdImportSamplesFromWorklist	BL2000\mchavez	12/7/2021 2:30:05 PM	Add samples from worklist: D:\Org\Data\VOA5975C\VG120721\07DEC09.D, D:\Org\Data\VOA5975C\VG120721\07DEC08.D, D:\Org\Data\VOA5975C\VG120721\07DEC07.D, D:\Org\Data\VOA5975C\VG120721\07DEC06.D			✓	
CmdSetSampleAttribute	BL2000\mchavez	12/7/2021 2:31:56 PM	Set SampleType = Calibration for sample 07DEC07.D; previous value = Sample			✓	
CmdSetSampleAttribute	BL2000\mchavez	12/7/2021 2:32:00 PM	Set SampleType = Calibration for sample 07DEC08.D; previous value = Sample			✓	
CmdSetSampleAttribute	BL2000\mchavez	12/7/2021 2:32:02 PM	Set SampleType = Calibration for sample 07DEC09.D; previous value = Sample			✓	
CmdSetSampleAttribute	BL2000\mchavez	12/7/2021 2:33:38 PM	Set LevelName = 1 for sample 07DEC07.D; previous value =			✓	
CmdSetSampleAttribute	BL2000\mchavez	12/7/2021 2:33:41 PM	Set LevelName = 2 for sample 07DEC08.D; previous value =			✓	
CmdQuantitate	BL2000\mchavez	12/7/2021 2:33:51 PM	Quantitate all compounds in all samples			✓	
CmdSetSampleAttribute	BL2000\mchavez	12/7/2021 2:34:06 PM	Set LevelName = 3 for sample 07DEC09.D; previous value =			✓	

Audit Trail report

Name	User	Time	Action	Reason	Comment	Succeed	Exception
CmdQuantitate	BL2000\mchavez	12/7/2021 2:34:16 PM	Quantitate all compounds in all samples			✓	
CmdManuallyIntegratePeak	BL2000\mchavez	12/7/2021 2:35:17 PM	Manually integrate compound 1,2-Dibromo-3-chloropropane in sample 07DEC09.D from x, y = 13.246, 0 to 13.310, 0; result = 1319			✓	
CmdSetTargetCompoundAttribute	BL2000\mchavez	12/7/2021 2:35:18 PM	Set UserAnnotation = NI for compound 1,2-Dibromo-3-chloropropane in sample 07DEC09.D; previous value =			✓	
CmdManuallyIntegrateQualifierPeak	BL2000\mchavez	12/7/2021 2:35:23 PM	Manually integrate qualifier155.0 of compound 1,2-Dibromo-3-chloropropane in sample 07DEC09.D from x, y = 13.238, 0 to 13.322, 0; result = 1238			✓	
CmdManuallyIntegrateQualifierPeak	BL2000\mchavez	12/7/2021 2:35:25 PM	Manually integrate qualifier157.0 of compound 1,2-Dibromo-3-chloropropane in sample 07DEC09.D from x, y = 13.221, 0 to 13.333, 0; result = 1659			✓	
CmdSaveBatchTable	BL2000\mchavez	12/7/2021 2:35:47 PM	Save batch D:\Org\Data\VOA5975C\VG120721\QuantResults\VG120721_8260B_624pt1.batch.bin			✓	
CmdOpenBatchTable	BL2000\mchavez	12/8/2021 8:53:12 AM	Open batch D:\Org\Data\VOA5975C\VG120721\VG120721_8260B_624pt1.batch.bin			✓	

Audit Trail report

Name	User	Time	Action	Reason	Comment	Succeed	Exception
CmdImportSamplesFromWorklist	BL2000\mchavez	12/8/2021 8:55:48 AM	Add samples from worklist: D:\Org\Data\VOA5975C\VG120721\07DEC25.D, D:\Org\Data\VOA5975C\VG120721\07DEC24.D, D:\Org\Data\VOA5975C\VG120721\07DEC23.D, D:\Org\Data\VOA5975C\VG120721\07DEC22.D, D:\Org\Data\VOA5975C\VG120721\07DEC21.D, D:\Org\Data\VOA5975C\VG120721\07DEC20.D, D:\Org\Data\VOA5975C\VG120721\07DEC19.D, D:\Org\Data\VOA5975C\VG120721\07DEC18.D, D:\Org\Data\VOA5975C\VG120721\07DEC17.D, D:\Org\Data\VOA5975C\VG120721\07DEC16.D, D:\Org\Data\VOA5975C\VG120721\07DEC15.D, D:\Org\Data\VOA5975C\VG120721\07DEC14.D, D:\Org\Data\VOA5975C\VG120721\07DEC13.D, D:\Org\Data\VOA5975C\VG120721\07DEC12.D, D:\Org\Data\VOA5975C\VG120721\07DEC11.D, D:\Org\Data\VOA5975C\VG120721\07DEC10.D			✓	
CmdSaveBatchTable	BL2000\mchavez	12/8/2021 8:56:08 AM	Save batch D:\Org\Data\VOA5975C\VG120721\QuantResults\VG120721_8260B_624pt1.batch.bin			✓	
CmdOpenBatchTable	BL2000\mchavez	12/8/2021 1:12:48 PM	Open batch D:\Org\Data\VOA5975C\VG120721\VG120721_8260B_624pt1.batch.bin			✓	
CmdSetSampleAttribute	BL2000\mchavez	12/8/2021 1:13:02 PM	Set SampleType = Calibration for sample 07DEC10.D; previous value = Sample			✓	
CmdSetSampleAttribute	BL2000\mchavez	12/8/2021 1:13:06 PM	Set LevelName = 4 for sample 07DEC21.D; previous value =			✓	
CmdSetSampleAttribute	BL2000\mchavez	12/8/2021 1:13:18 PM	Set LevelName = 4 for sample 07DEC10.D; previous value =			✓	
CmdSetSampleAttribute	BL2000\mchavez	12/8/2021 1:13:25 PM	Set SampleType = Calibration for sample 07DEC12.D; previous value = Sample			✓	
CmdSetSampleAttribute	BL2000\mchavez	12/8/2021 1:13:32 PM	Set LevelName = 5 for sample 07DEC12.D; previous value =			✓	
CmdSetSampleAttribute	BL2000\mchavez	12/8/2021 1:13:34 PM	Set LevelName = for sample 07DEC21.D; previous value = 4			✓	

Audit Trail report

Name	User	Time	Action	Reason	Comment	Succeed	Exception
CmdSetSampleAttribute	BL2000\mchavez	12/8/2021 1:13:42 PM	Set SampleType = Calibration for sample 07DEC14.D; previous value = Sample			✓	
CmdSetSampleAttribute	BL2000\mchavez	12/8/2021 1:13:48 PM	Set LevelName = 6 for sample 07DEC14.D; previous value =			✓	
CmdQuantitate	BL2000\mchavez	12/8/2021 1:14:24 PM	Quantitate all compounds in all samples			✓	
CmdSetSampleAttribute	BL2000\mchavez	12/8/2021 1:14:39 PM	Set SampleName = BLK for sample 07DEC13.D; previous value = ICAL120721_6			✓	
CmdSetSampleAttribute	BL2000\mchavez	12/8/2021 1:17:56 PM	Set SampleName = BLK for sample 07DEC15.D; previous value = ICAL120721_8			✓	
CmdSetSampleAttribute	BL2000\mchavez	12/8/2021 1:18:03 PM	Set SampleName = ICAL120721_6 for sample 07DEC14.D; previous value = ICAL120721_7			✓	
CmdSetSampleAttribute	BL2000\mchavez	12/8/2021 1:18:06 PM	Set SampleName = ICAL120721_7 for sample 07DEC16.D; previous value = ICAL120721_9			✓	
CmdSetSampleAttribute	BL2000\mchavez	12/8/2021 1:18:10 PM	Set SampleName = BLK for sample 07DEC17.D; previous value = ICAL120721_0			✓	
CmdSetSampleAttribute	BL2000\mchavez	12/8/2021 1:18:14 PM	Set SampleName = ICAL120721_8 for sample 07DEC18.D; previous value = ICAL120721_1			✓	
CmdSetSampleAttribute	BL2000\mchavez	12/8/2021 1:18:17 PM	Set SampleName = BLK for sample 07DEC19.D; previous value = ICAL120721_2			✓	
CmdSaveBatchTable	BL2000\mchavez	12/8/2021 1:18:29 PM	Save batch D:\Org\Data\VOA5975C\VG120721\QuantResults\VG120721_8260B_624pt1.batch.bin			✓	
CmdOpenBatchTable	BL2000\mchavez	12/8/2021 1:25:53 PM	Open batch D:\Org\Data\VOA5975C\VG120721\VG120721_8260B_624pt1.batch.bin			✓	
CmdSaveBatchTable	BL2000\mchavez	12/8/2021 1:26:35 PM	Save batch D:\Org\Data\VOA5975C\VG120721\QuantResults\VG120721_8260B_624pt1.batch.bin			✓	
CmdOpenBatchTable	BL2000\mchavez	12/10/2021 10:07:54 AM	Open batch D:\Org\Data\VOA5975C\VG120721\VG120721_8260B_624pt1.batch.bin			✓	
CmdSetSampleAttribute	BL2000\mchavez	12/10/2021 10:08:12 AM	Set SampleType = Calibration for sample 07DEC16.D; previous value = Sample			✓	

Audit Trail report

Name	User	Time	Action	Reason	Comment	Succeed	Exception
CmdQuantitate	BL2000\mchavez	12/10/2021 10:08:16 AM	Quantitate all compounds in all samples				Agilent.MassSpectrometry.DataAnalysis.Quantitative.ApplicationCommandException: Batch quantitation failed ---> Agilent.MassSpectrometry.DataAnalysis.Quantitative.ApplicationCommandException: Sample not validated: Level name is undefined for a Calibration or QC sample. at Agilent.MassSpectrometry.DataAnalysis.Quantitative.Analysis.Batch.ValidateBatchMethod() at Agilent.MassSpectrometry.DataAnalysis.Quantitative.Analysis.Batch.Quantitate() --- End of inner exception stack trace --- at Agilent.MassSpectrometry.DataAnalysis.Quantitative.Analysis.Batch.Quantitate() at Agilent.MassSpectrometry.DataAnalysis.Quantitative.CmdQuantitate.QuantitateBatch(Int16 batchId) at Agilent.MassSpectrometry.CommandModel.CommandHistory.Invoke(ICommand cmd) at Agilent.MassSpectrometry.DataAnalysis.Quantitative.AppCommandContext.Invoke(ICommand cmd)
CmdSetSampleAttribute	BL2000\mchavez	12/10/2021 10:08:28 AM	Set LevelName = 7 for sample 07DEC16.D; previous value =			✓	
CmdQuantitate	BL2000\mchavez	12/10/2021 10:09:04 AM	Quantitate all compounds in all samples			✓	
CmdRemoveSamples	BL2000\mchavez	12/10/2021 10:09:18 AM	Remove 8 sample(s): Remove Sample sample ICAL120721_8, data file 07DEC18.D ; Remove Sample sample BLK, data file 07DEC19.D ; Remove Sample sample ICAL120721_3, data file 07DEC20.D ; Remove Sample sample BLK, data file 07DEC21.D ; Remove Sample sample MDL120721, data file 07DEC22.D ; Remove Sample sample LOD120721_2xCAL1, data file 07DEC23.D ; Remove Sample sample MBLK120721_NoSurr, data file 07DEC24.D ; Remove Sample sample BLK, data file 07DEC25.D ;			✓	

Audit Trail report

Name	User	Time	Action	Reason	Comment	Succeed	Exception
CmdImportSamplesFromWorklist	BL2000\mchavez	12/10/2021 10:10:55 AM	Add samples from worklist: D:\Org\Data\VOA5975C\VG120721\07DEC20.D, D:\Org\Data\VOA5975C\VG120721\07DEC19.D, D:\Org\Data\VOA5975C\VG120721\07DEC18.D			✓	
CmdSaveBatchTable	BL2000\mchavez	12/10/2021 10:11:00 AM	Save batch D:\Org\Data\VOA5975C\VG120721\QuantResults\VG120721_8260B_624pt1.batch.bin			✓	
CmdSetSampleAttribute	BL2000\mchavez	12/10/2021 10:11:08 AM	Set SampleName = ICAL120721_8 for sample 07DEC18.D; previous value = ICAL120721_1			✓	
CmdSetSampleAttribute	BL2000\mchavez	12/10/2021 10:11:14 AM	Set SampleType = Calibration for sample 07DEC18.D; previous value = Sample			✓	
CmdSetSampleAttribute	BL2000\mchavez	12/10/2021 10:11:21 AM	Set LevelName = 8 for sample 07DEC18.D; previous value =			✓	
CmdSetSampleAttribute	BL2000\mchavez	12/10/2021 10:11:30 AM	Set SampleName = BLK for sample 07DEC19.D; previous value = ICAL120721_2			✓	
CmdSetSampleAttribute	BL2000\mchavez	12/10/2021 10:11:36 AM	Set SampleName = ICV120721 for sample 07DEC20.D; previous value = ICAL120721_3			✓	
CmdQuantitate	BL2000\mchavez	12/10/2021 10:12:04 AM	Quantitate all compounds in all samples			✓	
CmdSaveBatchTable	BL2000\mchavez	12/10/2021 10:12:44 AM	Save batch D:\Org\Data\VOA5975C\VG120721\QuantResults\VG120721_8260B_624pt1.batch.bin			✓	
CmdSetSampleAttribute	BL2000\mchavez	12/10/2021 10:13:05 AM	Set SampleType = QC for sample 07DEC20.D; previous value = Sample			✓	
CmdSetSampleAttribute	BL2000\mchavez	12/10/2021 10:13:16 AM	Set LevelName = QC for sample 07DEC20.D; previous value =			✓	
CmdSetSampleAttribute	BL2000\mchavez	12/10/2021 10:13:20 AM	Set SampleInformation = LCSA for sample 07DEC20.D; previous value =			✓	
CmdSetSampleAttribute	BL2000\mchavez	12/10/2021 10:16:38 AM	Set SampleApproved = True for sample 07DEC12.D; previous value = False			✓	
CmdStartMethodEditing	BL2000\mchavez	12/10/2021 10:16:44 AM	Start method editing			✓	
CmdImportMethodFromSample	BL2000\mchavez	12/10/2021 10:16:44 AM	Import method from sample 07DEC12.D			✓	

Audit Trail report

Name	User	Time	Action	Reason	Comment	Succeed	Exception
CmdUpdateRetentionTimes	BL2000\mchavez	12/10/2021 10:17:16 AM	Update retention time for compound VA_Fluorobenzene; Vinyl acetate; Acrolein; 2-Chloroethylvinyl ether; Acrylonitrile; Chlorobenzene; Tetrachloroethene; Trichloroethene; Carbon tetrachloride; Chloroform; 1,1-Dichloroethene; Vinyl chloride; p-Bromofluorobenzene; Toluene-d8; 1,2-Dichloroethane-d4; Dibromofluoromethane; 1,4-Dichlorobenzene-d4; Chlorobenzene-d5; Fluorobenzene; 1,2-Dichloroethane; Benzene; 1,4-Dichlorobenzene; Methyl ethyl ketone; Styrene; 1,1,1-Trichloroethane; Methyl tert-butyl ether (MTBE); Methylene chloride; o-Xylene; m+p-Xylenes; Ethylbenzene; Toluene; 1,2,3-Trichlorobenzene; Naphthalene; Hexachlorobutadiene; 1,2,4-Trichlorobenzene; 1,2-Dibromo-3-chloropropane; 1,2-Dichlorobenzene; n-Butylbenzene; p-Isopropyltoluene; 1,3-Dichlorobenzene; sec-Butylbenzene; 1,2,4-Trimethylbenzene; tert-Butylbenzene; 4-Chlorotoluene; 1,3,5-Trimethylbenzene; 2-Chlorotoluene; n-Propylbenzene; 1,2,3-Trichloropropane; Bromobenzene; 1,1,2,2-Tetrachloroethane; Isopropylbenzene; Bromoform; 1,1,1,2-Tetrachloroethane; 1,2-Dibromoethane; Chlorodibromomethane; 1,3-Dichloropropane; 1,1,2-Trichloroethane; trans-1,3-Dichloropropene; cis-1,3-Dichloropropene; Bromodichloromethane; Dibromomethane; 1,2-Dichloropropane; 1,1-Dichloropropene; Bromochloromethane; cis-1,2-Dichloroethene; 2,2-Dichloropropane; 1,1-Dichloroethane; trans-1,2-Dichloroethene; Trichlorofluoromethane; Chloroethane; Bromomethane; Chloromethane; Dichlorodifluoromethane; BM_Fluorobenzene; Acetone; 2-Hexanone; Methyl isobutyl ketone; Acetone_58;			✓	
CmdApplyMethodToAllSamples	BL2000\mchavez	12/10/2021 10:17:34 AM	Apply method to all samples			✓	
CmdMethodClear	BL2000\mchavez	12/10/2021 10:17:34 AM	Clear method			✓	
CmdEndMethodEditing	BL2000\mchavez	12/10/2021 10:17:34 AM	End method editing			✓	

Audit Trail report

Name	User	Time	Action	Reason	Comment	Succeed	Exception
CmdQuantitate	BL2000\mchavez	12/10/2021 10:18:06 AM	Quantitate all compounds in all samples			✓	
CmdManuallyIntegratePeak	BL2000\mchavez	12/10/2021 10:18:33 AM	Manually integrate compound 1,2,3-Trichlorobenzene in sample 07DEC07.D from x, y = 14.470, 0 to 14.532, 0; result = 586			✓	
CmdSetTargetCompoundAttribute	BL2000\mchavez	12/10/2021 10:18:38 AM	Set UserAnnotation = NI for compound 1,2,3-Trichlorobenzene in sample 07DEC07.D; previous value =			✓	
CmdManuallyIntegrateQualifierPeak	BL2000\mchavez	12/10/2021 10:18:41 AM	Manually integrate qualifier182.0 of compound 1,2,3-Trichlorobenzene in sample 07DEC07.D from x, y = 14.470, 0 to 14.546, 0; result = 488			✓	
CmdManuallyIntegrateQualifierPeak	BL2000\mchavez	12/10/2021 10:18:42 AM	Manually integrate qualifier145.0 of compound 1,2,3-Trichlorobenzene in sample 07DEC07.D from x, y = 14.476, 0 to 14.549, 0; result = 142			✓	
CmdSetTargetCompoundAttribute	BL2000\mchavez	12/10/2021 10:18:47 AM	Set UserAnnotation = NI for compound 1,2,3-Trichlorobenzene in sample 07DEC07.D; previous value = NI			✓	
CmdManuallyIntegratePeak	BL2000\mchavez	12/10/2021 11:20:57 AM	Manually integrate compound Bromomethane in sample 07DEC07.D from x, y = 1.760, 0 to 1.866, 0; result = 1468			✓	
CmdManuallyIntegrateQualifierPeak	BL2000\mchavez	12/10/2021 11:21:00 AM	Manually integrate qualifier94.0 of compound Bromomethane in sample 07DEC07.D from x, y = 1.768, 0 to 1.857, 0; result = 1758			✓	
CmdManuallyIntegrateQualifierPeak	BL2000\mchavez	12/10/2021 11:21:05 AM	Manually integrate qualifier87.0 of compound Dichlorodifluoromethane in sample 07DEC07.D from x, y = 1.208, 0 to 1.289, 0; result = 901			✓	
CmdManuallyIntegrateQualifierPeak	BL2000\mchavez	12/10/2021 11:21:09 AM	Manually integrate qualifier52.0 of compound Chloromethane in sample 07DEC07.D from x, y = 1.386, 0 to 1.445, 0; result = 1321			✓	
CmdManuallyIntegrateQualifierPeak	BL2000\mchavez	12/10/2021 11:21:13 AM	Manually integrate qualifier64.0 of compound Vinyl chloride in sample 07DEC07.D from x, y = 1.467, 0 to 1.540, 0; result = 1571			✓	
CmdManuallyIntegrateQualifierPeak	BL2000\mchavez	12/10/2021 11:21:20 AM	Manually integrate qualifier66.0 of compound Chloroethane in sample 07DEC07.D from x, y = 1.869, 0 to 1.924, -31; result = 764			✓	
CmdManuallyIntegratePeak	BL2000\mchavez	12/10/2021 11:22:41 AM	Manually integrate compound Acrolein in sample 07DEC07.D from x, y = 2.594, 0 to 2.663, 0; result = 1367			✓	
CmdManuallyIntegrateQualifierPeak	BL2000\mchavez	12/10/2021 11:22:44 AM	Manually integrate qualifier55.0 of compound Acrolein in sample 07DEC07.D from x, y = 2.599, 0 to 2.655, 0; result = 1041			✓	

Audit Trail report

Name	User	Time	Action	Reason	Comment	Succeed	Exception
CmdManuallyIntegrateQualifierPeak	BL2000\mchavez	12/10/2021 11:22:48 AM	Manually integrate qualifier63.0 of compound 1,1-Dichloroethene in sample 07DEC07.D from x, y = 2.661, 0 to 2.758, 0; result = 1014			✓	
CmdManuallyIntegrateQualifierPeak	BL2000\mchavez	12/10/2021 11:22:53 AM	Manually integrate qualifier58.0 of compound Acetone in sample 07DEC07.D from x, y = 2.783, 0 to 2.864, 0; result = 685			✓	
CmdManuallyIntegrateQualifierPeak	BL2000\mchavez	12/10/2021 11:22:59 AM	Manually integrate qualifier86.0 of compound Methylene chloride in sample 07DEC07.D from x, y = 3.291, 0 to 3.433, 0; result = 2267			✓	
CmdManuallyIntegratePeak	BL2000\mchavez	12/10/2021 11:23:18 AM	Manually integrate compound Acrylonitrile in sample 07DEC07.D from x, y = 3.678, 0 to 3.787, 0; result = 2761			✓	
CmdManuallyIntegrateQualifierPeak	BL2000\mchavez	12/10/2021 11:23:22 AM	Manually integrate qualifier51.0 of compound Acrylonitrile in sample 07DEC07.D from x, y = 3.664, 0 to 3.790, 0; result = 1165			✓	
CmdManuallyIntegrateQualifierPeak	BL2000\mchavez	12/10/2021 11:23:27 AM	Manually integrate qualifier61.0 of compound trans-1,2-Dichloroethene in sample 07DEC07.D from x, y = 3.659, 0 to 3.776, 0; result = 3236			✓	
CmdManuallyIntegrateQualifierPeak	BL2000\mchavez	12/10/2021 11:23:29 AM	Manually integrate qualifier98.0 of compound trans-1,2-Dichloroethene in sample 07DEC07.D from x, y = 3.662, 0 to 3.784, 0; result = 1584			✓	
CmdManuallyIntegratePeak	BL2000\mchavez	12/10/2021 11:23:35 AM	Manually integrate compound Methyl tert-butyl ether (MTBE) in sample 07DEC07.D from x, y = 3.690, 0 to 3.790, 377; result = 1629			✓	
CmdManuallyIntegratePeak	BL2000\mchavez	12/10/2021 11:23:44 AM	Manually integrate compound Methyl tert-butyl ether (MTBE) in sample 07DEC07.D, from x, y = 3.695, 0 to 3.829, 0, result = 2798; previous integration is from x, y = 3.690, 0 to 3.790, 377 and previous response = 1629.			✓	
CmdManuallyIntegrateQualifierPeak	BL2000\mchavez	12/10/2021 11:23:48 AM	Manually integrate qualifier57.0 of compound Methyl tert-butyl ether (MTBE) in sample 07DEC07.D from x, y = 3.726, 0 to 3.773, 0; result = 489			✓	
CmdManuallyIntegratePeak	BL2000\mchavez	12/10/2021 11:23:53 AM	Manually integrate compound 1,1-Dichloroethane in sample 07DEC07.D from x, y = 4.323, 0 to 4.456, 0; result = 3746			✓	
CmdManuallyIntegrateQualifierPeak	BL2000\mchavez	12/10/2021 11:23:56 AM	Manually integrate qualifier65.0 of compound 1,1-Dichloroethane in sample 07DEC07.D from x, y = 4.342, 0 to 4.434, 0; result = 906			✓	

Audit Trail report

Name	User	Time	Action	Reason	Comment	Succeed	Exception
CmdManuallyIntegrateQualifierPeak	BL2000\mchavez	12/10/2021 11:23:58 AM	Manually integrate qualifier 83.0 of compound 1,1-Dichloroethane in sample 07DEC07.D from x, y = 4.348, 0 to 4.420, 0; result = 370			✓	
CmdManuallyIntegrateQualifierPeak	BL2000\mchavez	12/10/2021 11:24:08 AM	Manually integrate qualifier 86.0 of compound Vinyl acetate in sample 07DEC07.D from x, y = 4.509, 0 to 4.579, 0; result = 31			✓	
CmdManuallyIntegrateQualifierPeak	BL2000\mchavez	12/10/2021 11:24:22 AM	Manually integrate qualifier 97.0 of compound 2,2-Dichloropropane in sample 07DEC07.D from x, y = 5.154, 37 to 5.279, 0; result = 524			✓	
CmdManuallyIntegrateDropBaseline	BL2000\mchavez	12/10/2021 11:24:25 AM	Drop baseline for qualifier 97.0 of compound 2,2-Dichloropropane in sample 07DEC07.D to y = 0, new integration is from x, y = 5.154, 0 to 5.279, 0 and new response = 663; previous integration is from x, y = 5.154, 37 to 5.279, 0 and previous response = 524.			✓	
CmdManuallyIntegratePeak	BL2000\mchavez	12/10/2021 11:24:31 AM	Manually integrate compound cis-1,2-Dichloroethene in sample 07DEC07.D from x, y = 5.173, 0 to 5.243, 0; result = 2299			✓	
CmdManuallyIntegrateQualifierPeak	BL2000\mchavez	12/10/2021 11:24:33 AM	Manually integrate qualifier 61.0 of compound cis-1,2-Dichloroethene in sample 07DEC07.D, from x, y = 5.145, 0 to 5.274, 0, result = 3631; previous integration is from x, y = 5.184, 0 to 5.254, 0 and previous response = 3385.			✓	
CmdManuallyIntegrateQualifierPeak	BL2000\mchavez	12/10/2021 11:24:40 AM	Manually integrate qualifier 98.0 of compound cis-1,2-Dichloroethene in sample 07DEC07.D from x, y = 5.151, 0 to 5.271, 0; result = 1599			✓	
CmdManuallyIntegrateQualifierPeak	BL2000\mchavez	12/10/2021 11:24:46 AM	Manually integrate qualifier 72.0 of compound Methyl ethyl ketone in sample 07DEC07.D from x, y = 5.260, 0 to 5.326, 0; result = 600			✓	
CmdManuallyIntegratePeak	BL2000\mchavez	12/10/2021 11:24:50 AM	Manually integrate compound Methyl ethyl ketone in sample 07DEC07.D, from x, y = 5.268, 0 to 5.357, 0, result = 2928; previous integration is from x, y = 5.268, 0 to 5.321, 0 and previous response = 2413.			✓	
CmdManuallyIntegratePeak	BL2000\mchavez	12/10/2021 11:24:55 AM	Manually integrate compound Bromochloromethane in sample 07DEC07.D from x, y = 5.485, 0 to 5.555, 0; result = 556			✓	
CmdManuallyIntegrateQualifierPeak	BL2000\mchavez	12/10/2021 11:24:58 AM	Manually integrate qualifier 49.0 of compound Bromochloromethane in sample 07DEC07.D from x, y = 5.477, 0 to 5.555, 0; result = 1317			✓	

Audit Trail report

Name	User	Time	Action	Reason	Comment	Succeed	Exception
CmdManuallyIntegrateQualifierPeak	BL2000\mchavez	12/10/2021 11:25:05 AM	Manually integrate qualifier 191.5 of compound Dibromofluoromethane in sample 07DEC07.D from x, y = 5.801, 0 to 5.912, 0; result = 778			✓	
CmdManuallyIntegratePeak	BL2000\mchavez	12/10/2021 11:25:15 AM	Manually integrate compound 1,1,1-Trichloroethane in sample 07DEC07.D from x, y = 5.775, 0 to 5.895, 0; result = 3321			✓	
CmdManuallyIntegrateQualifierPeak	BL2000\mchavez	12/10/2021 11:25:19 AM	Manually integrate qualifier 61.0 of compound 1,1,1-Trichloroethane in sample 07DEC07.D from x, y = 5.784, 0 to 5.884, 0; result = 1814			✓	
CmdManuallyIntegrateQualifierPeak	BL2000\mchavez	12/10/2021 11:25:24 AM	Manually integrate qualifier 121.0 of compound Carbon tetrachloride in sample 07DEC07.D from x, y = 5.976, 0 to 6.107, 0; result = 885			✓	
CmdManuallyIntegrateQualifierPeak	BL2000\mchavez	12/10/2021 11:25:31 AM	Manually integrate qualifier 110.0 of compound 1,1-Dichloropropene in sample 07DEC07.D from x, y = 6.010, 0 to 6.071, 0; result = 829			✓	
CmdManuallyIntegrateQualifierPeak	BL2000\mchavez	12/10/2021 11:25:34 AM	Manually integrate qualifier 77.0 of compound 1,1-Dichloropropene in sample 07DEC07.D from x, y = 5.990, 0 to 6.071, 0; result = 1017			✓	
CmdManuallyIntegratePeak	BL2000\mchavez	12/10/2021 11:25:39 AM	Manually integrate compound 1,2-Dichloroethane-d4 in sample 07DEC07.D from x, y = 6.197, 0 to 6.289, 0; result = 1694			✓	
CmdManuallyIntegrateQualifierPeak	BL2000\mchavez	12/10/2021 11:25:41 AM	Manually integrate qualifier 65.0 of compound 1,2-Dichloroethane-d4 in sample 07DEC07.D, from x, y = 6.185, 0 to 6.297, 0, result = 3127; previous integration is from x, y = 6.202, 0 to 6.275, 0 and previous response = 3099.			✓	
CmdClearManualIntegration	BL2000\mchavez	12/10/2021 11:25:43 AM	Clear manual integration of qualifier 65.0 for compound 1,2-Dichloroethane-d4 in sample 07DEC07.D			✓	
CmdManuallyIntegrateQualifierPeak	BL2000\mchavez	12/10/2021 11:25:50 AM	Manually integrate qualifier 77.0 of compound Benzene in sample 07DEC07.D from x, y = 6.230, 0 to 6.319, 0; result = 2072			✓	
CmdManuallyIntegrateQualifierPeak	BL2000\mchavez	12/10/2021 11:25:58 AM	Manually integrate qualifier 64.0 of compound 1,2-Dichloroethane in sample 07DEC07.D from x, y = 6.258, 0 to 6.364, 0; result = 596			✓	
CmdManuallyIntegrateQualifierPeak	BL2000\mchavez	12/10/2021 11:26:01 AM	Manually integrate qualifier 98.0 of compound 1,2-Dichloroethane in sample 07DEC07.D from x, y = 6.303, 0 to 6.342, 0; result = 82			✓	

Audit Trail report

Name	User	Time	Action	Reason	Comment	Succeed	Exception
CmdManuallyIntegratePeak	BL2000\mchavez	12/10/2021 11:26:07 AM	Manually integrate compound Acetone_58 in sample 07DEC07.D from x, y = 2.767, 0 to 2.856, 0; result = 685			✓	
CmdManuallyIntegratePeak	BL2000\mchavez	12/10/2021 11:26:13 AM	Manually integrate compound 2-Chloroethylvinyl ether in sample 07DEC07.D from x, y = 7.895, 0 to 7.978, 0; result = 672			✓	
CmdManuallyIntegrateQualifierPeak	BL2000\mchavez	12/10/2021 11:26:16 AM	Manually integrate qualifier65.0 of compound 2-Chloroethylvinyl ether in sample 07DEC07.D from x, y = 7.903, 0 to 7.978, 0; result = 124			✓	
CmdManuallyIntegratePeak	BL2000\mchavez	12/10/2021 11:26:22 AM	Manually integrate compound Trichloroethene in sample 07DEC07.D from x, y = 6.986, 0 to 7.108, 0; result = 2425			✓	
CmdManuallyIntegrateQualifierPeak	BL2000\mchavez	12/10/2021 11:26:26 AM	Manually integrate qualifier97.0 of compound Trichloroethene in sample 07DEC07.D from x, y = 6.986, 0 to 7.069, 0; result = 1439			✓	
CmdManuallyIntegratePeak	BL2000\mchavez	12/10/2021 11:26:31 AM	Manually integrate compound 1,2-Dichloropropane in sample 07DEC07.D from x, y = 7.214, 0 to 7.298, -14; result = 1911			✓	
CmdManuallyIntegrateQualifierPeak	BL2000\mchavez	12/10/2021 11:26:36 AM	Manually integrate qualifier76.0 of compound 1,2-Dichloropropane in sample 07DEC07.D from x, y = 7.245, 0 to 7.323, 0; result = 612			✓	
CmdManuallyIntegratePeak	BL2000\mchavez	12/10/2021 11:26:41 AM	Manually integrate compound Dibromomethane in sample 07DEC07.D from x, y = 7.351, 0 to 7.421, 0; result = 765			✓	
CmdManuallyIntegrateQualifierPeak	BL2000\mchavez	12/10/2021 11:26:44 AM	Manually integrate qualifier95.0 of compound Dibromomethane in sample 07DEC07.D from x, y = 7.362, 0 to 7.454, 0; result = 422			✓	
CmdManuallyIntegrateQualifierPeak	BL2000\mchavez	12/10/2021 11:26:46 AM	Manually integrate qualifier173.5 of compound Dibromomethane in sample 07DEC07.D from x, y = 7.362, 0 to 7.457, 0; result = 828			✓	
CmdManuallyIntegratePeak	BL2000\mchavez	12/10/2021 11:26:51 AM	Manually integrate compound Bromodichloromethane in sample 07DEC07.D from x, y = 7.552, 0 to 7.619, 0; result = 1973			✓	
CmdManuallyIntegrateQualifierPeak	BL2000\mchavez	12/10/2021 11:26:53 AM	Manually integrate qualifier85.0 of compound Bromodichloromethane in sample 07DEC07.D from x, y = 7.552, 0 to 7.655, 0; result = 1325			✓	
CmdManuallyIntegrateQualifierPeak	BL2000\mchavez	12/10/2021 11:26:55 AM	Manually integrate qualifier127.0 of compound Bromodichloromethane in sample 07DEC07.D from x, y = 7.555, 0 to 7.622, 0; result = 55			✓	

Audit Trail report

Name	User	Time	Action	Reason	Comment	Succeed	Exception
CmdManuallyIntegrate QualifierPeak	BL2000\mchavez	12/10/2021 11:27:02 AM	Manually integrate qualifier 77.0 of compound cis-1,3-Dichloropropene in sample 07DEC07.D from x, y = 8.012, 0 to 8.121, 0; result = 861			✓	
CmdManuallyIntegrate QualifierPeak	BL2000\mchavez	12/10/2021 11:27:06 AM	Manually integrate qualifier 39.0 of compound cis-1,3-Dichloropropene in sample 07DEC07.D from x, y = 8.015, 211 to 8.098, 293; result = 2832			✓	
CmdManuallyIntegrate QualifierPeak	BL2000\mchavez	12/10/2021 11:27:12 AM	Manually integrate qualifier 100.0 of compound Methyl isobutyl ketone in sample 07DEC07.D from x, y = 8.204, 0 to 8.285, 0; result = 710			✓	
CmdManuallyIntegrate QualifierPeak	BL2000\mchavez	12/10/2021 11:27:19 AM	Manually integrate qualifier 39.0 of compound cis-1,3-Dichloropropene in sample 07DEC07.D, from x, y = 8.015, 211 to 8.101, 244, result = 1632; previous integration is from x, y = 8.015, 211 to 8.257, 293 and previous response = 2832.			✓	
CmdManuallyIntegrate QualifierPeak	BL2000\mchavez	12/10/2021 11:27:29 AM	Manually integrate qualifier 99.0 of compound Toluene-d8 in sample 07DEC07.D from x, y = 8.282, 0 to 8.372, 0; result = 1257			✓	

Audit Trail report

Name	User	Time	Action	Reason	Comment	Succeed	Exception
CmdManuallyIntegratePeak	BL2000\mchavez	12/10/2021 11:27:37 AM	Manually integrate compound trans-1,3-Dichloropropene in sample 07DEC07.D from x, y = 8.612, 0 to 8.690, 0; result = 0				Agilent.MassSpectrometry.DataAnalysis.Quantitative.ApplicationCommandException: Manual integration failed for compound trans-1,3-Dichloropropene in sample ICAL120721_1. ---> Agilent.MassSpectrometry.DataAnalysis.Quantitative.ApplicationCommandException: Manual integration failed for compound trans-1,3-Dichloropropene in sample ICAL120721_1. ---> System.IndexOutOfRangeException: Index was outside the bounds of the array. at at Agilent.MassSpectrometry.DataAnalysis.AgileIntegrator.Peak.a(Double[] A_0, Single[] A_1, Int32 A_2, Int32 A_3, Int32 A_4, Double A_5, Double A_6, Double& A_7, Double& A_8, Int32& A_9, Int32& A_10, Int32& A_11, Int32& A_12) at at Agilent.MassSpectrometry.DataAnalysis.AgileIntegrator.Peak.ComputeChromatographicMetrics(Double[] xArray, Single[] yArray, Int32 startIndex, Int32 apexIndex, Int32 endIndex, Double baselineSlope, Double yIntercept, Double& fullWidthHalfMaximum, Double& symmetry) at at Agilent.MassSpectrometry.DataAnalysis.Quantitative.Integrator.a(IChromatogram A_0, IPeakList A_1) at at Agilent.MassSpectrometry.DataAnalysis.Quantitative.Integrator.ManualIntegrate(IChromatogram chromatogram, Double xStart, Double yStart, Double xEnd, Double yEnd, IChromPeakList& peaklist) at at Agilent.MassSpectrometry.DataAnalysis.Quantitative.Analysis.MeasuredIon.ManualIntegrate(Double xStart, Double yStart, Double xEnd, Double yEnd) --- End of inner exception stack trace --- at at Agilent.MassSpectrometry.DataAnalysis.Quantitative.Analysis.QuantifierIon.SetManualIntegrationFailureMessage(Exception e) at at Agilent.MassSpectrometry.DataAnalysis.Quantitative.Analysis.MeasuredIon.ManualIntegrate(Double xStart, Double yStart, Double xEnd, Double yEnd)

Audit Trail report

Name	User	Time	Action	Reason	Comment	Succeed	Exception
							at Agilent.MassSpectrometry.DataAnalysis.Quantitative.CmdManuallyIntegratePeak.Do() --- End of inner exception stack trace --- at Agilent.MassSpectrometry.DataAnalysis.Quantitative.CmdManuallyIntegratePeak.Do() at Agilent.MassSpectrometry.CommandModel.CommandHistory.Invoke(ICommand cmd) at Agilent.MassSpectrometry.DataAnalysis.Quantitative.AppCommandContext.Invoke(ICommand cmd)

Audit Trail report

Name	User	Time	Action	Reason	Comment	Succeed	Exception
CmdManuallyIntegrate QualifierPeak	BL2000\mchavez	12/10/2021 11:27:44 AM	Manually integrate qualifier 77.0 of compound trans-1,3-Dichloropropene in sample 07DEC07.D from x, y = 8.612, 0 to 8.653, 0; result = 0				Agilent.MassSpectrometry.DataAnalysis.Quantitative.ApplicationCommandException: Manual integration failed for qualifier 77.0 of compound trans-1,3-Dichloropropene in sample ICAL120721_1. ---> Agilent.MassSpectrometry.DataAnalysis.Quantitative.ApplicationCommandException: Manual integration failed for qualifier 77.0 of compound trans-1,3-Dichloropropene in sample ICAL120721_1. ---> System.IndexOutOfRangeException: Index was outside the bounds of the array. at Agilent.MassSpectrometry.DataAnalysis.AgileIntegrator.Peak.a(Double[] A_0, Single[] A_1, Int32 A_2, Int32 A_3, Int32 A_4, Double A_5, Double A_6, Double A_7, Double A_8, Int32 A_9, Int32 A_10, Int32 A_11, Int32 A_12) at Agilent.MassSpectrometry.DataAnalysis.AgileIntegrator.Peak.ComputeChromatographicMetrics(Double[] xArray, Single[] yArray, Int32 startIndex, Int32 apexIndex, Int32 endIndex, Double baselineSlope, Double yIntercept, Double fullWidthHalfMaximum, Double symmetry) at Agilent.MassSpectrometry.DataAnalysis.Quantitative.Integrator.a(ICHromatogram A_0, IPeakList A_1) at Agilent.MassSpectrometry.DataAnalysis.Quantitative.Integrator.ManualIntegrate(ICHromatogram chromatogram, Double xStart, Double yStart, Double xEnd, Double yEnd, IChromPeakList& peaklist) at Agilent.MassSpectrometry.DataAnalysis.Quantitative.Analysis.MeasuredIon.ManualIntegrate(Double xStart, Double yStart, Double xEnd, Double yEnd) --- End of inner exception stack trace --- at Agilent.MassSpectrometry.DataAnalysis.Quantitative.Analysis.QualifierIon.SetManualIntegrationFailureMessage(Exception e) at Agilent.MassSpectrometry.DataAnalysis.Quantitative.Analysis.MeasuredIon.M

Audit Trail report

Name	User	Time	Action	Reason	Comment	Succeed	Exception
							anualIntegrate(Double xStart, Double yStart, Double xEnd, Double yEnd) at Agilent.MassSpectrometry.DataAnalysis.Quantitative.CmdManuallyIntegrateQualifierPeak.Do() --- End of inner exception stack trace --- at Agilent.MassSpectrometry.DataAnalysis.Quantitative.CmdManuallyIntegrateQualifierPeak.Do() at Agilent.MassSpectrometry.CommandModel.CommandHistory.Invoke(ICommand cmd) at Agilent.MassSpectrometry.DataAnalysis.Quantitative.AppCommandContext._Invoke(ICommand cmd)
CmdManuallyIntegrateQualifierPeak	BL2000\mchavez	12/10/2021 11:27:51 AM	Manually integrate qualifier 39.0 of compound trans-1,3-Dichloropropene in sample 07DEC07.D from x, y = 8.617, 203 to 8.670, 183; result = 0			✓	
CmdManuallyIntegratePeak	BL2000\mchavez	12/10/2021 11:28:42 AM	Manually integrate compound trans-1,3-Dichloropropene in sample 07DEC07.D from x, y = 8.603, 0 to 8.701, 0; result = 1649			✓	
CmdManuallyIntegrateQualifierPeak	BL2000\mchavez	12/10/2021 11:28:46 AM	Manually integrate qualifier 77.0 of compound trans-1,3-Dichloropropene in sample 07DEC07.D, from x, y = 8.614, 0 to 8.653, 0, result = 514; previous integration is from x, y = 8.698, 0 to 8.757, 0 and previous response = 2881.			✓	
CmdManuallyIntegratePeak	BL2000\mchavez	12/10/2021 11:28:54 AM	Manually integrate compound 1,1,2-Trichloroethane in sample 07DEC07.D from x, y = 8.779, 0 to 8.874, 0; result = 1040			✓	
CmdManuallyIntegrateQualifierPeak	BL2000\mchavez	12/10/2021 11:28:57 AM	Manually integrate qualifier 97.0 of compound 1,1,2-Trichloroethane in sample 07DEC07.D from x, y = 8.768, 0 to 8.843, 0; result = 1188			✓	
CmdManuallyIntegrateQualifierPeak	BL2000\mchavez	12/10/2021 11:29:16 AM	Manually integrate qualifier 85.0 of compound 1,1,2-Trichloroethane in sample 07DEC07.D from x, y = 8.793, 0 to 8.849, 0; result = 456			✓	
CmdManuallyIntegratePeak	BL2000\mchavez	12/10/2021 11:29:21 AM	Manually integrate compound Tetrachloroethene in sample 07DEC07.D from x, y = 8.904, 0 to 8.996, 0; result = 1851			✓	
CmdManuallyIntegrateQualifierPeak	BL2000\mchavez	12/10/2021 11:29:24 AM	Manually integrate qualifier 129.0 of compound Tetrachloroethene in sample 07DEC07.D from x, y = 8.893, 0 to 8.977, 0; result = 1727			✓	

Audit Trail report

Name	User	Time	Action	Reason	Comment	Succeed	Exception
CmdManuallyIntegratePeak	BL2000\mchavez	12/10/2021 11:29:29 AM	Manually integrate compound 1,3-Dichloropropane in sample 07DEC07.D from x, y = 8.932, 0 to 9.033, 0; result = 1684			✓	
CmdManuallyIntegrateQualifierPeak	BL2000\mchavez	12/10/2021 11:29:32 AM	Manually integrate qualifier78.0 of compound 1,3-Dichloropropane in sample 07DEC07.D from x, y = 8.949, 0 to 9.016, 0; result = 676			✓	
CmdManuallyIntegrateQualifierPeak	BL2000\mchavez	12/10/2021 11:29:37 AM	Manually integrate qualifier58.0 of compound 2-Hexanone in sample 07DEC07.D from x, y = 9.038, 0 to 9.166, 0; result = 2253			✓	
CmdManuallyIntegrateQualifierPeak	BL2000\mchavez	12/10/2021 11:29:40 AM	Manually integrate qualifier57.0 of compound 2-Hexanone in sample 07DEC07.D from x, y = 9.060, 0 to 9.116, 0; result = 748			✓	
CmdManuallyIntegratePeak	BL2000\mchavez	12/10/2021 11:29:46 AM	Manually integrate compound 2-Hexanone in sample 07DEC07.D, from x, y = 9.164, 0 to 9.245, 445, result = -960; previous integration is from x, y = 9.063, 0 to 9.119, 0 and previous response = 4110.			✓	
CmdManuallyIntegratePeak	BL2000\mchavez	12/10/2021 11:29:53 AM	Manually integrate compound Chlorodibromomethane in sample 07DEC07.D from x, y = 9.155, 0 to 9.256, 0; result = 1333			✓	
CmdManuallyIntegrateQualifierPeak	BL2000\mchavez	12/10/2021 11:30:14 AM	Manually integrate qualifier127.0 of compound Chlorodibromomethane in sample 07DEC07.D from x, y = 9.147, 0 to 9.245, 0; result = 896			✓	
CmdClearManualIntegration	BL2000\mchavez	12/10/2021 11:30:19 AM	Clear manual integration of target signal for compound 2-Hexanone in sample 07DEC07.D			✓	
CmdManuallyIntegratePeak	BL2000\mchavez	12/10/2021 11:30:31 AM	Manually integrate compound 1,2-Dibromoethane in sample 07DEC07.D from x, y = 9.281, 0 to 9.345, 0; result = 1040			✓	
CmdManuallyIntegrateQualifierPeak	BL2000\mchavez	12/10/2021 11:30:33 AM	Manually integrate qualifier109.0 of compound 1,2-Dibromoethane in sample 07DEC07.D from x, y = 9.270, 0 to 9.353, 0; result = 877			✓	
CmdManuallyIntegrateQualifierPeak	BL2000\mchavez	12/10/2021 11:30:39 AM	Manually integrate qualifier114.0 of compound Chlorobenzene in sample 07DEC07.D from x, y = 9.752, 0 to 9.858, 0; result = 1965			✓	
CmdManuallyIntegratePeak	BL2000\mchavez	12/10/2021 11:30:45 AM	Manually integrate compound 1,1,1,2-Tetrachloroethane in sample 07DEC07.D from x, y = 9.861, 0 to 9.928, 0; result = 1655			✓	
CmdManuallyIntegrateQualifierPeak	BL2000\mchavez	12/10/2021 11:30:47 AM	Manually integrate qualifier133.0 of compound 1,1,1,2-Tetrachloroethane in sample 07DEC07.D from x, y = 9.850, 0 to 9.931, 0; result = 1600			✓	

Audit Trail report

Name	User	Time	Action	Reason	Comment	Succeed	Exception
CmdSaveBatchTable	BL2000\mchavez	12/10/2021 11:48:47 AM	Save batch D:\Org\Data\VOA5975C\VG120721\QuantResults\VG120721_8260B_624pt1.batch.bin			✓	
CmdOpenBatchTable	BL2000\mchavez	12/10/2021 12:07:53 PM	Open batch D:\Org\Data\VOA5975C\VG120721\VG120721_8260B_624pt1.batch.bin			✓	
CmdManuallyIntegratePeak	BL2000\mchavez	12/10/2021 12:15:01 PM	Manually integrate compound Bromoform in sample 07DEC07.D from x, y = 10.583, 0 to 10.678, 0; result = 687			✓	
CmdManuallyIntegrateQualifierPeak	BL2000\mchavez	12/10/2021 12:15:03 PM	Manually integrate qualifier174.5 of compound Bromoform in sample 07DEC07.D from x, y = 10.597, 0 to 10.675, 0; result = 168			✓	
CmdManuallyIntegrateQualifierPeak	BL2000\mchavez	12/10/2021 12:15:06 PM	Manually integrate qualifier170.5 of compound Bromoform in sample 07DEC07.D from x, y = 10.603, 0 to 10.678, 0; result = 332			✓	
CmdManuallyIntegrateQualifierPeak	BL2000\mchavez	12/10/2021 12:15:11 PM	Manually integrate qualifier120.0 of compound Isopropylbenzene in sample 07DEC07.D from x, y = 10.773, 0 to 10.854, 0; result = 1936			✓	
CmdManuallyIntegratePeak	BL2000\mchavez	12/10/2021 12:15:31 PM	Manually integrate compound 1,1,2,2-Tetrachloroethane in sample 07DEC07.D from x, y = 11.085, 0 to 11.169, 0; result = 906			✓	
CmdManuallyIntegrateQualifierPeak	BL2000\mchavez	12/10/2021 12:15:34 PM	Manually integrate qualifier85.0 of compound 1,1,2,2-Tetrachloroethane in sample 07DEC07.D from x, y = 11.077, 0 to 11.138, 0; result = 462			✓	
CmdManuallyIntegratePeak	BL2000\mchavez	12/10/2021 12:15:42 PM	Manually integrate compound Bromobenzene in sample 07DEC07.D from x, y = 11.043, 0 to 11.149, 0; result = 1908			✓	
CmdManuallyIntegrateQualifierPeak	BL2000\mchavez	12/10/2021 12:15:46 PM	Manually integrate qualifier158.0 of compound Bromobenzene in sample 07DEC07.D from x, y = 11.063, 0 to 11.144, 0; result = 1748			✓	
CmdManuallyIntegratePeak	BL2000\mchavez	12/10/2021 12:15:51 PM	Manually integrate compound 1,2,3-Trichloropropane in sample 07DEC07.D from x, y = 11.121, 0 to 11.202, 0; result = 229			✓	
CmdManuallyIntegrateQualifierPeak	BL2000\mchavez	12/10/2021 12:15:53 PM	Manually integrate qualifier112.0 of compound 1,2,3-Trichloropropane in sample 07DEC07.D from x, y = 11.118, 0 to 11.194, 0; result = 72			✓	
CmdManuallyIntegratePeak	BL2000\mchavez	12/10/2021 12:15:58 PM	Manually integrate compound n-Propylbenzene in sample 07DEC07.D, from x, y = 11.163, 0 to 11.264, 0, result = 1684; previous integration is from x, y = 11.367, 0 to 11.403, 0 and previous response = 2447.			✓	

Audit Trail report

Name	User	Time	Action	Reason	Comment	Succeed	Exception
CmdManuallyIntegratePeak	BL2000\mchavez	12/10/2021 12:26:46 PM	Manually integrate compound 2-Chlorotoluene in sample 07DEC07.D from x, y = 11.261, 0 to 11.325, 0; result = 1981			✓	
CmdManuallyIntegrateQualifierPeak	BL2000\mchavez	12/10/2021 12:26:48 PM	Manually integrate qualifier 91.0 of compound 2-Chlorotoluene in sample 07DEC07.D, from x, y = 11.316, 0 to 11.336, 0, result = 4914; previous integration is from x, y = 11.264, 0 to 11.316, 0 and previous response = 4914.			✓	
CmdClearManualIntegration	BL2000\mchavez	12/10/2021 12:26:50 PM	Clear manual integration of qualifier 91.0 for compound 2-Chlorotoluene in sample 07DEC07.D			✓	
CmdManuallyIntegrateQualifierPeak	BL2000\mchavez	12/10/2021 12:26:59 PM	Manually integrate qualifier 126.0 of compound 4-Chlorotoluene in sample 07DEC07.D from x, y = 11.369, 0 to 11.453, 0; result = 1633			✓	
CmdManuallyIntegratePeak	BL2000\mchavez	12/10/2021 12:27:04 PM	Manually integrate compound tert-Butylbenzene in sample 07DEC07.D from x, y = 11.693, 0 to 11.749, 0; result = 942			✓	
CmdManuallyIntegrateQualifierPeak	BL2000\mchavez	12/10/2021 12:27:10 PM	Manually integrate qualifier 120.0 of compound 1,2,4-Trimethylbenzene in sample 07DEC07.D from x, y = 11.724, 0 to 11.793, 0; result = 1980			✓	
CmdManuallyIntegrateQualifierPeak	BL2000\mchavez	12/10/2021 12:27:16 PM	Manually integrate qualifier 134.0 of compound sec-Butylbenzene in sample 07DEC07.D from x, y = 11.894, 0 to 11.966, 0; result = 906			✓	
CmdManuallyIntegrateQualifierPeak	BL2000\mchavez	12/10/2021 12:27:23 PM	Manually integrate qualifier 111.0 of compound 1,3-Dichlorobenzene in sample 07DEC07.D from x, y = 12.002, 0 to 12.072, 0; result = 1447			✓	
CmdManuallyIntegrateQualifierPeak	BL2000\mchavez	12/10/2021 12:27:28 PM	Manually integrate qualifier 134.0 of compound p-Isopropyltoluene in sample 07DEC07.D from x, y = 12.050, 0 to 12.122, 0; result = 1267			✓	
CmdManuallyIntegrateQualifierPeak	BL2000\mchavez	12/10/2021 12:27:31 PM	Manually integrate qualifier 91.0 of compound p-Isopropyltoluene in sample 07DEC07.D from x, y = 12.053, 0 to 12.122, 0; result = 1685			✓	
CmdManuallyIntegrateQualifierPeak	BL2000\mchavez	12/10/2021 12:28:42 PM	Manually integrate qualifier 92.0 of compound n-Butylbenzene in sample 07DEC07.D from x, y = 12.463, 0 to 12.530, 0; result = 1802			✓	
CmdManuallyIntegrateQualifierPeak	BL2000\mchavez	12/10/2021 12:28:44 PM	Manually integrate qualifier 134.0 of compound n-Butylbenzene in sample 07DEC07.D from x, y = 12.465, 0 to 12.516, 0; result = 659			✓	
CmdManuallyIntegrateQualifierPeak	BL2000\mchavez	12/10/2021 12:28:49 PM	Manually integrate qualifier 111.0 of compound 1,2-Dichlorobenzene in sample 07DEC07.D from x, y = 12.443, 0 to 12.543, 0; result = 1230			✓	

Audit Trail report

Name	User	Time	Action	Reason	Comment	Succeed	Exception
CmdManuallyIntegrateQualifierPeak	BL2000\mchavez	12/10/2021 12:28:52 PM	Manually integrate qualifier148.0 of compound 1,2-Dichlorobenzene in sample 07DEC07.D from x, y = 12.463, 0 to 12.532, 0; result = 1876			✓	
CmdManuallyIntegratePeak	BL2000\mchavez	12/10/2021 12:28:57 PM	Manually integrate compound 1,2-Dibromo-3-chloropropane in sample 07DEC07.D from x, y = 13.252, 0 to 13.319, 0; result = 148			✓	
CmdManuallyIntegrateQualifierPeak	BL2000\mchavez	12/10/2021 12:28:59 PM	Manually integrate qualifier155.0 of compound 1,2-Dibromo-3-chloropropane in sample 07DEC07.D from x, y = 13.246, 0 to 13.299, 0; result = 26			✓	
CmdManuallyIntegrateQualifierPeak	BL2000\mchavez	12/10/2021 12:29:02 PM	Manually integrate qualifier157.0 of compound 1,2-Dibromo-3-chloropropane in sample 07DEC07.D from x, y = 13.249, 0 to 13.322, 0; result = 132			✓	
CmdManuallyIntegratePeak	BL2000\mchavez	12/10/2021 12:29:06 PM	Manually integrate compound 1,2,4-Trichlorobenzene in sample 07DEC07.D from x, y = 14.024, 0 to 14.119, 0; result = 1086			✓	
CmdManuallyIntegrateQualifierPeak	BL2000\mchavez	12/10/2021 12:29:08 PM	Manually integrate qualifier182.0 of compound 1,2,4-Trichlorobenzene in sample 07DEC07.D from x, y = 14.024, 0 to 14.108, 0; result = 1056			✓	
CmdManuallyIntegrateQualifierPeak	BL2000\mchavez	12/10/2021 12:29:11 PM	Manually integrate qualifier145.0 of compound 1,2,4-Trichlorobenzene in sample 07DEC07.D from x, y = 14.033, 0 to 14.083, 0; result = 244			✓	
CmdManuallyIntegratePeak	BL2000\mchavez	12/10/2021 12:29:17 PM	Manually integrate compound Hexachlorobutadiene in sample 07DEC07.D from x, y = 14.178, 0 to 14.261, 0; result = 240			✓	
CmdManuallyIntegrateQualifierPeak	BL2000\mchavez	12/10/2021 12:29:19 PM	Manually integrate qualifier222.8 of compound Hexachlorobutadiene in sample 07DEC07.D from x, y = 14.189, 0 to 14.247, 0; result = 69			✓	
CmdManuallyIntegrateQualifierPeak	BL2000\mchavez	12/10/2021 12:29:21 PM	Manually integrate qualifier226.8 of compound Hexachlorobutadiene in sample 07DEC07.D from x, y = 14.194, 0 to 14.247, 0; result = 73			✓	
CmdManuallyIntegratePeak	BL2000\mchavez	12/10/2021 12:29:25 PM	Manually integrate compound Naphthalene in sample 07DEC07.D from x, y = 14.219, 0 to 14.325, 0; result = 1660			✓	
CmdManuallyIntegrateQualifierPeak	BL2000\mchavez	12/10/2021 12:29:28 PM	Manually integrate qualifier127.0 of compound Naphthalene in sample 07DEC07.D from x, y = 14.267, 0 to 14.320, 0; result = 46			✓	
CmdSetSampleAttribute	BL2000\mchavez	12/10/2021 12:29:32 PM	Set SampleApproved = True for sample 07DEC07.D; previous value = False			✓	

Audit Trail report

Name	User	Time	Action	Reason	Comment	Succeed	Exception
CmdSaveBatchTable	BL2000\mchavez	12/10/2021 12:30:25 PM	Save batch D:\Org\Data\VOA5975C\VG120721\QuantResults\VG120721_8260B_624pt1.batch.bin			✓	
CmdOpenBatchTable	BL2000\mchavez	12/10/2021 12:44:31 PM	Open batch D:\Org\Data\VOA5975C\VG120721\VG120721_8260B_624pt1.batch.bin			✓	
CmdManuallyIntegrateQualifierPeak	BL2000\mchavez	12/10/2021 12:45:41 PM	Manually integrate qualifier58.0 of compound Acetone in sample 07DEC08.D from x, y = 2.778, 0 to 2.878, 0; result = 2465			✓	
CmdManuallyIntegrateQualifierPeak	BL2000\mchavez	12/10/2021 12:45:49 PM	Manually integrate qualifier57.0 of compound Methyl tert-butyl ether (MTBE) in sample 07DEC08.D from x, y = 3.709, 0 to 3.829, 0; result = 3194			✓	
CmdManuallyIntegrateQualifierPeak	BL2000\mchavez	12/10/2021 12:45:54 PM	Manually integrate qualifier83.0 of compound 1,1-Dichloroethane in sample 07DEC08.D from x, y = 4.320, 0 to 4.462, 0; result = 2324			✓	
CmdManuallyIntegrateQualifierPeak	BL2000\mchavez	12/10/2021 12:45:58 PM	Manually integrate qualifier86.0 of compound Vinyl acetate in sample 07DEC08.D from x, y = 4.507, 0 to 4.593, 0; result = 589			✓	
CmdManuallyIntegrateQualifierPeak	BL2000\mchavez	12/10/2021 12:46:02 PM	Manually integrate qualifier97.0 of compound 2,2-Dichloropropane in sample 07DEC08.D from x, y = 5.134, 0 to 5.282, 0; result = 3431			✓	
CmdManuallyIntegrateQualifierPeak	BL2000\mchavez	12/10/2021 12:46:08 PM	Manually integrate qualifier72.0 of compound Methyl ethyl ketone in sample 07DEC08.D from x, y = 5.254, 0 to 5.354, 0; result = 3023			✓	
CmdManuallyIntegrateQualifierPeak	BL2000\mchavez	12/10/2021 12:46:17 PM	Manually integrate qualifier191.5 of compound Dibromofluoromethane in sample 07DEC08.D from x, y = 5.798, 0 to 5.892, 0; result = 2249			✓	
CmdManuallyIntegrateQualifierPeak	BL2000\mchavez	12/10/2021 12:46:29 PM	Manually integrate qualifier 64.0 of compound 1,2-Dichloroethane in sample 07DEC08.D, from x, y = 6.286, 0 to 6.361, 0, result = 3308; previous integration is from x, y = 6.314, 0 to 6.361, 0 and previous response = 2521.			✓	
CmdManuallyIntegrateQualifierPeak	BL2000\mchavez	12/10/2021 12:46:32 PM	Manually integrate qualifier98.0 of compound 1,2-Dichloroethane in sample 07DEC08.D from x, y = 6.288, 0 to 6.361, 0; result = 630			✓	
CmdManuallyIntegratePeak	BL2000\mchavez	12/10/2021 12:46:38 PM	Manually integrate compound Acetone_58 in sample 07DEC08.D from x, y = 2.775, 0 to 2.875, 0; result = 2465			✓	
CmdManuallyIntegrateQualifierPeak	BL2000\mchavez	12/10/2021 12:46:45 PM	Manually integrate qualifier106.0 of compound 2-Chloroethylvinyl ether in sample 07DEC08.D from x, y = 7.892, 0 to 7.967, 0; result = 721			✓	

Audit Trail report

Name	User	Time	Action	Reason	Comment	Succeed	Exception
CmdManuallyIntegrateQualifierPeak	BL2000\mchavez	12/10/2021 12:46:47 PM	Manually integrate qualifier65.0 of compound 2-Chloroethylvinyl ether in sample 07DEC08.D from x, y = 7.895, 0 to 7.976, 0; result = 640			✓	
CmdManuallyIntegrateQualifierPeak	BL2000\mchavez	12/10/2021 12:46:58 PM	Manually integrate qualifier127.0 of compound Bromodichloromethane in sample 07DEC08.D from x, y = 7.538, 0 to 7.633, 0; result = 1051			✓	
CmdManuallyIntegrateQualifierPeak	BL2000\mchavez	12/10/2021 12:47:33 PM	Manually integrate qualifier174.5 of compound Bromoform in sample 07DEC08.D from x, y = 10.586, 0 to 10.675, 0; result = 1796			✓	
CmdManuallyIntegrateQualifierPeak	BL2000\mchavez	12/10/2021 12:47:35 PM	Manually integrate qualifier170.5 of compound Bromoform in sample 07DEC08.D from x, y = 10.586, 0 to 10.667, 0; result = 1632			✓	
CmdManuallyIntegratePeak	BL2000\mchavez	12/10/2021 12:47:47 PM	Manually integrate compound 1,2,3-Trichloropropane in sample 07DEC08.D from x, y = 11.104, 0 to 11.180, 0; result = 1468			✓	
CmdManuallyIntegrateQualifierPeak	BL2000\mchavez	12/10/2021 12:47:49 PM	Manually integrate qualifier112.0 of compound 1,2,3-Trichloropropane in sample 07DEC08.D from x, y = 11.118, 0 to 11.199, 0; result = 765			✓	
CmdManuallyIntegratePeak	BL2000\mchavez	12/10/2021 12:48:13 PM	Manually integrate compound 1,2-Dibromo-3-chloropropane in sample 07DEC08.D from x, y = 13.227, 0 to 13.324, 0; result = 592			✓	
CmdManuallyIntegrateQualifierPeak	BL2000\mchavez	12/10/2021 12:48:15 PM	Manually integrate qualifier155.0 of compound 1,2-Dibromo-3-chloropropane in sample 07DEC08.D from x, y = 13.241, 0 to 13.316, 0; result = 473			✓	
CmdManuallyIntegrateQualifierPeak	BL2000\mchavez	12/10/2021 12:48:18 PM	Manually integrate qualifier157.0 of compound 1,2-Dibromo-3-chloropropane in sample 07DEC08.D from x, y = 13.243, 0 to 13.302, 0; result = 642			✓	
CmdManuallyIntegrateQualifierPeak	BL2000\mchavez	12/10/2021 12:48:25 PM	Manually integrate qualifier145.0 of compound 1,2,4-Trichlorobenzene in sample 07DEC08.D from x, y = 14.019, 0 to 14.125, 0; result = 1369			✓	
CmdManuallyIntegratePeak	BL2000\mchavez	12/10/2021 12:48:31 PM	Manually integrate compound Hexachlorobutadiene in sample 07DEC08.D from x, y = 14.183, 0 to 14.261, 0; result = 1354			✓	
CmdManuallyIntegrateQualifierPeak	BL2000\mchavez	12/10/2021 12:48:33 PM	Manually integrate qualifier222.8 of compound Hexachlorobutadiene in sample 07DEC08.D from x, y = 14.183, 0 to 14.253, 0; result = 932			✓	
CmdManuallyIntegrateQualifierPeak	BL2000\mchavez	12/10/2021 12:48:35 PM	Manually integrate qualifier226.8 of compound Hexachlorobutadiene in sample 07DEC08.D from x, y = 14.186, 0 to 14.250, 0; result = 1036			✓	

Audit Trail report

Name	User	Time	Action	Reason	Comment	Succeed	Exception
CmdManuallyIntegrateQualifierPeak	BL2000\mchavez	12/10/2021 12:48:40 PM	Manually integrate qualifier127.0 of compound Naphthalene in sample 07DEC08.D from x, y = 14.233, 0 to 14.342, 0; result = 1049			✓	
CmdManuallyIntegrateQualifierPeak	BL2000\mchavez	12/10/2021 12:48:46 PM	Manually integrate qualifier145.0 of compound 1,2,3-Trichlorobenzene in sample 07DEC08.D from x, y = 14.476, 0 to 14.565, 0; result = 713			✓	
CmdSetSampleAttribute	BL2000\mchavez	12/10/2021 12:48:47 PM	Set SampleApproved = True for sample 07DEC08.D; previous value = False			✓	
CmdManuallyIntegrateQualifierPeak	BL2000\mchavez	12/10/2021 12:48:54 PM	Manually integrate qualifier145.0 of compound 1,2,3-Trichlorobenzene in sample 07DEC09.D from x, y = 14.459, 0 to 14.560, 0; result = 1902			✓	
CmdManuallyIntegrateQualifierPeak	BL2000\mchavez	12/10/2021 12:48:58 PM	Manually integrate qualifier127.0 of compound Naphthalene in sample 07DEC09.D from x, y = 14.253, 0 to 14.342, 0; result = 2137			✓	
CmdManuallyIntegrateQualifierPeak	BL2000\mchavez	12/10/2021 12:49:02 PM	Manually integrate qualifier222.8 of compound Hexachlorobutadiene in sample 07DEC09.D from x, y = 14.178, 0 to 14.261, 0; result = 1705			✓	
CmdManuallyIntegrateQualifierPeak	BL2000\mchavez	12/10/2021 12:49:12 PM	Manually integrate qualifier112.0 of compound 1,2,3-Trichloropropane in sample 07DEC09.D from x, y = 11.105, 0 to 11.197, 0; result = 1953			✓	
CmdManuallyIntegrateQualifierPeak	BL2000\mchavez	12/10/2021 12:49:20 PM	Manually integrate qualifier127.0 of compound Bromodichloromethane in sample 07DEC09.D from x, y = 7.530, 0 to 7.633, 0; result = 1941			✓	
CmdManuallyIntegrateQualifierPeak	BL2000\mchavez	12/10/2021 12:49:27 PM	Manually integrate qualifier106.0 of compound 2-Chloroethylvinyl ether in sample 07DEC09.D from x, y = 7.889, 0 to 8.012, 0; result = 1444			✓	
CmdManuallyIntegrateQualifierPeak	BL2000\mchavez	12/10/2021 12:49:29 PM	Manually integrate qualifier65.0 of compound 2-Chloroethylvinyl ether in sample 07DEC09.D from x, y = 7.901, 0 to 7.976, 0; result = 1463			✓	
CmdManuallyIntegrateQualifierPeak	BL2000\mchavez	12/10/2021 12:49:34 PM	Manually integrate qualifier98.0 of compound 1,2-Dichloroethane in sample 07DEC09.D from x, y = 6.289, 0 to 6.381, 0; result = 1641			✓	
CmdManuallyIntegrateQualifierPeak	BL2000\mchavez	12/10/2021 12:49:41 PM	Manually integrate qualifier86.0 of compound Vinyl acetate in sample 07DEC09.D from x, y = 4.490, 0 to 4.593, 0; result = 1164			✓	
CmdManuallyIntegrateQualifierPeak	BL2000\mchavez	12/10/2021 12:49:46 PM	Manually integrate qualifier57.0 of compound Methyl tert-butyl ether (MTBE) in sample 07DEC09.D from x, y = 3.692, 0 to 3.835, 0; result = 5878			✓	

Audit Trail report

Name	User	Time	Action	Reason	Comment	Succeed	Exception
CmdSetSampleAttribute	BL2000\mchavez	12/10/2021 12:49:53 PM	Set SampleApproved = True for sample 07DEC09.D; previous value = False			✓	
CmdManuallyIntegrateQualifierPeak	BL2000\mchavez	12/10/2021 12:50:28 PM	Manually integrate qualifier 98.0 of compound 1,2-Dichloroethane in sample 07DEC10.D from x, y = 6.294, 0 to 6.389, 0; result = 3029			✓	
CmdSetSampleAttribute	BL2000\mchavez	12/10/2021 12:51:10 PM	Set SampleApproved = True for sample 07DEC18.D; previous value = False			✓	
CmdSetSampleAttribute	BL2000\mchavez	12/10/2021 12:51:16 PM	Set SampleApproved = True for sample 07DEC14.D; previous value = False			✓	
CmdSetSampleAttribute	BL2000\mchavez	12/10/2021 12:51:18 PM	Set SampleApproved = True for sample 07DEC16.D; previous value = False			✓	
CmdSetSampleAttribute	BL2000\mchavez	12/10/2021 12:51:46 PM	Set SampleApproved = True for sample 07DEC20.D; previous value = False			✓	

Audit Trail report

Name	User	Time	Action	Reason	Comment	Succeed	Exception
CmdCalibrate	BL2000\mchavez	12/10/2021 12:59:35 PM	Replace level QC with QC sample 07DEC20.D for compounds {Vinyl acetate, Acrolein, 2-Chloroethylvinyl ether, Acrylonitrile, Chlorobenzene, Tetrachloroethene, Trichloroethene, Carbon tetrachloride, Chloroform, 1,1-Dichloroethene, Vinyl chloride, p-Bromofluorobenzene, Toluene-d8, 1,2-Dichloroethane-d4, Dibromofluoromethane, 1,2-Dichloroethane, Benzene, 1,4-Dichlorobenzene, Methyl ethyl ketone, Styrene, 1,1,1-Trichloroethane, Methyl tert-butyl ether (MTBE), Methylene chloride, o-Xylene, m+p-Xylenes, Ethylbenzene, Toluene, 1,2,3-Trichlorobenzene, Naphthalene, Hexachlorobutadiene, 1,2,4-Trichlorobenzene, 1,2-Dibromo-3-chloropropane, 1,2-Dichlorobenzene, n-Butylbenzene, p-Isopropyltoluene, 1,3-Dichlorobenzene, sec-Butylbenzene, 1,2,4-Trimethylbenzene, tert-Butylbenzene, 4-Chlorotoluene, 1,3,5-Trimethylbenzene, 2-Chlorotoluene, n-Propylbenzene, 1,2,3-Trichloropropane, Bromobenzene, 1,1,2,2-Tetrachloroethane, Isopropylbenzene, Bromoform, 1,1,1,2-Tetrachloroethane, 1,2-Dibromoethane, Chlorodibromomethane, 1,3-Dichloropropane, 1,1,2-Trichloroethane, trans-1,3-Dichloropropene, cis-1,3-Dichloropropene, Bromodichloromethane, Dibromomethane, 1,2-Dichloropropane, 1,1-Dichloropropene, Bromochloromethane, cis-1,2-Dichloroethene, 2,2-Dichloropropane, 1,1-Dichloroethane, trans-1,2-Dichloroethene, Trichlorofluoromethane, Chloroethane, Bromomethane, Chloromethane, Dichlorodifluoromethane, Acetone, 2-Hexanone, Methyl isobutyl ketone, Acetone_58}; Replace level 8 with Calibration sample 07DEC18.D for compounds {Vinyl acetate, Acrolein, 2-Chloroethylvinyl ether, Acrylonitrile, Chlorobenzene, Tetrachloroethene, Trichloroethene, Carbon tetrachloride, Chloroform, 1,1-Dichloroethene, Vinyl chloride, p-Bromofluorobenzene, Toluene-d8, 1,2-Dichloroethane-d4, Dibromofluoromethane, 1,2-Dichloroethane, Benzene, 1,4-Dichlorobenzene, Methyl ethyl ketone,			✓	

Audit Trail report

Name	User	Time	Action	Reason	Comment	Succeed	Exception
			Styrene, 1,1,1-Trichloroethane, Methyl tert-butyl ether (MTBE), Methylene chloride, o-Xylene, m+p-Xylenes, Ethylbenzene, Toluene, 1,2,3-Trichlorobenzene, Naphthalene, Hexachlorobutadiene, 1,2,4-Trichlorobenzene, 1,2-Dibromo-3-chloropropane, 1,2-Dichlorobenzene, n-Butylbenzene, p-Isopropyltoluene, 1,3-Dichlorobenzene, sec-Butylbenzene, 1,2,4-Trimethylbenzene, tert-Butylbenzene, 4-Chlorotoluene, 1,3,5-Trimethylbenzene, 2-Chlorotoluene, n-Propylbenzene, 1,2,3-Trichloropropane, Bromobenzene, 1,1,2,2-Tetrachloroethane, Isopropylbenzene, Bromoform, 1,1,1,2-Tetrachloroethane, 1,2-Dibromoethane, Chlorodibromomethane, 1,3-Dichloropropane, 1,1,2-Trichloroethane, trans-1,3-Dichloropropene, cis-1,3-Dichloropropene, Bromodichloromethane, Dibromomethane, 1,2-Dichloropropane, 1,1-Dichloropropene, Bromochloromethane, cis-1,2-Dichloroethene, 2,2-Dichloropropane, 1,1-Dichloroethane, trans-1,2-Dichloroethene, Trichlorofluoromethane, Chloroethane, Bromomethane, Chloromethane, Dichlorodifluoromethane, Acetone, 2-Hexanone, Methyl isobutyl ketone, Acetone_58}; Replace level 7 with Calibration sample 07DEC16.D for compounds {Vinyl acetate, Acrolein, 2-Chloroethylvinyl ether, Acrylonitrile, Chlorobenzene, Tetrachloroethene, Trichloroethene, Carbon tetrachloride, Chloroform, 1,1-Dichloroethene, Vinyl chloride, p-Bromofluorobenzene, Toluene-d8, 1,2-Dichloroethane-d4, Dibromofluoromethane, 1,2-Dichloroethane, Benzene, 1,4-Dichlorobenzene, Methyl ethyl ketone, Styrene, 1,1,1-Trichloroethane, Methyl tert-butyl ether (MTBE), Methylene chloride, o-Xylene, m+p-Xylenes, Ethylbenzene, Toluene, 1,2,3-Trichlorobenzene, Naphthalene, Hexachlorobutadiene, 1,2,4-Trichlorobenzene, 1,2-Dibromo-3-chloropropane, 1,2-Dichlorobenzene, n-Butylbenzene, p-Isopropyltoluene, 1,3-Dichlorobenzene, sec-Butylbenzene, 1,2,4-Trimethylbenzene, tert-Butylbenzene, 4-Chlorotoluene,				

Audit Trail report

Name	User	Time	Action	Reason	Comment	Succeed	Exception
			1,3,5-Trimethylbenzene, 2-Chlorotoluene, n-Propylbenzene, 1,2,3-Trichloropropane, Bromobenzene, 1,1,2,2-Tetrachloroethane, Isopropylbenzene, Bromoform, 1,1,1,2-Tetrachloroethane, 1,2-Dibromoethane, Chlorodibromomethane, 1,3-Dichloropropane, 1,1,2-Trichloroethane, trans-1,3-Dichloropropene, cis-1,3-Dichloropropene, Bromodichloromethane, Dibromomethane, 1,2-Dichloropropane, 1,1-Dichloropropene, Bromochloromethane, cis-1,2-Dichloroethene, 2,2-Dichloropropane, 1,1-Dichloroethane, trans-1,2-Dichloroethene, Trichlorofluoromethane, Chloroethane, Bromomethane, Chloromethane, Dichlorodifluoromethane, Acetone, 2-Hexanone, Methyl isobutyl ketone, Acetone_58}; Replace level 6 with Calibration sample 07DEC14.D for compounds {Vinyl acetate, Acrolein, 2-Chloroethylvinyl ether, Acrylonitrile, Chlorobenzene, Tetrachloroethene, Trichloroethene, Carbon tetrachloride, Chloroform, 1,1-Dichloroethene, Vinyl chloride, p-Bromofluorobenzene, Toluene-d8, 1,2-Dichloroethane-d4, Dibromofluoromethane, 1,2-Dichloroethane, Benzene, 1,4-Dichlorobenzene, Methyl ethyl ketone, Styrene, 1,1,1-Trichloroethane, Methyl tert-butyl ether (MTBE), Methylene chloride, o-Xylene, m+p-Xylenes, Ethylbenzene, Toluene, 1,2,3-Trichlorobenzene, Naphthalene, Hexachlorobutadiene, 1,2,4-Trichlorobenzene, 1,2-Dibromo-3-chloropropane, 1,2-Dichlorobenzene, n-Butylbenzene, p-Isopropyltoluene, 1,3-Dichlorobenzene, sec-Butylbenzene, 1,2,4-Trimethylbenzene, tert-Butylbenzene, 4-Chlorotoluene, 1,3,5-Trimethylbenzene, 2-Chlorotoluene, n-Propylbenzene, 1,2,3-Trichloropropane, Bromobenzene, 1,1,2,2-Tetrachloroethane, Isopropylbenzene, Bromoform, 1,1,1,2-Tetrachloroethane, 1,2-Dibromoethane, Chlorodibromomethane, 1,3-Dichloropropane, 1,1,2-Trichloroethane, trans-1,3-Dichloropropene, cis-1,3-Dichloropropene,				

Audit Trail report

Name	User	Time	Action	Reason	Comment	Succeed	Exception
			Bromodichloromethane, Dibromomethane, 1,2- Dichloropropane, 1,1-Dichloropropene, Bromochloromethane, cis-1,2- Dichloroethene, 2,2-Dichloropropane, 1,1-Dichloroethane, trans-1,2- Dichloroethene, Trichlorofluoromethane, Chloroethane, Bromomethane, Chloromethane, Dichlorodifluoromethane, Acetone, 2- Hexanone, Methyl isobutyl ketone, Acetone_58}; Replace level 5 with Calibration sample 07DEC12.D for compounds {Vinyl acetate, Acrolein, 2- Chloroethylvinyl ether, Acrylonitrile, Chlorobenzene, Tetrachloroethene, Trichloroethene, Carbon tetrachloride, Chloroform, 1,1-Dichloroethene, Vinyl chloride, p-Bromofluorobenzene, Toluene-d8, 1,2-Dichloroethane-d4, Dibromofluoromethane, 1,2- Dichloroethane, Benzene, 1,4- Dichlorobenzene, Methyl ethyl ketone, Styrene, 1,1,1-Trichloroethane, Methyl tert-butyl ether (MTBE), Methylene chloride, o-Xylene, m+p-Xylenes, Ethylbenzene, Toluene, 1,2,3- Trichlorobenzene, Naphthalene, Hexachlorobutadiene, 1,2,4- Trichlorobenzene, 1,2-Dibromo-3- chloropropane, 1,2-Dichlorobenzene, n-Butylbenzene, p-Isopropyltoluene, 1,3-Dichlorobenzene, sec- Butylbenzene, 1,2,4-Trimethylbenzene, tert-Butylbenzene, 4-Chlorotoluene, 1,3,5-Trimethylbenzene, 2- Chlorotoluene, n-Propylbenzene, 1,2,3- Trichloropropane, Bromobenzene, 1,1,2,2-Tetrachloroethane, Isopropylbenzene, Bromoform, 1,1,1,2-Tetrachloroethane, 1,2- Dibromoethane, Chlorodibromomethane, 1,3- Dichloropropane, 1,1,2- Trichloroethane, trans-1,3- Dichloropropene, cis-1,3- Dichloropropene, Bromodichloromethane, Dibromomethane, 1,2- Dichloropropane, 1,1-Dichloropropene, Bromochloromethane, cis-1,2- Dichloroethene, 2,2-Dichloropropane, 1,1-Dichloroethane, trans-1,2- Dichloroethene, Trichlorofluoromethane, Chloroethane, Bromomethane, Chloromethane, Dichlorodifluoromethane, Acetone, 2- Hexanone, Methyl isobutyl ketone, Acetone_58}; Replace level 4 with				

Audit Trail report

Name	User	Time	Action	Reason	Comment	Succeed	Exception
			Calibration sample 07DEC10.D for compounds {Vinyl acetate, Acrolein, 2-Chloroethylvinyl ether, Acrylonitrile, Chlorobenzene, Tetrachloroethene, Trichloroethene, Carbon tetrachloride, Chloroform, 1,1-Dichloroethene, Vinyl chloride, p-Bromofluorobenzene, Toluene-d8, 1,2-Dichloroethane-d4, Dibromofluoromethane, 1,2-Dichloroethane, Benzene, 1,4-Dichlorobenzene, Methyl ethyl ketone, Styrene, 1,1,1-Trichloroethane, Methyl tert-butyl ether (MTBE), Methylene chloride, o-Xylene, m+p-Xylenes, Ethylbenzene, Toluene, 1,2,3-Trichlorobenzene, Naphthalene, Hexachlorobutadiene, 1,2,4-Trichlorobenzene, 1,2-Dibromo-3-chloropropane, 1,2-Dichlorobenzene, n-Butylbenzene, p-Isopropyltoluene, 1,3-Dichlorobenzene, sec-Butylbenzene, 1,2,4-Trimethylbenzene, tert-Butylbenzene, 4-Chlorotoluene, 1,3,5-Trimethylbenzene, 2-Chlorotoluene, n-Propylbenzene, 1,2,3-Trichloropropane, Bromobenzene, 1,1,2,2-Tetrachloroethane, Isopropylbenzene, Bromoform, 1,1,1,2-Tetrachloroethane, 1,2-Dibromoethane, Chlorodibromomethane, 1,3-Dichloropropane, 1,1,2-Trichloroethane, trans-1,3-Dichloropropene, cis-1,3-Dichloropropene, Bromodichloromethane, Dibromomethane, 1,2-Dichloropropane, 1,1-Dichloropropene, Bromochloromethane, cis-1,2-Dichloroethene, 2,2-Dichloropropane, 1,1-Dichloroethane, trans-1,2-Dichloroethene, Trichlorofluoromethane, Chloroethane, Bromomethane, Chloromethane, Dichlorodifluoromethane, Acetone, 2-Hexanone, Methyl isobutyl ketone, Acetone_58}; Replace level 3 with Calibration sample 07DEC09.D for compounds {Vinyl acetate, Acrolein, 2-Chloroethylvinyl ether, Acrylonitrile, Chlorobenzene, Tetrachloroethene, Trichloroethene, Carbon tetrachloride, Chloroform, 1,1-Dichloroethene, Vinyl chloride, p-Bromofluorobenzene, Toluene-d8, 1,2-Dichloroethane-d4, Dibromofluoromethane, 1,2-Dichloroethane, Benzene, 1,4-Dichlorobenzene, Methyl ethyl ketone, Styrene, 1,1,1-Trichloroethane, Methyl				

Audit Trail report

Name	User	Time	Action	Reason	Comment	Succeed	Exception
			tert-butyl ether (MTBE), Methylene chloride, o-Xylene, m+p-Xylenes, Ethylbenzene, Toluene, 1,2,3-Trichlorobenzene, Naphthalene, Hexachlorobutadiene, 1,2,4-Trichlorobenzene, 1,2-Dibromo-3-chloropropane, 1,2-Dichlorobenzene, n-Butylbenzene, p-Isopropyltoluene, 1,3-Dichlorobenzene, sec-Butylbenzene, 1,2,4-Trimethylbenzene, tert-Butylbenzene, 4-Chlorotoluene, 1,3,5-Trimethylbenzene, 2-Chlorotoluene, n-Propylbenzene, 1,2,3-Trichloropropane, Bromobenzene, 1,1,2,2-Tetrachloroethane, Isopropylbenzene, Bromoform, 1,1,1,2-Tetrachloroethane, 1,2-Dibromoethane, Chlorodibromomethane, 1,3-Dichloropropane, 1,1,2-Trichloroethane, trans-1,3-Dichloropropene, cis-1,3-Dichloropropene, Bromodichloromethane, Dibromomethane, 1,2-Dichloropropane, 1,1-Dichloropropene, Bromochloromethane, cis-1,2-Dichloroethene, 2,2-Dichloropropane, 1,1-Dichloroethane, trans-1,2-Dichloroethene, Trichlorofluoromethane, Chloroethane, Bromomethane, Chloromethane, Dichlorodifluoromethane, Acetone, 2-Hexanone, Methyl isobutyl ketone, Acetone_58}; Replace level 2 with Calibration sample 07DEC08.D for compounds {Vinyl acetate, Acrolein, 2-Chloroethylvinyl ether, Acrylonitrile, Chlorobenzene, Tetrachloroethene, Trichloroethene, Carbon tetrachloride, Chloroform, 1,1-Dichloroethene, Vinyl chloride, p-Bromofluorobenzene, Toluene-d8, 1,2-Dichloroethane-d4, Dibromofluoromethane, 1,2-Dichloroethane, Benzene, 1,4-Dichlorobenzene, Methyl ethyl ketone, Styrene, 1,1,1-Trichloroethane, Methyl tert-butyl ether (MTBE), Methylene chloride, o-Xylene, m+p-Xylenes, Ethylbenzene, Toluene, 1,2,3-Trichlorobenzene, Naphthalene, Hexachlorobutadiene, 1,2,4-Trichlorobenzene, 1,2-Dibromo-3-chloropropane, 1,2-Dichlorobenzene, n-Butylbenzene, p-Isopropyltoluene, 1,3-Dichlorobenzene, sec-Butylbenzene, 1,2,4-Trimethylbenzene, tert-Butylbenzene, 4-Chlorotoluene, 1,3,5-Trimethylbenzene, 2-				

Audit Trail report

Name	User	Time	Action	Reason	Comment	Succeed	Exception
			Chlorotoluene, n-Propylbenzene, 1,2,3-Trichloropropane, Bromobenzene, 1,1,2,2-Tetrachloroethane, Isopropylbenzene, Bromoform, 1,1,1,2-Tetrachloroethane, 1,2-Dibromoethane, Chlorodibromomethane, 1,3-Dichloropropane, 1,1,2-Trichloroethane, trans-1,3-Dichloropropene, cis-1,3-Dichloropropene, Bromodichloromethane, Dibromomethane, 1,2-Dichloropropane, 1,1-Dichloropropene, Bromochloromethane, cis-1,2-Dichloroethene, 2,2-Dichloropropane, 1,1-Dichloroethane, trans-1,2-Dichloroethene, Trichlorofluoromethane, Chloroethane, Bromomethane, Chloromethane, Dichlorodifluoromethane, Acetone, 2-Hexanone, Methyl isobutyl ketone, Acetone_58}; Replace level 1 with Calibration sample 07DEC07.D for compounds {Vinyl acetate, Acrolein, 2-Chloroethylvinyl ether, Acrylonitrile, Chlorobenzene, Tetrachloroethene, Trichloroethene, Carbon tetrachloride, Chloroform, 1,1-Dichloroethene, Vinyl chloride, p-Bromofluorobenzene, Toluene-d8, 1,2-Dichloroethane-d4, Dibromofluoromethane, 1,2-Dichloroethane, Benzene, 1,4-Dichlorobenzene, Methyl ethyl ketone, Styrene, 1,1,1-Trichloroethane, Methyl tert-butyl ether (MTBE), Methylene chloride, o-Xylene, m+p-Xylenes, Ethylbenzene, Toluene, 1,2,3-Trichlorobenzene, Naphthalene, Hexachlorobutadiene, 1,2,4-Trichlorobenzene, 1,2-Dibromo-3-chloropropane, 1,2-Dichlorobenzene, n-Butylbenzene, p-Isopropyltoluene, 1,3-Dichlorobenzene, sec-Butylbenzene, 1,2,4-Trimethylbenzene, tert-Butylbenzene, 4-Chlorotoluene, 1,3,5-Trimethylbenzene, 2-Chlorotoluene, n-Propylbenzene, 1,2,3-Trichloropropane, Bromobenzene, 1,1,2,2-Tetrachloroethane, Isopropylbenzene, Bromoform, 1,1,1,2-Tetrachloroethane, 1,2-Dibromoethane, Chlorodibromomethane, 1,3-Dichloropropane, 1,1,2-Trichloroethane, trans-1,3-Dichloropropene, cis-1,3-Dichloropropene, Bromodichloromethane,				

Audit Trail report

Name	User	Time	Action	Reason	Comment	Succeed	Exception
			Dibromomethane, 1,2-Dichloropropane, 1,1-Dichloropropene, Bromochloromethane, cis-1,2-Dichloroethene, 2,2-Dichloropropane, 1,1-Dichloroethane, trans-1,2-Dichloroethene, Trichlorofluoromethane, Chloroethane, Bromomethane, Chloromethane, Dichlorodifluoromethane, Acetone, 2-Hexanone, Methyl isobutyl ketone, Acetone_58};				
CmdQuantitate	BL2000\mchavez	12/10/2021 1:01:00 PM	Quantitate all compounds in all samples			✓	
CmdSetLevelEnable	BL2000\mchavez	12/10/2021 1:02:16 PM	Set LevelEnable = False for calibration level 1, levelId = 20 of compound Bromomethane in sample 07DEC12.D; previous value = True			✓	
CmdSetLevelEnable	BL2000\mchavez	12/10/2021 1:02:21 PM	Set LevelEnable = True for calibration level 1, levelId = 20 of compound Bromomethane in sample 07DEC12.D; previous value = False			✓	
CmdSetTargetCompoundAttribute	BL2000\mchavez	12/10/2021 1:02:26 PM	Set CurveFit = fitQuadratic for compound Bromomethane in all samples; previous value = fitAverageOfResponseFactors			✓	
CmdSetTargetCompoundAttribute	BL2000\mchavez	12/10/2021 1:02:28 PM	Set CurveFitWeight = weightOneOverX for compound Bromomethane in all samples; previous value = weightEqual			✓	
CmdSetLevelEnable	BL2000\mchavez	12/10/2021 1:03:22 PM	Set LevelEnable = True for calibration level 1, levelId = 20 of compound Methylene chloride in sample 07DEC12.D; previous value = False			✓	
CmdSetTargetCompoundAttribute	BL2000\mchavez	12/10/2021 1:03:26 PM	Set CurveFit = fitAverageOfResponseFactors for compound Methylene chloride in all samples; previous value = fitQuadratic			✓	
CmdSetTargetCompoundAttribute	BL2000\mchavez	12/10/2021 1:03:28 PM	Set CurveFitWeight = weightEqual for compound Methylene chloride in all samples; previous value = weightOneOverX			✓	
CmdQuantitate	BL2000\mchavez	12/10/2021 1:03:55 PM	Quantitate all compounds in all samples			✓	
CmdSaveBatchTable	BL2000\mchavez	12/10/2021 1:04:54 PM	Save batch D:\Org\Data\VOA5975C\VG120721\QuantResults\VG120721_8260B_624pt1.batch.bin			✓	
CmdOpenBatchTable	BL2000\mchavez	12/10/2021 1:09:00 PM	Open batch D:\Org\Data\VOA5975C\VG120721\VG120721_8260B_624pt1.batch.bin			✓	
CmdSetSampleAttribute	BL2000\mchavez	12/10/2021 1:09:59 PM	Set SampleApproved = True for sample 07DEC10.D; previous value = False			✓	

Audit Trail report

Name	User	Time	Action	Reason	Comment	Succeed	Exception
CmdSetLevelEnable	BL2000\mchavez	12/10/2021 1:10:09 PM	Set LevelEnable = False for calibration level 1, levelId = 20 of compound Methylene chloride in sample 07DEC12.D; previous value = True			✓	
CmdQuantitate	BL2000\mchavez	12/10/2021 1:10:36 PM	Quantitate all compounds in all samples			✓	
CmdManuallyIntegratePeak	BL2000\mchavez	12/10/2021 1:11:08 PM	Manually integrate compound Methylene chloride in sample 07DEC03.D from x, y = 3.296, 0 to 3.394, 0; result = 1968			✓	
CmdManuallyIntegrateQualifierPeak	BL2000\mchavez	12/10/2021 1:11:12 PM	Manually integrate qualifier 84.0 of compound Methylene chloride in sample 07DEC03.D from x, y = 3.291, 0 to 3.386, 0; result = 1249			✓	
CmdManuallyIntegrateQualifierPeak	BL2000\mchavez	12/10/2021 1:11:14 PM	Manually integrate qualifier 86.0 of compound Methylene chloride in sample 07DEC03.D from x, y = 3.285, 0 to 3.391, 0; result = 853			✓	
CmdStartMethodEditing	BL2000\mchavez	12/10/2021 1:12:03 PM	Start method editing			✓	
CmdImportMethodFromSample	BL2000\mchavez	12/10/2021 1:12:04 PM	Import method from sample 07DEC07.D			✓	
CmdApplyMethodToAllSamples	BL2000\mchavez	12/10/2021 1:13:06 PM	Apply method to all samples			✓	
CmdMethodClear	BL2000\mchavez	12/10/2021 1:13:06 PM	Clear method			✓	
CmdEndMethodEditing	BL2000\mchavez	12/10/2021 1:13:07 PM	End method editing			✓	
CmdQuantitate	BL2000\mchavez	12/10/2021 1:13:33 PM	Quantitate all compounds in all samples			✓	
CmdManuallyIntegrateQualifierPeak	BL2000\mchavez	12/10/2021 1:16:42 PM	Manually integrate qualifier 111.0 of compound 1,4-Dichlorobenzene in sample 07DEC07.D, from x, y = 12.114, 104 to 12.147, 0, result = 1152; previous integration is from x, y = 12.072, 0 to 12.147, 0 and previous response = 4203.			✓	
CmdManuallyIntegrateDropBaseline	BL2000\mchavez	12/10/2021 1:16:46 PM	Drop baseline for qualifier 111.0 of compound 1,4-Dichlorobenzene in sample 07DEC07.D to y = 0, new integration is from x, y = 12.114, 0 to 12.147, 0 and new response = 1256; previous integration is from x, y = 12.114, 104 to 12.147, 0 and previous response = 1152.			✓	
CmdSetLevelEnable	BL2000\mchavez	12/10/2021 1:17:02 PM	Set LevelEnable = False for calibration level 1, levelId = 20 of compound 1,2-Dibromo-3-chloropropane in sample 07DEC07.D; previous value = True			✓	
CmdQuantitate	BL2000\mchavez	12/10/2021 1:17:42 PM	Quantitate all compounds in all samples			✓	
CmdSaveBatchTable	BL2000\mchavez	12/10/2021 1:18:14 PM	Save batch D:\Org\Data\VOA5975C\VG120721\QuantResults\VG120721_8260B_624pt1.batch.bin			✓	

Audit Trail report

Name	User	Time	Action	Reason	Comment	Succeed	Exception
CmdOpenBatchTable	BL2000\mchavez	12/13/2021 1:54:42 PM	Open batch D:\Org\Data\VOA5975C\VG120721\VG120721_8260B_624pt1.batch.bin			✓	
CmdSetSampleAttribute	BL2000\mchavez	12/13/2021 1:54:59 PM	Set SampleType = Blank for sample 07DEC06.D; previous value = Sample			✓	
CmdImportSamplesFromWorklist	BL2000\mchavez	12/13/2021 1:56:27 PM	Add samples from worklist: D:\Org\Data\VOA5975C\VG120721\07DEC12CC.D			✓	
CmdSetSampleAttribute	BL2000\mchavez	12/13/2021 1:56:40 PM	Set SampleName = CCV120721_5 for sample 07DEC12CC.D; previous value = ICAL120721_5			✓	
CmdSetSampleAttribute	BL2000\mchavez	12/13/2021 1:56:49 PM	Set SampleType = CC for sample 07DEC12CC.D; previous value = Sample			✓	
CmdSetSampleAttribute	BL2000\mchavez	12/13/2021 1:56:59 PM	Set SampleName = CCV120721 for sample 07DEC12CC.D; previous value = CCV120721_5			✓	
CmdSetSampleAttribute	BL2000\mchavez	12/13/2021 1:57:08 PM	Set LevelName = CC for sample 07DEC12CC.D; previous value =			✓	
CmdQuantitate	BL2000\mchavez	12/13/2021 1:57:41 PM	Quantitate all compounds in all samples			✓	
CmdSetSampleAttribute	BL2000\mchavez	12/13/2021 1:58:25 PM	Set UserDefined = Reimported Cal 5 to use as CCV for sample 07DEC12CC.D; previous value =			✓	
CmdSaveBatchTable	BL2000\mchavez	12/13/2021 1:58:41 PM	Save batch D:\Org\Data\VOA5975C\VG120721\QuantResults\VG120721_8260B_624pt1.batch.bin			✓	
CmdOpenBatchTable	BL2000\mchavez	12/13/2021 2:00:10 PM	Open batch D:\Org\Data\VOA5975C\VG120721\VG120721_8260B_624pt1.batch.bin			✓	
CmdSetSampleAttribute	BL2000\mchavez	12/13/2021 2:01:37 PM	Set SampleApproved = True for sample 07DEC05.D; previous value = False			✓	
CmdSetSampleAttribute	BL2000\mchavez	12/13/2021 2:24:49 PM	Set SampleApproved = True for sample 07DEC12CC.D; previous value = False			✓	
CmdSaveBatchTable	BL2000\mchavez	12/13/2021 2:42:36 PM	Save batch D:\Org\Data\VOA5975C\VG120721\QuantResults\VG120721_8260B_624pt1.batch.bin			✓	
CmdManuallyIntegratePeak	BL2000\mchavez	12/13/2021 2:44:02 PM	Manually integrate compound m+p-Xylenes in sample 07DEC06.D from x, y = 10.006, 0 to 10.070, 0; result = 171			✓	
CmdManuallyIntegrateQualifierPeak	BL2000\mchavez	12/13/2021 2:44:05 PM	Manually integrate qualifier 91.0 of compound m+p-Xylenes in sample 07DEC06.D from x, y = 10.009, 0 to 10.073, 0; result = 413			✓	
CmdManuallyIntegratePeak	BL2000\mchavez	12/13/2021 2:44:10 PM	Manually integrate compound o-Xylene in sample 07DEC06.D from x, y = 10.410, 0 to 10.435, 0; result = 28			✓	

Audit Trail report

Name	User	Time	Action	Reason	Comment	Succeed	Exception
CmdManuallyIntegrateQualifierPeak	BL2000\mchavez	12/13/2021 2:44:13 PM	Manually integrate qualifier91.0 of compound o-Xylene in sample 07DEC06.D from x, y = 10.424, 0 to 10.452, 0; result = 28			✓	
CmdSetSampleAttribute	BL2000\mchavez	12/13/2021 2:47:34 PM	Set SampleApproved = True for sample 07DEC06.D; previous value = False			✓	
CmdCalibrate	BL2000\mchavez	12/13/2021 2:48:20 PM	Replace level CC with CC sample 07DEC12CC.D for compounds {Vinyl acetate, Acrolein, 2-Chloroethylvinyl ether, Acrylonitrile, Chlorobenzene, Tetrachloroethene, Trichloroethene, Carbon tetrachloride, Chloroform, 1,1-Dichloroethene, Vinyl chloride, p-Bromofluorobenzene, Toluene-d8, 1,2-Dichloroethane-d4, Dibromofluoromethane, 1,2-Dichloroethane, Benzene, 1,4-Dichlorobenzene, Methyl ethyl ketone, Styrene, 1,1,1-Trichloroethane, Methyl tert-butyl ether (MTBE), Methylene chloride, o-Xylene, m+p-Xylenes, Ethylbenzene, Toluene, 1,2,3-Trichlorobenzene, Naphthalene, Hexachlorobutadiene, 1,2,4-Trichlorobenzene, 1,2-Dibromo-3-chloropropane, 1,2-Dichlorobenzene, n-Butylbenzene, p-Isopropyltoluene, 1,3-Dichlorobenzene, sec-Butylbenzene, 1,2,4-Trimethylbenzene, tert-Butylbenzene, 4-Chlorotoluene, 1,3,5-Trimethylbenzene, 2-Chlorotoluene, n-Propylbenzene, 1,2,3-Trichloropropane, Bromobenzene, 1,1,2,2-Tetrachloroethane, Isopropylbenzene, Bromoform, 1,1,1,2-Tetrachloroethane, 1,2-Dibromoethane, Chlorodibromomethane, 1,3-Dichloropropane, 1,1,2-Trichloroethane, trans-1,3-Dichloropropene, cis-1,3-Dichloropropene, Bromodichloromethane, Dibromomethane, 1,2-Dichloropropane, 1,1-Dichloropropene, Bromochloromethane, cis-1,2-Dichloroethene, 2,2-Dichloropropane, 1,1-Dichloroethane, trans-1,2-Dichloroethene, Trichlorofluoromethane, Chloroethane, Bromomethane, Chloromethane, Dichlorodifluoromethane, Acetone, 2-Hexanone, Methyl isobutyl ketone, Acetone_58};			✓	
CmdQuantitate	BL2000\mchavez	12/13/2021 2:48:50 PM	Quantitate all compounds in all samples			✓	

Audit Trail report

Name	User	Time	Action	Reason	Comment	Succeed	Exception
CmdSaveBatchTable	BL2000\mchavez	12/13/2021 2:55:13 PM	Save batch D:\Org\Data\VOA5975C\VG120721\QuantResults\VG120721_8260B_624pt1.batch.bin			✓	
CmdOpenBatchTable	BL2000\steve	12/20/2021 1:51:39 PM	Open batch D:\Org\Data\VOA5975C\VG120721_L4\VG120721_8260B_624pt1_L4.batch.bin			✓	
CmdStartMethodEditing	BL2000\steve	12/20/2021 1:52:06 PM	Start method editing			✓	
CmdImportMethodFromSample	BL2000\steve	12/20/2021 1:52:06 PM	Import method from sample 07DEC06.D			✓	
CmdRemoveMethodTargetCompound	BL2000\steve	12/20/2021 1:57:13 PM	Remove compound B_Fluorobenzene			✓	
CmdRemoveMethodTargetCompound	BL2000\steve	12/20/2021 1:57:56 PM	Remove compound B_1,4-Dichlorobenzene-d4			✓	
CmdRemoveMethodTargetCompound	BL2000\steve	12/20/2021 1:57:57 PM	Remove compound IDM_Fluorobenzene			✓	
CmdRemoveMethodTargetCompound	BL2000\steve	12/20/2021 1:57:57 PM	Remove compound E_Fluorobenzene			✓	
CmdRemoveMethodTargetCompound	BL2000\steve	12/20/2021 1:57:57 PM	Remove compound E_1,4-Dichlorobenzene-d4			✓	
CmdRemoveMethodTargetCompound	BL2000\steve	12/20/2021 1:57:57 PM	Remove compound LX_Fluorobenzene			✓	
CmdRemoveMethodTargetCompound	BL2000\steve	12/20/2021 1:57:58 PM	Remove compound LX_Chlorobenzene_d5			✓	
CmdRemoveMethodTargetCompound	BL2000\steve	12/20/2021 1:57:58 PM	Remove compound T_1,4-Dichlorobenzene-d4			✓	
CmdRemoveMethodTargetCompound	BL2000\steve	12/20/2021 1:57:59 PM	Remove compound LX_1,4-Dichlorobenzene-d4			✓	
CmdRemoveMethodTargetCompound	BL2000\steve	12/20/2021 1:57:59 PM	Remove compound VA_Fluorobenzene			✓	
CmdRemoveMethodTargetCompound	BL2000\steve	12/20/2021 1:57:59 PM	Remove compound IPA_Fluorobenzene			✓	
CmdRemoveMethodTargetCompound	BL2000\steve	12/20/2021 1:58:00 PM	Remove compound EAC_Fluorobenzene			✓	
CmdRemoveMethodTargetCompound	BL2000\steve	12/20/2021 1:58:55 PM	Remove compound Pentachloroethane			✓	
CmdRemoveMethodTargetCompound	BL2000\steve	12/20/2021 1:59:07 PM	Remove compound Allyl chloride			✓	
CmdRemoveMethodTargetCompound	BL2000\steve	12/20/2021 1:59:07 PM	Remove compound Acrolein			✓	
CmdRemoveMethodTargetCompound	BL2000\steve	12/20/2021 1:59:16 PM	Remove compound 1,1,2-Trichloro-1,2,2-trifluoroethane			✓	
CmdRemoveMethodTargetCompound	BL2000\steve	12/20/2021 2:02:11 PM	Remove compound Iodomethane			✓	
CmdRemoveMethodTargetCompound	BL2000\steve	12/20/2021 2:02:11 PM	Remove compound Carbon disulfide			✓	
CmdRemoveMethodTargetCompound	BL2000\steve	12/20/2021 2:02:11 PM	Remove compound Acetonitrile			✓	

Audit Trail report

Name	User	Time	Action	Reason	Comment	Succeed	Exception
CmdRemoveMethodTargetCompound	BL2000\steve	12/20/2021 2:02:12 PM	Remove compound Chloroprene			✓	
CmdRemoveMethodTargetCompound	BL2000\steve	12/20/2021 2:02:22 PM	Remove compound Acrylonitrile			✓	
CmdRemoveMethodTargetCompound	BL2000\steve	12/20/2021 2:02:34 PM	Remove compound n-Hexane			✓	
CmdRemoveMethodTargetCompound	BL2000\steve	12/20/2021 2:02:43 PM	Remove compound Vinyl acetate			✓	
CmdRemoveMethodTargetCompound	BL2000\steve	12/20/2021 2:02:44 PM	Remove compound Ethyl Acetate			✓	
CmdRemoveMethodTargetCompound	BL2000\steve	12/20/2021 2:02:44 PM	Remove compound Isobutanol			✓	
CmdRemoveMethodTargetCompound	BL2000\steve	12/20/2021 2:02:55 PM	Remove compound Propionitrile			✓	
CmdRemoveMethodTargetCompound	BL2000\steve	12/20/2021 2:03:01 PM	Remove compound Methacrylonitrile			✓	
CmdRemoveMethodTargetCompound	BL2000\steve	12/20/2021 2:03:11 PM	Remove compound Cyclohexane			✓	
CmdSetMethodTargetCompoundAttribute	BL2000\steve	12/20/2021 2:03:17 PM	Set CompoundName = for compound Methylcyclohexane; previous value = Methylcyclohexane			✓	
CmdRemoveMethodTargetCompound	BL2000\steve	12/20/2021 2:03:22 PM	Remove compound			✓	
CmdRemoveMethodTargetCompound	BL2000\steve	12/20/2021 2:04:18 PM	Remove compound Methyl methacrylate			✓	
CmdRemoveMethodTargetCompound	BL2000\steve	12/20/2021 2:04:18 PM	Remove compound 1,4-Dioxane			✓	
CmdRemoveMethodTargetCompound	BL2000\steve	12/20/2021 2:04:26 PM	Remove compound Isopropanol			✓	
CmdRemoveMethodTargetCompound	BL2000\steve	12/20/2021 2:04:27 PM	Remove compound Isopropyl acetate			✓	
CmdRemoveMethodTargetCompound	BL2000\steve	12/20/2021 2:04:35 PM	Remove compound n-Amyl acetate			✓	
CmdRemoveMethodTargetCompound	BL2000\steve	12/20/2021 2:04:42 PM	Remove compound Ethyl methacrylate			✓	
CmdRemoveMethodTargetCompound	BL2000\steve	12/20/2021 2:08:37 PM	Remove compound 1,2,3-Trimethylbenzene			✓	
CmdRemoveMethodTargetCompound	BL2000\steve	12/20/2021 2:09:19 PM	Remove compound 1,2,4-Trichlorobenzene			✓	
CmdRemoveMethodTargetCompound	BL2000\steve	12/20/2021 2:09:20 PM	Remove compound 1,2,4-Trimethylbenzene			✓	
CmdRemoveMethodTargetCompound	BL2000\steve	12/20/2021 2:09:20 PM	Remove compound 1,2-Dibromo-3-chloropropane			✓	
CmdRemoveMethodTargetCompound	BL2000\steve	12/20/2021 2:09:39 PM	Remove compound 1,2,3-Trichlorobenzene			✓	
CmdRemoveMethodTargetCompound	BL2000\steve	12/20/2021 2:10:02 PM	Remove compound 1,3,5-Trimethylbenzene			✓	
CmdRemoveMethodTargetCompound	BL2000\steve	12/20/2021 2:10:35 PM	Remove compound 2-Chloroethylvinyl ether			✓	

Audit Trail report

Name	User	Time	Action	Reason	Comment	Succeed	Exception
CmdRemoveMethodTargetCompound	BL2000\steve	12/20/2021 2:10:58 PM	Remove compound 2-Hexanone			✓	
CmdRemoveMethodTargetCompound	BL2000\steve	12/20/2021 2:11:14 PM	Remove compound Acetone			✓	
CmdRemoveMethodTargetCompound	BL2000\steve	12/20/2021 2:11:15 PM	Remove compound Acetone_58			✓	
CmdRemoveMethodTargetCompound	BL2000\steve	12/20/2021 2:12:26 PM	Remove compound Hexachlorobutadiene			✓	
CmdRemoveMethodTargetCompound	BL2000\steve	12/20/2021 2:12:39 PM	Remove compound Isopropylbenzene			✓	
CmdRemoveMethodTargetCompound	BL2000\steve	12/20/2021 2:12:57 PM	Remove compound Methyl isobutyl ketone			✓	
CmdRemoveMethodTargetCompound	BL2000\steve	12/20/2021 2:13:19 PM	Remove compound Naphthalene			✓	
CmdRemoveMethodTargetCompound	BL2000\steve	12/20/2021 2:13:19 PM	Remove compound n-Butylbenzene			✓	
CmdRemoveMethodTargetCompound	BL2000\steve	12/20/2021 2:13:20 PM	Remove compound n-Propylbenzene			✓	
CmdRemoveMethodTargetCompound	BL2000\steve	12/20/2021 2:13:41 PM	Remove compound p-Isopropyltoluene			✓	
CmdRemoveMethodTargetCompound	BL2000\steve	12/20/2021 2:13:41 PM	Remove compound sec-Butylbenzene			✓	
CmdRemoveMethodTargetCompound	BL2000\steve	12/20/2021 2:14:00 PM	Remove compound tert-Butylbenzene			✓	
CmdRemoveMethodTargetCompound	BL2000\steve	12/20/2021 2:14:25 PM	Remove compound trans-1,4-Dichloro-2-butene			✓	
CmdSetMethodTargetCompoundAttribute	BL2000\steve	12/20/2021 2:14:55 PM	Set CompoundGroup = for compound 1,1,1,2-Tetrachloroethane; previous value = A CAL,TAS			✓	
CmdSetMethodTargetCompoundAttribute	BL2000\steve	12/20/2021 2:15:00 PM	Set CompoundGroup = for compound 1,1,1-Trichloroethane; previous value = A CAL,TAS,HLLY			✓	
CmdSetMethodTargetCompoundAttribute	BL2000\steve	12/20/2021 2:15:00 PM	Set CompoundGroup = for compound 1,1,2,2-Tetrachloroethane; previous value = A CAL,TAS			✓	
CmdSetMethodTargetCompoundAttribute	BL2000\steve	12/20/2021 2:15:00 PM	Set CompoundGroup = for compound 1,1,2-Trichloroethane; previous value = A CAL,TAS			✓	
CmdSetMethodTargetCompoundAttribute	BL2000\steve	12/20/2021 2:15:00 PM	Set CompoundGroup = for compound 1,1-Dichloroethane; previous value = A CAL,TAS			✓	
CmdSetMethodTargetCompoundAttribute	BL2000\steve	12/20/2021 2:15:00 PM	Set CompoundGroup = for compound 1,1-Dichloroethene; previous value = A CAL,TCLP,TAS,HLLY			✓	
CmdSetMethodTargetCompoundAttribute	BL2000\steve	12/20/2021 2:15:00 PM	Set CompoundGroup = for compound 1,1-Dichloropropene; previous value = A CAL,TAS			✓	
CmdSetMethodTargetCompoundAttribute	BL2000\steve	12/20/2021 2:15:00 PM	Set CompoundGroup = for compound 1,2,3-Trichloropropane; previous value = A CAL,TAS			✓	

Audit Trail report

Name	User	Time	Action	Reason	Comment	Succeed	Exception
CmdSetMethodTargetCompoundAttribute	BL2000\steve	12/20/2021 2:15:00 PM	Set CompoundGroup = for compound 1,2-Dibromoethane; previous value = A CAL,TAS			✓	
CmdSetMethodTargetCompoundAttribute	BL2000\steve	12/20/2021 2:15:00 PM	Set CompoundGroup = for compound 1,2-Dichlorobenzene; previous value = A CAL,TAS			✓	
CmdSetMethodTargetCompoundAttribute	BL2000\steve	12/20/2021 2:15:00 PM	Set CompoundGroup = for compound 1,2-Dichloroethane; previous value = A CAL,TCLP,TAS,BTEX,HLLY			✓	
CmdSetMethodTargetCompoundAttribute	BL2000\steve	12/20/2021 2:15:00 PM	Set CompoundGroup = for compound 1,2-Dichloroethane-d4; previous value = A CAL,TCLP,TAS,BTEX,UP,HLLY			✓	
CmdSetMethodTargetCompoundAttribute	BL2000\steve	12/20/2021 2:15:00 PM	Set CompoundGroup = for compound 1,2-Dichloropropane; previous value = A CAL,TAS			✓	
CmdSetMethodTargetCompoundAttribute	BL2000\steve	12/20/2021 2:15:00 PM	Set CompoundGroup = for compound 1,3-Dichlorobenzene; previous value = A CAL,TAS			✓	
CmdSetMethodTargetCompoundAttribute	BL2000\steve	12/20/2021 2:15:00 PM	Set CompoundGroup = for compound 1,3-Dichloropropane; previous value = A CAL,TAS			✓	
CmdSetMethodTargetCompoundAttribute	BL2000\steve	12/20/2021 2:15:00 PM	Set CompoundGroup = for compound 1,4-Dichlorobenzene; previous value = A CAL,TCLP,TAS			✓	
CmdSetMethodTargetCompoundAttribute	BL2000\steve	12/20/2021 2:15:00 PM	Set CompoundGroup = for compound 1,4-Dichlorobenzene-d4; previous value = A CAL,TCLP,TAS,BTEX,UP,HLLY			✓	
CmdSetMethodTargetCompoundAttribute	BL2000\steve	12/20/2021 2:15:00 PM	Set CompoundGroup = for compound 2,2-Dichloropropane; previous value = A CAL,TAS			✓	
CmdSetMethodTargetCompoundAttribute	BL2000\steve	12/20/2021 2:15:00 PM	Set CompoundGroup = for compound 2-Chlorotoluene; previous value = A CAL,TAS			✓	
CmdSetMethodTargetCompoundAttribute	BL2000\steve	12/20/2021 2:15:00 PM	Set CompoundGroup = for compound 4-Chlorotoluene; previous value = A CAL,TAS			✓	
CmdSetMethodTargetCompoundAttribute	BL2000\steve	12/20/2021 2:15:00 PM	Set CompoundGroup = for compound Benzene; previous value = A CAL,TCLP,TAS,BTEX,HLLY			✓	
CmdSetMethodTargetCompoundAttribute	BL2000\steve	12/20/2021 2:15:00 PM	Set CompoundGroup = for compound BM_Fluorobenzene; previous value = A CAL,TAS			✓	
CmdSetMethodTargetCompoundAttribute	BL2000\steve	12/20/2021 2:15:00 PM	Set CompoundGroup = for compound Bromobenzene; previous value = A CAL,TAS			✓	
CmdSetMethodTargetCompoundAttribute	BL2000\steve	12/20/2021 2:15:00 PM	Set CompoundGroup = for compound Bromochloromethane; previous value = A CAL,TAS			✓	
CmdSetMethodTargetCompoundAttribute	BL2000\steve	12/20/2021 2:15:00 PM	Set CompoundGroup = for compound Bromodichloromethane; previous value = A CAL,TAS			✓	

Audit Trail report

Name	User	Time	Action	Reason	Comment	Succeed	Exception
CmdSetMethodTargetCompoundAttribute	BL2000\steve	12/20/2021 2:15:00 PM	Set CompoundGroup = for compound Bromoform; previous value = A CAL,TAS			✓	
CmdSetMethodTargetCompoundAttribute	BL2000\steve	12/20/2021 2:15:00 PM	Set CompoundGroup = for compound Bromomethane; previous value = A CAL,TAS			✓	
CmdSetMethodTargetCompoundAttribute	BL2000\steve	12/20/2021 2:15:00 PM	Set CompoundGroup = for compound Carbon tetrachloride; previous value = A CAL,TCLP,TAS,HLLY			✓	
CmdSetMethodTargetCompoundAttribute	BL2000\steve	12/20/2021 2:15:00 PM	Set CompoundGroup = for compound Chlorobenzene; previous value = A CAL,TCLP,TAS,HLLY			✓	
CmdSetMethodTargetCompoundAttribute	BL2000\steve	12/20/2021 2:15:00 PM	Set CompoundGroup = for compound Chlorobenzene-d5; previous value = A CAL,TCLP,TAS,BTEX,UP,HLLY			✓	
CmdSetMethodTargetCompoundAttribute	BL2000\steve	12/20/2021 2:15:00 PM	Set CompoundGroup = for compound Chlorodibromomethane; previous value = A CAL,TAS			✓	
CmdSetMethodTargetCompoundAttribute	BL2000\steve	12/20/2021 2:15:00 PM	Set CompoundGroup = for compound Chloroethane; previous value = A CAL,TAS			✓	
CmdSetMethodTargetCompoundAttribute	BL2000\steve	12/20/2021 2:15:00 PM	Set CompoundGroup = for compound Chloroform; previous value = A CAL,TCLP,TAS,HLLY			✓	
CmdSetMethodTargetCompoundAttribute	BL2000\steve	12/20/2021 2:15:00 PM	Set CompoundGroup = for compound Chloromethane; previous value = A CAL,TAS			✓	
CmdSetMethodTargetCompoundAttribute	BL2000\steve	12/20/2021 2:15:00 PM	Set CompoundGroup = for compound cis-1,2-Dichloroethene; previous value = A CAL,TAS			✓	
CmdSetMethodTargetCompoundAttribute	BL2000\steve	12/20/2021 2:15:01 PM	Set CompoundGroup = for compound cis-1,3-Dichloropropene; previous value = A CAL,TAS			✓	
CmdSetMethodTargetCompoundAttribute	BL2000\steve	12/20/2021 2:15:01 PM	Set CompoundGroup = for compound Dibromofluoromethane; previous value = A CAL,TCLP,TAS,BTEX,UP,HLLY			✓	
CmdSetMethodTargetCompoundAttribute	BL2000\steve	12/20/2021 2:15:01 PM	Set CompoundGroup = for compound Dibromomethane; previous value = A CAL,TAS			✓	
CmdSetMethodTargetCompoundAttribute	BL2000\steve	12/20/2021 2:15:01 PM	Set CompoundGroup = for compound Dichlorodifluoromethane; previous value = A CAL,TAS			✓	
CmdSetMethodTargetCompoundAttribute	BL2000\steve	12/20/2021 2:15:01 PM	Set CompoundGroup = for compound Ethylbenzene; previous value = A CAL,TAS,BTEX,HLLY			✓	
CmdSetMethodTargetCompoundAttribute	BL2000\steve	12/20/2021 2:15:01 PM	Set CompoundGroup = for compound Fluorobenzene; previous value = A CAL,TCLP,TAS,BTEX,UP,HLLY			✓	
CmdSetMethodTargetCompoundAttribute	BL2000\steve	12/20/2021 2:15:01 PM	Set CompoundGroup = for compound m+p-Xylenes; previous value = A CAL,TAS,BTEX,HLLY			✓	

Audit Trail report

Name	User	Time	Action	Reason	Comment	Succeed	Exception
CmdSetMethodTargetCompoundAttribute	BL2000\steve	12/20/2021 2:15:01 PM	Set CompoundGroup = for compound Methyl ethyl ketone; previous value = A CAL,TCLP,HLLY			✓	
CmdSetMethodTargetCompoundAttribute	BL2000\steve	12/20/2021 2:15:01 PM	Set CompoundGroup = for compound Methyl tert-butyl ether (MTBE); previous value = A CAL,TAS,HLLY			✓	
CmdSetMethodTargetCompoundAttribute	BL2000\steve	12/20/2021 2:15:01 PM	Set CompoundGroup = for compound Methylene chloride; previous value = A CAL,TAS,HLLY			✓	
CmdSetMethodTargetCompoundAttribute	BL2000\steve	12/20/2021 2:15:01 PM	Set CompoundGroup = for compound o-Xylene; previous value = A CAL,TAS,BTEX,HLLY			✓	
CmdSetMethodTargetCompoundAttribute	BL2000\steve	12/20/2021 2:15:01 PM	Set CompoundGroup = for compound p-Bromofluorobenzene; previous value = A CAL,TCLP,TAS,BTEX,UP,HLLY			✓	
CmdSetMethodTargetCompoundAttribute	BL2000\steve	12/20/2021 2:15:01 PM	Set CompoundGroup = for compound Styrene; previous value = A CAL,TAS,HLLY			✓	
CmdSetMethodTargetCompoundAttribute	BL2000\steve	12/20/2021 2:15:01 PM	Set CompoundGroup = for compound Tetrachloroethene; previous value = A CAL,TCLP,TAS,HLLY			✓	
CmdSetMethodTargetCompoundAttribute	BL2000\steve	12/20/2021 2:15:01 PM	Set CompoundGroup = for compound Toluene; previous value = A CAL,TAS,BTEX,HLLY			✓	
CmdSetMethodTargetCompoundAttribute	BL2000\steve	12/20/2021 2:15:01 PM	Set CompoundGroup = for compound Toluene-d8; previous value = A CAL,TCLP,TAS,BTEX,UP,HLLY			✓	
CmdSetMethodTargetCompoundAttribute	BL2000\steve	12/20/2021 2:15:01 PM	Set CompoundGroup = for compound trans-1,2-Dichloroethene; previous value = A CAL,TAS			✓	
CmdSetMethodTargetCompoundAttribute	BL2000\steve	12/20/2021 2:15:01 PM	Set CompoundGroup = for compound trans-1,3-Dichloropropene; previous value = A CAL,TAS			✓	
CmdSetMethodTargetCompoundAttribute	BL2000\steve	12/20/2021 2:15:01 PM	Set CompoundGroup = for compound Trichloroethene; previous value = A CAL,TCLP,TAS,HLLY			✓	
CmdSetMethodTargetCompoundAttribute	BL2000\steve	12/20/2021 2:15:01 PM	Set CompoundGroup = for compound Trichlorofluoromethane; previous value = A CAL,TAS			✓	
CmdSetMethodTargetCompoundAttribute	BL2000\steve	12/20/2021 2:15:01 PM	Set CompoundGroup = for compound Vinyl chloride; previous value = A CAL,TCLP,TAS,HLLY			✓	
CmdSaveMethodAs	BL2000\steve	12/20/2021 2:16:20 PM	Save method to file \\MASSHUNTER\Org\Data-Methods\Quant\VOA5975C\VOA5975C_120721_SHT_L4.m			✓	
CmdApplyMethodToAllSamples	BL2000\steve	12/20/2021 2:16:48 PM	Apply method to all samples			✓	
CmdMethodClear	BL2000\steve	12/20/2021 2:16:48 PM	Clear method			✓	
CmdEndMethodEditing	BL2000\steve	12/20/2021 2:16:49 PM	End method editing			✓	

Audit Trail report

Name	User	Time	Action	Reason	Comment	Succeed	Exception
CmdQuantitate	BL2000\steve	12/20/2021 2:17:04 PM	Quantitate all compounds in all samples			✓	
CmdSaveBatchTable	BL2000\steve	12/20/2021 2:18:38 PM	Save batch D:\Org\Data\VOA5975C\VG120721_L4\QuantResults\VG120721_8260B_624pt1_L4.batch.bin			✓	
CmdStartMethodEditing	BL2000\steve	12/20/2021 2:18:44 PM	Start method editing			✓	
CmdImportMethodFromSample	BL2000\steve	12/20/2021 2:18:44 PM	Import method from sample 07DEC07.D			✓	
CmdSetMethodTargetCompoundAttribute	BL2000\steve	12/20/2021 2:20:13 PM	Set CCResponseRatioLimitLow = 80 for compound 1,1,1,2-Tetrachloroethane; previous value = 70			✓	
CmdSetMethodTargetCompoundAttribute	BL2000\steve	12/20/2021 2:20:19 PM	Set CCResponseRatioLimitLow = 80 for compound 1,1,1-Trichloroethane; previous value = 70			✓	
CmdSetMethodTargetCompoundAttribute	BL2000\steve	12/20/2021 2:20:19 PM	Set CCResponseRatioLimitLow = 80 for compound 1,1,2,2-Tetrachloroethane; previous value = 70			✓	
CmdSetMethodTargetCompoundAttribute	BL2000\steve	12/20/2021 2:20:19 PM	Set CCResponseRatioLimitLow = 80 for compound 1,1,2-Trichloroethane; previous value = 70			✓	
CmdSetMethodTargetCompoundAttribute	BL2000\steve	12/20/2021 2:20:19 PM	Set CCResponseRatioLimitLow = 80 for compound 1,1-Dichloroethane; previous value = 70			✓	
CmdSetMethodTargetCompoundAttribute	BL2000\steve	12/20/2021 2:20:19 PM	No parameter change for CCResponseRatioLimitLow			✓	
CmdSetMethodTargetCompoundAttribute	BL2000\steve	12/20/2021 2:20:19 PM	Set CCResponseRatioLimitLow = 80 for compound 1,1-Dichloropropene; previous value = 70			✓	
CmdSetMethodTargetCompoundAttribute	BL2000\steve	12/20/2021 2:20:19 PM	Set CCResponseRatioLimitLow = 80 for compound 1,2,3-Trichloropropane; previous value = 70			✓	
CmdSetMethodTargetCompoundAttribute	BL2000\steve	12/20/2021 2:20:19 PM	Set CCResponseRatioLimitLow = 80 for compound 1,2-Dibromoethane; previous value = 70			✓	
CmdSetMethodTargetCompoundAttribute	BL2000\steve	12/20/2021 2:20:19 PM	Set CCResponseRatioLimitLow = 80 for compound 1,2-Dichlorobenzene; previous value = 70			✓	
CmdSetMethodTargetCompoundAttribute	BL2000\steve	12/20/2021 2:20:19 PM	Set CCResponseRatioLimitLow = 80 for compound 1,2-Dichloroethane; previous value = 70			✓	
CmdSetMethodTargetCompoundAttribute	BL2000\steve	12/20/2021 2:20:19 PM	Set CCResponseRatioLimitLow = 80 for compound 1,2-Dichloroethane-d4; previous value = 70			✓	
CmdSetMethodTargetCompoundAttribute	BL2000\steve	12/20/2021 2:20:19 PM	No parameter change for CCResponseRatioLimitLow			✓	
CmdSetMethodTargetCompoundAttribute	BL2000\steve	12/20/2021 2:20:19 PM	Set CCResponseRatioLimitLow = 80 for compound 1,3-Dichlorobenzene; previous value = 70			✓	

Audit Trail report

Name	User	Time	Action	Reason	Comment	Succeed	Exception
CmdSetMethodTargetCompoundAttribute	BL2000\steve	12/20/2021 2:20:19 PM	Set CCResponseRatioLimitLow = 80 for compound 1,3-Dichloropropane; previous value = 70			✓	
CmdSetMethodTargetCompoundAttribute	BL2000\steve	12/20/2021 2:20:19 PM	Set CCResponseRatioLimitLow = 80 for compound 1,4-Dichlorobenzene; previous value = 70			✓	
CmdSetMethodTargetCompoundAttribute	BL2000\steve	12/20/2021 2:20:19 PM	Set CCResponseRatioLimitLow = 80 for compound 1,4-Dichlorobenzene-d4; previous value =			✓	
CmdSetMethodTargetCompoundAttribute	BL2000\steve	12/20/2021 2:20:19 PM	Set CCResponseRatioLimitLow = 80 for compound 2,2-Dichloropropane; previous value = 70			✓	
CmdSetMethodTargetCompoundAttribute	BL2000\steve	12/20/2021 2:20:19 PM	Set CCResponseRatioLimitLow = 80 for compound 2-Chlorotoluene; previous value = 70			✓	
CmdSetMethodTargetCompoundAttribute	BL2000\steve	12/20/2021 2:20:19 PM	Set CCResponseRatioLimitLow = 80 for compound 4-Chlorotoluene; previous value = 70			✓	
CmdSetMethodTargetCompoundAttribute	BL2000\steve	12/20/2021 2:20:19 PM	Set CCResponseRatioLimitLow = 80 for compound Benzene; previous value = 70			✓	
CmdSetMethodTargetCompoundAttribute	BL2000\steve	12/20/2021 2:20:19 PM	Set CCResponseRatioLimitLow = 80 for compound BM_Fluorobenzene; previous value =			✓	
CmdSetMethodTargetCompoundAttribute	BL2000\steve	12/20/2021 2:20:19 PM	Set CCResponseRatioLimitLow = 80 for compound Bromobenzene; previous value = 70			✓	
CmdSetMethodTargetCompoundAttribute	BL2000\steve	12/20/2021 2:20:19 PM	Set CCResponseRatioLimitLow = 80 for compound Bromochloromethane; previous value = 70			✓	
CmdSetMethodTargetCompoundAttribute	BL2000\steve	12/20/2021 2:20:19 PM	Set CCResponseRatioLimitLow = 80 for compound Bromodichloromethane; previous value = 70			✓	
CmdSetMethodTargetCompoundAttribute	BL2000\steve	12/20/2021 2:20:19 PM	Set CCResponseRatioLimitLow = 80 for compound Bromoform; previous value = 70			✓	
CmdSetMethodTargetCompoundAttribute	BL2000\steve	12/20/2021 2:20:19 PM	Set CCResponseRatioLimitLow = 80 for compound Bromomethane; previous value = 70			✓	
CmdSetMethodTargetCompoundAttribute	BL2000\steve	12/20/2021 2:20:19 PM	Set CCResponseRatioLimitLow = 80 for compound Carbon tetrachloride; previous value = 70			✓	
CmdSetMethodTargetCompoundAttribute	BL2000\steve	12/20/2021 2:20:19 PM	Set CCResponseRatioLimitLow = 80 for compound Chlorobenzene; previous value = 70			✓	
CmdSetMethodTargetCompoundAttribute	BL2000\steve	12/20/2021 2:20:19 PM	Set CCResponseRatioLimitLow = 80 for compound Chlorobenzene-d5; previous value =			✓	
CmdSetMethodTargetCompoundAttribute	BL2000\steve	12/20/2021 2:20:19 PM	Set CCResponseRatioLimitLow = 80 for compound Chlorodibromomethane; previous value = 70			✓	

Audit Trail report

Name	User	Time	Action	Reason	Comment	Succeed	Exception
CmdSetMethodTargetCompoundAttribute	BL2000\steve	12/20/2021 2:20:19 PM	Set CCResponseRatioLimitLow = 80 for compound Chloroethane; previous value = 70			✓	
CmdSetMethodTargetCompoundAttribute	BL2000\steve	12/20/2021 2:20:19 PM	No parameter change for CCResponseRatioLimitLow			✓	
CmdSetMethodTargetCompoundAttribute	BL2000\steve	12/20/2021 2:20:19 PM	Set CCResponseRatioLimitLow = 80 for compound Chloromethane; previous value = 70			✓	
CmdSetMethodTargetCompoundAttribute	BL2000\steve	12/20/2021 2:20:19 PM	Set CCResponseRatioLimitLow = 80 for compound cis-1,2-Dichloroethene; previous value = 70			✓	
CmdSetMethodTargetCompoundAttribute	BL2000\steve	12/20/2021 2:20:19 PM	Set CCResponseRatioLimitLow = 80 for compound cis-1,3-Dichloropropene; previous value = 70			✓	
CmdSetMethodTargetCompoundAttribute	BL2000\steve	12/20/2021 2:20:19 PM	Set CCResponseRatioLimitLow = 80 for compound Dibromofluoromethane; previous value = 70			✓	
CmdSetMethodTargetCompoundAttribute	BL2000\steve	12/20/2021 2:20:19 PM	Set CCResponseRatioLimitLow = 80 for compound Dibromomethane; previous value = 70			✓	
CmdSetMethodTargetCompoundAttribute	BL2000\steve	12/20/2021 2:20:19 PM	Set CCResponseRatioLimitLow = 80 for compound Dichlorodifluoromethane; previous value = 70			✓	
CmdSetMethodTargetCompoundAttribute	BL2000\steve	12/20/2021 2:20:19 PM	No parameter change for CCResponseRatioLimitLow			✓	
CmdSetMethodTargetCompoundAttribute	BL2000\steve	12/20/2021 2:20:19 PM	Set CCResponseRatioLimitLow = 80 for compound Fluorobenzene; previous value =			✓	
CmdSetMethodTargetCompoundAttribute	BL2000\steve	12/20/2021 2:20:19 PM	Set CCResponseRatioLimitLow = 80 for compound m+p-Xylenes; previous value = 70			✓	
CmdSetMethodTargetCompoundAttribute	BL2000\steve	12/20/2021 2:20:19 PM	Set CCResponseRatioLimitLow = 80 for compound Methyl ethyl ketone; previous value = 70			✓	
CmdSetMethodTargetCompoundAttribute	BL2000\steve	12/20/2021 2:20:19 PM	Set CCResponseRatioLimitLow = 80 for compound Methyl tert-butyl ether (MTBE); previous value = 70			✓	
CmdSetMethodTargetCompoundAttribute	BL2000\steve	12/20/2021 2:20:19 PM	Set CCResponseRatioLimitLow = 80 for compound Methylene chloride; previous value = 70			✓	
CmdSetMethodTargetCompoundAttribute	BL2000\steve	12/20/2021 2:20:19 PM	Set CCResponseRatioLimitLow = 80 for compound o-Xylene; previous value = 70			✓	
CmdSetMethodTargetCompoundAttribute	BL2000\steve	12/20/2021 2:20:19 PM	Set CCResponseRatioLimitLow = 80 for compound p-Bromofluorobenzene; previous value = 70			✓	
CmdSetMethodTargetCompoundAttribute	BL2000\steve	12/20/2021 2:20:19 PM	Set CCResponseRatioLimitLow = 80 for compound Styrene; previous value = 70			✓	

Audit Trail report

Name	User	Time	Action	Reason	Comment	Succeed	Exception
CmdSetMethodTargetCompoundAttribute	BL2000\steve	12/20/2021 2:20:19 PM	Set CCResponseRatioLimitLow = 80 for compound Tetrachloroethene; previous value = 70			✓	
CmdSetMethodTargetCompoundAttribute	BL2000\steve	12/20/2021 2:20:19 PM	No parameter change for CCResponseRatioLimitLow			✓	
CmdSetMethodTargetCompoundAttribute	BL2000\steve	12/20/2021 2:20:19 PM	Set CCResponseRatioLimitLow = 80 for compound Toluene-d8; previous value = 70			✓	
CmdSetMethodTargetCompoundAttribute	BL2000\steve	12/20/2021 2:20:19 PM	Set CCResponseRatioLimitLow = 80 for compound trans-1,2-Dichloroethene; previous value = 70			✓	
CmdSetMethodTargetCompoundAttribute	BL2000\steve	12/20/2021 2:20:19 PM	Set CCResponseRatioLimitLow = 80 for compound trans-1,3-Dichloropropene; previous value = 70			✓	
CmdSetMethodTargetCompoundAttribute	BL2000\steve	12/20/2021 2:20:19 PM	Set CCResponseRatioLimitLow = 80 for compound Trichloroethene; previous value = 70			✓	
CmdSetMethodTargetCompoundAttribute	BL2000\steve	12/20/2021 2:20:20 PM	Set CCResponseRatioLimitLow = 80 for compound Trichlorofluoromethane; previous value = 70			✓	
CmdSetMethodTargetCompoundAttribute	BL2000\steve	12/20/2021 2:20:20 PM	No parameter change for CCResponseRatioLimitLow			✓	
CmdSetMethodTargetCompoundAttribute	BL2000\steve	12/20/2021 2:20:31 PM	Set CCResponseRatioLimitLow = for compound Fluorobenzene; previous value = 80			✓	
CmdSetMethodTargetCompoundAttribute	BL2000\steve	12/20/2021 2:20:34 PM	Set CCResponseRatioLimitLow = for compound Chlorobenzene-d5; previous value = 80			✓	
CmdSetMethodTargetCompoundAttribute	BL2000\steve	12/20/2021 2:20:37 PM	Set CCResponseRatioLimitLow = for compound 1,4-Dichlorobenzene-d4; previous value = 80			✓	
CmdSetMethodTargetCompoundAttribute	BL2000\steve	12/20/2021 2:20:40 PM	Set CCResponseRatioLimitLow = for compound BM_Fluorobenzene; previous value = 80			✓	
CmdSetMethodTargetCompoundAttribute	BL2000\steve	12/20/2021 2:20:57 PM	No parameter change for CCResponseRatioLimitHigh			✓	
CmdSetMethodTargetCompoundAttribute	BL2000\steve	12/20/2021 2:20:57 PM	No parameter change for CCResponseRatioLimitHigh			✓	
CmdSetMethodTargetCompoundAttribute	BL2000\steve	12/20/2021 2:20:57 PM	No parameter change for CCResponseRatioLimitHigh			✓	
CmdSetMethodTargetCompoundAttribute	BL2000\steve	12/20/2021 2:20:57 PM	No parameter change for CCResponseRatioLimitHigh			✓	
CmdSetMethodTargetCompoundAttribute	BL2000\steve	12/20/2021 2:20:57 PM	No parameter change for CCResponseRatioLimitHigh			✓	
CmdSetMethodTargetCompoundAttribute	BL2000\steve	12/20/2021 2:20:57 PM	Set CCResponseRatioLimitHigh = 120 for compound Dichlorodifluoromethane; previous value = 130			✓	
CmdSetMethodTargetCompoundAttribute	BL2000\steve	12/20/2021 2:20:57 PM	Set CCResponseRatioLimitHigh = 120 for compound Chloromethane; previous value = 130			✓	

Audit Trail report

Name	User	Time	Action	Reason	Comment	Succeed	Exception
CmdSetMethodTargetCompoundAttribute	BL2000\steve	12/20/2021 2:20:57 PM	Set CCResponseRatioLimitHigh = 120 for compound Bromomethane; previous value = 130			✓	
CmdSetMethodTargetCompoundAttribute	BL2000\steve	12/20/2021 2:20:57 PM	Set CCResponseRatioLimitHigh = 120 for compound Chloroethane; previous value = 130			✓	
CmdSetMethodTargetCompoundAttribute	BL2000\steve	12/20/2021 2:20:57 PM	Set CCResponseRatioLimitHigh = 120 for compound Trichlorofluoromethane; previous value = 130			✓	
CmdSetMethodTargetCompoundAttribute	BL2000\steve	12/20/2021 2:20:57 PM	Set CCResponseRatioLimitHigh = 120 for compound Methylene chloride; previous value = 130			✓	
CmdSetMethodTargetCompoundAttribute	BL2000\steve	12/20/2021 2:20:57 PM	Set CCResponseRatioLimitHigh = 120 for compound trans-1,2-Dichloroethene; previous value = 130			✓	
CmdSetMethodTargetCompoundAttribute	BL2000\steve	12/20/2021 2:20:57 PM	Set CCResponseRatioLimitHigh = 120 for compound Methyl tert-butyl ether (MTBE); previous value = 130			✓	
CmdSetMethodTargetCompoundAttribute	BL2000\steve	12/20/2021 2:20:57 PM	Set CCResponseRatioLimitHigh = 120 for compound 1,1-Dichloroethane; previous value = 130			✓	
CmdSetMethodTargetCompoundAttribute	BL2000\steve	12/20/2021 2:20:57 PM	Set CCResponseRatioLimitHigh = 120 for compound 2,2-Dichloropropane; previous value = 130			✓	
CmdSetMethodTargetCompoundAttribute	BL2000\steve	12/20/2021 2:20:57 PM	Set CCResponseRatioLimitHigh = 120 for compound cis-1,2-Dichloroethene; previous value = 130			✓	
CmdSetMethodTargetCompoundAttribute	BL2000\steve	12/20/2021 2:20:57 PM	Set CCResponseRatioLimitHigh = 120 for compound Methyl ethyl ketone; previous value = 130			✓	
CmdSetMethodTargetCompoundAttribute	BL2000\steve	12/20/2021 2:20:57 PM	Set CCResponseRatioLimitHigh = 120 for compound Bromochloromethane; previous value = 130			✓	
CmdSetMethodTargetCompoundAttribute	BL2000\steve	12/20/2021 2:20:57 PM	Set CCResponseRatioLimitHigh = 120 for compound Dibromofluoromethane; previous value = 130			✓	
CmdSetMethodTargetCompoundAttribute	BL2000\steve	12/20/2021 2:20:57 PM	Set CCResponseRatioLimitHigh = 120 for compound 1,1,1-Trichloroethane; previous value = 130			✓	
CmdSetMethodTargetCompoundAttribute	BL2000\steve	12/20/2021 2:20:57 PM	Set CCResponseRatioLimitHigh = 120 for compound Carbon tetrachloride; previous value = 130			✓	
CmdSetMethodTargetCompoundAttribute	BL2000\steve	12/20/2021 2:20:57 PM	Set CCResponseRatioLimitHigh = 120 for compound 1,1-Dichloropropene; previous value = 130			✓	
CmdSetMethodTargetCompoundAttribute	BL2000\steve	12/20/2021 2:20:57 PM	Set CCResponseRatioLimitHigh = 120 for compound 1,2-Dichloroethane-d4; previous value = 130			✓	
CmdSetMethodTargetCompoundAttribute	BL2000\steve	12/20/2021 2:20:57 PM	Set CCResponseRatioLimitHigh = 120 for compound Benzene; previous value = 130			✓	

Audit Trail report

Name	User	Time	Action	Reason	Comment	Succeed	Exception
CmdSetMethodTargetCompoundAttribute	BL2000\steve	12/20/2021 2:20:57 PM	Set CCResponseRatioLimitHigh = 120 for compound 1,2-Dichloroethane; previous value = 130			✓	
CmdSetMethodTargetCompoundAttribute	BL2000\steve	12/20/2021 2:20:57 PM	Set CCResponseRatioLimitHigh = 120 for compound Trichloroethene; previous value = 130			✓	
CmdSetMethodTargetCompoundAttribute	BL2000\steve	12/20/2021 2:20:57 PM	Set CCResponseRatioLimitHigh = 120 for compound Dibromomethane; previous value = 130			✓	
CmdSetMethodTargetCompoundAttribute	BL2000\steve	12/20/2021 2:20:57 PM	Set CCResponseRatioLimitHigh = 120 for compound Bromodichloromethane; previous value = 130			✓	
CmdSetMethodTargetCompoundAttribute	BL2000\steve	12/20/2021 2:20:57 PM	Set CCResponseRatioLimitHigh = 120 for compound cis-1,3-Dichloropropene; previous value = 130			✓	
CmdSetMethodTargetCompoundAttribute	BL2000\steve	12/20/2021 2:20:57 PM	Set CCResponseRatioLimitHigh = 120 for compound Toluene-d8; previous value = 130			✓	
CmdSetMethodTargetCompoundAttribute	BL2000\steve	12/20/2021 2:20:57 PM	Set CCResponseRatioLimitHigh = 120 for compound trans-1,3-Dichloropropene; previous value = 130			✓	
CmdSetMethodTargetCompoundAttribute	BL2000\steve	12/20/2021 2:20:57 PM	Set CCResponseRatioLimitHigh = 120 for compound 1,1,2-Trichloroethane; previous value = 130			✓	
CmdSetMethodTargetCompoundAttribute	BL2000\steve	12/20/2021 2:20:57 PM	Set CCResponseRatioLimitHigh = 120 for compound Tetrachloroethene; previous value = 130			✓	
CmdSetMethodTargetCompoundAttribute	BL2000\steve	12/20/2021 2:20:57 PM	Set CCResponseRatioLimitHigh = 120 for compound 1,3-Dichloropropane; previous value = 130			✓	
CmdSetMethodTargetCompoundAttribute	BL2000\steve	12/20/2021 2:20:57 PM	Set CCResponseRatioLimitHigh = 120 for compound Chlorodibromomethane; previous value = 130			✓	
CmdSetMethodTargetCompoundAttribute	BL2000\steve	12/20/2021 2:20:57 PM	Set CCResponseRatioLimitHigh = 120 for compound 1,2-Dibromoethane; previous value = 130			✓	
CmdSetMethodTargetCompoundAttribute	BL2000\steve	12/20/2021 2:20:57 PM	Set CCResponseRatioLimitHigh = 120 for compound Chlorobenzene; previous value = 130			✓	
CmdSetMethodTargetCompoundAttribute	BL2000\steve	12/20/2021 2:20:57 PM	Set CCResponseRatioLimitHigh = 120 for compound 1,1,1,2-Tetrachloroethane; previous value = 130			✓	
CmdSetMethodTargetCompoundAttribute	BL2000\steve	12/20/2021 2:20:57 PM	Set CCResponseRatioLimitHigh = 120 for compound m+p-Xylenes; previous value = 130			✓	
CmdSetMethodTargetCompoundAttribute	BL2000\steve	12/20/2021 2:20:57 PM	Set CCResponseRatioLimitHigh = 120 for compound o-Xylene; previous value = 130			✓	
CmdSetMethodTargetCompoundAttribute	BL2000\steve	12/20/2021 2:20:57 PM	Set CCResponseRatioLimitHigh = 120 for compound Styrene; previous value = 130			✓	

Audit Trail report

Name	User	Time	Action	Reason	Comment	Succeed	Exception
CmdSetMethodTargetCompoundAttribute	BL2000\steve	12/20/2021 2:20:57 PM	Set CCResponseRatioLimitHigh = 120 for compound Bromoform; previous value = 130			✓	
CmdSetMethodTargetCompoundAttribute	BL2000\steve	12/20/2021 2:20:57 PM	Set CCResponseRatioLimitHigh = 120 for compound p-Bromofluorobenzene; previous value = 130			✓	
CmdSetMethodTargetCompoundAttribute	BL2000\steve	12/20/2021 2:20:57 PM	Set CCResponseRatioLimitHigh = 120 for compound 1,1,2,2-Tetrachloroethane; previous value = 130			✓	
CmdSetMethodTargetCompoundAttribute	BL2000\steve	12/20/2021 2:20:57 PM	Set CCResponseRatioLimitHigh = 120 for compound Bromobenzene; previous value = 130			✓	
CmdSetMethodTargetCompoundAttribute	BL2000\steve	12/20/2021 2:20:57 PM	Set CCResponseRatioLimitHigh = 120 for compound 1,2,3-Trichloropropane; previous value = 130			✓	
CmdSetMethodTargetCompoundAttribute	BL2000\steve	12/20/2021 2:20:57 PM	Set CCResponseRatioLimitHigh = 120 for compound 2-Chlorotoluene; previous value = 130			✓	
CmdSetMethodTargetCompoundAttribute	BL2000\steve	12/20/2021 2:20:57 PM	Set CCResponseRatioLimitHigh = 120 for compound 4-Chlorotoluene; previous value = 130			✓	
CmdSetMethodTargetCompoundAttribute	BL2000\steve	12/20/2021 2:20:57 PM	Set CCResponseRatioLimitHigh = 120 for compound 1,3-Dichlorobenzene; previous value = 130			✓	
CmdSetMethodTargetCompoundAttribute	BL2000\steve	12/20/2021 2:20:57 PM	Set CCResponseRatioLimitHigh = 120 for compound 1,4-Dichlorobenzene; previous value = 130			✓	
CmdSetMethodTargetCompoundAttribute	BL2000\steve	12/20/2021 2:20:57 PM	Set CCResponseRatioLimitHigh = 120 for compound 1,2-Dichlorobenzene; previous value = 130			✓	
CmdSetMethodTargetCompoundAttribute	BL2000\steve	12/20/2021 2:21:31 PM	Set QCLCSMinimumRecoveryA = 50 for compound BM_Fluorobenzene; previous value =			✓	
CmdSetMethodTargetCompoundAttribute	BL2000\steve	12/20/2021 2:21:35 PM	Set QCLCSMaximumRecoveryA = 200 for compound BM_Fluorobenzene; previous value =			✓	
CmdSetMethodTargetCompoundAttribute	BL2000\steve	12/20/2021 2:21:38 PM	Set QCLCSMinimumRecoveryB = 50 for compound BM_Fluorobenzene; previous value =			✓	
CmdSetMethodTargetCompoundAttribute	BL2000\steve	12/20/2021 2:21:42 PM	Set QCLCSMaximumRecoveryB = 200 for compound BM_Fluorobenzene; previous value =			✓	
CmdSaveMethodAs	BL2000\steve	12/20/2021 2:22:28 PM	Save method to file \\MASSHUNTER\Org\Data\Methods\Quant\VOA5975C\VOA5975C_120721_SH_T_L4.m			✓	
CmdApplyMethodToAllSamples	BL2000\steve	12/20/2021 2:22:39 PM	Apply method to all samples			✓	
CmdMethodClear	BL2000\steve	12/20/2021 2:22:39 PM	Clear method			✓	
CmdEndMethodEditing	BL2000\steve	12/20/2021 2:22:40 PM	End method editing			✓	

Audit Trail report

Name	User	Time	Action	Reason	Comment	Succeed	Exception
CmdQuantitate	BL2000\steve	12/20/2021 2:22:58 PM	Quantitate all compounds in all samples			✓	
CmdManuallyIntegrate QualifierPeak	BL2000\steve	12/20/2021 2:23:11 PM	Manually integrate qualifier52.0 of compound Chloromethane in sample 07DEC07.D from x, y = 1.381, 0 to 1.442, 0; result = 1320			✓	
CmdManuallyIntegrate QualifierPeak	BL2000\steve	12/20/2021 2:23:17 PM	Manually integrate qualifier64.0 of compound Vinyl chloride in sample 07DEC07.D from x, y = 1.467, 0 to 1.537, 0; result = 1570			✓	
CmdManuallyIntegrate QualifierPeak	BL2000\steve	12/20/2021 2:23:24 PM	Manually integrate qualifier94.0 of compound Bromomethane in sample 07DEC07.D from x, y = 1.771, 0 to 1.871, 0; result = 1758			✓	
CmdManuallyIntegrate QualifierPeak	BL2000\steve	12/20/2021 2:23:34 PM	Manually integrate qualifier66.0 of compound Chloroethane in sample 07DEC07.D from x, y = 1.877, 0 to 1.919, 0; result = 674			✓	
CmdManuallyIntegrate QualifierPeak	BL2000\steve	12/20/2021 2:23:42 PM	Manually integrate qualifier63.0 of compound 1,1-Dichloroethene in sample 07DEC07.D from x, y = 2.669, 0 to 2.747, 0; result = 1014			✓	
CmdManuallyIntegrate QualifierPeak	BL2000\steve	12/20/2021 2:23:49 PM	Manually integrate qualifier86.0 of compound Methylene chloride in sample 07DEC07.D from x, y = 3.299, 0 to 3.391, 0; result = 2267			✓	
CmdManuallyIntegrate QualifierPeak	BL2000\steve	12/20/2021 2:23:56 PM	Manually integrate qualifier61.0 of compound trans-1,2-Dichloroethene in sample 07DEC07.D from x, y = 3.656, 0 to 3.770, 0; result = 3236			✓	
CmdManuallyIntegrate QualifierPeak	BL2000\steve	12/20/2021 2:24:00 PM	Manually integrate qualifier98.0 of compound trans-1,2-Dichloroethene in sample 07DEC07.D from x, y = 3.678, 0 to 3.759, 0; result = 1584			✓	
CmdManuallyIntegrate QualifierPeak	BL2000\steve	12/20/2021 2:25:43 PM	Manually integrate qualifier57.0 of compound Methyl tert-butyl ether (MTBE) in sample 07DEC07.D from x, y = 3.729, 0 to 3.779, 0; result = 489			✓	
CmdManuallyIntegrate QualifierPeak	BL2000\steve	12/20/2021 2:25:49 PM	Manually integrate qualifier65.0 of compound 1,1-Dichloroethane in sample 07DEC07.D from x, y = 4.323, 0 to 4.423, 0; result = 906			✓	
CmdManuallyIntegrate QualifierPeak	BL2000\steve	12/20/2021 2:25:52 PM	Manually integrate qualifier83.0 of compound 1,1-Dichloroethane in sample 07DEC07.D from x, y = 4.325, 0 to 4.434, 0; result = 370			✓	
CmdManuallyIntegrate QualifierPeak	BL2000\steve	12/20/2021 2:25:58 PM	Manually integrate qualifier97.0 of compound 2,2-Dichloropropane in sample 07DEC07.D from x, y = 5.165, 0 to 5.251, 0; result = 663			✓	

Audit Trail report

Name	User	Time	Action	Reason	Comment	Succeed	Exception
CmdManuallyIntegrate QualifierPeak	BL2000\steve	12/20/2021 2:26:06 PM	Manually integrate qualifier98.0 of compound cis-1,2-Dichloroethene in sample 07DEC07.D from x, y = 5.173, 0 to 5.262, 0; result = 1599			✓	
CmdManuallyIntegrate QualifierPeak	BL2000\steve	12/20/2021 2:26:14 PM	Manually integrate qualifier72.0 of compound Methyl ethyl ketone in sample 07DEC07.D from x, y = 5.251, 0 to 5.360, 0; result = 600			✓	
CmdManuallyIntegrate QualifierPeak	BL2000\steve	12/20/2021 2:26:20 PM	Manually integrate qualifier49.0 of compound Bromochloromethane in sample 07DEC07.D from x, y = 5.480, 0 to 5.541, 0; result = 1259			✓	
CmdManuallyIntegrate QualifierPeak	BL2000\steve	12/20/2021 2:26:31 PM	Manually integrate qualifier191.5 of compound Dibromofluoromethane in sample 07DEC07.D from x, y = 5.809, 0 to 5.867, 0; result = 743			✓	
CmdManuallyIntegrate QualifierPeak	BL2000\steve	12/20/2021 2:26:37 PM	Manually integrate qualifier61.0 of compound 1,1,1-Trichloroethane in sample 07DEC07.D from x, y = 5.801, 0 to 5.870, 0; result = 1814			✓	
CmdManuallyIntegrate QualifierPeak	BL2000\steve	12/20/2021 2:26:42 PM	Manually integrate qualifier121.0 of compound Carbon tetrachloride in sample 07DEC07.D from x, y = 5.985, 0 to 6.063, 0; result = 885			✓	
CmdManuallyIntegrate QualifierPeak	BL2000\steve	12/20/2021 2:26:49 PM	Manually integrate qualifier110.0 of compound 1,1-Dichloropropene in sample 07DEC07.D from x, y = 5.990, 0 to 6.063, 0; result = 829			✓	
CmdManuallyIntegrate QualifierPeak	BL2000\steve	12/20/2021 2:26:51 PM	Manually integrate qualifier77.0 of compound 1,1-Dichloropropene in sample 07DEC07.D from x, y = 6.007, 0 to 6.088, 0; result = 1017			✓	
CmdManuallyIntegrate QualifierPeak	BL2000\steve	12/20/2021 2:27:15 PM	Manually integrate qualifier77.0 of compound Benzene in sample 07DEC07.D from x, y = 6.233, 0 to 6.322, 0; result = 2072			✓	
CmdManuallyIntegrate QualifierPeak	BL2000\steve	12/20/2021 2:27:22 PM	Manually integrate qualifier64.0 of compound 1,2-Dichloroethane in sample 07DEC07.D from x, y = 6.283, 0 to 6.367, 0; result = 596			✓	
CmdManuallyIntegrate QualifierPeak	BL2000\steve	12/20/2021 2:27:25 PM	Manually integrate qualifier98.0 of compound 1,2-Dichloroethane in sample 07DEC07.D from x, y = 6.297, 0 to 6.347, 0; result = 82			✓	
CmdManuallyIntegrate QualifierPeak	BL2000\steve	12/20/2021 2:27:31 PM	Manually integrate qualifier97.0 of compound Trichloroethene in sample 07DEC07.D from x, y = 6.991, 0 to 7.075, 0; result = 1439			✓	
CmdManuallyIntegrate QualifierPeak	BL2000\steve	12/20/2021 2:27:41 PM	Manually integrate qualifier76.0 of compound 1,2-Dichloropropane in sample 07DEC07.D from x, y = 7.242, 0 to 7.309, 0; result = 612			✓	

Audit Trail report

Name	User	Time	Action	Reason	Comment	Succeed	Exception
CmdManuallyIntegrate QualifierPeak	BL2000\steve	12/20/2021 2:28:01 PM	Manually integrate qualifier 95.0 of compound Dibromomethane in sample 07DEC07.D from x, y = 7.359, 0 to 7.446, 0; result = 422			✓	
CmdManuallyIntegrate QualifierPeak	BL2000\steve	12/20/2021 2:28:06 PM	Manually integrate qualifier 173.5 of compound Dibromomethane in sample 07DEC07.D from x, y = 7.371, 28 to 7.429, 0; result = 779			✓	
CmdManuallyIntegrate QualifierPeak	BL2000\steve	12/20/2021 2:28:08 PM	Manually integrate qualifier 173.5 of compound Dibromomethane in sample 07DEC07.D, from x, y = 7.368, 0 to 7.440, 0, result = 828; previous integration is from x, y = 7.371, 28 to 7.429, 0 and previous response = 779.			✓	
CmdManuallyIntegrate QualifierPeak	BL2000\steve	12/20/2021 2:28:16 PM	Manually integrate qualifier 85.0 of compound Bromodichloromethane in sample 07DEC07.D from x, y = 7.549, 0 to 7.641, 0; result = 1325			✓	
CmdManuallyIntegrate QualifierPeak	BL2000\steve	12/20/2021 2:28:18 PM	Manually integrate qualifier 127.0 of compound Bromodichloromethane in sample 07DEC07.D from x, y = 7.563, 0 to 7.624, 0; result = 55			✓	

Audit Trail report

Name	User	Time	Action	Reason	Comment	Succeed	Exception
CmdManuallyIntegrate QualifierPeak	BL2000\steve	12/20/2021 2:28:24 PM	Manually integrate qualifier 77.0 of compound cis-1,3-Dichloropropene in sample 07DEC07.D from x, y = 8.023, 0 to 8.101, 0; result = 0				Agilent.MassSpectrometry.DataAnalysis.Quantitative.ApplicationCommandException: Manual integration failed for qualifier 77.0 of compound cis-1,3-Dichloropropene in sample ICAL120721_1. ---> Agilent.MassSpectrometry.DataAnalysis.Quantitative.ApplicationCommandException: Manual integration failed for qualifier 77.0 of compound cis-1,3-Dichloropropene in sample ICAL120721_1. ---> System.IndexOutOfRangeException: Index was outside the bounds of the array. at Agilent.MassSpectrometry.DataAnalysis.AgileIntegrator.Peak.a(Double[] A_0, Single[] A_1, Int32 A_2, Int32 A_3, Int32 A_4, Double A_5, Double A_6, Double A_7, Double A_8, Int32 A_9, Int32 A_10, Int32 A_11, Int32 A_12) at Agilent.MassSpectrometry.DataAnalysis.AgileIntegrator.Peak.ComputeChromatographicMetrics(Double[] xArray, Single[] yArray, Int32 startIndex, Int32 apexIndex, Int32 endIndex, Double baselineSlope, Double yIntercept, Double fullWidthHalfMaximum, Double symmetry) at Agilent.MassSpectrometry.DataAnalysis.Quantitative.Integrator.a(ICHromatogram A_0, IPeakList A_1) at Agilent.MassSpectrometry.DataAnalysis.Quantitative.Integrator.ManualIntegrate(ICHromatogram chromatogram, Double xStart, Double yStart, Double xEnd, Double yEnd, IChromPeakList& peaklist) at Agilent.MassSpectrometry.DataAnalysis.Quantitative.Analysis.MeasuredIon.ManualIntegrate(Double xStart, Double yStart, Double xEnd, Double yEnd) --- End of inner exception stack trace --- at Agilent.MassSpectrometry.DataAnalysis.Quantitative.Analysis.QualifierIon.SetManualIntegrationFailureMessage(Exception e) at Agilent.MassSpectrometry.DataAnalysis.Quantitative.Analysis.MeasuredIon.M

Audit Trail report

Name	User	Time	Action	Reason	Comment	Succeed	Exception
							anualIntegrate(Double xStart, Double yStart, Double xEnd, Double yEnd) at Agilent.MassSpectrometry.DataAnalysis.Quantitative.CmdManuallyIntegrateQualifierPeak.Do() --- End of inner exception stack trace --- at Agilent.MassSpectrometry.DataAnalysis.Quantitative.CmdManuallyIntegrateQualifierPeak.Do() at Agilent.MassSpectrometry.CommandModel.CommandHistory.Invoke(ICommand cmd) at Agilent.MassSpectrometry.DataAnalysis.Quantitative.AppCommandContext._Invoke(ICommand cmd)
CmdManuallyIntegrateQualifierPeak	BL2000\steve	12/20/2021 2:28:32 PM	Manually integrate qualifier39.0 of compound cis-1,3-Dichloropropene in sample 07DEC07.D from x, y = 8.026, 312 to 8.082, 342; result = 0			✓	
CmdManuallyIntegrateQualifierPeak	BL2000\steve	12/20/2021 2:28:36 PM	Manually integrate qualifier 39.0 of compound cis-1,3-Dichloropropene in sample 07DEC07.D, from x, y = 8.020, 208 to 8.104, 203, result = 1797; previous integration is from x, y = 8.257, 312 to 8.257, 312 and previous response = 0.			✓	
CmdManuallyIntegrateQualifierPeak	BL2000\steve	12/20/2021 2:28:44 PM	Manually integrate qualifier77.0 of compound cis-1,3-Dichloropropene in sample 07DEC07.D from x, y = 8.037, 0 to 8.090, 0; result = 861			✓	
CmdManuallyIntegrateQualifierPeak	BL2000\steve	12/20/2021 2:28:53 PM	Manually integrate qualifier99.0 of compound Toluene-d8 in sample 07DEC07.D from x, y = 8.274, 0 to 8.383, 0; result = 1257			✓	
CmdManuallyIntegrateQualifierPeak	BL2000\steve	12/20/2021 2:29:09 PM	Manually integrate qualifier 77.0 of compound trans-1,3-Dichloropropene in sample 07DEC07.D, from x, y = 8.606, 0 to 8.651, 4, result = 509; previous integration is from x, y = 8.698, 0 to 8.757, 0 and previous response = 2881.			✓	
CmdManuallyIntegrateQualifierPeak	BL2000\steve	12/20/2021 2:29:13 PM	Manually integrate qualifier39.0 of compound trans-1,3-Dichloropropene in sample 07DEC07.D from x, y = 8.614, 196 to 8.673, 199; result = 1376			✓	

Audit Trail report

Name	User	Time	Action	Reason	Comment	Succeed	Exception
CmdManuallyIntegrateQualifierPeak	BL2000\steve	12/20/2021 2:29:33 PM	Manually integrate qualifier 39.0 of compound trans-1,3-Dichloropropene in sample 07DEC07.D, from x, y = 8.614, 196 to 8.659, 201, result = 2496; previous integration is from x, y = 8.614, 196 to 8.673, 199 and previous response = 1376.			✓	
CmdManuallyIntegrateQualifierPeak	BL2000\steve	12/20/2021 2:29:39 PM	Manually integrate qualifier 39.0 of compound trans-1,3-Dichloropropene in sample 07DEC07.D, from x, y = 8.617, 203 to 8.659, 201, result = 2451; previous integration is from x, y = 8.614, 196 to 8.837, 201 and previous response = 2496.			✓	
CmdManuallyIntegrateQualifierPeak	BL2000\steve	12/20/2021 2:29:46 PM	Manually integrate qualifier 39.0 of compound trans-1,3-Dichloropropene in sample 07DEC07.D, from x, y = 8.645, 197 to 8.662, 197, result = 330; previous integration is from x, y = 8.617, 203 to 8.837, 201 and previous response = 2451.			✓	
CmdManuallyIntegrateQualifierPeak	BL2000\steve	12/20/2021 2:29:51 PM	Manually integrate qualifier 39.0 of compound trans-1,3-Dichloropropene in sample 07DEC07.D, from x, y = 8.614, 201 to 8.662, 197, result = 1299; previous integration is from x, y = 8.645, 197 to 8.662, 197 and previous response = 330.			✓	
CmdManuallyIntegrateQualifierPeak	BL2000\steve	12/20/2021 2:30:02 PM	Manually integrate qualifier 97.0 of compound 1,1,2-Trichloroethane in sample 07DEC07.D from x, y = 8.779, 0 to 8.846, 0; result = 1189			✓	
CmdManuallyIntegrateQualifierPeak	BL2000\steve	12/20/2021 2:30:05 PM	Manually integrate qualifier 85.0 of compound 1,1,2-Trichloroethane in sample 07DEC07.D from x, y = 8.782, 0 to 8.849, 0; result = 456			✓	
CmdManuallyIntegrateQualifierPeak	BL2000\steve	12/20/2021 2:30:11 PM	Manually integrate qualifier 129.0 of compound Tetrachloroethene in sample 07DEC07.D from x, y = 8.879, 0 to 8.977, 0; result = 1727			✓	
CmdManuallyIntegrateQualifierPeak	BL2000\steve	12/20/2021 2:30:17 PM	Manually integrate qualifier 78.0 of compound 1,3-Dichloropropane in sample 07DEC07.D from x, y = 8.943, 0 to 9.019, 0; result = 676			✓	
CmdManuallyIntegrateQualifierPeak	BL2000\steve	12/20/2021 2:30:24 PM	Manually integrate qualifier 127.0 of compound Chlorodibromomethane in sample 07DEC07.D from x, y = 9.175, 0 to 9.245, 0; result = 896			✓	
CmdManuallyIntegrateQualifierPeak	BL2000\steve	12/20/2021 2:30:30 PM	Manually integrate qualifier 109.0 of compound 1,2-Dibromoethane in sample 07DEC07.D from x, y = 9.264, 0 to 9.350, 0; result = 877			✓	

Audit Trail report

Name	User	Time	Action	Reason	Comment	Succeed	Exception
CmdManuallyIntegrate QualifierPeak	BL2000\steve	12/20/2021 2:30:39 PM	Manually integrate qualifier114.0 of compound Chlorobenzene in sample 07DEC07.D from x, y = 9.758, 0 to 9.844, 0; result = 1965			✓	
CmdManuallyIntegrate QualifierPeak	BL2000\steve	12/20/2021 2:30:46 PM	Manually integrate qualifier133.0 of compound 1,1,1,2-Tetrachloroethane in sample 07DEC07.D from x, y = 9.855, 0 to 9.925, 0; result = 1601			✓	
CmdManuallyIntegrate QualifierPeak	BL2000\steve	12/20/2021 2:31:07 PM	Manually integrate qualifier174.5 of compound Bromoform in sample 07DEC07.D from x, y = 10.594, 0 to 10.653, 0; result = 168			✓	
CmdManuallyIntegrate QualifierPeak	BL2000\steve	12/20/2021 2:31:09 PM	Manually integrate qualifier170.5 of compound Bromoform in sample 07DEC07.D from x, y = 10.597, 0 to 10.681, 0; result = 332			✓	
CmdManuallyIntegrate QualifierPeak	BL2000\steve	12/20/2021 2:31:31 PM	Manually integrate qualifier85.0 of compound 1,1,2,2-Tetrachloroethane in sample 07DEC07.D from x, y = 11.099, 0 to 11.144, 0; result = 411			✓	
CmdManuallyIntegrate QualifierPeak	BL2000\steve	12/20/2021 2:31:37 PM	Manually integrate qualifier158.0 of compound Bromobenzene in sample 07DEC07.D from x, y = 11.060, 0 to 11.144, 0; result = 1748			✓	
CmdManuallyIntegrate QualifierPeak	BL2000\steve	12/20/2021 2:31:43 PM	Manually integrate qualifier112.0 of compound 1,2,3-Trichloropropane in sample 07DEC07.D from x, y = 11.132, 0 to 11.155, 0; result = 46			✓	
CmdManuallyIntegrate QualifierPeak	BL2000\steve	12/20/2021 2:31:47 PM	Manually integrate qualifier 112.0 of compound 1,2,3-Trichloropropane in sample 07DEC07.D, from x, y = 11.132, 0 to 11.177, 0, result = 72; previous integration is from x, y = 11.132, 0 to 11.155, 0 and previous response = 46.			✓	
CmdManuallyIntegrate QualifierPeak	BL2000\steve	12/20/2021 2:31:51 PM	Manually integrate qualifier 112.0 of compound 1,2,3-Trichloropropane in sample 07DEC07.D, from x, y = 11.132, 0 to 11.158, 0, result = 46; previous integration is from x, y = 11.132, 0 to 11.177, 0 and previous response = 72.			✓	
CmdManuallyIntegrate QualifierPeak	BL2000\steve	12/20/2021 2:32:08 PM	Manually integrate qualifier126.0 of compound 4-Chlorotoluene in sample 07DEC07.D from x, y = 11.364, 0 to 11.450, 0; result = 1633			✓	
CmdManuallyIntegrate QualifierPeak	BL2000\steve	12/20/2021 2:32:16 PM	Manually integrate qualifier111.0 of compound 1,3-Dichlorobenzene in sample 07DEC07.D from x, y = 12.002, 0 to 12.064, 0; result = 1447			✓	
CmdManuallyIntegrate QualifierPeak	BL2000\steve	12/20/2021 2:32:33 PM	Manually integrate qualifier111.0 of compound 1,2-Dichlorobenzene in sample 07DEC07.D from x, y = 12.454, 0 to 12.518, 0; result = 1231			✓	

Audit Trail report

Name	User	Time	Action	Reason	Comment	Succeed	Exception
CmdManuallyIntegrateQualifierPeak	BL2000\steve	12/20/2021 2:32:36 PM	Manually integrate qualifier 148.0 of compound 1,2-Dichlorobenzene in sample 07DEC07.D from x, y = 12.451, 0 to 12.543, 0; result = 1876			✓	
CmdSaveBatchTable	BL2000\steve	12/20/2021 2:32:41 PM	Save batch D:\Org\Data\VOA5975C\VG120721_L4\QuantResults\VG120721_8260B_624pt1_L4.batch.bin			✓	
CmdStartMethodEditing	BL2000\steve	12/20/2021 2:32:55 PM	Start method editing			✓	
CmdImportMethodFromSample	BL2000\steve	12/20/2021 2:32:55 PM	Import method from sample 07DEC07.D			✓	
CmdSaveMethodAs	BL2000\steve	12/20/2021 2:33:29 PM	Save method to file \\MASSHUNTER\Org\Data\Methods\Quant\VOA5975C\VOA5975C_120721_SHT_L4.m			✓	
CmdApplyMethodToAllSamples	BL2000\steve	12/20/2021 2:33:42 PM	Apply method to all samples			✓	
CmdMethodClear	BL2000\steve	12/20/2021 2:33:43 PM	Clear method			✓	
CmdEndMethodEditing	BL2000\steve	12/20/2021 2:33:43 PM	End method editing			✓	
CmdQuantitate	BL2000\steve	12/20/2021 2:34:01 PM	Quantitate all compounds in all samples			✓	
CmdSaveBatchTable	BL2000\steve	12/20/2021 2:34:17 PM	Save batch D:\Org\Data\VOA5975C\VG120721_L4\QuantResults\VG120721_8260B_624pt1_L4.batch.bin			✓	
CmdOpenBatchTable	BL2000\steve	12/20/2021 3:52:48 PM	Open batch D:\Org\Data\VOA5975C\VG120721_L4\VG120721_8260B_624pt1_L4.batch.bin			✓	
CmdStartMethodEditing	BL2000\steve	12/20/2021 3:53:01 PM	Start method editing			✓	
CmdImportMethodFromSample	BL2000\steve	12/20/2021 3:53:01 PM	Import method from sample 07DEC01.D			✓	
CmdSaveMethodAs	BL2000\steve	12/20/2021 3:54:11 PM	Save method to file \\MASSHUNTER\Org\Data\Methods\Quant\VOA5975C\VOA5975C_120721_CAL\VOA5975C_8260B_624pt1_SHT_L4_120721.m			✓	
CmdMethodClear	BL2000\steve	12/20/2021 3:54:15 PM	Clear method			✓	
CmdEndMethodEditing	BL2000\steve	12/20/2021 3:54:15 PM	End method editing			✓	
CmdStartMethodEditing	BL2000\steve	12/20/2021 3:55:09 PM	Start method editing			✓	
CmdImportMethodFromFile	BL2000\steve	12/20/2021 3:55:10 PM	Import method from file \\MASSHUNTER\Org\Data\Methods\Quant\VOA5975C\VOA5975C_120721_CAL\VOA5975C_8260B_624pt1_SHT_L4_120721.m			✓	
CmdApplyMethodToAllSamples	BL2000\steve	12/20/2021 3:55:24 PM	Apply method to all samples			✓	
CmdMethodClear	BL2000\steve	12/20/2021 3:55:24 PM	Clear method			✓	
CmdEndMethodEditing	BL2000\steve	12/20/2021 3:55:25 PM	End method editing			✓	

Audit Trail report

Name	User	Time	Action	Reason	Comment	Succeed	Exception
CmdQuantitate	BL2000\steve	12/20/2021 3:55:43 PM	Quantitate all compounds in all samples			✓	
CmdSaveBatchTable	BL2000\steve	12/20/2021 3:55:56 PM	Save batch D:\Org\Data\VOA5975C\VG120721_L4\QuantResults\VG120721_8260B_624pt1_L4.batch.bin			✓	
CmdSaveBatchTable	BL2000\steve	12/20/2021 3:56:38 PM	Save batch D:\Org\Data\VOA5975C\VG120721_L4\QuantResults\VG120721_8260B_624pt1_L4.batch.bin			✓	
CmdOpenBatchTable	BL2000\steve	12/20/2021 4:08:57 PM	Open batch D:\Org\Data\VOA5975C\VG120721_L4\VG120721_8260B_624pt1_L4.batch.bin			✓	
CmdStartMethodEditing	BL2000\steve	12/20/2021 4:09:52 PM	Start method editing			✓	
CmdImportMethodFromSample	BL2000\steve	12/20/2021 4:09:52 PM	Import method from sample 07DEC06.D			✓	
CmdSetMethodTargetCompoundAttribute	BL2000\steve	12/20/2021 4:10:49 PM	Set QCLCSMinimumRecoveryA = 78 for compound 1,1,1,2-Tetrachloroethane; previous value = 75			✓	
CmdSetMethodTargetCompoundAttribute	BL2000\steve	12/20/2021 4:10:55 PM	Set QCLCSMaximumRecoveryA = 124 for compound 1,1,1,2-Tetrachloroethane; previous value = 135			✓	
CmdSetMethodTargetCompoundAttribute	BL2000\steve	12/20/2021 4:11:02 PM	Set QCLCSMinimumRecoveryA = 74 for compound 1,1,1-Trichloroethane; previous value = 64			✓	
CmdSetMethodTargetCompoundAttribute	BL2000\steve	12/20/2021 4:11:16 PM	Set QCLCSMaximumRecoveryA = 131 for compound 1,1,1-Trichloroethane; previous value = 141			✓	
CmdSetMethodTargetCompoundAttribute	BL2000\steve	12/20/2021 4:11:22 PM	Set QCLCSMinimumRecoveryA = 71 for compound 1,1,2,2-Tetrachloroethane; previous value = 72			✓	
CmdSetMethodTargetCompoundAttribute	BL2000\steve	12/20/2021 4:11:27 PM	Set QCLCSMaximumRecoveryA = 121 for compound 1,1,2,2-Tetrachloroethane; previous value = 132			✓	
CmdSetMethodTargetCompoundAttribute	BL2000\steve	12/20/2021 4:11:37 PM	Set QCLCSMinimumRecoveryA = 80 for compound 1,1,2-Trichloroethane; previous value = 72			✓	
CmdSetMethodTargetCompoundAttribute	BL2000\steve	12/20/2021 4:11:43 PM	Set QCLCSMaximumRecoveryA = 119 for compound 1,1,2-Trichloroethane; previous value = 133			✓	
CmdSetMethodTargetCompoundAttribute	BL2000\steve	12/20/2021 4:11:52 PM	Set QCLCSMinimumRecoveryA = 77 for compound 1,1-Dichloroethane; previous value = 72			✓	
CmdSetMethodTargetCompoundAttribute	BL2000\steve	12/20/2021 4:11:58 PM	Set QCLCSMaximumRecoveryA = 125 for compound 1,1-Dichloroethane; previous value = 130			✓	

Audit Trail report

Name	User	Time	Action	Reason	Comment	Succeed	Exception
CmdSetMethodTargetCompoundAttribute	BL2000\steve	12/20/2021 4:12:06 PM	Set QCLCSMinimumRecoveryA = 71 for compound 1,1-Dichloroethene; previous value = 66			✓	
CmdSetMethodTargetCompoundAttribute	BL2000\steve	12/20/2021 4:12:11 PM	Set QCLCSMaximumRecoveryA = 131 for compound 1,1-Dichloroethene; previous value = 142			✓	
CmdSetMethodTargetCompoundAttribute	BL2000\steve	12/20/2021 4:12:19 PM	Set QCLCSMinimumRecoveryA = 79 for compound 1,1-Dichloropropene; previous value = 72			✓	
CmdSetMethodTargetCompoundAttribute	BL2000\steve	12/20/2021 4:12:23 PM	Set QCLCSMaximumRecoveryA = 125 for compound 1,1-Dichloropropene; previous value = 140			✓	
CmdSetMethodTargetCompoundAttribute	BL2000\steve	12/20/2021 4:12:33 PM	Set QCLCSMinimumRecoveryA = 73 for compound 1,2,3-Trichloropropane; previous value = 67			✓	
CmdSetMethodTargetCompoundAttribute	BL2000\steve	12/20/2021 4:12:40 PM	Set QCLCSMaximumRecoveryA = 125 for compound 1,2,3-Trichloropropane; previous value = 133			✓	
CmdSetMethodTargetCompoundAttribute	BL2000\steve	12/20/2021 4:13:07 PM	Set QCLCSMinimumRecoveryA = 78 for compound 1,2-Dibromoethane; previous value = 75			✓	
CmdSetMethodTargetCompoundAttribute	BL2000\steve	12/20/2021 4:13:12 PM	Set QCLCSMaximumRecoveryA = 122 for compound 1,2-Dibromoethane; previous value = 131			✓	
CmdSaveMethodAs	BL2000\steve	12/20/2021 4:13:33 PM	Save method to file \\MASSHUNTER\Org\Data\Methods\Quant\VOA5975C\VOA5975C_120721_CAL\VOA5975C_8260B_624pt1_SHT_L4_120721.m			✓	
CmdMethodClear	BL2000\steve	12/20/2021 4:13:47 PM	Clear method			✓	
CmdEndMethodEditing	BL2000\steve	12/20/2021 4:13:48 PM	End method editing			✓	
CmdSaveBatchTable	BL2000\steve	12/20/2021 4:14:00 PM	Save batch D:\Org\Data\VOA5975C\VG120721_L4\QuantResults\VG120721_8260B_624pt1_L4.batch.bin			✓	
CmdOpenBatchTable	BL2000\steve	12/21/2021 3:27:19 PM	Open batch D:\Org\Data\VOA5975C\VG120721_L4\VG120721_8260B_624pt1_L4.batch.bin			✓	
CmdStartMethodEditing	BL2000\steve	12/21/2021 3:27:51 PM	Start method editing			✓	
CmdImportMethodFromSample	BL2000\steve	12/21/2021 3:27:51 PM	Import method from sample 07DEC01.D			✓	
CmdMethodClear	BL2000\steve	12/21/2021 3:29:20 PM	Clear method			✓	
CmdEndMethodEditing	BL2000\steve	12/21/2021 3:29:21 PM	End method editing			✓	
CmdStartMethodEditing	BL2000\steve	12/21/2021 3:29:55 PM	Start method editing			✓	
CmdImportMethodFromFile	BL2000\steve	12/21/2021 3:29:56 PM	Import method from file \\MASSHUNTER\Org\Data\Methods\Quant\VOA5975C\VOA5975C_120721_CAL\VOA5975C_8260B_624pt1_SHT_L4_120721.m			✓	

Audit Trail report

Name	User	Time	Action	Reason	Comment	Succeed	Exception
CmdSetMethodTargetCompoundAttribute	BL2000\steve	12/21/2021 3:32:44 PM	Set QCLCSMinimumRecoveryA = 80 for compound 1,2-Dichlorobenzene; previous value = 78			✓	
CmdSetMethodTargetCompoundAttribute	BL2000\steve	12/21/2021 3:32:49 PM	Set QCLCSMaximumRecoveryA = 119 for compound 1,2-Dichlorobenzene; previous value = 129			✓	
CmdSetMethodTargetCompoundAttribute	BL2000\steve	12/21/2021 3:32:56 PM	Set QCLCSMinimumRecoveryA = 73 for compound 1,2-Dichloroethane; previous value = 57			✓	
CmdSetMethodTargetCompoundAttribute	BL2000\steve	12/21/2021 3:33:05 PM	Set QCLCSMaximumRecoveryA = 128 for compound 1,2-Dichloroethane; previous value = 146			✓	
CmdSetMethodTargetCompoundAttribute	BL2000\steve	12/21/2021 3:37:30 PM	Set QCLCSMinimumRecoveryA = 81 for compound 1,2-Dichloroethane-d4; previous value = 70			✓	
CmdSetMethodTargetCompoundAttribute	BL2000\steve	12/21/2021 3:37:34 PM	Set QCLCSMaximumRecoveryA = 118 for compound 1,2-Dichloroethane-d4; previous value = 130			✓	
CmdSetMethodTargetCompoundAttribute	BL2000\steve	12/21/2021 3:38:07 PM	Set QCLCSMinimumRecoveryA = 78 for compound 1,2-Dichloropropane; previous value = 72			✓	
CmdSetMethodTargetCompoundAttribute	BL2000\steve	12/21/2021 3:38:11 PM	Set QCLCSMaximumRecoveryA = 122 for compound 1,2-Dichloropropane; previous value = 135			✓	
CmdSetMethodTargetCompoundAttribute	BL2000\steve	12/21/2021 3:38:20 PM	Set QCLCSMinimumRecoveryA = 80 for compound 1,3-Dichlorobenzene; previous value = 79			✓	
CmdSetMethodTargetCompoundAttribute	BL2000\steve	12/21/2021 3:38:24 PM	Set QCLCSMaximumRecoveryA = 119 for compound 1,3-Dichlorobenzene; previous value = 132			✓	
CmdSetMethodTargetCompoundAttribute	BL2000\steve	12/21/2021 3:38:36 PM	Set QCLCSMinimumRecoveryA = 80 for compound 1,3-Dichloropropane; previous value = 75			✓	
CmdSetMethodTargetCompoundAttribute	BL2000\steve	12/21/2021 3:38:44 PM	Set QCLCSMaximumRecoveryA = 119 for compound 1,3-Dichloropropane; previous value = 134			✓	
CmdSetMethodTargetCompoundAttribute	BL2000\steve	12/21/2021 3:38:51 PM	Set QCLCSMinimumRecoveryA = 79 for compound 1,4-Dichlorobenzene; previous value = 78			✓	
CmdSetMethodTargetCompoundAttribute	BL2000\steve	12/21/2021 3:38:54 PM	Set QCLCSMaximumRecoveryA = 118 for compound 1,4-Dichlorobenzene; previous value = 131			✓	
CmdSetMethodTargetCompoundAttribute	BL2000\steve	12/21/2021 3:39:07 PM	Set QCLCSMinimumRecoveryA = 60 for compound 2,2-Dichloropropane; previous value = 42			✓	
CmdSetMethodTargetCompoundAttribute	BL2000\steve	12/21/2021 3:39:11 PM	Set QCLCSMaximumRecoveryA = 139 for compound 2,2-Dichloropropane; previous value = 167			✓	
CmdSetMethodTargetCompoundAttribute	BL2000\steve	12/21/2021 3:39:20 PM	Set QCLCSMinimumRecoveryA = 79 for compound 2-Chlorotoluene; previous value = 74			✓	

Audit Trail report

Name	User	Time	Action	Reason	Comment	Succeed	Exception
CmdSetMethodTargetCompoundAttribute	BL2000\steve	12/21/2021 3:39:23 PM	Set QCLCSMaximumRecoveryA = 122 for compound 2-Chlorotoluene; previous value = 135			✓	
CmdSetMethodTargetCompoundAttribute	BL2000\steve	12/21/2021 3:39:32 PM	Set QCLCSMinimumRecoveryA = 78 for compound 4-Chlorotoluene; previous value = 79			✓	
CmdSetMethodTargetCompoundAttribute	BL2000\steve	12/21/2021 3:39:36 PM	Set QCLCSMaximumRecoveryA = 122 for compound 4-Chlorotoluene; previous value = 135			✓	
CmdSetMethodTargetCompoundAttribute	BL2000\steve	12/21/2021 3:39:45 PM	Set QCLCSMinimumRecoveryA = 79 for compound Benzene; previous value = 71			✓	
CmdSetMethodTargetCompoundAttribute	BL2000\steve	12/21/2021 3:39:58 PM	Set QCLCSMaximumRecoveryA = 120 for compound Benzene; previous value = 133			✓	
CmdSetMethodTargetCompoundAttribute	BL2000\steve	12/21/2021 3:40:06 PM	Set QCLCSMinimumRecoveryA = 80 for compound Bromobenzene; previous value = 78			✓	
CmdSetMethodTargetCompoundAttribute	BL2000\steve	12/21/2021 3:40:10 PM	Set QCLCSMaximumRecoveryA = 120 for compound Bromobenzene; previous value = 133			✓	
CmdSetMethodTargetCompoundAttribute	BL2000\steve	12/21/2021 3:40:22 PM	Set QCLCSMinimumRecoveryA = 78 for compound Bromochloromethane; previous value = 68			✓	
CmdSetMethodTargetCompoundAttribute	BL2000\steve	12/21/2021 3:40:25 PM	Set QCLCSMaximumRecoveryA = 123 for compound Bromochloromethane; previous value = 131			✓	
CmdSetMethodTargetCompoundAttribute	BL2000\steve	12/21/2021 3:40:33 PM	Set QCLCSMinimumRecoveryA = 79 for compound Bromodichloromethane; previous value = 67			✓	
CmdSetMethodTargetCompoundAttribute	BL2000\steve	12/21/2021 3:40:37 PM	Set QCLCSMaximumRecoveryA = 125 for compound Bromodichloromethane; previous value = 138			✓	
CmdSetMethodTargetCompoundAttribute	BL2000\steve	12/21/2021 3:40:43 PM	Set QCLCSMinimumRecoveryA = 66 for compound Bromoform; previous value = 64			✓	
CmdSetMethodTargetCompoundAttribute	BL2000\steve	12/21/2021 3:40:47 PM	Set QCLCSMaximumRecoveryA = 130 for compound Bromoform; previous value = 136			✓	
CmdSetMethodTargetCompoundAttribute	BL2000\steve	12/21/2021 3:40:54 PM	Set QCLCSMinimumRecoveryA = 53 for compound Bromomethane; previous value = 60			✓	
CmdSetMethodTargetCompoundAttribute	BL2000\steve	12/21/2021 3:40:58 PM	Set QCLCSMaximumRecoveryA = 141 for compound Bromomethane; previous value = 138			✓	
CmdSetMethodTargetCompoundAttribute	BL2000\steve	12/21/2021 3:41:30 PM	Set QCLCSMinimumRecoveryA = 72 for compound Carbon tetrachloride; previous value = 61			✓	
CmdSetMethodTargetCompoundAttribute	BL2000\steve	12/21/2021 3:41:34 PM	Set QCLCSMaximumRecoveryA = 136 for compound Carbon tetrachloride; previous value = 144			✓	

Audit Trail report

Name	User	Time	Action	Reason	Comment	Succeed	Exception
CmdSetMethodTargetCompoundAttribute	BL2000\steve	12/21/2021 3:41:41 PM	Set QCLCSMinimumRecoveryA = 82 for compound Chlorobenzene; previous value = 78			✓	
CmdSetMethodTargetCompoundAttribute	BL2000\steve	12/21/2021 3:41:45 PM	Set QCLCSMaximumRecoveryA = 118 for compound Chlorobenzene; previous value = 136			✓	
CmdSetMethodTargetCompoundAttribute	BL2000\steve	12/21/2021 3:41:51 PM	Set QCLCSMinimumRecoveryA = 74 for compound Chlorodibromomethane; previous value = 72			✓	
CmdSetMethodTargetCompoundAttribute	BL2000\steve	12/21/2021 3:41:57 PM	Set QCLCSMaximumRecoveryA = 126 for compound Chlorodibromomethane; previous value = 136			✓	
CmdSetMethodTargetCompoundAttribute	BL2000\steve	12/21/2021 3:42:06 PM	Set QCLCSMinimumRecoveryA = 60 for compound Chloroethane; previous value = 64			✓	
CmdSetMethodTargetCompoundAttribute	BL2000\steve	12/21/2021 3:42:20 PM	Set QCLCSMaximumRecoveryA = 138 for compound Chloroethane; previous value = 136			✓	
CmdSetMethodTargetCompoundAttribute	BL2000\steve	12/21/2021 3:42:32 PM	Set QCLCSMinimumRecoveryA = 79 for compound Chloroform; previous value = 69			✓	
CmdSetMethodTargetCompoundAttribute	BL2000\steve	12/21/2021 3:42:35 PM	Set QCLCSMaximumRecoveryA = 124 for compound Chloroform; previous value = 133			✓	
CmdSetMethodTargetCompoundAttribute	BL2000\steve	12/21/2021 3:42:40 PM	Set QCLCSMinimumRecoveryA = 50 for compound Chloromethane; previous value = 63			✓	
CmdSetMethodTargetCompoundAttribute	BL2000\steve	12/21/2021 3:42:44 PM	Set QCLCSMaximumRecoveryA = 139 for compound Chloromethane; previous value = 149			✓	
CmdSetMethodTargetCompoundAttribute	BL2000\steve	12/21/2021 3:42:51 PM	Set QCLCSMinimumRecoveryA = 78 for compound cis-1,2-Dichloroethene; previous value = 74			✓	
CmdSetMethodTargetCompoundAttribute	BL2000\steve	12/21/2021 3:42:54 PM	Set QCLCSMaximumRecoveryA = 123 for compound cis-1,2-Dichloroethene; previous value = 133			✓	
CmdSetMethodTargetCompoundAttribute	BL2000\steve	12/21/2021 3:43:04 PM	Set QCLCSMaximumRecoveryA = 124 for compound cis-1,3-Dichloropropene; previous value = 132			✓	
CmdSetMethodTargetCompoundAttribute	BL2000\steve	12/21/2021 3:43:21 PM	Set QCLCSMinimumRecoveryA = 80 for compound Dibromofluoromethane; previous value = 77			✓	
CmdSetMethodTargetCompoundAttribute	BL2000\steve	12/21/2021 3:43:25 PM	Set QCLCSMaximumRecoveryA = 119 for compound Dibromofluoromethane; previous value = 126			✓	
CmdSetMethodTargetCompoundAttribute	BL2000\steve	12/21/2021 3:43:42 PM	Set QCLCSMinimumRecoveryA = 79 for compound Dibromomethane; previous value = 72			✓	
CmdSetMethodTargetCompoundAttribute	BL2000\steve	12/21/2021 3:43:46 PM	Set QCLCSMaximumRecoveryA = 123 for compound Dibromomethane; previous value = 133			✓	

Audit Trail report

Name	User	Time	Action	Reason	Comment	Succeed	Exception
CmdSetMethodTargetCompoundAttribute	BL2000\steve	12/21/2021 3:43:54 PM	Set QCLCSMinimumRecoveryA = 32 for compound Dichlorodifluoromethane; previous value = 55			✓	
CmdSetMethodTargetCompoundAttribute	BL2000\steve	12/21/2021 3:43:58 PM	Set QCLCSMaximumRecoveryA = 152 for compound Dichlorodifluoromethane; previous value = 141			✓	
CmdSetMethodTargetCompoundAttribute	BL2000\steve	12/21/2021 3:44:15 PM	Set QCLCSMinimumRecoveryA = 79 for compound Ethylbenzene; previous value = 78			✓	
CmdSetMethodTargetCompoundAttribute	BL2000\steve	12/21/2021 3:44:18 PM	Set QCLCSMaximumRecoveryA = 121 for compound Ethylbenzene; previous value = 131			✓	
CmdSetMethodTargetCompoundAttribute	BL2000\steve	12/21/2021 3:44:28 PM	Set QCLCSMinimumRecoveryA = 80 for compound m+p-Xylenes; previous value = 78			✓	
CmdSetMethodTargetCompoundAttribute	BL2000\steve	12/21/2021 3:44:32 PM	Set QCLCSMaximumRecoveryA = 121 for compound m+p-Xylenes; previous value = 133			✓	
CmdSetMethodTargetCompoundAttribute	BL2000\steve	12/21/2021 3:44:52 PM	Set QCLCSMinimumRecoveryA = 56 for compound Methyl ethyl ketone; previous value = 55			✓	
CmdSetMethodTargetCompoundAttribute	BL2000\steve	12/21/2021 3:44:56 PM	Set QCLCSMaximumRecoveryA = 143 for compound Methyl ethyl ketone; previous value = 145			✓	
CmdSetMethodTargetCompoundAttribute	BL2000\steve	12/21/2021 3:45:03 PM	Set QCLCSMinimumRecoveryA = 71 for compound Methyl tert-butyl ether (MTBE); previous value = 58			✓	
CmdSetMethodTargetCompoundAttribute	BL2000\steve	12/21/2021 3:45:17 PM	Set QCLCSMaximumRecoveryA = 124 for compound Methyl tert-butyl ether (MTBE); previous value = 151			✓	
CmdSetMethodTargetCompoundAttribute	BL2000\steve	12/21/2021 3:45:23 PM	Set QCLCSMinimumRecoveryA = 74 for compound Methylene chloride; previous value = 73			✓	
CmdSetMethodTargetCompoundAttribute	BL2000\steve	12/21/2021 3:45:27 PM	Set QCLCSMaximumRecoveryA = 124 for compound Methylene chloride; previous value = 126			✓	
CmdSetMethodTargetCompoundAttribute	BL2000\steve	12/21/2021 3:45:39 PM	Set QCLCSMinimumRecoveryA = 78 for compound o-Xylene; previous value = 79			✓	
CmdSetMethodTargetCompoundAttribute	BL2000\steve	12/21/2021 3:45:43 PM	Set QCLCSMaximumRecoveryA = 122 for compound o-Xylene; previous value = 136			✓	
CmdSetMethodTargetCompoundAttribute	BL2000\steve	12/21/2021 3:46:00 PM	Set QCLCSMinimumRecoveryA = 85 for compound p-Bromofluorobenzene; previous value = 76			✓	
CmdSetMethodTargetCompoundAttribute	BL2000\steve	12/21/2021 3:46:03 PM	Set QCLCSMaximumRecoveryA = 114 for compound p-Bromofluorobenzene; previous value = 127			✓	

Audit Trail report

Name	User	Time	Action	Reason	Comment	Succeed	Exception
CmdSetMethodTargetCompoundAttribute	BL2000\steve	12/21/2021 3:46:14 PM	Set QCLCSMinimumRecoveryA = 78 for compound Styrene; previous value = 76			✓	
CmdSetMethodTargetCompoundAttribute	BL2000\steve	12/21/2021 3:46:18 PM	Set QCLCSMaximumRecoveryA = 123 for compound Styrene; previous value = 134			✓	
CmdSetMethodTargetCompoundAttribute	BL2000\steve	12/21/2021 3:46:39 PM	Set QCLCSMinimumRecoveryA = 74 for compound Tetrachloroethene; previous value = 78			✓	
CmdSetMethodTargetCompoundAttribute	BL2000\steve	12/21/2021 3:46:43 PM	Set QCLCSMaximumRecoveryA = 129 for compound Tetrachloroethene; previous value = 137			✓	
CmdSetMethodTargetCompoundAttribute	BL2000\steve	12/21/2021 3:46:56 PM	Set QCLCSMinimumRecoveryA = 80 for compound Toluene; previous value = 78			✓	
CmdSetMethodTargetCompoundAttribute	BL2000\steve	12/21/2021 3:47:00 PM	Set QCLCSMaximumRecoveryA = 121 for compound Toluene; previous value = 134			✓	
CmdSetMethodTargetCompoundAttribute	BL2000\steve	12/21/2021 3:47:10 PM	Set QCLCSMinimumRecoveryA = 89 for compound Toluene-d8; previous value = 79			✓	
CmdSetMethodTargetCompoundAttribute	BL2000\steve	12/21/2021 3:47:14 PM	Set QCLCSMaximumRecoveryA = 112 for compound Toluene-d8; previous value = 122			✓	
CmdSetMethodTargetCompoundAttribute	BL2000\steve	12/21/2021 3:47:33 PM	Set QCLCSMinimumRecoveryA = 75 for compound trans-1,2-Dichloroethene; previous value = 76			✓	
CmdSetMethodTargetCompoundAttribute	BL2000\steve	12/21/2021 3:47:44 PM	Set QCLCSMaximumRecoveryA = 124 for compound trans-1,2-Dichloroethene; previous value = 138			✓	
CmdSetMethodTargetCompoundAttribute	BL2000\steve	12/21/2021 3:48:03 PM	Set QCLCSMinimumRecoveryA = 73 for compound trans-1,3-Dichloropropene; previous value = 77			✓	
CmdSetMethodTargetCompoundAttribute	BL2000\steve	12/21/2021 3:48:07 PM	Set QCLCSMaximumRecoveryA = 127 for compound trans-1,3-Dichloropropene; previous value = 145			✓	
CmdSetMethodTargetCompoundAttribute	BL2000\steve	12/21/2021 3:48:14 PM	Set QCLCSMinimumRecoveryA = 79 for compound Trichloroethene; previous value = 75			✓	
CmdSetMethodTargetCompoundAttribute	BL2000\steve	12/21/2021 3:48:17 PM	Set QCLCSMaximumRecoveryA = 123 for compound Trichloroethene; previous value = 138			✓	
CmdSetMethodTargetCompoundAttribute	BL2000\steve	12/21/2021 3:48:24 PM	Set QCLCSMinimumRecoveryA = 65 for compound Trichlorofluoromethane; previous value = 58			✓	
CmdSetMethodTargetCompoundAttribute	BL2000\steve	12/21/2021 3:48:27 PM	Set QCLCSMaximumRecoveryA = 141 for compound Trichlorofluoromethane; previous value = 139			✓	
CmdSetMethodTargetCompoundAttribute	BL2000\steve	12/21/2021 3:48:39 PM	Set QCLCSMinimumRecoveryA = 58 for compound Vinyl chloride; previous value = 66			✓	

Audit Trail report

Name	User	Time	Action	Reason	Comment	Succeed	Exception
CmdSetMethodTargetCompoundAttribute	BL2000\steve	12/21/2021 3:48:44 PM	Set QCLCSMaximumRecoveryA = 137 for compound Vinyl chloride; previous value = 140			✓	
CmdSaveMethodAs	BL2000\steve	12/21/2021 3:48:55 PM	Save method to file \\MASSHUNTER\Org\Data\Methods\Quant\VOA5975C\VOA5975C_120721_CAL\VOA5975C_8260B_624pt1_SHT_L4_120721.m			✓	
CmdSetMethodTargetCompoundAttribute	BL2000\steve	12/21/2021 3:52:30 PM	Set MatrixSpikePercentRecoveryMinimum = 50 for compound BM_Fluorobenzene; previous value =			✓	
CmdSetMethodTargetCompoundAttribute	BL2000\steve	12/21/2021 3:52:34 PM	Set MatrixSpikePercentRecoveryMaximum = 200 for compound BM_Fluorobenzene; previous value =			✓	
CmdSetMethodTargetCompoundAttribute	BL2000\steve	12/21/2021 3:52:38 PM	Set MatrixSpikeBPercentRecoveryMinimum = 50 for compound BM_Fluorobenzene; previous value =			✓	
CmdSetMethodTargetCompoundAttribute	BL2000\steve	12/21/2021 3:52:41 PM	Set MatrixSpikeBPercentRecoveryMaximum = 200 for compound BM_Fluorobenzene; previous value =			✓	
CmdSetMethodTargetCompoundAttribute	BL2000\steve	12/21/2021 3:52:52 PM	Set MatrixSpikeConcentration = 250 for compound BM_Fluorobenzene; previous value =			✓	
CmdSetMethodTargetCompoundAttribute	BL2000\steve	12/21/2021 3:52:57 PM	Set MatrixSpikeBConcentration = 250 for compound BM_Fluorobenzene; previous value =			✓	
CmdSaveMethodAs	BL2000\steve	12/21/2021 3:59:42 PM	Save method to file \\MASSHUNTER\Org\Data\Methods\Quant\VOA5975C\VOA5975C_120721_CAL\VOA5975C_8260B_624pt1_SHT_L4_120721.m			✓	
CmdApplyMethodToAllSamples	BL2000\steve	12/21/2021 3:59:52 PM	Apply method to all samples			✓	
CmdMethodClear	BL2000\steve	12/21/2021 3:59:52 PM	Clear method			✓	
CmdEndMethodEditing	BL2000\steve	12/21/2021 3:59:53 PM	End method editing			✓	
CmdQuantitate	BL2000\steve	12/21/2021 4:00:09 PM	Quantitate all compounds in all samples			✓	
CmdSaveBatchTable	BL2000\steve	12/21/2021 4:05:12 PM	Save batch D:\Org\Data\VOA5975C\VG120721_L4\QuantResults\VG120721_8260B_624pt1_L4.batch.bin			✓	
CmdOpenBatchTable	BL2000\mchavez	12/22/2021 8:53:46 AM	Open batch D:\Org\Data\VOA5975C\VG120721_L4\VG120721_8260B_624pt1_L4.batch.bin			✓	
CmdStartMethodEditing	BL2000\mchavez	12/22/2021 8:54:40 AM	Start method editing			✓	
CmdImportMethodFromSample	BL2000\mchavez	12/22/2021 8:54:40 AM	Import method from sample 07DEC07.D			✓	

Audit Trail report

Name	User	Time	Action	Reason	Comment	Succeed	Exception
CmdSetMethodTargetCompoundAttribute	BL2000\mchavez	12/22/2021 8:55:04 AM	Set SurrogatePercentRecoveryMinimum = 89 for compound Toluene-d8; previous value = 79			✓	
CmdSetMethodTargetCompoundAttribute	BL2000\mchavez	12/22/2021 8:55:07 AM	Set SurrogatePercentRecoveryMaximum = 112 for compound Toluene-d8; previous value = 122			✓	
CmdSetMethodTargetCompoundAttribute	BL2000\mchavez	12/22/2021 8:55:38 AM	Set SurrogatePercentRecoveryMinimum = 81 for compound 1,2-Dichloroethane-d4; previous value = 70			✓	
CmdSetMethodTargetCompoundAttribute	BL2000\mchavez	12/22/2021 8:55:44 AM	Set SurrogatePercentRecoveryMaximum = 118 for compound 1,2-Dichloroethane-d4; previous value = 130			✓	
CmdSetMethodTargetCompoundAttribute	BL2000\mchavez	12/22/2021 8:55:48 AM	Set SurrogatePercentRecoveryMinimum = 85 for compound p-Bromofluorobenzene; previous value = 76			✓	
CmdSetMethodTargetCompoundAttribute	BL2000\mchavez	12/22/2021 8:55:51 AM	Set SurrogatePercentRecoveryMaximum = 114 for compound p-Bromofluorobenzene; previous value = 127			✓	
CmdSetMethodTargetCompoundAttribute	BL2000\mchavez	12/22/2021 8:55:58 AM	Set SurrogatePercentRecoveryMinimum = 80 for compound Dibromofluoromethane; previous value = 77			✓	
CmdSetMethodTargetCompoundAttribute	BL2000\mchavez	12/22/2021 8:56:00 AM	Set SurrogatePercentRecoveryMaximum = 119 for compound Dibromofluoromethane; previous value = 126			✓	
CmdSetMethodTargetCompoundAttribute	BL2000\mchavez	12/22/2021 8:56:22 AM	Set AccuracyMaximumPercentDeviation = 20 for compound Dichlorodifluoromethane; previous value = 30			✓	
CmdSetMethodTargetCompoundAttribute	BL2000\mchavez	12/22/2021 8:56:26 AM	Set AccuracyMaximumPercentDeviation = 20 for compound Chloromethane; previous value = 30			✓	
CmdSetMethodTargetCompoundAttribute	BL2000\mchavez	12/22/2021 8:56:26 AM	Set AccuracyMaximumPercentDeviation = 20 for compound Bromomethane; previous value = 30			✓	
CmdSetMethodTargetCompoundAttribute	BL2000\mchavez	12/22/2021 8:56:26 AM	Set AccuracyMaximumPercentDeviation = 20 for compound Chloroethane; previous value = 30			✓	

Audit Trail report

Name	User	Time	Action	Reason	Comment	Succeed	Exception
CmdSetMethodTargetCompoundAttribute	BL2000\mchavez	12/22/2021 8:56:26 AM	Set AccuracyMaximumPercentDeviation = 20 for compound Trichlorofluoromethane; previous value = 30			✓	
CmdSetMethodTargetCompoundAttribute	BL2000\mchavez	12/22/2021 8:56:26 AM	Set AccuracyMaximumPercentDeviation = 20 for compound Methylene chloride; previous value = 30			✓	
CmdSetMethodTargetCompoundAttribute	BL2000\mchavez	12/22/2021 8:56:26 AM	Set AccuracyMaximumPercentDeviation = 20 for compound trans-1,2-Dichloroethene; previous value = 30			✓	
CmdSetMethodTargetCompoundAttribute	BL2000\mchavez	12/22/2021 8:56:26 AM	Set AccuracyMaximumPercentDeviation = 20 for compound Methyl tert-butyl ether (MTBE); previous value = 30			✓	
CmdSetMethodTargetCompoundAttribute	BL2000\mchavez	12/22/2021 8:56:26 AM	Set AccuracyMaximumPercentDeviation = 20 for compound 1,1-Dichloroethane; previous value = 30			✓	
CmdSetMethodTargetCompoundAttribute	BL2000\mchavez	12/22/2021 8:56:26 AM	Set AccuracyMaximumPercentDeviation = 20 for compound 2,2-Dichloropropane; previous value = 30			✓	
CmdSetMethodTargetCompoundAttribute	BL2000\mchavez	12/22/2021 8:56:26 AM	Set AccuracyMaximumPercentDeviation = 20 for compound cis-1,2-Dichloroethene; previous value = 30			✓	
CmdSetMethodTargetCompoundAttribute	BL2000\mchavez	12/22/2021 8:56:26 AM	Set AccuracyMaximumPercentDeviation = 20 for compound Methyl ethyl ketone; previous value = 30			✓	
CmdSetMethodTargetCompoundAttribute	BL2000\mchavez	12/22/2021 8:56:26 AM	Set AccuracyMaximumPercentDeviation = 20 for compound Bromochloromethane; previous value = 30			✓	
CmdSetMethodTargetCompoundAttribute	BL2000\mchavez	12/22/2021 8:56:26 AM	Set AccuracyMaximumPercentDeviation = 20 for compound Dibromofluoromethane; previous value = 30			✓	
CmdSetMethodTargetCompoundAttribute	BL2000\mchavez	12/22/2021 8:56:26 AM	Set AccuracyMaximumPercentDeviation = 20 for compound 1,1,1-Trichloroethane; previous value = 30			✓	
CmdSetMethodTargetCompoundAttribute	BL2000\mchavez	12/22/2021 8:56:26 AM	Set AccuracyMaximumPercentDeviation = 20 for compound Carbon tetrachloride; previous value = 30			✓	

Audit Trail report

Name	User	Time	Action	Reason	Comment	Succeed	Exception
CmdSetMethodTargetCompoundAttribute	BL2000\mchavez	12/22/2021 8:56:26 AM	Set AccuracyMaximumPercentDeviation = 20 for compound 1,1-Dichloropropene; previous value = 30			✓	
CmdSetMethodTargetCompoundAttribute	BL2000\mchavez	12/22/2021 8:56:26 AM	Set AccuracyMaximumPercentDeviation = 20 for compound 1,2-Dichloroethane-d4; previous value = 30			✓	
CmdSetMethodTargetCompoundAttribute	BL2000\mchavez	12/22/2021 8:56:26 AM	Set AccuracyMaximumPercentDeviation = 20 for compound Benzene; previous value = 30			✓	
CmdSetMethodTargetCompoundAttribute	BL2000\mchavez	12/22/2021 8:56:26 AM	Set AccuracyMaximumPercentDeviation = 20 for compound 1,2-Dichloroethane; previous value = 30			✓	
CmdSetMethodTargetCompoundAttribute	BL2000\mchavez	12/22/2021 8:56:26 AM	Set AccuracyMaximumPercentDeviation = 20 for compound Trichloroethene; previous value = 30			✓	
CmdSetMethodTargetCompoundAttribute	BL2000\mchavez	12/22/2021 8:56:26 AM	Set AccuracyMaximumPercentDeviation = 20 for compound Dibromomethane; previous value = 30			✓	
CmdSetMethodTargetCompoundAttribute	BL2000\mchavez	12/22/2021 8:56:26 AM	Set AccuracyMaximumPercentDeviation = 20 for compound Bromodichloromethane; previous value = 30			✓	
CmdSetMethodTargetCompoundAttribute	BL2000\mchavez	12/22/2021 8:56:26 AM	Set AccuracyMaximumPercentDeviation = 20 for compound cis-1,3-Dichloropropene; previous value = 30			✓	
CmdSetMethodTargetCompoundAttribute	BL2000\mchavez	12/22/2021 8:56:26 AM	Set AccuracyMaximumPercentDeviation = 20 for compound Toluene-d8; previous value = 30			✓	
CmdSetMethodTargetCompoundAttribute	BL2000\mchavez	12/22/2021 8:56:26 AM	Set AccuracyMaximumPercentDeviation = 20 for compound trans-1,3-Dichloropropene; previous value = 30			✓	
CmdSetMethodTargetCompoundAttribute	BL2000\mchavez	12/22/2021 8:56:26 AM	Set AccuracyMaximumPercentDeviation = 20 for compound 1,1,2-Trichloroethane; previous value = 30			✓	
CmdSetMethodTargetCompoundAttribute	BL2000\mchavez	12/22/2021 8:56:26 AM	Set AccuracyMaximumPercentDeviation = 20 for compound Tetrachloroethene; previous value = 30			✓	
CmdSetMethodTargetCompoundAttribute	BL2000\mchavez	12/22/2021 8:56:26 AM	Set AccuracyMaximumPercentDeviation = 20 for compound 1,3-Dichloropropane; previous value = 30			✓	

Audit Trail report

Name	User	Time	Action	Reason	Comment	Succeed	Exception
CmdSetMethodTargetCompoundAttribute	BL2000\mchavez	12/22/2021 8:56:26 AM	Set AccuracyMaximumPercentDeviation = 20 for compound Chlorodibromomethane; previous value = 30			✓	
CmdSetMethodTargetCompoundAttribute	BL2000\mchavez	12/22/2021 8:56:26 AM	Set AccuracyMaximumPercentDeviation = 20 for compound 1,2-Dibromoethane; previous value = 30			✓	
CmdSetMethodTargetCompoundAttribute	BL2000\mchavez	12/22/2021 8:56:26 AM	Set AccuracyMaximumPercentDeviation = 20 for compound Chlorobenzene; previous value = 30			✓	
CmdSetMethodTargetCompoundAttribute	BL2000\mchavez	12/22/2021 8:56:26 AM	Set AccuracyMaximumPercentDeviation = 20 for compound 1,1,1,2-Tetrachloroethane; previous value = 30			✓	
CmdSetMethodTargetCompoundAttribute	BL2000\mchavez	12/22/2021 8:56:26 AM	Set AccuracyMaximumPercentDeviation = 20 for compound m+p-Xylenes; previous value = 30			✓	
CmdSetMethodTargetCompoundAttribute	BL2000\mchavez	12/22/2021 8:56:26 AM	Set AccuracyMaximumPercentDeviation = 20 for compound o-Xylene; previous value = 30			✓	
CmdSetMethodTargetCompoundAttribute	BL2000\mchavez	12/22/2021 8:56:26 AM	Set AccuracyMaximumPercentDeviation = 20 for compound Styrene; previous value = 30			✓	
CmdSetMethodTargetCompoundAttribute	BL2000\mchavez	12/22/2021 8:56:26 AM	Set AccuracyMaximumPercentDeviation = 20 for compound Bromoform; previous value = 30			✓	
CmdSetMethodTargetCompoundAttribute	BL2000\mchavez	12/22/2021 8:56:26 AM	Set AccuracyMaximumPercentDeviation = 20 for compound p-Bromofluorobenzene; previous value = 30			✓	
CmdSetMethodTargetCompoundAttribute	BL2000\mchavez	12/22/2021 8:56:26 AM	Set AccuracyMaximumPercentDeviation = 20 for compound 1,1,2,2-Tetrachloroethane; previous value = 30			✓	
CmdSetMethodTargetCompoundAttribute	BL2000\mchavez	12/22/2021 8:56:26 AM	Set AccuracyMaximumPercentDeviation = 20 for compound Bromobenzene; previous value = 30			✓	
CmdSetMethodTargetCompoundAttribute	BL2000\mchavez	12/22/2021 8:56:26 AM	Set AccuracyMaximumPercentDeviation = 20 for compound 1,2,3-Trichloropropane; previous value = 30			✓	

Audit Trail report

Name	User	Time	Action	Reason	Comment	Succeed	Exception
CmdSetMethodTargetCompoundAttribute	BL2000\mchavez	12/22/2021 8:56:26 AM	Set AccuracyMaximumPercentDeviation = 20 for compound 2-Chlorotoluene; previous value = 30			✓	
CmdSetMethodTargetCompoundAttribute	BL2000\mchavez	12/22/2021 8:56:26 AM	Set AccuracyMaximumPercentDeviation = 20 for compound 4-Chlorotoluene; previous value = 30			✓	
CmdSetMethodTargetCompoundAttribute	BL2000\mchavez	12/22/2021 8:56:26 AM	Set AccuracyMaximumPercentDeviation = 20 for compound 1,3-Dichlorobenzene; previous value = 30			✓	
CmdSetMethodTargetCompoundAttribute	BL2000\mchavez	12/22/2021 8:56:26 AM	Set AccuracyMaximumPercentDeviation = 20 for compound 1,4-Dichlorobenzene; previous value = 30			✓	
CmdSetMethodTargetCompoundAttribute	BL2000\mchavez	12/22/2021 8:56:26 AM	Set AccuracyMaximumPercentDeviation = 20 for compound 1,2-Dichlorobenzene; previous value = 30			✓	
CmdSetMethodTargetCompoundAttribute	BL2000\mchavez	12/22/2021 8:56:26 AM	No parameter change for AccuracyMaximumPercentDeviation			✓	
CmdSetMethodTargetCompoundAttribute	BL2000\mchavez	12/22/2021 8:56:26 AM	No parameter change for AccuracyMaximumPercentDeviation			✓	
CmdSetMethodTargetCompoundAttribute	BL2000\mchavez	12/22/2021 8:56:26 AM	No parameter change for AccuracyMaximumPercentDeviation			✓	
CmdSetMethodTargetCompoundAttribute	BL2000\mchavez	12/22/2021 8:56:26 AM	No parameter change for AccuracyMaximumPercentDeviation			✓	
CmdSetMethodTargetCompoundAttribute	BL2000\mchavez	12/22/2021 8:56:26 AM	No parameter change for AccuracyMaximumPercentDeviation			✓	
CmdSetMethodTargetCompoundAttribute	BL2000\mchavez	12/22/2021 8:56:26 AM	No parameter change for AccuracyMaximumPercentDeviation			✓	
CmdSetMethodTargetCompoundAttribute	BL2000\mchavez	12/22/2021 8:56:54 AM	Set ISTDFlag = False for compound BM_Fluorobenzene; previous value = True			✓	
CmdSetMethodTargetCompoundAttribute	BL2000\mchavez	12/22/2021 8:56:59 AM	Set ISTDCompoundID = 0 for compound Bromomethane; previous value = 4			✓	
CmdRemoveMethodTargetCompound	BL2000\mchavez	12/22/2021 8:57:05 AM	Remove compound BM_Fluorobenzene			✓	
CmdSetMethodTargetCompoundAttribute	BL2000\mchavez	12/22/2021 8:58:53 AM	Set MatrixSpikePercentRecoveryMinimum = 78 for compound 1,1,1,2-Tetrachloroethane; previous value = 75			✓	
CmdSetMethodTargetCompoundAttribute	BL2000\mchavez	12/22/2021 8:58:55 AM	Set MatrixSpikePercentRecoveryMinimum = 74 for compound 1,1,1-Trichloroethane; previous value = 64			✓	

Audit Trail report

Name	User	Time	Action	Reason	Comment	Succeed	Exception
CmdSetMethodTargetCompoundAttribute	BL2000\mchavez	12/22/2021 8:58:57 AM	Set MatrixSpikePercentRecoveryMinimum = 71 for compound 1,1,2,2-Tetrachloroethane; previous value = 72			✓	
CmdSetMethodTargetCompoundAttribute	BL2000\mchavez	12/22/2021 8:59:00 AM	Set MatrixSpikePercentRecoveryMinimum = 80 for compound 1,1,2-Trichloroethane; previous value = 72			✓	
CmdSetMethodTargetCompoundAttribute	BL2000\mchavez	12/22/2021 8:59:02 AM	Set MatrixSpikePercentRecoveryMinimum = 77 for compound 1,1-Dichloroethane; previous value = 72			✓	
CmdSetMethodTargetCompoundAttribute	BL2000\mchavez	12/22/2021 8:59:05 AM	Set MatrixSpikePercentRecoveryMinimum = 71 for compound 1,1-Dichloroethene; previous value = 66			✓	
CmdSetMethodTargetCompoundAttribute	BL2000\mchavez	12/22/2021 8:59:07 AM	Set MatrixSpikePercentRecoveryMinimum = 79 for compound 1,1-Dichloropropene; previous value = 72			✓	
CmdSetMethodTargetCompoundAttribute	BL2000\mchavez	12/22/2021 8:59:16 AM	Set MatrixSpikePercentRecoveryMinimum = 73 for compound 1,2,3-Trichloropropane; previous value = 67			✓	
CmdSetMethodTargetCompoundAttribute	BL2000\mchavez	12/22/2021 8:59:23 AM	Set MatrixSpikePercentRecoveryMinimum = 78 for compound 1,2-Dibromoethane; previous value = 75			✓	
CmdSetMethodTargetCompoundAttribute	BL2000\mchavez	12/22/2021 8:59:27 AM	Set MatrixSpikePercentRecoveryMinimum = 80 for compound 1,2-Dichlorobenzene; previous value = 78			✓	
CmdSetMethodTargetCompoundAttribute	BL2000\mchavez	12/22/2021 8:59:38 AM	Set MatrixSpikePercentRecoveryMinimum = 73 for compound 1,2-Dichloroethane; previous value = 57			✓	
CmdSetMethodTargetCompoundAttribute	BL2000\mchavez	12/22/2021 8:59:52 AM	Set MatrixSpikePercentRecoveryMinimum = 81 for compound 1,2-Dichloroethane-d4; previous value = 70			✓	
CmdSetMethodTargetCompoundAttribute	BL2000\mchavez	12/22/2021 9:00:15 AM	Set MatrixSpikePercentRecoveryMinimum = 78 for compound 1,2-Dichloropropane; previous value = 72			✓	
CmdSetMethodTargetCompoundAttribute	BL2000\mchavez	12/22/2021 9:00:21 AM	Set MatrixSpikePercentRecoveryMinimum = 80 for compound 1,3-Dichlorobenzene; previous value = 79			✓	
CmdSetMethodTargetCompoundAttribute	BL2000\mchavez	12/22/2021 9:00:24 AM	Set MatrixSpikePercentRecoveryMinimum = 80 for compound 1,3-Dichloropropane; previous value = 75			✓	

Audit Trail report

Name	User	Time	Action	Reason	Comment	Succeed	Exception
CmdSetMethodTargetCompoundAttribute	BL2000\mchavez	12/22/2021 9:00:28 AM	Set MatrixSpikePercentRecoveryMinimum = 79 for compound 1,4-Dichlorobenzene; previous value = 78			✓	
CmdSetMethodTargetCompoundAttribute	BL2000\mchavez	12/22/2021 9:00:36 AM	Set MatrixSpikePercentRecoveryMinimum = 60 for compound 2,2-Dichloropropane; previous value = 42			✓	
CmdSetMethodTargetCompoundAttribute	BL2000\mchavez	12/22/2021 9:00:41 AM	Set MatrixSpikePercentRecoveryMinimum = 79 for compound 2-Chlorotoluene; previous value = 74			✓	
CmdSetMethodTargetCompoundAttribute	BL2000\mchavez	12/22/2021 9:00:43 AM	Set MatrixSpikePercentRecoveryMinimum = 78 for compound 4-Chlorotoluene; previous value = 79			✓	
CmdSetMethodTargetCompoundAttribute	BL2000\mchavez	12/22/2021 9:00:46 AM	Set MatrixSpikePercentRecoveryMinimum = 79 for compound Benzene; previous value = 71			✓	
CmdSetMethodTargetCompoundAttribute	BL2000\mchavez	12/22/2021 9:00:50 AM	Set MatrixSpikePercentRecoveryMinimum = 80 for compound Bromobenzene; previous value = 78			✓	
CmdSetMethodTargetCompoundAttribute	BL2000\mchavez	12/22/2021 9:00:55 AM	Set MatrixSpikePercentRecoveryMinimum = 78 for compound Bromochloromethane; previous value = 68			✓	
CmdSetMethodTargetCompoundAttribute	BL2000\mchavez	12/22/2021 9:01:01 AM	Set MatrixSpikePercentRecoveryMinimum = 79 for compound Bromodichloromethane; previous value = 67			✓	
CmdSetMethodTargetCompoundAttribute	BL2000\mchavez	12/22/2021 9:01:04 AM	Set MatrixSpikePercentRecoveryMinimum = 66 for compound Bromoform; previous value = 64			✓	
CmdSetMethodTargetCompoundAttribute	BL2000\mchavez	12/22/2021 9:01:09 AM	Set MatrixSpikePercentRecoveryMinimum = 53 for compound Bromomethane; previous value = 60			✓	
CmdSetMethodTargetCompoundAttribute	BL2000\mchavez	12/22/2021 9:01:13 AM	Set MatrixSpikePercentRecoveryMinimum = 72 for compound Carbon tetrachloride; previous value = 61			✓	
CmdSetMethodTargetCompoundAttribute	BL2000\mchavez	12/22/2021 9:01:17 AM	Set MatrixSpikePercentRecoveryMinimum = 82 for compound Chlorobenzene; previous value = 78			✓	

Audit Trail report

Name	User	Time	Action	Reason	Comment	Succeed	Exception
CmdSetMethodTargetCompoundAttribute	BL2000\mchavez	12/22/2021 9:02:49 AM	Set MatrixSpikePercentRecoveryMinimum = 74 for compound Chlorodibromomethane; previous value = 72			✓	
CmdSetMethodTargetCompoundAttribute	BL2000\mchavez	12/22/2021 9:02:53 AM	Set MatrixSpikePercentRecoveryMinimum = 60 for compound Chloroethane; previous value = 64			✓	
CmdSetMethodTargetCompoundAttribute	BL2000\mchavez	12/22/2021 9:02:58 AM	Set MatrixSpikePercentRecoveryMinimum = 79 for compound Chloroform; previous value = 69			✓	
CmdSetMethodTargetCompoundAttribute	BL2000\mchavez	12/22/2021 9:03:02 AM	Set MatrixSpikePercentRecoveryMinimum = 50 for compound Chloromethane; previous value = 63			✓	
CmdSetMethodTargetCompoundAttribute	BL2000\mchavez	12/22/2021 9:03:06 AM	Set MatrixSpikePercentRecoveryMinimum = 78 for compound cis-1,2-Dichloroethene; previous value = 74			✓	
CmdSetMethodTargetCompoundAttribute	BL2000\mchavez	12/22/2021 9:03:24 AM	Set MatrixSpikePercentRecoveryMinimum = 80 for compound Dibromofluoromethane; previous value = 77			✓	
CmdSetMethodTargetCompoundAttribute	BL2000\mchavez	12/22/2021 9:03:38 AM	Set MatrixSpikePercentRecoveryMinimum = 79 for compound Dibromomethane; previous value = 72			✓	
CmdSetMethodTargetCompoundAttribute	BL2000\mchavez	12/22/2021 9:03:42 AM	Set MatrixSpikePercentRecoveryMinimum = 32 for compound Dichlorodifluoromethane; previous value = 55			✓	
CmdSetMethodTargetCompoundAttribute	BL2000\mchavez	12/22/2021 9:03:45 AM	Set MatrixSpikePercentRecoveryMinimum = 79 for compound Ethylbenzene; previous value = 78			✓	
CmdSetMethodTargetCompoundAttribute	BL2000\mchavez	12/22/2021 9:03:57 AM	Set MatrixSpikePercentRecoveryMinimum = 80 for compound m+p-Xylenes; previous value = 78			✓	
CmdSetMethodTargetCompoundAttribute	BL2000\mchavez	12/22/2021 9:04:02 AM	Set MatrixSpikePercentRecoveryMinimum = 56 for compound Methyl ethyl ketone; previous value = 55			✓	
CmdSetMethodTargetCompoundAttribute	BL2000\mchavez	12/22/2021 9:04:06 AM	Set MatrixSpikePercentRecoveryMinimum = 71 for compound Methyl tert-butyl ether (MTBE); previous value = 58			✓	

Audit Trail report

Name	User	Time	Action	Reason	Comment	Succeed	Exception
CmdSetMethodTargetCompoundAttribute	BL2000\mchavez	12/22/2021 9:04:09 AM	Set MatrixSpikePercentRecoveryMinimum = 74 for compound Methylene chloride; previous value = 73			✓	
CmdSetMethodTargetCompoundAttribute	BL2000\mchavez	12/22/2021 9:04:13 AM	Set MatrixSpikePercentRecoveryMinimum = 78 for compound o-Xylene; previous value = 79			✓	
CmdSetMethodTargetCompoundAttribute	BL2000\mchavez	12/22/2021 9:04:19 AM	Set MatrixSpikePercentRecoveryMinimum = 85 for compound p-Bromofluorobenzene; previous value = 76			✓	
CmdSetMethodTargetCompoundAttribute	BL2000\mchavez	12/22/2021 9:04:23 AM	Set MatrixSpikePercentRecoveryMinimum = 78 for compound Styrene; previous value = 76			✓	
CmdSetMethodTargetCompoundAttribute	BL2000\mchavez	12/22/2021 9:04:33 AM	Set MatrixSpikePercentRecoveryMinimum = 74 for compound Tetrachloroethene; previous value = 78			✓	
CmdSetMethodTargetCompoundAttribute	BL2000\mchavez	12/22/2021 9:04:36 AM	Set MatrixSpikePercentRecoveryMinimum = 80 for compound Toluene; previous value = 78			✓	
CmdSetMethodTargetCompoundAttribute	BL2000\mchavez	12/22/2021 9:04:41 AM	Set MatrixSpikePercentRecoveryMinimum = 89 for compound Toluene-d8; previous value = 79			✓	
CmdSetMethodTargetCompoundAttribute	BL2000\mchavez	12/22/2021 9:04:47 AM	Set MatrixSpikePercentRecoveryMinimum = 75 for compound trans-1,2-Dichloroethene; previous value = 76			✓	
CmdSetMethodTargetCompoundAttribute	BL2000\mchavez	12/22/2021 9:04:50 AM	Set MatrixSpikePercentRecoveryMinimum = 73 for compound trans-1,3-Dichloropropene; previous value = 77			✓	
CmdSetMethodTargetCompoundAttribute	BL2000\mchavez	12/22/2021 9:04:53 AM	Set MatrixSpikePercentRecoveryMinimum = 79 for compound Trichloroethene; previous value = 75			✓	
CmdSetMethodTargetCompoundAttribute	BL2000\mchavez	12/22/2021 9:04:57 AM	Set MatrixSpikePercentRecoveryMinimum = 65 for compound Trichlorofluoromethane; previous value = 58			✓	
CmdSetMethodTargetCompoundAttribute	BL2000\mchavez	12/22/2021 9:05:00 AM	Set MatrixSpikePercentRecoveryMinimum = 58 for compound Vinyl chloride; previous value = 66			✓	

Audit Trail report

Name	User	Time	Action	Reason	Comment	Succeed	Exception
CmdSetMethodTargetCompoundAttribute	BL2000\mchavez	12/22/2021 9:05:21 AM	Set MatrixSpikePercentRecoveryMaximum = 119 for compound Dibromofluoromethane; previous value = 126			✓	
CmdSetMethodTargetCompoundAttribute	BL2000\mchavez	12/22/2021 9:05:25 AM	Set MatrixSpikePercentRecoveryMaximum = 118 for compound 1,2-Dichloroethane-d4; previous value = 130			✓	
CmdSetMethodTargetCompoundAttribute	BL2000\mchavez	12/22/2021 9:05:28 AM	Set MatrixSpikePercentRecoveryMaximum = 112 for compound Toluene-d8; previous value = 122			✓	
CmdSetMethodTargetCompoundAttribute	BL2000\mchavez	12/22/2021 9:05:31 AM	Set MatrixSpikePercentRecoveryMaximum = 114 for compound p-Bromofluorobenzene; previous value = 127			✓	
CmdSetMethodTargetCompoundAttribute	BL2000\mchavez	12/22/2021 9:05:53 AM	Set MatrixSpikePercentRecoveryMaximum = 124 for compound 1,1,1,2-Tetrachloroethane; previous value = 135			✓	
CmdSetMethodTargetCompoundAttribute	BL2000\mchavez	12/22/2021 9:05:56 AM	Set MatrixSpikePercentRecoveryMaximum = 131 for compound 1,1,1-Trichloroethane; previous value = 141			✓	
CmdSetMethodTargetCompoundAttribute	BL2000\mchavez	12/22/2021 9:05:58 AM	Set MatrixSpikePercentRecoveryMaximum = 121 for compound 1,1,2,2-Tetrachloroethane; previous value = 132			✓	
CmdSetMethodTargetCompoundAttribute	BL2000\mchavez	12/22/2021 9:06:00 AM	Set MatrixSpikePercentRecoveryMaximum = 119 for compound 1,1,2-Trichloroethane; previous value = 133			✓	
CmdSetMethodTargetCompoundAttribute	BL2000\mchavez	12/22/2021 9:06:05 AM	Set MatrixSpikePercentRecoveryMaximum = 125 for compound 1,1-Dichloroethane; previous value = 130			✓	
CmdSetMethodTargetCompoundAttribute	BL2000\mchavez	12/22/2021 9:06:25 AM	Set MatrixSpikePercentRecoveryMaximum = 131 for compound 1,1-Dichloroethene; previous value = 142			✓	
CmdSetMethodTargetCompoundAttribute	BL2000\mchavez	12/22/2021 9:06:55 AM	Set MatrixSpikePercentRecoveryMaximum = 125 for compound 1,1-Dichloropropene; previous value = 140			✓	
CmdSetMethodTargetCompoundAttribute	BL2000\mchavez	12/22/2021 9:06:57 AM	Set MatrixSpikePercentRecoveryMaximum = 125 for compound 1,2,3-Trichloropropane; previous value = 133			✓	

Audit Trail report

Name	User	Time	Action	Reason	Comment	Succeed	Exception
CmdSetMethodTargetCompoundAttribute	BL2000\mchavez	12/22/2021 9:06:59 AM	Set MatrixSpikePercentRecoveryMaximum = 122 for compound 1,2-Dibromoethane; previous value = 131			✓	
CmdSetMethodTargetCompoundAttribute	BL2000\mchavez	12/22/2021 9:07:04 AM	Set MatrixSpikePercentRecoveryMaximum = 119 for compound 1,2-Dichlorobenzene; previous value = 129			✓	
CmdSetMethodTargetCompoundAttribute	BL2000\mchavez	12/22/2021 9:07:09 AM	Set MatrixSpikePercentRecoveryMaximum = 125 for compound 1,2-Dichloroethane; previous value = 146			✓	
CmdSetMethodTargetCompoundAttribute	BL2000\mchavez	12/22/2021 9:07:22 AM	Set MatrixSpikePercentRecoveryMaximum = 122 for compound 1,2-Dichloropropane; previous value = 135			✓	
CmdSetMethodTargetCompoundAttribute	BL2000\mchavez	12/22/2021 9:07:27 AM	Set MatrixSpikePercentRecoveryMaximum = 119 for compound 1,3-Dichlorobenzene; previous value = 132			✓	
CmdSetMethodTargetCompoundAttribute	BL2000\mchavez	12/22/2021 9:07:30 AM	Set MatrixSpikePercentRecoveryMaximum = 119 for compound 1,3-Dichloropropane; previous value = 134			✓	
CmdSetMethodTargetCompoundAttribute	BL2000\mchavez	12/22/2021 9:07:34 AM	Set MatrixSpikePercentRecoveryMaximum = 118 for compound 1,4-Dichlorobenzene; previous value = 131			✓	
CmdSetMethodTargetCompoundAttribute	BL2000\mchavez	12/22/2021 9:07:42 AM	Set MatrixSpikePercentRecoveryMaximum = 139 for compound 2,2-Dichloropropane; previous value = 167			✓	
CmdSetMethodTargetCompoundAttribute	BL2000\mchavez	12/22/2021 9:07:48 AM	Set MatrixSpikePercentRecoveryMaximum = 122 for compound 2-Chlorotoluene; previous value = 135			✓	
CmdSetMethodTargetCompoundAttribute	BL2000\mchavez	12/22/2021 9:07:50 AM	Set MatrixSpikePercentRecoveryMaximum = 122 for compound 4-Chlorotoluene; previous value = 135			✓	
CmdSetMethodTargetCompoundAttribute	BL2000\mchavez	12/22/2021 9:07:56 AM	Set MatrixSpikePercentRecoveryMaximum = 120 for compound Benzene; previous value = 133			✓	
CmdSetMethodTargetCompoundAttribute	BL2000\mchavez	12/22/2021 9:08:01 AM	Set MatrixSpikePercentRecoveryMaximum = 120 for compound Bromobenzene; previous value = 133			✓	

Audit Trail report

Name	User	Time	Action	Reason	Comment	Succeed	Exception
CmdSetMethodTargetCompoundAttribute	BL2000\mchavez	12/22/2021 9:08:07 AM	Set MatrixSpikePercentRecoveryMaximum = 123 for compound Bromochloromethane; previous value = 131			✓	
CmdSetMethodTargetCompoundAttribute	BL2000\mchavez	12/22/2021 9:08:17 AM	Set MatrixSpikePercentRecoveryMaximum = 125 for compound Bromodichloromethane; previous value = 138			✓	
CmdSetMethodTargetCompoundAttribute	BL2000\mchavez	12/22/2021 9:08:23 AM	Set MatrixSpikePercentRecoveryMaximum = 130 for compound Bromoform; previous value = 136			✓	
CmdSetMethodTargetCompoundAttribute	BL2000\mchavez	12/22/2021 9:08:29 AM	Set MatrixSpikePercentRecoveryMaximum = 141 for compound Bromomethane; previous value = 138			✓	
CmdSetMethodTargetCompoundAttribute	BL2000\mchavez	12/22/2021 9:08:34 AM	Set MatrixSpikePercentRecoveryMaximum = 136 for compound Carbon tetrachloride; previous value = 144			✓	
CmdSetMethodTargetCompoundAttribute	BL2000\mchavez	12/22/2021 9:08:47 AM	Set MatrixSpikePercentRecoveryMaximum = 118 for compound Chlorobenzene; previous value = 136			✓	
CmdSetMethodTargetCompoundAttribute	BL2000\mchavez	12/22/2021 9:08:52 AM	Set MatrixSpikePercentRecoveryMaximum = 126 for compound Chlorodibromomethane; previous value = 136			✓	
CmdSetMethodTargetCompoundAttribute	BL2000\mchavez	12/22/2021 9:08:58 AM	Set MatrixSpikePercentRecoveryMaximum = 138 for compound Chloroethane; previous value = 136			✓	
CmdSetMethodTargetCompoundAttribute	BL2000\mchavez	12/22/2021 9:09:03 AM	Set MatrixSpikePercentRecoveryMaximum = 124 for compound Chloroform; previous value = 133			✓	
CmdSetMethodTargetCompoundAttribute	BL2000\mchavez	12/22/2021 9:09:10 AM	Set MatrixSpikePercentRecoveryMaximum = 139 for compound Chloromethane; previous value = 149			✓	
CmdSetMethodTargetCompoundAttribute	BL2000\mchavez	12/22/2021 9:11:53 AM	Set MatrixSpikePercentRecoveryMaximum = 123 for compound cis-1,2-Dichloroethene; previous value = 133			✓	
CmdSetMethodTargetCompoundAttribute	BL2000\mchavez	12/22/2021 9:11:58 AM	Set MatrixSpikePercentRecoveryMaximum = 124 for compound cis-1,3-Dichloropropene; previous value = 132			✓	

Audit Trail report

Name	User	Time	Action	Reason	Comment	Succeed	Exception
CmdSetMethodTargetCompoundAttribute	BL2000\mchavez	12/22/2021 9:12:06 AM	Set MatrixSpikePercentRecoveryMaximum = 123 for compound Dibromomethane; previous value = 133			✓	
CmdSetMethodTargetCompoundAttribute	BL2000\mchavez	12/22/2021 9:12:09 AM	Set MatrixSpikePercentRecoveryMaximum = 152 for compound Dichlorodifluoromethane; previous value = 141			✓	
CmdSetMethodTargetCompoundAttribute	BL2000\mchavez	12/22/2021 9:12:12 AM	Set MatrixSpikePercentRecoveryMaximum = 121 for compound Ethylbenzene; previous value = 131			✓	
CmdSetMethodTargetCompoundAttribute	BL2000\mchavez	12/22/2021 9:12:18 AM	Set MatrixSpikePercentRecoveryMaximum = 121 for compound m+p-Xylenes; previous value = 133			✓	
CmdSetMethodTargetCompoundAttribute	BL2000\mchavez	12/22/2021 9:12:23 AM	Set MatrixSpikePercentRecoveryMaximum = 143 for compound Methyl ethyl ketone; previous value = 145			✓	
CmdSetMethodTargetCompoundAttribute	BL2000\mchavez	12/22/2021 9:12:28 AM	Set MatrixSpikePercentRecoveryMaximum = 124 for compound Methyl tert-butyl ether (MTBE); previous value = 151			✓	
CmdSetMethodTargetCompoundAttribute	BL2000\mchavez	12/22/2021 9:12:39 AM	Set MatrixSpikePercentRecoveryMaximum = 124 for compound Methylene chloride; previous value = 126			✓	
CmdSetMethodTargetCompoundAttribute	BL2000\mchavez	12/22/2021 9:12:42 AM	Set MatrixSpikePercentRecoveryMaximum = 122 for compound o-Xylene; previous value = 136			✓	
CmdSetMethodTargetCompoundAttribute	BL2000\mchavez	12/22/2021 9:12:45 AM	Set MatrixSpikePercentRecoveryMaximum = 123 for compound p-Bromofluorobenzene; previous value = 114			✓	
CmdSetMethodTargetCompoundAttribute	BL2000\mchavez	12/22/2021 9:12:54 AM	Set MatrixSpikePercentRecoveryMaximum = 114 for compound p-Bromofluorobenzene; previous value = 123			✓	
CmdSetMethodTargetCompoundAttribute	BL2000\mchavez	12/22/2021 9:13:09 AM	Set MatrixSpikePercentRecoveryMaximum = 123 for compound Styrene; previous value = 134			✓	
CmdSetMethodTargetCompoundAttribute	BL2000\mchavez	12/22/2021 9:13:16 AM	Set MatrixSpikePercentRecoveryMaximum = 129 for compound Tetrachloroethene; previous value = 137			✓	

Audit Trail report

Name	User	Time	Action	Reason	Comment	Succeed	Exception
CmdSetMethodTargetCompoundAttribute	BL2000\mchavez	12/22/2021 9:13:21 AM	Set MatrixSpikePercentRecoveryMaximum = 121 for compound Toluene; previous value = 134			✓	
CmdSetMethodTargetCompoundAttribute	BL2000\mchavez	12/22/2021 9:13:30 AM	Set MatrixSpikePercentRecoveryMaximum = 124 for compound trans-1,2-Dichloroethene; previous value = 138			✓	
CmdSetMethodTargetCompoundAttribute	BL2000\mchavez	12/22/2021 9:13:34 AM	Set MatrixSpikePercentRecoveryMaximum = 127 for compound trans-1,3-Dichloropropene; previous value = 145			✓	
CmdSetMethodTargetCompoundAttribute	BL2000\mchavez	12/22/2021 9:13:38 AM	Set MatrixSpikePercentRecoveryMaximum = 123 for compound Trichloroethene; previous value = 138			✓	
CmdSetMethodTargetCompoundAttribute	BL2000\mchavez	12/22/2021 9:13:42 AM	Set MatrixSpikePercentRecoveryMaximum = 141 for compound Trichlorofluoromethane; previous value = 139			✓	
CmdSetMethodTargetCompoundAttribute	BL2000\mchavez	12/22/2021 9:13:47 AM	Set MatrixSpikePercentRecoveryMaximum = 137 for compound Vinyl chloride; previous value = 140			✓	
CmdSetMethodTargetCompoundAttribute	BL2000\mchavez	12/22/2021 9:16:17 AM	Set ISTDResponseMaximumPercentDeviation = 200 for compound Fluorobenzene; previous value = 100			✓	
CmdSetMethodTargetCompoundAttribute	BL2000\mchavez	12/22/2021 9:16:19 AM	Set ISTDResponseMaximumPercentDeviation = 200 for compound Chlorobenzene-d5; previous value = 100			✓	
CmdSetMethodTargetCompoundAttribute	BL2000\mchavez	12/22/2021 9:16:20 AM	Set ISTDResponseMaximumPercentDeviation = 200 for compound 1,4-Dichlorobenzene-d4; previous value = 100			✓	
CmdApplyMethodToAllSamples	BL2000\mchavez	12/22/2021 9:16:32 AM	Apply method to all samples			✓	
CmdMethodClear	BL2000\mchavez	12/22/2021 9:16:32 AM	Clear method			✓	
CmdEndMethodEditing	BL2000\mchavez	12/22/2021 9:16:33 AM	End method editing			✓	
CmdQuantitate	BL2000\mchavez	12/22/2021 9:16:48 AM	Quantitate all compounds in all samples			✓	
CmdManuallyIntegrateQualifierPeak	BL2000\mchavez	12/22/2021 9:18:26 AM	Manually integrate qualifier 87.0 of compound Dichlorodifluoromethane in sample 07DEC07.D from x, y = 1.199, 0 to 1.280, 0; result = 901			✓	
CmdSetLevelEnable	BL2000\mchavez	12/22/2021 9:18:31 AM	Set LevelEnable = False for calibration level 1, levelId = 20 of compound Dichlorodifluoromethane in sample 07DEC07.D; previous value = True			✓	

Audit Trail report

Name	User	Time	Action	Reason	Comment	Succeed	Exception
CmdQuantitate	BL2000\mchavez	12/22/2021 9:18:48 AM	Quantitate all compounds in all samples			✓	
CmdSetLevelEnable	BL2000\mchavez	12/22/2021 9:20:22 AM	Set LevelEnable = False for calibration level 1, levelId = 20 of compound Chloromethane in sample 07DEC07.D; previous value = True			✓	
CmdManuallyIntegrateQualifierPeak	BL2000\mchavez	12/22/2021 9:20:25 AM	Manually integrate qualifier52.0 of compound Chloromethane in sample 07DEC07.D from x, y = 1.378, 0 to 1.445, 0; result = 1321			✓	
CmdQuantitate	BL2000\mchavez	12/22/2021 9:20:39 AM	Quantitate all compounds in all samples			✓	
CmdSaveBatchTable	BL2000\mchavez	12/22/2021 9:20:51 AM	Save batch D:\Org\Data\VOA5975C\VG120721_L4\QuantResults\VG120721_8260B_624pt1_L4.batch.bin			✓	
CmdOpenBatchTable	BL2000\mchavez	12/22/2021 9:49:12 AM	Open batch D:\Org\Data\VOA5975C\VG120721_L4\VG120721_8260B_624pt1_L4.batch.bin			✓	
CmdManuallyIntegrateQualifierPeak	BL2000\mchavez	12/22/2021 9:50:08 AM	Manually integrate qualifier64.0 of compound Vinyl chloride in sample 07DEC07.D from x, y = 1.470, 0 to 1.542, 0; result = 1570			✓	
CmdSetLevelEnable	BL2000\mchavez	12/22/2021 9:50:32 AM	Set LevelEnable = False for calibration level 1, levelId = 20 of compound Vinyl chloride in sample 07DEC07.D; previous value = True			✓	
CmdManuallyIntegrateQualifierPeak	BL2000\mchavez	12/22/2021 9:50:43 AM	Manually integrate qualifier94.0 of compound Bromomethane in sample 07DEC07.D from x, y = 1.746, 0 to 1.852, 0; result = 1758			✓	
CmdSetLevelEnable	BL2000\mchavez	12/22/2021 9:50:52 AM	Set LevelEnable = False for calibration level 1, levelId = 20 of compound Bromomethane in sample 07DEC07.D; previous value = True			✓	
CmdQuantitate	BL2000\mchavez	12/22/2021 9:51:07 AM	Quantitate all compounds in all samples			✓	
CmdManuallyIntegrateQualifierPeak	BL2000\mchavez	12/22/2021 9:51:30 AM	Manually integrate qualifier66.0 of compound Chloroethane in sample 07DEC07.D from x, y = 1.871, 0 to 1.924, 51; result = 631			✓	
CmdManuallyIntegrateQualifierPeak	BL2000\mchavez	12/22/2021 9:51:36 AM	Manually integrate qualifier 66.0 of compound Chloroethane in sample 07DEC07.D, from x, y = 1.871, 0 to 1.927, 0, result = 712; previous integration is from x, y = 1.871, 0 to 1.924, 51 and previous response = 631.			✓	
CmdSetLevelEnable	BL2000\mchavez	12/22/2021 9:51:46 AM	Set LevelEnable = False for calibration level 1, levelId = 20 of compound Chloroethane in sample 07DEC07.D; previous value = True			✓	

Audit Trail report

Name	User	Time	Action	Reason	Comment	Succeed	Exception
CmdSetLevelEnable	BL2000\mchavez	12/22/2021 9:51:57 AM	Set LevelEnable = False for calibration level 1, levelId = 20 of compound Trichlorofluoromethane in sample 07DEC07.D; previous value = True			✓	
CmdManuallyIntegrateQualifierPeak	BL2000\mchavez	12/22/2021 9:52:05 AM	Manually integrate qualifier63.0 of compound 1,1-Dichloroethene in sample 07DEC07.D from x, y = 2.672, 0 to 2.750, 0; result = 1014			✓	
CmdSetLevelEnable	BL2000\mchavez	12/22/2021 9:52:12 AM	Set LevelEnable = False for calibration level 1, levelId = 20 of compound 1,1-Dichloroethene in sample 07DEC07.D; previous value = True			✓	
CmdManuallyIntegrateQualifierPeak	BL2000\mchavez	12/22/2021 9:52:20 AM	Manually integrate qualifier86.0 of compound Methylene chloride in sample 07DEC07.D from x, y = 3.288, 0 to 3.383, 0; result = 2267			✓	
CmdManuallyIntegrateQualifierPeak	BL2000\mchavez	12/22/2021 9:52:34 AM	Manually integrate qualifier61.0 of compound trans-1,2-Dichloroethene in sample 07DEC07.D from x, y = 3.667, 0 to 3.770, 0; result = 3236			✓	
CmdManuallyIntegrateQualifierPeak	BL2000\mchavez	12/22/2021 9:52:37 AM	Manually integrate qualifier98.0 of compound trans-1,2-Dichloroethene in sample 07DEC07.D from x, y = 3.681, 0 to 3.779, 0; result = 1584			✓	
CmdSetLevelEnable	BL2000\mchavez	12/22/2021 9:52:43 AM	Set LevelEnable = False for calibration level 1, levelId = 20 of compound trans-1,2-Dichloroethene in sample 07DEC07.D; previous value = True			✓	
CmdManuallyIntegrateQualifierPeak	BL2000\mchavez	12/22/2021 9:52:52 AM	Manually integrate qualifier57.0 of compound Methyl tert-butyl ether (MTBE) in sample 07DEC07.D from x, y = 3.720, 32 to 3.782, 0; result = 430			✓	
CmdManuallyIntegrateDropBaseline	BL2000\mchavez	12/22/2021 9:52:55 AM	Drop baseline for qualifier 57.0 of compound Methyl tert-butyl ether (MTBE) in sample 07DEC07.D to y = 0, new integration is from x, y = 3.720, 0 to 3.782, 0 and new response = 489; previous integration is from x, y = 3.720, 32 to 3.782, 0 and previous response = 430.			✓	
CmdManuallyIntegrateQualifierPeak	BL2000\mchavez	12/22/2021 9:53:11 AM	Manually integrate qualifier57.0 of compound Methyl tert-butyl ether (MTBE) in sample 07DEC08.D from x, y = 3.701, 0 to 3.848, 0; result = 3194			✓	
CmdSetLevelEnable	BL2000\mchavez	12/22/2021 9:53:17 AM	Set LevelEnable = False for calibration level 1, levelId = 20 of compound Methyl tert-butyl ether (MTBE) in sample 07DEC07.D; previous value = True			✓	
CmdManuallyIntegrateQualifierPeak	BL2000\mchavez	12/22/2021 9:53:24 AM	Manually integrate qualifier57.0 of compound Methyl tert-butyl ether (MTBE) in sample 07DEC09.D from x, y = 3.698, 0 to 3.835, 0; result = 5877			✓	

Audit Trail report

Name	User	Time	Action	Reason	Comment	Succeed	Exception
CmdManuallyIntegrateQualifierPeak	BL2000\mchavez	12/22/2021 9:53:50 AM	Manually integrate qualifier65.0 of compound 1,1-Dichloroethane in sample 07DEC07.D from x, y = 4.342, 0 to 4.426, 0; result = 906			✓	
CmdManuallyIntegrateQualifierPeak	BL2000\mchavez	12/22/2021 9:53:52 AM	Manually integrate qualifier83.0 of compound 1,1-Dichloroethane in sample 07DEC07.D from x, y = 4.353, 0 to 4.434, 0; result = 370			✓	
CmdManuallyIntegrateQualifierPeak	BL2000\mchavez	12/22/2021 9:54:01 AM	Manually integrate qualifier83.0 of compound 1,1-Dichloroethane in sample 07DEC08.D from x, y = 4.325, 0 to 4.445, 0; result = 2324			✓	
CmdSetLevelEnable	BL2000\mchavez	12/22/2021 9:54:22 AM	Set LevelEnable = False for calibration level 1, levelId = 20 of compound 1,1-Dichloroethane in sample 07DEC07.D; previous value = True			✓	
CmdManuallyIntegrateQualifierPeak	BL2000\mchavez	12/22/2021 9:54:35 AM	Manually integrate qualifier97.0 of compound 2,2-Dichloropropane in sample 07DEC07.D from x, y = 5.173, 0 to 5.234, 0; result = 663			✓	
CmdManuallyIntegrateQualifierPeak	BL2000\mchavez	12/22/2021 9:54:40 AM	Manually integrate qualifier97.0 of compound 2,2-Dichloropropane in sample 07DEC08.D from x, y = 5.134, 0 to 5.262, 0; result = 3431			✓	
CmdSetLevelEnable	BL2000\mchavez	12/22/2021 9:54:56 AM	Set LevelEnable = False for calibration level 1, levelId = 20 of compound cis-1,2-Dichloroethene in sample 07DEC07.D; previous value = True			✓	
CmdManuallyIntegrateQualifierPeak	BL2000\mchavez	12/22/2021 9:55:02 AM	Manually integrate qualifier98.0 of compound cis-1,2-Dichloroethene in sample 07DEC07.D from x, y = 5.179, 0 to 5.248, 0; result = 1599			✓	
CmdManuallyIntegrateQualifierPeak	BL2000\mchavez	12/22/2021 9:55:11 AM	Manually integrate qualifier72.0 of compound Methyl ethyl ketone in sample 07DEC07.D from x, y = 5.248, 0 to 5.360, 0; result = 600			✓	
CmdSetLevelEnable	BL2000\mchavez	12/22/2021 9:55:21 AM	Set LevelEnable = False for calibration level 1, levelId = 20 of compound Methyl ethyl ketone in sample 07DEC07.D; previous value = True			✓	
CmdManuallyIntegrateQualifierPeak	BL2000\mchavez	12/22/2021 9:55:30 AM	Manually integrate qualifier72.0 of compound Methyl ethyl ketone in sample 07DEC08.D from x, y = 5.254, 0 to 5.354, 0; result = 3023			✓	
CmdManuallyIntegrateQualifierPeak	BL2000\mchavez	12/22/2021 9:55:43 AM	Manually integrate qualifier49.0 of compound Bromochloromethane in sample 07DEC07.D from x, y = 5.471, 0 to 5.541, 0; result = 1259			✓	
CmdSetLevelEnable	BL2000\mchavez	12/22/2021 9:55:47 AM	Set LevelEnable = False for calibration level 1, levelId = 20 of compound Bromochloromethane in sample 07DEC07.D; previous value = True			✓	

Audit Trail report

Name	User	Time	Action	Reason	Comment	Succeed	Exception
CmdManuallyIntegrateQualifierPeak	BL2000\mchavez	12/22/2021 9:56:00 AM	Manually integrate qualifier61.0 of compound 1,1,1-Trichloroethane in sample 07DEC07.D from x, y = 5.778, 0 to 5.890, 0; result = 1814			✓	
CmdSetLevelEnable	BL2000\mchavez	12/22/2021 9:56:08 AM	Set LevelEnable = False for calibration level 1, levelId = 20 of compound 1,1,1-Trichloroethane in sample 07DEC07.D; previous value = True			✓	
CmdManuallyIntegrateQualifierPeak	BL2000\mchavez	12/22/2021 9:56:18 AM	Manually integrate qualifier191.5 of compound Dibromofluoromethane in sample 07DEC07.D from x, y = 5.812, 0 to 5.890, 0; result = 778			✓	
CmdManuallyIntegrateQualifierPeak	BL2000\mchavez	12/22/2021 9:56:25 AM	Manually integrate qualifier191.5 of compound Dibromofluoromethane in sample 07DEC08.D from x, y = 5.781, 0 to 5.901, 0; result = 2249			✓	
CmdManuallyIntegrateQualifierPeak	BL2000\mchavez	12/22/2021 9:56:45 AM	Manually integrate qualifier121.0 of compound Carbon tetrachloride in sample 07DEC07.D from x, y = 5.976, 0 to 6.063, 0; result = 885			✓	
CmdSetLevelEnable	BL2000\mchavez	12/22/2021 9:56:55 AM	Set LevelEnable = False for calibration level 1, levelId = 20 of compound Carbon tetrachloride in sample 07DEC07.D; previous value = True			✓	
CmdManuallyIntegrateQualifierPeak	BL2000\mchavez	12/22/2021 9:57:20 AM	Manually integrate qualifier110.0 of compound 1,1-Dichloropropene in sample 07DEC07.D from x, y = 6.001, 0 to 6.065, 0; result = 828			✓	
CmdManuallyIntegrateQualifierPeak	BL2000\mchavez	12/22/2021 9:57:22 AM	Manually integrate qualifier77.0 of compound 1,1-Dichloropropene in sample 07DEC07.D from x, y = 6.021, -12 to 6.082, 0; result = 1011			✓	
CmdManuallyIntegrateQualifierPeak	BL2000\mchavez	12/22/2021 9:57:26 AM	Manually integrate qualifier 77.0 of compound 1,1-Dichloropropene in sample 07DEC07.D, from x, y = 5.985, 0 to 6.082, 0, result = 1017; previous integration is from x, y = 6.021, -12 to 6.082, 0 and previous response = 1011.			✓	
CmdManuallyIntegrateQualifierPeak	BL2000\mchavez	12/22/2021 9:57:39 AM	Manually integrate qualifier77.0 of compound Benzene in sample 07DEC07.D from x, y = 6.216, 0 to 6.339, 0; result = 2072			✓	
CmdSetLevelEnable	BL2000\mchavez	12/22/2021 9:57:47 AM	Set LevelEnable = False for calibration level 1, levelId = 20 of compound Benzene in sample 07DEC07.D; previous value = True			✓	
CmdSetLevelEnable	BL2000\mchavez	12/22/2021 9:58:12 AM	Set LevelEnable = False for calibration level 1, levelId = 20 of compound 1,2-Dichloroethane in sample 07DEC07.D; previous value = True			✓	

Audit Trail report

Name	User	Time	Action	Reason	Comment	Succeed	Exception
CmdManuallyIntegrateQualifierPeak	BL2000\mchavez	12/22/2021 9:58:16 AM	Manually integrate qualifier64.0 of compound 1,2-Dichloroethane in sample 07DEC07.D from x, y = 6.280, 0 to 6.364, 0; result = 596			✓	
CmdManuallyIntegrateQualifierPeak	BL2000\mchavez	12/22/2021 9:58:18 AM	Manually integrate qualifier98.0 of compound 1,2-Dichloroethane in sample 07DEC07.D from x, y = 6.294, 0 to 6.344, 0; result = 82			✓	
CmdManuallyIntegrateQualifierPeak	BL2000\mchavez	12/22/2021 9:58:29 AM	Manually integrate qualifier 64.0 of compound 1,2-Dichloroethane in sample 07DEC08.D, from x, y = 6.275, 0 to 6.361, 0, result = 3345; previous integration is from x, y = 6.314, 0 to 6.361, 0 and previous response = 2521.			✓	
CmdManuallyIntegrateQualifierPeak	BL2000\mchavez	12/22/2021 9:58:33 AM	Manually integrate qualifier98.0 of compound 1,2-Dichloroethane in sample 07DEC08.D from x, y = 6.283, 0 to 6.369, 0; result = 630			✓	
CmdManuallyIntegrateQualifierPeak	BL2000\mchavez	12/22/2021 9:58:42 AM	Manually integrate qualifier98.0 of compound 1,2-Dichloroethane in sample 07DEC09.D from x, y = 6.286, 0 to 6.372, 0; result = 1641			✓	
CmdManuallyIntegrateQualifierPeak	BL2000\mchavez	12/22/2021 9:58:46 AM	Manually integrate qualifier98.0 of compound 1,2-Dichloroethane in sample 07DEC10.D from x, y = 6.261, 0 to 6.384, 0; result = 3028			✓	
CmdManuallyIntegrateQualifierPeak	BL2000\mchavez	12/22/2021 9:59:00 AM	Manually integrate qualifier97.0 of compound Trichloroethene in sample 07DEC07.D from x, y = 6.991, 0 to 7.089, 0; result = 1439			✓	
CmdManuallyIntegrateQualifierPeak	BL2000\mchavez	12/22/2021 9:59:14 AM	Manually integrate qualifier76.0 of compound 1,2-Dichloropropane in sample 07DEC07.D from x, y = 7.245, 0 to 7.320, 0; result = 612			✓	
CmdManuallyIntegrateQualifierPeak	BL2000\mchavez	12/22/2021 9:59:24 AM	Manually integrate qualifier95.0 of compound Dibromomethane in sample 07DEC07.D from x, y = 7.351, 0 to 7.426, 0; result = 422			✓	
CmdManuallyIntegrateQualifierPeak	BL2000\mchavez	12/22/2021 9:59:27 AM	Manually integrate qualifier173.5 of compound Dibromomethane in sample 07DEC07.D from x, y = 7.348, 0 to 7.443, 0; result = 828			✓	
CmdSetLevelEnable	BL2000\mchavez	12/22/2021 9:59:29 AM	Set LevelEnable = False for calibration level 1, levelId = 20 of compound Dibromomethane in sample 07DEC07.D; previous value = True			✓	
CmdManuallyIntegrateQualifierPeak	BL2000\mchavez	12/22/2021 9:59:36 AM	Manually integrate qualifier85.0 of compound Bromodichloromethane in sample 07DEC07.D from x, y = 7.541, 0 to 7.644, 0; result = 1325			✓	

Audit Trail report

Name	User	Time	Action	Reason	Comment	Succeed	Exception
CmdManuallyIntegrateQualifierPeak	BL2000\mchavez	12/22/2021 9:59:39 AM	Manually integrate qualifier127.0 of compound Bromodichloromethane in sample 07DEC07.D from x, y = 7.552, 0 to 7.630, 0; result = 55			✓	
CmdManuallyIntegrateQualifierPeak	BL2000\mchavez	12/22/2021 9:59:45 AM	Manually integrate qualifier127.0 of compound Bromodichloromethane in sample 07DEC08.D from x, y = 7.549, 0 to 7.624, 0; result = 1051			✓	
CmdManuallyIntegrateQualifierPeak	BL2000\mchavez	12/22/2021 9:59:51 AM	Manually integrate qualifier127.0 of compound Bromodichloromethane in sample 07DEC09.D from x, y = 7.541, 0 to 7.622, 0; result = 1941			✓	
CmdSetLevelEnable	BL2000\mchavez	12/22/2021 10:00:13 AM	Set LevelEnable = False for calibration level 1, levelId = 20 of compound Bromodichloromethane in sample 07DEC07.D; previous value = True			✓	
CmdManuallyIntegrateQualifierPeak	BL2000\mchavez	12/22/2021 10:00:24 AM	Manually integrate qualifier77.0 of compound cis-1,3-Dichloropropene in sample 07DEC07.D from x, y = 8.031, 0 to 8.093, 0; result = 861			✓	
CmdManuallyIntegrateQualifierPeak	BL2000\mchavez	12/22/2021 10:00:28 AM	Manually integrate qualifier39.0 of compound cis-1,3-Dichloropropene in sample 07DEC07.D from x, y = 8.031, 287 to 8.084, 253; result = 1338			✓	
CmdSetLevelEnable	BL2000\mchavez	12/22/2021 10:00:30 AM	Set LevelEnable = False for calibration level 1, levelId = 20 of compound cis-1,3-Dichloropropene in sample 07DEC07.D; previous value = True			✓	
CmdSetLevelEnable	BL2000\mchavez	12/22/2021 10:00:43 AM	Set LevelEnable = True for calibration level 1, levelId = 20 of compound cis-1,3-Dichloropropene in sample 07DEC07.D; previous value = False			✓	
CmdManuallyIntegrateQualifierPeak	BL2000\mchavez	12/22/2021 10:00:47 AM	Manually integrate qualifier 77.0 of compound cis-1,3-Dichloropropene in sample 07DEC07.D, from x, y = 8.031, 0 to 8.107, 0, result = 861; previous integration is from x, y = 8.031, 0 to 8.257, 0 and previous response = 861.			✓	
CmdManuallyIntegrateQualifierPeak	BL2000\mchavez	12/22/2021 10:00:59 AM	Manually integrate qualifier99.0 of compound Toluene-d8 in sample 07DEC07.D from x, y = 8.282, 0 to 8.352, 0; result = 1230			✓	
CmdManuallyIntegrateQualifierPeak	BL2000\mchavez	12/22/2021 10:03:58 AM	Manually integrate qualifier 77.0 of compound trans-1,3-Dichloropropene in sample 07DEC07.D, from x, y = 8.606, 0 to 8.656, 0, result = 5647; previous integration is from x, y = 8.698, 0 to 8.757, 0 and previous response = 2881.			✓	

Audit Trail report

Name	User	Time	Action	Reason	Comment	Succeed	Exception
CmdManuallyIntegrate QualifierPeak	BL2000\mchavez	12/22/2021 10:04:07 AM	Manually integrate qualifier 77.0 of compound trans-1,3-Dichloropropene in sample 07DEC07.D, from x, y = 8.606, 0 to 8.656, 0, result = 5647; previous integration is from x, y = 8.606, 0 to 8.837, 0 and previous response = 5647.			✓	
CmdManuallyIntegrate QualifierPeak	BL2000\mchavez	12/22/2021 10:04:14 AM	Manually integrate qualifier 39.0 of compound trans-1,3-Dichloropropene in sample 07DEC07.D from x, y = 8.617, 203 to 8.673, 199; result = 1364			✓	
CmdManuallyIntegrate QualifierPeak	BL2000\mchavez	12/22/2021 10:04:20 AM	Manually integrate qualifier 77.0 of compound trans-1,3-Dichloropropene in sample 07DEC07.D, from x, y = 8.606, 0 to 8.656, 0, result = 5647; previous integration is from x, y = 8.606, 0 to 8.837, 0 and previous response = 5647.			✓	
CmdManuallyIntegrate QualifierPeak	BL2000\mchavez	12/22/2021 10:04:23 AM	Manually integrate qualifier 77.0 of compound trans-1,3-Dichloropropene in sample 07DEC07.D, from x, y = 8.533, 0 to 8.603, 0, result = 2881; previous integration is from x, y = 8.606, 0 to 8.837, 0 and previous response = 5647.			✓	
CmdManuallyIntegrate QualifierPeak	BL2000\mchavez	12/22/2021 10:04:28 AM	Manually integrate qualifier 77.0 of compound trans-1,3-Dichloropropene in sample 07DEC07.D, from x, y = 8.614, 0 to 8.653, 0, result = 514; previous integration is from x, y = 8.698, 0 to 8.757, 0 and previous response = 2881.			✓	
CmdManuallyIntegrate QualifierPeak	BL2000\mchavez	12/22/2021 10:04:56 AM	Manually integrate qualifier 39.0 of compound trans-1,3-Dichloropropene in sample 07DEC07.D, from x, y = 8.617, 203 to 8.667, 247, result = 1279; previous integration is from x, y = 8.617, 203 to 8.673, 199 and previous response = 1364.			✓	
CmdManuallyIntegrate QualifierPeak	BL2000\mchavez	12/22/2021 10:05:08 AM	Manually integrate qualifier 97.0 of compound 1,1,2-Trichloroethane in sample 07DEC07.D from x, y = 8.782, 0 to 8.857, 0; result = 1189			✓	
CmdManuallyIntegrate QualifierPeak	BL2000\mchavez	12/22/2021 10:05:11 AM	Manually integrate qualifier 85.0 of compound 1,1,2-Trichloroethane in sample 07DEC07.D from x, y = 8.790, 0 to 8.849, 0; result = 456			✓	
CmdManuallyIntegrate QualifierPeak	BL2000\mchavez	12/22/2021 10:05:19 AM	Manually integrate qualifier 129.0 of compound Tetrachloroethene in sample 07DEC07.D from x, y = 8.888, 0 to 8.994, 0; result = 1727			✓	

Audit Trail report

Name	User	Time	Action	Reason	Comment	Succeed	Exception
CmdManuallyIntegrateQualifierPeak	BL2000\mchavez	12/22/2021 10:05:49 AM	Manually integrate qualifier78.0 of compound 1,3-Dichloropropane in sample 07DEC07.D from x, y = 8.952, 0 to 9.030, 0; result = 676			✓	
CmdSetLevelEnable	BL2000\mchavez	12/22/2021 10:05:51 AM	Set LevelEnable = False for calibration level 1, levelId = 20 of compound 1,3-Dichloropropane in sample 07DEC07.D; previous value = True			✓	
CmdManuallyIntegrateQualifierPeak	BL2000\mchavez	12/22/2021 10:06:49 AM	Manually integrate qualifier127.0 of compound Chlorodibromomethane in sample 07DEC07.D from x, y = 9.166, 0 to 9.245, 0; result = 896			✓	
CmdSetLevelEnable	BL2000\mchavez	12/22/2021 10:07:13 AM	Set LevelEnable = True for calibration level 1, levelId = 20 of compound Chlorodibromomethane in sample 07DEC07.D; previous value = False			✓	
CmdQuantitate	BL2000\mchavez	12/22/2021 10:07:30 AM	Quantitate all compounds in all samples			✓	
CmdManuallyIntegrateQualifierPeak	BL2000\mchavez	12/22/2021 10:07:53 AM	Manually integrate qualifier109.0 of compound 1,2-Dibromoethane in sample 07DEC07.D from x, y = 9.278, 0 to 9.337, 0; result = 877			✓	
CmdSetLevelEnable	BL2000\mchavez	12/22/2021 10:07:54 AM	Set LevelEnable = False for calibration level 1, levelId = 20 of compound 1,2-Dibromoethane in sample 07DEC07.D; previous value = True			✓	
CmdSetLevelEnable	BL2000\mchavez	12/22/2021 10:08:04 AM	Set LevelEnable = False for calibration level 1, levelId = 20 of compound Chlorobenzene in sample 07DEC07.D; previous value = True			✓	
CmdManuallyIntegrateQualifierPeak	BL2000\mchavez	12/22/2021 10:08:08 AM	Manually integrate qualifier114.0 of compound Chlorobenzene in sample 07DEC07.D from x, y = 9.744, 0 to 9.841, 0; result = 1965			✓	
CmdManuallyIntegrateQualifierPeak	BL2000\mchavez	12/22/2021 10:08:17 AM	Manually integrate qualifier133.0 of compound 1,1,1,2-Tetrachloroethane in sample 07DEC07.D from x, y = 9.852, 0 to 9.917, 0; result = 1601			✓	
CmdSetLevelEnable	BL2000\mchavez	12/22/2021 10:08:19 AM	Set LevelEnable = False for calibration level 1, levelId = 20 of compound 1,1,1,2-Tetrachloroethane in sample 07DEC07.D; previous value = True			✓	
CmdSetLevelEnable	BL2000\mchavez	12/22/2021 10:09:10 AM	Set LevelEnable = False for calibration level 1, levelId = 20 of compound Bromoform in sample 07DEC07.D; previous value = True			✓	
CmdManuallyIntegrateQualifierPeak	BL2000\mchavez	12/22/2021 10:09:14 AM	Manually integrate qualifier174.5 of compound Bromoform in sample 07DEC07.D from x, y = 10.591, 35 to 10.658, 0; result = 98			✓	

Audit Trail report

Name	User	Time	Action	Reason	Comment	Succeed	Exception
CmdManuallyIntegrateQualifierPeak	BL2000\mchavez	12/22/2021 10:09:16 AM	Manually integrate qualifier 170.5 of compound Bromoform in sample 07DEC07.D from x, y = 10.586, 0 to 10.675, 0; result = 332			✓	
CmdManuallyIntegrateDropBaseline	BL2000\mchavez	12/22/2021 10:09:18 AM	Drop baseline for qualifier 170.5 of compound Bromoform in sample 07DEC07.D to y = 0, new integration is from x, y = 10.586, 0 to 10.675, 0 and new response = 332; previous integration is from x, y = 10.586, 0 to 10.675, 0 and previous response = 332.			✓	
CmdManuallyIntegrateDropBaseline	BL2000\mchavez	12/22/2021 10:09:20 AM	Drop baseline for qualifier 174.5 of compound Bromoform in sample 07DEC07.D to y = 0, new integration is from x, y = 10.591, 0 to 10.658, 0 and new response = 168; previous integration is from x, y = 10.591, 35 to 10.658, 0 and previous response = 98.			✓	
CmdManuallyIntegrateQualifierPeak	BL2000\mchavez	12/22/2021 10:09:26 AM	Manually integrate qualifier 78.0 of compound Styrene in sample 07DEC08.D, from x, y = 10.290, 0 to 10.349, 0, result = 11331; previous integration is from x, y = 10.405, 0 to 10.485, 0 and previous response = 11331.			✓	
CmdClearManualIntegration	BL2000\mchavez	12/22/2021 10:09:30 AM	Clear manual integration of qualifier 78.0 for compound Styrene in sample 07DEC08.D			✓	
CmdManuallyIntegrateQualifierPeak	BL2000\mchavez	12/22/2021 10:09:39 AM	Manually integrate qualifier 174.5 of compound Bromoform in sample 07DEC08.D from x, y = 10.580, 0 to 10.664, 0; result = 1796			✓	
CmdManuallyIntegrateQualifierPeak	BL2000\mchavez	12/22/2021 10:09:41 AM	Manually integrate qualifier 170.5 of compound Bromoform in sample 07DEC08.D from x, y = 10.594, 0 to 10.675, 0; result = 1632			✓	
CmdSetLevelEnable	BL2000\mchavez	12/22/2021 10:10:06 AM	Set LevelEnable = False for calibration level 1, levelId = 20 of compound Bromobenzene in sample 07DEC07.D; previous value = True			✓	
CmdManuallyIntegrateQualifierPeak	BL2000\mchavez	12/22/2021 10:10:10 AM	Manually integrate qualifier 158.0 of compound Bromobenzene in sample 07DEC07.D from x, y = 11.052, 0 to 11.166, 0; result = 1748			✓	
CmdManuallyIntegrateQualifierPeak	BL2000\mchavez	12/22/2021 10:10:18 AM	Manually integrate qualifier 85.0 of compound 1,1,2,2-Tetrachloroethane in sample 07DEC07.D from x, y = 11.085, 0 to 11.149, 0; result = 462			✓	
CmdManuallyIntegrateQualifierPeak	BL2000\mchavez	12/22/2021 10:10:35 AM	Manually integrate qualifier 112.0 of compound 1,2,3-Trichloropropane in sample 07DEC07.D from x, y = 11.118, 0 to 11.174, 0; result = 72			✓	

Audit Trail report

Name	User	Time	Action	Reason	Comment	Succeed	Exception
CmdManuallyIntegrateQualifierPeak	BL2000\mchavez	12/22/2021 10:10:40 AM	Manually integrate qualifier112.0 of compound 1,2,3-Trichloropropane in sample 07DEC08.D from x, y = 11.113, 0 to 11.188, 0; result = 765			✓	
CmdManuallyIntegrateQualifierPeak	BL2000\mchavez	12/22/2021 10:10:46 AM	Manually integrate qualifier112.0 of compound 1,2,3-Trichloropropane in sample 07DEC09.D from x, y = 11.099, 0 to 11.208, 0; result = 1954			✓	
CmdManuallyIntegrateQualifierPeak	BL2000\mchavez	12/22/2021 10:11:56 AM	Manually integrate qualifier126.0 of compound 4-Chlorotoluene in sample 07DEC07.D from x, y = 11.367, 0 to 11.445, 0; result = 1633			✓	
CmdManuallyIntegrateQualifierPeak	BL2000\mchavez	12/22/2021 10:12:23 AM	Manually integrate qualifier111.0 of compound 1,3-Dichlorobenzene in sample 07DEC07.D from x, y = 12.002, 0 to 12.064, 0; result = 1447			✓	
CmdManuallyIntegrateQualifierPeak	BL2000\mchavez	12/22/2021 10:12:49 AM	Manually integrate qualifier 111.0 of compound 1,4-Dichlorobenzene in sample 07DEC07.D, from x, y = 12.120, -88 to 12.147, 0, result = 988; previous integration is from x, y = 12.072, 0 to 12.147, 0 and previous response = 4203.			✓	
CmdManuallyIntegrateSnapBaseline	BL2000\mchavez	12/22/2021 10:12:55 AM	Snap baseline for qualifier 111.0 of compound 1,4-Dichlorobenzene in sample 07DEC07.D from x = 12.120 to x = 12.147, new integration is from x, y = 12.120, 999 to 12.147, 0 and new response = 79; previous integration is from x, y = 12.120, -88 to 12.147, 0 and previous response = 988.			✓	
CmdManuallyIntegrateDropBaseline	BL2000\mchavez	12/22/2021 10:12:57 AM	Drop baseline for qualifier 111.0 of compound 1,4-Dichlorobenzene in sample 07DEC07.D to y = 0, new integration is from x, y = 12.120, 0 to 12.147, 0 and new response = 914; previous integration is from x, y = 12.120, 999 to 12.147, 0 and previous response = 79.			✓	
CmdManuallyIntegrateQualifierPeak	BL2000\mchavez	12/22/2021 10:13:02 AM	Manually integrate qualifier 148.0 of compound 1,4-Dichlorobenzene in sample 07DEC07.D, from x, y = 12.081, 0 to 12.150, 0, result = 3236; previous integration is from x, y = 12.108, 0 to 12.150, 0 and previous response = 2363.			✓	
CmdManuallyIntegrateQualifierPeak	BL2000\mchavez	12/22/2021 10:13:20 AM	Manually integrate qualifier111.0 of compound 1,2-Dichlorobenzene in sample 07DEC07.D from x, y = 12.460, 0 to 12.527, 0; result = 1230			✓	
CmdManuallyIntegrateQualifierPeak	BL2000\mchavez	12/22/2021 10:13:22 AM	Manually integrate qualifier148.0 of compound 1,2-Dichlorobenzene in sample 07DEC07.D from x, y = 12.460, 0 to 12.543, 0; result = 1876			✓	

Audit Trail report

Name	User	Time	Action	Reason	Comment	Succeed	Exception
CmdQuantitate	BL2000\mchavez	12/22/2021 10:13:39 AM	Quantitate all compounds in all samples			✓	
CmdSaveBatchTable	BL2000\mchavez	12/22/2021 10:13:45 AM	Save batch D:\Org\Data\VOA5975C\VG120721_L4\QuantResults\VG120721_8260B_624pt1_L4.batch.bin			✓	
CmdStartMethodEditing	BL2000\mchavez	12/22/2021 10:13:51 AM	Start method editing			✓	
CmdImportMethodFrom Sample	BL2000\mchavez	12/22/2021 10:13:51 AM	Import method from sample 07DEC07.D			✓	
CmdApplyMethodToAllSamples	BL2000\mchavez	12/22/2021 10:14:40 AM	Apply method to all samples			✓	
CmdMethodClear	BL2000\mchavez	12/22/2021 10:14:41 AM	Clear method			✓	
CmdEndMethodEditing	BL2000\mchavez	12/22/2021 10:14:42 AM	End method editing			✓	
CmdQuantitate	BL2000\mchavez	12/22/2021 10:14:58 AM	Quantitate all compounds in all samples			✓	
CmdSetTargetCompoundAttribute	BL2000\mchavez	12/22/2021 10:15:28 AM	Set CurveFit = fitAverageOfResponseFactors for compound Chloroethane in all samples; previous value = fitQuadratic			✓	
CmdSetTargetCompoundAttribute	BL2000\mchavez	12/22/2021 10:15:30 AM	Set CurveFitWeight = weightEqual for compound Chloroethane in all samples; previous value = weightOneOverX			✓	
CmdQuantitate	BL2000\mchavez	12/22/2021 10:15:44 AM	Quantitate all compounds in all samples			✓	
CmdStartMethodEditing	BL2000\mchavez	12/22/2021 10:16:30 AM	Start method editing			✓	
CmdImportMethodFrom Sample	BL2000\mchavez	12/22/2021 10:16:30 AM	Import method from sample 07DEC07.D			✓	
CmdSaveMethodAs	BL2000\mchavez	12/22/2021 10:17:40 AM	Save method to file \\MASSHUNTER\Org\Data\Methods\Quant\VOA5975C\VOA5975C_120721_CAL\VOA5975C_8260B_SHT_DoD_L4_120721.m			✓	
CmdApplyMethodToAllSamples	BL2000\mchavez	12/22/2021 10:17:55 AM	Apply method to all samples			✓	
CmdMethodClear	BL2000\mchavez	12/22/2021 10:17:55 AM	Clear method			✓	
CmdEndMethodEditing	BL2000\mchavez	12/22/2021 10:17:56 AM	End method editing			✓	
CmdQuantitate	BL2000\mchavez	12/22/2021 10:18:10 AM	Quantitate all compounds in all samples			✓	
CmdSaveBatchTable	BL2000\mchavez	12/22/2021 10:18:21 AM	Save batch D:\Org\Data\VOA5975C\VG120721_L4\QuantResults\VG120721_8260B_624pt1_L4.batch.bin			✓	

Audit Trail report

Name	User	Time	Action	Reason	Comment	Succeed	Exception
GenerateReport	BL2000\mchavez	12/22/2021 10:21:09 AM	Generates report - Method: \\MASSHUNTER\Org\reports\LevelIV_Reports\Calibration\01_Init_Cal+Gen_Calibration+Gen_ResultsSummary.m, Output Path: D:\Org\Data\VOA5975C\VG120721_L4\QuantReports\VG120721_8260B_624pt1_L4			✓	
CmdStartMethodEditing	BL2000\mchavez	12/22/2021 10:24:37 AM	Start method editing			✓	
CmdImportMethodFromSample	BL2000\mchavez	12/22/2021 10:24:37 AM	Import method from sample 07DEC07.D			✓	
CmdSaveMethodAs	BL2000\mchavez	12/22/2021 10:24:52 AM	Save method to file \\MASSHUNTER\Org\Data\Methods\Quant\VOA5975C\VOA5975C_120721_CAL\VOA5975C_8260B_SHT_DoD_L4_120721.m			✓	
CmdApplyMethodToAllSamples	BL2000\mchavez	12/22/2021 10:25:19 AM	Apply method to all samples			✓	
CmdMethodClear	BL2000\mchavez	12/22/2021 10:25:19 AM	Clear method			✓	
CmdEndMethodEditing	BL2000\mchavez	12/22/2021 10:25:19 AM	End method editing			✓	
CmdQuantitate	BL2000\mchavez	12/22/2021 10:25:34 AM	Quantitate all compounds in all samples			✓	
CmdSaveBatchTable	BL2000\mchavez	12/22/2021 10:25:45 AM	Save batch D:\Org\Data\VOA5975C\VG120721_L4\QuantResults\VG120721_8260B_624pt1_L4.batch.bin			✓	
GenerateReport	BL2000\mchavez	12/22/2021 10:26:39 AM	Generates report - Method: \\MASSHUNTER\Org\reports\LevelIV_Reports\Calibration\01_Init_Cal+Gen_Calibration+Gen_ResultsSummary.m, Output Path: D:\Org\Data\VOA5975C\VG120721_L4\QuantReports\VG120721_8260B_624pt1_L4-1			✓	
CmdStartMethodEditing	BL2000\mchavez	12/22/2021 10:27:04 AM	Start method editing			✓	
CmdImportMethodFromFile	BL2000\mchavez	12/22/2021 10:27:05 AM	Import method from file \\MASSHUNTER\Org\Data\Methods\Quant\VOA5975C\VOA5975C_120721_CAL\VOA5975C_8260B_SHT_DoD_L4_120721.m			✓	
CmdApplyMethodToAllSamples	BL2000\mchavez	12/22/2021 10:27:15 AM	Apply method to all samples			✓	
CmdMethodClear	BL2000\mchavez	12/22/2021 10:27:15 AM	Clear method			✓	
CmdEndMethodEditing	BL2000\mchavez	12/22/2021 10:27:15 AM	End method editing			✓	
CmdQuantitate	BL2000\mchavez	12/22/2021 10:27:31 AM	Quantitate all compounds in all samples			✓	

Audit Trail report

Name	User	Time	Action	Reason	Comment	Succeed	Exception
CmdSaveBatchTable	BL2000\mchavez	12/22/2021 10:27:40 AM	Save batch D:\Org\Data\VOA5975C\VG120721_L4\QuantResults\VG120721_8260B_624pt1_L4.batch.bin			✓	
GenerateReport	BL2000\mchavez	12/22/2021 10:28:52 AM	Generates report - Method: \\MASSHUNTER\Org\reports\LevelIV_Reports\Calibration\01_Init_Cal+Gen_Calibration+Gen_ResultsSummary.m, Output Path: D:\Org\Data\VOA5975C\VG120721_L4\QuantReports\VG120721_8260B_624pt1_L4-2			✓	
CmdSetTargetCompoundAttribute	BL2000\mchavez	12/22/2021 10:29:36 AM	Set UserAnnotation = NI for compound Bromomethane in sample 07DEC07.D; previous value =			✓	
CmdSetTargetCompoundAttribute	BL2000\mchavez	12/22/2021 10:29:40 AM	Set UserAnnotation = NI for compound Methyl tert-butyl ether (MTBE) in sample 07DEC07.D; previous value =			✓	
CmdSetTargetCompoundAttribute	BL2000\mchavez	12/22/2021 10:29:43 AM	Set UserAnnotation = NI for compound 1,1-Dichloroethane in sample 07DEC07.D; previous value =			✓	
CmdSetTargetCompoundAttribute	BL2000\mchavez	12/22/2021 10:29:46 AM	Set UserAnnotation = NI for compound cis-1,2-Dichloroethene in sample 07DEC07.D; previous value =			✓	
CmdSetTargetCompoundAttribute	BL2000\mchavez	12/22/2021 10:29:50 AM	Set UserAnnotation = LT for compound Methyl ethyl ketone in sample 07DEC07.D; previous value =			✓	
CmdSetTargetCompoundAttribute	BL2000\mchavez	12/22/2021 10:29:54 AM	Set UserAnnotation = NI for compound Bromochloromethane in sample 07DEC07.D; previous value =			✓	
CmdSetTargetCompoundAttribute	BL2000\mchavez	12/22/2021 10:30:03 AM	Set UserAnnotation = NI for compound 1,1,1-Trichloroethane in sample 07DEC07.D; previous value =			✓	
CmdSetTargetCompoundAttribute	BL2000\mchavez	12/22/2021 10:30:06 AM	Set UserAnnotation = NI for compound 1,2-Dichloroethane-d4 in sample 07DEC07.D; previous value =			✓	
CmdSetTargetCompoundAttribute	BL2000\mchavez	12/22/2021 10:30:09 AM	Set UserAnnotation = NI for compound Trichloroethene in sample 07DEC07.D; previous value =			✓	
CmdSetTargetCompoundAttribute	BL2000\mchavez	12/22/2021 10:30:12 AM	Set UserAnnotation = NI for compound 1,2-Dichloropropane in sample 07DEC07.D; previous value =			✓	
CmdSetTargetCompoundAttribute	BL2000\mchavez	12/22/2021 10:30:15 AM	Set UserAnnotation = NI for compound Dibromomethane in sample 07DEC07.D; previous value =			✓	
CmdSetTargetCompoundAttribute	BL2000\mchavez	12/22/2021 10:30:18 AM	Set UserAnnotation = NI for compound Bromodichloromethane in sample 07DEC07.D; previous value =			✓	
CmdSetTargetCompoundAttribute	BL2000\mchavez	12/22/2021 10:30:22 AM	Set UserAnnotation = NI for compound trans-1,3-Dichloropropene in sample 07DEC07.D; previous value =			✓	

Audit Trail report

Name	User	Time	Action	Reason	Comment	Succeed	Exception
CmdSetTargetCompoundAttribute	BL2000\mchavez	12/22/2021 10:30:26 AM	Set UserAnnotation = NI for compound 1,1,2-Trichloroethane in sample 07DEC07.D; previous value =			✓	
CmdSetTargetCompoundAttribute	BL2000\mchavez	12/22/2021 10:30:31 AM	Set UserAnnotation = NI for compound Tetrachloroethene in sample 07DEC07.D; previous value =			✓	
CmdSetTargetCompoundAttribute	BL2000\mchavez	12/22/2021 10:30:34 AM	Set UserAnnotation = NI for compound 1,3-Dichloropropane in sample 07DEC07.D; previous value =			✓	
CmdSetTargetCompoundAttribute	BL2000\mchavez	12/22/2021 10:30:36 AM	Set UserAnnotation = NI for compound Chlorodibromomethane in sample 07DEC07.D; previous value =			✓	
CmdSetTargetCompoundAttribute	BL2000\mchavez	12/22/2021 10:30:39 AM	Set UserAnnotation = NI for compound 1,2-Dibromoethane in sample 07DEC07.D; previous value =			✓	
CmdSetTargetCompoundAttribute	BL2000\mchavez	12/22/2021 10:30:47 AM	Set UserAnnotation = NI for compound 1,1,1,2-Tetrachloroethane in sample 07DEC07.D; previous value =			✓	
CmdSetTargetCompoundAttribute	BL2000\mchavez	12/22/2021 10:30:51 AM	Set UserAnnotation = NI for compound Bromoform in sample 07DEC07.D; previous value =			✓	
CmdSetTargetCompoundAttribute	BL2000\mchavez	12/22/2021 10:30:55 AM	Set UserAnnotation = NI for compound 1,1,2,2-Tetrachloroethane in sample 07DEC07.D; previous value =			✓	
CmdSetTargetCompoundAttribute	BL2000\mchavez	12/22/2021 10:30:59 AM	Set UserAnnotation = NI for compound Bromobenzene in sample 07DEC07.D; previous value =			✓	
CmdSetTargetCompoundAttribute	BL2000\mchavez	12/22/2021 10:31:20 AM	Set UserAnnotation = NI for compound 1,2,3-Trichloropropane in sample 07DEC07.D; previous value =			✓	
CmdSetTargetCompoundAttribute	BL2000\mchavez	12/22/2021 10:31:23 AM	Set UserAnnotation = NI for compound 2-Chlorotoluene in sample 07DEC07.D; previous value =			✓	
CmdSetTargetCompoundAttribute	BL2000\mchavez	12/22/2021 10:31:37 AM	Set UserAnnotation = NI for compound 1,2,3-Trichloropropane in sample 07DEC08.D; previous value =			✓	
CmdManuallyIntegratePeak	BL2000\mchavez	12/22/2021 10:32:22 AM	Manually integrate compound Bromomethane in sample 07DEC06.D from x, y = 1.766, 0 to 1.810, 0; result = 234			✓	
CmdManuallyIntegrateQualifierPeak	BL2000\mchavez	12/22/2021 10:32:26 AM	Manually integrate qualifier 94.0 of compound Bromomethane in sample 07DEC06.D from x, y = 1.793, 0 to 1.832, 0; result = 173			✓	
CmdZeroOutPeak	BL2000\mchavez	12/22/2021 10:32:38 AM	Zero out primary peak of compound Bromomethane in sample 07DEC06.D			✓	
CmdZeroOutPeak	BL2000\mchavez	12/22/2021 10:32:40 AM	Zero out qualifier peak of compound Bromomethane 94.0 in sample 07DEC06.D			✓	

Audit Trail report

Name	User	Time	Action	Reason	Comment	Succeed	Exception
CmdManuallyIntegratePeak	BL2000\mchavez	12/22/2021 10:32:52 AM	Manually integrate compound Methylene chloride in sample 07DEC06.D from x, y = 3.302, 0 to 3.369, 0; result = 1084			✓	
CmdManuallyIntegrateQualifierPeak	BL2000\mchavez	12/22/2021 10:32:54 AM	Manually integrate qualifier84.0 of compound Methylene chloride in sample 07DEC06.D from x, y = 3.294, 0 to 3.411, 0; result = 634			✓	
CmdManuallyIntegrateQualifierPeak	BL2000\mchavez	12/22/2021 10:32:56 AM	Manually integrate qualifier86.0 of compound Methylene chloride in sample 07DEC06.D from x, y = 3.283, 0 to 3.377, 0; result = 415			✓	
CmdSetTargetCompoundAttribute	BL2000\mchavez	12/22/2021 10:32:59 AM	Set UserAnnotation = NI for compound Methylene chloride in sample 07DEC06.D; previous value =			✓	
CmdManuallyIntegratePeak	BL2000\mchavez	12/22/2021 10:33:17 AM	Manually integrate compound Chloroform in sample 07DEC06.D from x, y = 5.645, 0 to 5.681, 0; result = 187			✓	
CmdManuallyIntegrateQualifierPeak	BL2000\mchavez	12/22/2021 10:33:20 AM	Manually integrate qualifier85.0 of compound Chloroform in sample 07DEC06.D from x, y = 5.639, 0 to 5.681, 0; result = 76			✓	
CmdManuallyIntegrateQualifierPeak	BL2000\mchavez	12/22/2021 10:34:09 AM	Manually integrate qualifier91.0 of compound m+p-Xylenes in sample 07DEC06.D from x, y = 10.017, 0 to 10.070, 0; result = 412			✓	
CmdSetTargetCompoundAttribute	BL2000\mchavez	12/22/2021 10:34:11 AM	Set UserAnnotation = NI for compound m+p-Xylenes in sample 07DEC06.D; previous value =			✓	
CmdSetTargetCompoundAttribute	BL2000\mchavez	12/22/2021 10:34:14 AM	Set UserAnnotation = NI for compound o-Xylene in sample 07DEC06.D; previous value =			✓	
CmdManuallyIntegrateQualifierPeak	BL2000\mchavez	12/22/2021 10:34:17 AM	Manually integrate qualifier91.0 of compound o-Xylene in sample 07DEC06.D from x, y = 10.427, 0 to 10.447, 0; result = 28			✓	

Audit Trail report

Name	User	Time	Action	Reason	Comment	Succeed	Exception
CmdClearManualIntegration	BL2000\mchavez	12/22/2021 10:34:57 AM	Clear manual integration of qualifier 94.0 for compound Bromomethane in sample 07DEC06.D				Agilent.MassSpectrometry.DataAnalysis.Quantitative.ApplicationCommandException: Integrator did not find any peaks at Agilent.MassSpectrometry.DataAnalysis.Quantitative.Analysis.MeasuredIon.ClearManualIntegration() at Agilent.MassSpectrometry.DataAnalysis.Quantitative.CmdClearManualIntegration.Do() at Agilent.MassSpectrometry.CommandModel.CommandHistory.Invoke(ICommand cmd) at Agilent.MassSpectrometry.DataAnalysis.Quantitative.AppCommandContext._Invoke(ICommand cmd)
CmdClearManualIntegration	BL2000\mchavez	12/22/2021 10:35:04 AM	Clear manual integration of target signal for compound Bromomethane in sample 07DEC06.D				Agilent.MassSpectrometry.DataAnalysis.Quantitative.ApplicationCommandException: Integrator did not find any peaks at Agilent.MassSpectrometry.DataAnalysis.Quantitative.Analysis.MeasuredIon.ClearManualIntegration() at Agilent.MassSpectrometry.DataAnalysis.Quantitative.CmdClearManualIntegration.Do() at Agilent.MassSpectrometry.CommandModel.CommandHistory.Invoke(ICommand cmd) at Agilent.MassSpectrometry.DataAnalysis.Quantitative.AppCommandContext._Invoke(ICommand cmd)
CmdSetTargetCompoundAttribute	BL2000\mchavez	12/22/2021 10:35:13 AM	Set UserAnnotation = NI for compound Chloroform in sample 07DEC06.D; previous value =			✓	
CmdQuantitate	BL2000\mchavez	12/22/2021 10:35:31 AM	Quantitate all compounds in all samples			✓	
CmdManuallyIntegratePeak	BL2000\mchavez	12/22/2021 10:36:15 AM	Manually integrate compound Chloroform in sample 07DEC06.D, from x, y = 5.645, 0 to 5.717, 0, result = 212; previous integration is from x, y = 5.645, 0 to 5.681, 0 and previous response = 187.			✓	
CmdManuallyIntegrateQualifierPeak	BL2000\mchavez	12/22/2021 10:36:19 AM	Manually integrate qualifier 85.0 of compound Chloroform in sample 07DEC06.D, from x, y = 5.617, 0 to 5.681, 0, result = 104; previous integration is from x, y = 5.639, 0 to 5.681, 0 and previous response = 76.			✓	

Audit Trail report

Name	User	Time	Action	Reason	Comment	Succeed	Exception
CmdSaveBatchTable	BL2000\mchavez	12/22/2021 10:36:30 AM	Save batch D:\Org\Data\VOA5975C\VG120721_L4\QuantResults\VG120721_8260B_624pt1_L4.batch.bin			✓	
CmdQuantitate	BL2000\mchavez	12/22/2021 10:36:51 AM	Quantitate all compounds in all samples			✓	
CmdSaveBatchTable	BL2000\mchavez	12/22/2021 10:37:14 AM	Save batch D:\Org\Data\VOA5975C\VG120721_L4\QuantResults\VG120721_8260B_624pt1_L4.batch.bin			✓	

Energy Laboratories Inc

ANALYTICAL RUN Summary

04-Feb-22

Run ID VOA5975C.I_211227A

Run Start Date: 12/27/2021
Analyst: Melissa Chavez
Ical:
Column ID:
Comments:

Std ID	Std Name	Std Amount	Std Units	Samp Amount	Samp Units	SampType	Expiration Date
VOCF3517	Internal Standard / Surrogates (INT/SURR)	8.4	ul	42	ml	ALL (TUNE	12/31/2022
VOCF3529A	2nd Source MtBE	1.05	ul	42	ml	LCS, MS, M	12/29/2021
VOCF3546A	Liquids	1.05	ul	42	ml	CCV	1/13/2022
VOCF3549	2nd Source Ketones	1.05	ul	42	ml	LCS, MS, M	1/15/2022
VOCF3550	Ketones	1.05	ul	42	ml	CCV	1/16/2022
VOCF3551A	Gases	1.05	ul	42	ml	CCV	12/28/2021
VOCF3552A	2nd Source Gases	1.05	ul	42	ml	LCS, MS, M	12/28/2021
VOCF3558A	2nd Source Liquids	1.05	ul	42	ml	LCS, MS, M	1/27/2022
VOCF3559A	MtBE	1.05	ul	42	ml	CCV	1/27/2022

Seq No	Lab ID	Test Code	Sample Typ	File ID	Analysis Date	DF	Batch ID	Prep Date	SPKref	RPDref	pmoist					
14964248	27DEC02_D_T	VOC-8260-BFB	TUNE	DA5975C\VG1227	12/27/2021 9:16:	1	R372727		0	0						
Analyte	T	Units	RAW	Final	Text	Spike	SPKref	RPDref	MDL	PQL	UQL	%REC	LOW	HIGH	%RPD	Q
173, % of mass 174	A	%	1.3	1.3		100	0	0	0	0	0	1%	0	1.99	0%	
174, % of mass 95	A	%	91.6	91.6		100	0	0	0	0	0	92%	50	99.99	0%	
175, % of mass 174	A	%	7.6	7.6		100	0	0	0	0	0	8%	5	9	0%	
176, % of mass 174	A	%	95.3	95.3		100	0	0	0	0	0	95%	95	101	0%	
177, % of mass 176	A	%	7.3	7.3		100	0	0	0	0	0	7%	5	9	0%	
50, % of mass 95	A	%	21.3	21.3		100	0	0	0	0	0	21%	15	40	0%	
75, % of mass 95	A	%	49.6	49.6		100	0	0	0	0	0	50%	30	60	0%	
95, Base Peak	A	%	100	100		100	0	0	0	0	0	100%	0	100	0%	
96, % of mass 95	A	%	6.7	6.7		100	0	0	0	0	0	7%	5	9	0%	

Seq No	Lab ID	Test Code	Sample Typ	File ID	Analysis Date	DF	Batch ID	Prep Date	SPKref	RPDref	pmoist					
14964287	CCV122721_	VOC-8260-W-Q	CCV	JA5975C\VG122	12/27/2021 9:55:	1	R372727		0	0						
Analyte	T	Units	RAW	Final	Text	Spike	SPKref	RPDref	MDL	PQL	UQL	%REC	LOW	HIGH	%RPD	Q
1,1,1,2-Tetrachloroethane	A	ug/L	134.02583	5.3610332		5	0	0	0.107	0.5	500	107%	80	120	0%	
1,1,1-Trichloroethane	A	ug/L	125.17758	5.0071032		5	0	0	0.131	0.5	500	100%	80	120	0%	
1,1,2,2-Tetrachloroethane	A	ug/L	132.46882	5.2987528		5	0	0	0.0872	0.5	500	106%	80	120	0%	
1,1,2-Trichloroethane	A	ug/L	134.38672	5.3754688		5	0	0	0.108	0.5	500	108%	80	120	0%	
1,1-Dichloroethane	A	ug/L	125.7296	5.029184		5	0	0	0.176	0.5	500	101%	80	120	0%	
1,1-Dichloroethene	A	ug/L	111.45552	4.4582208		5	0	0	0.145	0.5	500	89%	80	120	0%	
1,1-Dichloropropene	A	ug/L	122.91889	4.9167556		5	0	0	0.083	0.5	500	98%	80	120	0%	
1,2,3-Trichloropropane	A	ug/L	133.66245	5.346498		5	0	0	0.385	0.5	500	107%	80	120	0%	
1,2-Dibromoethane	A	ug/L	136.33448	5.4533792		5	0	0	0.143	0.5	500	109%	80	120	0%	
1,2-Dichlorobenzene	A	ug/L	127.08043	5.0832172		5	0	0	0.0858	0.5	500	102%	80	120	0%	
1,2-Dichloroethane	A	ug/L	134.74314	5.3897256		5	0	0	0.156	0.5	500	108%	80	120	0%	
1,2-Dichloropropane	A	ug/L	130.68108	5.2272432		5	0	0	0.0893	0.5	500	105%	80	120	0%	
1,3-Dichlorobenzene	A	ug/L	125.71697	5.0286788		5	0	0	0.0996	0.5	500	101%	80	120	0%	
1,3-Dichloropropane	A	ug/L	136.54083	5.4616332		5	0	0	0.106	0.5	500	109%	80	120	0%	
1,4-Dichlorobenzene	A	ug/L	125.95349	5.0381396		5	0	0	0.0858	0.5	500	101%	80	120	0%	
2,2-Dichloropropane	A	ug/L	142.63328	5.7053312		5	0	0	0.196	0.5	500	114%	80	120	0%	
2-Chlorotoluene	A	ug/L	124.39789	4.9759156		5	0	0	0.0876	0.5	500	100%	80	120	0%	
4-Chlorotoluene	A	ug/L	128.08366	5.1233464		5	0	0	0.0912	0.5	500	102%	80	120	0%	
Benzene	A	ug/L	129.20536	5.1682144		5	0	0	0.119	0.5	500	103%	80	120	0%	
Bromobenzene	A	ug/L	128.41009	5.1364036		5	0	0	0.115	0.5	500	103%	80	120	0%	
Bromochloromethane	A	ug/L	134.13597	5.3654388		5	0	0	0.176	0.5	500	107%	80	120	0%	
Bromodichloromethane	A	ug/L	132.01578	5.2806312		5	0	0	0.155	0.5	500	106%	80	120	0%	
Bromoform	A	ug/L	135.14681	5.4058724		5	0	0	0.119	0.5	500	108%	80	120	0%	
Bromomethane	A	ug/L	123.50392	4.9401568		5	0	0	0.253	0.5	500	99%	80	120	0%	
Carbon tetrachloride	A	ug/L	124.08133	4.9632532		5	0	0	0.165	0.5	500	99%	80	120	0%	
Chlorobenzene	A	ug/L	131.59934	5.2639736		5	0	0	0.12	0.5	500	105%	80	120	0%	
Chlorodibromomethane	A	ug/L	137.42947	5.4971788		5	0	0	0.0841	0.5	500	110%	80	120	0%	
Chloroethane	A	ug/L	102.02983	4.0811932		5	0	0	0.169	0.5	500	82%	80	120	0%	
Chloroform	A	ug/L	126.39785	5.055914		5	0	0	0.0789	0.5	500	101%	80	120	0%	
Chloromethane	A	ug/L	121.01472	4.8405888		5	0	0	0.191	0.5	500	97%	80	120	0%	
cis-1,2-Dichloroethene	A	ug/L	134.71304	5.3885216		5	0	0	0.167	0.5	500	108%	80	120	0%	
cis-1,3-Dichloropropene	A	ug/L	136.96237	5.4784948		5	0	0	0.0943	0.5	500	110%	80	120	0%	
Dibromomethane	A	ug/L	132.12466	5.2849864		5	0	0	0.162	0.5	500	106%	80	120	0%	
Dichlorodifluoromethane	A	ug/L	100.93994	4.0375976		5	0	0	0.175	0.5	500	81%	80	120	0%	
Ethylbenzene	A	ug/L	127.08852	5.0835408		5	0	0	0.0912	0.5	500	102%	80	120	0%	

Seq No	Lab ID	Test Code	Sample Typ	File ID	Analysis Date	DF	Batch ID	Prep Date	SPKref	RPDref	pmoist					
14964287	CCV122721_	VOC-8260-W-Q	CCV	JA5975C\VG1227	12/27/2021 9:55:	1	R372727		0	0						
Analyte	T	Units	RAW	Final	Text	Spike	SPKref	RPDref	MDL	PQL	UQL	%REC	LOW	HIGH	%RPD	Q
m+p-Xylenes	A	ug/L	263.93032	10.5572128		10	0	0	0.165	0.5	1000	106%	80	120	0%	
Methyl ethyl ketone	A	ug/L	1492.73131	59.7092524		50	0	0	2.22	10	5000	119%	80	120	0%	
Methyl tert-butyl ether (MTBE)	A	ug/L	128.62926	5.1451704		5	0	0	0.119	0.5	500	103%	80	120	0%	
Methylene chloride	A	ug/L	113.35708	4.5342832		5	0	0	0.134	0.5	500	91%	80	120	0%	
o-Xylene	A	ug/L	131.94885	5.277954		5	0	0	0.0604	0.5	500	106%	80	120	0%	
Styrene	A	ug/L	136.58669	5.4634676		5	0	0	0.067	0.5	500	109%	80	120	0%	
Tetrachloroethene	A	ug/L	123.19905	4.927962		5	0	0	0.0671	0.5	500	99%	80	120	0%	
Toluene	A	ug/L	131.49294	5.2597176		5	0	0	0.075	0.5	500	105%	80	120	0%	
trans-1,2-Dichloroethene	A	ug/L	119.35457	4.7741828		5	0	0	0.151	0.5	500	95%	80	120	0%	
trans-1,3-Dichloropropene	A	ug/L	139.08264	5.5633056		5	0	0	0.0846	0.5	500	111%	80	120	0%	
Trichloroethene	A	ug/L	124.98377	4.9993508		5	0	0	0.0993	0.5	500	100%	80	120	0%	
Trichlorofluoromethane	A	ug/L	102.7542	4.110168		5	0	0	0.134	0.5	500	82%	80	120	0%	
Vinyl chloride	A	ug/L	114.67533	4.5870132		5	0	0	0.153	0.5	500	92%	80	120	0%	
1,4-Dichlorobenzene-d4	I	ug/L	250	10		0	0	0	0	0	500	0%	0	0	0%	
Chlorobenzene-d5	I	ug/L	250	10		0	0	0	0	0	500	0%	0	0	0%	
Fluorobenzene	I	ug/L	250	10		0	0	0	0	0	500	0%	0	0	0%	
Xylenes, Total	M	ug/L	395.87917	15.8351668		15	0	0	0.0604	0.5	1500	106%	80	120	0%	
1,2-Dichloroethane-d4	S	ug/L	254.30323	10.1721292		10	0	0	0.0848	0.5	500	102%	80	120	0%	
Dibromofluoromethane	S	ug/L	257.90552	10.3162208		10	0	0	0.129	0.5	500	103%	80	120	0%	
p-Bromofluorobenzene	S	ug/L	254.12541	10.1650164		10	0	0	0.149	0.5	500	102%	80	120	0%	
Toluene-d8	S	ug/L	256.1948	10.247792		10	0	0	0.0617	0.5	500	102%	80	120	0%	

Seq No	Lab ID	Test Code	Sample Typ	File ID	Analysis Date	DF	Batch ID	Prep Date	SPKref	RPDref	pmoist					
14964288	LCS122721_	VOC-8260-W-Q	LCS-DOD	JA5975C\VG1227	12/27/2021 10:3	1	R372727		0	0						
Analyte	T	Units	RAW	Final	Text	Spike	SPKref	RPDref	MDL	PQL	UQL	%REC	LOW	HIGH	%RPD	Q
1,1,1,2-Tetrachloroethane	A	ug/L	137.90608	5.5162432		5	0	0	0.107	0.5	500	110%	78	124	0%	
1,1,1-Trichloroethane	A	ug/L	129.05671	5.1622684		5	0	0	0.131	0.5	500	103%	74	131	0%	
1,1,2,2-Tetrachloroethane	A	ug/L	142.03957	5.6815828		5	0	0	0.0872	0.5	500	114%	71	121	0%	
1,1,2-Trichloroethane	A	ug/L	139.75378	5.5901512		5	0	0	0.108	0.5	500	112%	80	119	0%	
1,1-Dichloroethane	A	ug/L	142.99692	5.7198768		5	0	0	0.176	0.5	500	114%	77	125	0%	
1,1-Dichloroethene	A	ug/L	134.48596	5.3794384		5	0	0	0.145	0.5	500	108%	71	131	0%	
1,1-Dichloropropene	A	ug/L	123.97942	4.9591768		5	0	0	0.083	0.5	500	99%	79	125	0%	
1,2,3-Trichloropropane	A	ug/L	143.40096	5.7360384		5	0	0	0.385	0.5	500	115%	73	125	0%	
1,2-Dibromoethane	A	ug/L	143.75596	5.7502384		5	0	0	0.143	0.5	500	115%	78	122	0%	

Seq No	Lab ID	Test Code	Sample Typ	File ID	Analysis Date	DF	Batch ID	Prep Date	SPKref	RPDref	pmoist					
14964288	LCS122721_	VOC-8260-W-Q	LCS-DOD	JA5975C\VG122	12/27/2021 10:3	1	R372727		0	0						
Analyte	T	Units	RAW	Final	Text	Spike	SPKref	RPDref	MDL	PQL	UQL	%REC	LOW	HIGH	%RPD	Q
1,2-Dichlorobenzene	A	ug/L	135.96329	5.4385316		5	0	0	0.0858	0.5	500	109%	80	119	0%	
1,2-Dichloroethane	A	ug/L	134.11455	5.364582		5	0	0	0.156	0.5	500	107%	73	128	0%	
1,2-Dichloropropane	A	ug/L	139.84523	5.5938092		5	0	0	0.0893	0.5	500	112%	78	122	0%	
1,3-Dichlorobenzene	A	ug/L	137.57468	5.5029872		5	0	0	0.0996	0.5	500	110%	80	119	0%	
1,3-Dichloropropane	A	ug/L	137.90417	5.5161668		5	0	0	0.106	0.5	500	110%	80	119	0%	
1,4-Dichlorobenzene	A	ug/L	132.25074	5.2900296		5	0	0	0.0858	0.5	500	106%	79	118	0%	
2,2-Dichloropropane	A	ug/L	143.97256	5.7589024		5	0	0	0.196	0.5	500	115%	60	139	0%	
2-Chlorotoluene	A	ug/L	130.04772	5.2019088		5	0	0	0.0876	0.5	500	104%	79	122	0%	
4-Chlorotoluene	A	ug/L	136.57099	5.4628396		5	0	0	0.0912	0.5	500	109%	78	122	0%	
Benzene	A	ug/L	136.74721	5.4698884		5	0	0	0.119	0.5	500	109%	79	120	0%	
Bromobenzene	A	ug/L	140.27693	5.6110772		5	0	0	0.115	0.5	500	112%	80	120	0%	
Bromochloromethane	A	ug/L	147.05094	5.8820376		5	0	0	0.176	0.5	500	118%	78	123	0%	
Bromodichloromethane	A	ug/L	139.19898	5.5679592		5	0	0	0.155	0.5	500	111%	79	125	0%	
Bromoform	A	ug/L	145.88531	5.8354124		5	0	0	0.119	0.5	500	117%	66	130	0%	
Bromomethane	A	ug/L	109.51555	4.380622		5	0	0	0.253	0.5	500	88%	53	141	0%	
Carbon tetrachloride	A	ug/L	125.77676	5.0310704		5	0	0	0.165	0.5	500	101%	72	136	0%	
Chlorobenzene	A	ug/L	138.12765	5.525106		5	0	0	0.12	0.5	500	111%	82	118	0%	
Chlorodibromomethane	A	ug/L	141.92184	5.6768736		5	0	0	0.0841	0.5	500	114%	74	126	0%	
Chloroethane	A	ug/L	106.46649	4.2586596		5	0	0	0.169	0.5	500	85%	60	138	0%	
Chloroform	A	ug/L	128.61194	5.1444776		5	0	0	0.0789	0.5	500	103%	79	124	0%	
Chloromethane	A	ug/L	117.78948	4.7115792		5	0	0	0.191	0.5	500	94%	50	139	0%	
cis-1,2-Dichloroethene	A	ug/L	140.88699	5.6354796		5	0	0	0.167	0.5	500	113%	78	123	0%	
cis-1,3-Dichloropropene	A	ug/L	138.53016	5.5412064		5	0	0	0.0943	0.5	500	111%	75	124	0%	
Dibromomethane	A	ug/L	142.69207	5.7076828		5	0	0	0.162	0.5	500	114%	79	123	0%	
Dichlorodifluoromethane	A	ug/L	106.25174	4.2500696		5	0	0	0.175	0.5	500	85%	32	152	0%	
Ethylbenzene	A	ug/L	132.62849	5.3051396		5	0	0	0.0912	0.5	500	106%	79	121	0%	
m+p-Xylenes	A	ug/L	266.08108	10.6432432		10	0	0	0.165	0.5	1000	106%	80	121	0%	
Methyl ethyl ketone	A	ug/L	1493.39824	59.7359296		50	0	0	2.22	10	5000	119%	56	143	0%	
Methyl tert-butyl ether (MTBE)	A	ug/L	141.81825	5.67273		5	0	0	0.119	0.5	500	113%	71	124	0%	
Methylene chloride	A	ug/L	137.21556	5.4886224		5	0	0	0.134	0.5	500	110%	74	124	0%	
o-Xylene	A	ug/L	140.69624	5.6278496		5	0	0	0.0604	0.5	500	113%	78	122	0%	
Styrene	A	ug/L	144.70369	5.7881476		5	0	0	0.067	0.5	500	116%	78	123	0%	
Tetrachloroethene	A	ug/L	129.68371	5.1873484		5	0	0	0.0671	0.5	500	104%	74	129	0%	
Toluene	A	ug/L	137.18436	5.4873744		5	0	0	0.075	0.5	500	110%	80	121	0%	
trans-1,2-Dichloroethene	A	ug/L	140.32478	5.6129912		5	0	0	0.151	0.5	500	112%	75	124	0%	

Seq No	Lab ID	Test Code	Sample Typ	File ID	Analysis Date	DF	Batch ID	Prep Date	SPKref	RPDref	pmoist					
14964288	LCS122721_	VOC-8260-W-Q	LCS-DOD	JA5975C\VG1227	12/27/2021 10:3	1	R372727		0	0						
Analyte	T	Units	RAW	Final	Text	Spike	SPKref	RPDref	MDL	PQL	UQL	%REC	LOW	HIGH	%RPD	Q
trans-1,3-Dichloropropene	A	ug/L	149.1323	5.965292		5	0	0	0.0846	0.5	500	119%	73	127	0%	
Trichloroethene	A	ug/L	128.12123	5.1248492		5	0	0	0.0993	0.5	500	102%	79	123	0%	
Trichlorofluoromethane	A	ug/L	109.56489	4.3825956		5	0	0	0.134	0.5	500	88%	65	141	0%	
Vinyl chloride	A	ug/L	118.57533	4.7430132		5	0	0	0.153	0.5	500	95%	58	137	0%	
1,4-Dichlorobenzene-d4	I	ug/L	250	10		0	0	0	0	0	500	0%	0	0	0%	
Chlorobenzene-d5	I	ug/L	250	10		0	0	0	0	0	500	0%	0	0	0%	
Fluorobenzene	I	ug/L	250	10		0	0	0	0	0	500	0%	0	0	0%	
Xylenes, Total	M	ug/L	406.77732	16.2710928		15	0	0	0.0604	0.5	1500	108%	79	121	0%	
1,2-Dichloroethane-d4	S	ug/L	256.90618	10.2762472		10	0	0	0.0848	0.5	500	103%	81	118	0%	
Dibromofluoromethane	S	ug/L	261.96399	10.4785596		10	0	0	0.129	0.5	500	105%	80	119	0%	
p-Bromofluorobenzene	S	ug/L	257.68713	10.3074852		10	0	0	0.149	0.5	500	103%	85	114	0%	
Toluene-d8	S	ug/L	261.36824	10.4547296		10	0	0	0.0617	0.5	500	105%	89	112	0%	

Seq No	Lab ID	Test Code	Sample Typ	File ID	Analysis Date	DF	Batch ID	Prep Date	SPKref	RPDref	pmoist					
14964289	MBLK122721_	VOC-8260-W-Q	MBLK	JA5975C\VG1227	12/27/2021 11:3	1	R372727		0	0						
Analyte	T	Units	RAW	Final	Text	Spike	SPKref	RPDref	MDL	PQL	UQL	%REC	LOW	HIGH	%RPD	Q
1,1,1,2-Tetrachloroethane	A	ug/L	0	0		0	0	0	0.107	0.5	500	0%	0	0	0%	
1,1,1-Trichloroethane	A	ug/L	0	0		0	0	0	0.131	0.5	500	0%	0	0	0%	
1,1,2,2-Tetrachloroethane	A	ug/L	0	0		0	0	0	0.0872	0.5	500	0%	0	0	0%	
1,1,2-Trichloroethane	A	ug/L	0	0		0	0	0	0.108	0.5	500	0%	0	0	0%	
1,1-Dichloroethane	A	ug/L	0	0		0	0	0	0.176	0.5	500	0%	0	0	0%	
1,1-Dichloroethene	A	ug/L	0	0		0	0	0	0.145	0.5	500	0%	0	0	0%	
1,1-Dichloropropene	A	ug/L	0	0		0	0	0	0.083	0.5	500	0%	0	0	0%	
1,2,3-Trichloropropane	A	ug/L	0	0		0	0	0	0.385	0.5	500	0%	0	0	0%	
1,2-Dibromoethane	A	ug/L	0	0		0	0	0	0.143	0.5	500	0%	0	0	0%	
1,2-Dichlorobenzene	A	ug/L	0	0		0	0	0	0.0858	0.5	500	0%	0	0	0%	
1,2-Dichloroethane	A	ug/L	0	0		0	0	0	0.156	0.5	500	0%	0	0	0%	
1,2-Dichloropropane	A	ug/L	0	0		0	0	0	0.0893	0.5	500	0%	0	0	0%	
1,3-Dichlorobenzene	A	ug/L	0	0		0	0	0	0.0996	0.5	500	0%	0	0	0%	
1,3-Dichloropropane	A	ug/L	0	0		0	0	0	0.106	0.5	500	0%	0	0	0%	
1,4-Dichlorobenzene	A	ug/L	0	0		0	0	0	0.0858	0.5	500	0%	0	0	0%	
2,2-Dichloropropane	A	ug/L	0	0		0	0	0	0.196	0.5	500	0%	0	0	0%	
2-Chlorotoluene	A	ug/L	0	0		0	0	0	0.0876	0.5	500	0%	0	0	0%	
4-Chlorotoluene	A	ug/L	0	0		0	0	0	0.0912	0.5	500	0%	0	0	0%	

Seq No	Lab ID	Test Code	Sample Typ	File ID	Analysis Date	DF	Batch ID	Prep Date	SPKref	RPDref	pmoist					
14964289	MBLK122721_	VOC-8260-W-Q	MBLK	JA5975C\VG122	12/27/2021 11:3	1	R372727		0	0						
Analyte	T	Units	RAW	Final	Text	Spike	SPKref	RPDref	MDL	PQL	UQL	%REC	LOW	HIGH	%RPD	Q
Benzene	A	ug/L	0	0		0	0	0	0.119	0.5	500	0%	0	0	0%	
Bromobenzene	A	ug/L	0	0		0	0	0	0.115	0.5	500	0%	0	0	0%	
Bromochloromethane	A	ug/L	0	0		0	0	0	0.176	0.5	500	0%	0	0	0%	
Bromodichloromethane	A	ug/L	0	0		0	0	0	0.155	0.5	500	0%	0	0	0%	
Bromoform	A	ug/L	0	0		0	0	0	0.119	0.5	500	0%	0	0	0%	
Bromomethane	A	ug/L	0	0		0	0	0	0.253	0.5	500	0%	0	0	0%	
Carbon tetrachloride	A	ug/L	0	0		0	0	0	0.165	0.5	500	0%	0	0	0%	
Chlorobenzene	A	ug/L	0	0		0	0	0	0.12	0.5	500	0%	0	0	0%	
Chlorodibromomethane	A	ug/L	0	0		0	0	0	0.0841	0.5	500	0%	0	0	0%	
Chloroethane	A	ug/L	0	0		0	0	0	0.169	0.5	500	0%	0	0	0%	
Chloroform	A	ug/L	0	0		0	0	0	0.0789	0.5	500	0%	0	0	0%	
Chloromethane	A	ug/L	0	0		0	0	0	0.191	0.5	500	0%	0	0	0%	
cis-1,2-Dichloroethene	A	ug/L	0	0		0	0	0	0.167	0.5	500	0%	0	0	0%	
cis-1,3-Dichloropropene	A	ug/L	0	0		0	0	0	0.0943	0.5	500	0%	0	0	0%	
Dibromomethane	A	ug/L	0	0		0	0	0	0.162	0.5	500	0%	0	0	0%	
Dichlorodifluoromethane	A	ug/L	0	0		0	0	0	0.175	0.5	500	0%	0	0	0%	
Ethylbenzene	A	ug/L	0	0		0	0	0	0.0912	0.5	500	0%	0	0	0%	
m+p-Xylenes	A	ug/L	0	0		0	0	0	0.165	0.5	1000	0%	0	0	0%	
Methyl ethyl ketone	A	ug/L	0	0		0	0	0	2.22	10	5000	0%	0	0	0%	
Methyl tert-butyl ether (MTBE)	A	ug/L	0	0		0	0	0	0.119	0.5	500	0%	0	0	0%	
Methylene chloride	A	ug/L	1.72445	0		0	0	0	0.134	0.5	500	0%	0	0	0%	
o-Xylene	A	ug/L	0	0		0	0	0	0.0604	0.5	500	0%	0	0	0%	
Styrene	A	ug/L	0	0		0	0	0	0.067	0.5	500	0%	0	0	0%	
Tetrachloroethene	A	ug/L	0	0		0	0	0	0.0671	0.5	500	0%	0	0	0%	
Toluene	A	ug/L	0	0		0	0	0	0.075	0.5	500	0%	0	0	0%	
trans-1,2-Dichloroethene	A	ug/L	0	0		0	0	0	0.151	0.5	500	0%	0	0	0%	
trans-1,3-Dichloropropene	A	ug/L	0	0		0	0	0	0.0846	0.5	500	0%	0	0	0%	
Trichloroethene	A	ug/L	0	0		0	0	0	0.0993	0.5	500	0%	0	0	0%	
Trichlorofluoromethane	A	ug/L	0	0		0	0	0	0.134	0.5	500	0%	0	0	0%	
Vinyl chloride	A	ug/L	0	0		0	0	0	0.153	0.5	500	0%	0	0	0%	
1,4-Dichlorobenzene-d4	I	ug/L	250	10		0	0	0	0	0	500	0%	0	0	0%	
Chlorobenzene-d5	I	ug/L	250	10		0	0	0	0	0	500	0%	0	0	0%	
Fluorobenzene	I	ug/L	250	10		0	0	0	0	0	500	0%	0	0	0%	
Xylenes, Total	M	ug/L	0	0		0	0	0	0.0604	0.5	1500	0%	0	0	0%	
1,2-Dichloroethane-d4	S	ug/L	261.93896	10.4775584		10	0	0	0.0848	0.5	500	105%	81	118	0%	

Seq No	Lab ID	Test Code	Sample Typ	File ID	Analysis Date	DF	Batch ID	Prep Date	SPKref	RPDref	pmoist					
14964289	MBLK122721_	VOC-8260-W-Q	MBLK	JA5975C\VG1227	12/27/2021 11:3	1	R372727		0	0						
Analyte	T	Units	RAW	Final	Text	Spike	SPKref	RPDref	MDL	PQL	UQL	%REC	LOW	HIGH	%RPD	Q
Dibromofluoromethane	S	ug/L	261.98199	10.4792796		10	0	0	0.129	0.5	500	105%	80	119	0%	
p-Bromofluorobenzene	S	ug/L	257.12357	10.2849428		10	0	0	0.149	0.5	500	103%	85	114	0%	
Toluene-d8	S	ug/L	257.12243	10.2848972		10	0	0	0.0617	0.5	500	103%	89	112	0%	

Seq No	Lab ID	Test Code	Sample Typ	File ID	Analysis Date	DF	Batch ID	Prep Date	SPKref	RPDref	pmoist					
14964290	B21121841-005	VOC-8260-W-S	SAMP	JA5975C\VG1227	12/27/2021 11:5	1	R372727		0	0						
Analyte	T	Units	RAW	Final	Text	Spike	SPKref	RPDref	MDL	PQL	UQL	%REC	LOW	HIGH	%RPD	Q
1,1,1,2-Tetrachloroethane	A	ug/L	0	0		0	0	0	0.107	1	500	0%	0	0	0%	U
1,1,1-Trichloroethane	A	ug/L	0	0		0	0	0	0.131	1	500	0%	0	0	0%	U
1,1,2,2-Tetrachloroethane	A	ug/L	0	0		0	0	0	0.0872	1	500	0%	0	0	0%	U
1,1,2-Trichloroethane	A	ug/L	0	0		0	0	0	0.108	1	500	0%	0	0	0%	U
1,1-Dichloroethane	A	ug/L	0	0		0	0	0	0.176	1	500	0%	0	0	0%	U
1,1-Dichloroethene	A	ug/L	0	0		0	0	0	0.145	1	500	0%	0	0	0%	U
1,1-Dichloropropene	A	ug/L	0	0		0	0	0	0.083	1	500	0%	0	0	0%	U
1,2,3-Trichloropropane	A	ug/L	0	0		0	0	0	0.385	1	500	0%	0	0	0%	U
1,2-Dibromoethane	A	ug/L	0	0		0	0	0	0.143	1	500	0%	0	0	0%	U
1,2-Dichlorobenzene	A	ug/L	0	0		0	0	0	0.0858	1	500	0%	0	0	0%	U
1,2-Dichloroethane	A	ug/L	0	0		0	0	0	0.156	1	500	0%	0	0	0%	U
1,2-Dichloropropane	A	ug/L	0	0		0	0	0	0.0893	1	500	0%	0	0	0%	U
1,3-Dichlorobenzene	A	ug/L	0	0		0	0	0	0.0996	1	500	0%	0	0	0%	U
1,3-Dichloropropane	A	ug/L	0	0		0	0	0	0.106	1	500	0%	0	0	0%	U
1,4-Dichlorobenzene	A	ug/L	0	0		0	0	0	0.0858	1	500	0%	0	0	0%	U
2,2-Dichloropropane	A	ug/L	0	0		0	0	0	0.196	1	500	0%	0	0	0%	U
2-Chlorotoluene	A	ug/L	0	0		0	0	0	0.0876	1	500	0%	0	0	0%	U
4-Chlorotoluene	A	ug/L	0	0		0	0	0	0.0912	1	500	0%	0	0	0%	U
Benzene	A	ug/L	0	0		0	0	0	0.119	1	500	0%	0	0	0%	U
Bromobenzene	A	ug/L	0	0		0	0	0	0.115	1	500	0%	0	0	0%	U
Bromochloromethane	A	ug/L	0	0		0	0	0	0.176	1	500	0%	0	0	0%	U
Bromodichloromethane	A	ug/L	0	0		0	0	0	0.155	1	500	0%	0	0	0%	U
Bromoform	A	ug/L	0	0		0	0	0	0.119	1	500	0%	0	0	0%	U
Bromomethane	A	ug/L	0	0		0	0	0	0.253	1	500	0%	0	0	0%	U
Carbon tetrachloride	A	ug/L	0	0		0	0	0	0.165	1	500	0%	0	0	0%	U
Chlorobenzene	A	ug/L	0	0		0	0	0	0.12	1	500	0%	0	0	0%	U
Chlorodibromomethane	A	ug/L	0	0		0	0	0	0.0841	1	500	0%	0	0	0%	U

Seq No	Lab ID	Test Code	Sample Typ	File ID	Analysis Date	DF	Batch ID	Prep Date	SPKref	RPDref	pmoist					
14964290	B21121841-005	VOC-8260-W-S	SAMP	JA5975C\VG122	12/27/2021 11:5	1	R372727		0	0						
Analyte	T	Units	RAW	Final	Text	Spike	SPKref	RPDref	MDL	PQL	UQL	%REC	LOW	HIGH	%RPD	Q
Chloroethane	A	ug/L	0	0		0	0	0	0.169	1	500	0%	0	0	0%	U
Chloroform	A	ug/L	0	0		0	0	0	0.0789	1	500	0%	0	0	0%	U
Chloromethane	A	ug/L	0.72592	0		0	0	0	0.191	1	500	0%	0	0	0%	U
cis-1,2-Dichloroethene	A	ug/L	0	0		0	0	0	0.167	1	500	0%	0	0	0%	U
cis-1,3-Dichloropropene	A	ug/L	0	0		0	0	0	0.0943	1	500	0%	0	0	0%	U
Dibromomethane	A	ug/L	0	0		0	0	0	0.162	1	500	0%	0	0	0%	U
Dichlorodifluoromethane	A	ug/L	0	0		0	0	0	0.175	1	500	0%	0	0	0%	U
Ethylbenzene	A	ug/L	0	0		0	0	0	0.0912	1	500	0%	0	0	0%	U
m+p-Xylenes	A	ug/L	0	0		0	0	0	0.165	1	1000	0%	0	0	0%	U
Methyl ethyl ketone	A	ug/L	0	0		0	0	0	2.22	20	5000	0%	0	0	0%	U
Methyl tert-butyl ether (MTBE)	A	ug/L	0	0		0	0	0	0.119	1	500	0%	0	0	0%	U
Methylene chloride	A	ug/L	2.56903	0		0	0	0	0.134	1	500	0%	0	0	0%	U
o-Xylene	A	ug/L	0	0		0	0	0	0.0604	1	500	0%	0	0	0%	U
Styrene	A	ug/L	0.17284	0		0	0	0	0.067	1	500	0%	0	0	0%	U
Tetrachloroethene	A	ug/L	0	0		0	0	0	0.0671	1	500	0%	0	0	0%	U
Toluene	A	ug/L	0.5338	0		0	0	0	0.075	1	500	0%	0	0	0%	U
trans-1,2-Dichloroethene	A	ug/L	0	0		0	0	0	0.151	1	500	0%	0	0	0%	U
trans-1,3-Dichloropropene	A	ug/L	0	0		0	0	0	0.0846	1	500	0%	0	0	0%	U
Trichloroethene	A	ug/L	0	0		0	0	0	0.0993	1	500	0%	0	0	0%	U
Trichlorofluoromethane	A	ug/L	0	0		0	0	0	0.134	1	500	0%	0	0	0%	U
Vinyl chloride	A	ug/L	0	0		0	0	0	0.153	1	500	0%	0	0	0%	U
1,4-Dichlorobenzene-d4	I	ug/L	250	10		0	0	0	0	0	0	0%	0	0	0%	
Chlorobenzene-d5	I	ug/L	250	10		0	0	0	0.1	0	0	0%	0	0	0%	
Fluorobenzene	I	ug/L	250	10		0	0	0	0.1	0	0	0%	0	0	0%	
Xylenes, Total	M	ug/L	0	0		0	0	0	0.0604	1	0	0%	0	0	0%	U
1,2-Dichloroethane-d4	S	ug/L	253.9769	10.159076		10	0	0	0.0848	1	500	102%	81	118	0%	
Dibromofluoromethane	S	ug/L	263.8321	10.553284		10	0	0	0.129	1	500	106%	80	119	0%	
p-Bromofluorobenzene	S	ug/L	265.30644	10.6122576		10	0	0	0.149	1	500	106%	85	114	0%	
Toluene-d8	S	ug/L	262.42321	10.4969284		10	0	0	0.0617	1	500	105%	89	112	0%	

Seq No	Lab ID	Test Code	Sample Typ	File ID	Analysis Date	DF	Batch ID	Prep Date	SPKref	RPDref	pmoist					
14964291	B21121841-009	VOC-8260-W-S	SAMP	JA5975C\VG122	12/27/2021 12:2	1	R372727		0	0						
Analyte	T	Units	RAW	Final	Text	Spike	SPKref	RPDref	MDL	PQL	UQL	%REC	LOW	HIGH	%RPD	Q

Seq No	Lab ID	Test Code	Sample Typ	File ID	Analysis Date	DF	Batch ID	Prep Date	SPKref	RPDref	pmoist					
14964291	B21121841-009	VOC-8260-W-S	SAMP	JA5975C\VG122	12/27/2021 12:2	1	R372727		0	0						
Analyte	T	Units	RAW	Final	Text	Spike	SPKref	RPDref	MDL	PQL	UQL	%REC	LOW	HIGH	%RPD	Q
1,1,1,2-Tetrachloroethane	A	ug/L	0	0		0	0	0	0.107	1	500	0%	0	0	0%	U
1,1,1-Trichloroethane	A	ug/L	0	0		0	0	0	0.131	1	500	0%	0	0	0%	U
1,1,2,2-Tetrachloroethane	A	ug/L	0	0		0	0	0	0.0872	1	500	0%	0	0	0%	U
1,1,2-Trichloroethane	A	ug/L	0	0		0	0	0	0.108	1	500	0%	0	0	0%	U
1,1-Dichloroethane	A	ug/L	0	0		0	0	0	0.176	1	500	0%	0	0	0%	U
1,1-Dichloroethene	A	ug/L	0	0		0	0	0	0.145	1	500	0%	0	0	0%	U
1,1-Dichloropropene	A	ug/L	0	0		0	0	0	0.083	1	500	0%	0	0	0%	U
1,2,3-Trichloropropane	A	ug/L	0	0		0	0	0	0.385	1	500	0%	0	0	0%	U
1,2-Dibromoethane	A	ug/L	0	0		0	0	0	0.143	1	500	0%	0	0	0%	U
1,2-Dichlorobenzene	A	ug/L	0	0		0	0	0	0.0858	1	500	0%	0	0	0%	U
1,2-Dichloroethane	A	ug/L	0	0		0	0	0	0.156	1	500	0%	0	0	0%	U
1,2-Dichloropropane	A	ug/L	0	0		0	0	0	0.0893	1	500	0%	0	0	0%	U
1,3-Dichlorobenzene	A	ug/L	0	0		0	0	0	0.0996	1	500	0%	0	0	0%	U
1,3-Dichloropropane	A	ug/L	0	0		0	0	0	0.106	1	500	0%	0	0	0%	U
1,4-Dichlorobenzene	A	ug/L	0	0		0	0	0	0.0858	1	500	0%	0	0	0%	U
2,2-Dichloropropane	A	ug/L	0	0		0	0	0	0.196	1	500	0%	0	0	0%	U
2-Chlorotoluene	A	ug/L	0	0		0	0	0	0.0876	1	500	0%	0	0	0%	U
4-Chlorotoluene	A	ug/L	0	0		0	0	0	0.0912	1	500	0%	0	0	0%	U
Benzene	A	ug/L	0	0		0	0	0	0.119	1	500	0%	0	0	0%	U
Bromobenzene	A	ug/L	0	0		0	0	0	0.115	1	500	0%	0	0	0%	U
Bromochloromethane	A	ug/L	0	0		0	0	0	0.176	1	500	0%	0	0	0%	U
Bromodichloromethane	A	ug/L	0	0		0	0	0	0.155	1	500	0%	0	0	0%	U
Bromoform	A	ug/L	0	0		0	0	0	0.119	1	500	0%	0	0	0%	U
Bromomethane	A	ug/L	0	0		0	0	0	0.253	1	500	0%	0	0	0%	U
Carbon tetrachloride	A	ug/L	0	0		0	0	0	0.165	1	500	0%	0	0	0%	U
Chlorobenzene	A	ug/L	0	0		0	0	0	0.12	1	500	0%	0	0	0%	U
Chlorodibromomethane	A	ug/L	0	0		0	0	0	0.0841	1	500	0%	0	0	0%	U
Chloroethane	A	ug/L	0	0		0	0	0	0.169	1	500	0%	0	0	0%	U
Chloroform	A	ug/L	0	0		0	0	0	0.0789	1	500	0%	0	0	0%	U
Chloromethane	A	ug/L	1.64288	0		0	0	0	0.191	1	500	0%	0	0	0%	U
cis-1,2-Dichloroethene	A	ug/L	0	0		0	0	0	0.167	1	500	0%	0	0	0%	U
cis-1,3-Dichloropropene	A	ug/L	0	0		0	0	0	0.0943	1	500	0%	0	0	0%	U
Dibromomethane	A	ug/L	0	0		0	0	0	0.162	1	500	0%	0	0	0%	U
Dichlorodifluoromethane	A	ug/L	0	0		0	0	0	0.175	1	500	0%	0	0	0%	U
Ethylbenzene	A	ug/L	0	0		0	0	0	0.0912	1	500	0%	0	0	0%	U

Seq No	Lab ID	Test Code	Sample Typ	File ID	Analysis Date	DF	Batch ID	Prep Date	SPKref	RPDref	pmoist					
14964291	B21121841-009	VOC-8260-W-S	SAMP	JA5975C\VG1227	12/27/2021 12:2	1	R372727		0	0						
Analyte	T	Units	RAW	Final	Text	Spike	SPKref	RPDref	MDL	PQL	UQL	%REC	LOW	HIGH	%RPD	Q
m+p-Xylenes	A	ug/L	0	0		0	0	0	0.165	1	1000	0%	0	0	0%	U
Methyl ethyl ketone	A	ug/L	0	0		0	0	0	2.22	20	5000	0%	0	0	0%	U
Methyl tert-butyl ether (MTBE)	A	ug/L	0	0		0	0	0	0.119	1	500	0%	0	0	0%	U
Methylene chloride	A	ug/L	0.90742	0		0	0	0	0.134	1	500	0%	0	0	0%	U
o-Xylene	A	ug/L	0	0		0	0	0	0.0604	1	500	0%	0	0	0%	U
Styrene	A	ug/L	0	0		0	0	0	0.067	1	500	0%	0	0	0%	U
Tetrachloroethene	A	ug/L	0	0		0	0	0	0.0671	1	500	0%	0	0	0%	U
Toluene	A	ug/L	0.23136	0		0	0	0	0.075	1	500	0%	0	0	0%	U
trans-1,2-Dichloroethene	A	ug/L	0	0		0	0	0	0.151	1	500	0%	0	0	0%	U
trans-1,3-Dichloropropene	A	ug/L	0	0		0	0	0	0.0846	1	500	0%	0	0	0%	U
Trichloroethene	A	ug/L	0	0		0	0	0	0.0993	1	500	0%	0	0	0%	U
Trichlorofluoromethane	A	ug/L	0	0		0	0	0	0.134	1	500	0%	0	0	0%	U
Vinyl chloride	A	ug/L	0	0		0	0	0	0.153	1	500	0%	0	0	0%	U
1,4-Dichlorobenzene-d4	I	ug/L	250	10		0	0	0	0	0	0	0%	0	0	0%	
Chlorobenzene-d5	I	ug/L	250	10		0	0	0	0.1	0	0	0%	0	0	0%	
Fluorobenzene	I	ug/L	250	10		0	0	0	0.1	0	0	0%	0	0	0%	
Xylenes, Total	M	ug/L	0	0		0	0	0	0.0604	1	0	0%	0	0	0%	U
1,2-Dichloroethane-d4	S	ug/L	256.89312	10.2757248		10	0	0	0.0848	1	500	103%	81	118	0%	
Dibromofluoromethane	S	ug/L	261.62337	10.4649348		10	0	0	0.129	1	500	105%	80	119	0%	
p-Bromofluorobenzene	S	ug/L	258.13429	10.3253716		10	0	0	0.149	1	500	103%	85	114	0%	
Toluene-d8	S	ug/L	234.19958	9.3679832		10	0	0	0.0617	1	500	94%	89	112	0%	

Seq No	Lab ID	Test Code	Sample Typ	File ID	Analysis Date	DF	Batch ID	Prep Date	SPKref	RPDref	pmoist					
14964292	B21121957-002	VOC-8260-W-S	SAMP	JA5975C\VG1227	12/27/2021 12:5	1	R372727		0	0						
Analyte	T	Units	RAW	Final	Text	Spike	SPKref	RPDref	MDL	PQL	UQL	%REC	LOW	HIGH	%RPD	Q
1,1,1,2-Tetrachloroethane	A	ug/L	0	0		0	0	0	0.107	1	500	0%	0	0	0%	U
1,1,1-Trichloroethane	A	ug/L	0	0		0	0	0	0.131	1	500	0%	0	0	0%	U
1,1,2,2-Tetrachloroethane	A	ug/L	0	0		0	0	0	0.0872	1	500	0%	0	0	0%	U
1,1,2-Trichloroethane	A	ug/L	0	0		0	0	0	0.108	1	500	0%	0	0	0%	U
1,1-Dichloroethane	A	ug/L	0	0		0	0	0	0.176	1	500	0%	0	0	0%	U
1,1-Dichloroethene	A	ug/L	0	0		0	0	0	0.145	1	500	0%	0	0	0%	U
1,1-Dichloropropene	A	ug/L	0	0		0	0	0	0.083	1	500	0%	0	0	0%	U
1,2,3-Trichloropropane	A	ug/L	0	0		0	0	0	0.385	1	500	0%	0	0	0%	U
1,2-Dibromoethane	A	ug/L	0	0		0	0	0	0.143	1	500	0%	0	0	0%	U

Seq No	Lab ID	Test Code	Sample Typ	File ID	Analysis Date	DF	Batch ID	Prep Date	SPKref	RPDref	pmoist					
14964292	B21121957-002	VOC-8260-W-S	SAMP	JA5975C\VG122	12/27/2021 12:5	1	R372727		0	0						
Analyte	T	Units	RAW	Final	Text	Spike	SPKref	RPDref	MDL	PQL	UQL	%REC	LOW	HIGH	%RPD	Q
1,2-Dichlorobenzene	A	ug/L	0	0		0	0	0	0.0858	1	500	0%	0	0	0%	U
1,2-Dichloroethane	A	ug/L	0	0		0	0	0	0.156	1	500	0%	0	0	0%	U
1,2-Dichloropropane	A	ug/L	0	0		0	0	0	0.0893	1	500	0%	0	0	0%	U
1,3-Dichlorobenzene	A	ug/L	0	0		0	0	0	0.0996	1	500	0%	0	0	0%	U
1,3-Dichloropropane	A	ug/L	0	0		0	0	0	0.106	1	500	0%	0	0	0%	U
1,4-Dichlorobenzene	A	ug/L	0	0		0	0	0	0.0858	1	500	0%	0	0	0%	U
2,2-Dichloropropane	A	ug/L	0	0		0	0	0	0.196	1	500	0%	0	0	0%	U
2-Chlorotoluene	A	ug/L	0	0		0	0	0	0.0876	1	500	0%	0	0	0%	U
4-Chlorotoluene	A	ug/L	0	0		0	0	0	0.0912	1	500	0%	0	0	0%	U
Benzene	A	ug/L	0	0		0	0	0	0.119	1	500	0%	0	0	0%	U
Bromobenzene	A	ug/L	0	0		0	0	0	0.115	1	500	0%	0	0	0%	U
Bromochloromethane	A	ug/L	0	0		0	0	0	0.176	1	500	0%	0	0	0%	U
Bromodichloromethane	A	ug/L	0	0		0	0	0	0.155	1	500	0%	0	0	0%	U
Bromoform	A	ug/L	0	0		0	0	0	0.119	1	500	0%	0	0	0%	U
Bromomethane	A	ug/L	0	0		0	0	0	0.253	1	500	0%	0	0	0%	U
Carbon tetrachloride	A	ug/L	0	0		0	0	0	0.165	1	500	0%	0	0	0%	U
Chlorobenzene	A	ug/L	0	0		0	0	0	0.12	1	500	0%	0	0	0%	U
Chlorodibromomethane	A	ug/L	0	0		0	0	0	0.0841	1	500	0%	0	0	0%	U
Chloroethane	A	ug/L	0	0		0	0	0	0.169	1	500	0%	0	0	0%	U
Chloroform	A	ug/L	0	0		0	0	0	0.0789	1	500	0%	0	0	0%	U
Chloromethane	A	ug/L	2.88549	0		0	0	0	0.191	1	500	0%	0	0	0%	U
cis-1,2-Dichloroethene	A	ug/L	0	0		0	0	0	0.167	1	500	0%	0	0	0%	U
cis-1,3-Dichloropropene	A	ug/L	0	0		0	0	0	0.0943	1	500	0%	0	0	0%	U
Dibromomethane	A	ug/L	0	0		0	0	0	0.162	1	500	0%	0	0	0%	U
Dichlorodifluoromethane	A	ug/L	0	0		0	0	0	0.175	1	500	0%	0	0	0%	U
Ethylbenzene	A	ug/L	0	0		0	0	0	0.0912	1	500	0%	0	0	0%	U
m+p-Xylenes	A	ug/L	0	0		0	0	0	0.165	1	1000	0%	0	0	0%	U
Methyl ethyl ketone	A	ug/L	0	0		0	0	0	2.22	20	5000	0%	0	0	0%	U
Methyl tert-butyl ether (MTBE)	A	ug/L	0	0		0	0	0	0.119	1	500	0%	0	0	0%	U
Methylene chloride	A	ug/L	1.08836	0		0	0	0	0.134	1	500	0%	0	0	0%	U
o-Xylene	A	ug/L	0	0		0	0	0	0.0604	1	500	0%	0	0	0%	U
Styrene	A	ug/L	0	0		0	0	0	0.067	1	500	0%	0	0	0%	U
Tetrachloroethene	A	ug/L	0	0		0	0	0	0.0671	1	500	0%	0	0	0%	U
Toluene	A	ug/L	0.79154	0		0	0	0	0.075	1	500	0%	0	0	0%	U
trans-1,2-Dichloroethene	A	ug/L	0	0		0	0	0	0.151	1	500	0%	0	0	0%	U

Seq No	Lab ID	Test Code	Sample Typ	File ID	Analysis Date	DF	Batch ID	Prep Date	SPKref	RPDref	pmoist					
14964292	B21121957-002	VOC-8260-W-S	SAMP	JA5975C\VG1227	12/27/2021 12:5	1	R372727		0	0						
Analyte	T	Units	RAW	Final	Text	Spike	SPKref	RPDref	MDL	PQL	UQL	%REC	LOW	HIGH	%RPD	Q
trans-1,3-Dichloropropene	A	ug/L	0	0		0	0	0	0.0846	1	500	0%	0	0	0%	U
Trichloroethene	A	ug/L	0	0		0	0	0	0.0993	1	500	0%	0	0	0%	U
Trichlorofluoromethane	A	ug/L	0	0		0	0	0	0.134	1	500	0%	0	0	0%	U
Vinyl chloride	A	ug/L	0	0		0	0	0	0.153	1	500	0%	0	0	0%	U
1,4-Dichlorobenzene-d4	I	ug/L	250	10		0	0	0	0	0	0	0%	0	0	0%	
Chlorobenzene-d5	I	ug/L	250	10		0	0	0	0.1	0	0	0%	0	0	0%	
Fluorobenzene	I	ug/L	250	10		0	0	0	0.1	0	0	0%	0	0	0%	
Xylenes, Total	M	ug/L	0	0		0	0	0	0.0604	1	0	0%	0	0	0%	U
1,2-Dichloroethane-d4	S	ug/L	262.97308	10.5189232		10	0	0	0.0848	1	500	105%	81	118	0%	
Dibromofluoromethane	S	ug/L	267.41951	10.6967804		10	0	0	0.129	1	500	107%	80	119	0%	
p-Bromofluorobenzene	S	ug/L	261.83083	10.4732332		10	0	0	0.149	1	500	105%	85	114	0%	
Toluene-d8	S	ug/L	254.25622	10.1702488		10	0	0	0.0617	1	500	102%	89	112	0%	

Seq No	Lab ID	Test Code	Sample Typ	File ID	Analysis Date	DF	Batch ID	Prep Date	SPKref	RPDref	pmoist					
14964293	B21121959-003	VOC-8260-W-S	SAMP	JA5975C\VG1227	12/27/2021 1:18:	1	R372727		0	0						
Analyte	T	Units	RAW	Final	Text	Spike	SPKref	RPDref	MDL	PQL	UQL	%REC	LOW	HIGH	%RPD	Q
1,1,1,2-Tetrachloroethane	A	ug/L	0	0		0	0	0	0.107	1	500	0%	0	0	0%	U
1,1,1-Trichloroethane	A	ug/L	0	0		0	0	0	0.131	1	500	0%	0	0	0%	U
1,1,2,2-Tetrachloroethane	A	ug/L	0	0		0	0	0	0.0872	1	500	0%	0	0	0%	U
1,1,2-Trichloroethane	A	ug/L	0	0		0	0	0	0.108	1	500	0%	0	0	0%	U
1,1-Dichloroethane	A	ug/L	0	0		0	0	0	0.176	1	500	0%	0	0	0%	U
1,1-Dichloroethene	A	ug/L	0	0		0	0	0	0.145	1	500	0%	0	0	0%	U
1,1-Dichloropropene	A	ug/L	0	0		0	0	0	0.083	1	500	0%	0	0	0%	U
1,2,3-Trichloropropane	A	ug/L	0	0		0	0	0	0.385	1	500	0%	0	0	0%	U
1,2-Dibromoethane	A	ug/L	0	0		0	0	0	0.143	1	500	0%	0	0	0%	U
1,2-Dichlorobenzene	A	ug/L	0	0		0	0	0	0.0858	1	500	0%	0	0	0%	U
1,2-Dichloroethane	A	ug/L	0	0		0	0	0	0.156	1	500	0%	0	0	0%	U
1,2-Dichloropropane	A	ug/L	0	0		0	0	0	0.0893	1	500	0%	0	0	0%	U
1,3-Dichlorobenzene	A	ug/L	0	0		0	0	0	0.0996	1	500	0%	0	0	0%	U
1,3-Dichloropropane	A	ug/L	0	0		0	0	0	0.106	1	500	0%	0	0	0%	U
1,4-Dichlorobenzene	A	ug/L	0	0		0	0	0	0.0858	1	500	0%	0	0	0%	U
2,2-Dichloropropane	A	ug/L	0	0		0	0	0	0.196	1	500	0%	0	0	0%	U
2-Chlorotoluene	A	ug/L	0	0		0	0	0	0.0876	1	500	0%	0	0	0%	U
4-Chlorotoluene	A	ug/L	0	0		0	0	0	0.0912	1	500	0%	0	0	0%	U

Seq No	Lab ID	Test Code	Sample Typ	File ID	Analysis Date	DF	Batch ID	Prep Date	SPKref	RPDref	pmoist					
14964293	B21121959-003	VOC-8260-W-S	SAMP	JA5975C\VG122	12/27/2021 1:18:	1	R372727		0	0						
Analyte	T	Units	RAW	Final	Text	Spike	SPKref	RPDref	MDL	PQL	UQL	%REC	LOW	HIGH	%RPD	Q
Benzene	A	ug/L	0	0		0	0	0	0.119	1	500	0%	0	0	0%	U
Bromobenzene	A	ug/L	0	0		0	0	0	0.115	1	500	0%	0	0	0%	U
Bromochloromethane	A	ug/L	0	0		0	0	0	0.176	1	500	0%	0	0	0%	U
Bromodichloromethane	A	ug/L	0	0		0	0	0	0.155	1	500	0%	0	0	0%	U
Bromoform	A	ug/L	0	0		0	0	0	0.119	1	500	0%	0	0	0%	U
Bromomethane	A	ug/L	0	0		0	0	0	0.253	1	500	0%	0	0	0%	U
Carbon tetrachloride	A	ug/L	0	0		0	0	0	0.165	1	500	0%	0	0	0%	U
Chlorobenzene	A	ug/L	0	0		0	0	0	0.12	1	500	0%	0	0	0%	U
Chlorodibromomethane	A	ug/L	0	0		0	0	0	0.0841	1	500	0%	0	0	0%	U
Chloroethane	A	ug/L	0	0		0	0	0	0.169	1	500	0%	0	0	0%	U
Chloroform	A	ug/L	0	0		0	0	0	0.0789	1	500	0%	0	0	0%	U
Chloromethane	A	ug/L	0.49452	0		0	0	0	0.191	1	500	0%	0	0	0%	U
cis-1,2-Dichloroethene	A	ug/L	0	0		0	0	0	0.167	1	500	0%	0	0	0%	U
cis-1,3-Dichloropropene	A	ug/L	0	0		0	0	0	0.0943	1	500	0%	0	0	0%	U
Dibromomethane	A	ug/L	0	0		0	0	0	0.162	1	500	0%	0	0	0%	U
Dichlorodifluoromethane	A	ug/L	0	0		0	0	0	0.175	1	500	0%	0	0	0%	U
Ethylbenzene	A	ug/L	0	0		0	0	0	0.0912	1	500	0%	0	0	0%	U
m+p-Xylenes	A	ug/L	0	0		0	0	0	0.165	1	1000	0%	0	0	0%	U
Methyl ethyl ketone	A	ug/L	0	0		0	0	0	2.22	20	5000	0%	0	0	0%	U
Methyl tert-butyl ether (MTBE)	A	ug/L	0	0		0	0	0	0.119	1	500	0%	0	0	0%	U
Methylene chloride	A	ug/L	1.49541	0		0	0	0	0.134	1	500	0%	0	0	0%	U
o-Xylene	A	ug/L	0	0		0	0	0	0.0604	1	500	0%	0	0	0%	U
Styrene	A	ug/L	0	0		0	0	0	0.067	1	500	0%	0	0	0%	U
Tetrachloroethene	A	ug/L	0	0		0	0	0	0.0671	1	500	0%	0	0	0%	U
Toluene	A	ug/L	0	0		0	0	0	0.075	1	500	0%	0	0	0%	U
trans-1,2-Dichloroethene	A	ug/L	0	0		0	0	0	0.151	1	500	0%	0	0	0%	U
trans-1,3-Dichloropropene	A	ug/L	0	0		0	0	0	0.0846	1	500	0%	0	0	0%	U
Trichloroethene	A	ug/L	0	0		0	0	0	0.0993	1	500	0%	0	0	0%	U
Trichlorofluoromethane	A	ug/L	0	0		0	0	0	0.134	1	500	0%	0	0	0%	U
Vinyl chloride	A	ug/L	0	0		0	0	0	0.153	1	500	0%	0	0	0%	U
1,4-Dichlorobenzene-d4	I	ug/L	250	10		0	0	0	0	0	0	0%	0	0	0%	
Chlorobenzene-d5	I	ug/L	250	10		0	0	0	0.1	0	0	0%	0	0	0%	
Fluorobenzene	I	ug/L	250	10		0	0	0	0.1	0	0	0%	0	0	0%	
Xylenes, Total	M	ug/L	0	0		0	0	0	0.0604	1	0	0%	0	0	0%	U
1,2-Dichloroethane-d4	S	ug/L	262.72668	10.5090672		10	0	0	0.0848	1	500	105%	81	118	0%	

Seq No	Lab ID	Test Code	Sample Typ	File ID	Analysis Date	DF	Batch ID	Prep Date	SPKref	RPDref	pmoist					
14964293	B21121959-003	VOC-8260-W-S	SAMP	JA5975C\VG1227	12/27/2021 1:18:	1	R372727		0	0						
Analyte	T	Units	RAW	Final	Text	Spike	SPKref	RPDref	MDL	PQL	UQL	%REC	LOW	HIGH	%RPD	Q
Dibromofluoromethane	S	ug/L	257.72491	10.3089964		10	0	0	0.129	1	500	103%	80	119	0%	
p-Bromofluorobenzene	S	ug/L	259.68059	10.3872236		10	0	0	0.149	1	500	104%	85	114	0%	
Toluene-d8	S	ug/L	258.24193	10.3296772		10	0	0	0.0617	1	500	103%	89	112	0%	

Seq No	Lab ID	Test Code	Sample Typ	File ID	Analysis Date	DF	Batch ID	Prep Date	SPKref	RPDref	pmoist					
14964294	B21121961-003	VOC-8260-W-S	SAMP	JA5975C\VG1227	12/27/2021 1:46:	1	R372727		0	0						
Analyte	T	Units	RAW	Final	Text	Spike	SPKref	RPDref	MDL	PQL	UQL	%REC	LOW	HIGH	%RPD	Q
1,1,1,2-Tetrachloroethane	A	ug/L	0	0		0	0	0	0.107	1	500	0%	0	0	0%	U
1,1,1-Trichloroethane	A	ug/L	0	0		0	0	0	0.131	1	500	0%	0	0	0%	U
1,1,2,2-Tetrachloroethane	A	ug/L	0	0		0	0	0	0.0872	1	500	0%	0	0	0%	U
1,1,2-Trichloroethane	A	ug/L	0	0		0	0	0	0.108	1	500	0%	0	0	0%	U
1,1-Dichloroethane	A	ug/L	0	0		0	0	0	0.176	1	500	0%	0	0	0%	U
1,1-Dichloroethene	A	ug/L	0	0		0	0	0	0.145	1	500	0%	0	0	0%	U
1,1-Dichloropropene	A	ug/L	0	0		0	0	0	0.083	1	500	0%	0	0	0%	U
1,2,3-Trichloropropane	A	ug/L	0	0		0	0	0	0.385	1	500	0%	0	0	0%	U
1,2-Dibromoethane	A	ug/L	0	0		0	0	0	0.143	1	500	0%	0	0	0%	U
1,2-Dichlorobenzene	A	ug/L	0	0		0	0	0	0.0858	1	500	0%	0	0	0%	U
1,2-Dichloroethane	A	ug/L	0	0		0	0	0	0.156	1	500	0%	0	0	0%	U
1,2-Dichloropropane	A	ug/L	0	0		0	0	0	0.0893	1	500	0%	0	0	0%	U
1,3-Dichlorobenzene	A	ug/L	0	0		0	0	0	0.0996	1	500	0%	0	0	0%	U
1,3-Dichloropropane	A	ug/L	0	0		0	0	0	0.106	1	500	0%	0	0	0%	U
1,4-Dichlorobenzene	A	ug/L	0	0		0	0	0	0.0858	1	500	0%	0	0	0%	U
2,2-Dichloropropane	A	ug/L	0	0		0	0	0	0.196	1	500	0%	0	0	0%	U
2-Chlorotoluene	A	ug/L	0	0		0	0	0	0.0876	1	500	0%	0	0	0%	U
4-Chlorotoluene	A	ug/L	0	0		0	0	0	0.0912	1	500	0%	0	0	0%	U
Benzene	A	ug/L	0	0		0	0	0	0.119	1	500	0%	0	0	0%	U
Bromobenzene	A	ug/L	0	0		0	0	0	0.115	1	500	0%	0	0	0%	U
Bromochloromethane	A	ug/L	0	0		0	0	0	0.176	1	500	0%	0	0	0%	U
Bromodichloromethane	A	ug/L	0	0		0	0	0	0.155	1	500	0%	0	0	0%	U
Bromoform	A	ug/L	0	0		0	0	0	0.119	1	500	0%	0	0	0%	U
Bromomethane	A	ug/L	0	0		0	0	0	0.253	1	500	0%	0	0	0%	U
Carbon tetrachloride	A	ug/L	0	0		0	0	0	0.165	1	500	0%	0	0	0%	U
Chlorobenzene	A	ug/L	0	0		0	0	0	0.12	1	500	0%	0	0	0%	U
Chlorodibromomethane	A	ug/L	0	0		0	0	0	0.0841	1	500	0%	0	0	0%	U

Seq No	Lab ID	Test Code	Sample Typ	File ID	Analysis Date	DF	Batch ID	Prep Date	SPKref	RPDref	pmoist					
14964294	B21121961-003	VOC-8260-W-S	SAMP	JA5975C\VG122	12/27/2021 1:46:	1	R372727		0	0						
Analyte	T	Units	RAW	Final	Text	Spike	SPKref	RPDref	MDL	PQL	UQL	%REC	LOW	HIGH	%RPD	Q
Chloroethane	A	ug/L	0	0		0	0	0	0.169	1	500	0%	0	0	0%	U
Chloroform	A	ug/L	0	0		0	0	0	0.0789	1	500	0%	0	0	0%	U
Chloromethane	A	ug/L	1.6658	0		0	0	0	0.191	1	500	0%	0	0	0%	U
cis-1,2-Dichloroethene	A	ug/L	0	0		0	0	0	0.167	1	500	0%	0	0	0%	U
cis-1,3-Dichloropropene	A	ug/L	0	0		0	0	0	0.0943	1	500	0%	0	0	0%	U
Dibromomethane	A	ug/L	0	0		0	0	0	0.162	1	500	0%	0	0	0%	U
Dichlorodifluoromethane	A	ug/L	0	0		0	0	0	0.175	1	500	0%	0	0	0%	U
Ethylbenzene	A	ug/L	0	0		0	0	0	0.0912	1	500	0%	0	0	0%	U
m+p-Xylenes	A	ug/L	0	0		0	0	0	0.165	1	1000	0%	0	0	0%	U
Methyl ethyl ketone	A	ug/L	0	0		0	0	0	2.22	20	5000	0%	0	0	0%	U
Methyl tert-butyl ether (MTBE)	A	ug/L	0	0		0	0	0	0.119	1	500	0%	0	0	0%	U
Methylene chloride	A	ug/L	1.30219	0		0	0	0	0.134	1	500	0%	0	0	0%	U
o-Xylene	A	ug/L	0	0		0	0	0	0.0604	1	500	0%	0	0	0%	U
Styrene	A	ug/L	0	0		0	0	0	0.067	1	500	0%	0	0	0%	U
Tetrachloroethene	A	ug/L	0	0		0	0	0	0.0671	1	500	0%	0	0	0%	U
Toluene	A	ug/L	0.85701	0		0	0	0	0.075	1	500	0%	0	0	0%	U
trans-1,2-Dichloroethene	A	ug/L	0	0		0	0	0	0.151	1	500	0%	0	0	0%	U
trans-1,3-Dichloropropene	A	ug/L	0	0		0	0	0	0.0846	1	500	0%	0	0	0%	U
Trichloroethene	A	ug/L	0	0		0	0	0	0.0993	1	500	0%	0	0	0%	U
Trichlorofluoromethane	A	ug/L	0	0		0	0	0	0.134	1	500	0%	0	0	0%	U
Vinyl chloride	A	ug/L	0	0		0	0	0	0.153	1	500	0%	0	0	0%	U
1,4-Dichlorobenzene-d4	I	ug/L	250	10		0	0	0	0	0	0	0%	0	0	0%	
Chlorobenzene-d5	I	ug/L	250	10		0	0	0	0.1	0	0	0%	0	0	0%	
Fluorobenzene	I	ug/L	250	10		0	0	0	0.1	0	0	0%	0	0	0%	
Xylenes, Total	M	ug/L	0	0		0	0	0	0.0604	1	0	0%	0	0	0%	U
1,2-Dichloroethane-d4	S	ug/L	260.4894	10.419576		10	0	0	0.0848	1	500	104%	81	118	0%	
Dibromofluoromethane	S	ug/L	262.05437	10.4821748		10	0	0	0.129	1	500	105%	80	119	0%	
p-Bromofluorobenzene	S	ug/L	256.14759	10.2459036		10	0	0	0.149	1	500	102%	85	114	0%	
Toluene-d8	S	ug/L	256.86064	10.2744256		10	0	0	0.0617	1	500	103%	89	112	0%	

Seq No	Lab ID	Test Code	Sample Typ	File ID	Analysis Date	DF	Batch ID	Prep Date	SPKref	RPDref	pmoist					
14964295	B21121965-003	VOC-8260-W-S	SAMP	JA5975C\VG122	12/27/2021 2:13:	1	R372727		0	0						
Analyte	T	Units	RAW	Final	Text	Spike	SPKref	RPDref	MDL	PQL	UQL	%REC	LOW	HIGH	%RPD	Q

Seq No	Lab ID	Test Code	Sample Typ	File ID	Analysis Date	DF	Batch ID	Prep Date	SPKref	RPDref	pmoist					
14964295	B21121965-003	VOC-8260-W-S	SAMP	JA5975C\VG122	12/27/2021 2:13:	1	R372727		0	0						
Analyte	T	Units	RAW	Final	Text	Spike	SPKref	RPDref	MDL	PQL	UQL	%REC	LOW	HIGH	%RPD	Q
1,1,1,2-Tetrachloroethane	A	ug/L	0	0		0	0	0	0.107	1	500	0%	0	0	0%	U
1,1,1-Trichloroethane	A	ug/L	0	0		0	0	0	0.131	1	500	0%	0	0	0%	U
1,1,2,2-Tetrachloroethane	A	ug/L	0	0		0	0	0	0.0872	1	500	0%	0	0	0%	U
1,1,2-Trichloroethane	A	ug/L	0	0		0	0	0	0.108	1	500	0%	0	0	0%	U
1,1-Dichloroethane	A	ug/L	0	0		0	0	0	0.176	1	500	0%	0	0	0%	U
1,1-Dichloroethene	A	ug/L	0	0		0	0	0	0.145	1	500	0%	0	0	0%	U
1,1-Dichloropropene	A	ug/L	0	0		0	0	0	0.083	1	500	0%	0	0	0%	U
1,2,3-Trichloropropane	A	ug/L	0	0		0	0	0	0.385	1	500	0%	0	0	0%	U
1,2-Dibromoethane	A	ug/L	0	0		0	0	0	0.143	1	500	0%	0	0	0%	U
1,2-Dichlorobenzene	A	ug/L	0	0		0	0	0	0.0858	1	500	0%	0	0	0%	U
1,2-Dichloroethane	A	ug/L	0	0		0	0	0	0.156	1	500	0%	0	0	0%	U
1,2-Dichloropropane	A	ug/L	0	0		0	0	0	0.0893	1	500	0%	0	0	0%	U
1,3-Dichlorobenzene	A	ug/L	0	0		0	0	0	0.0996	1	500	0%	0	0	0%	U
1,3-Dichloropropane	A	ug/L	0	0		0	0	0	0.106	1	500	0%	0	0	0%	U
1,4-Dichlorobenzene	A	ug/L	0	0		0	0	0	0.0858	1	500	0%	0	0	0%	U
2,2-Dichloropropane	A	ug/L	0	0		0	0	0	0.196	1	500	0%	0	0	0%	U
2-Chlorotoluene	A	ug/L	0	0		0	0	0	0.0876	1	500	0%	0	0	0%	U
4-Chlorotoluene	A	ug/L	0	0		0	0	0	0.0912	1	500	0%	0	0	0%	U
Benzene	A	ug/L	0	0		0	0	0	0.119	1	500	0%	0	0	0%	U
Bromobenzene	A	ug/L	0	0		0	0	0	0.115	1	500	0%	0	0	0%	U
Bromochloromethane	A	ug/L	0	0		0	0	0	0.176	1	500	0%	0	0	0%	U
Bromodichloromethane	A	ug/L	0	0		0	0	0	0.155	1	500	0%	0	0	0%	U
Bromoform	A	ug/L	0	0		0	0	0	0.119	1	500	0%	0	0	0%	U
Bromomethane	A	ug/L	0	0		0	0	0	0.253	1	500	0%	0	0	0%	U
Carbon tetrachloride	A	ug/L	0	0		0	0	0	0.165	1	500	0%	0	0	0%	U
Chlorobenzene	A	ug/L	0	0		0	0	0	0.12	1	500	0%	0	0	0%	U
Chlorodibromomethane	A	ug/L	0	0		0	0	0	0.0841	1	500	0%	0	0	0%	U
Chloroethane	A	ug/L	0	0		0	0	0	0.169	1	500	0%	0	0	0%	U
Chloroform	A	ug/L	0	0		0	0	0	0.0789	1	500	0%	0	0	0%	U
Chloromethane	A	ug/L	1.25681	0		0	0	0	0.191	1	500	0%	0	0	0%	U
cis-1,2-Dichloroethene	A	ug/L	0	0		0	0	0	0.167	1	500	0%	0	0	0%	U
cis-1,3-Dichloropropene	A	ug/L	0	0		0	0	0	0.0943	1	500	0%	0	0	0%	U
Dibromomethane	A	ug/L	0	0		0	0	0	0.162	1	500	0%	0	0	0%	U
Dichlorodifluoromethane	A	ug/L	0	0		0	0	0	0.175	1	500	0%	0	0	0%	U
Ethylbenzene	A	ug/L	0	0		0	0	0	0.0912	1	500	0%	0	0	0%	U

Seq No	Lab ID	Test Code	Sample Typ	File ID	Analysis Date	DF	Batch ID	Prep Date	SPKref	RPDref	pmoist					
14964295	B21121965-003	VOC-8260-W-S	SAMP	JA5975C\VG122	12/27/2021 2:13:	1	R372727		0	0						
Analyte	T	Units	RAW	Final	Text	Spike	SPKref	RPDref	MDL	PQL	UQL	%REC	LOW	HIGH	%RPD	Q
m+p-Xylenes	A	ug/L	0	0		0	0	0	0.165	1	1000	0%	0	0	0%	U
Methyl ethyl ketone	A	ug/L	0	0		0	0	0	2.22	20	5000	0%	0	0	0%	U
Methyl tert-butyl ether (MTBE)	A	ug/L	0	0		0	0	0	0.119	1	500	0%	0	0	0%	U
Methylene chloride	A	ug/L	0.86372	0		0	0	0	0.134	1	500	0%	0	0	0%	U
o-Xylene	A	ug/L	0	0		0	0	0	0.0604	1	500	0%	0	0	0%	U
Styrene	A	ug/L	0	0		0	0	0	0.067	1	500	0%	0	0	0%	U
Tetrachloroethene	A	ug/L	0	0		0	0	0	0.0671	1	500	0%	0	0	0%	U
Toluene	A	ug/L	0.79037	0		0	0	0	0.075	1	500	0%	0	0	0%	U
trans-1,2-Dichloroethene	A	ug/L	0	0		0	0	0	0.151	1	500	0%	0	0	0%	U
trans-1,3-Dichloropropene	A	ug/L	0	0		0	0	0	0.0846	1	500	0%	0	0	0%	U
Trichloroethene	A	ug/L	0	0		0	0	0	0.0993	1	500	0%	0	0	0%	U
Trichlorofluoromethane	A	ug/L	0	0		0	0	0	0.134	1	500	0%	0	0	0%	U
Vinyl chloride	A	ug/L	0	0		0	0	0	0.153	1	500	0%	0	0	0%	U
1,4-Dichlorobenzene-d4	I	ug/L	250	10		0	0	0	0	0	0	0%	0	0	0%	
Chlorobenzene-d5	I	ug/L	250	10		0	0	0	0.1	0	0	0%	0	0	0%	
Fluorobenzene	I	ug/L	250	10		0	0	0	0.1	0	0	0%	0	0	0%	
Xylenes, Total	M	ug/L	0	0		0	0	0	0.0604	1	0	0%	0	0	0%	U
1,2-Dichloroethane-d4	S	ug/L	252.83412	10.1133648		10	0	0	0.0848	1	500	101%	81	118	0%	
Dibromofluoromethane	S	ug/L	255.67817	10.2271268		10	0	0	0.129	1	500	102%	80	119	0%	
p-Bromofluorobenzene	S	ug/L	258.28654	10.3314616		10	0	0	0.149	1	500	103%	85	114	0%	
Toluene-d8	S	ug/L	255.77569	10.2310276		10	0	0	0.0617	1	500	102%	89	112	0%	

Seq No	Lab ID	Test Code	Sample Typ	File ID	Analysis Date	DF	Batch ID	Prep Date	SPKref	RPDref	pmoist					
14964296	B21121841-001	VOC-8260-W-S	SAMP	JA5975C\VG122	12/27/2021 2:40:	1	R372727		0	0						
Analyte	T	Units	RAW	Final	Text	Spike	SPKref	RPDref	MDL	PQL	UQL	%REC	LOW	HIGH	%RPD	Q
1,1,1,2-Tetrachloroethane	A	ug/L	0	0		0	0	0	0.107	1	500	0%	0	0	0%	U
1,1,1-Trichloroethane	A	ug/L	0	0		0	0	0	0.131	1	500	0%	0	0	0%	U
1,1,2,2-Tetrachloroethane	A	ug/L	0	0		0	0	0	0.0872	1	500	0%	0	0	0%	U
1,1,2-Trichloroethane	A	ug/L	0	0		0	0	0	0.108	1	500	0%	0	0	0%	U
1,1-Dichloroethane	A	ug/L	0	0		0	0	0	0.176	1	500	0%	0	0	0%	U
1,1-Dichloroethene	A	ug/L	0	0		0	0	0	0.145	1	500	0%	0	0	0%	U
1,1-Dichloropropene	A	ug/L	0	0		0	0	0	0.083	1	500	0%	0	0	0%	U
1,2,3-Trichloropropane	A	ug/L	0	0		0	0	0	0.385	1	500	0%	0	0	0%	U
1,2-Dibromoethane	A	ug/L	0	0		0	0	0	0.143	1	500	0%	0	0	0%	U

Seq No	Lab ID	Test Code	Sample Typ	File ID	Analysis Date	DF	Batch ID	Prep Date	SPKref	RPDref	pmoist					
14964296	B21121841-001	VOC-8260-W-S	SAMP	JA5975C\VG122	12/27/2021 2:40:	1	R372727		0	0						
Analyte	T	Units	RAW	Final	Text	Spike	SPKref	RPDref	MDL	PQL	UQL	%REC	LOW	HIGH	%RPD	Q
1,2-Dichlorobenzene	A	ug/L	0	0		0	0	0	0.0858	1	500	0%	0	0	0%	U
1,2-Dichloroethane	A	ug/L	0	0		0	0	0	0.156	1	500	0%	0	0	0%	U
1,2-Dichloropropane	A	ug/L	0	0		0	0	0	0.0893	1	500	0%	0	0	0%	U
1,3-Dichlorobenzene	A	ug/L	0	0		0	0	0	0.0996	1	500	0%	0	0	0%	U
1,3-Dichloropropane	A	ug/L	0	0		0	0	0	0.106	1	500	0%	0	0	0%	U
1,4-Dichlorobenzene	A	ug/L	0	0		0	0	0	0.0858	1	500	0%	0	0	0%	U
2,2-Dichloropropane	A	ug/L	0	0		0	0	0	0.196	1	500	0%	0	0	0%	U
2-Chlorotoluene	A	ug/L	0	0		0	0	0	0.0876	1	500	0%	0	0	0%	U
4-Chlorotoluene	A	ug/L	0	0		0	0	0	0.0912	1	500	0%	0	0	0%	U
Benzene	A	ug/L	0	0		0	0	0	0.119	1	500	0%	0	0	0%	U
Bromobenzene	A	ug/L	0	0		0	0	0	0.115	1	500	0%	0	0	0%	U
Bromochloromethane	A	ug/L	0	0		0	0	0	0.176	1	500	0%	0	0	0%	U
Bromodichloromethane	A	ug/L	0	0		0	0	0	0.155	1	500	0%	0	0	0%	U
Bromoform	A	ug/L	0	0		0	0	0	0.119	1	500	0%	0	0	0%	U
Bromomethane	A	ug/L	0	0		0	0	0	0.253	1	500	0%	0	0	0%	U
Carbon tetrachloride	A	ug/L	0	0		0	0	0	0.165	1	500	0%	0	0	0%	U
Chlorobenzene	A	ug/L	0	0		0	0	0	0.12	1	500	0%	0	0	0%	U
Chlorodibromomethane	A	ug/L	0	0		0	0	0	0.0841	1	500	0%	0	0	0%	U
Chloroethane	A	ug/L	0	0		0	0	0	0.169	1	500	0%	0	0	0%	U
Chloroform	A	ug/L	0	0		0	0	0	0.0789	1	500	0%	0	0	0%	U
Chloromethane	A	ug/L	0	0		0	0	0	0.191	1	500	0%	0	0	0%	U
cis-1,2-Dichloroethene	A	ug/L	0	0		0	0	0	0.167	1	500	0%	0	0	0%	U
cis-1,3-Dichloropropene	A	ug/L	0	0		0	0	0	0.0943	1	500	0%	0	0	0%	U
Dibromomethane	A	ug/L	0	0		0	0	0	0.162	1	500	0%	0	0	0%	U
Dichlorodifluoromethane	A	ug/L	0	0		0	0	0	0.175	1	500	0%	0	0	0%	U
Ethylbenzene	A	ug/L	0	0		0	0	0	0.0912	1	500	0%	0	0	0%	U
m+p-Xylenes	A	ug/L	0	0		0	0	0	0.165	1	1000	0%	0	0	0%	U
Methyl ethyl ketone	A	ug/L	0	0		0	0	0	2.22	20	5000	0%	0	0	0%	U
Methyl tert-butyl ether (MTBE)	A	ug/L	0	0		0	0	0	0.119	1	500	0%	0	0	0%	U
Methylene chloride	A	ug/L	0.4897	0		0	0	0	0.134	1	500	0%	0	0	0%	UT
o-Xylene	A	ug/L	0	0		0	0	0	0.0604	1	500	0%	0	0	0%	U
Styrene	A	ug/L	0	0		0	0	0	0.067	1	500	0%	0	0	0%	U
Tetrachloroethene	A	ug/L	0	0		0	0	0	0.0671	1	500	0%	0	0	0%	U
Toluene	A	ug/L	0	0		0	0	0	0.075	1	500	0%	0	0	0%	U
trans-1,2-Dichloroethene	A	ug/L	0	0		0	0	0	0.151	1	500	0%	0	0	0%	U

Seq No	Lab ID	Test Code	Sample Typ	File ID	Analysis Date	DF	Batch ID	Prep Date	SPKref	RPDref	pmoist					
14964296	B21121841-001	VOC-8260-W-S	SAMP	JA5975C\VG1227	12/27/2021 2:40:	1	R372727		0	0						
Analyte	T	Units	RAW	Final	Text	Spike	SPKref	RPDref	MDL	PQL	UQL	%REC	LOW	HIGH	%RPD	Q
trans-1,3-Dichloropropene	A	ug/L	0	0		0	0	0	0.0846	1	500	0%	0	0	0%	U
Trichloroethene	A	ug/L	0	0		0	0	0	0.0993	1	500	0%	0	0	0%	U
Trichlorofluoromethane	A	ug/L	0	0		0	0	0	0.134	1	500	0%	0	0	0%	U
Vinyl chloride	A	ug/L	0	0		0	0	0	0.153	1	500	0%	0	0	0%	U
1,4-Dichlorobenzene-d4	I	ug/L	250	10		0	0	0	0	0	0	0%	0	0	0%	
Chlorobenzene-d5	I	ug/L	250	10		0	0	0	0.1	0	0	0%	0	0	0%	
Fluorobenzene	I	ug/L	250	10		0	0	0	0.1	0	0	0%	0	0	0%	
Xylenes, Total	M	ug/L	0	0		0	0	0	0.0604	1	0	0%	0	0	0%	U
1,2-Dichloroethane-d4	S	ug/L	278.2098	11.128392		10	0	0	0.0848	1	500	111%	81	118	0%	
Dibromofluoromethane	S	ug/L	262.28185	10.491274		10	0	0	0.129	1	500	105%	80	119	0%	
p-Bromofluorobenzene	S	ug/L	268.51453	10.7405812		10	0	0	0.149	1	500	107%	85	114	0%	
Toluene-d8	S	ug/L	252.73289	10.1093156		10	0	0	0.0617	1	500	101%	89	112	0%	

Seq No	Lab ID	Test Code	Sample Typ	File ID	Analysis Date	DF	Batch ID	Prep Date	SPKref	RPDref	pmoist					
14964297	B21121841-002	VOC-8260-W-S	SAMP	JA5975C\VG1227	12/27/2021 3:07:	1	R372727		0	0						
Analyte	T	Units	RAW	Final	Text	Spike	SPKref	RPDref	MDL	PQL	UQL	%REC	LOW	HIGH	%RPD	Q
1,1,1,2-Tetrachloroethane	A	ug/L	0	0		0	0	0	0.107	1	500	0%	0	0	0%	U
1,1,1-Trichloroethane	A	ug/L	0	0		0	0	0	0.131	1	500	0%	0	0	0%	U
1,1,2,2-Tetrachloroethane	A	ug/L	0	0		0	0	0	0.0872	1	500	0%	0	0	0%	U
1,1,2-Trichloroethane	A	ug/L	0	0		0	0	0	0.108	1	500	0%	0	0	0%	U
1,1-Dichloroethane	A	ug/L	0	0		0	0	0	0.176	1	500	0%	0	0	0%	U
1,1-Dichloroethene	A	ug/L	0	0		0	0	0	0.145	1	500	0%	0	0	0%	U
1,1-Dichloropropene	A	ug/L	0	0		0	0	0	0.083	1	500	0%	0	0	0%	U
1,2,3-Trichloropropane	A	ug/L	0	0		0	0	0	0.385	1	500	0%	0	0	0%	U
1,2-Dibromoethane	A	ug/L	0	0		0	0	0	0.143	1	500	0%	0	0	0%	U
1,2-Dichlorobenzene	A	ug/L	0	0		0	0	0	0.0858	1	500	0%	0	0	0%	U
1,2-Dichloroethane	A	ug/L	0	0		0	0	0	0.156	1	500	0%	0	0	0%	U
1,2-Dichloropropane	A	ug/L	0	0		0	0	0	0.0893	1	500	0%	0	0	0%	U
1,3-Dichlorobenzene	A	ug/L	0	0		0	0	0	0.0996	1	500	0%	0	0	0%	U
1,3-Dichloropropane	A	ug/L	0	0		0	0	0	0.106	1	500	0%	0	0	0%	U
1,4-Dichlorobenzene	A	ug/L	0	0		0	0	0	0.0858	1	500	0%	0	0	0%	U
2,2-Dichloropropane	A	ug/L	0	0		0	0	0	0.196	1	500	0%	0	0	0%	U
2-Chlorotoluene	A	ug/L	0	0		0	0	0	0.0876	1	500	0%	0	0	0%	U
4-Chlorotoluene	A	ug/L	0	0		0	0	0	0.0912	1	500	0%	0	0	0%	U

Seq No	Lab ID	Test Code	Sample Typ	File ID	Analysis Date	DF	Batch ID	Prep Date	SPKref	RPDref	pmoist					
14964297	B21121841-002	VOC-8260-W-S	SAMP	JA5975C\VG122	12/27/2021 3:07:	1	R372727		0	0						
Analyte	T	Units	RAW	Final	Text	Spike	SPKref	RPDref	MDL	PQL	UQL	%REC	LOW	HIGH	%RPD	Q
Benzene	A	ug/L	0	0		0	0	0	0.119	1	500	0%	0	0	0%	U
Bromobenzene	A	ug/L	0	0		0	0	0	0.115	1	500	0%	0	0	0%	U
Bromochloromethane	A	ug/L	0	0		0	0	0	0.176	1	500	0%	0	0	0%	U
Bromodichloromethane	A	ug/L	0	0		0	0	0	0.155	1	500	0%	0	0	0%	U
Bromoform	A	ug/L	0	0		0	0	0	0.119	1	500	0%	0	0	0%	U
Bromomethane	A	ug/L	0	0		0	0	0	0.253	1	500	0%	0	0	0%	U
Carbon tetrachloride	A	ug/L	0	0		0	0	0	0.165	1	500	0%	0	0	0%	U
Chlorobenzene	A	ug/L	0	0		0	0	0	0.12	1	500	0%	0	0	0%	U
Chlorodibromomethane	A	ug/L	0	0		0	0	0	0.0841	1	500	0%	0	0	0%	U
Chloroethane	A	ug/L	0	0		0	0	0	0.169	1	500	0%	0	0	0%	U
Chloroform	A	ug/L	0	0		0	0	0	0.0789	1	500	0%	0	0	0%	U
Chloromethane	A	ug/L	0	0		0	0	0	0.191	1	500	0%	0	0	0%	U
cis-1,2-Dichloroethene	A	ug/L	0	0		0	0	0	0.167	1	500	0%	0	0	0%	U
cis-1,3-Dichloropropene	A	ug/L	0	0		0	0	0	0.0943	1	500	0%	0	0	0%	U
Dibromomethane	A	ug/L	0	0		0	0	0	0.162	1	500	0%	0	0	0%	U
Dichlorodifluoromethane	A	ug/L	0	0		0	0	0	0.175	1	500	0%	0	0	0%	U
Ethylbenzene	A	ug/L	0	0		0	0	0	0.0912	1	500	0%	0	0	0%	U
m+p-Xylenes	A	ug/L	0	0		0	0	0	0.165	1	1000	0%	0	0	0%	U
Methyl ethyl ketone	A	ug/L	0	0		0	0	0	2.22	20	5000	0%	0	0	0%	U
Methyl tert-butyl ether (MTBE)	A	ug/L	0	0		0	0	0	0.119	1	500	0%	0	0	0%	U
Methylene chloride	A	ug/L	0	0		0	0	0	0.134	1	500	0%	0	0	0%	UT
o-Xylene	A	ug/L	0	0		0	0	0	0.0604	1	500	0%	0	0	0%	U
Styrene	A	ug/L	0	0		0	0	0	0.067	1	500	0%	0	0	0%	U
Tetrachloroethene	A	ug/L	0	0		0	0	0	0.0671	1	500	0%	0	0	0%	U
Toluene	A	ug/L	0	0		0	0	0	0.075	1	500	0%	0	0	0%	U
trans-1,2-Dichloroethene	A	ug/L	0	0		0	0	0	0.151	1	500	0%	0	0	0%	U
trans-1,3-Dichloropropene	A	ug/L	0	0		0	0	0	0.0846	1	500	0%	0	0	0%	U
Trichloroethene	A	ug/L	0	0		0	0	0	0.0993	1	500	0%	0	0	0%	U
Trichlorofluoromethane	A	ug/L	0	0		0	0	0	0.134	1	500	0%	0	0	0%	U
Vinyl chloride	A	ug/L	0	0		0	0	0	0.153	1	500	0%	0	0	0%	U
1,4-Dichlorobenzene-d4	I	ug/L	250	10		0	0	0	0	0	0	0%	0	0	0%	
Chlorobenzene-d5	I	ug/L	250	10		0	0	0	0.1	0	0	0%	0	0	0%	
Fluorobenzene	I	ug/L	250	10		0	0	0	0.1	0	0	0%	0	0	0%	
Xylenes, Total	M	ug/L	0	0		0	0	0	0.0604	1	0	0%	0	0	0%	U
1,2-Dichloroethane-d4	S	ug/L	263.77101	10.5508404		10	0	0	0.0848	1	500	106%	81	118	0%	

Seq No	Lab ID	Test Code	Sample Typ	File ID	Analysis Date	DF	Batch ID	Prep Date	SPKref	RPDref	pmoist					
14964297	B21121841-002	VOC-8260-W-S	SAMP	JA5975C\VG1227	12/27/2021 3:07:	1	R372727		0	0						
Analyte	T	Units	RAW	Final	Text	Spike	SPKref	RPDref	MDL	PQL	UQL	%REC	LOW	HIGH	%RPD	Q
Dibromofluoromethane	S	ug/L	262.12386	10.4849544		10	0	0	0.129	1	500	105%	80	119	0%	
p-Bromofluorobenzene	S	ug/L	258.81852	10.3527408		10	0	0	0.149	1	500	104%	85	114	0%	
Toluene-d8	S	ug/L	256.86374	10.2745496		10	0	0	0.0617	1	500	103%	89	112	0%	

Seq No	Lab ID	Test Code	Sample Typ	File ID	Analysis Date	DF	Batch ID	Prep Date	SPKref	RPDref	pmoist					
14964298	B21121841-003	VOC-8260-W-S	SAMP	JA5975C\VG1227	12/27/2021 3:35:	1	R372727		0	0						
Analyte	T	Units	RAW	Final	Text	Spike	SPKref	RPDref	MDL	PQL	UQL	%REC	LOW	HIGH	%RPD	Q
1,1,1,2-Tetrachloroethane	A	ug/L	0	0		0	0	0	0.107	1	500	0%	0	0	0%	U
1,1,1-Trichloroethane	A	ug/L	0	0		0	0	0	0.131	1	500	0%	0	0	0%	U
1,1,2,2-Tetrachloroethane	A	ug/L	0	0		0	0	0	0.0872	1	500	0%	0	0	0%	U
1,1,2-Trichloroethane	A	ug/L	0	0		0	0	0	0.108	1	500	0%	0	0	0%	U
1,1-Dichloroethane	A	ug/L	0	0		0	0	0	0.176	1	500	0%	0	0	0%	U
1,1-Dichloroethene	A	ug/L	0	0		0	0	0	0.145	1	500	0%	0	0	0%	U
1,1-Dichloropropene	A	ug/L	0	0		0	0	0	0.083	1	500	0%	0	0	0%	U
1,2,3-Trichloropropane	A	ug/L	0	0		0	0	0	0.385	1	500	0%	0	0	0%	U
1,2-Dibromoethane	A	ug/L	0	0		0	0	0	0.143	1	500	0%	0	0	0%	U
1,2-Dichlorobenzene	A	ug/L	0	0		0	0	0	0.0858	1	500	0%	0	0	0%	U
1,2-Dichloroethane	A	ug/L	0	0		0	0	0	0.156	1	500	0%	0	0	0%	U
1,2-Dichloropropane	A	ug/L	0	0		0	0	0	0.0893	1	500	0%	0	0	0%	U
1,3-Dichlorobenzene	A	ug/L	0	0		0	0	0	0.0996	1	500	0%	0	0	0%	U
1,3-Dichloropropane	A	ug/L	0	0		0	0	0	0.106	1	500	0%	0	0	0%	U
1,4-Dichlorobenzene	A	ug/L	0	0		0	0	0	0.0858	1	500	0%	0	0	0%	U
2,2-Dichloropropane	A	ug/L	0	0		0	0	0	0.196	1	500	0%	0	0	0%	U
2-Chlorotoluene	A	ug/L	0	0		0	0	0	0.0876	1	500	0%	0	0	0%	U
4-Chlorotoluene	A	ug/L	0	0		0	0	0	0.0912	1	500	0%	0	0	0%	U
Benzene	A	ug/L	0	0		0	0	0	0.119	1	500	0%	0	0	0%	U
Bromobenzene	A	ug/L	0	0		0	0	0	0.115	1	500	0%	0	0	0%	U
Bromochloromethane	A	ug/L	0	0		0	0	0	0.176	1	500	0%	0	0	0%	U
Bromodichloromethane	A	ug/L	0	0		0	0	0	0.155	1	500	0%	0	0	0%	U
Bromoform	A	ug/L	0	0		0	0	0	0.119	1	500	0%	0	0	0%	U
Bromomethane	A	ug/L	0	0		0	0	0	0.253	1	500	0%	0	0	0%	U
Carbon tetrachloride	A	ug/L	0	0		0	0	0	0.165	1	500	0%	0	0	0%	U
Chlorobenzene	A	ug/L	0	0		0	0	0	0.12	1	500	0%	0	0	0%	U
Chlorodibromomethane	A	ug/L	0	0		0	0	0	0.0841	1	500	0%	0	0	0%	U

Seq No	Lab ID	Test Code	Sample Typ	File ID	Analysis Date	DF	Batch ID	Prep Date	SPKref	RPDref	pmoist					
14964298	B21121841-003	VOC-8260-W-S	SAMP	JA5975C\VG122	12/27/2021 3:35:	1	R372727		0	0						
Analyte	T	Units	RAW	Final	Text	Spike	SPKref	RPDref	MDL	PQL	UQL	%REC	LOW	HIGH	%RPD	Q
Chloroethane	A	ug/L	0	0		0	0	0	0.169	1	500	0%	0	0	0%	U
Chloroform	A	ug/L	0	0		0	0	0	0.0789	1	500	0%	0	0	0%	U
Chloromethane	A	ug/L	0	0		0	0	0	0.191	1	500	0%	0	0	0%	U
cis-1,2-Dichloroethene	A	ug/L	0	0		0	0	0	0.167	1	500	0%	0	0	0%	U
cis-1,3-Dichloropropene	A	ug/L	0	0		0	0	0	0.0943	1	500	0%	0	0	0%	U
Dibromomethane	A	ug/L	0	0		0	0	0	0.162	1	500	0%	0	0	0%	U
Dichlorodifluoromethane	A	ug/L	0	0		0	0	0	0.175	1	500	0%	0	0	0%	U
Ethylbenzene	A	ug/L	0	0		0	0	0	0.0912	1	500	0%	0	0	0%	U
m+p-Xylenes	A	ug/L	0	0		0	0	0	0.165	1	1000	0%	0	0	0%	U
Methyl ethyl ketone	A	ug/L	0	0		0	0	0	2.22	20	5000	0%	0	0	0%	U
Methyl tert-butyl ether (MTBE)	A	ug/L	0	0		0	0	0	0.119	1	500	0%	0	0	0%	U
Methylene chloride	A	ug/L	0	0		0	0	0	0.134	1	500	0%	0	0	0%	UT
o-Xylene	A	ug/L	0	0		0	0	0	0.0604	1	500	0%	0	0	0%	U
Styrene	A	ug/L	0	0		0	0	0	0.067	1	500	0%	0	0	0%	U
Tetrachloroethene	A	ug/L	0	0		0	0	0	0.0671	1	500	0%	0	0	0%	U
Toluene	A	ug/L	0	0		0	0	0	0.075	1	500	0%	0	0	0%	U
trans-1,2-Dichloroethene	A	ug/L	0	0		0	0	0	0.151	1	500	0%	0	0	0%	U
trans-1,3-Dichloropropene	A	ug/L	0	0		0	0	0	0.0846	1	500	0%	0	0	0%	U
Trichloroethene	A	ug/L	0	0		0	0	0	0.0993	1	500	0%	0	0	0%	U
Trichlorofluoromethane	A	ug/L	0	0		0	0	0	0.134	1	500	0%	0	0	0%	U
Vinyl chloride	A	ug/L	0	0		0	0	0	0.153	1	500	0%	0	0	0%	U
1,4-Dichlorobenzene-d4	I	ug/L	250	10		0	0	0	0	0	0	0%	0	0	0%	
Chlorobenzene-d5	I	ug/L	250	10		0	0	0	0.1	0	0	0%	0	0	0%	
Fluorobenzene	I	ug/L	250	10		0	0	0	0.1	0	0	0%	0	0	0%	
Xylenes, Total	M	ug/L	0	0		0	0	0	0.0604	1	0	0%	0	0	0%	U
1,2-Dichloroethane-d4	S	ug/L	260.0659	10.402636		10	0	0	0.0848	1	500	104%	81	118	0%	
Dibromofluoromethane	S	ug/L	263.13574	10.5254296		10	0	0	0.129	1	500	105%	80	119	0%	
p-Bromofluorobenzene	S	ug/L	262.39146	10.4956584		10	0	0	0.149	1	500	105%	85	114	0%	
Toluene-d8	S	ug/L	261.17039	10.4468156		10	0	0	0.0617	1	500	104%	89	112	0%	

Seq No	Lab ID	Test Code	Sample Typ	File ID	Analysis Date	DF	Batch ID	Prep Date	SPKref	RPDref	pmoist					
14964299	B21121841-004	VOC-8260-W-S	SAMP	JA5975C\VG122	12/27/2021 4:02:	1	R372727		0	0						
Analyte	T	Units	RAW	Final	Text	Spike	SPKref	RPDref	MDL	PQL	UQL	%REC	LOW	HIGH	%RPD	Q

Seq No	Lab ID	Test Code	Sample Typ	File ID	Analysis Date	DF	Batch ID	Prep Date	SPKref	RPDref	pmoist					
14964299	B21121841-004	VOC-8260-W-S	SAMP	JA5975C\VG122	12/27/2021 4:02:	1	R372727		0	0						
Analyte	T	Units	RAW	Final	Text	Spike	SPKref	RPDref	MDL	PQL	UQL	%REC	LOW	HIGH	%RPD	Q
1,1,1,2-Tetrachloroethane	A	ug/L	0	0		0	0	0	0.107	1	500	0%	0	0	0%	U
1,1,1-Trichloroethane	A	ug/L	0	0		0	0	0	0.131	1	500	0%	0	0	0%	U
1,1,2,2-Tetrachloroethane	A	ug/L	0	0		0	0	0	0.0872	1	500	0%	0	0	0%	U
1,1,2-Trichloroethane	A	ug/L	0	0		0	0	0	0.108	1	500	0%	0	0	0%	U
1,1-Dichloroethane	A	ug/L	0	0		0	0	0	0.176	1	500	0%	0	0	0%	U
1,1-Dichloroethene	A	ug/L	0	0		0	0	0	0.145	1	500	0%	0	0	0%	U
1,1-Dichloropropene	A	ug/L	0	0		0	0	0	0.083	1	500	0%	0	0	0%	U
1,2,3-Trichloropropane	A	ug/L	0	0		0	0	0	0.385	1	500	0%	0	0	0%	U
1,2-Dibromoethane	A	ug/L	0	0		0	0	0	0.143	1	500	0%	0	0	0%	U
1,2-Dichlorobenzene	A	ug/L	0	0		0	0	0	0.0858	1	500	0%	0	0	0%	U
1,2-Dichloroethane	A	ug/L	0	0		0	0	0	0.156	1	500	0%	0	0	0%	U
1,2-Dichloropropane	A	ug/L	0	0		0	0	0	0.0893	1	500	0%	0	0	0%	U
1,3-Dichlorobenzene	A	ug/L	0	0		0	0	0	0.0996	1	500	0%	0	0	0%	U
1,3-Dichloropropane	A	ug/L	0	0		0	0	0	0.106	1	500	0%	0	0	0%	U
1,4-Dichlorobenzene	A	ug/L	0	0		0	0	0	0.0858	1	500	0%	0	0	0%	U
2,2-Dichloropropane	A	ug/L	0	0		0	0	0	0.196	1	500	0%	0	0	0%	U
2-Chlorotoluene	A	ug/L	0	0		0	0	0	0.0876	1	500	0%	0	0	0%	U
4-Chlorotoluene	A	ug/L	0	0		0	0	0	0.0912	1	500	0%	0	0	0%	U
Benzene	A	ug/L	0	0		0	0	0	0.119	1	500	0%	0	0	0%	U
Bromobenzene	A	ug/L	0	0		0	0	0	0.115	1	500	0%	0	0	0%	U
Bromochloromethane	A	ug/L	0	0		0	0	0	0.176	1	500	0%	0	0	0%	U
Bromodichloromethane	A	ug/L	0	0		0	0	0	0.155	1	500	0%	0	0	0%	U
Bromoform	A	ug/L	0	0		0	0	0	0.119	1	500	0%	0	0	0%	U
Bromomethane	A	ug/L	0	0		0	0	0	0.253	1	500	0%	0	0	0%	U
Carbon tetrachloride	A	ug/L	0	0		0	0	0	0.165	1	500	0%	0	0	0%	U
Chlorobenzene	A	ug/L	0	0		0	0	0	0.12	1	500	0%	0	0	0%	U
Chlorodibromomethane	A	ug/L	0	0		0	0	0	0.0841	1	500	0%	0	0	0%	U
Chloroethane	A	ug/L	0	0		0	0	0	0.169	1	500	0%	0	0	0%	U
Chloroform	A	ug/L	0	0		0	0	0	0.0789	1	500	0%	0	0	0%	U
Chloromethane	A	ug/L	0	0		0	0	0	0.191	1	500	0%	0	0	0%	U
cis-1,2-Dichloroethene	A	ug/L	0	0		0	0	0	0.167	1	500	0%	0	0	0%	U
cis-1,3-Dichloropropene	A	ug/L	0	0		0	0	0	0.0943	1	500	0%	0	0	0%	U
Dibromomethane	A	ug/L	0	0		0	0	0	0.162	1	500	0%	0	0	0%	U
Dichlorodifluoromethane	A	ug/L	0	0		0	0	0	0.175	1	500	0%	0	0	0%	U
Ethylbenzene	A	ug/L	1.48801	0		0	0	0	0.0912	1	500	0%	0	0	0%	U

Seq No	Lab ID	Test Code	Sample Typ	File ID	Analysis Date	DF	Batch ID	Prep Date	SPKref	RPDref	pmoist					
14964299	B21121841-004	VOC-8260-W-S	SAMP	JA5975C\VG122	12/27/2021 4:02:	1	R372727		0	0						
Analyte	T	Units	RAW	Final	Text	Spike	SPKref	RPDref	MDL	PQL	UQL	%REC	LOW	HIGH	%RPD	Q
m+p-Xylenes	A	ug/L	0	0		0	0	0	0.165	1	1000	0%	0	0	0%	U
Methyl ethyl ketone	A	ug/L	0	0		0	0	0	2.22	20	5000	0%	0	0	0%	U
Methyl tert-butyl ether (MTBE)	A	ug/L	0	0		0	0	0	0.119	1	500	0%	0	0	0%	U
Methylene chloride	A	ug/L	0	0		0	0	0	0.134	1	500	0%	0	0	0%	UT
o-Xylene	A	ug/L	0	0		0	0	0	0.0604	1	500	0%	0	0	0%	U
Styrene	A	ug/L	26.44006	1.0576024		0	0	0	0.067	1	500	0%	0	0	0%	
Tetrachloroethene	A	ug/L	0	0		0	0	0	0.0671	1	500	0%	0	0	0%	U
Toluene	A	ug/L	0	0		0	0	0	0.075	1	500	0%	0	0	0%	U
trans-1,2-Dichloroethene	A	ug/L	0	0		0	0	0	0.151	1	500	0%	0	0	0%	U
trans-1,3-Dichloropropene	A	ug/L	0	0		0	0	0	0.0846	1	500	0%	0	0	0%	U
Trichloroethene	A	ug/L	0	0		0	0	0	0.0993	1	500	0%	0	0	0%	U
Trichlorofluoromethane	A	ug/L	0	0		0	0	0	0.134	1	500	0%	0	0	0%	U
Vinyl chloride	A	ug/L	0	0		0	0	0	0.153	1	500	0%	0	0	0%	U
1,4-Dichlorobenzene-d4	I	ug/L	250	10		0	0	0	0	0	0	0%	0	0	0%	
Chlorobenzene-d5	I	ug/L	250	10		0	0	0	0.1	0	0	0%	0	0	0%	
Fluorobenzene	I	ug/L	250	10		0	0	0	0.1	0	0	0%	0	0	0%	
Xylenes, Total	M	ug/L	0	0		0	0	0	0.0604	1	0	0%	0	0	0%	U
1,2-Dichloroethane-d4	S	ug/L	266.36202	10.6544808		10	0	0	0.0848	1	500	107%	81	118	0%	
Dibromofluoromethane	S	ug/L	262.68268	10.5073072		10	0	0	0.129	1	500	105%	80	119	0%	
p-Bromofluorobenzene	S	ug/L	258.87175	10.35487		10	0	0	0.149	1	500	104%	85	114	0%	
Toluene-d8	S	ug/L	256.21498	10.2485992		10	0	0	0.0617	1	500	102%	89	112	0%	

Seq No	Lab ID	Test Code	Sample Typ	File ID	Analysis Date	DF	Batch ID	Prep Date	SPKref	RPDref	pmoist					
14964300	B21121957-001	VOC-8260-W-S	SAMP	JA5975C\VG122	12/27/2021 4:29:	1	R372727		0	0						
Analyte	T	Units	RAW	Final	Text	Spike	SPKref	RPDref	MDL	PQL	UQL	%REC	LOW	HIGH	%RPD	Q
1,1,1,2-Tetrachloroethane	A	ug/L	0	0		0	0	0	0.107	1	500	0%	0	0	0%	U
1,1,1-Trichloroethane	A	ug/L	0	0		0	0	0	0.131	1	500	0%	0	0	0%	U
1,1,2,2-Tetrachloroethane	A	ug/L	0	0		0	0	0	0.0872	1	500	0%	0	0	0%	U
1,1,2-Trichloroethane	A	ug/L	0	0		0	0	0	0.108	1	500	0%	0	0	0%	U
1,1-Dichloroethane	A	ug/L	0	0		0	0	0	0.176	1	500	0%	0	0	0%	U
1,1-Dichloroethene	A	ug/L	0	0		0	0	0	0.145	1	500	0%	0	0	0%	U
1,1-Dichloropropene	A	ug/L	0	0		0	0	0	0.083	1	500	0%	0	0	0%	U
1,2,3-Trichloropropane	A	ug/L	0	0		0	0	0	0.385	1	500	0%	0	0	0%	U
1,2-Dibromoethane	A	ug/L	0	0		0	0	0	0.143	1	500	0%	0	0	0%	U

Seq No	Lab ID	Test Code	Sample Typ	File ID	Analysis Date	DF	Batch ID	Prep Date	SPKref	RPDref	pmoist					
14964300	B21121957-001	VOC-8260-W-S	SAMP	JA5975C\VG122	12/27/2021 4:29:	1	R372727		0	0						
Analyte	T	Units	RAW	Final	Text	Spike	SPKref	RPDref	MDL	PQL	UQL	%REC	LOW	HIGH	%RPD	Q
1,2-Dichlorobenzene	A	ug/L	0	0		0	0	0	0.0858	1	500	0%	0	0	0%	U
1,2-Dichloroethane	A	ug/L	0	0		0	0	0	0.156	1	500	0%	0	0	0%	U
1,2-Dichloropropane	A	ug/L	0	0		0	0	0	0.0893	1	500	0%	0	0	0%	U
1,3-Dichlorobenzene	A	ug/L	0	0		0	0	0	0.0996	1	500	0%	0	0	0%	U
1,3-Dichloropropane	A	ug/L	0	0		0	0	0	0.106	1	500	0%	0	0	0%	U
1,4-Dichlorobenzene	A	ug/L	0	0		0	0	0	0.0858	1	500	0%	0	0	0%	U
2,2-Dichloropropane	A	ug/L	0	0		0	0	0	0.196	1	500	0%	0	0	0%	U
2-Chlorotoluene	A	ug/L	0	0		0	0	0	0.0876	1	500	0%	0	0	0%	U
4-Chlorotoluene	A	ug/L	0	0		0	0	0	0.0912	1	500	0%	0	0	0%	U
Benzene	A	ug/L	0	0		0	0	0	0.119	1	500	0%	0	0	0%	U
Bromobenzene	A	ug/L	0	0		0	0	0	0.115	1	500	0%	0	0	0%	U
Bromochloromethane	A	ug/L	0	0		0	0	0	0.176	1	500	0%	0	0	0%	U
Bromodichloromethane	A	ug/L	0	0		0	0	0	0.155	1	500	0%	0	0	0%	U
Bromoform	A	ug/L	0	0		0	0	0	0.119	1	500	0%	0	0	0%	U
Bromomethane	A	ug/L	0	0		0	0	0	0.253	1	500	0%	0	0	0%	U
Carbon tetrachloride	A	ug/L	0	0		0	0	0	0.165	1	500	0%	0	0	0%	U
Chlorobenzene	A	ug/L	0	0		0	0	0	0.12	1	500	0%	0	0	0%	U
Chlorodibromomethane	A	ug/L	0	0		0	0	0	0.0841	1	500	0%	0	0	0%	U
Chloroethane	A	ug/L	0	0		0	0	0	0.169	1	500	0%	0	0	0%	U
Chloroform	A	ug/L	0	0		0	0	0	0.0789	1	500	0%	0	0	0%	U
Chloromethane	A	ug/L	0	0		0	0	0	0.191	1	500	0%	0	0	0%	U
cis-1,2-Dichloroethene	A	ug/L	0	0		0	0	0	0.167	1	500	0%	0	0	0%	U
cis-1,3-Dichloropropene	A	ug/L	0	0		0	0	0	0.0943	1	500	0%	0	0	0%	U
Dibromomethane	A	ug/L	0	0		0	0	0	0.162	1	500	0%	0	0	0%	U
Dichlorodifluoromethane	A	ug/L	0	0		0	0	0	0.175	1	500	0%	0	0	0%	U
Ethylbenzene	A	ug/L	0	0		0	0	0	0.0912	1	500	0%	0	0	0%	U
m+p-Xylenes	A	ug/L	0	0		0	0	0	0.165	1	1000	0%	0	0	0%	U
Methyl ethyl ketone	A	ug/L	0	0		0	0	0	2.22	20	5000	0%	0	0	0%	U
Methyl tert-butyl ether (MTBE)	A	ug/L	0	0		0	0	0	0.119	1	500	0%	0	0	0%	U
Methylene chloride	A	ug/L	0	0		0	0	0	0.134	1	500	0%	0	0	0%	U
o-Xylene	A	ug/L	0	0		0	0	0	0.0604	1	500	0%	0	0	0%	U
Styrene	A	ug/L	0	0		0	0	0	0.067	1	500	0%	0	0	0%	U
Tetrachloroethene	A	ug/L	0	0		0	0	0	0.0671	1	500	0%	0	0	0%	U
Toluene	A	ug/L	0	0		0	0	0	0.075	1	500	0%	0	0	0%	U
trans-1,2-Dichloroethene	A	ug/L	0	0		0	0	0	0.151	1	500	0%	0	0	0%	U

Seq No	Lab ID	Test Code	Sample Typ	File ID	Analysis Date	DF	Batch ID	Prep Date	SPKref	RPDref	pmoist					
14964300	B21121957-001	VOC-8260-W-S	SAMP	JA5975C\VG1227	12/27/2021 4:29:	1	R372727		0	0						
Analyte	T	Units	RAW	Final	Text	Spike	SPKref	RPDref	MDL	PQL	UQL	%REC	LOW	HIGH	%RPD	Q
trans-1,3-Dichloropropene	A	ug/L	0	0		0	0	0	0.0846	1	500	0%	0	0	0%	U
Trichloroethene	A	ug/L	0	0		0	0	0	0.0993	1	500	0%	0	0	0%	U
Trichlorofluoromethane	A	ug/L	0	0		0	0	0	0.134	1	500	0%	0	0	0%	U
Vinyl chloride	A	ug/L	0	0		0	0	0	0.153	1	500	0%	0	0	0%	U
1,4-Dichlorobenzene-d4	I	ug/L	250	10		0	0	0	0	0	0	0%	0	0	0%	
Chlorobenzene-d5	I	ug/L	250	10		0	0	0	0.1	0	0	0%	0	0	0%	
Fluorobenzene	I	ug/L	250	10		0	0	0	0.1	0	0	0%	0	0	0%	
Xylenes, Total	M	ug/L	0	0		0	0	0	0.0604	1	0	0%	0	0	0%	U
1,2-Dichloroethane-d4	S	ug/L	259.37192	10.3748768		10	0	0	0.0848	1	500	104%	81	118	0%	
Dibromofluoromethane	S	ug/L	263.61609	10.5446436		10	0	0	0.129	1	500	105%	80	119	0%	
p-Bromofluorobenzene	S	ug/L	257.99937	10.3199748		10	0	0	0.149	1	500	103%	85	114	0%	
Toluene-d8	S	ug/L	256.48497	10.2593988		10	0	0	0.0617	1	500	103%	89	112	0%	

Seq No	Lab ID	Test Code	Sample Typ	File ID	Analysis Date	DF	Batch ID	Prep Date	SPKref	RPDref	pmoist					
14964301	B21121959-001	VOC-8260-W-S	SAMP	JA5975C\VG1227	12/27/2021 4:56:	1	R372727		0	0						
Analyte	T	Units	RAW	Final	Text	Spike	SPKref	RPDref	MDL	PQL	UQL	%REC	LOW	HIGH	%RPD	Q
1,1,1,2-Tetrachloroethane	A	ug/L	0	0		0	0	0	0.107	1	500	0%	0	0	0%	U
1,1,1-Trichloroethane	A	ug/L	0	0		0	0	0	0.131	1	500	0%	0	0	0%	U
1,1,2,2-Tetrachloroethane	A	ug/L	0	0		0	0	0	0.0872	1	500	0%	0	0	0%	U
1,1,2-Trichloroethane	A	ug/L	0	0		0	0	0	0.108	1	500	0%	0	0	0%	U
1,1-Dichloroethane	A	ug/L	0	0		0	0	0	0.176	1	500	0%	0	0	0%	U
1,1-Dichloroethene	A	ug/L	0	0		0	0	0	0.145	1	500	0%	0	0	0%	U
1,1-Dichloropropene	A	ug/L	0	0		0	0	0	0.083	1	500	0%	0	0	0%	U
1,2,3-Trichloropropane	A	ug/L	0	0		0	0	0	0.385	1	500	0%	0	0	0%	U
1,2-Dibromoethane	A	ug/L	0	0		0	0	0	0.143	1	500	0%	0	0	0%	U
1,2-Dichlorobenzene	A	ug/L	0	0		0	0	0	0.0858	1	500	0%	0	0	0%	U
1,2-Dichloroethane	A	ug/L	0	0		0	0	0	0.156	1	500	0%	0	0	0%	U
1,2-Dichloropropane	A	ug/L	0	0		0	0	0	0.0893	1	500	0%	0	0	0%	U
1,3-Dichlorobenzene	A	ug/L	0	0		0	0	0	0.0996	1	500	0%	0	0	0%	U
1,3-Dichloropropane	A	ug/L	0	0		0	0	0	0.106	1	500	0%	0	0	0%	U
1,4-Dichlorobenzene	A	ug/L	0	0		0	0	0	0.0858	1	500	0%	0	0	0%	U
2,2-Dichloropropane	A	ug/L	0	0		0	0	0	0.196	1	500	0%	0	0	0%	U
2-Chlorotoluene	A	ug/L	0	0		0	0	0	0.0876	1	500	0%	0	0	0%	U
4-Chlorotoluene	A	ug/L	0	0		0	0	0	0.0912	1	500	0%	0	0	0%	U

Seq No	Lab ID	Test Code	Sample Typ	File ID	Analysis Date	DF	Batch ID	Prep Date	SPKref	RPDref	pmoist					
14964301	B21121959-001	VOC-8260-W-S	SAMP	JA5975C\VG122	12/27/2021 4:56:	1	R372727		0	0						
Analyte	T	Units	RAW	Final	Text	Spike	SPKref	RPDref	MDL	PQL	UQL	%REC	LOW	HIGH	%RPD	Q
Benzene	A	ug/L	0.62205	0		0	0	0	0.119	1	500	0%	0	0	0%	U
Bromobenzene	A	ug/L	0	0		0	0	0	0.115	1	500	0%	0	0	0%	U
Bromochloromethane	A	ug/L	0	0		0	0	0	0.176	1	500	0%	0	0	0%	U
Bromodichloromethane	A	ug/L	0	0		0	0	0	0.155	1	500	0%	0	0	0%	U
Bromoform	A	ug/L	0	0		0	0	0	0.119	1	500	0%	0	0	0%	U
Bromomethane	A	ug/L	0	0		0	0	0	0.253	1	500	0%	0	0	0%	U
Carbon tetrachloride	A	ug/L	0	0		0	0	0	0.165	1	500	0%	0	0	0%	U
Chlorobenzene	A	ug/L	0	0		0	0	0	0.12	1	500	0%	0	0	0%	U
Chlorodibromomethane	A	ug/L	0	0		0	0	0	0.0841	1	500	0%	0	0	0%	U
Chloroethane	A	ug/L	0	0		0	0	0	0.169	1	500	0%	0	0	0%	U
Chloroform	A	ug/L	0	0		0	0	0	0.0789	1	500	0%	0	0	0%	U
Chloromethane	A	ug/L	3.84697	0		0	0	0	0.191	1	500	0%	0	0	0%	U
cis-1,2-Dichloroethene	A	ug/L	0	0		0	0	0	0.167	1	500	0%	0	0	0%	U
cis-1,3-Dichloropropene	A	ug/L	0	0		0	0	0	0.0943	1	500	0%	0	0	0%	U
Dibromomethane	A	ug/L	0	0		0	0	0	0.162	1	500	0%	0	0	0%	U
Dichlorodifluoromethane	A	ug/L	0	0		0	0	0	0.175	1	500	0%	0	0	0%	U
Ethylbenzene	A	ug/L	1.8469	0		0	0	0	0.0912	1	500	0%	0	0	0%	U
m+p-Xylenes	A	ug/L	0	0		0	0	0	0.165	1	1000	0%	0	0	0%	U
Methyl ethyl ketone	A	ug/L	0	0		0	0	0	2.22	20	5000	0%	0	0	0%	U
Methyl tert-butyl ether (MTBE)	A	ug/L	0	0		0	0	0	0.119	1	500	0%	0	0	0%	U
Methylene chloride	A	ug/L	0.54178	0		0	0	0	0.134	1	500	0%	0	0	0%	U
o-Xylene	A	ug/L	3.3626	0.134504		0	0	0	0.0604	1	500	0%	0	0	0%	J
Styrene	A	ug/L	0	0		0	0	0	0.067	1	500	0%	0	0	0%	U
Tetrachloroethene	A	ug/L	0	0		0	0	0	0.0671	1	500	0%	0	0	0%	U
Toluene	A	ug/L	0.43894	0		0	0	0	0.075	1	500	0%	0	0	0%	U
trans-1,2-Dichloroethene	A	ug/L	0	0		0	0	0	0.151	1	500	0%	0	0	0%	U
trans-1,3-Dichloropropene	A	ug/L	0	0		0	0	0	0.0846	1	500	0%	0	0	0%	U
Trichloroethene	A	ug/L	0	0		0	0	0	0.0993	1	500	0%	0	0	0%	U
Trichlorofluoromethane	A	ug/L	0	0		0	0	0	0.134	1	500	0%	0	0	0%	U
Vinyl chloride	A	ug/L	0	0		0	0	0	0.153	1	500	0%	0	0	0%	U
1,4-Dichlorobenzene-d4	I	ug/L	250	10		0	0	0	0	0	0	0%	0	0	0%	
Chlorobenzene-d5	I	ug/L	250	10		0	0	0	0.1	0	0	0%	0	0	0%	
Fluorobenzene	I	ug/L	250	10		0	0	0	0.1	0	0	0%	0	0	0%	
Xylenes, Total	M	ug/L	3.3626	0.134504		0	0	0	0.0604	1	0	0%	0	0	0%	J
1,2-Dichloroethane-d4	S	ug/L	262.06399	10.4825596		10	0	0	0.0848	1	500	105%	81	118	0%	

Seq No	Lab ID	Test Code	Sample Typ	File ID	Analysis Date	DF	Batch ID	Prep Date	SPKref	RPDref	pmoist					
14964301	B21121959-001	VOC-8260-W-S	SAMP	JA5975C\VG1227	12/27/2021 4:56:	1	R372727		0	0						
Analyte	T	Units	RAW	Final	Text	Spike	SPKref	RPDref	MDL	PQL	UQL	%REC	LOW	HIGH	%RPD	Q
Dibromofluoromethane	S	ug/L	273.05976	10.9223904		10	0	0	0.129	1	500	109%	80	119	0%	
p-Bromofluorobenzene	S	ug/L	249.51608	9.9806432		10	0	0	0.149	1	500	100%	85	114	0%	
Toluene-d8	S	ug/L	251.26771	10.0507084		10	0	0	0.0617	1	500	101%	89	112	0%	

Seq No	Lab ID	Test Code	Sample Typ	File ID	Analysis Date	DF	Batch ID	Prep Date	SPKref	RPDref	pmoist					
14964302	B21121961-001	VOC-8260-W-S	SAMP	JA5975C\VG1227	12/27/2021 5:23:	1	R372727		0	0						
Analyte	T	Units	RAW	Final	Text	Spike	SPKref	RPDref	MDL	PQL	UQL	%REC	LOW	HIGH	%RPD	Q
1,1,1,2-Tetrachloroethane	A	ug/L	0	0		0	0	0	0.107	1	500	0%	0	0	0%	U
1,1,1-Trichloroethane	A	ug/L	0	0		0	0	0	0.131	1	500	0%	0	0	0%	U
1,1,2,2-Tetrachloroethane	A	ug/L	0	0		0	0	0	0.0872	1	500	0%	0	0	0%	U
1,1,2-Trichloroethane	A	ug/L	0	0		0	0	0	0.108	1	500	0%	0	0	0%	U
1,1-Dichloroethane	A	ug/L	0	0		0	0	0	0.176	1	500	0%	0	0	0%	U
1,1-Dichloroethene	A	ug/L	0	0		0	0	0	0.145	1	500	0%	0	0	0%	U
1,1-Dichloropropene	A	ug/L	0	0		0	0	0	0.083	1	500	0%	0	0	0%	U
1,2,3-Trichloropropane	A	ug/L	0	0		0	0	0	0.385	1	500	0%	0	0	0%	U
1,2-Dibromoethane	A	ug/L	0	0		0	0	0	0.143	1	500	0%	0	0	0%	U
1,2-Dichlorobenzene	A	ug/L	0	0		0	0	0	0.0858	1	500	0%	0	0	0%	U
1,2-Dichloroethane	A	ug/L	0	0		0	0	0	0.156	1	500	0%	0	0	0%	U
1,2-Dichloropropane	A	ug/L	0	0		0	0	0	0.0893	1	500	0%	0	0	0%	U
1,3-Dichlorobenzene	A	ug/L	0	0		0	0	0	0.0996	1	500	0%	0	0	0%	U
1,3-Dichloropropane	A	ug/L	0	0		0	0	0	0.106	1	500	0%	0	0	0%	U
1,4-Dichlorobenzene	A	ug/L	0	0		0	0	0	0.0858	1	500	0%	0	0	0%	U
2,2-Dichloropropane	A	ug/L	0	0		0	0	0	0.196	1	500	0%	0	0	0%	U
2-Chlorotoluene	A	ug/L	0	0		0	0	0	0.0876	1	500	0%	0	0	0%	U
4-Chlorotoluene	A	ug/L	0	0		0	0	0	0.0912	1	500	0%	0	0	0%	U
Benzene	A	ug/L	0	0		0	0	0	0.119	1	500	0%	0	0	0%	U
Bromobenzene	A	ug/L	0	0		0	0	0	0.115	1	500	0%	0	0	0%	U
Bromochloromethane	A	ug/L	0	0		0	0	0	0.176	1	500	0%	0	0	0%	U
Bromodichloromethane	A	ug/L	0	0		0	0	0	0.155	1	500	0%	0	0	0%	U
Bromoform	A	ug/L	0	0		0	0	0	0.119	1	500	0%	0	0	0%	U
Bromomethane	A	ug/L	0	0		0	0	0	0.253	1	500	0%	0	0	0%	U
Carbon tetrachloride	A	ug/L	0	0		0	0	0	0.165	1	500	0%	0	0	0%	U
Chlorobenzene	A	ug/L	0	0		0	0	0	0.12	1	500	0%	0	0	0%	U
Chlorodibromomethane	A	ug/L	0	0		0	0	0	0.0841	1	500	0%	0	0	0%	U

Seq No	Lab ID	Test Code	Sample Typ	File ID	Analysis Date	DF	Batch ID	Prep Date	SPKref	RPDref	pmoist					
14964302	B21121961-001	VOC-8260-W-S	SAMP	JA5975C\VG122	12/27/2021 5:23:	1	R372727		0	0						
Analyte	T	Units	RAW	Final	Text	Spike	SPKref	RPDref	MDL	PQL	UQL	%REC	LOW	HIGH	%RPD	Q
Chloroethane	A	ug/L	0	0		0	0	0	0.169	1	500	0%	0	0	0%	U
Chloroform	A	ug/L	0	0		0	0	0	0.0789	1	500	0%	0	0	0%	U
Chloromethane	A	ug/L	1.78325	0		0	0	0	0.191	1	500	0%	0	0	0%	U
cis-1,2-Dichloroethene	A	ug/L	0	0		0	0	0	0.167	1	500	0%	0	0	0%	U
cis-1,3-Dichloropropene	A	ug/L	0	0		0	0	0	0.0943	1	500	0%	0	0	0%	U
Dibromomethane	A	ug/L	0	0		0	0	0	0.162	1	500	0%	0	0	0%	U
Dichlorodifluoromethane	A	ug/L	0	0		0	0	0	0.175	1	500	0%	0	0	0%	U
Ethylbenzene	A	ug/L	0	0		0	0	0	0.0912	1	500	0%	0	0	0%	U
m+p-Xylenes	A	ug/L	0	0		0	0	0	0.165	1	1000	0%	0	0	0%	U
Methyl ethyl ketone	A	ug/L	0	0		0	0	0	2.22	20	5000	0%	0	0	0%	U
Methyl tert-butyl ether (MTBE)	A	ug/L	0	0		0	0	0	0.119	1	500	0%	0	0	0%	U
Methylene chloride	A	ug/L	0	0		0	0	0	0.134	1	500	0%	0	0	0%	U
o-Xylene	A	ug/L	0	0		0	0	0	0.0604	1	500	0%	0	0	0%	U
Styrene	A	ug/L	0	0		0	0	0	0.067	1	500	0%	0	0	0%	U
Tetrachloroethene	A	ug/L	0	0		0	0	0	0.0671	1	500	0%	0	0	0%	U
Toluene	A	ug/L	0	0		0	0	0	0.075	1	500	0%	0	0	0%	U
trans-1,2-Dichloroethene	A	ug/L	0	0		0	0	0	0.151	1	500	0%	0	0	0%	U
trans-1,3-Dichloropropene	A	ug/L	0	0		0	0	0	0.0846	1	500	0%	0	0	0%	U
Trichloroethene	A	ug/L	0	0		0	0	0	0.0993	1	500	0%	0	0	0%	U
Trichlorofluoromethane	A	ug/L	0	0		0	0	0	0.134	1	500	0%	0	0	0%	U
Vinyl chloride	A	ug/L	0	0		0	0	0	0.153	1	500	0%	0	0	0%	U
1,4-Dichlorobenzene-d4	I	ug/L	250	10		0	0	0	0	0	0	0%	0	0	0%	
Chlorobenzene-d5	I	ug/L	250	10		0	0	0	0.1	0	0	0%	0	0	0%	
Fluorobenzene	I	ug/L	250	10		0	0	0	0.1	0	0	0%	0	0	0%	
Xylenes, Total	M	ug/L	0	0		0	0	0	0.0604	1	0	0%	0	0	0%	U
1,2-Dichloroethane-d4	S	ug/L	222.43277	8.8973108		10	0	0	0.0848	1	500	89%	81	118	0%	
Dibromofluoromethane	S	ug/L	229.88937	9.1955748		10	0	0	0.129	1	500	92%	80	119	0%	
p-Bromofluorobenzene	S	ug/L	257.10533	10.2842132		10	0	0	0.149	1	500	103%	85	114	0%	
Toluene-d8	S	ug/L	259.66067	10.3864268		10	0	0	0.0617	1	500	104%	89	112	0%	

Seq No	Lab ID	Test Code	Sample Typ	File ID	Analysis Date	DF	Batch ID	Prep Date	SPKref	RPDref	pmoist					
14964303	B21121965-001	VOC-8260-W-S	SAMP	JA5975C\VG122	12/27/2021 5:51:	1	R372727		0	0						
Analyte	T	Units	RAW	Final	Text	Spike	SPKref	RPDref	MDL	PQL	UQL	%REC	LOW	HIGH	%RPD	Q

Seq No	Lab ID	Test Code	Sample Typ	File ID	Analysis Date	DF	Batch ID	Prep Date	SPKref	RPDref	pmoist					
14964303	B21121965-001	VOC-8260-W-S	SAMP	JA5975C\VG122	12/27/2021 5:51:	1	R372727		0	0						
Analyte	T	Units	RAW	Final	Text	Spike	SPKref	RPDref	MDL	PQL	UQL	%REC	LOW	HIGH	%RPD	Q
1,1,1,2-Tetrachloroethane	A	ug/L	0	0		0	0	0	0.107	1	500	0%	0	0	0%	U
1,1,1-Trichloroethane	A	ug/L	0	0		0	0	0	0.131	1	500	0%	0	0	0%	U
1,1,2,2-Tetrachloroethane	A	ug/L	0	0		0	0	0	0.0872	1	500	0%	0	0	0%	U
1,1,2-Trichloroethane	A	ug/L	0	0		0	0	0	0.108	1	500	0%	0	0	0%	U
1,1-Dichloroethane	A	ug/L	0	0		0	0	0	0.176	1	500	0%	0	0	0%	U
1,1-Dichloroethene	A	ug/L	0	0		0	0	0	0.145	1	500	0%	0	0	0%	U
1,1-Dichloropropene	A	ug/L	0	0		0	0	0	0.083	1	500	0%	0	0	0%	U
1,2,3-Trichloropropane	A	ug/L	0	0		0	0	0	0.385	1	500	0%	0	0	0%	U
1,2-Dibromoethane	A	ug/L	0	0		0	0	0	0.143	1	500	0%	0	0	0%	U
1,2-Dichlorobenzene	A	ug/L	0	0		0	0	0	0.0858	1	500	0%	0	0	0%	U
1,2-Dichloroethane	A	ug/L	0	0		0	0	0	0.156	1	500	0%	0	0	0%	U
1,2-Dichloropropane	A	ug/L	0	0		0	0	0	0.0893	1	500	0%	0	0	0%	U
1,3-Dichlorobenzene	A	ug/L	0	0		0	0	0	0.0996	1	500	0%	0	0	0%	U
1,3-Dichloropropane	A	ug/L	0	0		0	0	0	0.106	1	500	0%	0	0	0%	U
1,4-Dichlorobenzene	A	ug/L	0	0		0	0	0	0.0858	1	500	0%	0	0	0%	U
2,2-Dichloropropane	A	ug/L	0	0		0	0	0	0.196	1	500	0%	0	0	0%	U
2-Chlorotoluene	A	ug/L	0	0		0	0	0	0.0876	1	500	0%	0	0	0%	U
4-Chlorotoluene	A	ug/L	0	0		0	0	0	0.0912	1	500	0%	0	0	0%	U
Benzene	A	ug/L	0	0		0	0	0	0.119	1	500	0%	0	0	0%	U
Bromobenzene	A	ug/L	0	0		0	0	0	0.115	1	500	0%	0	0	0%	U
Bromochloromethane	A	ug/L	0	0		0	0	0	0.176	1	500	0%	0	0	0%	U
Bromodichloromethane	A	ug/L	0	0		0	0	0	0.155	1	500	0%	0	0	0%	U
Bromoform	A	ug/L	0	0		0	0	0	0.119	1	500	0%	0	0	0%	U
Bromomethane	A	ug/L	0	0		0	0	0	0.253	1	500	0%	0	0	0%	U
Carbon tetrachloride	A	ug/L	0	0		0	0	0	0.165	1	500	0%	0	0	0%	U
Chlorobenzene	A	ug/L	0	0		0	0	0	0.12	1	500	0%	0	0	0%	U
Chlorodibromomethane	A	ug/L	0	0		0	0	0	0.0841	1	500	0%	0	0	0%	U
Chloroethane	A	ug/L	0	0		0	0	0	0.169	1	500	0%	0	0	0%	U
Chloroform	A	ug/L	0.91343	0		0	0	0	0.0789	1	500	0%	0	0	0%	U
Chloromethane	A	ug/L	1.00131	0		0	0	0	0.191	1	500	0%	0	0	0%	U
cis-1,2-Dichloroethene	A	ug/L	0	0		0	0	0	0.167	1	500	0%	0	0	0%	U
cis-1,3-Dichloropropene	A	ug/L	0	0		0	0	0	0.0943	1	500	0%	0	0	0%	U
Dibromomethane	A	ug/L	0	0		0	0	0	0.162	1	500	0%	0	0	0%	U
Dichlorodifluoromethane	A	ug/L	0.89498	0		0	0	0	0.175	1	500	0%	0	0	0%	U
Ethylbenzene	A	ug/L	0	0		0	0	0	0.0912	1	500	0%	0	0	0%	U

Seq No	Lab ID	Test Code	Sample Typ	File ID	Analysis Date	DF	Batch ID	Prep Date	SPKref	RPDref	pmoist					
14964303	B21121965-001	VOC-8260-W-S	SAMP	JA5975C\VG122	12/27/2021 5:51:	1	R372727		0	0						
Analyte	T	Units	RAW	Final	Text	Spike	SPKref	RPDref	MDL	PQL	UQL	%REC	LOW	HIGH	%RPD	Q
m+p-Xylenes	A	ug/L	0	0		0	0	0	0.165	1	1000	0%	0	0	0%	U
Methyl ethyl ketone	A	ug/L	6.60975	0		0	0	0	2.22	20	5000	0%	0	0	0%	U
Methyl tert-butyl ether (MTBE)	A	ug/L	0	0		0	0	0	0.119	1	500	0%	0	0	0%	U
Methylene chloride	A	ug/L	0.71559	0		0	0	0	0.134	1	500	0%	0	0	0%	U
o-Xylene	A	ug/L	0	0		0	0	0	0.0604	1	500	0%	0	0	0%	U
Styrene	A	ug/L	0	0		0	0	0	0.067	1	500	0%	0	0	0%	U
Tetrachloroethene	A	ug/L	0	0		0	0	0	0.0671	1	500	0%	0	0	0%	U
Toluene	A	ug/L	0	0		0	0	0	0.075	1	500	0%	0	0	0%	U
trans-1,2-Dichloroethene	A	ug/L	0	0		0	0	0	0.151	1	500	0%	0	0	0%	U
trans-1,3-Dichloropropene	A	ug/L	0	0		0	0	0	0.0846	1	500	0%	0	0	0%	U
Trichloroethene	A	ug/L	0	0		0	0	0	0.0993	1	500	0%	0	0	0%	U
Trichlorofluoromethane	A	ug/L	0	0		0	0	0	0.134	1	500	0%	0	0	0%	U
Vinyl chloride	A	ug/L	0	0		0	0	0	0.153	1	500	0%	0	0	0%	U
1,4-Dichlorobenzene-d4	I	ug/L	250	10		0	0	0	0	0	0	0%	0	0	0%	
Chlorobenzene-d5	I	ug/L	250	10		0	0	0	0.1	0	0	0%	0	0	0%	
Fluorobenzene	I	ug/L	250	10		0	0	0	0.1	0	0	0%	0	0	0%	
Xylenes, Total	M	ug/L	0	0		0	0	0	0.0604	1	0	0%	0	0	0%	U
1,2-Dichloroethane-d4	S	ug/L	259.27306	10.3709224		10	0	0	0.0848	1	500	104%	81	118	0%	
Dibromofluoromethane	S	ug/L	259.43252	10.3773008		10	0	0	0.129	1	500	104%	80	119	0%	
p-Bromofluorobenzene	S	ug/L	261.66814	10.4667256		10	0	0	0.149	1	500	105%	85	114	0%	
Toluene-d8	S	ug/L	256.97094	10.2788376		10	0	0	0.0617	1	500	103%	89	112	0%	

Seq No	Lab ID	Test Code	Sample Typ	File ID	Analysis Date	DF	Batch ID	Prep Date	SPKref	RPDref	pmoist					
14964304	B21121841-001	VOC-8260-W-Q	SAMP	JA5975C\VG122	12/27/2021 2:40:	1	R372727		0	0						
Analyte	T	Units	RAW	Final	Text	Spike	SPKref	RPDref	MDL	PQL	UQL	%REC	LOW	HIGH	%RPD	Q
1,1,1,2-Tetrachloroethane	A	ug/L	0	0		0	0	0	0.107	0.5	500	0%	0	0	0%	U
1,1,1-Trichloroethane	A	ug/L	0	0		0	0	0	0.131	0.5	500	0%	0	0	0%	U
1,1,2,2-Tetrachloroethane	A	ug/L	0	0		0	0	0	0.0872	0.5	500	0%	0	0	0%	U
1,1,2-Trichloroethane	A	ug/L	0	0		0	0	0	0.108	0.5	500	0%	0	0	0%	U
1,1-Dichloroethane	A	ug/L	0	0		0	0	0	0.176	0.5	500	0%	0	0	0%	U
1,1-Dichloroethene	A	ug/L	0	0		0	0	0	0.145	0.5	500	0%	0	0	0%	U
1,1-Dichloropropene	A	ug/L	0	0		0	0	0	0.083	0.5	500	0%	0	0	0%	U
1,2,3-Trichloropropane	A	ug/L	0	0		0	0	0	0.385	0.5	500	0%	0	0	0%	U
1,2-Dibromoethane	A	ug/L	0	0		0	0	0	0.143	0.5	500	0%	0	0	0%	U

Seq No	Lab ID	Test Code	Sample Typ	File ID	Analysis Date	DF	Batch ID	Prep Date	SPKref	RPDref	pmoist					
14964304	B21121841-001	VOC-8260-W-Q	SAMP	JA5975C\VG122	12/27/2021 2:40:	1	R372727		0	0						
Analyte	T	Units	RAW	Final	Text	Spike	SPKref	RPDref	MDL	PQL	UQL	%REC	LOW	HIGH	%RPD	Q
1,2-Dichlorobenzene	A	ug/L	0	0		0	0	0	0.0858	0.5	500	0%	0	0	0%	U
1,2-Dichloroethane	A	ug/L	0	0		0	0	0	0.156	0.5	500	0%	0	0	0%	U
1,2-Dichloropropane	A	ug/L	0	0		0	0	0	0.0893	0.5	500	0%	0	0	0%	U
1,3-Dichlorobenzene	A	ug/L	0	0		0	0	0	0.0996	0.5	500	0%	0	0	0%	U
1,3-Dichloropropane	A	ug/L	0	0		0	0	0	0.106	0.5	500	0%	0	0	0%	U
1,4-Dichlorobenzene	A	ug/L	0	0		0	0	0	0.0858	0.5	500	0%	0	0	0%	U
2,2-Dichloropropane	A	ug/L	0	0		0	0	0	0.196	0.5	500	0%	0	0	0%	U
2-Chlorotoluene	A	ug/L	0	0		0	0	0	0.0876	0.5	500	0%	0	0	0%	U
4-Chlorotoluene	A	ug/L	0	0		0	0	0	0.0912	0.5	500	0%	0	0	0%	U
Benzene	A	ug/L	0	0		0	0	0	0.119	0.5	500	0%	0	0	0%	U
Bromobenzene	A	ug/L	0	0		0	0	0	0.115	0.5	500	0%	0	0	0%	U
Bromochloromethane	A	ug/L	0	0		0	0	0	0.176	0.5	500	0%	0	0	0%	U
Bromodichloromethane	A	ug/L	0	0		0	0	0	0.155	0.5	500	0%	0	0	0%	U
Bromoform	A	ug/L	0	0		0	0	0	0.119	0.5	500	0%	0	0	0%	U
Bromomethane	A	ug/L	0	0		0	0	0	0.253	0.5	500	0%	0	0	0%	U
Carbon tetrachloride	A	ug/L	0	0		0	0	0	0.165	0.5	500	0%	0	0	0%	U
Chlorobenzene	A	ug/L	0	0		0	0	0	0.12	0.5	500	0%	0	0	0%	U
Chlorodibromomethane	A	ug/L	0	0		0	0	0	0.0841	0.5	500	0%	0	0	0%	U
Chloroethane	A	ug/L	0	0		0	0	0	0.169	0.5	500	0%	0	0	0%	U
Chloroform	A	ug/L	0	0		0	0	0	0.0789	0.5	500	0%	0	0	0%	U
Chloromethane	A	ug/L	0	0		0	0	0	0.191	0.5	500	0%	0	0	0%	U
cis-1,2-Dichloroethene	A	ug/L	0	0		0	0	0	0.167	0.5	500	0%	0	0	0%	U
cis-1,3-Dichloropropene	A	ug/L	0	0		0	0	0	0.0943	0.5	500	0%	0	0	0%	U
Dibromomethane	A	ug/L	0	0		0	0	0	0.162	0.5	500	0%	0	0	0%	U
Dichlorodifluoromethane	A	ug/L	0	0		0	0	0	0.175	0.5	500	0%	0	0	0%	U
Ethylbenzene	A	ug/L	0	0		0	0	0	0.0912	0.5	500	0%	0	0	0%	U
m+p-Xylenes	A	ug/L	0	0		0	0	0	0.165	0.5	1000	0%	0	0	0%	U
Methyl ethyl ketone	A	ug/L	0	0		0	0	0	2.22	10	5000	0%	0	0	0%	U
Methyl tert-butyl ether (MTBE)	A	ug/L	0	0		0	0	0	0.119	0.5	500	0%	0	0	0%	U
Methylene chloride	A	ug/L	0.4897	0		0	0	0	0.134	0.5	500	0%	0	0	0%	U
o-Xylene	A	ug/L	0	0		0	0	0	0.0604	0.5	500	0%	0	0	0%	U
Styrene	A	ug/L	0	0		0	0	0	0.067	0.5	500	0%	0	0	0%	U
Tetrachloroethene	A	ug/L	0	0		0	0	0	0.0671	0.5	500	0%	0	0	0%	U
Toluene	A	ug/L	0	0		0	0	0	0.075	0.5	500	0%	0	0	0%	U
trans-1,2-Dichloroethene	A	ug/L	0	0		0	0	0	0.151	0.5	500	0%	0	0	0%	U

Seq No	Lab ID	Test Code	Sample Typ	File ID	Analysis Date	DF	Batch ID	Prep Date	SPKref	RPDref	pmoist					
14964304	B21121841-001	VOC-8260-W-Q	SAMP	JA5975C\VG1227	12/27/2021 2:40:	1	R372727		0	0						
Analyte	T	Units	RAW	Final	Text	Spike	SPKref	RPDref	MDL	PQL	UQL	%REC	LOW	HIGH	%RPD	Q
trans-1,3-Dichloropropene	A	ug/L	0	0		0	0	0	0.0846	0.5	500	0%	0	0	0%	U
Trichloroethene	A	ug/L	0	0		0	0	0	0.0993	0.5	500	0%	0	0	0%	U
Trichlorofluoromethane	A	ug/L	0	0		0	0	0	0.134	0.5	500	0%	0	0	0%	U
Vinyl chloride	A	ug/L	0	0		0	0	0	0.153	0.5	500	0%	0	0	0%	U
1,4-Dichlorobenzene-d4	I	ug/L	250	10		0	0	0	0	0	500	0%	0	0	0%	
Chlorobenzene-d5	I	ug/L	250	10		0	0	0	0	0	500	0%	0	0	0%	
Fluorobenzene	I	ug/L	250	10		0	0	0	0	0	500	0%	0	0	0%	
Xylenes, Total	M	ug/L	0	0		0	0	0	0.0604	0.5	1500	0%	0	0	0%	U
1,2-Dichloroethane-d4	S	ug/L	278.2098	11.128392		10	0	0	0.0848	0.5	500	111%	81	118	0%	
Dibromofluoromethane	S	ug/L	262.28185	10.491274		10	0	0	0.129	0.5	500	105%	80	119	0%	
p-Bromofluorobenzene	S	ug/L	268.51453	10.7405812		10	0	0	0.149	0.5	500	107%	85	114	0%	
Toluene-d8	S	ug/L	252.73289	10.1093156		10	0	0	0.0617	0.5	500	101%	89	112	0%	

Seq No	Lab ID	Test Code	Sample Typ	File ID	Analysis Date	DF	Batch ID	Prep Date	SPKref	RPDref	pmoist					
14964305	B21121841-001	VOC-8260-W-Q	MS-DOD	JA5975C\VG1227	12/27/2021 6:45:	1	R372727		1E+07	0						
Analyte	T	Units	RAW	Final	Text	Spike	SPKref	RPDref	MDL	PQL	UQL	%REC	LOW	HIGH	%RPD	Q
1,1,1,2-Tetrachloroethane	A	ug/L	131.25463	5.2501852		5	0	0	0.107	0.5	500	105%	78	124	0%	
1,1,1-Trichloroethane	A	ug/L	132.97607	5.3190428		5	0	0	0.131	0.5	500	106%	74	131	0%	
1,1,2,2-Tetrachloroethane	A	ug/L	154.03756	6.1615024		5	0	0	0.0872	0.5	500	123%	71	121	0%	S
1,1,2-Trichloroethane	A	ug/L	144.49586	5.7798344		5	0	0	0.108	0.5	500	116%	80	119	0%	
1,1-Dichloroethane	A	ug/L	136.86177	5.4744708		5	0	0	0.176	0.5	500	109%	77	125	0%	
1,1-Dichloroethene	A	ug/L	130.86958	5.2347832		5	0	0	0.145	0.5	500	105%	71	131	0%	
1,1-Dichloropropene	A	ug/L	123.72456	4.9489824		5	0	0	0.083	0.5	500	99%	79	125	0%	
1,2,3-Trichloropropane	A	ug/L	151.51652	6.0606608		5	0	0	0.385	0.5	500	121%	73	125	0%	
1,2-Dibromoethane	A	ug/L	147.11994	5.8847976		5	0	0	0.143	0.5	500	118%	78	122	0%	
1,2-Dichlorobenzene	A	ug/L	127.30054	5.0920216		5	0	0	0.0858	0.5	500	102%	80	119	0%	
1,2-Dichloroethane	A	ug/L	133.53178	5.3412712		5	0	0	0.156	0.5	500	107%	73	128	0%	
1,2-Dichloropropane	A	ug/L	132.29789	5.2919156		5	0	0	0.0893	0.5	500	106%	78	122	0%	
1,3-Dichlorobenzene	A	ug/L	131.80313	5.2721252		5	0	0	0.0996	0.5	500	105%	80	119	0%	
1,3-Dichloropropane	A	ug/L	138.90033	5.5560132		5	0	0	0.106	0.5	500	111%	80	119	0%	
1,4-Dichlorobenzene	A	ug/L	126.44035	5.057614		5	0	0	0.0858	0.5	500	101%	79	118	0%	
2,2-Dichloropropane	A	ug/L	137.02347	5.4809388		5	0	0	0.196	0.5	500	110%	60	139	0%	
2-Chlorotoluene	A	ug/L	128.43596	5.1374384		5	0	0	0.0876	0.5	500	103%	79	122	0%	
4-Chlorotoluene	A	ug/L	133.08869	5.3235476		5	0	0	0.0912	0.5	500	106%	78	122	0%	

Seq No	Lab ID	Test Code	Sample Typ	File ID	Analysis Date	DF	Batch ID	Prep Date	SPKref	RPDref	pmoist					
14964305	B21121841-001	VOC-8260-W-Q	MS-DOD	JA5975C\VG122	12/27/2021 6:45:	1	R372727		1E+07	0						
Analyte	T	Units	RAW	Final	Text	Spike	SPKref	RPDref	MDL	PQL	UQL	%REC	LOW	HIGH	%RPD	Q
Benzene	A	ug/L	134.06825	5.36273		5	0	0	0.119	0.5	500	107%	79	120	0%	
Bromobenzene	A	ug/L	136.66343	5.4665372		5	0	0	0.115	0.5	500	109%	80	120	0%	
Bromochloromethane	A	ug/L	145.37507	5.8150028		5	0	0	0.176	0.5	500	116%	78	123	0%	
Bromodichloromethane	A	ug/L	137.77799	5.5111196		5	0	0	0.155	0.5	500	110%	79	125	0%	
Bromoform	A	ug/L	158.0027	6.320108		5	0	0	0.119	0.5	500	126%	66	130	0%	
Bromomethane	A	ug/L	32.49741	1.2998964		5	0	0	0.253	0.5	500	26%	53	141	0%	S
Carbon tetrachloride	A	ug/L	128.87048	5.1548192		5	0	0	0.165	0.5	500	103%	72	136	0%	
Chlorobenzene	A	ug/L	133.9146	5.356584		5	0	0	0.12	0.5	500	107%	82	118	0%	
Chlorodibromomethane	A	ug/L	141.87624	5.6750496		5	0	0	0.0841	0.5	500	114%	74	126	0%	
Chloroethane	A	ug/L	118.56133	4.7424532		5	0	0	0.169	0.5	500	95%	60	138	0%	
Chloroform	A	ug/L	125.40441	5.0161764		5	0	0	0.0789	0.5	500	100%	79	124	0%	
Chloromethane	A	ug/L	112.57701	4.5030804		5	0	0	0.191	0.5	500	90%	50	139	0%	
cis-1,2-Dichloroethene	A	ug/L	133.42976	5.3371904		5	0	0	0.167	0.5	500	107%	78	123	0%	
cis-1,3-Dichloropropene	A	ug/L	128.49388	5.1397552		5	0	0	0.0943	0.5	500	103%	75	124	0%	
Dibromomethane	A	ug/L	146.59142	5.8636568		5	0	0	0.162	0.5	500	117%	79	123	0%	
Dichlorodifluoromethane	A	ug/L	107.08356	4.2833424		5	0	0	0.175	0.5	500	86%	32	152	0%	
Ethylbenzene	A	ug/L	127.20416	5.0881664		5	0	0	0.0912	0.5	500	102%	79	121	0%	
m+p-Xylenes	A	ug/L	257.13407	10.2853628		10	0	0	0.165	0.5	1000	103%	80	121	0%	
Methyl ethyl ketone	A	ug/L	1482.64017	59.3056068		50	0	0	2.22	10	5000	119%	56	143	0%	
Methyl tert-butyl ether (MTBE)	A	ug/L	130.36565	5.214626		5	0	0	0.119	0.5	500	104%	71	124	0%	
Methylene chloride	A	ug/L	129.78153	5.1912612		5	0	0	0.134	0.5	500	104%	74	124	0%	
o-Xylene	A	ug/L	131.67521	5.2670084		5	0	0	0.0604	0.5	500	105%	78	122	0%	
Styrene	A	ug/L	128.58396	5.1433584		5	0	0	0.067	0.5	500	103%	78	123	0%	
Tetrachloroethene	A	ug/L	130.48009	5.2192036		5	0	0	0.0671	0.5	500	104%	74	129	0%	
Toluene	A	ug/L	134.68572	5.3874288		5	0	0	0.075	0.5	500	108%	80	121	0%	
trans-1,2-Dichloroethene	A	ug/L	137.58738	5.5034952		5	0	0	0.151	0.5	500	110%	75	124	0%	
trans-1,3-Dichloropropene	A	ug/L	139.92078	5.5968312		5	0	0	0.0846	0.5	500	112%	73	127	0%	
Trichloroethene	A	ug/L	127.63145	5.105258		5	0	0	0.0993	0.5	500	102%	79	123	0%	
Trichlorofluoromethane	A	ug/L	103.13804	4.1255216		5	0	0	0.134	0.5	500	83%	65	141	0%	
Vinyl chloride	A	ug/L	111.19497	4.4477988		5	0	0	0.153	0.5	500	89%	58	137	0%	
1,4-Dichlorobenzene-d4	I	ug/L	250	10		0	0	0	0	0	500	0%	0	0	0%	
Chlorobenzene-d5	I	ug/L	250	10		0	0	0	0	0	500	0%	0	0	0%	
Fluorobenzene	I	ug/L	250	10		0	0	0	0	0	500	0%	0	0	0%	
Xylenes, Total	M	ug/L	388.80928	15.5523712		15	0	0	0.0604	0.5	1500	104%	79	121	0%	
1,2-Dichloroethane-d4	S	ug/L	270.05252	10.8021008		10	0	0	0.0848	0.5	500	108%	81	118	0%	

Seq No	Lab ID	Test Code	Sample Typ	File ID	Analysis Date	DF	Batch ID	Prep Date	SPKref	RPDref	pmoist					
14964305	B21121841-001	VOC-8260-W-Q	MS-DOD	JA5975C\VG1227	12/27/2021 6:45:	1	R372727		1E+07	0						
Analyte	T	Units	RAW	Final	Text	Spike	SPKref	RPDref	MDL	PQL	UQL	%REC	LOW	HIGH	%RPD	Q
Dibromofluoromethane	S	ug/L	258.94436	10.3577744		10	0	0	0.129	0.5	500	104%	80	119	0%	
p-Bromofluorobenzene	S	ug/L	259.37952	10.3751808		10	0	0	0.149	0.5	500	104%	85	114	0%	
Toluene-d8	S	ug/L	262.91113	10.5164452		10	0	0	0.0617	0.5	500	105%	89	112	0%	

Seq No	Lab ID	Test Code	Sample Typ	File ID	Analysis Date	DF	Batch ID	Prep Date	SPKref	RPDref	pmoist					
14964306	B21121841-001	VOC-8260-W-Q	MSD-DOD	JA5975C\VG1227	12/27/2021 7:12:	1	R372727		1E+07	1E+07						
Analyte	T	Units	RAW	Final	Text	Spike	SPKref	RPDref	MDL	PQL	UQL	%REC	LOW	HIGH	%RPD	Q
1,1,1,2-Tetrachloroethane	A	ug/L	136.27098	5.4508392		5	0	5.2501852	0.107	0.5	500	109%	78	124	4%	
1,1,1-Trichloroethane	A	ug/L	132.56528	5.3026112		5	0	5.3190428	0.131	0.5	500	106%	74	131	0%	
1,1,2,2-Tetrachloroethane	A	ug/L	150.90136	6.0360544		5	0	6.1615024	0.0872	0.5	500	121%	71	121	2%	
1,1,2-Trichloroethane	A	ug/L	142.77628	5.7110512		5	0	5.7798344	0.108	0.5	500	114%	80	119	1%	
1,1-Dichloroethane	A	ug/L	141.05007	5.6420028		5	0	5.4744708	0.176	0.5	500	113%	77	125	3%	
1,1-Dichloroethene	A	ug/L	144.6703	5.786812		5	0	5.2347832	0.145	0.5	500	116%	71	131	10%	
1,1-Dichloropropene	A	ug/L	127.90076	5.1160304		5	0	4.9489824	0.083	0.5	500	102%	79	125	3%	
1,2,3-Trichloropropane	A	ug/L	149.58884	5.9835536		5	0	6.0606608	0.385	0.5	500	120%	73	125	1%	
1,2-Dibromoethane	A	ug/L	150.13172	6.0052688		5	0	5.8847976	0.143	0.5	500	120%	78	122	2%	
1,2-Dichlorobenzene	A	ug/L	134.92226	5.3968904		5	0	5.0920216	0.0858	0.5	500	108%	80	119	6%	
1,2-Dichloroethane	A	ug/L	136.75785	5.470314		5	0	5.3412712	0.156	0.5	500	109%	73	128	2%	
1,2-Dichloropropane	A	ug/L	134.56923	5.3827692		5	0	5.2919156	0.0893	0.5	500	108%	78	122	2%	
1,3-Dichlorobenzene	A	ug/L	137.40057	5.4960228		5	0	5.2721252	0.0996	0.5	500	110%	80	119	4%	
1,3-Dichloropropane	A	ug/L	139.77764	5.5911056		5	0	5.5560132	0.106	0.5	500	112%	80	119	1%	
1,4-Dichlorobenzene	A	ug/L	133.58109	5.3432436		5	0	5.057614	0.0858	0.5	500	107%	79	118	5%	
2,2-Dichloropropane	A	ug/L	139.38371	5.5753484		5	0	5.4809388	0.196	0.5	500	112%	60	139	2%	
2-Chlorotoluene	A	ug/L	133.526	5.34104		5	0	5.1374384	0.0876	0.5	500	107%	79	122	4%	
4-Chlorotoluene	A	ug/L	137.73702	5.5094808		5	0	5.3235476	0.0912	0.5	500	110%	78	122	3%	
Benzene	A	ug/L	136.61191	5.4644764		5	0	5.36273	0.119	0.5	500	109%	79	120	2%	
Bromobenzene	A	ug/L	144.92005	5.796802		5	0	5.4665372	0.115	0.5	500	116%	80	120	6%	
Bromochloromethane	A	ug/L	138.86652	5.5546608		5	0	5.8150028	0.176	0.5	500	111%	78	123	5%	
Bromodichloromethane	A	ug/L	138.70706	5.5482824		5	0	5.5111196	0.155	0.5	500	111%	79	125	1%	
Bromoform	A	ug/L	152.54442	6.1017768		5	0	6.320108	0.119	0.5	500	122%	66	130	4%	
Bromomethane	A	ug/L	52.02219	2.0808876		5	0	1.2998964	0.253	0.5	500	42%	53	141	46%	SR
Carbon tetrachloride	A	ug/L	135.00682	5.4002728		5	0	5.1548192	0.165	0.5	500	108%	72	136	5%	
Chlorobenzene	A	ug/L	136.63294	5.4653176		5	0	5.356584	0.12	0.5	500	109%	82	118	2%	
Chlorodibromomethane	A	ug/L	147.28665	5.891466		5	0	5.6750496	0.0841	0.5	500	118%	74	126	4%	

Seq No	Lab ID	Test Code	Sample Typ	File ID	Analysis Date	DF	Batch ID	Prep Date	SPKref	RPDref	pmoist					
14964306	B21121841-001	VOC-8260-W-Q	MSD-DOD	JA5975C\VG122	12/27/2021 7:12:	1	R372727		1E+07	1E+07						
Analyte	T	Units	RAW	Final	Text	Spike	SPKref	RPDref	MDL	PQL	UQL	%REC	LOW	HIGH	%RPD	Q
Chloroethane	A	ug/L	121.78325	4.87133		5	0	4.7424532	0.169	0.5	500	97%	60	138	3%	
Chloroform	A	ug/L	127.93612	5.1174448		5	0	5.0161764	0.0789	0.5	500	102%	79	124	2%	
Chloromethane	A	ug/L	117.95414	4.7181656		5	0	4.5030804	0.191	0.5	500	94%	50	139	5%	
cis-1,2-Dichloroethene	A	ug/L	135.99195	5.439678		5	0	5.3371904	0.167	0.5	500	109%	78	123	2%	
cis-1,3-Dichloropropene	A	ug/L	135.75611	5.4302444		5	0	5.1397552	0.0943	0.5	500	109%	75	124	5%	
Dibromomethane	A	ug/L	144.47053	5.7788212		5	0	5.8636568	0.162	0.5	500	116%	79	123	1%	
Dichlorodifluoromethane	A	ug/L	113.78566	4.5514264		5	0	4.2833424	0.175	0.5	500	91%	32	152	6%	
Ethylbenzene	A	ug/L	133.59558	5.3438232		5	0	5.0881664	0.0912	0.5	500	107%	79	121	5%	
m+p-Xylenes	A	ug/L	269.46906	10.7787624		10	0	10.285363	0.165	0.5	1000	108%	80	121	5%	
Methyl ethyl ketone	A	ug/L	1482.20311	59.2881244		50	0	59.305607	2.22	10	5000	119%	56	143	0%	
Methyl tert-butyl ether (MTBE)	A	ug/L	136.24287	5.4497148		5	0	5.214626	0.119	0.5	500	109%	71	124	4%	
Methylene chloride	A	ug/L	133.41491	5.3365964		5	0	5.1912612	0.134	0.5	500	107%	74	124	3%	
o-Xylene	A	ug/L	134.36125	5.37445		5	0	5.2670084	0.0604	0.5	500	107%	78	122	2%	
Styrene	A	ug/L	136.7028	5.468112		5	0	5.1433584	0.067	0.5	500	109%	78	123	6%	
Tetrachloroethene	A	ug/L	136.15386	5.4461544		5	0	5.2192036	0.0671	0.5	500	109%	74	129	4%	
Toluene	A	ug/L	139.21806	5.5687224		5	0	5.3874288	0.075	0.5	500	111%	80	121	3%	
trans-1,2-Dichloroethene	A	ug/L	140.85706	5.6342824		5	0	5.5034952	0.151	0.5	500	113%	75	124	2%	
trans-1,3-Dichloropropene	A	ug/L	147.83903	5.9135612		5	0	5.5968312	0.0846	0.5	500	118%	73	127	6%	
Trichloroethene	A	ug/L	134.74801	5.3899204		5	0	5.105258	0.0993	0.5	500	108%	79	123	5%	
Trichlorofluoromethane	A	ug/L	114.37774	4.5751096		5	0	4.1255216	0.134	0.5	500	92%	65	141	10%	
Vinyl chloride	A	ug/L	117.747	4.70988		5	0	4.4477988	0.153	0.5	500	94%	58	137	6%	
1,4-Dichlorobenzene-d4	I	ug/L	250	10		0	0	0	0	0	500	0%	0	0	0%	
Chlorobenzene-d5	I	ug/L	250	10		0	0	0	0	0	500	0%	0	0	0%	
Fluorobenzene	I	ug/L	250	10		0	0	0	0	0	500	0%	0	0	0%	
Xylenes, Total	M	ug/L	403.83031	16.1532124		15	0	15.552371	0.0604	0.5	1500	108%	79	121	4%	
1,2-Dichloroethane-d4	S	ug/L	259.90074	10.3960296		10	0	0	0.0848	0.5	500	104%	81	118	0%	
Dibromofluoromethane	S	ug/L	255.12344	10.2049376		10	0	0	0.129	0.5	500	102%	80	119	0%	
p-Bromofluorobenzene	S	ug/L	259.73014	10.3892056		10	0	0	0.149	0.5	500	104%	85	114	0%	
Toluene-d8	S	ug/L	261.19284	10.4477136		10	0	0	0.0617	0.5	500	104%	89	112	0%	

Seq No	Lab ID	Test Code	Sample Typ	File ID	Analysis Date	DF	Batch ID	Prep Date	SPKref	RPDref	pmoist					
14964307	CCV122721_CI	VOC-8260-W-Q	CCV	JA5975C\VG122	12/27/2021 8:07:	1	R372727		0	0						
Analyte	T	Units	RAW	Final	Text	Spike	SPKref	RPDref	MDL	PQL	UQL	%REC	LOW	HIGH	%RPD	Q

Seq No	Lab ID	Test Code	Sample Typ	File ID	Analysis Date	DF	Batch ID	Prep Date	SPKref	RPDref	pmoist					
14964307	CCV122721_CI	VOC-8260-W-Q	CCV	JA5975C\VG122	12/27/2021 8:07:	1	R372727		0	0						
Analyte	T	Units	RAW	Final	Text	Spike	SPKref	RPDref	MDL	PQL	UQL	%REC	LOW	HIGH	%RPD	Q
1,1,1,2-Tetrachloroethane	A	ug/L	125.09734	5.0038936		5	0	0	0.107	0.5	500	100%	50	150	0%	
1,1,1-Trichloroethane	A	ug/L	119.05071	4.7620284		5	0	0	0.131	0.5	500	95%	50	150	0%	
1,1,2,2-Tetrachloroethane	A	ug/L	127.74383	5.1097532		5	0	0	0.0872	0.5	500	102%	50	150	0%	
1,1,2-Trichloroethane	A	ug/L	120.929	4.83716		5	0	0	0.108	0.5	500	97%	50	150	0%	
1,1-Dichloroethane	A	ug/L	121.88786	4.8755144		5	0	0	0.176	0.5	500	98%	50	150	0%	
1,1-Dichloroethene	A	ug/L	125.55451	5.0221804		5	0	0	0.145	0.5	500	100%	50	150	0%	
1,1-Dichloropropene	A	ug/L	116.92404	4.6769616		5	0	0	0.083	0.5	500	94%	50	150	0%	
1,2,3-Trichloropropane	A	ug/L	118.2148	4.728592		5	0	0	0.385	0.5	500	95%	50	150	0%	
1,2-Dibromoethane	A	ug/L	125.67361	5.0269444		5	0	0	0.143	0.5	500	101%	50	150	0%	
1,2-Dichlorobenzene	A	ug/L	122.16272	4.8865088		5	0	0	0.0858	0.5	500	98%	50	150	0%	
1,2-Dichloroethane	A	ug/L	124.01401	4.9605604		5	0	0	0.156	0.5	500	99%	50	150	0%	
1,2-Dichloropropane	A	ug/L	126.87243	5.0748972		5	0	0	0.0893	0.5	500	101%	50	150	0%	
1,3-Dichlorobenzene	A	ug/L	125.12816	5.0051264		5	0	0	0.0996	0.5	500	100%	50	150	0%	
1,3-Dichloropropane	A	ug/L	124.90402	4.9961608		5	0	0	0.106	0.5	500	100%	50	150	0%	
1,4-Dichlorobenzene	A	ug/L	119.08625	4.76345		5	0	0	0.0858	0.5	500	95%	50	150	0%	
2,2-Dichloropropane	A	ug/L	121.6646	4.866584		5	0	0	0.196	0.5	500	97%	50	150	0%	
2-Chlorotoluene	A	ug/L	123.57811	4.9431244		5	0	0	0.0876	0.5	500	99%	50	150	0%	
4-Chlorotoluene	A	ug/L	126.3156	5.052624		5	0	0	0.0912	0.5	500	101%	50	150	0%	
Benzene	A	ug/L	122.26306	4.8905224		5	0	0	0.119	0.5	500	98%	50	150	0%	
Bromobenzene	A	ug/L	124.38437	4.9753748		5	0	0	0.115	0.5	500	100%	50	150	0%	
Bromochloromethane	A	ug/L	130.32338	5.2129352		5	0	0	0.176	0.5	500	104%	50	150	0%	
Bromodichloromethane	A	ug/L	125.88419	5.0353676		5	0	0	0.155	0.5	500	101%	50	150	0%	
Bromoform	A	ug/L	124.48406	4.9793624		5	0	0	0.119	0.5	500	100%	50	150	0%	
Bromomethane	A	ug/L	59.34114	2.3736456		5	0	0	0.253	0.5	500	47%	50	150	0%	S
Carbon tetrachloride	A	ug/L	121.86512	4.8746048		5	0	0	0.165	0.5	500	97%	50	150	0%	
Chlorobenzene	A	ug/L	123.43156	4.9372624		5	0	0	0.12	0.5	500	99%	50	150	0%	
Chlorodibromomethane	A	ug/L	125.02766	5.0011064		5	0	0	0.0841	0.5	500	100%	50	150	0%	
Chloroethane	A	ug/L	99.20988	3.9683952		5	0	0	0.169	0.5	500	79%	50	150	0%	
Chloroform	A	ug/L	120.47665	4.819066		5	0	0	0.0789	0.5	500	96%	50	150	0%	
Chloromethane	A	ug/L	110.66485	4.426594		5	0	0	0.191	0.5	500	89%	50	150	0%	
cis-1,2-Dichloroethene	A	ug/L	121.74903	4.8699612		5	0	0	0.167	0.5	500	97%	50	150	0%	
cis-1,3-Dichloropropene	A	ug/L	125.85825	5.03433		5	0	0	0.0943	0.5	500	101%	50	150	0%	
Dibromomethane	A	ug/L	126.43669	5.0574676		5	0	0	0.162	0.5	500	101%	50	150	0%	
Dichlorodifluoromethane	A	ug/L	104.82809	4.1931236		5	0	0	0.175	0.5	500	84%	50	150	0%	
Ethylbenzene	A	ug/L	123.63018	4.9452072		5	0	0	0.0912	0.5	500	99%	50	150	0%	

Seq No	Lab ID	Test Code	Sample Typ	File ID	Analysis Date	DF	Batch ID	Prep Date	SPKref	RPDref	pmoist					
14964307	CCV122721_CI	VOC-8260-W-Q	CCV	JA5975C\VG1227	12/27/2021 8:07:	1	R372727		0	0						
Analyte	T	Units	RAW	Final	Text	Spike	SPKref	RPDref	MDL	PQL	UQL	%REC	LOW	HIGH	%RPD	Q
m+p-Xylenes	A	ug/L	253.72478	10.1489912		10	0	0	0.165	0.5	1000	101%	50	150	0%	
Methyl ethyl ketone	A	ug/L	1286.71942	51.4687768		50	0	0	2.22	10	5000	103%	50	150	0%	
Methyl tert-butyl ether (MTBE)	A	ug/L	118.73781	4.7495124		5	0	0	0.119	0.5	500	95%	50	150	0%	
Methylene chloride	A	ug/L	117.22191	4.6888764		5	0	0	0.134	0.5	500	94%	50	150	0%	
o-Xylene	A	ug/L	128.47782	5.1391128		5	0	0	0.0604	0.5	500	103%	50	150	0%	
Styrene	A	ug/L	129.39561	5.1758244		5	0	0	0.067	0.5	500	104%	50	150	0%	
Tetrachloroethene	A	ug/L	126.99777	5.0799108		5	0	0	0.0671	0.5	500	102%	50	150	0%	
Toluene	A	ug/L	129.40155	5.176062		5	0	0	0.075	0.5	500	104%	50	150	0%	
trans-1,2-Dichloroethene	A	ug/L	122.78723	4.9114892		5	0	0	0.151	0.5	500	98%	50	150	0%	
trans-1,3-Dichloropropene	A	ug/L	125.18795	5.007518		5	0	0	0.0846	0.5	500	100%	50	150	0%	
Trichloroethene	A	ug/L	122.10329	4.8841316		5	0	0	0.0993	0.5	500	98%	50	150	0%	
Trichlorofluoromethane	A	ug/L	104.67271	4.1869084		5	0	0	0.134	0.5	500	84%	50	150	0%	
Vinyl chloride	A	ug/L	104.77364	4.1909456		5	0	0	0.153	0.5	500	84%	50	150	0%	
1,4-Dichlorobenzene-d4	I	ug/L	250	10		0	0	0	0	0	500	0%	0	0	0%	
Chlorobenzene-d5	I	ug/L	250	10		0	0	0	0	0	500	0%	0	0	0%	
Fluorobenzene	I	ug/L	250	10		0	0	0	0	0	500	0%	0	0	0%	
Xylenes, Total	M	ug/L	382.2026	15.288104		15	0	0	0.0604	0.5	1500	102%	50	150	0%	
1,2-Dichloroethane-d4	S	ug/L	244.15889	9.7663556		10	0	0	0.0848	0.5	500	98%	50	150	0%	
Dibromofluoromethane	S	ug/L	254.7257	10.189028		10	0	0	0.129	0.5	500	102%	50	150	0%	
p-Bromofluorobenzene	S	ug/L	254.72597	10.1890388		10	0	0	0.149	0.5	500	102%	50	150	0%	
Toluene-d8	S	ug/L	265.77544	10.6310176		10	0	0	0.0617	0.5	500	106%	50	150	0%	

DATAFILE HEADERS FROM C:\MSDCHEM\1\DATA\VG122721

Data file Name : C:\MSDCHEM\1\DATA\VG122721\27DEC01.D
Sample Name : PRIMER
Operator : MSC
Date injected : 27 Dec 2021 8:49 am
Instrument : VOA5975C
Method used : 5975CACQF
No of spectra : 5616
Start Time : 0.839
End Time : 16.498
Vial Number : 1

Data file Name : C:\MSDCHEM\1\DATA\VG122721\27DEC02.D
Sample Name : BFB122721_
Operator : MSC
Date injected : 27 Dec 2021 9:16 am
Instrument : VOA5975C
Method used : 5975CACQF
No of spectra : 5616
Start Time : 0.840
End Time : 16.498
Vial Number : 2

Data file Name : C:\MSDCHEM\1\DATA\VG122721\27DEC03.D
Sample Name : CCV122721_
Operator : MSC
Date injected : 27 Dec 2021 9:55 am
Instrument : VOA5975C
Method used : 5975CACQF
No of spectra : 5616
Start Time : 0.840
End Time : 16.498
Vial Number : 3

Data file Name : C:\MSDCHEM\1\DATA\VG122721\27DEC04.D
Sample Name : LCS122721_
Operator : MSC
Date injected : 27 Dec 2021 10:35 am
Instrument : VOA5975C
Method used : 5975CACQF
No of spectra : 5616
Start Time : 0.840
End Time : 16.498
Vial Number : 4

Data file Name : C:\MSDCHEM\1\DATA\VG122721\27DEC05.D

Sample Name : BLK
Operator : MSC
Date injected : 27 Dec 2021 11:02 am
Instrument : VOA5975C
Method used : 5975CACQF
No of spectra : 5616
Start Time : 0.840
End Time : 16.498
Vial Number : 5

Data file Name : C:\MSDCHEM\1\DATA\VG122721\27DEC06.D
Sample Name : MBLK122721_
Operator : MSC
Date injected : 27 Dec 2021 11:30 am
Instrument : VOA5975C
Method used : 5975CACQF
No of spectra : 5616
Start Time : 0.840
End Time : 16.498
Vial Number : 6

Data file Name : C:\MSDCHEM\1\DATA\VG122721\27DEC07.D
Sample Name : B21121841-005A
Operator : MSC
Date injected : 27 Dec 2021 11:57 am
Instrument : VOA5975C
Method used : 5975CACQF
No of spectra : 5616
Start Time : 0.840
End Time : 16.498
Vial Number : 7

Data file Name : C:\MSDCHEM\1\DATA\VG122721\27DEC08.D
Sample Name : B21121841-009A
Operator : MSC
Date injected : 27 Dec 2021 12:24 pm
Instrument : VOA5975C
Method used : 5975CACQF
No of spectra : 5616
Start Time : 0.840
End Time : 16.498
Vial Number : 8

Data file Name : C:\MSDCHEM\1\DATA\VG122721\27DEC09.D
Sample Name : B21121957-002A
Operator : MSC
Date injected : 27 Dec 2021 12:51 pm

Instrument : VOA5975C
Method used : 5975CACQF
No of spectra : 5616
Start Time : 0.840
End Time : 16.498
Vial Number : 9

Data file Name : C:\MSDCHEM\1\DATA\VG122721\27DEC10.D
Sample Name : B21121959-003A
Operator : MSC
Date injected : 27 Dec 2021 1:18 pm
Instrument : VOA5975C
Method used : 5975CACQF
No of spectra : 5616
Start Time : 0.839
End Time : 16.498
Vial Number : 10

Data file Name : C:\MSDCHEM\1\DATA\VG122721\27DEC11.D
Sample Name : B21121961-003A
Operator : MSC
Date injected : 27 Dec 2021 1:46 pm
Instrument : VOA5975C
Method used : 5975CACQF
No of spectra : 5616
Start Time : 0.840
End Time : 16.498
Vial Number : 11

Data file Name : C:\MSDCHEM\1\DATA\VG122721\27DEC12.D
Sample Name : B21121965-003A
Operator : MSC
Date injected : 27 Dec 2021 2:13 pm
Instrument : VOA5975C
Method used : 5975CACQF
No of spectra : 5616
Start Time : 0.840
End Time : 16.498
Vial Number : 12

Data file Name : C:\MSDCHEM\1\DATA\VG122721\27DEC13.D
Sample Name : B21121841-001C
Operator : MSC
Date injected : 27 Dec 2021 2:40 pm
Instrument : VOA5975C
Method used : 5975CACQF
No of spectra : 5616

Start Time : 0.840
End Time : 16.498
Vial Number : 13

Data file Name : C:\MSDCHEM\1\DATA\VG122721\27DEC14.D
Sample Name : B21121841-002C
Operator : MSC
Date injected : 27 Dec 2021 3:07 pm
Instrument : VOA5975C
Method used : 5975CACQF
No of spectra : 5616
Start Time : 0.839
End Time : 16.498
Vial Number : 14

Data file Name : C:\MSDCHEM\1\DATA\VG122721\27DEC15.D
Sample Name : B21121841-003C
Operator : MSC
Date injected : 27 Dec 2021 3:35 pm
Instrument : VOA5975C
Method used : 5975CACQF
No of spectra : 5616
Start Time : 0.840
End Time : 16.498
Vial Number : 15

Data file Name : C:\MSDCHEM\1\DATA\VG122721\27DEC16.D
Sample Name : B21121841-004C
Operator : MSC
Date injected : 27 Dec 2021 4:02 pm
Instrument : VOA5975C
Method used : 5975CACQF
No of spectra : 5616
Start Time : 0.840
End Time : 16.498
Vial Number : 16

Data file Name : C:\MSDCHEM\1\DATA\VG122721\27DEC17.D
Sample Name : B21121957-001C
Operator : MSC
Date injected : 27 Dec 2021 4:29 pm
Instrument : VOA5975C
Method used : 5975CACQF
No of spectra : 5616
Start Time : 0.840
End Time : 16.498
Vial Number : 17

Data file Name : C:\MSDCHEM\1\DATA\VG122721\27DEC18.D
Sample Name : B21121959-001G
Operator : MSC
Date injected : 27 Dec 2021 4:56 pm
Instrument : VOA5975C
Method used : 5975CACQF
No of spectra : 5616
Start Time : 0.840
End Time : 16.498
Vial Number : 18

Data file Name : C:\MSDCHEM\1\DATA\VG122721\27DEC19.D
Sample Name : B21121961-001G
Operator : MSC
Date injected : 27 Dec 2021 5:23 pm
Instrument : VOA5975C
Method used : 5975CACQF
No of spectra : 5616
Start Time : 0.840
End Time : 16.498
Vial Number : 19

Data file Name : C:\MSDCHEM\1\DATA\VG122721\27DEC20.D
Sample Name : B21121965-001G
Operator : MSC
Date injected : 27 Dec 2021 5:51 pm
Instrument : VOA5975C
Method used : 5975CACQF
No of spectra : 5616
Start Time : 0.840
End Time : 16.498
Vial Number : 20

Data file Name : C:\MSDCHEM\1\DATA\VG122721\27DEC21.D
Sample Name : BLK
Operator : MSC
Date injected : 27 Dec 2021 6:18 pm
Instrument : VOA5975C
Method used : 5975CACQF
No of spectra : 5616
Start Time : 0.840
End Time : 16.498
Vial Number : 21

Data file Name : C:\MSDCHEM\1\DATA\VG122721\27DEC22.D

Sample Name : B21121841-001CMS
Operator : MSC
Date injected : 27 Dec 2021 6:45 pm
Instrument : VOA5975C
Method used : 5975CACQF
No of spectra : 5616
Start Time : 0.840
End Time : 16.498
Vial Number : 22

Data file Name : C:\MSDCHEM\1\DATA\VG122721\27DEC23.D
Sample Name : B21121841-001CMSD
Operator : MSC
Date injected : 27 Dec 2021 7:12 pm
Instrument : VOA5975C
Method used : 5975CACQF
No of spectra : 5616
Start Time : 0.840
End Time : 16.498
Vial Number : 23

Data file Name : C:\MSDCHEM\1\DATA\VG122721\27DEC24.D
Sample Name : BLK
Operator : MSC
Date injected : 27 Dec 2021 7:40 pm
Instrument : VOA5975C
Method used : 5975CACQF
No of spectra : 5616
Start Time : 0.840
End Time : 16.498
Vial Number : 24

Data file Name : C:\MSDCHEM\1\DATA\VG122721\27DEC25.D
Sample Name : CCV122721_Closing
Operator : MSC
Date injected : 27 Dec 2021 8:07 pm
Instrument : VOA5975C
Method used : 5975CACQF
No of spectra : 5616
Start Time : 0.840
End Time : 16.498
Vial Number : 25

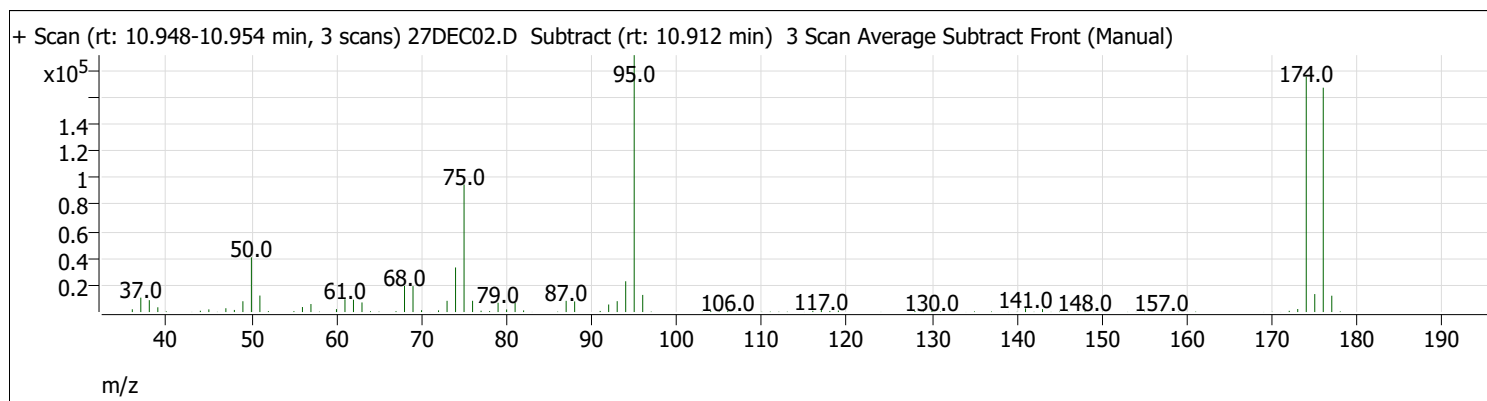
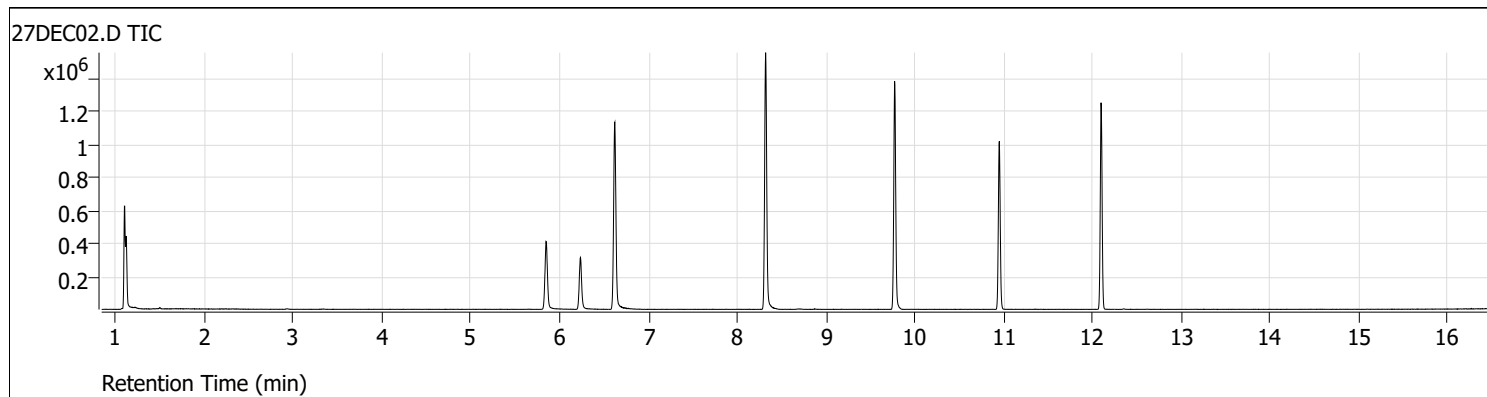
Data file Name : C:\MSDCHEM\1\DATA\VG122721\27DEC26.D
Sample Name : BLK
Operator : MSC
Date injected : 27 Dec 2021 8:34 pm

Instrument : VOA5975C
Method used : 5975CACQF
No of spectra : 5616
Start Time : 0.840
End Time : 16.498
Vial Number : 26

Data file Name : C:\MSDCHEM\1\DATA\VG122721\27DEC27.D
Sample Name : BLK
Operator : MSC
Date injected : 27 Dec 2021 9:01 pm
Instrument : VOA5975C
Method used : 5975CACQF
No of spectra : 5616
Start Time : 0.840
End Time : 16.498
Vial Number : 27

Tune Evaluation Report

Data Path: D:\Org\Data\VOA5975C\VG122721\27DEC02.D
 Acq on: 12/27/2021 9:16:46 AM
 Operator: MSC
 Sample: BFB122721_
 Inst Name: VOA5975C
 ALS Vial: 2
 Method: \\MASSHUNTER\Org\Data\Methods\BFB3scans.m



Target Mass	Rel. To Mass	Lower Limit%	Upper Limit%	Rel. Abn%	Raw Abn	Pass/Fail
50	95	15	40	21.3	40771	Pass
75	95	30	60	49.6	95061	Pass
95	95	100	100	100.0	191509	Pass
96	95	5	9	6.7	12756	Pass
173	174	0	2	1.3	2268	Pass
174	95	50	100	91.6	175488	Pass
175	174	5	9	7.6	13387	Pass
176	174	95	101	95.3	167253	Pass
177	176	5	9	7.3	12165	Pass

Continuing Calibration Report

Batch Name D:\Org\Data\VOA5975C\VG122721\QuantResults\VG122721_8260B_624pt1.batch.bin
Method File \\MASSHUNTER\Org\Data\Methods\Quant\VOA5975C\VOA5975C_120721_CAL\VOA5975C_8260B_SHT_DoD_L4_120721.m
Daily CC D:\Org\Data\VOA5975C\VG122721\27DEC03.D

Level name	Injection Time	Calibration Files
1	12/7/2021 1:14:33 PM	D:\Org\Data\VOA5975C\VG120721\07DEC07.D
2	12/7/2021 1:41:51 PM	D:\Org\Data\VOA5975C\VG120721\07DEC08.D
3	12/7/2021 2:09:09 PM	D:\Org\Data\VOA5975C\VG120721\07DEC09.D
4	12/7/2021 2:36:28 PM	D:\Org\Data\VOA5975C\VG120721\07DEC10.D
5	12/7/2021 3:31:19 PM	D:\Org\Data\VOA5975C\VG120721\07DEC12.D
6	12/7/2021 4:26:07 PM	D:\Org\Data\VOA5975C\VG120721\07DEC14.D
7	12/7/2021 5:20:56 PM	D:\Org\Data\VOA5975C\VG120721\07DEC16.D
8	12/7/2021 6:15:44 PM	D:\Org\Data\VOA5975C\VG120721\07DEC18.D
CC	12/27/2021 9:55:47 AM	D:\Org\Data\VOA5975C\VG122721\27DEC03.D <=====

ISTD Compound:	Avg Resp	Mid Resp	CC Resp	Area%	A/M
Fluorobenzene	745829	720413	625127	86.77	M
Chlorobenzene-d5	286647	282126	242999	86.13	M
1,4-Dichlorobenzene-d4	226727	218480	199642	91.38	M

Target Compound	AvgRF/R2	CC RF	Exp. Conc	Calc. Conc	%Dev	Area%	Curve Fit
-----ISTD-----							
Dichlorodifluoromethane	0.3575	0.2887	125.00	100.94	19.25	65.65	Avg RF
Chloromethane	0.4070	0.3940	125.00	121.01	3.19	81.01	Avg RF
Vinyl chloride	0.3829	0.3513	125.00	114.68	8.26	74.53	Avg RF
Bromomethane	0.9993	0.1494	125.00	123.50	1.20	84.40	Quadratic
Chloroethane	0.2115	0.1727	125.00	102.03	18.38	68.18	Avg RF
Trichlorofluoromethane	0.5001	0.4111	125.00	102.75	17.80	67.57	Avg RF
1,1-Dichloroethene	0.2588	0.2307	125.00	111.46	10.84	73.19	Avg RF
Methylene chloride	0.3664	0.3322	125.00	113.36	9.31	77.43	Avg RF
trans-1,2-Dichloroethene	0.2585	0.2469	125.00	119.35	4.52	77.86	Avg RF
Methyl tert-butyl ether (MTBE)	0.3311	0.3407	125.00	128.63	-2.90	88.64	Avg RF
1,1-Dichloroethane	0.4901	0.4930	125.00	125.73	-0.58	83.15	Avg RF
2,2-Dichloropropane	0.3588	0.4095	125.00	142.63	-14.11	93.76	Avg RF
cis-1,2-Dichloroethene	0.2681	0.2889	125.00	134.71	-7.77	91.07	Avg RF
Methyl ethyl ketone	0.0356	0.0426 #	1250.00	1492.73	-19.42	100.61	Avg RF
Bromochloromethane	0.1009	0.1083	125.00	134.14	-7.31	88.12	Avg RF
Chloroform	0.4836	0.4890	125.00	126.40	-1.12	85.14	Avg RF
1,1,1-Trichloroethane	0.4563	0.4569	125.00	125.18	-0.14	82.37	Avg RF
Dibromofluoromethane	0.2450	0.2528	250.00	257.91	-3.16	180.09	Avg RF
Carbon tetrachloride	0.4477	0.4444	125.00	124.08	0.73	81.14	Avg RF
1,1-Dichloropropene	0.4022	0.3955	125.00	122.92	1.66	79.14	Avg RF
1,2-Dichloroethane-d4	0.1118	0.1137	250.00	254.30	-1.72	175.51	Avg RF
Benzene	1.0171	1.0513	125.00	129.21	-3.36	83.92	Avg RF
1,2-Dichloroethane	0.2658	0.2866	125.00	134.74	-7.79	89.50	Avg RF
-----ISTD-----							
Chlorobenzene-d5							
Trichloroethene	0.7927	0.7926	125.00	124.98	0.01	85.07	Avg RF
1,2-Dichloropropane	0.6678	0.6982	125.00	130.68	-4.54	86.70	Avg RF
Dibromomethane	0.2742	0.2898	125.00	132.12	-5.70	90.18	Avg RF
Bromodichloromethane	0.7766	0.8202	125.00	132.02	-5.61	89.83	Avg RF
cis-1,3-Dichloropropene	0.8626	0.9451	125.00	136.96	-9.57	90.85	Avg RF
Toluene-d8	2.5131	2.5754	250.00	256.19	-2.48	172.21	Avg RF
Toluene	1.6522	1.7381	125.00	131.49	-5.19	87.92	Avg RF
trans-1,3-Dichloropropene	0.6171	0.6867	125.00	139.08	-11.27	92.96	Avg RF
1,1,2-Trichloroethane	0.3215	0.3456	125.00	134.39	-7.51	93.34	Avg RF
Tetrachloroethene	0.6547	0.6453	125.00	123.20	1.44	81.70	Avg RF

Continuing Calibration Report

Target Compound	AvgRF/R2	CC RF	Exp. Conc	Calc. Conc	%Dev	Area%	Curve Fit
1,3-Dichloropropane	0.6412	0.7004	125.00	136.54	-9.23	93.13	Avg RF
Chlorodibromomethane	0.4853	0.5335	125.00	137.43	-9.94	92.66	Avg RF
1,2-Dibromoethane	0.3495	0.3812	125.00	136.33	-9.07	91.20	Avg RF
Chlorobenzene	1.7836	1.8778	125.00	131.60	-5.28	87.95	Avg RF
1,1,1,2-Tetrachloroethane	0.6067	0.6505	125.00	134.03	-7.22	89.07	Avg RF
Ethylbenzene	3.1759	3.2290	125.00	127.09	-1.67	84.58	Avg RF
m+p-Xylenes	1.2109	1.2784	250.00	263.93	-5.57	85.10	Avg RF
o-Xylene	1.0566	1.1154	125.00	131.95	-5.56	85.29	Avg RF
Styrene	1.7208	1.8803	125.00	136.59	-9.27	87.85	Avg RF
1,4-Dichlorobenzene-d4	-----ISTD-----						
Bromoform	0.3138	0.3393	125.00	135.15	-8.12	94.43	Avg RF
p-Bromofluorobenzene	0.9566	0.9724	250.00	254.13	-1.65	173.28	Avg RF
Bromobenzene	0.8276	0.8502	125.00	128.41	-2.73	87.73	Avg RF
1,1,2,2-Tetrachloroethane	0.4741	0.5024	125.00	132.47	-5.98	91.30	Avg RF
1,2,3-Trichloropropane	0.1249	0.1336	125.00	133.66	-6.93	90.91	Avg RF
2-Chlorotoluene	0.8558	0.8517	125.00	124.40	0.48	85.47	Avg RF
4-Chlorotoluene	2.7644	2.8326	125.00	128.08	-2.47	84.54	Avg RF
1,3-Dichlorobenzene	1.5130	1.5217	125.00	125.72	-0.57	86.92	Avg RF
1,4-Dichlorobenzene	1.5630	1.5749	125.00	125.95	-0.76	88.20	Avg RF
1,2-Dichlorobenzene	1.2804	1.3017	125.00	127.08	-1.66	89.56	Avg RF

A -- against Average; M -- against Mid Point; P -- against Previous CC in the Method;

Continuing Calibration Report

Batch Name D:\Org\Data\VOA5975C\VG122721\QuantResults\VG122721_8260B_624pt1.batch.bin
Method File \\MASSHUNTER\Org\Data\Methods\Quant\VOA5975C\VOA5975C_120721_CAL\VOA5975C_8260B_SHT_DoD_L4_120721.m
Daily CC D:\Org\Data\VOA5975C\VG122721\27DEC25.D

Level name	Injection Time	Calibration Files
1	12/7/2021 1:14:33 PM	D:\Org\Data\VOA5975C\VG120721\07DEC07.D
2	12/7/2021 1:41:51 PM	D:\Org\Data\VOA5975C\VG120721\07DEC08.D
3	12/7/2021 2:09:09 PM	D:\Org\Data\VOA5975C\VG120721\07DEC09.D
4	12/7/2021 2:36:28 PM	D:\Org\Data\VOA5975C\VG120721\07DEC10.D
5	12/7/2021 3:31:19 PM	D:\Org\Data\VOA5975C\VG120721\07DEC12.D
6	12/7/2021 4:26:07 PM	D:\Org\Data\VOA5975C\VG120721\07DEC14.D
7	12/7/2021 5:20:56 PM	D:\Org\Data\VOA5975C\VG120721\07DEC16.D
8	12/7/2021 6:15:44 PM	D:\Org\Data\VOA5975C\VG120721\07DEC18.D
CC	12/27/2021 8:07:22 PM	D:\Org\Data\VOA5975C\VG122721\27DEC25.D <=====

ISTD Compound:	Avg Resp	Mid Resp	CC Resp	Area%	A/M
Fluorobenzene	745829	720413	645981	89.67	M
Chlorobenzene-d5	286647	282126	244555	86.68	M
1,4-Dichlorobenzene-d4	226727	218480	199080	91.12	M

Target Compound	AvgRF/R2	CC RF	Exp. Conc	Calc. Conc	%Dev	Area%	Curve Fit
Fluorobenzene	-----ISTD-----						
Dichlorodifluoromethane	0.3575	0.2998	125.00	104.83	16.14	70.45	Avg RF
Chloromethane	0.4070	0.3603	125.00	110.66	11.47	76.55	Avg RF
Vinyl chloride	0.3829	0.3210	125.00	104.77	16.18	70.37	Avg RF
Bromomethane	0.9993	0.0679	125.00	59.34	52.53 #	39.62	Quadratic
Chloroethane	0.2115	0.1679	125.00	99.21	20.63	68.50	Avg RF
Trichlorofluoromethane	0.5001	0.4187	125.00	104.67	16.26	71.13	Avg RF
1,1-Dichloroethene	0.2588	0.2599	125.00	125.55	-0.44	85.20	Avg RF
Methylene chloride	0.3664	0.3436	125.00	117.22	6.22	82.74	Avg RF
trans-1,2-Dichloroethene	0.2585	0.2540	125.00	122.79	1.77	82.77	Avg RF
Methyl tert-butyl ether (MTBE)	0.3311	0.3145	125.00	118.74	5.01	84.55	Avg RF
1,1-Dichloroethane	0.4901	0.4779	125.00	121.89	2.49	83.30	Avg RF
2,2-Dichloropropane	0.3588	0.3493	125.00	121.66	2.67	82.65	Avg RF
cis-1,2-Dichloroethene	0.2681	0.2611	125.00	121.75	2.60	85.05	Avg RF
Methyl ethyl ketone	0.0356	0.0367 #	1250.00	1286.72	-2.94	89.61	Avg RF
Bromochloromethane	0.1009	0.1052	125.00	130.32	-4.26	88.47	Avg RF
Chloroform	0.4836	0.4661	125.00	120.48	3.62	83.86	Avg RF
1,1,1-Trichloroethane	0.4563	0.4345	125.00	119.05	4.76	80.96	Avg RF
Dibromofluoromethane	0.2450	0.2496	250.00	254.73	-1.89	183.80	Avg RF
Carbon tetrachloride	0.4477	0.4365	125.00	121.87	2.51	82.35	Avg RF
1,1-Dichloropropene	0.4022	0.3762	125.00	116.92	6.46	77.79	Avg RF
1,2-Dichloroethane-d4	0.1118	0.1092	250.00	244.16	2.34	174.13	Avg RF
Benzene	1.0171	0.9948	125.00	122.26	2.19	82.06	Avg RF
1,2-Dichloroethane	0.2658	0.2637	125.00	124.01	0.79	85.12	Avg RF
Chlorobenzene-d5	-----ISTD-----						
Trichloroethene	0.7927	0.7743	125.00	122.10	2.32	83.64	Avg RF
1,2-Dichloropropane	0.6678	0.6779	125.00	126.87	-1.50	84.71	Avg RF
Dibromomethane	0.2742	0.2773	125.00	126.44	-1.15	86.85	Avg RF
Bromodichloromethane	0.7766	0.7821	125.00	125.88	-0.71	86.20	Avg RF
cis-1,3-Dichloropropene	0.8626	0.8685	125.00	125.86	-0.69	84.02	Avg RF
Toluene-d8	2.5131	2.6717	250.00	265.78	-6.31	179.79	Avg RF
Toluene	1.6522	1.7104	125.00	129.40	-3.52	87.07	Avg RF
trans-1,3-Dichloropropene	0.6171	0.6181	125.00	125.19	-0.15	84.21	Avg RF
1,1,2-Trichloroethane	0.3215	0.3110	125.00	120.93	3.26	84.53	Avg RF
Tetrachloroethene	0.6547	0.6652	125.00	127.00	-1.60	84.76	Avg RF

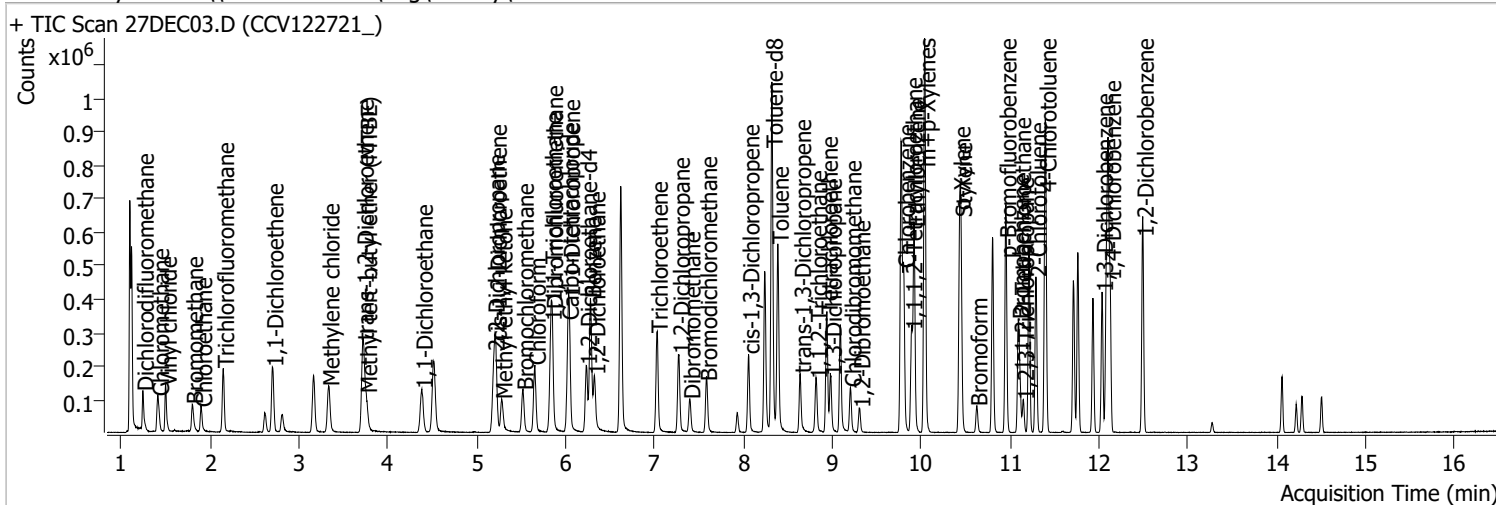
Continuing Calibration Report

Target Compound	AvgRF/R2	CC RF	Exp. Conc	Calc. Conc	%Dev	Area%	Curve Fit
1,3-Dichloropropane	0.6412	0.6407	125.00	124.90	0.08	85.74	Avg RF
Chlorodibromomethane	0.4853	0.4854	125.00	125.03	-0.02	84.83	Avg RF
1,2-Dibromoethane	0.3495	0.3514	125.00	125.67	-0.54	84.61	Avg RF
Chlorobenzene	1.7836	1.7612	125.00	123.43	1.25	83.02	Avg RF
1,1,1,2-Tetrachloroethane	0.6067	0.6072	125.00	125.10	-0.08	83.67	Avg RF
Ethylbenzene	3.1759	3.1411	125.00	123.63	1.10	82.81	Avg RF
m+p-Xylenes	1.2109	1.2290	250.00	253.72	-1.49	82.33	Avg RF
o-Xylene	1.0566	1.0860	125.00	128.48	-2.78	83.58	Avg RF
Styrene	1.7208	1.7813	125.00	129.40	-3.52	83.76	Avg RF
1,4-Dichlorobenzene-d4	-----ISTD-----						
Bromoform	0.3138	0.3125	125.00	124.48	0.41	86.73	Avg RF
p-Bromofluorobenzene	0.9566	0.9747	250.00	254.73	-1.89	173.20	Avg RF
Bromobenzene	0.8276	0.8235	125.00	124.38	0.49	84.74	Avg RF
1,1,2,2-Tetrachloroethane	0.4741	0.4845	125.00	127.74	-2.20	87.80	Avg RF
1,2,3-Trichloropropane	0.1249	0.1181	125.00	118.21	5.43	80.18	Avg RF
2-Chlorotoluene	0.8558	0.8461	125.00	123.58	1.14	84.67	Avg RF
4-Chlorotoluene	2.7644	2.7934	125.00	126.32	-1.05	83.13	Avg RF
1,3-Dichlorobenzene	1.5130	1.5145	125.00	125.13	-0.10	86.27	Avg RF
1,4-Dichlorobenzene	1.5630	1.4891	125.00	119.09	4.73	83.15	Avg RF
1,2-Dichlorobenzene	1.2804	1.2514	125.00	122.16	2.27	85.86	Avg RF

A -- against Average; M -- against Mid Point; P -- against Previous CC in the Method;

Quantitation Results Report (QT Reviewed)

Data File	27DEC03.D	Operator	MSC
Acq. Method	5975CACQF.M	Acq. Date-Time	12/27/2021 9:55:47 AM
Sample Name	CCV122721_	Instrument	VOA5975C
Vial	3	Multiplier	1.00
DA Method File	VOA5975C_8260B_SHT_DoD_L4_120721.m	Comment	
Tune File	BFB_Atune3.u	Tune Date	10/11/2021 4:02:00 PM
Batch Name	VG122721_8260B_624pt1.batch.bin	Last Calib Update	1/5/2022 1:54:14 PM
Ref Library	\\MASSHUNTER\Org\Library\NIST129K.I		



Compound	RT	QIon	Resp.	Conc.	Units	Dev(Min)
Internal Standards						
M Fluorobenzene	6.618	96.0	625127	250.0000	ng	-0.003
M Chlorobenzene-d5	9.772	82.0	242999	250.0000	ng	-0.003
M 1,4-Dichlorobenzene-d4	12.100	152.0	199642	250.0000	ng	0.000
System Monitoring Compounds						
S Dibromofluoromethane	5.848	113.0	158010	257.9055	ng	-0.003
Spiked Amount: 250.000	Range: 80.0 - 119.0%			Recovery = 103.16%		
S 1,2-Dichloroethane-d4	6.230	67.0	71103	254.3032	ng	0.000
Spiked Amount: 250.000	Range: 81.0 - 118.0%			Recovery = 101.72%		
S Toluene-d8	8.319	98.0	625813	256.1948	ng	0.000
Spiked Amount: 250.000	Range: 89.0 - 112.0%			Recovery = 102.48%		
S p-Bromofluorobenzene	10.948	95.0	194131	254.1254	ng	-0.003
Spiked Amount: 250.000	Range: 85.0 - 114.0%			Recovery = 101.65%		
Target Compounds						
T Dichlorodifluoromethane	1.244	85.0	90222	100.9399	ng	99
T Chloromethane	1.414	50.0	123157	121.0147	ng	99
T Vinyl chloride	1.501	62.0	109798	114.6753	ng	98
T Bromomethane	1.799	96.0	46709	123.5039	ng	99
T Chloroethane	1.899	64.0	53968	102.0298	ng	100
T Trichlorofluoromethane	2.148	101.0	128482	102.7542	ng	100
T 1,1-Dichloroethene	2.702	96.0	72118	111.4555	ng	98
T Methylene chloride	3.333	49.0	103847	113.3571	ng	98
T trans-1,2-Dichloroethene	3.718	96.0	77157	119.3546	ng	100
T Methyl tert-butyl ether (MTBE)	3.757	73.0	106497	128.6293	ng	95
T 1,1-Dichloroethane	4.381	63.0	154084	125.7296	ng	99
T 2,2-Dichloropropane	5.193	77.0	127982	142.6333	ng	90
T cis-1,2-Dichloroethene	5.212	96.0	90308	134.7130	ng	99
T Methyl ethyl ketone	5.279	43.0	133029	1492.7313	ng	97
T Bromochloromethane	5.516	128.0	33851	134.1360	ng	89
T Chloroform	5.653	83.0	152836	126.3978	ng	99

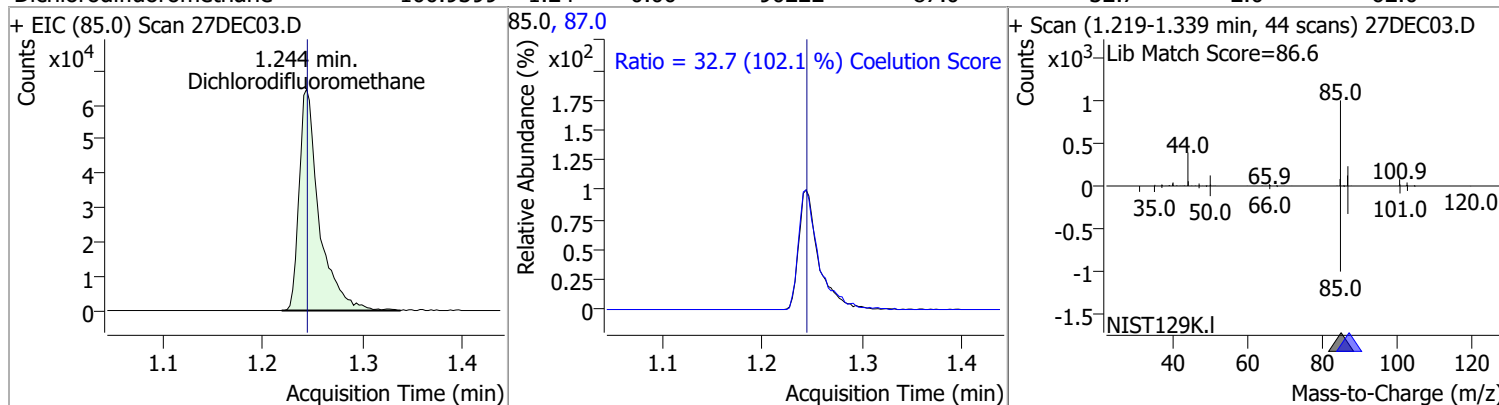
Quantitation Results Report (QT Reviewed)

Compound	RT	QIon	Resp.	Conc.	Units	Dev(Min)
T 1,1,1-Trichloroethane	5.831	97.0	142811	125.1776	ng	97
T Carbon tetrachloride	6.024	117.0	138900	124.0813	ng	100
T 1,1-Dichloropropene	6.038	75.0	123605	122.9189	ng	99
T Benzene	6.277	78.0	328603	129.2054	ng	99
T 1,2-Dichloroethane	6.322	62.0	89569	134.7431	ng	95
T Trichloroethene	7.025	95.0	96301	124.9838	ng	99
T 1,2-Dichloropropane	7.273	63.0	84831	130.6811	ng	99
T Dibromomethane	7.393	93.0	35209	132.1247	ng	99
T Bromodichloromethane	7.580	83.0	99653	132.0158	ng	98
T cis-1,3-Dichloropropene	8.057	75.0	114829	136.9624	ng	100
T Toluene	8.386	92.0	211173	131.4929	ng	99
T trans-1,3-Dichloropropene	8.637	75.0	83430	139.0826	ng	98
T 1,1,2-Trichloroethane	8.818	83.0	41990	134.3867	ng	99
T Tetrachloroethene	8.935	163.8	78403	123.1991	ng	98
T 1,3-Dichloropropane	8.982	76.0	85097	136.5408	ng	98
T Chlorodibromomethane	9.203	129.0	64822	137.4295	ng	100
T 1,2-Dibromoethane	9.306	107.0	46311	136.3345	ng	94
T Chlorobenzene	9.802	112.0	228150	131.5993	ng	99
T 1,1,1,2-Tetrachloroethane	9.889	131.0	79039	134.0258	ng	97
T Ethylbenzene	9.919	91.0	392318	127.0885	ng	100
T m+p-Xylenes	10.037	106.0	310656	263.9303	ng	99
T o-Xylene	10.430	106.0	135519	131.9488	ng	100
T Styrene	10.447	104.0	228456	136.5867	ng	99
T Bromoform	10.622	172.5	33869	135.1468	ng	99
T Bromobenzene	11.091	156.0	84866	128.4101	ng	97
T 1,1,2,2-Tetrachloroethane	11.110	83.0	50152	132.4688	ng	99
T 1,2,3-Trichloropropane	11.146	110.0	13332	133.6624	ng	99
T 2-Chlorotoluene	11.289	126.0	85016	124.3979	ng	95
T 4-Chlorotoluene	11.397	91.0	282748	128.0837	ng	98
T 1,3-Dichlorobenzene	12.033	146.0	151894	125.7170	ng	98
T 1,4-Dichlorobenzene	12.125	146.0	157213	125.9535	ng	99
T 1,2-Dichlorobenzene	12.493	146.0	129940	127.0804	ng	98

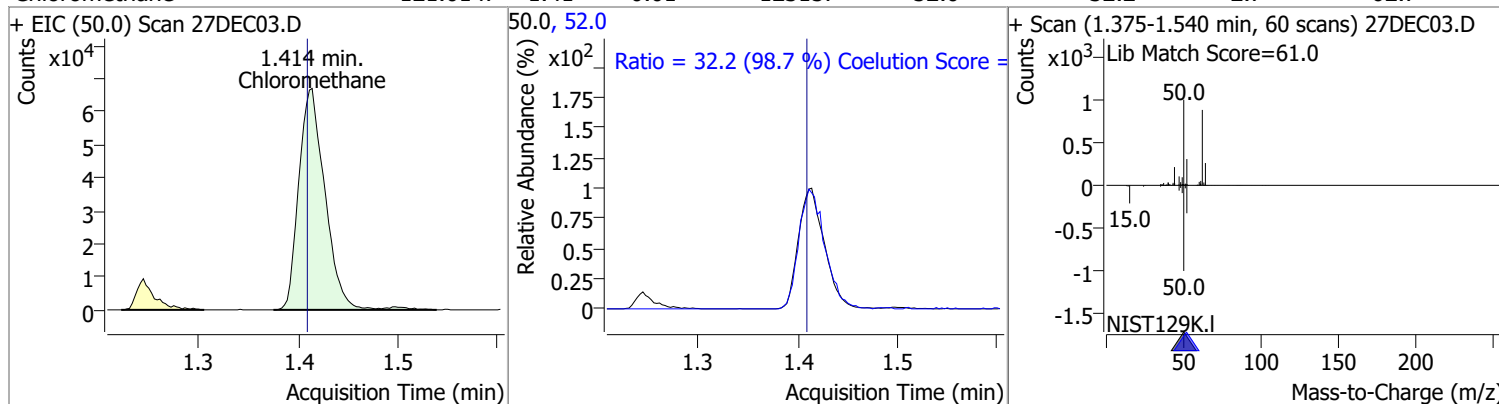
(#) = Qualifier Out of Range; (m) = Manual Integration; (+) = Area Summed; (*) = Surrogate Percent Recovery Out of Range; (d): Zeroed Peak

Quantitation Results Report (QT Reviewed)

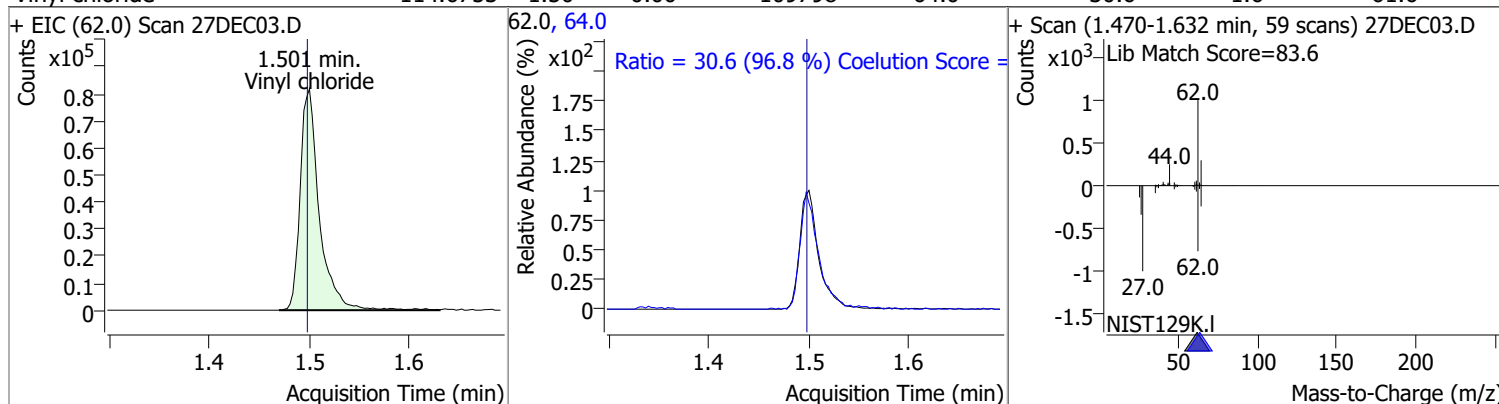
Compound	Conc.	RT	Dev(Min)	Resp.	QIon	QRatio	Lower	Upper
Dichlorodifluoromethane	100.9399	1.24	0.00	90222	87.0	32.7	2.0	62.0



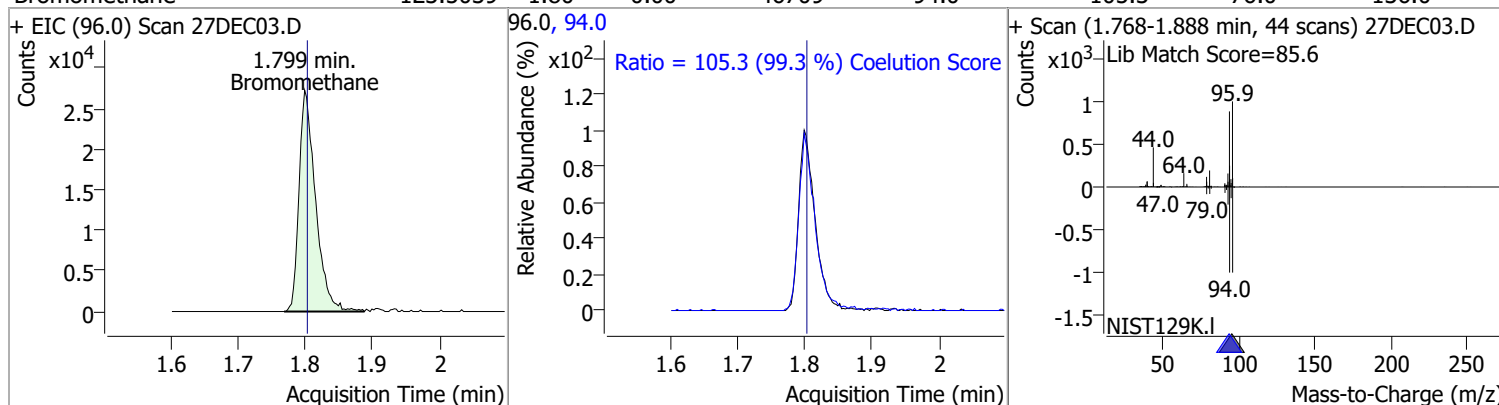
Compound	Conc.	RT	Dev(Min)	Resp.	QIon	QRatio	Lower	Upper
Chloromethane	121.0147	1.41	0.01	123157	52.0	32.2	2.7	62.7



Compound	Conc.	RT	Dev(Min)	Resp.	QIon	QRatio	Lower	Upper
Vinyl chloride	114.6753	1.50	0.00	109798	64.0	30.6	1.6	61.6

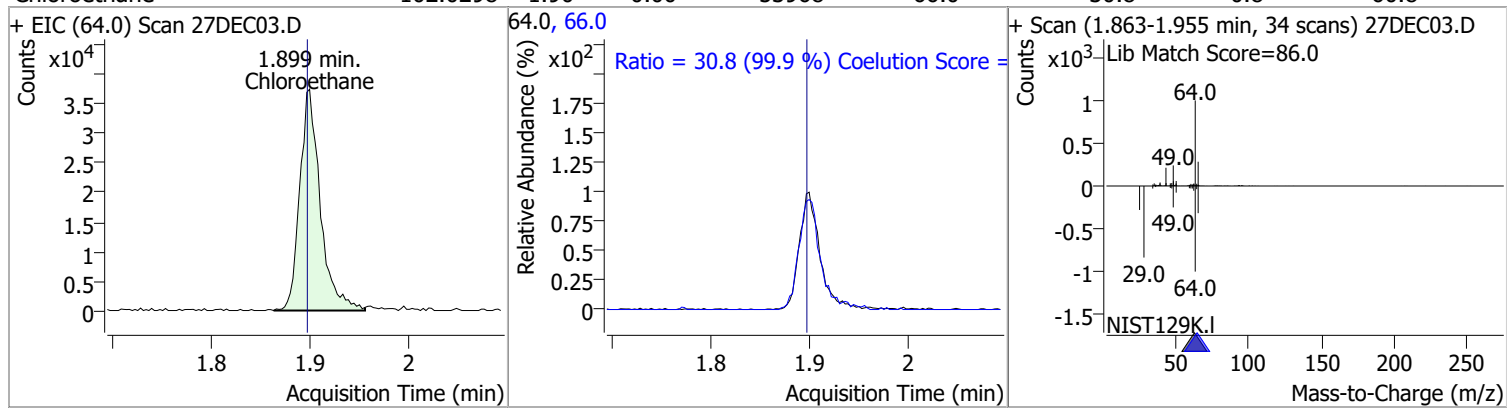


Compound	Conc.	RT	Dev(Min)	Resp.	QIon	QRatio	Lower	Upper
Bromomethane	123.5039	1.80	0.00	46709	94.0	105.3	76.0	136.0

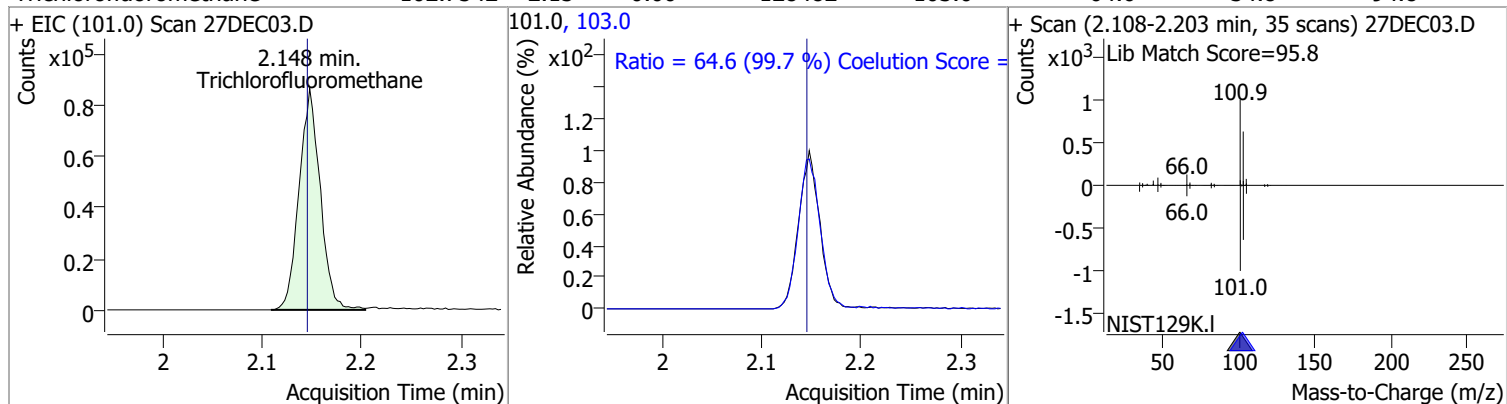


Quantitation Results Report (QT Reviewed)

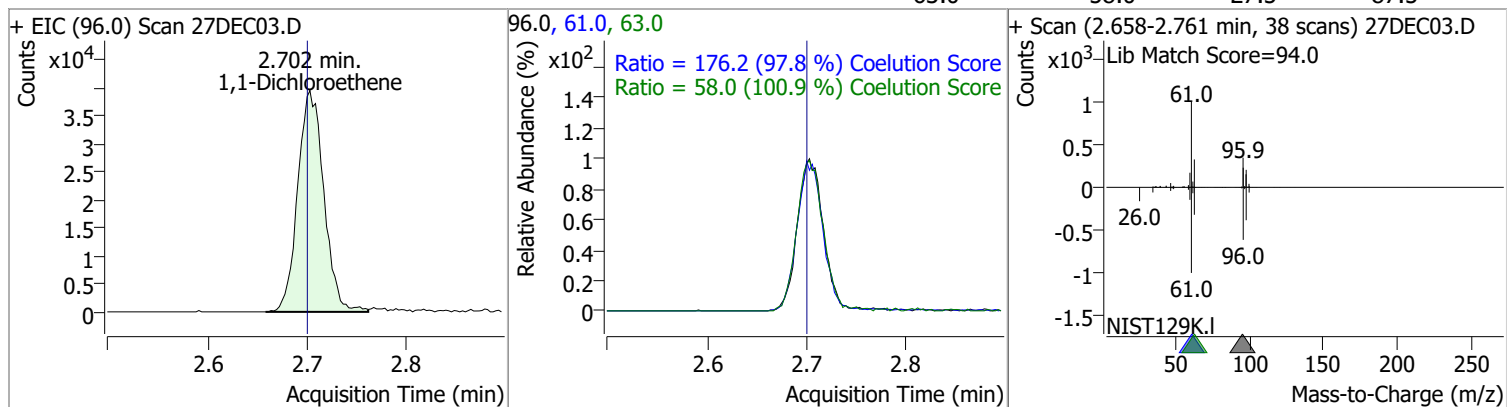
Compound	Conc.	RT	Dev(Min)	Resp.	QIon	QRatio	Lower	Upper
Chloroethane	102.0298	1.90	0.00	53968	66.0	30.8	0.8	60.8



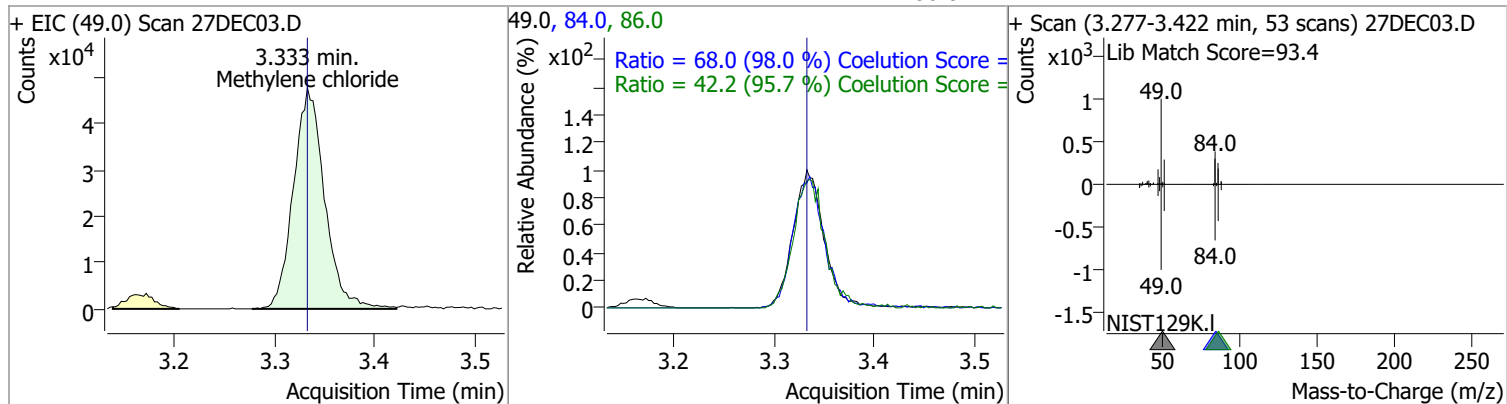
Trichlorofluoromethane	102.7542	2.15	0.00	128482	103.0	64.6	34.8	94.8
------------------------	----------	------	------	--------	-------	------	------	------



1,1-Dichloroethene	111.4555	2.70	0.00	72118	61.0	176.2	150.1	210.1
					63.0	58.0	27.5	87.5

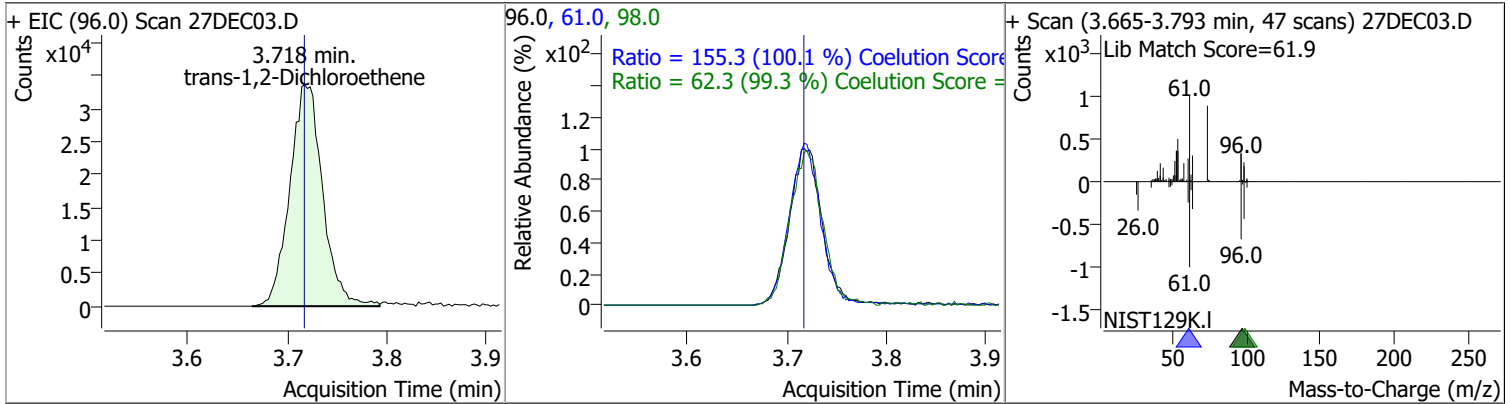


Methylene chloride	113.3571	3.33	0.00	103847	84.0	68.0	39.4	99.4
					86.0	42.2	14.1	74.1

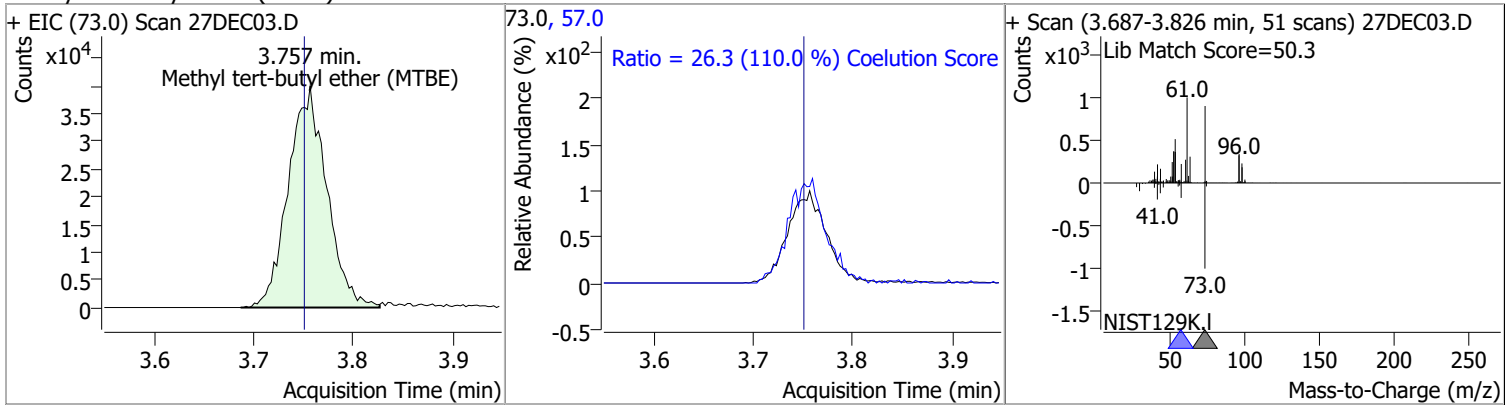


Quantitation Results Report (QT Reviewed)

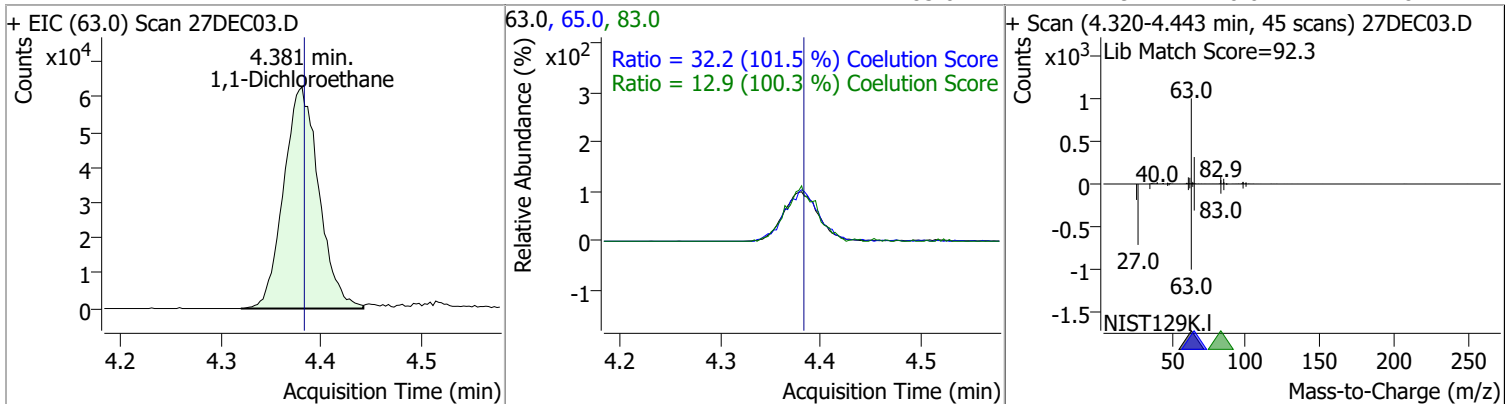
Compound	Conc.	RT	Dev(Min)	Resp.	QIon	QRatio	Lower	Upper
trans-1,2-Dichloroethene	119.3546	3.72	0.00	77157	61.0	155.3	125.1	185.1
					98.0	62.3	32.8	92.8



Compound	Conc.	RT	Dev(Min)	Resp.	QIon	QRatio	Lower	Upper
Methyl tert-butyl ether (MTBE)	128.6293	3.76	0.01	106497	57.0	26.3	0.0	53.9

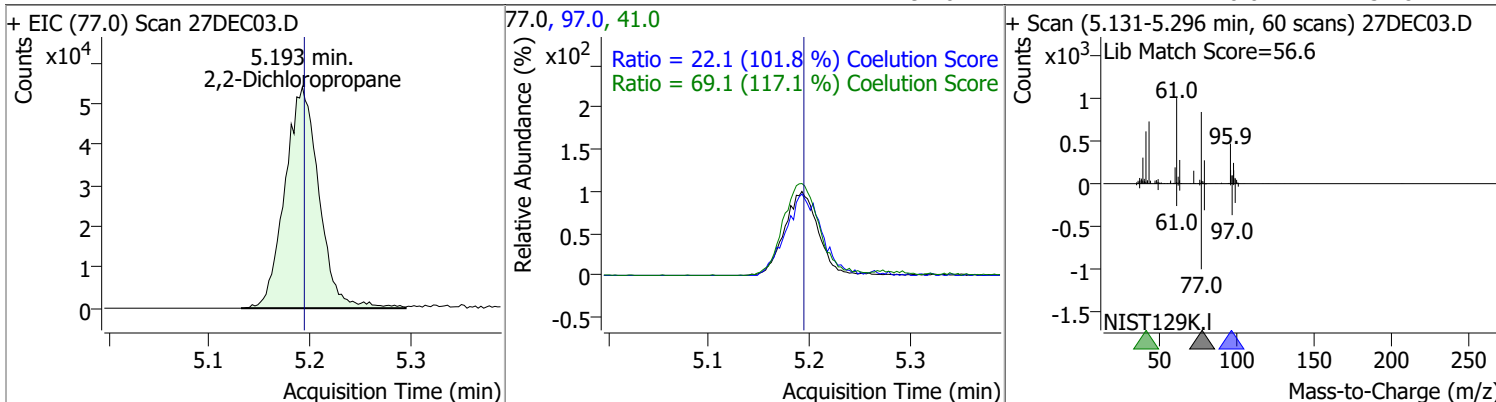


Compound	Conc.	RT	Dev(Min)	Resp.	QIon	QRatio	Lower	Upper
1,1-Dichloroethane	125.7296	4.38	0.00	154084	65.0	32.2	1.7	61.7
					83.0	12.9	0.0	42.8

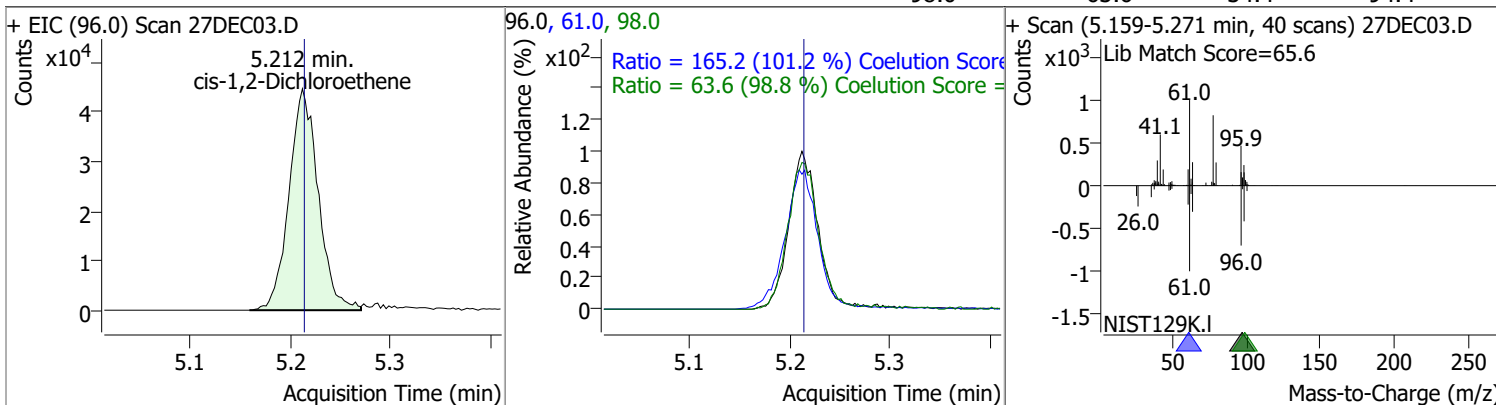


Quantitation Results Report (QT Reviewed)

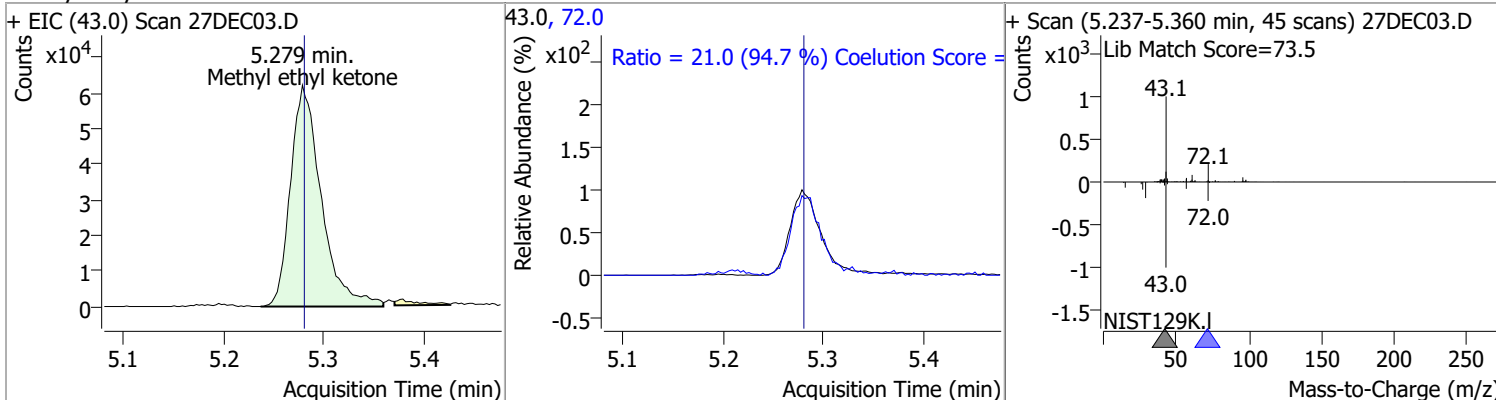
Compound	Conc.	RT	Dev(Min)	Resp.	QIon	QRatio	Lower	Upper
2,2-Dichloropropane	142.6333	5.19	0.00	127982	41.0	69.1	29.0	89.0
					97.0	22.1	0.0	51.8



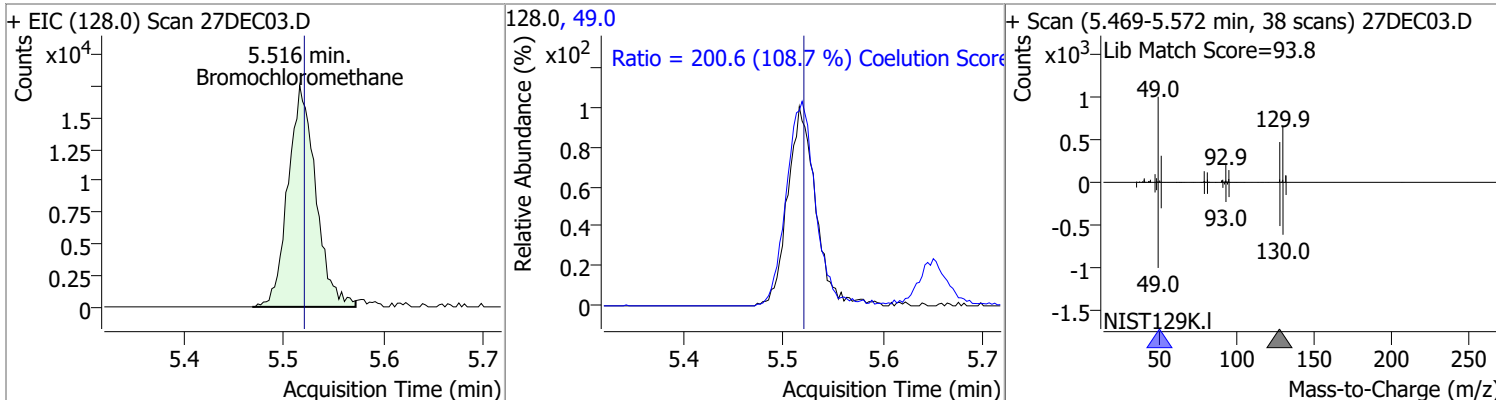
Compound	Conc.	RT	Dev(Min)	Resp.	QIon	QRatio	Lower	Upper
cis-1,2-Dichloroethene	134.7130	5.21	0.00	90308	61.0	165.2	133.3	193.3
					98.0	63.6	34.4	94.4



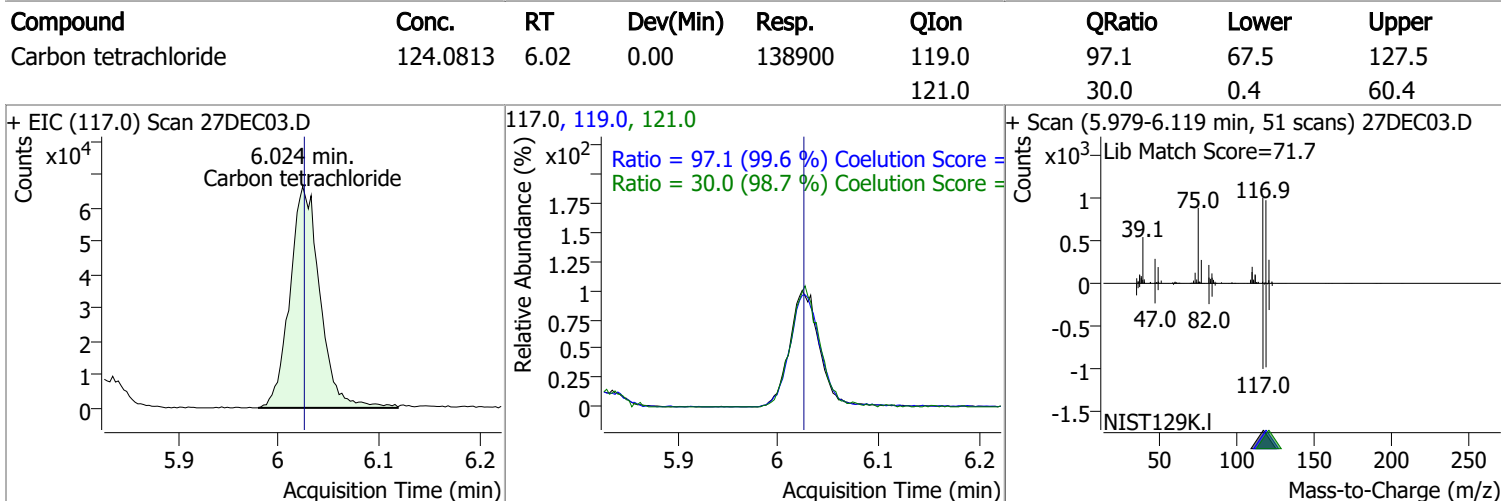
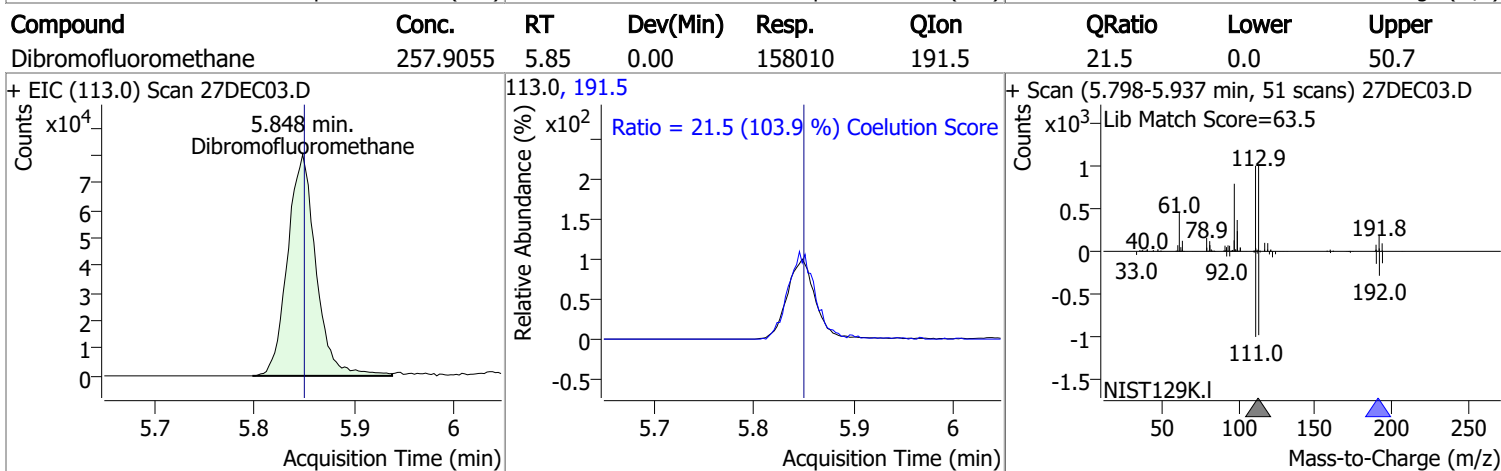
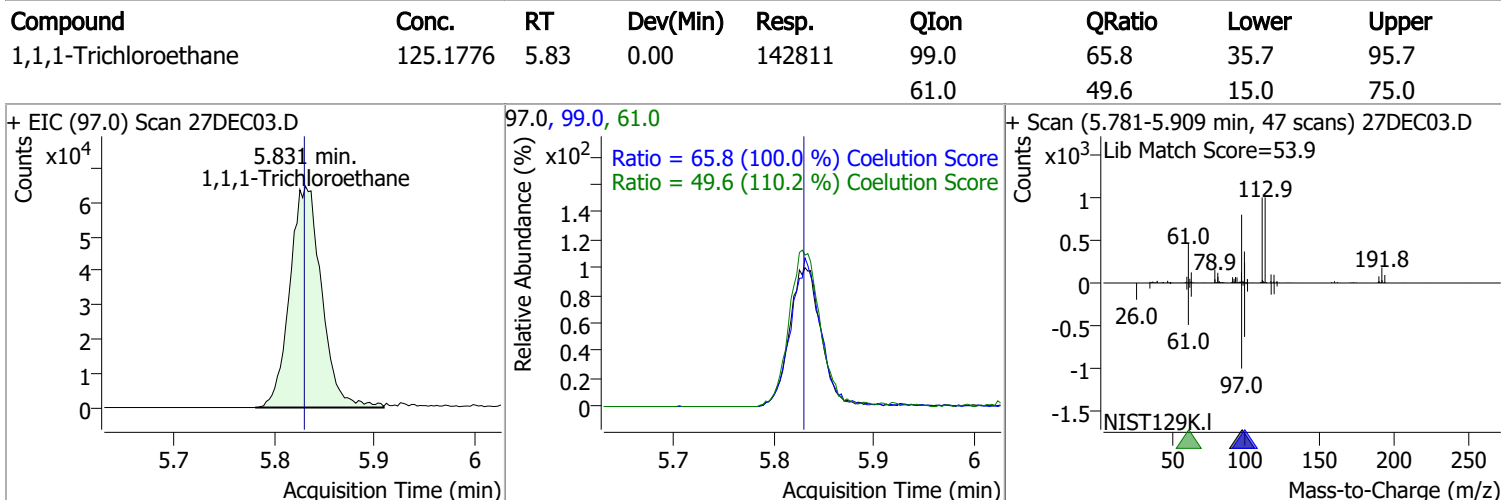
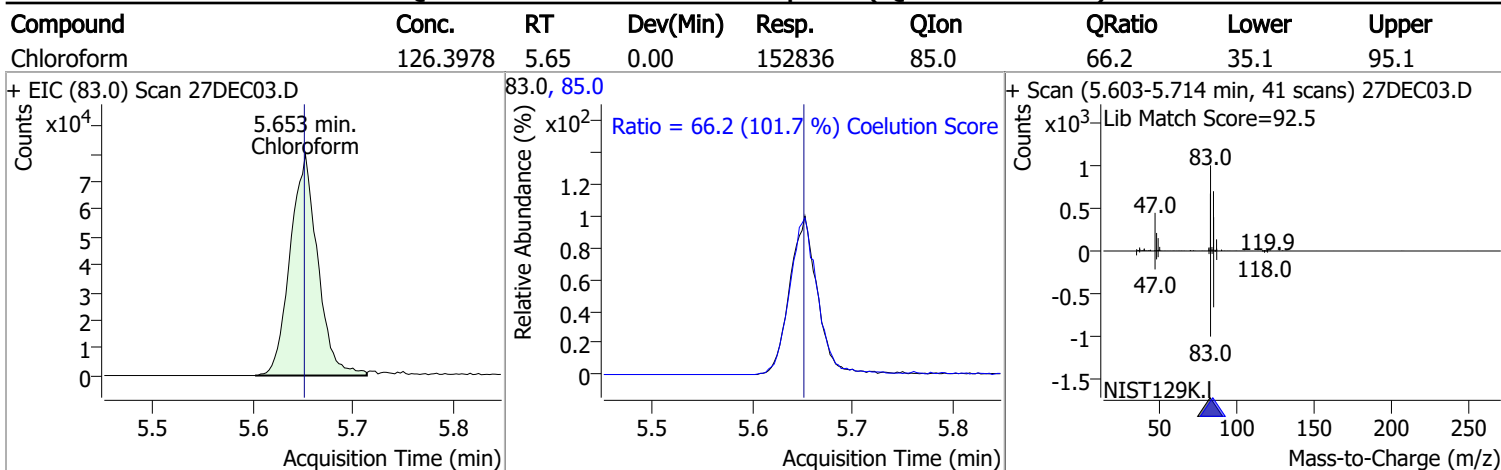
Compound	Conc.	RT	Dev(Min)	Resp.	QIon	QRatio	Lower	Upper
Methyl ethyl ketone	1492.7313	5.28	0.00	133029	72.0	21.0	0.0	52.2



Compound	Conc.	RT	Dev(Min)	Resp.	QIon	QRatio	Lower	Upper
Bromochloromethane	134.1360	5.52	-0.01	33851	49.0	200.6	154.6	214.6

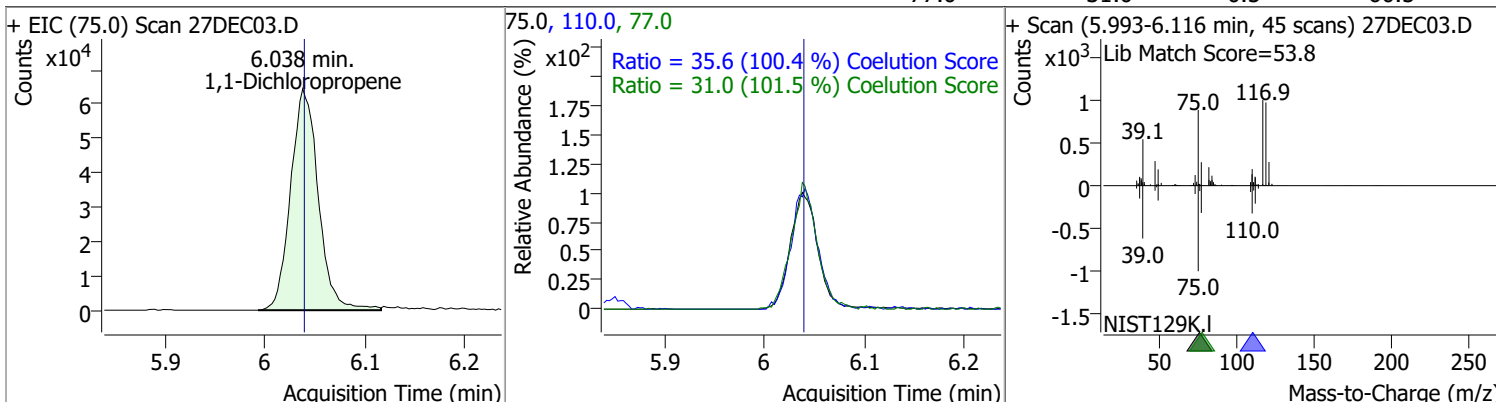


Quantitation Results Report (QT Reviewed)

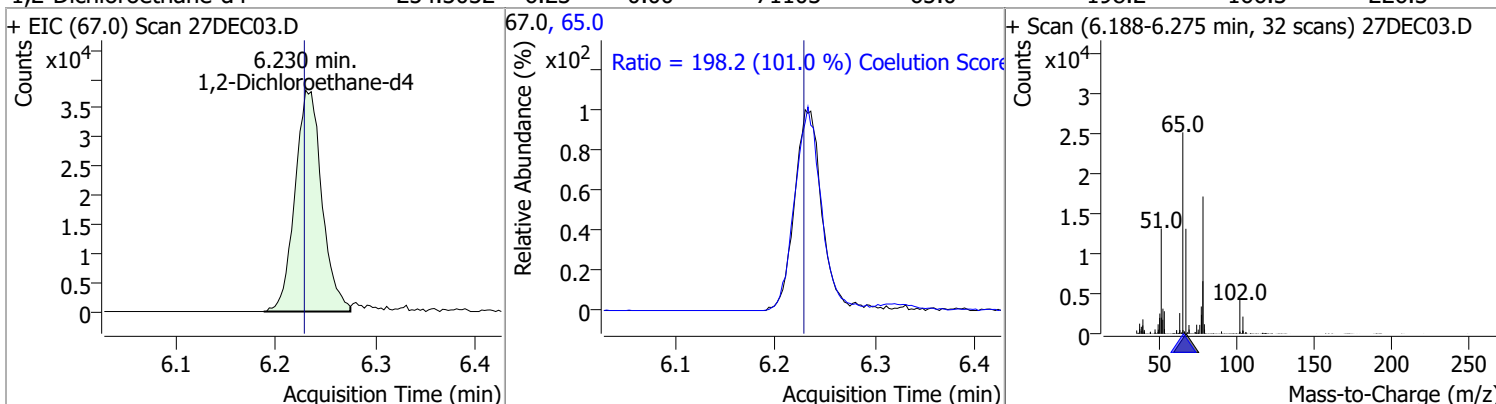


Quantitation Results Report (QT Reviewed)

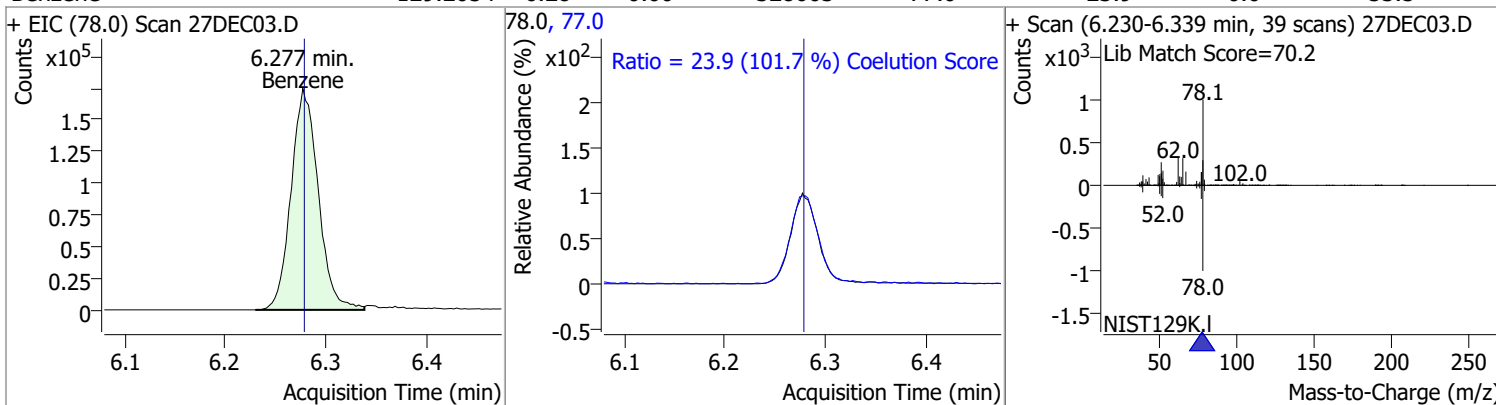
Compound	Conc.	RT	Dev(Min)	Resp.	QIon	QRatio	Lower	Upper
1,1-Dichloropropene	122.9189	6.04	0.00	123605	110.0	35.6	5.4	65.4
					77.0	31.0	0.5	60.5



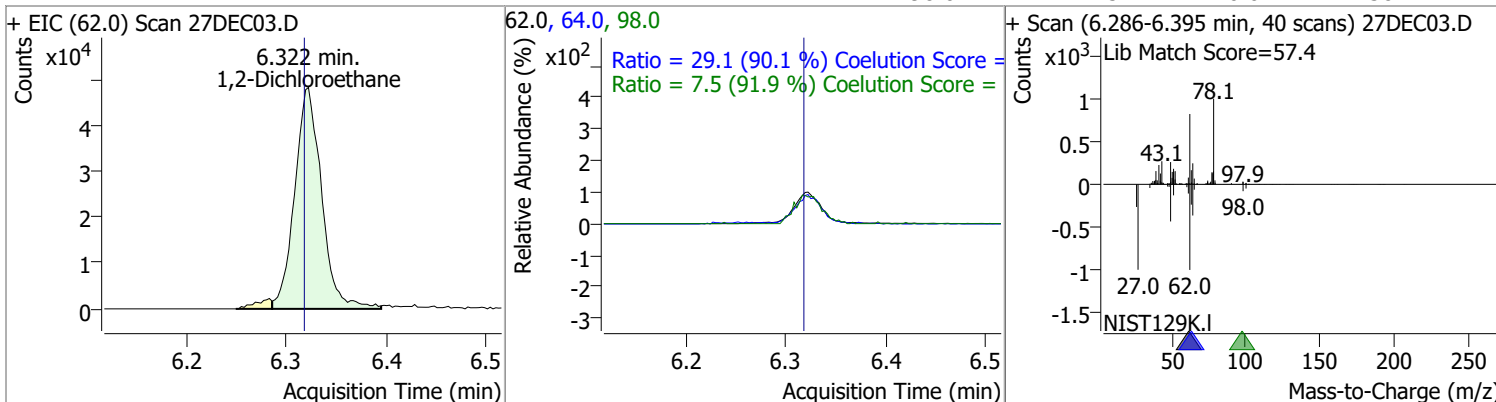
Compound	Conc.	RT	Dev(Min)	Resp.	QIon	QRatio	Lower	Upper
1,2-Dichloroethane-d4	254.3032	6.23	0.00	71103	65.0	198.2	166.3	226.3



Compound	Conc.	RT	Dev(Min)	Resp.	QIon	QRatio	Lower	Upper
Benzene	129.2054	6.28	0.00	328603	77.0	23.9	0.0	53.5

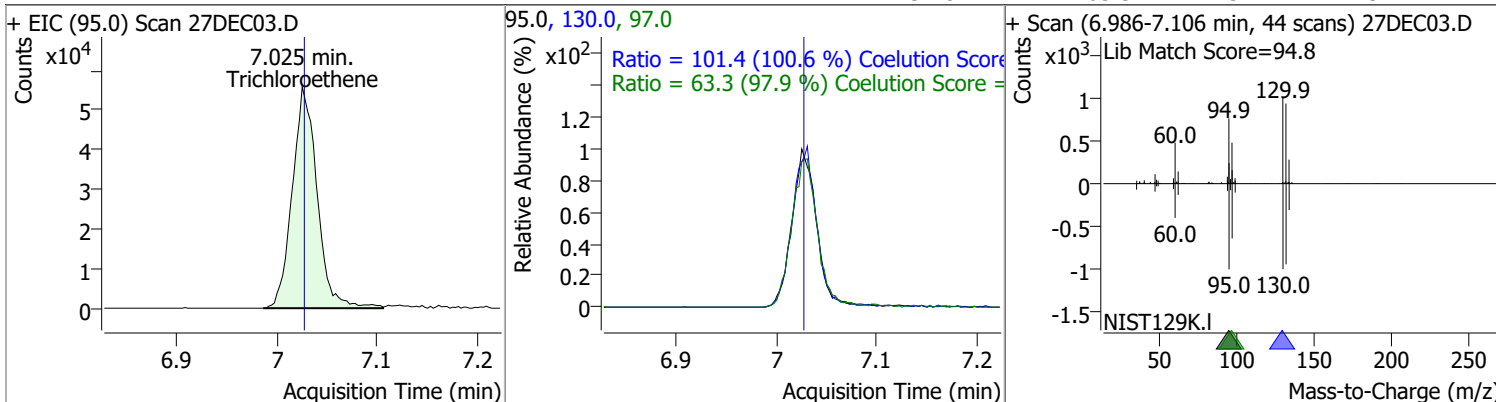


Compound	Conc.	RT	Dev(Min)	Resp.	QIon	QRatio	Lower	Upper
1,2-Dichloroethane	134.7431	6.32	0.00	89569	64.0	29.1	2.3	62.3
					98.0	7.5	0.0	38.2

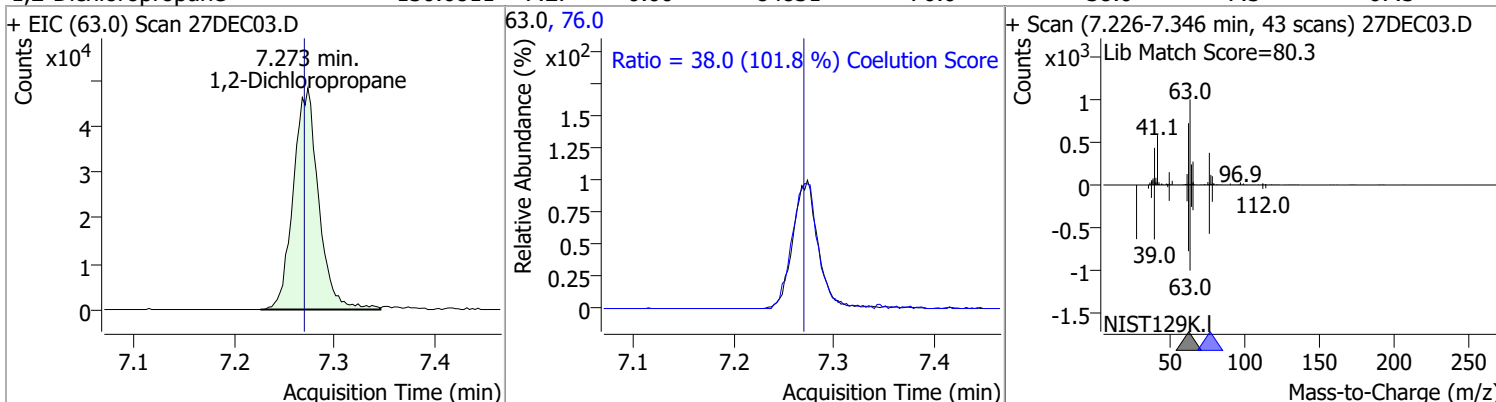


Quantitation Results Report (QT Reviewed)

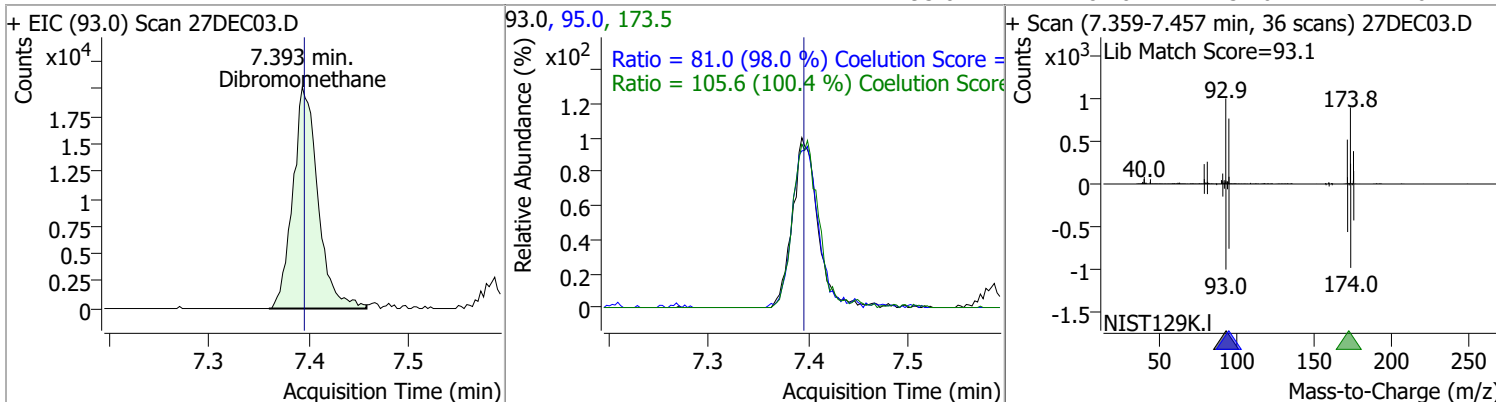
Compound	Conc.	RT	Dev(Min)	Resp.	QIon	QRatio	Lower	Upper
Trichloroethene	124.9838	7.02	0.00	96301	130.0	101.4	70.8	130.8
					97.0	63.3	34.7	94.7



Compound	Conc.	RT	Dev(Min)	Resp.	QIon	QRatio	Lower	Upper
1,2-Dichloropropane	130.6811	7.27	0.00	84831	76.0	38.0	7.3	67.3

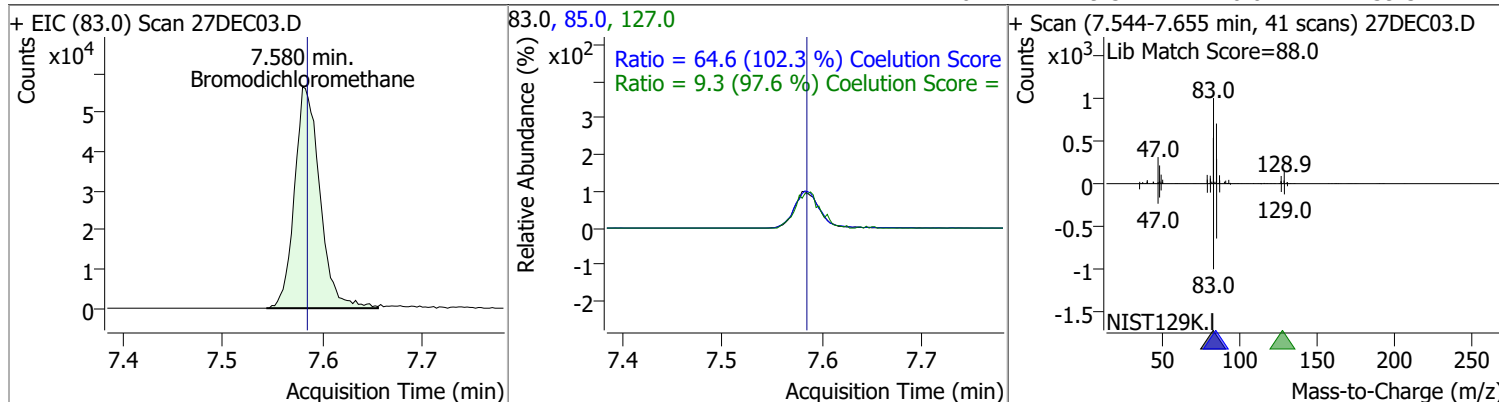


Compound	Conc.	RT	Dev(Min)	Resp.	QIon	QRatio	Lower	Upper
Dibromomethane	132.1247	7.39	0.00	35209	173.5	105.6	75.2	135.2
					95.0	81.0	52.6	112.6

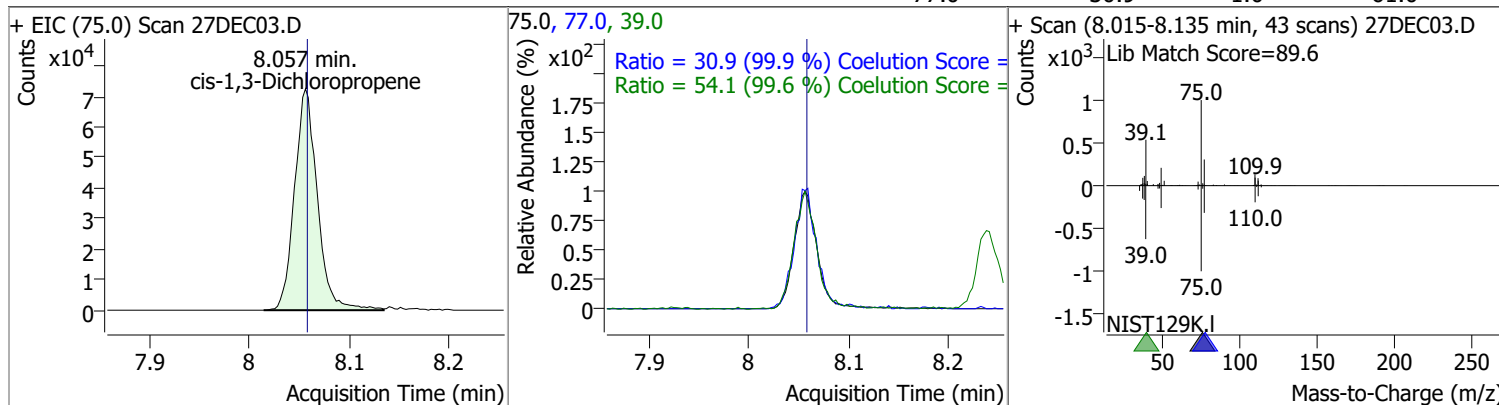


Quantitation Results Report (QT Reviewed)

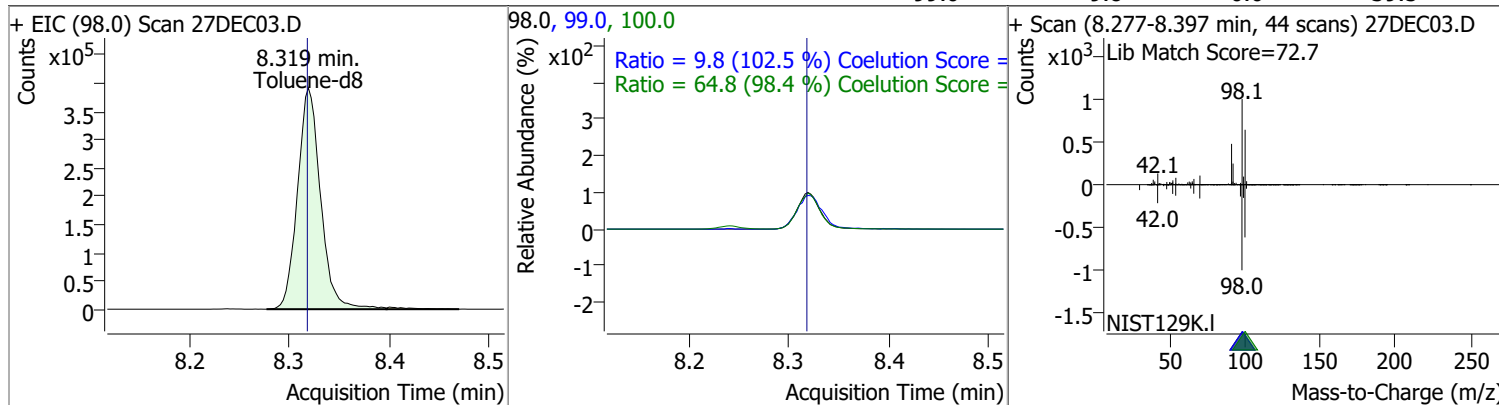
Compound	Conc.	RT	Dev(Min)	Resp.	QIon	QRatio	Lower	Upper
Bromodichloromethane	132.0158	7.58	-0.01	99653	85.0	64.6	33.1	93.1
					127.0	9.3	0.0	39.5



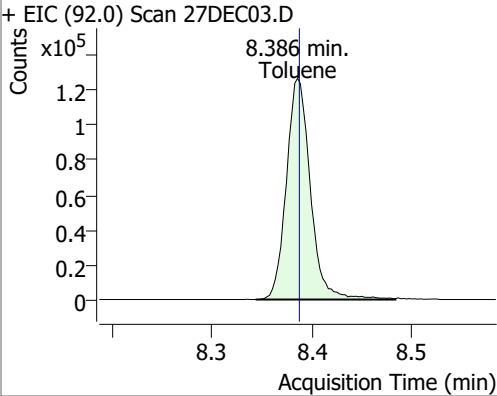
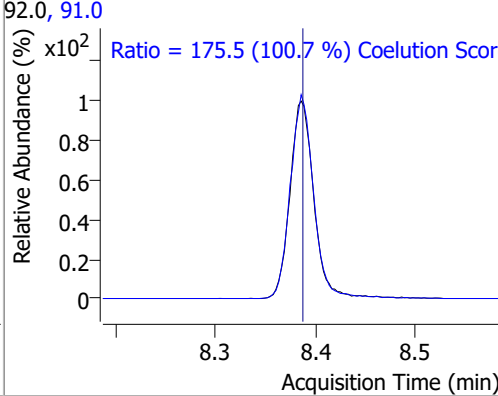
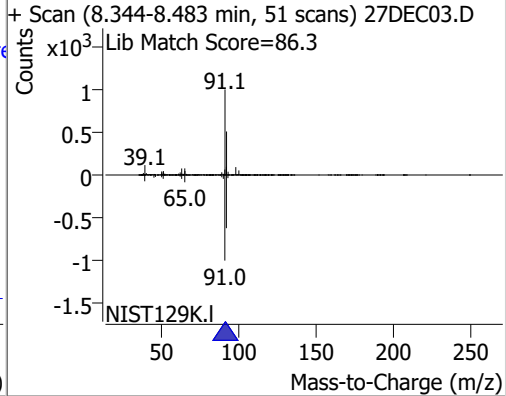
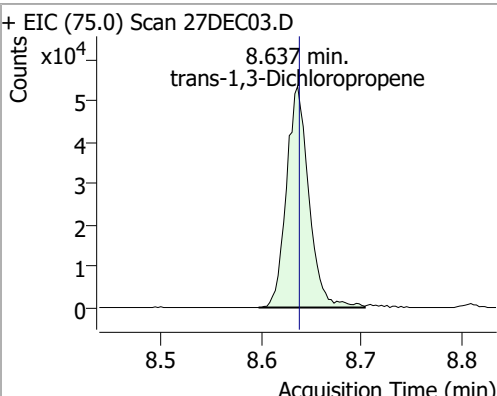
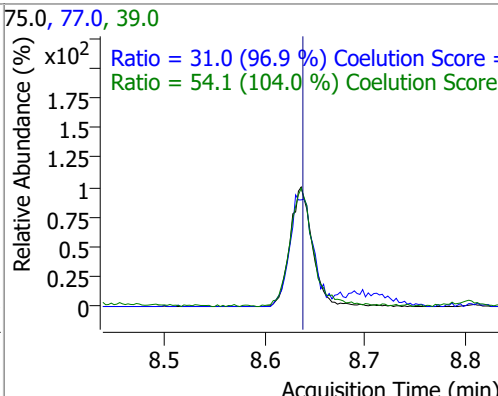
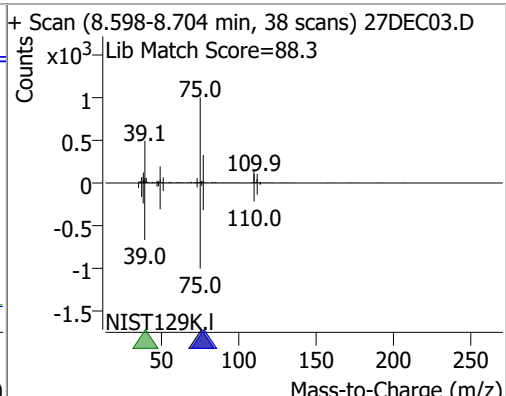
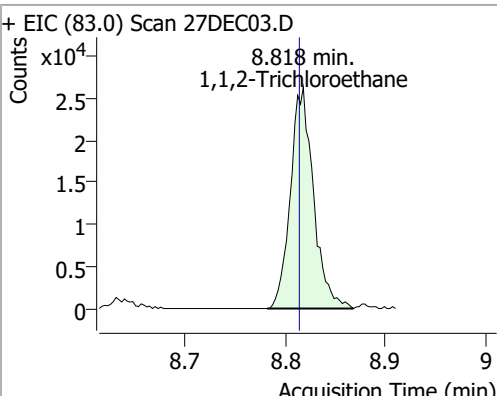
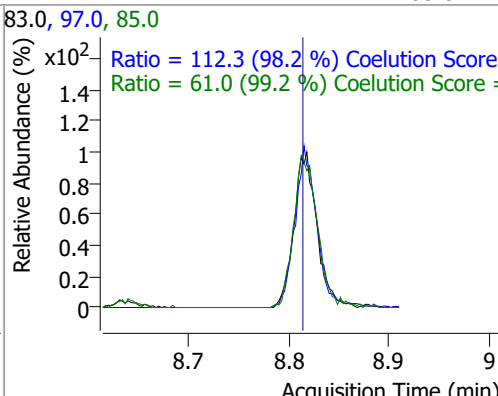
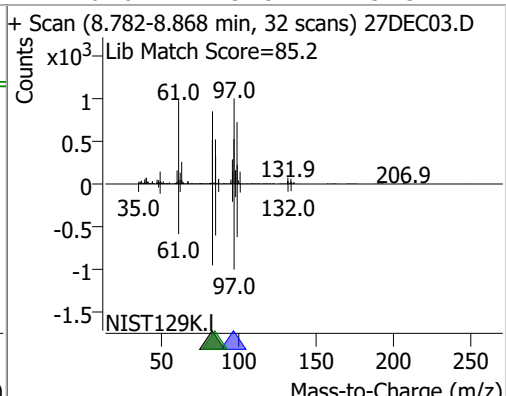
Compound	Conc.	RT	Dev(Min)	Resp.	QIon	QRatio	Lower	Upper
cis-1,3-Dichloropropene	136.9624	8.06	0.00	114829	39.0	54.1	24.3	84.3
					77.0	30.9	1.0	61.0



Compound	Conc.	RT	Dev(Min)	Resp.	QIon	QRatio	Lower	Upper
Toluene-d8	256.1948	8.32	0.00	625813	100.0	64.8	35.9	95.9
					99.0	9.8	0.0	39.5

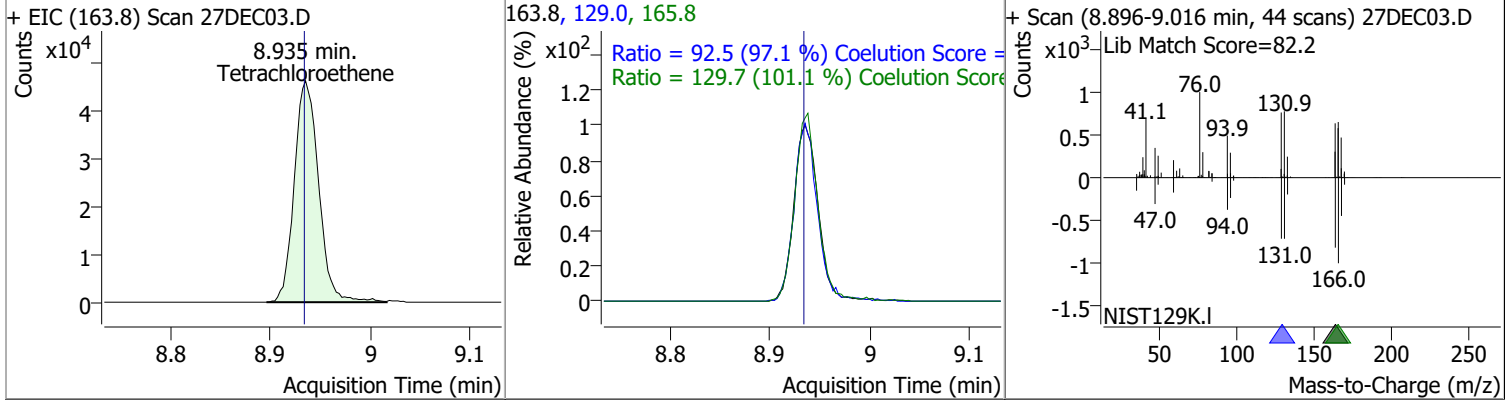


Quantitation Results Report (QT Reviewed)

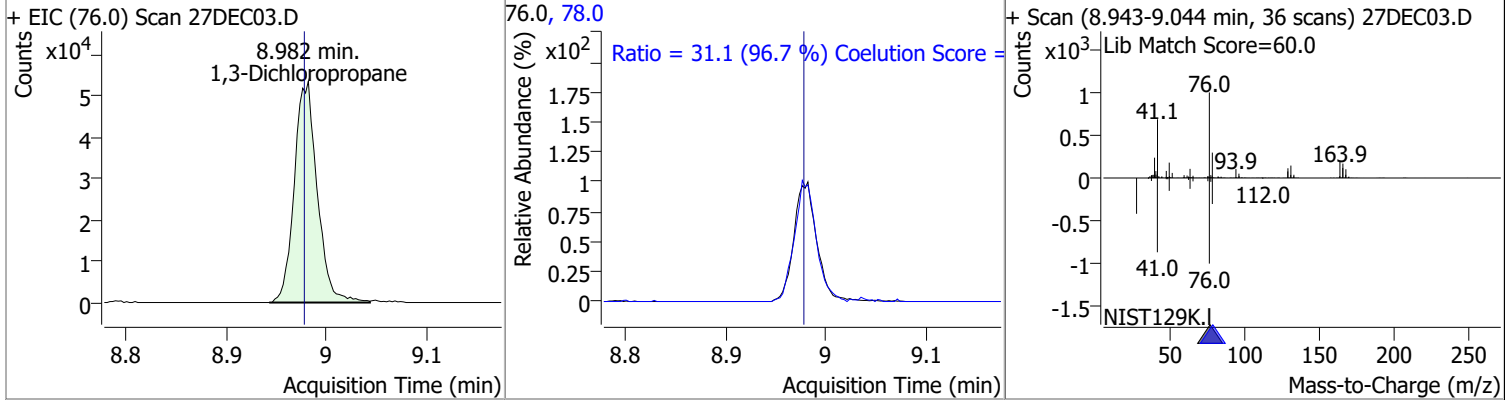
Compound	Conc.	RT	Dev(Min)	Resp.	QIon	QRatio	Lower	Upper
Toluene	131.4929	8.39	0.00	211173	91.0	175.5	144.3	204.3
+ EIC (92.0) Scan 27DEC03.D			92.0, 91.0			+ Scan (8.344-8.483 min, 51 scans) 27DEC03.D		
								
			Ratio = 175.5 (100.7 %) Coelution Score =					
trans-1,3-Dichloropropene	139.0826	8.64	0.00	83430	39.0 77.0	54.1 31.0	22.1 2.0	82.1 62.0
+ EIC (75.0) Scan 27DEC03.D			75.0, 77.0, 39.0			+ Scan (8.598-8.704 min, 38 scans) 27DEC03.D		
								
			Ratio = 31.0 (96.9 %) Coelution Score =					
			Ratio = 54.1 (104.0 %) Coelution Score =					
1,1,2-Trichloroethane	134.3867	8.82	0.00	41990	97.0 85.0	112.3 61.0	84.3 31.5	144.3 91.5
+ EIC (83.0) Scan 27DEC03.D			83.0, 97.0, 85.0			+ Scan (8.782-8.868 min, 32 scans) 27DEC03.D		
								
			Ratio = 112.3 (98.2 %) Coelution Score =					
			Ratio = 61.0 (99.2 %) Coelution Score =					

Quantitation Results Report (QT Reviewed)

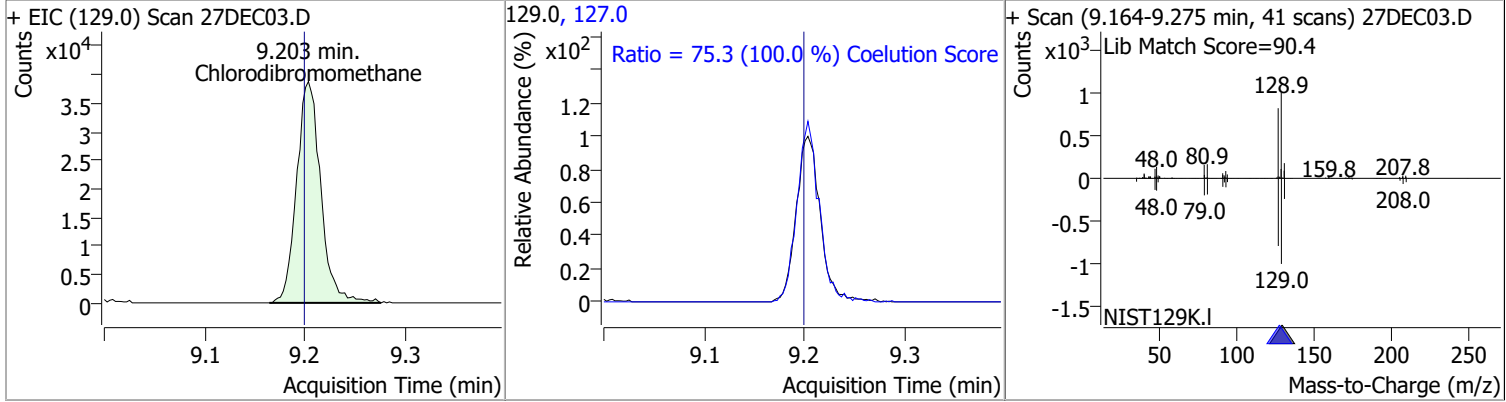
Compound	Conc.	RT	Dev(Min)	Resp.	QIon	QRatio	Lower	Upper
Tetrachloroethene	123.1991	8.94	0.00	78403	165.8	129.7	98.3	158.3
					129.0	92.5	65.3	125.3



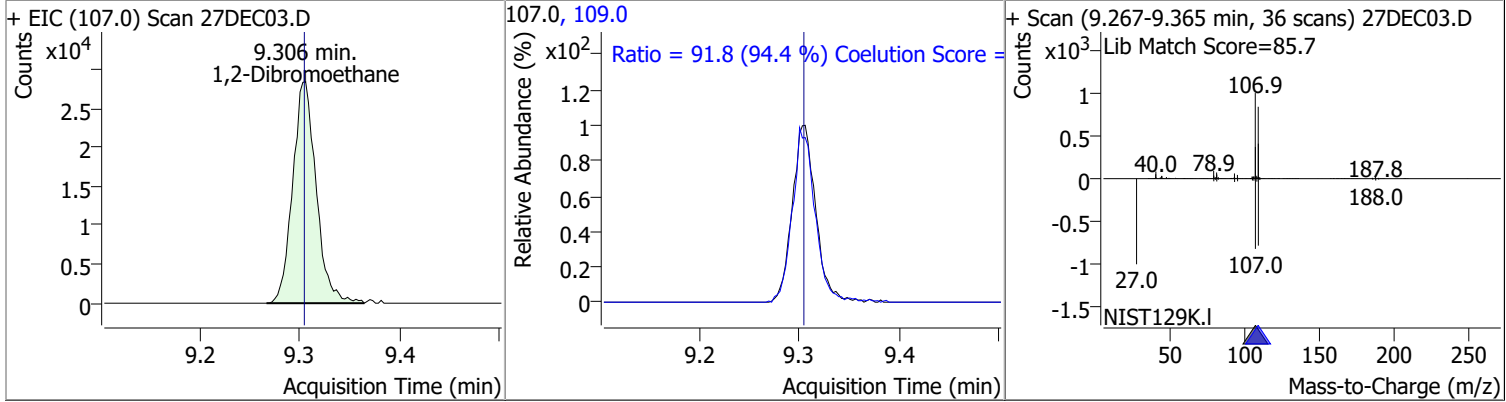
Compound	Conc.	RT	Dev(Min)	Resp.	QIon	QRatio	Lower	Upper
1,3-Dichloropropane	136.5408	8.98	0.00	85097	78.0	31.1	2.1	62.1



Compound	Conc.	RT	Dev(Min)	Resp.	QIon	QRatio	Lower	Upper
Chlorodibromomethane	137.4295	9.20	0.00	64822	127.0	75.3	45.3	105.3

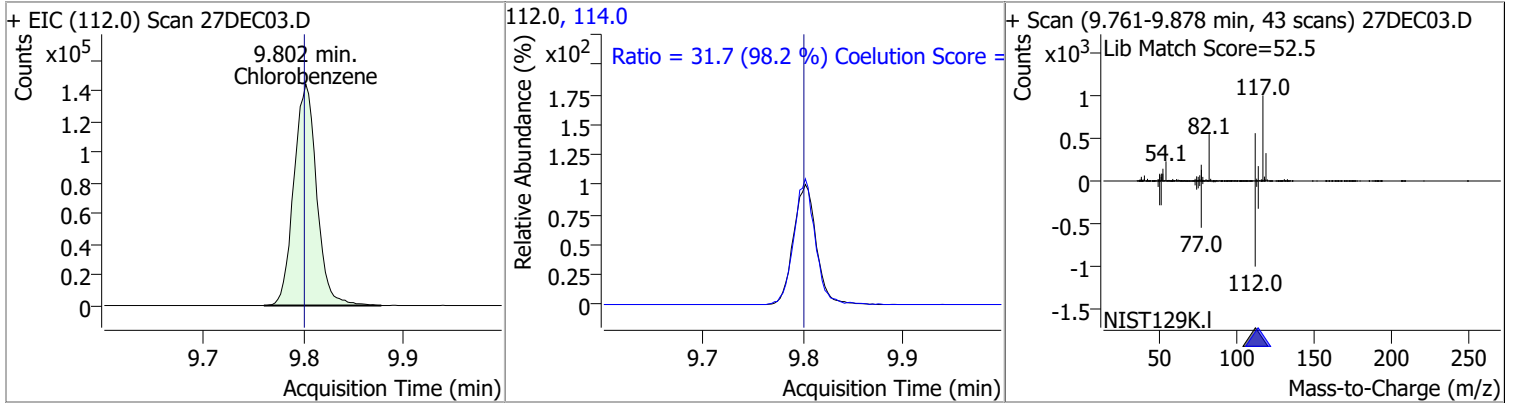


Compound	Conc.	RT	Dev(Min)	Resp.	QIon	QRatio	Lower	Upper
1,2-Dibromoethane	136.3345	9.31	0.00	46311	109.0	91.8	67.2	127.2

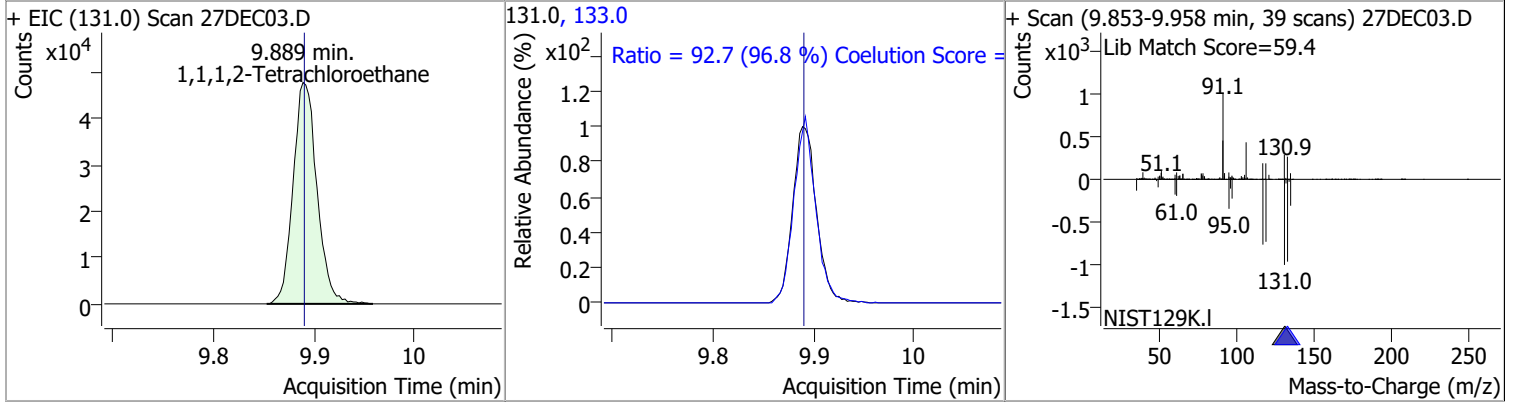


Quantitation Results Report (QT Reviewed)

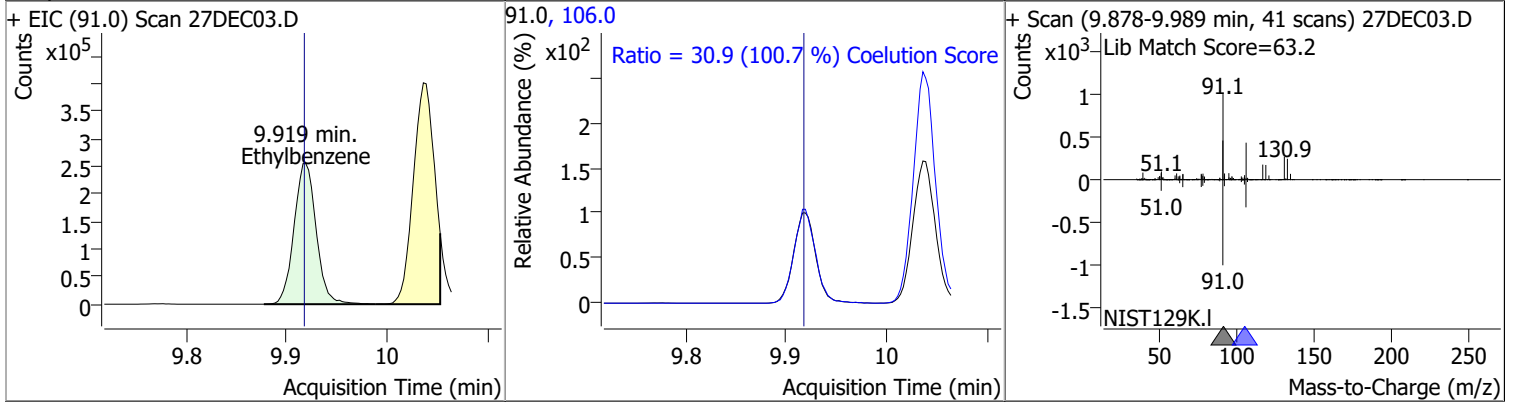
Compound	Conc.	RT	Dev(Min)	Resp.	QIon	QRatio	Lower	Upper
Chlorobenzene	131.5993	9.80	0.00	228150	114.0	31.7	2.3	62.3



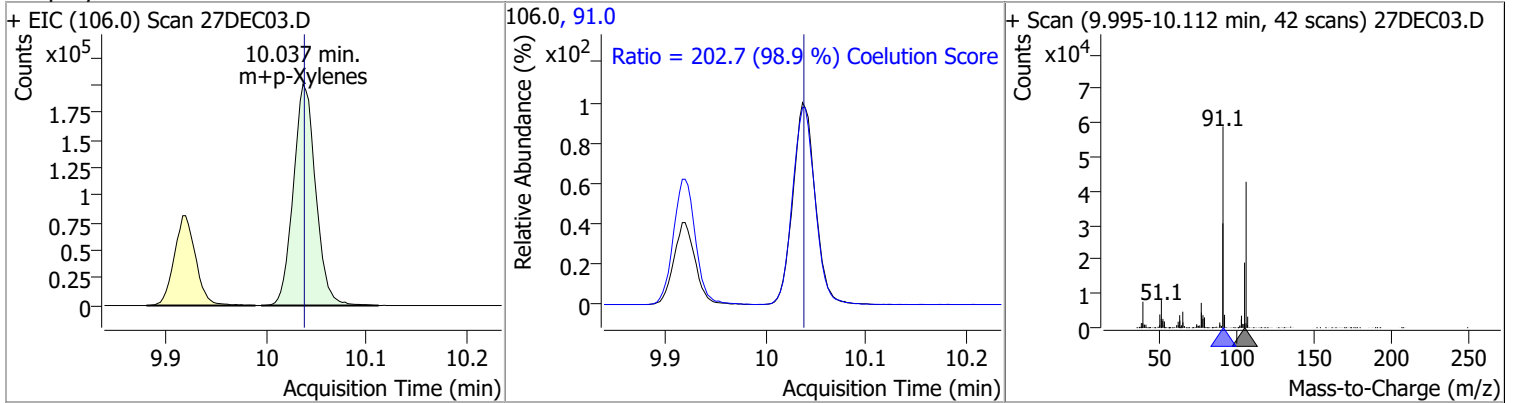
Compound	Conc.	RT	Dev(Min)	Resp.	QIon	QRatio	Lower	Upper
1,1,1,2-Tetrachloroethane	134.0258	9.89	0.00	79039	133.0	92.7	65.7	125.7



Compound	Conc.	RT	Dev(Min)	Resp.	QIon	QRatio	Lower	Upper
Ethylbenzene	127.0885	9.92	0.00	392318	106.0	30.9	0.7	60.7

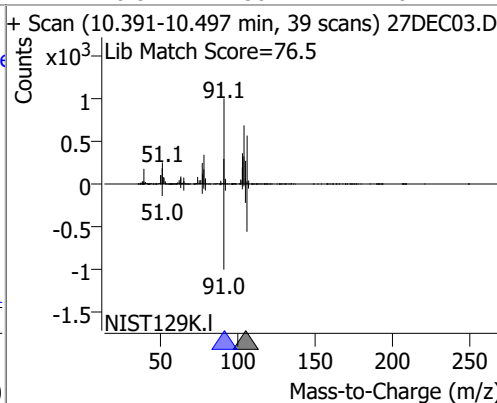
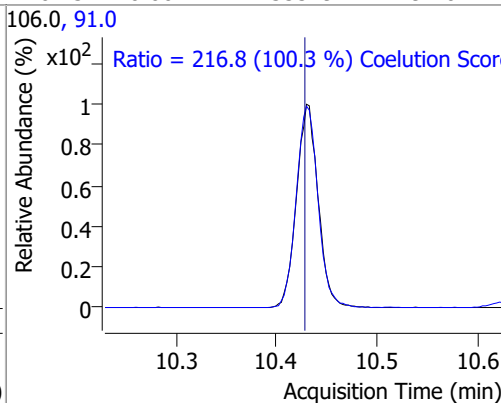
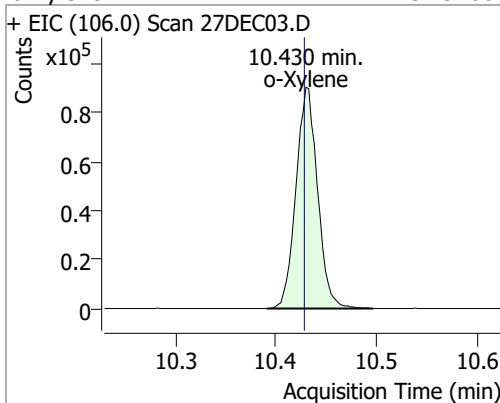


Compound	Conc.	RT	Dev(Min)	Resp.	QIon	QRatio	Lower	Upper
m+p-Xylenes	263.9303	10.04	0.00	310656	91.0	202.7	175.0	235.0

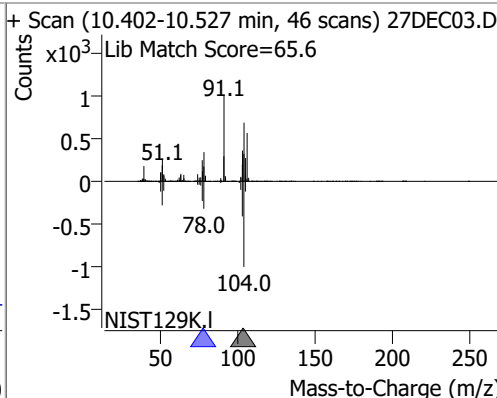
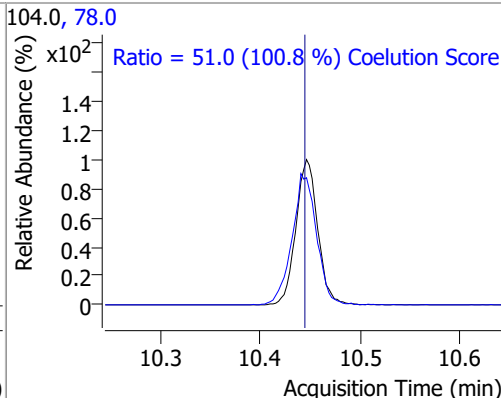
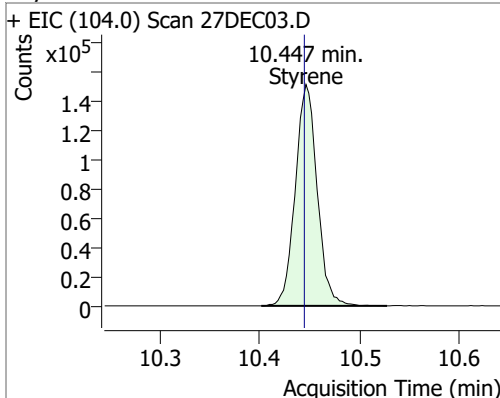


Quantitation Results Report (QT Reviewed)

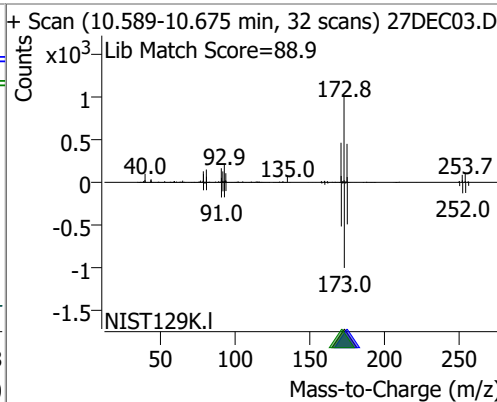
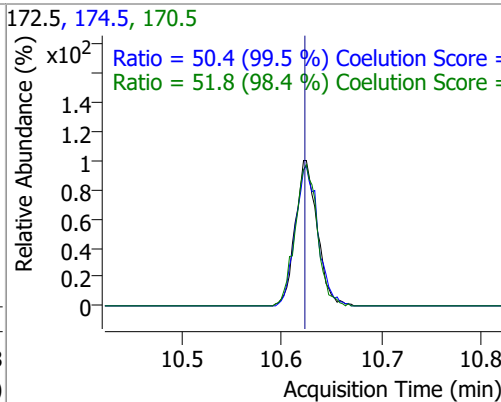
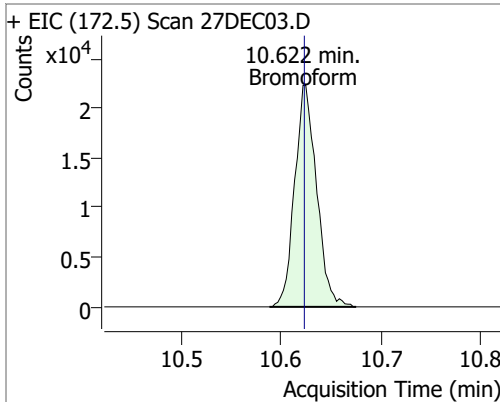
Compound	Conc.	RT	Dev(Min)	Resp.	QIon	QRatio	Lower	Upper
o-Xylene	131.9488	10.43	0.00	135519	91.0	216.8	186.1	246.1



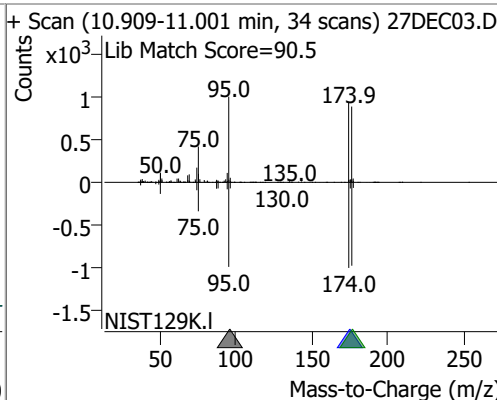
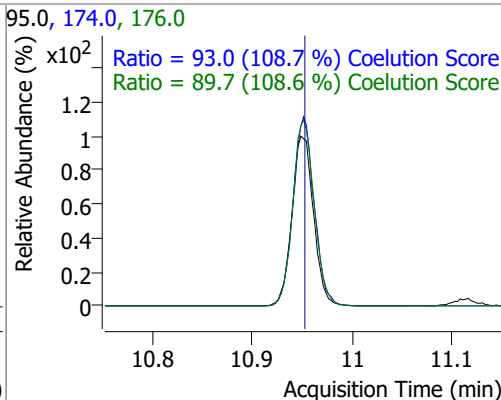
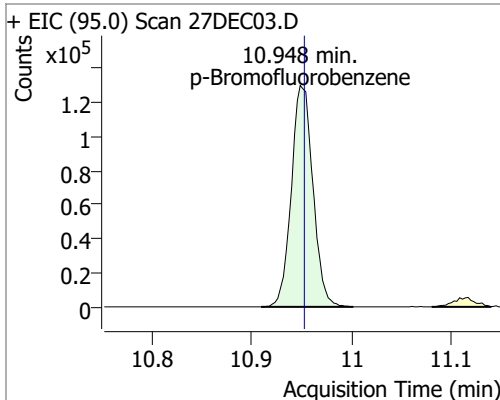
Compound	Conc.	RT	Dev(Min)	Resp.	QIon	QRatio	Lower	Upper
Styrene	136.5867	10.45	0.00	228456	78.0	51.0	20.6	80.6



Compound	Conc.	RT	Dev(Min)	Resp.	QIon	QRatio	Lower	Upper
Bromoform	135.1468	10.62	0.00	33869	170.5	51.8	22.7	82.7
					174.5	50.4	20.7	80.7

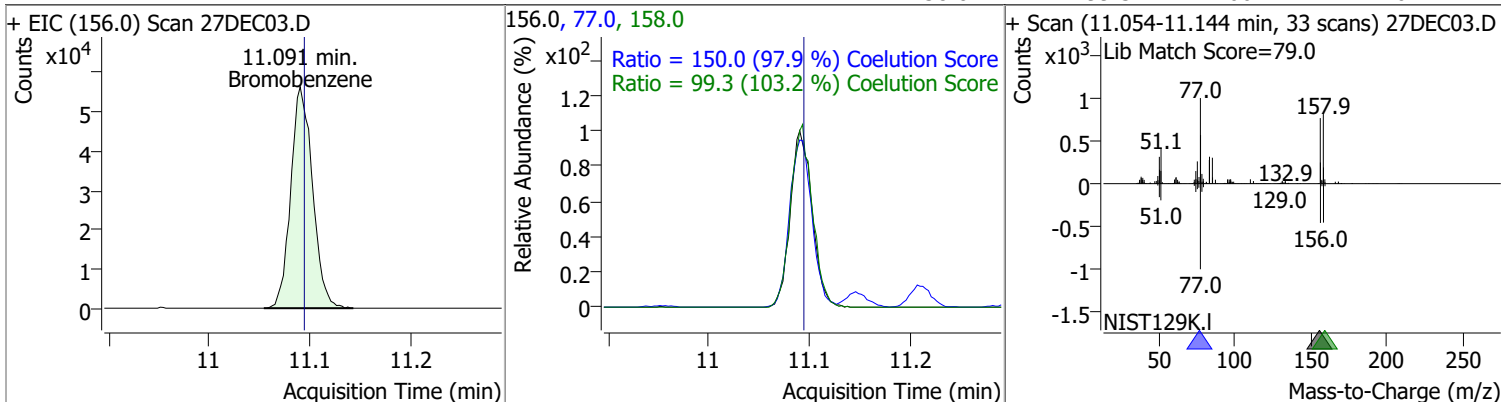


Compound	Conc.	RT	Dev(Min)	Resp.	QIon	QRatio	Lower	Upper
p-Bromofluorobenzene	254.1254	10.95	0.00	194131	174.0	93.0	55.5	115.5
					176.0	89.7	52.5	112.5

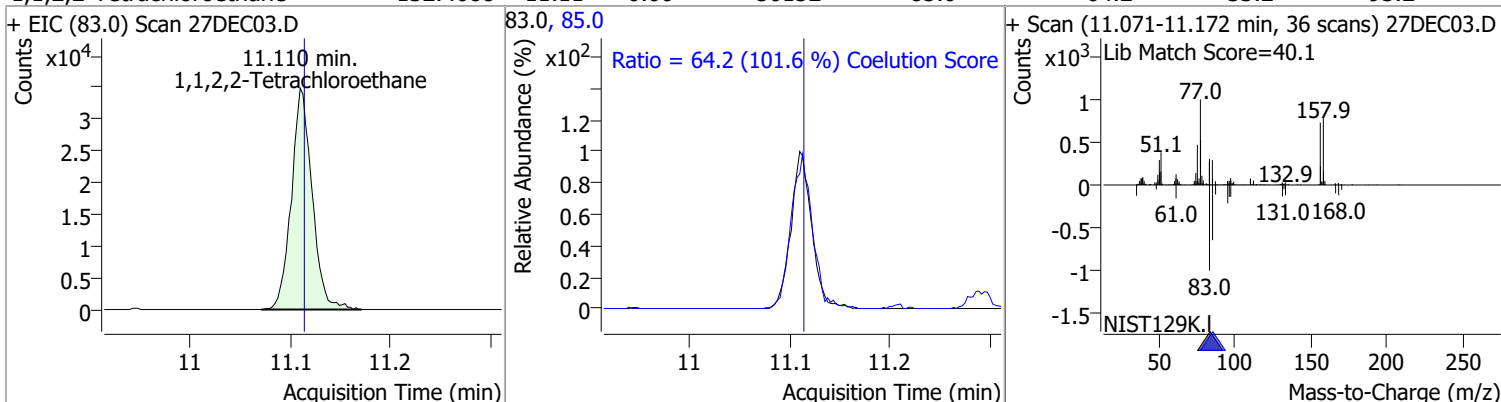


Quantitation Results Report (QT Reviewed)

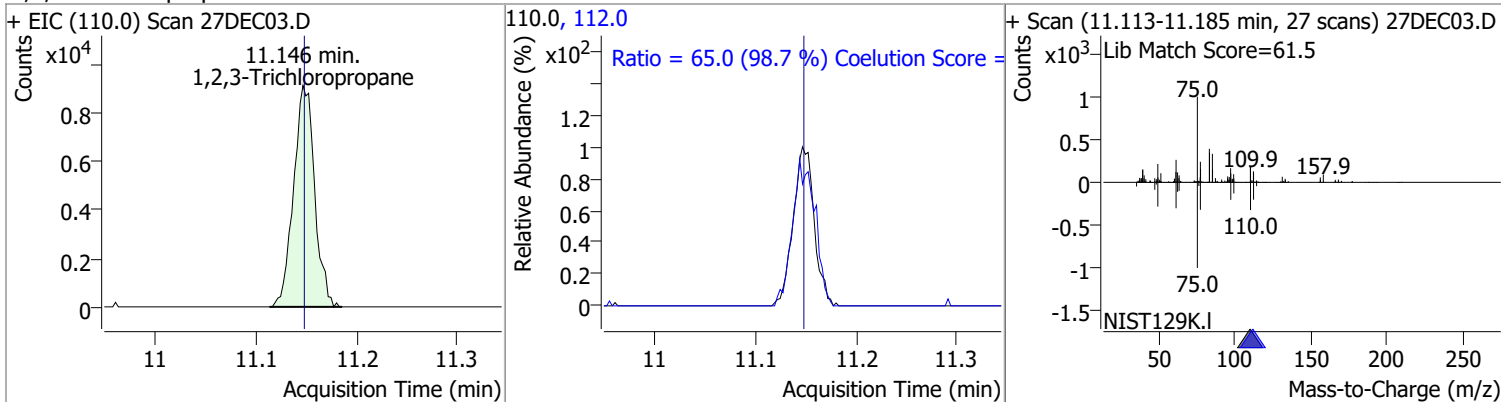
Compound	Conc.	RT	Dev(Min)	Resp.	QIon	QRatio	Lower	Upper
Bromobenzene	128.4101	11.09	0.00	84866	77.0	150.0	123.2	183.2
					158.0	99.3	66.2	126.2



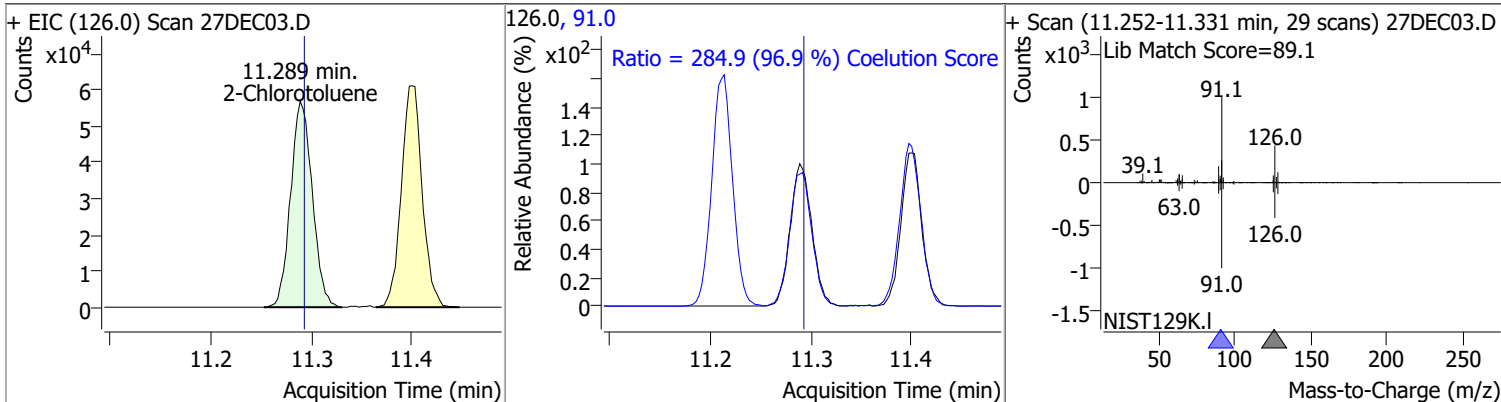
Compound	Conc.	RT	Dev(Min)	Resp.	QIon	QRatio	Lower	Upper
1,1,2,2-Tetrachloroethane	132.4688	11.11	0.00	50152	85.0	64.2	33.2	93.2



Compound	Conc.	RT	Dev(Min)	Resp.	QIon	QRatio	Lower	Upper
1,2,3-Trichloropropane	133.6624	11.15	0.00	13332	112.0	65.0	35.8	95.8

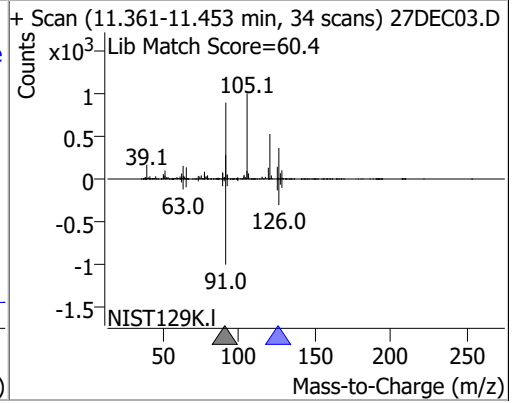
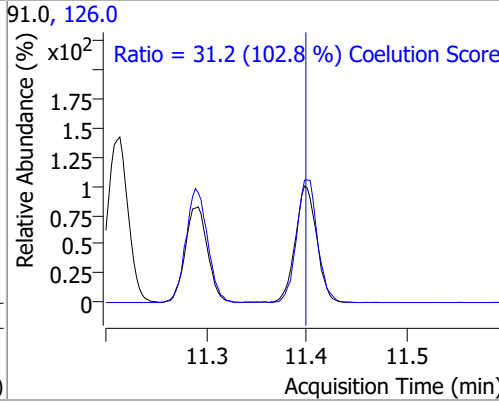
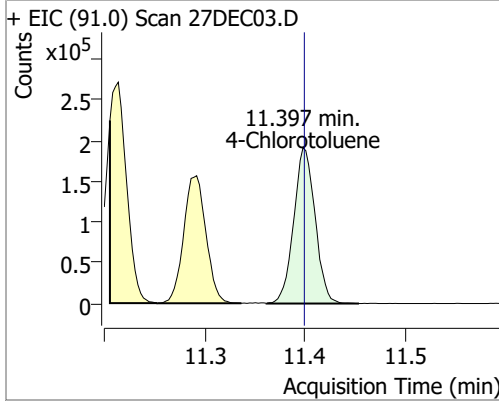


Compound	Conc.	RT	Dev(Min)	Resp.	QIon	QRatio	Lower	Upper
2-Chlorotoluene	124.3979	11.29	0.00	85016	91.0	284.9	264.1	324.1

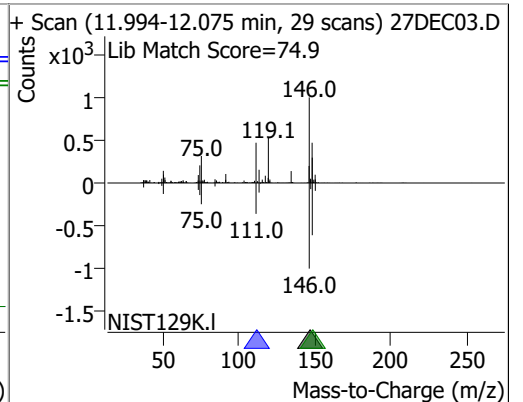
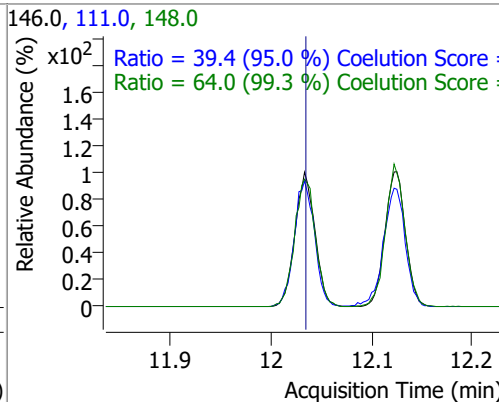
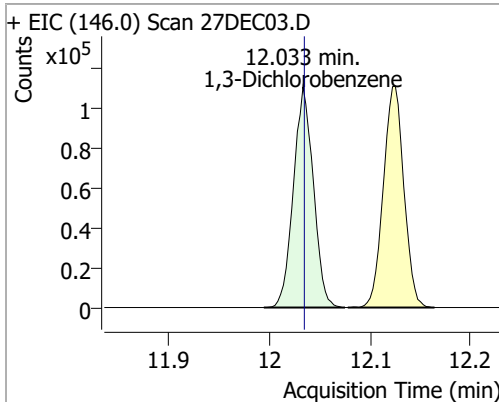


Quantitation Results Report (QT Reviewed)

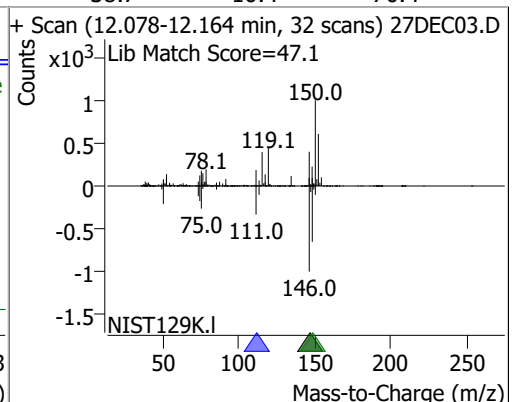
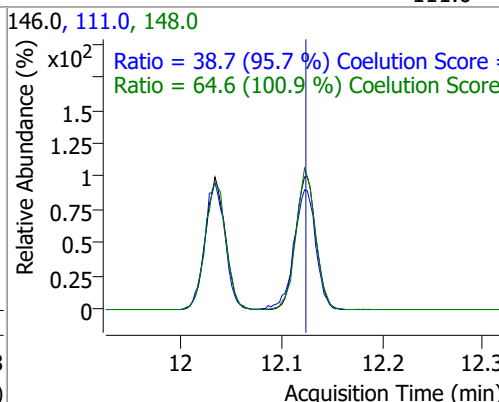
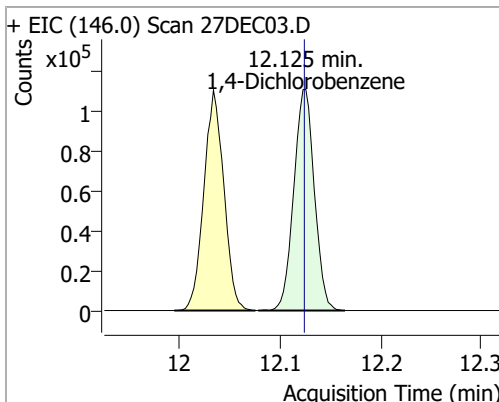
Compound	Conc.	RT	Dev(Min)	Resp.	QIon	QRatio	Lower	Upper
4-Chlorotoluene	128.0837	11.40	0.00	282748	126.0	31.2	0.4	60.4



Compound	Conc.	RT	Dev(Min)	Resp.	QIon	QRatio	Lower	Upper
1,3-Dichlorobenzene	125.7170	12.03	0.00	151894	148.0	64.0	34.5	94.5
					111.0	39.4	11.5	71.5

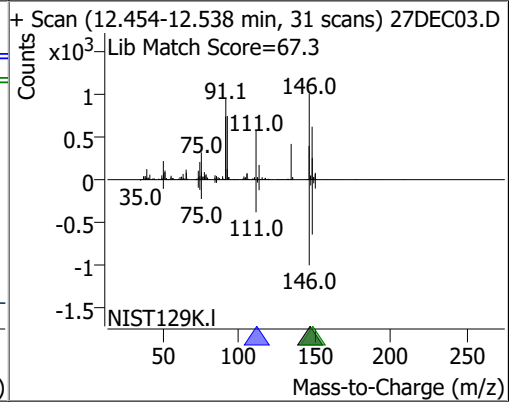
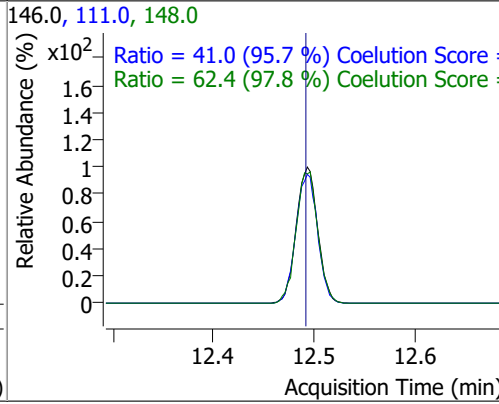
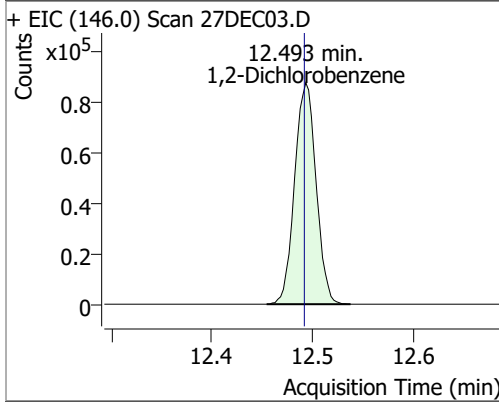


Compound	Conc.	RT	Dev(Min)	Resp.	QIon	QRatio	Lower	Upper
1,4-Dichlorobenzene	125.9535	12.13	0.00	157213	148.0	64.6	34.0	94.0
					111.0	38.7	10.4	70.4



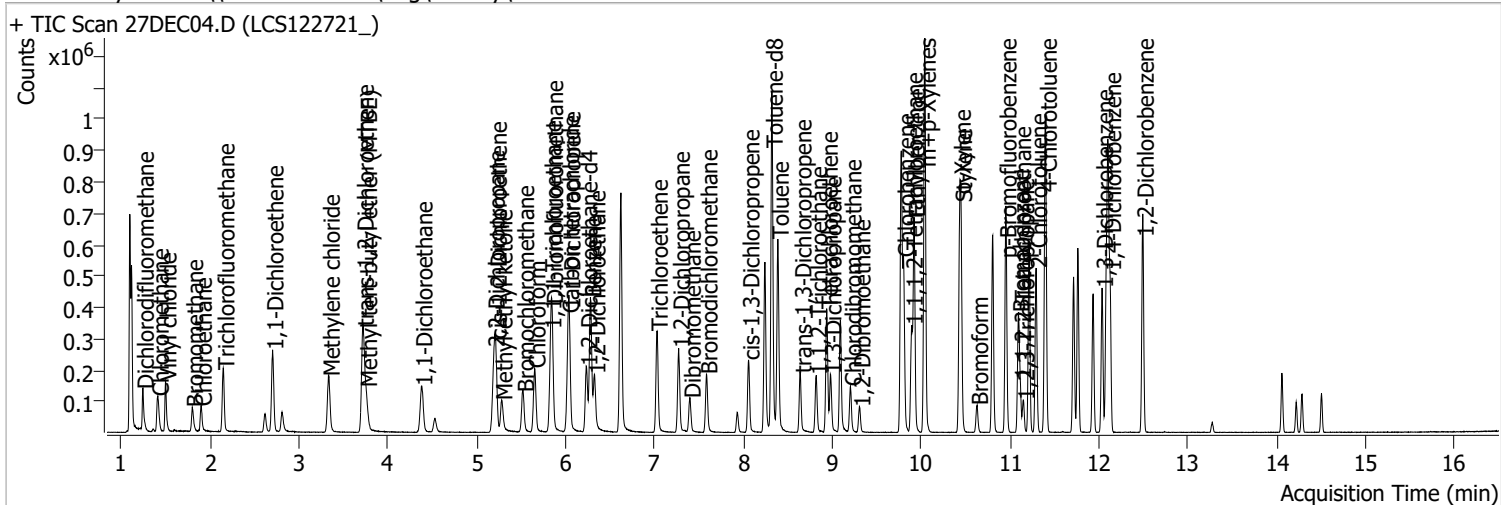
Quantitation Results Report (QT Reviewed)

Compound	Conc.	RT	Dev(Min)	Resp.	QIon	QRatio	Lower	Upper
1,2-Dichlorobenzene	127.0804	12.49	0.00	129940	148.0	62.4	33.8	93.8
					111.0	41.0	12.8	72.8



Quantitation Results Report (QT Reviewed)

Data File	27DEC04.D	Operator	MSC
Acq. Method	5975CACQF.M	Acq. Date-Time	12/27/2021 10:35:51 AM
Sample Name	LCS122721_	Instrument	VOA5975C
Vial	4	Multiplier	1.00
DA Method File	VOA5975C_8260B_SHT_DoD_L4_120721.m	Comment	
Tune File	BFB_Atune3.u	Tune Date	10/11/2021 4:02:00 PM
Batch Name	VG122721_8260B_624pt1.batch.bin	Last Calib Update	1/5/2022 1:54:14 PM
Ref Library	\\MASSHUNTER\Org\Library\NIST129K.I		



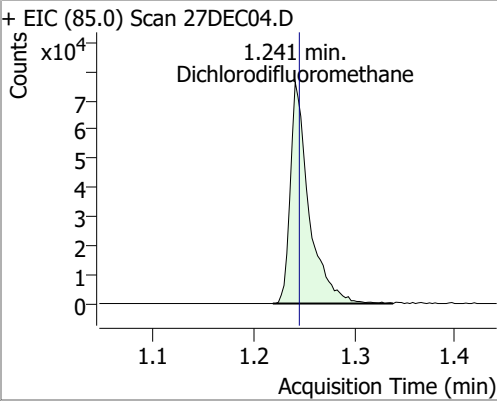
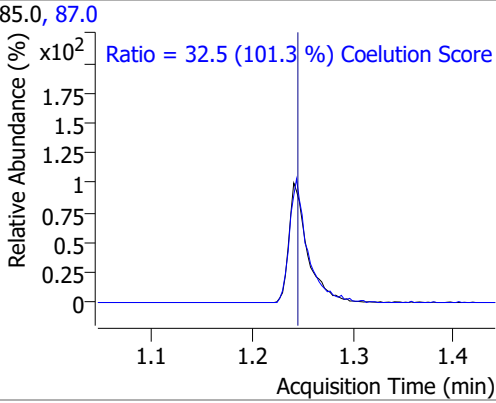
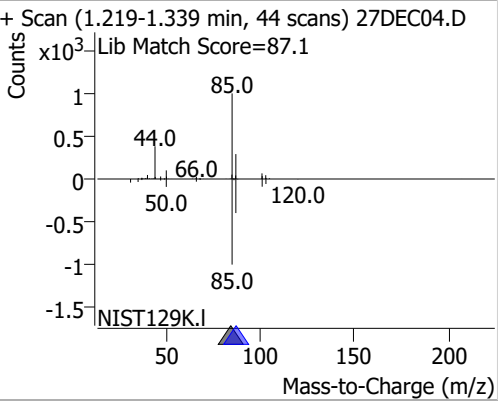
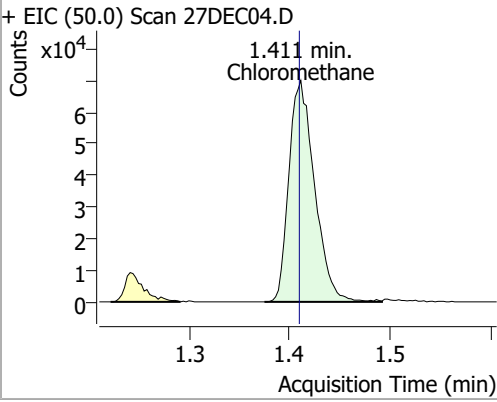
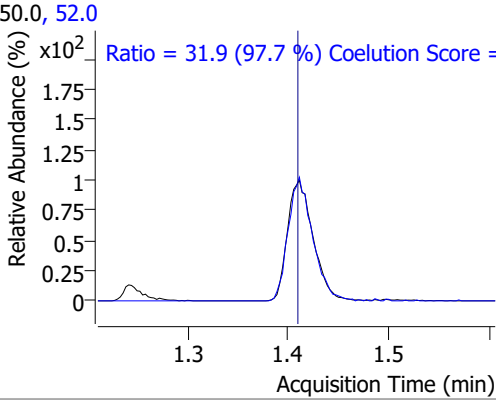
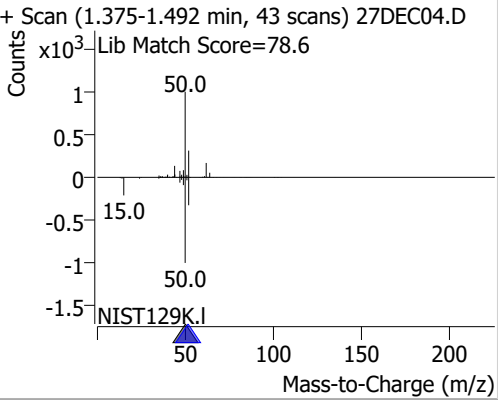
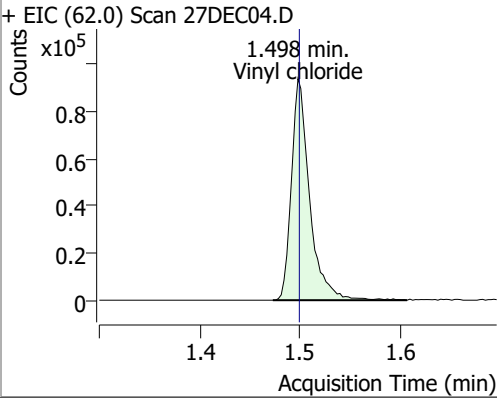
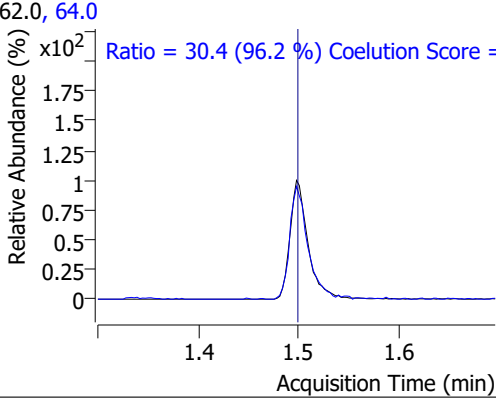
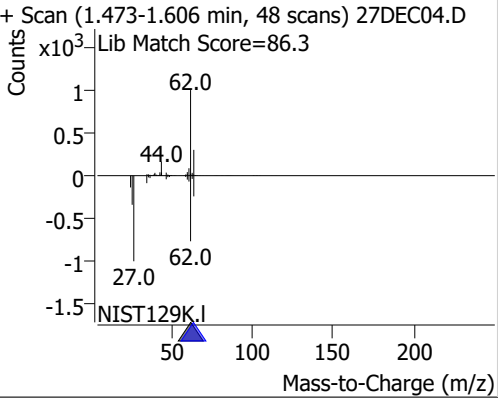
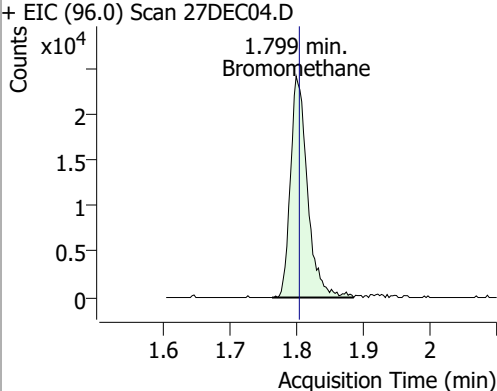
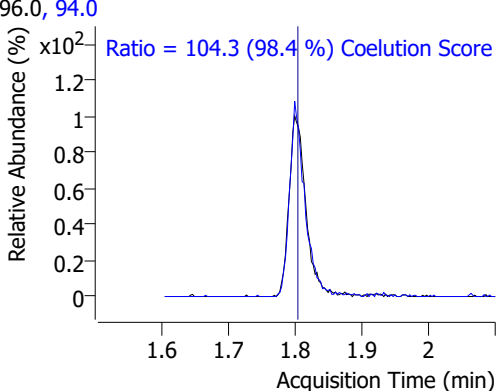
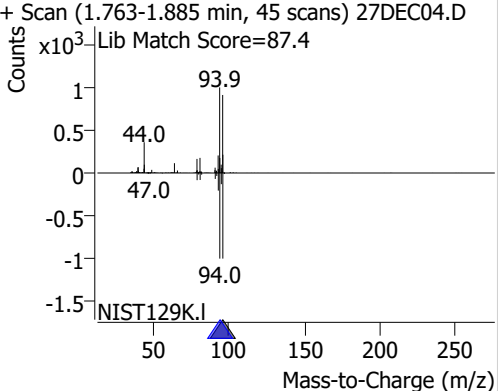
Compound	RT	QIon	Resp.	Conc.	Units	Dev(Min)
Internal Standards						
M Fluorobenzene	6.620	96.0	650306	250.0000	ng	0.000
M Chlorobenzene-d5	9.772	82.0	251185	250.0000	ng	-0.003
M 1,4-Dichlorobenzene-d4	12.097	152.0	204927	250.0000	ng	-0.003
System Monitoring Compounds						
S Dibromofluoromethane	5.845	113.0	166961	261.9640	ng	-0.006
Spiked Amount: 250.000	Range: 80.0 - 119.0%			Recovery = 104.79%		
S 1,2-Dichloroethane-d4	6.233	67.0	74724	256.9062	ng	0.003
Spiked Amount: 250.000	Range: 81.0 - 118.0%			Recovery = 102.76%		
S Toluene-d8	8.319	98.0	659958	261.3682	ng	0.000
Spiked Amount: 250.000	Range: 89.0 - 112.0%			Recovery = 104.55%		
S p-Bromofluorobenzene	10.948	95.0	202063	257.6871	ng	-0.003
Spiked Amount: 250.000	Range: 85.0 - 114.0%			Recovery = 103.07%		
Target Compounds						
T Dichlorodifluoromethane	1.241	85.0	98795	106.2517	ng	99
T Chloromethane	1.411	50.0	124703	117.7895	ng	99
T Vinyl chloride	1.498	62.0	118105	118.5753	ng	98
T Bromomethane	1.799	96.0	42702	109.5156	ng	98
T Chloroethane	1.897	64.0	58583	106.4665	ng	97
T Trichlorofluoromethane	2.150	101.0	142516	109.5649	ng	100
T 1,1-Dichloroethene	2.702	96.0	90525	134.4860	ng	98
T Methylene chloride	3.335	49.0	130767	137.2156	ng	94
T trans-1,2-Dichloroethene	3.717	96.0	94367	140.3248	ng	99
T Methyl tert-butyl ether (MTBE)	3.754	73.0	122146	141.8183	ng	97
T 1,1-Dichloroethane	4.378	63.0	182304	142.9969	ng	100
T 2,2-Dichloropropane	5.193	77.0	134387	143.9726	ng	89
T cis-1,2-Dichloroethene	5.212	96.0	98251	140.8870	ng	99
T Methyl ethyl ketone	5.279	43.0	138449	1493.3982	ng	98
T Bromochloromethane	5.522	128.0	38605	147.0509	ng	96
T Chloroform	5.650	83.0	161777	128.6119	ng	100

Quantitation Results Report (QT Reviewed)

Compound	RT	QIon	Resp.	Conc.	Units	Dev(Min)
T 1,1,1-Trichloroethane	5.828	97.0	153167	129.0567	ng	96
T Carbon tetrachloride	6.026	117.0	146469	125.7768	ng	98
T 1,1-Dichloropropene	6.040	75.0	129693	123.9794	ng	99
T Benzene	6.277	78.0	361792	136.7472	ng	100
T 1,2-Dichloroethane	6.322	62.0	92742	134.1145	ng	99
T Trichloroethene	7.025	95.0	102044	128.1212	ng	97
T 1,2-Dichloropropane	7.270	63.0	93838	139.8452	ng	99
T Dibromomethane	7.396	93.0	39306	142.6921	ng	98
T Bromodichloromethane	7.583	83.0	108615	139.1990	ng	98
T cis-1,3-Dichloropropene	8.057	75.0	120056	138.5302	ng	100
T Toluene	8.386	92.0	227735	137.1844	ng	100
T trans-1,3-Dichloropropene	8.639	75.0	92472	149.1323	ng	99
T 1,1,2-Trichloroethane	8.818	83.0	45138	139.7538	ng	97
T Tetrachloroethene	8.935	163.8	85310	129.6837	ng	98
T 1,3-Dichloropropane	8.977	76.0	88842	137.9042	ng	99
T Chlorodibromomethane	9.203	129.0	69196	141.9218	ng	97
T 1,2-Dibromoethane	9.303	107.0	50477	143.7560	ng	98
T Chlorobenzene	9.800	112.0	247535	138.1277	ng	100
T 1,1,1,2-Tetrachloroethane	9.892	131.0	84067	137.9061	ng	100
T Ethylbenzene	9.919	91.0	423212	132.6285	ng	99
T m+p-Xylenes	10.039	106.0	323738	266.0811	ng	99
T o-Xylene	10.433	106.0	149371	140.6962	ng	100
T Styrene	10.446	104.0	250186	144.7037	ng	100
T Bromoform	10.628	172.5	37528	145.8853	ng	98
T Bromobenzene	11.093	156.0	95163	140.2769	ng	96
T 1,1,2,2-Tetrachloroethane	11.113	83.0	55199	142.0396	ng	96
T 1,2,3-Trichloropropane	11.149	110.0	14682	143.4010	ng	97
T 2-Chlorotoluene	11.291	126.0	91230	130.0477	ng	96
T 4-Chlorotoluene	11.400	91.0	309465	136.5710	ng	98
T 1,3-Dichlorobenzene	12.033	146.0	170621	137.5747	ng	99
T 1,4-Dichlorobenzene	12.122	146.0	169443	132.2507	ng	99
T 1,2-Dichlorobenzene	12.493	146.0	142703	135.9633	ng	98

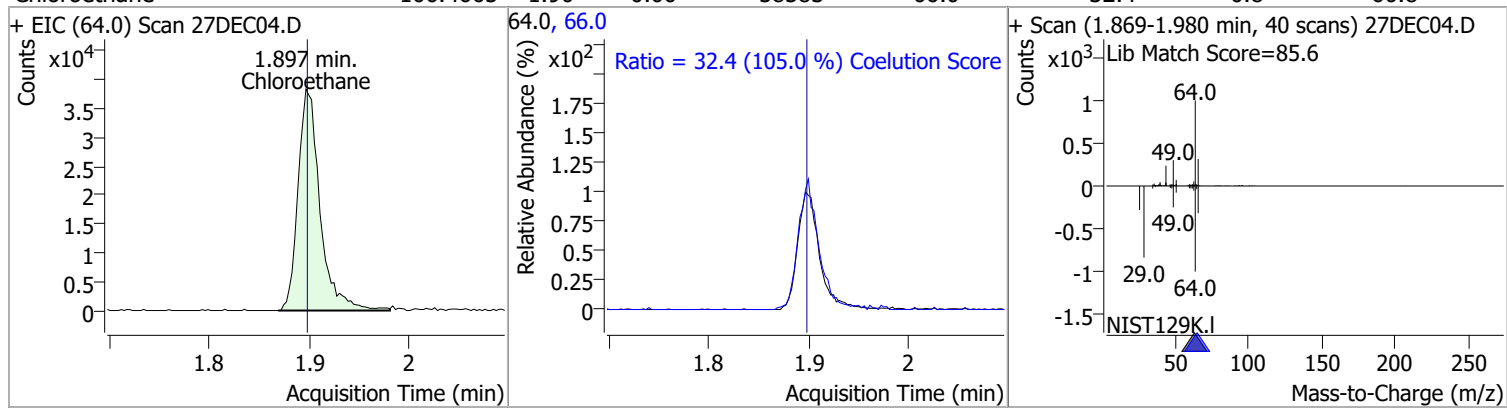
(#) = Qualifier Out of Range; (m) = Manual Integration; (+) = Area Summed; (*) = Surrogate Percent Recovery Out of Range; (d): Zeroed Peak

Quantitation Results Report (QT Reviewed)

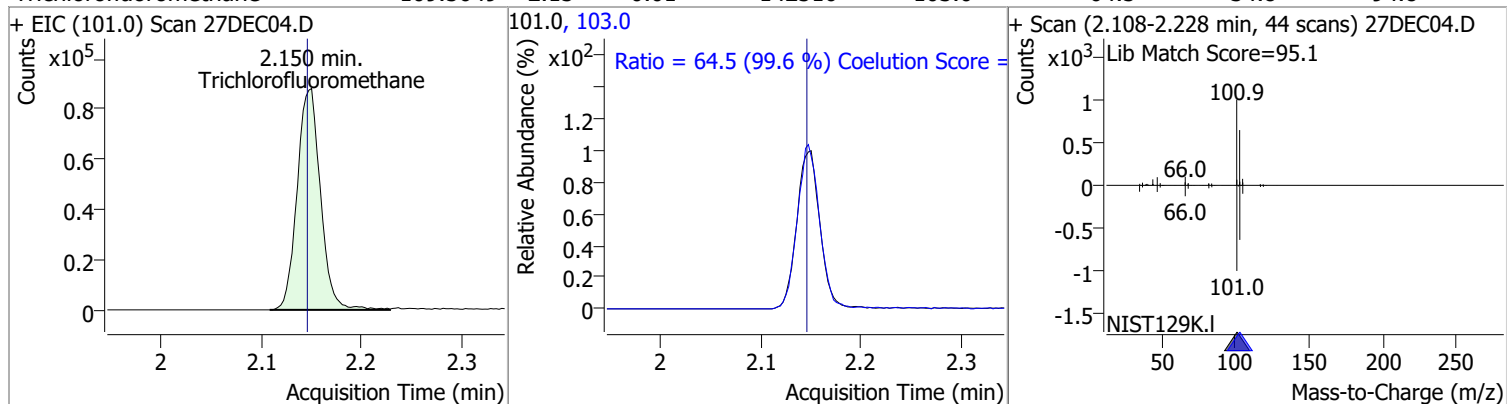
Compound	Conc.	RT	Dev(Min)	Resp.	QIon	QRatio	Lower	Upper
Dichlorodifluoromethane	106.2517	1.24	0.00	98795	87.0	32.5	2.0	62.0
+ EIC (85.0) Scan 27DEC04.D 			85.0, 87.0 			+ Scan (1.219-1.339 min, 44 scans) 27DEC04.D Lib Match Score=87.1 		
Chloromethane	117.7895	1.41	0.00	124703	52.0	31.9	2.7	62.7
+ EIC (50.0) Scan 27DEC04.D 			50.0, 52.0 			+ Scan (1.375-1.492 min, 43 scans) 27DEC04.D Lib Match Score=78.6 		
Vinyl chloride	118.5753	1.50	0.00	118105	64.0	30.4	1.6	61.6
+ EIC (62.0) Scan 27DEC04.D 			62.0, 64.0 			+ Scan (1.473-1.606 min, 48 scans) 27DEC04.D Lib Match Score=86.3 		
Bromomethane	109.5156	1.80	0.00	42702	94.0	104.3	76.0	136.0
+ EIC (96.0) Scan 27DEC04.D 			96.0, 94.0 			+ Scan (1.763-1.885 min, 45 scans) 27DEC04.D Lib Match Score=87.4 		

Quantitation Results Report (QT Reviewed)

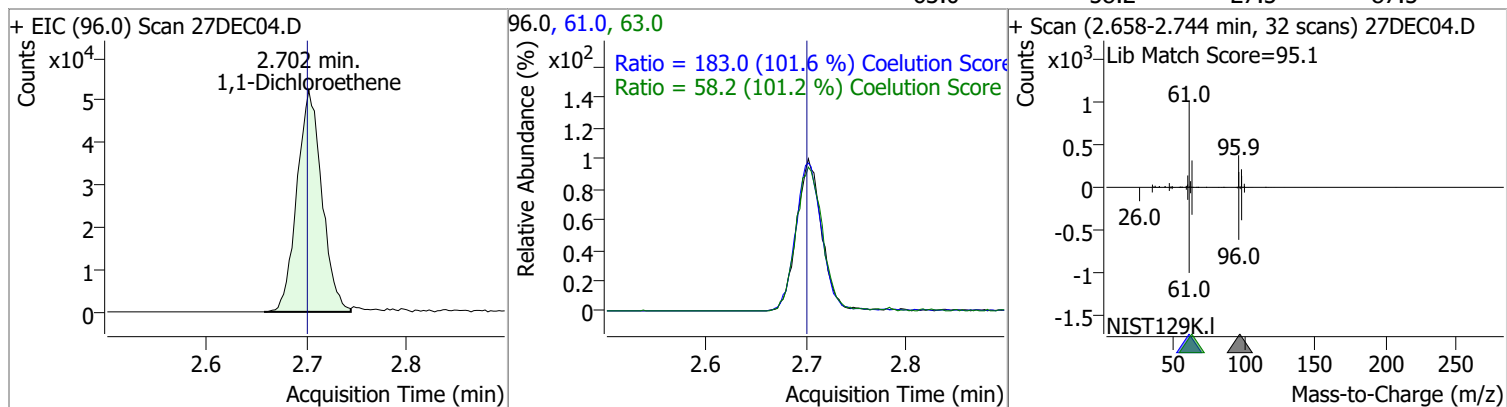
Compound	Conc.	RT	Dev(Min)	Resp.	QIon	QRatio	Lower	Upper
Chloroethane	106.4665	1.90	0.00	58583	66.0	32.4	0.8	60.8



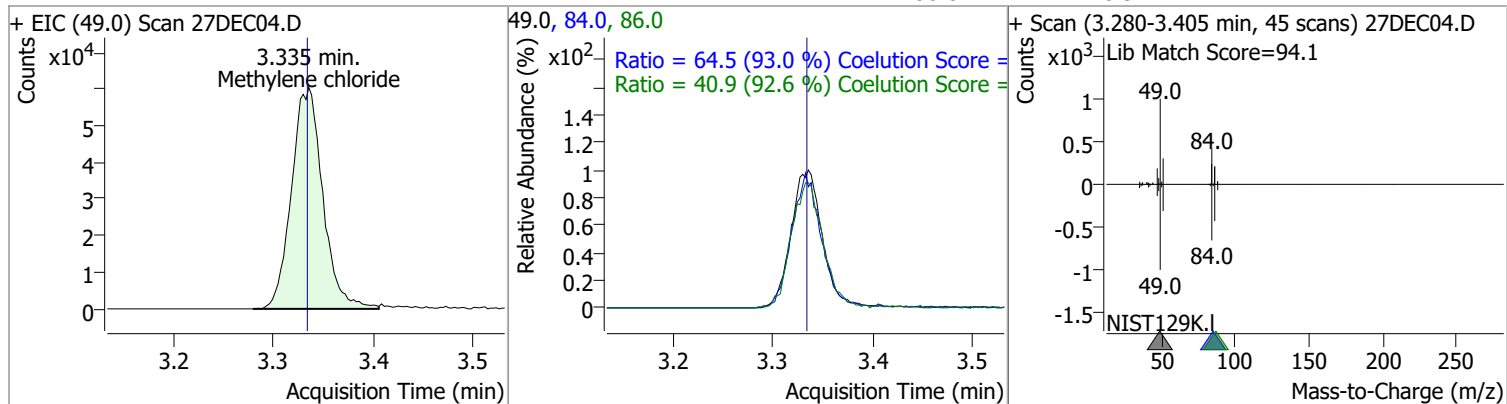
Compound	Conc.	RT	Dev(Min)	Resp.	QIon	QRatio	Lower	Upper
Trichlorofluoromethane	109.5649	2.15	0.01	142516	103.0	64.5	34.8	94.8



Compound	Conc.	RT	Dev(Min)	Resp.	QIon	QRatio	Lower	Upper
1,1-Dichloroethene	134.4860	2.70	0.00	90525	61.0	183.0	150.1	210.1
					63.0	58.2	27.5	87.5

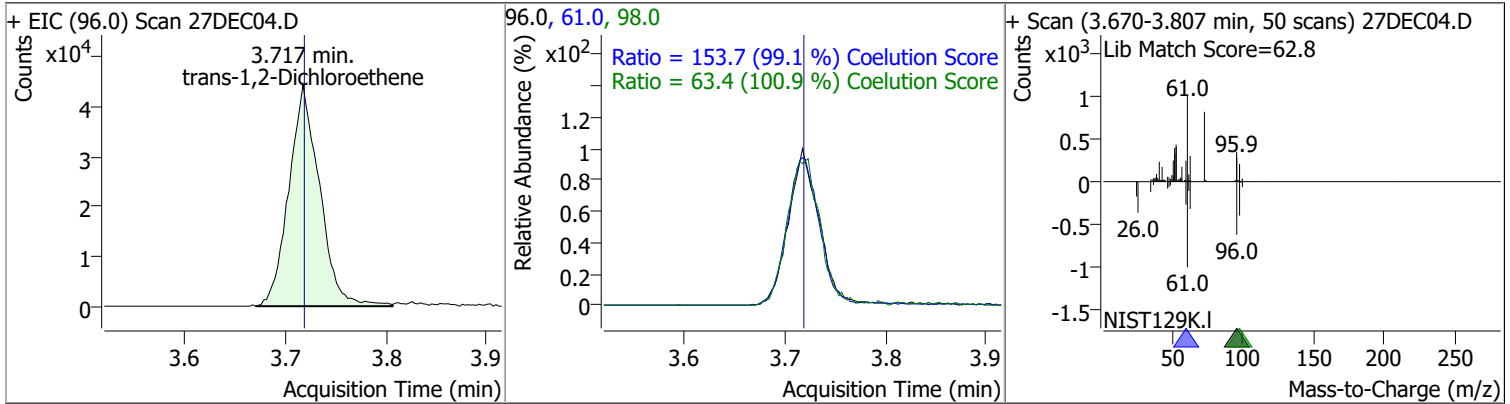


Compound	Conc.	RT	Dev(Min)	Resp.	QIon	QRatio	Lower	Upper
Methylene chloride	137.2156	3.34	0.00	130767	84.0	64.5	39.4	99.4
					86.0	40.9	14.1	74.1

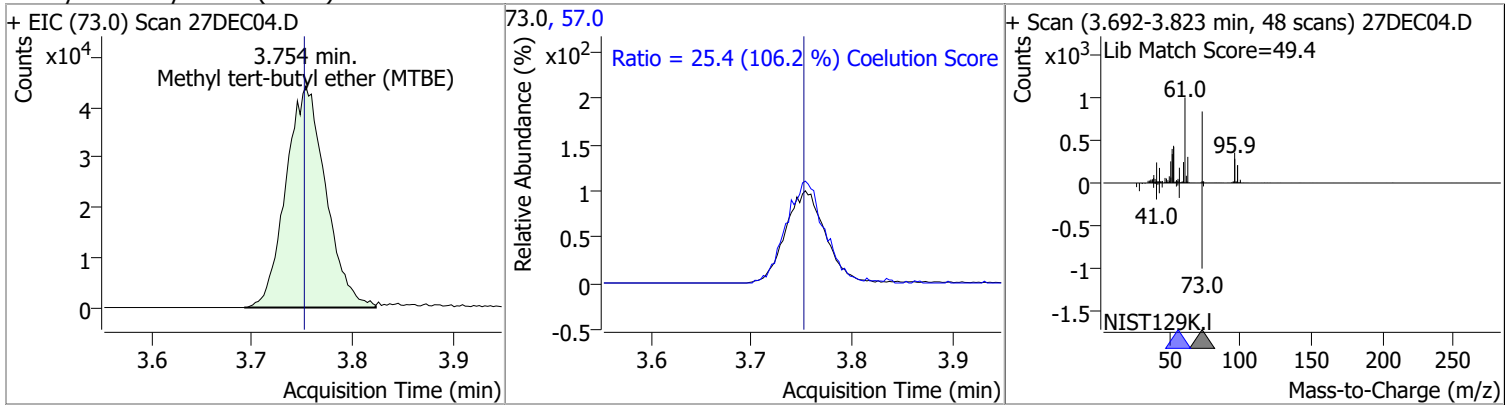


Quantitation Results Report (QT Reviewed)

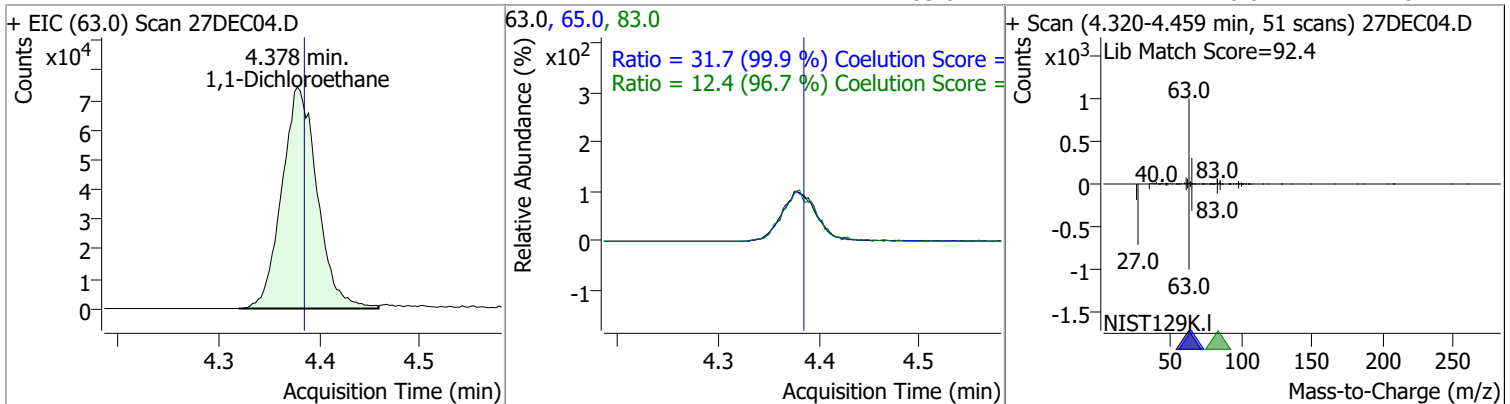
Compound	Conc.	RT	Dev(Min)	Resp.	QIon	QRatio	Lower	Upper
trans-1,2-Dichloroethene	140.3248	3.72	0.00	94367	61.0	153.7	125.1	185.1
					98.0	63.4	32.8	92.8



Compound	Conc.	RT	Dev(Min)	Resp.	QIon	QRatio	Lower	Upper
Methyl tert-butyl ether (MTBE)	141.8183	3.75	0.00	122146	57.0	25.4	0.0	53.9

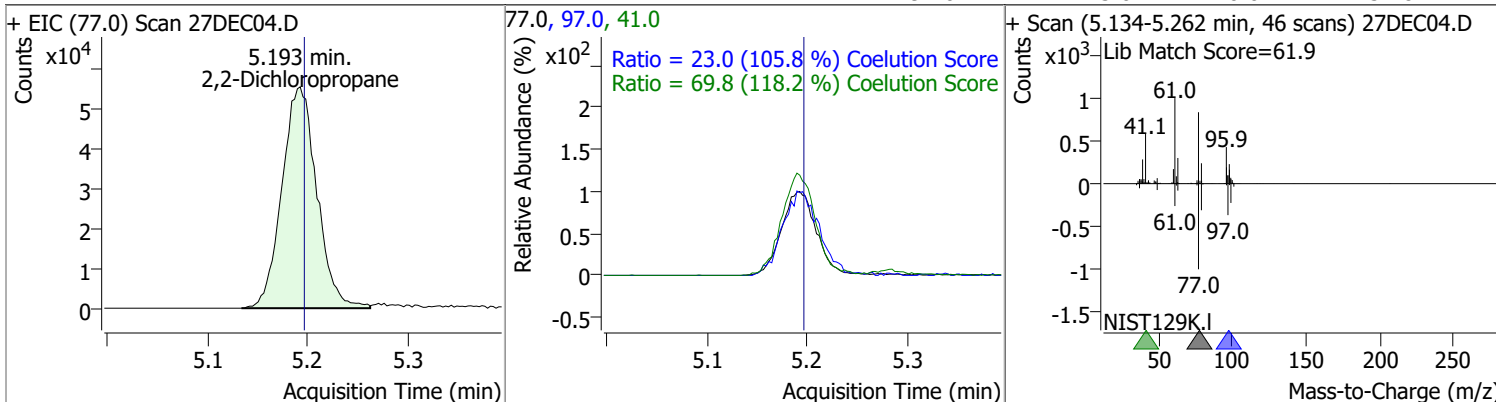


Compound	Conc.	RT	Dev(Min)	Resp.	QIon	QRatio	Lower	Upper
1,1-Dichloroethane	142.9969	4.38	-0.01	182304	65.0	31.7	1.7	61.7
					83.0	12.4	0.0	42.8

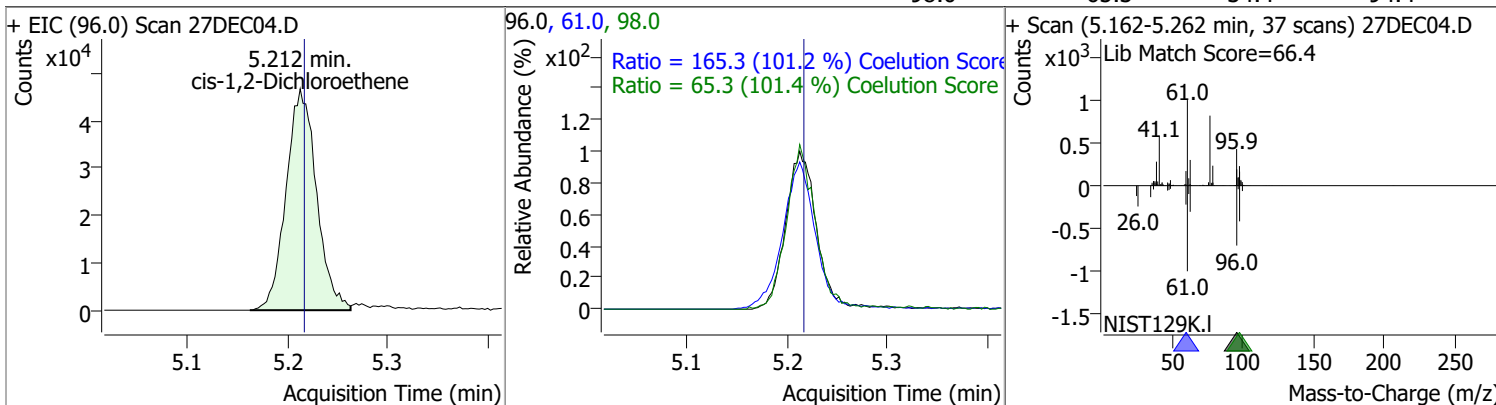


Quantitation Results Report (QT Reviewed)

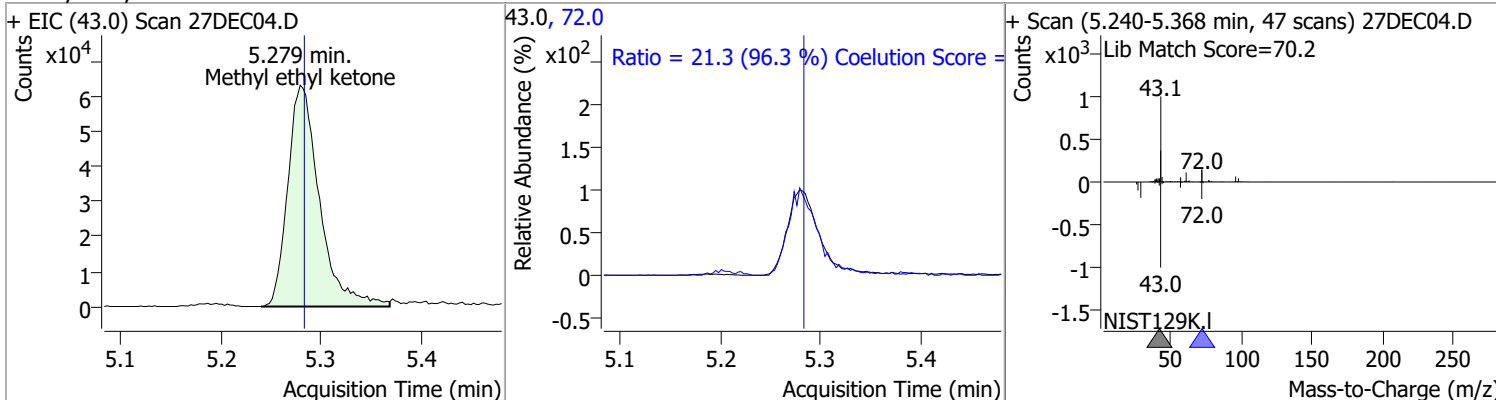
Compound	Conc.	RT	Dev(Min)	Resp.	QIon	QRatio	Lower	Upper
2,2-Dichloropropane	143.9726	5.19	0.00	134387	41.0	69.8	29.0	89.0
					97.0	23.0	0.0	51.8



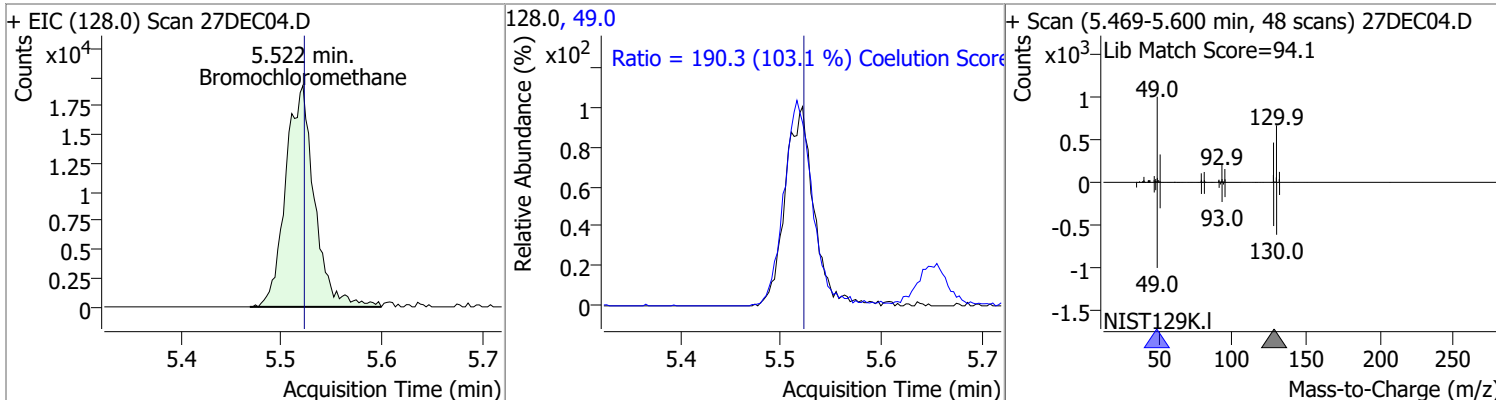
Compound	Conc.	RT	Dev(Min)	Resp.	QIon	QRatio	Lower	Upper
cis-1,2-Dichloroethene	140.8870	5.21	0.00	98251	61.0	165.3	133.3	193.3
					98.0	65.3	34.4	94.4



Compound	Conc.	RT	Dev(Min)	Resp.	QIon	QRatio	Lower	Upper
Methyl ethyl ketone	1493.3982	5.28	0.00	138449	72.0	21.3	0.0	52.2

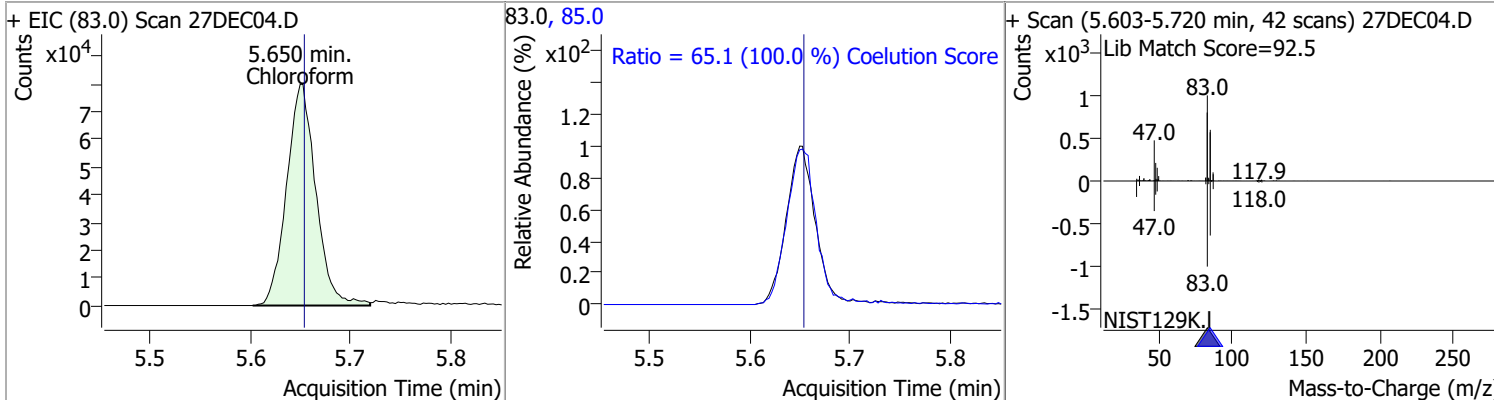


Compound	Conc.	RT	Dev(Min)	Resp.	QIon	QRatio	Lower	Upper
Bromochloromethane	147.0509	5.52	0.00	38605	49.0	190.3	154.6	214.6

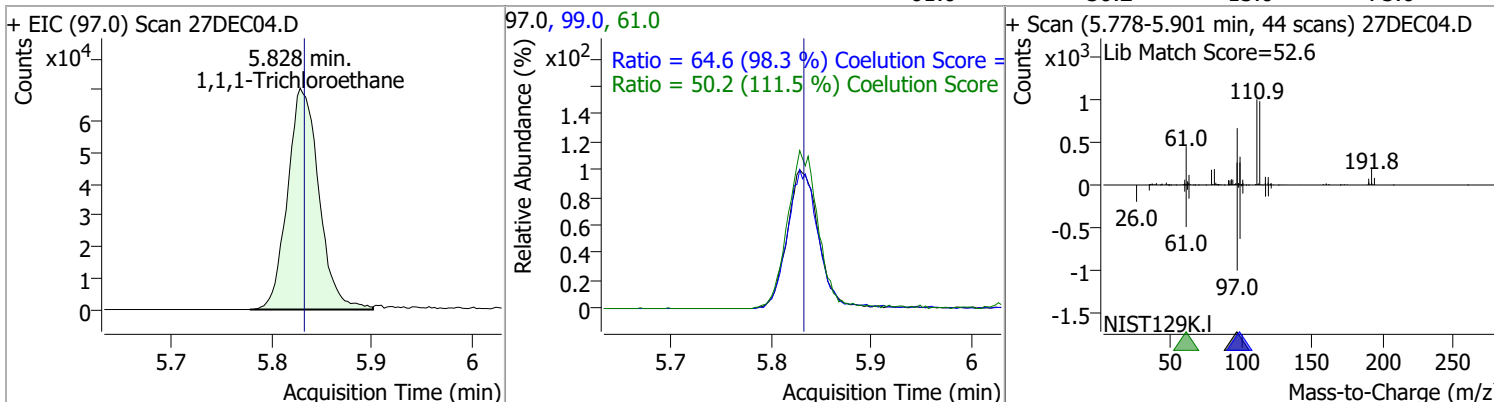


Quantitation Results Report (QT Reviewed)

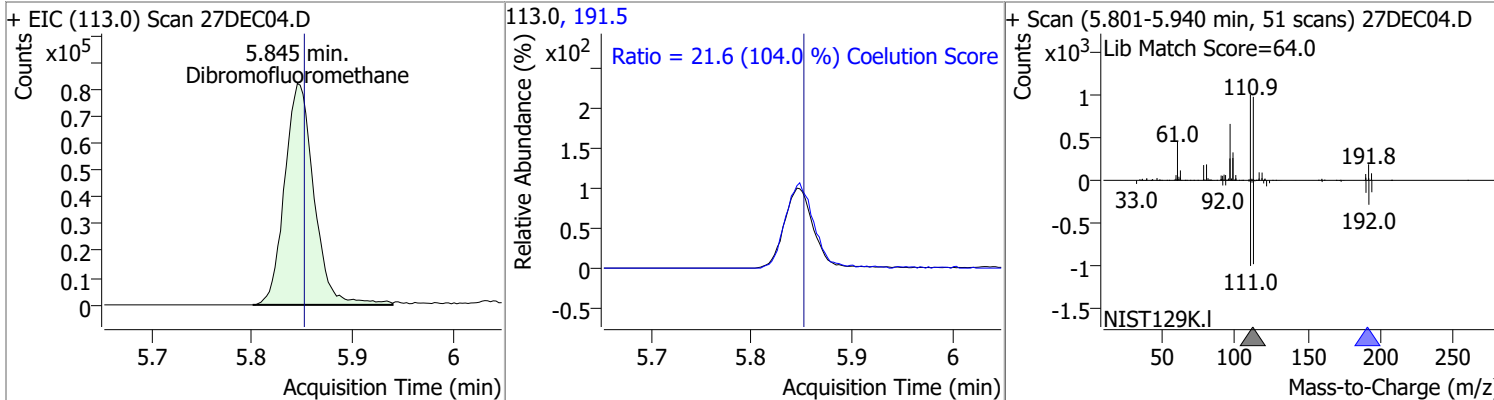
Compound	Conc.	RT	Dev(Min)	Resp.	QIon	QRatio	Lower	Upper
Chloroform	128.6119	5.65	0.00	161777	85.0	65.1	35.1	95.1



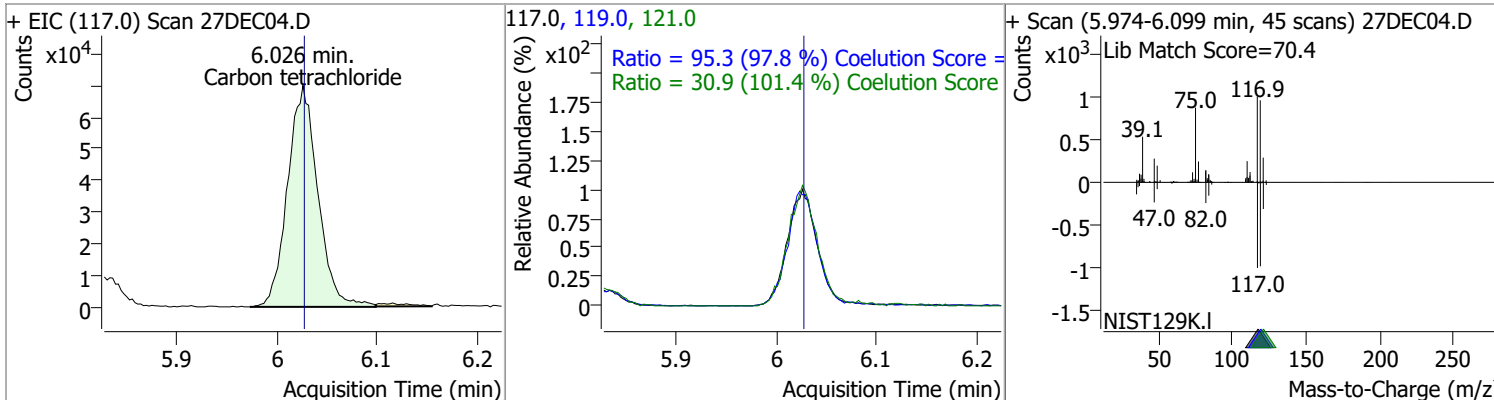
1,1,1-Trichloroethane	129.0567	5.83	0.00	153167	99.0	64.6	35.7	95.7
					61.0	50.2	15.0	75.0



Dibromofluoromethane	261.9640	5.85	-0.01	166961	191.5	21.6	0.0	50.7
----------------------	----------	------	-------	--------	-------	------	-----	------

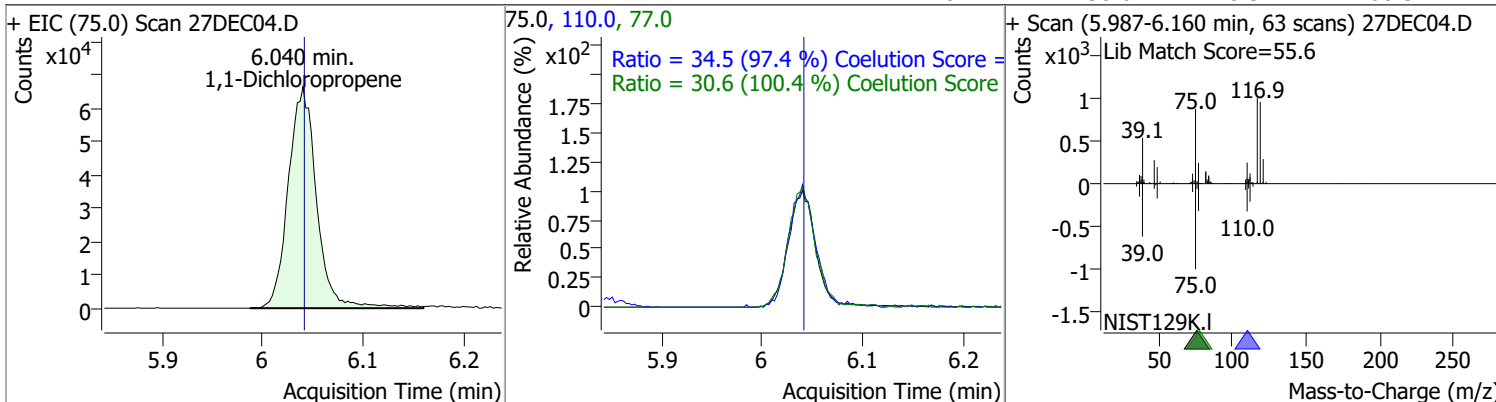


Carbon tetrachloride	125.7768	6.03	0.00	146469	119.0	95.3	67.5	127.5
					121.0	30.9	0.4	60.4

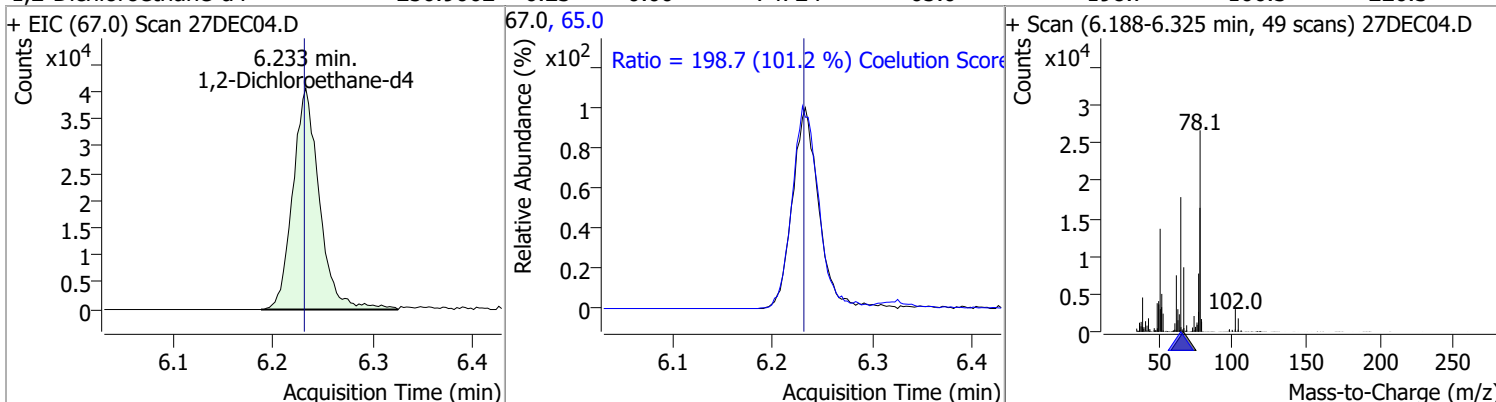


Quantitation Results Report (QT Reviewed)

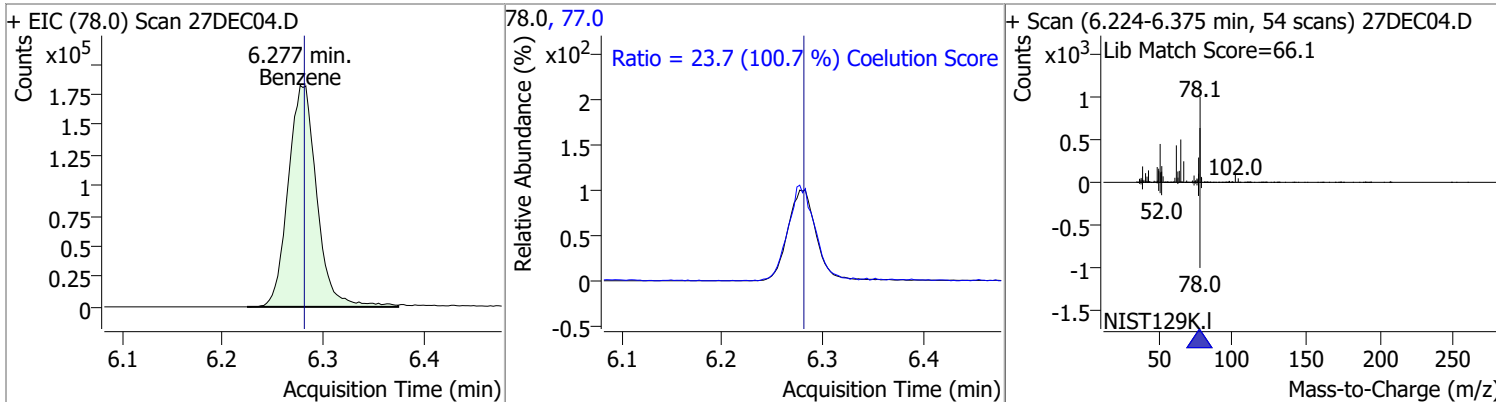
Compound	Conc.	RT	Dev(Min)	Resp.	QIon	QRatio	Lower	Upper
1,1-Dichloropropene	123.9794	6.04	0.00	129693	110.0	34.5	5.4	65.4
					77.0	30.6	0.5	60.5



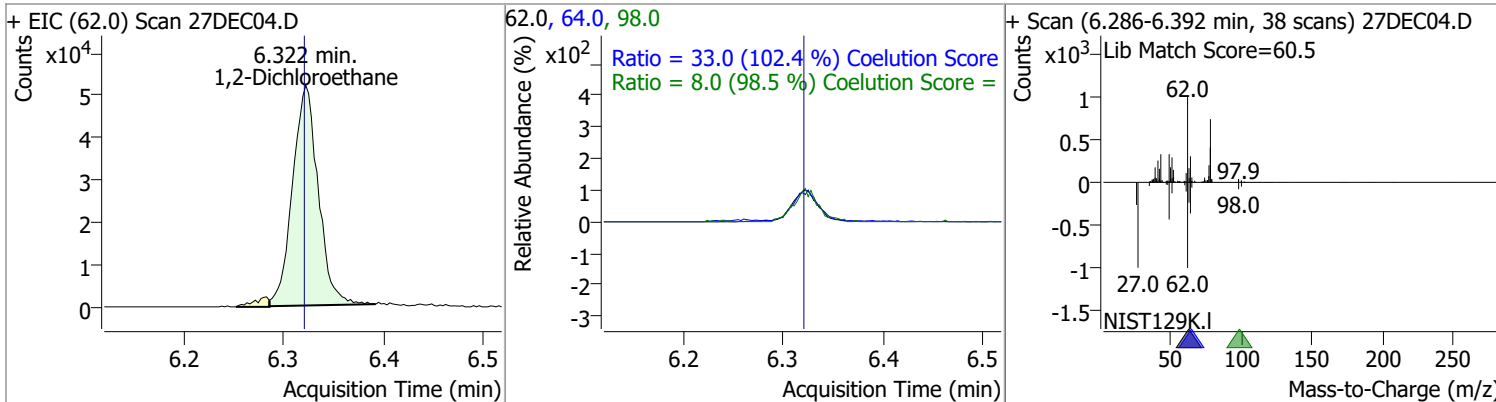
Compound	Conc.	RT	Dev(Min)	Resp.	QIon	QRatio	Lower	Upper
1,2-Dichloroethane-d4	256.9062	6.23	0.00	74724	65.0	198.7	166.3	226.3



Compound	Conc.	RT	Dev(Min)	Resp.	QIon	QRatio	Lower	Upper
Benzene	136.7472	6.28	0.00	361792	77.0	23.7	0.0	53.5

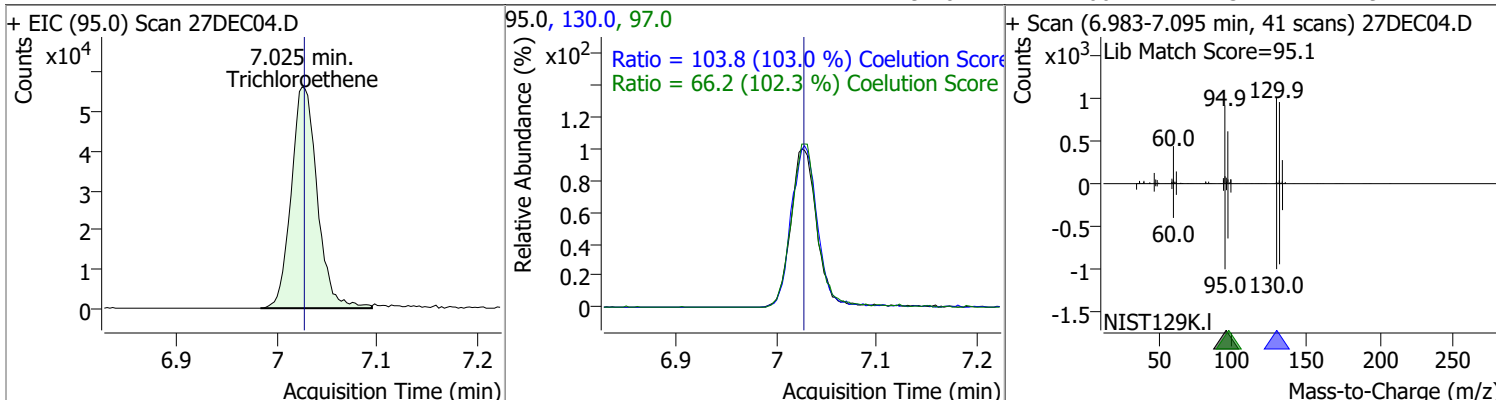


Compound	Conc.	RT	Dev(Min)	Resp.	QIon	QRatio	Lower	Upper
1,2-Dichloroethane	134.1145	6.32	0.00	92742	64.0	33.0	2.3	62.3
					98.0	8.0	0.0	38.2

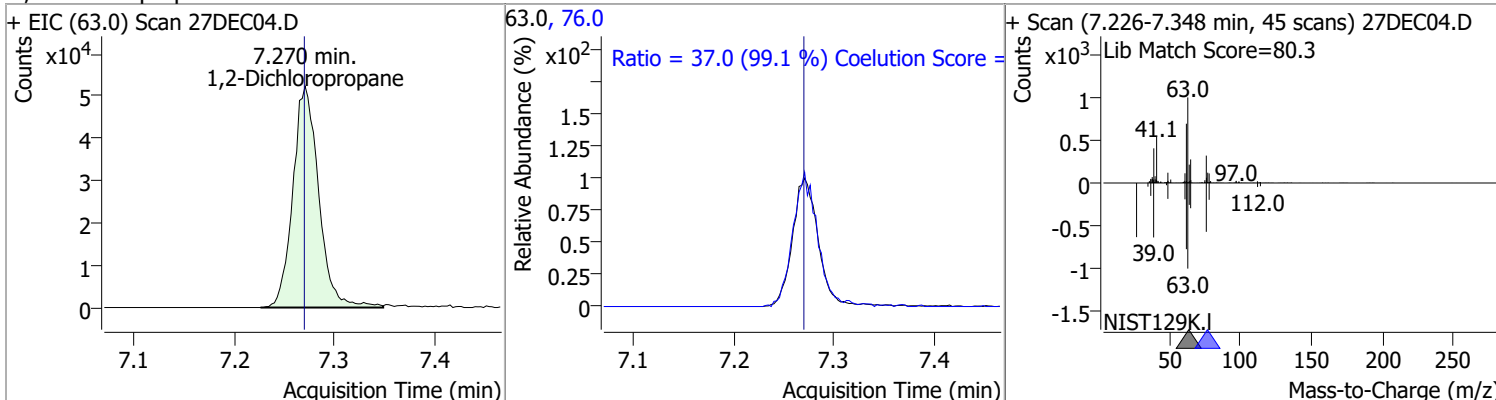


Quantitation Results Report (QT Reviewed)

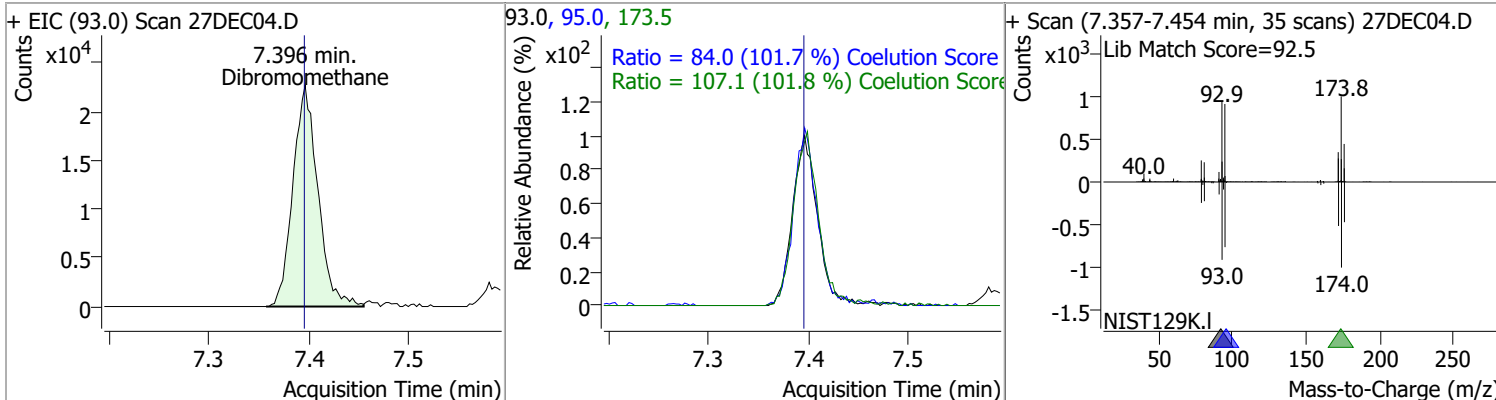
Compound	Conc.	RT	Dev(Min)	Resp.	QIon	QRatio	Lower	Upper
Trichloroethene	128.1212	7.02	0.00	102044	130.0	103.8	70.8	130.8
					97.0	66.2	34.7	94.7



Compound	Conc.	RT	Dev(Min)	Resp.	QIon	QRatio	Lower	Upper
1,2-Dichloropropane	139.8452	7.27	0.00	93838	76.0	37.0	7.3	67.3

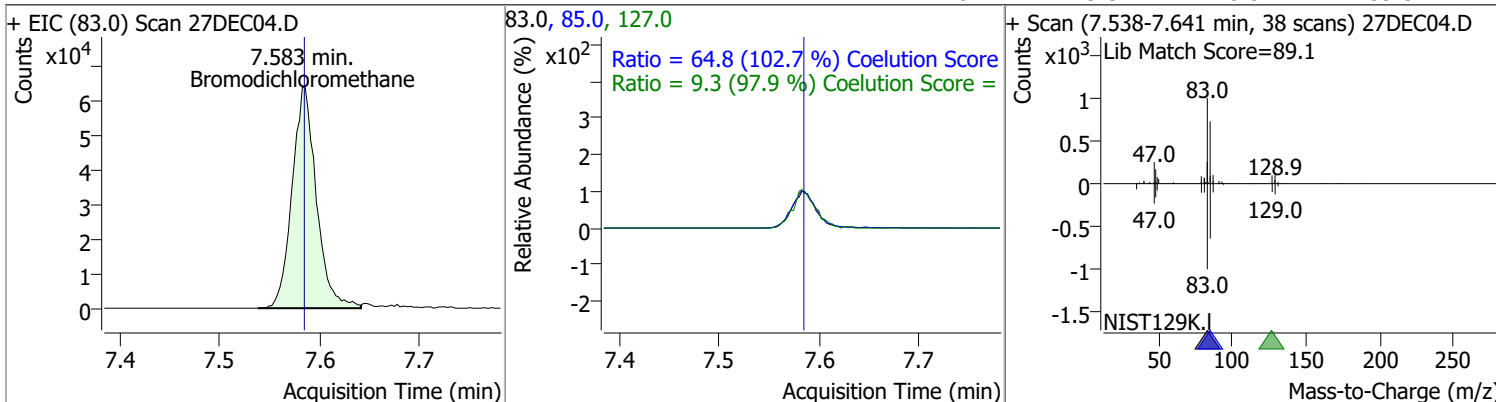


Compound	Conc.	RT	Dev(Min)	Resp.	QIon	QRatio	Lower	Upper
Dibromomethane	142.6921	7.40	0.00	39306	173.5	107.1	75.2	135.2
					95.0	84.0	52.6	112.6

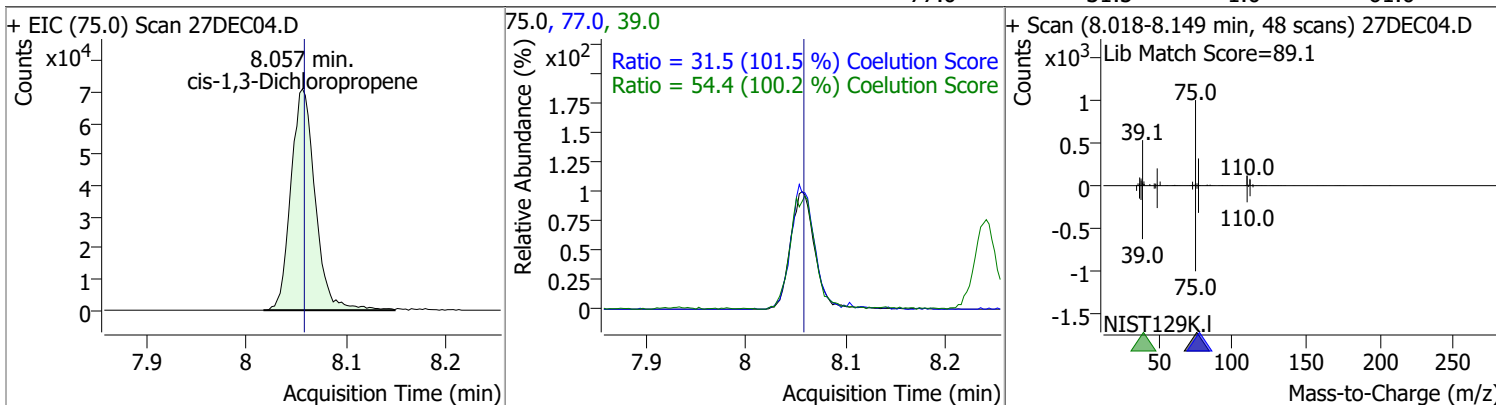


Quantitation Results Report (QT Reviewed)

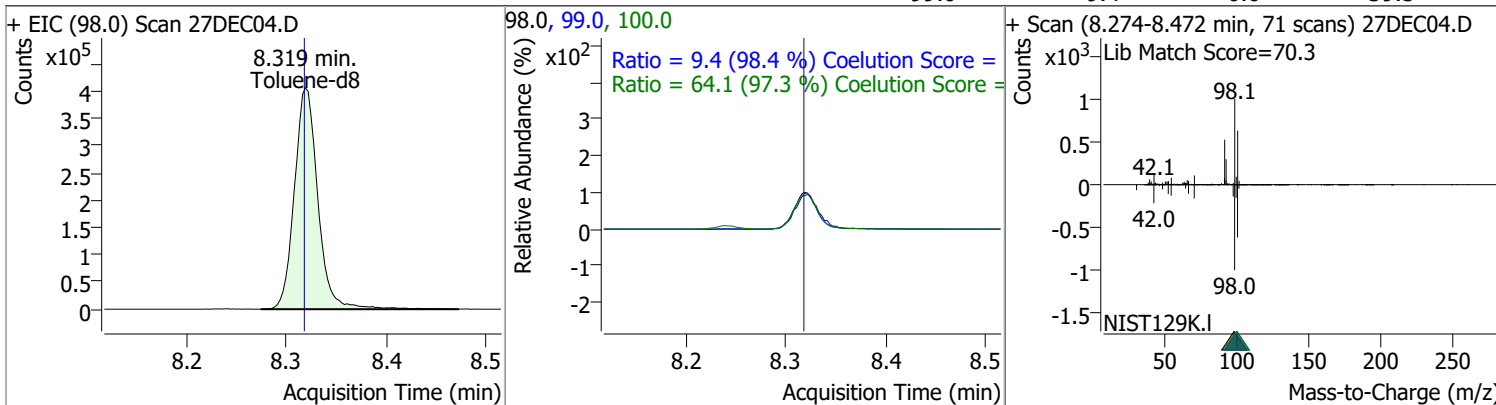
Compound	Conc.	RT	Dev(Min)	Resp.	QIon	QRatio	Lower	Upper
Bromodichloromethane	139.1990	7.58	0.00	108615	85.0	64.8	33.1	93.1
					127.0	9.3	0.0	39.5



Compound	Conc.	RT	Dev(Min)	Resp.	QIon	QRatio	Lower	Upper
cis-1,3-Dichloropropene	138.5302	8.06	0.00	120056	39.0	54.4	24.3	84.3
					77.0	31.5	1.0	61.0

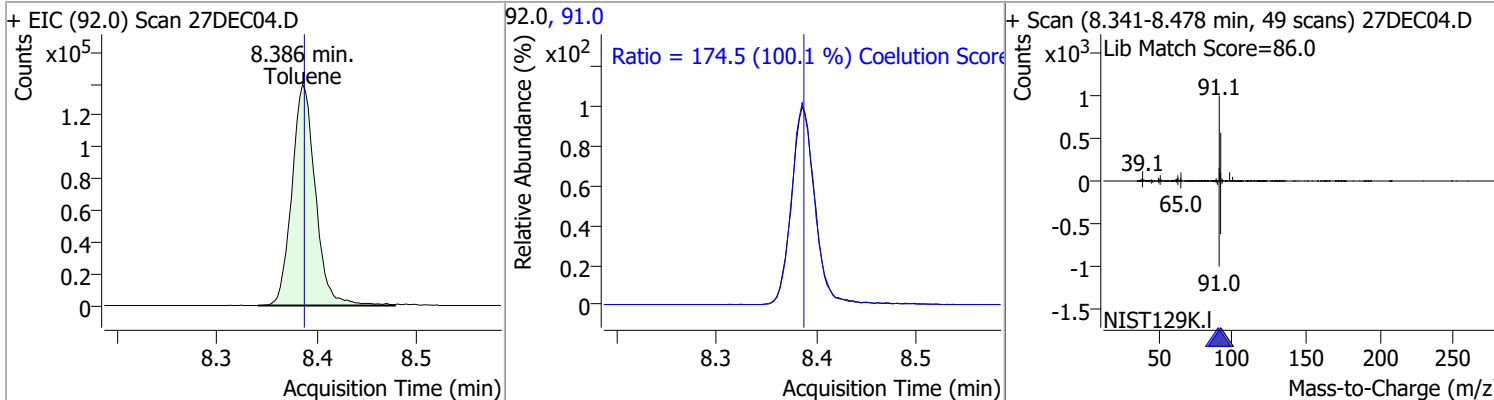


Compound	Conc.	RT	Dev(Min)	Resp.	QIon	QRatio	Lower	Upper
Toluene-d8	261.3682	8.32	0.00	659958	100.0	64.1	35.9	95.9
					99.0	9.4	0.0	39.5

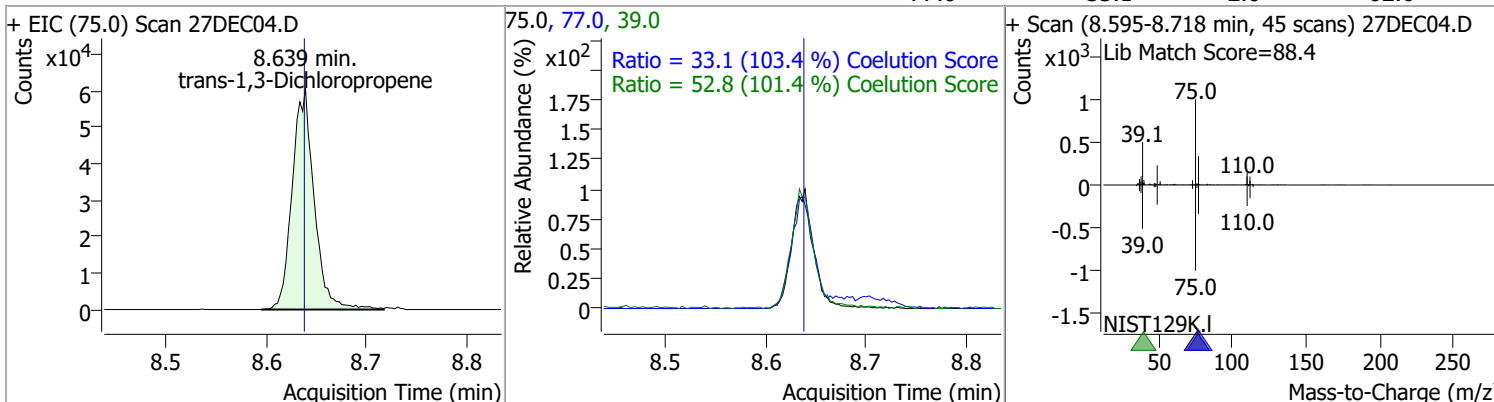


Quantitation Results Report (QT Reviewed)

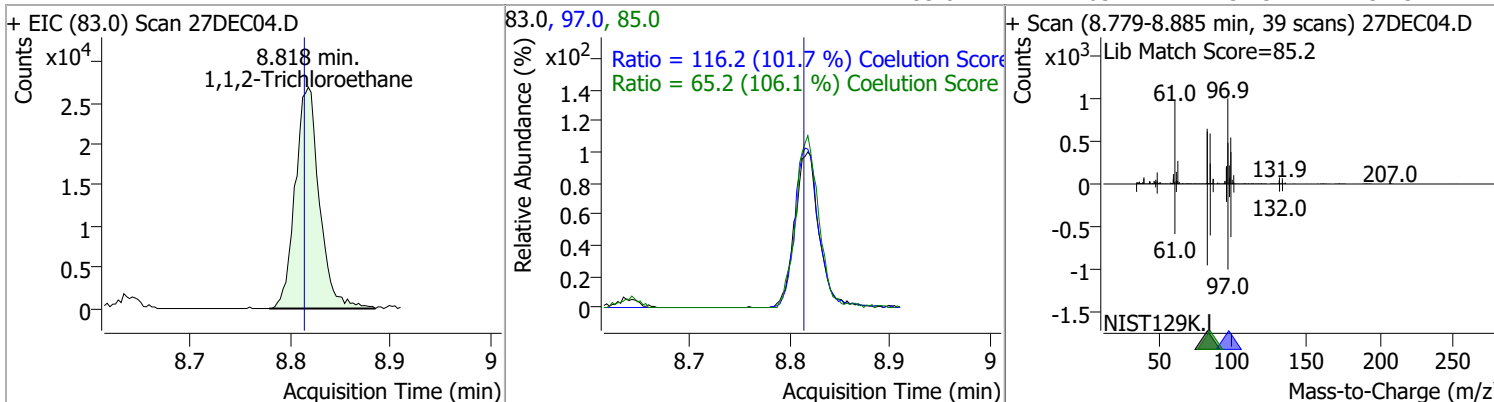
Compound	Conc.	RT	Dev(Min)	Resp.	QIon	QRatio	Lower	Upper
Toluene	137.1844	8.39	0.00	227735	91.0	174.5	144.3	204.3



Compound	Conc.	RT	Dev(Min)	Resp.	QIon	QRatio	Lower	Upper
trans-1,3-Dichloropropene	149.1323	8.64	0.00	92472	39.0	52.8	22.1	82.1
					77.0	33.1	2.0	62.0

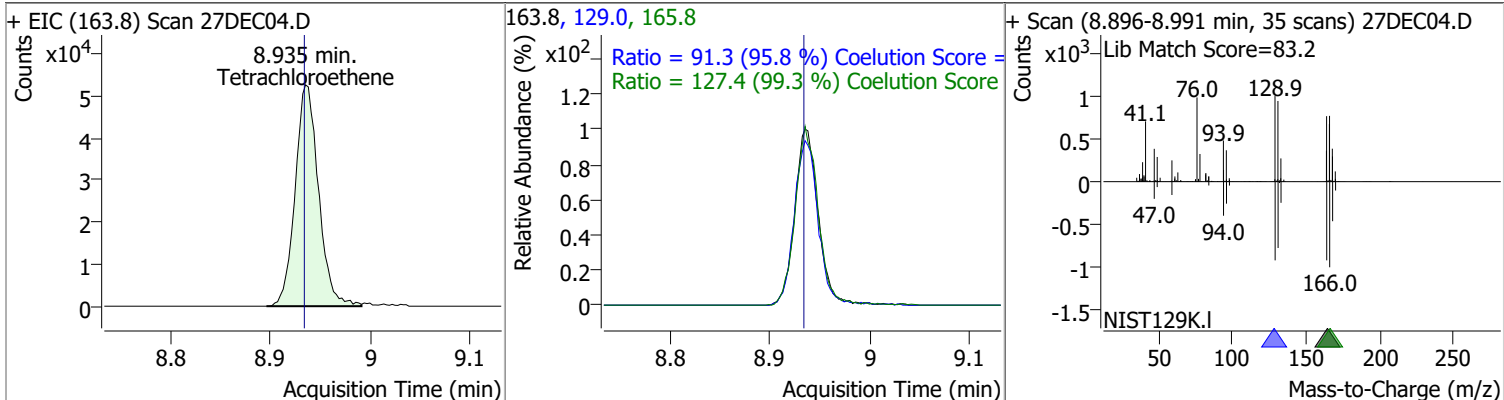


Compound	Conc.	RT	Dev(Min)	Resp.	QIon	QRatio	Lower	Upper
1,1,2-Trichloroethane	139.7538	8.82	0.00	45138	97.0	116.2	84.3	144.3
					85.0	65.2	31.5	91.5

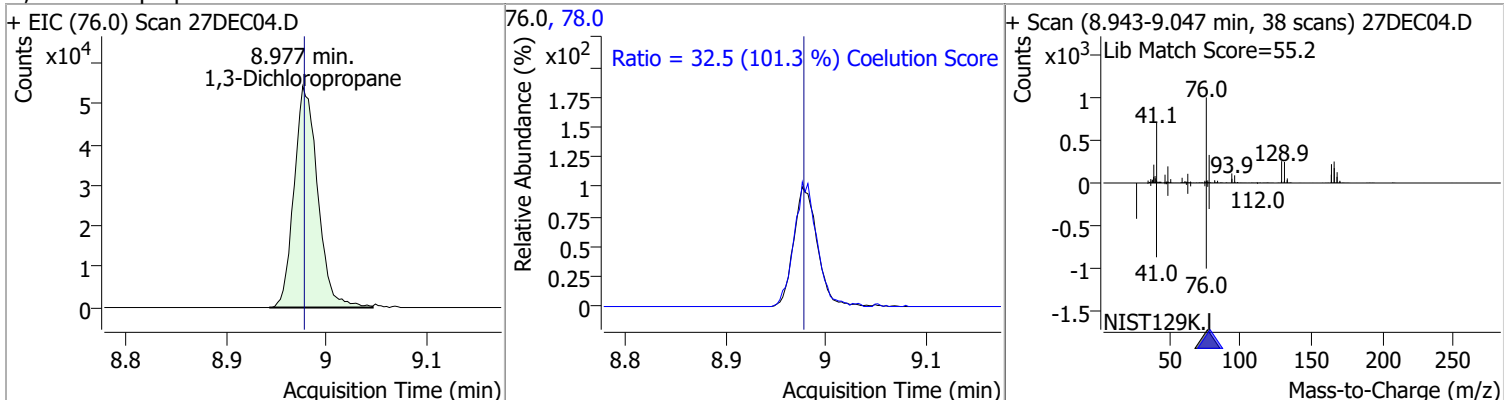


Quantitation Results Report (QT Reviewed)

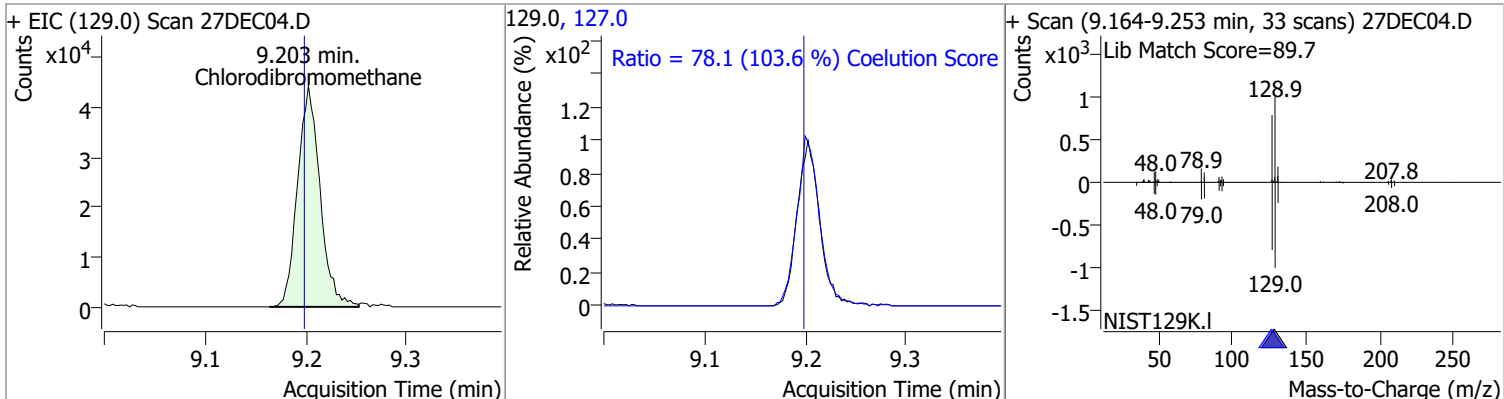
Compound	Conc.	RT	Dev(Min)	Resp.	QIon	QRatio	Lower	Upper
Tetrachloroethene	129.6837	8.94	0.00	85310	165.8	127.4	98.3	158.3
					129.0	91.3	65.3	125.3



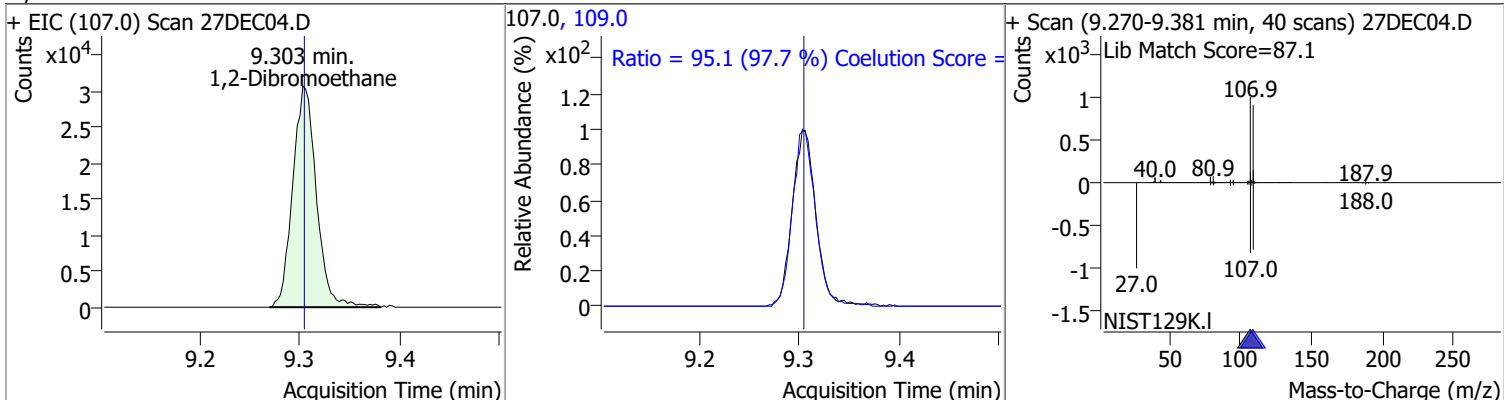
Compound	Conc.	RT	Dev(Min)	Resp.	QIon	QRatio	Lower	Upper
1,3-Dichloropropane	137.9042	8.98	0.00	88842	78.0	32.5	2.1	62.1



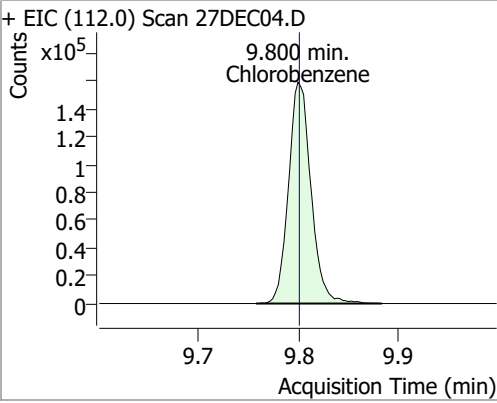
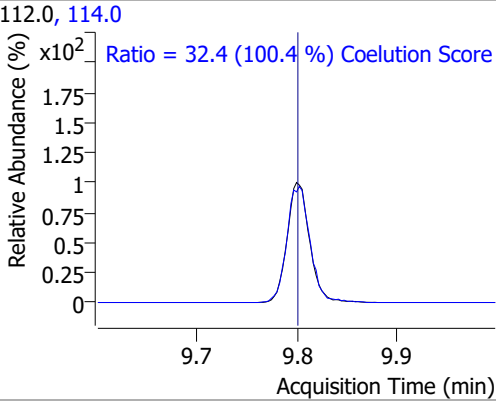
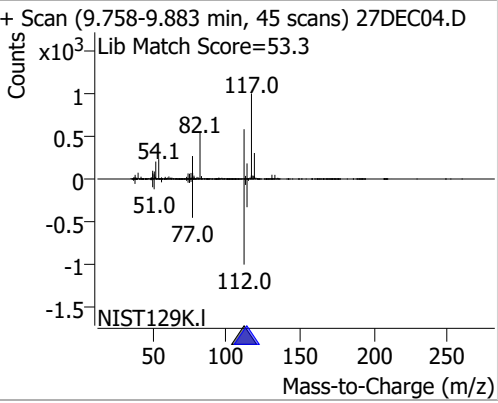
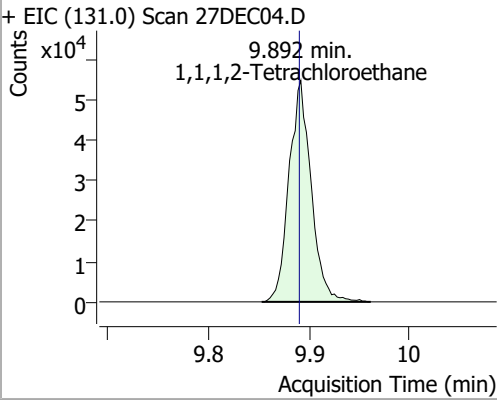
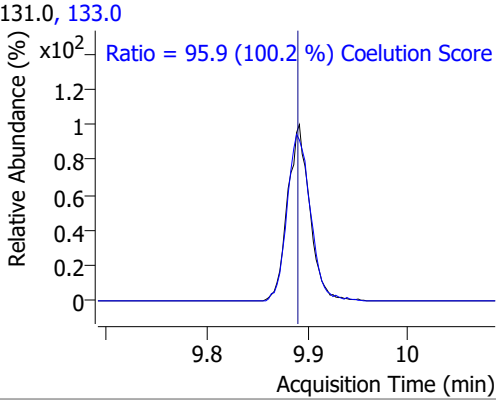
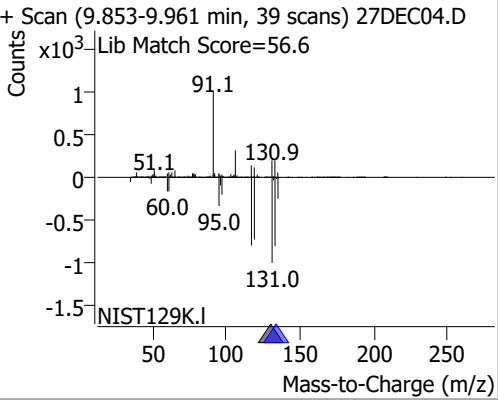
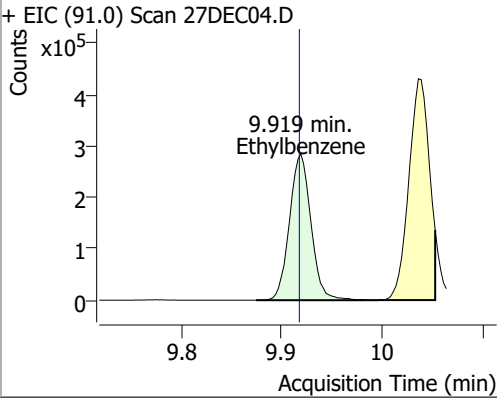
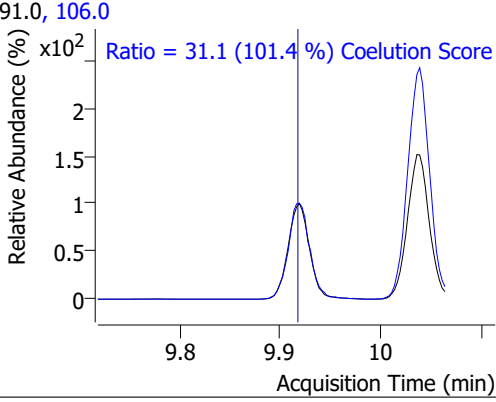
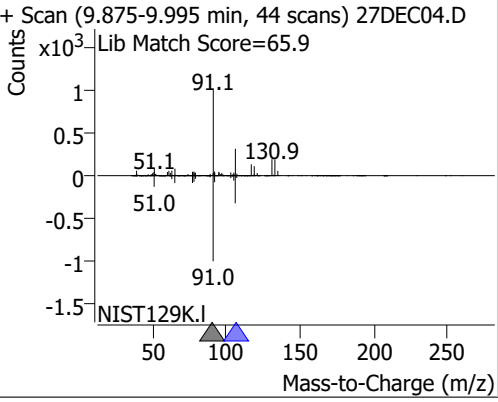
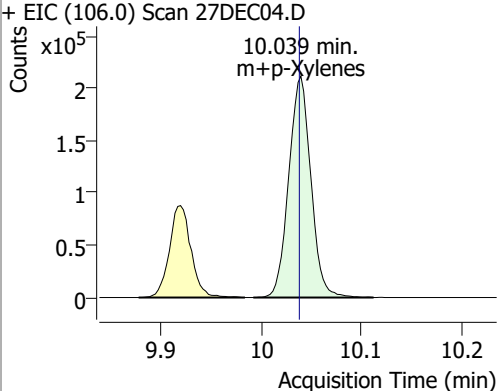
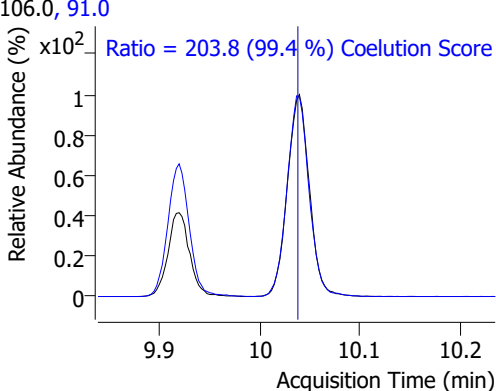
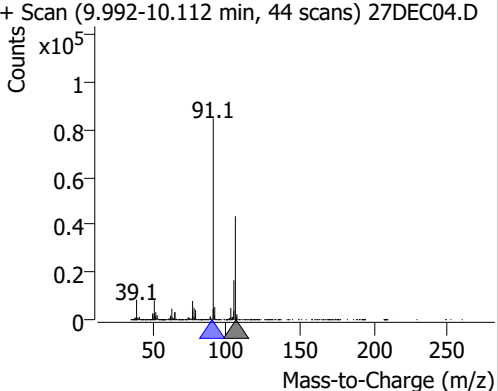
Compound	Conc.	RT	Dev(Min)	Resp.	QIon	QRatio	Lower	Upper
Chlorodibromomethane	141.9218	9.20	0.00	69196	127.0	78.1	45.3	105.3



Compound	Conc.	RT	Dev(Min)	Resp.	QIon	QRatio	Lower	Upper
1,2-Dibromoethane	143.7560	9.30	0.00	50477	109.0	95.1	67.2	127.2

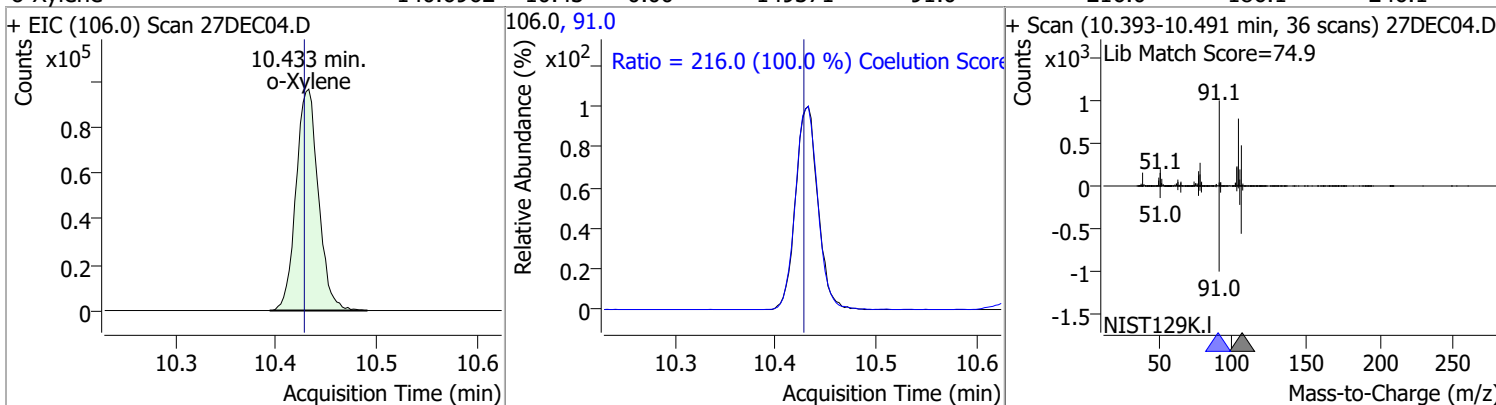


Quantitation Results Report (QT Reviewed)

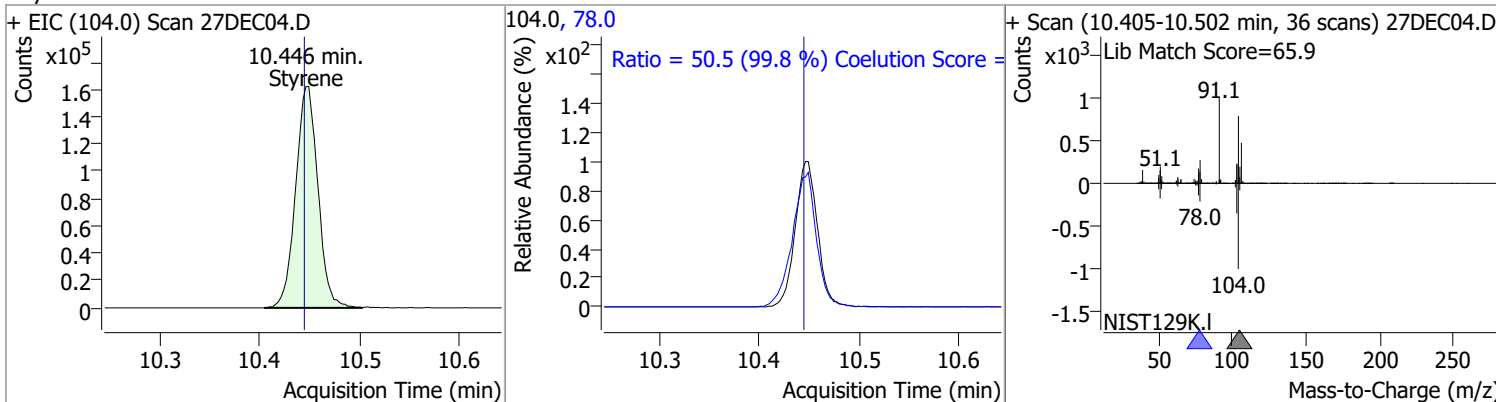
Compound	Conc.	RT	Dev(Min)	Resp.	QIon	QRatio	Lower	Upper
Chlorobenzene	138.1277	9.80	0.00	247535	114.0	32.4	2.3	62.3
+ EIC (112.0) Scan 27DEC04.D 			112.0, 114.0 			+ Scan (9.758-9.883 min, 45 scans) 27DEC04.D Lib Match Score=53.3 		
1,1,1,2-Tetrachloroethane	137.9061	9.89	0.00	84067	133.0	95.9	65.7	125.7
+ EIC (131.0) Scan 27DEC04.D 			131.0, 133.0 			+ Scan (9.853-9.961 min, 39 scans) 27DEC04.D Lib Match Score=56.6 		
Ethylbenzene	132.6285	9.92	0.00	423212	106.0	31.1	0.7	60.7
+ EIC (91.0) Scan 27DEC04.D 			91.0, 106.0 			+ Scan (9.875-9.995 min, 44 scans) 27DEC04.D Lib Match Score=65.9 		
m+p-Xylenes	266.0811	10.04	0.00	323738	91.0	203.8	175.0	235.0
+ EIC (106.0) Scan 27DEC04.D 			106.0, 91.0 			+ Scan (9.992-10.112 min, 44 scans) 27DEC04.D 		

Quantitation Results Report (QT Reviewed)

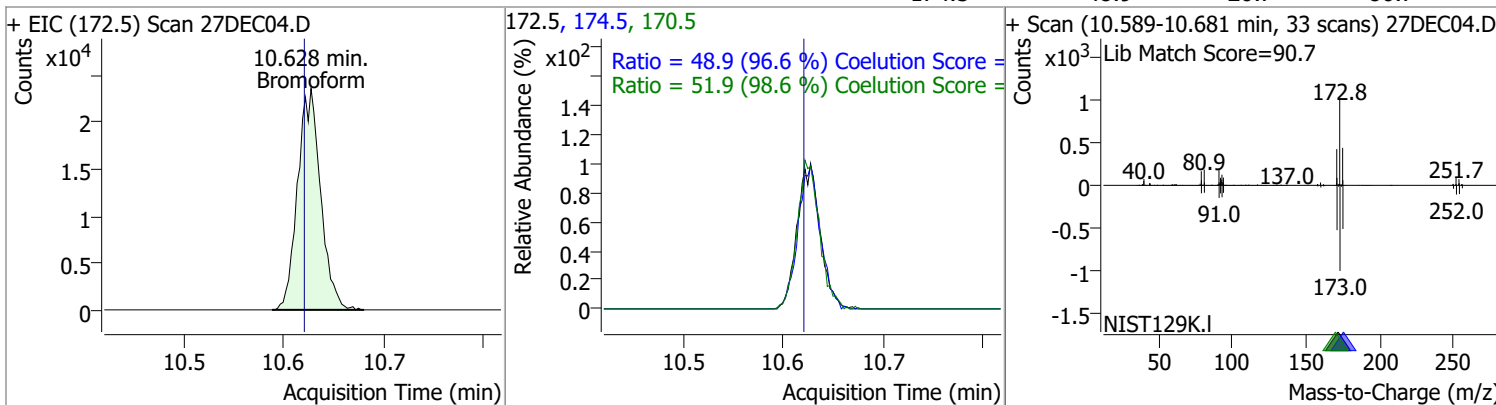
Compound	Conc.	RT	Dev(Min)	Resp.	QIon	QRatio	Lower	Upper
o-Xylene	140.6962	10.43	0.00	149371	91.0	216.0	186.1	246.1



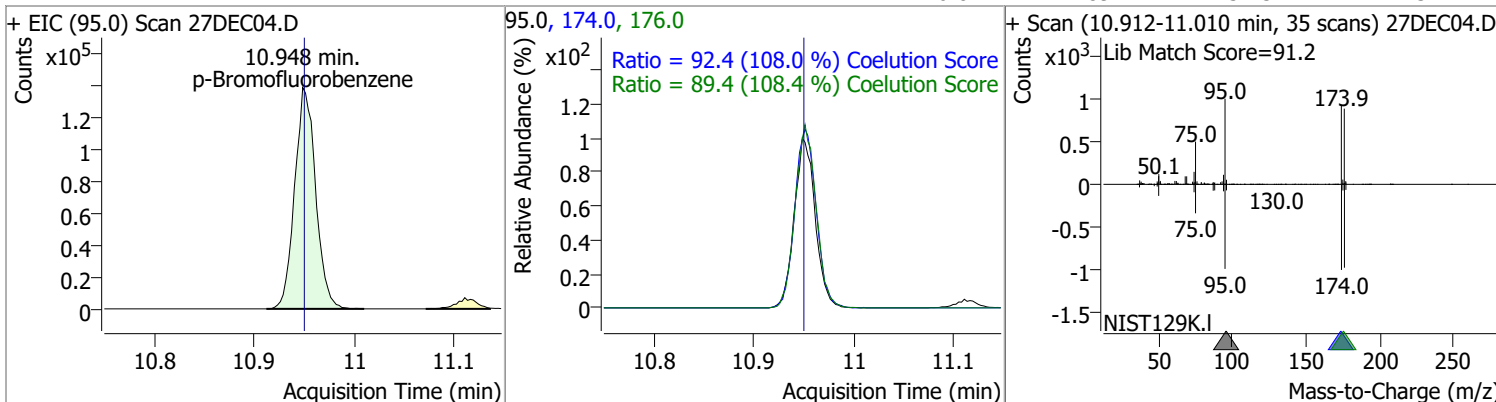
Compound	Conc.	RT	Dev(Min)	Resp.	QIon	QRatio	Lower	Upper
Styrene	144.7037	10.45	0.00	250186	78.0	50.5	20.6	80.6



Compound	Conc.	RT	Dev(Min)	Resp.	QIon	QRatio	Lower	Upper
Bromoform	145.8853	10.63	0.01	37528	170.5	51.9	22.7	82.7
					174.5	48.9	20.7	80.7

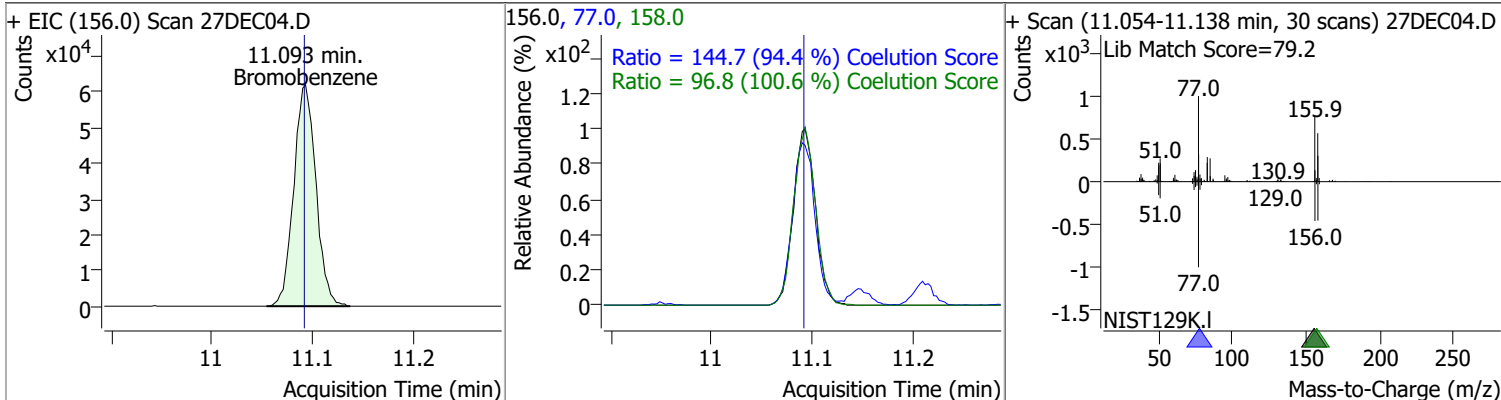


Compound	Conc.	RT	Dev(Min)	Resp.	QIon	QRatio	Lower	Upper
p-Bromofluorobenzene	257.6871	10.95	0.00	202063	174.0	92.4	55.5	115.5
					176.0	89.4	52.5	112.5

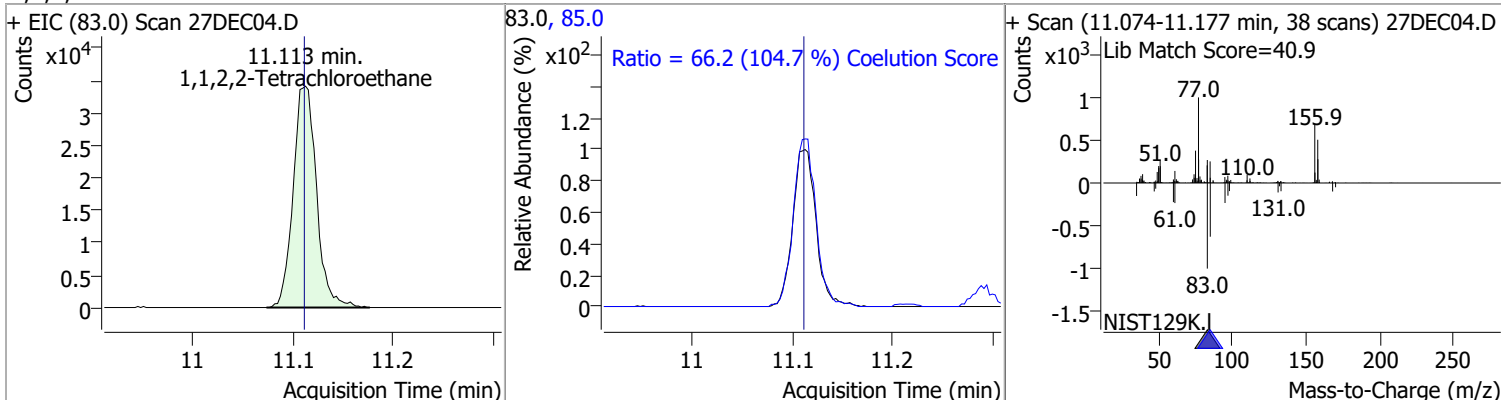


Quantitation Results Report (QT Reviewed)

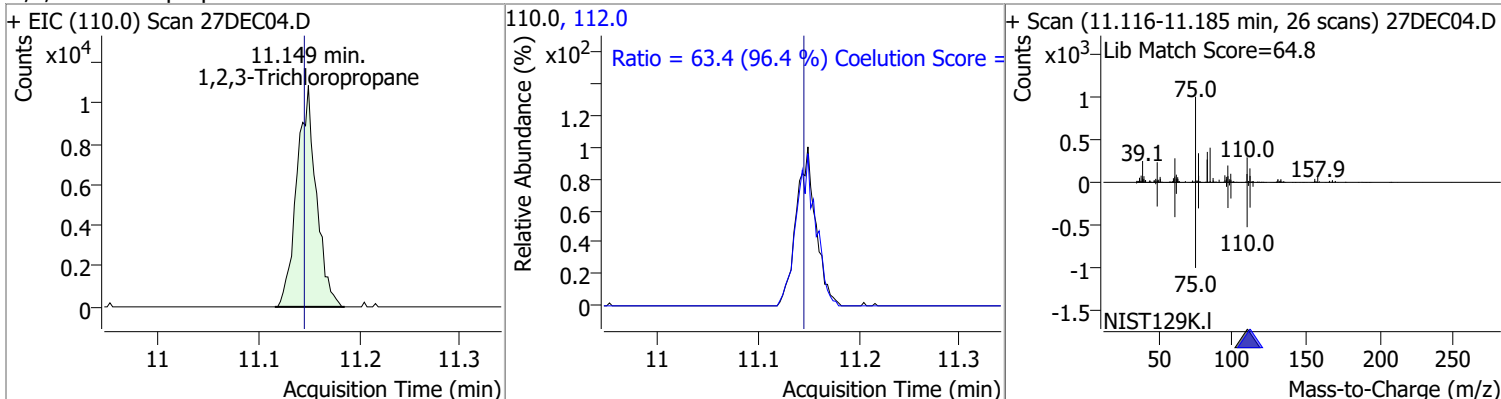
Compound	Conc.	RT	Dev(Min)	Resp.	QIon	QRatio	Lower	Upper
Bromobenzene	140.2769	11.09	0.00	95163	77.0	144.7	123.2	183.2
					158.0	96.8	66.2	126.2



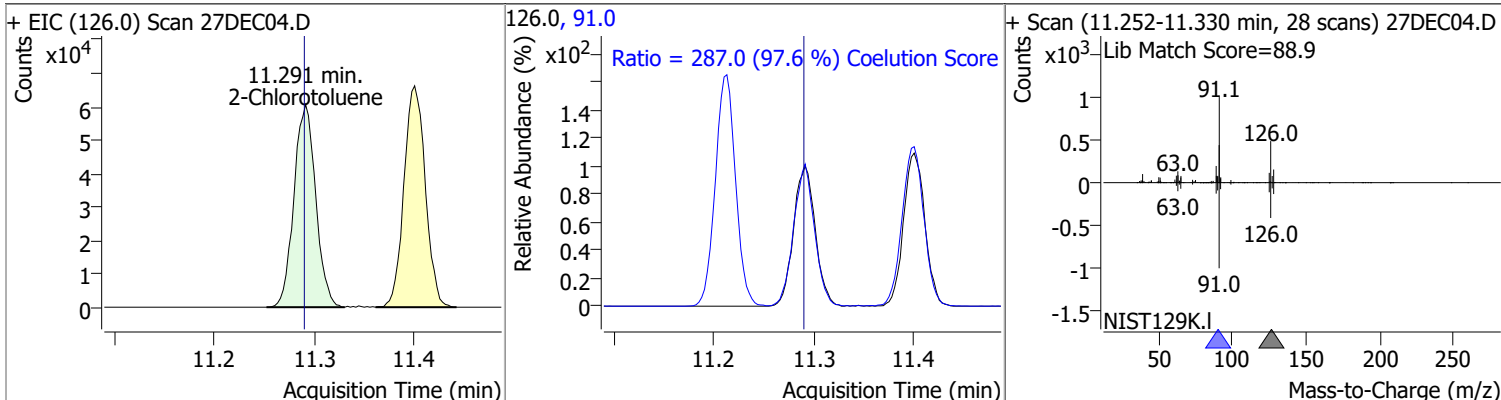
Compound	Conc.	RT	Dev(Min)	Resp.	QIon	QRatio	Lower	Upper
1,1,2,2-Tetrachloroethane	142.0396	11.11	0.00	55199	85.0	66.2	33.2	93.2



Compound	Conc.	RT	Dev(Min)	Resp.	QIon	QRatio	Lower	Upper
1,2,3-Trichloropropane	143.4010	11.15	0.00	14682	112.0	63.4	35.8	95.8

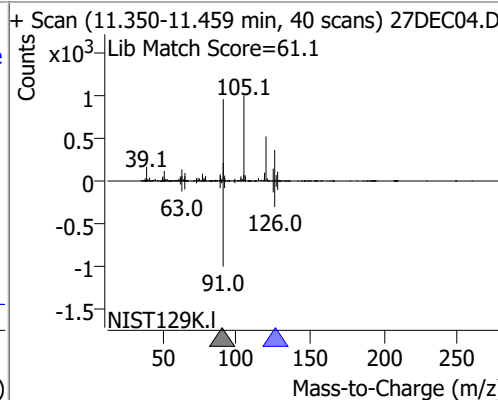
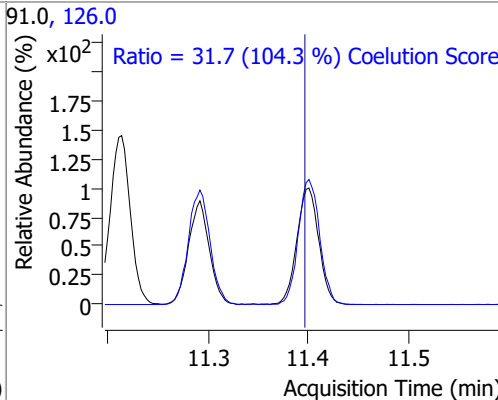
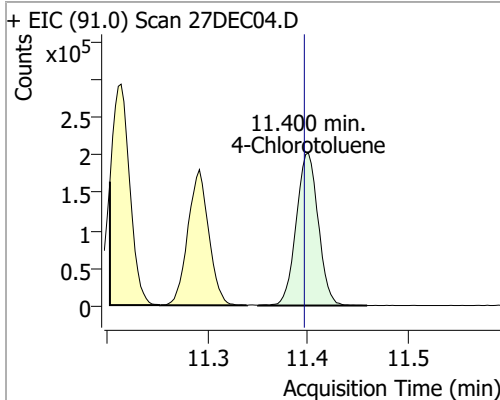


Compound	Conc.	RT	Dev(Min)	Resp.	QIon	QRatio	Lower	Upper
2-Chlorotoluene	130.0477	11.29	0.00	91230	91.0	287.0	264.1	324.1

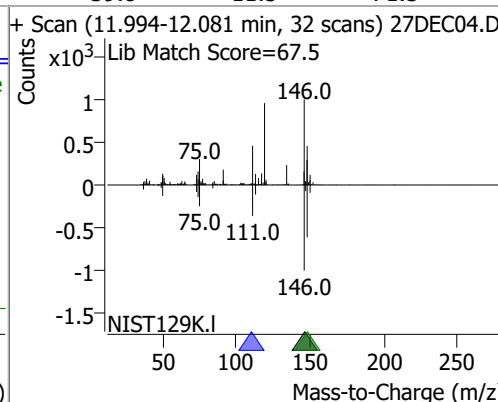
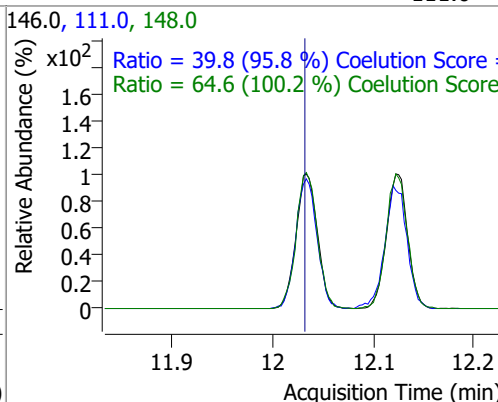
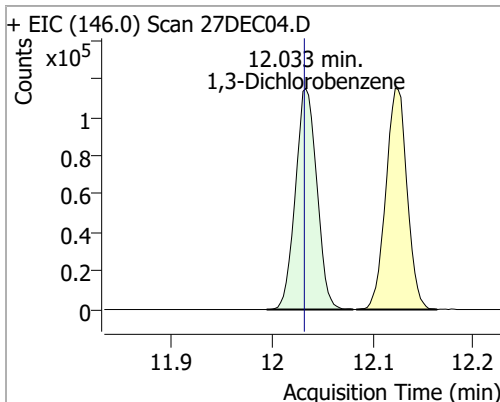


Quantitation Results Report (QT Reviewed)

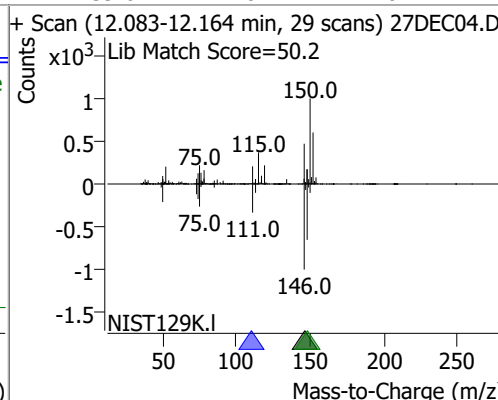
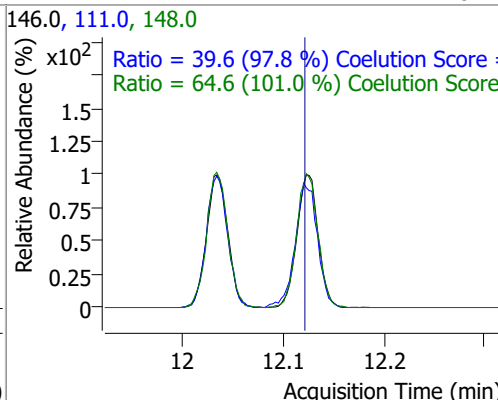
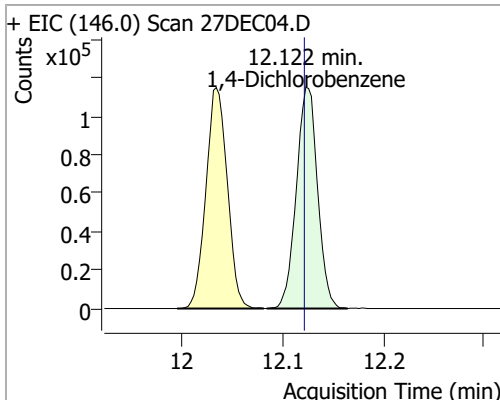
Compound	Conc.	RT	Dev(Min)	Resp.	QIon	QRatio	Lower	Upper
4-Chlorotoluene	136.5710	11.40	0.00	309465	126.0	31.7	0.4	60.4



Compound	Conc.	RT	Dev(Min)	Resp.	QIon	QRatio	Lower	Upper
1,3-Dichlorobenzene	137.5747	12.03	0.00	170621	148.0	64.6	34.5	94.5
					111.0	39.8	11.5	71.5

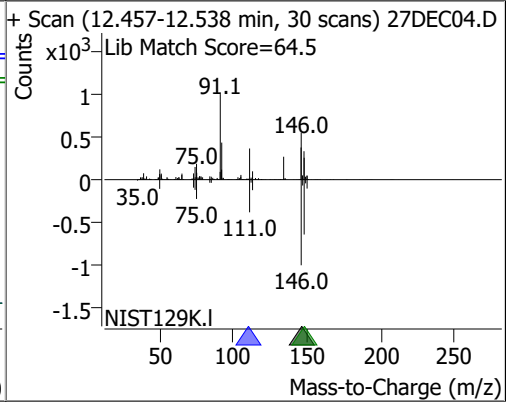
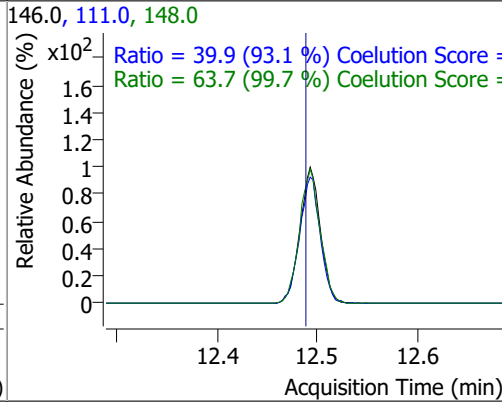
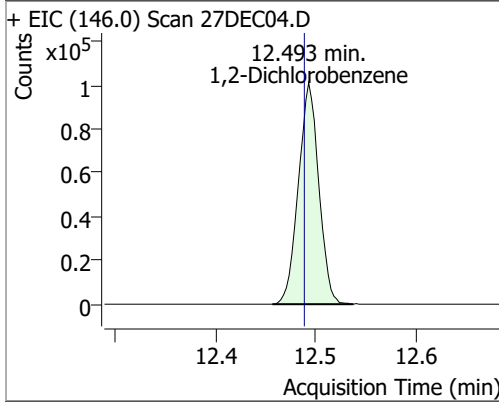


Compound	Conc.	RT	Dev(Min)	Resp.	QIon	QRatio	Lower	Upper
1,4-Dichlorobenzene	132.2507	12.12	0.00	169443	148.0	64.6	34.0	94.0
					111.0	39.6	10.4	70.4



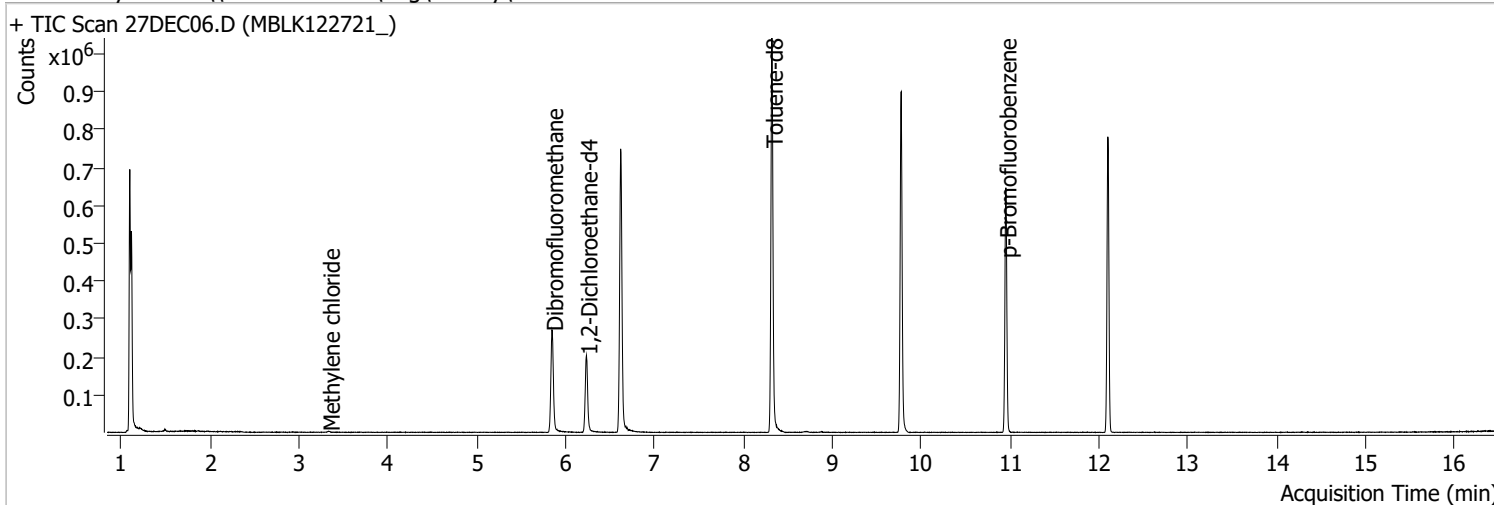
Quantitation Results Report (QT Reviewed)

Compound	Conc.	RT	Dev(Min)	Resp.	QIon	QRatio	Lower	Upper
1,2-Dichlorobenzene	135.9633	12.49	0.00	142703	148.0	63.7	33.8	93.8
					111.0	39.9	12.8	72.8



Quantitation Results Report (QT Reviewed)

Data File	27DEC06.D	Operator	MSC
Acq. Method	5975CACQF.M	Acq. Date-Time	12/27/2021 11:30:05 AM
Sample Name	MBLK122721_	Instrument	VOA5975C
Vial	6	Multiplier	1.00
DA Method File	VOA5975C_8260B_SHT_DoD_L4_120721.m	Comment	
Tune File	BFB_Atune3.u	Tune Date	10/11/2021 4:02:00 PM
Batch Name	VG122721_8260B_624pt1.batch.bin	Last Calib Update	1/5/2022 1:54:14 PM
Ref Library	\\MASSHUNTER\Org\Library\NIST129K.I		



Compound	RT	QIon	Resp.	Conc.	Units	Dev(Min)
----------	----	------	-------	-------	-------	----------

Internal Standards

M Fluorobenzene	6.618	96.0	645058	250.0000	ng	-0.003
M Chlorobenzene-d5	9.774	82.0	246878	250.0000	ng	0.000
M 1,4-Dichlorobenzene-d4	12.100	152.0	191233	250.0000	ng	0.000

System Monitoring Compounds

S Dibromofluoromethane	5.848	113.0	165625	261.9820	ng	-0.003
Spiked Amount: 250.000	Range: 80.0 - 119.0%			Recovery = 104.79%		
S 1,2-Dichloroethane-d4	6.233	67.0	75573	261.9390	ng	0.003
Spiked Amount: 250.000	Range: 81.0 - 118.0%			Recovery = 104.78%		
S Toluene-d8	8.319	98.0	638105	257.1224	ng	0.000
Spiked Amount: 250.000	Range: 89.0 - 112.0%			Recovery = 102.85%		
S p-Bromofluorobenzene	10.948	95.0	188148	257.1236	ng	-0.003
Spiked Amount: 250.000	Range: 85.0 - 114.0%			Recovery = 102.85%		

Target Compounds

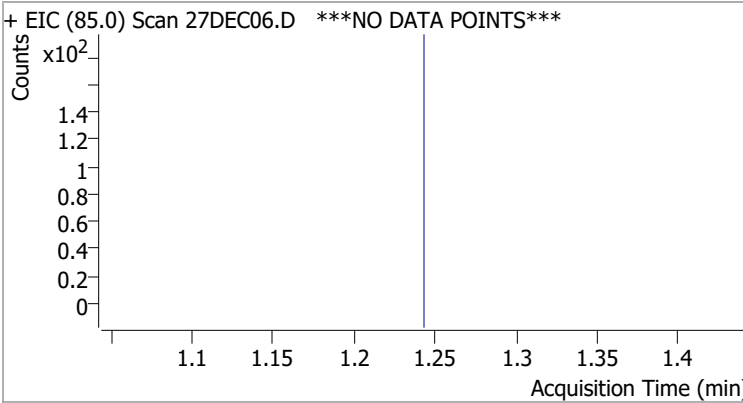
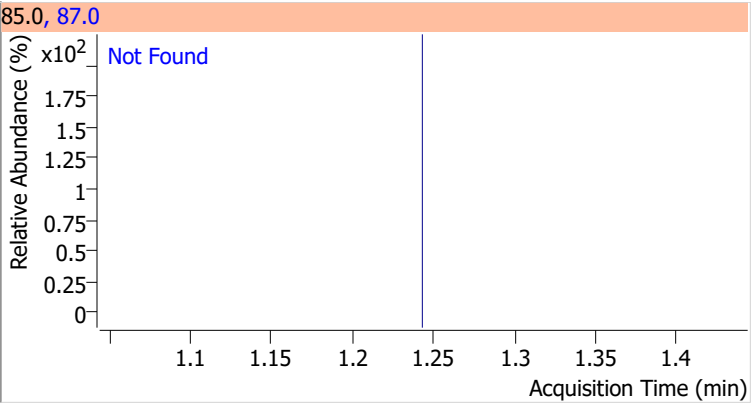
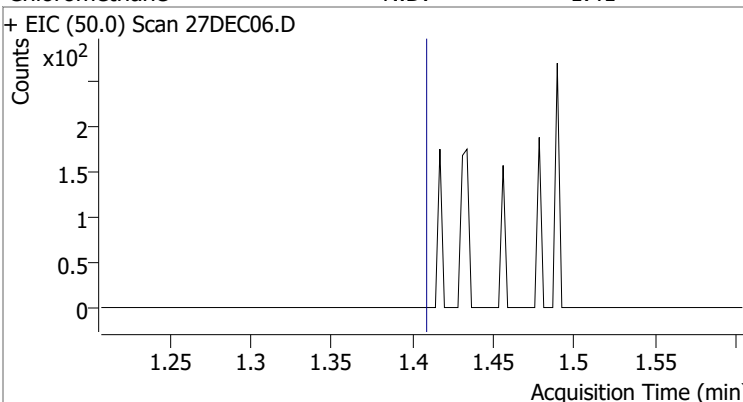
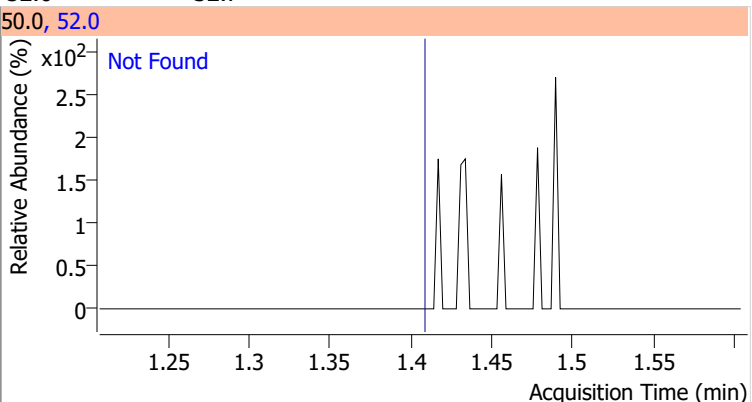
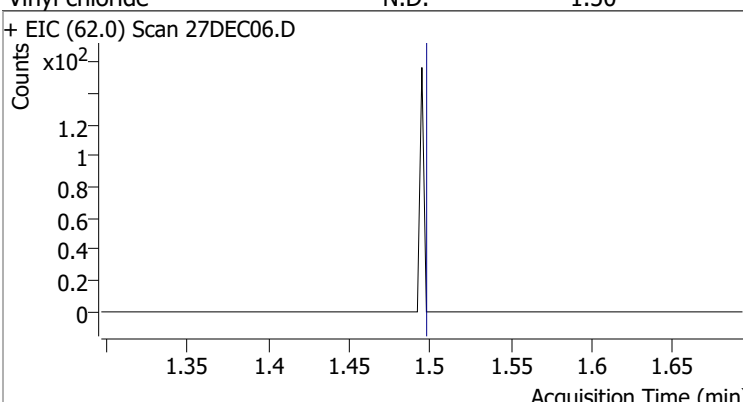
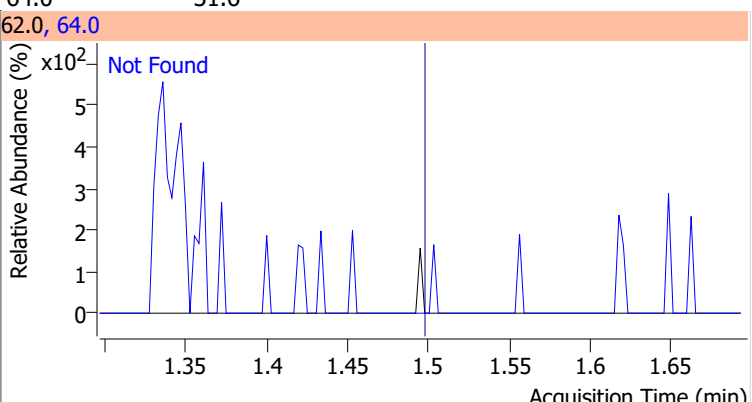
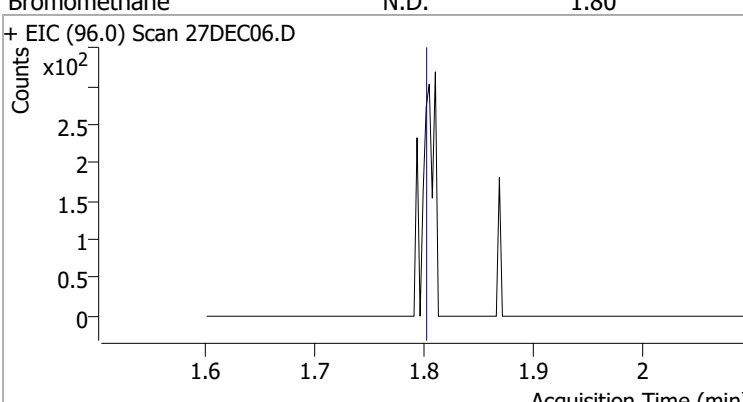
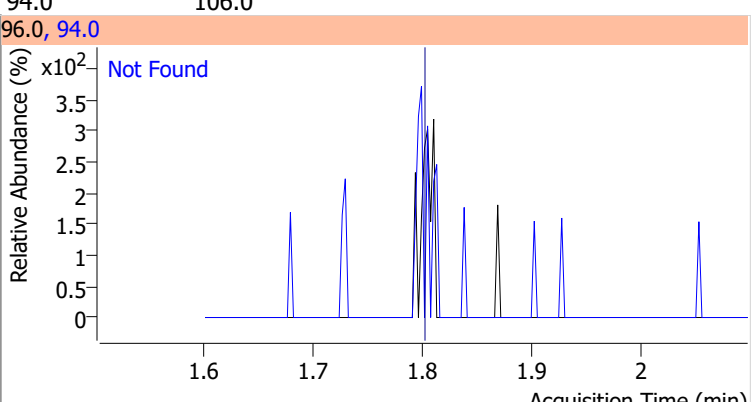
Target Compounds	RT	QIon	Resp.	Conc.	Units	QValue
T Dichlorodifluoromethane	0.000		0	N.D.		
T Chloromethane	0.000		0	N.D.		
T Vinyl chloride	0.000		0	N.D.		
T Bromomethane	0.000		0	N.D.		
T Chloroethane	0.000		0	N.D.		
T Trichlorofluoromethane	0.000		0	N.D.		
T 1,1-Dichloroethene	0.000		0	N.D.		
T Methylene chloride	3.335	49.0	1630	1.7244	ng	m 90
T trans-1,2-Dichloroethene	0.000		0	N.D.		
T Methyl tert-butyl ether (MTBE)	0.000		0	N.D.		
T 1,1-Dichloroethane	0.000		0	N.D.		
T 2,2-Dichloropropane	0.000		0	N.D.		
T cis-1,2-Dichloroethene	0.000		0	N.D.		
T Methyl ethyl ketone	0.000		0	N.D.		
T Bromochloromethane	0.000		0	N.D.		
T Chloroform	0.000		0	N.D.		

Quantitation Results Report (QT Reviewed)

Compound	RT	QIon	Resp.	Conc.	Units	Dev(Min)
T 1,1,1-Trichloroethane	0.000		0	N.D.		
T Carbon tetrachloride	0.000		0	N.D.		
T 1,1-Dichloropropene	0.000		0	N.D.		
T Benzene	0.000		0	N.D.		
T 1,2-Dichloroethane	0.000		0	N.D.		
T Trichloroethene	0.000		0	N.D.		
T 1,2-Dichloropropane	0.000		0	N.D.		
T Dibromomethane	0.000		0	N.D.		
T Bromodichloromethane	0.000		0	N.D.		
T cis-1,3-Dichloropropene	0.000		0	N.D.		
T Toluene	0.000		0	N.D.		
T trans-1,3-Dichloropropene	0.000		0	N.D.		
T 1,1,2-Trichloroethane	0.000		0	N.D.		
T Tetrachloroethene	0.000		0	N.D.		
T 1,3-Dichloropropane	0.000		0	N.D.		
T Chlorodibromomethane	0.000		0	N.D.		
T 1,2-Dibromoethane	0.000		0	N.D.		
T Chlorobenzene	0.000		0	N.D.		
T 1,1,1,2-Tetrachloroethane	0.000		0	N.D.		
T Ethylbenzene	0.000		0	N.D.		
T m+p-Xylenes	10.039	106.0	0		ng md	1
T o-Xylene	0.000		0	N.D.		
T Styrene	0.000		0	N.D.		
T Bromoform	0.000		0	N.D.		
T Bromobenzene	0.000		0	N.D.		
T 1,1,2,2-Tetrachloroethane	0.000		0	N.D.		
T 1,2,3-Trichloropropane	0.000		0	N.D.		
T 2-Chlorotoluene	0.000		0	N.D.		
T 4-Chlorotoluene	0.000		0	N.D.		
T 1,3-Dichlorobenzene	0.000		0	N.D.		
T 1,4-Dichlorobenzene	0.000		0	N.D.		
T 1,2-Dichlorobenzene	0.000		0	N.D.		

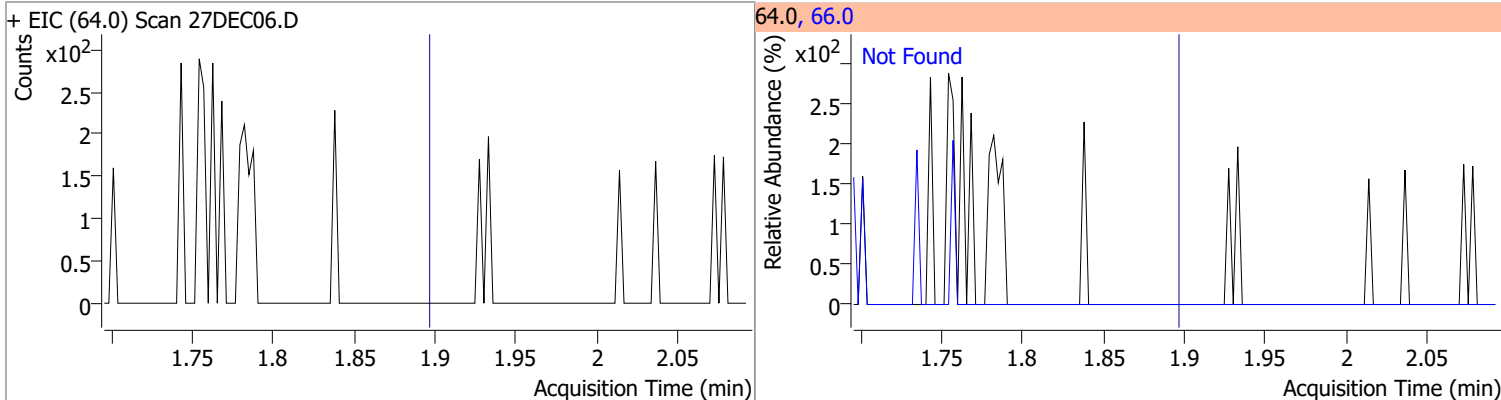
(#) = Qualifier Out of Range; (m) = Manual Integration; (+) = Area Summed; (*) = Surrogate Percent Recovery Out of Range; (d): Zeroed Peak

Quantitation Results Report (QT Reviewed)

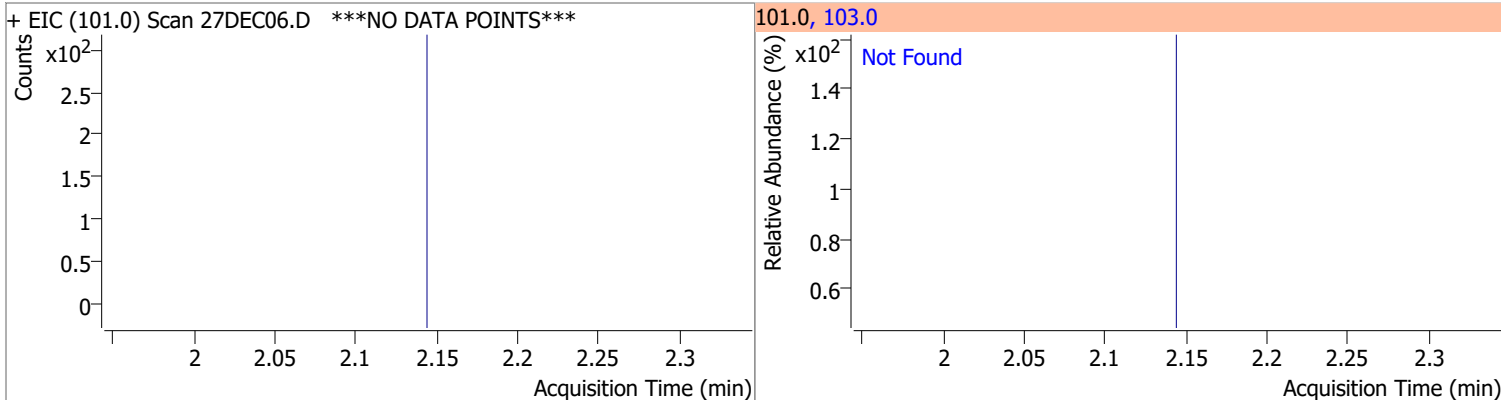
Compound	Conc.	Exp RT	QIon	Exp Ratio	
Dichlorodifluoromethane	N.D.	1.24	87.0	32.0	
+ EIC (85.0) Scan 27DEC06.D ***NO DATA POINTS***			85.0, 87.0		
Counts x10 ²	Acquisition Time (min)		Relative Abundance (%) x10 ²	Acquisition Time (min)	
			Not Found		
Chloromethane	N.D.	1.41	52.0	32.7	
+ EIC (50.0) Scan 27DEC06.D			50.0, 52.0		
Counts x10 ²	Acquisition Time (min)		Relative Abundance (%) x10 ²	Acquisition Time (min)	
			Not Found		
Vinyl chloride	N.D.	1.50	64.0	31.6	
+ EIC (62.0) Scan 27DEC06.D			62.0, 64.0		
Counts x10 ²	Acquisition Time (min)		Relative Abundance (%) x10 ²	Acquisition Time (min)	
			Not Found		
Bromomethane	N.D.	1.80	94.0	106.0	
+ EIC (96.0) Scan 27DEC06.D			96.0, 94.0		
Counts x10 ²	Acquisition Time (min)		Relative Abundance (%) x10 ²	Acquisition Time (min)	
			Not Found		

Quantitation Results Report (QT Reviewed)

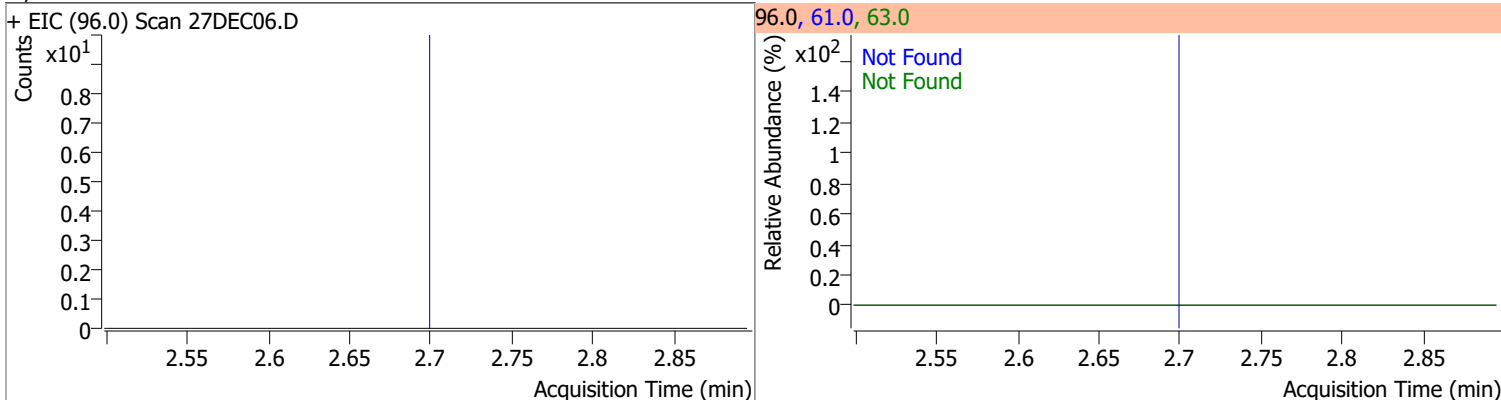
Compound	Conc.	Exp RT	QIon	Exp Ratio
Chloroethane	N.D.	1.90	66.0	30.8



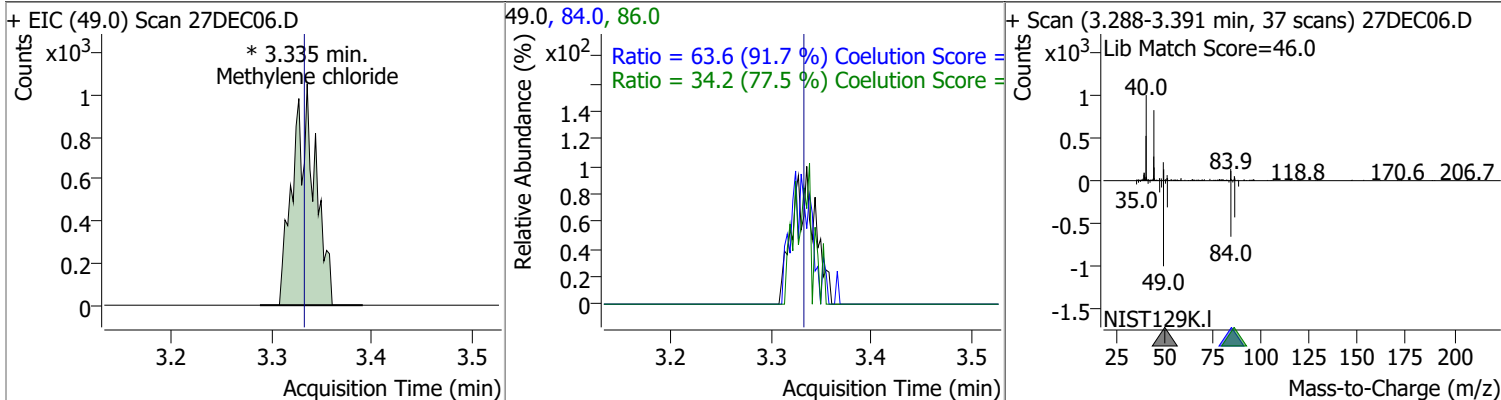
Compound	Conc.	Exp RT	QIon	Exp Ratio
Trichlorofluoromethane	N.D.	2.14	103.0	64.8



Compound	Conc.	Exp RT	QIon	Exp Ratio	QIon	Exp Ratio
1,1-Dichloroethene	N.D.	2.70	61.0	180.1	63.0	57.5

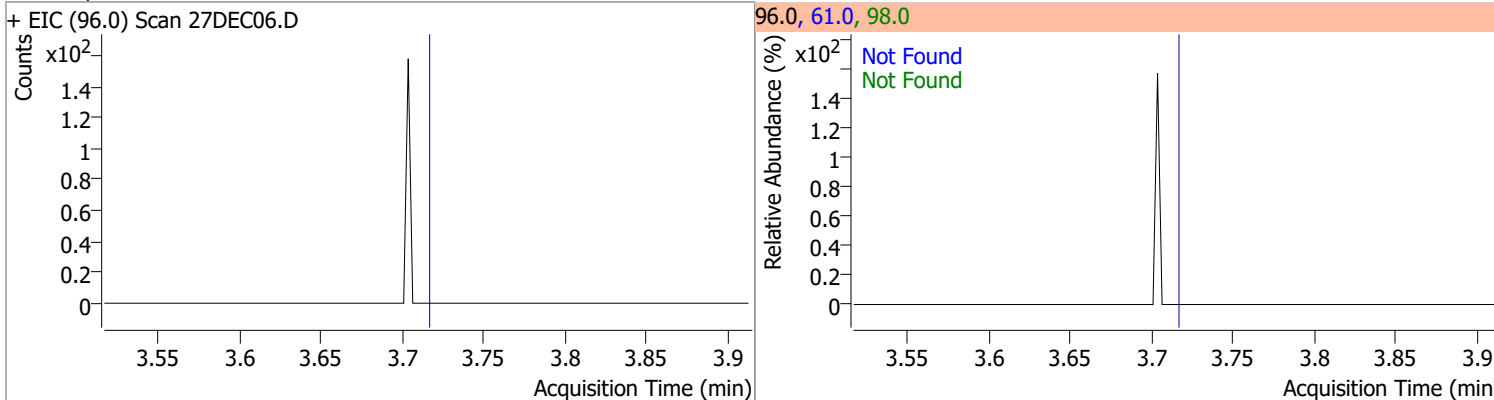


Compound	Conc.	RT	Dev(Min)	Resp.	QIon	QRatio	Lower	Upper
Methylene chloride	1.7244	3.34	0.00	1630 (m)	84.0	63.6	39.4	99.4
					86.0	34.2	14.1	74.1

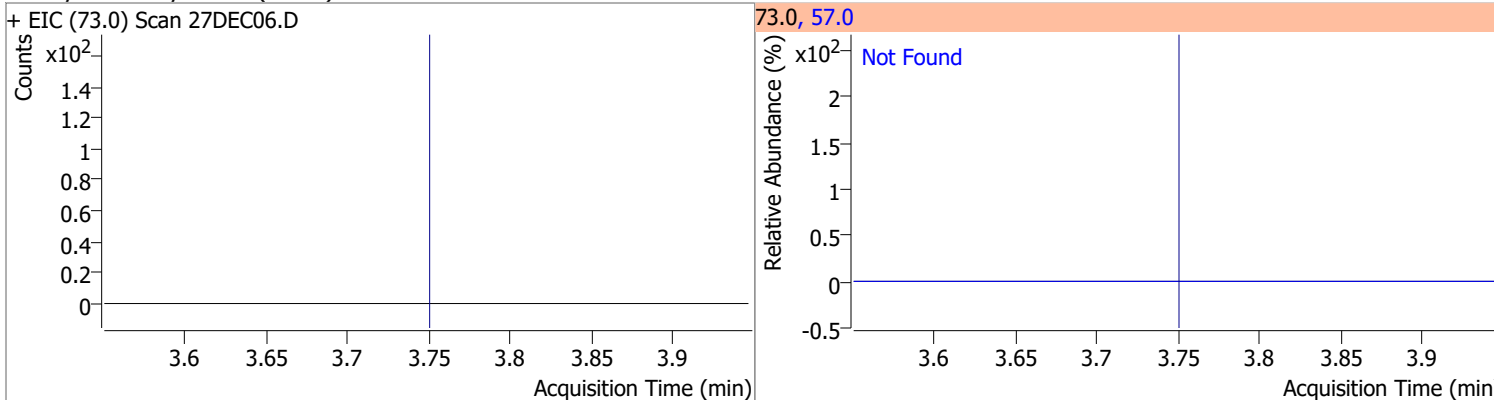


Quantitation Results Report (QT Reviewed)

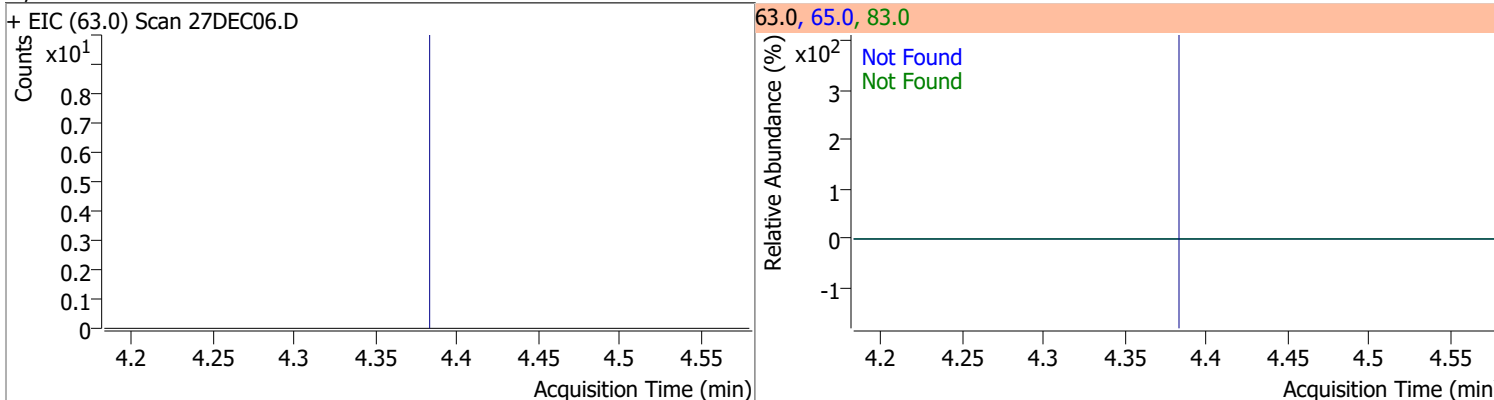
Compound	Conc.	Exp RT	QIon	Exp Ratio	QIon	Exp Ratio
trans-1,2-Dichloroethene	N.D.	3.72	61.0	155.1	98.0	62.8



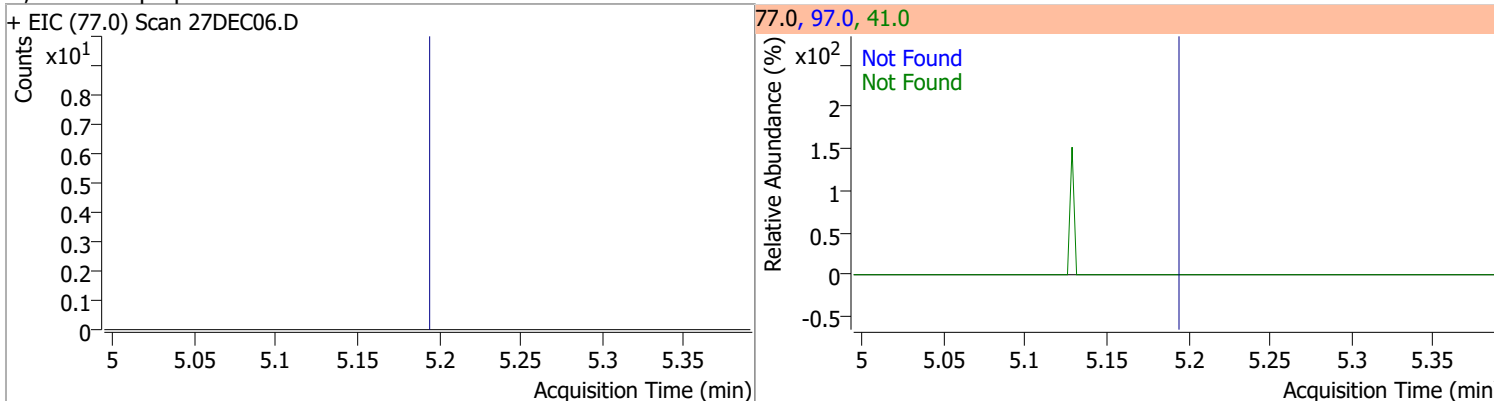
Compound	Conc.	Exp RT	QIon	Exp Ratio
Methyl tert-butyl ether (MTBE)	N.D.	3.75	57.0	23.9



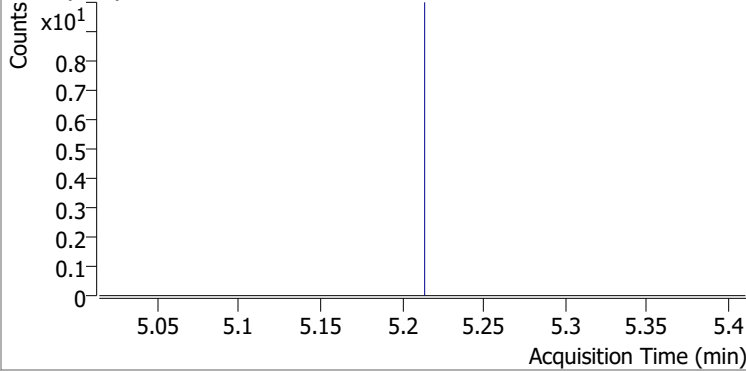
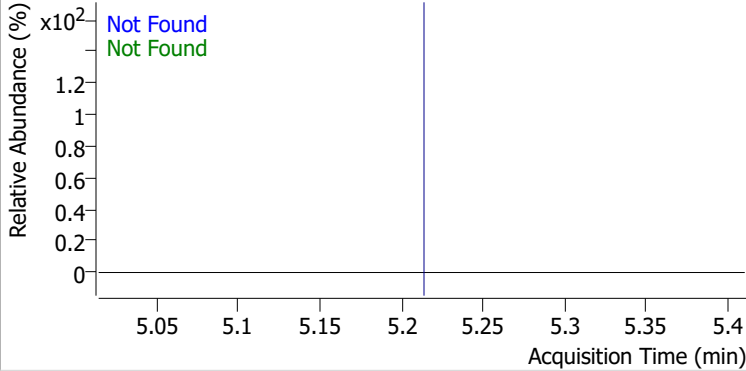
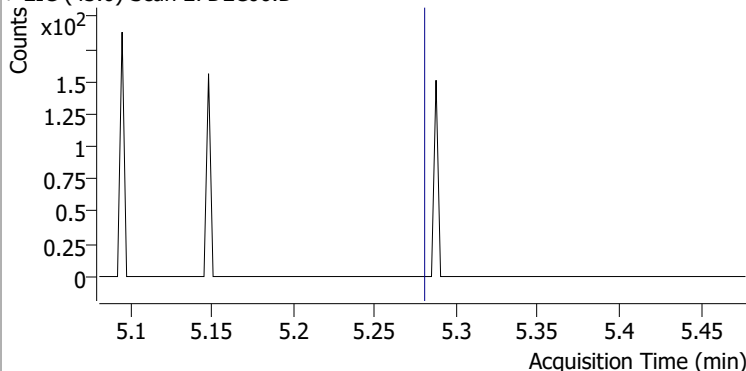
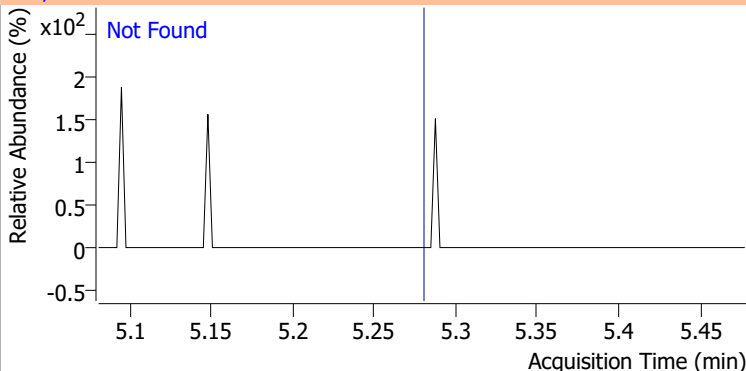
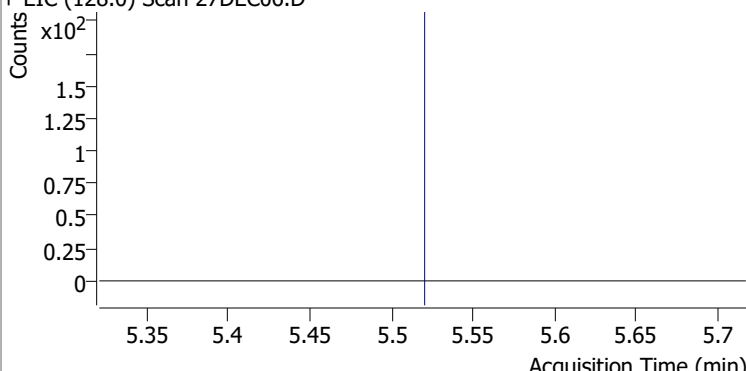
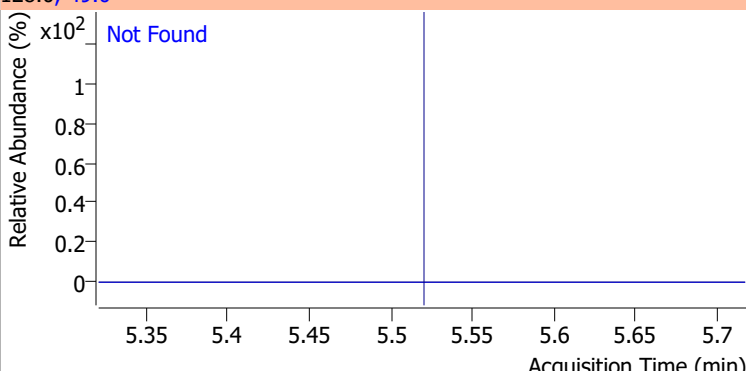
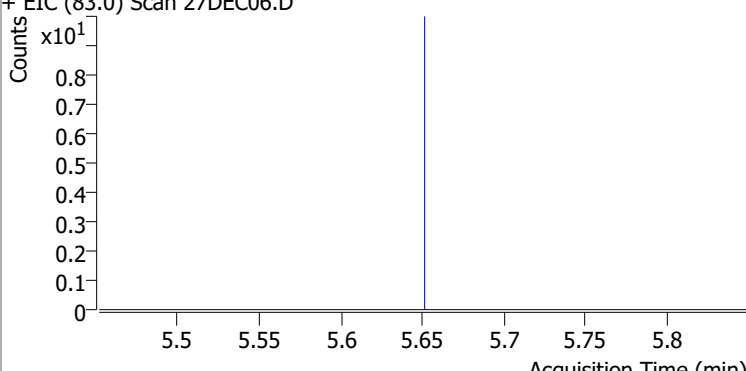
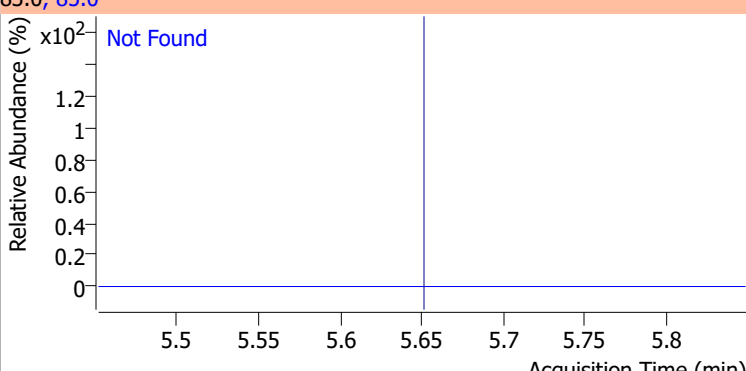
Compound	Conc.	Exp RT	QIon	Exp Ratio	QIon	Exp Ratio
1,1-Dichloroethane	N.D.	4.38	65.0	31.7	83.0	12.8



Compound	Conc.	Exp RT	QIon	Exp Ratio	QIon	Exp Ratio
2,2-Dichloropropane	N.D.	5.20	41.0	59.0	97.0	21.8

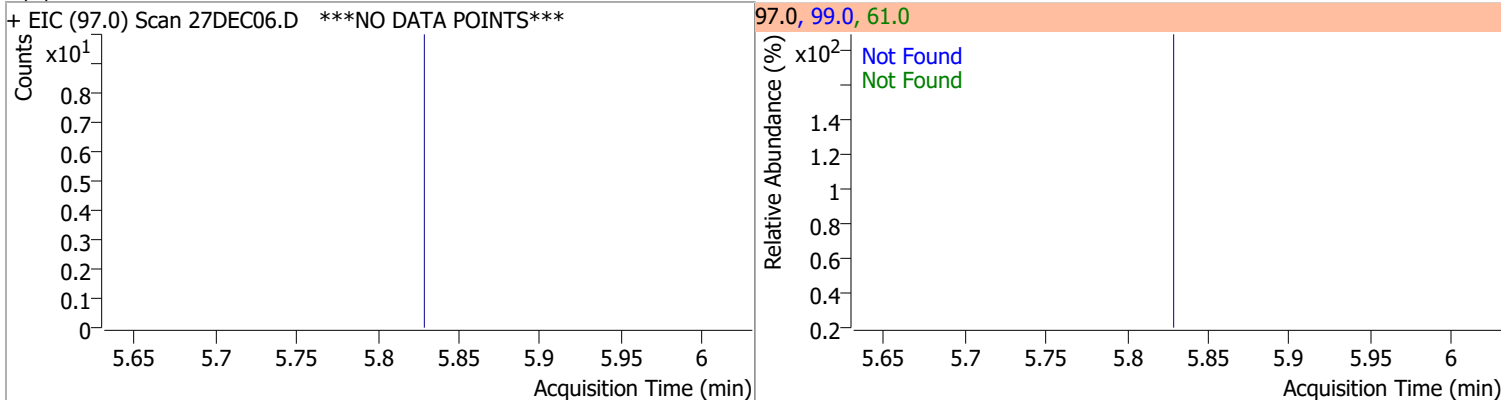


Quantitation Results Report (QT Reviewed)

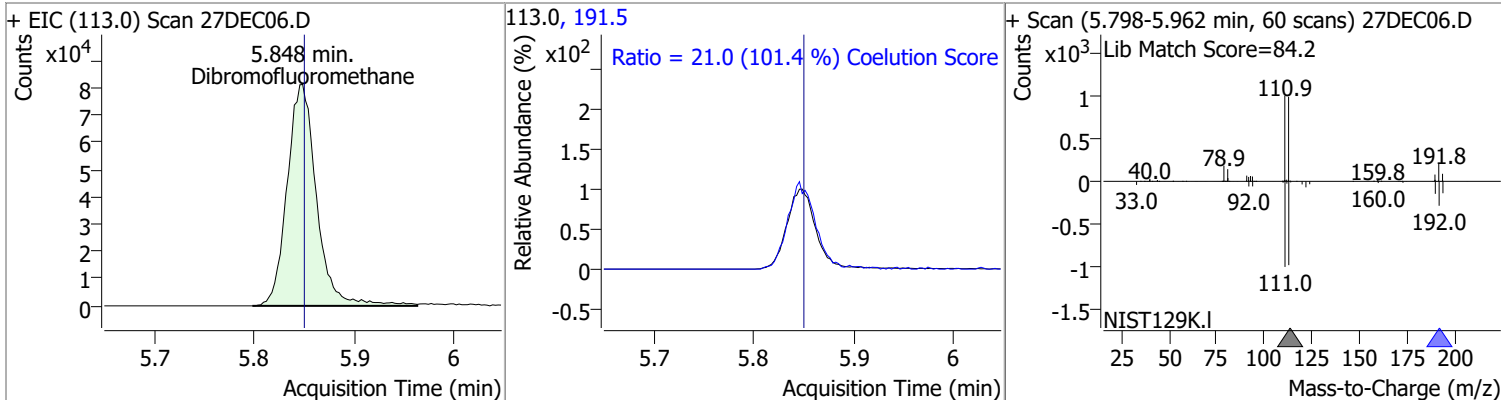
Compound	Conc.	Exp RT	QIon	Exp Ratio	QIon	Exp Ratio
cis-1,2-Dichloroethene	N.D.	5.21	61.0	163.3	98.0	64.4
+ EIC (96.0) Scan 27DEC06.D			96.0, 61.0, 98.0			
						
Methyl ethyl ketone	N.D.	5.28	72.0	22.2		
+ EIC (43.0) Scan 27DEC06.D			43.0, 72.0			
						
Bromochloromethane	N.D.	5.52	49.0	184.6		
+ EIC (128.0) Scan 27DEC06.D			128.0, 49.0			
						
Chloroform	N.D.	5.65	85.0	65.1		
+ EIC (83.0) Scan 27DEC06.D			83.0, 85.0			
						

Quantitation Results Report (QT Reviewed)

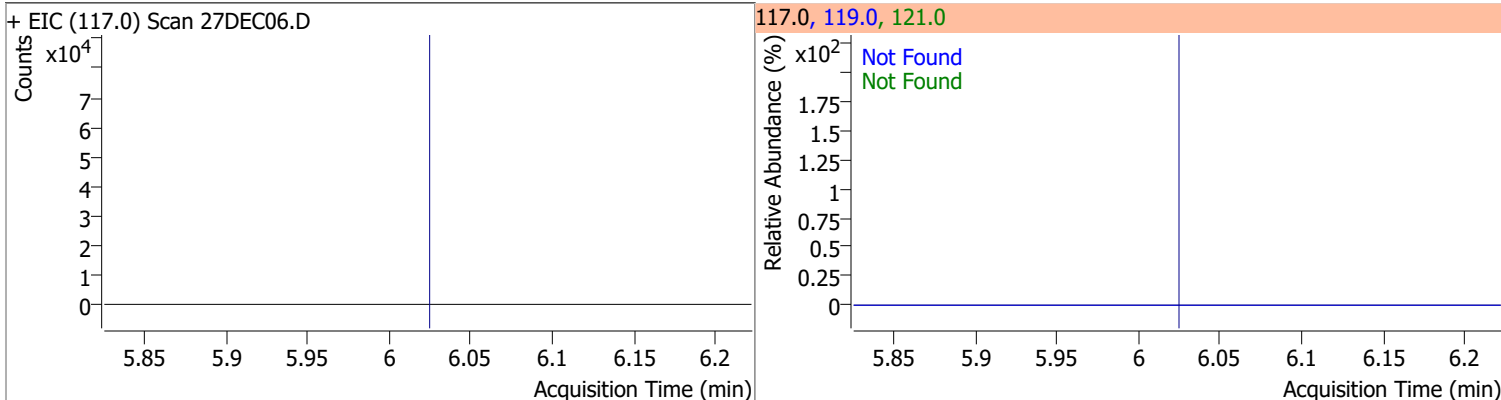
Compound	Conc.	Exp RT	QIon	Exp Ratio	QIon	Exp Ratio
1,1,1-Trichloroethane	N.D.	5.83	99.0	65.7	61.0	45.0



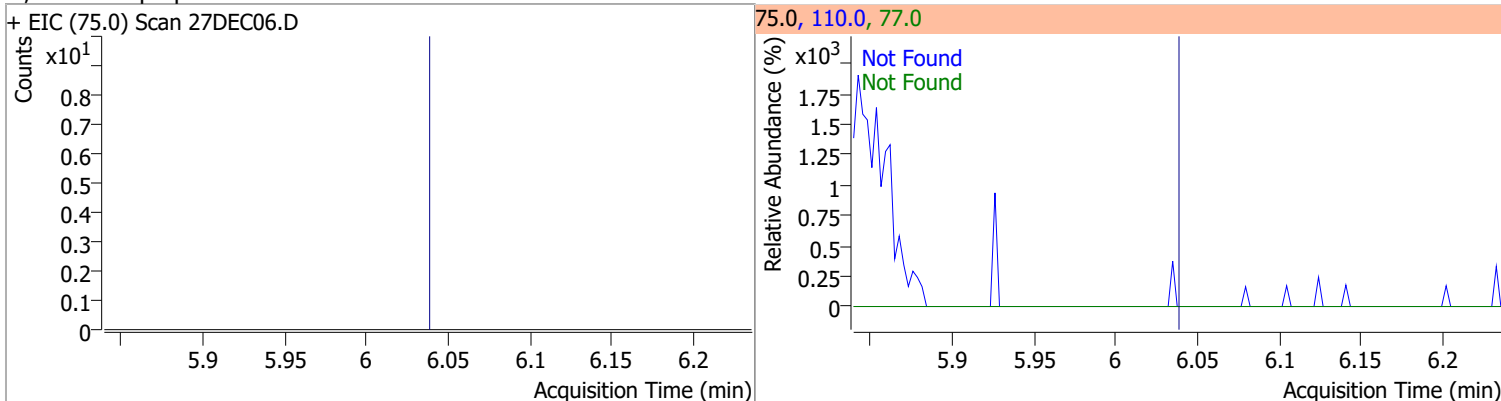
Compound	Conc.	RT	Dev(Min)	Resp.	QIon	QRatio	Lower	Upper
Dibromofluoromethane	261.9820	5.85	0.00	165625	191.5	21.0	0.0	50.7



Compound	Conc.	Exp RT	QIon	Exp Ratio	QIon	Exp Ratio
Carbon tetrachloride	N.D.	6.03	119.0	97.5	121.0	30.4

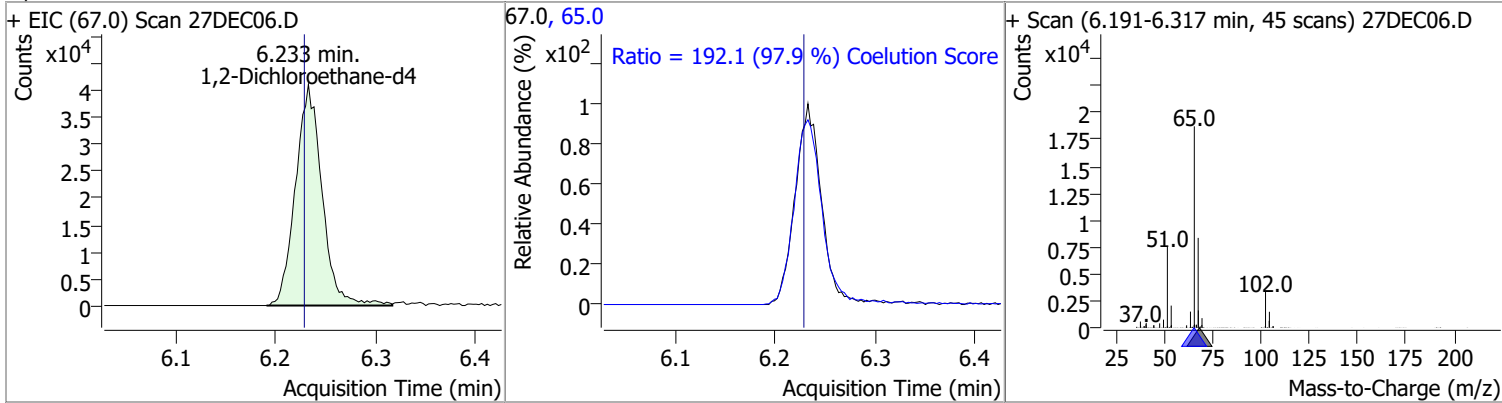


Compound	Conc.	Exp RT	QIon	Exp Ratio	QIon	Exp Ratio
1,1-Dichloropropene	N.D.	6.04	110.0	35.4	77.0	30.5

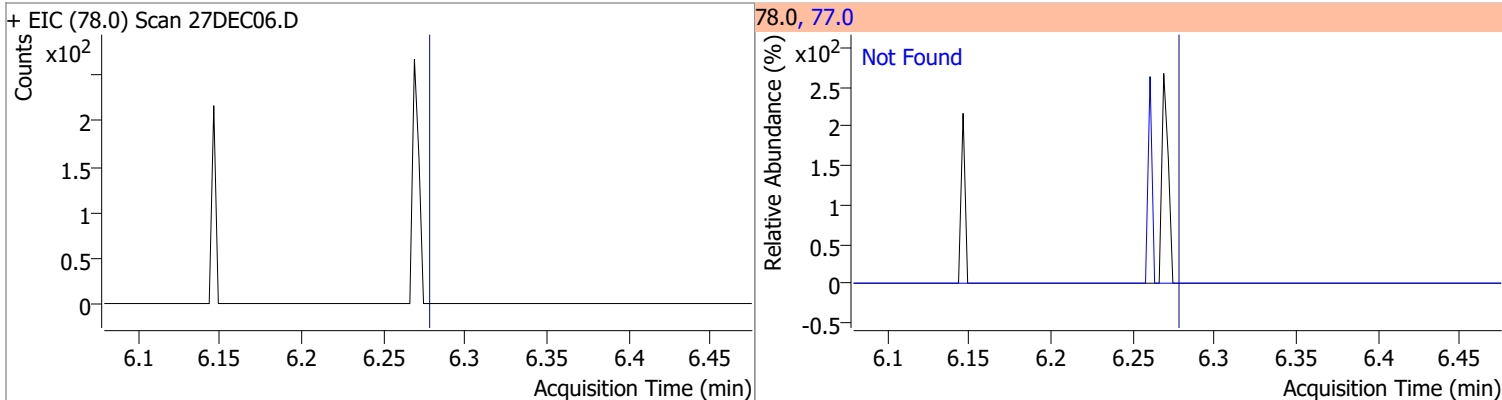


Quantitation Results Report (QT Reviewed)

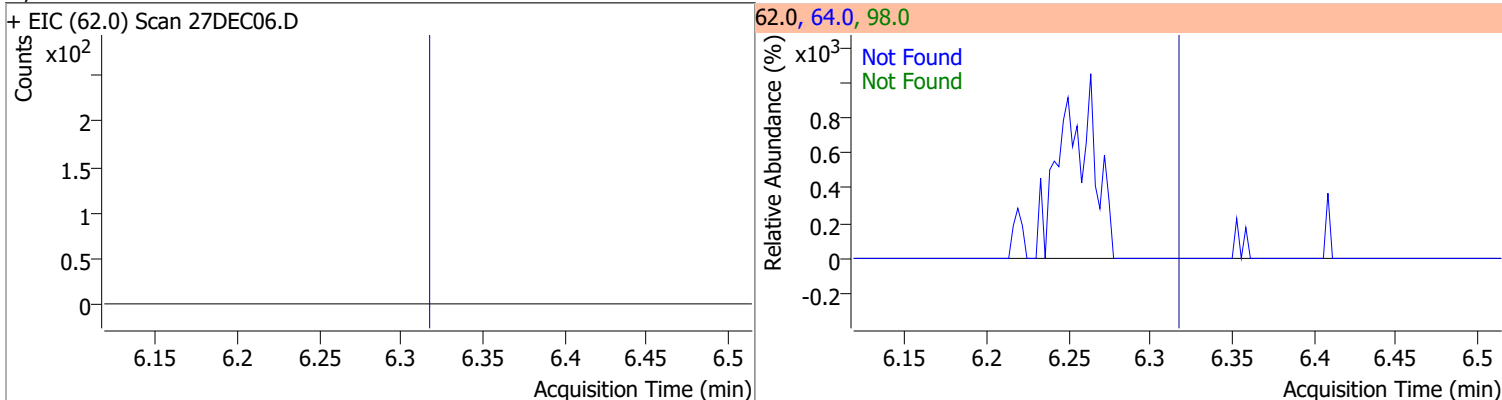
Compound	Conc.	RT	Dev(Min)	Resp.	QIon	QRatio	Lower	Upper
1,2-Dichloroethane-d4	261.9390	6.23	0.00	75573	65.0	192.1	166.3	226.3



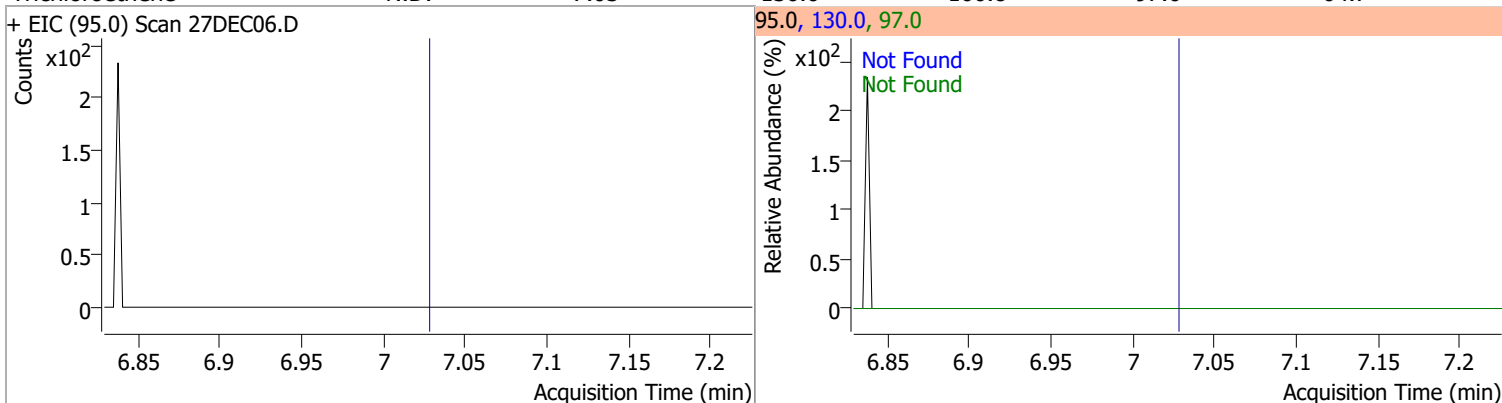
Compound	Conc.	Exp RT	QIon	Exp Ratio
Benzene	N.D.	6.28	77.0	23.5



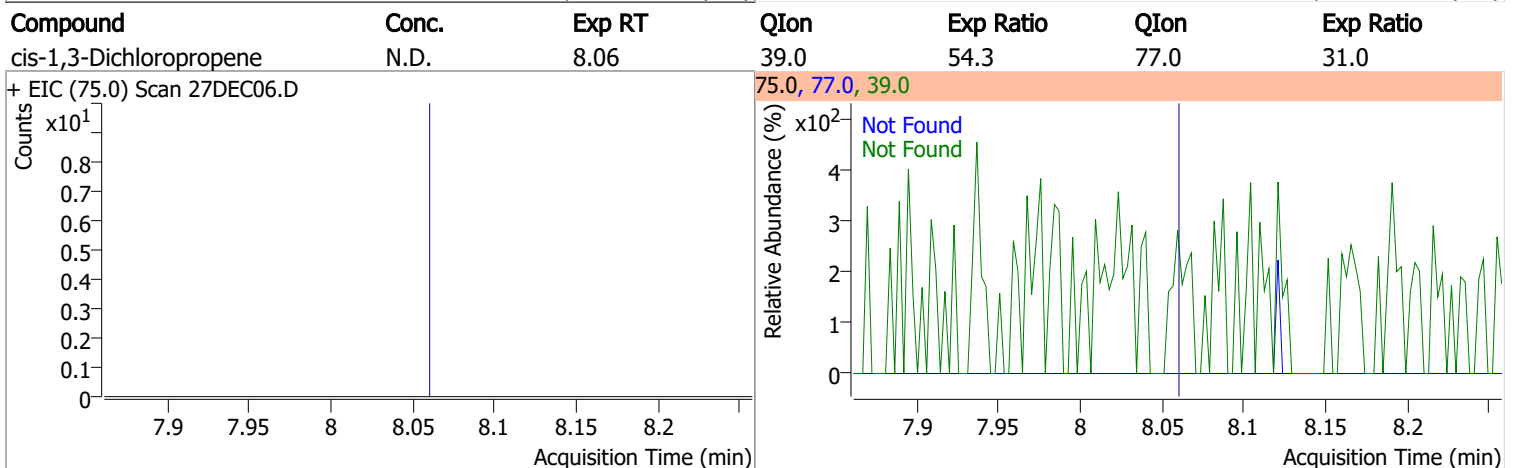
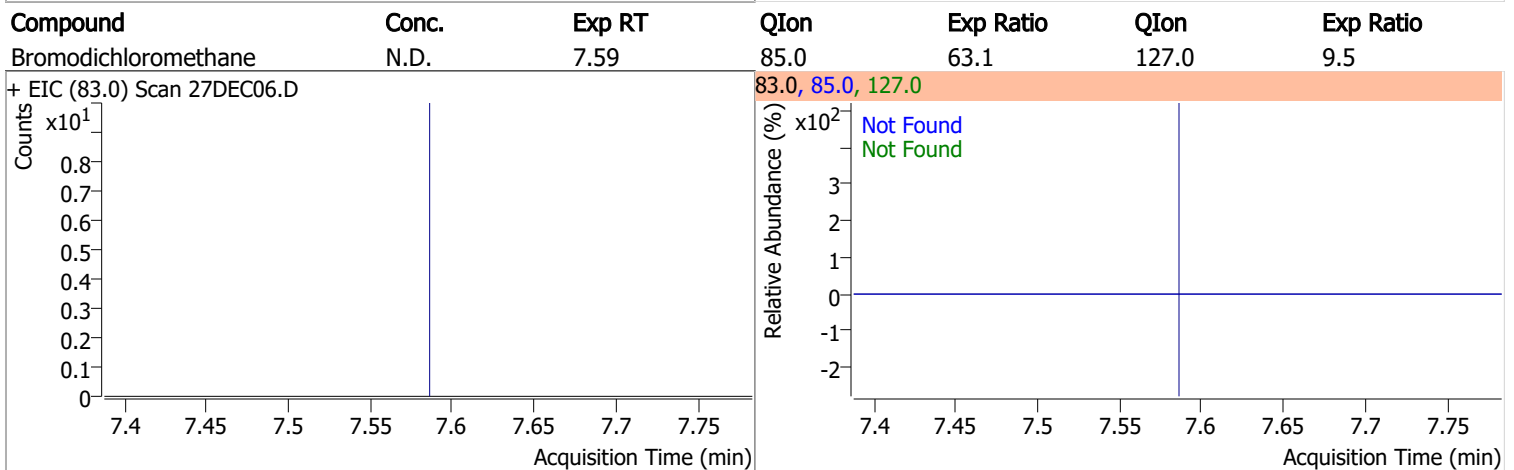
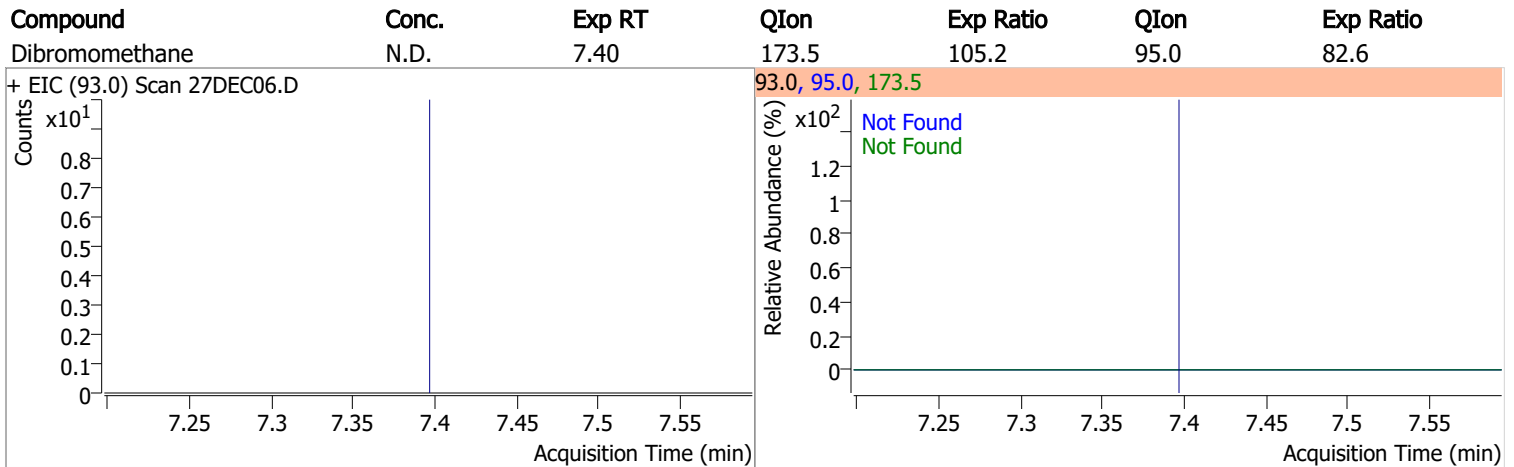
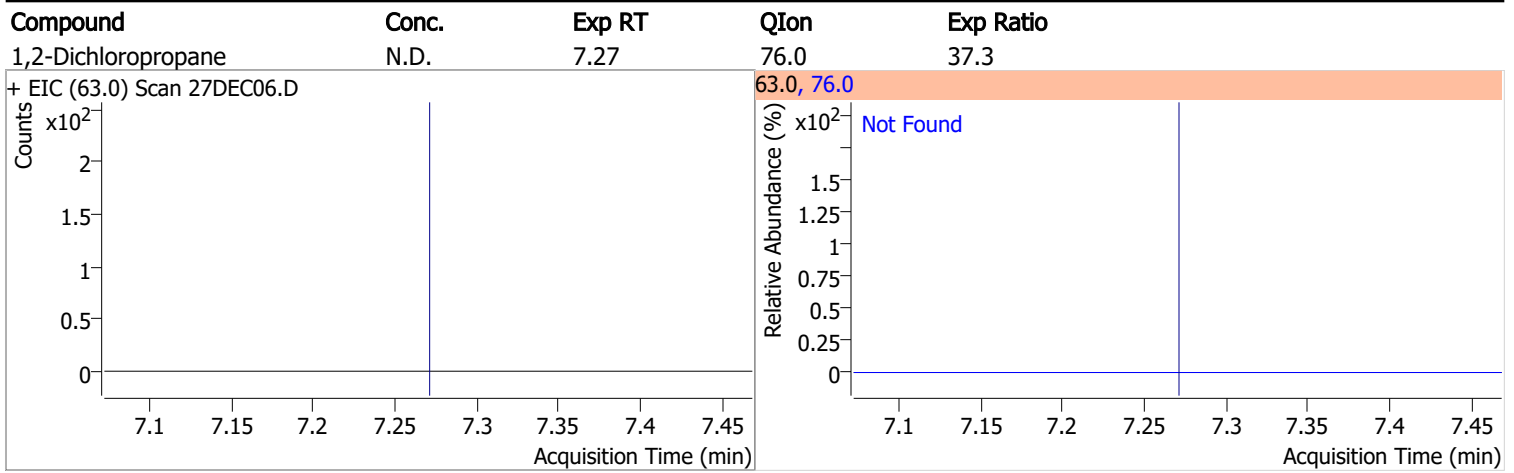
Compound	Conc.	Exp RT	QIon	Exp Ratio	QIon	Exp Ratio
1,2-Dichloroethane	N.D.	6.32	64.0	32.3	98.0	8.2



Compound	Conc.	Exp RT	QIon	Exp Ratio	QIon	Exp Ratio
Trichloroethene	N.D.	7.03	130.0	100.8	97.0	64.7

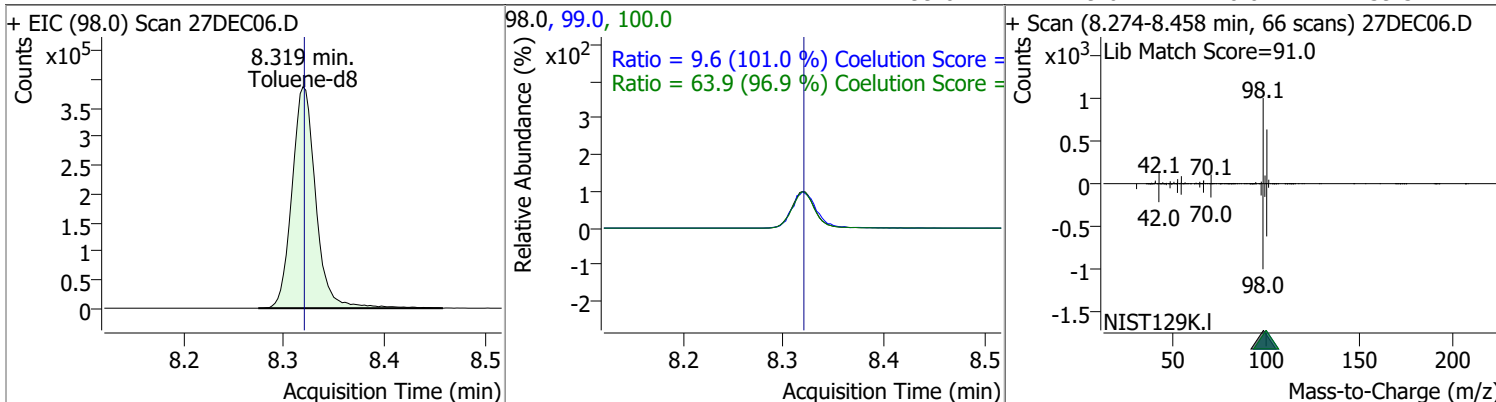


Quantitation Results Report (QT Reviewed)

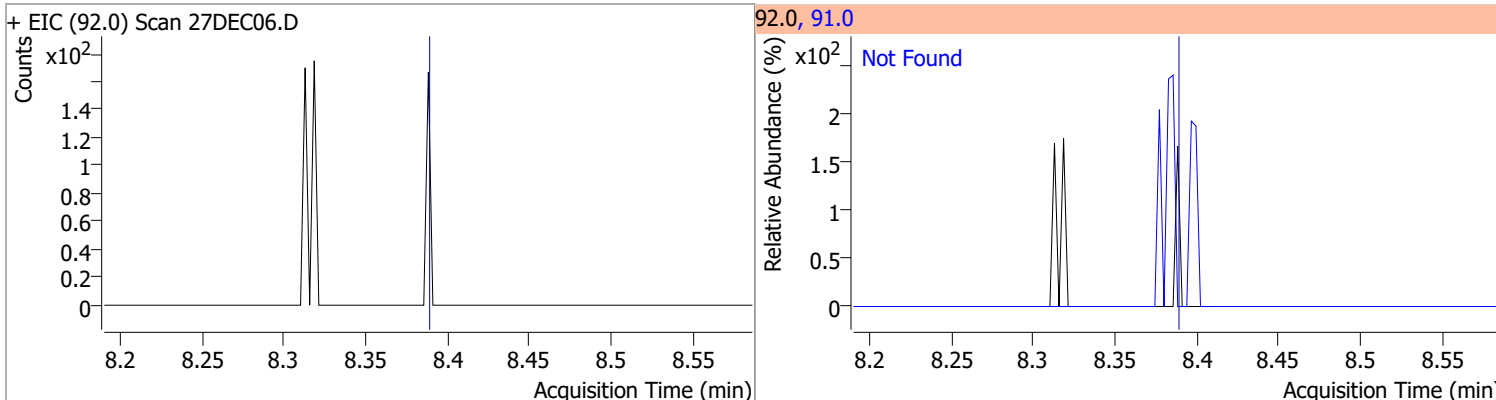


Quantitation Results Report (QT Reviewed)

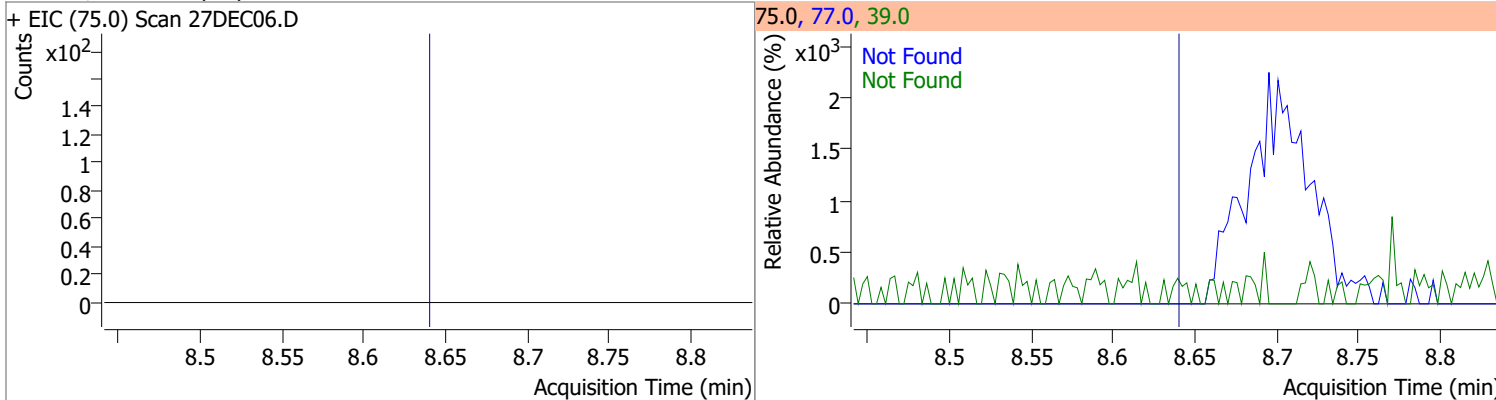
Compound	Conc.	RT	Dev(Min)	Resp.	QIon	QRatio	Lower	Upper
Toluene-d8	257.1224	8.32	0.00	638105	100.0	63.9	35.9	95.9
					99.0	9.6	0.0	39.5



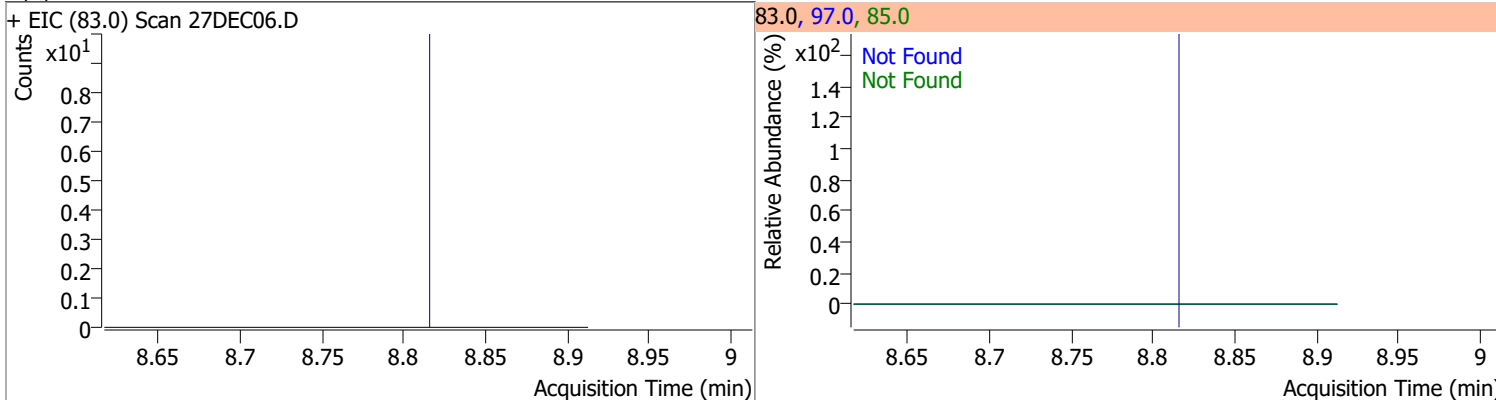
Compound	Conc.	Exp RT	QIon	Exp Ratio
Toluene	N.D.	8.39	91.0	174.3



Compound	Conc.	Exp RT	QIon	Exp Ratio	QIon	Exp Ratio
trans-1,3-Dichloropropene	N.D.	8.64	39.0	52.1	77.0	32.0

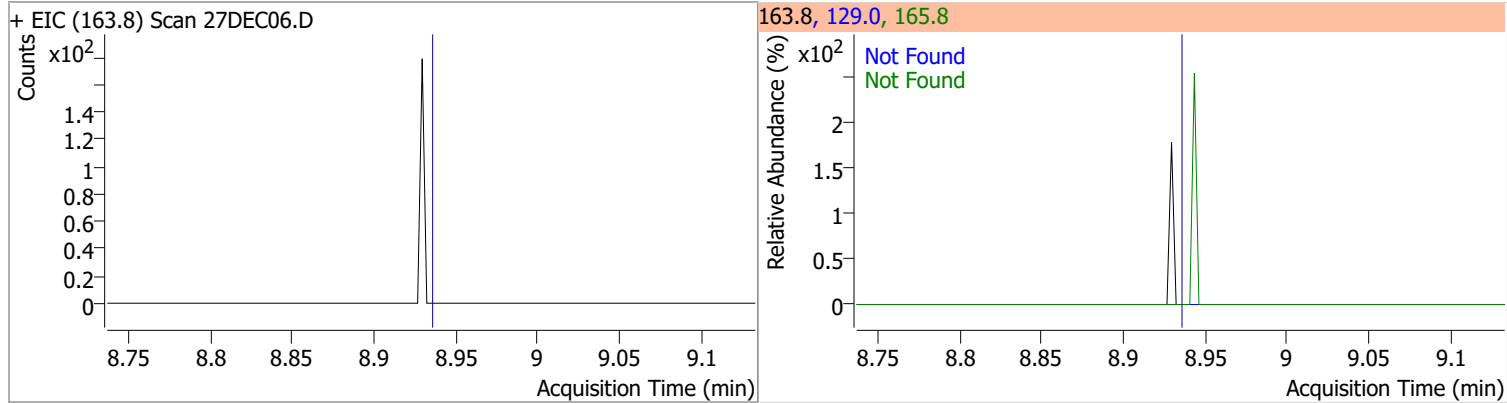


Compound	Conc.	Exp RT	QIon	Exp Ratio	QIon	Exp Ratio
1,1,2-Trichloroethane	N.D.	8.82	97.0	114.3	85.0	61.5

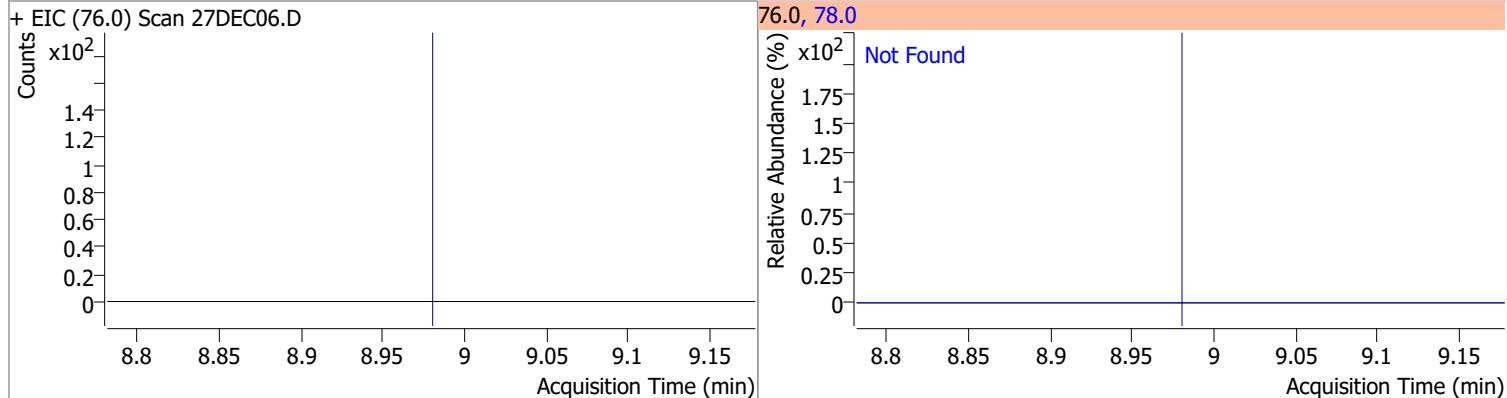


Quantitation Results Report (QT Reviewed)

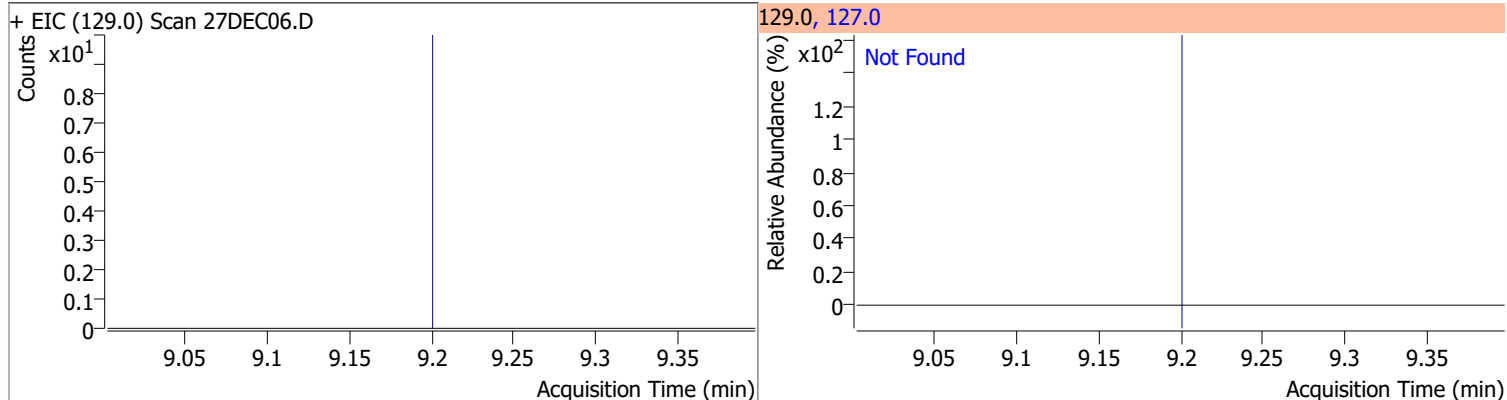
Compound	Conc.	Exp RT	QIon	Exp Ratio	QIon	Exp Ratio
Tetrachloroethene	N.D.	8.94	165.8	128.3	129.0	95.3



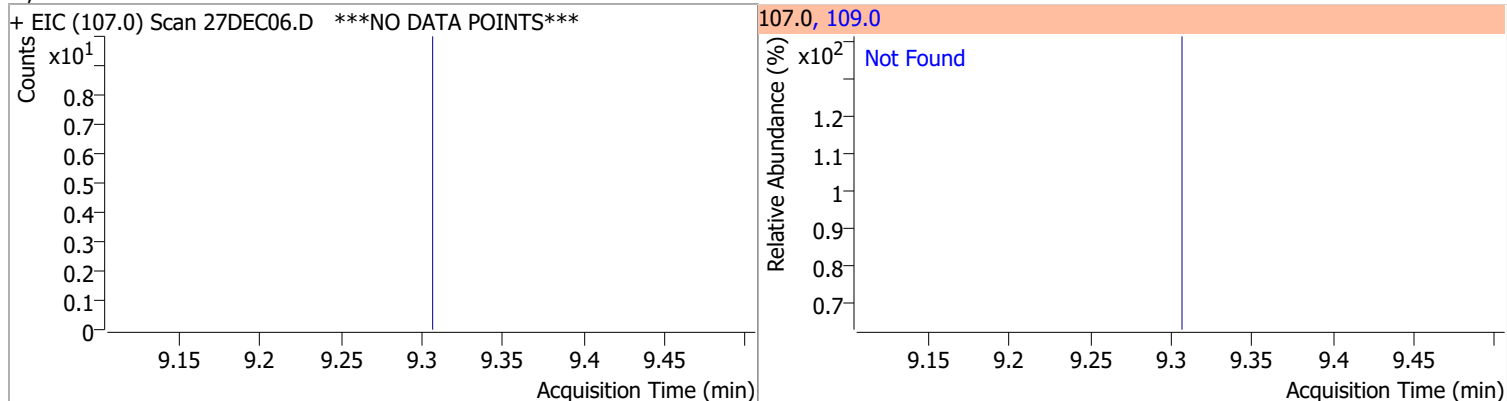
Compound	Conc.	Exp RT	QIon	Exp Ratio
1,3-Dichloropropane	N.D.	8.98	78.0	32.1



Compound	Conc.	Exp RT	QIon	Exp Ratio
Chlorodibromomethane	N.D.	9.20	127.0	75.3

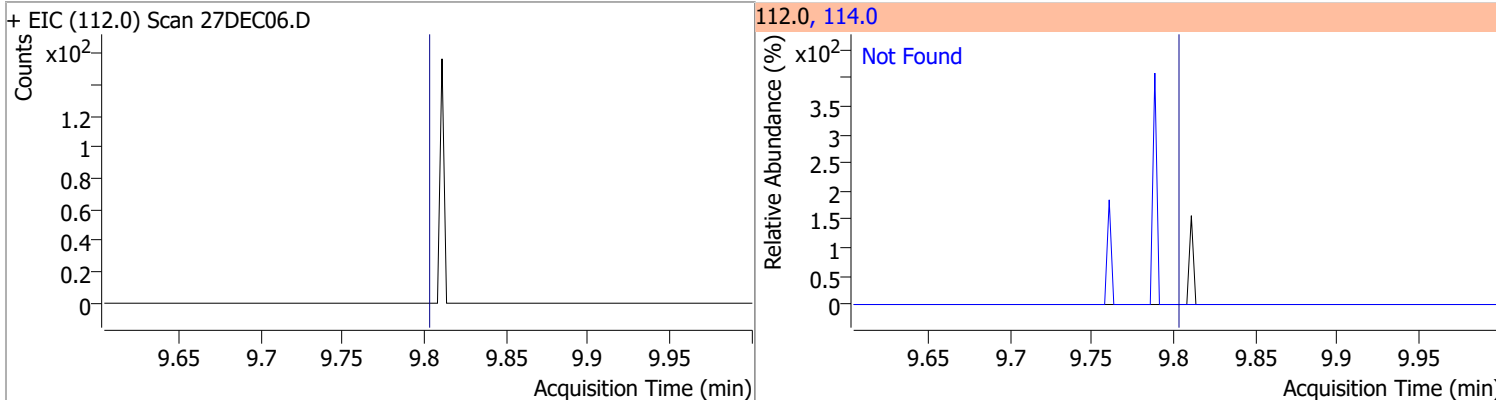


Compound	Conc.	Exp RT	QIon	Exp Ratio
1,2-Dibromoethane	N.D.	9.31	109.0	97.2

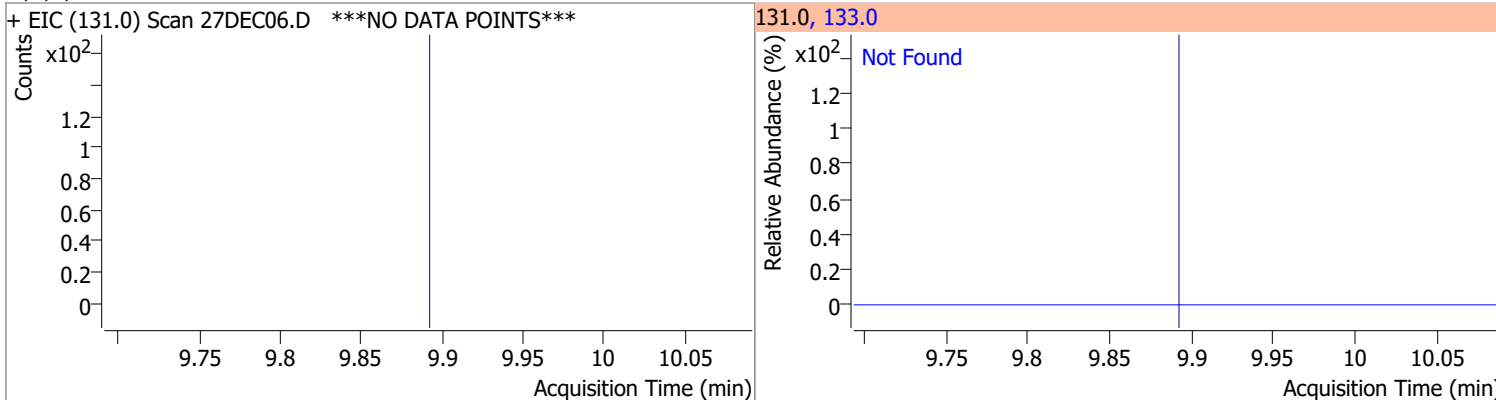


Quantitation Results Report (QT Reviewed)

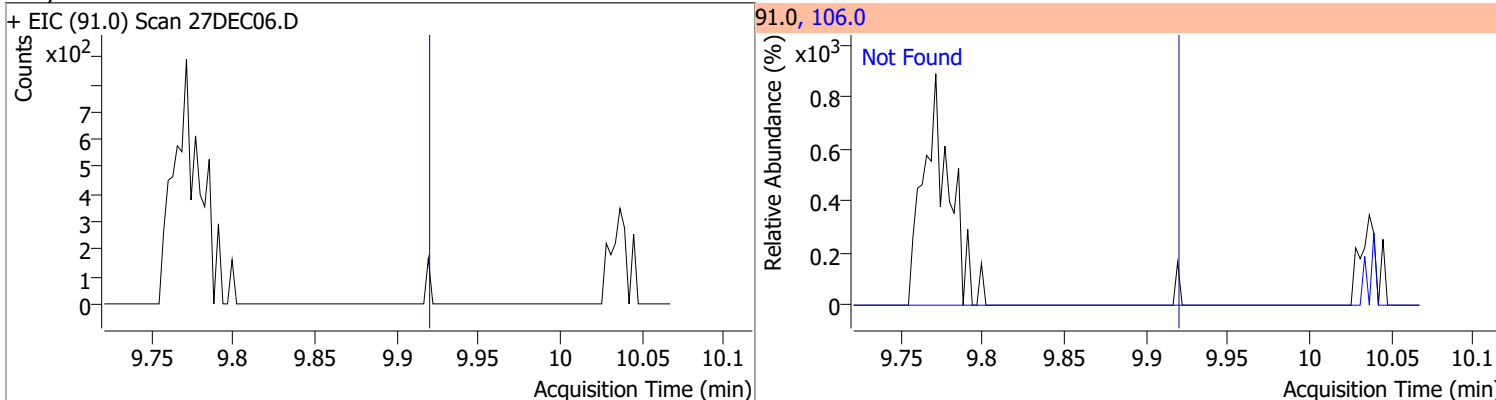
Compound	Conc.	Exp RT	QIon	Exp Ratio
Chlorobenzene	N.D.	9.80	114.0	32.3



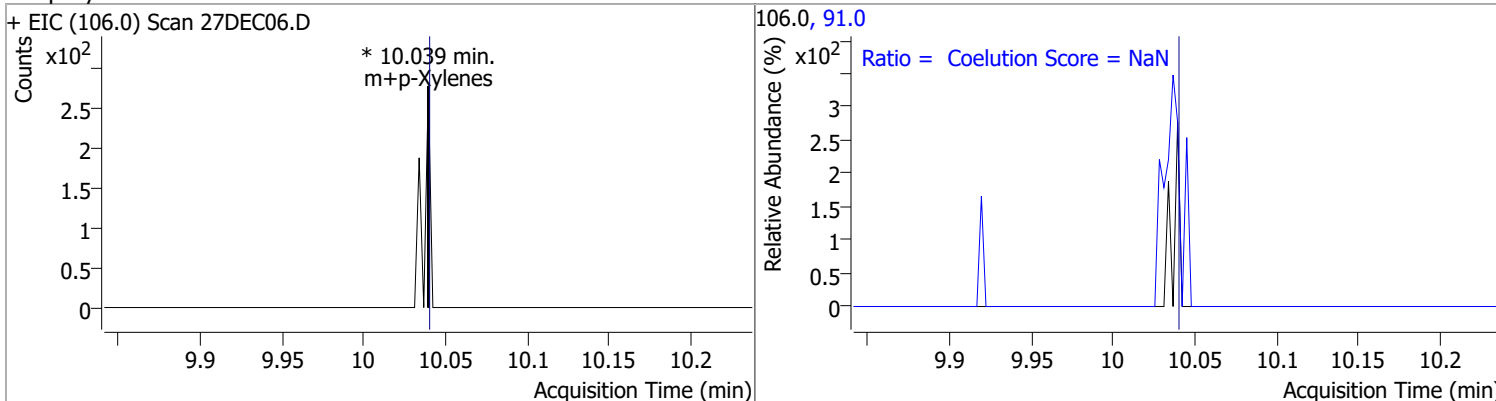
Compound	Conc.	Exp RT	QIon	Exp Ratio
1,1,1,2-Tetrachloroethane	N.D.	9.89	133.0	95.7



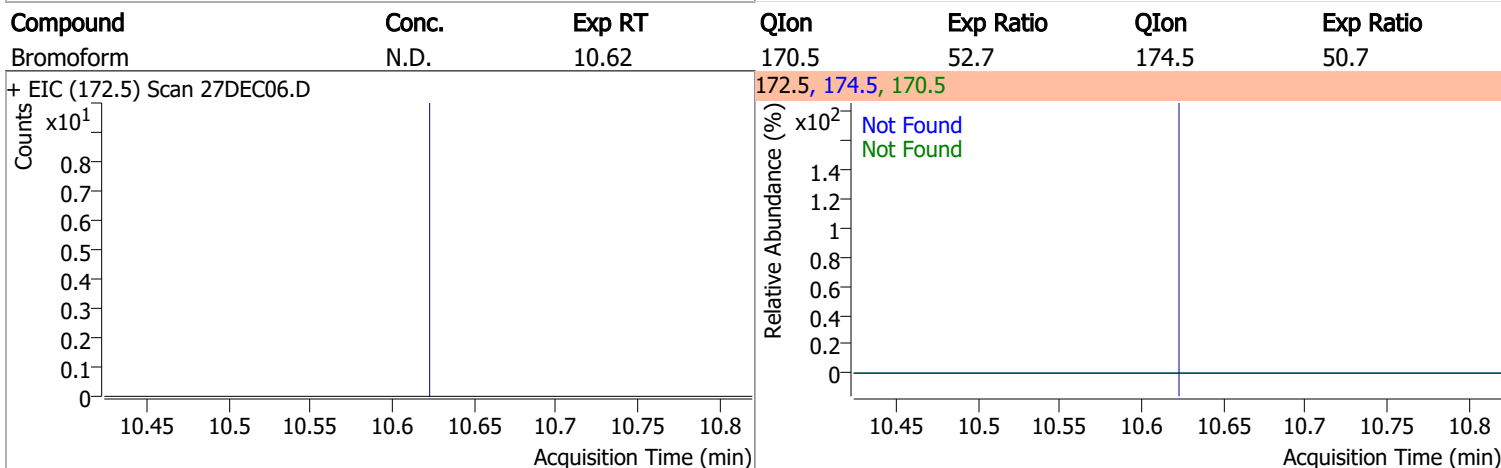
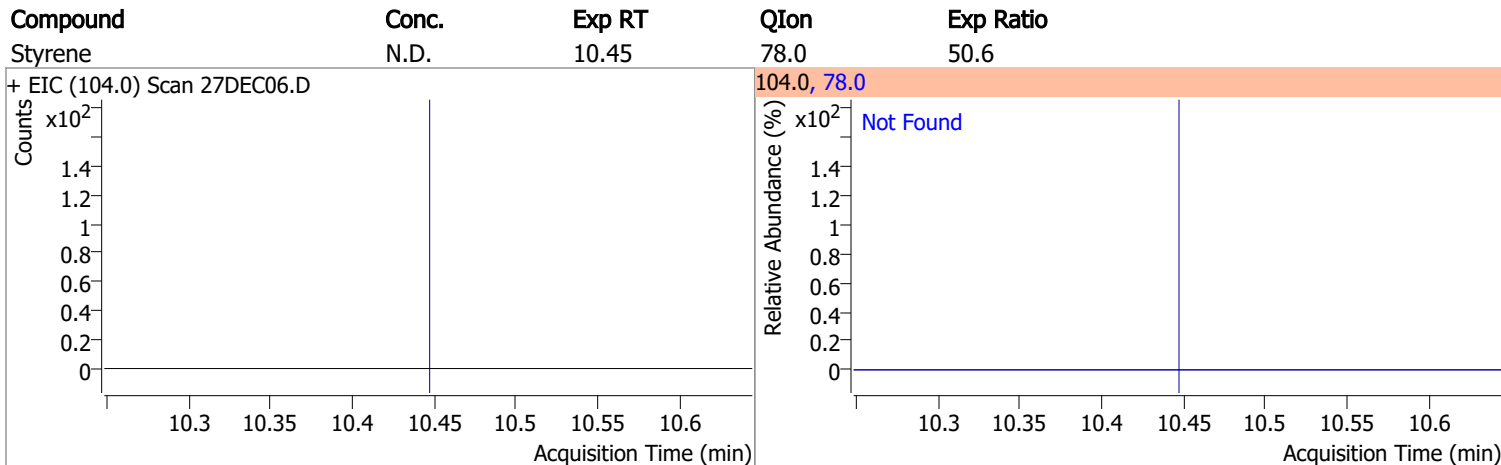
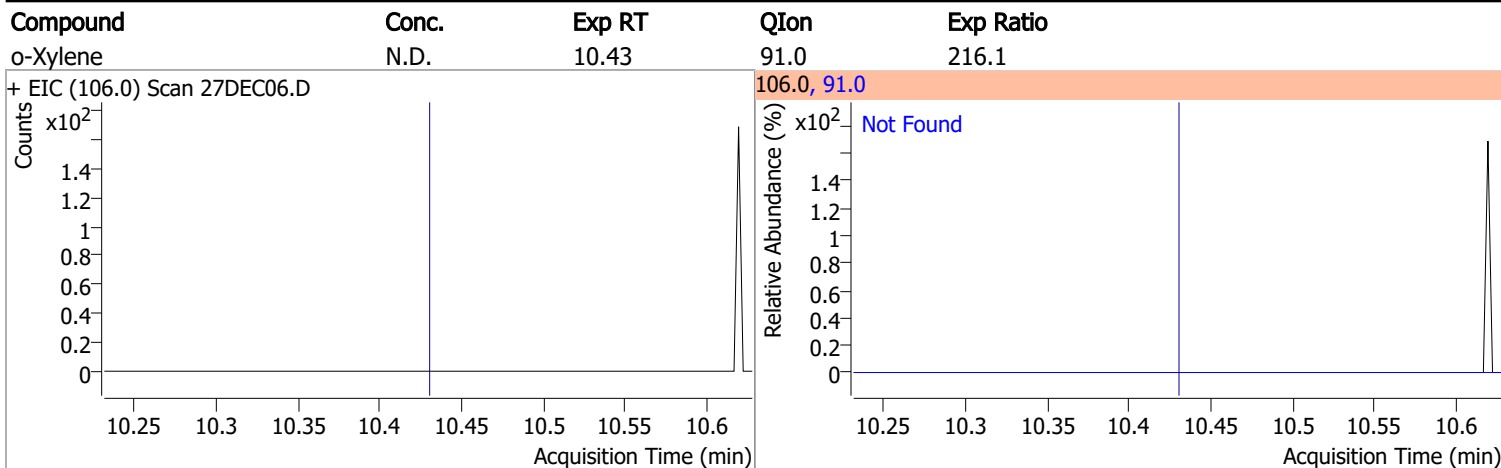
Compound	Conc.	Exp RT	QIon	Exp Ratio
Ethylbenzene	N.D.	9.92	106.0	30.7



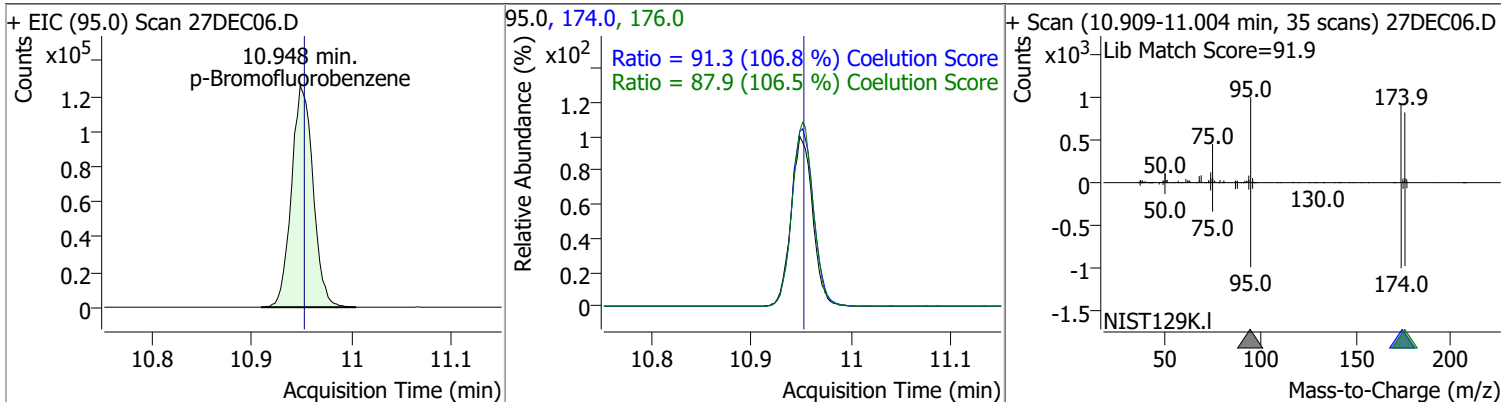
Compound	Conc.	RT	Dev(Min)	Resp.	QIon	QRatio	Lower	Upper
m+p-Xylenes		0		0	91.0		175.0	235.0



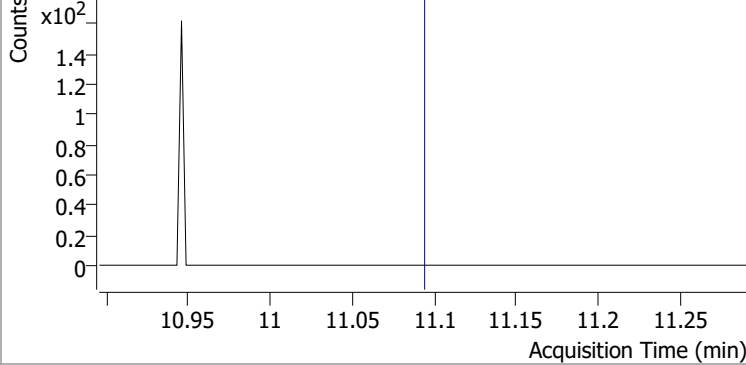
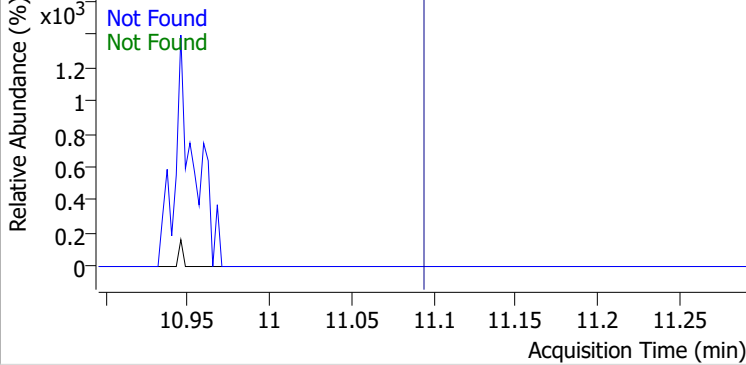
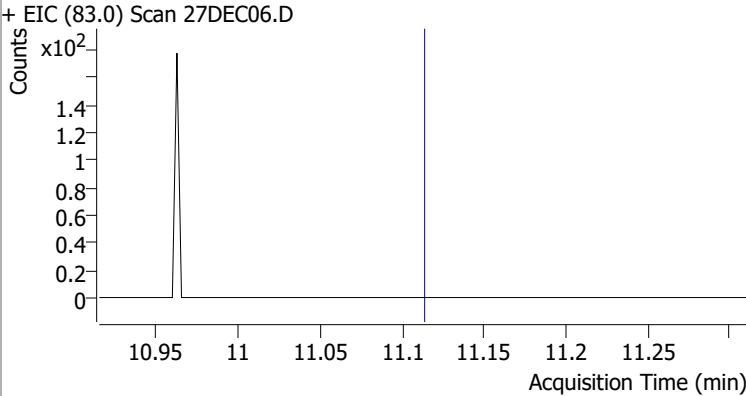
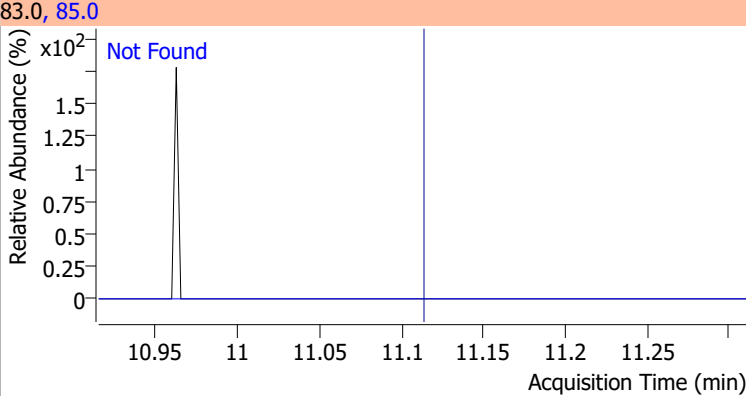
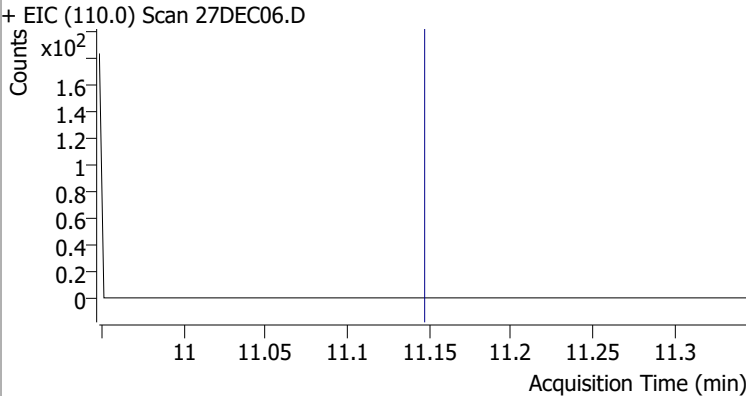
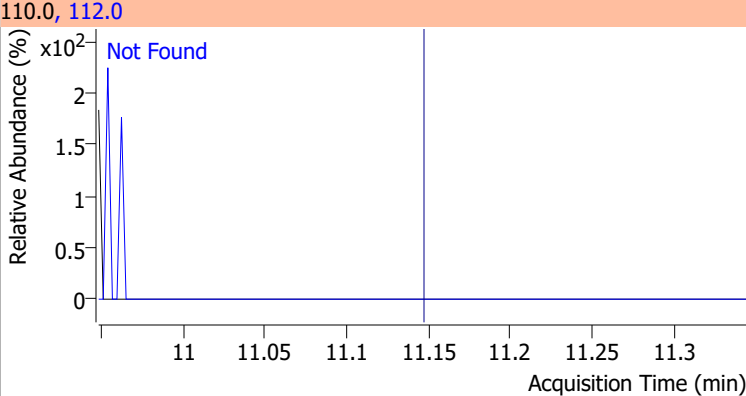
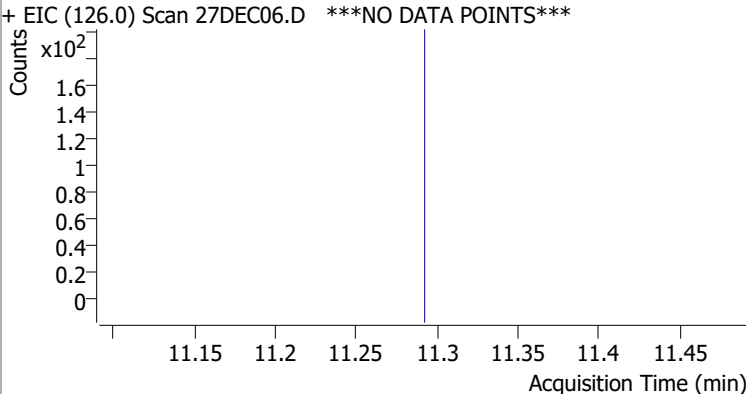
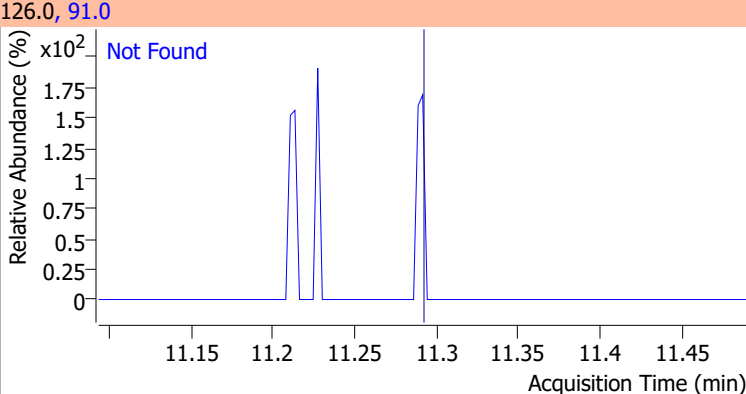
Quantitation Results Report (QT Reviewed)



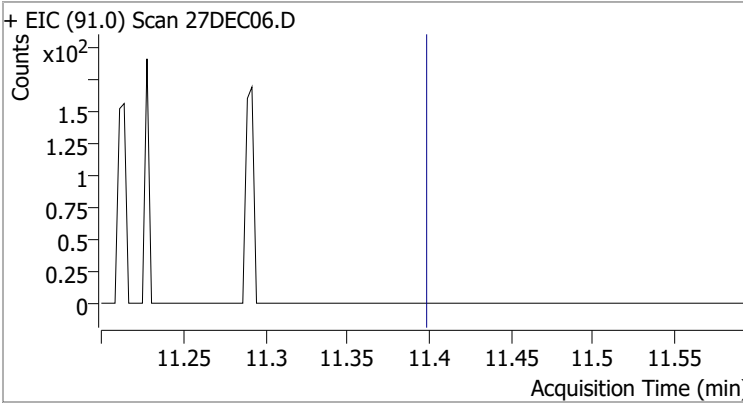
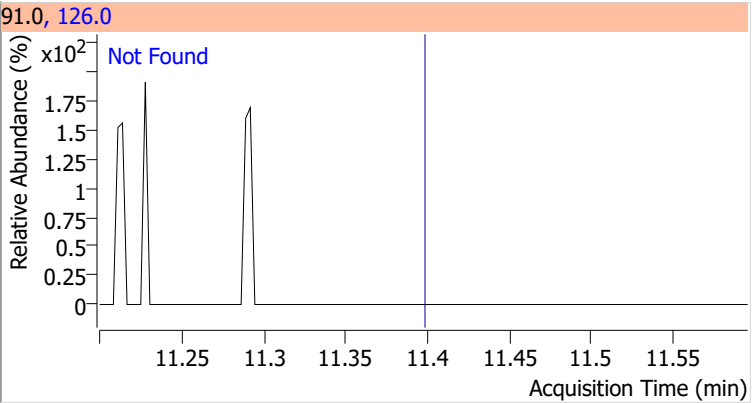
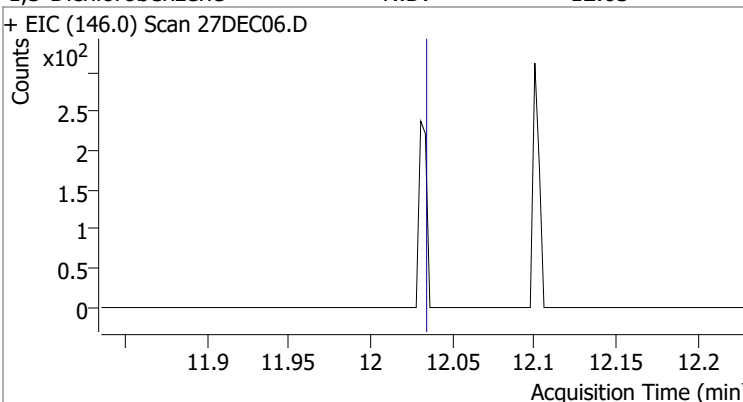
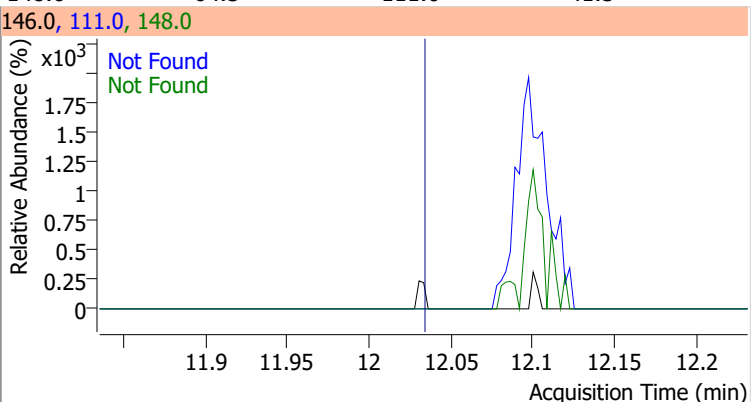
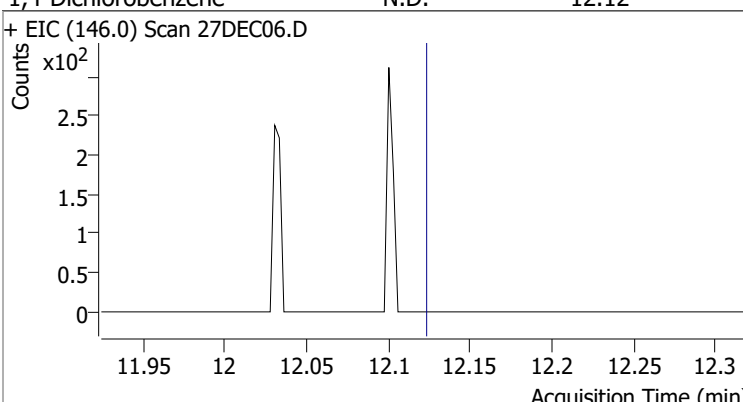
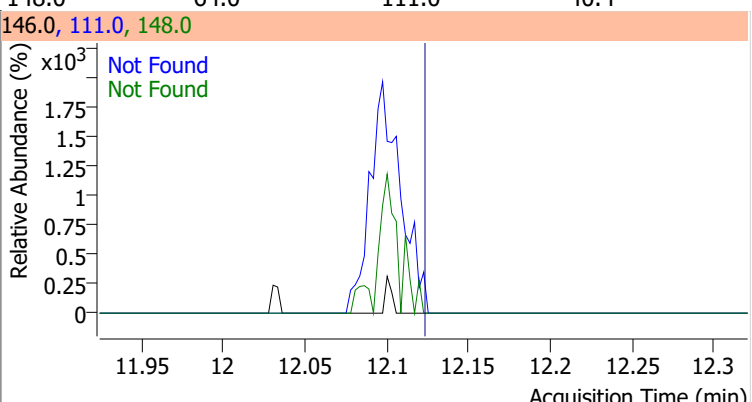
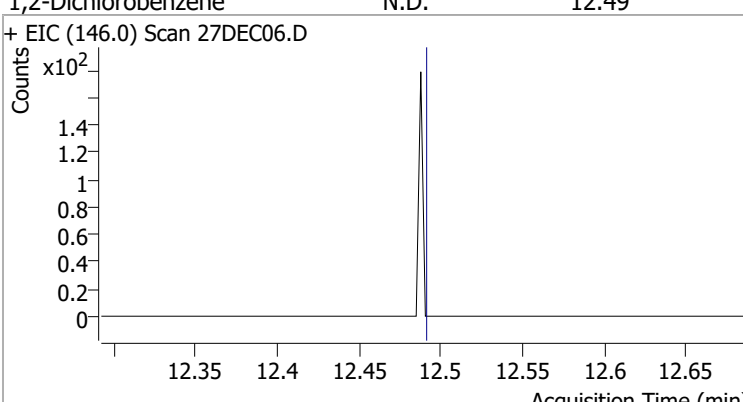
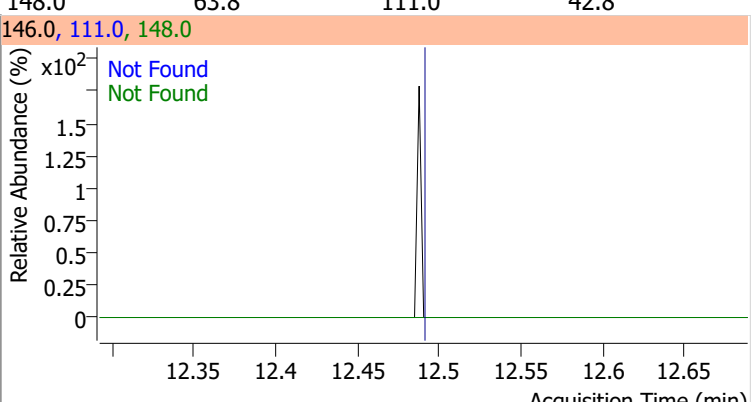
Compound	Conc.	RT	Dev(Min)	Resp.	QIon	QRatio	Lower	Upper
p-Bromofluorobenzene	257.1236	10.95	0.00	188148	174.0	91.3	55.5	115.5
					176.0	87.9	52.5	112.5



Quantitation Results Report (QT Reviewed)

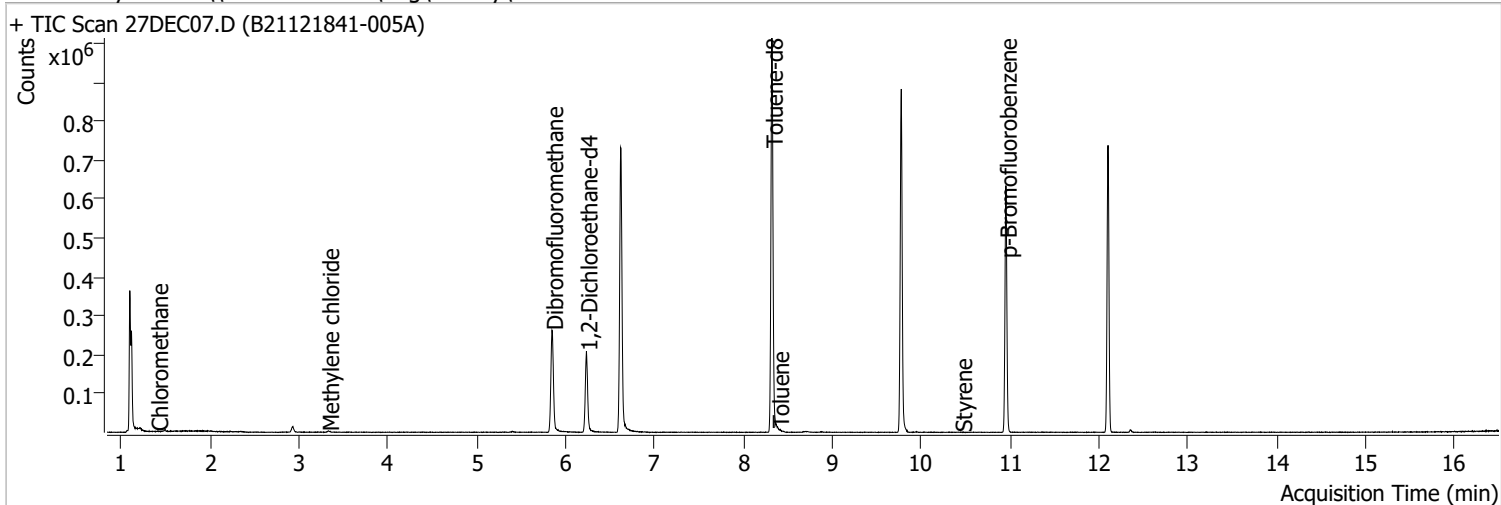
Compound	Conc.	Exp RT	QIon	Exp Ratio	QIon	Exp Ratio
Bromobenzene	N.D.	11.09	77.0	153.2	158.0	96.2
+ EIC (156.0) Scan 27DEC06.D			156.0, 77.0, 158.0			
						
1,1,2-Tetrachloroethane	N.D.	11.11	85.0	63.2		
+ EIC (83.0) Scan 27DEC06.D			83.0, 85.0			
						
1,2,3-Trichloropropane	N.D.	11.15	112.0	65.8		
+ EIC (110.0) Scan 27DEC06.D			110.0, 112.0			
						
2-Chlorotoluene	N.D.	11.29	91.0	294.1		
+ EIC (126.0) Scan 27DEC06.D ***NO DATA POINTS***			126.0, 91.0			
						

Quantitation Results Report (QT Reviewed)

Compound	Conc.	Exp RT	QIon	Exp Ratio		
4-Chlorotoluene	N.D.	11.40	126.0	30.4		
+ EIC (91.0) Scan 27DEC06.D			91.0, 126.0			
						
1,3-Dichlorobenzene	N.D.	12.03	148.0	64.5	QIon	Exp Ratio
+ EIC (146.0) Scan 27DEC06.D			146.0, 111.0, 148.0			
						
1,4-Dichlorobenzene	N.D.	12.12	148.0	64.0	QIon	Exp Ratio
+ EIC (146.0) Scan 27DEC06.D			146.0, 111.0, 148.0			
						
1,2-Dichlorobenzene	N.D.	12.49	148.0	63.8	QIon	Exp Ratio
+ EIC (146.0) Scan 27DEC06.D			146.0, 111.0, 148.0			
						

Quantitation Results Report (QT Reviewed)

Data File	27DEC07.D	Operator	MSC
Acq. Method	5975CACQF.M	Acq. Date-Time	12/27/2021 11:57:16 AM
Sample Name	B21121841-005A	Instrument	VOA5975C
Vial	7	Multiplier	1.00
DA Method File	VOA5975C_8260B_SHT_DoD_L4_120721.m	Comment	
Tune File	BFB_Atune3.u	Tune Date	10/11/2021 4:02:00 PM
Batch Name	VG122721_8260B_624pt1.batch.bin	Last Calib Update	1/5/2022 1:54:14 PM
Ref Library	\\MASSHUNTER\Org\Library\NIST129K.l		



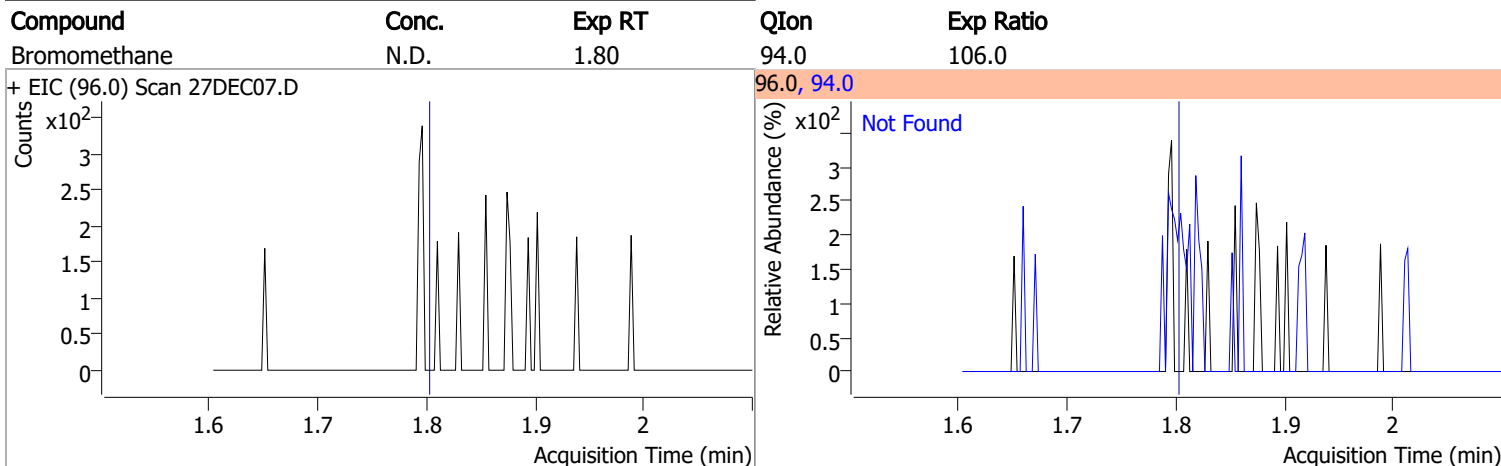
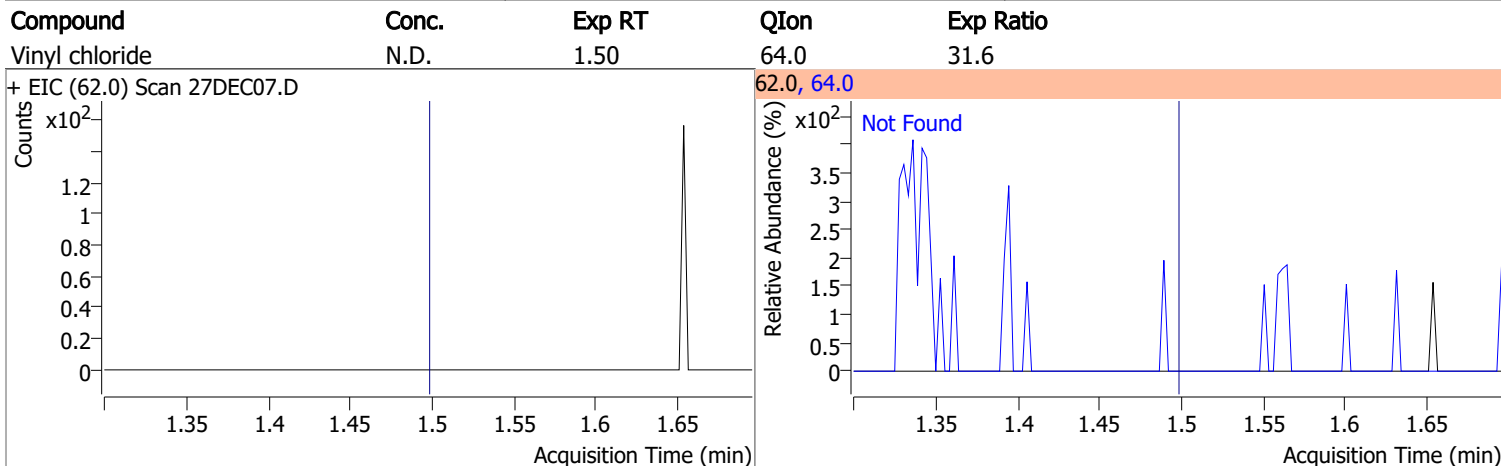
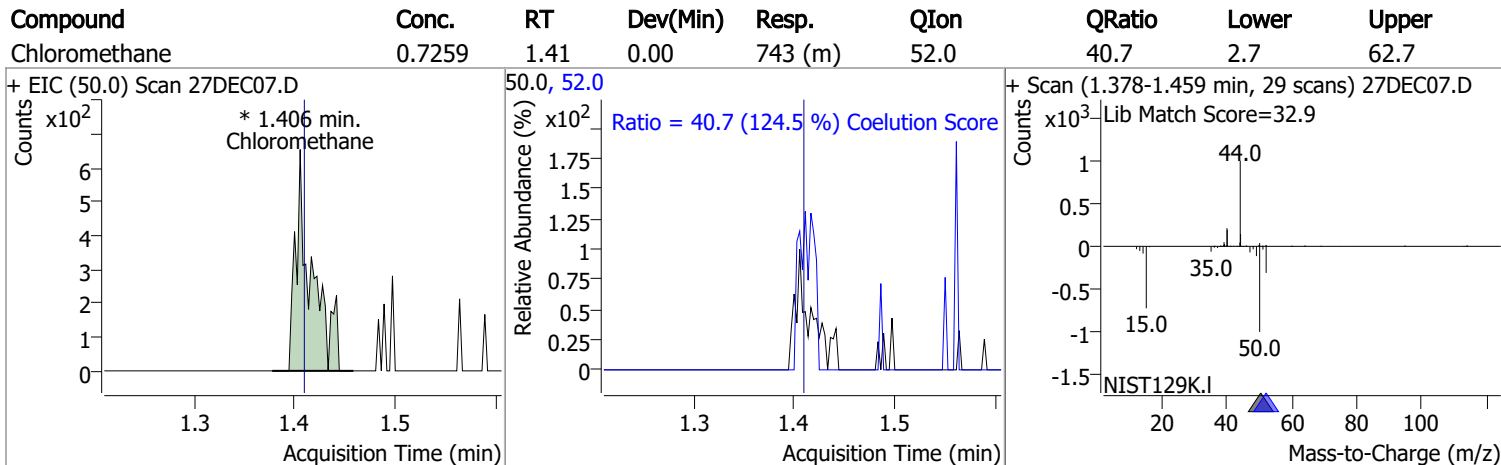
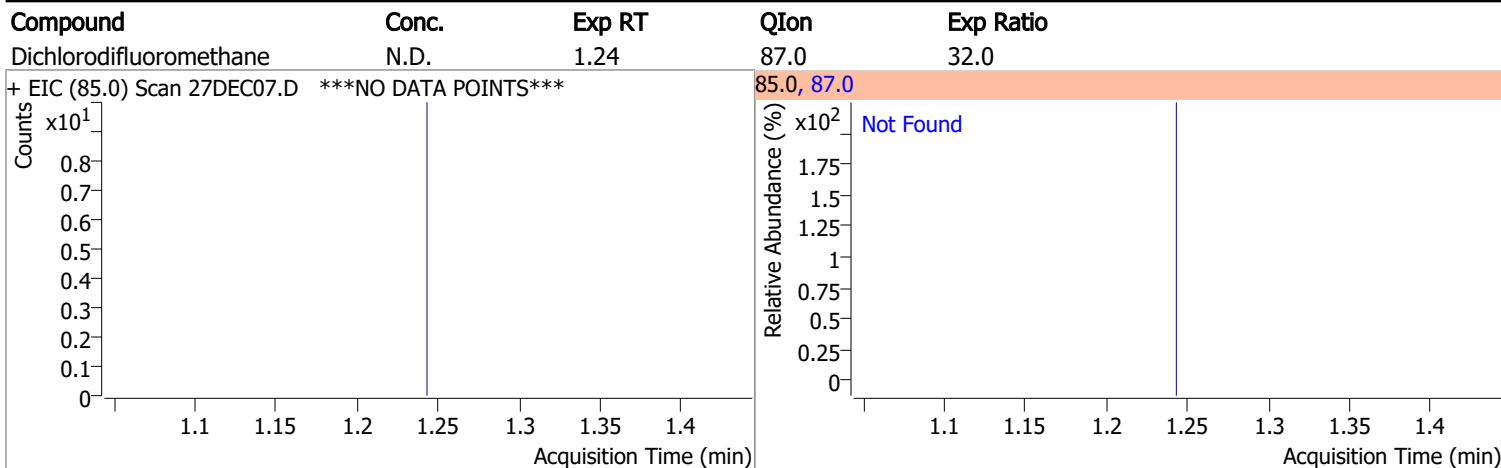
Compound	RT	QIon	Resp.	Conc.	Units	Dev(Min)
Internal Standards						
M Fluorobenzene	6.620	96.0	628712	250.0000	ng	0.000
M Chlorobenzene-d5	9.774	82.0	238047	250.0000	ng	0.000
M 1,4-Dichlorobenzene-d4	12.100	152.0	177744	250.0000	ng	0.000
System Monitoring Compounds						
S Dibromofluoromethane	5.845	113.0	162568	263.8321	ng	-0.006
Spiked Amount: 250.000	Range: 80.0 - 119.0%			Recovery = 105.53%		
S 1,2-Dichloroethane-d4	6.233	67.0	71419	253.9769	ng	0.003
Spiked Amount: 250.000	Range: 81.0 - 118.0%			Recovery = 101.59%		
S Toluene-d8	8.319	98.0	627964	262.4232	ng	0.000
Spiked Amount: 250.000	Range: 89.0 - 112.0%			Recovery = 104.97%		
S p-Bromofluorobenzene	10.951	95.0	180442	265.3064	ng	0.000
Spiked Amount: 250.000	Range: 85.0 - 114.0%			Recovery = 106.12%		
Target Compounds						
T Dichlorodifluoromethane	0.000		0	N.D.		
T Chloromethane	1.406	50.0	743	0.7259	ng	m 86
T Vinyl chloride	0.000		0	N.D.		
T Bromomethane	0.000		0	N.D.		
T Chloroethane	0.000		0	N.D.		
T Trichlorofluoromethane	0.000		0	N.D.		
T 1,1-Dichloroethene	0.000		0	N.D.		
T Methylene chloride	3.327	49.0	2367	2.5690	ng	84
T trans-1,2-Dichloroethene	0.000		0	N.D.		
T Methyl tert-butyl ether (MTBE)	0.000		0	N.D.		
T 1,1-Dichloroethane	0.000		0	N.D.		
T 2,2-Dichloropropane	0.000		0	N.D.		
T cis-1,2-Dichloroethene	0.000		0	N.D.		
T Methyl ethyl ketone	0.000		0	N.D.		
T Bromochloromethane	0.000		0	N.D.		
T Chloroform	0.000		0	N.D.		

Quantitation Results Report (QT Reviewed)

Compound	RT	QIon	Resp.	Conc.	Units		Dev(Min)
T 1,1,1-Trichloroethane	0.000		0	N.D.			
T Carbon tetrachloride	0.000		0	N.D.			
T 1,1-Dichloropropene	0.000		0	N.D.			
T Benzene	0.000		0	N.D.			
T 1,2-Dichloroethane	0.000		0	N.D.			
T Trichloroethene	0.000		0	N.D.			
T 1,2-Dichloropropane	0.000		0	N.D.			
T Dibromomethane	0.000		0	N.D.			
T Bromodichloromethane	0.000		0	N.D.			
T cis-1,3-Dichloropropene	0.000		0	N.D.			
T Toluene	8.391	92.0	840	0.5338	ng	m	100
T trans-1,3-Dichloropropene	0.000		0	N.D.			
T 1,1,2-Trichloroethane	0.000		0	N.D.			
T Tetrachloroethene	0.000		0	N.D.			
T 1,3-Dichloropropane	0.000		0	N.D.			
T Chlorodibromomethane	0.000		0	N.D.			
T 1,2-Dibromoethane	0.000		0	N.D.			
T Chlorobenzene	0.000		0	N.D.			
T 1,1,1,2-Tetrachloroethane	0.000		0	N.D.			
T Ethylbenzene	0.000		0	N.D.			
T m+p-Xylenes	0.000		0	N.D.			
T o-Xylene	0.000		0	N.D.			
T Styrene	10.449	104.0	283	0.1728	ng	m	62
T Bromoform	0.000		0	N.D.			
T Bromobenzene	0.000		0	N.D.			
T 1,1,2,2-Tetrachloroethane	0.000		0	N.D.			
T 1,2,3-Trichloropropane	0.000		0	N.D.			
T 2-Chlorotoluene	0.000		0	N.D.			
T 4-Chlorotoluene	0.000		0	N.D.			
T 1,3-Dichlorobenzene	0.000		0	N.D.			
T 1,4-Dichlorobenzene	0.000		0	N.D.			
T 1,2-Dichlorobenzene	0.000		0	N.D.			

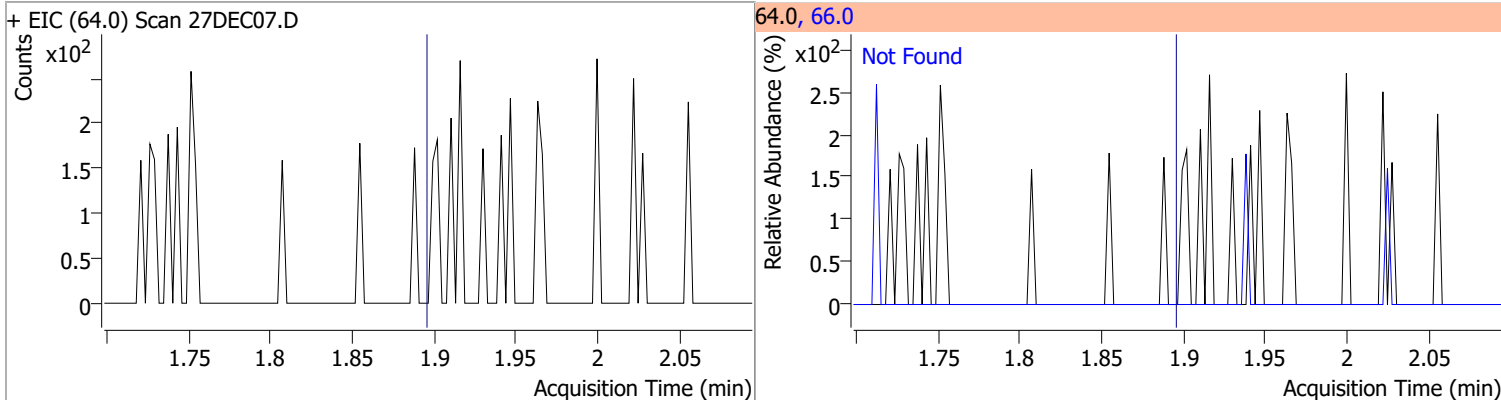
(#) = Qualifier Out of Range; (m) = Manual Integration; (+) = Area Summed; (*) = Surrogate Percent Recovery Out of Range; (d): Zeroed Peak

Quantitation Results Report (QT Reviewed)

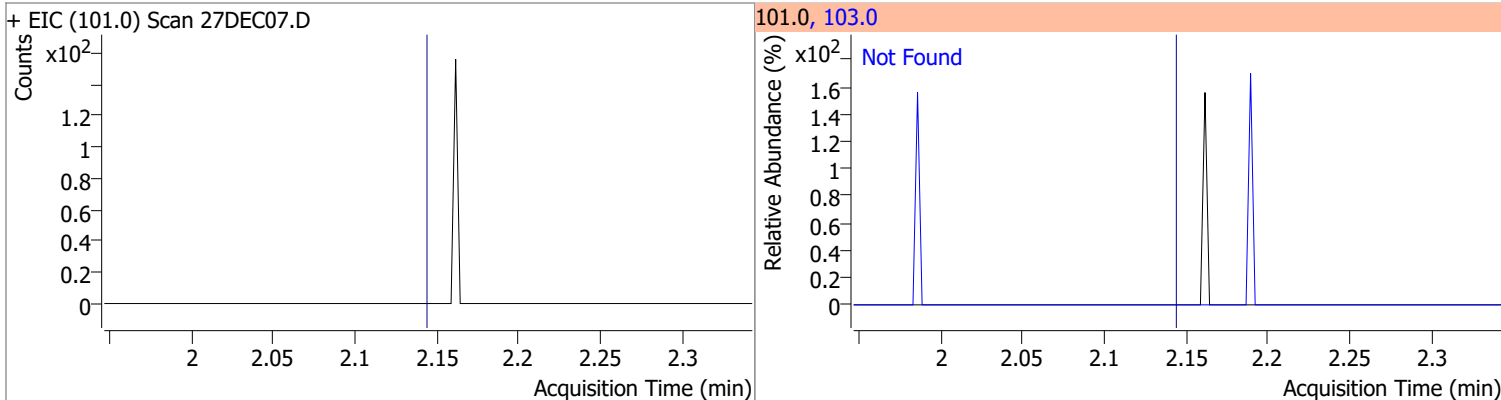


Quantitation Results Report (QT Reviewed)

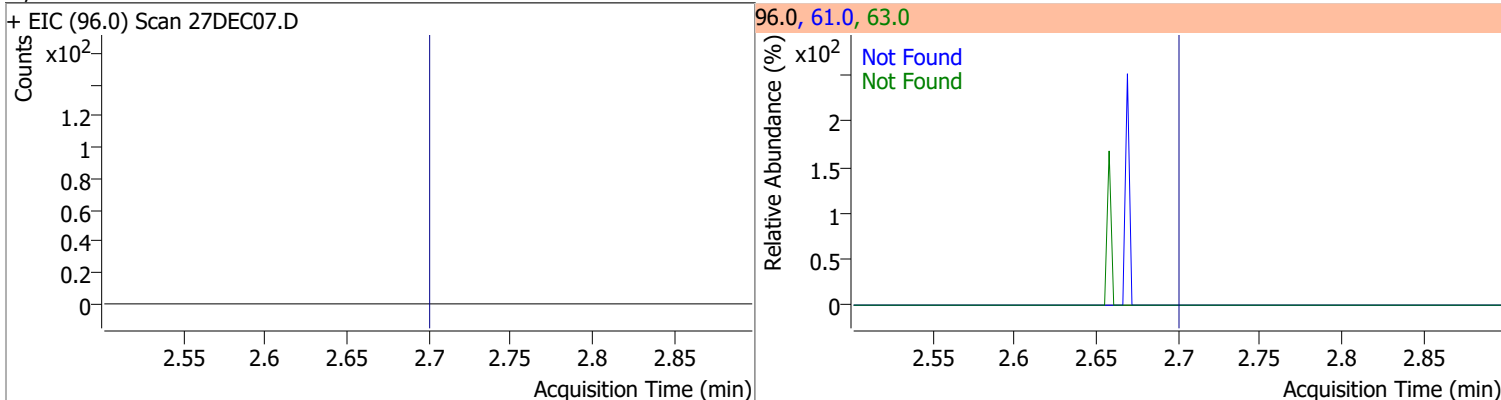
Compound	Conc.	Exp RT	QIon	Exp Ratio
Chloroethane	N.D.	1.90	66.0	30.8



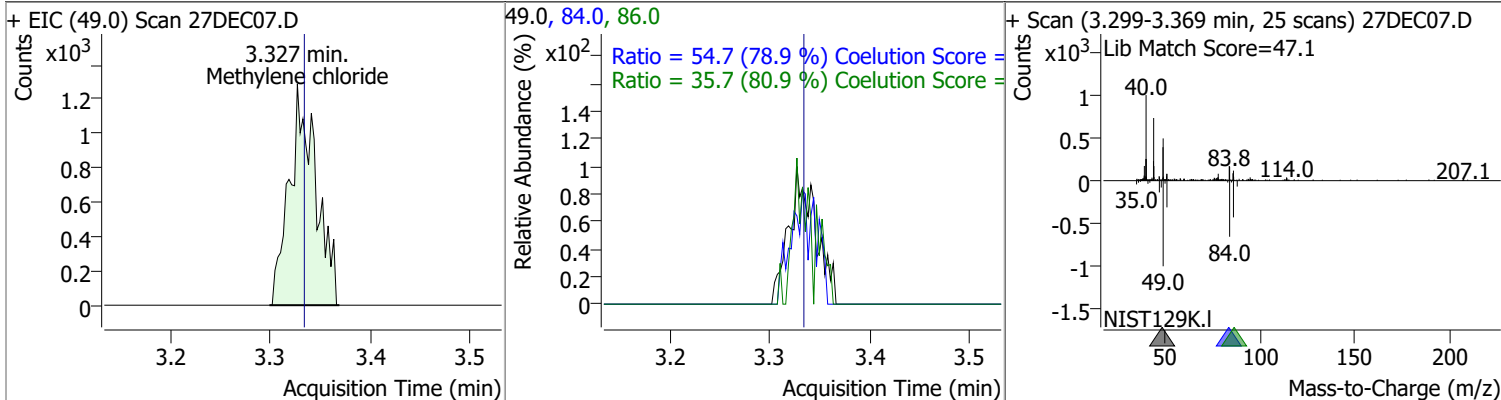
Compound	Conc.	Exp RT	QIon	Exp Ratio
Trichlorofluoromethane	N.D.	2.14	103.0	64.8



Compound	Conc.	Exp RT	QIon	Exp Ratio	QIon	Exp Ratio
1,1-Dichloroethene	N.D.	2.70	61.0	180.1	63.0	57.5

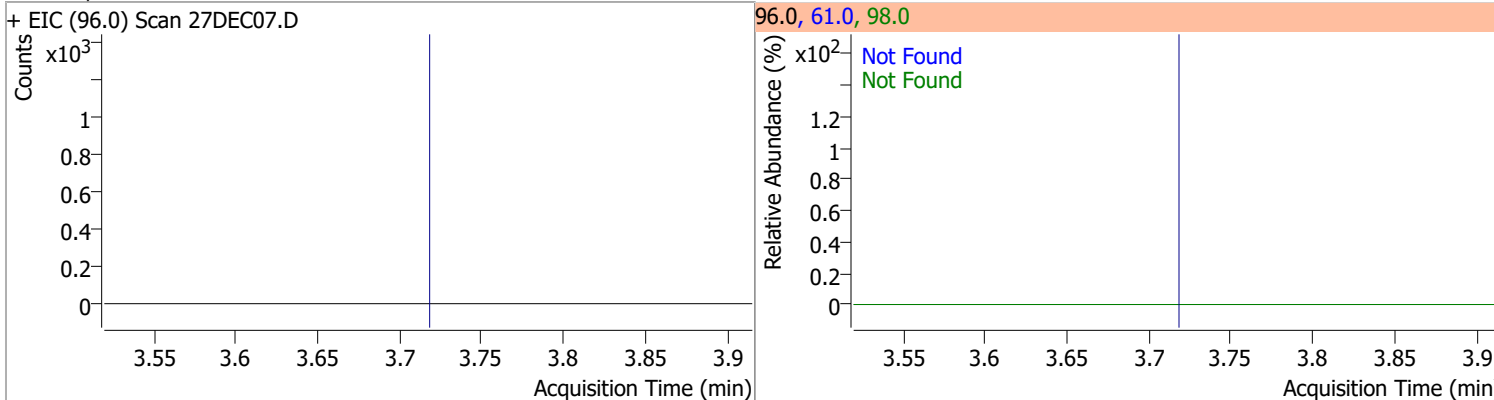


Compound	Conc.	RT	Dev(Min)	Resp.	QIon	QRatio	Lower	Upper
Methylene chloride	2.5690	3.33	-0.01	2367	84.0	54.7	39.4	99.4
					86.0	35.7	14.1	74.1

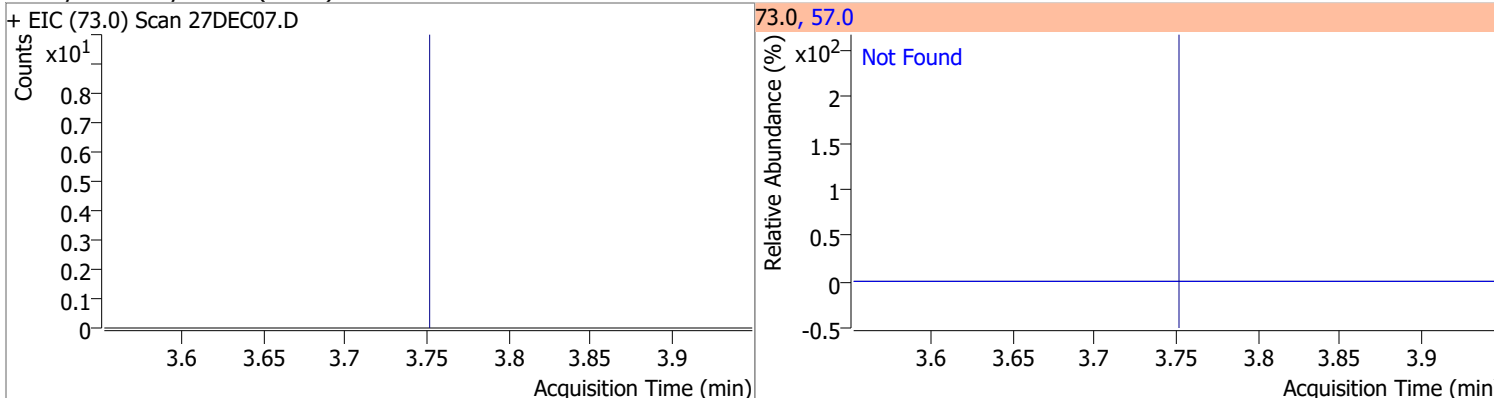


Quantitation Results Report (QT Reviewed)

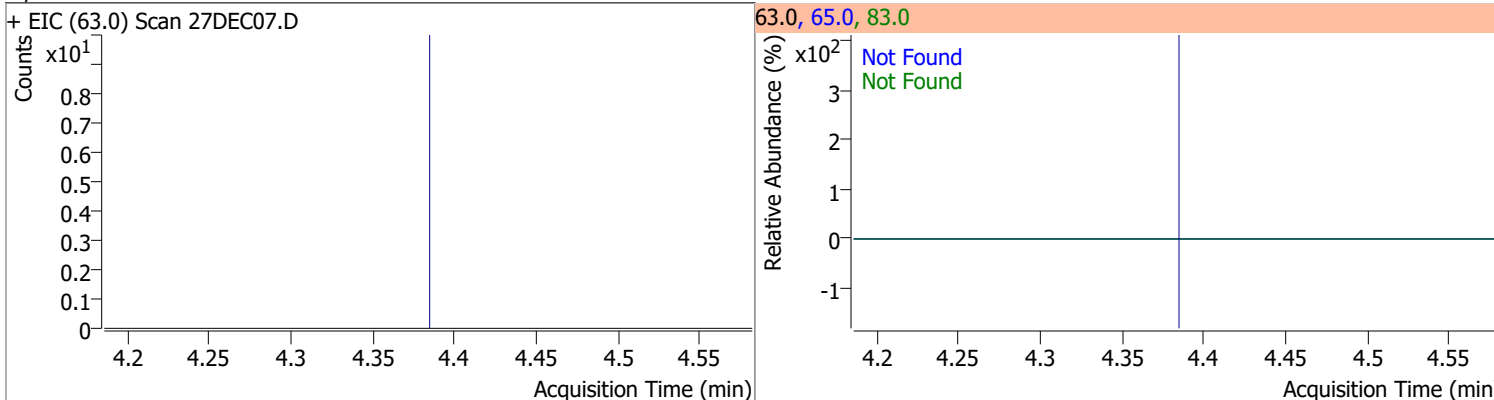
Compound	Conc.	Exp RT	QIon	Exp Ratio	QIon	Exp Ratio
trans-1,2-Dichloroethene	N.D.	3.72	61.0	155.1	98.0	62.8



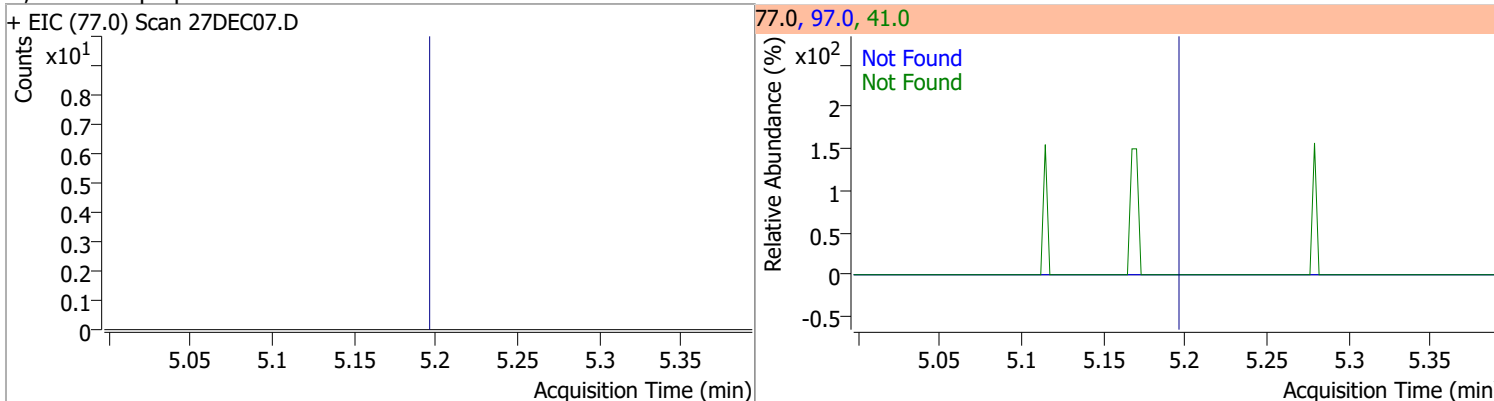
Compound	Conc.	Exp RT	QIon	Exp Ratio
Methyl tert-butyl ether (MTBE)	N.D.	3.75	57.0	23.9



Compound	Conc.	Exp RT	QIon	Exp Ratio	QIon	Exp Ratio
1,1-Dichloroethane	N.D.	4.38	65.0	31.7	83.0	12.8

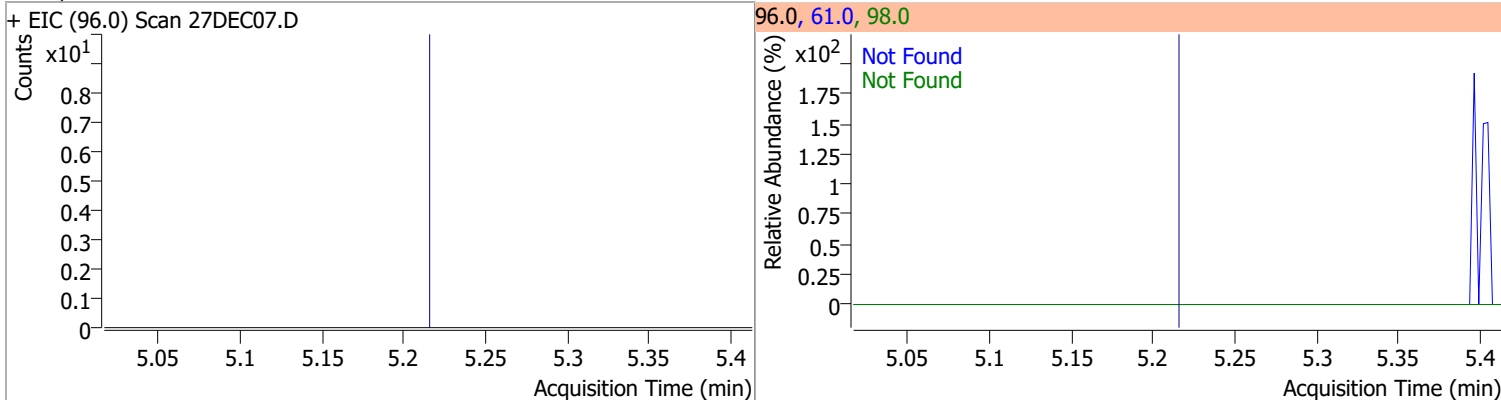


Compound	Conc.	Exp RT	QIon	Exp Ratio	QIon	Exp Ratio
2,2-Dichloropropane	N.D.	5.20	41.0	59.0	97.0	21.8

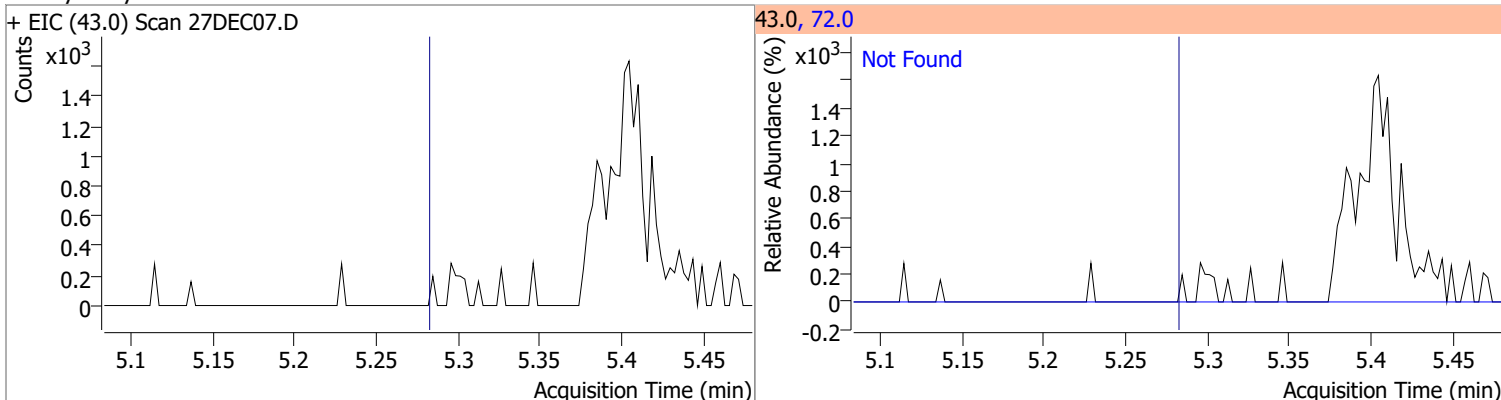


Quantitation Results Report (QT Reviewed)

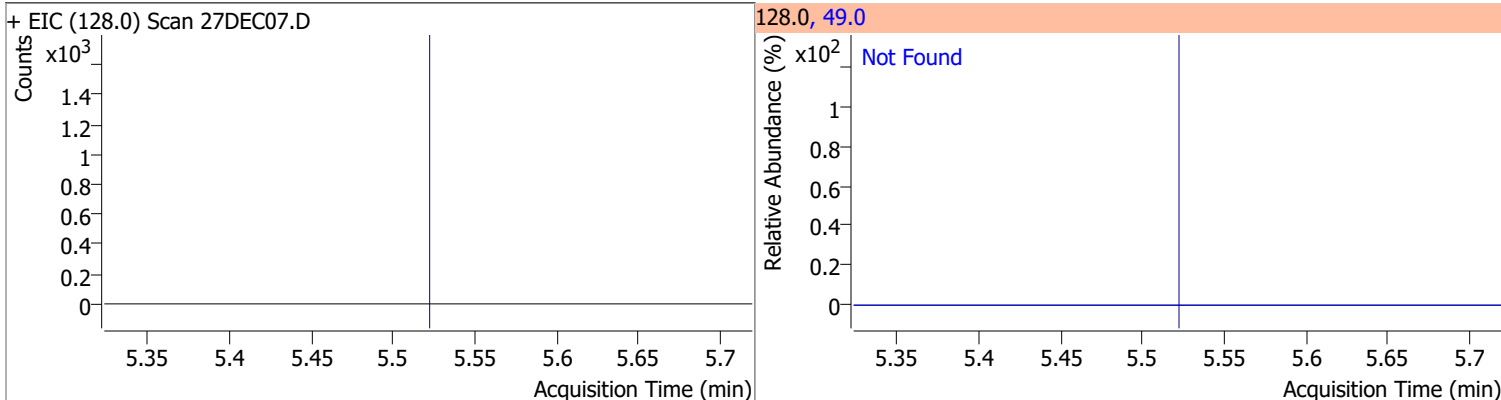
Compound	Conc.	Exp RT	QIon	Exp Ratio	QIon	Exp Ratio
cis-1,2-Dichloroethene	N.D.	5.21	61.0	163.3	98.0	64.4



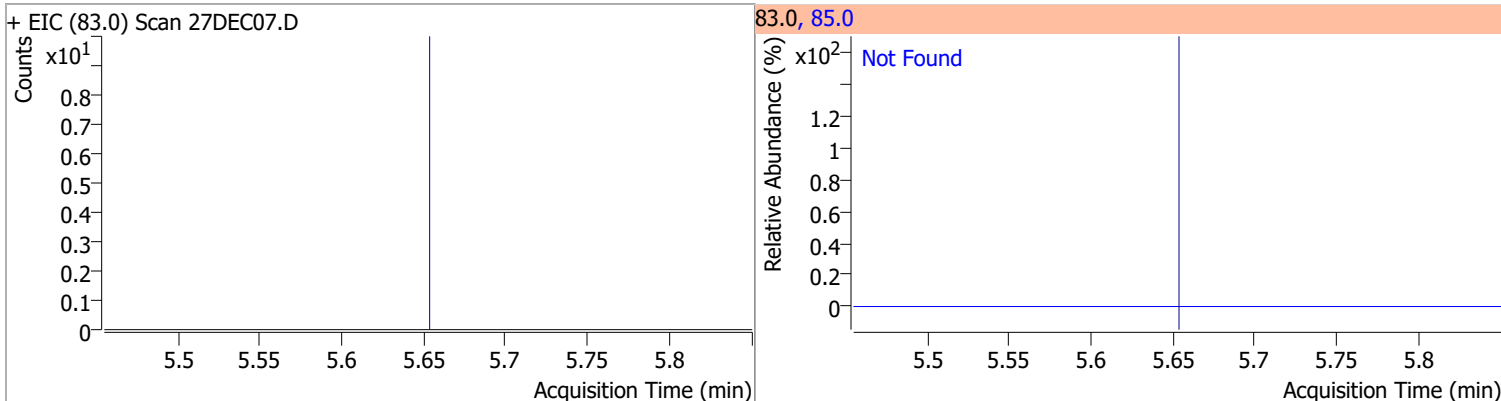
Compound	Conc.	Exp RT	QIon	Exp Ratio
Methyl ethyl ketone	N.D.	5.28	72.0	22.2



Compound	Conc.	Exp RT	QIon	Exp Ratio
Bromochloromethane	N.D.	5.52	49.0	184.6

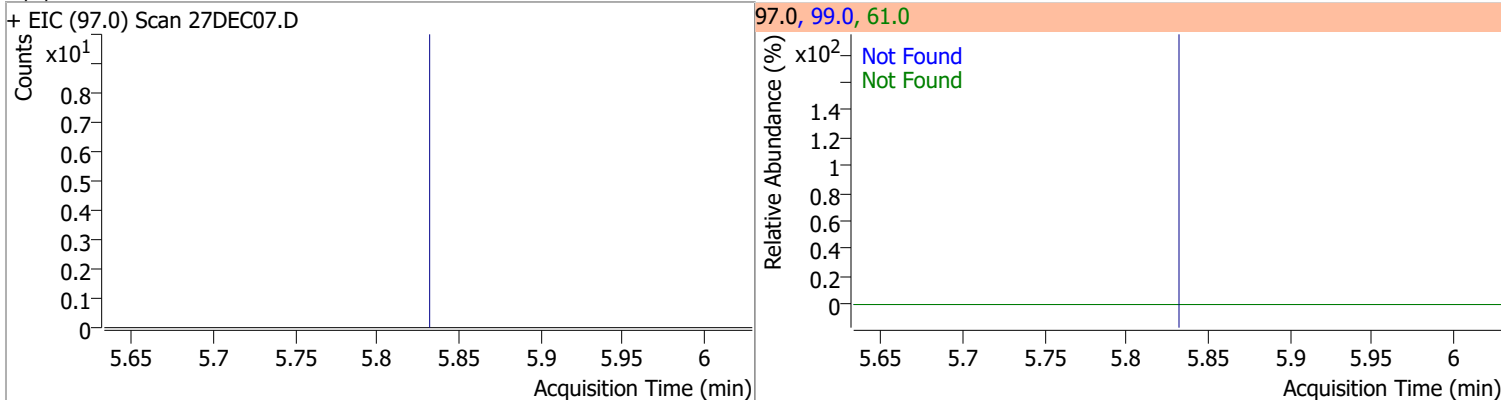


Compound	Conc.	Exp RT	QIon	Exp Ratio
Chloroform	N.D.	5.65	85.0	65.1

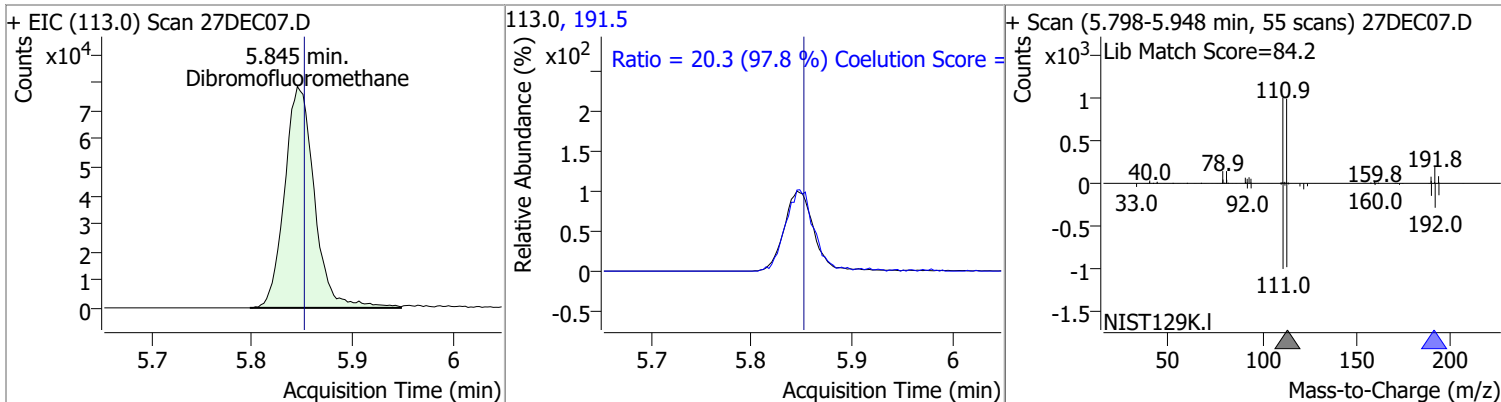


Quantitation Results Report (QT Reviewed)

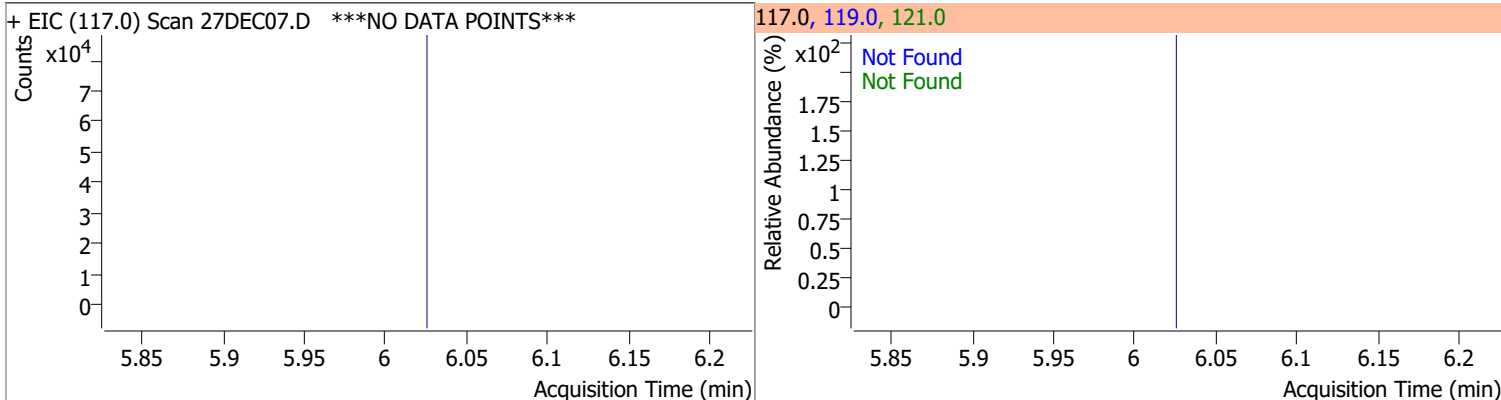
Compound	Conc.	Exp RT	QIon	Exp Ratio	QIon	Exp Ratio
1,1,1-Trichloroethane	N.D.	5.83	99.0	65.7	61.0	45.0



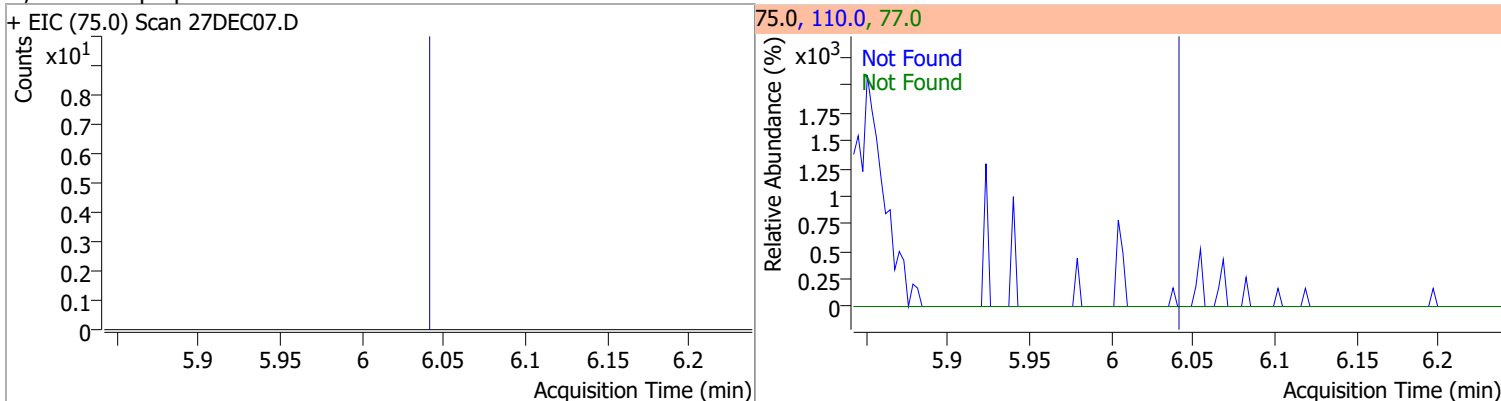
Compound	Conc.	RT	Dev(Min)	Resp.	QIon	QRatio	Lower	Upper
Dibromofluoromethane	263.8321	5.85	-0.01	162568	191.5	20.3	0.0	50.7



Compound	Conc.	Exp RT	QIon	Exp Ratio	QIon	Exp Ratio
Carbon tetrachloride	N.D.	6.03	119.0	97.5	121.0	30.4

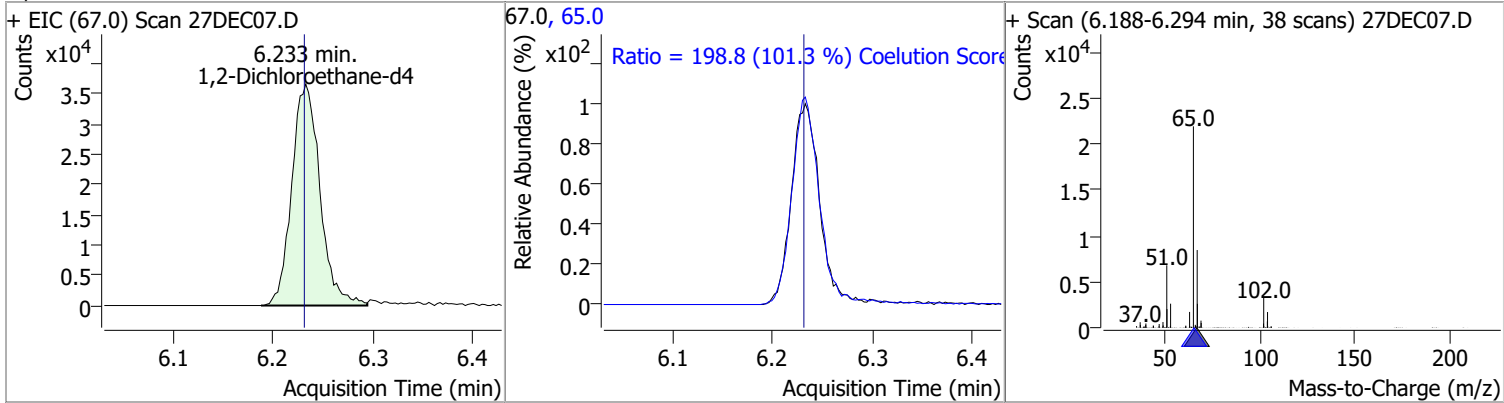


Compound	Conc.	Exp RT	QIon	Exp Ratio	QIon	Exp Ratio
1,1-Dichloropropene	N.D.	6.04	110.0	35.4	77.0	30.5

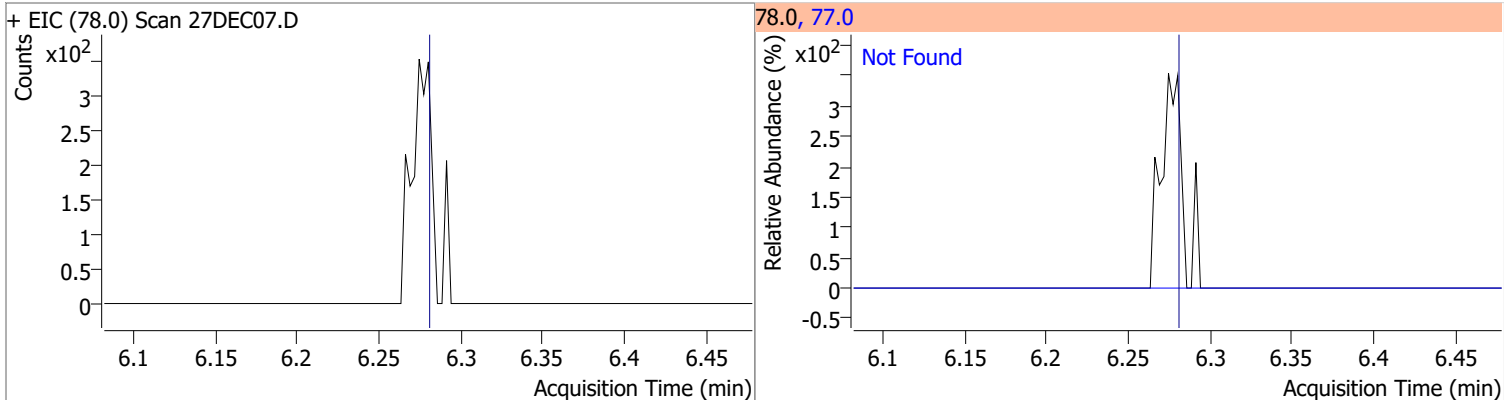


Quantitation Results Report (QT Reviewed)

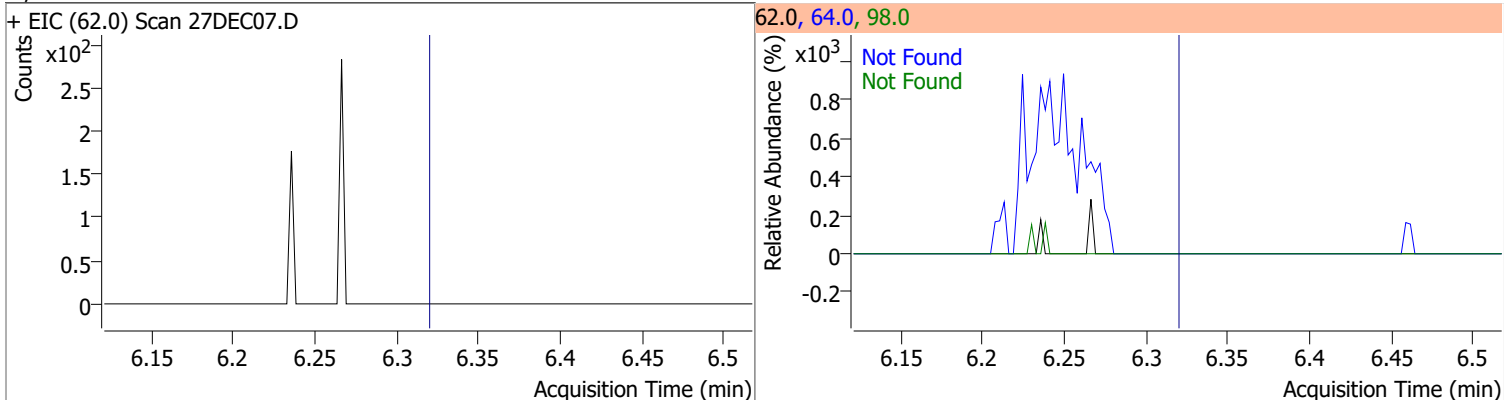
Compound	Conc.	RT	Dev(Min)	Resp.	QIon	QRatio	Lower	Upper
1,2-Dichloroethane-d4	253.9769	6.23	0.00	71419	65.0	198.8	166.3	226.3



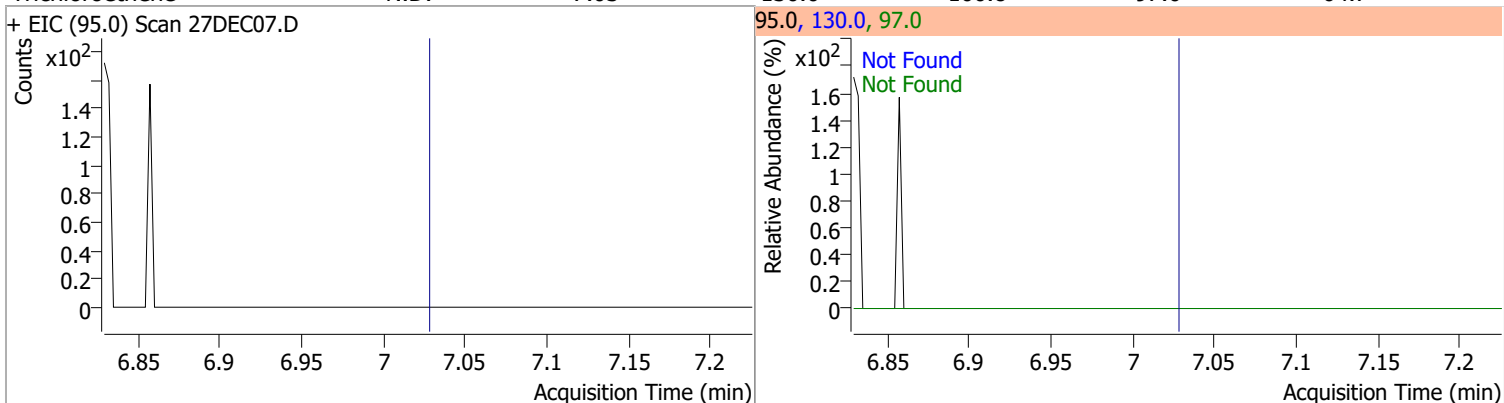
Compound	Conc.	Exp RT	QIon	Exp Ratio
Benzene	N.D.	6.28	77.0	23.5



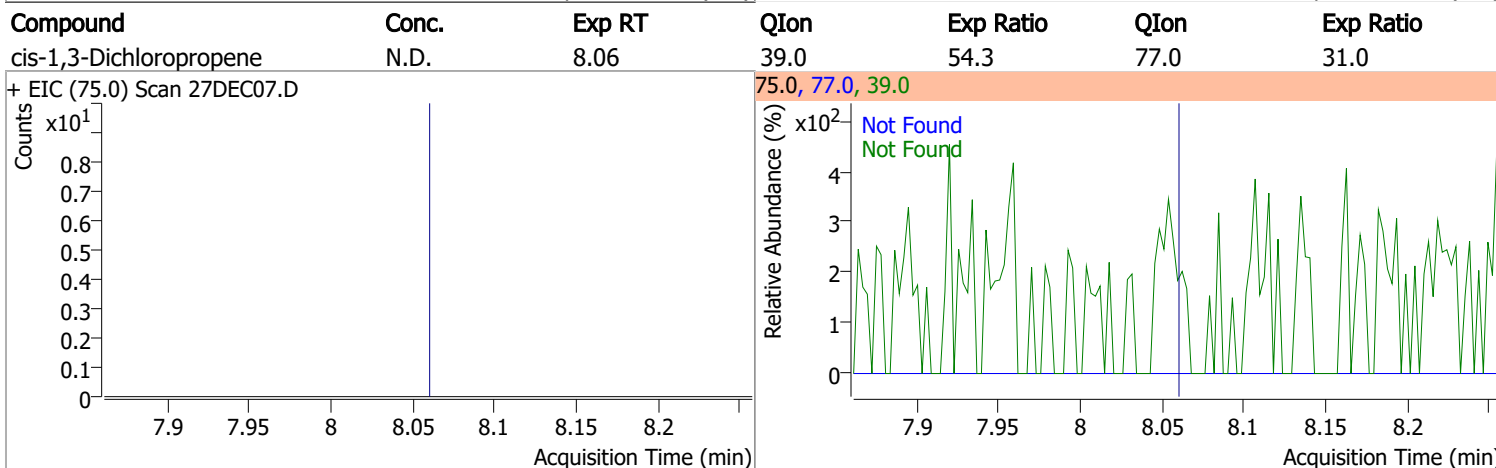
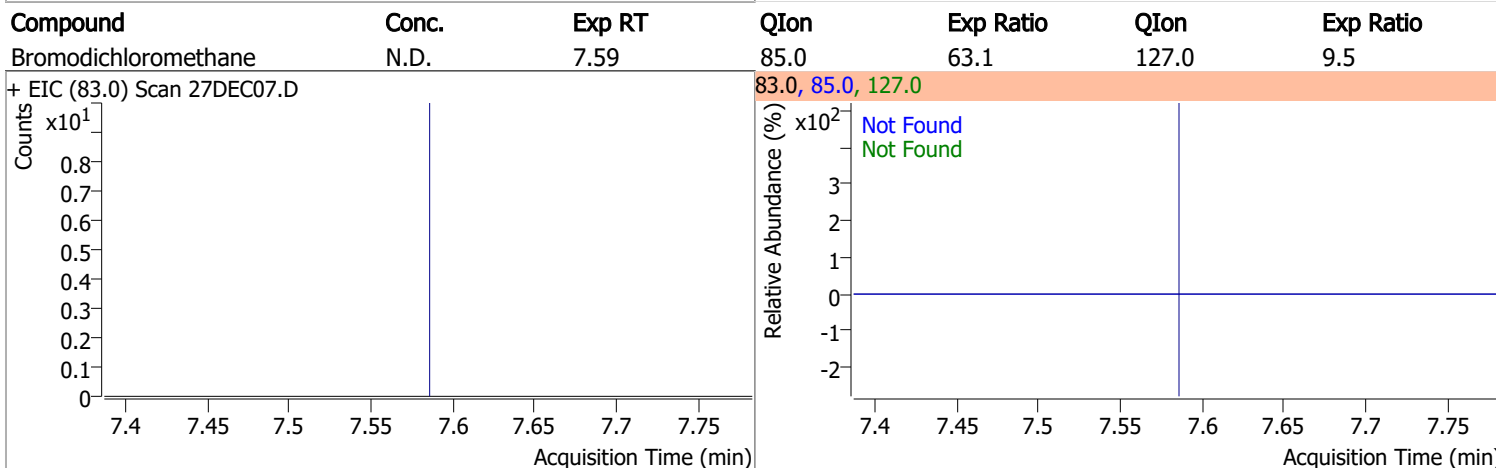
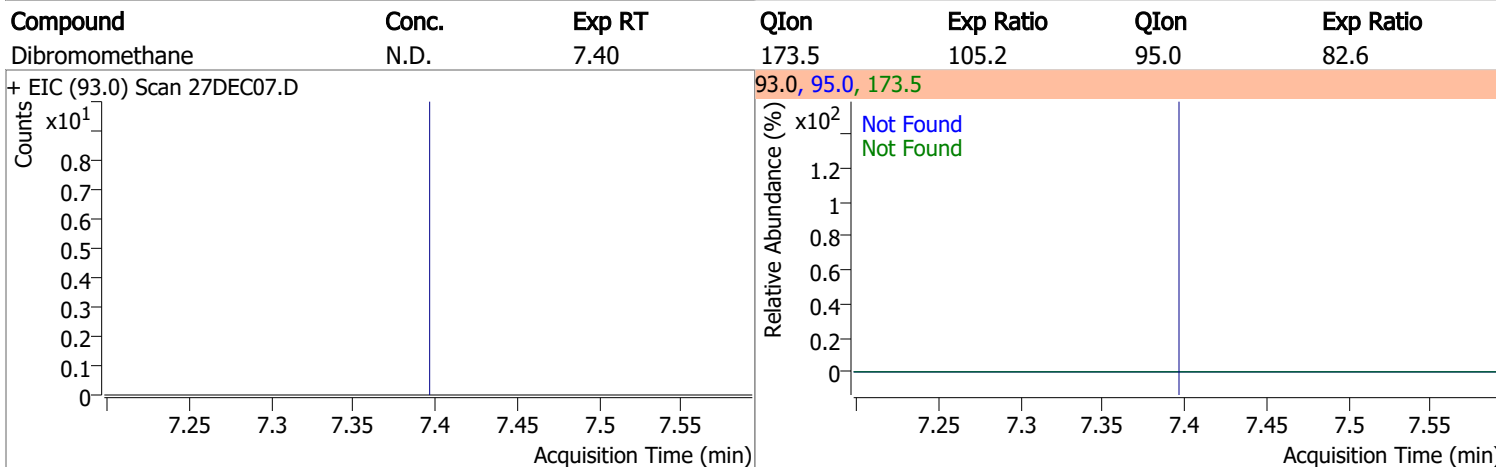
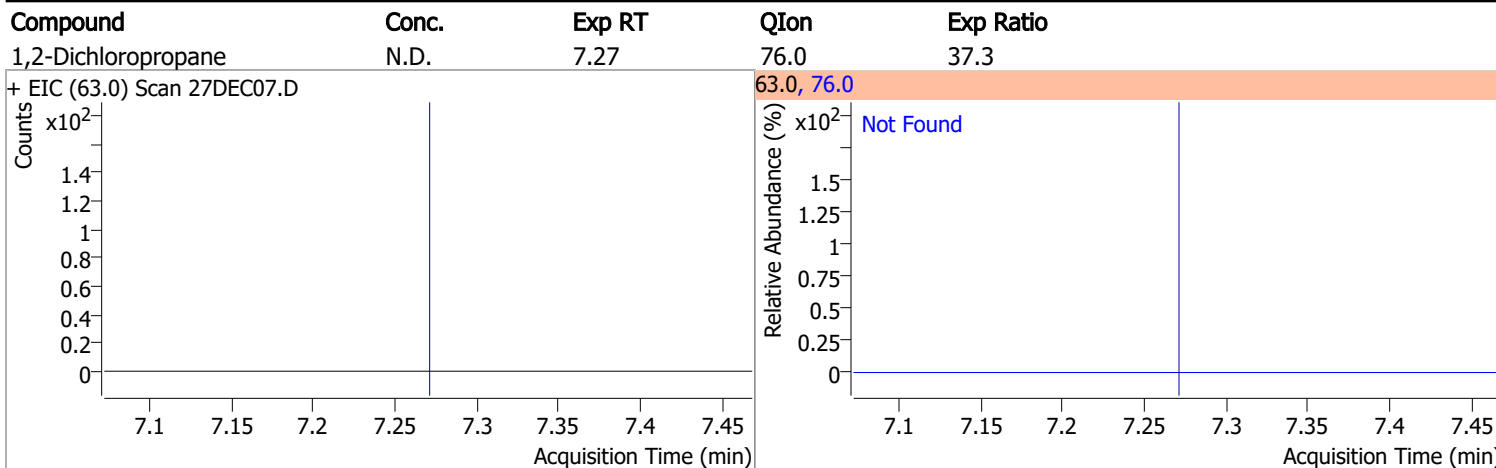
Compound	Conc.	Exp RT	QIon	Exp Ratio	QIon	Exp Ratio
1,2-Dichloroethane	N.D.	6.32	64.0	32.3	98.0	8.2



Compound	Conc.	Exp RT	QIon	Exp Ratio	QIon	Exp Ratio
Trichloroethene	N.D.	7.03	130.0	100.8	97.0	64.7

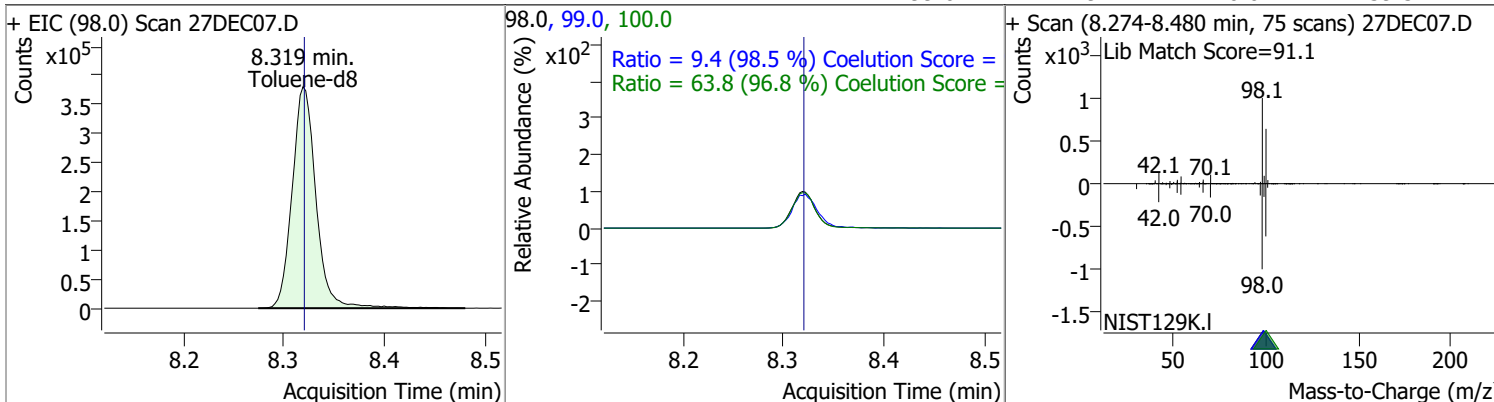


Quantitation Results Report (QT Reviewed)

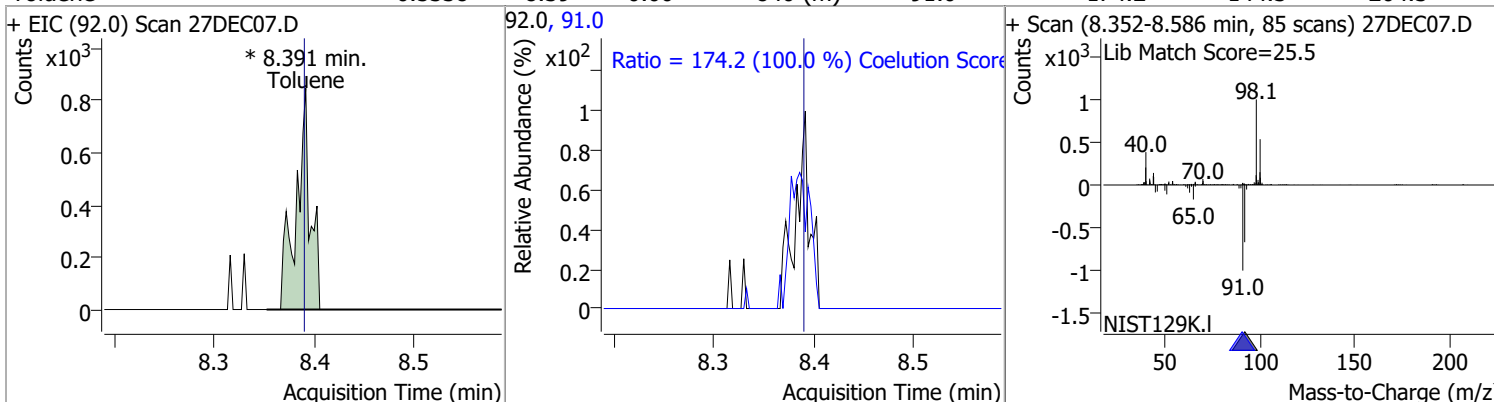


Quantitation Results Report (QT Reviewed)

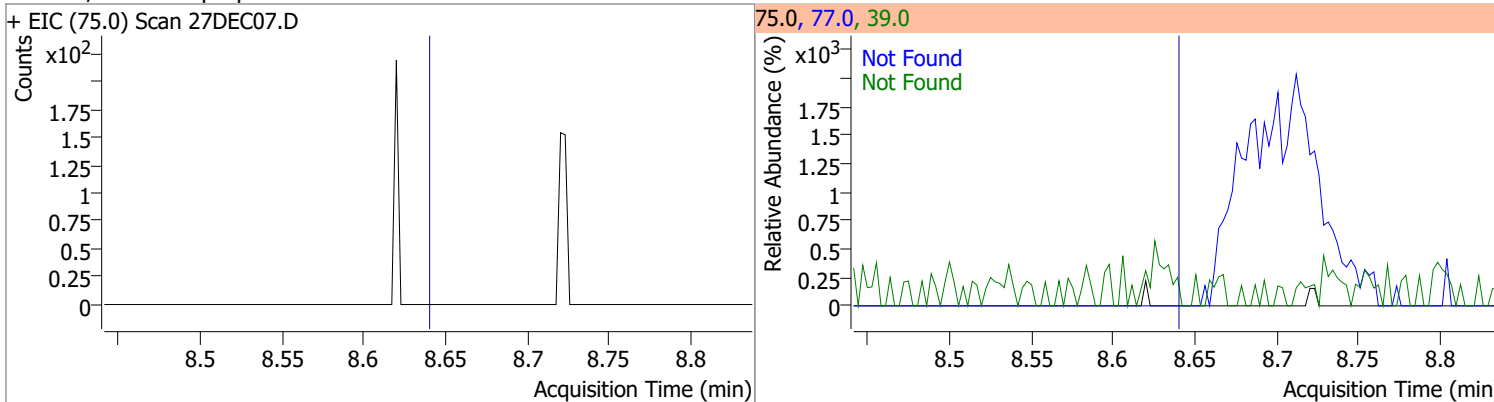
Compound	Conc.	RT	Dev(Min)	Resp.	QIon	QRatio	Lower	Upper
Toluene-d8	262.4232	8.32	0.00	627964	100.0	63.8	35.9	95.9
					99.0	9.4	0.0	39.5



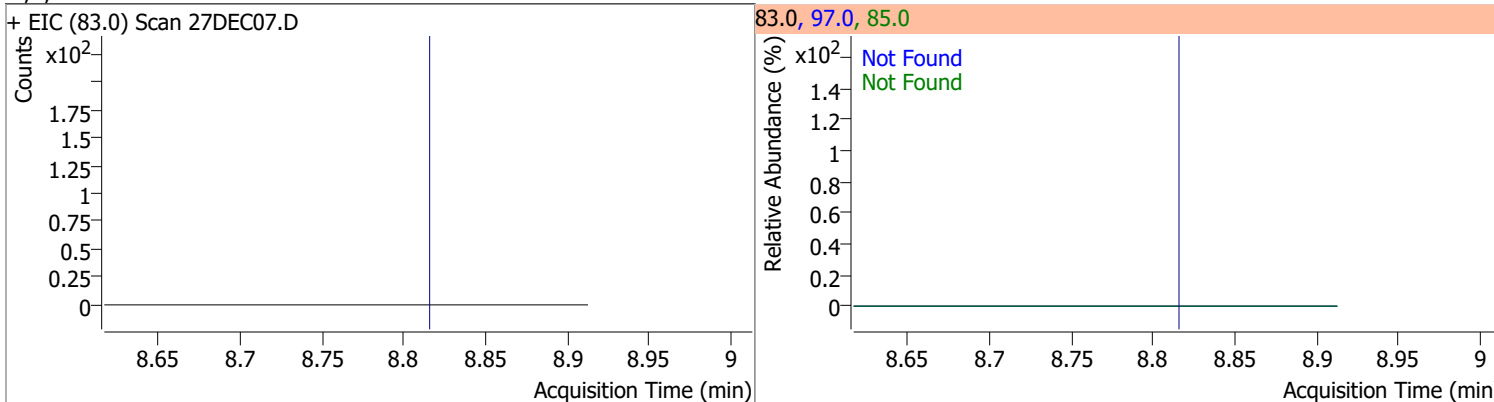
Compound	Conc.	RT	Dev(Min)	Resp.	QIon	QRatio	Lower	Upper
Toluene	0.5338	8.39	0.00	840 (m)	91.0	174.2	144.3	204.3



Compound	Conc.	Exp RT	QIon	Exp Ratio	QIon	Exp Ratio
trans-1,3-Dichloropropene	N.D.	8.64	39.0	52.1	77.0	32.0

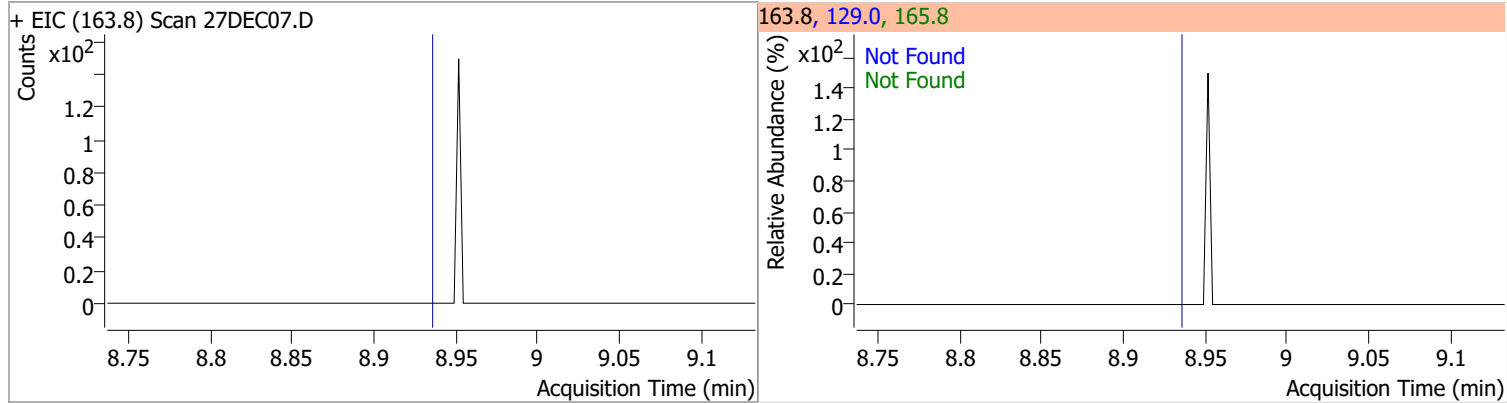


Compound	Conc.	Exp RT	QIon	Exp Ratio	QIon	Exp Ratio
1,1,2-Trichloroethane	N.D.	8.82	97.0	114.3	85.0	61.5

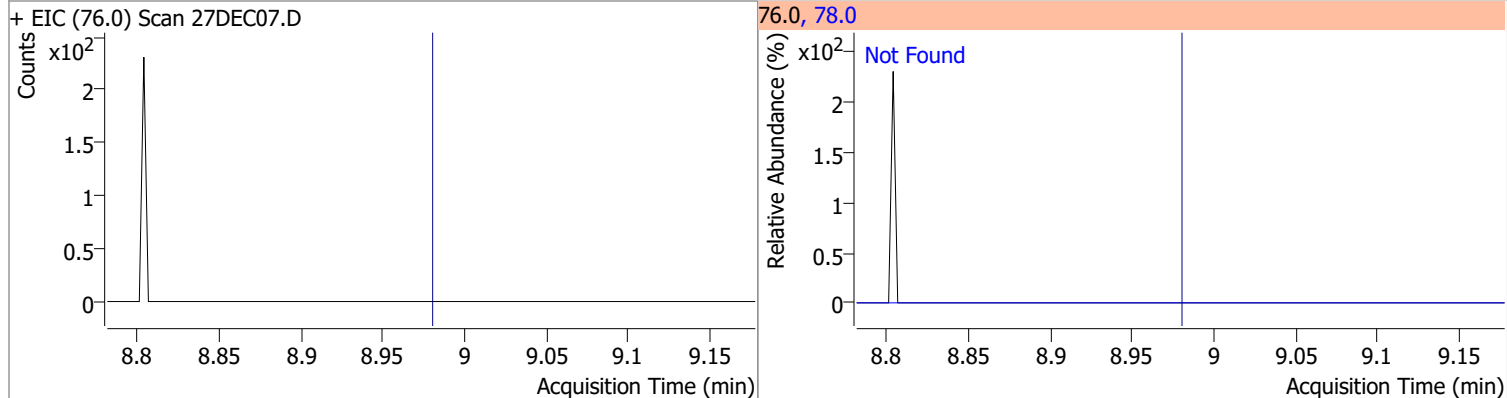


Quantitation Results Report (QT Reviewed)

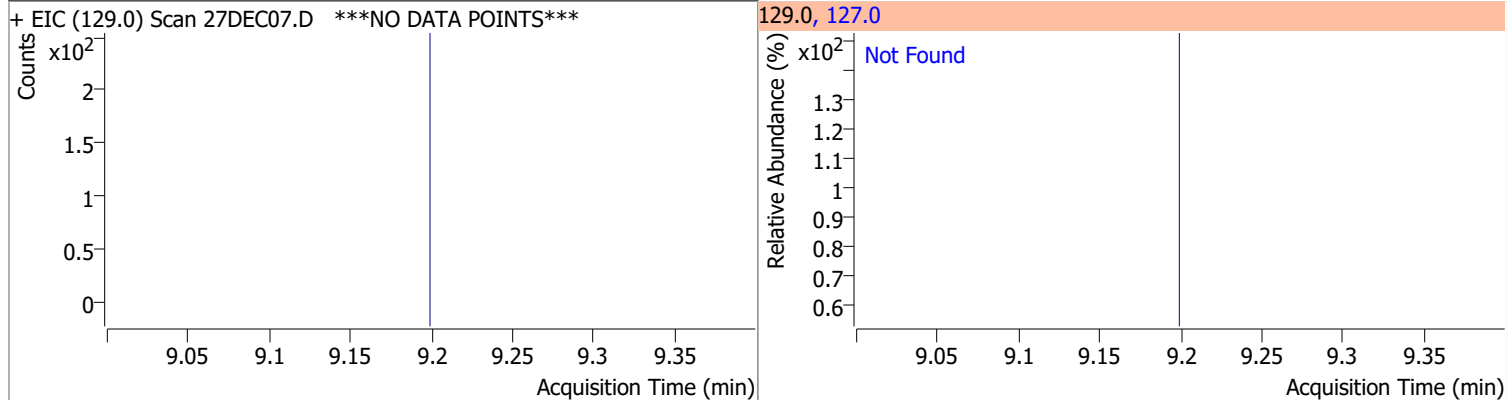
Compound	Conc.	Exp RT	QIon	Exp Ratio	QIon	Exp Ratio
Tetrachloroethene	N.D.	8.94	165.8	128.3	129.0	95.3



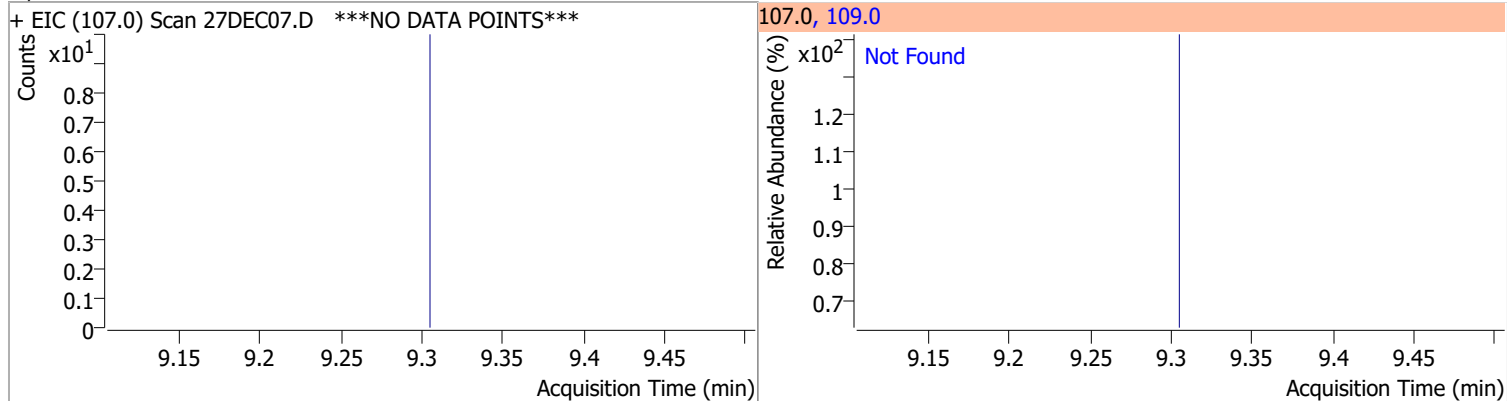
Compound	Conc.	Exp RT	QIon	Exp Ratio
1,3-Dichloropropane	N.D.	8.98	78.0	32.1



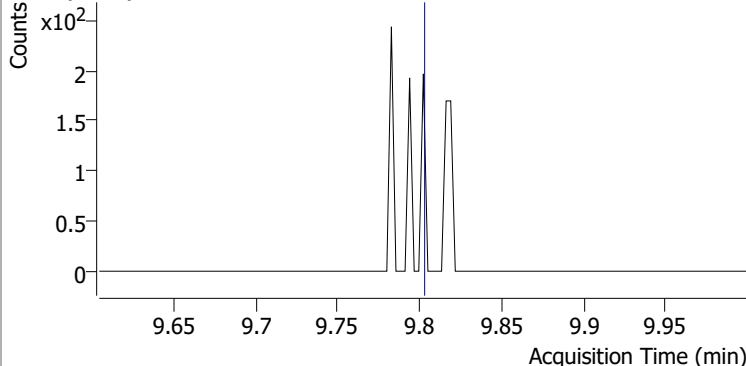
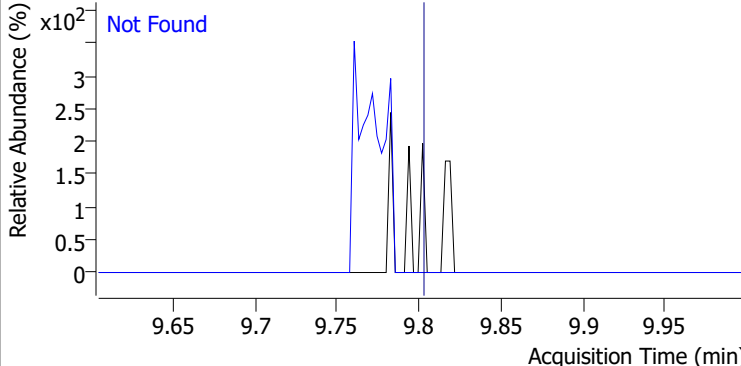
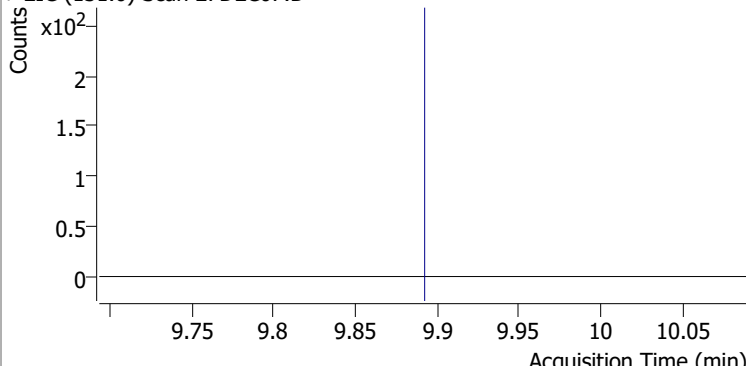
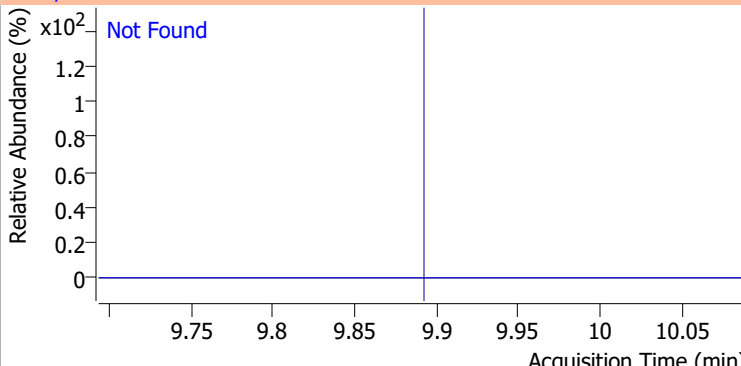
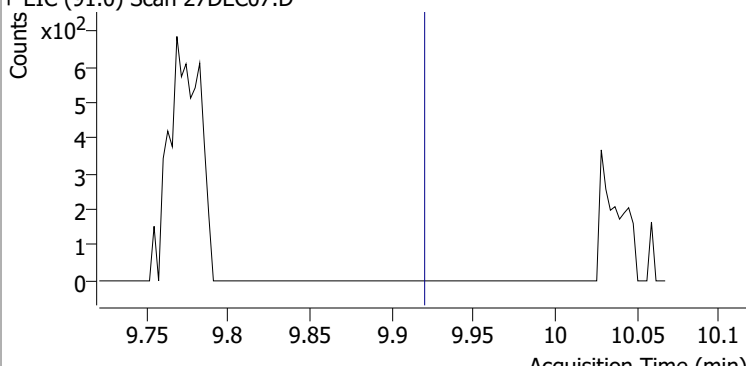
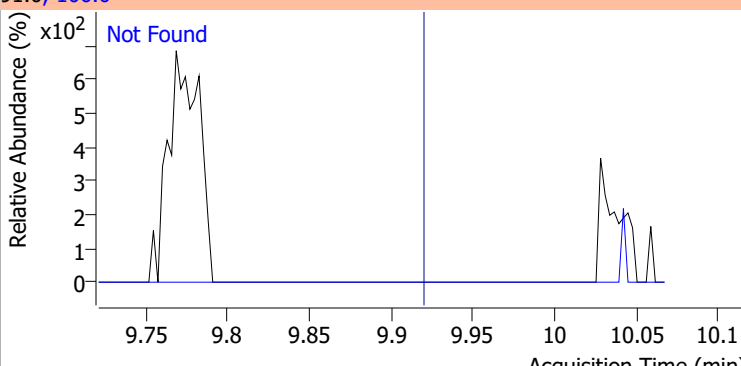
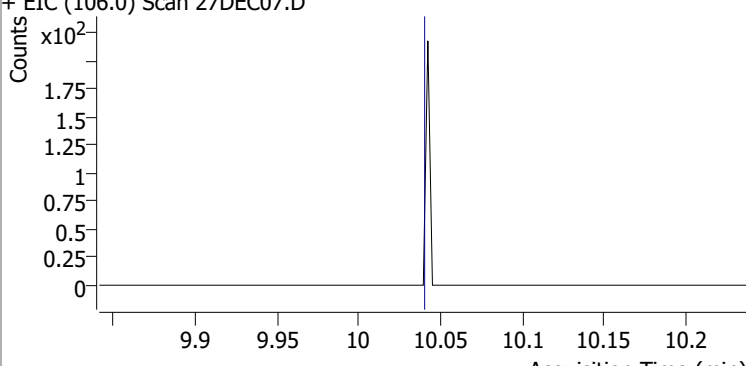
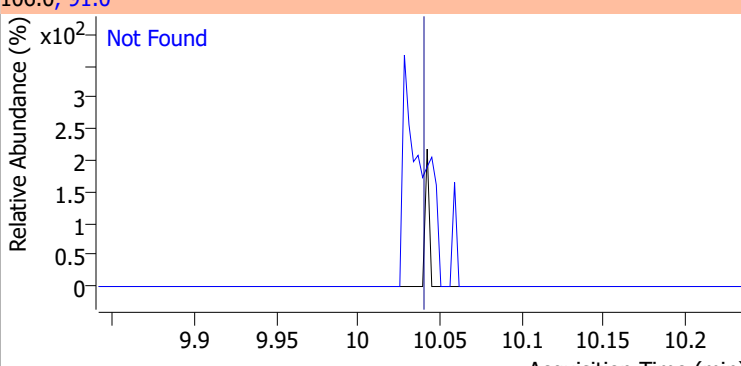
Compound	Conc.	Exp RT	QIon	Exp Ratio
Chlorodibromomethane	N.D.	9.20	127.0	75.3



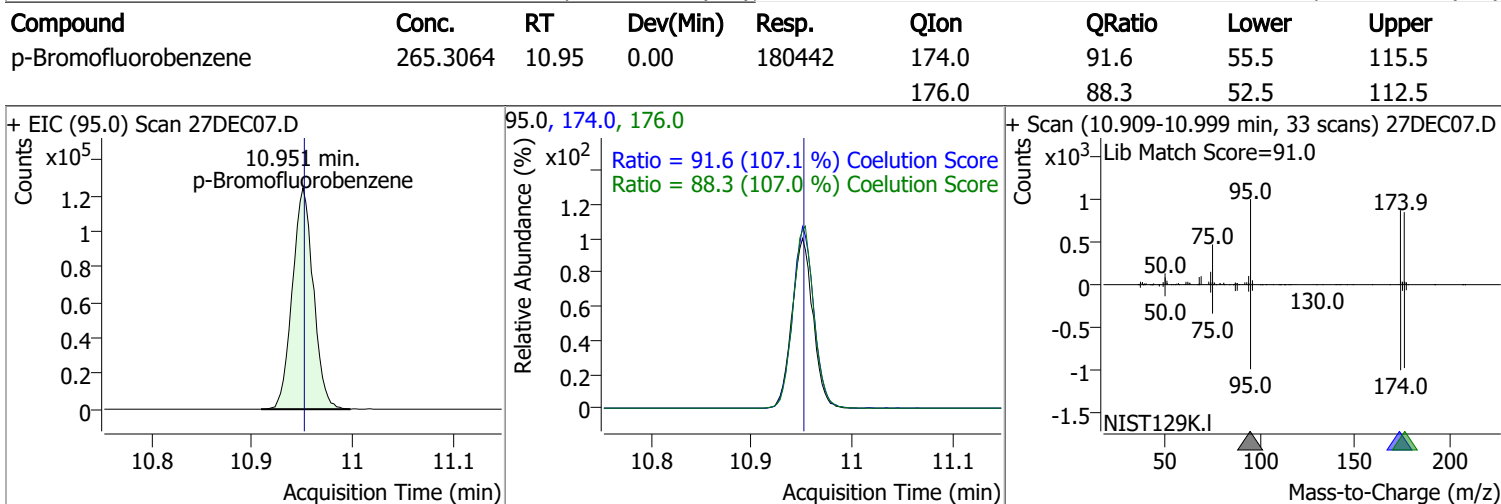
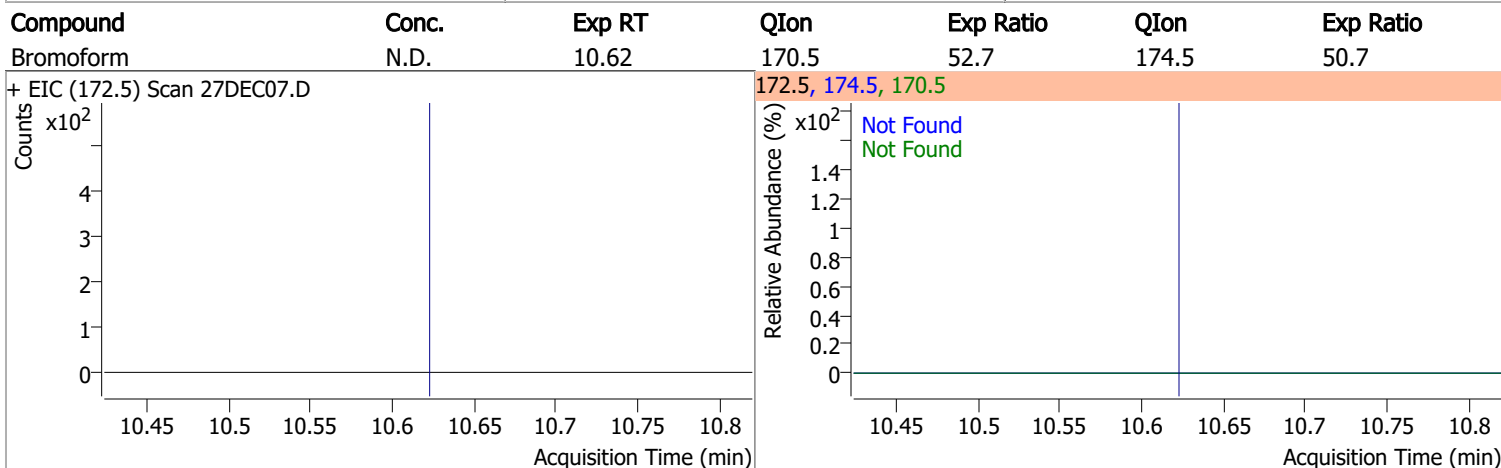
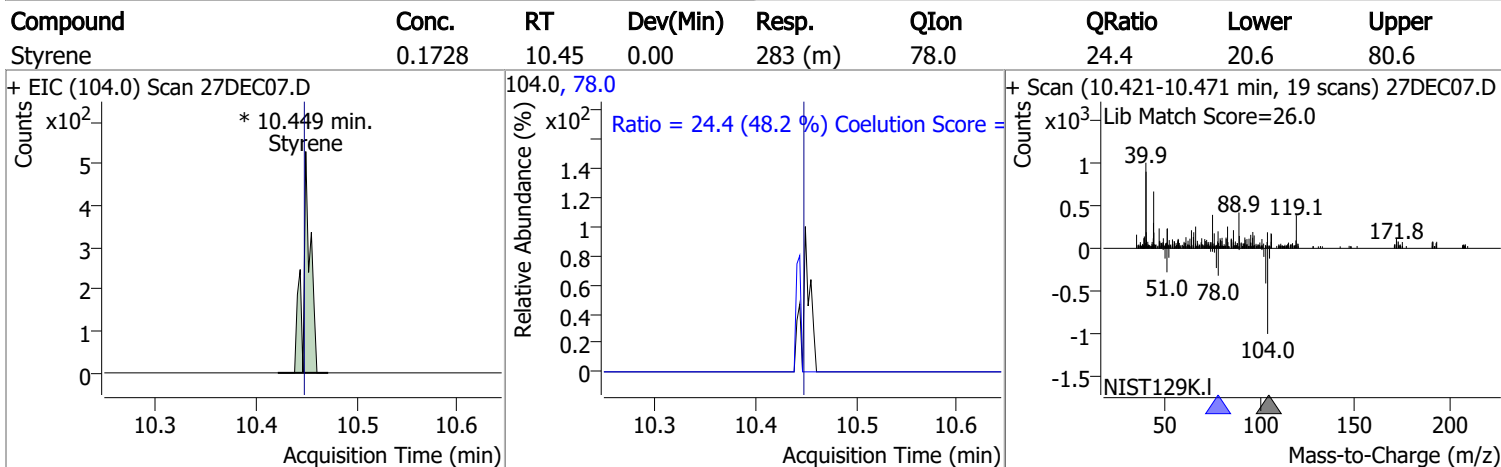
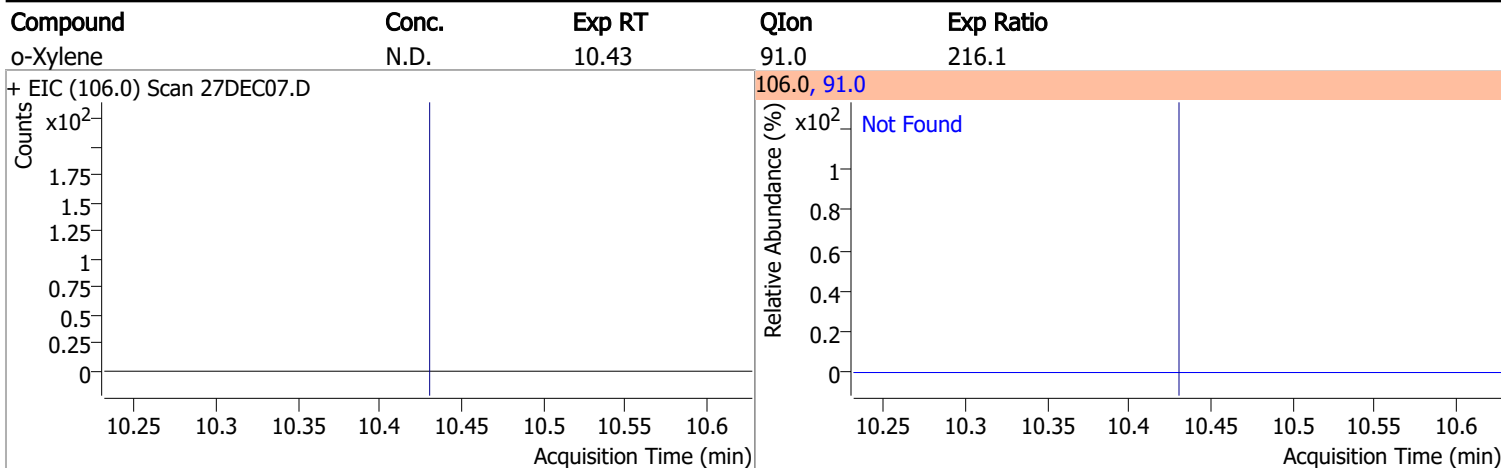
Compound	Conc.	Exp RT	QIon	Exp Ratio
1,2-Dibromoethane	N.D.	9.31	109.0	97.2



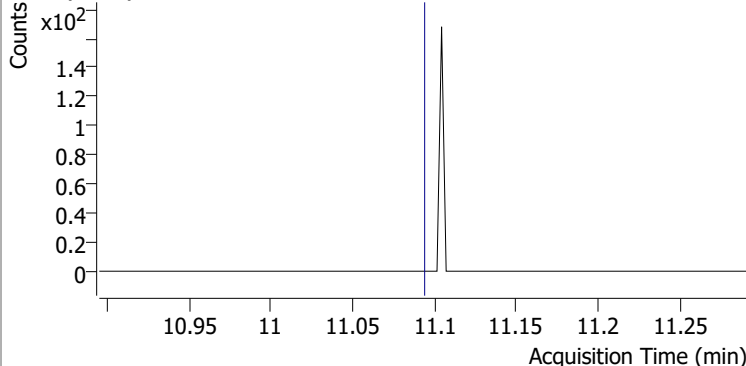
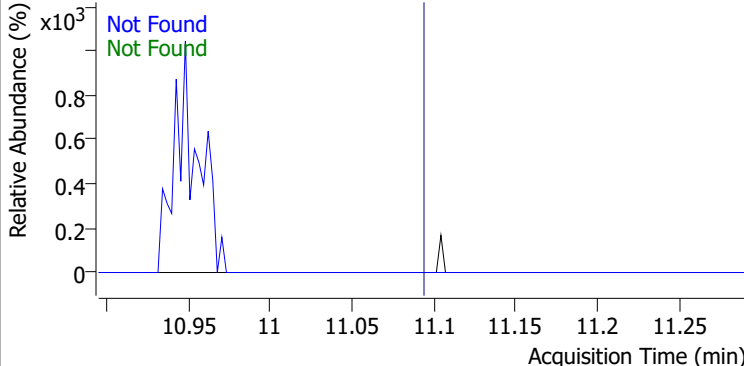
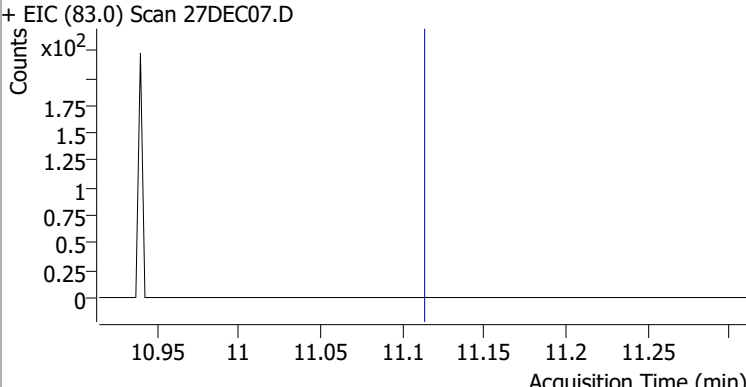
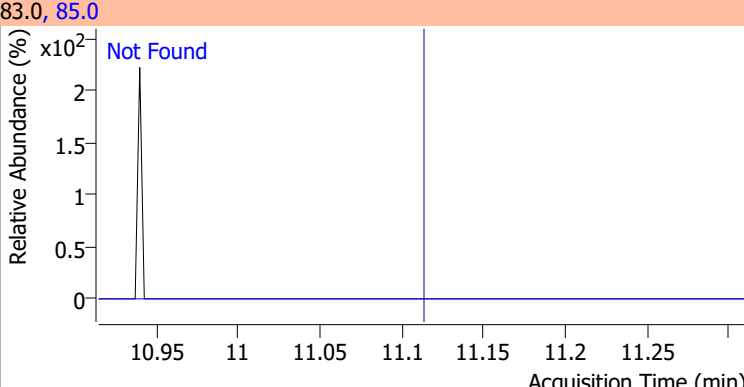
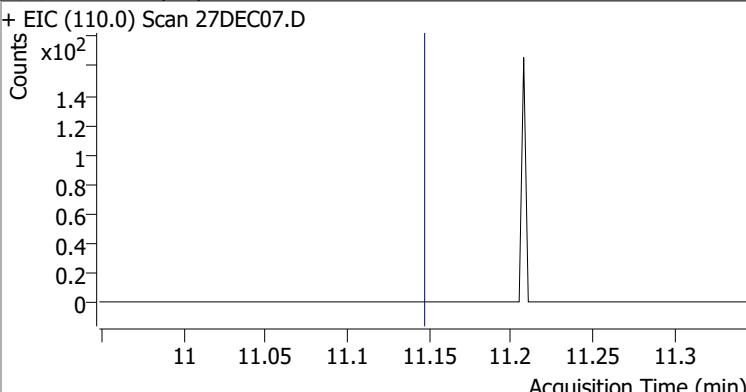
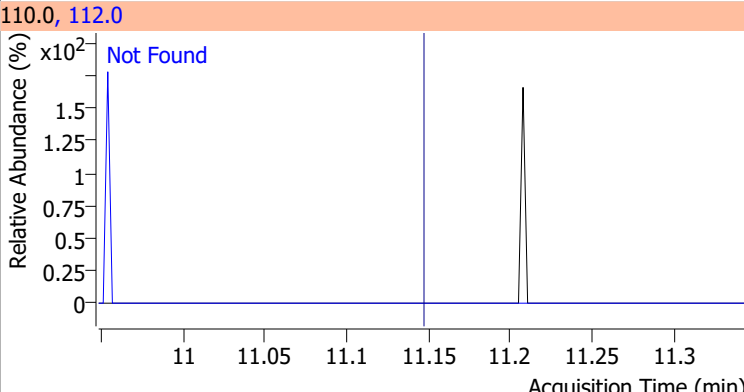
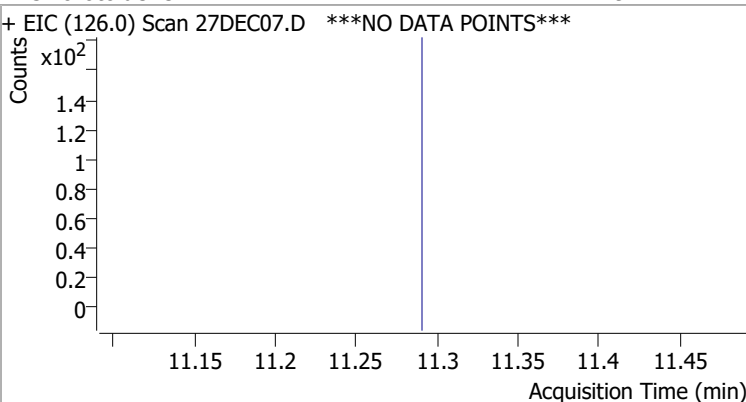
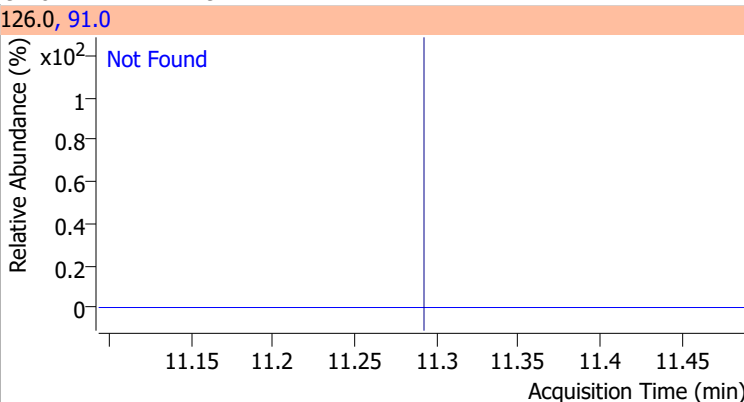
Quantitation Results Report (QT Reviewed)

Compound	Conc.	Exp RT	QIon	Exp Ratio
Chlorobenzene	N.D.	9.80	114.0	32.3
+ EIC (112.0) Scan 27DEC07.D			112.0, 114.0	
				
1,1,1,2-Tetrachloroethane	N.D.	9.89	133.0	95.7
+ EIC (131.0) Scan 27DEC07.D			131.0, 133.0	
				
Ethylbenzene	N.D.	9.92	106.0	30.7
+ EIC (91.0) Scan 27DEC07.D			91.0, 106.0	
				
m+p-Xylenes	N.D.	10.04	91.0	205.0
+ EIC (106.0) Scan 27DEC07.D			106.0, 91.0	
				

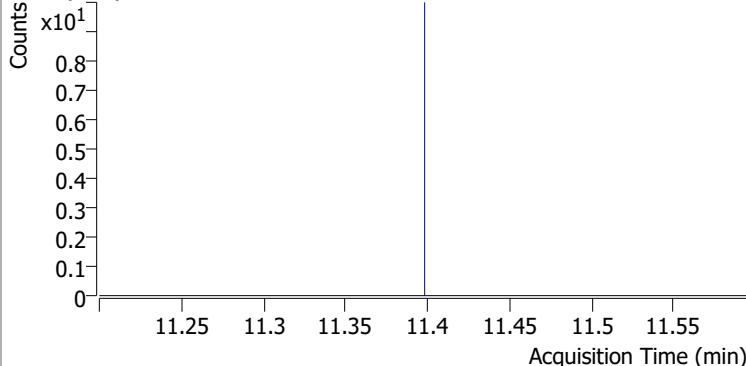
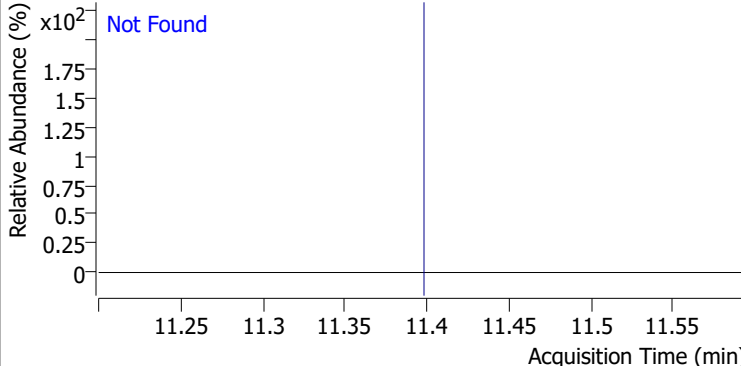
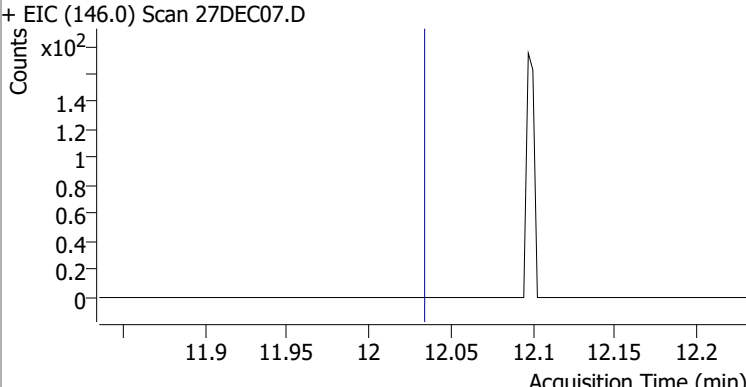
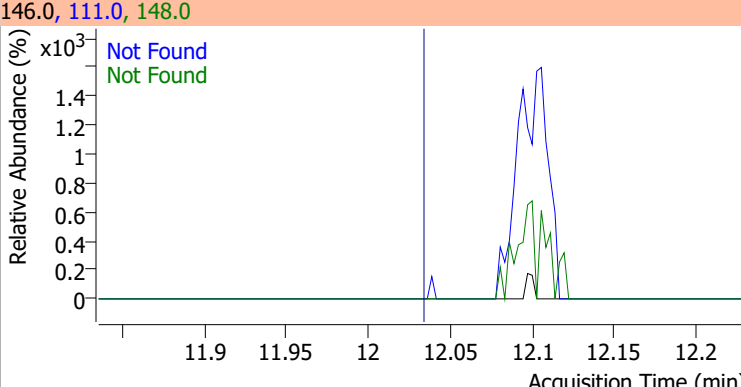
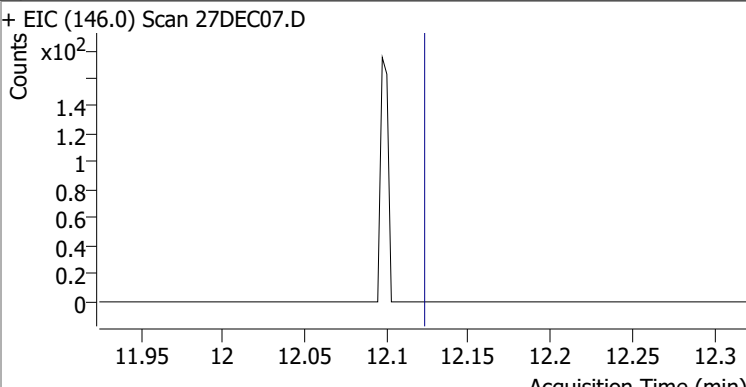
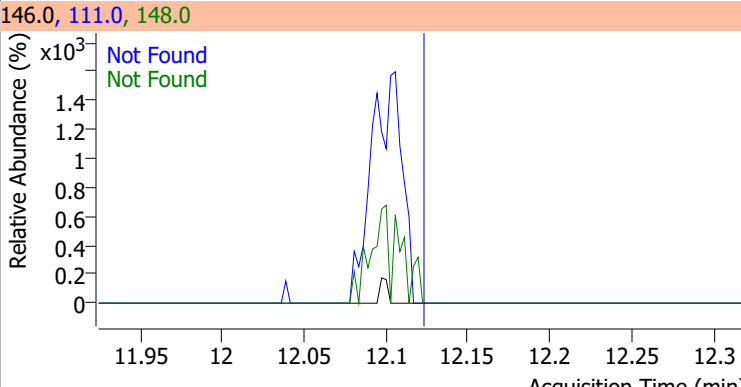
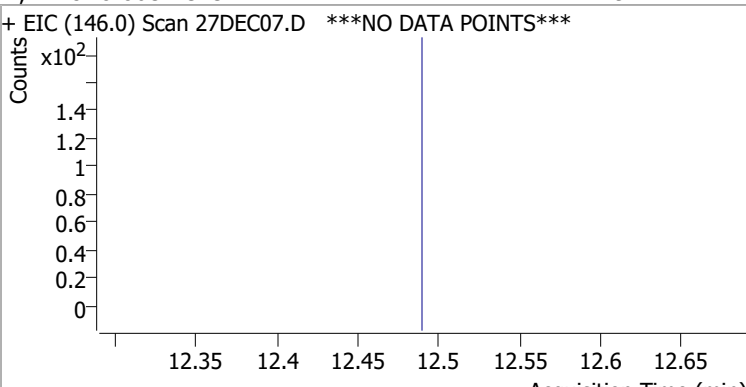
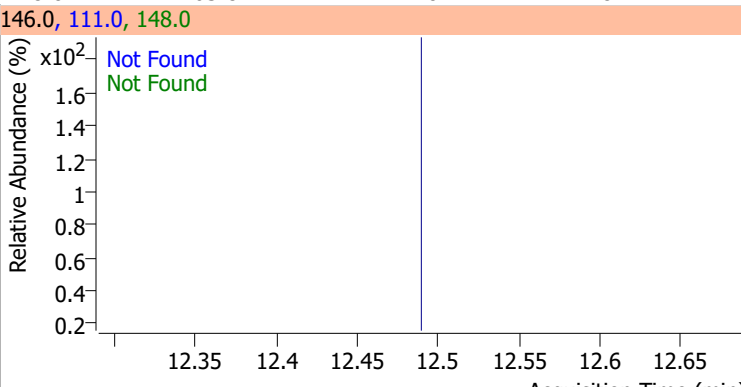
Quantitation Results Report (QT Reviewed)



Quantitation Results Report (QT Reviewed)

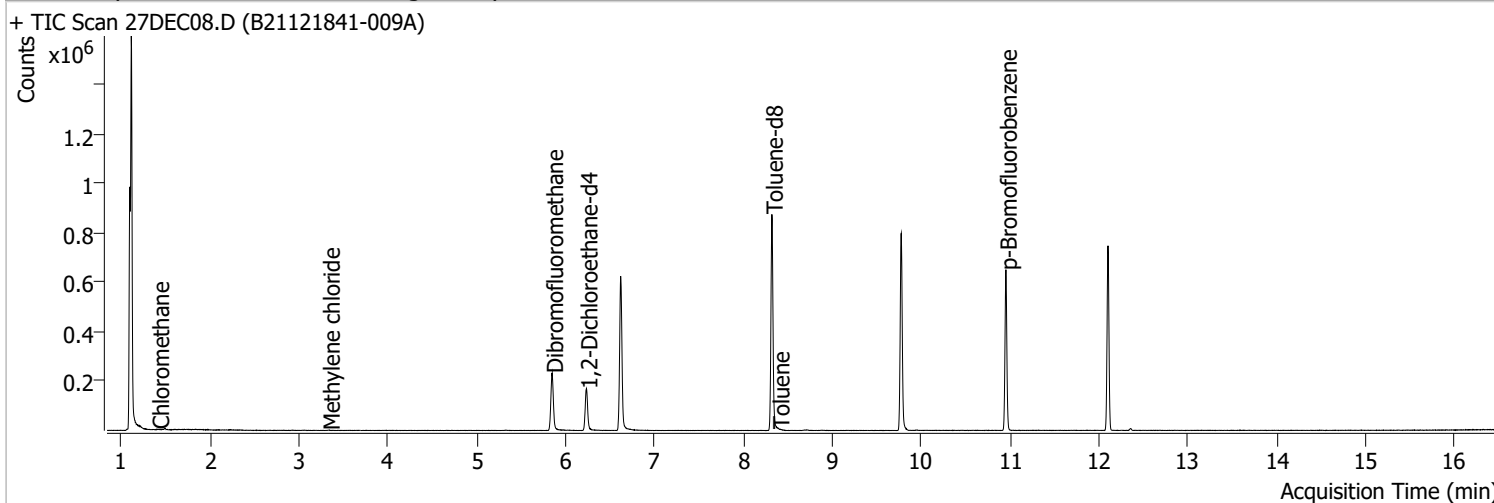
Compound	Conc.	Exp RT	QIon	Exp Ratio	QIon	Exp Ratio
Bromobenzene	N.D.	11.09	77.0	153.2	158.0	96.2
+ EIC (156.0) Scan 27DEC07.D			156.0, 77.0, 158.0			
						
1,1,2,2-Tetrachloroethane	N.D.	11.11	85.0	63.2		
+ EIC (83.0) Scan 27DEC07.D			83.0, 85.0			
						
1,2,3-Trichloropropane	N.D.	11.15	112.0	65.8		
+ EIC (110.0) Scan 27DEC07.D			110.0, 112.0			
						
2-Chlorotoluene	N.D.	11.29	91.0	294.1		
+ EIC (126.0) Scan 27DEC07.D ***NO DATA POINTS***			126.0, 91.0			
						

Quantitation Results Report (QT Reviewed)

Compound	Conc.	Exp RT	QIon	Exp Ratio		
4-Chlorotoluene	N.D.	11.40	126.0	30.4		
+ EIC (91.0) Scan 27DEC07.D			91.0, 126.0			
						
1,3-Dichlorobenzene	N.D.	12.03	148.0	64.5	QIon	Exp Ratio
+ EIC (146.0) Scan 27DEC07.D			146.0, 111.0, 148.0			
						
1,4-Dichlorobenzene	N.D.	12.12	148.0	64.0	QIon	Exp Ratio
+ EIC (146.0) Scan 27DEC07.D			146.0, 111.0, 148.0			
						
1,2-Dichlorobenzene	N.D.	12.49	148.0	63.8	QIon	Exp Ratio
+ EIC (146.0) Scan 27DEC07.D ***NO DATA POINTS***			146.0, 111.0, 148.0			
						

Quantitation Results Report (QT Reviewed)

Data File	27DEC08.D	Operator	MSC
Acq. Method	5975CACQF.M	Acq. Date-Time	12/27/2021 12:24:27 PM
Sample Name	B21121841-009A	Instrument	VOA5975C
Vial	8	Multiplier	1.00
DA Method File	VOA5975C_8260B_SHT_DoD_L4_120721.m	Comment	
Tune File	BFB_Atune3.u	Tune Date	10/11/2021 4:02:00 PM
Batch Name	VG122721_8260B_624pt1.batch.bin	Last Calib Update	1/5/2022 1:54:14 PM
Ref Library	\\MASSHUNTER\Org\Library\NIST129K.I		



Compound	RT	QIon	Resp.	Conc.	Units	Dev(Min)
Internal Standards						
M Fluorobenzene	6.618	96.0	533481	250.0000	ng	-0.003
M Chlorobenzene-d5	9.774	82.0	227390	250.0000	ng	0.000
M 1,4-Dichlorobenzene-d4	12.100	152.0	181089	250.0000	ng	0.000
System Monitoring Compounds						
S Dibromofluoromethane	5.848	113.0	136789	261.6234	ng	-0.003
Spiked Amount: 250.000	Range: 80.0 - 119.0%			Recovery = 104.65%		
S 1,2-Dichloroethane-d4	6.233	67.0	61297	256.8931	ng	0.003
Spiked Amount: 250.000	Range: 81.0 - 118.0%			Recovery = 102.76%		
S Toluene-d8	8.319	98.0	535337	234.1996	ng	0.000
Spiked Amount: 250.000	Range: 89.0 - 112.0%			Recovery = 93.68%		
S p-Bromofluorobenzene	10.951	95.0	178868	258.1343	ng	0.000
Spiked Amount: 250.000	Range: 85.0 - 114.0%			Recovery = 103.25%		
Target Compounds						
T Dichlorodifluoromethane	0.000		0	N.D.		
T Chloromethane	1.414	50.0	1427	1.6429	ng	m 73
T Vinyl chloride	0.000		0	N.D.		
T Bromomethane	0.000		0	N.D.		
T Chloroethane	0.000		0	N.D.		
T Trichlorofluoromethane	0.000		0	N.D.		
T 1,1-Dichloroethene	0.000		0	N.D.		
T Methylene chloride	3.335	49.0	709	0.9074	ng	m 85
T trans-1,2-Dichloroethene	0.000		0	N.D.		
T Methyl tert-butyl ether (MTBE)	0.000		0	N.D.		
T 1,1-Dichloroethane	0.000		0	N.D.		
T 2,2-Dichloropropane	0.000		0	N.D.		
T cis-1,2-Dichloroethene	0.000		0	N.D.		
T Methyl ethyl ketone	0.000		0	N.D.		
T Bromochloromethane	0.000		0	N.D.		
T Chloroform	0.000		0	N.D.		

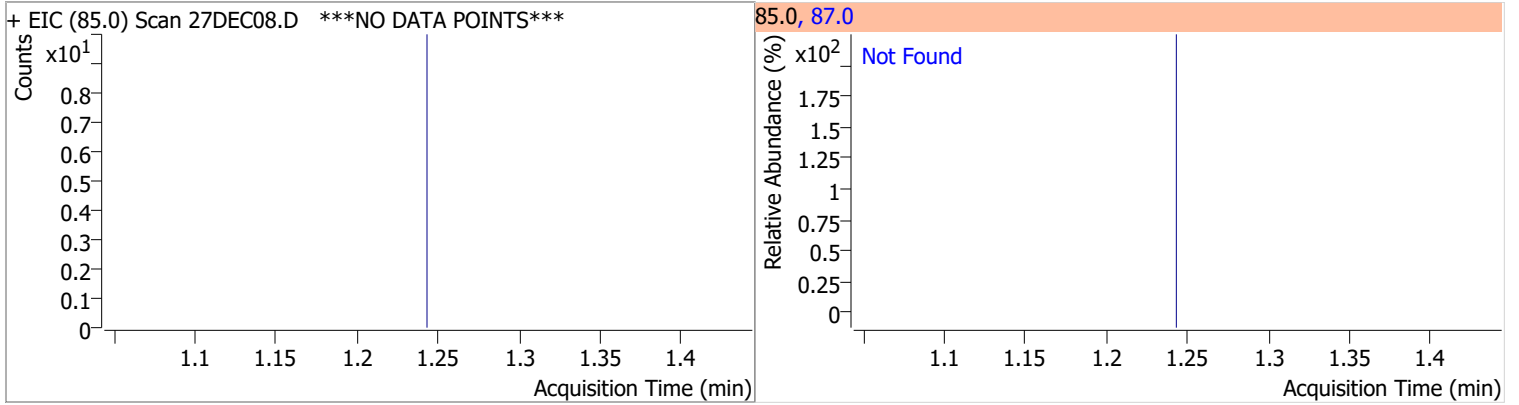
Quantitation Results Report (QT Reviewed)

Compound	RT	QIon	Resp.	Conc.	Units		Dev(Min)
T 1,1,1-Trichloroethane	0.000		0	N.D.			
T Carbon tetrachloride	0.000		0	N.D.			
T 1,1-Dichloropropene	0.000		0	N.D.			
T Benzene	0.000		0	N.D.			
T 1,2-Dichloroethane	0.000		0	N.D.			
T Trichloroethene	0.000		0	N.D.			
T 1,2-Dichloropropane	0.000		0	N.D.			
T Dibromomethane	0.000		0	N.D.			
T Bromodichloromethane	0.000		0	N.D.			
T cis-1,3-Dichloropropene	0.000		0	N.D.			
T Toluene	8.394	92.0	348	0.2314	ng	m	99
T trans-1,3-Dichloropropene	0.000		0	N.D.			
T 1,1,2-Trichloroethane	0.000		0	N.D.			
T Tetrachloroethene	0.000		0	N.D.			
T 1,3-Dichloropropane	0.000		0	N.D.			
T Chlorodibromomethane	0.000		0	N.D.			
T 1,2-Dibromoethane	0.000		0	N.D.			
T Chlorobenzene	0.000		0	N.D.			
T 1,1,1,2-Tetrachloroethane	0.000		0	N.D.			
T Ethylbenzene	0.000		0	N.D.			
T m+p-Xylenes	0.000		0	N.D.			
T o-Xylene	0.000		0	N.D.			
T Styrene	0.000		0	N.D.			
T Bromoform	0.000		0	N.D.			
T Bromobenzene	0.000		0	N.D.			
T 1,1,2,2-Tetrachloroethane	0.000		0	N.D.			
T 1,2,3-Trichloropropane	0.000		0	N.D.			
T 2-Chlorotoluene	0.000		0	N.D.			
T 4-Chlorotoluene	0.000		0	N.D.			
T 1,3-Dichlorobenzene	0.000		0	N.D.			
T 1,4-Dichlorobenzene	0.000		0	N.D.			
T 1,2-Dichlorobenzene	0.000		0	N.D.			

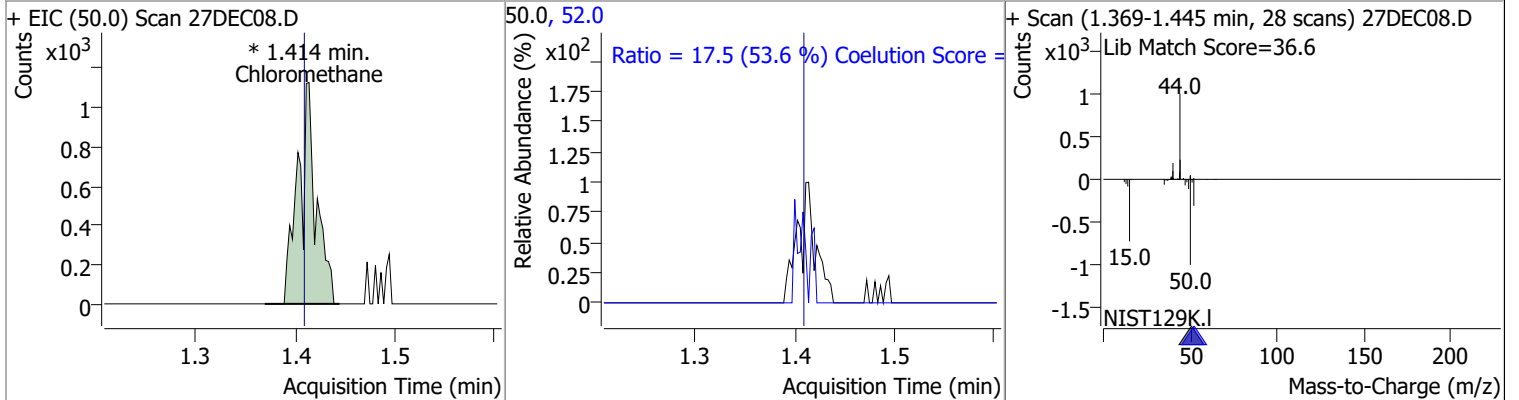
(#) = Qualifier Out of Range; (m) = Manual Integration; (+) = Area Summed; (*) = Surrogate Percent Recovery Out of Range; (d): Zeroed Peak

Quantitation Results Report (QT Reviewed)

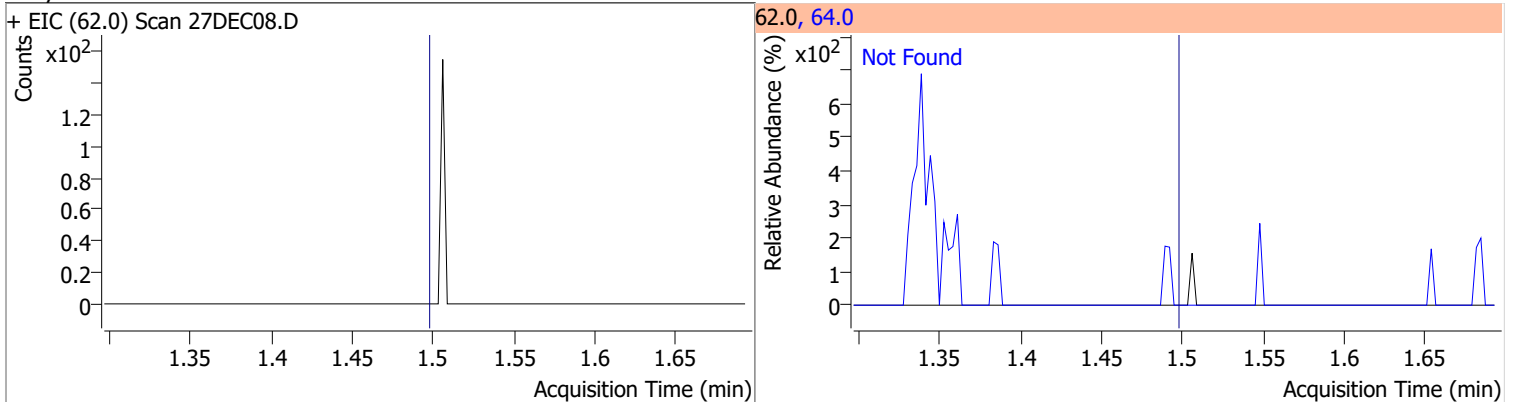
Compound	Conc.	Exp RT	QIon	Exp Ratio
Dichlorodifluoromethane	N.D.	1.24	87.0	32.0



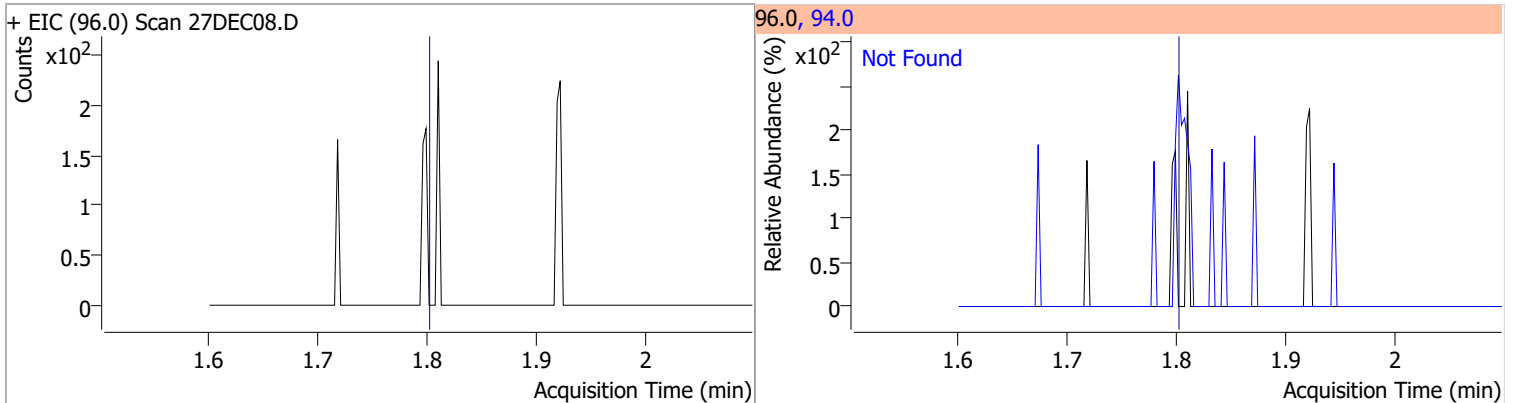
Compound	Conc.	RT	Dev(Min)	Resp.	QIon	QRatio	Lower	Upper
Chloromethane	1.6429	1.41	0.01	1427 (m)	52.0	17.5	2.7	62.7



Compound	Conc.	Exp RT	QIon	Exp Ratio
Vinyl chloride	N.D.	1.50	64.0	31.6

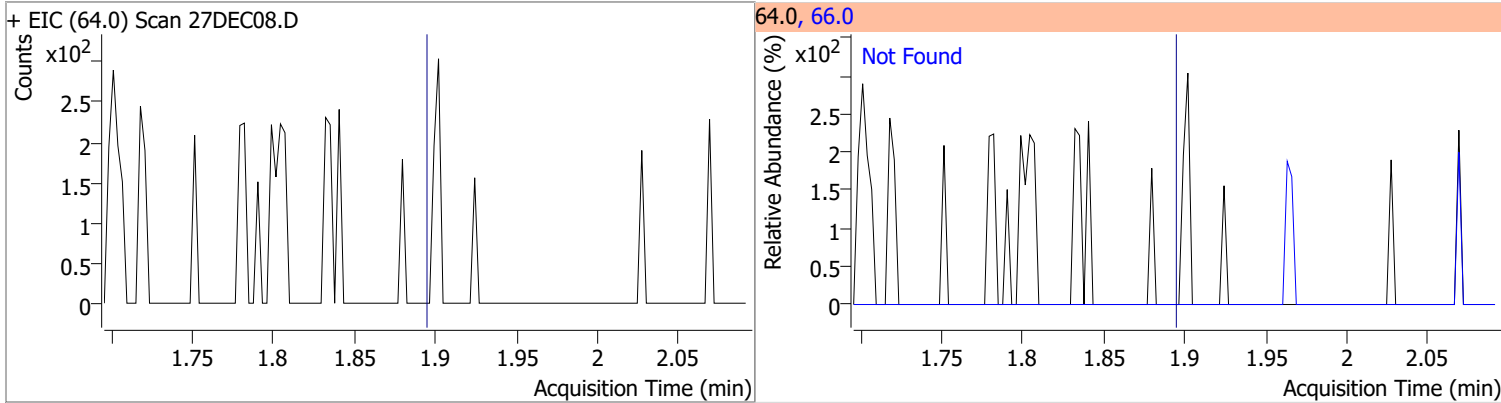


Compound	Conc.	Exp RT	QIon	Exp Ratio
Bromomethane	N.D.	1.80	94.0	106.0

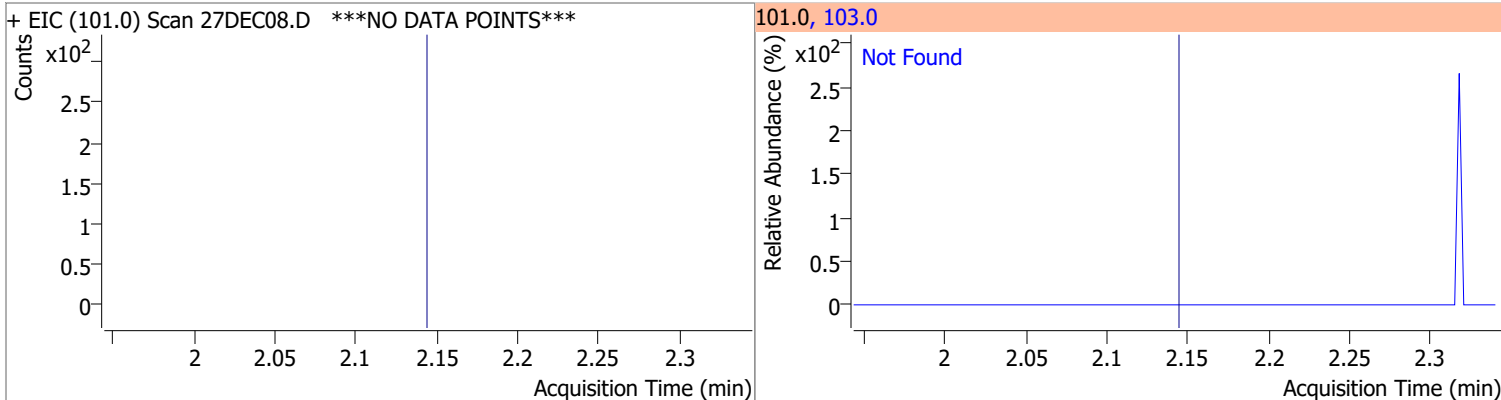


Quantitation Results Report (QT Reviewed)

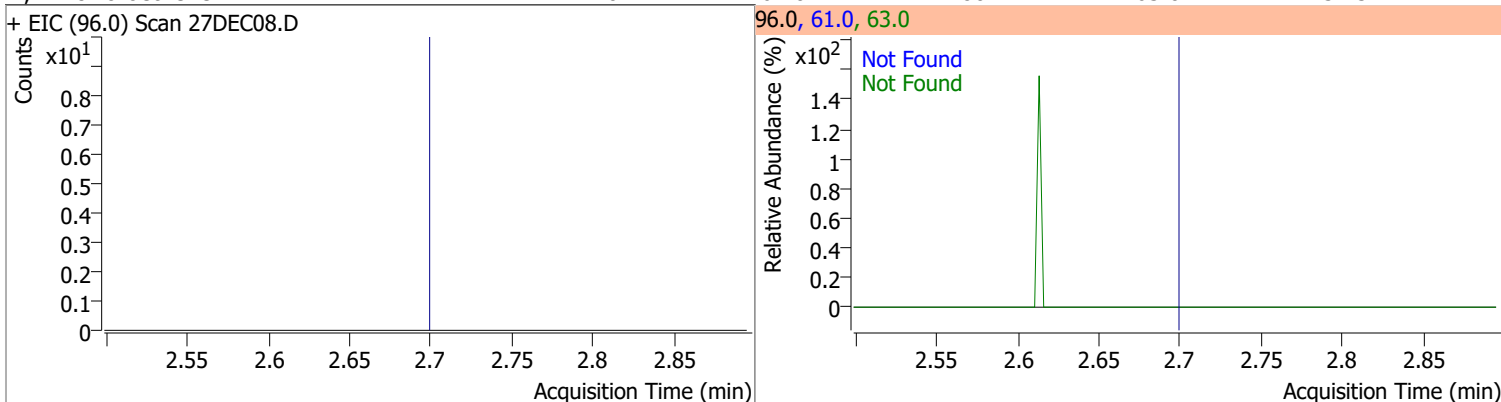
Compound	Conc.	Exp RT	QIon	Exp Ratio
Chloroethane	N.D.	1.90	66.0	30.8



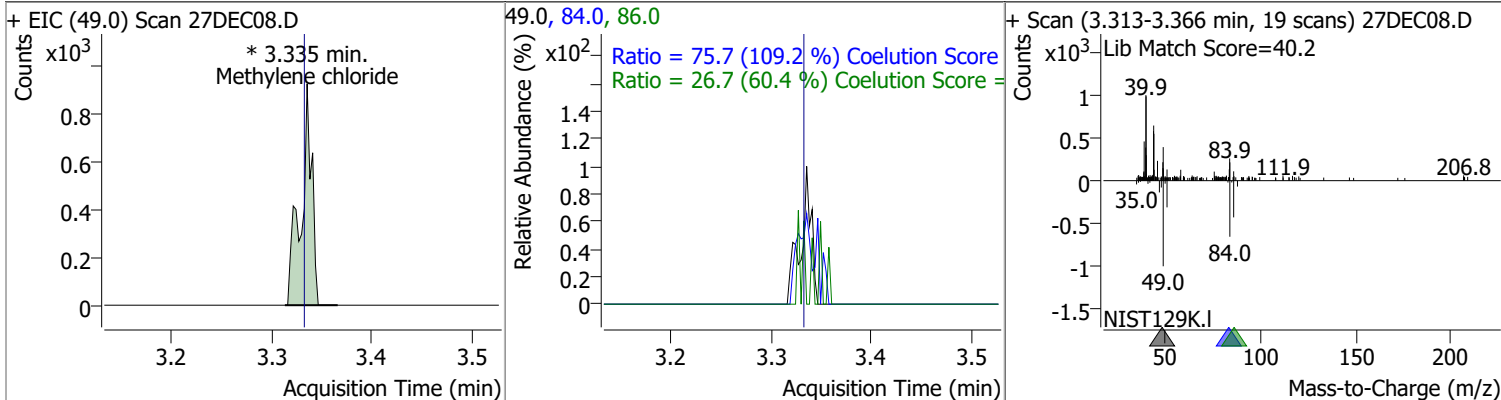
Compound	Conc.	Exp RT	QIon	Exp Ratio
Trichlorofluoromethane	N.D.	2.14	103.0	64.8



Compound	Conc.	Exp RT	QIon	Exp Ratio	QIon	Exp Ratio
1,1-Dichloroethene	N.D.	2.70	61.0	180.1	63.0	57.5

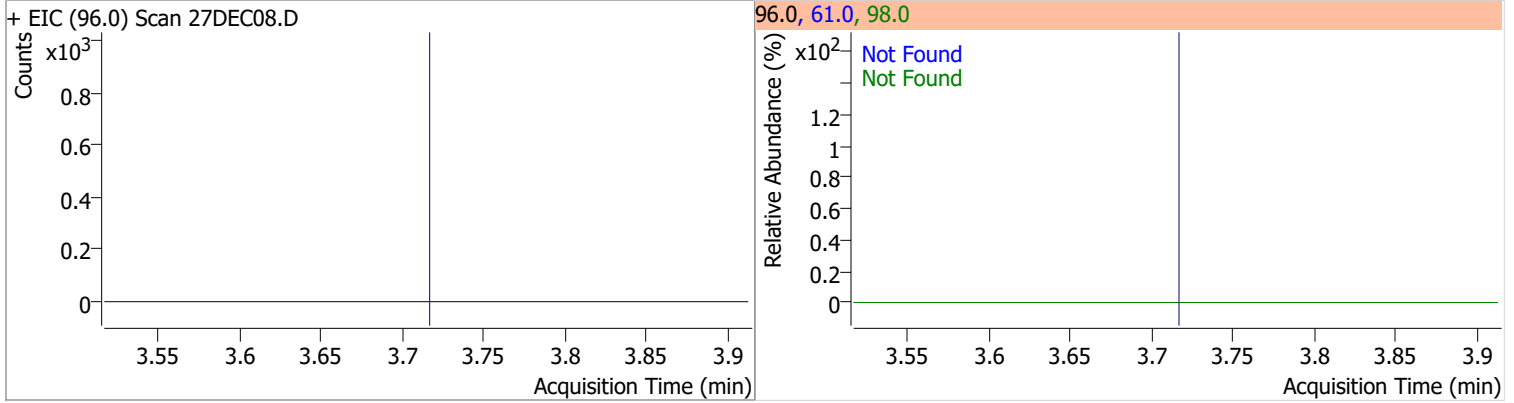


Compound	Conc.	RT	Dev(Min)	Resp.	QIon	QRatio	Lower	Upper
Methylene chloride	0.9074	3.34	0.00	709 (m)	84.0	75.7	39.4	99.4
					86.0	26.7	14.1	74.1

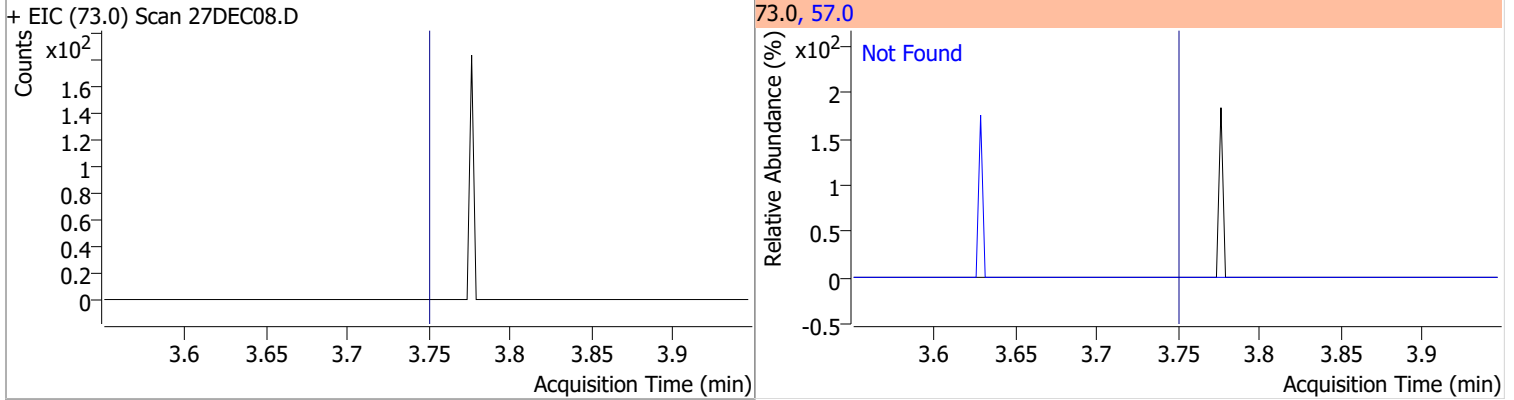


Quantitation Results Report (QT Reviewed)

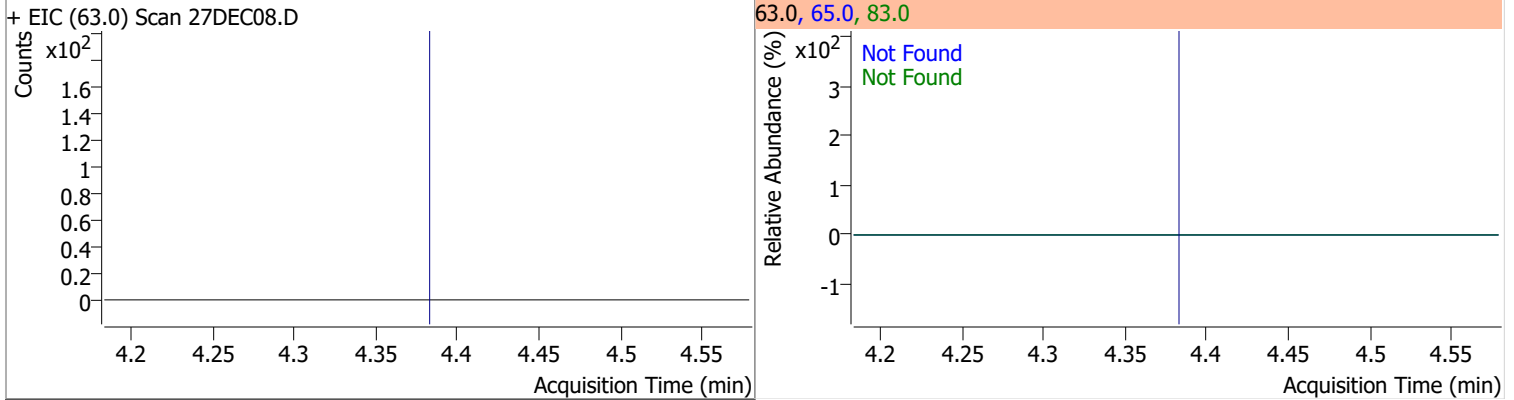
Compound	Conc.	Exp RT	QIon	Exp Ratio	QIon	Exp Ratio
trans-1,2-Dichloroethene	N.D.	3.72	61.0	155.1	98.0	62.8



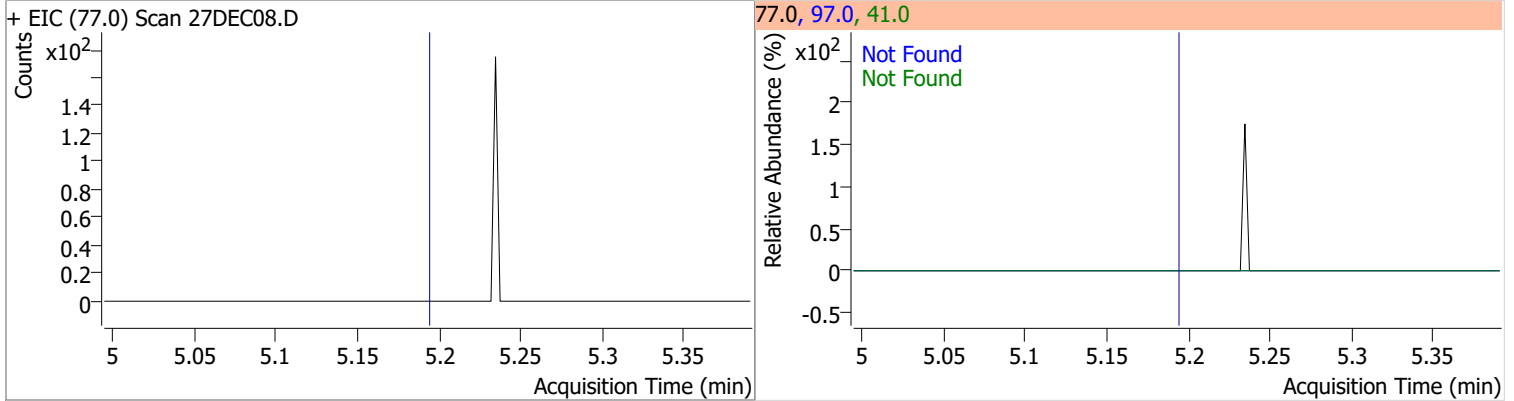
Compound	Conc.	Exp RT	QIon	Exp Ratio
Methyl tert-butyl ether (MTBE)	N.D.	3.75	57.0	23.9



Compound	Conc.	Exp RT	QIon	Exp Ratio	QIon	Exp Ratio
1,1-Dichloroethane	N.D.	4.38	65.0	31.7	83.0	12.8

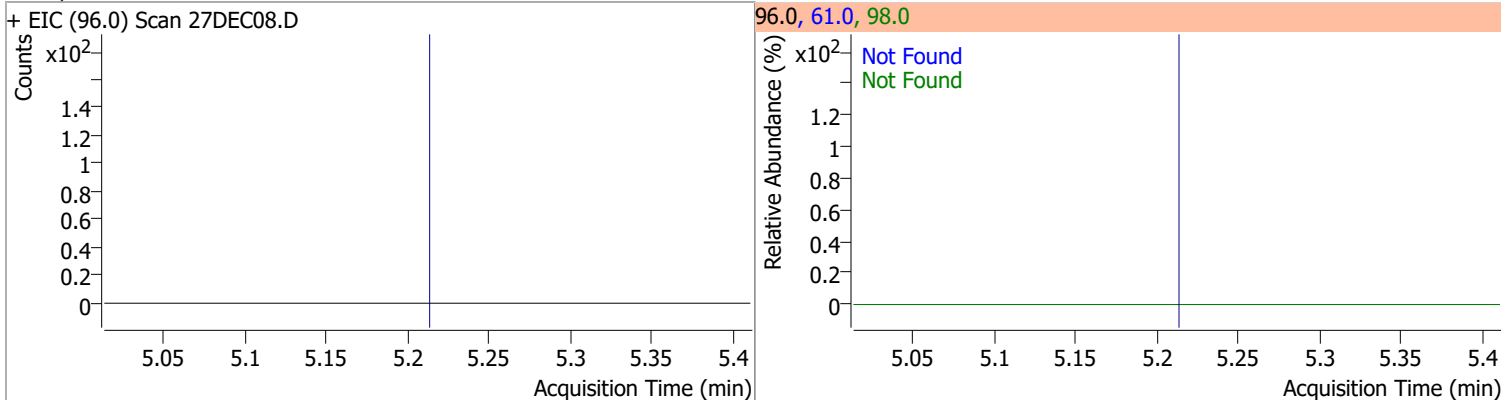


Compound	Conc.	Exp RT	QIon	Exp Ratio	QIon	Exp Ratio
2,2-Dichloropropane	N.D.	5.20	41.0	59.0	97.0	21.8

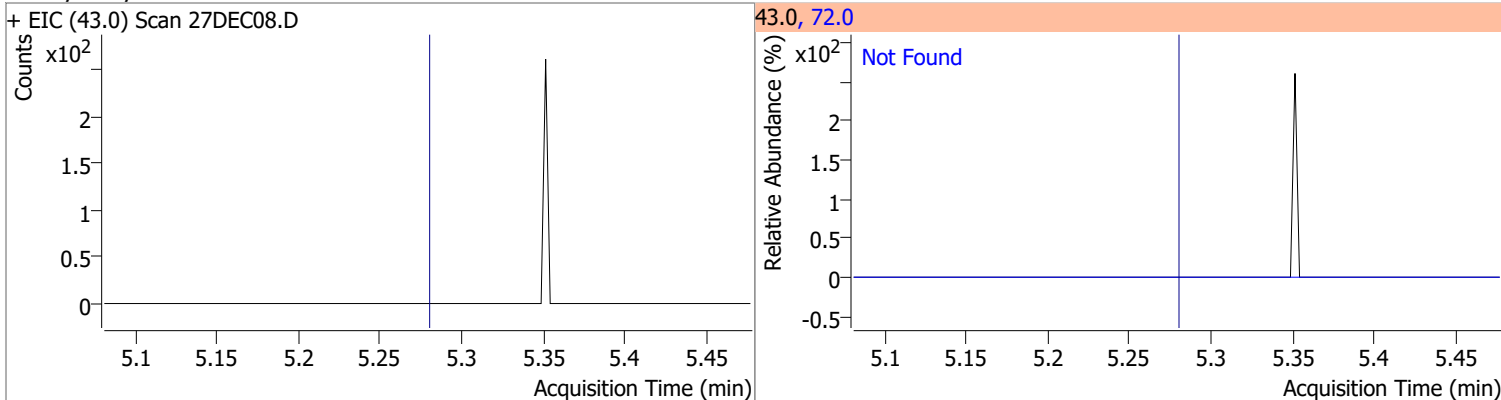


Quantitation Results Report (QT Reviewed)

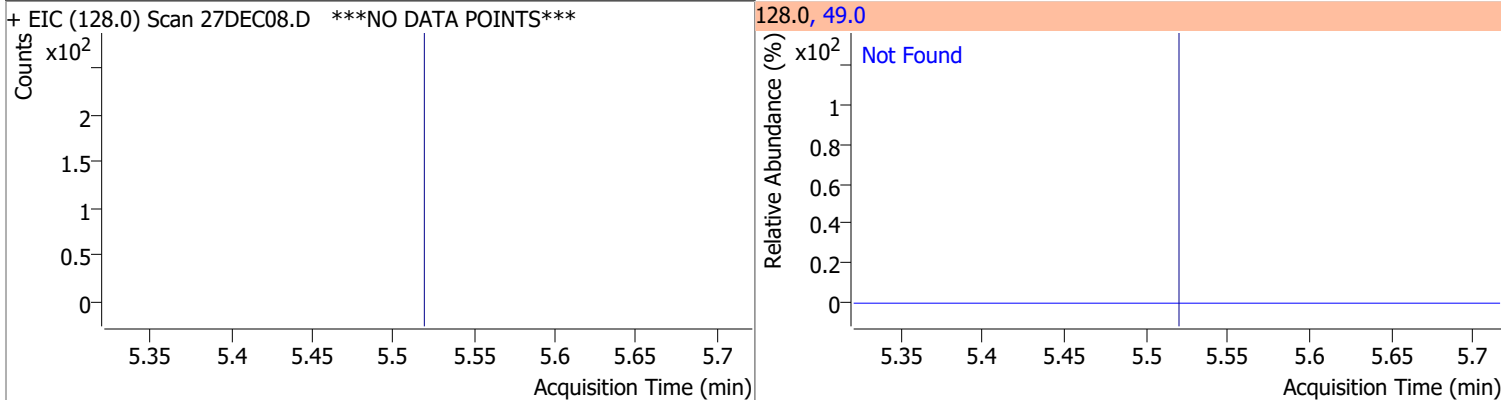
Compound	Conc.	Exp RT	QIon	Exp Ratio	QIon	Exp Ratio
cis-1,2-Dichloroethene	N.D.	5.21	61.0	163.3	98.0	64.4



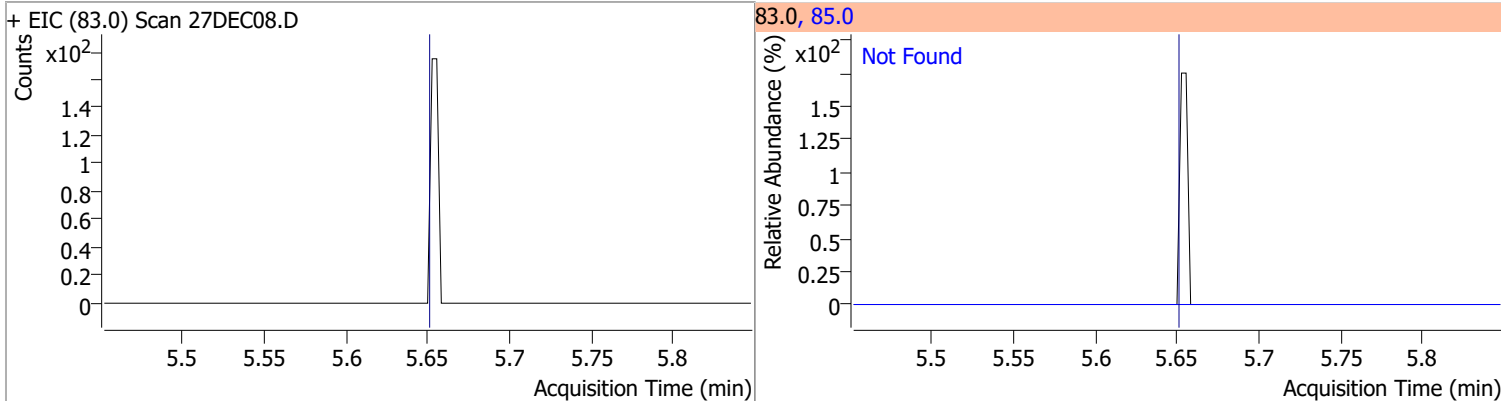
Compound	Conc.	Exp RT	QIon	Exp Ratio
Methyl ethyl ketone	N.D.	5.28	72.0	22.2



Compound	Conc.	Exp RT	QIon	Exp Ratio
Bromochloromethane	N.D.	5.52	49.0	184.6

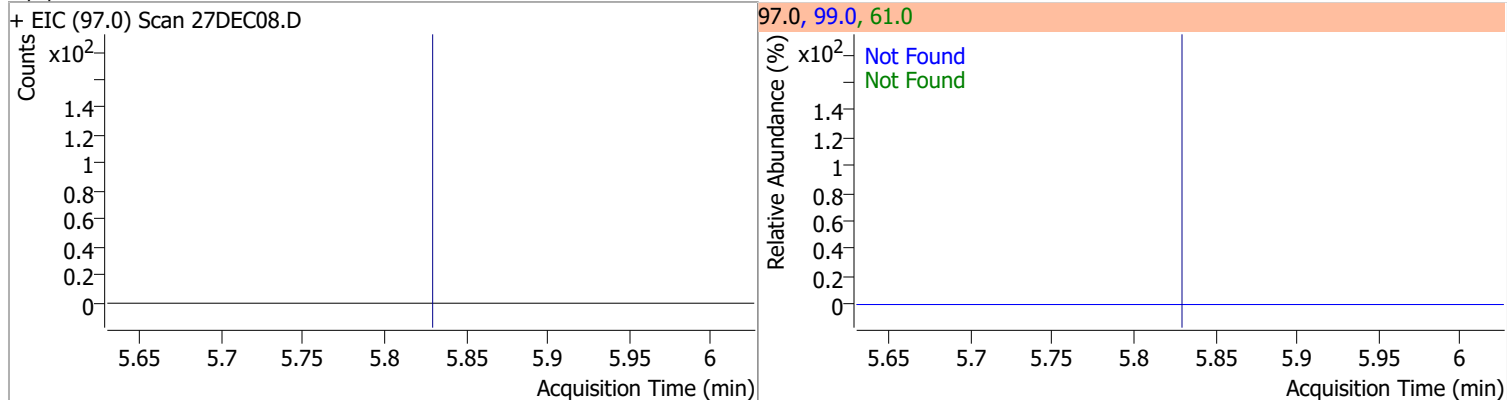


Compound	Conc.	Exp RT	QIon	Exp Ratio
Chloroform	N.D.	5.65	85.0	65.1

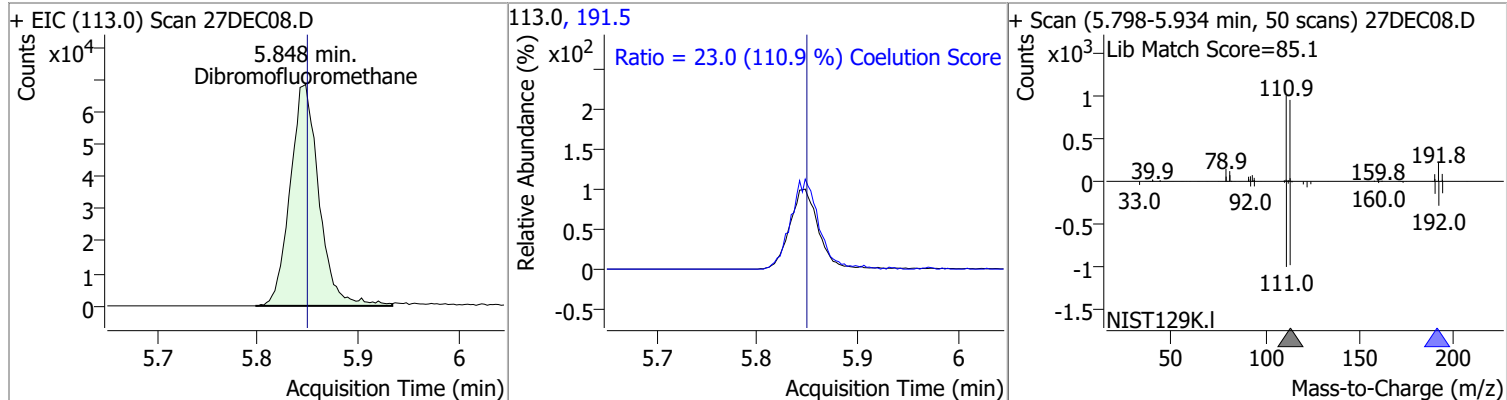


Quantitation Results Report (QT Reviewed)

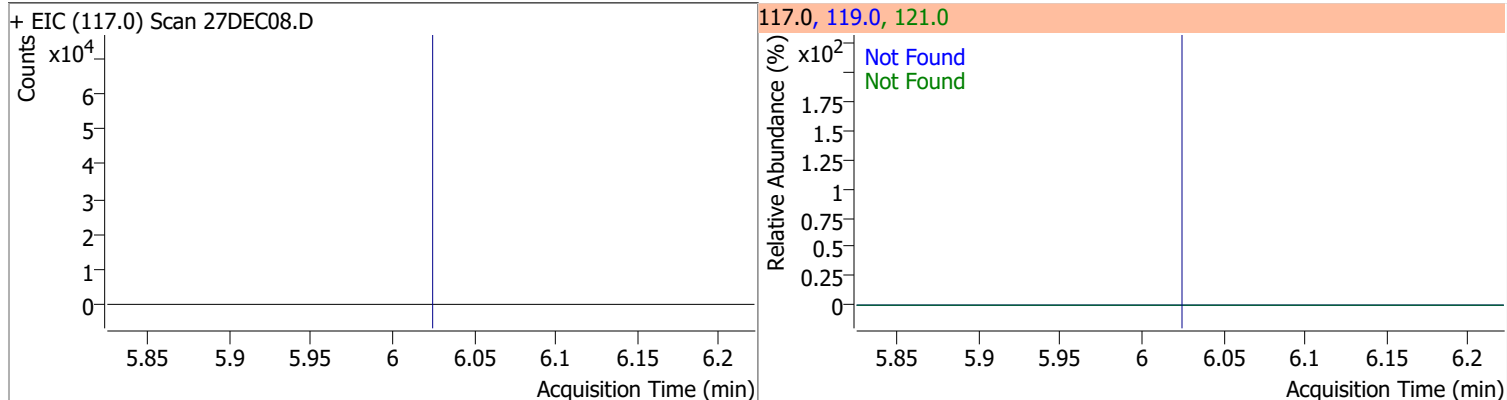
Compound	Conc.	Exp RT	QIon	Exp Ratio	QIon	Exp Ratio
1,1,1-Trichloroethane	N.D.	5.83	99.0	65.7	61.0	45.0



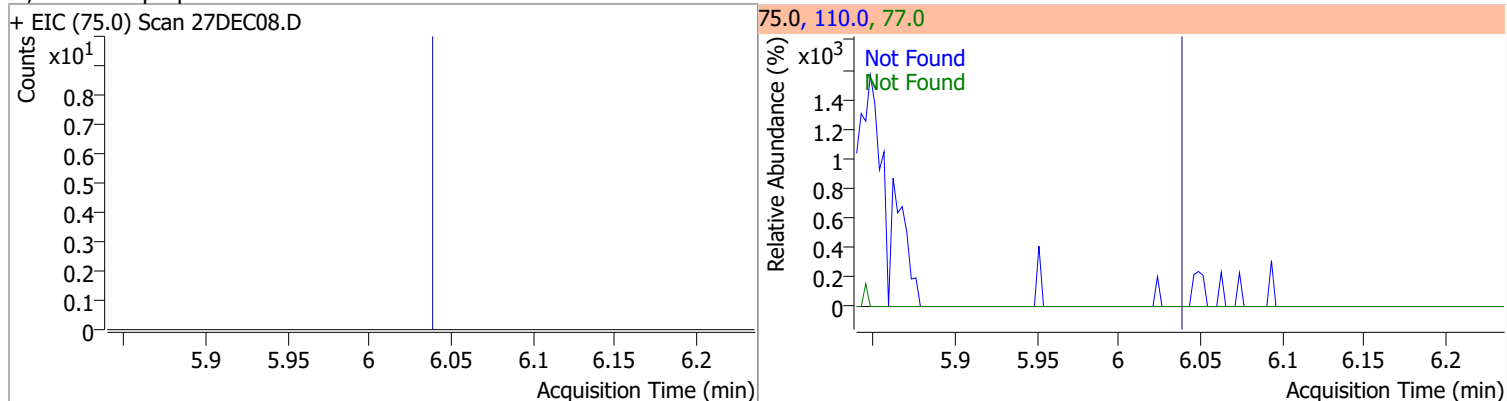
Compound	Conc.	RT	Dev(Min)	Resp.	QIon	QRatio	Lower	Upper
Dibromofluoromethane	261.6234	5.85	0.00	136789	191.5	23.0	0.0	50.7



Compound	Conc.	Exp RT	QIon	Exp Ratio	QIon	Exp Ratio
Carbon tetrachloride	N.D.	6.03	119.0	97.5	121.0	30.4

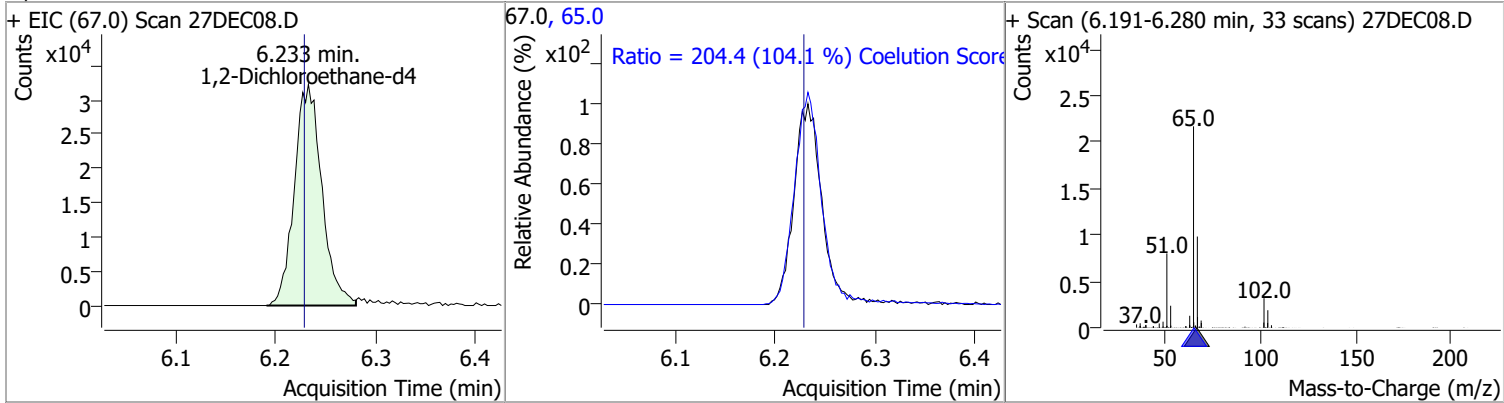


Compound	Conc.	Exp RT	QIon	Exp Ratio	QIon	Exp Ratio
1,1-Dichloropropene	N.D.	6.04	110.0	35.4	77.0	30.5

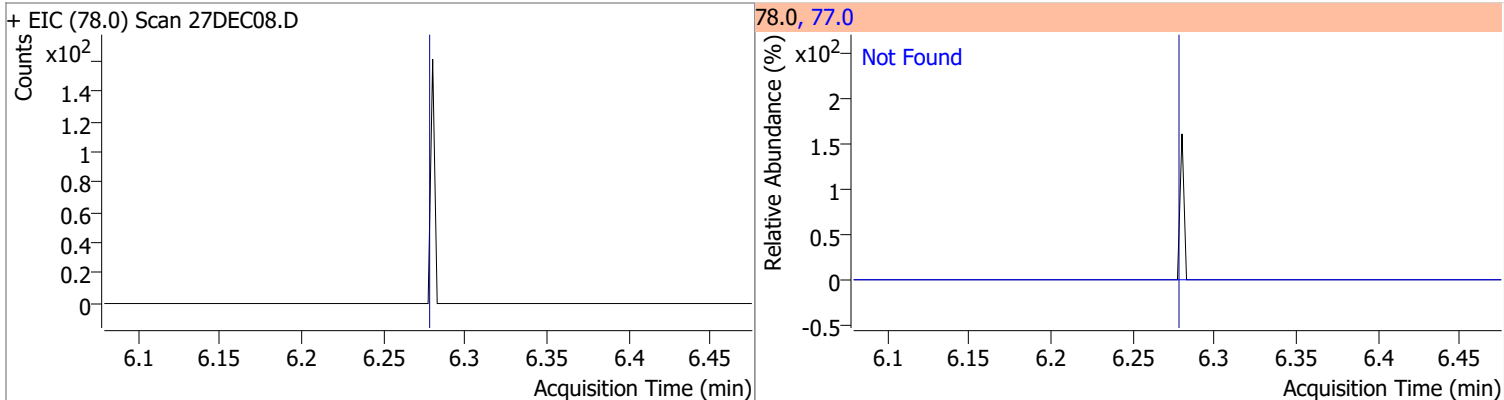


Quantitation Results Report (QT Reviewed)

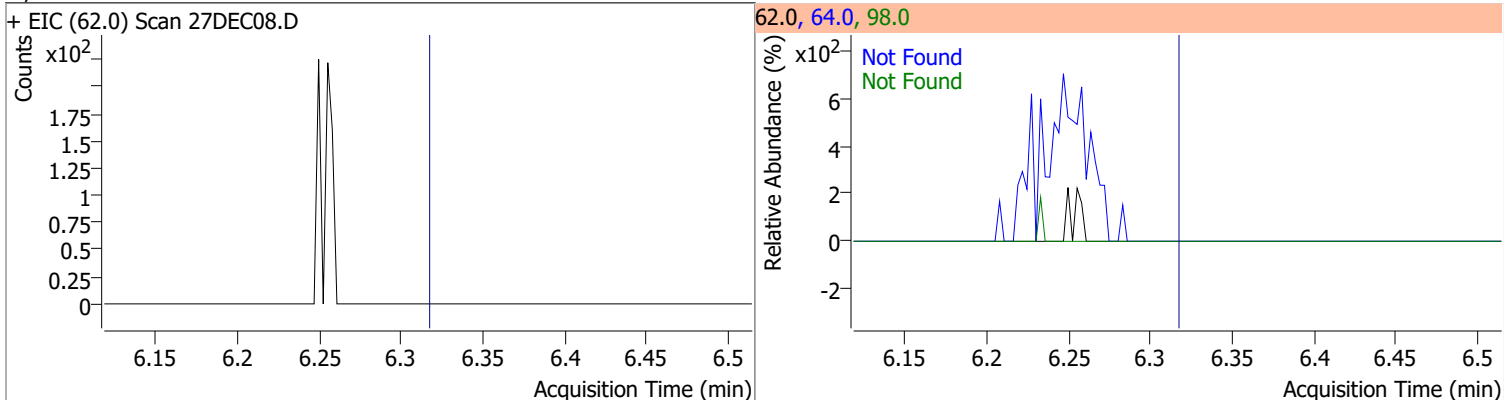
Compound	Conc.	RT	Dev(Min)	Resp.	QIon	QRatio	Lower	Upper
1,2-Dichloroethane-d4	256.8931	6.23	0.00	61297	65.0	204.4	166.3	226.3



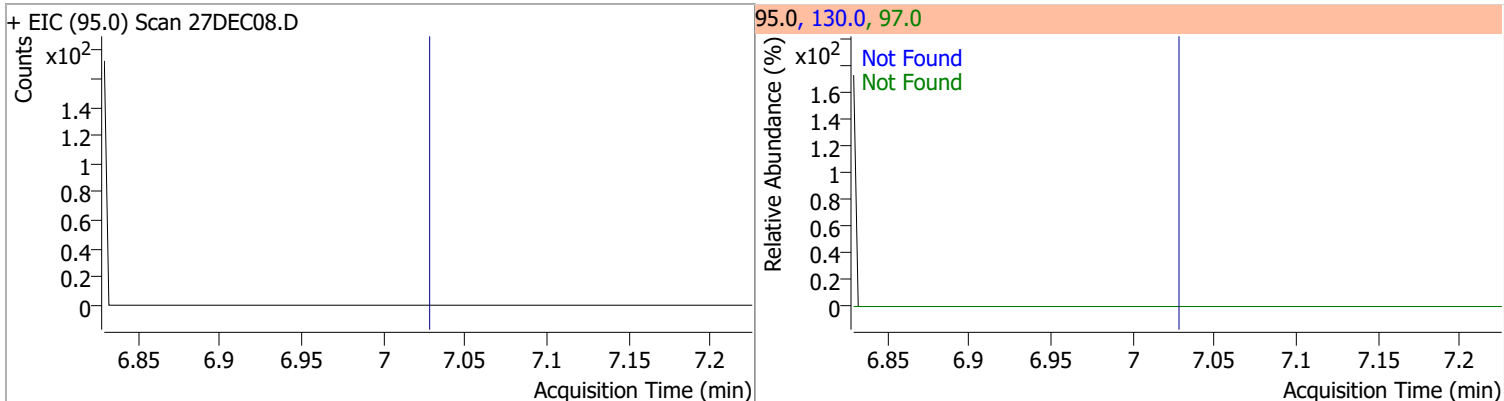
Compound	Conc.	Exp RT	QIon	Exp Ratio
Benzene	N.D.	6.28	77.0	23.5



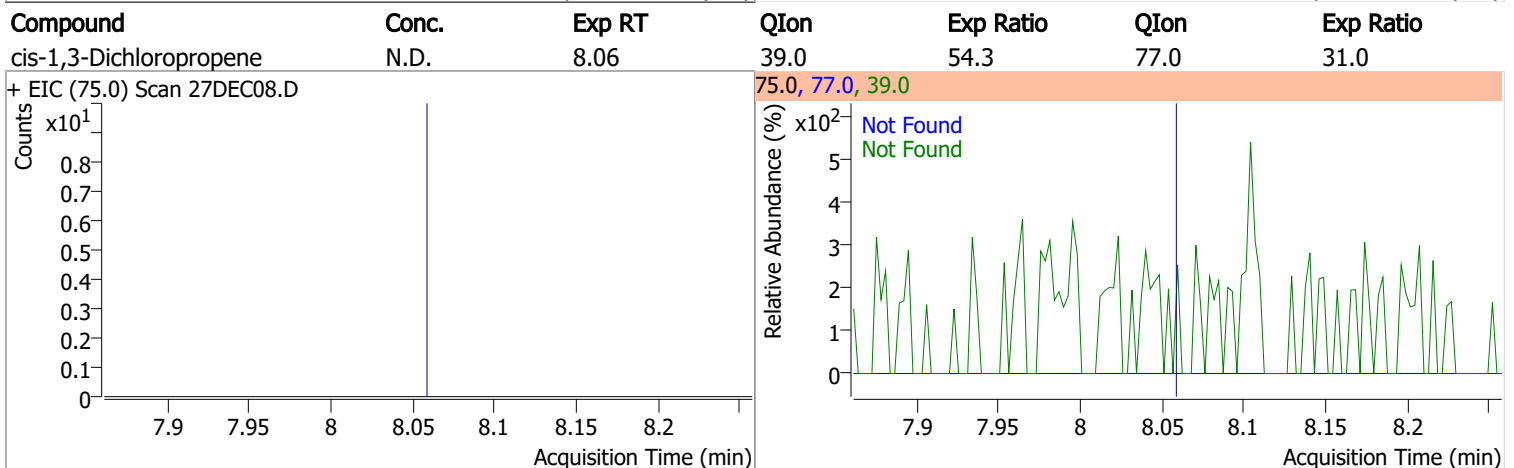
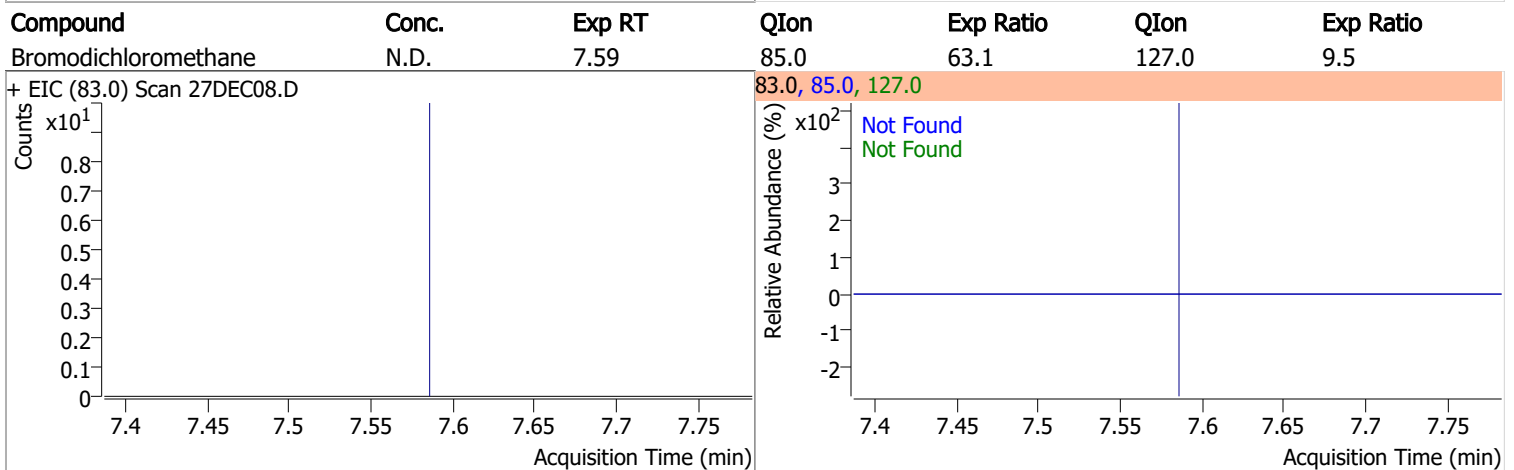
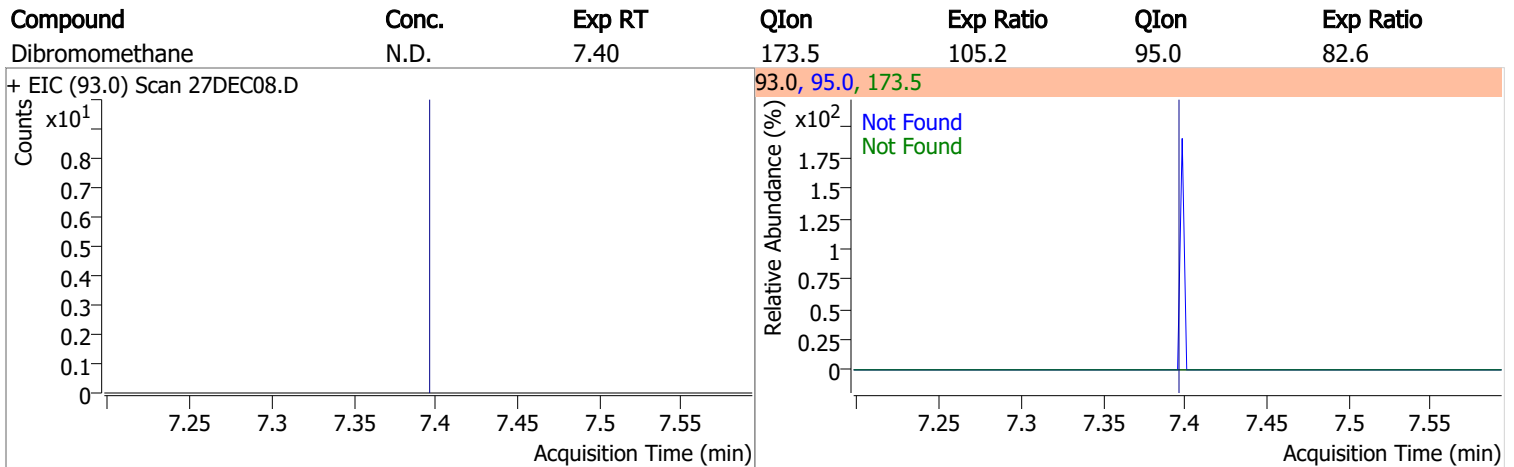
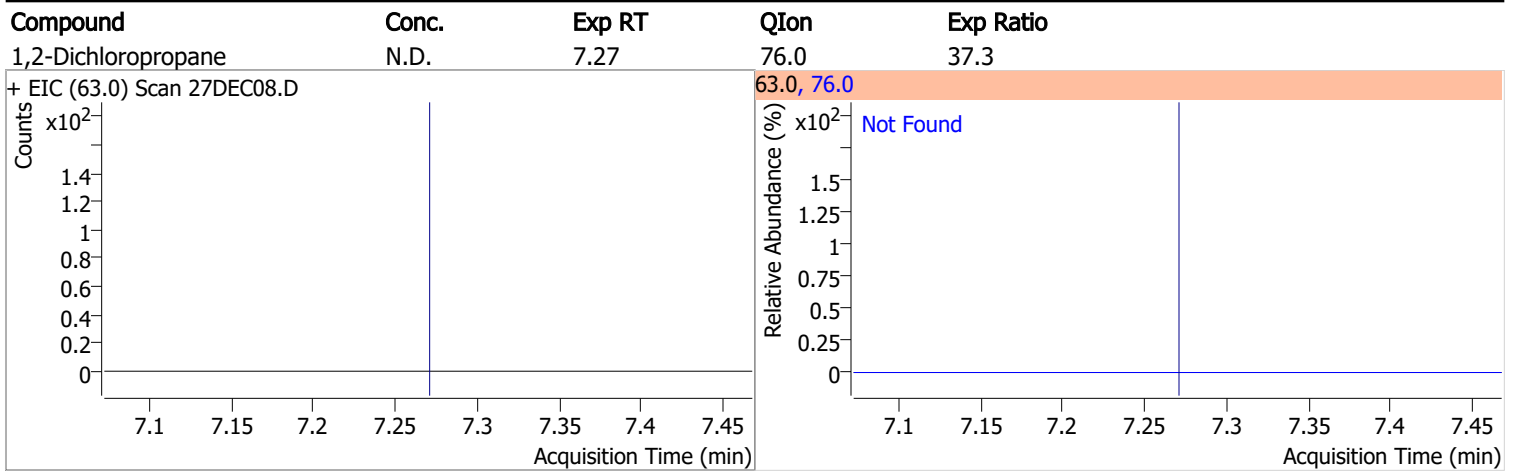
Compound	Conc.	Exp RT	QIon	Exp Ratio	QIon	Exp Ratio
1,2-Dichloroethane	N.D.	6.32	64.0	32.3	98.0	8.2



Compound	Conc.	Exp RT	QIon	Exp Ratio	QIon	Exp Ratio
Trichloroethene	N.D.	7.03	130.0	100.8	97.0	64.7

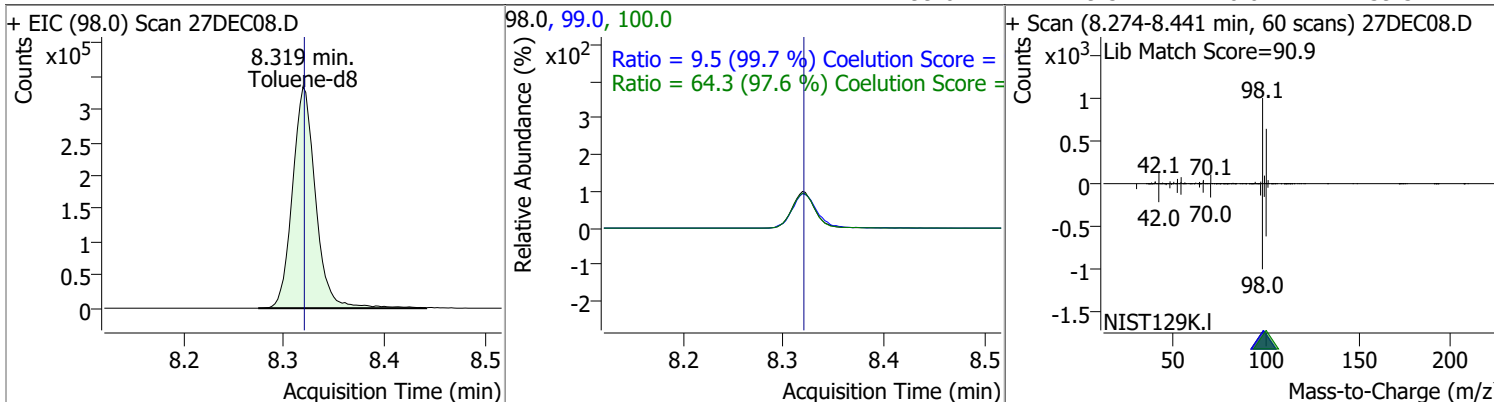


Quantitation Results Report (QT Reviewed)

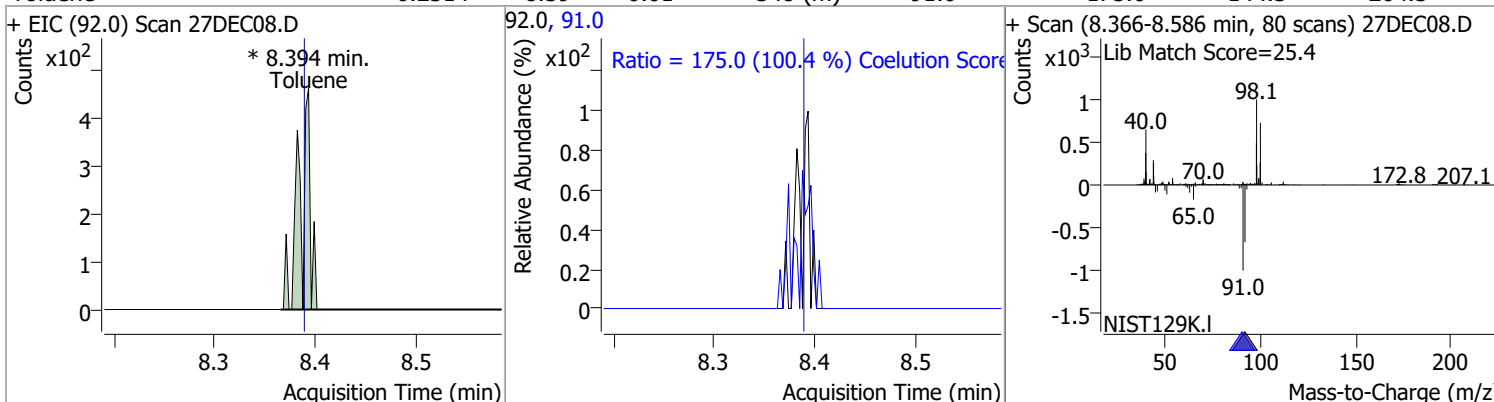


Quantitation Results Report (QT Reviewed)

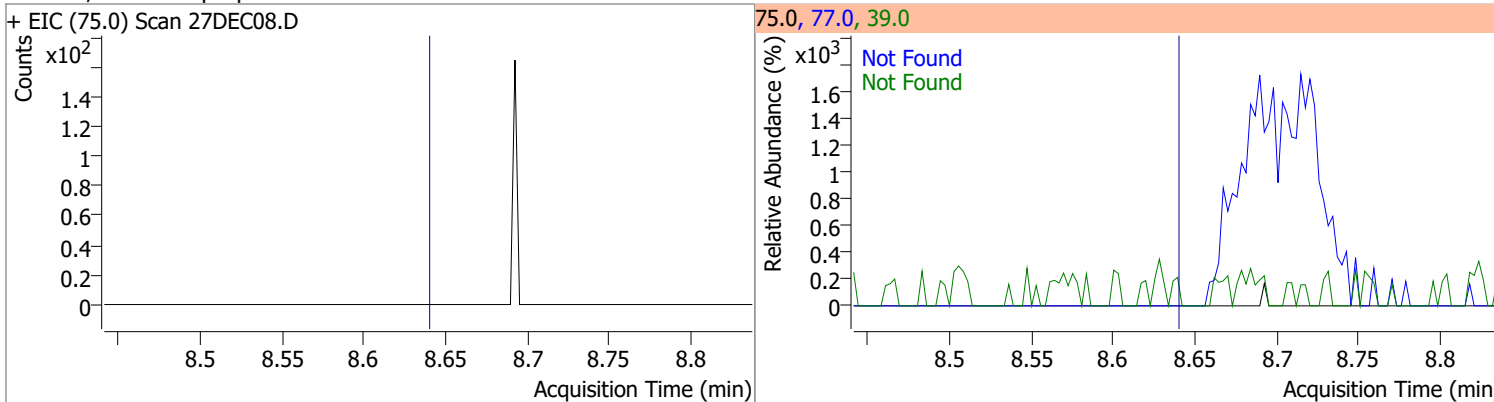
Compound	Conc.	RT	Dev(Min)	Resp.	QIon	QRatio	Lower	Upper
Toluene-d8	234.1996	8.32	0.00	535337	100.0	64.3	35.9	95.9
					99.0	9.5	0.0	39.5



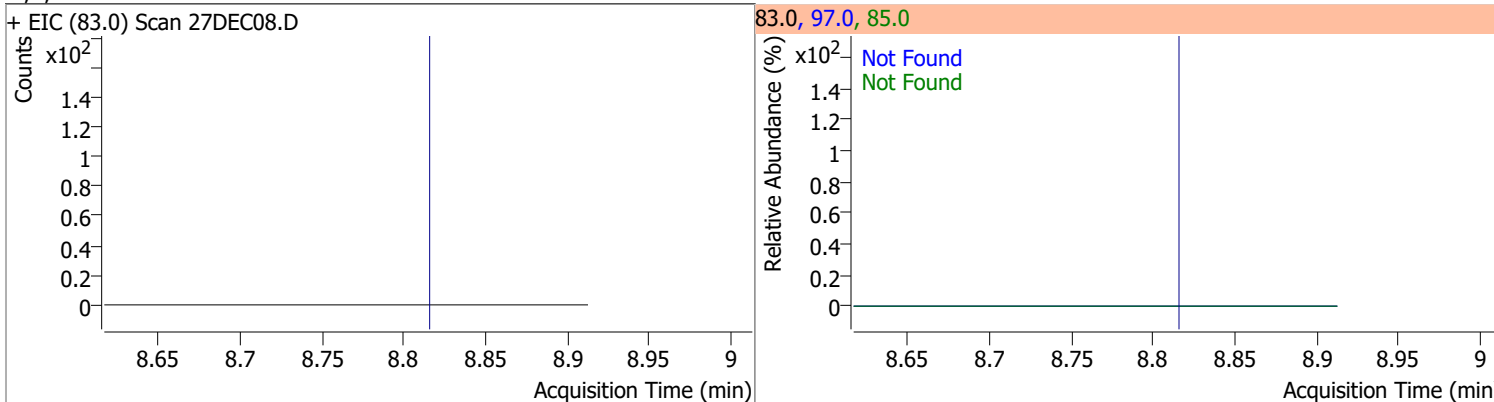
Compound	Conc.	RT	Dev(Min)	Resp.	QIon	QRatio	Lower	Upper
Toluene	0.2314	8.39	0.01	348 (m)	91.0	175.0	144.3	204.3



Compound	Conc.	Exp RT	QIon	Exp Ratio	QIon	Exp Ratio
trans-1,3-Dichloropropene	N.D.	8.64	39.0	52.1	77.0	32.0

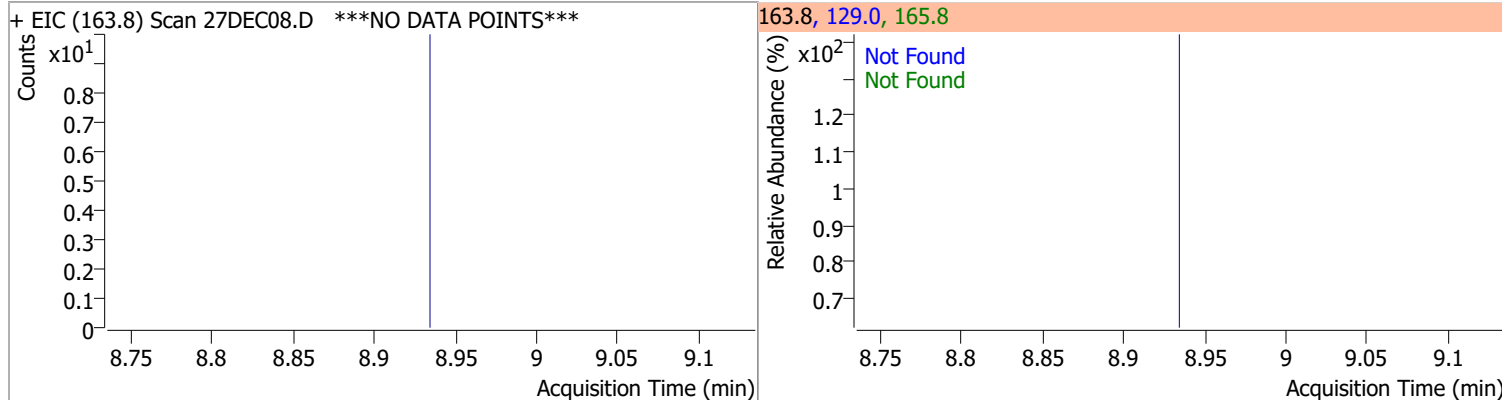


Compound	Conc.	Exp RT	QIon	Exp Ratio	QIon	Exp Ratio
1,1,2-Trichloroethane	N.D.	8.82	97.0	114.3	85.0	61.5

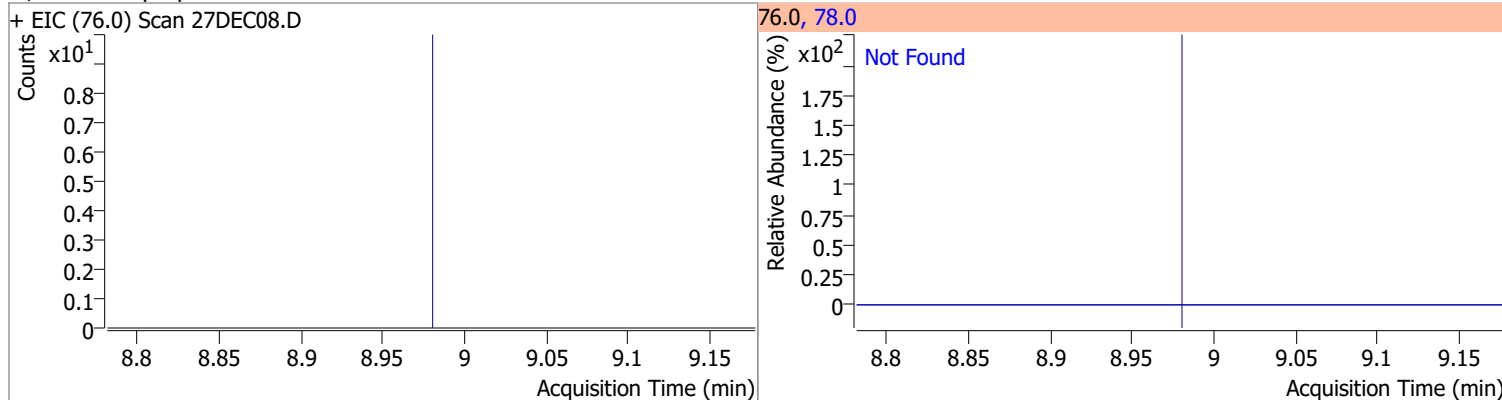


Quantitation Results Report (QT Reviewed)

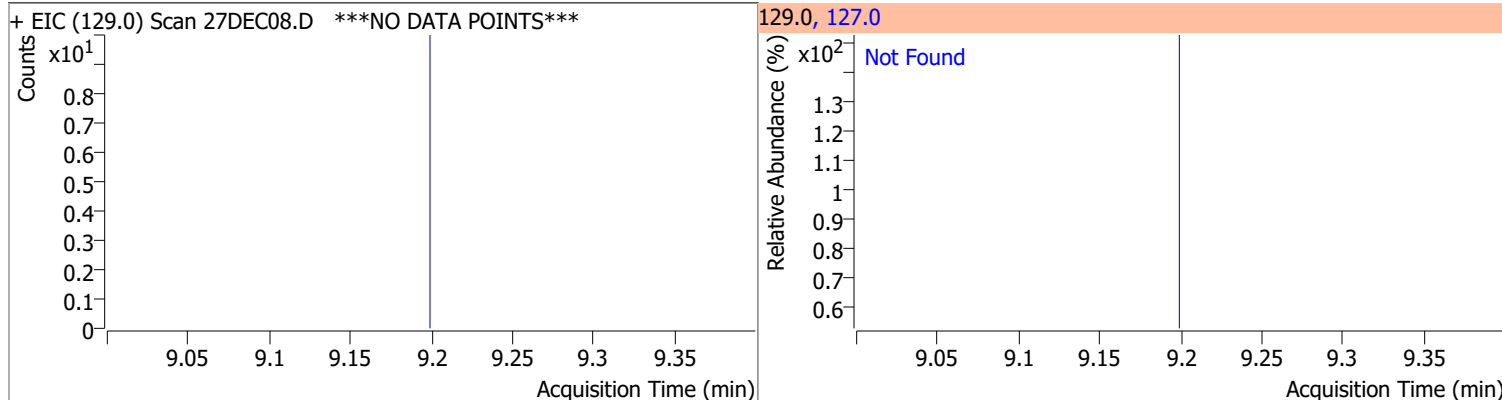
Compound	Conc.	Exp RT	QIon	Exp Ratio	QIon	Exp Ratio
Tetrachloroethene	N.D.	8.94	165.8	128.3	129.0	95.3



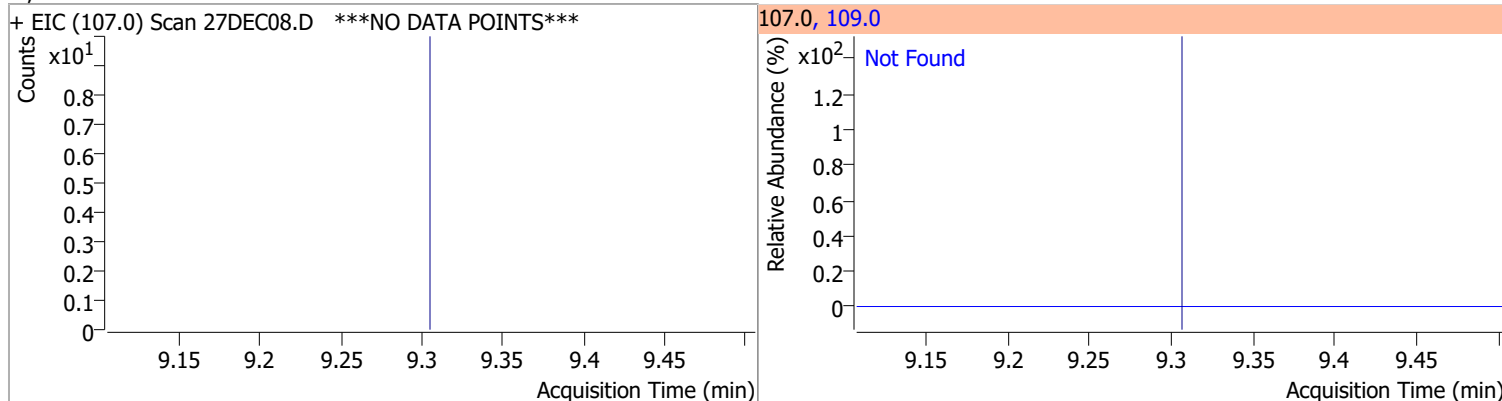
Compound	Conc.	Exp RT	QIon	Exp Ratio
1,3-Dichloropropane	N.D.	8.98	78.0	32.1



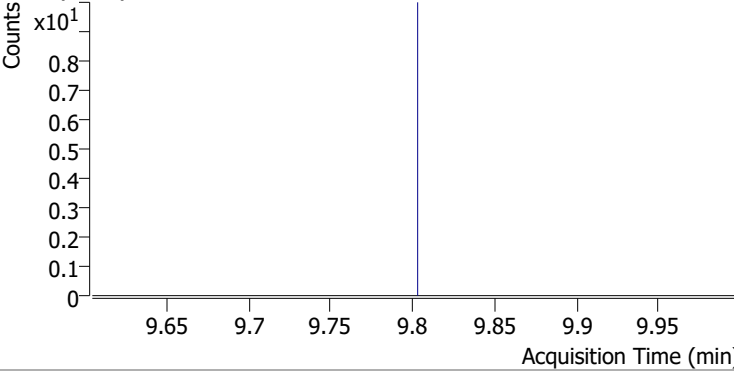
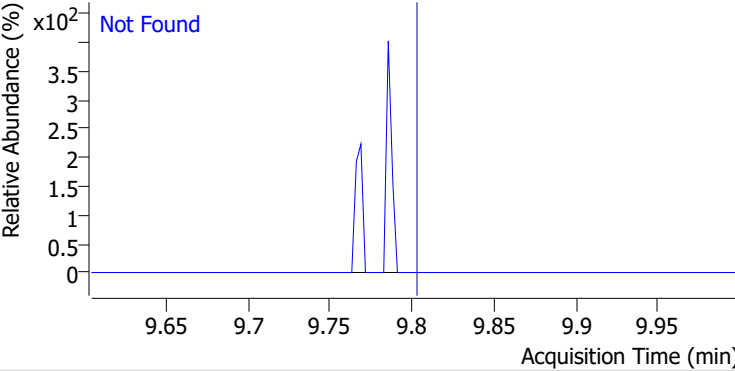
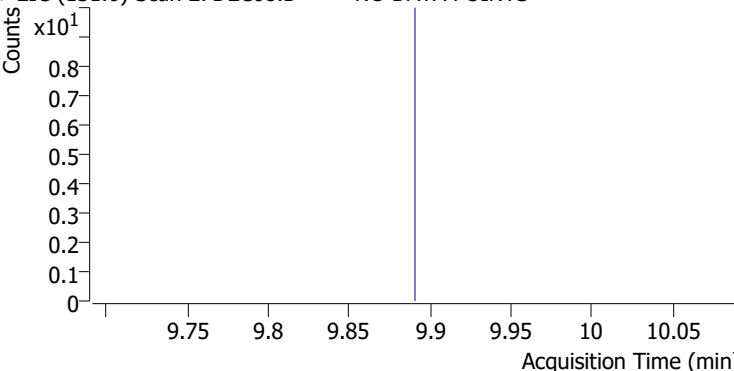
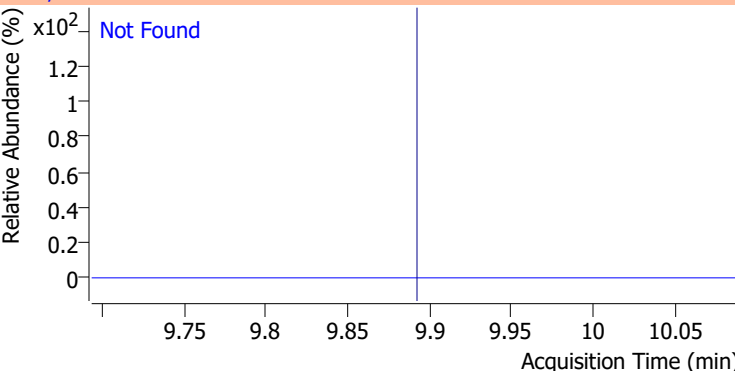
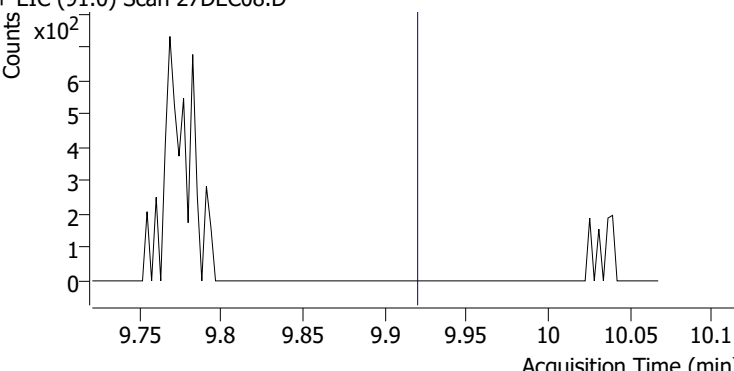
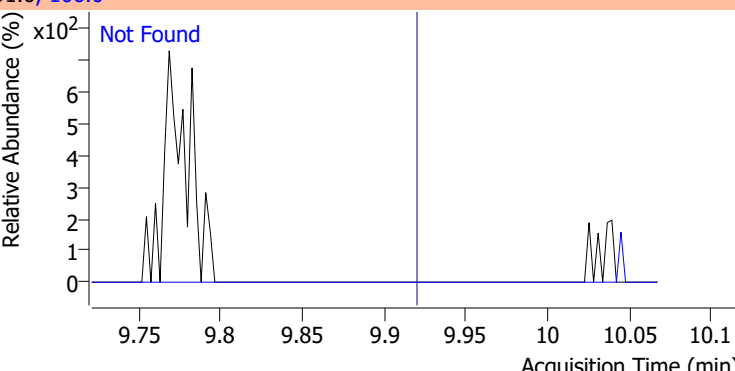
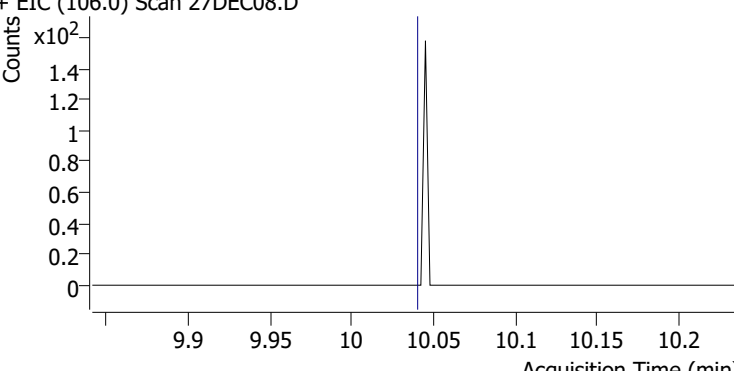
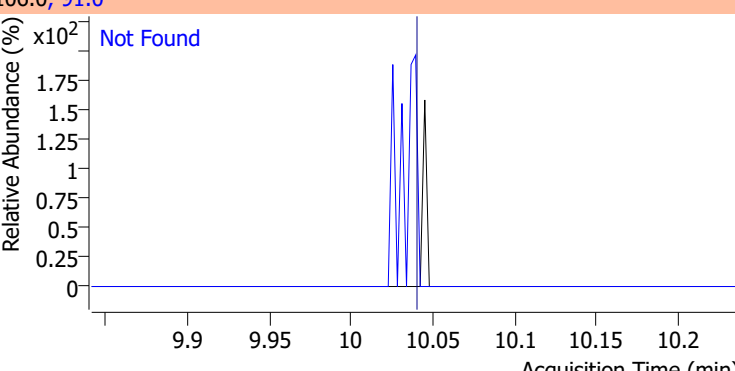
Compound	Conc.	Exp RT	QIon	Exp Ratio
Chlorodibromomethane	N.D.	9.20	127.0	75.3



Compound	Conc.	Exp RT	QIon	Exp Ratio
1,2-Dibromoethane	N.D.	9.31	109.0	97.2

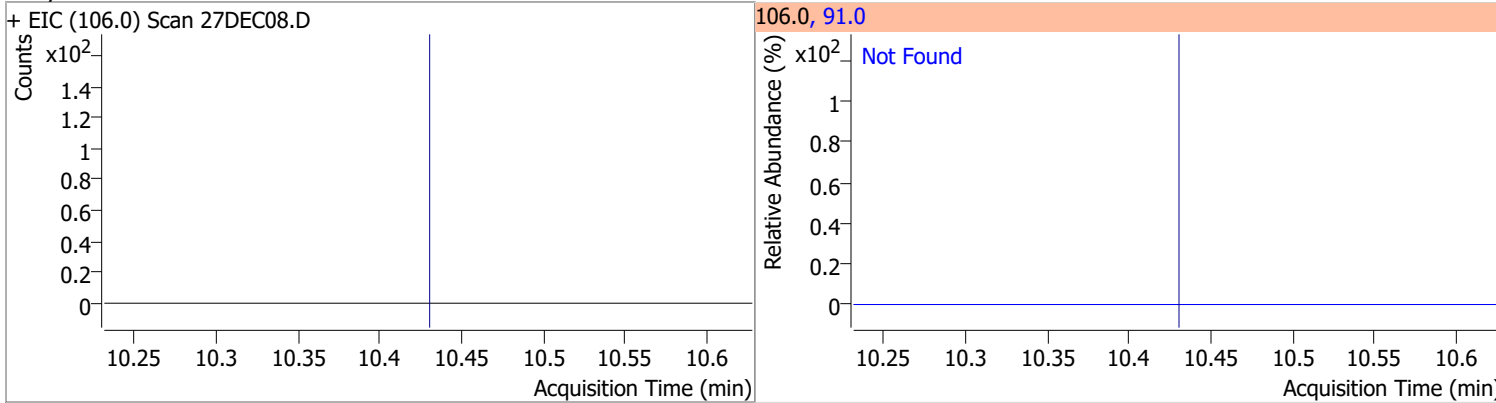


Quantitation Results Report (QT Reviewed)

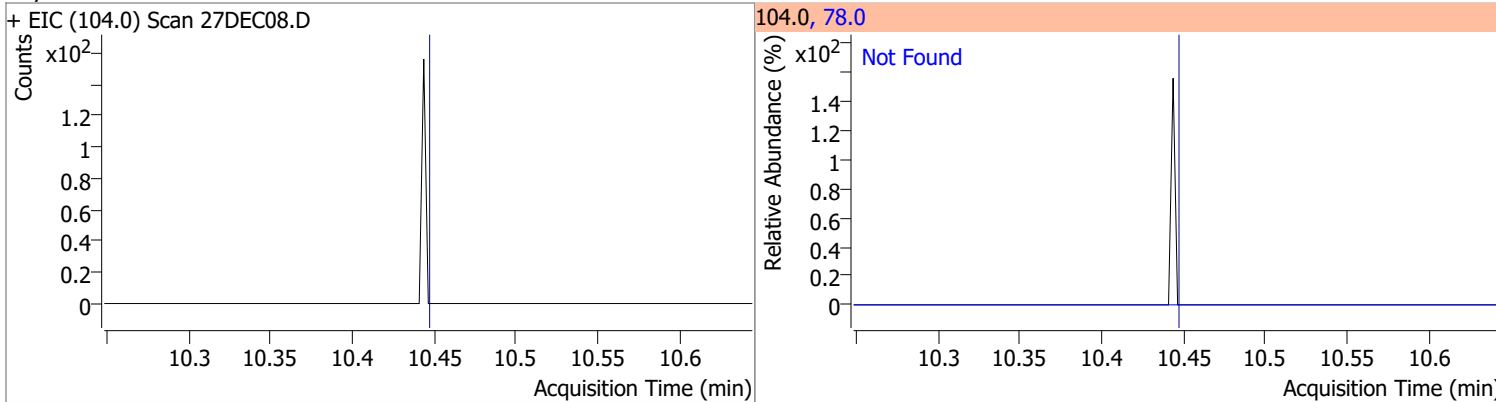
Compound	Conc.	Exp RT	QIon	Exp Ratio
Chlorobenzene	N.D.	9.80	114.0	32.3
+ EIC (112.0) Scan 27DEC08.D			112.0, 114.0	
				
1,1,1,2-Tetrachloroethane	N.D.	9.89	133.0	95.7
+ EIC (131.0) Scan 27DEC08.D ***NO DATA POINTS***			131.0, 133.0	
				
Ethylbenzene	N.D.	9.92	106.0	30.7
+ EIC (91.0) Scan 27DEC08.D			91.0, 106.0	
				
m+p-Xylenes	N.D.	10.04	91.0	205.0
+ EIC (106.0) Scan 27DEC08.D			106.0, 91.0	
				

Quantitation Results Report (QT Reviewed)

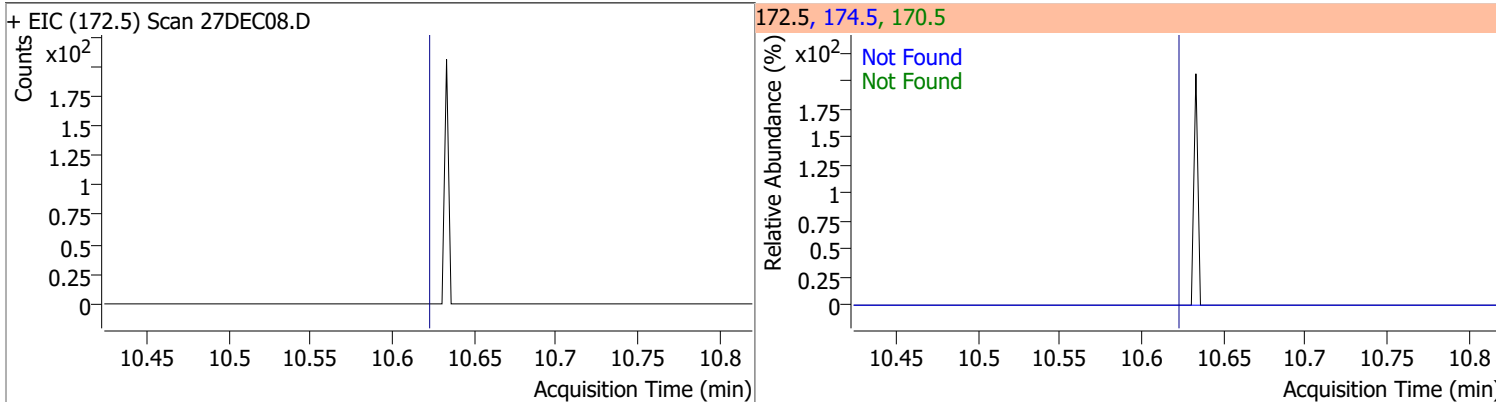
Compound	Conc.	Exp RT	QIon	Exp Ratio
o-Xylene	N.D.	10.43	91.0	216.1



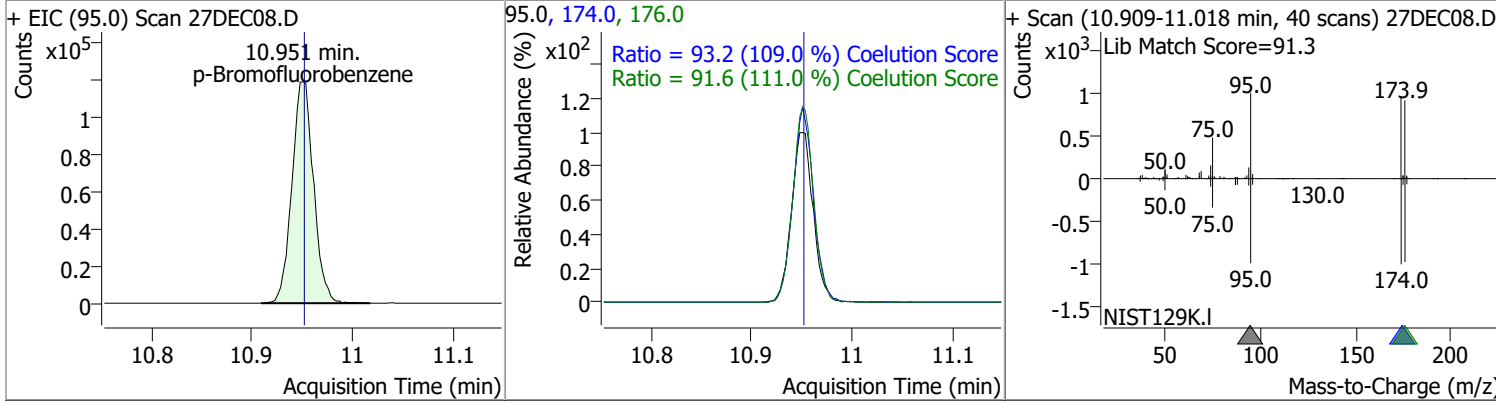
Compound	Conc.	Exp RT	QIon	Exp Ratio
Styrene	N.D.	10.45	78.0	50.6



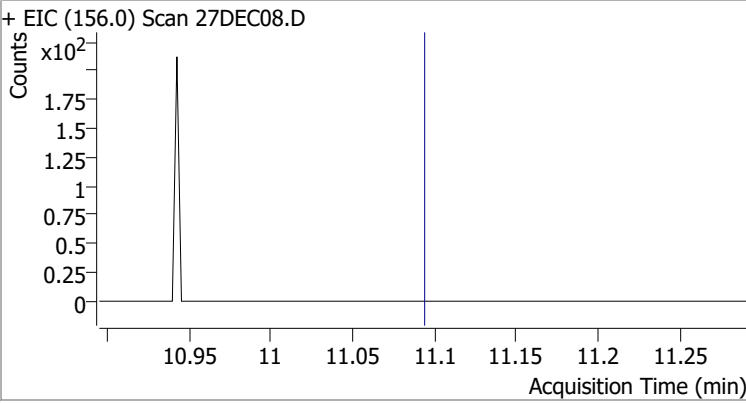
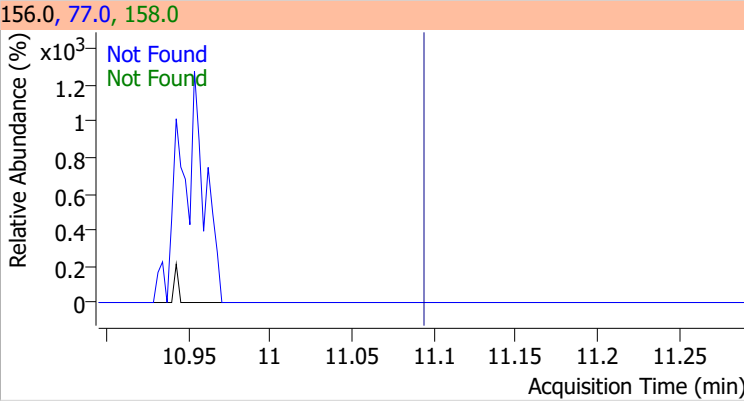
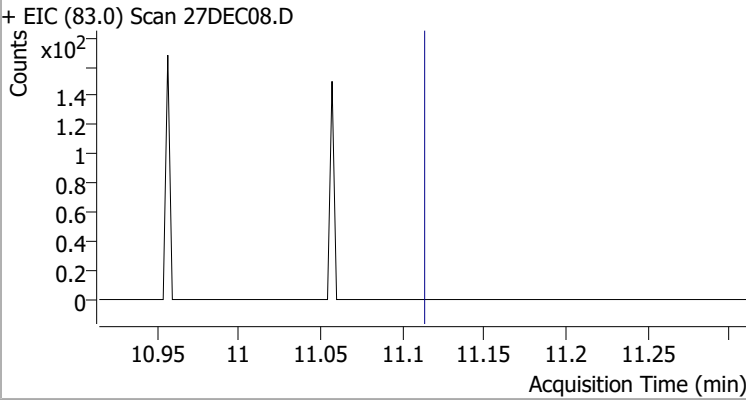
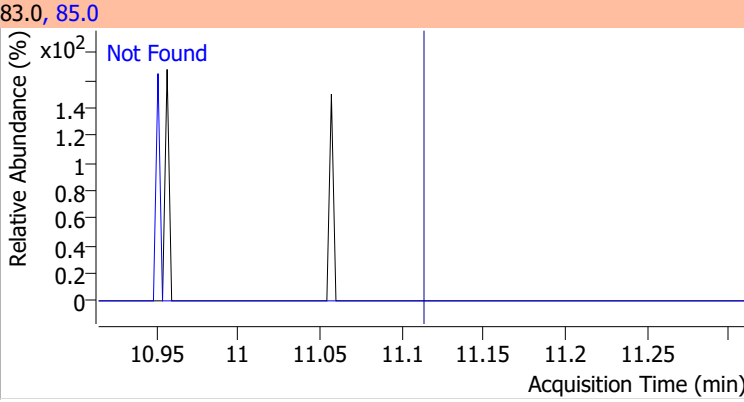
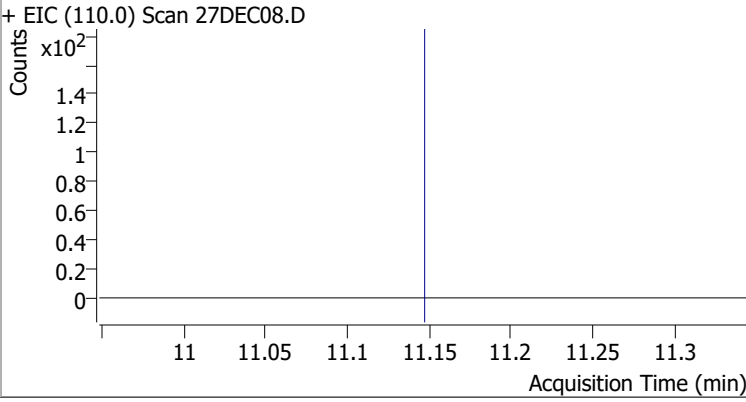
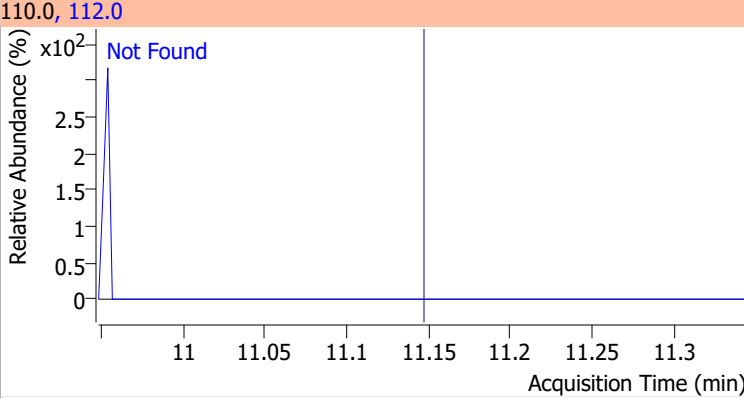
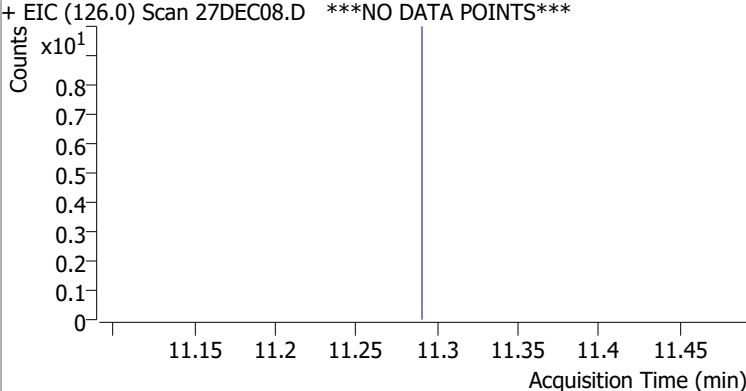
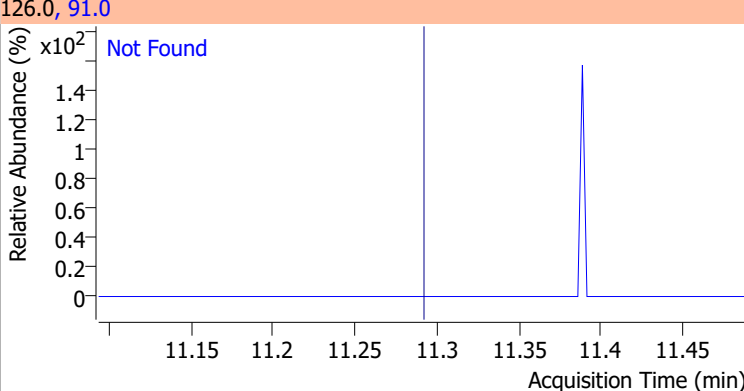
Compound	Conc.	Exp RT	QIon	Exp Ratio	QIon	Exp Ratio
Bromoform	N.D.	10.62	170.5	52.7	174.5	50.7



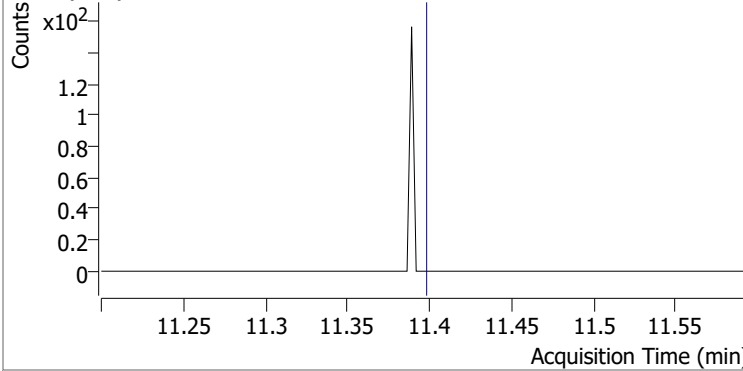
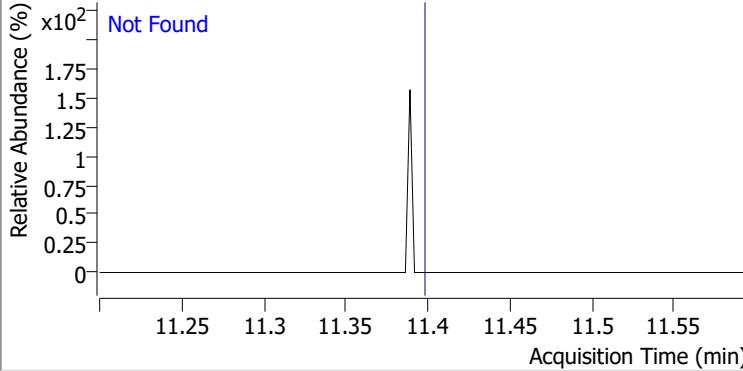
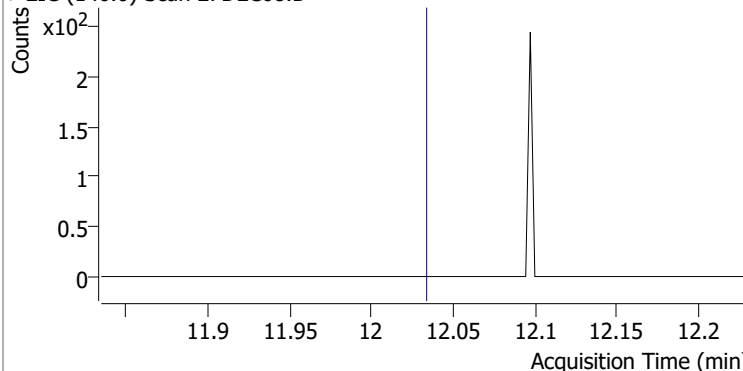
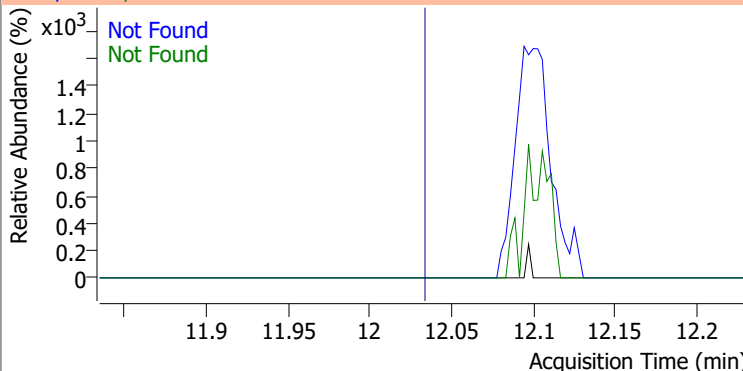
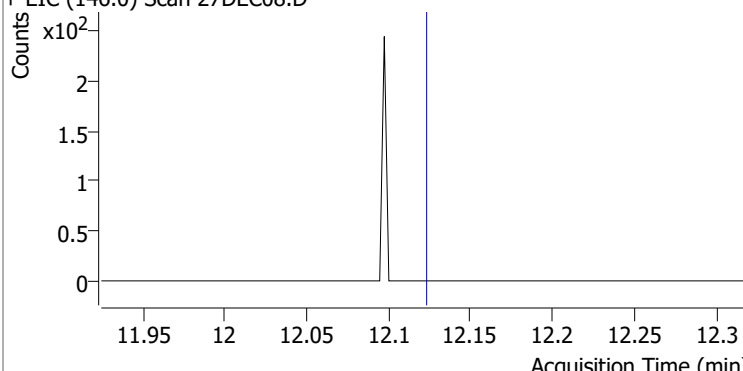
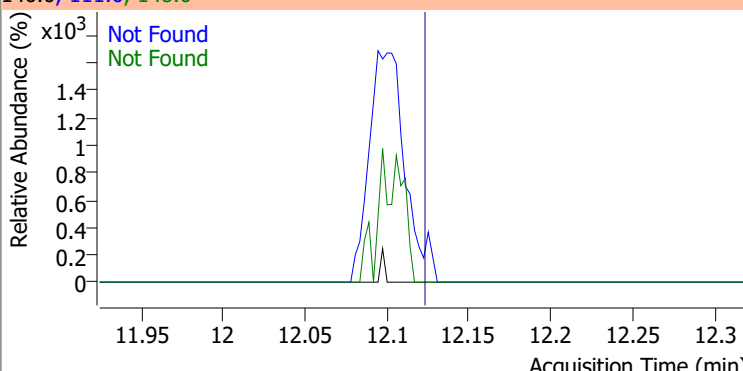
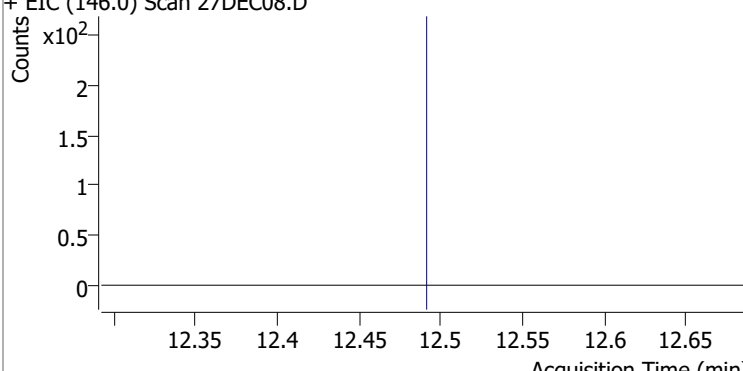
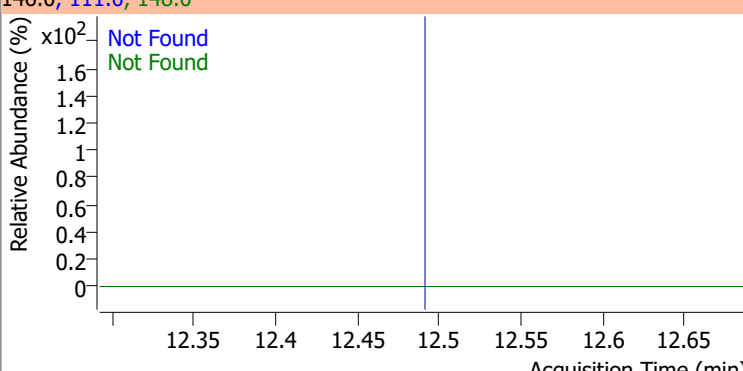
Compound	Conc.	RT	Dev(Min)	Resp.	QIon	QRatio	Lower	Upper
p-Bromofluorobenzene	258.1343	10.95	0.00	178868	174.0	93.2	55.5	115.5
					176.0	91.6	52.5	112.5



Quantitation Results Report (QT Reviewed)

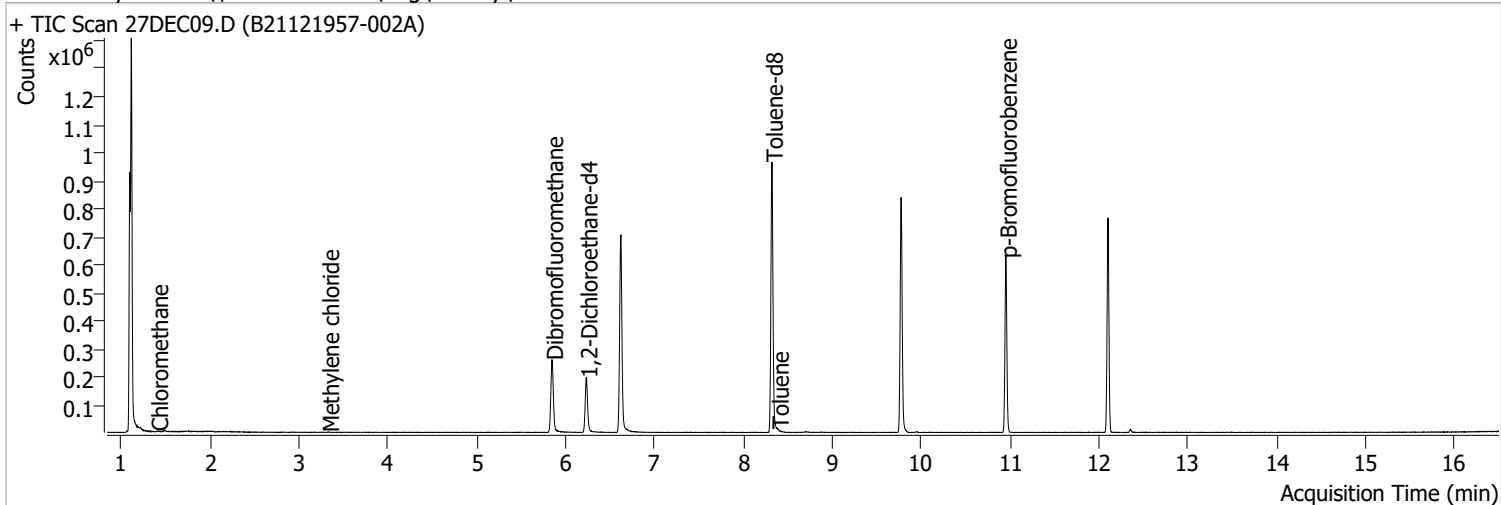
Compound	Conc.	Exp RT	QIon	Exp Ratio	QIon	Exp Ratio
Bromobenzene	N.D.	11.09	77.0	153.2	158.0	96.2
+ EIC (156.0) Scan 27DEC08.D			156.0, 77.0, 158.0			
						
1,1,2,2-Tetrachloroethane	N.D.	11.11	85.0	63.2		
+ EIC (83.0) Scan 27DEC08.D			83.0, 85.0			
						
1,2,3-Trichloropropane	N.D.	11.15	112.0	65.8		
+ EIC (110.0) Scan 27DEC08.D			110.0, 112.0			
						
2-Chlorotoluene	N.D.	11.29	91.0	294.1		
+ EIC (126.0) Scan 27DEC08.D ***NO DATA POINTS***			126.0, 91.0			
						

Quantitation Results Report (QT Reviewed)

Compound	Conc.	Exp RT	QIon	Exp Ratio		
4-Chlorotoluene	N.D.	11.40	126.0	30.4		
+ EIC (91.0) Scan 27DEC08.D			91.0, 126.0			
						
1,3-Dichlorobenzene	N.D.	12.03	148.0	64.5	QIon	Exp Ratio
+ EIC (146.0) Scan 27DEC08.D			146.0, 111.0, 148.0			
						
1,4-Dichlorobenzene	N.D.	12.12	148.0	64.0	QIon	Exp Ratio
+ EIC (146.0) Scan 27DEC08.D			146.0, 111.0, 148.0			
						
1,2-Dichlorobenzene	N.D.	12.49	148.0	63.8	QIon	Exp Ratio
+ EIC (146.0) Scan 27DEC08.D			146.0, 111.0, 148.0			
						

Quantitation Results Report (QT Reviewed)

Data File	27DEC09.D	Operator	MSC
Acq. Method	5975CACQF.M	Acq. Date-Time	12/27/2021 12:51:37 PM
Sample Name	B21121957-002A	Instrument	VOA5975C
Vial	9	Multiplier	1.00
DA Method File	VOA5975C_8260B_SHT_DoD_L4_120721.m	Comment	
Tune File	BFB_Atune3.u	Tune Date	10/11/2021 4:02:00 PM
Batch Name	VG122721_8260B_624pt1.batch.bin	Last Calib Update	1/5/2022 1:54:14 PM
Ref Library	\\MASSHUNTER\Org\Library\NIST129K.I		



Compound	RT	QIon	Resp.	Conc.	Units	Dev(Min)
Internal Standards						
M Fluorobenzene	6.620	96.0	598396	250.0000	ng	0.000
M Chlorobenzene-d5	9.772	82.0	235160	250.0000	ng	-0.003
M 1,4-Dichlorobenzene-d4	12.100	152.0	176073	250.0000	ng	0.000
System Monitoring Compounds						
S Dibromofluoromethane	5.845	113.0	156833	267.4195	ng	-0.006
Spiked Amount: 250.000	Range: 80.0 - 119.0%			Recovery = 106.97%		
S 1,2-Dichloroethane-d4	6.233	67.0	70383	262.9731	ng	0.003
Spiked Amount: 250.000	Range: 81.0 - 118.0%			Recovery = 105.19%		
S Toluene-d8	8.319	98.0	601042	254.2562	ng	0.000
Spiked Amount: 250.000	Range: 89.0 - 112.0%			Recovery = 101.70%		
S p-Bromofluorobenzene	10.951	95.0	176404	261.8308	ng	0.000
Spiked Amount: 250.000	Range: 85.0 - 114.0%			Recovery = 104.73%		
Target Compounds						
T Dichlorodifluoromethane	0.000		0	N.D.		
T Chloromethane	1.403	50.0	2811	2.8855	ng	88
T Vinyl chloride	0.000		0	N.D.		
T Bromomethane	0.000		0	N.D.		
T Chloroethane	0.000		0	N.D.		
T Trichlorofluoromethane	0.000		0	N.D.		
T 1,1-Dichloroethene	0.000		0	N.D.		
T Methylene chloride	3.327	49.0	954	1.0884	ng	m 65
T trans-1,2-Dichloroethene	0.000		0	N.D.		
T Methyl tert-butyl ether (MTBE)	0.000		0	N.D.		
T 1,1-Dichloroethane	0.000		0	N.D.		
T 2,2-Dichloropropane	0.000		0	N.D.		
T cis-1,2-Dichloroethene	0.000		0	N.D.		
T Methyl ethyl ketone	0.000		0	N.D.		
T Bromochloromethane	0.000		0	N.D.		
T Chloroform	0.000		0	N.D.		

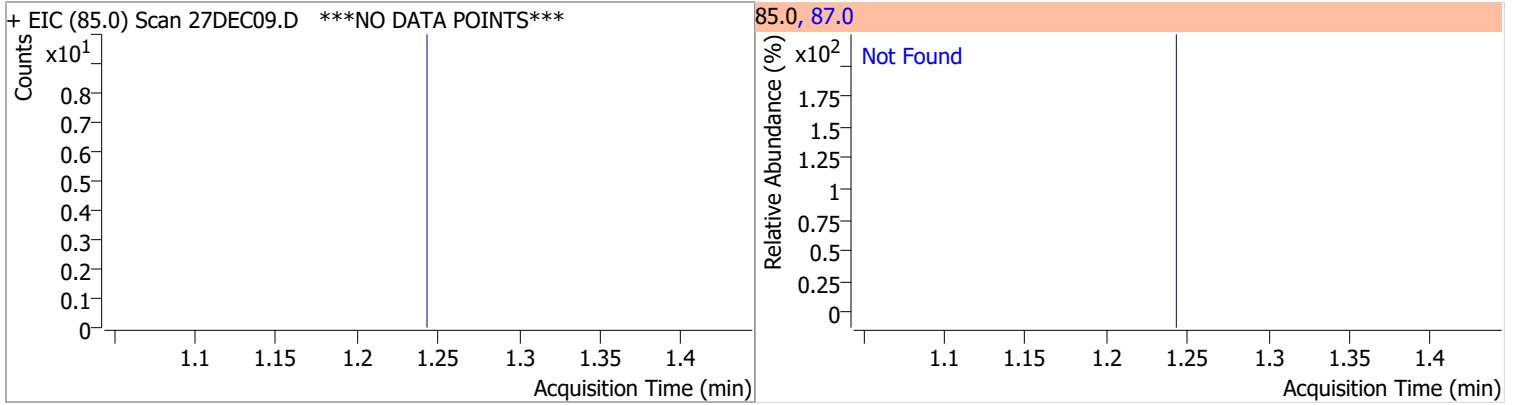
Quantitation Results Report (QT Reviewed)

Compound	RT	QIon	Resp.	Conc.	Units		Dev(Min)
T 1,1,1-Trichloroethane	0.000		0	N.D.			
T Carbon tetrachloride	0.000		0	N.D.			
T 1,1-Dichloropropene	0.000		0	N.D.			
T Benzene	0.000		0	N.D.			
T 1,2-Dichloroethane	0.000		0	N.D.			
T Trichloroethene	0.000		0	N.D.			
T 1,2-Dichloropropane	0.000		0	N.D.			
T Dibromomethane	0.000		0	N.D.			
T Bromodichloromethane	0.000		0	N.D.			
T cis-1,3-Dichloropropene	0.000		0	N.D.			
T Toluene	8.386	92.0	1230	0.7915	ng	m	90
T trans-1,3-Dichloropropene	0.000		0	N.D.			
T 1,1,2-Trichloroethane	0.000		0	N.D.			
T Tetrachloroethene	0.000		0	N.D.			
T 1,3-Dichloropropane	0.000		0	N.D.			
T Chlorodibromomethane	0.000		0	N.D.			
T 1,2-Dibromoethane	0.000		0	N.D.			
T Chlorobenzene	0.000		0	N.D.			
T 1,1,1,2-Tetrachloroethane	0.000		0	N.D.			
T Ethylbenzene	0.000		0	N.D.			
T m+p-Xylenes	0.000		0	N.D.			
T o-Xylene	0.000		0	N.D.			
T Styrene	0.000		0	N.D.			
T Bromoform	0.000		0	N.D.			
T Bromobenzene	0.000		0	N.D.			
T 1,1,2,2-Tetrachloroethane	0.000		0	N.D.			
T 1,2,3-Trichloropropane	0.000		0	N.D.			
T 2-Chlorotoluene	0.000		0	N.D.			
T 4-Chlorotoluene	0.000		0	N.D.			
T 1,3-Dichlorobenzene	0.000		0	N.D.			
T 1,4-Dichlorobenzene	0.000		0	N.D.			
T 1,2-Dichlorobenzene	0.000		0	N.D.			

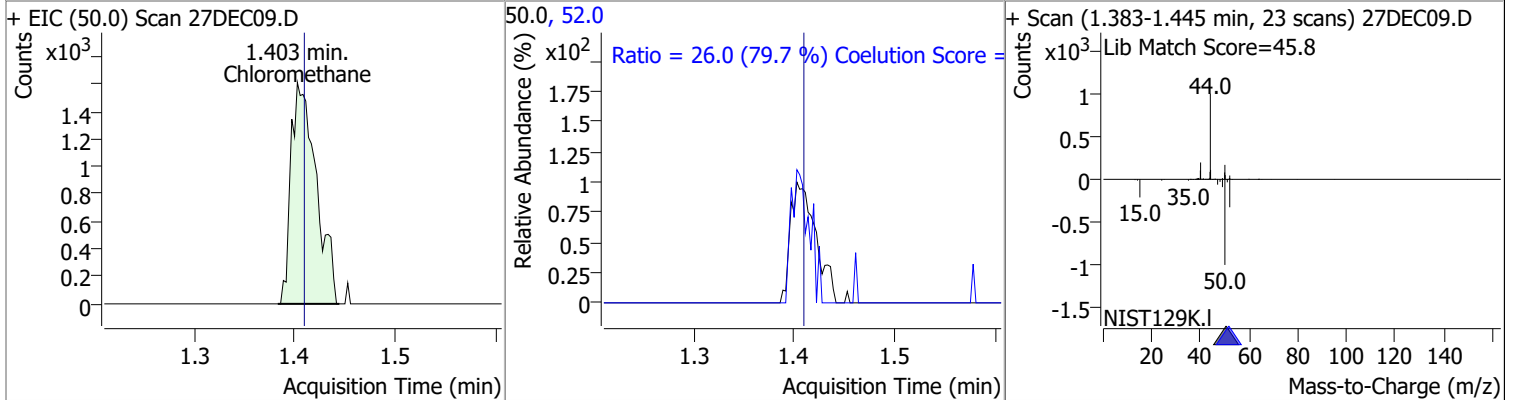
(#) = Qualifier Out of Range; (m) = Manual Integration; (+) = Area Summed; (*) = Surrogate Percent Recovery Out of Range; (d): Zeroed Peak

Quantitation Results Report (QT Reviewed)

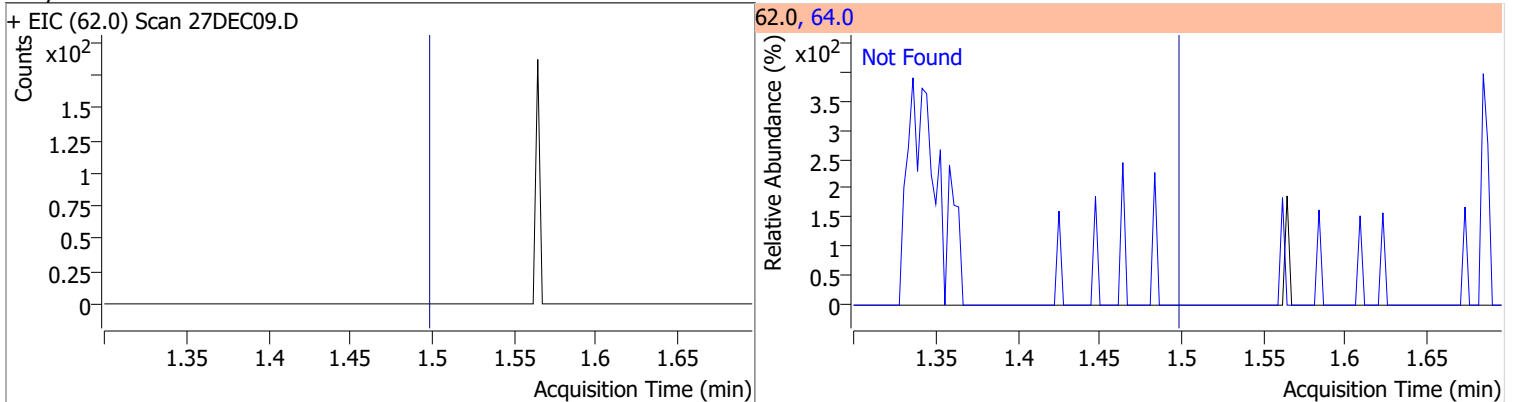
Compound	Conc.	Exp RT	QIon	Exp Ratio
Dichlorodifluoromethane	N.D.	1.24	87.0	32.0



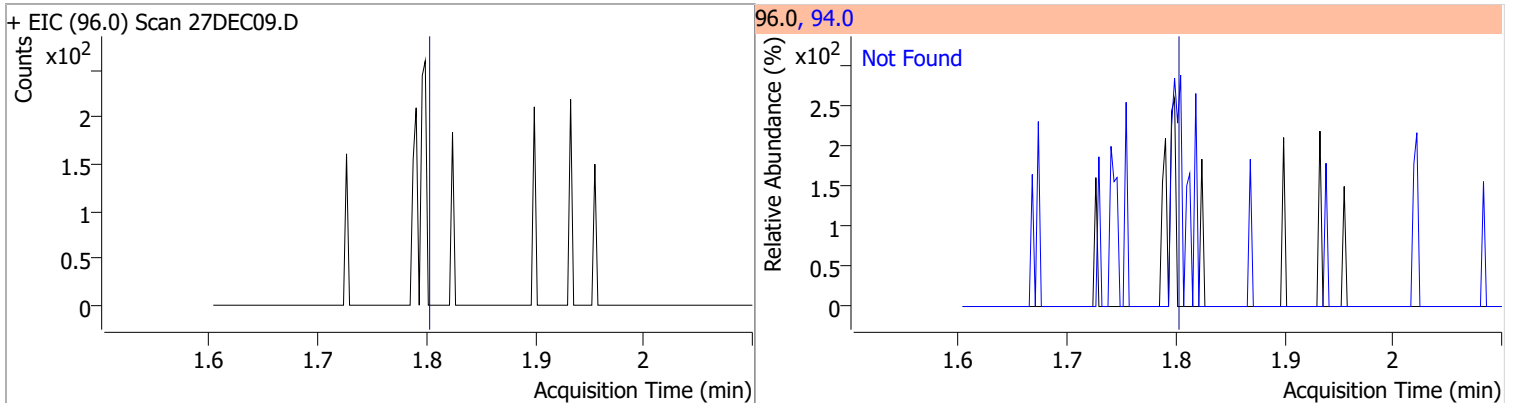
Compound	Conc.	RT	Dev(Min)	Resp.	QIon	QRatio	Lower	Upper
Chloromethane	2.8855	1.40	-0.01	2811	52.0	26.0	2.7	62.7



Compound	Conc.	Exp RT	QIon	Exp Ratio
Vinyl chloride	N.D.	1.50	64.0	31.6

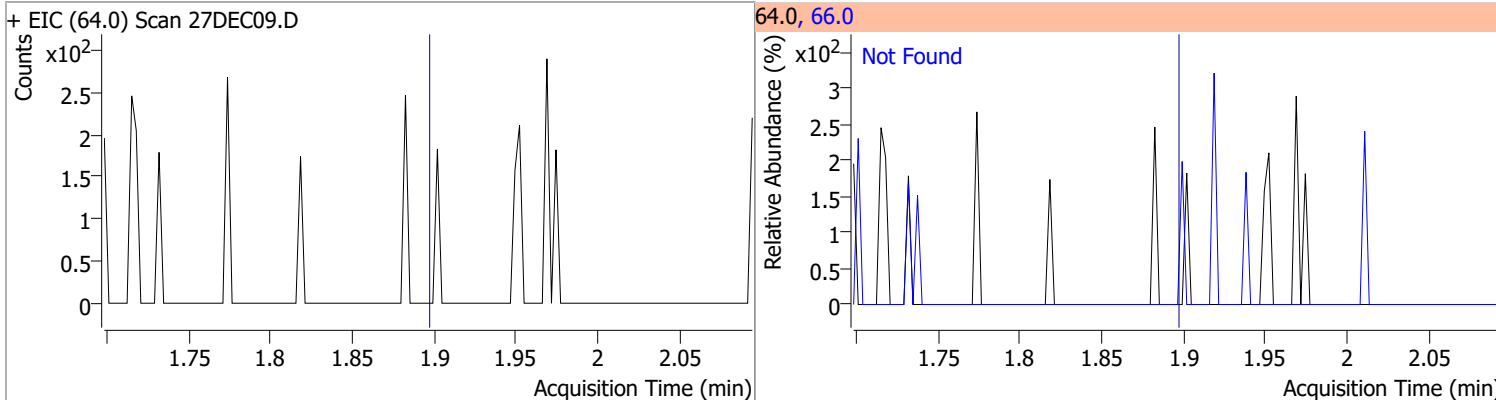


Compound	Conc.	Exp RT	QIon	Exp Ratio
Bromomethane	N.D.	1.80	94.0	106.0

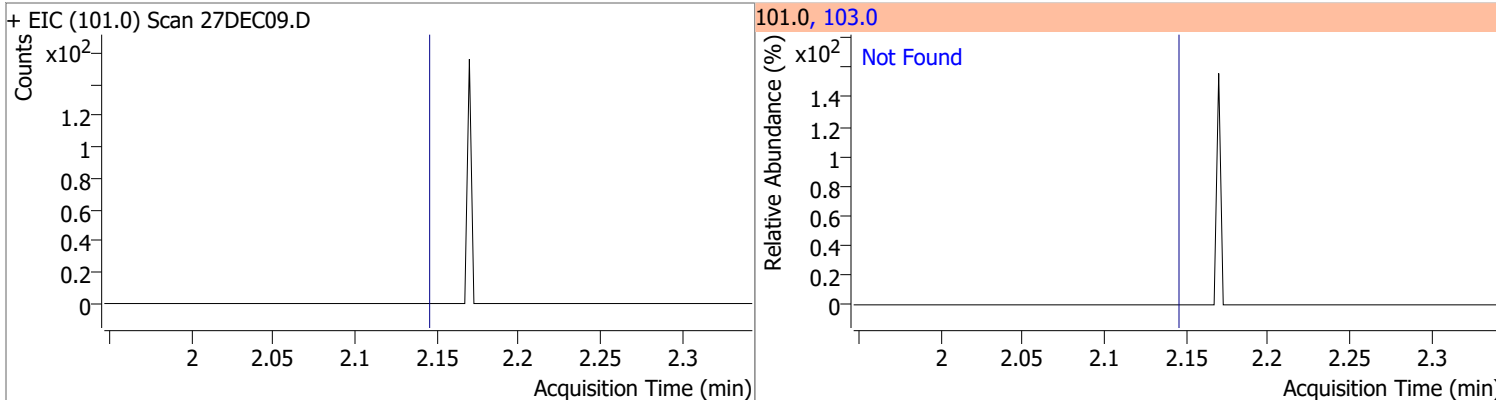


Quantitation Results Report (QT Reviewed)

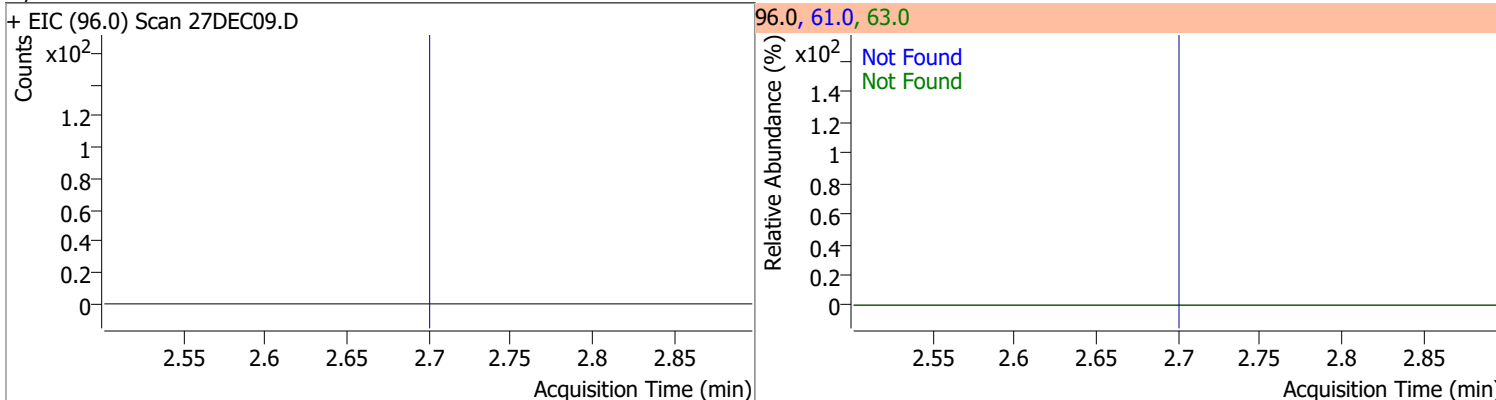
Compound	Conc.	Exp RT	QIon	Exp Ratio
Chloroethane	N.D.	1.90	66.0	30.8



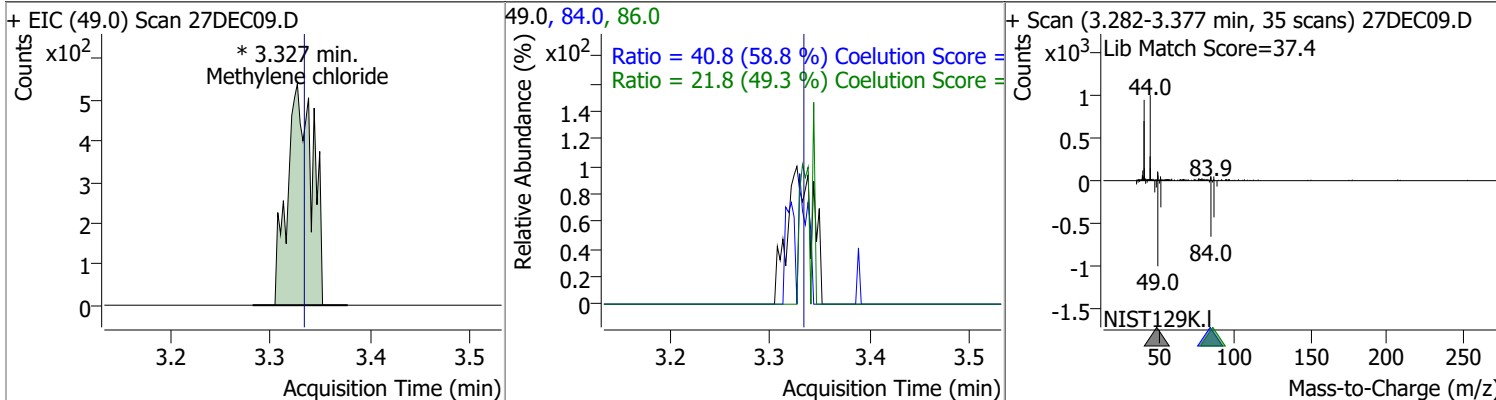
Compound	Conc.	Exp RT	QIon	Exp Ratio
Trichlorofluoromethane	N.D.	2.14	103.0	64.8



Compound	Conc.	Exp RT	QIon	Exp Ratio	QIon	Exp Ratio
1,1-Dichloroethene	N.D.	2.70	61.0	180.1	63.0	57.5

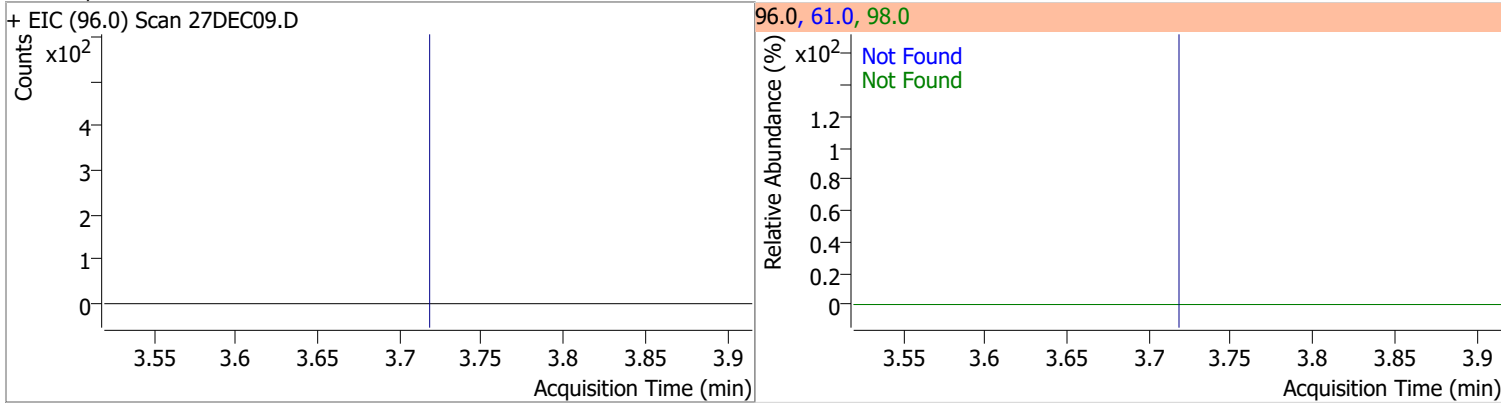


Compound	Conc.	RT	Dev(Min)	Resp.	QIon	QRatio	Lower	Upper
Methylene chloride	1.0884	3.33	-0.01	954 (m)	84.0	40.8	39.4	99.4
					86.0	21.8	14.1	74.1

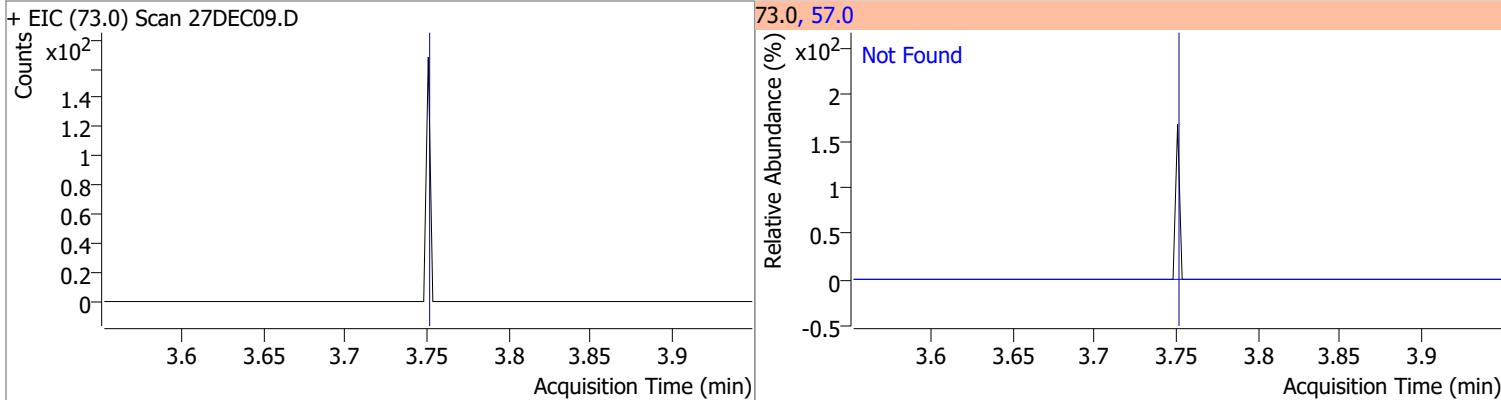


Quantitation Results Report (QT Reviewed)

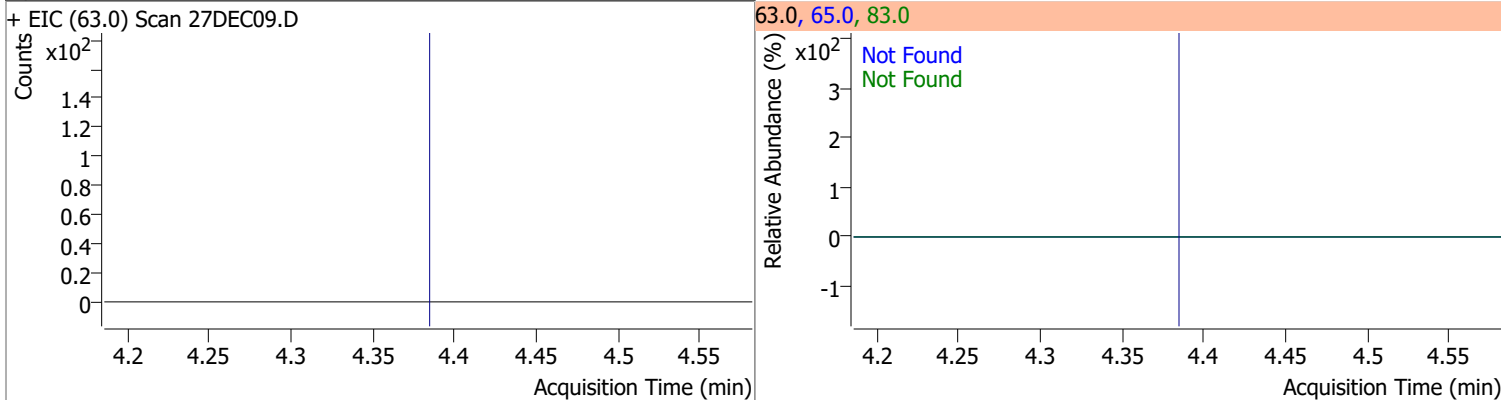
Compound	Conc.	Exp RT	QIon	Exp Ratio	QIon	Exp Ratio
trans-1,2-Dichloroethene	N.D.	3.72	61.0	155.1	98.0	62.8



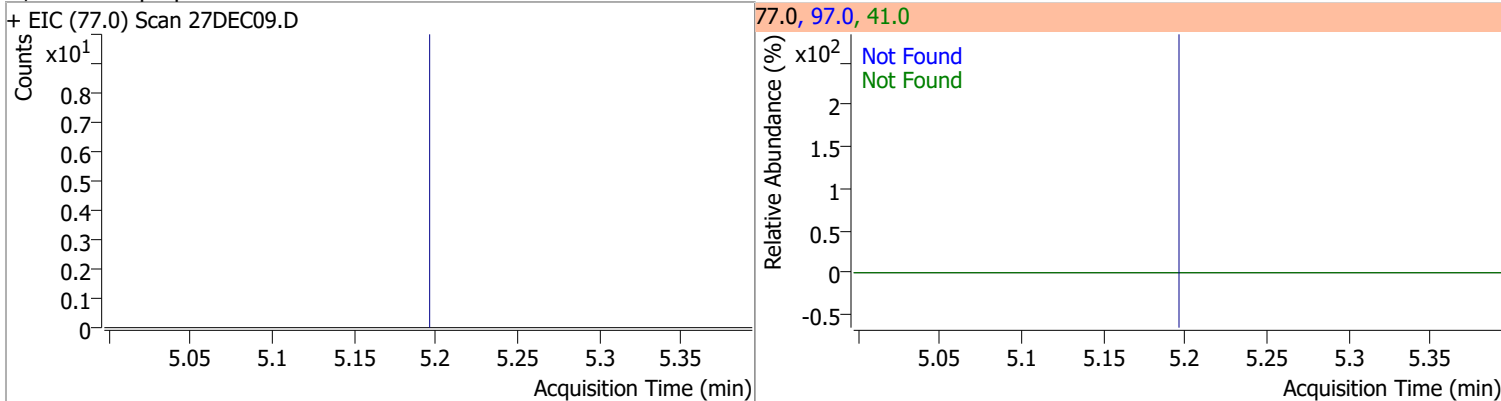
Compound	Conc.	Exp RT	QIon	Exp Ratio
Methyl tert-butyl ether (MTBE)	N.D.	3.75	57.0	23.9



Compound	Conc.	Exp RT	QIon	Exp Ratio	QIon	Exp Ratio
1,1-Dichloroethane	N.D.	4.38	65.0	31.7	83.0	12.8

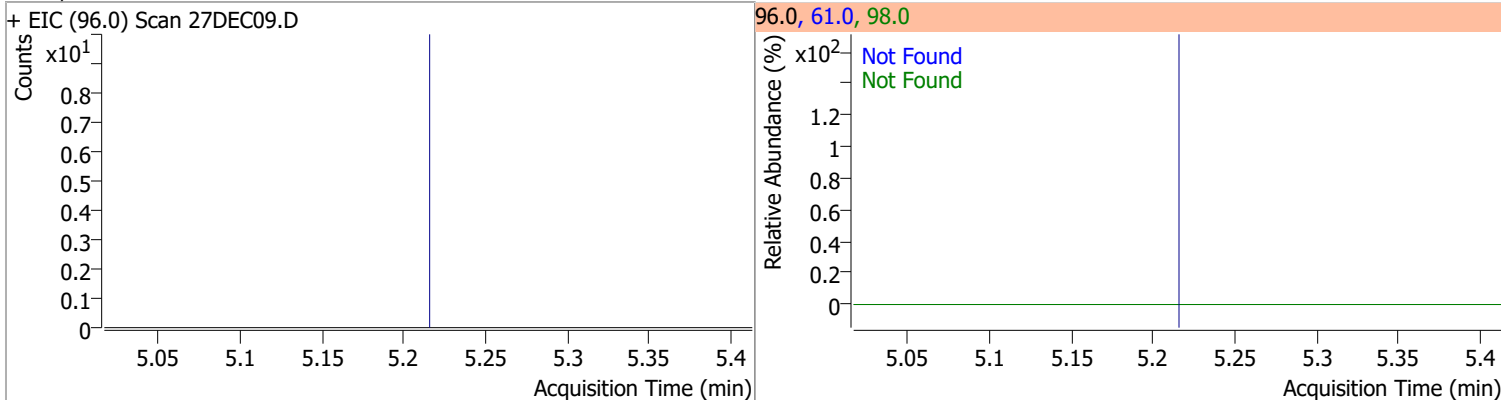


Compound	Conc.	Exp RT	QIon	Exp Ratio	QIon	Exp Ratio
2,2-Dichloropropane	N.D.	5.20	41.0	59.0	97.0	21.8

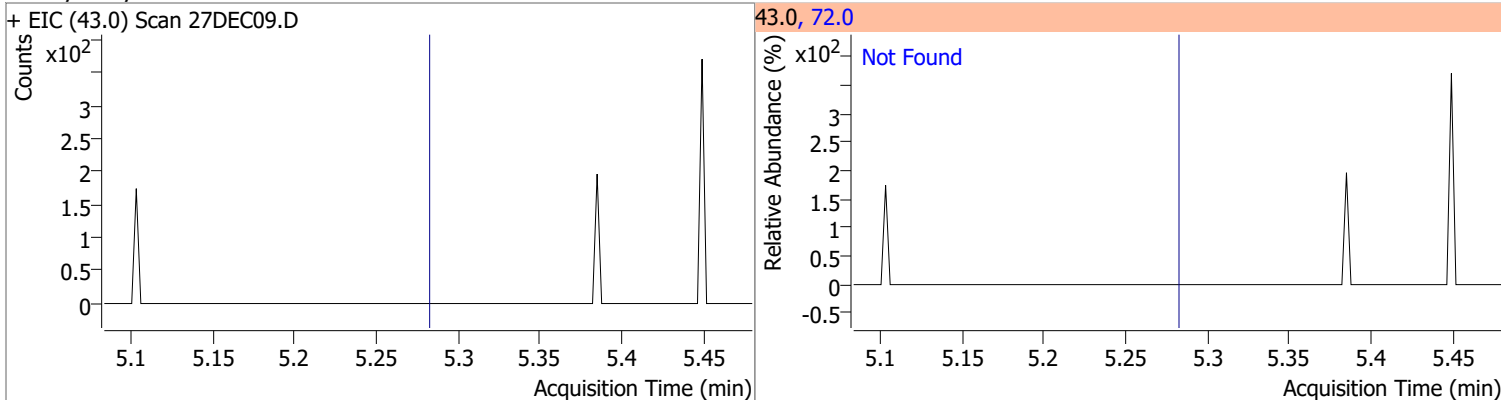


Quantitation Results Report (QT Reviewed)

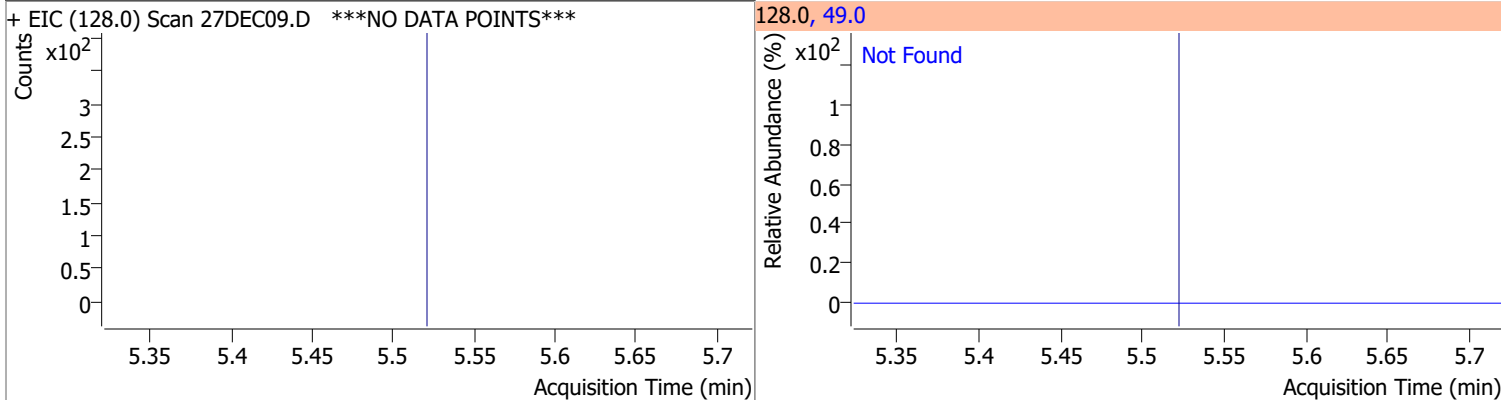
Compound	Conc.	Exp RT	QIon	Exp Ratio	QIon	Exp Ratio
cis-1,2-Dichloroethene	N.D.	5.21	61.0	163.3	98.0	64.4



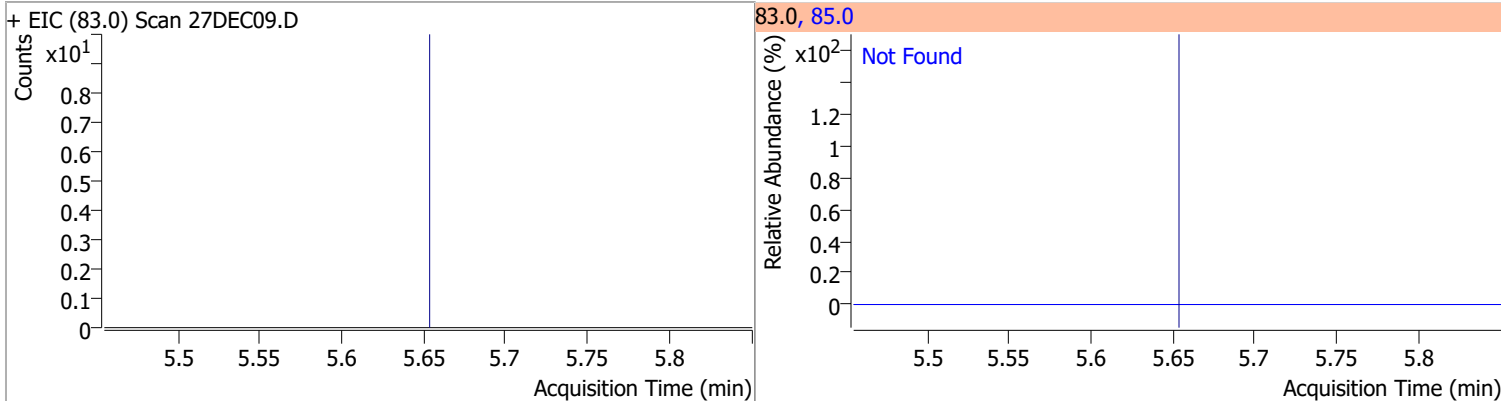
Compound	Conc.	Exp RT	QIon	Exp Ratio
Methyl ethyl ketone	N.D.	5.28	72.0	22.2



Compound	Conc.	Exp RT	QIon	Exp Ratio
Bromochloromethane	N.D.	5.52	49.0	184.6

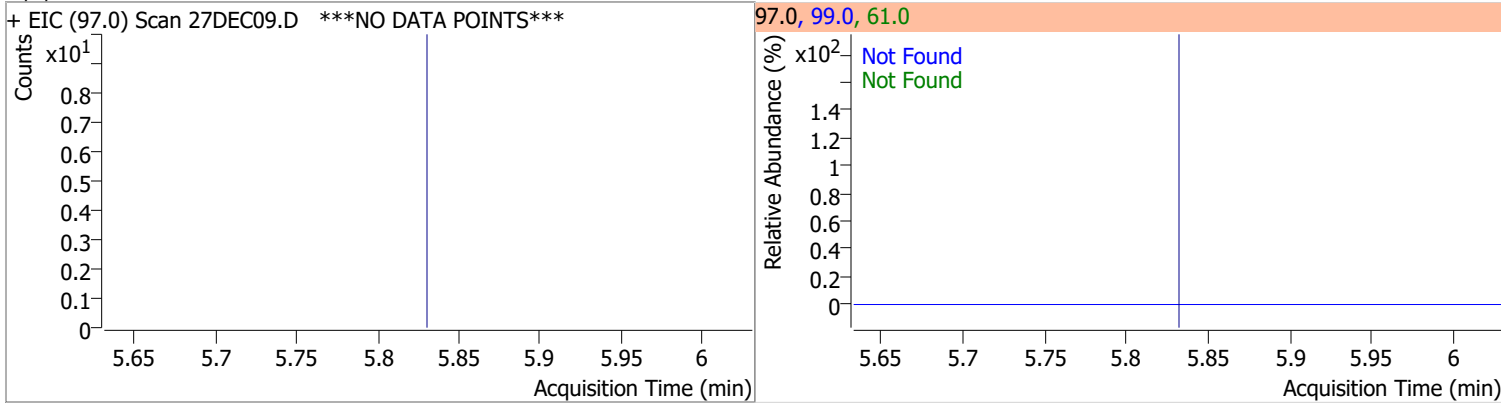


Compound	Conc.	Exp RT	QIon	Exp Ratio
Chloroform	N.D.	5.65	85.0	65.1

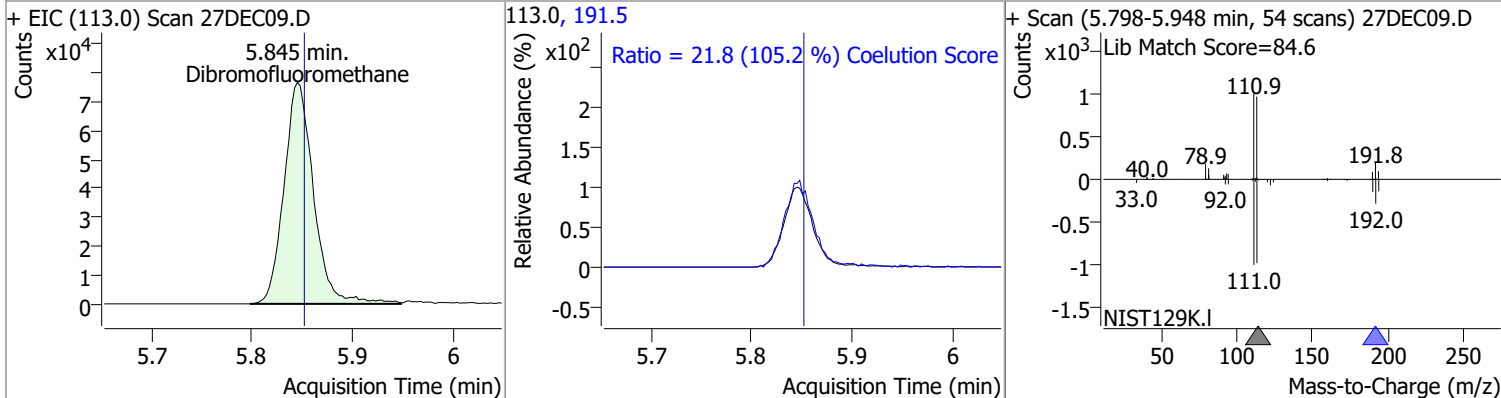


Quantitation Results Report (QT Reviewed)

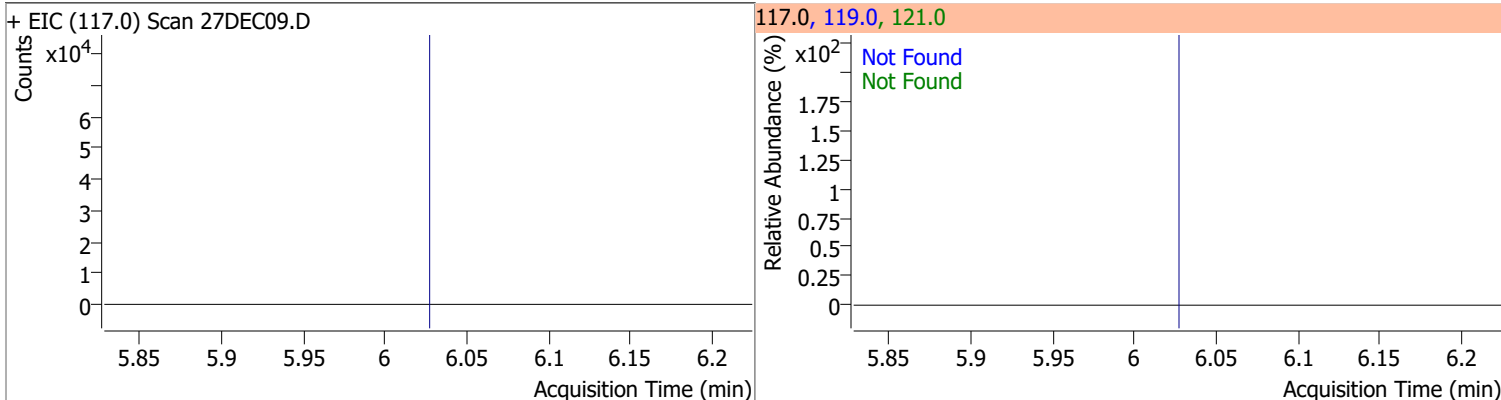
Compound	Conc.	Exp RT	QIon	Exp Ratio	QIon	Exp Ratio
1,1,1-Trichloroethane	N.D.	5.83	99.0	65.7	61.0	45.0



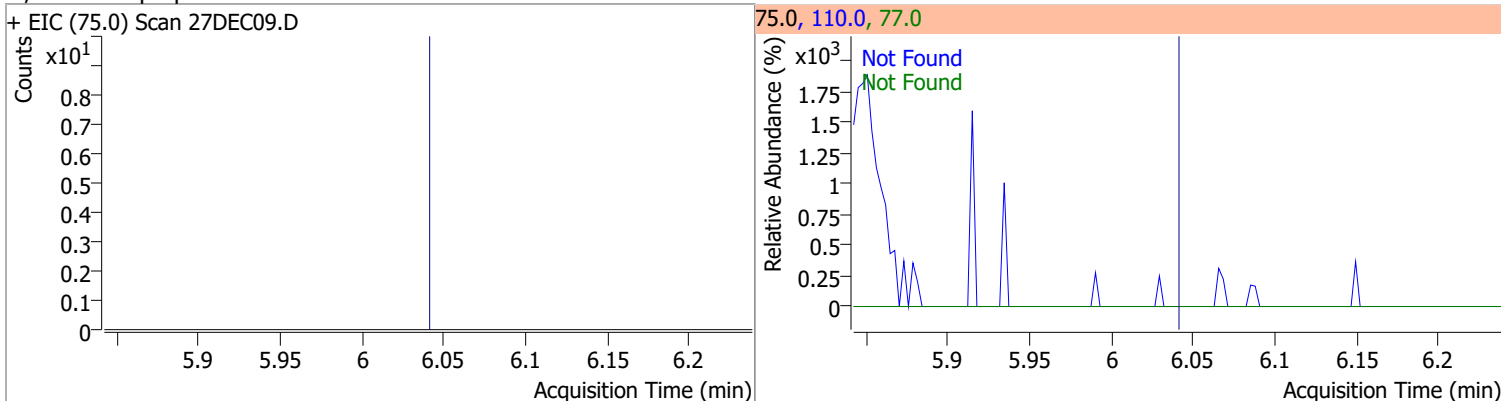
Compound	Conc.	RT	Dev(Min)	Resp.	QIon	QRatio	Lower	Upper
Dibromofluoromethane	267.4195	5.85	-0.01	156833	191.5	21.8	0.0	50.7



Compound	Conc.	Exp RT	QIon	Exp Ratio	QIon	Exp Ratio
Carbon tetrachloride	N.D.	6.03	119.0	97.5	121.0	30.4

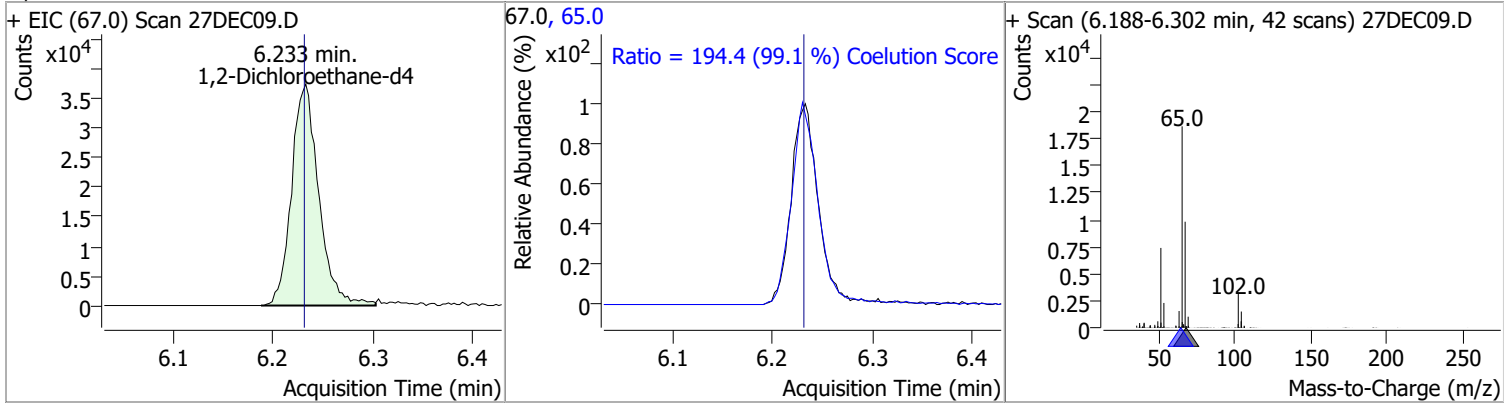


Compound	Conc.	Exp RT	QIon	Exp Ratio	QIon	Exp Ratio
1,1-Dichloropropene	N.D.	6.04	110.0	35.4	77.0	30.5

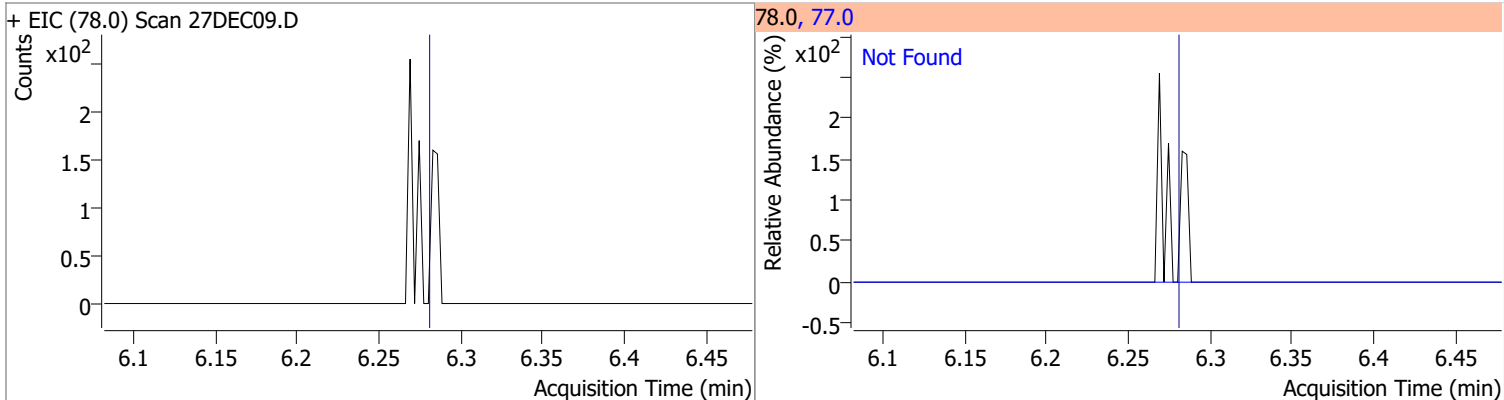


Quantitation Results Report (QT Reviewed)

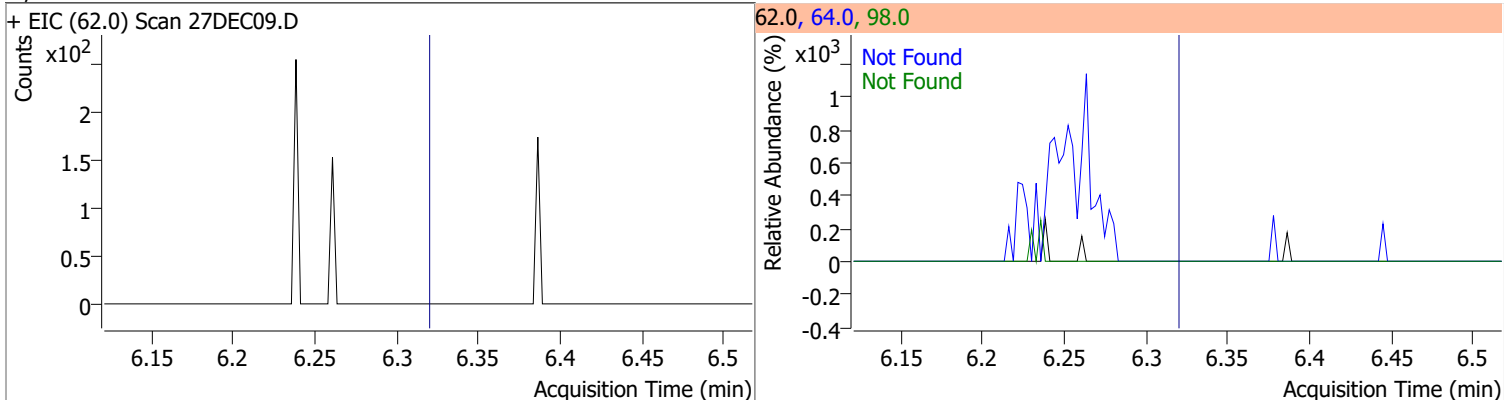
Compound	Conc.	RT	Dev(Min)	Resp.	QIon	QRatio	Lower	Upper
1,2-Dichloroethane-d4	262.9731	6.23	0.00	70383	65.0	194.4	166.3	226.3



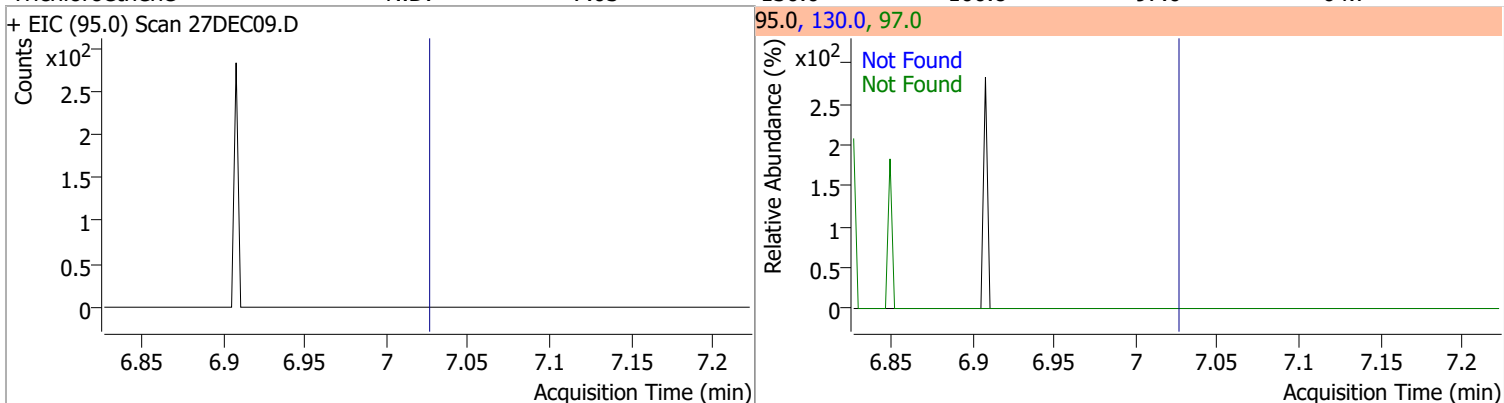
Compound	Conc.	Exp RT	QIon	Exp Ratio
Benzene	N.D.	6.28	77.0	23.5



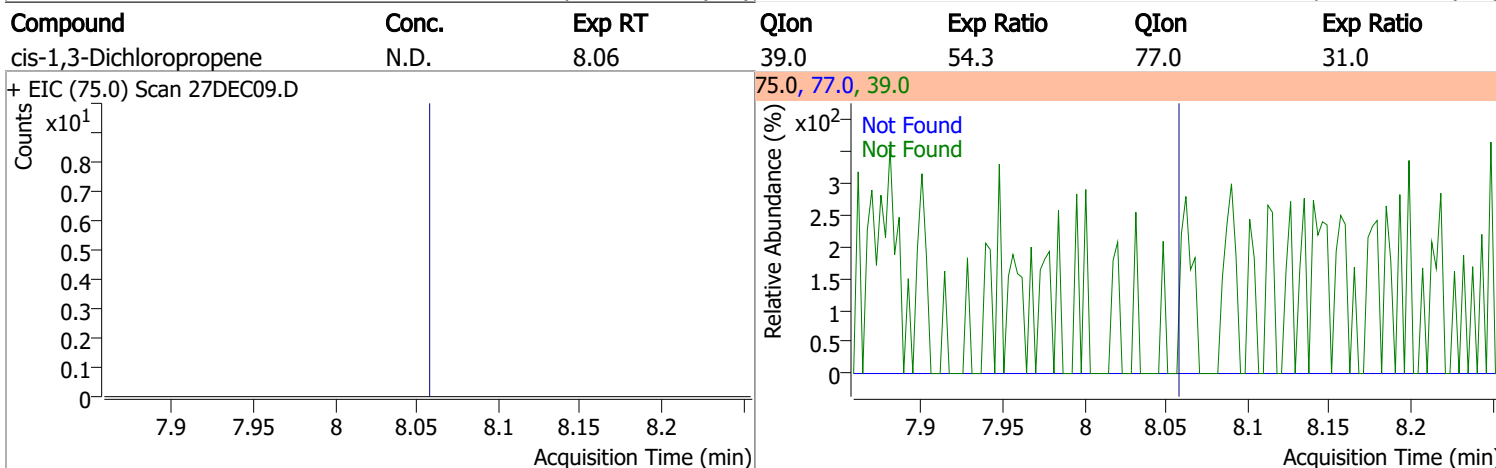
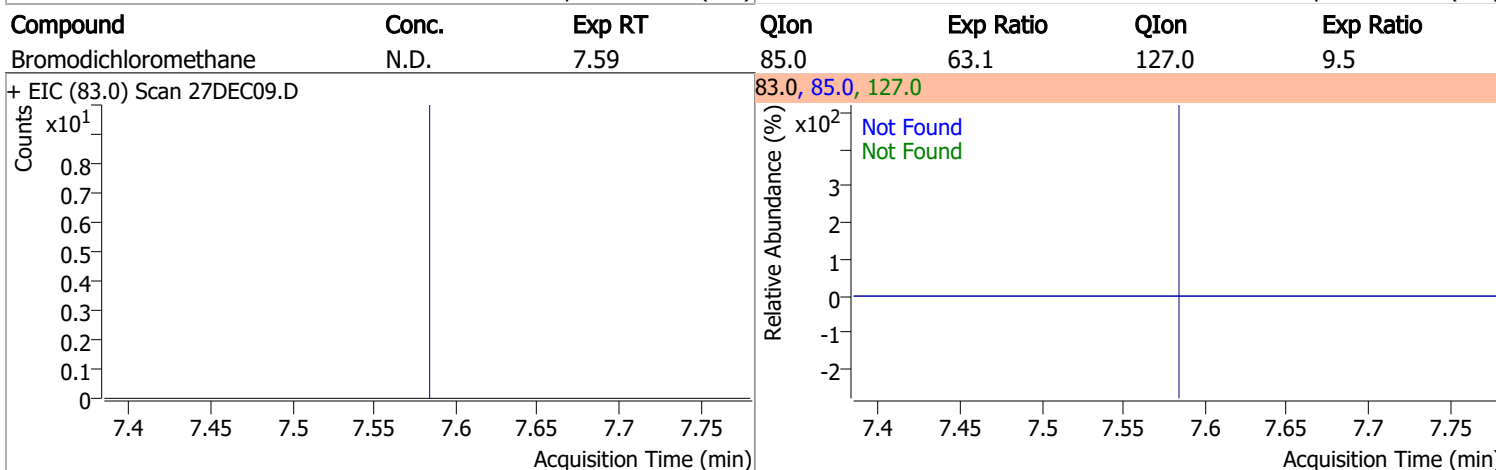
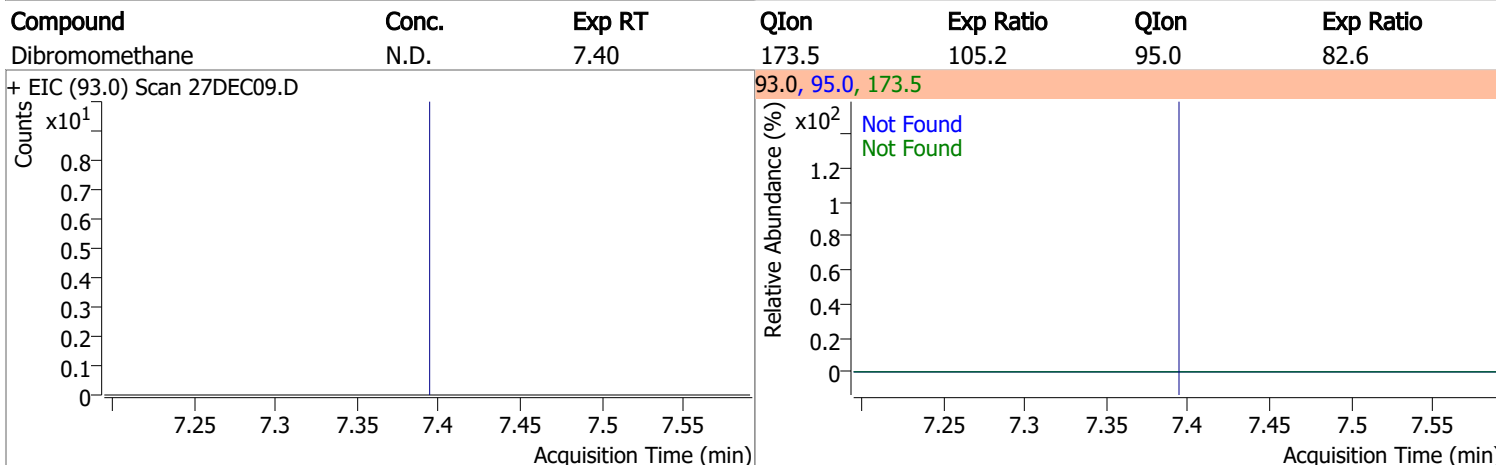
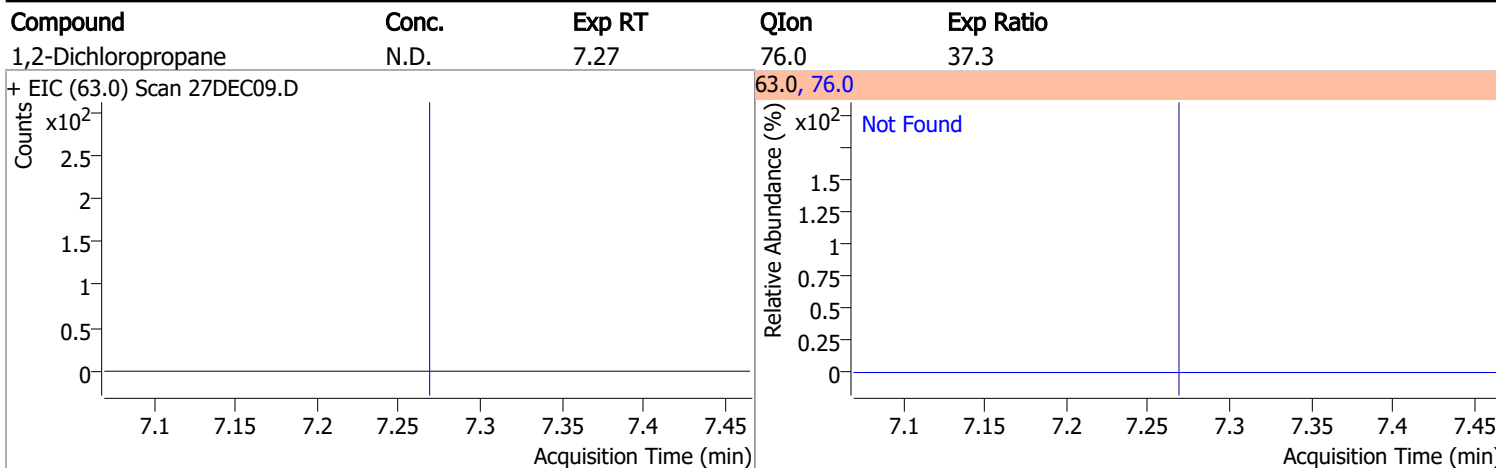
Compound	Conc.	Exp RT	QIon	Exp Ratio	QIon	Exp Ratio
1,2-Dichloroethane	N.D.	6.32	64.0	32.3	98.0	8.2



Compound	Conc.	Exp RT	QIon	Exp Ratio	QIon	Exp Ratio
Trichloroethene	N.D.	7.03	130.0	100.8	97.0	64.7

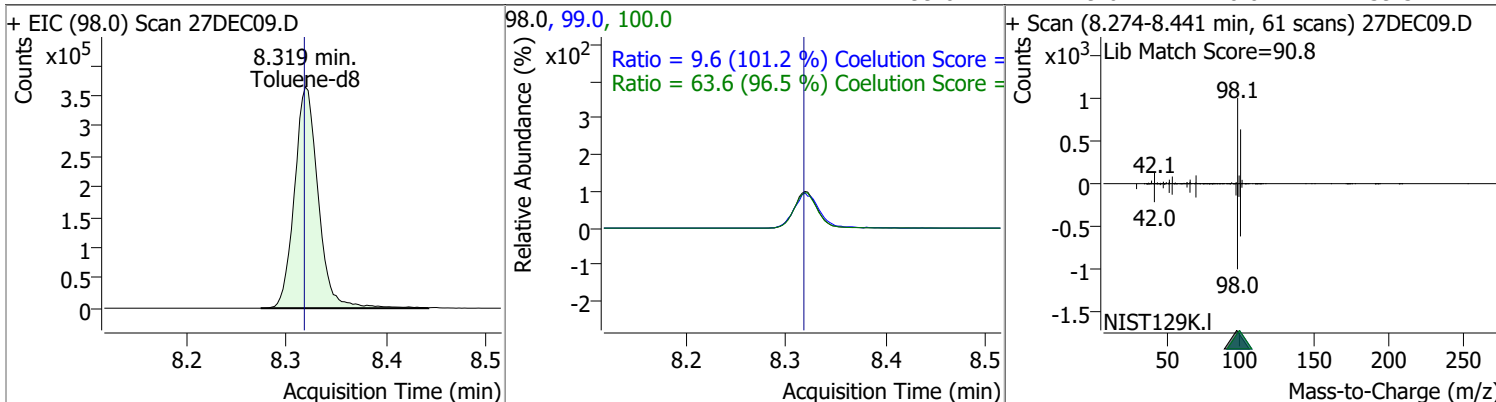


Quantitation Results Report (QT Reviewed)

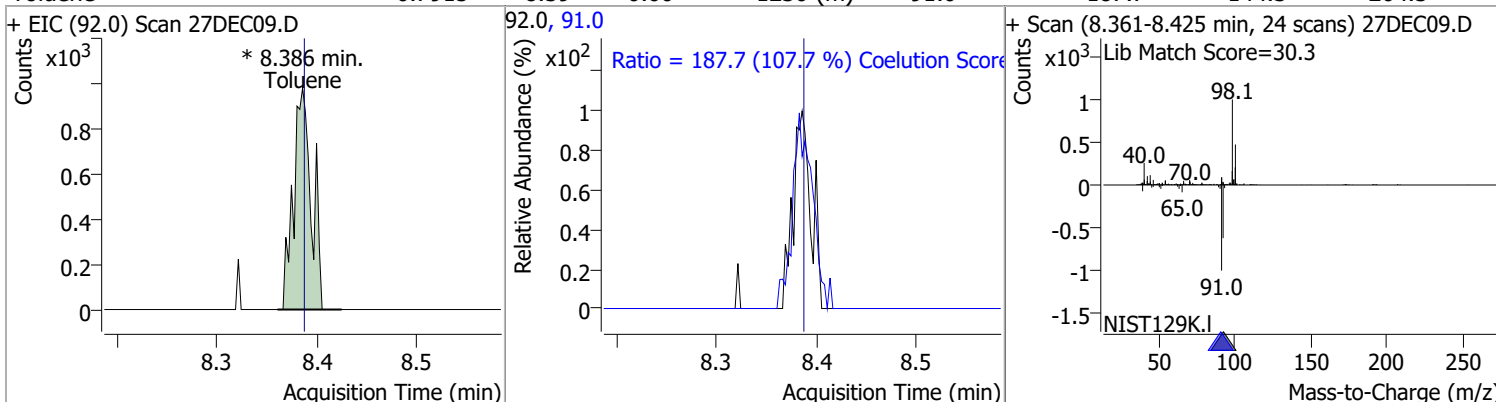


Quantitation Results Report (QT Reviewed)

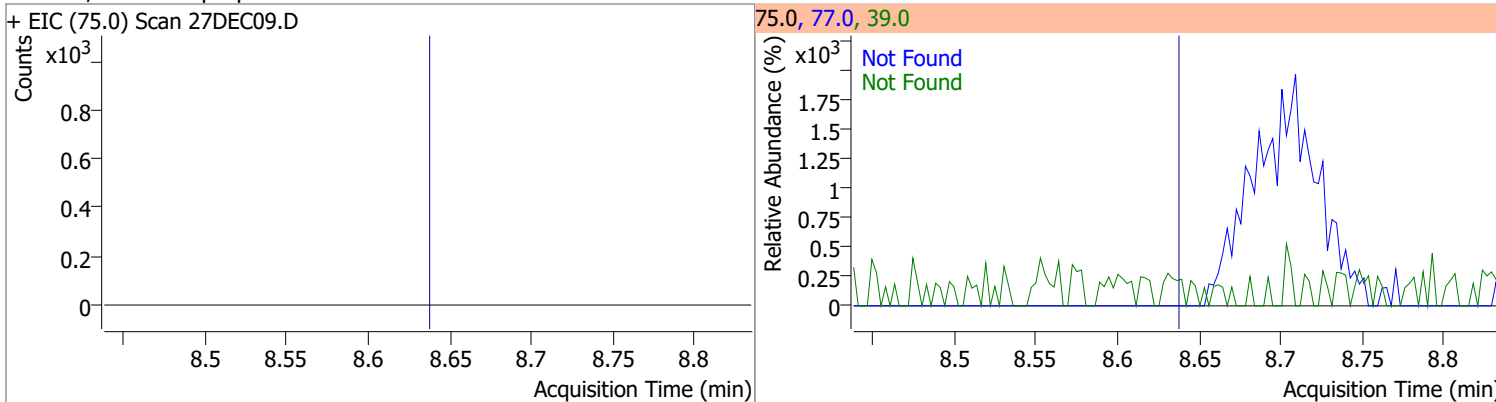
Compound	Conc.	RT	Dev(Min)	Resp.	QIon	QRatio	Lower	Upper
Toluene-d8	254.2562	8.32	0.00	601042	100.0	63.6	35.9	95.9
					99.0	9.6	0.0	39.5



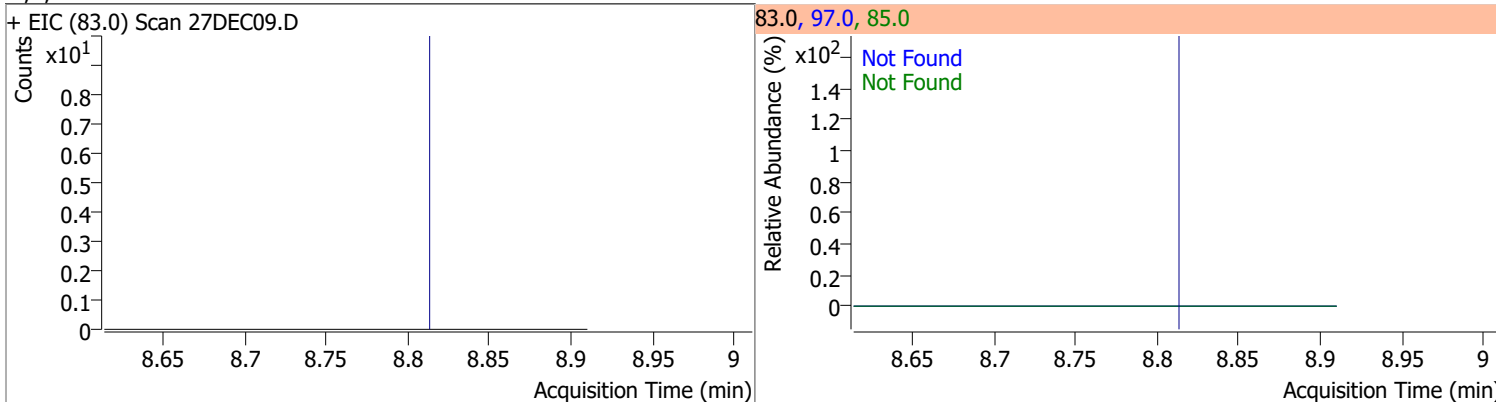
Compound	Conc.	RT	Dev(Min)	Resp.	QIon	QRatio	Lower	Upper
Toluene	0.7915	8.39	0.00	1230 (m)	91.0	187.7	144.3	204.3



Compound	Conc.	Exp RT	QIon	Exp Ratio	QIon	Exp Ratio
trans-1,3-Dichloropropene	N.D.	8.64	39.0	52.1	77.0	32.0

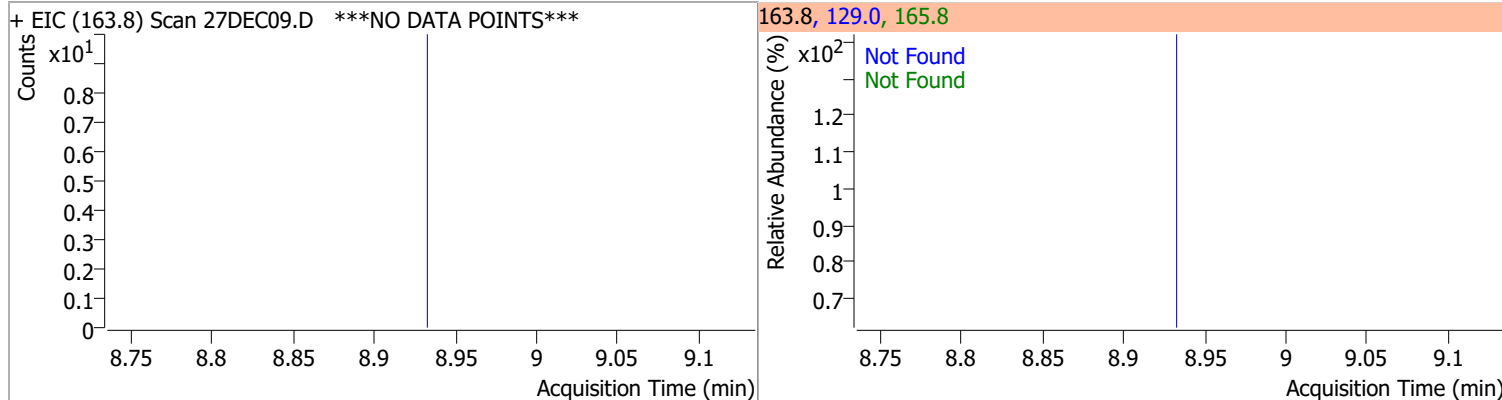


Compound	Conc.	Exp RT	QIon	Exp Ratio	QIon	Exp Ratio
1,1,2-Trichloroethane	N.D.	8.82	97.0	114.3	85.0	61.5

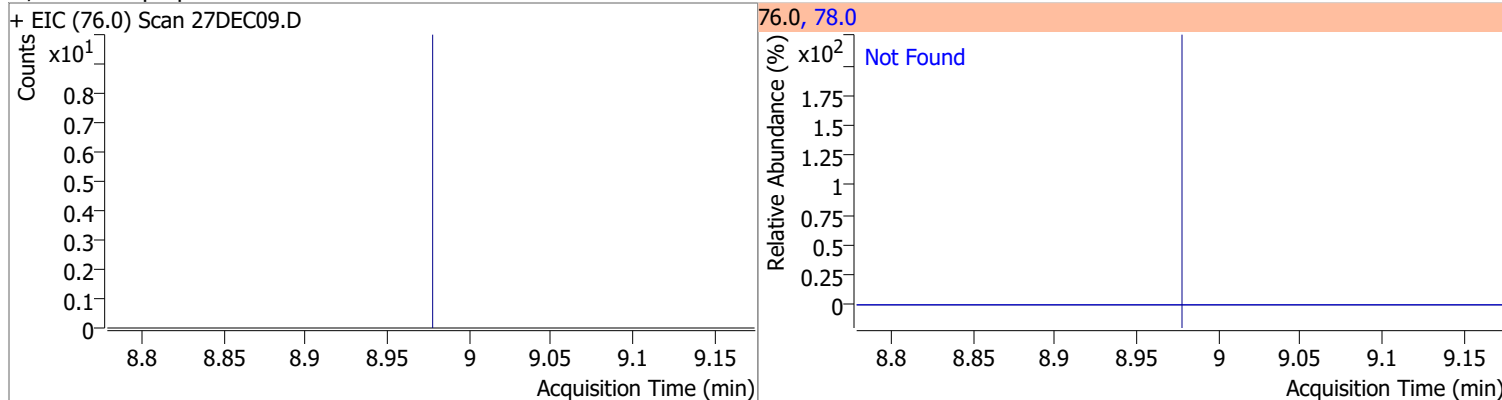


Quantitation Results Report (QT Reviewed)

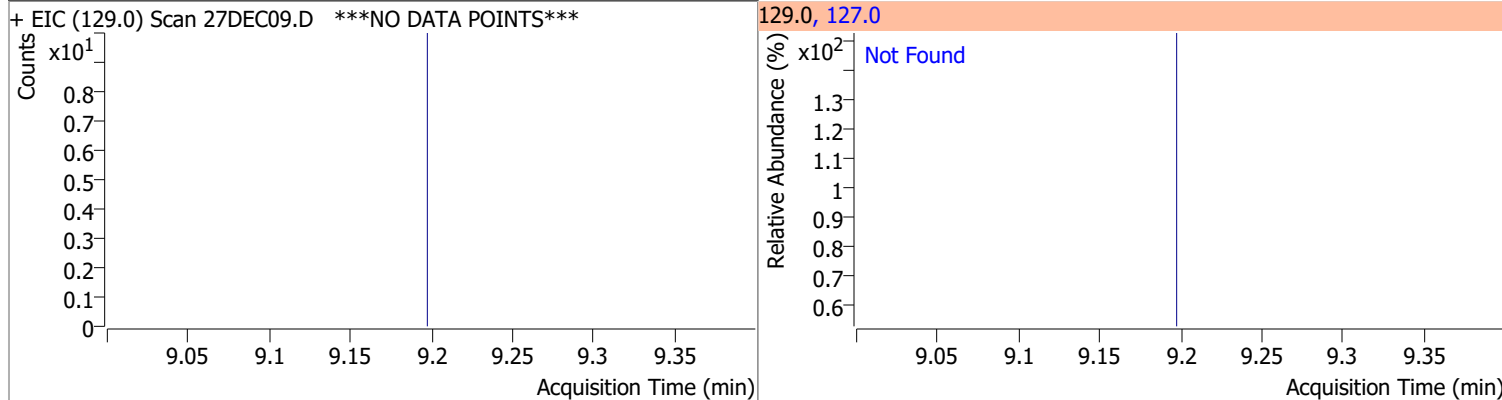
Compound	Conc.	Exp RT	QIon	Exp Ratio	QIon	Exp Ratio
Tetrachloroethene	N.D.	8.94	165.8	128.3	129.0	95.3



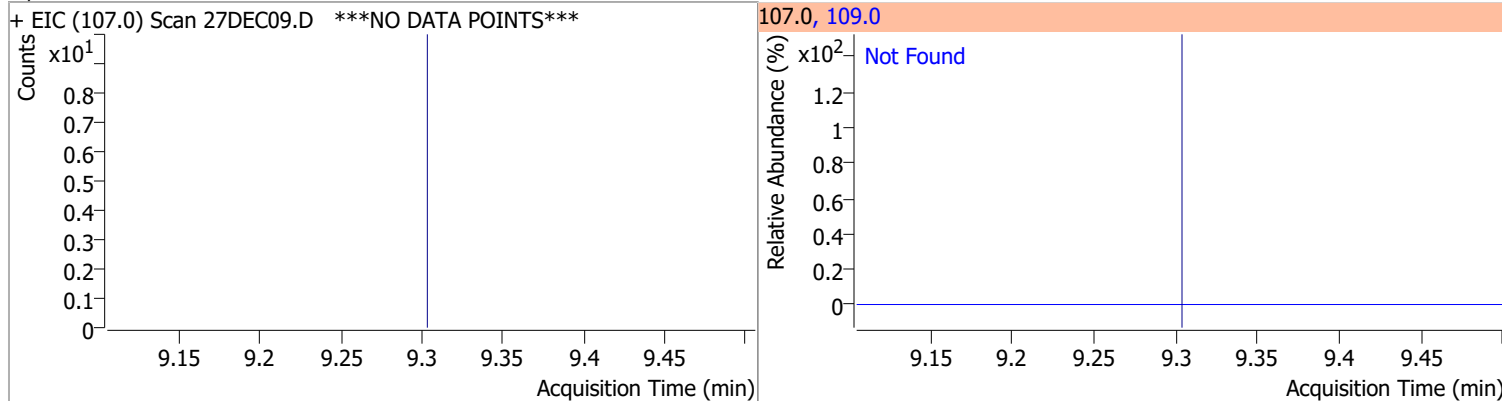
Compound	Conc.	Exp RT	QIon	Exp Ratio
1,3-Dichloropropane	N.D.	8.98	78.0	32.1



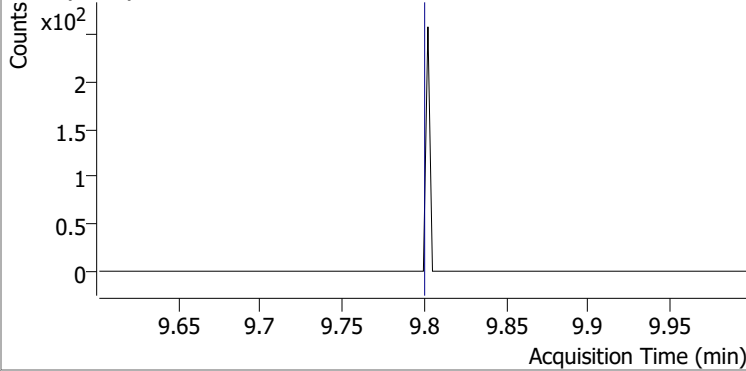
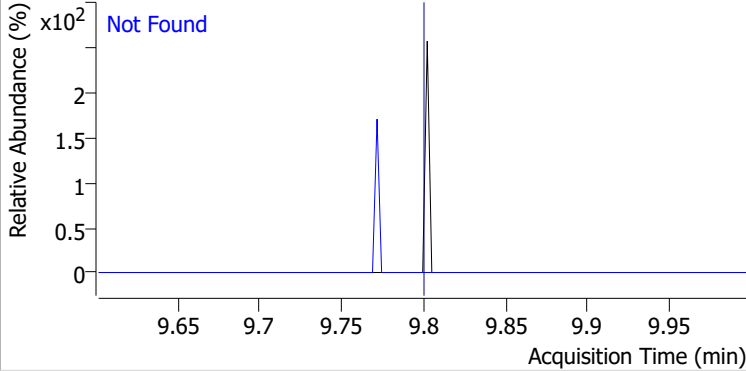
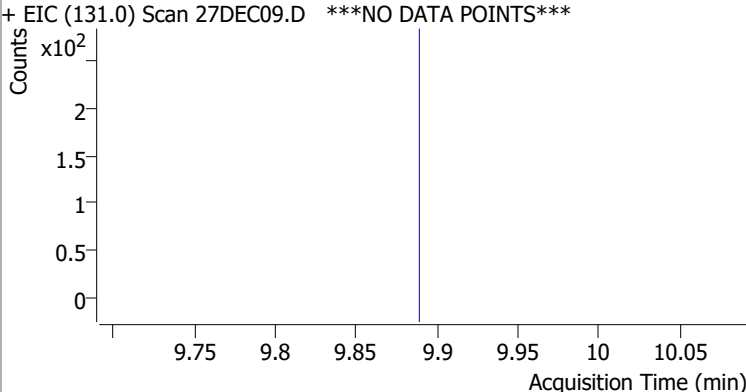
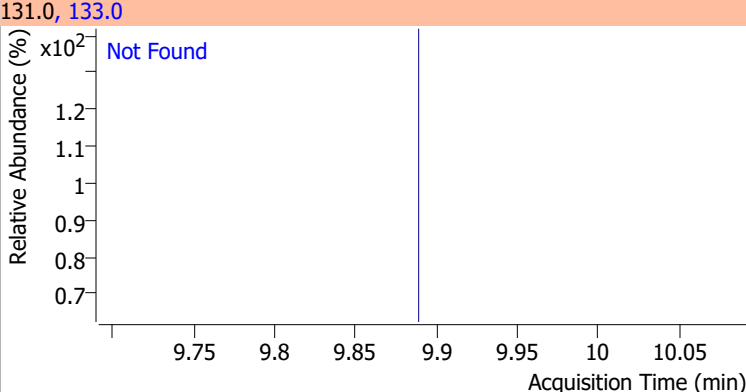
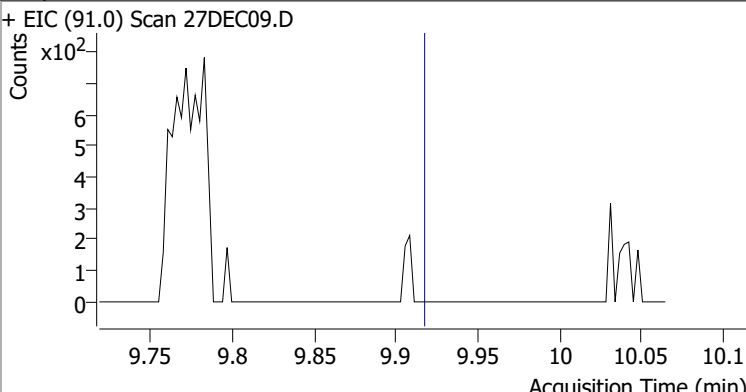
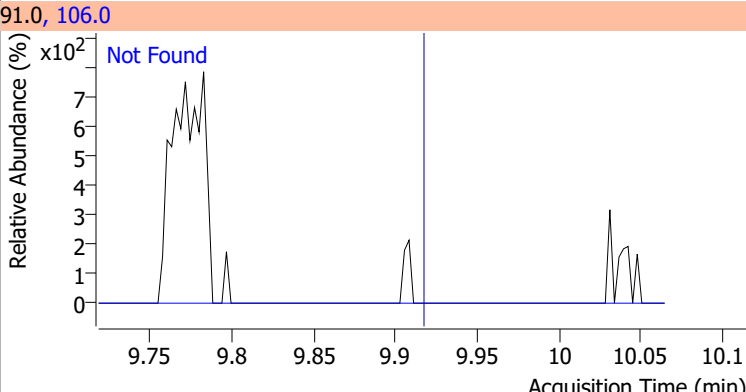
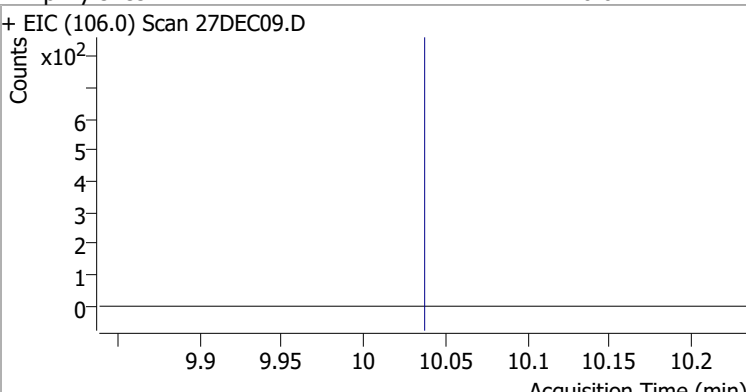
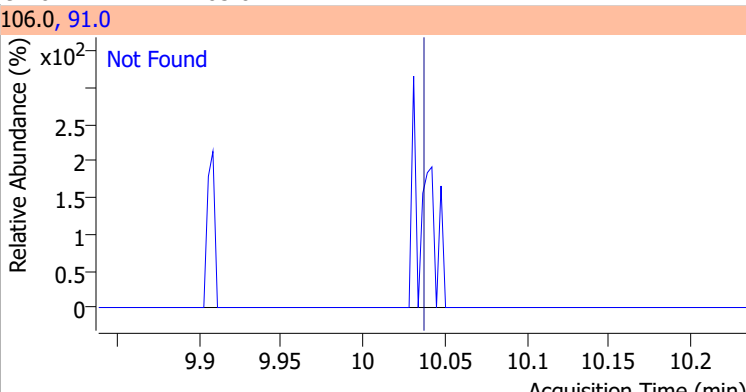
Compound	Conc.	Exp RT	QIon	Exp Ratio
Chlorodibromomethane	N.D.	9.20	127.0	75.3



Compound	Conc.	Exp RT	QIon	Exp Ratio
1,2-Dibromoethane	N.D.	9.31	109.0	97.2

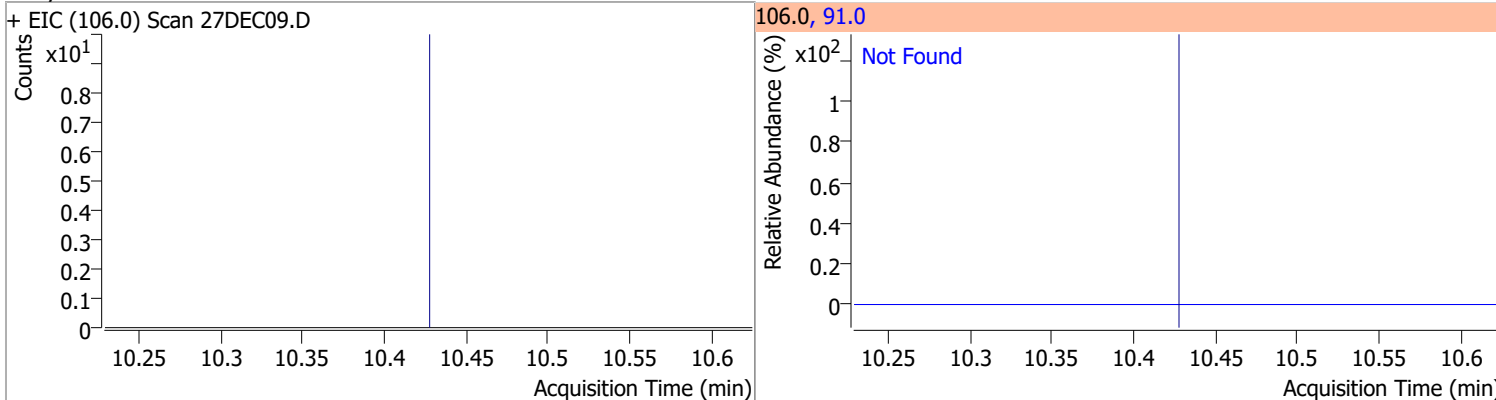


Quantitation Results Report (QT Reviewed)

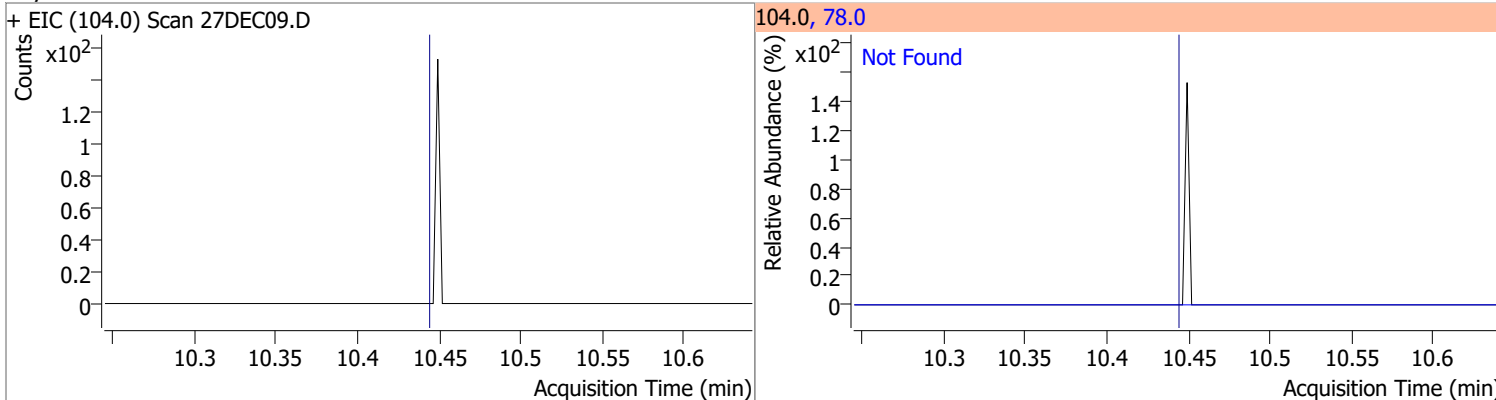
Compound	Conc.	Exp RT	QIon	Exp Ratio
Chlorobenzene	N.D.	9.80	114.0	32.3
+ EIC (112.0) Scan 27DEC09.D			112.0, 114.0	
				
1,1,1,2-Tetrachloroethane	N.D.	9.89	133.0	95.7
+ EIC (131.0) Scan 27DEC09.D ***NO DATA POINTS***			131.0, 133.0	
				
Ethylbenzene	N.D.	9.92	106.0	30.7
+ EIC (91.0) Scan 27DEC09.D			91.0, 106.0	
				
m+p-Xylenes	N.D.	10.04	91.0	205.0
+ EIC (106.0) Scan 27DEC09.D			106.0, 91.0	
				

Quantitation Results Report (QT Reviewed)

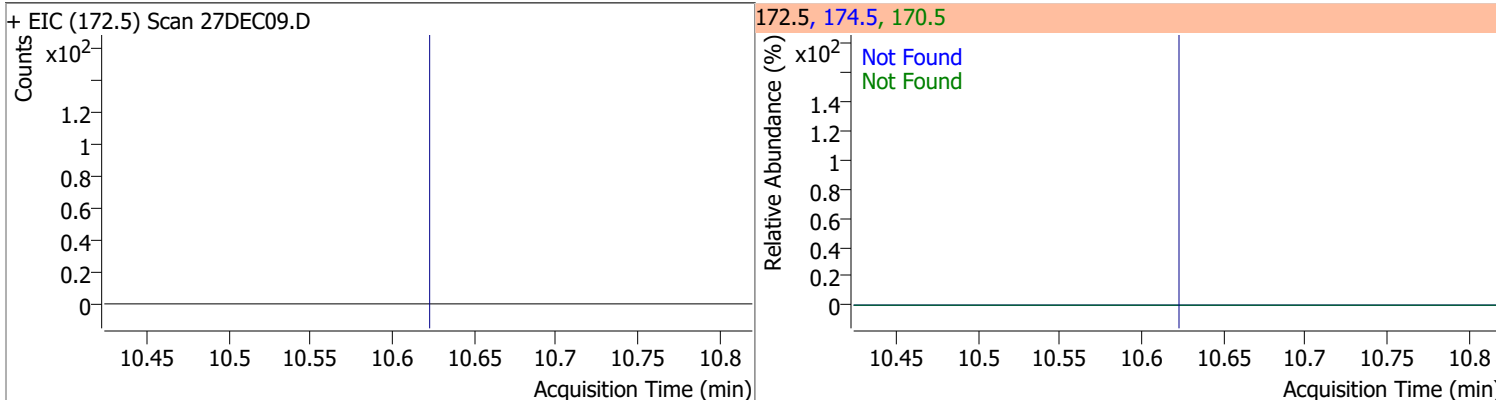
Compound	Conc.	Exp RT	QIon	Exp Ratio
o-Xylene	N.D.	10.43	91.0	216.1



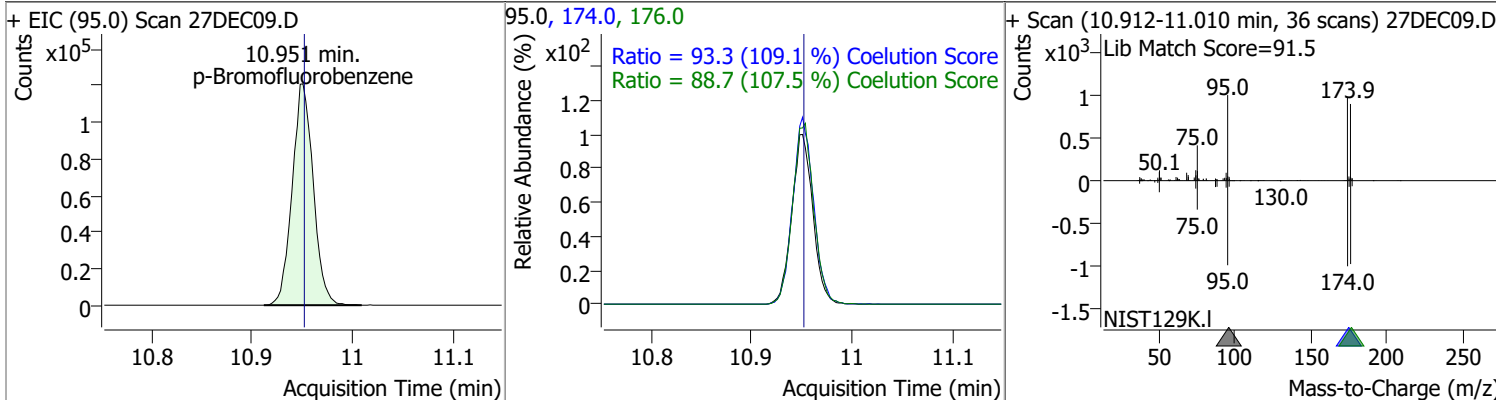
Compound	Conc.	Exp RT	QIon	Exp Ratio
Styrene	N.D.	10.45	78.0	50.6



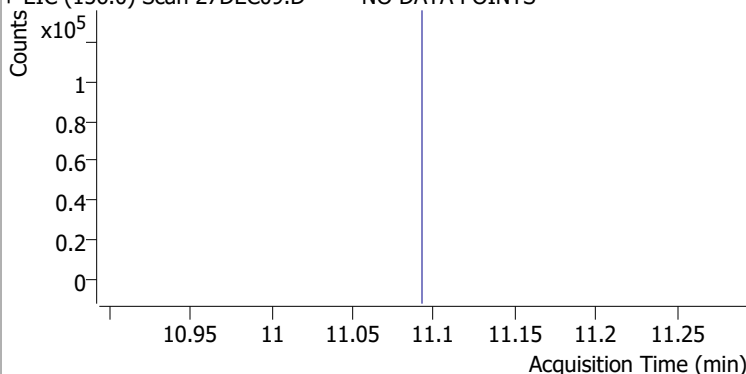
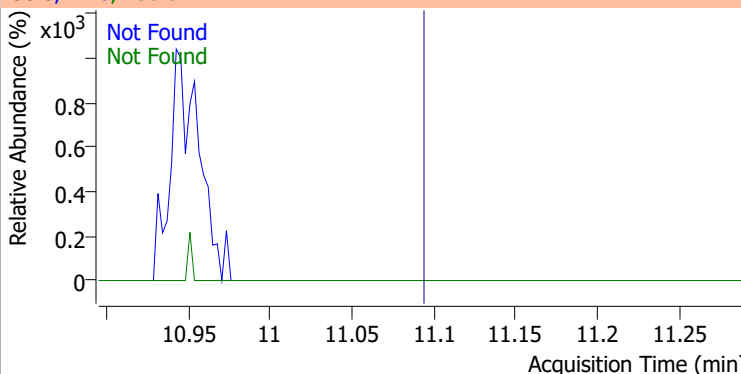
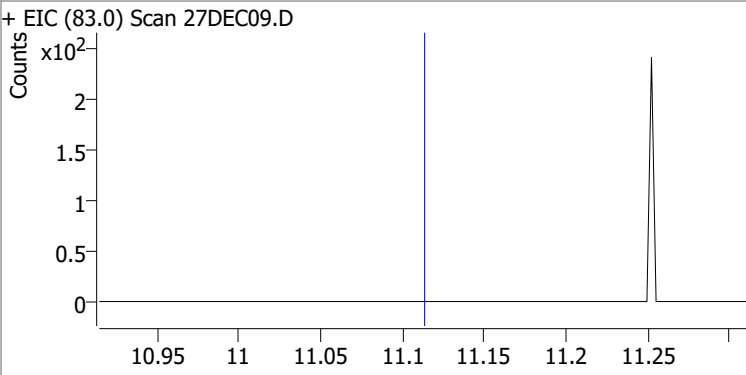
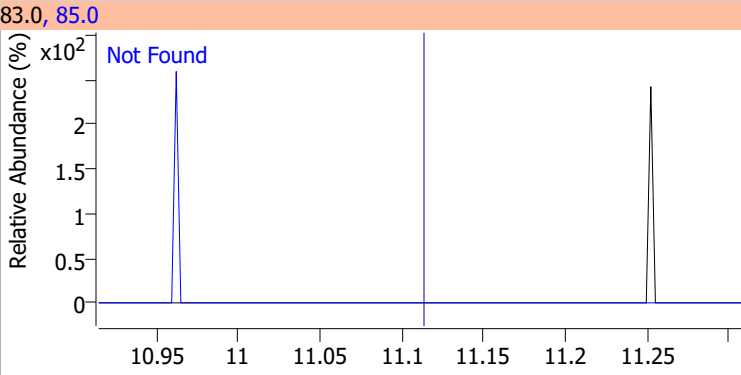
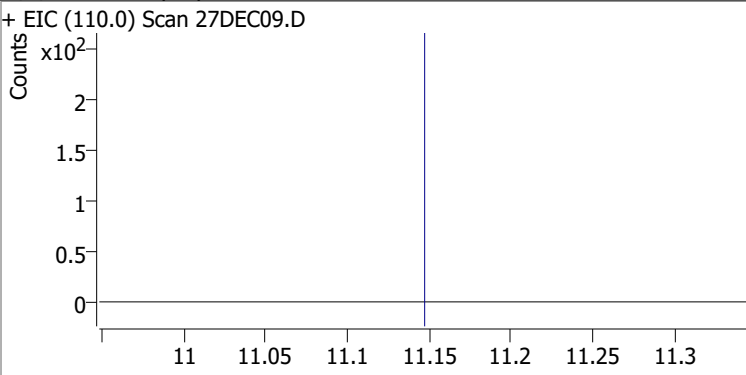
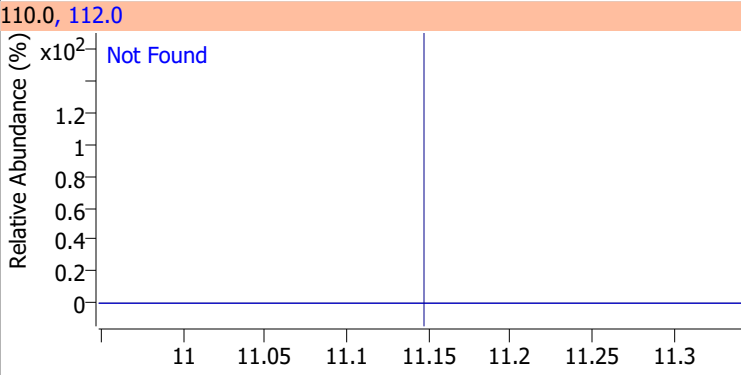
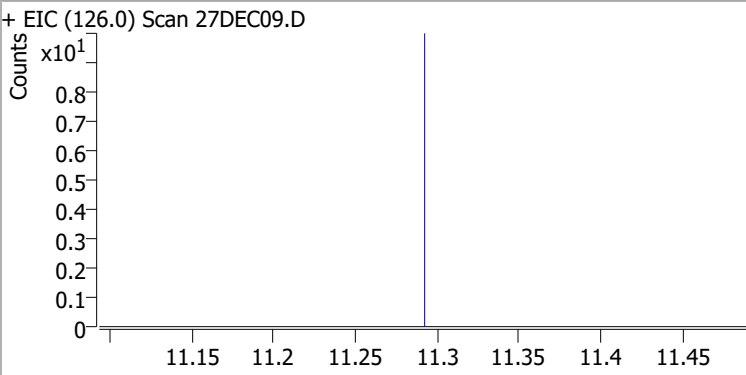
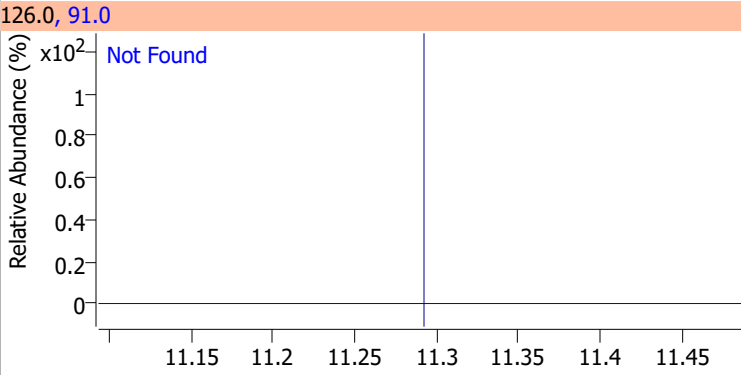
Compound	Conc.	Exp RT	QIon	Exp Ratio	QIon	Exp Ratio
Bromoform	N.D.	10.62	170.5	52.7	174.5	50.7



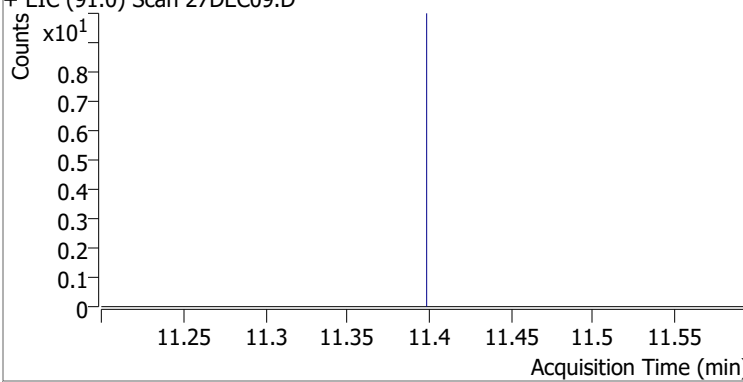
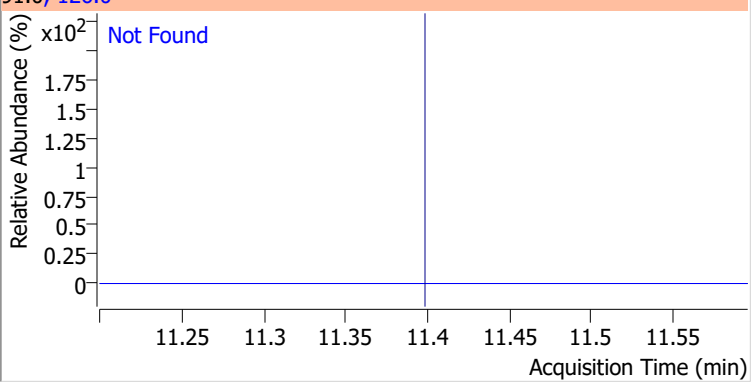
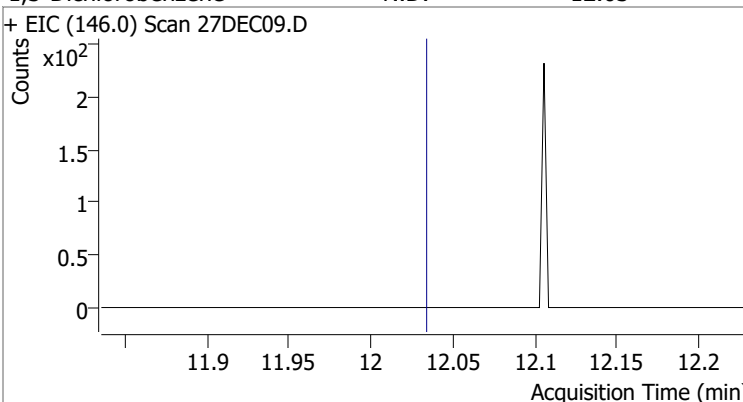
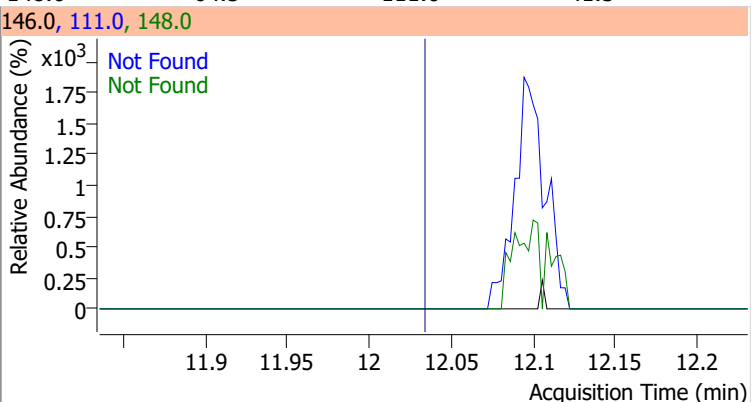
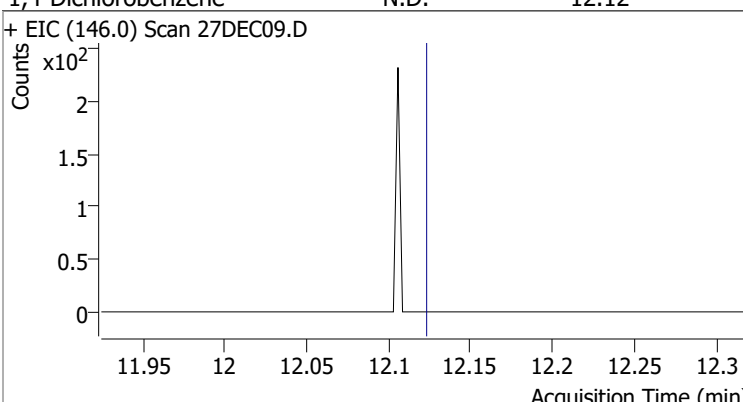
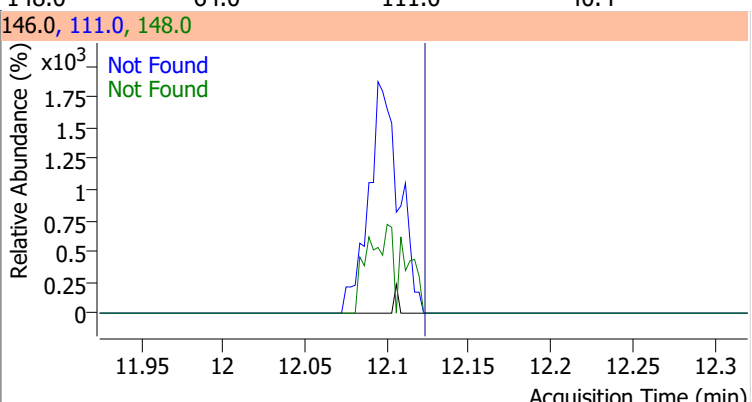
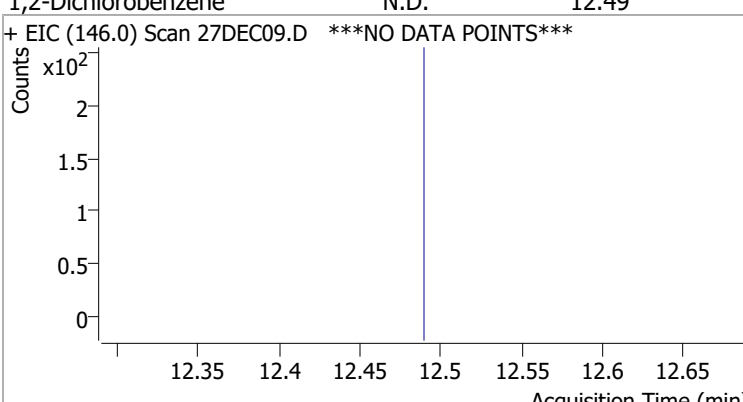
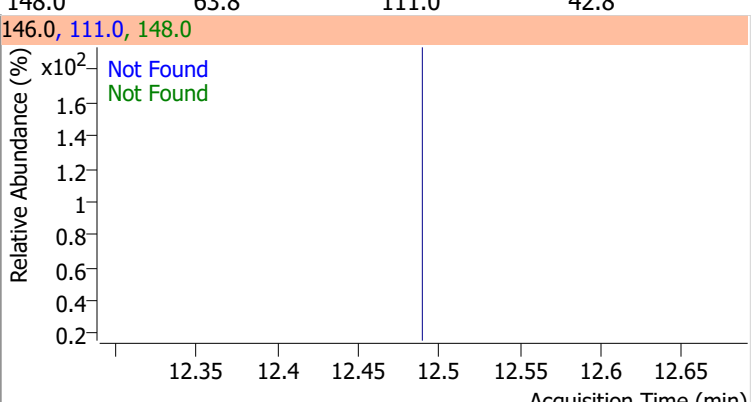
Compound	Conc.	RT	Dev(Min)	Resp.	QIon	QRatio	Lower	Upper
p-Bromofluorobenzene	261.8308	10.95	0.00	176404	174.0	93.3	55.5	115.5
					176.0	88.7	52.5	112.5



Quantitation Results Report (QT Reviewed)

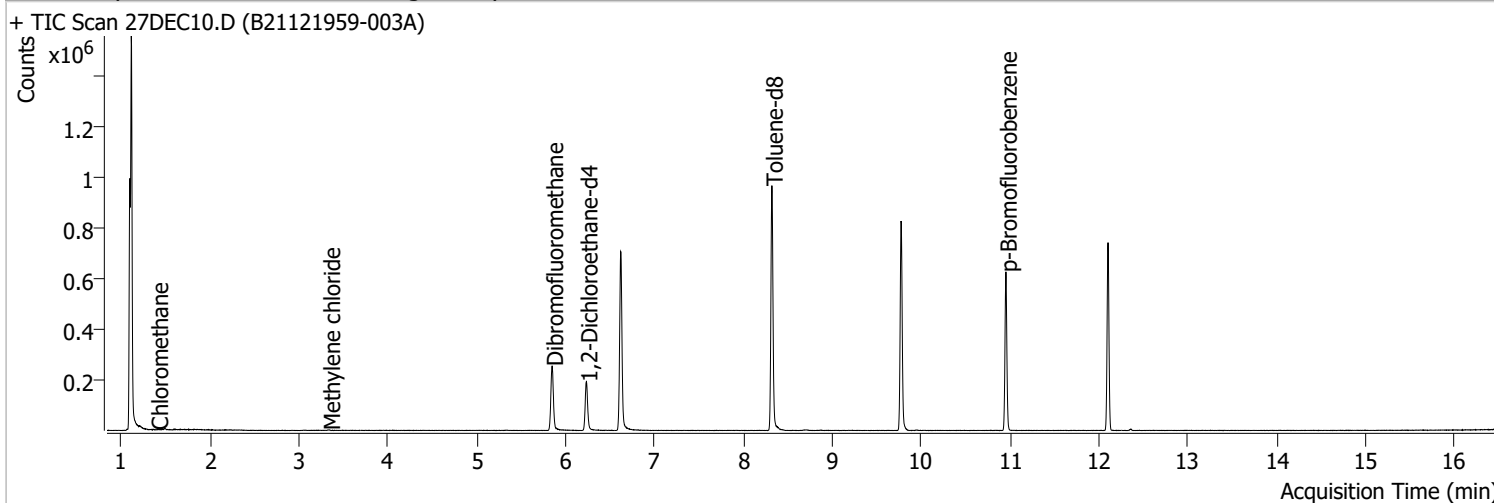
Compound	Conc.	Exp RT	QIon	Exp Ratio	QIon	Exp Ratio
Bromobenzene	N.D.	11.09	77.0	153.2	158.0	96.2
+ EIC (156.0) Scan 27DEC09.D ***NO DATA POINTS***			156.0, 77.0, 158.0			
						
1,1,2,2-Tetrachloroethane	N.D.	11.11	85.0	63.2		
+ EIC (83.0) Scan 27DEC09.D			83.0, 85.0			
						
1,2,3-Trichloropropane	N.D.	11.15	112.0	65.8		
+ EIC (110.0) Scan 27DEC09.D			110.0, 112.0			
						
2-Chlorotoluene	N.D.	11.29	91.0	294.1		
+ EIC (126.0) Scan 27DEC09.D			126.0, 91.0			
						

Quantitation Results Report (QT Reviewed)

Compound	Conc.	Exp RT	QIon	Exp Ratio		
4-Chlorotoluene	N.D.	11.40	126.0	30.4		
+ EIC (91.0) Scan 27DEC09.D			91.0, 126.0			
						
1,3-Dichlorobenzene	N.D.	12.03	148.0	64.5	QIon	Exp Ratio
+ EIC (146.0) Scan 27DEC09.D			146.0, 111.0, 148.0			
						
1,4-Dichlorobenzene	N.D.	12.12	148.0	64.0	QIon	Exp Ratio
+ EIC (146.0) Scan 27DEC09.D			146.0, 111.0, 148.0			
						
1,2-Dichlorobenzene	N.D.	12.49	148.0	63.8	QIon	Exp Ratio
+ EIC (146.0) Scan 27DEC09.D ***NO DATA POINTS***			146.0, 111.0, 148.0			
						

Quantitation Results Report (QT Reviewed)

Data File	27DEC10.D	Operator	MSC
Acq. Method	5975CACQF.M	Acq. Date-Time	12/27/2021 1:18:44 PM
Sample Name	B21121959-003A	Instrument	VOA5975C
Vial	10	Multiplier	1.00
DA Method File	VOA5975C_8260B_SHT_DoD_L4_120721.m	Comment	
Tune File	BFB_Atune3.u	Tune Date	10/11/2021 4:02:00 PM
Batch Name	VG122721_8260B_624pt1.batch.bin	Last Calib Update	1/5/2022 1:54:14 PM
Ref Library	\\MASSHUNTER\Org\Library\NIST129K.I		



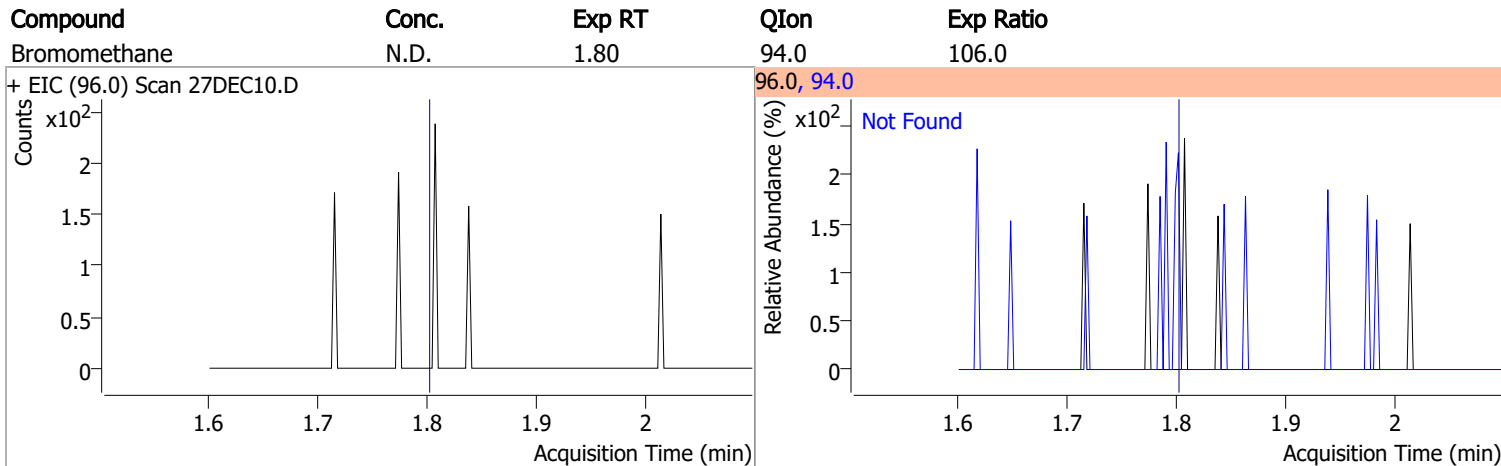
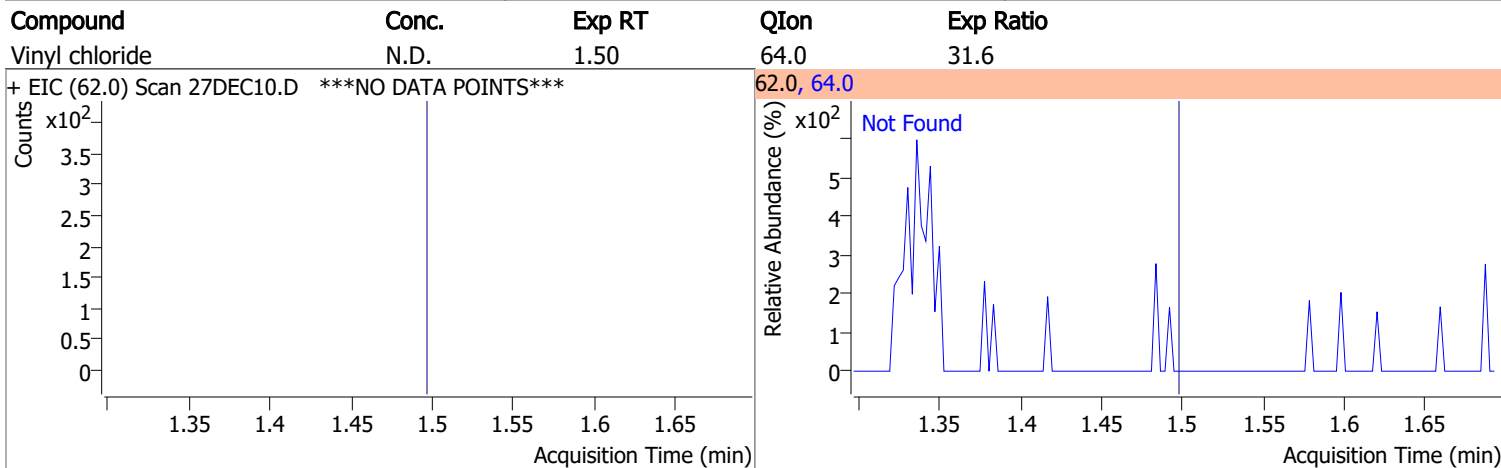
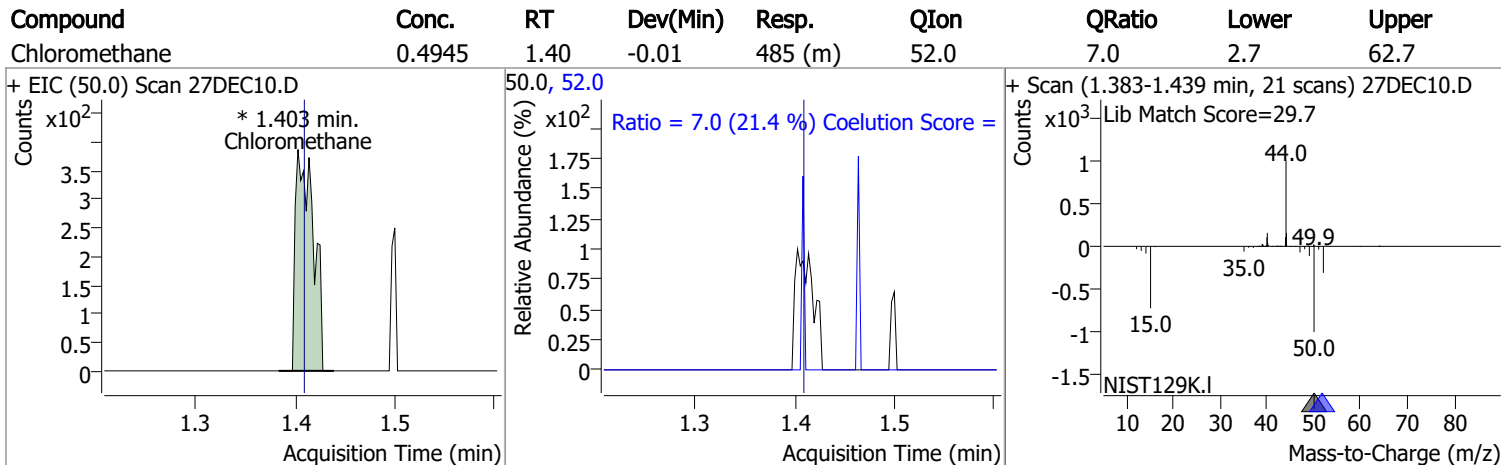
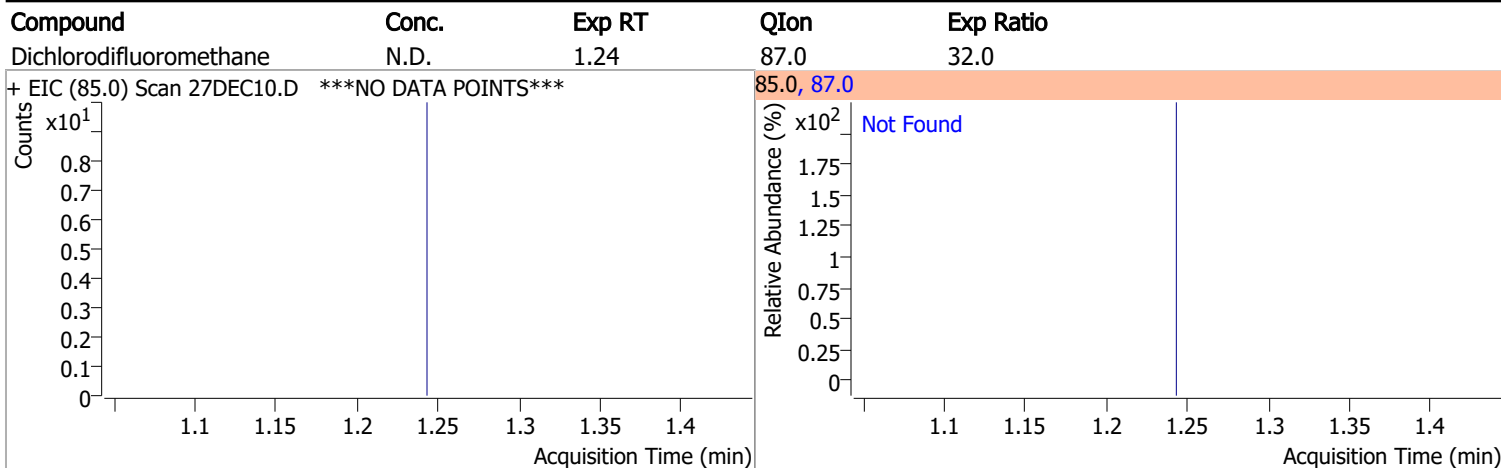
Compound	RT	QIon	Resp.	Conc.	Units	Dev(Min)
Internal Standards						
M Fluorobenzene	6.618	96.0	602191	250.0000	ng	-0.003
M Chlorobenzene-d5	9.771	82.0	232816	250.0000	ng	-0.003
M 1,4-Dichlorobenzene-d4	12.100	152.0	175650	250.0000	ng	0.000
System Monitoring Compounds						
S Dibromofluoromethane	5.845	113.0	152106	257.7249	ng	-0.006
Spiked Amount: 250.000	Range: 80.0 - 119.0%			Recovery = 103.09%		
S 1,2-Dichloroethane-d4	6.233	67.0	70763	262.7267	ng	0.003
Spiked Amount: 250.000	Range: 81.0 - 118.0%			Recovery = 105.09%		
S Toluene-d8	8.319	98.0	604379	258.2419	ng	0.000
Spiked Amount: 250.000	Range: 89.0 - 112.0%			Recovery = 103.30%		
S p-Bromofluorobenzene	10.951	95.0	174535	259.6806	ng	0.000
Spiked Amount: 250.000	Range: 85.0 - 114.0%			Recovery = 103.87%		
Target Compounds						
T Dichlorodifluoromethane	0.000		0	N.D.		
T Chloromethane	1.403	50.0	485	0.4945	ng	m 54
T Vinyl chloride	0.000		0	N.D.		
T Bromomethane	0.000		0	N.D.		
T Chloroethane	0.000		0	N.D.		
T Trichlorofluoromethane	0.000		0	N.D.		
T 1,1-Dichloroethene	0.000		0	N.D.		
T Methylene chloride	3.338	49.0	1320	1.4954	ng	m 89
T trans-1,2-Dichloroethene	0.000		0	N.D.		
T Methyl tert-butyl ether (MTBE)	0.000		0	N.D.		
T 1,1-Dichloroethane	0.000		0	N.D.		
T 2,2-Dichloropropane	0.000		0	N.D.		
T cis-1,2-Dichloroethene	0.000		0	N.D.		
T Methyl ethyl ketone	0.000		0	N.D.		
T Bromochloromethane	0.000		0	N.D.		
T Chloroform	0.000		0	N.D.		

Quantitation Results Report (QT Reviewed)

Compound	RT	QIon	Resp.	Conc.	Units	Dev(Min)
T 1,1,1-Trichloroethane	0.000		0	N.D.		
T Carbon tetrachloride	0.000		0	N.D.		
T 1,1-Dichloropropene	0.000		0	N.D.		
T Benzene	0.000		0	N.D.		
T 1,2-Dichloroethane	0.000		0	N.D.		
T Trichloroethene	0.000		0	N.D.		
T 1,2-Dichloropropane	0.000		0	N.D.		
T Dibromomethane	0.000		0	N.D.		
T Bromodichloromethane	0.000		0	N.D.		
T cis-1,3-Dichloropropene	0.000		0	N.D.		
T Toluene	8.391	92.0	0		ng	md
T trans-1,3-Dichloropropene	0.000		0	N.D.		1
T 1,1,2-Trichloroethane	0.000		0	N.D.		
T Tetrachloroethene	0.000		0	N.D.		
T 1,3-Dichloropropane	0.000		0	N.D.		
T Chlorodibromomethane	0.000		0	N.D.		
T 1,2-Dibromoethane	0.000		0	N.D.		
T Chlorobenzene	0.000		0	N.D.		
T 1,1,1,2-Tetrachloroethane	0.000		0	N.D.		
T Ethylbenzene	0.000		0	N.D.		
T m+p-Xylenes	0.000		0	N.D.		
T o-Xylene	0.000		0	N.D.		
T Styrene	0.000		0	N.D.		
T Bromoform	0.000		0	N.D.		
T Bromobenzene	0.000		0	N.D.		
T 1,1,2,2-Tetrachloroethane	0.000		0	N.D.		
T 1,2,3-Trichloropropane	0.000		0	N.D.		
T 2-Chlorotoluene	0.000		0	N.D.		
T 4-Chlorotoluene	0.000		0	N.D.		
T 1,3-Dichlorobenzene	0.000		0	N.D.		
T 1,4-Dichlorobenzene	0.000		0	N.D.		
T 1,2-Dichlorobenzene	0.000		0	N.D.		

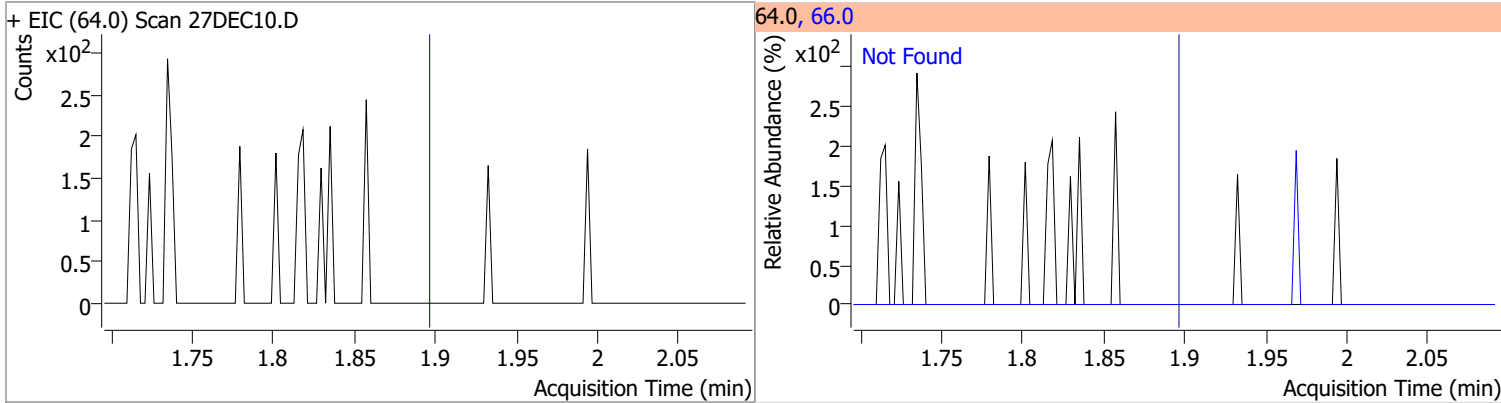
(#) = Qualifier Out of Range; (m) = Manual Integration; (+) = Area Summed; (*) = Surrogate Percent Recovery Out of Range; (d): Zeroed Peak

Quantitation Results Report (QT Reviewed)

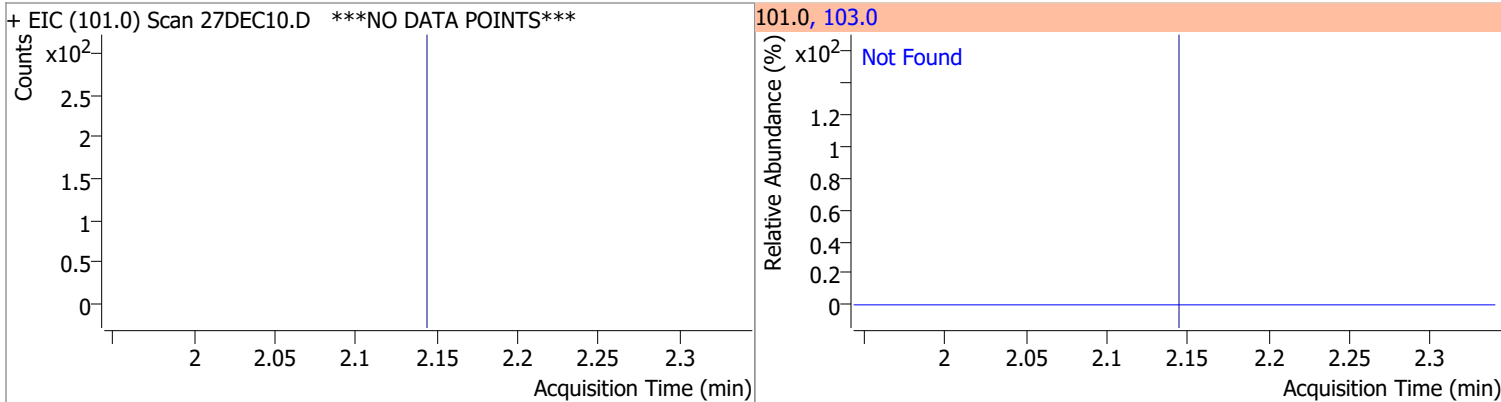


Quantitation Results Report (QT Reviewed)

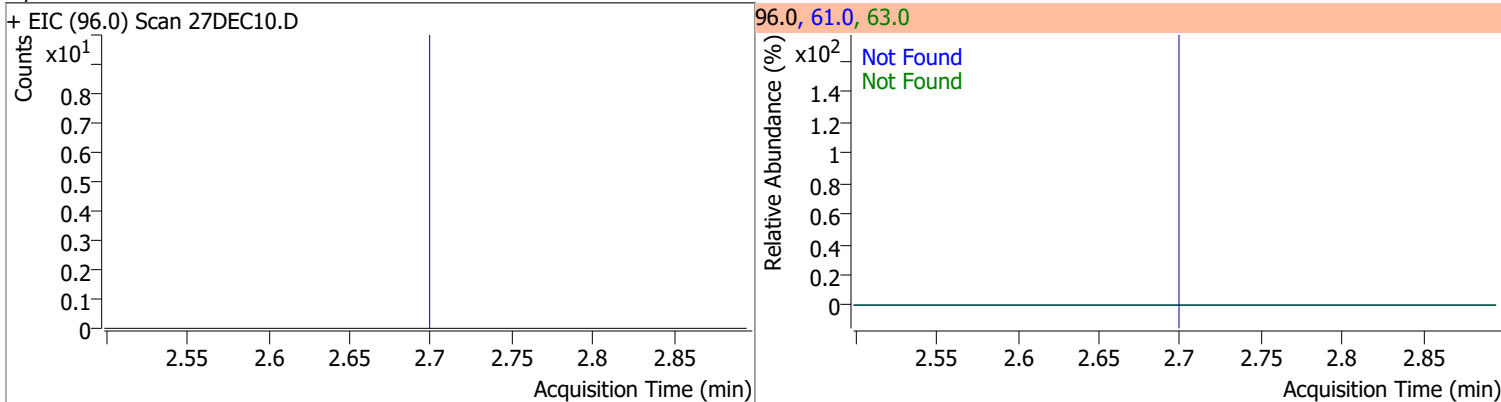
Compound	Conc.	Exp RT	QIon	Exp Ratio
Chloroethane	N.D.	1.90	66.0	30.8



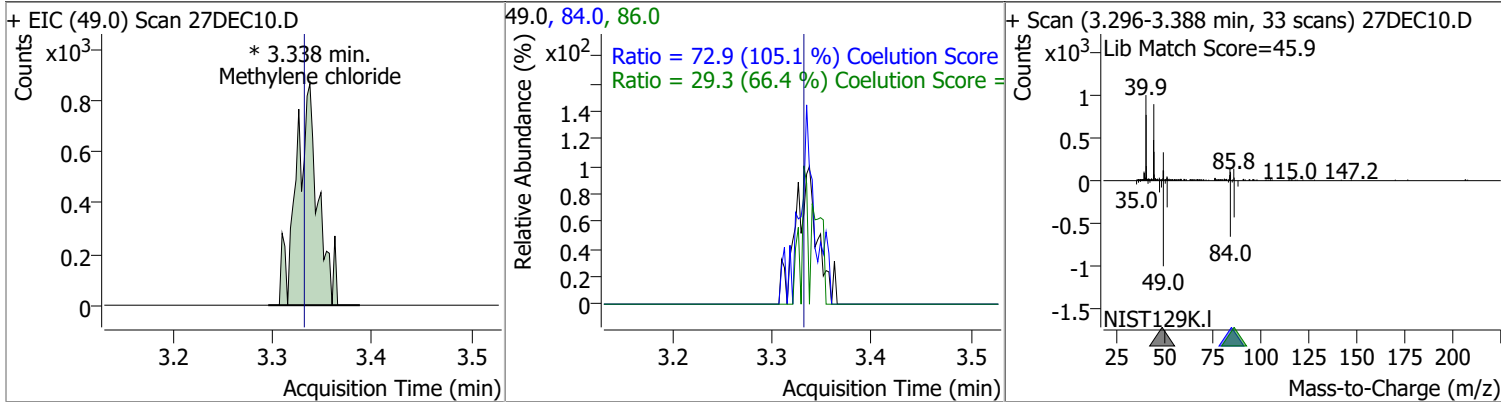
Compound	Conc.	Exp RT	QIon	Exp Ratio
Trichlorofluoromethane	N.D.	2.14	103.0	64.8



Compound	Conc.	Exp RT	QIon	Exp Ratio	QIon	Exp Ratio
1,1-Dichloroethene	N.D.	2.70	61.0	180.1	63.0	57.5

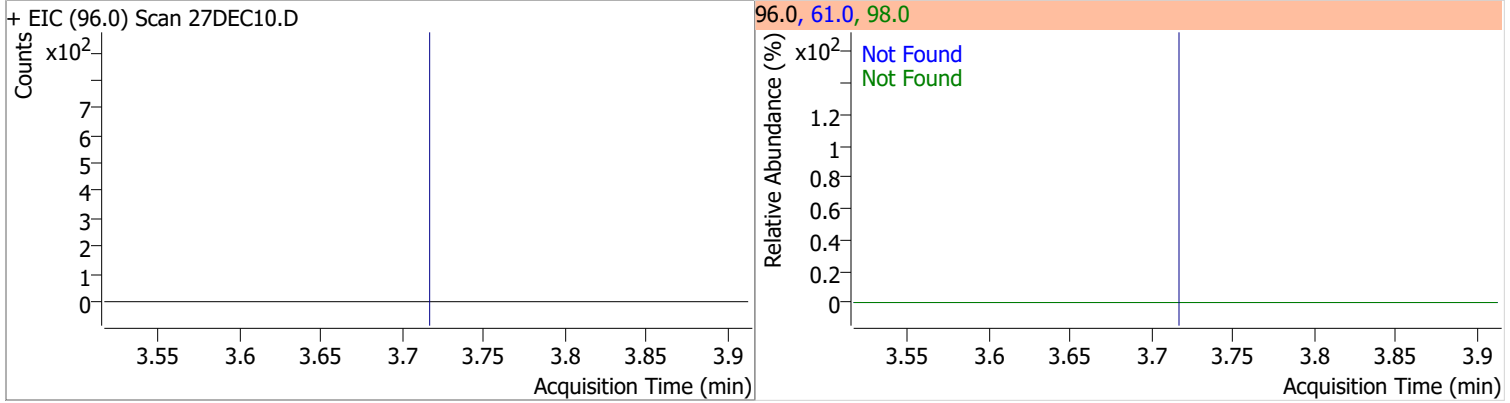


Compound	Conc.	RT	Dev(Min)	Resp.	QIon	QRatio	Lower	Upper
Methylene chloride	1.4954	3.34	0.01	1320 (m)	84.0	72.9	39.4	99.4
					86.0	29.3	14.1	74.1

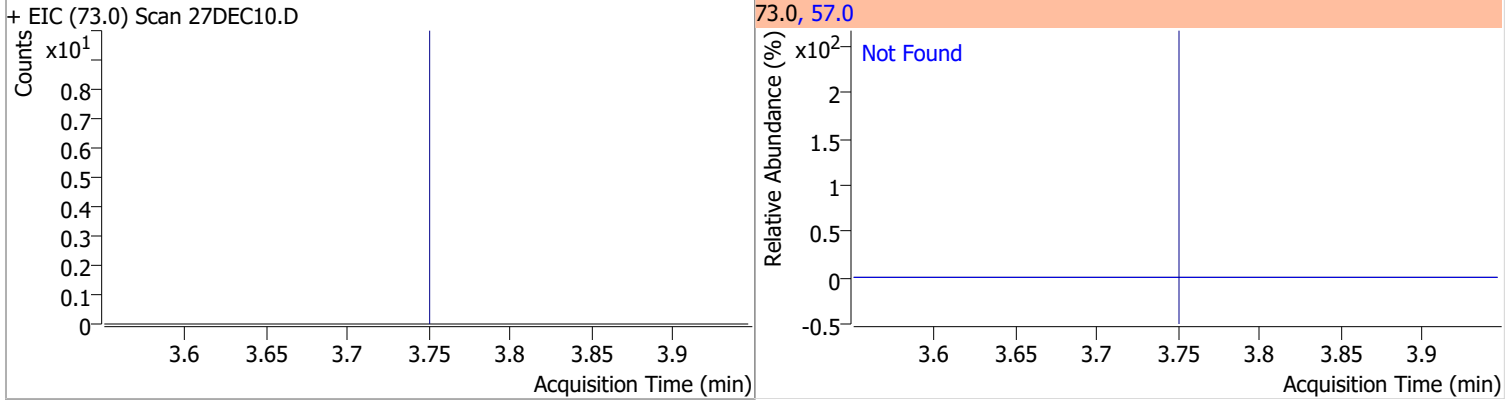


Quantitation Results Report (QT Reviewed)

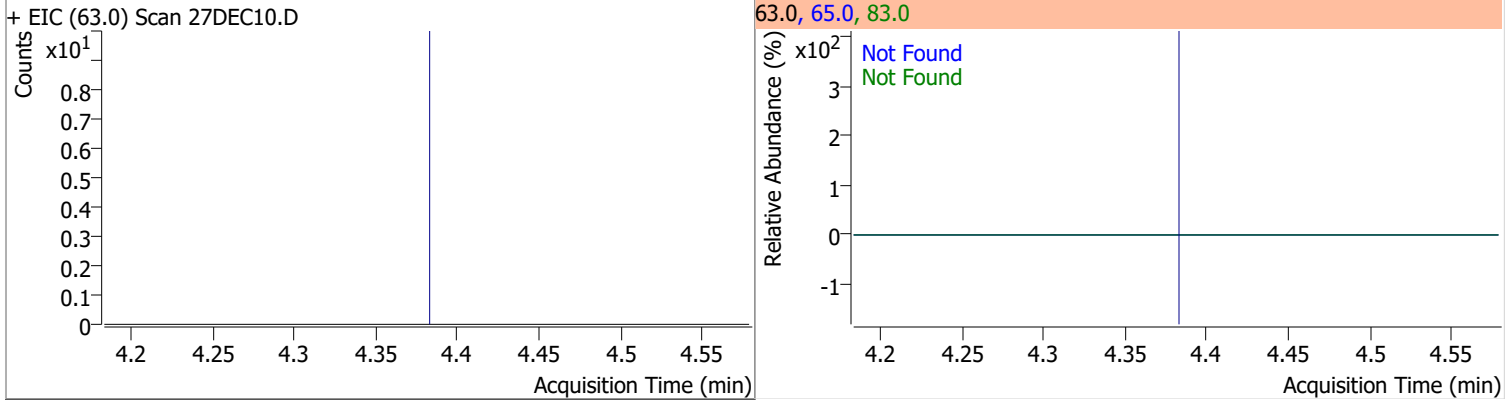
Compound	Conc.	Exp RT	QIon	Exp Ratio	QIon	Exp Ratio
trans-1,2-Dichloroethene	N.D.	3.72	61.0	155.1	98.0	62.8



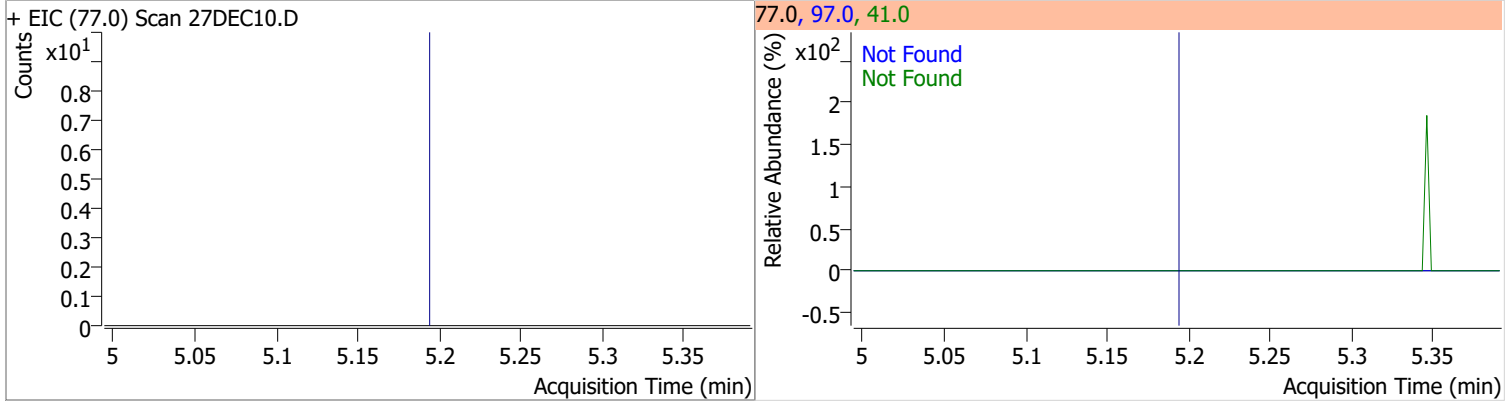
Compound	Conc.	Exp RT	QIon	Exp Ratio
Methyl tert-butyl ether (MTBE)	N.D.	3.75	57.0	23.9



Compound	Conc.	Exp RT	QIon	Exp Ratio	QIon	Exp Ratio
1,1-Dichloroethane	N.D.	4.38	65.0	31.7	83.0	12.8

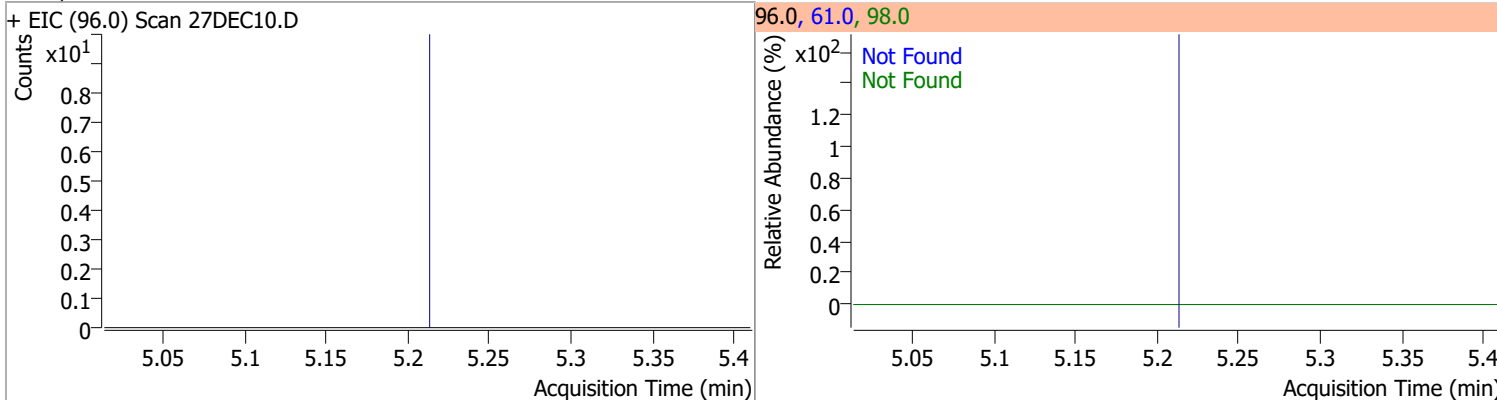


Compound	Conc.	Exp RT	QIon	Exp Ratio	QIon	Exp Ratio
2,2-Dichloropropane	N.D.	5.20	41.0	59.0	97.0	21.8

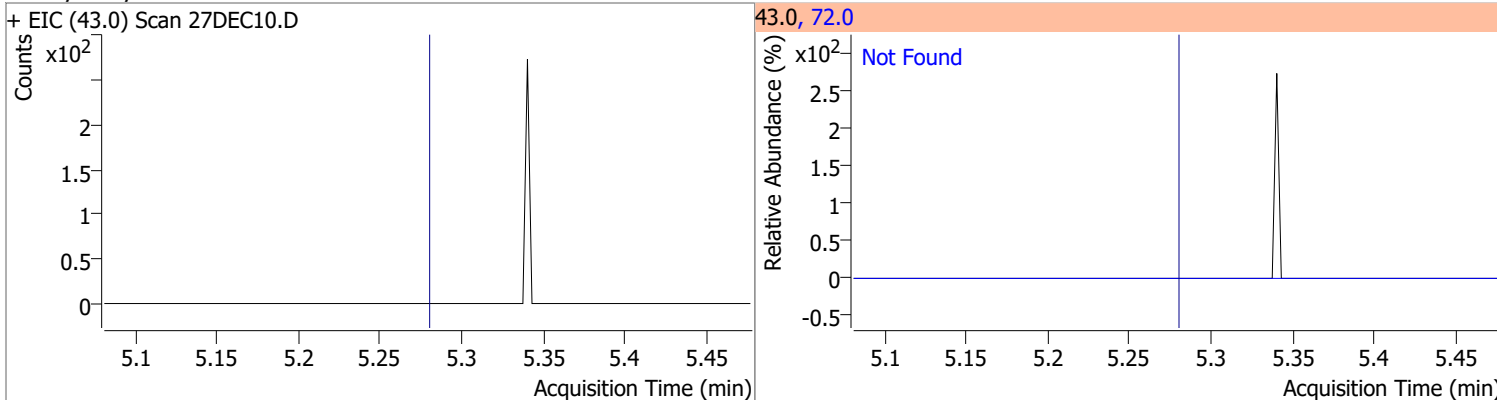


Quantitation Results Report (QT Reviewed)

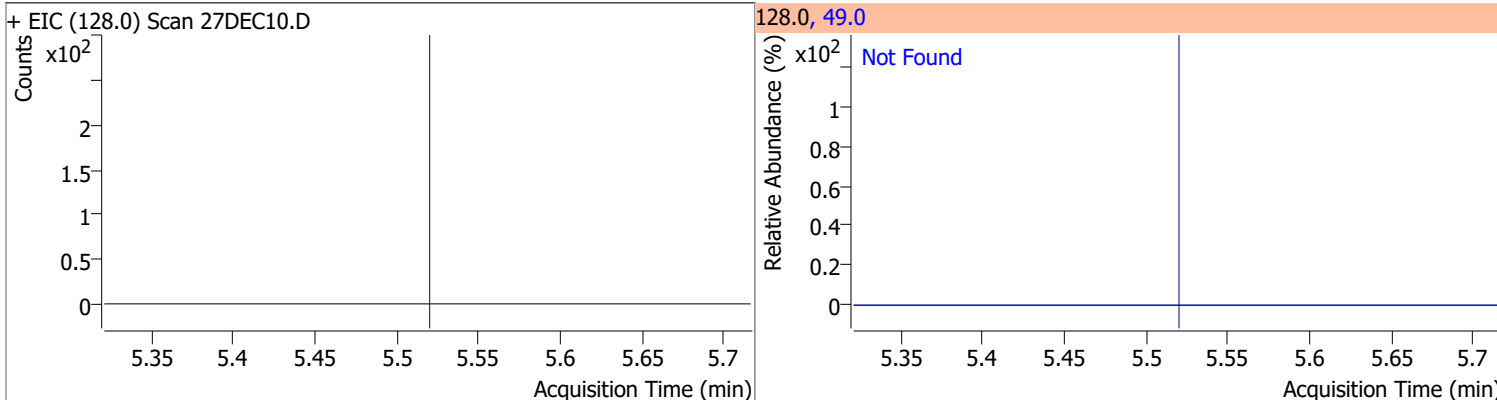
Compound	Conc.	Exp RT	QIon	Exp Ratio	QIon	Exp Ratio
cis-1,2-Dichloroethene	N.D.	5.21	61.0	163.3	98.0	64.4



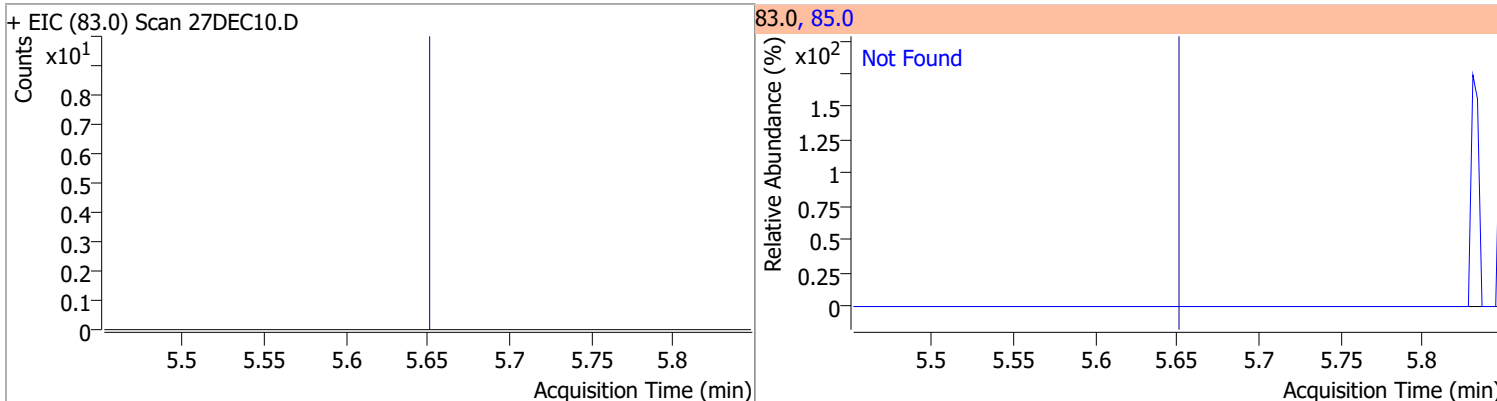
Compound	Conc.	Exp RT	QIon	Exp Ratio
Methyl ethyl ketone	N.D.	5.28	72.0	22.2



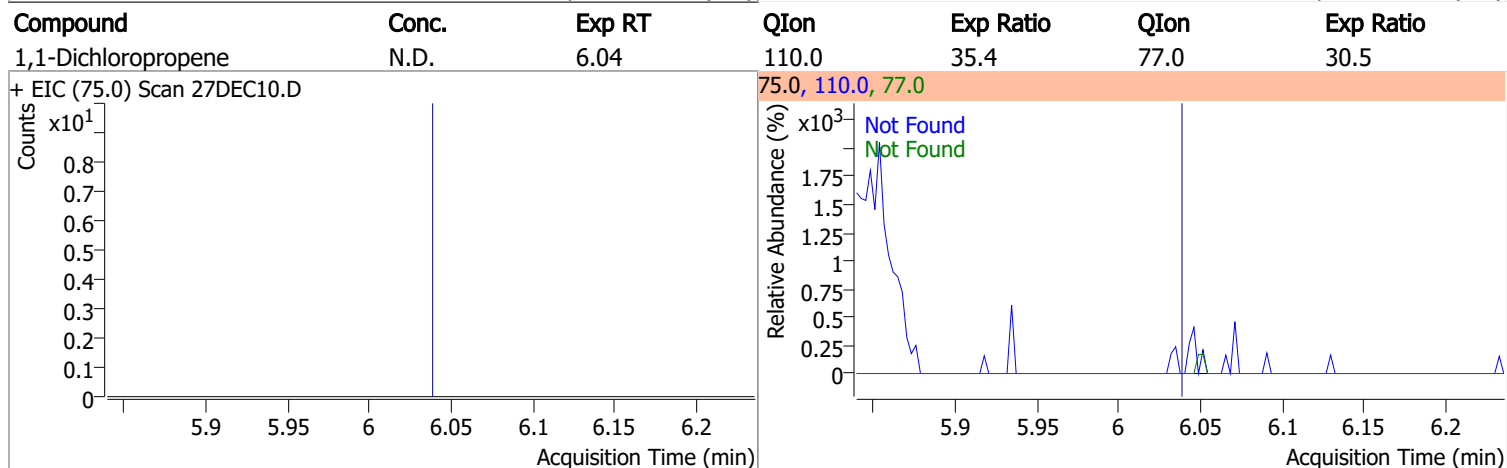
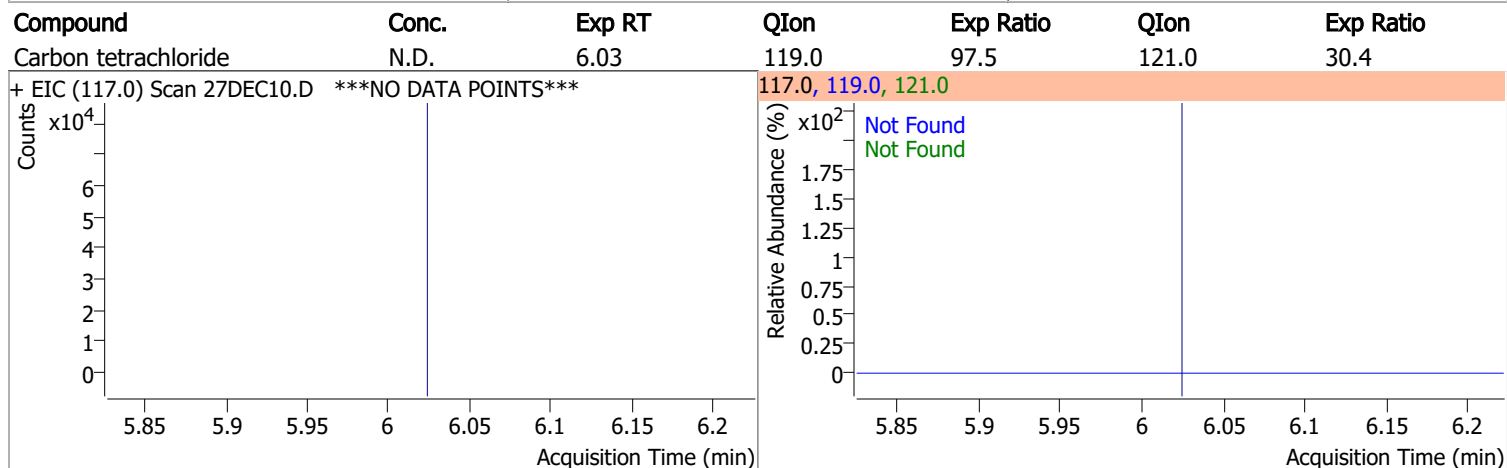
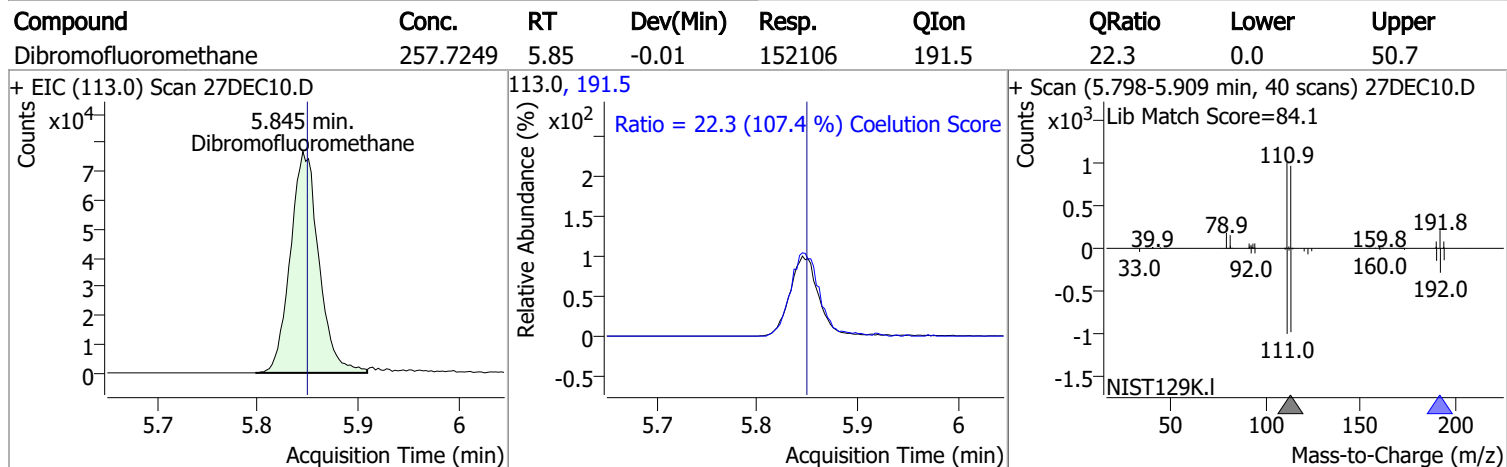
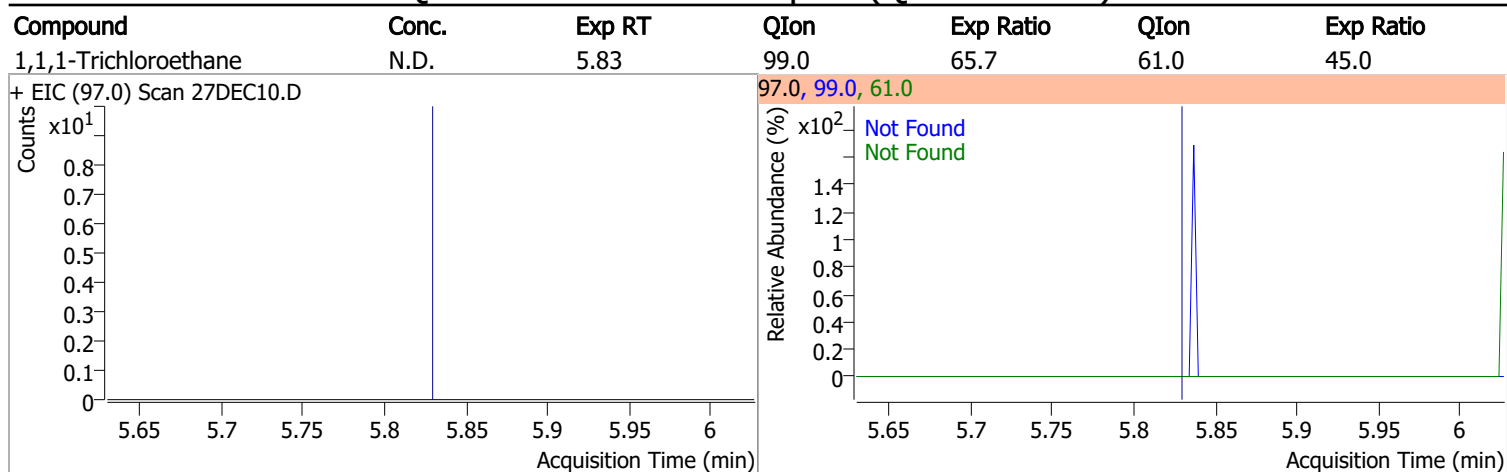
Compound	Conc.	Exp RT	QIon	Exp Ratio
Bromochloromethane	N.D.	5.52	49.0	184.6



Compound	Conc.	Exp RT	QIon	Exp Ratio
Chloroform	N.D.	5.65	85.0	65.1

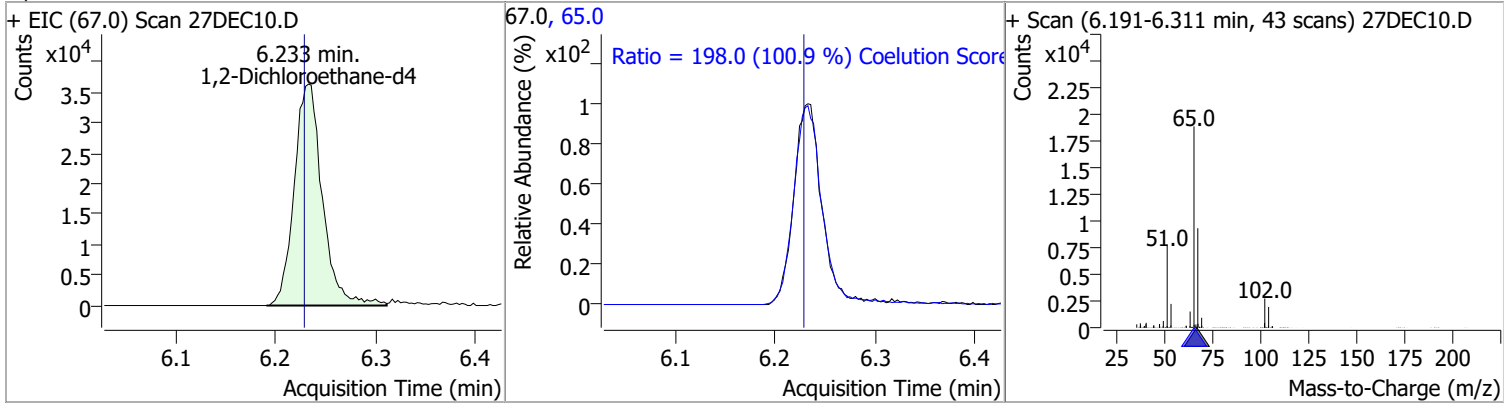


Quantitation Results Report (QT Reviewed)

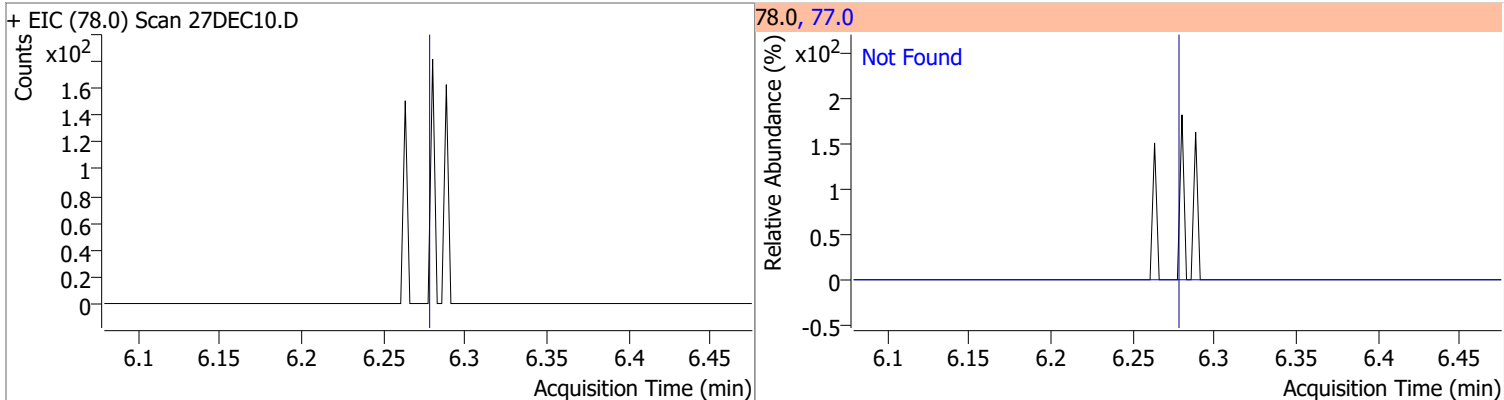


Quantitation Results Report (QT Reviewed)

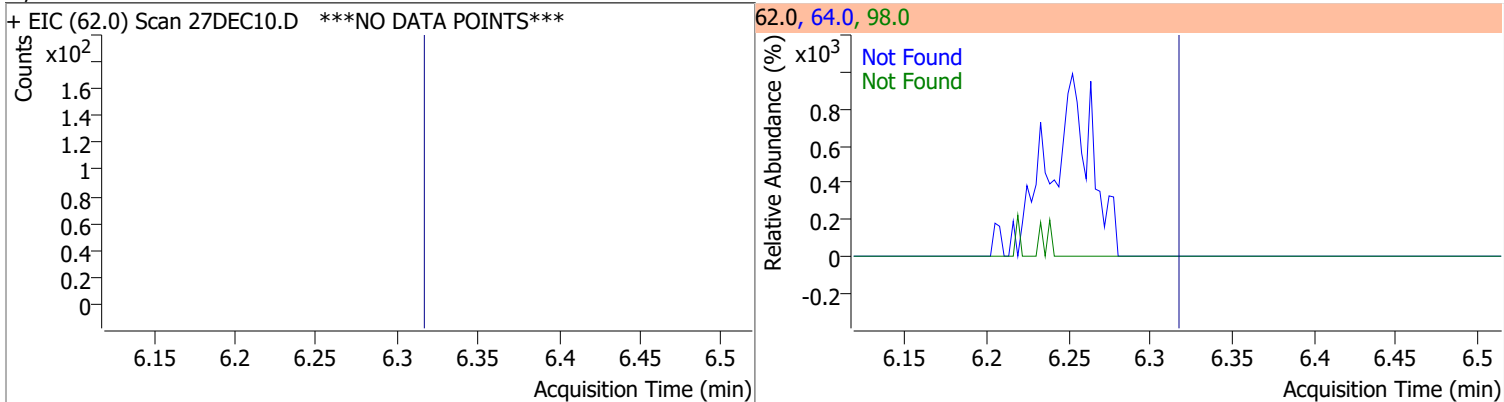
Compound	Conc.	RT	Dev(Min)	Resp.	QIon	QRatio	Lower	Upper
1,2-Dichloroethane-d4	262.7267	6.23	0.00	70763	65.0	198.0	166.3	226.3



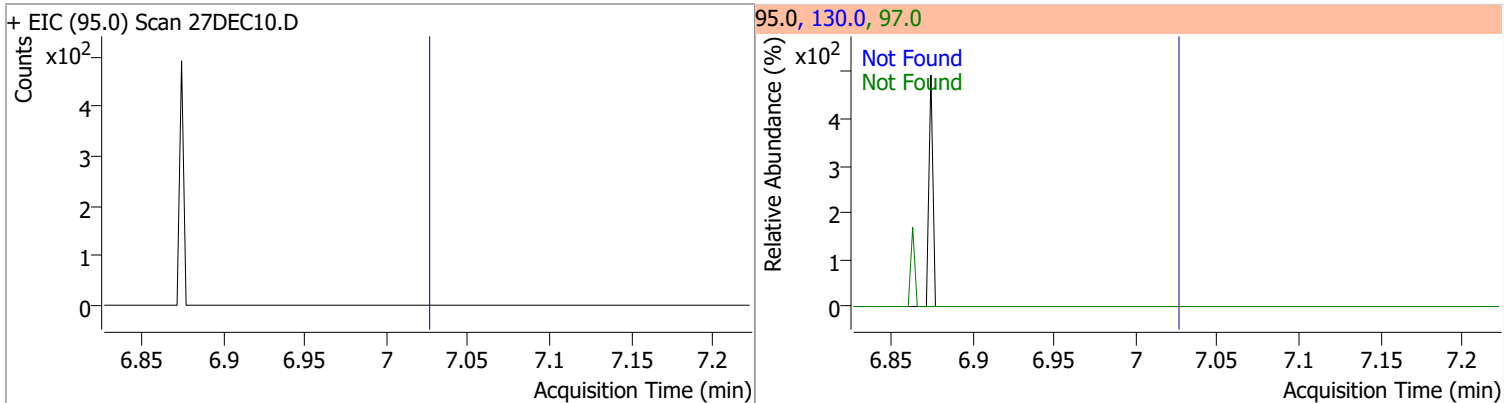
Compound	Conc.	Exp RT	QIon	Exp Ratio
Benzene	N.D.	6.28	77.0	23.5



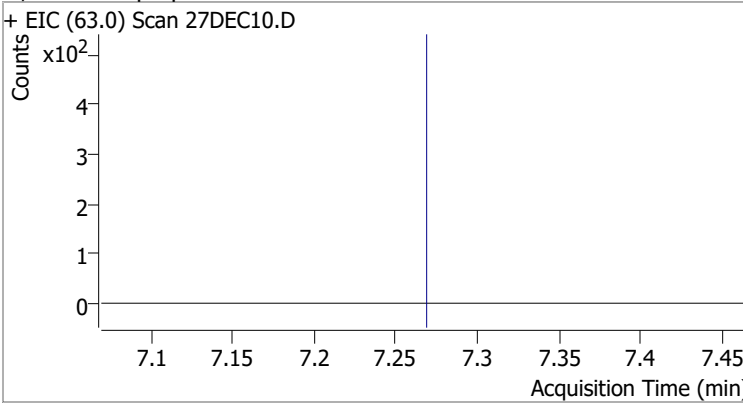
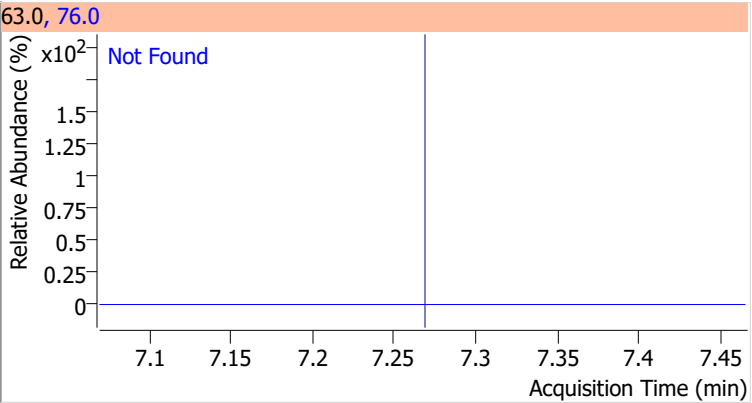
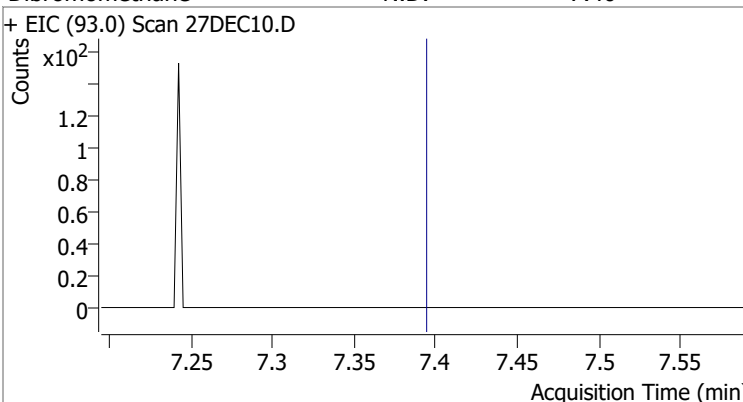
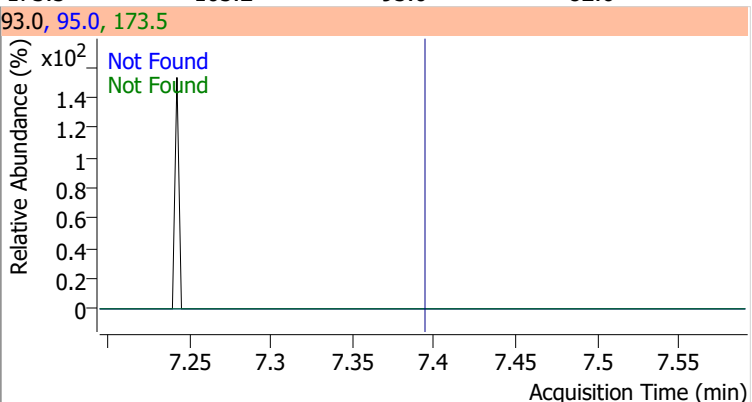
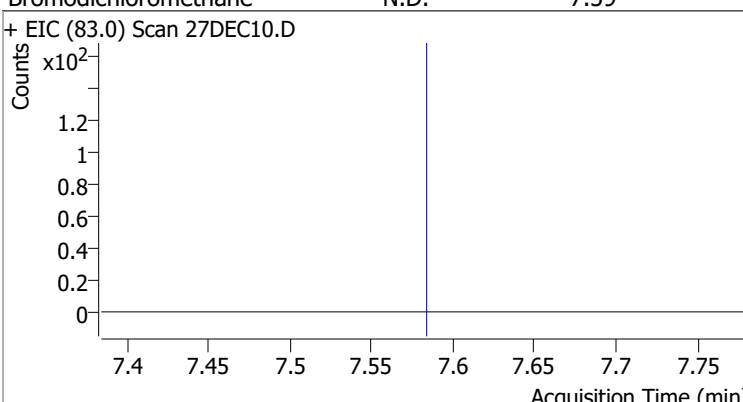
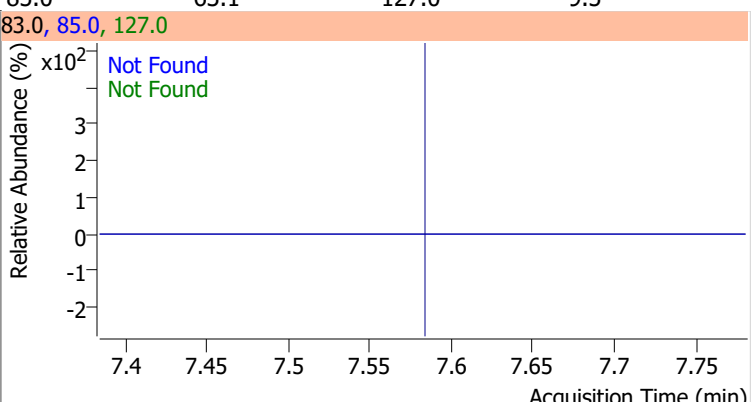
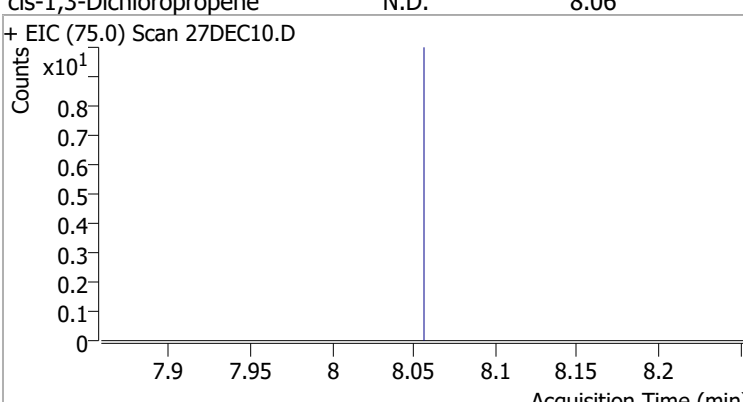
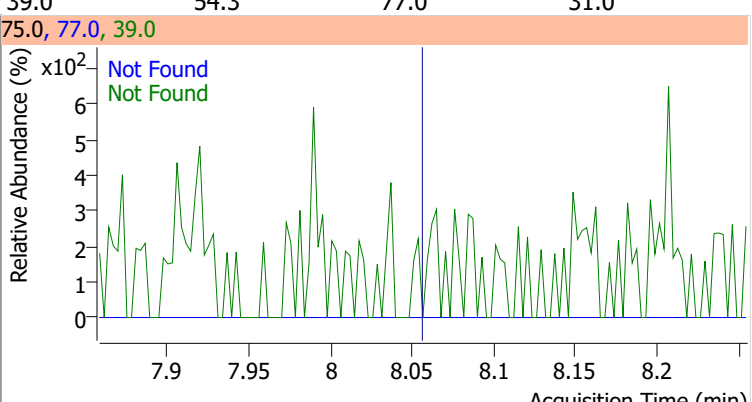
Compound	Conc.	Exp RT	QIon	Exp Ratio	QIon	Exp Ratio
1,2-Dichloroethane	N.D.	6.32	64.0	32.3	98.0	8.2



Compound	Conc.	Exp RT	QIon	Exp Ratio	QIon	Exp Ratio
Trichloroethene	N.D.	7.03	130.0	100.8	97.0	64.7

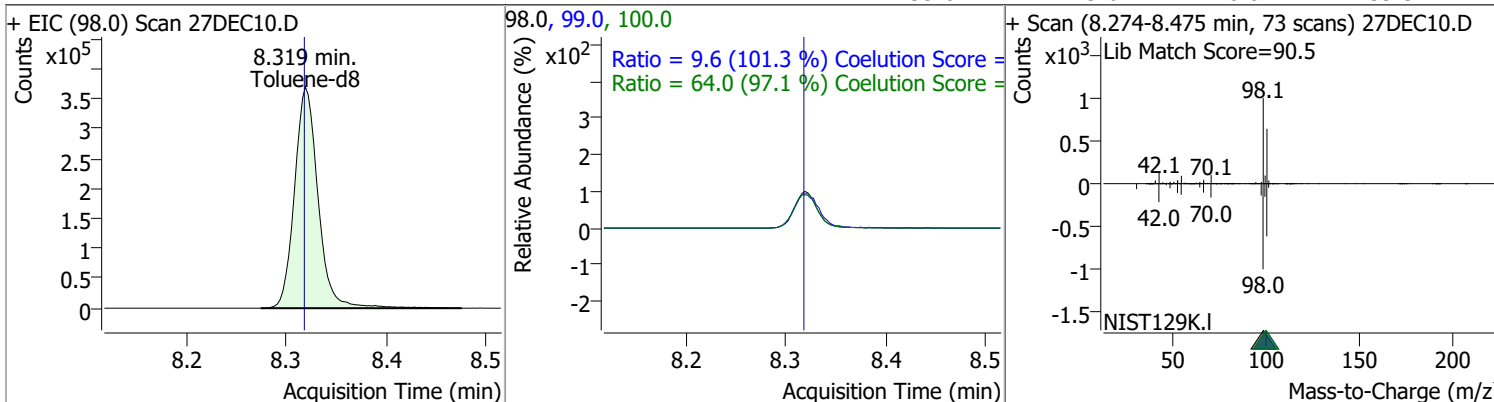


Quantitation Results Report (QT Reviewed)

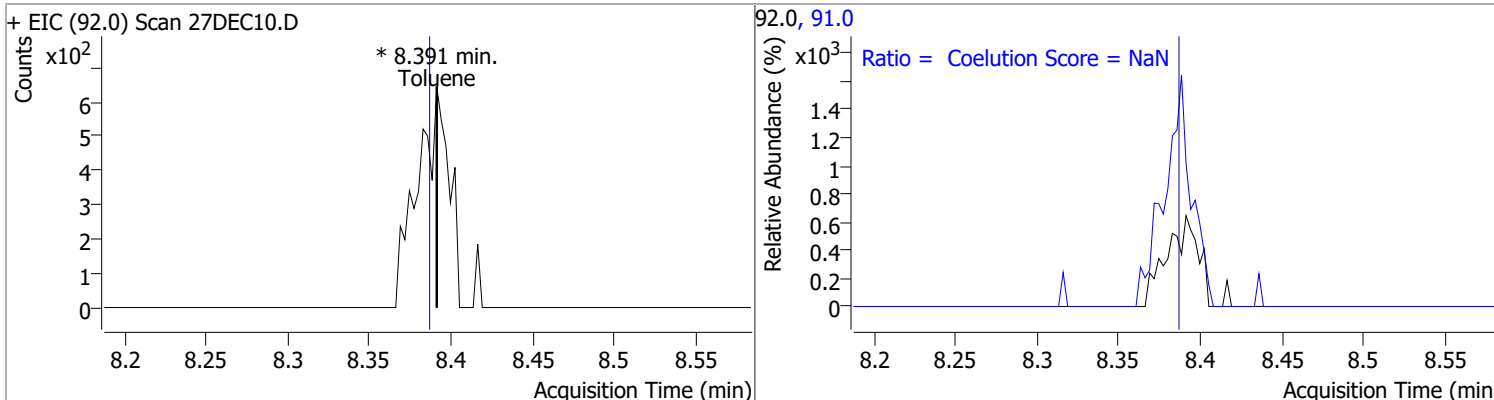
Compound	Conc.	Exp RT	QIon	Exp Ratio	QIon	Exp Ratio
1,2-Dichloropropane	N.D.	7.27	76.0	37.3		
+ EIC (63.0) Scan 27DEC10.D			63.0, 76.0			
						
Dibromomethane	N.D.	7.40	173.5	105.2	95.0	82.6
+ EIC (93.0) Scan 27DEC10.D			93.0, 95.0, 173.5			
						
Bromodichloromethane	N.D.	7.59	85.0	63.1	127.0	9.5
+ EIC (83.0) Scan 27DEC10.D			83.0, 85.0, 127.0			
						
cis-1,3-Dichloropropene	N.D.	8.06	39.0	54.3	77.0	31.0
+ EIC (75.0) Scan 27DEC10.D			75.0, 77.0, 39.0			
						

Quantitation Results Report (QT Reviewed)

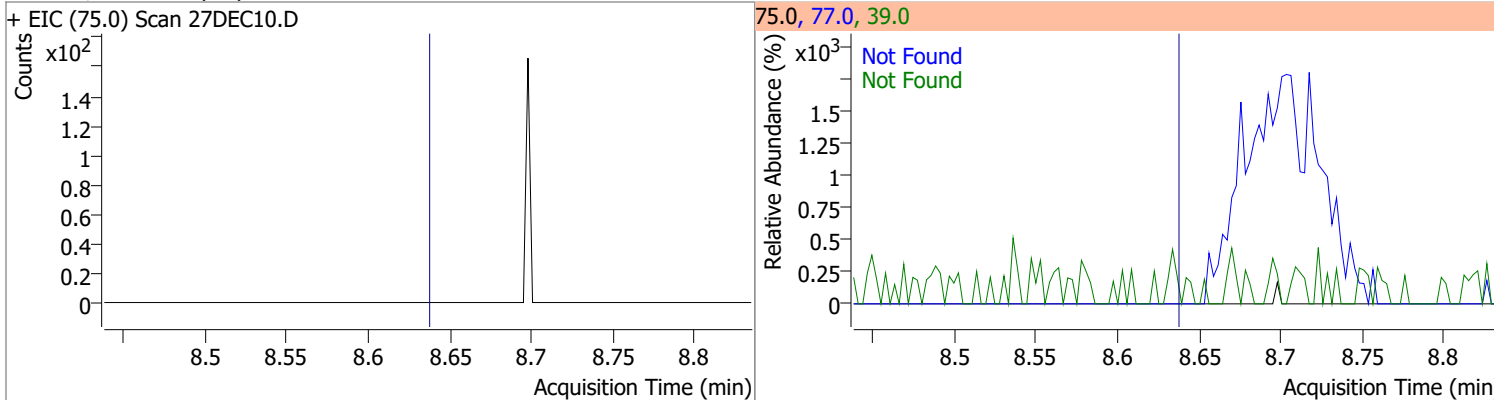
Compound	Conc.	RT	Dev(Min)	Resp.	QIon	QRatio	Lower	Upper
Toluene-d8	258.2419	8.32	0.00	604379	100.0	64.0	35.9	95.9
					99.0	9.6	0.0	39.5



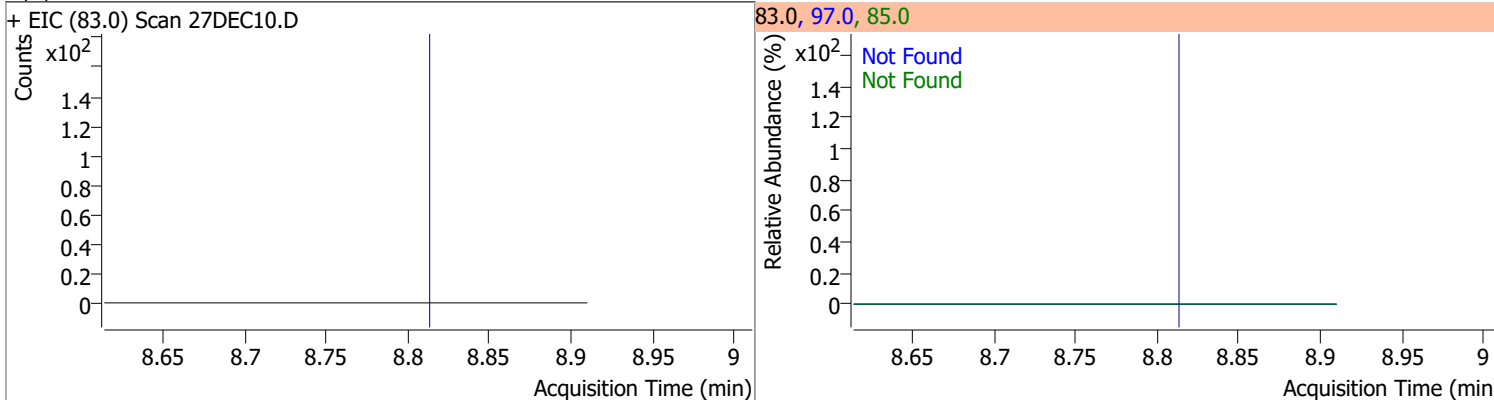
Compound	Conc.	RT	Dev(Min)	Resp.	QIon	QRatio	Lower	Upper
Toluene	0	0	0	0	91.0	144.3	204.3	



Compound	Conc.	Exp RT	QIon	Exp Ratio	QIon	Exp Ratio
trans-1,3-Dichloropropene	N.D.	8.64	39.0	52.1	77.0	32.0

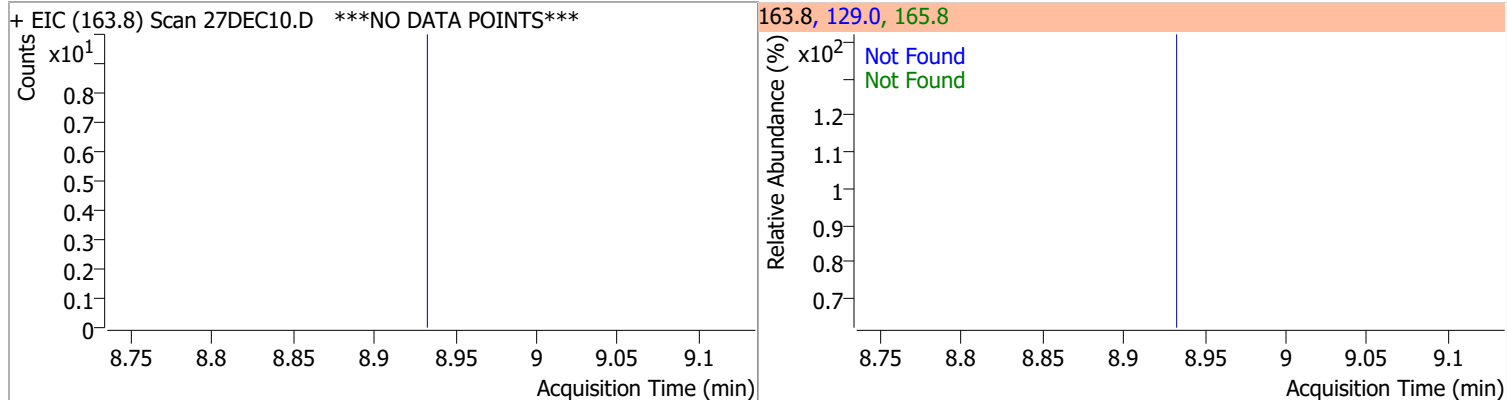


Compound	Conc.	Exp RT	QIon	Exp Ratio	QIon	Exp Ratio
1,1,2-Trichloroethane	N.D.	8.82	97.0	114.3	85.0	61.5

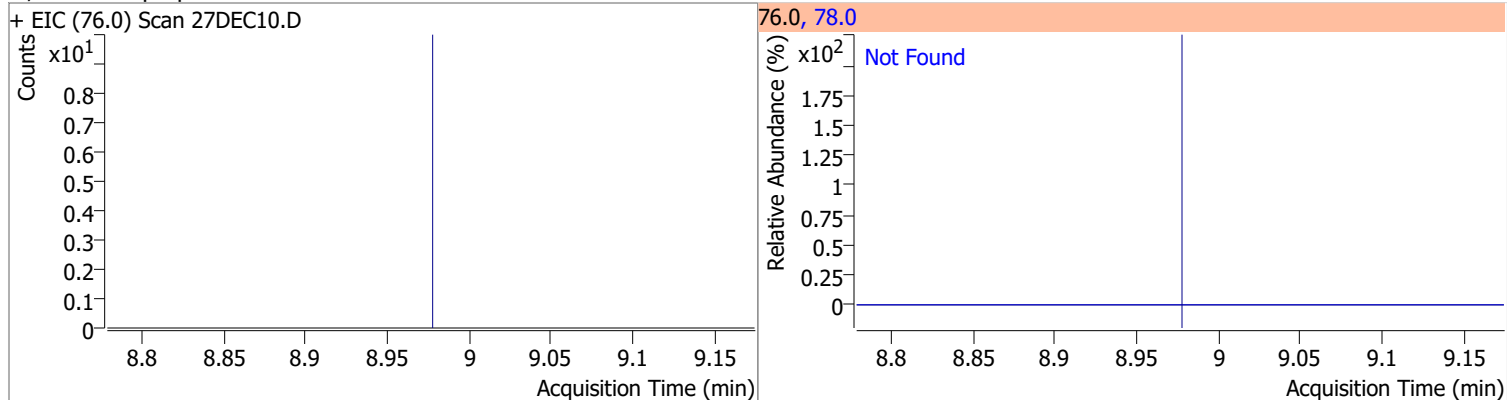


Quantitation Results Report (QT Reviewed)

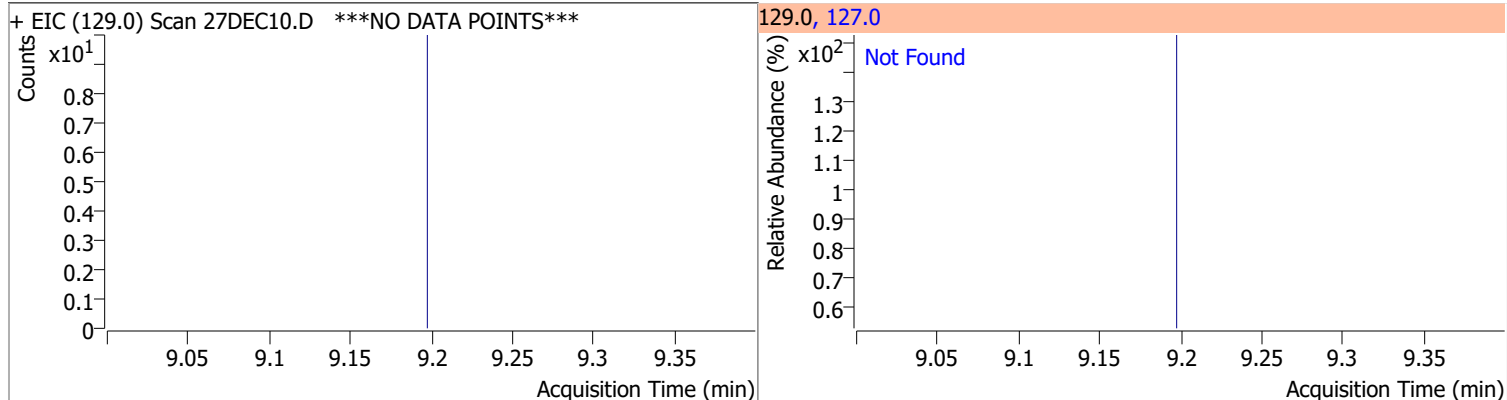
Compound	Conc.	Exp RT	QIon	Exp Ratio	QIon	Exp Ratio
Tetrachloroethene	N.D.	8.94	165.8	128.3	129.0	95.3



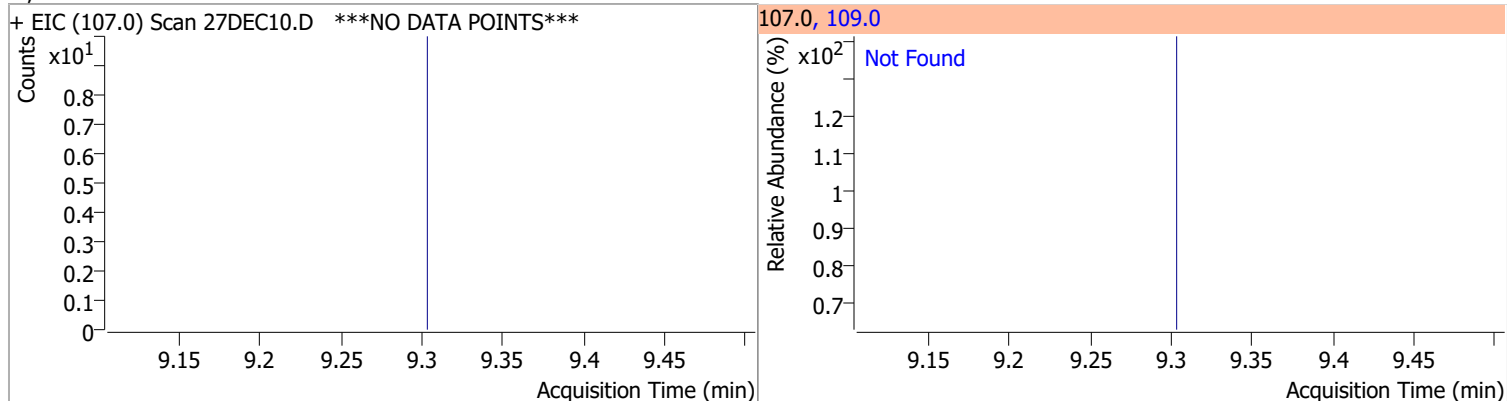
Compound	Conc.	Exp RT	QIon	Exp Ratio
1,3-Dichloropropane	N.D.	8.98	78.0	32.1



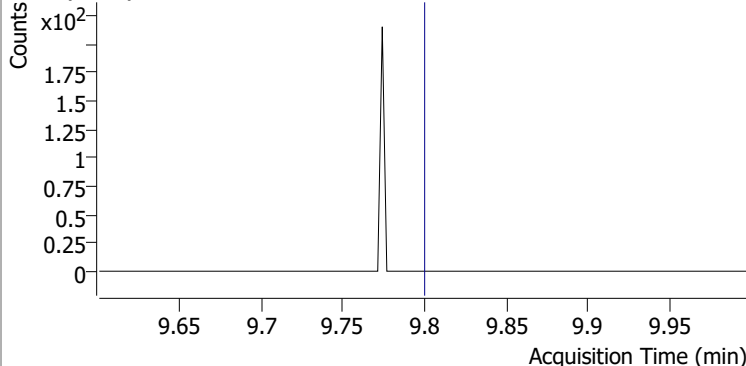
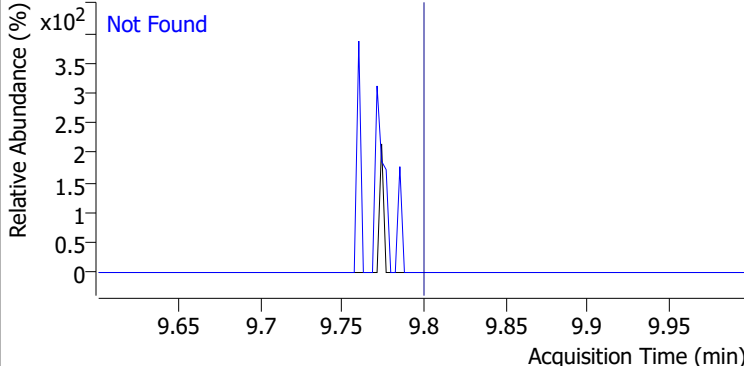
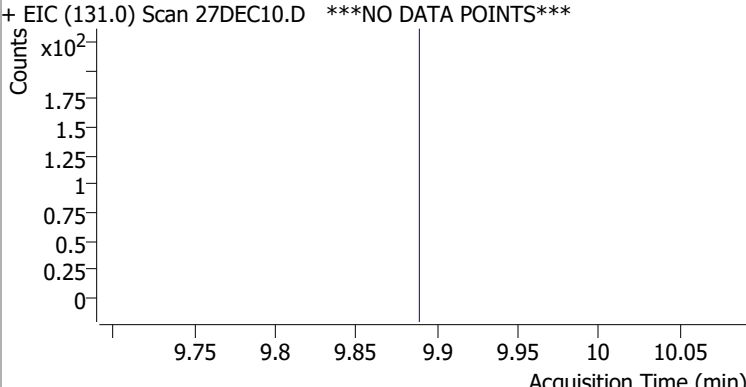
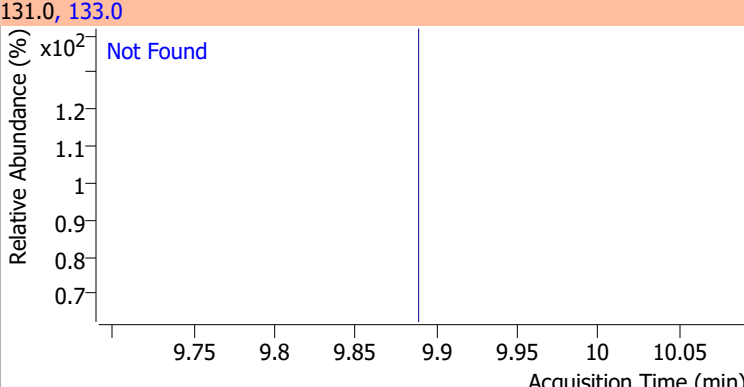
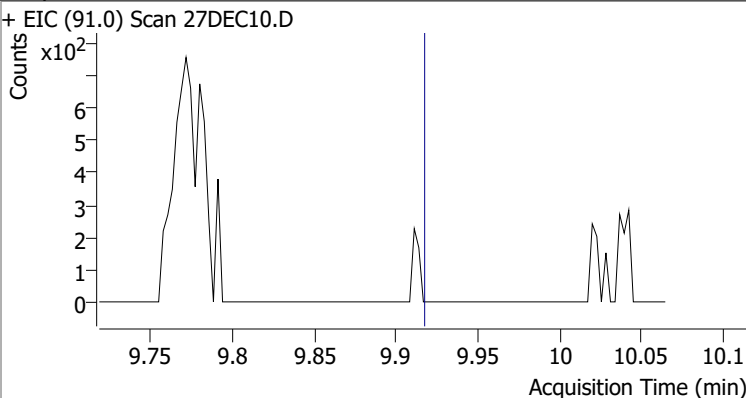
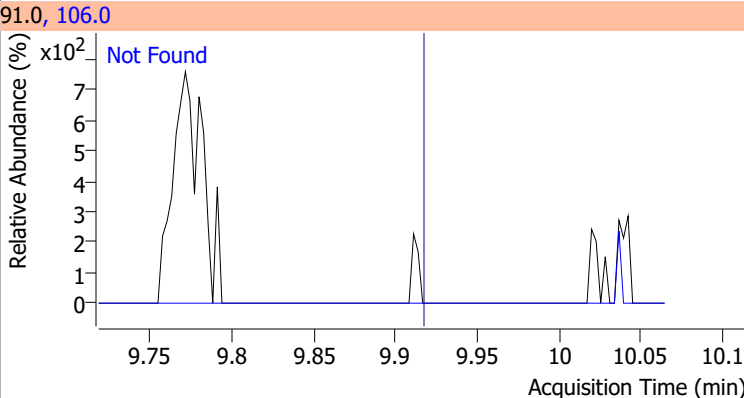
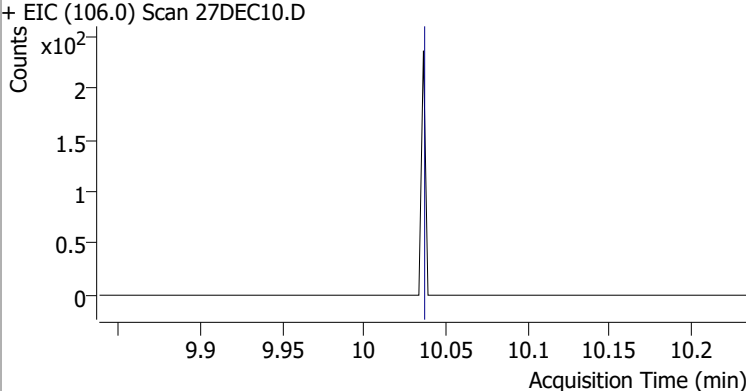
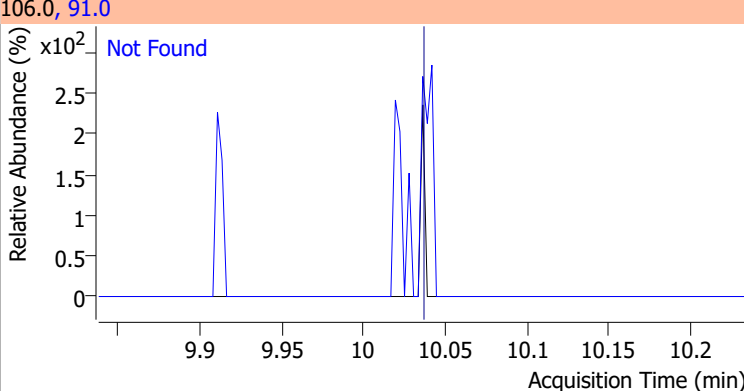
Compound	Conc.	Exp RT	QIon	Exp Ratio
Chlorodibromomethane	N.D.	9.20	127.0	75.3



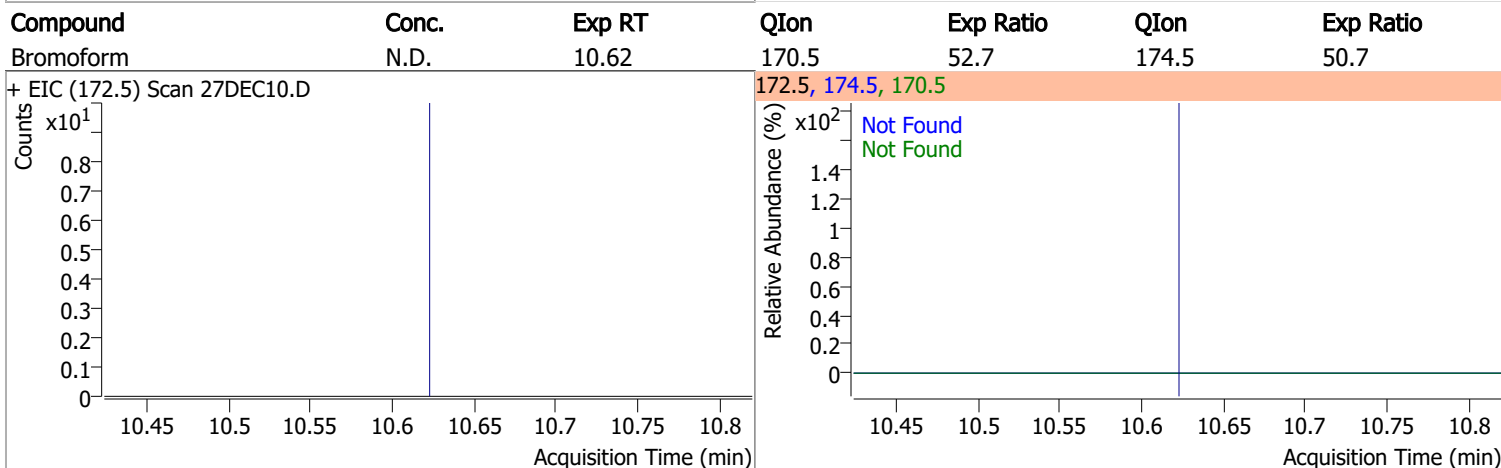
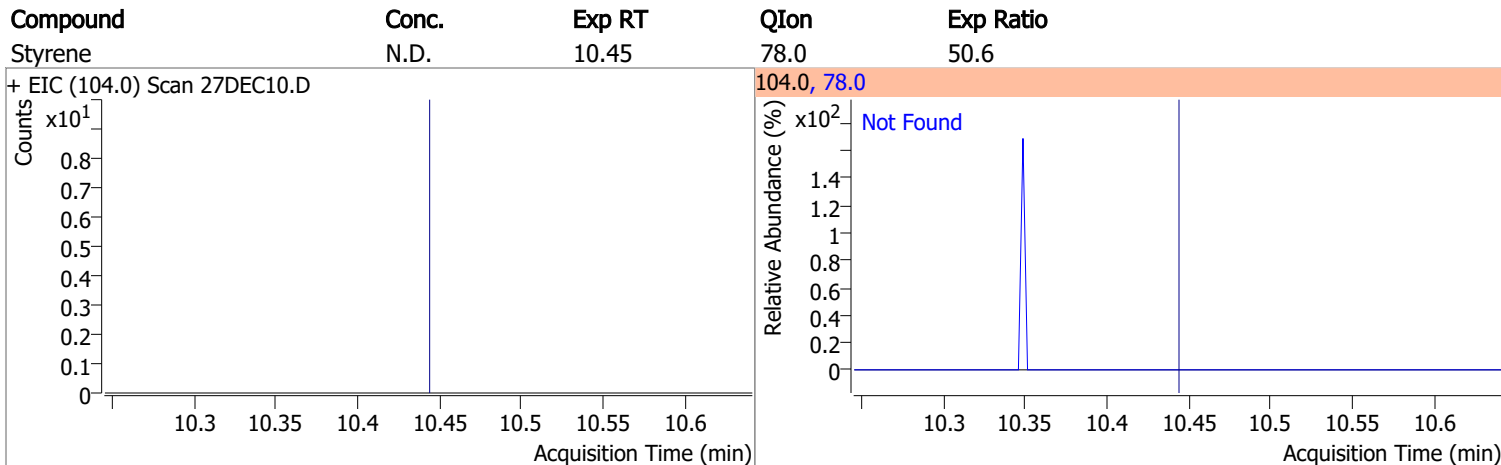
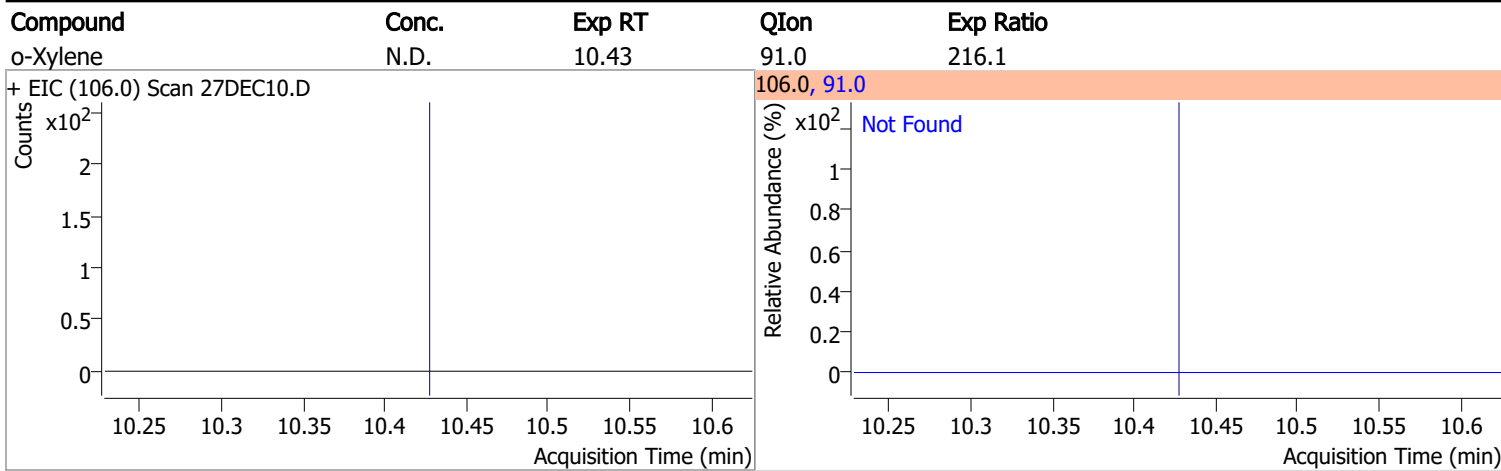
Compound	Conc.	Exp RT	QIon	Exp Ratio
1,2-Dibromoethane	N.D.	9.31	109.0	97.2



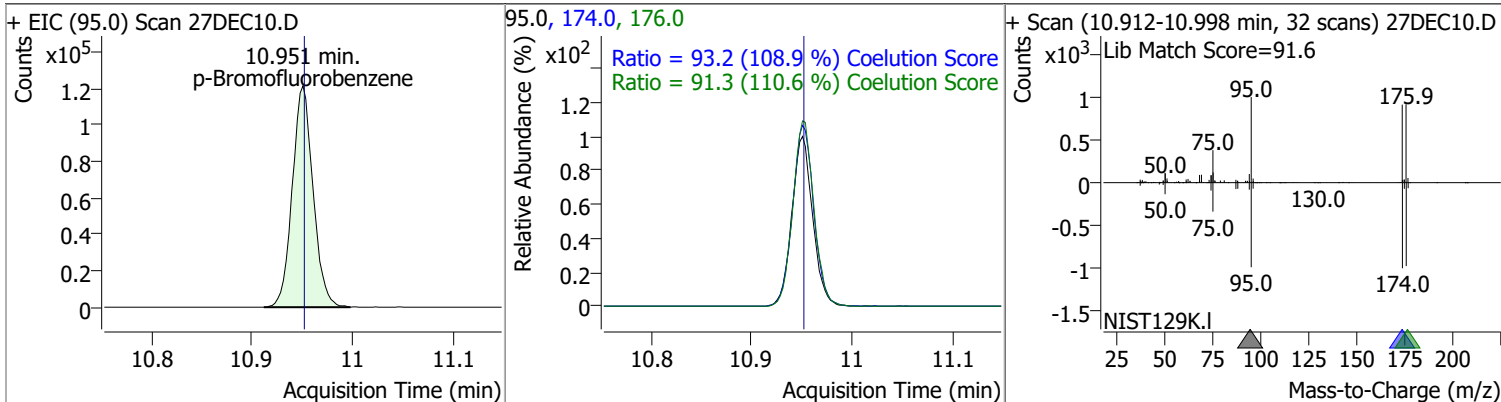
Quantitation Results Report (QT Reviewed)

Compound	Conc.	Exp RT	QIon	Exp Ratio
Chlorobenzene	N.D.	9.80	114.0	32.3
+ EIC (112.0) Scan 27DEC10.D			112.0, 114.0	
				
1,1,1,2-Tetrachloroethane	N.D.	9.89	133.0	95.7
+ EIC (131.0) Scan 27DEC10.D ***NO DATA POINTS***			131.0, 133.0	
				
Ethylbenzene	N.D.	9.92	106.0	30.7
+ EIC (91.0) Scan 27DEC10.D			91.0, 106.0	
				
m+p-Xylenes	N.D.	10.04	91.0	205.0
+ EIC (106.0) Scan 27DEC10.D			106.0, 91.0	
				

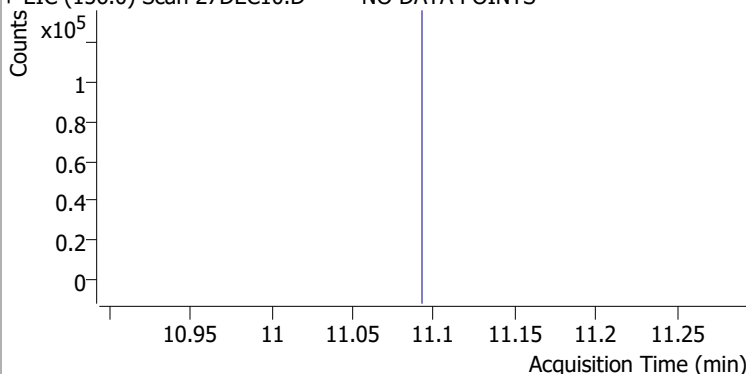
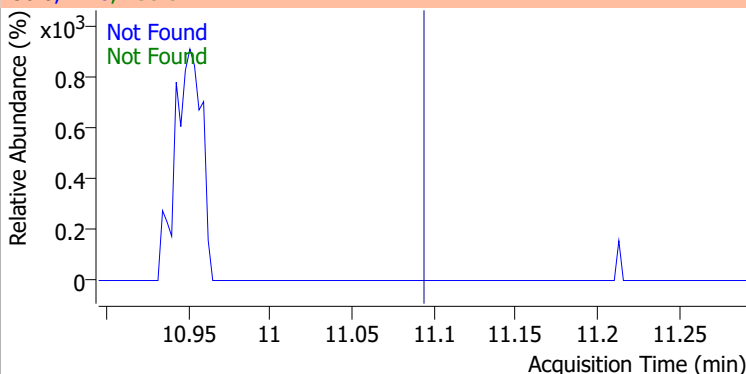
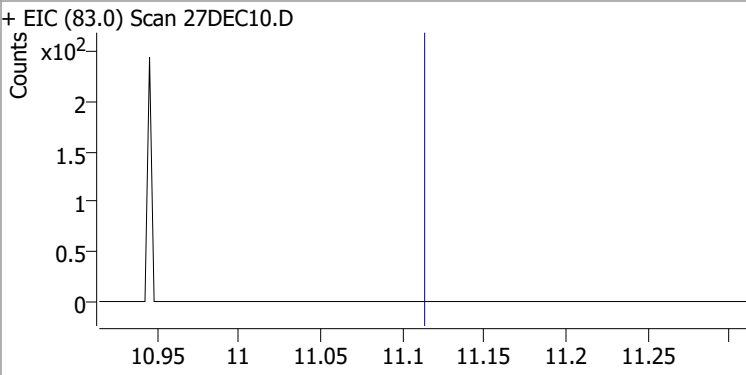
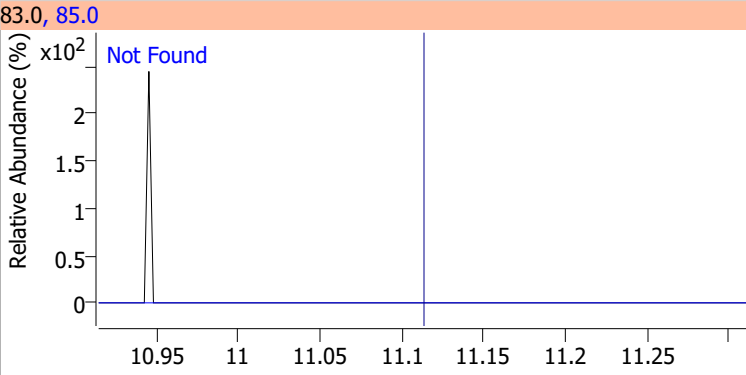
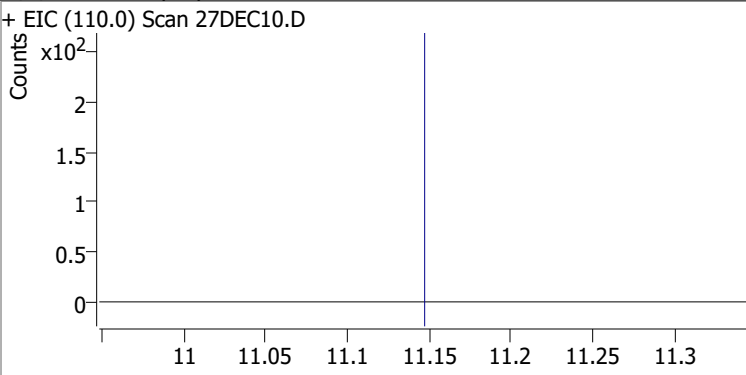
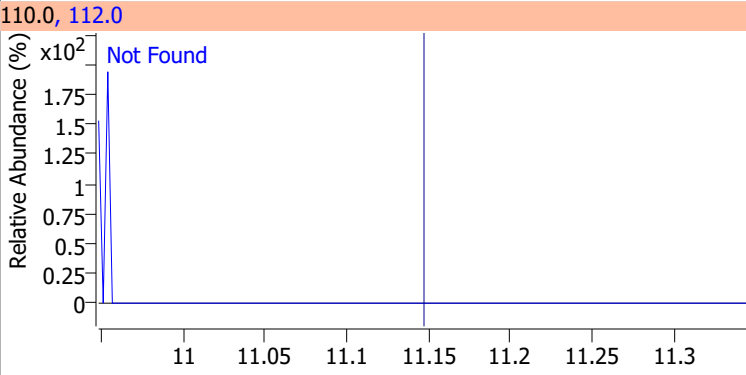
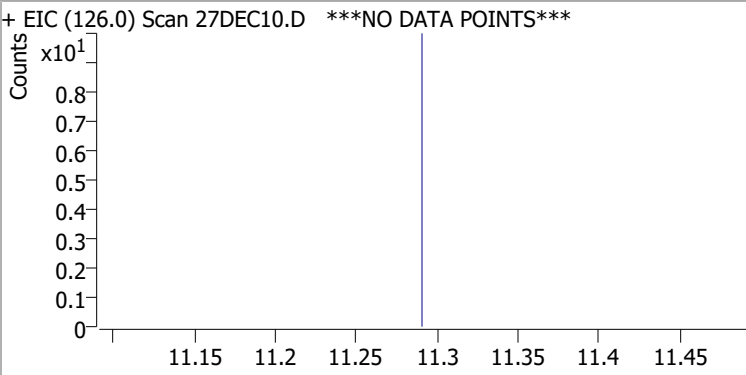
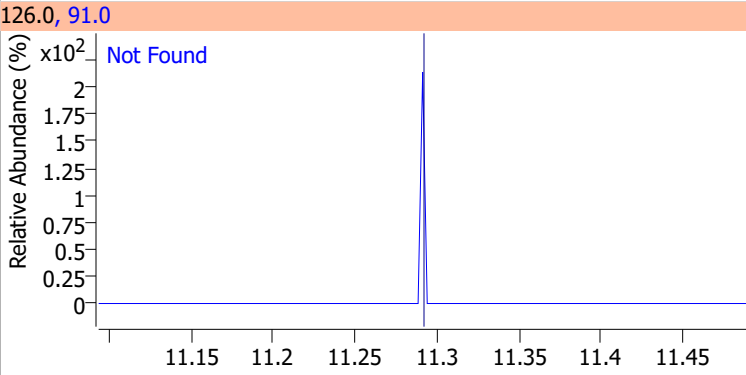
Quantitation Results Report (QT Reviewed)



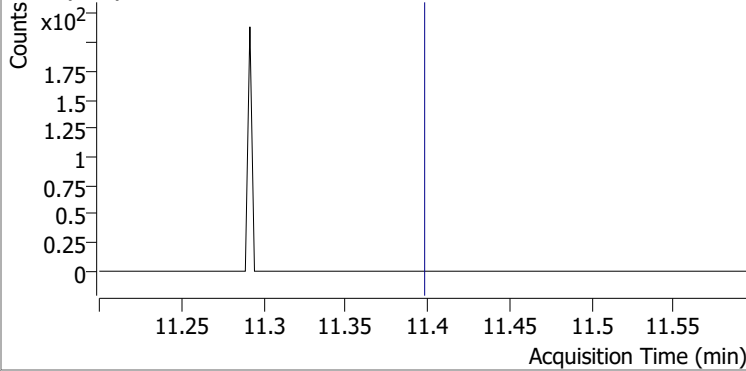
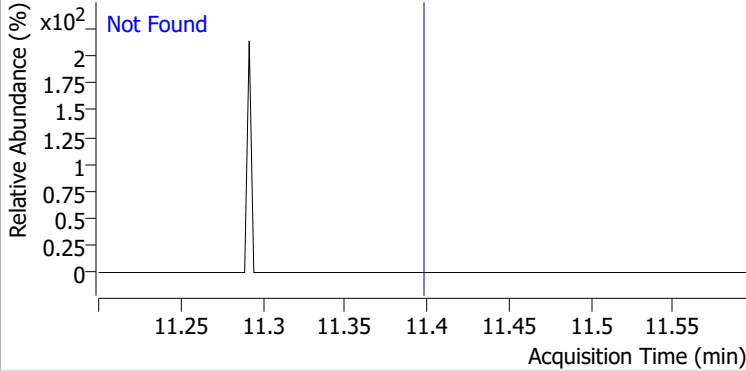
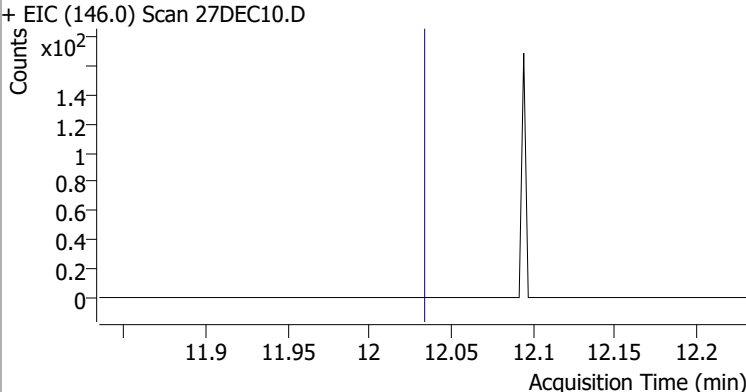
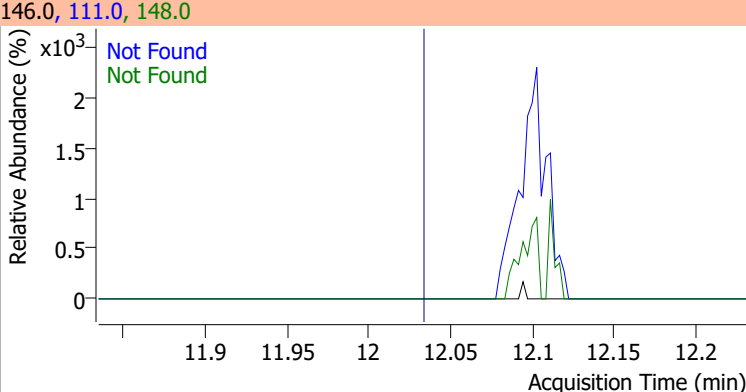
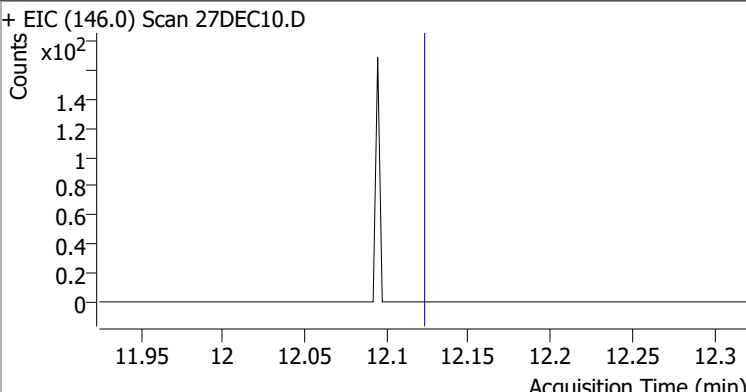
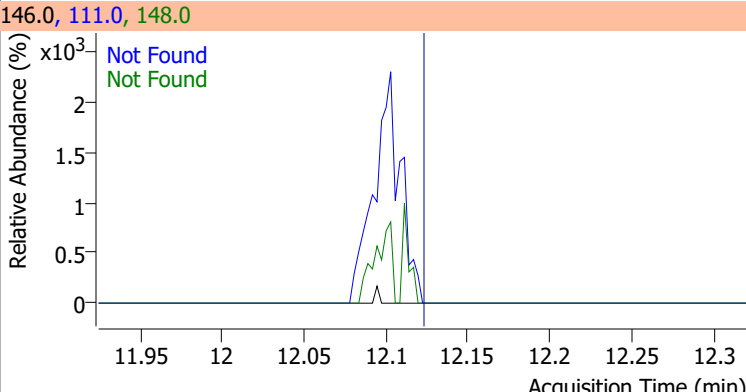
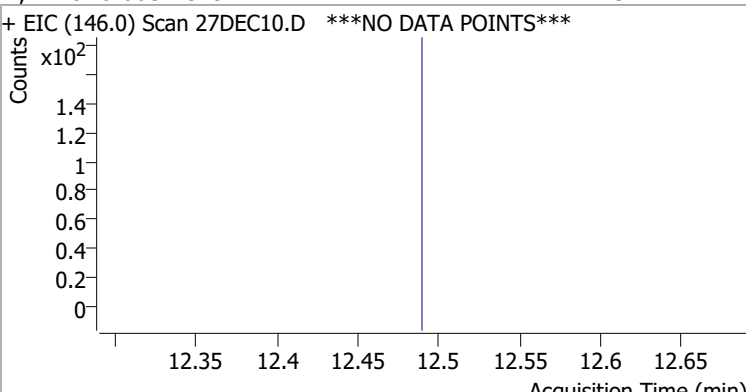
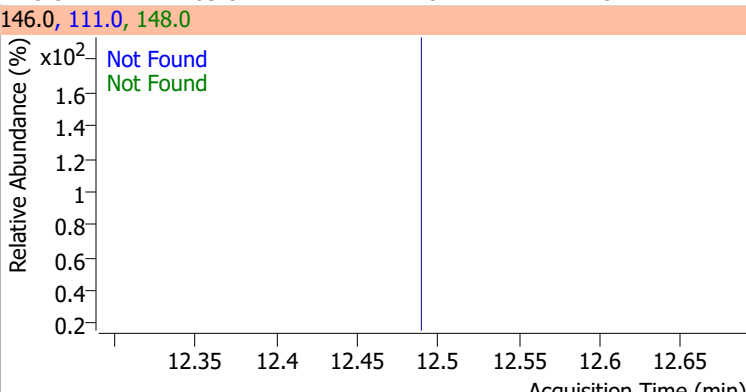
Compound	Conc.	RT	Dev(Min)	Resp.	QIon	QRatio	Lower	Upper
p-Bromofluorobenzene	259.6806	10.95	0.00	174535	174.0	93.2	55.5	115.5
					176.0	91.3	52.5	112.5



Quantitation Results Report (QT Reviewed)

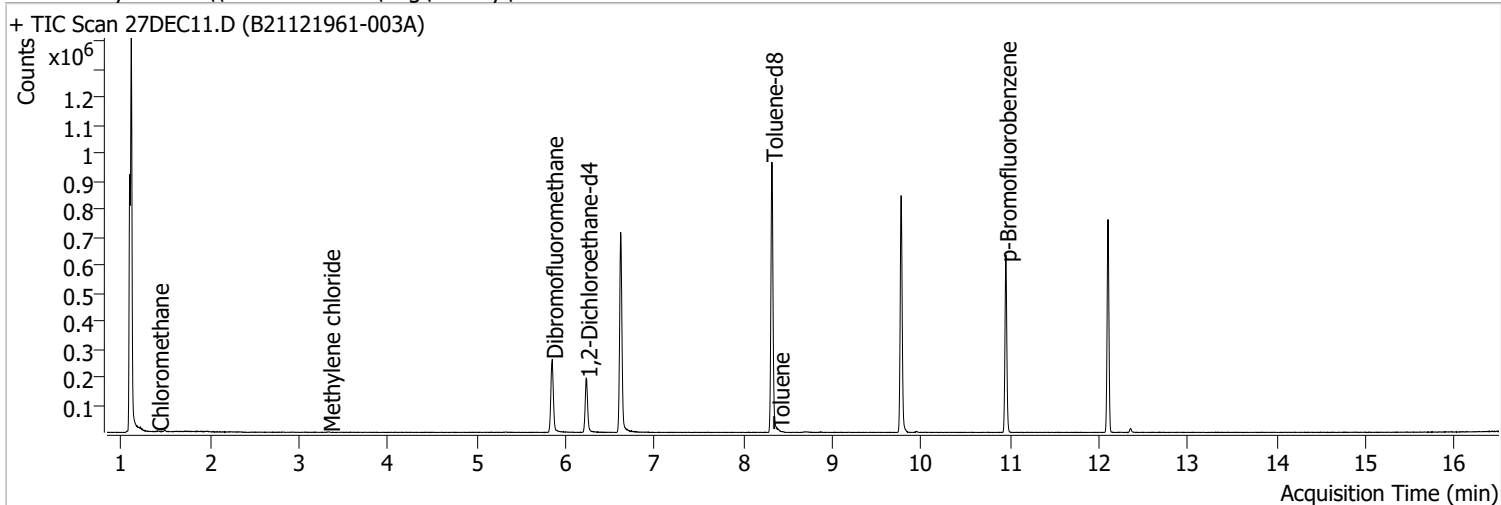
Compound	Conc.	Exp RT	QIon	Exp Ratio	QIon	Exp Ratio
Bromobenzene	N.D.	11.09	77.0	153.2	158.0	96.2
+ EIC (156.0) Scan 27DEC10.D ***NO DATA POINTS***			156.0, 77.0, 158.0			
						
1,1,2,2-Tetrachloroethane	N.D.	11.11	85.0	63.2		
+ EIC (83.0) Scan 27DEC10.D			83.0, 85.0			
						
1,2,3-Trichloropropane	N.D.	11.15	112.0	65.8		
+ EIC (110.0) Scan 27DEC10.D			110.0, 112.0			
						
2-Chlorotoluene	N.D.	11.29	91.0	294.1		
+ EIC (126.0) Scan 27DEC10.D ***NO DATA POINTS***			126.0, 91.0			
						

Quantitation Results Report (QT Reviewed)

Compound	Conc.	Exp RT	QIon	Exp Ratio		
4-Chlorotoluene	N.D.	11.40	126.0	30.4		
+ EIC (91.0) Scan 27DEC10.D			91.0, 126.0			
						
1,3-Dichlorobenzene	N.D.	12.03	148.0	64.5	QIon	Exp Ratio
+ EIC (146.0) Scan 27DEC10.D			146.0, 111.0, 148.0			
						
1,4-Dichlorobenzene	N.D.	12.12	148.0	64.0	QIon	Exp Ratio
+ EIC (146.0) Scan 27DEC10.D			146.0, 111.0, 148.0			
						
1,2-Dichlorobenzene	N.D.	12.49	148.0	63.8	QIon	Exp Ratio
+ EIC (146.0) Scan 27DEC10.D ***NO DATA POINTS***			146.0, 111.0, 148.0			
						

Quantitation Results Report (QT Reviewed)

Data File	27DEC11.D	Operator	MSC
Acq. Method	5975CACQF.M	Acq. Date-Time	12/27/2021 1:46:01 PM
Sample Name	B21121961-003A	Instrument	VOA5975C
Vial	11	Multiplier	1.00
DA Method File	VOA5975C_8260B_SHT_DoD_L4_120721.m	Comment	
Tune File	BFB_Atune3.u	Tune Date	10/11/2021 4:02:00 PM
Batch Name	VG122721_8260B_624pt1.batch.bin	Last Calib Update	1/5/2022 1:54:14 PM
Ref Library	\\MASSHUNTER\Org\Library\NIST129K.I		



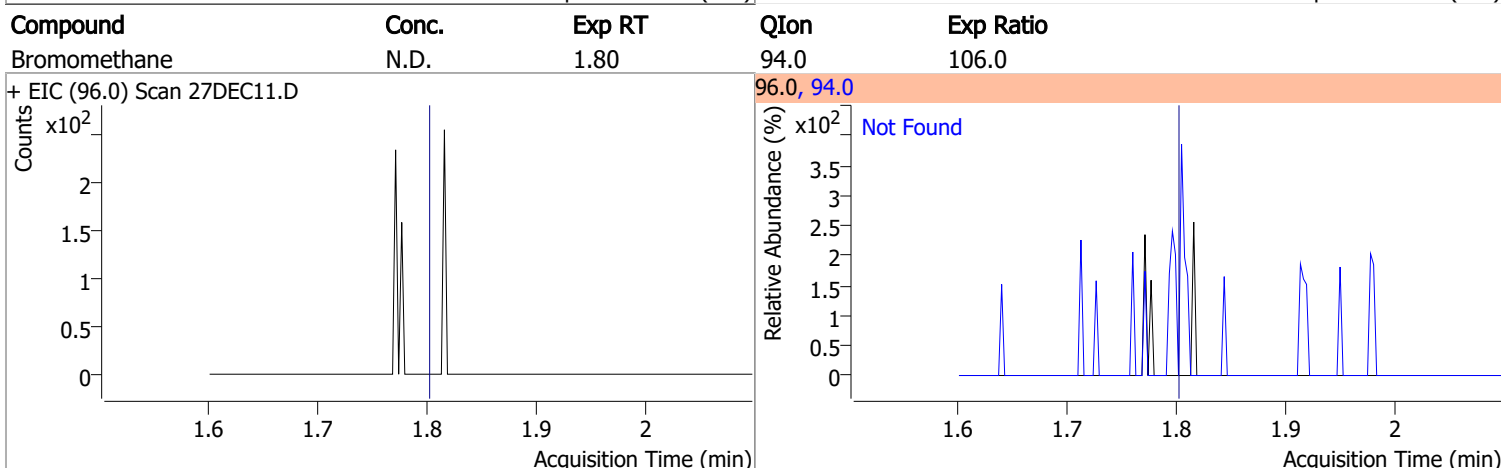
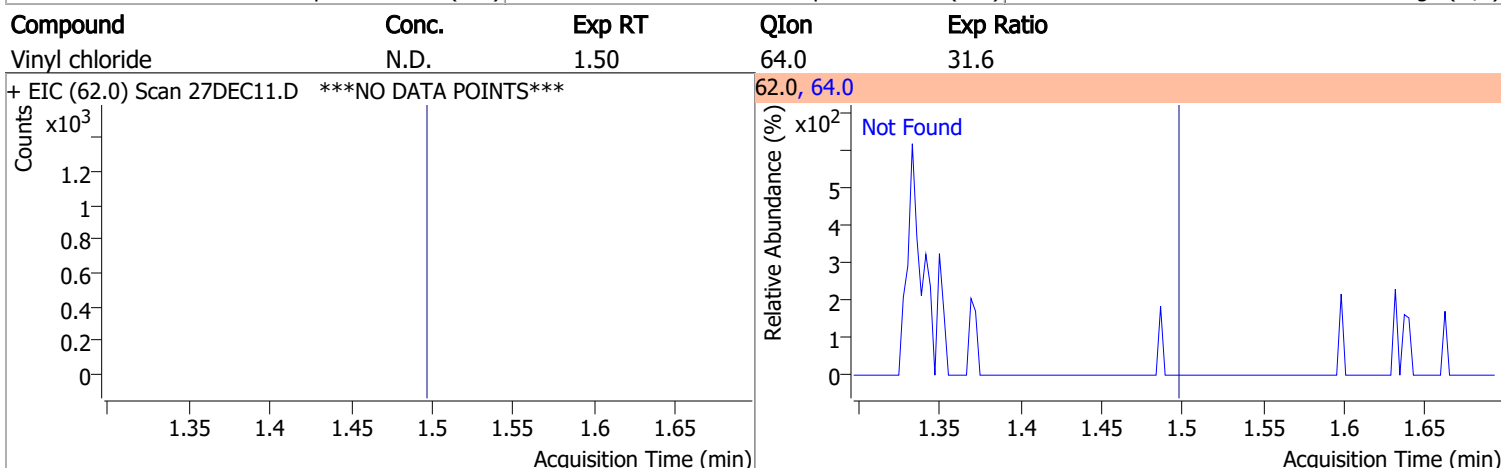
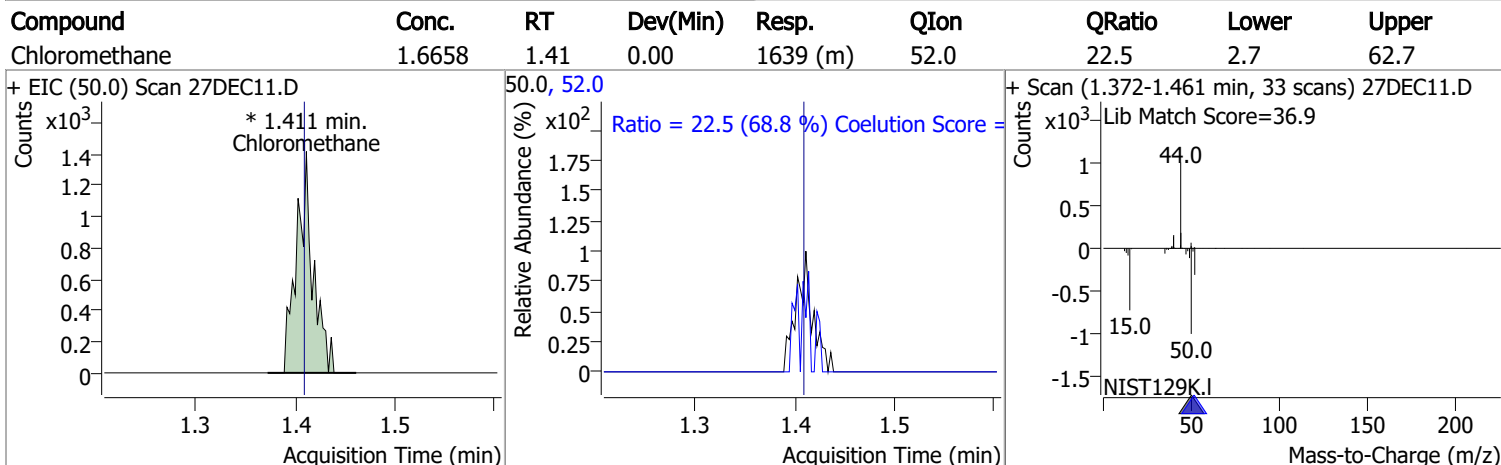
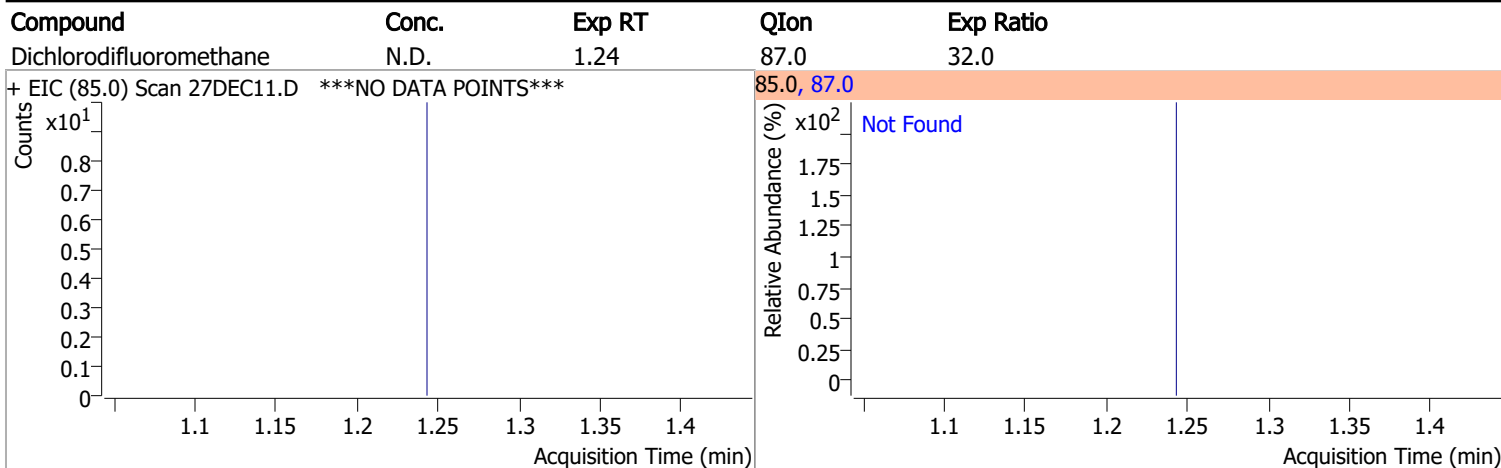
Compound	RT	QIon	Resp.	Conc.	Units	Dev(Min)
Internal Standards						
M Fluorobenzene	6.618	96.0	604359	250.0000	ng	-0.003
M Chlorobenzene-d5	9.772	82.0	234360	250.0000	ng	-0.003
M 1,4-Dichlorobenzene-d4	12.100	152.0	177433	250.0000	ng	0.000
System Monitoring Compounds						
S Dibromofluoromethane	5.848	113.0	155218	262.0544	ng	-0.003
Spiked Amount: 250.000	Range: 80.0 - 119.0%			Recovery = 104.82%		
S 1,2-Dichloroethane-d4	6.233	67.0	70413	260.4894	ng	0.003
Spiked Amount: 250.000	Range: 81.0 - 118.0%			Recovery = 104.20%		
S Toluene-d8	8.319	98.0	605133	256.8606	ng	0.000
Spiked Amount: 250.000	Range: 89.0 - 112.0%			Recovery = 102.74%		
S p-Bromofluorobenzene	10.948	95.0	173908	256.1476	ng	-0.003
Spiked Amount: 250.000	Range: 85.0 - 114.0%			Recovery = 102.46%		
Target Compounds						
T Dichlorodifluoromethane	0.000		0	N.D.		
T Chloromethane	1.411	50.0	1639	1.6658	ng	m 82
T Vinyl chloride	0.000		0	N.D.		
T Bromomethane	0.000		0	N.D.		
T Chloroethane	0.000		0	N.D.		
T Trichlorofluoromethane	0.000		0	N.D.		
T 1,1-Dichloroethene	0.000		0	N.D.		
T Methylene chloride	3.338	49.0	1153	1.3022	ng	m 86
T trans-1,2-Dichloroethene	0.000		0	N.D.		
T Methyl tert-butyl ether (MTBE)	0.000		0	N.D.		
T 1,1-Dichloroethane	0.000		0	N.D.		
T 2,2-Dichloropropane	0.000		0	N.D.		
T cis-1,2-Dichloroethene	0.000		0	N.D.		
T Methyl ethyl ketone	0.000		0	N.D.		
T Bromochloromethane	0.000		0	N.D.		
T Chloroform	0.000		0	N.D.		

Quantitation Results Report (QT Reviewed)

Compound	RT	QIon	Resp.	Conc.	Units		Dev(Min)
T 1,1,1-Trichloroethane	0.000		0	N.D.			
T Carbon tetrachloride	0.000		0	N.D.			
T 1,1-Dichloropropene	0.000		0	N.D.			
T Benzene	0.000		0	N.D.			
T 1,2-Dichloroethane	0.000		0	N.D.			
T Trichloroethene	0.000		0	N.D.			
T 1,2-Dichloropropane	0.000		0	N.D.			
T Dibromomethane	0.000		0	N.D.			
T Bromodichloromethane	0.000		0	N.D.			
T cis-1,3-Dichloropropene	0.000		0	N.D.			
T Toluene	8.394	92.0	1327	0.8570	ng	m	84
T trans-1,3-Dichloropropene	0.000		0	N.D.			
T 1,1,2-Trichloroethane	0.000		0	N.D.			
T Tetrachloroethene	0.000		0	N.D.			
T 1,3-Dichloropropane	0.000		0	N.D.			
T Chlorodibromomethane	0.000		0	N.D.			
T 1,2-Dibromoethane	0.000		0	N.D.			
T Chlorobenzene	0.000		0	N.D.			
T 1,1,1,2-Tetrachloroethane	0.000		0	N.D.			
T Ethylbenzene	0.000		0	N.D.			
T m+p-Xylenes	10.039	106.0	0		ng	md	1
T o-Xylene	0.000		0	N.D.			
T Styrene	0.000		0	N.D.			
T Bromoform	0.000		0	N.D.			
T Bromobenzene	0.000		0	N.D.			
T 1,1,2,2-Tetrachloroethane	0.000		0	N.D.			
T 1,2,3-Trichloropropane	0.000		0	N.D.			
T 2-Chlorotoluene	0.000		0	N.D.			
T 4-Chlorotoluene	0.000		0	N.D.			
T 1,3-Dichlorobenzene	0.000		0	N.D.			
T 1,4-Dichlorobenzene	0.000		0	N.D.			
T 1,2-Dichlorobenzene	0.000		0	N.D.			

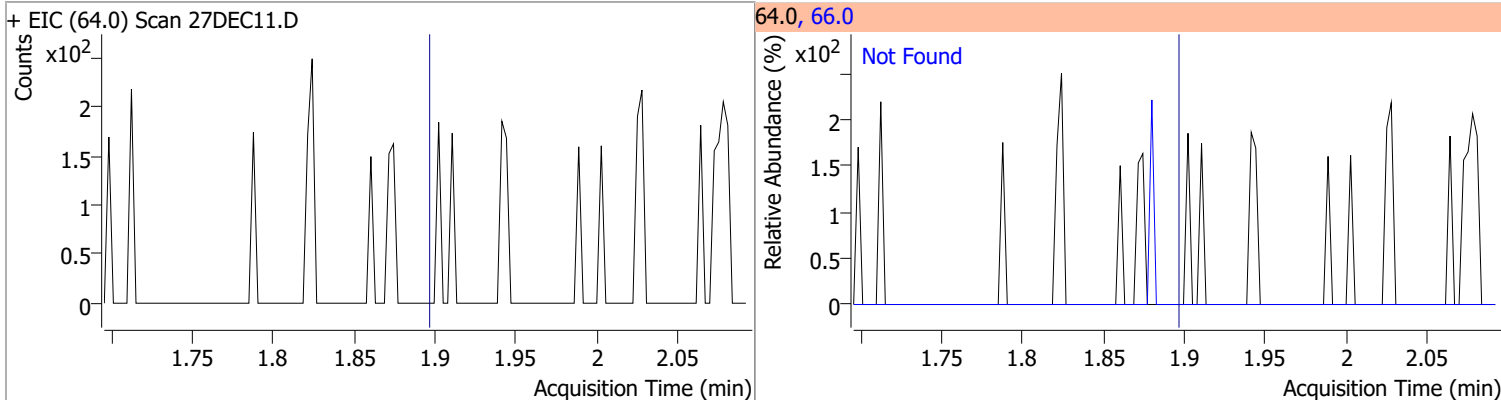
(#) = Qualifier Out of Range; (m) = Manual Integration; (+) = Area Summed; (*) = Surrogate Percent Recovery Out of Range; (d): Zeroed Peak

Quantitation Results Report (QT Reviewed)

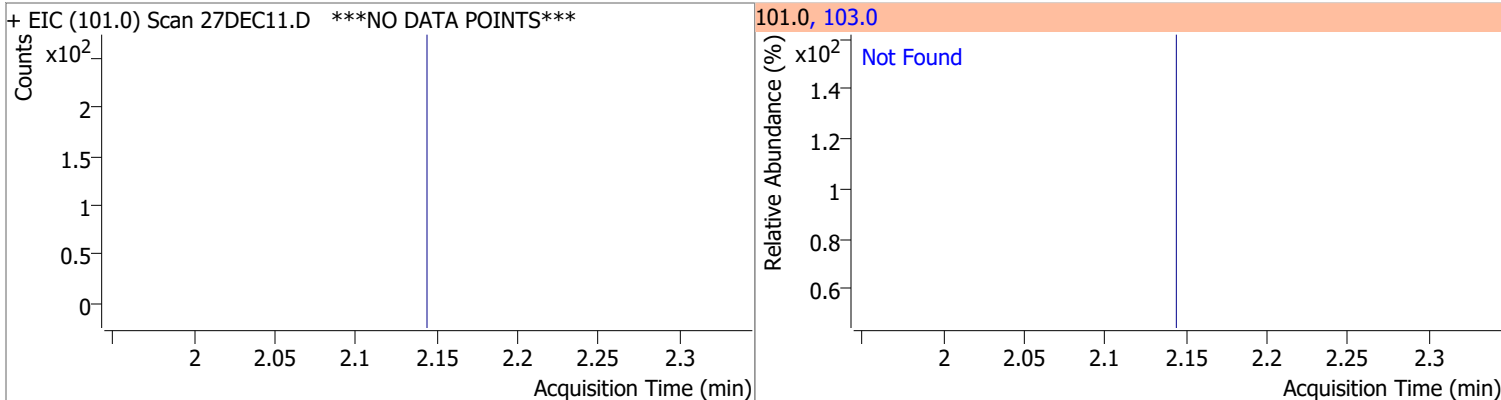


Quantitation Results Report (QT Reviewed)

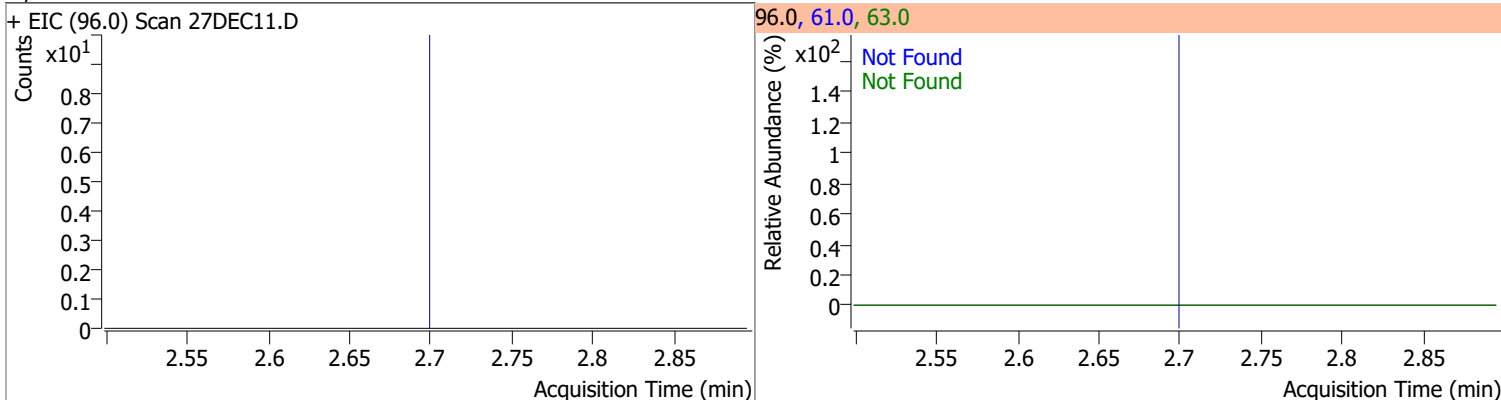
Compound	Conc.	Exp RT	QIon	Exp Ratio
Chloroethane	N.D.	1.90	66.0	30.8



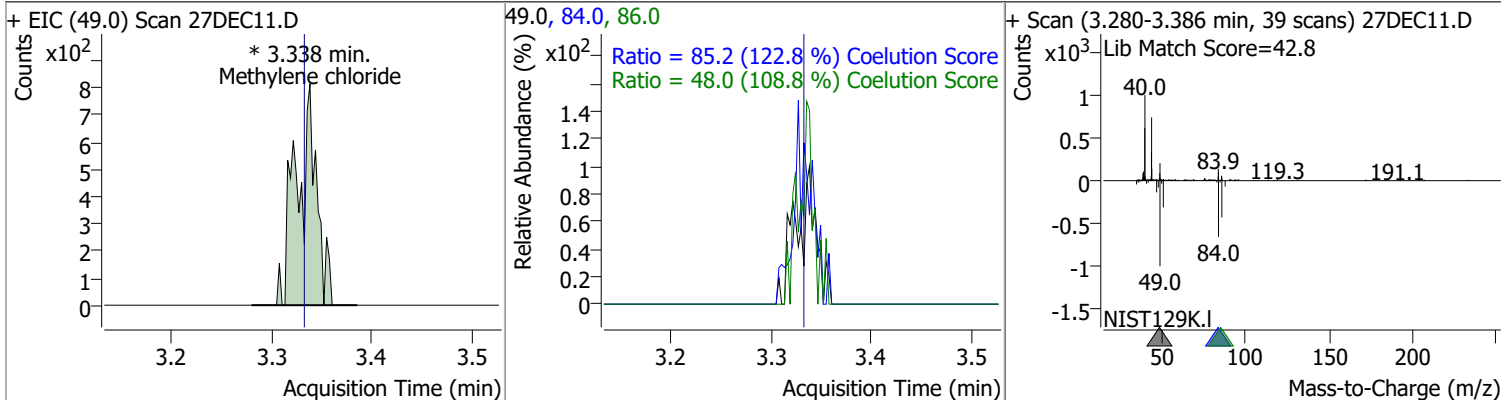
Compound	Conc.	Exp RT	QIon	Exp Ratio
Trichlorofluoromethane	N.D.	2.14	103.0	64.8



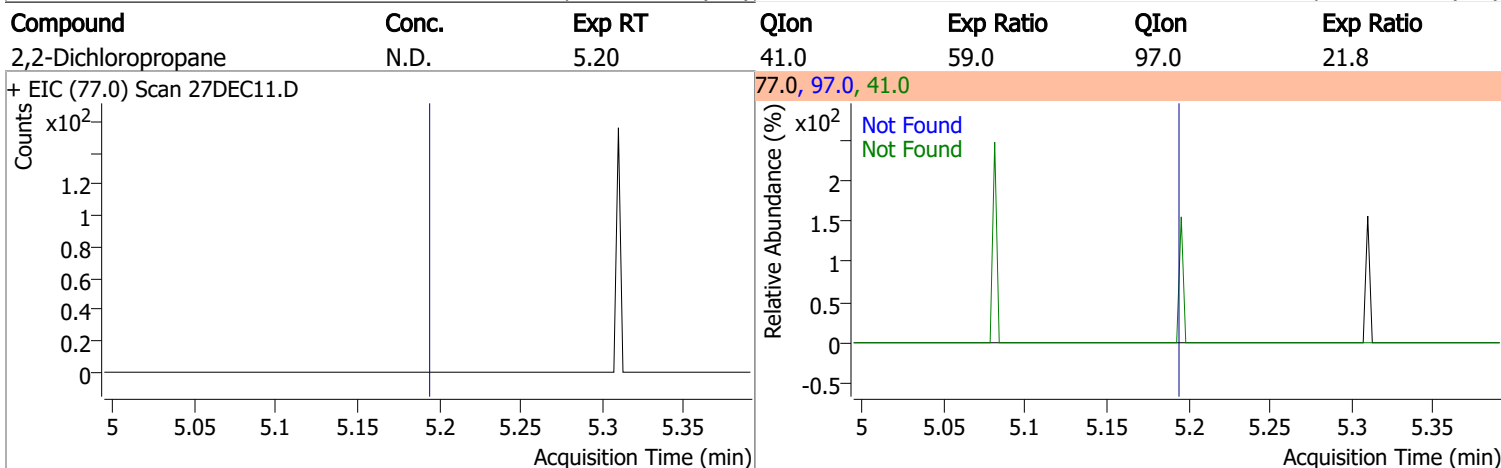
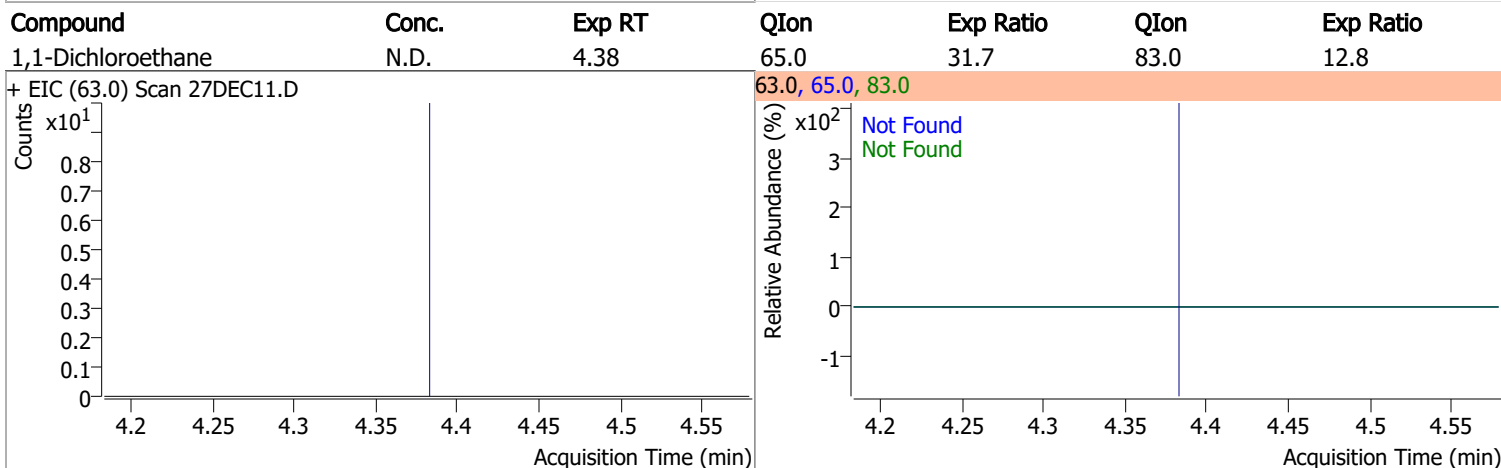
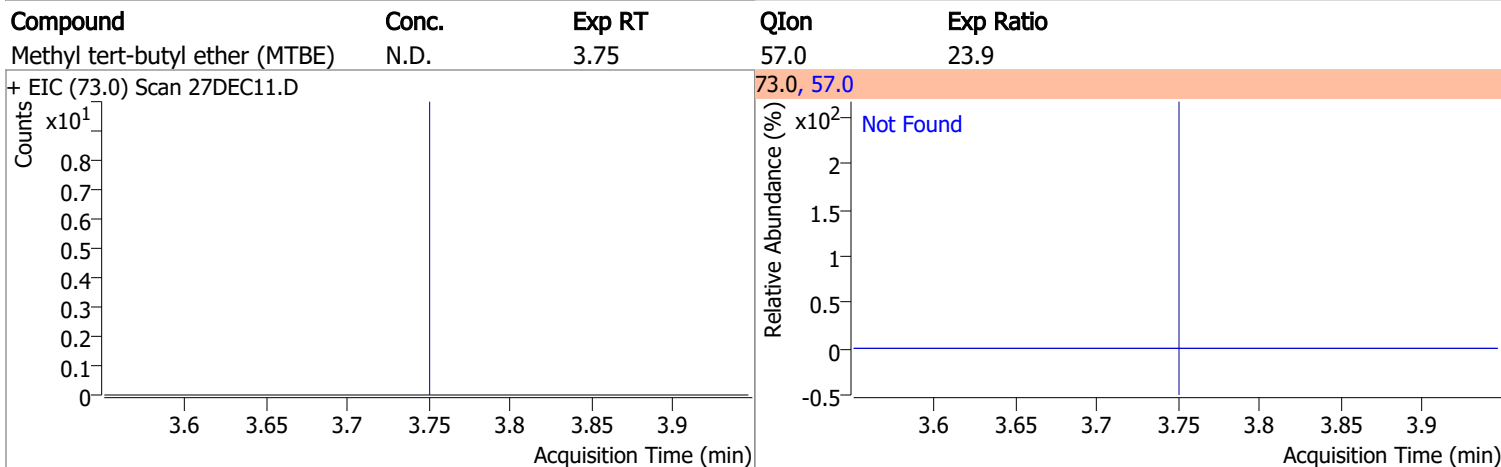
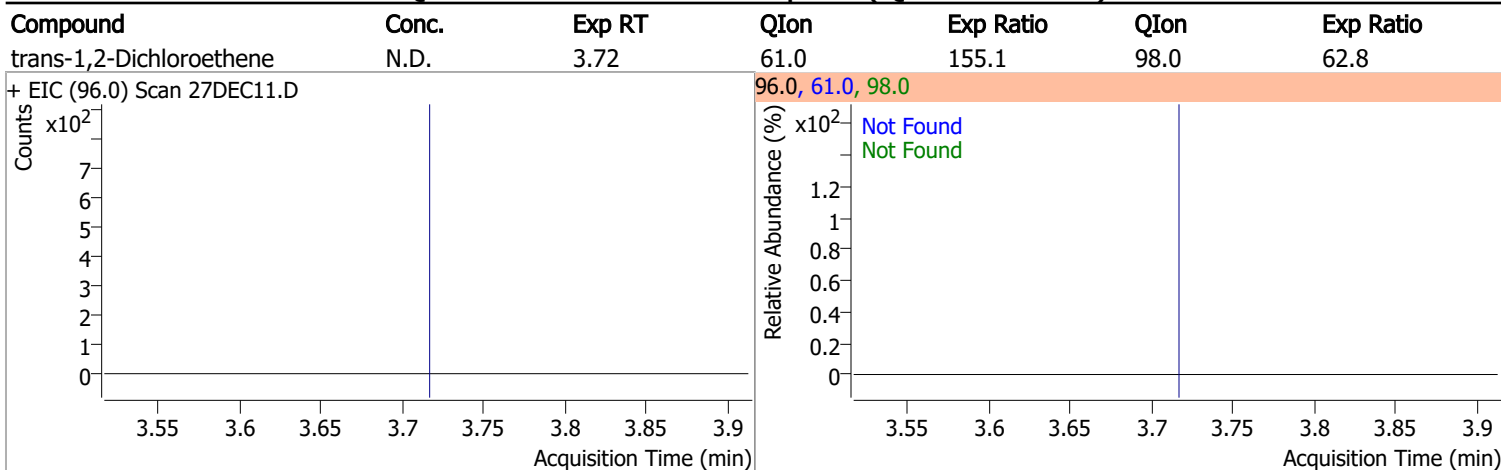
Compound	Conc.	Exp RT	QIon	Exp Ratio	QIon	Exp Ratio
1,1-Dichloroethene	N.D.	2.70	61.0	180.1	63.0	57.5



Compound	Conc.	RT	Dev(Min)	Resp.	QIon	QRatio	Lower	Upper
Methylene chloride	1.3022	3.34	0.01	1153 (m)	84.0	85.2	39.4	99.4
					86.0	48.0	14.1	74.1

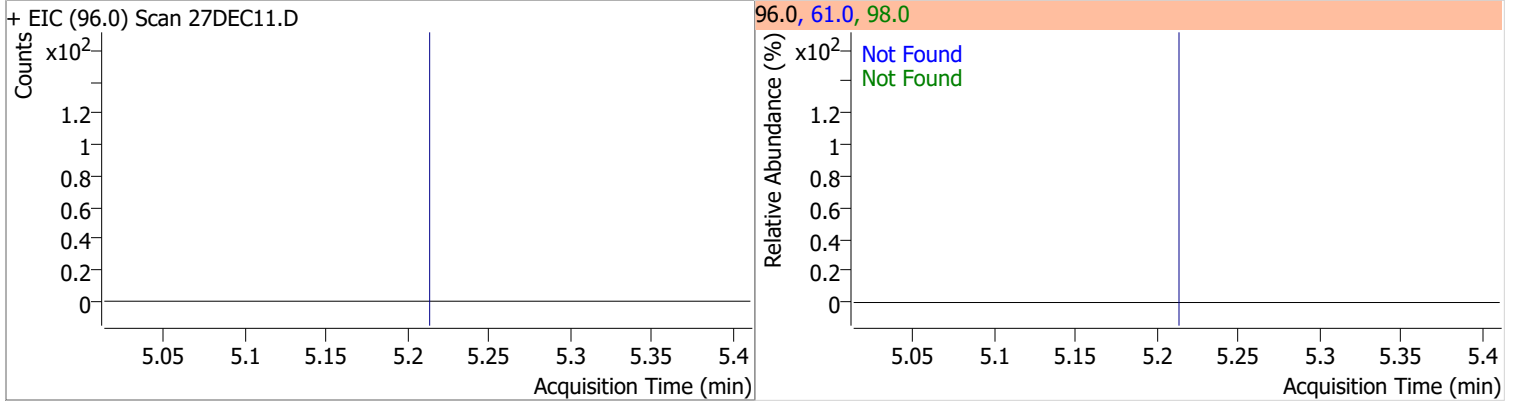


Quantitation Results Report (QT Reviewed)

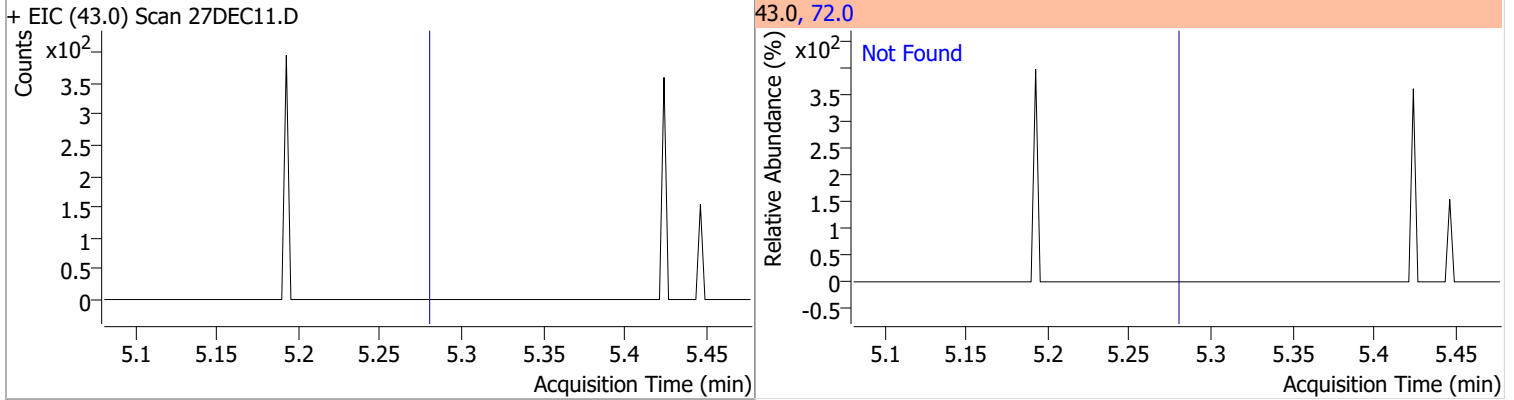


Quantitation Results Report (QT Reviewed)

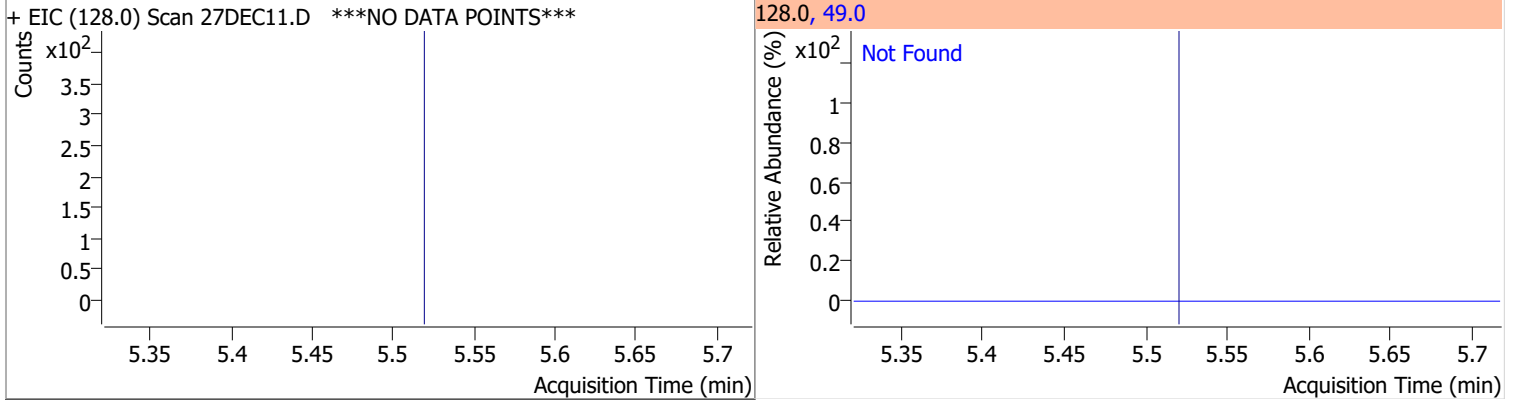
Compound	Conc.	Exp RT	QIon	Exp Ratio	QIon	Exp Ratio
cis-1,2-Dichloroethene	N.D.	5.21	61.0	163.3	98.0	64.4



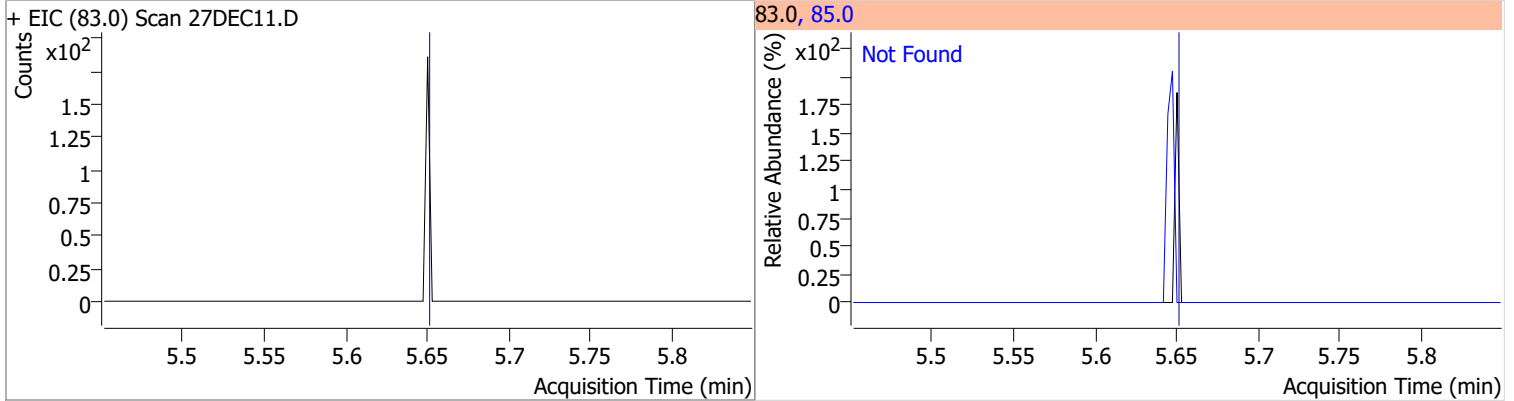
Compound	Conc.	Exp RT	QIon	Exp Ratio
Methyl ethyl ketone	N.D.	5.28	72.0	22.2



Compound	Conc.	Exp RT	QIon	Exp Ratio
Bromochloromethane	N.D.	5.52	49.0	184.6

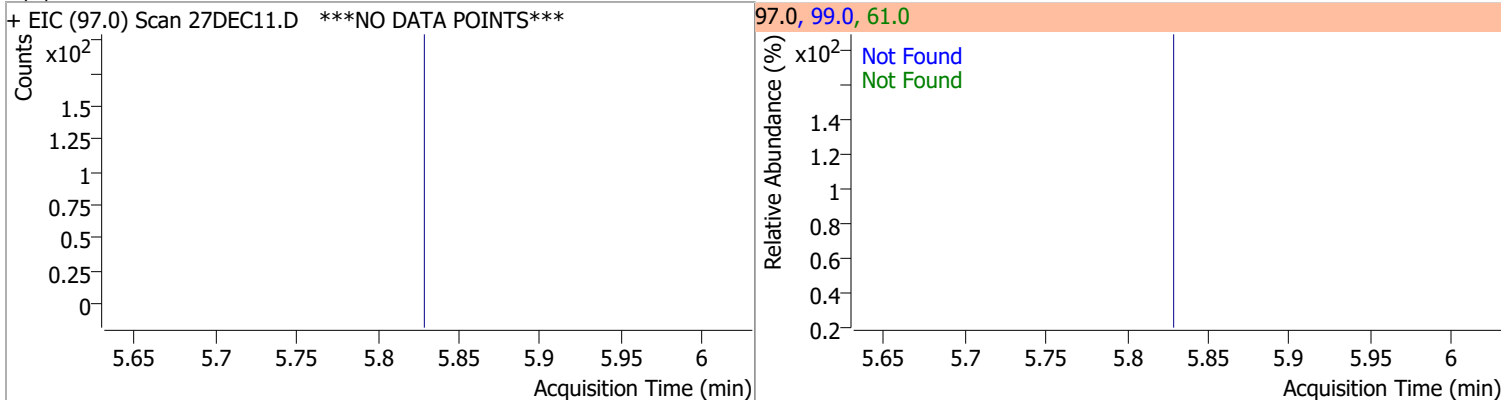


Compound	Conc.	Exp RT	QIon	Exp Ratio
Chloroform	N.D.	5.65	85.0	65.1

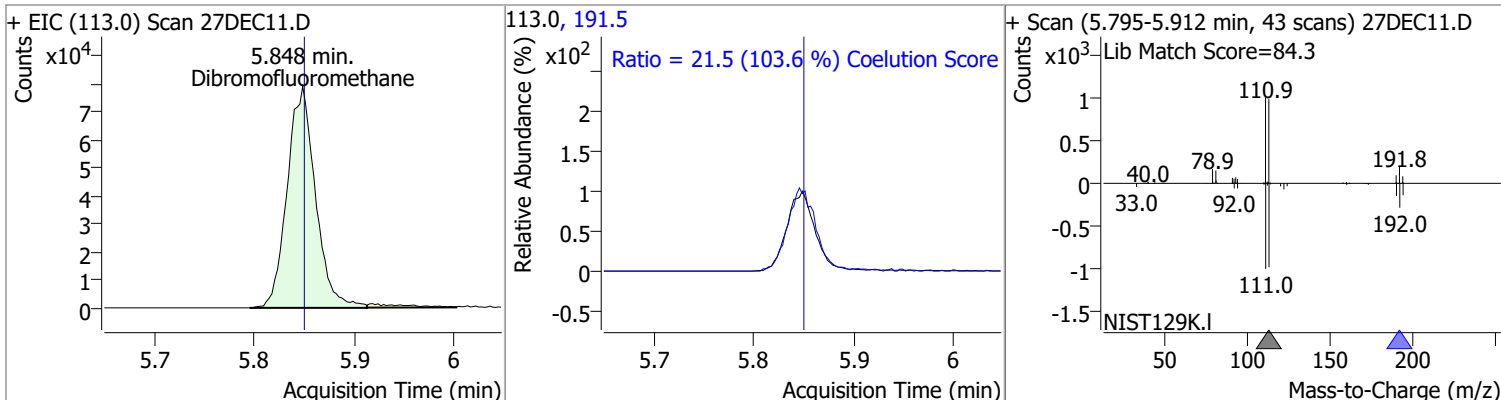


Quantitation Results Report (QT Reviewed)

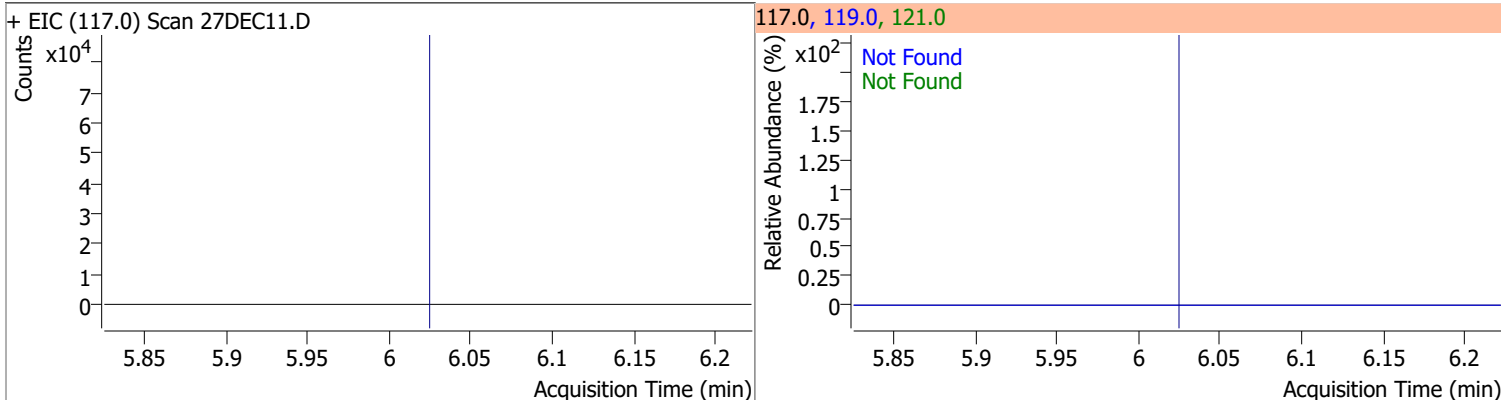
Compound	Conc.	Exp RT	QIon	Exp Ratio	QIon	Exp Ratio
1,1,1-Trichloroethane	N.D.	5.83	99.0	65.7	61.0	45.0



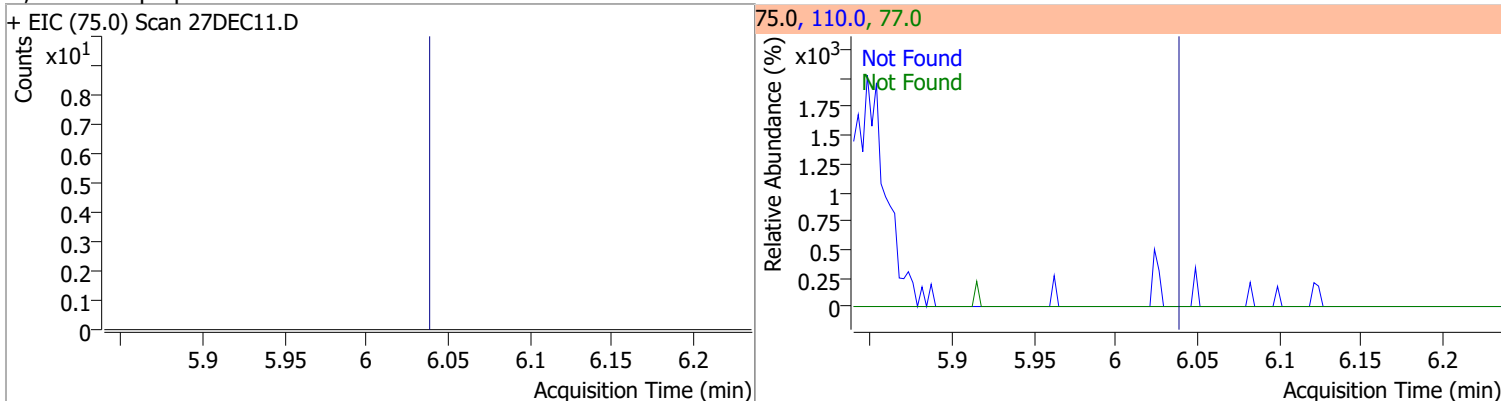
Compound	Conc.	RT	Dev(Min)	Resp.	QIon	QRatio	Lower	Upper
Dibromofluoromethane	262.0544	5.85	0.00	155218	191.5	21.5	0.0	50.7



Compound	Conc.	Exp RT	QIon	Exp Ratio	QIon	Exp Ratio
Carbon tetrachloride	N.D.	6.03	119.0	97.5	121.0	30.4

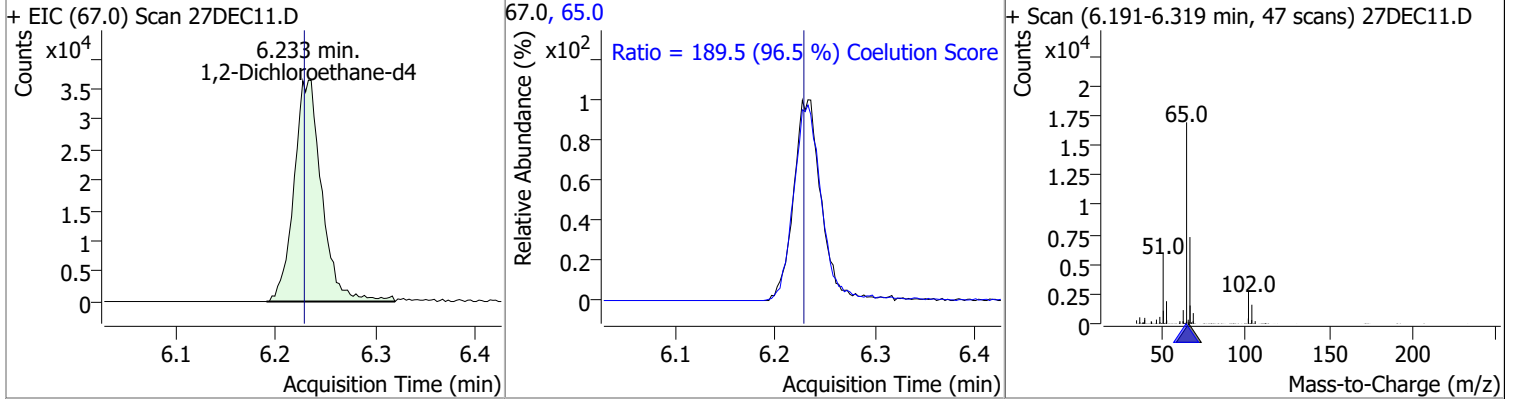


Compound	Conc.	Exp RT	QIon	Exp Ratio	QIon	Exp Ratio
1,1-Dichloropropene	N.D.	6.04	110.0	35.4	77.0	30.5

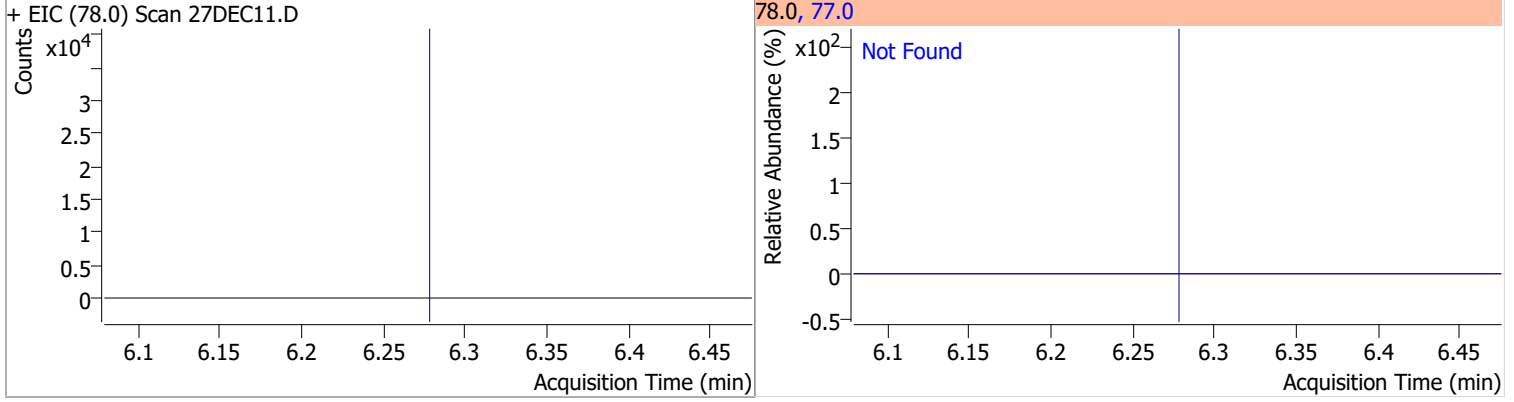


Quantitation Results Report (QT Reviewed)

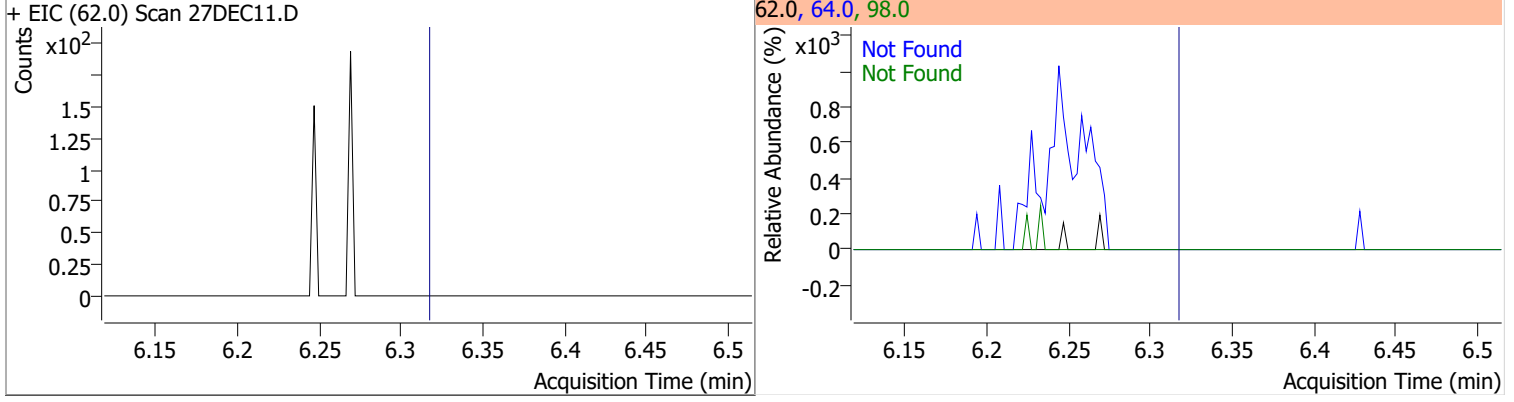
Compound	Conc.	RT	Dev(Min)	Resp.	QIon	QRatio	Lower	Upper
1,2-Dichloroethane-d4	260.4894	6.23	0.00	70413	65.0	189.5	166.3	226.3



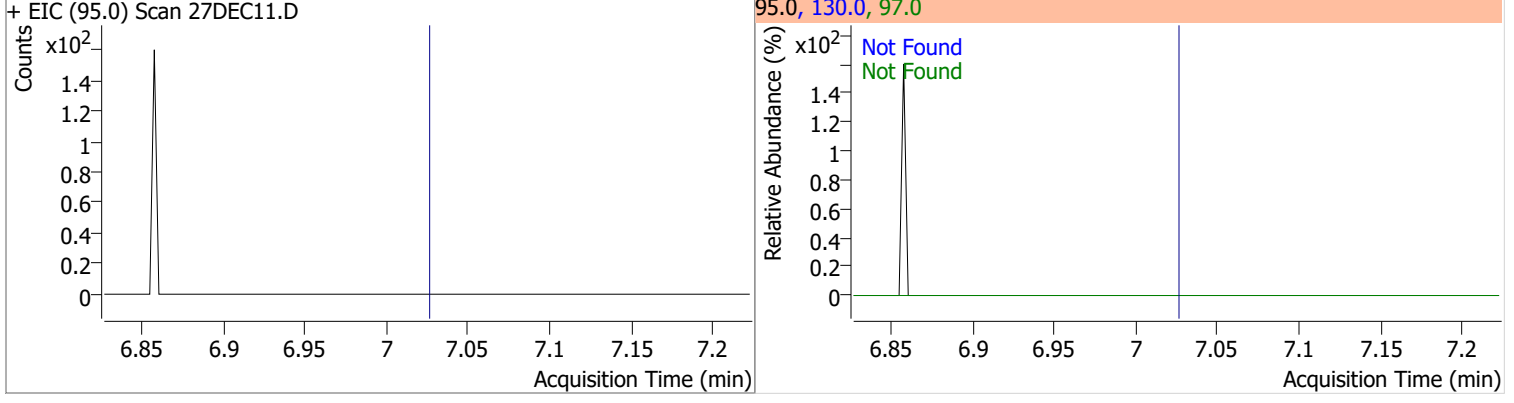
Compound	Conc.	Exp RT	QIon	Exp Ratio
Benzene	N.D.	6.28	77.0	23.5



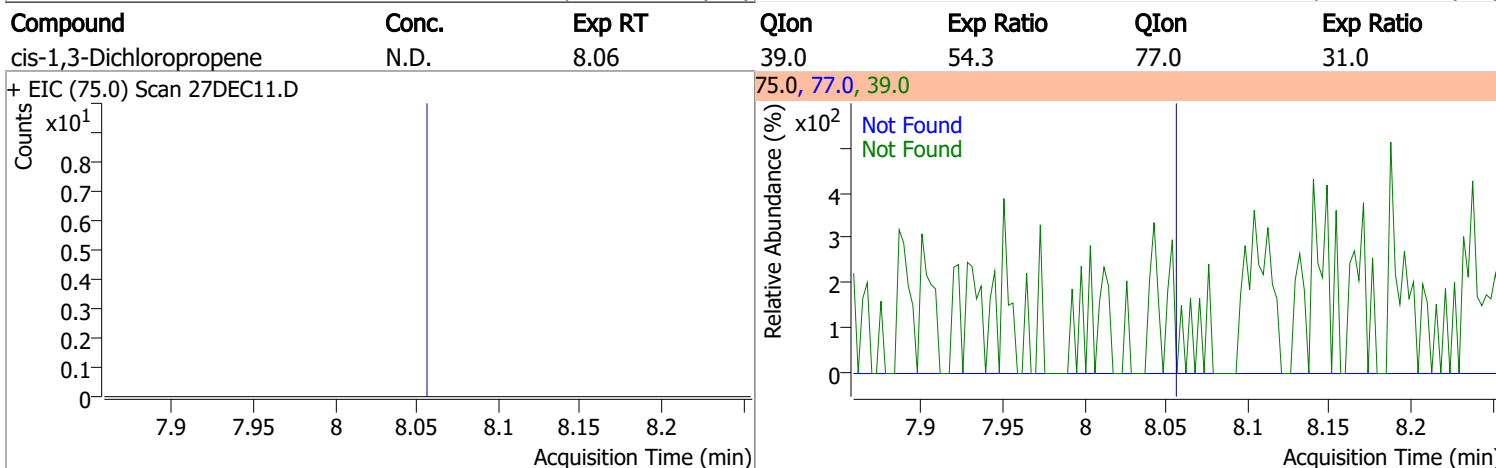
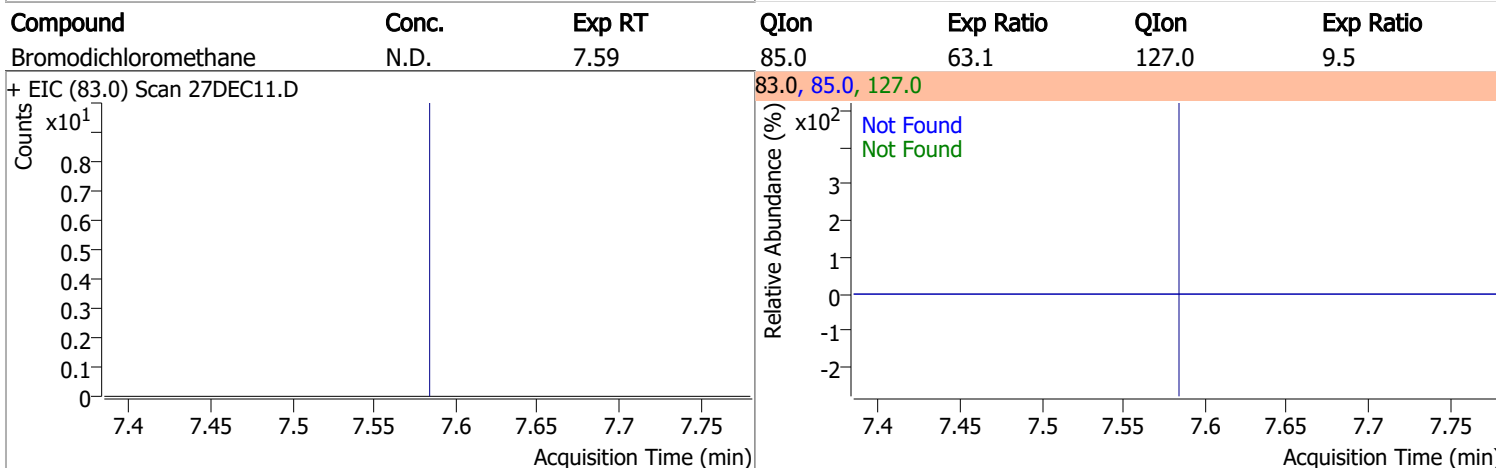
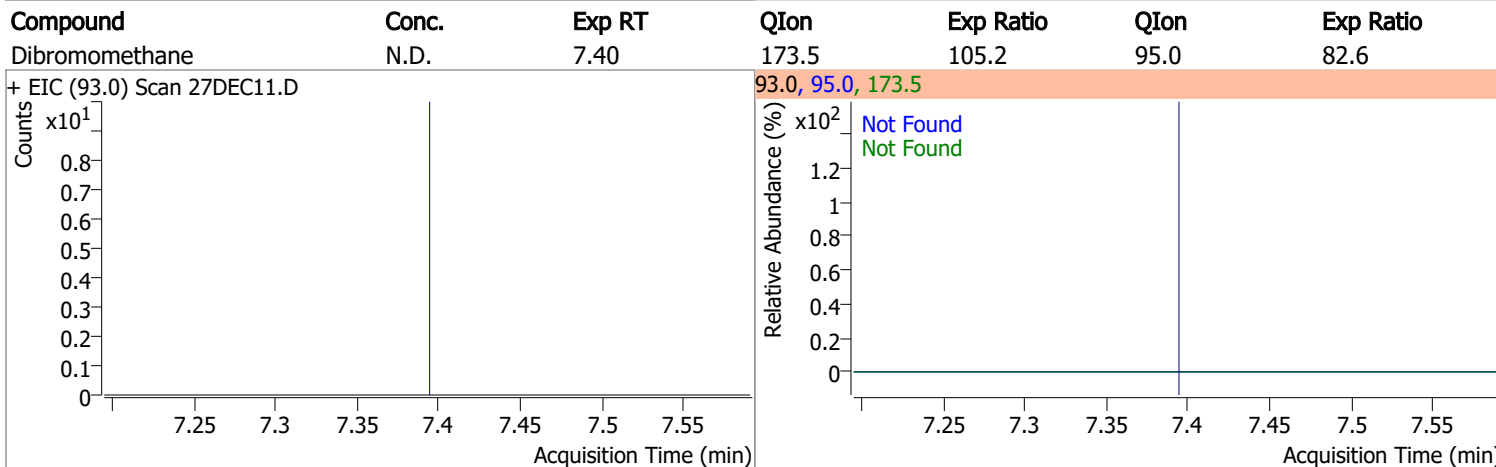
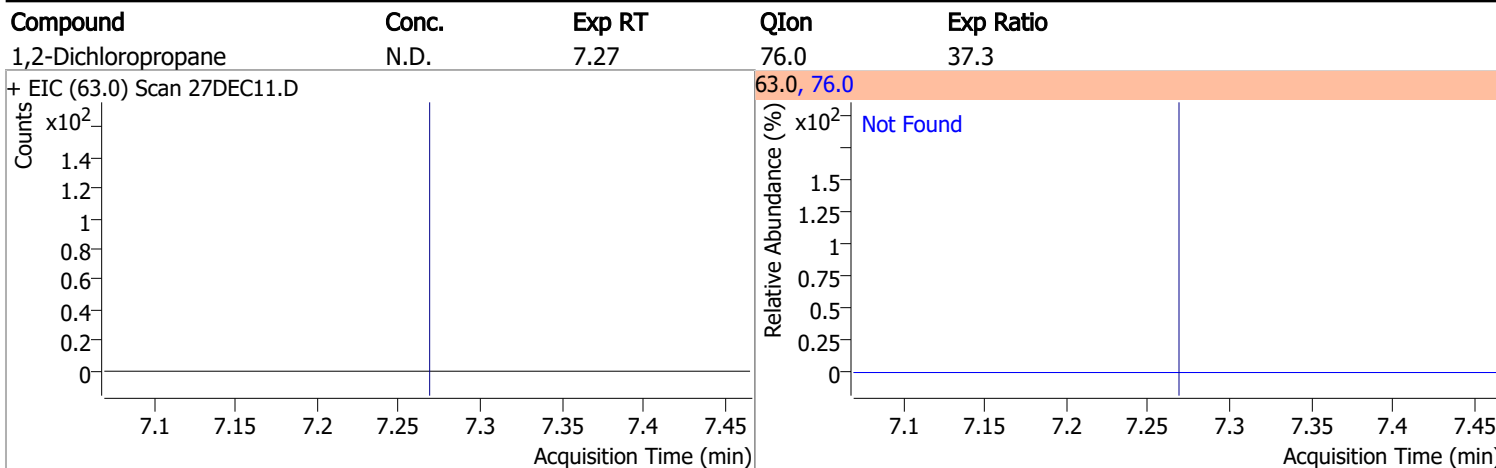
Compound	Conc.	Exp RT	QIon	Exp Ratio	QIon	Exp Ratio
1,2-Dichloroethane	N.D.	6.32	64.0	32.3	98.0	8.2



Compound	Conc.	Exp RT	QIon	Exp Ratio	QIon	Exp Ratio
Trichloroethene	N.D.	7.03	130.0	100.8	97.0	64.7

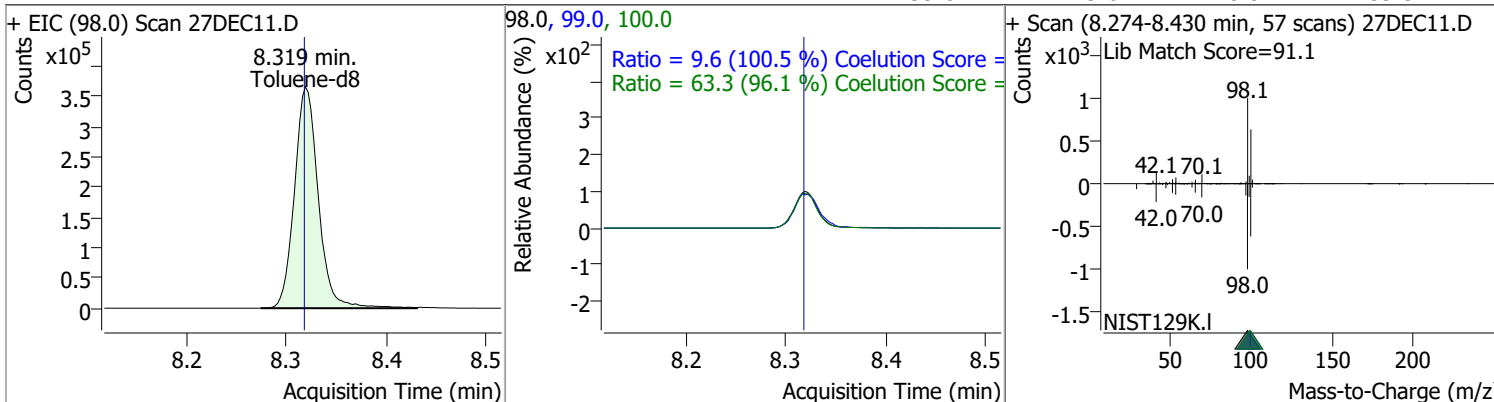


Quantitation Results Report (QT Reviewed)

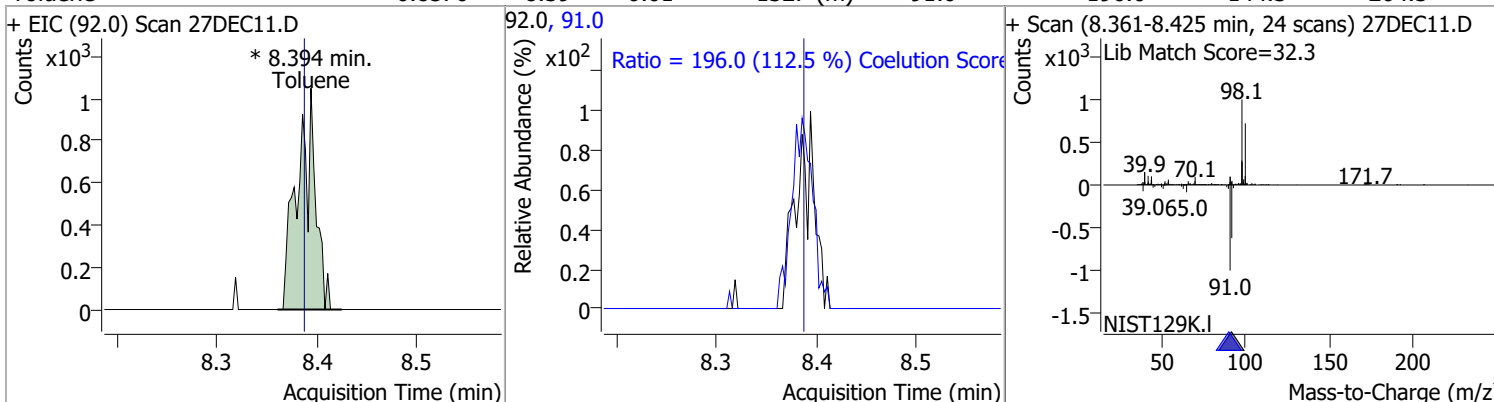


Quantitation Results Report (QT Reviewed)

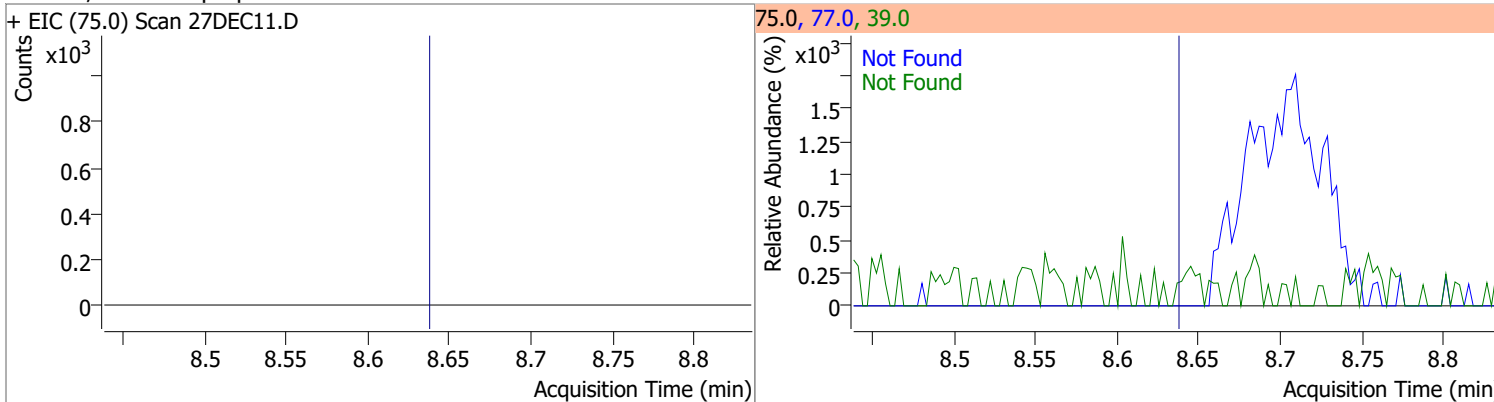
Compound	Conc.	RT	Dev(Min)	Resp.	QIon	QRatio	Lower	Upper
Toluene-d8	256.8606	8.32	0.00	605133	100.0	63.3	35.9	95.9
					99.0	9.6	0.0	39.5



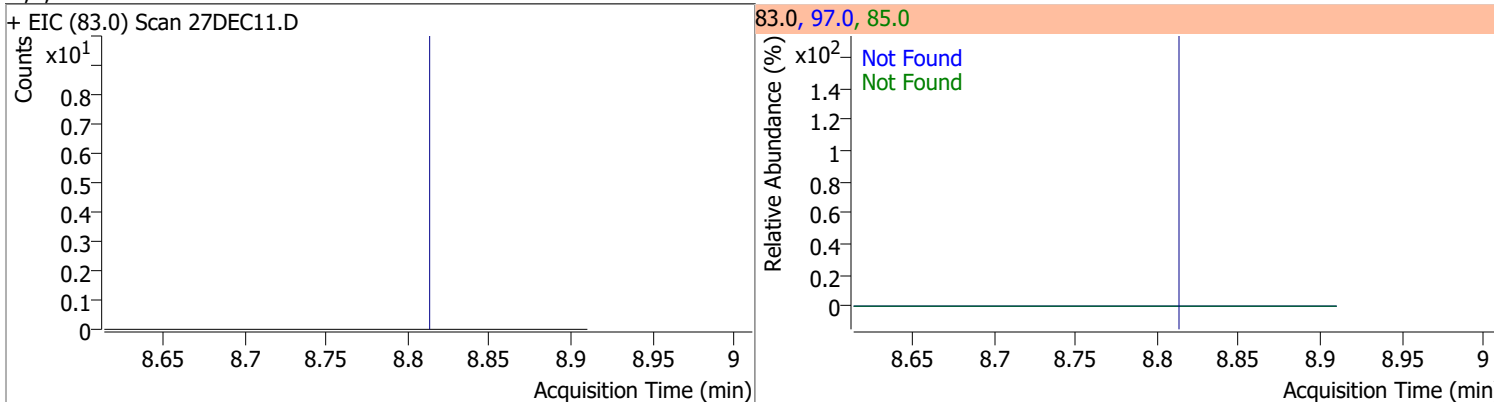
Compound	Conc.	RT	Dev(Min)	Resp.	QIon	QRatio	Lower	Upper
Toluene	0.8570	8.39	0.01	1327 (m)	91.0	196.0	144.3	204.3



Compound	Conc.	Exp RT	QIon	Exp Ratio	QIon	Exp Ratio
trans-1,3-Dichloropropene	N.D.	8.64	39.0	52.1	77.0	32.0

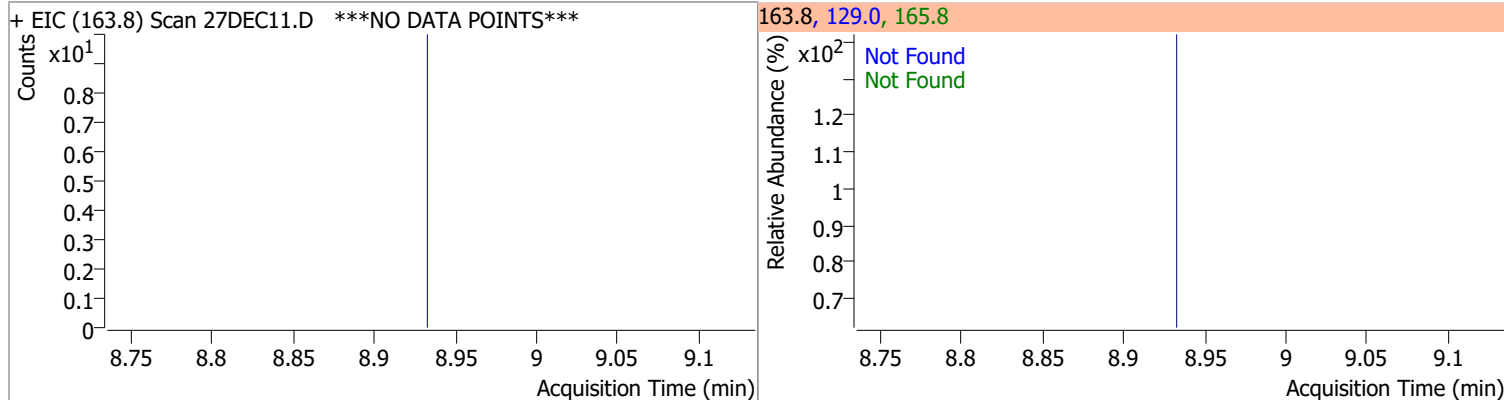


Compound	Conc.	Exp RT	QIon	Exp Ratio	QIon	Exp Ratio
1,1,2-Trichloroethane	N.D.	8.82	97.0	114.3	85.0	61.5

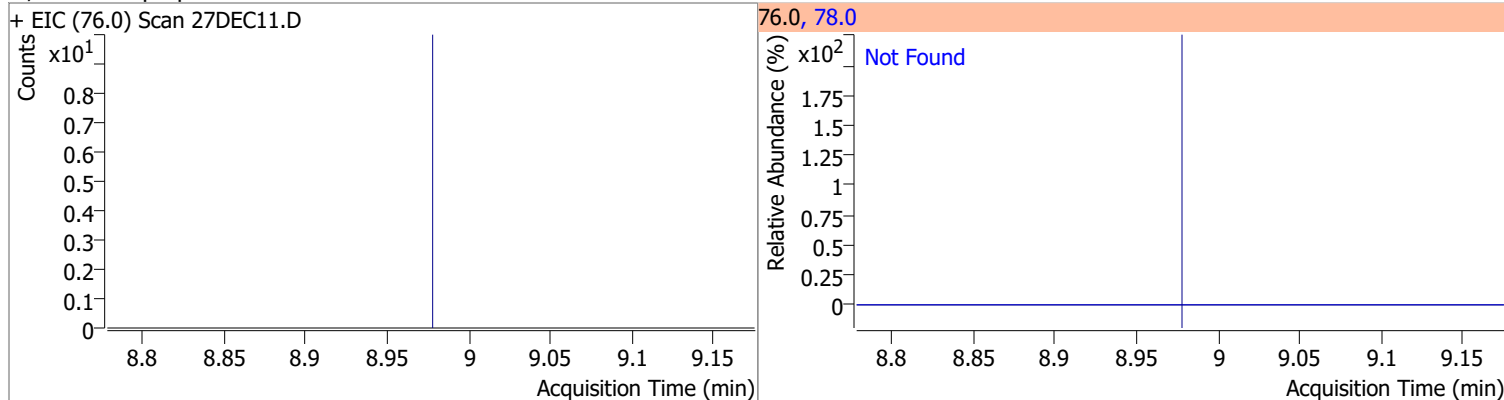


Quantitation Results Report (QT Reviewed)

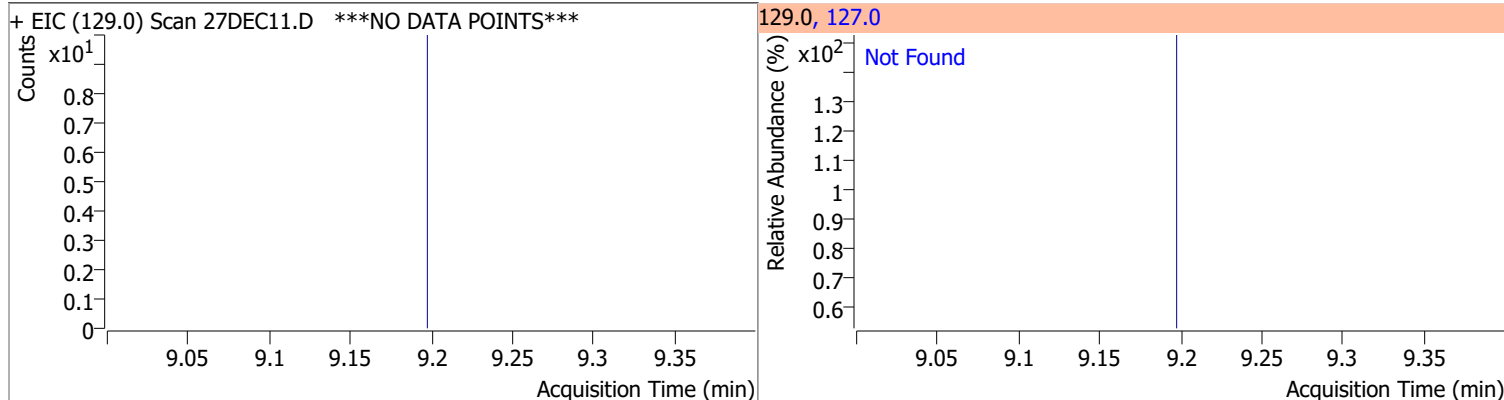
Compound	Conc.	Exp RT	QIon	Exp Ratio	QIon	Exp Ratio
Tetrachloroethene	N.D.	8.94	165.8	128.3	129.0	95.3



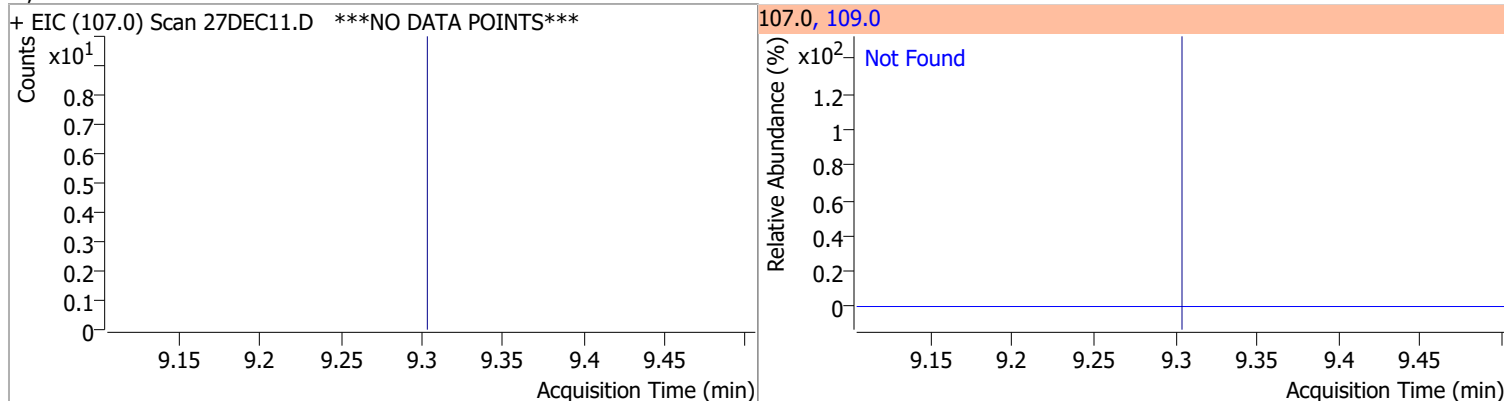
Compound	Conc.	Exp RT	QIon	Exp Ratio
1,3-Dichloropropane	N.D.	8.98	78.0	32.1



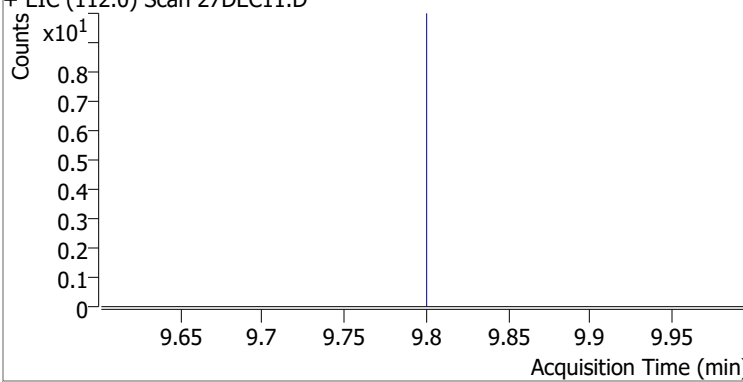
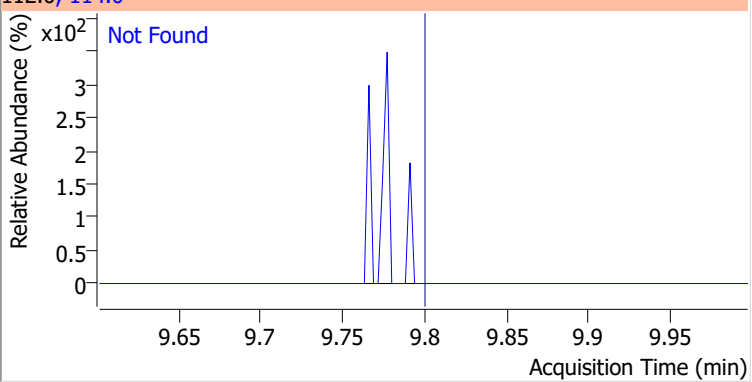
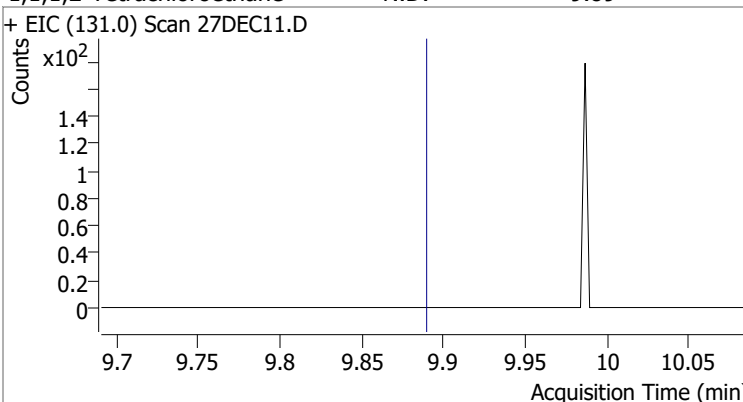
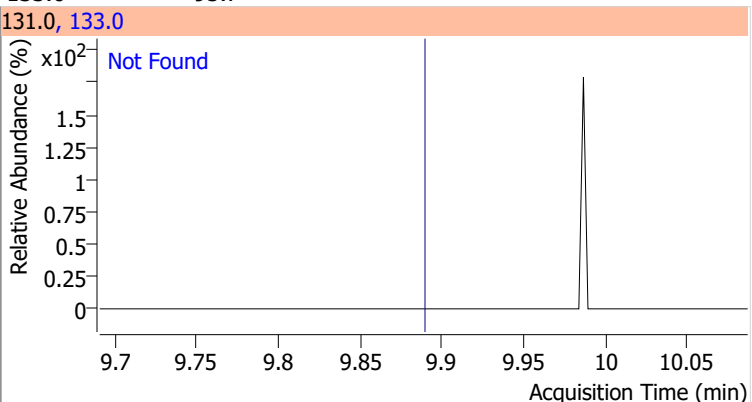
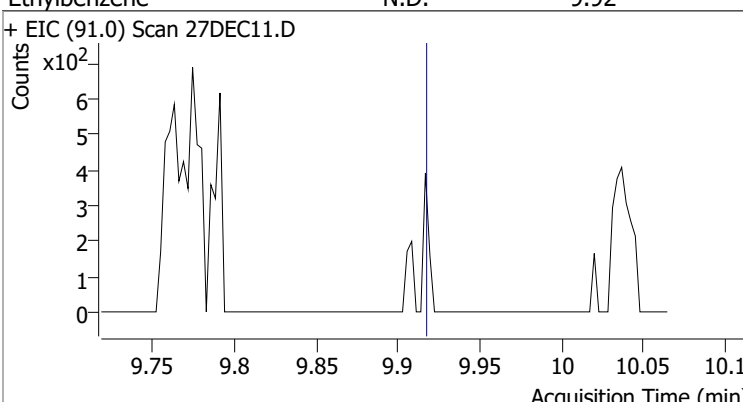
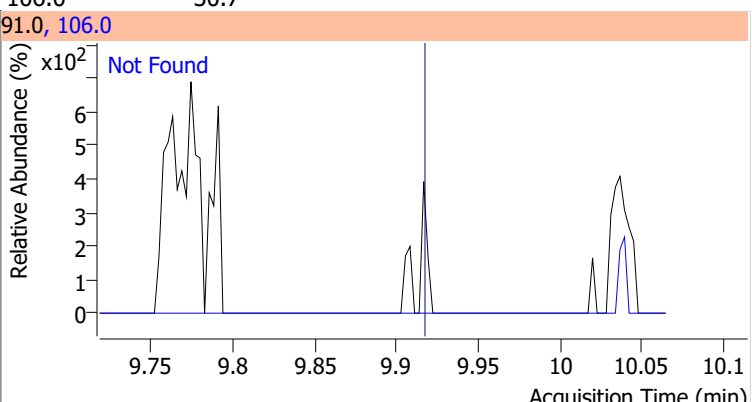
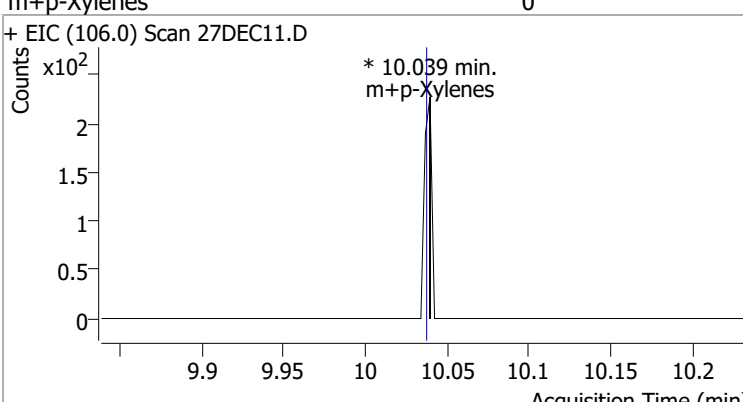
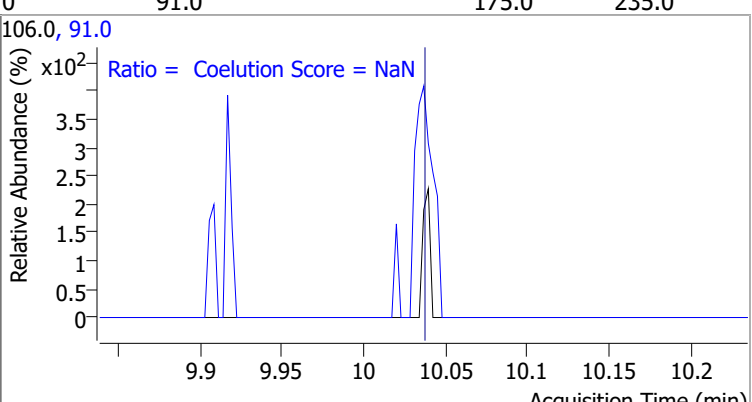
Compound	Conc.	Exp RT	QIon	Exp Ratio
Chlorodibromomethane	N.D.	9.20	127.0	75.3



Compound	Conc.	Exp RT	QIon	Exp Ratio
1,2-Dibromoethane	N.D.	9.31	109.0	97.2

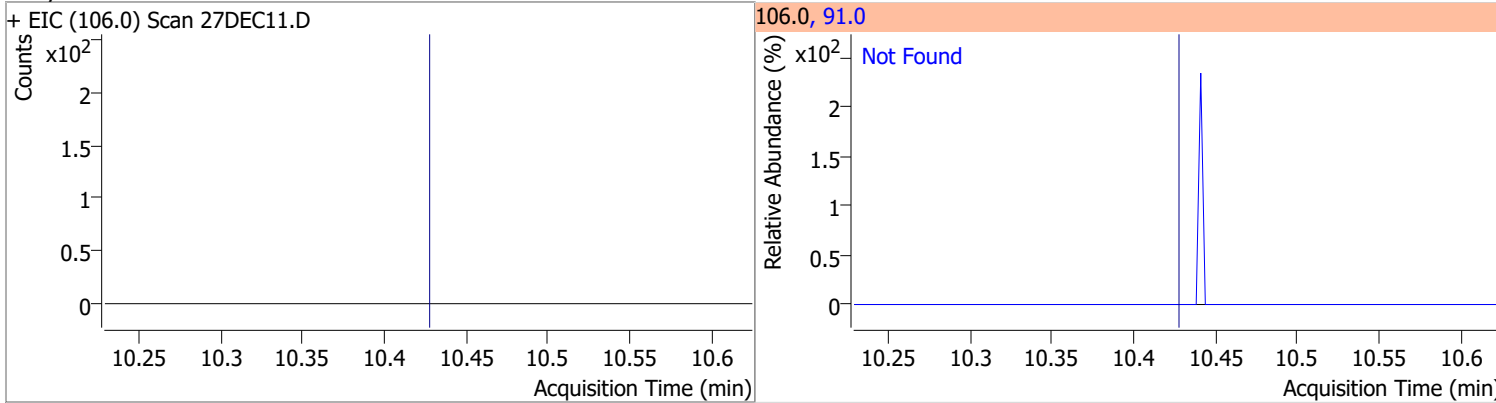


Quantitation Results Report (QT Reviewed)

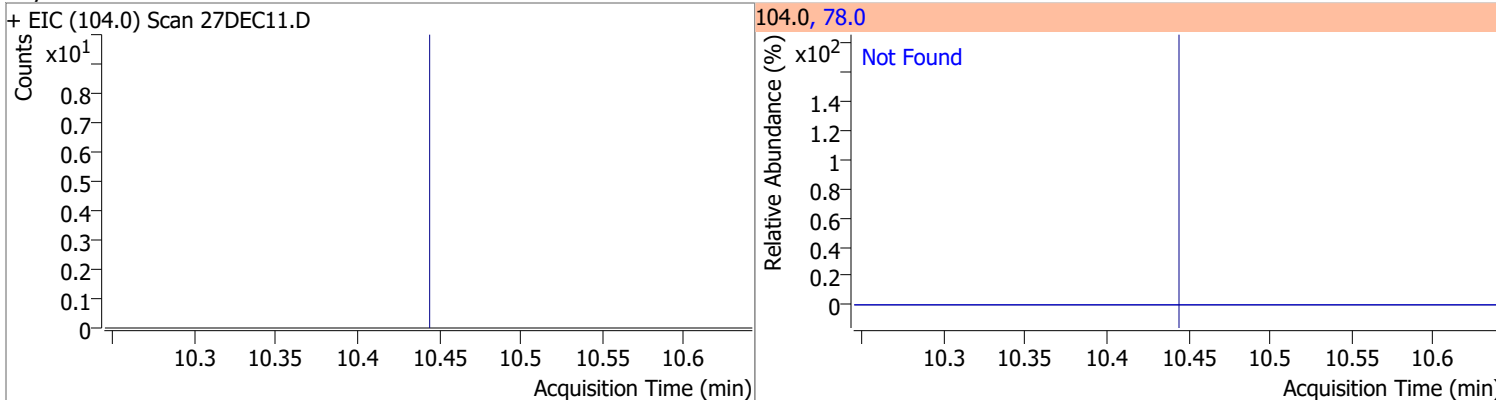
Compound	Conc.	Exp RT	QIon	Exp Ratio				
Chlorobenzene	N.D.	9.80	114.0	32.3				
+ EIC (112.0) Scan 27DEC11.D		112.0, 114.0						
								
1,1,1,2-Tetrachloroethane	N.D.	9.89	133.0	95.7				
+ EIC (131.0) Scan 27DEC11.D		131.0, 133.0						
								
Ethylbenzene	N.D.	9.92	106.0	30.7				
+ EIC (91.0) Scan 27DEC11.D		91.0, 106.0						
								
m+p-Xylenes		0	Dev(Min)	Resp.	QIon	QRatio	Lower	Upper
+ EIC (106.0) Scan 27DEC11.D		106.0, 91.0			Ratio = Coelution Score = NaN			
								

Quantitation Results Report (QT Reviewed)

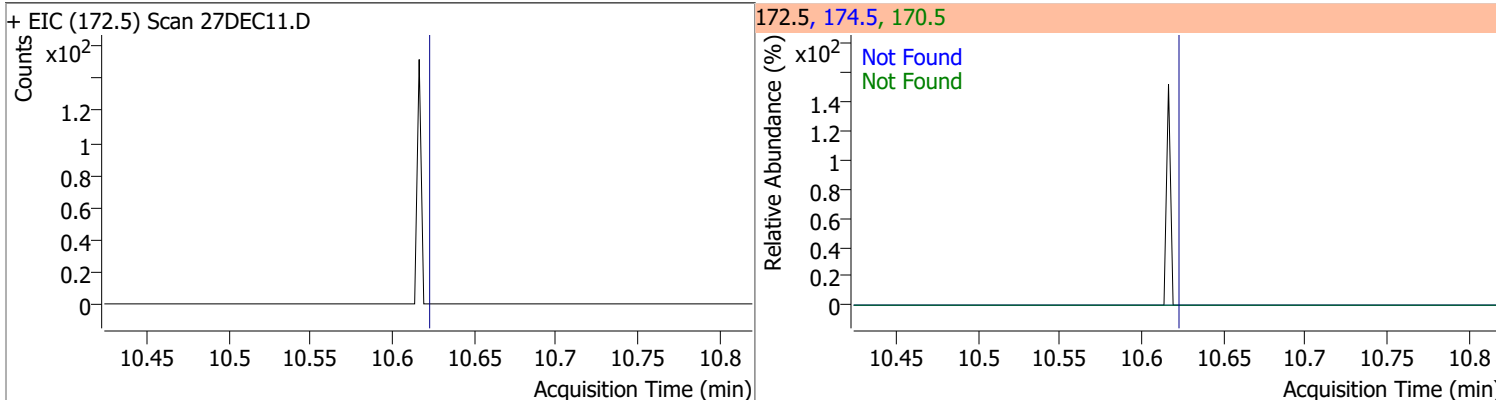
Compound	Conc.	Exp RT	QIon	Exp Ratio
o-Xylene	N.D.	10.43	91.0	216.1



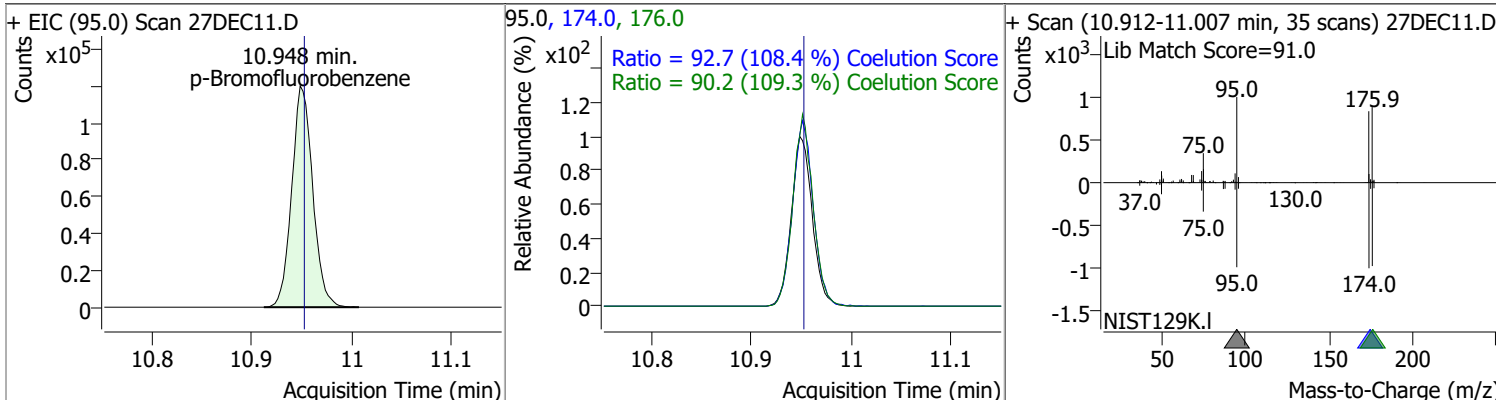
Compound	Conc.	Exp RT	QIon	Exp Ratio
Styrene	N.D.	10.45	78.0	50.6



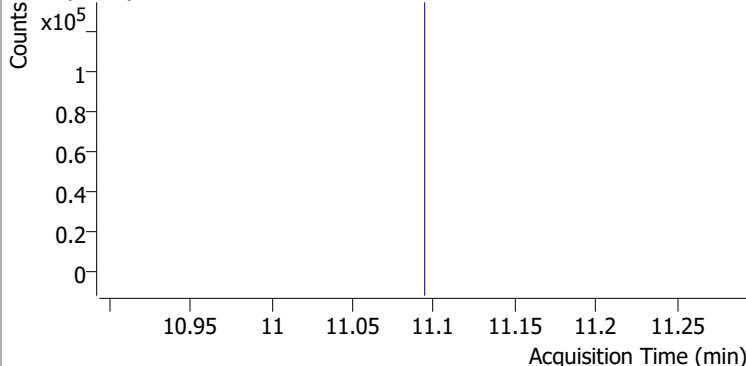
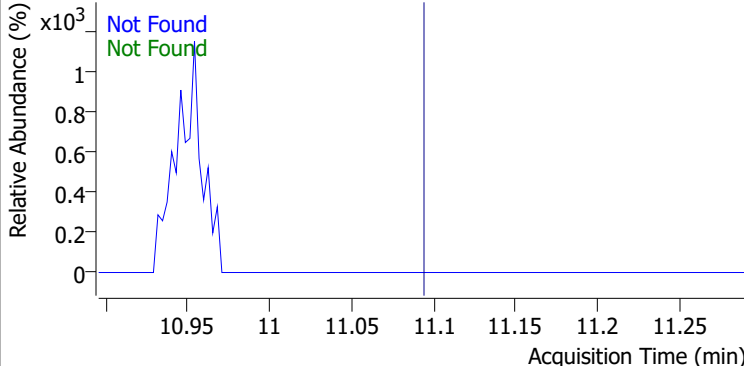
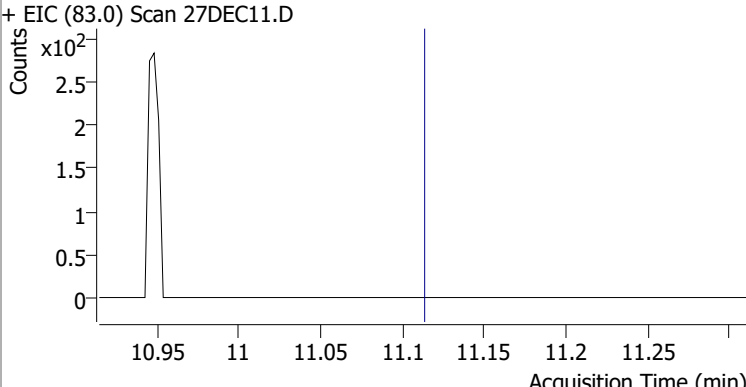
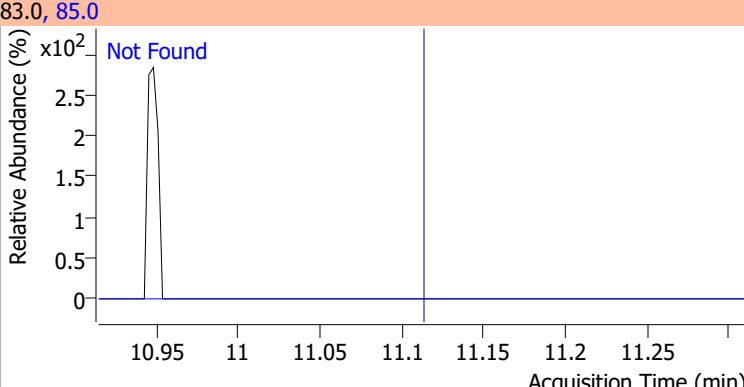
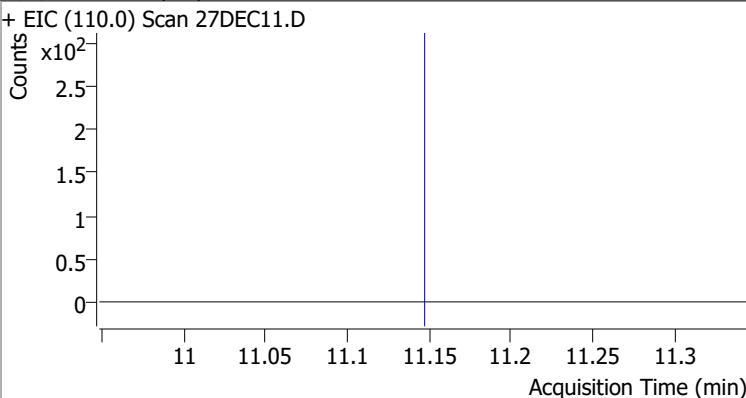
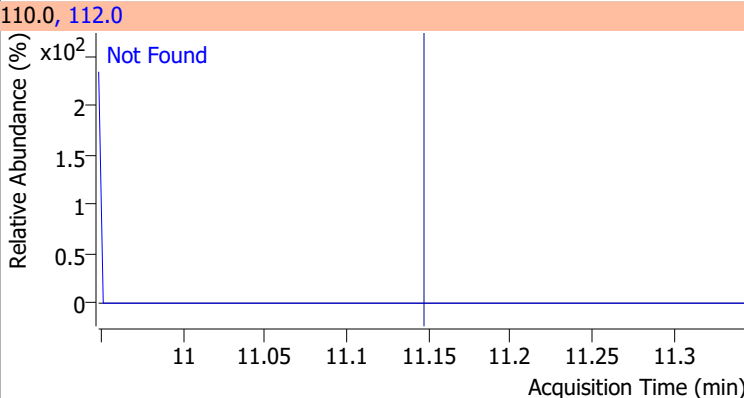
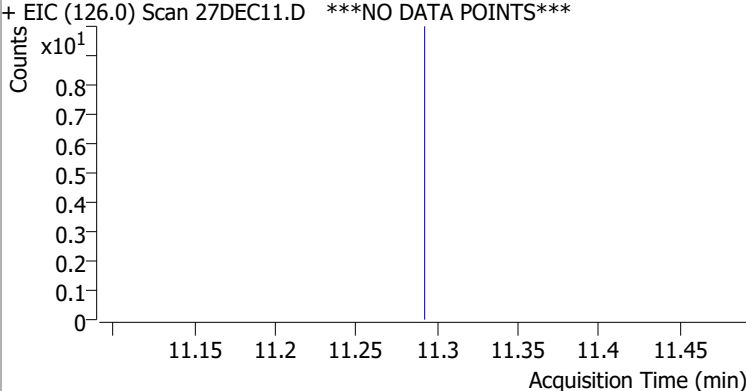
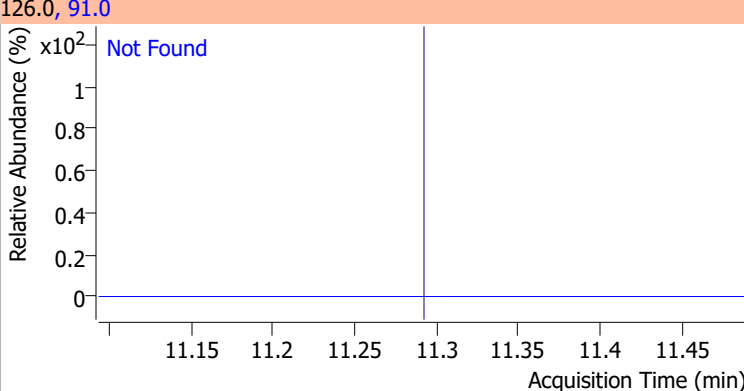
Compound	Conc.	Exp RT	QIon	Exp Ratio	QIon	Exp Ratio
Bromoform	N.D.	10.62	170.5	52.7	174.5	50.7



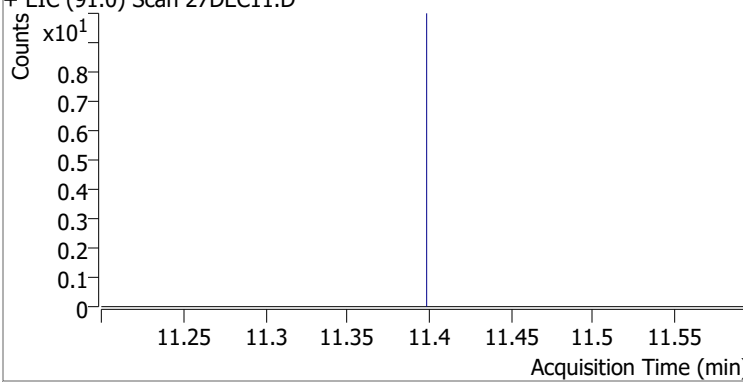
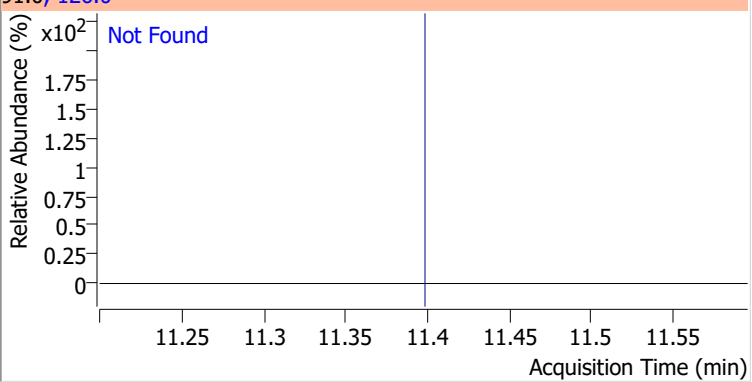
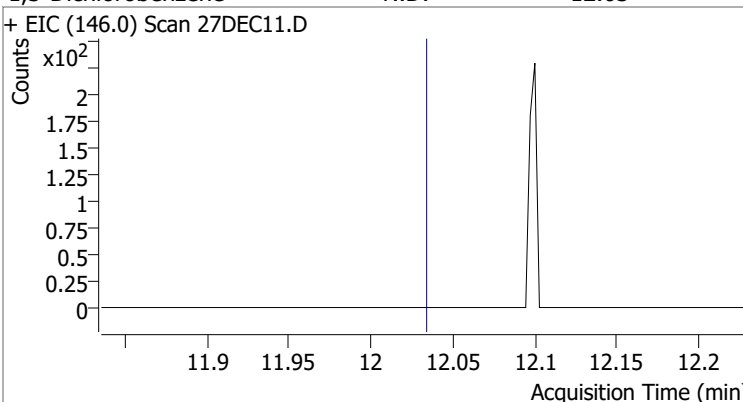
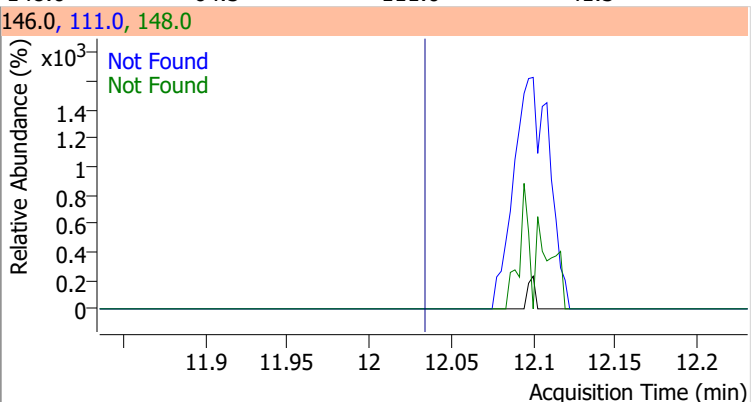
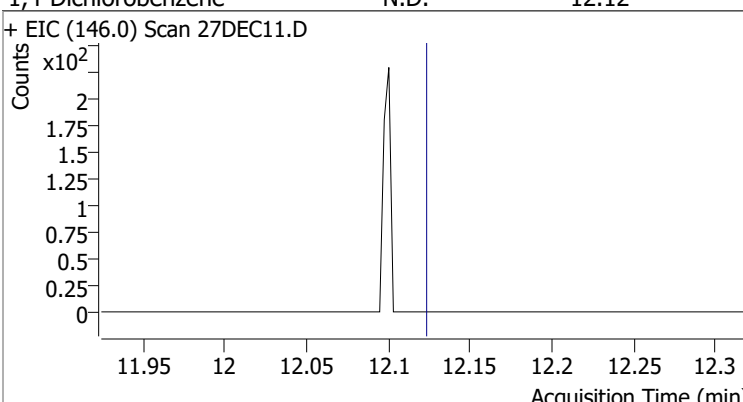
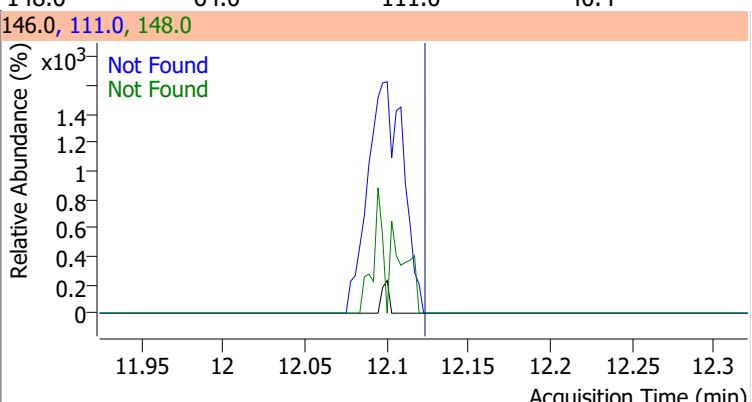
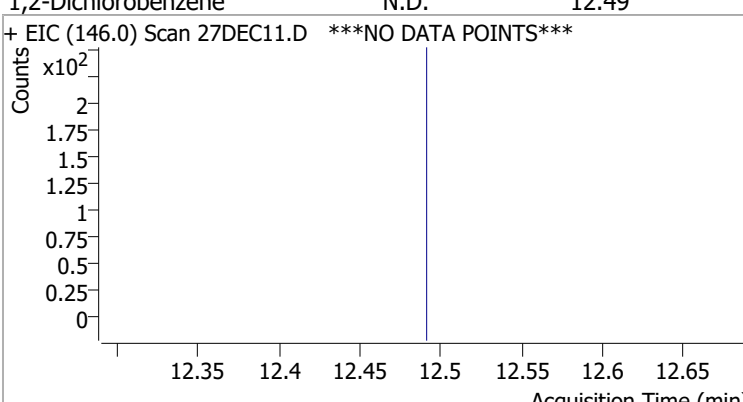
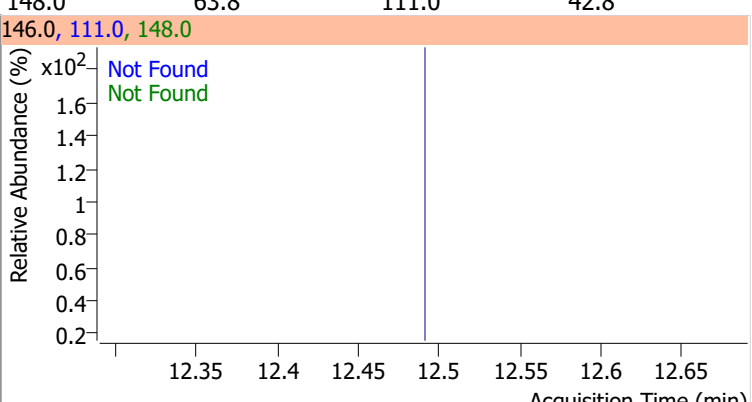
Compound	Conc.	RT	Dev(Min)	Resp.	QIon	QRatio	Lower	Upper
p-Bromofluorobenzene	256.1476	10.95	0.00	173908	174.0	92.7	55.5	115.5
					176.0	90.2	52.5	112.5



Quantitation Results Report (QT Reviewed)

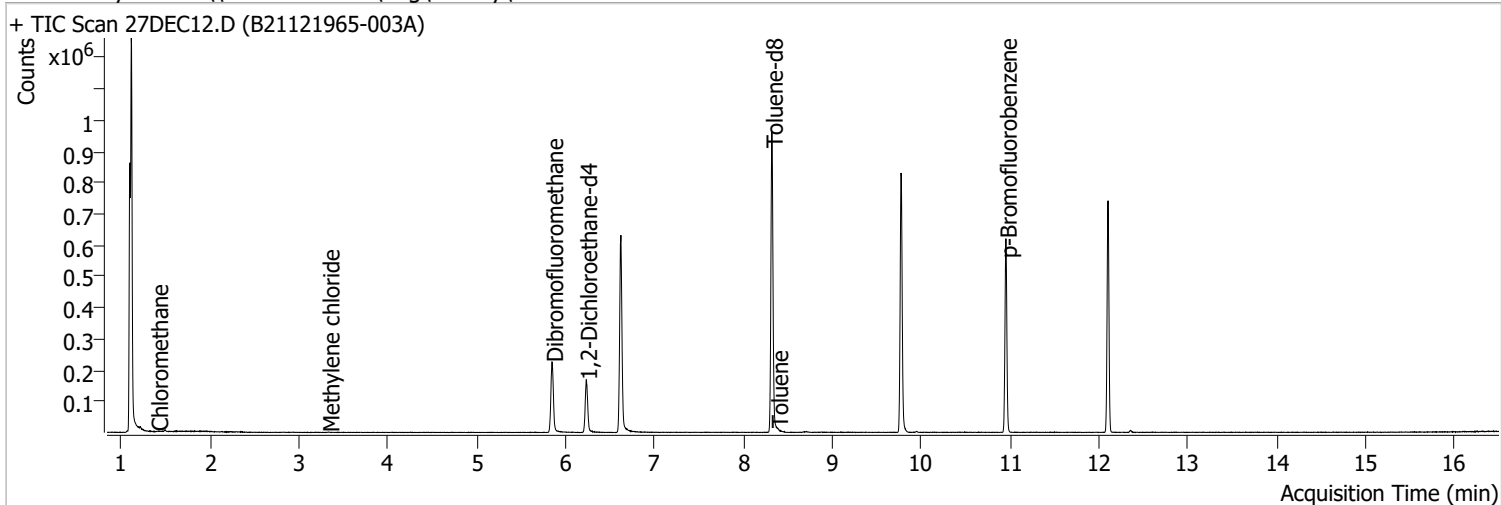
Compound	Conc.	Exp RT	QIon	Exp Ratio	QIon	Exp Ratio
Bromobenzene	N.D.	11.09	77.0	153.2	158.0	96.2
+ EIC (156.0) Scan 27DEC11.D ***NO DATA POINTS***			156.0, 77.0, 158.0			
						
1,1,2,2-Tetrachloroethane	N.D.	11.11	85.0	63.2		
+ EIC (83.0) Scan 27DEC11.D			83.0, 85.0			
						
1,2,3-Trichloropropane	N.D.	11.15	112.0	65.8		
+ EIC (110.0) Scan 27DEC11.D			110.0, 112.0			
						
2-Chlorotoluene	N.D.	11.29	91.0	294.1		
+ EIC (126.0) Scan 27DEC11.D ***NO DATA POINTS***			126.0, 91.0			
						

Quantitation Results Report (QT Reviewed)

Compound	Conc.	Exp RT	QIon	Exp Ratio		
4-Chlorotoluene	N.D.	11.40	126.0	30.4		
+ EIC (91.0) Scan 27DEC11.D			91.0, 126.0			
						
1,3-Dichlorobenzene	N.D.	12.03	148.0	64.5	QIon	Exp Ratio
+ EIC (146.0) Scan 27DEC11.D			146.0, 111.0, 148.0			
						
1,4-Dichlorobenzene	N.D.	12.12	148.0	64.0	QIon	Exp Ratio
+ EIC (146.0) Scan 27DEC11.D			146.0, 111.0, 148.0			
						
1,2-Dichlorobenzene	N.D.	12.49	148.0	63.8	QIon	Exp Ratio
+ EIC (146.0) Scan 27DEC11.D ***NO DATA POINTS***			146.0, 111.0, 148.0			
						

Quantitation Results Report (QT Reviewed)

Data File	27DEC12.D	Operator	MSC
Acq. Method	5975CACQF.M	Acq. Date-Time	12/27/2021 2:13:16 PM
Sample Name	B21121965-003A	Instrument	VOA5975C
Vial	12	Multiplier	1.00
DA Method File	VOA5975C_8260B_SHT_DoD_L4_120721.m	Comment	
Tune File	BFB_Atune3.u	Tune Date	10/11/2021 4:02:00 PM
Batch Name	VG122721_8260B_624pt1.batch.bin	Last Calib Update	1/5/2022 1:54:14 PM
Ref Library	\\MASSHUNTER\Org\Library\NIST129K.I		



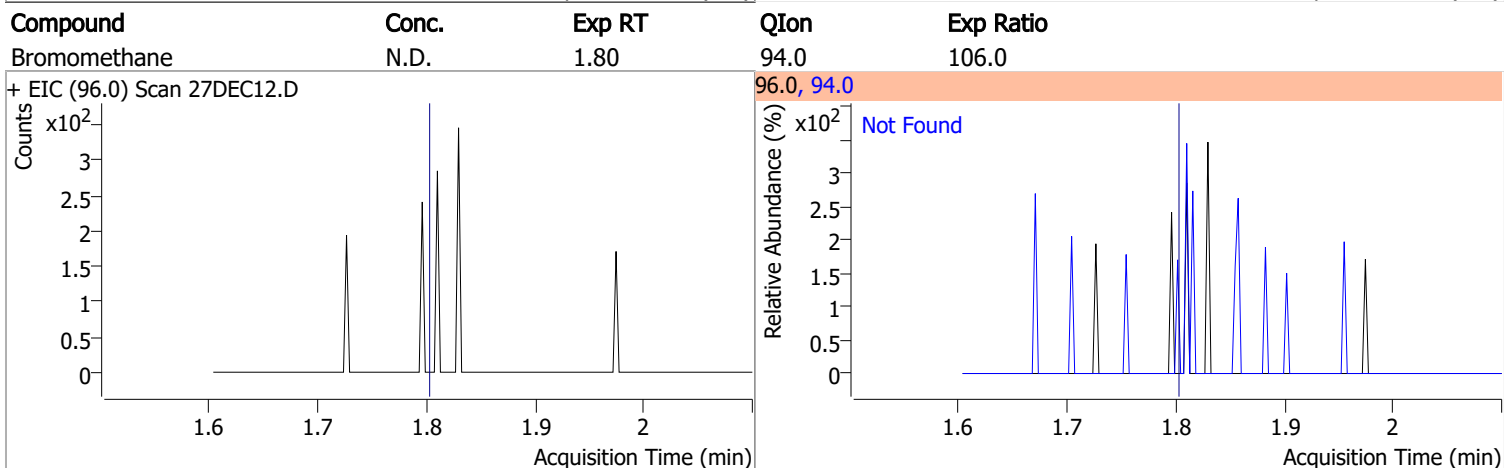
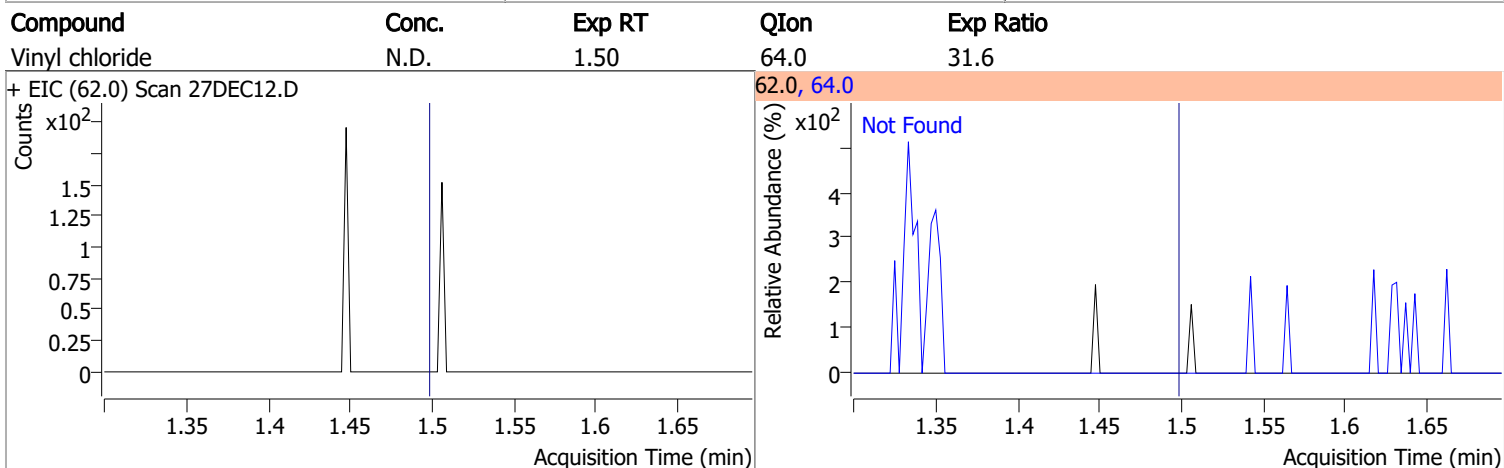
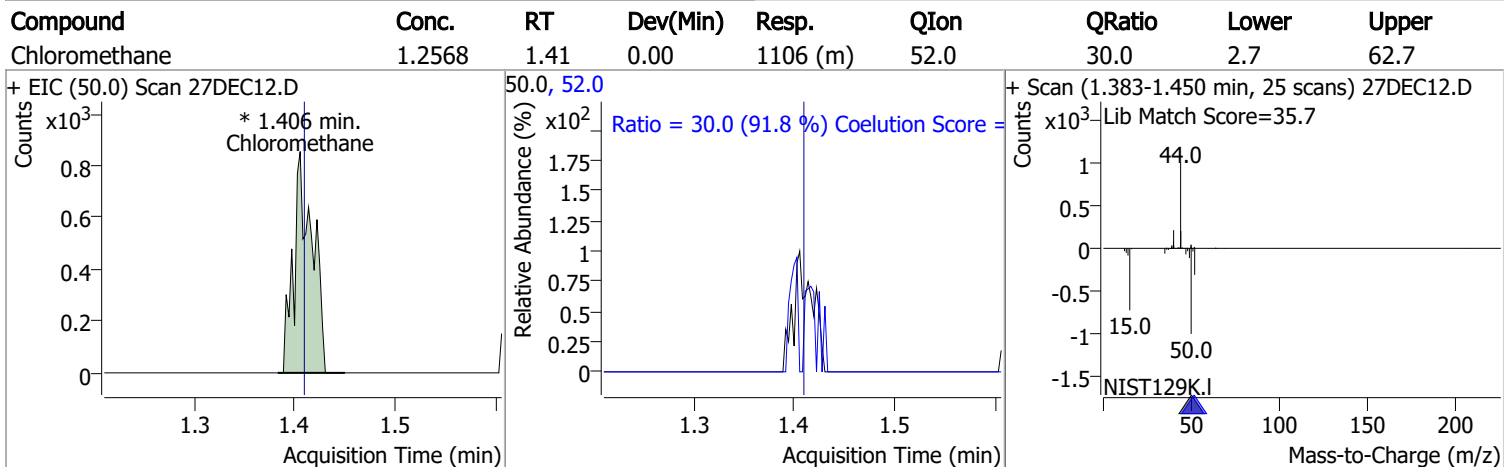
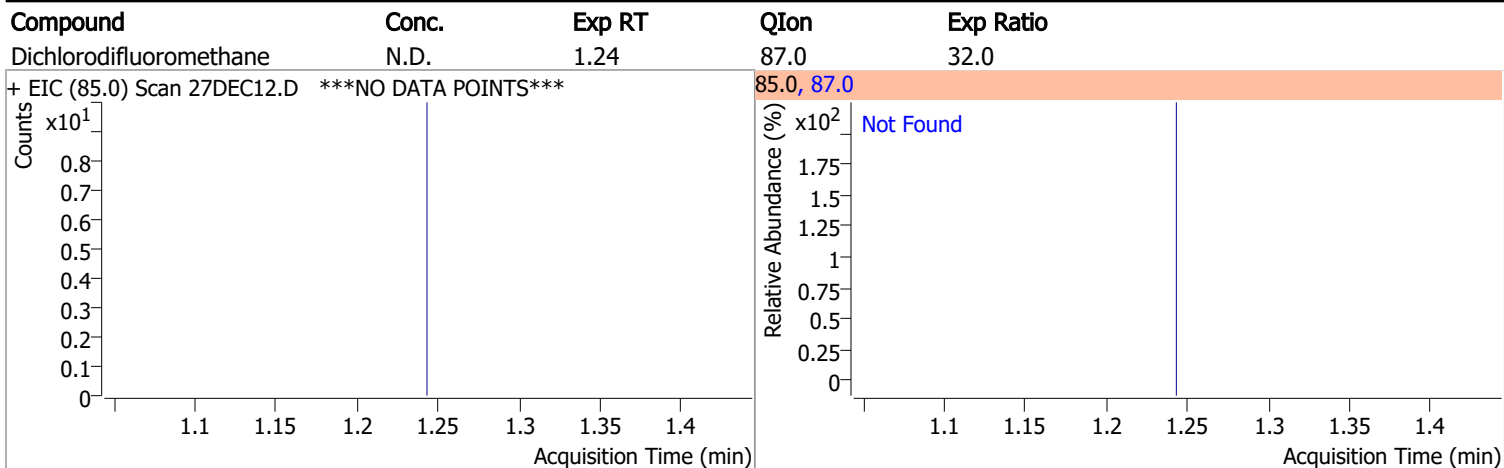
Compound	RT	QIon	Resp.	Conc.	Units	Dev(Min)
Internal Standards						
M Fluorobenzene	6.620	96.0	540666	250.0000	ng	0.000
M Chlorobenzene-d5	9.772	82.0	233257	250.0000	ng	-0.003
M 1,4-Dichlorobenzene-d4	12.100	152.0	176167	250.0000	ng	0.000
System Monitoring Compounds						
S Dibromofluoromethane	5.848	113.0	135481	255.6782	ng	-0.003
Spiked Amount: 250.000	Range: 80.0 - 119.0%			Recovery = 102.27%		
S 1,2-Dichloroethane-d4	6.230	67.0	61141	252.8341	ng	0.000
Spiked Amount: 250.000	Range: 81.0 - 118.0%			Recovery = 101.13%		
S Toluene-d8	8.319	98.0	599741	255.7757	ng	0.000
Spiked Amount: 250.000	Range: 89.0 - 112.0%			Recovery = 102.31%		
S p-Bromofluorobenzene	10.951	95.0	174109	258.2865	ng	0.000
Spiked Amount: 250.000	Range: 85.0 - 114.0%			Recovery = 103.31%		
Target Compounds						
T Dichlorodifluoromethane	0.000		0	N.D.		
T Chloromethane	1.406	50.0	1106	1.2568	ng	m 95
T Vinyl chloride	0.000		0	N.D.		
T Bromomethane	0.000		0	N.D.		
T Chloroethane	0.000		0	N.D.		
T Trichlorofluoromethane	0.000		0	N.D.		
T 1,1-Dichloroethene	0.000		0	N.D.		
T Methylene chloride	3.333	49.0	684	0.8637	ng	m 82
T trans-1,2-Dichloroethene	0.000		0	N.D.		
T Methyl tert-butyl ether (MTBE)	0.000		0	N.D.		
T 1,1-Dichloroethane	0.000		0	N.D.		
T 2,2-Dichloropropane	0.000		0	N.D.		
T cis-1,2-Dichloroethene	0.000		0	N.D.		
T Methyl ethyl ketone	0.000		0	N.D.		
T Bromochloromethane	0.000		0	N.D.		
T Chloroform	0.000		0	N.D.		

Quantitation Results Report (QT Reviewed)

Compound	RT	QIon	Resp.	Conc.	Units		Dev(Min)
T 1,1,1-Trichloroethane	0.000		0	N.D.			
T Carbon tetrachloride	0.000		0	N.D.			
T 1,1-Dichloropropene	0.000		0	N.D.			
T Benzene	0.000		0	N.D.			
T 1,2-Dichloroethane	0.000		0	N.D.			
T Trichloroethene	0.000		0	N.D.			
T 1,2-Dichloropropane	0.000		0	N.D.			
T Dibromomethane	0.000		0	N.D.			
T Bromodichloromethane	0.000		0	N.D.			
T cis-1,3-Dichloropropene	0.000		0	N.D.			
T Toluene	8.377	92.0	1218	0.7904	ng	m	84
T trans-1,3-Dichloropropene	0.000		0	N.D.			
T 1,1,2-Trichloroethane	0.000		0	N.D.			
T Tetrachloroethene	0.000		0	N.D.			
T 1,3-Dichloropropane	0.000		0	N.D.			
T Chlorodibromomethane	0.000		0	N.D.			
T 1,2-Dibromoethane	0.000		0	N.D.			
T Chlorobenzene	0.000		0	N.D.			
T 1,1,1,2-Tetrachloroethane	0.000		0	N.D.			
T Ethylbenzene	0.000		0	N.D.			
T m+p-Xylenes	10.036	106.0	0		ng	md	1
T o-Xylene	0.000		0	N.D.			
T Styrene	0.000		0	N.D.			
T Bromoform	0.000		0	N.D.			
T Bromobenzene	0.000		0	N.D.			
T 1,1,2,2-Tetrachloroethane	0.000		0	N.D.			
T 1,2,3-Trichloropropane	0.000		0	N.D.			
T 2-Chlorotoluene	0.000		0	N.D.			
T 4-Chlorotoluene	0.000		0	N.D.			
T 1,3-Dichlorobenzene	0.000		0	N.D.			
T 1,4-Dichlorobenzene	0.000		0	N.D.			
T 1,2-Dichlorobenzene	0.000		0	N.D.			

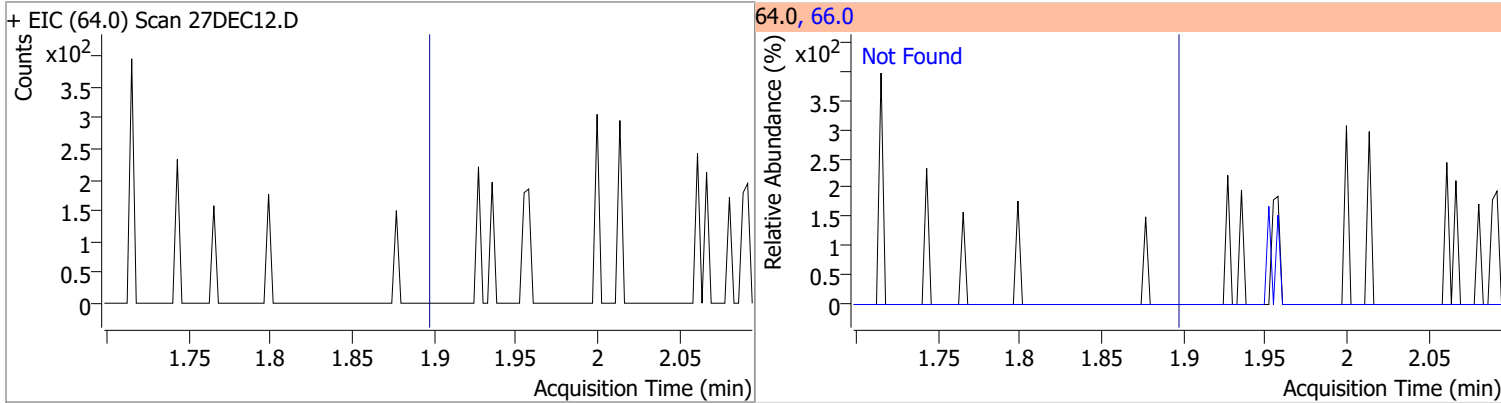
(#) = Qualifier Out of Range; (m) = Manual Integration; (+) = Area Summed; (*) = Surrogate Percent Recovery Out of Range; (d): Zeroed Peak

Quantitation Results Report (QT Reviewed)

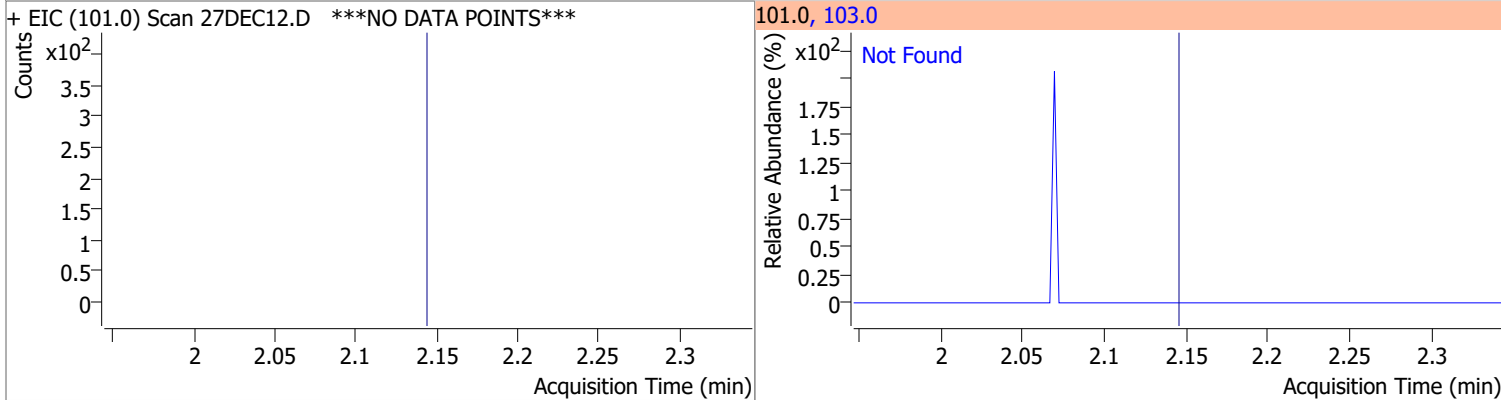


Quantitation Results Report (QT Reviewed)

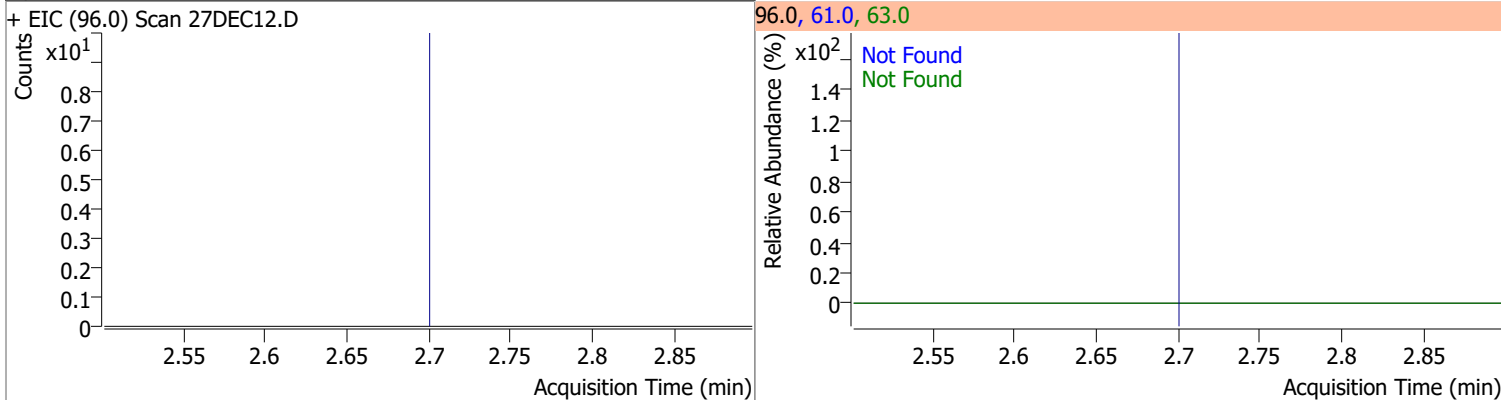
Compound	Conc.	Exp RT	QIon	Exp Ratio
Chloroethane	N.D.	1.90	66.0	30.8



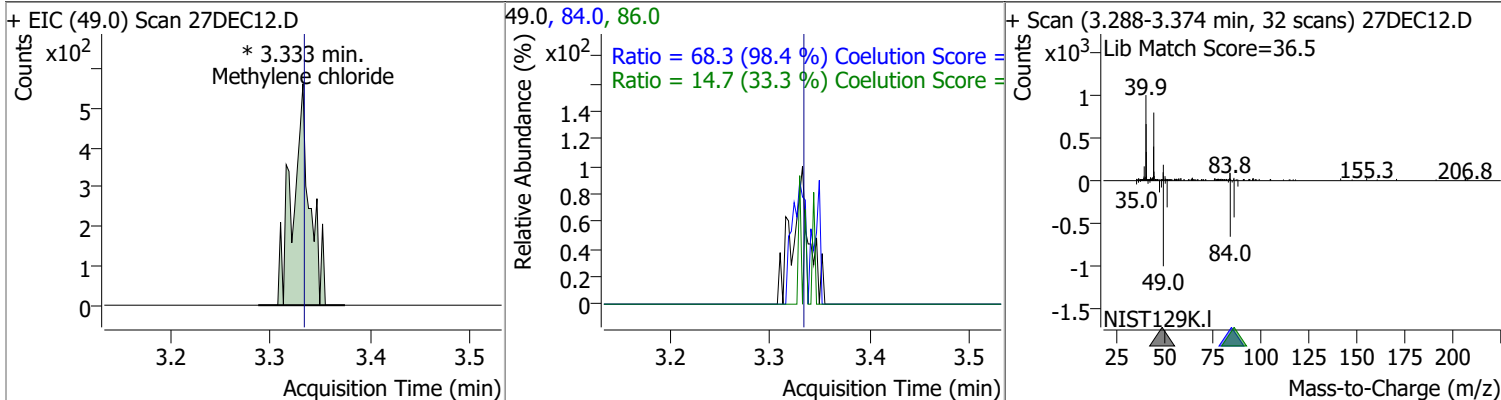
Compound	Conc.	Exp RT	QIon	Exp Ratio
Trichlorofluoromethane	N.D.	2.14	103.0	64.8



Compound	Conc.	Exp RT	QIon	Exp Ratio	QIon	Exp Ratio
1,1-Dichloroethene	N.D.	2.70	61.0	180.1	63.0	57.5

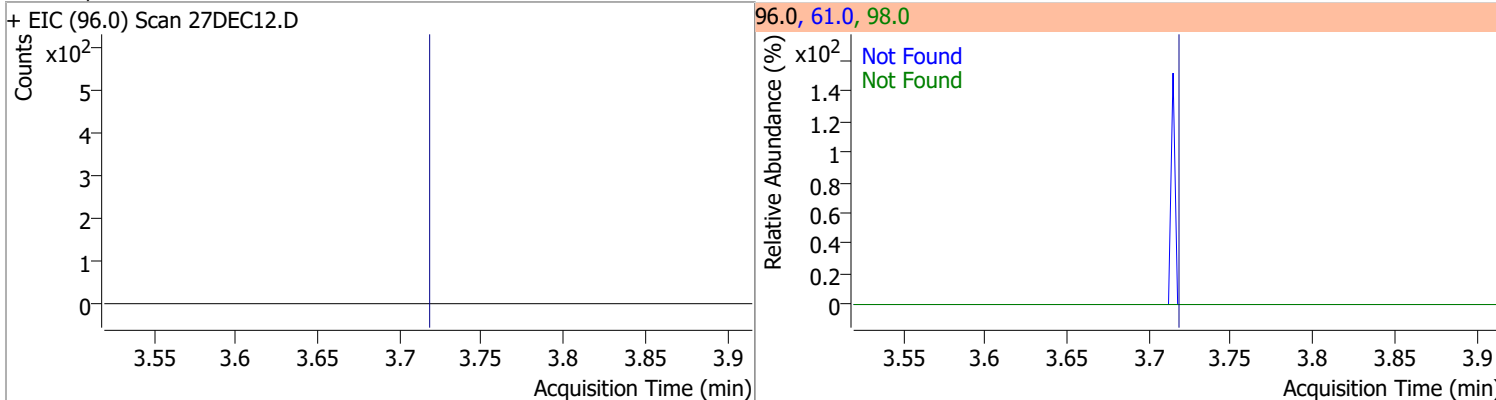


Compound	Conc.	RT	Dev(Min)	Resp.	QIon	QRatio	Lower	Upper
Methylene chloride	0.8637	3.33	0.00	684 (m)	84.0	68.3	39.4	99.4
					86.0	14.7	14.1	74.1

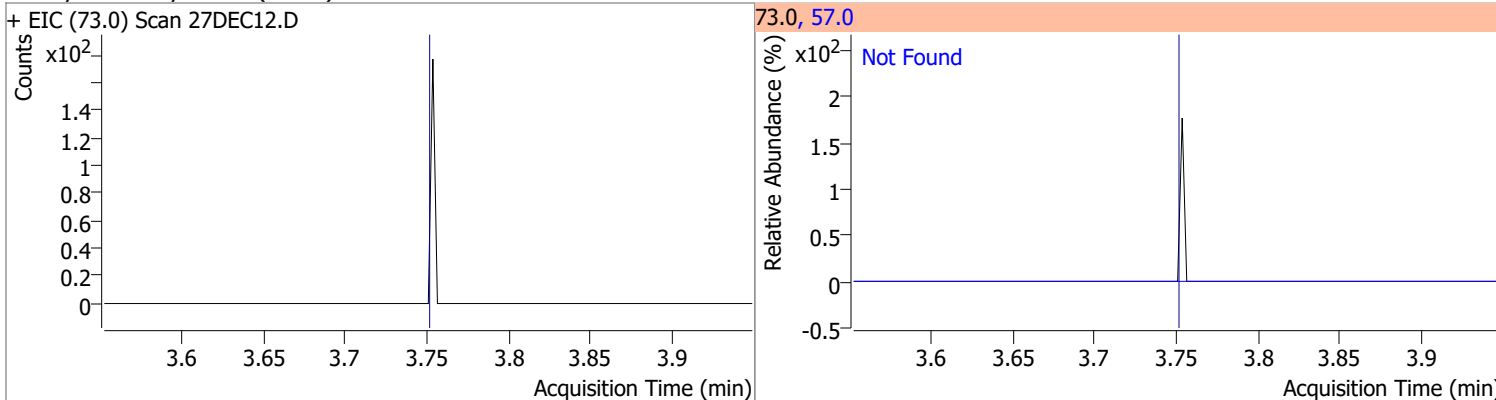


Quantitation Results Report (QT Reviewed)

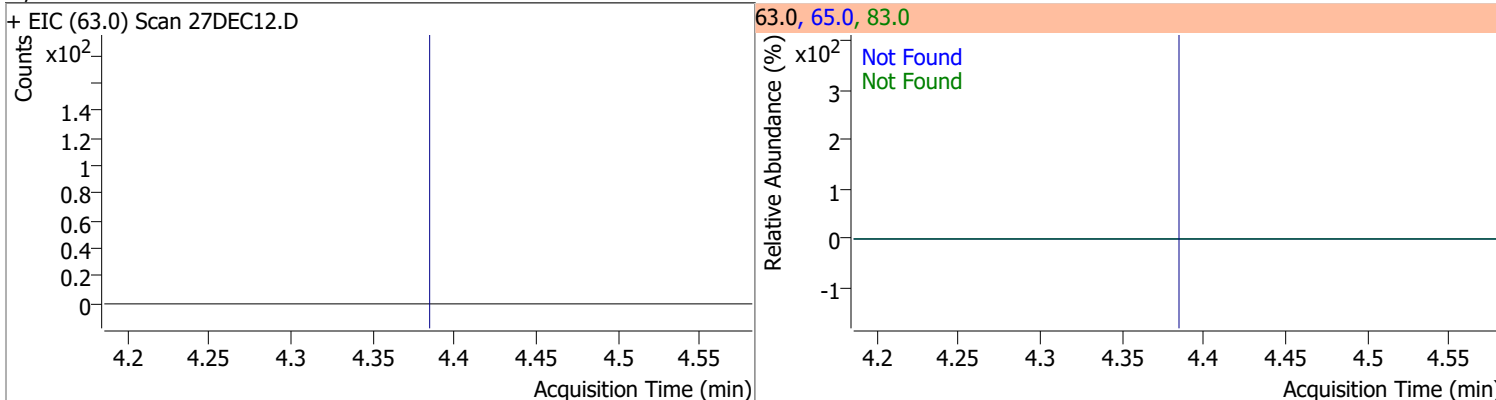
Compound	Conc.	Exp RT	QIon	Exp Ratio	QIon	Exp Ratio
trans-1,2-Dichloroethene	N.D.	3.72	61.0	155.1	98.0	62.8



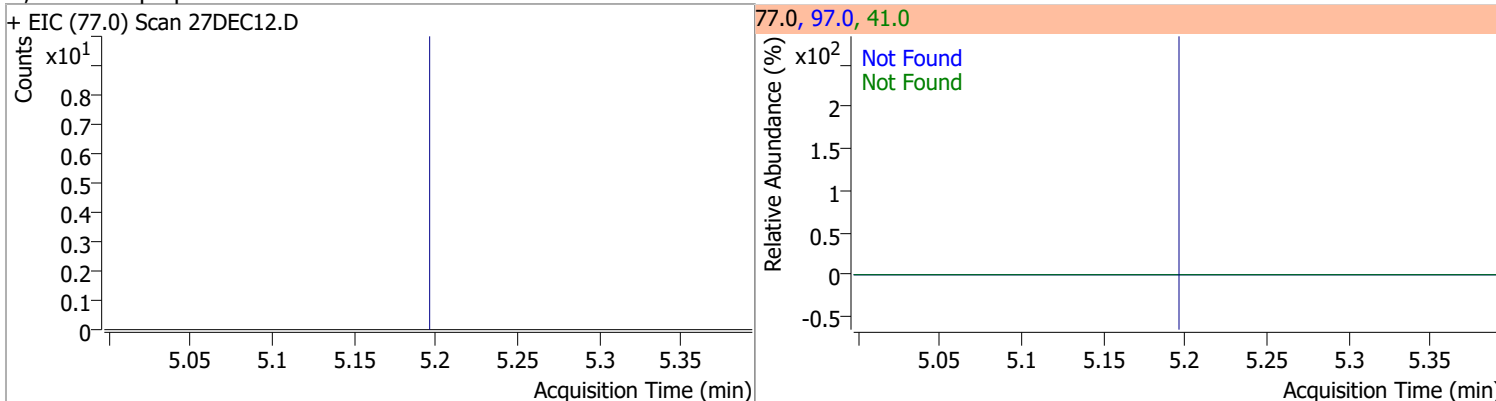
Compound	Conc.	Exp RT	QIon	Exp Ratio
Methyl tert-butyl ether (MTBE)	N.D.	3.75	57.0	23.9



Compound	Conc.	Exp RT	QIon	Exp Ratio	QIon	Exp Ratio
1,1-Dichloroethane	N.D.	4.38	65.0	31.7	83.0	12.8

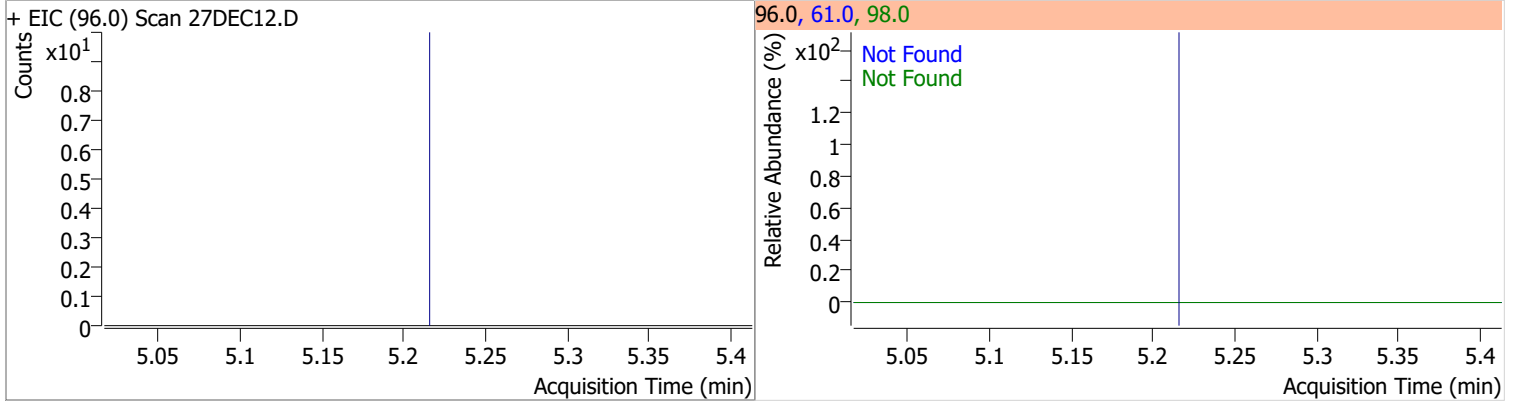


Compound	Conc.	Exp RT	QIon	Exp Ratio	QIon	Exp Ratio
2,2-Dichloropropane	N.D.	5.20	41.0	59.0	97.0	21.8

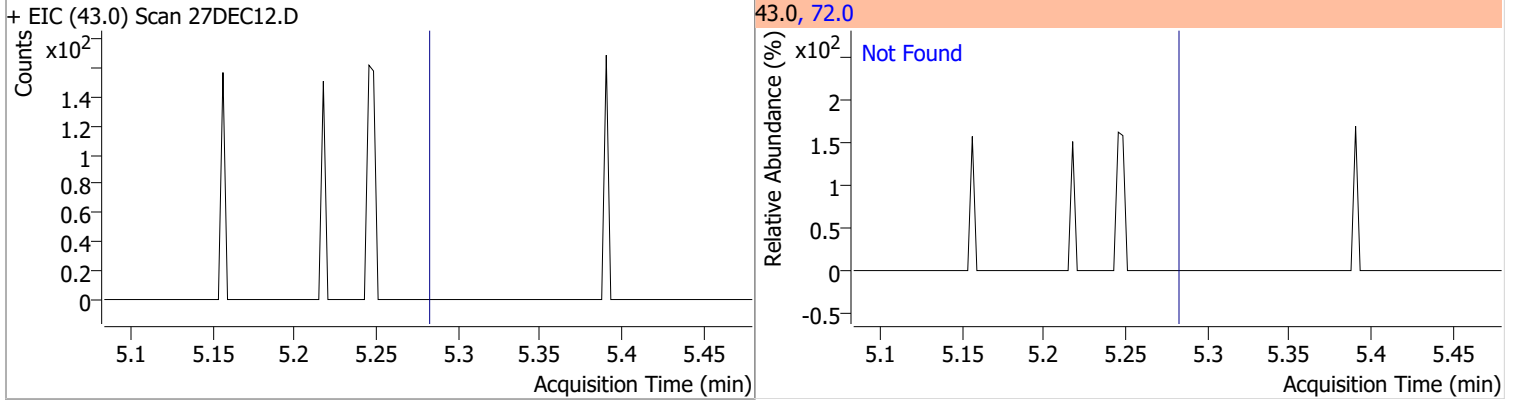


Quantitation Results Report (QT Reviewed)

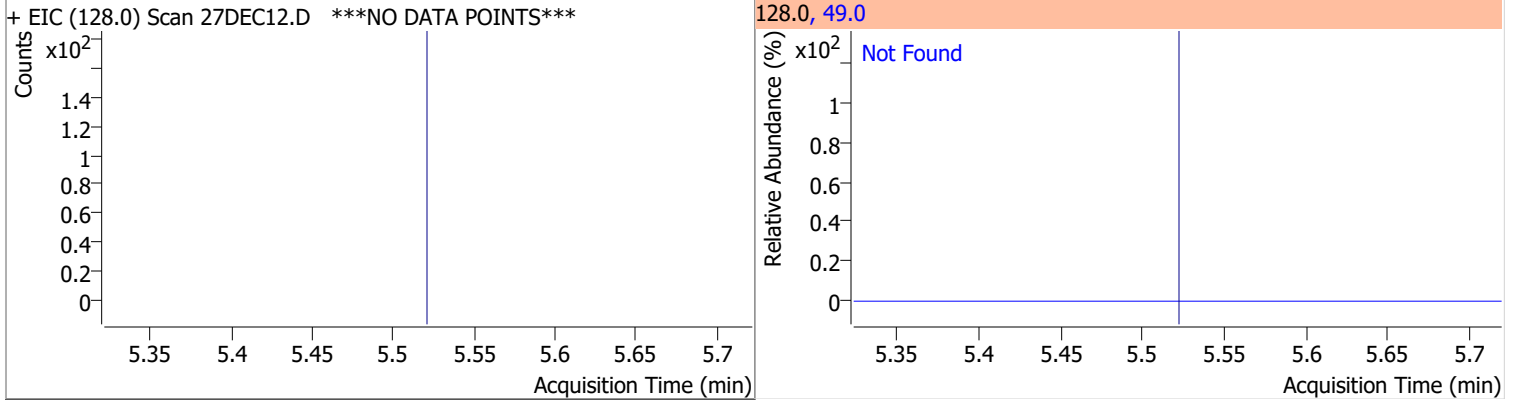
Compound	Conc.	Exp RT	QIon	Exp Ratio	QIon	Exp Ratio
cis-1,2-Dichloroethene	N.D.	5.21	61.0	163.3	98.0	64.4



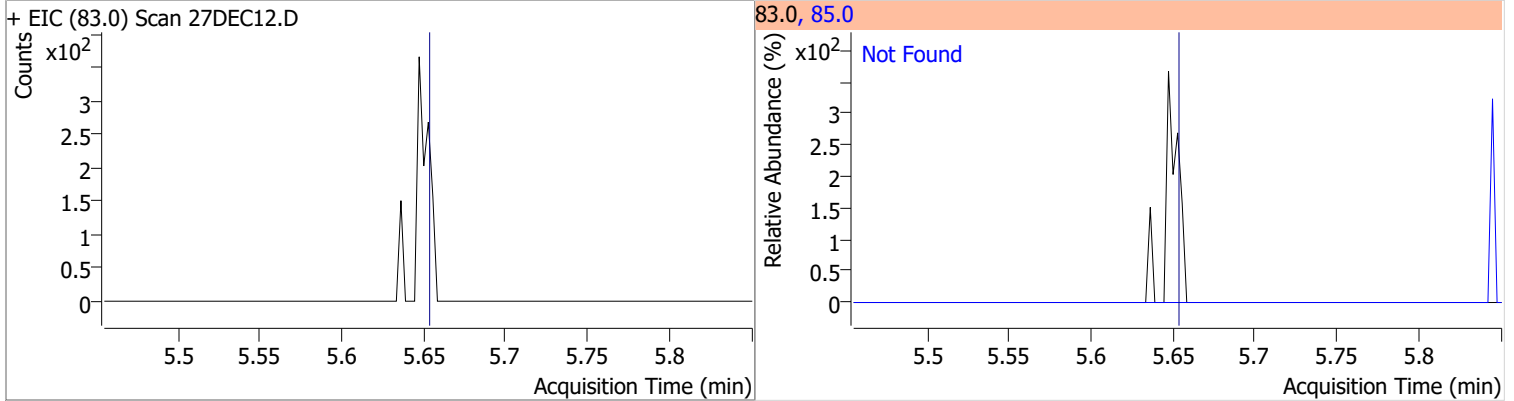
Compound	Conc.	Exp RT	QIon	Exp Ratio
Methyl ethyl ketone	N.D.	5.28	72.0	22.2



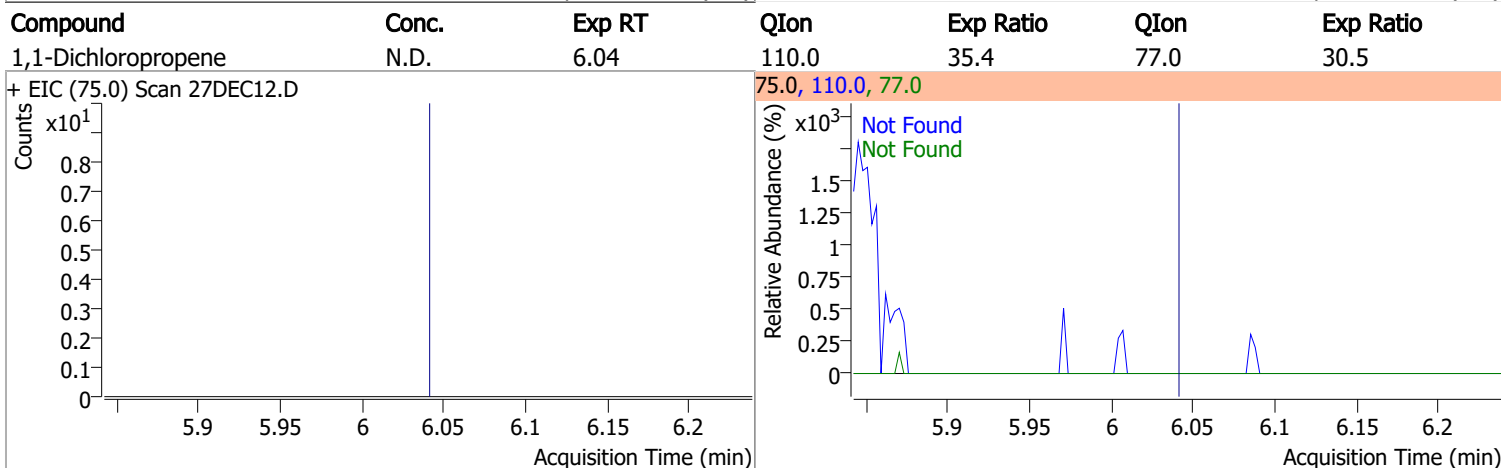
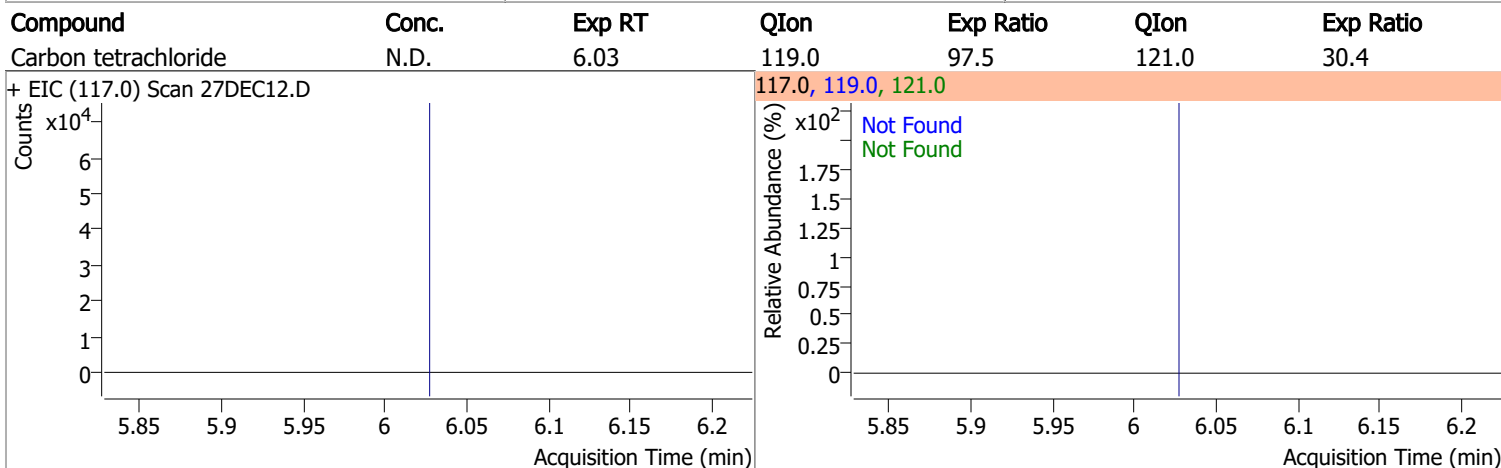
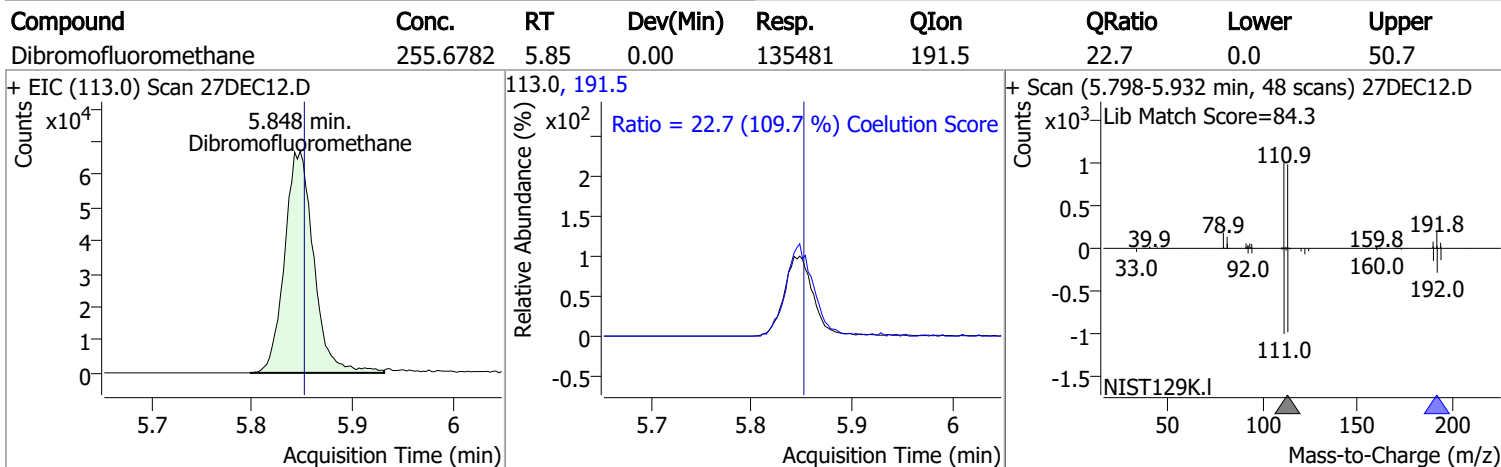
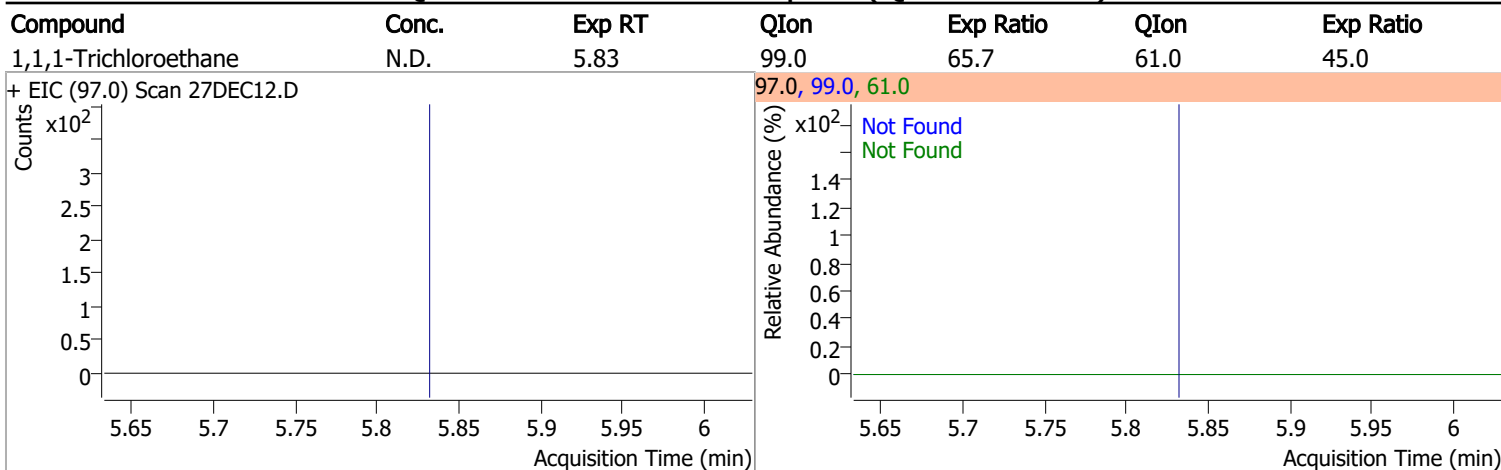
Compound	Conc.	Exp RT	QIon	Exp Ratio
Bromochloromethane	N.D.	5.52	49.0	184.6



Compound	Conc.	Exp RT	QIon	Exp Ratio
Chloroform	N.D.	5.65	85.0	65.1

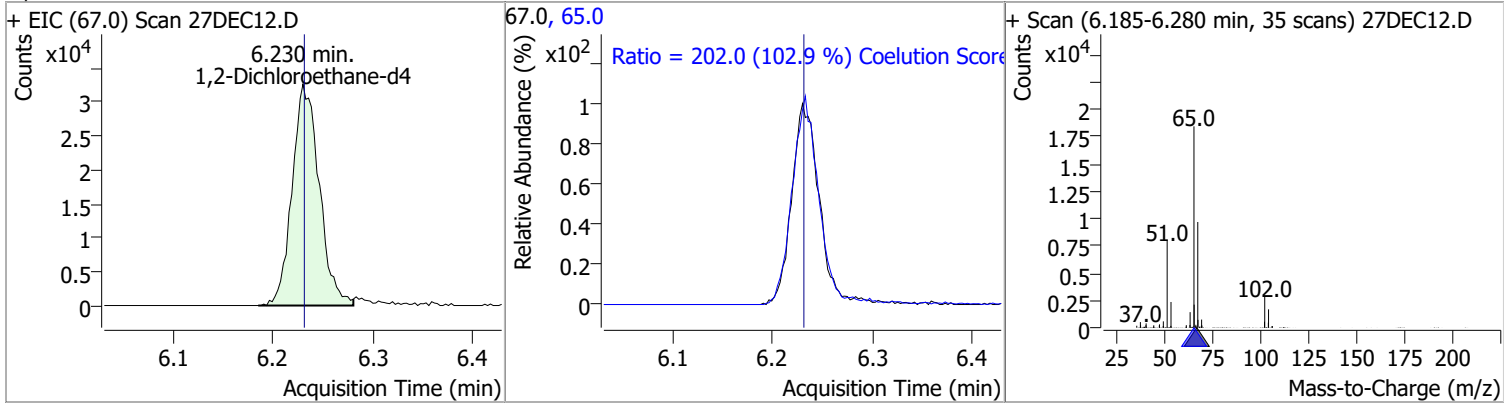


Quantitation Results Report (QT Reviewed)

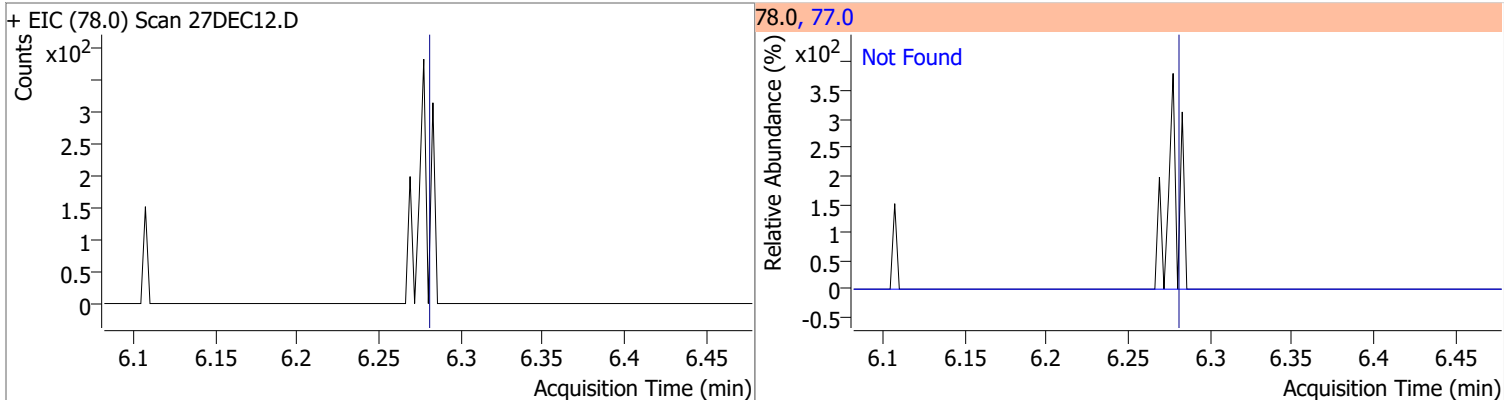


Quantitation Results Report (QT Reviewed)

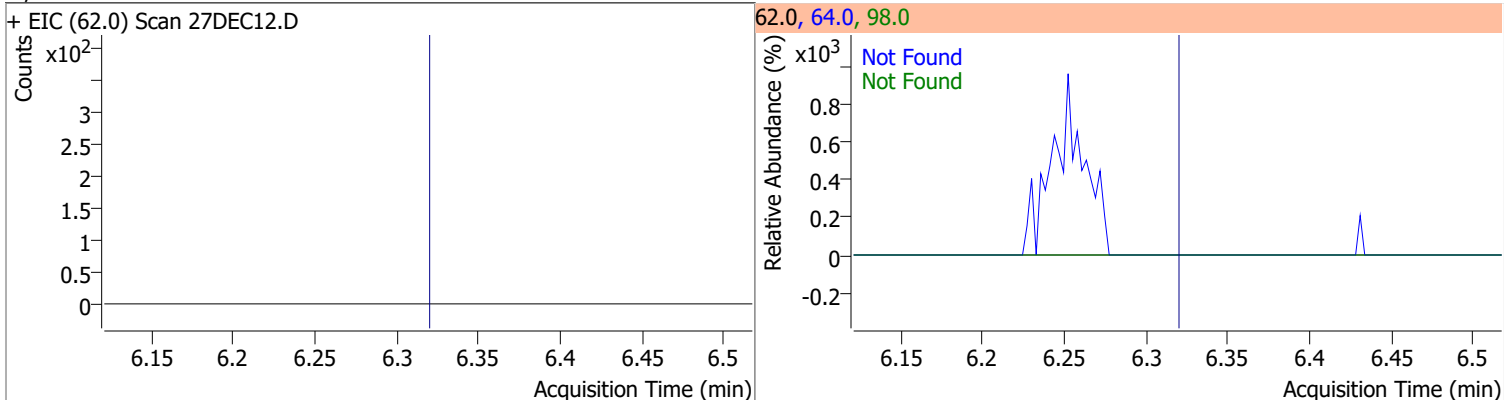
Compound	Conc.	RT	Dev(Min)	Resp.	QIon	QRatio	Lower	Upper
1,2-Dichloroethane-d4	252.8341	6.23	0.00	61141	65.0	202.0	166.3	226.3



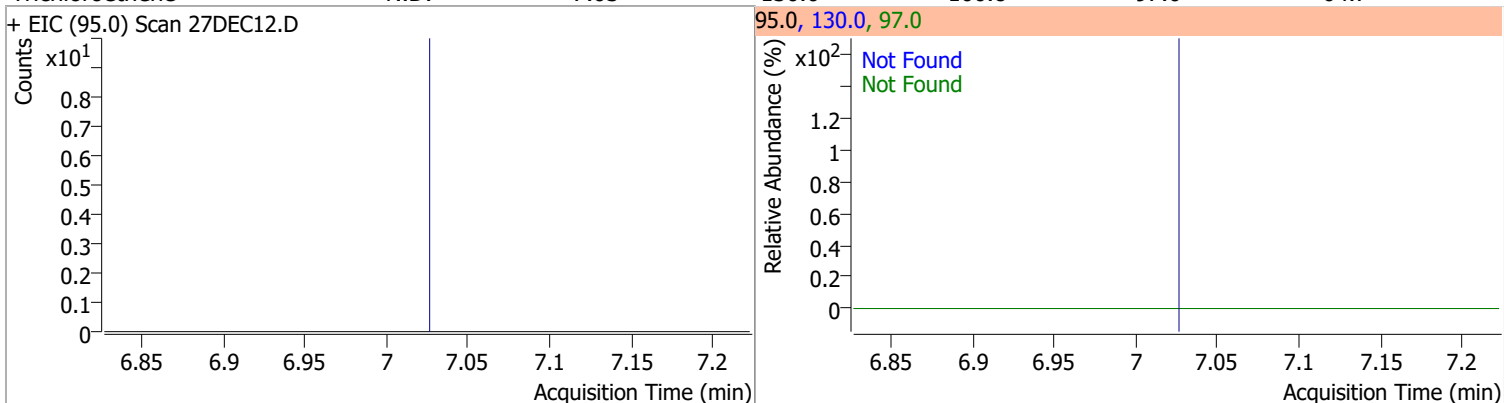
Compound	Conc.	Exp RT	QIon	Exp Ratio
Benzene	N.D.	6.28	77.0	23.5



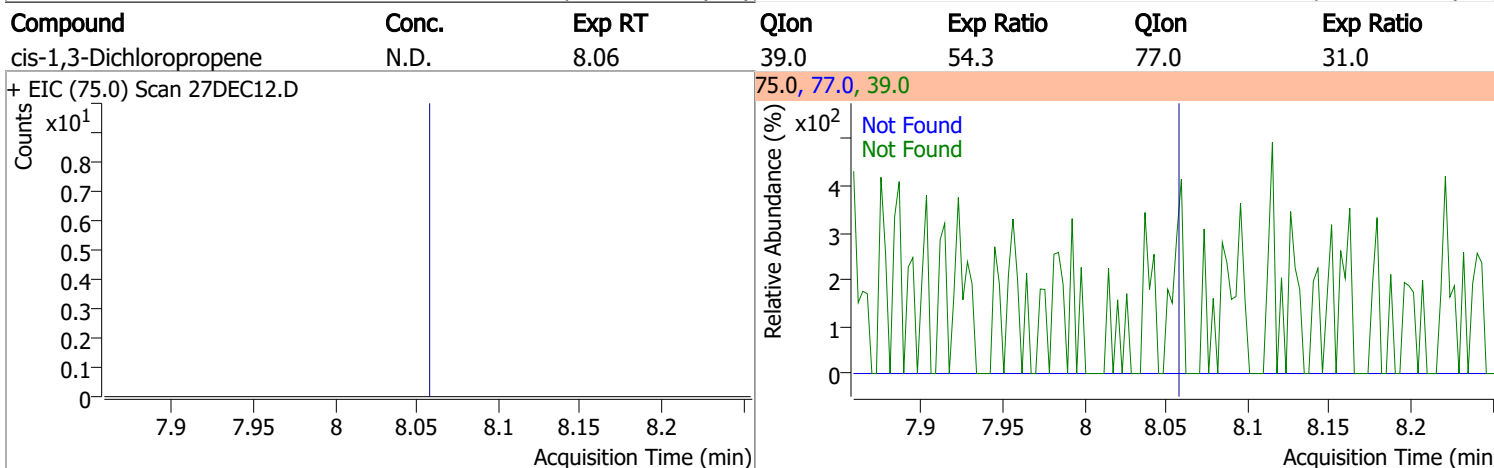
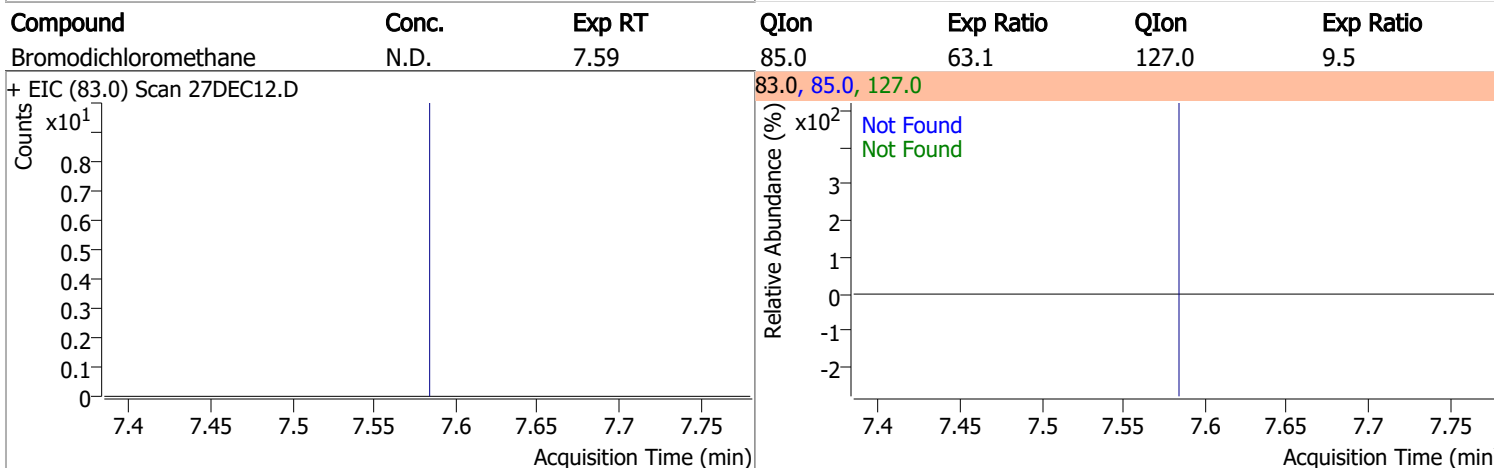
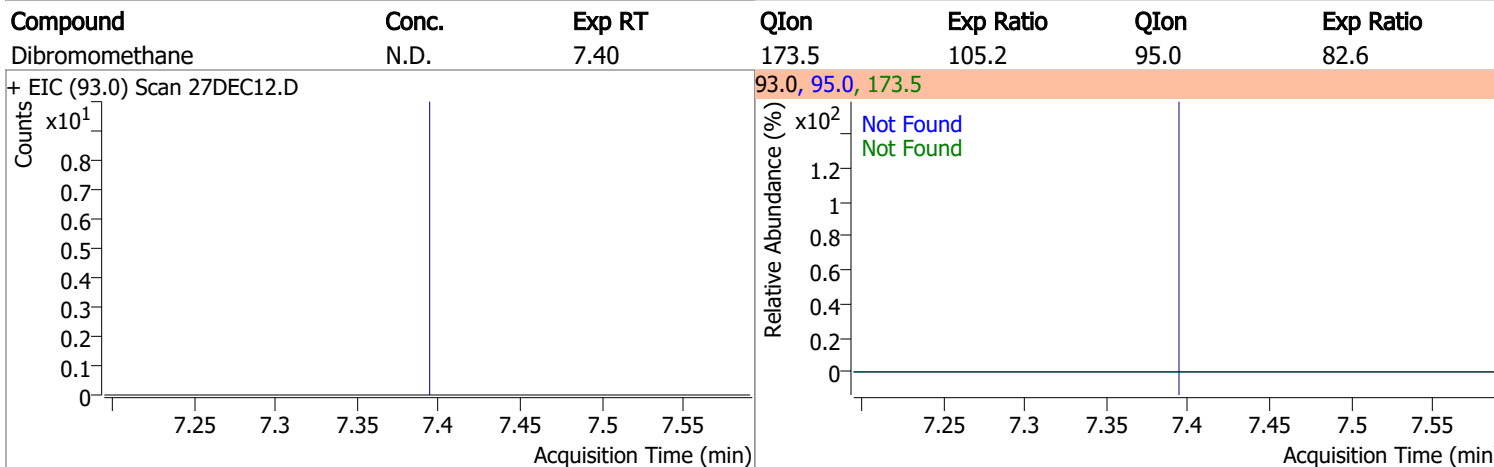
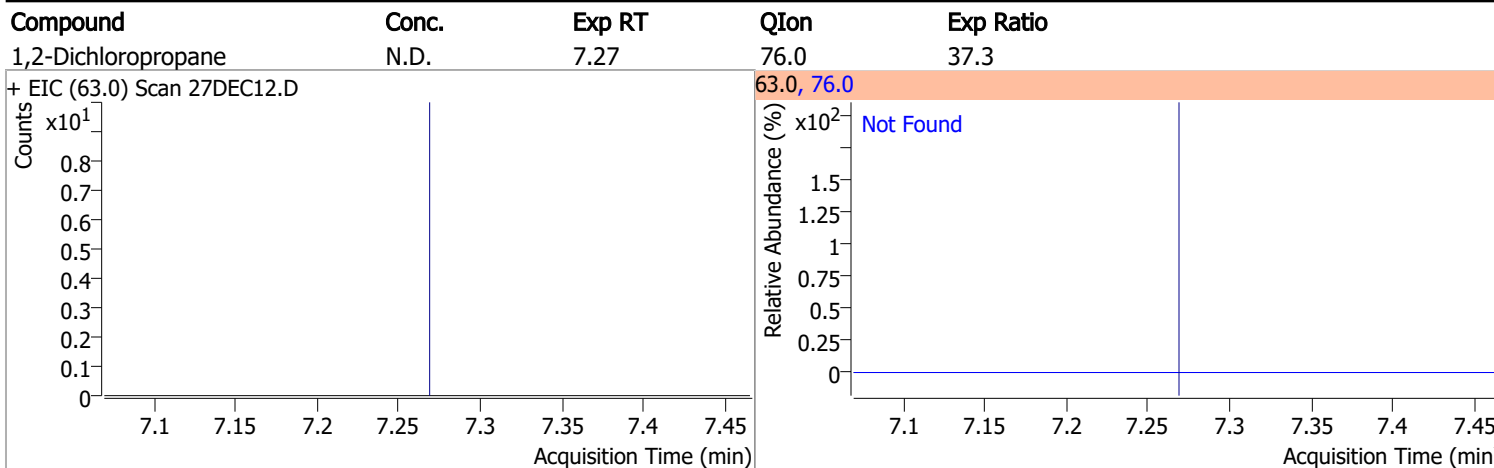
Compound	Conc.	Exp RT	QIon	Exp Ratio	QIon	Exp Ratio
1,2-Dichloroethane	N.D.	6.32	64.0	32.3	98.0	8.2



Compound	Conc.	Exp RT	QIon	Exp Ratio	QIon	Exp Ratio
Trichloroethene	N.D.	7.03	130.0	100.8	97.0	64.7

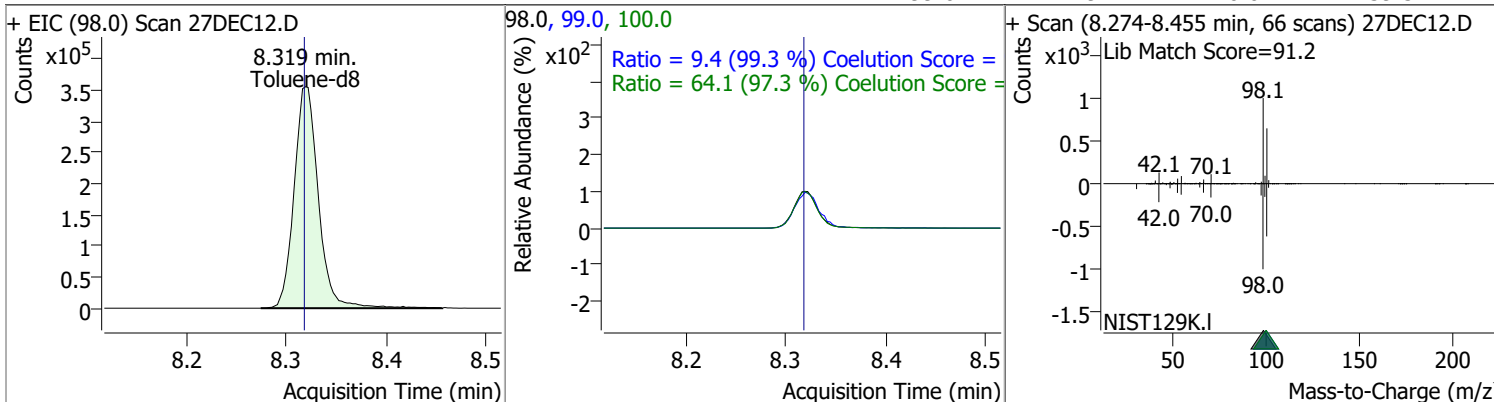


Quantitation Results Report (QT Reviewed)

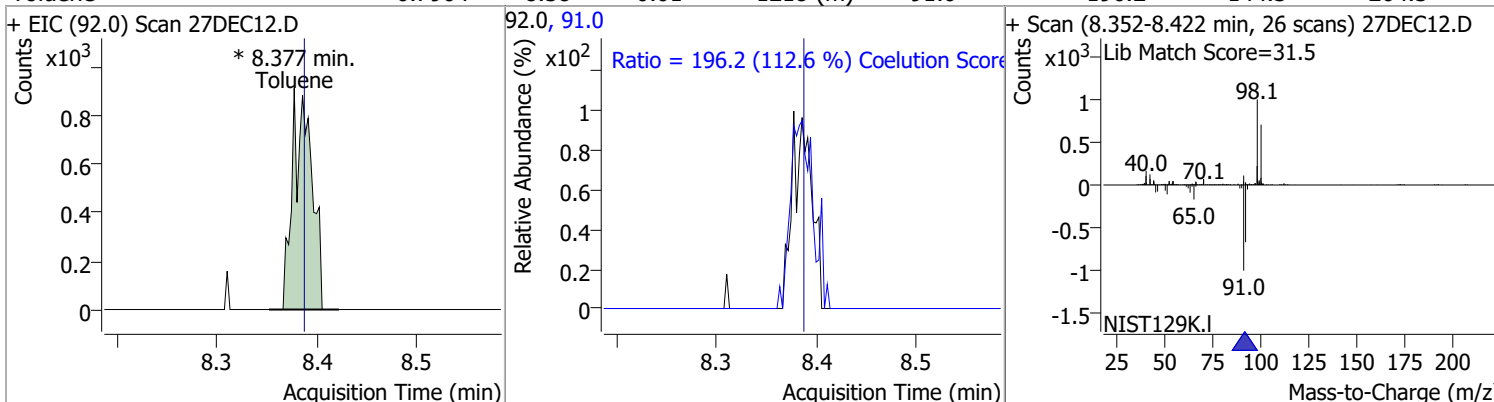


Quantitation Results Report (QT Reviewed)

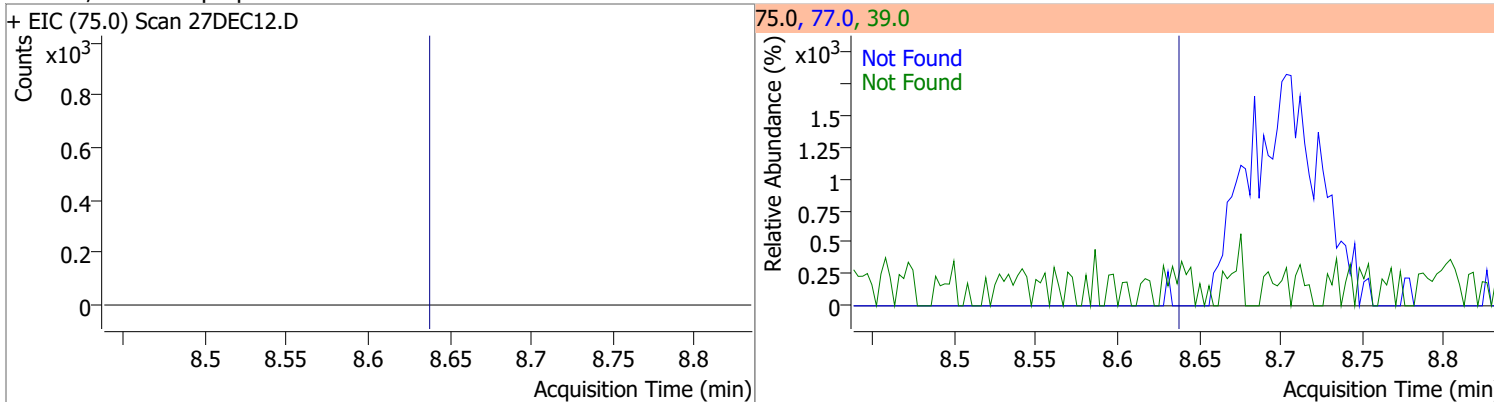
Compound	Conc.	RT	Dev(Min)	Resp.	QIon	QRatio	Lower	Upper
Toluene-d8	255.7757	8.32	0.00	599741	100.0	64.1	35.9	95.9
					99.0	9.4	0.0	39.5



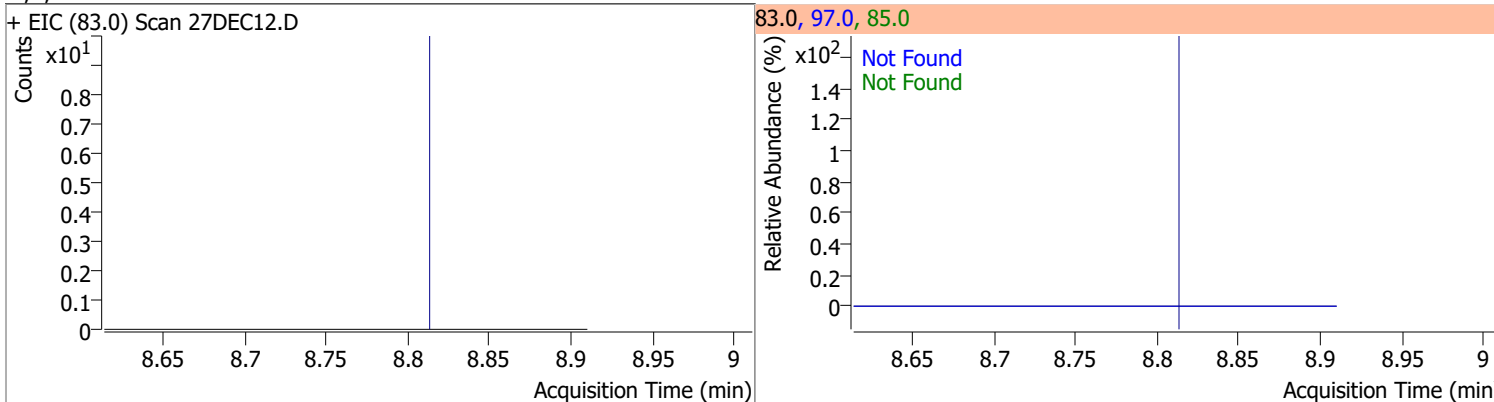
Compound	Conc.	RT	Dev(Min)	Resp.	QIon	QRatio	Lower	Upper
Toluene	0.7904	8.38	-0.01	1218 (m)	91.0	196.2	144.3	204.3



Compound	Conc.	Exp RT	QIon	Exp Ratio	QIon	Exp Ratio
trans-1,3-Dichloropropene	N.D.	8.64	39.0	52.1	77.0	32.0

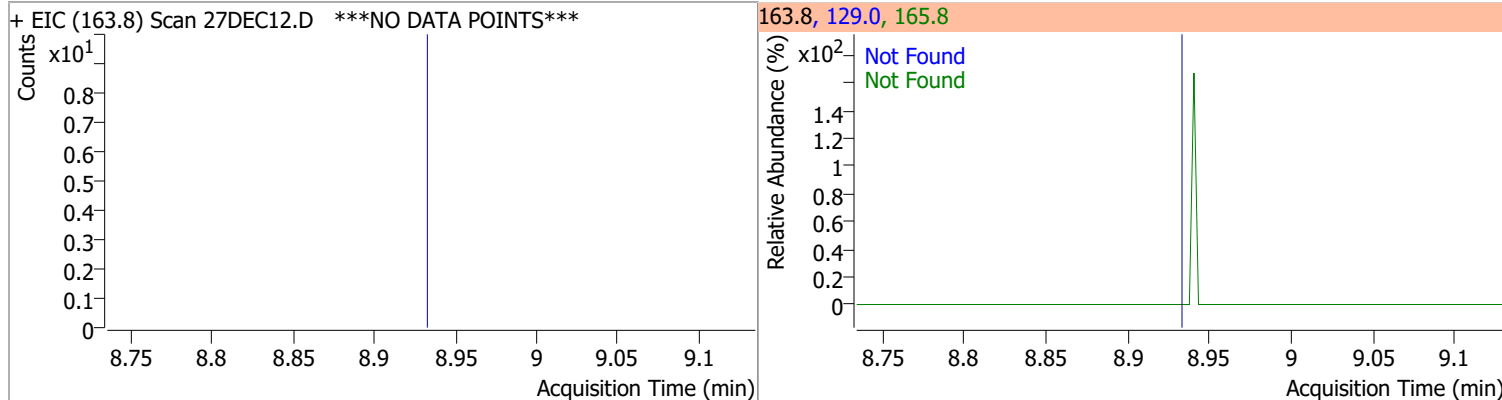


Compound	Conc.	Exp RT	QIon	Exp Ratio	QIon	Exp Ratio
1,1,2-Trichloroethane	N.D.	8.82	97.0	114.3	85.0	61.5

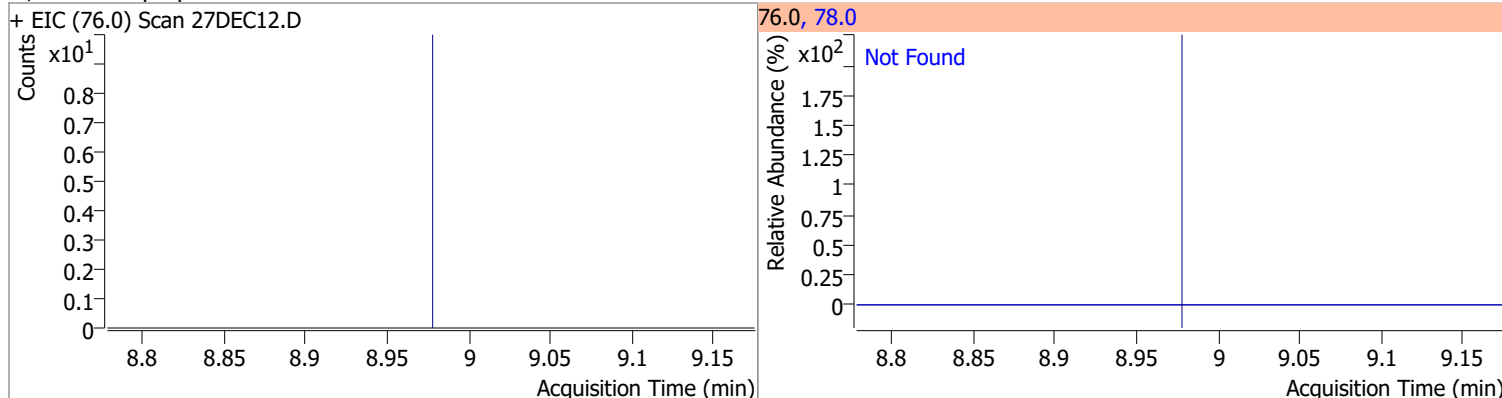


Quantitation Results Report (QT Reviewed)

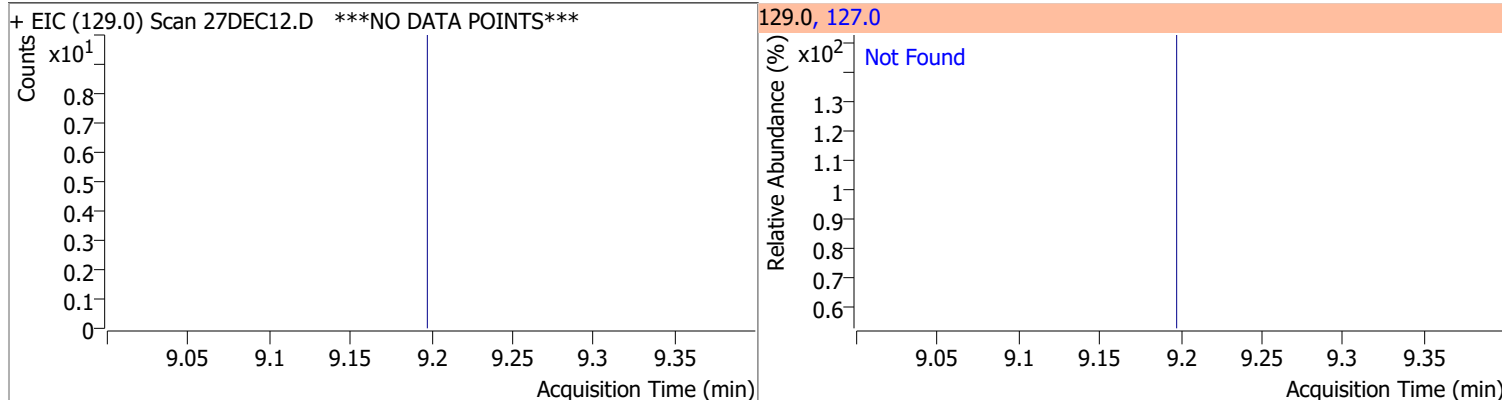
Compound	Conc.	Exp RT	QIon	Exp Ratio	QIon	Exp Ratio
Tetrachloroethene	N.D.	8.94	165.8	128.3	129.0	95.3



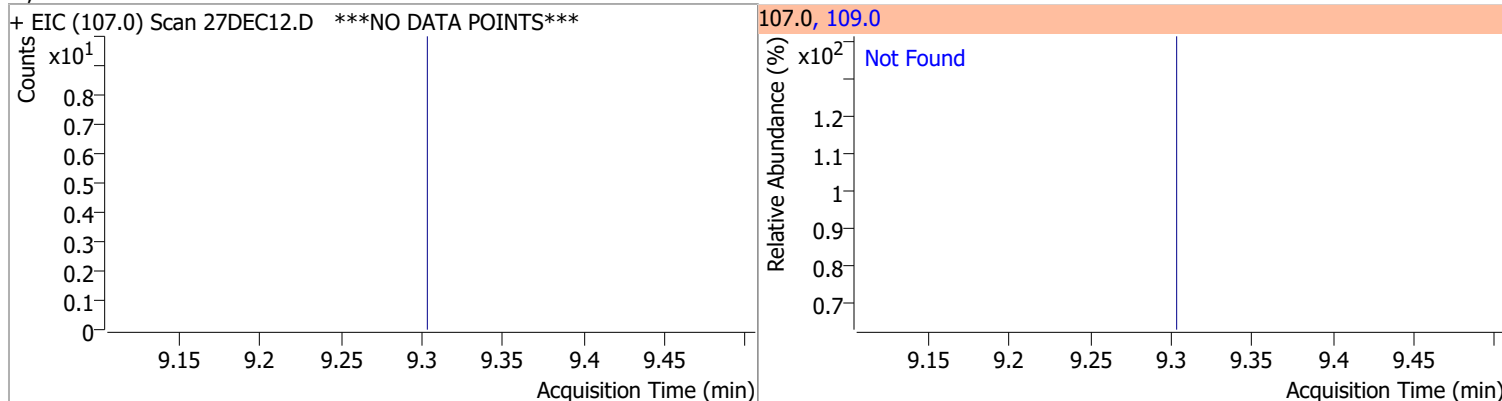
Compound	Conc.	Exp RT	QIon	Exp Ratio
1,3-Dichloropropane	N.D.	8.98	78.0	32.1



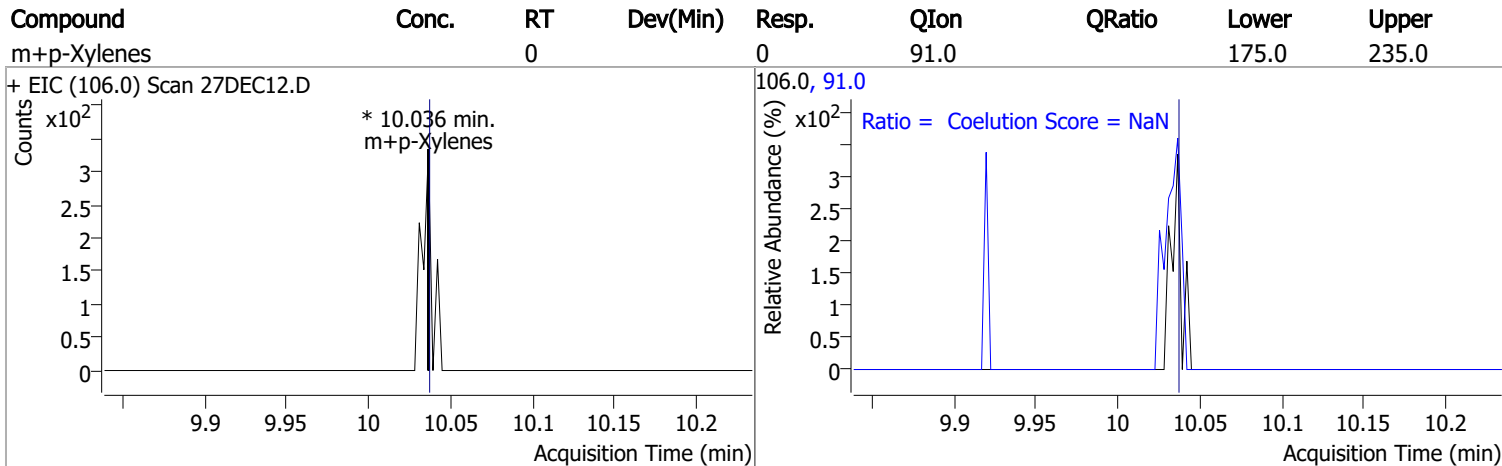
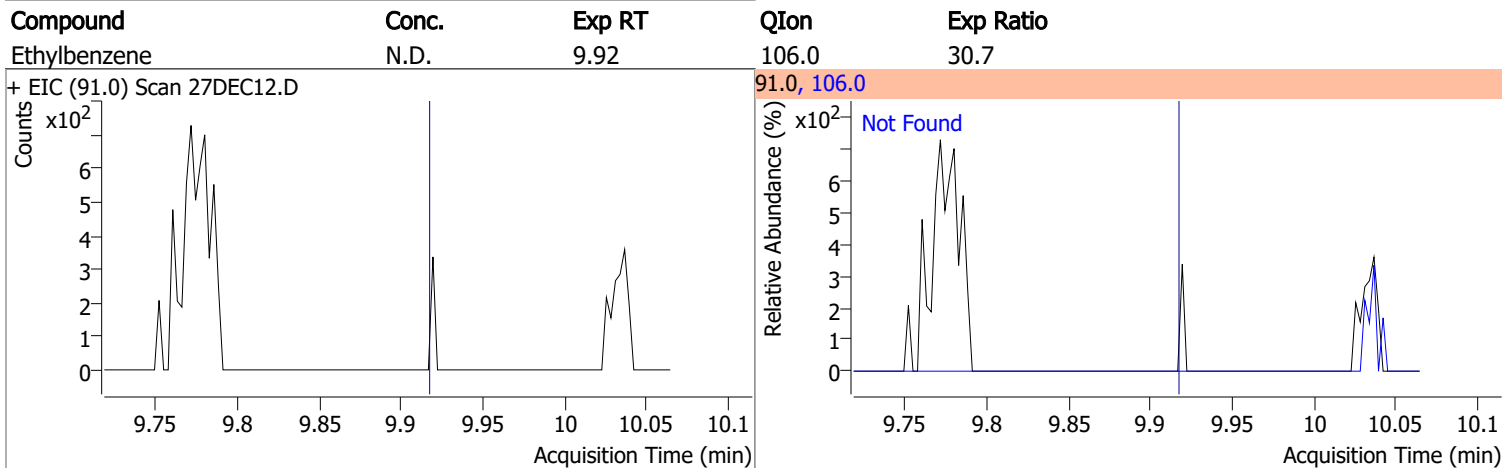
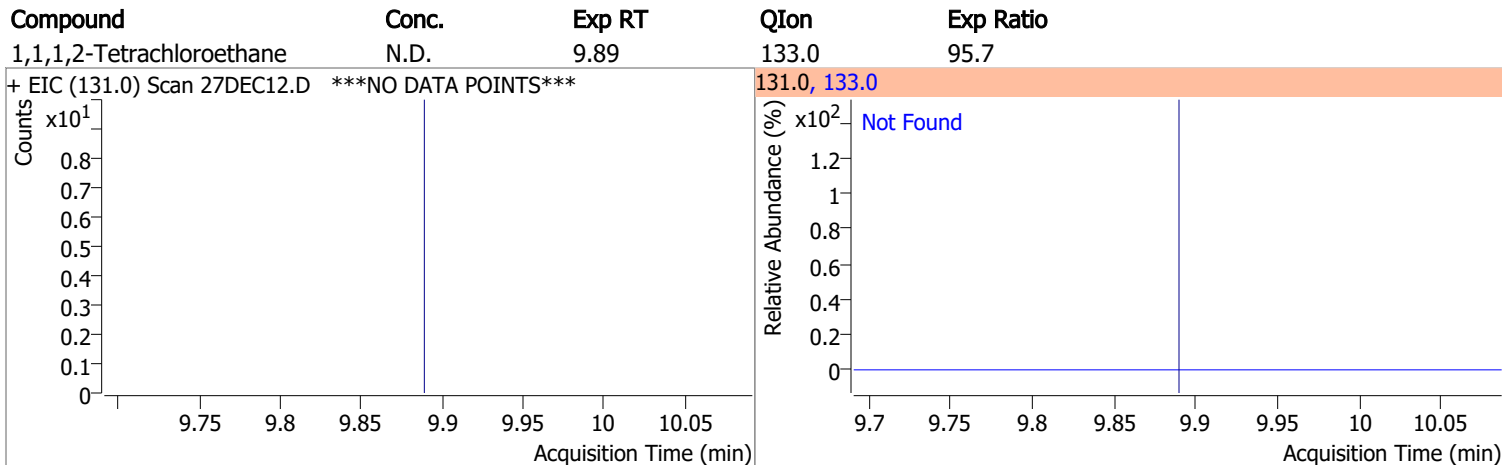
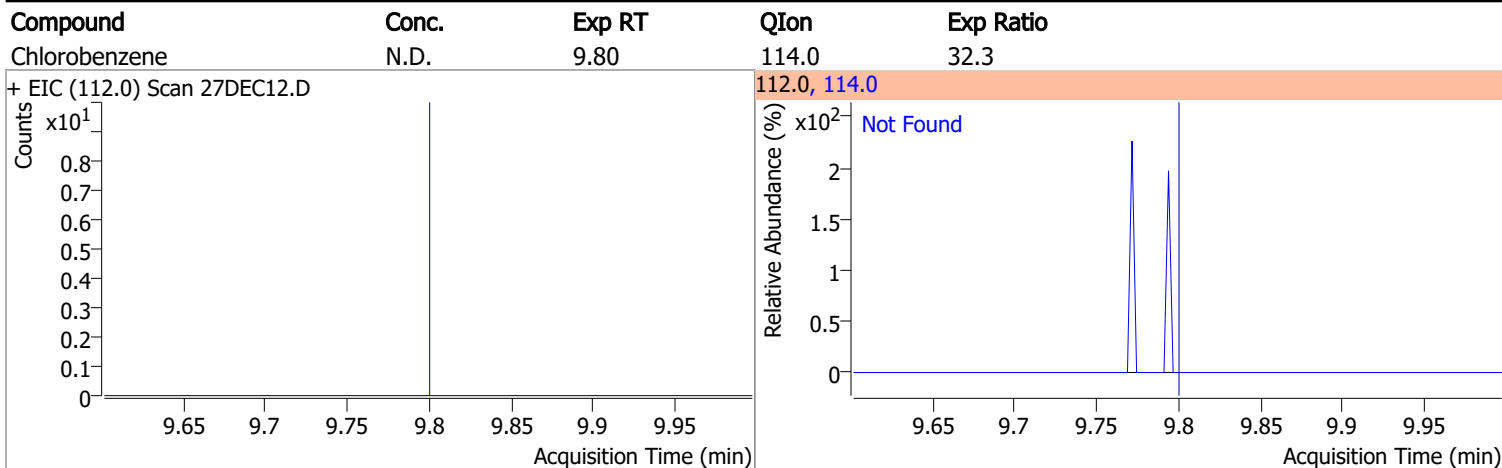
Compound	Conc.	Exp RT	QIon	Exp Ratio
Chlorodibromomethane	N.D.	9.20	127.0	75.3



Compound	Conc.	Exp RT	QIon	Exp Ratio
1,2-Dibromoethane	N.D.	9.31	109.0	97.2

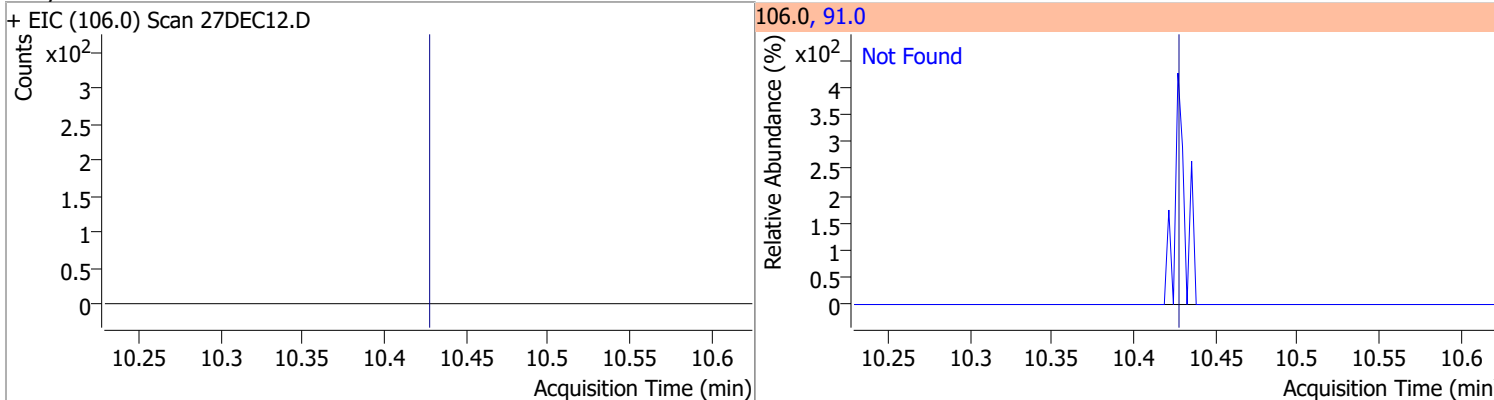


Quantitation Results Report (QT Reviewed)

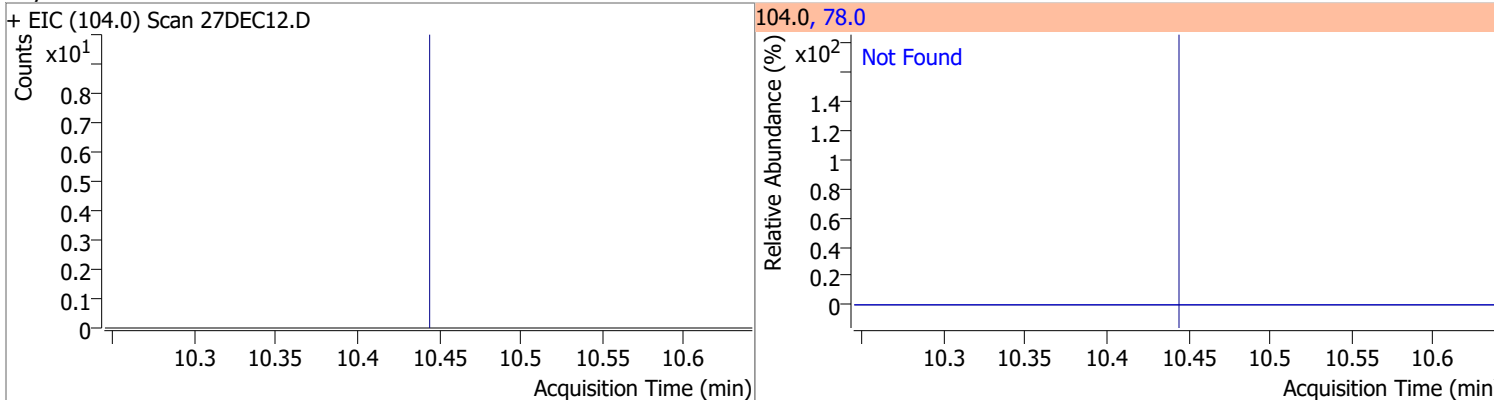


Quantitation Results Report (QT Reviewed)

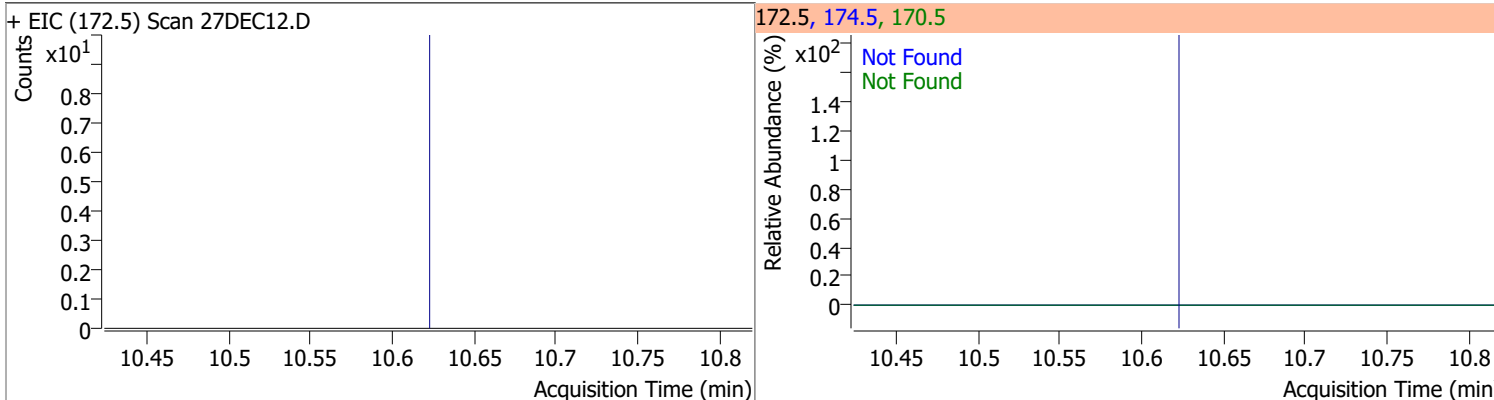
Compound	Conc.	Exp RT	QIon	Exp Ratio
o-Xylene	N.D.	10.43	91.0	216.1



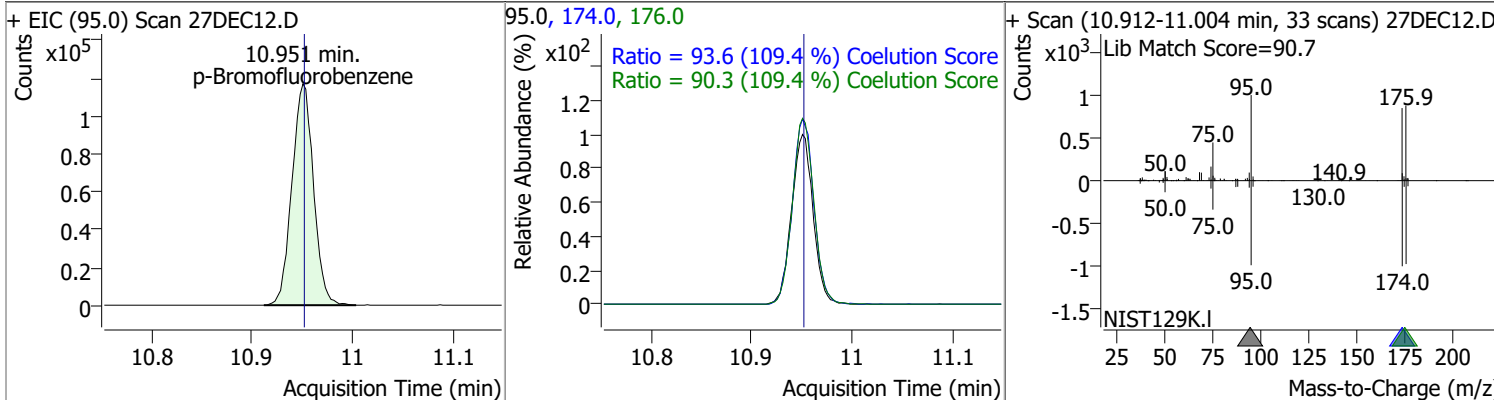
Compound	Conc.	Exp RT	QIon	Exp Ratio
Styrene	N.D.	10.45	78.0	50.6



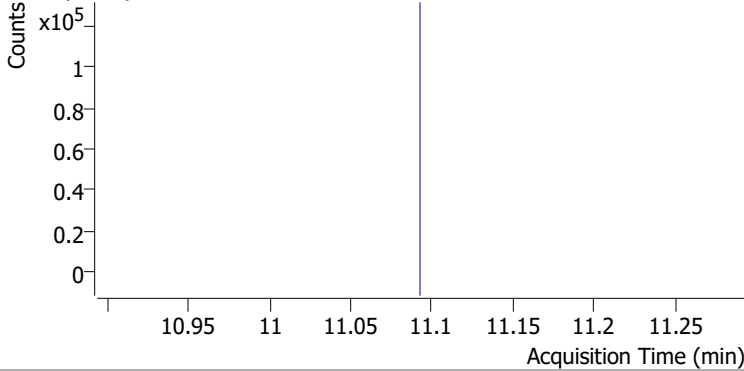
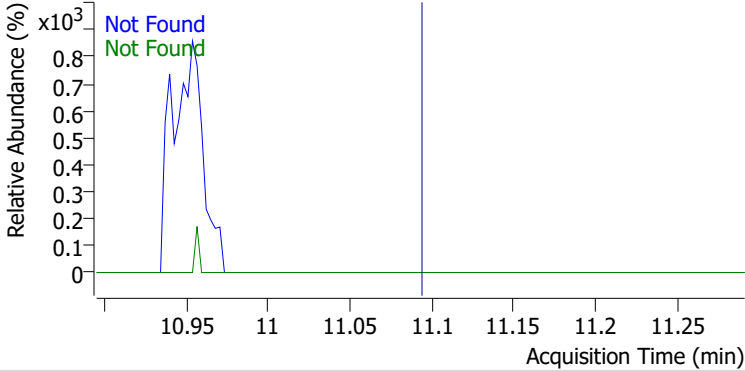
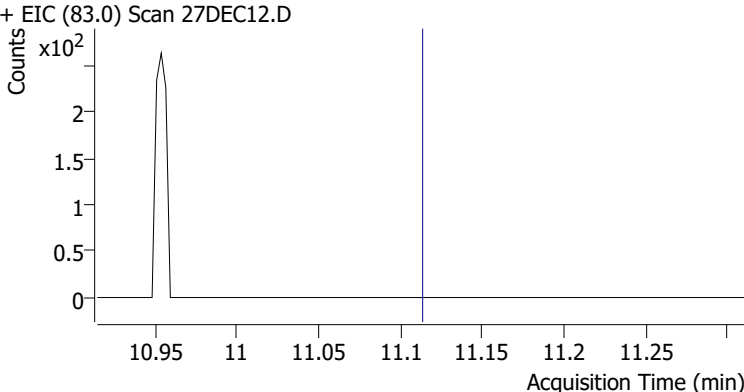
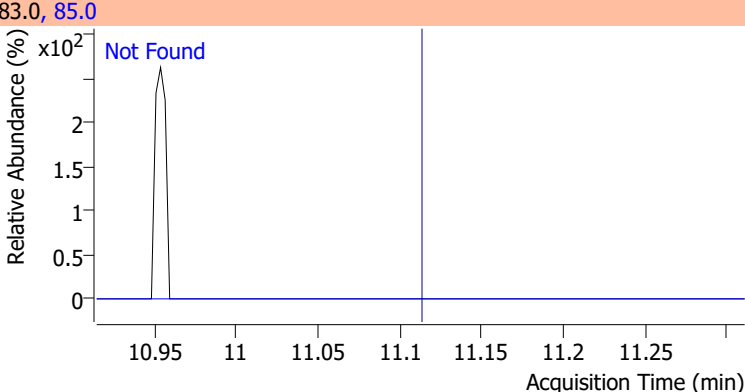
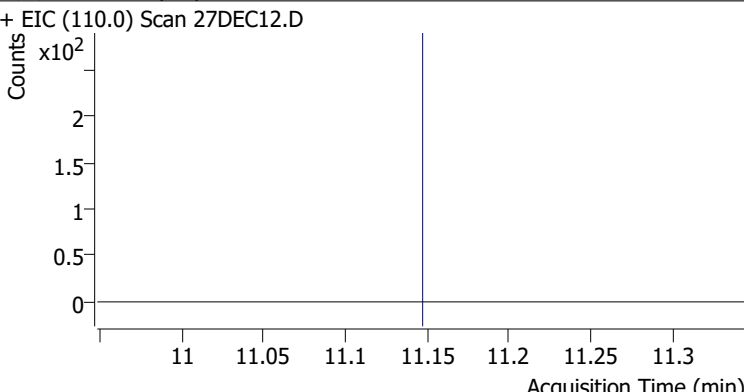
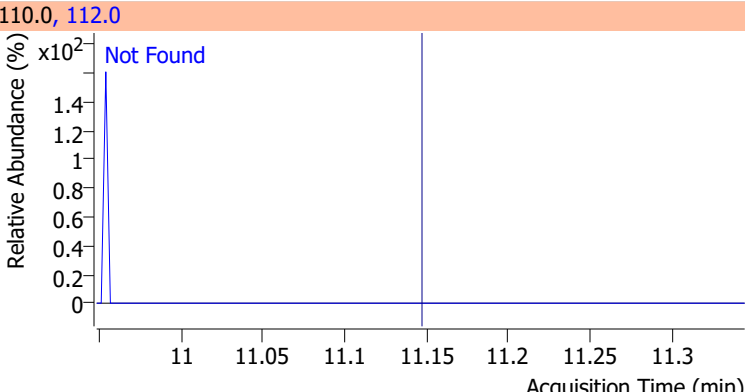
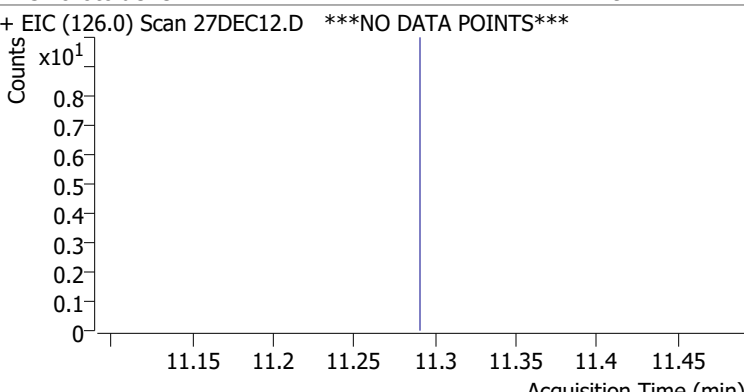
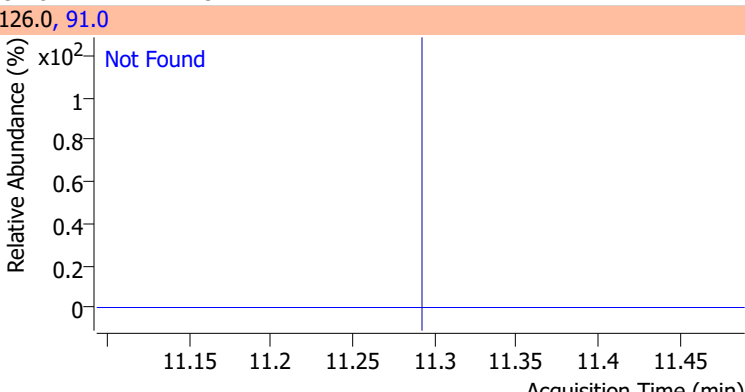
Compound	Conc.	Exp RT	QIon	Exp Ratio	QIon	Exp Ratio
Bromoform	N.D.	10.62	170.5	52.7	174.5	50.7



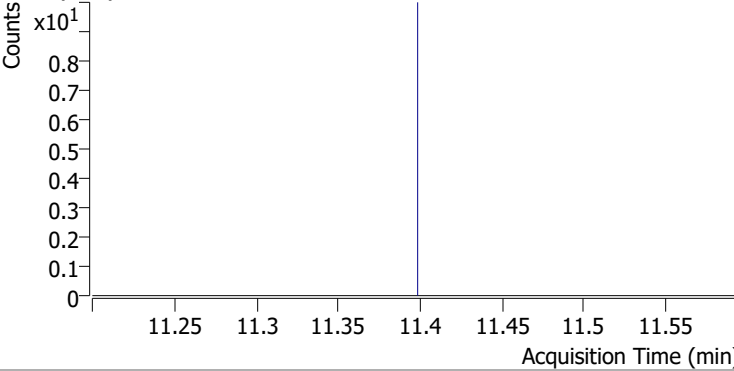
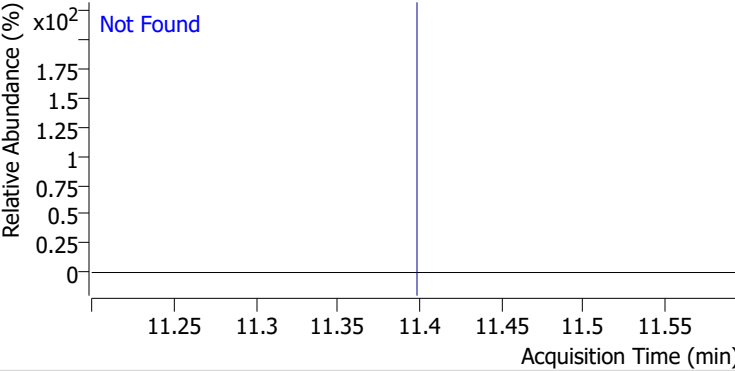
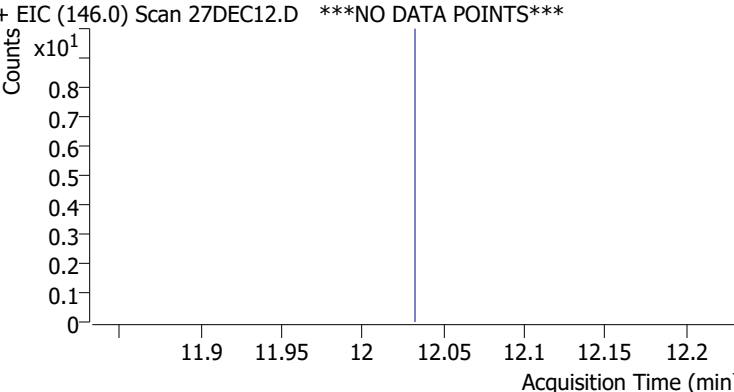
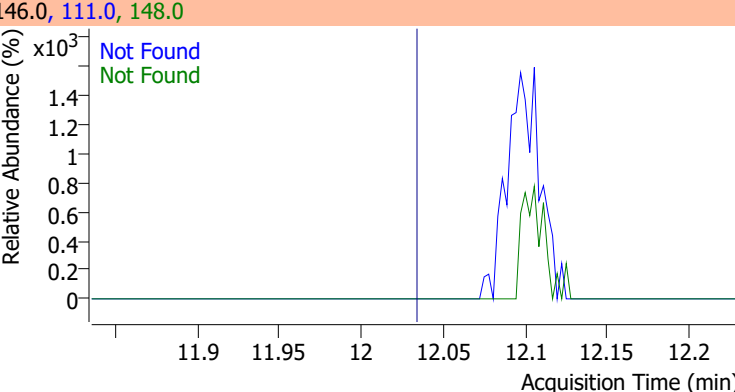
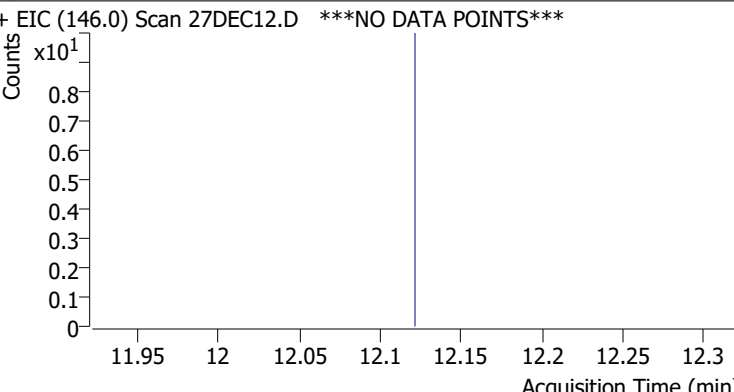
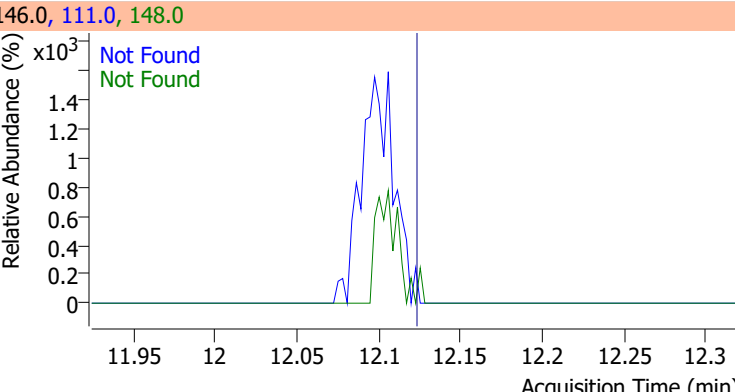
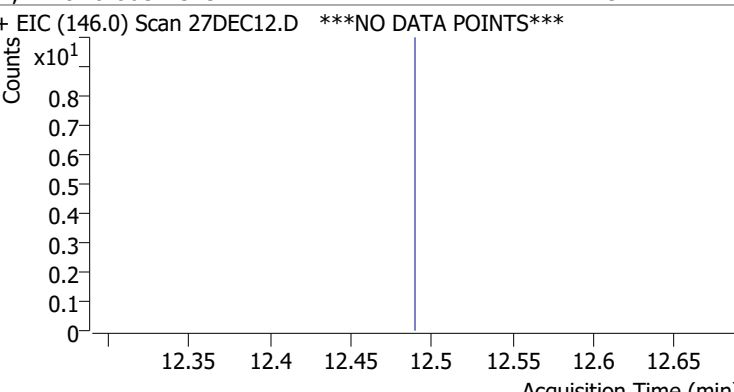
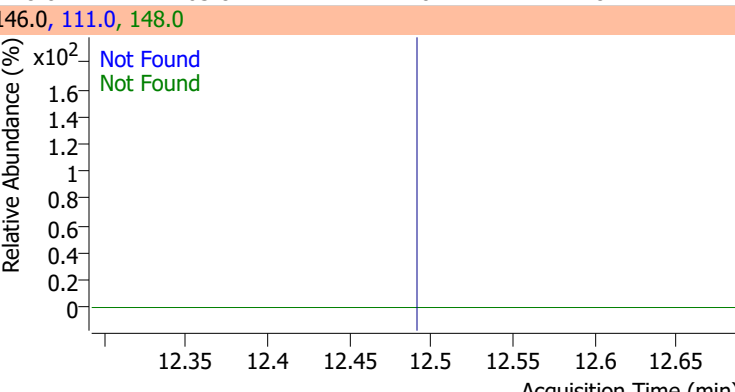
Compound	Conc.	RT	Dev(Min)	Resp.	QIon	QRatio	Lower	Upper
p-Bromofluorobenzene	258.2865	10.95	0.00	174109	174.0	93.6	55.5	115.5
					176.0	90.3	52.5	112.5



Quantitation Results Report (QT Reviewed)

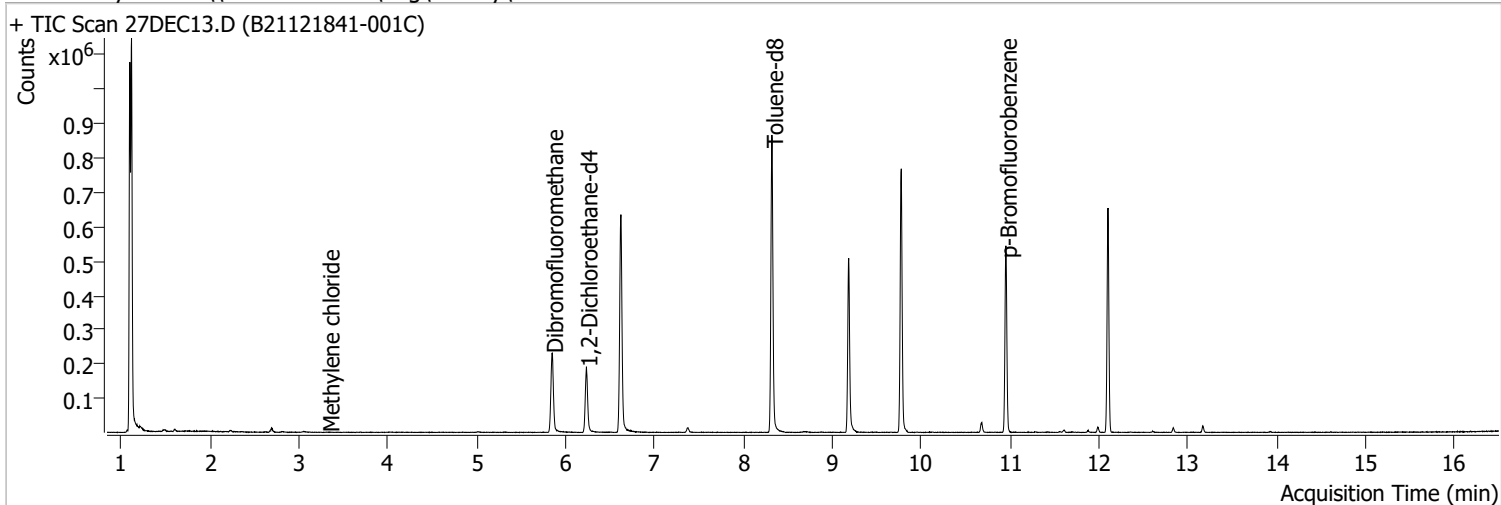
Compound	Conc.	Exp RT	QIon	Exp Ratio	QIon	Exp Ratio
Bromobenzene	N.D.	11.09	77.0	153.2	158.0	96.2
+ EIC (156.0) Scan 27DEC12.D ***NO DATA POINTS***			156.0, 77.0, 158.0			
						
1,1,2,2-Tetrachloroethane	N.D.	11.11	85.0	63.2		
+ EIC (83.0) Scan 27DEC12.D			83.0, 85.0			
						
1,2,3-Trichloropropane	N.D.	11.15	112.0	65.8		
+ EIC (110.0) Scan 27DEC12.D			110.0, 112.0			
						
2-Chlorotoluene	N.D.	11.29	91.0	294.1		
+ EIC (126.0) Scan 27DEC12.D ***NO DATA POINTS***			126.0, 91.0			
						

Quantitation Results Report (QT Reviewed)

Compound	Conc.	Exp RT	QIon	Exp Ratio		
4-Chlorotoluene	N.D.	11.40	126.0	30.4		
+ EIC (91.0) Scan 27DEC12.D			91.0, 126.0			
						
1,3-Dichlorobenzene	N.D.	12.03	148.0	64.5	QIon	Exp Ratio
+ EIC (146.0) Scan 27DEC12.D ***NO DATA POINTS***			146.0, 111.0, 148.0			
						
1,4-Dichlorobenzene	N.D.	12.12	148.0	64.0	QIon	Exp Ratio
+ EIC (146.0) Scan 27DEC12.D ***NO DATA POINTS***			146.0, 111.0, 148.0			
						
1,2-Dichlorobenzene	N.D.	12.49	148.0	63.8	QIon	Exp Ratio
+ EIC (146.0) Scan 27DEC12.D ***NO DATA POINTS***			146.0, 111.0, 148.0			
						

Quantitation Results Report (QT Reviewed)

Data File	27DEC13.D	Operator	MSC
Acq. Method	5975CACQF.M	Acq. Date-Time	12/27/2021 2:40:31 PM
Sample Name	B21121841-001C	Instrument	VOA5975C
Vial	13	Multiplier	1.00
DA Method File	VOA5975C_8260B_SHT_DoD_L4_120721.m	Comment	
Tune File	BFB_Atune3.u	Tune Date	10/11/2021 4:02:00 PM
Batch Name	VG122721_8260B_624pt1.batch.bin	Last Calib Update	1/5/2022 1:54:14 PM
Ref Library	\\MASSHUNTER\Org\Library\NIST129K.I		



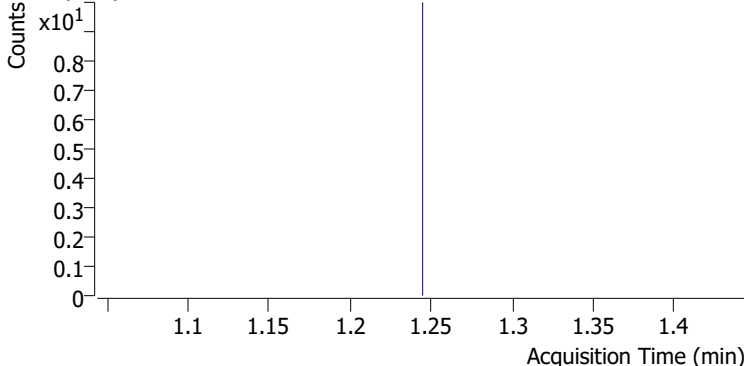
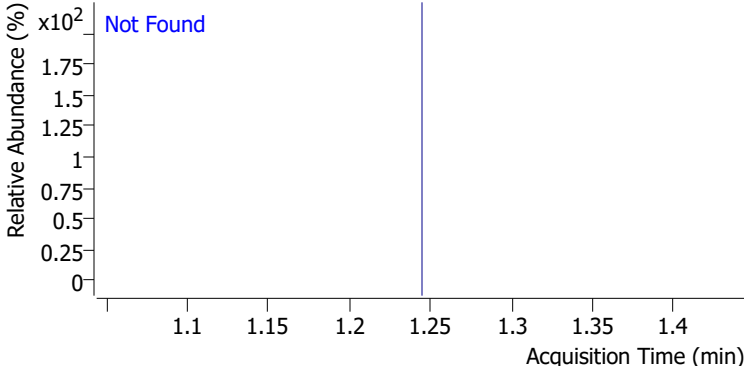
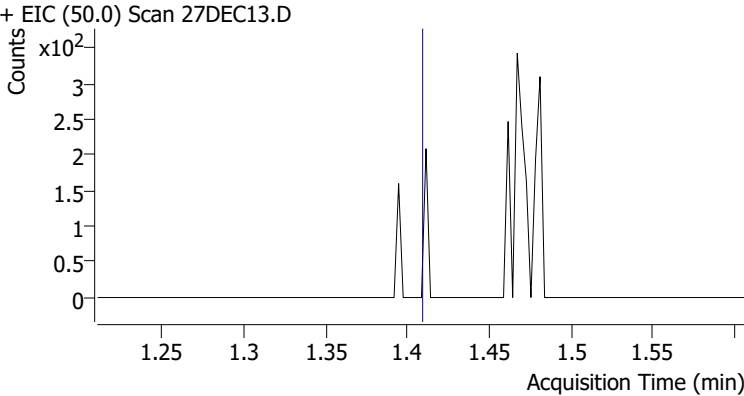
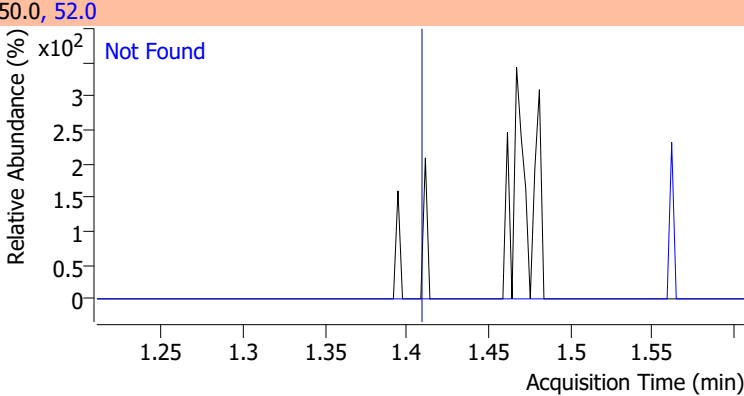
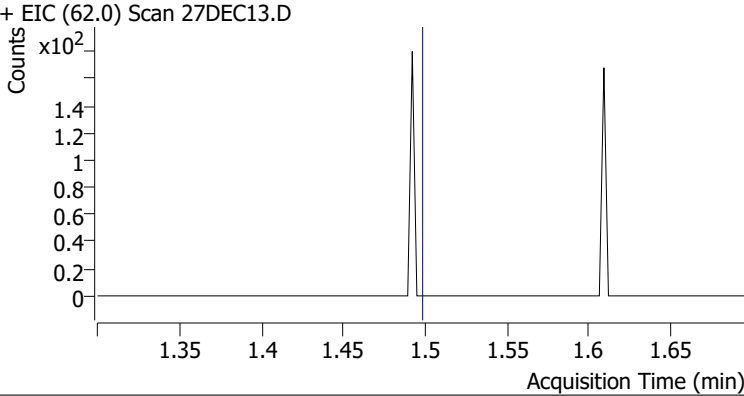
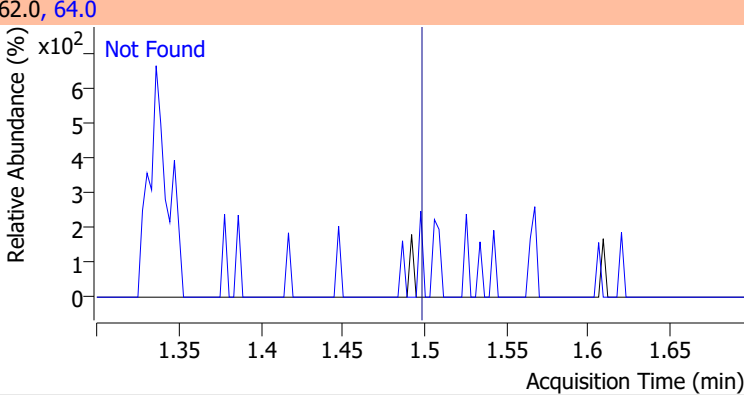
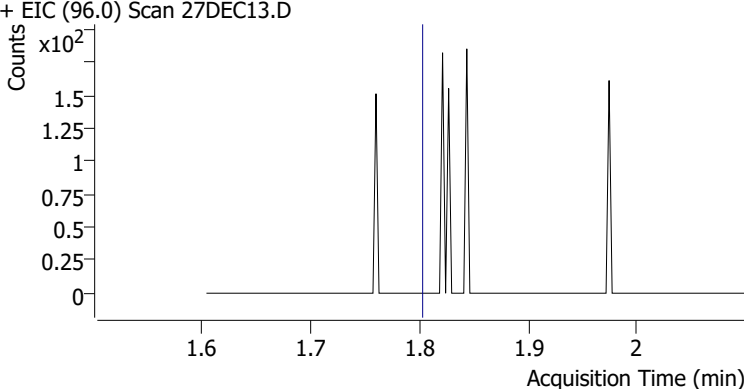
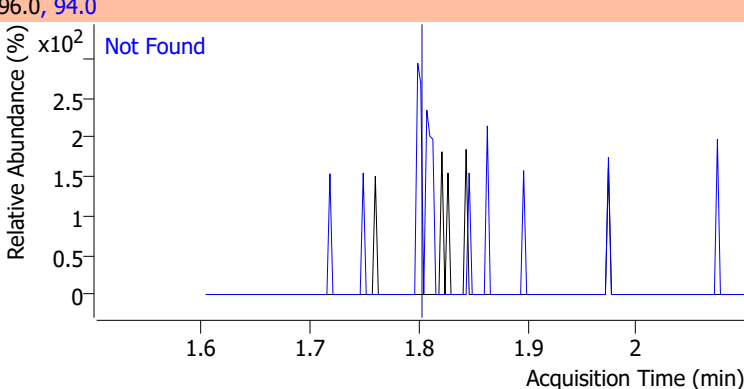
Compound	RT	QIon	Resp.	Conc.	Units	Dev(Min)
Internal Standards						
M Fluorobenzene	6.621	96.0	547582	250.0000	ng	0.000
M Chlorobenzene-d5	9.769	82.0	208566	250.0000	ng	-0.005
M 1,4-Dichlorobenzene-d4	12.097	152.0	150539	250.0000	ng	-0.003
System Monitoring Compounds						
S Dibromofluoromethane	5.845	113.0	140758	262.2819	ng	-0.005
Spiked Amount: 250.000	Range: 80.0 - 119.0%			Recovery = 104.91%		
S 1,2-Dichloroethane-d4	6.233	67.0	68138	278.2098	ng	0.003
Spiked Amount: 250.000	Range: 81.0 - 118.0%			Recovery = 111.28%		
S Toluene-d8	8.322	98.0	529877	252.7329	ng	0.003
Spiked Amount: 250.000	Range: 89.0 - 112.0%			Recovery = 101.09%		
S p-Bromofluorobenzene	10.951	95.0	154672	268.5145	ng	0.000
Spiked Amount: 250.000	Range: 85.0 - 114.0%			Recovery = 107.41%		
Target Compounds						
T Dichlorodifluoromethane	0.000		0	N.D.		
T Chloromethane	0.000		0	N.D.		
T Vinyl chloride	0.000		0	N.D.		
T Bromomethane	0.000		0	N.D.		
T Chloroethane	0.000		0	N.D.		
T Trichlorofluoromethane	0.000		0	N.D.		
T 1,1-Dichloroethene	0.000		0	N.D.		
T Methylene chloride	3.333	49.0	393	0.4897	ng	m 74
T trans-1,2-Dichloroethene	0.000		0	N.D.		
T Methyl tert-butyl ether (MTBE)	0.000		0	N.D.		
T 1,1-Dichloroethane	0.000		0	N.D.		
T 2,2-Dichloropropane	0.000		0	N.D.		
T cis-1,2-Dichloroethene	0.000		0	N.D.		
T Methyl ethyl ketone	0.000		0	N.D.		
T Bromochloromethane	0.000		0	N.D.		
T Chloroform	0.000		0	N.D.		

Quantitation Results Report (QT Reviewed)

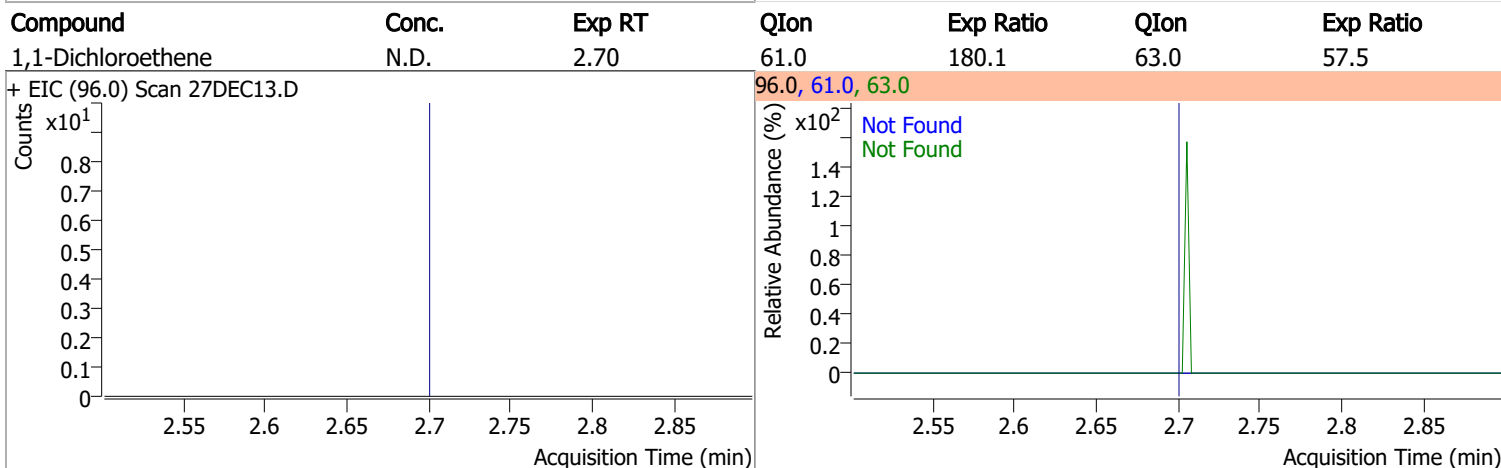
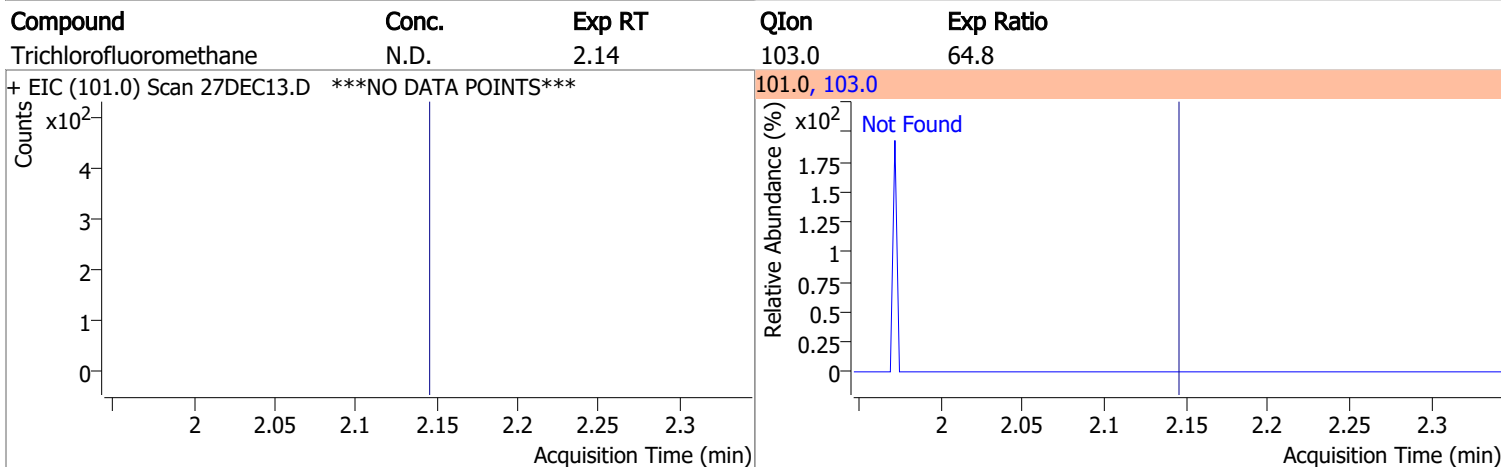
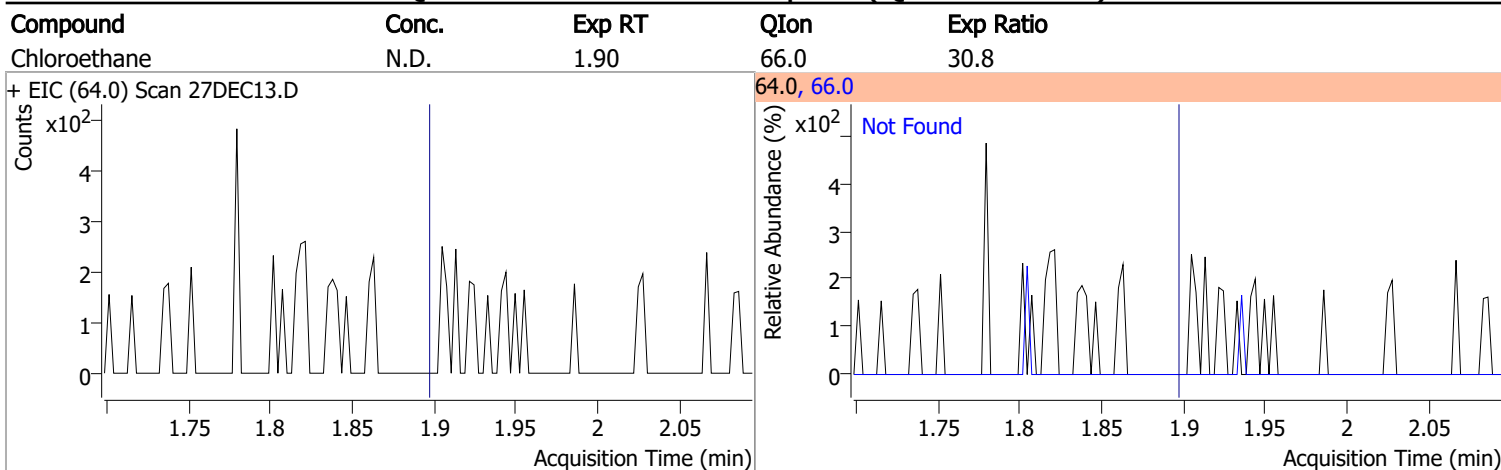
Compound	RT	QIon	Resp.	Conc.	Units	Dev(Min)
T 1,1,1-Trichloroethane	0.000		0	N.D.		
T Carbon tetrachloride	0.000		0	N.D.		
T 1,1-Dichloropropene	0.000		0	N.D.		
T Benzene	0.000		0	N.D.		
T 1,2-Dichloroethane	0.000		0	N.D.		
T Trichloroethene	0.000		0	N.D.		
T 1,2-Dichloropropane	0.000		0	N.D.		
T Dibromomethane	0.000		0	N.D.		
T Bromodichloromethane	0.000		0	N.D.		
T cis-1,3-Dichloropropene	0.000		0	N.D.		
T Toluene	0.000		0	N.D.		
T trans-1,3-Dichloropropene	0.000		0	N.D.		
T 1,1,2-Trichloroethane	0.000		0	N.D.		
T Tetrachloroethene	0.000		0	N.D.		
T 1,3-Dichloropropane	0.000		0	N.D.		
T Chlorodibromomethane	0.000		0	N.D.		
T 1,2-Dibromoethane	0.000		0	N.D.		
T Chlorobenzene	0.000		0	N.D.		
T 1,1,1,2-Tetrachloroethane	0.000		0	N.D.		
T Ethylbenzene	0.000		0	N.D.		
T m+p-Xylenes	0.000		0	N.D.		
T o-Xylene	0.000		0	N.D.		
T Styrene	0.000		0	N.D.		
T Bromoform	0.000		0	N.D.		
T Bromobenzene	0.000		0	N.D.		
T 1,1,2,2-Tetrachloroethane	0.000		0	N.D.		
T 1,2,3-Trichloropropane	0.000		0	N.D.		
T 2-Chlorotoluene	0.000		0	N.D.		
T 4-Chlorotoluene	0.000		0	N.D.		
T 1,3-Dichlorobenzene	0.000		0	N.D.		
T 1,4-Dichlorobenzene	0.000		0	N.D.		
T 1,2-Dichlorobenzene	0.000		0	N.D.		

(#) = Qualifier Out of Range; (m) = Manual Integration; (+) = Area Summed; (*) = Surrogate Percent Recovery Out of Range; (d): Zeroed Peak

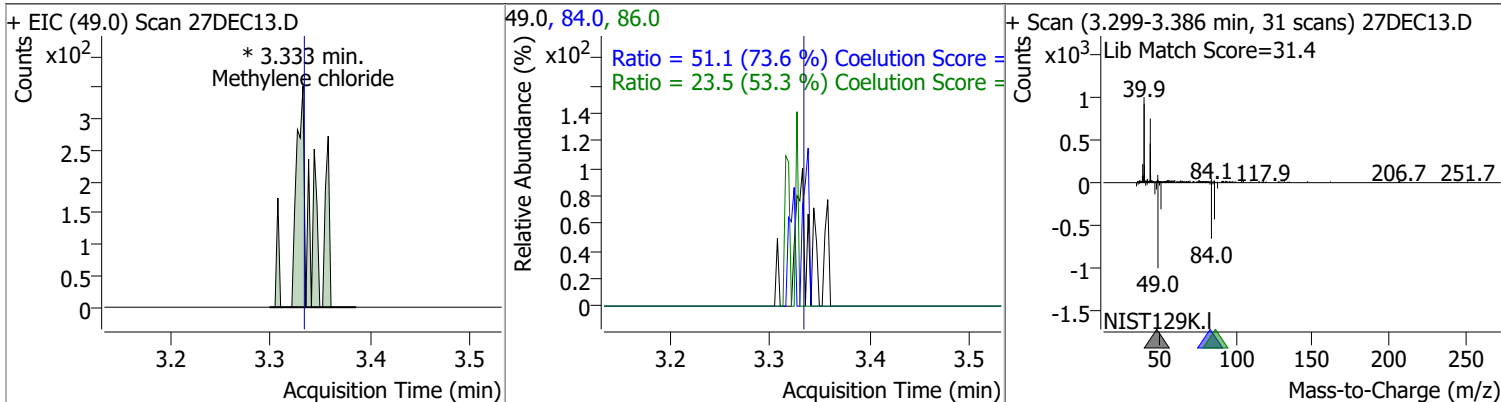
Quantitation Results Report (QT Reviewed)

Compound	Conc.	Exp RT	QIon	Exp Ratio
Dichlorodifluoromethane	N.D.	1.24	87.0	32.0
+ EIC (85.0) Scan 27DEC13.D ***NO DATA POINTS***			85.0, 87.0	
				
Chloromethane	N.D.	1.41	52.0	32.7
+ EIC (50.0) Scan 27DEC13.D			50.0, 52.0	
				
Vinyl chloride	N.D.	1.50	64.0	31.6
+ EIC (62.0) Scan 27DEC13.D			62.0, 64.0	
				
Bromomethane	N.D.	1.80	94.0	106.0
+ EIC (96.0) Scan 27DEC13.D			96.0, 94.0	
				

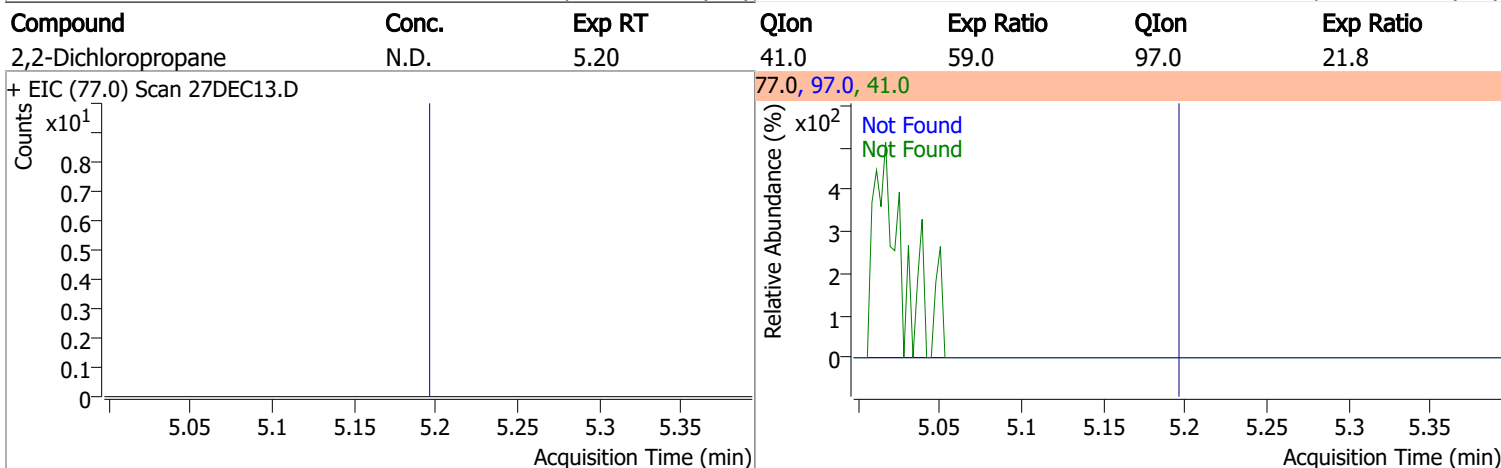
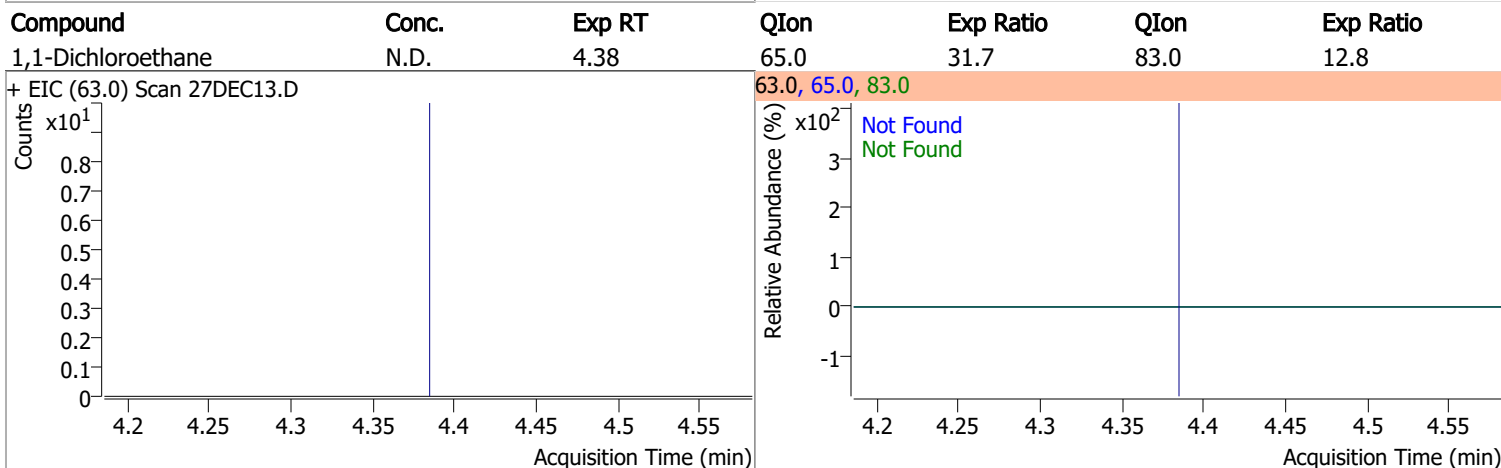
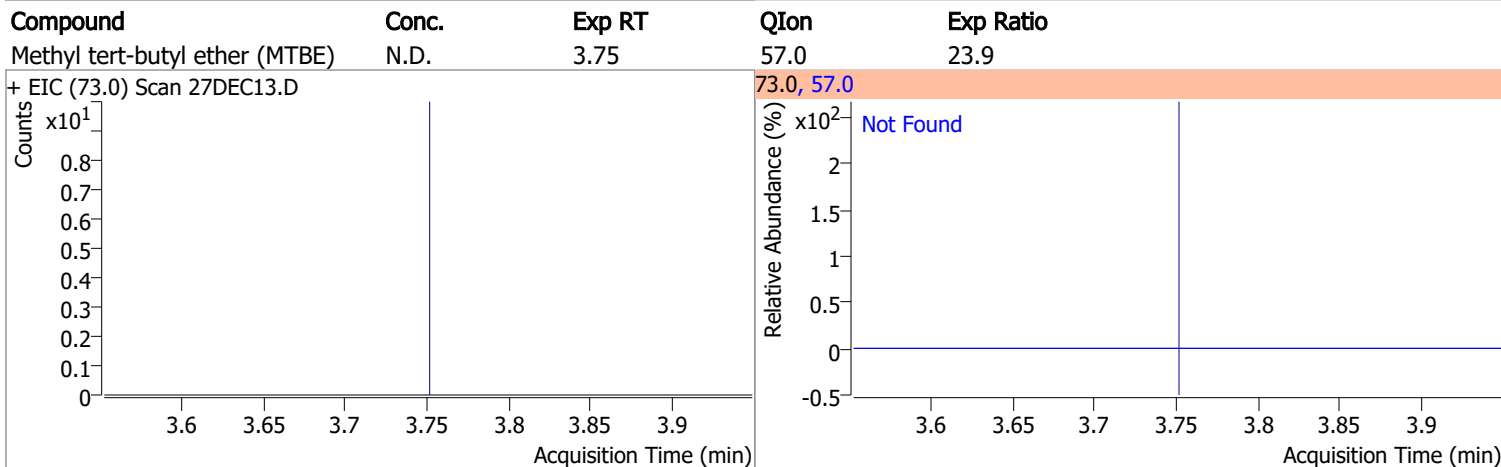
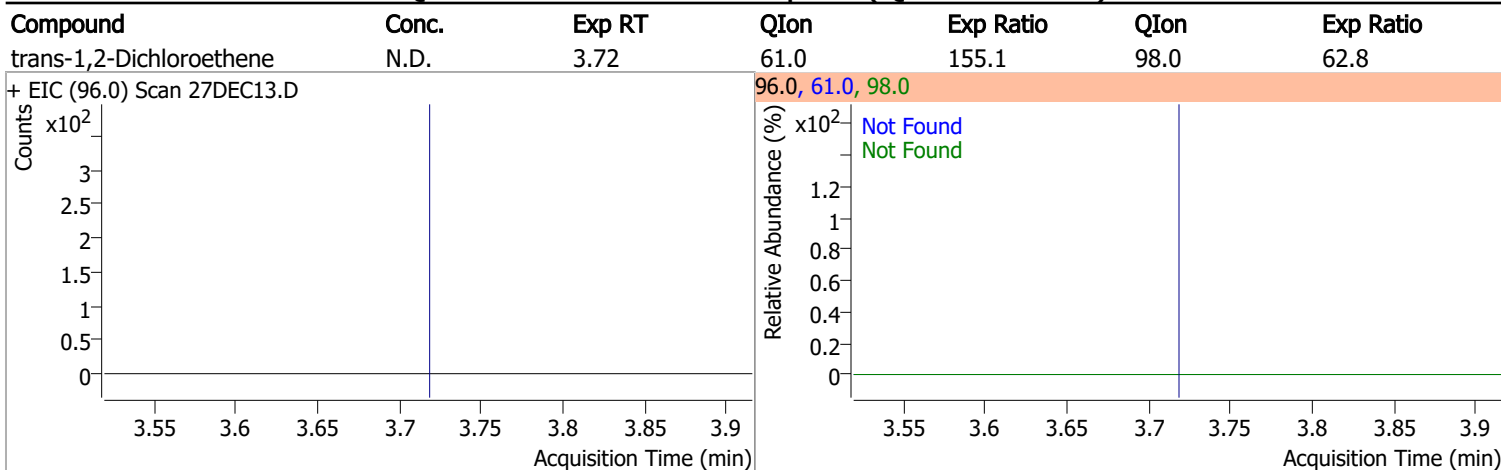
Quantitation Results Report (QT Reviewed)



Compound	Conc.	RT	Dev(Min)	Resp.	QIon	QRatio	Lower	Upper
Methylene chloride	0.4897	3.33	0.00	393 (m)	84.0	51.1	39.4	99.4
					86.0	23.5	14.1	74.1

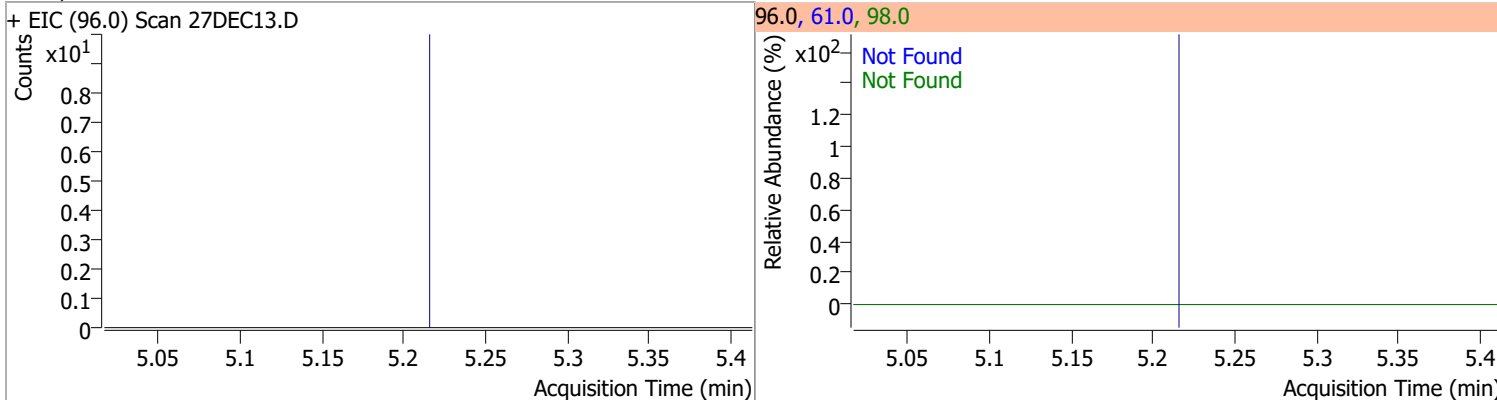


Quantitation Results Report (QT Reviewed)

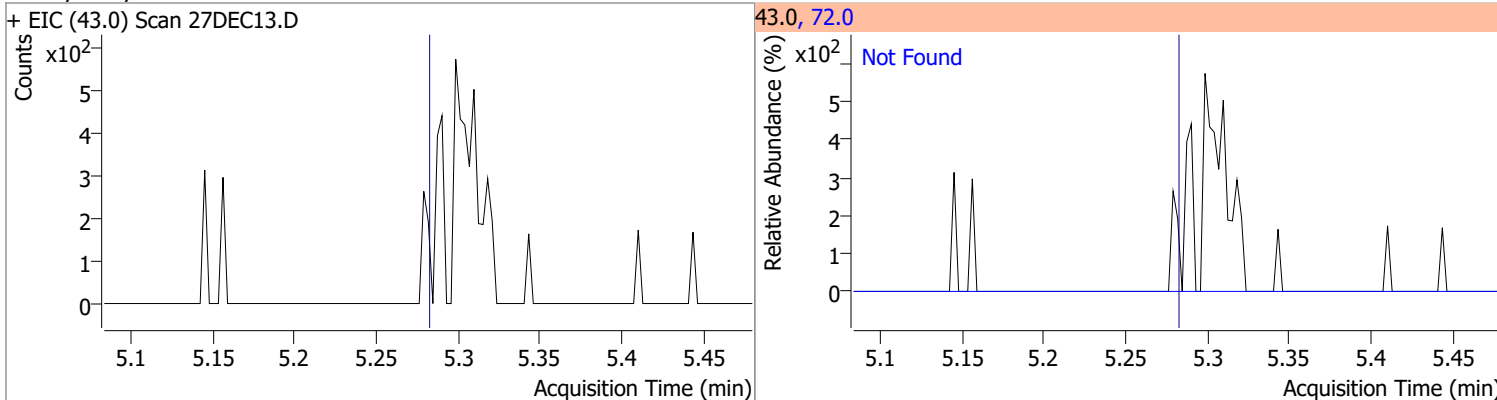


Quantitation Results Report (QT Reviewed)

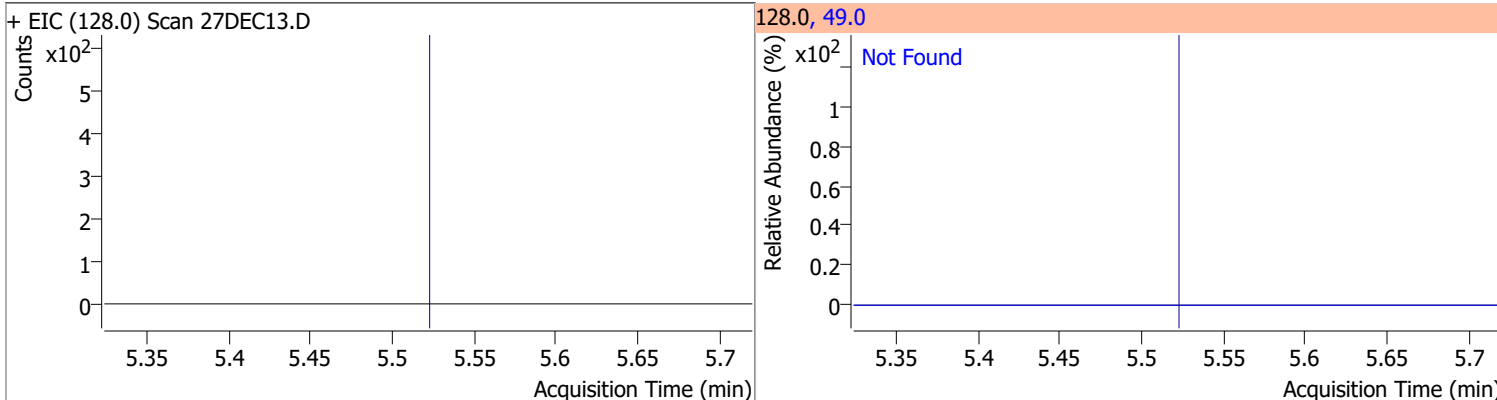
Compound	Conc.	Exp RT	QIon	Exp Ratio	QIon	Exp Ratio
cis-1,2-Dichloroethene	N.D.	5.21	61.0	163.3	98.0	64.4



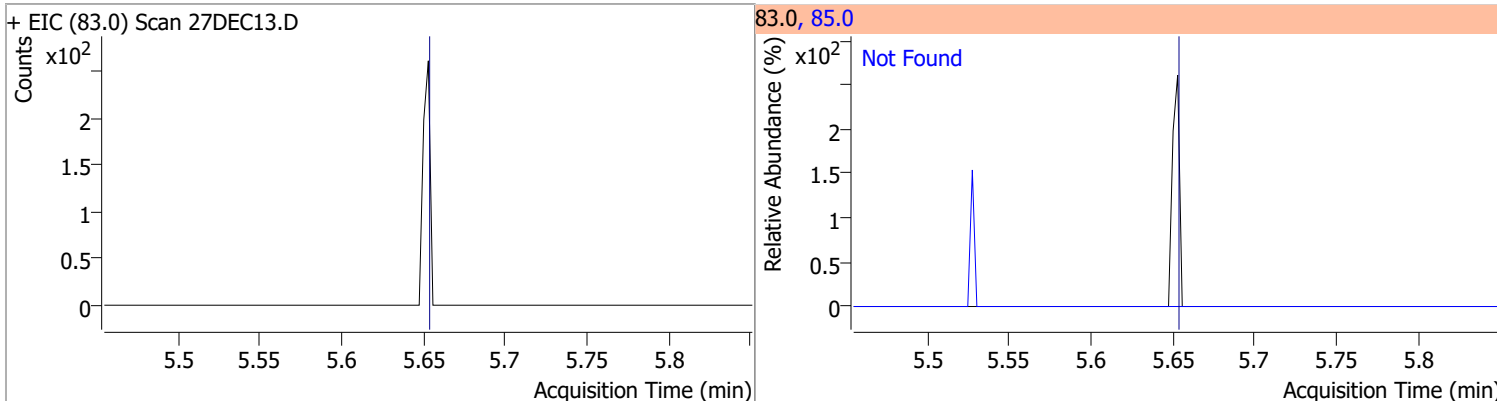
Compound	Conc.	Exp RT	QIon	Exp Ratio
Methyl ethyl ketone	N.D.	5.28	72.0	22.2



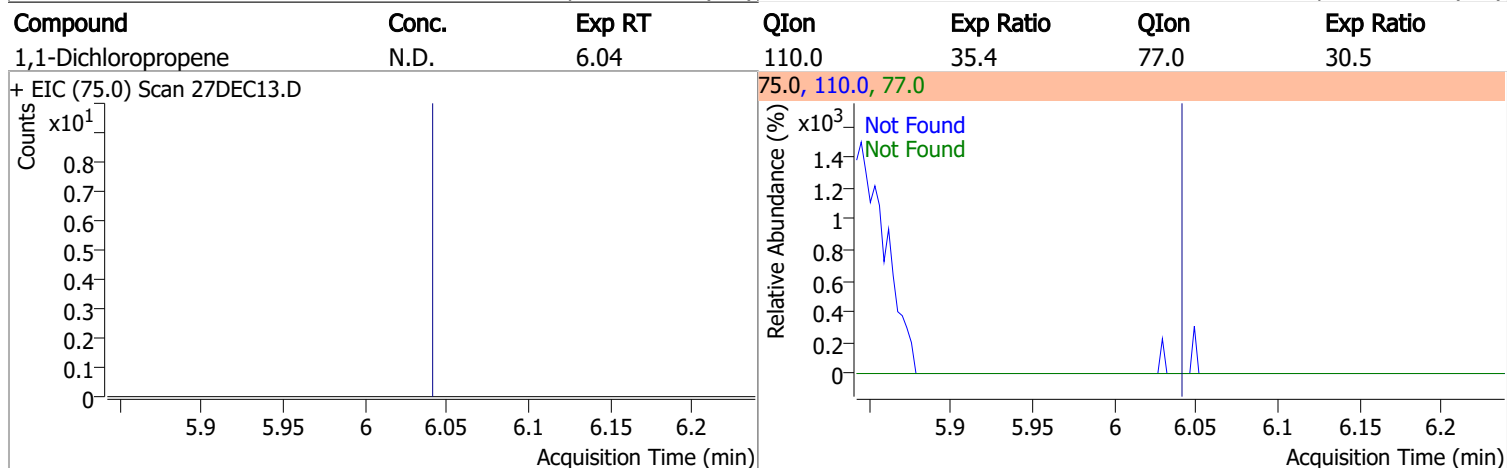
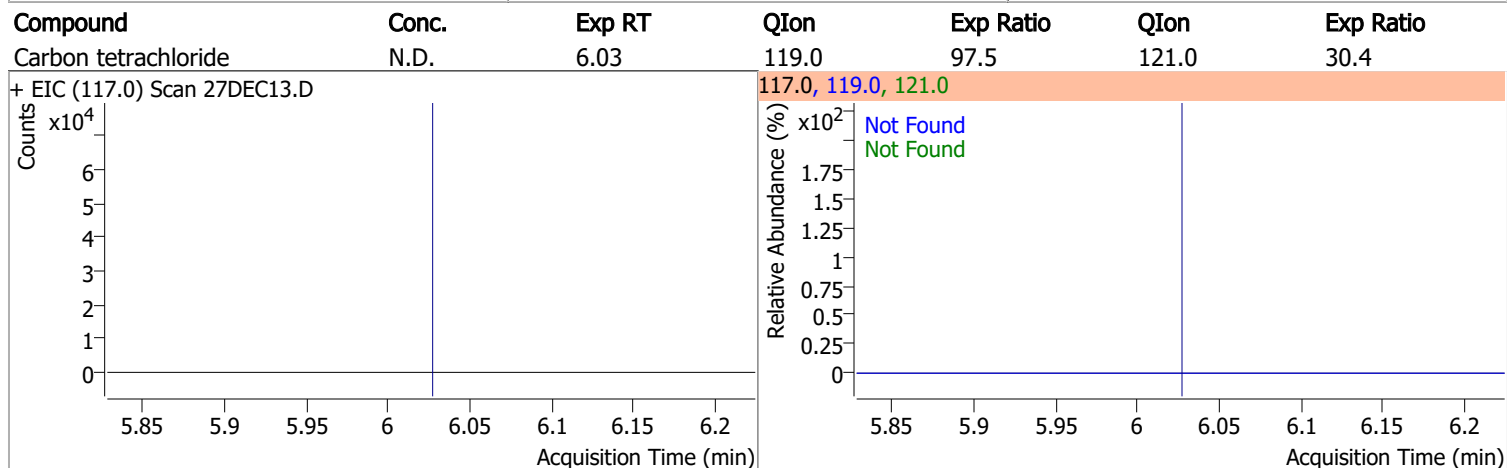
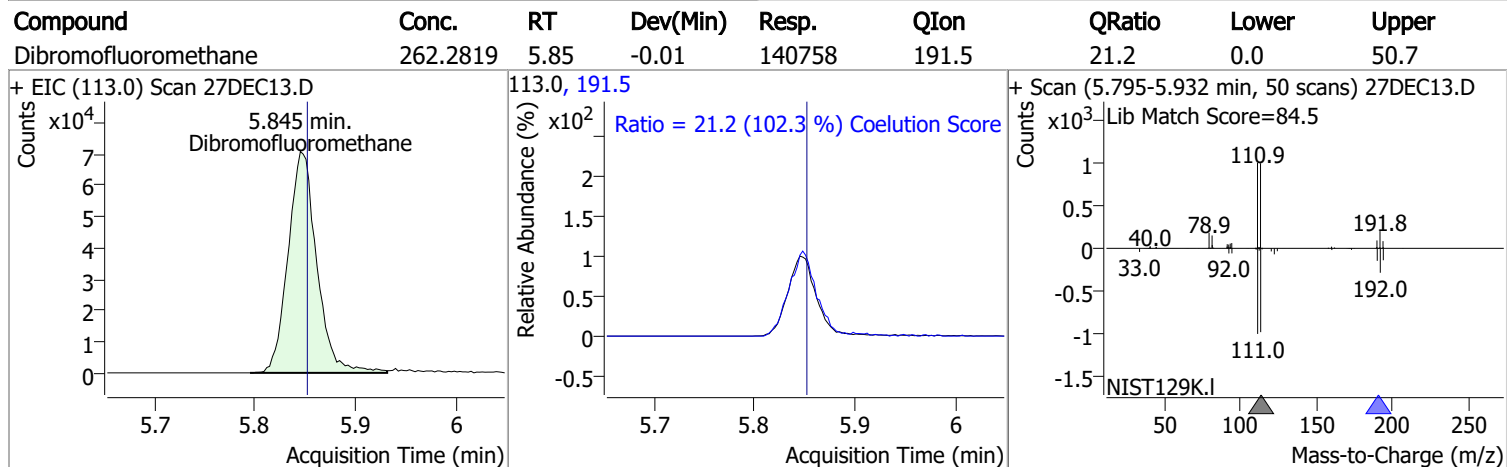
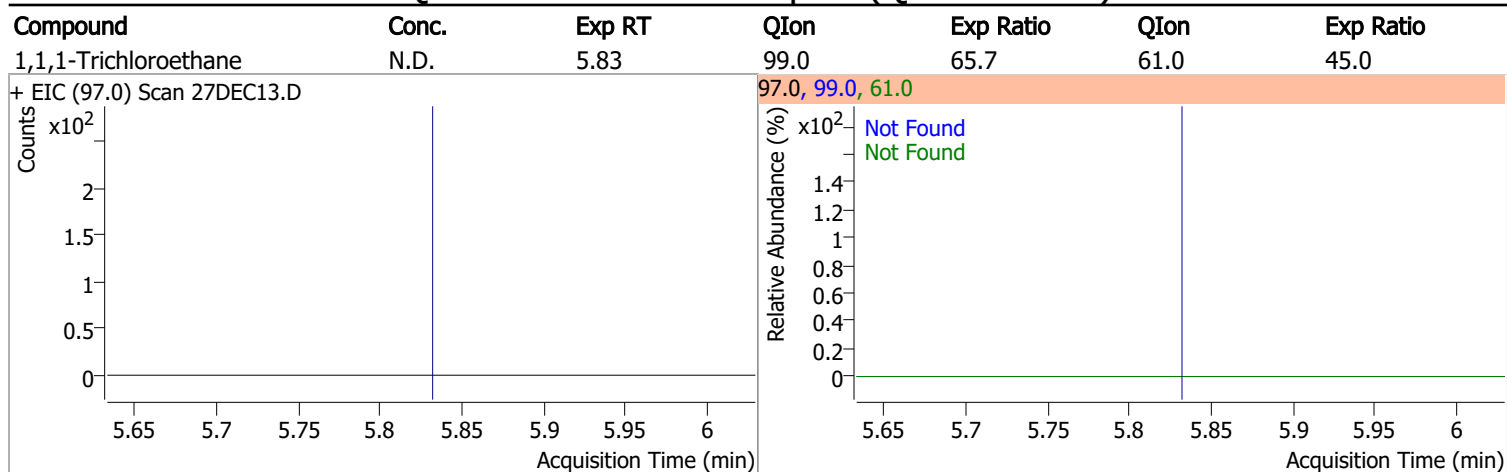
Compound	Conc.	Exp RT	QIon	Exp Ratio
Bromochloromethane	N.D.	5.52	49.0	184.6



Compound	Conc.	Exp RT	QIon	Exp Ratio
Chloroform	N.D.	5.65	85.0	65.1

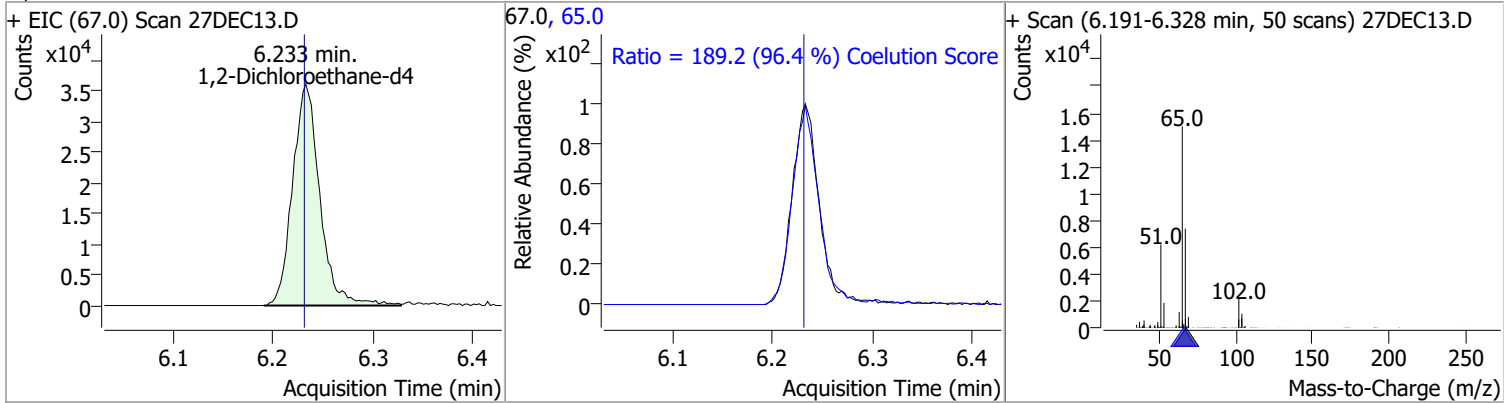


Quantitation Results Report (QT Reviewed)

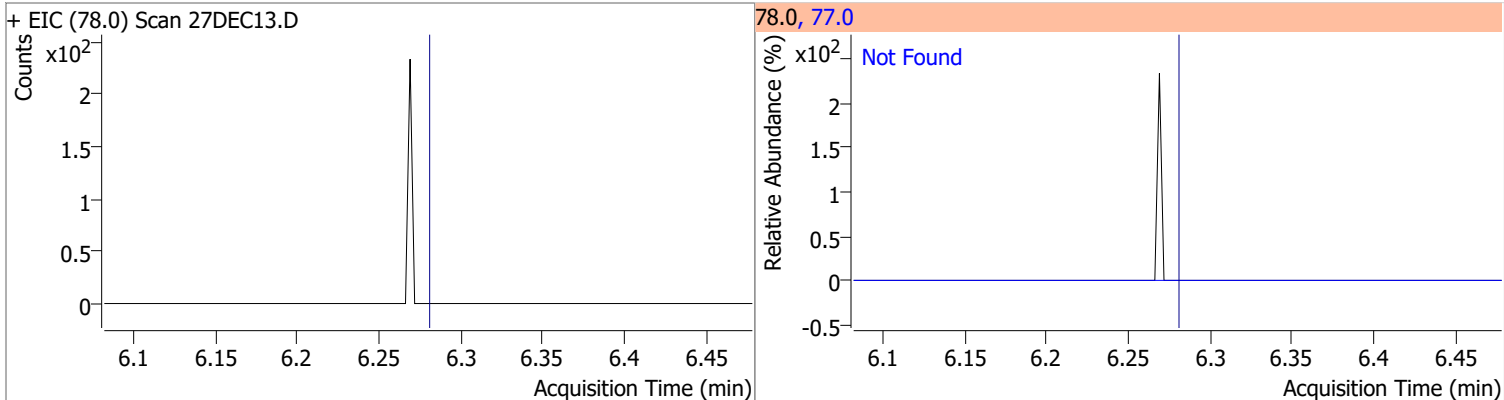


Quantitation Results Report (QT Reviewed)

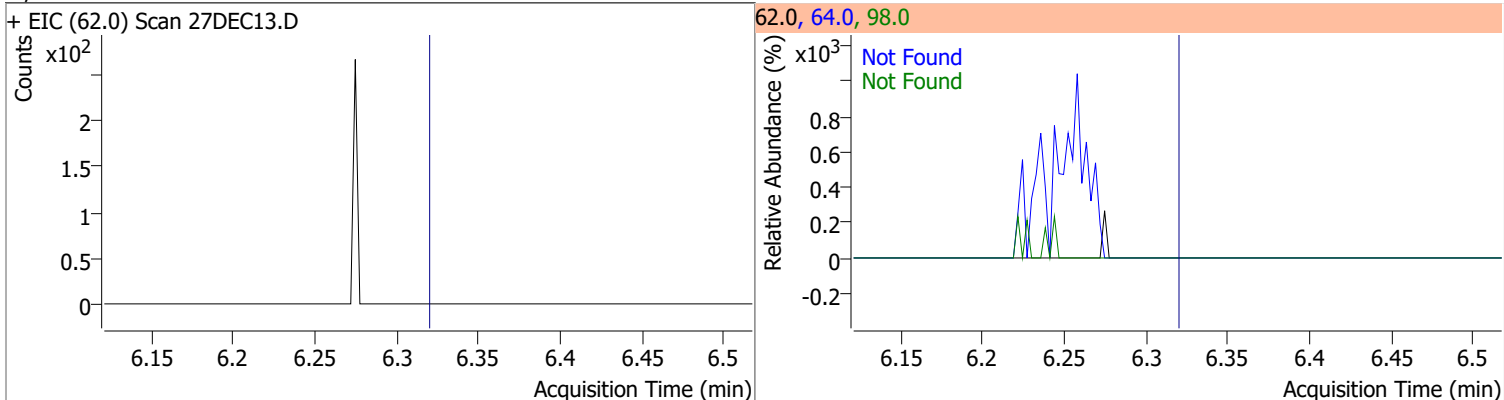
Compound	Conc.	RT	Dev(Min)	Resp.	QIon	QRatio	Lower	Upper
1,2-Dichloroethane-d4	278.2098	6.23	0.00	68138	65.0	189.2	166.3	226.3



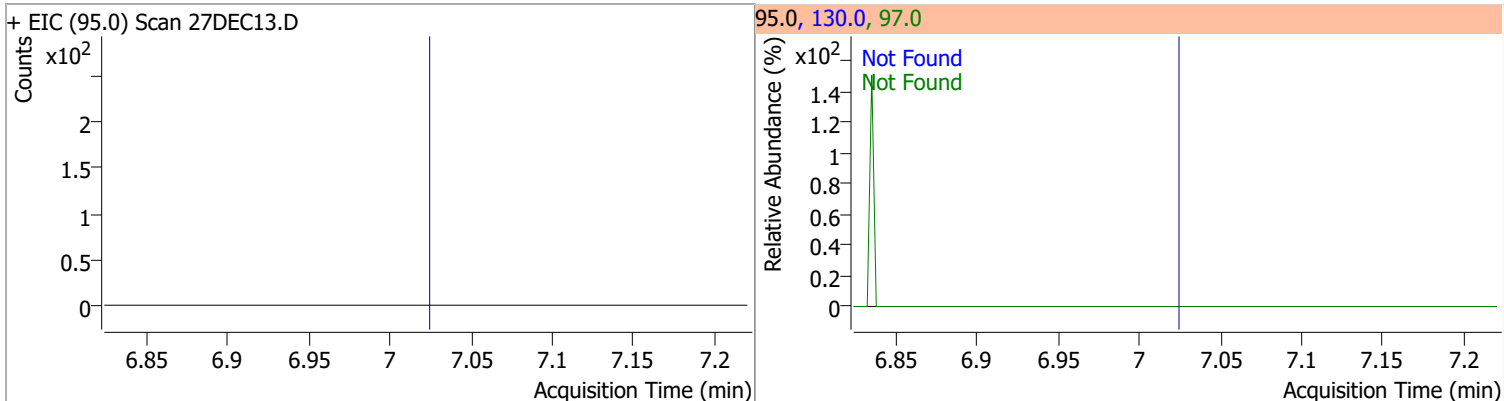
Compound	Conc.	Exp RT	QIon	Exp Ratio
Benzene	N.D.	6.28	77.0	23.5



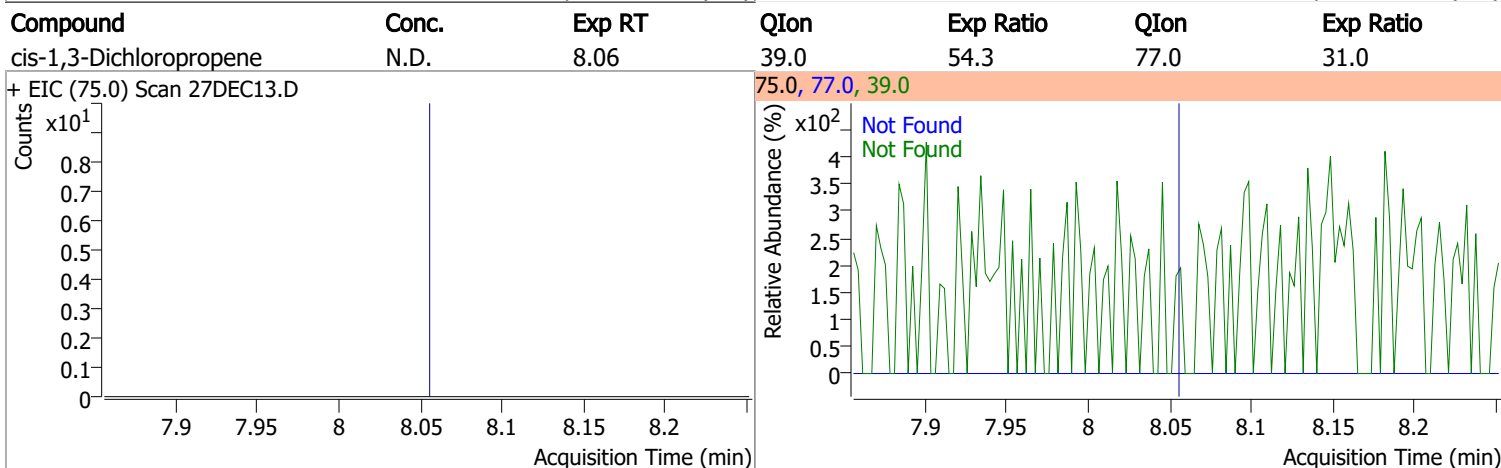
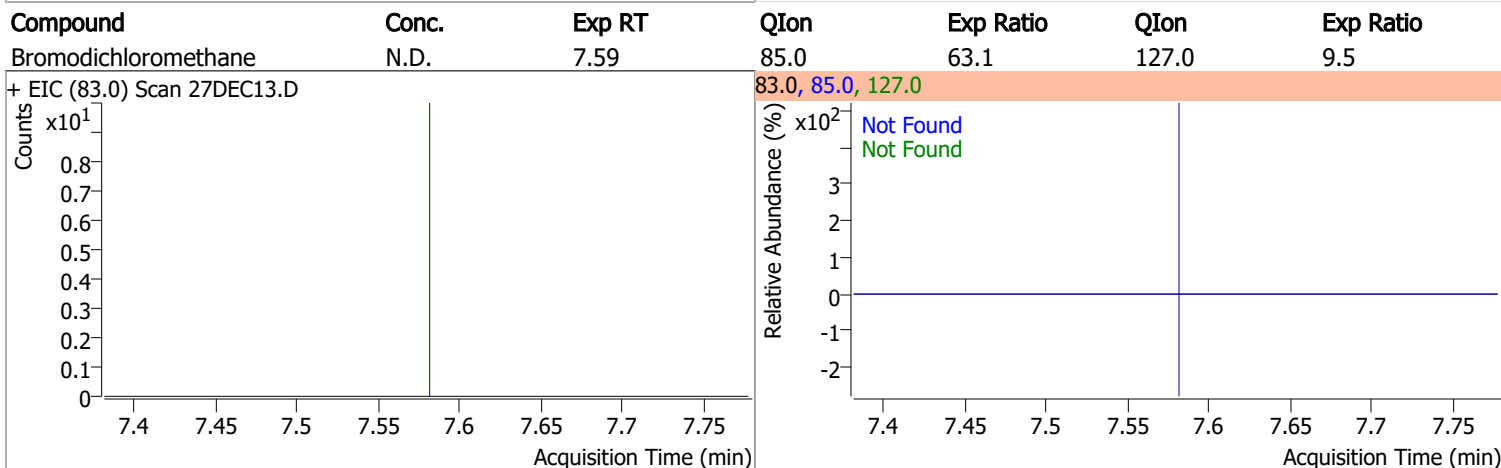
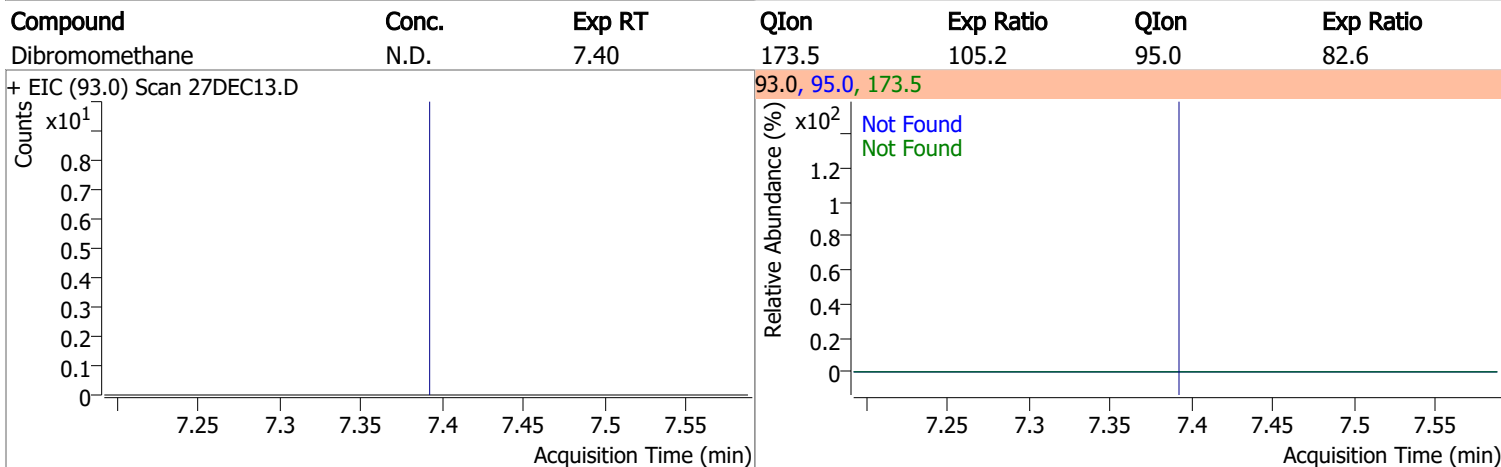
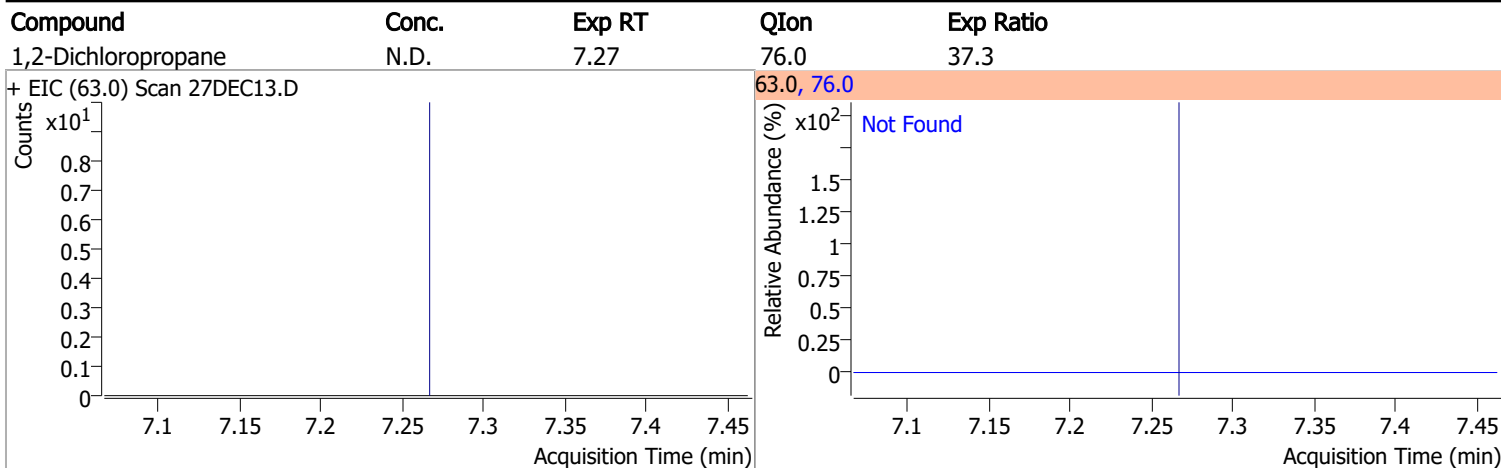
Compound	Conc.	Exp RT	QIon	Exp Ratio	QIon	Exp Ratio
1,2-Dichloroethane	N.D.	6.32	64.0	32.3	98.0	8.2



Compound	Conc.	Exp RT	QIon	Exp Ratio	QIon	Exp Ratio
Trichloroethene	N.D.	7.03	130.0	100.8	97.0	64.7

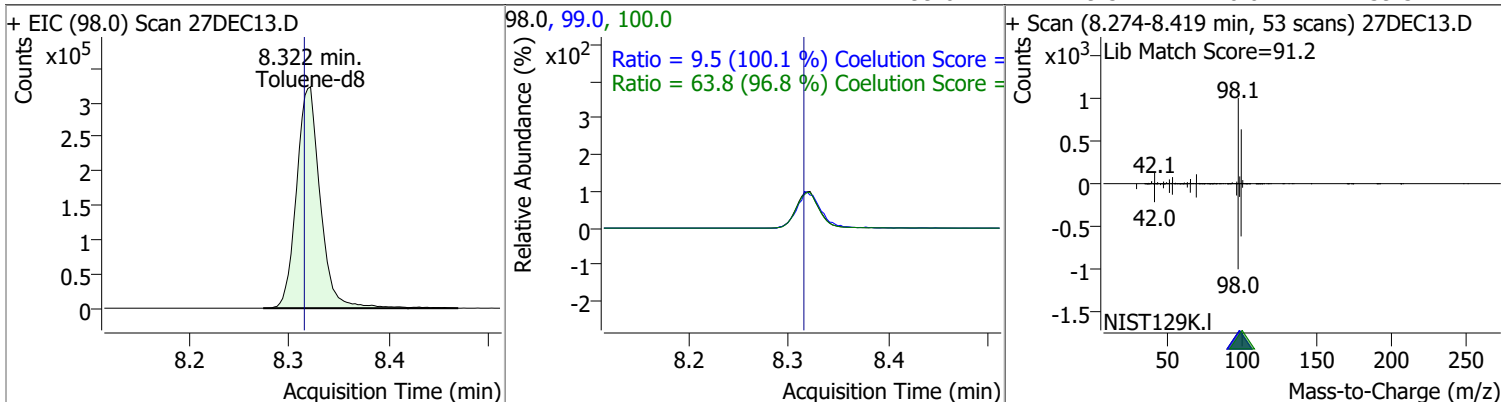


Quantitation Results Report (QT Reviewed)

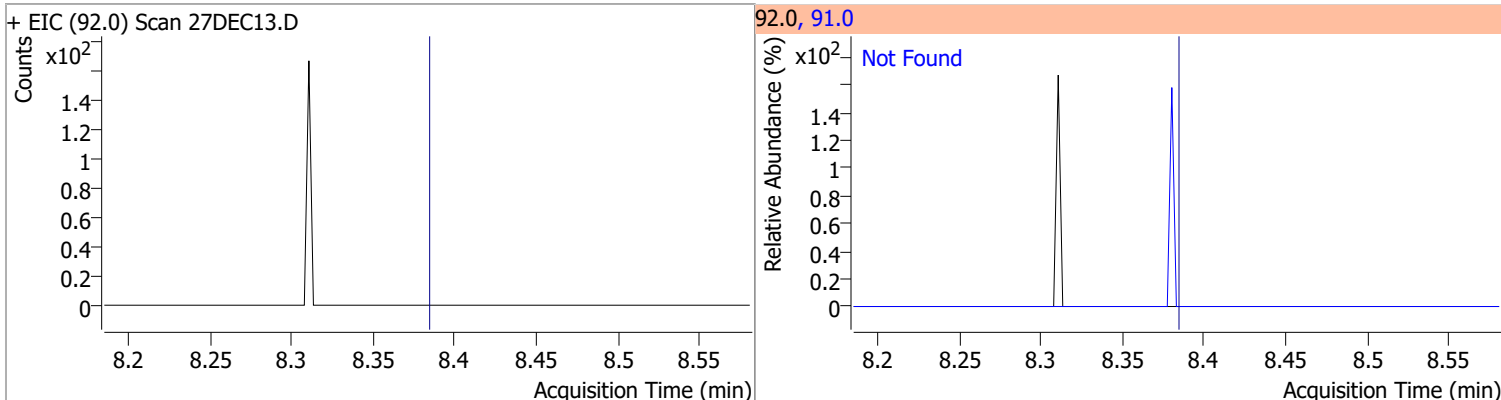


Quantitation Results Report (QT Reviewed)

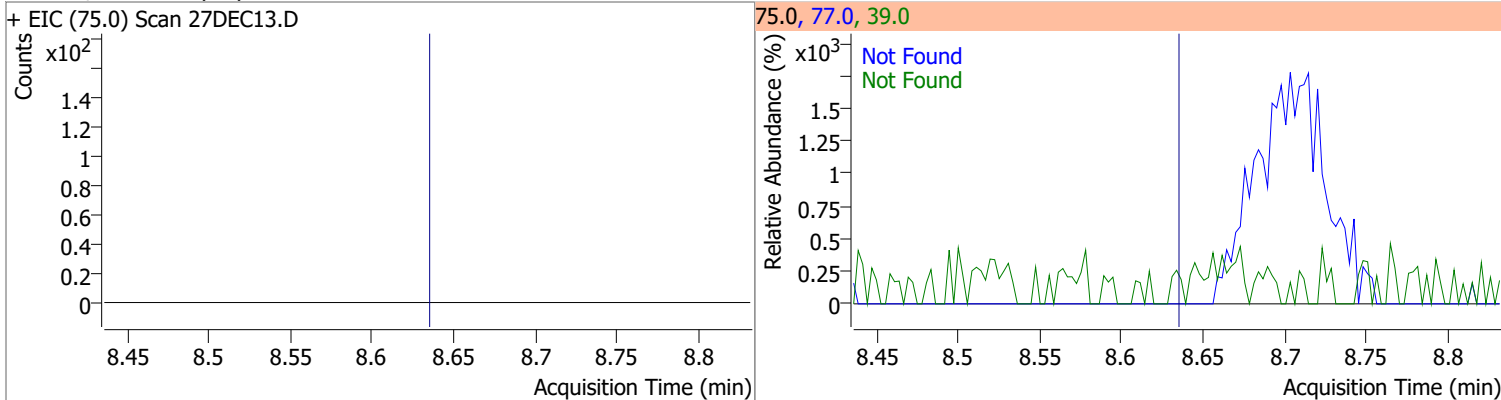
Compound	Conc.	RT	Dev(Min)	Resp.	QIon	QRatio	Lower	Upper
Toluene-d8	252.7329	8.32	0.00	529877	100.0	63.8	35.9	95.9
					99.0	9.5	0.0	39.5



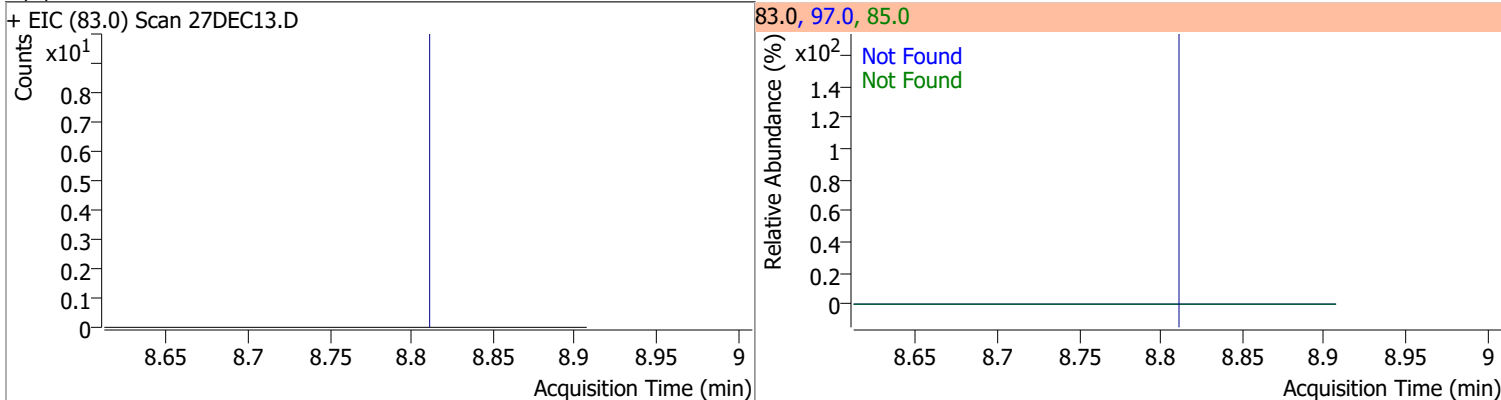
Compound	Conc.	Exp RT	QIon	Exp Ratio
Toluene	N.D.	8.39	91.0	174.3



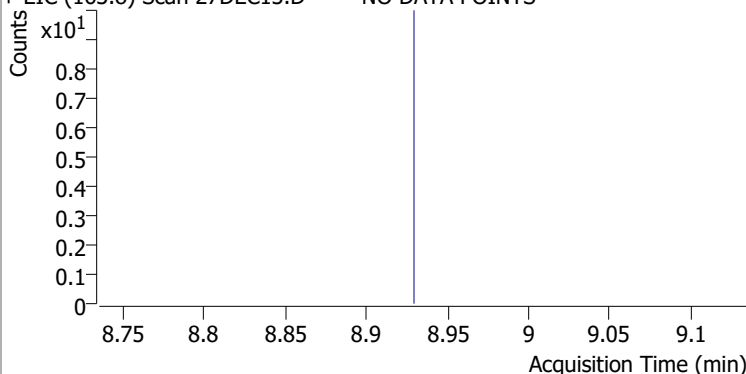
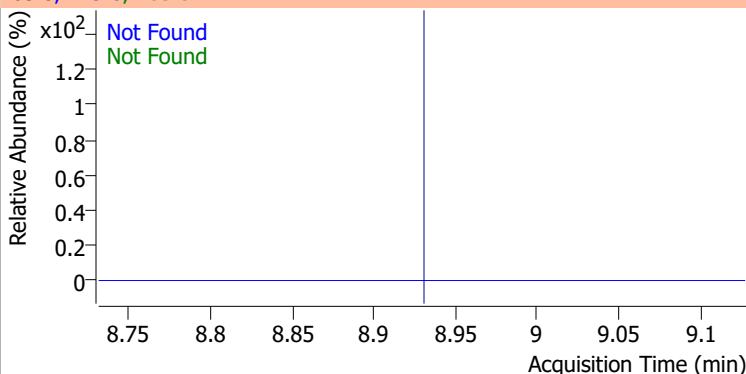
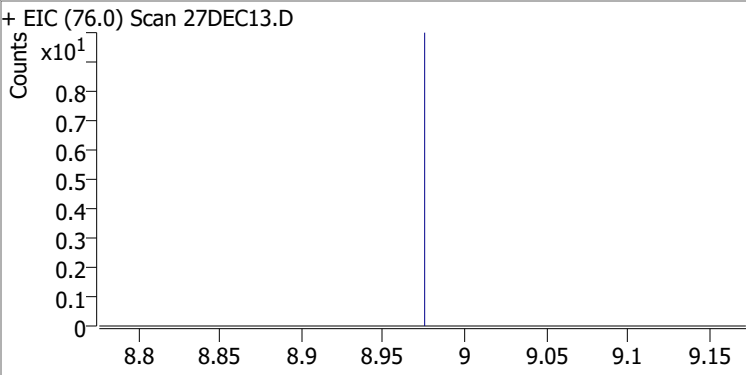
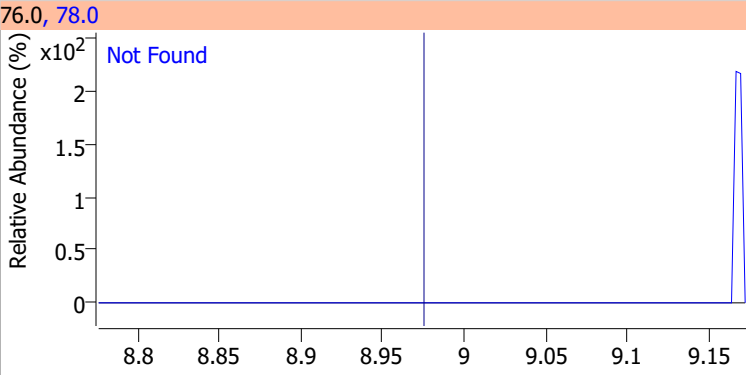
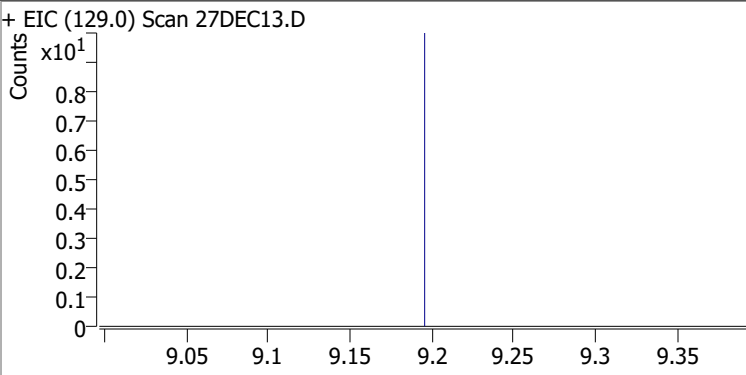
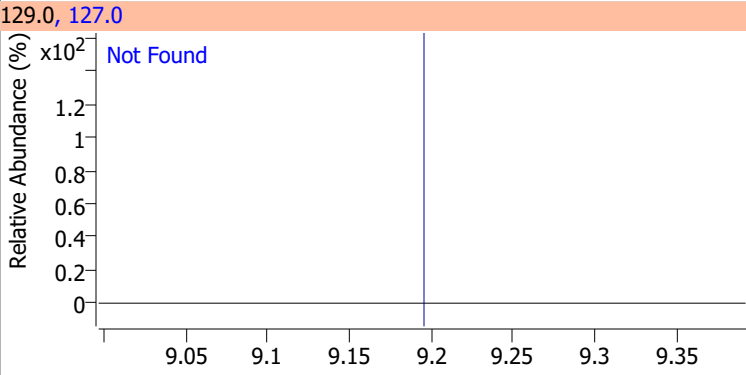
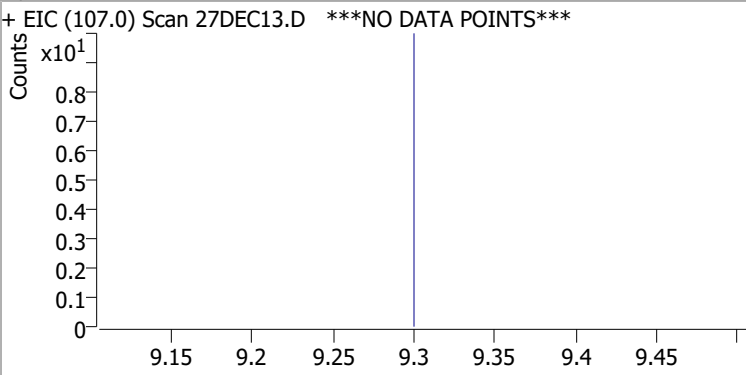
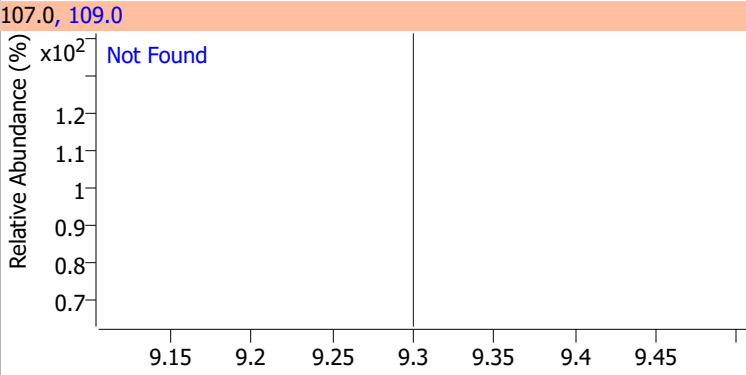
Compound	Conc.	Exp RT	QIon	Exp Ratio	QIon	Exp Ratio
trans-1,3-Dichloropropene	N.D.	8.64	39.0	52.1	77.0	32.0



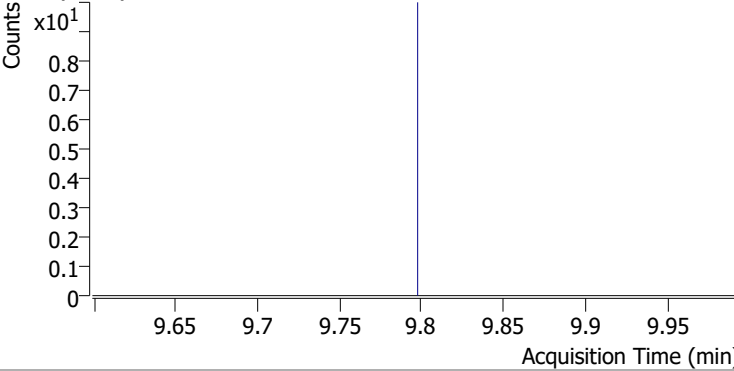
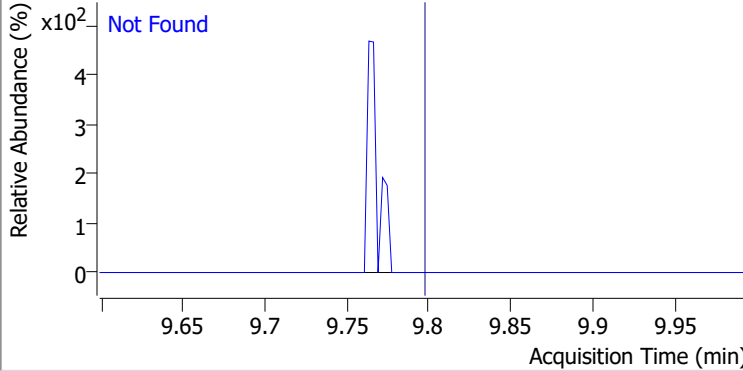
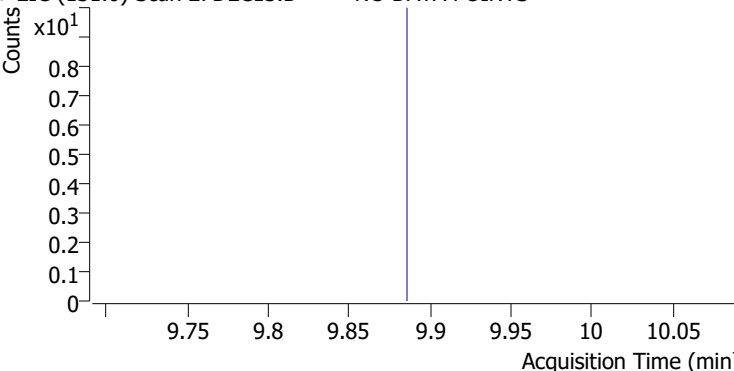
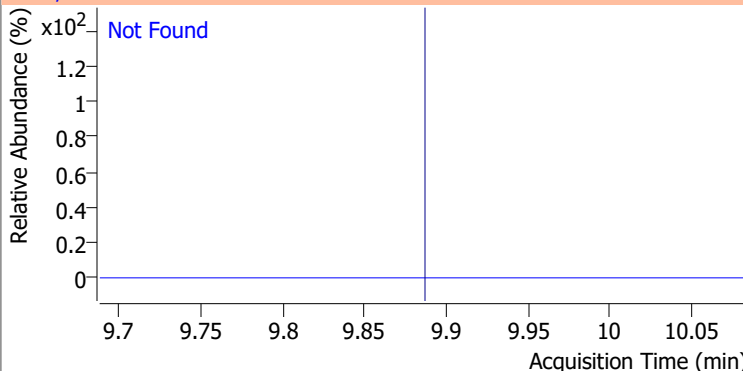
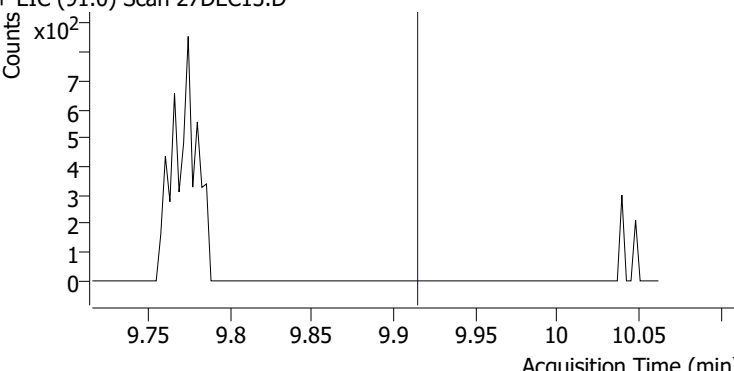
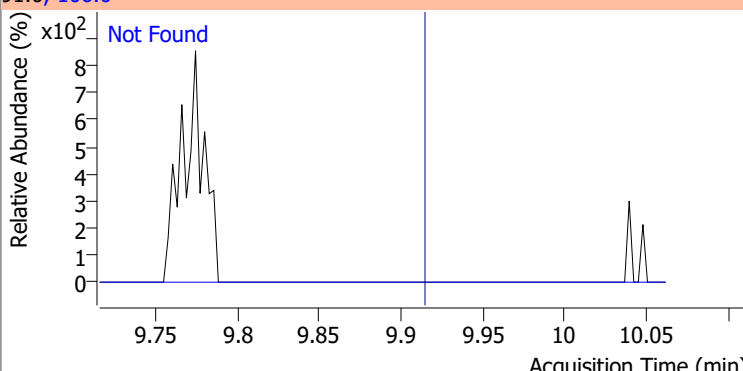
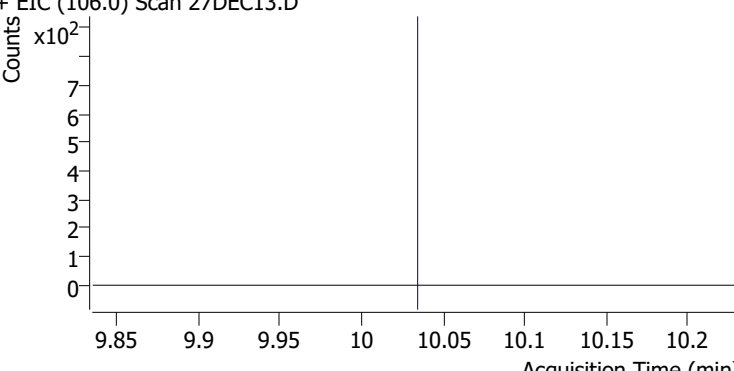
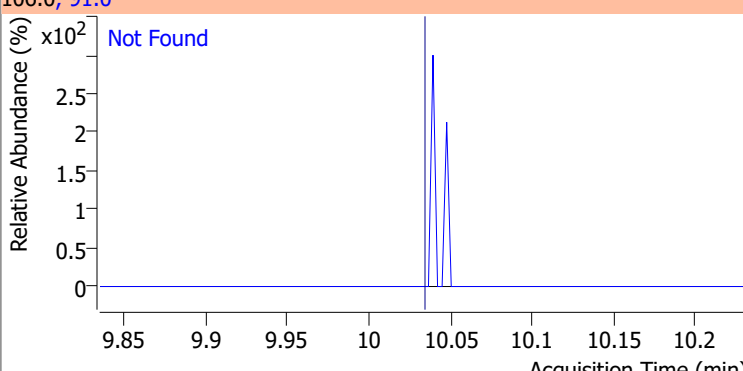
Compound	Conc.	Exp RT	QIon	Exp Ratio	QIon	Exp Ratio
1,1,2-Trichloroethane	N.D.	8.82	97.0	114.3	85.0	61.5



Quantitation Results Report (QT Reviewed)

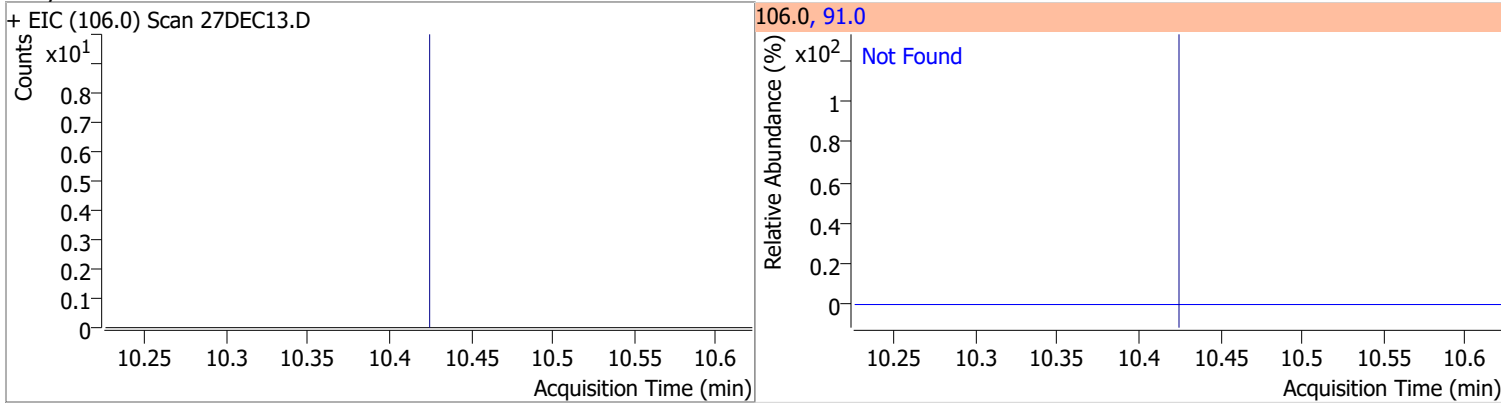
Compound	Conc.	Exp RT	QIon	Exp Ratio	QIon	Exp Ratio
Tetrachloroethene	N.D.	8.94	165.8	128.3	129.0	95.3
+ EIC (163.8) Scan 27DEC13.D ***NO DATA POINTS***			163.8, 129.0, 165.8			
						
1,3-Dichloropropane	N.D.	8.98	78.0	32.1		
+ EIC (76.0) Scan 27DEC13.D			76.0, 78.0			
						
Chlorodibromomethane	N.D.	9.20	127.0	75.3		
+ EIC (129.0) Scan 27DEC13.D			129.0, 127.0			
						
1,2-Dibromoethane	N.D.	9.31	109.0	97.2		
+ EIC (107.0) Scan 27DEC13.D ***NO DATA POINTS***			107.0, 109.0			
						

Quantitation Results Report (QT Reviewed)

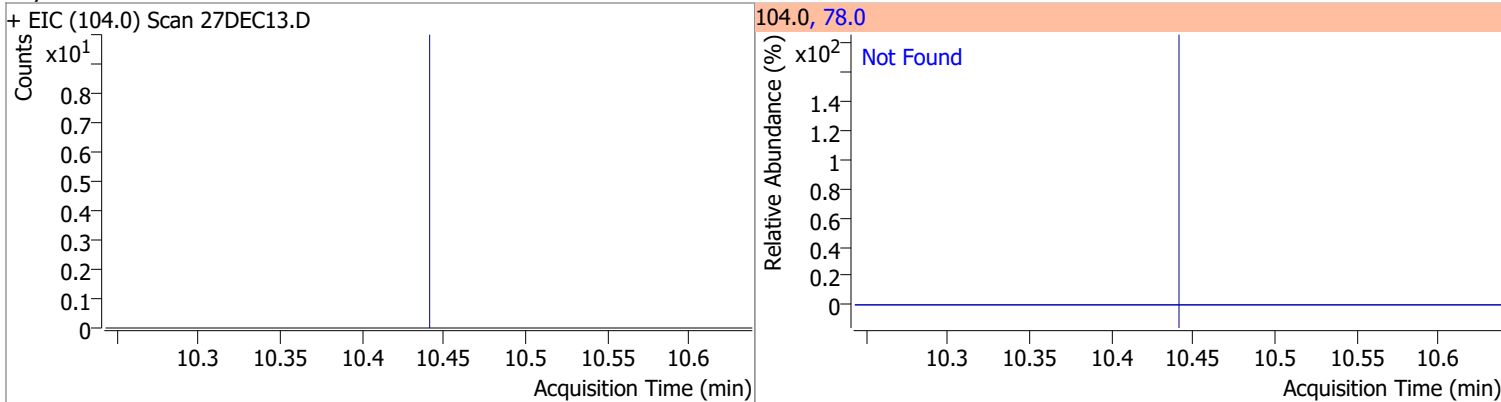
Compound	Conc.	Exp RT	QIon	Exp Ratio
Chlorobenzene	N.D.	9.80	114.0	32.3
+ EIC (112.0) Scan 27DEC13.D			112.0, 114.0	
				
1,1,1,2-Tetrachloroethane	N.D.	9.89	133.0	95.7
+ EIC (131.0) Scan 27DEC13.D ***NO DATA POINTS***			131.0, 133.0	
				
Ethylbenzene	N.D.	9.92	106.0	30.7
+ EIC (91.0) Scan 27DEC13.D			91.0, 106.0	
				
m+p-Xylenes	N.D.	10.04	91.0	205.0
+ EIC (106.0) Scan 27DEC13.D			106.0, 91.0	
				

Quantitation Results Report (QT Reviewed)

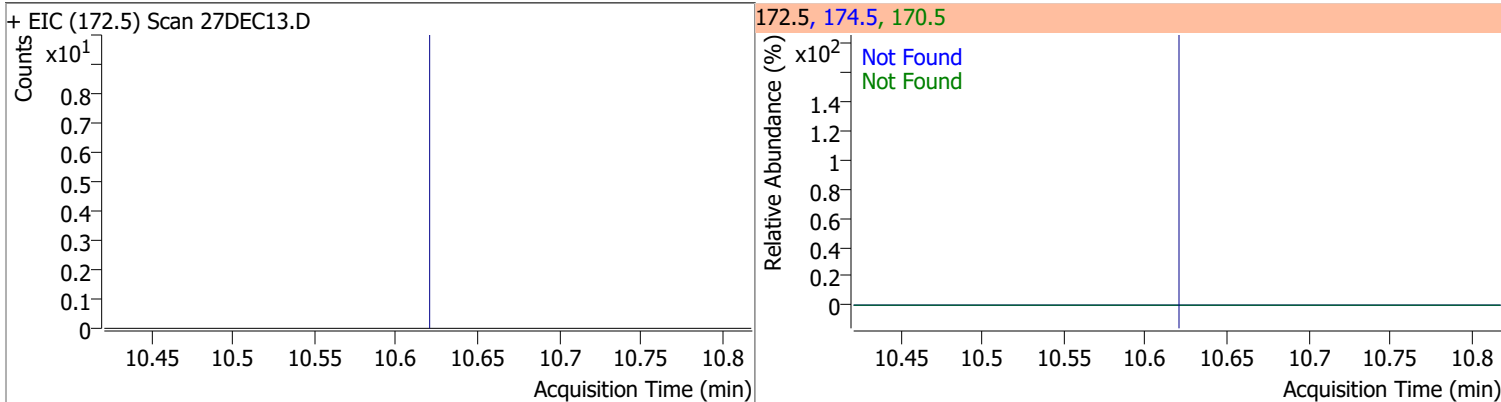
Compound	Conc.	Exp RT	QIon	Exp Ratio
o-Xylene	N.D.	10.43	91.0	216.1



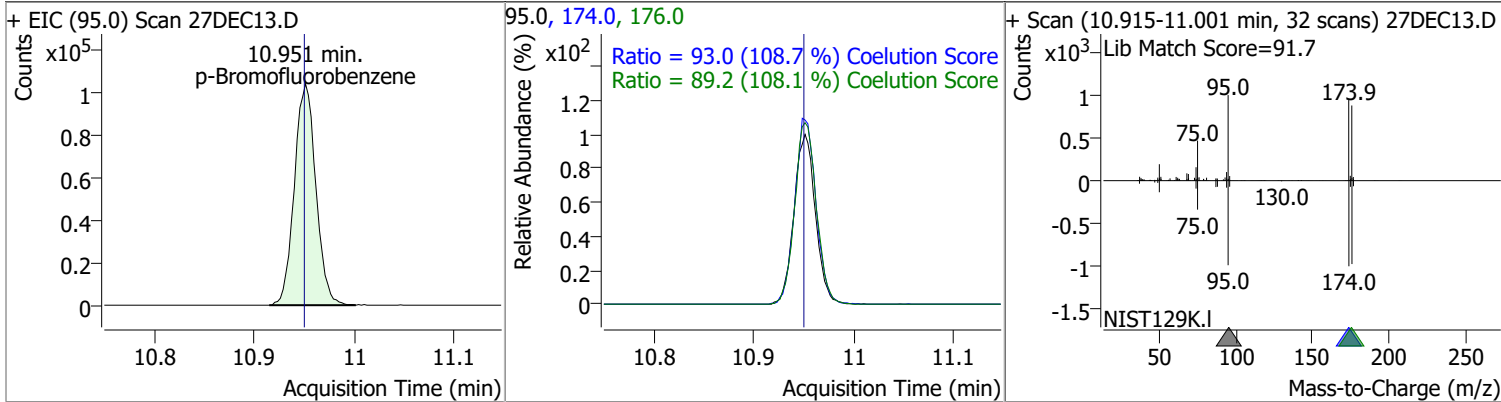
Compound	Conc.	Exp RT	QIon	Exp Ratio
Styrene	N.D.	10.45	78.0	50.6



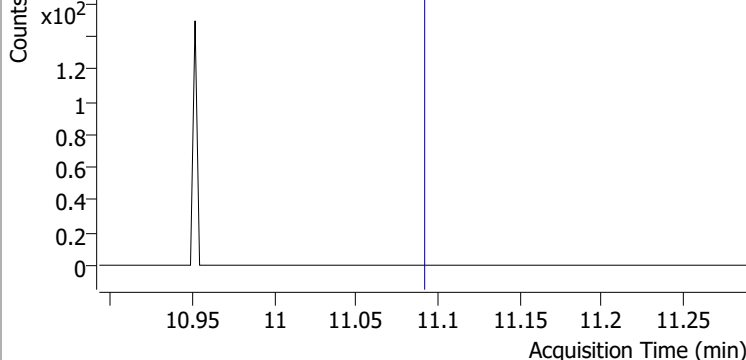
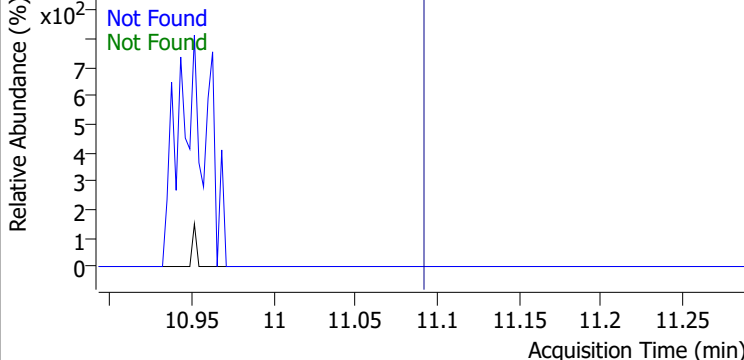
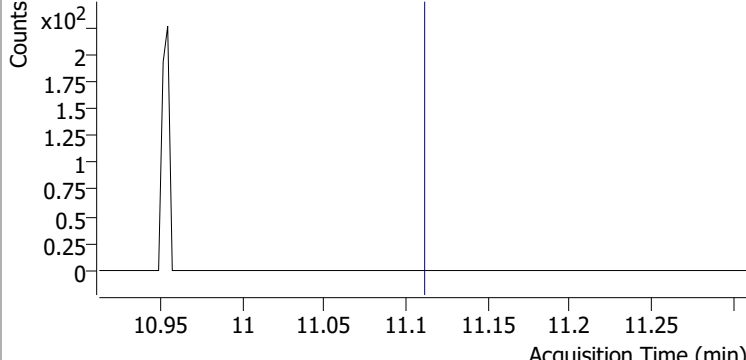
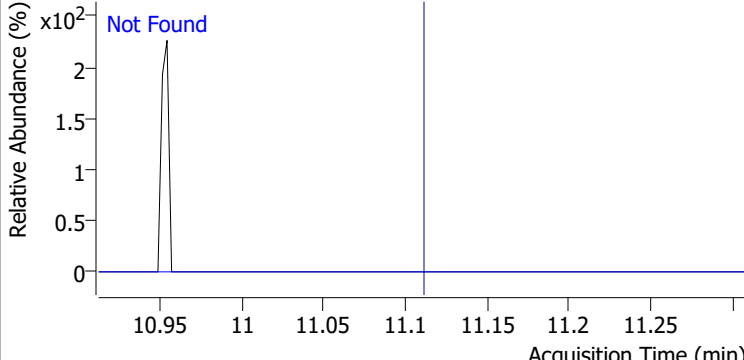
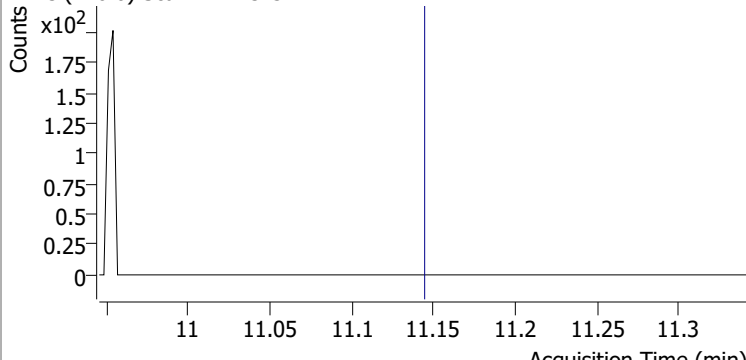
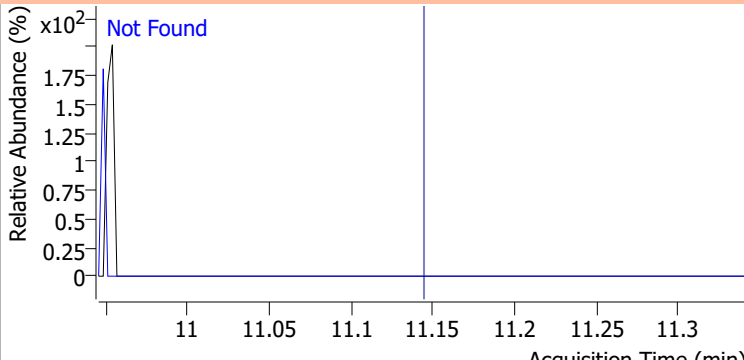
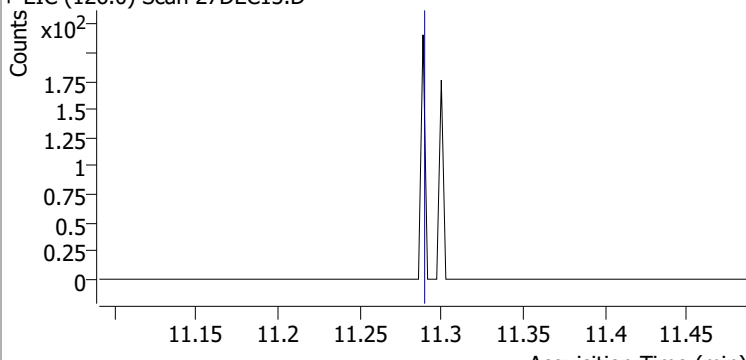
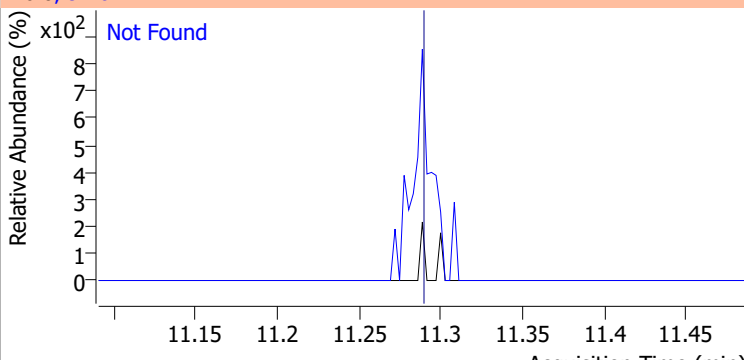
Compound	Conc.	Exp RT	QIon	Exp Ratio	QIon	Exp Ratio
Bromoform	N.D.	10.62	170.5	52.7	174.5	50.7



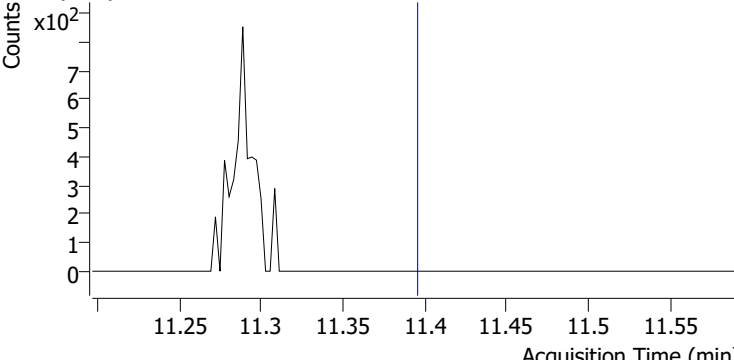
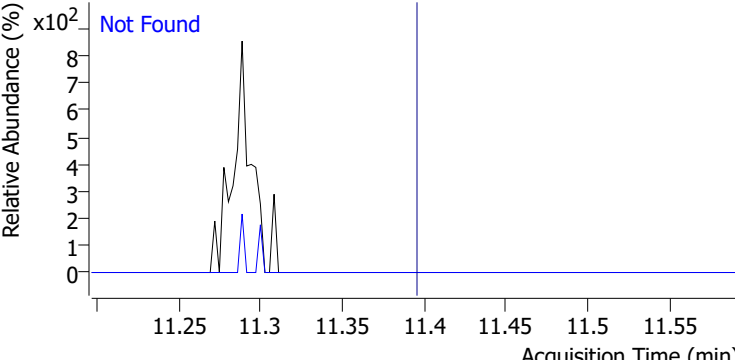
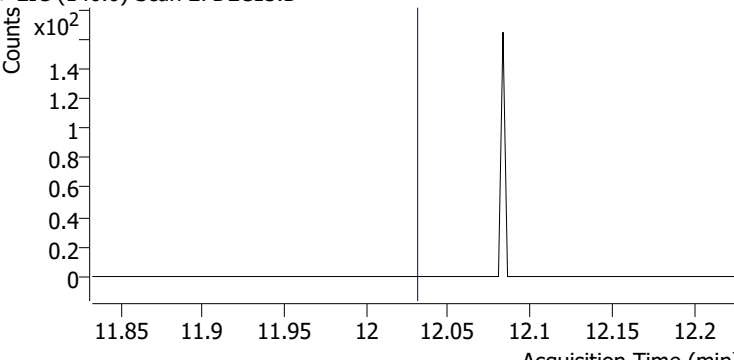
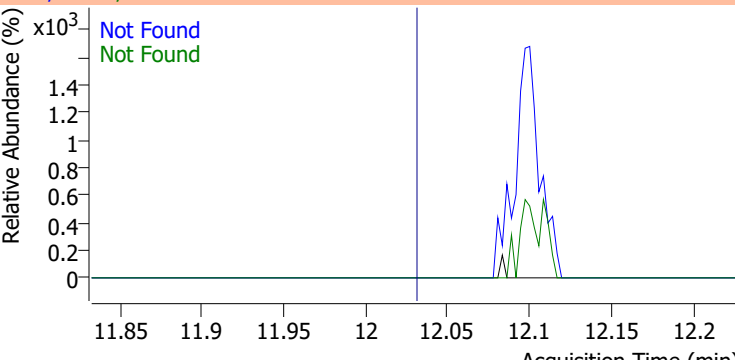
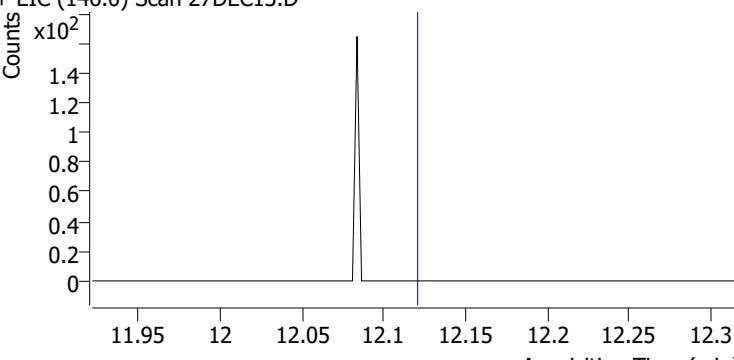
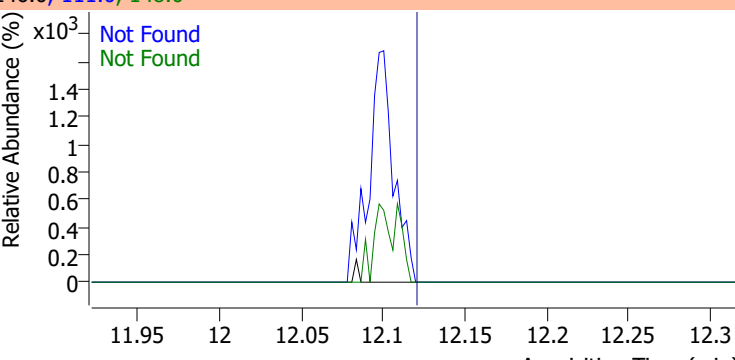
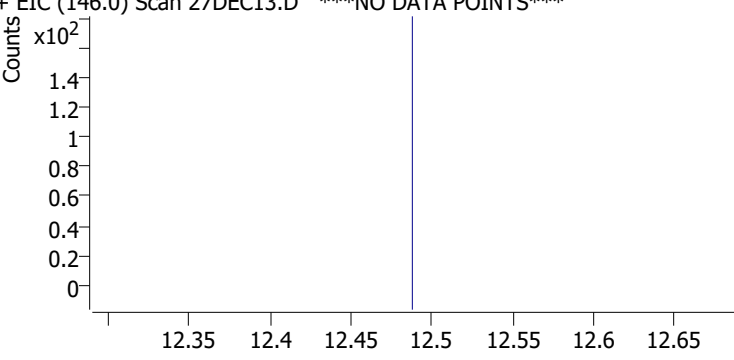
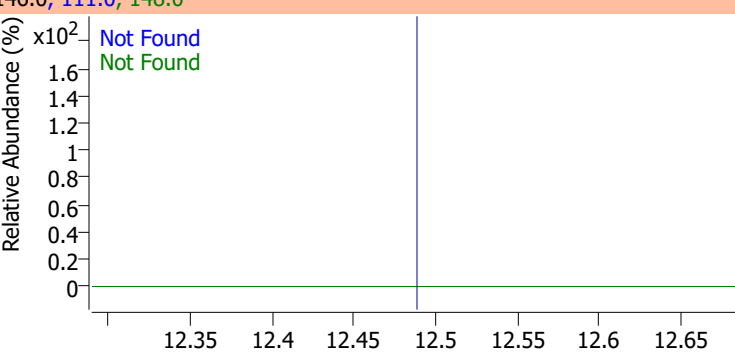
Compound	Conc.	RT	Dev(Min)	Resp.	QIon	QRatio	Lower	Upper
p-Bromofluorobenzene	268.5145	10.95	0.00	154672	174.0	93.0	55.5	115.5
					176.0	89.2	52.5	112.5



Quantitation Results Report (QT Reviewed)

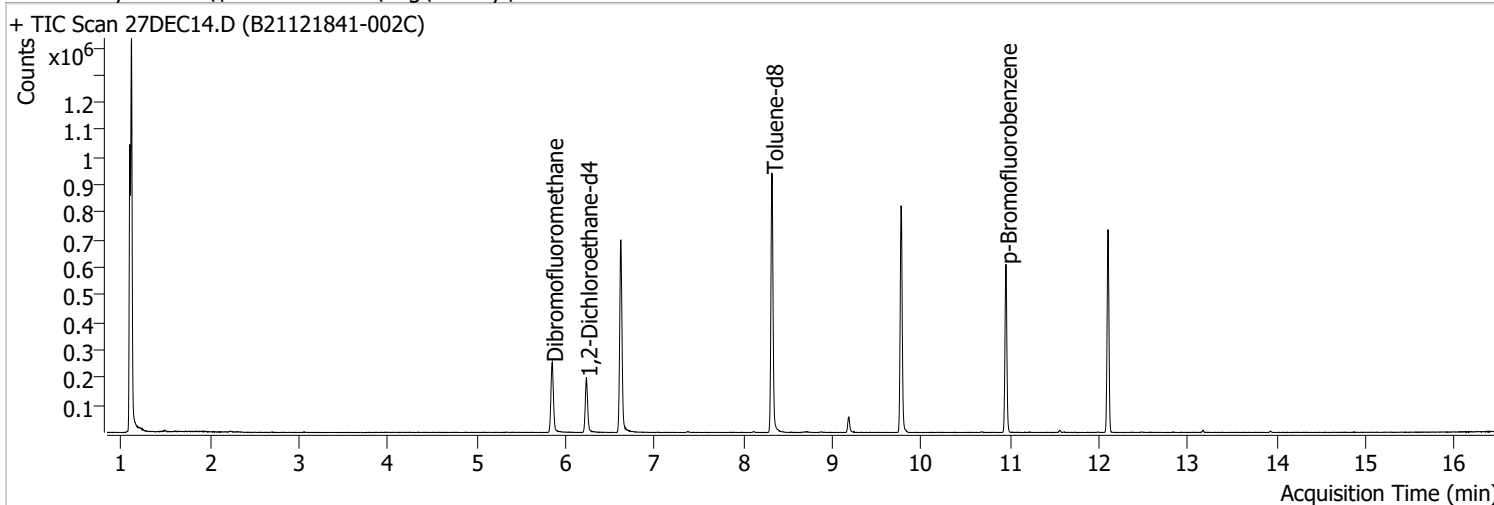
Compound	Conc.	Exp RT	QIon	Exp Ratio	QIon	Exp Ratio
Bromobenzene	N.D.	11.09	77.0	153.2	158.0	96.2
+ EIC (156.0) Scan 27DEC13.D			156.0, 77.0, 158.0			
						
1,1,2,2-Tetrachloroethane	N.D.	11.11	85.0	63.2		
+ EIC (83.0) Scan 27DEC13.D			83.0, 85.0			
						
1,2,3-Trichloropropane	N.D.	11.15	112.0	65.8		
+ EIC (110.0) Scan 27DEC13.D			110.0, 112.0			
						
2-Chlorotoluene	N.D.	11.29	91.0	294.1		
+ EIC (126.0) Scan 27DEC13.D			126.0, 91.0			
						

Quantitation Results Report (QT Reviewed)

Compound	Conc.	Exp RT	QIon	Exp Ratio		
4-Chlorotoluene	N.D.	11.40	126.0	30.4		
+ EIC (91.0) Scan 27DEC13.D			91.0, 126.0			
						
1,3-Dichlorobenzene	N.D.	12.03	148.0	64.5	QIon	Exp Ratio
					111.0	41.5
+ EIC (146.0) Scan 27DEC13.D			146.0, 111.0, 148.0			
						
1,4-Dichlorobenzene	N.D.	12.12	148.0	64.0	QIon	Exp Ratio
					111.0	40.4
+ EIC (146.0) Scan 27DEC13.D			146.0, 111.0, 148.0			
						
1,2-Dichlorobenzene	N.D.	12.49	148.0	63.8	QIon	Exp Ratio
					111.0	42.8
+ EIC (146.0) Scan 27DEC13.D ***NO DATA POINTS***			146.0, 111.0, 148.0			
						

Quantitation Results Report (QT Reviewed)

Data File	27DEC14.D	Operator	MSC
Acq. Method	5975CACQF.M	Acq. Date-Time	12/27/2021 3:07:46 PM
Sample Name	B21121841-002C	Instrument	VOA5975C
Vial	14	Multiplier	1.00
DA Method File	VOA5975C_8260B_SHT_DoD_L4_120721.m	Comment	
Tune File	BFB_Atune3.u	Tune Date	10/11/2021 4:02:00 PM
Batch Name	VG122721_8260B_624pt1.batch.bin	Last Calib Update	1/5/2022 1:54:14 PM
Ref Library	\\MASSHUNTER\Org\Library\NIST129K.I		



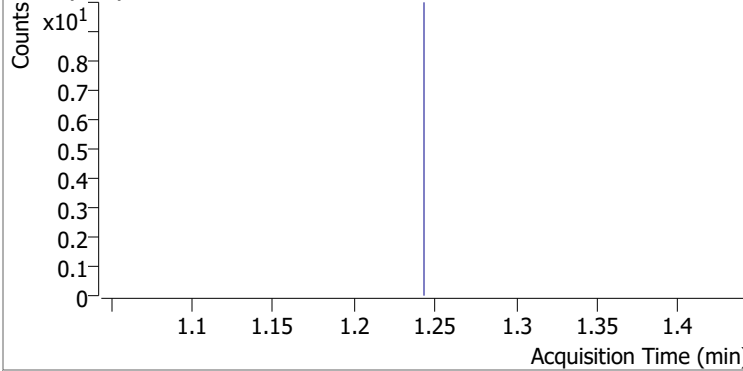
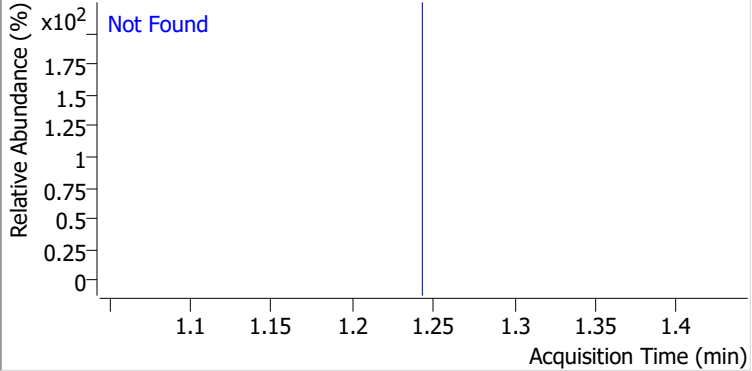
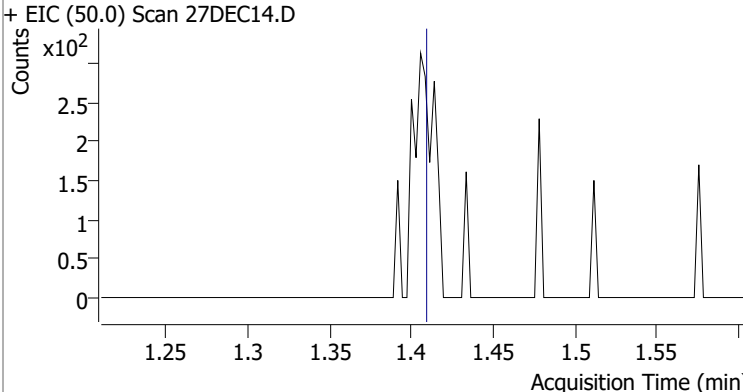
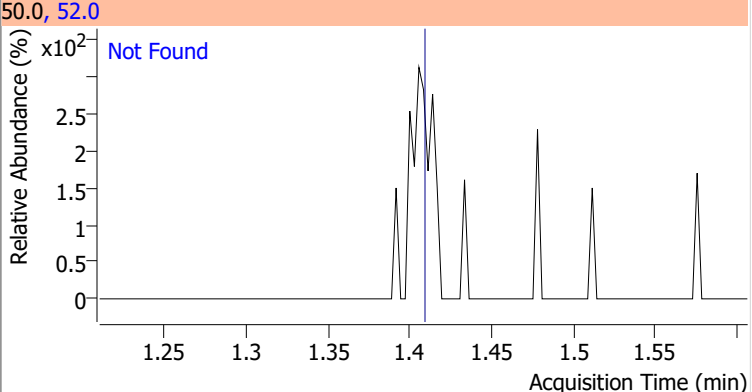
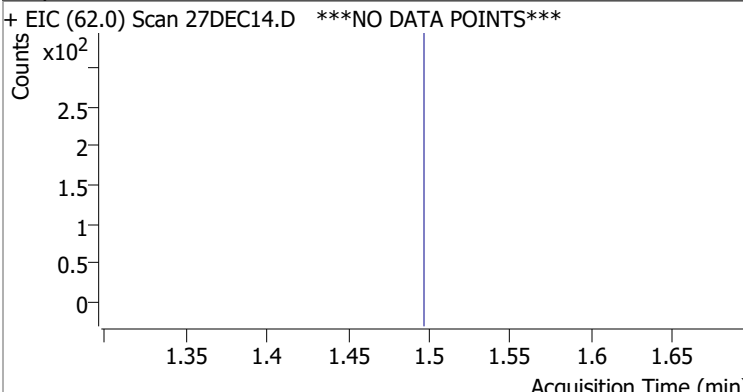
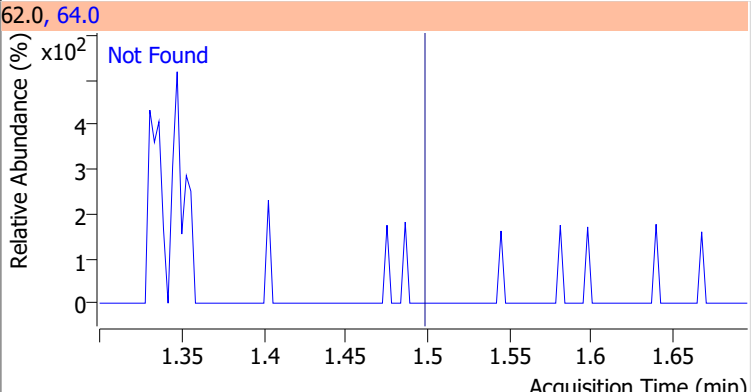
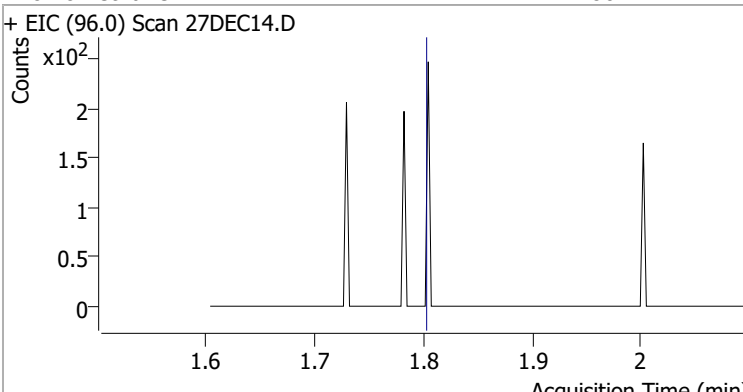
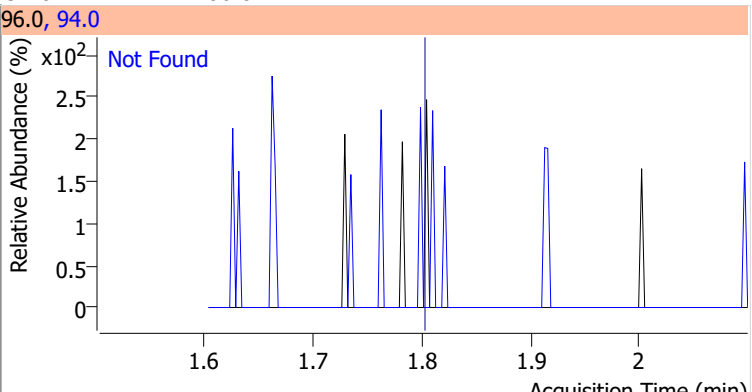
Compound	RT	QIon	Resp.	Conc.	Units	Dev(Min)	
Internal Standards							
M Fluorobenzene	6.620	96.0	597052	250.0000	ng	0.000	
M Chlorobenzene-d5	9.771	82.0	230166	250.0000	ng	-0.003	
M 1,4-Dichlorobenzene-d4	12.100	152.0	174467	250.0000	ng	0.000	
System Monitoring Compounds							
S Dibromofluoromethane	5.848	113.0	153382	262.1239	ng	-0.003	
Spiked Amount: 250.000	Range: 80.0 - 119.0%			Recovery = 104.85%			
S 1,2-Dichloroethane-d4	6.233	67.0	70438	263.7710	ng	0.003	
Spiked Amount: 250.000	Range: 81.0 - 118.0%			Recovery = 105.51%			
S Toluene-d8	8.321	98.0	594311	256.8637	ng	0.003	
Spiked Amount: 250.000	Range: 89.0 - 112.0%			Recovery = 102.75%			
S p-Bromofluorobenzene	10.951	95.0	172784	258.8185	ng	0.000	
Spiked Amount: 250.000	Range: 85.0 - 114.0%			Recovery = 103.53%			
Target Compounds							
T Dichlorodifluoromethane	0.000		0	N.D.			QValue
T Chloromethane	0.000		0	N.D.			
T Vinyl chloride	0.000		0	N.D.			
T Bromomethane	0.000		0	N.D.			
T Chloroethane	0.000		0	N.D.			
T Trichlorofluoromethane	0.000		0	N.D.			
T 1,1-Dichloroethene	0.000		0	N.D.			
T Methylene chloride	0.000		0	N.D.			
T trans-1,2-Dichloroethene	0.000		0	N.D.			
T Methyl tert-butyl ether (MTBE)	0.000		0	N.D.			
T 1,1-Dichloroethane	0.000		0	N.D.			
T 2,2-Dichloropropane	0.000		0	N.D.			
T cis-1,2-Dichloroethene	0.000		0	N.D.			
T Methyl ethyl ketone	0.000		0	N.D.			
T Bromochloromethane	0.000		0	N.D.			
T Chloroform	0.000		0	N.D.			

Quantitation Results Report (QT Reviewed)

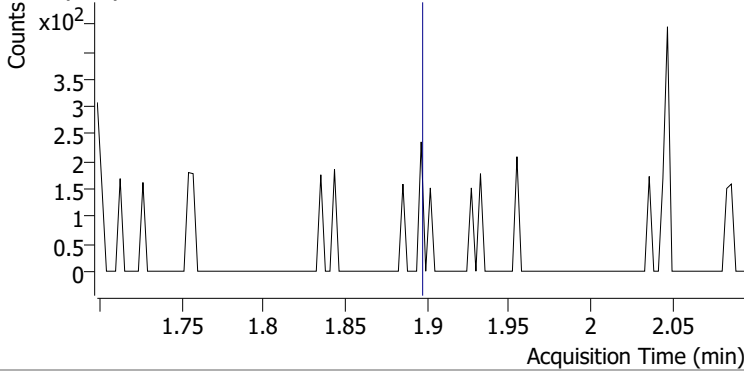
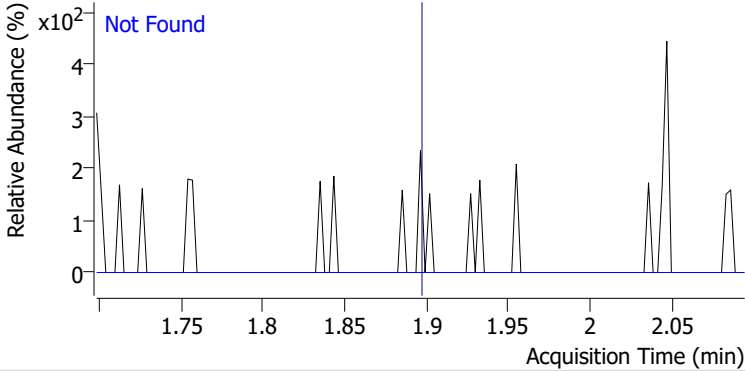
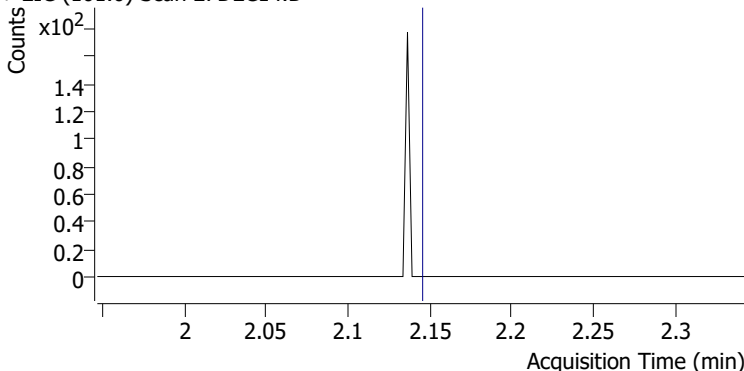
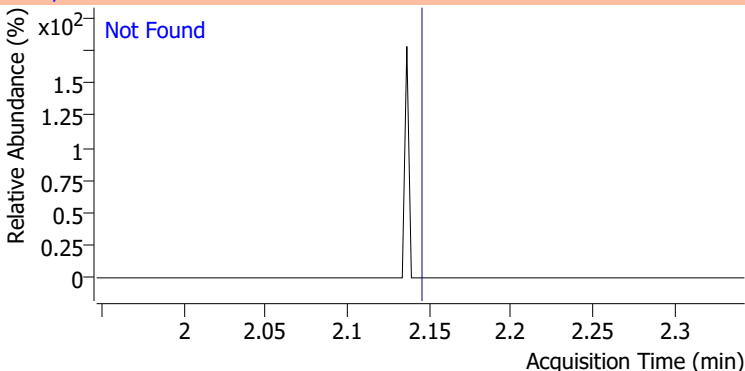
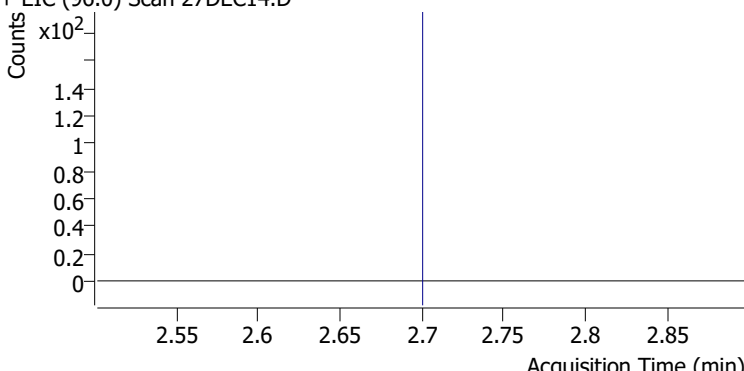
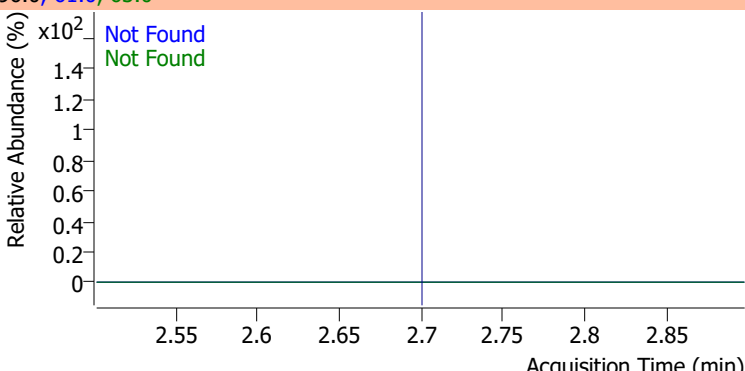
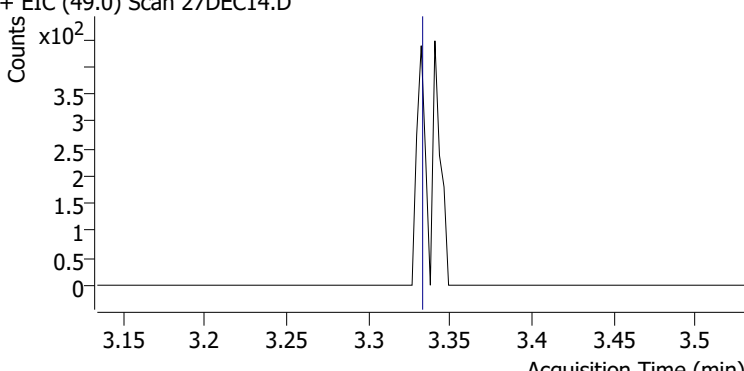
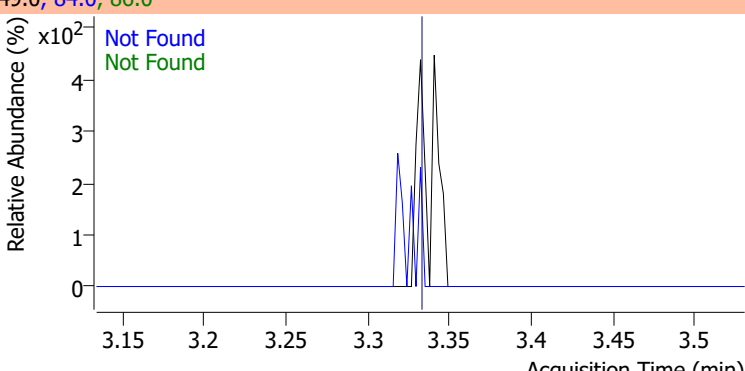
Compound	RT	QIon	Resp.	Conc.	Units	Dev(Min)
T 1,1,1-Trichloroethane	0.000		0	N.D.		
T Carbon tetrachloride	0.000		0	N.D.		
T 1,1-Dichloropropene	0.000		0	N.D.		
T Benzene	0.000		0	N.D.		
T 1,2-Dichloroethane	0.000		0	N.D.		
T Trichloroethene	0.000		0	N.D.		
T 1,2-Dichloropropane	0.000		0	N.D.		
T Dibromomethane	0.000		0	N.D.		
T Bromodichloromethane	0.000		0	N.D.		
T cis-1,3-Dichloropropene	0.000		0	N.D.		
T Toluene	0.000		0	N.D.		
T trans-1,3-Dichloropropene	0.000		0	N.D.		
T 1,1,2-Trichloroethane	0.000		0	N.D.		
T Tetrachloroethene	0.000		0	N.D.		
T 1,3-Dichloropropane	0.000		0	N.D.		
T Chlorodibromomethane	0.000		0	N.D.		
T 1,2-Dibromoethane	0.000		0	N.D.		
T Chlorobenzene	0.000		0	N.D.		
T 1,1,1,2-Tetrachloroethane	0.000		0	N.D.		
T Ethylbenzene	0.000		0	N.D.		
T m+p-Xylenes	0.000		0	N.D.		
T o-Xylene	0.000		0	N.D.		
T Styrene	0.000		0	N.D.		
T Bromoform	0.000		0	N.D.		
T Bromobenzene	0.000		0	N.D.		
T 1,1,2,2-Tetrachloroethane	0.000		0	N.D.		
T 1,2,3-Trichloropropane	0.000		0	N.D.		
T 2-Chlorotoluene	0.000		0	N.D.		
T 4-Chlorotoluene	0.000		0	N.D.		
T 1,3-Dichlorobenzene	0.000		0	N.D.		
T 1,4-Dichlorobenzene	0.000		0	N.D.		
T 1,2-Dichlorobenzene	0.000		0	N.D.		

(#) = Qualifier Out of Range; (m) = Manual Integration; (+) = Area Summed; (*) = Surrogate Percent Recovery Out of Range; (d): Zeroed Peak

Quantitation Results Report (QT Reviewed)

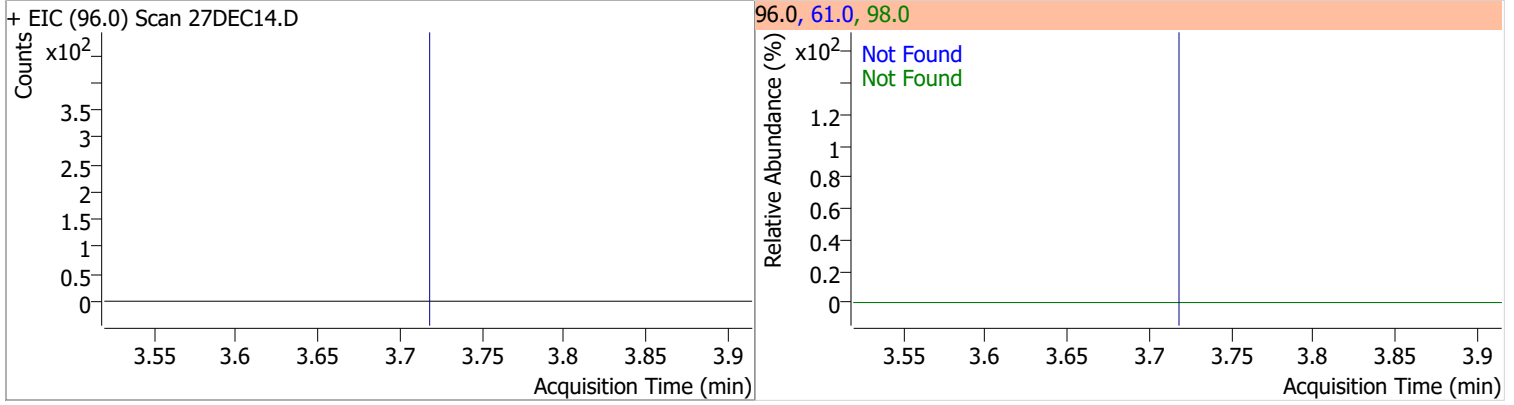
Compound	Conc.	Exp RT	QIon	Exp Ratio
Dichlorodifluoromethane	N.D.	1.24	87.0	32.0
+ EIC (85.0) Scan 27DEC14.D ***NO DATA POINTS***			85.0, 87.0	
				
Chloromethane	N.D.	1.41	52.0	32.7
+ EIC (50.0) Scan 27DEC14.D			50.0, 52.0	
				
Vinyl chloride	N.D.	1.50	64.0	31.6
+ EIC (62.0) Scan 27DEC14.D ***NO DATA POINTS***			62.0, 64.0	
				
Bromomethane	N.D.	1.80	94.0	106.0
+ EIC (96.0) Scan 27DEC14.D			96.0, 94.0	
				

Quantitation Results Report (QT Reviewed)

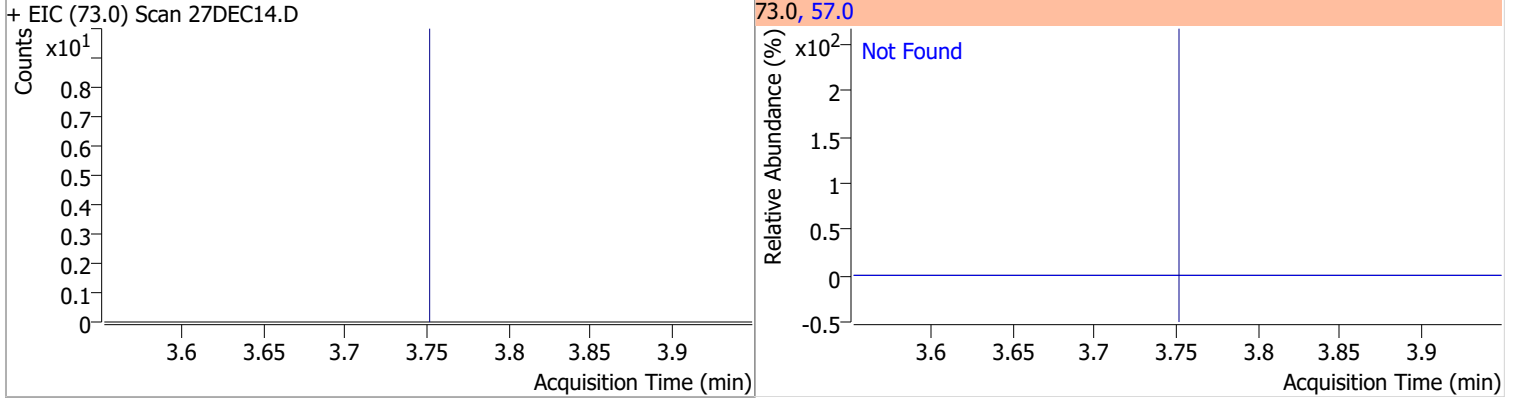
Compound	Conc.	Exp RT	QIon	Exp Ratio		
Chloroethane	N.D.	1.90	66.0	30.8		
+ EIC (64.0) Scan 27DEC14.D			64.0, 66.0			
						
Trichlorofluoromethane	N.D.	2.14	103.0	64.8		
+ EIC (101.0) Scan 27DEC14.D			101.0, 103.0			
						
1,1-Dichloroethene	N.D.	2.70	61.0	180.1	QIon	Exp Ratio
			63.0	57.5		
+ EIC (96.0) Scan 27DEC14.D			96.0, 61.0, 63.0			
						
Methylene chloride	N.D.	3.33	84.0	69.4	QIon	Exp Ratio
			86.0	44.1		
+ EIC (49.0) Scan 27DEC14.D			49.0, 84.0, 86.0			
						

Quantitation Results Report (QT Reviewed)

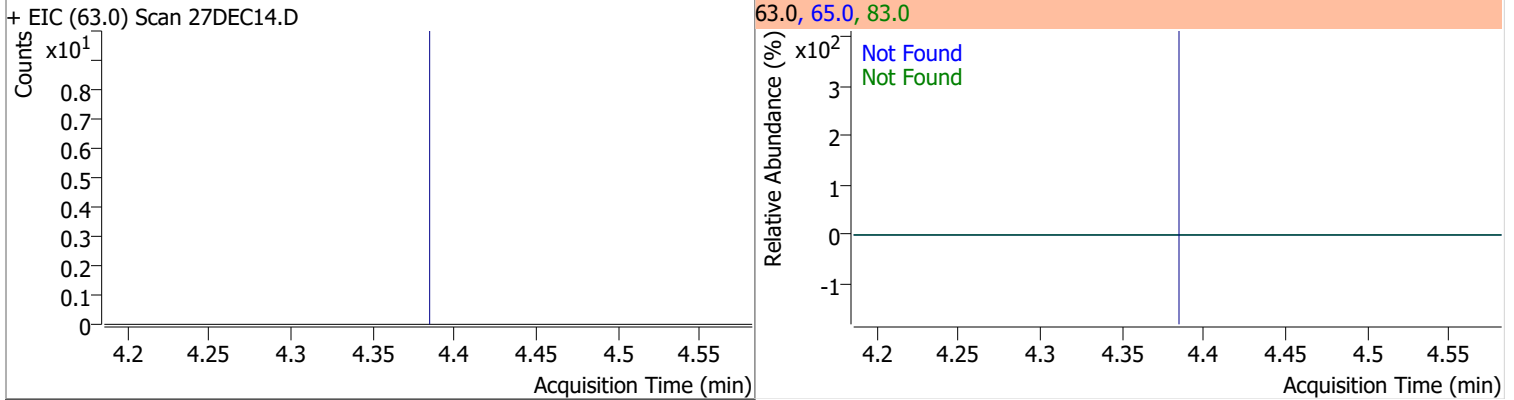
Compound	Conc.	Exp RT	QIon	Exp Ratio	QIon	Exp Ratio
trans-1,2-Dichloroethene	N.D.	3.72	61.0	155.1	98.0	62.8



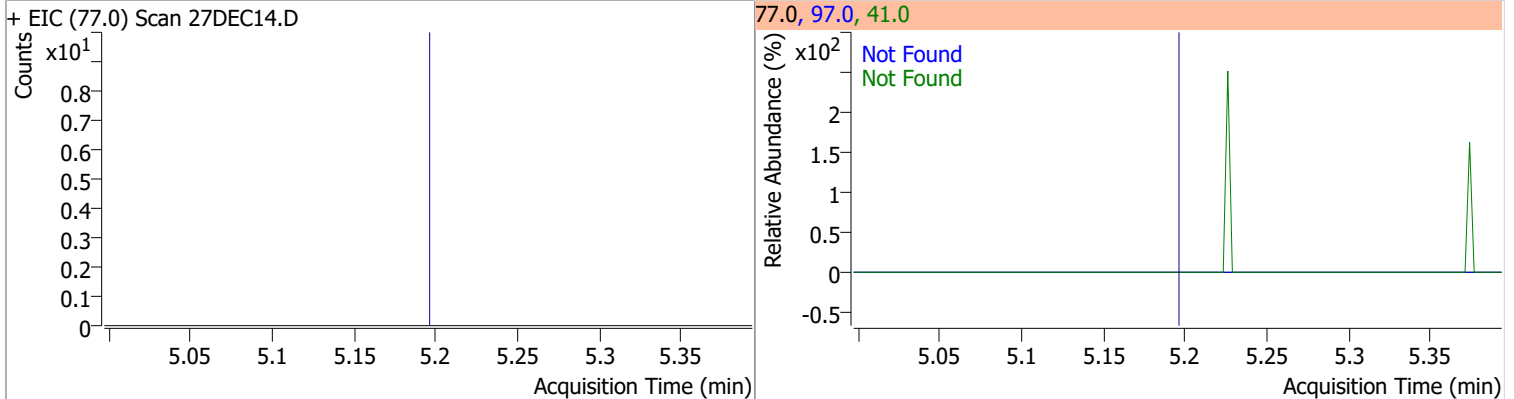
Compound	Conc.	Exp RT	QIon	Exp Ratio
Methyl tert-butyl ether (MTBE)	N.D.	3.75	57.0	23.9



Compound	Conc.	Exp RT	QIon	Exp Ratio	QIon	Exp Ratio
1,1-Dichloroethane	N.D.	4.38	65.0	31.7	83.0	12.8

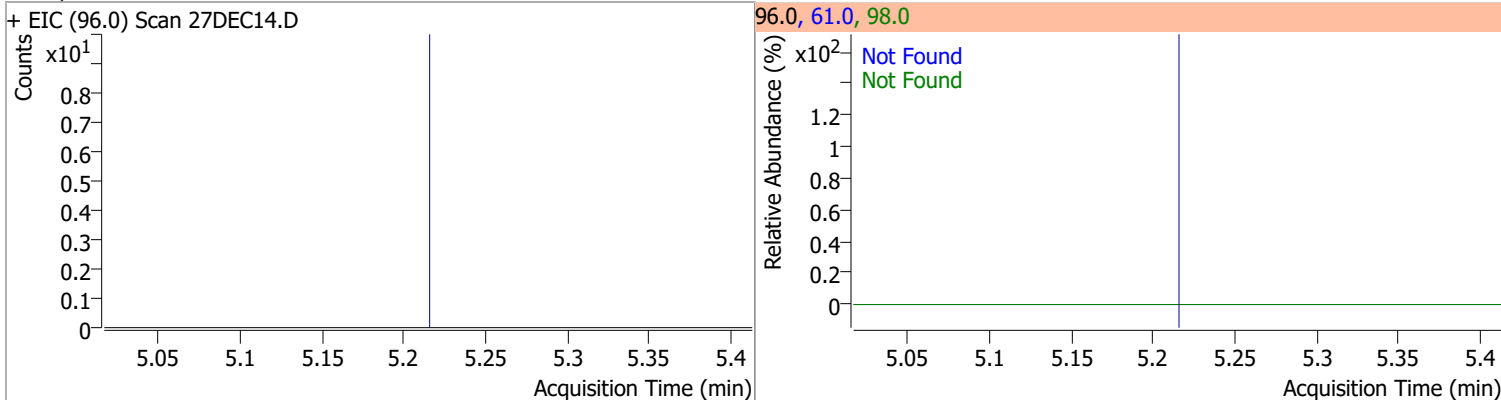


Compound	Conc.	Exp RT	QIon	Exp Ratio	QIon	Exp Ratio
2,2-Dichloropropane	N.D.	5.20	41.0	59.0	97.0	21.8

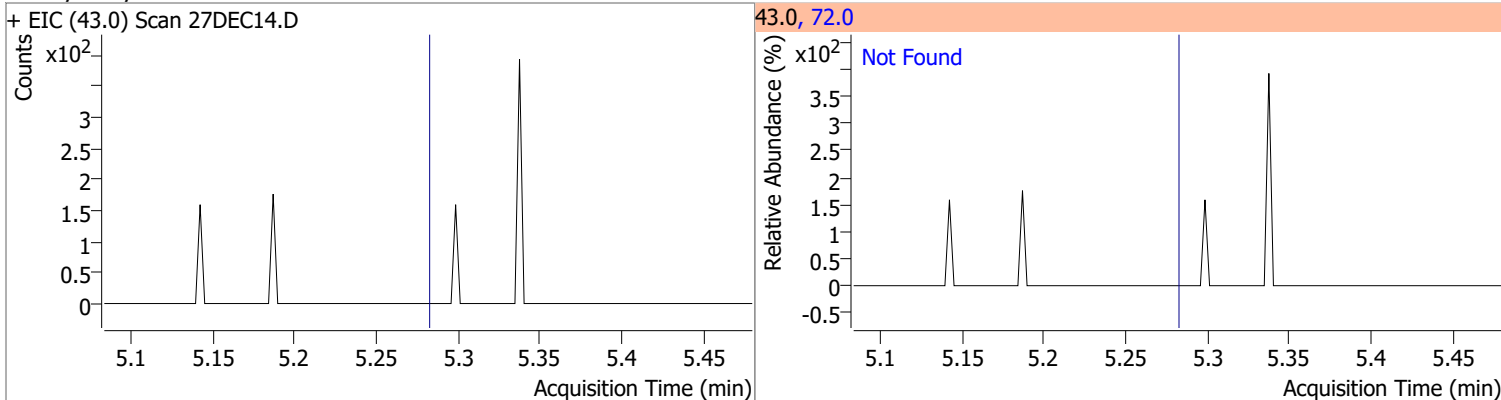


Quantitation Results Report (QT Reviewed)

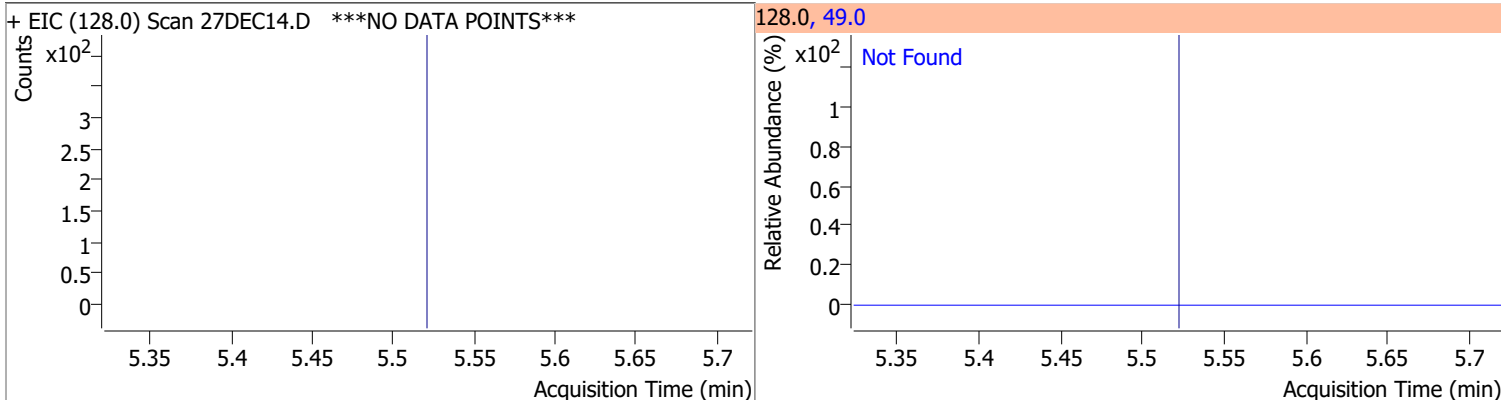
Compound	Conc.	Exp RT	QIon	Exp Ratio	QIon	Exp Ratio
cis-1,2-Dichloroethene	N.D.	5.21	61.0	163.3	98.0	64.4



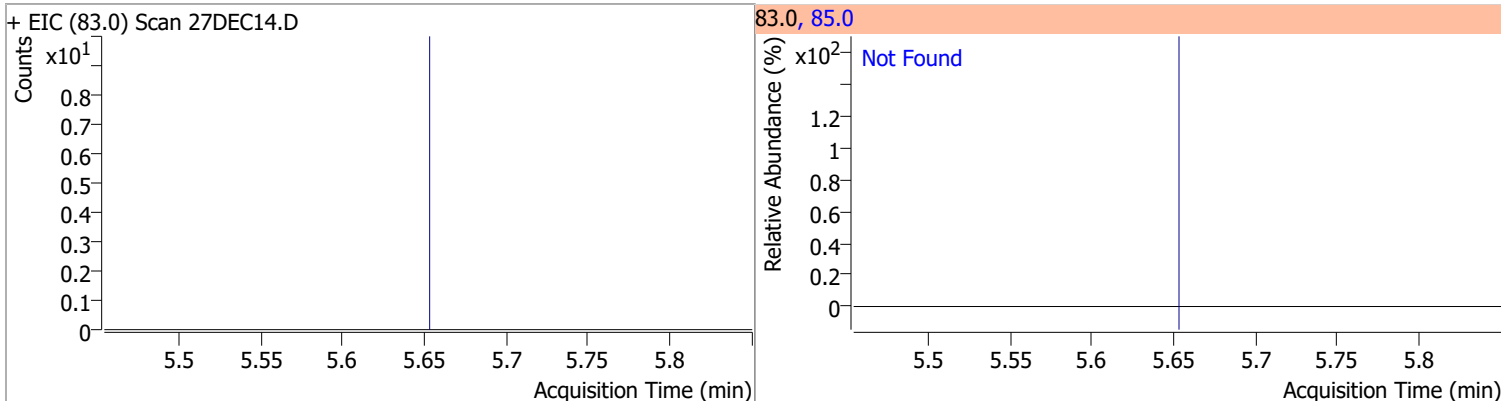
Compound	Conc.	Exp RT	QIon	Exp Ratio
Methyl ethyl ketone	N.D.	5.28	72.0	22.2



Compound	Conc.	Exp RT	QIon	Exp Ratio
Bromochloromethane	N.D.	5.52	49.0	184.6

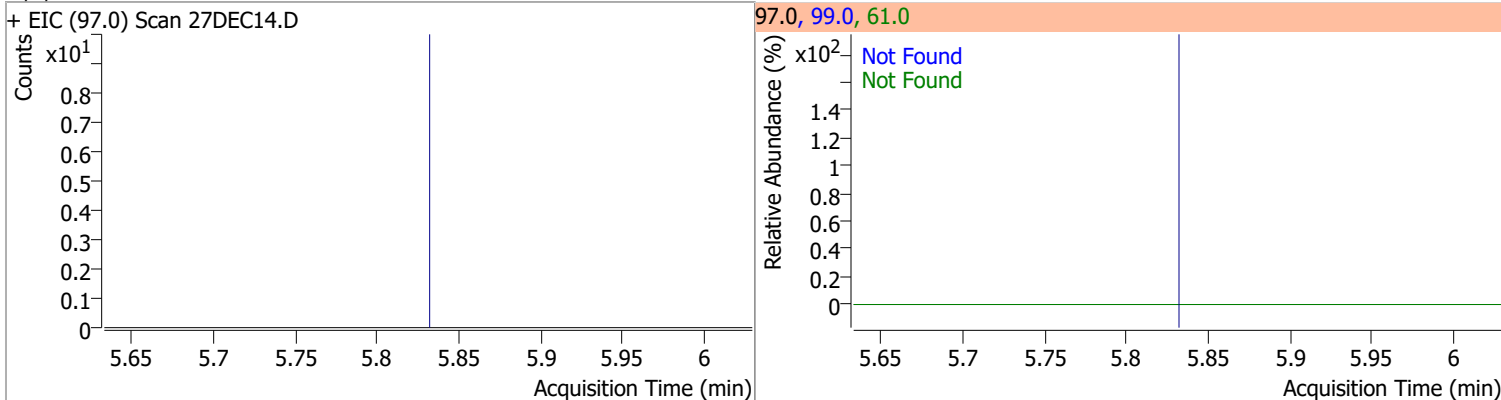


Compound	Conc.	Exp RT	QIon	Exp Ratio
Chloroform	N.D.	5.65	85.0	65.1

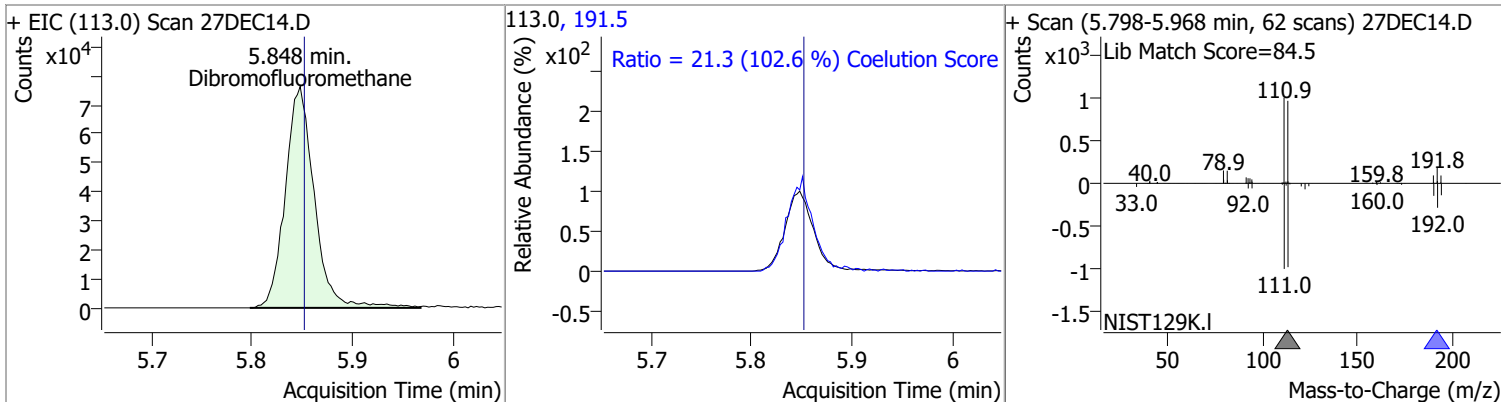


Quantitation Results Report (QT Reviewed)

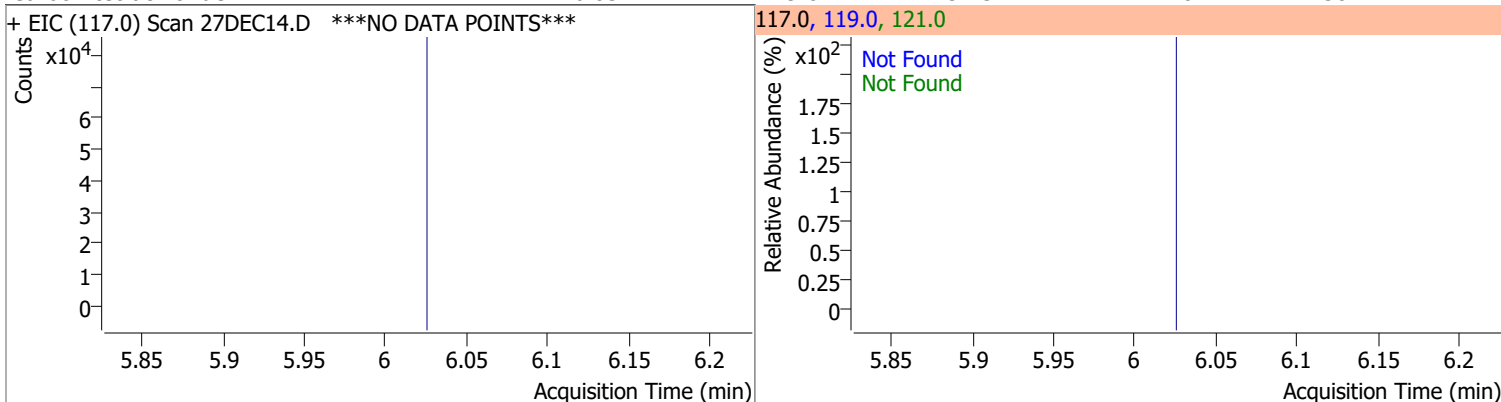
Compound	Conc.	Exp RT	QIon	Exp Ratio	QIon	Exp Ratio
1,1,1-Trichloroethane	N.D.	5.83	99.0	65.7	61.0	45.0



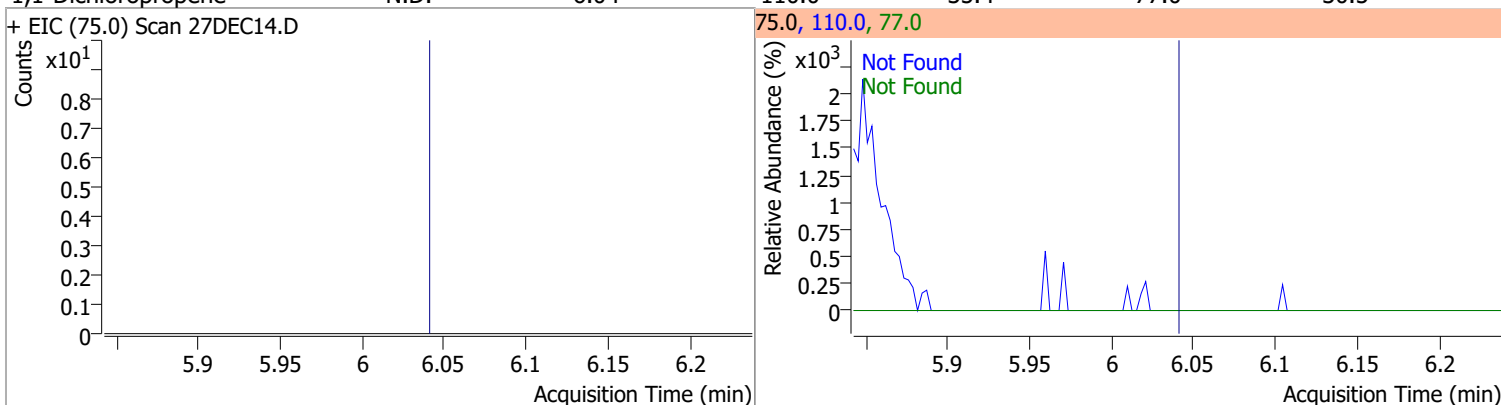
Compound	Conc.	RT	Dev(Min)	Resp.	QIon	QRatio	Lower	Upper
Dibromofluoromethane	262.1239	5.85	0.00	153382	191.5	21.3	0.0	50.7



Compound	Conc.	Exp RT	QIon	Exp Ratio	QIon	Exp Ratio
Carbon tetrachloride	N.D.	6.03	119.0	97.5	121.0	30.4

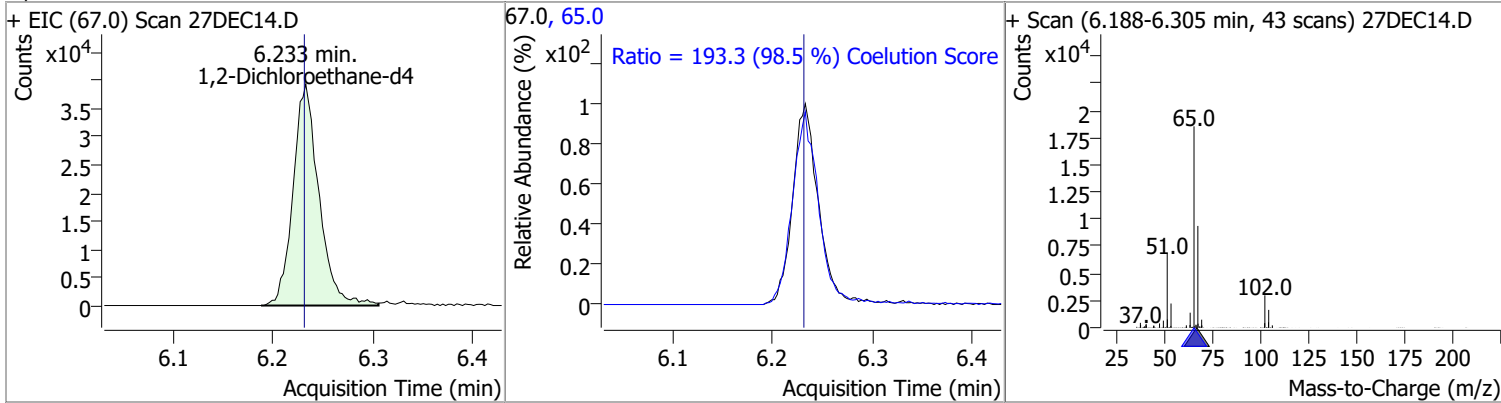


Compound	Conc.	Exp RT	QIon	Exp Ratio	QIon	Exp Ratio
1,1-Dichloropropene	N.D.	6.04	110.0	35.4	77.0	30.5

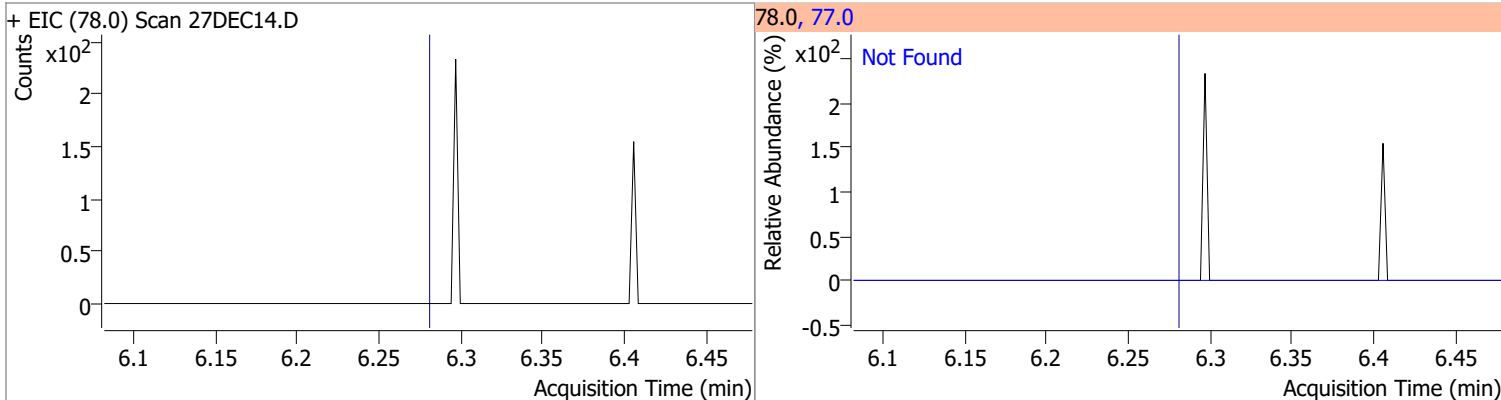


Quantitation Results Report (QT Reviewed)

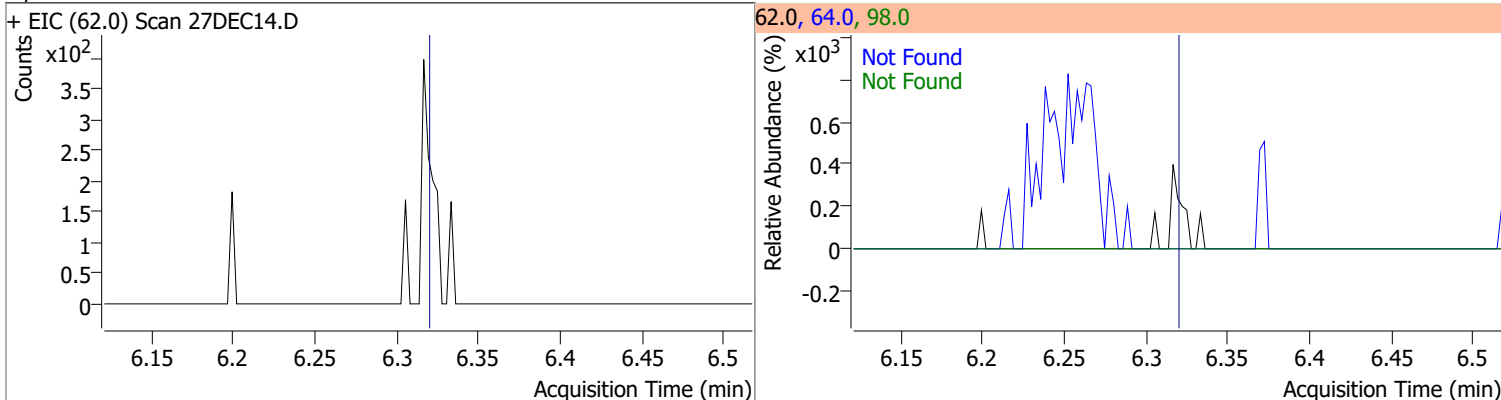
Compound	Conc.	RT	Dev(Min)	Resp.	QIon	QRatio	Lower	Upper
1,2-Dichloroethane-d4	263.7710	6.23	0.00	70438	65.0	193.3	166.3	226.3



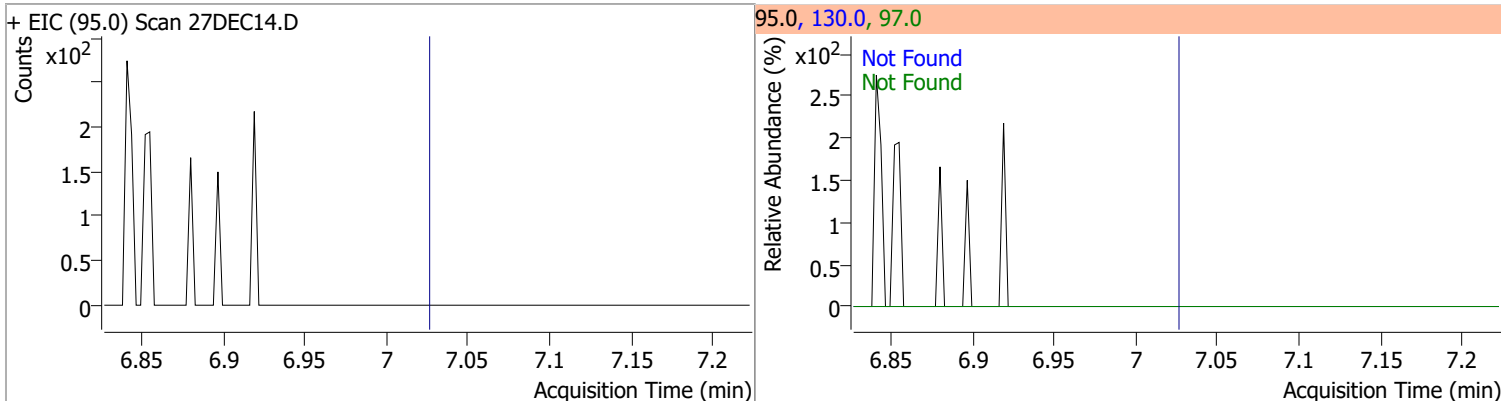
Compound	Conc.	Exp RT	QIon	Exp Ratio
Benzene	N.D.	6.28	77.0	23.5



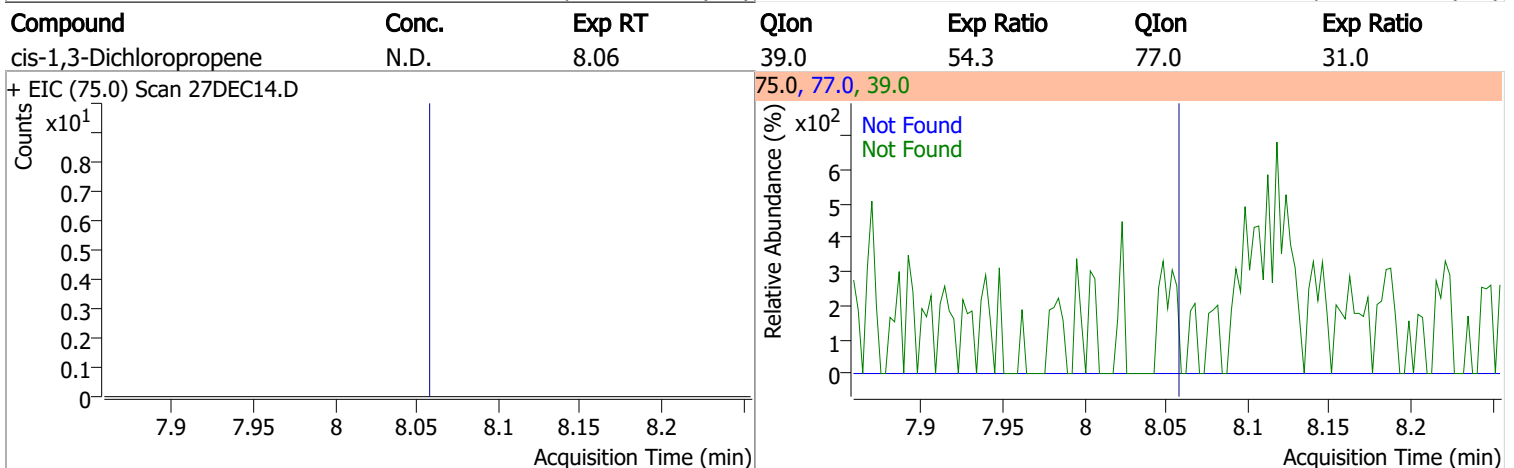
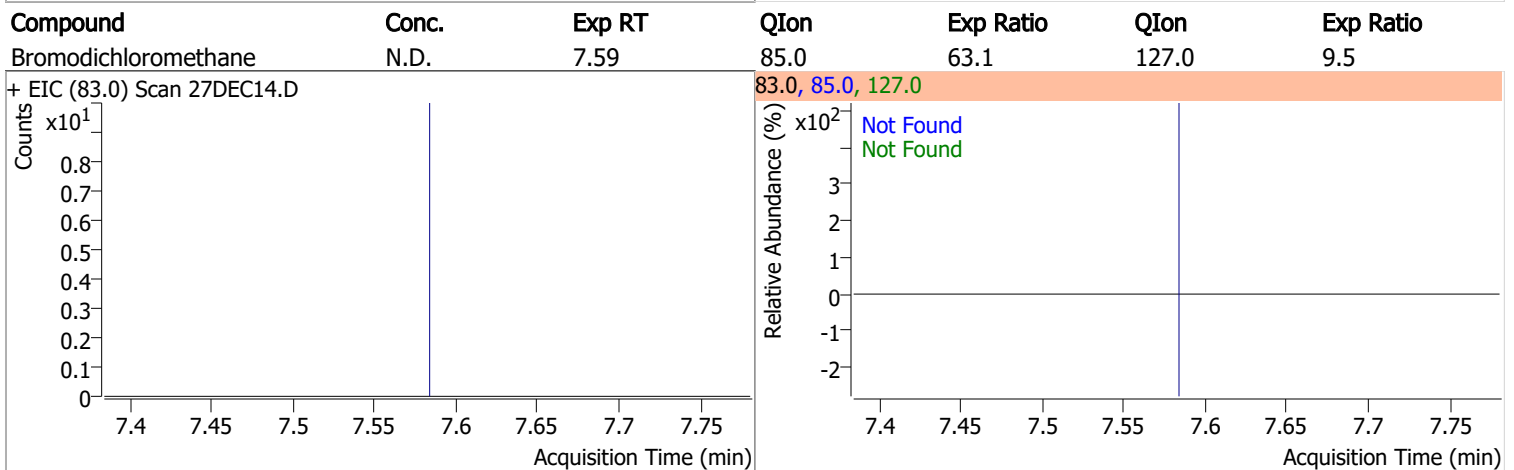
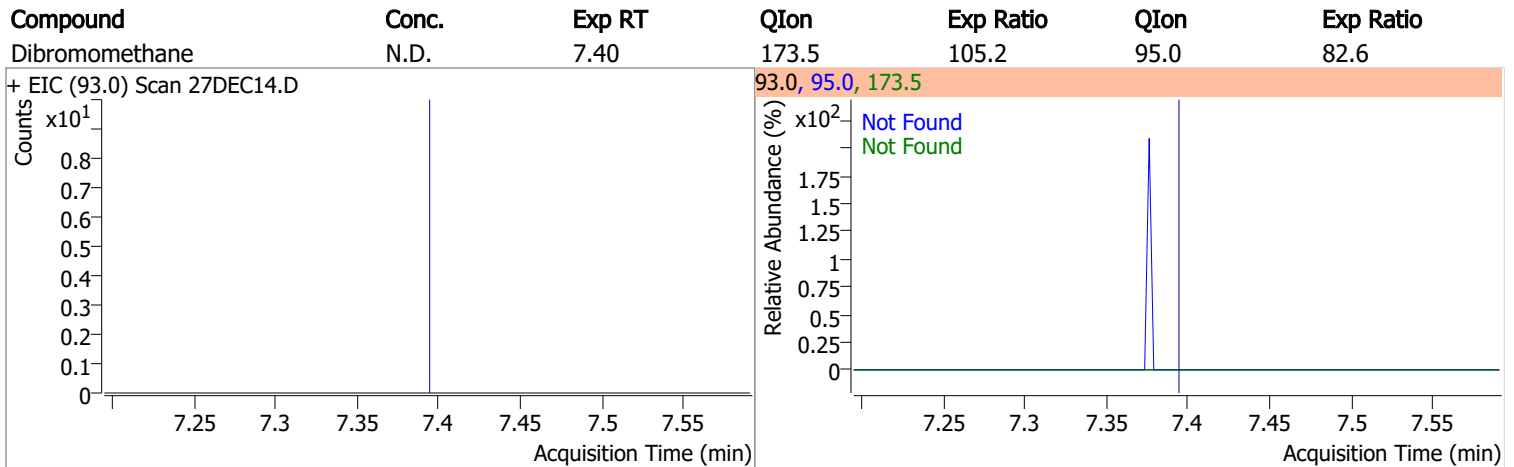
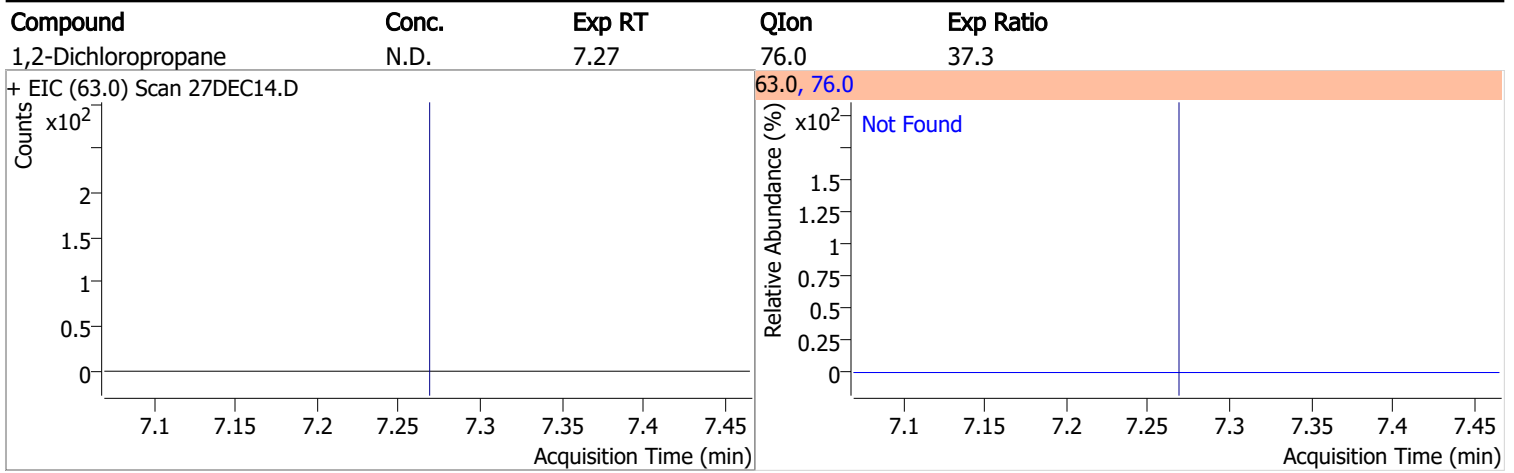
Compound	Conc.	Exp RT	QIon	Exp Ratio	QIon	Exp Ratio
1,2-Dichloroethane	N.D.	6.32	64.0	32.3	98.0	8.2



Compound	Conc.	Exp RT	QIon	Exp Ratio	QIon	Exp Ratio
Trichloroethene	N.D.	7.03	130.0	100.8	97.0	64.7

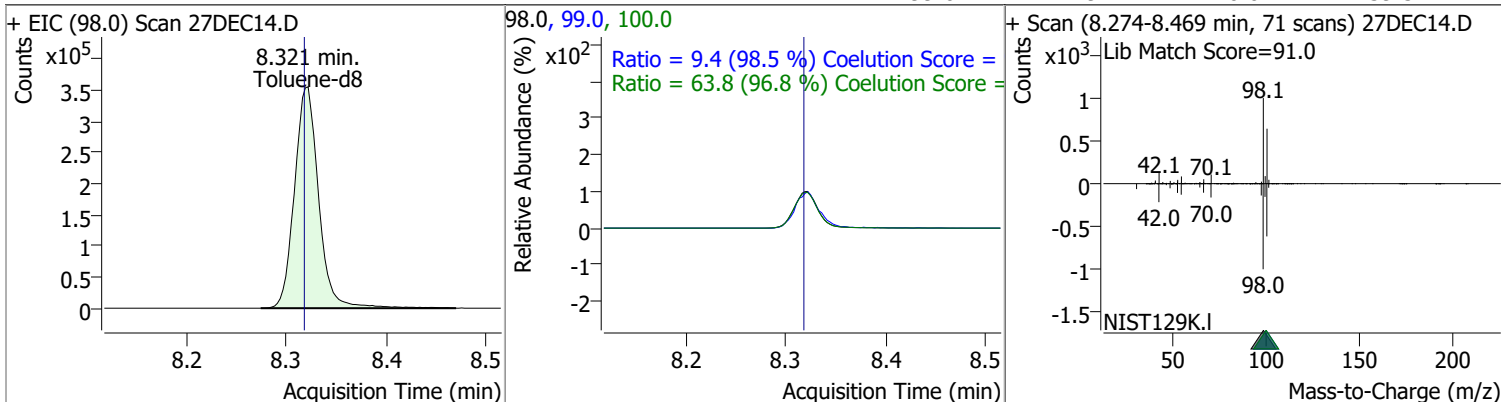


Quantitation Results Report (QT Reviewed)

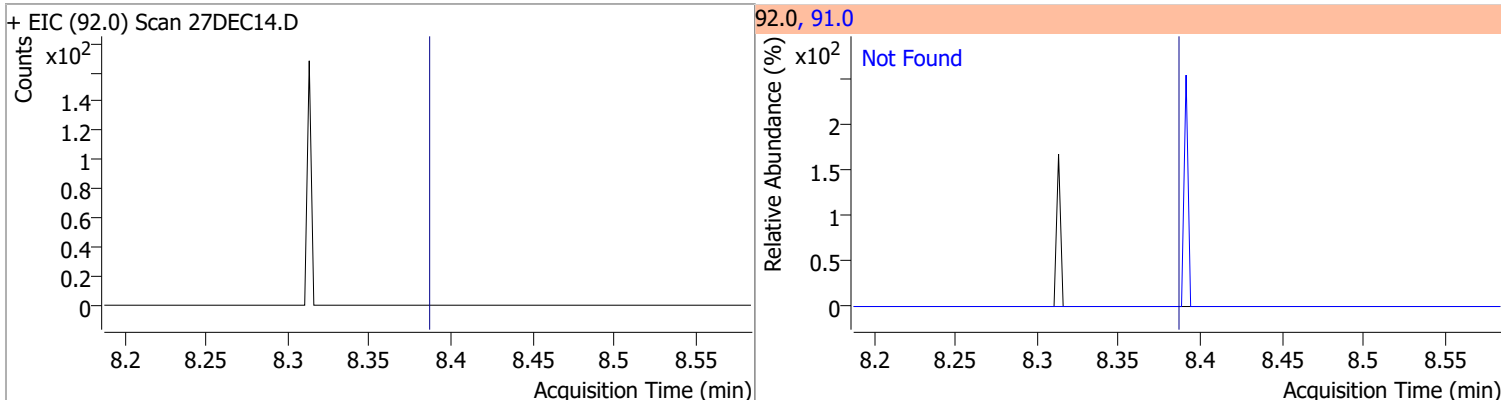


Quantitation Results Report (QT Reviewed)

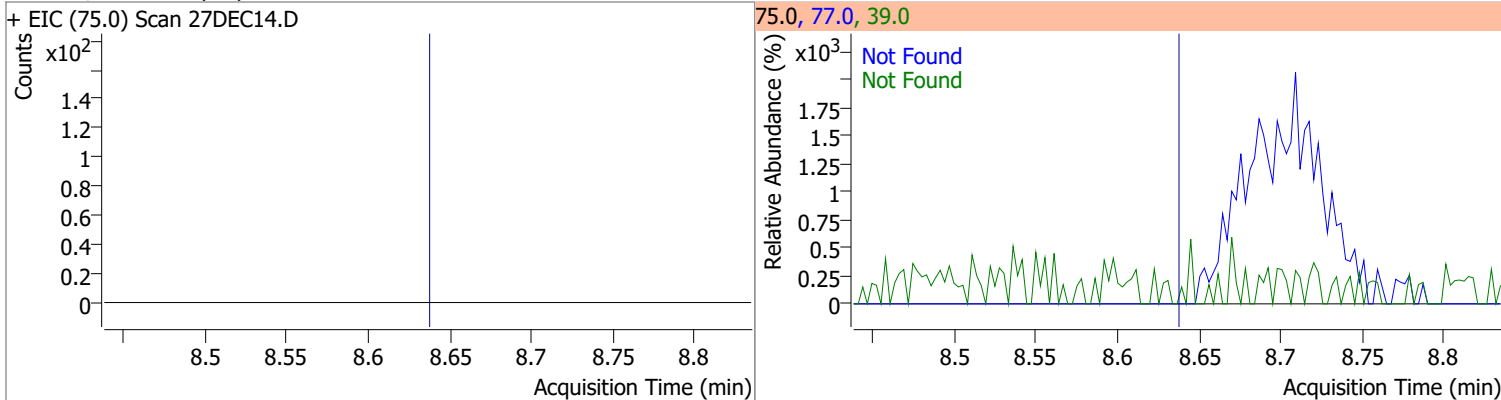
Compound	Conc.	RT	Dev(Min)	Resp.	QIon	QRatio	Lower	Upper
Toluene-d8	256.8637	8.32	0.00	594311	100.0	63.8	35.9	95.9
					99.0	9.4	0.0	39.5



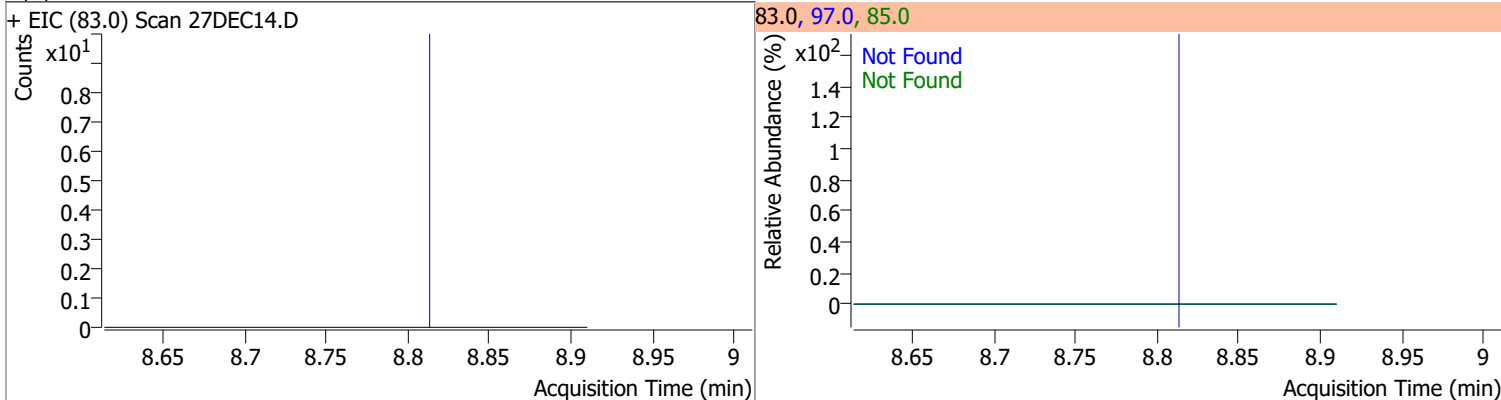
Compound	Conc.	Exp RT	QIon	Exp Ratio
Toluene	N.D.	8.39	91.0	174.3



Compound	Conc.	Exp RT	QIon	Exp Ratio	QIon	Exp Ratio
trans-1,3-Dichloropropene	N.D.	8.64	39.0	52.1	77.0	32.0

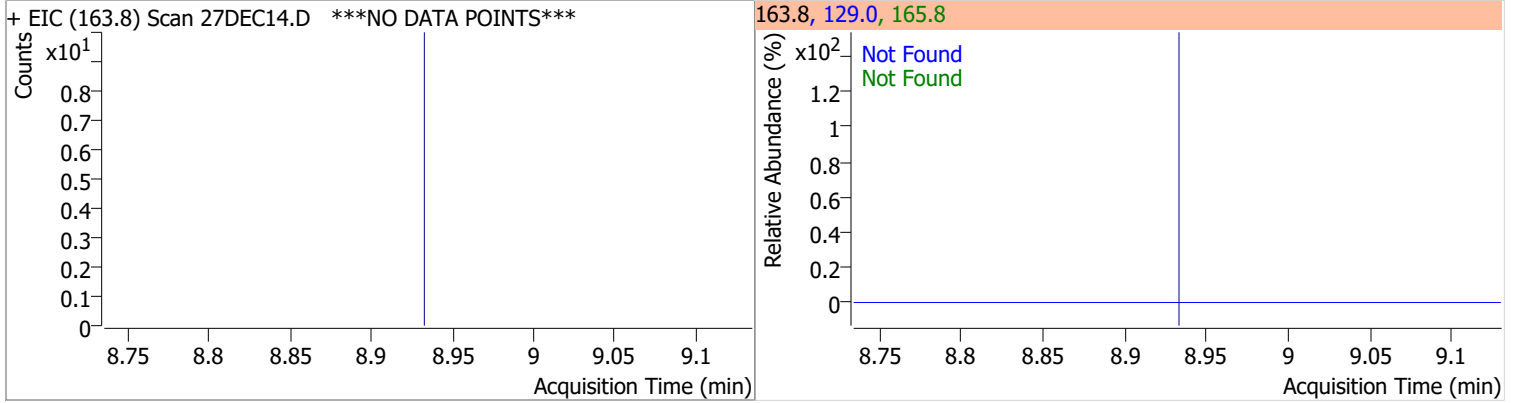


Compound	Conc.	Exp RT	QIon	Exp Ratio	QIon	Exp Ratio
1,1,2-Trichloroethane	N.D.	8.82	97.0	114.3	85.0	61.5

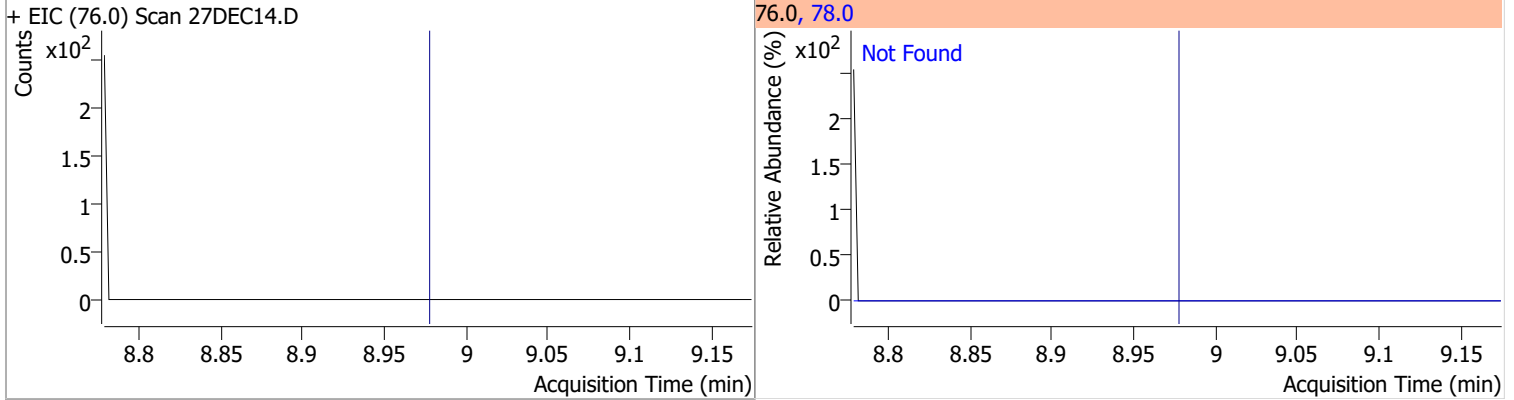


Quantitation Results Report (QT Reviewed)

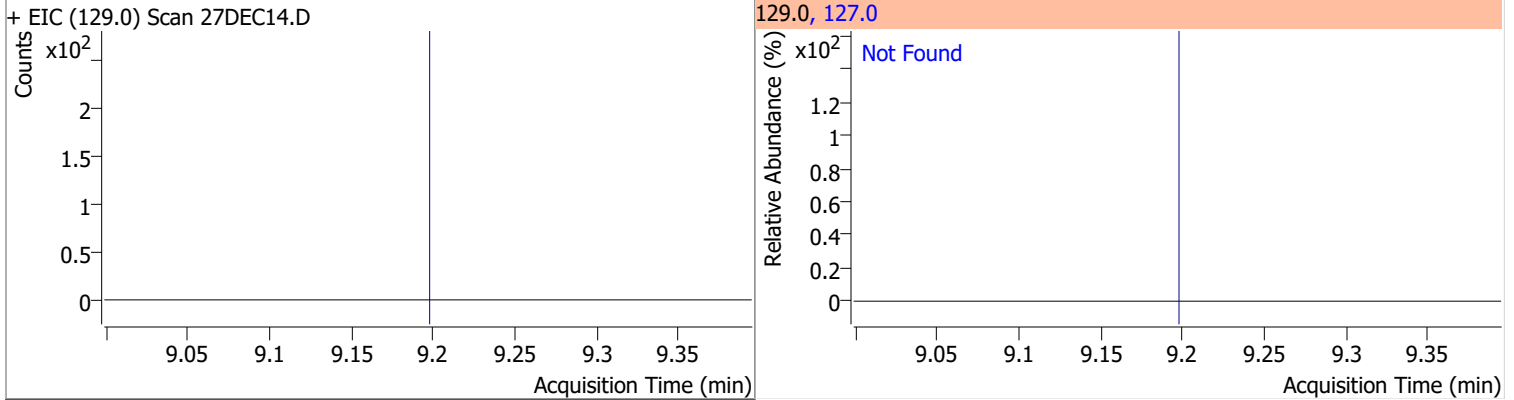
Compound	Conc.	Exp RT	QIon	Exp Ratio	QIon	Exp Ratio
Tetrachloroethene	N.D.	8.94	165.8	128.3	129.0	95.3



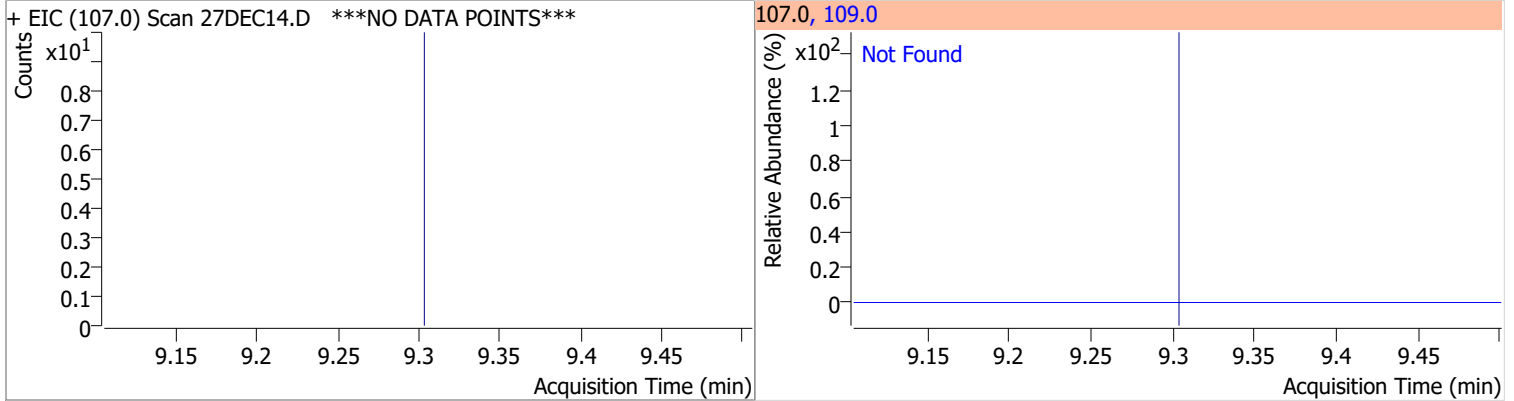
Compound	Conc.	Exp RT	QIon	Exp Ratio
1,3-Dichloropropane	N.D.	8.98	78.0	32.1



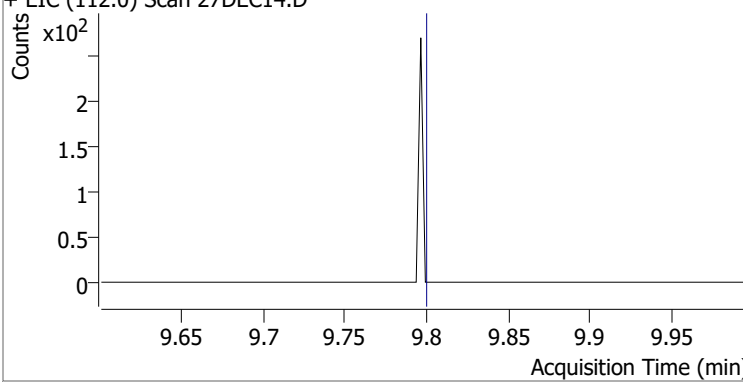
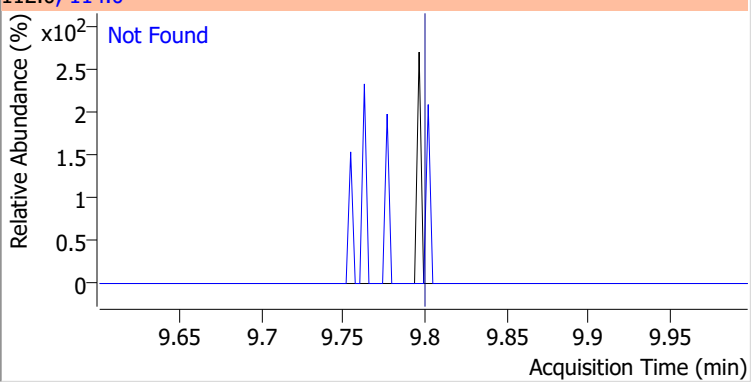
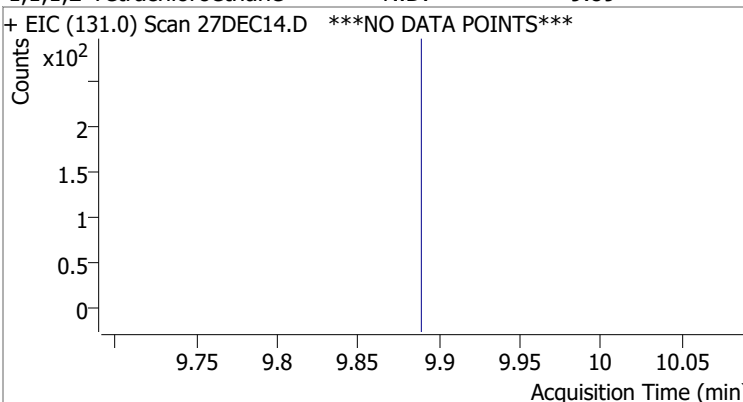
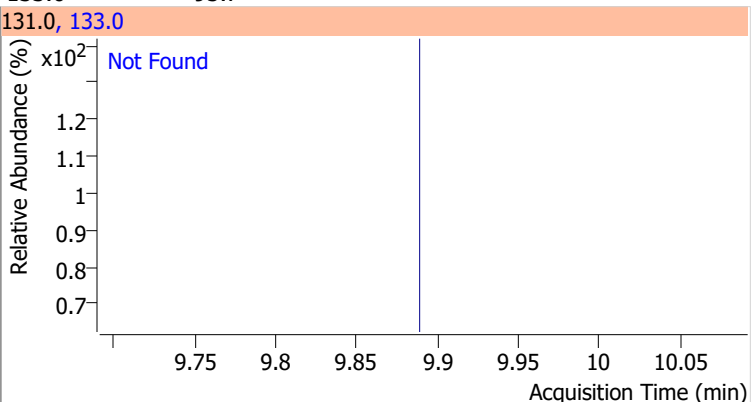
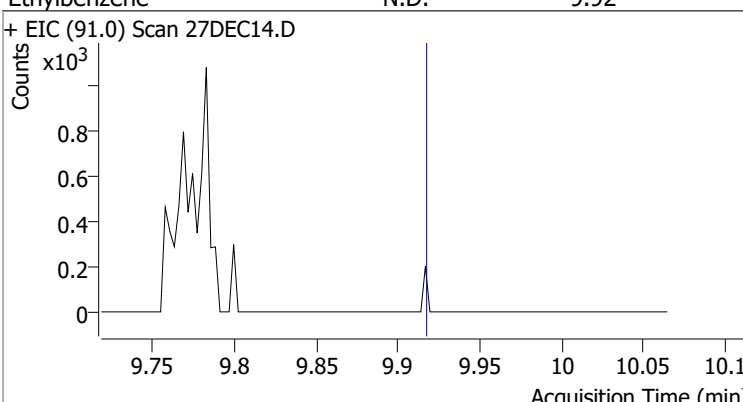
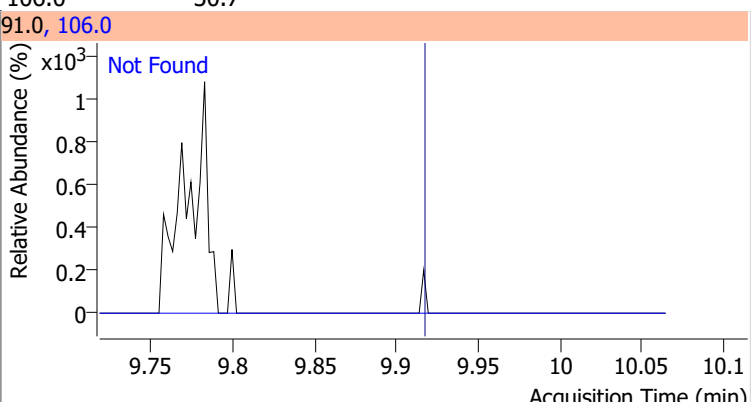
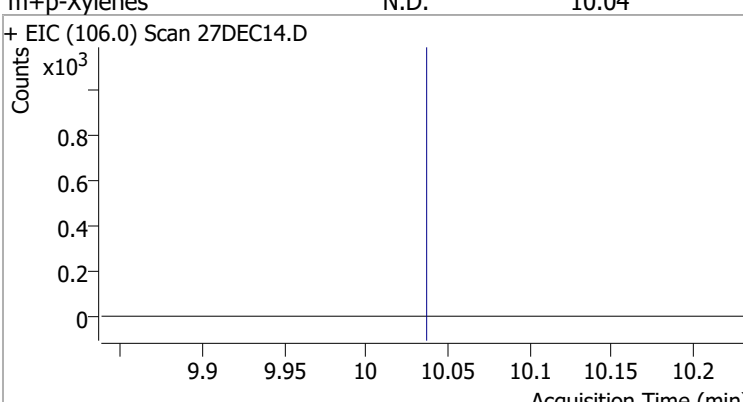
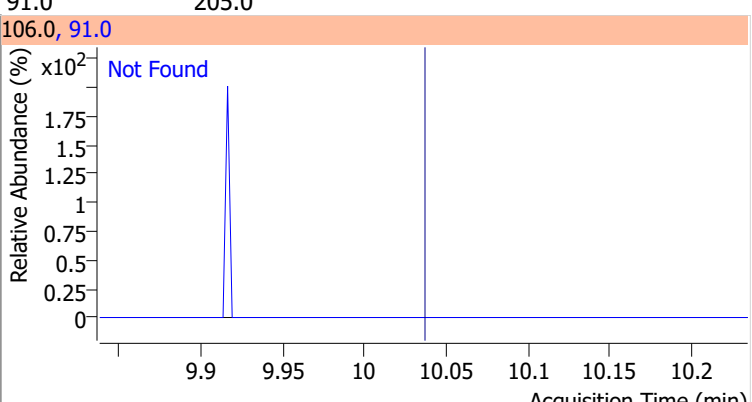
Compound	Conc.	Exp RT	QIon	Exp Ratio
Chlorodibromomethane	N.D.	9.20	127.0	75.3



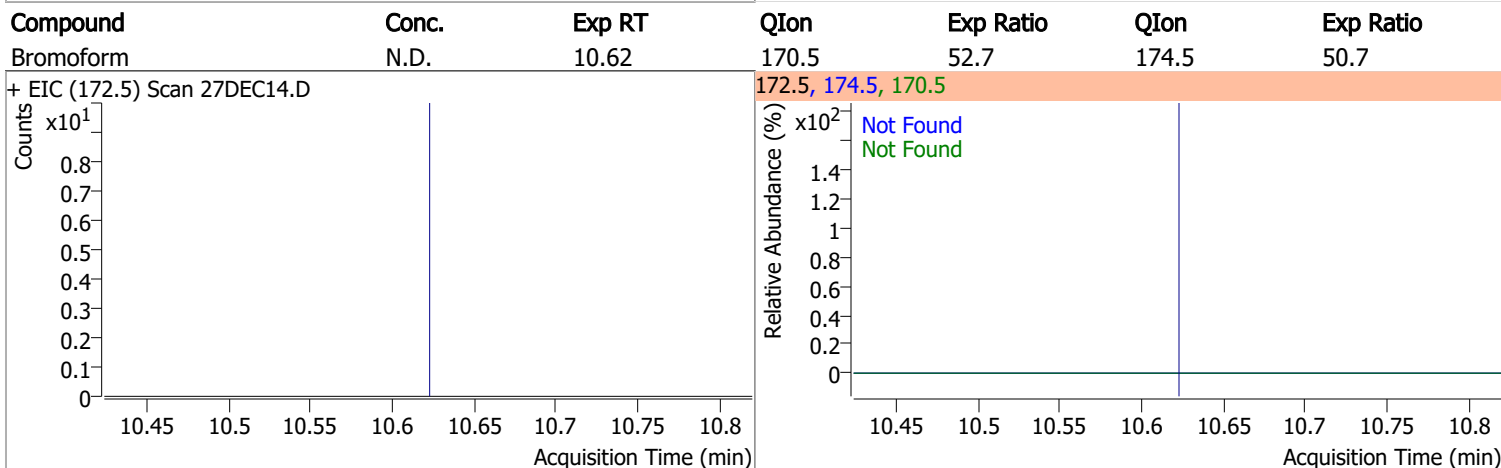
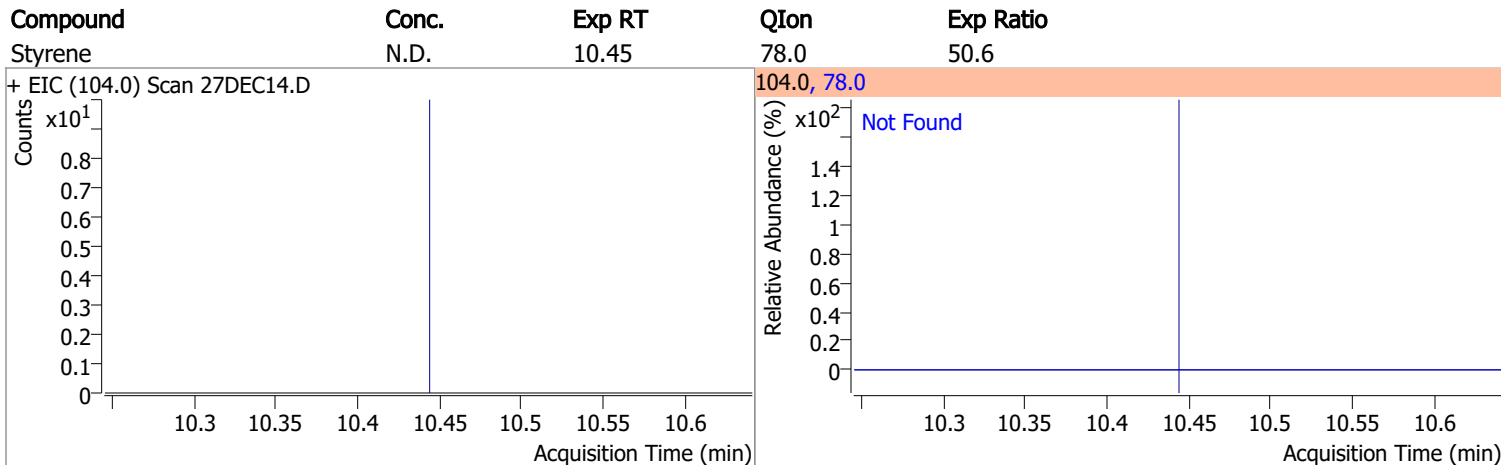
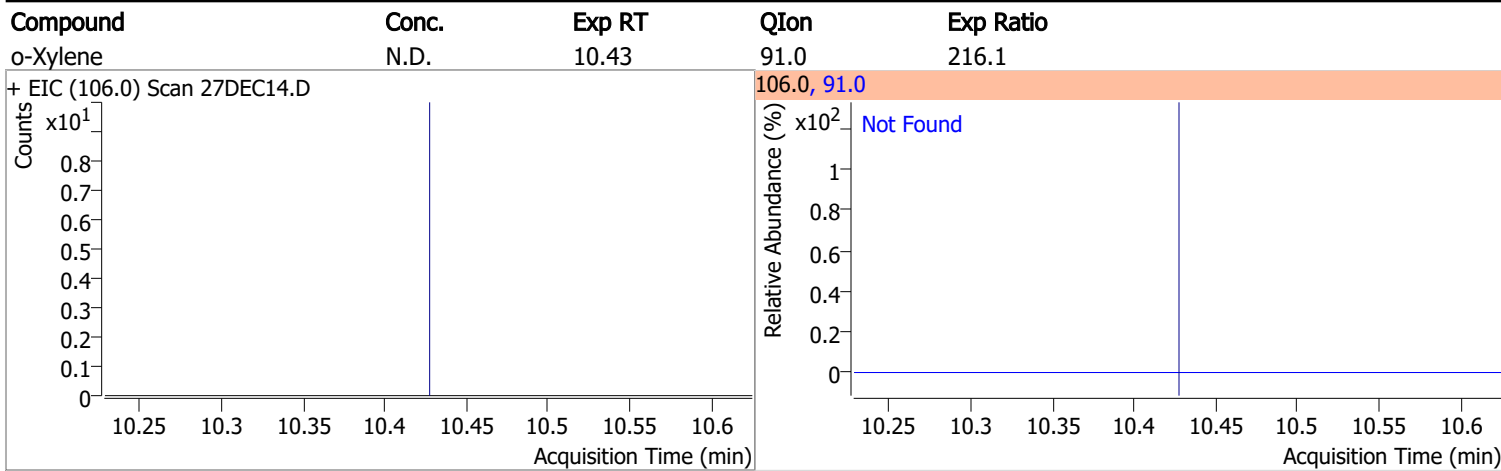
Compound	Conc.	Exp RT	QIon	Exp Ratio
1,2-Dibromoethane	N.D.	9.31	109.0	97.2



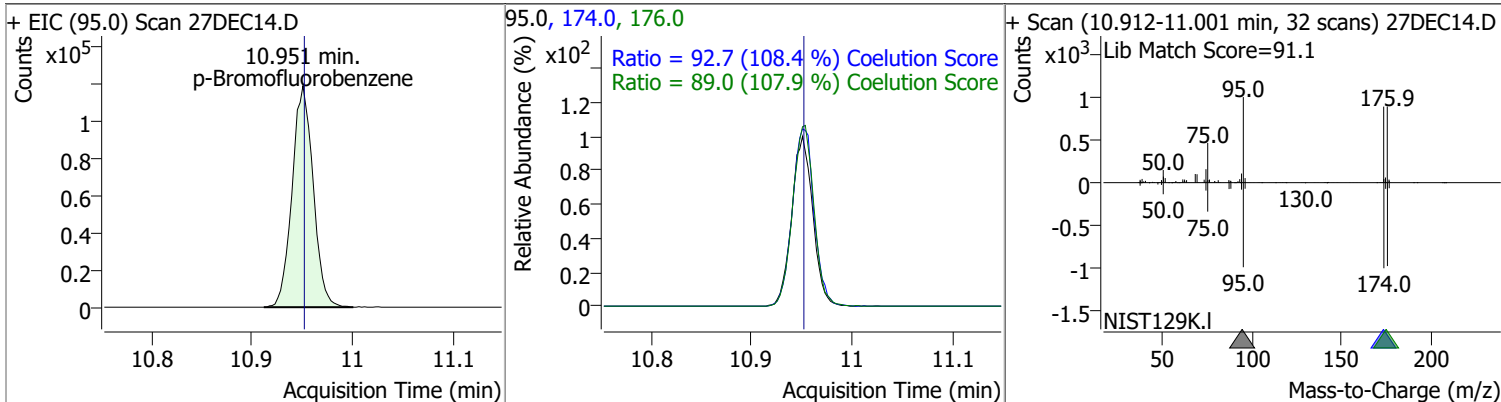
Quantitation Results Report (QT Reviewed)

Compound	Conc.	Exp RT	QIon	Exp Ratio
Chlorobenzene	N.D.	9.80	114.0	32.3
+ EIC (112.0) Scan 27DEC14.D 			112.0, 114.0 	
1,1,1,2-Tetrachloroethane	N.D.	9.89	133.0	95.7
+ EIC (131.0) Scan 27DEC14.D ***NO DATA POINTS*** 			131.0, 133.0 	
Ethylbenzene	N.D.	9.92	106.0	30.7
+ EIC (91.0) Scan 27DEC14.D 			91.0, 106.0 	
m+p-Xylenes	N.D.	10.04	91.0	205.0
+ EIC (106.0) Scan 27DEC14.D 			106.0, 91.0 	

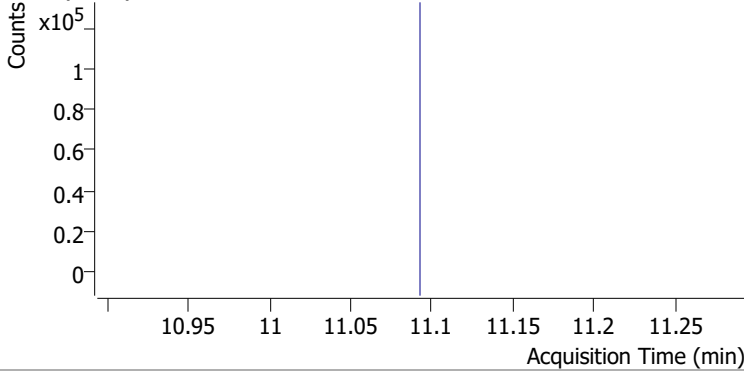
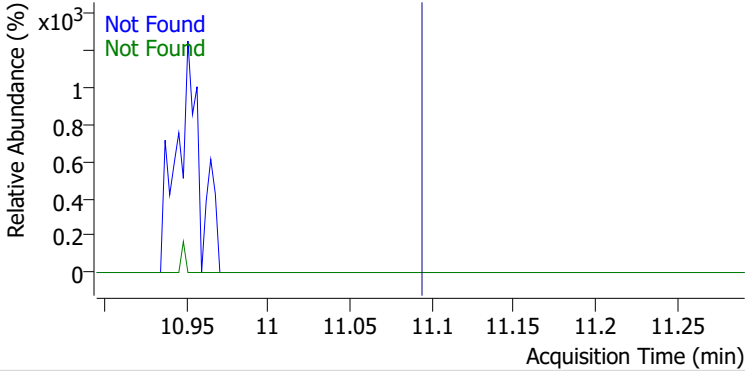
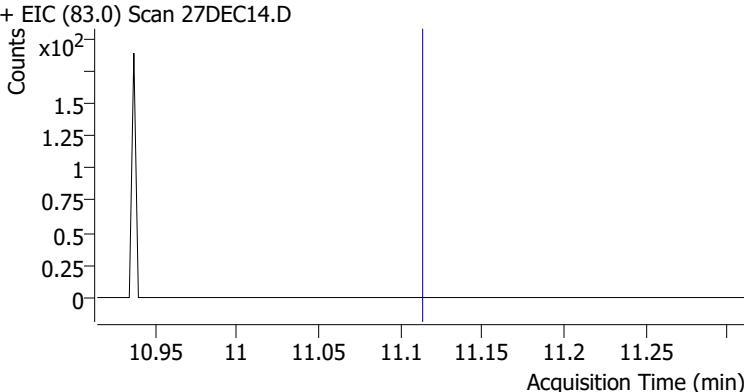
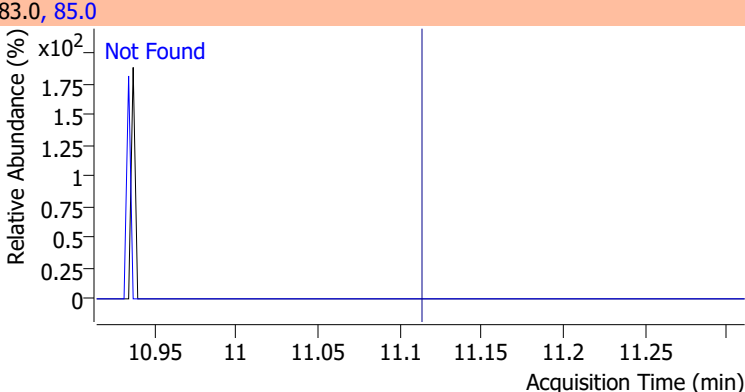
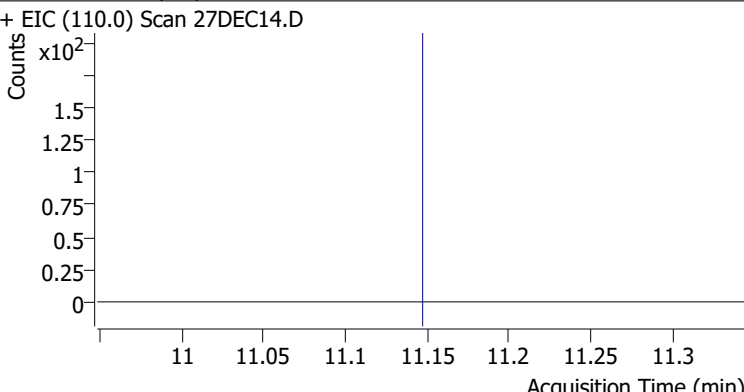
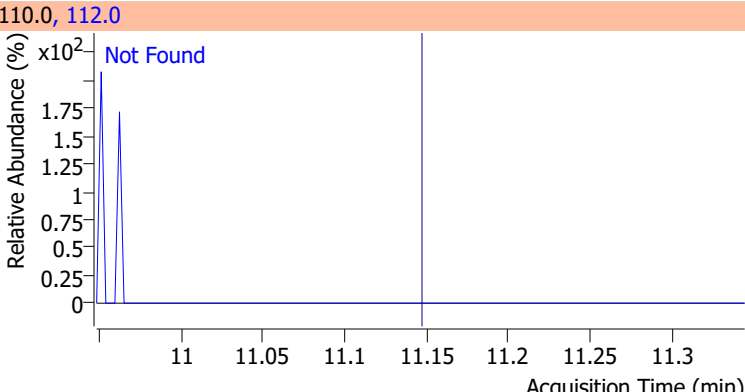
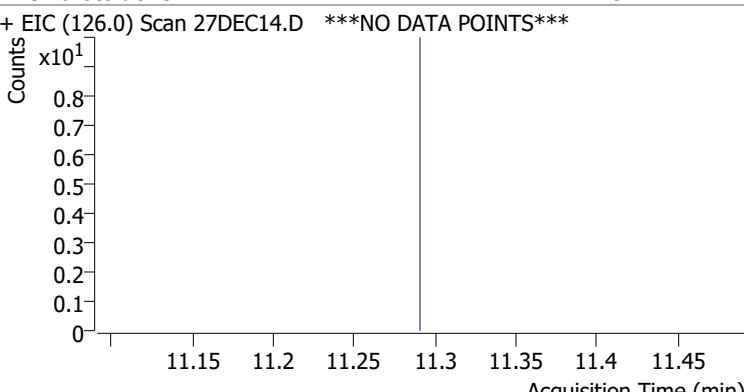
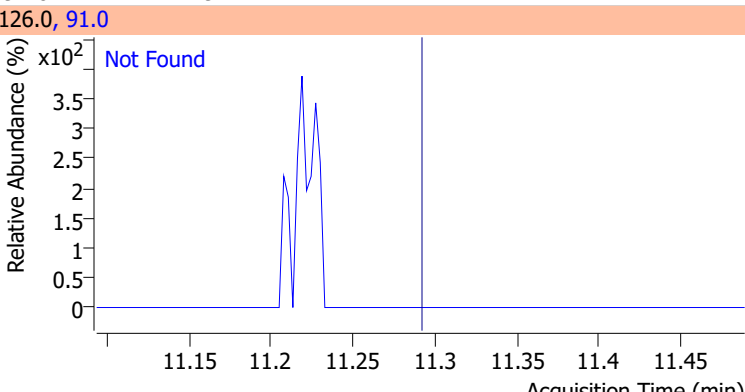
Quantitation Results Report (QT Reviewed)



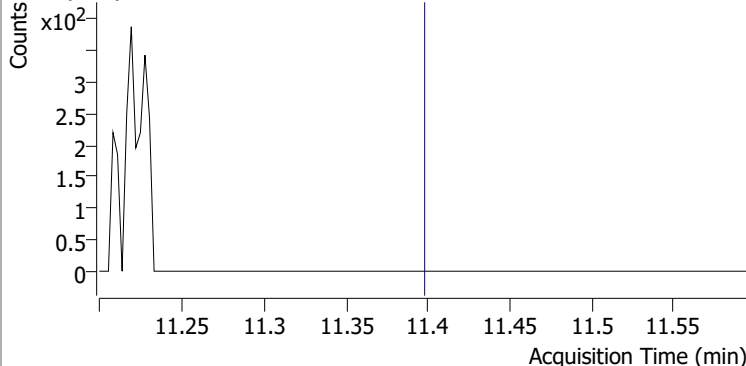
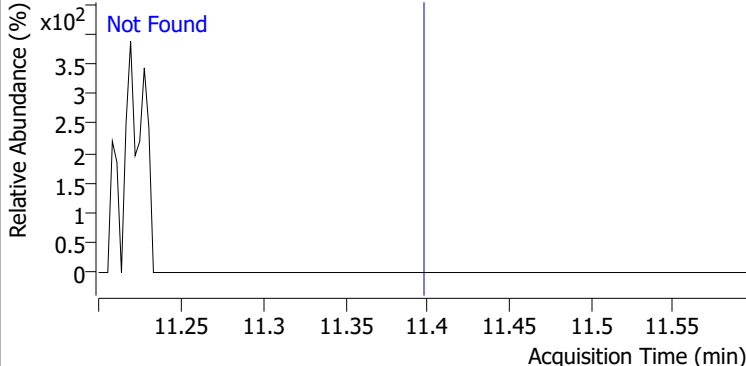
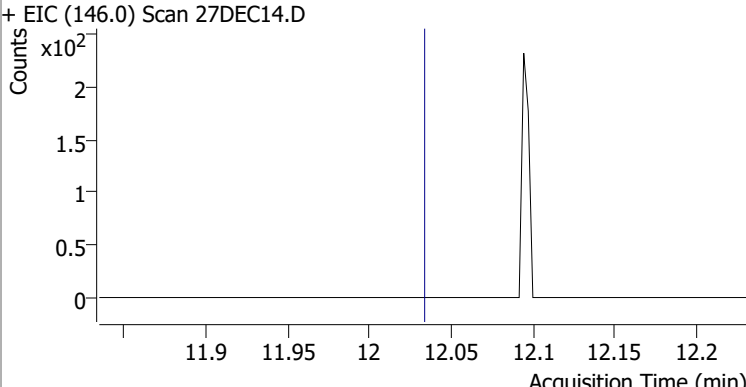
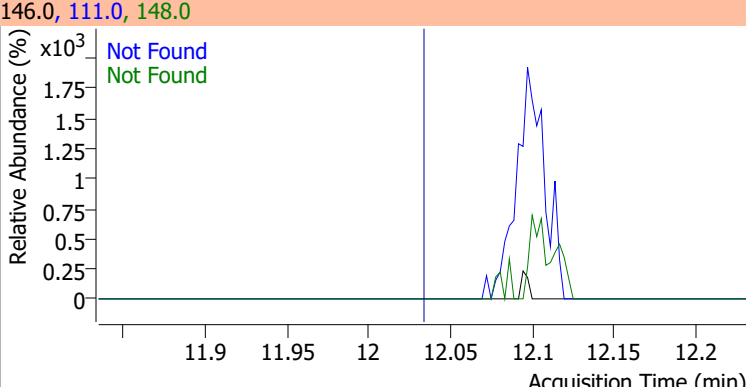
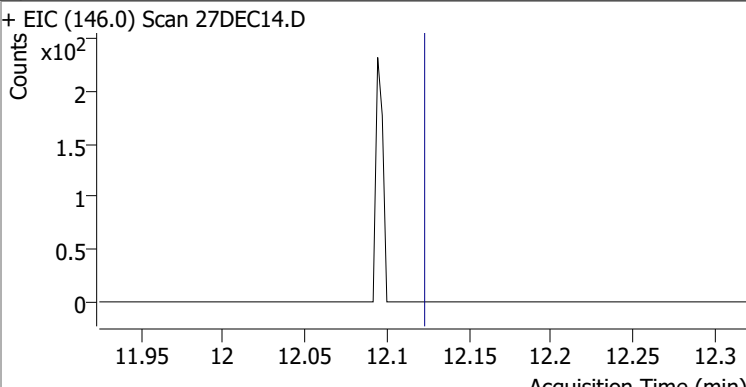
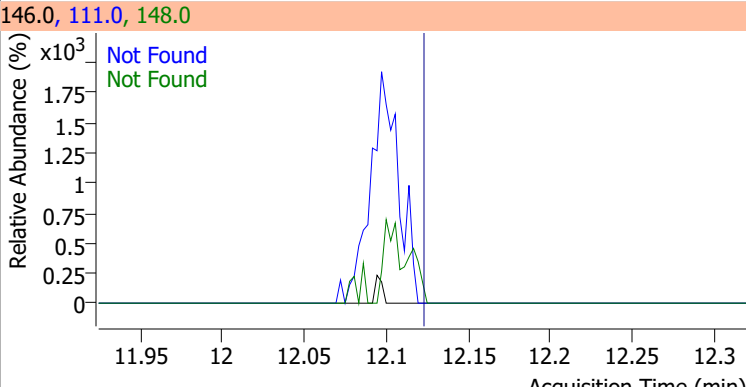
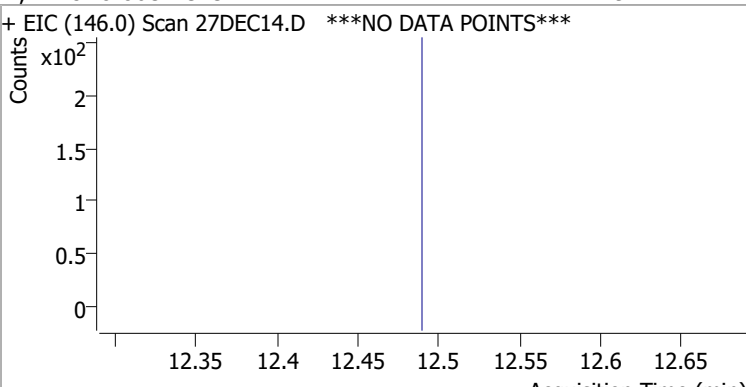
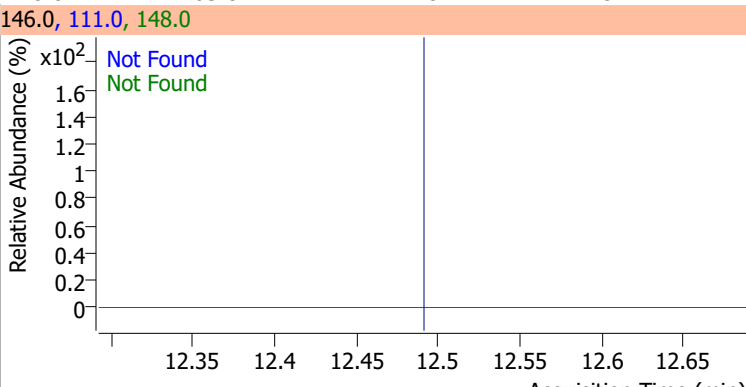
Compound	Conc.	RT	Dev(Min)	Resp.	QIon	QRatio	Lower	Upper
p-Bromofluorobenzene	258.8185	10.95	0.00	172784	174.0	92.7	55.5	115.5
					176.0	89.0	52.5	112.5



Quantitation Results Report (QT Reviewed)

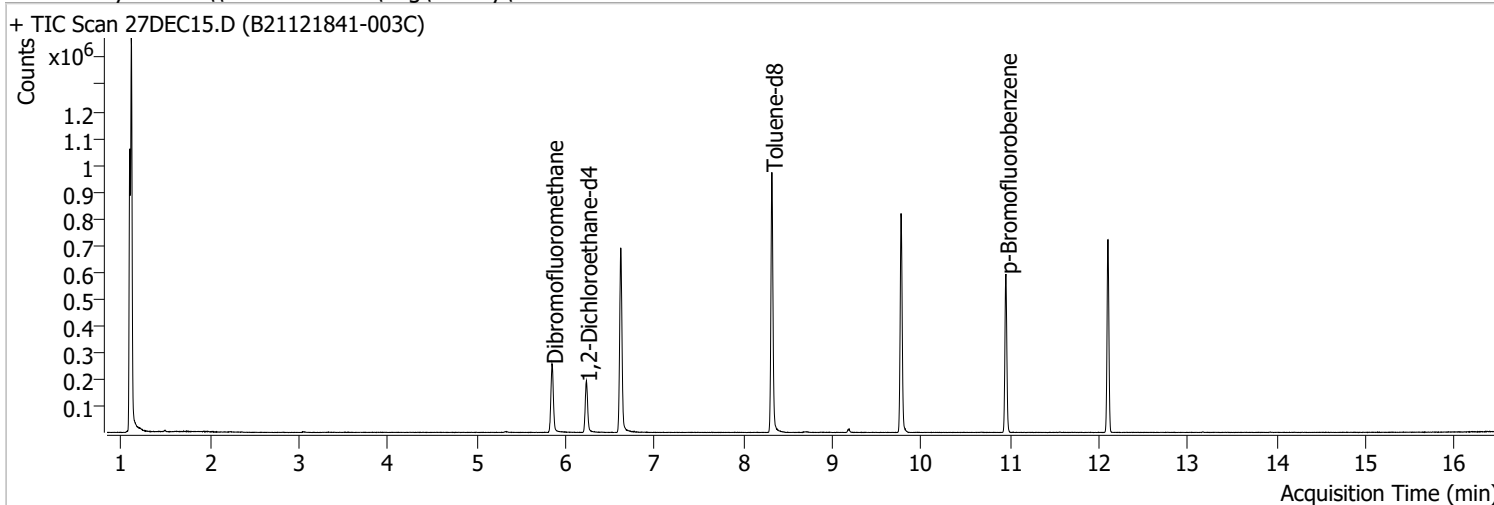
Compound	Conc.	Exp RT	QIon	Exp Ratio	QIon	Exp Ratio
Bromobenzene	N.D.	11.09	77.0	153.2	158.0	96.2
+ EIC (156.0) Scan 27DEC14.D ***NO DATA POINTS***			156.0, 77.0, 158.0			
						
1,1,2,2-Tetrachloroethane	N.D.	11.11	85.0	63.2		
+ EIC (83.0) Scan 27DEC14.D			83.0, 85.0			
						
1,2,3-Trichloropropane	N.D.	11.15	112.0	65.8		
+ EIC (110.0) Scan 27DEC14.D			110.0, 112.0			
						
2-Chlorotoluene	N.D.	11.29	91.0	294.1		
+ EIC (126.0) Scan 27DEC14.D ***NO DATA POINTS***			126.0, 91.0			
						

Quantitation Results Report (QT Reviewed)

Compound	Conc.	Exp RT	QIon	Exp Ratio		
4-Chlorotoluene	N.D.	11.40	126.0	30.4		
+ EIC (91.0) Scan 27DEC14.D			91.0, 126.0			
						
1,3-Dichlorobenzene	N.D.	12.03	148.0	64.5	QIon	Exp Ratio
+ EIC (146.0) Scan 27DEC14.D			146.0, 111.0, 148.0			
						
1,4-Dichlorobenzene	N.D.	12.12	148.0	64.0	QIon	Exp Ratio
+ EIC (146.0) Scan 27DEC14.D			146.0, 111.0, 148.0			
						
1,2-Dichlorobenzene	N.D.	12.49	148.0	63.8	QIon	Exp Ratio
+ EIC (146.0) Scan 27DEC14.D			146.0, 111.0, 148.0			
						

Quantitation Results Report (QT Reviewed)

Data File	27DEC15.D	Operator	MSC
Acq. Method	5975CACQF.M	Acq. Date-Time	12/27/2021 3:35:04 PM
Sample Name	B21121841-003C	Instrument	VOA5975C
Vial	15	Multiplier	1.00
DA Method File	VOA5975C_8260B_SHT_DoD_L4_120721.m	Comment	
Tune File	BFB_Atune3.u	Tune Date	10/11/2021 4:02:00 PM
Batch Name	VG122721_8260B_624pt1.batch.bin	Last Calib Update	1/5/2022 1:54:14 PM
Ref Library	\\MASSHUNTER\Org\Library\NIST129K.I		



Compound	RT	QIon	Resp.	Conc.	Units	Dev(Min)
----------	----	------	-------	-------	-------	----------

Internal Standards

M Fluorobenzene	6.621	96.0	591906	250.0000	ng	0.000
M Chlorobenzene-d5	9.772	82.0	227252	250.0000	ng	-0.003
M 1,4-Dichlorobenzene-d4	12.100	152.0	168691	250.0000	ng	0.000

System Monitoring Compounds

S Dibromofluoromethane	5.845	113.0	152647	263.1357	ng	-0.005
Spiked Amount: 250.000	Range: 80.0 - 119.0%			Recovery = 105.25%		
S 1,2-Dichloroethane-d4	6.230	67.0	68850	260.0659	ng	0.000
Spiked Amount: 250.000	Range: 81.0 - 118.0%			Recovery = 104.03%		
S Toluene-d8	8.319	98.0	596625	261.1704	ng	0.000
Spiked Amount: 250.000	Range: 89.0 - 112.0%			Recovery = 104.47%		
S p-Bromofluorobenzene	10.951	95.0	169370	262.3915	ng	0.000
Spiked Amount: 250.000	Range: 85.0 - 114.0%			Recovery = 104.96%		

Target Compounds

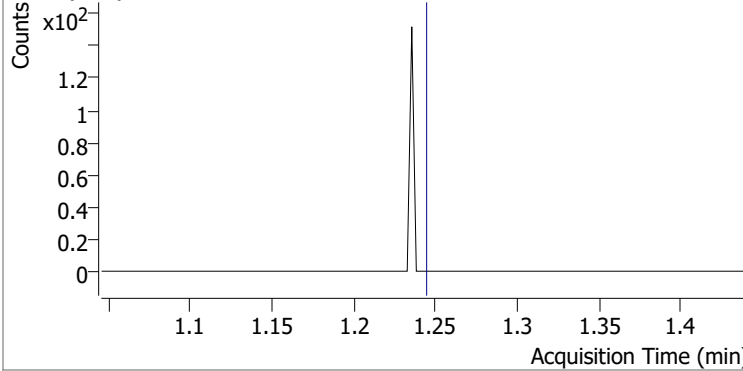
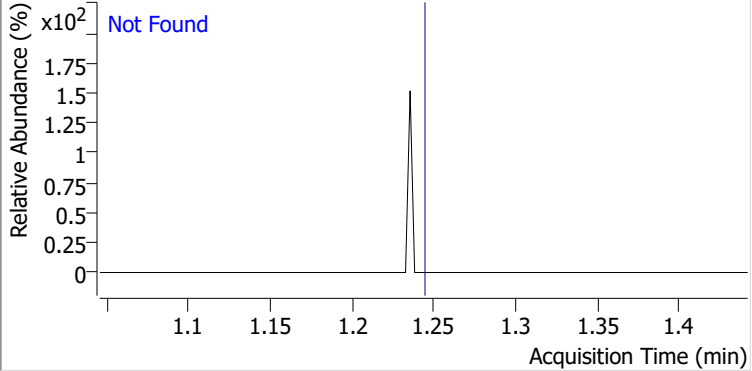
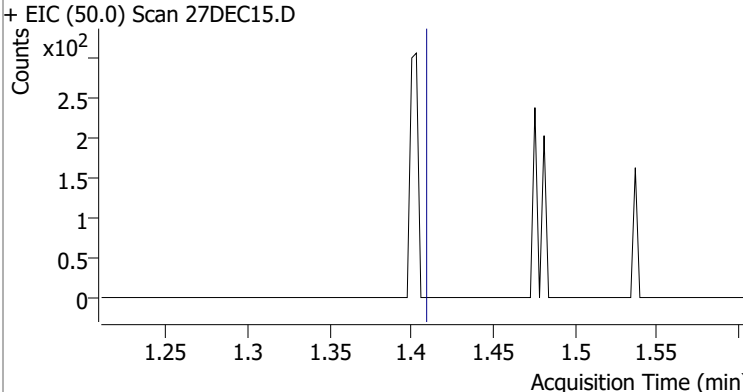
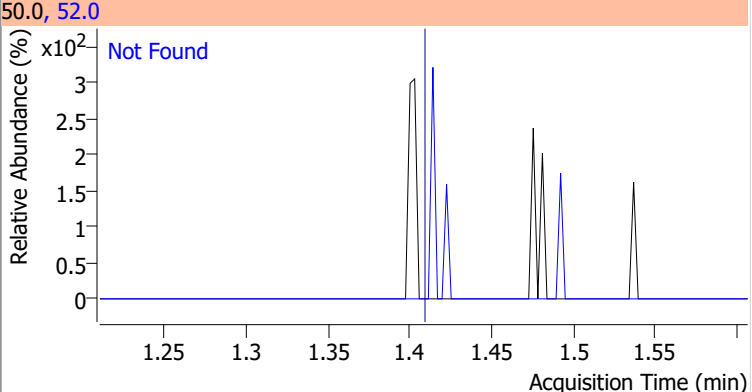
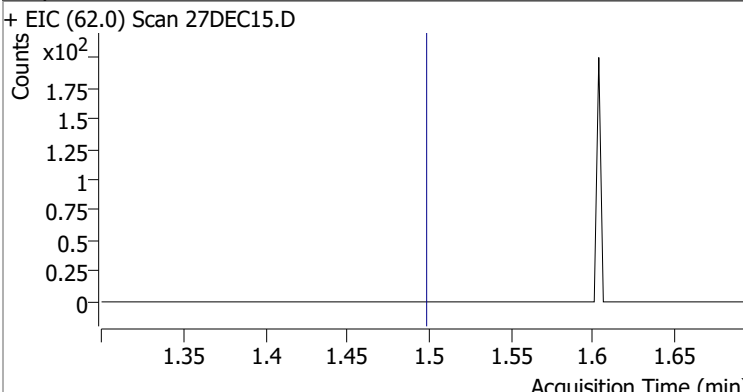
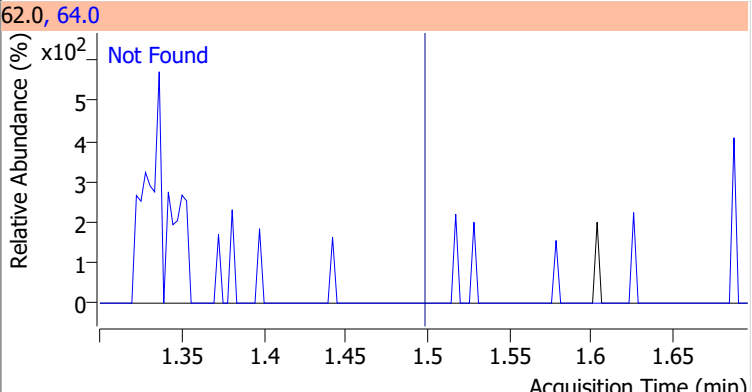
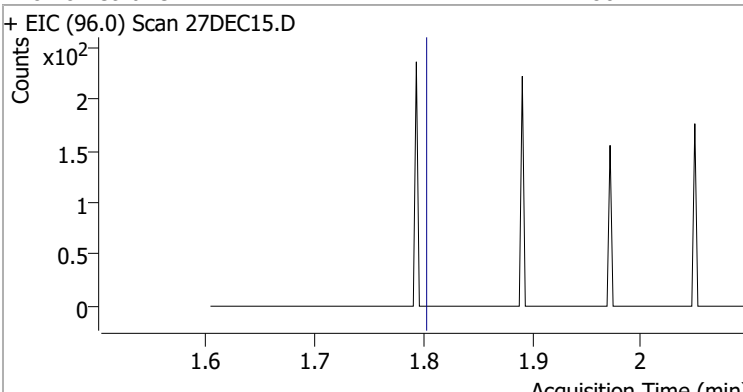
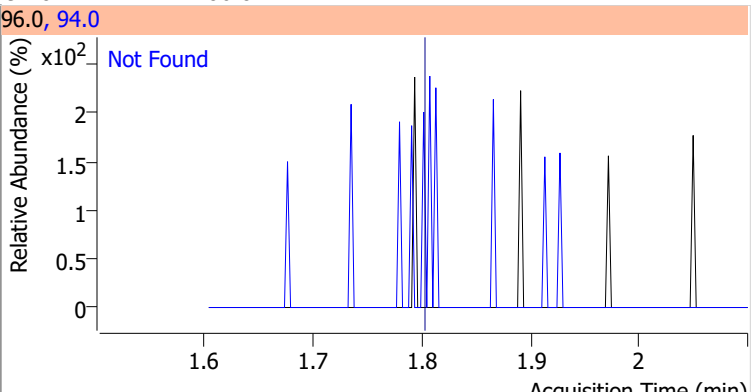
Compound	RT	QIon	Resp.	Conc.	Units	QValue
T Dichlorodifluoromethane	0.000		0	N.D.		
T Chloromethane	0.000		0	N.D.		
T Vinyl chloride	0.000		0	N.D.		
T Bromomethane	0.000		0	N.D.		
T Chloroethane	0.000		0	N.D.		
T Trichlorofluoromethane	0.000		0	N.D.		
T 1,1-Dichloroethene	0.000		0	N.D.		
T Methylene chloride	3.330	49.0	0		ng md	1
T trans-1,2-Dichloroethene	0.000		0	N.D.		
T Methyl tert-butyl ether (MTBE)	0.000		0	N.D.		
T 1,1-Dichloroethane	0.000		0	N.D.		
T 2,2-Dichloropropane	0.000		0	N.D.		
T cis-1,2-Dichloroethene	0.000		0	N.D.		
T Methyl ethyl ketone	0.000		0	N.D.		
T Bromochloromethane	0.000		0	N.D.		
T Chloroform	0.000		0	N.D.		

Quantitation Results Report (QT Reviewed)

Compound	RT	QIon	Resp.	Conc.	Units	Dev(Min)
T 1,1,1-Trichloroethane	0.000		0	N.D.		
T Carbon tetrachloride	0.000		0	N.D.		
T 1,1-Dichloropropene	0.000		0	N.D.		
T Benzene	0.000		0	N.D.		
T 1,2-Dichloroethane	0.000		0	N.D.		
T Trichloroethene	0.000		0	N.D.		
T 1,2-Dichloropropane	0.000		0	N.D.		
T Dibromomethane	0.000		0	N.D.		
T Bromodichloromethane	0.000		0	N.D.		
T cis-1,3-Dichloropropene	0.000		0	N.D.		
T Toluene	0.000		0	N.D.		
T trans-1,3-Dichloropropene	0.000		0	N.D.		
T 1,1,2-Trichloroethane	0.000		0	N.D.		
T Tetrachloroethene	0.000		0	N.D.		
T 1,3-Dichloropropane	0.000		0	N.D.		
T Chlorodibromomethane	0.000		0	N.D.		
T 1,2-Dibromoethane	0.000		0	N.D.		
T Chlorobenzene	0.000		0	N.D.		
T 1,1,1,2-Tetrachloroethane	0.000		0	N.D.		
T Ethylbenzene	0.000		0	N.D.		
T m+p-Xylenes	0.000		0	N.D.		
T o-Xylene	0.000		0	N.D.		
T Styrene	0.000		0	N.D.		
T Bromoform	0.000		0	N.D.		
T Bromobenzene	0.000		0	N.D.		
T 1,1,2,2-Tetrachloroethane	0.000		0	N.D.		
T 1,2,3-Trichloropropane	0.000		0	N.D.		
T 2-Chlorotoluene	0.000		0	N.D.		
T 4-Chlorotoluene	0.000		0	N.D.		
T 1,3-Dichlorobenzene	0.000		0	N.D.		
T 1,4-Dichlorobenzene	0.000		0	N.D.		
T 1,2-Dichlorobenzene	0.000		0	N.D.		

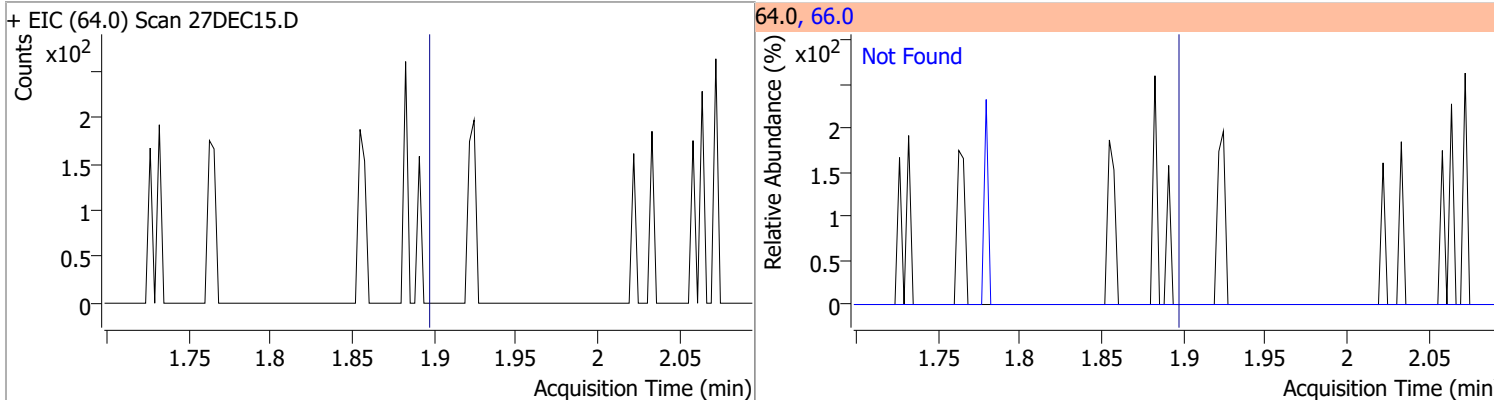
(#) = Qualifier Out of Range; (m) = Manual Integration; (+) = Area Summed; (*) = Surrogate Percent Recovery Out of Range; (d): Zeroed Peak

Quantitation Results Report (QT Reviewed)

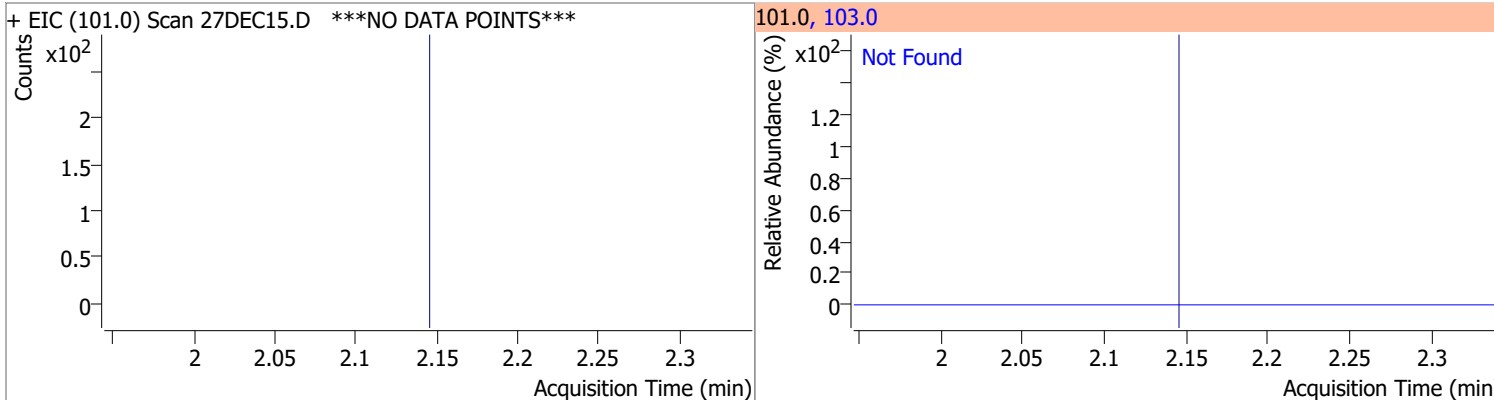
Compound	Conc.	Exp RT	QIon	Exp Ratio
Dichlorodifluoromethane	N.D.	1.24	87.0	32.0
+ EIC (85.0) Scan 27DEC15.D			85.0, 87.0	
				
Chloromethane	N.D.	1.41	52.0	32.7
+ EIC (50.0) Scan 27DEC15.D			50.0, 52.0	
				
Vinyl chloride	N.D.	1.50	64.0	31.6
+ EIC (62.0) Scan 27DEC15.D			62.0, 64.0	
				
Bromomethane	N.D.	1.80	94.0	106.0
+ EIC (96.0) Scan 27DEC15.D			96.0, 94.0	
				

Quantitation Results Report (QT Reviewed)

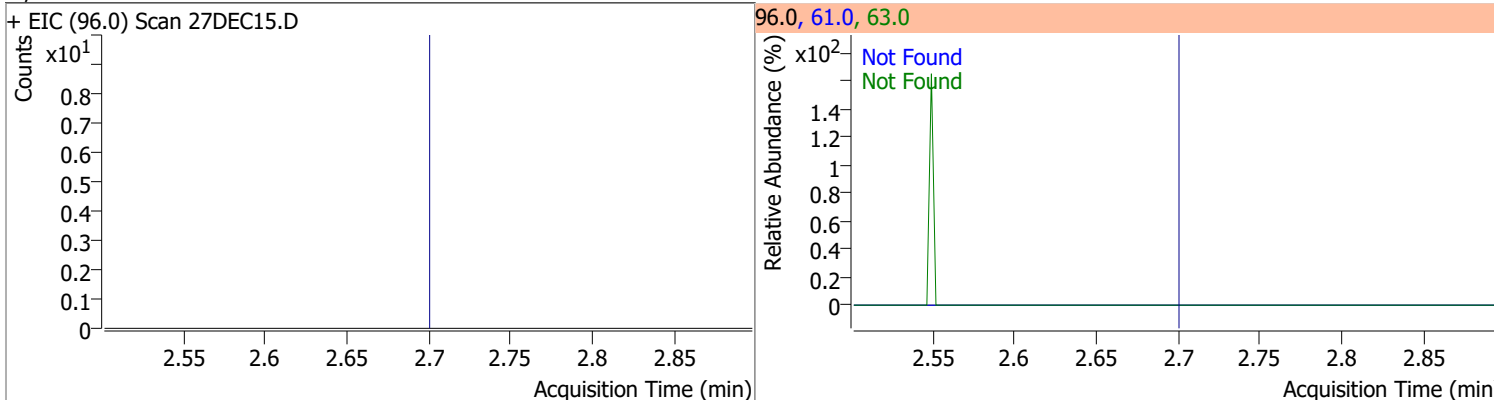
Compound	Conc.	Exp RT	QIon	Exp Ratio
Chloroethane	N.D.	1.90	66.0	30.8



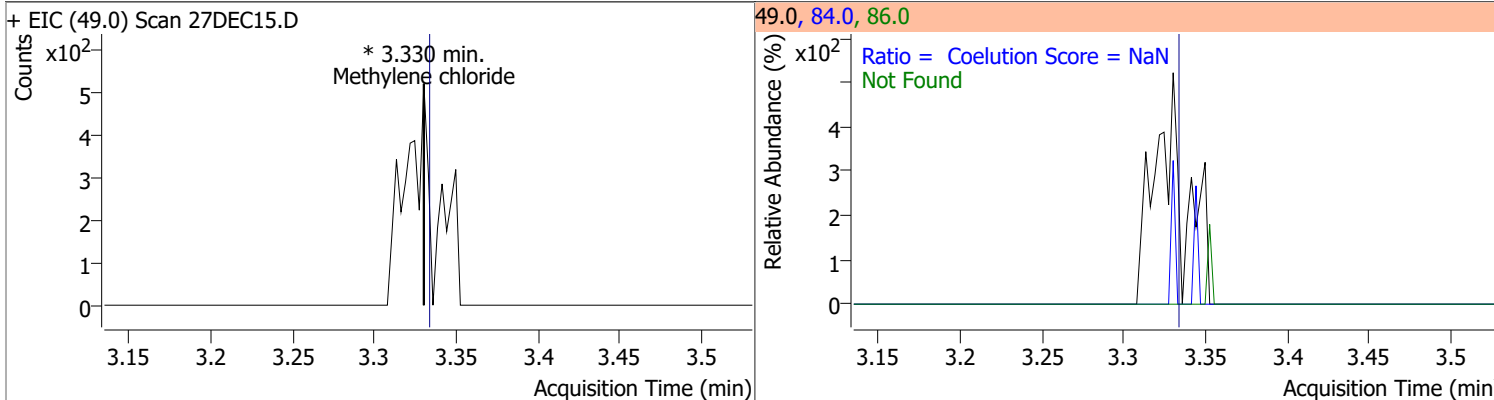
Compound	Conc.	Exp RT	QIon	Exp Ratio
Trichlorofluoromethane	N.D.	2.14	103.0	64.8



Compound	Conc.	Exp RT	QIon	Exp Ratio	QIon	Exp Ratio
1,1-Dichloroethene	N.D.	2.70	61.0	180.1	63.0	57.5

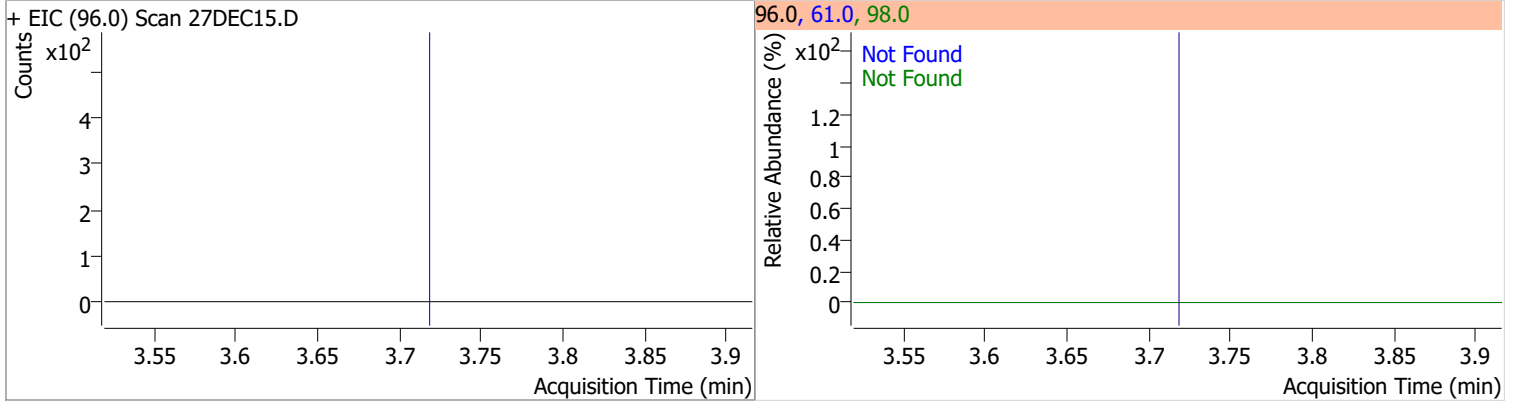


Compound	Conc.	RT	Dev(Min)	Resp.	QIon	QRatio	Lower	Upper
Methylene chloride		0		0	84.0		39.4	99.4
					86.0		14.1	74.1

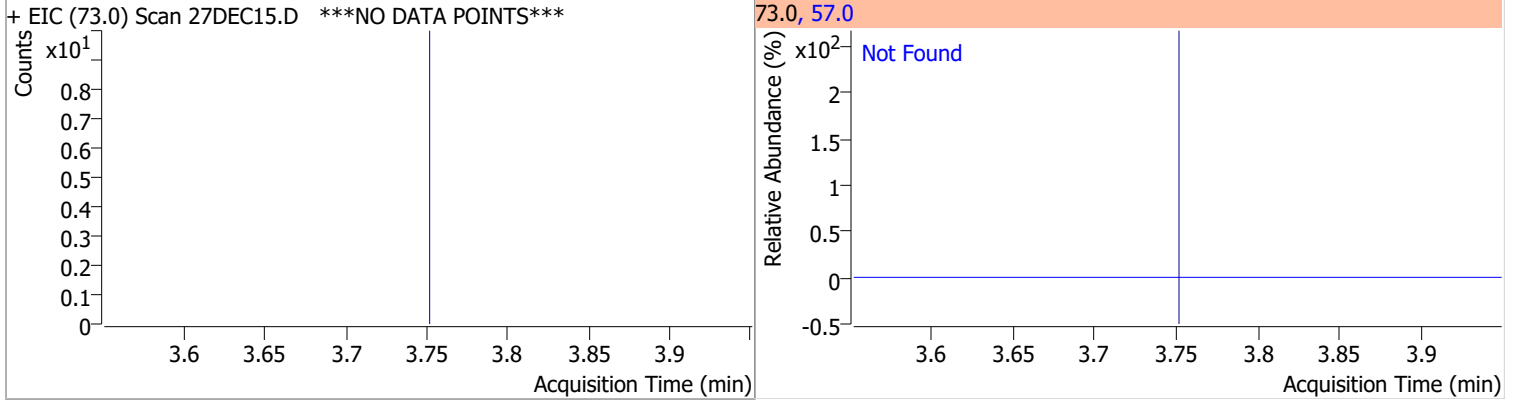


Quantitation Results Report (QT Reviewed)

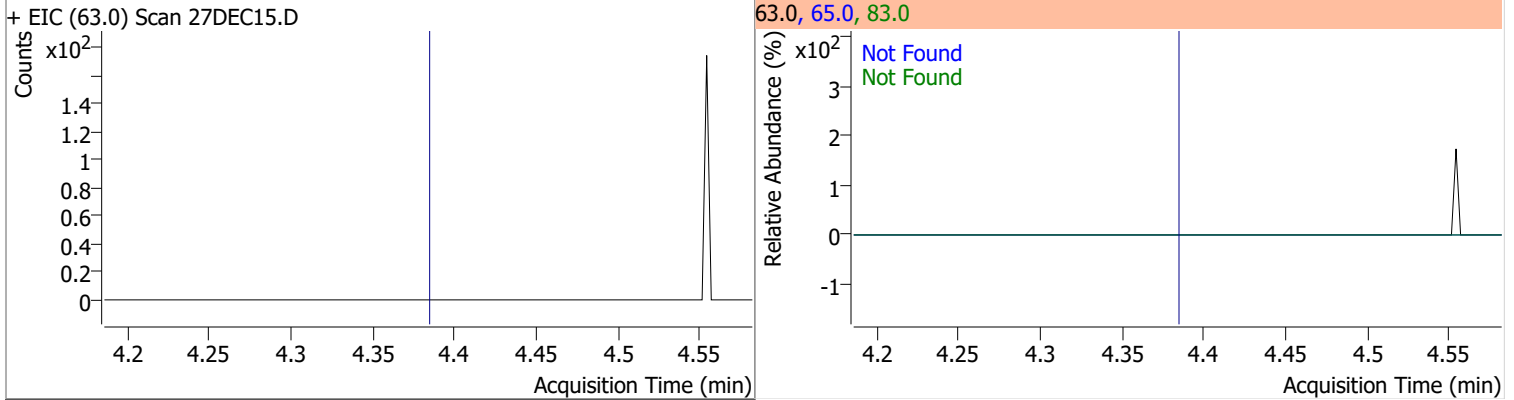
Compound	Conc.	Exp RT	QIon	Exp Ratio	QIon	Exp Ratio
trans-1,2-Dichloroethene	N.D.	3.72	61.0	155.1	98.0	62.8



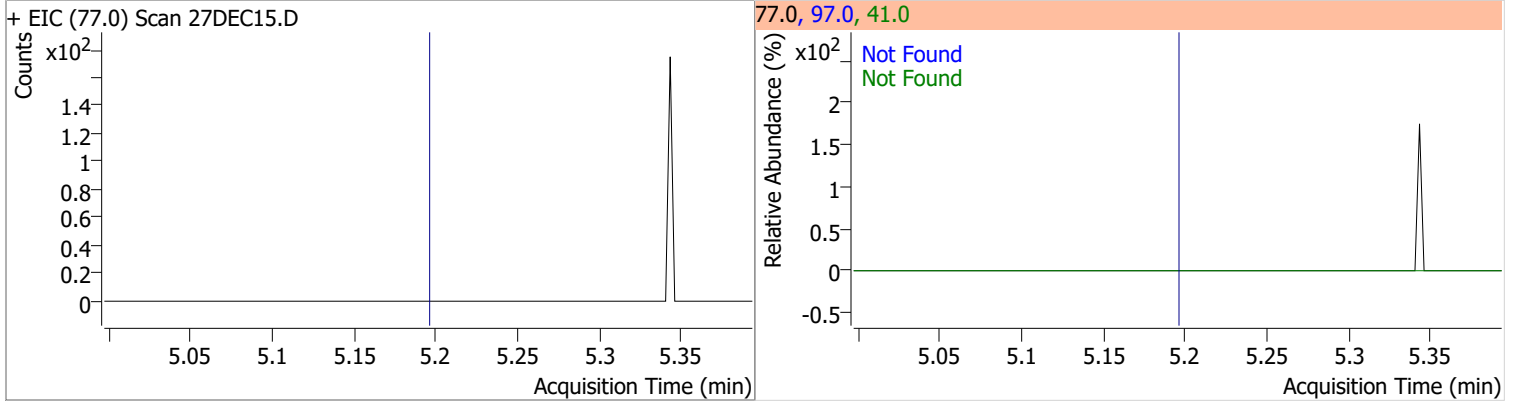
Compound	Conc.	Exp RT	QIon	Exp Ratio
Methyl tert-butyl ether (MTBE)	N.D.	3.75	57.0	23.9



Compound	Conc.	Exp RT	QIon	Exp Ratio	QIon	Exp Ratio
1,1-Dichloroethane	N.D.	4.38	65.0	31.7	83.0	12.8

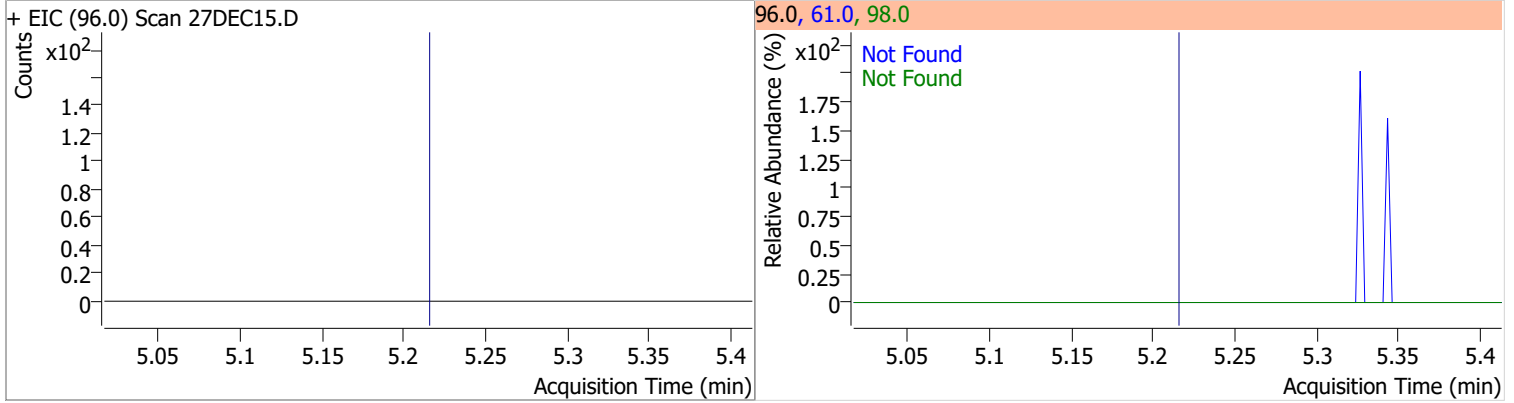


Compound	Conc.	Exp RT	QIon	Exp Ratio	QIon	Exp Ratio
2,2-Dichloropropane	N.D.	5.20	41.0	59.0	97.0	21.8

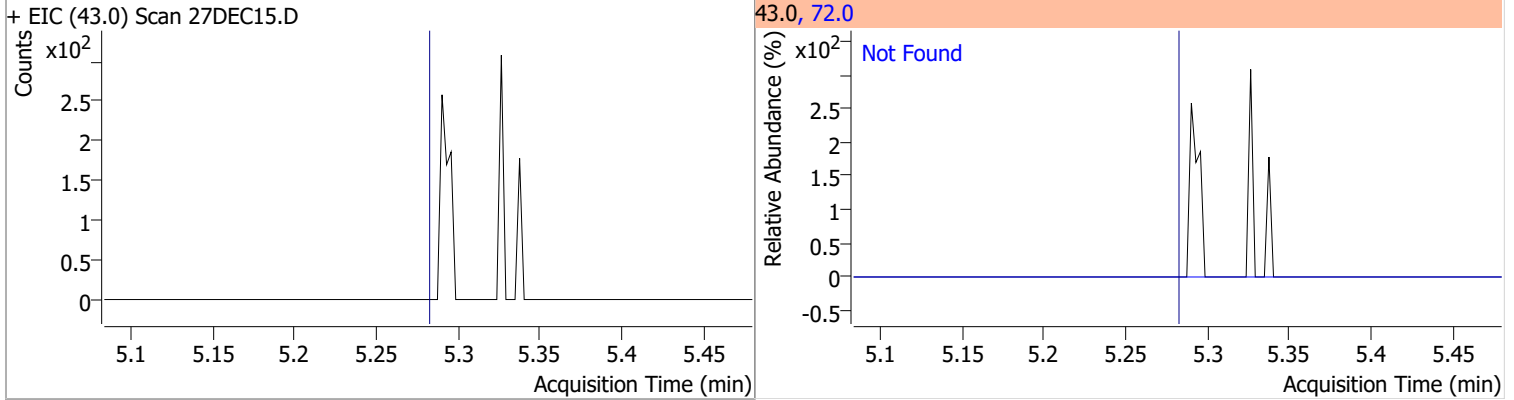


Quantitation Results Report (QT Reviewed)

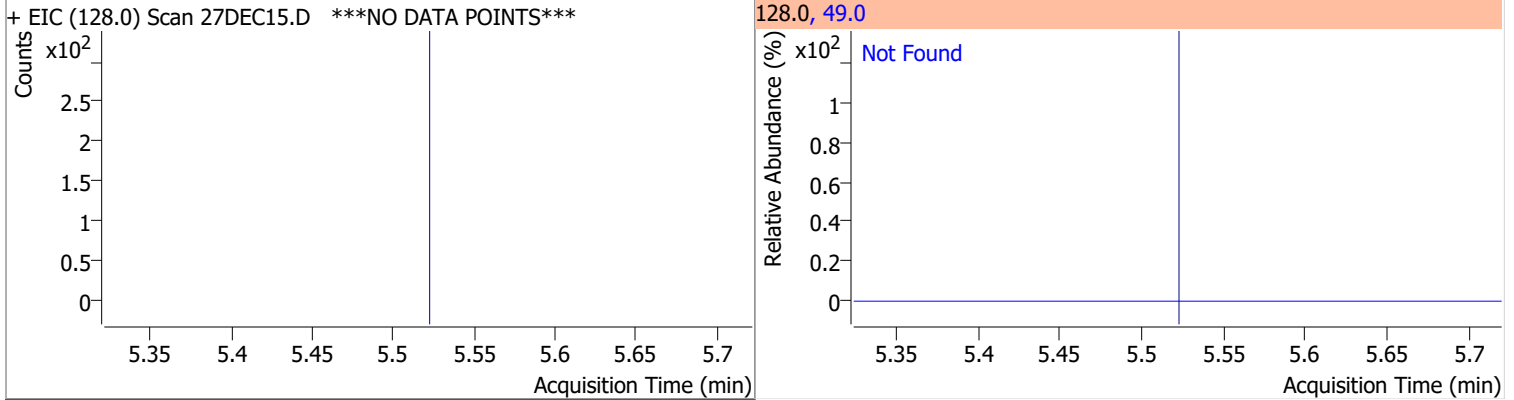
Compound	Conc.	Exp RT	QIon	Exp Ratio	QIon	Exp Ratio
cis-1,2-Dichloroethene	N.D.	5.21	61.0	163.3	98.0	64.4



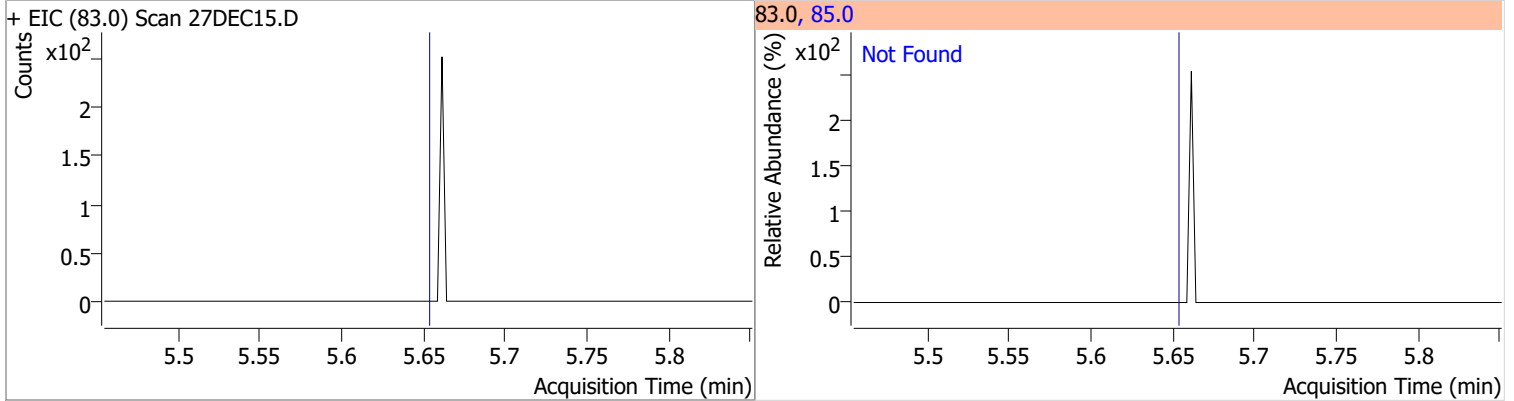
Compound	Conc.	Exp RT	QIon	Exp Ratio
Methyl ethyl ketone	N.D.	5.28	72.0	22.2



Compound	Conc.	Exp RT	QIon	Exp Ratio
Bromochloromethane	N.D.	5.52	49.0	184.6

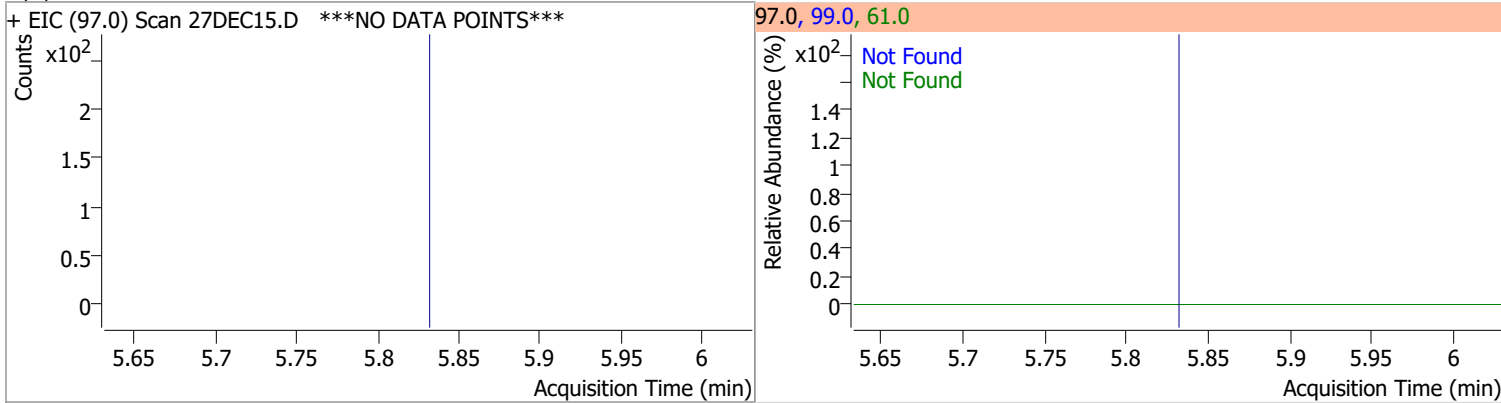


Compound	Conc.	Exp RT	QIon	Exp Ratio
Chloroform	N.D.	5.65	85.0	65.1

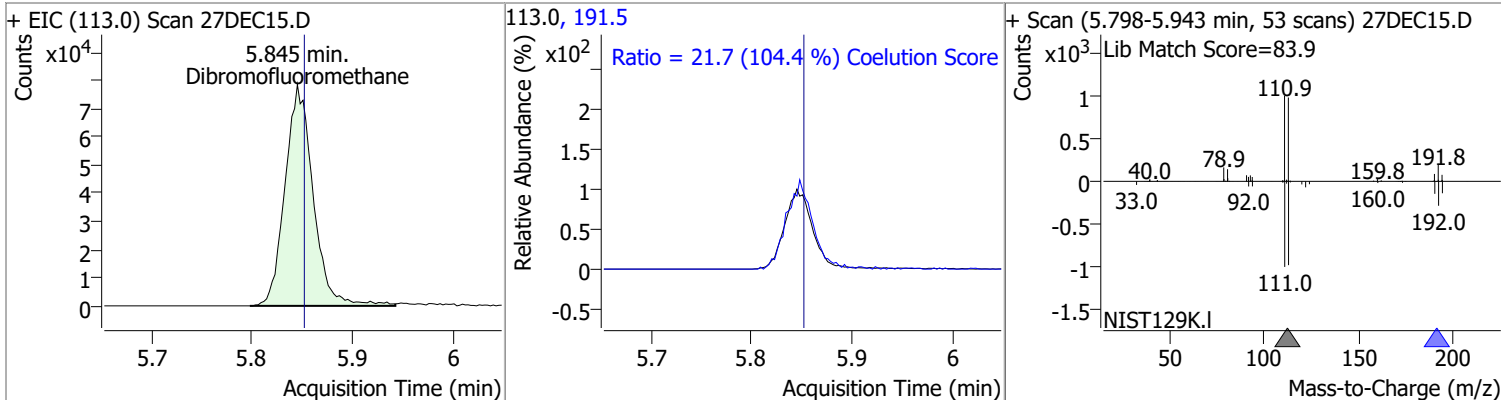


Quantitation Results Report (QT Reviewed)

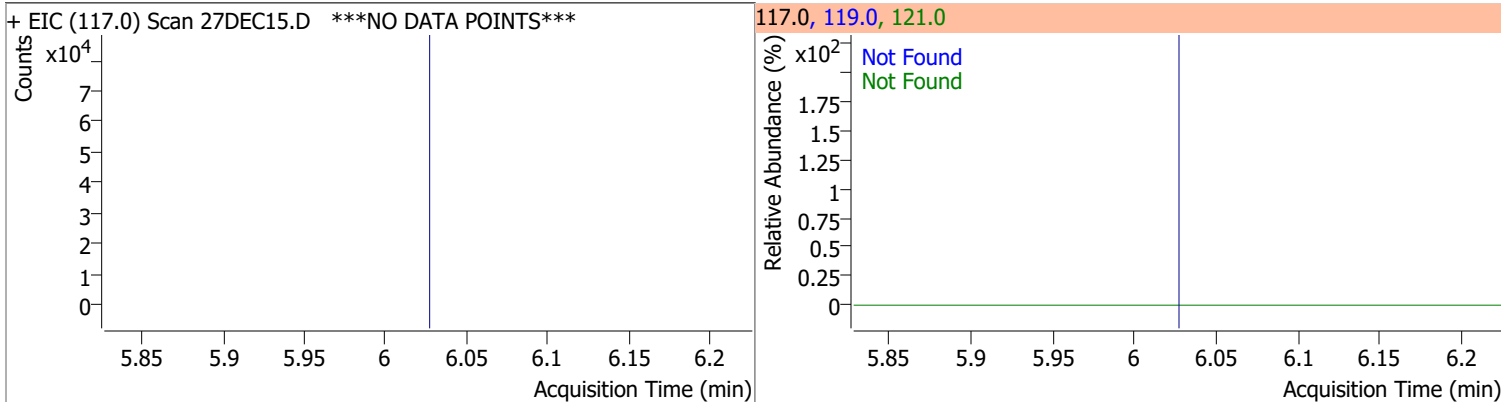
Compound	Conc.	Exp RT	QIon	Exp Ratio	QIon	Exp Ratio
1,1,1-Trichloroethane	N.D.	5.83	99.0	65.7	61.0	45.0



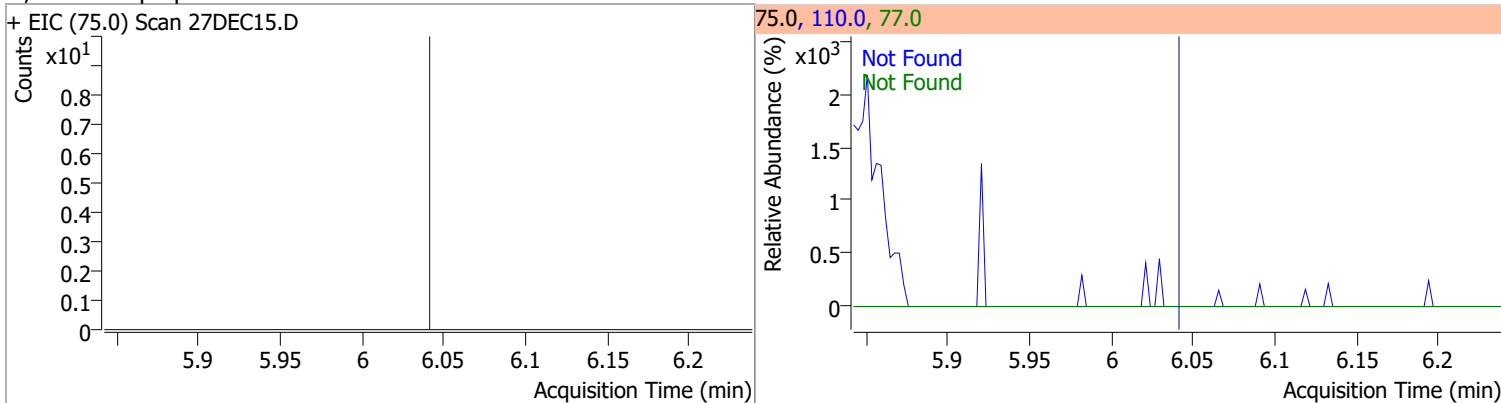
Compound	Conc.	RT	Dev(Min)	Resp.	QIon	QRatio	Lower	Upper
Dibromofluoromethane	263.1357	5.85	-0.01	152647	191.5	21.7	0.0	50.7



Compound	Conc.	Exp RT	QIon	Exp Ratio	QIon	Exp Ratio
Carbon tetrachloride	N.D.	6.03	119.0	97.5	121.0	30.4

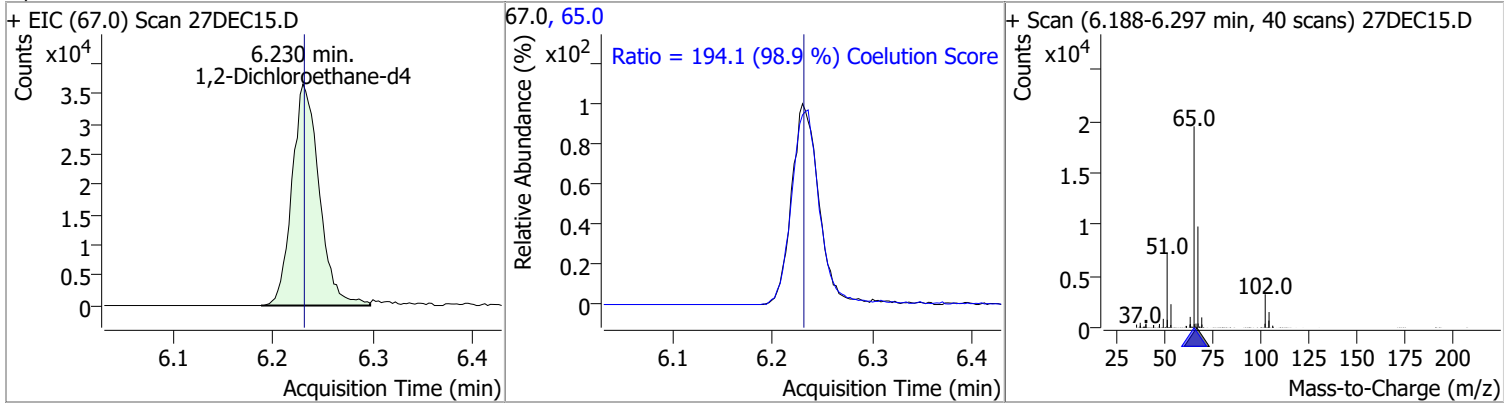


Compound	Conc.	Exp RT	QIon	Exp Ratio	QIon	Exp Ratio
1,1-Dichloropropene	N.D.	6.04	110.0	35.4	77.0	30.5

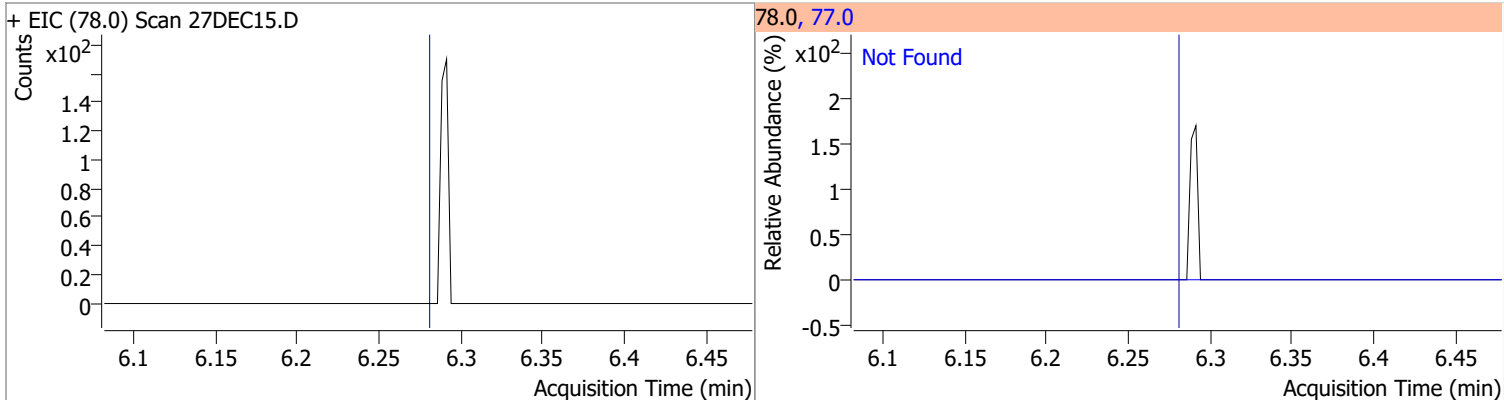


Quantitation Results Report (QT Reviewed)

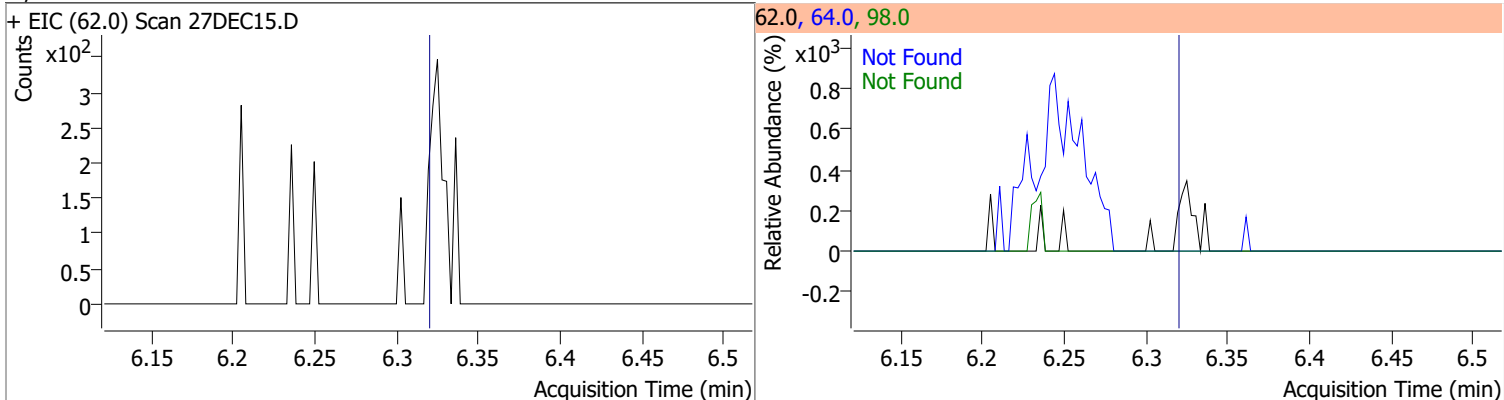
Compound	Conc.	RT	Dev(Min)	Resp.	QIon	QRatio	Lower	Upper
1,2-Dichloroethane-d4	260.0659	6.23	0.00	68850	65.0	194.1	166.3	226.3



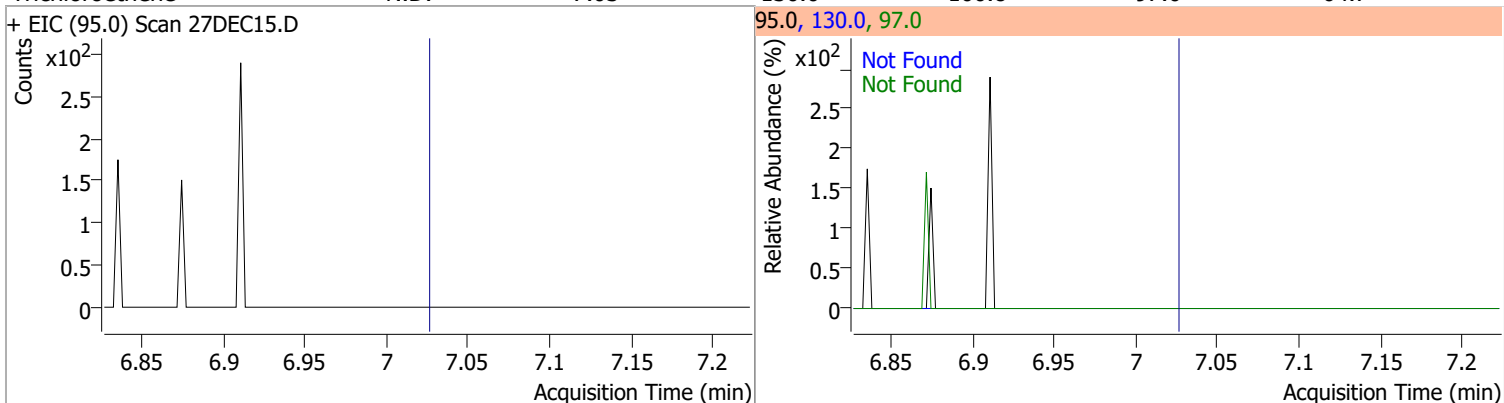
Compound	Conc.	Exp RT	QIon	Exp Ratio
Benzene	N.D.	6.28	77.0	23.5



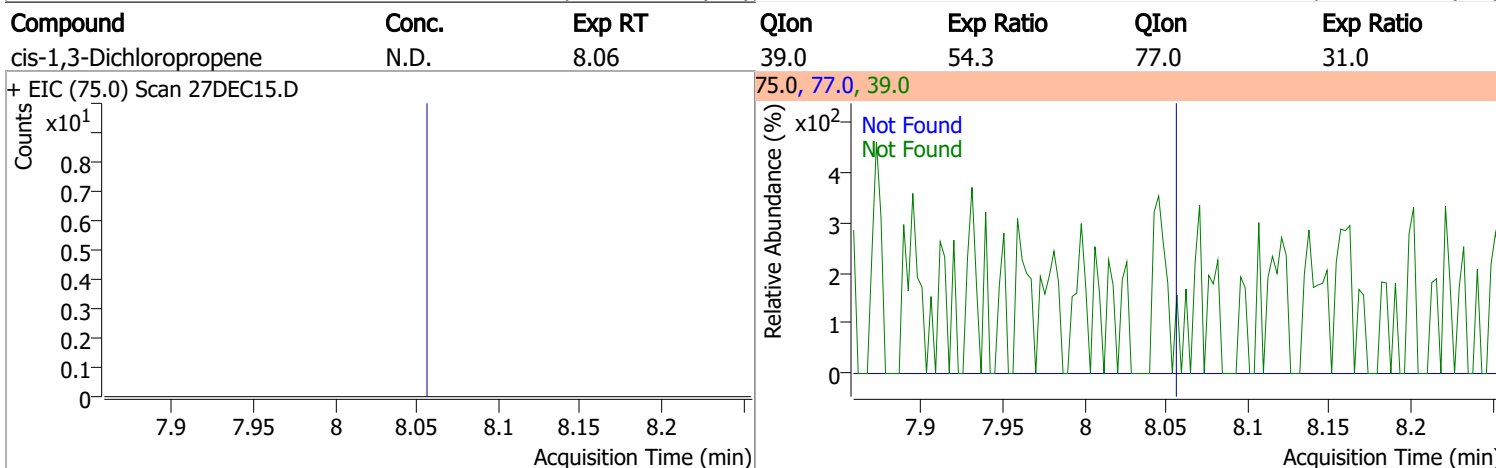
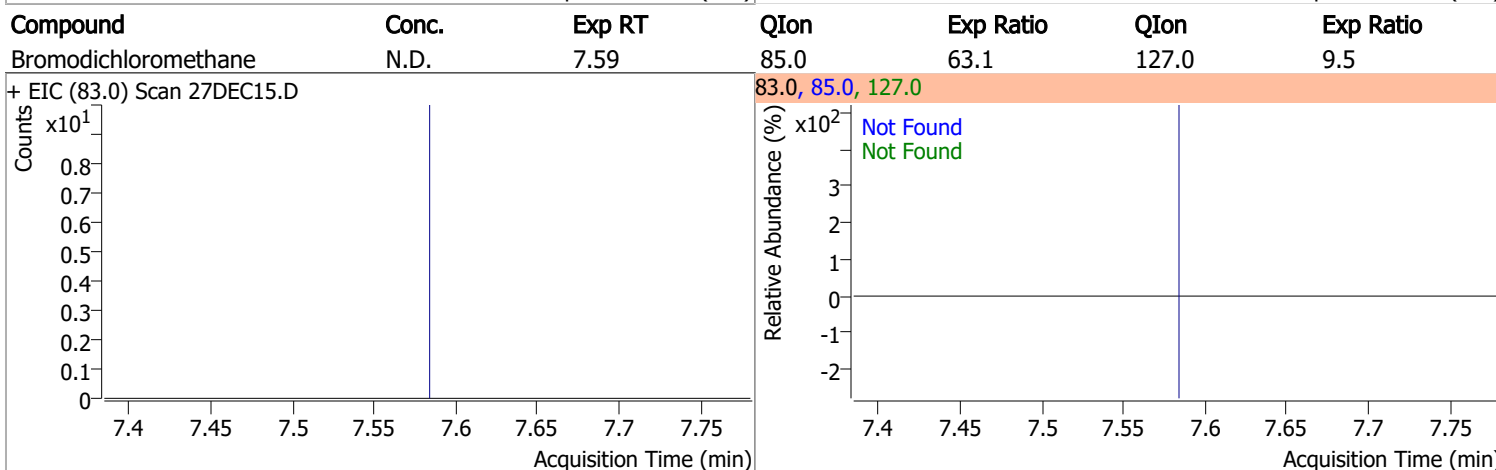
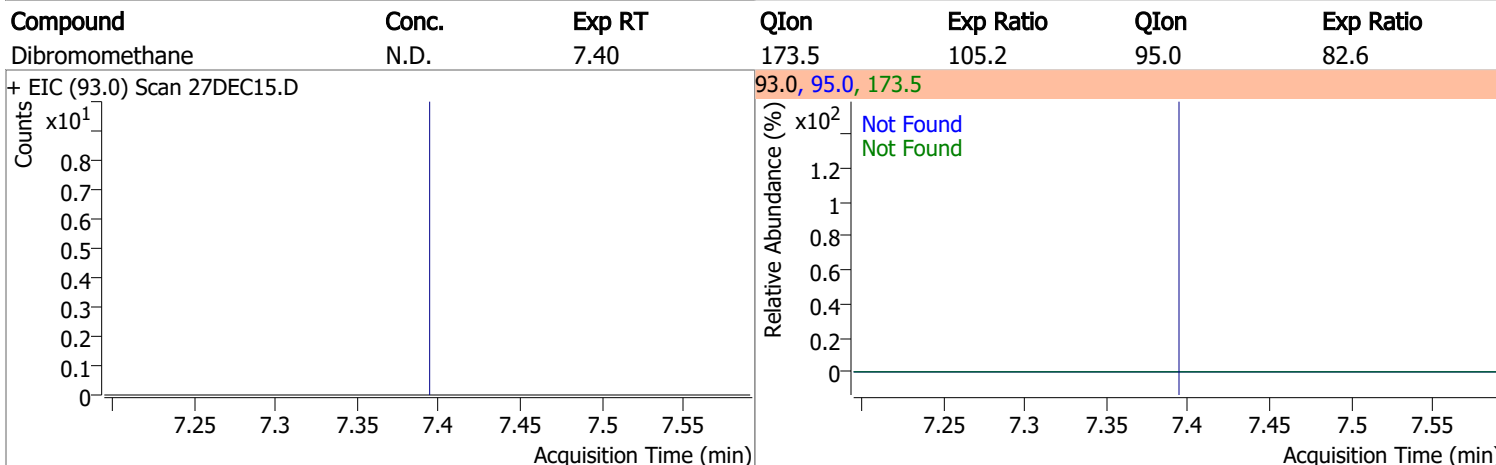
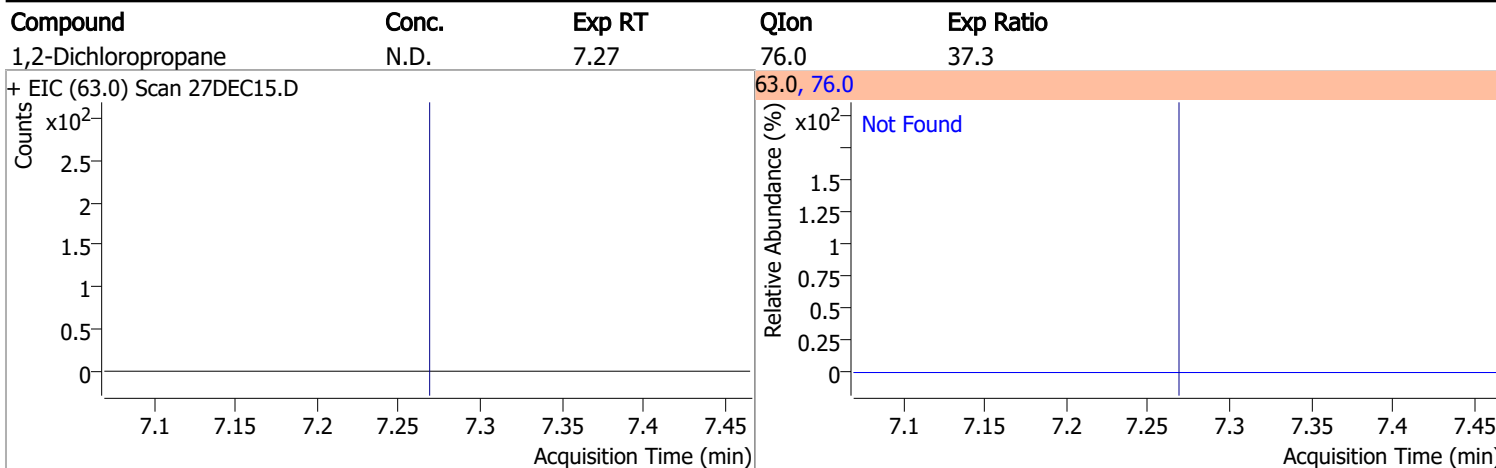
Compound	Conc.	Exp RT	QIon	Exp Ratio	QIon	Exp Ratio
1,2-Dichloroethane	N.D.	6.32	64.0	32.3	98.0	8.2



Compound	Conc.	Exp RT	QIon	Exp Ratio	QIon	Exp Ratio
Trichloroethene	N.D.	7.03	130.0	100.8	97.0	64.7

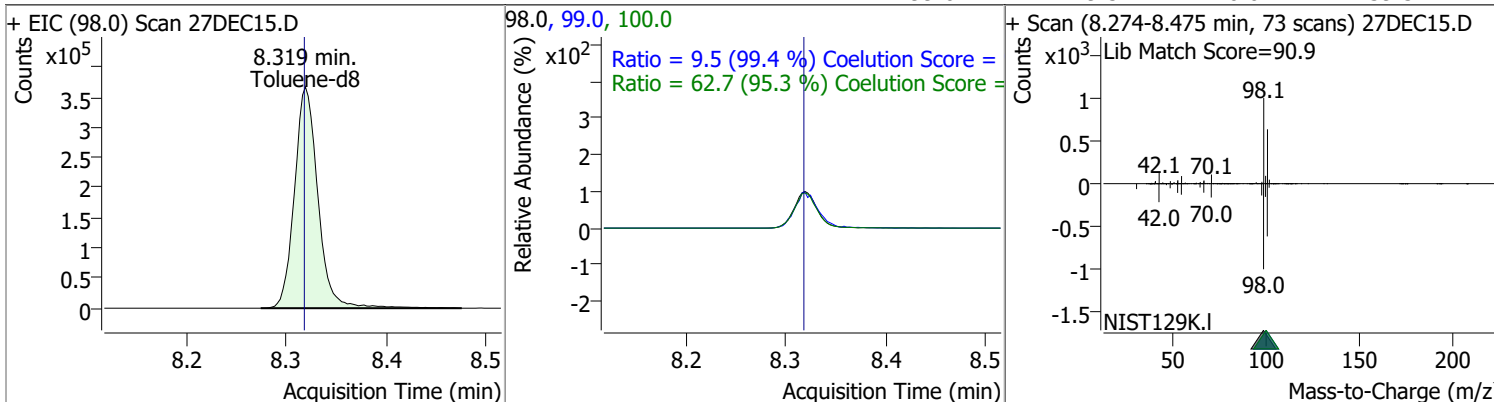


Quantitation Results Report (QT Reviewed)

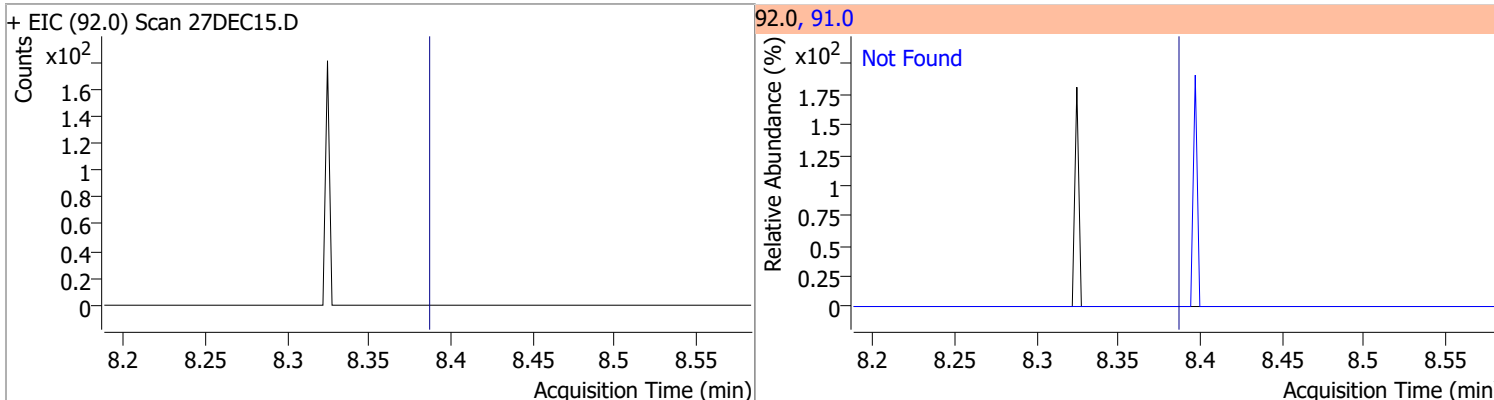


Quantitation Results Report (QT Reviewed)

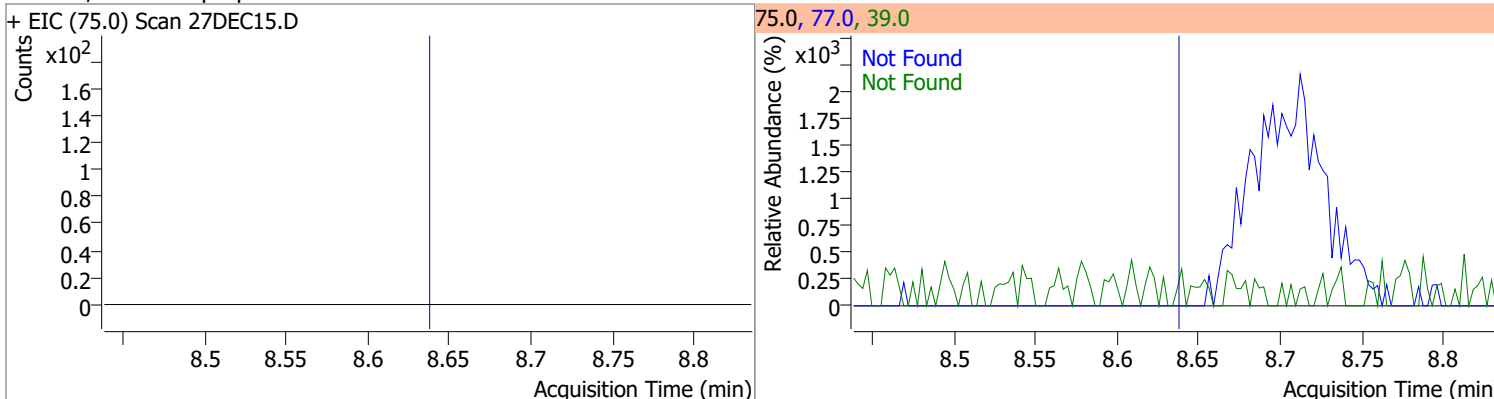
Compound	Conc.	RT	Dev(Min)	Resp.	QIon	QRatio	Lower	Upper
Toluene-d8	261.1704	8.32	0.00	596625	100.0	62.7	35.9	95.9
					99.0	9.5	0.0	39.5



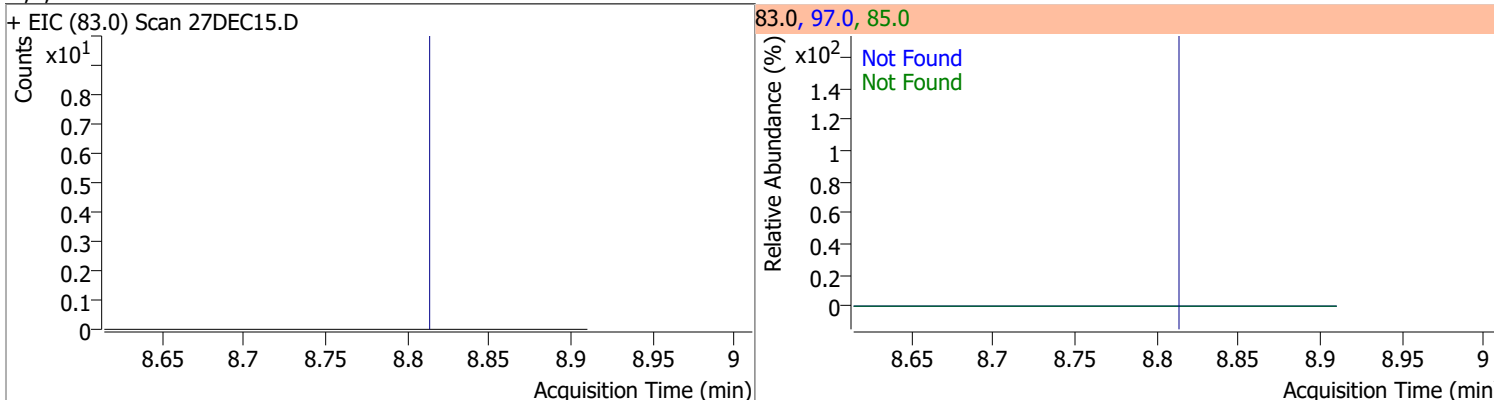
Compound	Conc.	Exp RT	QIon	Exp Ratio
Toluene	N.D.	8.39	91.0	174.3



Compound	Conc.	Exp RT	QIon	Exp Ratio	QIon	Exp Ratio
trans-1,3-Dichloropropene	N.D.	8.64	39.0	52.1	77.0	32.0

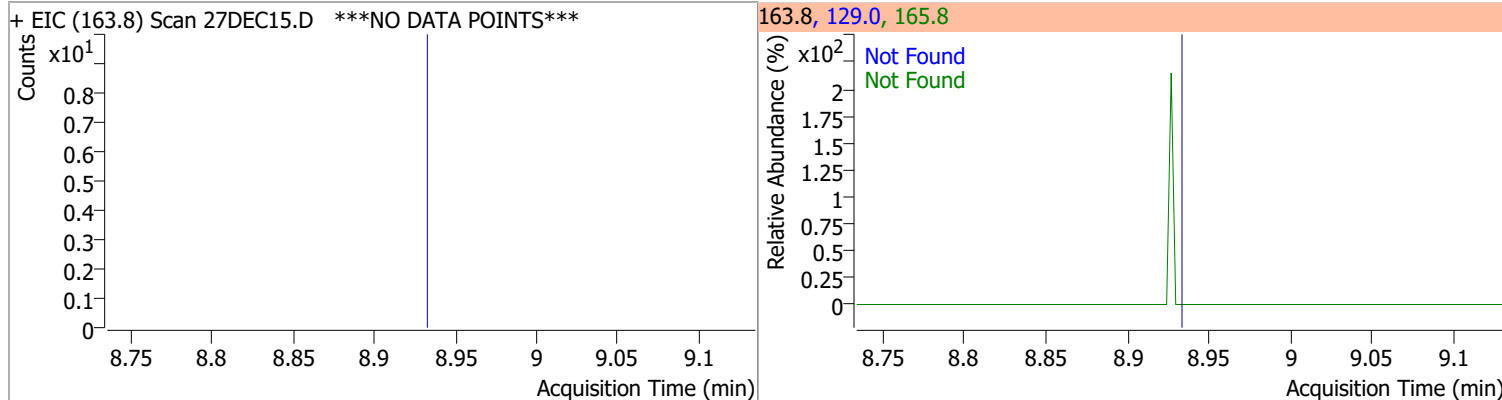


Compound	Conc.	Exp RT	QIon	Exp Ratio	QIon	Exp Ratio
1,1,2-Trichloroethane	N.D.	8.82	97.0	114.3	85.0	61.5

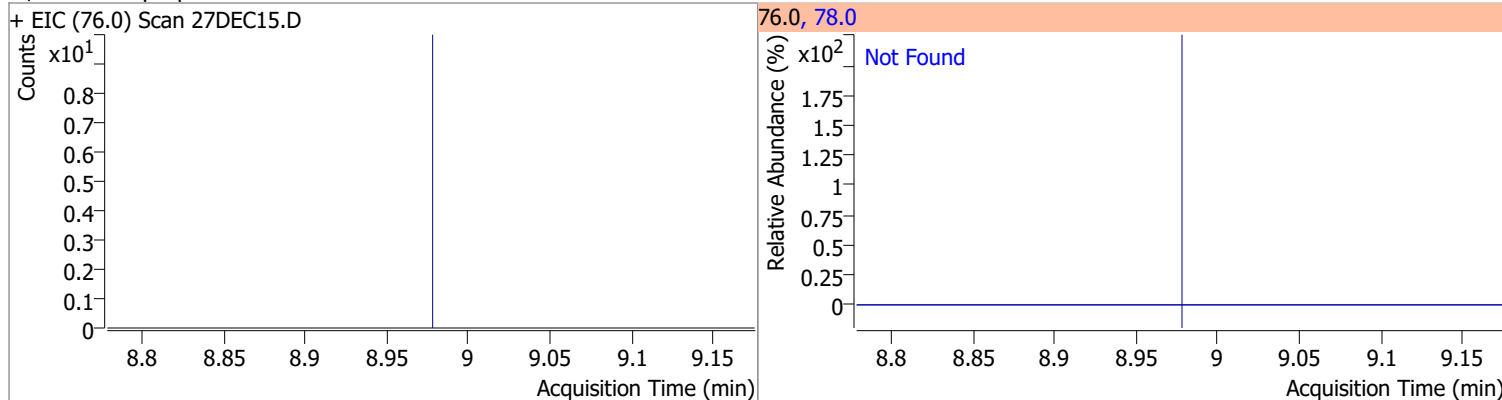


Quantitation Results Report (QT Reviewed)

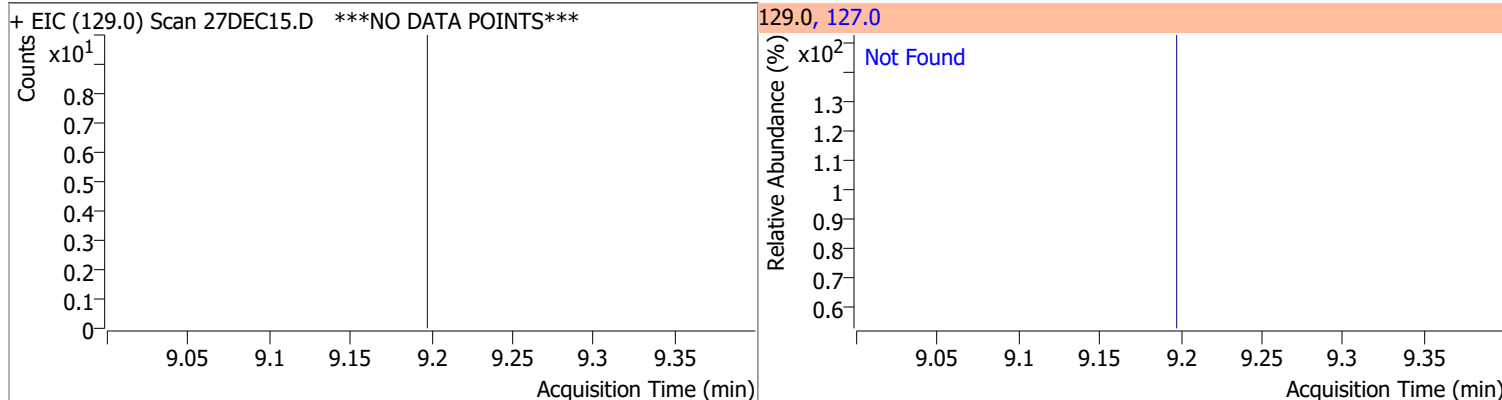
Compound	Conc.	Exp RT	QIon	Exp Ratio	QIon	Exp Ratio
Tetrachloroethene	N.D.	8.94	165.8	128.3	129.0	95.3



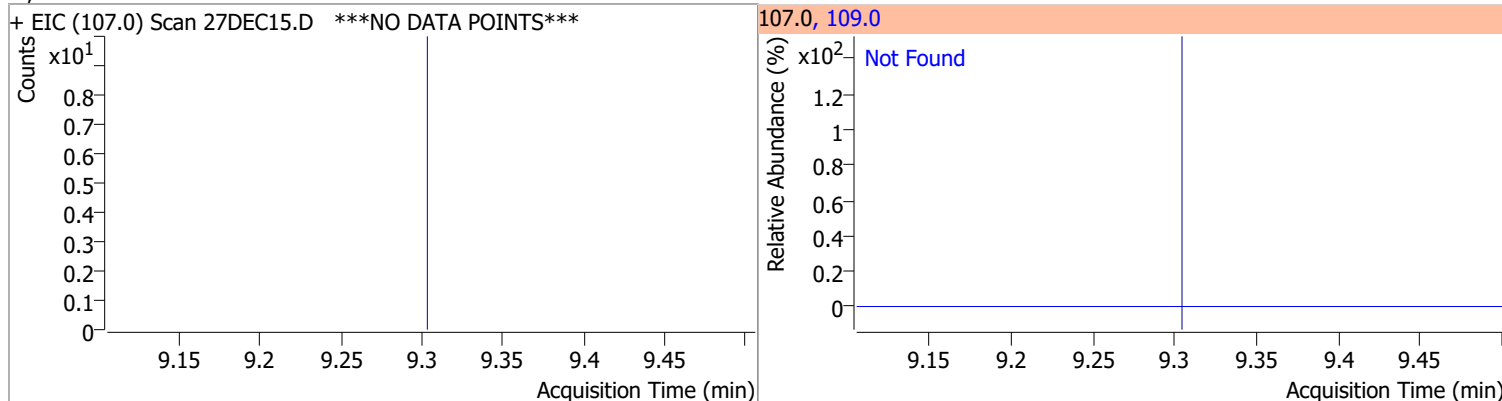
Compound	Conc.	Exp RT	QIon	Exp Ratio
1,3-Dichloropropane	N.D.	8.98	78.0	32.1



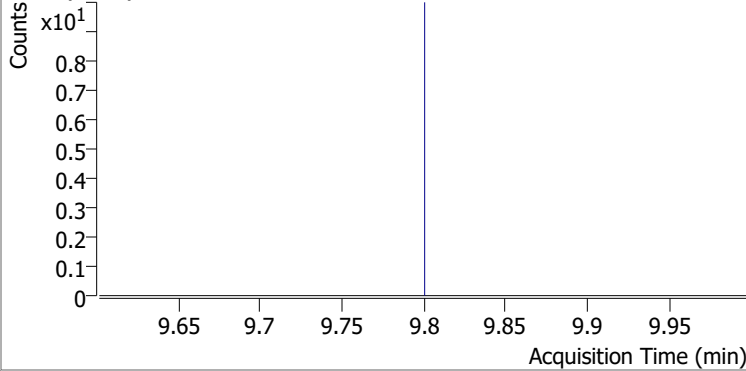
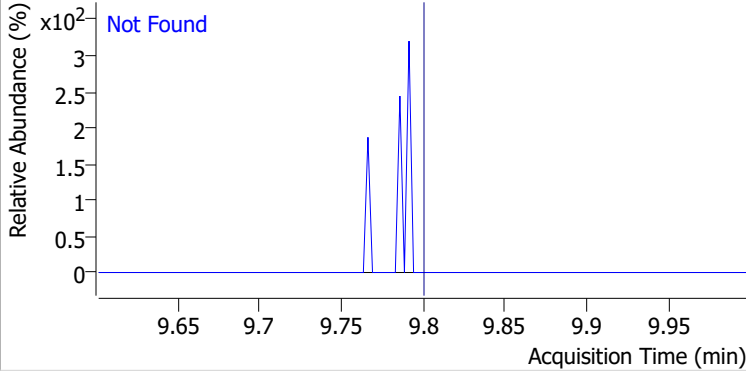
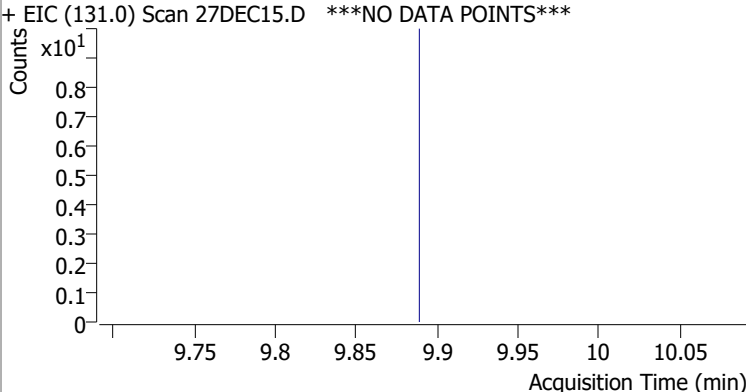
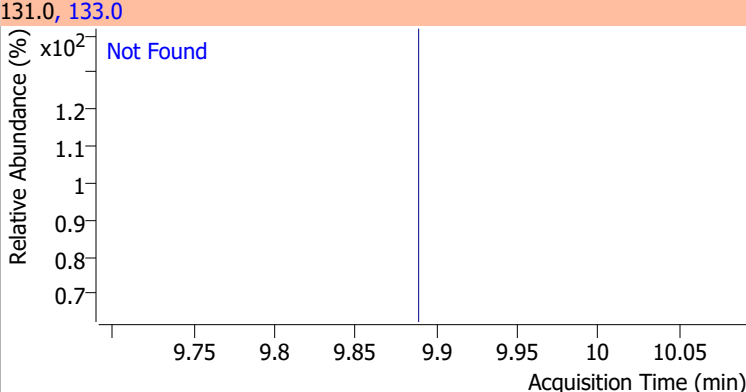
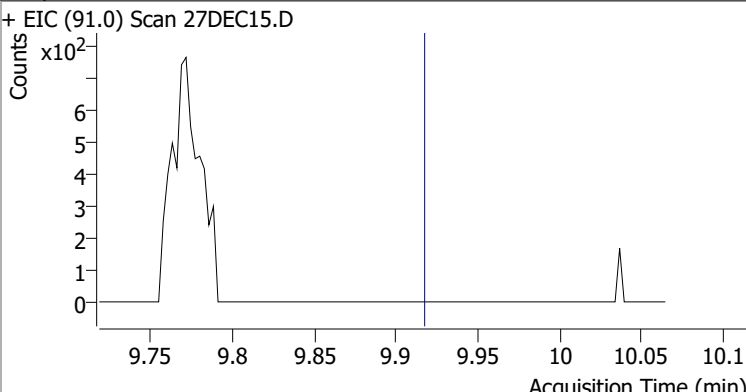
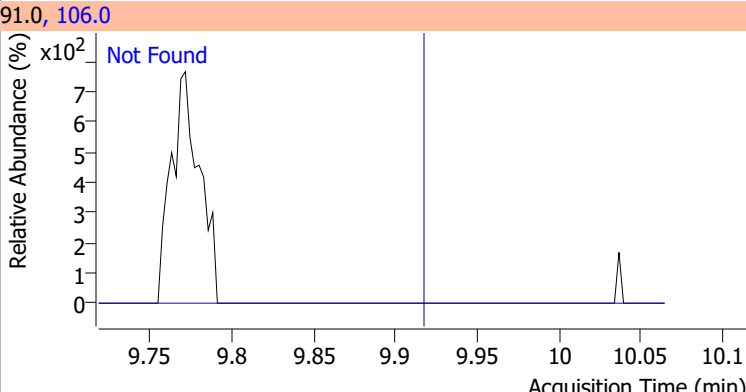
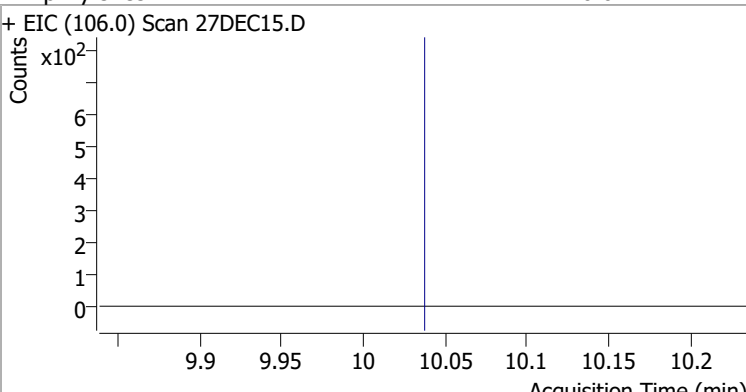
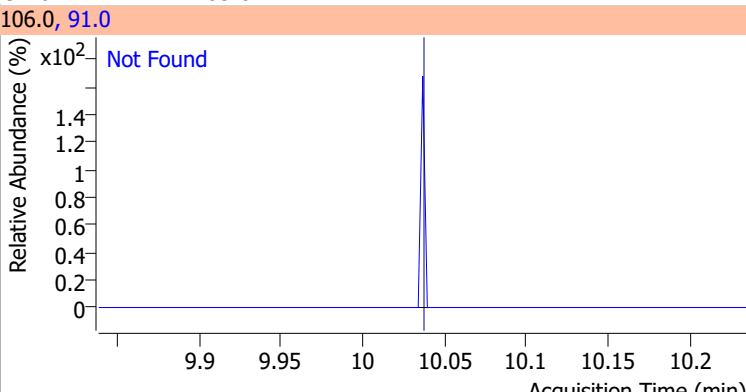
Compound	Conc.	Exp RT	QIon	Exp Ratio
Chlorodibromomethane	N.D.	9.20	127.0	75.3



Compound	Conc.	Exp RT	QIon	Exp Ratio
1,2-Dibromoethane	N.D.	9.31	109.0	97.2

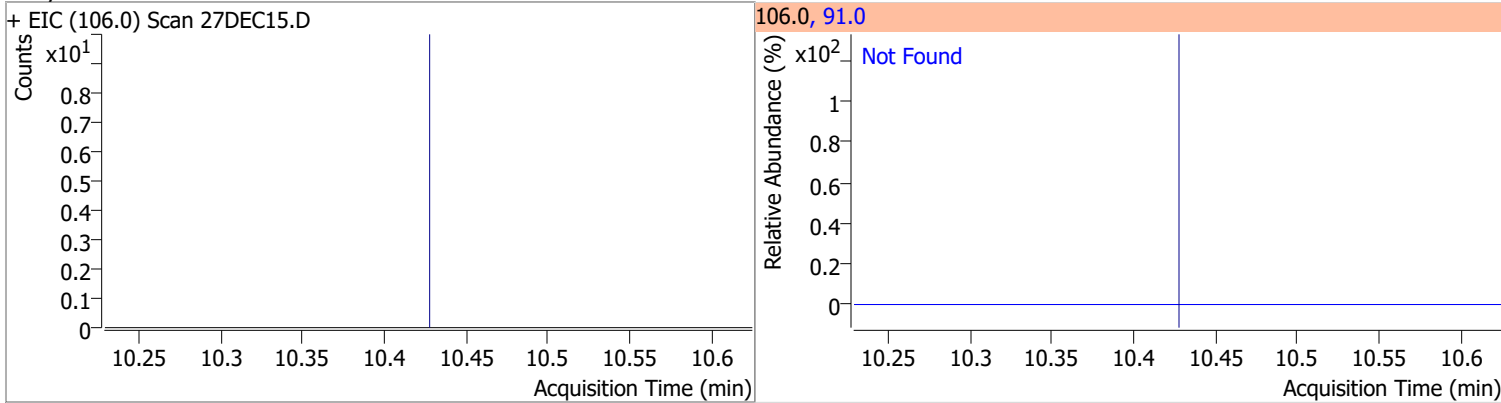


Quantitation Results Report (QT Reviewed)

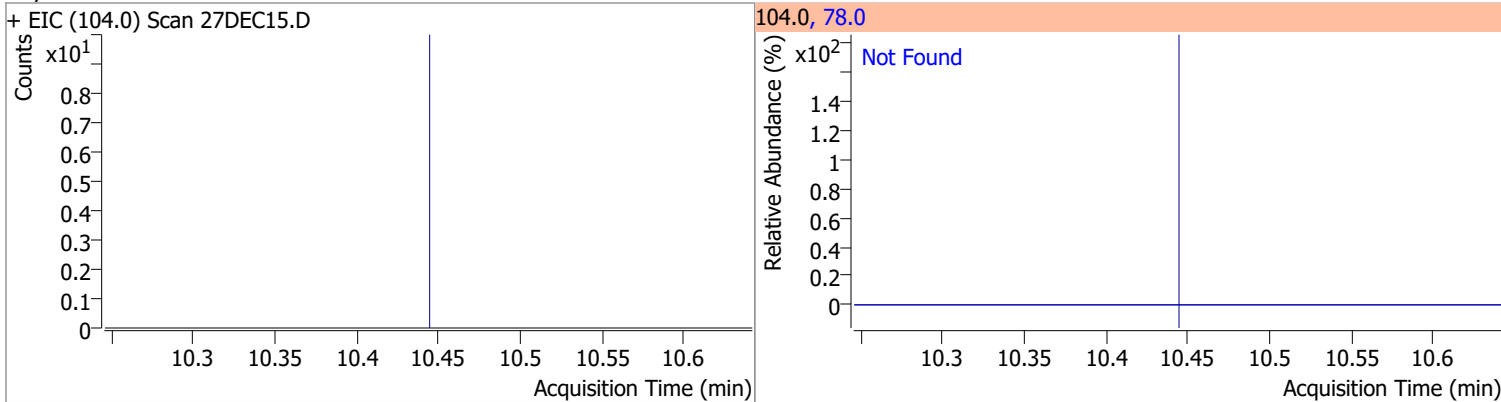
Compound	Conc.	Exp RT	QIon	Exp Ratio
Chlorobenzene	N.D.	9.80	114.0	32.3
+ EIC (112.0) Scan 27DEC15.D			112.0, 114.0	
				
1,1,1,2-Tetrachloroethane	N.D.	9.89	133.0	95.7
+ EIC (131.0) Scan 27DEC15.D ***NO DATA POINTS***			131.0, 133.0	
				
Ethylbenzene	N.D.	9.92	106.0	30.7
+ EIC (91.0) Scan 27DEC15.D			91.0, 106.0	
				
m+p-Xylenes	N.D.	10.04	91.0	205.0
+ EIC (106.0) Scan 27DEC15.D			106.0, 91.0	
				

Quantitation Results Report (QT Reviewed)

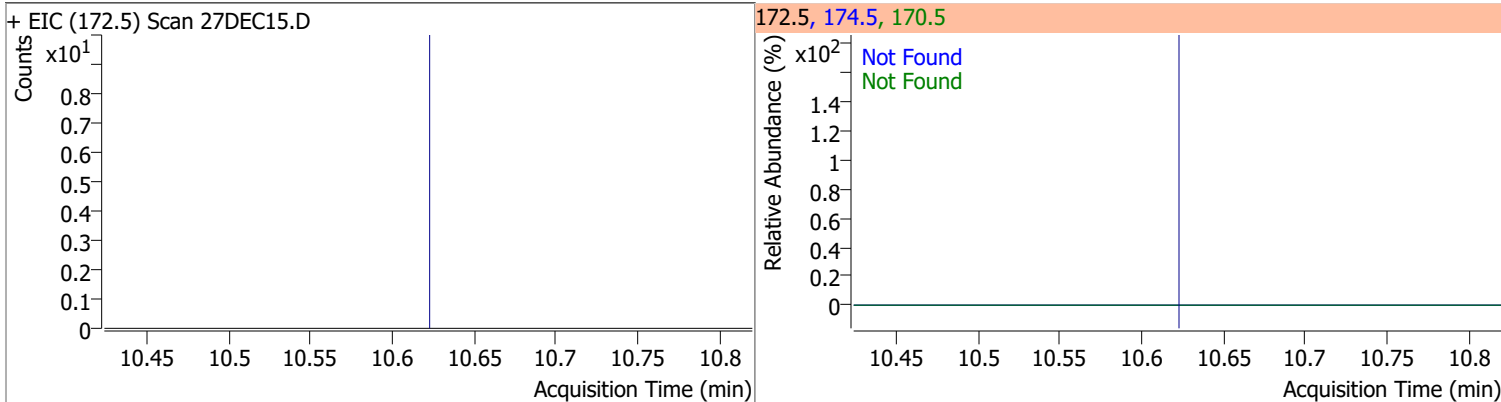
Compound	Conc.	Exp RT	QIon	Exp Ratio
o-Xylene	N.D.	10.43	91.0	216.1



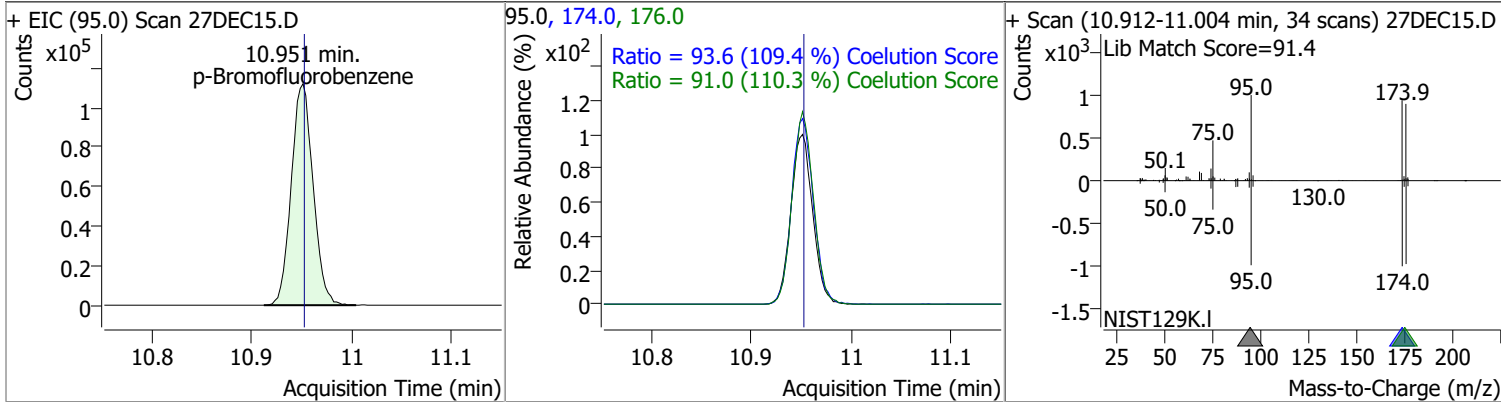
Compound	Conc.	Exp RT	QIon	Exp Ratio
Styrene	N.D.	10.45	78.0	50.6



Compound	Conc.	Exp RT	QIon	Exp Ratio	QIon	Exp Ratio
Bromoform	N.D.	10.62	170.5	52.7	174.5	50.7



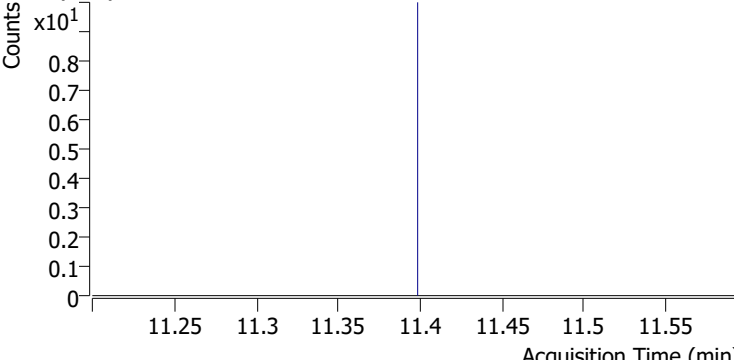
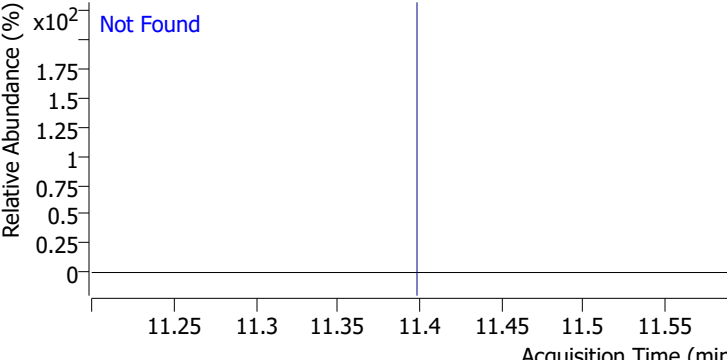
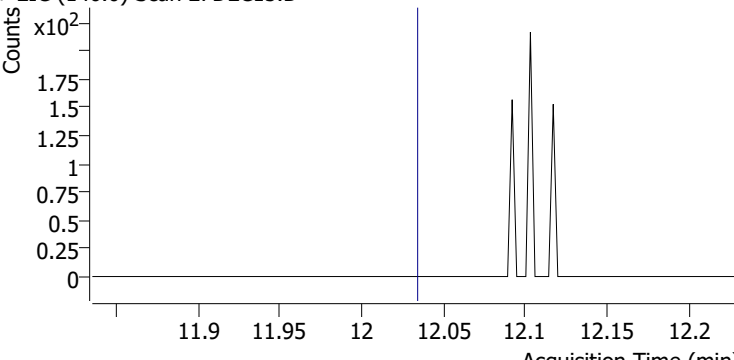
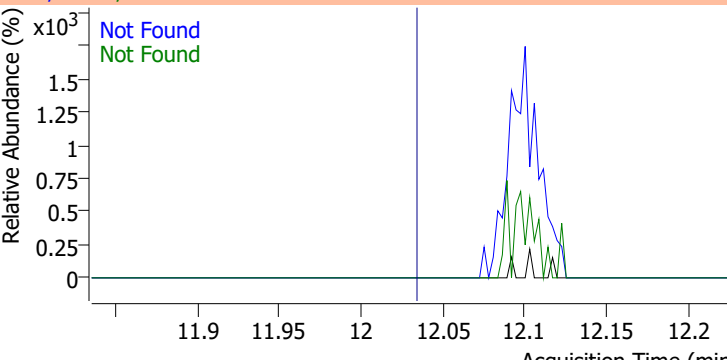
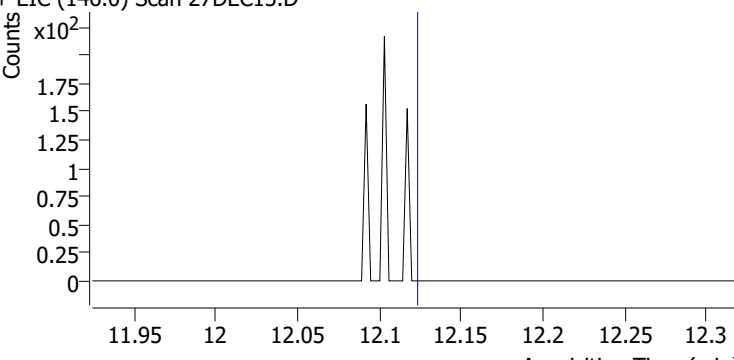
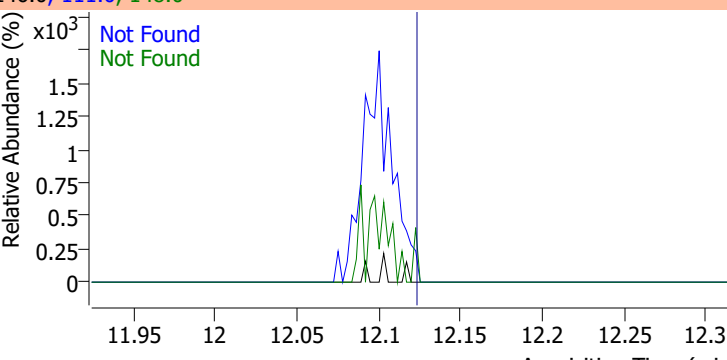
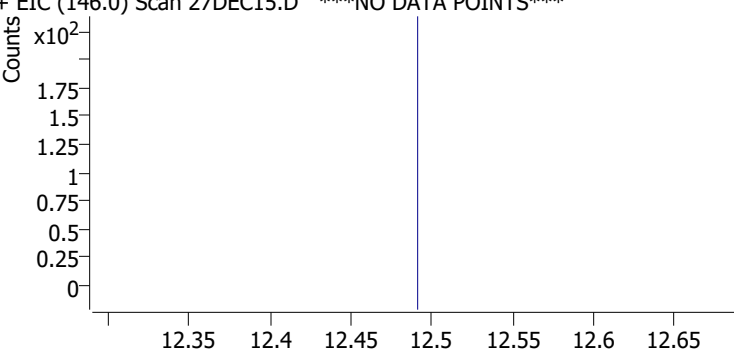
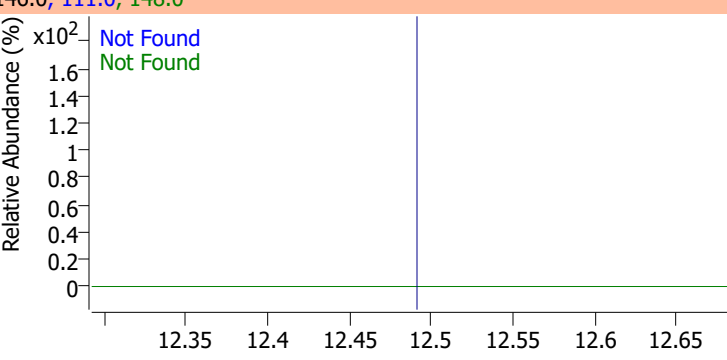
Compound	Conc.	RT	Dev(Min)	Resp.	QIon	QRatio	Lower	Upper
p-Bromofluorobenzene	262.3915	10.95	0.00	169370	174.0	93.6	55.5	115.5
					176.0	91.0	52.5	112.5



Quantitation Results Report (QT Reviewed)

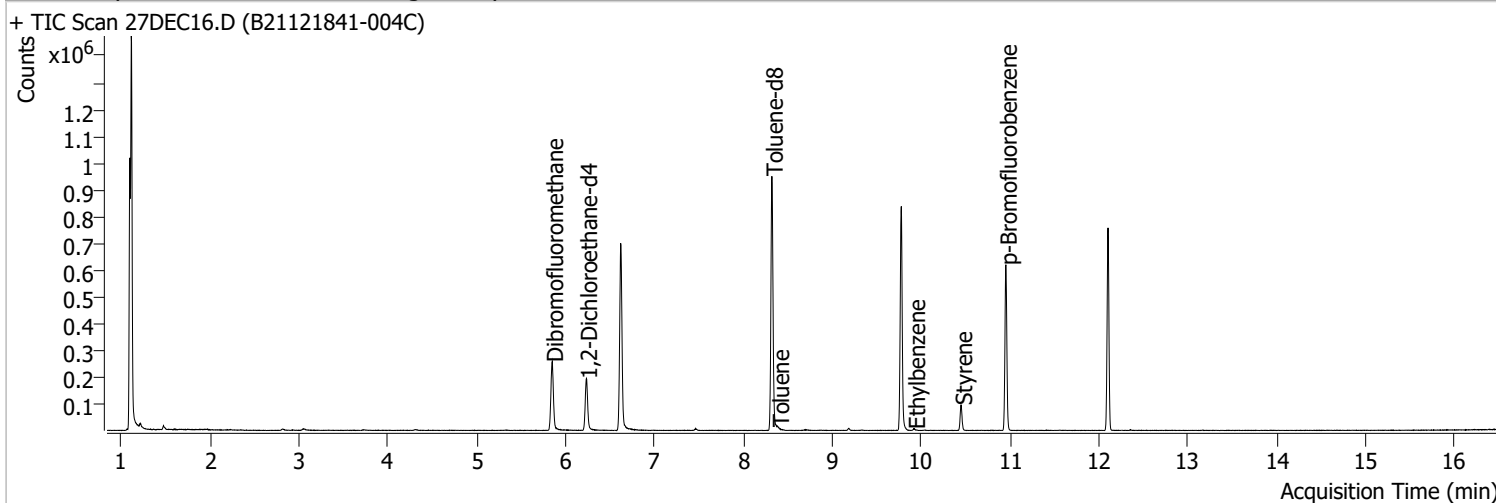
Compound	Conc.	Exp RT	QIon	Exp Ratio	QIon	Exp Ratio
Bromobenzene	N.D.	11.09	77.0	153.2	158.0	96.2
+ EIC (156.0) Scan 27DEC15.D ***NO DATA POINTS***			156.0, 77.0, 158.0			
1,1,2,2-Tetrachloroethane	N.D.	11.11	85.0	63.2		
+ EIC (83.0) Scan 27DEC15.D			83.0, 85.0			
1,2,3-Trichloropropane	N.D.	11.15	112.0	65.8		
+ EIC (110.0) Scan 27DEC15.D			110.0, 112.0			
2-Chlorotoluene	N.D.	11.29	91.0	294.1		
+ EIC (126.0) Scan 27DEC15.D ***NO DATA POINTS***			126.0, 91.0			

Quantitation Results Report (QT Reviewed)

Compound	Conc.	Exp RT	QIon	Exp Ratio		
4-Chlorotoluene	N.D.	11.40	126.0	30.4		
+ EIC (91.0) Scan 27DEC15.D			91.0, 126.0			
						
1,3-Dichlorobenzene	N.D.	12.03	148.0	64.5	QIon	Exp Ratio
+ EIC (146.0) Scan 27DEC15.D			146.0, 111.0, 148.0			
						
1,4-Dichlorobenzene	N.D.	12.12	148.0	64.0	QIon	Exp Ratio
+ EIC (146.0) Scan 27DEC15.D			146.0, 111.0, 148.0			
						
1,2-Dichlorobenzene	N.D.	12.49	148.0	63.8	QIon	Exp Ratio
+ EIC (146.0) Scan 27DEC15.D ***NO DATA POINTS***			146.0, 111.0, 148.0			
						

Quantitation Results Report (QT Reviewed)

Data File	27DEC16.D	Operator	MSC
Acq. Method	5975CACQF.M	Acq. Date-Time	12/27/2021 4:02:18 PM
Sample Name	B21121841-004C	Instrument	VOA5975C
Vial	16	Multiplier	1.00
DA Method File	VOA5975C_8260B_SHT_DoD_L4_120721.m	Comment	
Tune File	BFB_Atune3.u	Tune Date	10/11/2021 4:02:00 PM
Batch Name	VG122721_8260B_624pt1.batch.bin	Last Calib Update	1/5/2022 1:54:14 PM
Ref Library	\\MASSHUNTER\Org\Library\NIST129K.I		



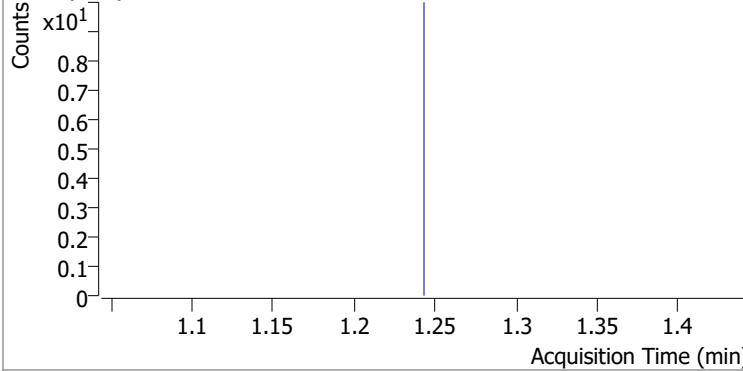
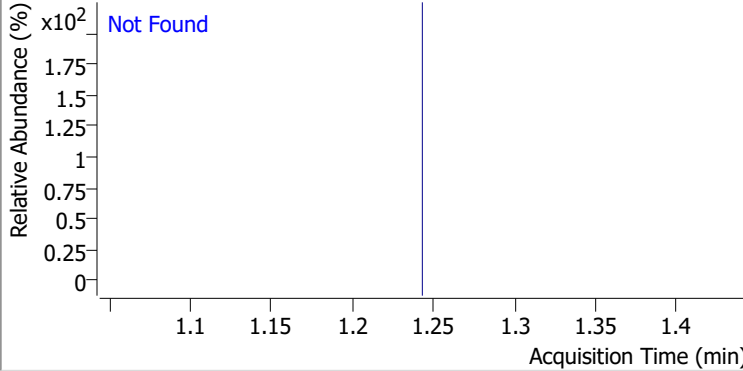
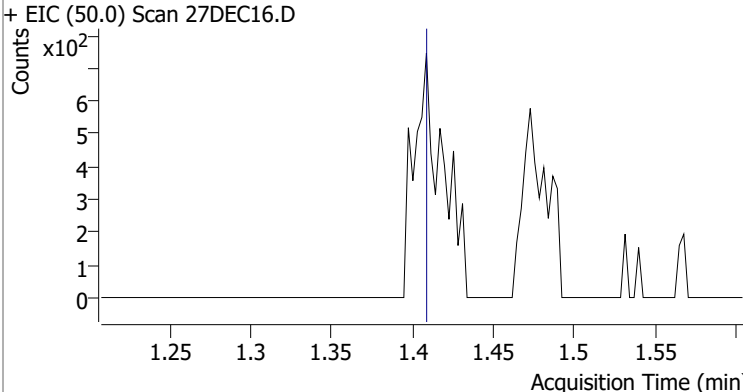
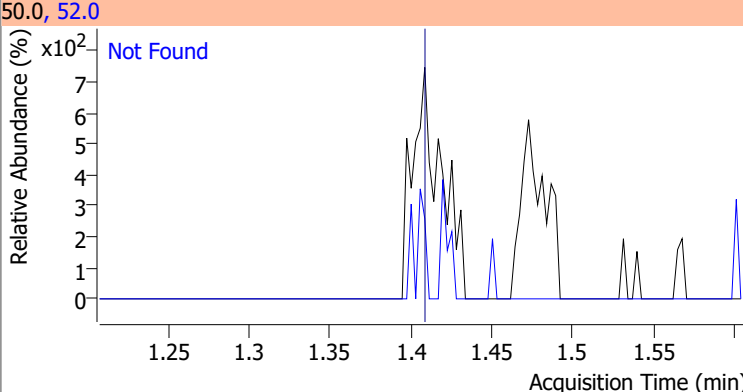
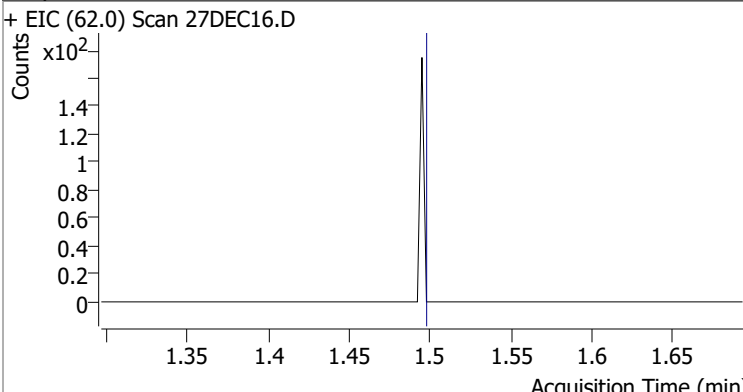
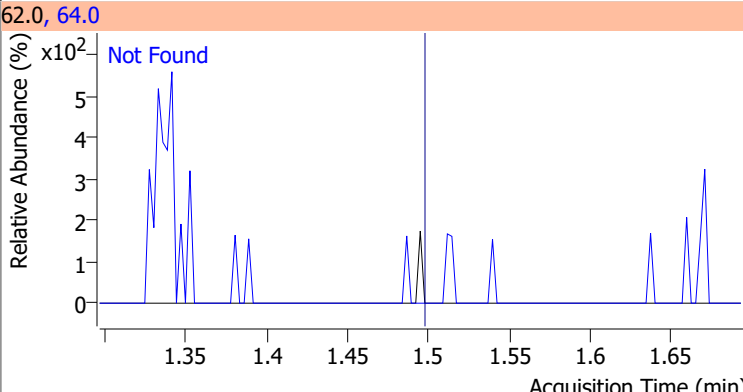
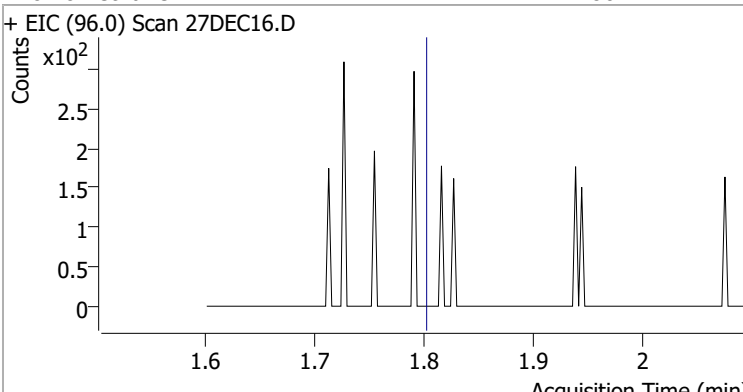
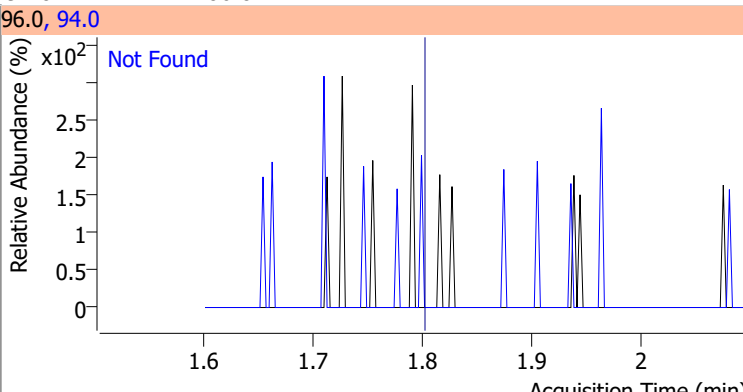
Compound	RT	QIon	Resp.	Conc.	Units	Dev(Min)
Internal Standards						
M Fluorobenzene	6.618	96.0	592923	250.0000	ng	-0.003
M Chlorobenzene-d5	9.774	82.0	229697	250.0000	ng	0.000
M 1,4-Dichlorobenzene-d4	12.100	152.0	177701	250.0000	ng	0.000
System Monitoring Compounds						
S Dibromofluoromethane	5.848	113.0	152646	262.6827	ng	-0.003
Spiked Amount: 250.000	Range: 80.0 - 119.0%			Recovery = 105.07%		
S 1,2-Dichloroethane-d4	6.230	67.0	70638	266.3620	ng	0.000
Spiked Amount: 250.000	Range: 81.0 - 118.0%			Recovery = 106.54%		
S Toluene-d8	8.319	98.0	591602	256.2150	ng	0.000
Spiked Amount: 250.000	Range: 89.0 - 112.0%			Recovery = 102.49%		
S p-Bromofluorobenzene	10.951	95.0	176023	258.8718	ng	0.000
Spiked Amount: 250.000	Range: 85.0 - 114.0%			Recovery = 103.55%		
Target Compounds						
T Dichlorodifluoromethane	0.000		0	N.D.		
T Chloromethane	0.000		0	N.D.		
T Vinyl chloride	0.000		0	N.D.		
T Bromomethane	0.000		0	N.D.		
T Chloroethane	0.000		0	N.D.		
T Trichlorofluoromethane	0.000		0	N.D.		
T 1,1-Dichloroethene	0.000		0	N.D.		
T Methylene chloride	3.327	49.0	0		ng md	1
T trans-1,2-Dichloroethene	0.000		0	N.D.		
T Methyl tert-butyl ether (MTBE)	0.000		0	N.D.		
T 1,1-Dichloroethane	0.000		0	N.D.		
T 2,2-Dichloropropane	0.000		0	N.D.		
T cis-1,2-Dichloroethene	0.000		0	N.D.		
T Methyl ethyl ketone	0.000		0	N.D.		
T Bromochloromethane	0.000		0	N.D.		
T Chloroform	0.000		0	N.D.		

Quantitation Results Report (QT Reviewed)

Compound	RT	QIon	Resp.	Conc.	Units	Dev(Min)
T 1,1,1-Trichloroethane	0.000		0	N.D.		
T Carbon tetrachloride	0.000		0	N.D.		
T 1,1-Dichloropropene	0.000		0	N.D.		
T Benzene	0.000		0	N.D.		
T 1,2-Dichloroethane	0.000		0	N.D.		
T Trichloroethene	0.000		0	N.D.		
T 1,2-Dichloropropane	0.000		0	N.D.		
T Dibromomethane	0.000		0	N.D.		
T Bromodichloromethane	0.000		0	N.D.		
T cis-1,3-Dichloropropene	0.000		0	N.D.		
T Toluene	8.391	92.0	1703	1.1218	ng m	99
T trans-1,3-Dichloropropene	0.000		0	N.D.		
T 1,1,2-Trichloroethane	0.000		0	N.D.		
T Tetrachloroethene	0.000		0	N.D.		
T 1,3-Dichloropropane	0.000		0	N.D.		
T Chlorodibromomethane	0.000		0	N.D.		
T 1,2-Dibromoethane	0.000		0	N.D.		
T Chlorobenzene	0.000		0	N.D.		
T 1,1,1,2-Tetrachloroethane	0.000		0	N.D.		
T Ethylbenzene	9.919	91.0	4342	1.4880	ng	44
T m+p-Xylenes	0.000		0	N.D.		
T o-Xylene	0.000		0	N.D.		
T Styrene	10.447	104.0	41803	26.4401	ng	89
T Bromoform	0.000		0	N.D.		
T Bromobenzene	0.000		0	N.D.		
T 1,1,2,2-Tetrachloroethane	0.000		0	N.D.		
T 1,2,3-Trichloropropane	0.000		0	N.D.		
T 2-Chlorotoluene	0.000		0	N.D.		
T 4-Chlorotoluene	0.000		0	N.D.		
T 1,3-Dichlorobenzene	0.000		0	N.D.		
T 1,4-Dichlorobenzene	0.000		0	N.D.		
T 1,2-Dichlorobenzene	0.000		0	N.D.		

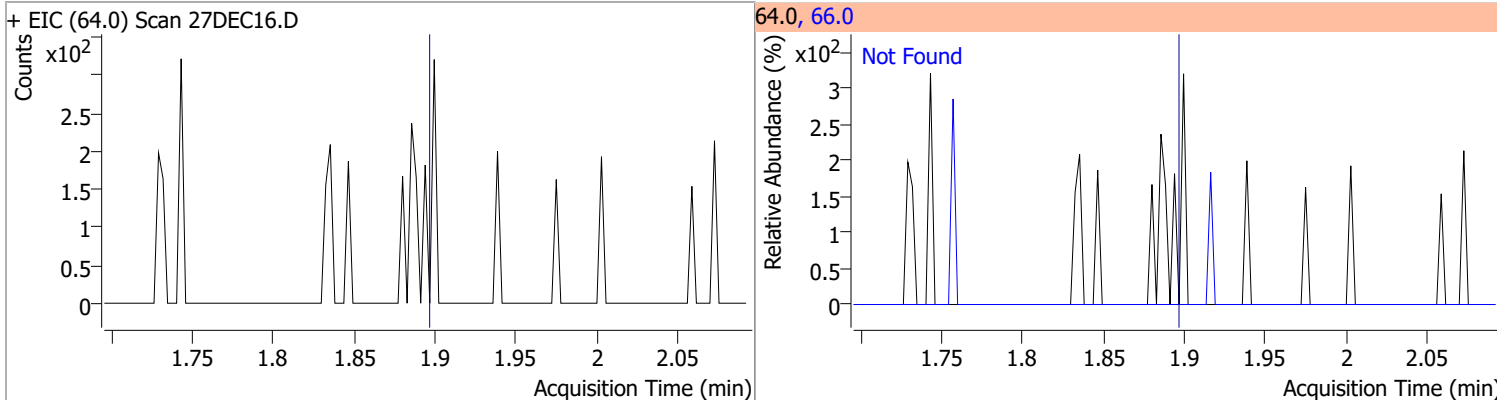
(#) = Qualifier Out of Range; (m) = Manual Integration; (+) = Area Summed; (*) = Surrogate Percent Recovery Out of Range; (d): Zeroed Peak

Quantitation Results Report (QT Reviewed)

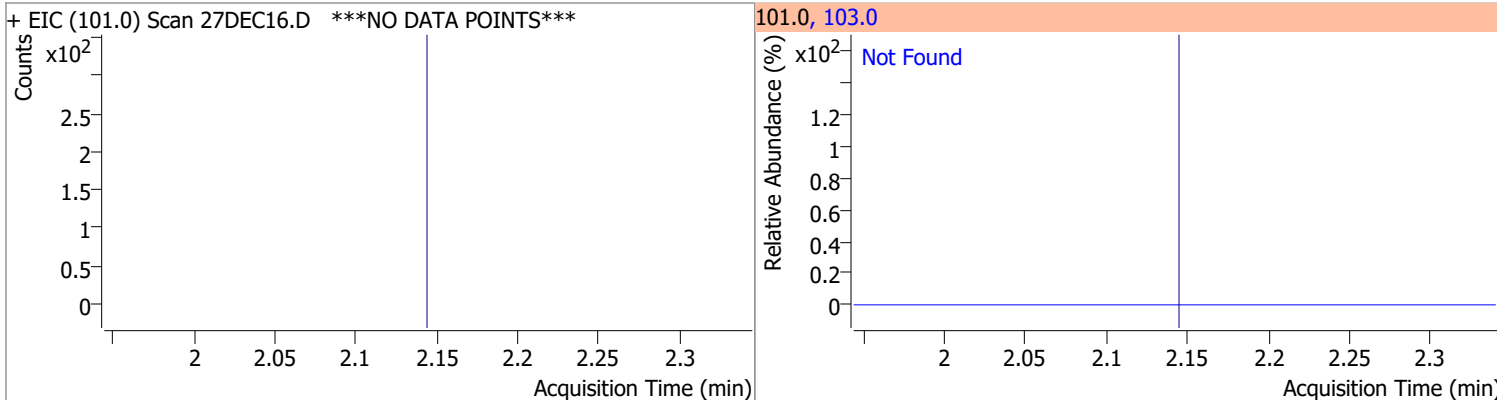
Compound	Conc.	Exp RT	QIon	Exp Ratio
Dichlorodifluoromethane	N.D.	1.24	87.0	32.0
+ EIC (85.0) Scan 27DEC16.D ***NO DATA POINTS***			85.0, 87.0	
				
Chloromethane	N.D.	1.41	52.0	32.7
+ EIC (50.0) Scan 27DEC16.D			50.0, 52.0	
				
Vinyl chloride	N.D.	1.50	64.0	31.6
+ EIC (62.0) Scan 27DEC16.D			62.0, 64.0	
				
Bromomethane	N.D.	1.80	94.0	106.0
+ EIC (96.0) Scan 27DEC16.D			96.0, 94.0	
				

Quantitation Results Report (QT Reviewed)

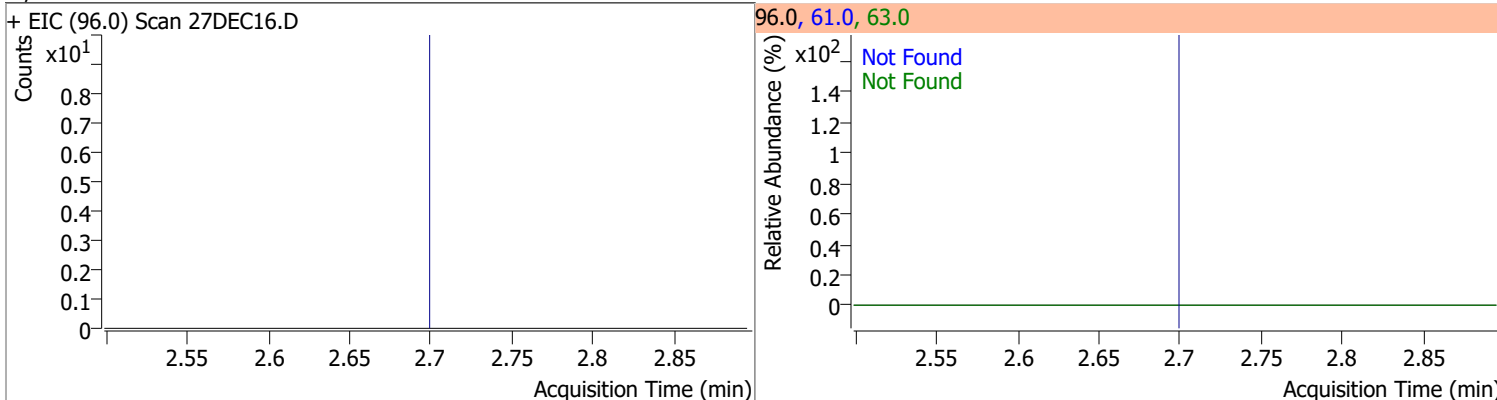
Compound	Conc.	Exp RT	QIon	Exp Ratio
Chloroethane	N.D.	1.90	66.0	30.8



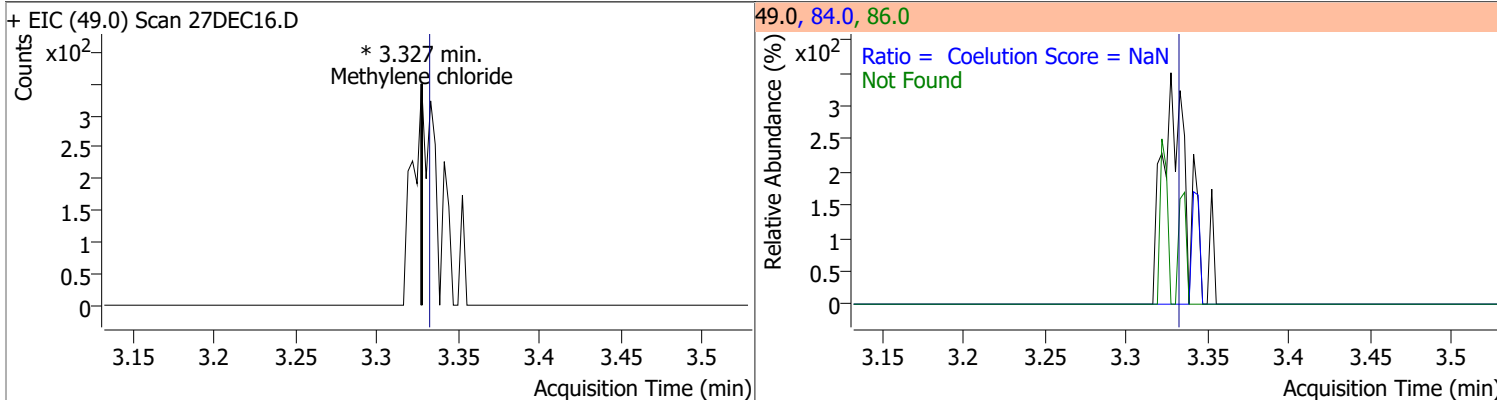
Compound	Conc.	Exp RT	QIon	Exp Ratio
Trichlorofluoromethane	N.D.	2.14	103.0	64.8



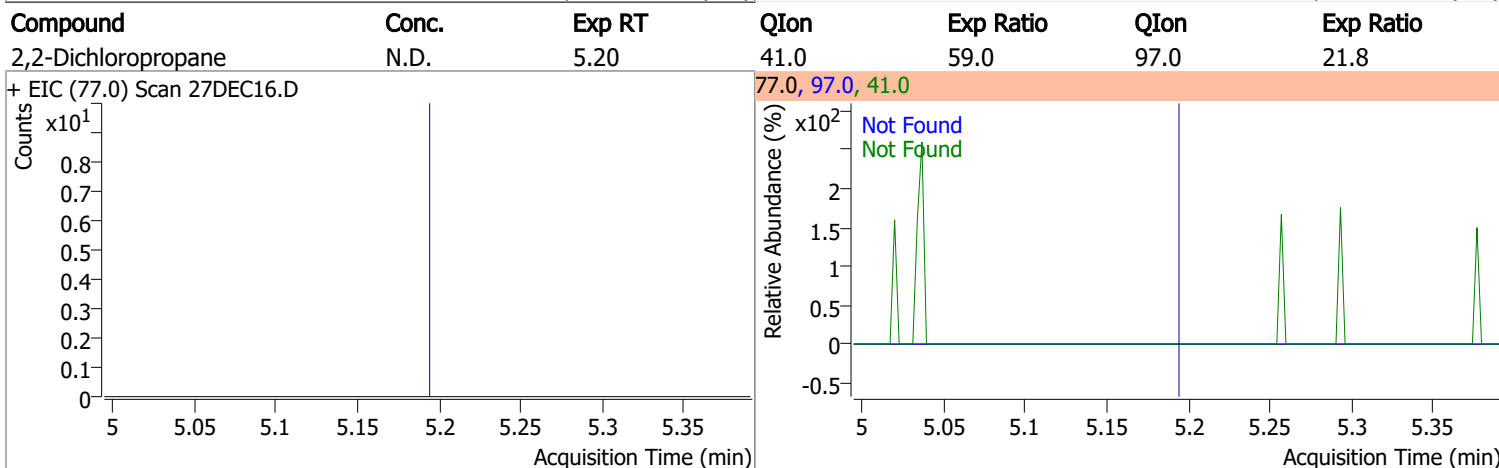
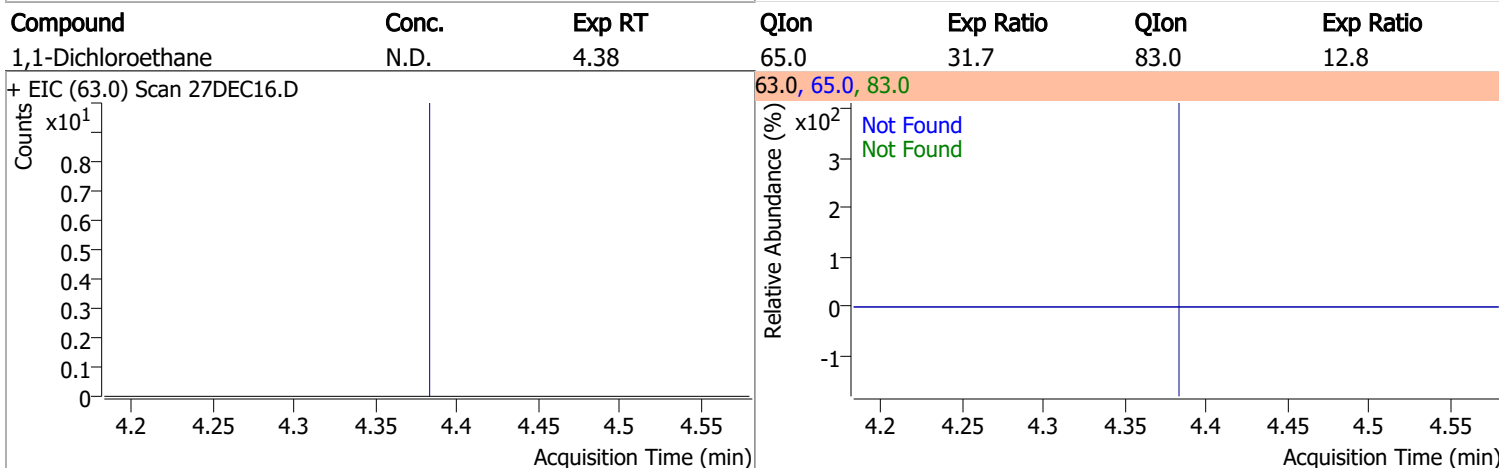
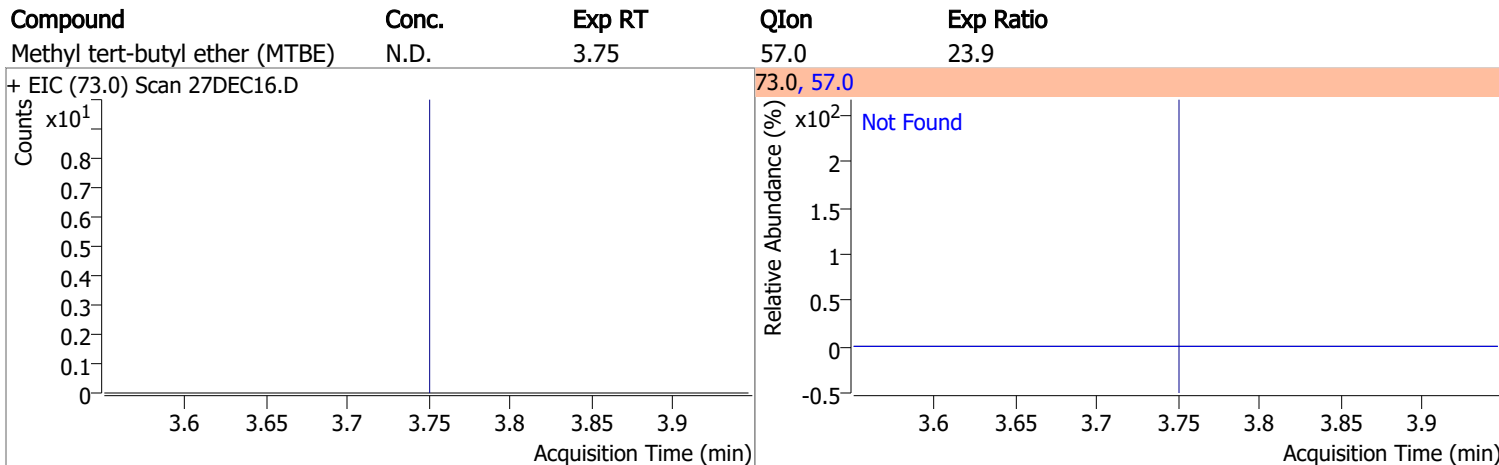
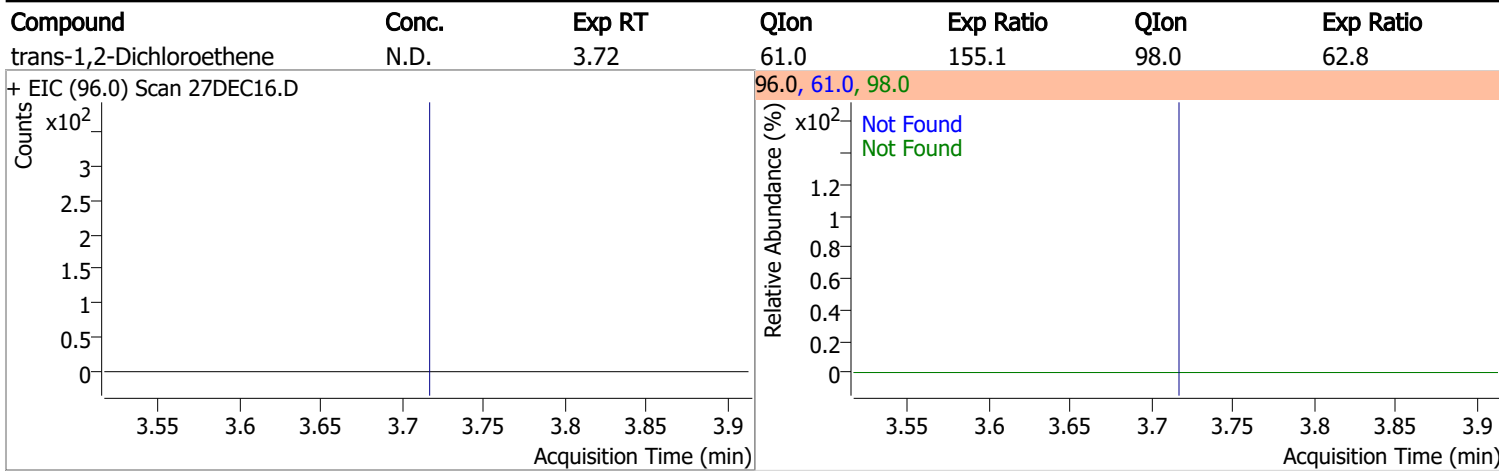
Compound	Conc.	Exp RT	QIon	Exp Ratio	QIon	Exp Ratio
1,1-Dichloroethene	N.D.	2.70	61.0	180.1	63.0	57.5



Compound	Conc.	RT	Dev(Min)	Resp.	QIon	QRatio	Lower	Upper
Methylene chloride		0		0	84.0		39.4	99.4
					86.0		14.1	74.1

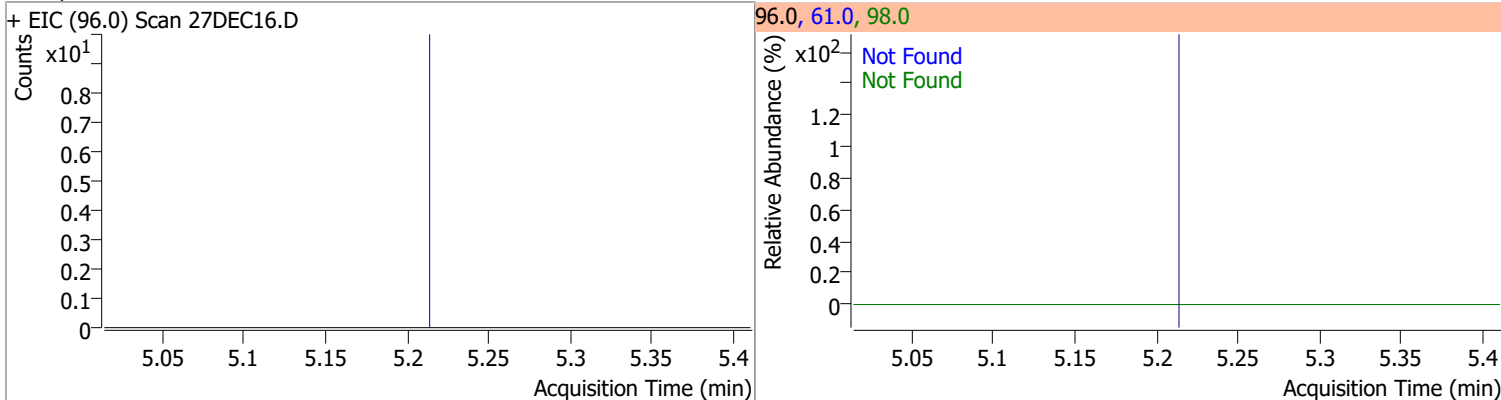


Quantitation Results Report (QT Reviewed)

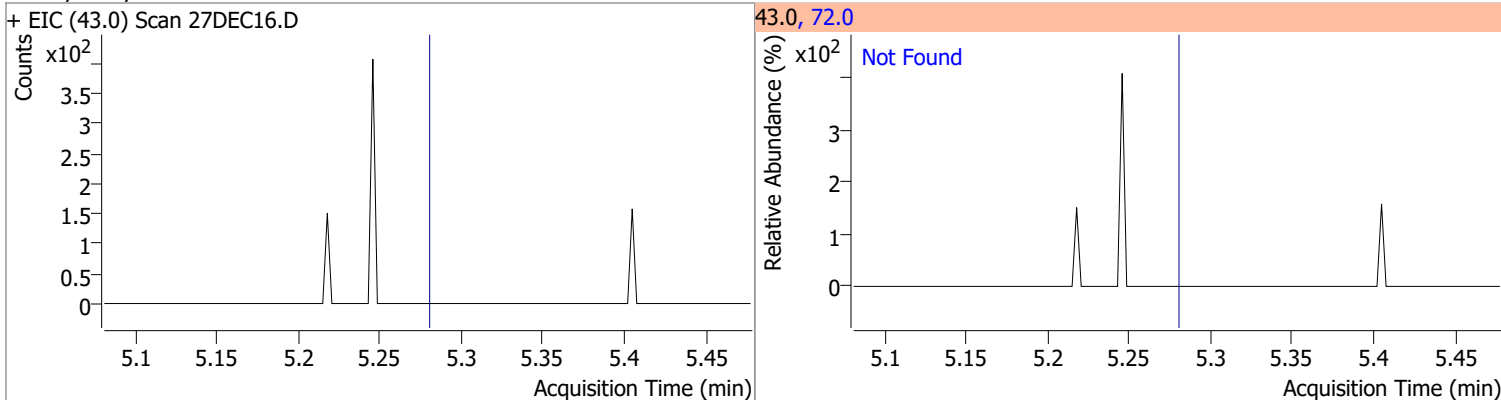


Quantitation Results Report (QT Reviewed)

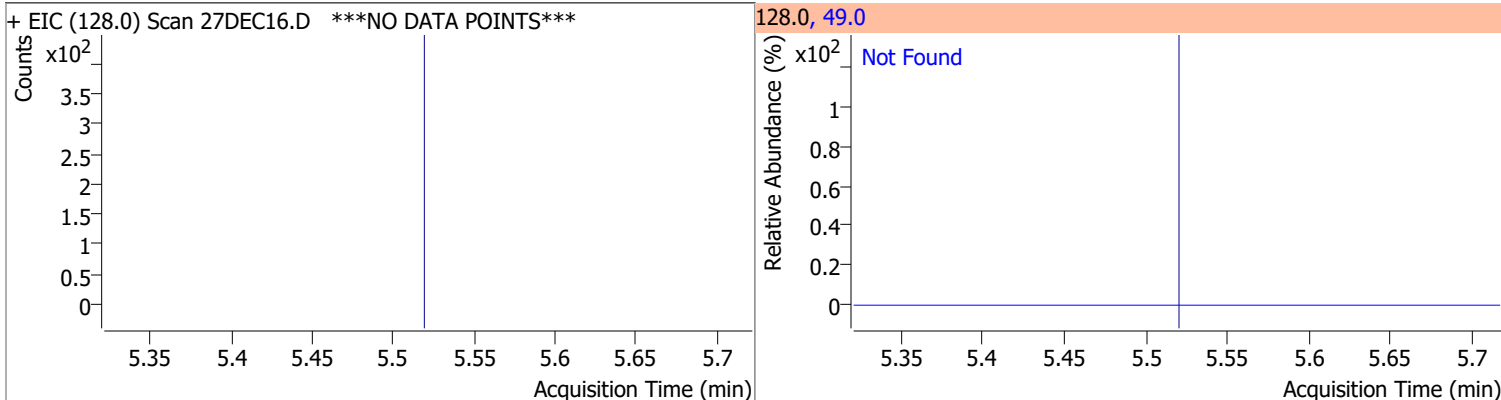
Compound	Conc.	Exp RT	QIon	Exp Ratio	QIon	Exp Ratio
cis-1,2-Dichloroethene	N.D.	5.21	61.0	163.3	98.0	64.4



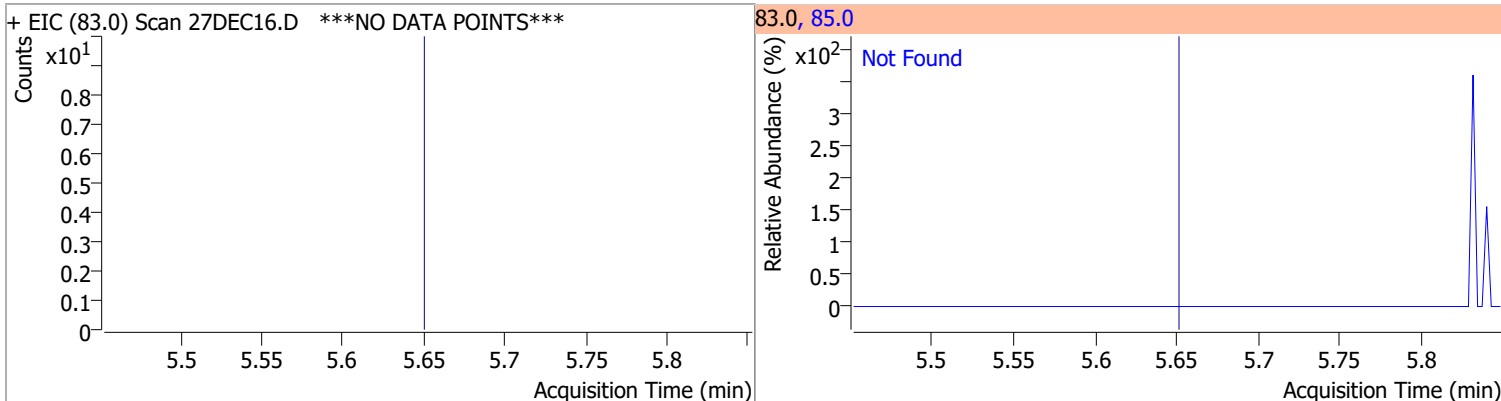
Compound	Conc.	Exp RT	QIon	Exp Ratio
Methyl ethyl ketone	N.D.	5.28	72.0	22.2



Compound	Conc.	Exp RT	QIon	Exp Ratio
Bromochloromethane	N.D.	5.52	49.0	184.6

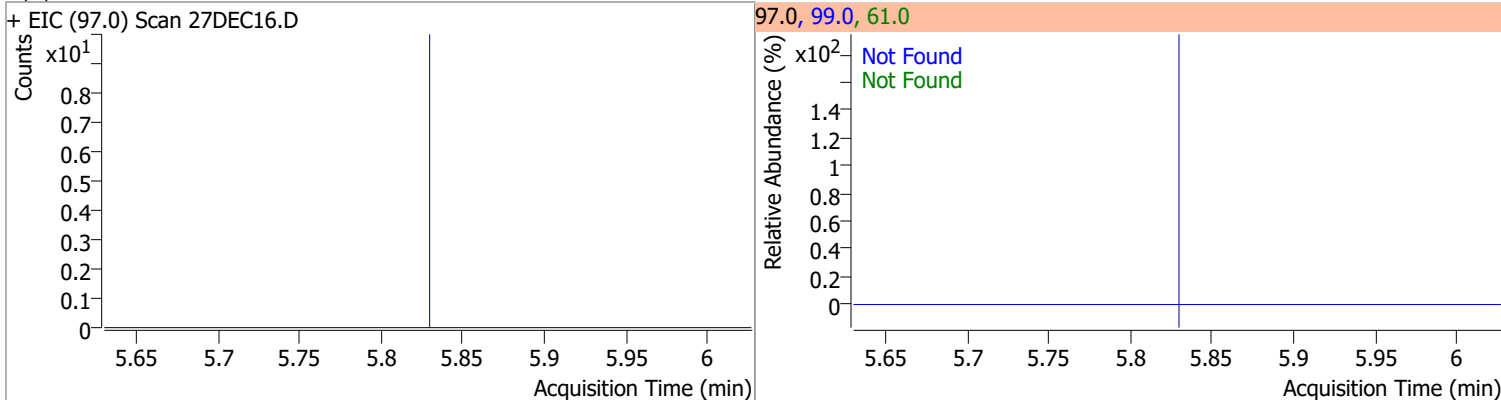


Compound	Conc.	Exp RT	QIon	Exp Ratio
Chloroform	N.D.	5.65	85.0	65.1

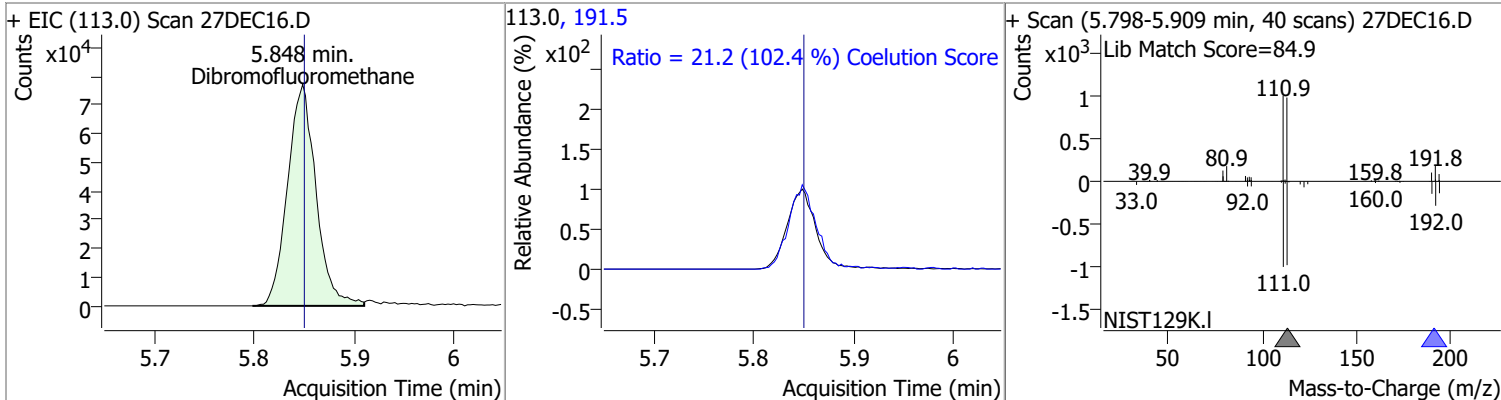


Quantitation Results Report (QT Reviewed)

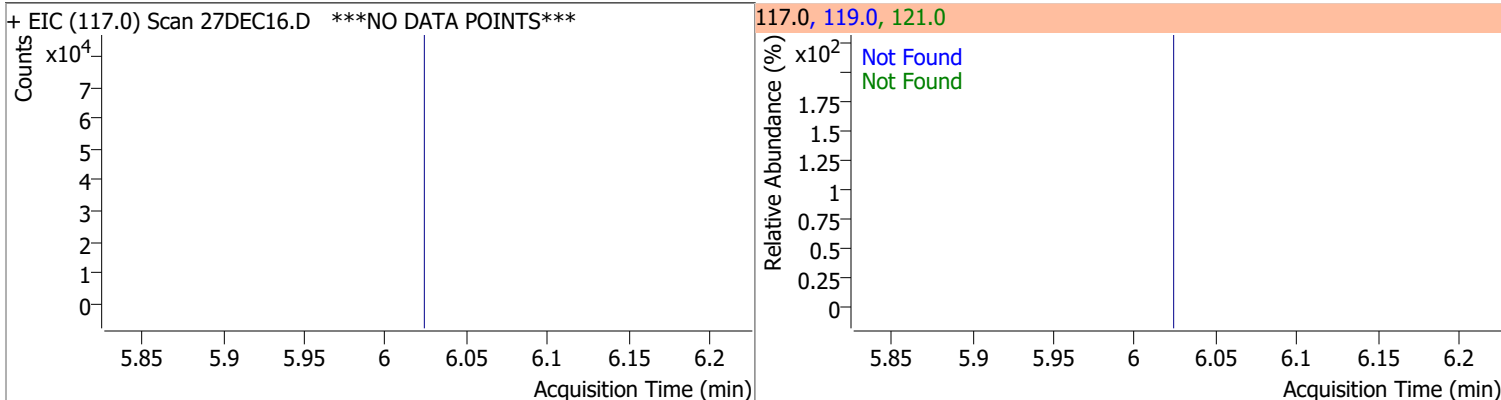
Compound	Conc.	Exp RT	QIon	Exp Ratio	QIon	Exp Ratio
1,1,1-Trichloroethane	N.D.	5.83	99.0	65.7	61.0	45.0



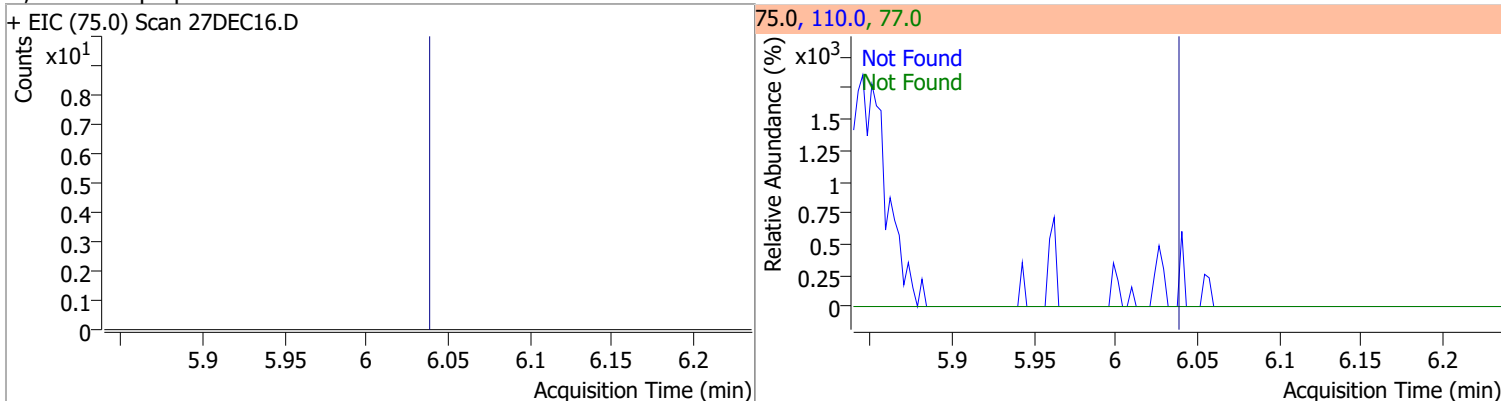
Compound	Conc.	RT	Dev(Min)	Resp.	QIon	QRatio	Lower	Upper
Dibromofluoromethane	262.6827	5.85	0.00	152646	191.5	21.2	0.0	50.7



Compound	Conc.	Exp RT	QIon	Exp Ratio	QIon	Exp Ratio
Carbon tetrachloride	N.D.	6.03	119.0	97.5	121.0	30.4

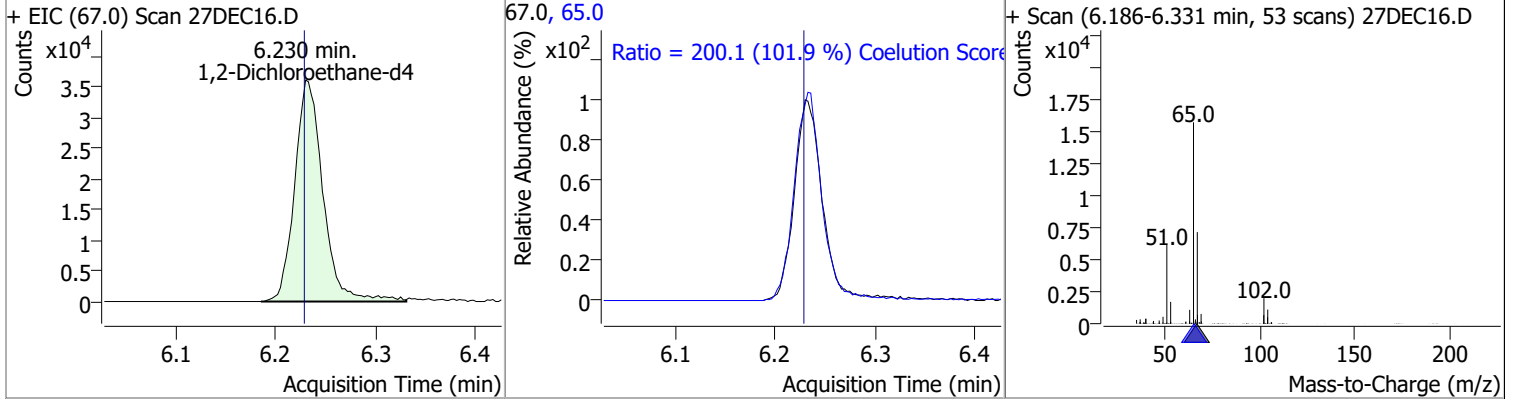


Compound	Conc.	Exp RT	QIon	Exp Ratio	QIon	Exp Ratio
1,1-Dichloropropene	N.D.	6.04	110.0	35.4	77.0	30.5

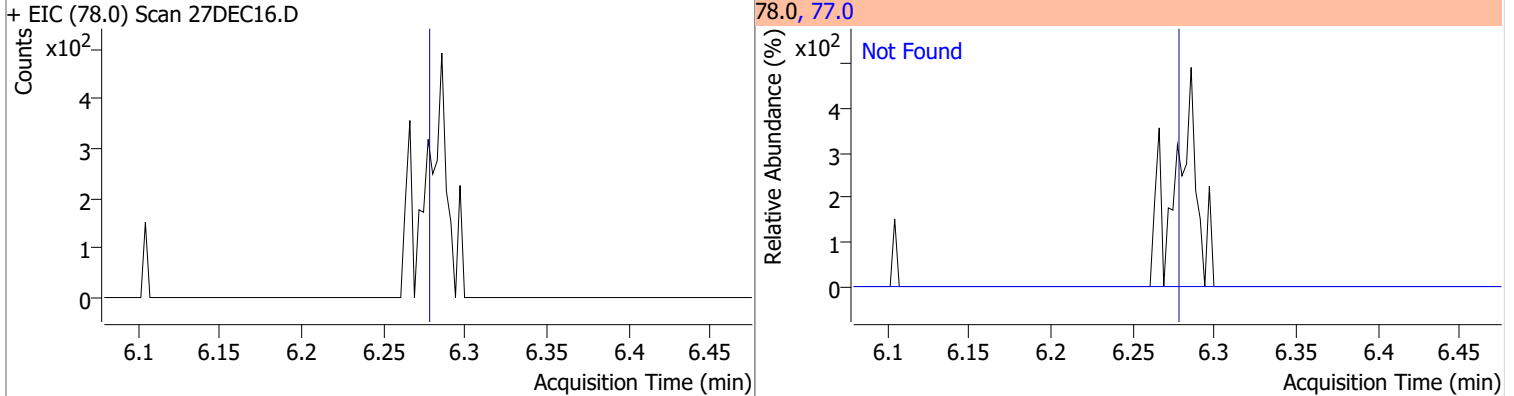


Quantitation Results Report (QT Reviewed)

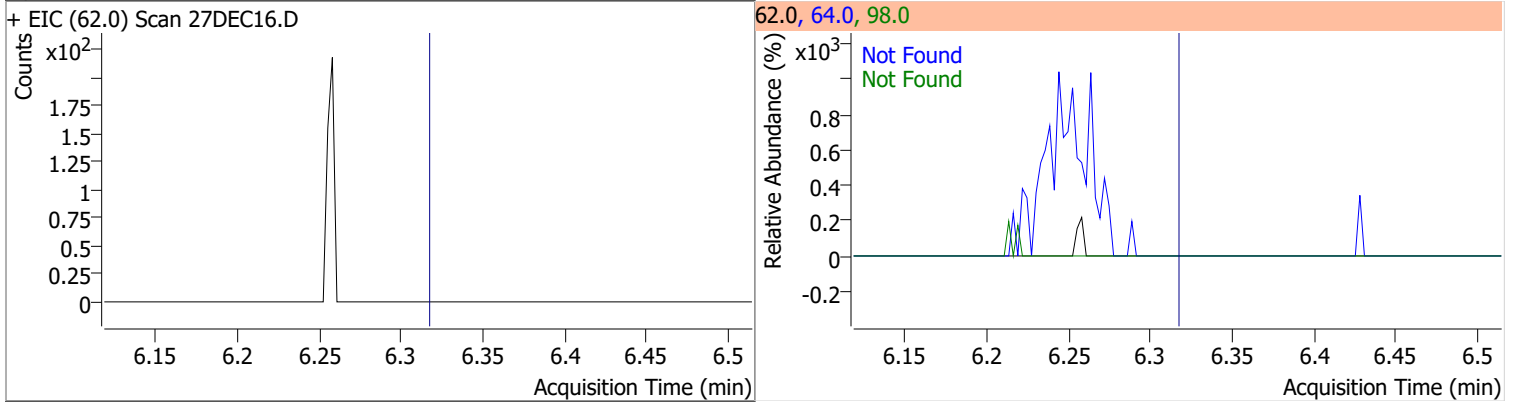
Compound	Conc.	RT	Dev(Min)	Resp.	QIon	QRatio	Lower	Upper
1,2-Dichloroethane-d4	266.3620	6.23	0.00	70638	65.0	200.1	166.3	226.3



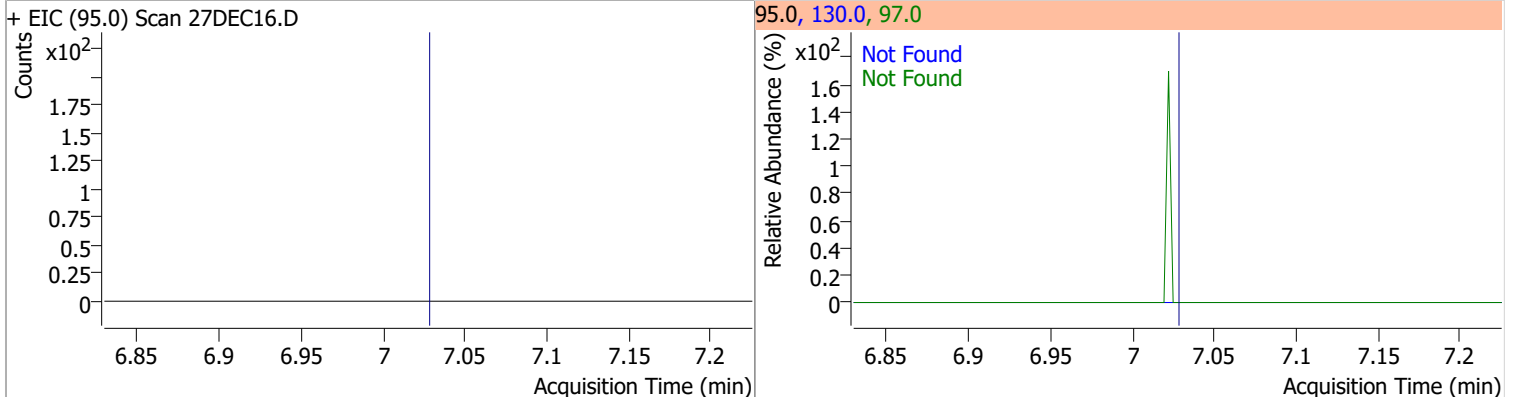
Compound	Conc.	Exp RT	QIon	Exp Ratio
Benzene	N.D.	6.28	77.0	23.5



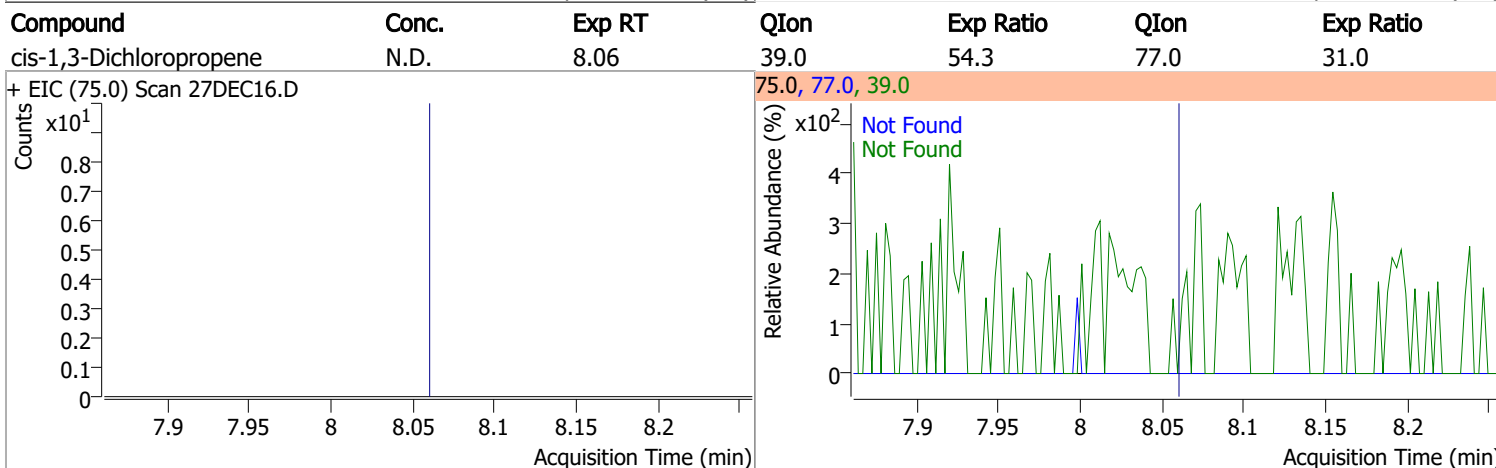
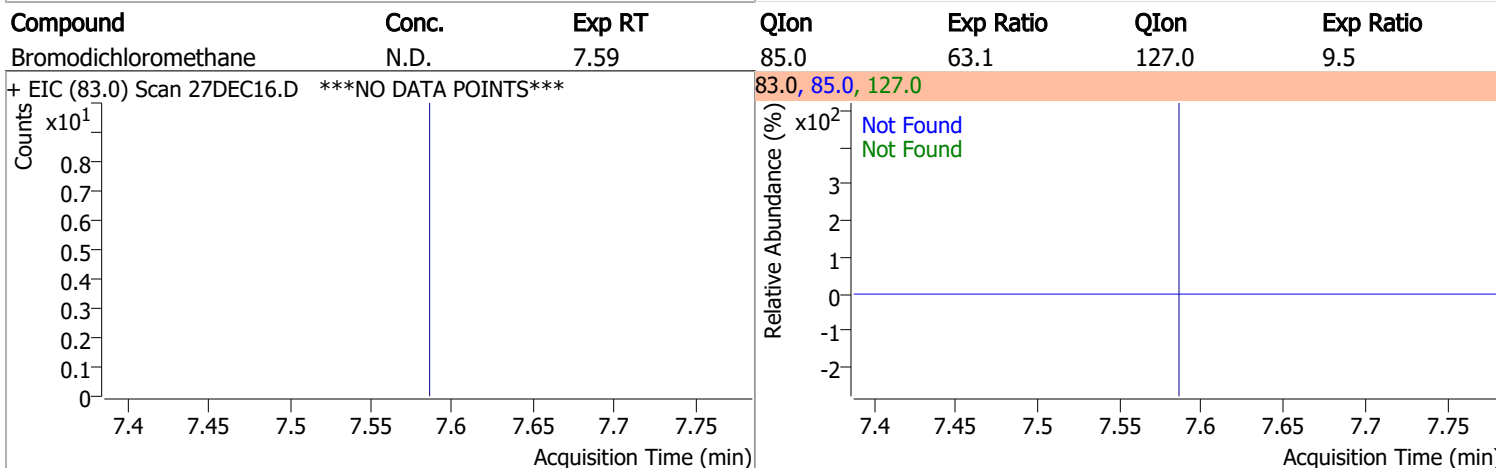
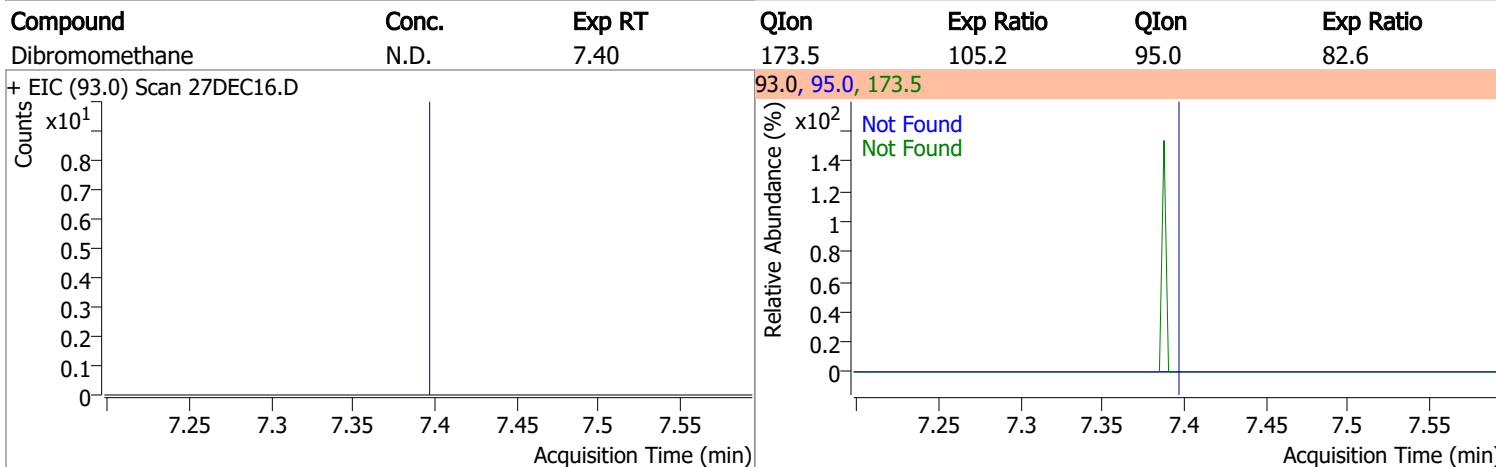
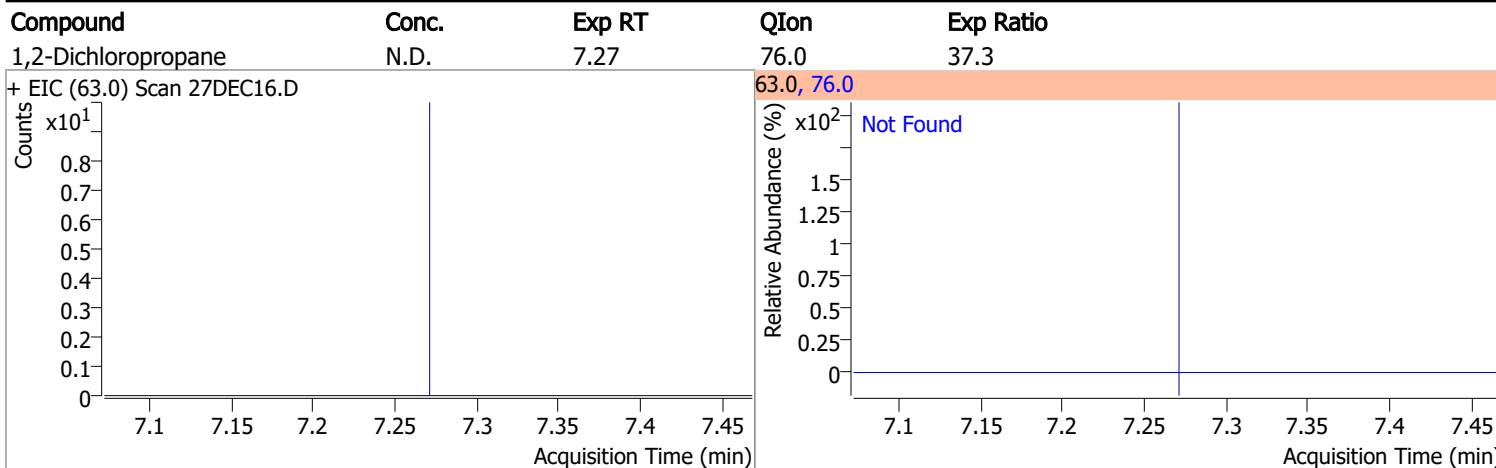
Compound	Conc.	Exp RT	QIon	Exp Ratio	QIon	Exp Ratio
1,2-Dichloroethane	N.D.	6.32	64.0	32.3	98.0	8.2



Compound	Conc.	Exp RT	QIon	Exp Ratio	QIon	Exp Ratio
Trichloroethene	N.D.	7.03	130.0	100.8	97.0	64.7

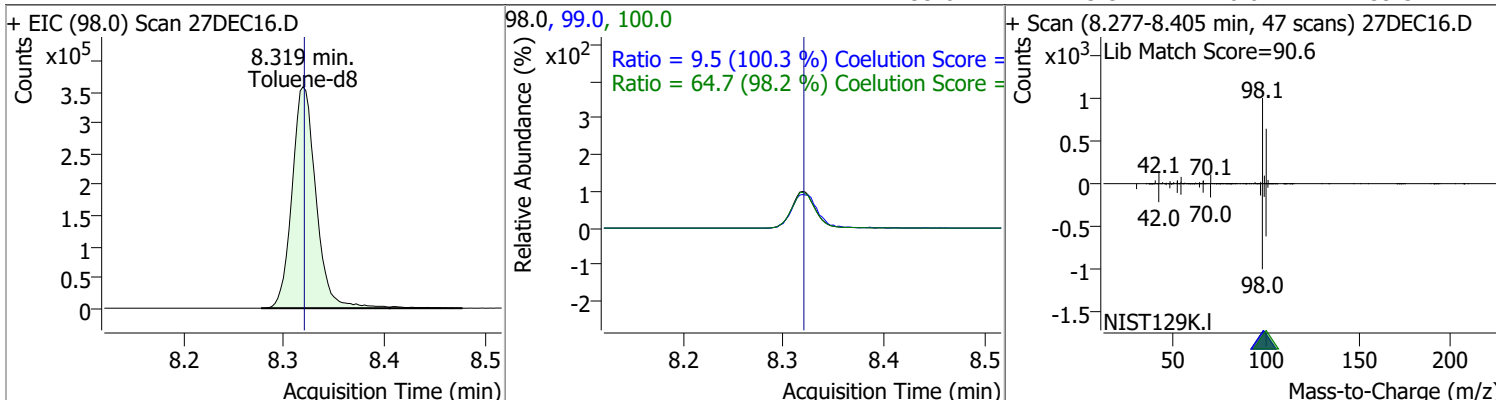


Quantitation Results Report (QT Reviewed)

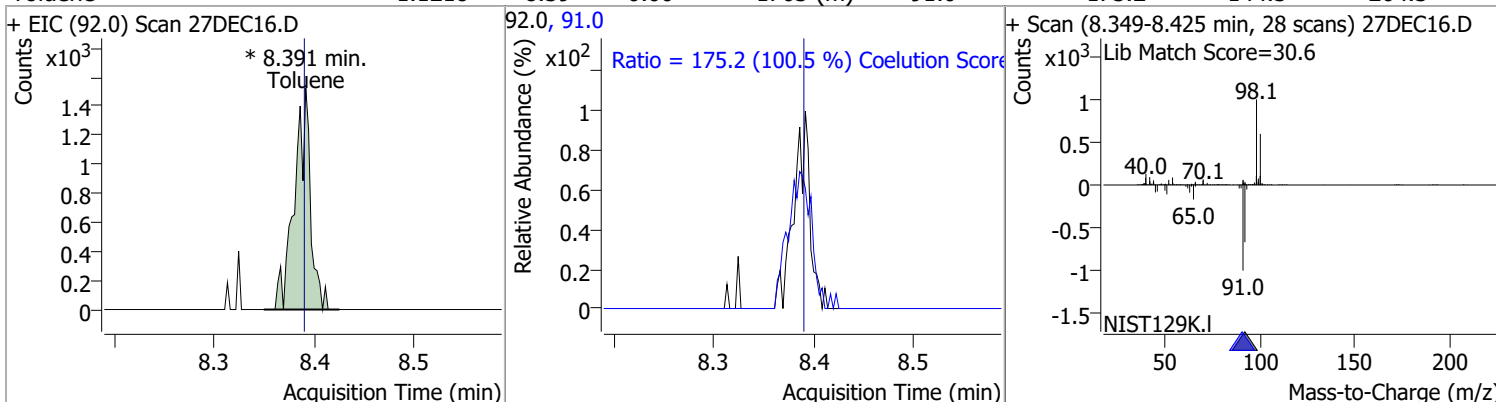


Quantitation Results Report (QT Reviewed)

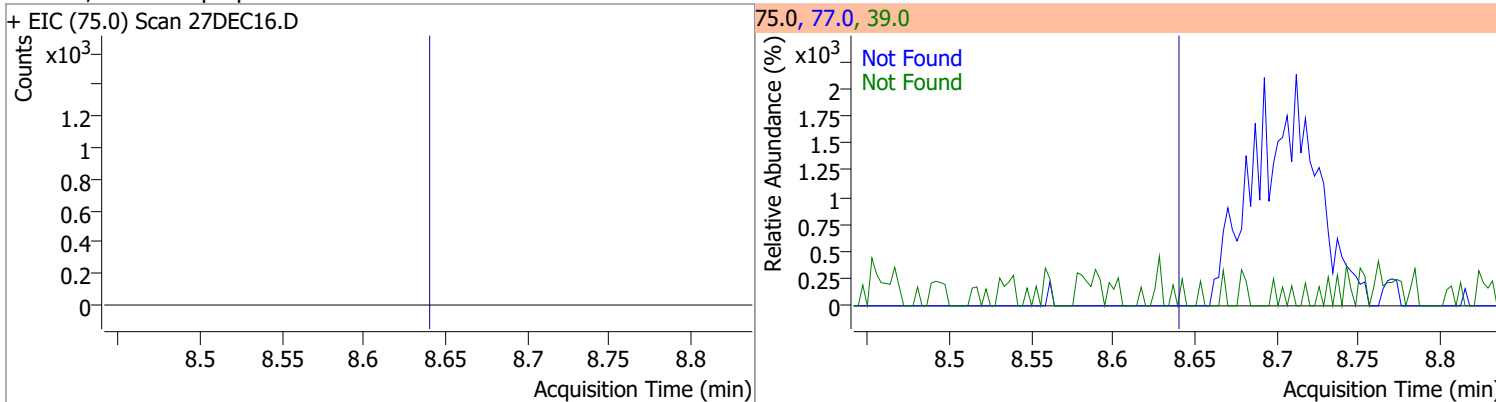
Compound	Conc.	RT	Dev(Min)	Resp.	QIon	QRatio	Lower	Upper
Toluene-d8	256.2150	8.32	0.00	591602	100.0	64.7	35.9	95.9
					99.0	9.5	0.0	39.5



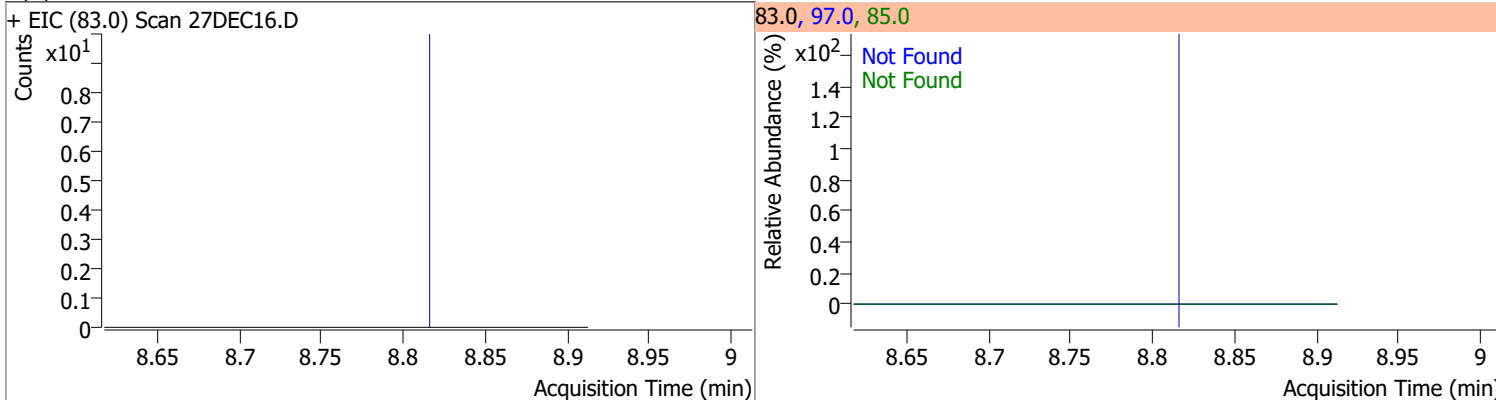
Compound	Conc.	RT	Dev(Min)	Resp.	QIon	QRatio	Lower	Upper
Toluene	1.1218	8.39	0.00	1703 (m)	91.0	175.2	144.3	204.3



Compound	Conc.	Exp RT	QIon	Exp Ratio	QIon	Exp Ratio
trans-1,3-Dichloropropene	N.D.	8.64	39.0	52.1	77.0	32.0

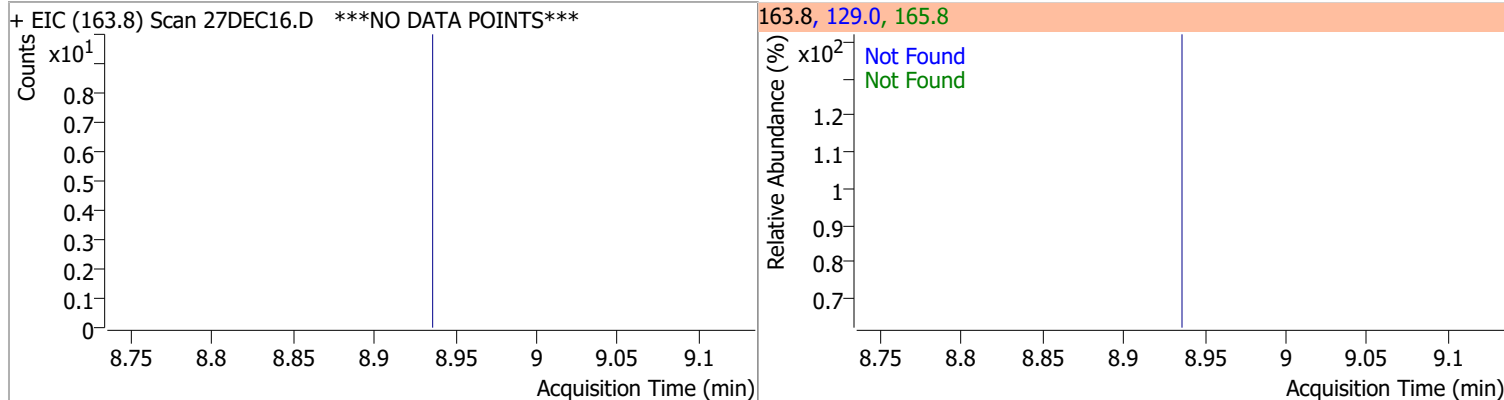


Compound	Conc.	Exp RT	QIon	Exp Ratio	QIon	Exp Ratio
1,1,2-Trichloroethane	N.D.	8.82	97.0	114.3	85.0	61.5

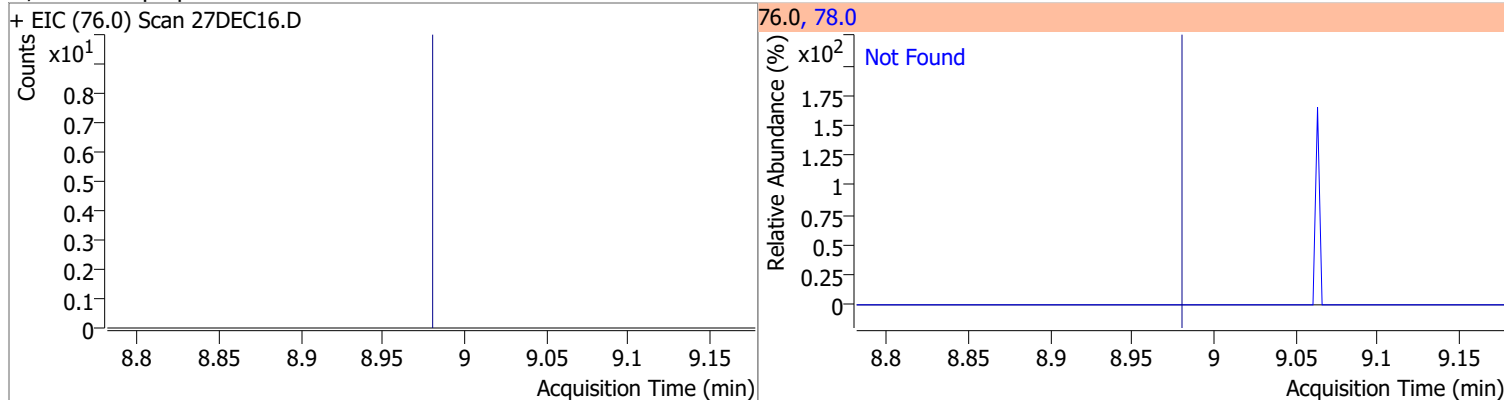


Quantitation Results Report (QT Reviewed)

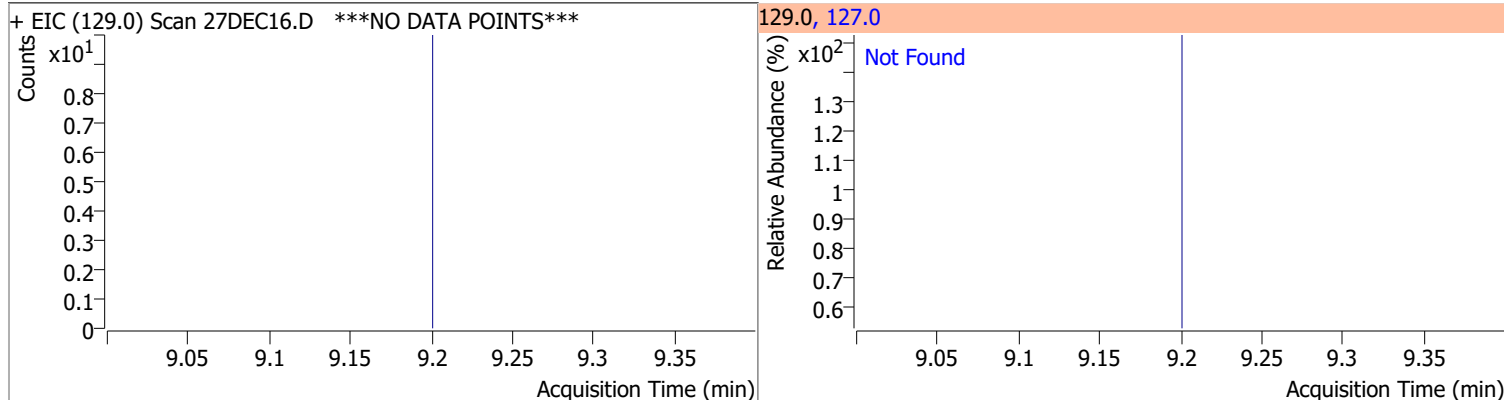
Compound	Conc.	Exp RT	QIon	Exp Ratio	QIon	Exp Ratio
Tetrachloroethene	N.D.	8.94	165.8	128.3	129.0	95.3



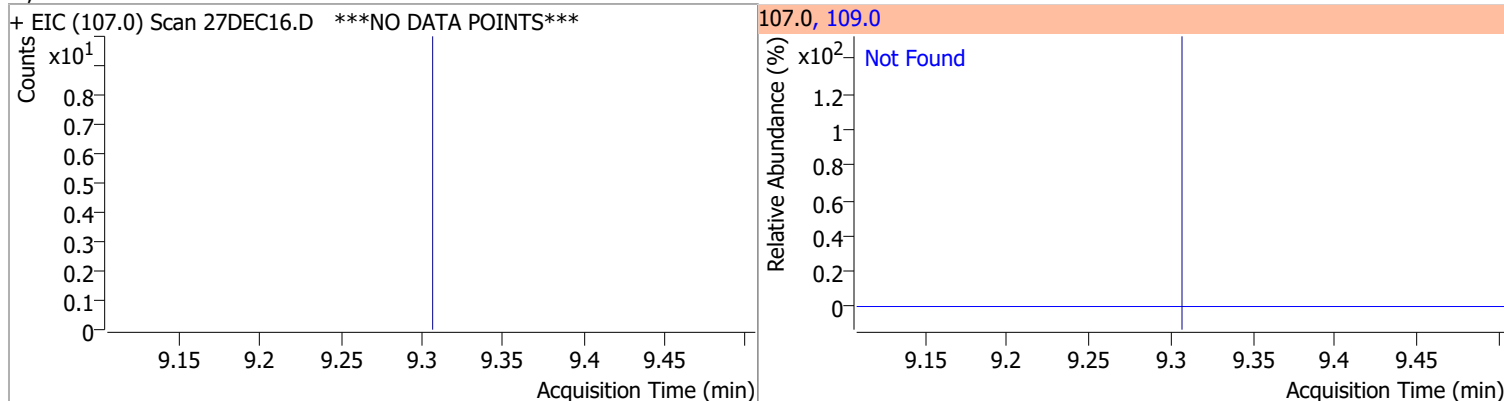
Compound	Conc.	Exp RT	QIon	Exp Ratio
1,3-Dichloropropane	N.D.	8.98	78.0	32.1



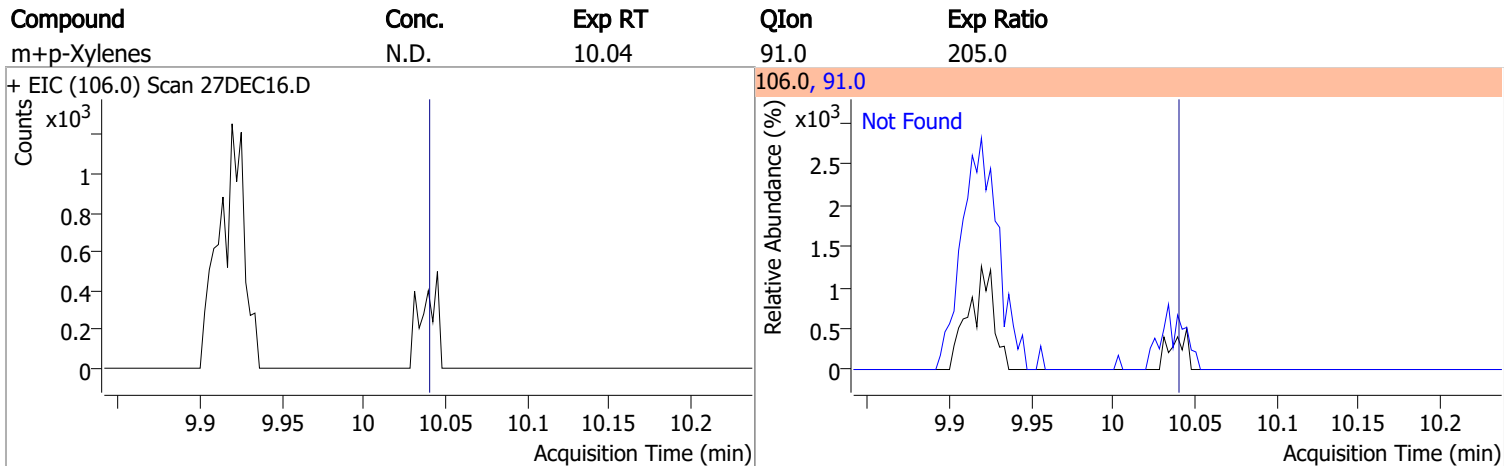
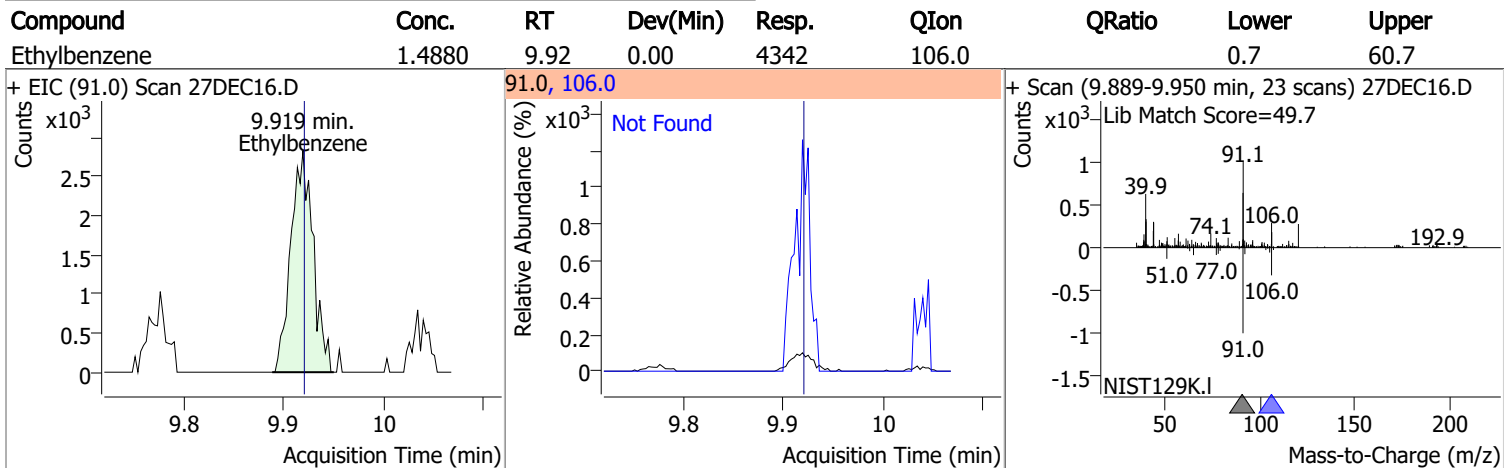
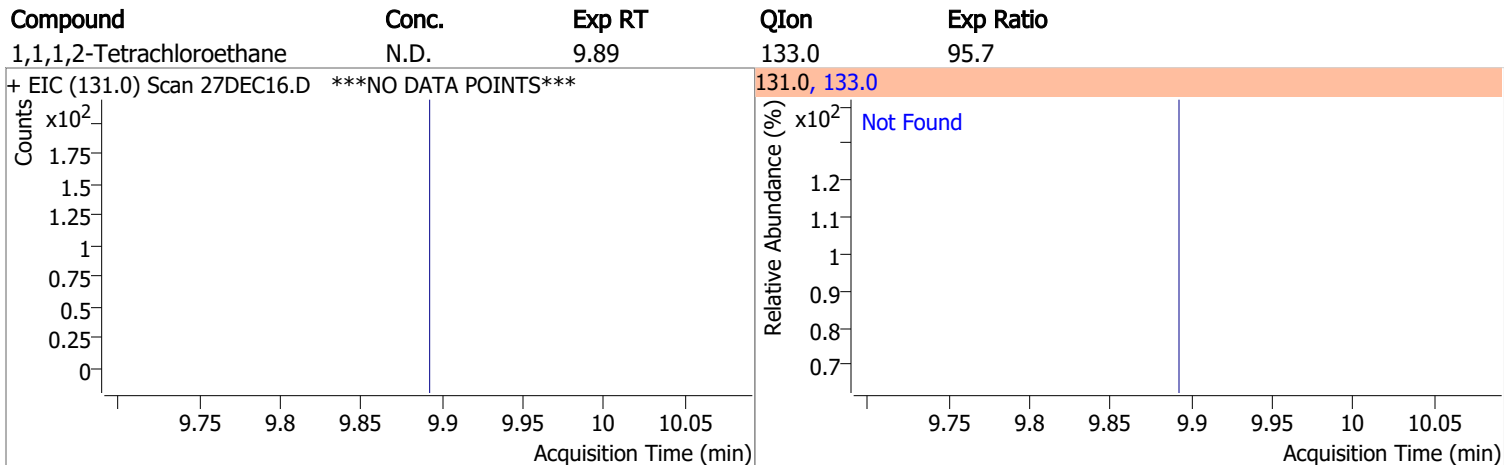
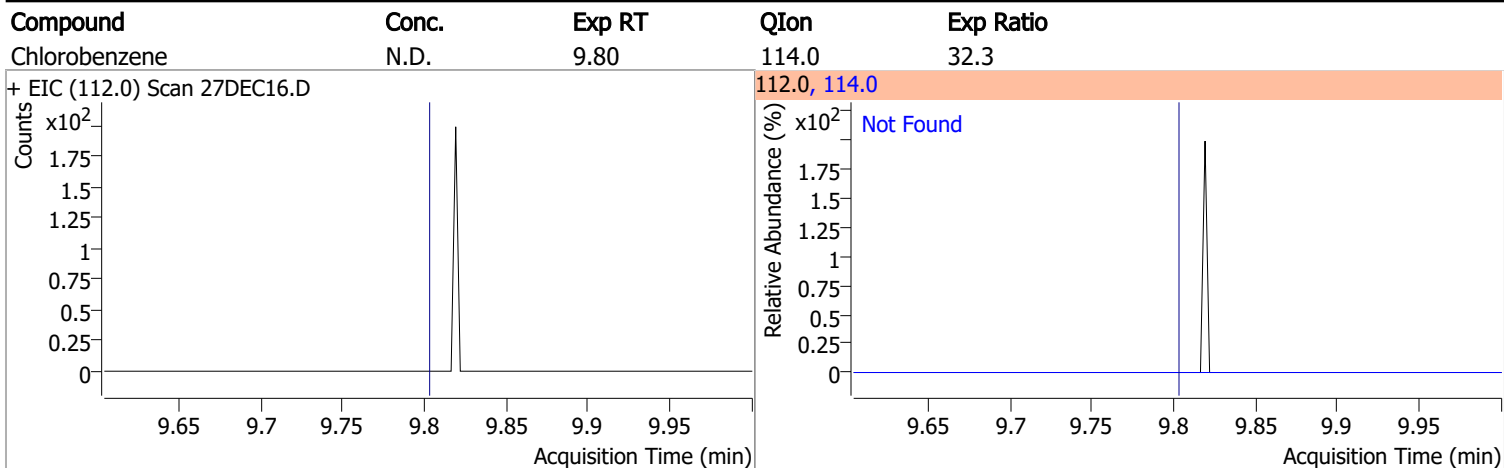
Compound	Conc.	Exp RT	QIon	Exp Ratio
Chlorodibromomethane	N.D.	9.20	127.0	75.3



Compound	Conc.	Exp RT	QIon	Exp Ratio
1,2-Dibromoethane	N.D.	9.31	109.0	97.2

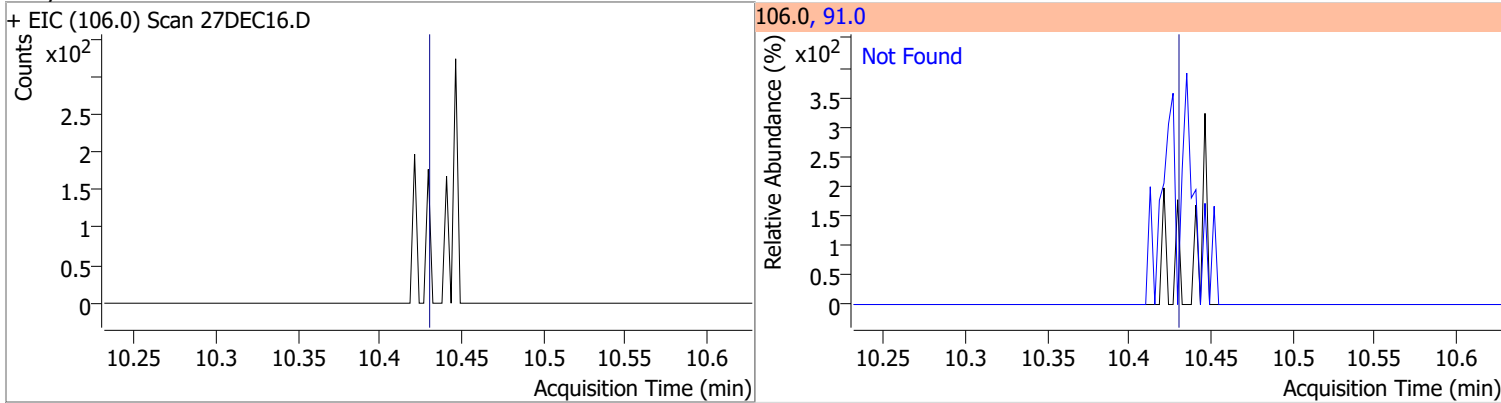


Quantitation Results Report (QT Reviewed)

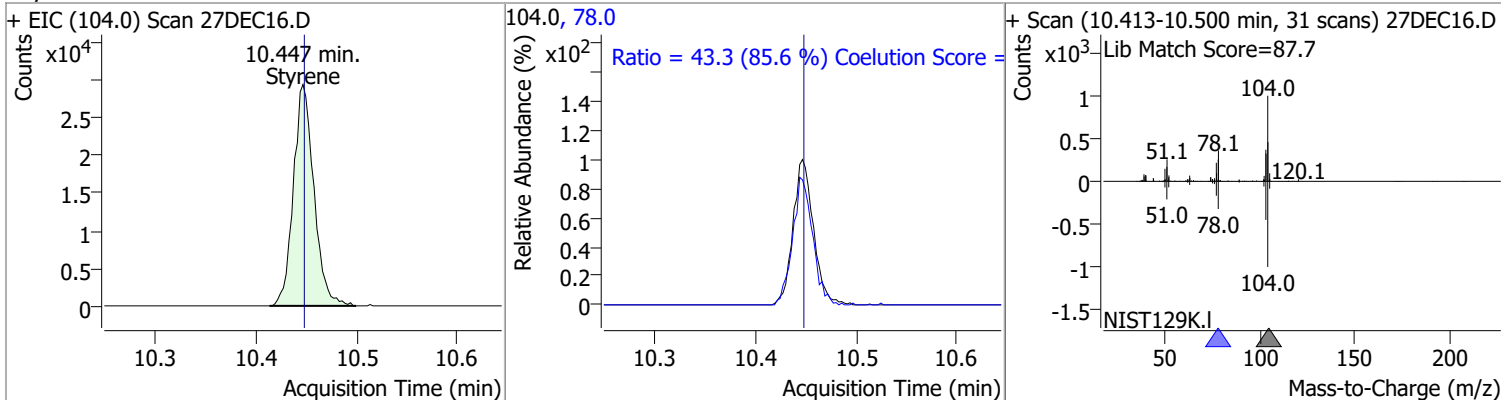


Quantitation Results Report (QT Reviewed)

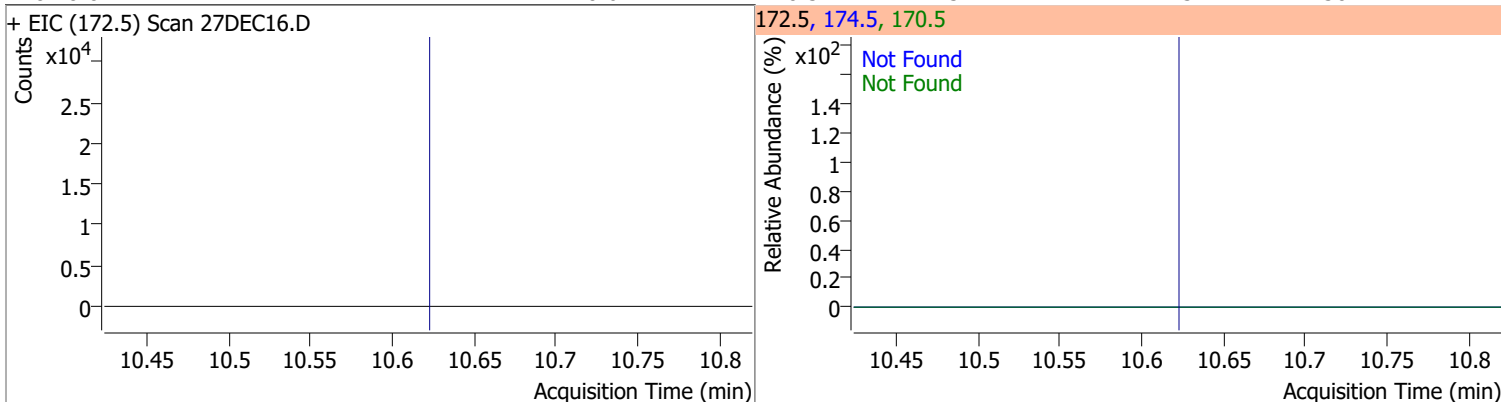
Compound	Conc.	Exp RT	QIon	Exp Ratio
o-Xylene	N.D.	10.43	91.0	216.1



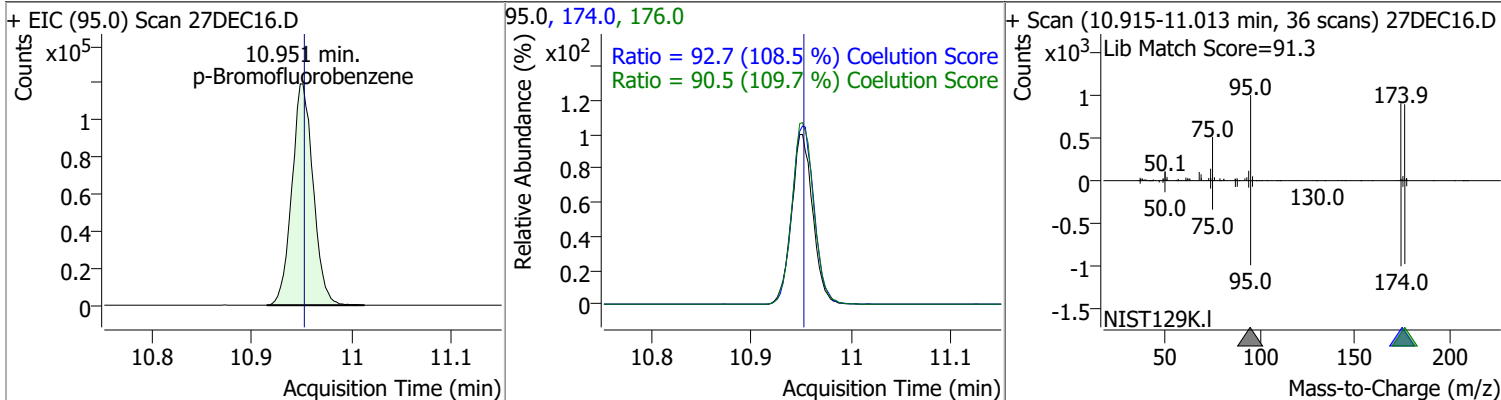
Compound	Conc.	RT	Dev(Min)	Resp.	QIon	QRatio	Lower	Upper
Styrene	26.4401	10.45	0.00	41803	78.0	43.3	20.6	80.6



Compound	Conc.	Exp RT	QIon	Exp Ratio	QIon	Exp Ratio
Bromoform	N.D.	10.62	170.5	52.7	174.5	50.7



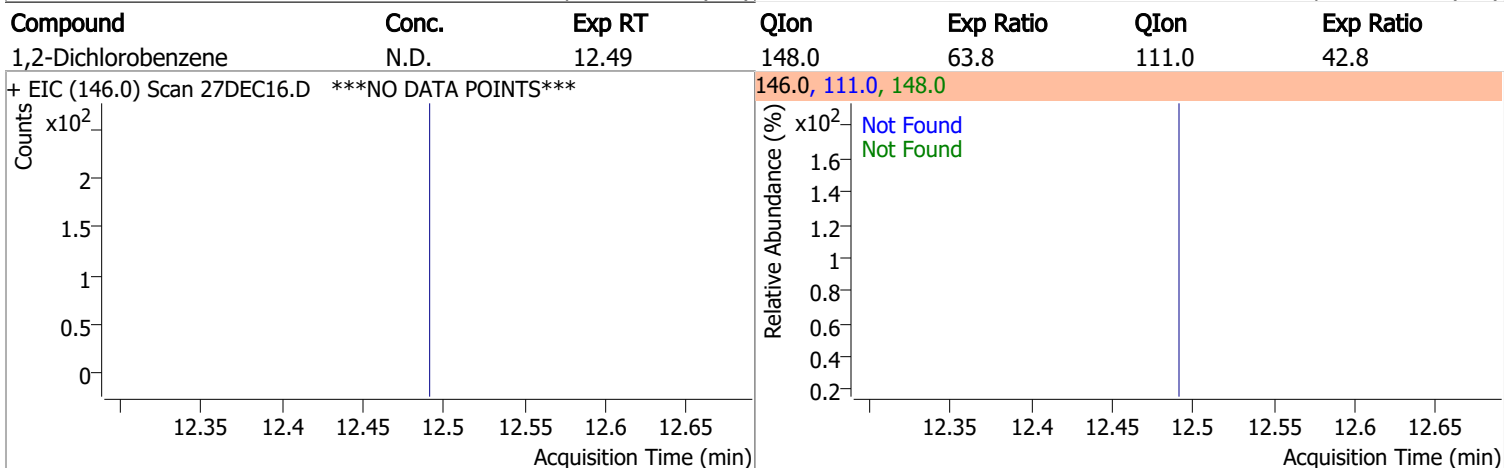
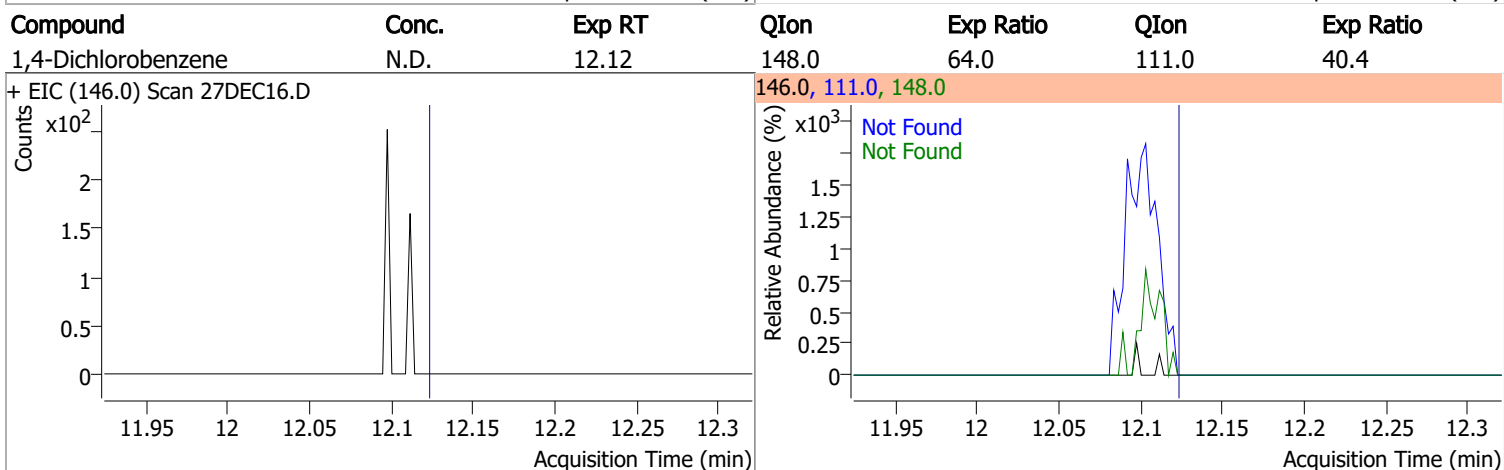
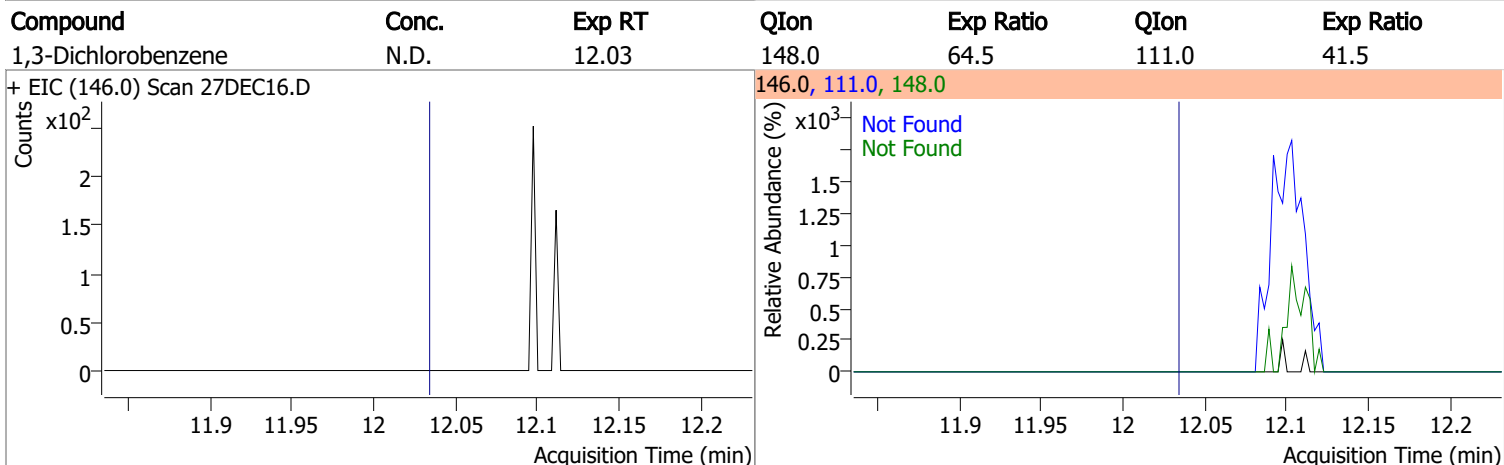
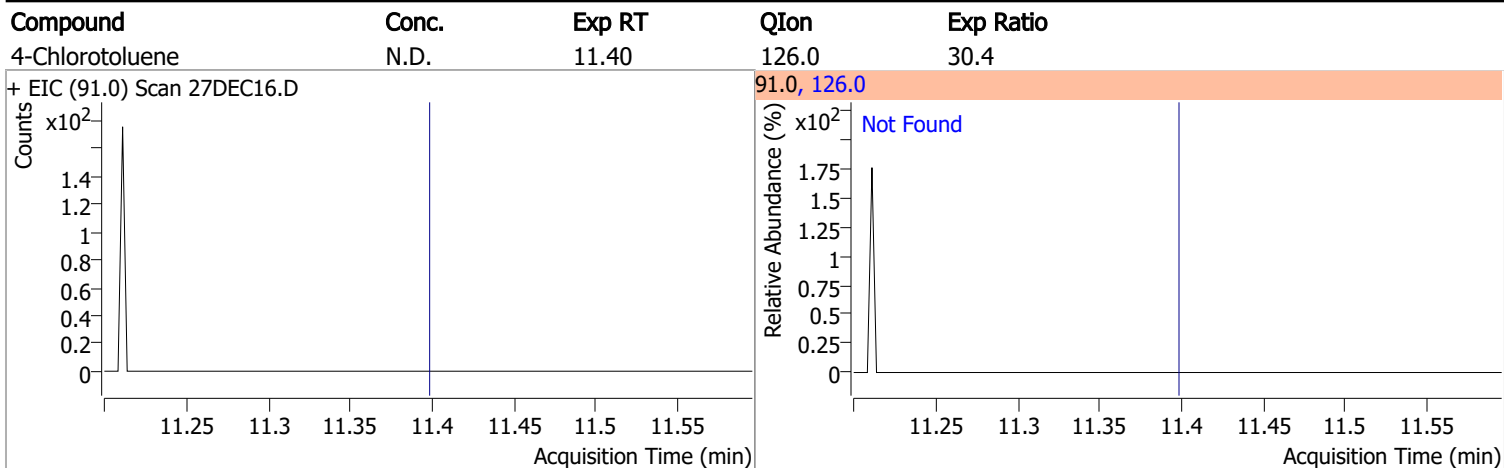
Compound	Conc.	RT	Dev(Min)	Resp.	QIon	QRatio	Lower	Upper
p-Bromofluorobenzene	258.8718	10.95	0.00	176023	174.0	92.7	55.5	115.5
					176.0	90.5	52.5	112.5



Quantitation Results Report (QT Reviewed)

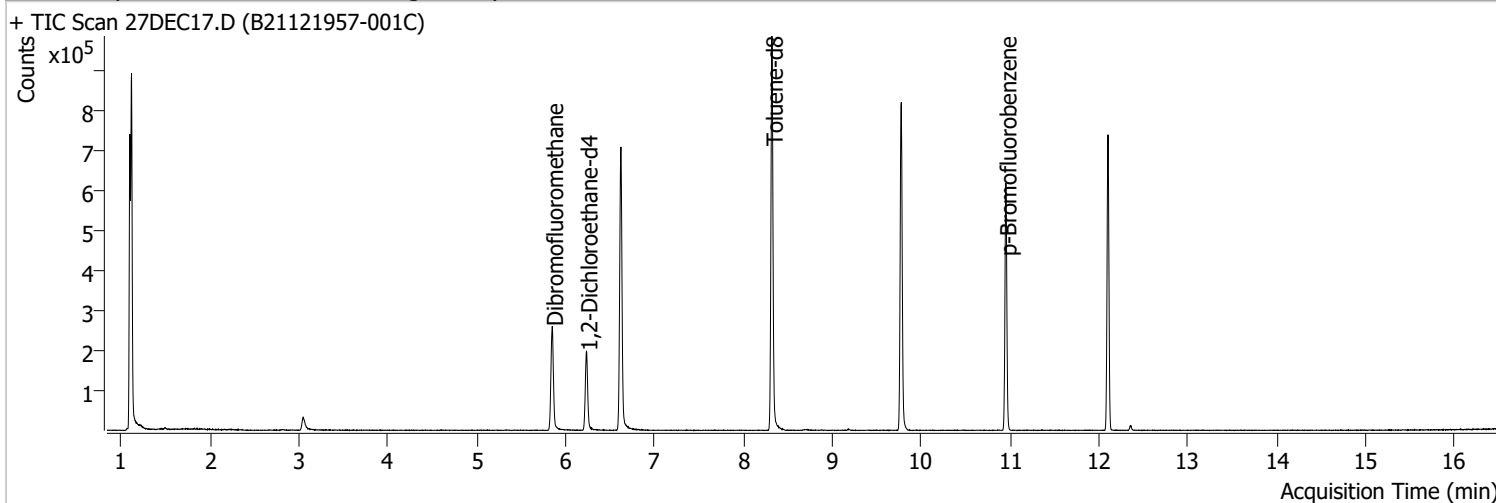
Compound	Conc.	Exp RT	QIon	Exp Ratio	QIon	Exp Ratio
Bromobenzene	N.D.	11.09	77.0	153.2	158.0	96.2
+ EIC (156.0) Scan 27DEC16.D ***NO DATA POINTS***			156.0, 77.0, 158.0			
1,1,2,2-Tetrachloroethane	N.D.	11.11	85.0	63.2		
+ EIC (83.0) Scan 27DEC16.D			83.0, 85.0			
1,2,3-Trichloropropane	N.D.	11.15	112.0	65.8		
+ EIC (110.0) Scan 27DEC16.D			110.0, 112.0			
2-Chlorotoluene	N.D.	11.29	91.0	294.1		
+ EIC (126.0) Scan 27DEC16.D ***NO DATA POINTS***			126.0, 91.0			

Quantitation Results Report (QT Reviewed)



Quantitation Results Report (QT Reviewed)

Data File	27DEC17.D	Operator	MSC
Acq. Method	5975CACQF.M	Acq. Date-Time	12/27/2021 4:29:31 PM
Sample Name	B21121957-001C	Instrument	VOA5975C
Vial	17	Multiplier	1.00
DA Method File	VOA5975C_8260B_SHT_DoD_L4_120721.m	Comment	
Tune File	BFB_Atune3.u	Tune Date	10/11/2021 4:02:00 PM
Batch Name	VG122721_8260B_624pt1.batch.bin	Last Calib Update	1/5/2022 1:54:14 PM
Ref Library	\\MASSHUNTER\Org\Library\NIST129K.I		



Compound	RT	QIon	Resp.	Conc.	Units	Dev(Min)
----------	----	------	-------	-------	-------	----------

Internal Standards

M Fluorobenzene	6.621	96.0	597748	250.0000	ng	0.000
M Chlorobenzene-d5	9.772	82.0	233262	250.0000	ng	-0.003
M 1,4-Dichlorobenzene-d4	12.100	152.0	176591	250.0000	ng	0.000

System Monitoring Compounds

S Dibromofluoromethane	5.848	113.0	154435	263.6161	ng	-0.003
Spiked Amount: 250.000	Range: 80.0 - 119.0%			Recovery = 105.45%		
S 1,2-Dichloroethane-d4	6.233	67.0	69344	259.3719	ng	0.003
Spiked Amount: 250.000	Range: 81.0 - 118.0%			Recovery = 103.75%		
S Toluene-d8	8.319	98.0	601417	256.4850	ng	0.000
Spiked Amount: 250.000	Range: 89.0 - 112.0%			Recovery = 102.59%		
S p-Bromofluorobenzene	10.949	95.0	174334	257.9994	ng	-0.003
Spiked Amount: 250.000	Range: 85.0 - 114.0%			Recovery = 103.20%		

Target Compounds

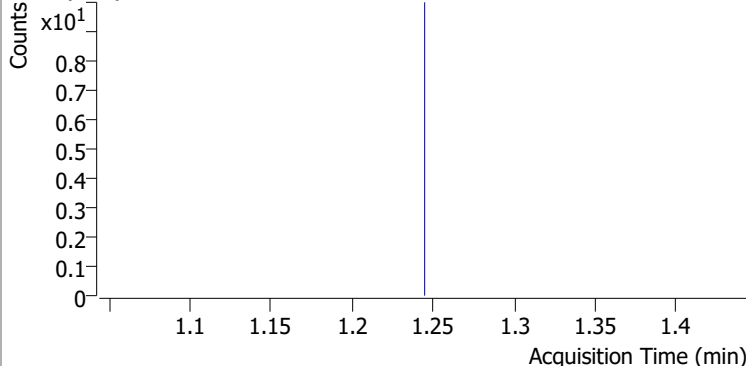
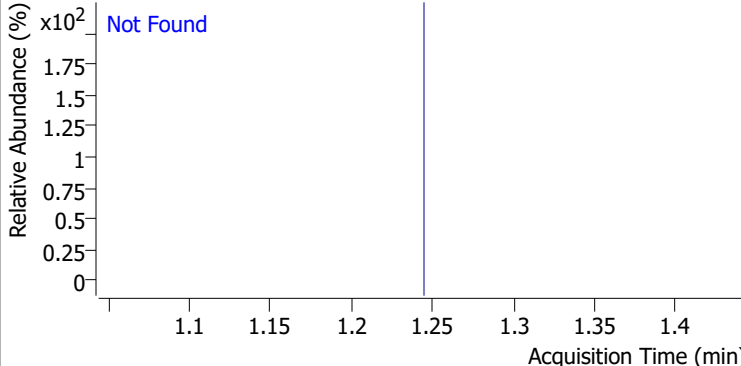
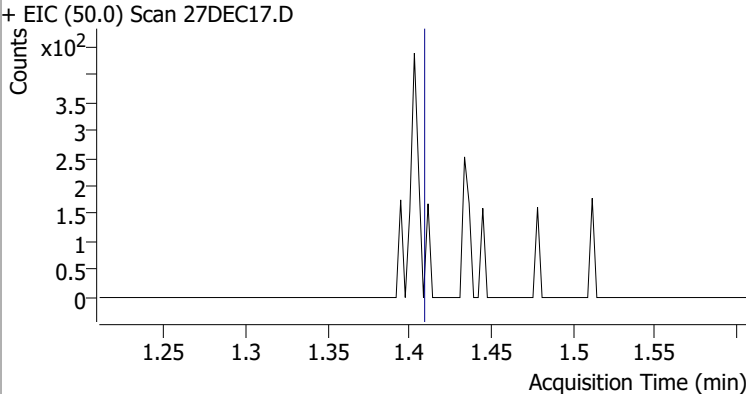
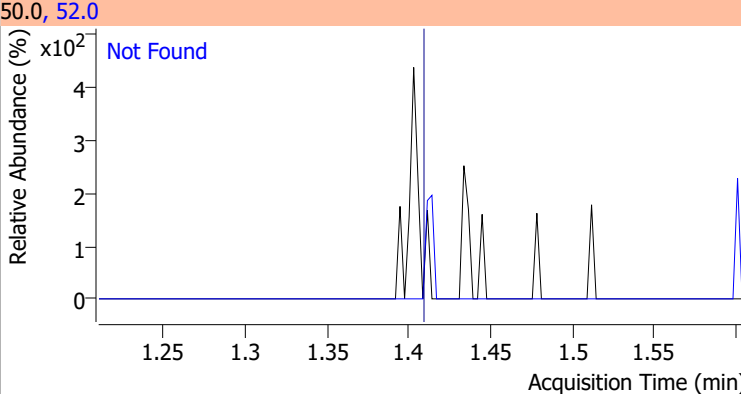
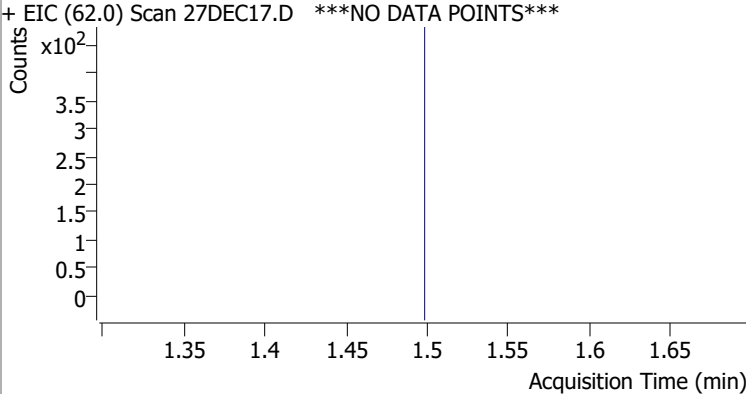
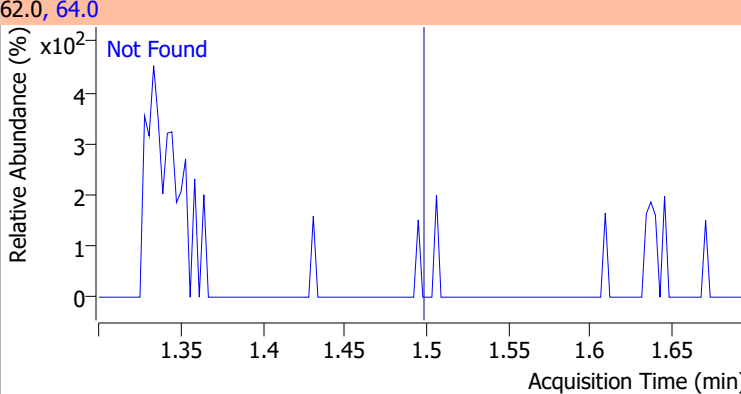
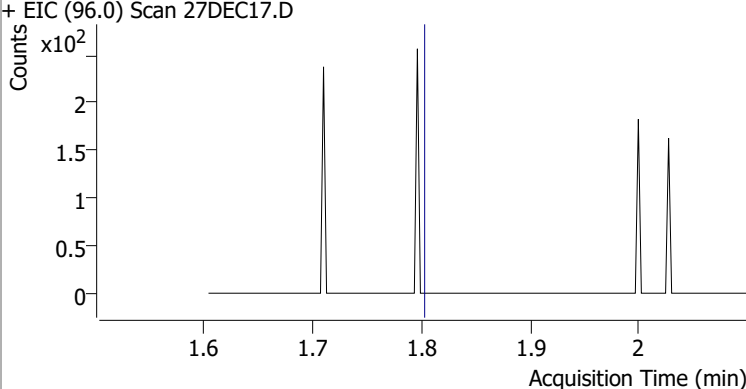
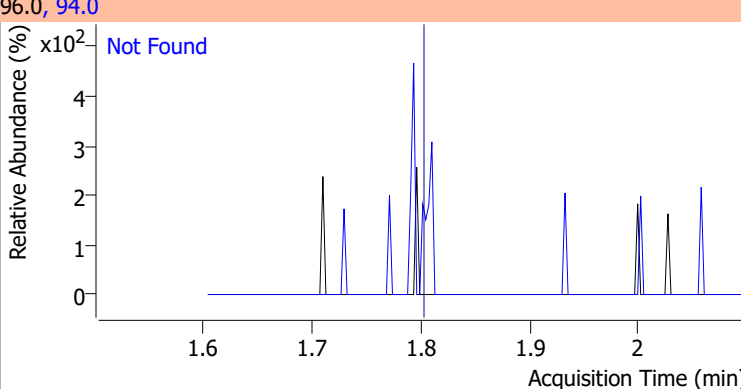
Compound	RT	QIon	Resp.	Conc.	Units	Dev(Min)	QValue
T Dichlorodifluoromethane	0.000		0	N.D.			
T Chloromethane	0.000		0	N.D.			
T Vinyl chloride	0.000		0	N.D.			
T Bromomethane	0.000		0	N.D.			
T Chloroethane	0.000		0	N.D.			
T Trichlorofluoromethane	0.000		0	N.D.			
T 1,1-Dichloroethene	0.000		0	N.D.			
T Methylene chloride	0.000		0	N.D.			
T trans-1,2-Dichloroethene	0.000		0	N.D.			
T Methyl tert-butyl ether (MTBE)	0.000		0	N.D.			
T 1,1-Dichloroethane	0.000		0	N.D.			
T 2,2-Dichloropropane	0.000		0	N.D.			
T cis-1,2-Dichloroethene	0.000		0	N.D.			
T Methyl ethyl ketone	0.000		0	N.D.			
T Bromochloromethane	0.000		0	N.D.			
T Chloroform	0.000		0	N.D.			

Quantitation Results Report (QT Reviewed)

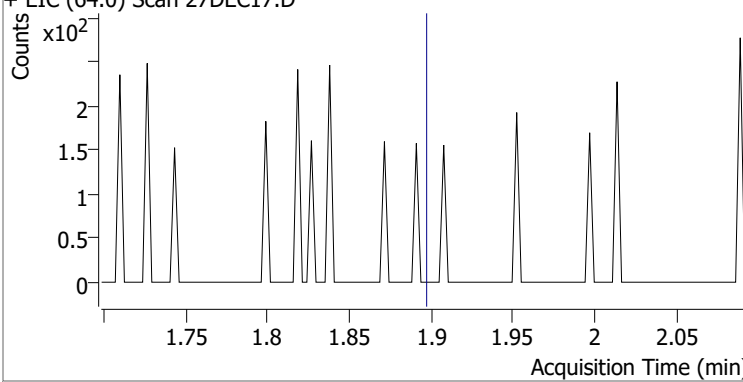
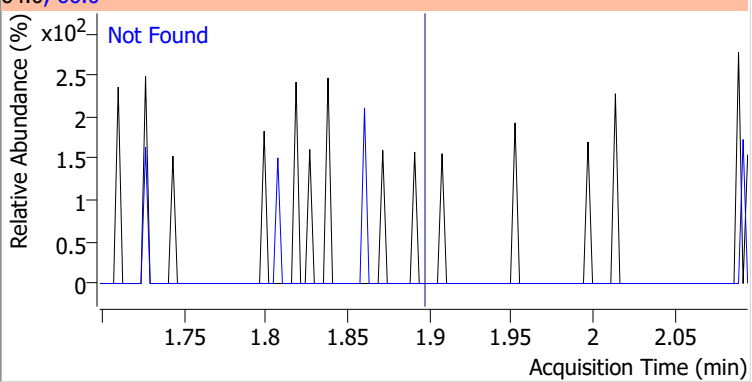
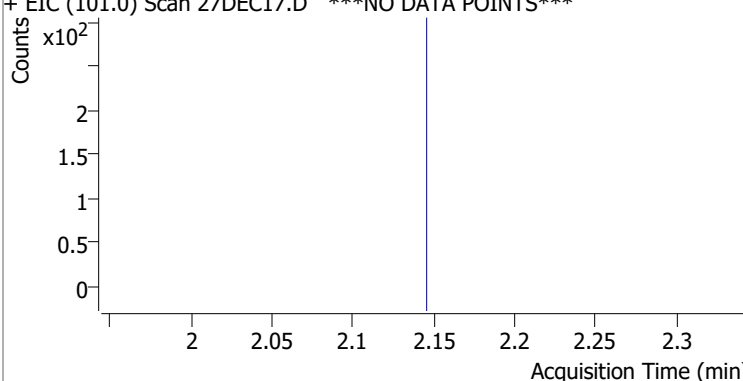
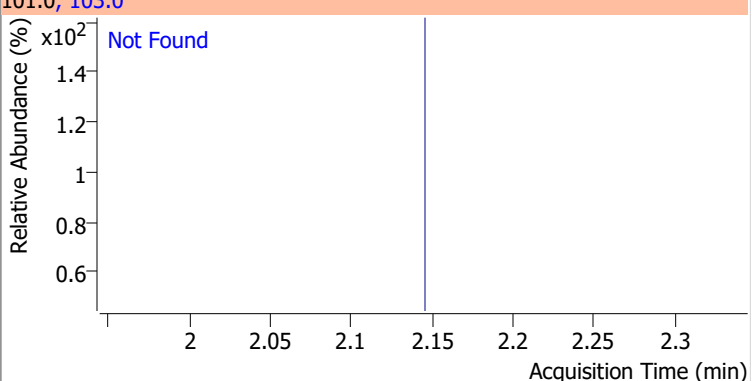
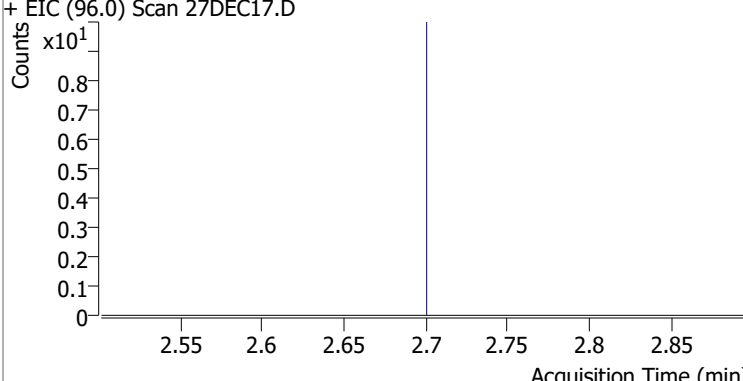
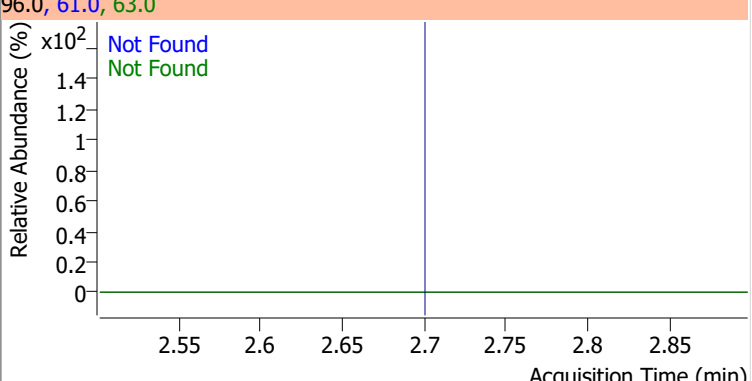
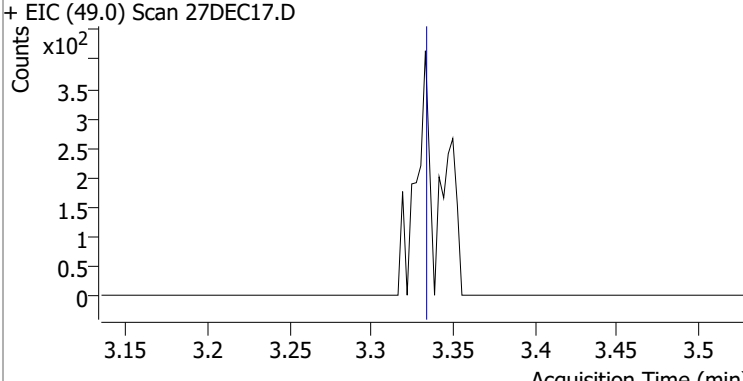
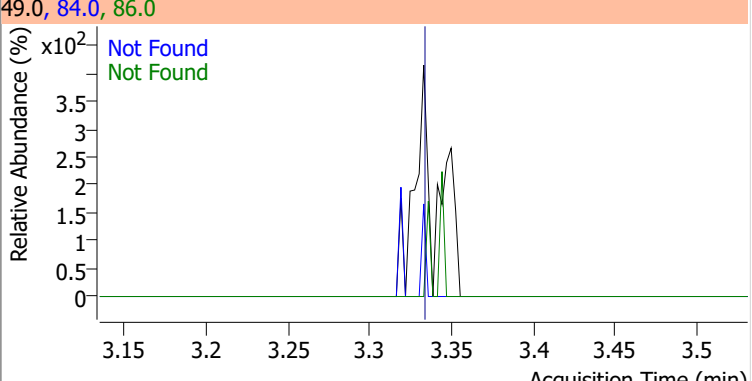
Compound	RT	QIon	Resp.	Conc.	Units	Dev(Min)
T 1,1,1-Trichloroethane	0.000		0	N.D.		
T Carbon tetrachloride	0.000		0	N.D.		
T 1,1-Dichloropropene	0.000		0	N.D.		
T Benzene	0.000		0	N.D.		
T 1,2-Dichloroethane	0.000		0	N.D.		
T Trichloroethene	0.000		0	N.D.		
T 1,2-Dichloropropane	0.000		0	N.D.		
T Dibromomethane	0.000		0	N.D.		
T Bromodichloromethane	0.000		0	N.D.		
T cis-1,3-Dichloropropene	0.000		0	N.D.		
T Toluene	0.000		0	N.D.		
T trans-1,3-Dichloropropene	0.000		0	N.D.		
T 1,1,2-Trichloroethane	0.000		0	N.D.		
T Tetrachloroethene	0.000		0	N.D.		
T 1,3-Dichloropropane	0.000		0	N.D.		
T Chlorodibromomethane	0.000		0	N.D.		
T 1,2-Dibromoethane	0.000		0	N.D.		
T Chlorobenzene	0.000		0	N.D.		
T 1,1,1,2-Tetrachloroethane	0.000		0	N.D.		
T Ethylbenzene	0.000		0	N.D.		
T m+p-Xylenes	0.000		0	N.D.		
T o-Xylene	0.000		0	N.D.		
T Styrene	0.000		0	N.D.		
T Bromoform	10.625	172.5	0		ng	md
T Bromobenzene	0.000		0	N.D.		
T 1,1,2,2-Tetrachloroethane	0.000		0	N.D.		
T 1,2,3-Trichloropropane	0.000		0	N.D.		
T 2-Chlorotoluene	0.000		0	N.D.		
T 4-Chlorotoluene	0.000		0	N.D.		
T 1,3-Dichlorobenzene	0.000		0	N.D.		
T 1,4-Dichlorobenzene	0.000		0	N.D.		
T 1,2-Dichlorobenzene	0.000		0	N.D.		

(#) = Qualifier Out of Range; (m) = Manual Integration; (+) = Area Summed; (*) = Surrogate Percent Recovery Out of Range; (d): Zeroed Peak

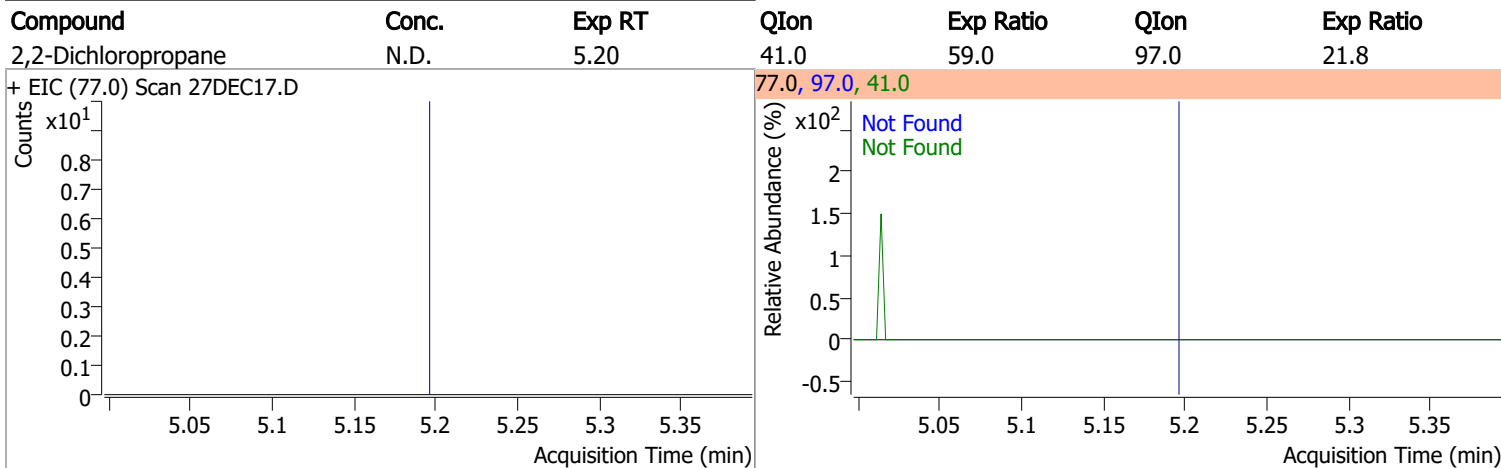
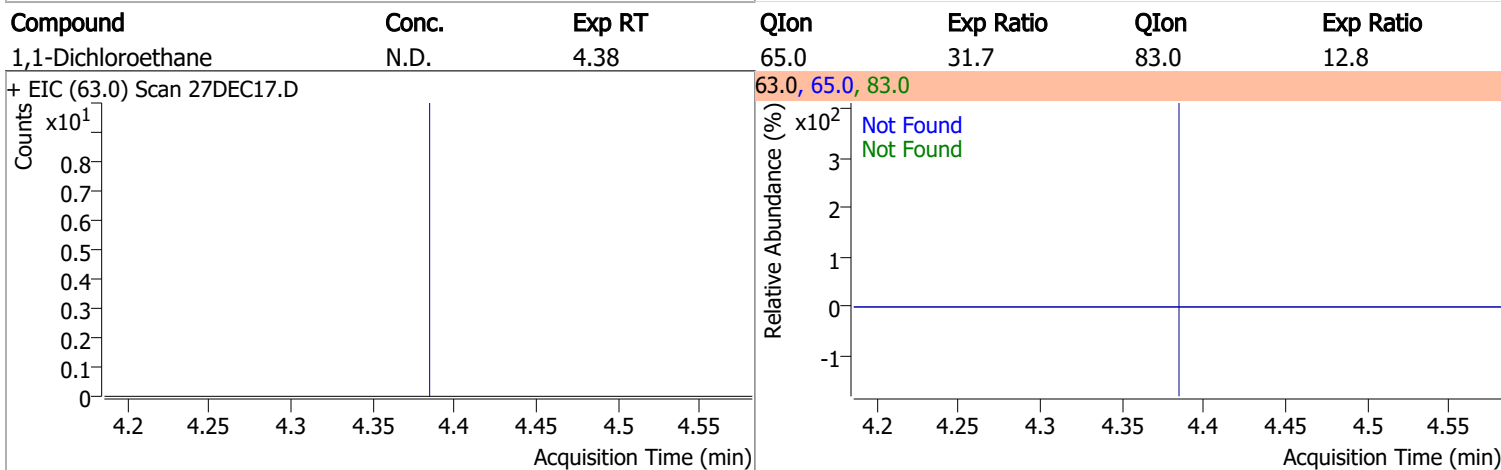
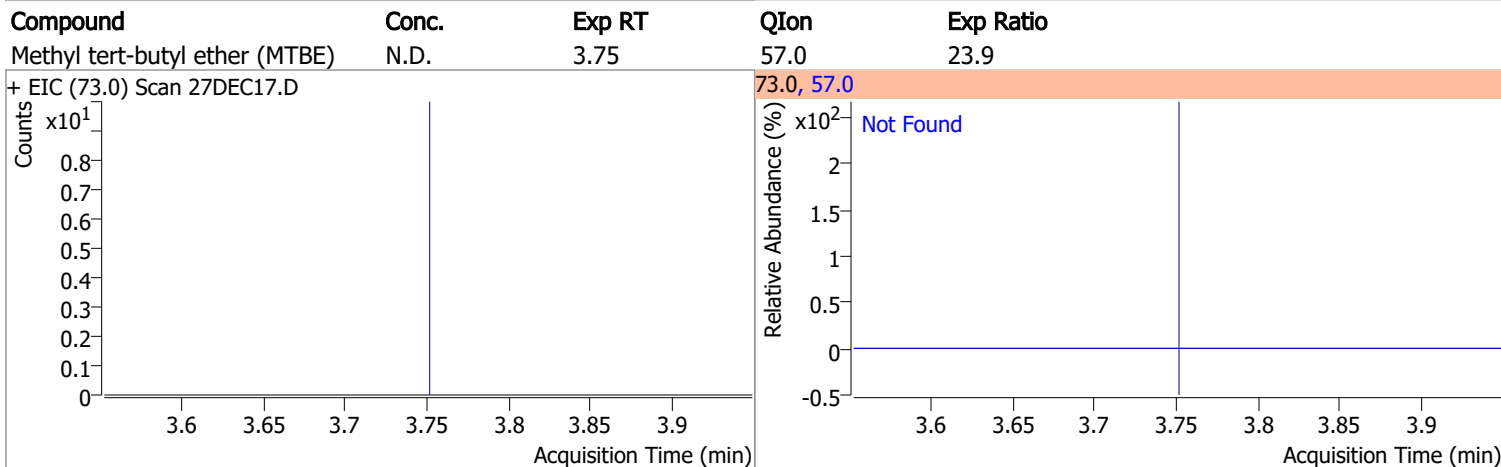
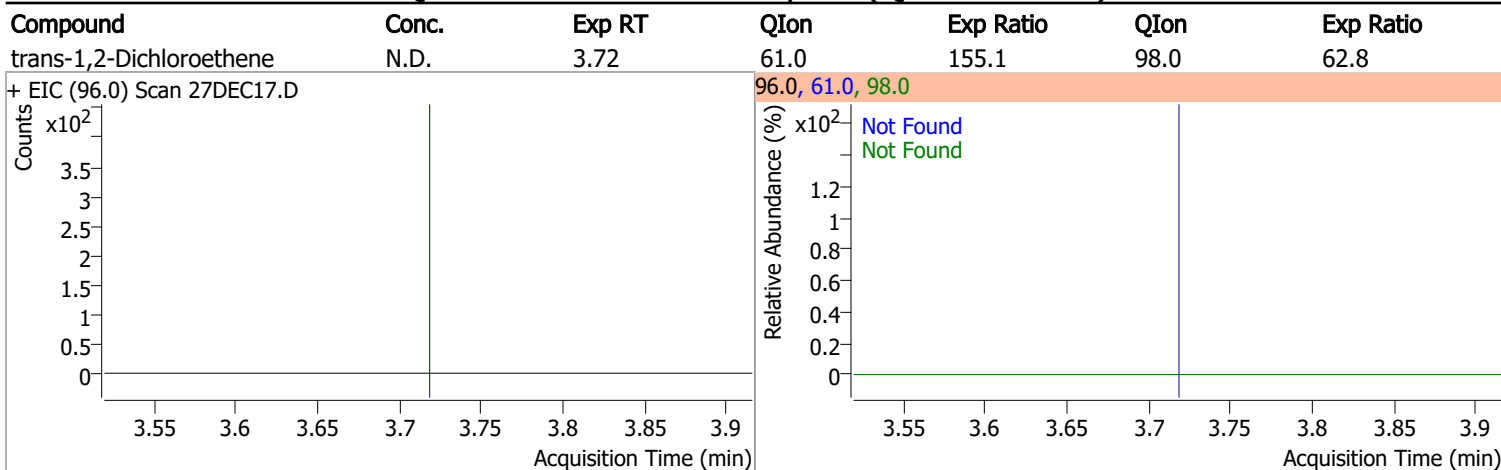
Quantitation Results Report (QT Reviewed)

Compound	Conc.	Exp RT	QIon	Exp Ratio
Dichlorodifluoromethane	N.D.	1.24	87.0	32.0
+ EIC (85.0) Scan 27DEC17.D ***NO DATA POINTS***			85.0, 87.0	
				
Chloromethane	N.D.	1.41	52.0	32.7
+ EIC (50.0) Scan 27DEC17.D			50.0, 52.0	
				
Vinyl chloride	N.D.	1.50	64.0	31.6
+ EIC (62.0) Scan 27DEC17.D ***NO DATA POINTS***			62.0, 64.0	
				
Bromomethane	N.D.	1.80	94.0	106.0
+ EIC (96.0) Scan 27DEC17.D			96.0, 94.0	
				

Quantitation Results Report (QT Reviewed)

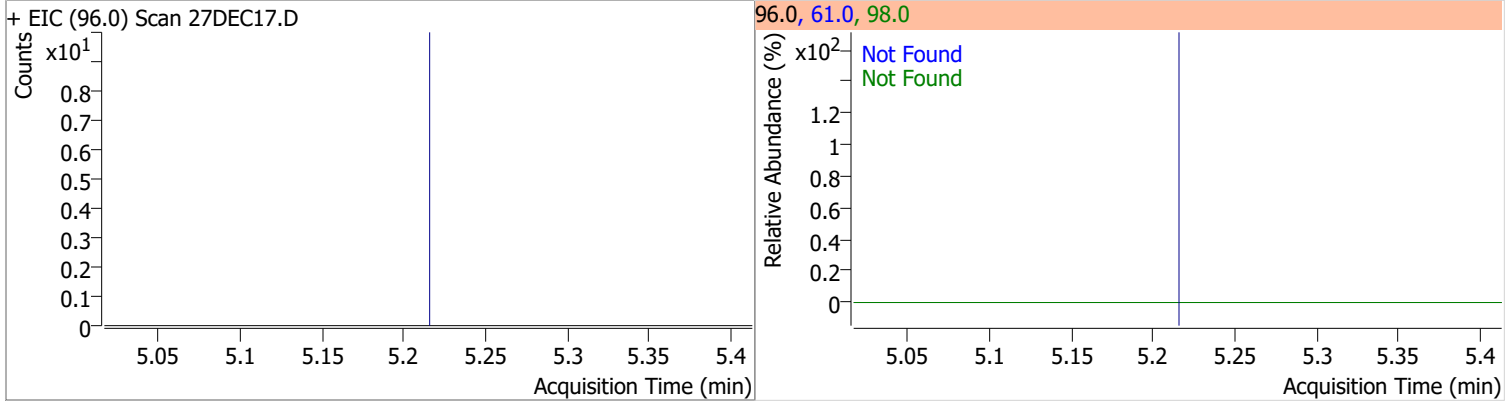
Compound	Conc.	Exp RT	QIon	Exp Ratio		
Chloroethane	N.D.	1.90	66.0	30.8		
+ EIC (64.0) Scan 27DEC17.D			64.0, 66.0			
						
Trichlorofluoromethane	N.D.	2.14	103.0	64.8		
+ EIC (101.0) Scan 27DEC17.D ***NO DATA POINTS***			101.0, 103.0			
						
1,1-Dichloroethene	N.D.	2.70	61.0	180.1	QIon	Exp Ratio
			63.0	57.5		
+ EIC (96.0) Scan 27DEC17.D			96.0, 61.0, 63.0			
						
Methylene chloride	N.D.	3.33	84.0	69.4	QIon	Exp Ratio
			86.0	44.1		
+ EIC (49.0) Scan 27DEC17.D			49.0, 84.0, 86.0			
						

Quantitation Results Report (QT Reviewed)

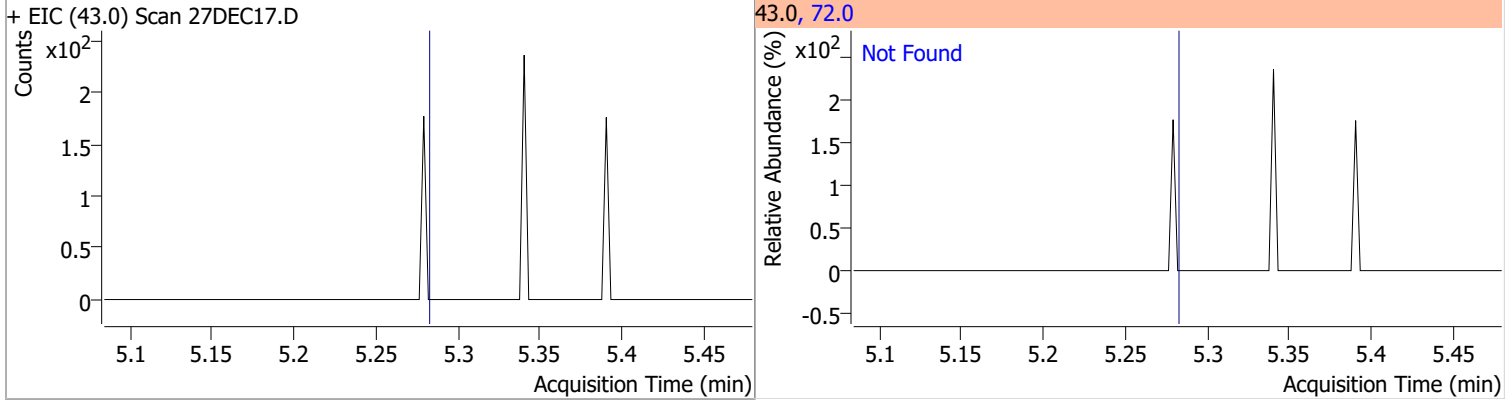


Quantitation Results Report (QT Reviewed)

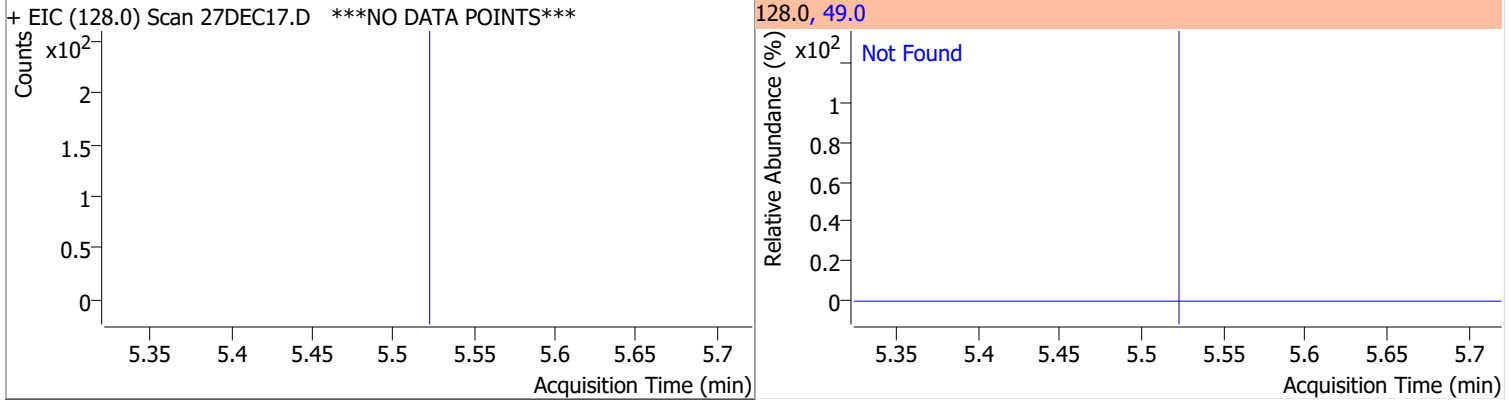
Compound	Conc.	Exp RT	QIon	Exp Ratio	QIon	Exp Ratio
cis-1,2-Dichloroethene	N.D.	5.21	61.0	163.3	98.0	64.4



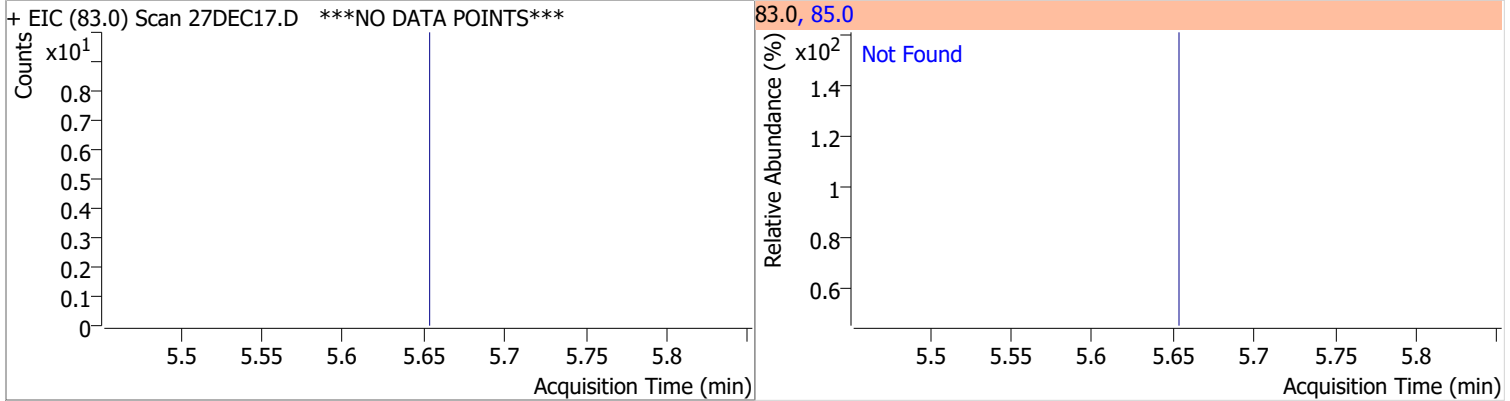
Compound	Conc.	Exp RT	QIon	Exp Ratio
Methyl ethyl ketone	N.D.	5.28	72.0	22.2



Compound	Conc.	Exp RT	QIon	Exp Ratio
Bromochloromethane	N.D.	5.52	49.0	184.6

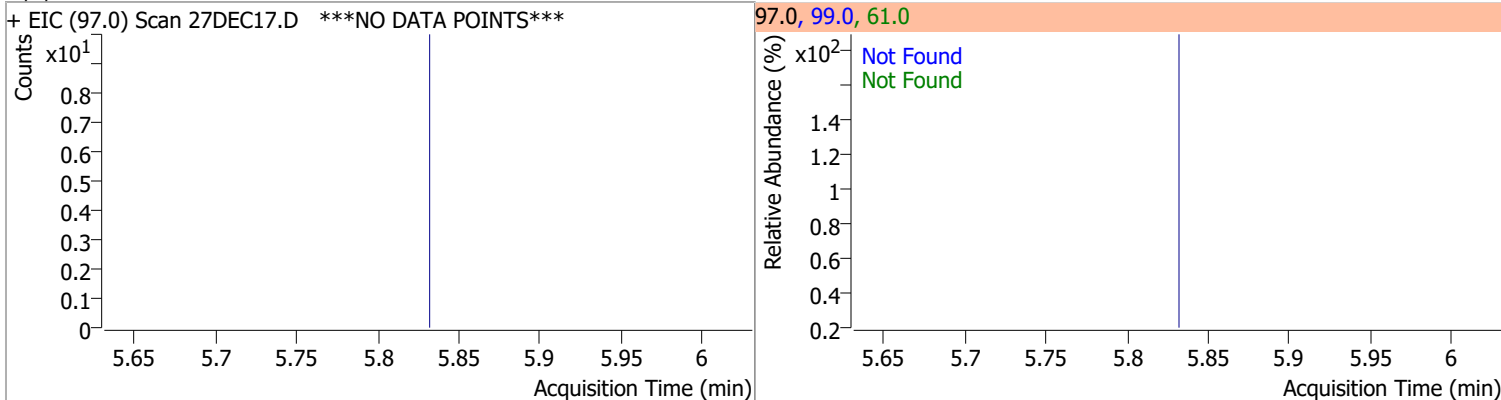


Compound	Conc.	Exp RT	QIon	Exp Ratio
Chloroform	N.D.	5.65	85.0	65.1

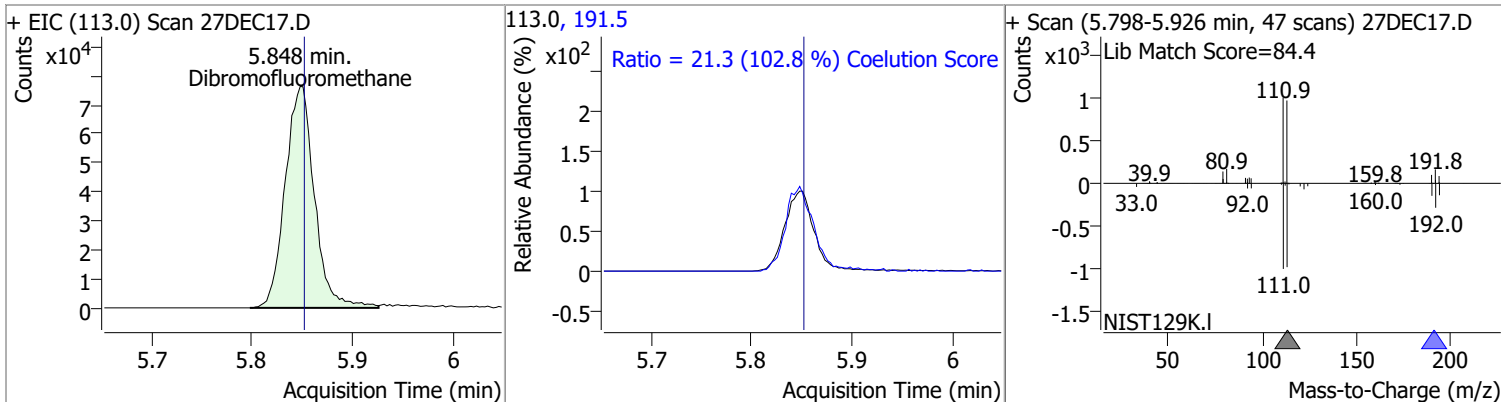


Quantitation Results Report (QT Reviewed)

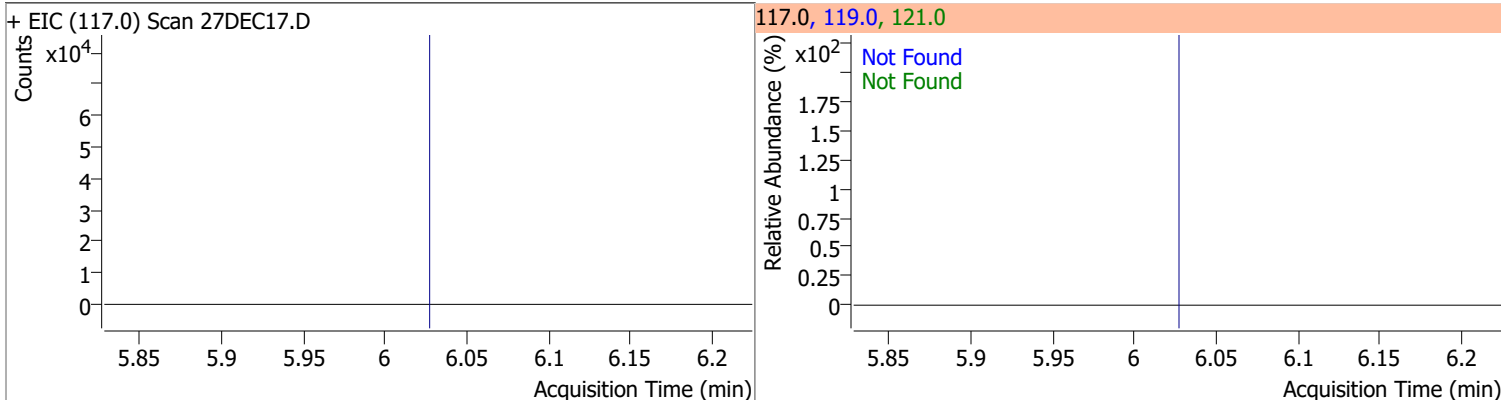
Compound	Conc.	Exp RT	QIon	Exp Ratio	QIon	Exp Ratio
1,1,1-Trichloroethane	N.D.	5.83	99.0	65.7	61.0	45.0



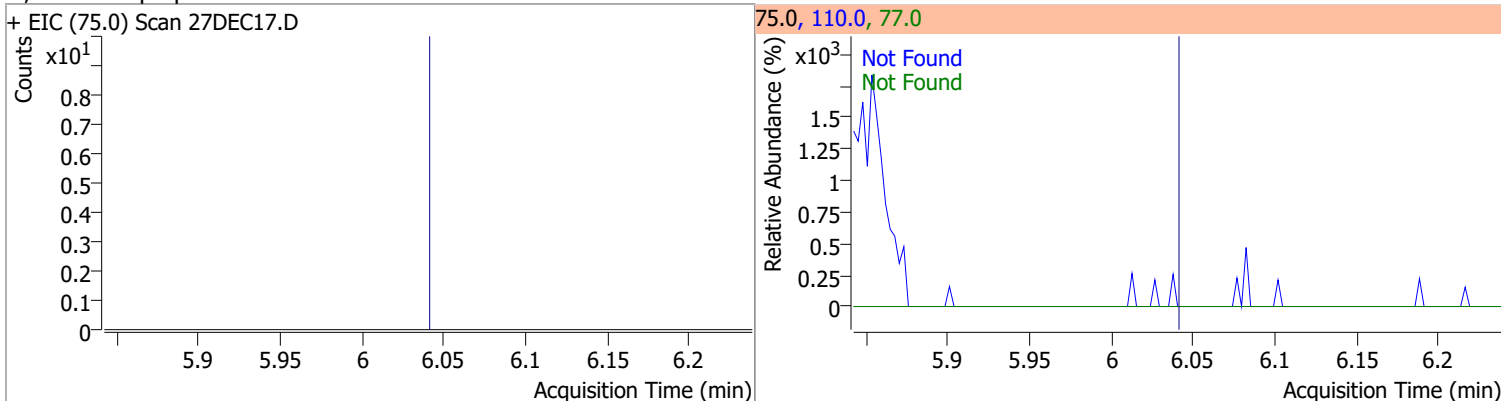
Compound	Conc.	RT	Dev(Min)	Resp.	QIon	QRatio	Lower	Upper
Dibromofluoromethane	263.6161	5.85	0.00	154435	191.5	21.3	0.0	50.7



Compound	Conc.	Exp RT	QIon	Exp Ratio	QIon	Exp Ratio
Carbon tetrachloride	N.D.	6.03	119.0	97.5	121.0	30.4

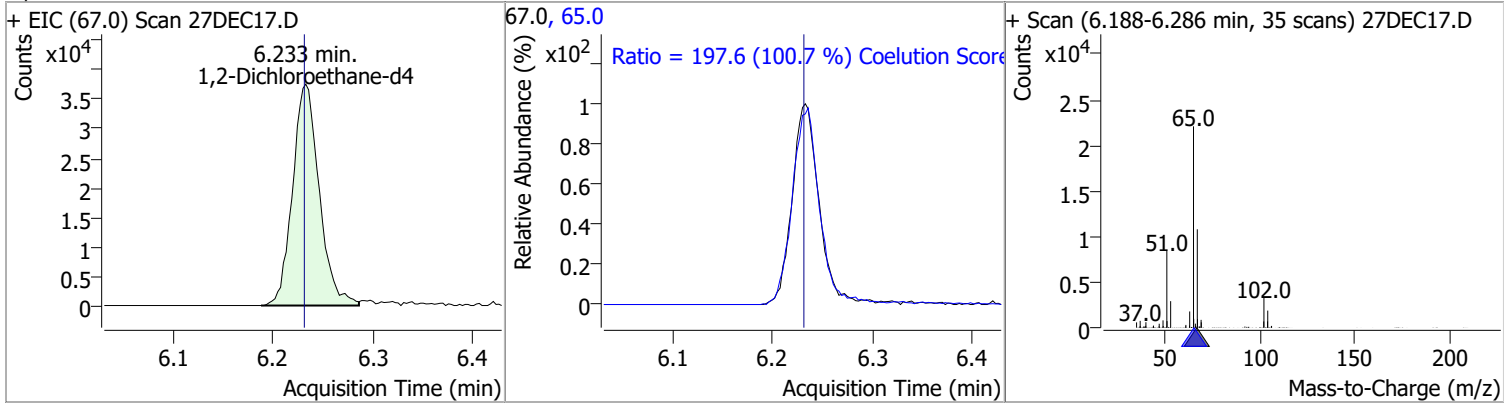


Compound	Conc.	Exp RT	QIon	Exp Ratio	QIon	Exp Ratio
1,1-Dichloropropene	N.D.	6.04	110.0	35.4	77.0	30.5

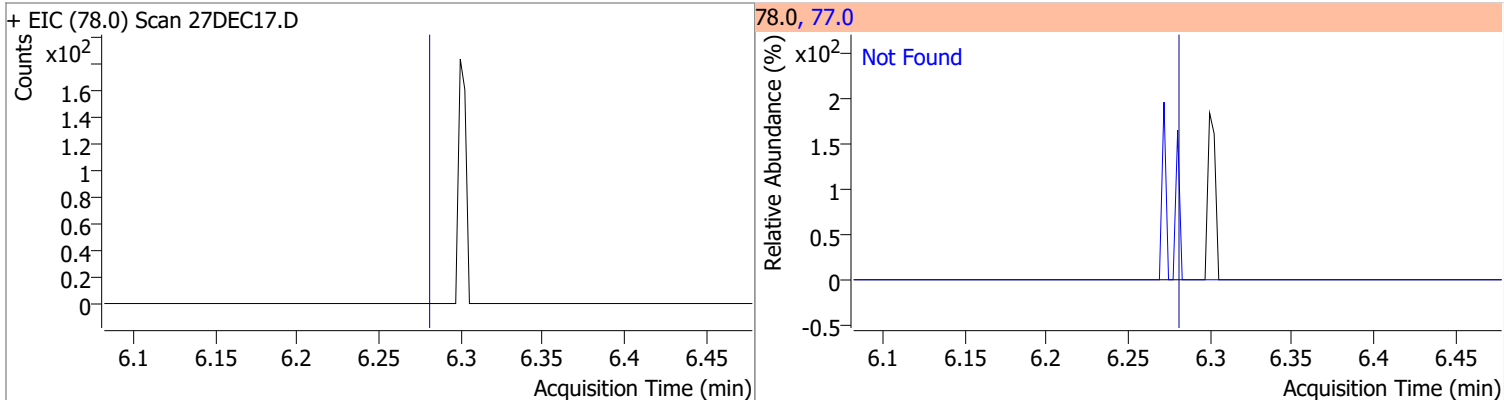


Quantitation Results Report (QT Reviewed)

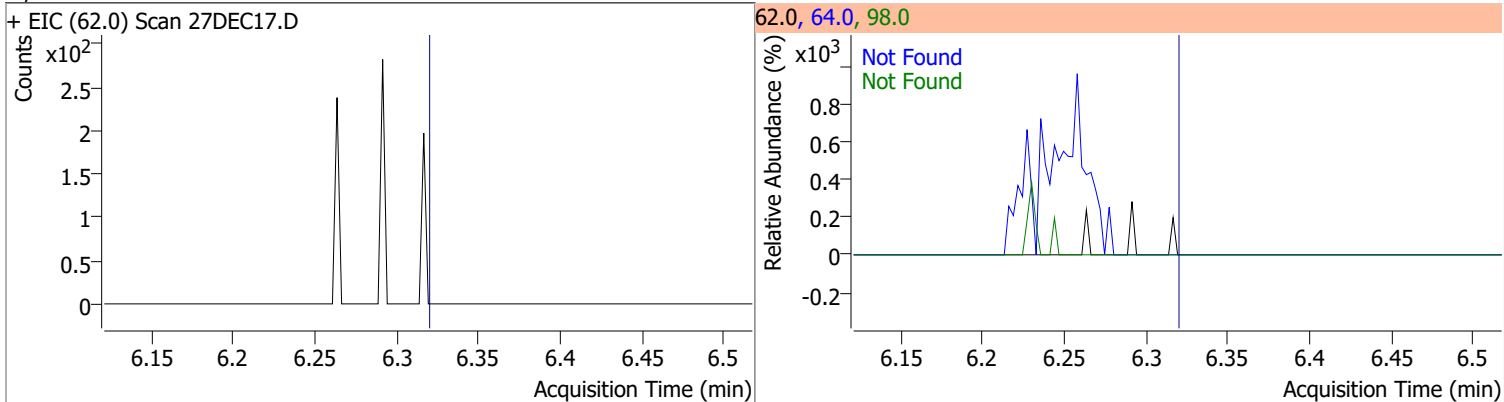
Compound	Conc.	RT	Dev(Min)	Resp.	QIon	QRatio	Lower	Upper
1,2-Dichloroethane-d4	259.3719	6.23	0.00	69344	65.0	197.6	166.3	226.3



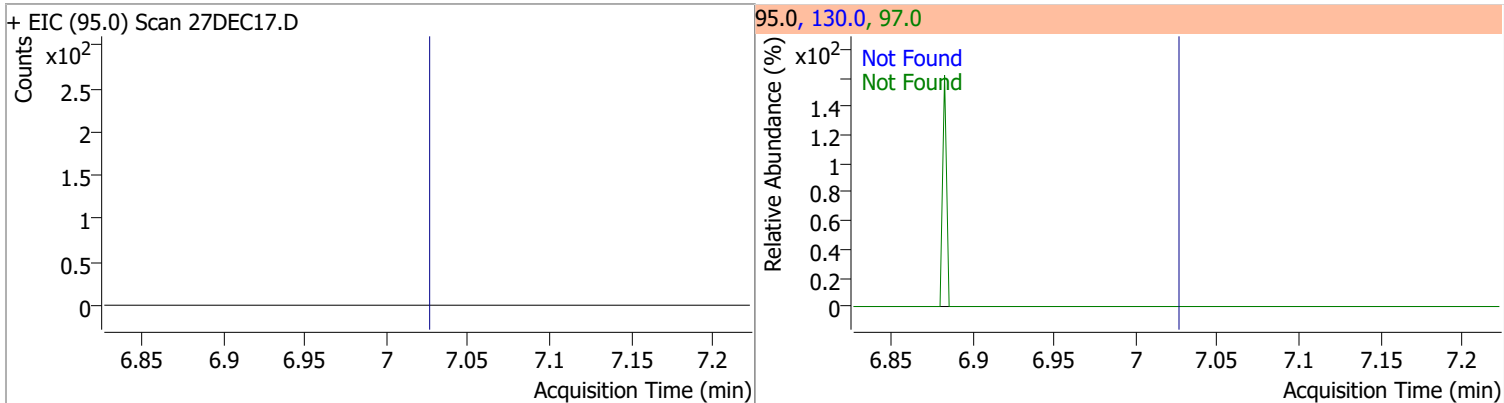
Compound	Conc.	Exp RT	QIon	Exp Ratio
Benzene	N.D.	6.28	77.0	23.5



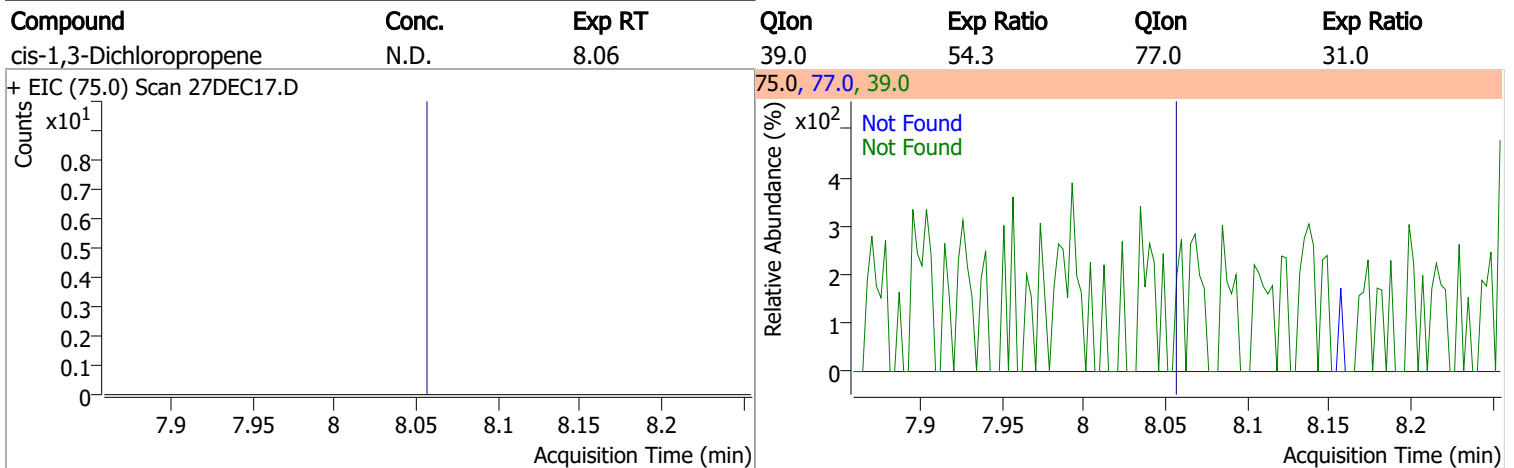
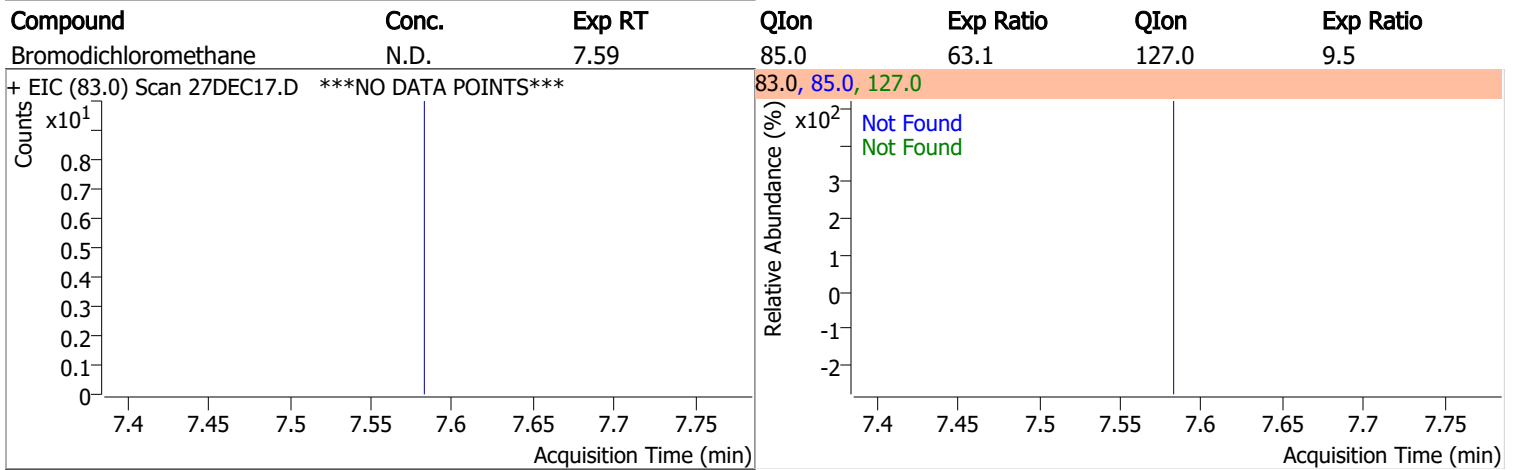
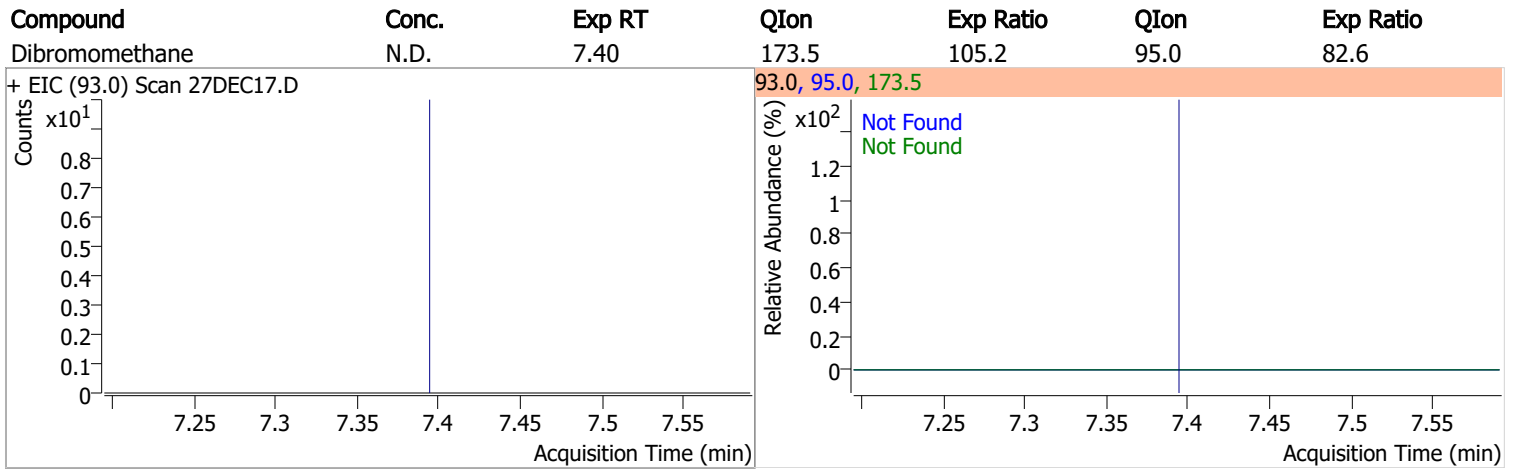
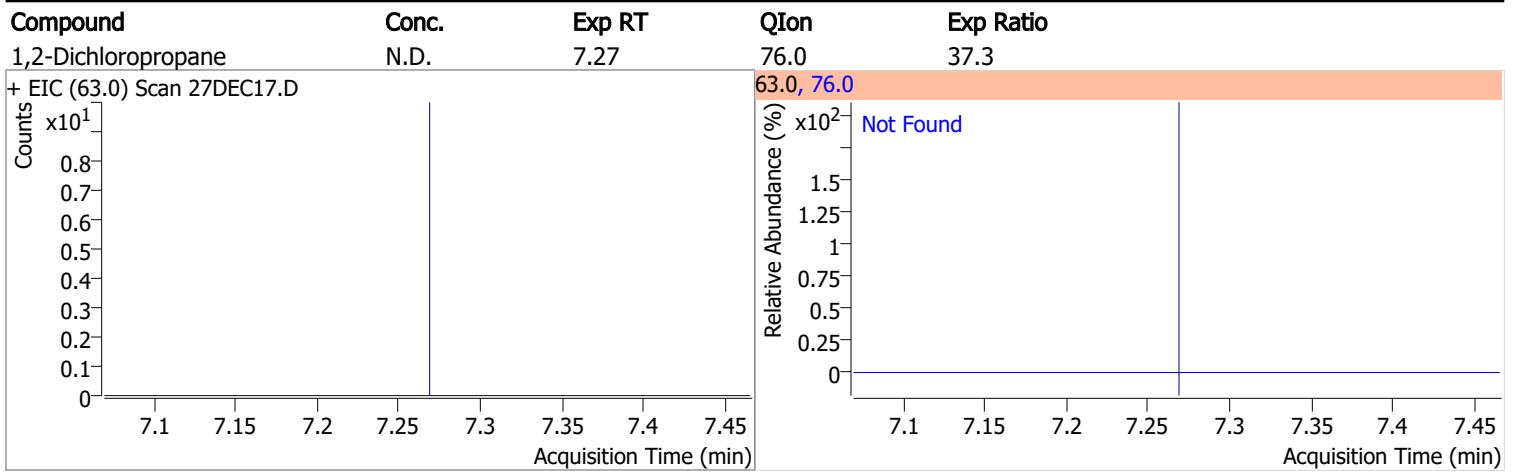
Compound	Conc.	Exp RT	QIon	Exp Ratio	QIon	Exp Ratio
1,2-Dichloroethane	N.D.	6.32	64.0	32.3	98.0	8.2



Compound	Conc.	Exp RT	QIon	Exp Ratio	QIon	Exp Ratio
Trichloroethene	N.D.	7.03	130.0	100.8	97.0	64.7

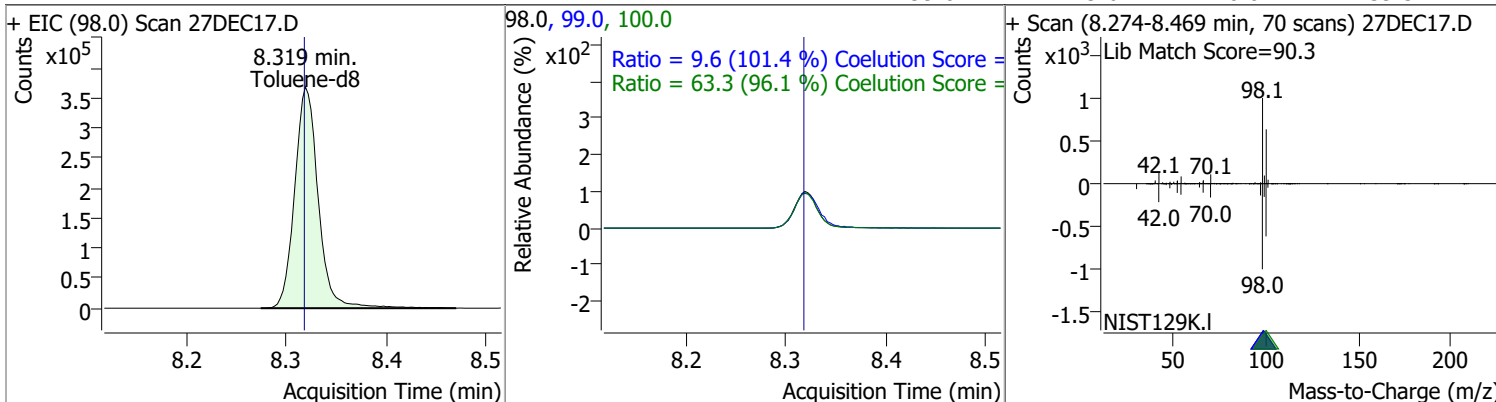


Quantitation Results Report (QT Reviewed)

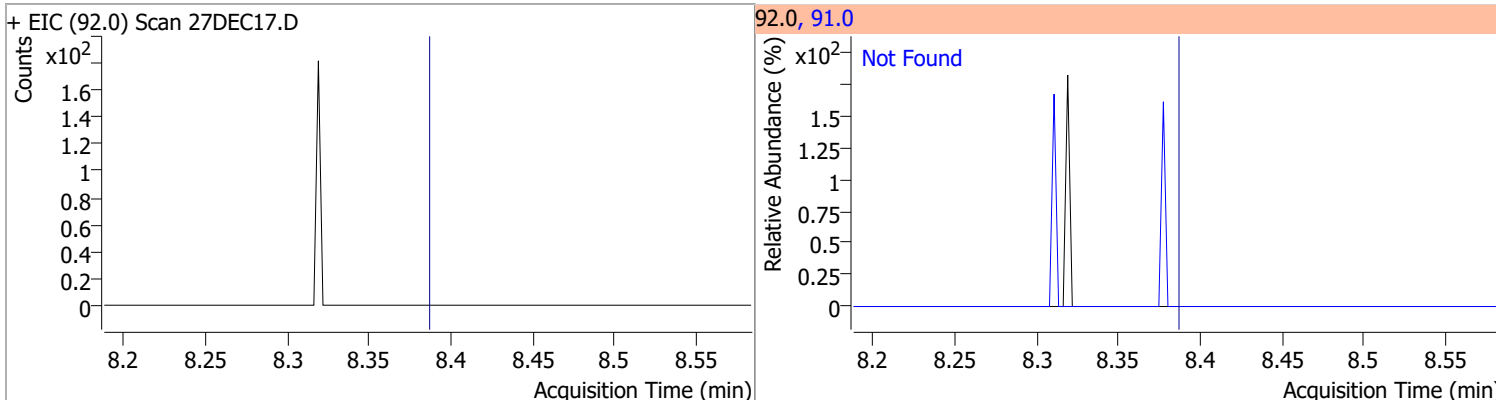


Quantitation Results Report (QT Reviewed)

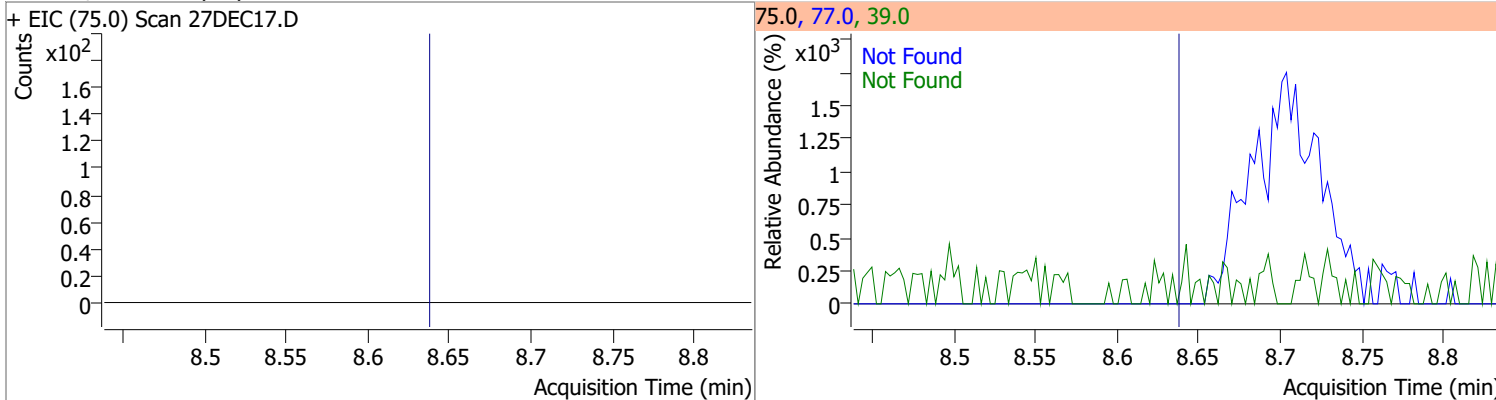
Compound	Conc.	RT	Dev(Min)	Resp.	QIon	QRatio	Lower	Upper
Toluene-d8	256.4850	8.32	0.00	601417	100.0	63.3	35.9	95.9
					99.0	9.6	0.0	39.5



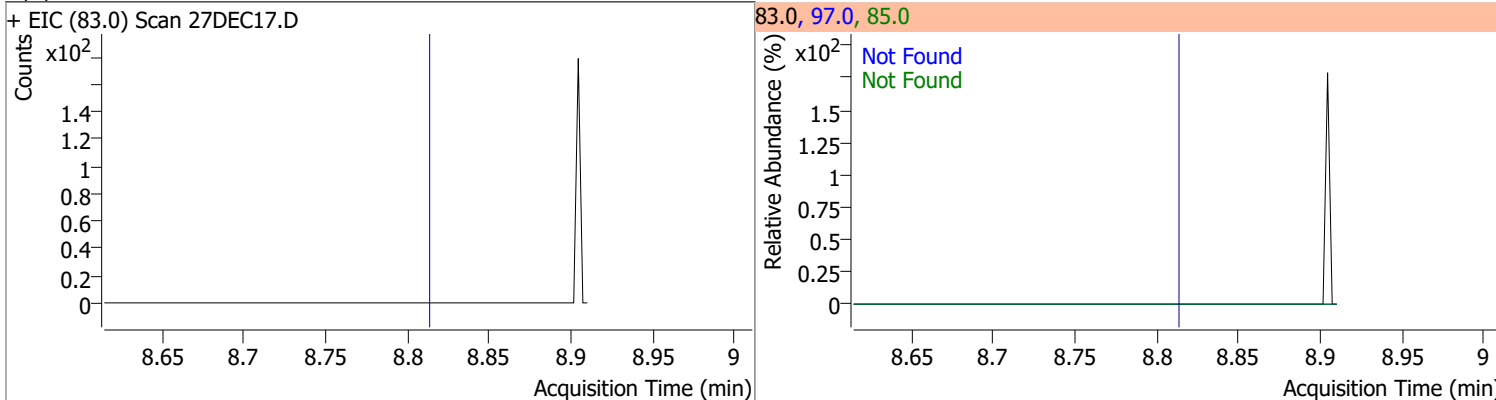
Compound	Conc.	Exp RT	QIon	Exp Ratio
Toluene	N.D.	8.39	91.0	174.3



Compound	Conc.	Exp RT	QIon	Exp Ratio	QIon	Exp Ratio
trans-1,3-Dichloropropene	N.D.	8.64	39.0	52.1	77.0	32.0

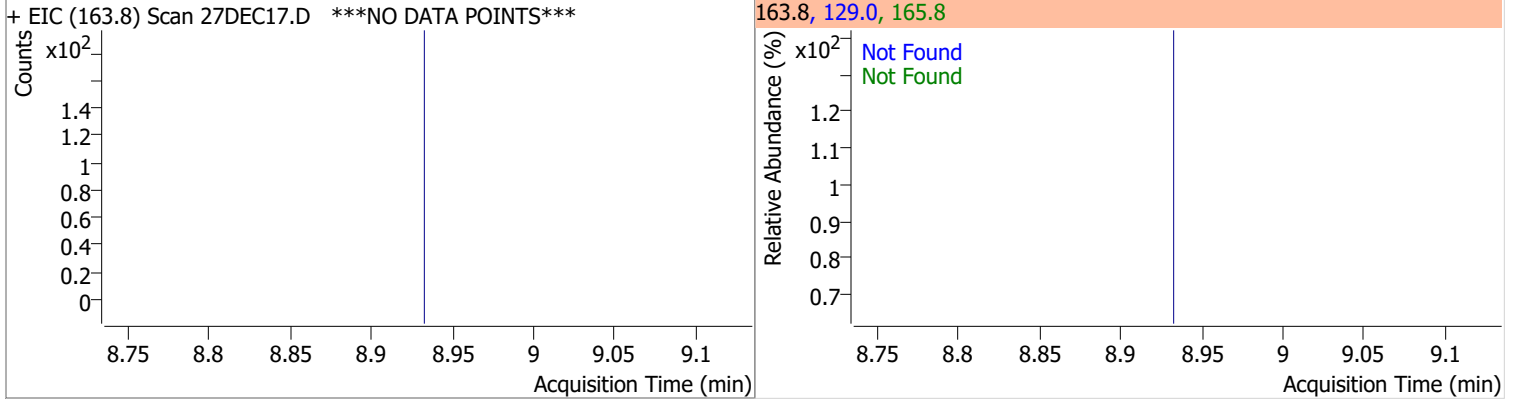


Compound	Conc.	Exp RT	QIon	Exp Ratio	QIon	Exp Ratio
1,1,2-Trichloroethane	N.D.	8.82	97.0	114.3	85.0	61.5

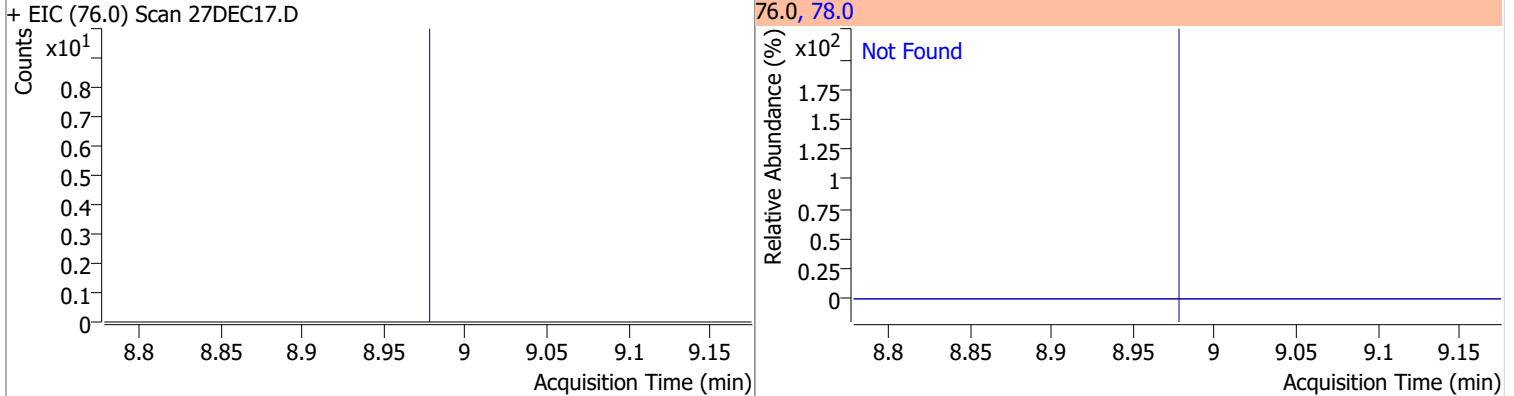


Quantitation Results Report (QT Reviewed)

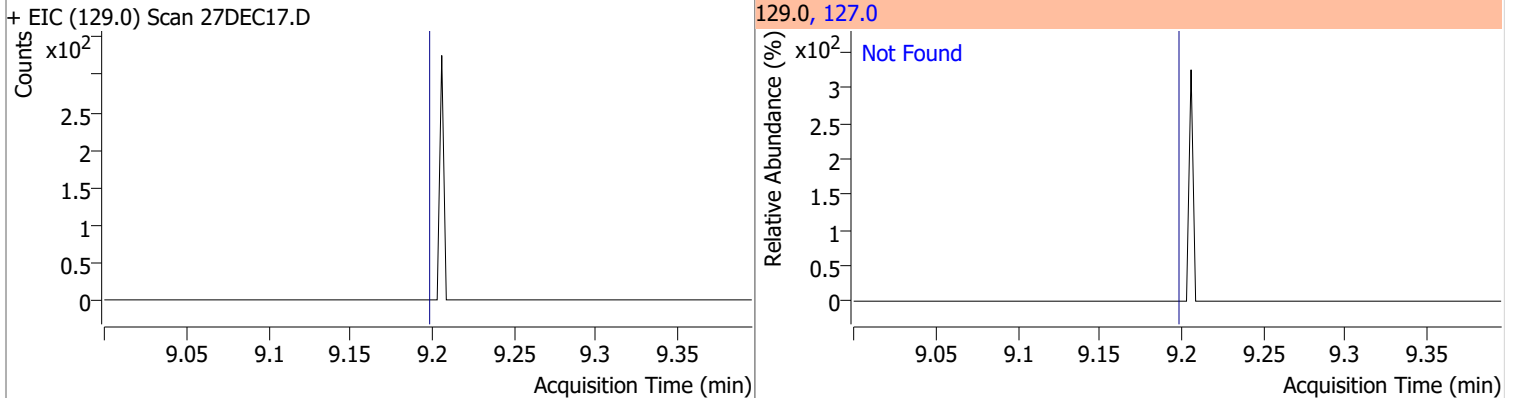
Compound	Conc.	Exp RT	QIon	Exp Ratio	QIon	Exp Ratio
Tetrachloroethene	N.D.	8.94	165.8	128.3	129.0	95.3



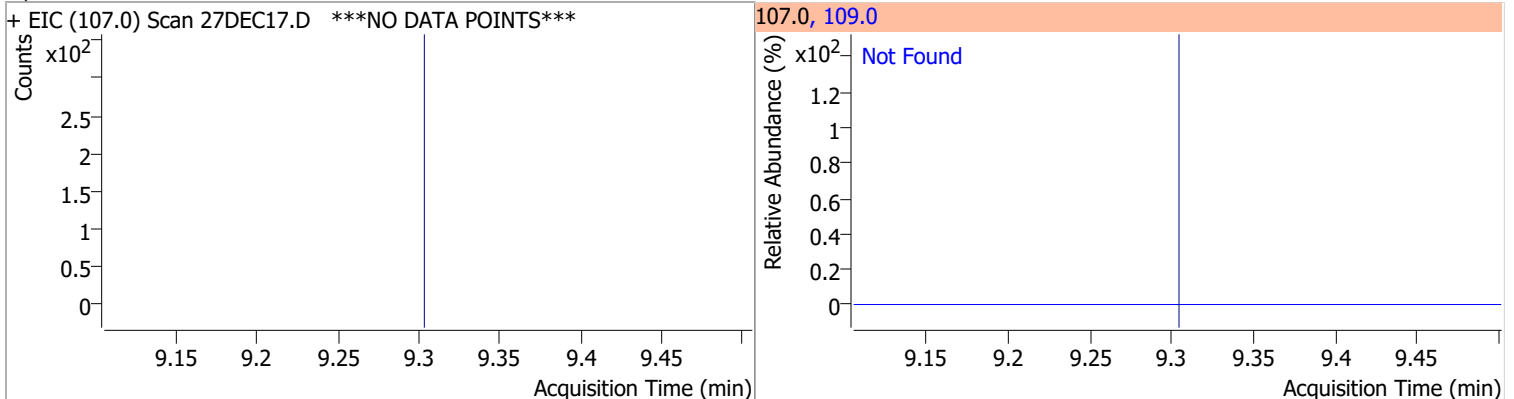
Compound	Conc.	Exp RT	QIon	Exp Ratio
1,3-Dichloropropane	N.D.	8.98	78.0	32.1



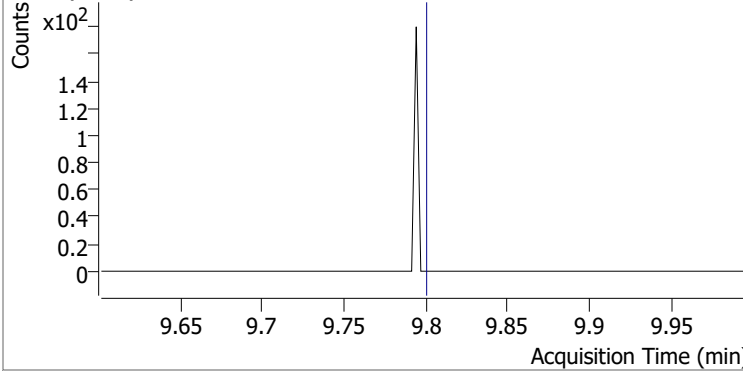
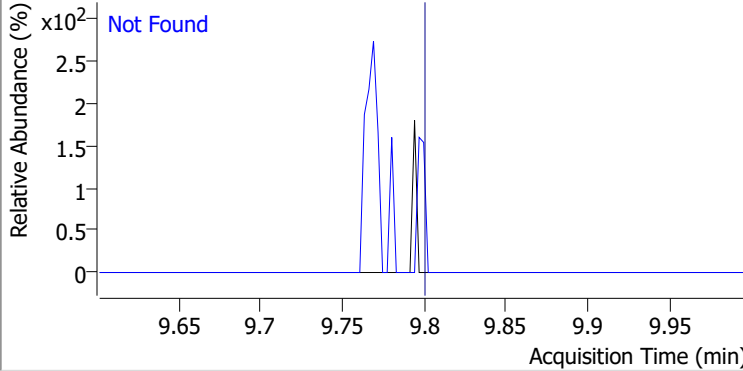
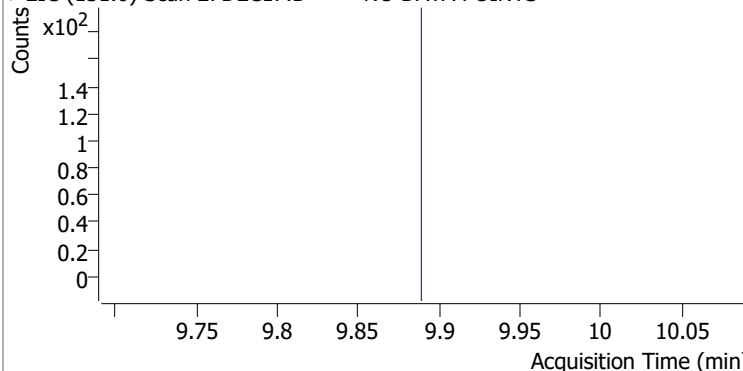
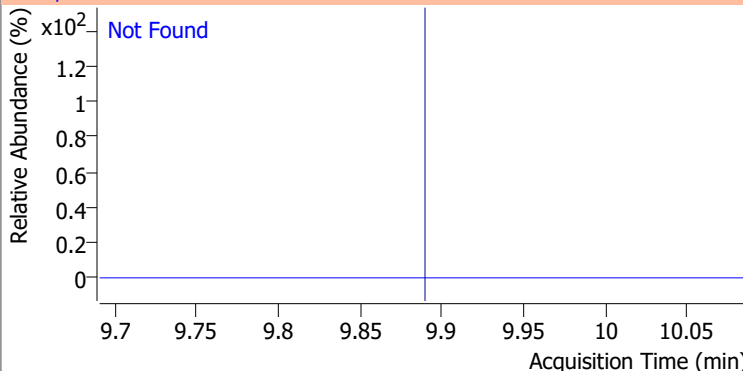
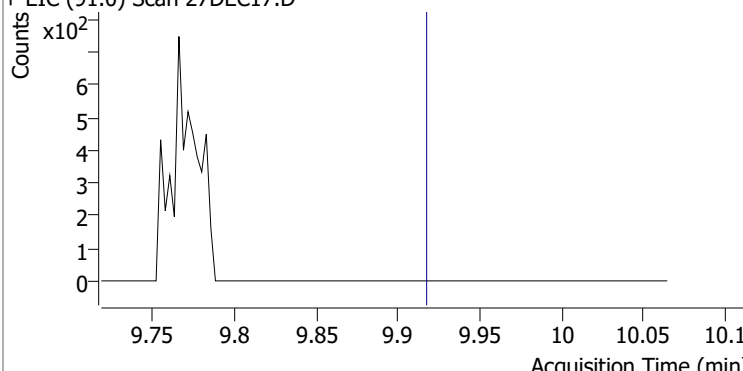
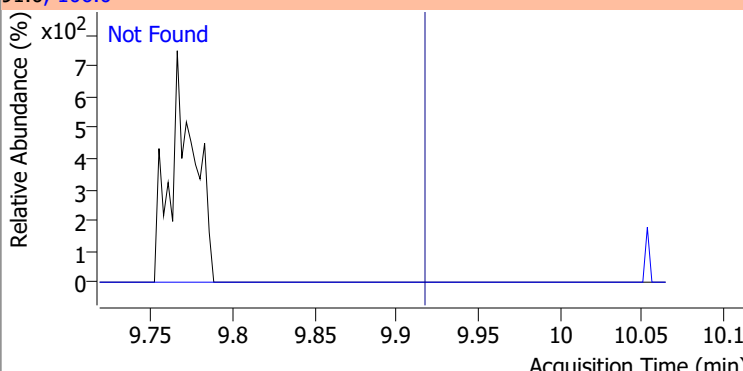
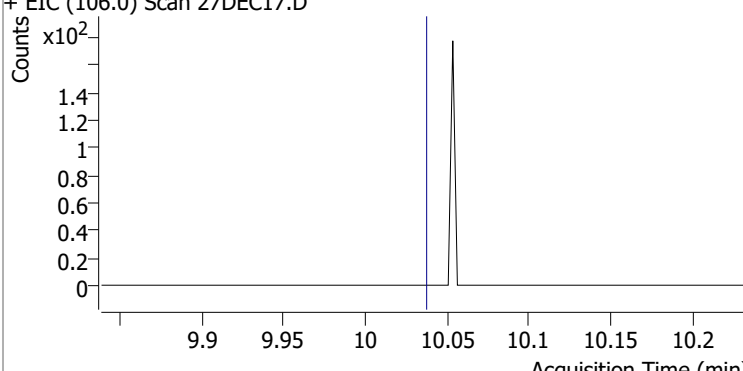
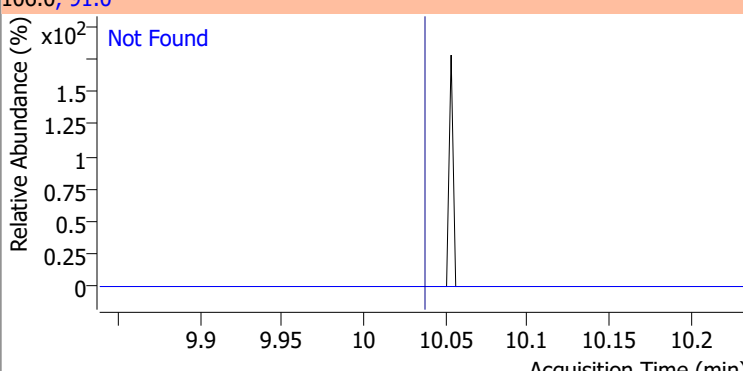
Compound	Conc.	Exp RT	QIon	Exp Ratio
Chlorodibromomethane	N.D.	9.20	127.0	75.3



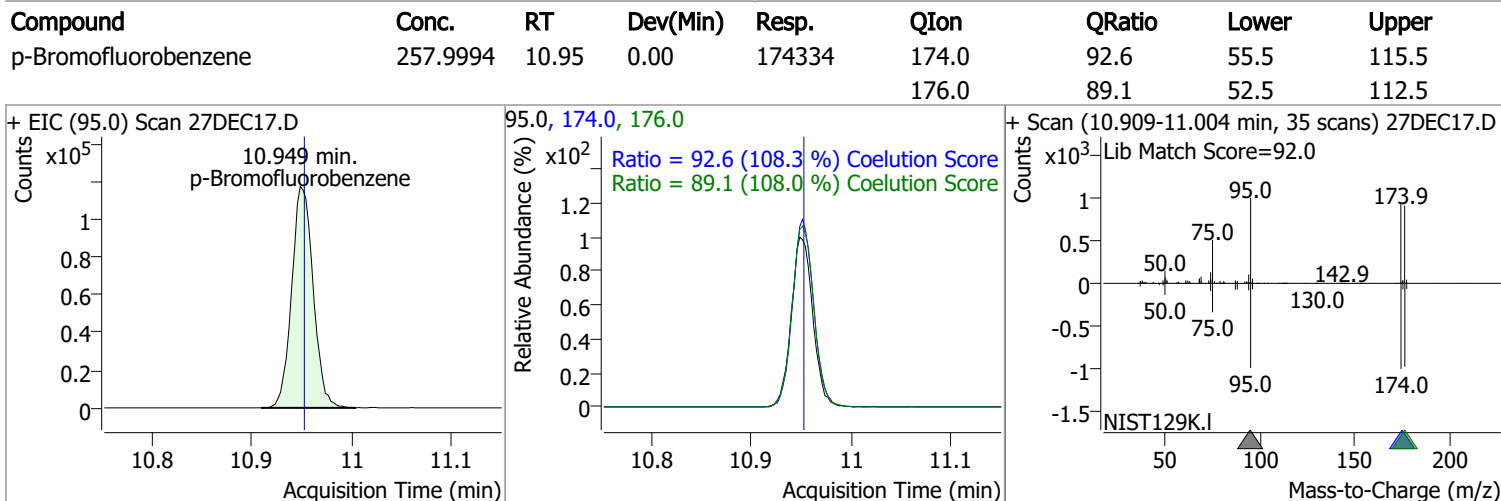
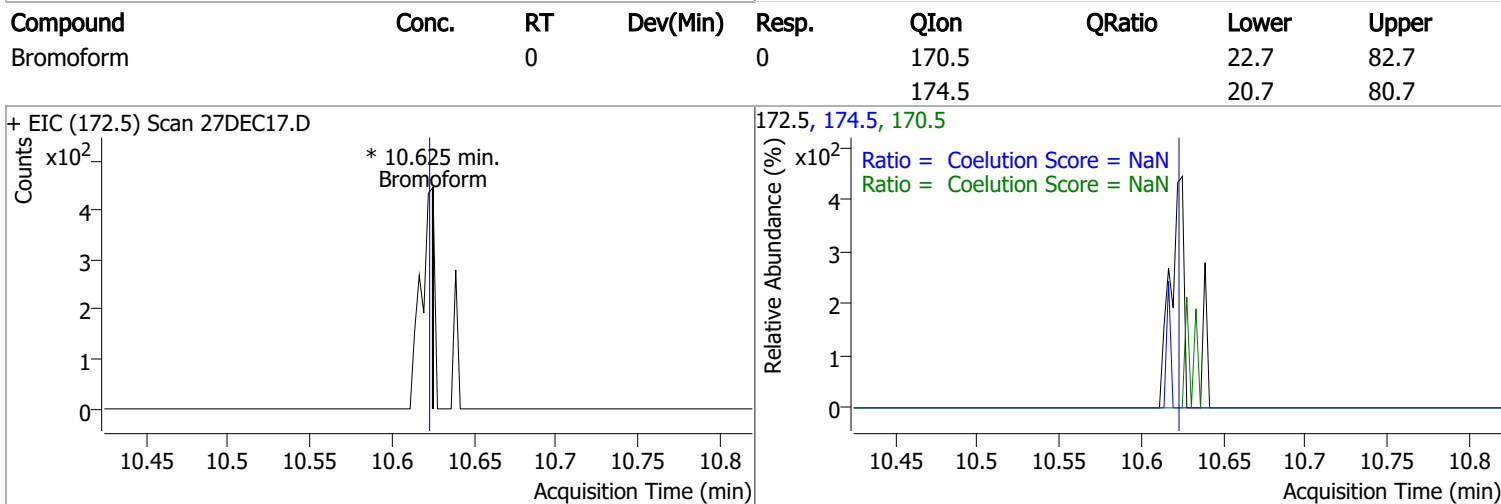
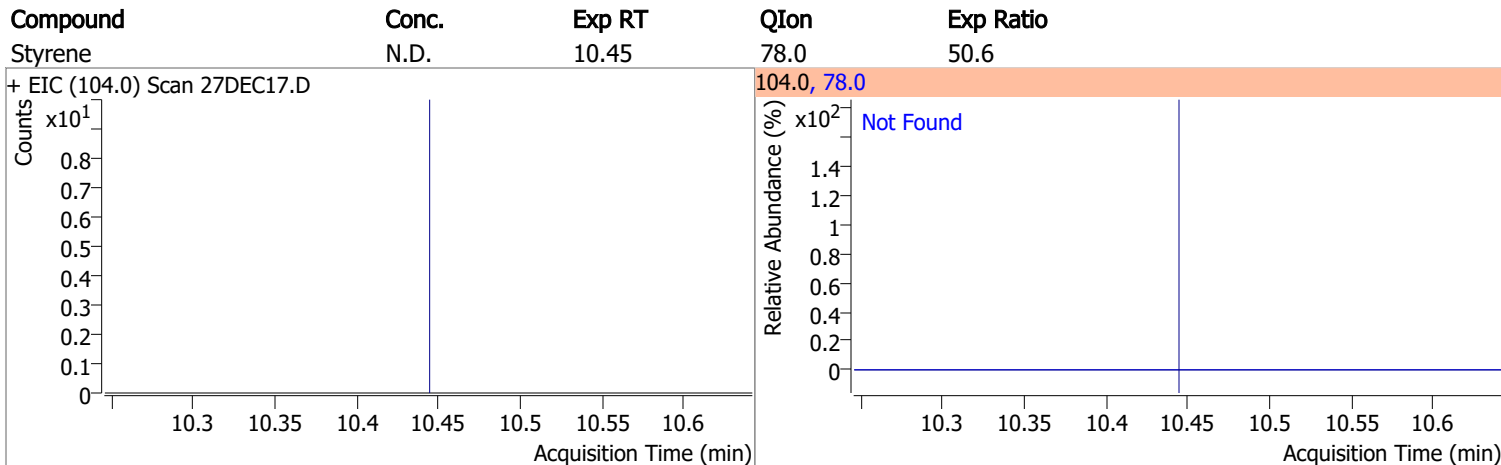
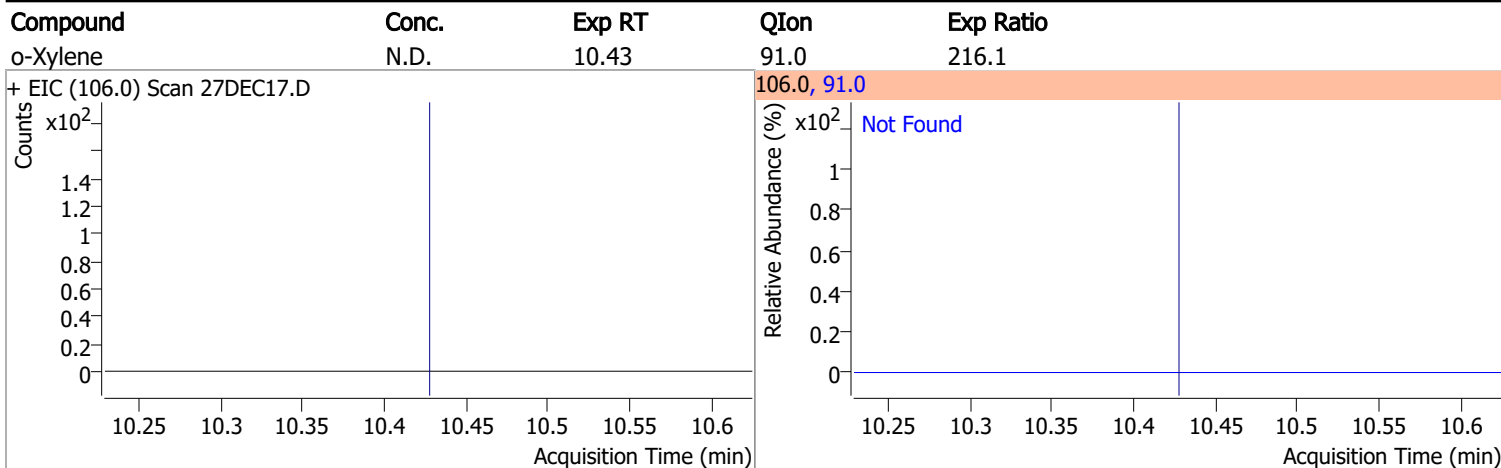
Compound	Conc.	Exp RT	QIon	Exp Ratio
1,2-Dibromoethane	N.D.	9.31	109.0	97.2



Quantitation Results Report (QT Reviewed)

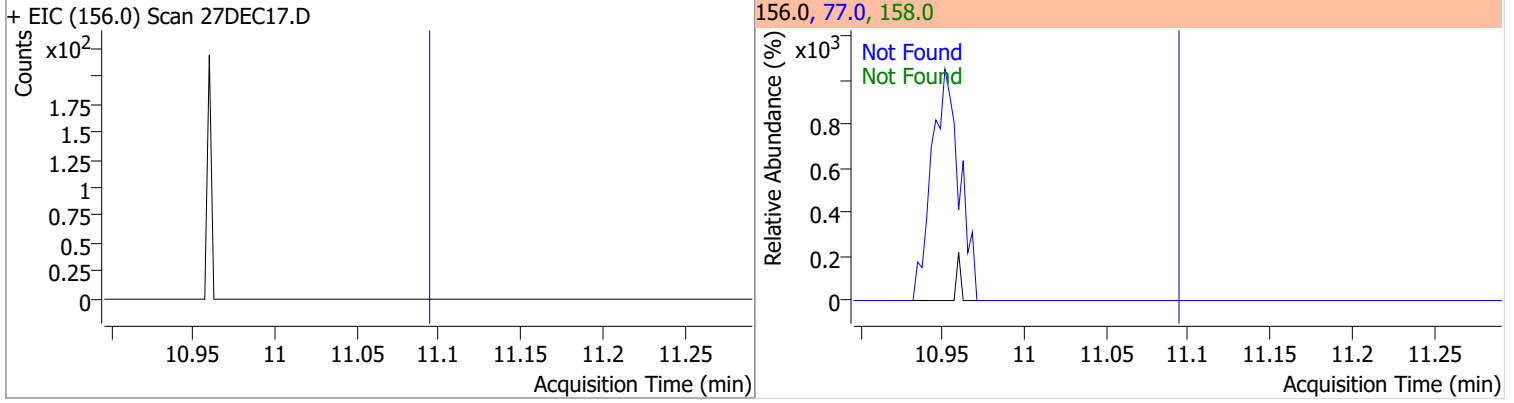
Compound	Conc.	Exp RT	QIon	Exp Ratio
Chlorobenzene	N.D.	9.80	114.0	32.3
+ EIC (112.0) Scan 27DEC17.D			112.0, 114.0	
				
1,1,1,2-Tetrachloroethane	N.D.	9.89	133.0	95.7
+ EIC (131.0) Scan 27DEC17.D ***NO DATA POINTS***			131.0, 133.0	
				
Ethylbenzene	N.D.	9.92	106.0	30.7
+ EIC (91.0) Scan 27DEC17.D			91.0, 106.0	
				
m+p-Xylenes	N.D.	10.04	91.0	205.0
+ EIC (106.0) Scan 27DEC17.D			106.0, 91.0	
				

Quantitation Results Report (QT Reviewed)

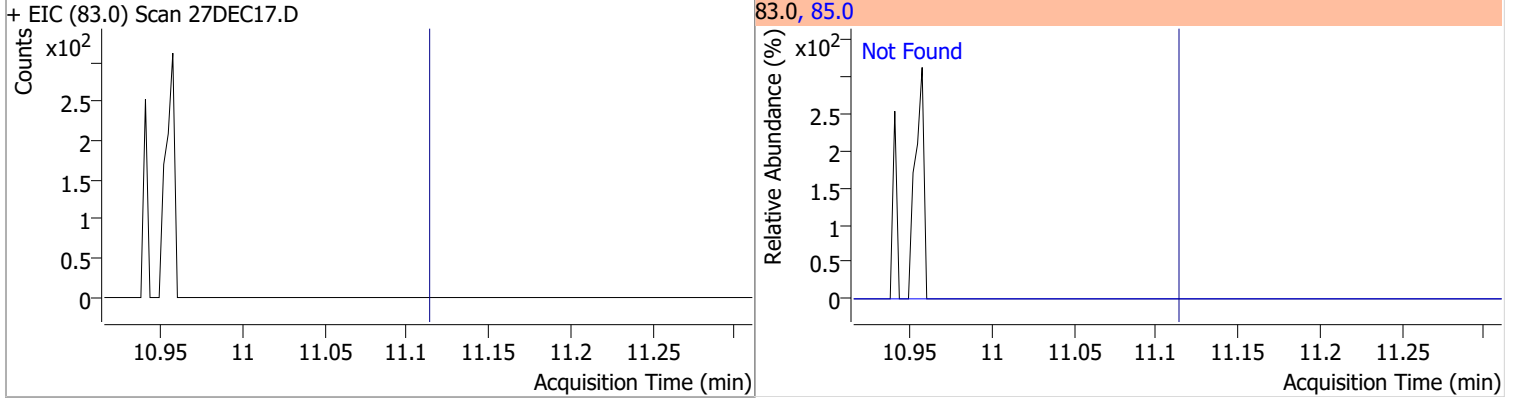


Quantitation Results Report (QT Reviewed)

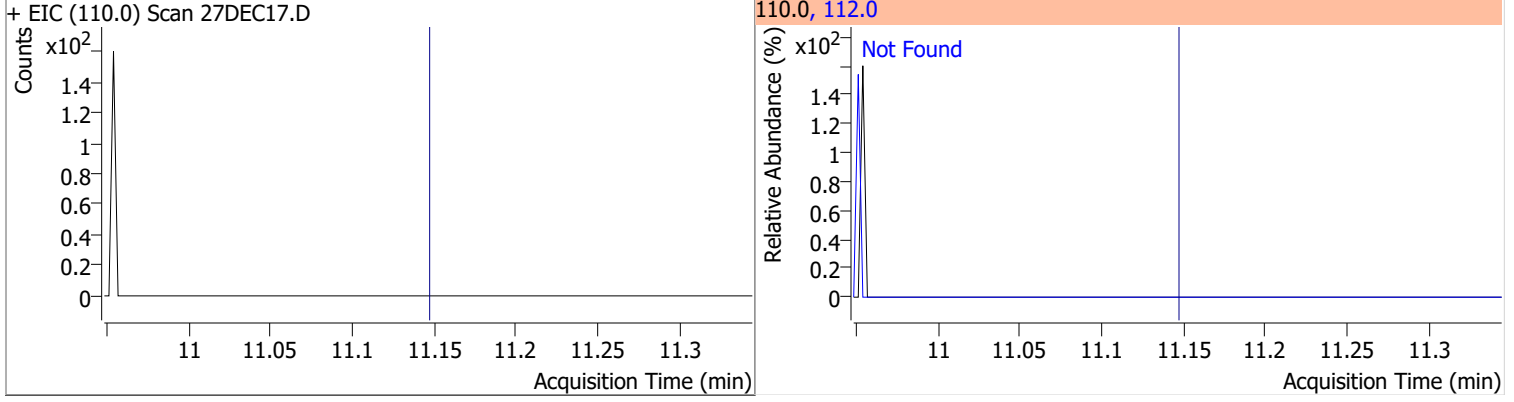
Compound	Conc.	Exp RT	QIon	Exp Ratio	QIon	Exp Ratio
Bromobenzene	N.D.	11.09	77.0	153.2	158.0	96.2



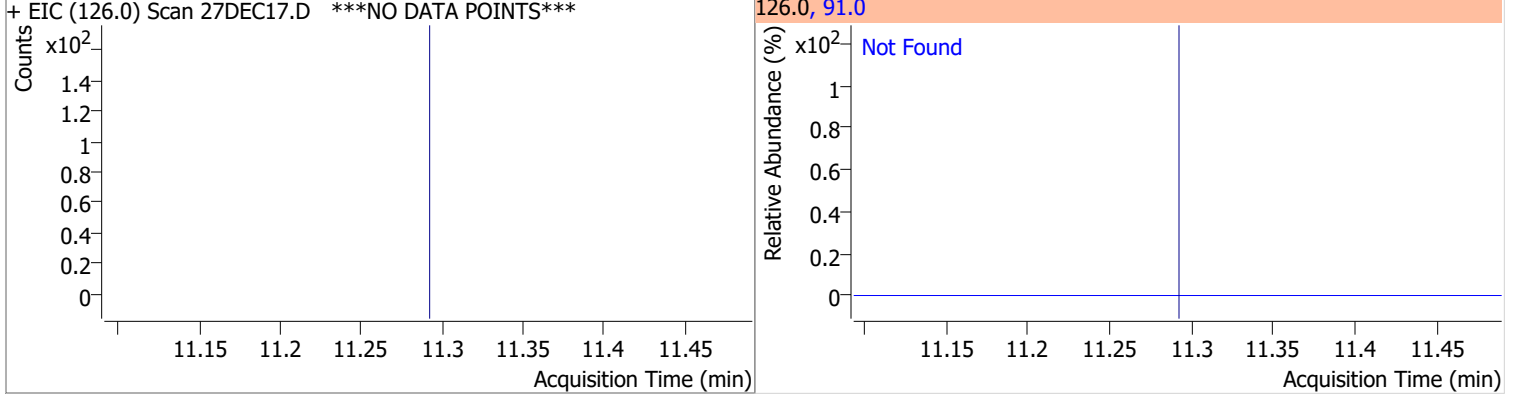
Compound	Conc.	Exp RT	QIon	Exp Ratio
1,1,2,2-Tetrachloroethane	N.D.	11.11	85.0	63.2



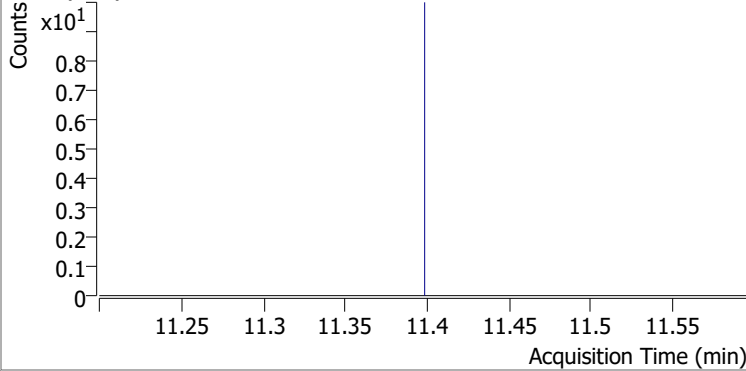
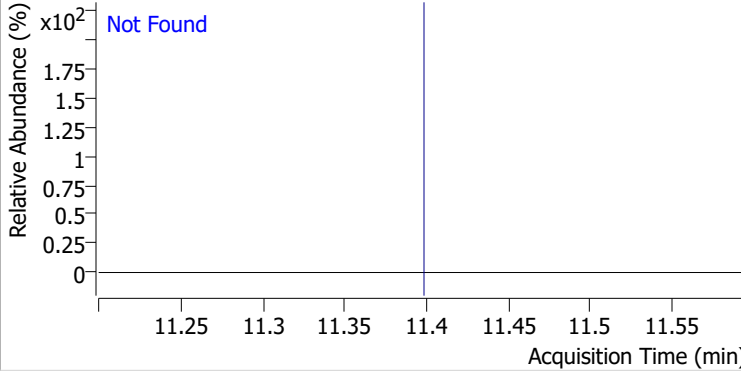
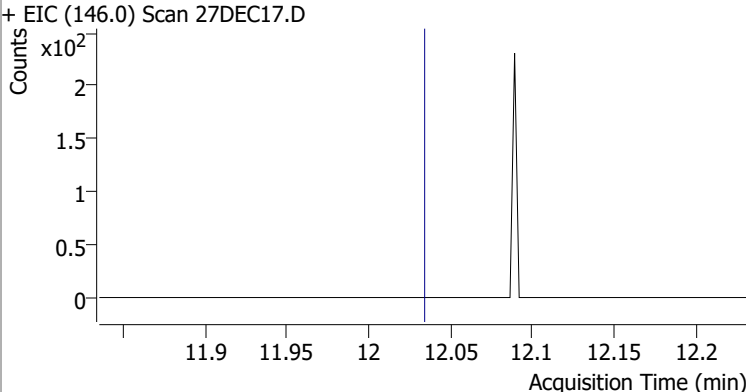
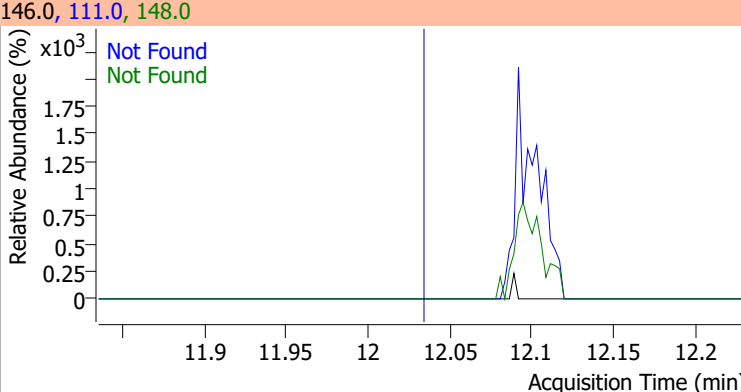
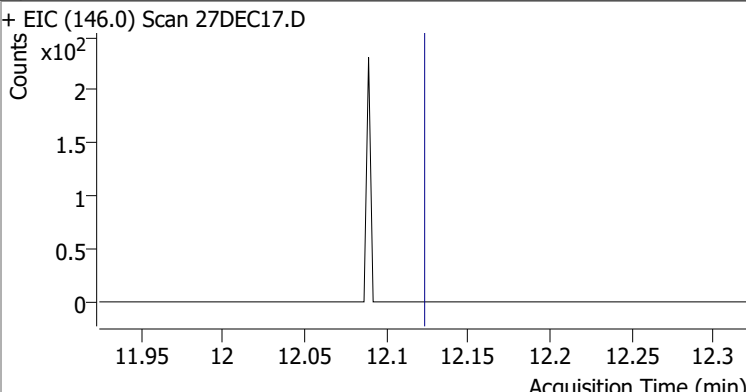
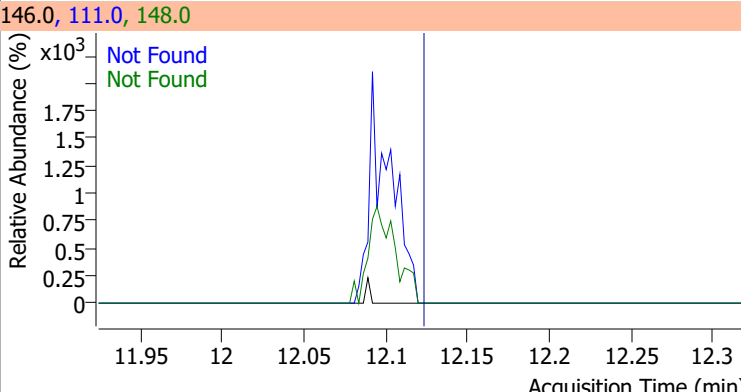
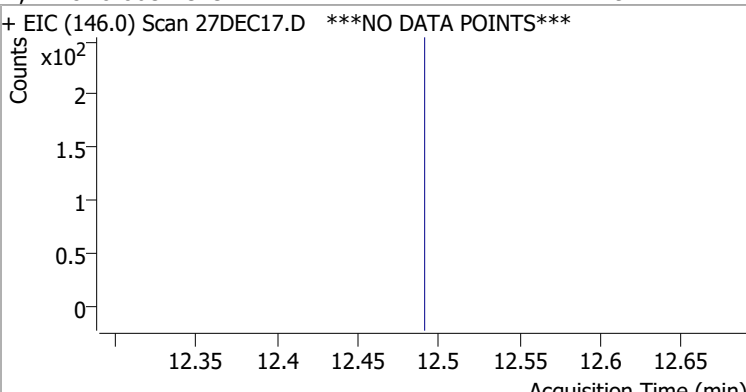
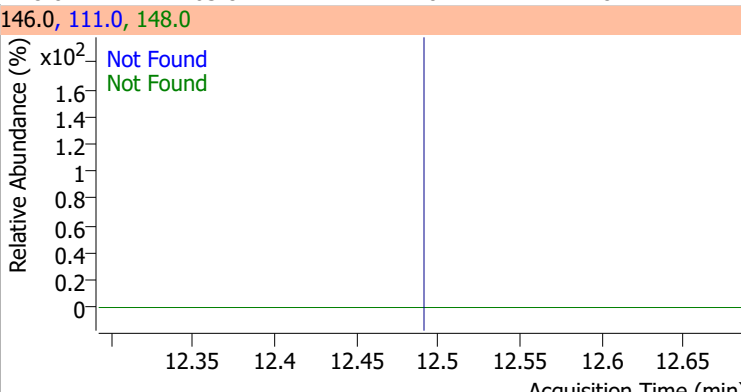
Compound	Conc.	Exp RT	QIon	Exp Ratio
1,2,3-Trichloropropane	N.D.	11.15	112.0	65.8



Compound	Conc.	Exp RT	QIon	Exp Ratio
2-Chlorotoluene	N.D.	11.29	91.0	294.1

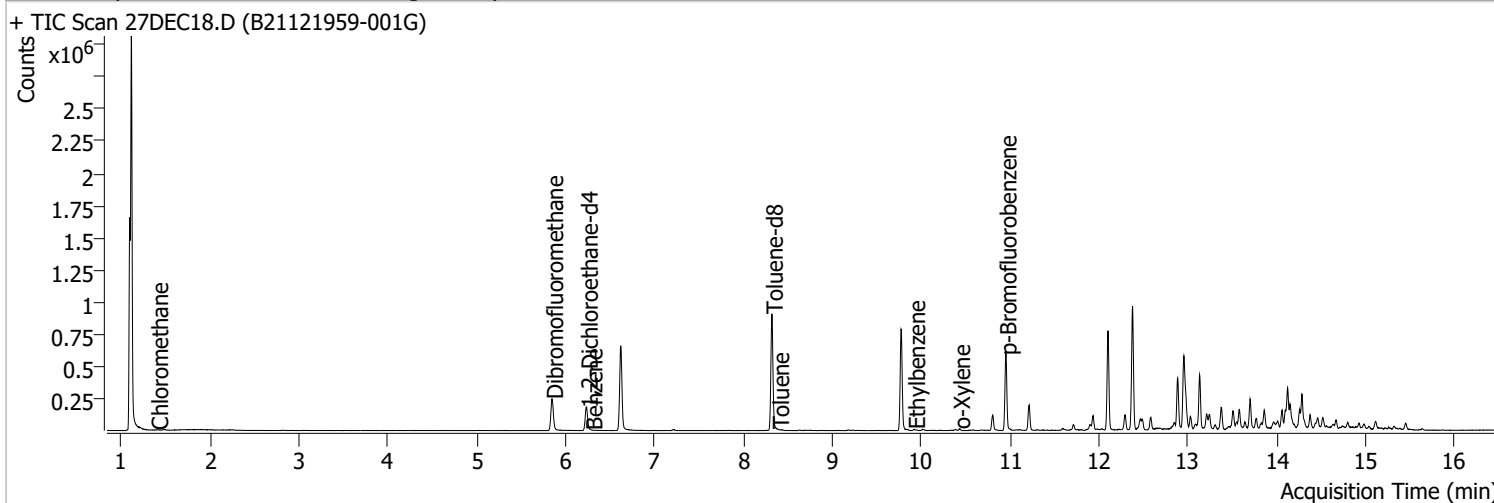


Quantitation Results Report (QT Reviewed)

Compound	Conc.	Exp RT	QIon	Exp Ratio		
4-Chlorotoluene	N.D.	11.40	126.0	30.4		
+ EIC (91.0) Scan 27DEC17.D			91.0, 126.0			
						
1,3-Dichlorobenzene	N.D.	12.03	148.0	64.5	QIon	Exp Ratio
+ EIC (146.0) Scan 27DEC17.D			146.0, 111.0, 148.0			
						
1,4-Dichlorobenzene	N.D.	12.12	148.0	64.0	QIon	Exp Ratio
+ EIC (146.0) Scan 27DEC17.D			146.0, 111.0, 148.0			
						
1,2-Dichlorobenzene	N.D.	12.49	148.0	63.8	QIon	Exp Ratio
+ EIC (146.0) Scan 27DEC17.D ***NO DATA POINTS***			146.0, 111.0, 148.0			
						

Quantitation Results Report (QT Reviewed)

Data File	27DEC18.D	Operator	MSC
Acq. Method	5975CACQF.M	Acq. Date-Time	12/27/2021 4:56:46 PM
Sample Name	B21121959-001G	Instrument	VOA5975C
Vial	18	Multiplier	1.00
DA Method File	VOA5975C_8260B_SHT_DoD_L4_120721.m	Comment	
Tune File	BFB_Atune3.u	Tune Date	10/11/2021 4:02:00 PM
Batch Name	VG122721_8260B_624pt1.batch.bin	Last Calib Update	1/5/2022 1:54:14 PM
Ref Library	\\MASSHUNTER\Org\Library\NIST129K.I		



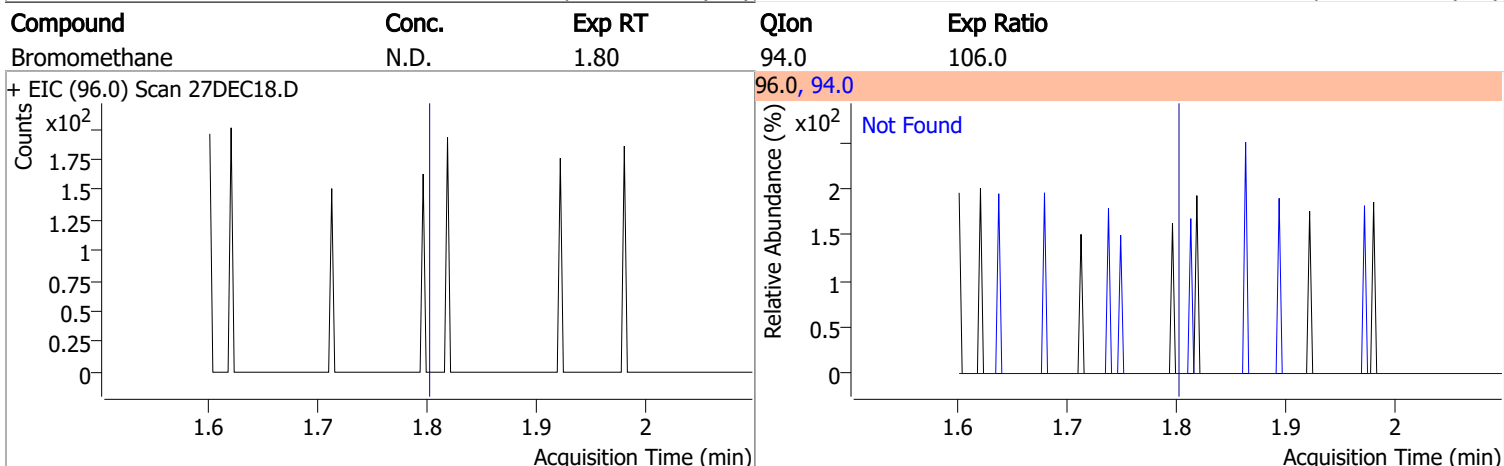
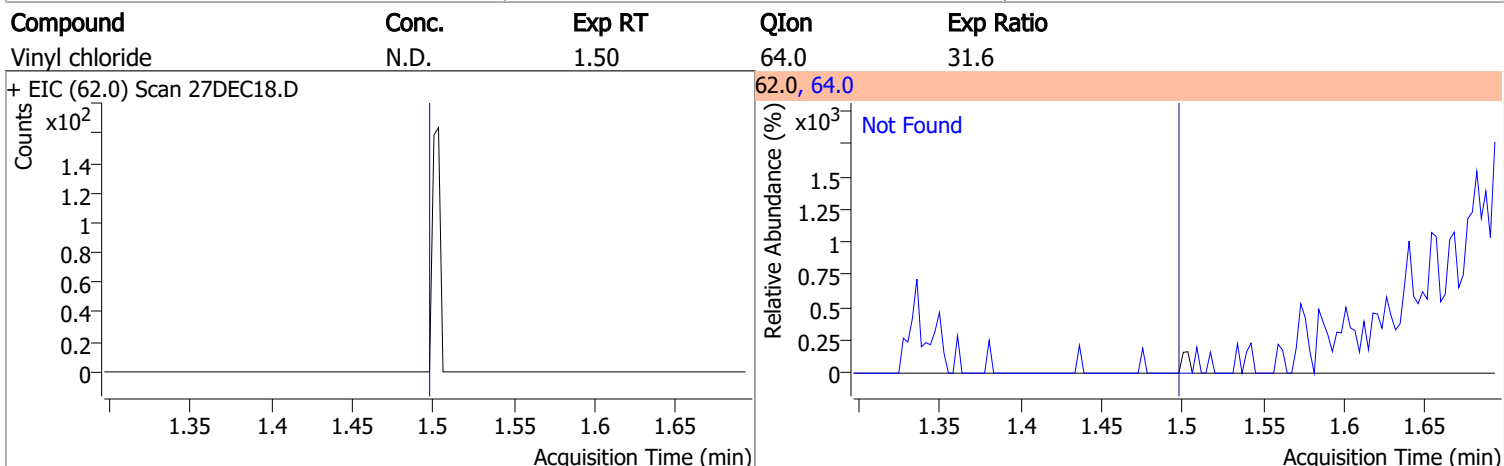
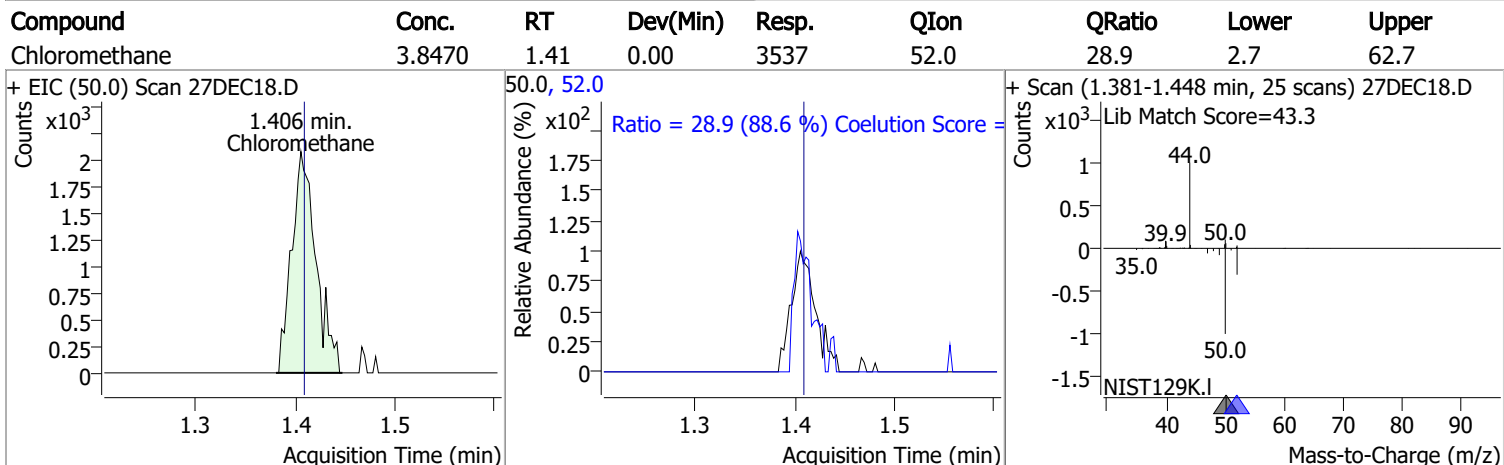
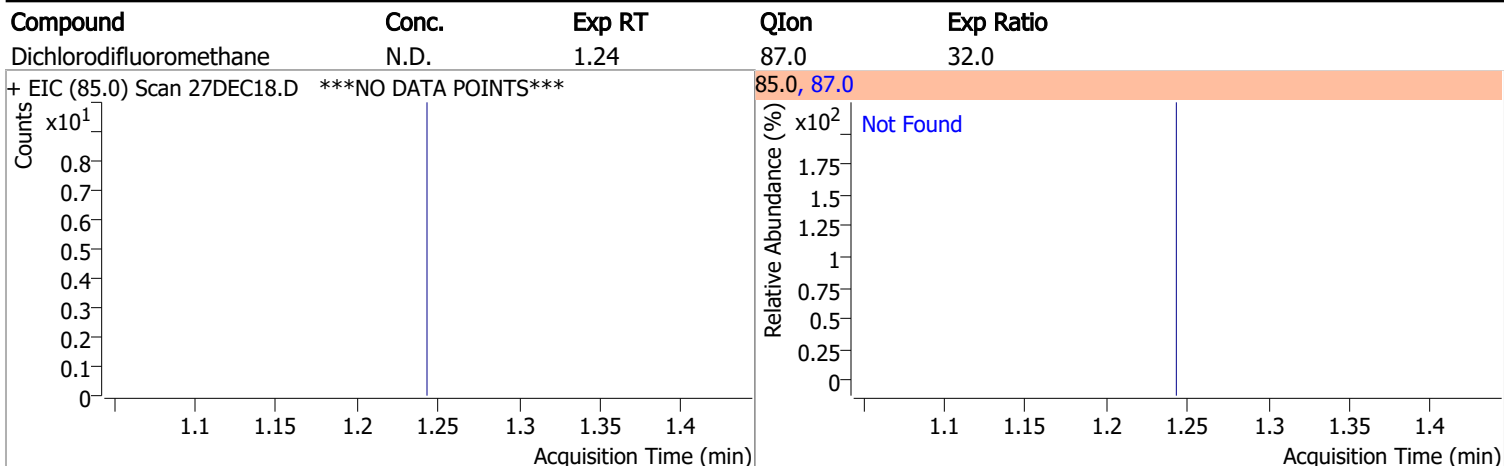
Compound	RT	QIon	Resp.	Conc.	Units	Dev(Min)
Internal Standards						
M Fluorobenzene	6.618	96.0	564759	250.0000	ng	-0.003
M Chlorobenzene-d5	9.772	82.0	225297	250.0000	ng	-0.003
M 1,4-Dichlorobenzene-d4	12.100	152.0	179193	250.0000	ng	0.000
System Monitoring Compounds						
S Dibromofluoromethane	5.845	113.0	151139	273.0598	ng	-0.005
Spiked Amount: 250.000	Range: 80.0 - 119.0%			Recovery = 109.22%		
S 1,2-Dichloroethane-d4	6.236	67.0	66197	262.0640	ng	0.006
Spiked Amount: 250.000	Range: 81.0 - 118.0%			Recovery = 104.83%		
S Toluene-d8	8.319	98.0	569065	251.2677	ng	0.000
Spiked Amount: 250.000	Range: 89.0 - 112.0%			Recovery = 100.51%		
S p-Bromofluorobenzene	10.949	95.0	171086	249.5161	ng	-0.003
Spiked Amount: 250.000	Range: 85.0 - 114.0%			Recovery = 99.81%		
Target Compounds						
T Dichlorodifluoromethane	0.000		0	N.D.		
T Chloromethane	1.406	50.0	3537	3.8470	ng	93
T Vinyl chloride	0.000		0	N.D.		
T Bromomethane	0.000		0	N.D.		
T Chloroethane	0.000		0	N.D.		
T Trichlorofluoromethane	0.000		0	N.D.		
T 1,1-Dichloroethene	0.000		0	N.D.		
T Methylene chloride	3.327	49.0	0		ng	md
T trans-1,2-Dichloroethene	0.000		0	N.D.		
T Methyl tert-butyl ether (MTBE)	0.000		0	N.D.		
T 1,1-Dichloroethane	0.000		0	N.D.		
T 2,2-Dichloropropane	0.000		0	N.D.		
T cis-1,2-Dichloroethene	0.000		0	N.D.		
T Methyl ethyl ketone	0.000		0	N.D.		
T Bromochloromethane	0.000		0	N.D.		
T Chloroform	0.000		0	N.D.		

Quantitation Results Report (QT Reviewed)

Compound	RT	QIon	Resp.	Conc.	Units		Dev(Min)
T 1,1,1-Trichloroethane	0.000		0	N.D.			
T Carbon tetrachloride	0.000		0	N.D.			
T 1,1-Dichloropropene	0.000		0	N.D.			
T Benzene	6.291	78.0	1429	0.6221	ng	m	91
T 1,2-Dichloroethane	0.000		0	N.D.			
T Trichloroethene	0.000		0	N.D.			
T 1,2-Dichloropropane	0.000		0	N.D.			
T Dibromomethane	0.000		0	N.D.			
T Bromodichloromethane	0.000		0	N.D.			
T cis-1,3-Dichloropropene	0.000		0	N.D.			
T Toluene	8.391	92.0	654	0.4389	ng	m	90
T trans-1,3-Dichloropropene	0.000		0	N.D.			
T 1,1,2-Trichloroethane	0.000		0	N.D.			
T Tetrachloroethene	0.000		0	N.D.			
T 1,3-Dichloropropane	0.000		0	N.D.			
T Chlorodibromomethane	0.000		0	N.D.			
T 1,2-Dibromoethane	0.000		0	N.D.			
T Chlorobenzene	0.000		0	N.D.			
T 1,1,1,2-Tetrachloroethane	0.000		0	N.D.			
T Ethylbenzene	9.920	91.0	5286	1.8469	ng		98
T m+p-Xylenes	0.000		0	N.D.			
T o-Xylene	10.427	106.0	3202	3.3626	ng		86
T Styrene	0.000		0	N.D.			
T Bromoform	0.000		0	N.D.			
T Bromobenzene	0.000		0	N.D.			
T 1,1,2,2-Tetrachloroethane	0.000		0	N.D.			
T 1,2,3-Trichloropropane	0.000		0	N.D.			
T 2-Chlorotoluene	0.000		0	N.D.			
T 4-Chlorotoluene	11.213	91.0	0		ng	md	1
T 1,3-Dichlorobenzene	0.000		0	N.D.			
T 1,4-Dichlorobenzene	0.000		0	N.D.			
T 1,2-Dichlorobenzene	0.000		0	N.D.			

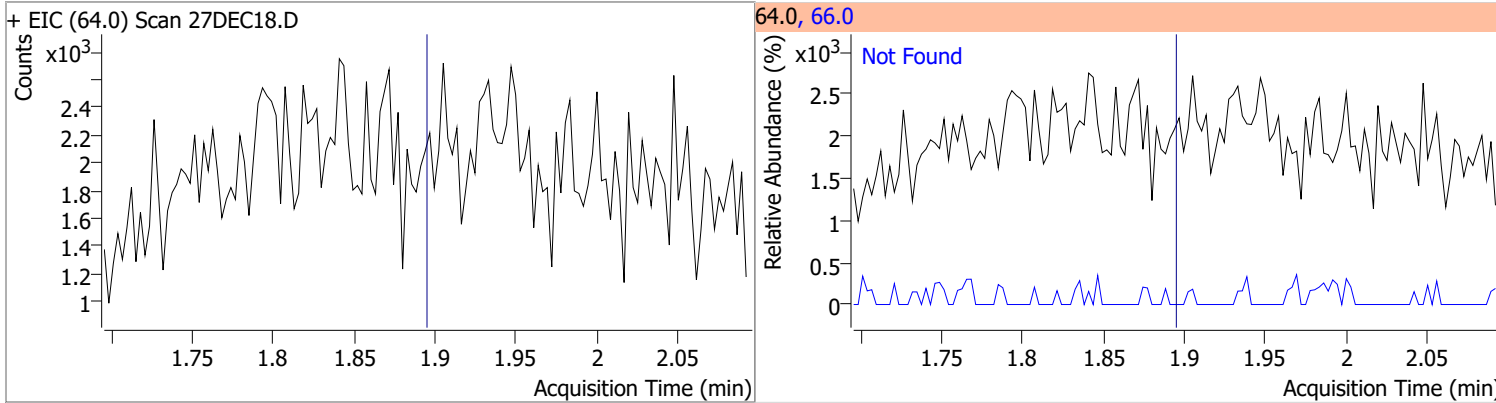
(#) = Qualifier Out of Range; (m) = Manual Integration; (+) = Area Summed; (*) = Surrogate Percent Recovery Out of Range; (d): Zeroed Peak

Quantitation Results Report (QT Reviewed)

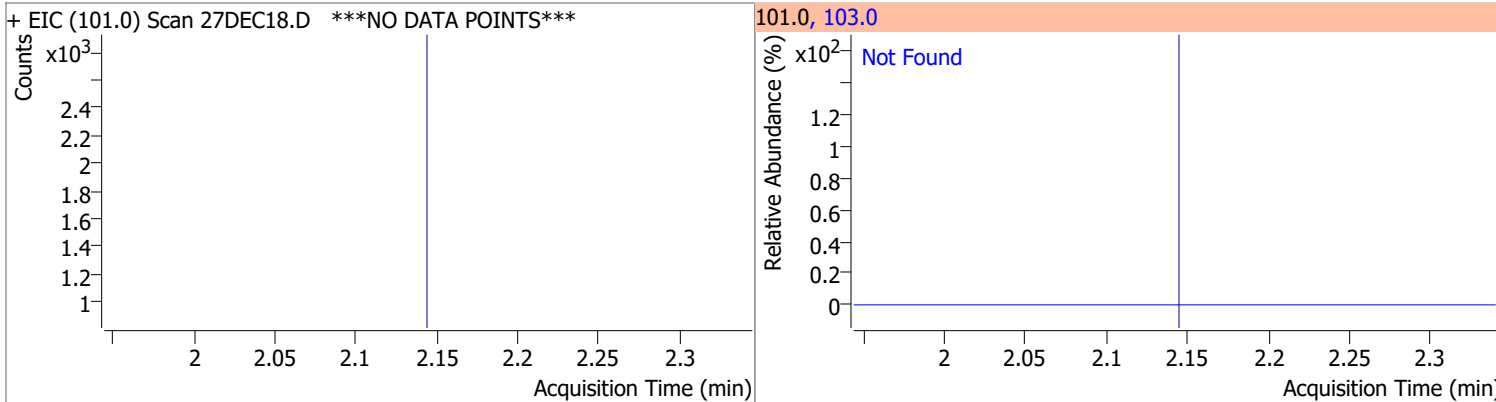


Quantitation Results Report (QT Reviewed)

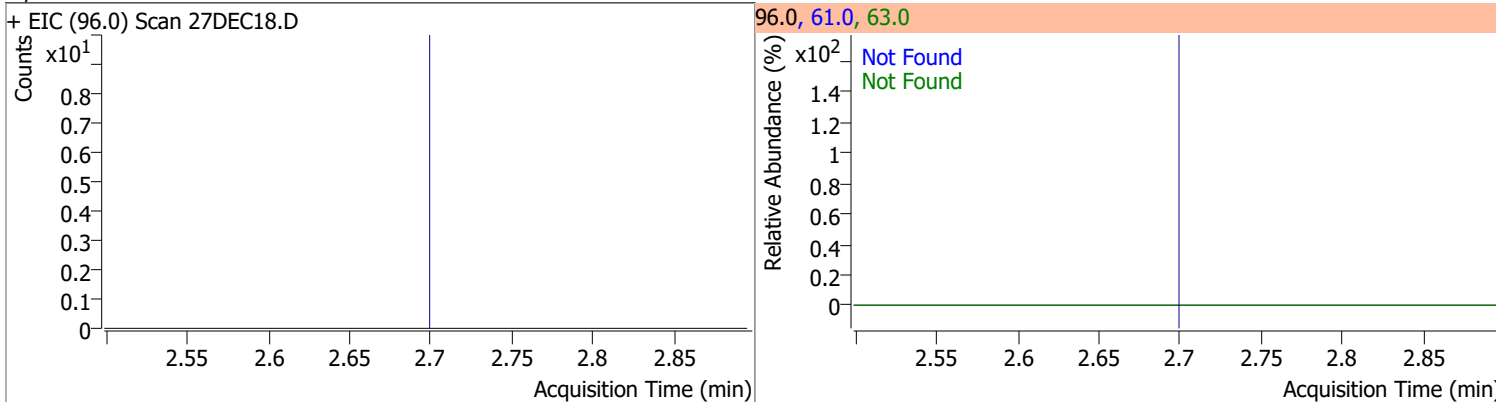
Compound	Conc.	Exp RT	QIon	Exp Ratio
Chloroethane	N.D.	1.90	66.0	30.8



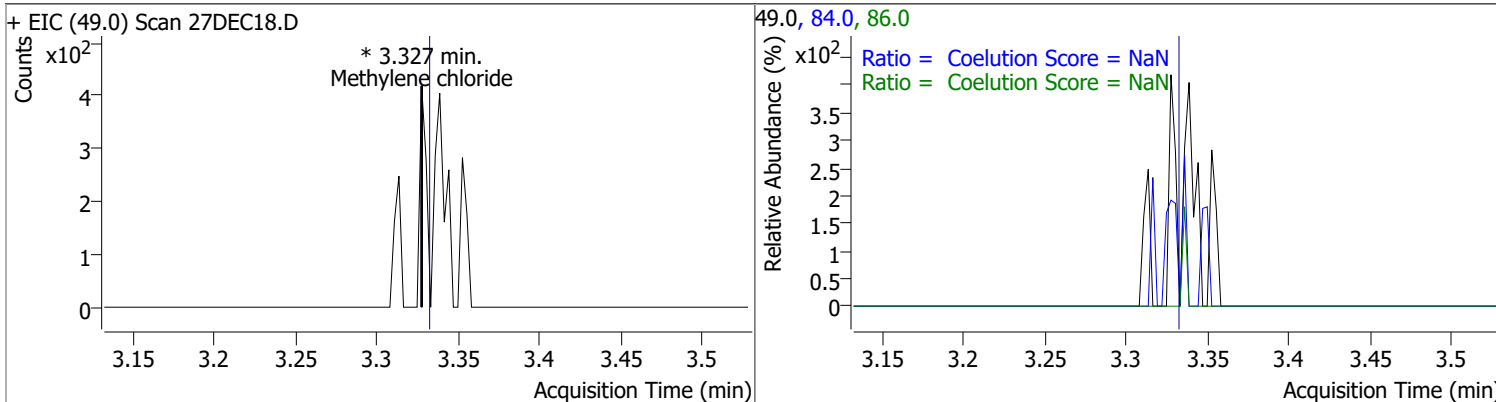
Compound	Conc.	Exp RT	QIon	Exp Ratio
Trichlorofluoromethane	N.D.	2.14	103.0	64.8



Compound	Conc.	Exp RT	QIon	Exp Ratio	QIon	Exp Ratio
1,1-Dichloroethene	N.D.	2.70	61.0	180.1	63.0	57.5

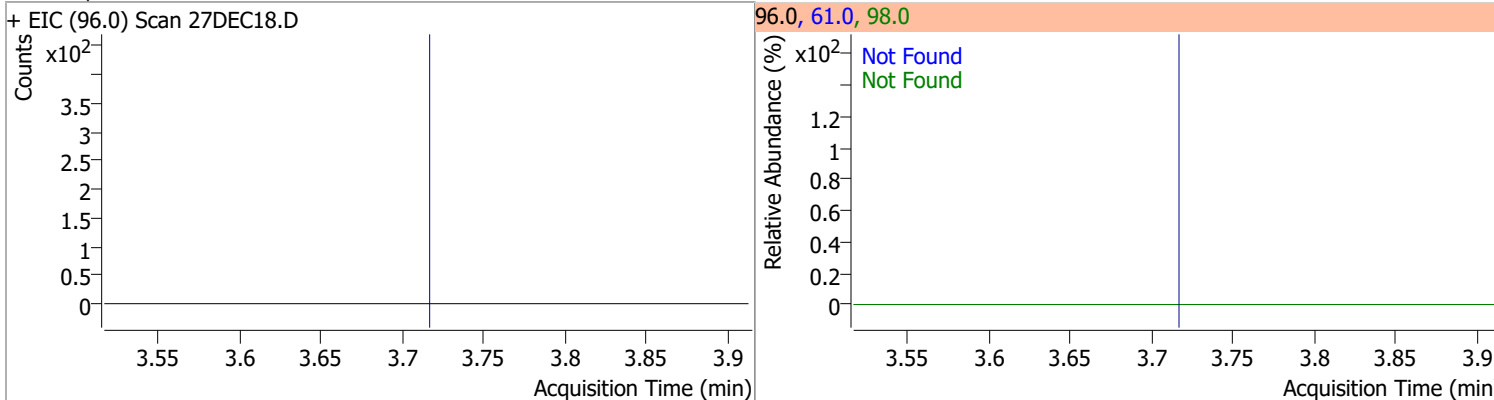


Compound	Conc.	RT	Dev(Min)	Resp.	QIon	QRatio	Lower	Upper
Methylene chloride		0		0	84.0		39.4	99.4
					86.0		14.1	74.1

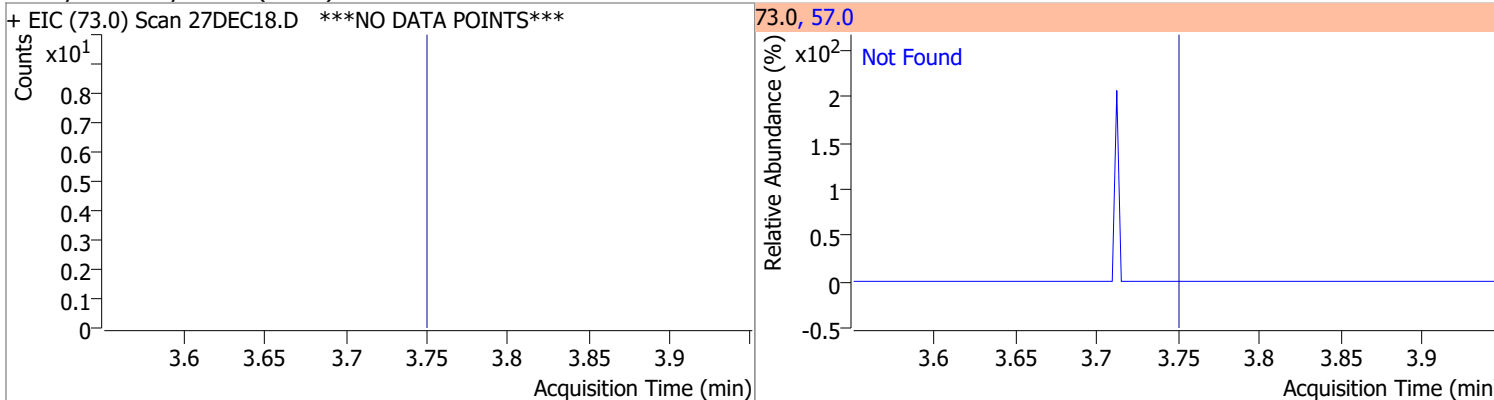


Quantitation Results Report (QT Reviewed)

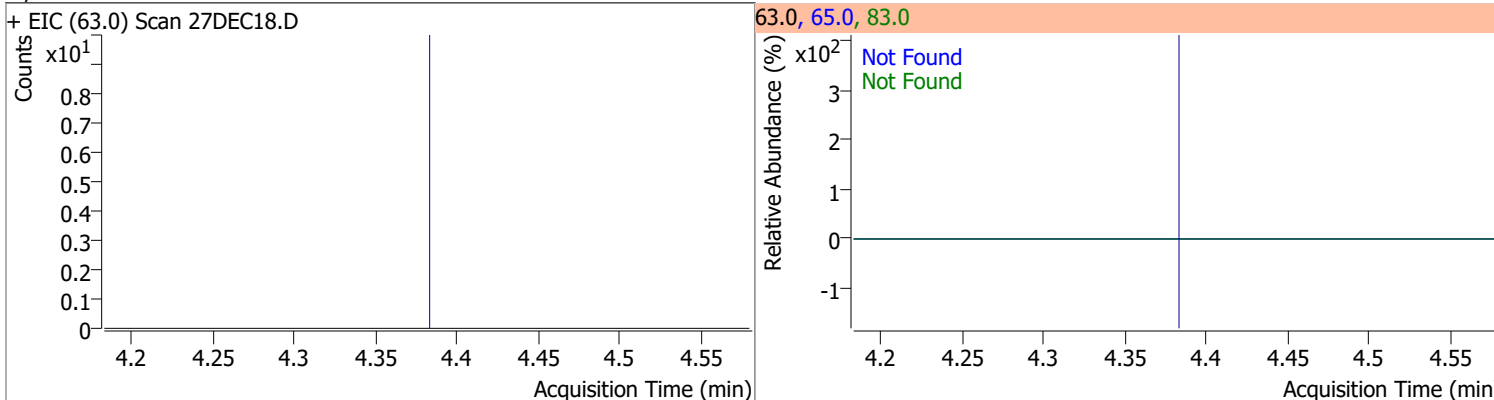
Compound	Conc.	Exp RT	QIon	Exp Ratio	QIon	Exp Ratio
trans-1,2-Dichloroethene	N.D.	3.72	61.0	155.1	98.0	62.8



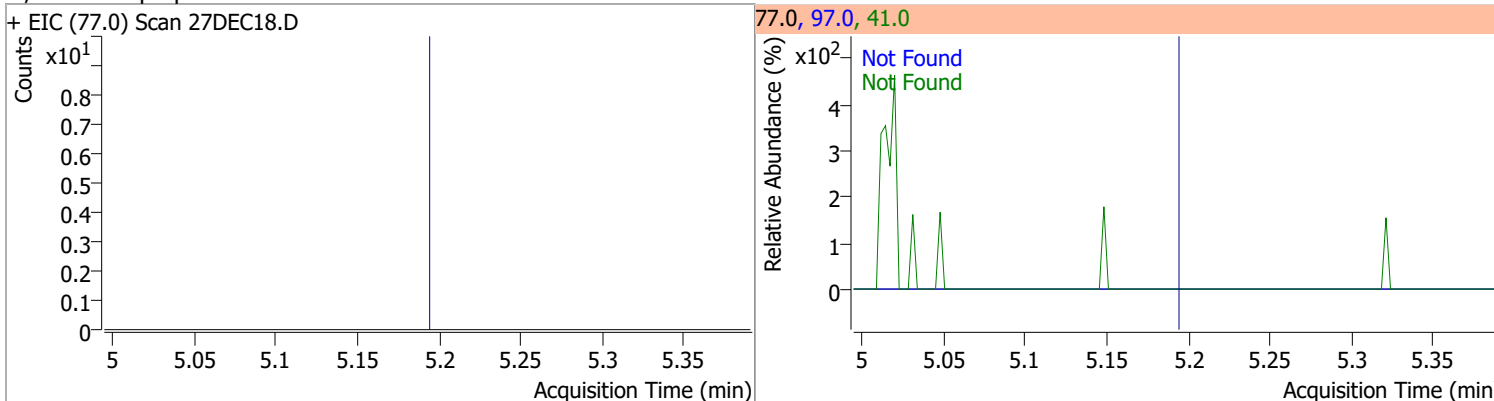
Compound	Conc.	Exp RT	QIon	Exp Ratio
Methyl tert-butyl ether (MTBE)	N.D.	3.75	57.0	23.9



Compound	Conc.	Exp RT	QIon	Exp Ratio	QIon	Exp Ratio
1,1-Dichloroethane	N.D.	4.38	65.0	31.7	83.0	12.8

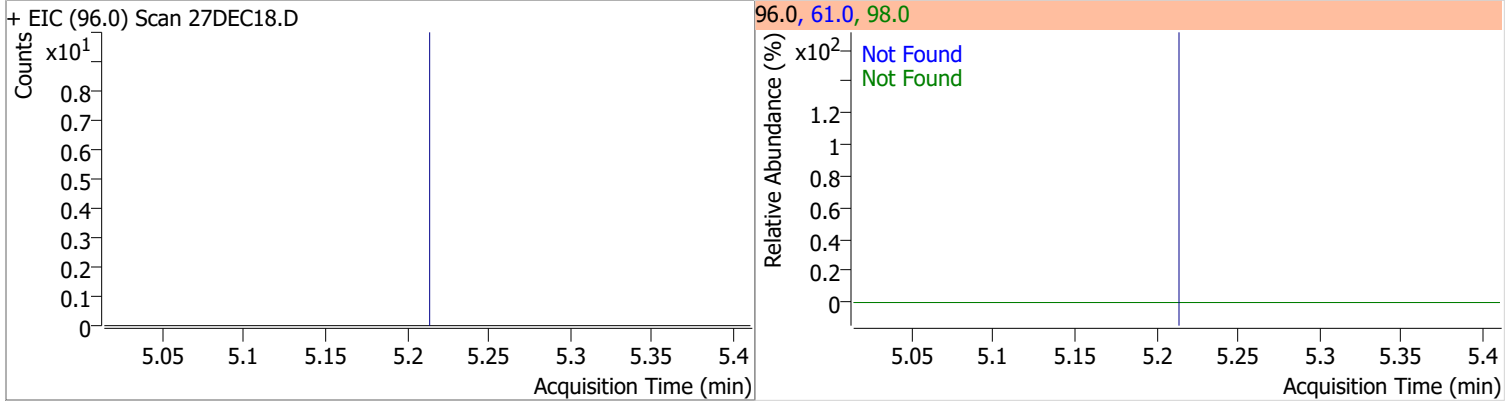


Compound	Conc.	Exp RT	QIon	Exp Ratio	QIon	Exp Ratio
2,2-Dichloropropane	N.D.	5.20	41.0	59.0	97.0	21.8

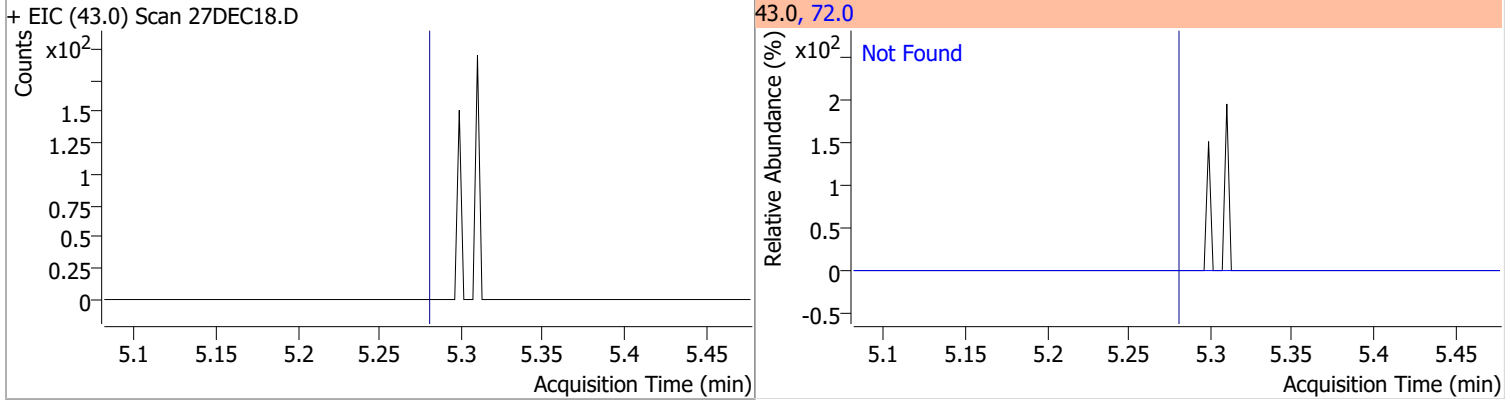


Quantitation Results Report (QT Reviewed)

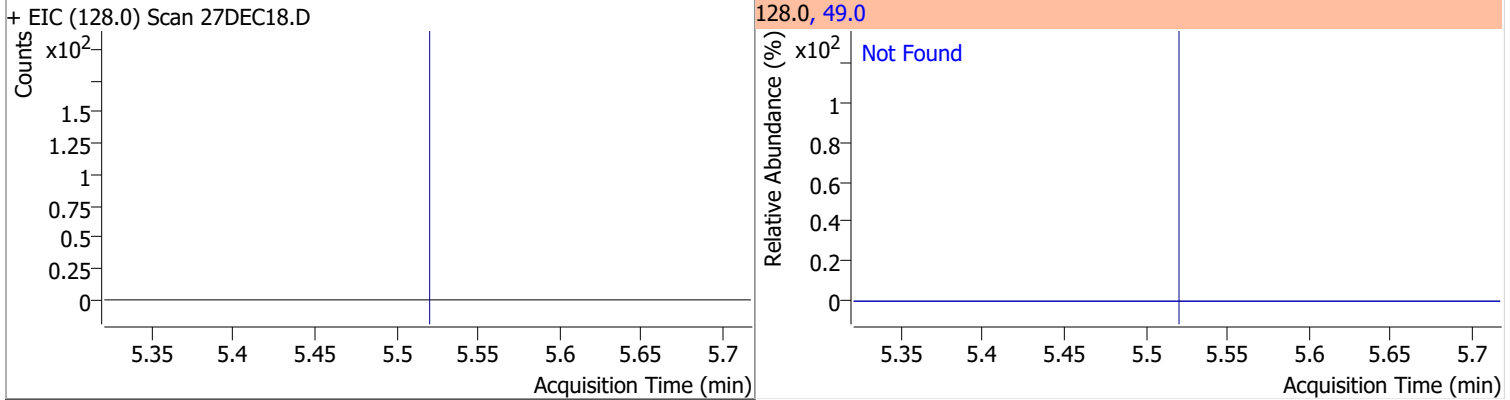
Compound	Conc.	Exp RT	QIon	Exp Ratio	QIon	Exp Ratio
cis-1,2-Dichloroethene	N.D.	5.21	61.0	163.3	98.0	64.4



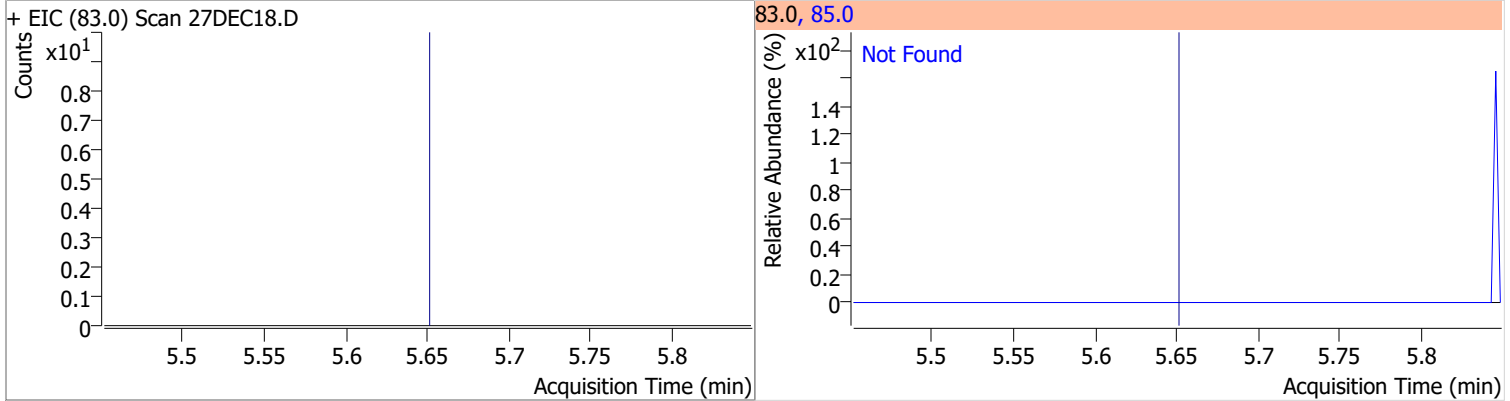
Compound	Conc.	Exp RT	QIon	Exp Ratio
Methyl ethyl ketone	N.D.	5.28	72.0	22.2



Compound	Conc.	Exp RT	QIon	Exp Ratio
Bromochloromethane	N.D.	5.52	49.0	184.6

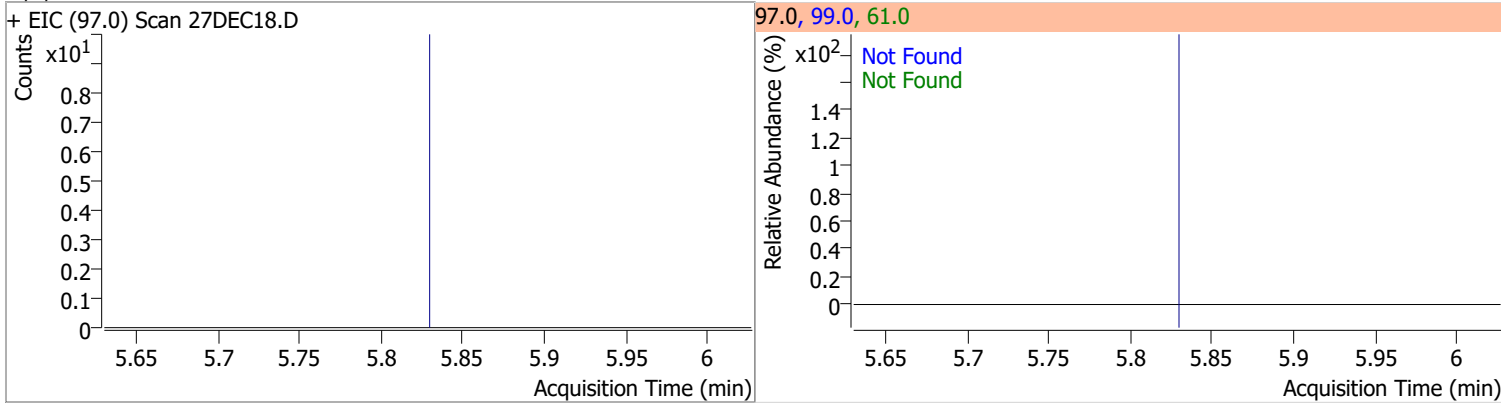


Compound	Conc.	Exp RT	QIon	Exp Ratio
Chloroform	N.D.	5.65	85.0	65.1

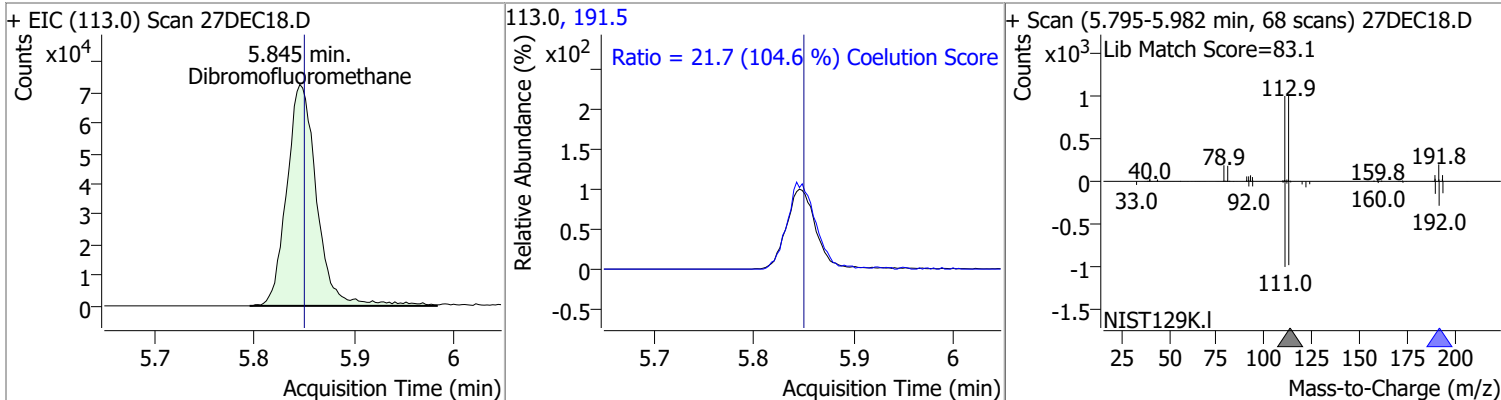


Quantitation Results Report (QT Reviewed)

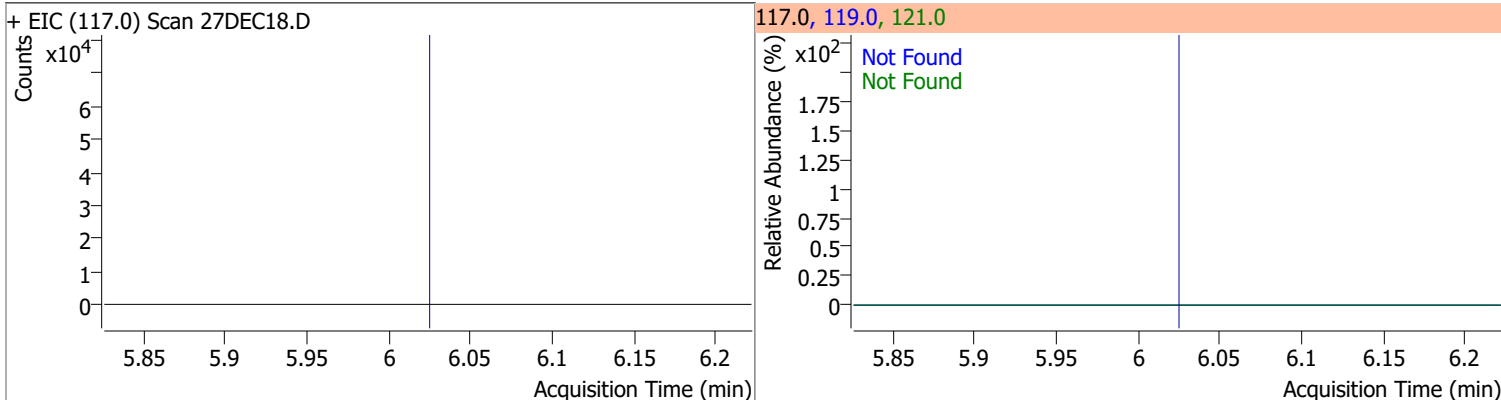
Compound	Conc.	Exp RT	QIon	Exp Ratio	QIon	Exp Ratio
1,1,1-Trichloroethane	N.D.	5.83	99.0	65.7	61.0	45.0



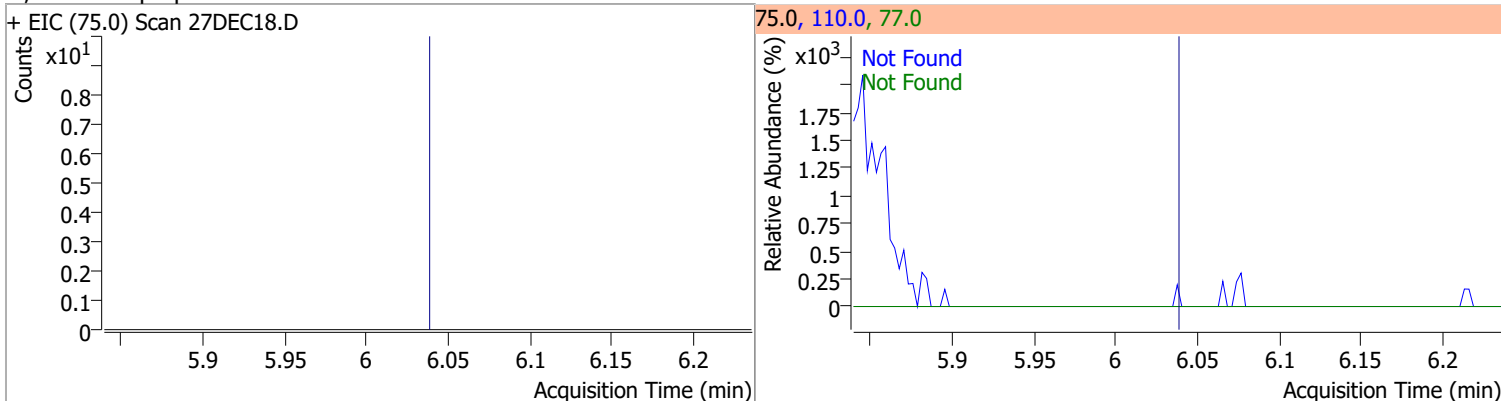
Compound	Conc.	RT	Dev(Min)	Resp.	QIon	QRatio	Lower	Upper
Dibromofluoromethane	273.0598	5.85	-0.01	151139	191.5	21.7	0.0	50.7



Compound	Conc.	Exp RT	QIon	Exp Ratio	QIon	Exp Ratio
Carbon tetrachloride	N.D.	6.03	119.0	97.5	121.0	30.4

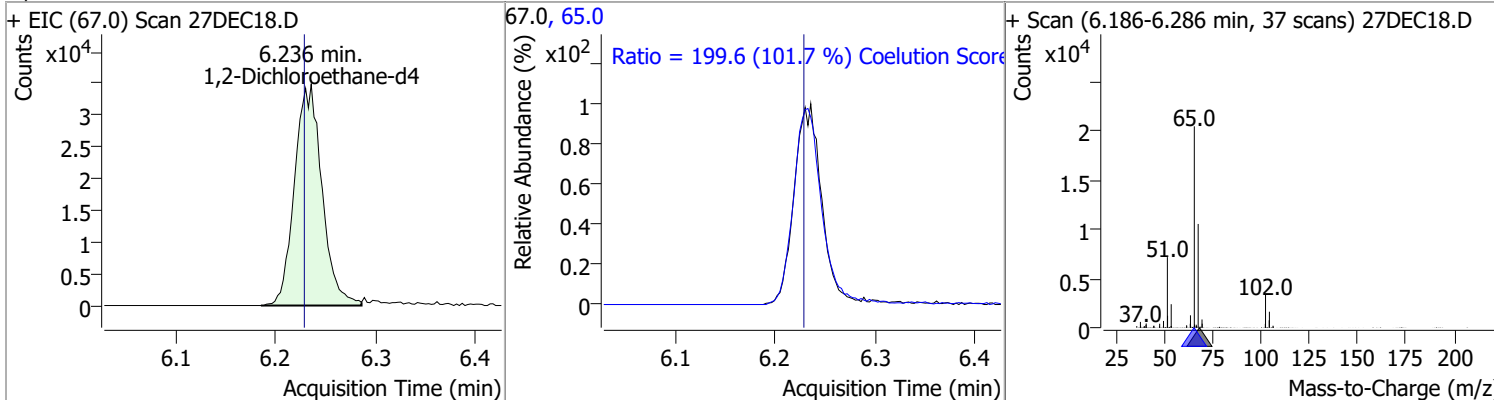


Compound	Conc.	Exp RT	QIon	Exp Ratio	QIon	Exp Ratio
1,1-Dichloropropene	N.D.	6.04	110.0	35.4	77.0	30.5

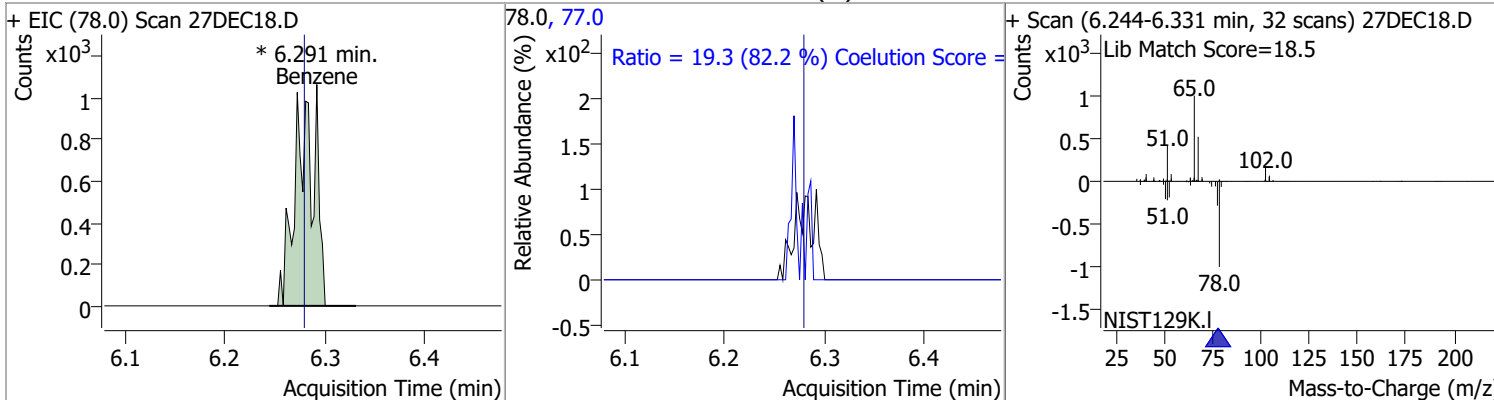


Quantitation Results Report (QT Reviewed)

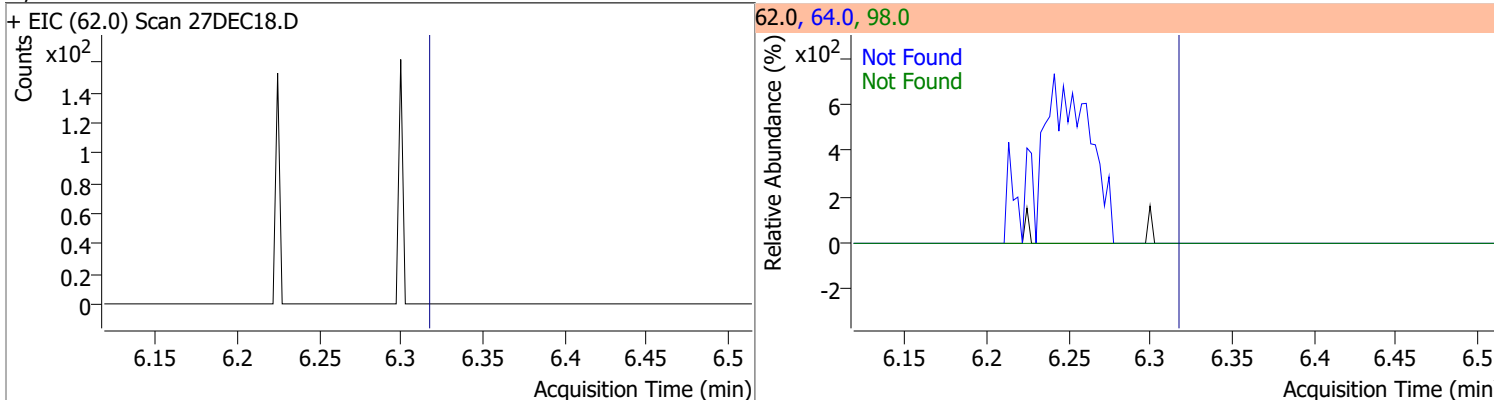
Compound	Conc.	RT	Dev(Min)	Resp.	QIon	QRatio	Lower	Upper
1,2-Dichloroethane-d4	262.0640	6.24	0.01	66197	65.0	199.6	166.3	226.3



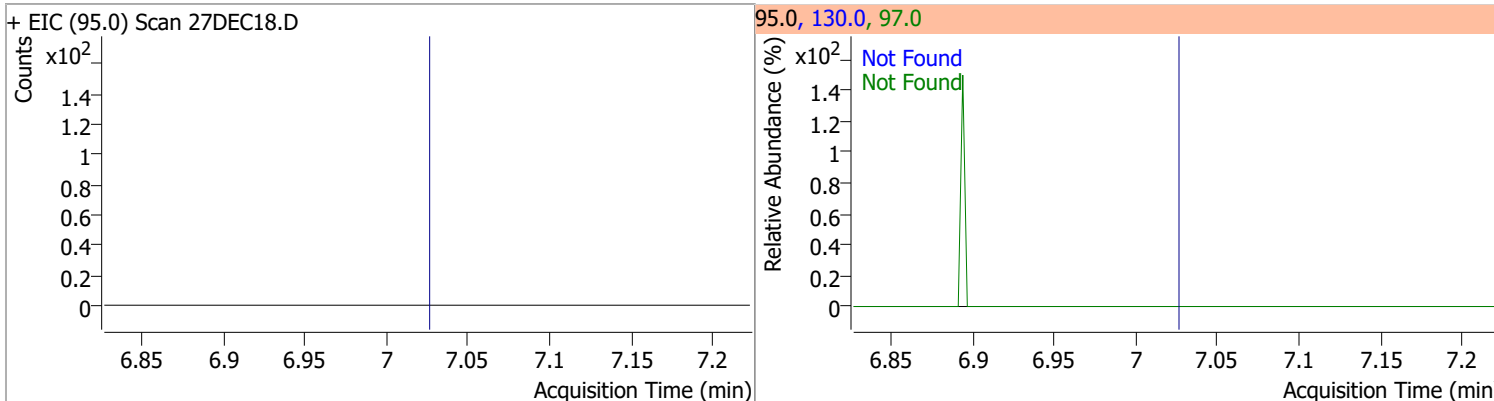
Compound	Conc.	RT	Dev(Min)	Resp.	QIon	QRatio	Lower	Upper
Benzene	0.6221	6.29	0.01	1429 (m)	77.0	19.3	0.0	53.5



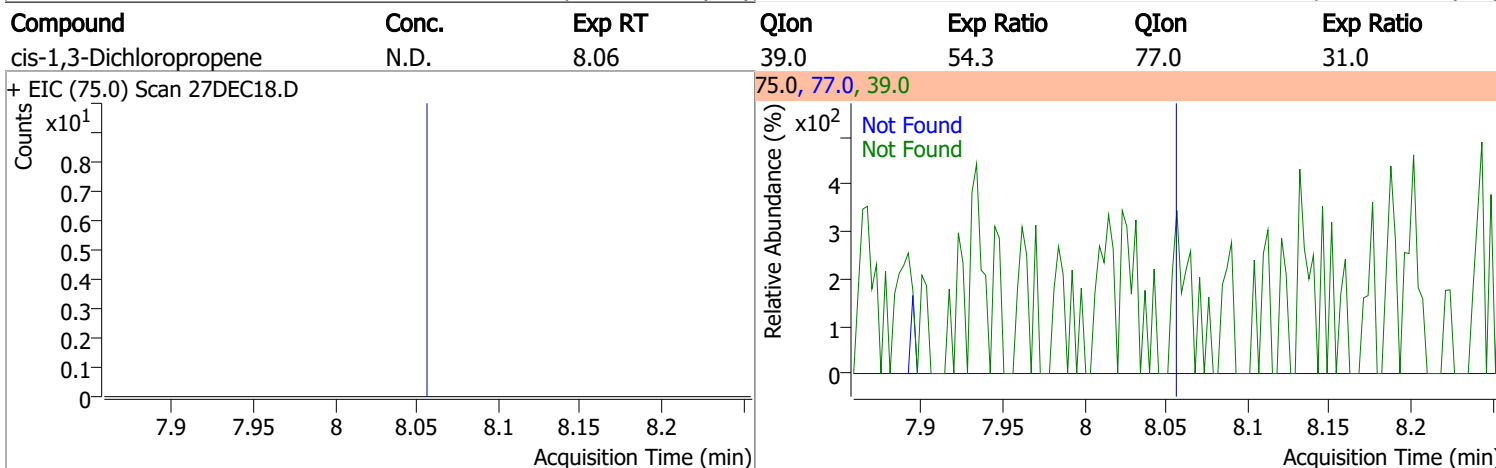
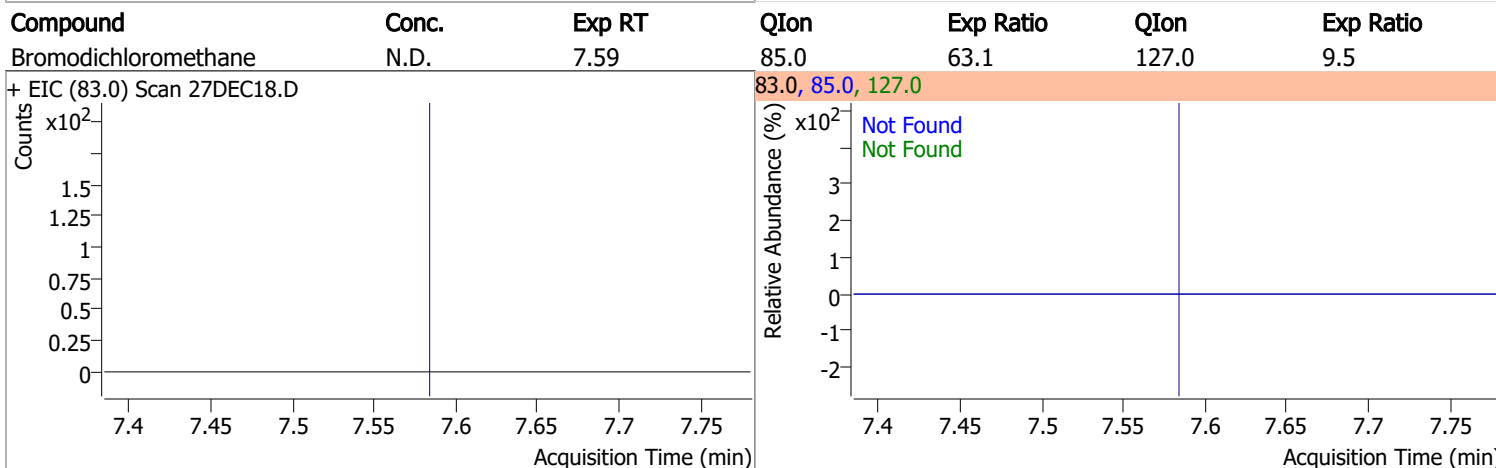
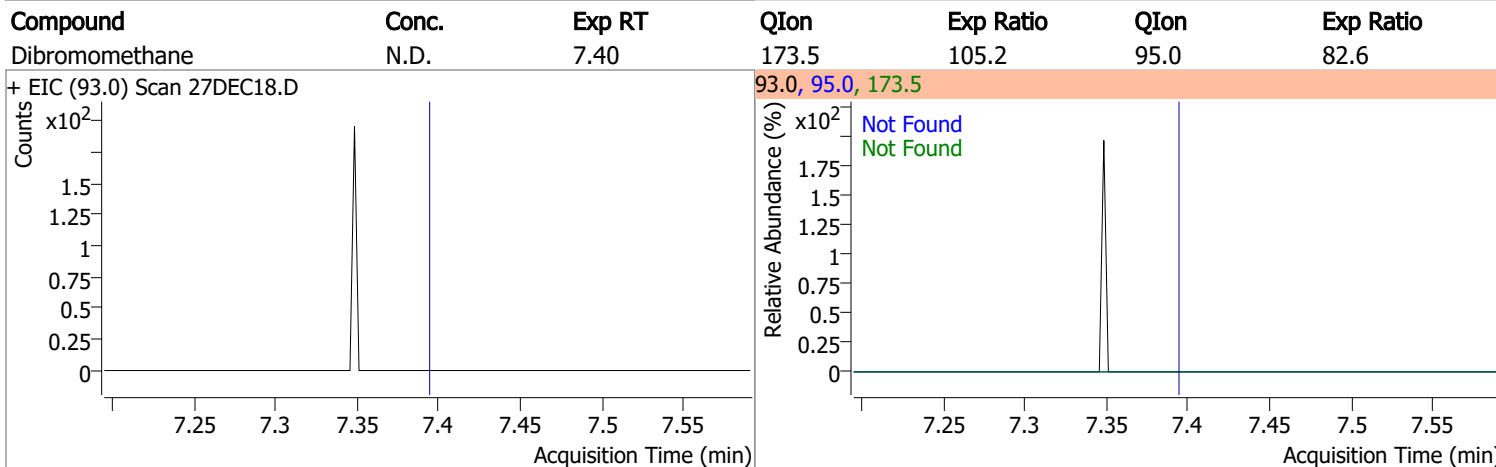
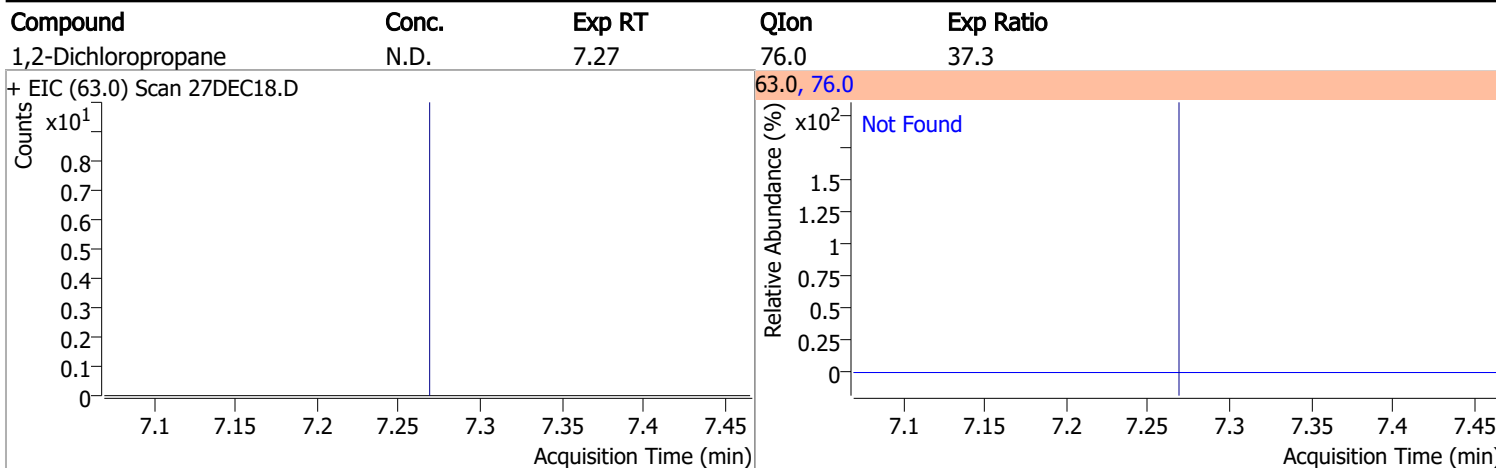
Compound	Conc.	Exp RT	QIon	Exp Ratio	QIon	Exp Ratio
1,2-Dichloroethane	N.D.	6.32	64.0	32.3	98.0	8.2



Compound	Conc.	Exp RT	QIon	Exp Ratio	QIon	Exp Ratio
Trichloroethene	N.D.	7.03	130.0	100.8	97.0	64.7

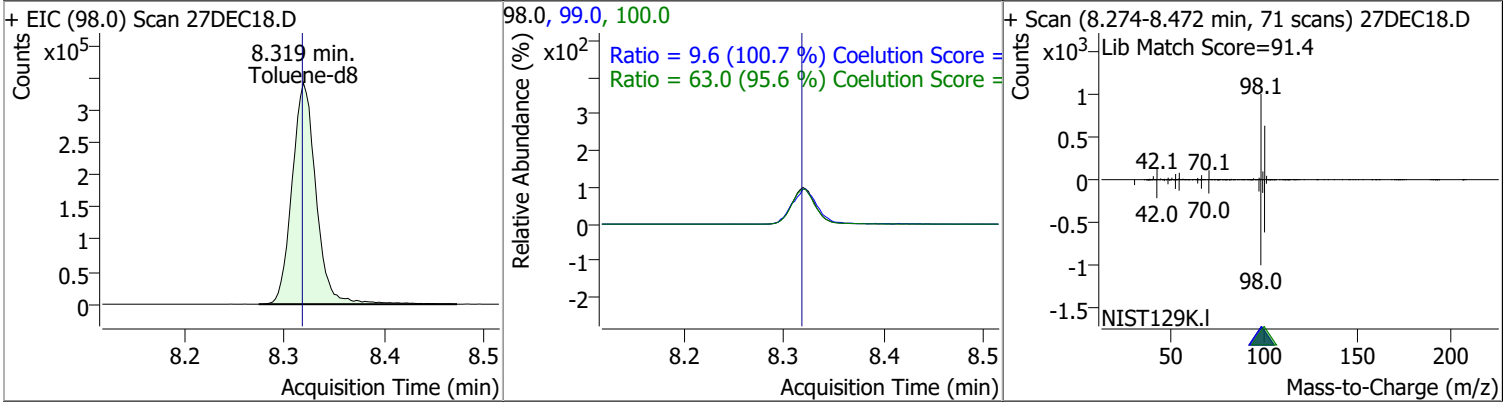


Quantitation Results Report (QT Reviewed)

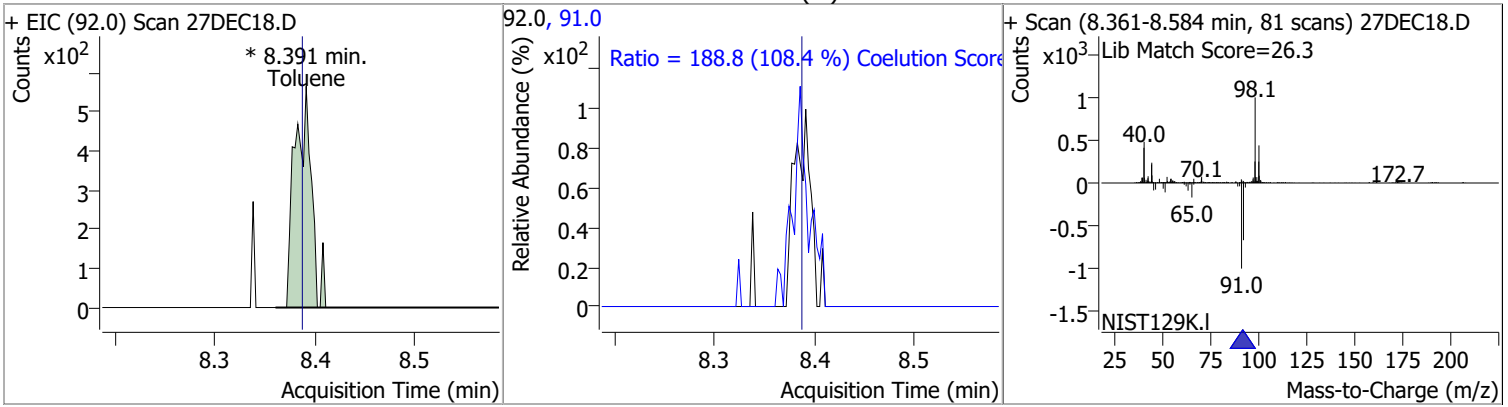


Quantitation Results Report (QT Reviewed)

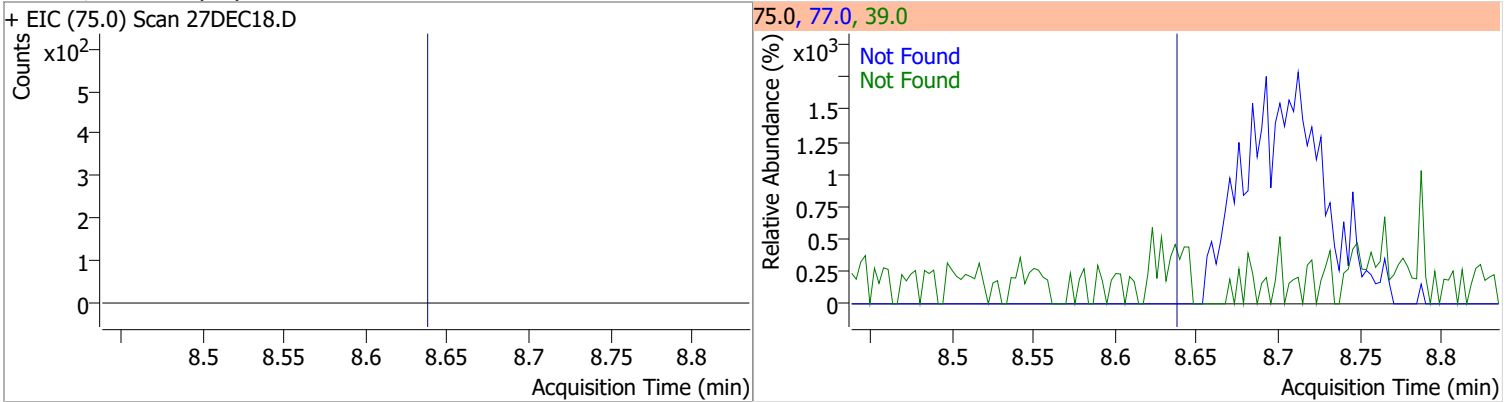
Compound	Conc.	RT	Dev(Min)	Resp.	QIon	QRatio	Lower	Upper
Toluene-d8	251.2677	8.32	0.00	569065	100.0	63.0	35.9	95.9
					99.0	9.6	0.0	39.5



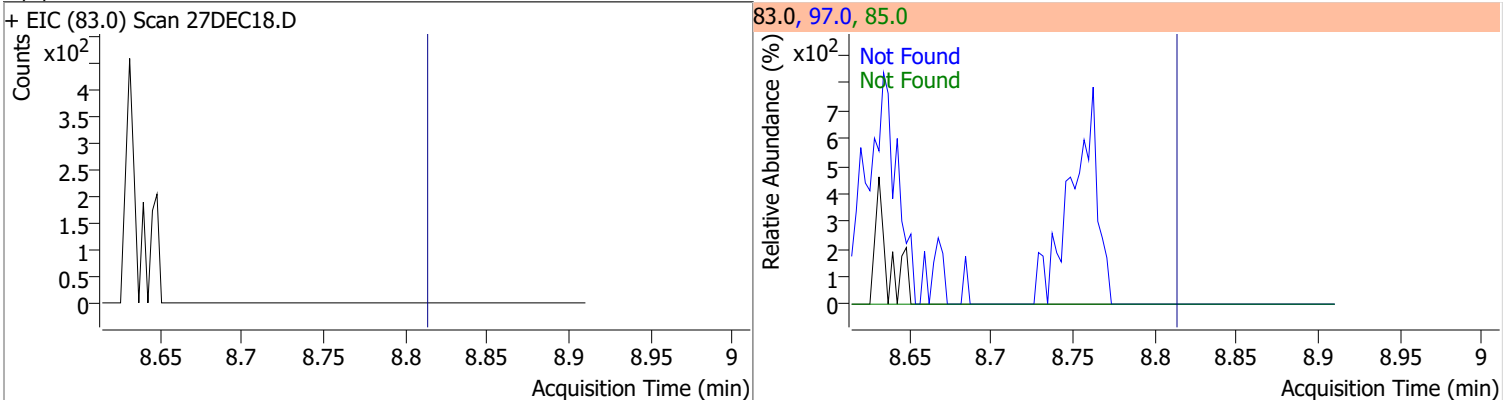
Compound	Conc.	RT	Dev(Min)	Resp.	QIon	QRatio	Lower	Upper
Toluene	0.4389	8.39	0.00	654 (m)	91.0	188.8	144.3	204.3



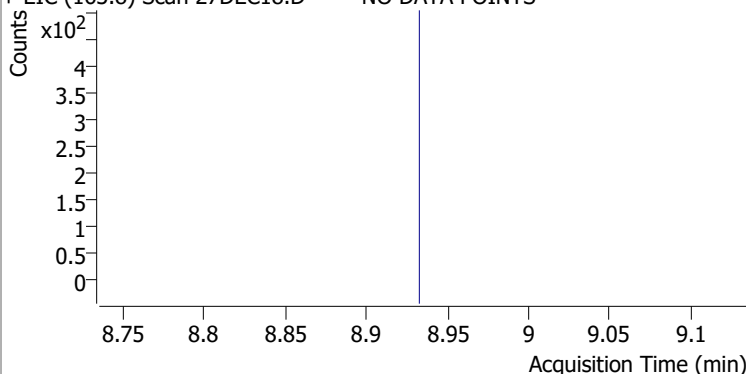
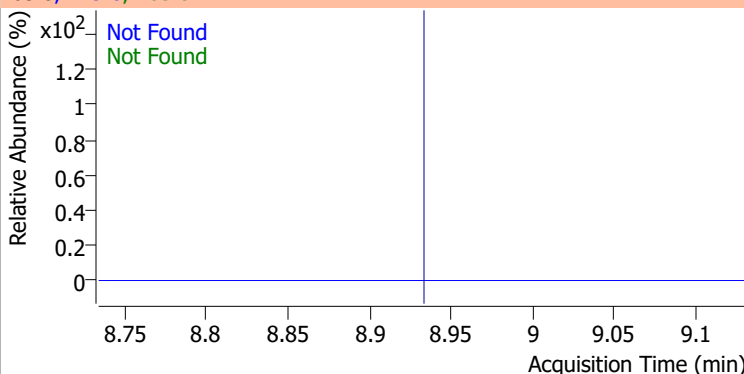
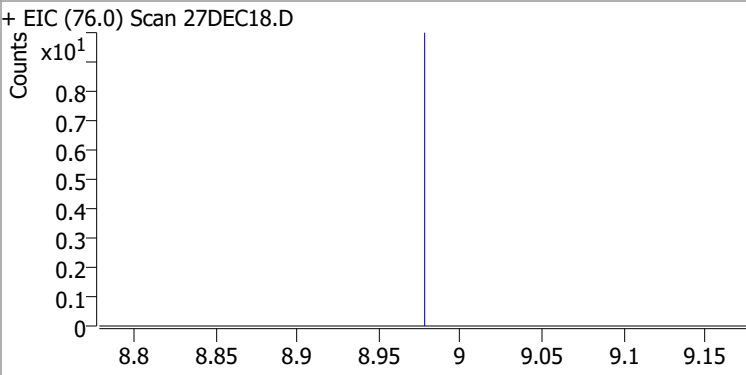
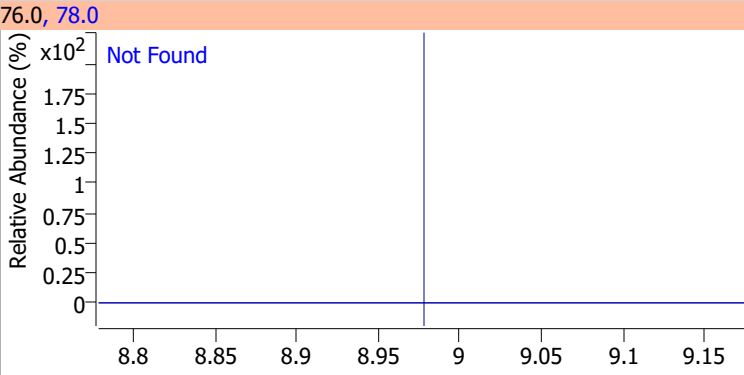
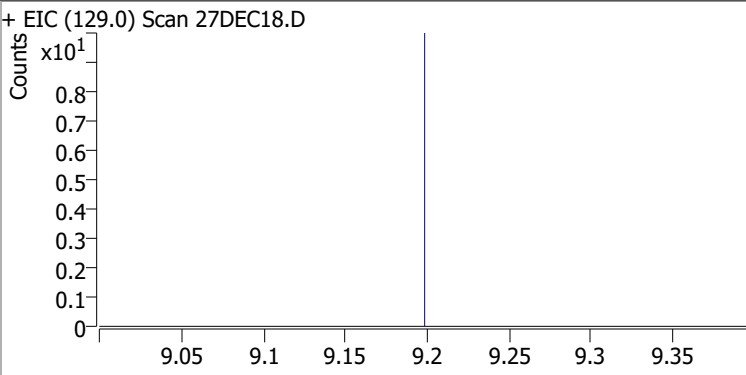
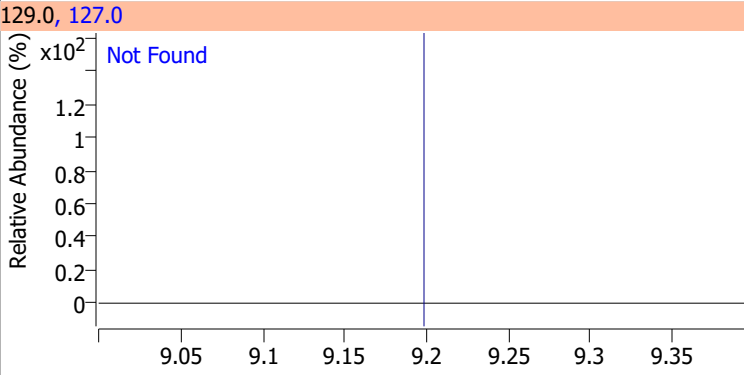
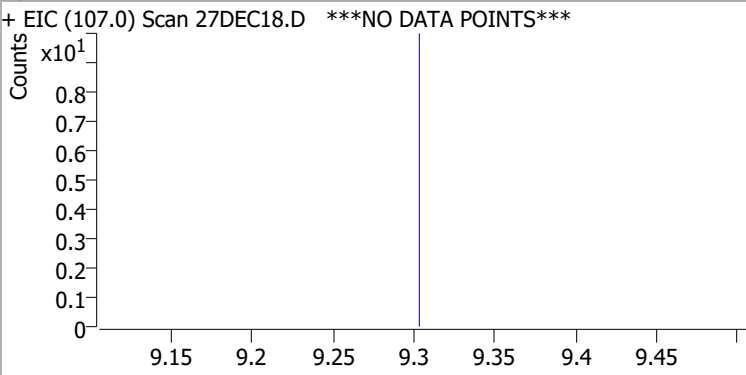
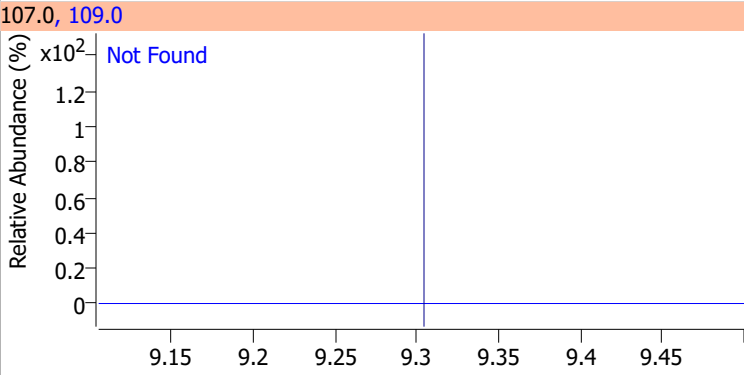
Compound	Conc.	Exp RT	QIon	Exp Ratio	QIon	Exp Ratio
trans-1,3-Dichloropropene	N.D.	8.64	39.0	52.1	77.0	32.0



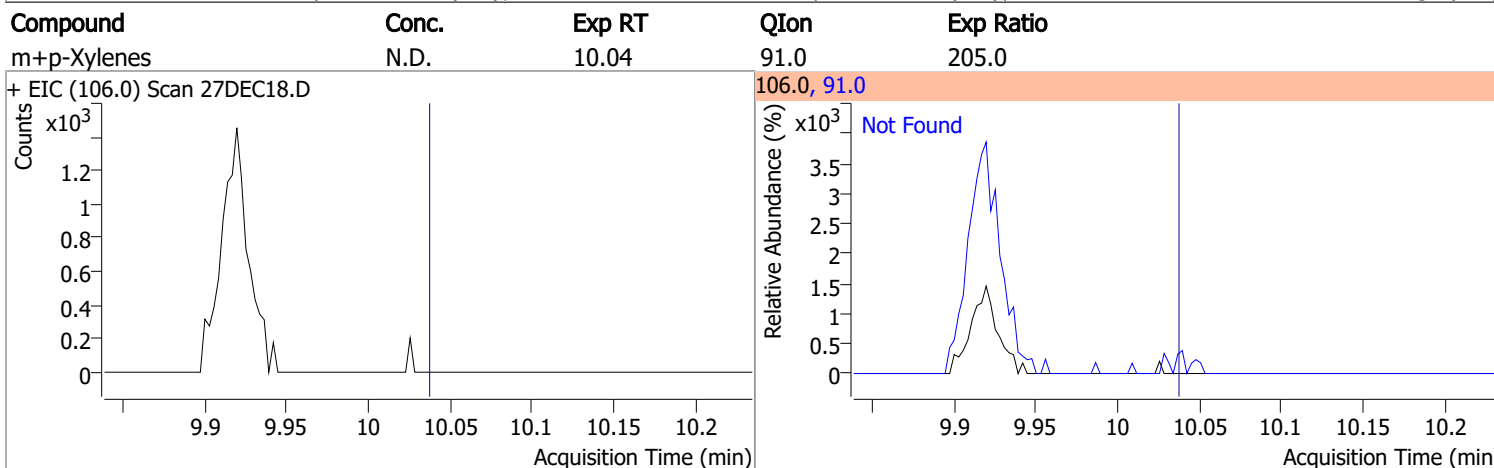
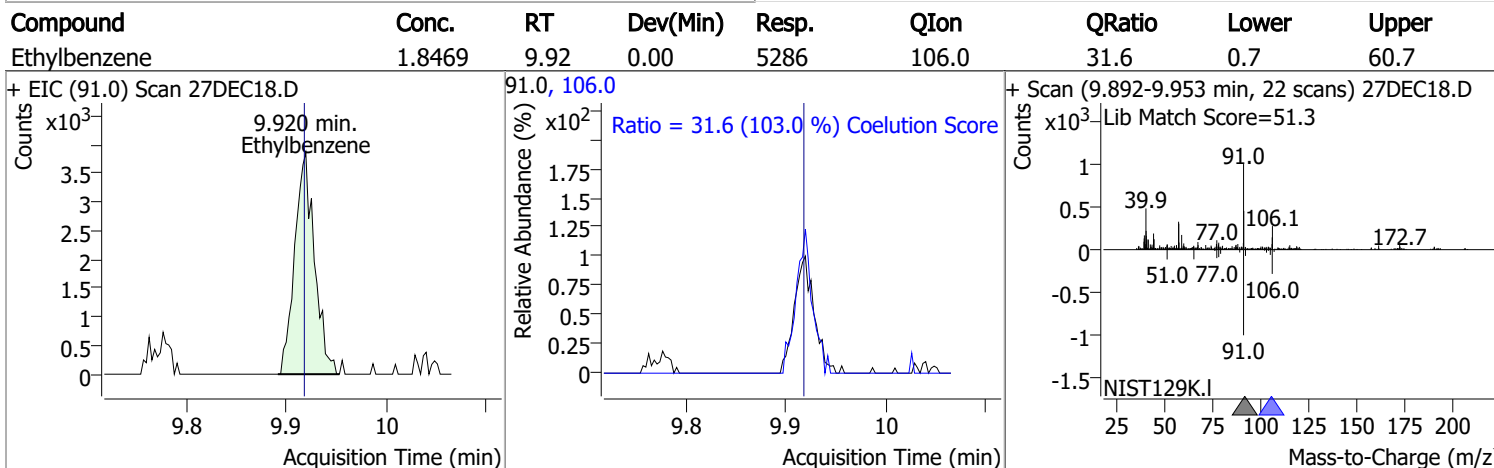
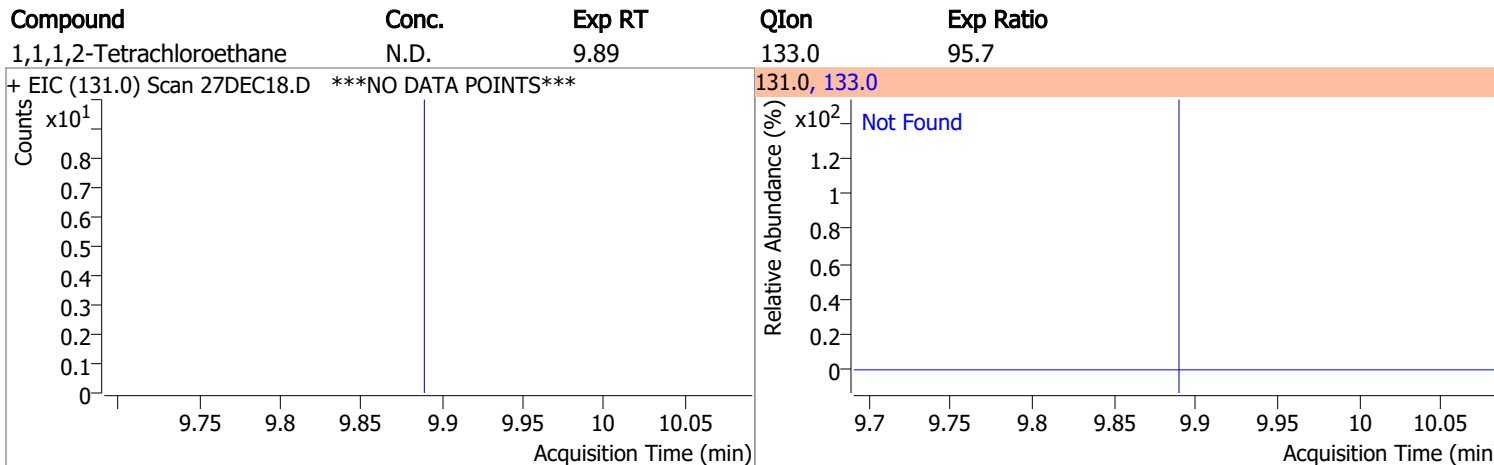
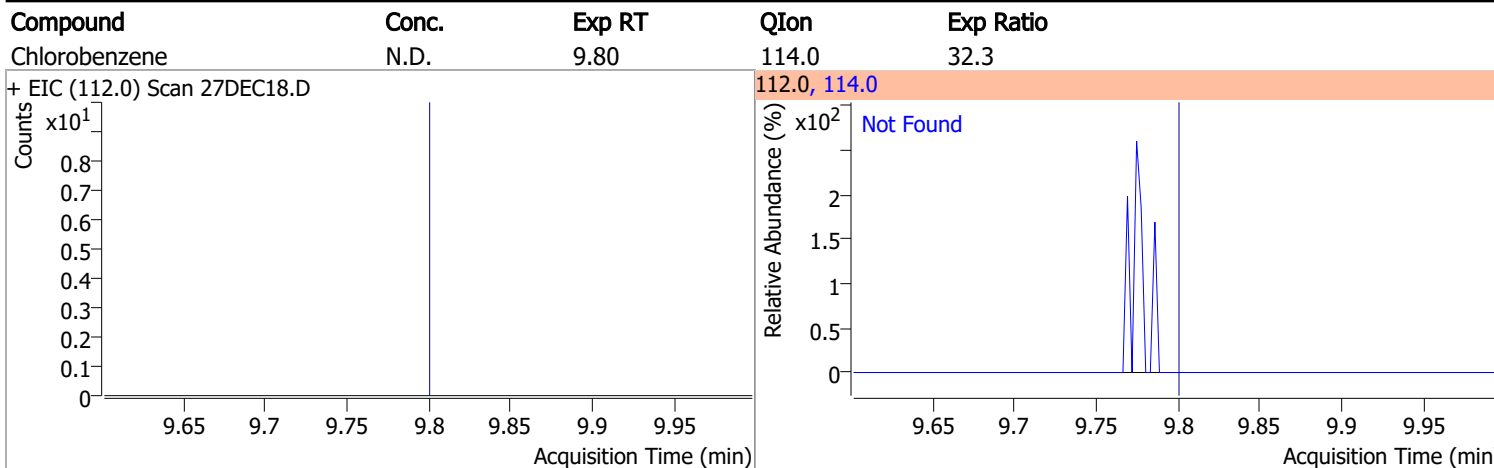
Compound	Conc.	Exp RT	QIon	Exp Ratio	QIon	Exp Ratio
1,1,2-Trichloroethane	N.D.	8.82	97.0	114.3	85.0	61.5



Quantitation Results Report (QT Reviewed)

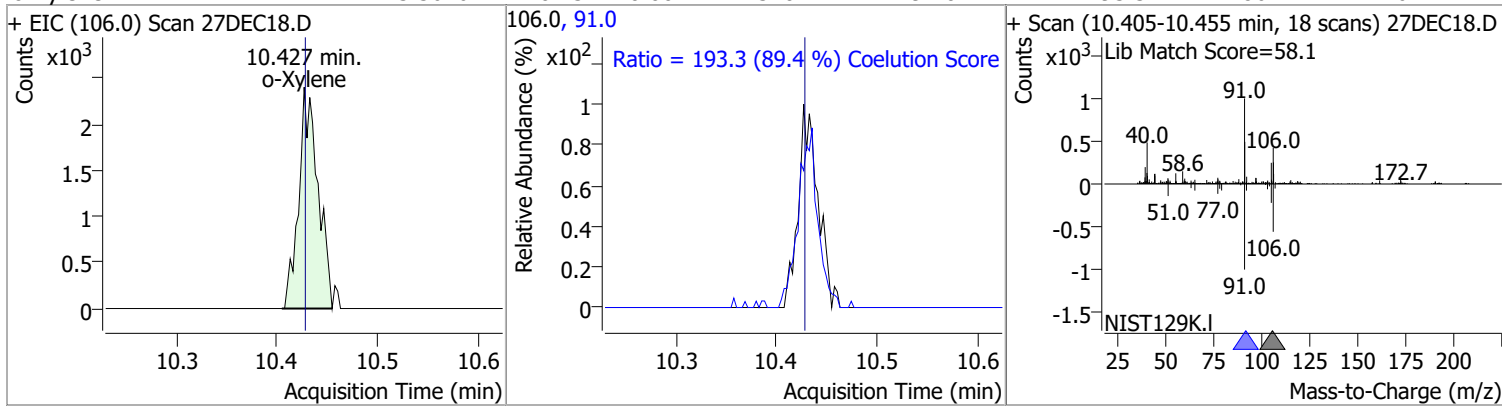
Compound	Conc.	Exp RT	QIon	Exp Ratio	QIon	Exp Ratio
Tetrachloroethene	N.D.	8.94	165.8	128.3	129.0	95.3
+ EIC (163.8) Scan 27DEC18.D ***NO DATA POINTS***			163.8, 129.0, 165.8			
						
1,3-Dichloropropane	N.D.	8.98	78.0	32.1		
+ EIC (76.0) Scan 27DEC18.D			76.0, 78.0			
						
Chlorodibromomethane	N.D.	9.20	127.0	75.3		
+ EIC (129.0) Scan 27DEC18.D			129.0, 127.0			
						
1,2-Dibromoethane	N.D.	9.31	109.0	97.2		
+ EIC (107.0) Scan 27DEC18.D ***NO DATA POINTS***			107.0, 109.0			
						

Quantitation Results Report (QT Reviewed)

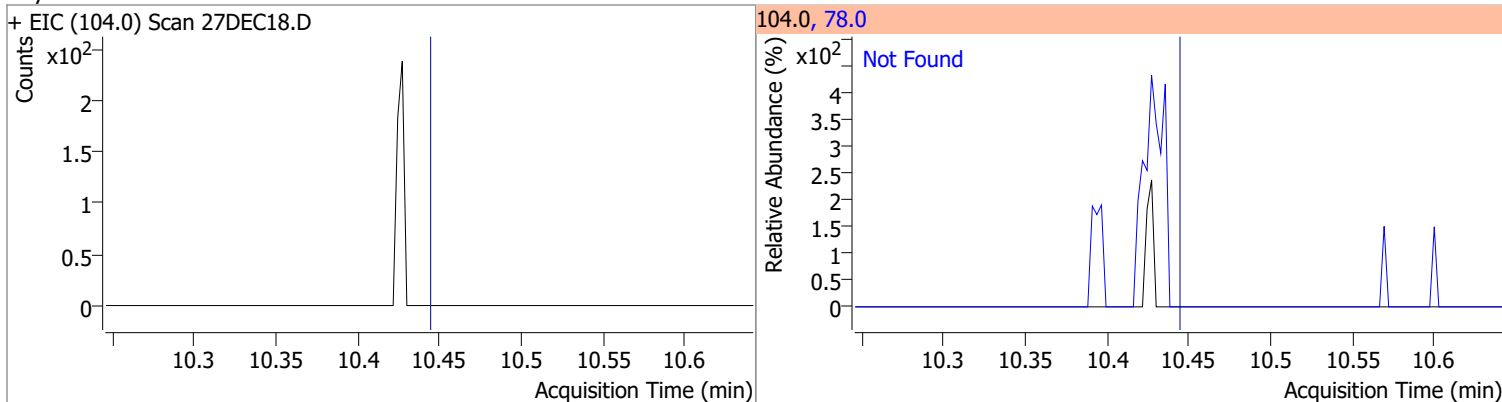


Quantitation Results Report (QT Reviewed)

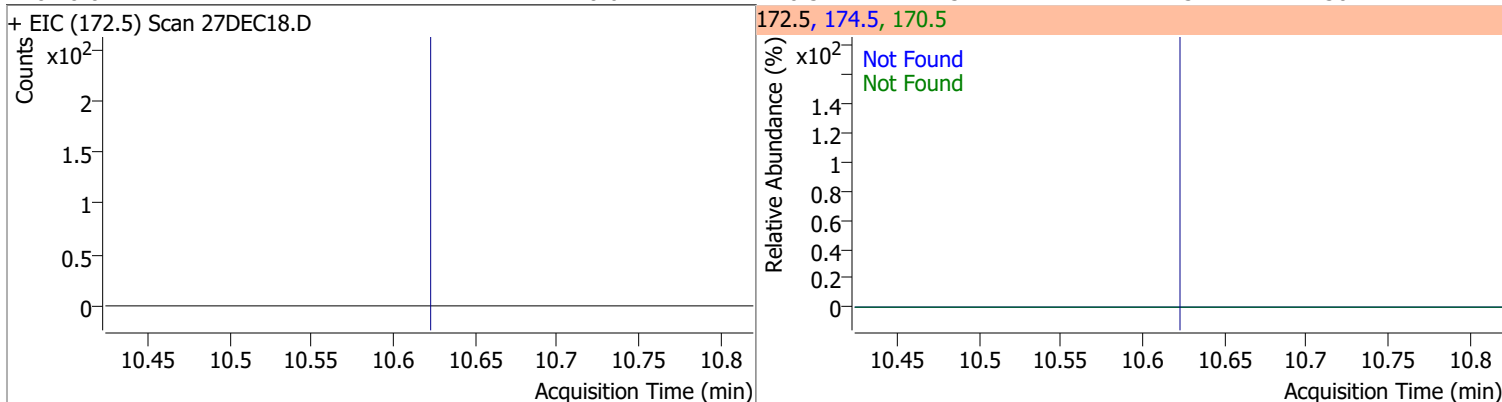
Compound	Conc.	RT	Dev(Min)	Resp.	QIon	QRatio	Lower	Upper
o-Xylene	3.3626	10.43	0.00	3202	91.0	193.3	186.1	246.1



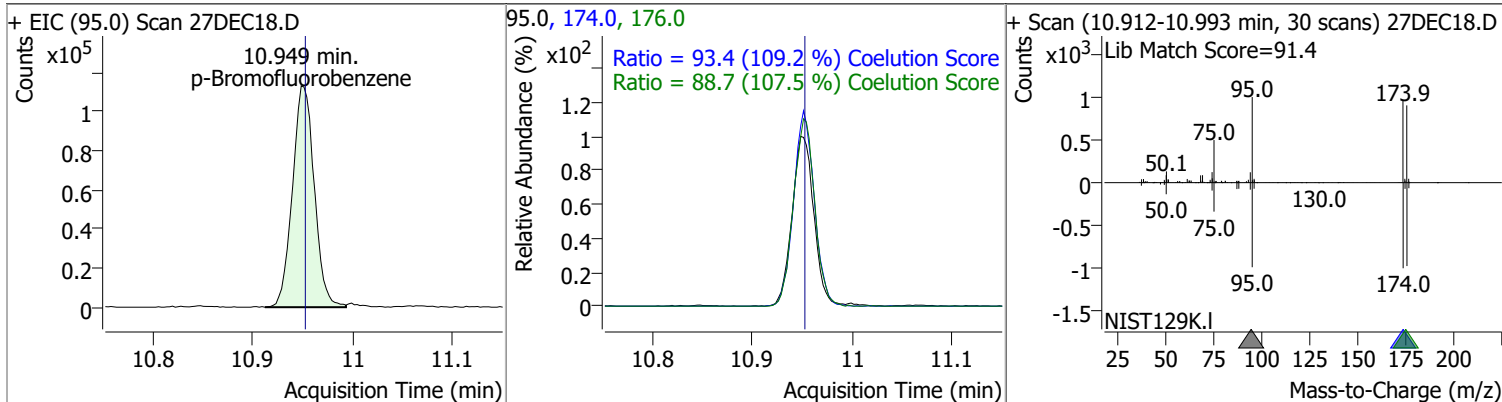
Compound	Conc.	Exp RT	QIon	Exp Ratio
Styrene	N.D.	10.45	78.0	50.6



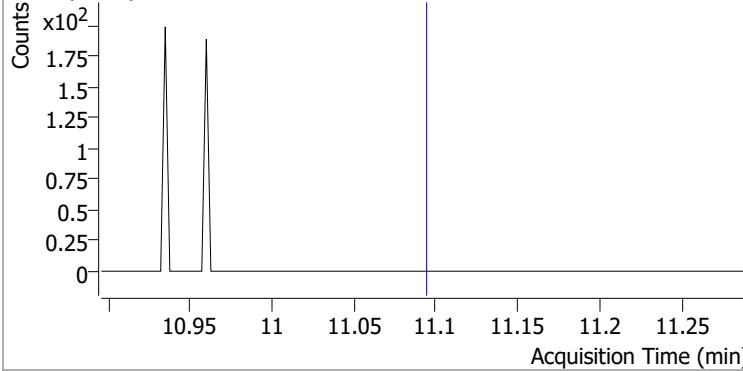
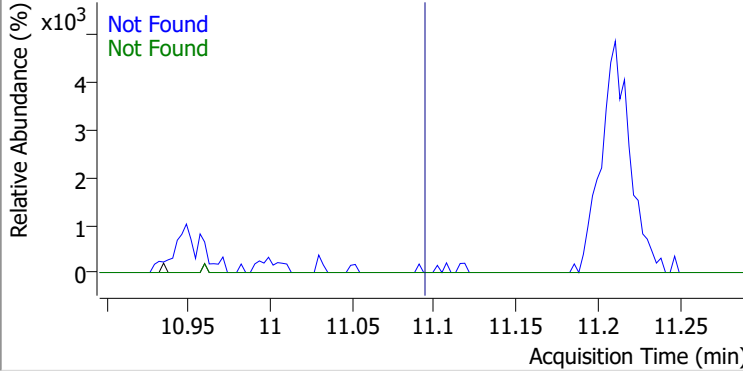
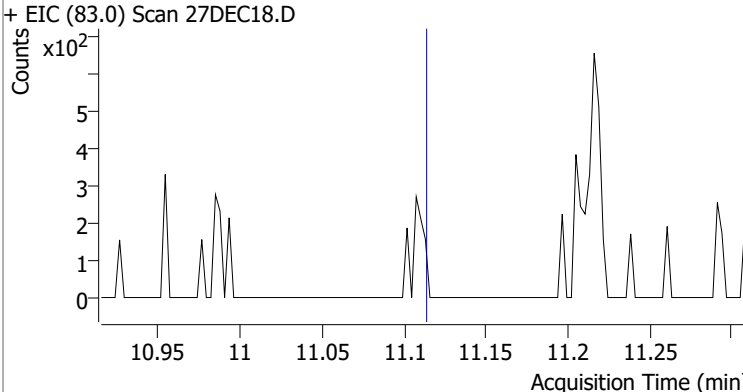
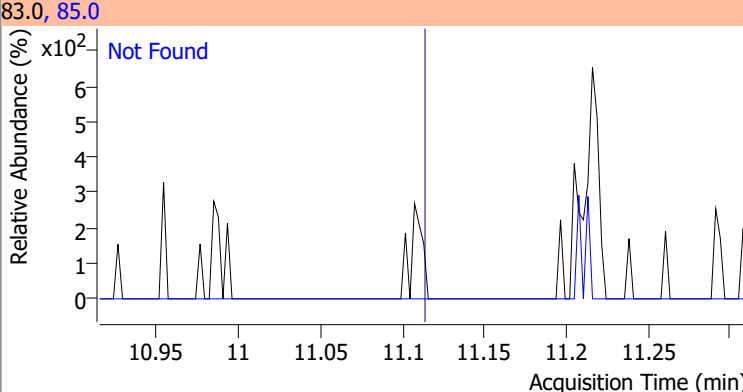
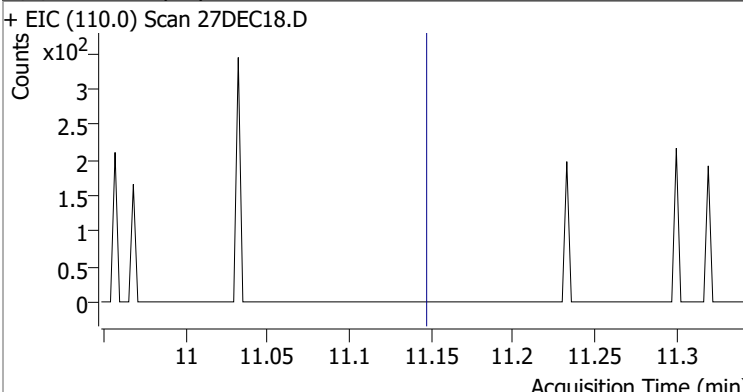
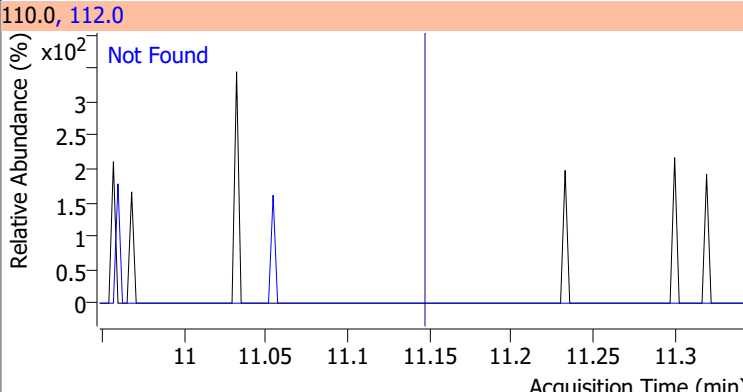
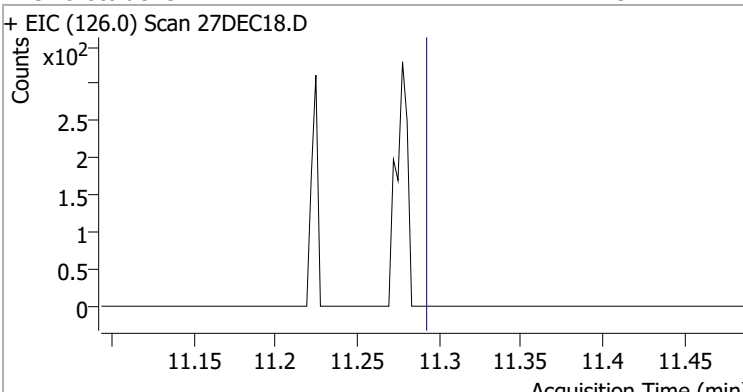
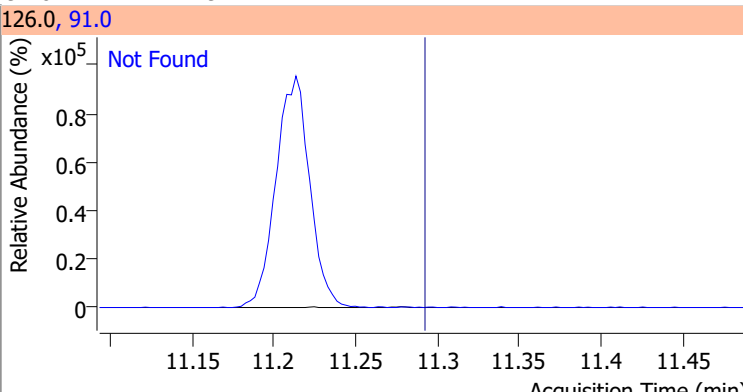
Compound	Conc.	Exp RT	QIon	Exp Ratio	QIon	Exp Ratio
Bromoform	N.D.	10.62	170.5	52.7	174.5	50.7



Compound	Conc.	RT	Dev(Min)	Resp.	QIon	QRatio	Lower	Upper
p-Bromofluorobenzene	249.5161	10.95	0.00	171086	174.0	93.4	55.5	115.5
					176.0	88.7	52.5	112.5

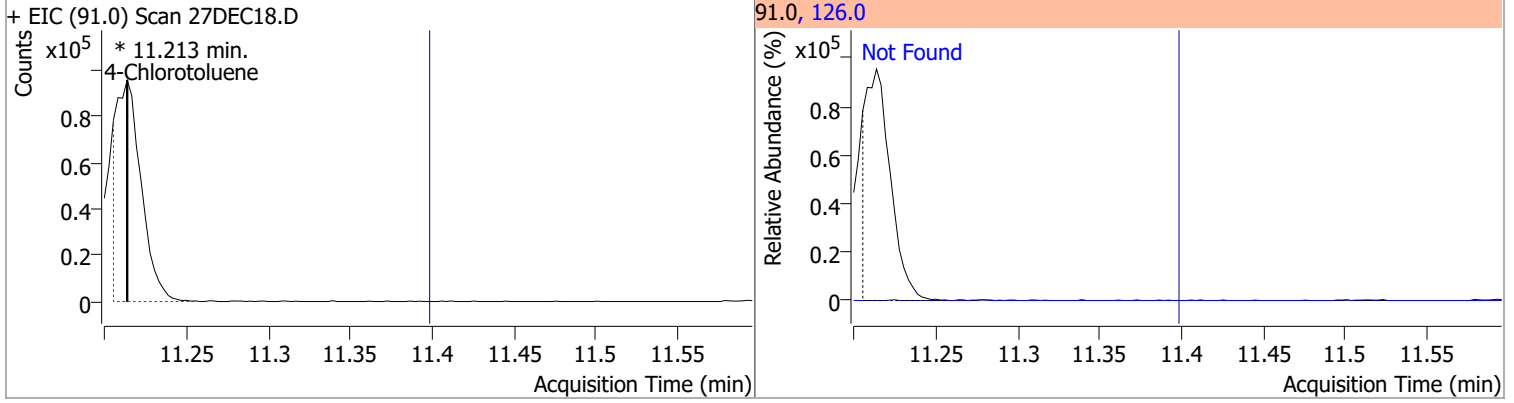


Quantitation Results Report (QT Reviewed)

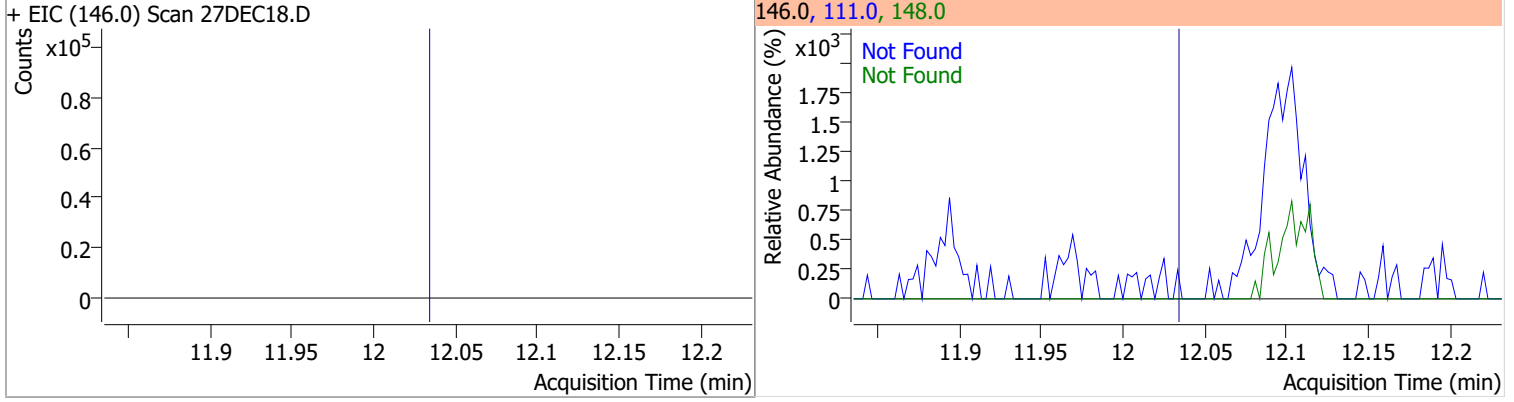
Compound	Conc.	Exp RT	QIon	Exp Ratio	QIon	Exp Ratio
Bromobenzene	N.D.	11.09	77.0	153.2	158.0	96.2
+ EIC (156.0) Scan 27DEC18.D			156.0, 77.0, 158.0			
						
1,1,2,2-Tetrachloroethane	N.D.	11.11	85.0	63.2		
+ EIC (83.0) Scan 27DEC18.D			83.0, 85.0			
						
1,2,3-Trichloropropane	N.D.	11.15	112.0	65.8		
+ EIC (110.0) Scan 27DEC18.D			110.0, 112.0			
						
2-Chlorotoluene	N.D.	11.29	91.0	294.1		
+ EIC (126.0) Scan 27DEC18.D			126.0, 91.0			
						

Quantitation Results Report (QT Reviewed)

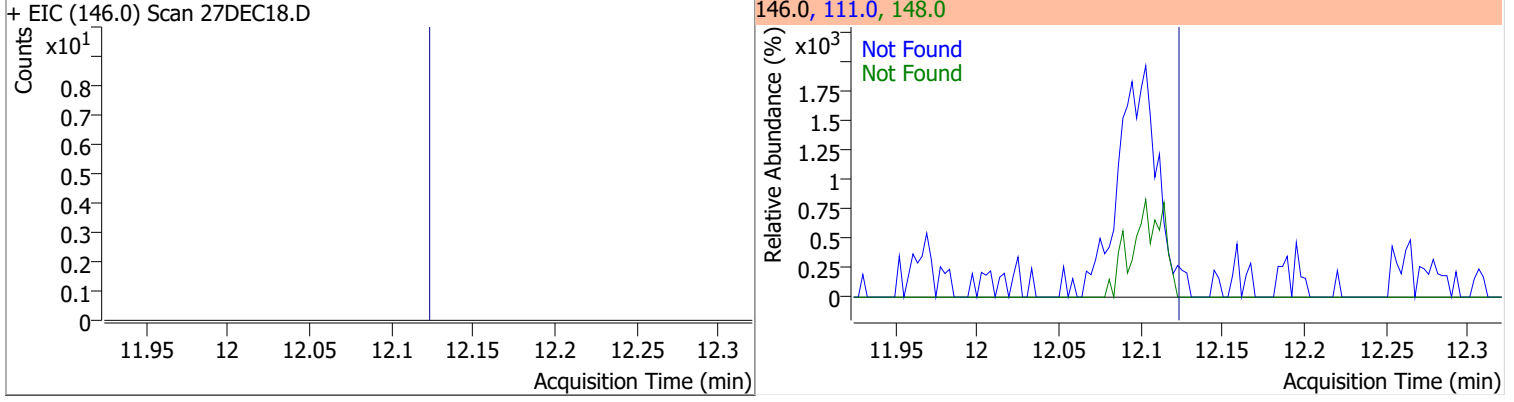
Compound	Conc.	RT	Dev(Min)	Resp.	QIon	QRatio	Lower	Upper
4-Chlorotoluene		0		0	126.0		0.4	60.4



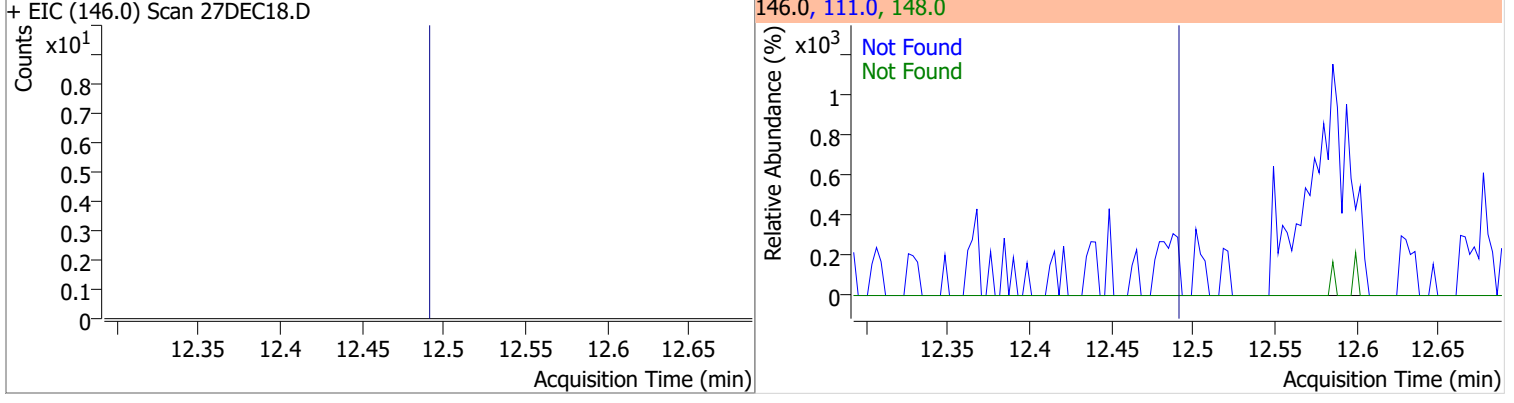
Compound	Conc.	Exp RT	QIon	Exp Ratio	QIon	Exp Ratio
1,3-Dichlorobenzene	N.D.	12.03	148.0	64.5	111.0	41.5



Compound	Conc.	Exp RT	QIon	Exp Ratio	QIon	Exp Ratio
1,4-Dichlorobenzene	N.D.	12.12	148.0	64.0	111.0	40.4

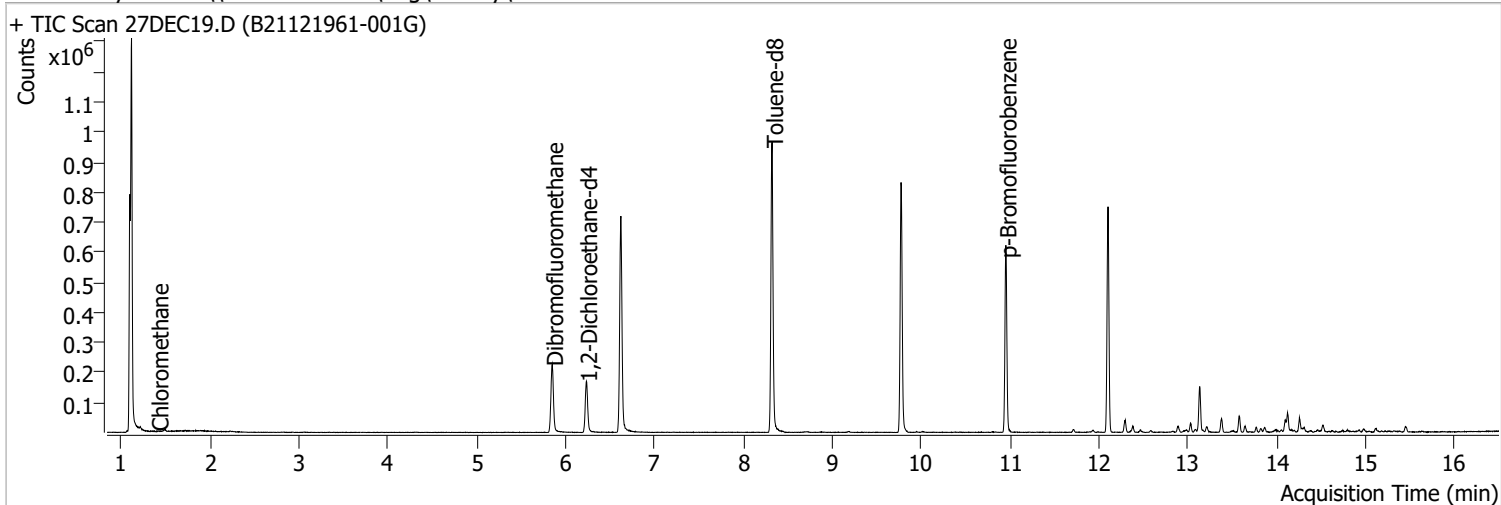


Compound	Conc.	Exp RT	QIon	Exp Ratio	QIon	Exp Ratio
1,2-Dichlorobenzene	N.D.	12.49	148.0	63.8	111.0	42.8



Quantitation Results Report (QT Reviewed)

Data File	27DEC19.D	Operator	MSC
Acq. Method	5975CACQF.M	Acq. Date-Time	12/27/2021 5:23:57 PM
Sample Name	B21121961-001G	Instrument	VOA5975C
Vial	19	Multiplier	1.00
DA Method File	VOA5975C_8260B_SHT_DoD_L4_120721.m	Comment	
Tune File	BFB_Atune3.u	Tune Date	10/11/2021 4:02:00 PM
Batch Name	VG122721_8260B_624pt1.batch.bin	Last Calib Update	1/5/2022 1:54:14 PM
Ref Library	\\MASSHUNTER\Org\Library\NIST129K.I		



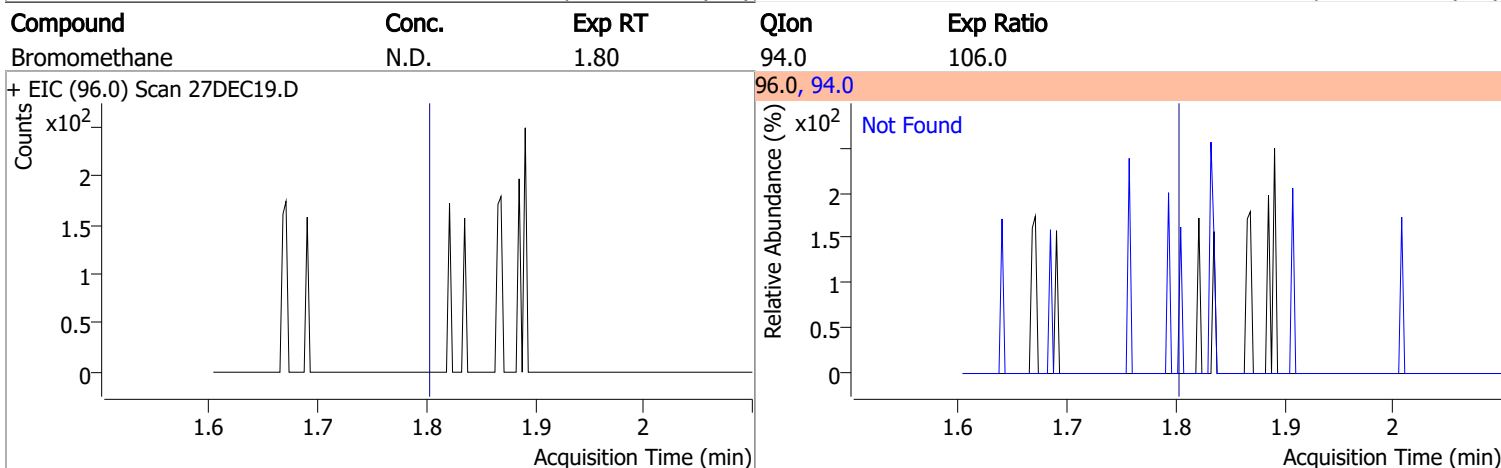
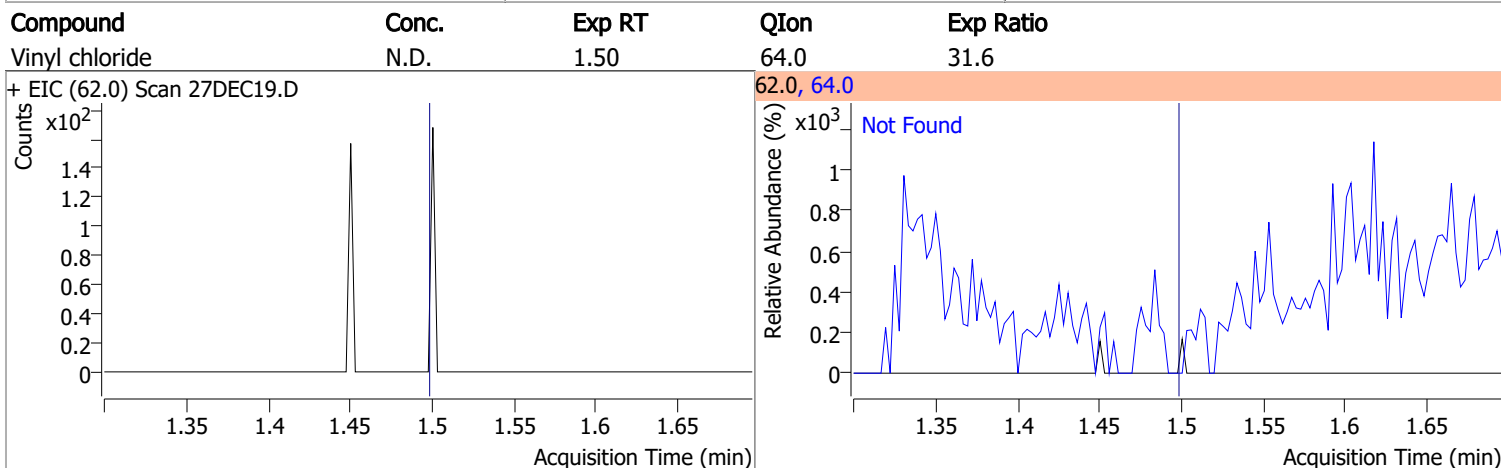
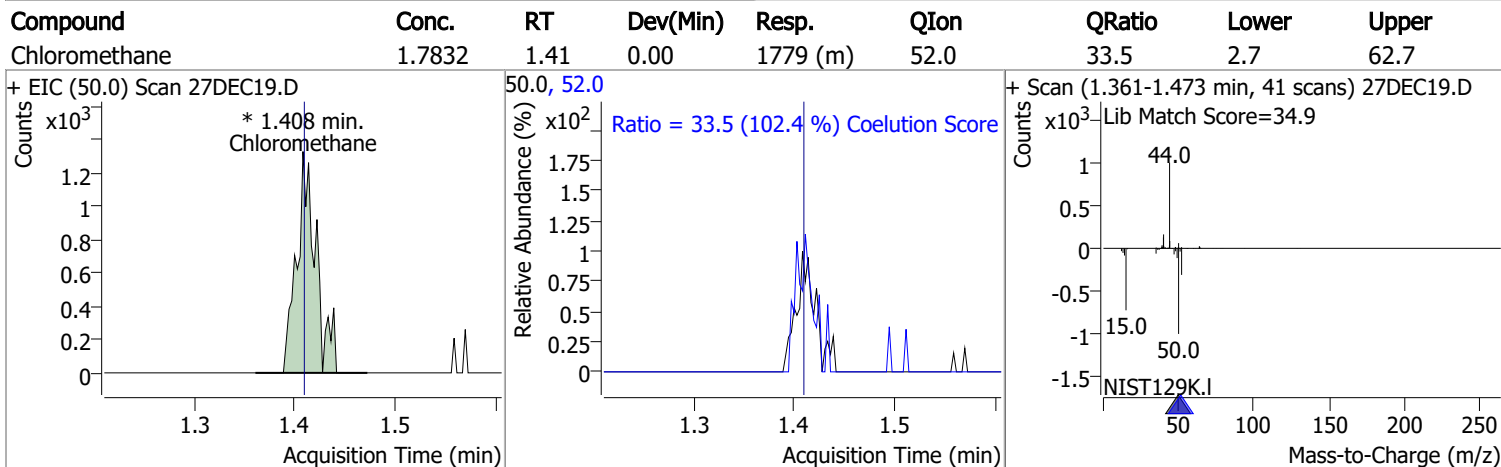
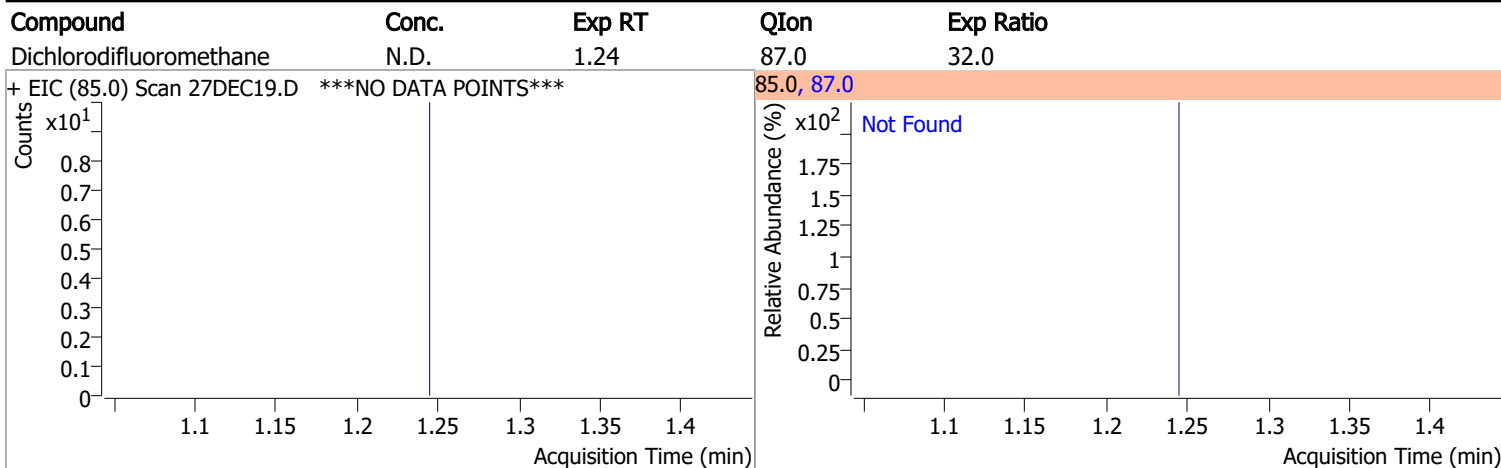
Compound	RT	QIon	Resp.	Conc.	Units	Dev(Min)
Internal Standards						
M Fluorobenzene	6.620	96.0	612733	250.0000	ng	0.000
M Chlorobenzene-d5	9.772	82.0	233856	250.0000	ng	-0.003
M 1,4-Dichlorobenzene-d4	12.100	152.0	180719	250.0000	ng	0.000
System Monitoring Compounds						
S Dibromofluoromethane	5.845	113.0	138053	229.8894	ng	-0.006
Spiked Amount: 250.000	Range: 80.0 - 119.0%			Recovery = 91.96%		
S 1,2-Dichloroethane-d4	6.230	67.0	60959	222.4328	ng	0.000
Spiked Amount: 250.000	Range: 81.0 - 118.0%			Recovery = 88.97%		
S Toluene-d8	8.322	98.0	610414	259.6607	ng	0.003
Spiked Amount: 250.000	Range: 89.0 - 112.0%			Recovery = 103.86%		
S p-Bromofluorobenzene	10.948	95.0	177791	257.1053	ng	-0.003
Spiked Amount: 250.000	Range: 85.0 - 114.0%			Recovery = 102.84%		
Target Compounds						
T Dichlorodifluoromethane	0.000		0	N.D.		
T Chloromethane	1.408	50.0	1779	1.7832	ng	m 99
T Vinyl chloride	0.000		0	N.D.		
T Bromomethane	0.000		0	N.D.		
T Chloroethane	0.000		0	N.D.		
T Trichlorofluoromethane	0.000		0	N.D.		
T 1,1-Dichloroethene	0.000		0	N.D.		
T Methylene chloride	3.344	49.0	0		ng	md 1
T trans-1,2-Dichloroethene	0.000		0	N.D.		
T Methyl tert-butyl ether (MTBE)	0.000		0	N.D.		
T 1,1-Dichloroethane	0.000		0	N.D.		
T 2,2-Dichloropropane	0.000		0	N.D.		
T cis-1,2-Dichloroethene	0.000		0	N.D.		
T Methyl ethyl ketone	0.000		0	N.D.		
T Bromochloromethane	0.000		0	N.D.		
T Chloroform	0.000		0	N.D.		

Quantitation Results Report (QT Reviewed)

Compound	RT	QIon	Resp.	Conc.	Units	Dev(Min)
T 1,1,1-Trichloroethane	0.000		0	N.D.		
T Carbon tetrachloride	0.000		0	N.D.		
T 1,1-Dichloropropene	0.000		0	N.D.		
T Benzene	0.000		0	N.D.		
T 1,2-Dichloroethane	0.000		0	N.D.		
T Trichloroethene	0.000		0	N.D.		
T 1,2-Dichloropropane	0.000		0	N.D.		
T Dibromomethane	0.000		0	N.D.		
T Bromodichloromethane	0.000		0	N.D.		
T cis-1,3-Dichloropropene	0.000		0	N.D.		
T Toluene	8.383	92.0	0		ng md	1
T trans-1,3-Dichloropropene	0.000		0	N.D.		
T 1,1,2-Trichloroethane	0.000		0	N.D.		
T Tetrachloroethene	0.000		0	N.D.		
T 1,3-Dichloropropane	0.000		0	N.D.		
T Chlorodibromomethane	0.000		0	N.D.		
T 1,2-Dibromoethane	0.000		0	N.D.		
T Chlorobenzene	0.000		0	N.D.		
T 1,1,1,2-Tetrachloroethane	0.000		0	N.D.		
T Ethylbenzene	0.000		0	N.D.		
T m+p-Xylenes	0.000		0	N.D.		
T o-Xylene	0.000		0	N.D.		
T Styrene	0.000		0	N.D.		
T Bromoform	0.000		0	N.D.		
T Bromobenzene	0.000		0	N.D.		
T 1,1,2,2-Tetrachloroethane	0.000		0	N.D.		
T 1,2,3-Trichloropropane	0.000		0	N.D.		
T 2-Chlorotoluene	0.000		0	N.D.		
T 4-Chlorotoluene	0.000		0	N.D.		
T 1,3-Dichlorobenzene	0.000		0	N.D.		
T 1,4-Dichlorobenzene	0.000		0	N.D.		
T 1,2-Dichlorobenzene	0.000		0	N.D.		

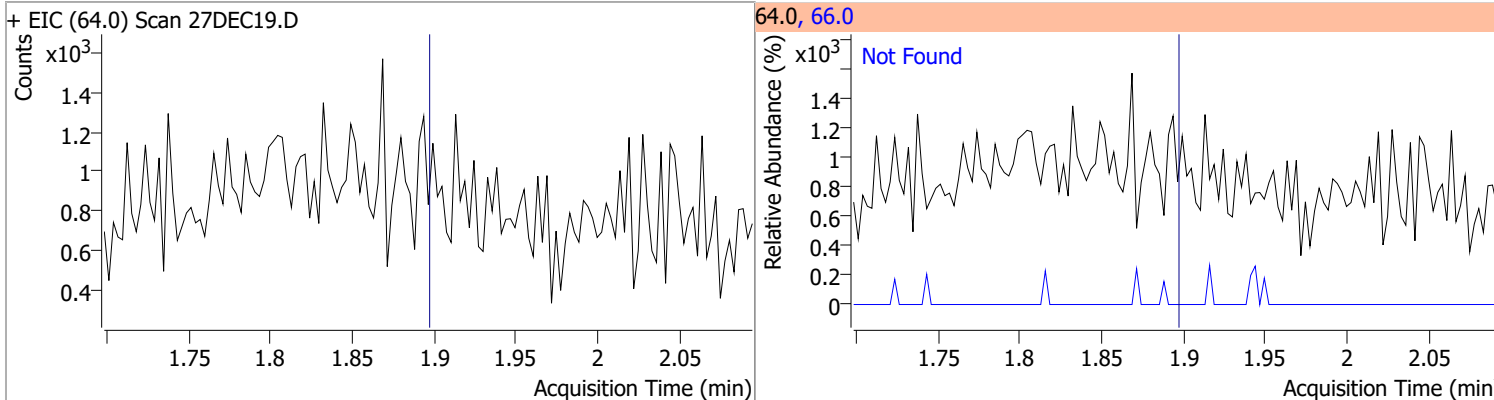
(#) = Qualifier Out of Range; (m) = Manual Integration; (+) = Area Summed; (*) = Surrogate Percent Recovery Out of Range; (d): Zeroed Peak

Quantitation Results Report (QT Reviewed)

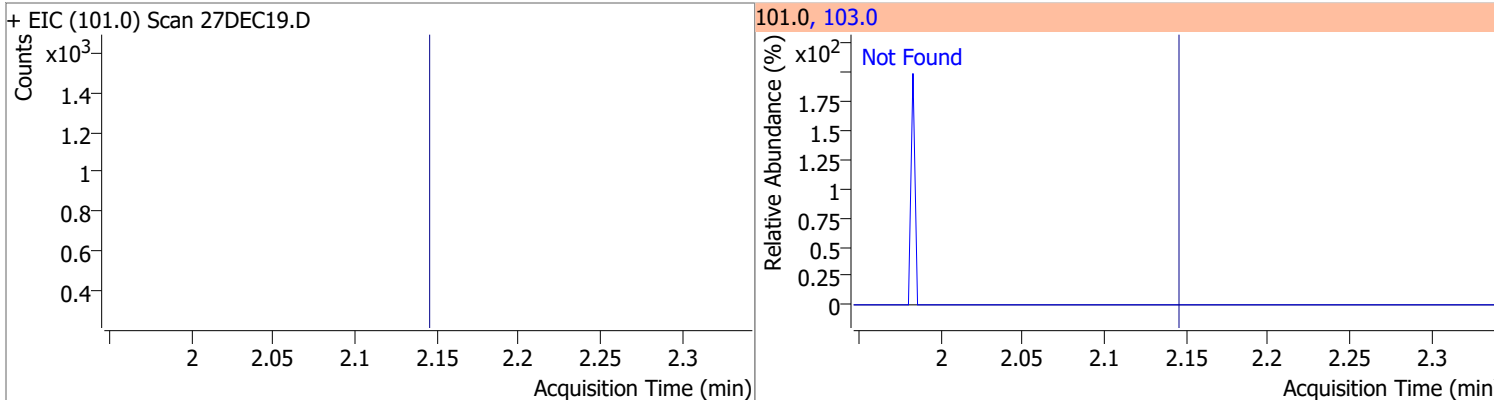


Quantitation Results Report (QT Reviewed)

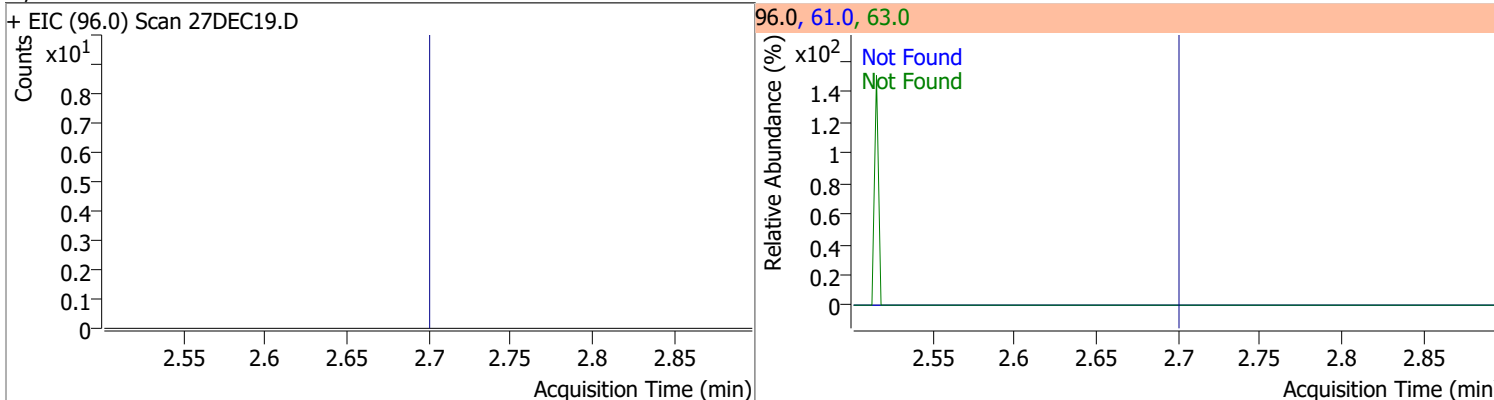
Compound	Conc.	Exp RT	QIon	Exp Ratio
Chloroethane	N.D.	1.90	66.0	30.8



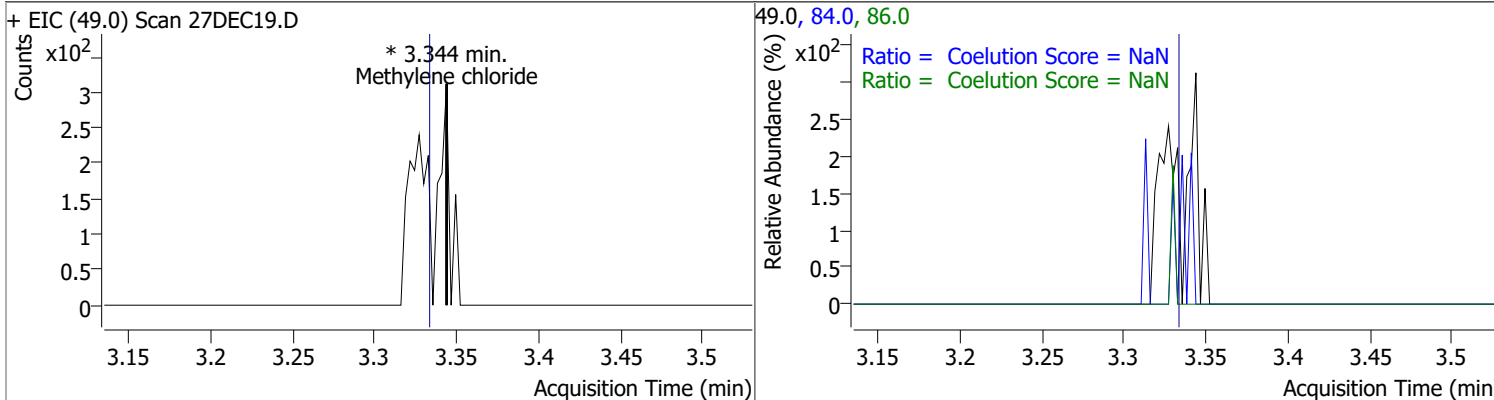
Compound	Conc.	Exp RT	QIon	Exp Ratio
Trichlorofluoromethane	N.D.	2.14	103.0	64.8



Compound	Conc.	Exp RT	QIon	Exp Ratio	QIon	Exp Ratio
1,1-Dichloroethene	N.D.	2.70	61.0	180.1	63.0	57.5

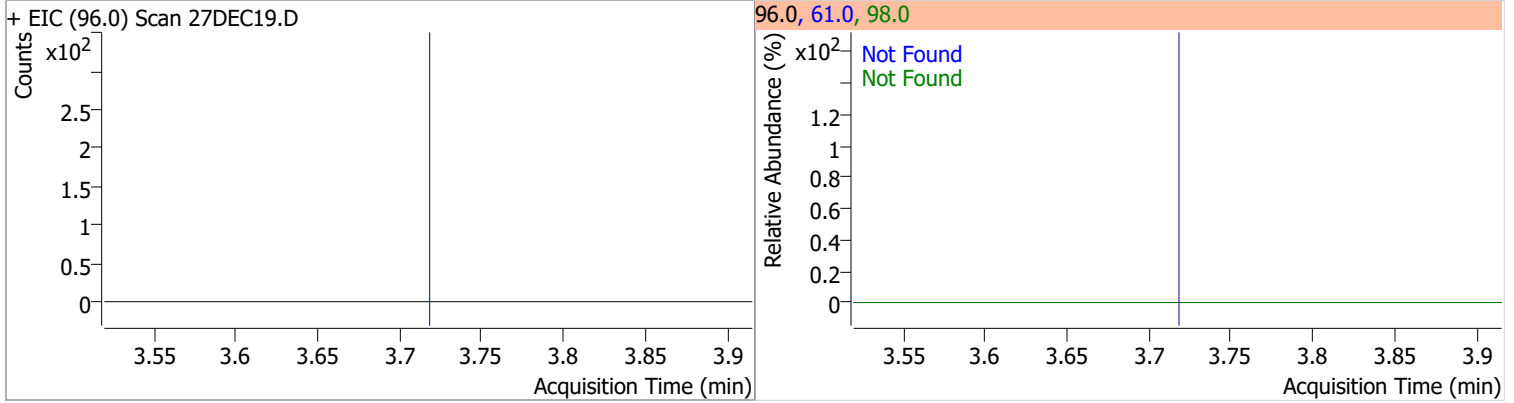


Compound	Conc.	RT	Dev(Min)	Resp.	QIon	QRatio	Lower	Upper
Methylene chloride		0		0	84.0		39.4	99.4
					86.0		14.1	74.1

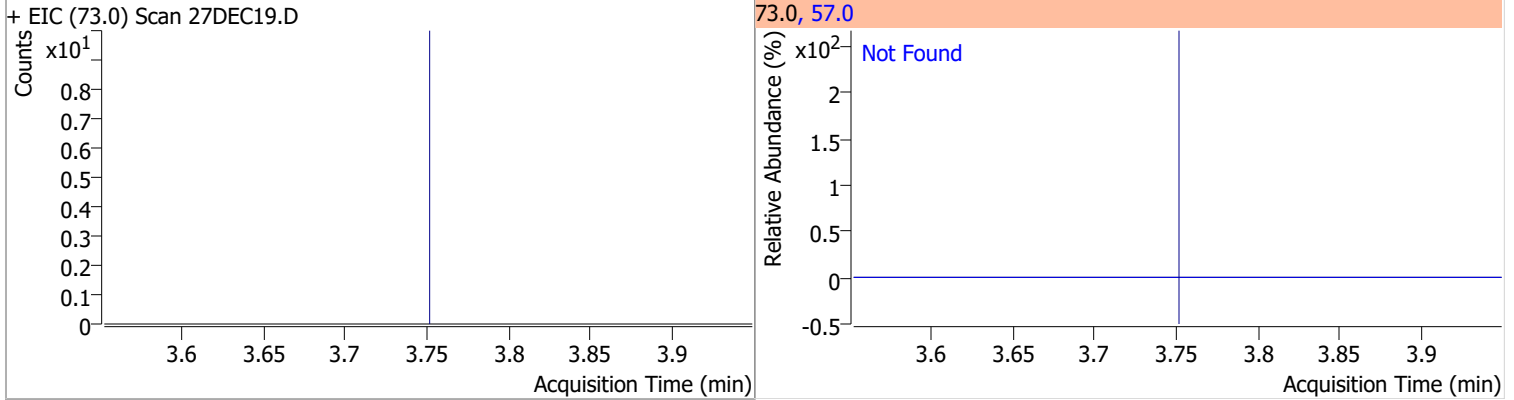


Quantitation Results Report (QT Reviewed)

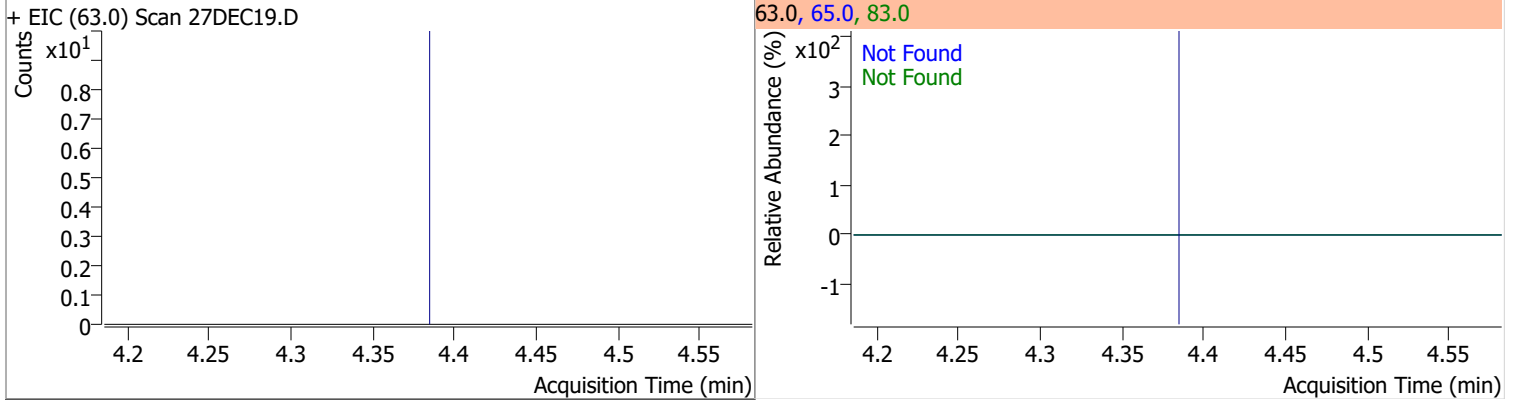
Compound	Conc.	Exp RT	QIon	Exp Ratio	QIon	Exp Ratio
trans-1,2-Dichloroethene	N.D.	3.72	61.0	155.1	98.0	62.8



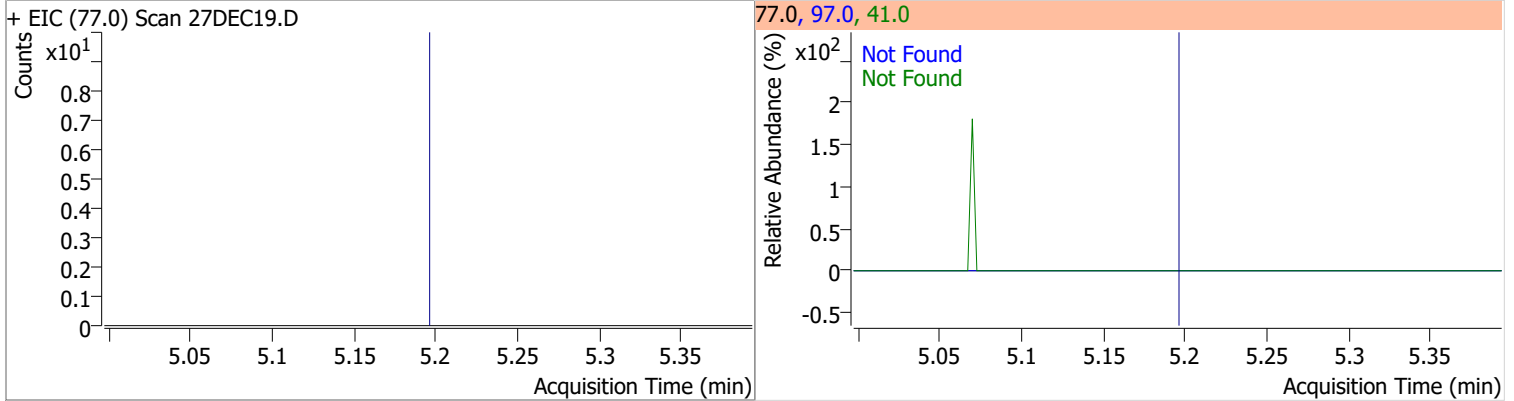
Compound	Conc.	Exp RT	QIon	Exp Ratio
Methyl tert-butyl ether (MTBE)	N.D.	3.75	57.0	23.9



Compound	Conc.	Exp RT	QIon	Exp Ratio	QIon	Exp Ratio
1,1-Dichloroethane	N.D.	4.38	65.0	31.7	83.0	12.8

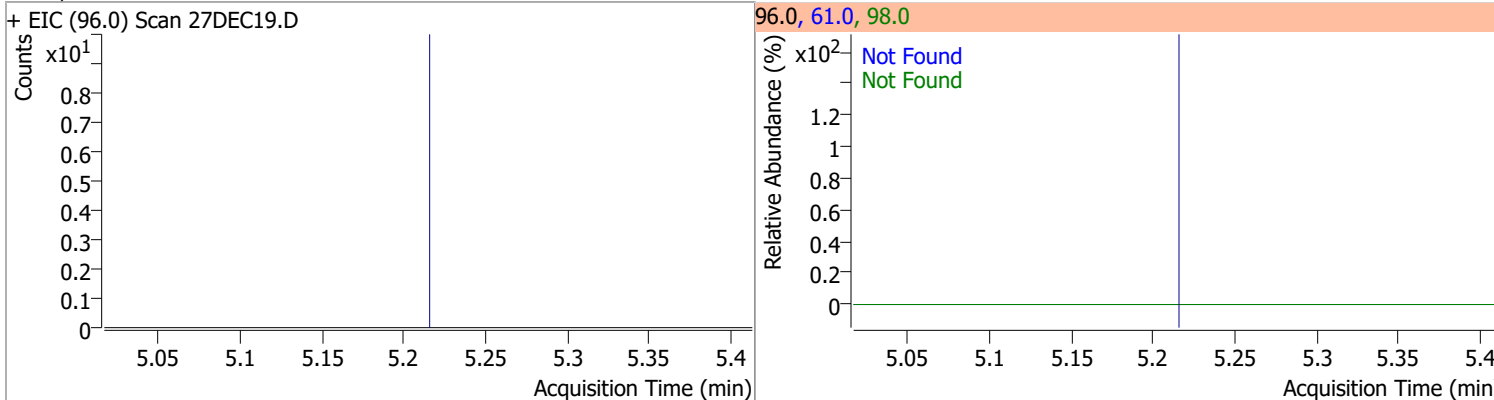


Compound	Conc.	Exp RT	QIon	Exp Ratio	QIon	Exp Ratio
2,2-Dichloropropane	N.D.	5.20	41.0	59.0	97.0	21.8

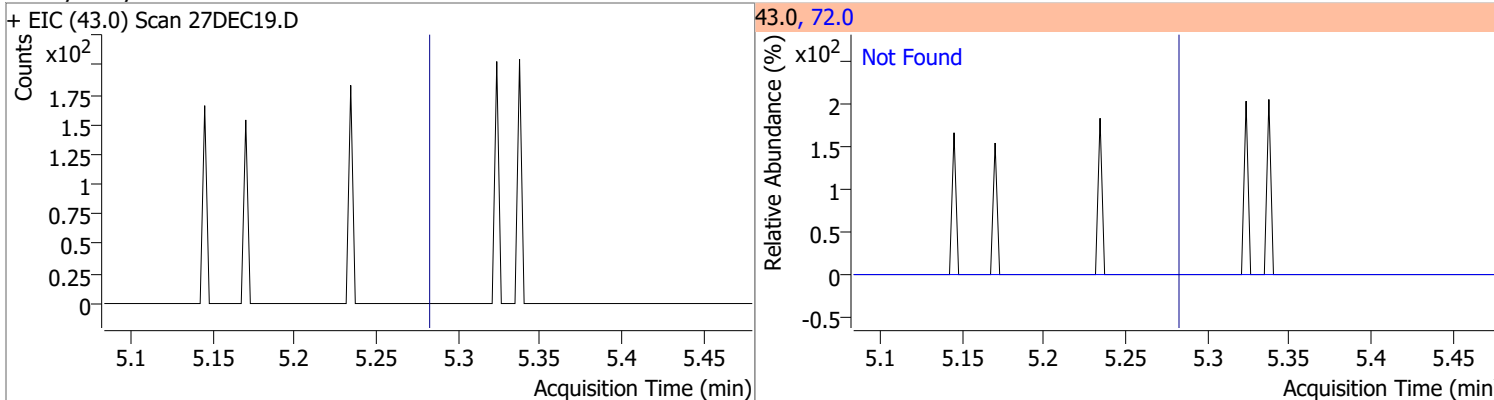


Quantitation Results Report (QT Reviewed)

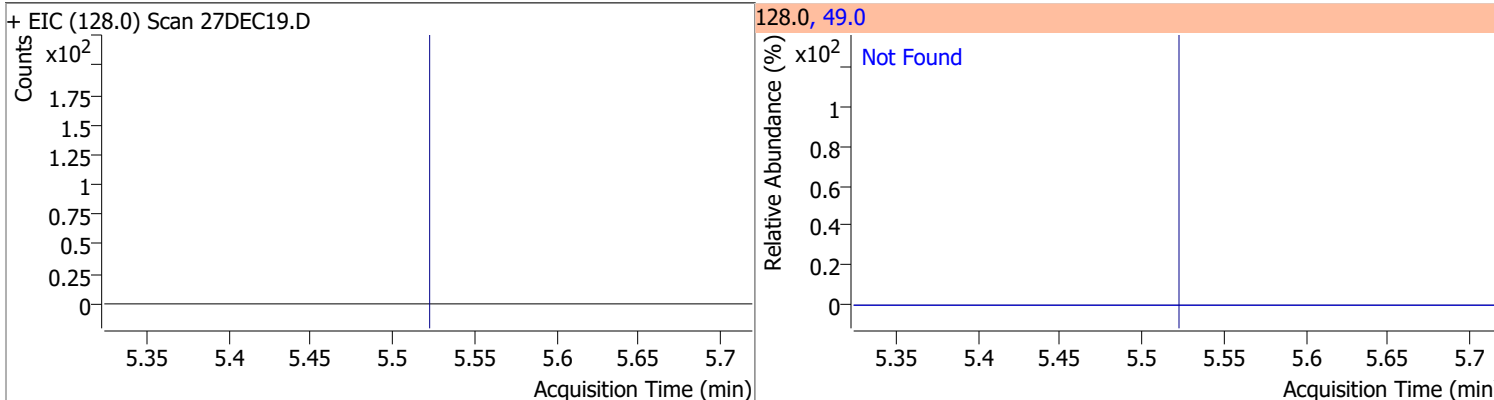
Compound	Conc.	Exp RT	QIon	Exp Ratio	QIon	Exp Ratio
cis-1,2-Dichloroethene	N.D.	5.21	61.0	163.3	98.0	64.4



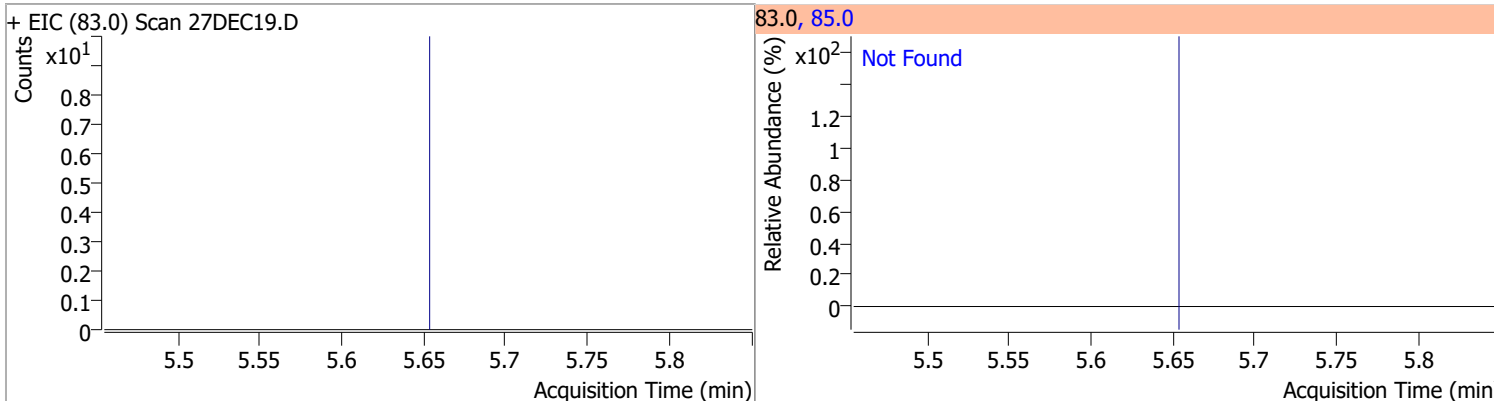
Compound	Conc.	Exp RT	QIon	Exp Ratio
Methyl ethyl ketone	N.D.	5.28	72.0	22.2



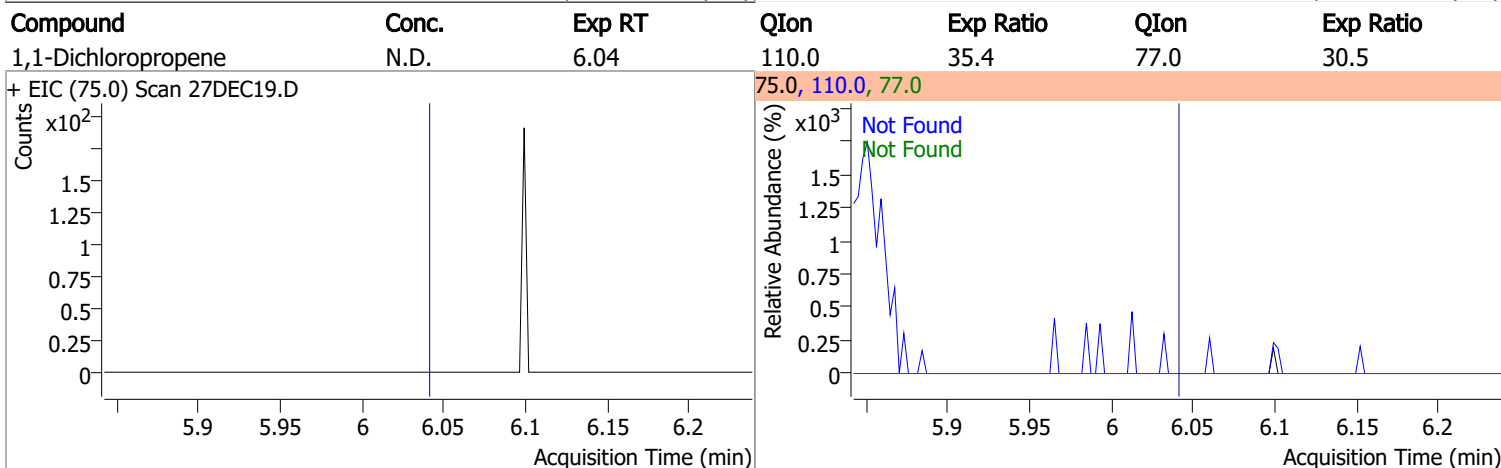
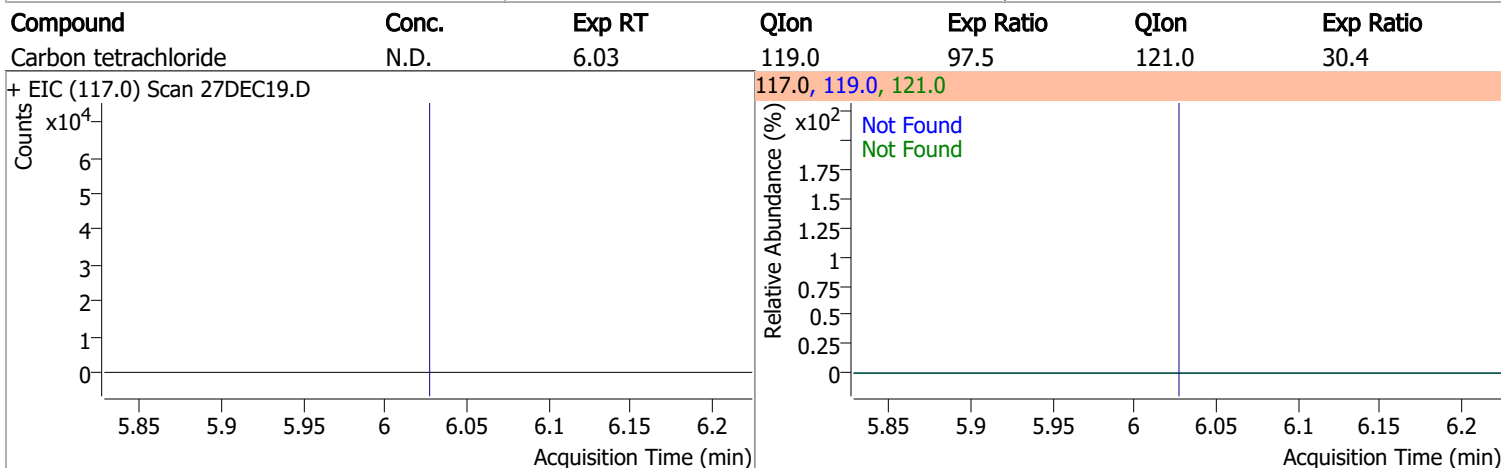
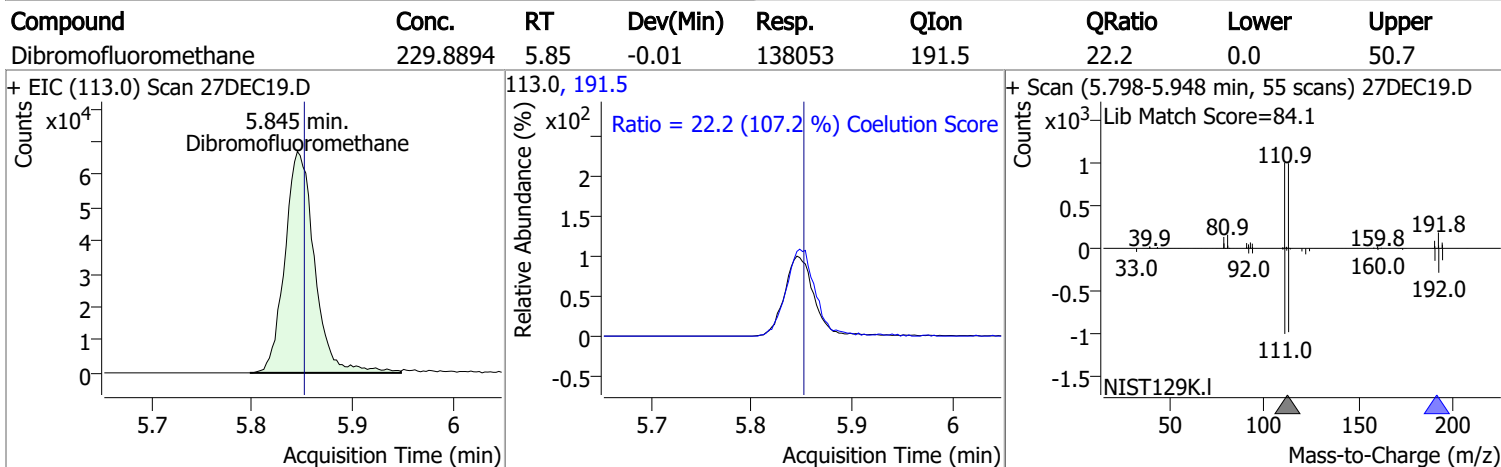
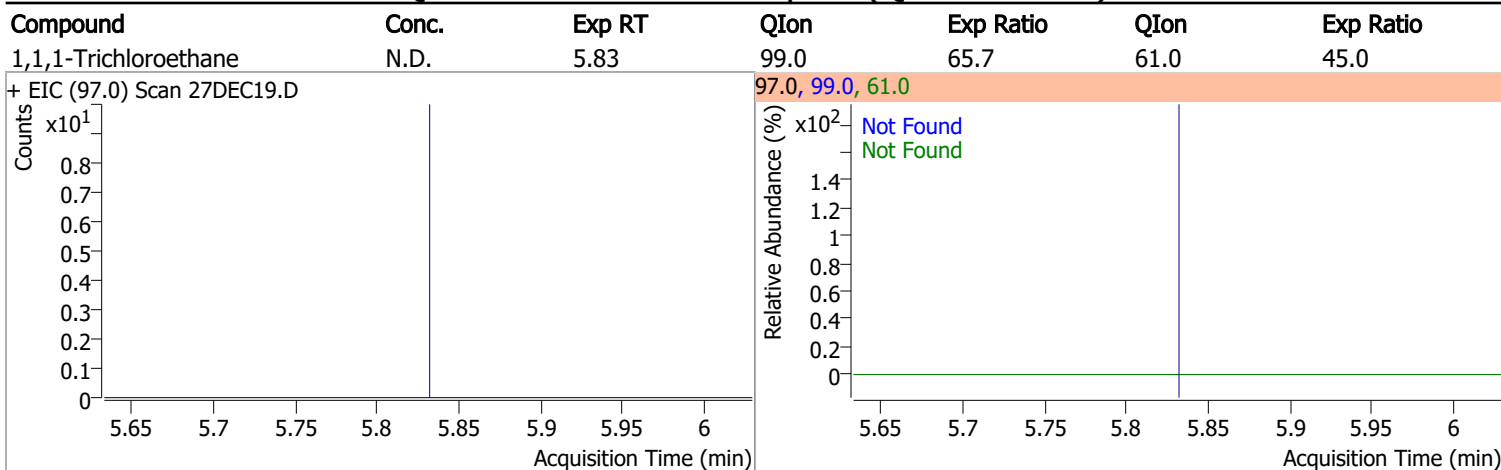
Compound	Conc.	Exp RT	QIon	Exp Ratio
Bromochloromethane	N.D.	5.52	49.0	184.6



Compound	Conc.	Exp RT	QIon	Exp Ratio
Chloroform	N.D.	5.65	85.0	65.1

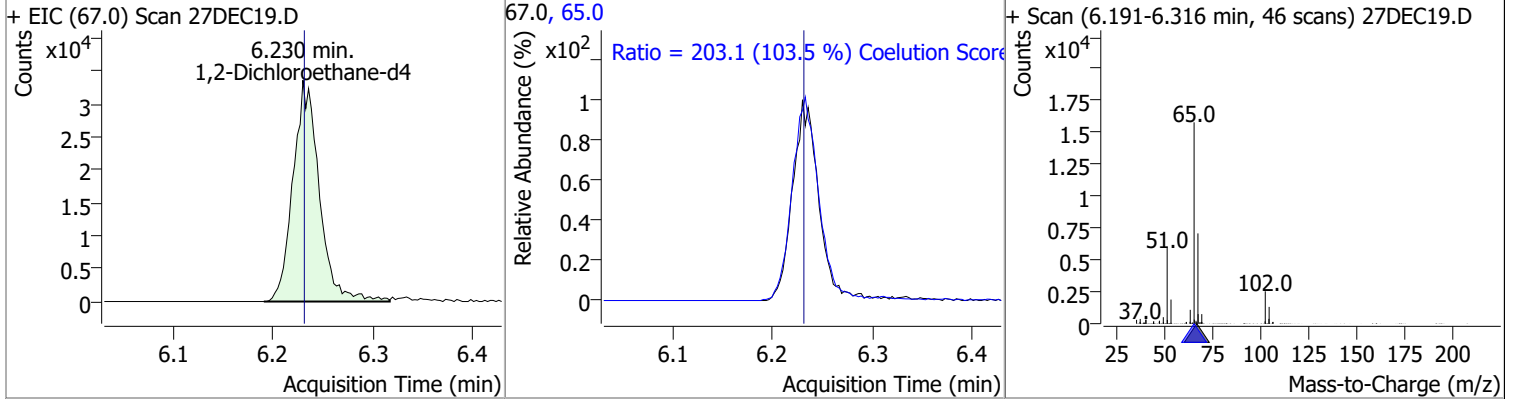


Quantitation Results Report (QT Reviewed)

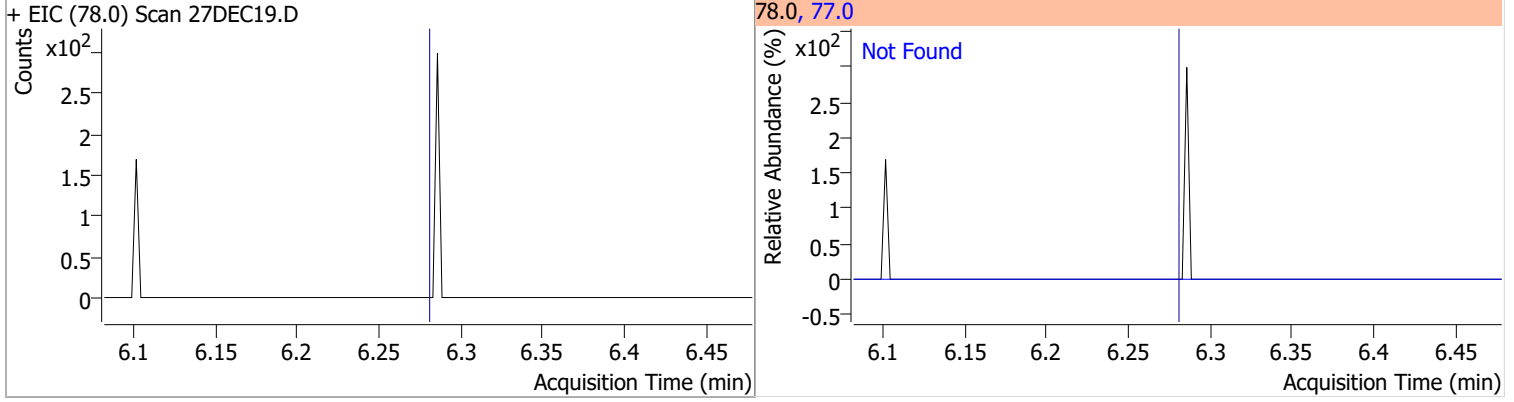


Quantitation Results Report (QT Reviewed)

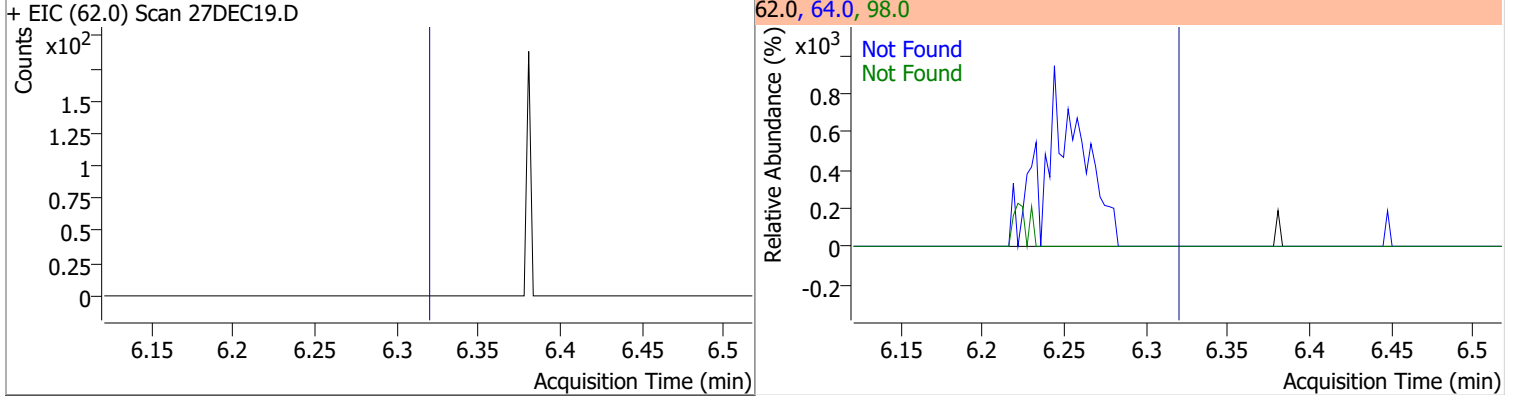
Compound	Conc.	RT	Dev(Min)	Resp.	QIon	QRatio	Lower	Upper
1,2-Dichloroethane-d4	222.4328	6.23	0.00	60959	65.0	203.1	166.3	226.3



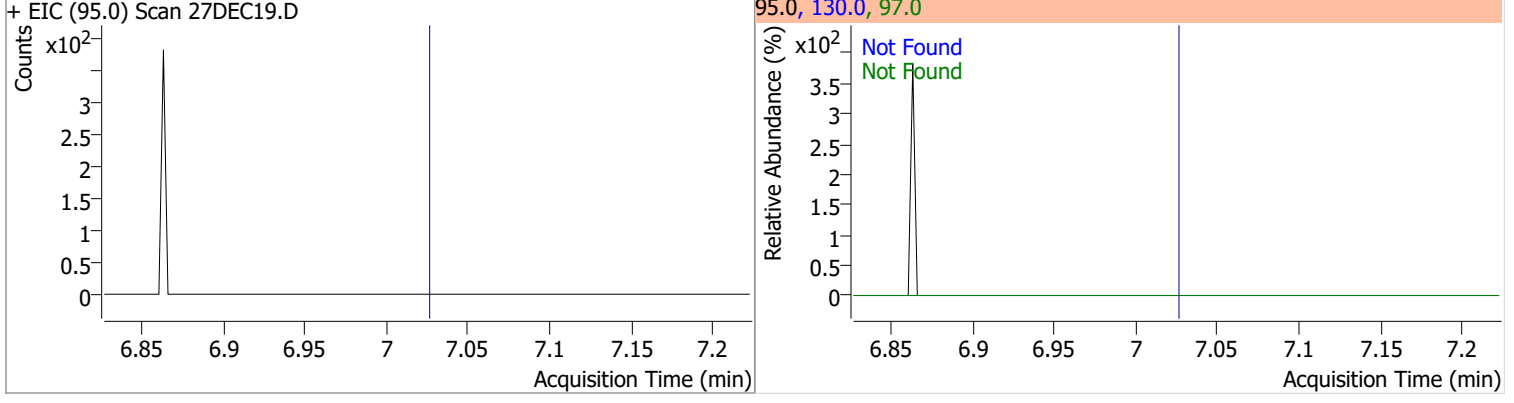
Compound	Conc.	Exp RT	QIon	Exp Ratio
Benzene	N.D.	6.28	77.0	23.5



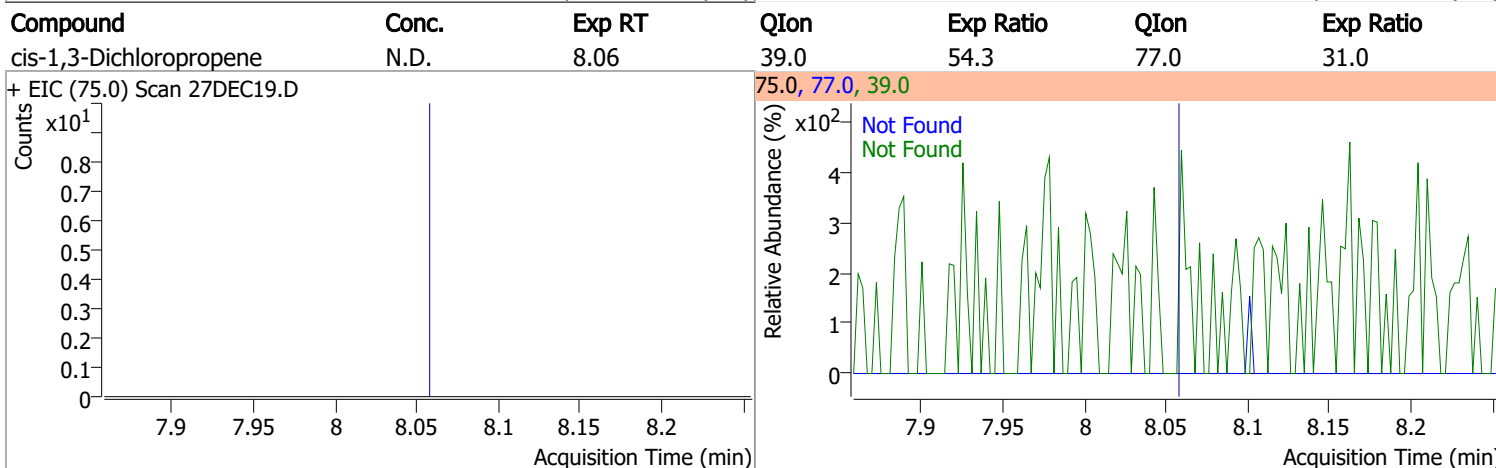
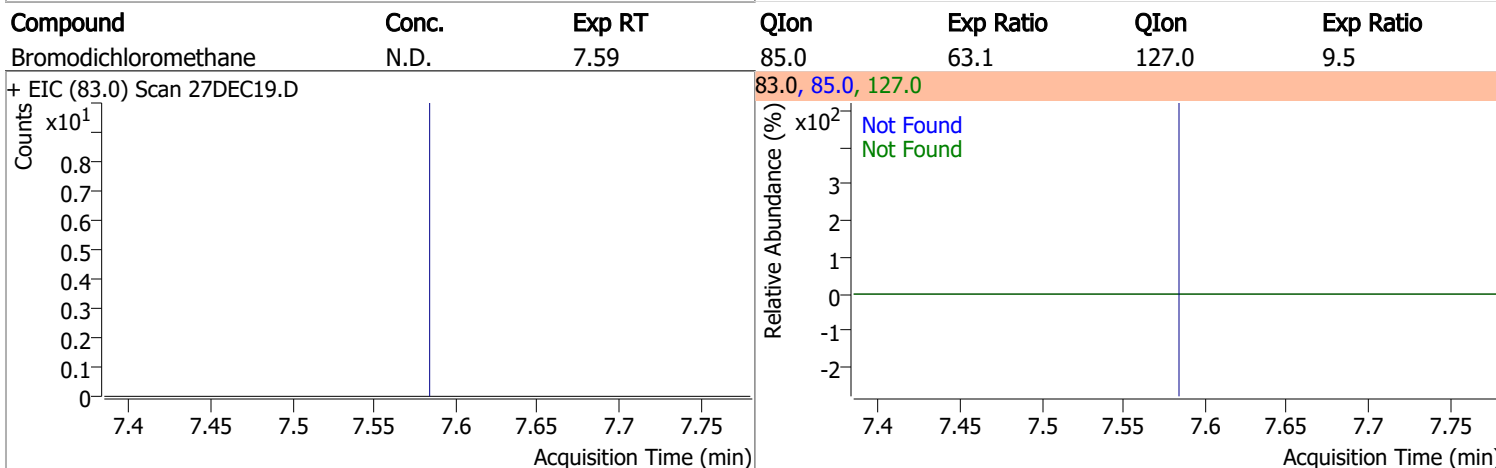
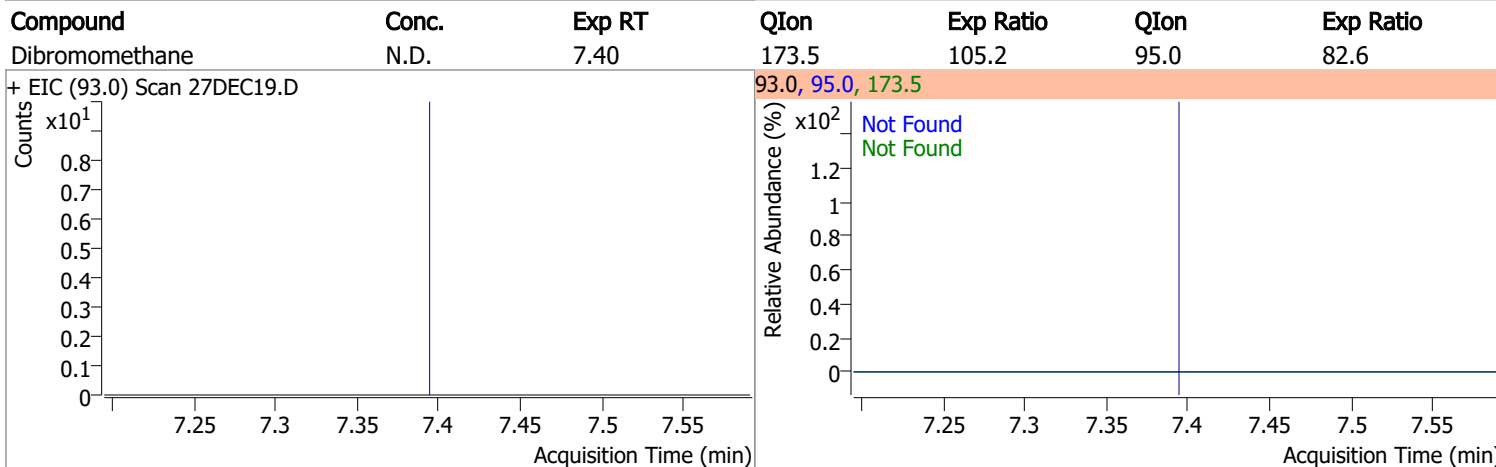
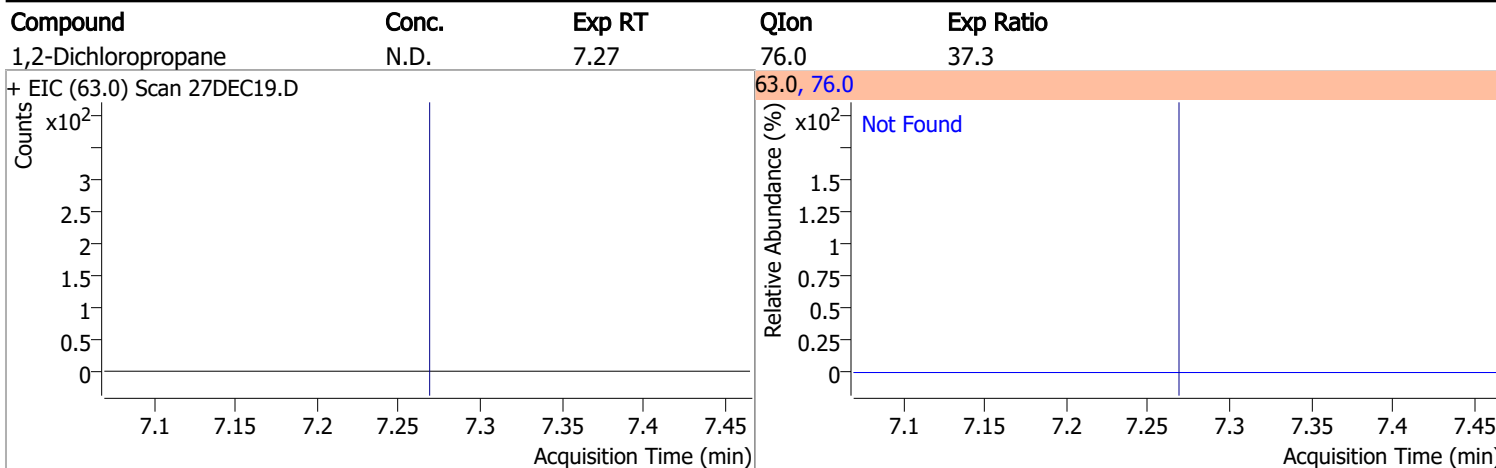
Compound	Conc.	Exp RT	QIon	Exp Ratio	QIon	Exp Ratio
1,2-Dichloroethane	N.D.	6.32	64.0	32.3	98.0	8.2



Compound	Conc.	Exp RT	QIon	Exp Ratio	QIon	Exp Ratio
Trichloroethene	N.D.	7.03	130.0	100.8	97.0	64.7

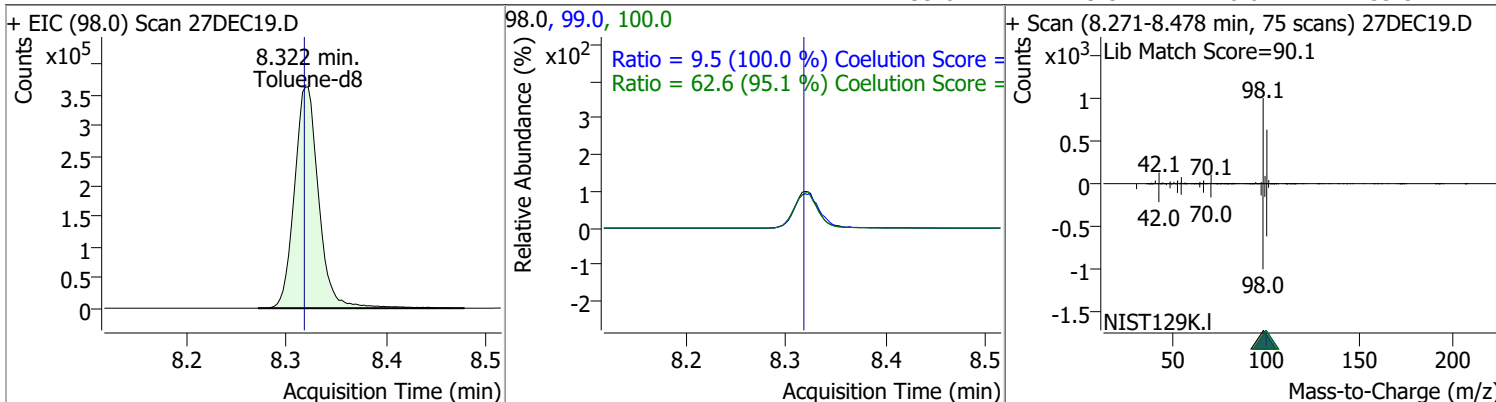


Quantitation Results Report (QT Reviewed)

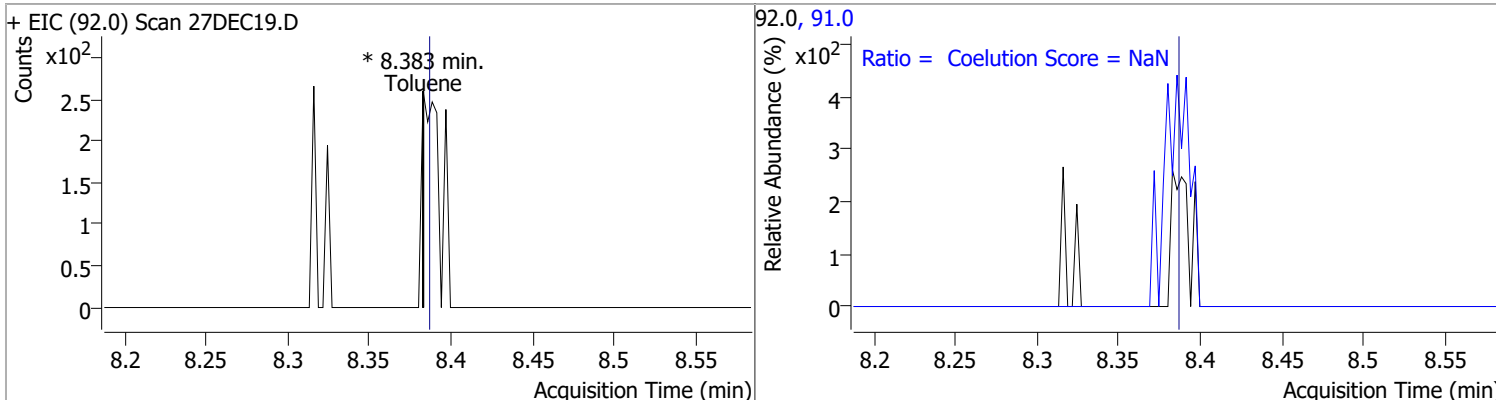


Quantitation Results Report (QT Reviewed)

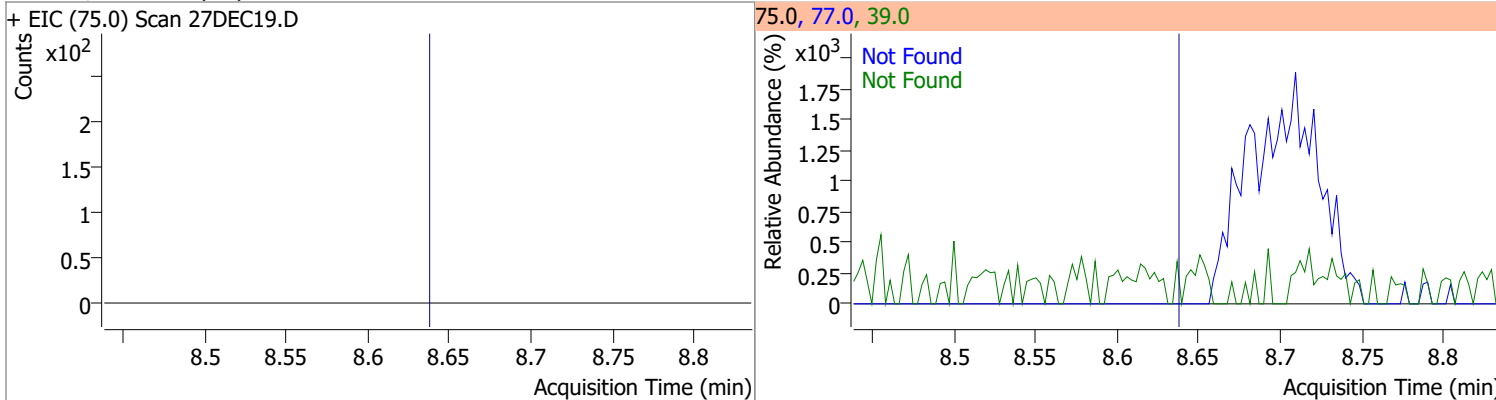
Compound	Conc.	RT	Dev(Min)	Resp.	QIon	QRatio	Lower	Upper
Toluene-d8	259.6607	8.32	0.00	610414	100.0	62.6	35.9	95.9
					99.0	9.5	0.0	39.5



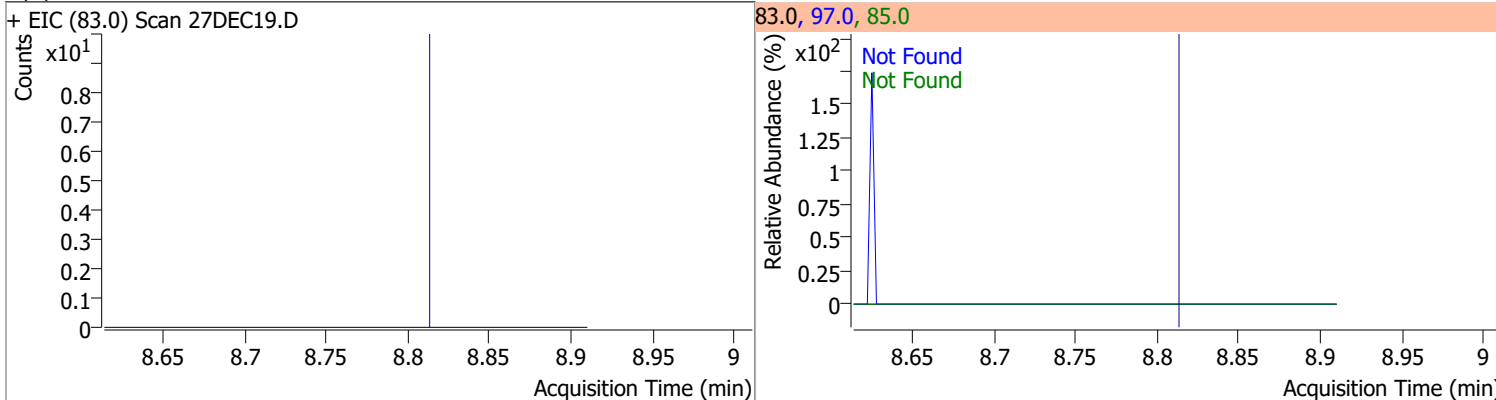
Compound	Conc.	RT	Dev(Min)	Resp.	QIon	QRatio	Lower	Upper
Toluene	0	0	0	0	91.0	144.3	204.3	



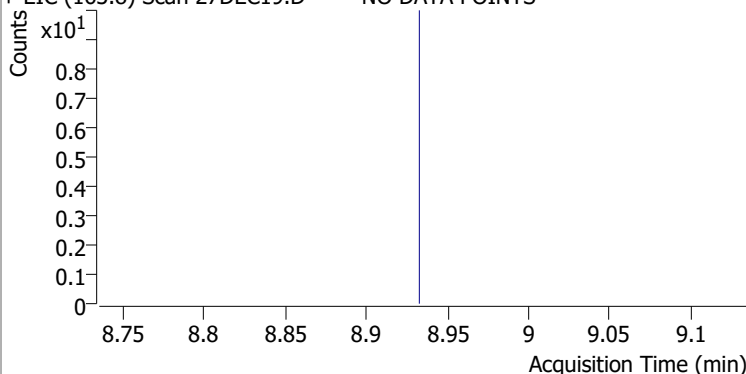
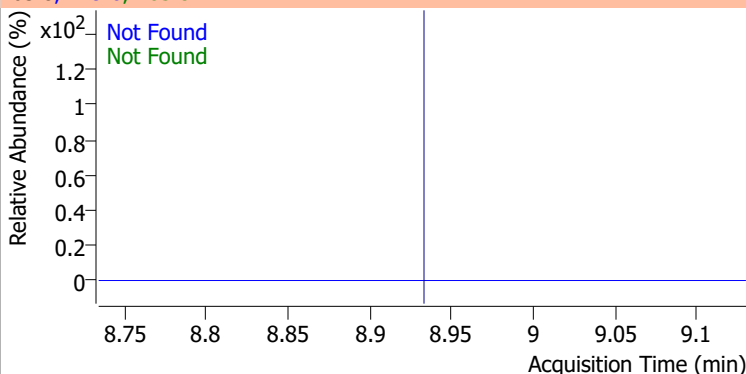
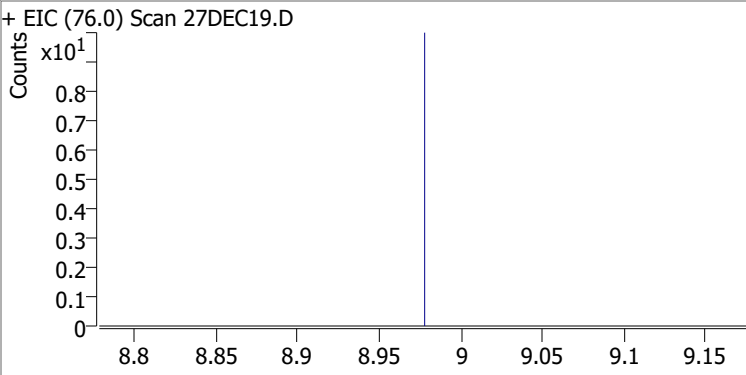
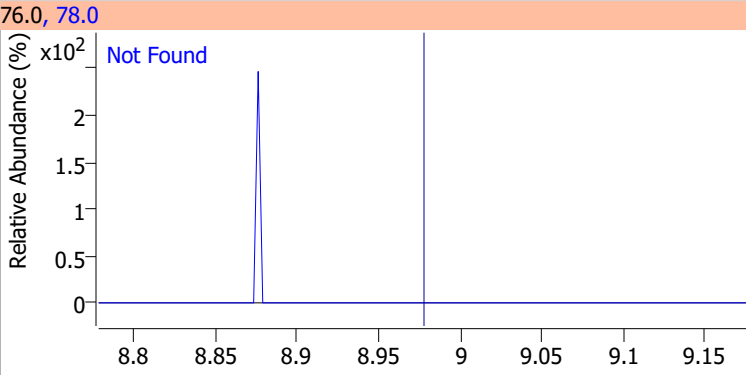
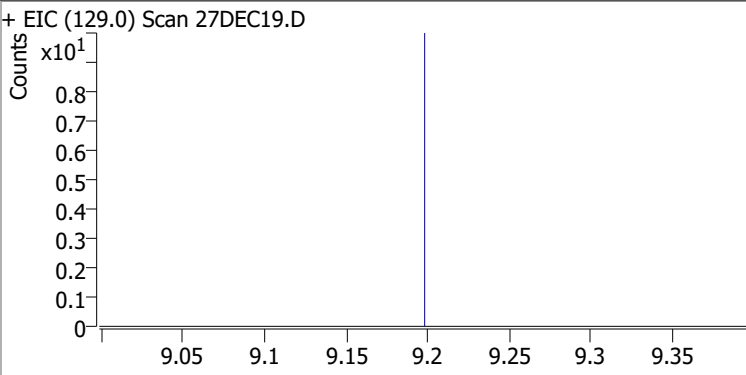
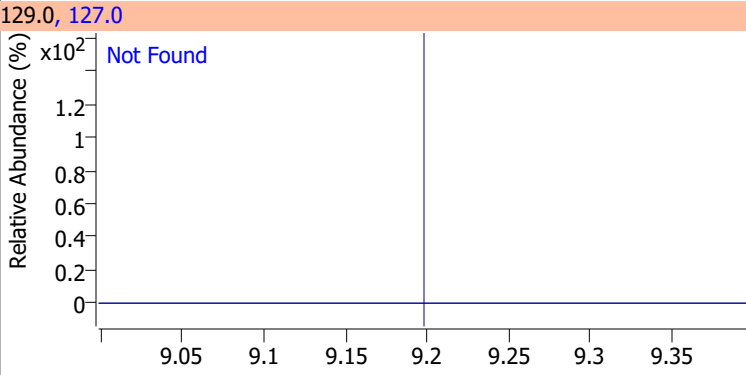
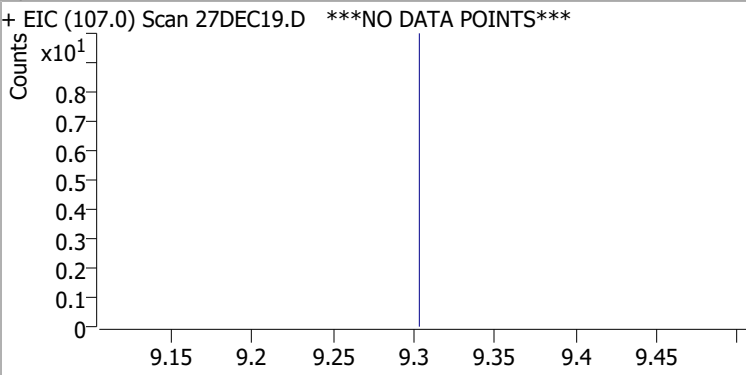
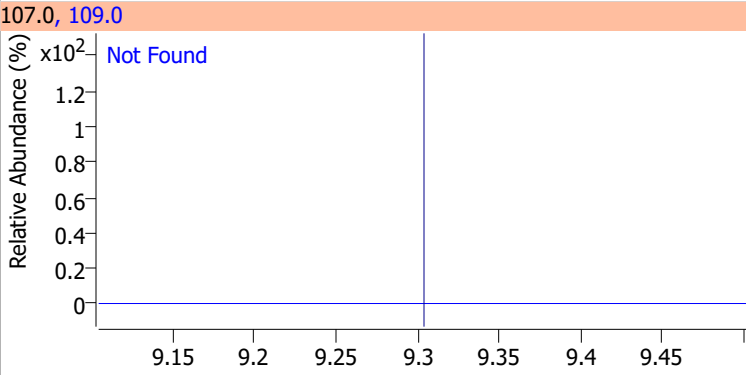
Compound	Conc.	Exp RT	QIon	Exp Ratio	QIon	Exp Ratio
trans-1,3-Dichloropropene	N.D.	8.64	39.0	52.1	77.0	32.0



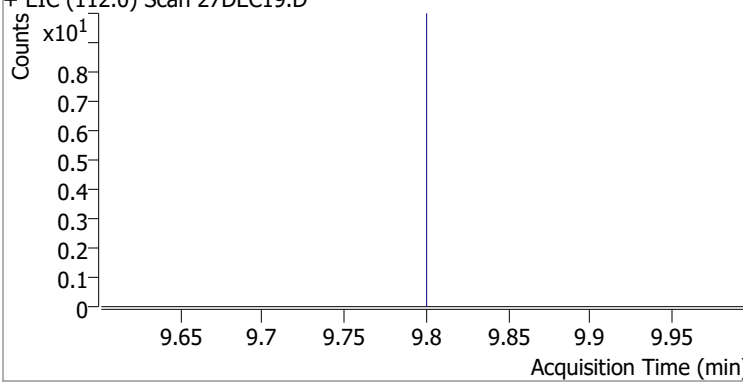
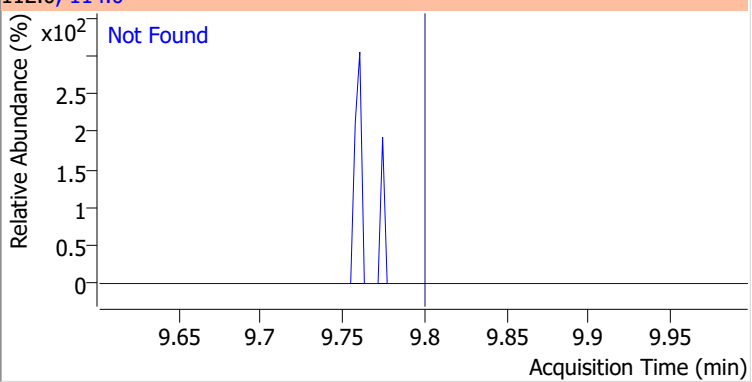
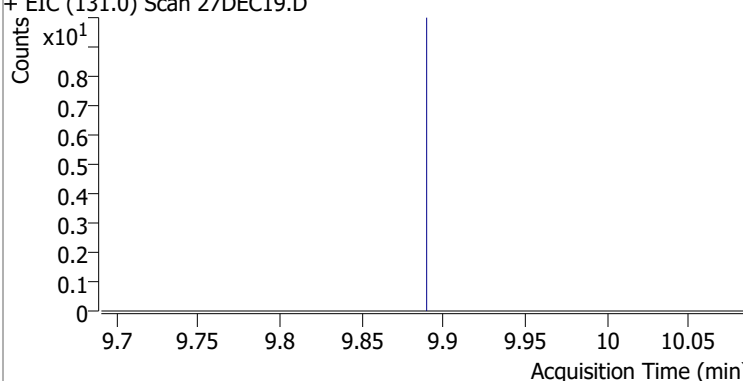
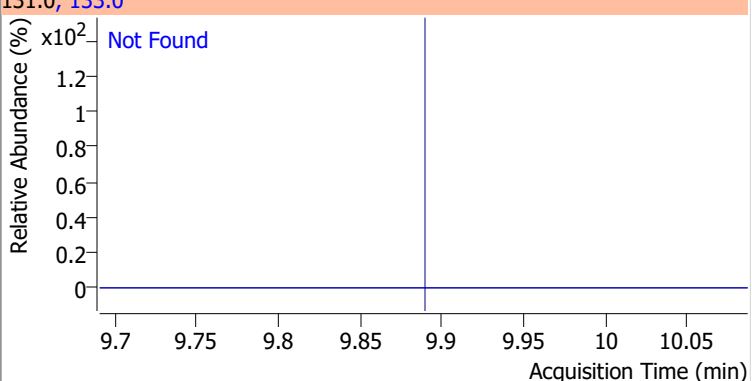
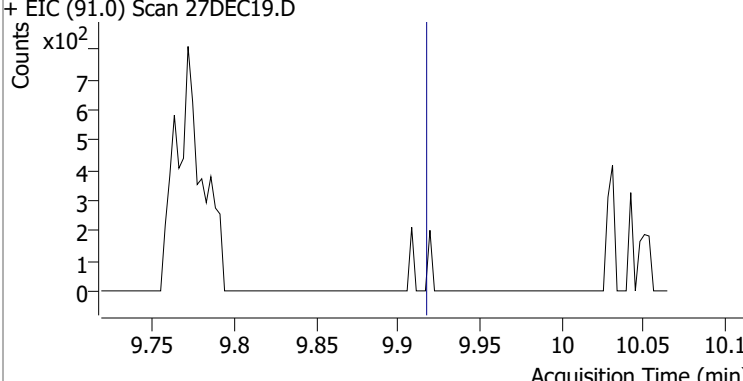
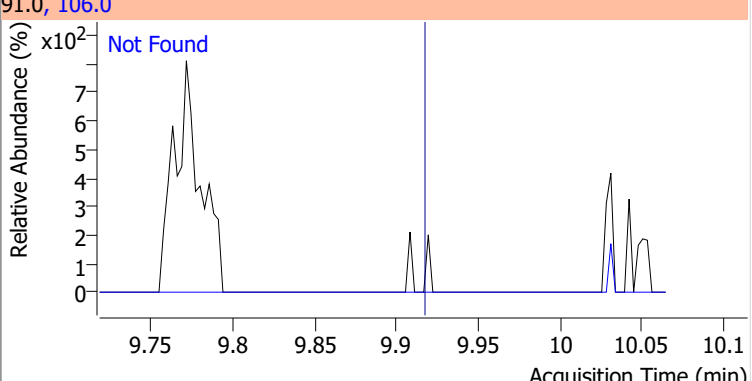
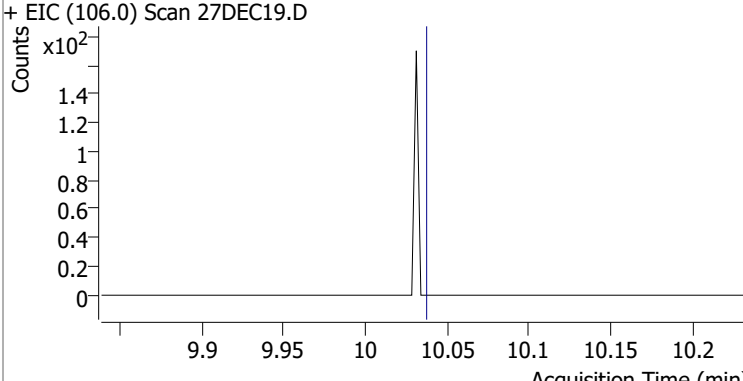
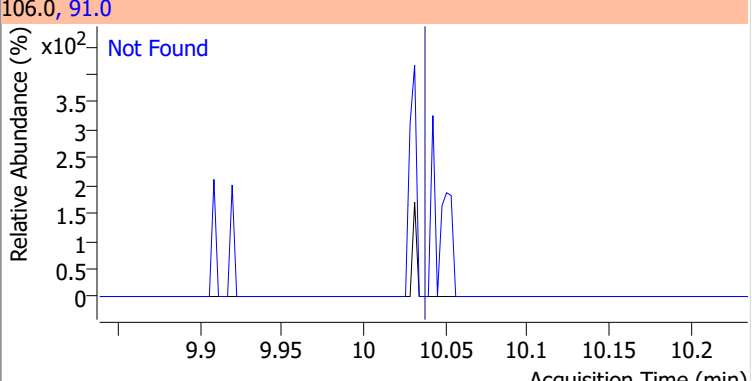
Compound	Conc.	Exp RT	QIon	Exp Ratio	QIon	Exp Ratio
1,1,2-Trichloroethane	N.D.	8.82	97.0	114.3	85.0	61.5



Quantitation Results Report (QT Reviewed)

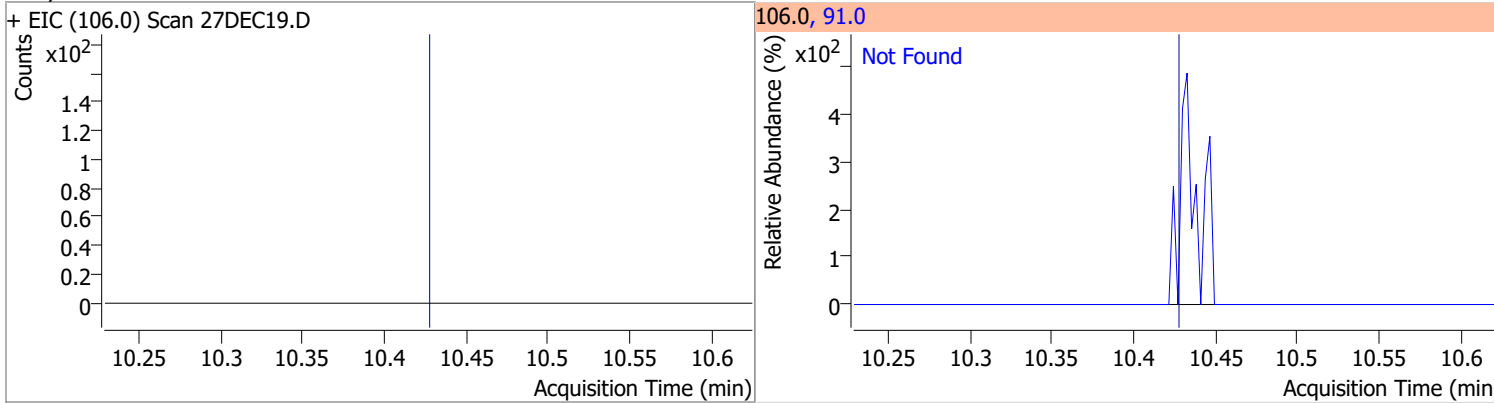
Compound	Conc.	Exp RT	QIon	Exp Ratio	QIon	Exp Ratio
Tetrachloroethene	N.D.	8.94	165.8	128.3	129.0	95.3
+ EIC (163.8) Scan 27DEC19.D ***NO DATA POINTS***			163.8, 129.0, 165.8			
						
1,3-Dichloropropane	N.D.	8.98	78.0	32.1		
+ EIC (76.0) Scan 27DEC19.D			76.0, 78.0			
						
Chlorodibromomethane	N.D.	9.20	127.0	75.3		
+ EIC (129.0) Scan 27DEC19.D			129.0, 127.0			
						
1,2-Dibromoethane	N.D.	9.31	109.0	97.2		
+ EIC (107.0) Scan 27DEC19.D ***NO DATA POINTS***			107.0, 109.0			
						

Quantitation Results Report (QT Reviewed)

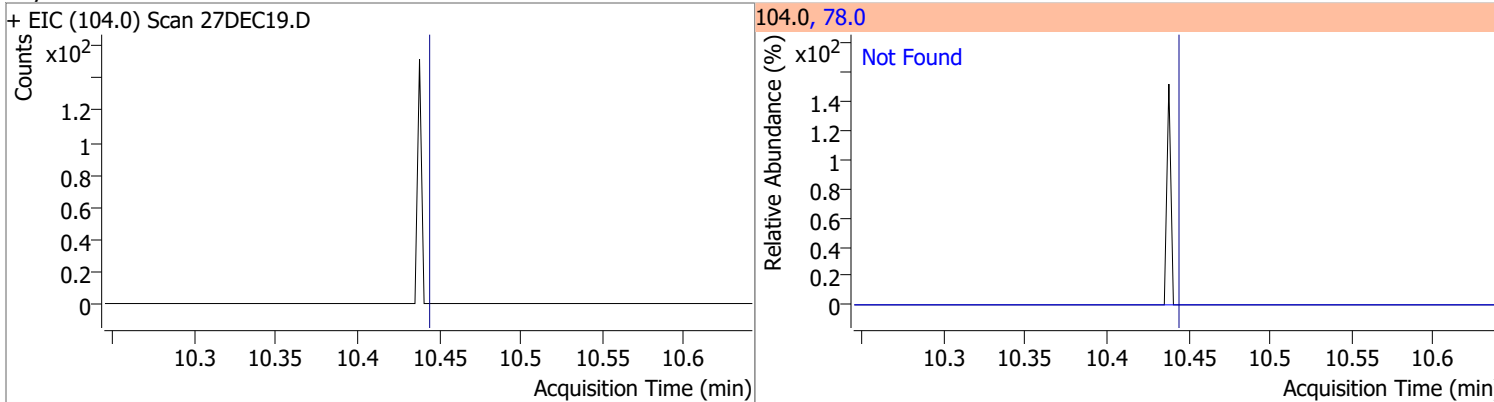
Compound	Conc.	Exp RT	QIon	Exp Ratio
Chlorobenzene	N.D.	9.80	114.0	32.3
+ EIC (112.0) Scan 27DEC19.D			112.0, 114.0	
				
1,1,1,2-Tetrachloroethane	N.D.	9.89	133.0	95.7
+ EIC (131.0) Scan 27DEC19.D			131.0, 133.0	
				
Ethylbenzene	N.D.	9.92	106.0	30.7
+ EIC (91.0) Scan 27DEC19.D			91.0, 106.0	
				
m+p-Xylenes	N.D.	10.04	91.0	205.0
+ EIC (106.0) Scan 27DEC19.D			106.0, 91.0	
				

Quantitation Results Report (QT Reviewed)

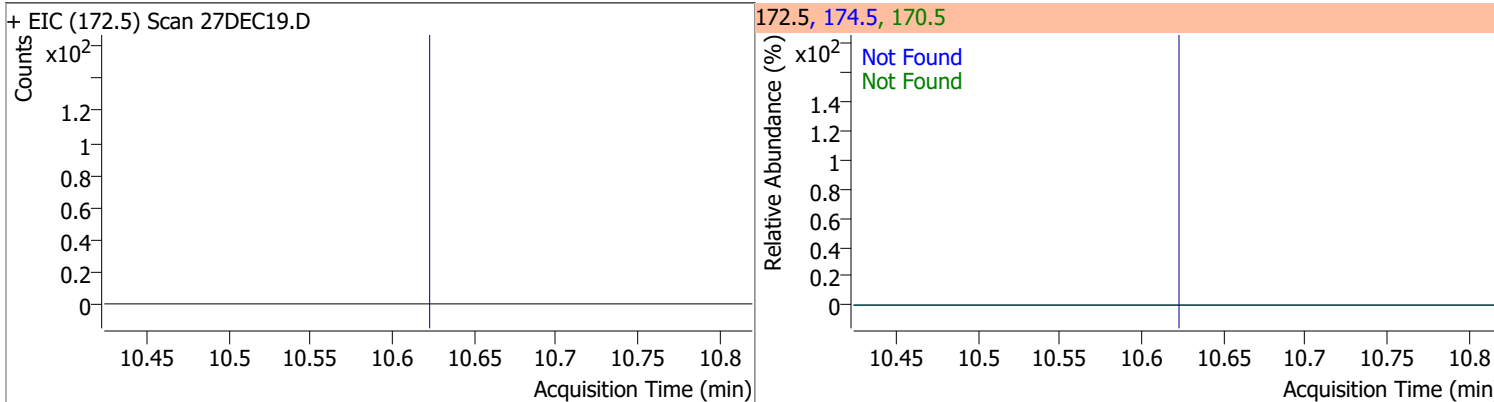
Compound	Conc.	Exp RT	QIon	Exp Ratio
o-Xylene	N.D.	10.43	91.0	216.1



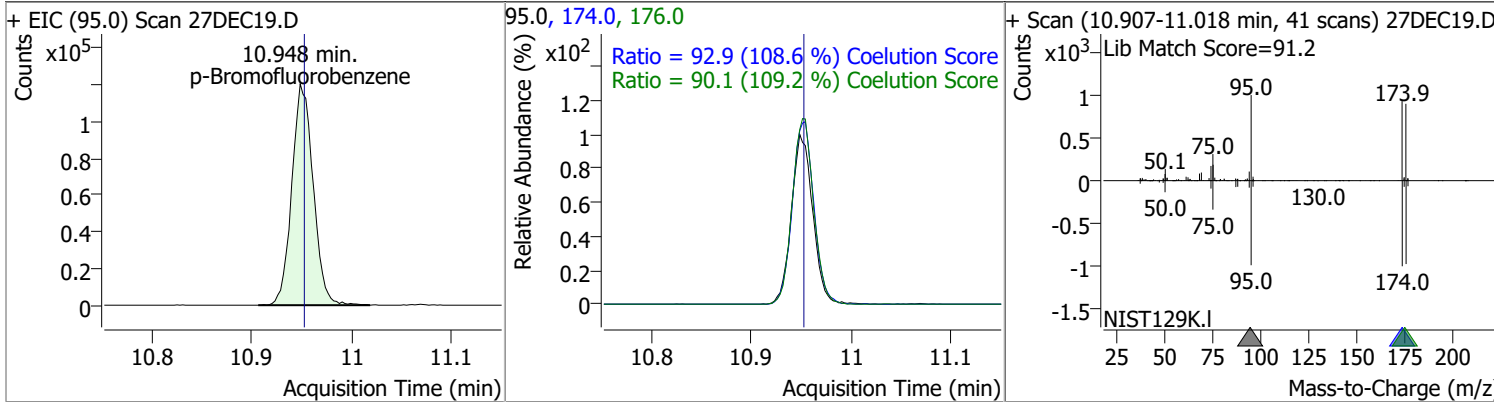
Compound	Conc.	Exp RT	QIon	Exp Ratio
Styrene	N.D.	10.45	78.0	50.6



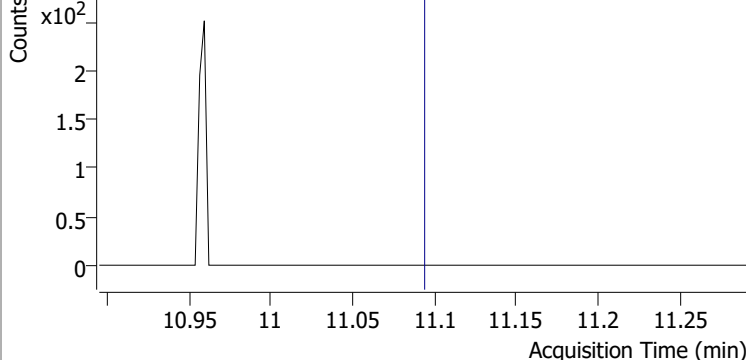
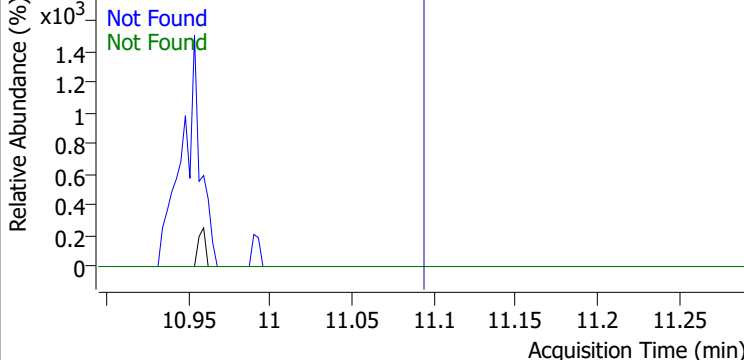
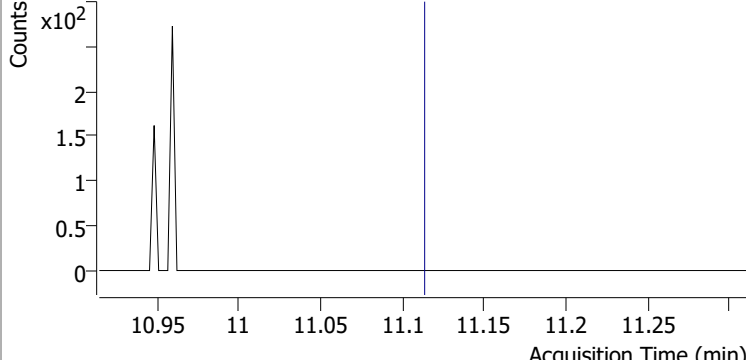
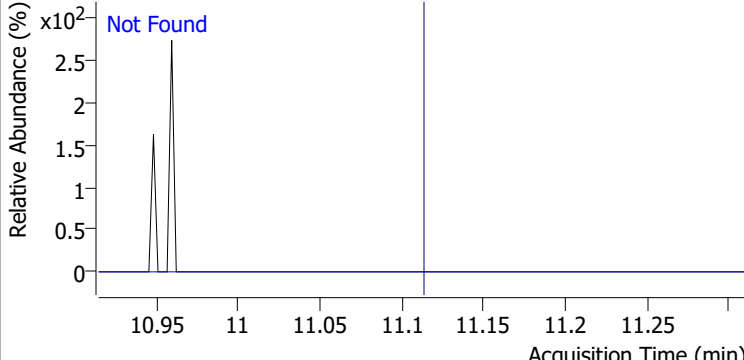
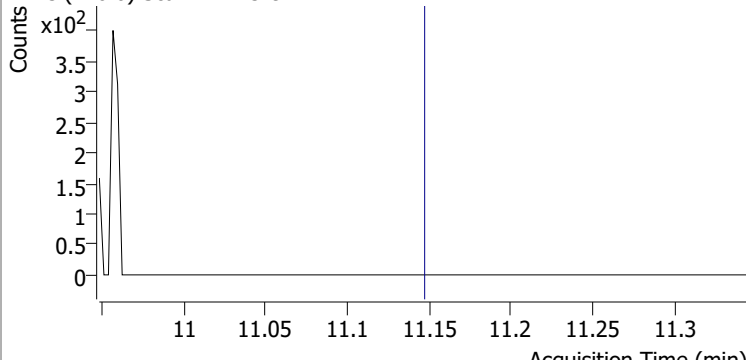
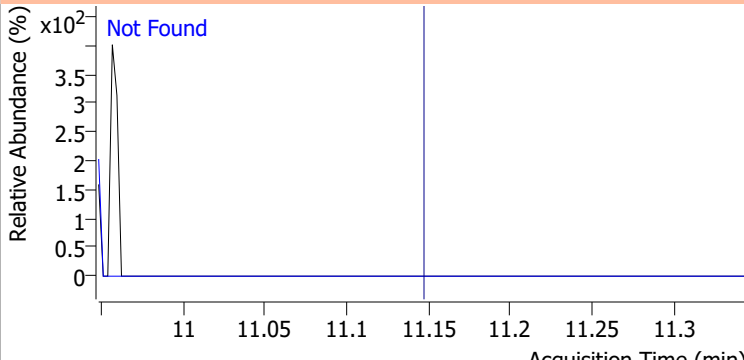
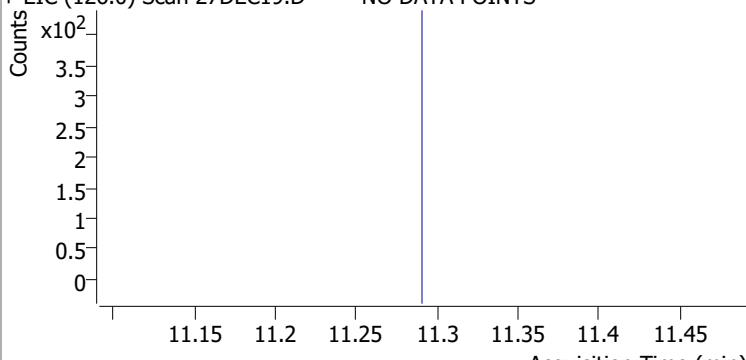
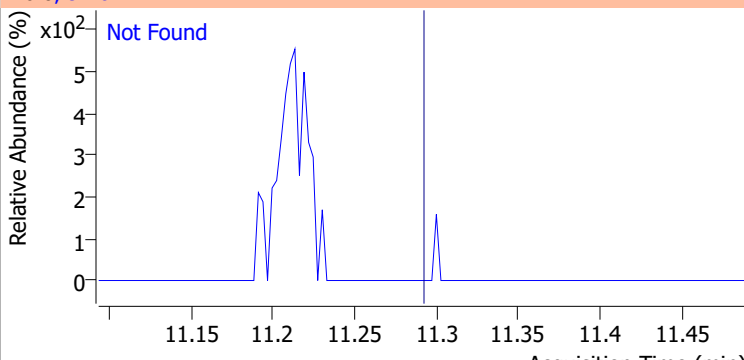
Compound	Conc.	Exp RT	QIon	Exp Ratio	QIon	Exp Ratio
Bromoform	N.D.	10.62	170.5	52.7	174.5	50.7



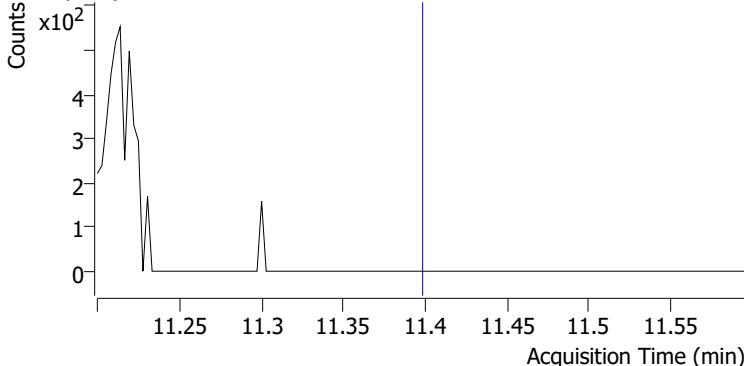
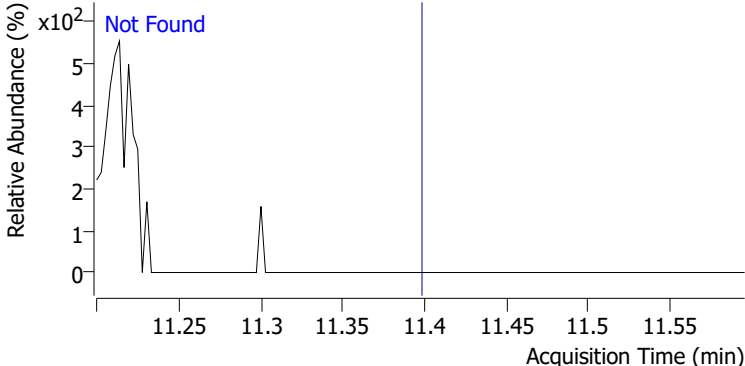
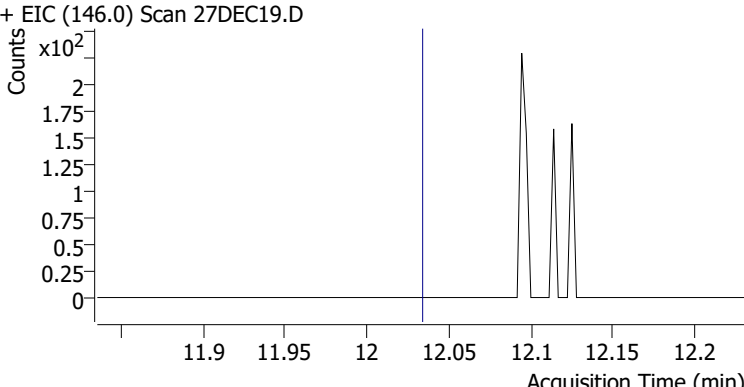
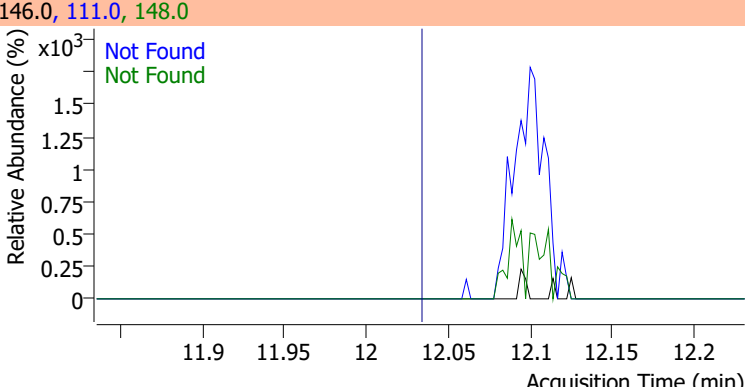
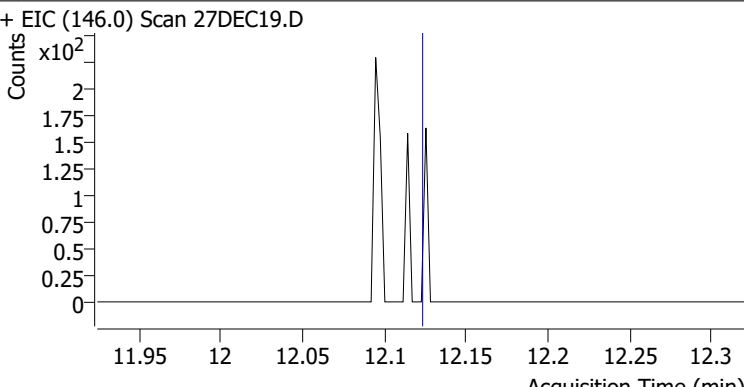
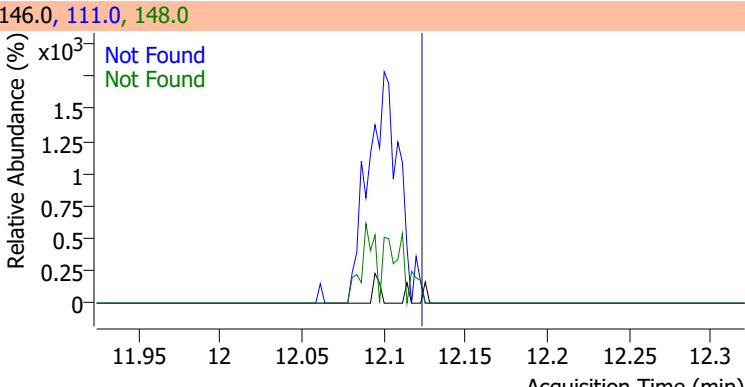
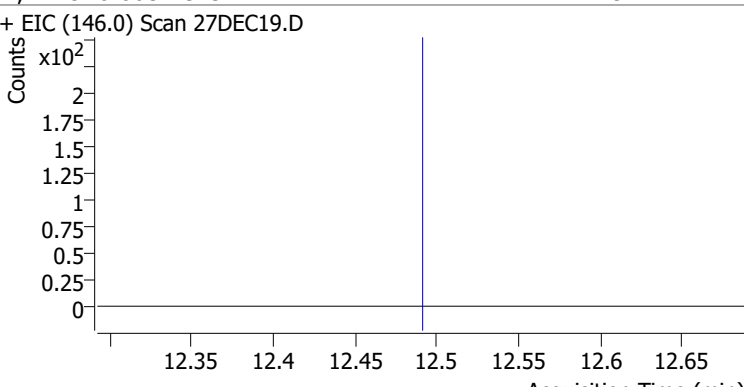
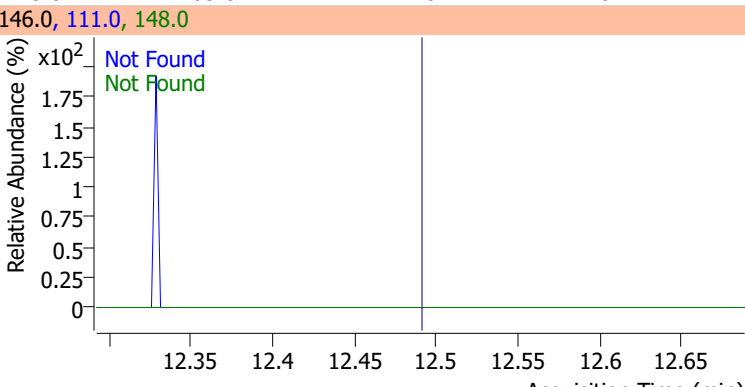
Compound	Conc.	RT	Dev(Min)	Resp.	QIon	QRatio	Lower	Upper
p-Bromofluorobenzene	257.1053	10.95	0.00	177791	174.0	92.9	55.5	115.5
					176.0	90.1	52.5	112.5



Quantitation Results Report (QT Reviewed)

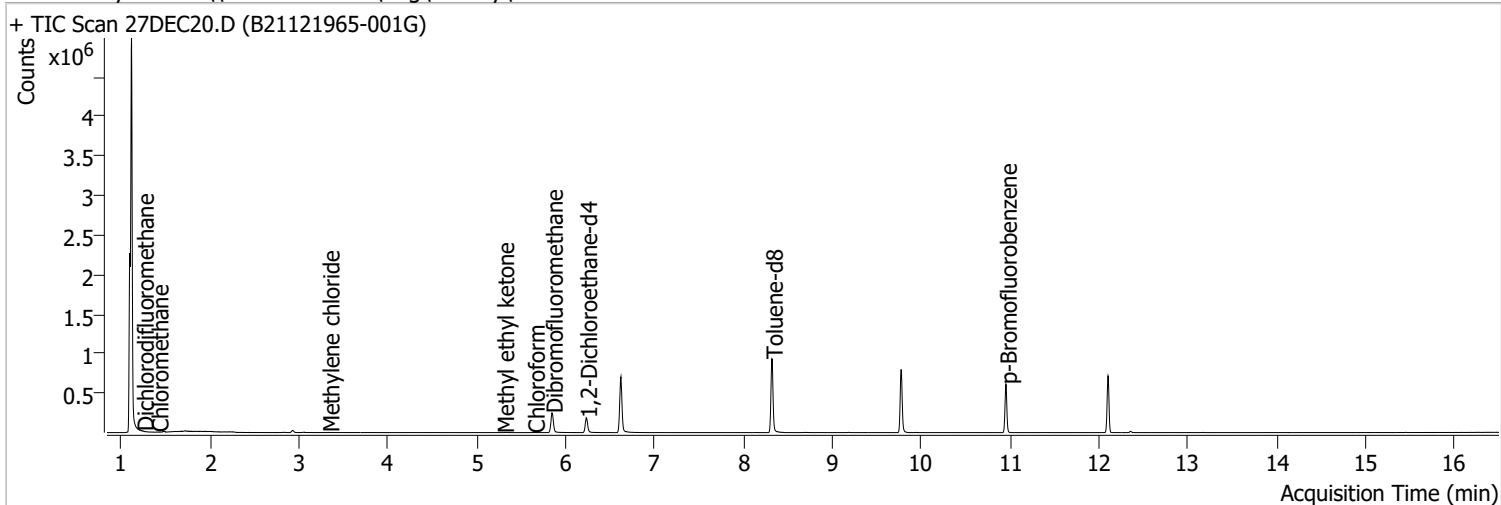
Compound	Conc.	Exp RT	QIon	Exp Ratio	QIon	Exp Ratio
Bromobenzene	N.D.	11.09	77.0	153.2	158.0	96.2
+ EIC (156.0) Scan 27DEC19.D			156.0, 77.0, 158.0			
						
1,1,2,2-Tetrachloroethane	N.D.	11.11	85.0	63.2		
+ EIC (83.0) Scan 27DEC19.D			83.0, 85.0			
						
1,2,3-Trichloropropane	N.D.	11.15	112.0	65.8		
+ EIC (110.0) Scan 27DEC19.D			110.0, 112.0			
						
2-Chlorotoluene	N.D.	11.29	91.0	294.1		
+ EIC (126.0) Scan 27DEC19.D ***NO DATA POINTS***			126.0, 91.0			
						

Quantitation Results Report (QT Reviewed)

Compound	Conc.	Exp RT	QIon	Exp Ratio		
4-Chlorotoluene	N.D.	11.40	126.0	30.4		
+ EIC (91.0) Scan 27DEC19.D			91.0, 126.0			
						
1,3-Dichlorobenzene	N.D.	12.03	148.0	64.5	QIon	Exp Ratio
+ EIC (146.0) Scan 27DEC19.D			146.0, 111.0, 148.0			
						
1,4-Dichlorobenzene	N.D.	12.12	148.0	64.0	QIon	Exp Ratio
+ EIC (146.0) Scan 27DEC19.D			146.0, 111.0, 148.0			
						
1,2-Dichlorobenzene	N.D.	12.49	148.0	63.8	QIon	Exp Ratio
+ EIC (146.0) Scan 27DEC19.D			146.0, 111.0, 148.0			
						

Quantitation Results Report (QT Reviewed)

Data File	27DEC20.D	Operator	MSC
Acq. Method	5975CACQF.M	Acq. Date-Time	12/27/2021 5:51:08 PM
Sample Name	B21121965-001G	Instrument	VOA5975C
Vial	20	Multiplier	1.00
DA Method File	VOA5975C_8260B_SHT_DoD_L4_120721.m	Comment	
Tune File	BFB_Atune3.u	Tune Date	10/11/2021 4:02:00 PM
Batch Name	VG122721_8260B_624pt1.batch.bin	Last Calib Update	1/5/2022 1:54:14 PM
Ref Library	\\MASSHUNTER\Org\Library\NIST129K.I		



Compound	RT	QIon	Resp.	Conc.	Units	Dev(Min)	
Internal Standards							
M Fluorobenzene	6.620	96.0	591793	250.0000	ng	0.000	
M Chlorobenzene-d5	9.772	82.0	226649	250.0000	ng	-0.003	
M 1,4-Dichlorobenzene-d4	12.103	152.0	170193	250.0000	ng	0.003	
System Monitoring Compounds							
S Dibromofluoromethane	5.845	113.0	150470	259.4325	ng	-0.006	
Spiked Amount: 250.000	Range: 80.0 - 119.0%			Recovery = 103.77%			
S 1,2-Dichloroethane-d4	6.230	67.0	68627	259.2731	ng	0.000	
Spiked Amount: 250.000	Range: 81.0 - 118.0%			Recovery = 103.71%			
S Toluene-d8	8.319	98.0	585474	256.9709	ng	0.000	
Spiked Amount: 250.000	Range: 89.0 - 112.0%			Recovery = 102.79%			
S p-Bromofluorobenzene	10.951	95.0	170407	261.6681	ng	0.000	
Spiked Amount: 250.000	Range: 85.0 - 114.0%			Recovery = 104.67%			
Target Compounds							
T Dichlorodifluoromethane	1.244	85.0	757	0.8950	ng	m	83
T Chloromethane	1.408	50.0	965	1.0013	ng	m	77
T Vinyl chloride	0.000		0	N.D.			
T Bromomethane	0.000		0	N.D.			
T Chloroethane	1.891	64.0	0		ng	md	1
T Trichlorofluoromethane	0.000		0	N.D.			
T 1,1-Dichloroethene	0.000		0	N.D.			
T Methylene chloride	3.333	49.0	621	0.7156	ng	m	77
T trans-1,2-Dichloroethene	0.000		0	N.D.			
T Methyl tert-butyl ether (MTBE)	0.000		0	N.D.			
T 1,1-Dichloroethane	0.000		0	N.D.			
T 2,2-Dichloropropane	0.000		0	N.D.			
T cis-1,2-Dichloroethene	0.000		0	N.D.			
T Methyl ethyl ketone	5.296	43.0	558	6.6097	ng	m	68
T Bromochloromethane	0.000		0	N.D.			
T Chloroform	5.642	83.0	1046	0.9134	ng	m	72

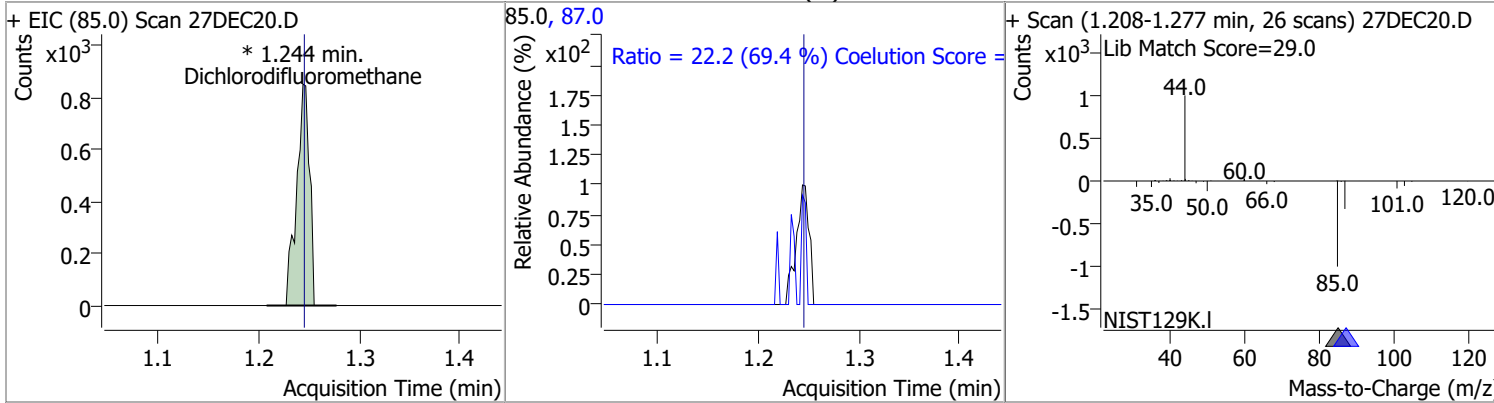
Quantitation Results Report (QT Reviewed)

Compound	RT	QIon	Resp.	Conc.	Units	Dev(Min)
T 1,1,1-Trichloroethane	0.000		0	N.D.		
T Carbon tetrachloride	0.000		0	N.D.		
T 1,1-Dichloropropene	0.000		0	N.D.		
T Benzene	0.000		0	N.D.		
T 1,2-Dichloroethane	0.000		0	N.D.		
T Trichloroethene	0.000		0	N.D.		
T 1,2-Dichloropropane	0.000		0	N.D.		
T Dibromomethane	0.000		0	N.D.		
T Bromodichloromethane	0.000		0	N.D.		
T cis-1,3-Dichloropropene	0.000		0	N.D.		
T Toluene	0.000		0	N.D.		
T trans-1,3-Dichloropropene	0.000		0	N.D.		
T 1,1,2-Trichloroethane	0.000		0	N.D.		
T Tetrachloroethene	0.000		0	N.D.		
T 1,3-Dichloropropane	0.000		0	N.D.		
T Chlorodibromomethane	0.000		0	N.D.		
T 1,2-Dibromoethane	0.000		0	N.D.		
T Chlorobenzene	0.000		0	N.D.		
T 1,1,1,2-Tetrachloroethane	0.000		0	N.D.		
T Ethylbenzene	0.000		0	N.D.		
T m+p-Xylenes	0.000		0	N.D.		
T o-Xylene	0.000		0	N.D.		
T Styrene	0.000		0	N.D.		
T Bromoform	0.000		0	N.D.		
T Bromobenzene	0.000		0	N.D.		
T 1,1,2,2-Tetrachloroethane	0.000		0	N.D.		
T 1,2,3-Trichloropropane	0.000		0	N.D.		
T 2-Chlorotoluene	0.000		0	N.D.		
T 4-Chlorotoluene	0.000		0	N.D.		
T 1,3-Dichlorobenzene	0.000		0	N.D.		
T 1,4-Dichlorobenzene	0.000		0	N.D.		
T 1,2-Dichlorobenzene	0.000		0	N.D.		

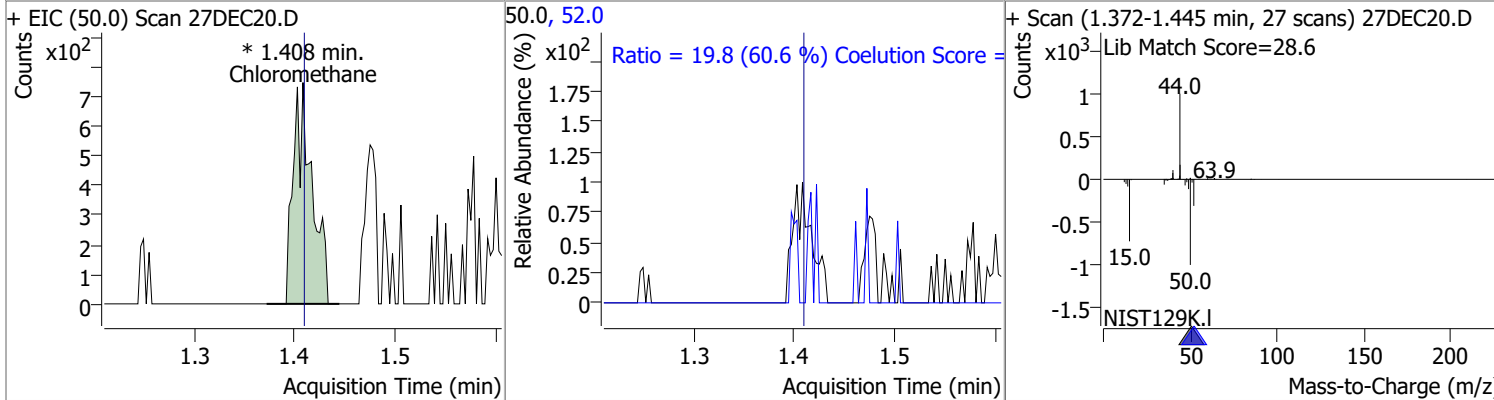
(#) = Qualifier Out of Range; (m) = Manual Integration; (+) = Area Summed; (*) = Surrogate Percent Recovery Out of Range; (d): Zeroed Peak

Quantitation Results Report (QT Reviewed)

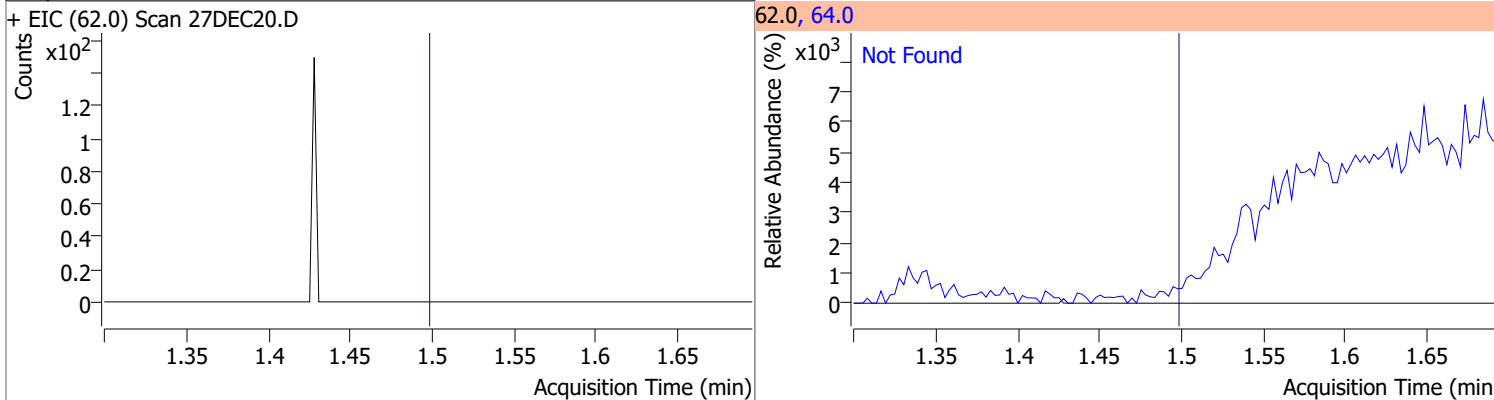
Compound	Conc.	RT	Dev(Min)	Resp.	QIon	QRatio	Lower	Upper
Dichlorodifluoromethane	0.8950	1.24	0.00	757 (m)	87.0	22.2	2.0	62.0



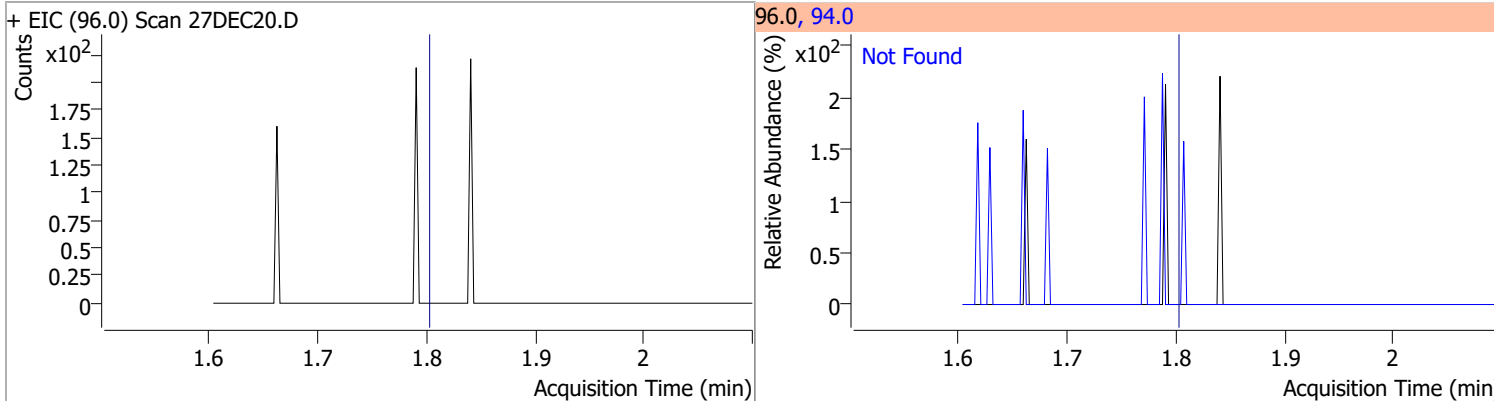
Compound	Conc.	RT	Dev(Min)	Resp.	QIon	QRatio	Lower	Upper
Chloromethane	1.0013	1.41	0.00	965 (m)	52.0	19.8	2.7	62.7



Compound	Conc.	Exp RT	QIon	Exp Ratio
Vinyl chloride	N.D.	1.50	64.0	31.6

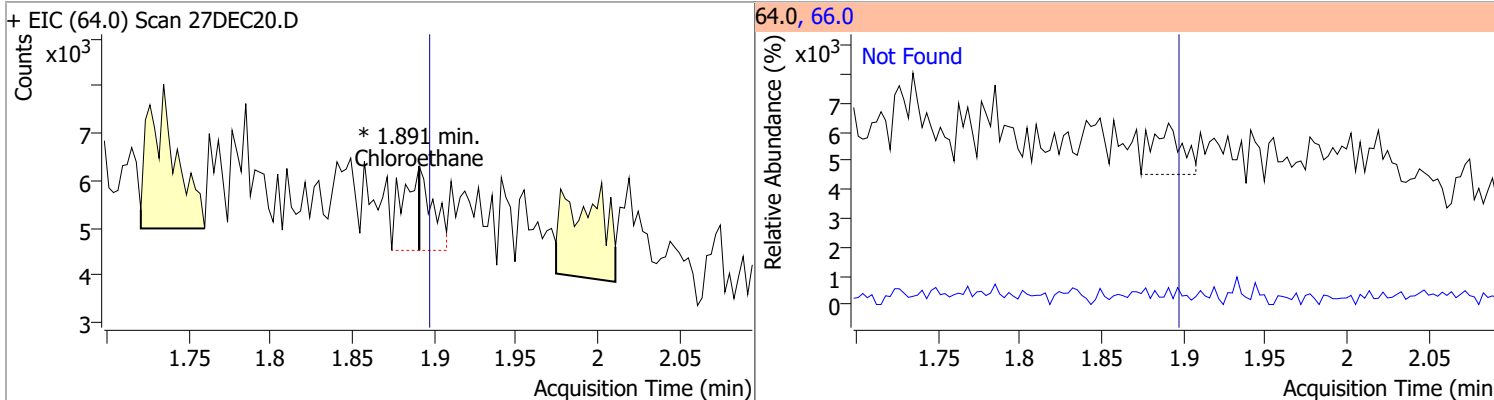


Compound	Conc.	Exp RT	QIon	Exp Ratio
Bromomethane	N.D.	1.80	94.0	106.0

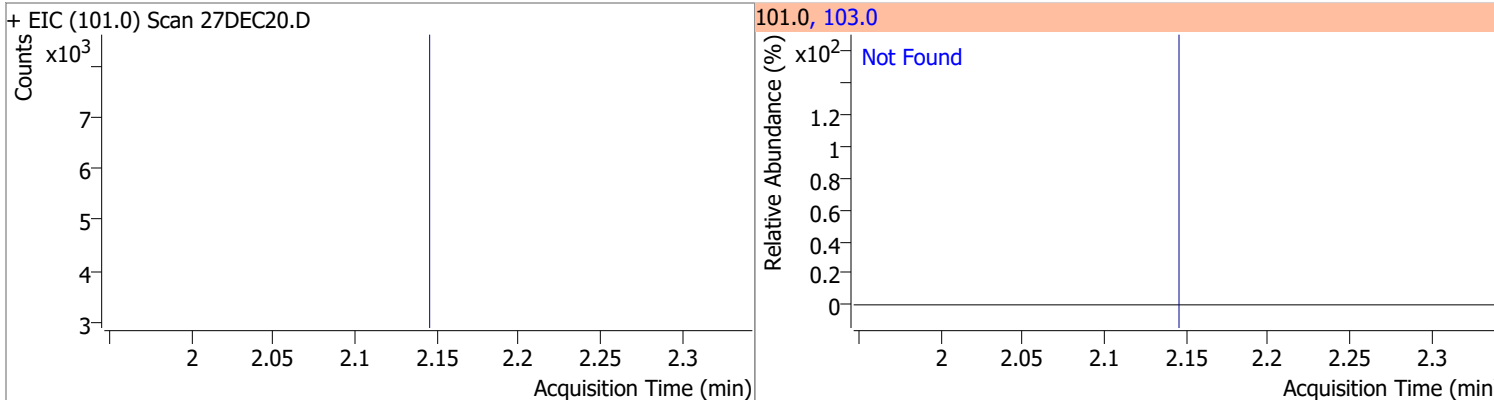


Quantitation Results Report (QT Reviewed)

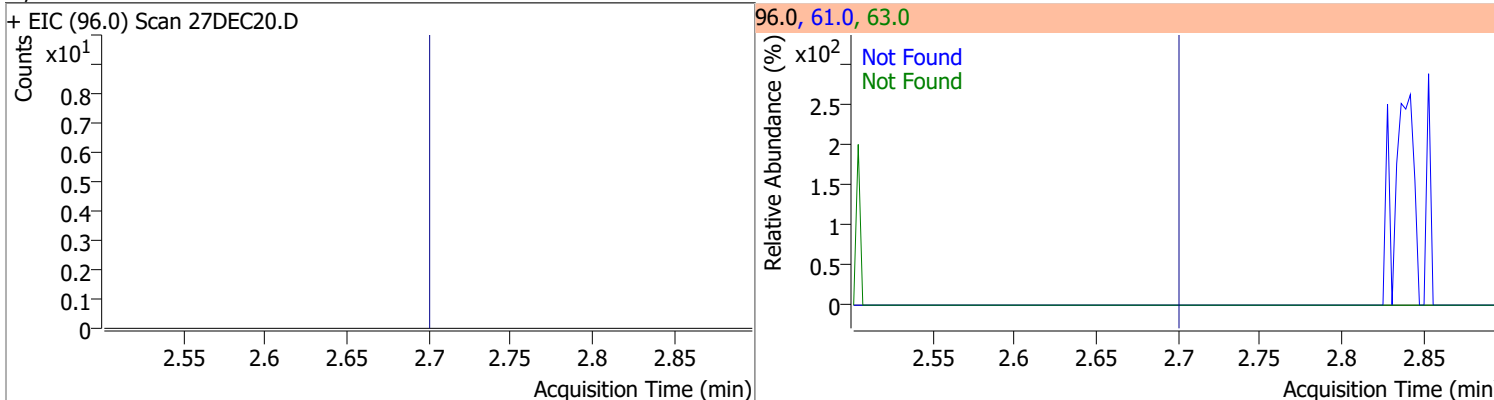
Compound	Conc.	RT	Dev(Min)	Resp.	QIon	QRatio	Lower	Upper
Chloroethane		0		0	66.0		0.8	60.8



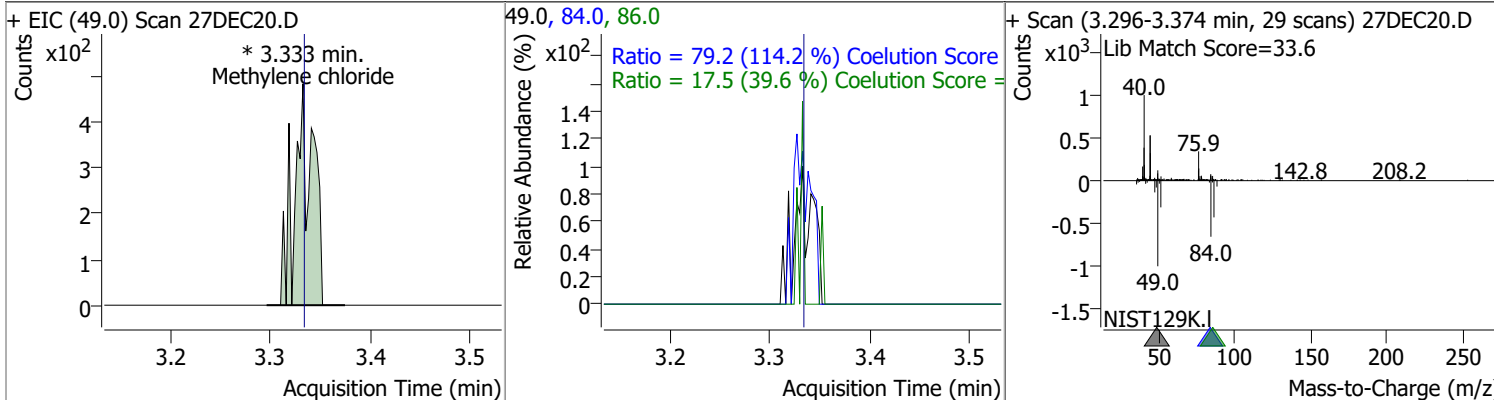
Compound	Conc.	Exp RT	QIon	Exp Ratio
Trichlorofluoromethane	N.D.	2.14	103.0	64.8



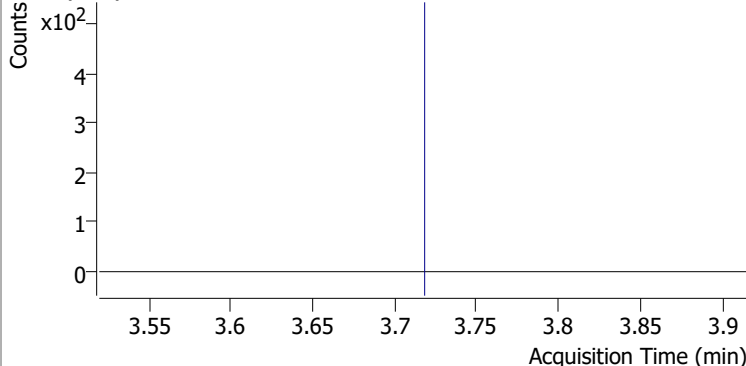
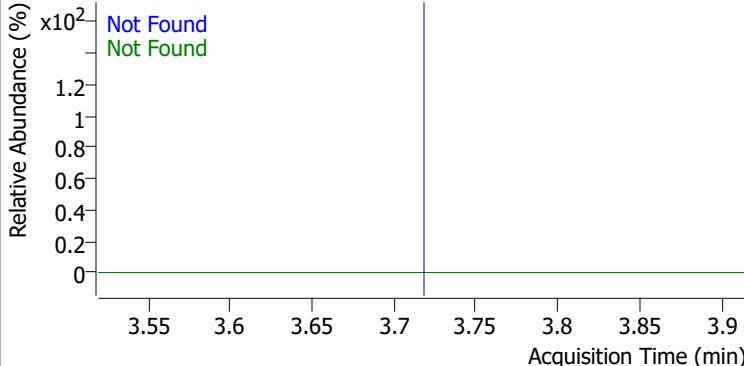
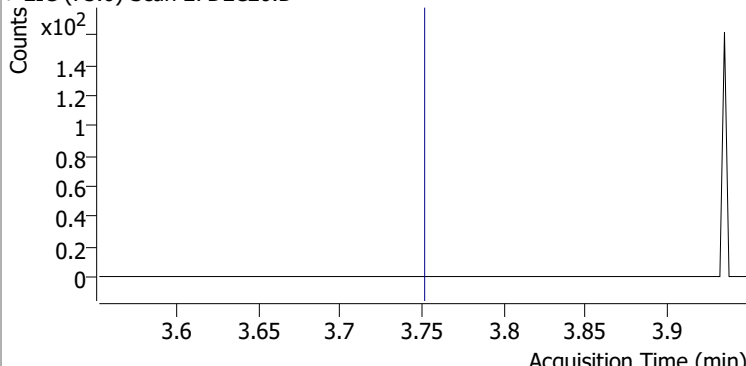
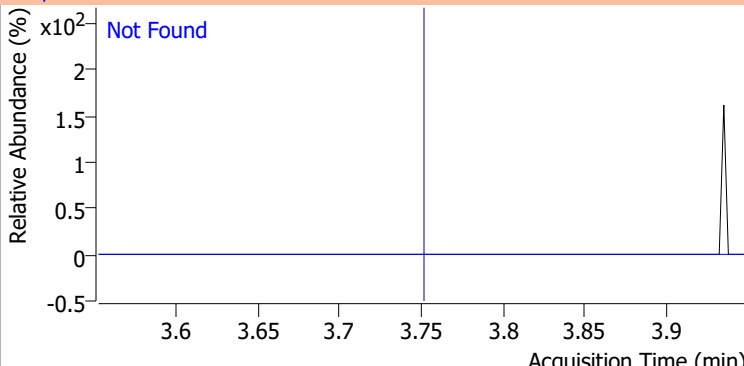
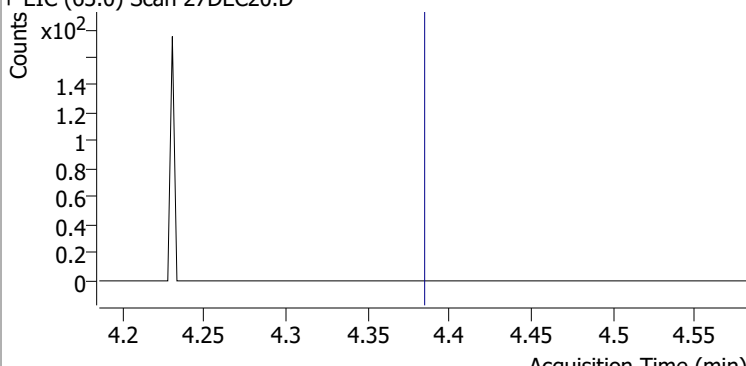
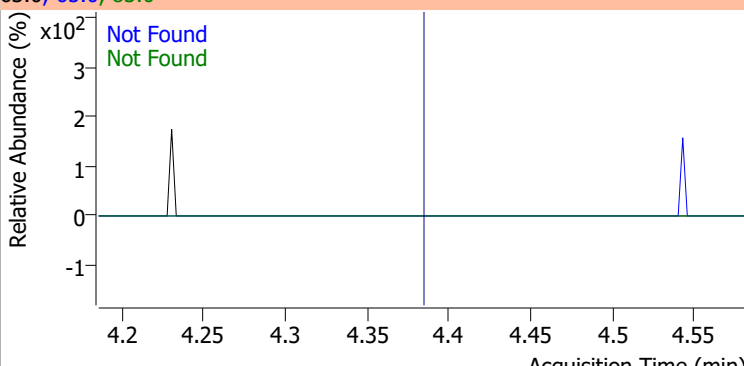
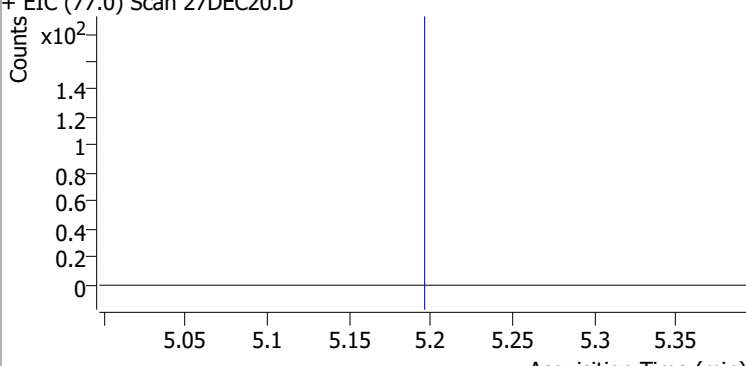
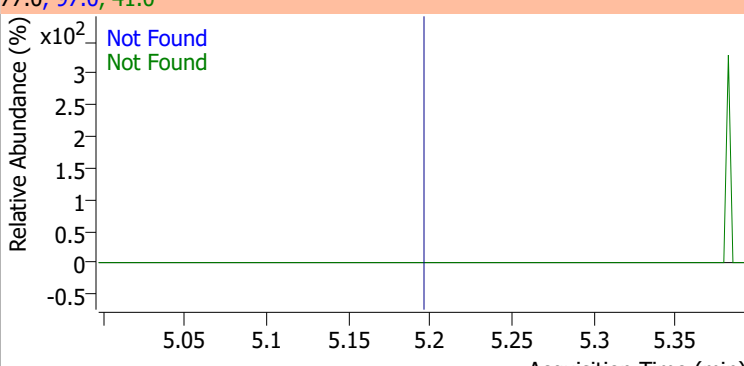
Compound	Conc.	Exp RT	QIon	Exp Ratio	QIon	Exp Ratio
1,1-Dichloroethene	N.D.	2.70	61.0	180.1	63.0	57.5



Compound	Conc.	RT	Dev(Min)	Resp.	QIon	QRatio	Lower	Upper
Methylene chloride	0.7156	3.33	0.00	621 (m)	84.0	79.2	39.4	99.4
					86.0	17.5	14.1	74.1

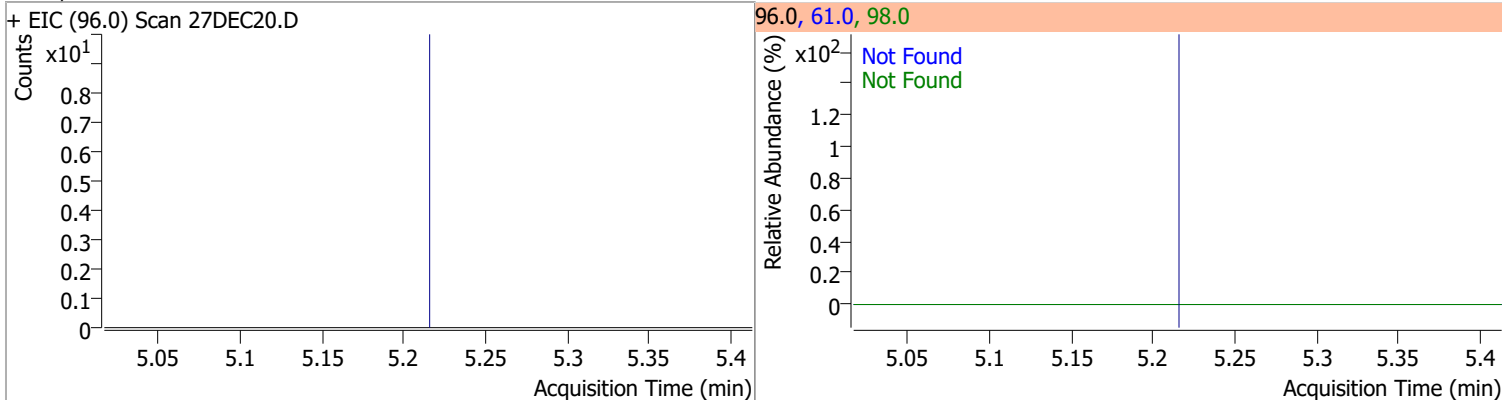


Quantitation Results Report (QT Reviewed)

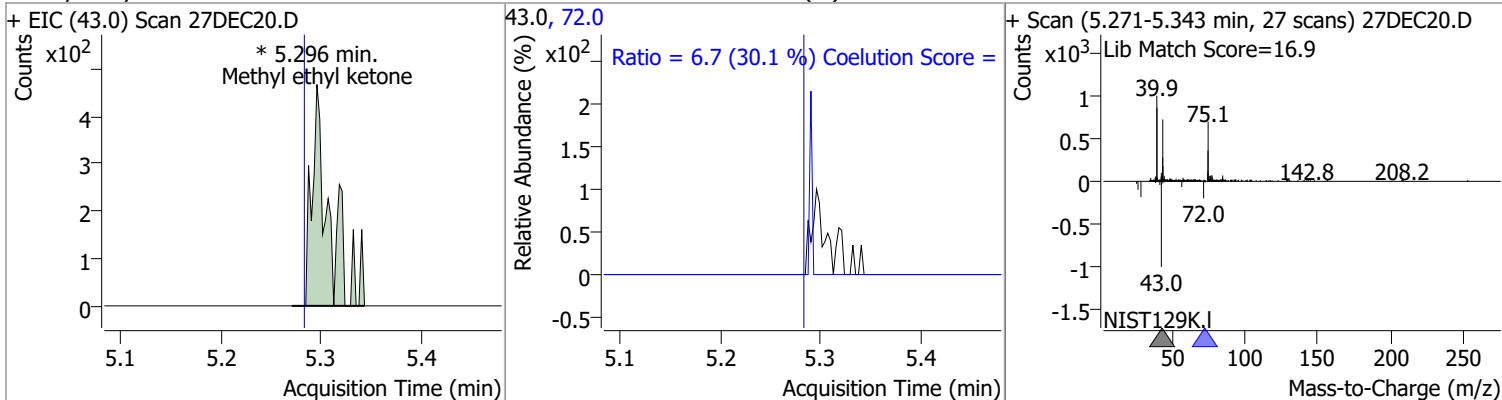
Compound	Conc.	Exp RT	QIon	Exp Ratio	QIon	Exp Ratio
trans-1,2-Dichloroethene	N.D.	3.72	61.0	155.1	98.0	62.8
+ EIC (96.0) Scan 27DEC20.D			96.0, 61.0, 98.0			
						
Methyl tert-butyl ether (MTBE)	N.D.	3.75	57.0	23.9		
+ EIC (73.0) Scan 27DEC20.D			73.0, 57.0			
						
1,1-Dichloroethane	N.D.	4.38	65.0	31.7	83.0	12.8
+ EIC (63.0) Scan 27DEC20.D			63.0, 65.0, 83.0			
						
2,2-Dichloropropane	N.D.	5.20	41.0	59.0	97.0	21.8
+ EIC (77.0) Scan 27DEC20.D			77.0, 97.0, 41.0			
						

Quantitation Results Report (QT Reviewed)

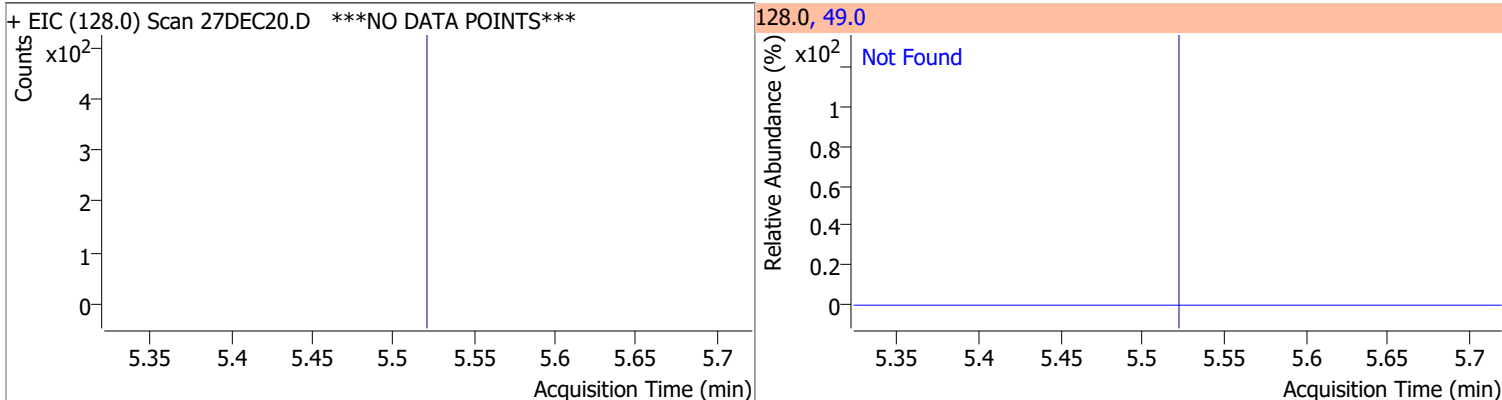
Compound	Conc.	Exp RT	QIon	Exp Ratio	QIon	Exp Ratio
cis-1,2-Dichloroethene	N.D.	5.21	61.0	163.3	98.0	64.4



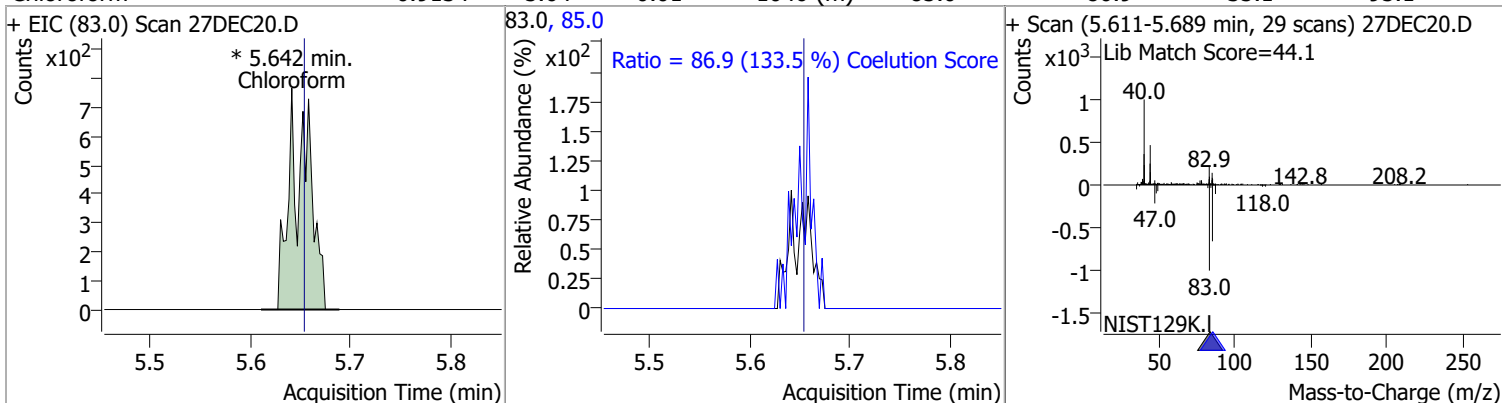
Compound	Conc.	RT	Dev(Min)	Resp.	QIon	QRatio	Lower	Upper
Methyl ethyl ketone	6.6097	5.30	0.01	558 (m)	72.0	6.7	0.0	52.2



Compound	Conc.	Exp RT	QIon	Exp Ratio
Bromochloromethane	N.D.	5.52	49.0	184.6

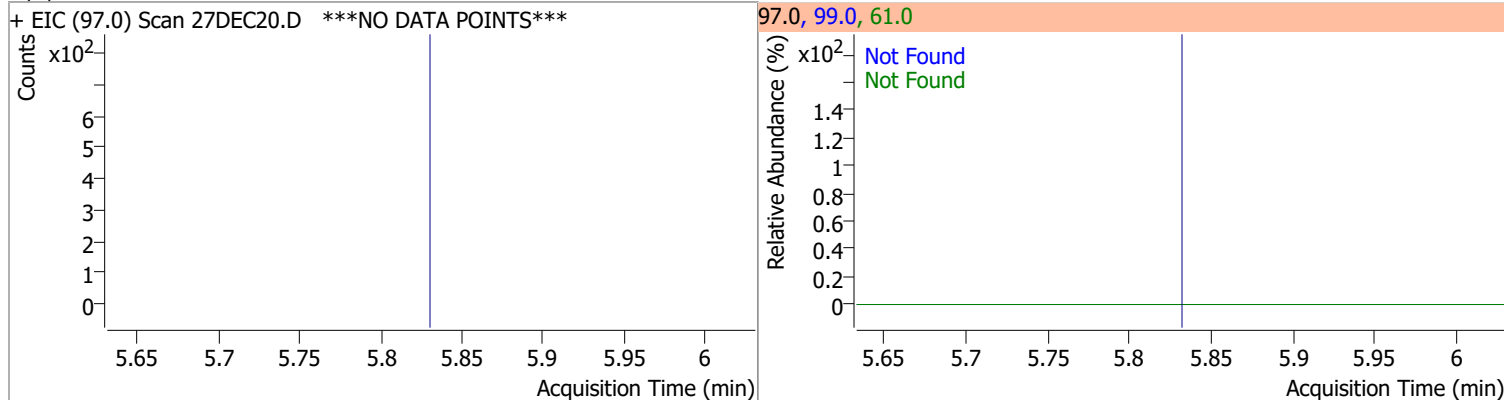


Compound	Conc.	RT	Dev(Min)	Resp.	QIon	QRatio	Lower	Upper
Chloroform	0.9134	5.64	-0.01	1046 (m)	85.0	86.9	35.1	95.1

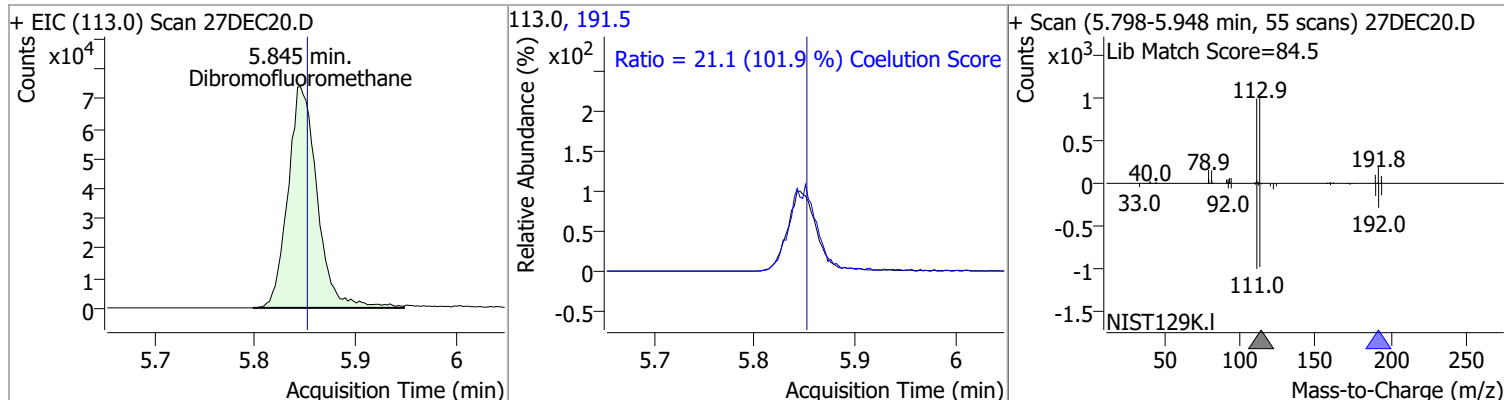


Quantitation Results Report (QT Reviewed)

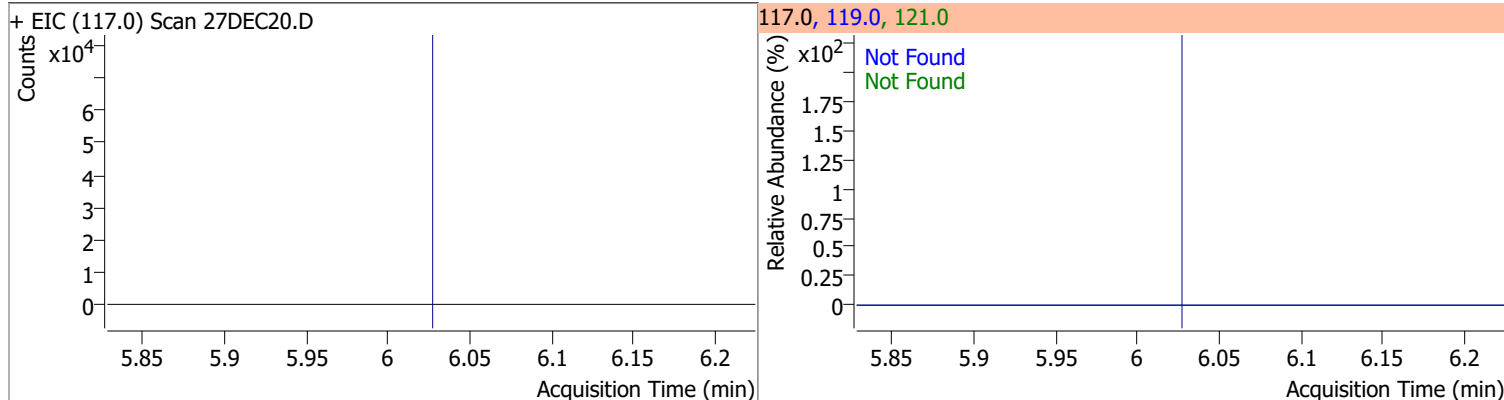
Compound	Conc.	Exp RT	QIon	Exp Ratio	QIon	Exp Ratio
1,1,1-Trichloroethane	N.D.	5.83	99.0	65.7	61.0	45.0



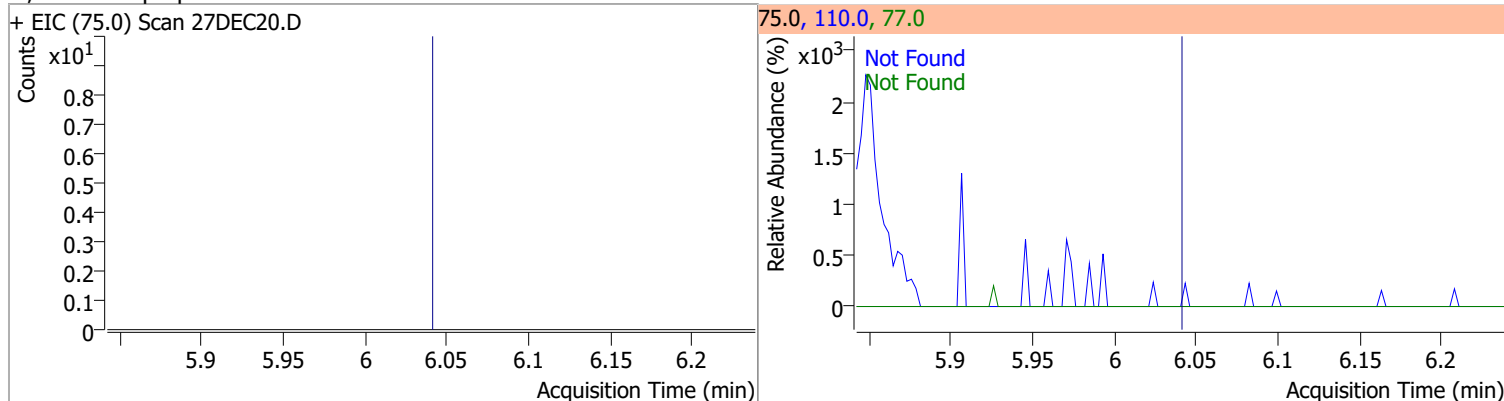
Compound	Conc.	RT	Dev(Min)	Resp.	QIon	QRatio	Lower	Upper
Dibromofluoromethane	259.4325	5.85	-0.01	150470	191.5	21.1	0.0	50.7



Compound	Conc.	Exp RT	QIon	Exp Ratio	QIon	Exp Ratio
Carbon tetrachloride	N.D.	6.03	119.0	97.5	121.0	30.4

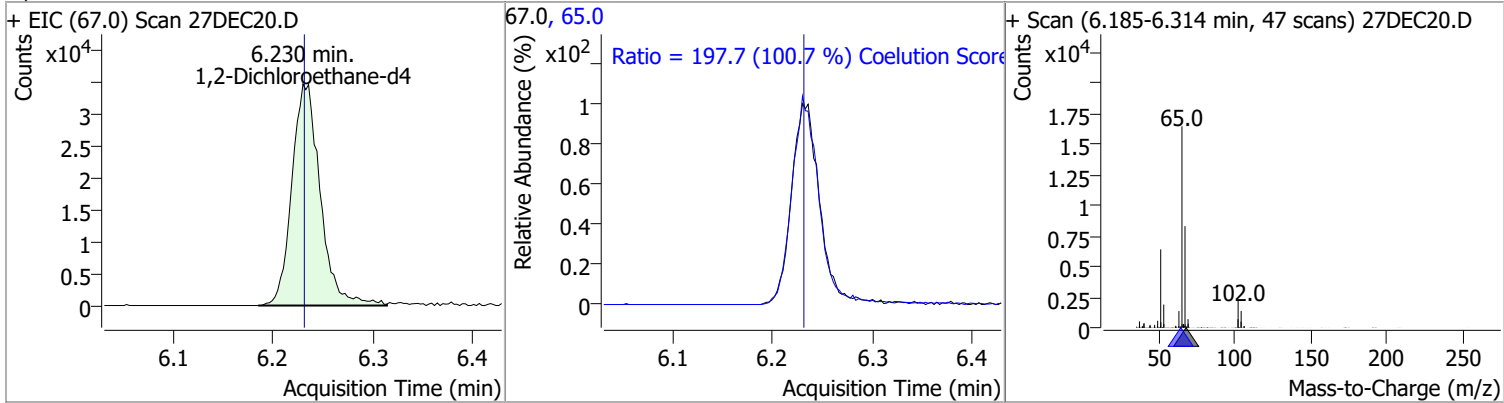


Compound	Conc.	Exp RT	QIon	Exp Ratio	QIon	Exp Ratio
1,1-Dichloropropene	N.D.	6.04	110.0	35.4	77.0	30.5

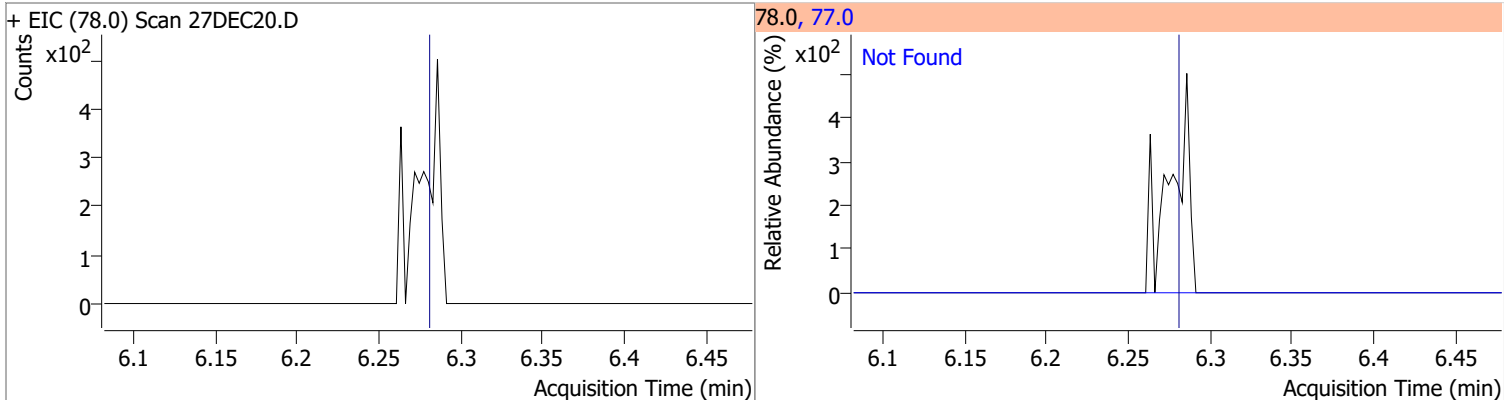


Quantitation Results Report (QT Reviewed)

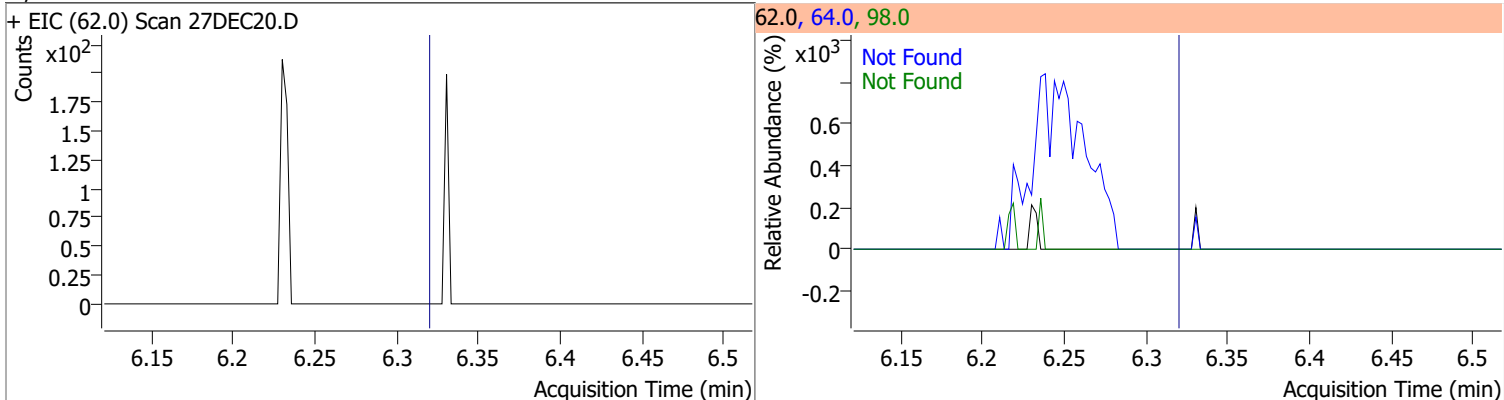
Compound	Conc.	RT	Dev(Min)	Resp.	QIon	QRatio	Lower	Upper
1,2-Dichloroethane-d4	259.2731	6.23	0.00	68627	65.0	197.7	166.3	226.3



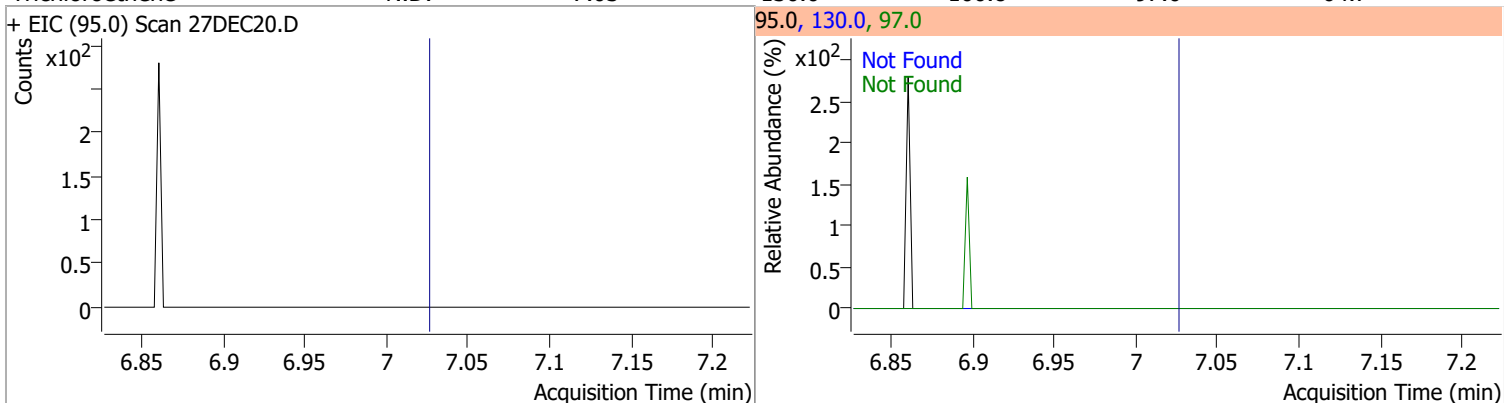
Compound	Conc.	Exp RT	QIon	Exp Ratio
Benzene	N.D.	6.28	77.0	23.5



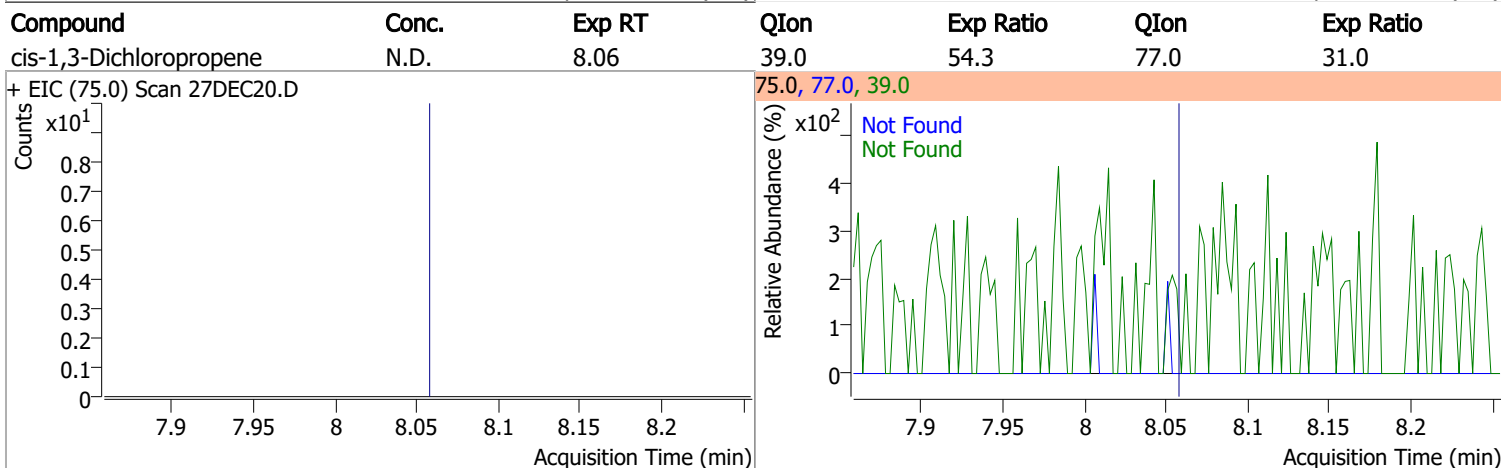
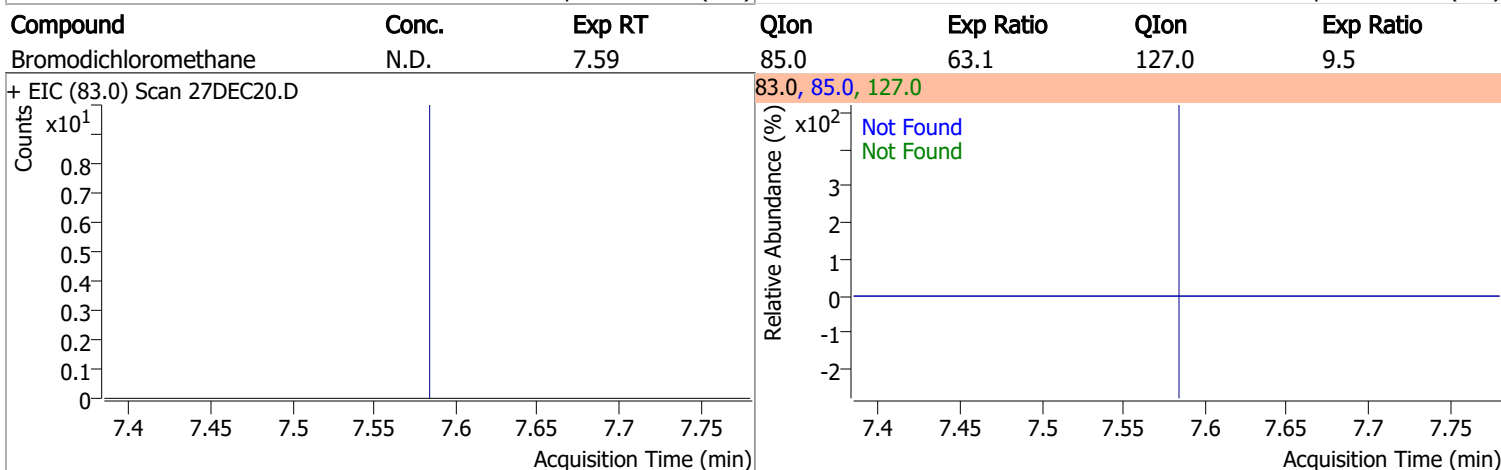
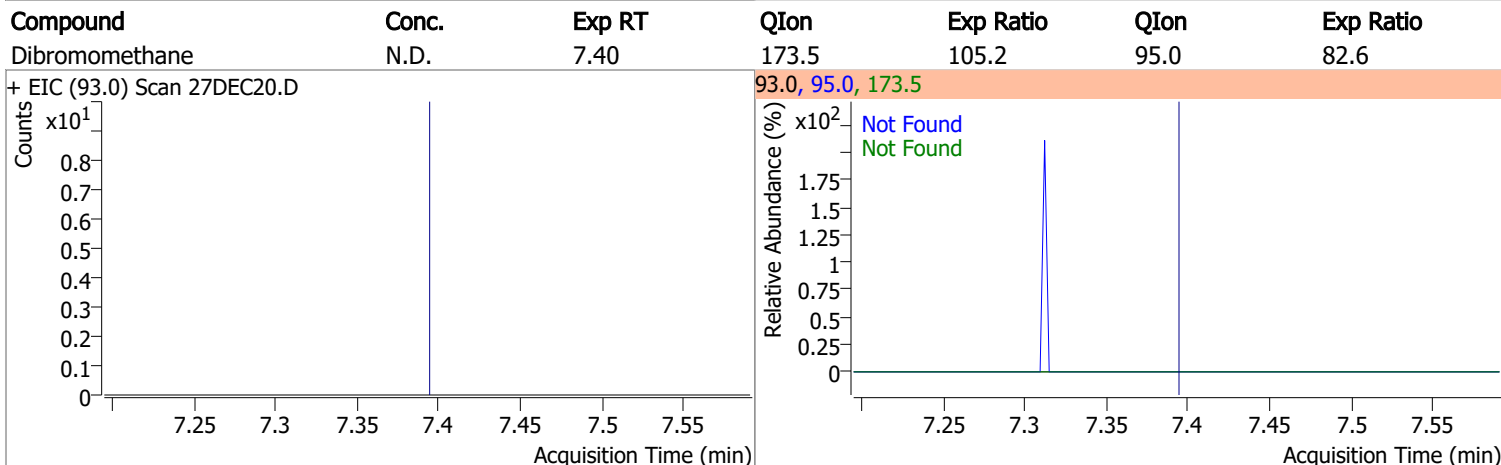
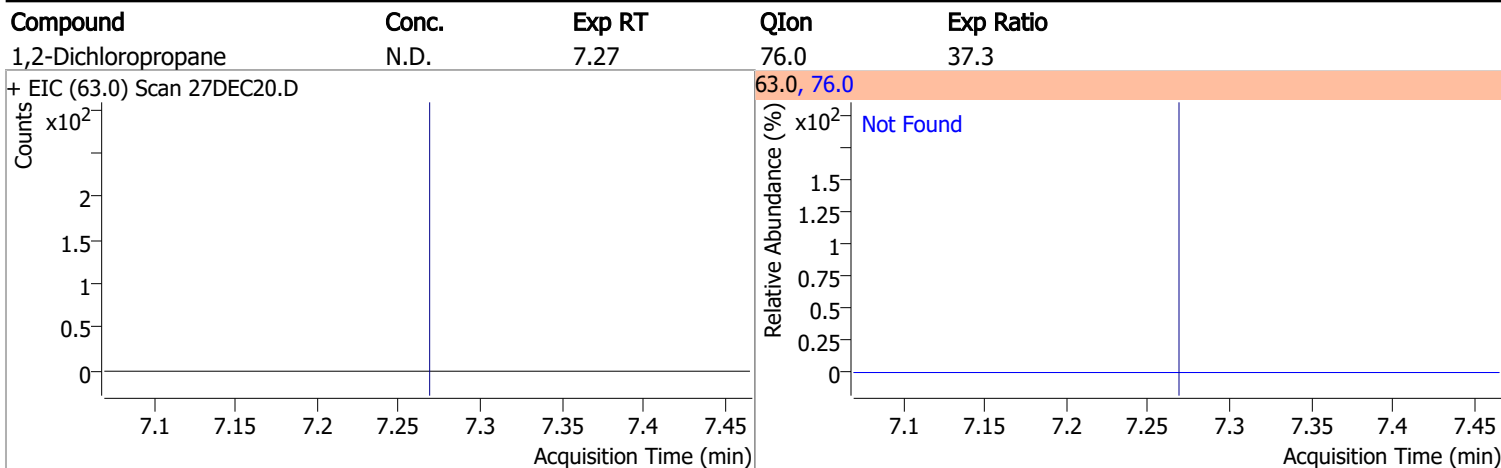
Compound	Conc.	Exp RT	QIon	Exp Ratio	QIon	Exp Ratio
1,2-Dichloroethane	N.D.	6.32	64.0	32.3	98.0	8.2



Compound	Conc.	Exp RT	QIon	Exp Ratio	QIon	Exp Ratio
Trichloroethene	N.D.	7.03	130.0	100.8	97.0	64.7

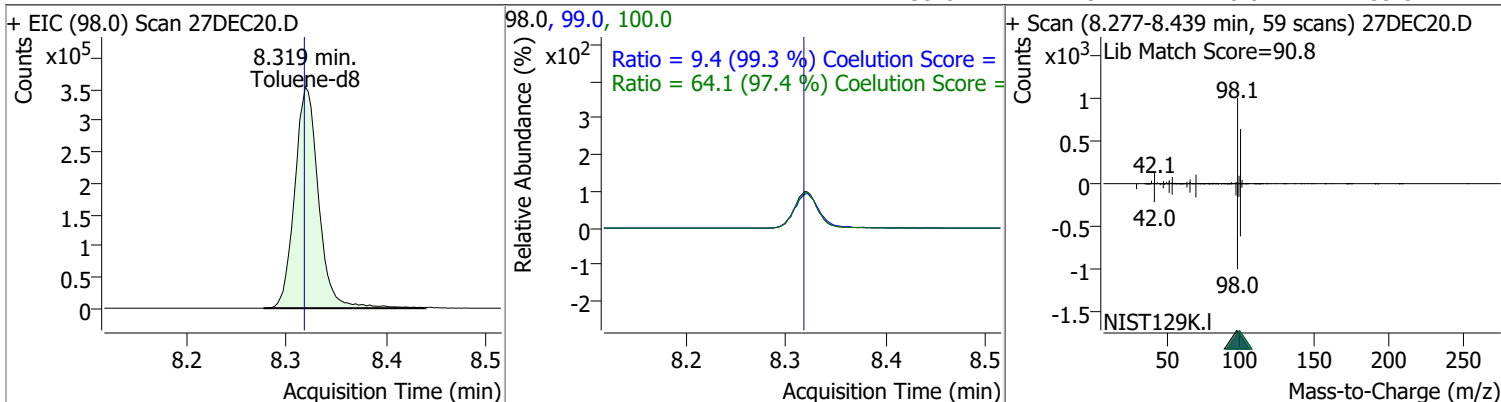


Quantitation Results Report (QT Reviewed)

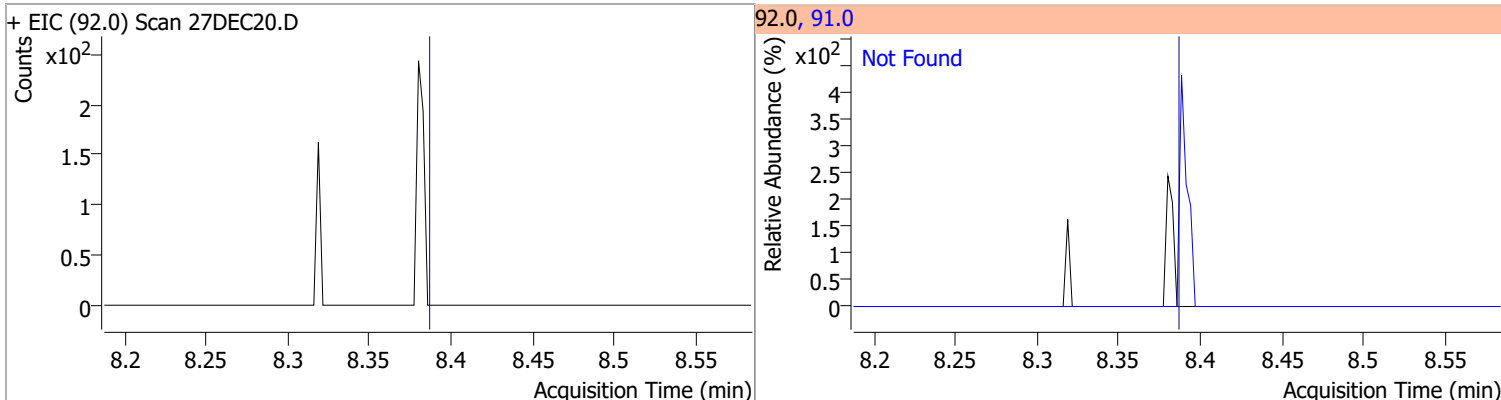


Quantitation Results Report (QT Reviewed)

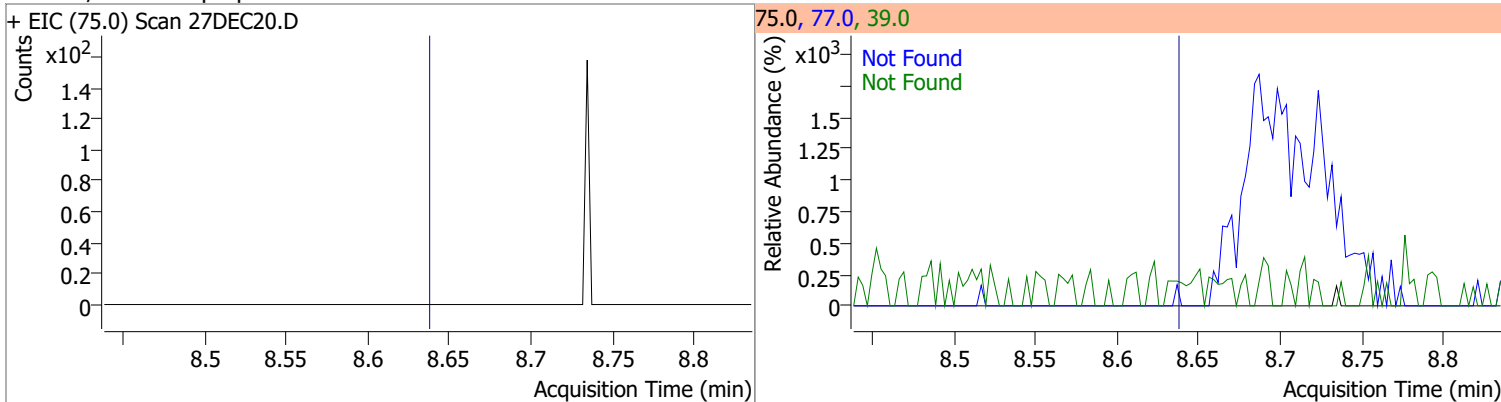
Compound	Conc.	RT	Dev(Min)	Resp.	QIon	QRatio	Lower	Upper
Toluene-d8	256.9709	8.32	0.00	585474	100.0	64.1	35.9	95.9
					99.0	9.4	0.0	39.5



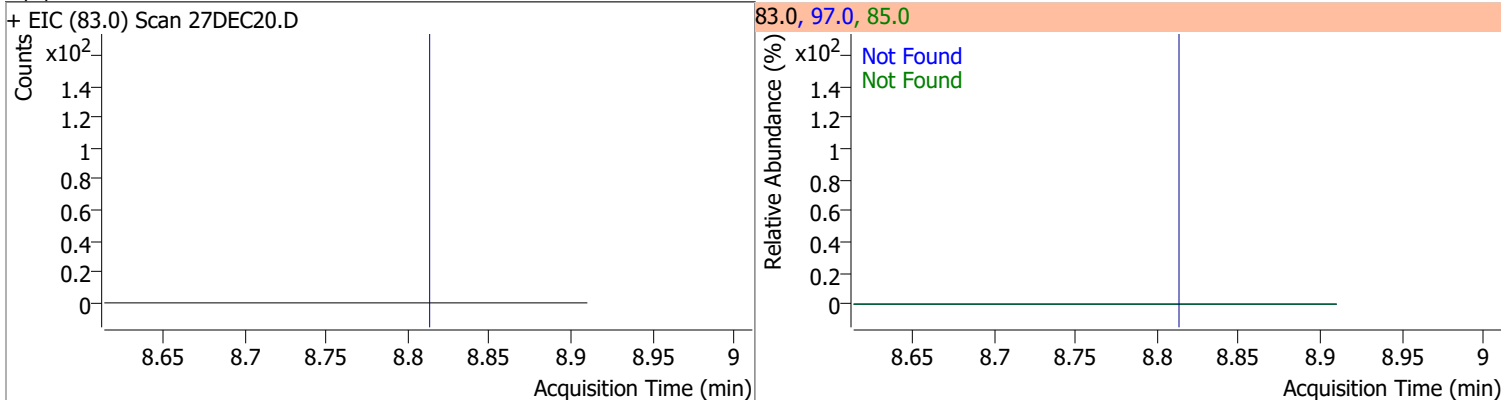
Compound	Conc.	Exp RT	QIon	Exp Ratio
Toluene	N.D.	8.39	91.0	174.3



Compound	Conc.	Exp RT	QIon	Exp Ratio	QIon	Exp Ratio
trans-1,3-Dichloropropene	N.D.	8.64	39.0	52.1	77.0	32.0

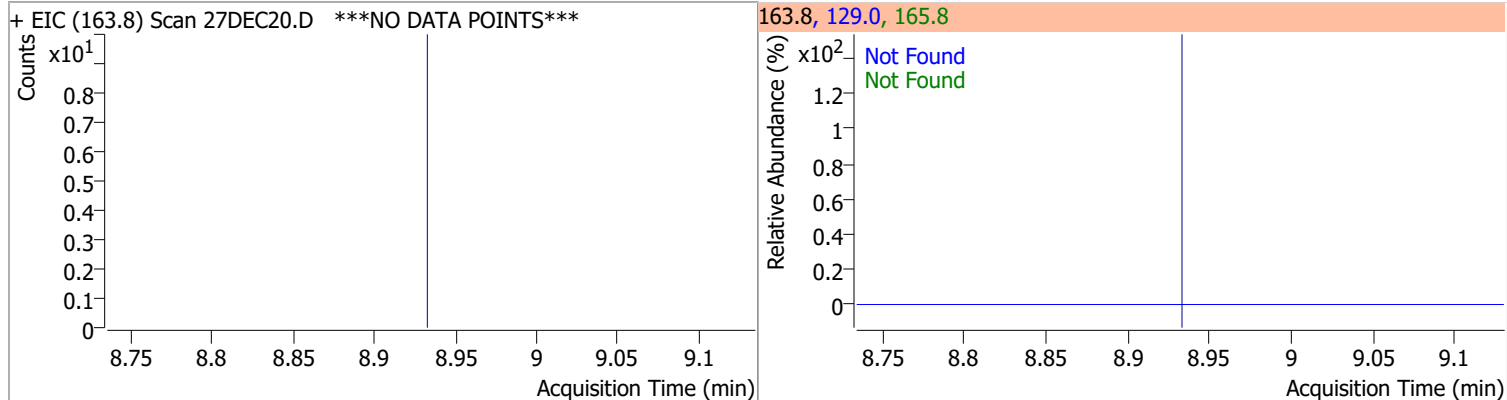


Compound	Conc.	Exp RT	QIon	Exp Ratio	QIon	Exp Ratio
1,1,2-Trichloroethane	N.D.	8.82	97.0	114.3	85.0	61.5

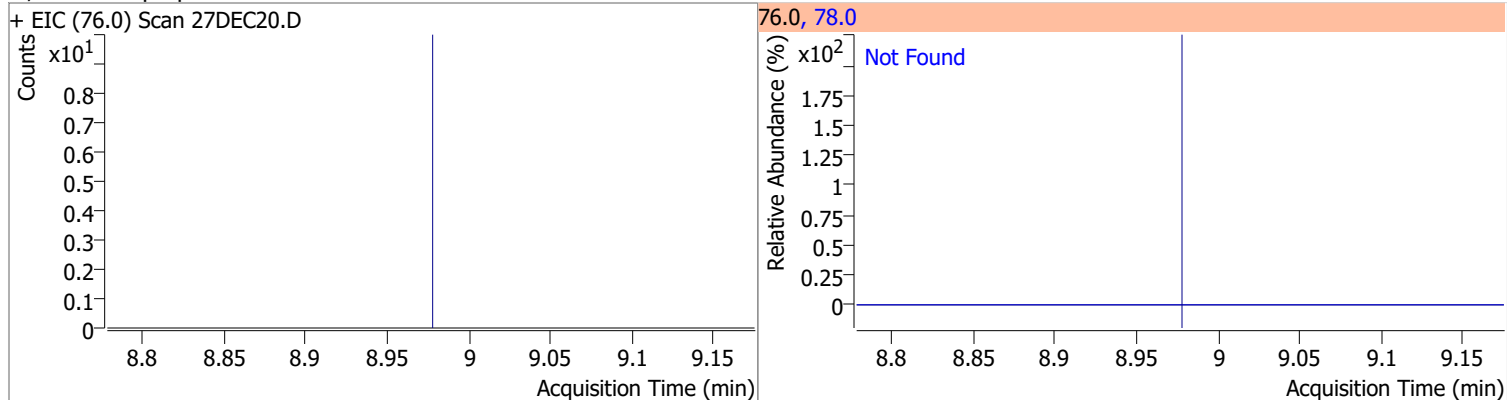


Quantitation Results Report (QT Reviewed)

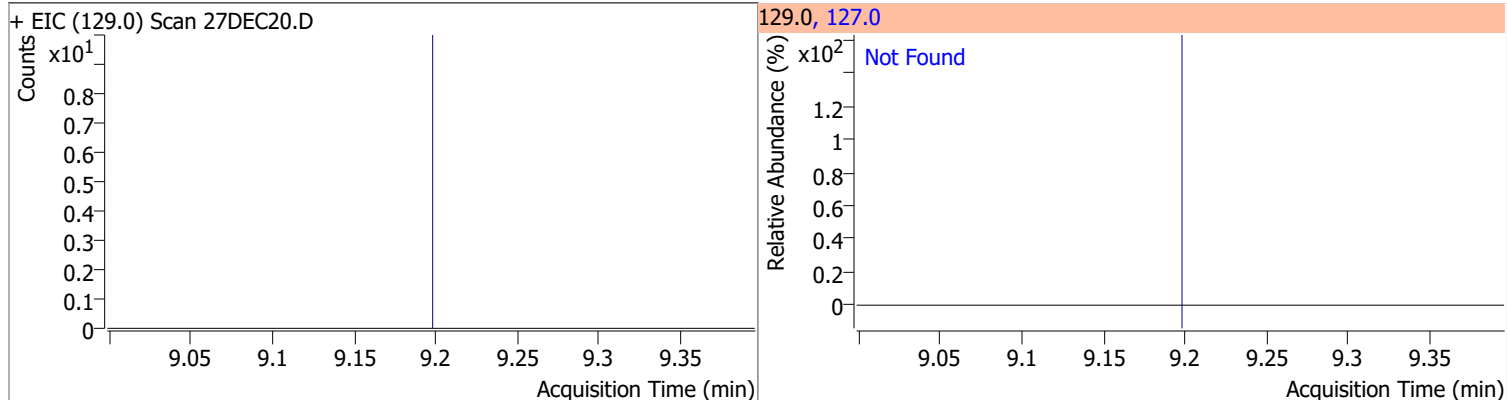
Compound	Conc.	Exp RT	QIon	Exp Ratio	QIon	Exp Ratio
Tetrachloroethene	N.D.	8.94	165.8	128.3	129.0	95.3



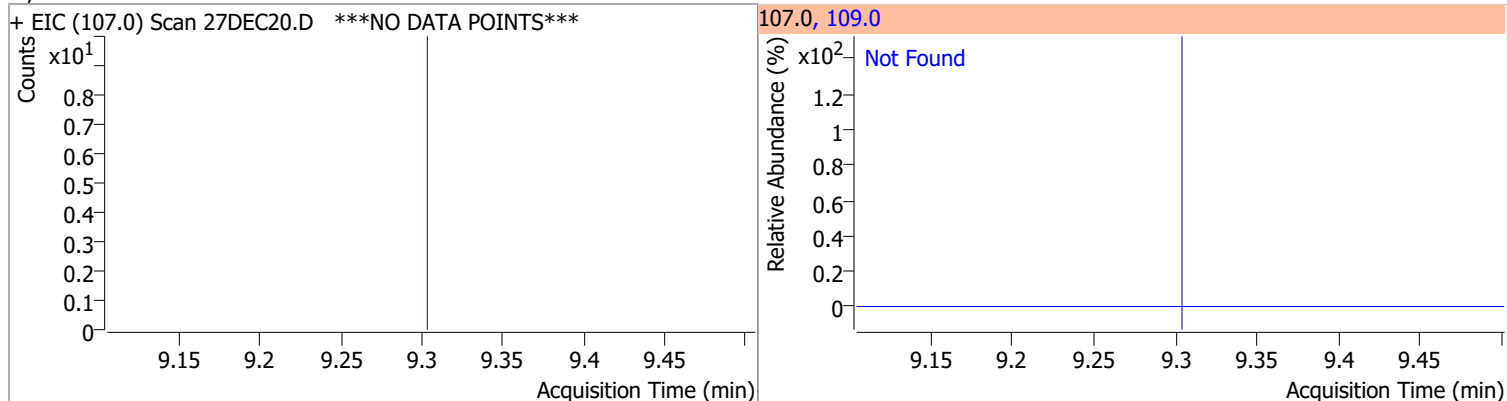
Compound	Conc.	Exp RT	QIon	Exp Ratio
1,3-Dichloropropane	N.D.	8.98	78.0	32.1



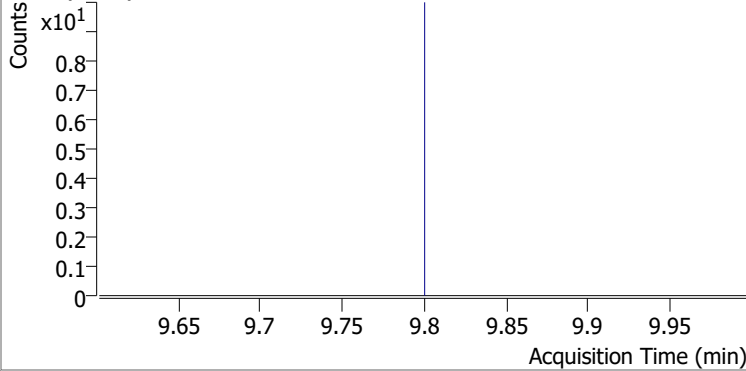
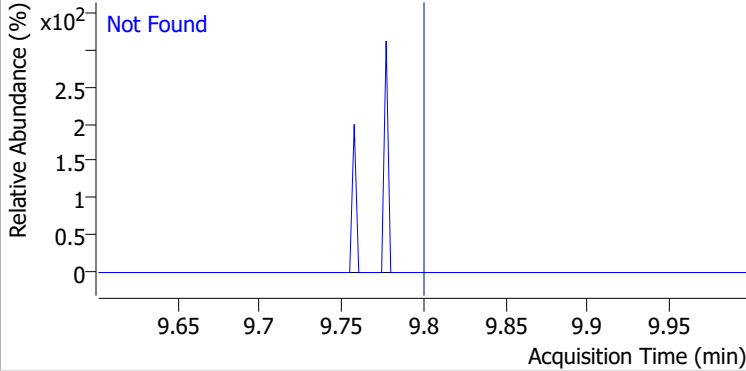
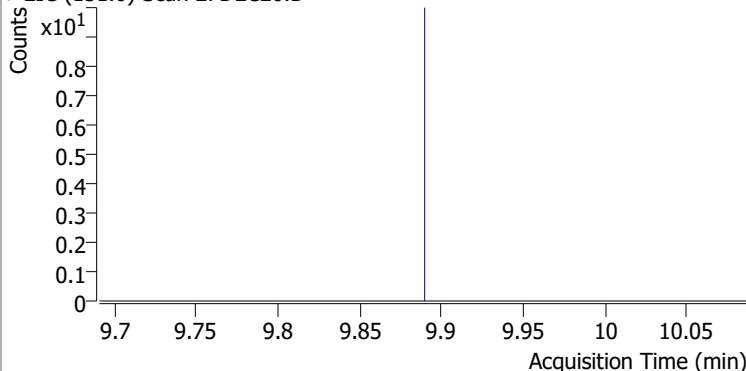
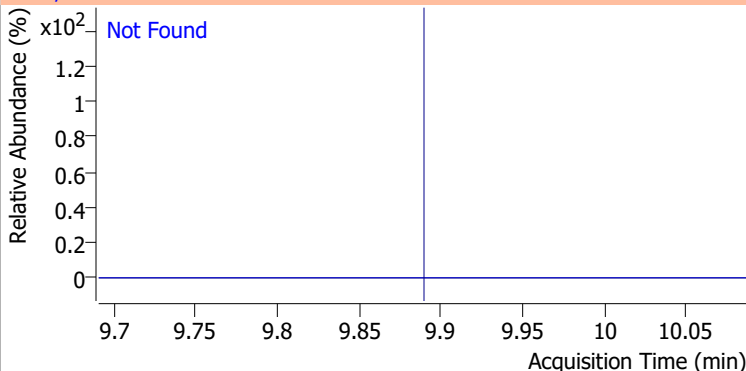
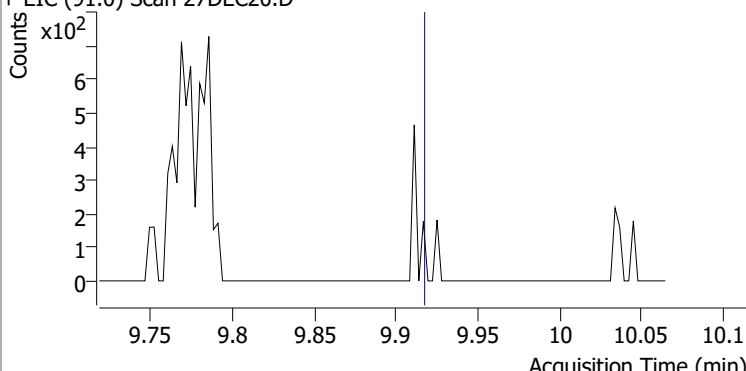
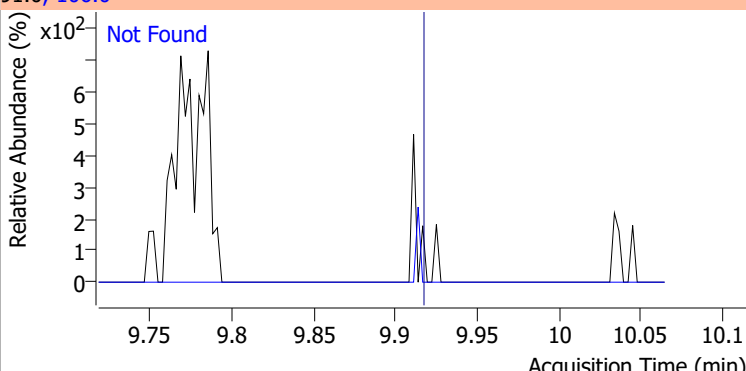
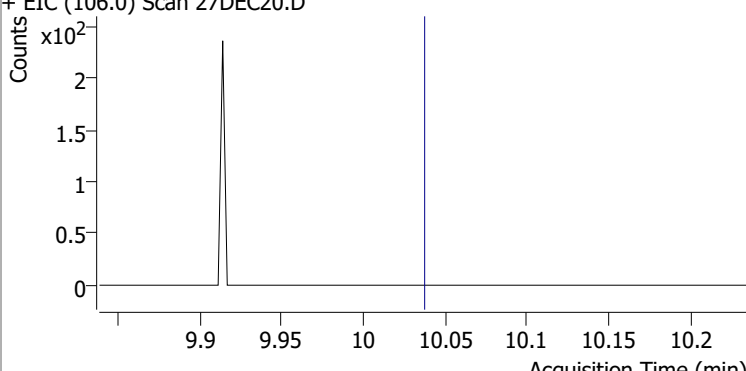
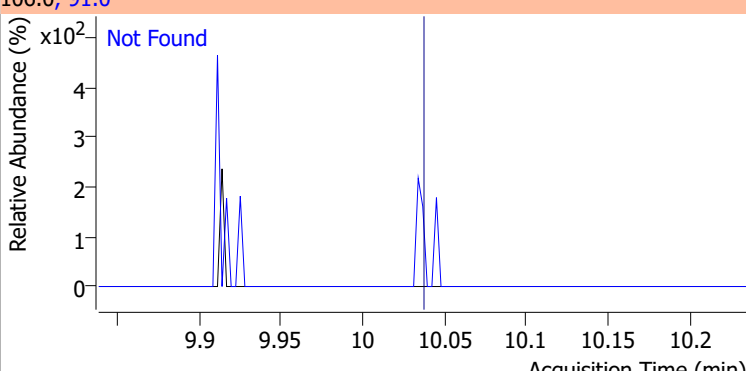
Compound	Conc.	Exp RT	QIon	Exp Ratio
Chlorodibromomethane	N.D.	9.20	127.0	75.3



Compound	Conc.	Exp RT	QIon	Exp Ratio
1,2-Dibromoethane	N.D.	9.31	109.0	97.2

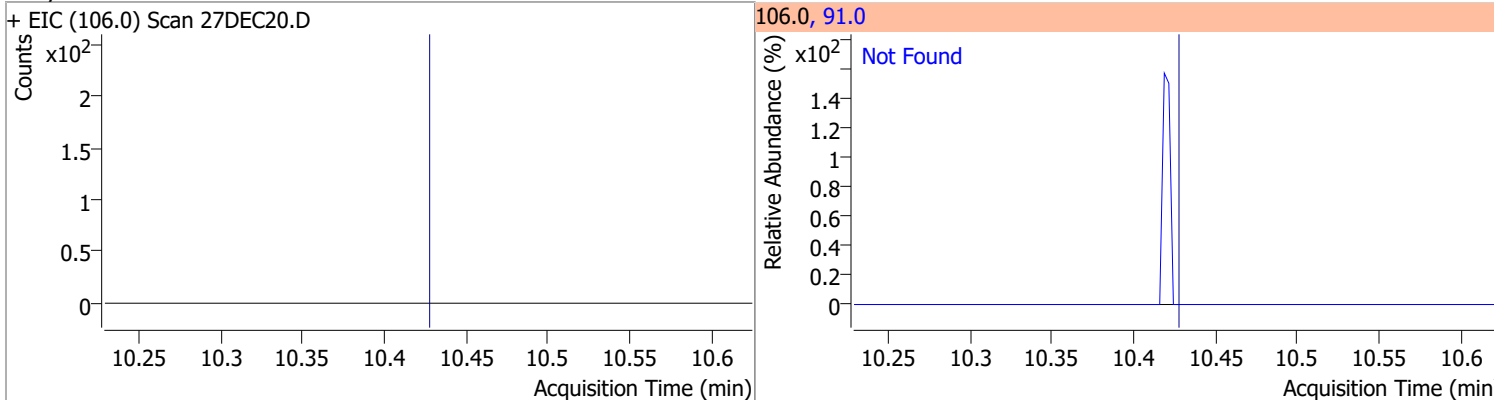


Quantitation Results Report (QT Reviewed)

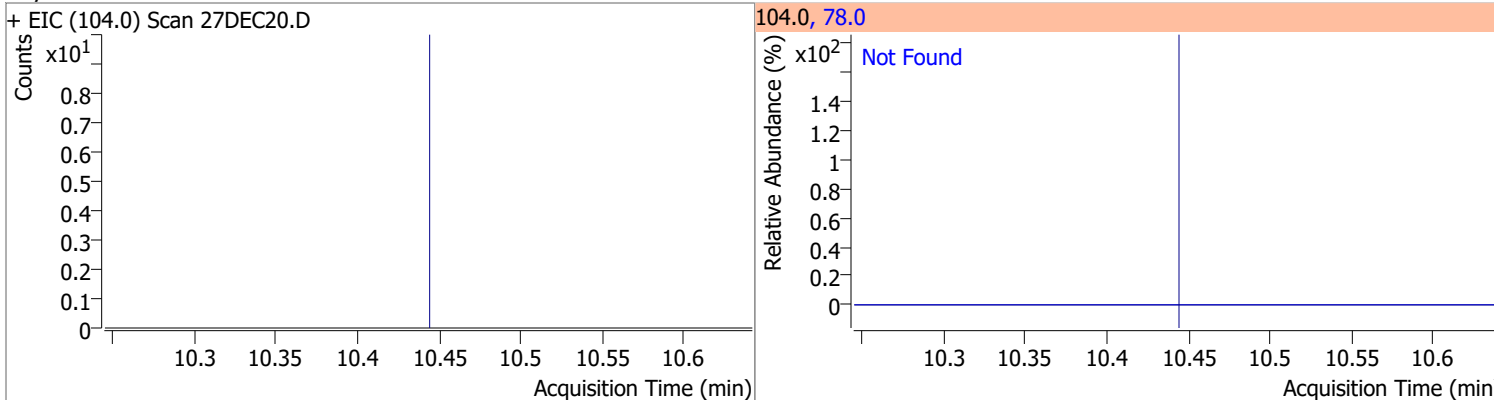
Compound	Conc.	Exp RT	QIon	Exp Ratio
Chlorobenzene	N.D.	9.80	114.0	32.3
+ EIC (112.0) Scan 27DEC20.D			112.0, 114.0	
				
1,1,1,2-Tetrachloroethane	N.D.	9.89	133.0	95.7
+ EIC (131.0) Scan 27DEC20.D			131.0, 133.0	
				
Ethylbenzene	N.D.	9.92	106.0	30.7
+ EIC (91.0) Scan 27DEC20.D			91.0, 106.0	
				
m+p-Xylenes	N.D.	10.04	91.0	205.0
+ EIC (106.0) Scan 27DEC20.D			106.0, 91.0	
				

Quantitation Results Report (QT Reviewed)

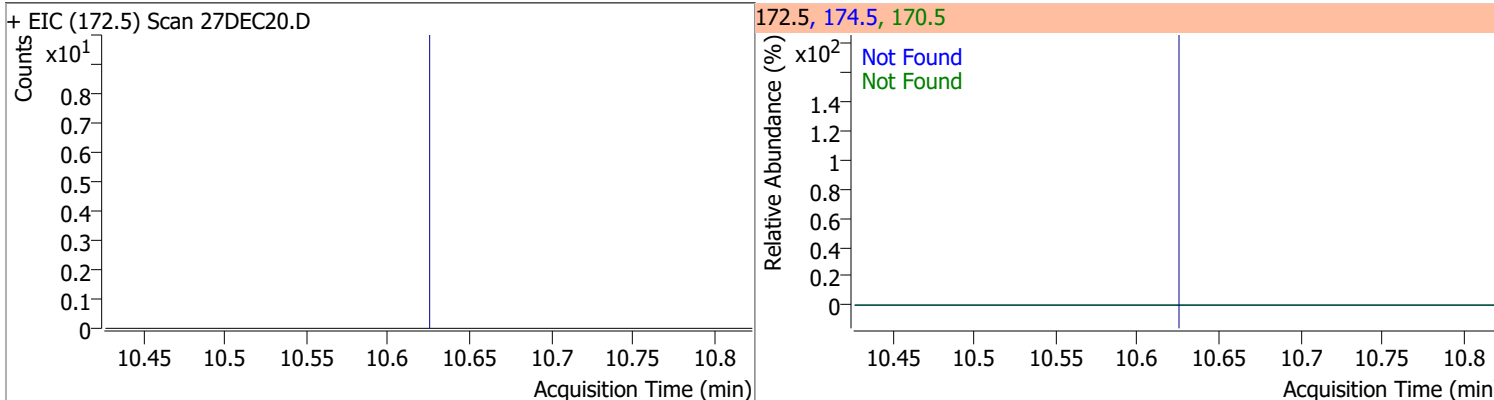
Compound	Conc.	Exp RT	QIon	Exp Ratio
o-Xylene	N.D.	10.43	91.0	216.1



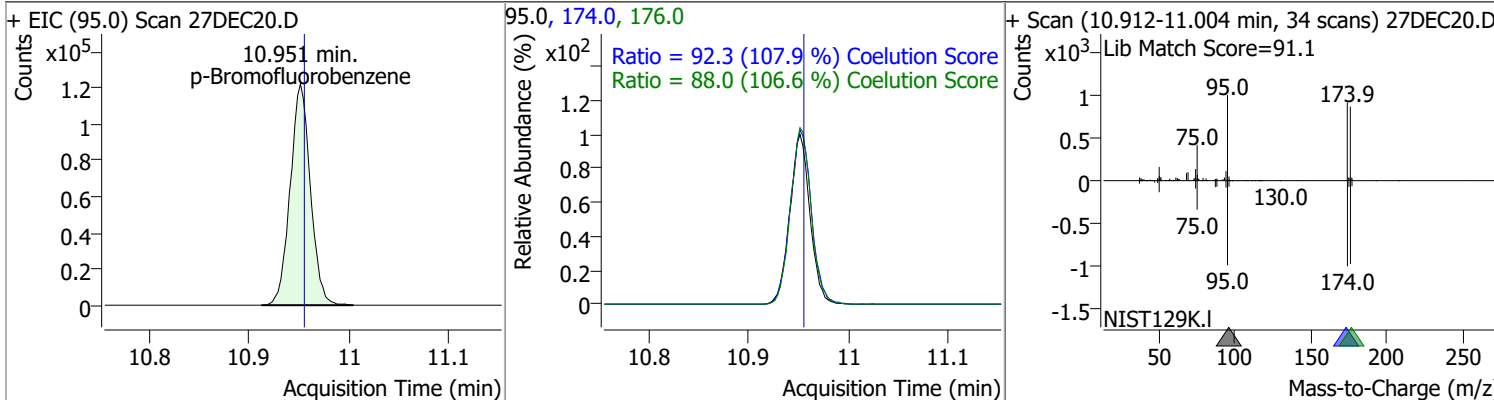
Compound	Conc.	Exp RT	QIon	Exp Ratio
Styrene	N.D.	10.45	78.0	50.6



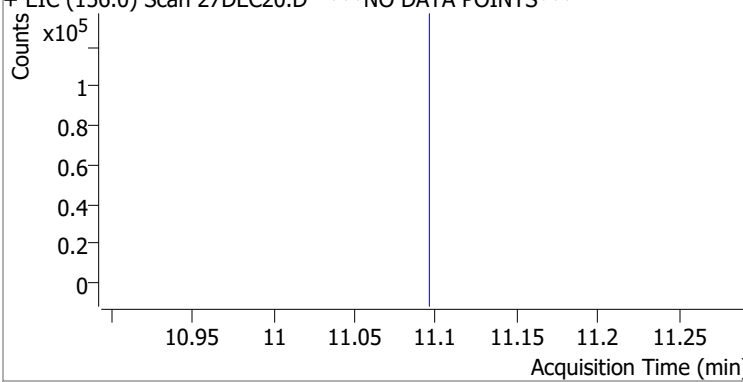
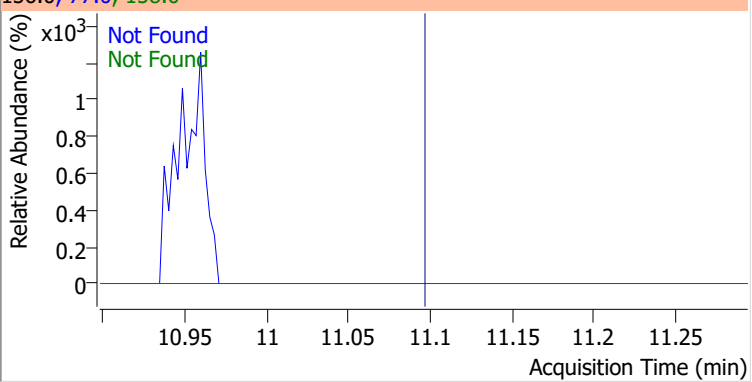
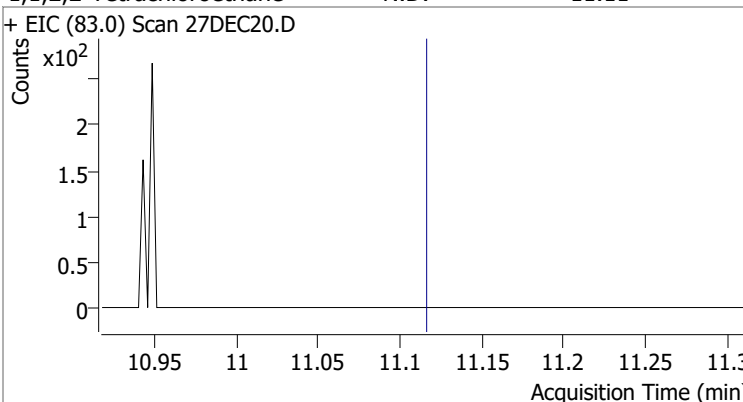
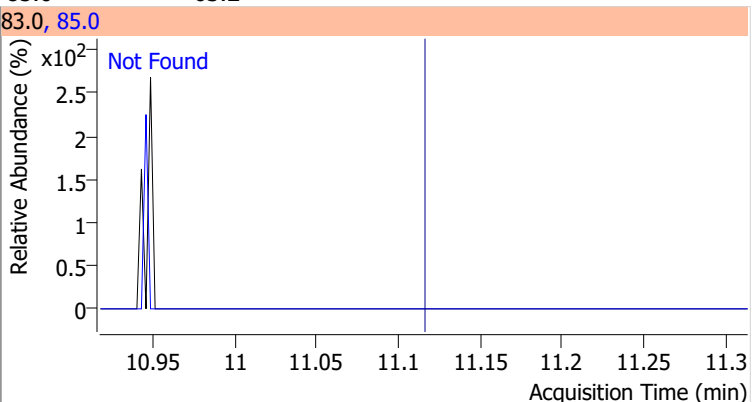
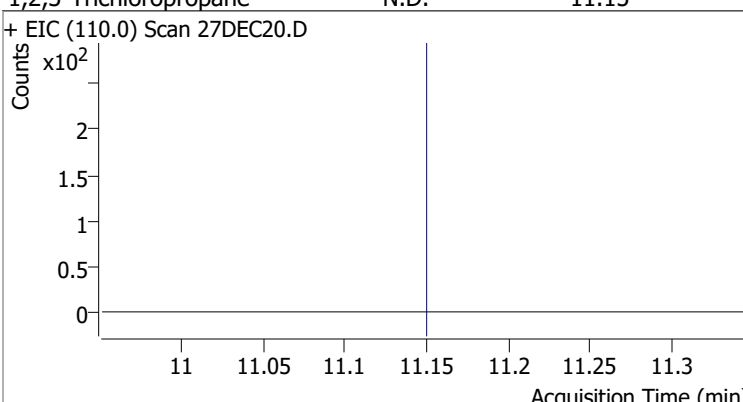
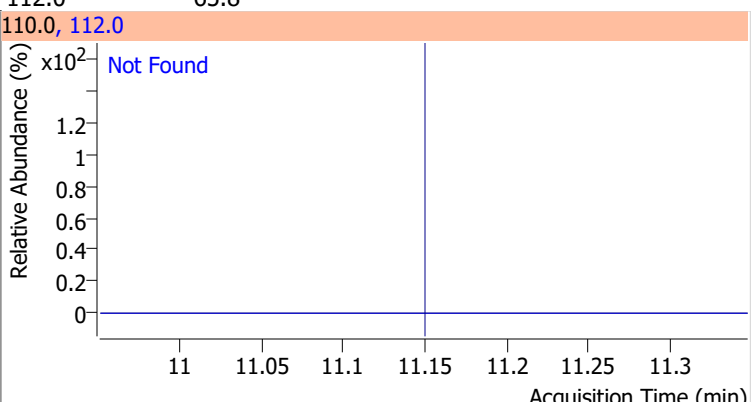
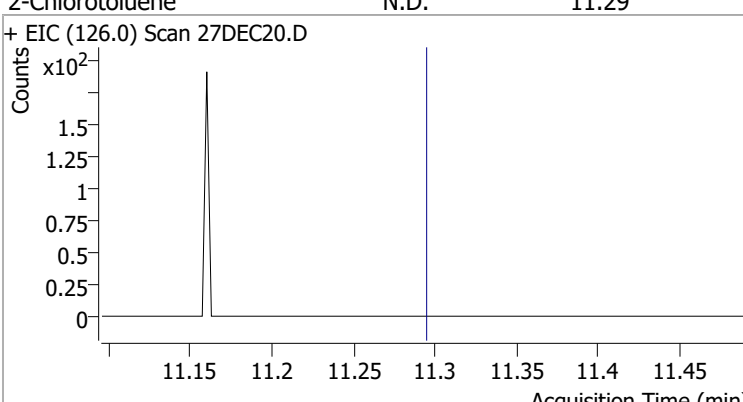
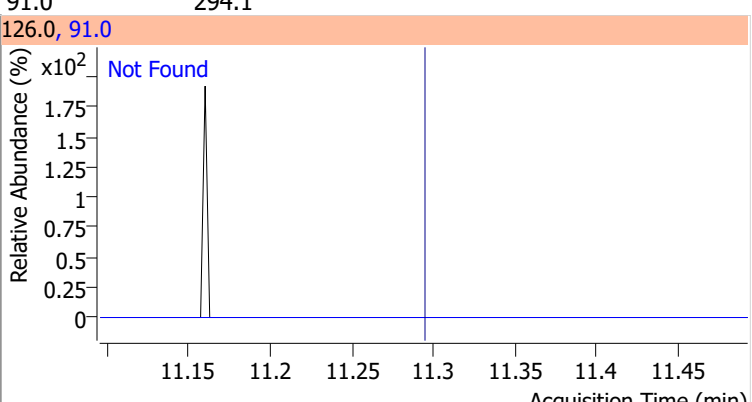
Compound	Conc.	Exp RT	QIon	Exp Ratio	QIon	Exp Ratio
Bromoform	N.D.	10.62	170.5	52.7	174.5	50.7



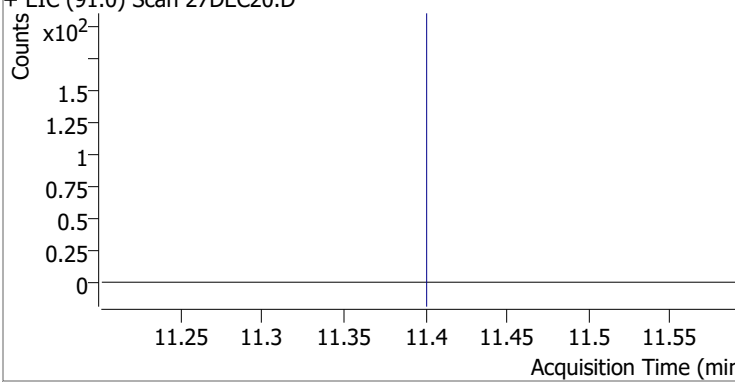
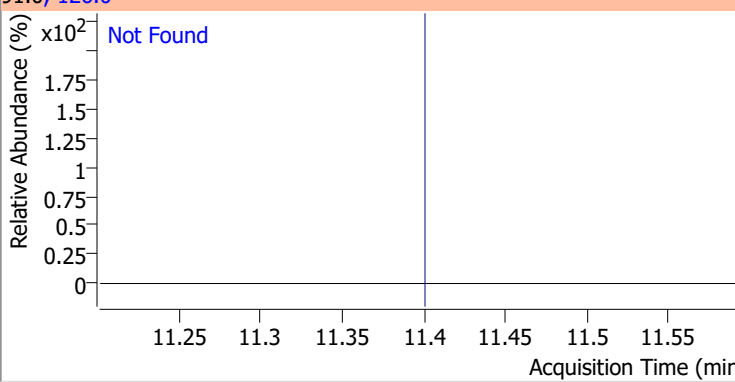
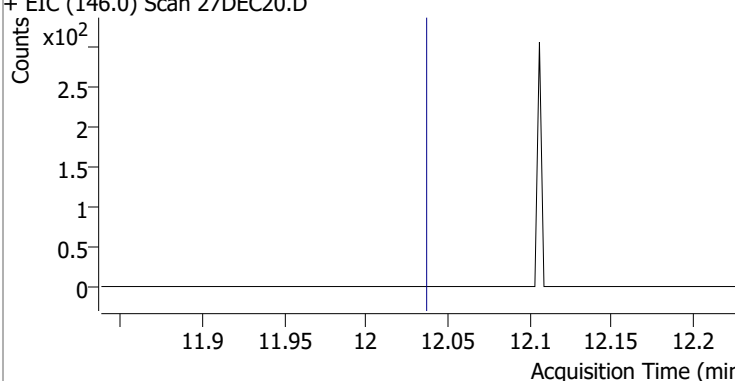
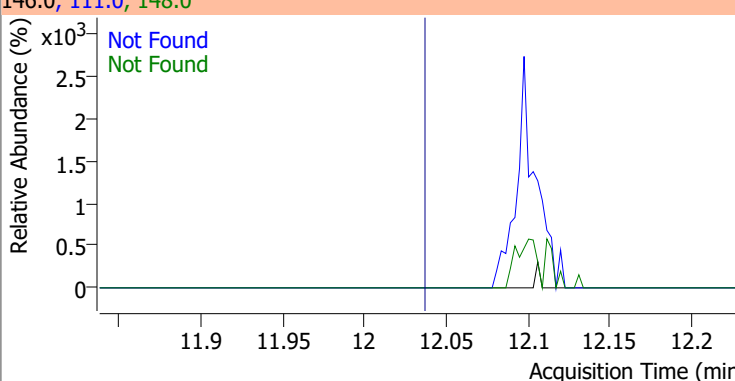
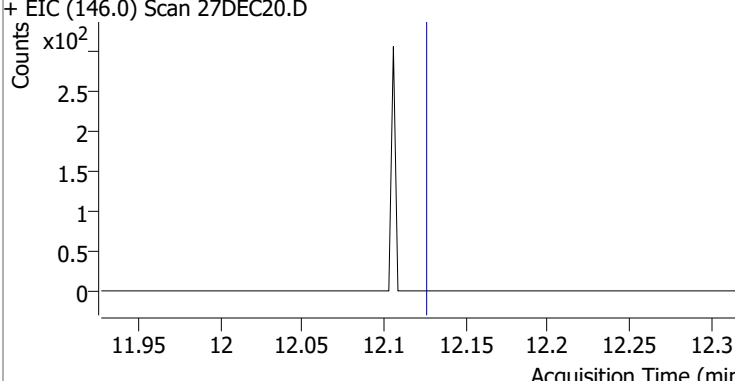
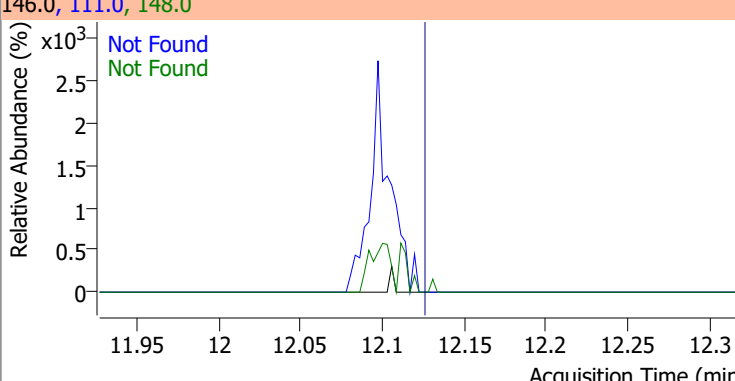
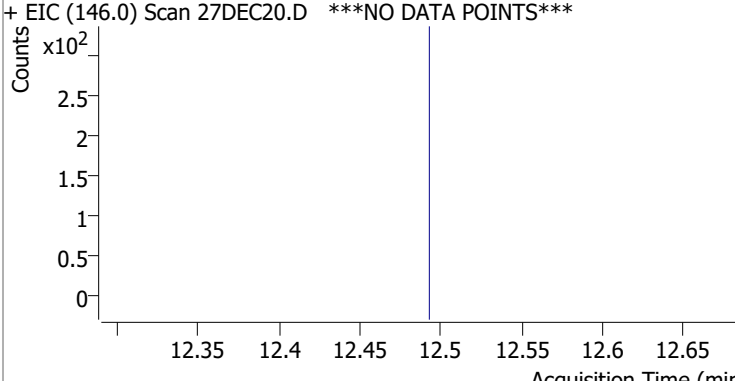
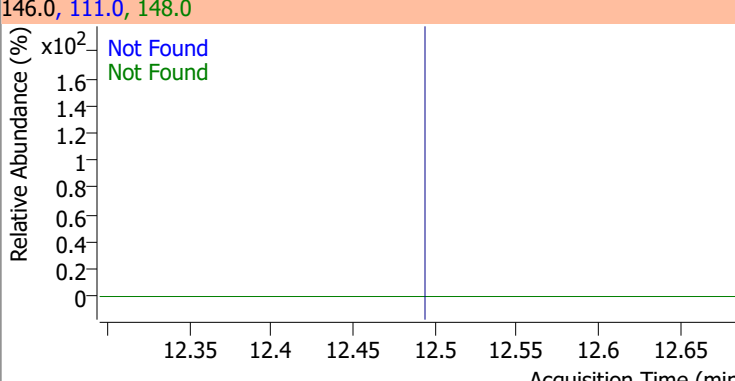
Compound	Conc.	RT	Dev(Min)	Resp.	QIon	QRatio	Lower	Upper
p-Bromofluorobenzene	261.6681	10.95	0.00	170407	174.0	92.3	55.5	115.5
					176.0	88.0	52.5	112.5



Quantitation Results Report (QT Reviewed)

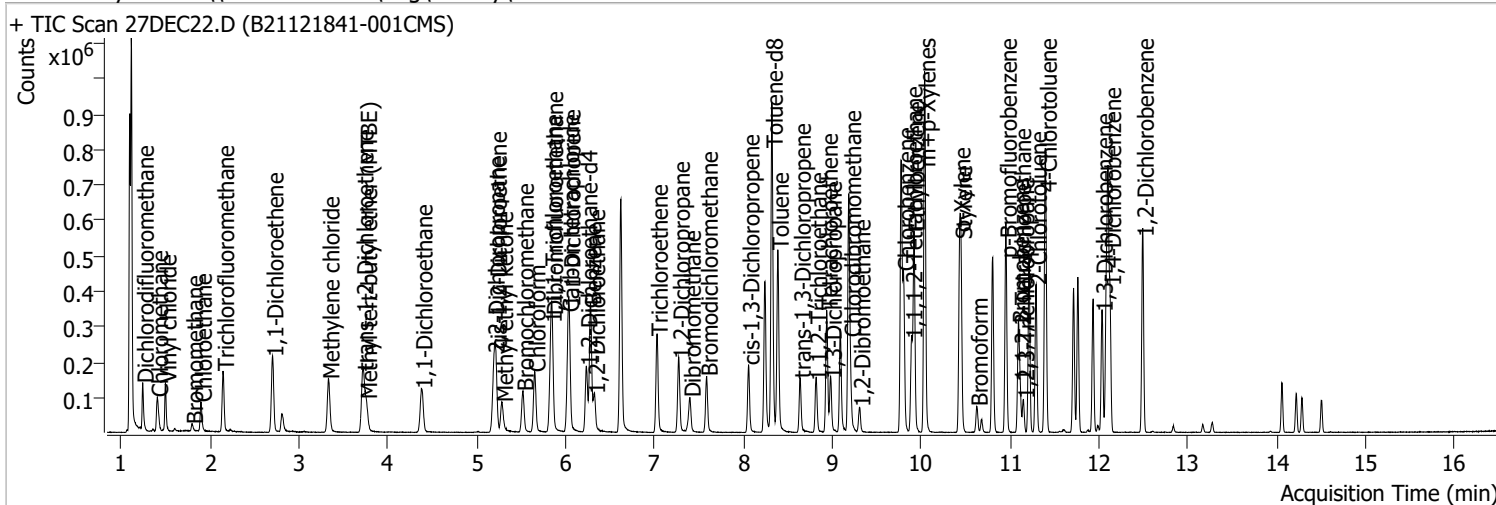
Compound	Conc.	Exp RT	QIon	Exp Ratio	QIon	Exp Ratio
Bromobenzene	N.D.	11.09	77.0	153.2	158.0	96.2
+ EIC (156.0) Scan 27DEC20.D ***NO DATA POINTS***			156.0, 77.0, 158.0			
						
1,1,2,2-Tetrachloroethane	N.D.	11.11	85.0	63.2		
+ EIC (83.0) Scan 27DEC20.D			83.0, 85.0			
						
1,2,3-Trichloropropane	N.D.	11.15	112.0	65.8		
+ EIC (110.0) Scan 27DEC20.D			110.0, 112.0			
						
2-Chlorotoluene	N.D.	11.29	91.0	294.1		
+ EIC (126.0) Scan 27DEC20.D			126.0, 91.0			
						

Quantitation Results Report (QT Reviewed)

Compound	Conc.	Exp RT	QIon	Exp Ratio		
4-Chlorotoluene	N.D.	11.40	126.0	30.4		
+ EIC (91.0) Scan 27DEC20.D			91.0, 126.0			
						
1,3-Dichlorobenzene	N.D.	12.03	148.0	64.5	QIon	Exp Ratio
+ EIC (146.0) Scan 27DEC20.D			146.0, 111.0, 148.0			
						
1,4-Dichlorobenzene	N.D.	12.12	148.0	64.0	QIon	Exp Ratio
+ EIC (146.0) Scan 27DEC20.D			146.0, 111.0, 148.0			
						
1,2-Dichlorobenzene	N.D.	12.49	148.0	63.8	QIon	Exp Ratio
+ EIC (146.0) Scan 27DEC20.D ***NO DATA POINTS***			146.0, 111.0, 148.0			
						

Quantitation Results Report (QT Reviewed)

Data File	27DEC22.D	Operator	MSC
Acq. Method	5975CACQF.M	Acq. Date-Time	12/27/2021 6:45:40 PM
Sample Name	B21121841-001CMS	Instrument	VOA5975C
Vial	22	Multiplier	1.00
DA Method File	VOA5975C_8260B_SHT_DoD_L4_120721.m	Comment	
Tune File	BFB_Atune3.u	Tune Date	10/11/2021 4:02:00 PM
Batch Name	VG122721_8260B_624pt1.batch.bin	Last Calib Update	1/5/2022 1:54:14 PM
Ref Library	\\MASSHUNTER\Org\Library\NIST129K.I		



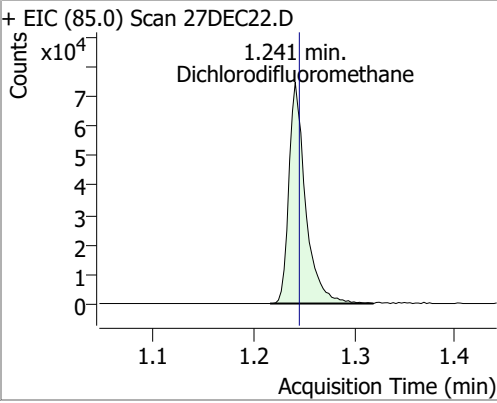
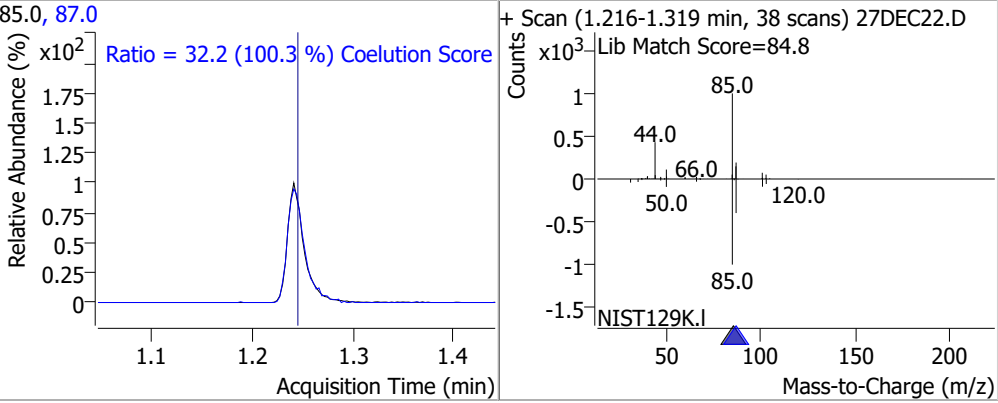
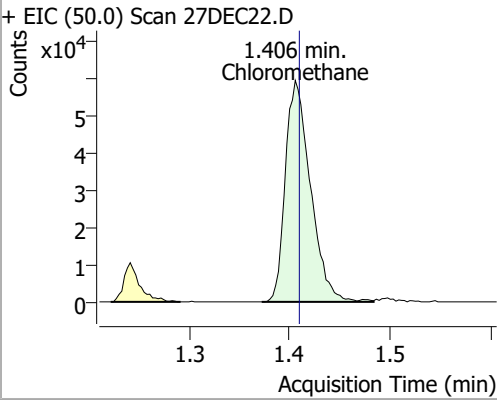
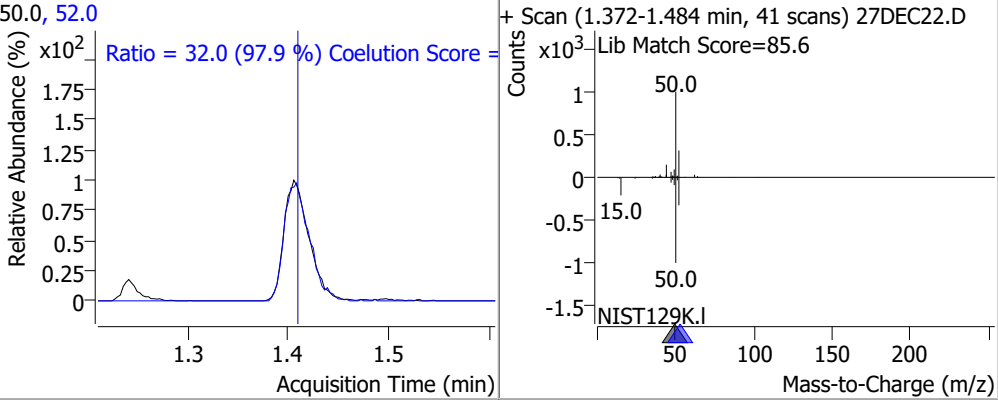
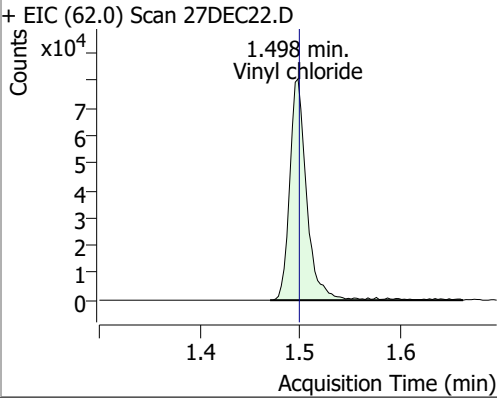
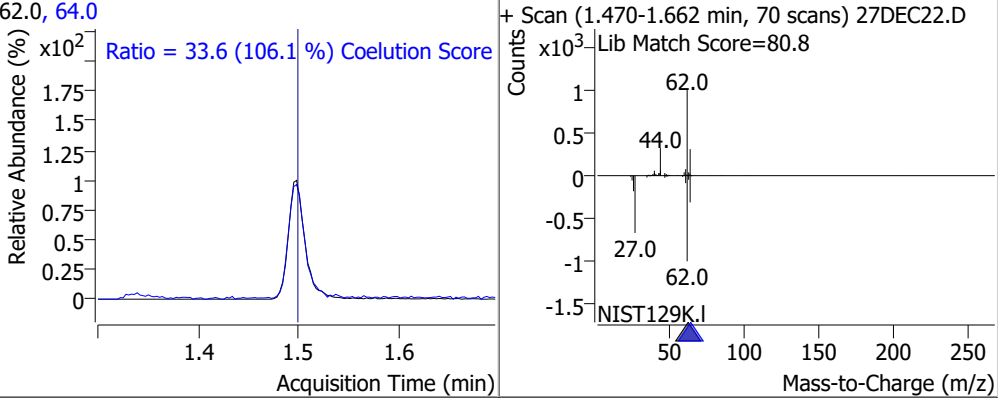
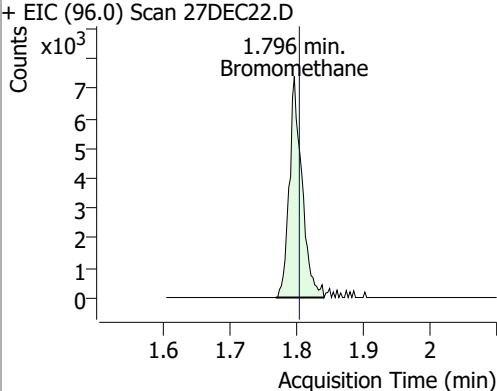
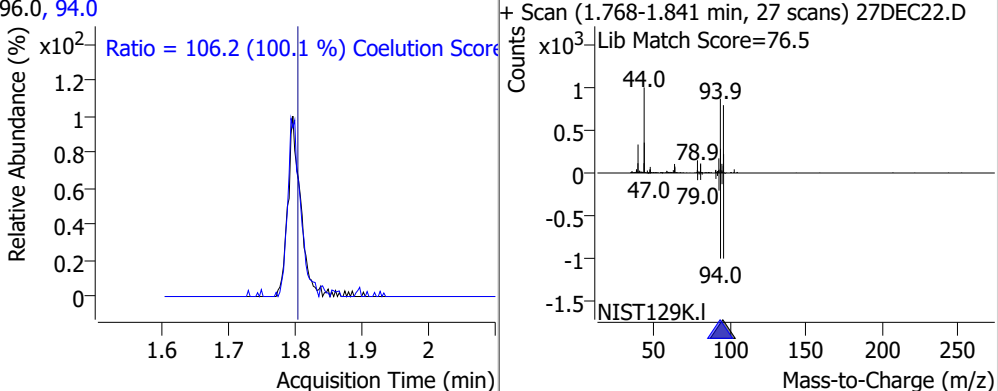
Compound	RT	QIon	Resp.	Conc.	Units	Dev(Min)
Internal Standards						
M Fluorobenzene	6.621	96.0	563013	250.0000	ng	0.000
M Chlorobenzene-d5	9.774	82.0	212586	250.0000	ng	0.000
M 1,4-Dichlorobenzene-d4	12.100	152.0	166936	250.0000	ng	0.000
System Monitoring Compounds						
S Dibromofluoromethane	5.848	113.0	142883	258.9444	ng	-0.003
Spiked Amount: 250.000	Range: 80.0 - 119.0%			Recovery = 103.58%		
S 1,2-Dichloroethane-d4	6.233	67.0	68004	270.0525	ng	0.003
Spiked Amount: 250.000	Range: 81.0 - 118.0%			Recovery = 108.02%		
S Toluene-d8	8.319	98.0	561841	262.9111	ng	0.000
Spiked Amount: 250.000	Range: 89.0 - 112.0%			Recovery = 105.16%		
S p-Bromofluorobenzene	10.951	95.0	165684	259.3795	ng	0.000
Spiked Amount: 250.000	Range: 85.0 - 114.0%			Recovery = 103.75%		
Target Compounds						
T Dichlorodifluoromethane	1.241	85.0	86203	107.0836	ng	100
T Chloromethane	1.406	50.0	103186	112.5770	ng	99
T Vinyl chloride	1.498	62.0	95887	111.1950	ng	96
T Bromomethane	1.796	96.0	9826	32.4974	ng	100
T Chloroethane	1.897	64.0	56481	118.5613	ng	99
T Trichlorofluoromethane	2.145	101.0	116148	103.1380	ng	99
T 1,1-Dichloroethene	2.700	96.0	76266	130.8696	ng	99
T Methylene chloride	3.333	49.0	107080	129.7815	ng	98
T trans-1,2-Dichloroethene	3.715	96.0	80106	137.5874	ng	99
T Methyl tert-butyl ether (MTBE)	3.757	73.0	97210	130.3656	ng	98
T 1,1-Dichloroethane	4.378	63.0	151061	136.8618	ng	100
T 2,2-Dichloropropane	5.193	77.0	110732	137.0235	ng	91
T cis-1,2-Dichloroethene	5.212	96.0	80560	133.4298	ng	98
T Methyl ethyl ketone	5.285	43.0	119001	1482.6402	ng	96
T Bromochloromethane	5.519	128.0	33042	145.3751	ng	100
T Chloroform	5.650	83.0	136568	125.4044	ng	100

Quantitation Results Report (QT Reviewed)

Compound	RT	QIon	Resp.	Conc.	Units	Dev(Min)
T 1,1,1-Trichloroethane	5.831	97.0	136634	132.9761	ng	94
T Carbon tetrachloride	6.027	117.0	129927	128.8705	ng	100
T 1,1-Dichloropropene	6.040	75.0	112053	123.7246	ng	100
T Benzene	6.280	78.0	307091	134.0682	ng	100
T 1,2-Dichloroethane	6.319	62.0	79944	133.5318	ng	99
T Trichloroethene	7.025	95.0	86033	127.6315	ng	98
T 1,2-Dichloropropane	7.273	63.0	75132	132.2979	ng	99
T Dibromomethane	7.396	93.0	34175	146.5914	ng	98
T Bromodichloromethane	7.585	83.0	90986	137.7780	ng	99
T cis-1,3-Dichloropropene	8.057	75.0	94246	128.4939	ng	99
T Toluene	8.386	92.0	189229	134.6857	ng	100
T trans-1,3-Dichloropropene	8.634	75.0	73428	139.9208	ng	99
T 1,1,2-Trichloroethane	8.812	83.0	39498	144.4959	ng	98
T Tetrachloroethene	8.935	163.8	72644	130.4801	ng	98
T 1,3-Dichloropropane	8.983	76.0	75733	138.9003	ng	98
T Chlorodibromomethane	9.200	129.0	58544	141.8762	ng	99
T 1,2-Dibromoethane	9.306	107.0	43720	147.1199	ng	97
T Chlorobenzene	9.800	112.0	203107	133.9146	ng	99
T 1,1,1,2-Tetrachloroethane	9.889	131.0	67717	131.2546	ng	98
T Ethylbenzene	9.917	91.0	343529	127.2042	ng	99
T m+p-Xylenes	10.037	106.0	264777	257.1341	ng	98
T o-Xylene	10.430	106.0	118312	131.6752	ng	99
T Styrene	10.447	104.0	188153	128.5840	ng	99
T Bromoform	10.625	172.5	33110	158.0027	ng	95
T Bromobenzene	11.091	156.0	75524	136.6634	ng	96
T 1,1,2,2-Tetrachloroethane	11.113	83.0	48764	154.0376	ng	100
T 1,2,3-Trichloropropane	11.149	110.0	12637	151.5165	ng	100
T 2-Chlorotoluene	11.289	126.0	73396	128.4360	ng	96
T 4-Chlorotoluene	11.400	91.0	245666	133.0887	ng	97
T 1,3-Dichlorobenzene	12.030	146.0	133159	131.8031	ng	97
T 1,4-Dichlorobenzene	12.123	146.0	131966	126.4404	ng	98
T 1,2-Dichlorobenzene	12.493	146.0	108841	127.3005	ng	97

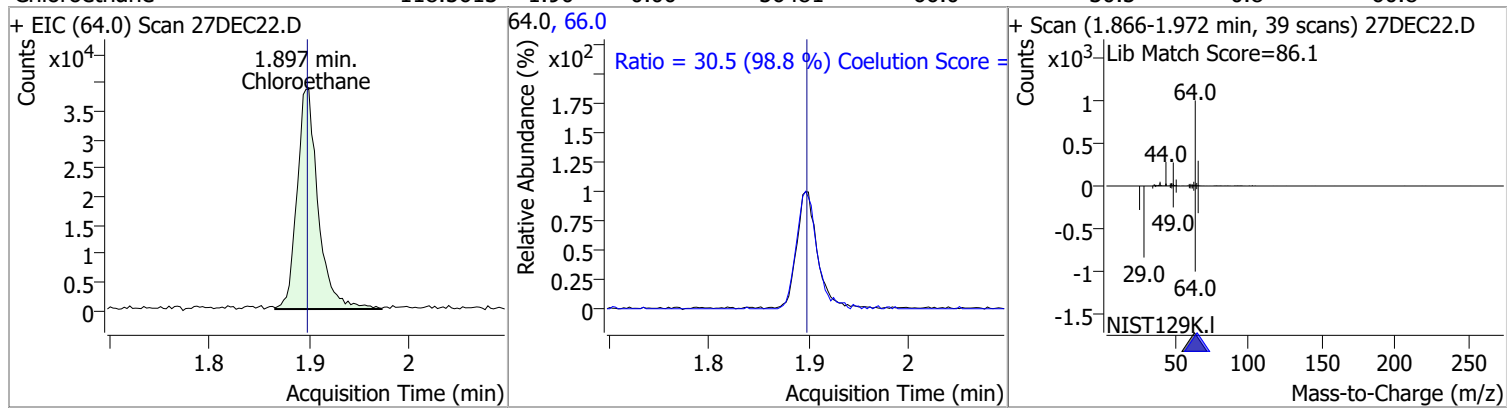
(#) = Qualifier Out of Range; (m) = Manual Integration; (+) = Area Summed; (*) = Surrogate Percent Recovery Out of Range; (d): Zeroed Peak

Quantitation Results Report (QT Reviewed)

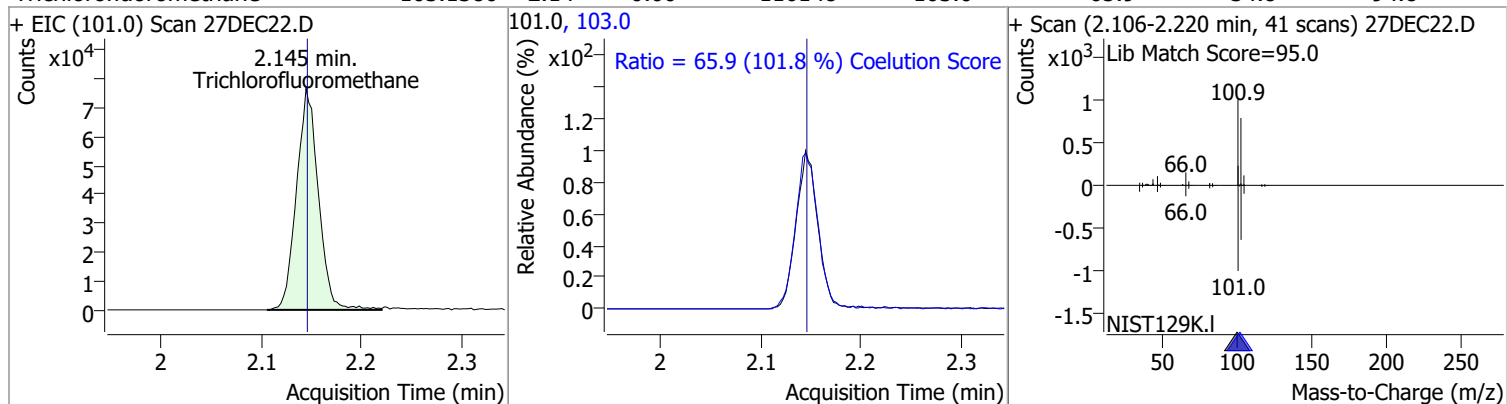
Compound	Conc.	RT	Dev(Min)	Resp.	QIon	QRatio	Lower	Upper
Dichlorodifluoromethane	107.0836	1.24	0.00	86203	87.0	32.2	2.0	62.0
+ EIC (85.0) Scan 27DEC22.D			85.0, 87.0			+ Scan (1.216-1.319 min, 38 scans) 27DEC22.D		
	Ratio = 32.2 (100.3 %) Coelution Score							
Chloromethane	112.5770	1.41	0.00	103186	52.0	32.0	2.7	62.7
+ EIC (50.0) Scan 27DEC22.D			50.0, 52.0			+ Scan (1.372-1.484 min, 41 scans) 27DEC22.D		
	Ratio = 32.0 (97.9 %) Coelution Score							
Vinyl chloride	111.1950	1.50	0.00	95887	64.0	33.6	1.6	61.6
+ EIC (62.0) Scan 27DEC22.D			62.0, 64.0			+ Scan (1.470-1.662 min, 70 scans) 27DEC22.D		
	Ratio = 33.6 (106.1 %) Coelution Score							
Bromomethane	32.4974	1.80	-0.01	9826	94.0	106.2	76.0	136.0
+ EIC (96.0) Scan 27DEC22.D			96.0, 94.0			+ Scan (1.768-1.841 min, 27 scans) 27DEC22.D		
	Ratio = 106.2 (100.1 %) Coelution Score							

Quantitation Results Report (QT Reviewed)

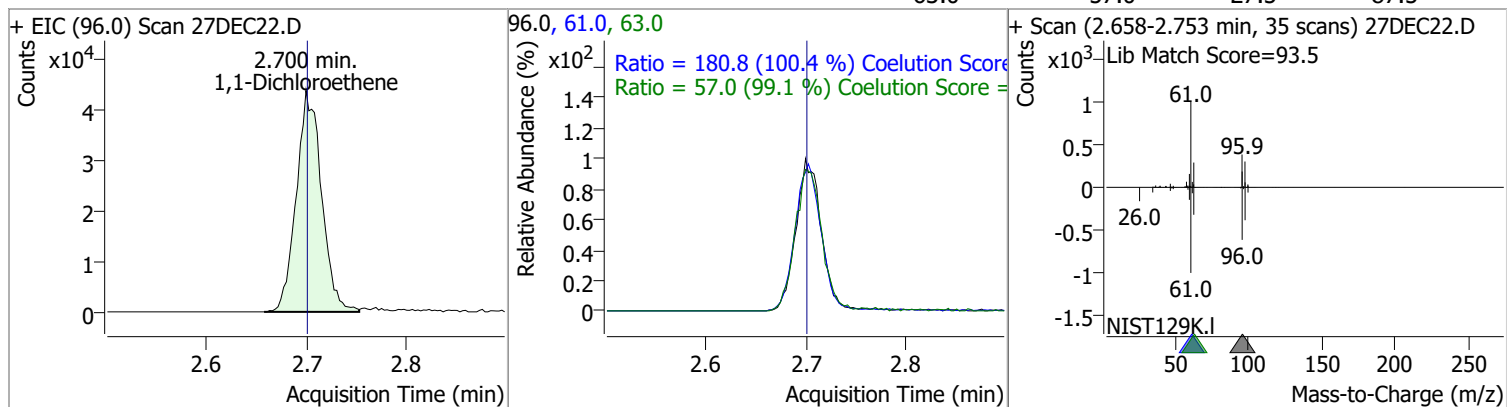
Compound	Conc.	RT	Dev(Min)	Resp.	QIon	QRatio	Lower	Upper
Chloroethane	118.5613	1.90	0.00	56481	66.0	30.5	0.8	60.8



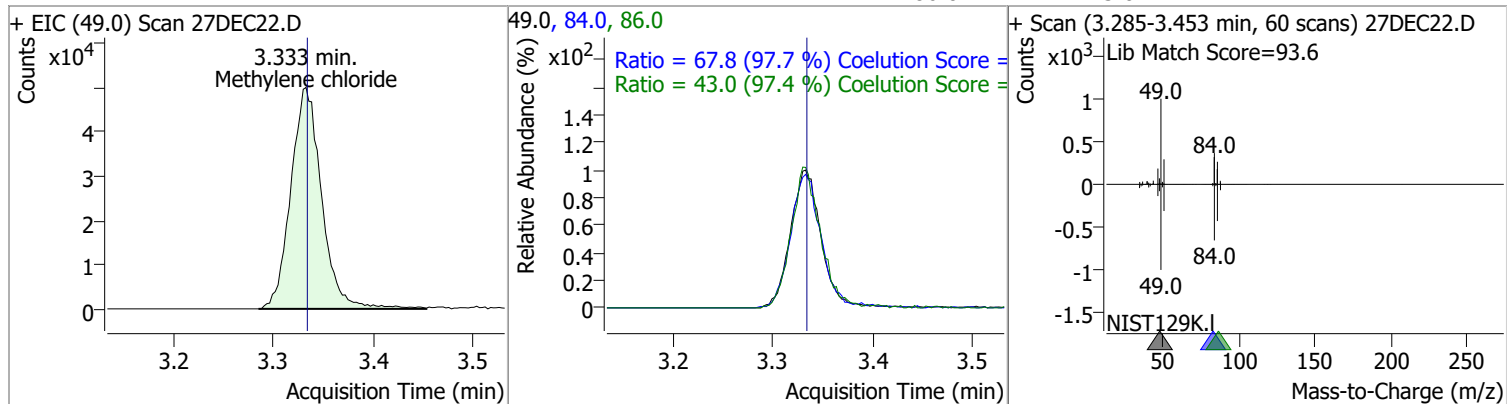
Compound	Conc.	RT	Dev(Min)	Resp.	QIon	QRatio	Lower	Upper
Trichlorofluoromethane	103.1380	2.14	0.00	116148	103.0	65.9	34.8	94.8



Compound	Conc.	RT	Dev(Min)	Resp.	QIon	QRatio	Lower	Upper
1,1-Dichloroethene	130.8696	2.70	0.00	76266	61.0	180.8	150.1	210.1
					63.0	57.0	27.5	87.5

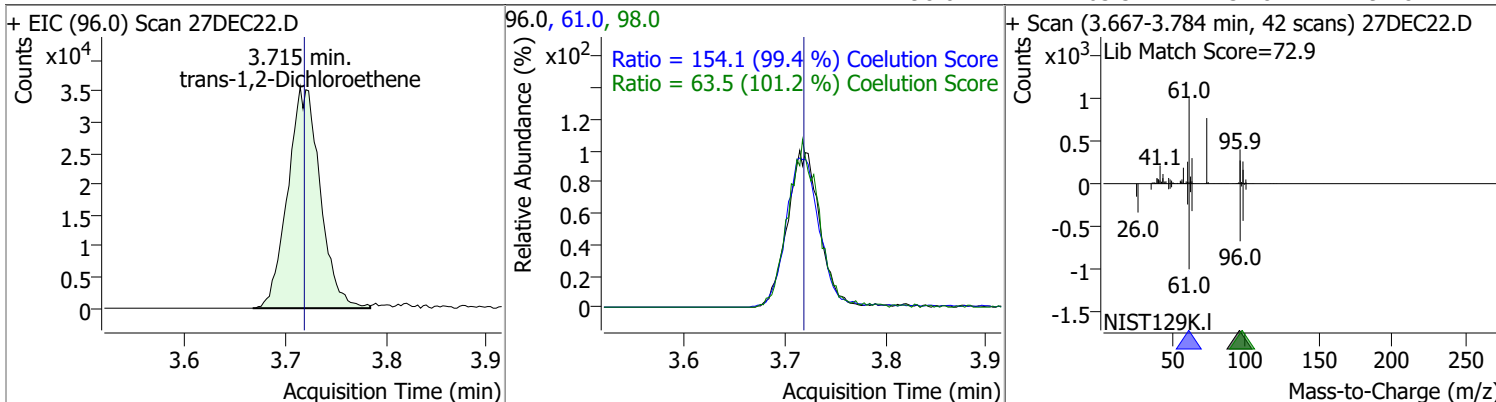


Compound	Conc.	RT	Dev(Min)	Resp.	QIon	QRatio	Lower	Upper
Methylene chloride	129.7815	3.33	0.00	107080	84.0	67.8	39.4	99.4
					86.0	43.0	14.1	74.1

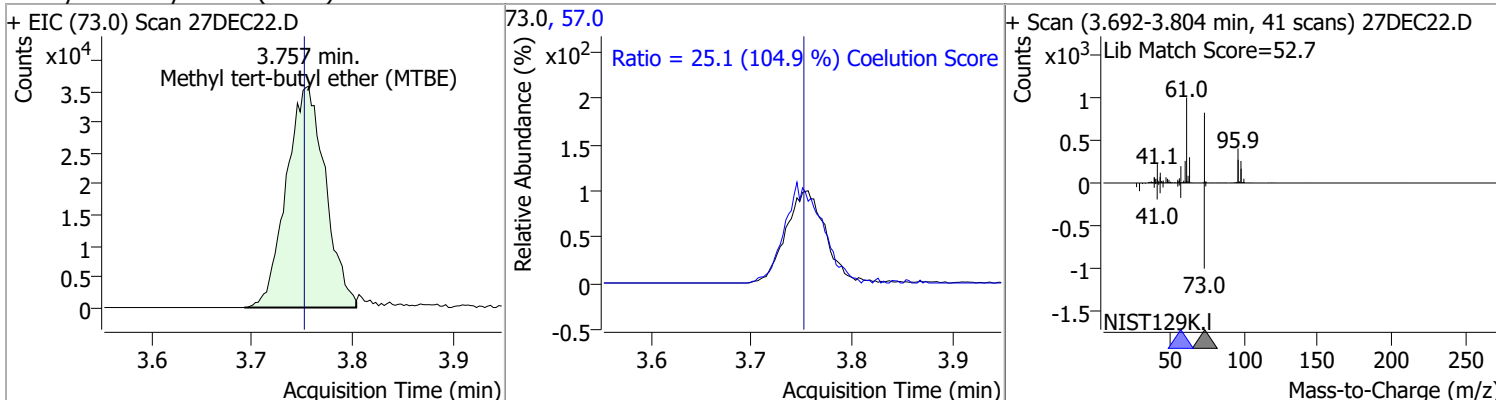


Quantitation Results Report (QT Reviewed)

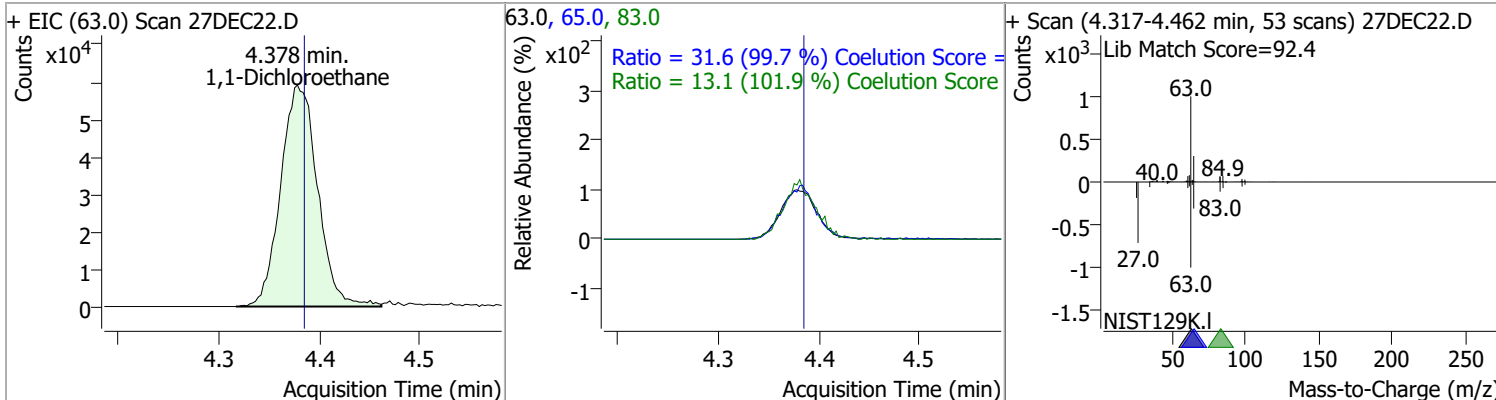
Compound	Conc.	RT	Dev(Min)	Resp.	QIon	QRatio	Lower	Upper
trans-1,2-Dichloroethene	137.5874	3.71	0.00	80106	61.0	154.1	125.1	185.1
					98.0	63.5	32.8	92.8



Compound	Conc.	RT	Dev(Min)	Resp.	QIon	QRatio	Lower	Upper
Methyl tert-butyl ether (MTBE)	130.3656	3.76	0.01	97210	57.0	25.1	0.0	53.9

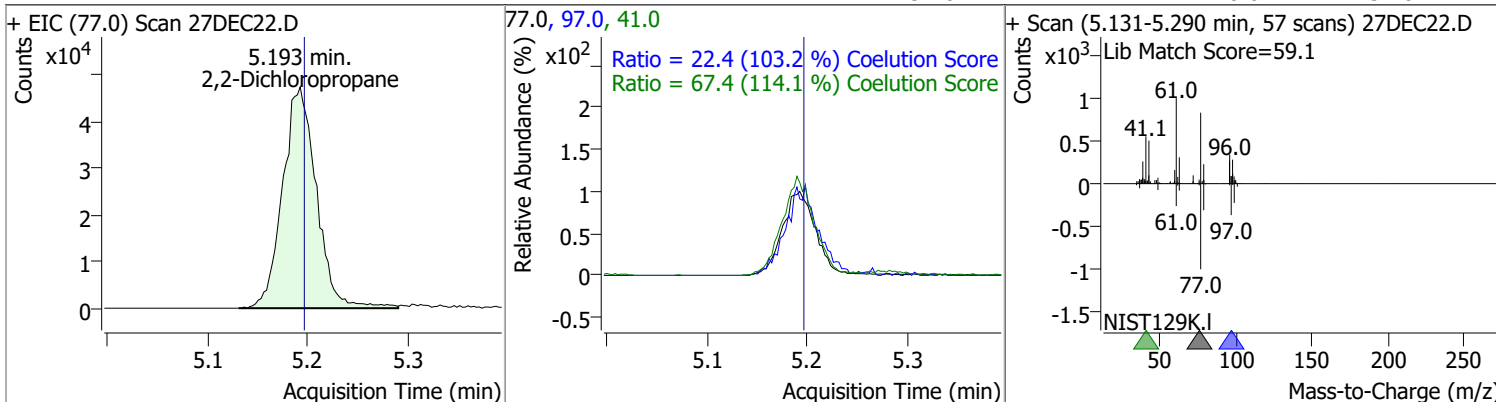


Compound	Conc.	RT	Dev(Min)	Resp.	QIon	QRatio	Lower	Upper
1,1-Dichloroethane	136.8618	4.38	-0.01	151061	65.0	31.6	1.7	61.7
					83.0	13.1	0.0	42.8

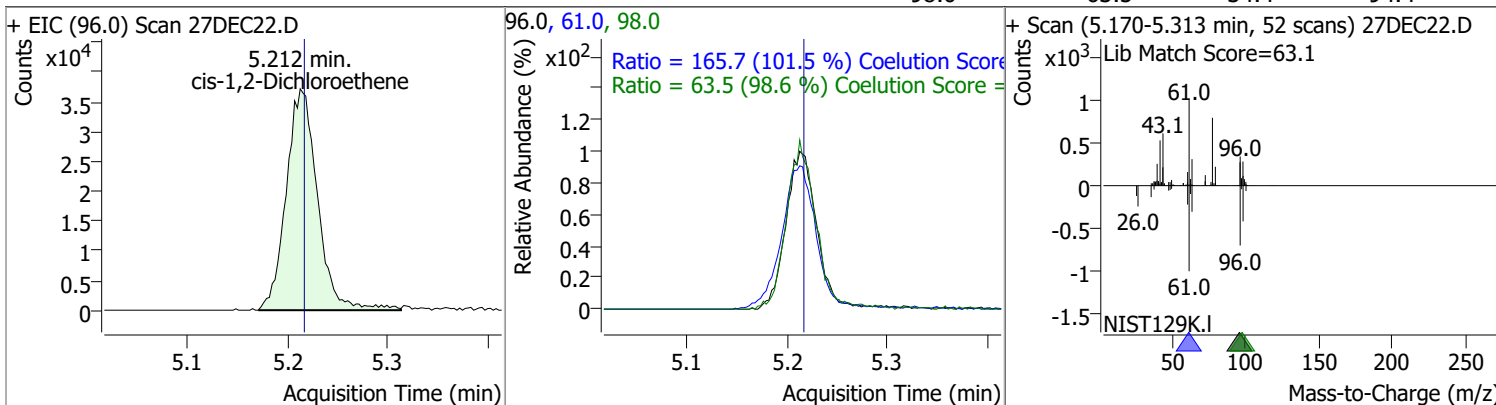


Quantitation Results Report (QT Reviewed)

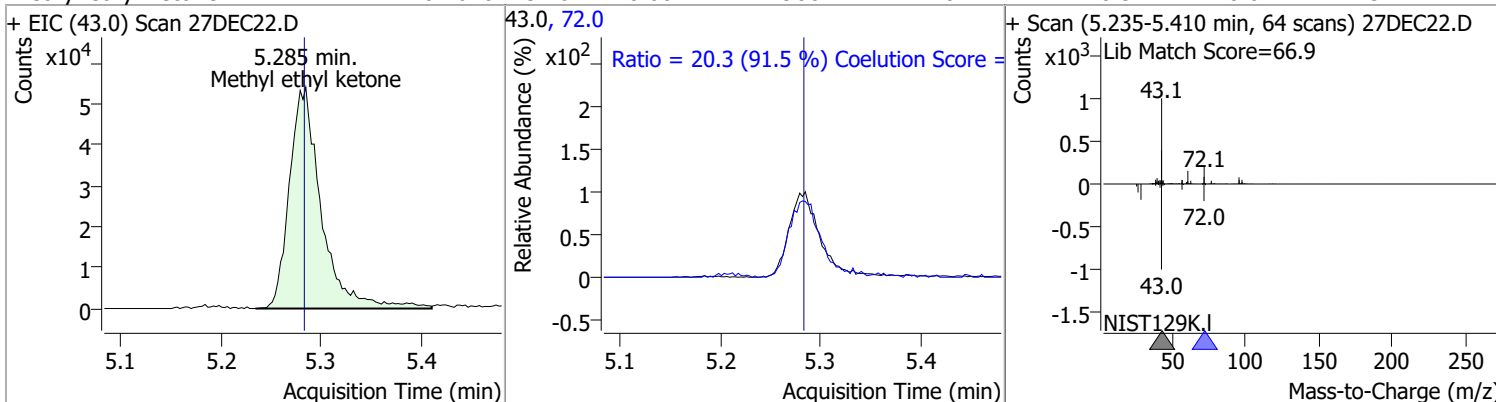
Compound	Conc.	RT	Dev(Min)	Resp.	QIon	QRatio	Lower	Upper
2,2-Dichloropropane	137.0235	5.19	0.00	110732	41.0	67.4	29.0	89.0
					97.0	22.4	0.0	51.8



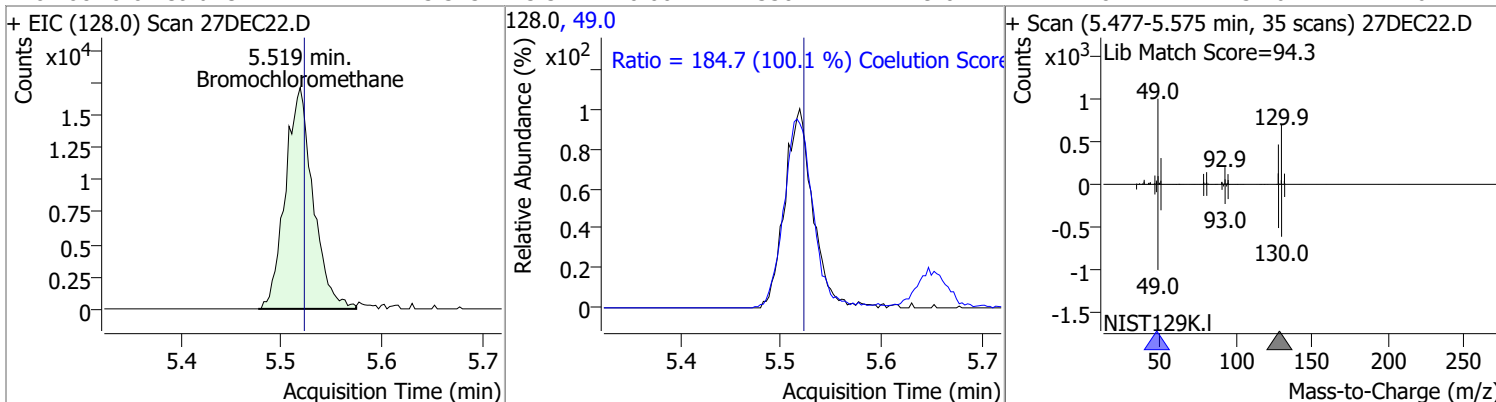
Compound	Conc.	RT	Dev(Min)	Resp.	QIon	QRatio	Lower	Upper
cis-1,2-Dichloroethene	133.4298	5.21	0.00	80560	61.0	165.7	133.3	193.3
					98.0	63.5	34.4	94.4



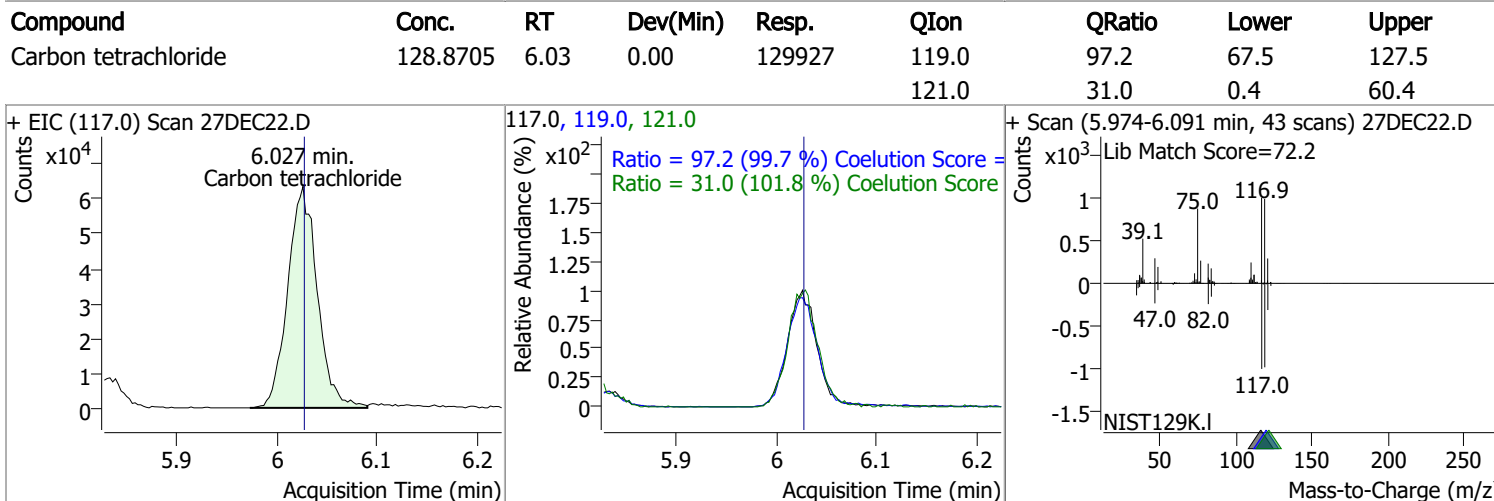
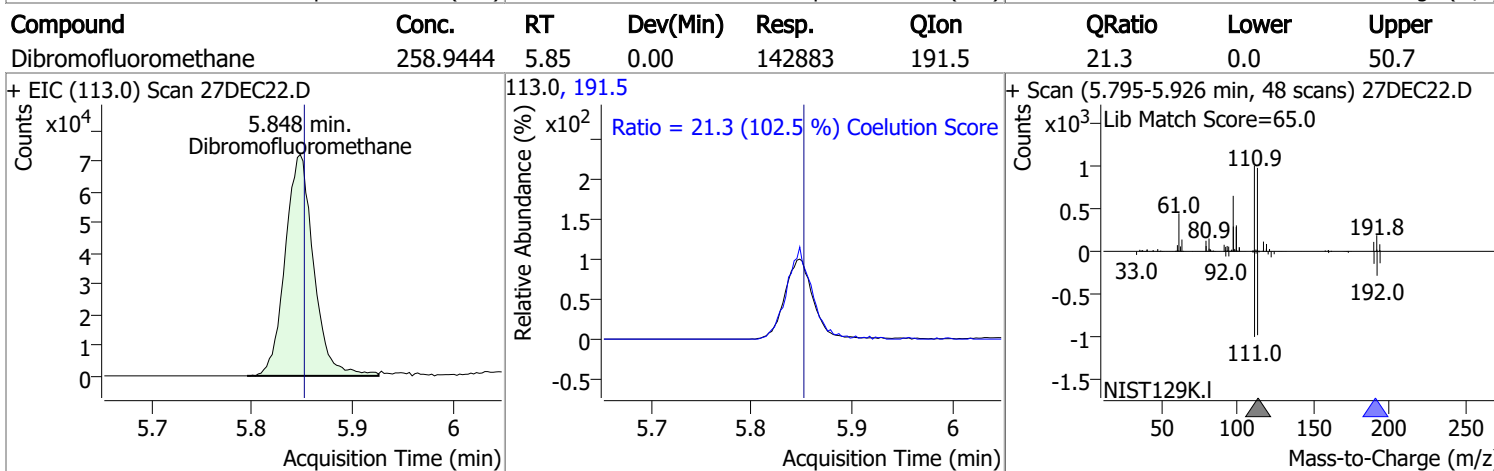
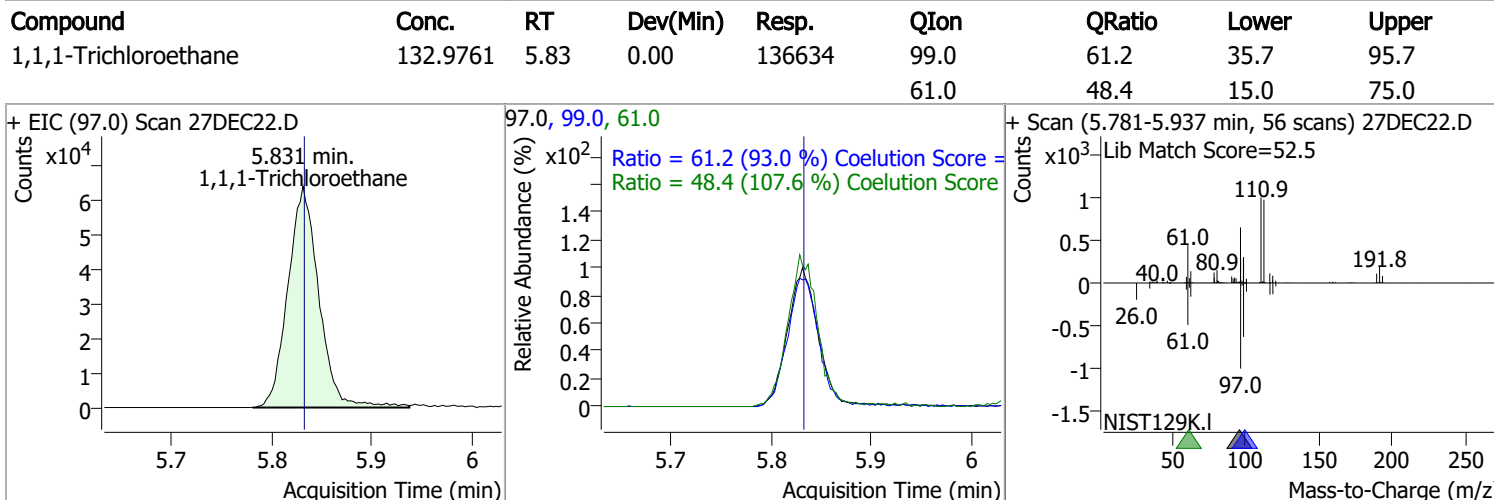
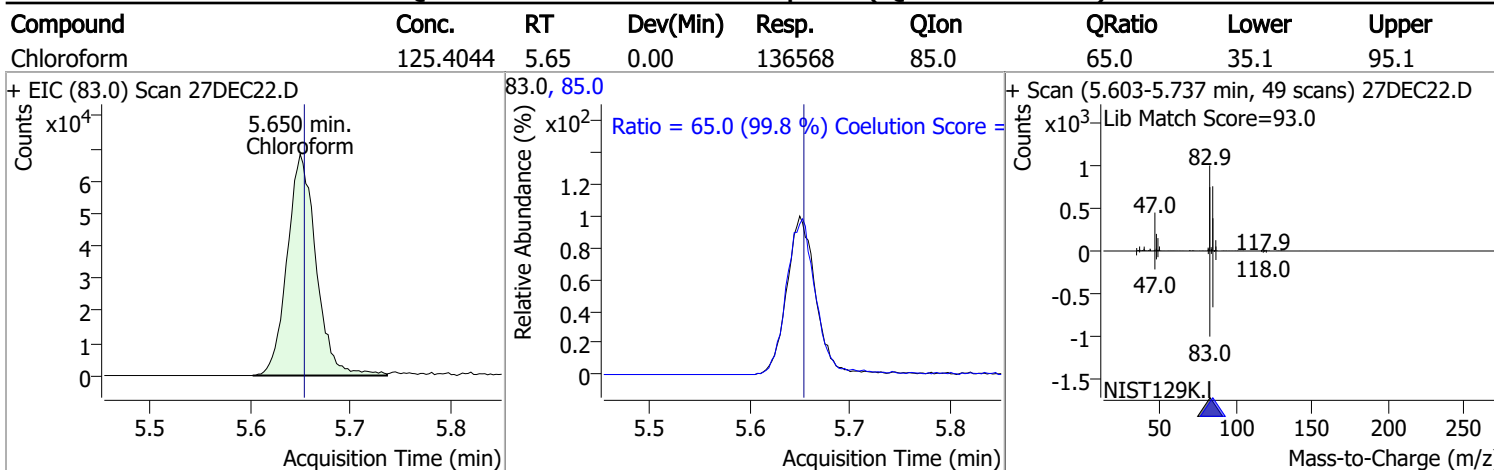
Compound	Conc.	RT	Dev(Min)	Resp.	QIon	QRatio	Lower	Upper
Methyl ethyl ketone	1482.6402	5.28	0.00	119001	72.0	20.3	0.0	52.2



Compound	Conc.	RT	Dev(Min)	Resp.	QIon	QRatio	Lower	Upper
Bromochloromethane	145.3751	5.52	0.00	33042	49.0	184.7	154.6	214.6

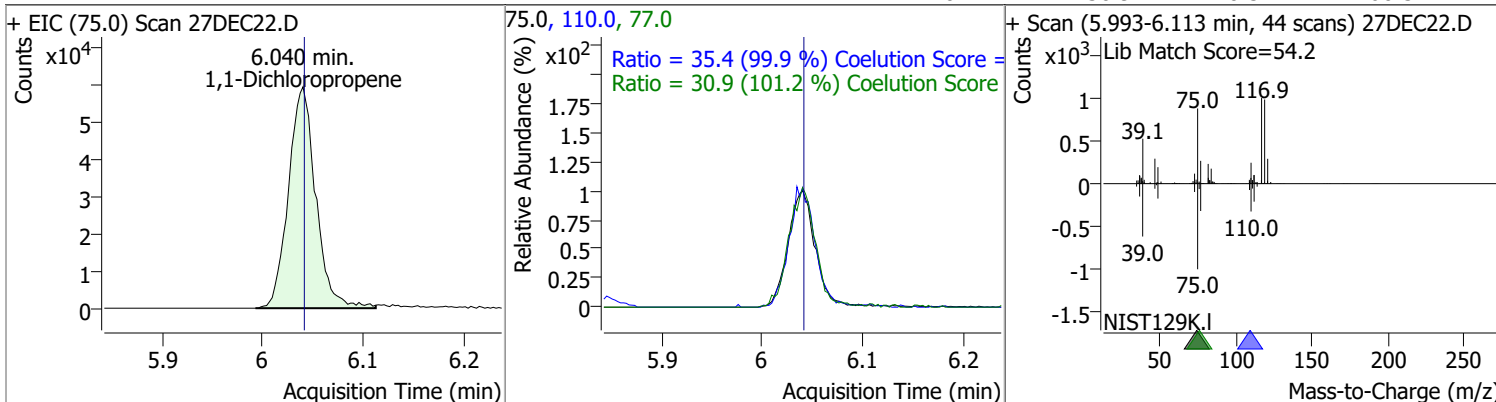


Quantitation Results Report (QT Reviewed)

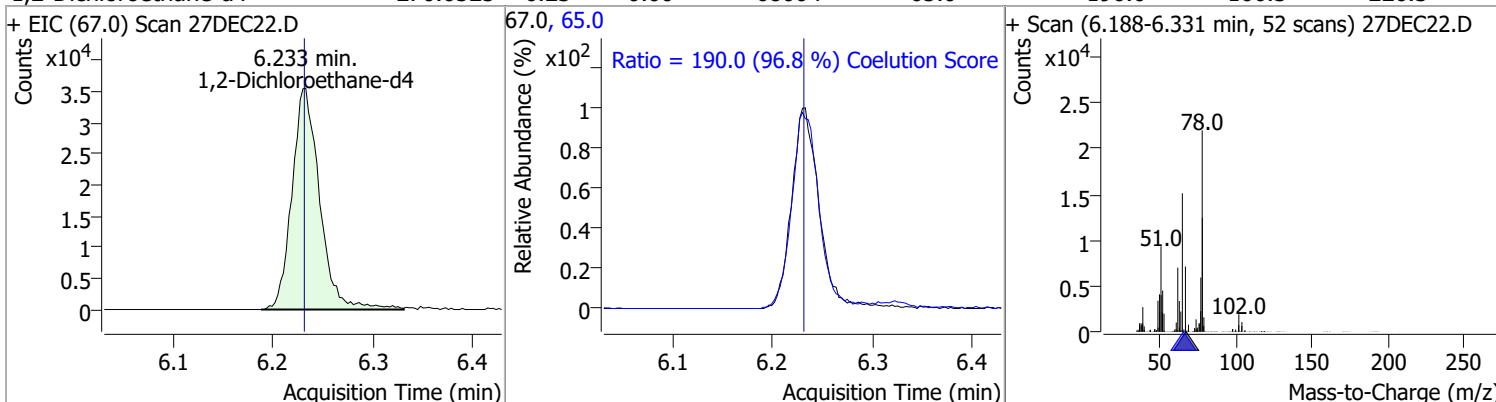


Quantitation Results Report (QT Reviewed)

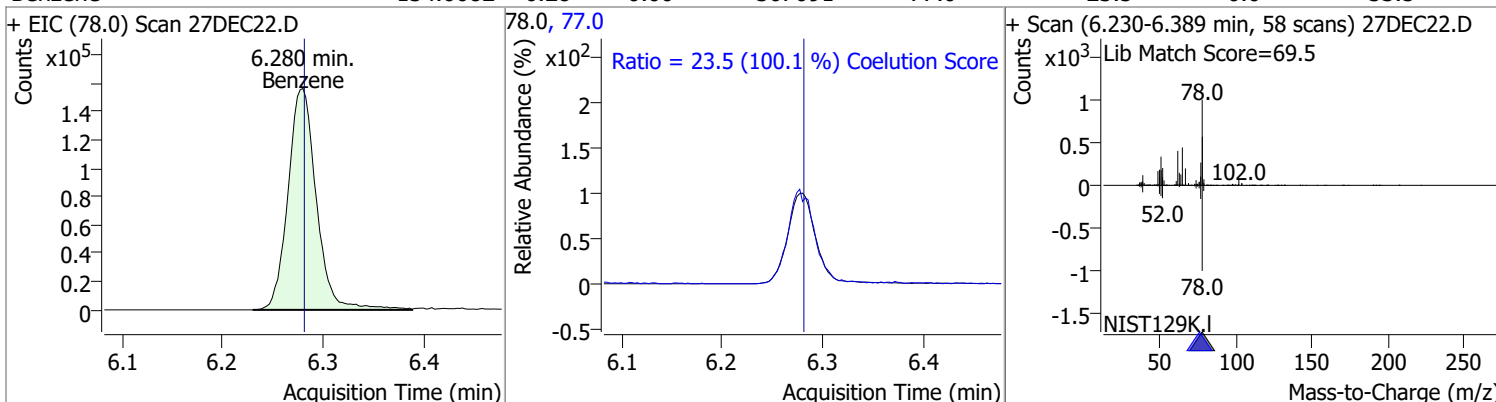
Compound	Conc.	RT	Dev(Min)	Resp.	QIon	QRatio	Lower	Upper
1,1-Dichloropropene	123.7246	6.04	0.00	112053	110.0	35.4	5.4	65.4
					77.0	30.9	0.5	60.5



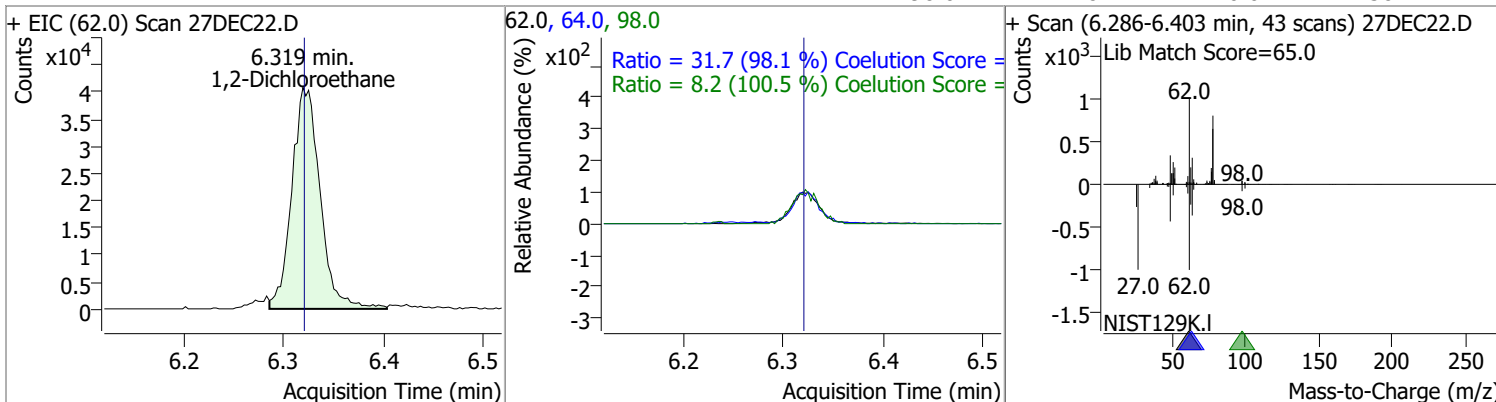
Compound	Conc.	RT	Dev(Min)	Resp.	QIon	QRatio	Lower	Upper
1,2-Dichloroethane-d4	270.0525	6.23	0.00	68004	65.0	190.0	166.3	226.3



Compound	Conc.	RT	Dev(Min)	Resp.	QIon	QRatio	Lower	Upper
Benzene	134.0682	6.28	0.00	307091	77.0	23.5	0.0	53.5

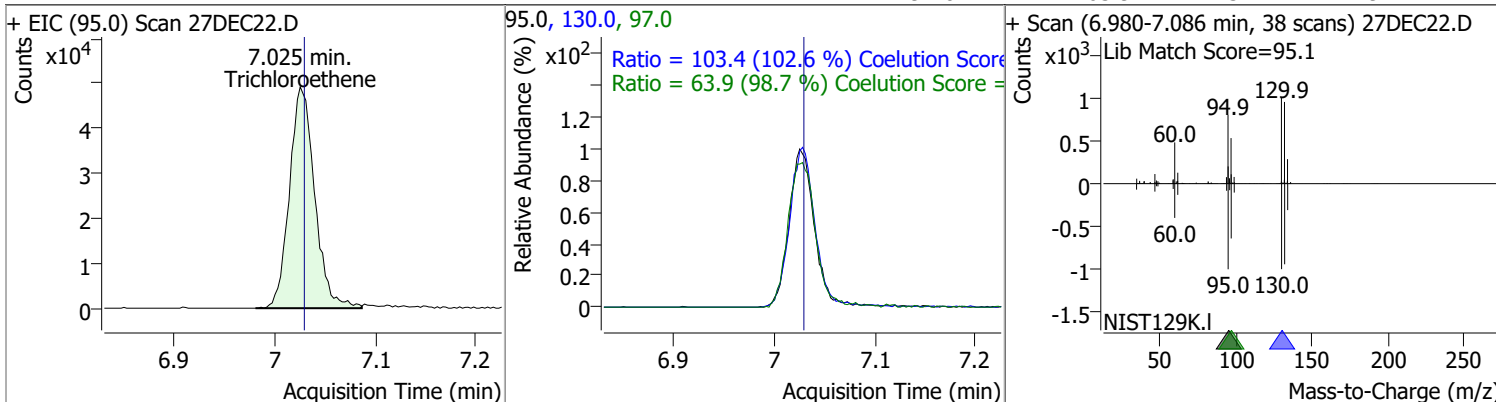


Compound	Conc.	RT	Dev(Min)	Resp.	QIon	QRatio	Lower	Upper
1,2-Dichloroethane	133.5318	6.32	0.00	79944	64.0	31.7	2.3	62.3
					98.0	8.2	0.0	38.2

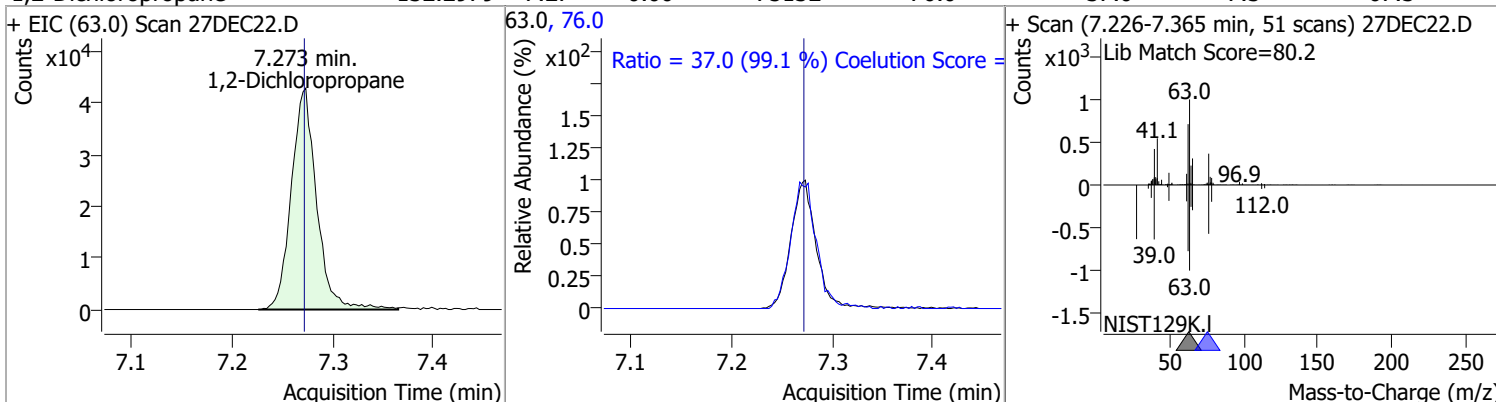


Quantitation Results Report (QT Reviewed)

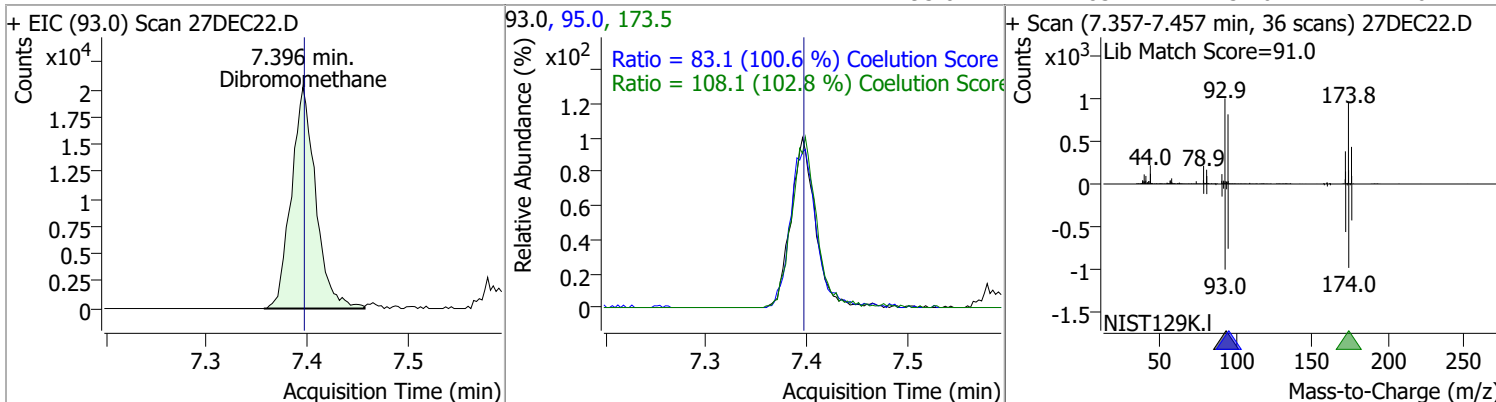
Compound	Conc.	RT	Dev(Min)	Resp.	QIon	QRatio	Lower	Upper
Trichloroethene	127.6315	7.02	0.00	86033	130.0	103.4	70.8	130.8
					97.0	63.9	34.7	94.7



Compound	Conc.	RT	Dev(Min)	Resp.	QIon	QRatio	Lower	Upper
1,2-Dichloropropane	132.2979	7.27	0.00	75132	76.0	37.0	7.3	67.3

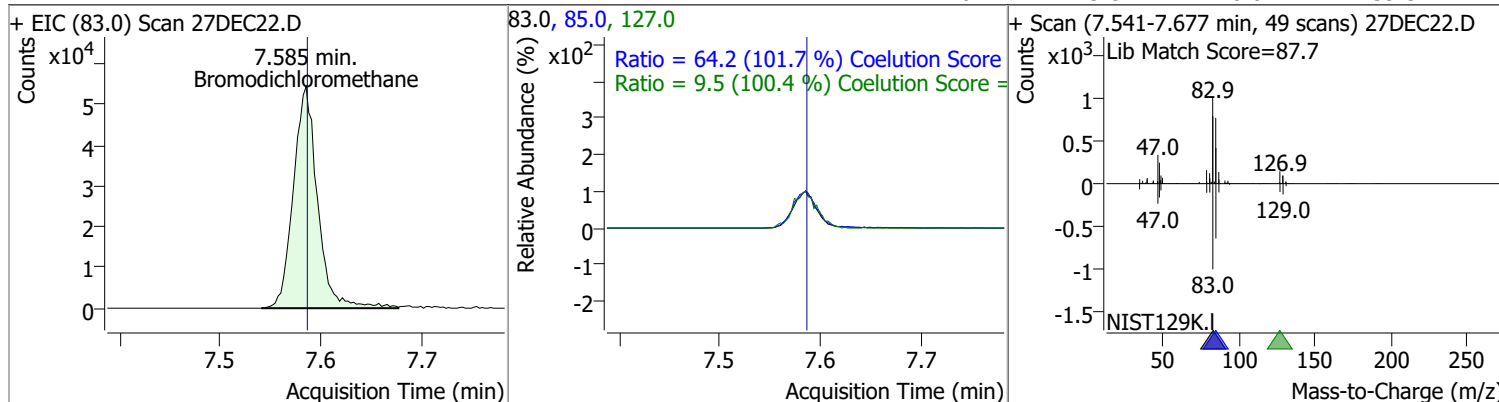


Compound	Conc.	RT	Dev(Min)	Resp.	QIon	QRatio	Lower	Upper
Dibromomethane	146.5914	7.40	0.00	34175	173.5	108.1	75.2	135.2
					95.0	83.1	52.6	112.6

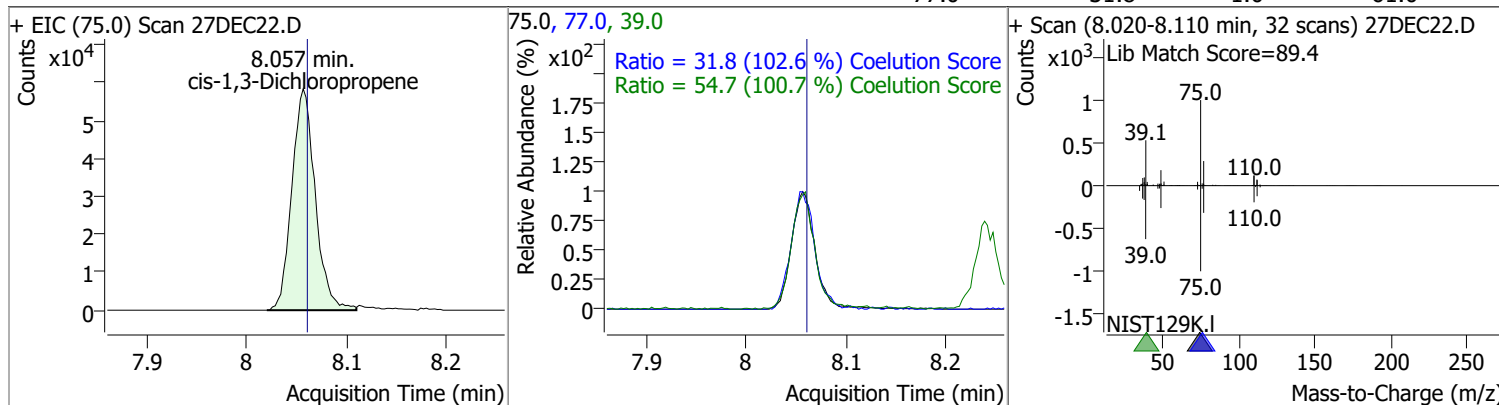


Quantitation Results Report (QT Reviewed)

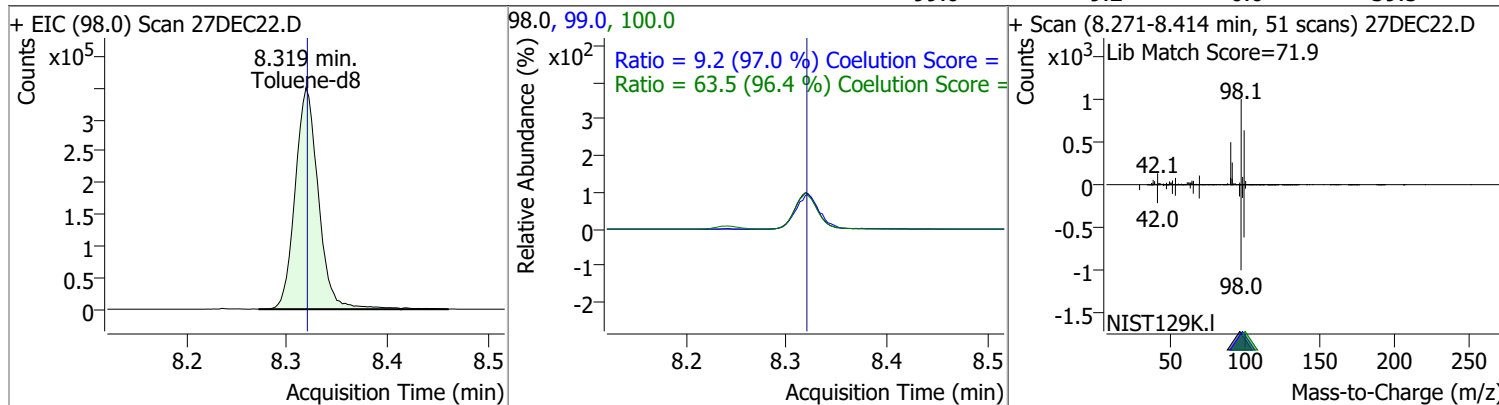
Compound	Conc.	RT	Dev(Min)	Resp.	QIon	QRatio	Lower	Upper
Bromodichloromethane	137.7780	7.59	0.00	90986	85.0	64.2	33.1	93.1
					127.0	9.5	0.0	39.5



Compound	Conc.	RT	Dev(Min)	Resp.	QIon	QRatio	Lower	Upper
cis-1,3-Dichloropropene	128.4939	8.06	0.00	94246	39.0	54.7	24.3	84.3
					77.0	31.8	1.0	61.0

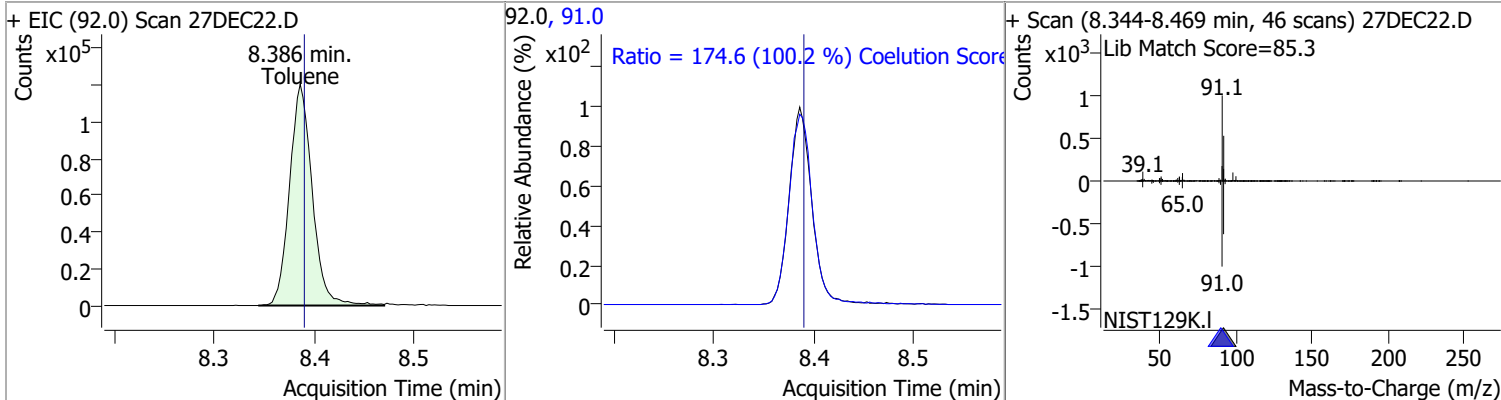


Compound	Conc.	RT	Dev(Min)	Resp.	QIon	QRatio	Lower	Upper
Toluene-d8	262.9111	8.32	0.00	561841	100.0	63.5	35.9	95.9
					99.0	9.2	0.0	39.5

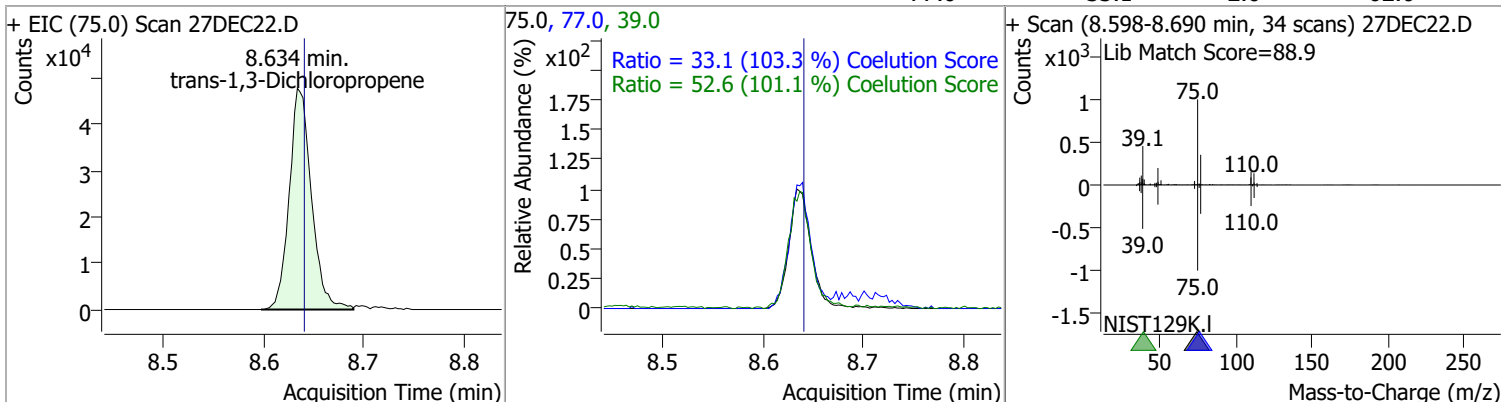


Quantitation Results Report (QT Reviewed)

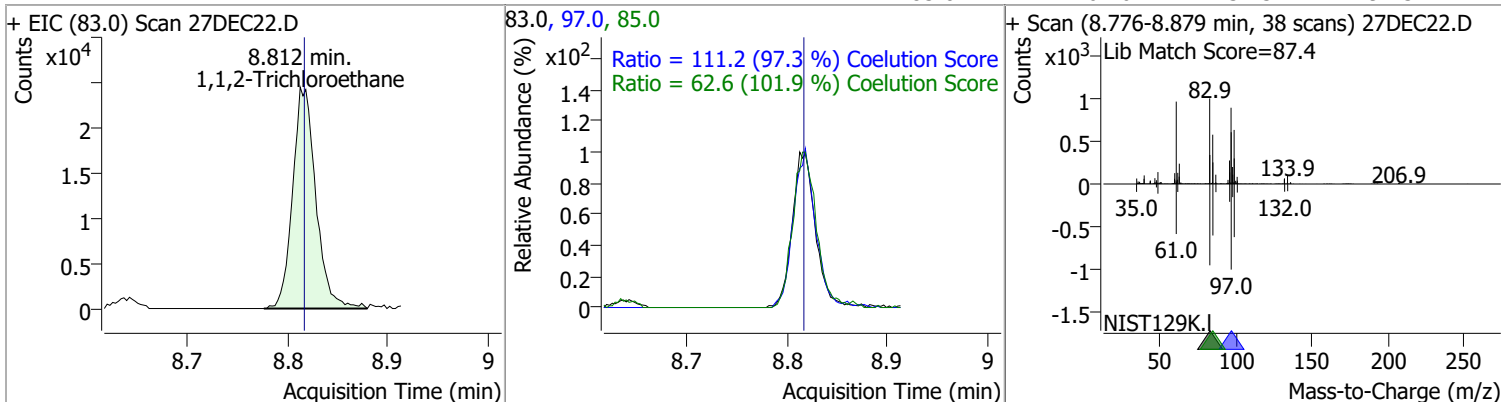
Compound	Conc.	RT	Dev(Min)	Resp.	QIon	QRatio	Lower	Upper
Toluene	134.6857	8.39	0.00	189229	91.0	174.6	144.3	204.3



Compound	Conc.	RT	Dev(Min)	Resp.	QIon	QRatio	Lower	Upper
trans-1,3-Dichloropropene	139.9208	8.63	-0.01	73428	39.0	52.6	22.1	82.1
					77.0	33.1	2.0	62.0

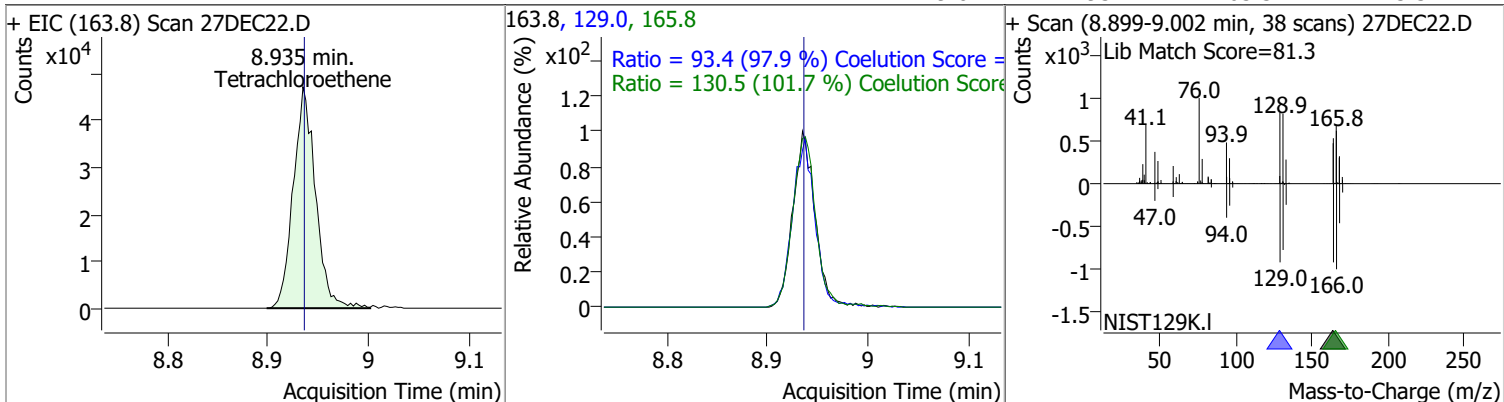


Compound	Conc.	RT	Dev(Min)	Resp.	QIon	QRatio	Lower	Upper
1,1,2-Trichloroethane	144.4959	8.81	0.00	39498	97.0	111.2	84.3	144.3
					85.0	62.6	31.5	91.5

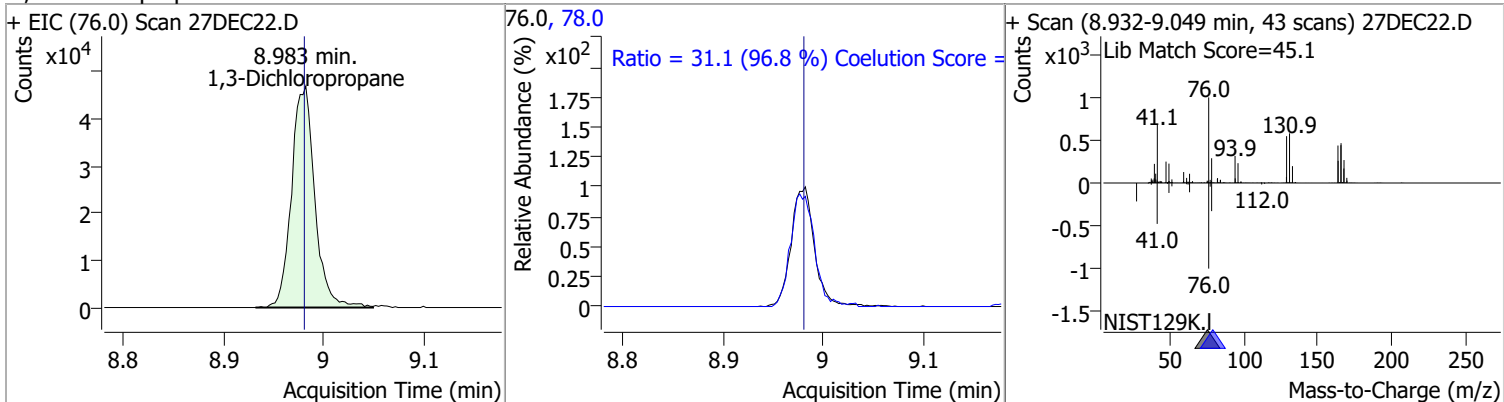


Quantitation Results Report (QT Reviewed)

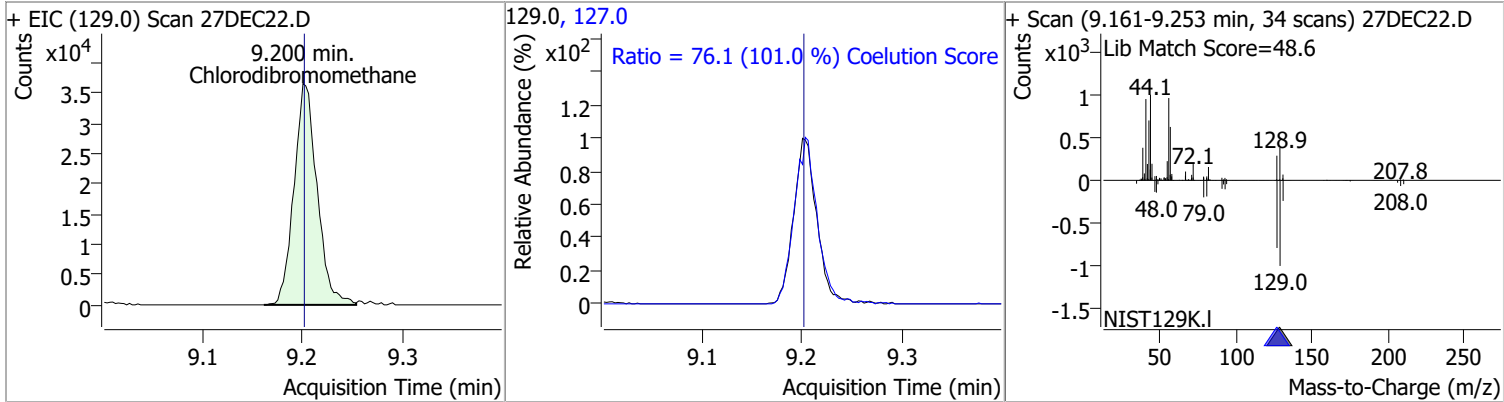
Compound	Conc.	RT	Dev(Min)	Resp.	QIon	QRatio	Lower	Upper
Tetrachloroethene	130.4801	8.94	0.00	72644	165.8	130.5	98.3	158.3
					129.0	93.4	65.3	125.3



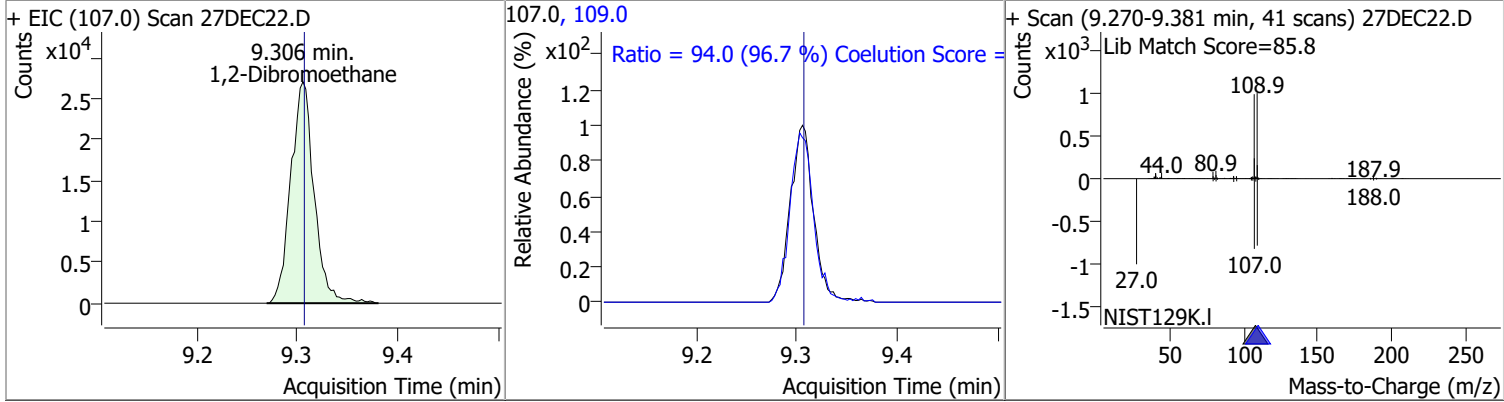
Compound	Conc.	RT	Dev(Min)	Resp.	QIon	QRatio	Lower	Upper
1,3-Dichloropropane	138.9003	8.98	0.00	75733	78.0	31.1	2.1	62.1



Compound	Conc.	RT	Dev(Min)	Resp.	QIon	QRatio	Lower	Upper
Chlorodibromomethane	141.8762	9.20	0.00	58544	127.0	76.1	45.3	105.3

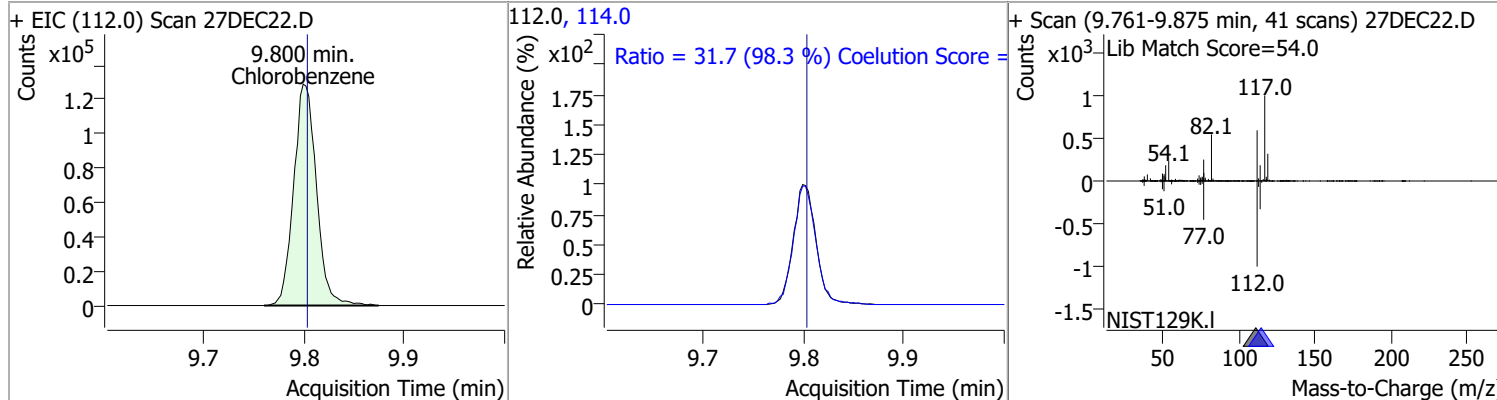


Compound	Conc.	RT	Dev(Min)	Resp.	QIon	QRatio	Lower	Upper
1,2-Dibromoethane	147.1199	9.31	0.00	43720	109.0	94.0	67.2	127.2

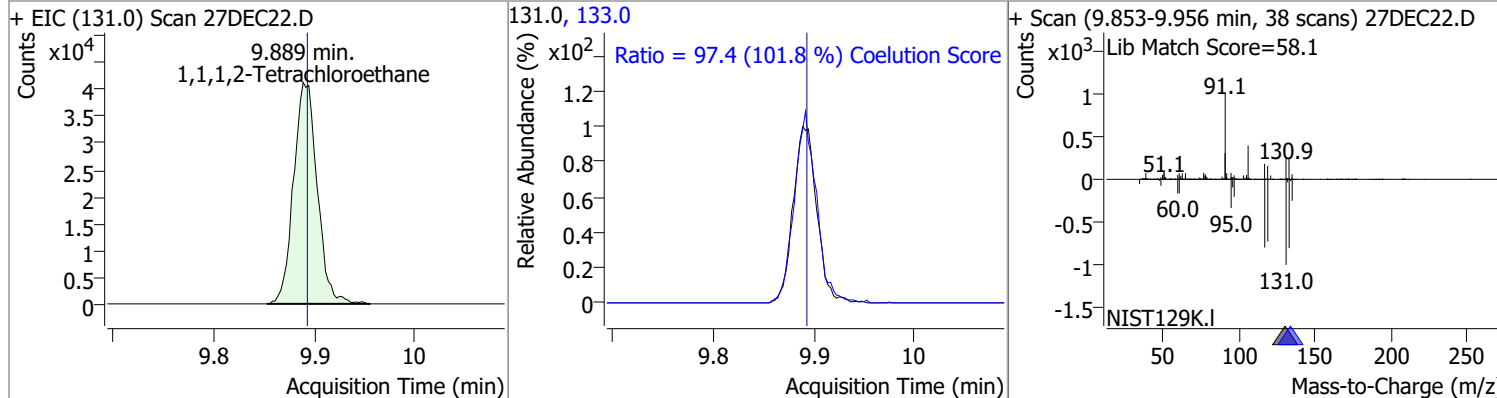


Quantitation Results Report (QT Reviewed)

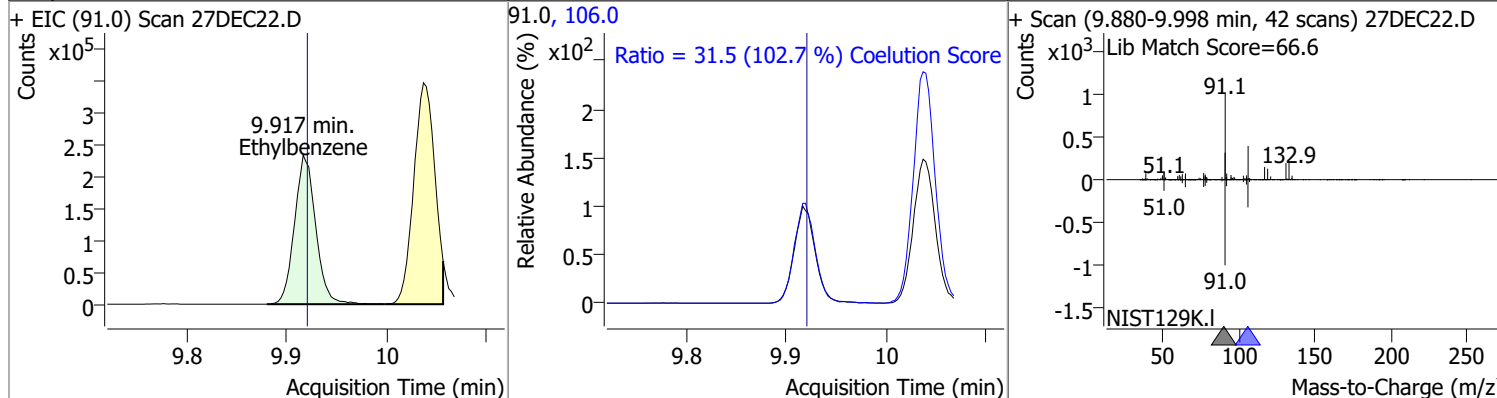
Compound	Conc.	RT	Dev(Min)	Resp.	QIon	QRatio	Lower	Upper
Chlorobenzene	133.9146	9.80	0.00	203107	114.0	31.7	2.3	62.3



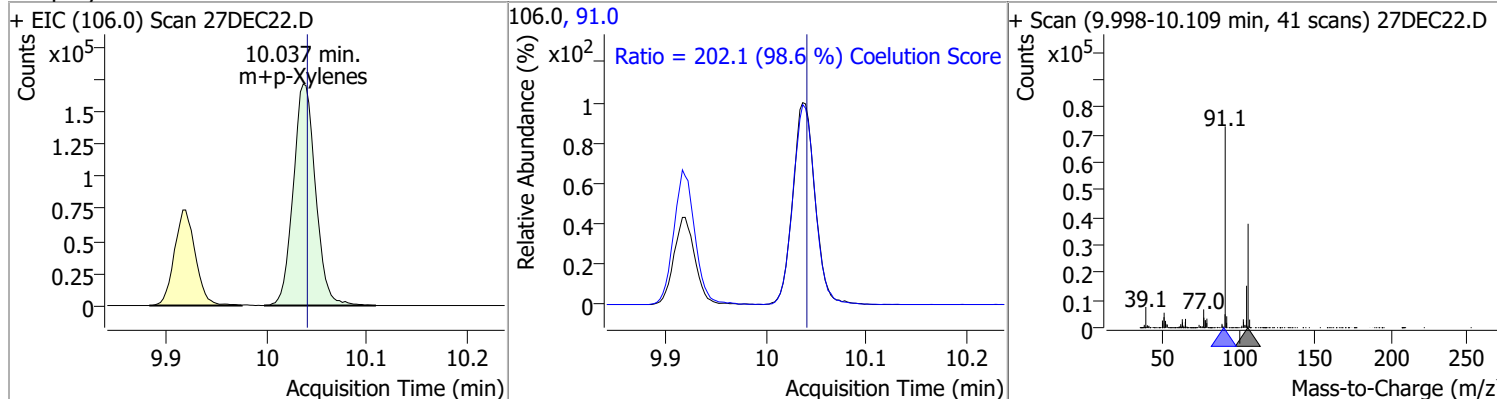
Compound	Conc.	RT	Dev(Min)	Resp.	QIon	QRatio	Lower	Upper
1,1,1,2-Tetrachloroethane	131.2546	9.89	0.00	67717	133.0	97.4	65.7	125.7



Compound	Conc.	RT	Dev(Min)	Resp.	QIon	QRatio	Lower	Upper
Ethylbenzene	127.2042	9.92	0.00	343529	106.0	31.5	0.7	60.7

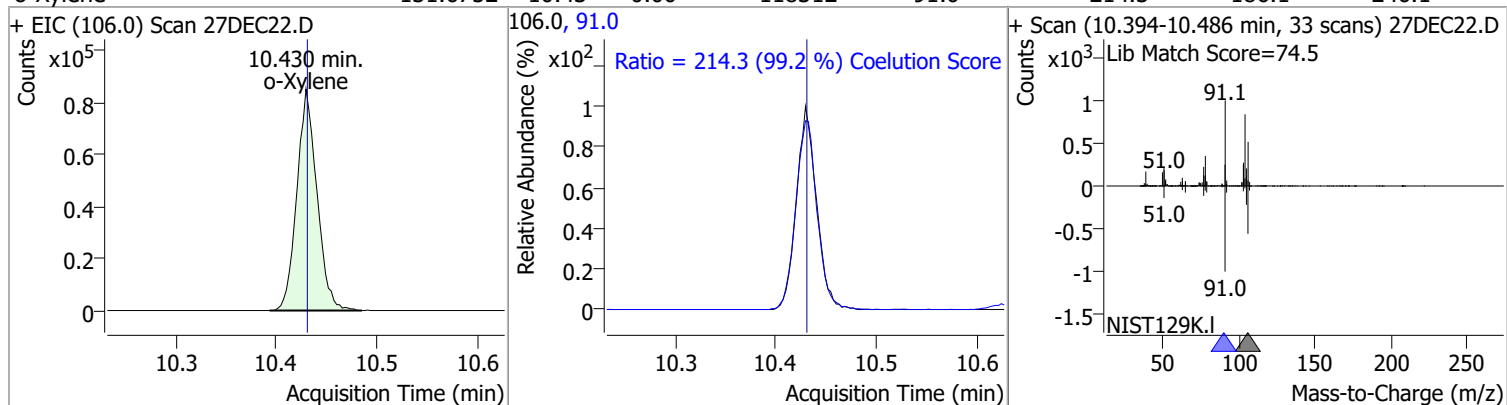


Compound	Conc.	RT	Dev(Min)	Resp.	QIon	QRatio	Lower	Upper
m+p-Xylenes	257.1341	10.04	0.00	264777	91.0	202.1	175.0	235.0

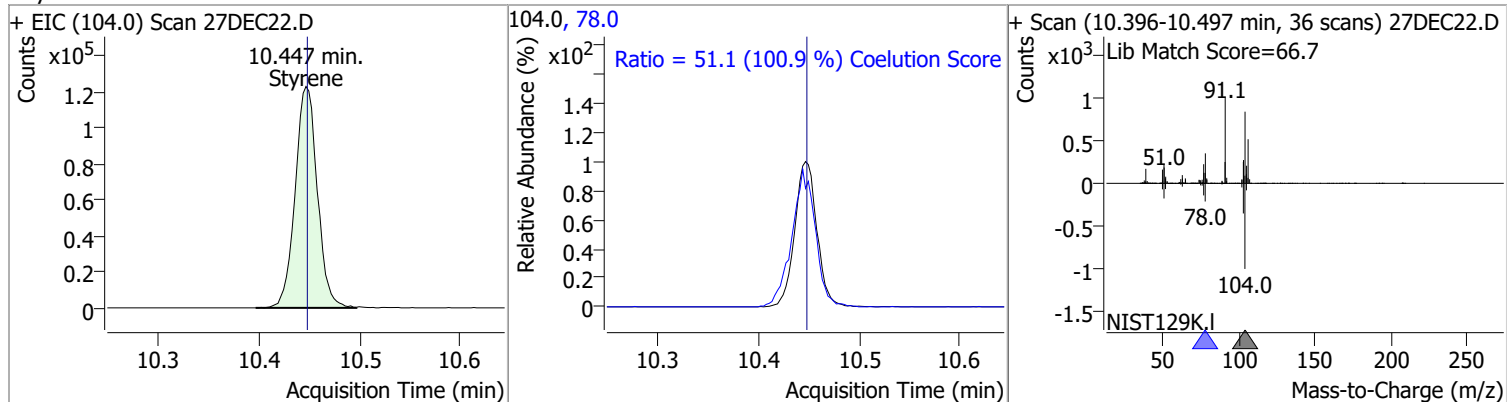


Quantitation Results Report (QT Reviewed)

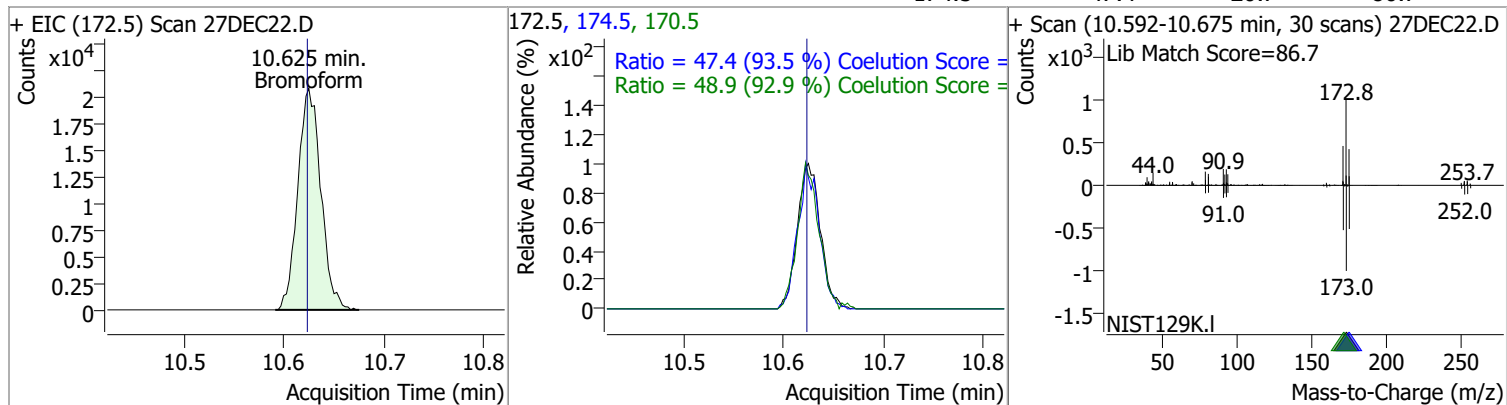
Compound	Conc.	RT	Dev(Min)	Resp.	QIon	QRatio	Lower	Upper
o-Xylene	131.6752	10.43	0.00	118312	91.0	214.3	186.1	246.1



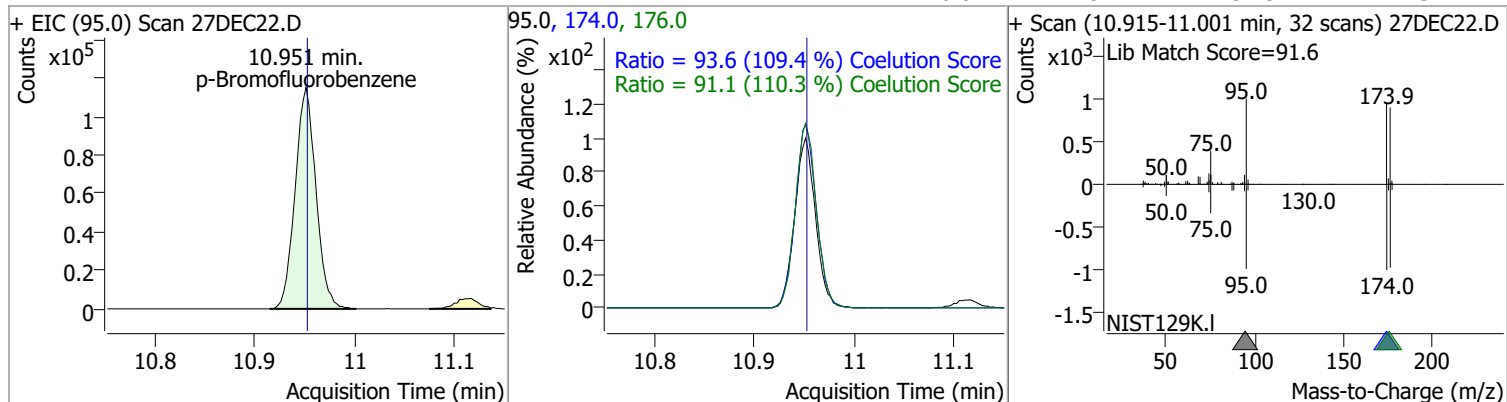
Compound	Conc.	RT	Dev(Min)	Resp.	QIon	QRatio	Lower	Upper
Styrene	128.5840	10.45	0.00	188153	78.0	51.1	20.6	80.6



Compound	Conc.	RT	Dev(Min)	Resp.	QIon	QRatio	Lower	Upper
Bromoform	158.0027	10.63	0.00	33110	170.5	48.9	22.7	82.7
					174.5	47.4	20.7	80.7

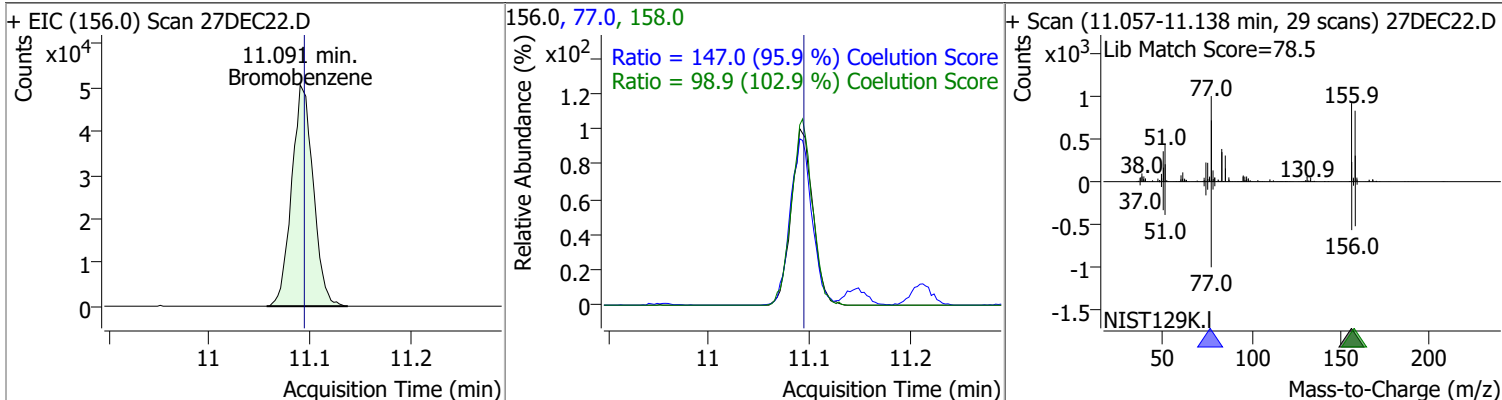


Compound	Conc.	RT	Dev(Min)	Resp.	QIon	QRatio	Lower	Upper
p-Bromofluorobenzene	259.3795	10.95	0.00	165684	174.0	93.6	55.5	115.5
					176.0	91.1	52.5	112.5

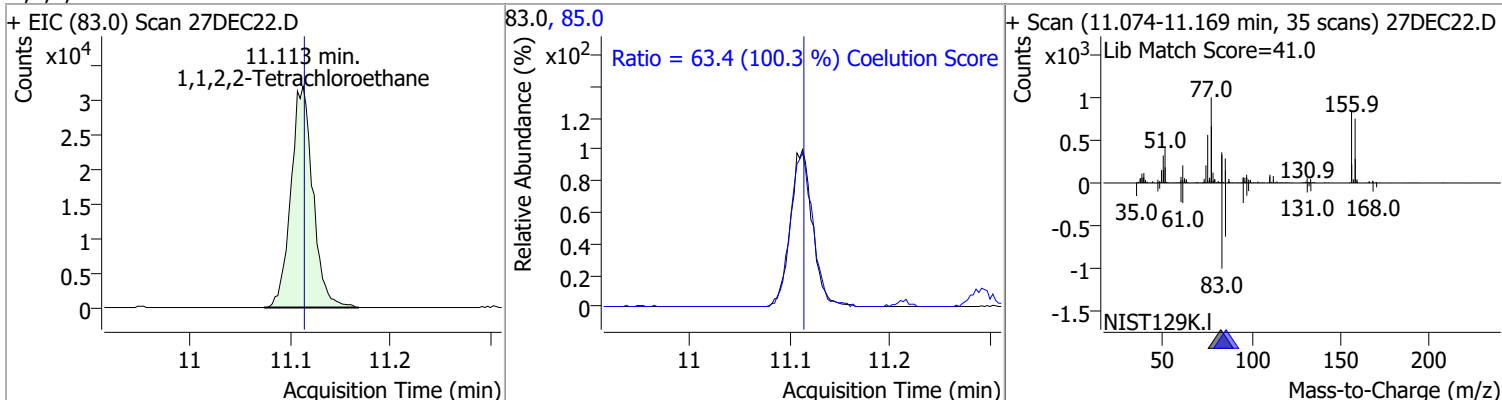


Quantitation Results Report (QT Reviewed)

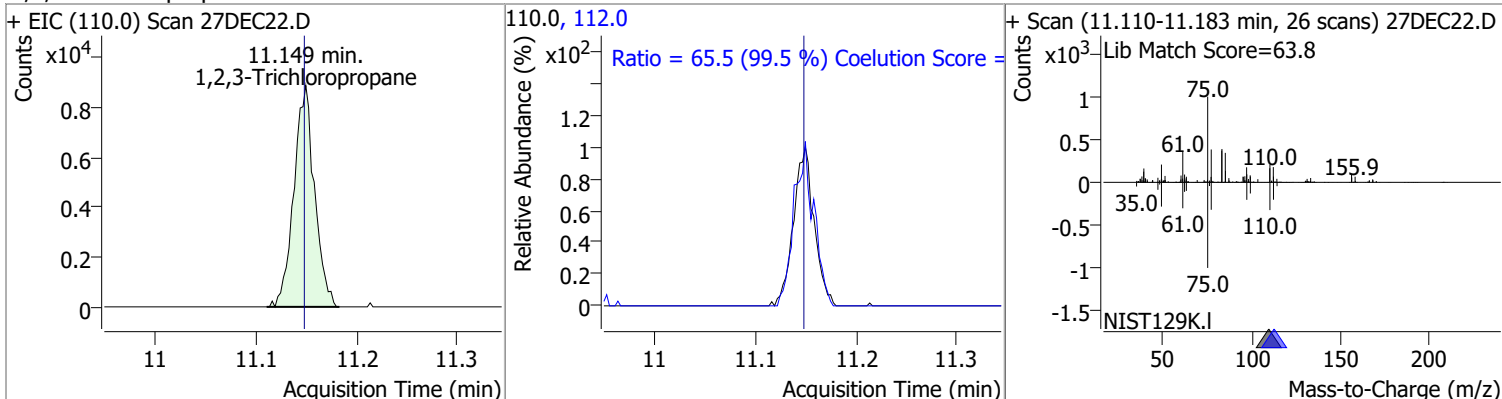
Compound	Conc.	RT	Dev(Min)	Resp.	QIon	QRatio	Lower	Upper
Bromobenzene	136.6634	11.09	0.00	75524	77.0	147.0	123.2	183.2
					158.0	98.9	66.2	126.2



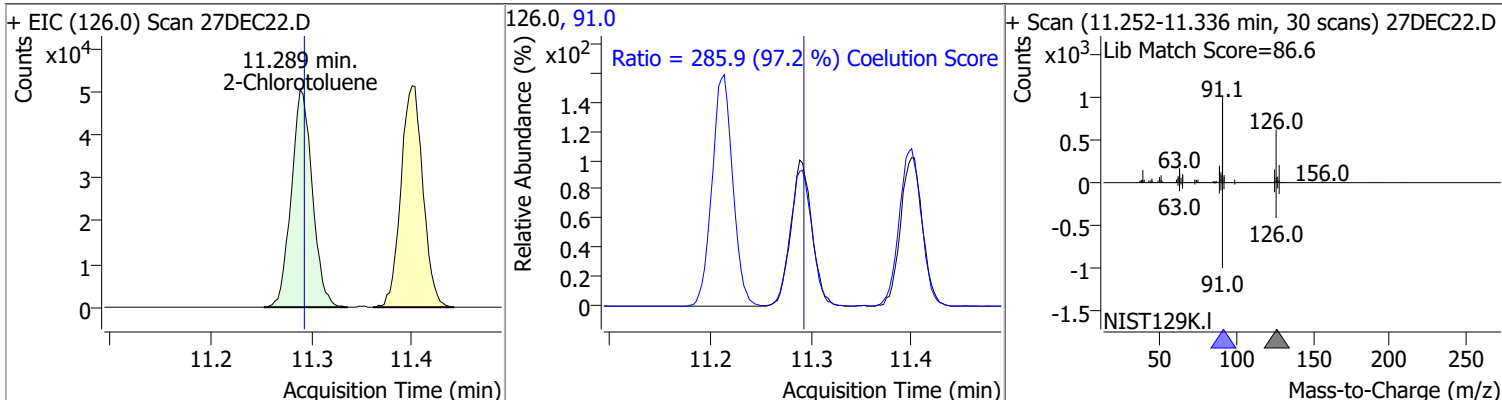
Compound	Conc.	RT	Dev(Min)	Resp.	QIon	QRatio	Lower	Upper
1,1,2,2-Tetrachloroethane	154.0376	11.11	0.00	48764	85.0	63.4	33.2	93.2



Compound	Conc.	RT	Dev(Min)	Resp.	QIon	QRatio	Lower	Upper
1,2,3-Trichloropropane	151.5165	11.15	0.00	12637	112.0	65.5	35.8	95.8

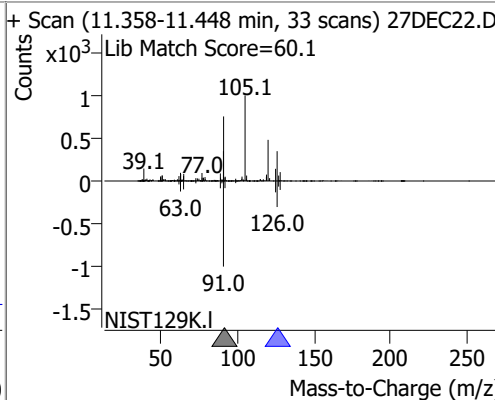
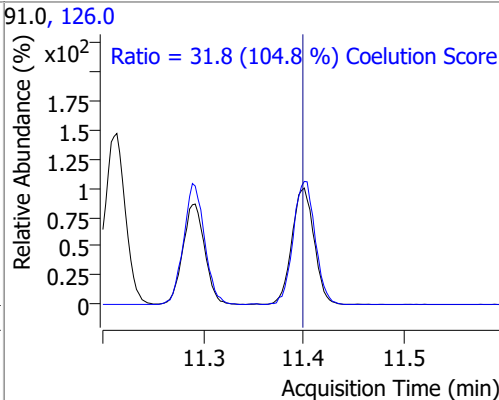
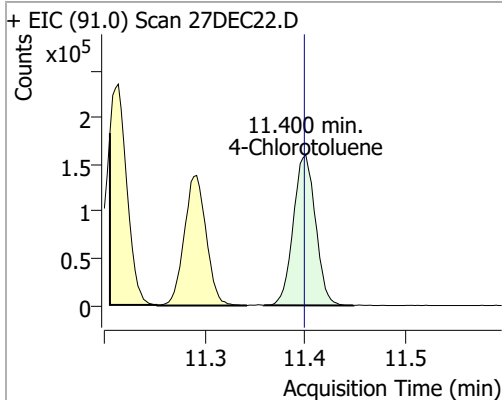


Compound	Conc.	RT	Dev(Min)	Resp.	QIon	QRatio	Lower	Upper
2-Chlorotoluene	128.4360	11.29	0.00	73396	91.0	285.9	264.1	324.1

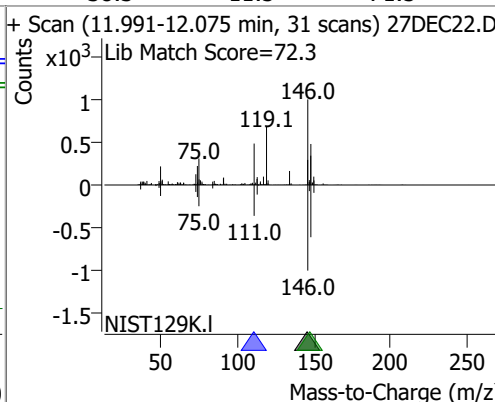
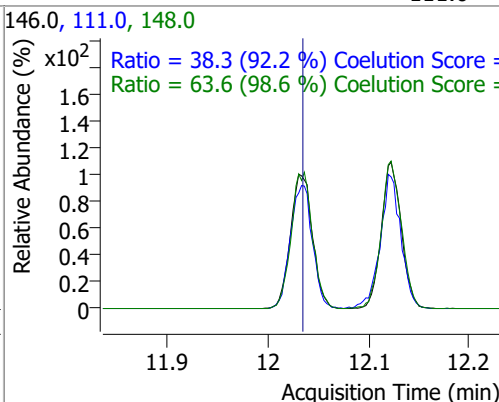
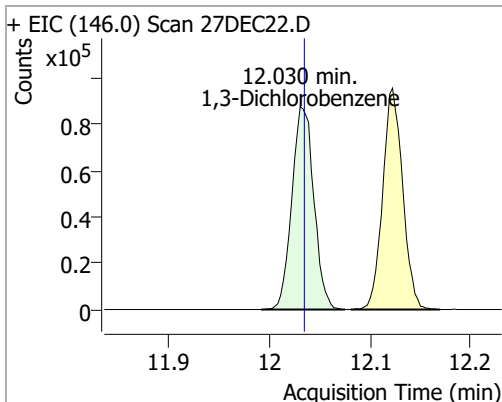


Quantitation Results Report (QT Reviewed)

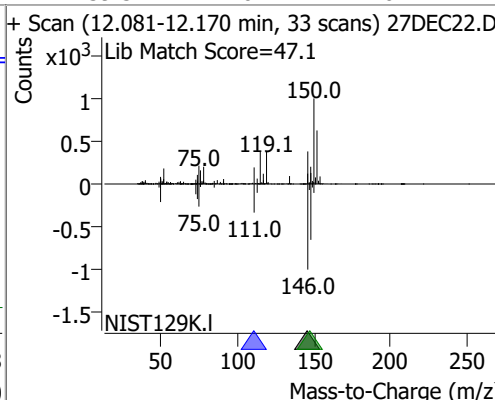
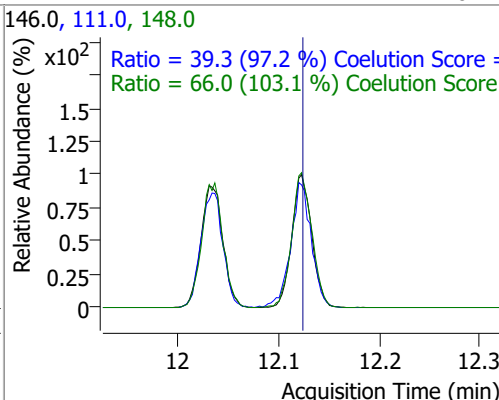
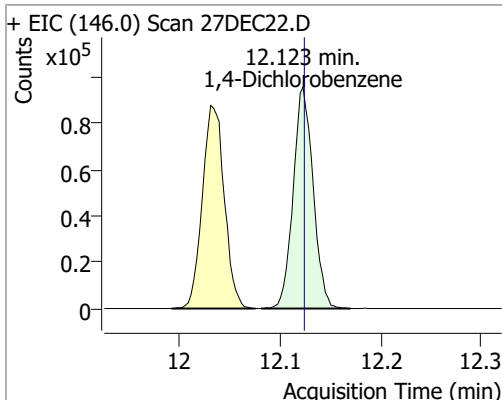
Compound	Conc.	RT	Dev(Min)	Resp.	QIon	QRatio	Lower	Upper
4-Chlorotoluene	133.0887	11.40	0.00	245666	126.0	31.8	0.4	60.4



1,3-Dichlorobenzene	131.8031	12.03	0.00	133159	148.0	63.6	34.5	94.5
					111.0	38.3	11.5	71.5

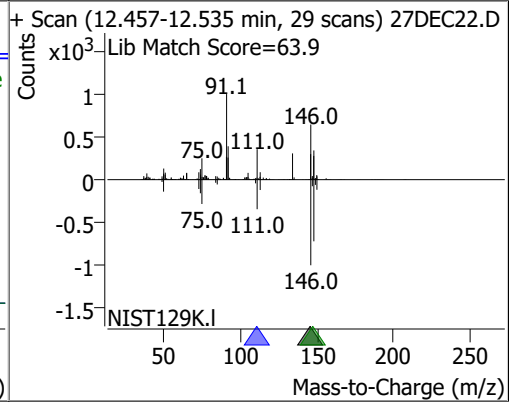
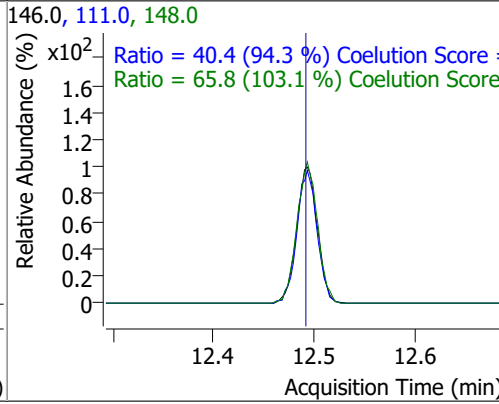
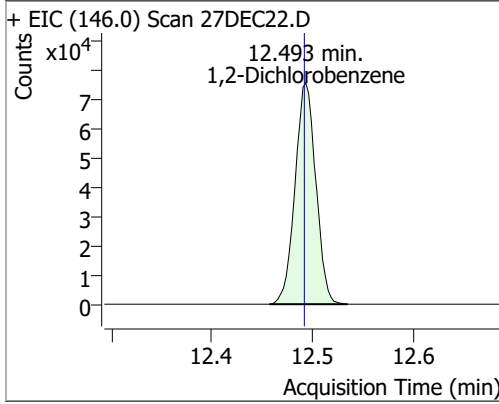


1,4-Dichlorobenzene	126.4404	12.12	0.00	131966	148.0	66.0	34.0	94.0
					111.0	39.3	10.4	70.4



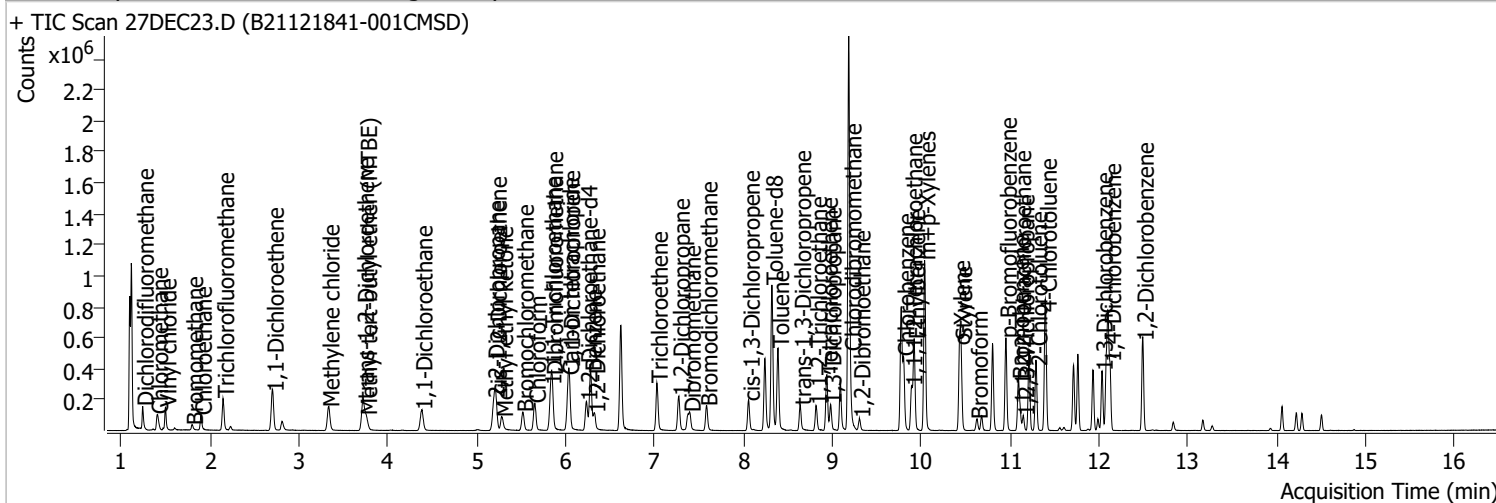
Quantitation Results Report (QT Reviewed)

Compound	Conc.	RT	Dev(Min)	Resp.	QIon	QRatio	Lower	Upper
1,2-Dichlorobenzene	127.3005	12.49	0.00	108841	148.0	65.8	33.8	93.8
					111.0	40.4	12.8	72.8



Quantitation Results Report (QT Reviewed)

Data File	27DEC23.D	Operator	MSC
Acq. Method	5975CACQF.M	Acq. Date-Time	12/27/2021 7:12:53 PM
Sample Name	B21121841-001CMSD	Instrument	VOA5975C
Vial	23	Multiplier	1.00
DA Method File	VOA5975C_8260B_SHT_DoD_L4_120721.m	Comment	
Tune File	BFB_Atune3.u	Tune Date	10/11/2021 4:02:00 PM
Batch Name	VG122721_8260B_624pt1.batch.bin	Last Calib Update	1/5/2022 1:54:14 PM
Ref Library	\\MASSHUNTER\Org\Library\NIST129K.I		



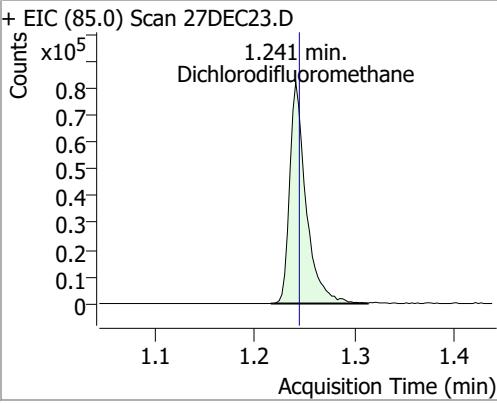
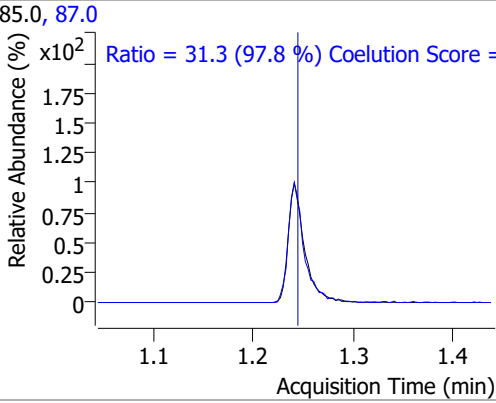
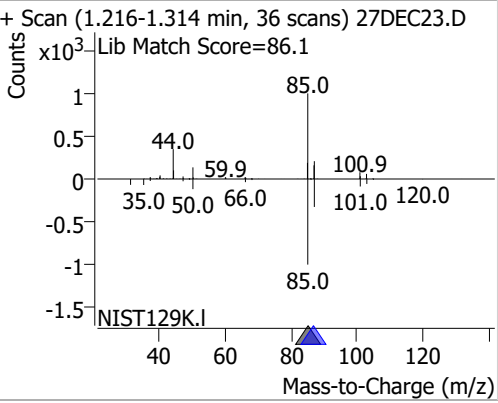
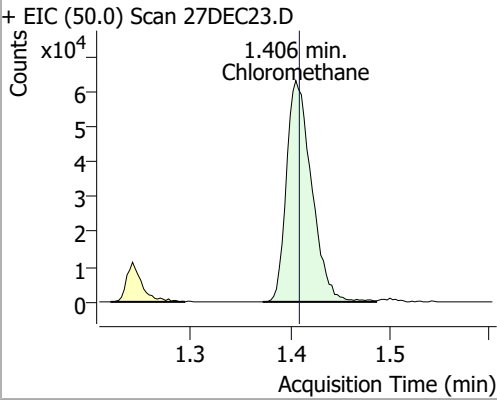
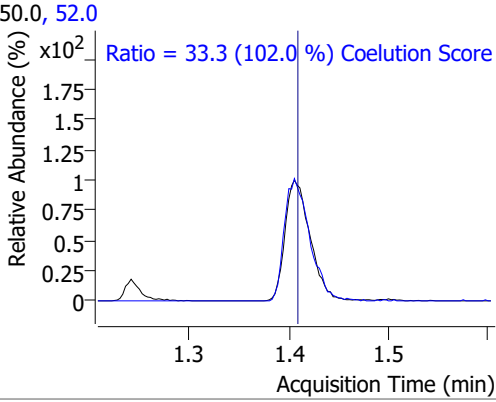
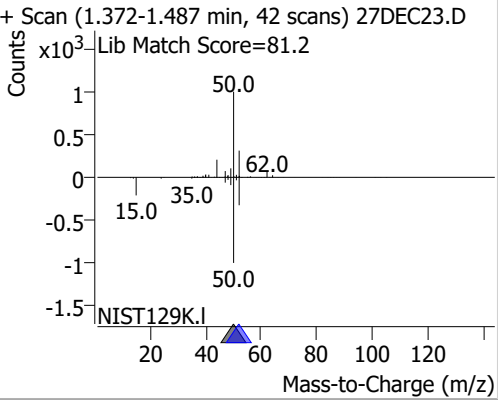
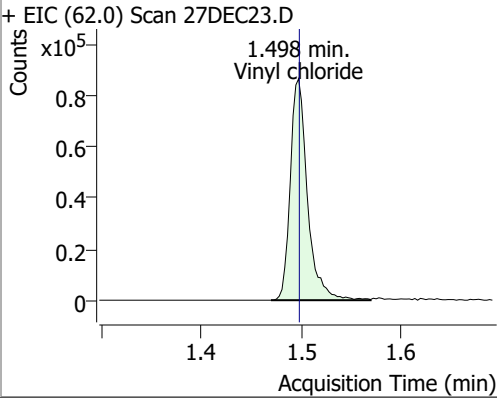
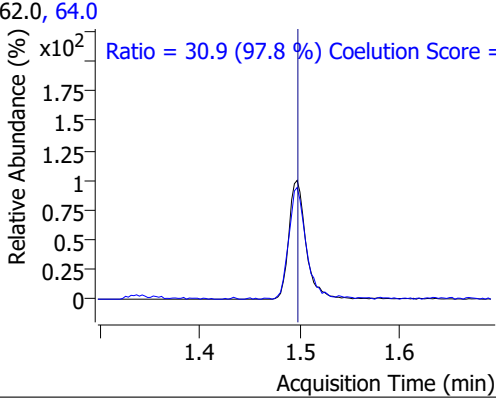
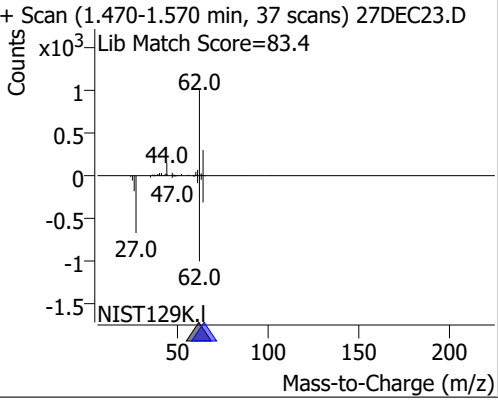
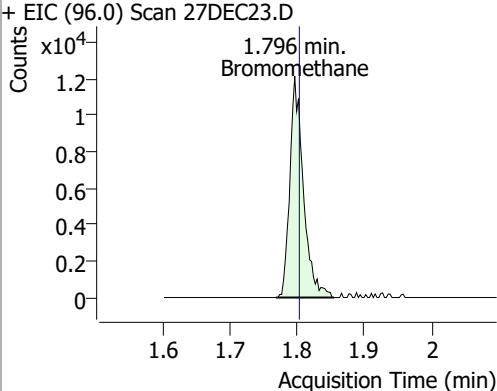
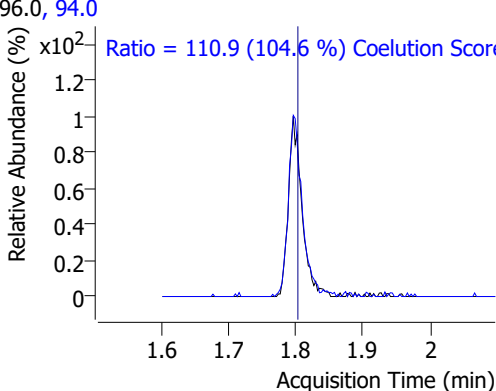
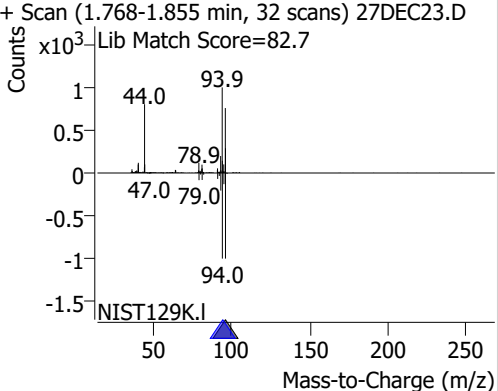
Compound	RT	QIon	Resp.	Conc.	Units	Dev(Min)
Internal Standards						
M Fluorobenzene	6.618	96.0	578716	250.0000	ng	-0.003
M Chlorobenzene-d5	9.774	82.0	219090	250.0000	ng	0.000
M 1,4-Dichlorobenzene-d4	12.100	152.0	171964	250.0000	ng	0.000
System Monitoring Compounds						
S Dibromofluoromethane	5.848	113.0	144701	255.1234	ng	-0.003
Spiked Amount: 250.000	Range: 80.0 - 119.0%		Recovery = 102.05%			
S 1,2-Dichloroethane-d4	6.233	67.0	67273	259.9007	ng	0.003
Spiked Amount: 250.000	Range: 81.0 - 118.0%		Recovery = 103.96%			
S Toluene-d8	8.319	98.0	575246	261.1928	ng	0.000
Spiked Amount: 250.000	Range: 89.0 - 112.0%		Recovery = 104.48%			
S p-Bromofluorobenzene	10.951	95.0	170905	259.7301	ng	0.000
Spiked Amount: 250.000	Range: 85.0 - 114.0%		Recovery = 103.89%			
Target Compounds						
T Dichlorodifluoromethane	1.241	85.0	94153	113.7857	ng	99
T Chloromethane	1.406	50.0	111130	117.9541	ng	99
T Vinyl chloride	1.498	62.0	104369	117.7470	ng	99
T Bromomethane	1.796	96.0	17021	52.0222	ng	95
T Chloroethane	1.897	64.0	59634	121.7832	ng	100
T Trichlorofluoromethane	2.145	101.0	132398	114.3777	ng	98
T 1,1-Dichloroethene	2.705	96.0	86660	144.6703	ng	99
T Methylene chloride	3.330	49.0	113148	133.4149	ng	97
T trans-1,2-Dichloroethene	3.720	96.0	84297	140.8571	ng	99
T Methyl tert-butyl ether (MTBE)	3.757	73.0	104426	136.2429	ng	100
T 1,1-Dichloroethane	4.378	63.0	160026	141.0501	ng	99
T 2,2-Dichloropropane	5.190	77.0	115781	139.3837	ng	91
T cis-1,2-Dichloroethene	5.215	96.0	84397	135.9919	ng	99
T Methyl ethyl ketone	5.285	43.0	122284	1482.2031	ng	97
T Bromochloromethane	5.519	128.0	32443	138.8665	ng	93
T Chloroform	5.653	83.0	143211	127.9361	ng	99

Quantitation Results Report (QT Reviewed)

Compound	RT	QIon	Resp.	Conc.	Units	Dev(Min)
T 1,1,1-Trichloroethane	5.828	97.0	140011	132.5653	ng	96
T Carbon tetrachloride	6.026	117.0	139910	135.0068	ng	98
T 1,1-Dichloropropene	6.038	75.0	119066	127.9008	ng	99
T Benzene	6.280	78.0	321645	136.6119	ng	99
T 1,2-Dichloroethane	6.322	62.0	84159	136.7578	ng	99
T Trichloroethene	7.025	95.0	93609	134.7480	ng	98
T 1,2-Dichloropropane	7.273	63.0	78760	134.5692	ng	98
T Dibromomethane	7.396	93.0	34711	144.4705	ng	96
T Bromodichloromethane	7.583	83.0	94402	138.7071	ng	98
T cis-1,3-Dichloropropene	8.059	75.0	102619	135.7561	ng	100
T Toluene	8.388	92.0	201581	139.2181	ng	99
T trans-1,3-Dichloropropene	8.637	75.0	79957	147.8390	ng	99
T 1,1,2-Trichloroethane	8.815	83.0	40222	142.7763	ng	99
T Tetrachloroethene	8.938	163.8	78122	136.1539	ng	98
T 1,3-Dichloropropane	8.980	76.0	78543	139.7776	ng	99
T Chlorodibromomethane	9.203	129.0	62636	147.2867	ng	95
T 1,2-Dibromoethane	9.303	107.0	45980	150.1317	ng	97
T Chlorobenzene	9.800	112.0	213570	136.6329	ng	100
T 1,1,1,2-Tetrachloroethane	9.889	131.0	72456	136.2710	ng	100
T Ethylbenzene	9.919	91.0	371828	133.5956	ng	99
T m+p-Xylenes	10.037	106.0	285968	269.4691	ng	97
T o-Xylene	10.427	106.0	124419	134.3613	ng	98
T Styrene	10.446	104.0	206153	136.7028	ng	100
T Bromoform	10.625	172.5	32929	152.5444	ng	98
T Bromobenzene	11.091	156.0	82499	144.9200	ng	94
T 1,1,2,2-Tetrachloroethane	11.110	83.0	49210	150.9014	ng	99
T 1,2,3-Trichloropropane	11.149	110.0	12852	149.5888	ng	98
T 2-Chlorotoluene	11.294	126.0	78603	133.5260	ng	96
T 4-Chlorotoluene	11.400	91.0	261904	137.7370	ng	98
T 1,3-Dichlorobenzene	12.030	146.0	142995	137.4006	ng	98
T 1,4-Dichlorobenzene	12.122	146.0	143618	133.5811	ng	98
T 1,2-Dichlorobenzene	12.493	146.0	118832	134.9223	ng	99

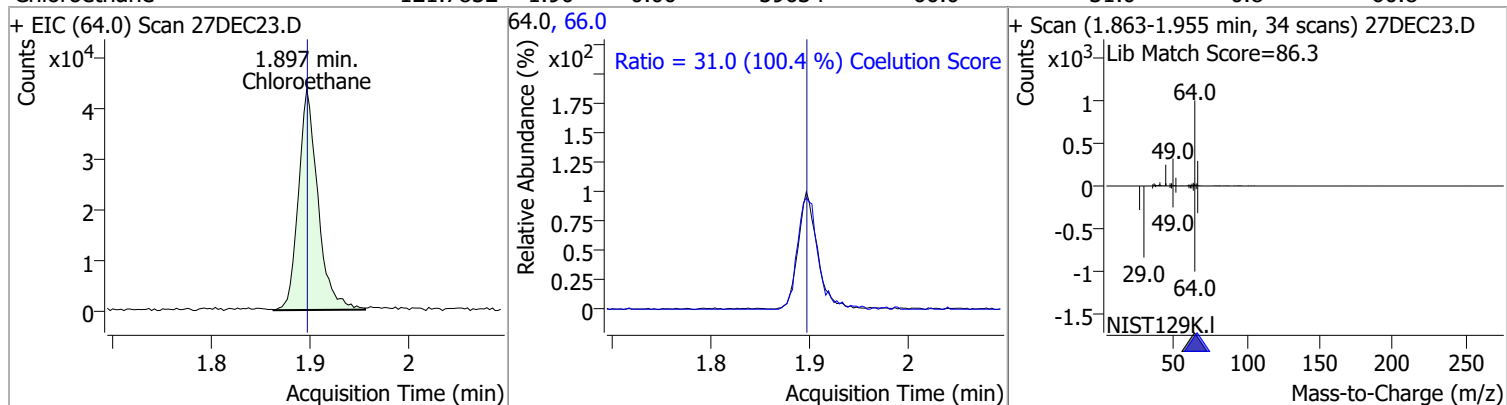
(#) = Qualifier Out of Range; (m) = Manual Integration; (+) = Area Summed; (*) = Surrogate Percent Recovery Out of Range; (d): Zeroed Peak

Quantitation Results Report (QT Reviewed)

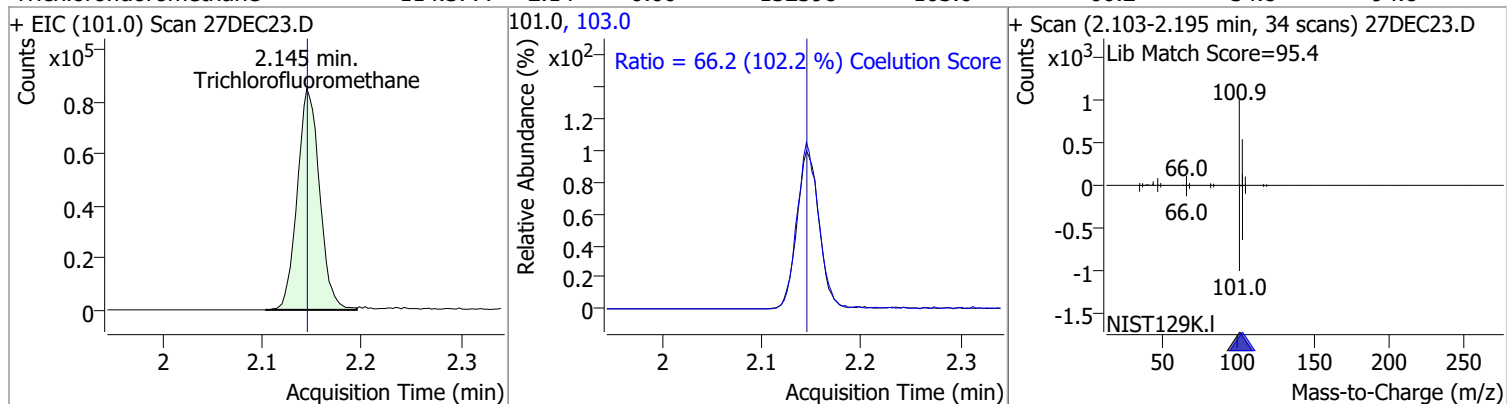
Compound	Conc.	RT	Dev(Min)	Resp.	QIon	QRatio	Lower	Upper
Dichlorodifluoromethane	113.7857	1.24	0.00	94153	87.0	31.3	2.0	62.0
+ EIC (85.0) Scan 27DEC23.D 			85.0, 87.0 			+ Scan (1.216-1.314 min, 36 scans) 27DEC23.D Lib Match Score=86.1 		
Chloromethane	117.9541	1.41	0.00	111130	52.0	33.3	2.7	62.7
+ EIC (50.0) Scan 27DEC23.D 			50.0, 52.0 			+ Scan (1.372-1.487 min, 42 scans) 27DEC23.D Lib Match Score=81.2 		
Vinyl chloride	117.7470	1.50	0.00	104369	64.0	30.9	1.6	61.6
+ EIC (62.0) Scan 27DEC23.D 			62.0, 64.0 			+ Scan (1.470-1.570 min, 37 scans) 27DEC23.D Lib Match Score=83.4 		
Bromomethane	52.0222	1.80	-0.01	17021	94.0	110.9	76.0	136.0
+ EIC (96.0) Scan 27DEC23.D 			96.0, 94.0 			+ Scan (1.768-1.855 min, 32 scans) 27DEC23.D Lib Match Score=82.7 		

Quantitation Results Report (QT Reviewed)

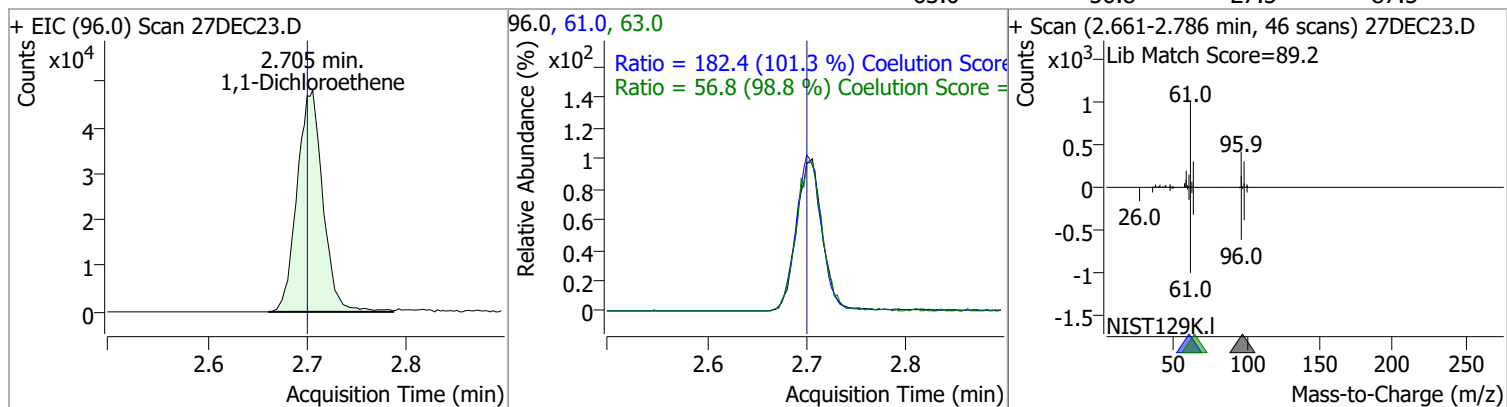
Compound	Conc.	RT	Dev(Min)	Resp.	QIon	QRatio	Lower	Upper
Chloroethane	121.7832	1.90	0.00	59634	66.0	31.0	0.8	60.8



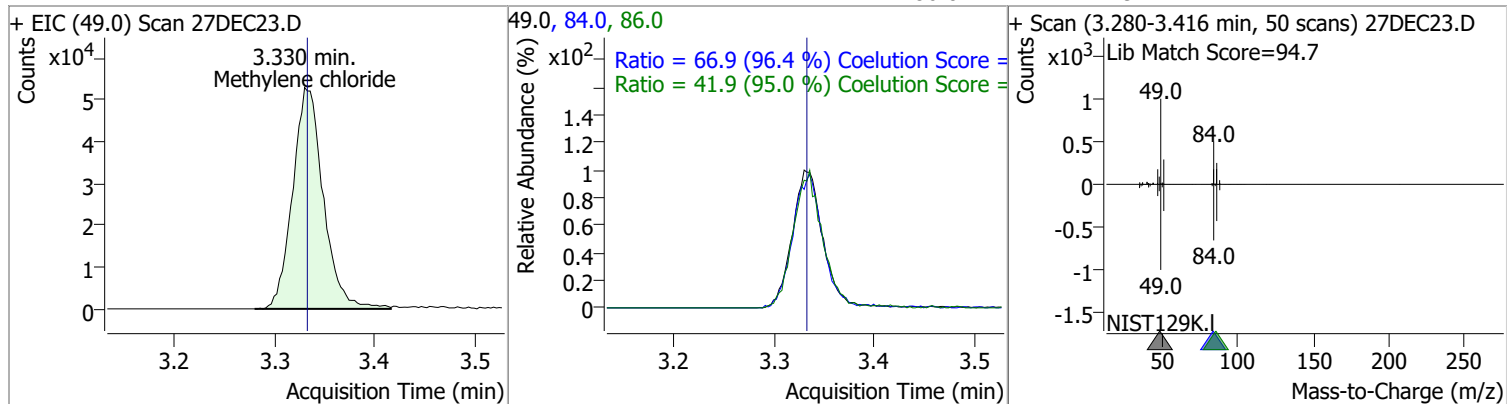
Compound	Conc.	RT	Dev(Min)	Resp.	QIon	QRatio	Lower	Upper
Trichlorofluoromethane	114.3777	2.14	0.00	132398	103.0	66.2	34.8	94.8



Compound	Conc.	RT	Dev(Min)	Resp.	QIon	QRatio	Lower	Upper
1,1-Dichloroethene	144.6703	2.71	0.01	86660	61.0	182.4	150.1	210.1
					63.0	56.8	27.5	87.5

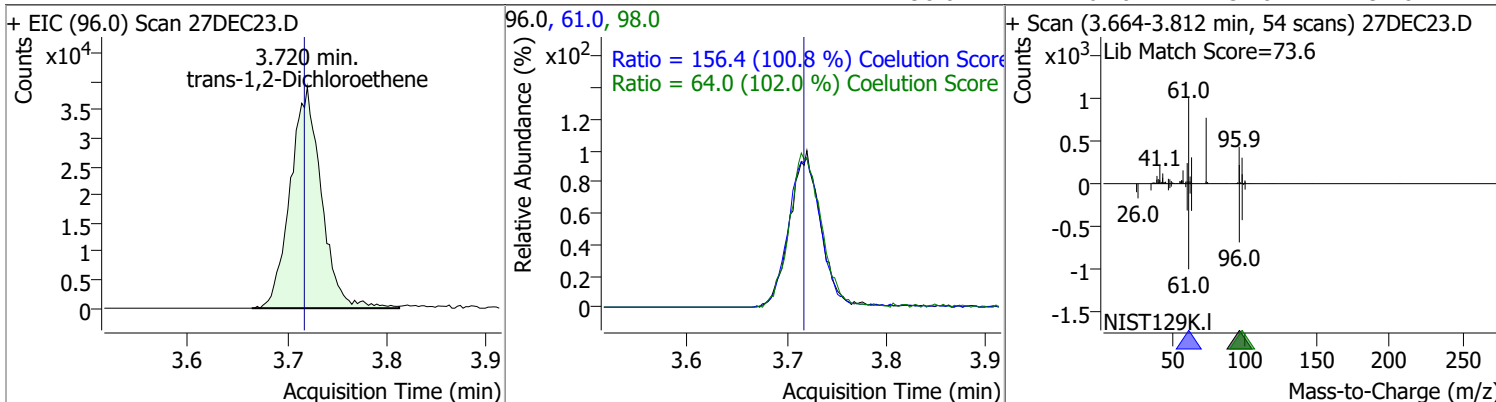


Compound	Conc.	RT	Dev(Min)	Resp.	QIon	QRatio	Lower	Upper
Methylene chloride	133.4149	3.33	0.00	113148	84.0	66.9	39.4	99.4
					86.0	41.9	14.1	74.1

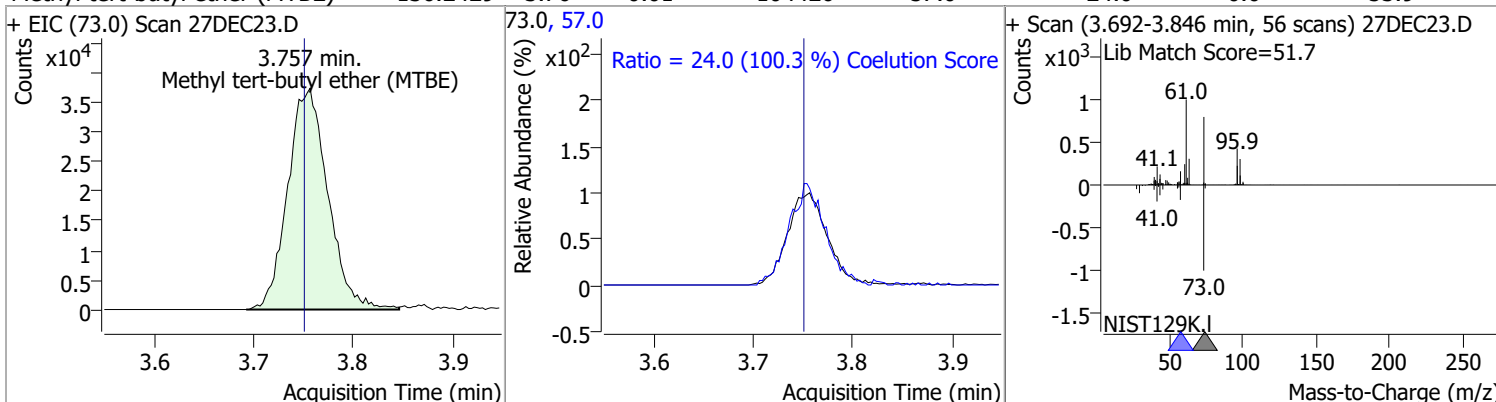


Quantitation Results Report (QT Reviewed)

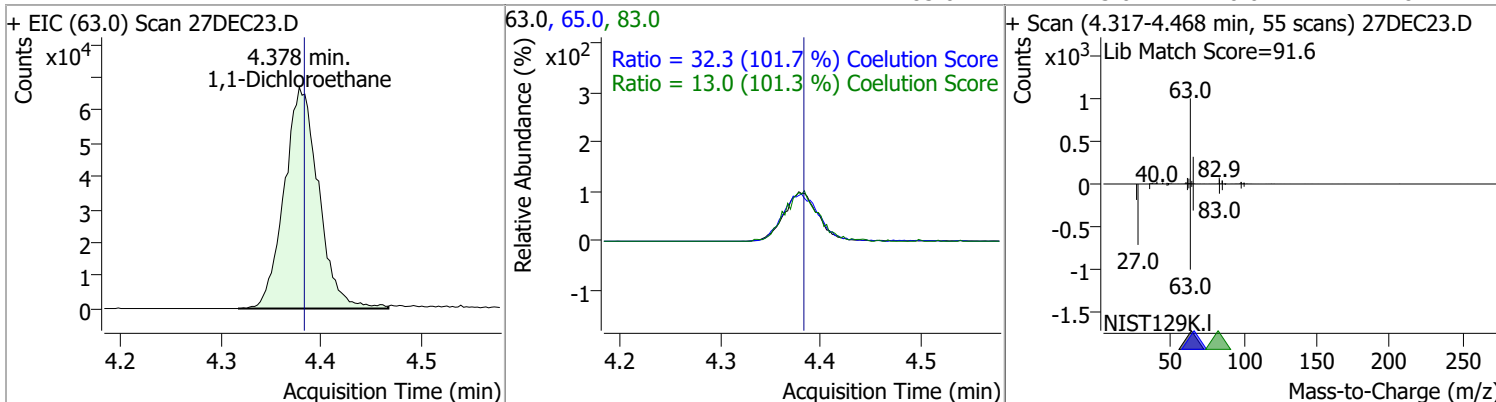
Compound	Conc.	RT	Dev(Min)	Resp.	QIon	QRatio	Lower	Upper
trans-1,2-Dichloroethene	140.8571	3.72	0.00	84297	61.0	156.4	125.1	185.1
					98.0	64.0	32.8	92.8



Compound	Conc.	RT	Dev(Min)	Resp.	QIon	QRatio	Lower	Upper
Methyl tert-butyl ether (MTBE)	136.2429	3.76	0.01	104426	57.0	24.0	0.0	53.9

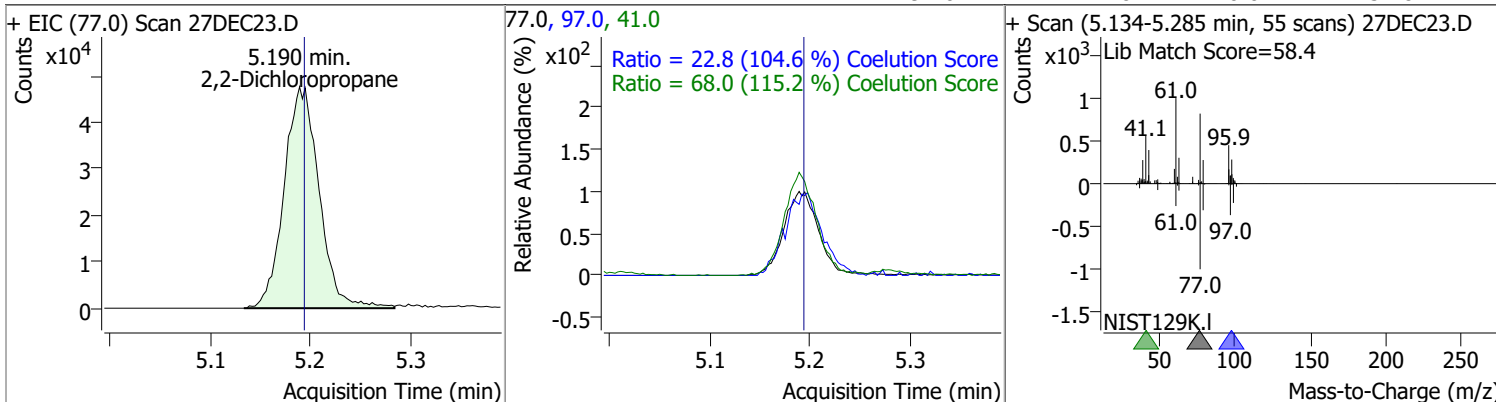


Compound	Conc.	RT	Dev(Min)	Resp.	QIon	QRatio	Lower	Upper
1,1-Dichloroethane	141.0501	4.38	-0.01	160026	65.0	32.3	1.7	61.7
					83.0	13.0	0.0	42.8

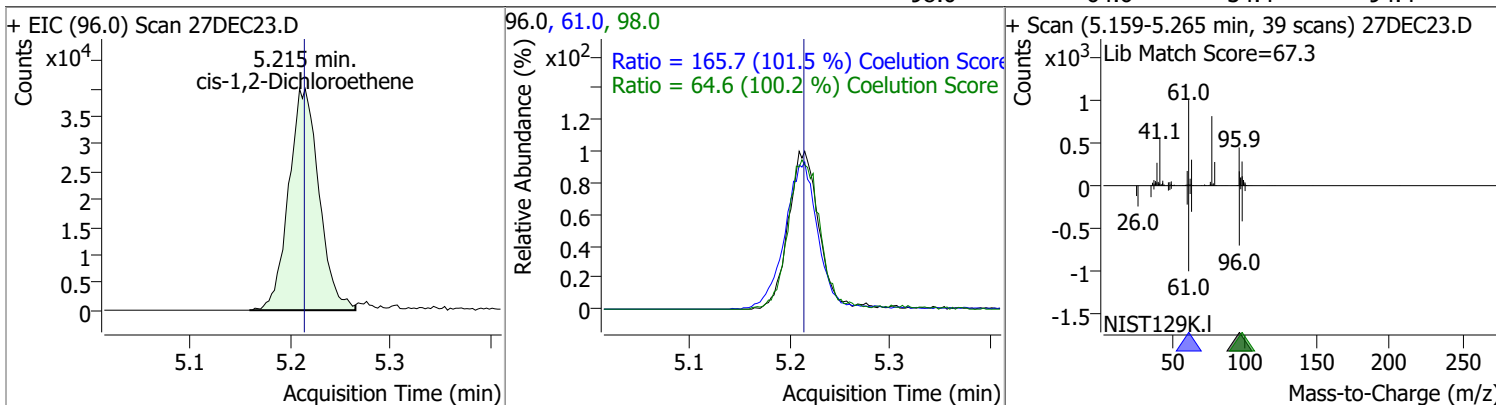


Quantitation Results Report (QT Reviewed)

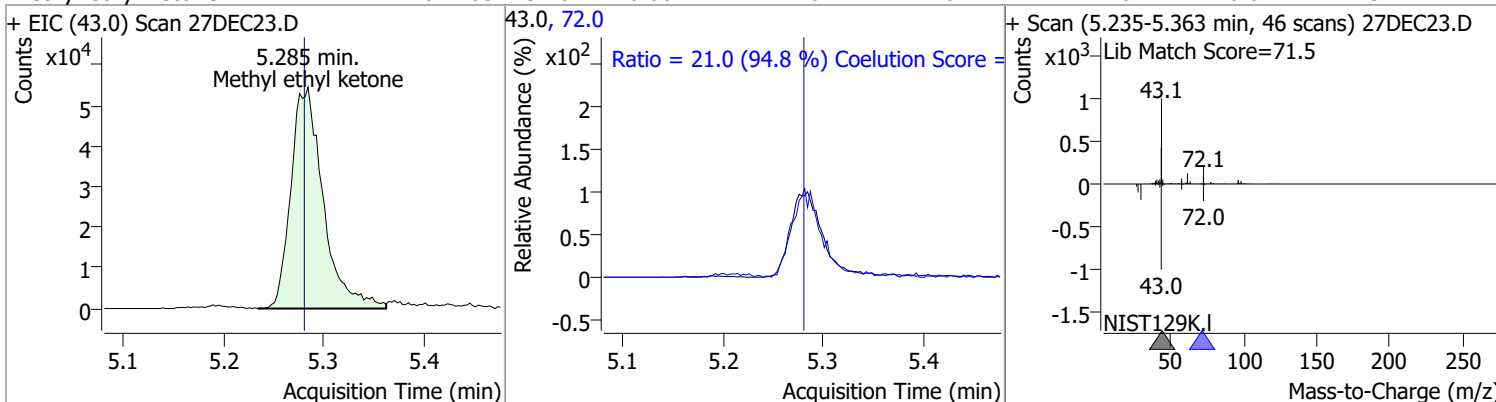
Compound	Conc.	RT	Dev(Min)	Resp.	QIon	QRatio	Lower	Upper
2,2-Dichloropropane	139.3837	5.19	-0.01	115781	41.0	68.0	29.0	89.0
					97.0	22.8	0.0	51.8



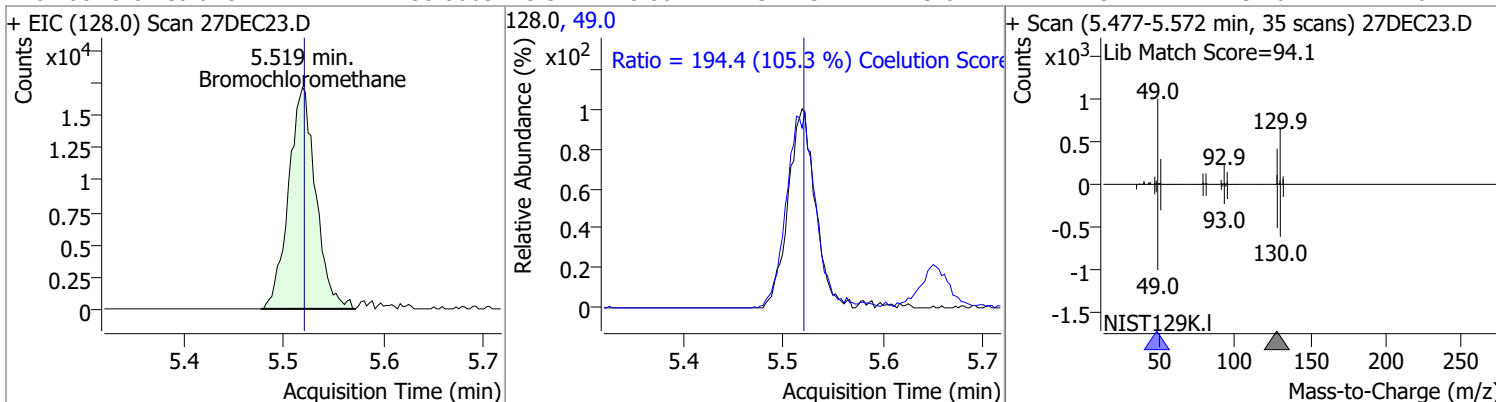
Compound	Conc.	RT	Dev(Min)	Resp.	QIon	QRatio	Lower	Upper
cis-1,2-Dichloroethene	135.9919	5.21	0.00	84397	61.0	165.7	133.3	193.3
					98.0	64.6	34.4	94.4



Compound	Conc.	RT	Dev(Min)	Resp.	QIon	QRatio	Lower	Upper
Methyl ethyl ketone	1482.2031	5.28	0.00	122284	72.0	21.0	0.0	52.2

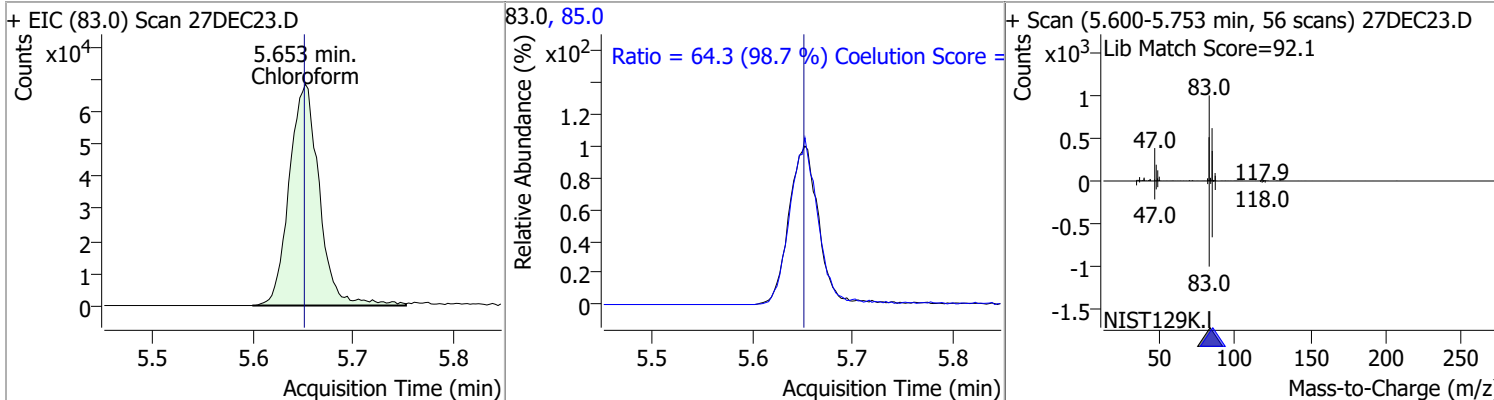


Compound	Conc.	RT	Dev(Min)	Resp.	QIon	QRatio	Lower	Upper
Bromochloromethane	138.8665	5.52	0.00	32443	49.0	194.4	154.6	214.6

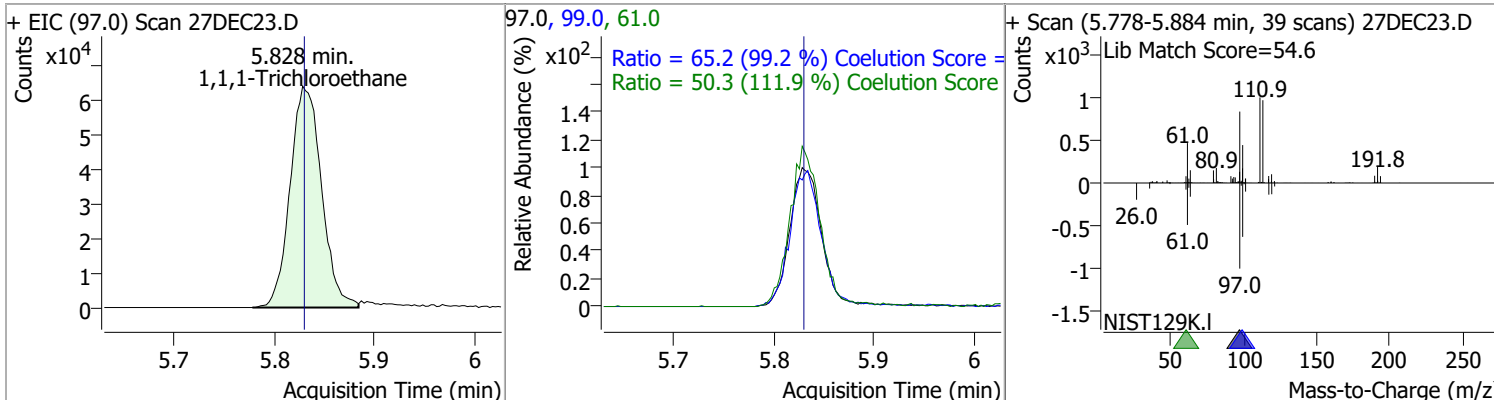


Quantitation Results Report (QT Reviewed)

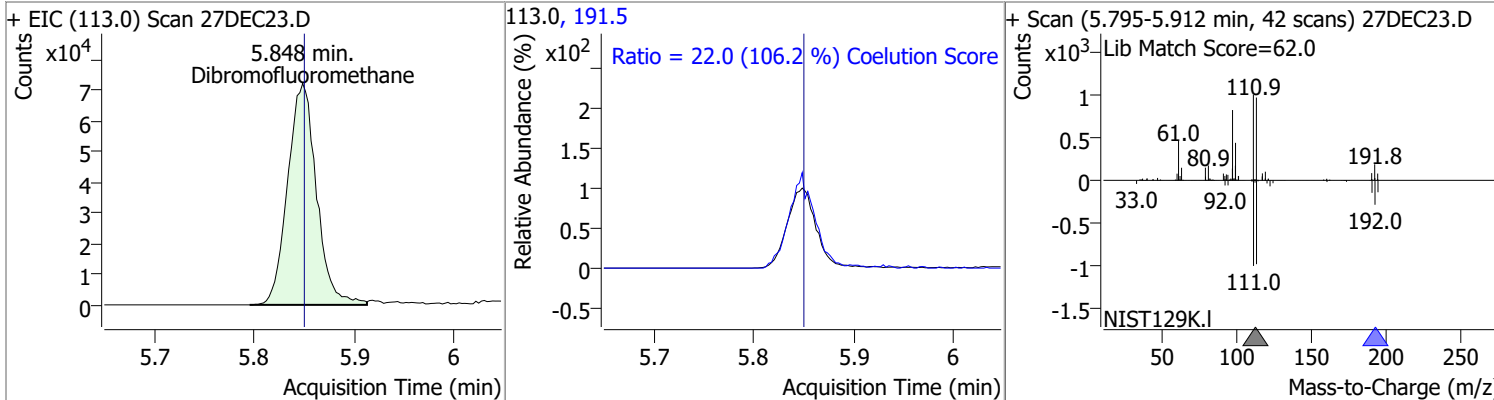
Compound	Conc.	RT	Dev(Min)	Resp.	QIon	QRatio	Lower	Upper
Chloroform	127.9361	5.65	0.00	143211	85.0	64.3	35.1	95.1



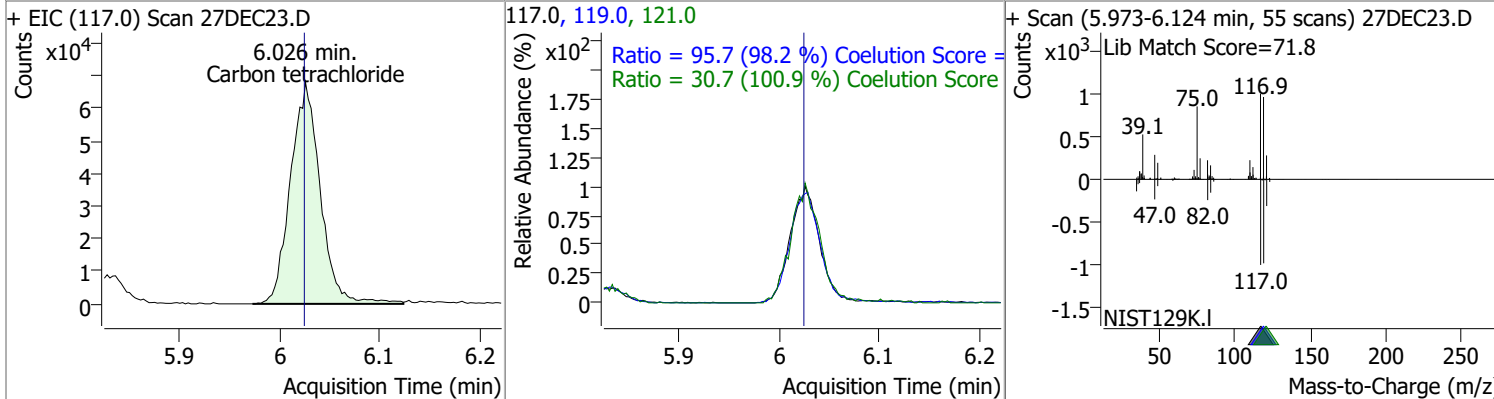
Compound	Conc.	RT	Dev(Min)	Resp.	QIon	QRatio	Lower	Upper
1,1,1-Trichloroethane	132.5653	5.83	0.00	140011	99.0	65.2	35.7	95.7
					61.0	50.3	15.0	75.0



Compound	Conc.	RT	Dev(Min)	Resp.	QIon	QRatio	Lower	Upper
Dibromofluoromethane	255.1234	5.85	0.00	144701	191.5	22.0	0.0	50.7

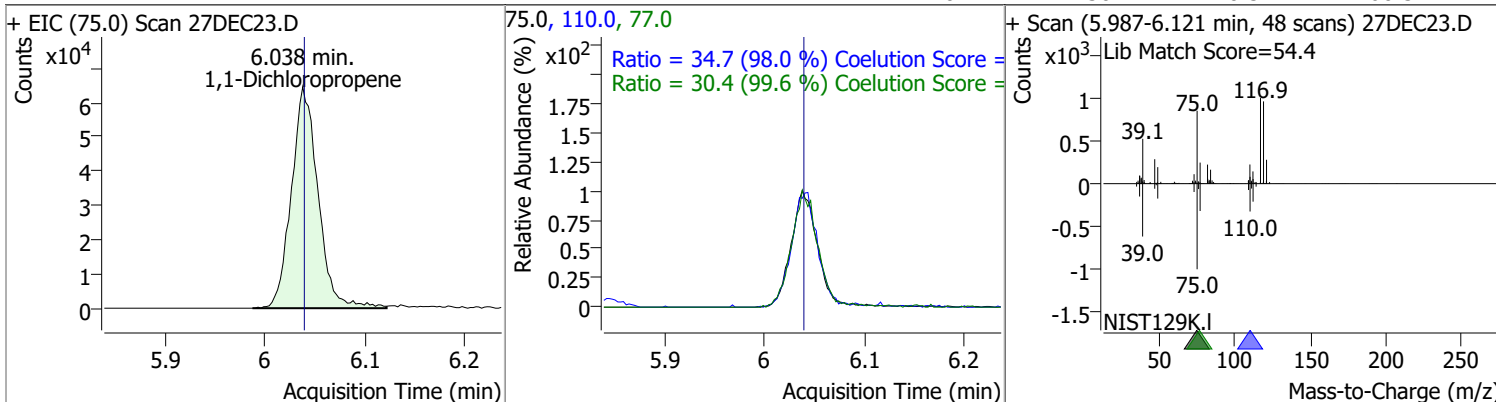


Compound	Conc.	RT	Dev(Min)	Resp.	QIon	QRatio	Lower	Upper
Carbon tetrachloride	135.0068	6.03	0.00	139910	119.0	95.7	67.5	127.5
					121.0	30.7	0.4	60.4

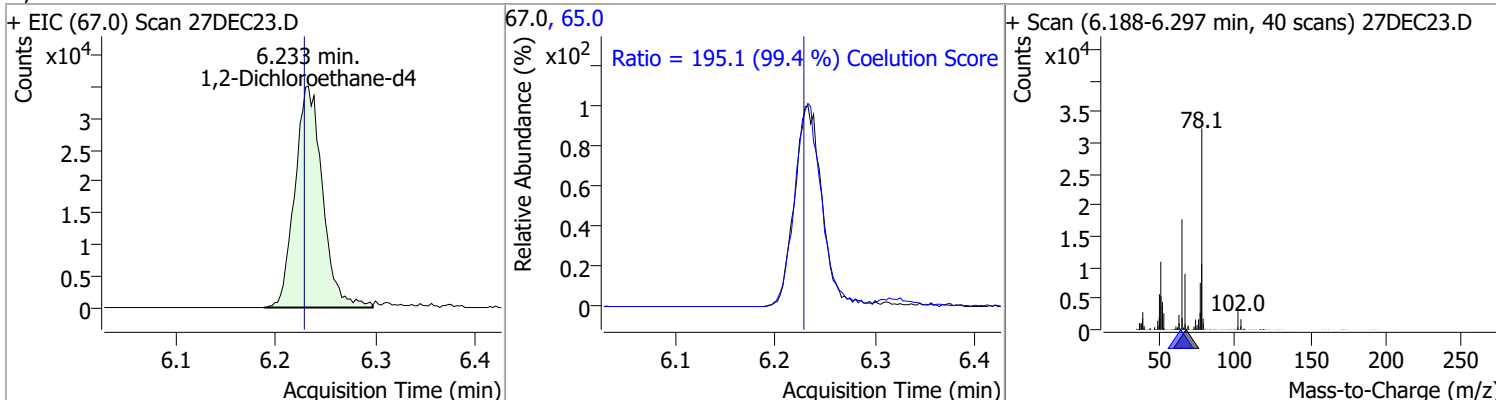


Quantitation Results Report (QT Reviewed)

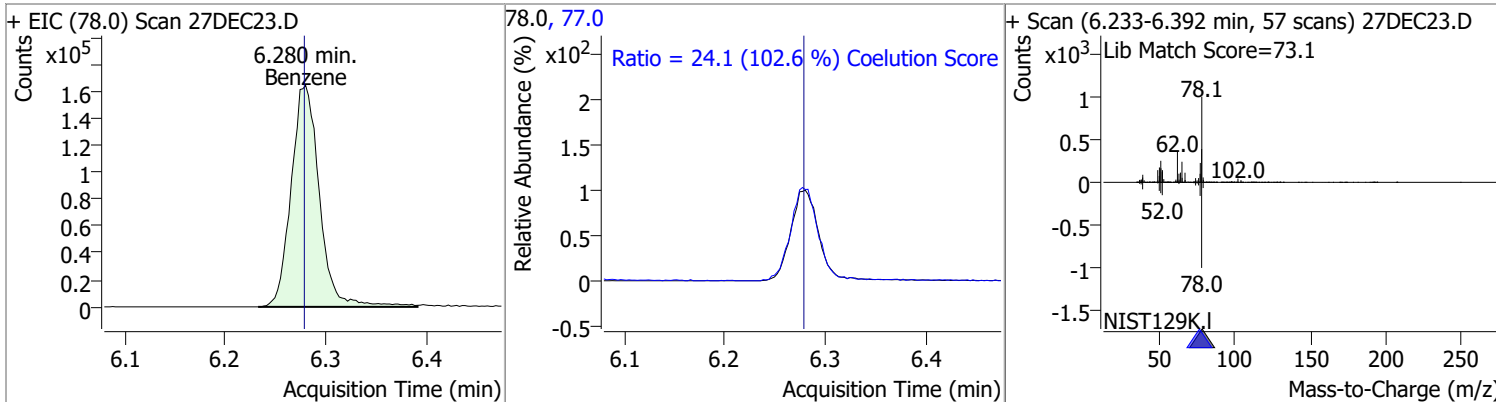
Compound	Conc.	RT	Dev(Min)	Resp.	QIon	QRatio	Lower	Upper
1,1-Dichloropropene	127.9008	6.04	0.00	119066	110.0	34.7	5.4	65.4
					77.0	30.4	0.5	60.5



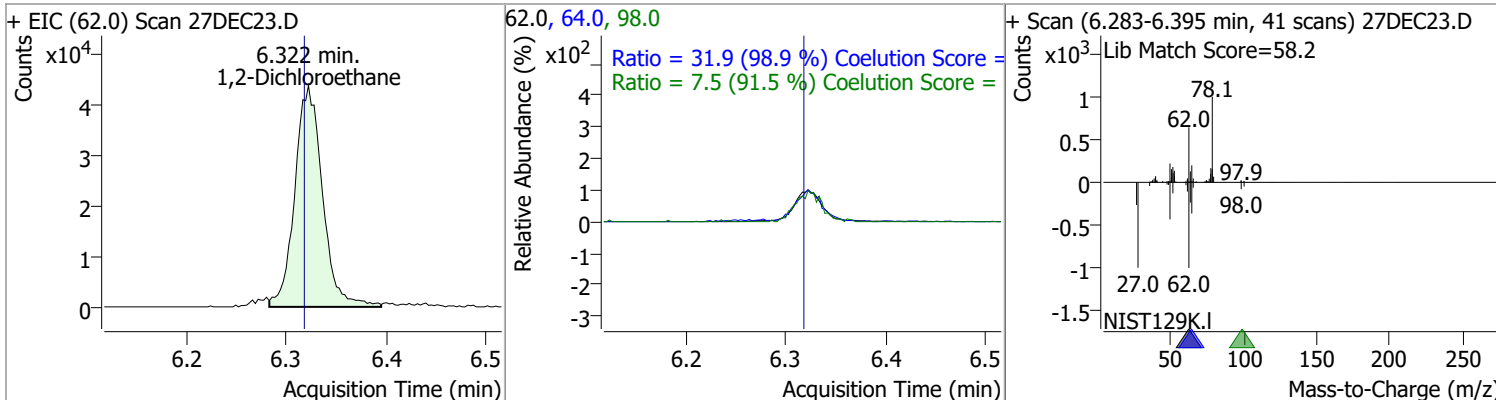
Compound	Conc.	RT	Dev(Min)	Resp.	QIon	QRatio	Lower	Upper
1,2-Dichloroethane-d4	259.9007	6.23	0.00	67273	65.0	195.1	166.3	226.3
					67.0	195.1	166.3	226.3



Compound	Conc.	RT	Dev(Min)	Resp.	QIon	QRatio	Lower	Upper
Benzene	136.6119	6.28	0.00	321645	77.0	24.1	0.0	53.5
					78.0	24.1	0.0	53.5

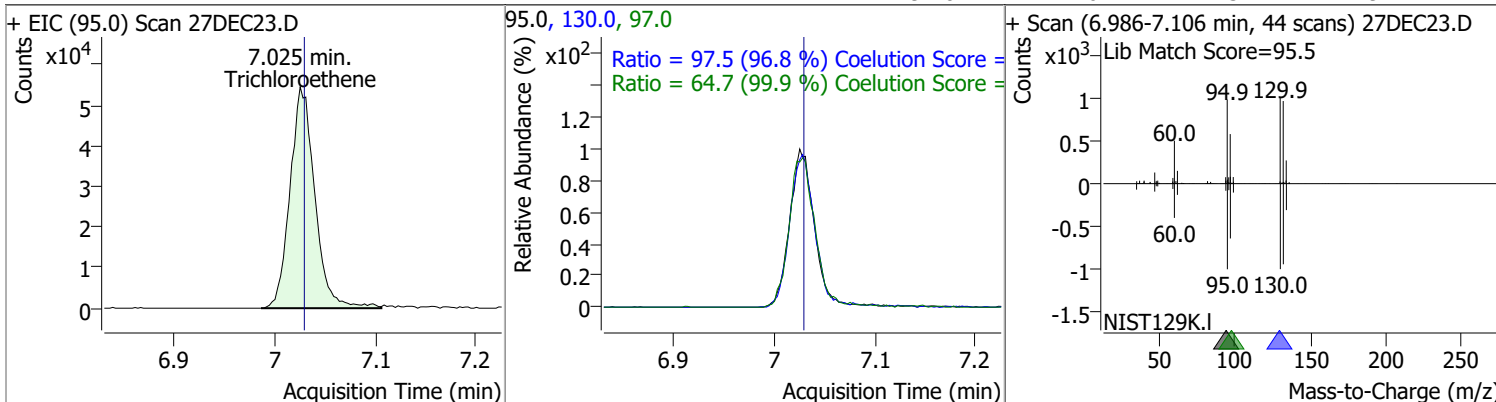


Compound	Conc.	RT	Dev(Min)	Resp.	QIon	QRatio	Lower	Upper
1,2-Dichloroethane	136.7578	6.32	0.00	84159	64.0	31.9	2.3	62.3
					98.0	7.5	0.0	38.2
					62.0	31.9	2.3	62.3

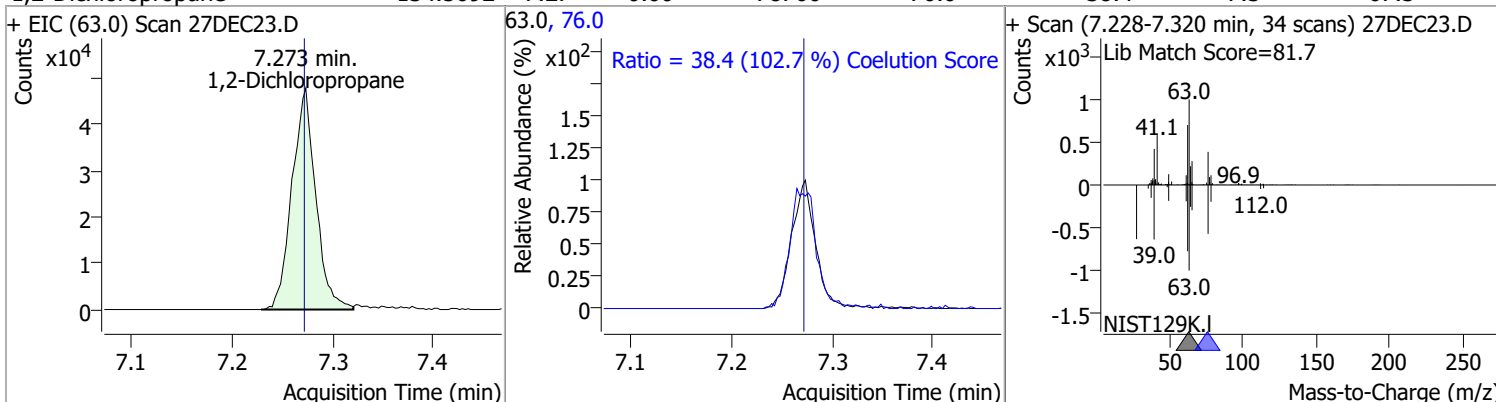


Quantitation Results Report (QT Reviewed)

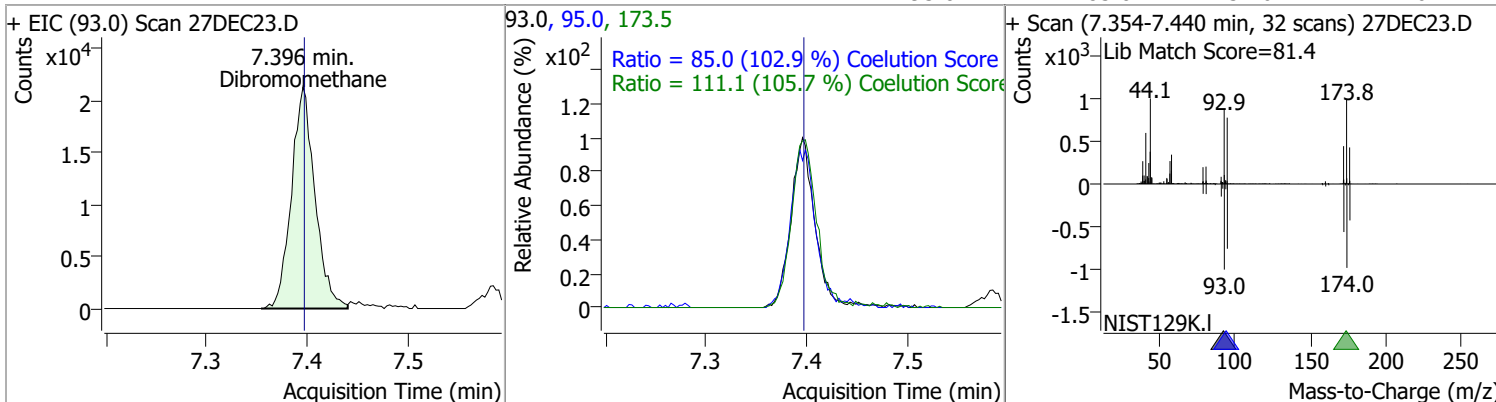
Compound	Conc.	RT	Dev(Min)	Resp.	QIon	QRatio	Lower	Upper
Trichloroethene	134.7480	7.02	0.00	93609	130.0	97.5	70.8	130.8
					97.0	64.7	34.7	94.7



Compound	Conc.	RT	Dev(Min)	Resp.	QIon	QRatio	Lower	Upper
1,2-Dichloropropane	134.5692	7.27	0.00	78760	76.0	38.4	7.3	67.3

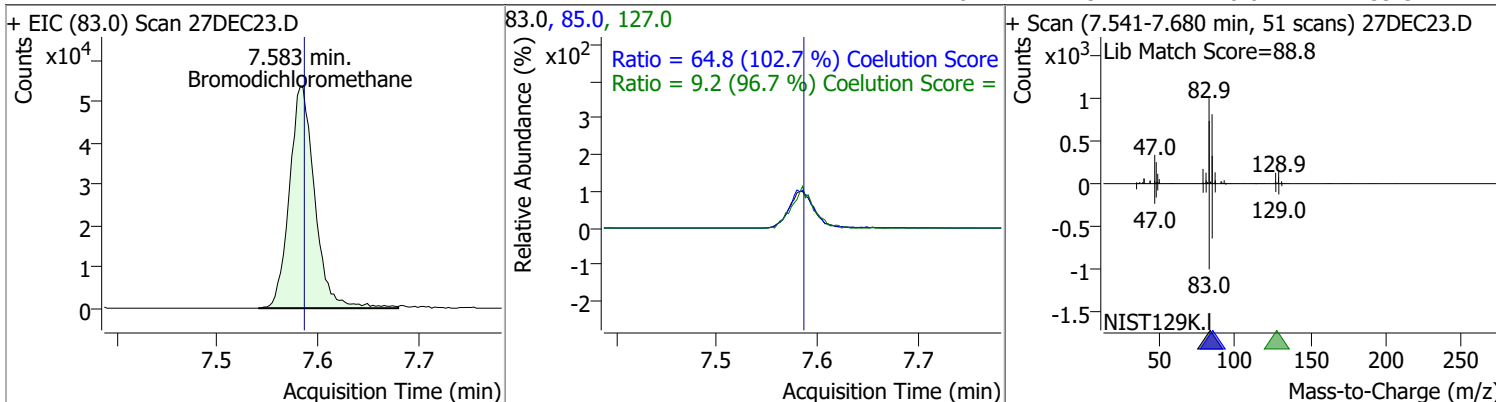


Compound	Conc.	RT	Dev(Min)	Resp.	QIon	QRatio	Lower	Upper
Dibromomethane	144.4705	7.40	0.00	34711	173.5	111.1	75.2	135.2
					95.0	85.0	52.6	112.6

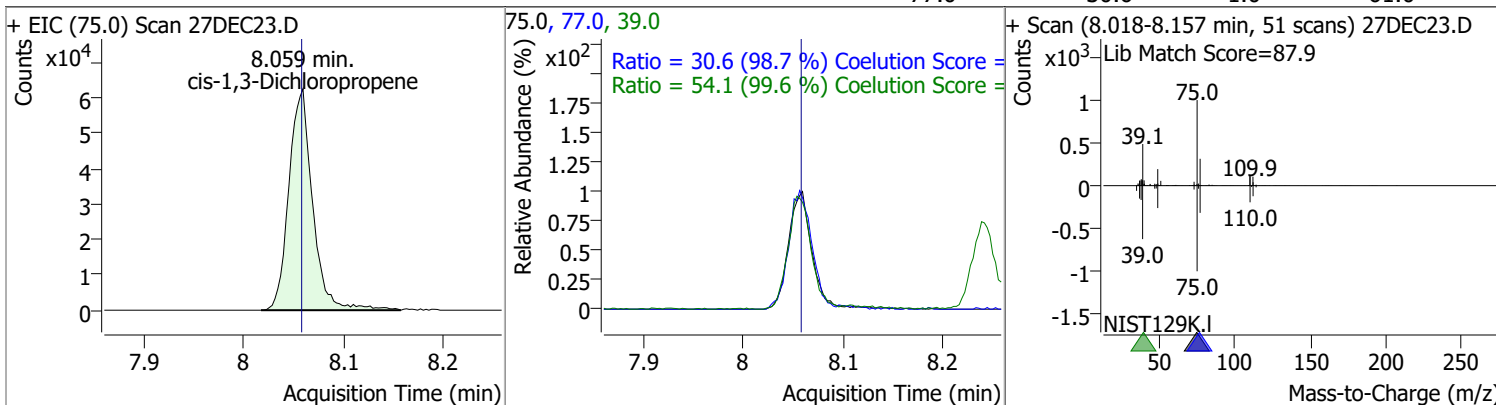


Quantitation Results Report (QT Reviewed)

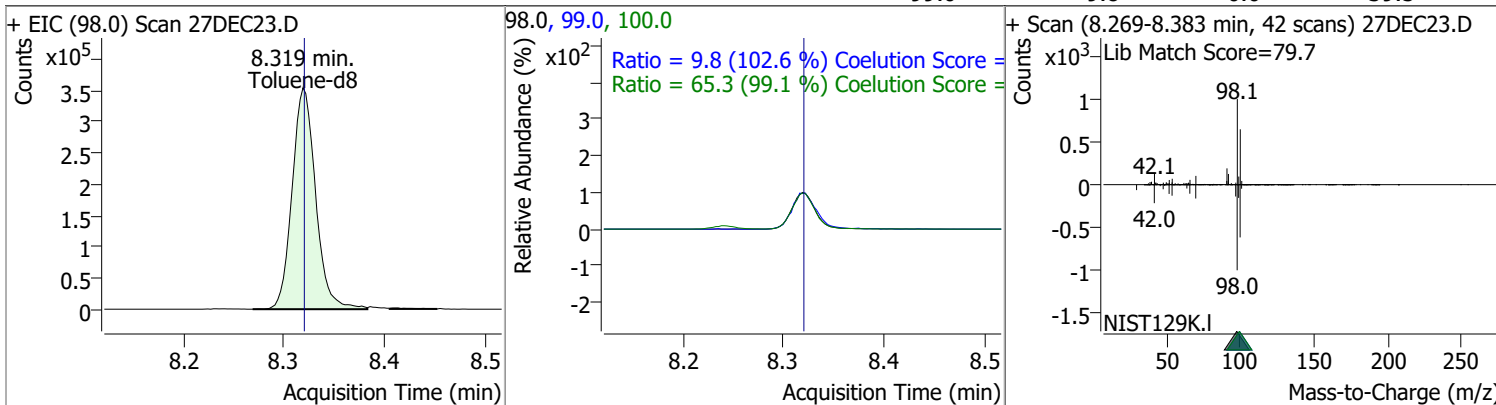
Compound	Conc.	RT	Dev(Min)	Resp.	QIon	QRatio	Lower	Upper
Bromodichloromethane	138.7071	7.58	0.00	94402	85.0	64.8	33.1	93.1
					127.0	9.2	0.0	39.5



Compound	Conc.	RT	Dev(Min)	Resp.	QIon	QRatio	Lower	Upper
cis-1,3-Dichloropropene	135.7561	8.06	0.00	102619	39.0	54.1	24.3	84.3
					77.0	30.6	1.0	61.0

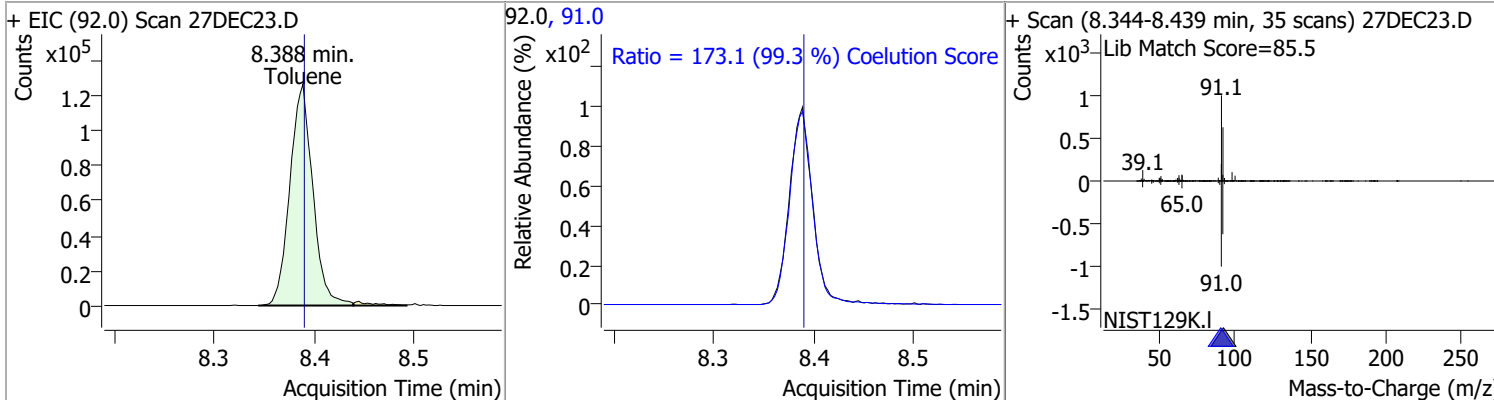


Compound	Conc.	RT	Dev(Min)	Resp.	QIon	QRatio	Lower	Upper
Toluene-d8	261.1928	8.32	0.00	575246	100.0	65.3	35.9	95.9
					99.0	9.8	0.0	39.5

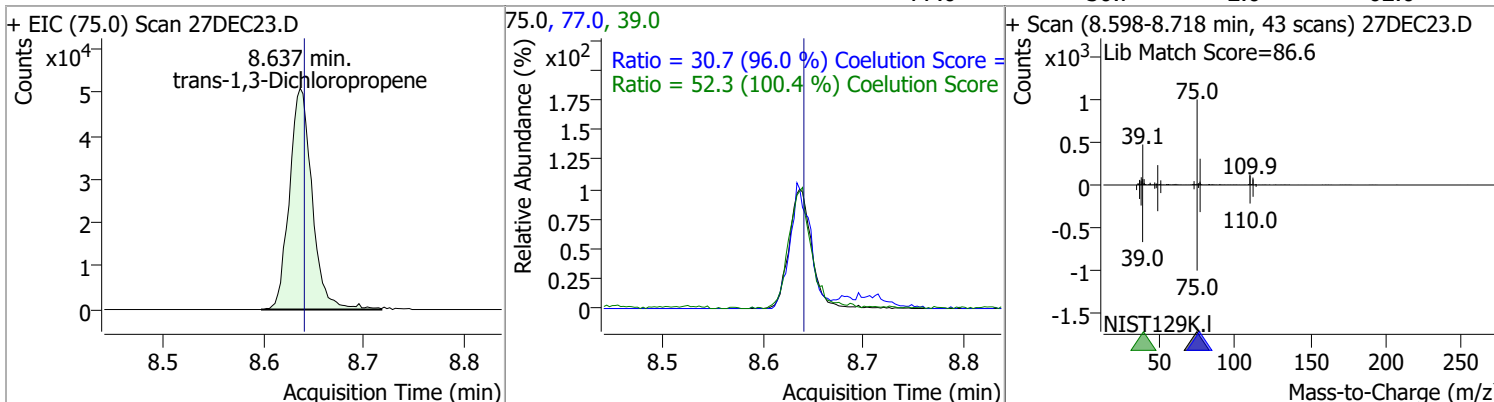


Quantitation Results Report (QT Reviewed)

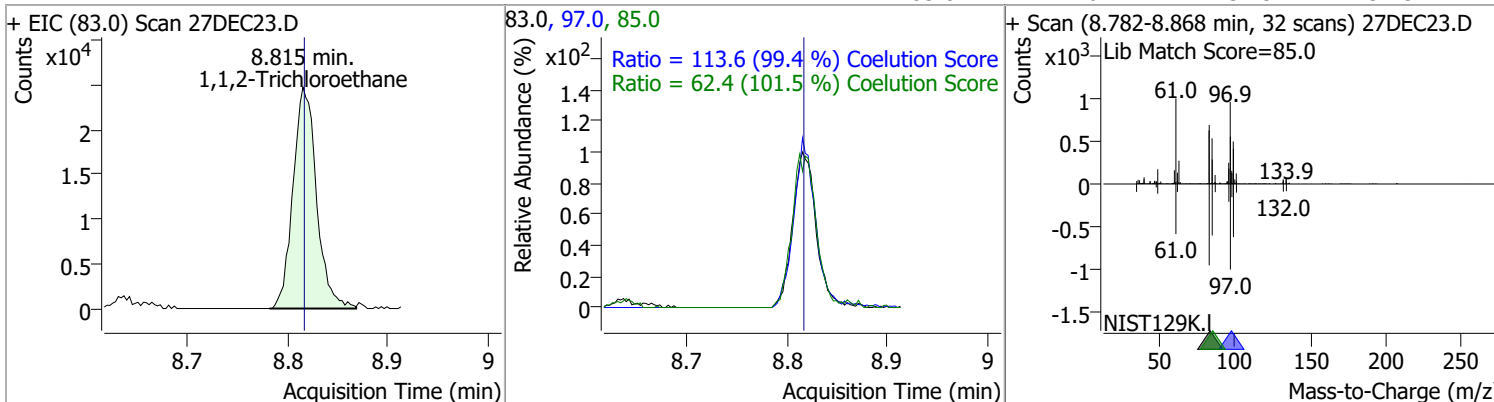
Compound	Conc.	RT	Dev(Min)	Resp.	QIon	QRatio	Lower	Upper
Toluene	139.2181	8.39	0.00	201581	91.0	173.1	144.3	204.3



Compound	Conc.	RT	Dev(Min)	Resp.	QIon	QRatio	Lower	Upper
trans-1,3-Dichloropropene	147.8390	8.64	0.00	79957	39.0 77.0	52.3 30.7	22.1 2.0	82.1 62.0

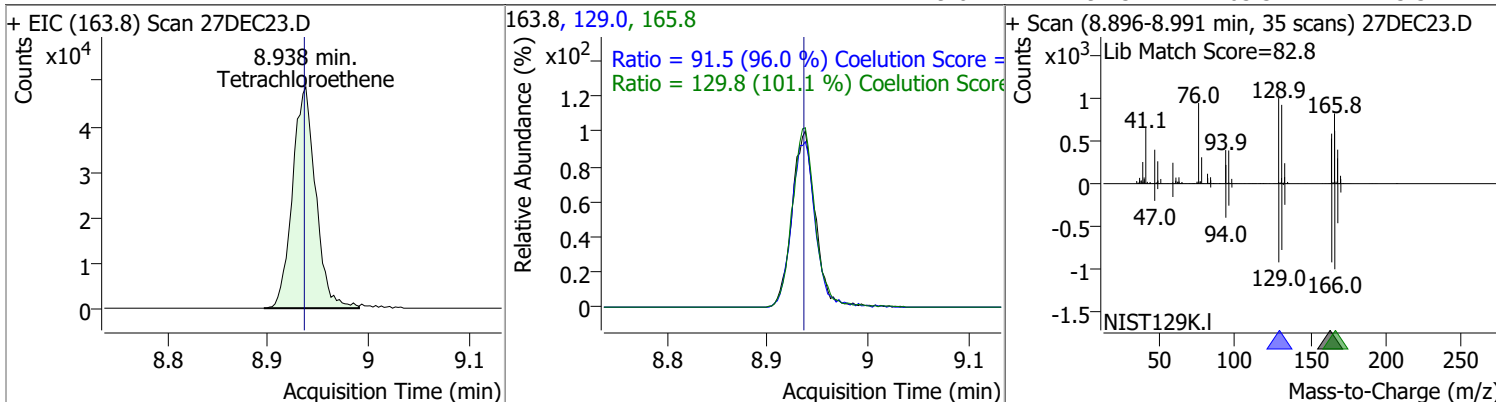


Compound	Conc.	RT	Dev(Min)	Resp.	QIon	QRatio	Lower	Upper
1,1,2-Trichloroethane	142.7763	8.82	0.00	40222	97.0 85.0	113.6 62.4	84.3 31.5	144.3 91.5

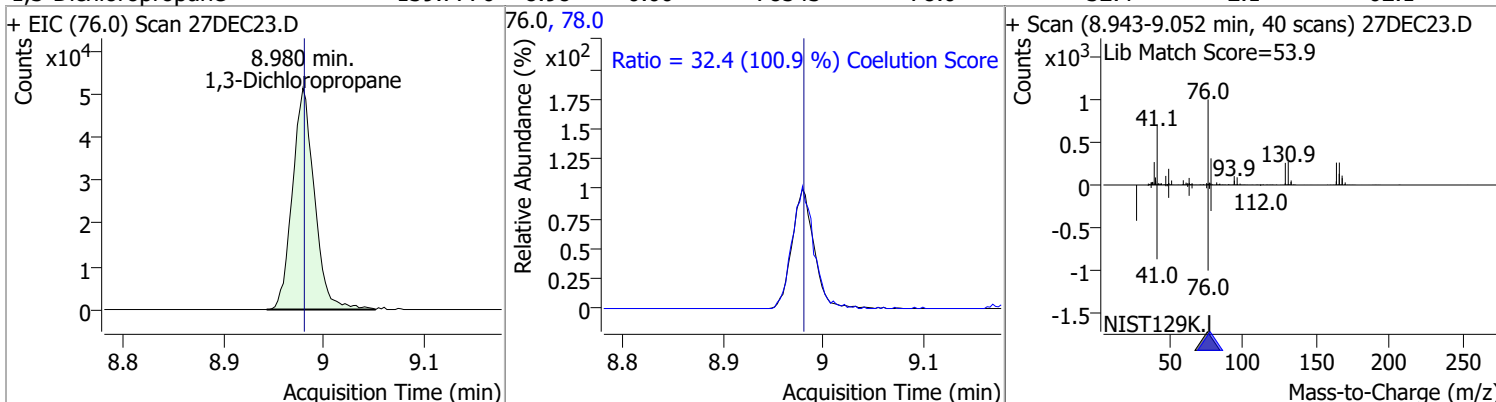


Quantitation Results Report (QT Reviewed)

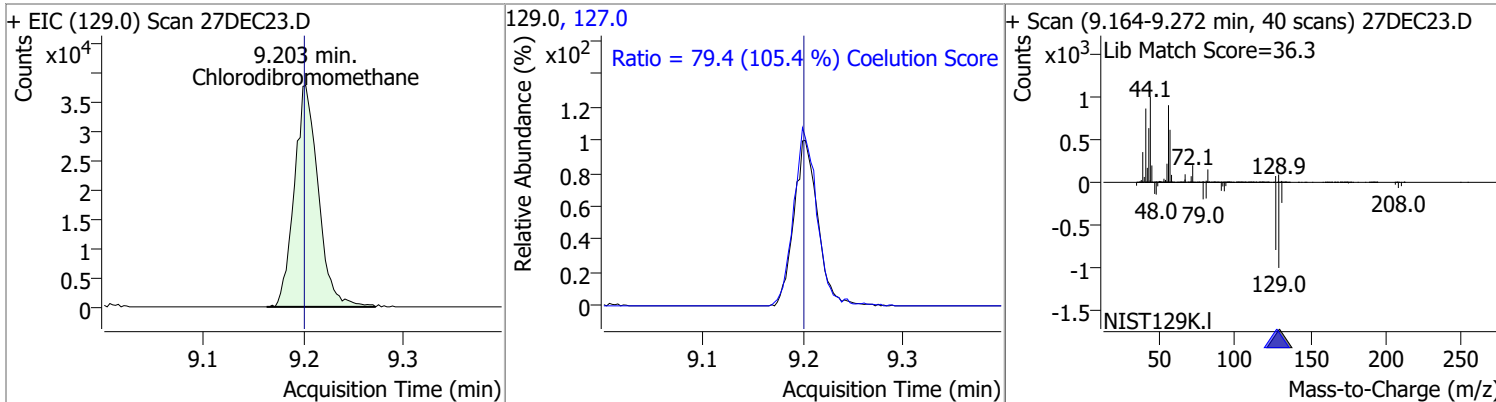
Compound	Conc.	RT	Dev(Min)	Resp.	QIon	QRatio	Lower	Upper
Tetrachloroethene	136.1539	8.94	0.00	78122	165.8	129.8	98.3	158.3
					129.0	91.5	65.3	125.3



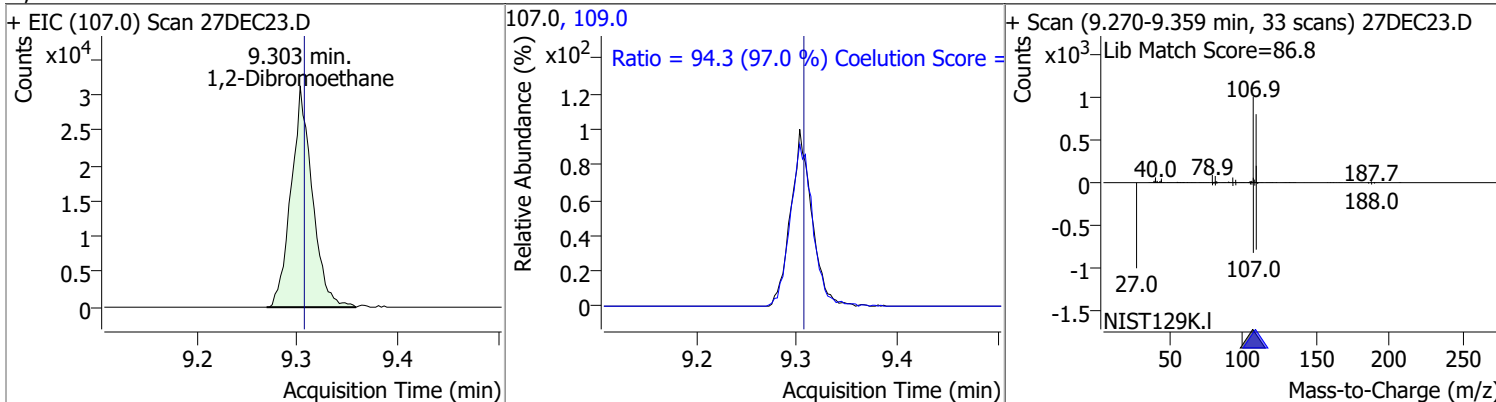
Compound	Conc.	RT	Dev(Min)	Resp.	QIon	QRatio	Lower	Upper
1,3-Dichloropropane	139.7776	8.98	0.00	78543	78.0	32.4	2.1	62.1



Compound	Conc.	RT	Dev(Min)	Resp.	QIon	QRatio	Lower	Upper
Chlorodibromomethane	147.2867	9.20	0.00	62636	127.0	79.4	45.3	105.3

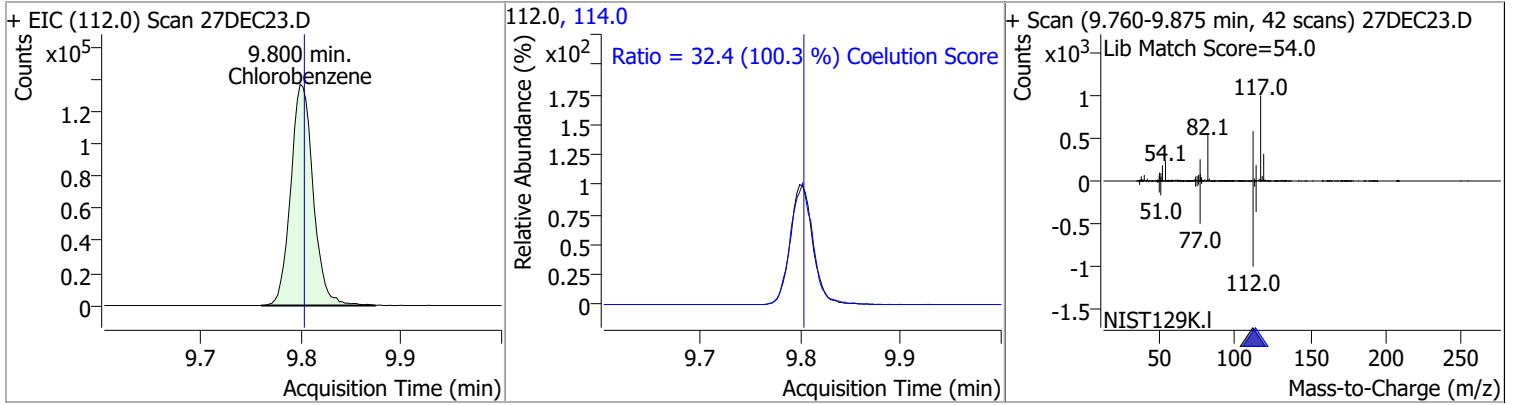


Compound	Conc.	RT	Dev(Min)	Resp.	QIon	QRatio	Lower	Upper
1,2-Dibromoethane	150.1317	9.30	0.00	45980	109.0	94.3	67.2	127.2

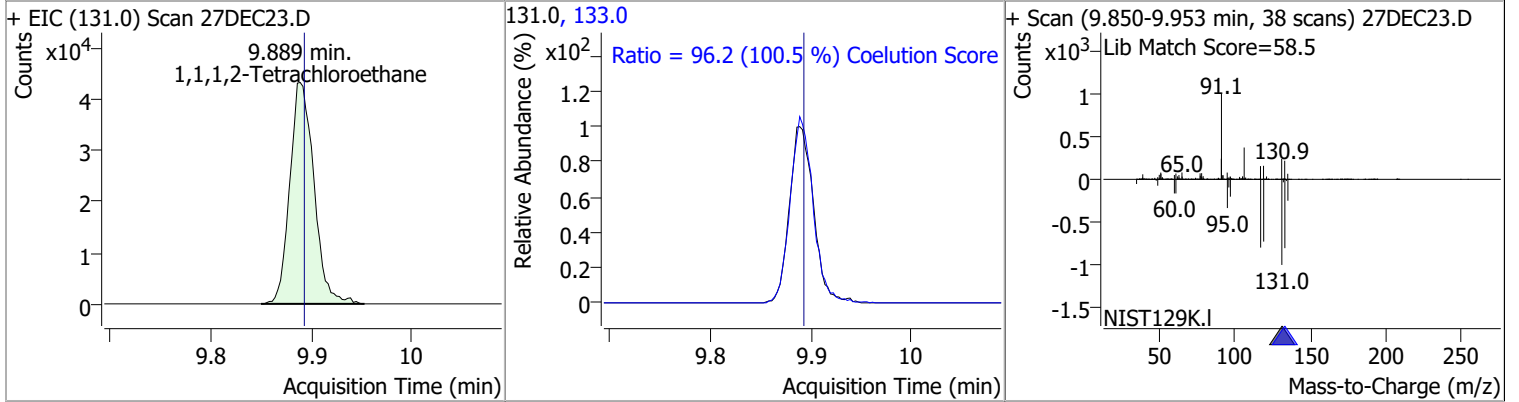


Quantitation Results Report (QT Reviewed)

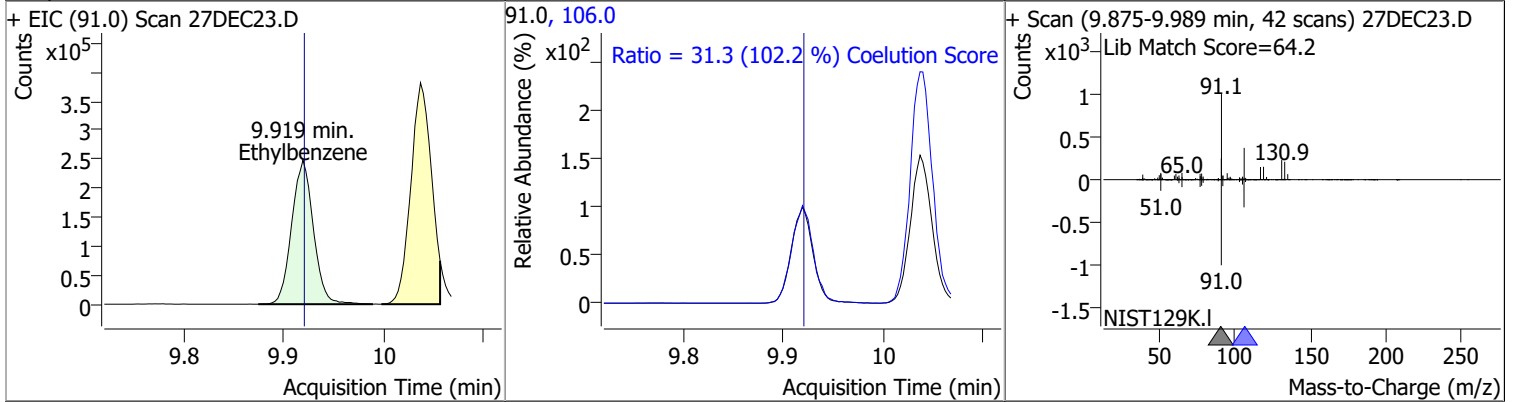
Compound	Conc.	RT	Dev(Min)	Resp.	QIon	QRatio	Lower	Upper
Chlorobenzene	136.6329	9.80	0.00	213570	114.0	32.4	2.3	62.3



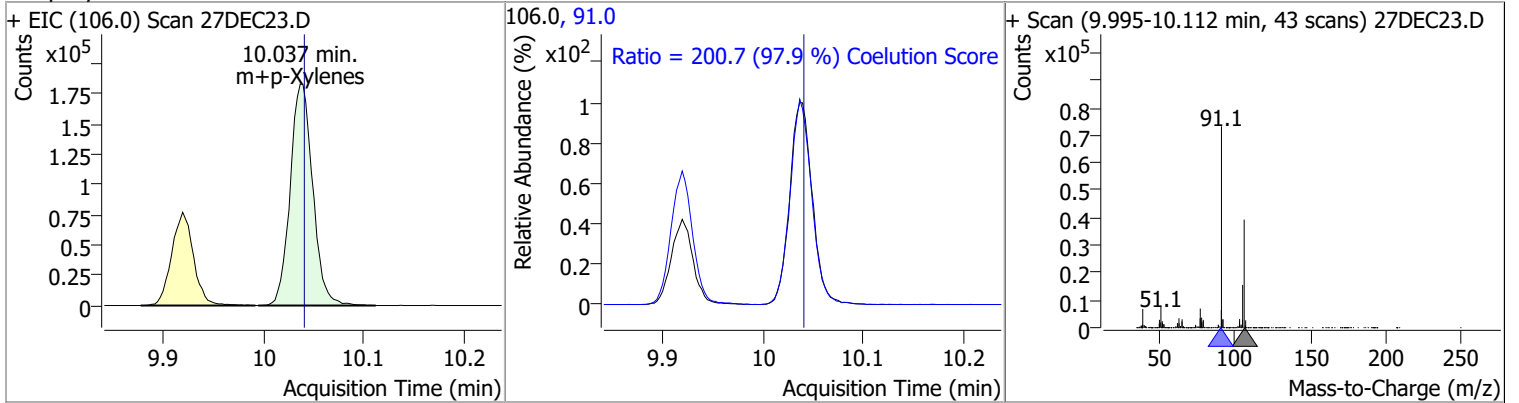
Compound	Conc.	RT	Dev(Min)	Resp.	QIon	QRatio	Lower	Upper
1,1,1,2-Tetrachloroethane	136.2710	9.89	0.00	72456	133.0	96.2	65.7	125.7



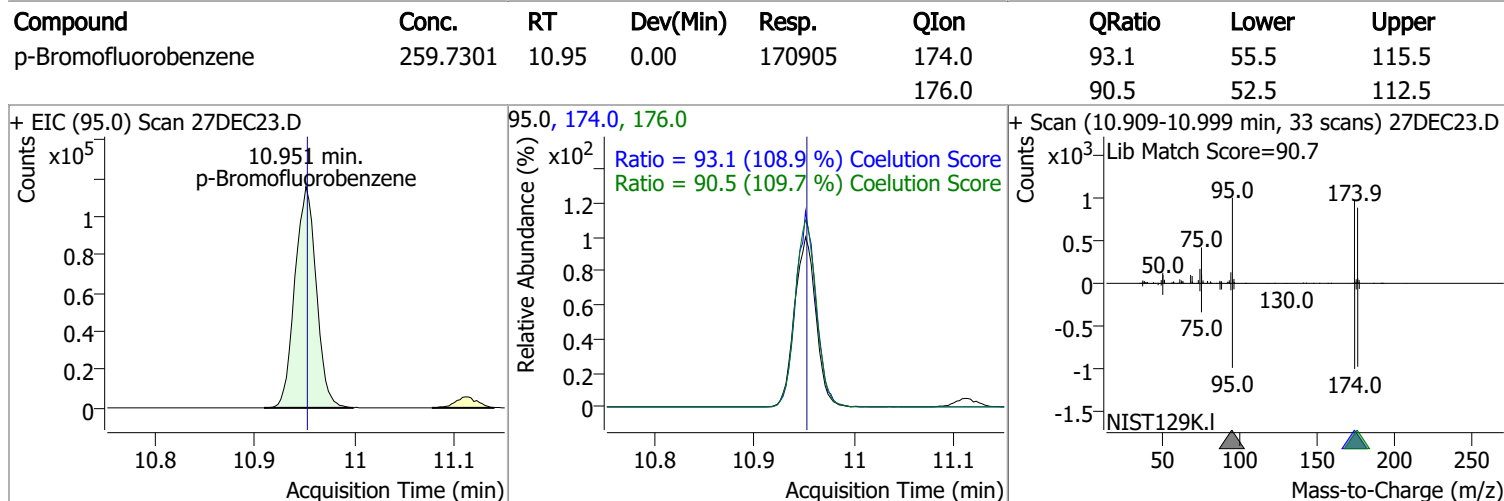
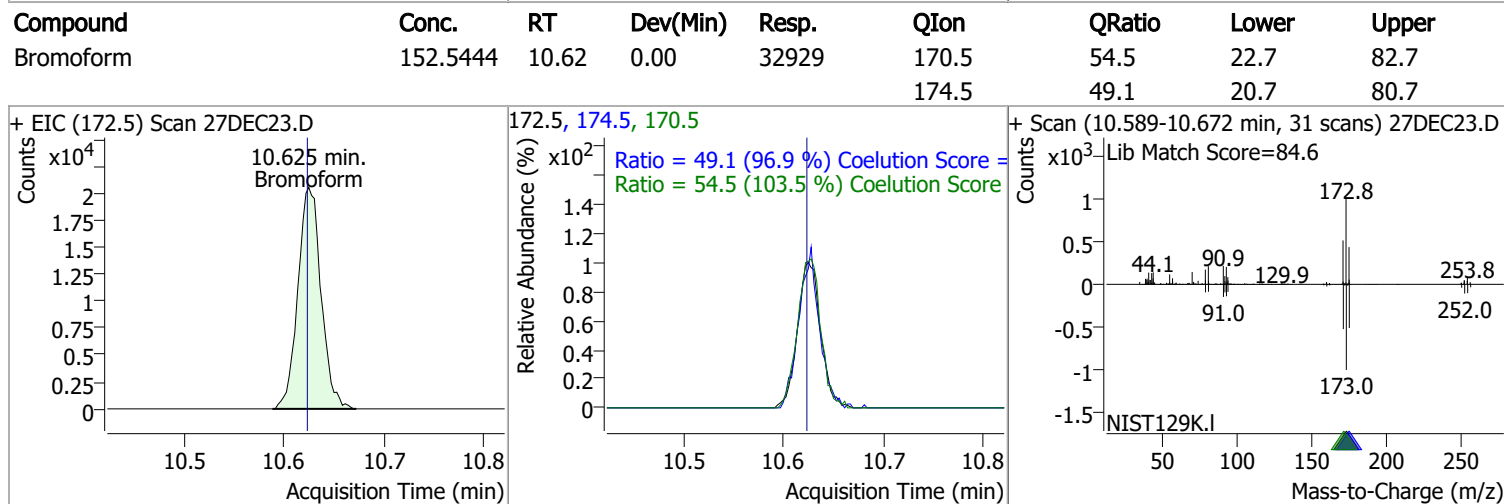
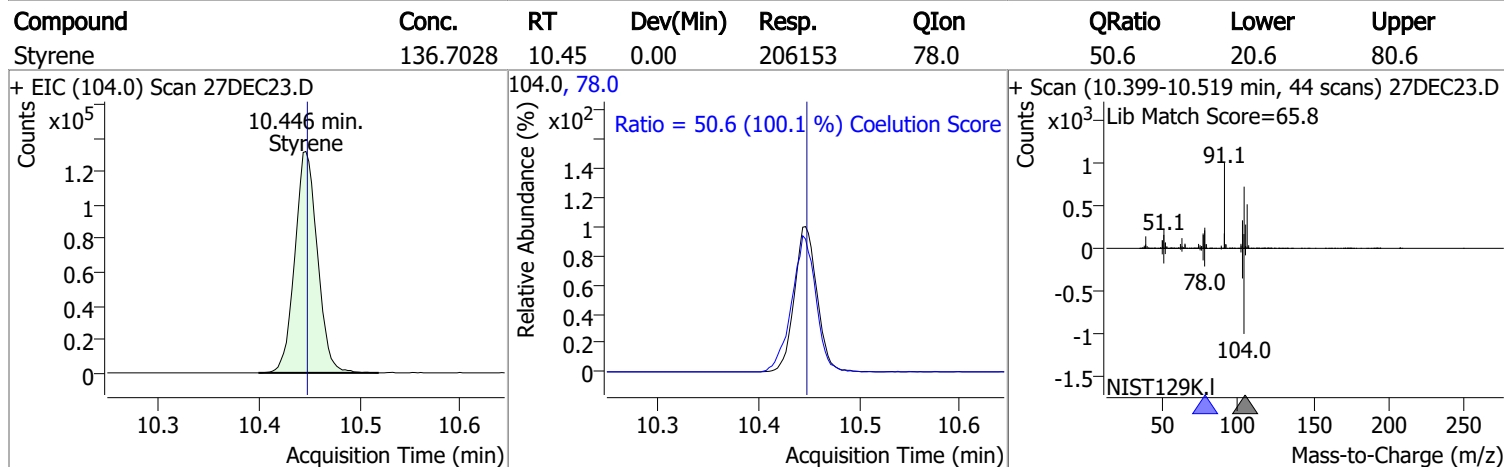
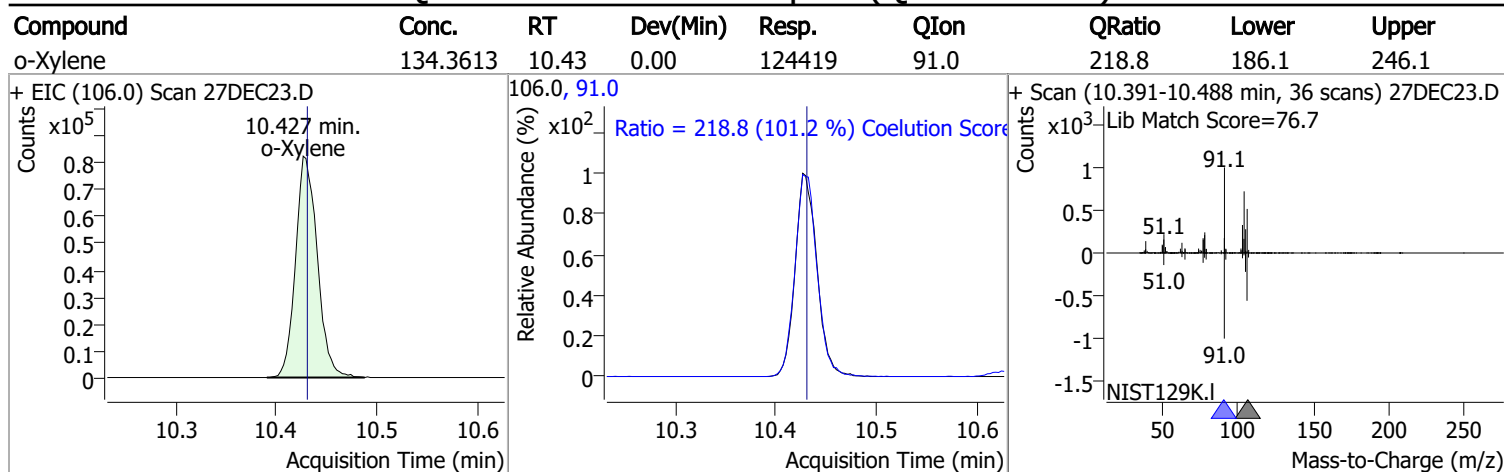
Compound	Conc.	RT	Dev(Min)	Resp.	QIon	QRatio	Lower	Upper
Ethylbenzene	133.5956	9.92	0.00	371828	106.0	31.3	0.7	60.7



Compound	Conc.	RT	Dev(Min)	Resp.	QIon	QRatio	Lower	Upper
m+p-Xylenes	269.4691	10.04	0.00	285968	91.0	200.7	175.0	235.0

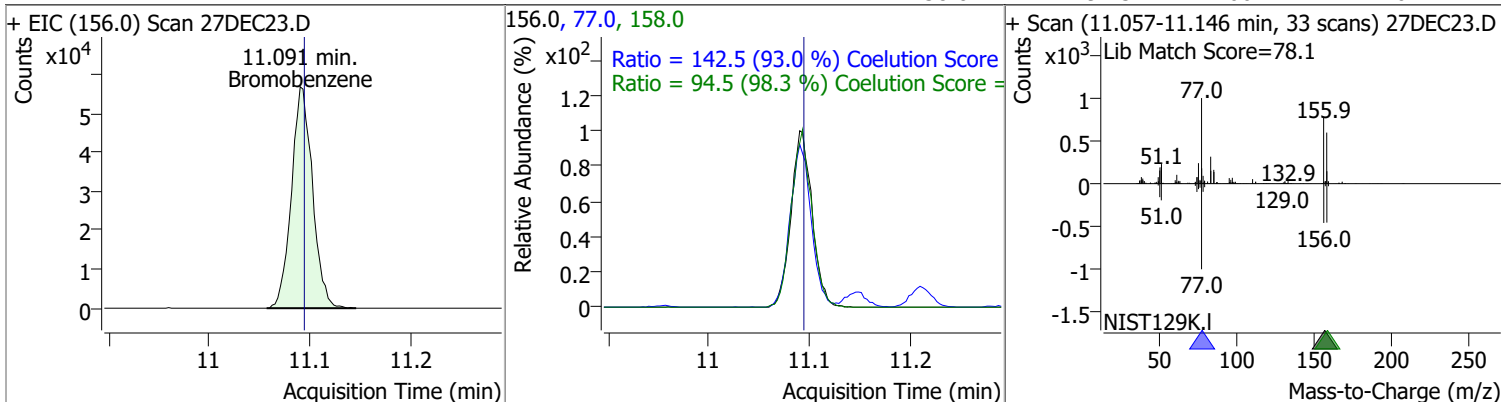


Quantitation Results Report (QT Reviewed)

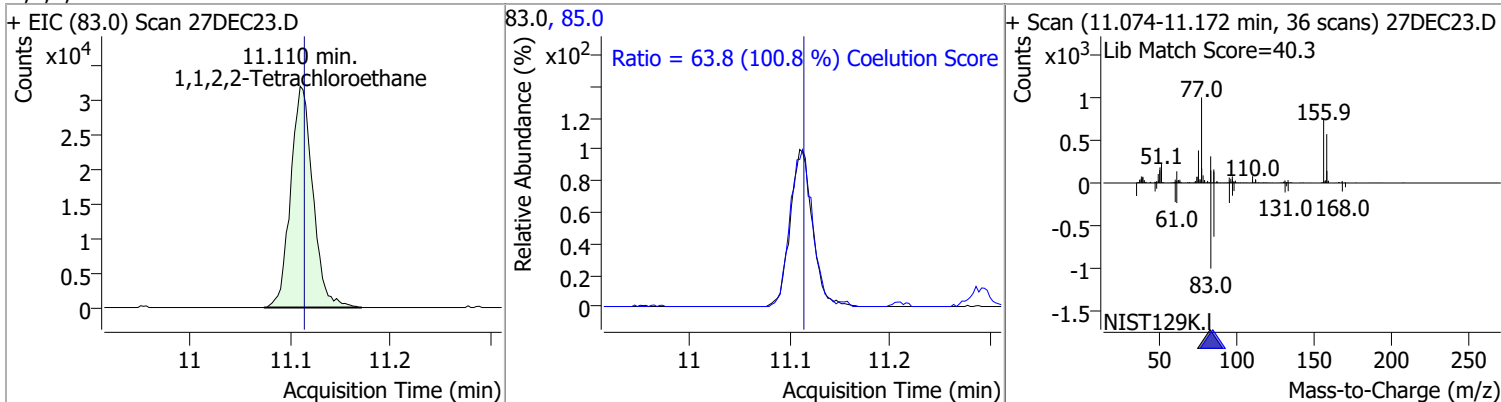


Quantitation Results Report (QT Reviewed)

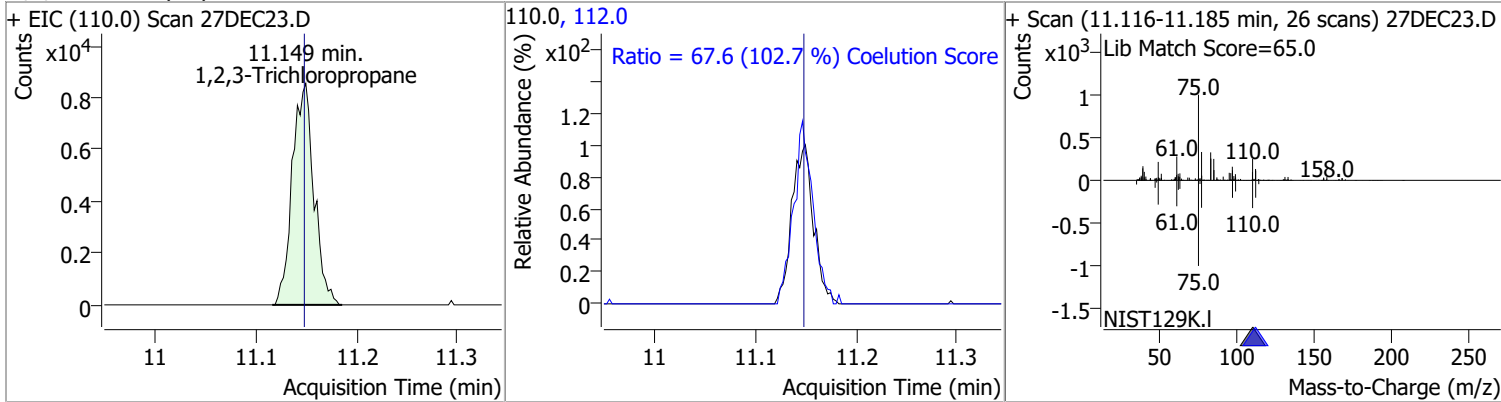
Compound	Conc.	RT	Dev(Min)	Resp.	QIon	QRatio	Lower	Upper
Bromobenzene	144.9200	11.09	0.00	82499	77.0	142.5	123.2	183.2
					158.0	94.5	66.2	126.2



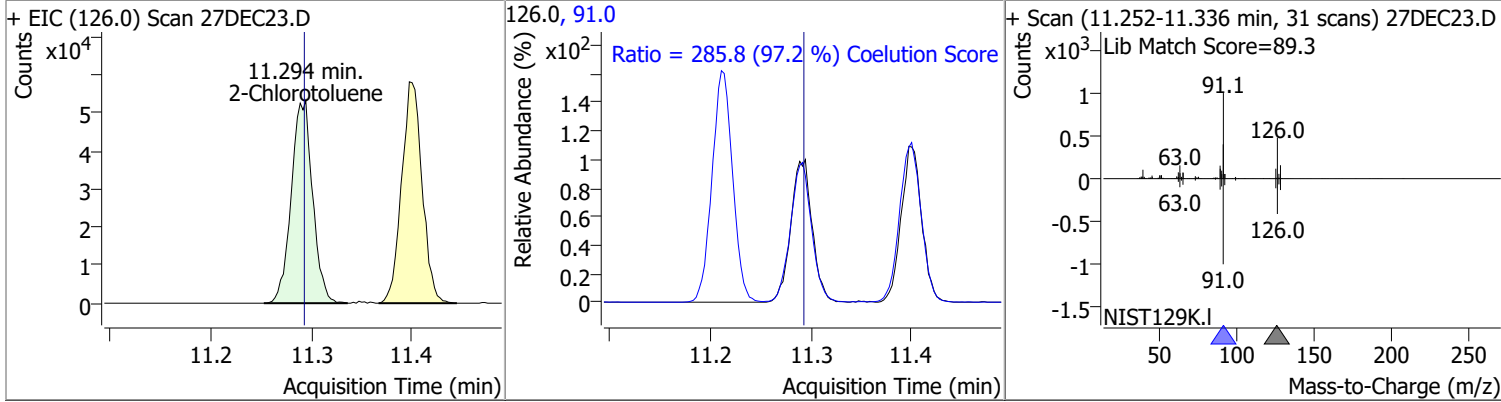
Compound	Conc.	RT	Dev(Min)	Resp.	QIon	QRatio	Lower	Upper
1,1,2,2-Tetrachloroethane	150.9014	11.11	0.00	49210	85.0	63.8	33.2	93.2



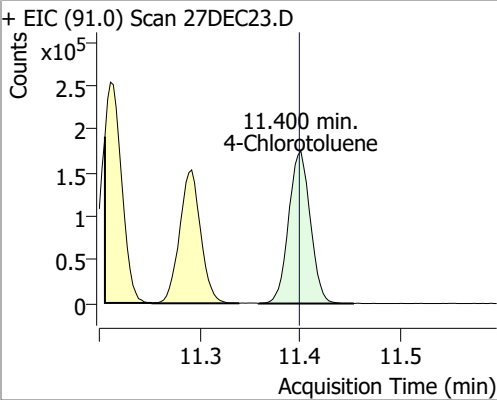
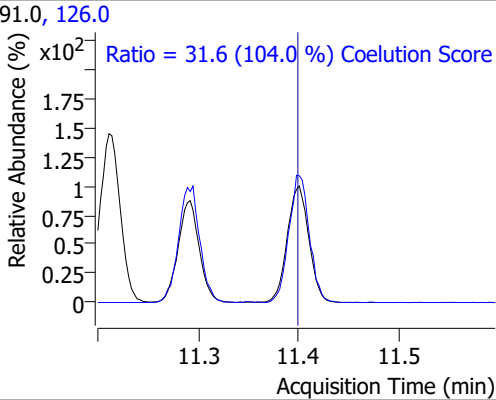
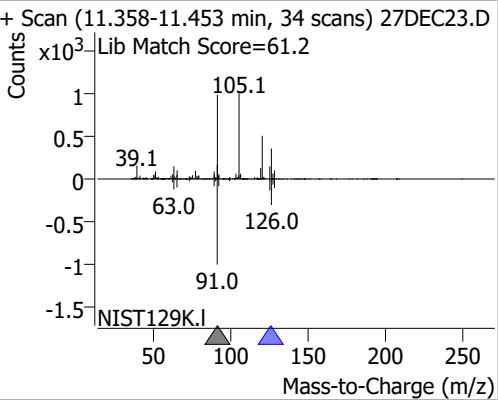
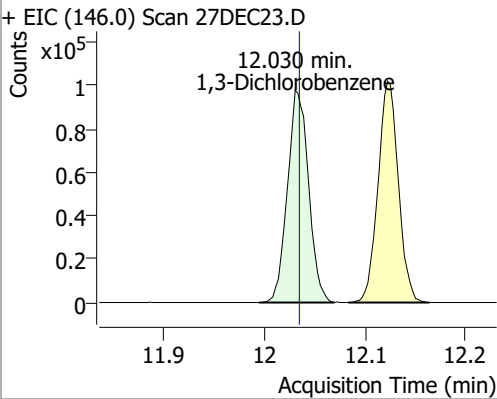
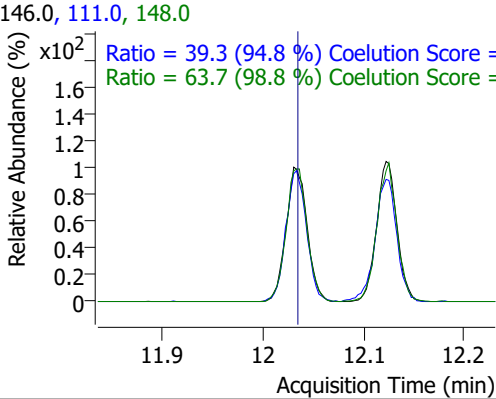
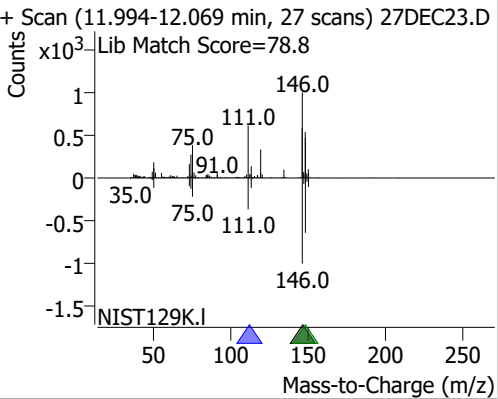
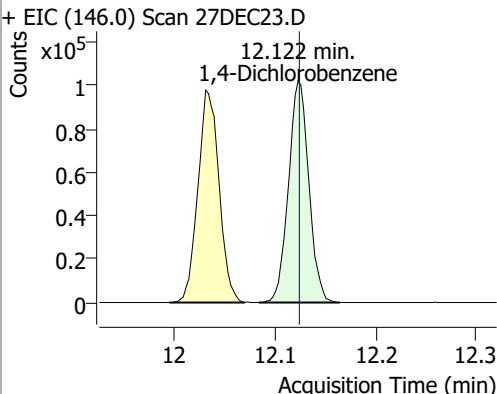
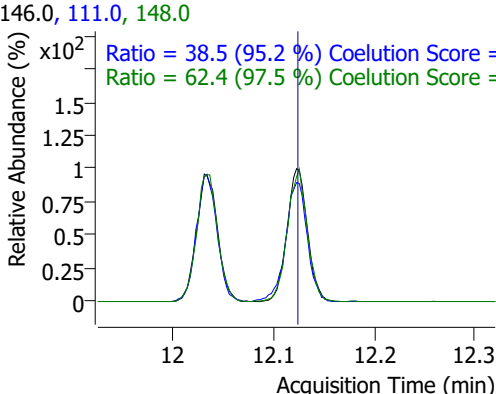
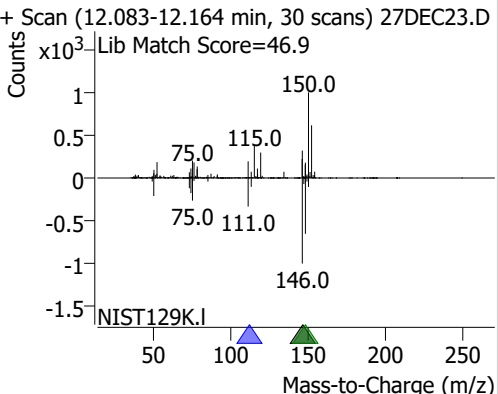
Compound	Conc.	RT	Dev(Min)	Resp.	QIon	QRatio	Lower	Upper
1,2,3-Trichloropropane	149.5888	11.15	0.00	12852	112.0	67.6	35.8	95.8



Compound	Conc.	RT	Dev(Min)	Resp.	QIon	QRatio	Lower	Upper
2-Chlorotoluene	133.5260	11.29	0.00	78603	91.0	285.8	264.1	324.1

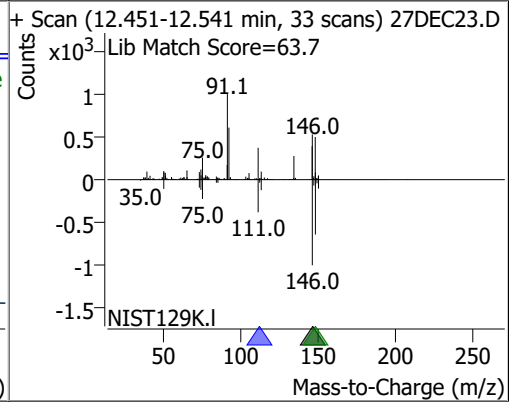
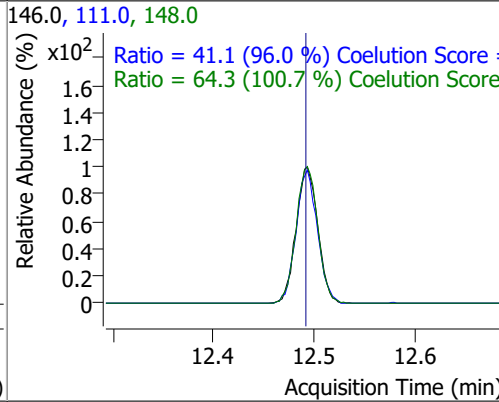
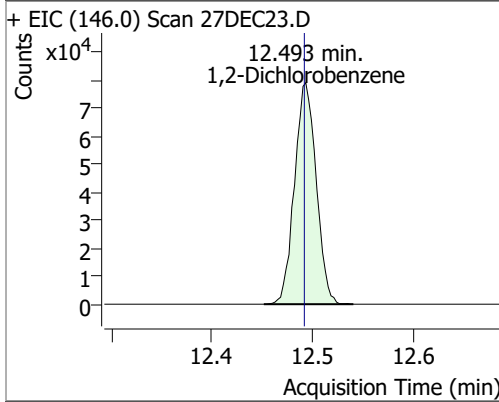


Quantitation Results Report (QT Reviewed)

Compound	Conc.	RT	Dev(Min)	Resp.	QIon	QRatio	Lower	Upper
4-Chlorotoluene	137.7370	11.40	0.00	261904	126.0	31.6	0.4	60.4
+ EIC (91.0) Scan 27DEC23.D 			91.0, 126.0 			+ Scan (11.358-11.453 min, 34 scans) 27DEC23.D Lib Match Score=61.2 		
1,3-Dichlorobenzene	137.4006	12.03	0.00	142995	148.0	63.7	34.5	94.5
+ EIC (146.0) Scan 27DEC23.D 			146.0, 111.0, 148.0 			+ Scan (11.994-12.069 min, 27 scans) 27DEC23.D Lib Match Score=78.8 		
1,4-Dichlorobenzene	133.5811	12.12	0.00	143618	148.0	62.4	34.0	94.0
+ EIC (146.0) Scan 27DEC23.D 			146.0, 111.0, 148.0 			+ Scan (12.083-12.164 min, 30 scans) 27DEC23.D Lib Match Score=46.9 		

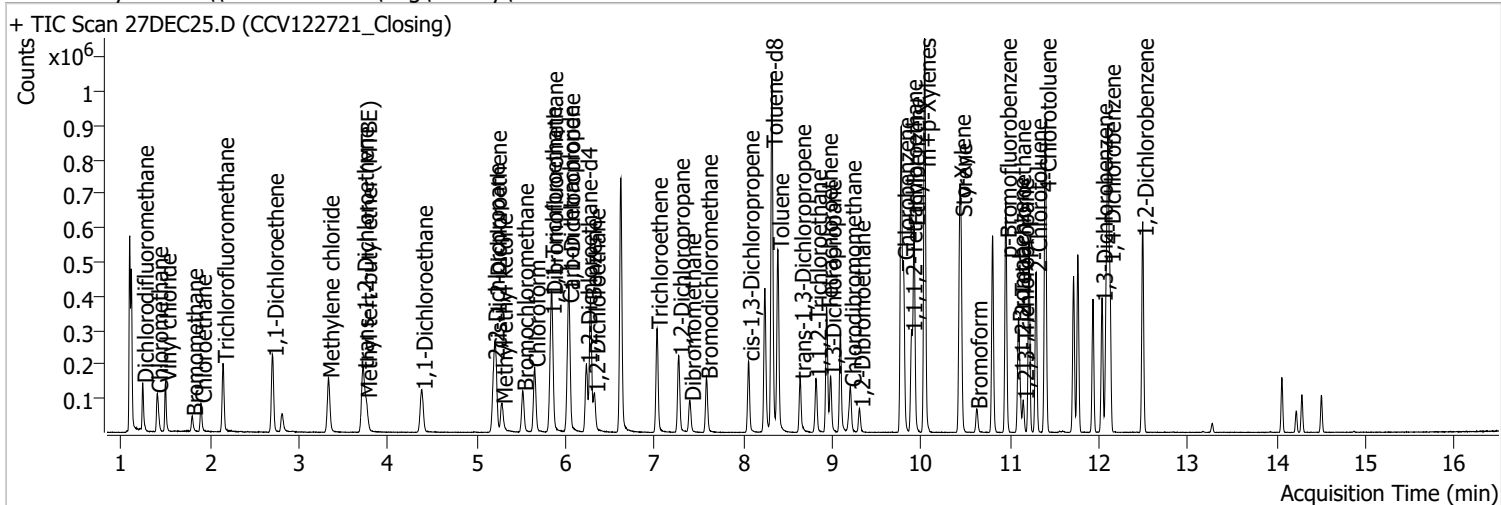
Quantitation Results Report (QT Reviewed)

Compound	Conc.	RT	Dev(Min)	Resp.	QIon	QRatio	Lower	Upper
1,2-Dichlorobenzene	134.9223	12.49	0.00	118832	148.0	64.3	33.8	93.8
					111.0	41.1	12.8	72.8



Quantitation Results Report (QT Reviewed)

Data File	27DEC25.D	Operator	MSC
Acq. Method	5975CACQF.M	Acq. Date-Time	12/27/2021 8:07:22 PM
Sample Name	CCV122721_Closing	Instrument	VOA5975C
Vial	25	Multiplier	1.00
DA Method File	VOA5975C_8260B_SHT_DoD_L4_120721.m	Comment	
Tune File	BFB_Atune3.u	Tune Date	10/11/2021 4:02:00 PM
Batch Name	VG122721_8260B_624pt1.batch.bin	Last Calib Update	1/5/2022 1:54:14 PM
Ref Library	\\MASSHUNTER\Org\Library\NIST129K.I		



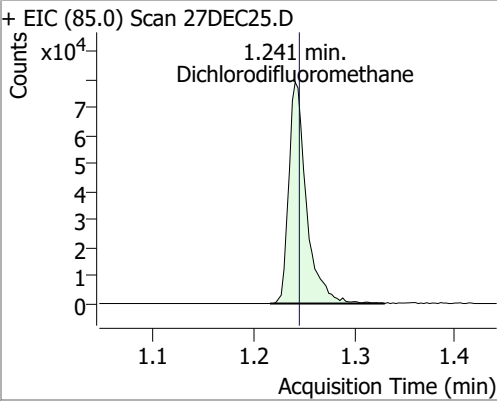
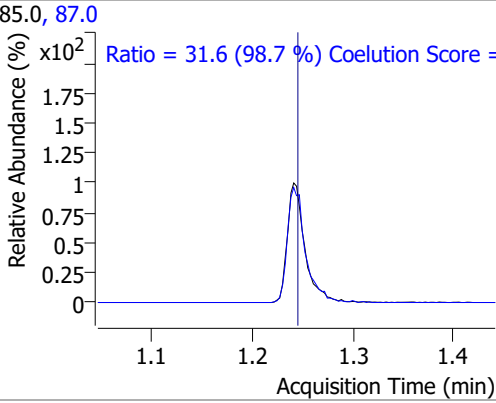
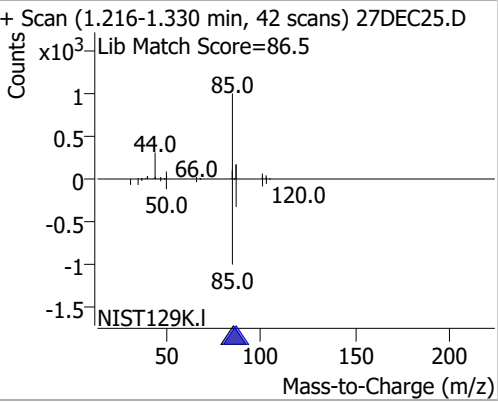
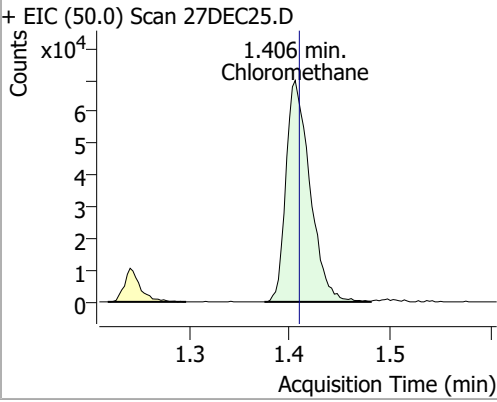
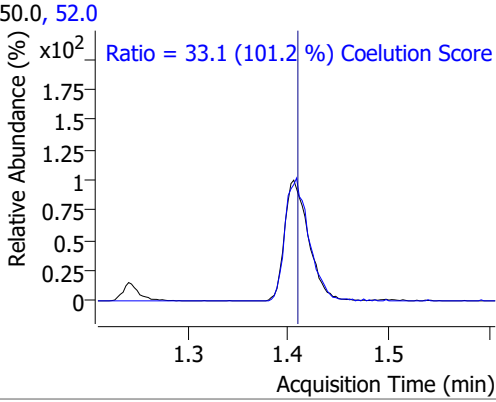
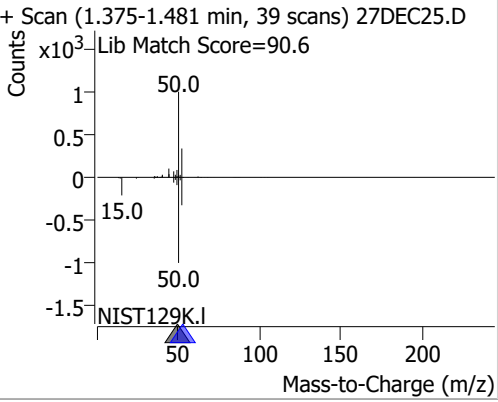
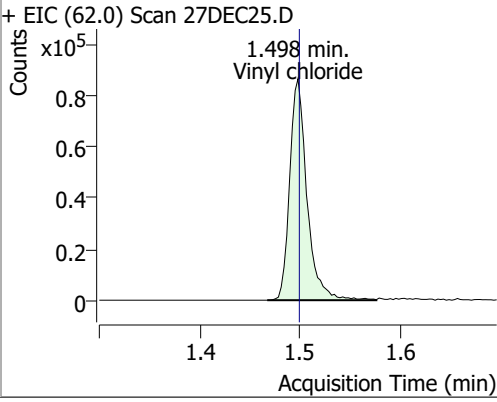
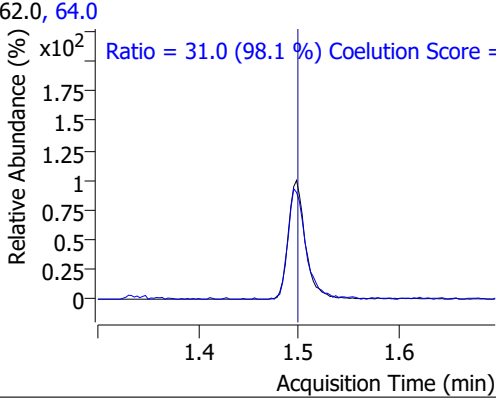
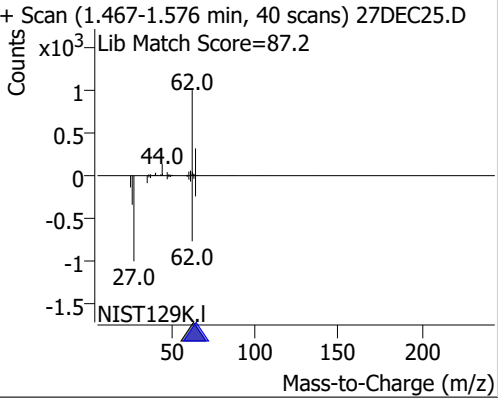
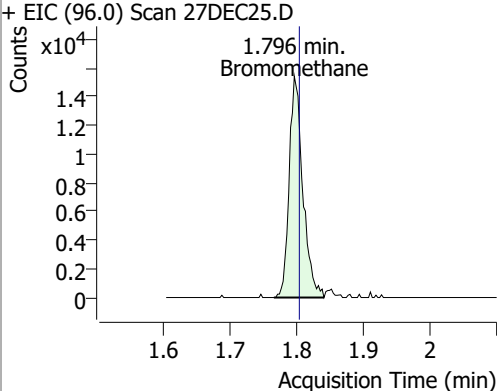
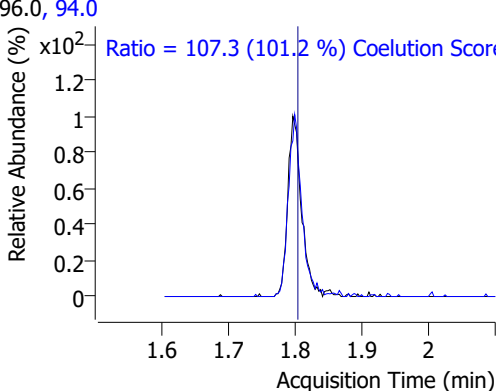
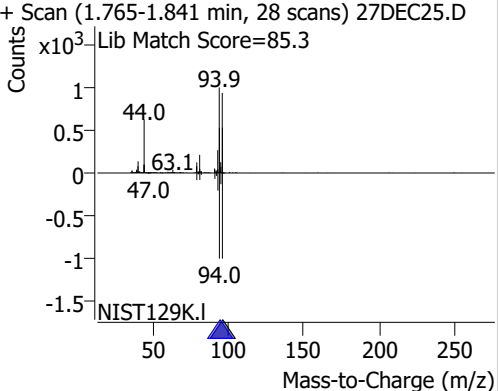
Compound	RT	QIon	Resp.	Conc.	Units	Dev(Min)
Internal Standards						
M Fluorobenzene	6.620	96.0	645981	250.0000	ng	0.000
M Chlorobenzene-d5	9.774	82.0	244555	250.0000	ng	0.000
M 1,4-Dichlorobenzene-d4	12.100	152.0	199080	250.0000	ng	0.000
System Monitoring Compounds						
S Dibromofluoromethane	5.845	113.0	161268	254.7257	ng	-0.006
Spiked Amount: 250.000	Range: 80.0 - 119.0%			Recovery = 101.89%		
S 1,2-Dichloroethane-d4	6.233	67.0	70544	244.1589	ng	0.003
Spiked Amount: 250.000	Range: 81.0 - 118.0%			Recovery = 97.66%		
S Toluene-d8	8.319	98.0	653373	265.7754	ng	0.000
Spiked Amount: 250.000	Range: 89.0 - 112.0%			Recovery = 106.31%		
S p-Bromofluorobenzene	10.951	95.0	194042	254.7260	ng	0.000
Spiked Amount: 250.000	Range: 85.0 - 114.0%			Recovery = 101.89%		
Target Compounds						
T Dichlorodifluoromethane	1.241	85.0	96823	104.8281	ng	99
T Chloromethane	1.406	50.0	116381	110.6649	ng	99
T Vinyl chloride	1.498	62.0	103664	104.7736	ng	99
T Bromomethane	1.796	96.0	21925	59.3411	ng	99
T Chloroethane	1.897	64.0	54227	99.2099	ng	99
T Trichlorofluoromethane	2.145	101.0	135247	104.6727	ng	99
T 1,1-Dichloroethene	2.705	96.0	83951	125.5545	ng	98
T Methylene chloride	3.330	49.0	110970	117.2219	ng	98
T trans-1,2-Dichloroethene	3.717	96.0	82024	122.7872	ng	99
T Methyl tert-butyl ether (MTBE)	3.754	73.0	101587	118.7378	ng	99
T 1,1-Dichloroethane	4.381	63.0	154359	121.8879	ng	99
T 2,2-Dichloropropane	5.190	77.0	112809	121.6646	ng	90
T cis-1,2-Dichloroethene	5.212	96.0	84340	121.7490	ng	99
T Methyl ethyl ketone	5.282	43.0	118495	1286.7194	ng	98
T Bromochloromethane	5.516	128.0	33986	130.3234	ng	97
T Chloroform	5.650	83.0	150536	120.4767	ng	98

Quantitation Results Report (QT Reviewed)

Compound	RT	QIon	Resp.	Conc.	Units	Dev(Min)
T 1,1,1-Trichloroethane	5.831	97.0	140352	119.0507	ng	97
T Carbon tetrachloride	6.026	117.0	140970	121.8651	ng	99
T 1,1-Dichloropropene	6.038	75.0	121499	116.9240	ng	97
T Benzene	6.280	78.0	321320	122.2631	ng	100
T 1,2-Dichloroethane	6.322	62.0	85187	124.0140	ng	94
T Trichloroethene	7.025	95.0	94684	122.1033	ng	99
T 1,2-Dichloropropane	7.270	63.0	82886	126.8724	ng	100
T Dibromomethane	7.398	93.0	33909	126.4367	ng	97
T Bromodichloromethane	7.585	83.0	95633	125.8842	ng	99
T cis-1,3-Dichloropropene	8.057	75.0	106195	125.8583	ng	98
T Toluene	8.388	92.0	209145	129.4015	ng	98
T trans-1,3-Dichloropropene	8.637	75.0	75576	125.1880	ng	94
T 1,1,2-Trichloroethane	8.812	83.0	38027	120.9290	ng	97
T Tetrachloroethene	8.938	163.8	81338	126.9978	ng	96
T 1,3-Dichloropropane	8.980	76.0	78343	124.9040	ng	100
T Chlorodibromomethane	9.203	129.0	59350	125.0277	ng	95
T 1,2-Dibromoethane	9.303	107.0	42963	125.6736	ng	97
T Chlorobenzene	9.800	112.0	215360	123.4316	ng	100
T 1,1,1,2-Tetrachloroethane	9.889	131.0	74246	125.0973	ng	99
T Ethylbenzene	9.919	91.0	384086	123.6302	ng	100
T m+p-Xylenes	10.039	106.0	300556	253.7248	ng	99
T o-Xylene	10.433	106.0	132799	128.4778	ng	100
T Styrene	10.446	104.0	217814	129.3956	ng	99
T Bromoform	10.622	172.5	31109	124.4841	ng	98
T Bromobenzene	11.091	156.0	81974	124.3844	ng	95
T 1,1,2,2-Tetrachloroethane	11.110	83.0	48227	127.7438	ng	99
T 1,2,3-Trichloropropane	11.146	110.0	11758	118.2148	ng	98
T 2-Chlorotoluene	11.291	126.0	84218	123.5781	ng	93
T 4-Chlorotoluene	11.397	91.0	278060	126.3156	ng	99
T 1,3-Dichlorobenzene	12.030	146.0	150757	125.1282	ng	98
T 1,4-Dichlorobenzene	12.120	146.0	148223	119.0863	ng	98
T 1,2-Dichlorobenzene	12.491	146.0	124560	122.1627	ng	98

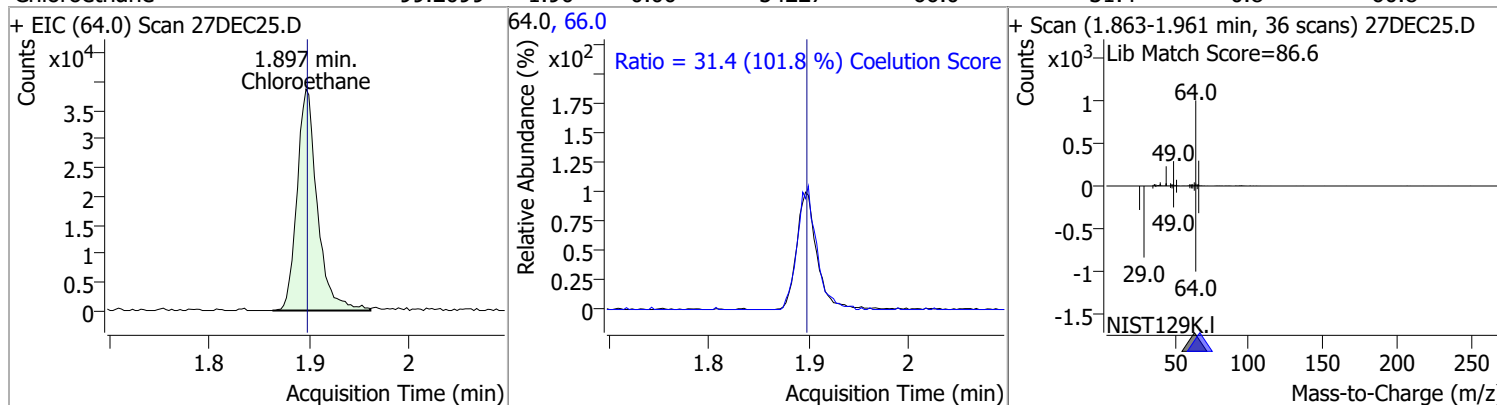
(#) = Qualifier Out of Range; (m) = Manual Integration; (+) = Area Summed; (*) = Surrogate Percent Recovery Out of Range; (d): Zeroed Peak

Quantitation Results Report (QT Reviewed)

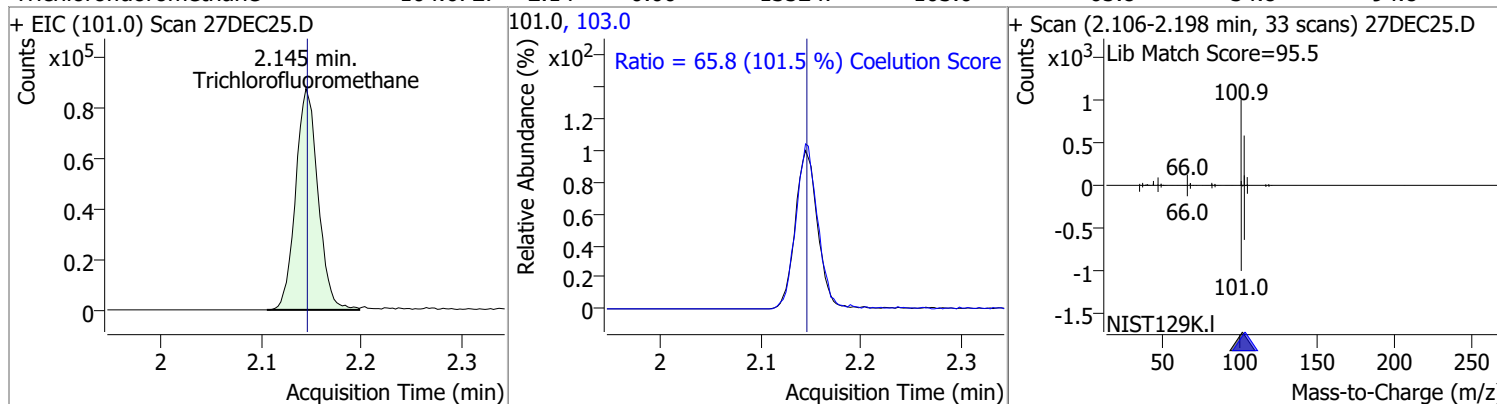
Compound	Conc.	RT	Dev(Min)	Resp.	QIon	QRatio	Lower	Upper
Dichlorodifluoromethane	104.8281	1.24	0.00	96823	87.0	31.6	2.0	62.0
+ EIC (85.0) Scan 27DEC25.D 			85.0, 87.0 			+ Scan (1.216-1.330 min, 42 scans) 27DEC25.D Lib Match Score=86.5 		
Chloromethane	110.6649	1.41	0.00	116381	52.0	33.1	2.7	62.7
+ EIC (50.0) Scan 27DEC25.D 			50.0, 52.0 			+ Scan (1.375-1.481 min, 39 scans) 27DEC25.D Lib Match Score=90.6 		
Vinyl chloride	104.7736	1.50	0.00	103664	64.0	31.0	1.6	61.6
+ EIC (62.0) Scan 27DEC25.D 			62.0, 64.0 			+ Scan (1.467-1.576 min, 40 scans) 27DEC25.D Lib Match Score=87.2 		
Bromomethane	59.3411	1.80	-0.01	21925	94.0	107.3	76.0	136.0
+ EIC (96.0) Scan 27DEC25.D 			96.0, 94.0 			+ Scan (1.765-1.841 min, 28 scans) 27DEC25.D Lib Match Score=85.3 		

Quantitation Results Report (QT Reviewed)

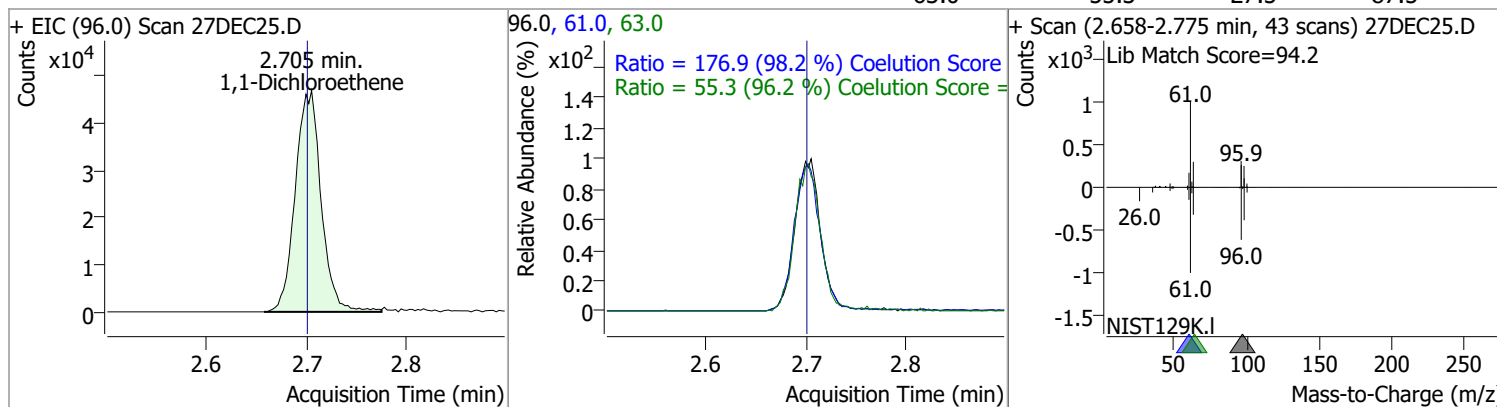
Compound	Conc.	RT	Dev(Min)	Resp.	QIon	QRatio	Lower	Upper
Chloroethane	99.2099	1.90	0.00	54227	66.0	31.4	0.8	60.8



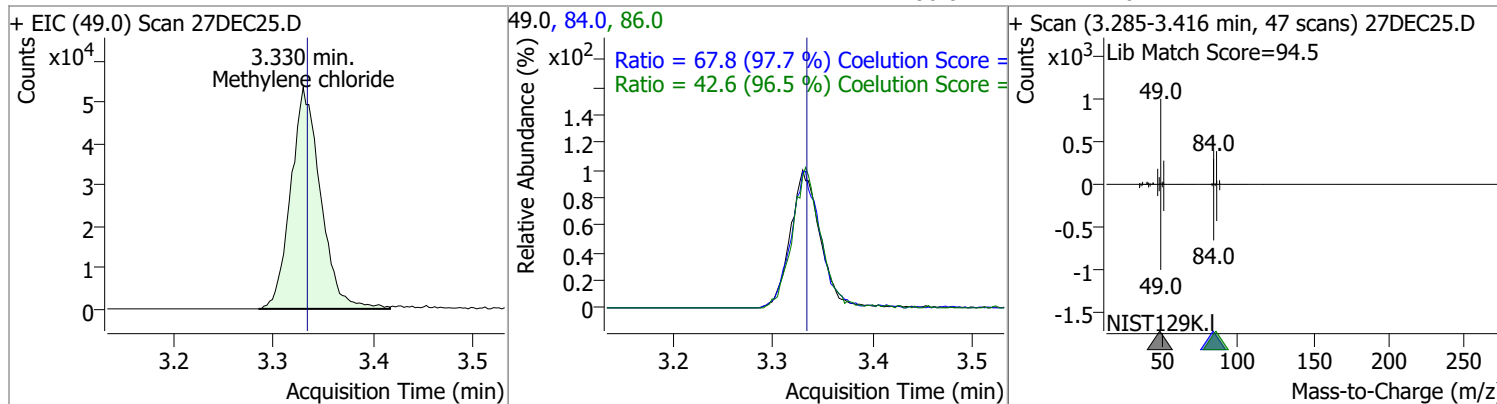
Compound	Conc.	RT	Dev(Min)	Resp.	QIon	QRatio	Lower	Upper
Trichlorofluoromethane	104.6727	2.14	0.00	135247	103.0	65.8	34.8	94.8



Compound	Conc.	RT	Dev(Min)	Resp.	QIon	QRatio	Lower	Upper
1,1-Dichloroethene	125.5545	2.71	0.01	83951	61.0	176.9	150.1	210.1
					63.0	55.3	27.5	87.5

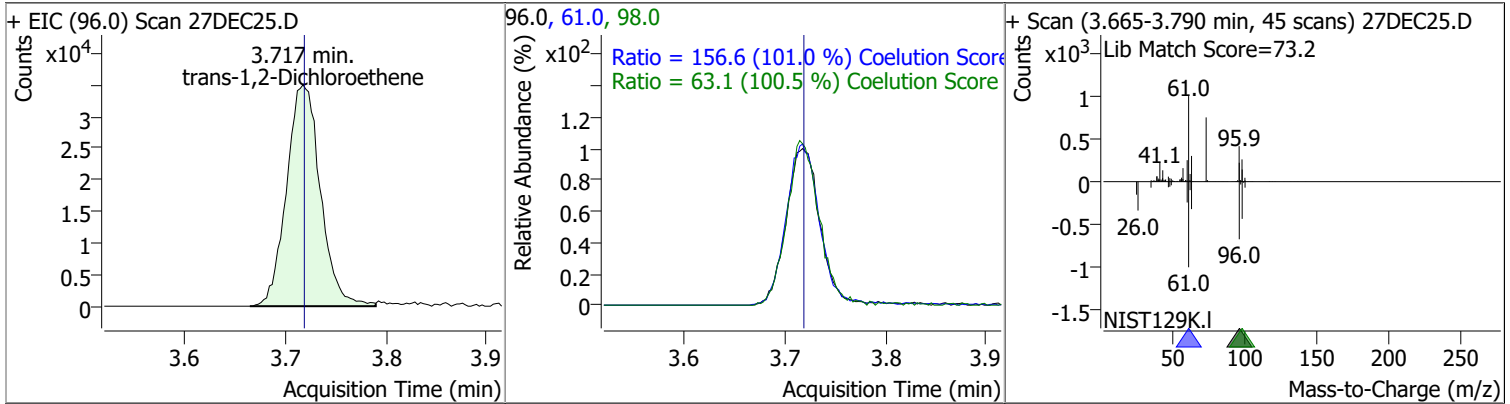


Compound	Conc.	RT	Dev(Min)	Resp.	QIon	QRatio	Lower	Upper
Methylene chloride	117.2219	3.33	0.00	110970	84.0	67.8	39.4	99.4
					86.0	42.6	14.1	74.1

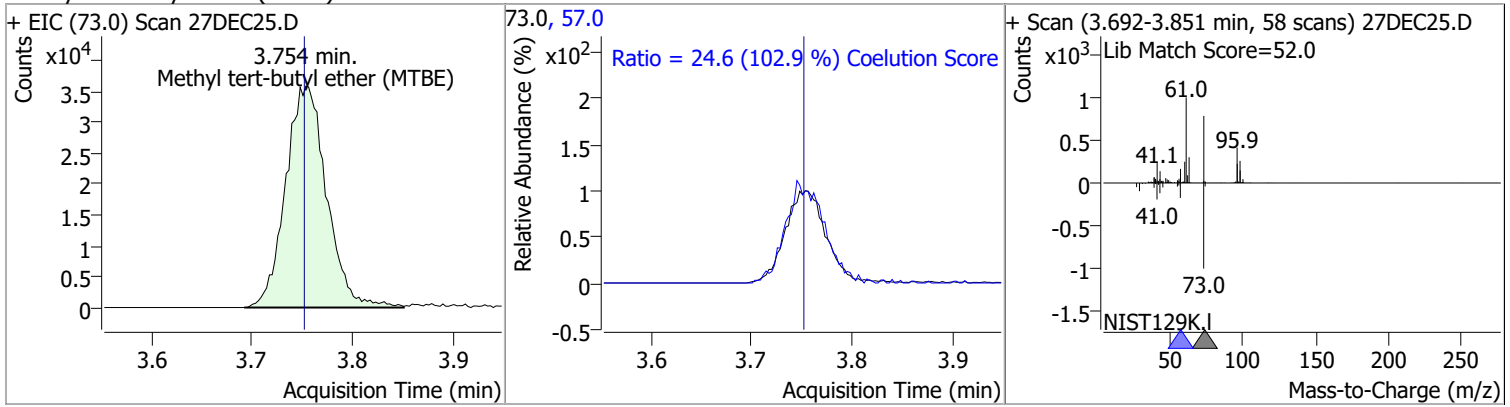


Quantitation Results Report (QT Reviewed)

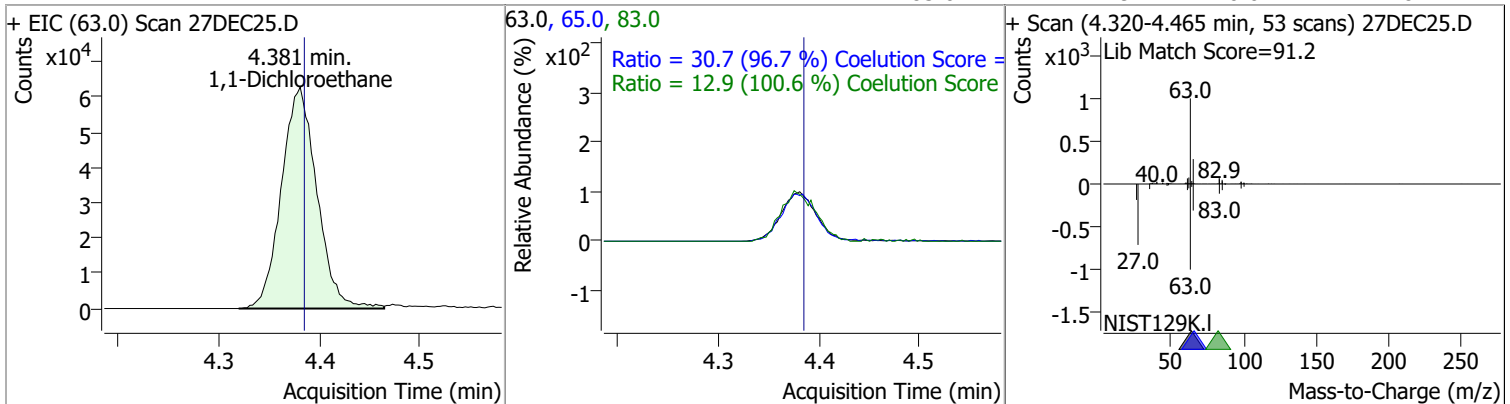
Compound	Conc.	RT	Dev(Min)	Resp.	QIon	QRatio	Lower	Upper
trans-1,2-Dichloroethene	122.7872	3.72	0.00	82024	61.0	156.6	125.1	185.1
					98.0	63.1	32.8	92.8



Compound	Conc.	RT	Dev(Min)	Resp.	QIon	QRatio	Lower	Upper
Methyl tert-butyl ether (MTBE)	118.7378	3.75	0.00	101587	57.0	24.6	0.0	53.9

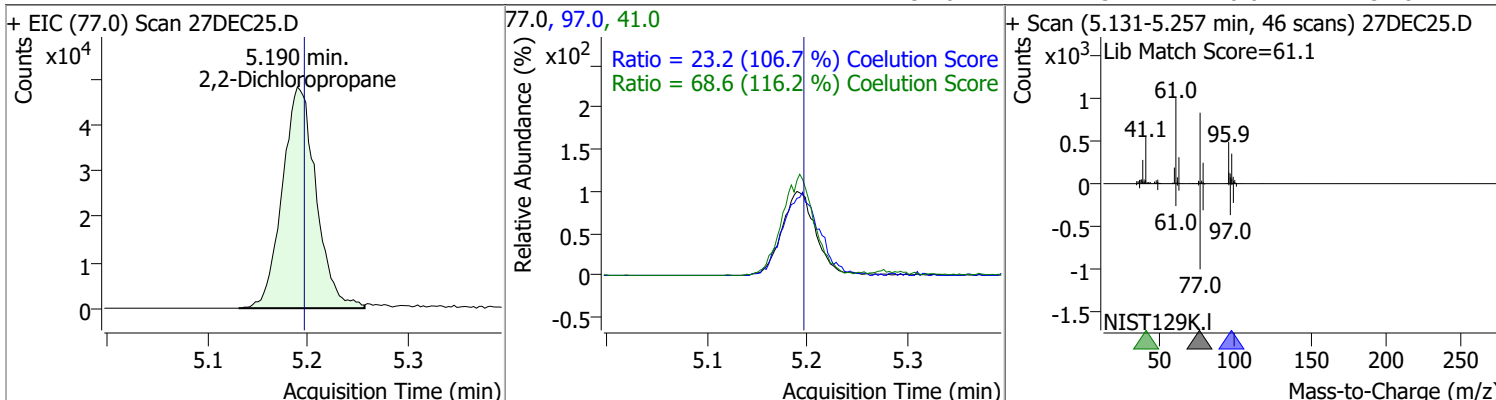


Compound	Conc.	RT	Dev(Min)	Resp.	QIon	QRatio	Lower	Upper
1,1-Dichloroethane	121.8879	4.38	0.00	154359	65.0	30.7	1.7	61.7
					83.0	12.9	0.0	42.8

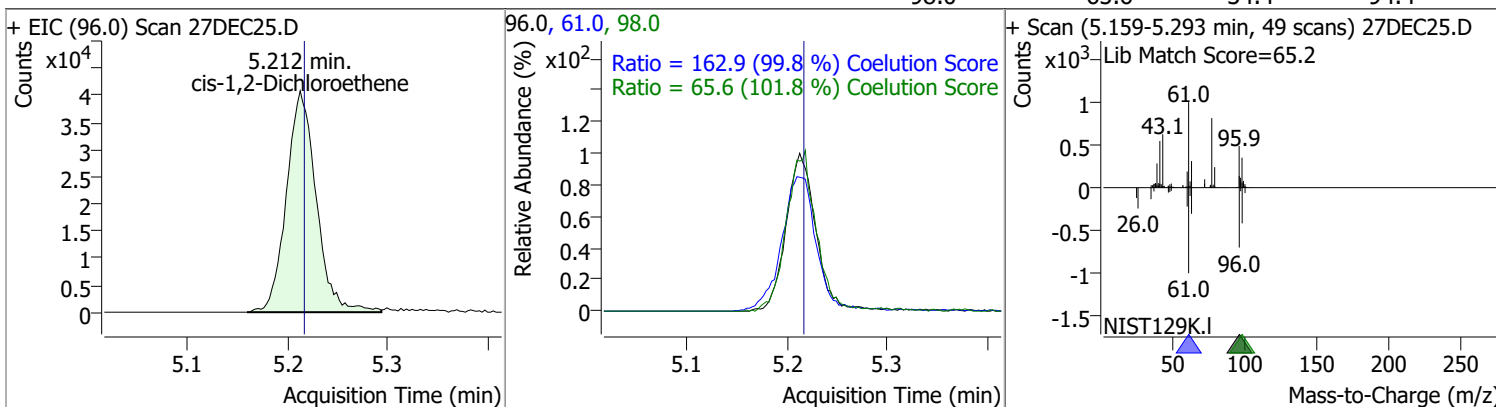


Quantitation Results Report (QT Reviewed)

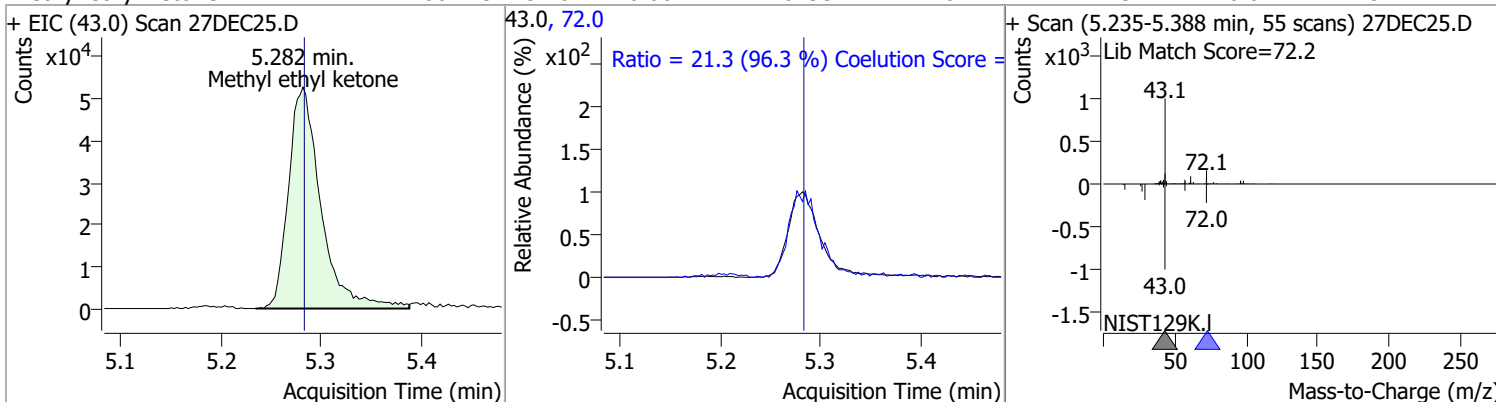
Compound	Conc.	RT	Dev(Min)	Resp.	QIon	QRatio	Lower	Upper
2,2-Dichloropropane	121.6646	5.19	-0.01	112809	41.0	68.6	29.0	89.0
					97.0	23.2	0.0	51.8



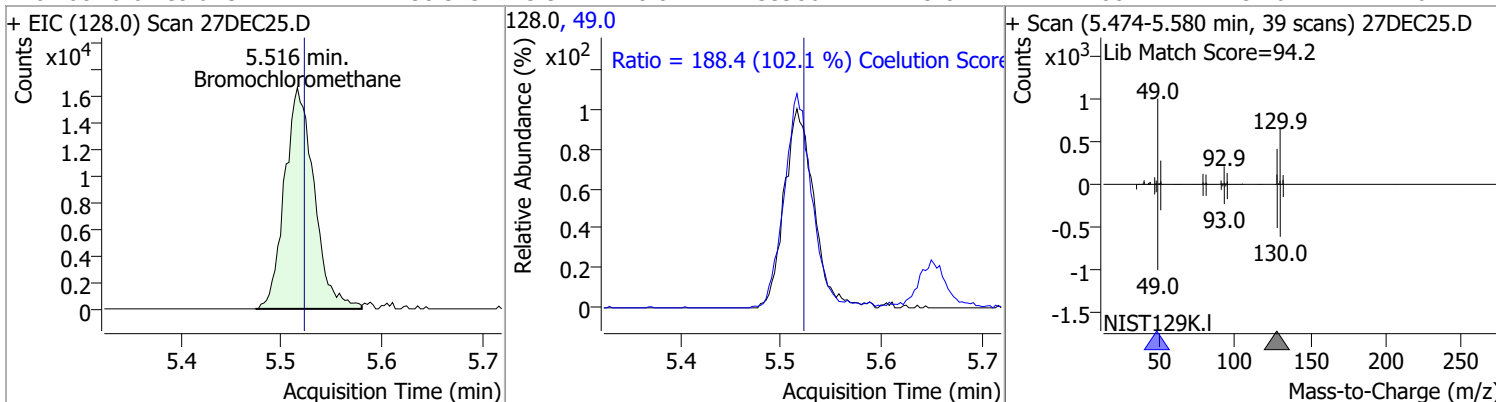
Compound	Conc.	RT	Dev(Min)	Resp.	QIon	QRatio	Lower	Upper
cis-1,2-Dichloroethene	121.7490	5.21	0.00	84340	61.0	162.9	133.3	193.3
					98.0	65.6	34.4	94.4



Compound	Conc.	RT	Dev(Min)	Resp.	QIon	QRatio	Lower	Upper
Methyl ethyl ketone	1286.7194	5.28	0.00	118495	72.0	21.3	0.0	52.2

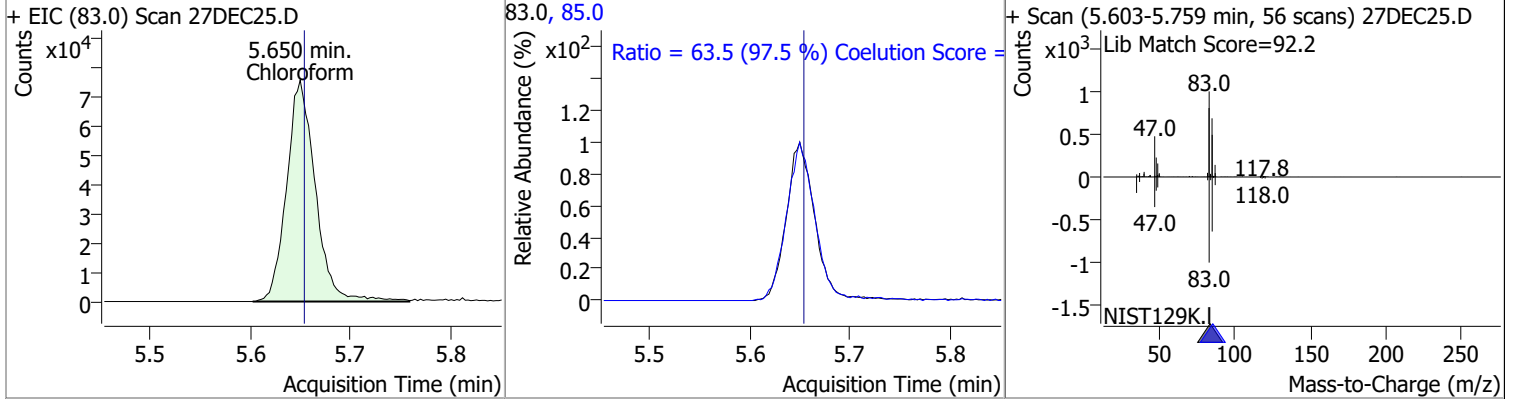


Compound	Conc.	RT	Dev(Min)	Resp.	QIon	QRatio	Lower	Upper
Bromochloromethane	130.3234	5.52	-0.01	33986	49.0	188.4	154.6	214.6

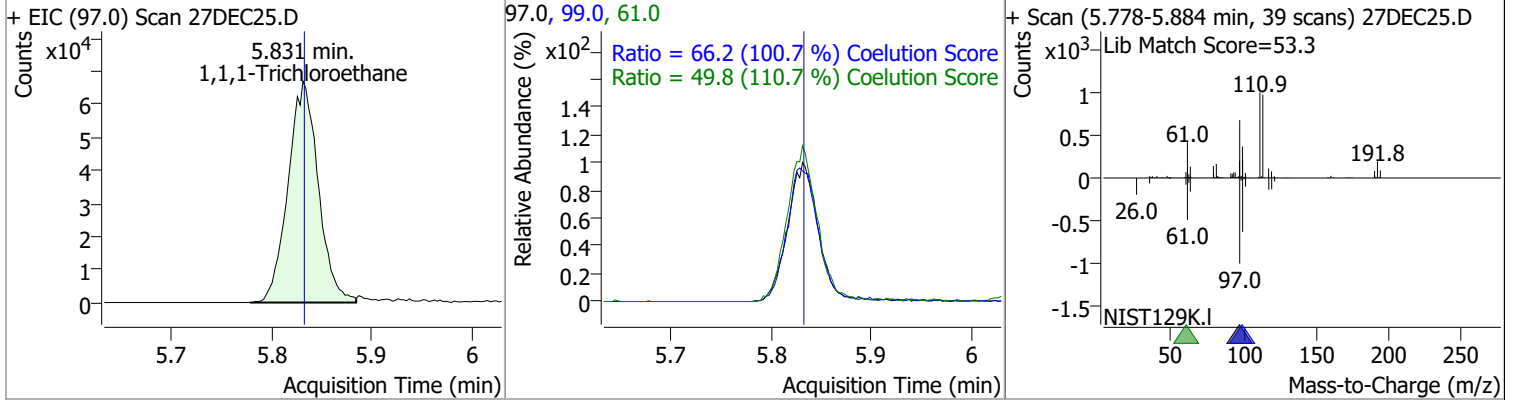


Quantitation Results Report (QT Reviewed)

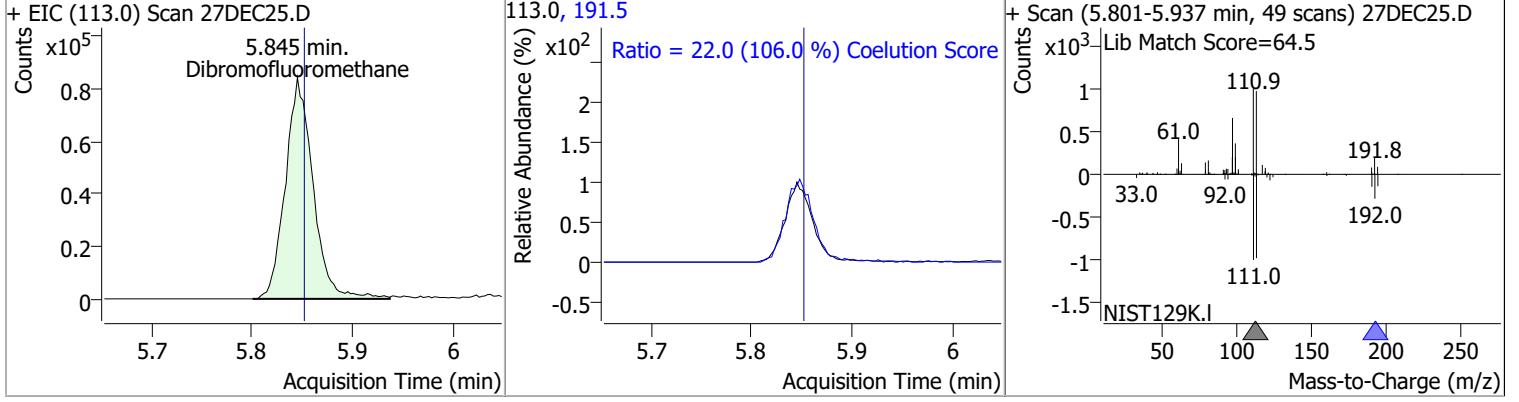
Compound	Conc.	RT	Dev(Min)	Resp.	QIon	QRatio	Lower	Upper
Chloroform	120.4767	5.65	0.00	150536	85.0	63.5	35.1	95.1



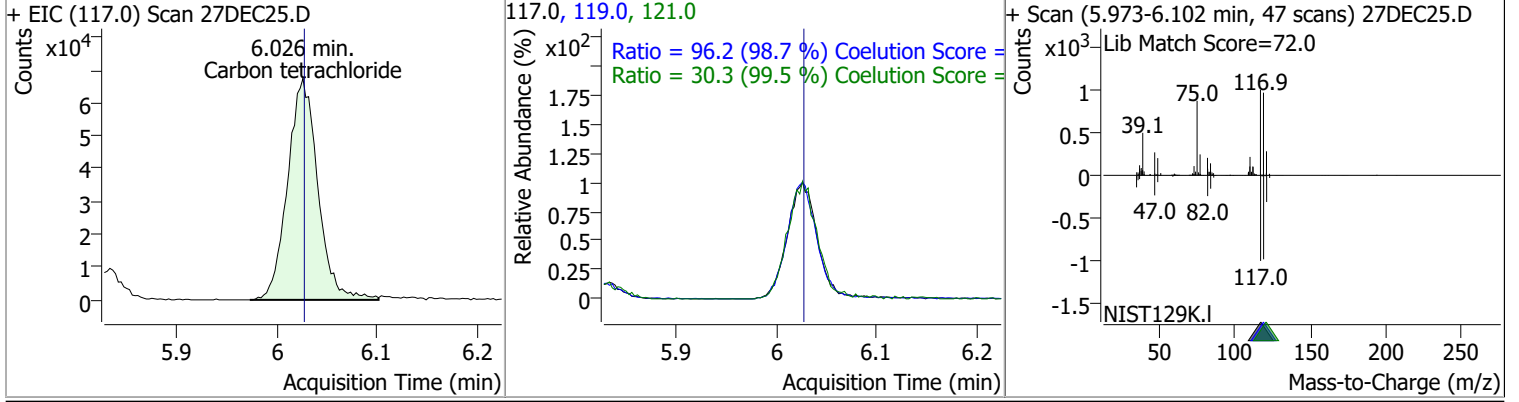
Compound	Conc.	RT	Dev(Min)	Resp.	QIon	QRatio	Lower	Upper
1,1,1-Trichloroethane	119.0507	5.83	0.00	140352	99.0	66.2	35.7	95.7
					61.0	49.8	15.0	75.0



Compound	Conc.	RT	Dev(Min)	Resp.	QIon	QRatio	Lower	Upper
Dibromofluoromethane	254.7257	5.85	-0.01	161268	191.5	22.0	0.0	50.7

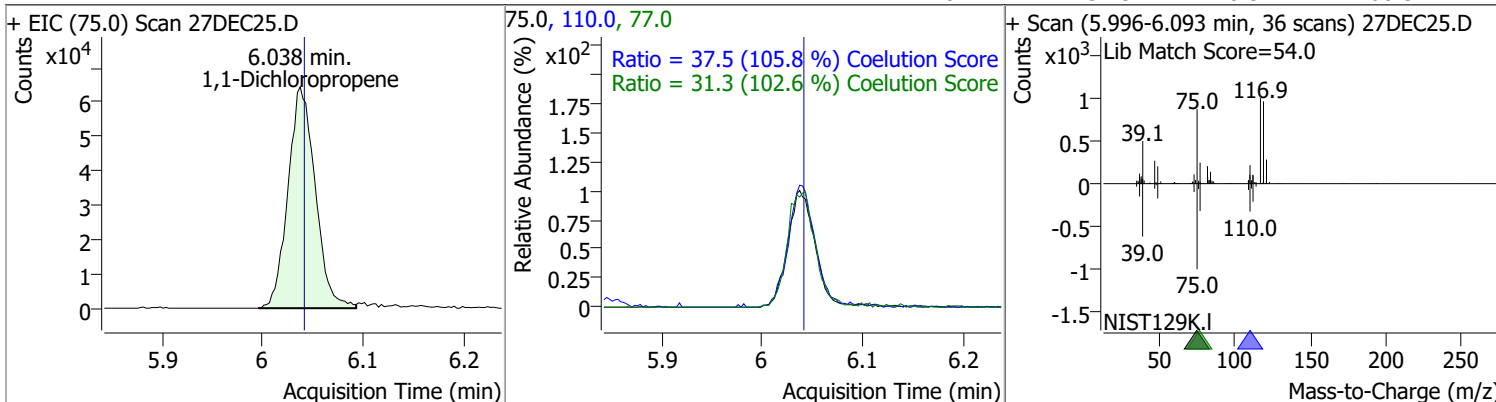


Compound	Conc.	RT	Dev(Min)	Resp.	QIon	QRatio	Lower	Upper
Carbon tetrachloride	121.8651	6.03	0.00	140970	119.0	96.2	67.5	127.5
					121.0	30.3	0.4	60.4

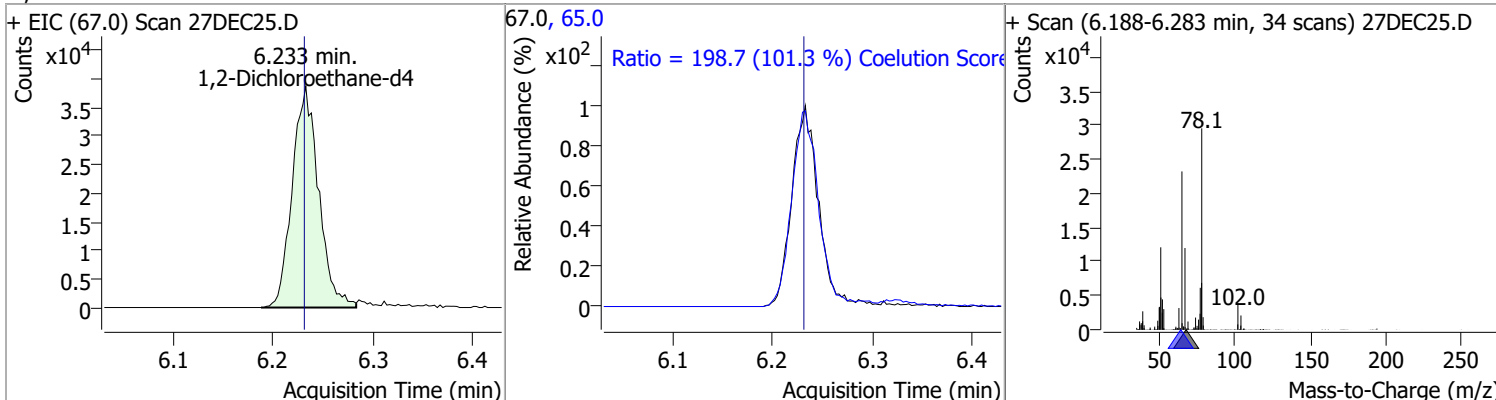


Quantitation Results Report (QT Reviewed)

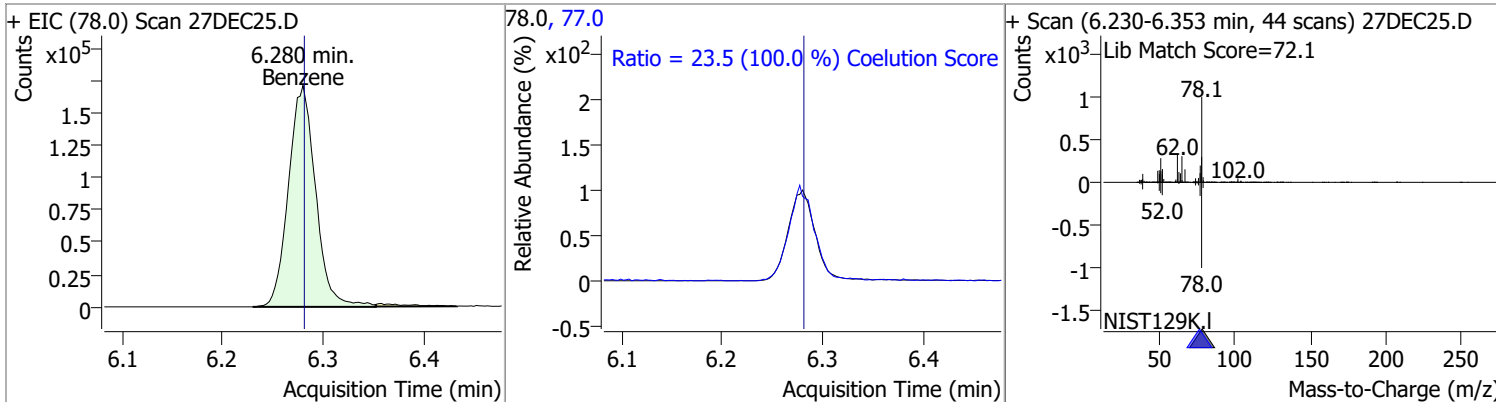
Compound	Conc.	RT	Dev(Min)	Resp.	QIon	QRatio	Lower	Upper
1,1-Dichloropropene	116.9240	6.04	0.00	121499	110.0	37.5	5.4	65.4
					77.0	31.3	0.5	60.5



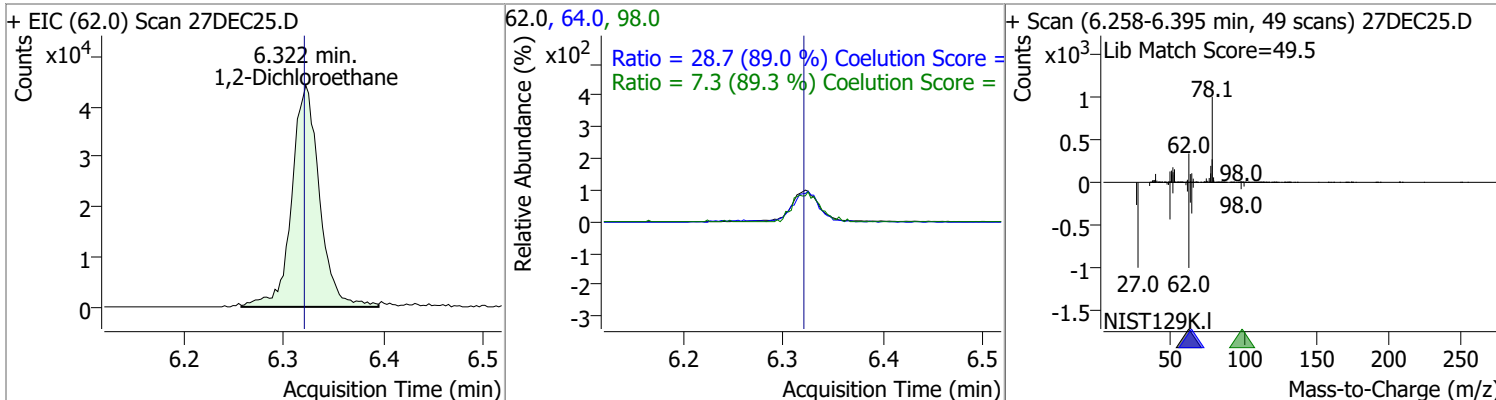
Compound	Conc.	RT	Dev(Min)	Resp.	QIon	QRatio	Lower	Upper
1,2-Dichloroethane-d4	244.1589	6.23	0.00	70544	65.0	198.7	166.3	226.3



Compound	Conc.	RT	Dev(Min)	Resp.	QIon	QRatio	Lower	Upper
Benzene	122.2631	6.28	0.00	321320	77.0	23.5	0.0	53.5

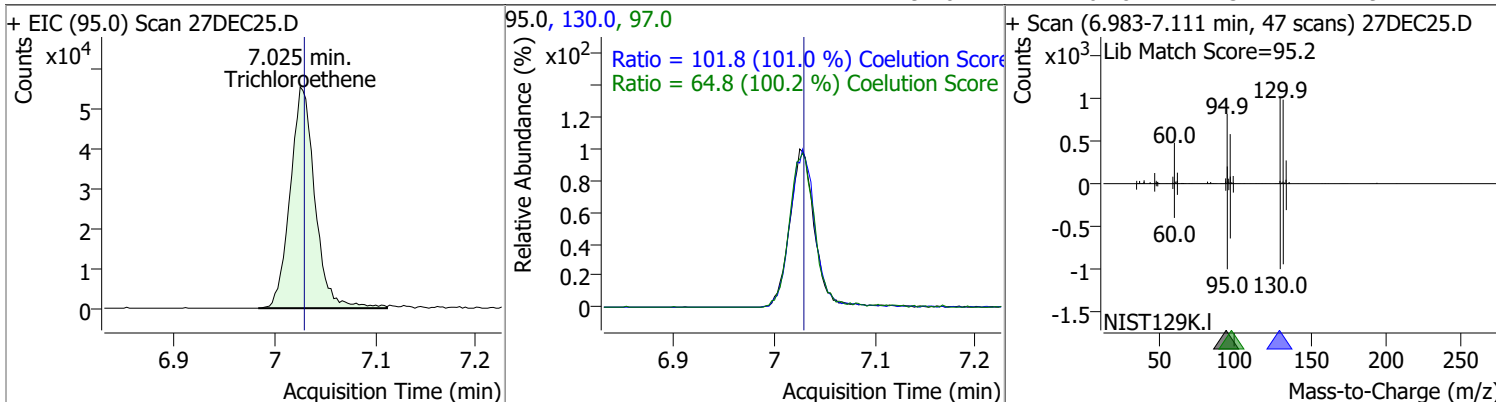


Compound	Conc.	RT	Dev(Min)	Resp.	QIon	QRatio	Lower	Upper
1,2-Dichloroethane	124.0140	6.32	0.00	85187	64.0	28.7	2.3	62.3
					98.0	7.3	0.0	38.2

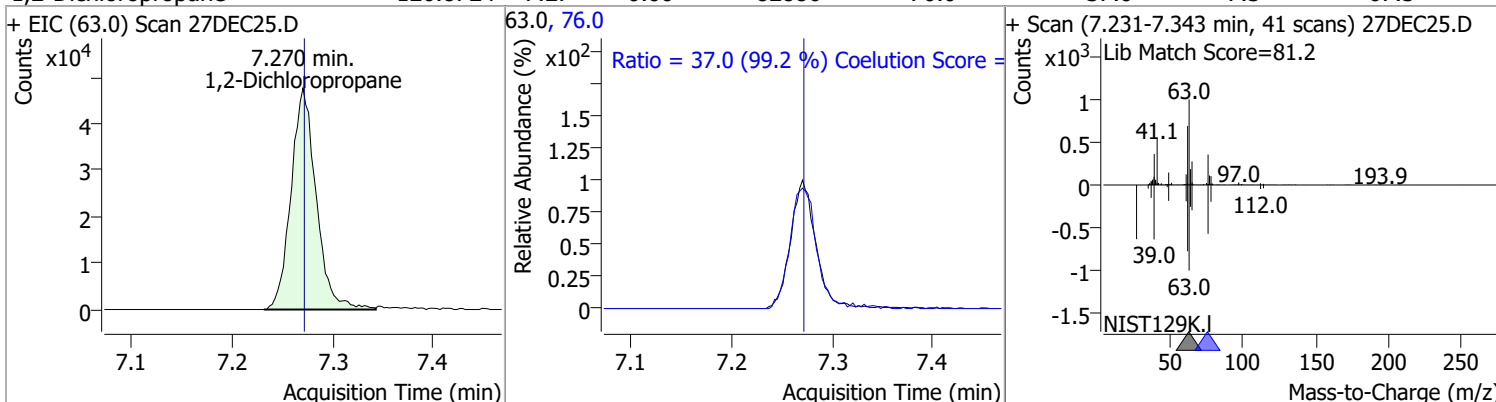


Quantitation Results Report (QT Reviewed)

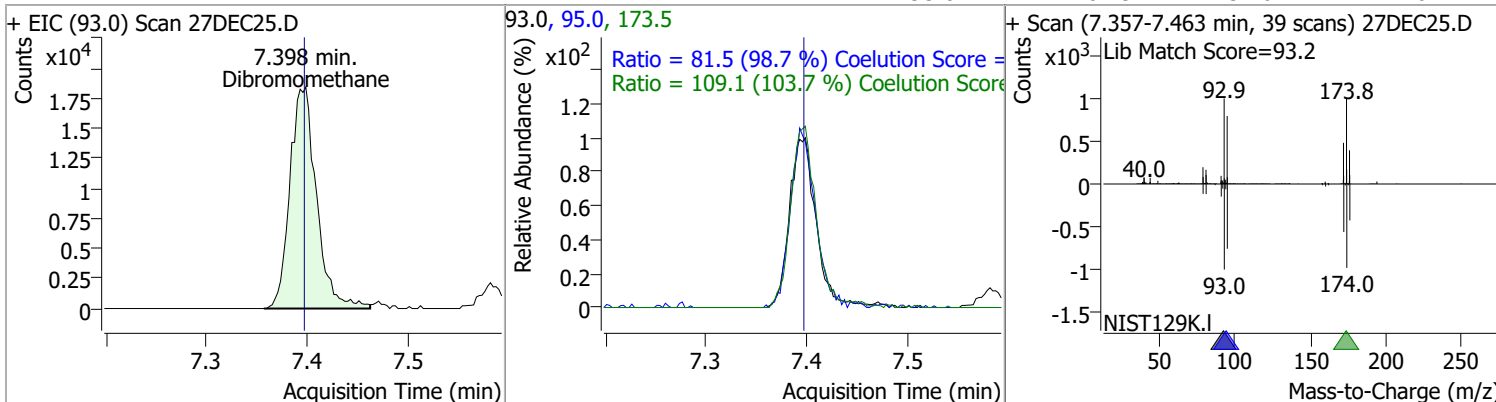
Compound	Conc.	RT	Dev(Min)	Resp.	QIon	QRatio	Lower	Upper
Trichloroethene	122.1033	7.02	0.00	94684	130.0	101.8	70.8	130.8
					97.0	64.8	34.7	94.7



Compound	Conc.	RT	Dev(Min)	Resp.	QIon	QRatio	Lower	Upper
1,2-Dichloropropane	126.8724	7.27	0.00	82886	76.0	37.0	7.3	67.3

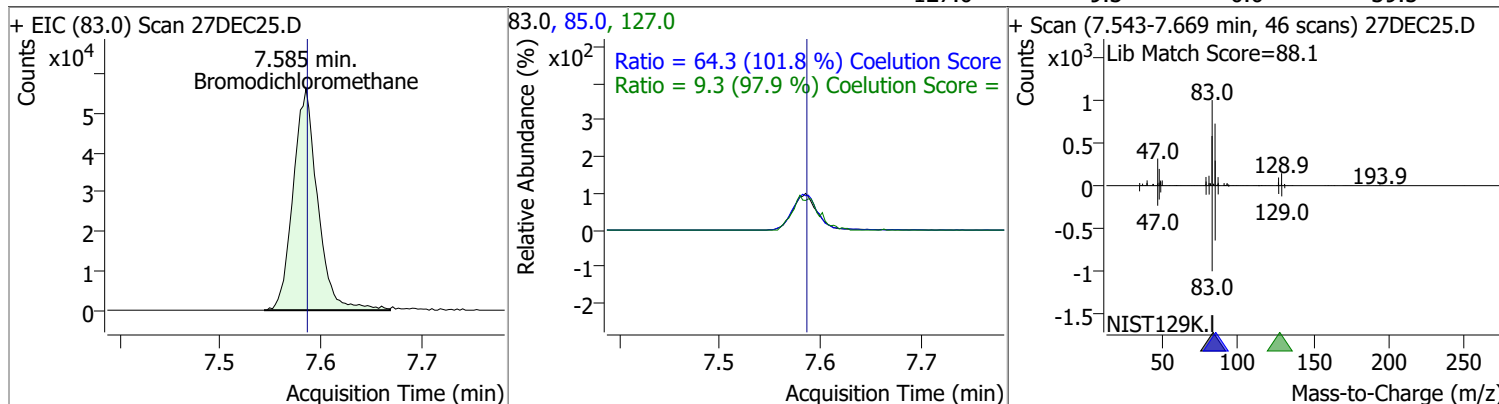


Compound	Conc.	RT	Dev(Min)	Resp.	QIon	QRatio	Lower	Upper
Dibromomethane	126.4367	7.40	0.00	33909	173.5	109.1	75.2	135.2
					95.0	81.5	52.6	112.6

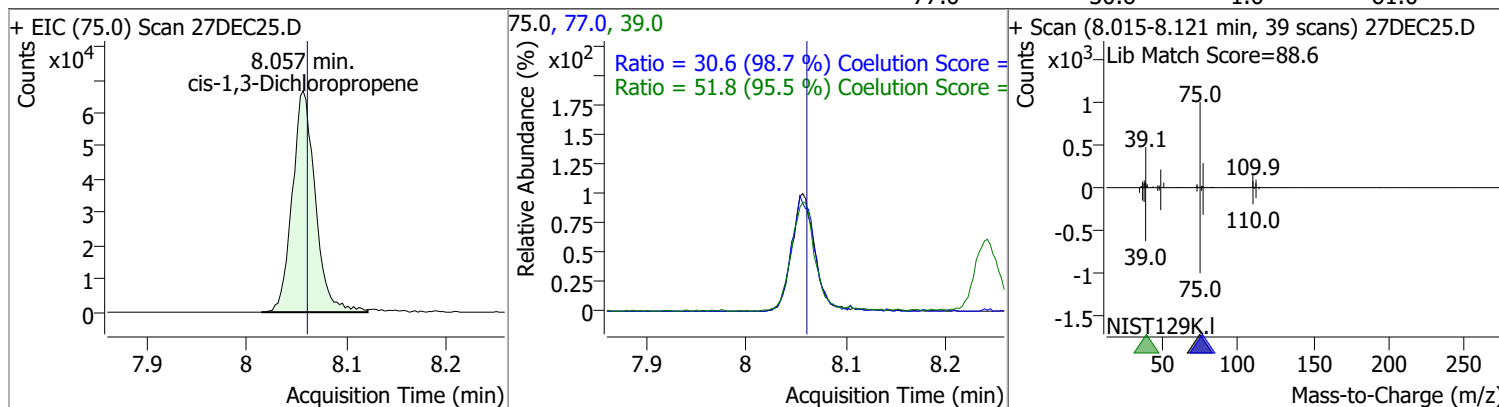


Quantitation Results Report (QT Reviewed)

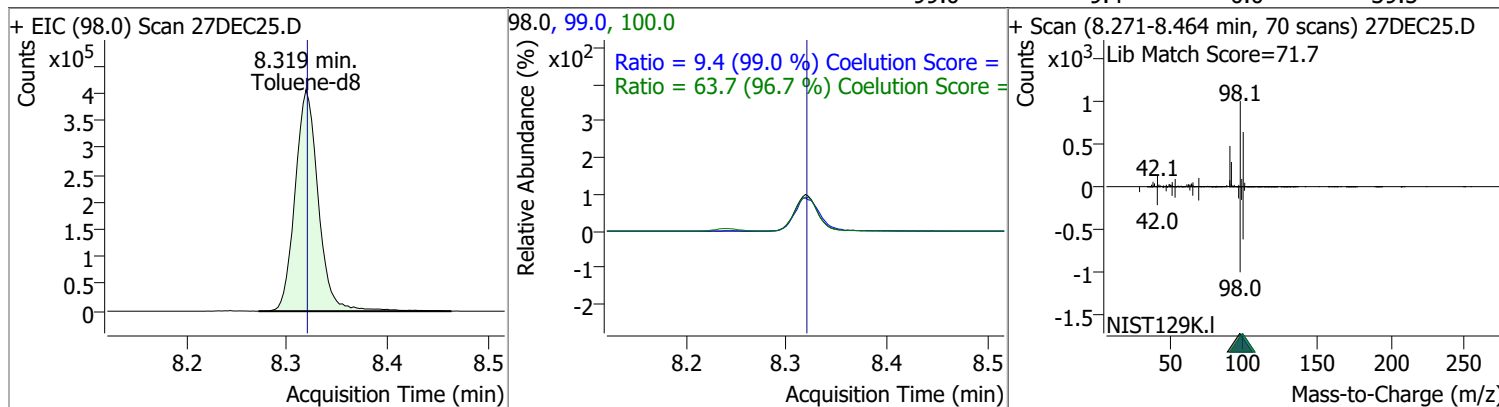
Compound	Conc.	RT	Dev(Min)	Resp.	QIon	QRatio	Lower	Upper
Bromodichloromethane	125.8842	7.59	0.00	95633	85.0	64.3	33.1	93.1
					127.0	9.3	0.0	39.5



Compound	Conc.	RT	Dev(Min)	Resp.	QIon	QRatio	Lower	Upper
cis-1,3-Dichloropropene	125.8583	8.06	0.00	106195	39.0	51.8	24.3	84.3
					77.0	30.6	1.0	61.0

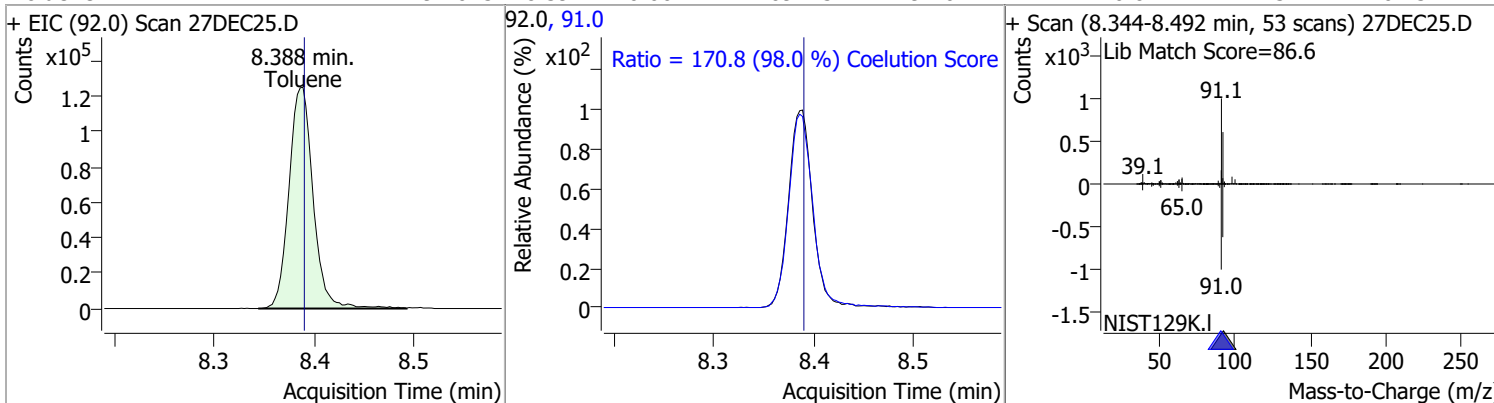


Compound	Conc.	RT	Dev(Min)	Resp.	QIon	QRatio	Lower	Upper
Toluene-d8	265.7754	8.32	0.00	653373	100.0	63.7	35.9	95.9
					99.0	9.4	0.0	39.5

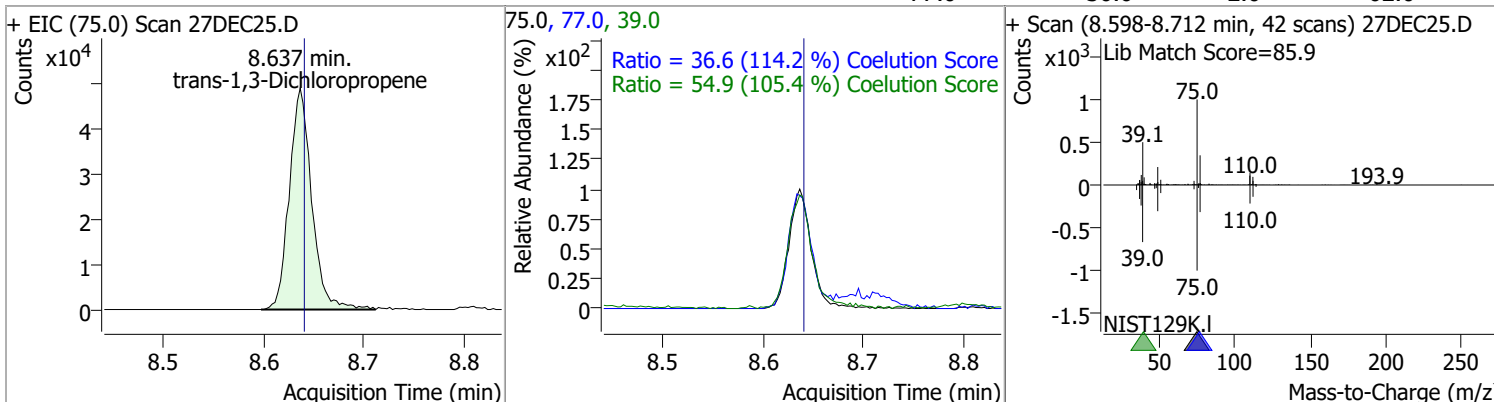


Quantitation Results Report (QT Reviewed)

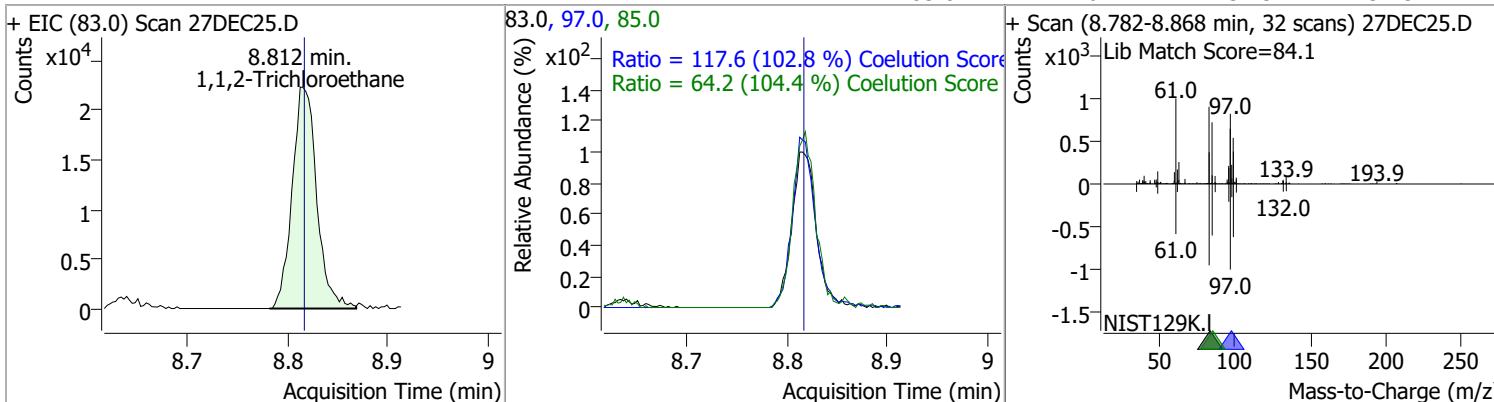
Compound	Conc.	RT	Dev(Min)	Resp.	QIon	QRatio	Lower	Upper
Toluene	129.4015	8.39	0.00	209145	91.0	170.8	144.3	204.3



Compound	Conc.	RT	Dev(Min)	Resp.	QIon	QRatio	Lower	Upper
trans-1,3-Dichloropropene	125.1880	8.64	0.00	75576	39.0 77.0	54.9 36.6	22.1 2.0	82.1 62.0

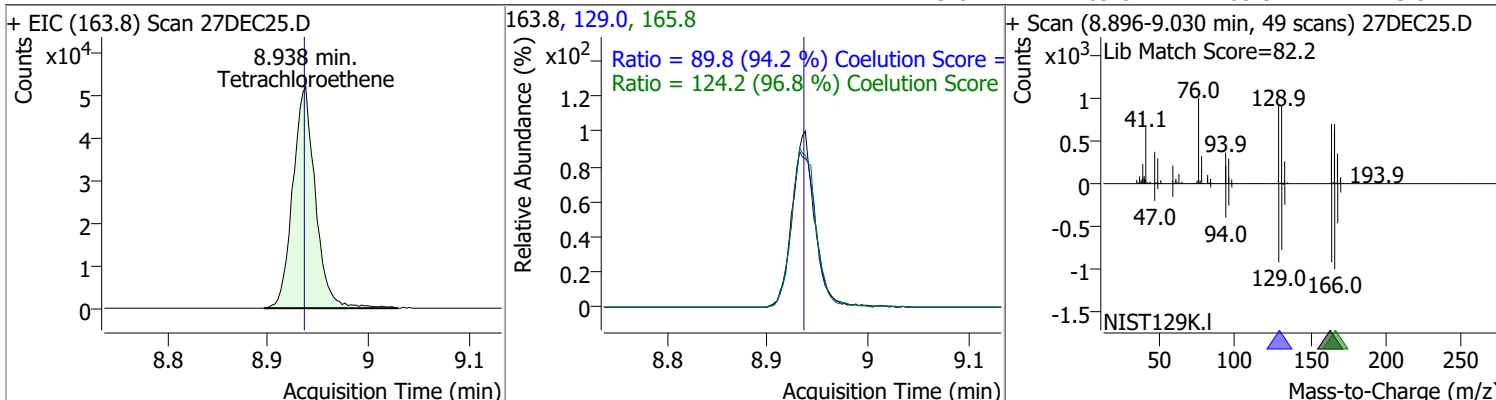


Compound	Conc.	RT	Dev(Min)	Resp.	QIon	QRatio	Lower	Upper
1,1,2-Trichloroethane	120.9290	8.81	0.00	38027	97.0 85.0	117.6 64.2	84.3 31.5	144.3 91.5

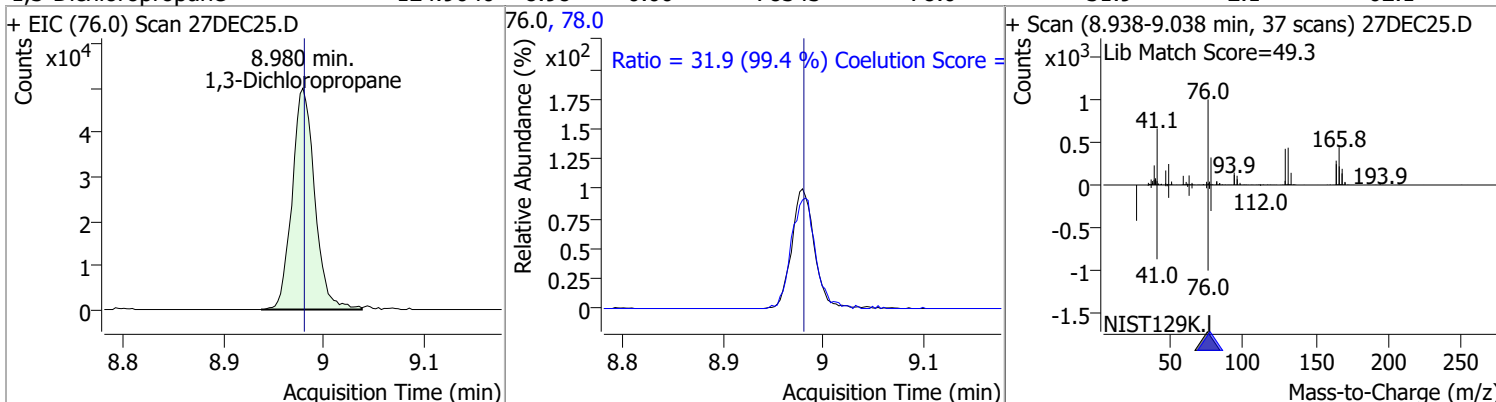


Quantitation Results Report (QT Reviewed)

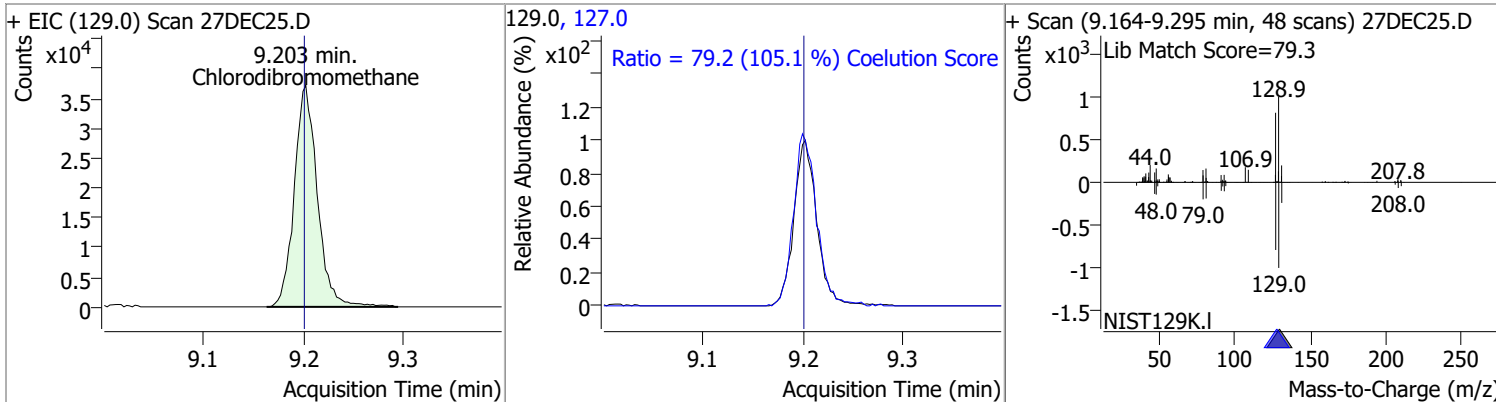
Compound	Conc.	RT	Dev(Min)	Resp.	QIon	QRatio	Lower	Upper
Tetrachloroethene	126.9978	8.94	0.00	81338	165.8	124.2	98.3	158.3
					129.0	89.8	65.3	125.3



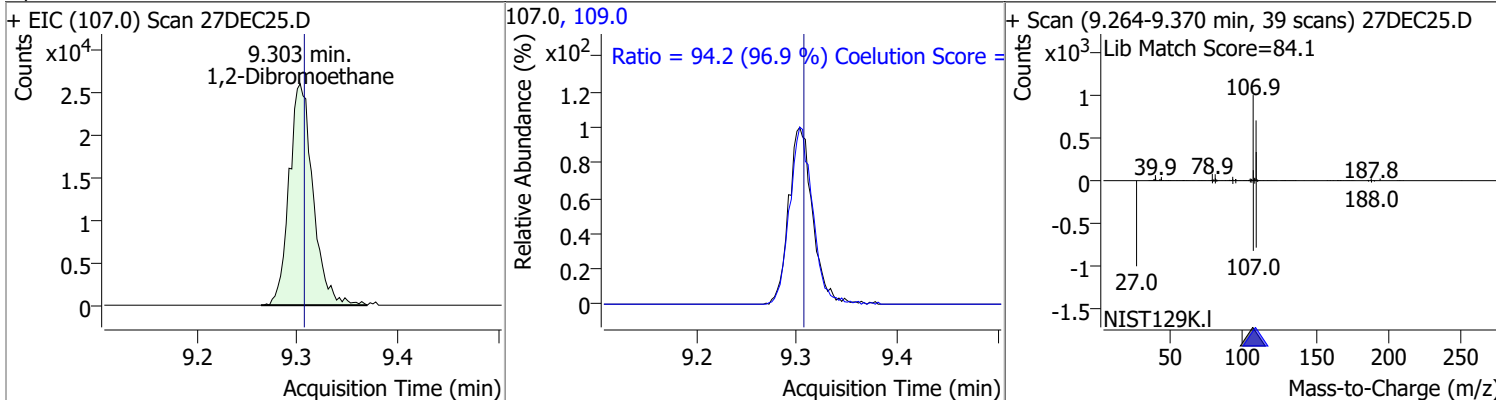
Compound	Conc.	RT	Dev(Min)	Resp.	QIon	QRatio	Lower	Upper
1,3-Dichloropropane	124.9040	8.98	0.00	78343	78.0	31.9	2.1	62.1



Compound	Conc.	RT	Dev(Min)	Resp.	QIon	QRatio	Lower	Upper
Chlorodibromomethane	125.0277	9.20	0.00	59350	127.0	79.2	45.3	105.3

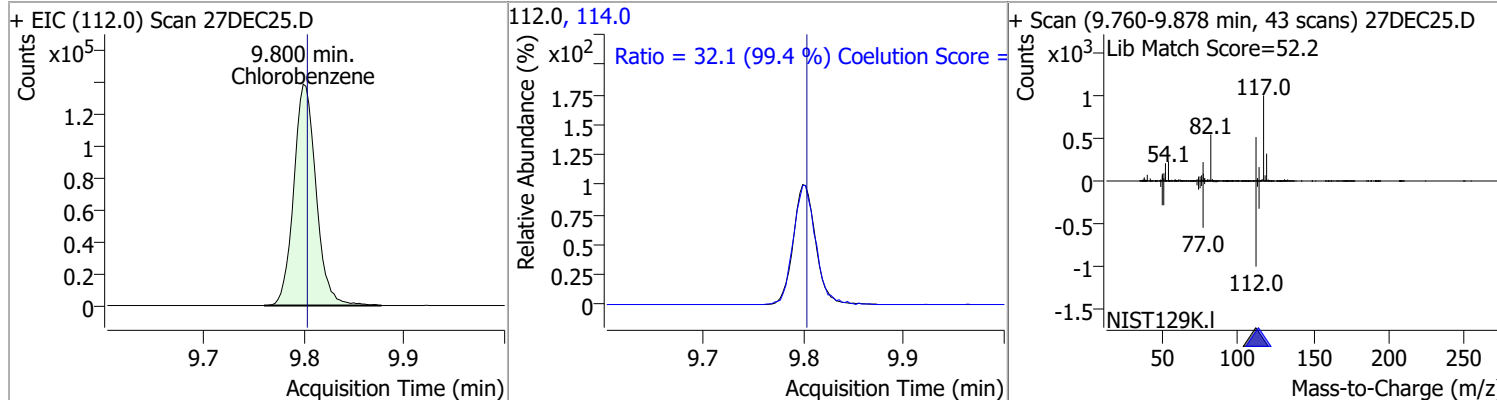


Compound	Conc.	RT	Dev(Min)	Resp.	QIon	QRatio	Lower	Upper
1,2-Dibromoethane	125.6736	9.30	0.00	42963	109.0	94.2	67.2	127.2

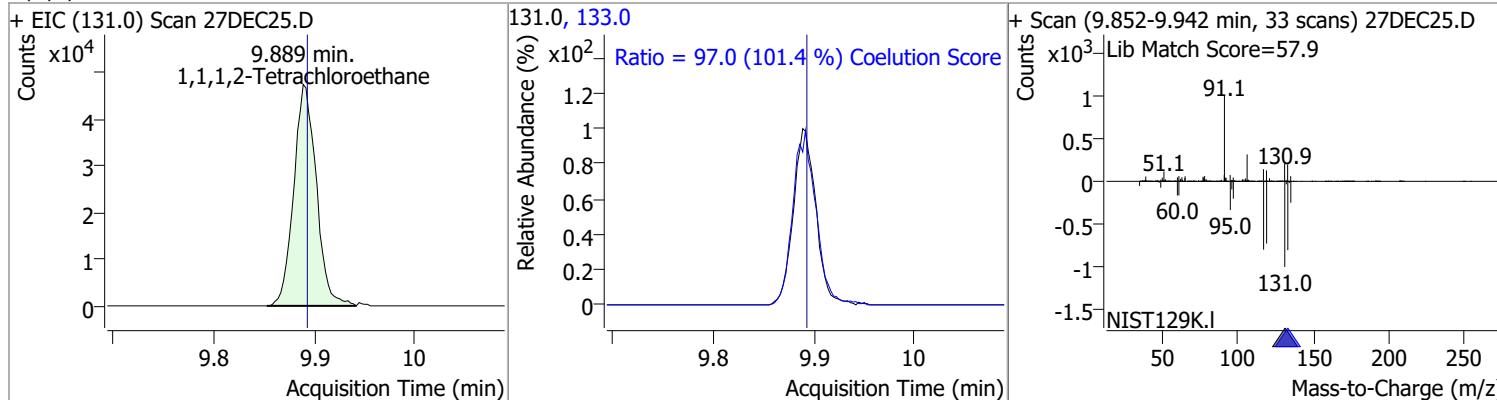


Quantitation Results Report (QT Reviewed)

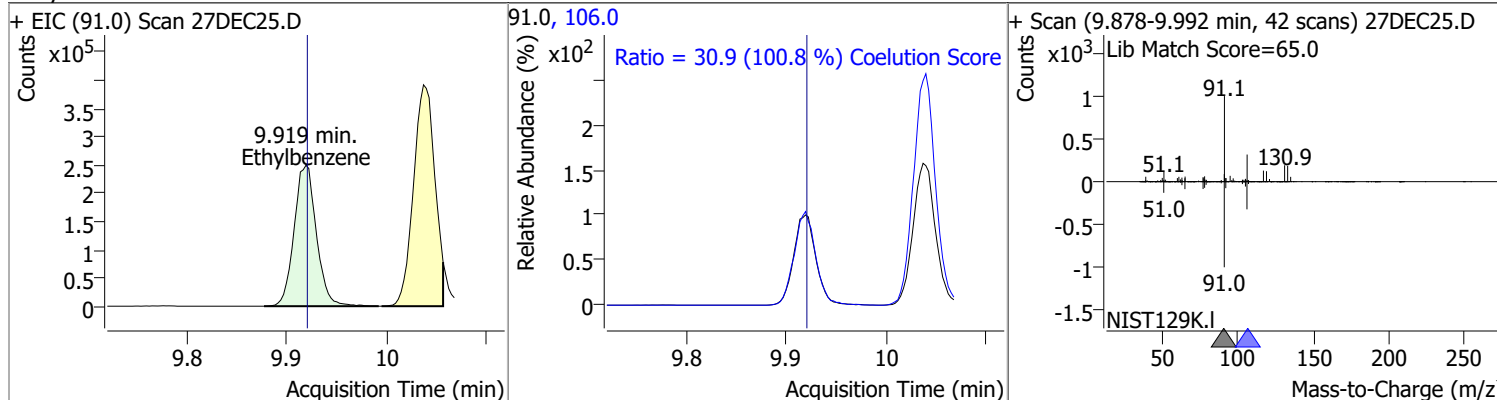
Compound	Conc.	RT	Dev(Min)	Resp.	QIon	QRatio	Lower	Upper
Chlorobenzene	123.4316	9.80	0.00	215360	114.0	32.1	2.3	62.3



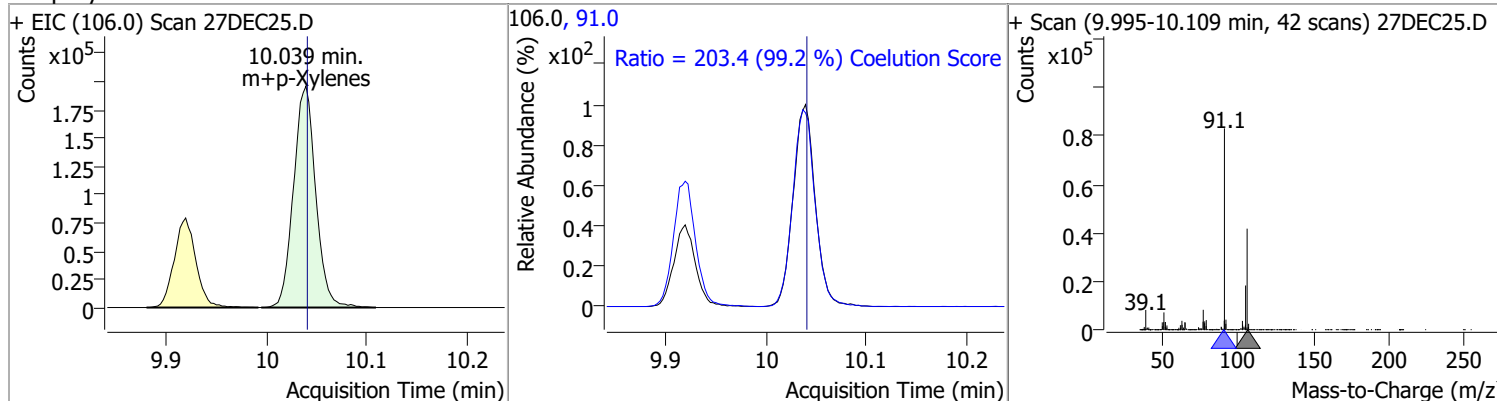
Compound	Conc.	RT	Dev(Min)	Resp.	QIon	QRatio	Lower	Upper
1,1,1,2-Tetrachloroethane	125.0973	9.89	0.00	74246	133.0	97.0	65.7	125.7



Compound	Conc.	RT	Dev(Min)	Resp.	QIon	QRatio	Lower	Upper
Ethylbenzene	123.6302	9.92	0.00	384086	106.0	30.9	0.7	60.7

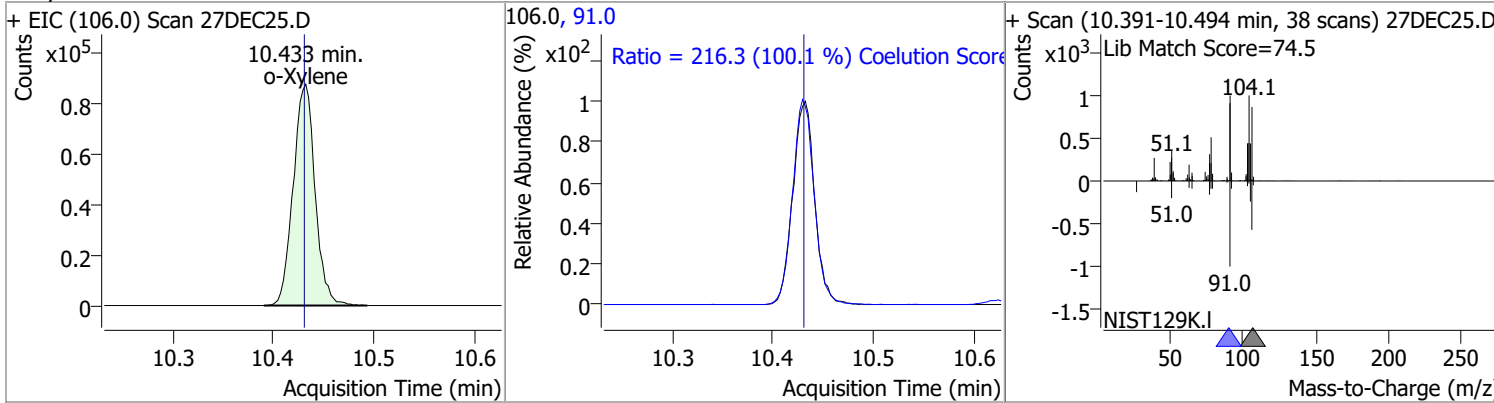


Compound	Conc.	RT	Dev(Min)	Resp.	QIon	QRatio	Lower	Upper
m+p-Xylenes	253.7248	10.04	0.00	300556	91.0	203.4	175.0	235.0

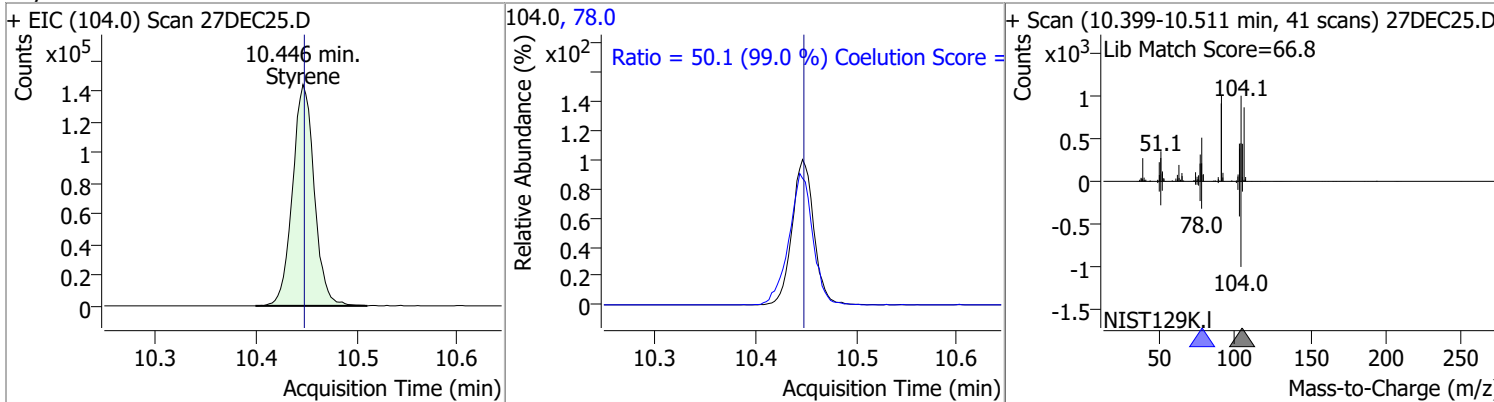


Quantitation Results Report (QT Reviewed)

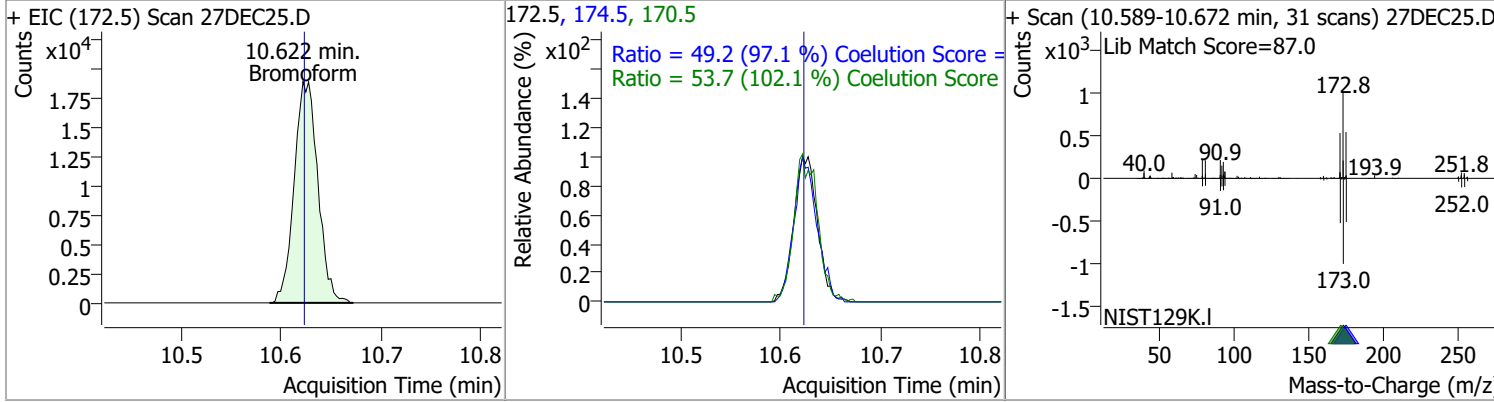
Compound	Conc.	RT	Dev(Min)	Resp.	QIon	QRatio	Lower	Upper
o-Xylene	128.4778	10.43	0.00	132799	91.0	216.3	186.1	246.1



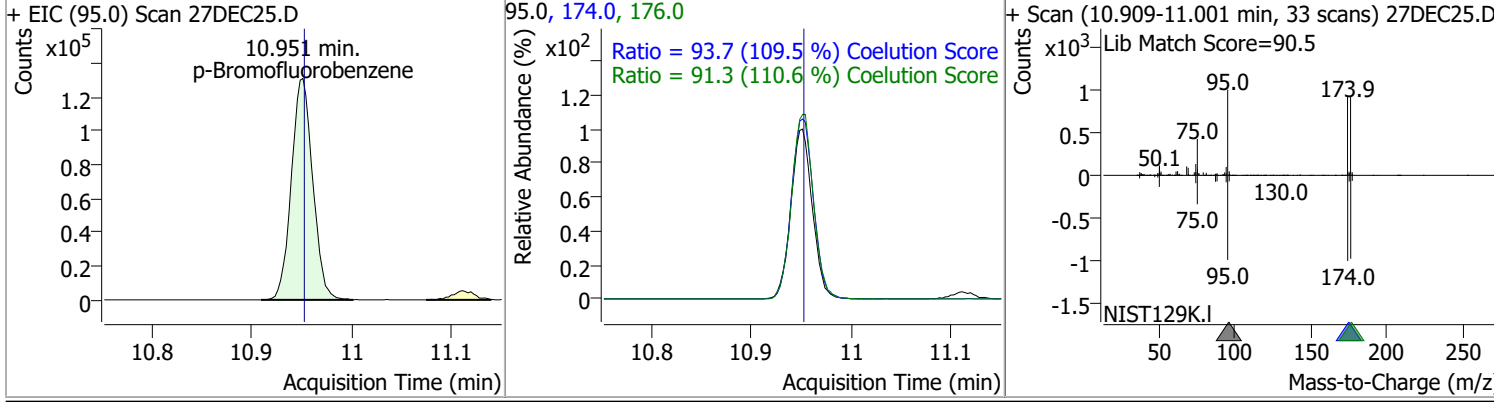
Compound	Conc.	RT	Dev(Min)	Resp.	QIon	QRatio	Lower	Upper
Styrene	129.3956	10.45	0.00	217814	78.0	50.1	20.6	80.6



Compound	Conc.	RT	Dev(Min)	Resp.	QIon	QRatio	Lower	Upper
Bromoform	124.4841	10.62	0.00	31109	170.5	53.7	22.7	82.7
					174.5	49.2	20.7	80.7

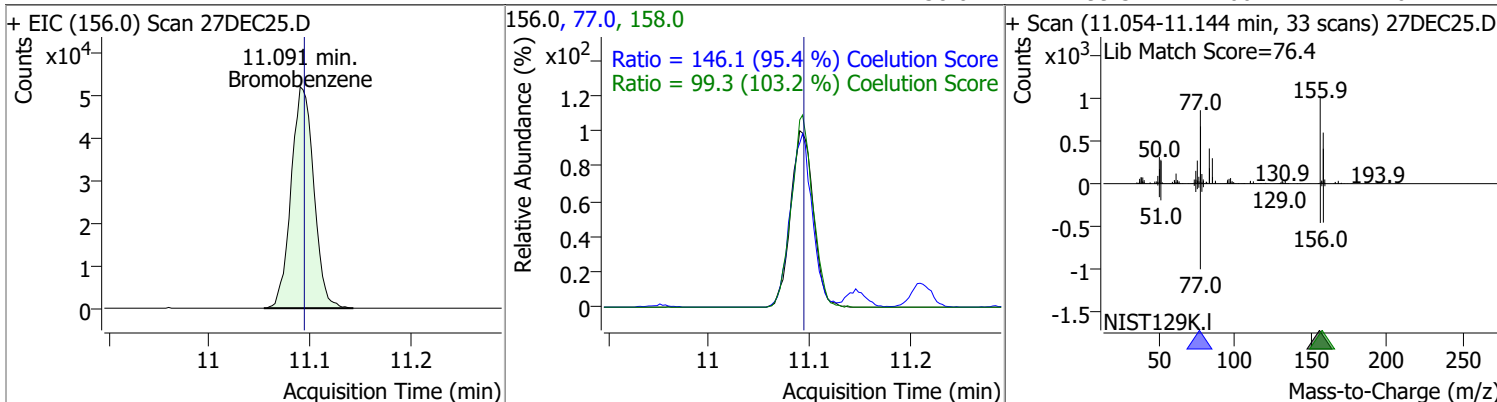


Compound	Conc.	RT	Dev(Min)	Resp.	QIon	QRatio	Lower	Upper
p-Bromofluorobenzene	254.7260	10.95	0.00	194042	174.0	93.7	55.5	115.5
					176.0	91.3	52.5	112.5

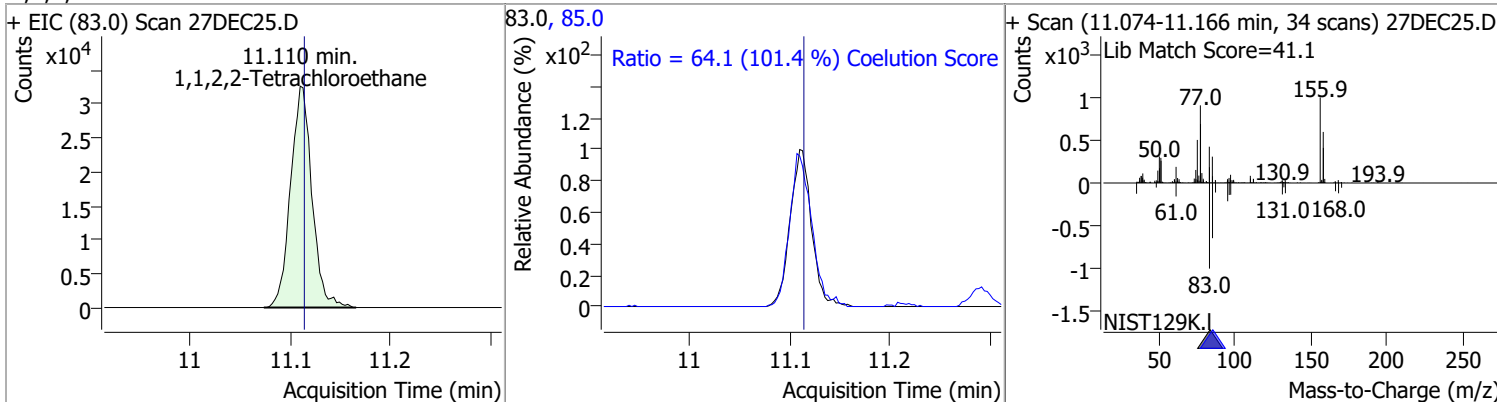


Quantitation Results Report (QT Reviewed)

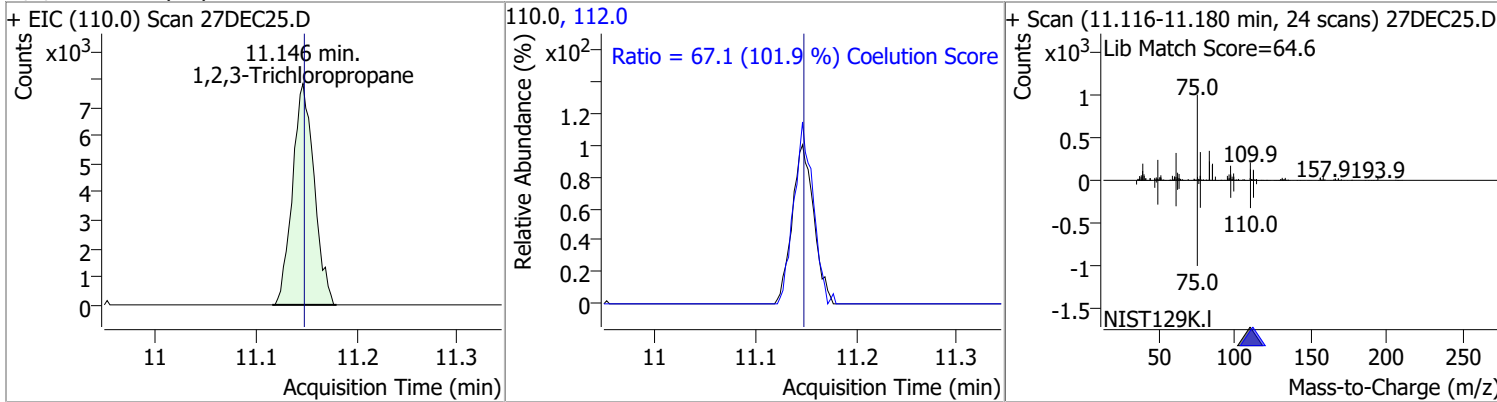
Compound	Conc.	RT	Dev(Min)	Resp.	QIon	QRatio	Lower	Upper
Bromobenzene	124.3844	11.09	0.00	81974	77.0	146.1	123.2	183.2
					158.0	99.3	66.2	126.2



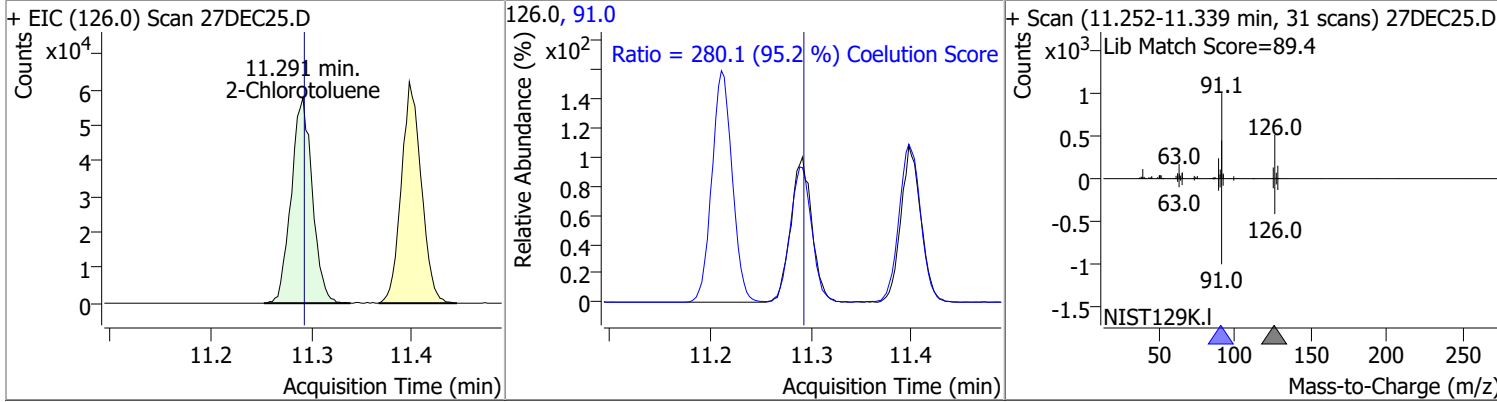
Compound	Conc.	RT	Dev(Min)	Resp.	QIon	QRatio	Lower	Upper
1,1,2,2-Tetrachloroethane	127.7438	11.11	0.00	48227	85.0	64.1	33.2	93.2



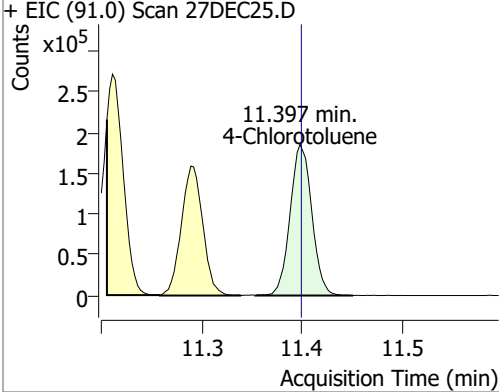
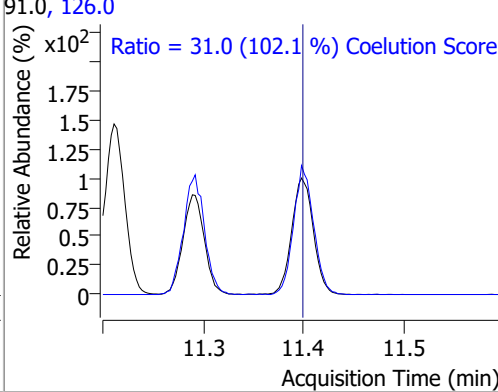
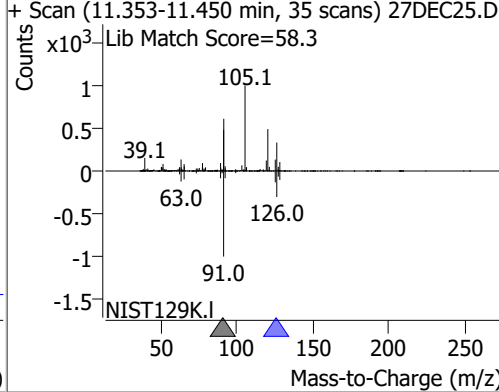
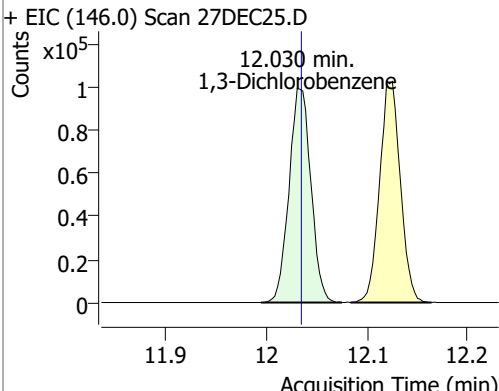
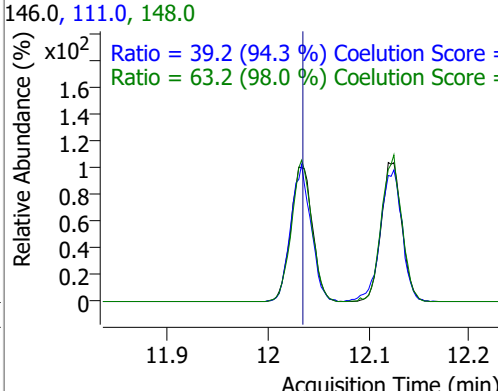
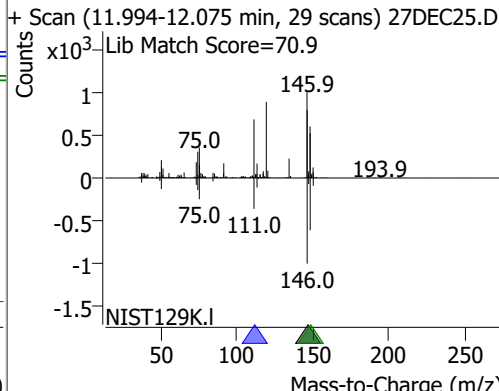
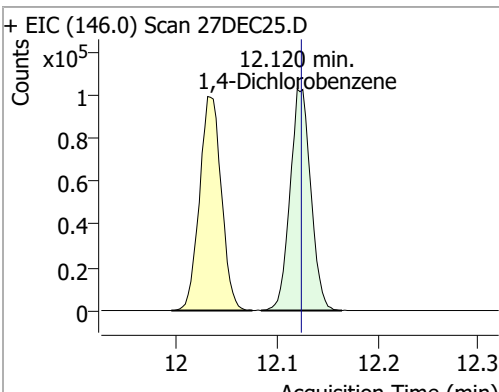
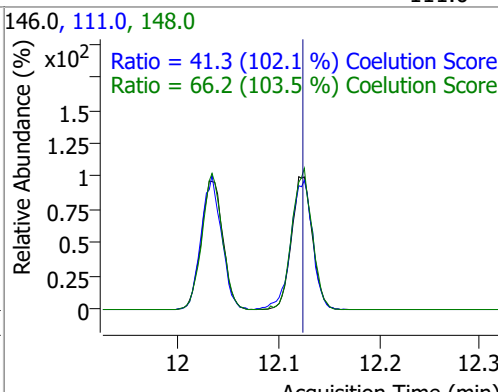
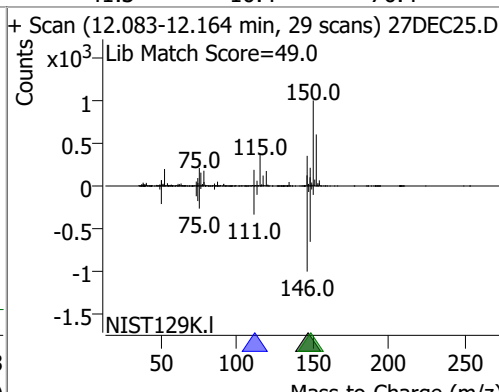
Compound	Conc.	RT	Dev(Min)	Resp.	QIon	QRatio	Lower	Upper
1,2,3-Trichloropropane	118.2148	11.15	0.00	11758	112.0	67.1	35.8	95.8



Compound	Conc.	RT	Dev(Min)	Resp.	QIon	QRatio	Lower	Upper
2-Chlorotoluene	123.5781	11.29	0.00	84218	91.0	280.1	264.1	324.1

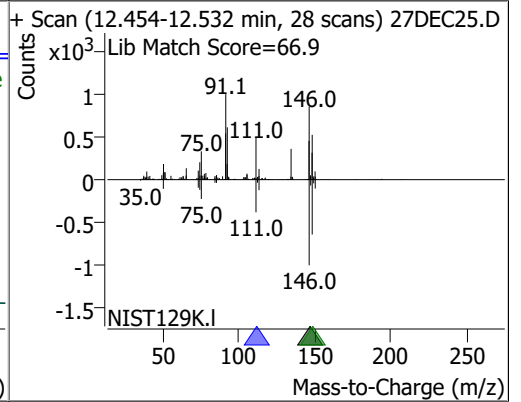
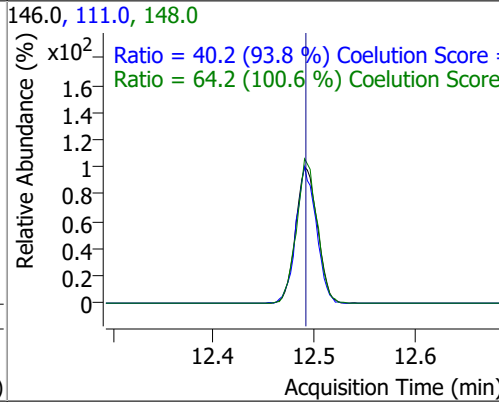
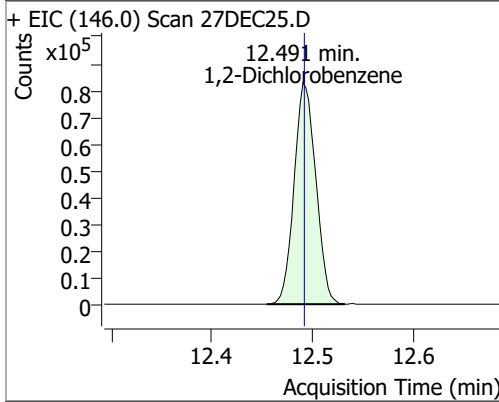


Quantitation Results Report (QT Reviewed)

Compound	Conc.	RT	Dev(Min)	Resp.	QIon	QRatio	Lower	Upper
4-Chlorotoluene	126.3156	11.40	0.00	278060	126.0	31.0	0.4	60.4
+ EIC (91.0) Scan 27DEC25.D 			91.0, 126.0 Ratio = 31.0 (102.1 %) Coelution Score = 			+ Scan (11.353-11.450 min, 35 scans) 27DEC25.D Lib Match Score=58.3 		
1,3-Dichlorobenzene	125.1282	12.03	0.00	150757	148.0	63.2	34.5	94.5
+ EIC (146.0) Scan 27DEC25.D 			146.0, 111.0, 148.0 Ratio = 39.2 (94.3 %) Coelution Score = Ratio = 63.2 (98.0 %) Coelution Score = 			+ Scan (11.994-12.075 min, 29 scans) 27DEC25.D Lib Match Score=70.9 		
1,4-Dichlorobenzene	119.0863	12.12	0.00	148223	148.0	66.2	34.0	94.0
+ EIC (146.0) Scan 27DEC25.D 			146.0, 111.0, 148.0 Ratio = 41.3 (102.1 %) Coelution Score = Ratio = 66.2 (103.5 %) Coelution Score = 			+ Scan (12.083-12.164 min, 29 scans) 27DEC25.D Lib Match Score=49.0 		

Quantitation Results Report (QT Reviewed)

Compound	Conc.	RT	Dev(Min)	Resp.	QIon	QRatio	Lower	Upper
1,2-Dichlorobenzene	122.1627	12.49	0.00	124560	148.0	64.2	33.8	93.8
					111.0	40.2	12.8	72.8



Audit Trail report

Batch name and path: D:\Org\Data\VOA5975C\VG122721\QuantResults\VG122721_8260B_624pt1.batch.bin
Quant batch version: 10.0
Quant reporting version: 10.0

Name	User	Time	Action	Reason	Comment	Succeed	Exception
CmdNewBatchTable	BL2000\mchavez	12/27/2021 9:16:15 AM	Create new batch D:\Org\Data\VOA5975C\VG122721\VG122721_8260B_624pt1.batch.bin			✓	
CmdImportSamplesFromWorklist	BL2000\mchavez	12/27/2021 9:16:22 AM	Add samples from worklist: D:\Org\Data\VOA5975C\VG122721\27DEC01.D			✓	
CmdStartMethodEditing	BL2000\mchavez	12/27/2021 9:16:40 AM	Start method editing			✓	
CmdImportMethodFromBatch	BL2000\mchavez	12/27/2021 9:16:41 AM	Import method from batch D:\Org\Data\VOA5975C\VG122321\VG122321_8260B_624pt1.batch.bin			✓	
CmdApplyMethodToAllSamples	BL2000\mchavez	12/27/2021 9:16:48 AM	Apply method to all samples			✓	
CmdMethodClear	BL2000\mchavez	12/27/2021 9:16:48 AM	Clear method			✓	
CmdEndMethodEditing	BL2000\mchavez	12/27/2021 9:16:48 AM	End method editing			✓	
CmdQuantitate	BL2000\mchavez	12/27/2021 9:16:51 AM	Quantitate all compounds in all samples			✓	
CmdSaveBatchTable	BL2000\mchavez	12/27/2021 9:27:06 AM	Save batch D:\Org\Data\VOA5975C\VG122721\QuantResults\VG122721_8260B_624pt1.batch.bin			✓	
CmdOpenBatchTable	BL2000\mchavez	12/27/2021 9:37:27 AM	Open batch D:\Org\Data\VOA5975C\VG122721\VG122721_8260B_624pt1.batch.bin			✓	
CmdImportSamplesFromWorklist	BL2000\mchavez	12/27/2021 9:37:38 AM	Add samples from worklist: D:\Org\Data\VOA5975C\VG122721\27DEC02.D			✓	
CmdSetSampleAttribute	BL2000\mchavez	12/27/2021 9:37:42 AM	Set SampleType = TuneCheck for sample 27DEC02.D; previous value = Sample			✓	
CmdSaveBatchTable	BL2000\mchavez	12/27/2021 10:06:02 AM	Save batch D:\Org\Data\VOA5975C\VG122721\QuantResults\VG122721_8260B_624pt1.batch.bin			✓	
CmdOpenBatchTable	BL2000\mchavez	12/27/2021 10:14:28 AM	Open batch D:\Org\Data\VOA5975C\VG122721\VG122721_8260B_624pt1.batch.bin			✓	
CmdImportSamplesFromWorklist	BL2000\mchavez	12/27/2021 10:14:43 AM	Add samples from worklist: D:\Org\Data\VOA5975C\VG122721\27DEC03.D			✓	
CmdSetSampleAttribute	BL2000\mchavez	12/27/2021 10:14:48 AM	Set SampleType = CC for sample 27DEC03.D; previous value = Sample			✓	
CmdSetSampleAttribute	BL2000\mchavez	12/27/2021 10:14:53 AM	Set LevelName = CC for sample 27DEC03.D; previous value =			✓	
CmdQuantitate	BL2000\mchavez	12/27/2021 10:14:58 AM	Quantitate all compounds in all samples			✓	

Audit Trail report

Name	User	Time	Action	Reason	Comment	Succeed	Exception
CmdStartMethodEditing	BL2000\mchavez	12/27/2021 10:16:27 AM	Start method editing			✓	
CmdImportMethodFromFile	BL2000\mchavez	12/27/2021 10:16:28 AM	Import method from file \\MASSHUNTER\Org\Data\Methods\Quant\VOA5975C\VOA5975C_120721_CAL\VOA5975C_8260B_SHT_DoD_L4_120721.m			✓	
CmdApplyMethodToAllSamples	BL2000\mchavez	12/27/2021 10:16:35 AM	Apply method to all samples			✓	
CmdMethodClear	BL2000\mchavez	12/27/2021 10:16:35 AM	Clear method			✓	
CmdEndMethodEditing	BL2000\mchavez	12/27/2021 10:16:36 AM	End method editing			✓	
CmdQuantitate	BL2000\mchavez	12/27/2021 10:16:38 AM	Quantitate all compounds in all samples			✓	
CmdSaveBatchTable	BL2000\mchavez	12/27/2021 10:39:04 AM	Save batch D:\Org\Data\VOA5975C\VG122721\QuantResults\VG122721_8260B_624pt1.batch.bin			✓	
CmdOpenBatchTable	BL2000\mchavez	12/27/2021 10:53:16 AM	Open batch D:\Org\Data\VOA5975C\VG122721\VG122721_8260B_624pt1.batch.bin			✓	
CmdImportSamplesFromWorklist	BL2000\mchavez	12/27/2021 10:54:03 AM	Add samples from worklist: D:\Org\Data\VOA5975C\VG122721\27DEC04.D			✓	
CmdSetSampleAttribute	BL2000\mchavez	12/27/2021 10:54:08 AM	Set SampleType = QC for sample 27DEC04.D; previous value = Sample			✓	
CmdSetSampleAttribute	BL2000\mchavez	12/27/2021 10:54:11 AM	Set LevelName = QC for sample 27DEC04.D; previous value =			✓	
CmdSetSampleAttribute	BL2000\mchavez	12/27/2021 10:54:14 AM	Set SampleInformation = LCSA for sample 27DEC04.D; previous value =			✓	
CmdQuantitate	BL2000\mchavez	12/27/2021 10:54:20 AM	Quantitate all compounds in all samples			✓	
CmdSaveBatchTable	BL2000\mchavez	12/27/2021 11:09:47 AM	Save batch D:\Org\Data\VOA5975C\VG122721\QuantResults\VG122721_8260B_624pt1.batch.bin			✓	
CmdOpenBatchTable	BL2000\mchavez	12/27/2021 12:12:56 PM	Open batch D:\Org\Data\VOA5975C\VG122721\VG122721_8260B_624pt1.batch.bin			✓	
CmdImportSamplesFromWorklist	BL2000\mchavez	12/27/2021 12:13:27 PM	Add samples from worklist: D:\Org\Data\VOA5975C\VG122721\27DEC06.D, D:\Org\Data\VOA5975C\VG122721\27DEC05.D			✓	
CmdSetSampleAttribute	BL2000\mchavez	12/27/2021 12:13:36 PM	Set SampleType = Blank for sample 27DEC06.D; previous value = Sample			✓	
CmdQuantitate	BL2000\mchavez	12/27/2021 12:13:41 PM	Quantitate all compounds in all samples			✓	
CmdQuantitate	BL2000\mchavez	12/27/2021 12:13:53 PM	Quantitate all compounds in all samples			✓	

Audit Trail report

Name	User	Time	Action	Reason	Comment	Succeed	Exception
CmdSaveBatchTable	BL2000\mchavez	12/27/2021 12:27:23 PM	Save batch D:\Org\Data\VOA5975C\VG122721\QuantResults\VG122721_8260B_624pt1.batch.bin			✓	
CmdOpenBatchTable	BL2000\mchavez	12/27/2021 3:05:33 PM	Open batch D:\Org\Data\VOA5975C\VG122721\VG122721_8260B_624pt1.batch.bin			✓	
CmdImportSamplesFromWorklist	BL2000\mchavez	12/27/2021 3:06:23 PM	Add samples from worklist: D:\Org\Data\VOA5975C\VG122721\27DEC13.D, D:\Org\Data\VOA5975C\VG122721\27DEC12.D, D:\Org\Data\VOA5975C\VG122721\27DEC11.D, D:\Org\Data\VOA5975C\VG122721\27DEC10.D, D:\Org\Data\VOA5975C\VG122721\27DEC09.D, D:\Org\Data\VOA5975C\VG122721\27DEC08.D, D:\Org\Data\VOA5975C\VG122721\27DEC07.D			✓	
CmdQuantitate	BL2000\mchavez	12/27/2021 3:06:32 PM	Quantitate all compounds in all samples			✓	
CmdSaveBatchTable	BL2000\mchavez	12/27/2021 3:20:22 PM	Save batch D:\Org\Data\VOA5975C\VG122721\QuantResults\VG122721_8260B_624pt1.batch.bin			✓	
CmdOpenBatchTable	BL2000\mchavez	12/27/2021 3:58:14 PM	Open batch D:\Org\Data\VOA5975C\VG122721\VG122721_8260B_624pt1.batch.bin			✓	
CmdImportSamplesFromWorklist	BL2000\mchavez	12/27/2021 3:58:31 PM	Add samples from worklist: D:\Org\Data\VOA5975C\VG122721\27DEC14.D			✓	
CmdQuantitate	BL2000\mchavez	12/27/2021 3:58:59 PM	Quantitate all compounds in all samples			✓	
CmdImportSamplesFromWorklist	BL2000\mchavez	12/27/2021 4:01:09 PM	Add samples from worklist: D:\Org\Data\VOA5975C\VG122721\27DEC15.D			✓	
CmdQuantitate	BL2000\mchavez	12/27/2021 4:01:21 PM	Quantitate all compounds in all samples			✓	
CmdSaveBatchTable	BL2000\mchavez	12/27/2021 4:12:04 PM	Save batch D:\Org\Data\VOA5975C\VG122721\QuantResults\VG122721_8260B_624pt1.batch.bin			✓	
CmdOpenBatchTable	BL2000\mchavez	12/28/2021 8:11:39 AM	Open batch D:\Org\Data\VOA5975C\VG122721\VG122721_8260B_624pt1.batch.bin			✓	

Audit Trail report

Name	User	Time	Action	Reason	Comment	Succeed	Exception
CmdImportSamplesFromWorklist	BL2000\mchavez	12/28/2021 8:39:38 AM	Add samples from worklist: D:\Org\Data\VOA5975C\VG122721\27DEC27.D, D:\Org\Data\VOA5975C\VG122721\27DEC26.D, D:\Org\Data\VOA5975C\VG122721\27DEC25.D, D:\Org\Data\VOA5975C\VG122721\27DEC24.D, D:\Org\Data\VOA5975C\VG122721\27DEC23.D, D:\Org\Data\VOA5975C\VG122721\27DEC22.D, D:\Org\Data\VOA5975C\VG122721\27DEC21.D, D:\Org\Data\VOA5975C\VG122721\27DEC20.D, D:\Org\Data\VOA5975C\VG122721\27DEC19.D, D:\Org\Data\VOA5975C\VG122721\27DEC18.D, D:\Org\Data\VOA5975C\VG122721\27DEC17.D, D:\Org\Data\VOA5975C\VG122721\27DEC16.D			✓	
CmdSetSampleAttribute	BL2000\mchavez	12/28/2021 8:40:51 AM	Set SampleType = Matrix for sample 27DEC22.D; previous value = Sample			✓	
CmdSetSampleAttribute	BL2000\mchavez	12/28/2021 8:40:56 AM	Set SampleType = CC for sample 27DEC23.D; previous value = Sample			✓	
CmdSetSampleAttribute	BL2000\mchavez	12/28/2021 8:41:00 AM	Set SampleType = MatrixDup for sample 27DEC23.D; previous value = CC			✓	
CmdSetSampleAttribute	BL2000\mchavez	12/28/2021 8:41:04 AM	Set SampleType = CC for sample 27DEC25.D; previous value = Sample			✓	
CmdSetSampleAttribute	BL2000\mchavez	12/28/2021 8:41:10 AM	Set LevelName = CC for sample 27DEC25.D; previous value =			✓	
CmdQuantitate	BL2000\mchavez	12/28/2021 8:41:26 AM	Quantitate all compounds in all samples			✓	
CmdSetSampleAttribute	BL2000\mchavez	12/28/2021 8:42:47 AM	Set SampleInformation = MatrixA for sample 27DEC22.D; previous value =			✓	
CmdSetSampleAttribute	BL2000\mchavez	12/28/2021 8:42:50 AM	Set SampleInformation = MatrixA for sample 27DEC23.D; previous value =			✓	
CmdQuantitate	BL2000\mchavez	12/28/2021 8:43:03 AM	Quantitate all compounds in all samples			✓	
CmdSetSampleAttribute	BL2000\mchavez	12/28/2021 8:43:08 AM	Set MatrixSpikeGroup = 1 for sample 27DEC22.D; previous value =			✓	
CmdSetSampleAttribute	BL2000\mchavez	12/28/2021 8:43:11 AM	Set MatrixSpikeGroup = 1 for sample 27DEC23.D; previous value =			✓	
CmdSaveBatchTable	BL2000\mchavez	12/28/2021 9:09:11 AM	Save batch D:\Org\Data\VOA5975C\VG122721\QuantResults\VG122721_8260B_624pt1.batch.bin			✓	

Audit Trail report

Name	User	Time	Action	Reason	Comment	Succeed	Exception
CmdOpenBatchTable	BL2000\mchavez	1/5/2022 12:43:00 PM	Open batch D:\Org\Data\VOA5975C\VG122721\VG 122721_8260B_624pt1.batch.bin			✓	

Audit Trail report

Name	User	Time	Action	Reason	Comment	Succeed	Exception
CmdCalibrate	BL2000\mchavez	1/5/2022 12:43:54 PM	Replace level QC with QC sample 27DEC04.D for compounds {1,2-Dichlorobenzene, 1,4-Dichlorobenzene, 1,3-Dichlorobenzene, 4-Chlorotoluene, 2-Chlorotoluene, 1,2,3-Trichloropropane, 1,1,2,2-Tetrachloroethane, Bromobenzene, p-Bromofluorobenzene, Bromoform, Styrene, o-Xylene, m+p-Xylenes, Ethylbenzene, 1,1,1,2-Tetrachloroethane, Chlorobenzene, 1,2-Dibromoethane, Chlorodibromomethane, 1,3-Dichloropropane, Tetrachloroethene, 1,1,2-Trichloroethane, trans-1,3-Dichloropropene, Toluene, Toluene-d8, cis-1,3-Dichloropropene, Bromodichloromethane, Dibromomethane, 1,2-Dichloropropane, Trichloroethene, 1,2-Dichloroethane, Benzene, 1,2-Dichloroethane-d4, 1,1-Dichloropropene, Carbon tetrachloride, Dibromofluoromethane, 1,1,1-Trichloroethane, Chloroform, Bromochloromethane, Methyl ethyl ketone, cis-1,2-Dichloroethene, 2,2-Dichloropropane, 1,1-Dichloroethane, Methyl tert-butyl ether (MTBE), trans-1,2-Dichloroethene, Methylene chloride, 1,1-Dichloroethene, Trichlorofluoromethane, Chloroethane, Bromomethane, Vinyl chloride, Dichlorodifluoromethane, Chloromethane}; Replace level CC with CC sample 27DEC03.D for compounds {1,2-Dichlorobenzene, 1,4-Dichlorobenzene, 1,3-Dichlorobenzene, 4-Chlorotoluene, 2-Chlorotoluene, 1,2,3-Trichloropropane, 1,1,2,2-Tetrachloroethane, Bromobenzene, p-Bromofluorobenzene, Bromoform, Styrene, o-Xylene, m+p-Xylenes, Ethylbenzene, 1,1,1,2-Tetrachloroethane, Chlorobenzene, 1,2-Dibromoethane, Chlorodibromomethane, 1,3-Dichloropropane, Tetrachloroethene, 1,1,2-Trichloroethane, trans-1,3-Dichloropropene, Toluene, Toluene-d8, cis-1,3-Dichloropropene, Bromodichloromethane, Dibromomethane, 1,2-Dichloropropane, Trichloroethene, 1,2-Dichloroethane, Benzene, 1,2-Dichloroethane-d4, 1,1-Dichloropropene, Carbon tetrachloride, Dibromofluoromethane, 1,1,1-Trichloroethane, Chloroform,			✓	

Audit Trail report

Name	User	Time	Action	Reason	Comment	Succeed	Exception
			Bromochloromethane, Methyl ethyl ketone, cis-1,2-Dichloroethene, 2,2-Dichloropropane, 1,1-Dichloroethane, Methyl tert-butyl ether (MTBE), trans-1,2-Dichloroethene, Methylene chloride, 1,1-Dichloroethene, Trichlorofluoromethane, Chloroethane, Bromomethane, Vinyl chloride, Dichlorodifluoromethane, Chloromethane};				
CmdQuantitate	BL2000\mchavez	1/5/2022 12:44:13 PM	Quantitate all compounds in all samples			✓	
CmdSaveBatchTable	BL2000\mchavez	1/5/2022 12:44:34 PM	Save batch D:\Org\Data\VOA5975C\VG122721\QuantResults\VG122721_8260B_624pt1.batch.bin			✓	
GenerateReport	BL2000\mchavez	1/5/2022 12:45:36 PM	Generates report - Method: \\MASSHUNTER\Org\reports\LevelIV_Reports\SampleSequence\CC_mid_rpt.m, Output Path: D:\Org\Data\VOA5975C\VG122721\QuantReports\VG122721_8260B_624pt1			✓	
CmdQuantitate	BL2000\mchavez	1/5/2022 12:46:14 PM	Quantitate all compounds in all samples			✓	
CmdSetSampleAttribute	BL2000\mchavez	1/5/2022 12:47:23 PM	Set SampleApproved = True for sample 27DEC03.D; previous value = False			✓	
CmdSetSampleAttribute	BL2000\mchavez	1/5/2022 12:48:47 PM	Set SampleApproved = True for sample 27DEC04.D; previous value = False			✓	
CmdManuallyIntegratePeak	BL2000\mchavez	1/5/2022 12:49:01 PM	Manually integrate compound Vinyl chloride in sample 27DEC06.D from x, y = 1.475, 0 to 1.509, 0; result = 26			✓	
CmdManuallyIntegrateQualifierPeak	BL2000\mchavez	1/5/2022 12:49:04 PM	Manually integrate qualifier64.0 of compound Vinyl chloride in sample 27DEC06.D from x, y = 1.495, 0 to 1.526, 0; result = 28			✓	
CmdManuallyIntegratePeak	BL2000\mchavez	1/5/2022 12:49:09 PM	Manually integrate compound Bromomethane in sample 27DEC06.D from x, y = 1.779, 0 to 1.832, 0; result = 242			✓	
CmdZeroOutPeak	BL2000\mchavez	1/5/2022 12:49:13 PM	Zero out primary peak of compound Bromomethane in sample 27DEC06.D			✓	

Audit Trail report

Name	User	Time	Action	Reason	Comment	Succeed	Exception
CmdClearManualIntegration	BL2000\mchavez	1/5/2022 12:49:15 PM	Clear manual integration of target signal for compound Bromomethane in sample 27DEC06.D				Agilent.MassSpectrometry.DataAnalysis.Quantitative.ApplicationCommandException: Integrator did not find any peaks at Agilent.MassSpectrometry.DataAnalysis.Quantitative.Analysis.MeasuredIon.ClearManualIntegration() at Agilent.MassSpectrometry.DataAnalysis.Quantitative.CmdClearManualIntegration.Do() at Agilent.MassSpectrometry.CommandModel.CommandHistory.Invoke(ICommand cmd) at Agilent.MassSpectrometry.DataAnalysis.Quantitative.AppCommandContext._Invoke(ICommand cmd)
CmdManuallyIntegratePeak	BL2000\mchavez	1/5/2022 12:49:31 PM	Manually integrate compound Methylene chloride in sample 27DEC06.D from x, y = 3.288, 0 to 3.391, 0; result = 1630			✓	
CmdManuallyIntegrateQualifierPeak	BL2000\mchavez	1/5/2022 12:49:33 PM	Manually integrate qualifier 84.0 of compound Methylene chloride in sample 27DEC06.D from x, y = 3.291, 0 to 3.408, 0; result = 1037			✓	
CmdManuallyIntegrateQualifierPeak	BL2000\mchavez	1/5/2022 12:49:35 PM	Manually integrate qualifier 86.0 of compound Methylene chloride in sample 27DEC06.D from x, y = 3.299, 0 to 3.400, 0; result = 558			✓	
CmdManuallyIntegratePeak	BL2000\mchavez	1/5/2022 12:50:19 PM	Manually integrate compound m+p-Xylenes in sample 27DEC06.D from x, y = 10.011, 0 to 10.056, 0; result = 78			✓	
CmdManuallyIntegrateQualifierPeak	BL2000\mchavez	1/5/2022 12:50:21 PM	Manually integrate qualifier 91.0 of compound m+p-Xylenes in sample 27DEC06.D from x, y = 10.011, 0 to 10.067, 0; result = 251			✓	
CmdSetSampleAttribute	BL2000\mchavez	1/5/2022 12:51:39 PM	Set UserDefined = Qualifier ratio did not meet method criteria for m+p Xylenes for sample 27DEC06.D; previous value =			✓	
CmdZeroOutPeak	BL2000\mchavez	1/5/2022 12:51:40 PM	Zero out primary peak of compound m+p-Xylenes in sample 27DEC06.D			✓	
CmdSetSampleAttribute	BL2000\mchavez	1/5/2022 12:51:58 PM	Set SampleApproved = True for sample 27DEC06.D; previous value = False			✓	
CmdQuantitate	BL2000\mchavez	1/5/2022 12:54:00 PM	Quantitate all compounds in all samples			✓	

Audit Trail report

Name	User	Time	Action	Reason	Comment	Succeed	Exception
CmdClearManualIntegration	BL2000\mchavez	1/5/2022 12:54:09 PM	Clear manual integration of target signal for compound Vinyl chloride in sample 27DEC06.D				Agilent.MassSpectrometry.DataAnalysis.Quantitative.ApplicationCommandException: Integrator did not find any peaks at Agilent.MassSpectrometry.DataAnalysis.Quantitative.Analysis.MeasuredIon.ClearManualIntegration() at Agilent.MassSpectrometry.DataAnalysis.Quantitative.CmdClearManualIntegration.Do() at Agilent.MassSpectrometry.CommandModel.CommandHistory.Invoke(ICommand cmd) at Agilent.MassSpectrometry.DataAnalysis.Quantitative.AppCommandContext._Invoke(ICommand cmd)
CmdSetSampleAttribute	BL2000\mchavez	1/5/2022 12:54:30 PM	Set UserDefined = Qualifier ratio did not meet method criteria for m+p Xylenes and Vinyl chloride for sample 27DEC06.D; previous value = Qualifier ratio did not meet method criteria for m+p Xylenes			✓	
CmdManuallyIntegrateQualifierPeak	BL2000\mchavez	1/5/2022 12:54:41 PM	Manually integrate qualifier 84.0 of compound Methylene chloride in sample 27DEC07.D from x, y = 3.271, 0 to 3.397, 0; result = 1295			✓	
CmdManuallyIntegrateQualifierPeak	BL2000\mchavez	1/5/2022 12:54:42 PM	Manually integrate qualifier 86.0 of compound Methylene chloride in sample 27DEC07.D from x, y = 3.302, 0 to 3.355, -11; result = 809			✓	
CmdManuallyIntegrateQualifierPeak	BL2000\mchavez	1/5/2022 12:54:43 PM	Manually integrate qualifier 86.0 of compound Methylene chloride in sample 27DEC07.D, from x, y = 3.372, -38 to 3.400, -38, result = 64; previous integration is from x, y = 3.302, 0 to 3.355, -11 and previous response = 809.			✓	
CmdManuallyIntegrateQualifierPeak	BL2000\mchavez	1/5/2022 12:54:46 PM	Manually integrate qualifier 86.0 of compound Methylene chloride in sample 27DEC07.D, from x, y = 3.285, 0 to 3.411, 0, result = 846; previous integration is from x, y = 3.372, -38 to 3.400, -38 and previous response = 64.			✓	
CmdManuallyIntegratePeak	BL2000\mchavez	1/5/2022 12:54:54 PM	Manually integrate compound Chloromethane in sample 27DEC07.D from x, y = 1.378, 0 to 1.459, 0; result = 743			✓	
CmdManuallyIntegrateQualifierPeak	BL2000\mchavez	1/5/2022 12:54:56 PM	Manually integrate qualifier 52.0 of compound Chloromethane in sample 27DEC07.D from x, y = 1.394, 0 to 1.436, 0; result = 302			✓	

Audit Trail report

Name	User	Time	Action	Reason	Comment	Succeed	Exception
CmdManuallyIntegratePeak	BL2000\mchavez	1/5/2022 1:07:39 PM	Manually integrate compound Toluene in sample 27DEC07.D from x, y = 8.360, 0 to 8.408, 0; result = 0				Agilent.MassSpectrometry.DataAnalysis.Quantitative.ApplicationCommandException: Manual integration failed for compound Toluene in sample B21121841-005A. ---> Agilent.MassSpectrometry.DataAnalysis.Quantitative.ApplicationCommandException: Manual integration failed for compound Toluene in sample B21121841-005A. ---> System.IndexOutOfRangeException: Index was outside the bounds of the array. at Agilent.MassSpectrometry.DataAnalysis.AgileIntegrator.Peak.a(Double[] A_0, Single[] A_1, Int32 A_2, Int32 A_3, Int32 A_4, Double A_5, Double A_6, Double& A_7, Double& A_8, Int32& A_9, Int32& A_10, Int32& A_11, Int32& A_12) at Agilent.MassSpectrometry.DataAnalysis.AgileIntegrator.Peak.ComputeChromatographicMetrics(Double[] xArray, Single[] yArray, Int32 startIndex, Int32 apexIndex, Int32 endIndex, Double baselineSlope, Double yIntercept, Double& fullWidthHalfMaximum, Double& symmetry) at Agilent.MassSpectrometry.DataAnalysis.Quantitative.Integrator.a(IChromatogram A_0, IPeakList A_1) at Agilent.MassSpectrometry.DataAnalysis.Quantitative.Integrator.ManualIntegrate(IChromatogram chromatogram, Double xStart, Double yStart, Double xEnd, Double yEnd, IChromPeakList& peaklist) at Agilent.MassSpectrometry.DataAnalysis.Quantitative.Analysis.MeasuredIon.ManualIntegrate(Double xStart, Double yStart, Double xEnd, Double yEnd) --- End of inner exception stack trace --- at Agilent.MassSpectrometry.DataAnalysis.Quantitative.Analysis.QuantifierIon.SetManualIntegrationFailureMessage(Exception e) at Agilent.MassSpectrometry.DataAnalysis.Quantitative.Analysis.MeasuredIon.ManualIntegrate(Double xStart, Double yStart, Double xEnd, Double yEnd)

Audit Trail report

Name	User	Time	Action	Reason	Comment	Succeed	Exception
							at Agilent.MassSpectrometry.DataAnalysis.Quantitative.CmdManuallyIntegratePeak.Do() --- End of inner exception stack trace --- at Agilent.MassSpectrometry.DataAnalysis.Quantitative.CmdManuallyIntegratePeak.Do() at Agilent.MassSpectrometry.CommandModel.CommandHistory.Invoke(ICommand cmd) at Agilent.MassSpectrometry.DataAnalysis.Quantitative.AppCommandContext.Invoke(ICommand cmd)

Audit Trail report

Name	User	Time	Action	Reason	Comment	Succeed	Exception
CmdManuallyIntegrate QualifierPeak	BL2000\mchavez	1/5/2022 1:07:44 PM	Manually integrate qualifier 91.0 of compound Toluene in sample 27DEC07.D from x, y = 8.358, 0 to 8.444, 0; result = 0				Agilent.MassSpectrometry.DataAnalysis.Quantitative.ApplicationCommandException: Manual integration failed for qualifier 91.0 of compound Toluene in sample B21121841-005A. ---> Agilent.MassSpectrometry.DataAnalysis.Quantitative.ApplicationCommandException: Manual integration failed for qualifier 91.0 of compound Toluene in sample B21121841-005A. ---> System.IndexOutOfRangeException: Index was outside the bounds of the array. at at Agilent.MassSpectrometry.DataAnalysis.AgileIntegrator.Peak.a(Double[] A_0, Single[] A_1, Int32 A_2, Int32 A_3, Int32 A_4, Double A_5, Double A_6, Double& A_7, Double& A_8, Int32& A_9, Int32& A_10, Int32& A_11, Int32& A_12) at at Agilent.MassSpectrometry.DataAnalysis.AgileIntegrator.Peak.ComputeChromatographicMetrics(Double[] xArray, Single[] yArray, Int32 startIndex, Int32 apexIndex, Int32 endIndex, Double baselineSlope, Double yIntercept, Double& fullWidthHalfMaximum, Double& symmetry) at at Agilent.MassSpectrometry.DataAnalysis.Quantitative.Integrator.a(IChromatogram A_0, IPeakList A_1) at at Agilent.MassSpectrometry.DataAnalysis.Quantitative.Integrator.ManualIntegrate(IChromatogram chromatogram, Double xStart, Double yStart, Double xEnd, Double yEnd, IChromPeakList& peaklist) at at Agilent.MassSpectrometry.DataAnalysis.Quantitative.Analysis.MeasuredIon.ManualIntegrate(Double xStart, Double yStart, Double xEnd, Double yEnd) --- End of inner exception stack trace --- at at Agilent.MassSpectrometry.DataAnalysis.Quantitative.Analysis.QualifierIon.SetManualIntegrationFailureMessage(Exception e) at at Agilent.MassSpectrometry.DataAnalysis.Quantitative.Analysis.MeasuredIon.ManualIntegrate(Double xStart, Double yStart, Double xEnd, Double yEnd)

Audit Trail report

Name	User	Time	Action	Reason	Comment	Succeed	Exception
							at Agilent.MassSpectrometry.DataAnalysis.Quantitative.CmdManuallyIntegrateQualifierPeak.Do() --- End of inner exception stack trace --- at Agilent.MassSpectrometry.DataAnalysis.Quantitative.CmdManuallyIntegrateQualifierPeak.Do() at Agilent.MassSpectrometry.CommandModel.CommandHistory.Invoke(ICommand cmd) at Agilent.MassSpectrometry.DataAnalysis.Quantitative.AppCommandContext.Invoke(ICommand cmd)
CmdManuallyIntegratePeak	BL2000\mchavez	1/5/2022 1:07:49 PM	Manually integrate compound Toluene in sample 27DEC07.D from x, y = 8.352, 0 to 8.427, 0; result = 840			✓	
CmdManuallyIntegrateQualifierPeak	BL2000\mchavez	1/5/2022 1:07:53 PM	Manually integrate qualifier91.0 of compound Toluene in sample 27DEC07.D from x, y = 8.352, 0 to 8.416, 0; result = 1463			✓	
CmdManuallyIntegratePeak	BL2000\mchavez	1/5/2022 1:08:37 PM	Manually integrate compound Styrene in sample 27DEC07.D from x, y = 10.421, 0 to 10.471, 0; result = 283			✓	
CmdManuallyIntegrateQualifierPeak	BL2000\mchavez	1/5/2022 1:08:38 PM	Manually integrate qualifier78.0 of compound Styrene in sample 27DEC07.D from x, y = 10.424, 0 to 10.452, 0; result = 69			✓	
CmdSetSampleAttribute	BL2000\mchavez	1/5/2022 1:08:51 PM	Set SampleApproved = True for sample 27DEC07.D; previous value = False			✓	
CmdManuallyIntegratePeak	BL2000\mchavez	1/5/2022 1:09:54 PM	Manually integrate compound Toluene in sample 27DEC08.D from x, y = 8.366, 0 to 8.416, 0; result = 348			✓	
CmdManuallyIntegrateQualifierPeak	BL2000\mchavez	1/5/2022 1:09:58 PM	Manually integrate qualifier91.0 of compound Toluene in sample 27DEC08.D from x, y = 8.355, 0 to 8.422, 0; result = 609			✓	
CmdManuallyIntegratePeak	BL2000\mchavez	1/5/2022 1:10:35 PM	Manually integrate compound Methylene chloride in sample 27DEC08.D from x, y = 3.313, 0 to 3.366, 0; result = 709			✓	
CmdManuallyIntegrateQualifierPeak	BL2000\mchavez	1/5/2022 1:10:37 PM	Manually integrate qualifier84.0 of compound Methylene chloride in sample 27DEC08.D from x, y = 3.280, 0 to 3.391, 0; result = 537			✓	
CmdManuallyIntegrateQualifierPeak	BL2000\mchavez	1/5/2022 1:10:39 PM	Manually integrate qualifier86.0 of compound Methylene chloride in sample 27DEC08.D from x, y = 3.296, 0 to 3.383, 0; result = 189			✓	

Audit Trail report

Name	User	Time	Action	Reason	Comment	Succeed	Exception
CmdManuallyIntegratePeak	BL2000\mchavez	1/5/2022 1:10:53 PM	Manually integrate compound Chloromethane in sample 27DEC08.D from x, y = 1.369, 0 to 1.445, 0; result = 1427			✓	
CmdManuallyIntegrateQualifierPeak	BL2000\mchavez	1/5/2022 1:10:56 PM	Manually integrate qualifier52.0 of compound Chloromethane in sample 27DEC08.D from x, y = 1.372, 0 to 1.456, 0; result = 250			✓	
CmdSetSampleAttribute	BL2000\mchavez	1/5/2022 1:11:03 PM	Set SampleApproved = True for sample 27DEC08.D; previous value = False			✓	
CmdQuantitate	BL2000\mchavez	1/5/2022 1:11:21 PM	Quantitate all compounds in all samples			✓	
CmdManuallyIntegratePeak	BL2000\mchavez	1/5/2022 1:12:33 PM	Manually integrate compound Toluene in sample 27DEC09.D from x, y = 8.361, 0 to 8.425, 0; result = 1230			✓	
CmdManuallyIntegratePeak	BL2000\mchavez	1/5/2022 1:12:39 PM	Manually integrate compound Methylene chloride in sample 27DEC09.D from x, y = 3.282, 0 to 3.377, 0; result = 954			✓	
CmdManuallyIntegrateQualifierPeak	BL2000\mchavez	1/5/2022 1:12:42 PM	Manually integrate qualifier84.0 of compound Methylene chloride in sample 27DEC09.D from x, y = 3.310, 0 to 3.363, 0; result = 389			✓	
CmdManuallyIntegrateQualifierPeak	BL2000\mchavez	1/5/2022 1:12:44 PM	Manually integrate qualifier86.0 of compound Methylene chloride in sample 27DEC09.D from x, y = 3.319, 0 to 3.380, 0; result = 208			✓	
CmdManuallyIntegrateQualifierPeak	BL2000\mchavez	1/5/2022 1:12:48 PM	Manually integrate qualifier52.0 of compound Chloromethane in sample 27DEC09.D from x, y = 1.375, 0 to 1.439, 0; result = 732			✓	
CmdManuallyIntegratePeak	BL2000\mchavez	1/5/2022 1:14:14 PM	Manually integrate compound Toluene in sample 27DEC10.D from x, y = 8.358, 0 to 8.413, 0; result = 866			✓	
CmdManuallyIntegrateQualifierPeak	BL2000\mchavez	1/5/2022 1:14:16 PM	Manually integrate qualifier91.0 of compound Toluene in sample 27DEC10.D from x, y = 8.355, 0 to 8.422, 0; result = 1909			✓	
CmdZeroOutPeak	BL2000\mchavez	1/5/2022 1:14:23 PM	Zero out primary peak of compound Toluene in sample 27DEC10.D			✓	
CmdSetSampleAttribute	BL2000\mchavez	1/5/2022 1:14:33 PM	Set SampleApproved = True for sample 27DEC09.D; previous value = False			✓	
CmdSetSampleAttribute	BL2000\mchavez	1/5/2022 1:14:46 PM	Set UserDefined = Qualifier ratio did not meet method criteria for m+p Xylenes and Vinyl chloride for sample 27DEC10.D; previous value =			✓	

Audit Trail report

Name	User	Time	Action	Reason	Comment	Succeed	Exception
CmdSetSampleAttribute	BL2000\mchavez	1/5/2022 1:15:04 PM	Set UserDefined = Qualifier ratio did not meet method criteria for Toluene for sample 27DEC10.D; previous value = Qualifier ratio did not meet method criteria for m+p Xylenes and Vinyl chloride			✓	
CmdManuallyIntegratePeak	BL2000\mchavez	1/5/2022 1:16:03 PM	Manually integrate compound Methylene chloride in sample 27DEC10.D from x, y = 3.296, 0 to 3.388, 0; result = 1320			✓	
CmdManuallyIntegrateQualifierPeak	BL2000\mchavez	1/5/2022 1:16:05 PM	Manually integrate qualifier84.0 of compound Methylene chloride in sample 27DEC10.D from x, y = 3.288, 0 to 3.383, 0; result = 962			✓	
CmdManuallyIntegrateQualifierPeak	BL2000\mchavez	1/5/2022 1:16:07 PM	Manually integrate qualifier86.0 of compound Methylene chloride in sample 27DEC10.D from x, y = 3.313, 0 to 3.386, 0; result = 387			✓	
CmdManuallyIntegratePeak	BL2000\mchavez	1/5/2022 1:16:22 PM	Manually integrate compound Chloromethane in sample 27DEC10.D from x, y = 1.383, 0 to 1.439, 0; result = 485			✓	
CmdManuallyIntegrateQualifierPeak	BL2000\mchavez	1/5/2022 1:16:24 PM	Manually integrate qualifier52.0 of compound Chloromethane in sample 27DEC10.D from x, y = 1.378, 0 to 1.433, 0; result = 34			✓	
CmdSetSampleAttribute	BL2000\mchavez	1/5/2022 1:16:30 PM	Set SampleApproved = True for sample 27DEC10.D; previous value = False			✓	
CmdManuallyIntegratePeak	BL2000\mchavez	1/5/2022 1:16:44 PM	Manually integrate compound Chloromethane in sample 27DEC11.D from x, y = 1.372, 0 to 1.461, 0; result = 1639			✓	
CmdManuallyIntegrateQualifierPeak	BL2000\mchavez	1/5/2022 1:16:47 PM	Manually integrate qualifier52.0 of compound Chloromethane in sample 27DEC11.D from x, y = 1.361, 0 to 1.453, 0; result = 369			✓	
CmdManuallyIntegratePeak	BL2000\mchavez	1/5/2022 1:17:04 PM	Manually integrate compound Methylene chloride in sample 27DEC11.D from x, y = 3.280, 0 to 3.386, 0; result = 1153			✓	
CmdManuallyIntegrateQualifierPeak	BL2000\mchavez	1/5/2022 1:17:07 PM	Manually integrate qualifier84.0 of compound Methylene chloride in sample 27DEC11.D from x, y = 3.280, 0 to 3.405, 0; result = 983			✓	
CmdManuallyIntegrateQualifierPeak	BL2000\mchavez	1/5/2022 1:17:10 PM	Manually integrate qualifier86.0 of compound Methylene chloride in sample 27DEC11.D from x, y = 3.288, 0 to 3.374, 0; result = 554			✓	

Audit Trail report

Name	User	Time	Action	Reason	Comment	Succeed	Exception
CmdManuallyIntegratePeak	BL2000\mchavez	1/5/2022 1:17:55 PM	Manually integrate compound Toluene in sample 27DEC11.D from x, y = 8.352, 0 to 8.441, 0; result = 0				Agilent.MassSpectrometry.DataAnalysis.Quantitative.ApplicationCommandException: Manual integration failed for compound Toluene in sample B21121961-003A. ---> Agilent.MassSpectrometry.DataAnalysis.Quantitative.ApplicationCommandException: Manual integration failed for compound Toluene in sample B21121961-003A. ---> System.IndexOutOfRangeException: Index was outside the bounds of the array. at Agilent.MassSpectrometry.DataAnalysis.AgileIntegrator.Peak.a(Double[] A_0, Single[] A_1, Int32 A_2, Int32 A_3, Int32 A_4, Double A_5, Double A_6, Double& A_7, Double& A_8, Int32& A_9, Int32& A_10, Int32& A_11, Int32& A_12) at Agilent.MassSpectrometry.DataAnalysis.AgileIntegrator.Peak.ComputeChromatographicMetrics(Double[] xArray, Single[] yArray, Int32 startIndex, Int32 apexIndex, Int32 endIndex, Double baselineSlope, Double yIntercept, Double& fullWidthHalfMaximum, Double& symmetry) at Agilent.MassSpectrometry.DataAnalysis.Quantitative.Integrator.a(IChromatogram A_0, IPeakList A_1) at Agilent.MassSpectrometry.DataAnalysis.Quantitative.Integrator.ManualIntegrate(IChromatogram chromatogram, Double xStart, Double yStart, Double xEnd, Double yEnd, IChromPeakList& peaklist) at Agilent.MassSpectrometry.DataAnalysis.Quantitative.Analysis.MeasuredIon.ManualIntegrate(Double xStart, Double yStart, Double xEnd, Double yEnd) --- End of inner exception stack trace --- at Agilent.MassSpectrometry.DataAnalysis.Quantitative.Analysis.QuantifierIon.SetManualIntegrationFailureMessage(Exception e) at Agilent.MassSpectrometry.DataAnalysis.Quantitative.Analysis.MeasuredIon.ManualIntegrate(Double xStart, Double yStart, Double xEnd, Double yEnd)

Audit Trail report

Name	User	Time	Action	Reason	Comment	Succeed	Exception
							at Agilent.MassSpectrometry.DataAnalysis.Quantitative.CmdManuallyIntegratePeak.Do() --- End of inner exception stack trace --- at Agilent.MassSpectrometry.DataAnalysis.Quantitative.CmdManuallyIntegratePeak.Do() at Agilent.MassSpectrometry.CommandModel.CommandHistory.Invoke(ICommand cmd) at Agilent.MassSpectrometry.DataAnalysis.Quantitative.AppCommandContext.Invoke(ICommand cmd)
CmdManuallyIntegrateQualifierPeak	BL2000\mchavez	1/5/2022 1:17:59 PM	Manually integrate qualifier91.0 of compound Toluene in sample 27DEC11.D from x, y = 8.347, 0 to 8.425, 0; result = 0			✓	
CmdManuallyIntegratePeak	BL2000\mchavez	1/5/2022 1:19:59 PM	Manually integrate compound Toluene in sample 27DEC11.D from x, y = 8.361, 0 to 8.425, 0; result = 1327			✓	
CmdManuallyIntegratePeak	BL2000\mchavez	1/5/2022 1:20:23 PM	Manually integrate compound m+p-Xylenes in sample 27DEC11.D from x, y = 10.020, 0 to 10.059, 0; result = 70			✓	
CmdManuallyIntegrateQualifierPeak	BL2000\mchavez	1/5/2022 1:20:25 PM	Manually integrate qualifier91.0 of compound m+p-Xylenes in sample 27DEC11.D from x, y = 10.028, 0 to 10.067, 0; result = 310			✓	
CmdZeroOutPeak	BL2000\mchavez	1/5/2022 1:20:28 PM	Zero out primary peak of compound m+p-Xylenes in sample 27DEC11.D			✓	
CmdSetSampleAttribute	BL2000\mchavez	1/5/2022 1:20:54 PM	Set SampleApproved = True for sample 27DEC11.D; previous value = False			✓	
CmdQuantitate	BL2000\mchavez	1/5/2022 1:21:12 PM	Quantitate all compounds in all samples			✓	
CmdSetSampleAttribute	BL2000\mchavez	1/5/2022 1:22:18 PM	Set UserDefined = Qualifier ratio did not meet method criteria for m+p Xylenes for sample 27DEC11.D; previous value =			✓	
CmdManuallyIntegratePeak	BL2000\mchavez	1/5/2022 1:22:23 PM	Manually integrate compound Toluene in sample 27DEC12.D from x, y = 8.352, 0 to 8.422, 0; result = 1218			✓	
CmdManuallyIntegratePeak	BL2000\mchavez	1/5/2022 1:22:38 PM	Manually integrate compound Chloromethane in sample 27DEC12.D from x, y = 1.383, 0 to 1.450, 0; result = 1106			✓	
CmdManuallyIntegrateQualifierPeak	BL2000\mchavez	1/5/2022 1:22:40 PM	Manually integrate qualifier52.0 of compound Chloromethane in sample 27DEC12.D from x, y = 1.383, 0 to 1.470, 0; result = 332			✓	

Audit Trail report

Name	User	Time	Action	Reason	Comment	Succeed	Exception
CmdManuallyIntegratePeak	BL2000\mchavez	1/5/2022 1:22:55 PM	Manually integrate compound Methylene chloride in sample 27DEC12.D from x, y = 3.288, 0 to 3.374, 0; result = 684			✓	
CmdManuallyIntegrateQualifierPeak	BL2000\mchavez	1/5/2022 1:22:57 PM	Manually integrate qualifier84.0 of compound Methylene chloride in sample 27DEC12.D from x, y = 3.308, 0 to 3.400, 0; result = 467			✓	
CmdManuallyIntegrateQualifierPeak	BL2000\mchavez	1/5/2022 1:22:59 PM	Manually integrate qualifier86.0 of compound Methylene chloride in sample 27DEC12.D from x, y = 3.305, 0 to 3.372, 0; result = 101			✓	
CmdManuallyIntegratePeak	BL2000\mchavez	1/5/2022 1:23:47 PM	Manually integrate compound m+p-Xylenes in sample 27DEC12.D from x, y = 10.003, 0 to 10.070, 0; result = 147			✓	
CmdManuallyIntegrateQualifierPeak	BL2000\mchavez	1/5/2022 1:23:50 PM	Manually integrate qualifier91.0 of compound m+p-Xylenes in sample 27DEC12.D from x, y = 10.003, 0 to 10.073, 0; result = 247			✓	
CmdZeroOutPeak	BL2000\mchavez	1/5/2022 1:23:56 PM	Zero out primary peak of compound m+p-Xylenes in sample 27DEC12.D			✓	
CmdSetSampleAttribute	BL2000\mchavez	1/5/2022 1:24:24 PM	Set UserDefined = Qualifier ratio did not meet method criteria for m+p Xylenes for sample 27DEC12.D; previous value =			✓	
CmdQuantitate	BL2000\mchavez	1/5/2022 1:24:53 PM	Quantitate all compounds in all samples			✓	
CmdSetSampleAttribute	BL2000\mchavez	1/5/2022 1:25:09 PM	Set SampleApproved = True for sample 27DEC12.D; previous value = False			✓	
CmdSetSampleAttribute	BL2000\mchavez	1/5/2022 1:26:21 PM	Set SampleApproved = True for sample 27DEC13.D; previous value = False			✓	
CmdSetSampleAttribute	BL2000\mchavez	1/5/2022 1:27:42 PM	Set SampleApproved = True for sample 27DEC14.D; previous value = False			✓	
CmdManuallyIntegratePeak	BL2000\mchavez	1/5/2022 1:28:30 PM	Manually integrate compound Methylene chloride in sample 27DEC13.D from x, y = 3.299, 0 to 3.386, 0; result = 393			✓	
CmdManuallyIntegrateQualifierPeak	BL2000\mchavez	1/5/2022 1:28:32 PM	Manually integrate qualifier84.0 of compound Methylene chloride in sample 27DEC13.D from x, y = 3.299, 0 to 3.369, 0; result = 201			✓	
CmdManuallyIntegrateQualifierPeak	BL2000\mchavez	1/5/2022 1:28:33 PM	Manually integrate qualifier86.0 of compound Methylene chloride in sample 27DEC13.D from x, y = 3.285, 0 to 3.355, 0; result = 93			✓	
CmdManuallyIntegratePeak	BL2000\mchavez	1/5/2022 1:31:49 PM	Manually integrate compound Methylene chloride in sample 27DEC15.D from x, y = 3.299, 0 to 3.375, 0; result = 679			✓	

Audit Trail report

Name	User	Time	Action	Reason	Comment	Succeed	Exception
CmdManuallyIntegrateQualifierPeak	BL2000\mchavez	1/5/2022 1:31:54 PM	Manually integrate qualifier 84.0 of compound Methylene chloride in sample 27DEC15.D from x, y = 3.302, 0 to 3.366, 0; result = 99			✓	
CmdZeroOutPeak	BL2000\mchavez	1/5/2022 1:31:56 PM	Zero out qualifier peak of compound Methylene chloride 84.0 in sample 27DEC15.D			✓	
CmdZeroOutPeak	BL2000\mchavez	1/5/2022 1:31:58 PM	Zero out primary peak of compound Methylene chloride in sample 27DEC15.D			✓	
CmdSetSampleAttribute	BL2000\mchavez	1/5/2022 1:32:04 PM	Set UserDefined = Qualifier ratio did not meet method criteria for m+p Xylenes for sample 27DEC15.D; previous value =			✓	
CmdSetSampleAttribute	BL2000\mchavez	1/5/2022 1:32:19 PM	Set UserDefined = Qualifier ratio did not meet method criteria for Methylene chloride for sample 27DEC15.D; previous value = Qualifier ratio did not meet method criteria for m+p Xylenes			✓	
CmdSetSampleAttribute	BL2000\mchavez	1/5/2022 1:33:11 PM	Set SampleApproved = True for sample 27DEC15.D; previous value = False			✓	
CmdSetSampleAttribute	BL2000\mchavez	1/5/2022 1:34:47 PM	Set SampleApproved = True for sample 27DEC16.D; previous value = False			✓	
CmdManuallyIntegratePeak	BL2000\mchavez	1/5/2022 1:35:04 PM	Manually integrate compound Bromoform in sample 27DEC17.D from x, y = 10.597, 0 to 10.664, 0; result = 298			✓	
CmdManuallyIntegrateQualifierPeak	BL2000\mchavez	1/5/2022 1:35:05 PM	Manually integrate qualifier 174.5 of compound Bromoform in sample 27DEC17.D from x, y = 10.592, 0 to 10.667, 0; result = 41			✓	
CmdManuallyIntegrateQualifierPeak	BL2000\mchavez	1/5/2022 1:35:07 PM	Manually integrate qualifier 170.5 of compound Bromoform in sample 27DEC17.D from x, y = 10.611, 0 to 10.656, 0; result = 68			✓	
CmdZeroOutPeak	BL2000\mchavez	1/5/2022 1:35:44 PM	Zero out primary peak of compound Bromoform in sample 27DEC17.D			✓	
CmdSetSampleAttribute	BL2000\mchavez	1/5/2022 1:35:47 PM	Set UserDefined = Qualifier ratio did not meet method criteria for m+p Xylenes for sample 27DEC17.D; previous value =			✓	
CmdSetSampleAttribute	BL2000\mchavez	1/5/2022 1:35:56 PM	Set UserDefined = Qualifier ratio did not meet method criteria for Bromoform for sample 27DEC17.D; previous value = Qualifier ratio did not meet method criteria for m+p Xylenes			✓	
CmdSetSampleAttribute	BL2000\mchavez	1/5/2022 1:37:13 PM	Set SampleApproved = True for sample 27DEC17.D; previous value = False			✓	

Audit Trail report

Name	User	Time	Action	Reason	Comment	Succeed	Exception
CmdManuallyIntegrateQualifierPeak	BL2000\mchavez	1/5/2022 1:37:21 PM	Manually integrate qualifier52.0 of compound Chloromethane in sample 27DEC18.D from x, y = 1.375, 0 to 1.462, 0; result = 1024			✓	
CmdManuallyIntegratePeak	BL2000\mchavez	1/5/2022 1:37:36 PM	Manually integrate compound Methylene chloride in sample 27DEC18.D from x, y = 3.294, 0 to 3.383, 0; result = 448			✓	
CmdManuallyIntegrateQualifierPeak	BL2000\mchavez	1/5/2022 1:37:38 PM	Manually integrate qualifier84.0 of compound Methylene chloride in sample 27DEC18.D from x, y = 3.294, 0 to 3.400, 0; result = 236			✓	
CmdManuallyIntegrateQualifierPeak	BL2000\mchavez	1/5/2022 1:37:41 PM	Manually integrate qualifier86.0 of compound Methylene chloride in sample 27DEC18.D from x, y = 3.310, 0 to 3.361, 0; result = 30			✓	
CmdSetSampleAttribute	BL2000\mchavez	1/5/2022 1:37:52 PM	Set UserDefined = Qualifier ratio did not meet method criteria for Methylene chloride for sample 27DEC18.D; previous value =			✓	
CmdZeroOutPeak	BL2000\mchavez	1/5/2022 1:38:07 PM	Zero out primary peak of compound 4-Chlorotoluene in sample 27DEC18.D			✓	
CmdManuallyIntegrateQualifierPeak	BL2000\mchavez	1/5/2022 1:38:16 PM	Manually integrate qualifier106.0 of compound Ethylbenzene in sample 27DEC18.D from x, y = 9.892, 0 to 9.945, 0; result = 1670			✓	
CmdManuallyIntegratePeak	BL2000\mchavez	1/5/2022 1:38:45 PM	Manually integrate compound Benzene in sample 27DEC18.D from x, y = 6.244, 0 to 6.331, 0; result = 1429			✓	
CmdManuallyIntegrateQualifierPeak	BL2000\mchavez	1/5/2022 1:38:48 PM	Manually integrate qualifier77.0 of compound Benzene in sample 27DEC18.D from x, y = 6.250, 0 to 6.303, 0; result = 276			✓	

Audit Trail report

Name	User	Time	Action	Reason	Comment	Succeed	Exception
CmdManuallyIntegratePeak	BL2000\mchavez	1/5/2022 1:39:05 PM	Manually integrate compound Toluene in sample 27DEC18.D from x, y = 8.372, 0 to 8.402, 0; result = 0				Agilent.MassSpectrometry.DataAnalysis.Quantitative.ApplicationCommandException: Manual integration failed for compound Toluene in sample B21121959-001G. ---> Agilent.MassSpectrometry.DataAnalysis.Quantitative.ApplicationCommandException: Manual integration failed for compound Toluene in sample B21121959-001G. ---> System.IndexOutOfRangeException: Index was outside the bounds of the array. at at Agilent.MassSpectrometry.DataAnalysis.AgileIntegrator.Peak.a(Double[] A_0, Single[] A_1, Int32 A_2, Int32 A_3, Int32 A_4, Double A_5, Double A_6, Double& A_7, Double& A_8, Int32& A_9, Int32& A_10, Int32& A_11, Int32& A_12) at at Agilent.MassSpectrometry.DataAnalysis.AgileIntegrator.Peak.ComputeChromatographicMetrics(Double[] xArray, Single[] yArray, Int32 startIndex, Int32 apexIndex, Int32 endIndex, Double baselineSlope, Double yIntercept, Double& fullWidthHalfMaximum, Double& symmetry) at at Agilent.MassSpectrometry.DataAnalysis.Quantitative.Integrator.a(IChromatogram A_0, IPeakList A_1) at at Agilent.MassSpectrometry.DataAnalysis.Quantitative.Integrator.ManualIntegrate(IChromatogram chromatogram, Double xStart, Double yStart, Double xEnd, Double yEnd, IChromPeakList& peaklist) at at Agilent.MassSpectrometry.DataAnalysis.Quantitative.Analysis.MeasuredIon.ManualIntegrate(Double xStart, Double yStart, Double xEnd, Double yEnd) --- End of inner exception stack trace --- at at Agilent.MassSpectrometry.DataAnalysis.Quantitative.Analysis.QuantifierIon.SetManualIntegrationFailureMessage(Exception e) at at Agilent.MassSpectrometry.DataAnalysis.Quantitative.Analysis.MeasuredIon.ManualIntegrate(Double xStart, Double yStart, Double xEnd, Double yEnd)

Audit Trail report

Name	User	Time	Action	Reason	Comment	Succeed	Exception
							at Agilent.MassSpectrometry.DataAnalysis.Quantitative.CmdManuallyIntegratePeak.Do() --- End of inner exception stack trace --- at Agilent.MassSpectrometry.DataAnalysis.Quantitative.CmdManuallyIntegratePeak.Do() at Agilent.MassSpectrometry.CommandModel.CommandHistory.Invoke(ICommand cmd) at Agilent.MassSpectrometry.DataAnalysis.Quantitative.AppCommandContext._Invoke(ICommand cmd)
CmdManuallyIntegrateQualifierPeak	BL2000\mchavez	1/5/2022 1:39:10 PM	Manually integrate qualifier 91.0 of compound Toluene in sample 27DEC18.D from x, y = 8.355, 0 to 8.430, 0; result = 0			✓	
CmdManuallyIntegratePeak	BL2000\mchavez	1/5/2022 1:39:16 PM	Manually integrate compound Toluene in sample 27DEC18.D from x, y = 8.361, 0 to 8.402, 0; result = 654			✓	
CmdSetSampleAttribute	BL2000\mchavez	1/5/2022 1:40:37 PM	Set SampleApproved = True for sample 27DEC18.D; previous value = False			✓	
CmdManuallyIntegratePeak	BL2000\mchavez	1/5/2022 1:41:07 PM	Manually integrate compound Chloromethane in sample 27DEC19.D from x, y = 1.361, 0 to 1.473, 0; result = 1779			✓	
CmdManuallyIntegrateQualifierPeak	BL2000\mchavez	1/5/2022 1:41:10 PM	Manually integrate qualifier 52.0 of compound Chloromethane in sample 27DEC19.D from x, y = 1.381, 0 to 1.459, 0; result = 595			✓	
CmdManuallyIntegratePeak	BL2000\mchavez	1/5/2022 1:41:21 PM	Manually integrate compound Methylene chloride in sample 27DEC19.D from x, y = 3.302, 0 to 3.363, 0; result = 333			✓	
CmdManuallyIntegrateQualifierPeak	BL2000\mchavez	1/5/2022 1:41:24 PM	Manually integrate qualifier 84.0 of compound Methylene chloride in sample 27DEC19.D from x, y = 3.291, 0 to 3.366, 0; result = 132			✓	
CmdManuallyIntegrateQualifierPeak	BL2000\mchavez	1/5/2022 1:41:25 PM	Manually integrate qualifier 86.0 of compound Methylene chloride in sample 27DEC19.D from x, y = 3.316, 0 to 3.374, 0; result = 31			✓	
CmdSetSampleAttribute	BL2000\mchavez	1/5/2022 1:41:37 PM	Set UserDefined = Qualifier ratio did not meet method criteria for Methylene chloride for sample 27DEC19.D; previous value =			✓	
CmdZeroOutPeak	BL2000\mchavez	1/5/2022 1:41:44 PM	Zero out primary peak of compound Methylene chloride in sample 27DEC19.D			✓	

Audit Trail report

Name	User	Time	Action	Reason	Comment	Succeed	Exception
CmdManuallyIntegratePeak	BL2000\mchavez	1/5/2022 1:42:18 PM	Manually integrate compound Toluene in sample 27DEC19.D from x, y = 8.366, 0 to 8.414, 0; result = 201			✓	
CmdManuallyIntegrateQualifierPeak	BL2000\mchavez	1/5/2022 1:42:19 PM	Manually integrate qualifier 91.0 of compound Toluene in sample 27DEC19.D from x, y = 8.352, 0 to 8.416, 0; result = 473			✓	
CmdZeroOutPeak	BL2000\mchavez	1/5/2022 1:42:27 PM	Zero out primary peak of compound Toluene in sample 27DEC19.D			✓	
CmdSetSampleAttribute	BL2000\mchavez	1/5/2022 1:42:46 PM	Set UserDefined = Qualifier ratio did not meet method criteria for Methylene chloride and Toluene for sample 27DEC19.D; previous value = Qualifier ratio did not meet method criteria for Methylene chloride			✓	
CmdSetSampleAttribute	BL2000\mchavez	1/5/2022 1:43:19 PM	Set SampleApproved = True for sample 27DEC19.D; previous value = False			✓	

Audit Trail report

Name	User	Time	Action	Reason	Comment	Succeed	Exception
CmdManuallyIntegratePeak	BL2000\mchavez	1/5/2022 1:43:53 PM	Manually integrate compound Toluene in sample 27DEC20.D from x, y = 8.361, 0 to 8.394, 0; result = 0				Agilent.MassSpectrometry.DataAnalysis.Quantitative.ApplicationCommandException: Manual integration failed for compound Toluene in sample B21121965-001G. ---> Agilent.MassSpectrometry.DataAnalysis.Quantitative.ApplicationCommandException: Manual integration failed for compound Toluene in sample B21121965-001G. ---> System.IndexOutOfRangeException: Index was outside the bounds of the array. at Agilent.MassSpectrometry.DataAnalysis.AgileIntegrator.Peak.a(Double[] A_0, Single[] A_1, Int32 A_2, Int32 A_3, Int32 A_4, Double A_5, Double A_6, Double& A_7, Double& A_8, Int32& A_9, Int32& A_10, Int32& A_11, Int32& A_12) at Agilent.MassSpectrometry.DataAnalysis.AgileIntegrator.Peak.ComputeChromatographicMetrics(Double[] xArray, Single[] yArray, Int32 startIndex, Int32 apexIndex, Int32 endIndex, Double baselineSlope, Double yIntercept, Double& fullWidthHalfMaximum, Double& symmetry) at Agilent.MassSpectrometry.DataAnalysis.Quantitative.Integrator.a(IChromatogram A_0, IPeakList A_1) at Agilent.MassSpectrometry.DataAnalysis.Quantitative.Integrator.ManualIntegrate(IChromatogram chromatogram, Double xStart, Double yStart, Double xEnd, Double yEnd, IChromPeakList& peaklist) at Agilent.MassSpectrometry.DataAnalysis.Quantitative.Analysis.MeasuredIon.ManualIntegrate(Double xStart, Double yStart, Double xEnd, Double yEnd) --- End of inner exception stack trace --- at Agilent.MassSpectrometry.DataAnalysis.Quantitative.Analysis.QuantifierIon.SetManualIntegrationFailureMessage(Exception e) at Agilent.MassSpectrometry.DataAnalysis.Quantitative.Analysis.MeasuredIon.ManualIntegrate(Double xStart, Double yStart, Double xEnd, Double yEnd)

Audit Trail report

Name	User	Time	Action	Reason	Comment	Succeed	Exception
							at Agilent.MassSpectrometry.DataAnalysis.Quantitative.CmdManuallyIntegratePeak.Do() --- End of inner exception stack trace --- at Agilent.MassSpectrometry.DataAnalysis.Quantitative.CmdManuallyIntegratePeak.Do() at Agilent.MassSpectrometry.CommandModel.CommandHistory.Invoke(ICommand cmd) at Agilent.MassSpectrometry.DataAnalysis.Quantitative.AppCommandContext._Invoke(ICommand cmd)
CmdManuallyIntegrateQualifierPeak	BL2000\mchavez	1/5/2022 1:43:58 PM	Manually integrate qualifier 91.0 of compound Toluene in sample 27DEC20.D from x, y = 8.374, 0 to 8.419, 0; result = 0			✓	

Audit Trail report

Name	User	Time	Action	Reason	Comment	Succeed	Exception
CmdManuallyIntegratePeak	BL2000\mchavez	1/5/2022 1:44:02 PM	Manually integrate compound Toluene in sample 27DEC20.D from x, y = 8.361, 0 to 8.414, 0; result = 0				Agilent.MassSpectrometry.DataAnalysis.Quantitative.ApplicationCommandException: Manual integration failed for compound Toluene in sample B21121965-001G. ---> Agilent.MassSpectrometry.DataAnalysis.Quantitative.ApplicationCommandException: Manual integration failed for compound Toluene in sample B21121965-001G. ---> System.IndexOutOfRangeException: Index was outside the bounds of the array. at Agilent.MassSpectrometry.DataAnalysis.AgileIntegrator.Peak.a(Double[] A_0, Single[] A_1, Int32 A_2, Int32 A_3, Int32 A_4, Double A_5, Double A_6, Double& A_7, Double& A_8, Int32& A_9, Int32& A_10, Int32& A_11, Int32& A_12) at Agilent.MassSpectrometry.DataAnalysis.AgileIntegrator.Peak.ComputeChromatographicMetrics(Double[] xArray, Single[] yArray, Int32 startIndex, Int32 apexIndex, Int32 endIndex, Double baselineSlope, Double yIntercept, Double& fullWidthHalfMaximum, Double& symmetry) at Agilent.MassSpectrometry.DataAnalysis.Quantitative.Integrator.a(IChromatogram A_0, IPeakList A_1) at Agilent.MassSpectrometry.DataAnalysis.Quantitative.Integrator.ManualIntegrate(IChromatogram chromatogram, Double xStart, Double yStart, Double xEnd, Double yEnd, IChromPeakList& peaklist) at Agilent.MassSpectrometry.DataAnalysis.Quantitative.Analysis.MeasuredIon.ManualIntegrate(Double xStart, Double yStart, Double xEnd, Double yEnd) --- End of inner exception stack trace --- at Agilent.MassSpectrometry.DataAnalysis.Quantitative.Analysis.QuantifierIon.SetManualIntegrationFailureMessage(Exception e) at Agilent.MassSpectrometry.DataAnalysis.Quantitative.Analysis.MeasuredIon.ManualIntegrate(Double xStart, Double yStart, Double xEnd, Double yEnd)

Audit Trail report

Name	User	Time	Action	Reason	Comment	Succeed	Exception
							at Agilent.MassSpectrometry.DataAnalysis.Quantitative.CmdManuallyIntegratePeak.Do() --- End of inner exception stack trace --- at Agilent.MassSpectrometry.DataAnalysis.Quantitative.CmdManuallyIntegratePeak.Do() at Agilent.MassSpectrometry.CommandModel.CommandHistory.Invoke(ICommand cmd) at Agilent.MassSpectrometry.DataAnalysis.Quantitative.AppCommandContext.Invoke(ICommand cmd)
CmdManuallyIntegrateQualifierPeak	BL2000\mchavez	1/5/2022 1:44:06 PM	Manually integrate qualifier 91.0 of compound Toluene in sample 27DEC20.D from x, y = 8.377, 0 to 8.402, 0; result = 0			✓	
CmdManuallyIntegratePeak	BL2000\mchavez	1/5/2022 1:44:26 PM	Manually integrate compound Chloroform in sample 27DEC20.D from x, y = 5.611, 0 to 5.689, 0; result = 1046			✓	
CmdManuallyIntegrateQualifierPeak	BL2000\mchavez	1/5/2022 1:44:28 PM	Manually integrate qualifier 85.0 of compound Chloroform in sample 27DEC20.D from x, y = 5.622, 0 to 5.706, 0; result = 909			✓	
CmdManuallyIntegratePeak	BL2000\mchavez	1/5/2022 1:44:38 PM	Manually integrate compound Methyl ethyl ketone in sample 27DEC20.D from x, y = 5.271, 0 to 5.343, 0; result = 558			✓	
CmdManuallyIntegrateQualifierPeak	BL2000\mchavez	1/5/2022 1:44:40 PM	Manually integrate qualifier 72.0 of compound Methyl ethyl ketone in sample 27DEC20.D from x, y = 5.268, 0 to 5.329, 0; result = 37			✓	
CmdManuallyIntegratePeak	BL2000\mchavez	1/5/2022 1:44:53 PM	Manually integrate compound Methylene chloride in sample 27DEC20.D from x, y = 3.296, 0 to 3.374, 0; result = 621			✓	
CmdManuallyIntegrateQualifierPeak	BL2000\mchavez	1/5/2022 1:44:55 PM	Manually integrate qualifier 84.0 of compound Methylene chloride in sample 27DEC20.D from x, y = 3.305, 0 to 3.391, 0; result = 491			✓	
CmdManuallyIntegrateQualifierPeak	BL2000\mchavez	1/5/2022 1:44:57 PM	Manually integrate qualifier 86.0 of compound Methylene chloride in sample 27DEC20.D from x, y = 3.319, 0 to 3.377, 0; result = 108			✓	
CmdZeroOutPeak	BL2000\mchavez	1/5/2022 1:45:07 PM	Zero out primary peak of compound Chloroethane in sample 27DEC20.D			✓	

Audit Trail report

Name	User	Time	Action	Reason	Comment	Succeed	Exception
CmdManuallyIntegratePeak	BL2000\mchavez	1/5/2022 1:45:19 PM	Manually integrate compound Chloromethane in sample 27DEC20.D from x, y = 1.372, 0 to 1.445, 0; result = 965			✓	
CmdManuallyIntegrateQualifierPeak	BL2000\mchavez	1/5/2022 1:45:20 PM	Manually integrate qualifier52.0 of compound Chloromethane in sample 27DEC20.D from x, y = 1.386, 0 to 1.445, 0; result = 191			✓	
CmdManuallyIntegratePeak	BL2000\mchavez	1/5/2022 1:45:25 PM	Manually integrate compound Dichlorodifluoromethane in sample 27DEC20.D from x, y = 1.208, 0 to 1.277, 0; result = 757			✓	
CmdManuallyIntegrateQualifierPeak	BL2000\mchavez	1/5/2022 1:45:27 PM	Manually integrate qualifier87.0 of compound Dichlorodifluoromethane in sample 27DEC20.D from x, y = 1.191, 0 to 1.277, 0; result = 168			✓	
CmdSetSampleAttribute	BL2000\mchavez	1/5/2022 1:45:40 PM	Set SampleApproved = True for sample 27DEC20.D; previous value = False			✓	
CmdSetSampleAttribute	BL2000\mchavez	1/5/2022 1:46:40 PM	Set SampleApproved = True for sample 27DEC22.D; previous value = False			✓	
CmdSetSampleAttribute	BL2000\mchavez	1/5/2022 1:47:49 PM	Set SampleApproved = True for sample 27DEC23.D; previous value = False			✓	
CmdSetSampleAttribute	BL2000\mchavez	1/5/2022 1:49:00 PM	Set SampleApproved = True for sample 27DEC25.D; previous value = False			✓	
CmdSetSampleAttribute	BL2000\mchavez	1/5/2022 1:53:55 PM	Set SampleApproved = True for sample 27DEC02.D; previous value = False			✓	

Audit Trail report

Name	User	Time	Action	Reason	Comment	Succeed	Exception
CmdCalibrate	BL2000\mchavez	1/5/2022 1:54:16 PM	Replace level CC with CC sample 27DEC25.D for compounds {1,2-Dichlorobenzene, 1,4-Dichlorobenzene, 1,3-Dichlorobenzene, 4-Chlorotoluene, 2-Chlorotoluene, 1,2,3-Trichloropropane, 1,1,2,2-Tetrachloroethane, Bromobenzene, p-Bromofluorobenzene, Bromoform, Styrene, o-Xylene, m+p-Xylenes, Ethylbenzene, 1,1,1,2-Tetrachloroethane, Chlorobenzene, 1,2-Dibromoethane, Chlorodibromomethane, 1,3-Dichloropropane, Tetrachloroethene, 1,1,2-Trichloroethane, trans-1,3-Dichloropropene, Toluene, Toluene-d8, cis-1,3-Dichloropropene, Bromodichloromethane, Dibromomethane, 1,2-Dichloropropane, Trichloroethene, 1,2-Dichloroethane, Benzene, 1,2-Dichloroethane-d4, 1,1-Dichloropropene, Carbon tetrachloride, Dibromofluoromethane, 1,1,1-Trichloroethane, Chloroform, Bromochloromethane, Methyl ethyl ketone, cis-1,2-Dichloroethene, 2,2-Dichloropropane, 1,1-Dichloroethane, Methyl tert-butyl ether (MTBE), trans-1,2-Dichloroethene, Methylene chloride, 1,1-Dichloroethene, Trichlorofluoromethane, Chloroethane, Bromomethane, Vinyl chloride, Chloromethane, Dichlorodifluoromethane};			✓	
CmdQuantitate	BL2000\mchavez	1/5/2022 1:54:33 PM	Quantitate all compounds in all samples			✓	
CmdSaveBatchTable	BL2000\mchavez	1/5/2022 1:56:13 PM	Save batch D:\Org\Data\VOA5975C\VG122721\QuantResults\VG122721_8260B_624pt1.batch.bin			✓	
GenerateReport	BL2000\mchavez	1/5/2022 1:56:50 PM	Generates report - Method: \\MASSHUNTER\Org\reports\LevelIV_Reports\SampleSequence\CC_mid_rpt.m, Output Path: D:\Org\Data\VOA5975C\VG122721\QuantReports\VG122721_8260B_624pt1-1			✓	
CmdSetTargetCompoundAttribute	BL2000\mchavez	1/5/2022 1:59:08 PM	Set UserAnnotation = NI for compound Dichlorodifluoromethane in sample 27DEC20.D; previous value =			✓	
CmdSetTargetCompoundAttribute	BL2000\mchavez	1/5/2022 1:59:12 PM	Set UserAnnotation = NI for compound Chloromethane in sample 27DEC20.D; previous value =			✓	

Audit Trail report

Name	User	Time	Action	Reason	Comment	Succeed	Exception
CmdSetTargetCompoundAttribute	BL2000\mchavez	1/5/2022 1:59:18 PM	Set UserAnnotation = NI for compound Methylene chloride in sample 27DEC20.D; previous value =			✓	
CmdSetTargetCompoundAttribute	BL2000\mchavez	1/5/2022 1:59:23 PM	Set UserAnnotation = NI for compound Methyl ethyl ketone in sample 27DEC20.D; previous value =			✓	
CmdSetTargetCompoundAttribute	BL2000\mchavez	1/5/2022 1:59:29 PM	Set UserAnnotation = NI for compound Chloroform in sample 27DEC20.D; previous value =			✓	
CmdSetTargetCompoundAttribute	BL2000\mchavez	1/5/2022 1:59:52 PM	Set UserAnnotation = NI for compound Chloromethane in sample 27DEC19.D; previous value =			✓	
CmdZeroOutPeak	BL2000\mchavez	1/5/2022 2:00:08 PM	Zero out primary peak of compound Methylene chloride in sample 27DEC18.D			✓	
CmdZeroOutPeak	BL2000\mchavez	1/5/2022 2:00:09 PM	Zero out primary peak of compound Methylene chloride in sample 27DEC18.D			✓	
CmdZeroOutPeak	BL2000\mchavez	1/5/2022 2:00:09 PM	Zero out primary peak of compound Methylene chloride in sample 27DEC18.D			✓	
CmdSetTargetCompoundAttribute	BL2000\mchavez	1/5/2022 2:00:13 PM	Set UserAnnotation = NI for compound Benzene in sample 27DEC18.D; previous value =			✓	
CmdSetTargetCompoundAttribute	BL2000\mchavez	1/5/2022 2:00:17 PM	Set UserAnnotation = NI for compound Toluene in sample 27DEC18.D; previous value =			✓	
CmdManuallyIntegratePeak	BL2000\mchavez	1/5/2022 2:01:04 PM	Manually integrate compound Toluene in sample 27DEC16.D from x, y = 8.349, 0 to 8.425, 0; result = 1703			✓	
CmdSetTargetCompoundAttribute	BL2000\mchavez	1/5/2022 2:01:15 PM	Set UserAnnotation = NI for compound Toluene in sample 27DEC16.D; previous value =			✓	
CmdManuallyIntegratePeak	BL2000\mchavez	1/5/2022 2:01:23 PM	Manually integrate compound Methylene chloride in sample 27DEC16.D from x, y = 3.296, 0 to 3.380, 0; result = 388			✓	
CmdManuallyIntegrateQualifierPeak	BL2000\mchavez	1/5/2022 2:01:25 PM	Manually integrate qualifier 84.0 of compound Methylene chloride in sample 27DEC16.D from x, y = 3.330, 0 to 3.386, 0; result = 56			✓	
CmdZeroOutPeak	BL2000\mchavez	1/5/2022 2:01:29 PM	Zero out primary peak of compound Methylene chloride in sample 27DEC16.D			✓	
CmdSetSampleAttribute	BL2000\mchavez	1/5/2022 2:01:38 PM	Set UserDefined = Qualifier ratio did not meet method criteria for Methylene chloride for sample 27DEC16.D; previous value =			✓	
CmdSetTargetCompoundAttribute	BL2000\mchavez	1/5/2022 2:04:18 PM	Set UserAnnotation = NI for compound Toluene in sample 27DEC12.D; previous value =			✓	

Audit Trail report

Name	User	Time	Action	Reason	Comment	Succeed	Exception
CmdSetTargetCompoundAttribute	BL2000\mchavez	1/5/2022 2:04:21 PM	Set UserAnnotation = NI for compound Methylene chloride in sample 27DEC12.D; previous value =			✓	
CmdSetTargetCompoundAttribute	BL2000\mchavez	1/5/2022 2:04:24 PM	Set UserAnnotation = NI for compound Chloromethane in sample 27DEC12.D; previous value =			✓	
CmdSetTargetCompoundAttribute	BL2000\mchavez	1/5/2022 2:04:33 PM	Set UserAnnotation = NI for compound Toluene in sample 27DEC11.D; previous value =			✓	
CmdSetTargetCompoundAttribute	BL2000\mchavez	1/5/2022 2:04:35 PM	Set UserAnnotation = NI for compound Methylene chloride in sample 27DEC11.D; previous value =			✓	
CmdSetTargetCompoundAttribute	BL2000\mchavez	1/5/2022 2:04:38 PM	Set UserAnnotation = NI for compound Chloromethane in sample 27DEC11.D; previous value =			✓	
CmdSetTargetCompoundAttribute	BL2000\mchavez	1/5/2022 2:04:55 PM	Set UserAnnotation = NI for compound Chloromethane in sample 27DEC10.D; previous value =			✓	
CmdSetTargetCompoundAttribute	BL2000\mchavez	1/5/2022 2:04:58 PM	Set UserAnnotation = NI for compound Methylene chloride in sample 27DEC10.D; previous value =			✓	
CmdSetTargetCompoundAttribute	BL2000\mchavez	1/5/2022 2:05:12 PM	Set UserAnnotation = NI for compound Toluene in sample 27DEC09.D; previous value =			✓	
CmdSetTargetCompoundAttribute	BL2000\mchavez	1/5/2022 2:05:15 PM	Set UserAnnotation = NI for compound Methylene chloride in sample 27DEC09.D; previous value =			✓	
CmdSetTargetCompoundAttribute	BL2000\mchavez	1/5/2022 2:05:23 PM	Set UserAnnotation = NI for compound Chloromethane in sample 27DEC08.D; previous value =			✓	
CmdSetTargetCompoundAttribute	BL2000\mchavez	1/5/2022 2:05:26 PM	Set UserAnnotation = NI for compound Methylene chloride in sample 27DEC08.D; previous value =			✓	
CmdSetTargetCompoundAttribute	BL2000\mchavez	1/5/2022 2:05:28 PM	Set UserAnnotation = NI for compound Toluene in sample 27DEC08.D; previous value =			✓	
CmdSetTargetCompoundAttribute	BL2000\mchavez	1/5/2022 2:05:42 PM	Set UserAnnotation = NI for compound Chloromethane in sample 27DEC07.D; previous value =			✓	
CmdSetTargetCompoundAttribute	BL2000\mchavez	1/5/2022 2:05:46 PM	Set UserAnnotation = NI for compound Toluene in sample 27DEC07.D; previous value =			✓	
CmdSetTargetCompoundAttribute	BL2000\mchavez	1/5/2022 2:05:50 PM	Set UserAnnotation = NI for compound Styrene in sample 27DEC07.D; previous value =			✓	
CmdSetTargetCompoundAttribute	BL2000\mchavez	1/5/2022 2:06:00 PM	Set UserAnnotation = NI for compound Methylene chloride in sample 27DEC06.D; previous value =			✓	
CmdSaveBatchTable	BL2000\mchavez	1/5/2022 2:06:16 PM	Save batch D:\Org\Data\VOA5975C\VG122721\QuantResults\VG122721_8260B_624pt1.batch.bin			✓	

Audit Trail report

Name	User	Time	Action	Reason	Comment	Succeed	Exception
CmdQuantitate	BL2000\mchavez	1/5/2022 2:07:12 PM	Quantitate all compounds in all samples			✓	
CmdSaveBatchTable	BL2000\mchavez	1/5/2022 2:07:23 PM	Save batch D:\Org\Data\VOA5975C\VG122721\QuantResults\VG122721_8260B_624pt1.batch.bin			✓	
GenerateReport	BL2000\mchavez	1/5/2022 2:14:18 PM	Generates report - Method: \\MASSHUNTER\Org\reports\LevelIV_Reports\SampleSequence\02_Env_Qnt Rslts_wGrphcs+Chrmtgrm+AuditTrail.m, Output Path: D:\Org\Data\VOA5975C\VG122721\QuantReports\VG122721_8260B_624pt1-2			✓	
CmdOpenBatchTable	BL2000\mchavez	2/4/2022 1:00:02 PM	Open batch D:\Org\Data\VOA5975C\VG122721\VG122721_8260B_624pt1.batch.bin			✓	
CmdSetTargetCompoundAttribute	BL2000\mchavez	2/4/2022 1:09:24 PM	Set UserAnnotation = NI for compound Methylene chloride in sample 27DEC13.D; previous value =			✓	
CmdSaveBatchTable	BL2000\mchavez	2/4/2022 1:12:12 PM	Save batch D:\Org\Data\VOA5975C\VG122721\QuantResults\VG122721_8260B_624pt1.batch.bin			✓	

Energy Laboratories Inc

ANALYTICAL RUN Summary

04-Feb-22

Run ID VOA5975C.I_211228A

Run Start Date: 12/28/2021
Analyst: Melissa Chavez
Ical:
Column ID:
Comments:

Std ID	Std Name	Std Amount	Std Units	Samp Amount	Samp Units	SampType	Expiration Date
VOCF3517	Internal Standard / Surrogates (INT/SURR)	8.4	ul	42	ml	ALL (TUNE	12/31/2022
VOCF3529A	2nd Source MtBE	1.05	ul	42	ml	LCS, MS, M	12/29/2021
VOCF3546A	Liquids	1.05	ul	42	ml	CCV	1/13/2022
VOCF3549	2nd Source Ketones	1.05	ul	42	ml	LCS, MS, M	1/15/2022
VOCF3550	Ketones	1.05	ul	42	ml	CCV	1/16/2022
VOCF3551A	Gases	1.05	ul	42	ml	CCV	12/28/2021
VOCF3552A	2nd Source Gases	1.05	ul	42	ml	LCS, MS, M	12/28/2021
VOCF3558A	2nd Source Liquids	1.05	ul	42	ml	LCS, MS, M	1/27/2022
VOCF3559A	MtBE	1.05	ul	42	ml	CCV	1/27/2022

Seq No	Lab ID	Test Code	Sample Typ	File ID	Analysis Date	DF	Batch ID	Prep Date	SPKref	RPDref	pmoist					
14967175	28DEC03_D_T	VOC-8260-BFB	TUNE	DA5975C\VG122	12/28/2021 10:0	1	R372824		0	0						
Analyte	T	Units	RAW	Final	Text	Spike	SPKref	RPDref	MDL	PQL	UQL	%REC	LOW	HIGH	%RPD	Q
173, % of mass 174	A	%	1.3	1.3		100	0	0	0	0	0	1%	0	1.99	0%	
174, % of mass 95	A	%	91.3	91.3		100	0	0	0	0	0	91%	50	99.99	0%	
175, % of mass 174	A	%	7.7	7.7		100	0	0	0	0	0	8%	5	9	0%	
176, % of mass 174	A	%	96.9	96.9		100	0	0	0	0	0	97%	95	101	0%	
177, % of mass 176	A	%	7	7		100	0	0	0	0	0	7%	5	9	0%	
50, % of mass 95	A	%	20.2	20.2		100	0	0	0	0	0	20%	15	40	0%	
75, % of mass 95	A	%	51.3	51.3		100	0	0	0	0	0	51%	30	60	0%	
95, Base Peak	A	%	100	100		100	0	0	0	0	0	100%	0	100	0%	
96, % of mass 95	A	%	5.9	5.9		100	0	0	0	0	0	6%	5	9	0%	

Seq No	Lab ID	Test Code	Sample Typ	File ID	Analysis Date	DF	Batch ID	Prep Date	SPKref	RPDref	pmoist					
14967176	CCV122821_	VOC-8260-W-Q	CCV	JA5975C\VG122821	12/28/2021 10:4	1	R372824		0	0						
Analyte	T	Units	RAW	Final	Text	Spike	SPKref	RPDref	MDL	PQL	UQL	%REC	LOW	HIGH	%RPD	Q
1,1,1,2-Tetrachloroethane	A	ug/L	131.06475	5.24259		5	0	0	0.107	0.5	500	105%	80	120	0%	
1,1,1-Trichloroethane	A	ug/L	123.45664	4.9382656		5	0	0	0.131	0.5	500	99%	80	120	0%	
1,1,2,2-Tetrachloroethane	A	ug/L	131.52176	5.2608704		5	0	0	0.0872	0.5	500	105%	80	120	0%	
1,1,2-Trichloroethane	A	ug/L	128.26718	5.1306872		5	0	0	0.108	0.5	500	103%	80	120	0%	
1,1-Dichloroethane	A	ug/L	124.31627	4.9726508		5	0	0	0.176	0.5	500	99%	80	120	0%	
1,1-Dichloroethene	A	ug/L	123.94098	4.9576392		5	0	0	0.145	0.5	500	99%	80	120	0%	
1,1-Dichloropropene	A	ug/L	119.32283	4.7729132		5	0	0	0.083	0.5	500	95%	80	120	0%	
1,2,3-Trichloropropane	A	ug/L	126.50098	5.0600392		5	0	0	0.385	0.5	500	101%	80	120	0%	
1,2-Dibromoethane	A	ug/L	128.95734	5.1582936		5	0	0	0.143	0.5	500	103%	80	120	0%	
1,2-Dichlorobenzene	A	ug/L	125.17305	5.006922		5	0	0	0.0858	0.5	500	100%	80	120	0%	
1,2-Dichloroethane	A	ug/L	126.88398	5.0753592		5	0	0	0.156	0.5	500	102%	80	120	0%	
1,2-Dichloropropane	A	ug/L	133.44988	5.3379952		5	0	0	0.0893	0.5	500	107%	80	120	0%	
1,3-Dichlorobenzene	A	ug/L	125.7538	5.030152		5	0	0	0.0996	0.5	500	101%	80	120	0%	
1,3-Dichloropropane	A	ug/L	131.01729	5.2406916		5	0	0	0.106	0.5	500	105%	80	120	0%	
1,4-Dichlorobenzene	A	ug/L	124.30946	4.9723784		5	0	0	0.0858	0.5	500	99%	80	120	0%	
2,2-Dichloropropane	A	ug/L	129.17082	5.1668328		5	0	0	0.196	0.5	500	103%	80	120	0%	
2-Chlorotoluene	A	ug/L	126.85917	5.0743668		5	0	0	0.0876	0.5	500	101%	80	120	0%	
4-Chlorotoluene	A	ug/L	128.11922	5.1247688		5	0	0	0.0912	0.5	500	102%	80	120	0%	
Benzene	A	ug/L	124.67003	4.9868012		5	0	0	0.119	0.5	500	100%	80	120	0%	
Bromobenzene	A	ug/L	131.53188	5.2612752		5	0	0	0.115	0.5	500	105%	80	120	0%	
Bromochloromethane	A	ug/L	130.05516	5.2022064		5	0	0	0.176	0.5	500	104%	80	120	0%	
Bromodichloromethane	A	ug/L	127.48601	5.0994404		5	0	0	0.155	0.5	500	102%	80	120	0%	
Bromoform	A	ug/L	134.53709	5.3814836		5	0	0	0.119	0.5	500	108%	80	120	0%	
Bromomethane	A	ug/L	121.35025	4.85401		5	0	0	0.253	0.5	500	97%	80	120	0%	
Carbon tetrachloride	A	ug/L	119.44258	4.7777032		5	0	0	0.165	0.5	500	96%	80	120	0%	
Chlorobenzene	A	ug/L	127.04508	5.0818032		5	0	0	0.12	0.5	500	102%	80	120	0%	
Chlorodibromomethane	A	ug/L	130.85507	5.2342028		5	0	0	0.0841	0.5	500	105%	80	120	0%	
Chloroethane	A	ug/L	110.62086	4.4248344		5	0	0	0.169	0.5	500	88%	80	120	0%	
Chloroform	A	ug/L	120.06998	4.8027992		5	0	0	0.0789	0.5	500	96%	80	120	0%	
Chloromethane	A	ug/L	111.84066	4.4736264		5	0	0	0.191	0.5	500	89%	80	120	0%	
cis-1,2-Dichloroethene	A	ug/L	124.87173	4.9948692		5	0	0	0.167	0.5	500	100%	80	120	0%	
cis-1,3-Dichloropropene	A	ug/L	132.08315	5.283326		5	0	0	0.0943	0.5	500	106%	80	120	0%	
Dibromomethane	A	ug/L	127.65282	5.1061128		5	0	0	0.162	0.5	500	102%	80	120	0%	
Dichlorodifluoromethane	A	ug/L	102.53017	4.1012068		5	0	0	0.175	0.5	500	82%	80	120	0%	
Ethylbenzene	A	ug/L	125.8282	5.033128		5	0	0	0.0912	0.5	500	101%	80	120	0%	

Seq No	Lab ID	Test Code	Sample Typ	File ID	Analysis Date	DF	Batch ID	Prep Date	SPKref	RPDref	pmoist					
14967176	CCV122821_	VOC-8260-W-Q	CCV	JA5975C\VG122821	12/28/2021 10:4	1	R372824		0	0						
Analyte	T	Units	RAW	Final	Text	Spike	SPKref	RPDref	MDL	PQL	UQL	%REC	LOW	HIGH	%RPD	Q
m+p-Xylenes	A	ug/L	261.94874	10.4779496		10	0	0	0.165	0.5	1000	105%	80	120	0%	
Methyl ethyl ketone	A	ug/L	1257.92578	50.3170312		50	0	0	2.22	10	5000	101%	80	120	0%	
Methyl tert-butyl ether (MTBE)	A	ug/L	123.81804	4.9527216		5	0	0	0.119	0.5	500	99%	80	120	0%	
Methylene chloride	A	ug/L	118.6094	4.744376		5	0	0	0.134	0.5	500	95%	80	120	0%	
o-Xylene	A	ug/L	131.33294	5.2533176		5	0	0	0.0604	0.5	500	105%	80	120	0%	
Styrene	A	ug/L	133.46473	5.3385892		5	0	0	0.067	0.5	500	107%	80	120	0%	
Tetrachloroethene	A	ug/L	125.12725	5.00509		5	0	0	0.0671	0.5	500	100%	80	120	0%	
Toluene	A	ug/L	131.6889	5.267556		5	0	0	0.075	0.5	500	105%	80	120	0%	
trans-1,2-Dichloroethene	A	ug/L	123.00689	4.9202756		5	0	0	0.151	0.5	500	98%	80	120	0%	
trans-1,3-Dichloropropene	A	ug/L	133.77973	5.3511892		5	0	0	0.0846	0.5	500	107%	80	120	0%	
Trichloroethene	A	ug/L	124.20135	4.968054		5	0	0	0.0993	0.5	500	99%	80	120	0%	
Trichlorofluoromethane	A	ug/L	108.11709	4.3246836		5	0	0	0.134	0.5	500	86%	80	120	0%	
Vinyl chloride	A	ug/L	111.00376	4.4401504		5	0	0	0.153	0.5	500	89%	80	120	0%	
1,4-Dichlorobenzene-d4	I	ug/L	250	10		0	0	0	0	0	500	0%	0	0	0%	
Chlorobenzene-d5	I	ug/L	250	10		0	0	0	0	0	500	0%	0	0	0%	
Fluorobenzene	I	ug/L	250	10		0	0	0	0	0	500	0%	0	0	0%	
Xylenes, Total	M	ug/L	393.28168	15.7312672		15	0	0	0.0604	0.5	1500	105%	80	120	0%	
1,2-Dichloroethane-d4	S	ug/L	249.1951	9.967804		10	0	0	0.0848	0.5	500	100%	80	120	0%	
Dibromofluoromethane	S	ug/L	254.36925	10.17477		10	0	0	0.129	0.5	500	102%	80	120	0%	
p-Bromofluorobenzene	S	ug/L	261.5255	10.46102		10	0	0	0.149	0.5	500	105%	80	120	0%	
Toluene-d8	S	ug/L	271.02027	10.8408108		10	0	0	0.0617	0.5	500	108%	80	120	0%	

Seq No	Lab ID	Test Code	Sample Typ	File ID	Analysis Date	DF	Batch ID	Prep Date	SPKref	RPDref	pmoist					
14967177	LCS122821_	VOC-8260-W-Q	LCS-DOD	JA5975C\VG122821	12/28/2021 11:2	1	R372824		0	0						
Analyte	T	Units	RAW	Final	Text	Spike	SPKref	RPDref	MDL	PQL	UQL	%REC	LOW	HIGH	%RPD	Q
1,1,1,2-Tetrachloroethane	A	ug/L	133.41562	5.3366248		5	0	0	0.107	0.5	500	107%	78	124	0%	
1,1,1-Trichloroethane	A	ug/L	130.92625	5.23705		5	0	0	0.131	0.5	500	105%	74	131	0%	
1,1,2,2-Tetrachloroethane	A	ug/L	130.62255	5.224902		5	0	0	0.0872	0.5	500	104%	71	121	0%	
1,1,2-Trichloroethane	A	ug/L	131.35592	5.2542368		5	0	0	0.108	0.5	500	105%	80	119	0%	
1,1-Dichloroethane	A	ug/L	134.8345	5.39338		5	0	0	0.176	0.5	500	108%	77	125	0%	
1,1-Dichloroethene	A	ug/L	115.91042	4.6364168		5	0	0	0.145	0.5	500	93%	71	131	0%	
1,1-Dichloropropene	A	ug/L	122.83169	4.9132676		5	0	0	0.083	0.5	500	98%	79	125	0%	
1,2,3-Trichloropropane	A	ug/L	123.44315	4.937726		5	0	0	0.385	0.5	500	99%	73	125	0%	
1,2-Dibromoethane	A	ug/L	133.95059	5.3580236		5	0	0	0.143	0.5	500	107%	78	122	0%	

Seq No	Lab ID	Test Code	Sample Typ	File ID	Analysis Date	DF	Batch ID	Prep Date	SPKref	RPDref	pmoist					
14967177	LCS122821_	VOC-8260-W-Q	LCS-DOD	JA5975C\VG122821	12/28/2021 11:2	1	R372824		0	0						
Analyte	T	Units	RAW	Final	Text	Spike	SPKref	RPDref	MDL	PQL	UQL	%REC	LOW	HIGH	%RPD	Q
1,2-Dichlorobenzene	A	ug/L	131.60653	5.2642612		5	0	0	0.0858	0.5	500	105%	80	119	0%	
1,2-Dichloroethane	A	ug/L	128.46651	5.1386604		5	0	0	0.156	0.5	500	103%	73	128	0%	
1,2-Dichloropropane	A	ug/L	132.21611	5.2886444		5	0	0	0.0893	0.5	500	106%	78	122	0%	
1,3-Dichlorobenzene	A	ug/L	135.78155	5.431262		5	0	0	0.0996	0.5	500	109%	80	119	0%	
1,3-Dichloropropane	A	ug/L	131.23053	5.2492212		5	0	0	0.106	0.5	500	105%	80	119	0%	
1,4-Dichlorobenzene	A	ug/L	129.82947	5.1931788		5	0	0	0.0858	0.5	500	104%	79	118	0%	
2,2-Dichloropropane	A	ug/L	140.04471	5.6017884		5	0	0	0.196	0.5	500	112%	60	139	0%	
2-Chlorotoluene	A	ug/L	130.79845	5.231938		5	0	0	0.0876	0.5	500	105%	79	122	0%	
4-Chlorotoluene	A	ug/L	135.66988	5.4267952		5	0	0	0.0912	0.5	500	109%	78	122	0%	
Benzene	A	ug/L	132.35321	5.2941284		5	0	0	0.119	0.5	500	106%	79	120	0%	
Bromobenzene	A	ug/L	135.54719	5.4218876		5	0	0	0.115	0.5	500	108%	80	120	0%	
Bromochloromethane	A	ug/L	132.41653	5.2966612		5	0	0	0.176	0.5	500	106%	78	123	0%	
Bromodichloromethane	A	ug/L	134.16661	5.3666644		5	0	0	0.155	0.5	500	107%	79	125	0%	
Bromoform	A	ug/L	136.5286	5.461144		5	0	0	0.119	0.5	500	109%	66	130	0%	
Bromomethane	A	ug/L	119.98851	4.7995404		5	0	0	0.253	0.5	500	96%	53	141	0%	
Carbon tetrachloride	A	ug/L	126.36523	5.0546092		5	0	0	0.165	0.5	500	101%	72	136	0%	
Chlorobenzene	A	ug/L	136.54942	5.4619768		5	0	0	0.12	0.5	500	109%	82	118	0%	
Chlorodibromomethane	A	ug/L	135.21724	5.4086896		5	0	0	0.0841	0.5	500	108%	74	126	0%	
Chloroethane	A	ug/L	99.63239	3.9852956		5	0	0	0.169	0.5	500	80%	60	138	0%	
Chloroform	A	ug/L	124.59059	4.9836236		5	0	0	0.0789	0.5	500	100%	79	124	0%	
Chloromethane	A	ug/L	114.46626	4.5786504		5	0	0	0.191	0.5	500	92%	50	139	0%	
cis-1,2-Dichloroethene	A	ug/L	132.28374	5.2913496		5	0	0	0.167	0.5	500	106%	78	123	0%	
cis-1,3-Dichloropropene	A	ug/L	129.49903	5.1799612		5	0	0	0.0943	0.5	500	104%	75	124	0%	
Dibromomethane	A	ug/L	133.48819	5.3395276		5	0	0	0.162	0.5	500	107%	79	123	0%	
Dichlorodifluoromethane	A	ug/L	107.75792	4.3103168		5	0	0	0.175	0.5	500	86%	32	152	0%	
Ethylbenzene	A	ug/L	132.87451	5.3149804		5	0	0	0.0912	0.5	500	106%	79	121	0%	
m+p-Xylenes	A	ug/L	272.0552	10.882208		10	0	0	0.165	0.5	1000	109%	80	121	0%	
Methyl ethyl ketone	A	ug/L	1332.56477	53.3025908		50	0	0	2.22	10	5000	107%	56	143	0%	
Methyl tert-butyl ether (MTBE)	A	ug/L	123.27296	4.9309184		5	0	0	0.119	0.5	500	99%	71	124	0%	
Methylene chloride	A	ug/L	127.72575	5.10903		5	0	0	0.134	0.5	500	102%	74	124	0%	
o-Xylene	A	ug/L	140.6024	5.624096		5	0	0	0.0604	0.5	500	112%	78	122	0%	
Styrene	A	ug/L	141.20428	5.6481712		5	0	0	0.067	0.5	500	113%	78	123	0%	
Tetrachloroethene	A	ug/L	136.5099	5.460396		5	0	0	0.0671	0.5	500	109%	74	129	0%	
Toluene	A	ug/L	134.31981	5.3727924		5	0	0	0.075	0.5	500	107%	80	121	0%	
trans-1,2-Dichloroethene	A	ug/L	137.00956	5.4803824		5	0	0	0.151	0.5	500	110%	75	124	0%	

Seq No	Lab ID	Test Code	Sample Typ	File ID	Analysis Date	DF	Batch ID	Prep Date	SPKref	RPDref	pmoist					
14967177	LCS122821_	VOC-8260-W-Q	LCS-DOD	JA5975C\VG1228	12/28/2021 11:2	1	R372824		0	0						
Analyte	T	Units	RAW	Final	Text	Spike	SPKref	RPDref	MDL	PQL	UQL	%REC	LOW	HIGH	%RPD	Q
trans-1,3-Dichloropropene	A	ug/L	138.4667	5.538668		5	0	0	0.0846	0.5	500	111%	73	127	0%	
Trichloroethene	A	ug/L	128.47378	5.1389512		5	0	0	0.0993	0.5	500	103%	79	123	0%	
Trichlorofluoromethane	A	ug/L	107.13195	4.285278		5	0	0	0.134	0.5	500	86%	65	141	0%	
Vinyl chloride	A	ug/L	119.16135	4.766454		5	0	0	0.153	0.5	500	95%	58	137	0%	
1,4-Dichlorobenzene-d4	I	ug/L	250	10		0	0	0	0	0	500	0%	0	0	0%	
Chlorobenzene-d5	I	ug/L	250	10		0	0	0	0	0	500	0%	0	0	0%	
Fluorobenzene	I	ug/L	250	10		0	0	0	0	0	500	0%	0	0	0%	
Xylenes, Total	M	ug/L	412.6576	16.506304		15	0	0	0.0604	0.5	1500	110%	79	121	0%	
1,2-Dichloroethane-d4	S	ug/L	252.82328	10.1129312		10	0	0	0.0848	0.5	500	101%	81	118	0%	
Dibromofluoromethane	S	ug/L	260.68482	10.4273928		10	0	0	0.129	0.5	500	104%	80	119	0%	
p-Bromofluorobenzene	S	ug/L	254.09257	10.1637028		10	0	0	0.149	0.5	500	102%	85	114	0%	
Toluene-d8	S	ug/L	265.53022	10.6212088		10	0	0	0.0617	0.5	500	106%	89	112	0%	

Seq No	Lab ID	Test Code	Sample Typ	File ID	Analysis Date	DF	Batch ID	Prep Date	SPKref	RPDref	pmoist					
14967178	MBLK122821_	VOC-8260-W-Q	MBLK	JA5975C\VG1228	12/28/2021 12:1	1	R372824		0	0						
Analyte	T	Units	RAW	Final	Text	Spike	SPKref	RPDref	MDL	PQL	UQL	%REC	LOW	HIGH	%RPD	Q
1,1,1,2-Tetrachloroethane	A	ug/L	0	0		0	0	0	0.107	0.5	500	0%	0	0	0%	
1,1,1-Trichloroethane	A	ug/L	0	0		0	0	0	0.131	0.5	500	0%	0	0	0%	
1,1,2,2-Tetrachloroethane	A	ug/L	0	0		0	0	0	0.0872	0.5	500	0%	0	0	0%	
1,1,2-Trichloroethane	A	ug/L	0	0		0	0	0	0.108	0.5	500	0%	0	0	0%	
1,1-Dichloroethane	A	ug/L	0	0		0	0	0	0.176	0.5	500	0%	0	0	0%	
1,1-Dichloroethene	A	ug/L	0	0		0	0	0	0.145	0.5	500	0%	0	0	0%	
1,1-Dichloropropene	A	ug/L	0	0		0	0	0	0.083	0.5	500	0%	0	0	0%	
1,2,3-Trichloropropane	A	ug/L	0	0		0	0	0	0.385	0.5	500	0%	0	0	0%	
1,2-Dibromoethane	A	ug/L	0	0		0	0	0	0.143	0.5	500	0%	0	0	0%	
1,2-Dichlorobenzene	A	ug/L	0	0		0	0	0	0.0858	0.5	500	0%	0	0	0%	
1,2-Dichloroethane	A	ug/L	0	0		0	0	0	0.156	0.5	500	0%	0	0	0%	
1,2-Dichloropropane	A	ug/L	0	0		0	0	0	0.0893	0.5	500	0%	0	0	0%	
1,3-Dichlorobenzene	A	ug/L	0	0		0	0	0	0.0996	0.5	500	0%	0	0	0%	
1,3-Dichloropropane	A	ug/L	0	0		0	0	0	0.106	0.5	500	0%	0	0	0%	
1,4-Dichlorobenzene	A	ug/L	0	0		0	0	0	0.0858	0.5	500	0%	0	0	0%	
2,2-Dichloropropane	A	ug/L	0	0		0	0	0	0.196	0.5	500	0%	0	0	0%	
2-Chlorotoluene	A	ug/L	0	0		0	0	0	0.0876	0.5	500	0%	0	0	0%	
4-Chlorotoluene	A	ug/L	0	0		0	0	0	0.0912	0.5	500	0%	0	0	0%	

Seq No	Lab ID	Test Code	Sample Typ	File ID	Analysis Date	DF	Batch ID	Prep Date	SPKref	RPDref	pmoist					
14967178	MBLK122821_	VOC-8260-W-Q	MBLK	JA5975C\VG122821	12/28/2021 12:1	1	R372824		0	0						
Analyte	T	Units	RAW	Final	Text	Spike	SPKref	RPDref	MDL	PQL	UQL	%REC	LOW	HIGH	%RPD	Q
Benzene	A	ug/L	0	0		0	0	0	0.119	0.5	500	0%	0	0	0%	
Bromobenzene	A	ug/L	0	0		0	0	0	0.115	0.5	500	0%	0	0	0%	
Bromochloromethane	A	ug/L	0	0		0	0	0	0.176	0.5	500	0%	0	0	0%	
Bromodichloromethane	A	ug/L	0	0		0	0	0	0.155	0.5	500	0%	0	0	0%	
Bromoform	A	ug/L	0	0		0	0	0	0.119	0.5	500	0%	0	0	0%	
Bromomethane	A	ug/L	0	0		0	0	0	0.253	0.5	500	0%	0	0	0%	
Carbon tetrachloride	A	ug/L	0	0		0	0	0	0.165	0.5	500	0%	0	0	0%	
Chlorobenzene	A	ug/L	0	0		0	0	0	0.12	0.5	500	0%	0	0	0%	
Chlorodibromomethane	A	ug/L	0	0		0	0	0	0.0841	0.5	500	0%	0	0	0%	
Chloroethane	A	ug/L	0	0		0	0	0	0.169	0.5	500	0%	0	0	0%	
Chloroform	A	ug/L	0	0		0	0	0	0.0789	0.5	500	0%	0	0	0%	
Chloromethane	A	ug/L	0	0		0	0	0	0.191	0.5	500	0%	0	0	0%	
cis-1,2-Dichloroethene	A	ug/L	0	0		0	0	0	0.167	0.5	500	0%	0	0	0%	
cis-1,3-Dichloropropene	A	ug/L	0	0		0	0	0	0.0943	0.5	500	0%	0	0	0%	
Dibromomethane	A	ug/L	0	0		0	0	0	0.162	0.5	500	0%	0	0	0%	
Dichlorodifluoromethane	A	ug/L	0	0		0	0	0	0.175	0.5	500	0%	0	0	0%	
Ethylbenzene	A	ug/L	0	0		0	0	0	0.0912	0.5	500	0%	0	0	0%	
m+p-Xylenes	A	ug/L	0	0		0	0	0	0.165	0.5	1000	0%	0	0	0%	
Methyl ethyl ketone	A	ug/L	0	0		0	0	0	2.22	10	5000	0%	0	0	0%	
Methyl tert-butyl ether (MTBE)	A	ug/L	0	0		0	0	0	0.119	0.5	500	0%	0	0	0%	
Methylene chloride	A	ug/L	1.49147	0		0	0	0	0.134	0.5	500	0%	0	0	0%	
o-Xylene	A	ug/L	0	0		0	0	0	0.0604	0.5	500	0%	0	0	0%	
Styrene	A	ug/L	0	0		0	0	0	0.067	0.5	500	0%	0	0	0%	
Tetrachloroethene	A	ug/L	0	0		0	0	0	0.0671	0.5	500	0%	0	0	0%	
Toluene	A	ug/L	0	0		0	0	0	0.075	0.5	500	0%	0	0	0%	
trans-1,2-Dichloroethene	A	ug/L	0	0		0	0	0	0.151	0.5	500	0%	0	0	0%	
trans-1,3-Dichloropropene	A	ug/L	0	0		0	0	0	0.0846	0.5	500	0%	0	0	0%	
Trichloroethene	A	ug/L	0	0		0	0	0	0.0993	0.5	500	0%	0	0	0%	
Trichlorofluoromethane	A	ug/L	0	0		0	0	0	0.134	0.5	500	0%	0	0	0%	
Vinyl chloride	A	ug/L	0	0		0	0	0	0.153	0.5	500	0%	0	0	0%	
1,4-Dichlorobenzene-d4	I	ug/L	250	10		0	0	0	0	0	500	0%	0	0	0%	
Chlorobenzene-d5	I	ug/L	250	10		0	0	0	0	0	500	0%	0	0	0%	
Fluorobenzene	I	ug/L	250	10		0	0	0	0	0	500	0%	0	0	0%	
Xylenes, Total	M	ug/L	0	0		0	0	0	0.0604	0.5	1500	0%	0	0	0%	
1,2-Dichloroethane-d4	S	ug/L	255.52442	10.2209768		10	0	0	0.0848	0.5	500	102%	81	118	0%	

Seq No	Lab ID	Test Code	Sample Typ	File ID	Analysis Date	DF	Batch ID	Prep Date	SPKref	RPDref	pmoist					
14967178	MBLK122821_	VOC-8260-W-Q	MBLK	JA5975C\VG1228	12/28/2021 12:1	1	R372824		0	0						
Analyte	T	Units	RAW	Final	Text	Spike	SPKref	RPDref	MDL	PQL	UQL	%REC	LOW	HIGH	%RPD	Q
Dibromofluoromethane	S	ug/L	256.02391	10.2409564		10	0	0	0.129	0.5	500	102%	80	119	0%	
p-Bromofluorobenzene	S	ug/L	254.76995	10.190798		10	0	0	0.149	0.5	500	102%	85	114	0%	
Toluene-d8	S	ug/L	258.53463	10.3413852		10	0	0	0.0617	0.5	500	103%	89	112	0%	

Seq No	Lab ID	Test Code	Sample Typ	File ID	Analysis Date	DF	Batch ID	Prep Date	SPKref	RPDref	pmoist					
14967179	B21121841-005	VOC-8260-W-S	SAMP	JA5975C\VG1228	12/28/2021 12:4	1	R372824		0	0						
Analyte	T	Units	RAW	Final	Text	Spike	SPKref	RPDref	MDL	PQL	UQL	%REC	LOW	HIGH	%RPD	Q
1,1,1,2-Tetrachloroethane	A	ug/L	0	0		0	0	0	0.107	1	500	0%	0	0	0%	U
1,1,1-Trichloroethane	A	ug/L	0	0		0	0	0	0.131	1	500	0%	0	0	0%	U
1,1,2,2-Tetrachloroethane	A	ug/L	0	0		0	0	0	0.0872	1	500	0%	0	0	0%	U
1,1,2-Trichloroethane	A	ug/L	0	0		0	0	0	0.108	1	500	0%	0	0	0%	U
1,1-Dichloroethane	A	ug/L	0	0		0	0	0	0.176	1	500	0%	0	0	0%	U
1,1-Dichloroethene	A	ug/L	0	0		0	0	0	0.145	1	500	0%	0	0	0%	U
1,1-Dichloropropene	A	ug/L	0	0		0	0	0	0.083	1	500	0%	0	0	0%	U
1,2,3-Trichloropropane	A	ug/L	0	0		0	0	0	0.385	1	500	0%	0	0	0%	U
1,2-Dibromoethane	A	ug/L	0	0		0	0	0	0.143	1	500	0%	0	0	0%	U
1,2-Dichlorobenzene	A	ug/L	0	0		0	0	0	0.0858	1	500	0%	0	0	0%	U
1,2-Dichloroethane	A	ug/L	0	0		0	0	0	0.156	1	500	0%	0	0	0%	U
1,2-Dichloropropane	A	ug/L	0	0		0	0	0	0.0893	1	500	0%	0	0	0%	U
1,3-Dichlorobenzene	A	ug/L	0	0		0	0	0	0.0996	1	500	0%	0	0	0%	U
1,3-Dichloropropane	A	ug/L	0	0		0	0	0	0.106	1	500	0%	0	0	0%	U
1,4-Dichlorobenzene	A	ug/L	0	0		0	0	0	0.0858	1	500	0%	0	0	0%	U
2,2-Dichloropropane	A	ug/L	0	0		0	0	0	0.196	1	500	0%	0	0	0%	U
2-Chlorotoluene	A	ug/L	0	0		0	0	0	0.0876	1	500	0%	0	0	0%	U
4-Chlorotoluene	A	ug/L	0	0		0	0	0	0.0912	1	500	0%	0	0	0%	U
Benzene	A	ug/L	0	0		0	0	0	0.119	1	500	0%	0	0	0%	U
Bromobenzene	A	ug/L	0	0		0	0	0	0.115	1	500	0%	0	0	0%	U
Bromochloromethane	A	ug/L	0	0		0	0	0	0.176	1	500	0%	0	0	0%	U
Bromodichloromethane	A	ug/L	0	0		0	0	0	0.155	1	500	0%	0	0	0%	U
Bromoform	A	ug/L	0	0		0	0	0	0.119	1	500	0%	0	0	0%	U
Bromomethane	A	ug/L	0	0		0	0	0	0.253	1	500	0%	0	0	0%	U
Carbon tetrachloride	A	ug/L	0	0		0	0	0	0.165	1	500	0%	0	0	0%	U
Chlorobenzene	A	ug/L	0	0		0	0	0	0.12	1	500	0%	0	0	0%	U
Chlorodibromomethane	A	ug/L	0	0		0	0	0	0.0841	1	500	0%	0	0	0%	U

Seq No	Lab ID	Test Code	Sample Typ	File ID	Analysis Date	DF	Batch ID	Prep Date	SPKref	RPDref	pmoist					
14967179	B21121841-005	VOC-8260-W-S	SAMP	JA5975C\VG1228	12/28/2021 12:4	1	R372824		0	0						
Analyte	T	Units	RAW	Final	Text	Spike	SPKref	RPDref	MDL	PQL	UQL	%REC	LOW	HIGH	%RPD	Q
Chloroethane	A	ug/L	0	0		0	0	0	0.169	1	500	0%	0	0	0%	U
Chloroform	A	ug/L	0	0		0	0	0	0.0789	1	500	0%	0	0	0%	U
Chloromethane	A	ug/L	0	0		0	0	0	0.191	1	500	0%	0	0	0%	U
cis-1,2-Dichloroethene	A	ug/L	0	0		0	0	0	0.167	1	500	0%	0	0	0%	U
cis-1,3-Dichloropropene	A	ug/L	0	0		0	0	0	0.0943	1	500	0%	0	0	0%	U
Dibromomethane	A	ug/L	0	0		0	0	0	0.162	1	500	0%	0	0	0%	U
Dichlorodifluoromethane	A	ug/L	0	0		0	0	0	0.175	1	500	0%	0	0	0%	U
Ethylbenzene	A	ug/L	0	0		0	0	0	0.0912	1	500	0%	0	0	0%	U
m+p-Xylenes	A	ug/L	0	0		0	0	0	0.165	1	1000	0%	0	0	0%	U
Methyl ethyl ketone	A	ug/L	0	0		0	0	0	2.22	20	5000	0%	0	0	0%	U
Methyl tert-butyl ether (MTBE)	A	ug/L	0	0		0	0	0	0.119	1	500	0%	0	0	0%	U
Methylene chloride	A	ug/L	3.84623	0.1538492		0	0	0	0.134	1	500	0%	0	0	0%	J
o-Xylene	A	ug/L	0	0		0	0	0	0.0604	1	500	0%	0	0	0%	U
Styrene	A	ug/L	0	0		0	0	0	0.067	1	500	0%	0	0	0%	U
Tetrachloroethene	A	ug/L	0	0		0	0	0	0.0671	1	500	0%	0	0	0%	U
Toluene	A	ug/L	0	0		0	0	0	0.075	1	500	0%	0	0	0%	U
trans-1,2-Dichloroethene	A	ug/L	0	0		0	0	0	0.151	1	500	0%	0	0	0%	U
trans-1,3-Dichloropropene	A	ug/L	0	0		0	0	0	0.0846	1	500	0%	0	0	0%	U
Trichloroethene	A	ug/L	0	0		0	0	0	0.0993	1	500	0%	0	0	0%	U
Trichlorofluoromethane	A	ug/L	0	0		0	0	0	0.134	1	500	0%	0	0	0%	U
Vinyl chloride	A	ug/L	0	0		0	0	0	0.153	1	500	0%	0	0	0%	U
1,4-Dichlorobenzene-d4	I	ug/L	250	10		0	0	0	0	0	0	0%	0	0	0%	
Chlorobenzene-d5	I	ug/L	250	10		0	0	0	0.1	0	0	0%	0	0	0%	
Fluorobenzene	I	ug/L	250	10		0	0	0	0.1	0	0	0%	0	0	0%	
Xylenes, Total	M	ug/L	0	0		0	0	0	0.0604	1	0	0%	0	0	0%	U
1,2-Dichloroethane-d4	S	ug/L	269.69748	10.7878992		10	0	0	0.0848	1	500	108%	81	118	0%	
Dibromofluoromethane	S	ug/L	266.90669	10.6762676		10	0	0	0.129	1	500	107%	80	119	0%	
p-Bromofluorobenzene	S	ug/L	266.18742	10.6474968		10	0	0	0.149	1	500	106%	85	114	0%	
Toluene-d8	S	ug/L	252.48635	10.099454		10	0	0	0.0617	1	500	101%	89	112	0%	

Seq No	Lab ID	Test Code	Sample Typ	File ID	Analysis Date	DF	Batch ID	Prep Date	SPKref	RPDref	pmoist					
14967180	B21121841-009	VOC-8260-W-S	SAMP	JA5975C\VG1228	12/28/2021 1:13:	1	R372824		0	0						
Analyte	T	Units	RAW	Final	Text	Spike	SPKref	RPDref	MDL	PQL	UQL	%REC	LOW	HIGH	%RPD	Q

Seq No	Lab ID	Test Code	Sample Typ	File ID	Analysis Date	DF	Batch ID	Prep Date	SPKref	RPDref	pmoist					
14967180	B21121841-009	VOC-8260-W-S	SAMP	JA5975C\VG1228	12/28/2021 1:13:	1	R372824		0	0						
Analyte	T	Units	RAW	Final	Text	Spike	SPKref	RPDref	MDL	PQL	UQL	%REC	LOW	HIGH	%RPD	Q
1,1,1,2-Tetrachloroethane	A	ug/L	0	0		0	0	0	0.107	1	500	0%	0	0	0%	U
1,1,1-Trichloroethane	A	ug/L	0	0		0	0	0	0.131	1	500	0%	0	0	0%	U
1,1,2,2-Tetrachloroethane	A	ug/L	0	0		0	0	0	0.0872	1	500	0%	0	0	0%	U
1,1,2-Trichloroethane	A	ug/L	0	0		0	0	0	0.108	1	500	0%	0	0	0%	U
1,1-Dichloroethane	A	ug/L	0	0		0	0	0	0.176	1	500	0%	0	0	0%	U
1,1-Dichloroethene	A	ug/L	0	0		0	0	0	0.145	1	500	0%	0	0	0%	U
1,1-Dichloropropene	A	ug/L	0	0		0	0	0	0.083	1	500	0%	0	0	0%	U
1,2,3-Trichloropropane	A	ug/L	0	0		0	0	0	0.385	1	500	0%	0	0	0%	U
1,2-Dibromoethane	A	ug/L	0	0		0	0	0	0.143	1	500	0%	0	0	0%	U
1,2-Dichlorobenzene	A	ug/L	0	0		0	0	0	0.0858	1	500	0%	0	0	0%	U
1,2-Dichloroethane	A	ug/L	0	0		0	0	0	0.156	1	500	0%	0	0	0%	U
1,2-Dichloropropane	A	ug/L	0	0		0	0	0	0.0893	1	500	0%	0	0	0%	U
1,3-Dichlorobenzene	A	ug/L	0	0		0	0	0	0.0996	1	500	0%	0	0	0%	U
1,3-Dichloropropane	A	ug/L	0	0		0	0	0	0.106	1	500	0%	0	0	0%	U
1,4-Dichlorobenzene	A	ug/L	0	0		0	0	0	0.0858	1	500	0%	0	0	0%	U
2,2-Dichloropropane	A	ug/L	0	0		0	0	0	0.196	1	500	0%	0	0	0%	U
2-Chlorotoluene	A	ug/L	0	0		0	0	0	0.0876	1	500	0%	0	0	0%	U
4-Chlorotoluene	A	ug/L	0	0		0	0	0	0.0912	1	500	0%	0	0	0%	U
Benzene	A	ug/L	0	0		0	0	0	0.119	1	500	0%	0	0	0%	U
Bromobenzene	A	ug/L	0	0		0	0	0	0.115	1	500	0%	0	0	0%	U
Bromochloromethane	A	ug/L	0	0		0	0	0	0.176	1	500	0%	0	0	0%	U
Bromodichloromethane	A	ug/L	0	0		0	0	0	0.155	1	500	0%	0	0	0%	U
Bromoform	A	ug/L	0	0		0	0	0	0.119	1	500	0%	0	0	0%	U
Bromomethane	A	ug/L	0	0		0	0	0	0.253	1	500	0%	0	0	0%	U
Carbon tetrachloride	A	ug/L	0	0		0	0	0	0.165	1	500	0%	0	0	0%	U
Chlorobenzene	A	ug/L	0	0		0	0	0	0.12	1	500	0%	0	0	0%	U
Chlorodibromomethane	A	ug/L	0	0		0	0	0	0.0841	1	500	0%	0	0	0%	U
Chloroethane	A	ug/L	0	0		0	0	0	0.169	1	500	0%	0	0	0%	U
Chloroform	A	ug/L	0	0		0	0	0	0.0789	1	500	0%	0	0	0%	U
Chloromethane	A	ug/L	1.05621	0		0	0	0	0.191	1	500	0%	0	0	0%	U
cis-1,2-Dichloroethene	A	ug/L	0	0		0	0	0	0.167	1	500	0%	0	0	0%	U
cis-1,3-Dichloropropene	A	ug/L	0	0		0	0	0	0.0943	1	500	0%	0	0	0%	U
Dibromomethane	A	ug/L	0	0		0	0	0	0.162	1	500	0%	0	0	0%	U
Dichlorodifluoromethane	A	ug/L	0	0		0	0	0	0.175	1	500	0%	0	0	0%	U
Ethylbenzene	A	ug/L	0	0		0	0	0	0.0912	1	500	0%	0	0	0%	U

Seq No	Lab ID	Test Code	Sample Typ	File ID	Analysis Date	DF	Batch ID	Prep Date	SPKref	RPDref	pmoist					
14967180	B21121841-009	VOC-8260-W-S	SAMP	JA5975C\VG1228	12/28/2021 1:13:	1	R372824		0	0						
Analyte	T	Units	RAW	Final	Text	Spike	SPKref	RPDref	MDL	PQL	UQL	%REC	LOW	HIGH	%RPD	Q
m+p-Xylenes	A	ug/L	0	0		0	0	0	0.165	1	1000	0%	0	0	0%	U
Methyl ethyl ketone	A	ug/L	0	0		0	0	0	2.22	20	5000	0%	0	0	0%	U
Methyl tert-butyl ether (MTBE)	A	ug/L	0	0		0	0	0	0.119	1	500	0%	0	0	0%	U
Methylene chloride	A	ug/L	1.31045	0		0	0	0	0.134	1	500	0%	0	0	0%	U
o-Xylene	A	ug/L	0	0		0	0	0	0.0604	1	500	0%	0	0	0%	U
Styrene	A	ug/L	0	0		0	0	0	0.067	1	500	0%	0	0	0%	U
Tetrachloroethene	A	ug/L	0	0		0	0	0	0.0671	1	500	0%	0	0	0%	U
Toluene	A	ug/L	0.06694	0		0	0	0	0.075	1	500	0%	0	0	0%	U
trans-1,2-Dichloroethene	A	ug/L	0	0		0	0	0	0.151	1	500	0%	0	0	0%	U
trans-1,3-Dichloropropene	A	ug/L	0	0		0	0	0	0.0846	1	500	0%	0	0	0%	U
Trichloroethene	A	ug/L	0	0		0	0	0	0.0993	1	500	0%	0	0	0%	U
Trichlorofluoromethane	A	ug/L	0	0		0	0	0	0.134	1	500	0%	0	0	0%	U
Vinyl chloride	A	ug/L	0	0		0	0	0	0.153	1	500	0%	0	0	0%	U
1,4-Dichlorobenzene-d4	I	ug/L	250	10		0	0	0	0	0	0	0%	0	0	0%	
Chlorobenzene-d5	I	ug/L	250	10		0	0	0	0.1	0	0	0%	0	0	0%	
Fluorobenzene	I	ug/L	250	10		0	0	0	0.1	0	0	0%	0	0	0%	
Xylenes, Total	M	ug/L	0	0		0	0	0	0.0604	1	0	0%	0	0	0%	U
1,2-Dichloroethane-d4	S	ug/L	257.00623	10.2802492		10	0	0	0.0848	1	500	103%	81	118	0%	
Dibromofluoromethane	S	ug/L	255.27069	10.2108276		10	0	0	0.129	1	500	102%	80	119	0%	
p-Bromofluorobenzene	S	ug/L	262.28732	10.4914928		10	0	0	0.149	1	500	105%	85	114	0%	
Toluene-d8	S	ug/L	259.13346	10.3653384		10	0	0	0.0617	1	500	104%	89	112	0%	

Seq No	Lab ID	Test Code	Sample Typ	File ID	Analysis Date	DF	Batch ID	Prep Date	SPKref	RPDref	pmoist					
14967181	B21121957-002	VOC-8260-W-S	SAMP	JA5975C\VG1228	12/28/2021 1:41:	1	R372824		0	0						
Analyte	T	Units	RAW	Final	Text	Spike	SPKref	RPDref	MDL	PQL	UQL	%REC	LOW	HIGH	%RPD	Q
1,1,1,2-Tetrachloroethane	A	ug/L	0	0		0	0	0	0.107	1	500	0%	0	0	0%	U
1,1,1-Trichloroethane	A	ug/L	0	0		0	0	0	0.131	1	500	0%	0	0	0%	U
1,1,2,2-Tetrachloroethane	A	ug/L	0	0		0	0	0	0.0872	1	500	0%	0	0	0%	U
1,1,2-Trichloroethane	A	ug/L	0	0		0	0	0	0.108	1	500	0%	0	0	0%	U
1,1-Dichloroethane	A	ug/L	0	0		0	0	0	0.176	1	500	0%	0	0	0%	U
1,1-Dichloroethene	A	ug/L	0	0		0	0	0	0.145	1	500	0%	0	0	0%	U
1,1-Dichloropropene	A	ug/L	0	0		0	0	0	0.083	1	500	0%	0	0	0%	U
1,2,3-Trichloropropane	A	ug/L	0	0		0	0	0	0.385	1	500	0%	0	0	0%	U
1,2-Dibromoethane	A	ug/L	0	0		0	0	0	0.143	1	500	0%	0	0	0%	U

Seq No	Lab ID	Test Code	Sample Typ	File ID	Analysis Date	DF	Batch ID	Prep Date	SPKref	RPDref	pmoist					
14967181	B21121957-002	VOC-8260-W-S	SAMP	JA5975C\VG1228	12/28/2021 1:41:	1	R372824		0	0						
Analyte	T	Units	RAW	Final	Text	Spike	SPKref	RPDref	MDL	PQL	UQL	%REC	LOW	HIGH	%RPD	Q
1,2-Dichlorobenzene	A	ug/L	0	0		0	0	0	0.0858	1	500	0%	0	0	0%	U
1,2-Dichloroethane	A	ug/L	0	0		0	0	0	0.156	1	500	0%	0	0	0%	U
1,2-Dichloropropane	A	ug/L	0	0		0	0	0	0.0893	1	500	0%	0	0	0%	U
1,3-Dichlorobenzene	A	ug/L	0	0		0	0	0	0.0996	1	500	0%	0	0	0%	U
1,3-Dichloropropane	A	ug/L	0	0		0	0	0	0.106	1	500	0%	0	0	0%	U
1,4-Dichlorobenzene	A	ug/L	0	0		0	0	0	0.0858	1	500	0%	0	0	0%	U
2,2-Dichloropropane	A	ug/L	0	0		0	0	0	0.196	1	500	0%	0	0	0%	U
2-Chlorotoluene	A	ug/L	0	0		0	0	0	0.0876	1	500	0%	0	0	0%	U
4-Chlorotoluene	A	ug/L	0	0		0	0	0	0.0912	1	500	0%	0	0	0%	U
Benzene	A	ug/L	0.14488	0		0	0	0	0.119	1	500	0%	0	0	0%	U
Bromobenzene	A	ug/L	0	0		0	0	0	0.115	1	500	0%	0	0	0%	U
Bromochloromethane	A	ug/L	0	0		0	0	0	0.176	1	500	0%	0	0	0%	U
Bromodichloromethane	A	ug/L	0	0		0	0	0	0.155	1	500	0%	0	0	0%	U
Bromoform	A	ug/L	0	0		0	0	0	0.119	1	500	0%	0	0	0%	U
Bromomethane	A	ug/L	0	0		0	0	0	0.253	1	500	0%	0	0	0%	U
Carbon tetrachloride	A	ug/L	0	0		0	0	0	0.165	1	500	0%	0	0	0%	U
Chlorobenzene	A	ug/L	0	0		0	0	0	0.12	1	500	0%	0	0	0%	U
Chlorodibromomethane	A	ug/L	0	0		0	0	0	0.0841	1	500	0%	0	0	0%	U
Chloroethane	A	ug/L	0	0		0	0	0	0.169	1	500	0%	0	0	0%	U
Chloroform	A	ug/L	0	0		0	0	0	0.0789	1	500	0%	0	0	0%	U
Chloromethane	A	ug/L	2.03793	0		0	0	0	0.191	1	500	0%	0	0	0%	U
cis-1,2-Dichloroethene	A	ug/L	0	0		0	0	0	0.167	1	500	0%	0	0	0%	U
cis-1,3-Dichloropropene	A	ug/L	0	0		0	0	0	0.0943	1	500	0%	0	0	0%	U
Dibromomethane	A	ug/L	0	0		0	0	0	0.162	1	500	0%	0	0	0%	U
Dichlorodifluoromethane	A	ug/L	0	0		0	0	0	0.175	1	500	0%	0	0	0%	U
Ethylbenzene	A	ug/L	0	0		0	0	0	0.0912	1	500	0%	0	0	0%	U
m+p-Xylenes	A	ug/L	0	0		0	0	0	0.165	1	1000	0%	0	0	0%	U
Methyl ethyl ketone	A	ug/L	0	0		0	0	0	2.22	20	5000	0%	0	0	0%	U
Methyl tert-butyl ether (MTBE)	A	ug/L	0	0		0	0	0	0.119	1	500	0%	0	0	0%	U
Methylene chloride	A	ug/L	1.34802	0		0	0	0	0.134	1	500	0%	0	0	0%	U
o-Xylene	A	ug/L	0	0		0	0	0	0.0604	1	500	0%	0	0	0%	U
Styrene	A	ug/L	0	0		0	0	0	0.067	1	500	0%	0	0	0%	U
Tetrachloroethene	A	ug/L	0	0		0	0	0	0.0671	1	500	0%	0	0	0%	U
Toluene	A	ug/L	0.64256	0		0	0	0	0.075	1	500	0%	0	0	0%	U
trans-1,2-Dichloroethene	A	ug/L	0	0		0	0	0	0.151	1	500	0%	0	0	0%	U

Seq No	Lab ID	Test Code	Sample Typ	File ID	Analysis Date	DF	Batch ID	Prep Date	SPKref	RPDref	pmoist					
14967181	B21121957-002	VOC-8260-W-S	SAMP	JA5975C\VG122	12/28/2021 1:41:	1	R372824		0	0						
Analyte	T	Units	RAW	Final	Text	Spike	SPKref	RPDref	MDL	PQL	UQL	%REC	LOW	HIGH	%RPD	Q
trans-1,3-Dichloropropene	A	ug/L	0	0		0	0	0	0.0846	1	500	0%	0	0	0%	U
Trichloroethene	A	ug/L	0	0		0	0	0	0.0993	1	500	0%	0	0	0%	U
Trichlorofluoromethane	A	ug/L	0	0		0	0	0	0.134	1	500	0%	0	0	0%	U
Vinyl chloride	A	ug/L	0	0		0	0	0	0.153	1	500	0%	0	0	0%	U
1,4-Dichlorobenzene-d4	I	ug/L	250	10		0	0	0	0	0	0	0%	0	0	0%	
Chlorobenzene-d5	I	ug/L	250	10		0	0	0	0.1	0	0	0%	0	0	0%	
Fluorobenzene	I	ug/L	250	10		0	0	0	0.1	0	0	0%	0	0	0%	
Xylenes, Total	M	ug/L	0	0		0	0	0	0.0604	1	0	0%	0	0	0%	U
1,2-Dichloroethane-d4	S	ug/L	255.69535	10.227814		10	0	0	0.0848	1	500	102%	81	118	0%	
Dibromofluoromethane	S	ug/L	256.73751	10.2695004		10	0	0	0.129	1	500	103%	80	119	0%	
p-Bromofluorobenzene	S	ug/L	260.91273	10.4365092		10	0	0	0.149	1	500	104%	85	114	0%	
Toluene-d8	S	ug/L	252.15891	10.0863564		10	0	0	0.0617	1	500	101%	89	112	0%	

Seq No	Lab ID	Test Code	Sample Typ	File ID	Analysis Date	DF	Batch ID	Prep Date	SPKref	RPDref	pmoist					
14967182	B21121959-003	VOC-8260-W-S	SAMP	JA5975C\VG122	12/28/2021 2:08:	1	R372824		0	0						
Analyte	T	Units	RAW	Final	Text	Spike	SPKref	RPDref	MDL	PQL	UQL	%REC	LOW	HIGH	%RPD	Q
1,1,1,2-Tetrachloroethane	A	ug/L	0	0		0	0	0	0.107	1	500	0%	0	0	0%	U
1,1,1-Trichloroethane	A	ug/L	0	0		0	0	0	0.131	1	500	0%	0	0	0%	U
1,1,2,2-Tetrachloroethane	A	ug/L	0	0		0	0	0	0.0872	1	500	0%	0	0	0%	U
1,1,2-Trichloroethane	A	ug/L	0	0		0	0	0	0.108	1	500	0%	0	0	0%	U
1,1-Dichloroethane	A	ug/L	0	0		0	0	0	0.176	1	500	0%	0	0	0%	U
1,1-Dichloroethene	A	ug/L	0	0		0	0	0	0.145	1	500	0%	0	0	0%	U
1,1-Dichloropropene	A	ug/L	0	0		0	0	0	0.083	1	500	0%	0	0	0%	U
1,2,3-Trichloropropane	A	ug/L	0	0		0	0	0	0.385	1	500	0%	0	0	0%	U
1,2-Dibromoethane	A	ug/L	0	0		0	0	0	0.143	1	500	0%	0	0	0%	U
1,2-Dichlorobenzene	A	ug/L	0	0		0	0	0	0.0858	1	500	0%	0	0	0%	U
1,2-Dichloroethane	A	ug/L	0	0		0	0	0	0.156	1	500	0%	0	0	0%	U
1,2-Dichloropropane	A	ug/L	0	0		0	0	0	0.0893	1	500	0%	0	0	0%	U
1,3-Dichlorobenzene	A	ug/L	0	0		0	0	0	0.0996	1	500	0%	0	0	0%	U
1,3-Dichloropropane	A	ug/L	0	0		0	0	0	0.106	1	500	0%	0	0	0%	U
1,4-Dichlorobenzene	A	ug/L	0	0		0	0	0	0.0858	1	500	0%	0	0	0%	U
2,2-Dichloropropane	A	ug/L	0	0		0	0	0	0.196	1	500	0%	0	0	0%	U
2-Chlorotoluene	A	ug/L	0	0		0	0	0	0.0876	1	500	0%	0	0	0%	U
4-Chlorotoluene	A	ug/L	0	0		0	0	0	0.0912	1	500	0%	0	0	0%	U

Seq No	Lab ID	Test Code	Sample Typ	File ID	Analysis Date	DF	Batch ID	Prep Date	SPKref	RPDref	pmoist					
14967182	B21121959-003	VOC-8260-W-S	SAMP	JA5975C\VG1228	12/28/2021 2:08:	1	R372824		0	0						
Analyte	T	Units	RAW	Final	Text	Spike	SPKref	RPDref	MDL	PQL	UQL	%REC	LOW	HIGH	%RPD	Q
Benzene	A	ug/L	0.27084	0		0	0	0	0.119	1	500	0%	0	0	0%	U
Bromobenzene	A	ug/L	0	0		0	0	0	0.115	1	500	0%	0	0	0%	U
Bromochloromethane	A	ug/L	0	0		0	0	0	0.176	1	500	0%	0	0	0%	U
Bromodichloromethane	A	ug/L	0	0		0	0	0	0.155	1	500	0%	0	0	0%	U
Bromoform	A	ug/L	0	0		0	0	0	0.119	1	500	0%	0	0	0%	U
Bromomethane	A	ug/L	0	0		0	0	0	0.253	1	500	0%	0	0	0%	U
Carbon tetrachloride	A	ug/L	0	0		0	0	0	0.165	1	500	0%	0	0	0%	U
Chlorobenzene	A	ug/L	0	0		0	0	0	0.12	1	500	0%	0	0	0%	U
Chlorodibromomethane	A	ug/L	0	0		0	0	0	0.0841	1	500	0%	0	0	0%	U
Chloroethane	A	ug/L	0	0		0	0	0	0.169	1	500	0%	0	0	0%	U
Chloroform	A	ug/L	0	0		0	0	0	0.0789	1	500	0%	0	0	0%	U
Chloromethane	A	ug/L	2.55616	0		0	0	0	0.191	1	500	0%	0	0	0%	U
cis-1,2-Dichloroethene	A	ug/L	0	0		0	0	0	0.167	1	500	0%	0	0	0%	U
cis-1,3-Dichloropropene	A	ug/L	0	0		0	0	0	0.0943	1	500	0%	0	0	0%	U
Dibromomethane	A	ug/L	0	0		0	0	0	0.162	1	500	0%	0	0	0%	U
Dichlorodifluoromethane	A	ug/L	0	0		0	0	0	0.175	1	500	0%	0	0	0%	U
Ethylbenzene	A	ug/L	0	0		0	0	0	0.0912	1	500	0%	0	0	0%	U
m+p-Xylenes	A	ug/L	0	0		0	0	0	0.165	1	1000	0%	0	0	0%	U
Methyl ethyl ketone	A	ug/L	0	0		0	0	0	2.22	20	5000	0%	0	0	0%	U
Methyl tert-butyl ether (MTBE)	A	ug/L	0	0		0	0	0	0.119	1	500	0%	0	0	0%	U
Methylene chloride	A	ug/L	1.0767	0		0	0	0	0.134	1	500	0%	0	0	0%	U
o-Xylene	A	ug/L	0	0		0	0	0	0.0604	1	500	0%	0	0	0%	U
Styrene	A	ug/L	0	0		0	0	0	0.067	1	500	0%	0	0	0%	U
Tetrachloroethene	A	ug/L	0	0		0	0	0	0.0671	1	500	0%	0	0	0%	U
Toluene	A	ug/L	0.82377	0		0	0	0	0.075	1	500	0%	0	0	0%	U
trans-1,2-Dichloroethene	A	ug/L	0	0		0	0	0	0.151	1	500	0%	0	0	0%	U
trans-1,3-Dichloropropene	A	ug/L	0	0		0	0	0	0.0846	1	500	0%	0	0	0%	U
Trichloroethene	A	ug/L	0	0		0	0	0	0.0993	1	500	0%	0	0	0%	U
Trichlorofluoromethane	A	ug/L	0	0		0	0	0	0.134	1	500	0%	0	0	0%	U
Vinyl chloride	A	ug/L	0	0		0	0	0	0.153	1	500	0%	0	0	0%	U
1,4-Dichlorobenzene-d4	I	ug/L	250	10		0	0	0	0	0	0	0%	0	0	0%	
Chlorobenzene-d5	I	ug/L	250	10		0	0	0	0.1	0	0	0%	0	0	0%	
Fluorobenzene	I	ug/L	250	10		0	0	0	0.1	0	0	0%	0	0	0%	
Xylenes, Total	M	ug/L	0	0		0	0	0	0.0604	1	0	0%	0	0	0%	U
1,2-Dichloroethane-d4	S	ug/L	248.48304	9.9393216		10	0	0	0.0848	1	500	99%	81	118	0%	

Seq No	Lab ID	Test Code	Sample Typ	File ID	Analysis Date	DF	Batch ID	Prep Date	SPKref	RPDref	pmoist					
14967182	B21121959-003	VOC-8260-W-S	SAMP	JA5975C\VG1228	12/28/2021 2:08:	1	R372824		0	0						
Analyte	T	Units	RAW	Final	Text	Spike	SPKref	RPDref	MDL	PQL	UQL	%REC	LOW	HIGH	%RPD	Q
Dibromofluoromethane	S	ug/L	253.37248	10.1348992		10	0	0	0.129	1	500	101%	80	119	0%	
p-Bromofluorobenzene	S	ug/L	257.36767	10.2947068		10	0	0	0.149	1	500	103%	85	114	0%	
Toluene-d8	S	ug/L	253.90867	10.1563468		10	0	0	0.0617	1	500	102%	89	112	0%	

Seq No	Lab ID	Test Code	Sample Typ	File ID	Analysis Date	DF	Batch ID	Prep Date	SPKref	RPDref	pmoist					
14967183	B21121961-003	VOC-8260-W-S	SAMP	JA5975C\VG1228	12/28/2021 2:36:	1	R372824		0	0						
Analyte	T	Units	RAW	Final	Text	Spike	SPKref	RPDref	MDL	PQL	UQL	%REC	LOW	HIGH	%RPD	Q
1,1,1,2-Tetrachloroethane	A	ug/L	0	0		0	0	0	0.107	1	500	0%	0	0	0%	U
1,1,1-Trichloroethane	A	ug/L	0	0		0	0	0	0.131	1	500	0%	0	0	0%	U
1,1,2,2-Tetrachloroethane	A	ug/L	0	0		0	0	0	0.0872	1	500	0%	0	0	0%	U
1,1,2-Trichloroethane	A	ug/L	0	0		0	0	0	0.108	1	500	0%	0	0	0%	U
1,1-Dichloroethane	A	ug/L	0	0		0	0	0	0.176	1	500	0%	0	0	0%	U
1,1-Dichloroethene	A	ug/L	0	0		0	0	0	0.145	1	500	0%	0	0	0%	U
1,1-Dichloropropene	A	ug/L	0	0		0	0	0	0.083	1	500	0%	0	0	0%	U
1,2,3-Trichloropropane	A	ug/L	0	0		0	0	0	0.385	1	500	0%	0	0	0%	U
1,2-Dibromoethane	A	ug/L	0	0		0	0	0	0.143	1	500	0%	0	0	0%	U
1,2-Dichlorobenzene	A	ug/L	0	0		0	0	0	0.0858	1	500	0%	0	0	0%	U
1,2-Dichloroethane	A	ug/L	0	0		0	0	0	0.156	1	500	0%	0	0	0%	U
1,2-Dichloropropane	A	ug/L	0	0		0	0	0	0.0893	1	500	0%	0	0	0%	U
1,3-Dichlorobenzene	A	ug/L	0	0		0	0	0	0.0996	1	500	0%	0	0	0%	U
1,3-Dichloropropane	A	ug/L	0	0		0	0	0	0.106	1	500	0%	0	0	0%	U
1,4-Dichlorobenzene	A	ug/L	0	0		0	0	0	0.0858	1	500	0%	0	0	0%	U
2,2-Dichloropropane	A	ug/L	0	0		0	0	0	0.196	1	500	0%	0	0	0%	U
2-Chlorotoluene	A	ug/L	0	0		0	0	0	0.0876	1	500	0%	0	0	0%	U
4-Chlorotoluene	A	ug/L	0	0		0	0	0	0.0912	1	500	0%	0	0	0%	U
Benzene	A	ug/L	0.22969	0		0	0	0	0.119	1	500	0%	0	0	0%	U
Bromobenzene	A	ug/L	0	0		0	0	0	0.115	1	500	0%	0	0	0%	U
Bromochloromethane	A	ug/L	0	0		0	0	0	0.176	1	500	0%	0	0	0%	U
Bromodichloromethane	A	ug/L	0	0		0	0	0	0.155	1	500	0%	0	0	0%	U
Bromoform	A	ug/L	0	0		0	0	0	0.119	1	500	0%	0	0	0%	U
Bromomethane	A	ug/L	0	0		0	0	0	0.253	1	500	0%	0	0	0%	U
Carbon tetrachloride	A	ug/L	0	0		0	0	0	0.165	1	500	0%	0	0	0%	U
Chlorobenzene	A	ug/L	0	0		0	0	0	0.12	1	500	0%	0	0	0%	U
Chlorodibromomethane	A	ug/L	0	0		0	0	0	0.0841	1	500	0%	0	0	0%	U

Seq No	Lab ID	Test Code	Sample Typ	File ID	Analysis Date	DF	Batch ID	Prep Date	SPKref	RPDref	pmoist					
14967183	B21121961-003	VOC-8260-W-S	SAMP	JA5975C\VG1228	12/28/2021 2:36:	1	R372824		0	0						
Analyte	T	Units	RAW	Final	Text	Spike	SPKref	RPDref	MDL	PQL	UQL	%REC	LOW	HIGH	%RPD	Q
Chloroethane	A	ug/L	0	0		0	0	0	0.169	1	500	0%	0	0	0%	U
Chloroform	A	ug/L	0	0		0	0	0	0.0789	1	500	0%	0	0	0%	U
Chloromethane	A	ug/L	1.31788	0		0	0	0	0.191	1	500	0%	0	0	0%	U
cis-1,2-Dichloroethene	A	ug/L	0	0		0	0	0	0.167	1	500	0%	0	0	0%	U
cis-1,3-Dichloropropene	A	ug/L	0	0		0	0	0	0.0943	1	500	0%	0	0	0%	U
Dibromomethane	A	ug/L	0	0		0	0	0	0.162	1	500	0%	0	0	0%	U
Dichlorodifluoromethane	A	ug/L	0	0		0	0	0	0.175	1	500	0%	0	0	0%	U
Ethylbenzene	A	ug/L	0	0		0	0	0	0.0912	1	500	0%	0	0	0%	U
m+p-Xylenes	A	ug/L	0	0		0	0	0	0.165	1	1000	0%	0	0	0%	U
Methyl ethyl ketone	A	ug/L	0	0		0	0	0	2.22	20	5000	0%	0	0	0%	U
Methyl tert-butyl ether (MTBE)	A	ug/L	0	0		0	0	0	0.119	1	500	0%	0	0	0%	U
Methylene chloride	A	ug/L	1.25682	0		0	0	0	0.134	1	500	0%	0	0	0%	U
o-Xylene	A	ug/L	0	0		0	0	0	0.0604	1	500	0%	0	0	0%	U
Styrene	A	ug/L	0	0		0	0	0	0.067	1	500	0%	0	0	0%	U
Tetrachloroethene	A	ug/L	0	0		0	0	0	0.0671	1	500	0%	0	0	0%	U
Toluene	A	ug/L	0	0		0	0	0	0.075	1	500	0%	0	0	0%	U
trans-1,2-Dichloroethene	A	ug/L	0	0		0	0	0	0.151	1	500	0%	0	0	0%	U
trans-1,3-Dichloropropene	A	ug/L	0	0		0	0	0	0.0846	1	500	0%	0	0	0%	U
Trichloroethene	A	ug/L	0	0		0	0	0	0.0993	1	500	0%	0	0	0%	U
Trichlorofluoromethane	A	ug/L	0	0		0	0	0	0.134	1	500	0%	0	0	0%	U
Vinyl chloride	A	ug/L	0	0		0	0	0	0.153	1	500	0%	0	0	0%	U
1,4-Dichlorobenzene-d4	I	ug/L	250	10		0	0	0	0	0	0	0%	0	0	0%	
Chlorobenzene-d5	I	ug/L	250	10		0	0	0	0.1	0	0	0%	0	0	0%	
Fluorobenzene	I	ug/L	250	10		0	0	0	0.1	0	0	0%	0	0	0%	
Xylenes, Total	M	ug/L	0	0		0	0	0	0.0604	1	0	0%	0	0	0%	U
1,2-Dichloroethane-d4	S	ug/L	248.2315	9.92926		10	0	0	0.0848	1	500	99%	81	118	0%	
Dibromofluoromethane	S	ug/L	261.02879	10.4411516		10	0	0	0.129	1	500	104%	80	119	0%	
p-Bromofluorobenzene	S	ug/L	262.47861	10.4991444		10	0	0	0.149	1	500	105%	85	114	0%	
Toluene-d8	S	ug/L	254.9909	10.199636		10	0	0	0.0617	1	500	102%	89	112	0%	

Seq No	Lab ID	Test Code	Sample Typ	File ID	Analysis Date	DF	Batch ID	Prep Date	SPKref	RPDref	pmoist					
14967184	B21121841-001	VOC-8260-W-S	SAMP	JA5975C\VG1228	12/28/2021 3:03:	1	R372824		0	0						
Analyte	T	Units	RAW	Final	Text	Spike	SPKref	RPDref	MDL	PQL	UQL	%REC	LOW	HIGH	%RPD	Q

Seq No	Lab ID	Test Code	Sample Typ	File ID	Analysis Date	DF	Batch ID	Prep Date	SPKref	RPDref	pmoist					
14967184	B21121841-001	VOC-8260-W-S	SAMP	JA5975C\VG1228	12/28/2021 3:03:	1	R372824		0	0						
Analyte	T	Units	RAW	Final	Text	Spike	SPKref	RPDref	MDL	PQL	UQL	%REC	LOW	HIGH	%RPD	Q
1,1,1,2-Tetrachloroethane	A	ug/L	0	0		0	0	0	0.107	1	500	0%	0	0	0%	U
1,1,1-Trichloroethane	A	ug/L	0	0		0	0	0	0.131	1	500	0%	0	0	0%	U
1,1,2,2-Tetrachloroethane	A	ug/L	0	0		0	0	0	0.0872	1	500	0%	0	0	0%	U
1,1,2-Trichloroethane	A	ug/L	0	0		0	0	0	0.108	1	500	0%	0	0	0%	U
1,1-Dichloroethane	A	ug/L	0	0		0	0	0	0.176	1	500	0%	0	0	0%	U
1,1-Dichloroethene	A	ug/L	0	0		0	0	0	0.145	1	500	0%	0	0	0%	U
1,1-Dichloropropene	A	ug/L	0	0		0	0	0	0.083	1	500	0%	0	0	0%	U
1,2,3-Trichloropropane	A	ug/L	0	0		0	0	0	0.385	1	500	0%	0	0	0%	U
1,2-Dibromoethane	A	ug/L	0	0		0	0	0	0.143	1	500	0%	0	0	0%	U
1,2-Dichlorobenzene	A	ug/L	0	0		0	0	0	0.0858	1	500	0%	0	0	0%	U
1,2-Dichloroethane	A	ug/L	0	0		0	0	0	0.156	1	500	0%	0	0	0%	U
1,2-Dichloropropane	A	ug/L	0	0		0	0	0	0.0893	1	500	0%	0	0	0%	U
1,3-Dichlorobenzene	A	ug/L	0	0		0	0	0	0.0996	1	500	0%	0	0	0%	U
1,3-Dichloropropane	A	ug/L	0	0		0	0	0	0.106	1	500	0%	0	0	0%	U
1,4-Dichlorobenzene	A	ug/L	0	0		0	0	0	0.0858	1	500	0%	0	0	0%	U
2,2-Dichloropropane	A	ug/L	0	0		0	0	0	0.196	1	500	0%	0	0	0%	U
2-Chlorotoluene	A	ug/L	0	0		0	0	0	0.0876	1	500	0%	0	0	0%	U
4-Chlorotoluene	A	ug/L	0	0		0	0	0	0.0912	1	500	0%	0	0	0%	U
Benzene	A	ug/L	0	0		0	0	0	0.119	1	500	0%	0	0	0%	U
Bromobenzene	A	ug/L	0	0		0	0	0	0.115	1	500	0%	0	0	0%	U
Bromochloromethane	A	ug/L	0	0		0	0	0	0.176	1	500	0%	0	0	0%	U
Bromodichloromethane	A	ug/L	0	0		0	0	0	0.155	1	500	0%	0	0	0%	U
Bromoform	A	ug/L	0	0		0	0	0	0.119	1	500	0%	0	0	0%	U
Bromomethane	A	ug/L	0	0		0	0	0	0.253	1	500	0%	0	0	0%	U
Carbon tetrachloride	A	ug/L	0	0		0	0	0	0.165	1	500	0%	0	0	0%	U
Chlorobenzene	A	ug/L	0	0		0	0	0	0.12	1	500	0%	0	0	0%	U
Chlorodibromomethane	A	ug/L	0	0		0	0	0	0.0841	1	500	0%	0	0	0%	U
Chloroethane	A	ug/L	0	0		0	0	0	0.169	1	500	0%	0	0	0%	U
Chloroform	A	ug/L	0	0		0	0	0	0.0789	1	500	0%	0	0	0%	U
Chloromethane	A	ug/L	0	0		0	0	0	0.191	1	500	0%	0	0	0%	U
cis-1,2-Dichloroethene	A	ug/L	0	0		0	0	0	0.167	1	500	0%	0	0	0%	U
cis-1,3-Dichloropropene	A	ug/L	0	0		0	0	0	0.0943	1	500	0%	0	0	0%	U
Dibromomethane	A	ug/L	0	0		0	0	0	0.162	1	500	0%	0	0	0%	U
Dichlorodifluoromethane	A	ug/L	0	0		0	0	0	0.175	1	500	0%	0	0	0%	U
Ethylbenzene	A	ug/L	0	0		0	0	0	0.0912	1	500	0%	0	0	0%	U

Seq No	Lab ID	Test Code	Sample Typ	File ID	Analysis Date	DF	Batch ID	Prep Date	SPKref	RPDref	pmoist					
14967184	B21121841-001	VOC-8260-W-S	SAMP	JA5975C\VG1228	12/28/2021 3:03:	1	R372824		0	0						
Analyte	T	Units	RAW	Final	Text	Spike	SPKref	RPDref	MDL	PQL	UQL	%REC	LOW	HIGH	%RPD	Q
m+p-Xylenes	A	ug/L	0	0		0	0	0	0.165	1	1000	0%	0	0	0%	U
Methyl ethyl ketone	A	ug/L	0	0		0	0	0	2.22	20	5000	0%	0	0	0%	U
Methyl tert-butyl ether (MTBE)	A	ug/L	0	0		0	0	0	0.119	1	500	0%	0	0	0%	U
Methylene chloride	A	ug/L	0.61008	0		0	0	0	0.134	1	500	0%	0	0	0%	UT
o-Xylene	A	ug/L	0	0		0	0	0	0.0604	1	500	0%	0	0	0%	U
Styrene	A	ug/L	0	0		0	0	0	0.067	1	500	0%	0	0	0%	U
Tetrachloroethene	A	ug/L	0	0		0	0	0	0.0671	1	500	0%	0	0	0%	U
Toluene	A	ug/L	0	0		0	0	0	0.075	1	500	0%	0	0	0%	U
trans-1,2-Dichloroethene	A	ug/L	0	0		0	0	0	0.151	1	500	0%	0	0	0%	U
trans-1,3-Dichloropropene	A	ug/L	0	0		0	0	0	0.0846	1	500	0%	0	0	0%	U
Trichloroethene	A	ug/L	0	0		0	0	0	0.0993	1	500	0%	0	0	0%	U
Trichlorofluoromethane	A	ug/L	0	0		0	0	0	0.134	1	500	0%	0	0	0%	U
Vinyl chloride	A	ug/L	0	0		0	0	0	0.153	1	500	0%	0	0	0%	U
1,4-Dichlorobenzene-d4	I	ug/L	250	10		0	0	0	0	0	0	0%	0	0	0%	
Chlorobenzene-d5	I	ug/L	250	10		0	0	0	0.1	0	0	0%	0	0	0%	
Fluorobenzene	I	ug/L	250	10		0	0	0	0.1	0	0	0%	0	0	0%	
Xylenes, Total	M	ug/L	0	0		0	0	0	0.0604	1	0	0%	0	0	0%	U
1,2-Dichloroethane-d4	S	ug/L	254.10623	10.1642492		10	0	0	0.0848	1	500	102%	81	118	0%	
Dibromofluoromethane	S	ug/L	260.0484	10.401936		10	0	0	0.129	1	500	104%	80	119	0%	
p-Bromofluorobenzene	S	ug/L	270.66732	10.8266928		10	0	0	0.149	1	500	108%	85	114	0%	
Toluene-d8	S	ug/L	255.50204	10.2200816		10	0	0	0.0617	1	500	102%	89	112	0%	

Seq No	Lab ID	Test Code	Sample Typ	File ID	Analysis Date	DF	Batch ID	Prep Date	SPKref	RPDref	pmoist					
14967185	B21121841-002	VOC-8260-W-S	SAMP	JA5975C\VG1228	12/28/2021 3:30:	1	R372824		0	0						
Analyte	T	Units	RAW	Final	Text	Spike	SPKref	RPDref	MDL	PQL	UQL	%REC	LOW	HIGH	%RPD	Q
1,1,1,2-Tetrachloroethane	A	ug/L	0	0		0	0	0	0.107	1	500	0%	0	0	0%	U
1,1,1-Trichloroethane	A	ug/L	0	0		0	0	0	0.131	1	500	0%	0	0	0%	U
1,1,2,2-Tetrachloroethane	A	ug/L	0	0		0	0	0	0.0872	1	500	0%	0	0	0%	U
1,1,2-Trichloroethane	A	ug/L	0	0		0	0	0	0.108	1	500	0%	0	0	0%	U
1,1-Dichloroethane	A	ug/L	0	0		0	0	0	0.176	1	500	0%	0	0	0%	U
1,1-Dichloroethene	A	ug/L	0	0		0	0	0	0.145	1	500	0%	0	0	0%	U
1,1-Dichloropropene	A	ug/L	0	0		0	0	0	0.083	1	500	0%	0	0	0%	U
1,2,3-Trichloropropane	A	ug/L	0	0		0	0	0	0.385	1	500	0%	0	0	0%	U
1,2-Dibromoethane	A	ug/L	0	0		0	0	0	0.143	1	500	0%	0	0	0%	U

Seq No	Lab ID	Test Code	Sample Typ	File ID	Analysis Date	DF	Batch ID	Prep Date	SPKref	RPDref	pmoist					
14967185	B21121841-002	VOC-8260-W-S	SAMP	JA5975C\VG1228	12/28/2021 3:30:	1	R372824		0	0						
Analyte	T	Units	RAW	Final	Text	Spike	SPKref	RPDref	MDL	PQL	UQL	%REC	LOW	HIGH	%RPD	Q
1,2-Dichlorobenzene	A	ug/L	0	0		0	0	0	0.0858	1	500	0%	0	0	0%	U
1,2-Dichloroethane	A	ug/L	0	0		0	0	0	0.156	1	500	0%	0	0	0%	U
1,2-Dichloropropane	A	ug/L	0	0		0	0	0	0.0893	1	500	0%	0	0	0%	U
1,3-Dichlorobenzene	A	ug/L	0	0		0	0	0	0.0996	1	500	0%	0	0	0%	U
1,3-Dichloropropane	A	ug/L	0	0		0	0	0	0.106	1	500	0%	0	0	0%	U
1,4-Dichlorobenzene	A	ug/L	0	0		0	0	0	0.0858	1	500	0%	0	0	0%	U
2,2-Dichloropropane	A	ug/L	0	0		0	0	0	0.196	1	500	0%	0	0	0%	U
2-Chlorotoluene	A	ug/L	0	0		0	0	0	0.0876	1	500	0%	0	0	0%	U
4-Chlorotoluene	A	ug/L	0	0		0	0	0	0.0912	1	500	0%	0	0	0%	U
Benzene	A	ug/L	0.18295	0		0	0	0	0.119	1	500	0%	0	0	0%	U
Bromobenzene	A	ug/L	0	0		0	0	0	0.115	1	500	0%	0	0	0%	U
Bromochloromethane	A	ug/L	0	0		0	0	0	0.176	1	500	0%	0	0	0%	U
Bromodichloromethane	A	ug/L	0	0		0	0	0	0.155	1	500	0%	0	0	0%	U
Bromoform	A	ug/L	0	0		0	0	0	0.119	1	500	0%	0	0	0%	U
Bromomethane	A	ug/L	0	0		0	0	0	0.253	1	500	0%	0	0	0%	U
Carbon tetrachloride	A	ug/L	0	0		0	0	0	0.165	1	500	0%	0	0	0%	U
Chlorobenzene	A	ug/L	0	0		0	0	0	0.12	1	500	0%	0	0	0%	U
Chlorodibromomethane	A	ug/L	0	0		0	0	0	0.0841	1	500	0%	0	0	0%	U
Chloroethane	A	ug/L	0	0		0	0	0	0.169	1	500	0%	0	0	0%	U
Chloroform	A	ug/L	0	0		0	0	0	0.0789	1	500	0%	0	0	0%	U
Chloromethane	A	ug/L	0	0		0	0	0	0.191	1	500	0%	0	0	0%	U
cis-1,2-Dichloroethene	A	ug/L	0	0		0	0	0	0.167	1	500	0%	0	0	0%	U
cis-1,3-Dichloropropene	A	ug/L	0	0		0	0	0	0.0943	1	500	0%	0	0	0%	U
Dibromomethane	A	ug/L	0	0		0	0	0	0.162	1	500	0%	0	0	0%	U
Dichlorodifluoromethane	A	ug/L	0	0		0	0	0	0.175	1	500	0%	0	0	0%	U
Ethylbenzene	A	ug/L	0	0		0	0	0	0.0912	1	500	0%	0	0	0%	U
m+p-Xylenes	A	ug/L	0	0		0	0	0	0.165	1	1000	0%	0	0	0%	U
Methyl ethyl ketone	A	ug/L	0	0		0	0	0	2.22	20	5000	0%	0	0	0%	U
Methyl tert-butyl ether (MTBE)	A	ug/L	0	0		0	0	0	0.119	1	500	0%	0	0	0%	U
Methylene chloride	A	ug/L	0.37325	0		0	0	0	0.134	1	500	0%	0	0	0%	UT
o-Xylene	A	ug/L	0	0		0	0	0	0.0604	1	500	0%	0	0	0%	U
Styrene	A	ug/L	0	0		0	0	0	0.067	1	500	0%	0	0	0%	U
Tetrachloroethene	A	ug/L	0	0		0	0	0	0.0671	1	500	0%	0	0	0%	U
Toluene	A	ug/L	0	0		0	0	0	0.075	1	500	0%	0	0	0%	U
trans-1,2-Dichloroethene	A	ug/L	0	0		0	0	0	0.151	1	500	0%	0	0	0%	U

Seq No	Lab ID	Test Code	Sample Typ	File ID	Analysis Date	DF	Batch ID	Prep Date	SPKref	RPDref	pmoist					
14967185	B21121841-002	VOC-8260-W-S	SAMP	JA5975C\VG1228	12/28/2021 3:30:	1	R372824		0	0						
Analyte	T	Units	RAW	Final	Text	Spike	SPKref	RPDref	MDL	PQL	UQL	%REC	LOW	HIGH	%RPD	Q
trans-1,3-Dichloropropene	A	ug/L	0	0		0	0	0	0.0846	1	500	0%	0	0	0%	U
Trichloroethene	A	ug/L	0	0		0	0	0	0.0993	1	500	0%	0	0	0%	U
Trichlorofluoromethane	A	ug/L	0	0		0	0	0	0.134	1	500	0%	0	0	0%	U
Vinyl chloride	A	ug/L	0	0		0	0	0	0.153	1	500	0%	0	0	0%	U
1,4-Dichlorobenzene-d4	I	ug/L	250	10		0	0	0	0	0	0	0%	0	0	0%	
Chlorobenzene-d5	I	ug/L	250	10		0	0	0	0.1	0	0	0%	0	0	0%	
Fluorobenzene	I	ug/L	250	10		0	0	0	0.1	0	0	0%	0	0	0%	
Xylenes, Total	M	ug/L	0	0		0	0	0	0.0604	1	0	0%	0	0	0%	U
1,2-Dichloroethane-d4	S	ug/L	259.96014	10.3984056		10	0	0	0.0848	1	500	104%	81	118	0%	
Dibromofluoromethane	S	ug/L	264.69504	10.5878016		10	0	0	0.129	1	500	106%	80	119	0%	
p-Bromofluorobenzene	S	ug/L	271.08266	10.8433064		10	0	0	0.149	1	500	108%	85	114	0%	
Toluene-d8	S	ug/L	258.90211	10.3560844		10	0	0	0.0617	1	500	104%	89	112	0%	

Seq No	Lab ID	Test Code	Sample Typ	File ID	Analysis Date	DF	Batch ID	Prep Date	SPKref	RPDref	pmoist					
14967186	B21121841-003	VOC-8260-W-S	SAMP	JA5975C\VG1228	12/28/2021 3:58:	1	R372824		0	0						
Analyte	T	Units	RAW	Final	Text	Spike	SPKref	RPDref	MDL	PQL	UQL	%REC	LOW	HIGH	%RPD	Q
1,1,1,2-Tetrachloroethane	A	ug/L	0	0		0	0	0	0.107	1	500	0%	0	0	0%	U
1,1,1-Trichloroethane	A	ug/L	0	0		0	0	0	0.131	1	500	0%	0	0	0%	U
1,1,2,2-Tetrachloroethane	A	ug/L	0	0		0	0	0	0.0872	1	500	0%	0	0	0%	U
1,1,2-Trichloroethane	A	ug/L	0	0		0	0	0	0.108	1	500	0%	0	0	0%	U
1,1-Dichloroethane	A	ug/L	0	0		0	0	0	0.176	1	500	0%	0	0	0%	U
1,1-Dichloroethene	A	ug/L	0	0		0	0	0	0.145	1	500	0%	0	0	0%	U
1,1-Dichloropropene	A	ug/L	0	0		0	0	0	0.083	1	500	0%	0	0	0%	U
1,2,3-Trichloropropane	A	ug/L	0	0		0	0	0	0.385	1	500	0%	0	0	0%	U
1,2-Dibromoethane	A	ug/L	0	0		0	0	0	0.143	1	500	0%	0	0	0%	U
1,2-Dichlorobenzene	A	ug/L	0	0		0	0	0	0.0858	1	500	0%	0	0	0%	U
1,2-Dichloroethane	A	ug/L	0	0		0	0	0	0.156	1	500	0%	0	0	0%	U
1,2-Dichloropropane	A	ug/L	0	0		0	0	0	0.0893	1	500	0%	0	0	0%	U
1,3-Dichlorobenzene	A	ug/L	0	0		0	0	0	0.0996	1	500	0%	0	0	0%	U
1,3-Dichloropropane	A	ug/L	0	0		0	0	0	0.106	1	500	0%	0	0	0%	U
1,4-Dichlorobenzene	A	ug/L	0	0		0	0	0	0.0858	1	500	0%	0	0	0%	U
2,2-Dichloropropane	A	ug/L	0	0		0	0	0	0.196	1	500	0%	0	0	0%	U
2-Chlorotoluene	A	ug/L	0	0		0	0	0	0.0876	1	500	0%	0	0	0%	U
4-Chlorotoluene	A	ug/L	0	0		0	0	0	0.0912	1	500	0%	0	0	0%	U

Seq No	Lab ID	Test Code	Sample Typ	File ID	Analysis Date	DF	Batch ID	Prep Date	SPKref	RPDref	pmoist					
14967186	B21121841-003	VOC-8260-W-S	SAMP	JA5975C\VG1228	12/28/2021 3:58:	1	R372824		0	0						
Analyte	T	Units	RAW	Final	Text	Spike	SPKref	RPDref	MDL	PQL	UQL	%REC	LOW	HIGH	%RPD	Q
Benzene	A	ug/L	0.14209	0		0	0	0	0.119	1	500	0%	0	0	0%	U
Bromobenzene	A	ug/L	0	0		0	0	0	0.115	1	500	0%	0	0	0%	U
Bromochloromethane	A	ug/L	0	0		0	0	0	0.176	1	500	0%	0	0	0%	U
Bromodichloromethane	A	ug/L	0	0		0	0	0	0.155	1	500	0%	0	0	0%	U
Bromoform	A	ug/L	0	0		0	0	0	0.119	1	500	0%	0	0	0%	U
Bromomethane	A	ug/L	0	0		0	0	0	0.253	1	500	0%	0	0	0%	U
Carbon tetrachloride	A	ug/L	0	0		0	0	0	0.165	1	500	0%	0	0	0%	U
Chlorobenzene	A	ug/L	0	0		0	0	0	0.12	1	500	0%	0	0	0%	U
Chlorodibromomethane	A	ug/L	0	0		0	0	0	0.0841	1	500	0%	0	0	0%	U
Chloroethane	A	ug/L	0	0		0	0	0	0.169	1	500	0%	0	0	0%	U
Chloroform	A	ug/L	0	0		0	0	0	0.0789	1	500	0%	0	0	0%	U
Chloromethane	A	ug/L	0.57582	0		0	0	0	0.191	1	500	0%	0	0	0%	U
cis-1,2-Dichloroethene	A	ug/L	0	0		0	0	0	0.167	1	500	0%	0	0	0%	U
cis-1,3-Dichloropropene	A	ug/L	0	0		0	0	0	0.0943	1	500	0%	0	0	0%	U
Dibromomethane	A	ug/L	0	0		0	0	0	0.162	1	500	0%	0	0	0%	U
Dichlorodifluoromethane	A	ug/L	0	0		0	0	0	0.175	1	500	0%	0	0	0%	U
Ethylbenzene	A	ug/L	0	0		0	0	0	0.0912	1	500	0%	0	0	0%	U
m+p-Xylenes	A	ug/L	0	0		0	0	0	0.165	1	1000	0%	0	0	0%	U
Methyl ethyl ketone	A	ug/L	0	0		0	0	0	2.22	20	5000	0%	0	0	0%	U
Methyl tert-butyl ether (MTBE)	A	ug/L	0	0		0	0	0	0.119	1	500	0%	0	0	0%	U
Methylene chloride	A	ug/L	0	0		0	0	0	0.134	1	500	0%	0	0	0%	UT
o-Xylene	A	ug/L	0	0		0	0	0	0.0604	1	500	0%	0	0	0%	U
Styrene	A	ug/L	0	0		0	0	0	0.067	1	500	0%	0	0	0%	U
Tetrachloroethene	A	ug/L	0	0		0	0	0	0.0671	1	500	0%	0	0	0%	U
Toluene	A	ug/L	0	0		0	0	0	0.075	1	500	0%	0	0	0%	U
trans-1,2-Dichloroethene	A	ug/L	0	0		0	0	0	0.151	1	500	0%	0	0	0%	U
trans-1,3-Dichloropropene	A	ug/L	0	0		0	0	0	0.0846	1	500	0%	0	0	0%	U
Trichloroethene	A	ug/L	0	0		0	0	0	0.0993	1	500	0%	0	0	0%	U
Trichlorofluoromethane	A	ug/L	0	0		0	0	0	0.134	1	500	0%	0	0	0%	U
Vinyl chloride	A	ug/L	0	0		0	0	0	0.153	1	500	0%	0	0	0%	U
1,4-Dichlorobenzene-d4	I	ug/L	250	10		0	0	0	0	0	0	0%	0	0	0%	
Chlorobenzene-d5	I	ug/L	250	10		0	0	0	0.1	0	0	0%	0	0	0%	
Fluorobenzene	I	ug/L	250	10		0	0	0	0.1	0	0	0%	0	0	0%	
Xylenes, Total	M	ug/L	0	0		0	0	0	0.0604	1	0	0%	0	0	0%	U
1,2-Dichloroethane-d4	S	ug/L	265.59966	10.6239864		10	0	0	0.0848	1	500	106%	81	118	0%	

Seq No	Lab ID	Test Code	Sample Typ	File ID	Analysis Date	DF	Batch ID	Prep Date	SPKref	RPDref	pmoist					
14967186	B21121841-003	VOC-8260-W-S	SAMP	JA5975C\VG1228	12/28/2021 3:58:	1	R372824		0	0						
Analyte	T	Units	RAW	Final	Text	Spike	SPKref	RPDref	MDL	PQL	UQL	%REC	LOW	HIGH	%RPD	Q
Dibromofluoromethane	S	ug/L	271.3232	10.852928		10	0	0	0.129	1	500	109%	80	119	0%	
p-Bromofluorobenzene	S	ug/L	264.89087	10.5956348		10	0	0	0.149	1	500	106%	85	114	0%	
Toluene-d8	S	ug/L	258.33661	10.3334644		10	0	0	0.0617	1	500	103%	89	112	0%	

Seq No	Lab ID	Test Code	Sample Typ	File ID	Analysis Date	DF	Batch ID	Prep Date	SPKref	RPDref	pmoist					
14967187	B21121841-004	VOC-8260-W-S	SAMP	JA5975C\VG1228	12/28/2021 4:25:	1	R372824		0	0						
Analyte	T	Units	RAW	Final	Text	Spike	SPKref	RPDref	MDL	PQL	UQL	%REC	LOW	HIGH	%RPD	Q
1,1,1,2-Tetrachloroethane	A	ug/L	0	0		0	0	0	0.107	1	500	0%	0	0	0%	U
1,1,1-Trichloroethane	A	ug/L	0	0		0	0	0	0.131	1	500	0%	0	0	0%	U
1,1,2,2-Tetrachloroethane	A	ug/L	0	0		0	0	0	0.0872	1	500	0%	0	0	0%	U
1,1,2-Trichloroethane	A	ug/L	0	0		0	0	0	0.108	1	500	0%	0	0	0%	U
1,1-Dichloroethane	A	ug/L	0	0		0	0	0	0.176	1	500	0%	0	0	0%	U
1,1-Dichloroethene	A	ug/L	0	0		0	0	0	0.145	1	500	0%	0	0	0%	U
1,1-Dichloropropene	A	ug/L	0	0		0	0	0	0.083	1	500	0%	0	0	0%	U
1,2,3-Trichloropropane	A	ug/L	0	0		0	0	0	0.385	1	500	0%	0	0	0%	U
1,2-Dibromoethane	A	ug/L	0	0		0	0	0	0.143	1	500	0%	0	0	0%	U
1,2-Dichlorobenzene	A	ug/L	0	0		0	0	0	0.0858	1	500	0%	0	0	0%	U
1,2-Dichloroethane	A	ug/L	0	0		0	0	0	0.156	1	500	0%	0	0	0%	U
1,2-Dichloropropane	A	ug/L	0	0		0	0	0	0.0893	1	500	0%	0	0	0%	U
1,3-Dichlorobenzene	A	ug/L	0	0		0	0	0	0.0996	1	500	0%	0	0	0%	U
1,3-Dichloropropane	A	ug/L	0	0		0	0	0	0.106	1	500	0%	0	0	0%	U
1,4-Dichlorobenzene	A	ug/L	0	0		0	0	0	0.0858	1	500	0%	0	0	0%	U
2,2-Dichloropropane	A	ug/L	0	0		0	0	0	0.196	1	500	0%	0	0	0%	U
2-Chlorotoluene	A	ug/L	0	0		0	0	0	0.0876	1	500	0%	0	0	0%	U
4-Chlorotoluene	A	ug/L	0	0		0	0	0	0.0912	1	500	0%	0	0	0%	U
Benzene	A	ug/L	0.2815	0		0	0	0	0.119	1	500	0%	0	0	0%	U
Bromobenzene	A	ug/L	0	0		0	0	0	0.115	1	500	0%	0	0	0%	U
Bromochloromethane	A	ug/L	0	0		0	0	0	0.176	1	500	0%	0	0	0%	U
Bromodichloromethane	A	ug/L	0	0		0	0	0	0.155	1	500	0%	0	0	0%	U
Bromoform	A	ug/L	0	0		0	0	0	0.119	1	500	0%	0	0	0%	U
Bromomethane	A	ug/L	0	0		0	0	0	0.253	1	500	0%	0	0	0%	U
Carbon tetrachloride	A	ug/L	0	0		0	0	0	0.165	1	500	0%	0	0	0%	U
Chlorobenzene	A	ug/L	0	0		0	0	0	0.12	1	500	0%	0	0	0%	U
Chlorodibromomethane	A	ug/L	0	0		0	0	0	0.0841	1	500	0%	0	0	0%	U

Seq No	Lab ID	Test Code	Sample Typ	File ID	Analysis Date	DF	Batch ID	Prep Date	SPKref	RPDref	pmoist					
14967187	B21121841-004	VOC-8260-W-S	SAMP	JA5975C\VG1228	12/28/2021 4:25:	1	R372824		0	0						
Analyte	T	Units	RAW	Final	Text	Spike	SPKref	RPDref	MDL	PQL	UQL	%REC	LOW	HIGH	%RPD	Q
Chloroethane	A	ug/L	0	0		0	0	0	0.169	1	500	0%	0	0	0%	U
Chloroform	A	ug/L	0	0		0	0	0	0.0789	1	500	0%	0	0	0%	U
Chloromethane	A	ug/L	2.05042	0		0	0	0	0.191	1	500	0%	0	0	0%	U
cis-1,2-Dichloroethene	A	ug/L	0	0		0	0	0	0.167	1	500	0%	0	0	0%	U
cis-1,3-Dichloropropene	A	ug/L	0	0		0	0	0	0.0943	1	500	0%	0	0	0%	U
Dibromomethane	A	ug/L	0	0		0	0	0	0.162	1	500	0%	0	0	0%	U
Dichlorodifluoromethane	A	ug/L	0	0		0	0	0	0.175	1	500	0%	0	0	0%	U
Ethylbenzene	A	ug/L	1.63238	0		0	0	0	0.0912	1	500	0%	0	0	0%	U
m+p-Xylenes	A	ug/L	0.35807	0		0	0	0	0.165	1	1000	0%	0	0	0%	U
Methyl ethyl ketone	A	ug/L	0	0		0	0	0	2.22	20	5000	0%	0	0	0%	U
Methyl tert-butyl ether (MTBE)	A	ug/L	0	0		0	0	0	0.119	1	500	0%	0	0	0%	U
Methylene chloride	A	ug/L	0	0		0	0	0	0.134	1	500	0%	0	0	0%	UT
o-Xylene	A	ug/L	0	0		0	0	0	0.0604	1	500	0%	0	0	0%	U
Styrene	A	ug/L	30.20802	1.2083208		0	0	0	0.067	1	500	0%	0	0	0%	
Tetrachloroethene	A	ug/L	0	0		0	0	0	0.0671	1	500	0%	0	0	0%	U
Toluene	A	ug/L	1.53085	0		0	0	0	0.075	1	500	0%	0	0	0%	U
trans-1,2-Dichloroethene	A	ug/L	0	0		0	0	0	0.151	1	500	0%	0	0	0%	U
trans-1,3-Dichloropropene	A	ug/L	0	0		0	0	0	0.0846	1	500	0%	0	0	0%	U
Trichloroethene	A	ug/L	0	0		0	0	0	0.0993	1	500	0%	0	0	0%	U
Trichlorofluoromethane	A	ug/L	0	0		0	0	0	0.134	1	500	0%	0	0	0%	U
Vinyl chloride	A	ug/L	0	0		0	0	0	0.153	1	500	0%	0	0	0%	U
1,4-Dichlorobenzene-d4	I	ug/L	250	10		0	0	0	0	0	0	0%	0	0	0%	
Chlorobenzene-d5	I	ug/L	250	10		0	0	0	0.1	0	0	0%	0	0	0%	
Fluorobenzene	I	ug/L	250	10		0	0	0	0.1	0	0	0%	0	0	0%	
Xylenes, Total	M	ug/L	0.35807	0		0	0	0	0.0604	1	0	0%	0	0	0%	U
1,2-Dichloroethane-d4	S	ug/L	252.53256	10.1013024		10	0	0	0.0848	1	500	101%	81	118	0%	
Dibromofluoromethane	S	ug/L	262.71749	10.5086996		10	0	0	0.129	1	500	105%	80	119	0%	
p-Bromofluorobenzene	S	ug/L	264.61979	10.5847916		10	0	0	0.149	1	500	106%	85	114	0%	
Toluene-d8	S	ug/L	257.07054	10.2828216		10	0	0	0.0617	1	500	103%	89	112	0%	

Seq No	Lab ID	Test Code	Sample Typ	File ID	Analysis Date	DF	Batch ID	Prep Date	SPKref	RPDref	pmoist					
14967188	B21121957-001	VOC-8260-W-S	SAMP	JA5975C\VG1228	12/28/2021 4:52:	1	R372824		0	0						
Analyte	T	Units	RAW	Final	Text	Spike	SPKref	RPDref	MDL	PQL	UQL	%REC	LOW	HIGH	%RPD	Q

Seq No	Lab ID	Test Code	Sample Typ	File ID	Analysis Date	DF	Batch ID	Prep Date	SPKref	RPDref	pmoist					
14967188	B21121957-001	VOC-8260-W-S	SAMP	JA5975C\VG1228	12/28/2021 4:52:	1	R372824		0	0						
Analyte	T	Units	RAW	Final	Text	Spike	SPKref	RPDref	MDL	PQL	UQL	%REC	LOW	HIGH	%RPD	Q
1,1,1,2-Tetrachloroethane	A	ug/L	0	0		0	0	0	0.107	1	500	0%	0	0	0%	U
1,1,1-Trichloroethane	A	ug/L	0	0		0	0	0	0.131	1	500	0%	0	0	0%	U
1,1,2,2-Tetrachloroethane	A	ug/L	0	0		0	0	0	0.0872	1	500	0%	0	0	0%	U
1,1,2-Trichloroethane	A	ug/L	0	0		0	0	0	0.108	1	500	0%	0	0	0%	U
1,1-Dichloroethane	A	ug/L	0	0		0	0	0	0.176	1	500	0%	0	0	0%	U
1,1-Dichloroethene	A	ug/L	0	0		0	0	0	0.145	1	500	0%	0	0	0%	U
1,1-Dichloropropene	A	ug/L	0	0		0	0	0	0.083	1	500	0%	0	0	0%	U
1,2,3-Trichloropropane	A	ug/L	0	0		0	0	0	0.385	1	500	0%	0	0	0%	U
1,2-Dibromoethane	A	ug/L	0	0		0	0	0	0.143	1	500	0%	0	0	0%	U
1,2-Dichlorobenzene	A	ug/L	0	0		0	0	0	0.0858	1	500	0%	0	0	0%	U
1,2-Dichloroethane	A	ug/L	0	0		0	0	0	0.156	1	500	0%	0	0	0%	U
1,2-Dichloropropane	A	ug/L	0	0		0	0	0	0.0893	1	500	0%	0	0	0%	U
1,3-Dichlorobenzene	A	ug/L	0	0		0	0	0	0.0996	1	500	0%	0	0	0%	U
1,3-Dichloropropane	A	ug/L	0	0		0	0	0	0.106	1	500	0%	0	0	0%	U
1,4-Dichlorobenzene	A	ug/L	0	0		0	0	0	0.0858	1	500	0%	0	0	0%	U
2,2-Dichloropropane	A	ug/L	0	0		0	0	0	0.196	1	500	0%	0	0	0%	U
2-Chlorotoluene	A	ug/L	0	0		0	0	0	0.0876	1	500	0%	0	0	0%	U
4-Chlorotoluene	A	ug/L	0	0		0	0	0	0.0912	1	500	0%	0	0	0%	U
Benzene	A	ug/L	0.15697	0		0	0	0	0.119	1	500	0%	0	0	0%	U
Bromobenzene	A	ug/L	0	0		0	0	0	0.115	1	500	0%	0	0	0%	U
Bromochloromethane	A	ug/L	0	0		0	0	0	0.176	1	500	0%	0	0	0%	U
Bromodichloromethane	A	ug/L	0	0		0	0	0	0.155	1	500	0%	0	0	0%	U
Bromoform	A	ug/L	0	0		0	0	0	0.119	1	500	0%	0	0	0%	U
Bromomethane	A	ug/L	0	0		0	0	0	0.253	1	500	0%	0	0	0%	U
Carbon tetrachloride	A	ug/L	0	0		0	0	0	0.165	1	500	0%	0	0	0%	U
Chlorobenzene	A	ug/L	0	0		0	0	0	0.12	1	500	0%	0	0	0%	U
Chlorodibromomethane	A	ug/L	0	0		0	0	0	0.0841	1	500	0%	0	0	0%	U
Chloroethane	A	ug/L	0	0		0	0	0	0.169	1	500	0%	0	0	0%	U
Chloroform	A	ug/L	0	0		0	0	0	0.0789	1	500	0%	0	0	0%	U
Chloromethane	A	ug/L	1.56341	0		0	0	0	0.191	1	500	0%	0	0	0%	U
cis-1,2-Dichloroethene	A	ug/L	0	0		0	0	0	0.167	1	500	0%	0	0	0%	U
cis-1,3-Dichloropropene	A	ug/L	0	0		0	0	0	0.0943	1	500	0%	0	0	0%	U
Dibromomethane	A	ug/L	0	0		0	0	0	0.162	1	500	0%	0	0	0%	U
Dichlorodifluoromethane	A	ug/L	0	0		0	0	0	0.175	1	500	0%	0	0	0%	U
Ethylbenzene	A	ug/L	0	0		0	0	0	0.0912	1	500	0%	0	0	0%	U

Seq No	Lab ID	Test Code	Sample Typ	File ID	Analysis Date	DF	Batch ID	Prep Date	SPKref	RPDref	pmoist					
14967188	B21121957-001	VOC-8260-W-S	SAMP	JA5975C\VG1228	12/28/2021 4:52:	1	R372824		0	0						
Analyte	T	Units	RAW	Final	Text	Spike	SPKref	RPDref	MDL	PQL	UQL	%REC	LOW	HIGH	%RPD	Q
m+p-Xylenes	A	ug/L	0	0		0	0	0	0.165	1	1000	0%	0	0	0%	U
Methyl ethyl ketone	A	ug/L	0	0		0	0	0	2.22	20	5000	0%	0	0	0%	U
Methyl tert-butyl ether (MTBE)	A	ug/L	0	0		0	0	0	0.119	1	500	0%	0	0	0%	U
Methylene chloride	A	ug/L	0	0		0	0	0	0.134	1	500	0%	0	0	0%	U
o-Xylene	A	ug/L	0	0		0	0	0	0.0604	1	500	0%	0	0	0%	U
Styrene	A	ug/L	0	0		0	0	0	0.067	1	500	0%	0	0	0%	U
Tetrachloroethene	A	ug/L	0	0		0	0	0	0.0671	1	500	0%	0	0	0%	U
Toluene	A	ug/L	0	0		0	0	0	0.075	1	500	0%	0	0	0%	U
trans-1,2-Dichloroethene	A	ug/L	0	0		0	0	0	0.151	1	500	0%	0	0	0%	U
trans-1,3-Dichloropropene	A	ug/L	0	0		0	0	0	0.0846	1	500	0%	0	0	0%	U
Trichloroethene	A	ug/L	0	0		0	0	0	0.0993	1	500	0%	0	0	0%	U
Trichlorofluoromethane	A	ug/L	0	0		0	0	0	0.134	1	500	0%	0	0	0%	U
Vinyl chloride	A	ug/L	0	0		0	0	0	0.153	1	500	0%	0	0	0%	U
1,4-Dichlorobenzene-d4	I	ug/L	250	10		0	0	0	0	0	0	0%	0	0	0%	
Chlorobenzene-d5	I	ug/L	250	10		0	0	0	0.1	0	0	0%	0	0	0%	
Fluorobenzene	I	ug/L	250	10		0	0	0	0.1	0	0	0%	0	0	0%	
Xylenes, Total	M	ug/L	0	0		0	0	0	0.0604	1	0	0%	0	0	0%	U
1,2-Dichloroethane-d4	S	ug/L	251.9458	10.077832		10	0	0	0.0848	1	500	101%	81	118	0%	
Dibromofluoromethane	S	ug/L	261.29887	10.4519548		10	0	0	0.129	1	500	105%	80	119	0%	
p-Bromofluorobenzene	S	ug/L	263.64449	10.5457796		10	0	0	0.149	1	500	105%	85	114	0%	
Toluene-d8	S	ug/L	260.90082	10.4360328		10	0	0	0.0617	1	500	104%	89	112	0%	

Seq No	Lab ID	Test Code	Sample Typ	File ID	Analysis Date	DF	Batch ID	Prep Date	SPKref	RPDref	pmoist					
14967189	B21121959-001	VOC-8260-W-S	SAMP	JA5975C\VG1228	12/28/2021 5:20:	1	R372824		0	0						
Analyte	T	Units	RAW	Final	Text	Spike	SPKref	RPDref	MDL	PQL	UQL	%REC	LOW	HIGH	%RPD	Q
1,1,1,2-Tetrachloroethane	A	ug/L	0	0		0	0	0	0.107	1	500	0%	0	0	0%	U
1,1,1-Trichloroethane	A	ug/L	0	0		0	0	0	0.131	1	500	0%	0	0	0%	U
1,1,2,2-Tetrachloroethane	A	ug/L	0	0		0	0	0	0.0872	1	500	0%	0	0	0%	U
1,1,2-Trichloroethane	A	ug/L	0	0		0	0	0	0.108	1	500	0%	0	0	0%	U
1,1-Dichloroethane	A	ug/L	0	0		0	0	0	0.176	1	500	0%	0	0	0%	U
1,1-Dichloroethene	A	ug/L	0	0		0	0	0	0.145	1	500	0%	0	0	0%	U
1,1-Dichloropropene	A	ug/L	0	0		0	0	0	0.083	1	500	0%	0	0	0%	U
1,2,3-Trichloropropane	A	ug/L	0	0		0	0	0	0.385	1	500	0%	0	0	0%	U
1,2-Dibromoethane	A	ug/L	0	0		0	0	0	0.143	1	500	0%	0	0	0%	U

Seq No	Lab ID	Test Code	Sample Typ	File ID	Analysis Date	DF	Batch ID	Prep Date	SPKref	RPDref	pmoist					
14967189	B21121959-001	VOC-8260-W-S	SAMP	JA5975C\VG1228	12/28/2021 5:20:	1	R372824		0	0						
Analyte	T	Units	RAW	Final	Text	Spike	SPKref	RPDref	MDL	PQL	UQL	%REC	LOW	HIGH	%RPD	Q
1,2-Dichlorobenzene	A	ug/L	0	0		0	0	0	0.0858	1	500	0%	0	0	0%	U
1,2-Dichloroethane	A	ug/L	0	0		0	0	0	0.156	1	500	0%	0	0	0%	U
1,2-Dichloropropane	A	ug/L	0	0		0	0	0	0.0893	1	500	0%	0	0	0%	U
1,3-Dichlorobenzene	A	ug/L	0	0		0	0	0	0.0996	1	500	0%	0	0	0%	U
1,3-Dichloropropane	A	ug/L	0	0		0	0	0	0.106	1	500	0%	0	0	0%	U
1,4-Dichlorobenzene	A	ug/L	0	0		0	0	0	0.0858	1	500	0%	0	0	0%	U
2,2-Dichloropropane	A	ug/L	0	0		0	0	0	0.196	1	500	0%	0	0	0%	U
2-Chlorotoluene	A	ug/L	0	0		0	0	0	0.0876	1	500	0%	0	0	0%	U
4-Chlorotoluene	A	ug/L	0	0		0	0	0	0.0912	1	500	0%	0	0	0%	U
Benzene	A	ug/L	0.71625	0		0	0	0	0.119	1	500	0%	0	0	0%	U
Bromobenzene	A	ug/L	0	0		0	0	0	0.115	1	500	0%	0	0	0%	U
Bromochloromethane	A	ug/L	0	0		0	0	0	0.176	1	500	0%	0	0	0%	U
Bromodichloromethane	A	ug/L	0	0		0	0	0	0.155	1	500	0%	0	0	0%	U
Bromoform	A	ug/L	0	0		0	0	0	0.119	1	500	0%	0	0	0%	U
Bromomethane	A	ug/L	0	0		0	0	0	0.253	1	500	0%	0	0	0%	U
Carbon tetrachloride	A	ug/L	0	0		0	0	0	0.165	1	500	0%	0	0	0%	U
Chlorobenzene	A	ug/L	0	0		0	0	0	0.12	1	500	0%	0	0	0%	U
Chlorodibromomethane	A	ug/L	0	0		0	0	0	0.0841	1	500	0%	0	0	0%	U
Chloroethane	A	ug/L	0	0		0	0	0	0.169	1	500	0%	0	0	0%	U
Chloroform	A	ug/L	0	0		0	0	0	0.0789	1	500	0%	0	0	0%	U
Chloromethane	A	ug/L	3.40378	0		0	0	0	0.191	1	500	0%	0	0	0%	U
cis-1,2-Dichloroethene	A	ug/L	0	0		0	0	0	0.167	1	500	0%	0	0	0%	U
cis-1,3-Dichloropropene	A	ug/L	0	0		0	0	0	0.0943	1	500	0%	0	0	0%	U
Dibromomethane	A	ug/L	0	0		0	0	0	0.162	1	500	0%	0	0	0%	U
Dichlorodifluoromethane	A	ug/L	0	0		0	0	0	0.175	1	500	0%	0	0	0%	U
Ethylbenzene	A	ug/L	1.97148	0		0	0	0	0.0912	1	500	0%	0	0	0%	U
m+p-Xylenes	A	ug/L	0	0		0	0	0	0.165	1	1000	0%	0	0	0%	U
Methyl ethyl ketone	A	ug/L	0	0		0	0	0	2.22	20	5000	0%	0	0	0%	U
Methyl tert-butyl ether (MTBE)	A	ug/L	0	0		0	0	0	0.119	1	500	0%	0	0	0%	U
Methylene chloride	A	ug/L	0	0		0	0	0	0.134	1	500	0%	0	0	0%	U
o-Xylene	A	ug/L	2.93126	0.1172504		0	0	0	0.0604	1	500	0%	0	0	0%	J
Styrene	A	ug/L	0	0		0	0	0	0.067	1	500	0%	0	0	0%	U
Tetrachloroethene	A	ug/L	0	0		0	0	0	0.0671	1	500	0%	0	0	0%	U
Toluene	A	ug/L	0.39313	0		0	0	0	0.075	1	500	0%	0	0	0%	U
trans-1,2-Dichloroethene	A	ug/L	0	0		0	0	0	0.151	1	500	0%	0	0	0%	U

Seq No	Lab ID	Test Code	Sample Typ	File ID	Analysis Date	DF	Batch ID	Prep Date	SPKref	RPDref	pmoist					
14967189	B21121959-001	VOC-8260-W-S	SAMP	JA5975C\VG1228	12/28/2021 5:20:	1	R372824		0	0						
Analyte	T	Units	RAW	Final	Text	Spike	SPKref	RPDref	MDL	PQL	UQL	%REC	LOW	HIGH	%RPD	Q
trans-1,3-Dichloropropene	A	ug/L	0	0		0	0	0	0.0846	1	500	0%	0	0	0%	U
Trichloroethene	A	ug/L	0	0		0	0	0	0.0993	1	500	0%	0	0	0%	U
Trichlorofluoromethane	A	ug/L	0	0		0	0	0	0.134	1	500	0%	0	0	0%	U
Vinyl chloride	A	ug/L	0	0		0	0	0	0.153	1	500	0%	0	0	0%	U
1,4-Dichlorobenzene-d4	I	ug/L	250	10		0	0	0	0	0	0	0%	0	0	0%	
Chlorobenzene-d5	I	ug/L	250	10		0	0	0	0.1	0	0	0%	0	0	0%	
Fluorobenzene	I	ug/L	250	10		0	0	0	0.1	0	0	0%	0	0	0%	
Xylenes, Total	M	ug/L	2.93126	0.1172504		0	0	0	0.0604	1	0	0%	0	0	0%	J
1,2-Dichloroethane-d4	S	ug/L	262.70838	10.5083352		10	0	0	0.0848	1	500	105%	81	118	0%	
Dibromofluoromethane	S	ug/L	266.91481	10.6765924		10	0	0	0.129	1	500	107%	80	119	0%	
p-Bromofluorobenzene	S	ug/L	255.7526	10.230104		10	0	0	0.149	1	500	102%	85	114	0%	
Toluene-d8	S	ug/L	249.60267	9.9841068		10	0	0	0.0617	1	500	100%	89	112	0%	

Seq No	Lab ID	Test Code	Sample Typ	File ID	Analysis Date	DF	Batch ID	Prep Date	SPKref	RPDref	pmoist					
14967190	B21121961-001	VOC-8260-W-S	SAMP	JA5975C\VG1228	12/28/2021 5:47:	1	R372824		0	0						
Analyte	T	Units	RAW	Final	Text	Spike	SPKref	RPDref	MDL	PQL	UQL	%REC	LOW	HIGH	%RPD	Q
1,1,1,2-Tetrachloroethane	A	ug/L	0	0		0	0	0	0.107	1	500	0%	0	0	0%	U
1,1,1-Trichloroethane	A	ug/L	0	0		0	0	0	0.131	1	500	0%	0	0	0%	U
1,1,2,2-Tetrachloroethane	A	ug/L	0	0		0	0	0	0.0872	1	500	0%	0	0	0%	U
1,1,2-Trichloroethane	A	ug/L	0	0		0	0	0	0.108	1	500	0%	0	0	0%	U
1,1-Dichloroethane	A	ug/L	0	0		0	0	0	0.176	1	500	0%	0	0	0%	U
1,1-Dichloroethene	A	ug/L	0	0		0	0	0	0.145	1	500	0%	0	0	0%	U
1,1-Dichloropropene	A	ug/L	0	0		0	0	0	0.083	1	500	0%	0	0	0%	U
1,2,3-Trichloropropane	A	ug/L	0	0		0	0	0	0.385	1	500	0%	0	0	0%	U
1,2-Dibromoethane	A	ug/L	0	0		0	0	0	0.143	1	500	0%	0	0	0%	U
1,2-Dichlorobenzene	A	ug/L	0	0		0	0	0	0.0858	1	500	0%	0	0	0%	U
1,2-Dichloroethane	A	ug/L	0	0		0	0	0	0.156	1	500	0%	0	0	0%	U
1,2-Dichloropropane	A	ug/L	0	0		0	0	0	0.0893	1	500	0%	0	0	0%	U
1,3-Dichlorobenzene	A	ug/L	0	0		0	0	0	0.0996	1	500	0%	0	0	0%	U
1,3-Dichloropropane	A	ug/L	0	0		0	0	0	0.106	1	500	0%	0	0	0%	U
1,4-Dichlorobenzene	A	ug/L	0	0		0	0	0	0.0858	1	500	0%	0	0	0%	U
2,2-Dichloropropane	A	ug/L	0	0		0	0	0	0.196	1	500	0%	0	0	0%	U
2-Chlorotoluene	A	ug/L	0	0		0	0	0	0.0876	1	500	0%	0	0	0%	U
4-Chlorotoluene	A	ug/L	0	0		0	0	0	0.0912	1	500	0%	0	0	0%	U

Seq No	Lab ID	Test Code	Sample Typ	File ID	Analysis Date	DF	Batch ID	Prep Date	SPKref	RPDref	pmoist					
14967190	B21121961-001	VOC-8260-W-S	SAMP	JA5975C\VG1228	12/28/2021 5:47:	1	R372824		0	0						
Analyte	T	Units	RAW	Final	Text	Spike	SPKref	RPDref	MDL	PQL	UQL	%REC	LOW	HIGH	%RPD	Q
Benzene	A	ug/L	0.21825	0		0	0	0	0.119	1	500	0%	0	0	0%	U
Bromobenzene	A	ug/L	0	0		0	0	0	0.115	1	500	0%	0	0	0%	U
Bromochloromethane	A	ug/L	0	0		0	0	0	0.176	1	500	0%	0	0	0%	U
Bromodichloromethane	A	ug/L	0	0		0	0	0	0.155	1	500	0%	0	0	0%	U
Bromoform	A	ug/L	0	0		0	0	0	0.119	1	500	0%	0	0	0%	U
Bromomethane	A	ug/L	0	0		0	0	0	0.253	1	500	0%	0	0	0%	U
Carbon tetrachloride	A	ug/L	0	0		0	0	0	0.165	1	500	0%	0	0	0%	U
Chlorobenzene	A	ug/L	0	0		0	0	0	0.12	1	500	0%	0	0	0%	U
Chlorodibromomethane	A	ug/L	0	0		0	0	0	0.0841	1	500	0%	0	0	0%	U
Chloroethane	A	ug/L	0	0		0	0	0	0.169	1	500	0%	0	0	0%	U
Chloroform	A	ug/L	0	0		0	0	0	0.0789	1	500	0%	0	0	0%	U
Chloromethane	A	ug/L	2.39685	0		0	0	0	0.191	1	500	0%	0	0	0%	U
cis-1,2-Dichloroethene	A	ug/L	0	0		0	0	0	0.167	1	500	0%	0	0	0%	U
cis-1,3-Dichloropropene	A	ug/L	0	0		0	0	0	0.0943	1	500	0%	0	0	0%	U
Dibromomethane	A	ug/L	0	0		0	0	0	0.162	1	500	0%	0	0	0%	U
Dichlorodifluoromethane	A	ug/L	0	0		0	0	0	0.175	1	500	0%	0	0	0%	U
Ethylbenzene	A	ug/L	0	0		0	0	0	0.0912	1	500	0%	0	0	0%	U
m+p-Xylenes	A	ug/L	0	0		0	0	0	0.165	1	1000	0%	0	0	0%	U
Methyl ethyl ketone	A	ug/L	0	0		0	0	0	2.22	20	5000	0%	0	0	0%	U
Methyl tert-butyl ether (MTBE)	A	ug/L	0	0		0	0	0	0.119	1	500	0%	0	0	0%	U
Methylene chloride	A	ug/L	0	0		0	0	0	0.134	1	500	0%	0	0	0%	U
o-Xylene	A	ug/L	0	0		0	0	0	0.0604	1	500	0%	0	0	0%	U
Styrene	A	ug/L	0	0		0	0	0	0.067	1	500	0%	0	0	0%	U
Tetrachloroethene	A	ug/L	0	0		0	0	0	0.0671	1	500	0%	0	0	0%	U
Toluene	A	ug/L	0	0		0	0	0	0.075	1	500	0%	0	0	0%	U
trans-1,2-Dichloroethene	A	ug/L	0	0		0	0	0	0.151	1	500	0%	0	0	0%	U
trans-1,3-Dichloropropene	A	ug/L	0	0		0	0	0	0.0846	1	500	0%	0	0	0%	U
Trichloroethene	A	ug/L	0	0		0	0	0	0.0993	1	500	0%	0	0	0%	U
Trichlorofluoromethane	A	ug/L	0	0		0	0	0	0.134	1	500	0%	0	0	0%	U
Vinyl chloride	A	ug/L	0	0		0	0	0	0.153	1	500	0%	0	0	0%	U
1,4-Dichlorobenzene-d4	I	ug/L	250	10		0	0	0	0	0	0	0%	0	0	0%	
Chlorobenzene-d5	I	ug/L	250	10		0	0	0	0.1	0	0	0%	0	0	0%	
Fluorobenzene	I	ug/L	250	10		0	0	0	0.1	0	0	0%	0	0	0%	
Xylenes, Total	M	ug/L	0	0		0	0	0	0.0604	1	0	0%	0	0	0%	U
1,2-Dichloroethane-d4	S	ug/L	255.79301	10.2317204		10	0	0	0.0848	1	500	102%	81	118	0%	

Seq No	Lab ID	Test Code	Sample Typ	File ID	Analysis Date	DF	Batch ID	Prep Date	SPKref	RPDref	pmoist					
14967190	B21121961-001	VOC-8260-W-S	SAMP	JA5975C\VG1228	12/28/2021 5:47:	1	R372824		0	0						
Analyte	T	Units	RAW	Final	Text	Spike	SPKref	RPDref	MDL	PQL	UQL	%REC	LOW	HIGH	%RPD	Q
Dibromofluoromethane	S	ug/L	260.77154	10.4308616		10	0	0	0.129	1	500	104%	80	119	0%	
p-Bromofluorobenzene	S	ug/L	258.09682	10.3238728		10	0	0	0.149	1	500	103%	85	114	0%	
Toluene-d8	S	ug/L	255.72312	10.2289248		10	0	0	0.0617	1	500	102%	89	112	0%	

Seq No	Lab ID	Test Code	Sample Typ	File ID	Analysis Date	DF	Batch ID	Prep Date	SPKref	RPDref	pmoist					
14967191	B21121965-001	VOC-8260-W-S	SAMP	JA5975C\VG1228	12/28/2021 6:14:	1	R372824		0	0						
Analyte	T	Units	RAW	Final	Text	Spike	SPKref	RPDref	MDL	PQL	UQL	%REC	LOW	HIGH	%RPD	Q
1,1,1,2-Tetrachloroethane	A	ug/L	0	0		0	0	0	0.107	1	500	0%	0	0	0%	U
1,1,1-Trichloroethane	A	ug/L	0	0		0	0	0	0.131	1	500	0%	0	0	0%	U
1,1,2,2-Tetrachloroethane	A	ug/L	0	0		0	0	0	0.0872	1	500	0%	0	0	0%	U
1,1,2-Trichloroethane	A	ug/L	0	0		0	0	0	0.108	1	500	0%	0	0	0%	U
1,1-Dichloroethane	A	ug/L	0	0		0	0	0	0.176	1	500	0%	0	0	0%	U
1,1-Dichloroethene	A	ug/L	0	0		0	0	0	0.145	1	500	0%	0	0	0%	U
1,1-Dichloropropene	A	ug/L	0	0		0	0	0	0.083	1	500	0%	0	0	0%	U
1,2,3-Trichloropropane	A	ug/L	0	0		0	0	0	0.385	1	500	0%	0	0	0%	U
1,2-Dibromoethane	A	ug/L	0	0		0	0	0	0.143	1	500	0%	0	0	0%	U
1,2-Dichlorobenzene	A	ug/L	0	0		0	0	0	0.0858	1	500	0%	0	0	0%	U
1,2-Dichloroethane	A	ug/L	0	0		0	0	0	0.156	1	500	0%	0	0	0%	U
1,2-Dichloropropane	A	ug/L	0	0		0	0	0	0.0893	1	500	0%	0	0	0%	U
1,3-Dichlorobenzene	A	ug/L	0	0		0	0	0	0.0996	1	500	0%	0	0	0%	U
1,3-Dichloropropane	A	ug/L	0	0		0	0	0	0.106	1	500	0%	0	0	0%	U
1,4-Dichlorobenzene	A	ug/L	0	0		0	0	0	0.0858	1	500	0%	0	0	0%	U
2,2-Dichloropropane	A	ug/L	0	0		0	0	0	0.196	1	500	0%	0	0	0%	U
2-Chlorotoluene	A	ug/L	0	0		0	0	0	0.0876	1	500	0%	0	0	0%	U
4-Chlorotoluene	A	ug/L	0	0		0	0	0	0.0912	1	500	0%	0	0	0%	U
Benzene	A	ug/L	0.21256	0		0	0	0	0.119	1	500	0%	0	0	0%	U
Bromobenzene	A	ug/L	0	0		0	0	0	0.115	1	500	0%	0	0	0%	U
Bromochloromethane	A	ug/L	0	0		0	0	0	0.176	1	500	0%	0	0	0%	U
Bromodichloromethane	A	ug/L	0	0		0	0	0	0.155	1	500	0%	0	0	0%	U
Bromoform	A	ug/L	0	0		0	0	0	0.119	1	500	0%	0	0	0%	U
Bromomethane	A	ug/L	0	0		0	0	0	0.253	1	500	0%	0	0	0%	U
Carbon tetrachloride	A	ug/L	0	0		0	0	0	0.165	1	500	0%	0	0	0%	U
Chlorobenzene	A	ug/L	0	0		0	0	0	0.12	1	500	0%	0	0	0%	U
Chlorodibromomethane	A	ug/L	0	0		0	0	0	0.0841	1	500	0%	0	0	0%	U

Seq No	Lab ID	Test Code	Sample Typ	File ID	Analysis Date	DF	Batch ID	Prep Date	SPKref	RPDref	pmoist					
14967191	B21121965-001	VOC-8260-W-S	SAMP	JA5975C\VG1228	12/28/2021 6:14:	1	R372824		0	0						
Analyte	T	Units	RAW	Final	Text	Spike	SPKref	RPDref	MDL	PQL	UQL	%REC	LOW	HIGH	%RPD	Q
Chloroethane	A	ug/L	0	0		0	0	0	0.169	1	500	0%	0	0	0%	U
Chloroform	A	ug/L	0	0		0	0	0	0.0789	1	500	0%	0	0	0%	U
Chloromethane	A	ug/L	3.90671	0		0	0	0	0.191	1	500	0%	0	0	0%	U
cis-1,2-Dichloroethene	A	ug/L	0	0		0	0	0	0.167	1	500	0%	0	0	0%	U
cis-1,3-Dichloropropene	A	ug/L	0	0		0	0	0	0.0943	1	500	0%	0	0	0%	U
Dibromomethane	A	ug/L	0	0		0	0	0	0.162	1	500	0%	0	0	0%	U
Dichlorodifluoromethane	A	ug/L	0.77702	0		0	0	0	0.175	1	500	0%	0	0	0%	U
Ethylbenzene	A	ug/L	0	0		0	0	0	0.0912	1	500	0%	0	0	0%	U
m+p-Xylenes	A	ug/L	0	0		0	0	0	0.165	1	1000	0%	0	0	0%	U
Methyl ethyl ketone	A	ug/L	0	0		0	0	0	2.22	20	5000	0%	0	0	0%	U
Methyl tert-butyl ether (MTBE)	A	ug/L	0	0		0	0	0	0.119	1	500	0%	0	0	0%	U
Methylene chloride	A	ug/L	0.78126	0		0	0	0	0.134	1	500	0%	0	0	0%	U
o-Xylene	A	ug/L	0	0		0	0	0	0.0604	1	500	0%	0	0	0%	U
Styrene	A	ug/L	0	0		0	0	0	0.067	1	500	0%	0	0	0%	U
Tetrachloroethene	A	ug/L	0	0		0	0	0	0.0671	1	500	0%	0	0	0%	U
Toluene	A	ug/L	0	0		0	0	0	0.075	1	500	0%	0	0	0%	U
trans-1,2-Dichloroethene	A	ug/L	0	0		0	0	0	0.151	1	500	0%	0	0	0%	U
trans-1,3-Dichloropropene	A	ug/L	0	0		0	0	0	0.0846	1	500	0%	0	0	0%	U
Trichloroethene	A	ug/L	0	0		0	0	0	0.0993	1	500	0%	0	0	0%	U
Trichlorofluoromethane	A	ug/L	0	0		0	0	0	0.134	1	500	0%	0	0	0%	U
Vinyl chloride	A	ug/L	0	0		0	0	0	0.153	1	500	0%	0	0	0%	U
1,4-Dichlorobenzene-d4	I	ug/L	250	10		0	0	0	0	0	0	0%	0	0	0%	
Chlorobenzene-d5	I	ug/L	250	10		0	0	0	0.1	0	0	0%	0	0	0%	
Fluorobenzene	I	ug/L	250	10		0	0	0	0.1	0	0	0%	0	0	0%	
Xylenes, Total	M	ug/L	0	0		0	0	0	0.0604	1	0	0%	0	0	0%	U
1,2-Dichloroethane-d4	S	ug/L	255.02059	10.2008236		10	0	0	0.0848	1	500	102%	81	118	0%	
Dibromofluoromethane	S	ug/L	258.85908	10.3543632		10	0	0	0.129	1	500	104%	80	119	0%	
p-Bromofluorobenzene	S	ug/L	258.95655	10.358262		10	0	0	0.149	1	500	104%	85	114	0%	
Toluene-d8	S	ug/L	257.124	10.28496		10	0	0	0.0617	1	500	103%	89	112	0%	

Seq No	Lab ID	Test Code	Sample Typ	File ID	Analysis Date	DF	Batch ID	Prep Date	SPKref	RPDref	pmoist					
14967192	B21121841-001	VOC-8260-W-Q	SAMP	JA5975C\VG1228	12/28/2021 3:03:	1	R372824		0	0						
Analyte	T	Units	RAW	Final	Text	Spike	SPKref	RPDref	MDL	PQL	UQL	%REC	LOW	HIGH	%RPD	Q

Seq No	Lab ID	Test Code	Sample Typ	File ID	Analysis Date	DF	Batch ID	Prep Date	SPKref	RPDref	pmoist					
14967192	B21121841-001	VOC-8260-W-Q	SAMP	JA5975C\VG1228	12/28/2021 3:03:	1	R372824		0	0						
Analyte	T	Units	RAW	Final	Text	Spike	SPKref	RPDref	MDL	PQL	UQL	%REC	LOW	HIGH	%RPD	Q
1,1,1,2-Tetrachloroethane	A	ug/L	0	0		0	0	0	0.107	0.5	500	0%	0	0	0%	U
1,1,1-Trichloroethane	A	ug/L	0	0		0	0	0	0.131	0.5	500	0%	0	0	0%	U
1,1,2,2-Tetrachloroethane	A	ug/L	0	0		0	0	0	0.0872	0.5	500	0%	0	0	0%	U
1,1,2-Trichloroethane	A	ug/L	0	0		0	0	0	0.108	0.5	500	0%	0	0	0%	U
1,1-Dichloroethane	A	ug/L	0	0		0	0	0	0.176	0.5	500	0%	0	0	0%	U
1,1-Dichloroethene	A	ug/L	0	0		0	0	0	0.145	0.5	500	0%	0	0	0%	U
1,1-Dichloropropene	A	ug/L	0	0		0	0	0	0.083	0.5	500	0%	0	0	0%	U
1,2,3-Trichloropropane	A	ug/L	0	0		0	0	0	0.385	0.5	500	0%	0	0	0%	U
1,2-Dibromoethane	A	ug/L	0	0		0	0	0	0.143	0.5	500	0%	0	0	0%	U
1,2-Dichlorobenzene	A	ug/L	0	0		0	0	0	0.0858	0.5	500	0%	0	0	0%	U
1,2-Dichloroethane	A	ug/L	0	0		0	0	0	0.156	0.5	500	0%	0	0	0%	U
1,2-Dichloropropane	A	ug/L	0	0		0	0	0	0.0893	0.5	500	0%	0	0	0%	U
1,3-Dichlorobenzene	A	ug/L	0	0		0	0	0	0.0996	0.5	500	0%	0	0	0%	U
1,3-Dichloropropane	A	ug/L	0	0		0	0	0	0.106	0.5	500	0%	0	0	0%	U
1,4-Dichlorobenzene	A	ug/L	0	0		0	0	0	0.0858	0.5	500	0%	0	0	0%	U
2,2-Dichloropropane	A	ug/L	0	0		0	0	0	0.196	0.5	500	0%	0	0	0%	U
2-Chlorotoluene	A	ug/L	0	0		0	0	0	0.0876	0.5	500	0%	0	0	0%	U
4-Chlorotoluene	A	ug/L	0	0		0	0	0	0.0912	0.5	500	0%	0	0	0%	U
Benzene	A	ug/L	0	0		0	0	0	0.119	0.5	500	0%	0	0	0%	U
Bromobenzene	A	ug/L	0	0		0	0	0	0.115	0.5	500	0%	0	0	0%	U
Bromochloromethane	A	ug/L	0	0		0	0	0	0.176	0.5	500	0%	0	0	0%	U
Bromodichloromethane	A	ug/L	0	0		0	0	0	0.155	0.5	500	0%	0	0	0%	U
Bromoform	A	ug/L	0	0		0	0	0	0.119	0.5	500	0%	0	0	0%	U
Bromomethane	A	ug/L	0	0		0	0	0	0.253	0.5	500	0%	0	0	0%	U
Carbon tetrachloride	A	ug/L	0	0		0	0	0	0.165	0.5	500	0%	0	0	0%	U
Chlorobenzene	A	ug/L	0	0		0	0	0	0.12	0.5	500	0%	0	0	0%	U
Chlorodibromomethane	A	ug/L	0	0		0	0	0	0.0841	0.5	500	0%	0	0	0%	U
Chloroethane	A	ug/L	0	0		0	0	0	0.169	0.5	500	0%	0	0	0%	U
Chloroform	A	ug/L	0	0		0	0	0	0.0789	0.5	500	0%	0	0	0%	U
Chloromethane	A	ug/L	0	0		0	0	0	0.191	0.5	500	0%	0	0	0%	U
cis-1,2-Dichloroethene	A	ug/L	0	0		0	0	0	0.167	0.5	500	0%	0	0	0%	U
cis-1,3-Dichloropropene	A	ug/L	0	0		0	0	0	0.0943	0.5	500	0%	0	0	0%	U
Dibromomethane	A	ug/L	0	0		0	0	0	0.162	0.5	500	0%	0	0	0%	U
Dichlorodifluoromethane	A	ug/L	0	0		0	0	0	0.175	0.5	500	0%	0	0	0%	U
Ethylbenzene	A	ug/L	0	0		0	0	0	0.0912	0.5	500	0%	0	0	0%	U

Seq No	Lab ID	Test Code	Sample Typ	File ID	Analysis Date	DF	Batch ID	Prep Date	SPKref	RPDref	pmoist					
14967192	B21121841-001	VOC-8260-W-Q	SAMP	JA5975C\VG1228	12/28/2021 3:03:	1	R372824		0	0						
Analyte	T	Units	RAW	Final	Text	Spike	SPKref	RPDref	MDL	PQL	UQL	%REC	LOW	HIGH	%RPD	Q
m+p-Xylenes	A	ug/L	0	0		0	0	0	0.165	0.5	1000	0%	0	0	0%	U
Methyl ethyl ketone	A	ug/L	0	0		0	0	0	2.22	10	5000	0%	0	0	0%	U
Methyl tert-butyl ether (MTBE)	A	ug/L	0	0		0	0	0	0.119	0.5	500	0%	0	0	0%	U
Methylene chloride	A	ug/L	0.61008	0		0	0	0	0.134	0.5	500	0%	0	0	0%	U
o-Xylene	A	ug/L	0	0		0	0	0	0.0604	0.5	500	0%	0	0	0%	U
Styrene	A	ug/L	0	0		0	0	0	0.067	0.5	500	0%	0	0	0%	U
Tetrachloroethene	A	ug/L	0	0		0	0	0	0.0671	0.5	500	0%	0	0	0%	U
Toluene	A	ug/L	0	0		0	0	0	0.075	0.5	500	0%	0	0	0%	U
trans-1,2-Dichloroethene	A	ug/L	0	0		0	0	0	0.151	0.5	500	0%	0	0	0%	U
trans-1,3-Dichloropropene	A	ug/L	0	0		0	0	0	0.0846	0.5	500	0%	0	0	0%	U
Trichloroethene	A	ug/L	0	0		0	0	0	0.0993	0.5	500	0%	0	0	0%	U
Trichlorofluoromethane	A	ug/L	0	0		0	0	0	0.134	0.5	500	0%	0	0	0%	U
Vinyl chloride	A	ug/L	0	0		0	0	0	0.153	0.5	500	0%	0	0	0%	U
1,4-Dichlorobenzene-d4	I	ug/L	250	10		0	0	0	0	0	500	0%	0	0	0%	
Chlorobenzene-d5	I	ug/L	250	10		0	0	0	0	0	500	0%	0	0	0%	
Fluorobenzene	I	ug/L	250	10		0	0	0	0	0	500	0%	0	0	0%	
Xylenes, Total	M	ug/L	0	0		0	0	0	0.0604	0.5	1500	0%	0	0	0%	U
1,2-Dichloroethane-d4	S	ug/L	254.10623	10.1642492		10	0	0	0.0848	0.5	500	102%	81	118	0%	
Dibromofluoromethane	S	ug/L	260.0484	10.401936		10	0	0	0.129	0.5	500	104%	80	119	0%	
p-Bromofluorobenzene	S	ug/L	270.66732	10.8266928		10	0	0	0.149	0.5	500	108%	85	114	0%	
Toluene-d8	S	ug/L	255.50204	10.2200816		10	0	0	0.0617	0.5	500	102%	89	112	0%	

Seq No	Lab ID	Test Code	Sample Typ	File ID	Analysis Date	DF	Batch ID	Prep Date	SPKref	RPDref	pmoist					
14967193	B21121841-001	VOC-8260-W-Q	MS-DOD	JA5975C\VG1228	12/28/2021 7:09:	1	R372824		1E+07	0						
Analyte	T	Units	RAW	Final	Text	Spike	SPKref	RPDref	MDL	PQL	UQL	%REC	LOW	HIGH	%RPD	Q
1,1,1,2-Tetrachloroethane	A	ug/L	131.35909	5.2543636		5	0	0	0.107	0.5	500	105%	78	124	0%	
1,1,1-Trichloroethane	A	ug/L	129.27248	5.1708992		5	0	0	0.131	0.5	500	103%	74	131	0%	
1,1,2,2-Tetrachloroethane	A	ug/L	130.96066	5.2384264		5	0	0	0.0872	0.5	500	105%	71	121	0%	
1,1,2-Trichloroethane	A	ug/L	128.52342	5.1409368		5	0	0	0.108	0.5	500	103%	80	119	0%	
1,1-Dichloroethane	A	ug/L	132.99957	5.3199828		5	0	0	0.176	0.5	500	106%	77	125	0%	
1,1-Dichloroethene	A	ug/L	110.02296	4.4009184		5	0	0	0.145	0.5	500	88%	71	131	0%	
1,1-Dichloropropene	A	ug/L	123.88476	4.9553904		5	0	0	0.083	0.5	500	99%	79	125	0%	
1,2,3-Trichloropropane	A	ug/L	128.54421	5.1417684		5	0	0	0.385	0.5	500	103%	73	125	0%	
1,2-Dibromoethane	A	ug/L	129.20139	5.1680556		5	0	0	0.143	0.5	500	103%	78	122	0%	

Seq No	Lab ID	Test Code	Sample Typ	File ID	Analysis Date	DF	Batch ID	Prep Date	SPKref	RPDref	pmoist					
14967193	B21121841-001	VOC-8260-W-Q	MS-DOD	JA5975C\VG1228	12/28/2021 7:09:	1	R372824		1E+07	0						
Analyte	T	Units	RAW	Final	Text	Spike	SPKref	RPDref	MDL	PQL	UQL	%REC	LOW	HIGH	%RPD	Q
1,2-Dichlorobenzene	A	ug/L	127.35427	5.0941708		5	0	0	0.0858	0.5	500	102%	80	119	0%	
1,2-Dichloroethane	A	ug/L	125.13484	5.0053936		5	0	0	0.156	0.5	500	100%	73	128	0%	
1,2-Dichloropropane	A	ug/L	127.41742	5.0966968		5	0	0	0.0893	0.5	500	102%	78	122	0%	
1,3-Dichlorobenzene	A	ug/L	132.72796	5.3091184		5	0	0	0.0996	0.5	500	106%	80	119	0%	
1,3-Dichloropropane	A	ug/L	127.04756	5.0819024		5	0	0	0.106	0.5	500	102%	80	119	0%	
1,4-Dichlorobenzene	A	ug/L	128.57415	5.142966		5	0	0	0.0858	0.5	500	103%	79	118	0%	
2,2-Dichloropropane	A	ug/L	129.33604	5.1734416		5	0	0	0.196	0.5	500	103%	60	139	0%	
2-Chlorotoluene	A	ug/L	127.21911	5.0887644		5	0	0	0.0876	0.5	500	102%	79	122	0%	
4-Chlorotoluene	A	ug/L	134.02933	5.3611732		5	0	0	0.0912	0.5	500	107%	78	122	0%	
Benzene	A	ug/L	129.4092	5.176368		5	0	0	0.119	0.5	500	104%	79	120	0%	
Bromobenzene	A	ug/L	134.73553	5.3894212		5	0	0	0.115	0.5	500	108%	80	120	0%	
Bromochloromethane	A	ug/L	130.34735	5.213894		5	0	0	0.176	0.5	500	104%	78	123	0%	
Bromodichloromethane	A	ug/L	132.70056	5.3080224		5	0	0	0.155	0.5	500	106%	79	125	0%	
Bromoform	A	ug/L	137.78249	5.5112996		5	0	0	0.119	0.5	500	110%	66	130	0%	
Bromomethane	A	ug/L	25.10314	1.0041256		5	0	0	0.253	0.5	500	20%	53	141	0%	S
Carbon tetrachloride	A	ug/L	129.23677	5.1694708		5	0	0	0.165	0.5	500	103%	72	136	0%	
Chlorobenzene	A	ug/L	132.7702	5.310808		5	0	0	0.12	0.5	500	106%	82	118	0%	
Chlorodibromomethane	A	ug/L	132.98292	5.3193168		5	0	0	0.0841	0.5	500	106%	74	126	0%	
Chloroethane	A	ug/L	111.24247	4.4496988		5	0	0	0.169	0.5	500	89%	60	138	0%	
Chloroform	A	ug/L	120.75418	4.8301672		5	0	0	0.0789	0.5	500	97%	79	124	0%	
Chloromethane	A	ug/L	103.74943	4.1499772		5	0	0	0.191	0.5	500	83%	50	139	0%	
cis-1,2-Dichloroethene	A	ug/L	126.04699	5.0418796		5	0	0	0.167	0.5	500	101%	78	123	0%	
cis-1,3-Dichloropropene	A	ug/L	123.26376	4.9305504		5	0	0	0.0943	0.5	500	99%	75	124	0%	
Dibromomethane	A	ug/L	129.74123	5.1896492		5	0	0	0.162	0.5	500	104%	79	123	0%	
Dichlorodifluoromethane	A	ug/L	100.36275	4.01451		5	0	0	0.175	0.5	500	80%	32	152	0%	
Ethylbenzene	A	ug/L	129.8681	5.194724		5	0	0	0.0912	0.5	500	104%	79	121	0%	
m+p-Xylenes	A	ug/L	262.85686	10.5142744		10	0	0	0.165	0.5	1000	105%	80	121	0%	
Methyl ethyl ketone	A	ug/L	1265.39114	50.6156456		50	0	0	2.22	10	5000	101%	56	143	0%	
Methyl tert-butyl ether (MTBE)	A	ug/L	102.47454	4.0989816		5	0	0	0.119	0.5	500	82%	71	124	0%	
Methylene chloride	A	ug/L	103.53298	4.1413192		5	0	0	0.134	0.5	500	83%	74	124	0%	
o-Xylene	A	ug/L	132.08759	5.2835036		5	0	0	0.0604	0.5	500	106%	78	122	0%	
Styrene	A	ug/L	135.76486	5.4305944		5	0	0	0.067	0.5	500	109%	78	123	0%	
Tetrachloroethene	A	ug/L	135.60697	5.4242788		5	0	0	0.0671	0.5	500	108%	74	129	0%	
Toluene	A	ug/L	132.22202	5.2888808		5	0	0	0.075	0.5	500	106%	80	121	0%	
trans-1,2-Dichloroethene	A	ug/L	112.70075	4.50803		5	0	0	0.151	0.5	500	90%	75	124	0%	

Seq No	Lab ID	Test Code	Sample Typ	File ID	Analysis Date	DF	Batch ID	Prep Date	SPKref	RPDref	pmoist					
14967193	B21121841-001	VOC-8260-W-Q	MS-DOD	JA5975C\VG1228	12/28/2021 7:09:	1	R372824		1E+07	0						
Analyte	T	Units	RAW	Final	Text	Spike	SPKref	RPDref	MDL	PQL	UQL	%REC	LOW	HIGH	%RPD	Q
trans-1,3-Dichloropropene	A	ug/L	131.47289	5.2589156		5	0	0	0.0846	0.5	500	105%	73	127	0%	
Trichloroethene	A	ug/L	126.70907	5.0683628		5	0	0	0.0993	0.5	500	101%	79	123	0%	
Trichlorofluoromethane	A	ug/L	101.7057	4.068228		5	0	0	0.134	0.5	500	81%	65	141	0%	
Vinyl chloride	A	ug/L	100.66814	4.0267256		5	0	0	0.153	0.5	500	81%	58	137	0%	
1,4-Dichlorobenzene-d4	I	ug/L	250	10		0	0	0	0	0	500	0%	0	0	0%	
Chlorobenzene-d5	I	ug/L	250	10		0	0	0	0	0	500	0%	0	0	0%	
Fluorobenzene	I	ug/L	250	10		0	0	0	0	0	500	0%	0	0	0%	
Xylenes, Total	M	ug/L	394.94445	15.797778		15	0	0	0.0604	0.5	1500	105%	79	121	0%	
1,2-Dichloroethane-d4	S	ug/L	251.43578	10.0574312		10	0	0	0.0848	0.5	500	101%	81	118	0%	
Dibromofluoromethane	S	ug/L	256.24058	10.2496232		10	0	0	0.129	0.5	500	102%	80	119	0%	
p-Bromofluorobenzene	S	ug/L	260.54265	10.421706		10	0	0	0.149	0.5	500	104%	85	114	0%	
Toluene-d8	S	ug/L	262.72752	10.5091008		10	0	0	0.0617	0.5	500	105%	89	112	0%	

Seq No	Lab ID	Test Code	Sample Typ	File ID	Analysis Date	DF	Batch ID	Prep Date	SPKref	RPDref	pmoist					
14967194	B21121841-001	VOC-8260-W-Q	MSD-DOD	JA5975C\VG1228	12/28/2021 7:36:	1	R372824		1E+07	1E+07						
Analyte	T	Units	RAW	Final	Text	Spike	SPKref	RPDref	MDL	PQL	UQL	%REC	LOW	HIGH	%RPD	Q
1,1,1,2-Tetrachloroethane	A	ug/L	131.7354	5.269416		5	0	5.2543636	0.107	0.5	500	105%	78	124	0%	
1,1,1-Trichloroethane	A	ug/L	129.08059	5.1632236		5	0	5.1708992	0.131	0.5	500	103%	74	131	0%	
1,1,2,2-Tetrachloroethane	A	ug/L	133.1508	5.326032		5	0	5.2384264	0.0872	0.5	500	107%	71	121	2%	
1,1,2-Trichloroethane	A	ug/L	134.33047	5.3732188		5	0	5.1409368	0.108	0.5	500	107%	80	119	4%	
1,1-Dichloroethane	A	ug/L	134.90956	5.3963824		5	0	5.3199828	0.176	0.5	500	108%	77	125	1%	
1,1-Dichloroethene	A	ug/L	138.86354	5.5545416		5	0	4.4009184	0.145	0.5	500	111%	71	131	23%	R
1,1-Dichloropropene	A	ug/L	123.74598	4.9498392		5	0	4.9553904	0.083	0.5	500	99%	79	125	0%	
1,2,3-Trichloropropane	A	ug/L	126.27523	5.0510092		5	0	5.1417684	0.385	0.5	500	101%	73	125	2%	
1,2-Dibromoethane	A	ug/L	129.63062	5.1852248		5	0	5.1680556	0.143	0.5	500	104%	78	122	0%	
1,2-Dichlorobenzene	A	ug/L	133.19574	5.3278296		5	0	5.0941708	0.0858	0.5	500	107%	80	119	4%	
1,2-Dichloroethane	A	ug/L	127.14374	5.0857496		5	0	5.0053936	0.156	0.5	500	102%	73	128	2%	
1,2-Dichloropropane	A	ug/L	129.24773	5.1699092		5	0	5.0966968	0.0893	0.5	500	103%	78	122	1%	
1,3-Dichlorobenzene	A	ug/L	133.76966	5.3507864		5	0	5.3091184	0.0996	0.5	500	107%	80	119	1%	
1,3-Dichloropropane	A	ug/L	122.48004	4.8992016		5	0	5.0819024	0.106	0.5	500	98%	80	119	4%	
1,4-Dichlorobenzene	A	ug/L	127.83914	5.1135656		5	0	5.142966	0.0858	0.5	500	102%	79	118	1%	
2,2-Dichloropropane	A	ug/L	130.55257	5.2221028		5	0	5.1734416	0.196	0.5	500	104%	60	139	1%	
2-Chlorotoluene	A	ug/L	128.7527	5.150108		5	0	5.0887644	0.0876	0.5	500	103%	79	122	1%	
4-Chlorotoluene	A	ug/L	135.68591	5.4274364		5	0	5.3611732	0.0912	0.5	500	109%	78	122	1%	

Seq No	Lab ID	Test Code	Sample Typ	File ID	Analysis Date	DF	Batch ID	Prep Date	SPKref	RPDref	pmoist					
14967194	B21121841-001	VOC-8260-W-Q	MSD-DOD	JA5975C\VG1228	12/28/2021 7:36:	1	R372824		1E+07	1E+07						
Analyte	T	Units	RAW	Final	Text	Spike	SPKref	RPDref	MDL	PQL	UQL	%REC	LOW	HIGH	%RPD	Q
Benzene	A	ug/L	132.54954	5.3019816		5	0	5.176368	0.119	0.5	500	106%	79	120	2%	
Bromobenzene	A	ug/L	133.46672	5.3386688		5	0	5.3894212	0.115	0.5	500	107%	80	120	1%	
Bromochloromethane	A	ug/L	130.51712	5.2206848		5	0	5.213894	0.176	0.5	500	104%	78	123	0%	
Bromodichloromethane	A	ug/L	131.92812	5.2771248		5	0	5.3080224	0.155	0.5	500	106%	79	125	1%	
Bromoform	A	ug/L	136.4234	5.456936		5	0	5.5112996	0.119	0.5	500	109%	66	130	1%	
Bromomethane	A	ug/L	46.95173	1.8780692		5	0	1.0041256	0.253	0.5	500	38%	53	141	61%	SR
Carbon tetrachloride	A	ug/L	131.43381	5.2573524		5	0	5.1694708	0.165	0.5	500	105%	72	136	2%	
Chlorobenzene	A	ug/L	132.77705	5.311082		5	0	5.310808	0.12	0.5	500	106%	82	118	0%	
Chlorodibromomethane	A	ug/L	132.51394	5.3005576		5	0	5.3193168	0.0841	0.5	500	106%	74	126	0%	
Chloroethane	A	ug/L	103.40401	4.1361604		5	0	4.4496988	0.169	0.5	500	83%	60	138	7%	
Chloroform	A	ug/L	122.62549	4.9050196		5	0	4.8301672	0.0789	0.5	500	98%	79	124	2%	
Chloromethane	A	ug/L	116.1026	4.644104		5	0	4.1499772	0.191	0.5	500	93%	50	139	11%	
cis-1,2-Dichloroethene	A	ug/L	130.49242	5.2196968		5	0	5.0418796	0.167	0.5	500	104%	78	123	3%	
cis-1,3-Dichloropropene	A	ug/L	121.73582	4.8694328		5	0	4.9305504	0.0943	0.5	500	97%	75	124	1%	
Dibromomethane	A	ug/L	131.16219	5.2464876		5	0	5.1896492	0.162	0.5	500	105%	79	123	1%	
Dichlorodifluoromethane	A	ug/L	109.9554	4.398216		5	0	4.01451	0.175	0.5	500	88%	32	152	9%	
Ethylbenzene	A	ug/L	131.29452	5.2517808		5	0	5.194724	0.0912	0.5	500	105%	79	121	1%	
m+p-Xylenes	A	ug/L	263.71589	10.5486356		10	0	10.514274	0.165	0.5	1000	105%	80	121	0%	
Methyl ethyl ketone	A	ug/L	1306.55587	52.2622348		50	0	50.615646	2.22	10	5000	105%	56	143	3%	
Methyl tert-butyl ether (MTBE)	A	ug/L	123.93624	4.9574496		5	0	4.0989816	0.119	0.5	500	99%	71	124	19%	
Methylene chloride	A	ug/L	125.82373	5.0329492		5	0	4.1413192	0.134	0.5	500	101%	74	124	19%	
o-Xylene	A	ug/L	136.57103	5.4628412		5	0	5.2835036	0.0604	0.5	500	109%	78	122	3%	
Styrene	A	ug/L	136.02598	5.4410392		5	0	5.4305944	0.067	0.5	500	109%	78	123	0%	
Tetrachloroethene	A	ug/L	135.50561	5.4202244		5	0	5.4242788	0.0671	0.5	500	108%	74	129	0%	
Toluene	A	ug/L	134.1242	5.364968		5	0	5.2888808	0.075	0.5	500	107%	80	121	1%	
trans-1,2-Dichloroethene	A	ug/L	137.27558	5.4910232		5	0	4.50803	0.151	0.5	500	110%	75	124	20%	
trans-1,3-Dichloropropene	A	ug/L	131.61599	5.2646396		5	0	5.2589156	0.0846	0.5	500	105%	73	127	0%	
Trichloroethene	A	ug/L	126.05539	5.0422156		5	0	5.0683628	0.0993	0.5	500	101%	79	123	1%	
Trichlorofluoromethane	A	ug/L	114.9229	4.596916		5	0	4.068228	0.134	0.5	500	92%	65	141	12%	
Vinyl chloride	A	ug/L	114.54376	4.5817504		5	0	4.0267256	0.153	0.5	500	92%	58	137	13%	
1,4-Dichlorobenzene-d4	I	ug/L	250	10		0	0	0	0	0	500	0%	0	0	0%	
Chlorobenzene-d5	I	ug/L	250	10		0	0	0	0	0	500	0%	0	0	0%	
Fluorobenzene	I	ug/L	250	10		0	0	0	0	0	500	0%	0	0	0%	
Xylenes, Total	M	ug/L	400.28692	16.0114768		15	0	15.797778	0.0604	0.5	1500	107%	79	121	1%	
1,2-Dichloroethane-d4	S	ug/L	250.12341	10.0049364		10	0	0	0.0848	0.5	500	100%	81	118	0%	

Seq No	Lab ID	Test Code	Sample Typ	File ID	Analysis Date	DF	Batch ID	Prep Date	SPKref	RPDref	pmoist					
14967194	B21121841-001	VOC-8260-W-Q	MSD-DOD	JA5975C\VG1228	12/28/2021 7:36:	1	R372824		1E+07	1E+07						
Analyte	T	Units	RAW	Final	Text	Spike	SPKref	RPDref	MDL	PQL	UQL	%REC	LOW	HIGH	%RPD	Q
Dibromofluoromethane	S	ug/L	259.26227	10.3704908		10	0	0	0.129	0.5	500	104%	80	119	0%	
p-Bromofluorobenzene	S	ug/L	257.71589	10.3086356		10	0	0	0.149	0.5	500	103%	85	114	0%	
Toluene-d8	S	ug/L	265.1308	10.605232		10	0	0	0.0617	0.5	500	106%	89	112	0%	

Seq No	Lab ID	Test Code	Sample Typ	File ID	Analysis Date	DF	Batch ID	Prep Date	SPKref	RPDref	pmoist					
14967195	CCV122821_CI	VOC-8260-W-Q	CCV	JA5975C\VG1228	12/28/2021 8:31:	1	R372824		0	0						
Analyte	T	Units	RAW	Final	Text	Spike	SPKref	RPDref	MDL	PQL	UQL	%REC	LOW	HIGH	%RPD	Q
1,1,1,2-Tetrachloroethane	A	ug/L	123.58408	4.9433632		5	0	0	0.107	0.5	500	99%	50	150	0%	
1,1,1-Trichloroethane	A	ug/L	120.85728	4.8342912		5	0	0	0.131	0.5	500	97%	50	150	0%	
1,1,2,2-Tetrachloroethane	A	ug/L	122.13297	4.8853188		5	0	0	0.0872	0.5	500	98%	50	150	0%	
1,1,2-Trichloroethane	A	ug/L	122.55477	4.9021908		5	0	0	0.108	0.5	500	98%	50	150	0%	
1,1-Dichloroethane	A	ug/L	117.09017	4.6836068		5	0	0	0.176	0.5	500	94%	50	150	0%	
1,1-Dichloroethene	A	ug/L	120.29012	4.8116048		5	0	0	0.145	0.5	500	96%	50	150	0%	
1,1-Dichloropropene	A	ug/L	117.6384	4.705536		5	0	0	0.083	0.5	500	94%	50	150	0%	
1,2,3-Trichloropropane	A	ug/L	116.09753	4.6439012		5	0	0	0.385	0.5	500	93%	50	150	0%	
1,2-Dibromoethane	A	ug/L	124.03282	4.9613128		5	0	0	0.143	0.5	500	99%	50	150	0%	
1,2-Dichlorobenzene	A	ug/L	116.34611	4.6538444		5	0	0	0.0858	0.5	500	93%	50	150	0%	
1,2-Dichloroethane	A	ug/L	122.26982	4.8907928		5	0	0	0.156	0.5	500	98%	50	150	0%	
1,2-Dichloropropane	A	ug/L	124.78203	4.9912812		5	0	0	0.0893	0.5	500	100%	50	150	0%	
1,3-Dichlorobenzene	A	ug/L	119.19869	4.7679476		5	0	0	0.0996	0.5	500	95%	50	150	0%	
1,3-Dichloropropane	A	ug/L	121.03526	4.8414104		5	0	0	0.106	0.5	500	97%	50	150	0%	
1,4-Dichlorobenzene	A	ug/L	116.08025	4.64321		5	0	0	0.0858	0.5	500	93%	50	150	0%	
2,2-Dichloropropane	A	ug/L	118.07197	4.7228788		5	0	0	0.196	0.5	500	94%	50	150	0%	
2-Chlorotoluene	A	ug/L	115.92486	4.6369944		5	0	0	0.0876	0.5	500	93%	50	150	0%	
4-Chlorotoluene	A	ug/L	122.2003	4.888012		5	0	0	0.0912	0.5	500	98%	50	150	0%	
Benzene	A	ug/L	122.61692	4.9046768		5	0	0	0.119	0.5	500	98%	50	150	0%	
Bromobenzene	A	ug/L	122.00651	4.8802604		5	0	0	0.115	0.5	500	98%	50	150	0%	
Bromochloromethane	A	ug/L	123.06354	4.9225416		5	0	0	0.176	0.5	500	98%	50	150	0%	
Bromodichloromethane	A	ug/L	124.01739	4.9606956		5	0	0	0.155	0.5	500	99%	50	150	0%	
Bromoform	A	ug/L	120.17767	4.8071068		5	0	0	0.119	0.5	500	96%	50	150	0%	
Bromomethane	A	ug/L	59.33147	2.3732588		5	0	0	0.253	0.5	500	47%	50	150	0%	S
Carbon tetrachloride	A	ug/L	122.15917	4.8863668		5	0	0	0.165	0.5	500	98%	50	150	0%	
Chlorobenzene	A	ug/L	124.03632	4.9614528		5	0	0	0.12	0.5	500	99%	50	150	0%	
Chlorodibromomethane	A	ug/L	124.28077	4.9712308		5	0	0	0.0841	0.5	500	99%	50	150	0%	

Seq No	Lab ID	Test Code	Sample Typ	File ID	Analysis Date	DF	Batch ID	Prep Date	SPKref	RPDref	pmoist					
14967195	CCV122821_CI	VOC-8260-W-Q	CCV	JA5975C\VG122821	12/28/2021 8:31:	1	R372824		0	0						
Analyte	T	Units	RAW	Final	Text	Spike	SPKref	RPDref	MDL	PQL	UQL	%REC	LOW	HIGH	%RPD	Q
Chloroethane	A	ug/L	105.17585	4.207034		5	0	0	0.169	0.5	500	84%	50	150	0%	
Chloroform	A	ug/L	114.77834	4.5911336		5	0	0	0.0789	0.5	500	92%	50	150	0%	
Chloromethane	A	ug/L	105.11524	4.2046096		5	0	0	0.191	0.5	500	84%	50	150	0%	
cis-1,2-Dichloroethene	A	ug/L	118.00645	4.720258		5	0	0	0.167	0.5	500	94%	50	150	0%	
cis-1,3-Dichloropropene	A	ug/L	119.34614	4.7738456		5	0	0	0.0943	0.5	500	95%	50	150	0%	
Dibromomethane	A	ug/L	118.89149	4.7556596		5	0	0	0.162	0.5	500	95%	50	150	0%	
Dichlorodifluoromethane	A	ug/L	99.12102	3.9648408		5	0	0	0.175	0.5	500	79%	50	150	0%	
Ethylbenzene	A	ug/L	122.59447	4.9037788		5	0	0	0.0912	0.5	500	98%	50	150	0%	
m+p-Xylenes	A	ug/L	255.18963	10.2075852		10	0	0	0.165	0.5	1000	102%	50	150	0%	
Methyl ethyl ketone	A	ug/L	1197.71188	47.9084752		50	0	0	2.22	10	5000	96%	50	150	0%	
Methyl tert-butyl ether (MTBE)	A	ug/L	113.33305	4.533322		5	0	0	0.119	0.5	500	91%	50	150	0%	
Methylene chloride	A	ug/L	118.67135	4.746854		5	0	0	0.134	0.5	500	95%	50	150	0%	
o-Xylene	A	ug/L	129.18738	5.1674952		5	0	0	0.0604	0.5	500	103%	50	150	0%	
Styrene	A	ug/L	129.14367	5.1657468		5	0	0	0.067	0.5	500	103%	50	150	0%	
Tetrachloroethene	A	ug/L	130.12605	5.205042		5	0	0	0.0671	0.5	500	104%	50	150	0%	
Toluene	A	ug/L	125.28059	5.0112236		5	0	0	0.075	0.5	500	100%	50	150	0%	
trans-1,2-Dichloroethene	A	ug/L	119.02662	4.7610648		5	0	0	0.151	0.5	500	95%	50	150	0%	
trans-1,3-Dichloropropene	A	ug/L	124.3845	4.97538		5	0	0	0.0846	0.5	500	100%	50	150	0%	
Trichloroethene	A	ug/L	120.31229	4.8124916		5	0	0	0.0993	0.5	500	96%	50	150	0%	
Trichlorofluoromethane	A	ug/L	101.43815	4.057526		5	0	0	0.134	0.5	500	81%	50	150	0%	
Vinyl chloride	A	ug/L	100.85339	4.0341356		5	0	0	0.153	0.5	500	81%	50	150	0%	
1,4-Dichlorobenzene-d4	I	ug/L	250	10		0	0	0	0	0	500	0%	0	0	0%	
Chlorobenzene-d5	I	ug/L	250	10		0	0	0	0	0	500	0%	0	0	0%	
Fluorobenzene	I	ug/L	250	10		0	0	0	0	0	500	0%	0	0	0%	
Xylenes, Total	M	ug/L	384.37701	15.3750804		15	0	0	0.0604	0.5	1500	103%	50	150	0%	
1,2-Dichloroethane-d4	S	ug/L	248.66934	9.9467736		10	0	0	0.0848	0.5	500	99%	50	150	0%	
Dibromofluoromethane	S	ug/L	256.39067	10.2556268		10	0	0	0.129	0.5	500	103%	50	150	0%	
p-Bromofluorobenzene	S	ug/L	255.12481	10.2049924		10	0	0	0.149	0.5	500	102%	50	150	0%	
Toluene-d8	S	ug/L	265.3418	10.613672		10	0	0	0.0617	0.5	500	106%	50	150	0%	

Data file Name : C:\MSDCHEM\1\DATA\VG122821\28DEC01.D
Sample Name : PRIMER
Operator : MSC
Date injected : 28 Dec 2021 8:37 am
Instrument : VOA5975C
Method used : 5975CACQF
No of spectra : 5616
Start Time : 0.840
End Time : 16.498
Vial Number : 1

Data file Name : C:\MSDCHEM\1\DATA\VG122821\28DEC02.D
Sample Name : PRIMER
Operator : MSC
Date injected : 28 Dec 2021 9:42 am
Instrument : VOA5975C
Method used : 5975CACQF
No of spectra : 5616
Start Time : 0.840
End Time : 16.498
Vial Number : 2

Data file Name : C:\MSDCHEM\1\DATA\VG122821\28DEC03.D
Sample Name : BFB122821_
Operator : MSC
Date injected : 28 Dec 2021 10:09 am
Instrument : VOA5975C
Method used : 5975CACQF
No of spectra : 5616
Start Time : 0.840
End Time : 16.498
Vial Number : 3

Data file Name : C:\MSDCHEM\1\DATA\VG122821\28DEC04.D
Sample Name : CCV122821_
Operator : MSC
Date injected : 28 Dec 2021 10:48 am
Instrument : VOA5975C
Method used : 5975CACQF
No of spectra : 5616
Start Time : 0.840
End Time : 16.498
Vial Number : 4

Data file Name : C:\MSDCHEM\1\DATA\VG122821\28DEC05.D
Sample Name : LCS122821_
Operator : MSC

Date injected : 28 Dec 2021 11:24 am
Instrument : VOA5975C
Method used : 5975CACQF
No of spectra : 5616
Start Time : 0.840
End Time : 16.498
Vial Number : 5

Data file Name : C:\MSDCHEM\1\DATA\VG122821\28DEC06.D
Sample Name : BLK
Operator : MSC
Date injected : 28 Dec 2021 11:51 am
Instrument : VOA5975C
Method used : 5975CACQF
No of spectra : 5616
Start Time : 0.840
End Time : 16.498
Vial Number : 6

Data file Name : C:\MSDCHEM\1\DATA\VG122821\28DEC07.D
Sample Name : MBLK122821_
Operator : MSC
Date injected : 28 Dec 2021 12:19 pm
Instrument : VOA5975C
Method used : 5975CACQF
No of spectra : 5616
Start Time : 0.840
End Time : 16.498
Vial Number : 7

Data file Name : C:\MSDCHEM\1\DATA\VG122821\28DEC08.D
Sample Name : B21121841-005A
Operator : MSC
Date injected : 28 Dec 2021 12:46 pm
Instrument : VOA5975C
Method used : 5975CACQF
No of spectra : 5616
Start Time : 0.840
End Time : 16.498
Vial Number : 8

Data file Name : C:\MSDCHEM\1\DATA\VG122821\28DEC09.D
Sample Name : B21121841-009A
Operator : MSC
Date injected : 28 Dec 2021 1:13 pm
Instrument : VOA5975C
Method used : 5975CACQF

No of spectra : 5616
Start Time : 0.840
End Time : 16.498
Vial Number : 9

Data file Name : C:\MSDCHEM\1\DATA\VG122821\28DEC10.D
Sample Name : B21121957-002A
Operator : MSC
Date injected : 28 Dec 2021 1:41 pm
Instrument : VOA5975C
Method used : 5975CACQF
No of spectra : 5616
Start Time : 0.839
End Time : 16.498
Vial Number : 10

Data file Name : C:\MSDCHEM\1\DATA\VG122821\28DEC11.D
Sample Name : B21121959-003A
Operator : MSC
Date injected : 28 Dec 2021 2:08 pm
Instrument : VOA5975C
Method used : 5975CACQF
No of spectra : 5616
Start Time : 0.839
End Time : 16.498
Vial Number : 11

Data file Name : C:\MSDCHEM\1\DATA\VG122821\28DEC12.D
Sample Name : B21121961-003A
Operator : MSC
Date injected : 28 Dec 2021 2:36 pm
Instrument : VOA5975C
Method used : 5975CACQF
No of spectra : 5616
Start Time : 0.840
End Time : 16.498
Vial Number : 12

Data file Name : C:\MSDCHEM\1\DATA\VG122821\28DEC13.D
Sample Name : B21121841-001C
Operator : MSC
Date injected : 28 Dec 2021 3:03 pm
Instrument : VOA5975C
Method used : 5975CACQF
No of spectra : 5616
Start Time : 0.840
End Time : 16.498

Vial Number : 13

Data file Name : C:\MSDCHEM\1\DATA\VG122821\28DEC14.D
Sample Name : B21121841-002C
Operator : MSC
Date injected : 28 Dec 2021 3:30 pm
Instrument : VOA5975C
Method used : 5975CACQF
No of spectra : 5616
Start Time : 0.840
End Time : 16.498
Vial Number : 14

Data file Name : C:\MSDCHEM\1\DATA\VG122821\28DEC15.D
Sample Name : B21121841-003C
Operator : MSC
Date injected : 28 Dec 2021 3:58 pm
Instrument : VOA5975C
Method used : 5975CACQF
No of spectra : 5616
Start Time : 0.839
End Time : 16.498
Vial Number : 15

Data file Name : C:\MSDCHEM\1\DATA\VG122821\28DEC16.D
Sample Name : B21121841-004C
Operator : MSC
Date injected : 28 Dec 2021 4:25 pm
Instrument : VOA5975C
Method used : 5975CACQF
No of spectra : 5616
Start Time : 0.840
End Time : 16.498
Vial Number : 16

Data file Name : C:\MSDCHEM\1\DATA\VG122821\28DEC17.D
Sample Name : B21121957-001C
Operator : MSC
Date injected : 28 Dec 2021 4:52 pm
Instrument : VOA5975C
Method used : 5975CACQF
No of spectra : 5616
Start Time : 0.840
End Time : 16.498
Vial Number : 17

Data file Name : C:\MSDCHEM\1\DATA\VG122821\28DEC18.D
Sample Name : B21121959-001G
Operator : MSC
Date injected : 28 Dec 2021 5:20 pm
Instrument : VOA5975C
Method used : 5975CACQF
No of spectra : 5616
Start Time : 0.840
End Time : 16.498
Vial Number : 18

Data file Name : C:\MSDCHEM\1\DATA\VG122821\28DEC19.D
Sample Name : B21121961-001G
Operator : MSC
Date injected : 28 Dec 2021 5:47 pm
Instrument : VOA5975C
Method used : 5975CACQF
No of spectra : 5616
Start Time : 0.840
End Time : 16.498
Vial Number : 19

Data file Name : C:\MSDCHEM\1\DATA\VG122821\28DEC20.D
Sample Name : B21121965-001G
Operator : MSC
Date injected : 28 Dec 2021 6:14 pm
Instrument : VOA5975C
Method used : 5975CACQF
No of spectra : 5616
Start Time : 0.840
End Time : 16.498
Vial Number : 20

Data file Name : C:\MSDCHEM\1\DATA\VG122821\28DEC21.D
Sample Name : BLK
Operator : MSC
Date injected : 28 Dec 2021 6:42 pm
Instrument : VOA5975C
Method used : 5975CACQF
No of spectra : 5616
Start Time : 0.840
End Time : 16.498
Vial Number : 21

Data file Name : C:\MSDCHEM\1\DATA\VG122821\28DEC22.D
Sample Name : B21121841-001CMS
Operator : MSC

Date injected : 28 Dec 2021 7:09 pm
Instrument : VOA5975C
Method used : 5975CACQF
No of spectra : 5616
Start Time : 0.840
End Time : 16.498
Vial Number : 22

Data file Name : C:\MSDCHEM\1\DATA\VG122821\28DEC23.D
Sample Name : B21121841-001CMSD
Operator : MSC
Date injected : 28 Dec 2021 7:36 pm
Instrument : VOA5975C
Method used : 5975CACQF
No of spectra : 5616
Start Time : 0.840
End Time : 16.498
Vial Number : 23

Data file Name : C:\MSDCHEM\1\DATA\VG122821\28DEC24.D
Sample Name : BLK
Operator : MSC
Date injected : 28 Dec 2021 8:04 pm
Instrument : VOA5975C
Method used : 5975CACQF
No of spectra : 5616
Start Time : 0.839
End Time : 16.498
Vial Number : 24

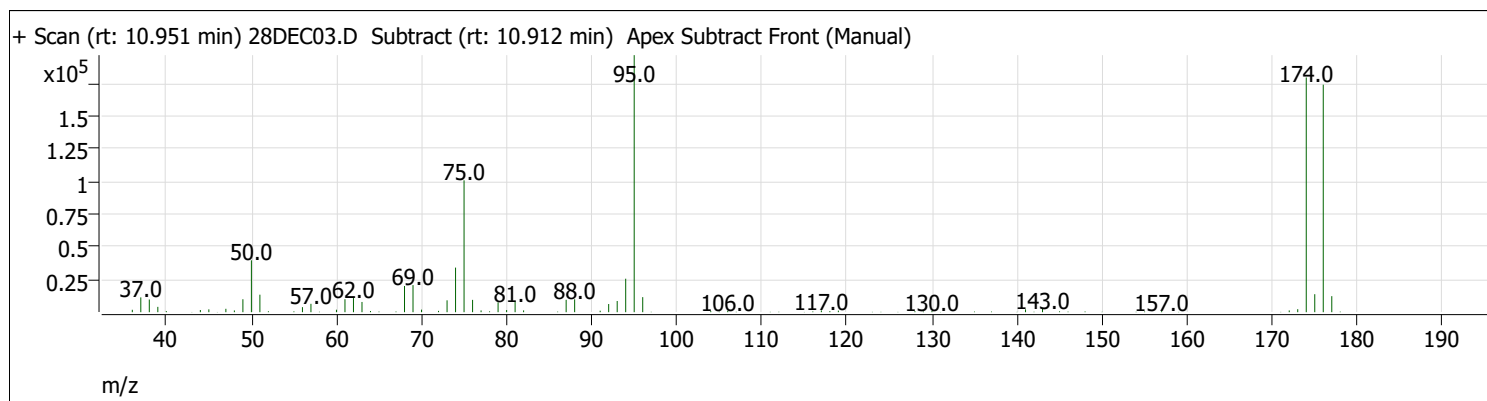
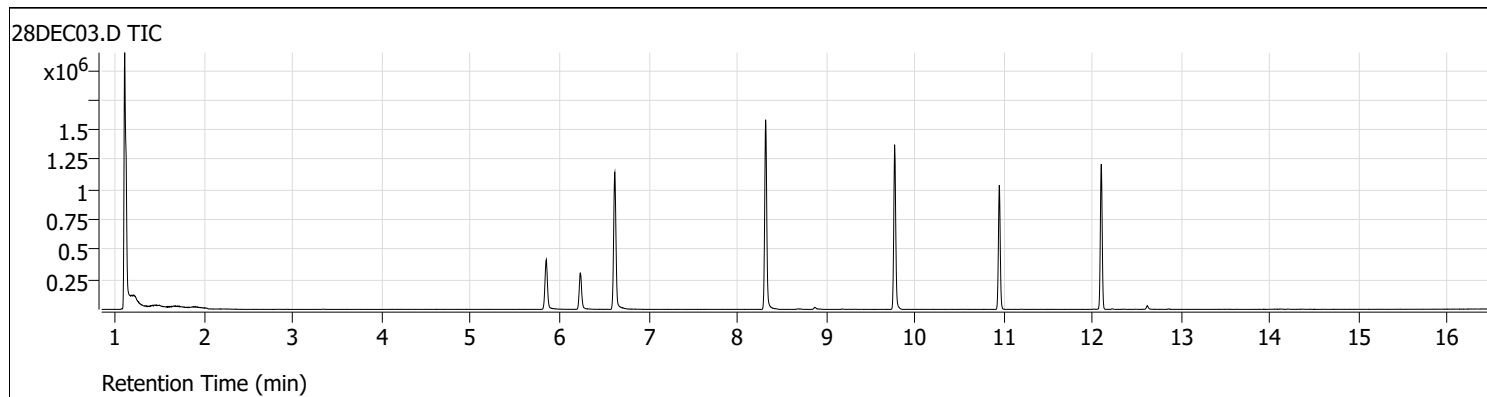
Data file Name : C:\MSDCHEM\1\DATA\VG122821\28DEC25.D
Sample Name : CCV122821_Closing
Operator : MSC
Date injected : 28 Dec 2021 8:31 pm
Instrument : VOA5975C
Method used : 5975CACQF
No of spectra : 5616
Start Time : 0.840
End Time : 16.498
Vial Number : 25

Data file Name : C:\MSDCHEM\1\DATA\VG122821\28DEC26.D
Sample Name : BLK
Operator : MSC
Date injected : 28 Dec 2021 8:59 pm
Instrument : VOA5975C
Method used : 5975CACQF

No of spectra : 5616
Start Time : 0.840
End Time : 16.498
Vial Number : 26

Tune Evaluation Report

Data Path: D:\Org\Data\VOA5975C\VG122821\28DEC03.D
 Acq on: 12/28/2021 10:09:58 AM
 Operator: MSC
 Sample: BFB122821_
 Inst Name: VOA5975C
 ALS Vial: 3
 Method: \\MASSHUNTER\Org\Data\Methods\BFBapex.m



Target Mass	Rel. To Mass	Lower Limit%	Upper Limit%	Rel. Abn%	Raw Abn	Pass/Fail
50	95	15	40	20.2	39784	Pass
75	95	30	60	51.3	101088	Pass
95	95	100	100	100.0	197035	Pass
96	95	5	9	5.9	11530	Pass
173	174	0	2	1.3	2281	Pass
174	95	50	100	91.3	179922	Pass
175	174	5	9	7.7	13768	Pass
176	174	95	101	96.9	174400	Pass
177	176	5	9	7.0	12275	Pass

Continuing Calibration Report

Batch Name D:\Org\Data\VOA5975C\VG122821\QuantResults\VG122821_8260B_624pt1.batch.bin
Method File \\MASSHUNTER\Org\Data\Methods\Quant\VOA5975C\VOA5975C_120721_CAL\VOA5975C_8260B_SHT_DoD_L4_120721.m
Daily CC D:\Org\Data\VOA5975C\VG122821\28DEC04.D

Level name	Injection Time	Calibration Files
1	12/7/2021 1:14:33 PM	D:\Org\Data\VOA5975C\VG120721\07DEC07.D
2	12/7/2021 1:41:51 PM	D:\Org\Data\VOA5975C\VG120721\07DEC08.D
3	12/7/2021 2:09:09 PM	D:\Org\Data\VOA5975C\VG120721\07DEC09.D
4	12/7/2021 2:36:28 PM	D:\Org\Data\VOA5975C\VG120721\07DEC10.D
5	12/7/2021 3:31:19 PM	D:\Org\Data\VOA5975C\VG120721\07DEC12.D
6	12/7/2021 4:26:07 PM	D:\Org\Data\VOA5975C\VG120721\07DEC14.D
7	12/7/2021 5:20:56 PM	D:\Org\Data\VOA5975C\VG120721\07DEC16.D
8	12/7/2021 6:15:44 PM	D:\Org\Data\VOA5975C\VG120721\07DEC18.D
CC	12/28/2021 10:48:48 AM	D:\Org\Data\VOA5975C\VG122821\28DEC04.D <=====

ISTD Compound:	Avg Resp	Mid Resp	CC Resp	Area%	A/M
Fluorobenzene	745829	720413	671407	93.20	M
Chlorobenzene-d5	286647	282126	247747	87.81	M
1,4-Dichlorobenzene-d4	226727	218480	199552	91.34	M

Target Compound	AvgRF/R2	CC RF	Exp. Conc	Calc. Conc	%Dev	Area%	Curve Fit
Fluorobenzene	-----ISTD-----						
Dichlorodifluoromethane	0.3575	0.2932	125.00	102.53	17.98	71.62	Avg RF
Chloromethane	0.4070	0.3642	125.00	111.84	10.53	80.41	Avg RF
Vinyl chloride	0.3829	0.3400	125.00	111.00	11.20	77.49	Avg RF
Bromomethane	0.9993	0.1466	125.00	121.35	2.92	88.95	Quadratic
Chloroethane	0.2115	0.1872	125.00	110.62	11.50	79.39	Avg RF
Trichlorofluoromethane	0.5001	0.4325	125.00	108.12	13.51	76.36	Avg RF
1,1-Dichloroethene	0.2588	0.2566	125.00	123.94	0.85	87.41	Avg RF
Methylene chloride	0.3664	0.3476	125.00	118.61	5.11	87.02	Avg RF
trans-1,2-Dichloroethene	0.2585	0.2544	125.00	123.01	1.59	86.18	Avg RF
Methyl tert-butyl ether (MTBE)	0.3311	0.3280	125.00	123.82	0.95	91.64	Avg RF
1,1-Dichloroethane	0.4901	0.4874	125.00	124.32	0.55	88.30	Avg RF
2,2-Dichloropropane	0.3588	0.3708	125.00	129.17	-3.34	91.20	Avg RF
cis-1,2-Dichloroethene	0.2681	0.2678	125.00	124.87	0.10	90.66	Avg RF
Methyl ethyl ketone	0.0356	0.0359 #	1250.00	1257.93	-0.63	91.06	Avg RF
Bromochloromethane	0.1009	0.1050	125.00	130.06	-4.04	91.76	Avg RF
Chloroform	0.4836	0.4645	125.00	120.07	3.94	86.87	Avg RF
1,1,1-Trichloroethane	0.4563	0.4506	125.00	123.46	1.23	87.26	Avg RF
Dibromofluoromethane	0.2450	0.2493	250.00	254.37	-1.75	190.77	Avg RF
Carbon tetrachloride	0.4477	0.4278	125.00	119.44	4.45	83.89	Avg RF
1,1-Dichloropropene	0.4022	0.3839	125.00	119.32	4.54	82.51	Avg RF
1,2-Dichloroethane-d4	0.1118	0.1115	250.00	249.20	0.32	184.72	Avg RF
Benzene	1.0171	1.0144	125.00	124.67	0.26	86.97	Avg RF
1,2-Dichloroethane	0.2658	0.2698	125.00	126.88	-1.51	90.51	Avg RF
Chlorobenzene-d5	-----ISTD-----						
Trichloroethene	0.7927	0.7876	125.00	124.20	0.64	86.19	Avg RF
1,2-Dichloropropane	0.6678	0.7130	125.00	133.45	-6.76	90.26	Avg RF
Dibromomethane	0.2742	0.2800	125.00	127.65	-2.12	88.83	Avg RF
Bromodichloromethane	0.7766	0.7920	125.00	127.49	-1.99	88.44	Avg RF
cis-1,3-Dichloropropene	0.8626	0.9114	125.00	132.08	-5.67	89.33	Avg RF
Toluene-d8	2.5131	2.7244	250.00	271.02	-8.41	185.74	Avg RF
Toluene	1.6522	1.7406	125.00	131.69	-5.35	89.77	Avg RF
trans-1,3-Dichloropropene	0.6171	0.6605	125.00	133.78	-7.02	91.17	Avg RF
1,1,2-Trichloroethane	0.3215	0.3299	125.00	128.27	-2.61	90.83	Avg RF
Tetrachloroethene	0.6547	0.6554	125.00	125.13	-0.10	84.60	Avg RF

Continuing Calibration Report

Target Compound	AvgRF/R2	CC RF	Exp. Conc	Calc. Conc	%Dev	Area%	Curve Fit
1,3-Dichloropropane	0.6412	0.6721	125.00	131.02	-4.81	91.11	Avg RF
Chlorodibromomethane	0.4853	0.5080	125.00	130.86	-4.68	89.95	Avg RF
1,2-Dibromoethane	0.3495	0.3605	125.00	128.96	-3.17	87.95	Avg RF
Chlorobenzene	1.7836	1.8128	125.00	127.05	-1.64	86.57	Avg RF
1,1,1,2-Tetrachloroethane	0.6067	0.6362	125.00	131.06	-4.85	88.81	Avg RF
Ethylbenzene	3.1759	3.1969	125.00	125.83	-0.66	85.38	Avg RF
m+p-Xylenes	1.2109	1.2688	250.00	261.95	-4.78	86.11	Avg RF
o-Xylene	1.0566	1.1102	125.00	131.33	-5.07	86.55	Avg RF
Styrene	1.7208	1.8373	125.00	133.46	-6.77	87.52	Avg RF
1,4-Dichlorobenzene-d4	-----ISTD-----						
Bromoform	0.3138	0.3378	125.00	134.54	-7.63	93.96	Avg RF
p-Bromofluorobenzene	0.9566	1.0007	250.00	261.53	-4.61	178.24	Avg RF
Bromobenzene	0.8276	0.8709	125.00	131.53	-5.23	89.82	Avg RF
1,1,2,2-Tetrachloroethane	0.4741	0.4988	125.00	131.52	-5.22	90.61	Avg RF
1,2,3-Trichloropropane	0.1249	0.1264	125.00	126.50	-1.20	86.00	Avg RF
2-Chlorotoluene	0.8558	0.8685	125.00	126.86	-1.49	87.12	Avg RF
4-Chlorotoluene	2.7644	2.8333	125.00	128.12	-2.50	84.52	Avg RF
1,3-Dichlorobenzene	1.5130	1.5221	125.00	125.75	-0.60	86.91	Avg RF
1,4-Dichlorobenzene	1.5630	1.5544	125.00	124.31	0.55	87.01	Avg RF
1,2-Dichlorobenzene	1.2804	1.2822	125.00	125.17	-0.14	88.18	Avg RF

A -- against Average; M -- against Mid Point; P -- against Previous CC in the Method;

Continuing Calibration Report

Batch Name D:\Org\Data\VOA5975C\VG122821\QuantResults\VG122821_8260B_624pt1.batch.bin
Method File \\MASSHUNTER\Org\Data\Methods\Quant\VOA5975C\VOA5975C_120721_CAL\VOA5975C_8260B_SHT_DoD_L4_120721.m
Daily CC D:\Org\Data\VOA5975C\VG122821\28DEC25.D

Level name	Injection Time	Calibration Files
1	12/7/2021 1:14:33 PM	D:\Org\Data\VOA5975C\VG120721\07DEC07.D
2	12/7/2021 1:41:51 PM	D:\Org\Data\VOA5975C\VG120721\07DEC08.D
3	12/7/2021 2:09:09 PM	D:\Org\Data\VOA5975C\VG120721\07DEC09.D
4	12/7/2021 2:36:28 PM	D:\Org\Data\VOA5975C\VG120721\07DEC10.D
5	12/7/2021 3:31:19 PM	D:\Org\Data\VOA5975C\VG120721\07DEC12.D
6	12/7/2021 4:26:07 PM	D:\Org\Data\VOA5975C\VG120721\07DEC14.D
7	12/7/2021 5:20:56 PM	D:\Org\Data\VOA5975C\VG120721\07DEC16.D
8	12/7/2021 6:15:44 PM	D:\Org\Data\VOA5975C\VG120721\07DEC18.D
CC	12/28/2021 8:31:41 PM	D:\Org\Data\VOA5975C\VG122821\28DEC25.D <=====

ISTD Compound:	Avg Resp	Mid Resp	CC Resp	Area%	A/M
Fluorobenzene	745829	720413	647274	89.85	M
Chlorobenzene-d5	286647	282126	244122	86.53	M
1,4-Dichlorobenzene-d4	226727	218480	204245	93.48	M

Target Compound	AvgRF/R2	CC RF	Exp. Conc	Calc. Conc	%Dev	Area%	Curve Fit
-----ISTD-----							
Dichlorodifluoromethane	0.3575	0.2835	125.00	99.12	20.70	66.75	Avg RF
Chloromethane	0.4070	0.3423	125.00	105.12	15.91	72.86	Avg RF
Vinyl chloride	0.3829	0.3089	125.00	100.85	19.32	67.87	Avg RF
Bromomethane	0.9993	0.0679	125.00	59.33	52.53 #	39.69	Quadratic
Chloroethane	0.2115	0.1780	125.00	105.18	15.86	72.77	Avg RF
Trichlorofluoromethane	0.5001	0.4058	125.00	101.44	18.85	69.07	Avg RF
1,1-Dichloroethene	0.2588	0.2490	125.00	120.29	3.77	81.79	Avg RF
Methylene chloride	0.3664	0.3478	125.00	118.67	5.06	83.93	Avg RF
trans-1,2-Dichloroethene	0.2585	0.2462	125.00	119.03	4.78	80.39	Avg RF
Methyl tert-butyl ether (MTBE)	0.3311	0.3002	125.00	113.33	9.33	80.86	Avg RF
1,1-Dichloroethane	0.4901	0.4591	125.00	117.09	6.33	80.18	Avg RF
2,2-Dichloropropane	0.3588	0.3390	125.00	118.07	5.54	80.37	Avg RF
cis-1,2-Dichloroethene	0.2681	0.2531	125.00	118.01	5.59	82.60	Avg RF
Methyl ethyl ketone	0.0356	0.0341 #	1250.00	1197.71	4.18	83.58	Avg RF
Bromochloromethane	0.1009	0.0994 #	125.00	123.06	1.55	83.71	Avg RF
Chloroform	0.4836	0.4440	125.00	114.78	8.18	80.06	Avg RF
1,1,1-Trichloroethane	0.4563	0.4411	125.00	120.86	3.31	82.35	Avg RF
Dibromofluoromethane	0.2450	0.2513	250.00	256.39	-2.56	185.37	Avg RF
Carbon tetrachloride	0.4477	0.4375	125.00	122.16	2.27	82.71	Avg RF
1,1-Dichloropropene	0.4022	0.3785	125.00	117.64	5.89	78.42	Avg RF
1,2-Dichloroethane-d4	0.1118	0.1112	250.00	248.67	0.53	177.70	Avg RF
Benzene	1.0171	0.9977	125.00	122.62	1.91	82.46	Avg RF
1,2-Dichloroethane	0.2658	0.2600	125.00	122.27	2.18	84.09	Avg RF
-----ISTD-----							
Trichloroethene	0.7927	0.7630	125.00	120.31	3.75	82.27	Avg RF
1,2-Dichloropropane	0.6678	0.6667	125.00	124.78	0.17	83.17	Avg RF
Dibromomethane	0.2742	0.2608	125.00	118.89	4.89	81.52	Avg RF
Bromodichloromethane	0.7766	0.7705	125.00	124.02	0.79	84.77	Avg RF
cis-1,3-Dichloropropene	0.8626	0.8235	125.00	119.35	4.52	79.53	Avg RF
Toluene-d8	2.5131	2.6673	250.00	265.34	-6.14	179.18	Avg RF
Toluene	1.6522	1.6559	125.00	125.28	-0.22	84.15	Avg RF
trans-1,3-Dichloropropene	0.6171	0.6141	125.00	124.38	0.49	83.52	Avg RF
1,1,2-Trichloroethane	0.3215	0.3152	125.00	122.55	1.96	85.52	Avg RF
Tetrachloroethene	0.6547	0.6816	125.00	130.13	-4.10	86.69	Avg RF

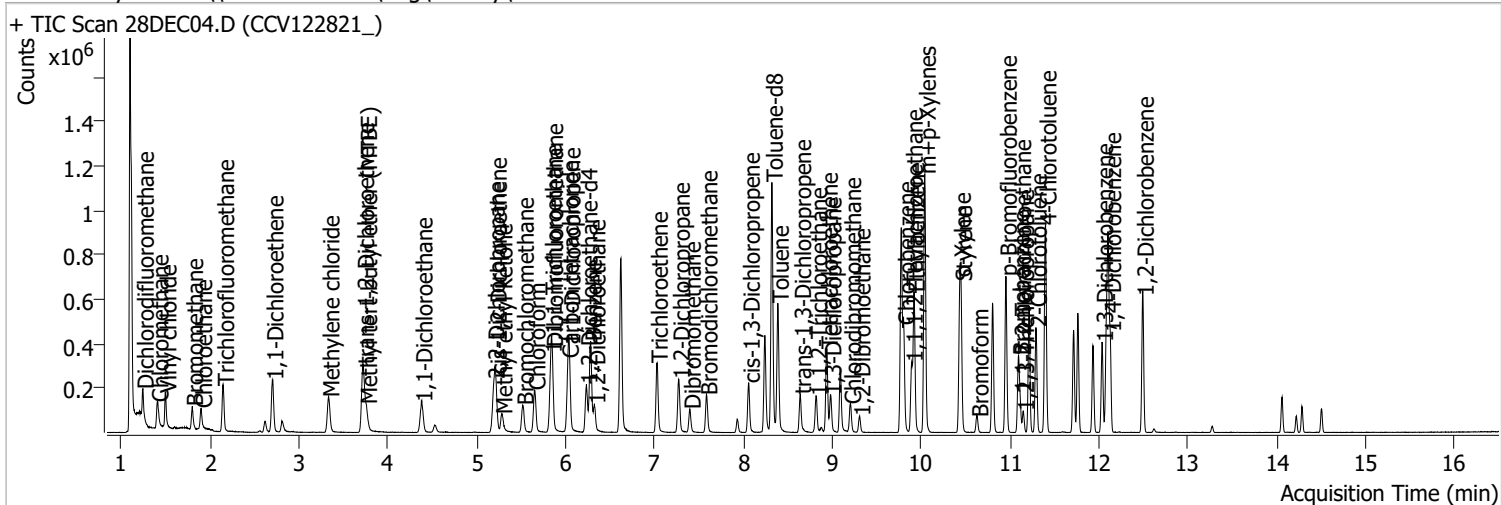
Continuing Calibration Report

Target Compound	AvgRF/R2	CC RF	Exp. Conc	Calc. Conc	%Dev	Area%	Curve Fit
1,3-Dichloropropane	0.6412	0.6209	125.00	121.04	3.17	82.94	Avg RF
Chlorodibromomethane	0.4853	0.4825	125.00	124.28	0.58	84.18	Avg RF
1,2-Dibromoethane	0.3495	0.3468	125.00	124.03	0.77	83.35	Avg RF
Chlorobenzene	1.7836	1.7699	125.00	124.04	0.77	83.28	Avg RF
1,1,1,2-Tetrachloroethane	0.6067	0.5998	125.00	123.58	1.13	82.51	Avg RF
Ethylbenzene	3.1759	3.1148	125.00	122.59	1.92	81.97	Avg RF
m+p-Xylenes	1.2109	1.2361	250.00	255.19	-2.08	82.66	Avg RF
o-Xylene	1.0566	1.0920	125.00	129.19	-3.35	83.89	Avg RF
Styrene	1.7208	1.7778	125.00	129.14	-3.31	83.45	Avg RF
1,4-Dichlorobenzene-d4	-----ISTD-----						
Bromoform	0.3138	0.3017	125.00	120.18	3.86	85.91	Avg RF
p-Bromofluorobenzene	0.9566	0.9762	250.00	255.12	-2.05	177.97	Avg RF
Bromobenzene	0.8276	0.8078	125.00	122.01	2.39	85.27	Avg RF
1,1,2,2-Tetrachloroethane	0.4741	0.4632	125.00	122.13	2.29	86.12	Avg RF
1,2,3-Trichloropropane	0.1249	0.1160	125.00	116.10	7.12	80.78	Avg RF
2-Chlorotoluene	0.8558	0.7937	125.00	115.92	7.26	81.48	Avg RF
4-Chlorotoluene	2.7644	2.7024	125.00	122.20	2.24	82.51	Avg RF
1,3-Dichlorobenzene	1.5130	1.4428	125.00	119.20	4.64	84.32	Avg RF
1,4-Dichlorobenzene	1.5630	1.4515	125.00	116.08	7.14	83.16	Avg RF
1,2-Dichlorobenzene	1.2804	1.1918	125.00	116.35	6.92	83.89	Avg RF

A -- against Average; M -- against Mid Point; P -- against Previous CC in the Method;

Quantitation Results Report (QT Reviewed)

Data File	28DEC04.D	Operator	MSC
Acq. Method	5975CACQF.M	Acq. Date-Time	12/28/2021 10:48:48 AM
Sample Name	CCV122821_	Instrument	VOA5975C
Vial	4	Multiplier	1.00
DA Method File	VOA5975C_8260B_SHT_DoD_L4_120721.m	Comment	
Tune File	BFB_Atune3.u	Tune Date	10/11/2021 4:02:00 PM
Batch Name	VG122821_8260B_624pt1.batch.bin	Last Calib Update	2/11/2022 12:17:53 PM
Ref Library	\\MASSHUNTER\Org\Library\NIST129K.I		



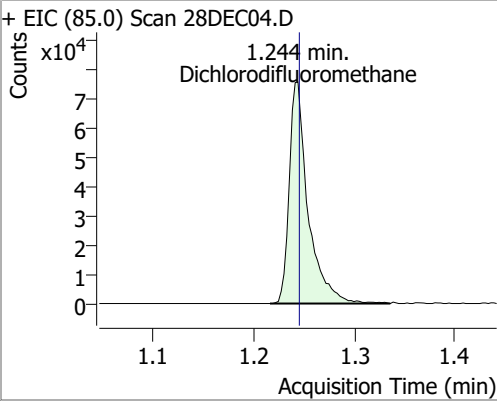
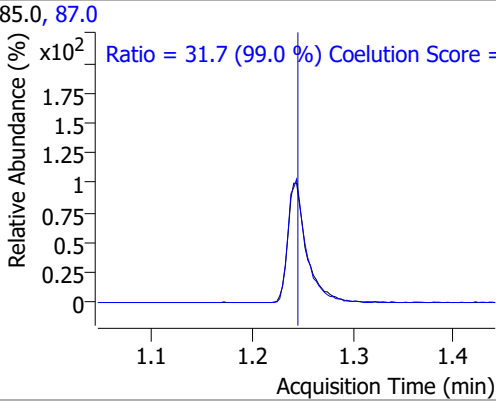
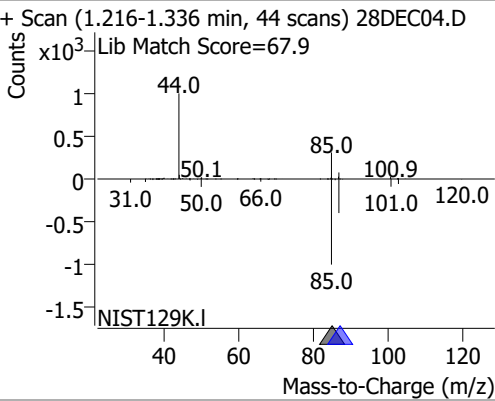
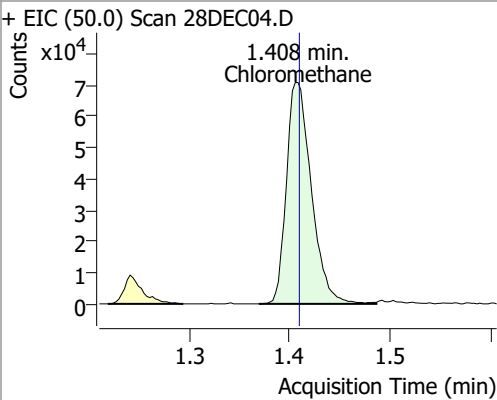
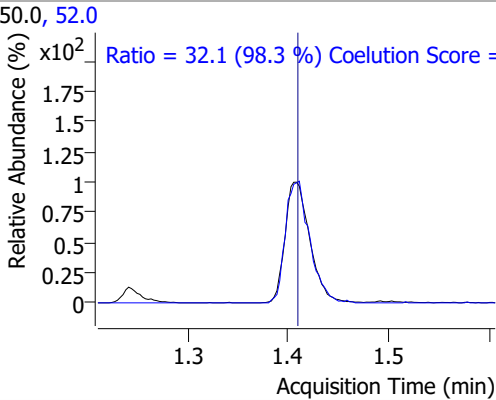
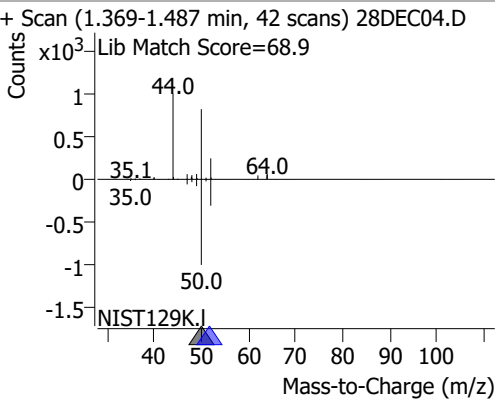
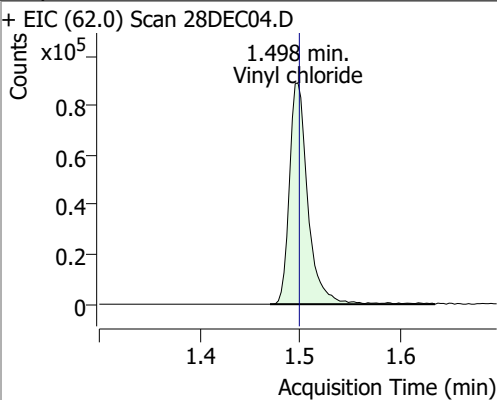
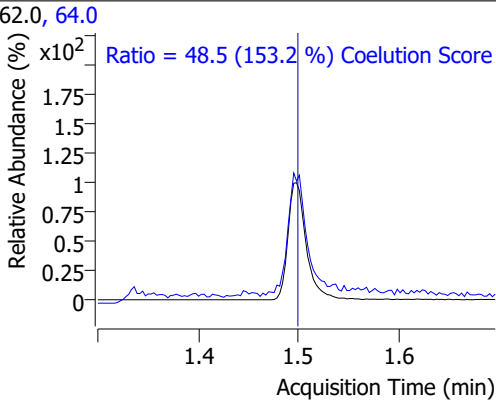
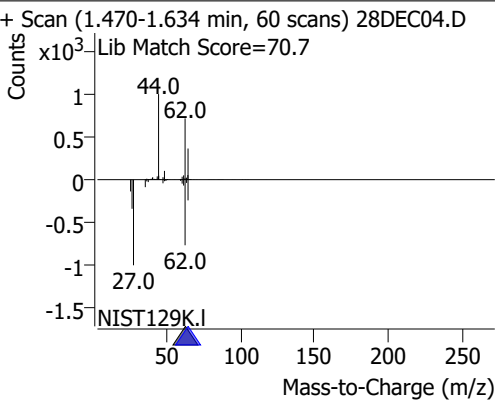
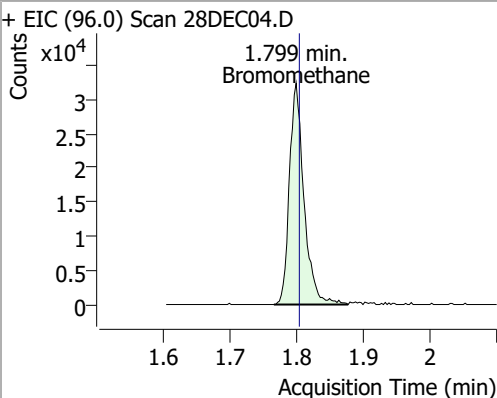
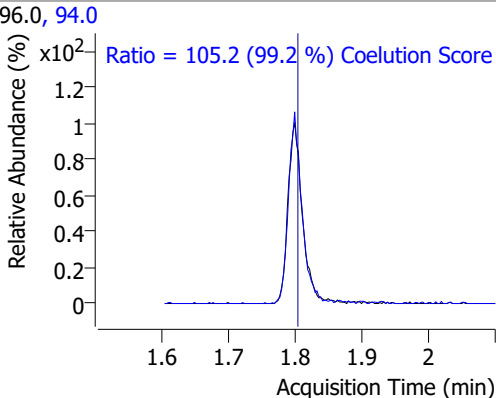
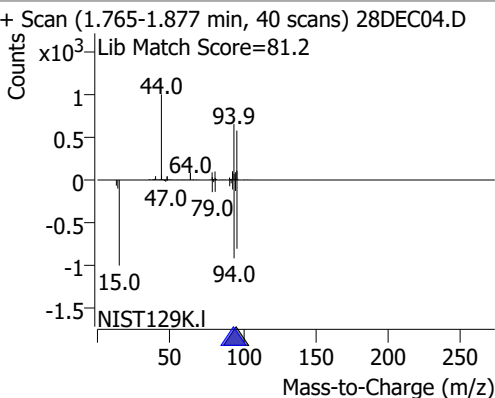
Compound	RT	QIon	Resp.	Conc.	Units	Dev(Min)
Internal Standards						
M Fluorobenzene	6.620	96.0	671407	250.0000	ng	0.000
M Chlorobenzene-d5	9.774	82.0	247747	250.0000	ng	0.000
M 1,4-Dichlorobenzene-d4	12.100	152.0	199552	250.0000	ng	0.000
System Monitoring Compounds						
S Dibromofluoromethane	5.848	113.0	167381	254.3692	ng	-0.003
Spiked Amount: 250.000				Range: 80.0 - 119.0% Recovery = 101.75%		
S 1,2-Dichloroethane-d4	6.233	67.0	74833	249.1951	ng	0.003
Spiked Amount: 250.000				Range: 81.0 - 118.0% Recovery = 99.68%		
S Toluene-d8	8.319	98.0	674963	271.0203	ng	0.000
Spiked Amount: 250.000				Range: 89.0 - 112.0% Recovery = 108.41%		
S p-Bromofluorobenzene	10.951	95.0	199694	261.5255	ng	0.000
Spiked Amount: 250.000				Range: 85.0 - 114.0% Recovery = 104.61%		
Target Compounds						
T Dichlorodifluoromethane	1.244	85.0	98428	102.5302	ng	100
T Chloromethane	1.408	50.0	122247	111.8407	ng	99
T Vinyl chloride	1.498	62.0	114151	111.0038	ng	70
T Bromomethane	1.799	96.0	49227	121.3503	ng	99
T Chloroethane	1.899	64.0	62844	110.6209	ng	100
T Trichlorofluoromethane	2.147	101.0	145196	108.1171	ng	100
T 1,1-Dichloroethene	2.700	96.0	86134	123.9410	ng	98
T Methylene chloride	3.330	49.0	116703	118.6094	ng	97
T trans-1,2-Dichloroethene	3.720	96.0	85405	123.0069	ng	98
T Methyl tert-butyl ether (MTBE)	3.757	73.0	110103	123.8180	ng	99
T 1,1-Dichloroethane	4.376	63.0	163631	124.3163	ng	99
T 2,2-Dichloropropane	5.193	77.0	124483	129.1708	ng	90
T cis-1,2-Dichloroethene	5.212	96.0	89908	124.8717	ng	99
T Methyl ethyl ketone	5.279	43.0	120403	1257.9258	ng	96
T Bromochloromethane	5.516	128.0	35251	130.0552	ng	99
T Chloroform	5.650	83.0	155933	120.0700	ng	99

Quantitation Results Report (QT Reviewed)

Compound	RT	QIon	Resp.	Conc.	Units	Dev(Min)
T 1,1,1-Trichloroethane	5.831	97.0	151275	123.4566	ng	97
T Carbon tetrachloride	6.024	117.0	143606	119.4426	ng	99
T 1,1-Dichloropropene	6.040	75.0	128872	119.3228	ng	98
T Benzene	6.280	78.0	340542	124.6700	ng	99
T 1,2-Dichloroethane	6.322	62.0	90589	126.8840	ng	95
T Trichloroethene	7.025	95.0	97568	124.2013	ng	98
T 1,2-Dichloropropane	7.270	63.0	88321	133.4499	ng	98
T Dibromomethane	7.396	93.0	34682	127.6528	ng	97
T Bromodichloromethane	7.583	83.0	98114	127.4860	ng	98
T cis-1,3-Dichloropropene	8.059	75.0	112902	132.0831	ng	99
T Toluene	8.386	92.0	215620	131.6889	ng	98
T trans-1,3-Dichloropropene	8.637	75.0	81817	133.7797	ng	99
T 1,1,2-Trichloroethane	8.818	83.0	40861	128.2672	ng	98
T Tetrachloroethene	8.938	163.8	81186	125.1273	ng	97
T 1,3-Dichloropropane	8.980	76.0	83250	131.0173	ng	99
T Chlorodibromomethane	9.200	129.0	62927	130.8551	ng	94
T 1,2-Dibromoethane	9.306	107.0	44661	128.9573	ng	96
T Chlorobenzene	9.802	112.0	224558	127.0451	ng	99
T 1,1,1,2-Tetrachloroethane	9.892	131.0	78803	131.0648	ng	99
T Ethylbenzene	9.917	91.0	396017	125.8282	ng	100
T m+p-Xylenes	10.039	106.0	314348	261.9487	ng	98
T o-Xylene	10.433	106.0	137522	131.3329	ng	99
T Styrene	10.446	104.0	227596	133.4647	ng	99
T Bromoform	10.631	172.5	33701	134.5371	ng	99
T Bromobenzene	11.093	156.0	86890	131.5319	ng	96
T 1,1,2,2-Tetrachloroethane	11.110	83.0	49771	131.5218	ng	100
T 1,2,3-Trichloropropane	11.144	110.0	12612	126.5010	ng	100
T 2-Chlorotoluene	11.289	126.0	86659	126.8592	ng	92
T 4-Chlorotoluene	11.397	91.0	282699	128.1192	ng	98
T 1,3-Dichlorobenzene	12.033	146.0	151870	125.7538	ng	98
T 1,4-Dichlorobenzene	12.125	146.0	155091	124.3095	ng	99
T 1,2-Dichlorobenzene	12.493	146.0	127932	125.1731	ng	98

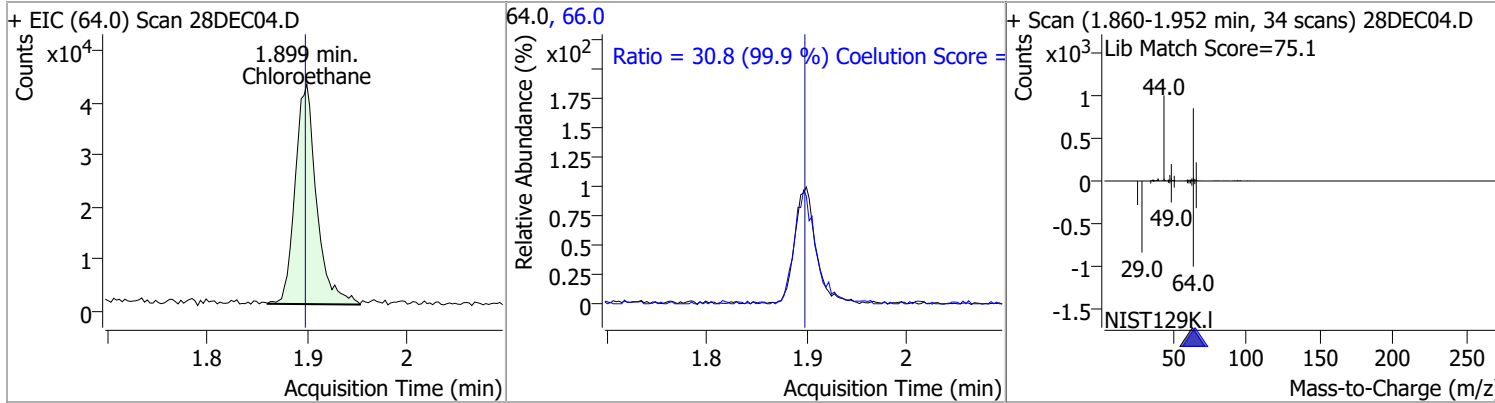
(#) = Qualifier Out of Range; (m) = Manual Integration; (+) = Area Summed; (*) = Surrogate Percent Recovery Out of Range; (d): Zeroed Peak

Quantitation Results Report (QT Reviewed)

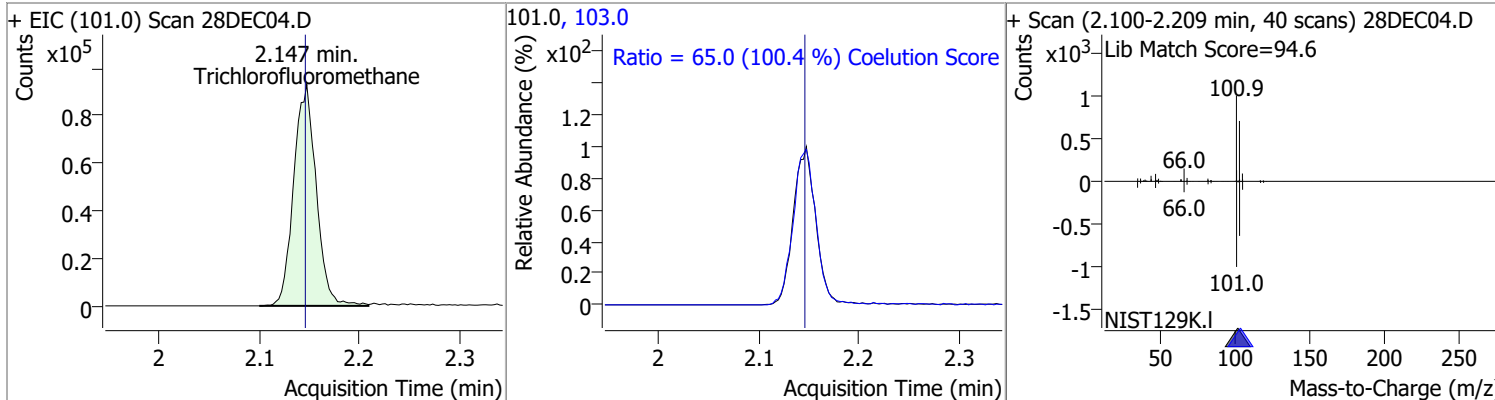
Compound	Conc.	RT	Dev(Min)	Resp.	QIon	QRatio	Lower	Upper
Dichlorodifluoromethane	102.5302	1.24	0.00	98428	87.0	31.7	2.0	62.0
+ EIC (85.0) Scan 28DEC04.D 			85.0, 87.0 			+ Scan (1.216-1.336 min, 44 scans) 28DEC04.D Lib Match Score=67.9 		
Chloromethane	111.8407	1.41	0.00	122247	52.0	32.1	2.7	62.7
+ EIC (50.0) Scan 28DEC04.D 			50.0, 52.0 			+ Scan (1.369-1.487 min, 42 scans) 28DEC04.D Lib Match Score=68.9 		
Vinyl chloride	111.0038	1.50	0.00	114151	64.0	48.5	1.6	61.6
+ EIC (62.0) Scan 28DEC04.D 			62.0, 64.0 			+ Scan (1.470-1.634 min, 60 scans) 28DEC04.D Lib Match Score=70.7 		
Bromomethane	121.3503	1.80	0.00	49227	94.0	105.2	76.0	136.0
+ EIC (96.0) Scan 28DEC04.D 			96.0, 94.0 			+ Scan (1.765-1.877 min, 40 scans) 28DEC04.D Lib Match Score=81.2 		

Quantitation Results Report (QT Reviewed)

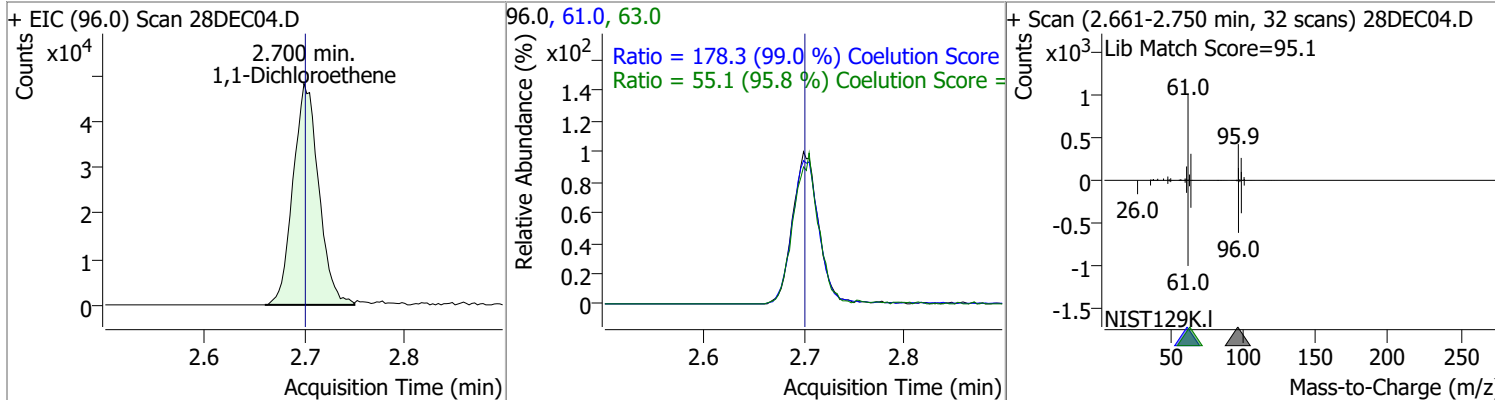
Compound	Conc.	RT	Dev(Min)	Resp.	QIon	QRatio	Lower	Upper
Chloroethane	110.6209	1.90	0.00	62844	66.0	30.8	0.8	60.8



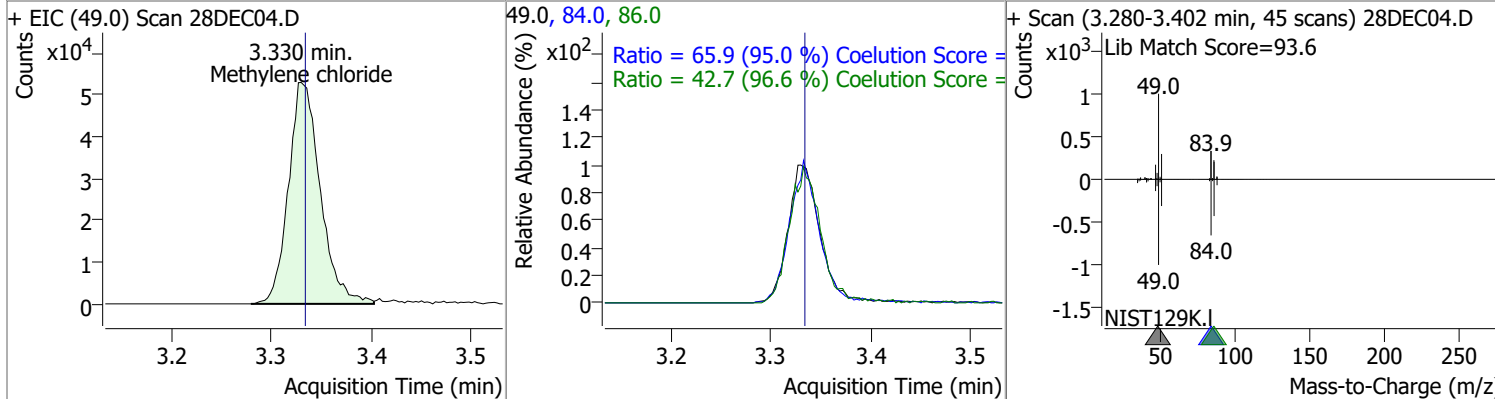
Compound	Conc.	RT	Dev(Min)	Resp.	QIon	QRatio	Lower	Upper
Trichlorofluoromethane	108.1171	2.15	0.00	145196	103.0	65.0	34.8	94.8



Compound	Conc.	RT	Dev(Min)	Resp.	QIon	QRatio	Lower	Upper
1,1-Dichloroethene	123.9410	2.70	0.00	86134	61.0	178.3	150.1	210.1
					63.0	55.1	27.5	87.5

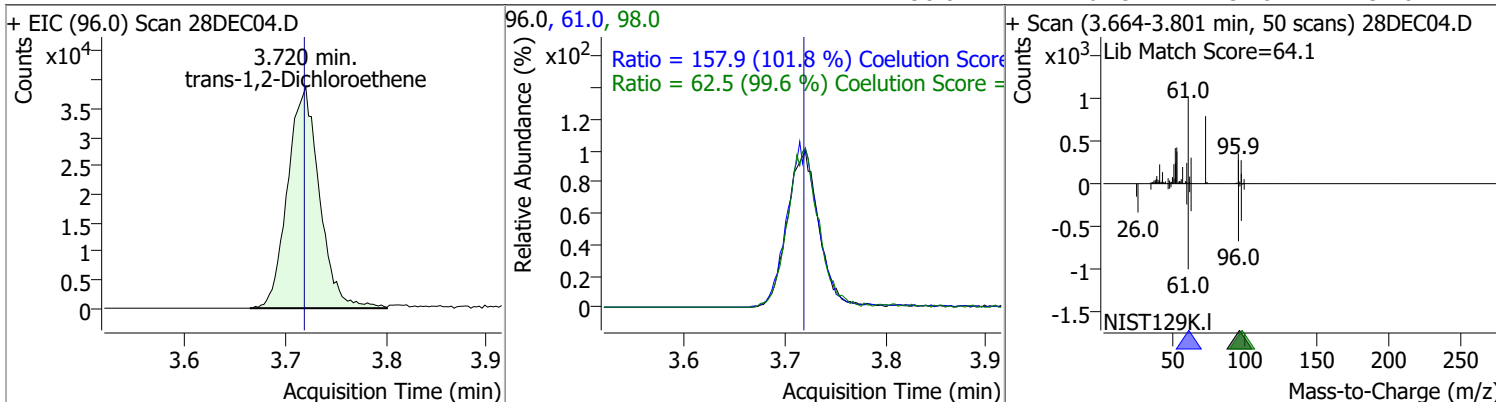


Compound	Conc.	RT	Dev(Min)	Resp.	QIon	QRatio	Lower	Upper
Methylene chloride	118.6094	3.33	0.00	116703	84.0	65.9	39.4	99.4
					86.0	42.7	14.1	74.1

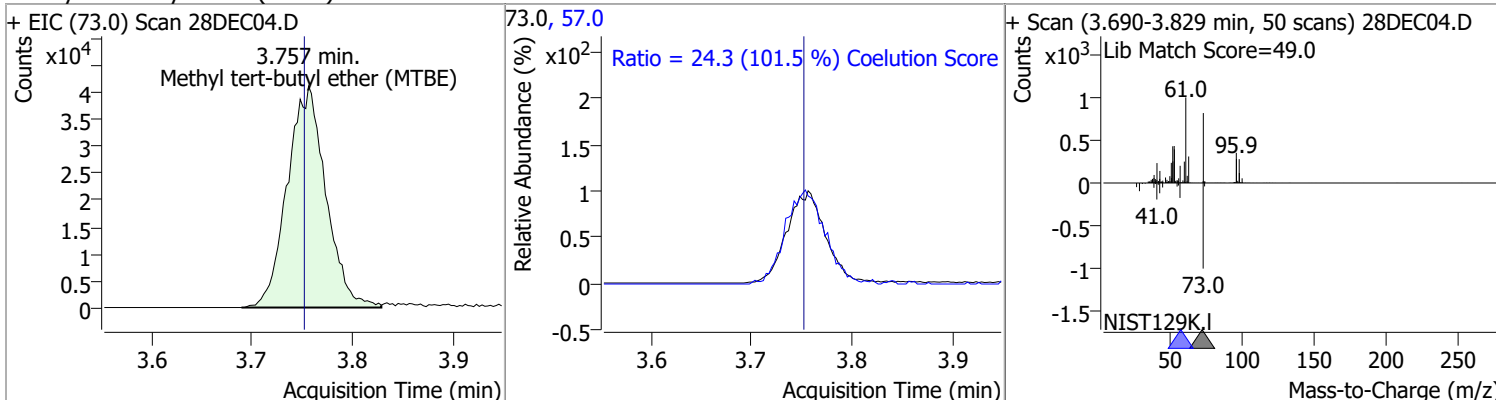


Quantitation Results Report (QT Reviewed)

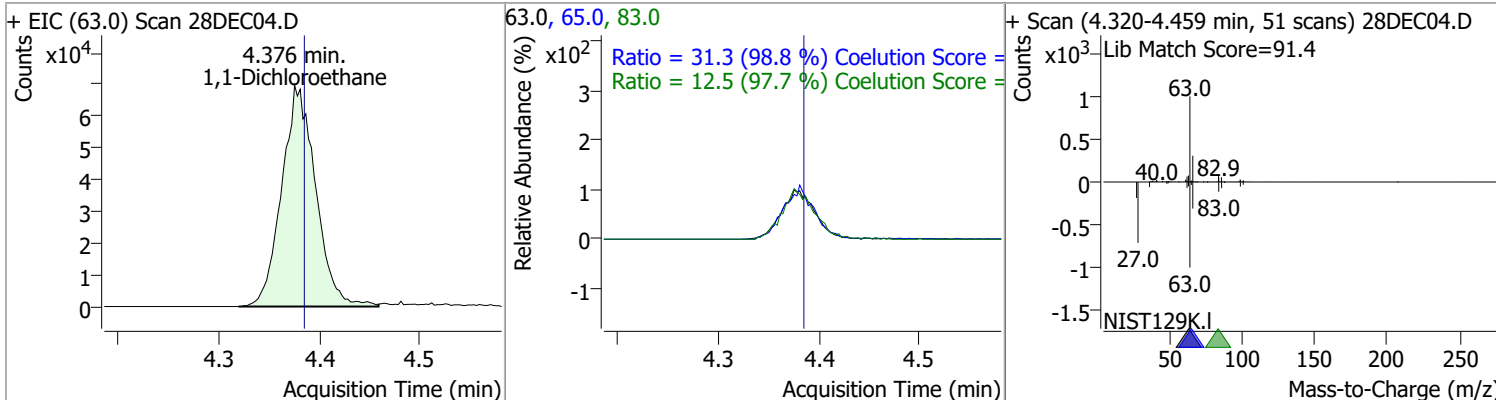
Compound	Conc.	RT	Dev(Min)	Resp.	QIon	QRatio	Lower	Upper
trans-1,2-Dichloroethene	123.0069	3.72	0.00	85405	61.0	157.9	125.1	185.1
					98.0	62.5	32.8	92.8



Compound	Conc.	RT	Dev(Min)	Resp.	QIon	QRatio	Lower	Upper
Methyl tert-butyl ether (MTBE)	123.8180	3.76	0.01	110103	57.0	24.3	0.0	53.9

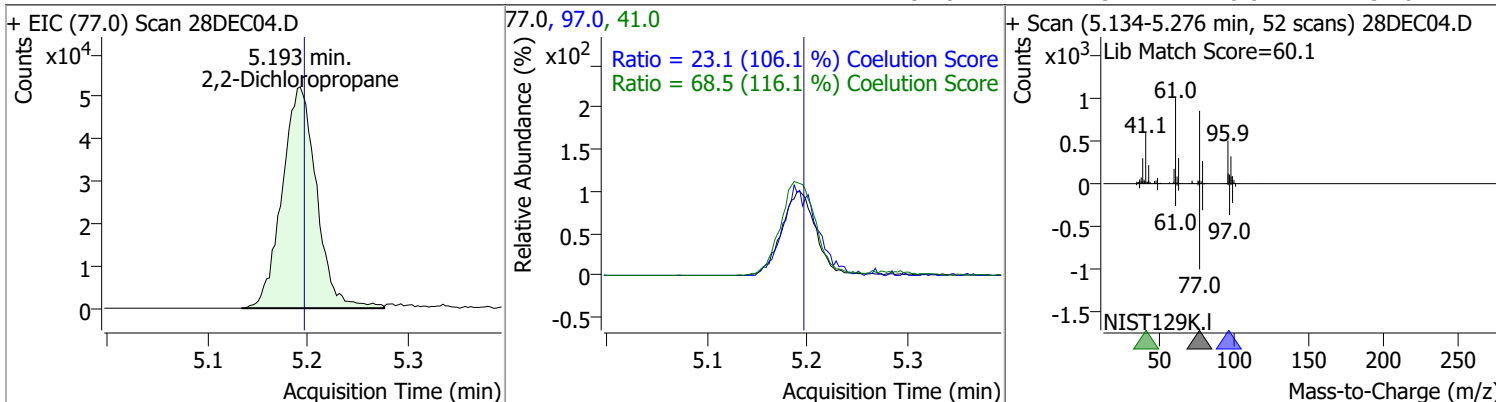


Compound	Conc.	RT	Dev(Min)	Resp.	QIon	QRatio	Lower	Upper
1,1-Dichloroethane	124.3163	4.38	-0.01	163631	65.0	31.3	1.7	61.7
					83.0	12.5	0.0	42.8

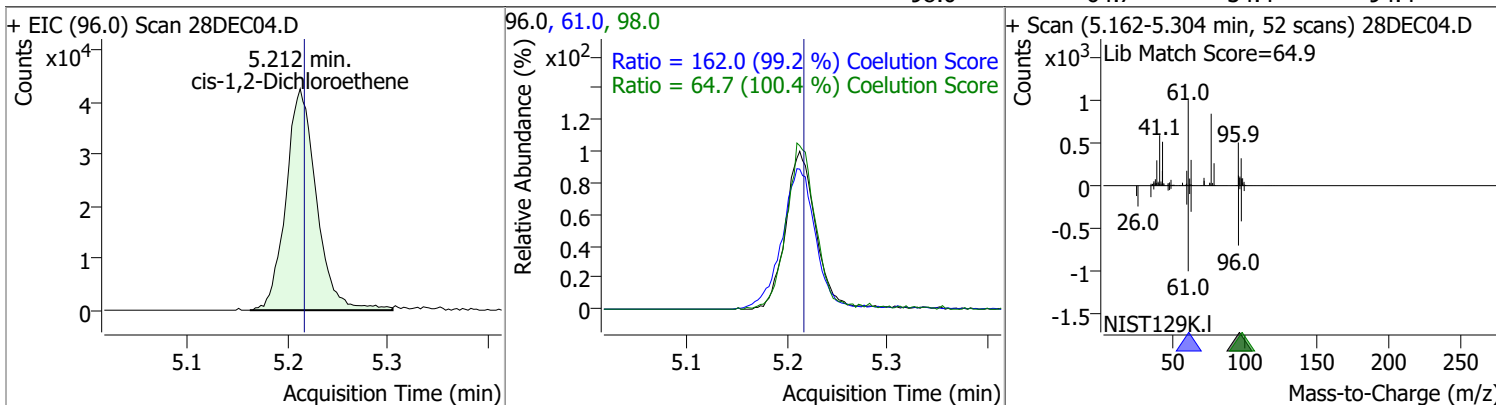


Quantitation Results Report (QT Reviewed)

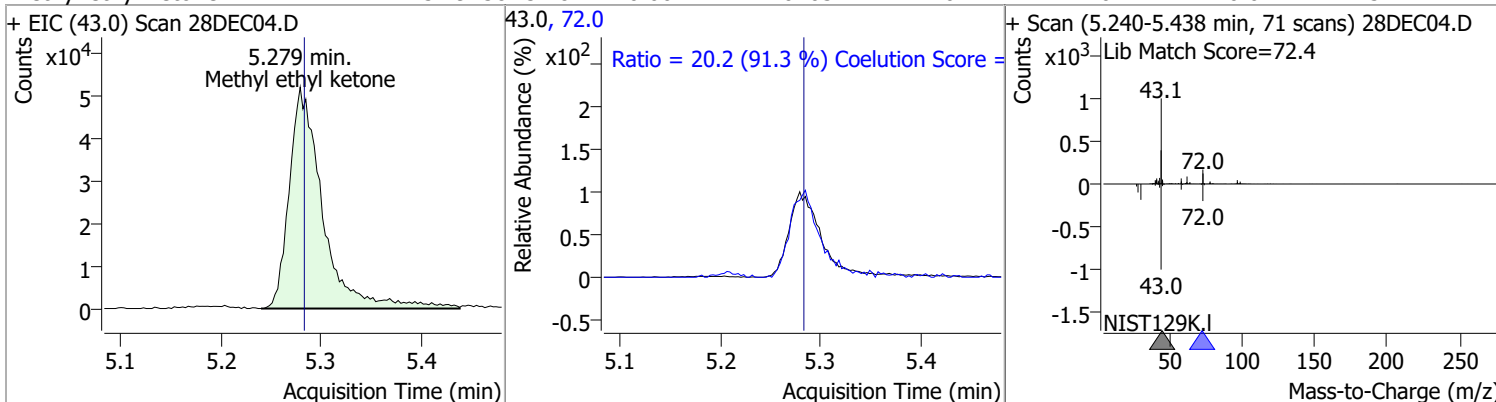
Compound	Conc.	RT	Dev(Min)	Resp.	QIon	QRatio	Lower	Upper
2,2-Dichloropropane	129.1708	5.19	0.00	124483	41.0	68.5	29.0	89.0
					97.0	23.1	0.0	51.8



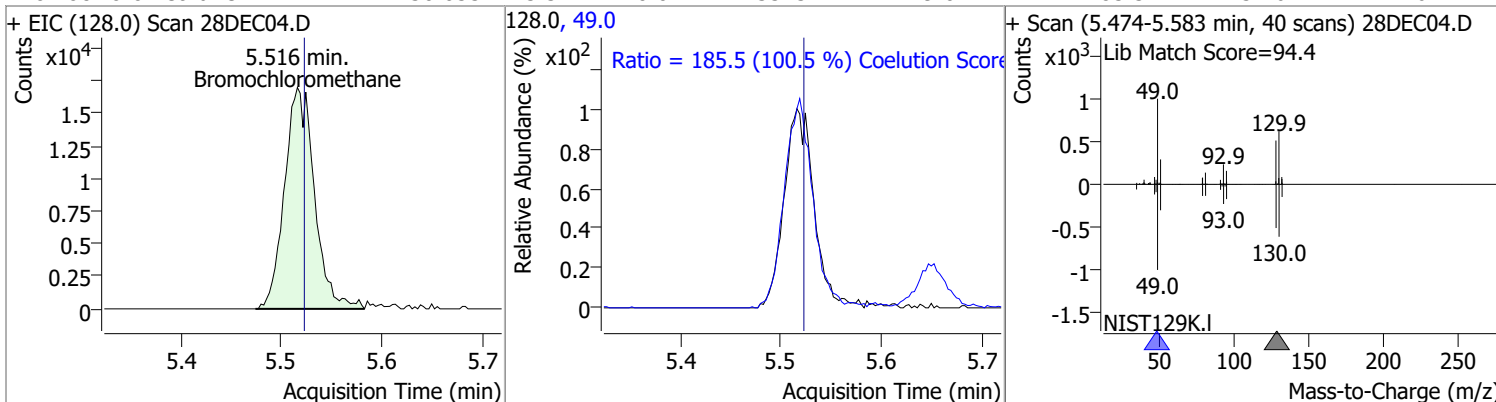
Compound	Conc.	RT	Dev(Min)	Resp.	QIon	QRatio	Lower	Upper
cis-1,2-Dichloroethene	124.8717	5.21	0.00	89908	61.0	162.0	133.3	193.3
					98.0	64.7	34.4	94.4



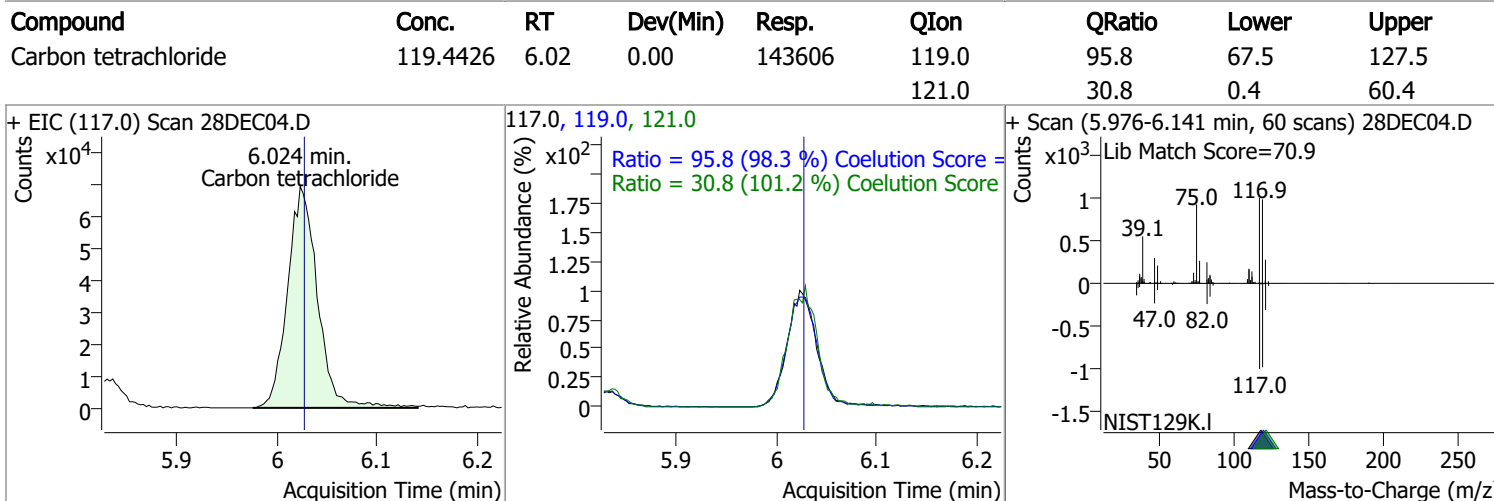
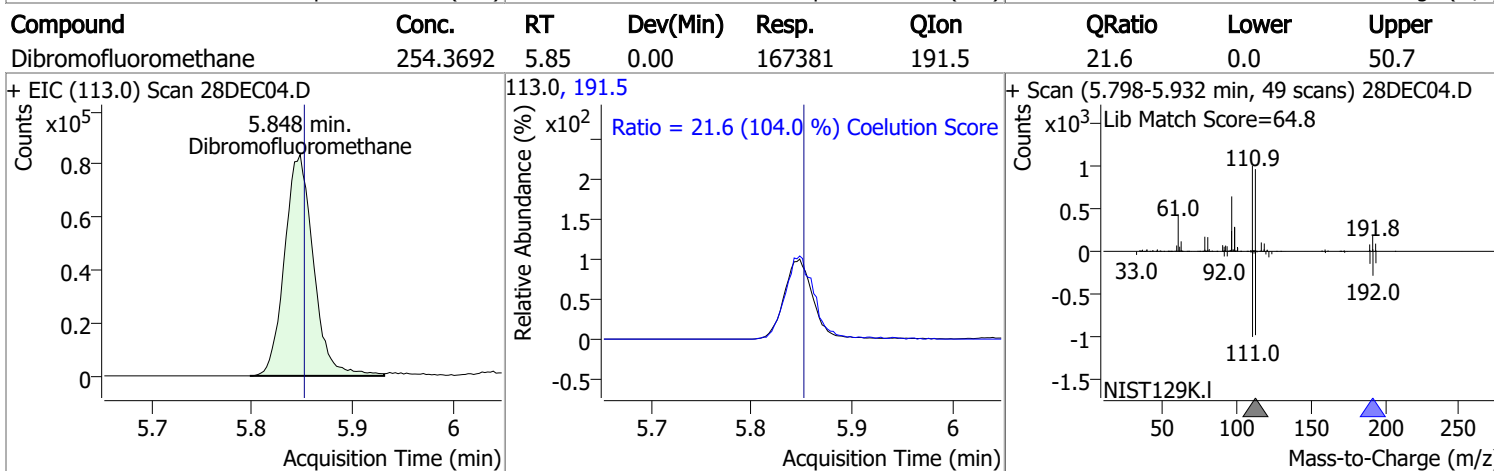
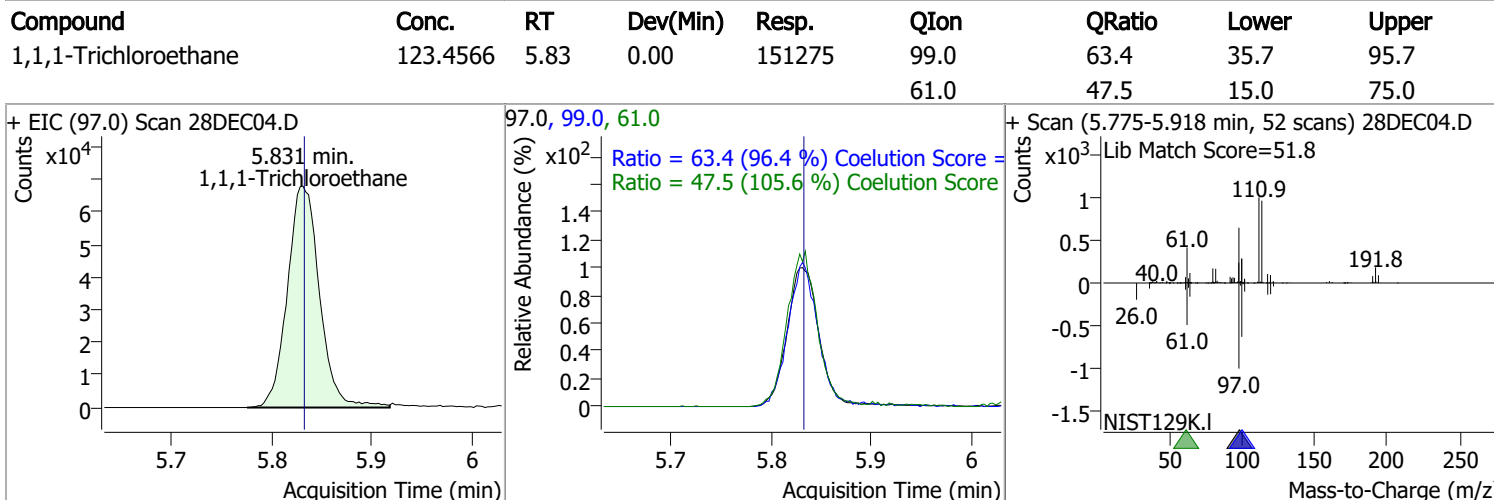
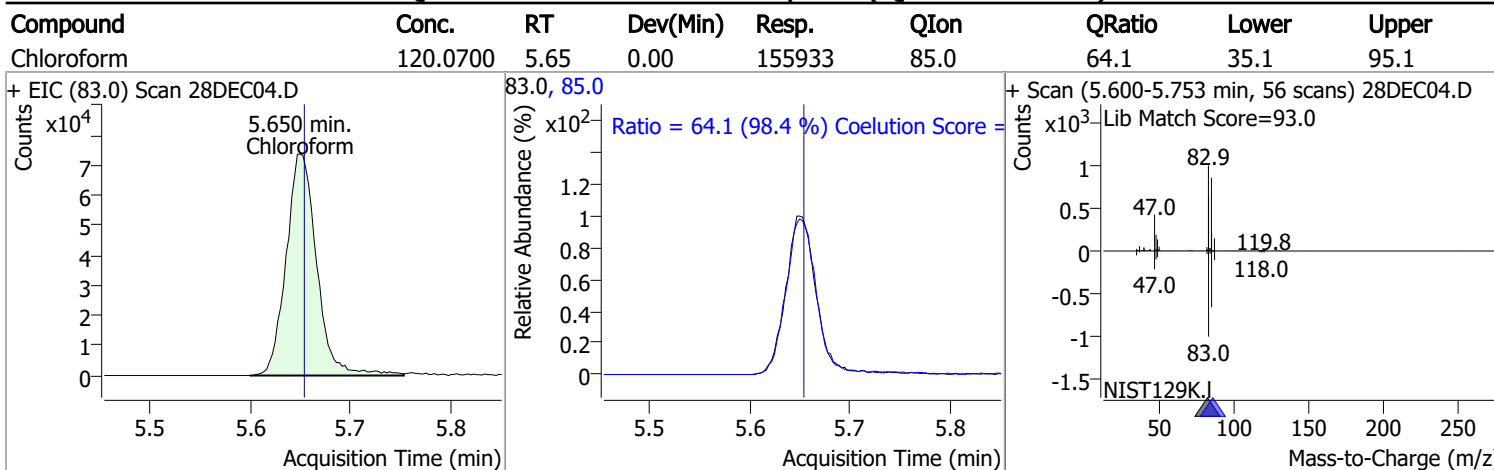
Compound	Conc.	RT	Dev(Min)	Resp.	QIon	QRatio	Lower	Upper
Methyl ethyl ketone	1257.9258	5.28	0.00	120403	72.0	20.2	0.0	52.2



Compound	Conc.	RT	Dev(Min)	Resp.	QIon	QRatio	Lower	Upper
Bromochloromethane	130.0552	5.52	-0.01	35251	49.0	185.5	154.6	214.6

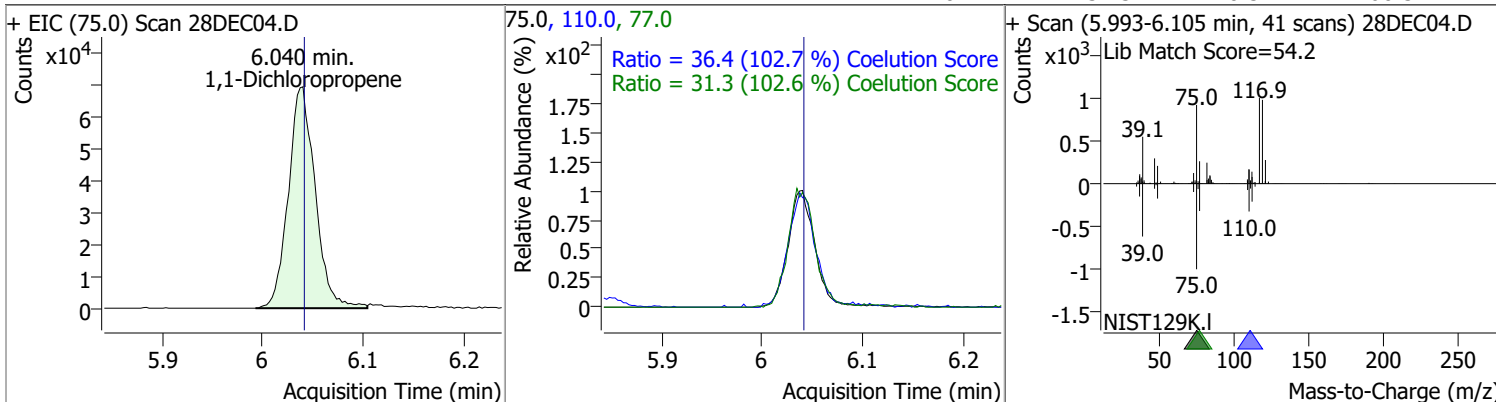


Quantitation Results Report (QT Reviewed)

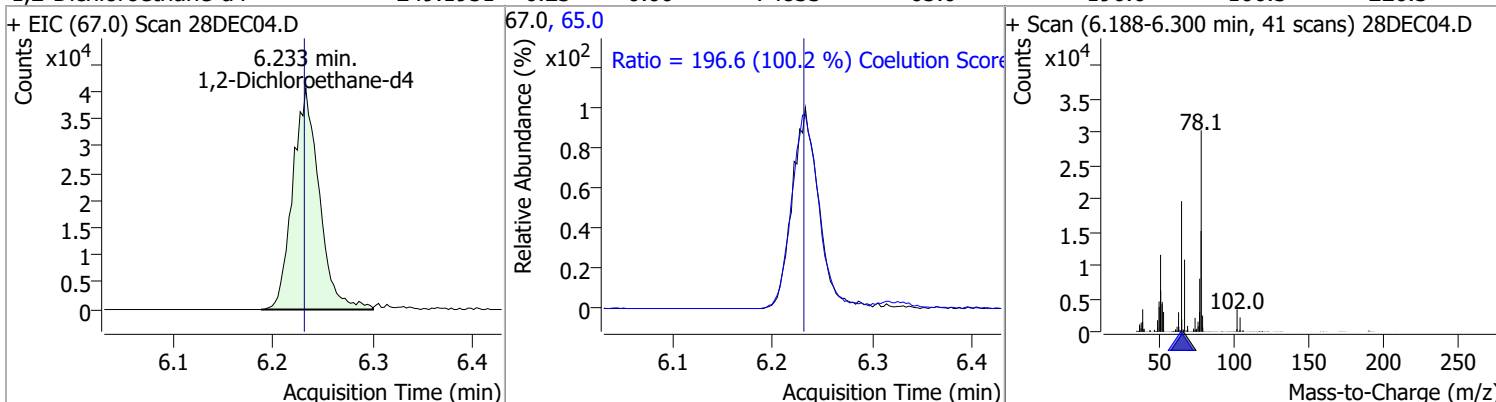


Quantitation Results Report (QT Reviewed)

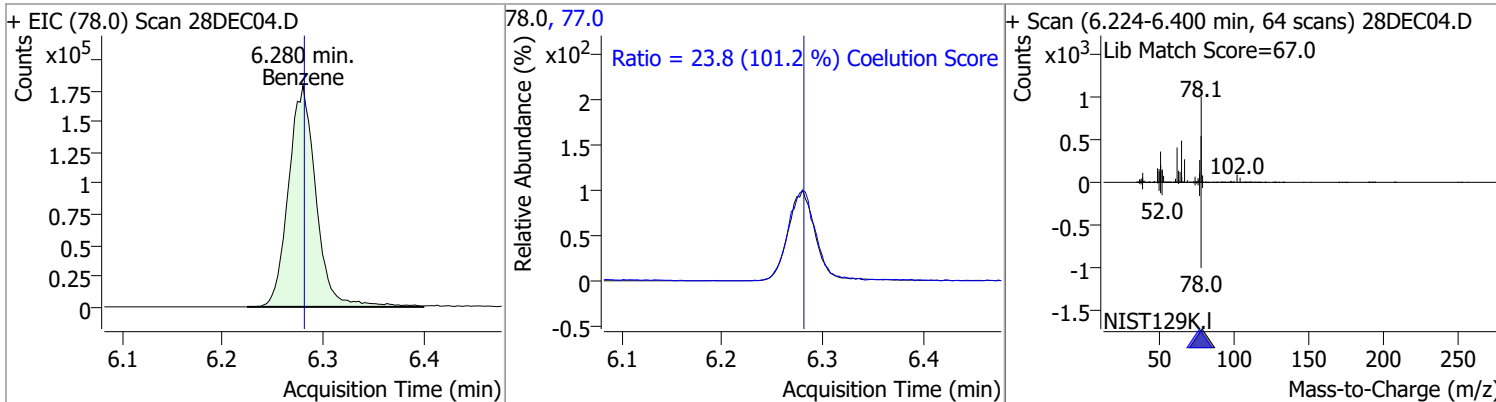
Compound	Conc.	RT	Dev(Min)	Resp.	QIon	QRatio	Lower	Upper
1,1-Dichloropropene	119.3228	6.04	0.00	128872	110.0	36.4	5.4	65.4
					77.0	31.3	0.5	60.5



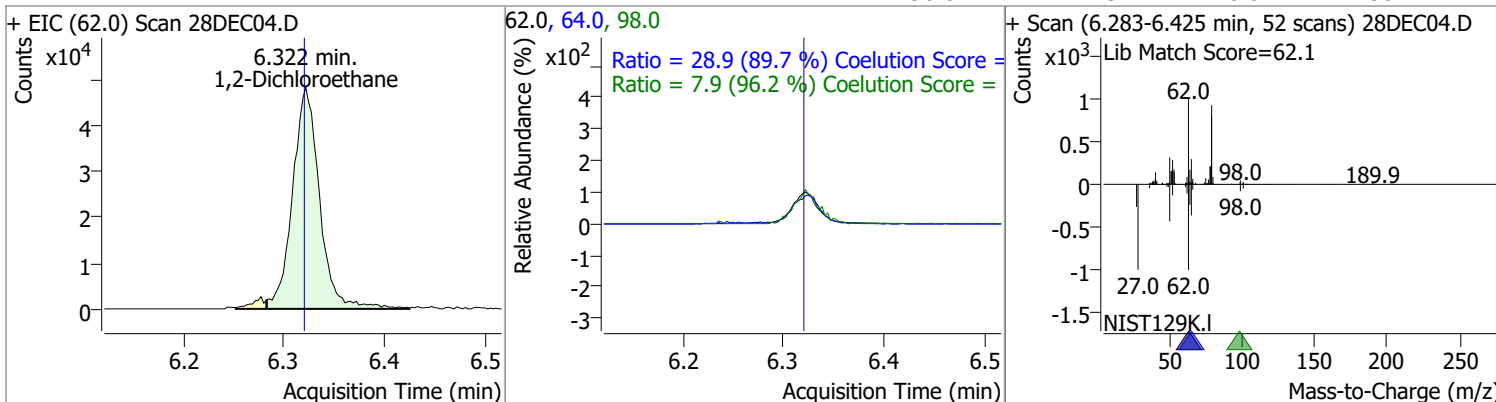
Compound	Conc.	RT	Dev(Min)	Resp.	QIon	QRatio	Lower	Upper
1,2-Dichloroethane-d4	249.1951	6.23	0.00	74833	65.0	196.6	166.3	226.3



Compound	Conc.	RT	Dev(Min)	Resp.	QIon	QRatio	Lower	Upper
Benzene	124.6700	6.28	0.00	340542	77.0	23.8	0.0	53.5

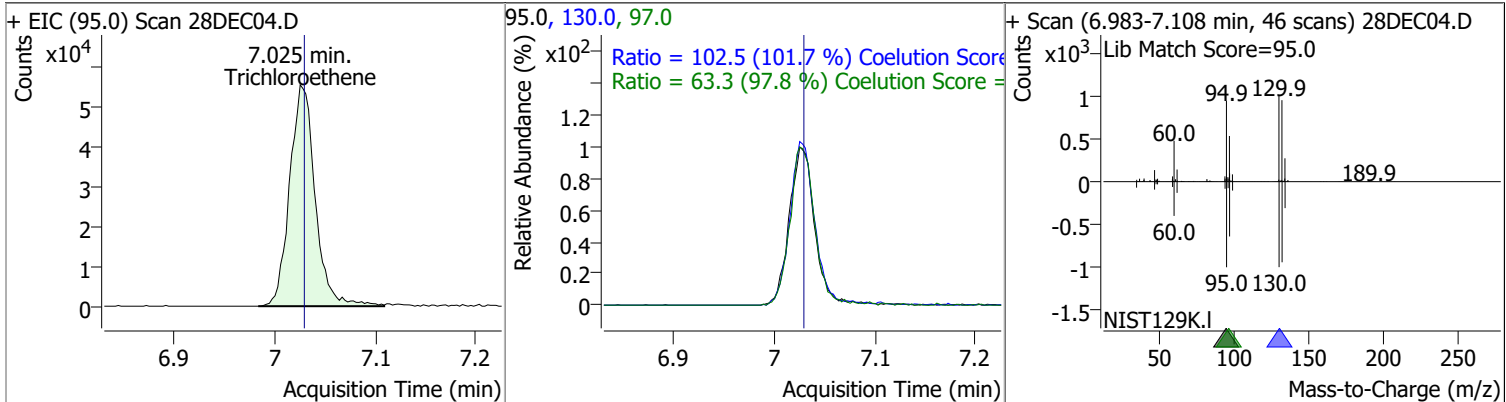


Compound	Conc.	RT	Dev(Min)	Resp.	QIon	QRatio	Lower	Upper
1,2-Dichloroethane	126.8840	6.32	0.00	90589	64.0	28.9	2.3	62.3
					98.0	7.9	0.0	38.2

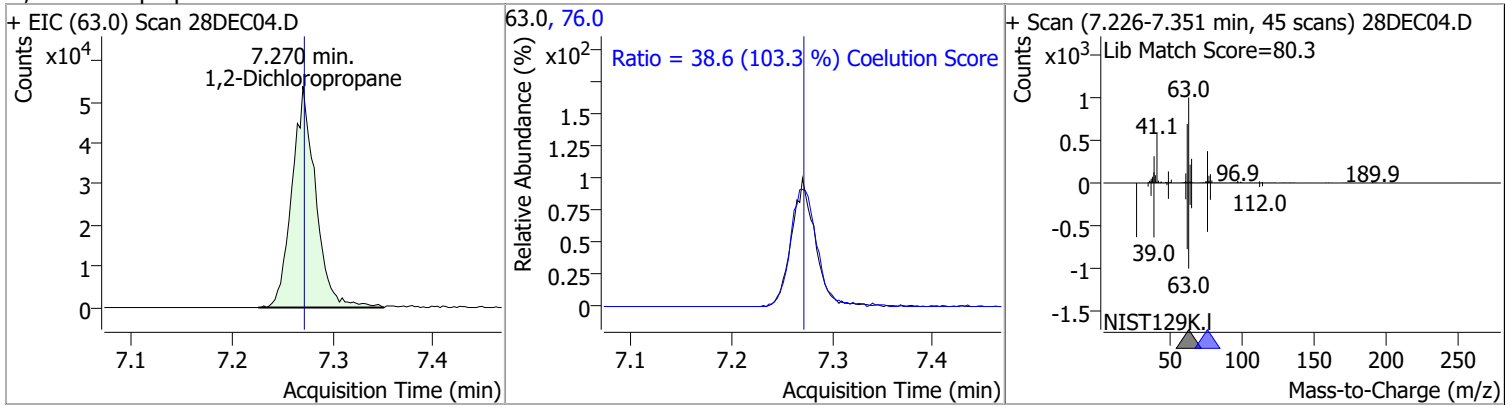


Quantitation Results Report (QT Reviewed)

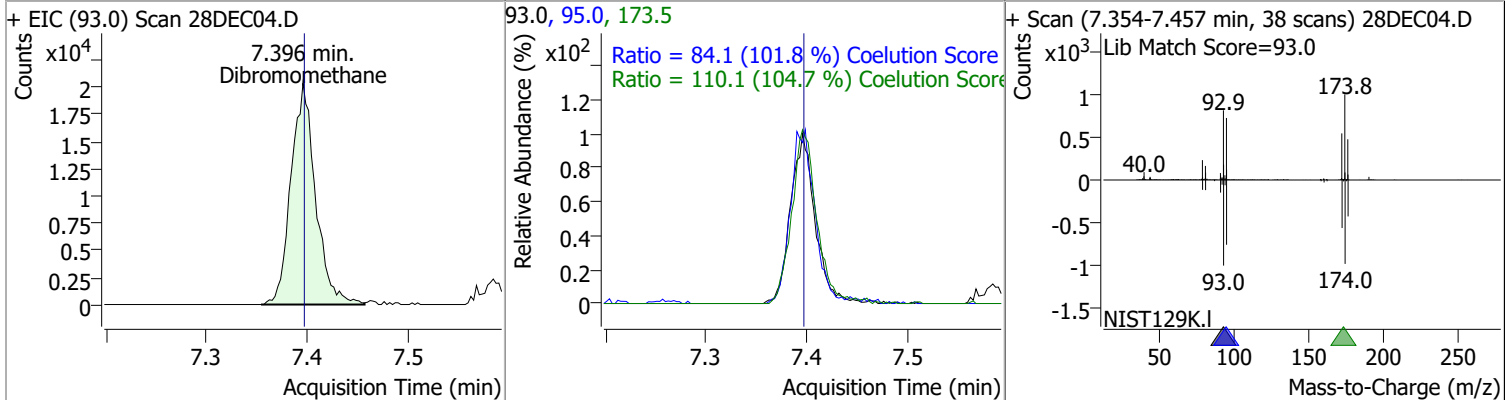
Compound	Conc.	RT	Dev(Min)	Resp.	QIon	QRatio	Lower	Upper
Trichloroethene	124.2013	7.02	0.00	97568	130.0	102.5	70.8	130.8
					97.0	63.3	34.7	94.7



Compound	Conc.	RT	Dev(Min)	Resp.	QIon	QRatio	Lower	Upper
1,2-Dichloropropane	133.4499	7.27	0.00	88321	76.0	38.6	7.3	67.3

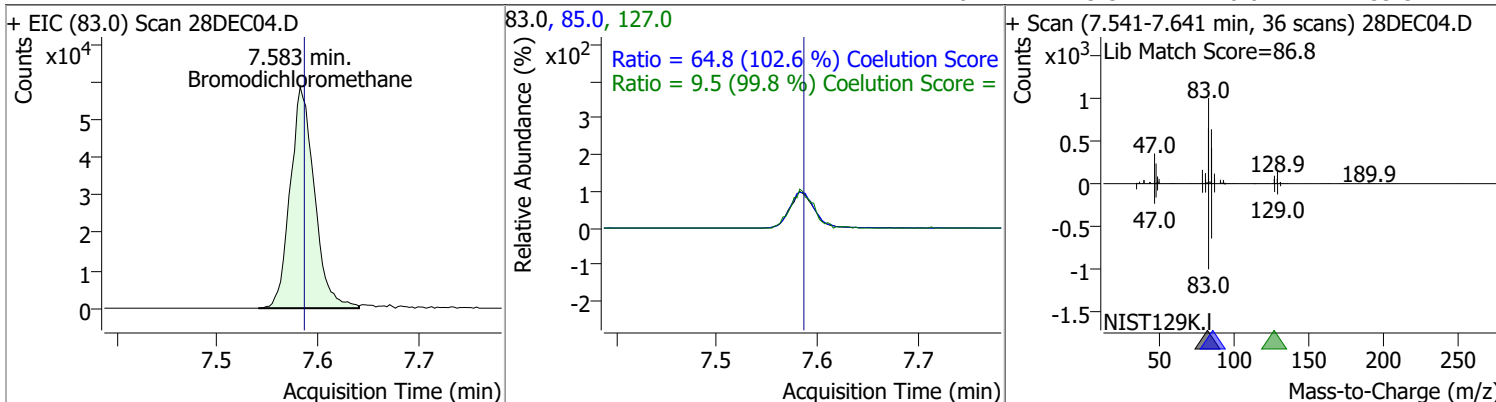


Compound	Conc.	RT	Dev(Min)	Resp.	QIon	QRatio	Lower	Upper
Dibromomethane	127.6528	7.40	0.00	34682	173.5	110.1	75.2	135.2
					95.0	84.1	52.6	112.6

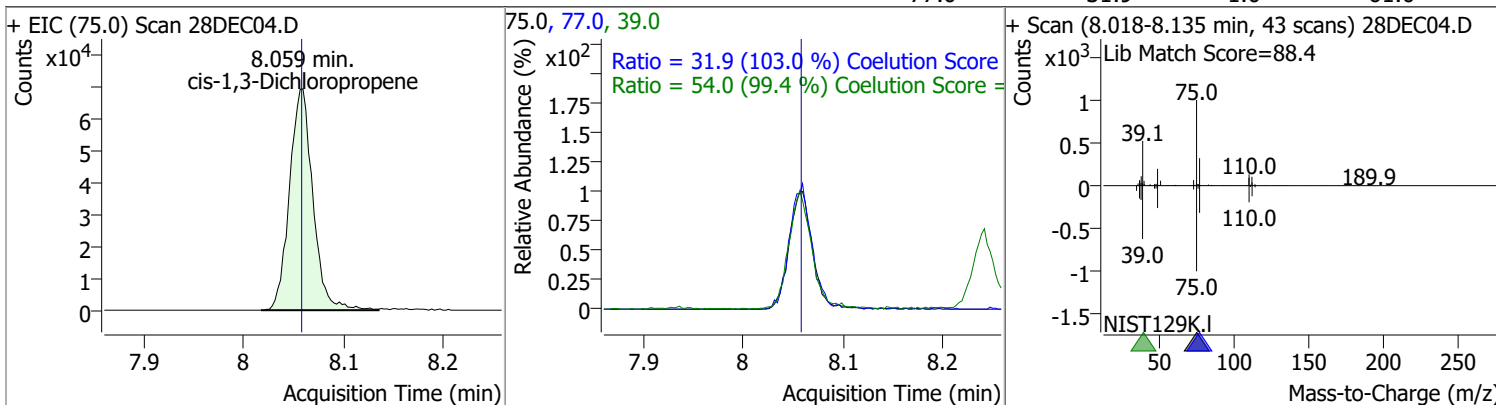


Quantitation Results Report (QT Reviewed)

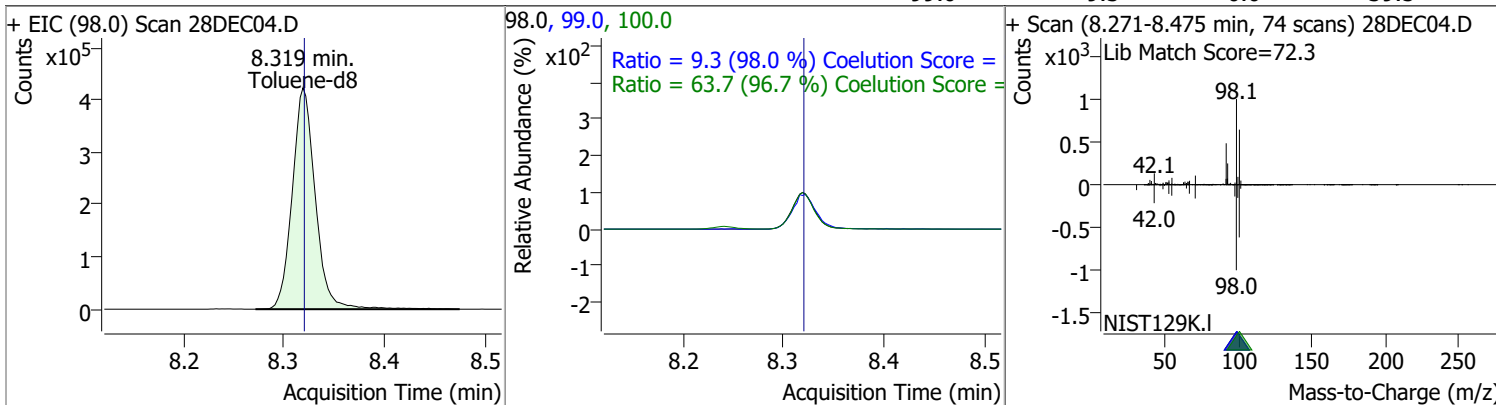
Compound	Conc.	RT	Dev(Min)	Resp.	QIon	QRatio	Lower	Upper
Bromodichloromethane	127.4860	7.58	0.00	98114	85.0	64.8	33.1	93.1
					127.0	9.5	0.0	39.5



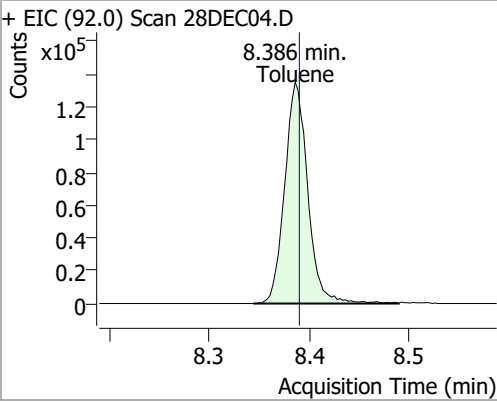
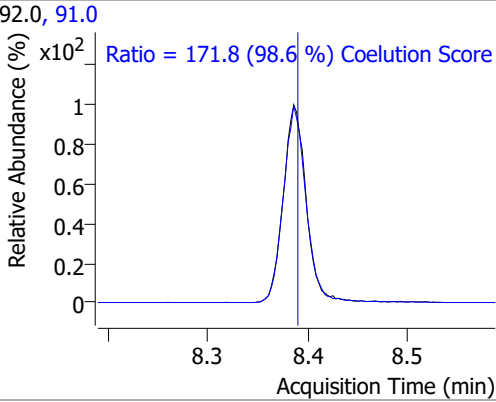
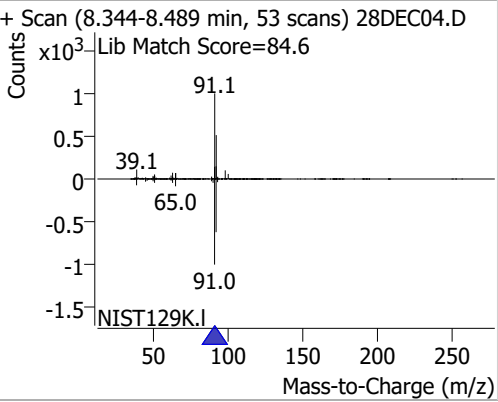
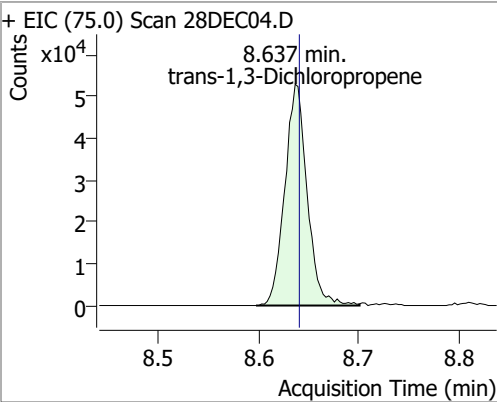
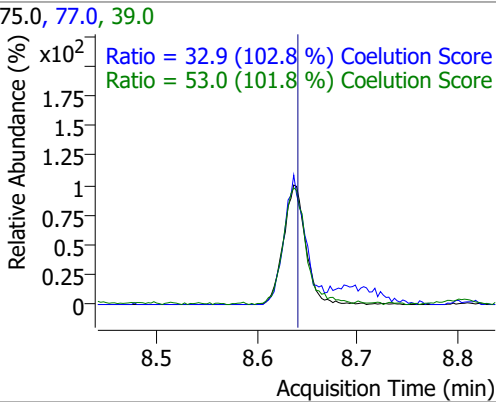
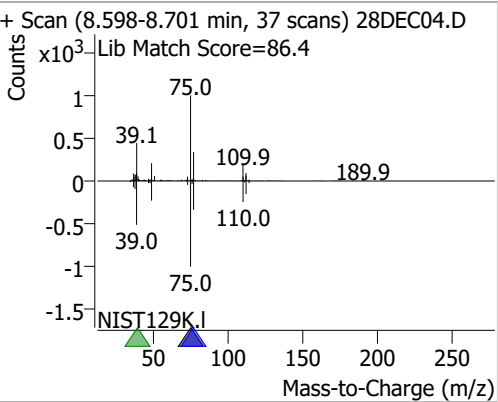
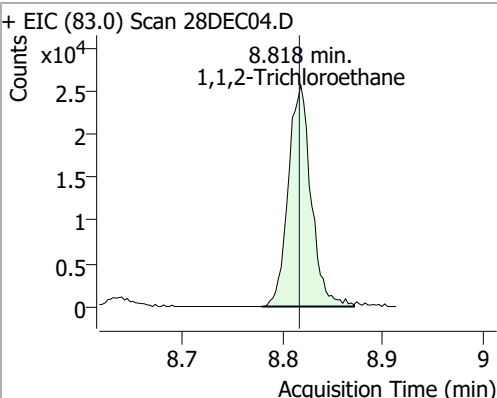
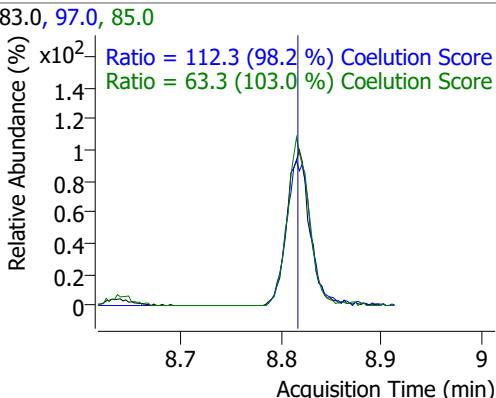
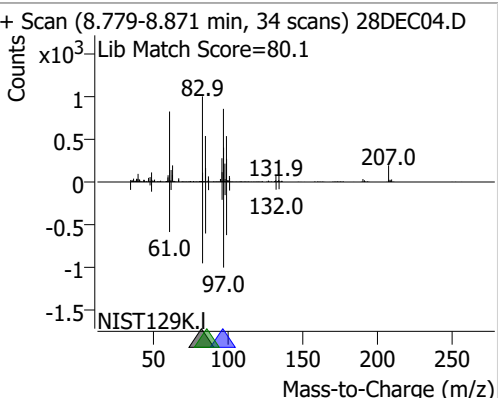
Compound	Conc.	RT	Dev(Min)	Resp.	QIon	QRatio	Lower	Upper
cis-1,3-Dichloropropene	132.0831	8.06	0.00	112902	39.0	54.0	24.3	84.3
					77.0	31.9	1.0	61.0



Compound	Conc.	RT	Dev(Min)	Resp.	QIon	QRatio	Lower	Upper
Toluene-d8	271.0203	8.32	0.00	674963	100.0	63.7	35.9	95.9
					99.0	9.3	0.0	39.5

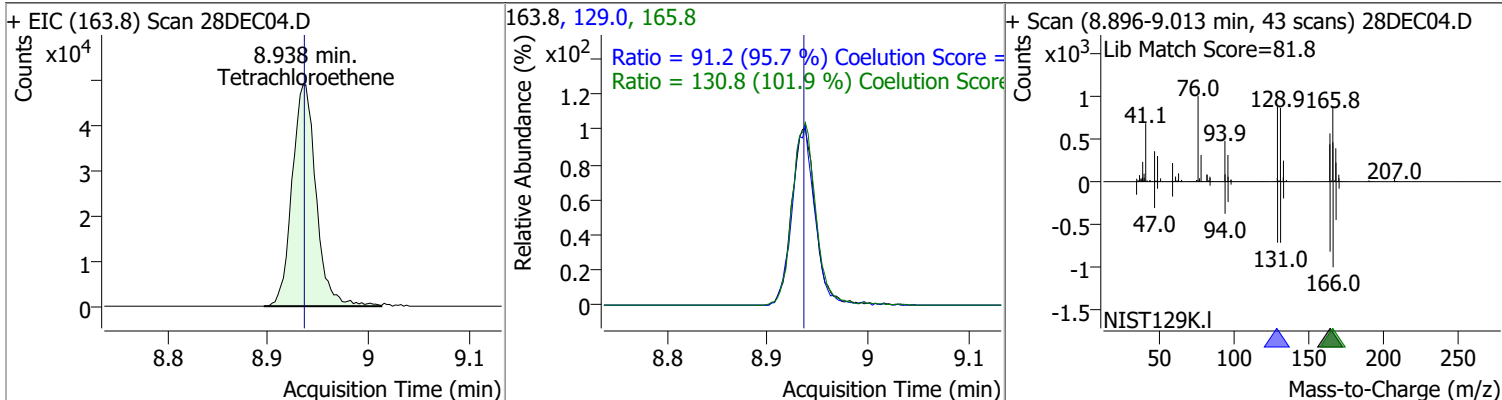


Quantitation Results Report (QT Reviewed)

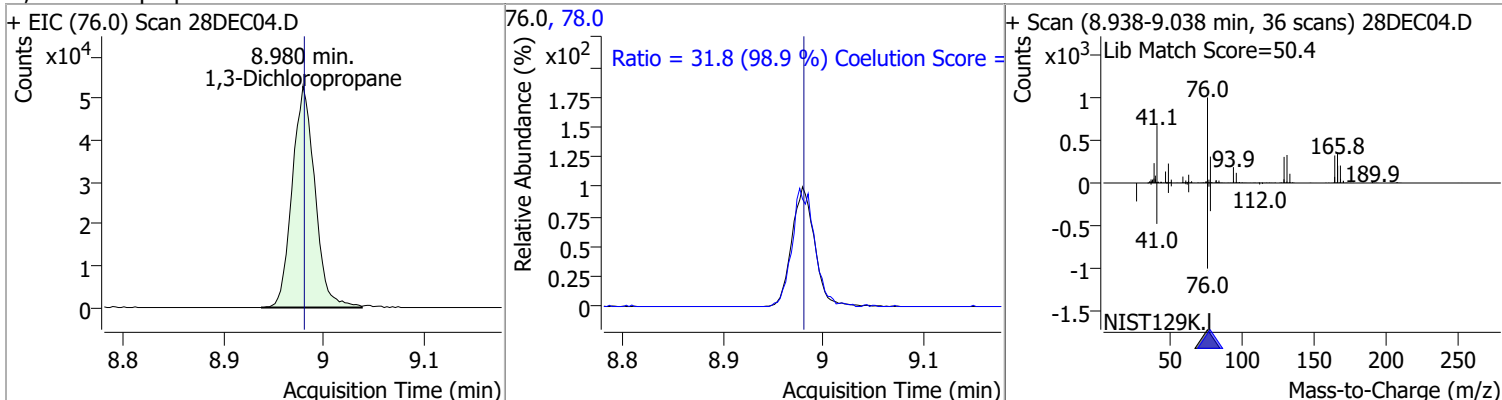
Compound	Conc.	RT	Dev(Min)	Resp.	QIon	QRatio	Lower	Upper
Toluene	131.6889	8.39	0.00	215620	91.0	171.8	144.3	204.3
+ EIC (92.0) Scan 28DEC04.D			92.0, 91.0			+ Scan (8.344-8.489 min, 53 scans) 28DEC04.D		
								
						Ratio = 171.8 (98.6 %) Coelution Score		
trans-1,3-Dichloropropene	133.7797	8.64	0.00	81817	39.0	53.0	22.1	82.1
+ EIC (75.0) Scan 28DEC04.D			75.0, 77.0, 39.0			+ Scan (8.598-8.701 min, 37 scans) 28DEC04.D		
								
						Ratio = 32.9 (102.8 %) Coelution Score Ratio = 53.0 (101.8 %) Coelution Score		
1,1,2-Trichloroethane	128.2672	8.82	0.00	40861	97.0	112.3	84.3	144.3
+ EIC (83.0) Scan 28DEC04.D			83.0, 97.0, 85.0			+ Scan (8.779-8.871 min, 34 scans) 28DEC04.D		
								
						Ratio = 112.3 (98.2 %) Coelution Score Ratio = 63.3 (103.0 %) Coelution Score		

Quantitation Results Report (QT Reviewed)

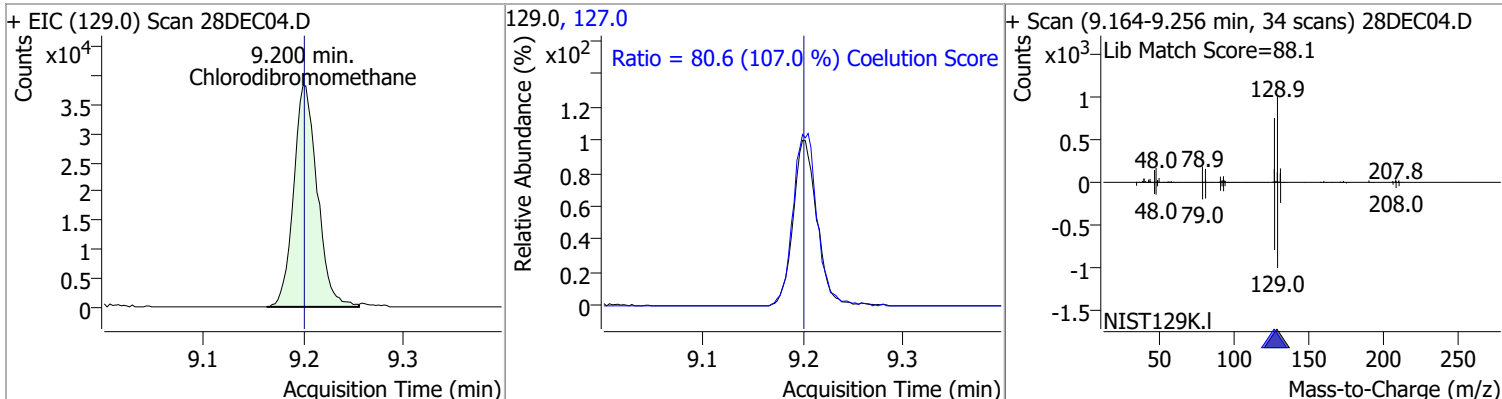
Compound	Conc.	RT	Dev(Min)	Resp.	QIon	QRatio	Lower	Upper
Tetrachloroethene	125.1273	8.94	0.00	81186	165.8	130.8	98.3	158.3
					129.0	91.2	65.3	125.3



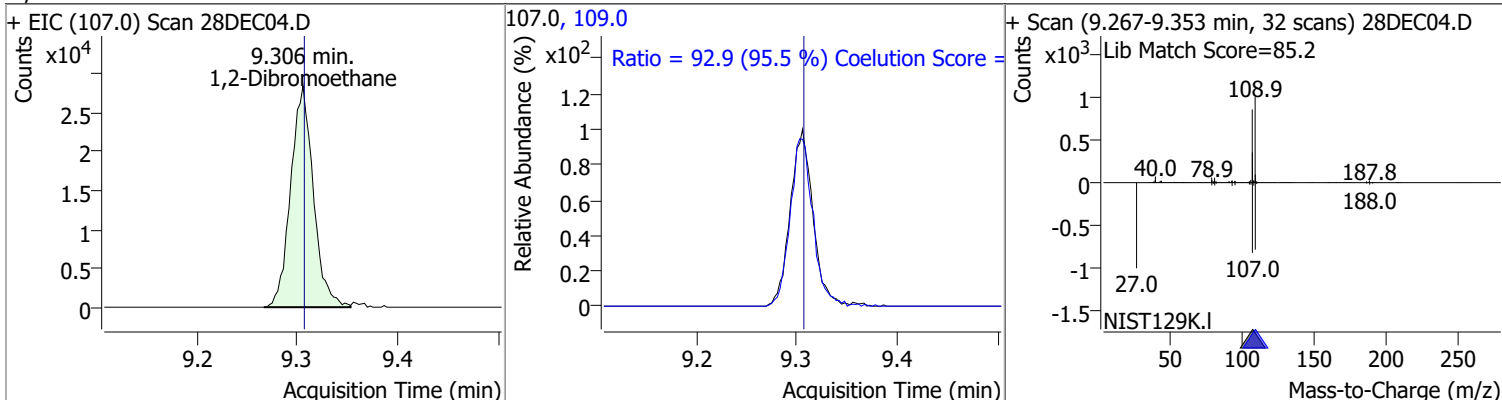
Compound	Conc.	RT	Dev(Min)	Resp.	QIon	QRatio	Lower	Upper
1,3-Dichloropropane	131.0173	8.98	0.00	83250	78.0	31.8	2.1	62.1



Compound	Conc.	RT	Dev(Min)	Resp.	QIon	QRatio	Lower	Upper
Chlorodibromomethane	130.8551	9.20	0.00	62927	127.0	80.6	45.3	105.3

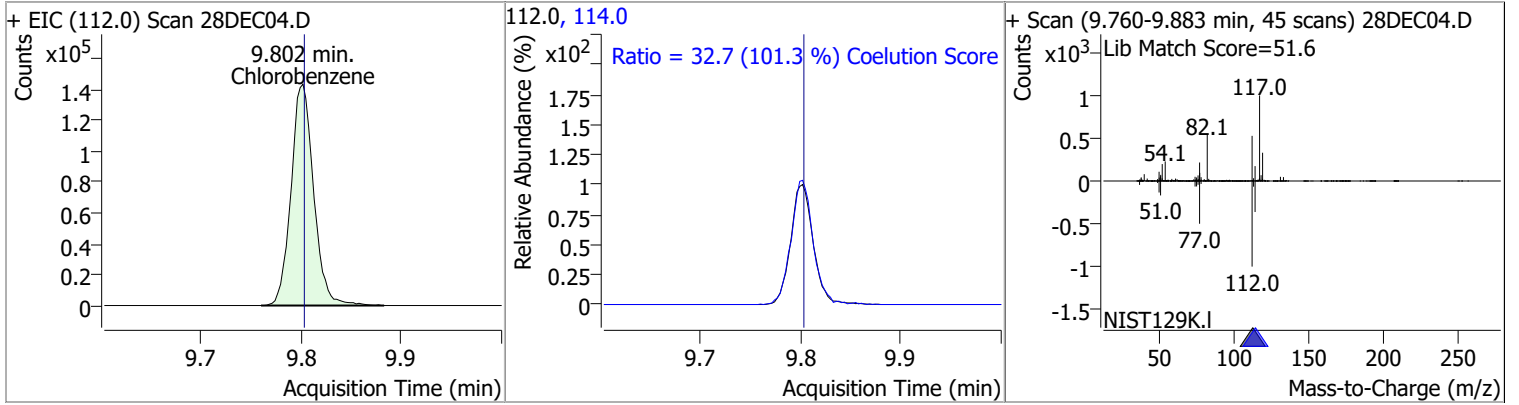


Compound	Conc.	RT	Dev(Min)	Resp.	QIon	QRatio	Lower	Upper
1,2-Dibromoethane	128.9573	9.31	0.00	44661	109.0	92.9	67.2	127.2

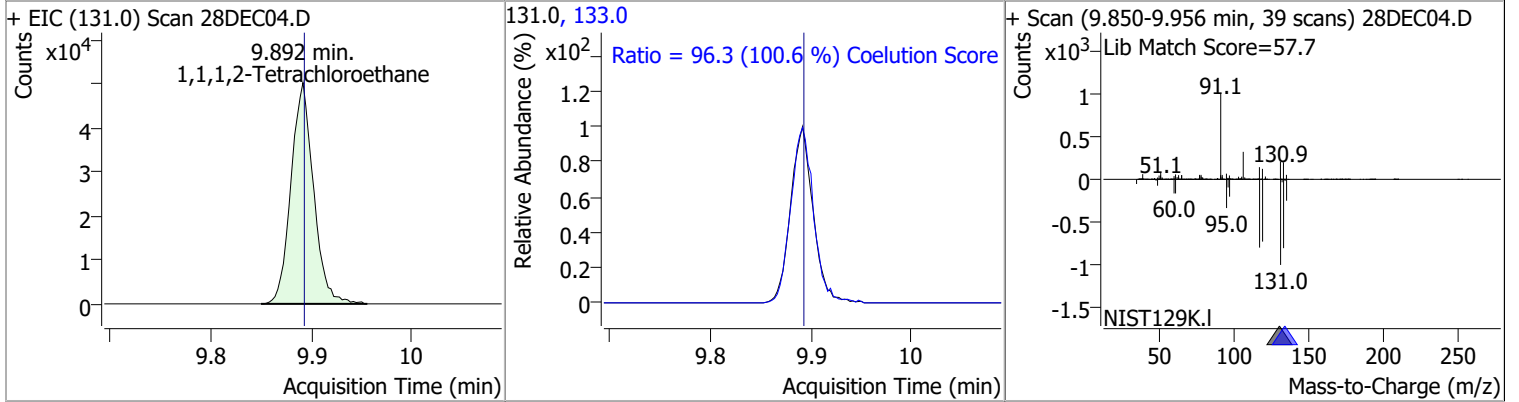


Quantitation Results Report (QT Reviewed)

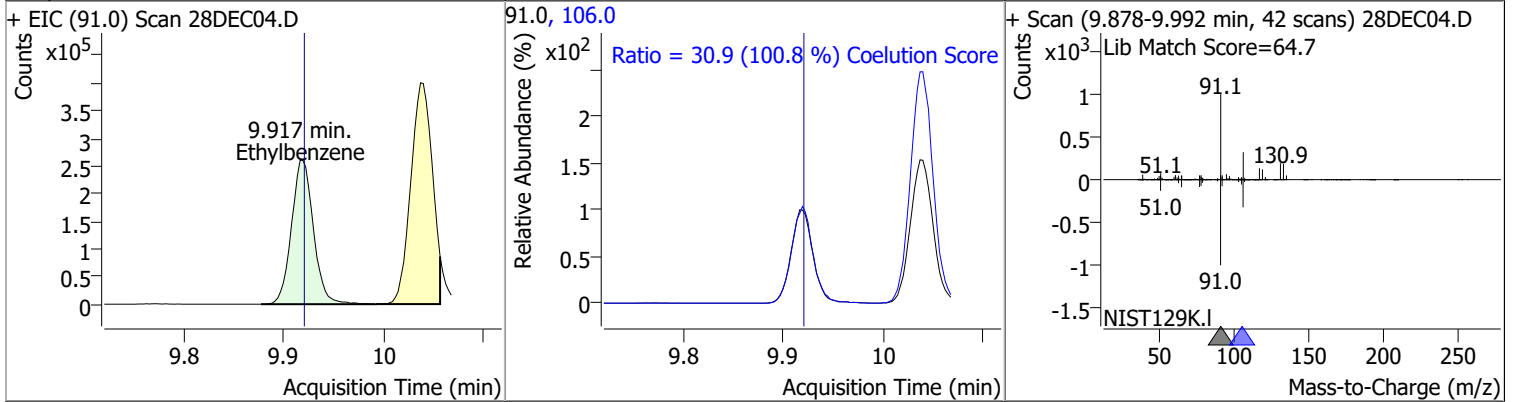
Compound	Conc.	RT	Dev(Min)	Resp.	QIon	QRatio	Lower	Upper
Chlorobenzene	127.0451	9.80	0.00	224558	114.0	32.7	2.3	62.3



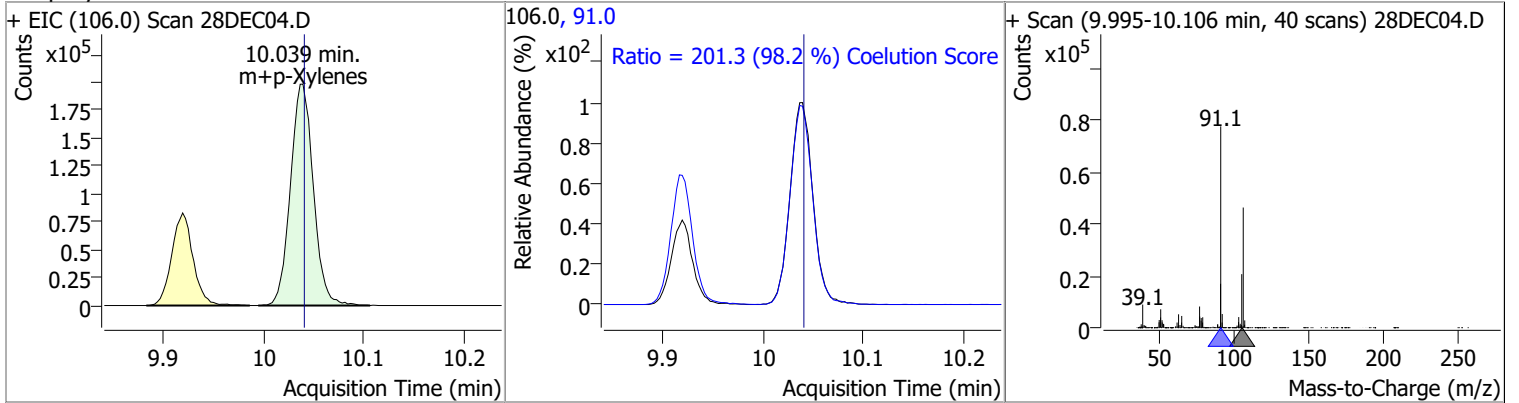
Compound	Conc.	RT	Dev(Min)	Resp.	QIon	QRatio	Lower	Upper
1,1,1,2-Tetrachloroethane	131.0648	9.89	0.00	78803	133.0	96.3	65.7	125.7



Compound	Conc.	RT	Dev(Min)	Resp.	QIon	QRatio	Lower	Upper
Ethylbenzene	125.8282	9.92	0.00	396017	106.0	30.9	0.7	60.7

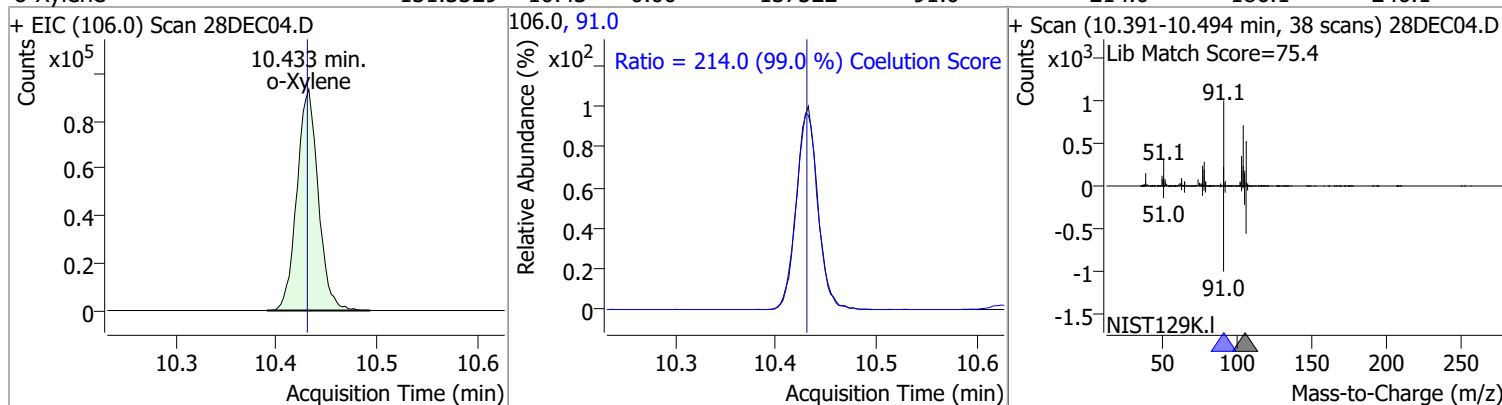


Compound	Conc.	RT	Dev(Min)	Resp.	QIon	QRatio	Lower	Upper
m+p-Xylenes	261.9487	10.04	0.00	314348	91.0	201.3	175.0	235.0

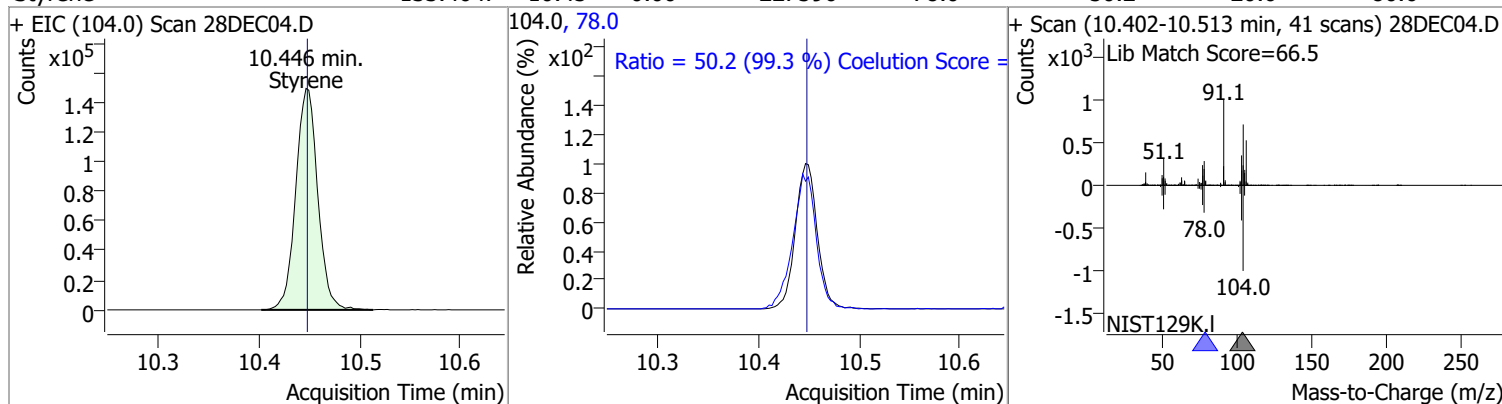


Quantitation Results Report (QT Reviewed)

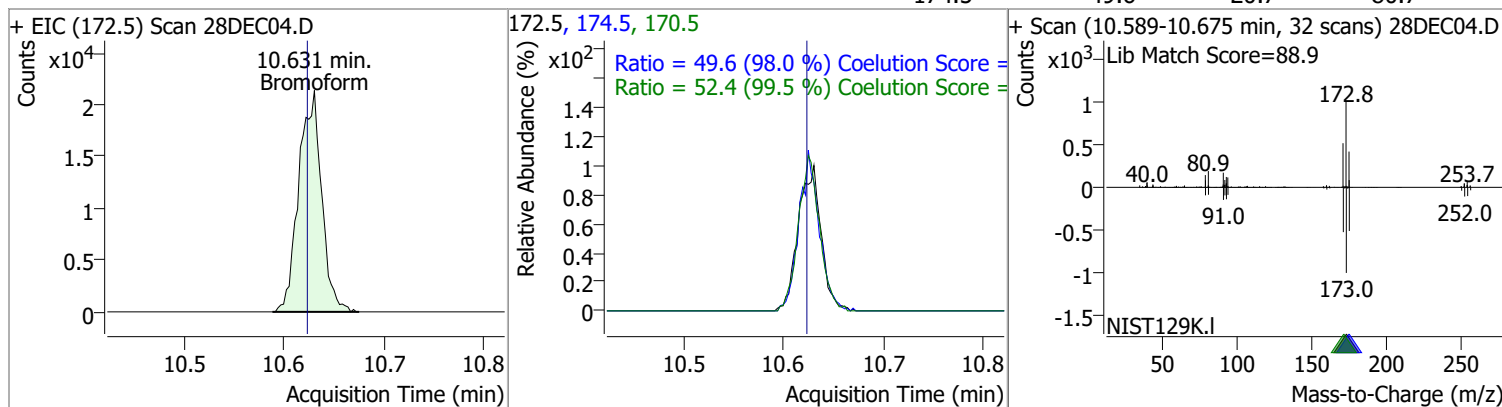
Compound	Conc.	RT	Dev(Min)	Resp.	QIon	QRatio	Lower	Upper
o-Xylene	131.3329	10.43	0.00	137522	91.0	214.0	186.1	246.1



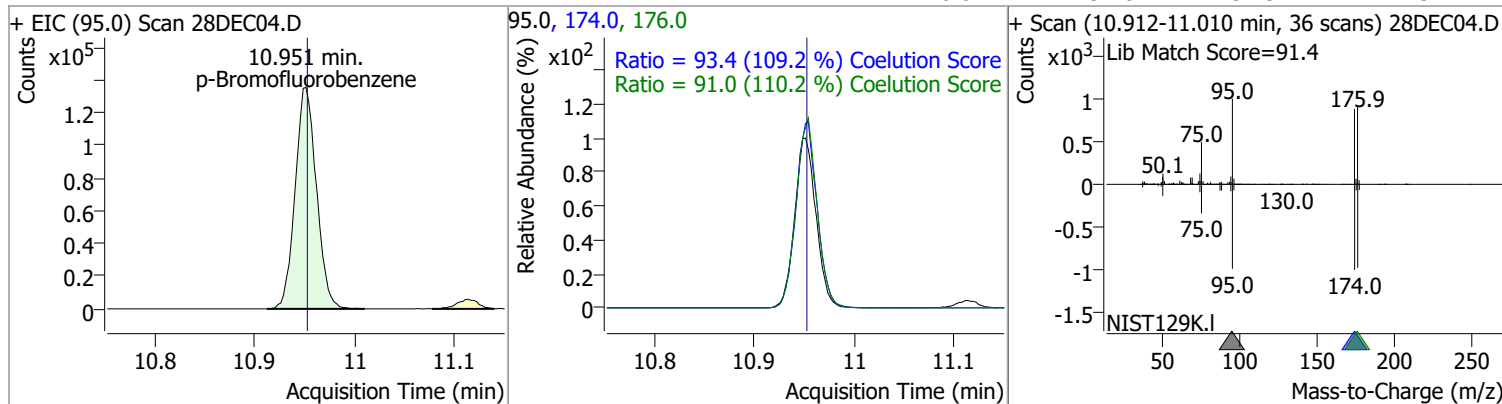
Compound	Conc.	RT	Dev(Min)	Resp.	QIon	QRatio	Lower	Upper
Styrene	133.4647	10.45	0.00	227596	78.0	50.2	20.6	80.6



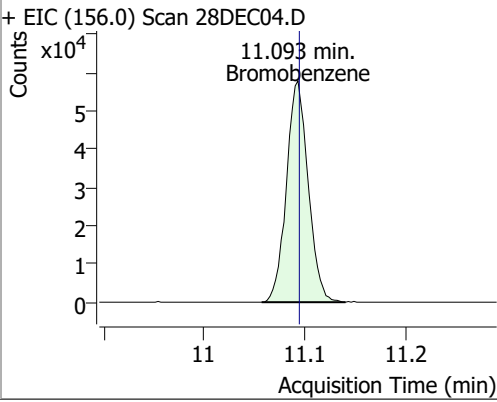
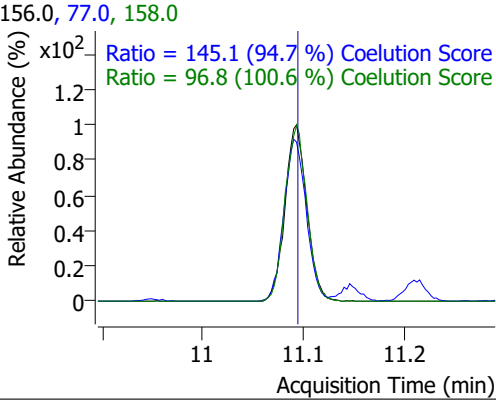
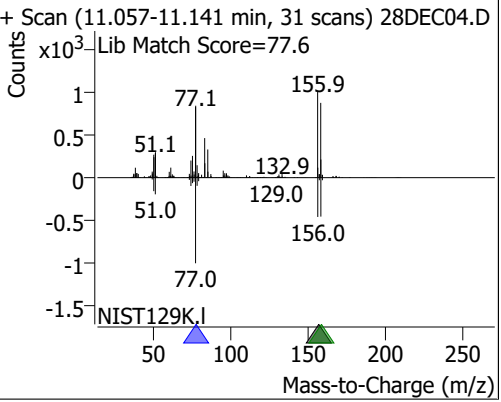
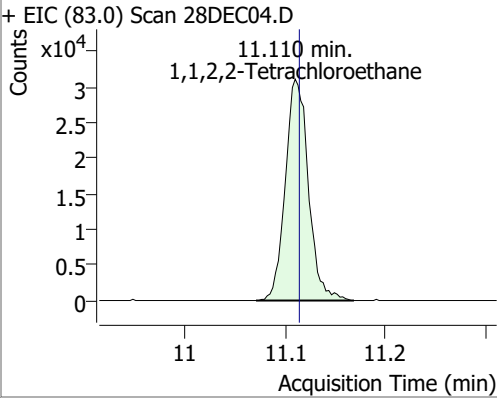
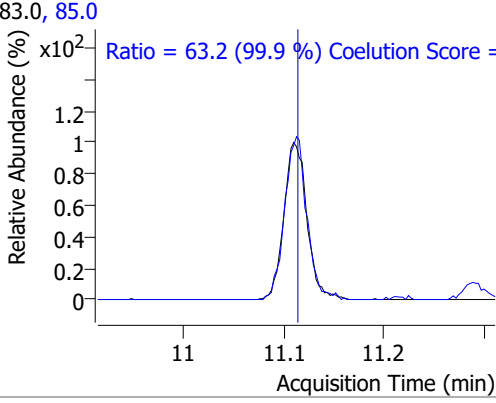
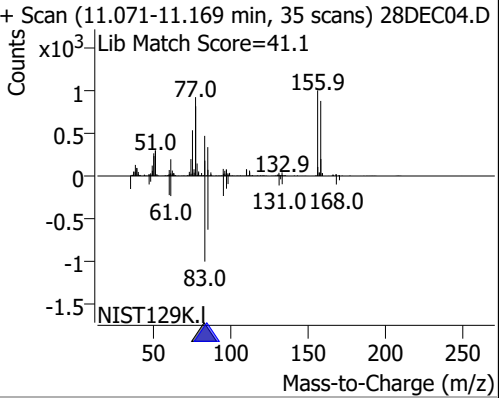
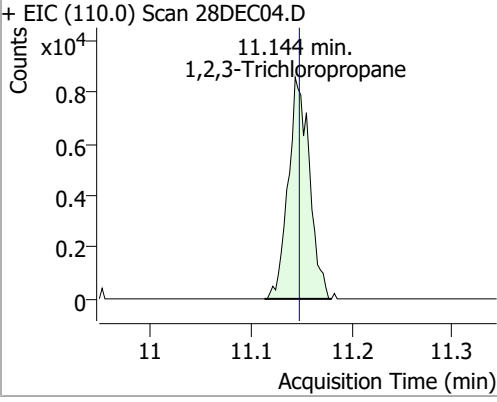
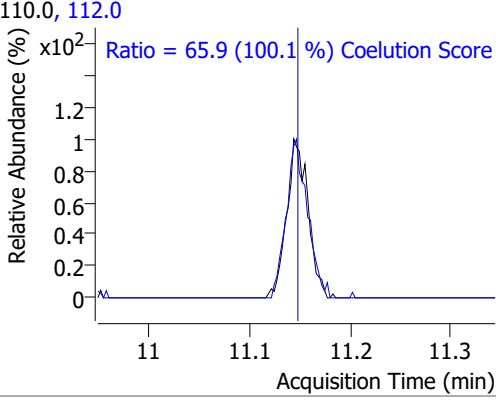
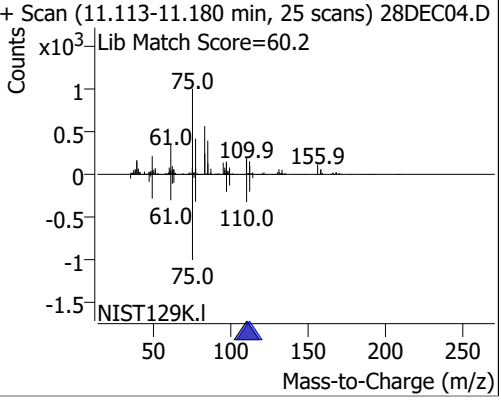
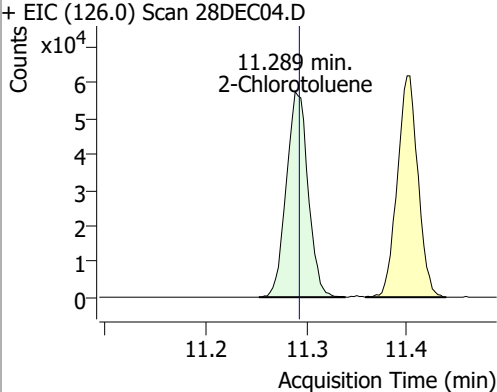
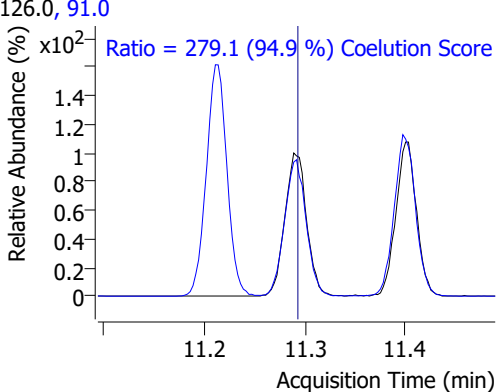
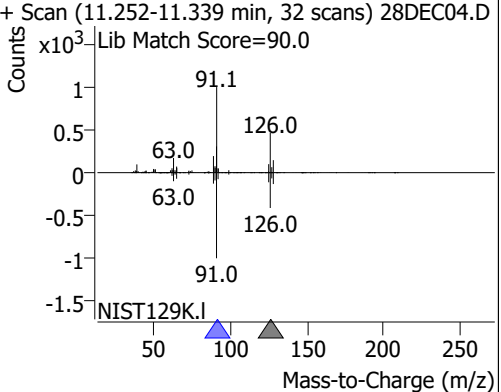
Compound	Conc.	RT	Dev(Min)	Resp.	QIon	QRatio	Lower	Upper
Bromoform	134.5371	10.63	0.01	33701	170.5	52.4	22.7	82.7
					174.5	49.6	20.7	80.7



Compound	Conc.	RT	Dev(Min)	Resp.	QIon	QRatio	Lower	Upper
p-Bromofluorobenzene	261.5255	10.95	0.00	199694	174.0	93.4	55.5	115.5
					176.0	91.0	52.5	112.5

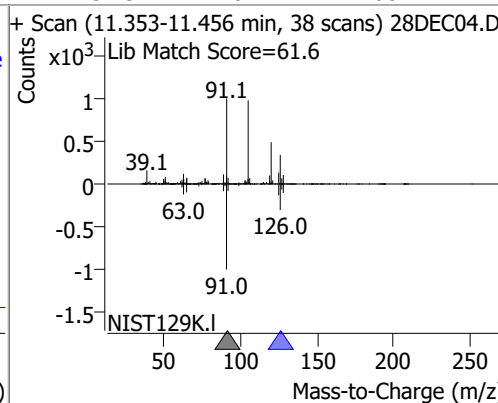
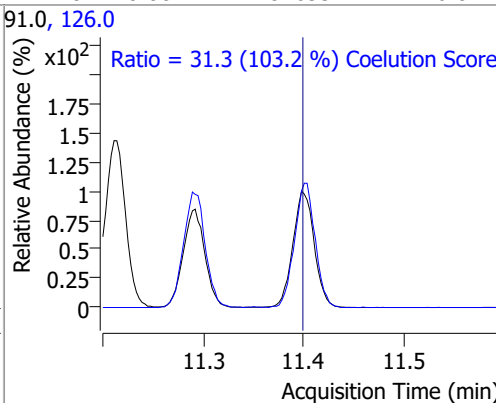
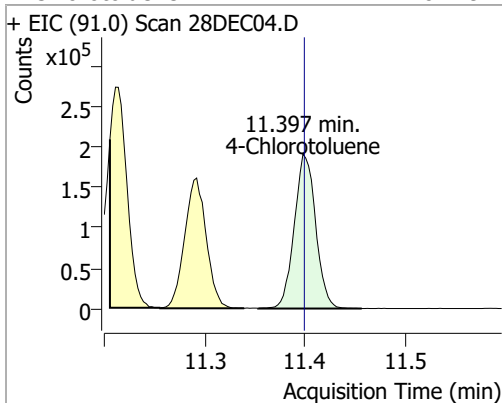


Quantitation Results Report (QT Reviewed)

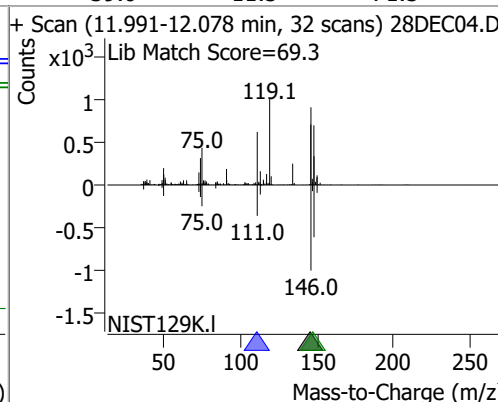
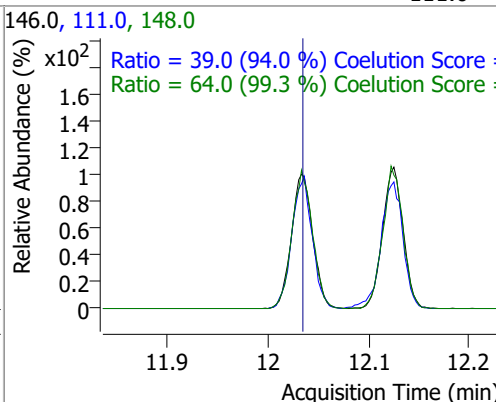
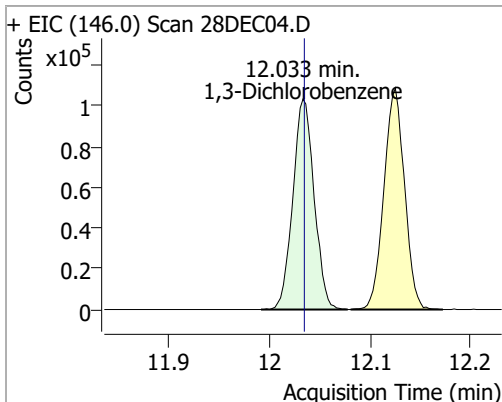
Compound	Conc.	RT	Dev(Min)	Resp.	QIon	QRatio	Lower	Upper
Bromobenzene	131.5319	11.09	0.00	86890	77.0 158.0	145.1 96.8	123.2 66.2	183.2 126.2
								
1,1,2,2-Tetrachloroethane	131.5218	11.11	0.00	49771	85.0	63.2	33.2	93.2
								
1,2,3-Trichloropropane	126.5010	11.14	0.00	12612	112.0	65.9	35.8	95.8
								
2-Chlorotoluene	126.8592	11.29	0.00	86659	91.0	279.1	264.1	324.1
								

Quantitation Results Report (QT Reviewed)

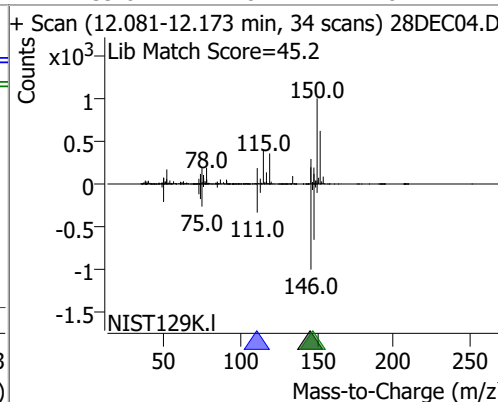
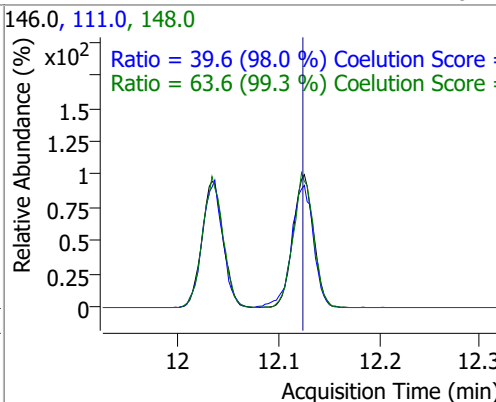
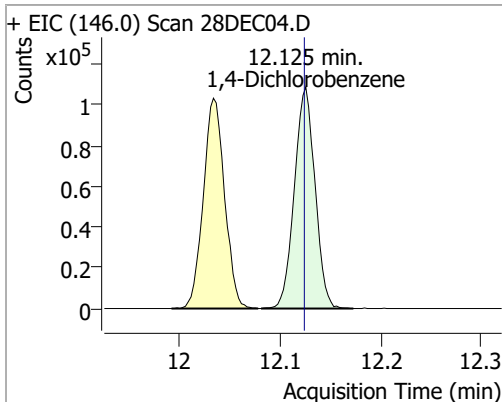
Compound	Conc.	RT	Dev(Min)	Resp.	QIon	QRatio	Lower	Upper
4-Chlorotoluene	128.1192	11.40	0.00	282699	126.0	31.3	0.4	60.4



Compound	Conc.	RT	Dev(Min)	Resp.	QIon	QRatio	Lower	Upper
1,3-Dichlorobenzene	125.7538	12.03	0.00	151870	148.0	64.0	34.5	94.5
					111.0	39.0	11.5	71.5

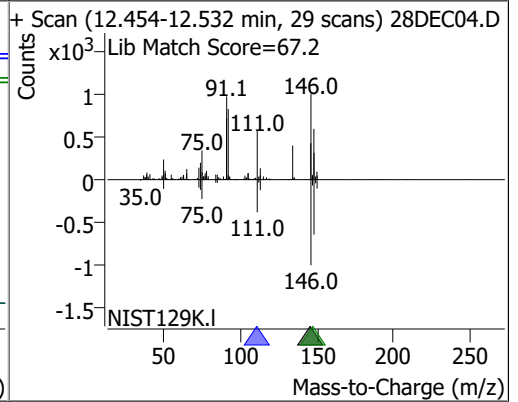
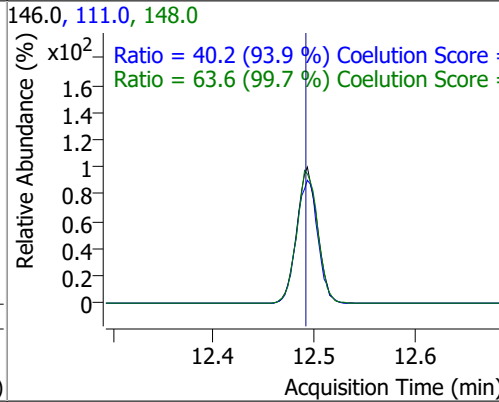
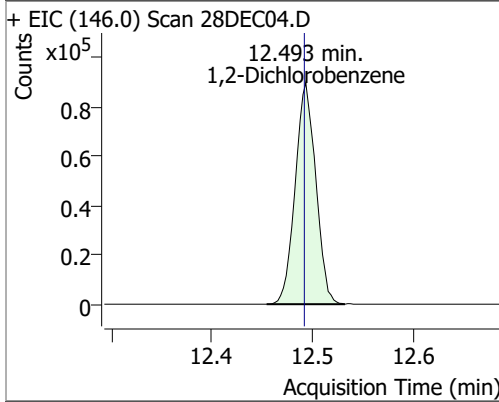


Compound	Conc.	RT	Dev(Min)	Resp.	QIon	QRatio	Lower	Upper
1,4-Dichlorobenzene	124.3095	12.13	0.00	155091	148.0	63.6	34.0	94.0
					111.0	39.6	10.4	70.4



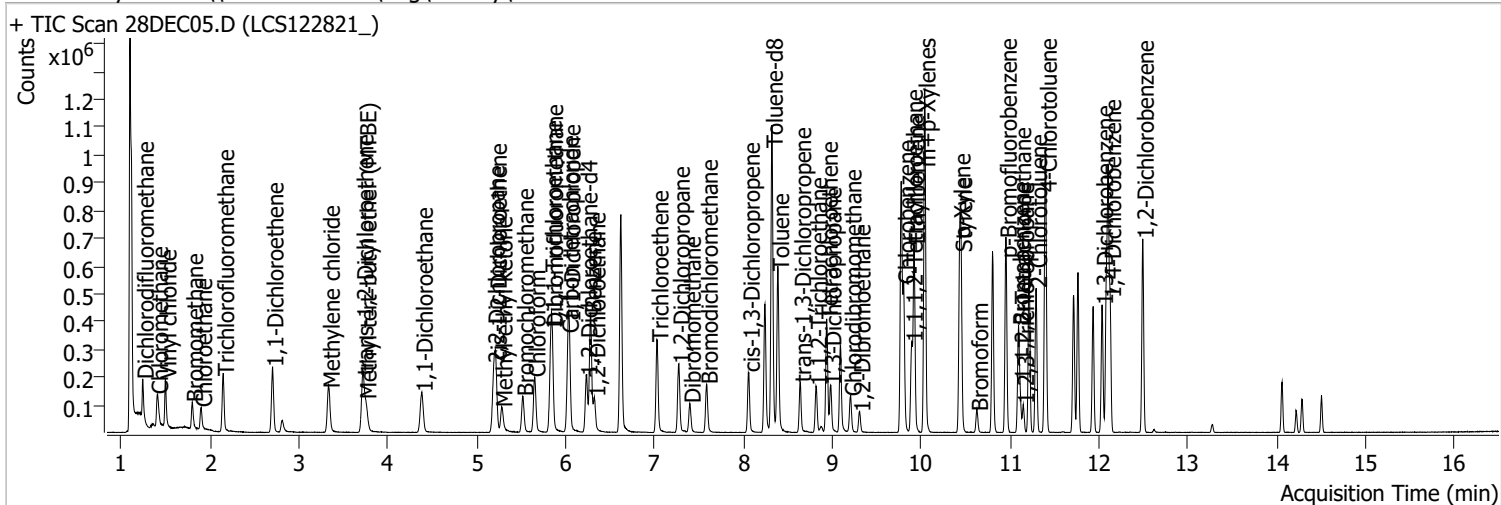
Quantitation Results Report (QT Reviewed)

Compound	Conc.	RT	Dev(Min)	Resp.	QIon	QRatio	Lower	Upper
1,2-Dichlorobenzene	125.1731	12.49	0.00	127932	148.0	63.6	33.8	93.8
					111.0	40.2	12.8	72.8



Quantitation Results Report (QT Reviewed)

Data File	28DEC05.D	Operator	MSC
Acq. Method	5975CACQF.M	Acq. Date-Time	12/28/2021 11:24:37 AM
Sample Name	LCS122821_	Instrument	VOA5975C
Vial	5	Multiplier	1.00
DA Method File	VOA5975C_8260B_SHT_DoD_L4_120721.m	Comment	
Tune File	BFB_Atune3.u	Tune Date	10/11/2021 4:02:00 PM
Batch Name	VG122821_8260B_624pt1.batch.bin	Last Calib Update	2/11/2022 12:17:53 PM
Ref Library	\\MASSHUNTER\Org\Library\NIST129K.I		



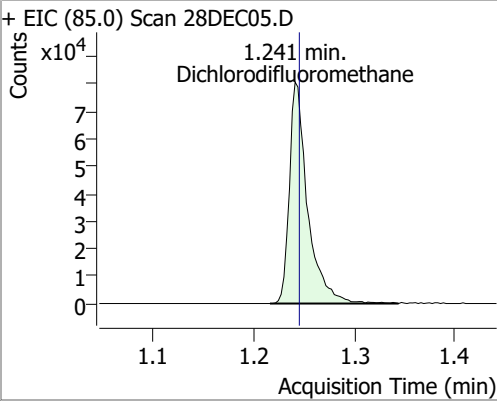
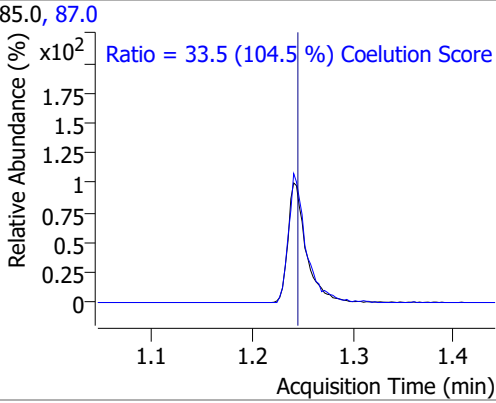
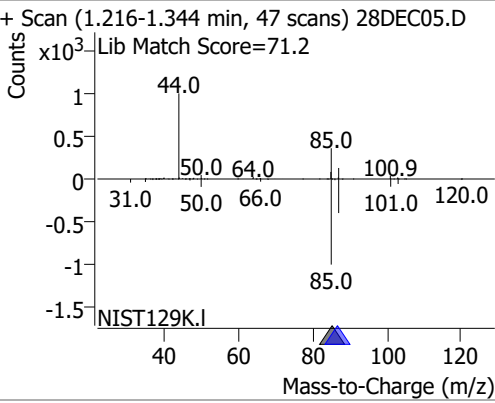
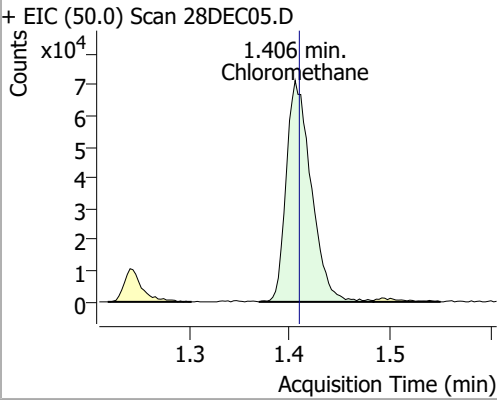
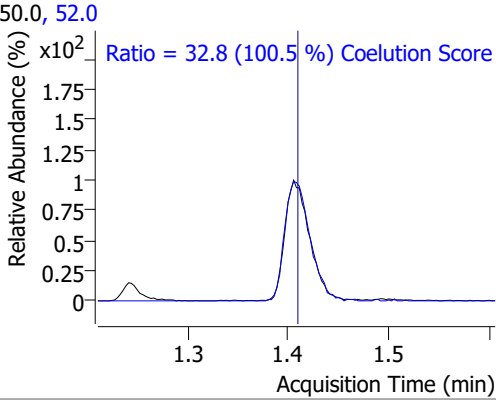
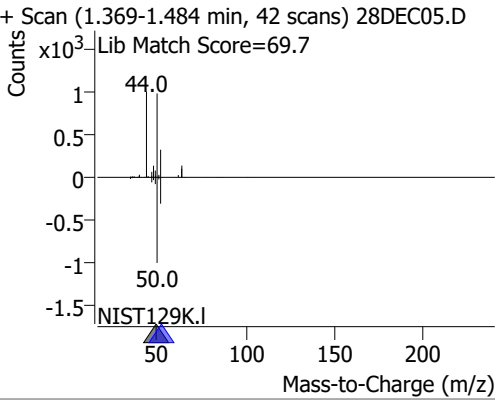
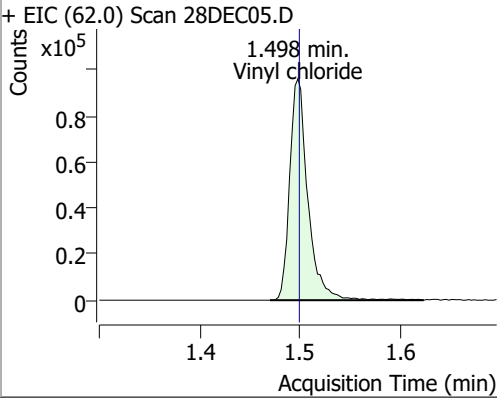
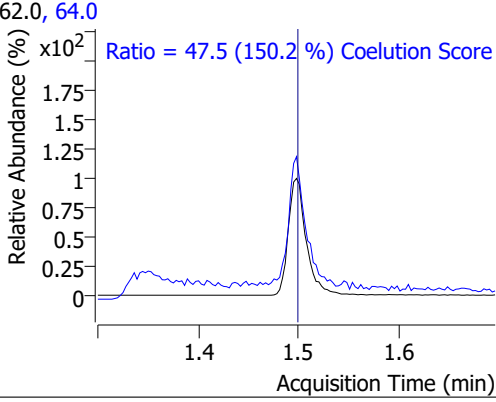
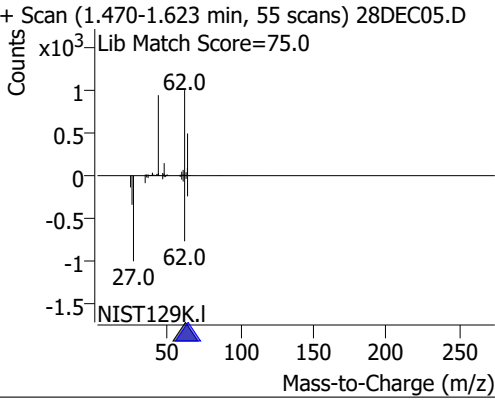
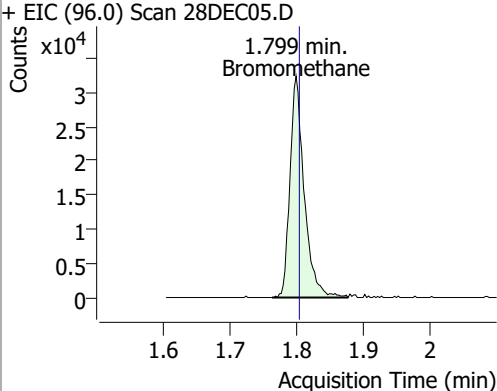
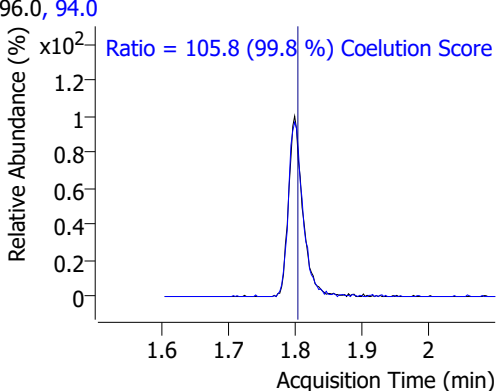
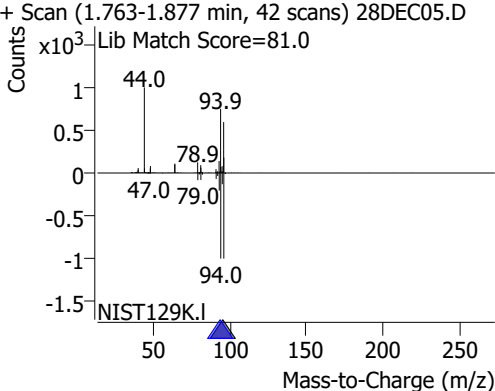
Compound	RT	QIon	Resp.	Conc.	Units	Dev(Min)
Internal Standards						
M Fluorobenzene	6.620	96.0	663063	250.0000	ng	0.000
M Chlorobenzene-d5	9.774	82.0	249855	250.0000	ng	0.000
M 1,4-Dichlorobenzene-d4	12.100	152.0	207284	250.0000	ng	0.000
System Monitoring Compounds						
S Dibromofluoromethane	5.848	113.0	169405	260.6848	ng	-0.003
Spiked Amount: 250.000	Range: 80.0 - 119.0%			Recovery = 104.27%		
S 1,2-Dichloroethane-d4	6.233	67.0	74979	252.8233	ng	0.003
Spiked Amount: 250.000	Range: 81.0 - 118.0%			Recovery = 101.13%		
S Toluene-d8	8.319	98.0	666917	265.5302	ng	0.000
Spiked Amount: 250.000	Range: 89.0 - 112.0%			Recovery = 106.21%		
S p-Bromofluorobenzene	10.951	95.0	201536	254.0926	ng	0.000
Spiked Amount: 250.000	Range: 85.0 - 114.0%			Recovery = 101.64%		
Target Compounds						
T Dichlorodifluoromethane	1.241	85.0	102161	107.7579	ng	97
T Chloromethane	1.406	50.0	123562	114.4663	ng	100
T Vinyl chloride	1.498	62.0	121017	119.1613	ng	71
T Bromomethane	1.799	96.0	48029	119.9885	ng	100
T Chloroethane	1.899	64.0	55898	99.6324	ng	99
T Trichlorofluoromethane	2.145	101.0	142085	107.1319	ng	99
T 1,1-Dichloroethene	2.702	96.0	79552	115.9104	ng	99
T Methylene chloride	3.335	49.0	124111	127.7257	ng	97
T trans-1,2-Dichloroethene	3.715	96.0	93945	137.0096	ng	100
T Methyl tert-butyl ether (MTBE)	3.748	73.0	108256	123.2730	ng	97
T 1,1-Dichloroethane	4.381	63.0	175270	134.8345	ng	99
T 2,2-Dichloropropane	5.190	77.0	133285	140.0447	ng	90
T cis-1,2-Dichloroethene	5.215	96.0	94061	132.2837	ng	98
T Methyl ethyl ketone	5.279	43.0	125962	1332.5648	ng	97
T Bromochloromethane	5.516	128.0	35445	132.4165	ng	95
T Chloroform	5.650	83.0	159793	124.5906	ng	100

Quantitation Results Report (QT Reviewed)

Compound	RT	QIon	Resp.	Conc.	Units	Dev(Min)
T 1,1,1-Trichloroethane	5.831	97.0	158434	130.9263	ng	96
T Carbon tetrachloride	6.024	117.0	150041	126.3652	ng	100
T 1,1-Dichloropropene	6.040	75.0	131013	122.8317	ng	98
T Benzene	6.277	78.0	357036	132.3532	ng	100
T 1,2-Dichloroethane	6.322	62.0	90579	128.4665	ng	99
T Trichloroethene	7.030	95.0	101783	128.4738	ng	98
T 1,2-Dichloropropane	7.270	63.0	88249	132.2161	ng	98
T Dibromomethane	7.396	93.0	36576	133.4882	ng	98
T Bromodichloromethane	7.585	83.0	104134	134.1666	ng	99
T cis-1,3-Dichloropropene	8.059	75.0	111635	129.4990	ng	99
T Toluene	8.388	92.0	221799	134.3198	ng	100
T trans-1,3-Dichloropropene	8.637	75.0	85404	138.4667	ng	99
T 1,1,2-Trichloroethane	8.815	83.0	42201	131.3559	ng	97
T Tetrachloroethene	8.935	163.8	89325	136.5099	ng	96
T 1,3-Dichloropropane	8.980	76.0	84095	131.2305	ng	100
T Chlorodibromomethane	9.203	129.0	65578	135.2172	ng	99
T 1,2-Dibromoethane	9.303	107.0	46785	133.9506	ng	94
T Chlorobenzene	9.802	112.0	243411	136.5494	ng	100
T 1,1,1,2-Tetrachloroethane	9.891	131.0	80899	133.4156	ng	98
T Ethylbenzene	9.919	91.0	421752	132.8745	ng	98
T m+p-Xylenes	10.036	106.0	329254	272.0552	ng	96
T o-Xylene	10.430	106.0	148481	140.6024	ng	98
T Styrene	10.449	104.0	242843	141.2043	ng	99
T Bromoform	10.628	172.5	35525	136.5286	ng	99
T Bromobenzene	11.093	156.0	93012	135.5472	ng	96
T 1,1,2,2-Tetrachloroethane	11.110	83.0	51346	130.6225	ng	98
T 1,2,3-Trichloropropane	11.146	110.0	12784	123.4432	ng	99
T 2-Chlorotoluene	11.291	126.0	92812	130.7985	ng	95
T 4-Chlorotoluene	11.400	91.0	310959	135.6699	ng	97
T 1,3-Dichlorobenzene	12.033	146.0	170334	135.7816	ng	98
T 1,4-Dichlorobenzene	12.125	146.0	168254	129.8295	ng	99
T 1,2-Dichlorobenzene	12.490	146.0	139719	131.6065	ng	98

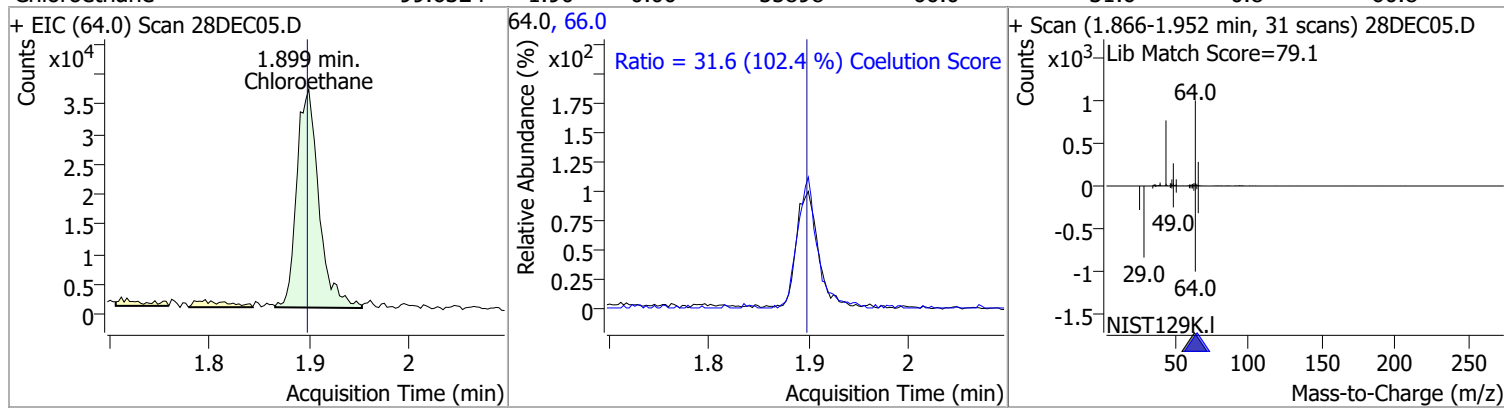
(#) = Qualifier Out of Range; (m) = Manual Integration; (+) = Area Summed; (*) = Surrogate Percent Recovery Out of Range; (d): Zeroed Peak

Quantitation Results Report (QT Reviewed)

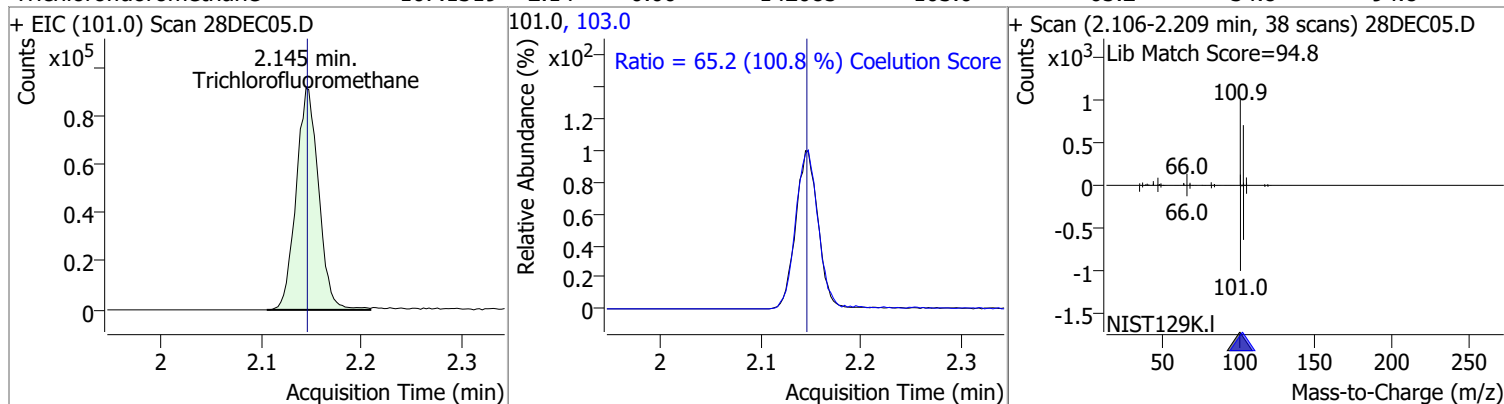
Compound	Conc.	RT	Dev(Min)	Resp.	QIon	QRatio	Lower	Upper
Dichlorodifluoromethane	107.7579	1.24	0.00	102161	87.0	33.5	2.0	62.0
+ EIC (85.0) Scan 28DEC05.D 			85.0, 87.0 			+ Scan (1.216-1.344 min, 47 scans) 28DEC05.D Lib Match Score=71.2 		
Chloromethane	114.4663	1.41	0.00	123562	52.0	32.8	2.7	62.7
+ EIC (50.0) Scan 28DEC05.D 			50.0, 52.0 			+ Scan (1.369-1.484 min, 42 scans) 28DEC05.D Lib Match Score=69.7 		
Vinyl chloride	119.1613	1.50	0.00	121017	64.0	47.5	1.6	61.6
+ EIC (62.0) Scan 28DEC05.D 			62.0, 64.0 			+ Scan (1.470-1.623 min, 55 scans) 28DEC05.D Lib Match Score=75.0 		
Bromomethane	119.9885	1.80	0.00	48029	94.0	105.8	76.0	136.0
+ EIC (96.0) Scan 28DEC05.D 			96.0, 94.0 			+ Scan (1.763-1.877 min, 42 scans) 28DEC05.D Lib Match Score=81.0 		

Quantitation Results Report (QT Reviewed)

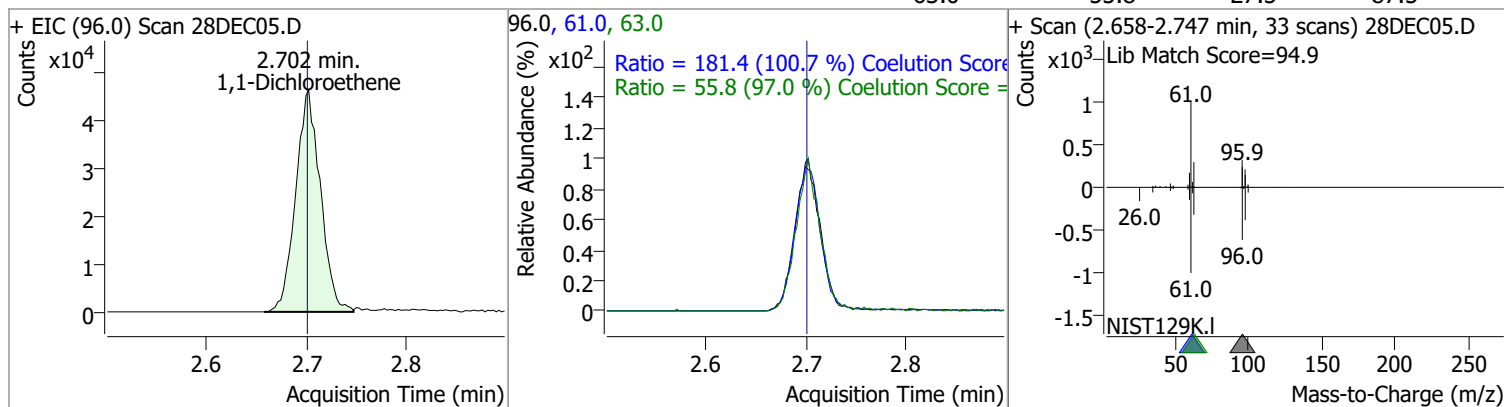
Compound	Conc.	RT	Dev(Min)	Resp.	QIon	QRatio	Lower	Upper
Chloroethane	99.6324	1.90	0.00	55898	66.0	31.6	0.8	60.8



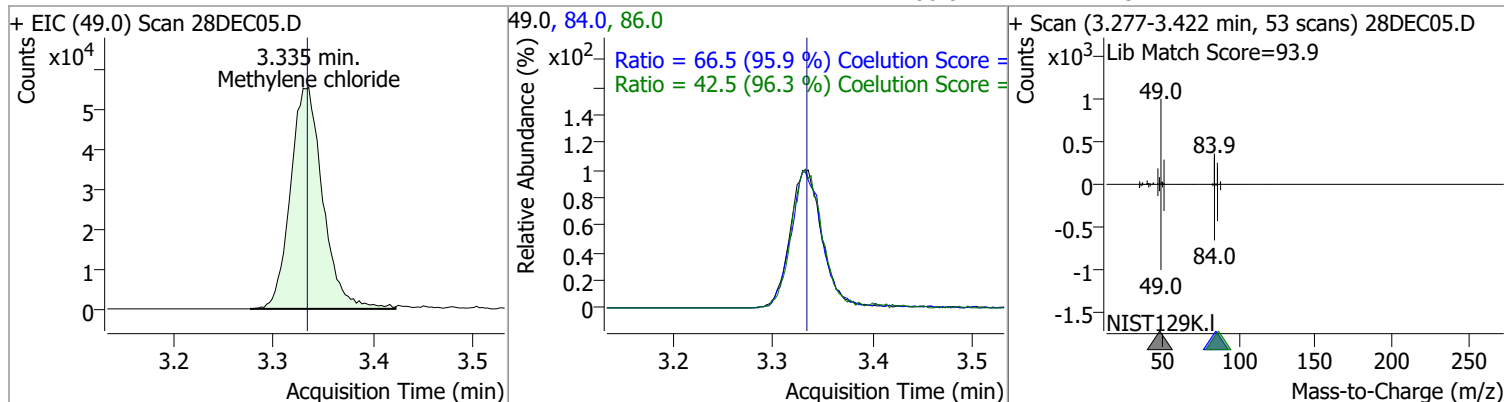
Compound	Conc.	RT	Dev(Min)	Resp.	QIon	QRatio	Lower	Upper
Trichlorofluoromethane	107.1319	2.14	0.00	142085	103.0	65.2	34.8	94.8



Compound	Conc.	RT	Dev(Min)	Resp.	QIon	QRatio	Lower	Upper
1,1-Dichloroethene	115.9104	2.70	0.00	79552	61.0	181.4	150.1	210.1
					63.0	55.8	27.5	87.5

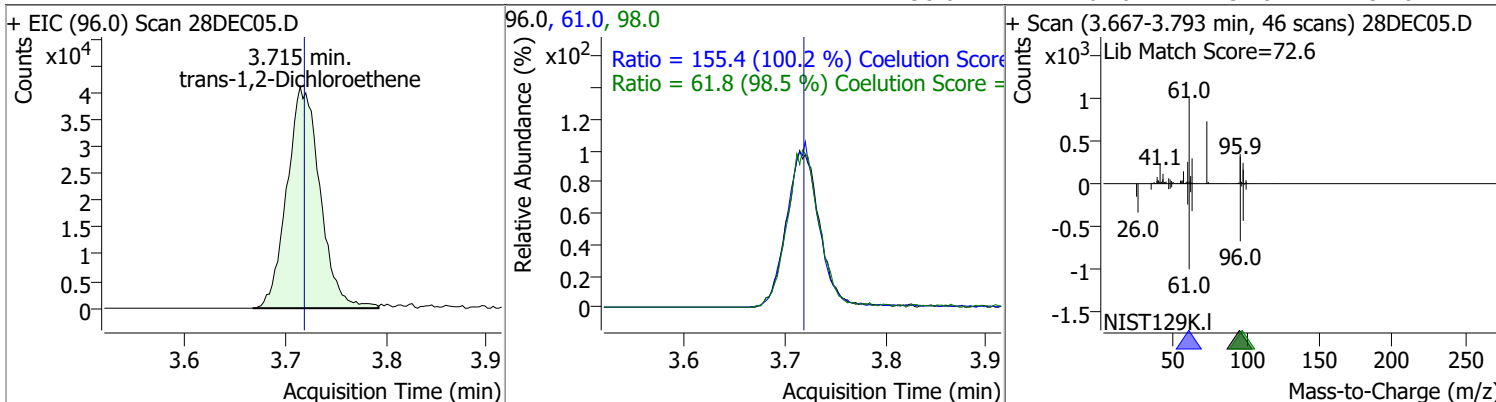


Compound	Conc.	RT	Dev(Min)	Resp.	QIon	QRatio	Lower	Upper
Methylene chloride	127.7257	3.34	0.00	124111	84.0	66.5	39.4	99.4
					86.0	42.5	14.1	74.1

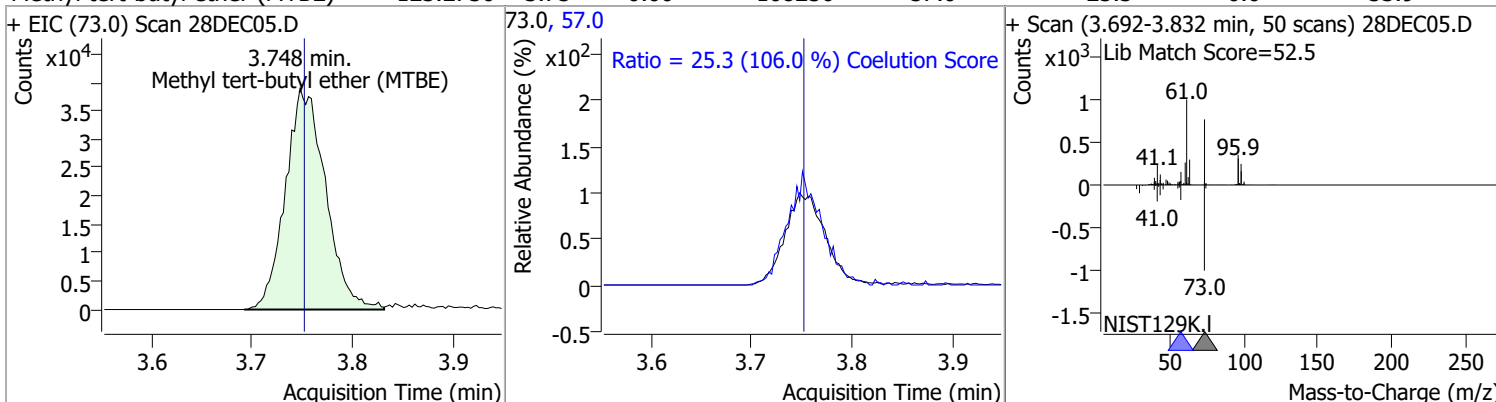


Quantitation Results Report (QT Reviewed)

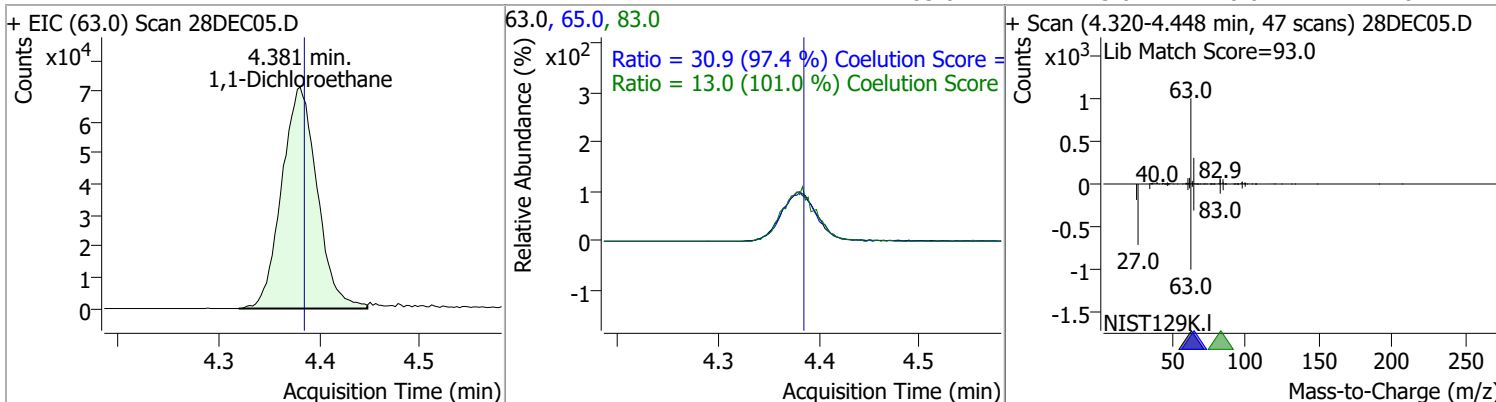
Compound	Conc.	RT	Dev(Min)	Resp.	QIon	QRatio	Lower	Upper
trans-1,2-Dichloroethene	137.0096	3.71	0.00	93945	61.0	155.4	125.1	185.1
					98.0	61.8	32.8	92.8



Compound	Conc.	RT	Dev(Min)	Resp.	QIon	QRatio	Lower	Upper
Methyl tert-butyl ether (MTBE)	123.2730	3.75	0.00	108256	57.0	25.3	0.0	53.9

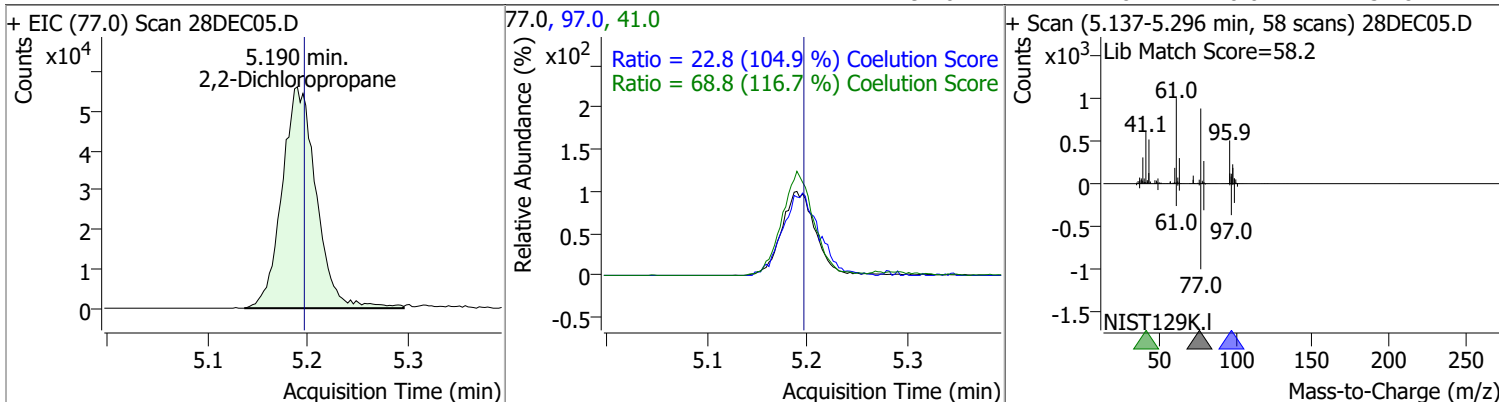


Compound	Conc.	RT	Dev(Min)	Resp.	QIon	QRatio	Lower	Upper
1,1-Dichloroethane	134.8345	4.38	0.00	175270	65.0	30.9	1.7	61.7
					83.0	13.0	0.0	42.8

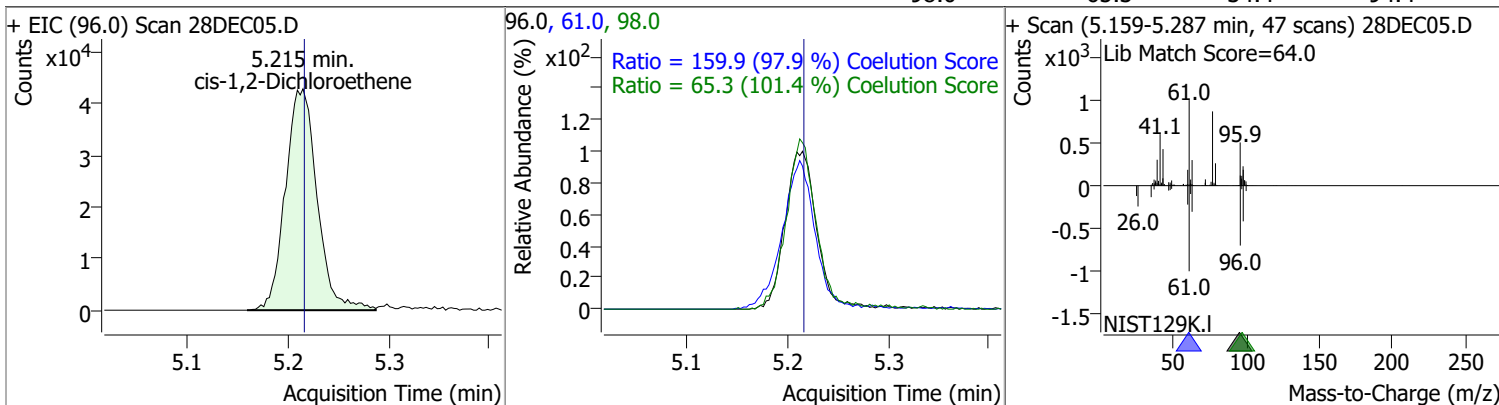


Quantitation Results Report (QT Reviewed)

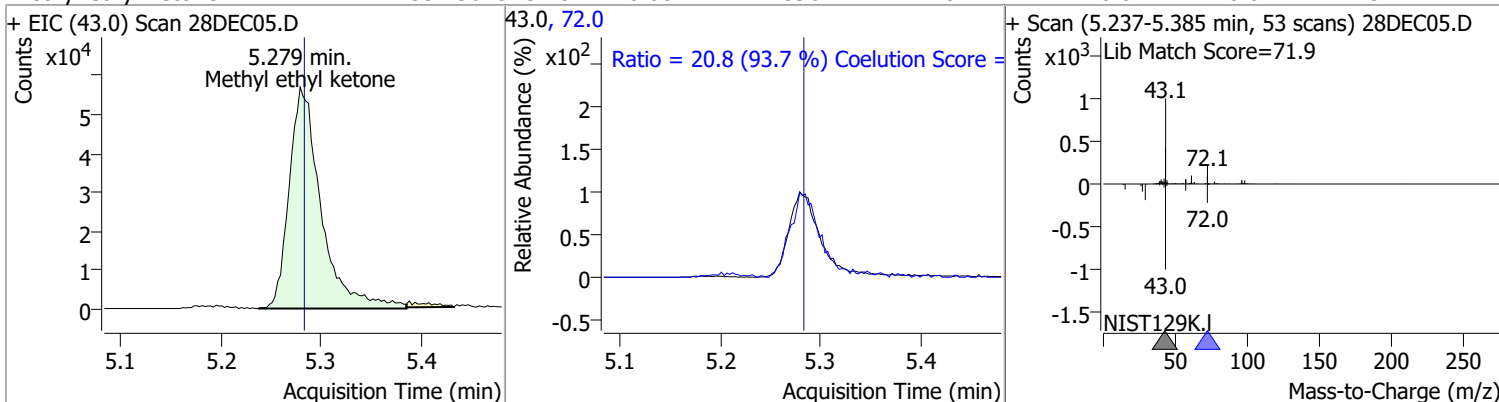
Compound	Conc.	RT	Dev(Min)	Resp.	QIon	QRatio	Lower	Upper
2,2-Dichloropropane	140.0447	5.19	-0.01	133285	41.0	68.8	29.0	89.0
					97.0	22.8	0.0	51.8



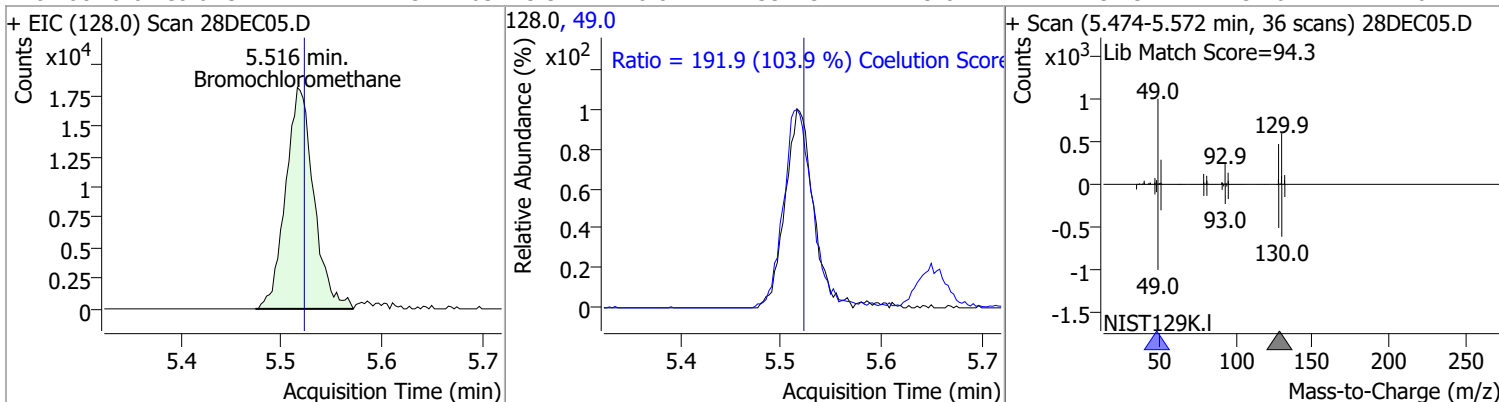
Compound	Conc.	RT	Dev(Min)	Resp.	QIon	QRatio	Lower	Upper
cis-1,2-Dichloroethene	132.2837	5.21	0.00	94061	61.0	159.9	133.3	193.3
					98.0	65.3	34.4	94.4



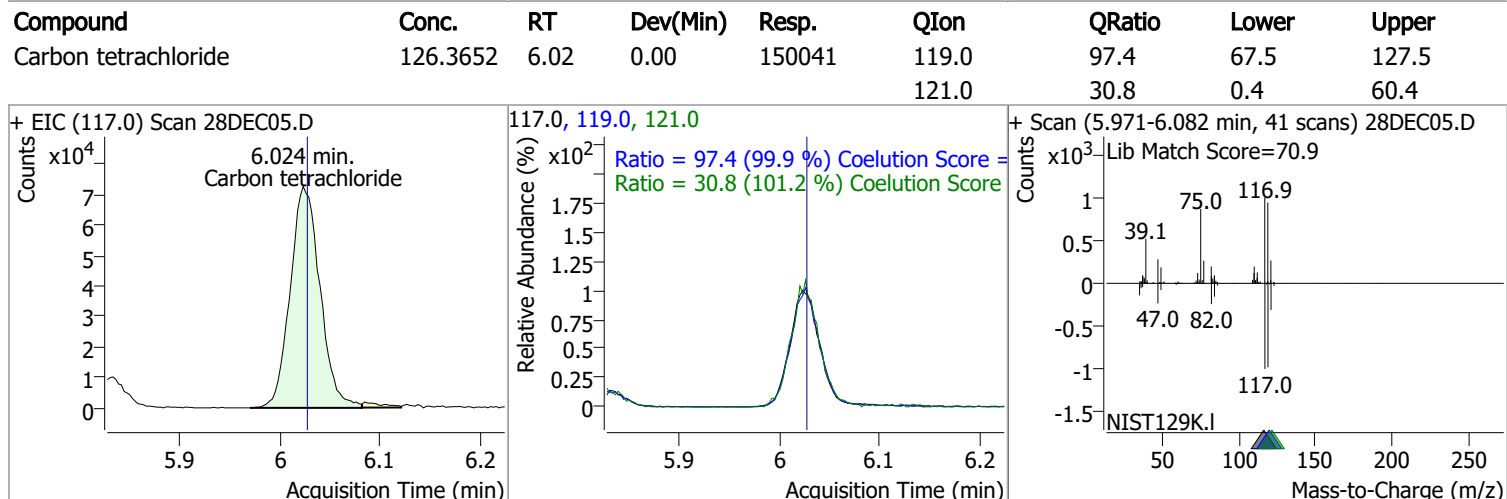
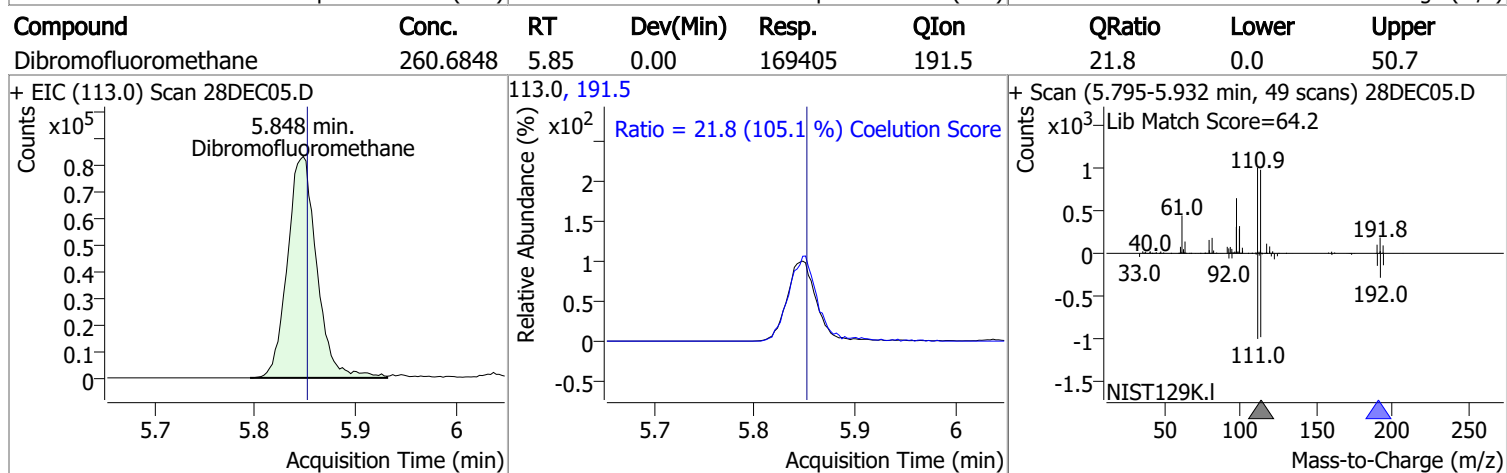
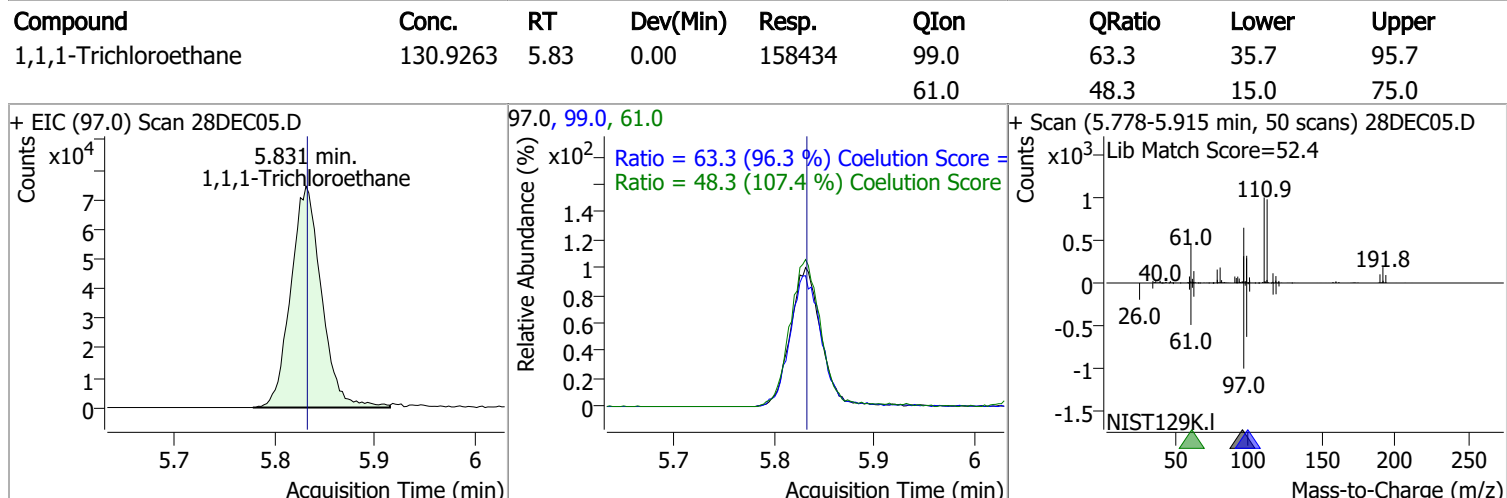
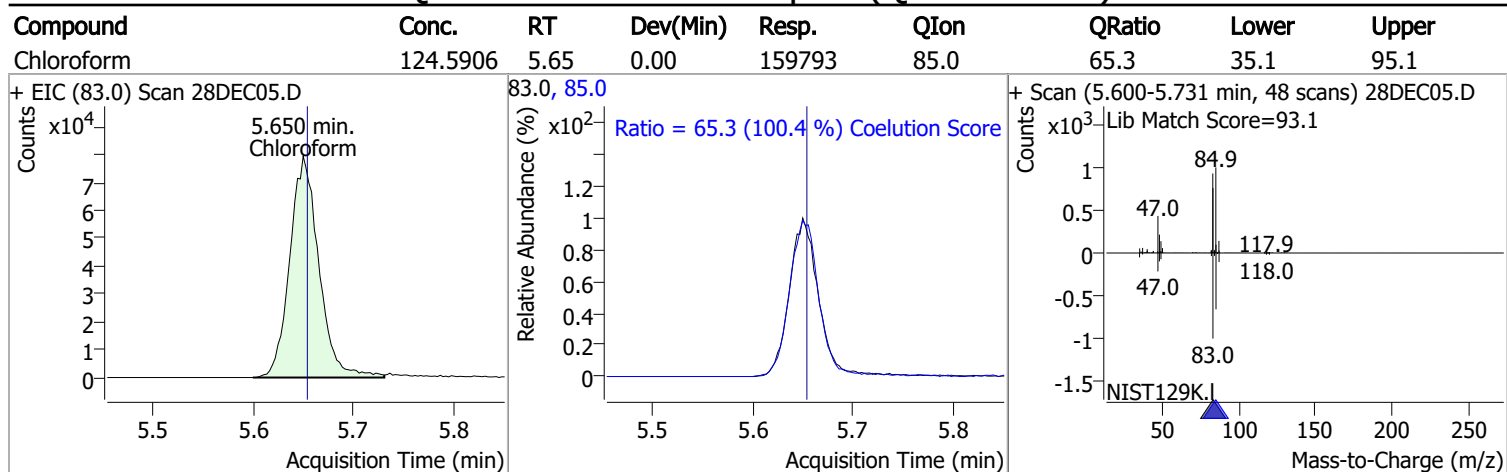
Compound	Conc.	RT	Dev(Min)	Resp.	QIon	QRatio	Lower	Upper
Methyl ethyl ketone	1332.5648	5.28	0.00	125962	72.0	20.8	0.0	52.2



Compound	Conc.	RT	Dev(Min)	Resp.	QIon	QRatio	Lower	Upper
Bromochloromethane	132.4165	5.52	-0.01	35445	49.0	191.9	154.6	214.6

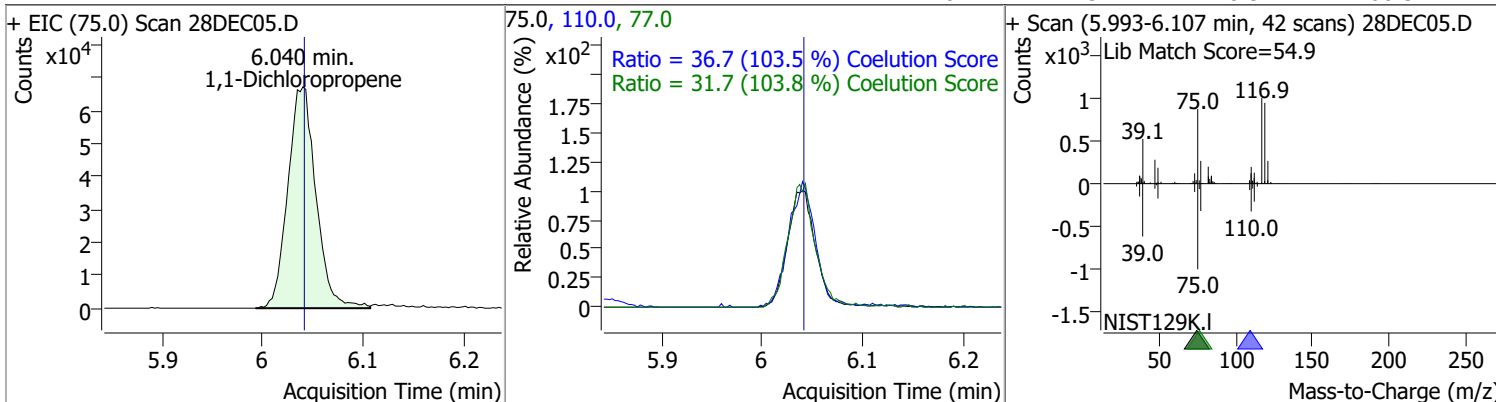


Quantitation Results Report (QT Reviewed)

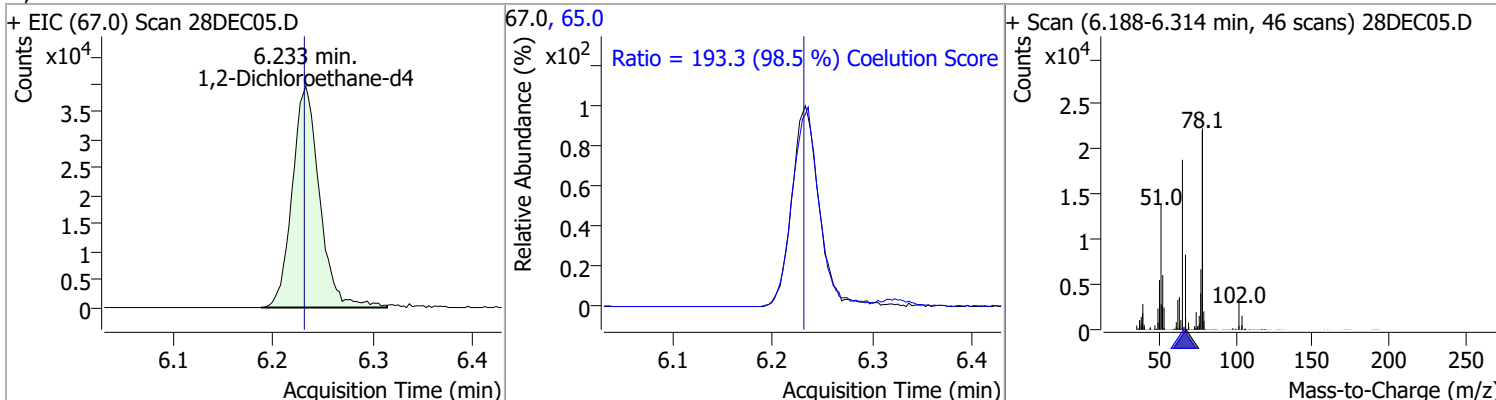


Quantitation Results Report (QT Reviewed)

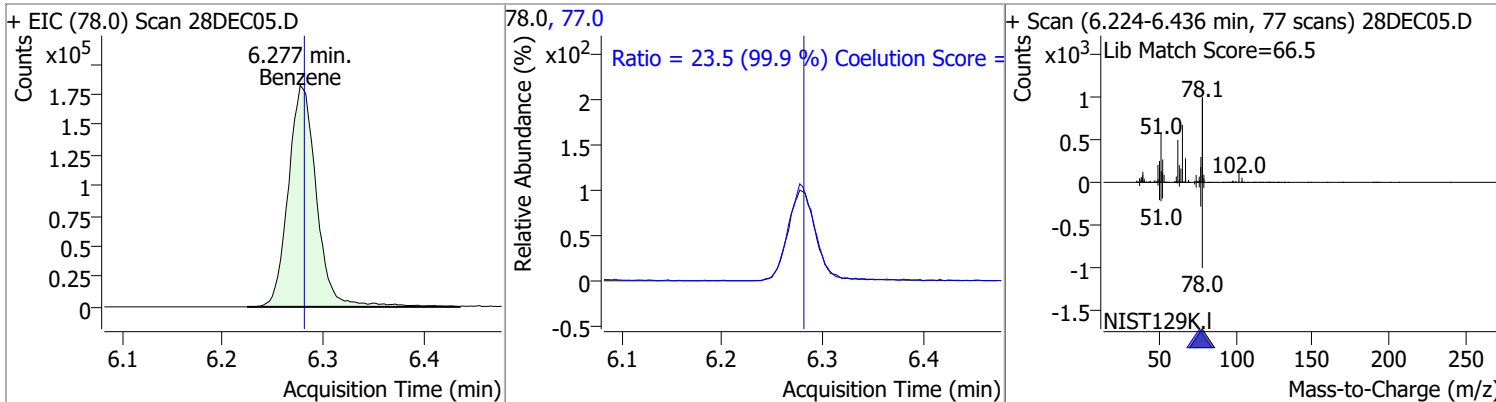
Compound	Conc.	RT	Dev(Min)	Resp.	QIon	QRatio	Lower	Upper
1,1-Dichloropropene	122.8317	6.04	0.00	131013	110.0	36.7	5.4	65.4
					77.0	31.7	0.5	60.5



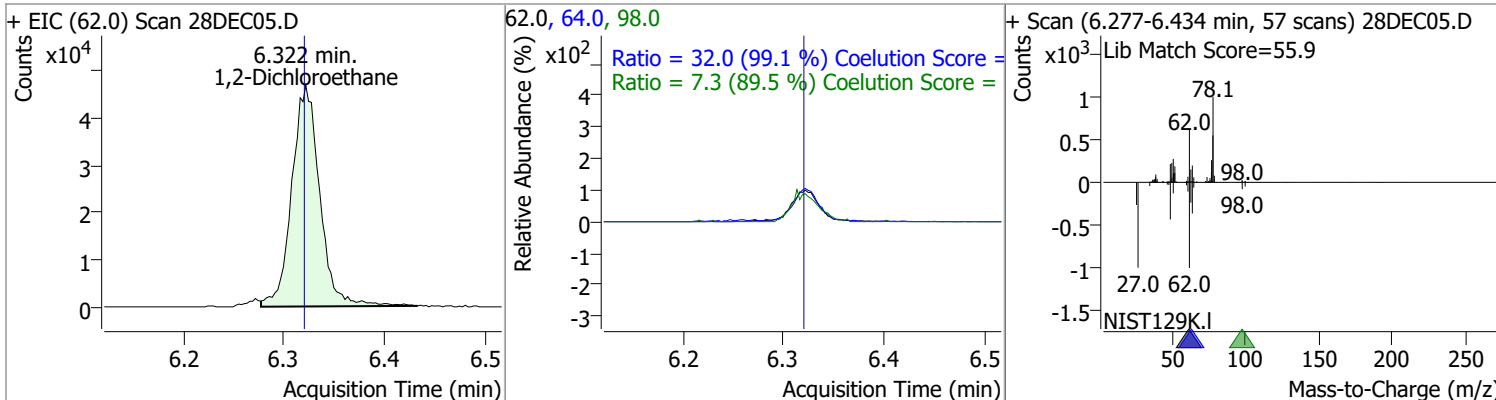
Compound	Conc.	RT	Dev(Min)	Resp.	QIon	QRatio	Lower	Upper
1,2-Dichloroethane-d4	252.8233	6.23	0.00	74979	65.0	193.3	166.3	226.3



Compound	Conc.	RT	Dev(Min)	Resp.	QIon	QRatio	Lower	Upper
Benzene	132.3532	6.28	0.00	357036	77.0	23.5	0.0	53.5

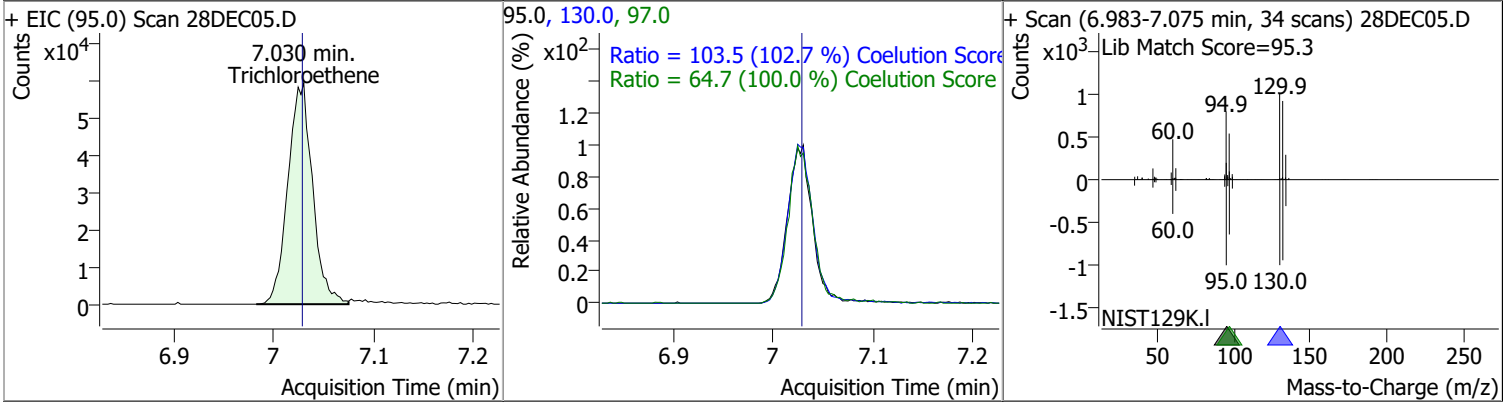


Compound	Conc.	RT	Dev(Min)	Resp.	QIon	QRatio	Lower	Upper
1,2-Dichloroethane	128.4665	6.32	0.00	90579	64.0	32.0	2.3	62.3
					98.0	7.3	0.0	38.2

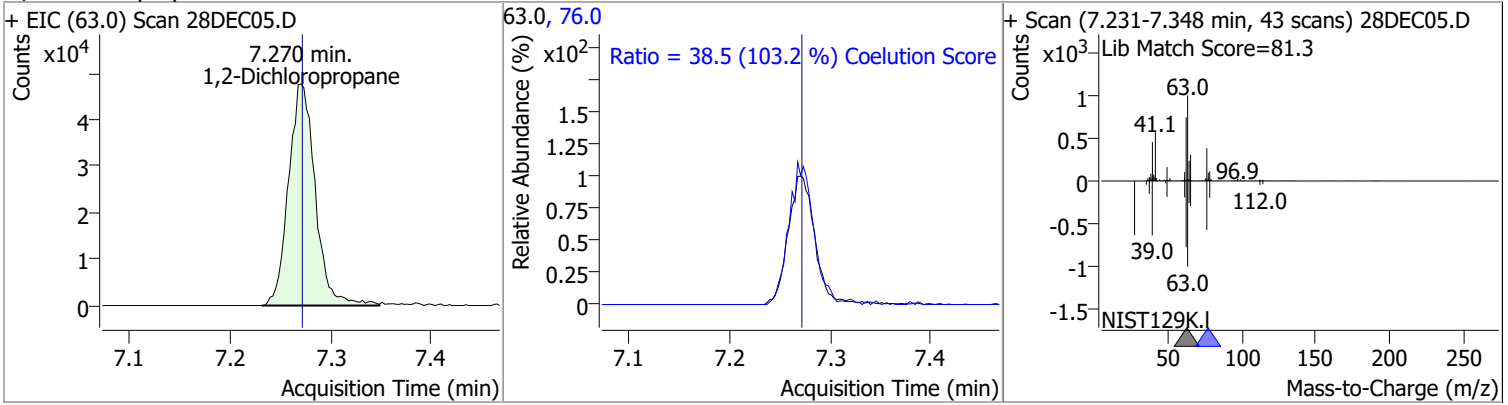


Quantitation Results Report (QT Reviewed)

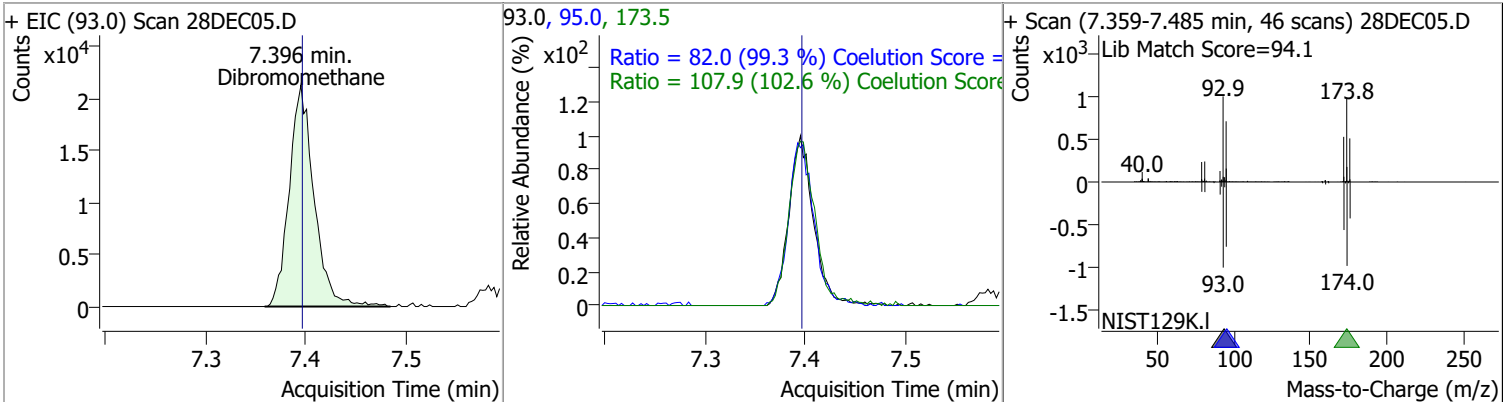
Compound	Conc.	RT	Dev(Min)	Resp.	QIon	QRatio	Lower	Upper
Trichloroethene	128.4738	7.03	0.00	101783	130.0	103.5	70.8	130.8
					97.0	64.7	34.7	94.7



Compound	Conc.	RT	Dev(Min)	Resp.	QIon	QRatio	Lower	Upper
1,2-Dichloropropane	132.2161	7.27	0.00	88249	76.0	38.5	7.3	67.3

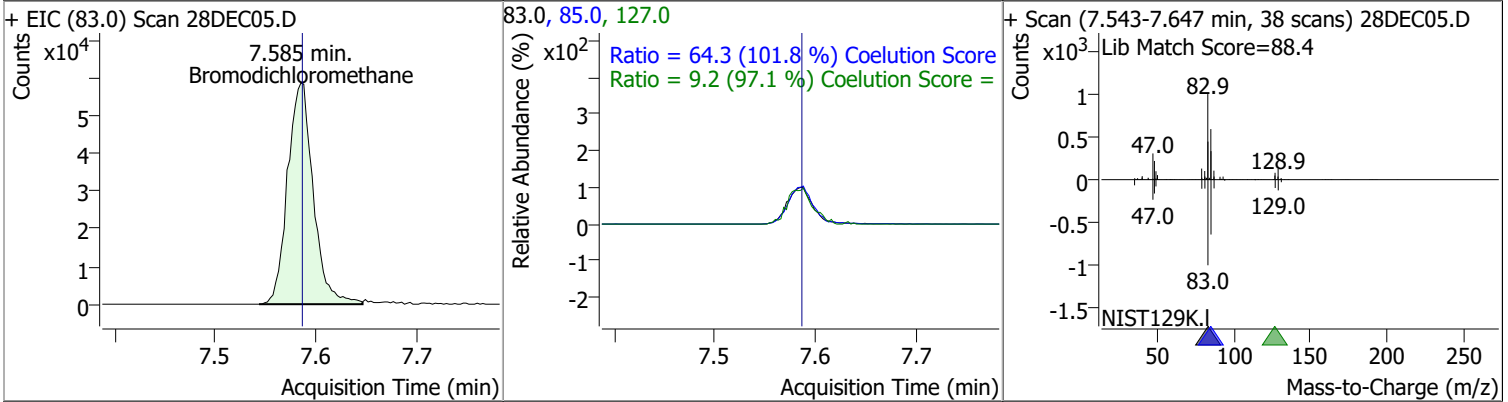


Compound	Conc.	RT	Dev(Min)	Resp.	QIon	QRatio	Lower	Upper
Dibromomethane	133.4882	7.40	0.00	36576	173.5	107.9	75.2	135.2
					95.0	82.0	52.6	112.6

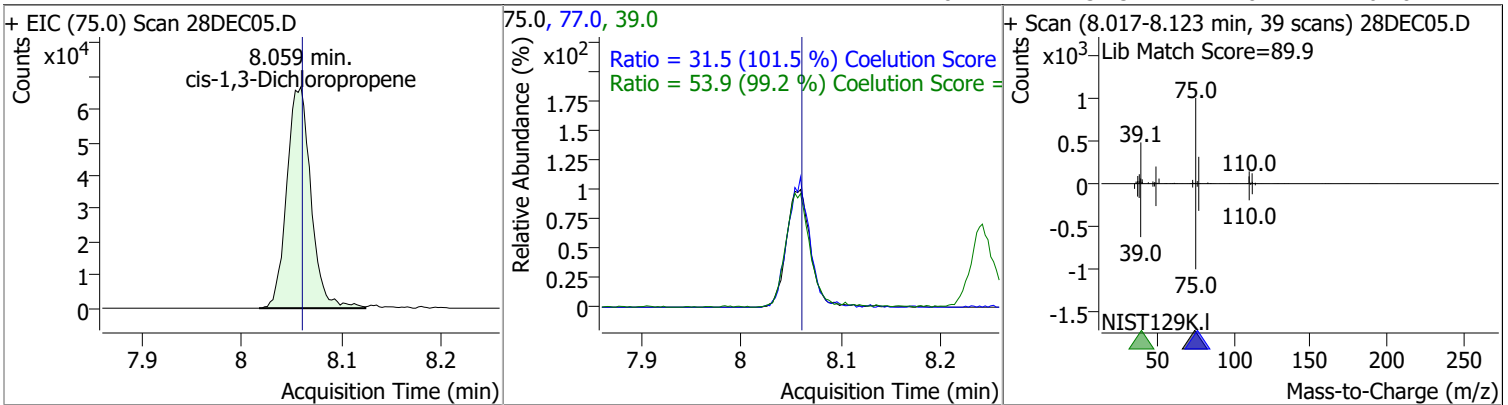


Quantitation Results Report (QT Reviewed)

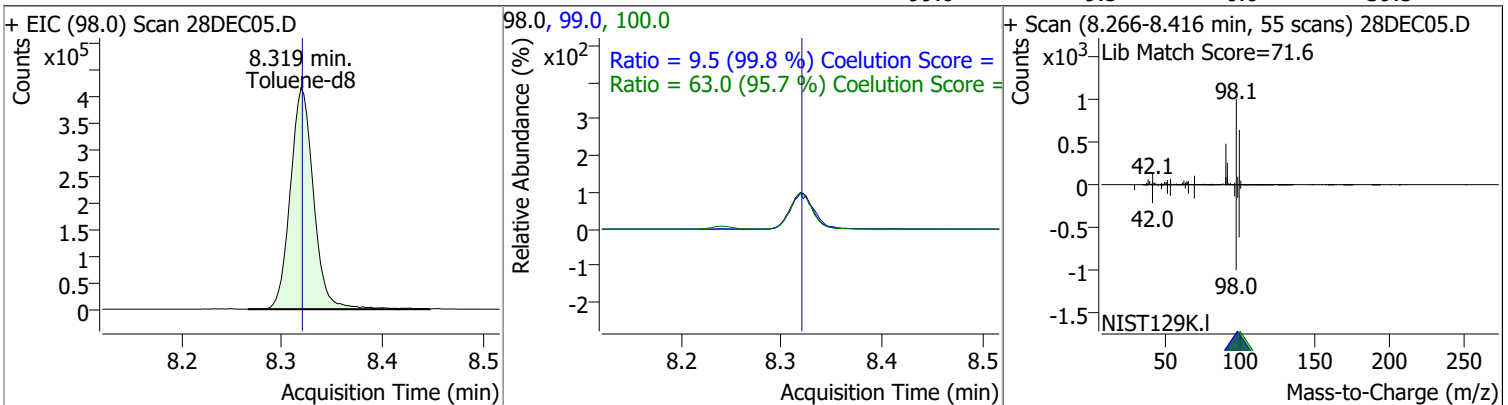
Compound	Conc.	RT	Dev(Min)	Resp.	QIon	QRatio	Lower	Upper
Bromodichloromethane	134.1666	7.59	0.00	104134	85.0	64.3	33.1	93.1
					127.0	9.2	0.0	39.5



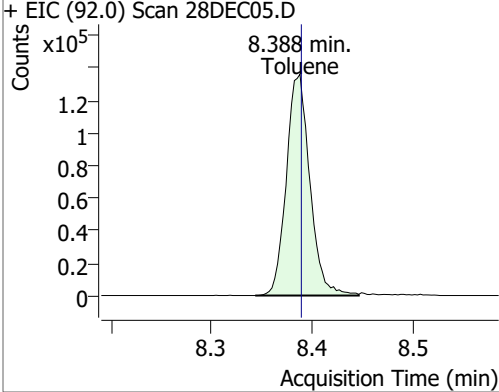
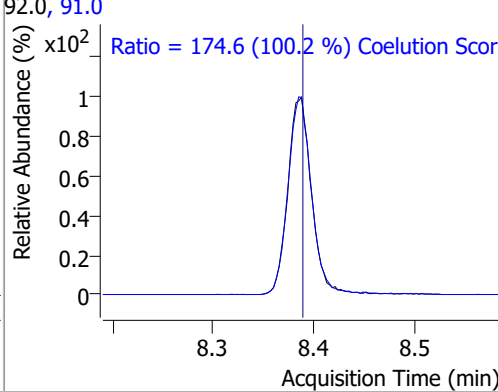
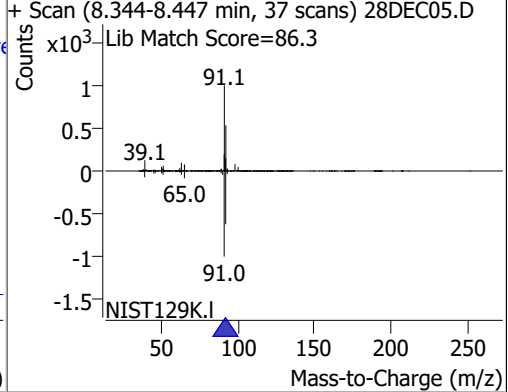
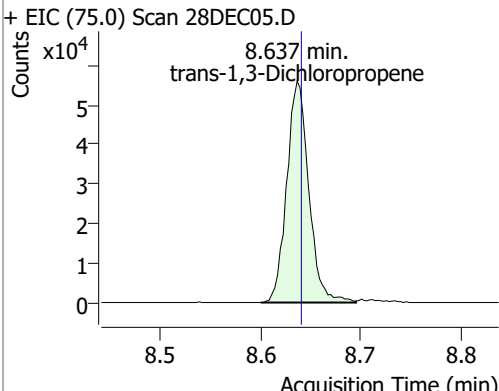
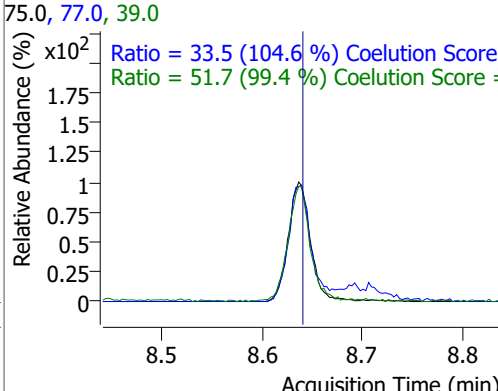
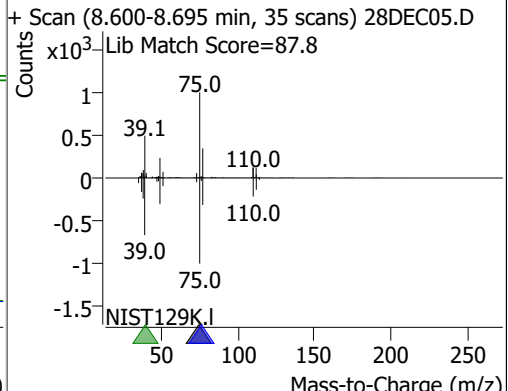
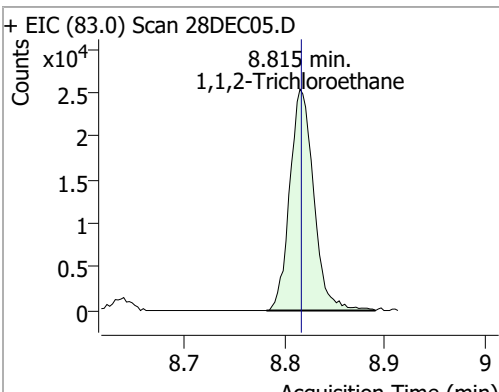
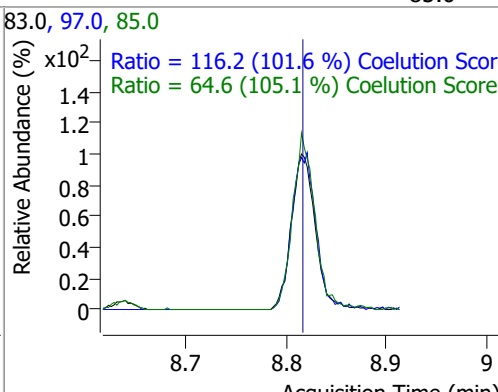
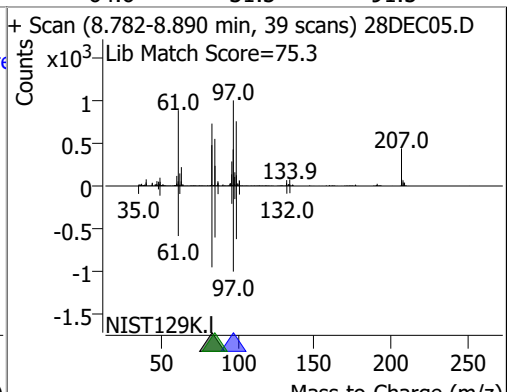
Compound	Conc.	RT	Dev(Min)	Resp.	QIon	QRatio	Lower	Upper
cis-1,3-Dichloropropene	129.4990	8.06	0.00	111635	39.0	53.9	24.3	84.3
					77.0	31.5	1.0	61.0



Compound	Conc.	RT	Dev(Min)	Resp.	QIon	QRatio	Lower	Upper
Toluene-d8	265.5302	8.32	0.00	666917	100.0	63.0	35.9	95.9
					99.0	9.5	0.0	39.5

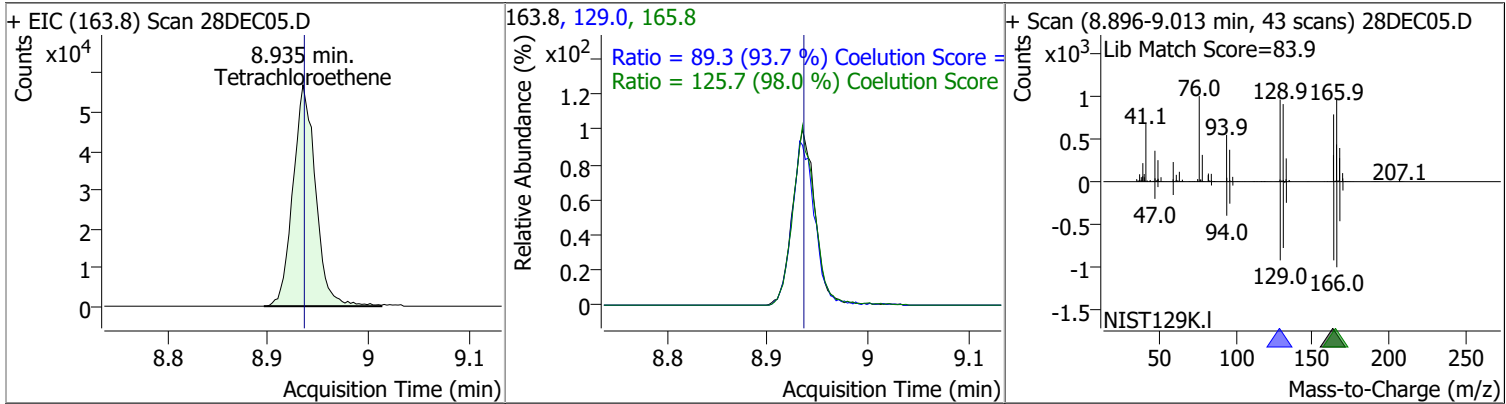


Quantitation Results Report (QT Reviewed)

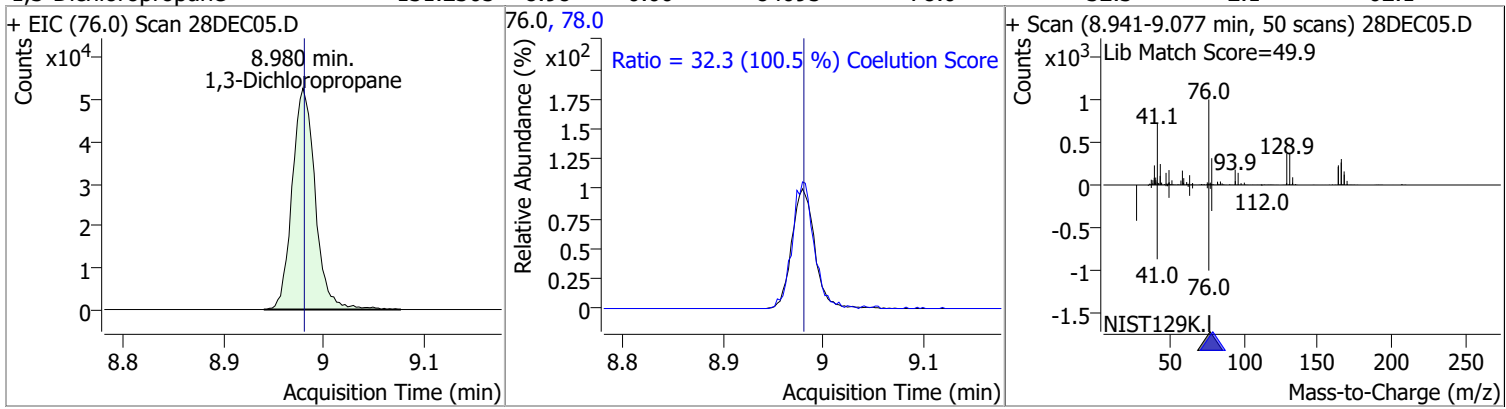
Compound	Conc.	RT	Dev(Min)	Resp.	QIon	QRatio	Lower	Upper
Toluene	134.3198	8.39	0.00	221799	91.0	174.6	144.3	204.3
+ EIC (92.0) Scan 28DEC05.D 			92.0, 91.0 			+ Scan (8.344-8.447 min, 37 scans) 28DEC05.D Lib Match Score=86.3 		
trans-1,3-Dichloropropene	138.4667	8.64	0.00	85404	39.0 77.0	51.7 33.5	22.1 2.0	82.1 62.0
+ EIC (75.0) Scan 28DEC05.D 			75.0, 77.0, 39.0 			+ Scan (8.600-8.695 min, 35 scans) 28DEC05.D Lib Match Score=87.8 		
1,1,2-Trichloroethane	131.3559	8.82	0.00	42201	97.0 85.0	116.2 64.6	84.3 31.5	144.3 91.5
+ EIC (83.0) Scan 28DEC05.D 			83.0, 97.0, 85.0 			+ Scan (8.782-8.890 min, 39 scans) 28DEC05.D Lib Match Score=75.3 		

Quantitation Results Report (QT Reviewed)

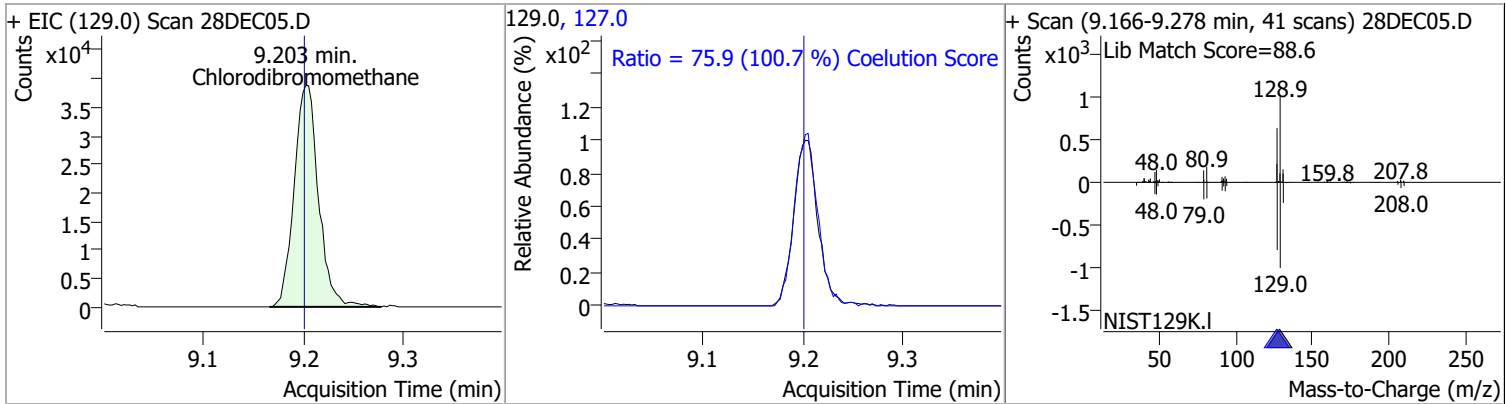
Compound	Conc.	RT	Dev(Min)	Resp.	QIon	QRatio	Lower	Upper
Tetrachloroethene	136.5099	8.93	0.00	89325	165.8	125.7	98.3	158.3
					129.0	89.3	65.3	125.3



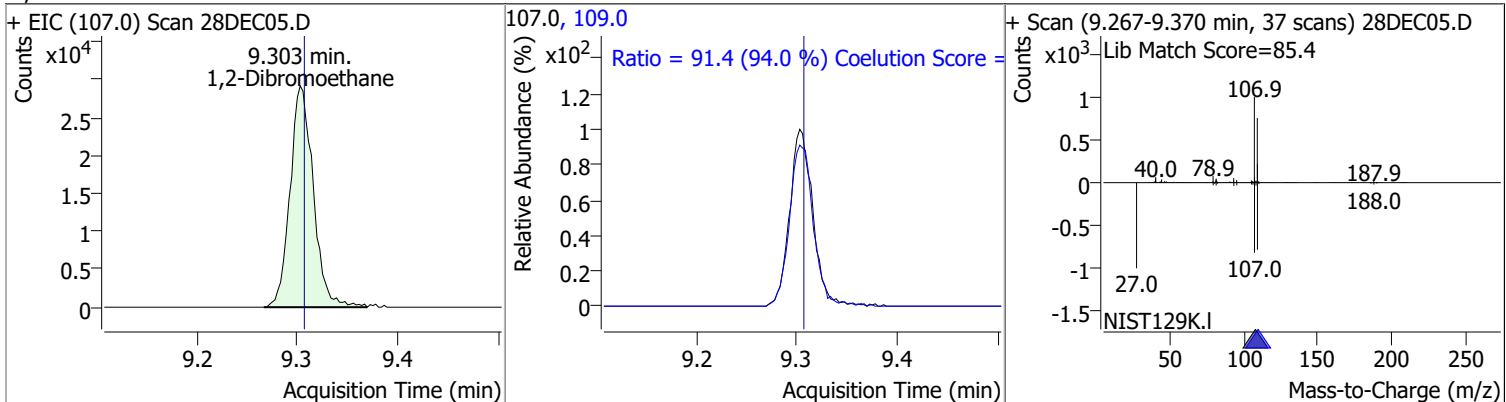
Compound	Conc.	RT	Dev(Min)	Resp.	QIon	QRatio	Lower	Upper
1,3-Dichloropropane	131.2305	8.98	0.00	84095	78.0	32.3	2.1	62.1



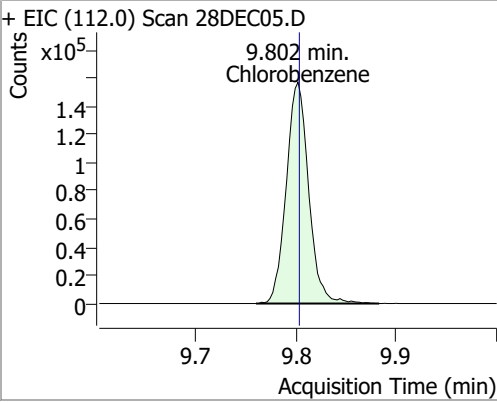
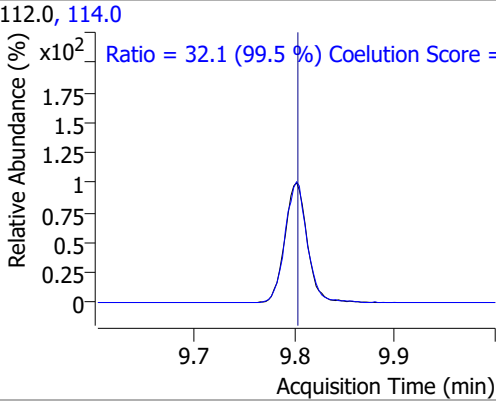
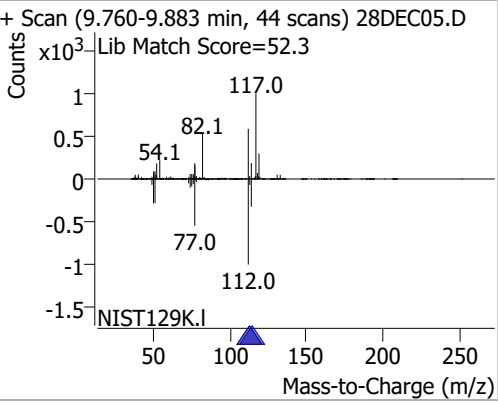
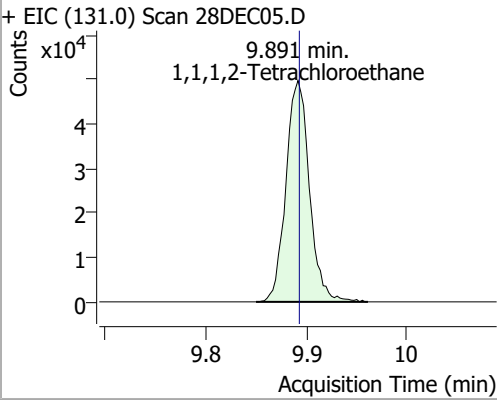
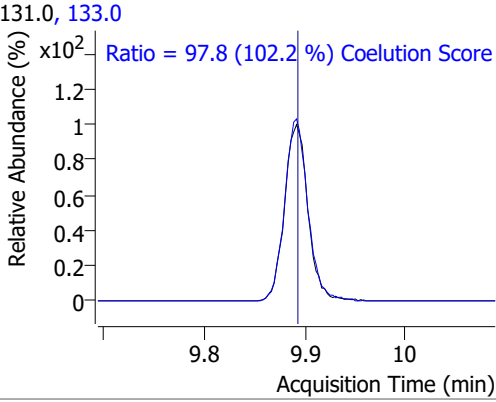
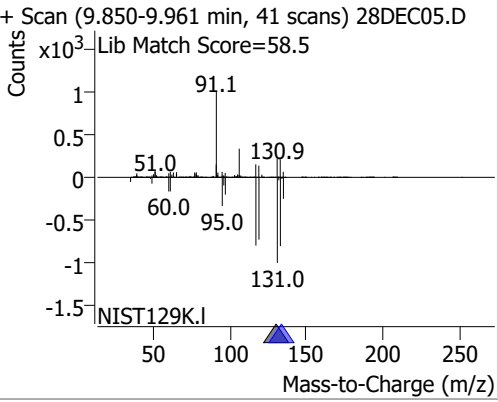
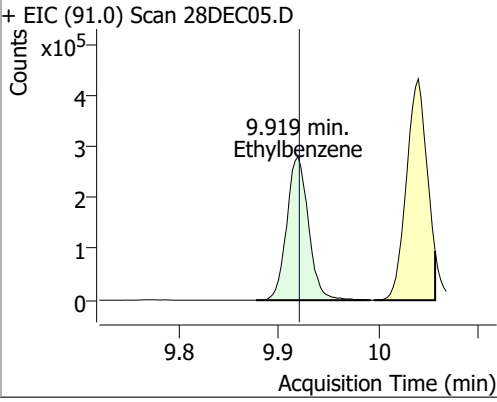
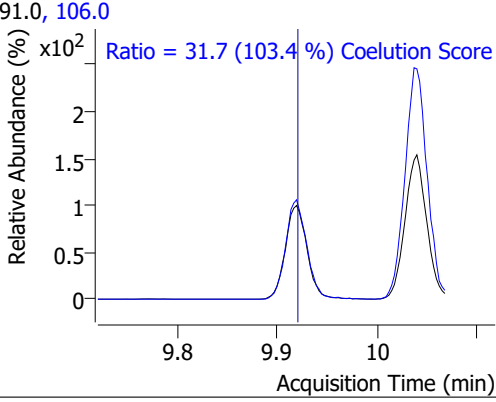
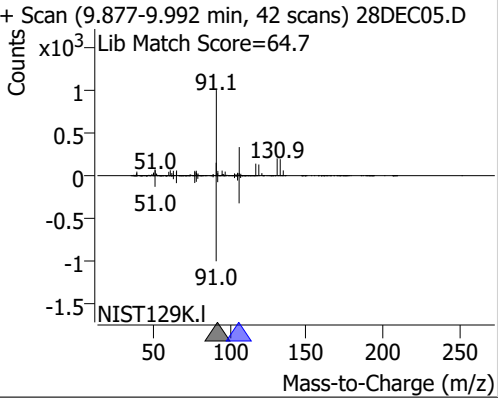
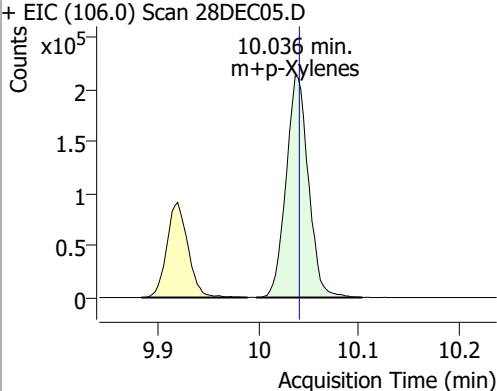
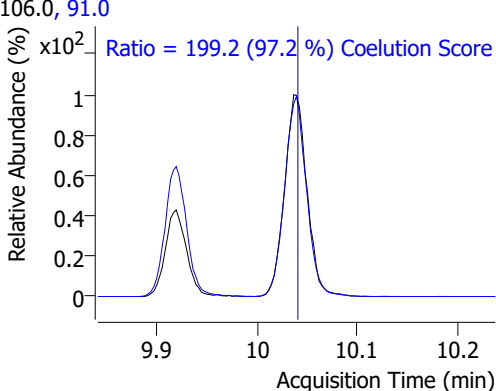
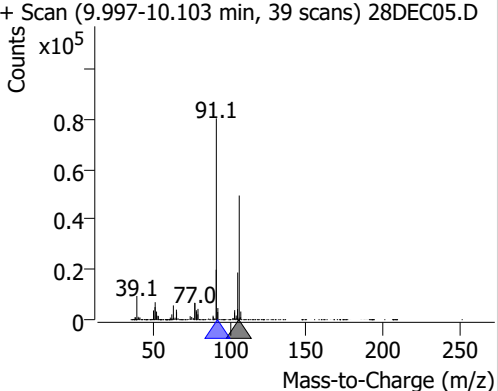
Compound	Conc.	RT	Dev(Min)	Resp.	QIon	QRatio	Lower	Upper
Chlorodibromomethane	135.2172	9.20	0.00	65578	127.0	75.9	45.3	105.3



Compound	Conc.	RT	Dev(Min)	Resp.	QIon	QRatio	Lower	Upper
1,2-Dibromoethane	133.9506	9.30	0.00	46785	109.0	91.4	67.2	127.2

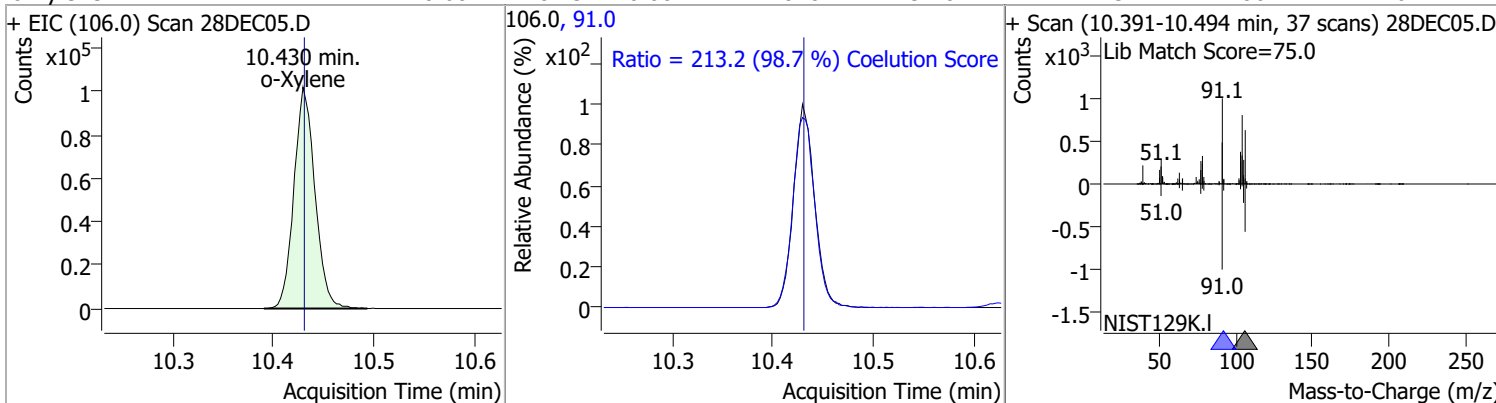


Quantitation Results Report (QT Reviewed)

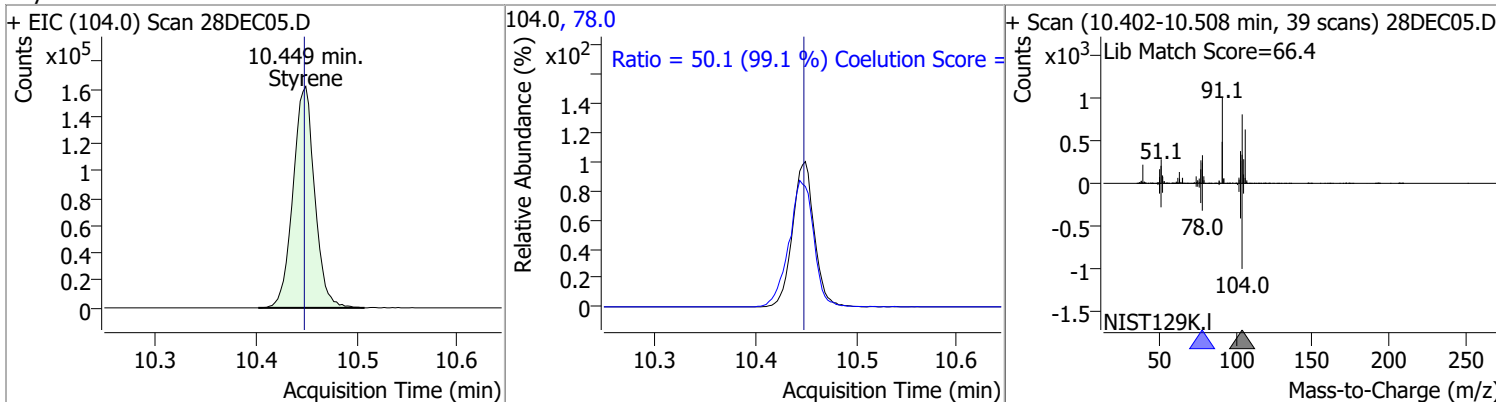
Compound	Conc.	RT	Dev(Min)	Resp.	QIon	QRatio	Lower	Upper
Chlorobenzene	136.5494	9.80	0.00	243411	114.0	32.1	2.3	62.3
+ EIC (112.0) Scan 28DEC05.D			112.0, 114.0			+ Scan (9.760-9.883 min, 44 scans) 28DEC05.D		
								
			Ratio = 32.1 (99.5 %) Coelution Score =					
1,1,1,2-Tetrachloroethane	133.4156	9.89	0.00	80899	133.0	97.8	65.7	125.7
+ EIC (131.0) Scan 28DEC05.D			131.0, 133.0			+ Scan (9.850-9.961 min, 41 scans) 28DEC05.D		
								
			Ratio = 97.8 (102.2 %) Coelution Score =					
Ethylbenzene	132.8745	9.92	0.00	421752	106.0	31.7	0.7	60.7
+ EIC (91.0) Scan 28DEC05.D			91.0, 106.0			+ Scan (9.877-9.992 min, 42 scans) 28DEC05.D		
								
			Ratio = 31.7 (103.4 %) Coelution Score =					
m+p-Xylenes	272.0552	10.04	0.00	329254	91.0	199.2	175.0	235.0
+ EIC (106.0) Scan 28DEC05.D			106.0, 91.0			+ Scan (9.997-10.103 min, 39 scans) 28DEC05.D		
								
			Ratio = 199.2 (97.2 %) Coelution Score =					

Quantitation Results Report (QT Reviewed)

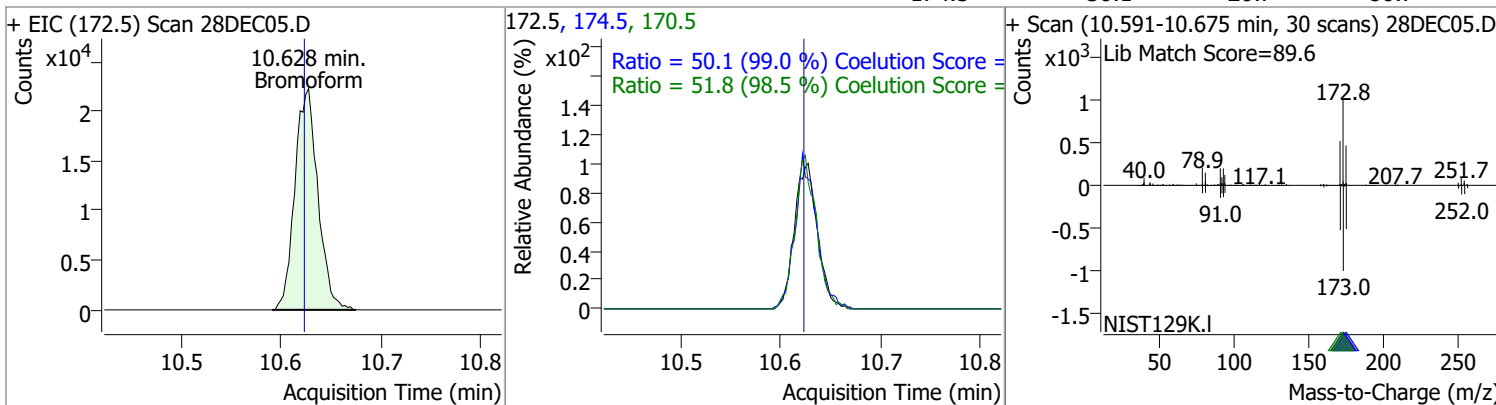
Compound	Conc.	RT	Dev(Min)	Resp.	QIon	QRatio	Lower	Upper
o-Xylene	140.6024	10.43	0.00	148481	91.0	213.2	186.1	246.1



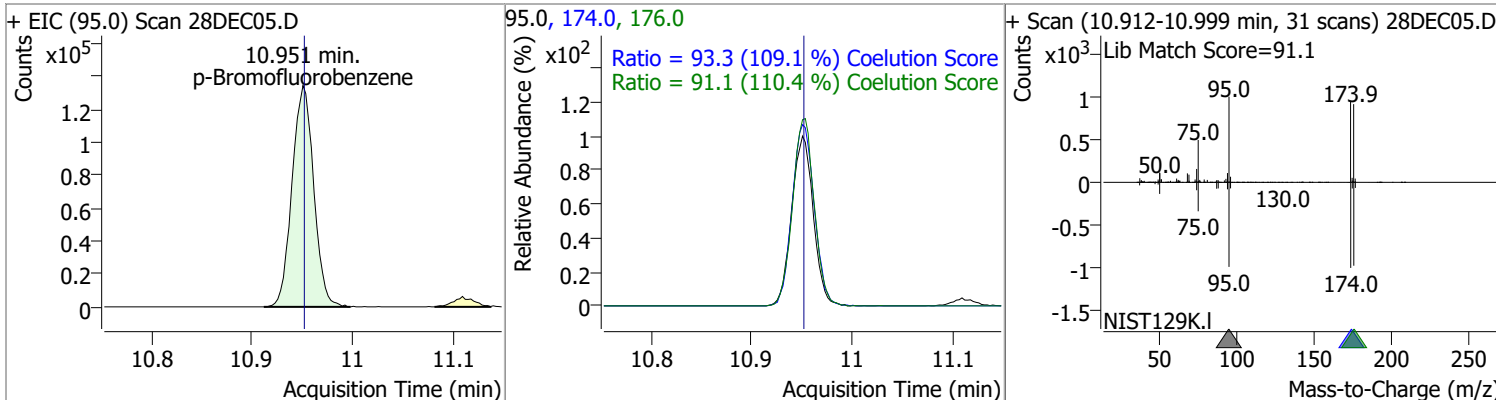
Compound	Conc.	RT	Dev(Min)	Resp.	QIon	QRatio	Lower	Upper
Styrene	141.2043	10.45	0.00	242843	78.0	50.1	20.6	80.6



Compound	Conc.	RT	Dev(Min)	Resp.	QIon	QRatio	Lower	Upper
Bromoform	136.5286	10.63	0.01	35525	170.5	51.8	22.7	82.7
					174.5	50.1	20.7	80.7

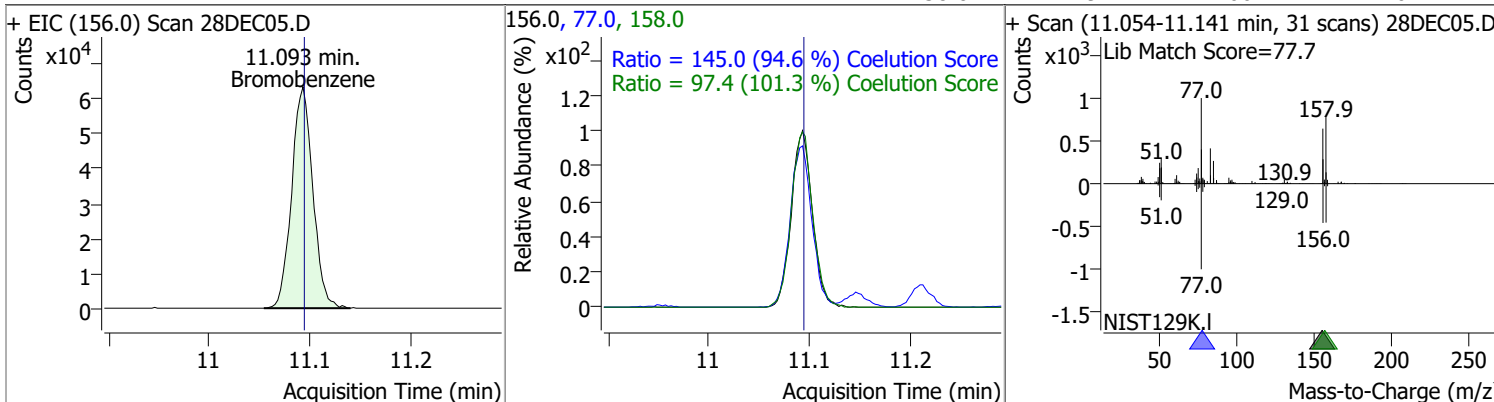


Compound	Conc.	RT	Dev(Min)	Resp.	QIon	QRatio	Lower	Upper
p-Bromofluorobenzene	254.0926	10.95	0.00	201536	174.0	93.3	55.5	115.5
					176.0	91.1	52.5	112.5

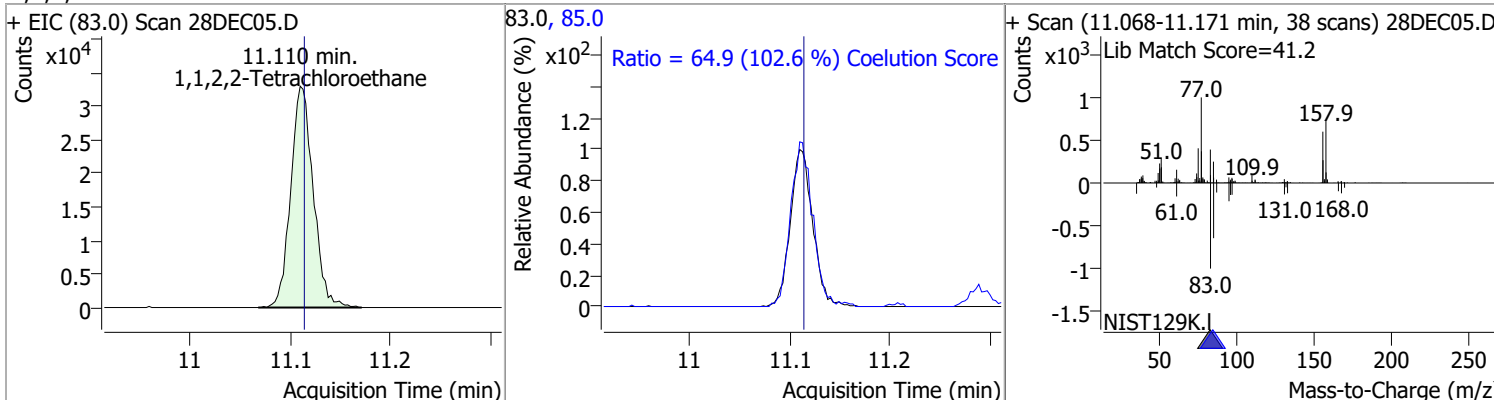


Quantitation Results Report (QT Reviewed)

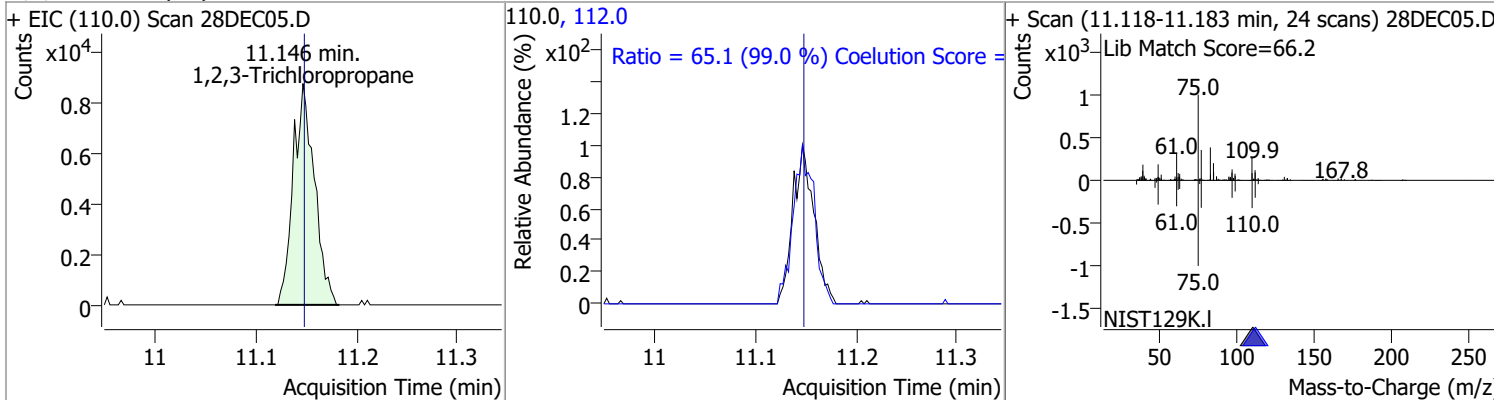
Compound	Conc.	RT	Dev(Min)	Resp.	QIon	QRatio	Lower	Upper
Bromobenzene	135.5472	11.09	0.00	93012	77.0	145.0	123.2	183.2
					158.0	97.4	66.2	126.2



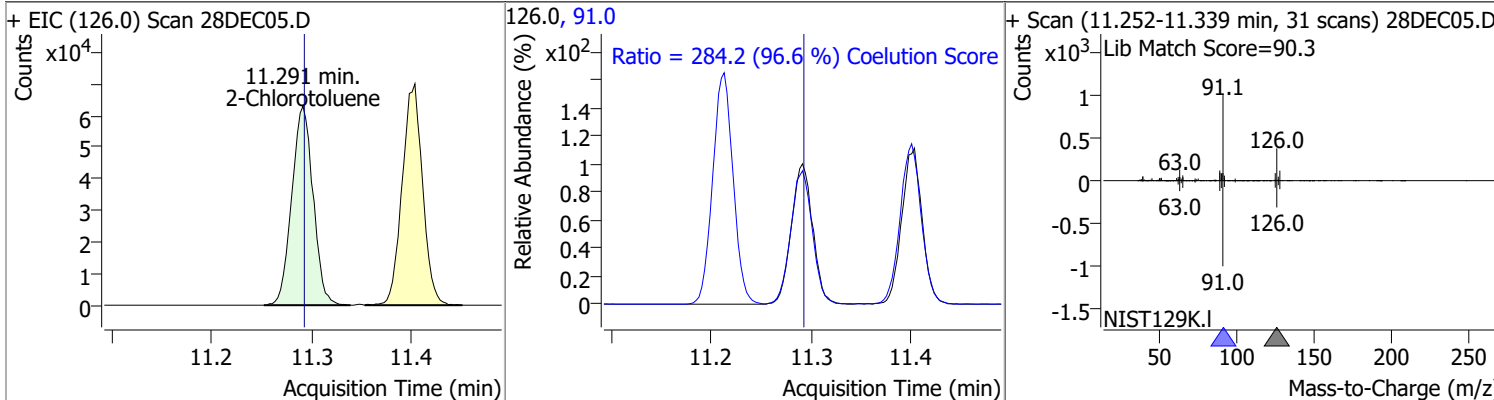
Compound	Conc.	RT	Dev(Min)	Resp.	QIon	QRatio	Lower	Upper
1,1,2,2-Tetrachloroethane	130.6225	11.11	0.00	51346	85.0	64.9	33.2	93.2



Compound	Conc.	RT	Dev(Min)	Resp.	QIon	QRatio	Lower	Upper
1,2,3-Trichloropropane	123.4432	11.15	0.00	12784	112.0	65.1	35.8	95.8

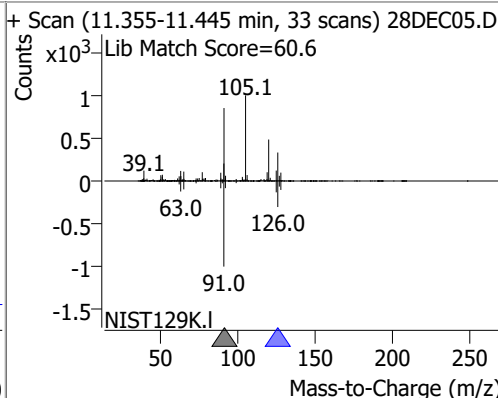
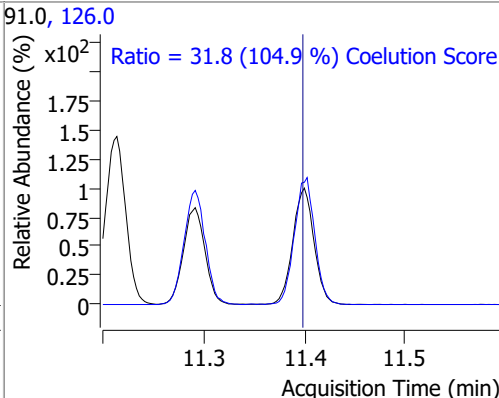
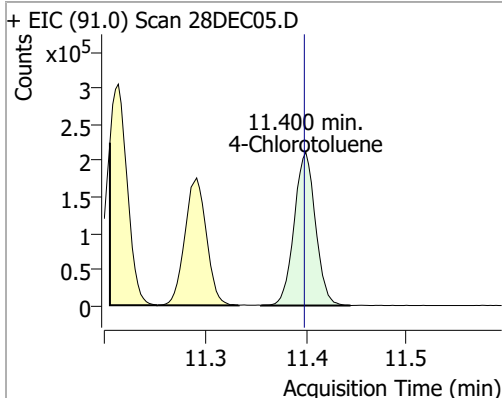


Compound	Conc.	RT	Dev(Min)	Resp.	QIon	QRatio	Lower	Upper
2-Chlorotoluene	130.7985	11.29	0.00	92812	91.0	284.2	264.1	324.1

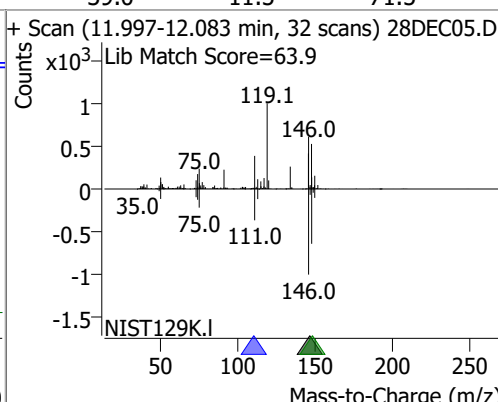
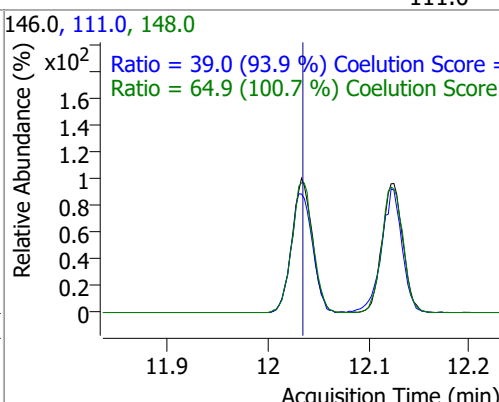
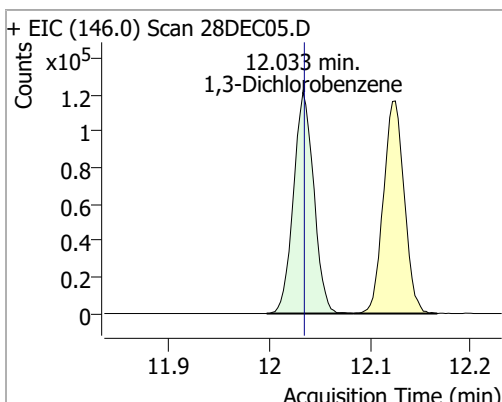


Quantitation Results Report (QT Reviewed)

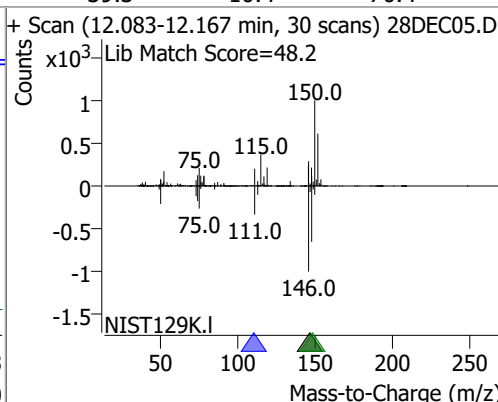
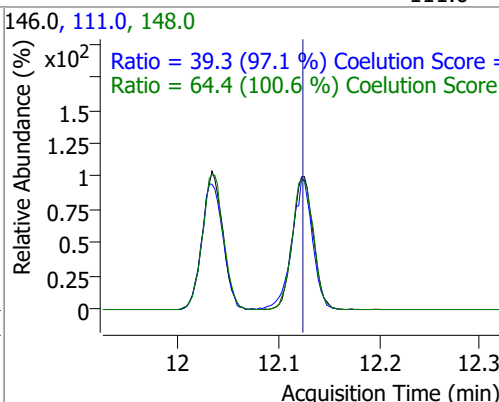
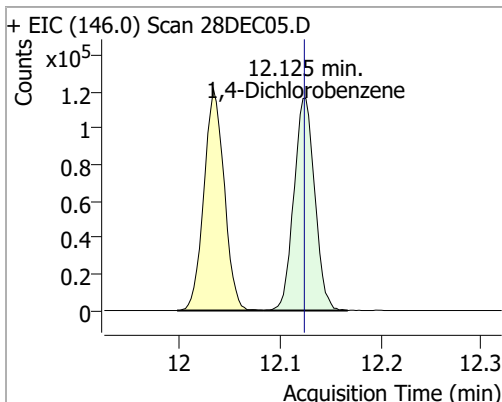
Compound	Conc.	RT	Dev(Min)	Resp.	QIon	QRatio	Lower	Upper
4-Chlorotoluene	135.6699	11.40	0.00	310959	126.0	31.8	0.4	60.4



Compound	Conc.	RT	Dev(Min)	Resp.	QIon	QRatio	Lower	Upper
1,3-Dichlorobenzene	135.7816	12.03	0.00	170334	148.0	64.9	34.5	94.5
					111.0	39.0	11.5	71.5

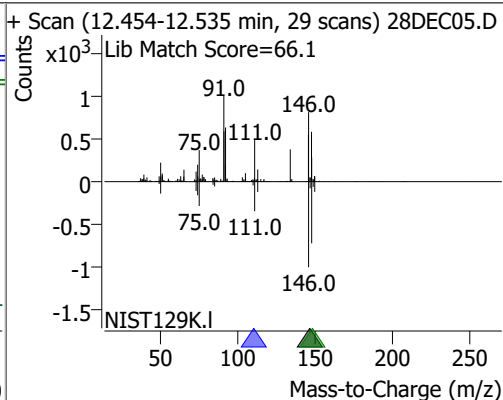
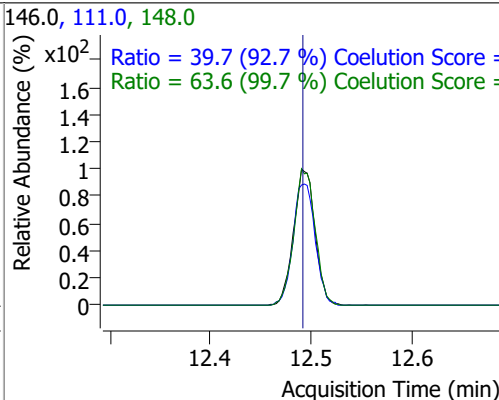
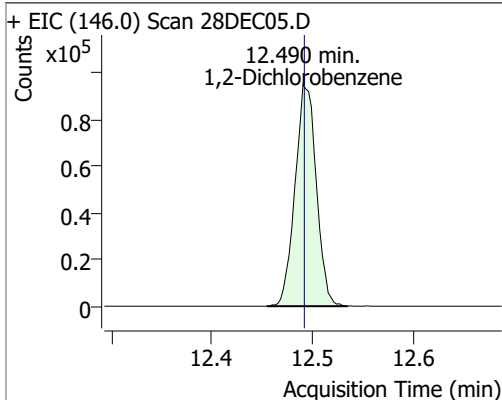


Compound	Conc.	RT	Dev(Min)	Resp.	QIon	QRatio	Lower	Upper
1,4-Dichlorobenzene	129.8295	12.13	0.00	168254	148.0	64.4	34.0	94.0
					111.0	39.3	10.4	70.4



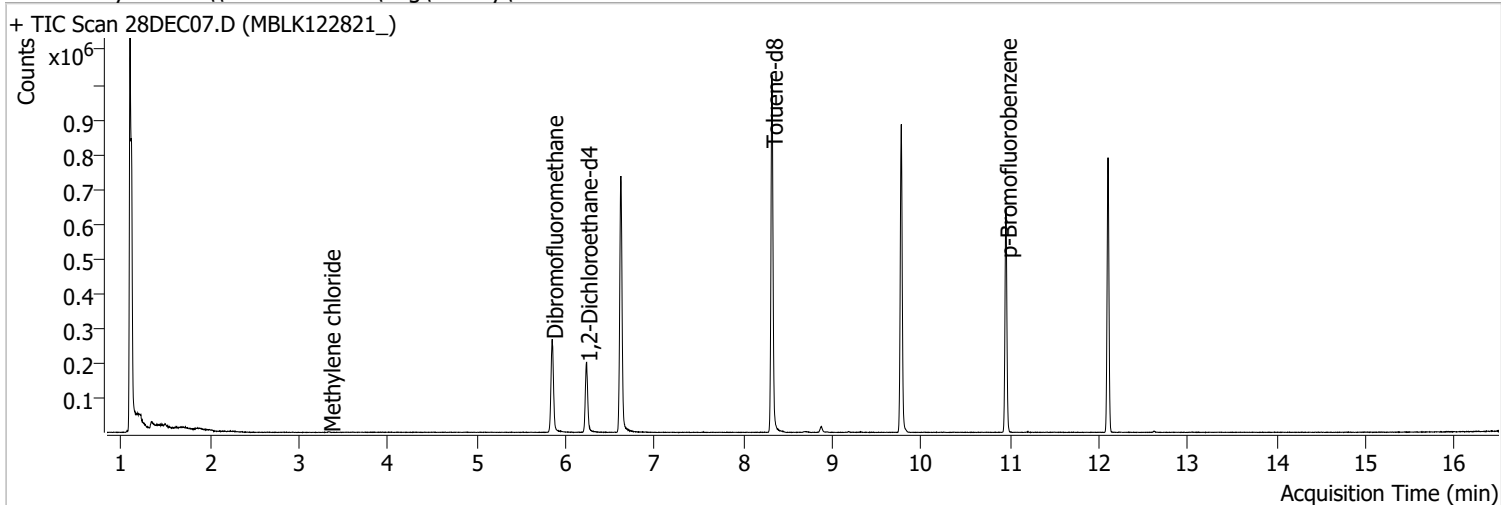
Quantitation Results Report (QT Reviewed)

Compound	Conc.	RT	Dev(Min)	Resp.	QIon	QRatio	Lower	Upper
1,2-Dichlorobenzene	131.6065	12.49	0.00	139719	148.0	63.6	33.8	93.8
					111.0	39.7	12.8	72.8



Quantitation Results Report (QT Reviewed)

Data File	28DEC07.D	Operator	MSC
Acq. Method	5975CACQF.M	Acq. Date-Time	12/28/2021 12:19:17 PM
Sample Name	MBLK122821_	Instrument	VOA5975C
Vial	7	Multiplier	1.00
DA Method File	VOA5975C_8260B_SHT_DoD_L4_120721.m	Comment	
Tune File	BFB_Atune3.u	Tune Date	10/11/2021 4:02:00 PM
Batch Name	VG122821_8260B_624pt1.batch.bin	Last Calib Update	2/11/2022 12:17:53 PM
Ref Library	\\MASSHUNTER\Org\Library\NIST129K.I		



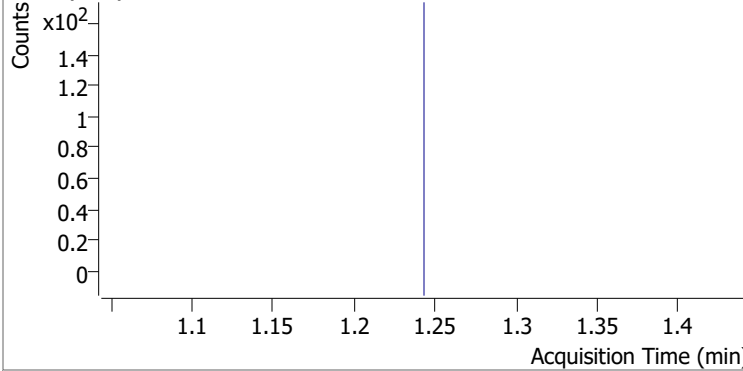
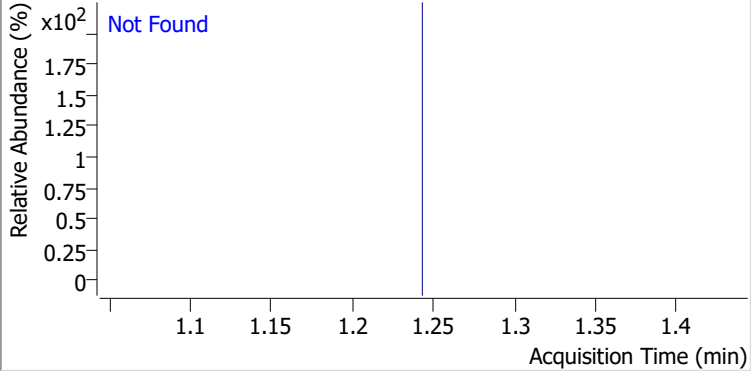
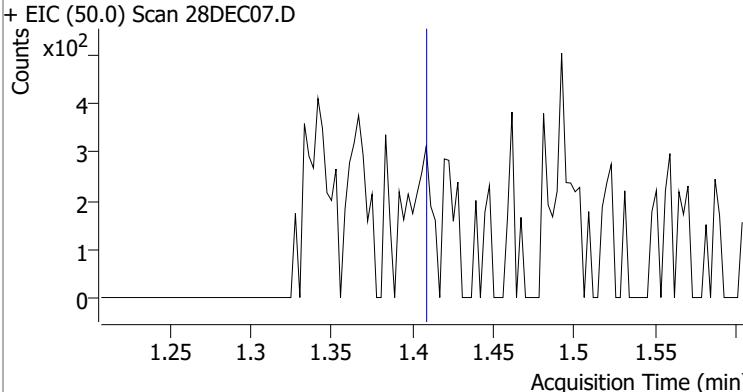
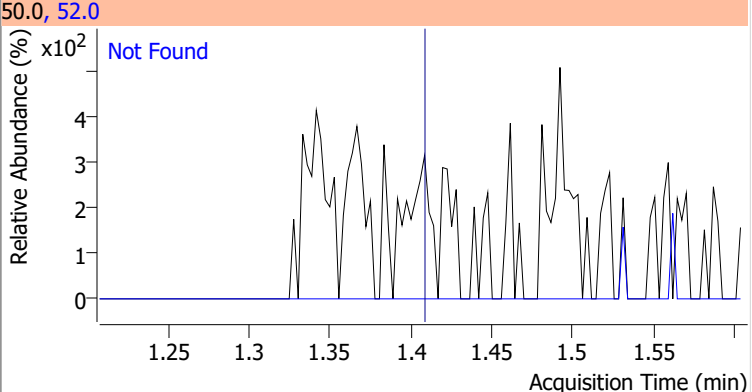
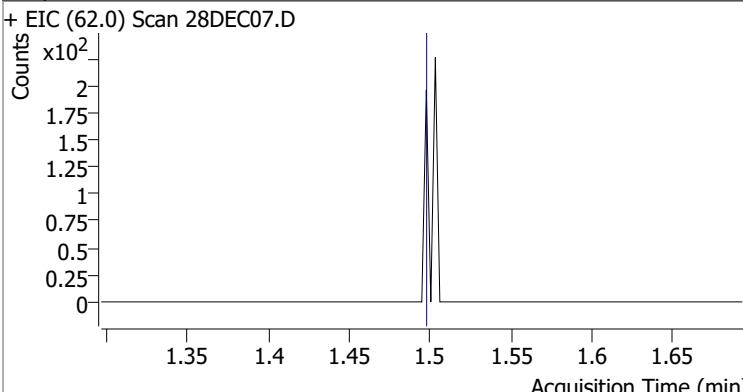
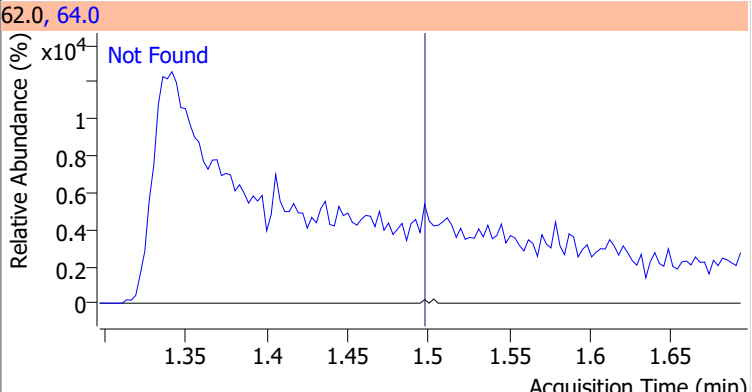
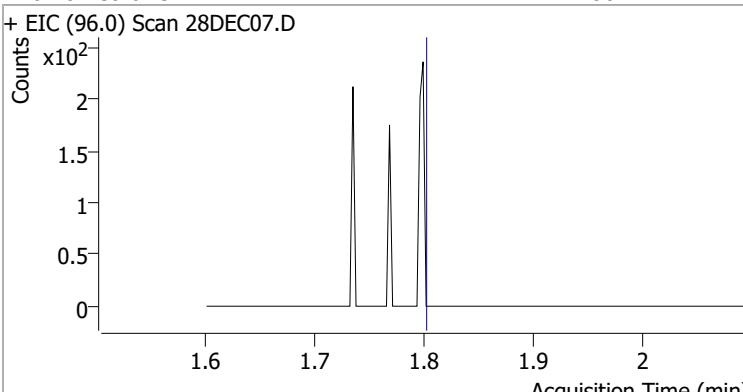
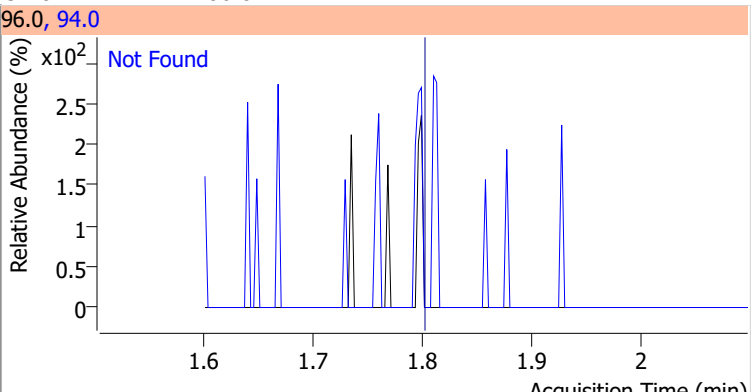
Compound	RT	QIon	Resp.	Conc.	Units	Dev(Min)
Internal Standards						
M Fluorobenzene	6.618	96.0	631423	250.0000	ng	-0.003
M Chlorobenzene-d5	9.774	82.0	240789	250.0000	ng	0.000
M 1,4-Dichlorobenzene-d4	12.100	152.0	186609	250.0000	ng	0.000
System Monitoring Compounds						
S Dibromofluoromethane	5.848	113.0	158437	256.0239	ng	-0.003
Spiked Amount: 250.000	Range: 80.0 - 119.0%			Recovery = 102.41%		
S 1,2-Dichloroethane-d4	6.233	67.0	72164	255.5244	ng	0.003
Spiked Amount: 250.000	Range: 81.0 - 118.0%			Recovery = 102.21%		
S Toluene-d8	8.319	98.0	625785	258.5346	ng	0.000
Spiked Amount: 250.000	Range: 89.0 - 112.0%			Recovery = 103.41%		
S p-Bromofluorobenzene	10.951	95.0	181918	254.7700	ng	0.000
Spiked Amount: 250.000	Range: 85.0 - 114.0%			Recovery = 101.91%		
Target Compounds						
T Dichlorodifluoromethane	0.000		0	N.D.		
T Chloromethane	0.000		0	N.D.		
T Vinyl chloride	0.000		0	N.D.		
T Bromomethane	0.000		0	N.D.		
T Chloroethane	1.740	64.0	0		ng	md
T Trichlorofluoromethane	0.000		0	N.D.		
T 1,1-Dichloroethene	0.000		0	N.D.		
T Methylene chloride	3.341	49.0	1380	1.4915	ng	m
T trans-1,2-Dichloroethene	0.000		0	N.D.		
T Methyl tert-butyl ether (MTBE)	0.000		0	N.D.		
T 1,1-Dichloroethane	0.000		0	N.D.		
T 2,2-Dichloropropane	0.000		0	N.D.		
T cis-1,2-Dichloroethene	0.000		0	N.D.		
T Methyl ethyl ketone	0.000		0	N.D.		
T Bromochloromethane	0.000		0	N.D.		
T Chloroform	0.000		0	N.D.		

Quantitation Results Report (QT Reviewed)

Compound	RT	QIon	Resp.	Conc.	Units	Dev(Min)
T 1,1,1-Trichloroethane	0.000		0	N.D.		
T Carbon tetrachloride	0.000		0	N.D.		
T 1,1-Dichloropropene	0.000		0	N.D.		
T Benzene	0.000		0	N.D.		
T 1,2-Dichloroethane	0.000		0	N.D.		
T Trichloroethene	0.000		0	N.D.		
T 1,2-Dichloropropane	0.000		0	N.D.		
T Dibromomethane	0.000		0	N.D.		
T Bromodichloromethane	0.000		0	N.D.		
T cis-1,3-Dichloropropene	0.000		0	N.D.		
T Toluene	0.000		0	N.D.		
T trans-1,3-Dichloropropene	0.000		0	N.D.		
T 1,1,2-Trichloroethane	0.000		0	N.D.		
T Tetrachloroethene	0.000		0	N.D.		
T 1,3-Dichloropropane	0.000		0	N.D.		
T Chlorodibromomethane	0.000		0	N.D.		
T 1,2-Dibromoethane	0.000		0	N.D.		
T Chlorobenzene	0.000		0	N.D.		
T 1,1,1,2-Tetrachloroethane	0.000		0	N.D.		
T Ethylbenzene	0.000		0	N.D.		
T m+p-Xylenes	0.000		0	N.D.		
T o-Xylene	0.000		0	N.D.		
T Styrene	0.000		0	N.D.		
T Bromoform	0.000		0	N.D.		
T Bromobenzene	0.000		0	N.D.		
T 1,1,2,2-Tetrachloroethane	0.000		0	N.D.		
T 1,2,3-Trichloropropane	0.000		0	N.D.		
T 2-Chlorotoluene	0.000		0	N.D.		
T 4-Chlorotoluene	0.000		0	N.D.		
T 1,3-Dichlorobenzene	0.000		0	N.D.		
T 1,4-Dichlorobenzene	0.000		0	N.D.		
T 1,2-Dichlorobenzene	0.000		0	N.D.		

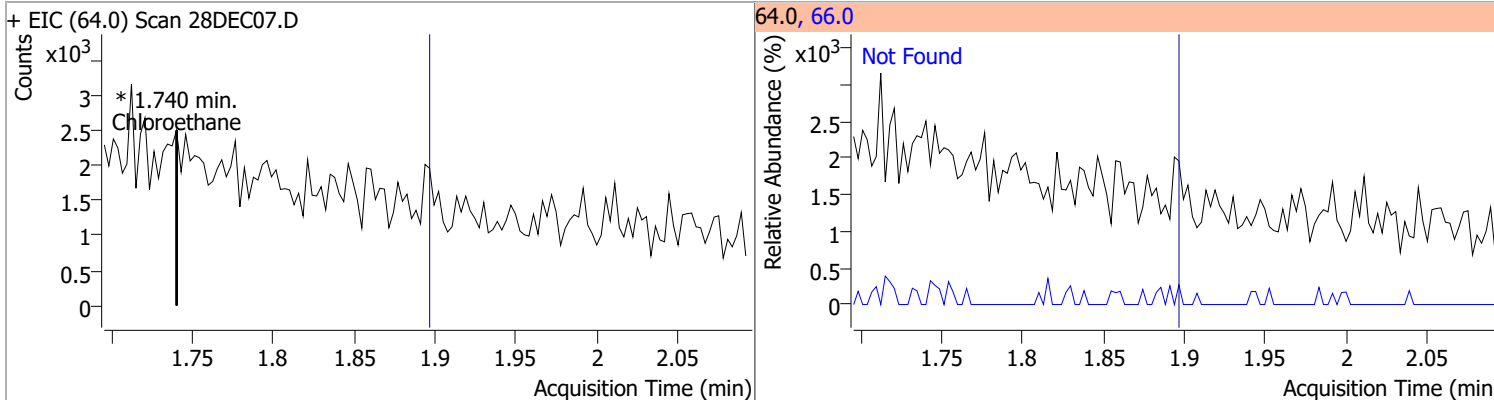
(#) = Qualifier Out of Range; (m) = Manual Integration; (+) = Area Summed; (*) = Surrogate Percent Recovery Out of Range; (d): Zeroed Peak

Quantitation Results Report (QT Reviewed)

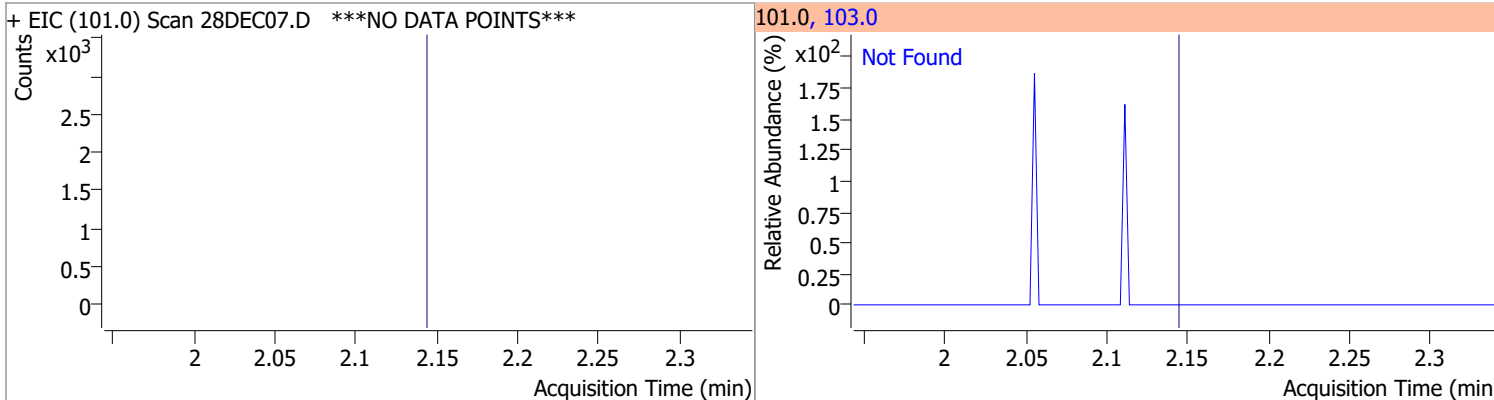
Compound	Conc.	Exp RT	QIon	Exp Ratio
Dichlorodifluoromethane	N.D.	1.24	87.0	32.0
+ EIC (85.0) Scan 28DEC07.D ***NO DATA POINTS***			85.0, 87.0	
				
Chloromethane	N.D.	1.41	52.0	32.7
+ EIC (50.0) Scan 28DEC07.D			50.0, 52.0	
				
Vinyl chloride	N.D.	1.50	64.0	31.6
+ EIC (62.0) Scan 28DEC07.D			62.0, 64.0	
				
Bromomethane	N.D.	1.80	94.0	106.0
+ EIC (96.0) Scan 28DEC07.D			96.0, 94.0	
				

Quantitation Results Report (QT Reviewed)

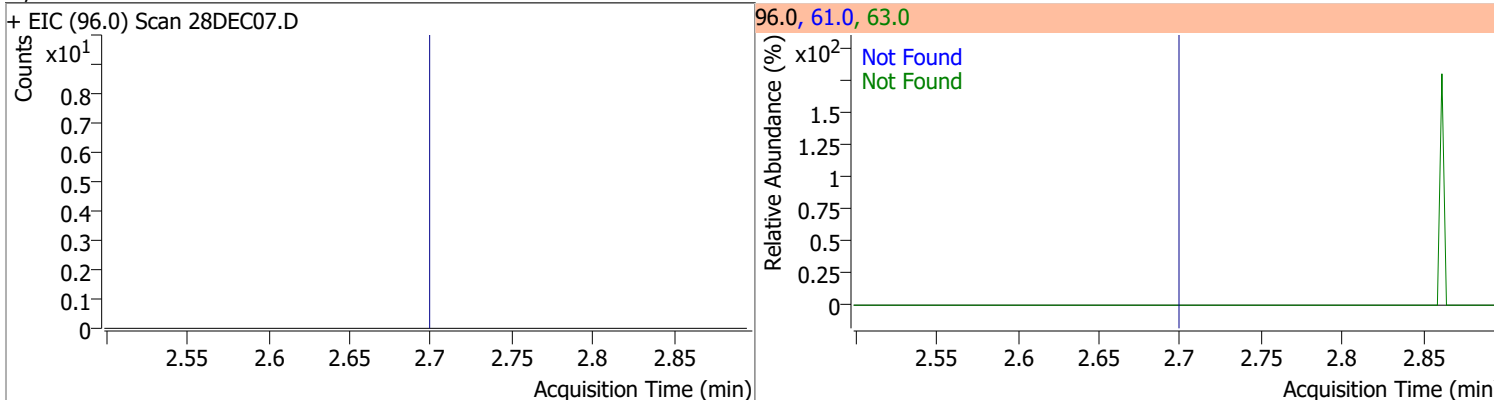
Compound	Conc.	RT	Dev(Min)	Resp.	QIon	QRatio	Lower	Upper
Chloroethane		0		0	66.0		0.8	60.8



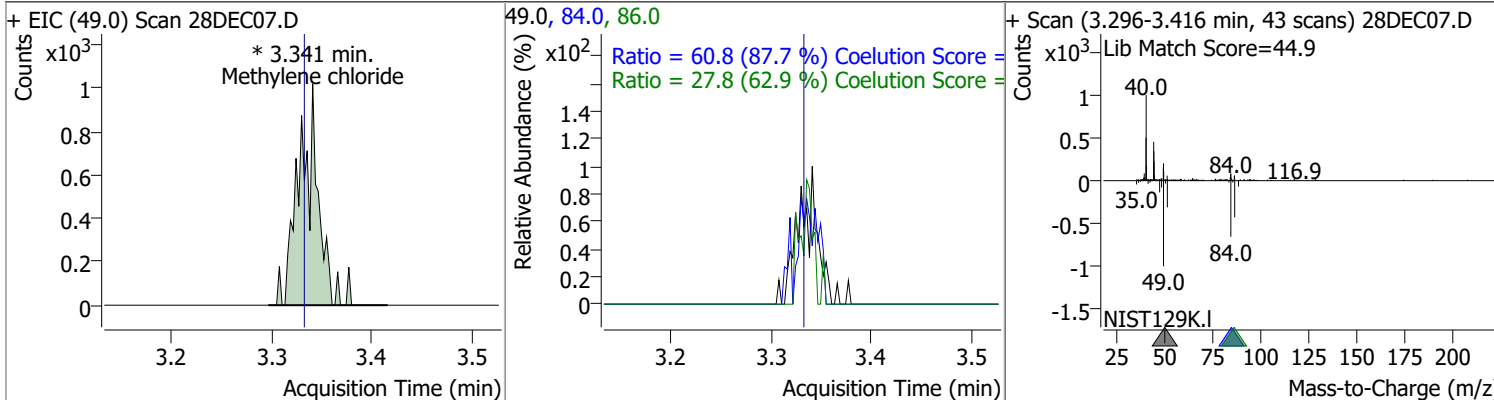
Compound	Conc.	Exp RT	QIon	Exp Ratio
Trichlorofluoromethane	N.D.	2.14	103.0	64.8



Compound	Conc.	Exp RT	QIon	Exp Ratio	QIon	Exp Ratio
1,1-Dichloroethene	N.D.	2.70	61.0	180.1	63.0	57.5

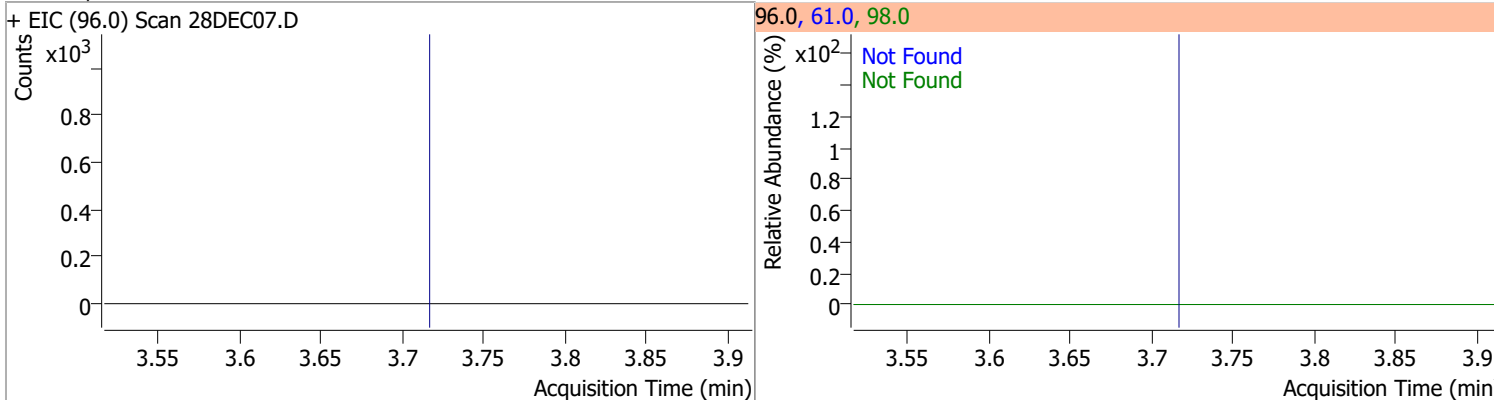


Compound	Conc.	RT	Dev(Min)	Resp.	QIon	QRatio	Lower	Upper
Methylene chloride	1.4915	3.34	0.01	1380 (m)	84.0	60.8	39.4	99.4
					86.0	27.8	14.1	74.1

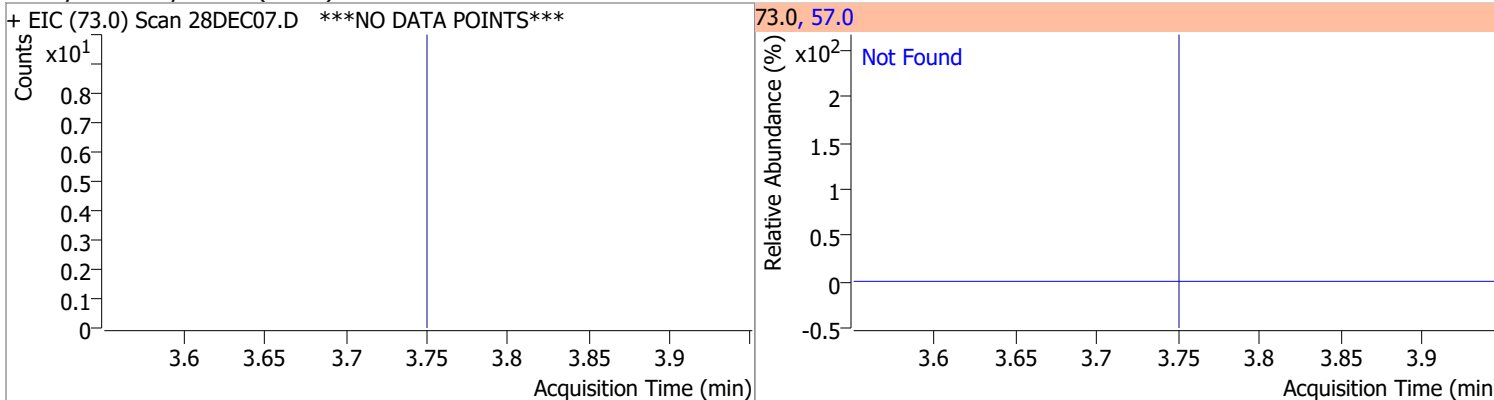


Quantitation Results Report (QT Reviewed)

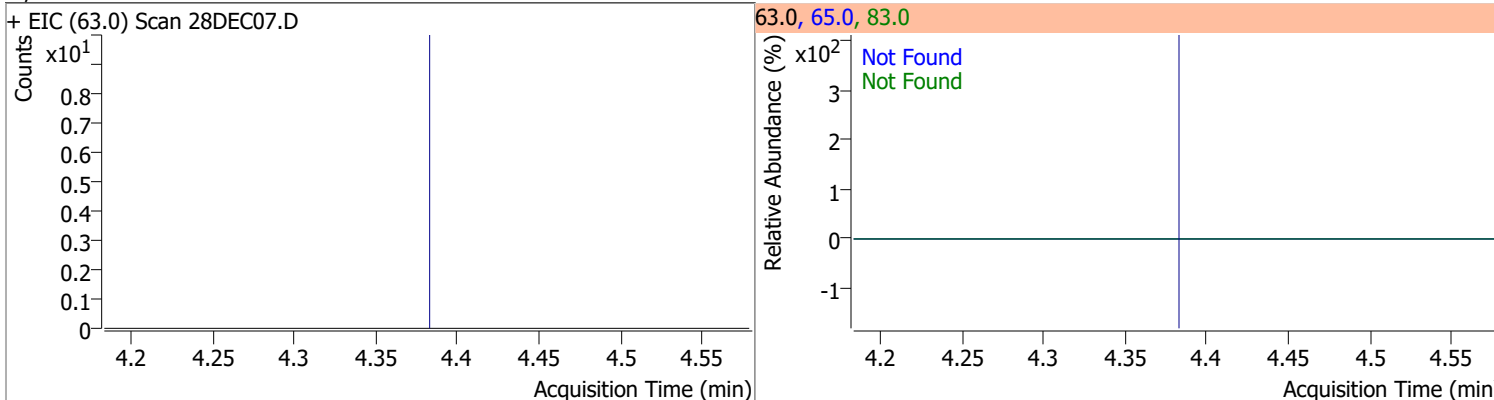
Compound	Conc.	Exp RT	QIon	Exp Ratio	QIon	Exp Ratio
trans-1,2-Dichloroethene	N.D.	3.72	61.0	155.1	98.0	62.8



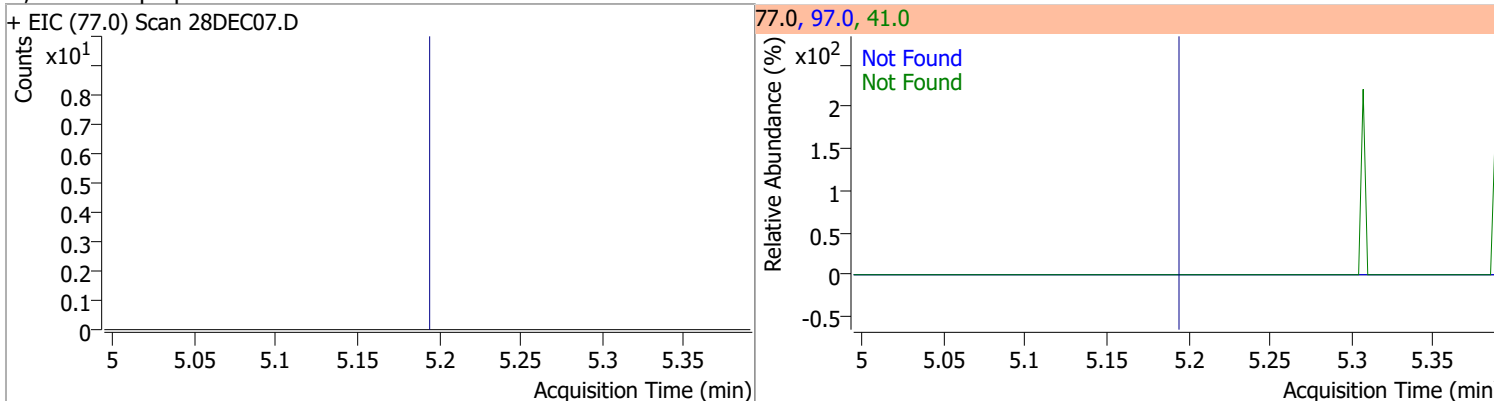
Compound	Conc.	Exp RT	QIon	Exp Ratio
Methyl tert-butyl ether (MTBE)	N.D.	3.75	57.0	23.9



Compound	Conc.	Exp RT	QIon	Exp Ratio	QIon	Exp Ratio
1,1-Dichloroethane	N.D.	4.38	65.0	31.7	83.0	12.8

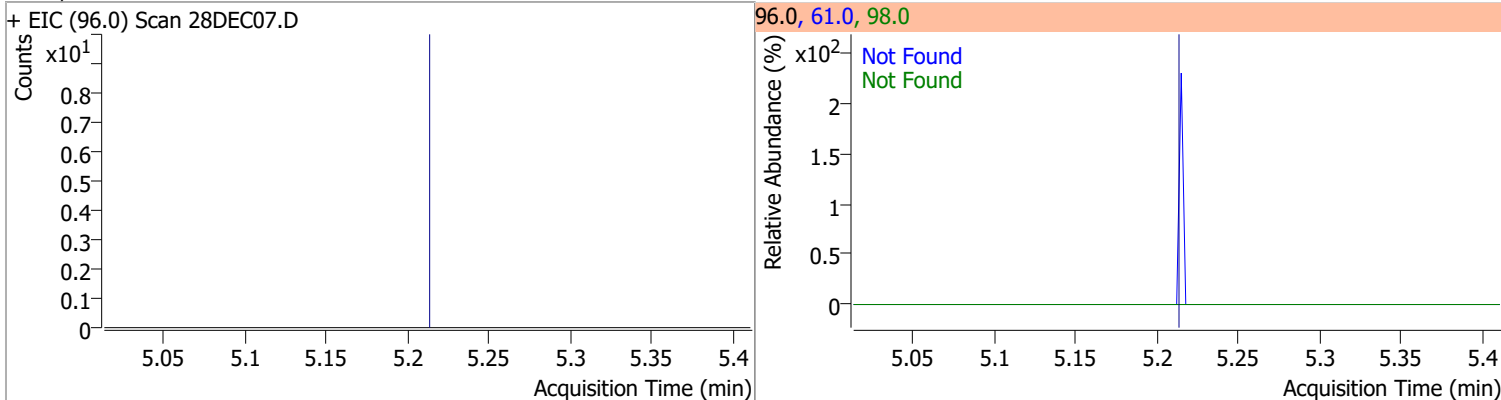


Compound	Conc.	Exp RT	QIon	Exp Ratio	QIon	Exp Ratio
2,2-Dichloropropane	N.D.	5.20	41.0	59.0	97.0	21.8

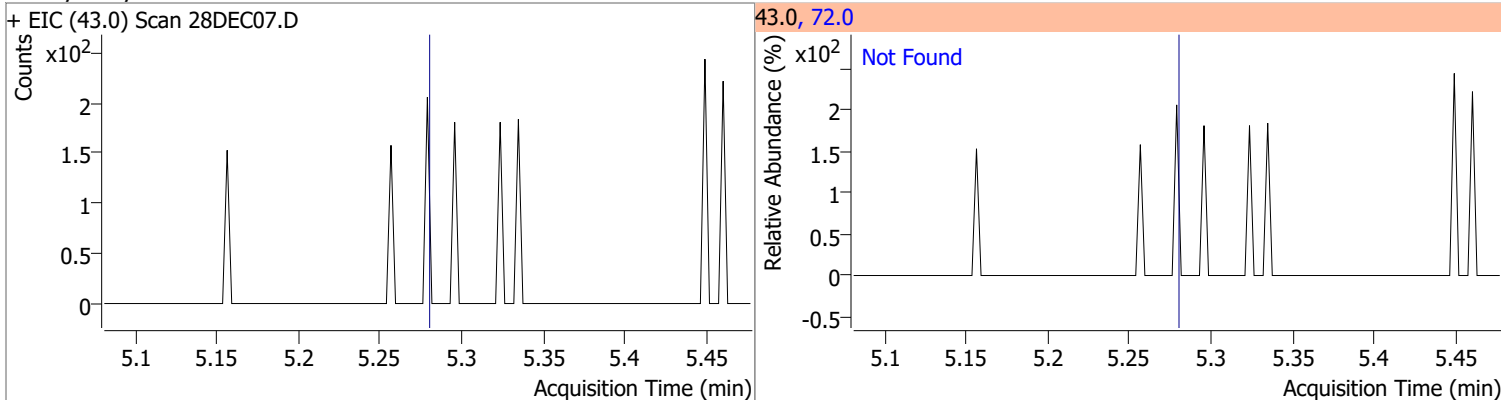


Quantitation Results Report (QT Reviewed)

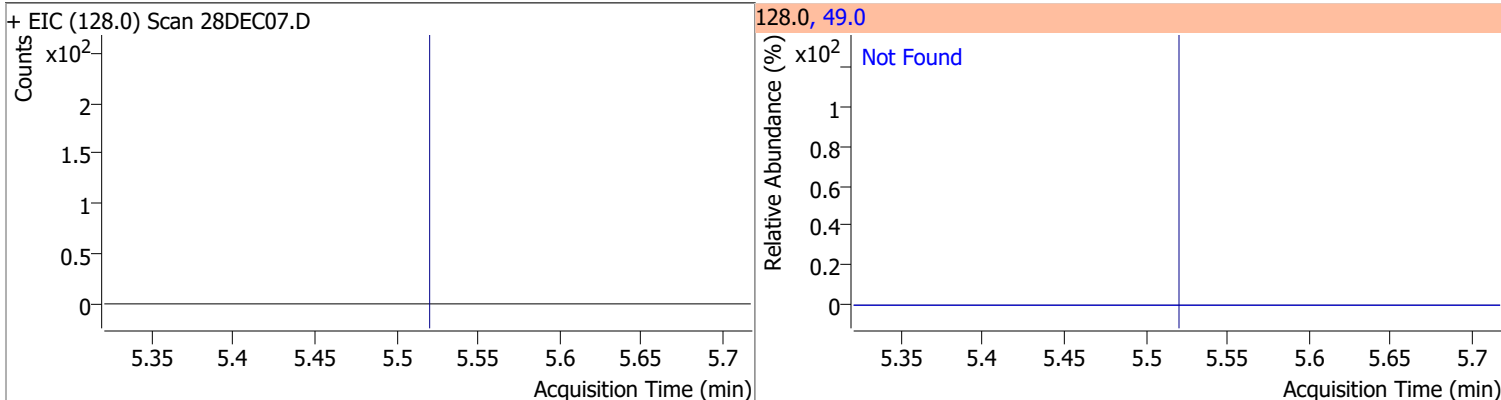
Compound	Conc.	Exp RT	QIon	Exp Ratio	QIon	Exp Ratio
cis-1,2-Dichloroethene	N.D.	5.21	61.0	163.3	98.0	64.4



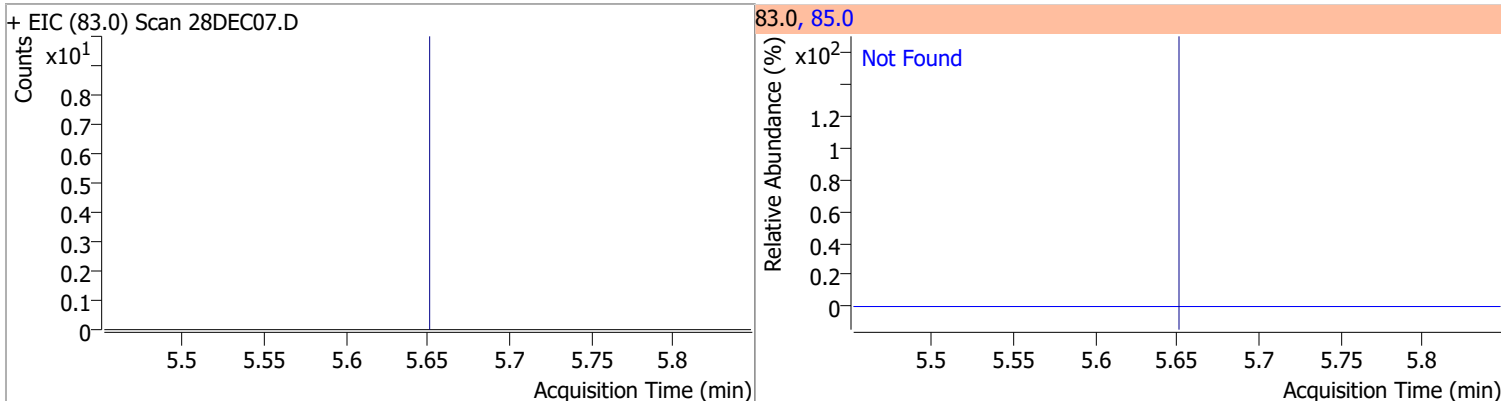
Compound	Conc.	Exp RT	QIon	Exp Ratio
Methyl ethyl ketone	N.D.	5.28	72.0	22.2



Compound	Conc.	Exp RT	QIon	Exp Ratio
Bromochloromethane	N.D.	5.52	49.0	184.6

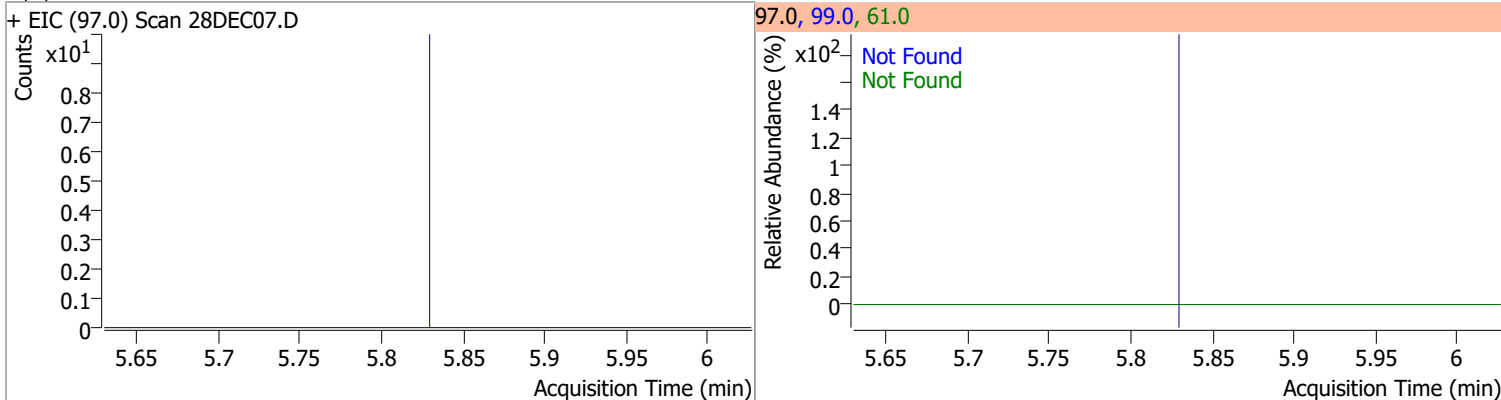


Compound	Conc.	Exp RT	QIon	Exp Ratio
Chloroform	N.D.	5.65	85.0	65.1

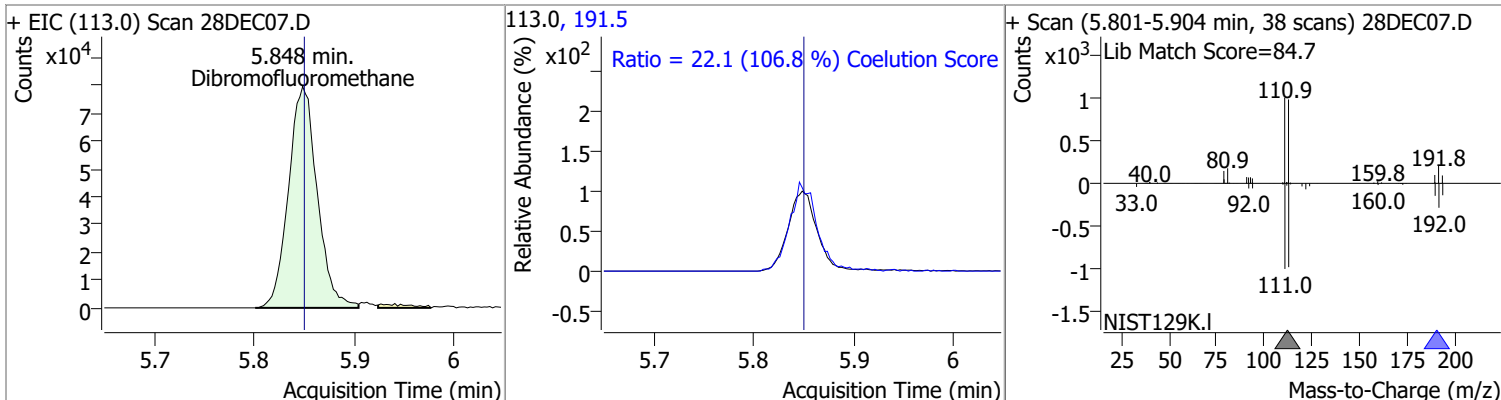


Quantitation Results Report (QT Reviewed)

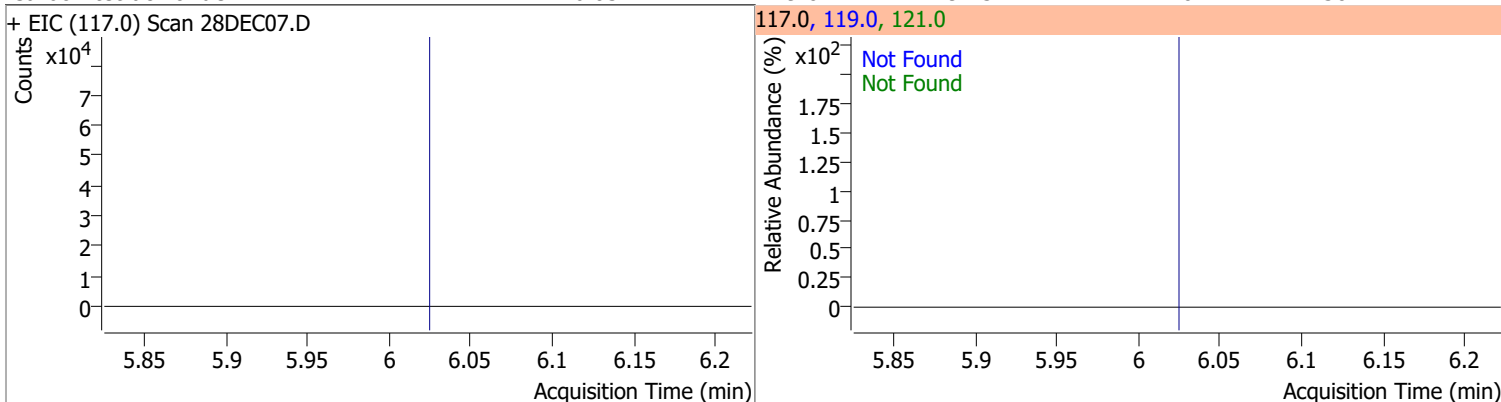
Compound	Conc.	Exp RT	QIon	Exp Ratio	QIon	Exp Ratio
1,1,1-Trichloroethane	N.D.	5.83	99.0	65.7	61.0	45.0



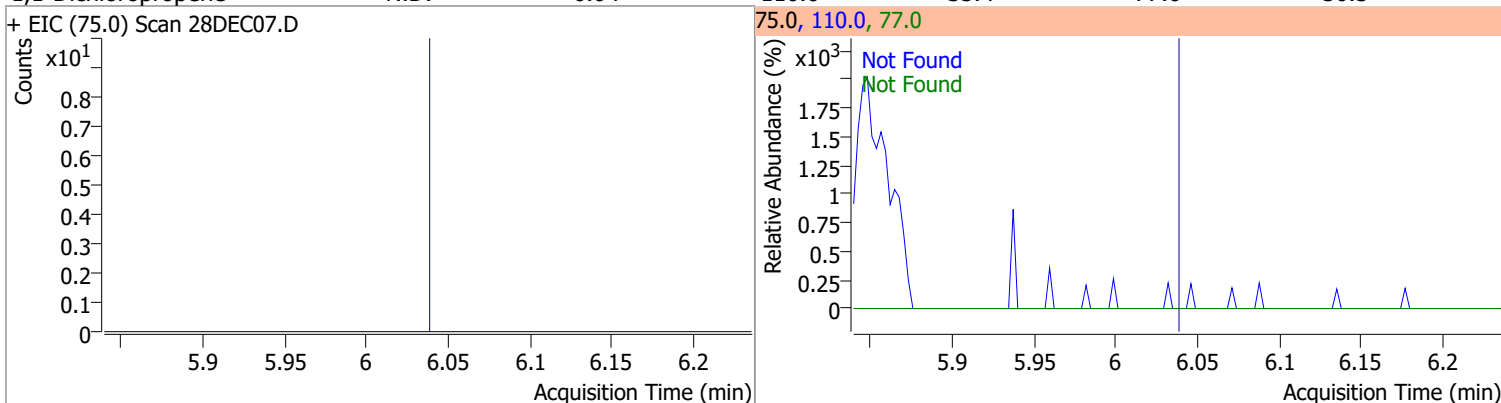
Compound	Conc.	RT	Dev(Min)	Resp.	QIon	QRatio	Lower	Upper
Dibromofluoromethane	256.0239	5.85	0.00	158437	191.5	22.1	0.0	50.7



Compound	Conc.	Exp RT	QIon	Exp Ratio	QIon	Exp Ratio
Carbon tetrachloride	N.D.	6.03	119.0	97.5	121.0	30.4

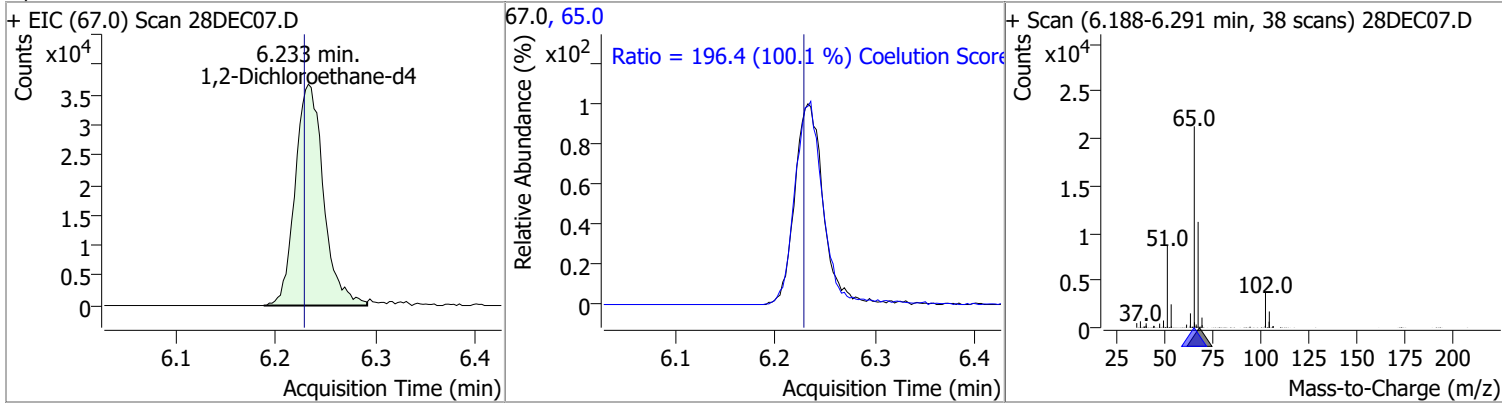


Compound	Conc.	Exp RT	QIon	Exp Ratio	QIon	Exp Ratio
1,1-Dichloropropene	N.D.	6.04	110.0	35.4	77.0	30.5

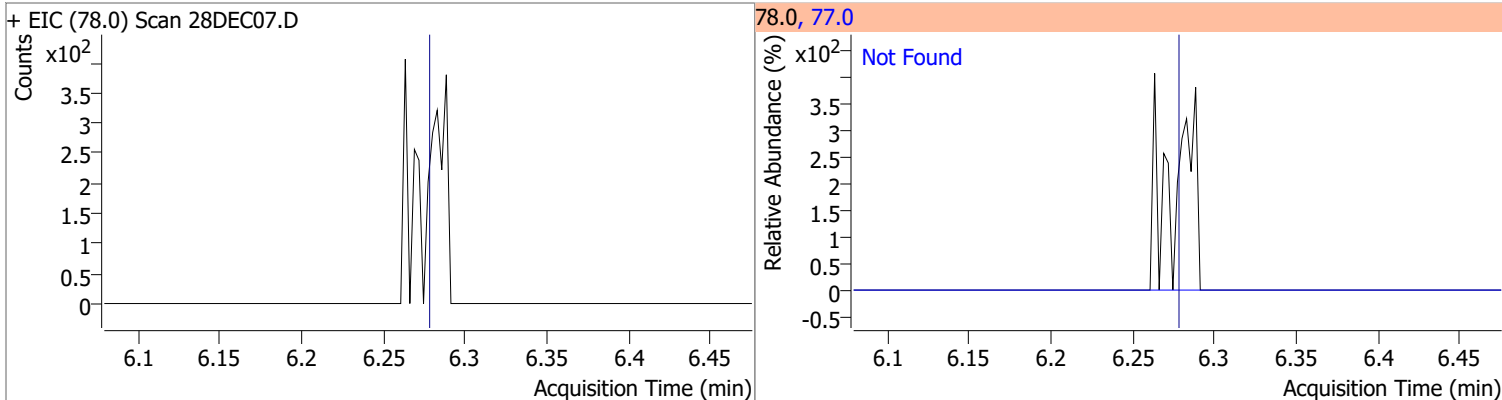


Quantitation Results Report (QT Reviewed)

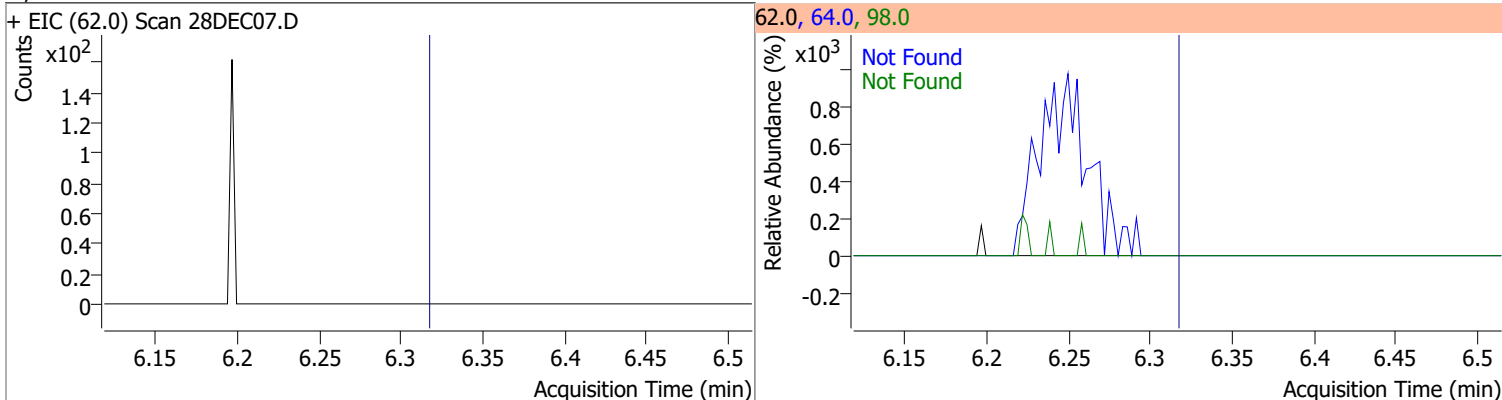
Compound	Conc.	RT	Dev(Min)	Resp.	QIon	QRatio	Lower	Upper
1,2-Dichloroethane-d4	255.5244	6.23	0.00	72164	65.0	196.4	166.3	226.3



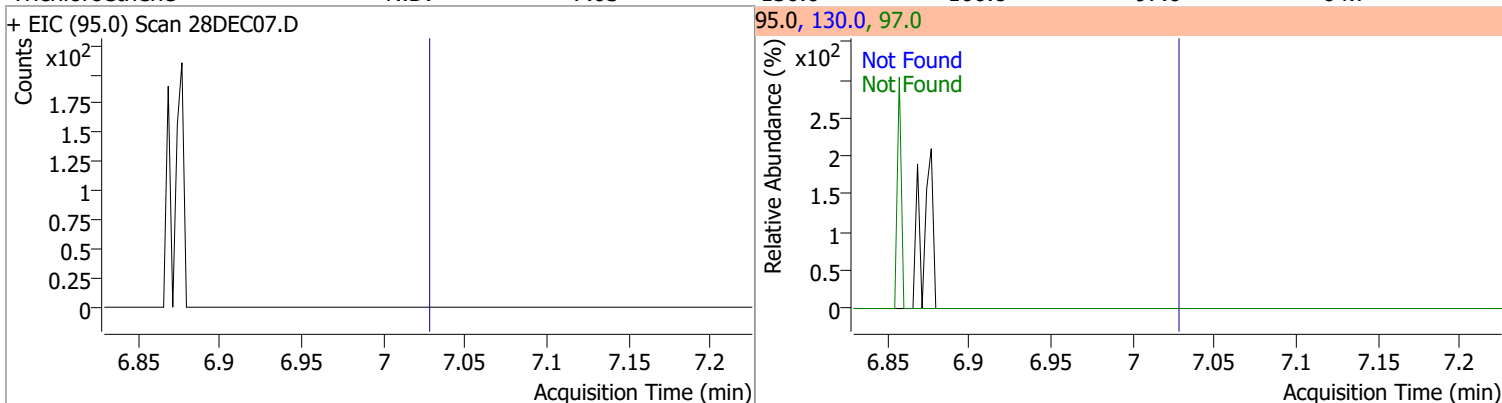
Compound	Conc.	Exp RT	QIon	Exp Ratio
Benzene	N.D.	6.28	77.0	23.5



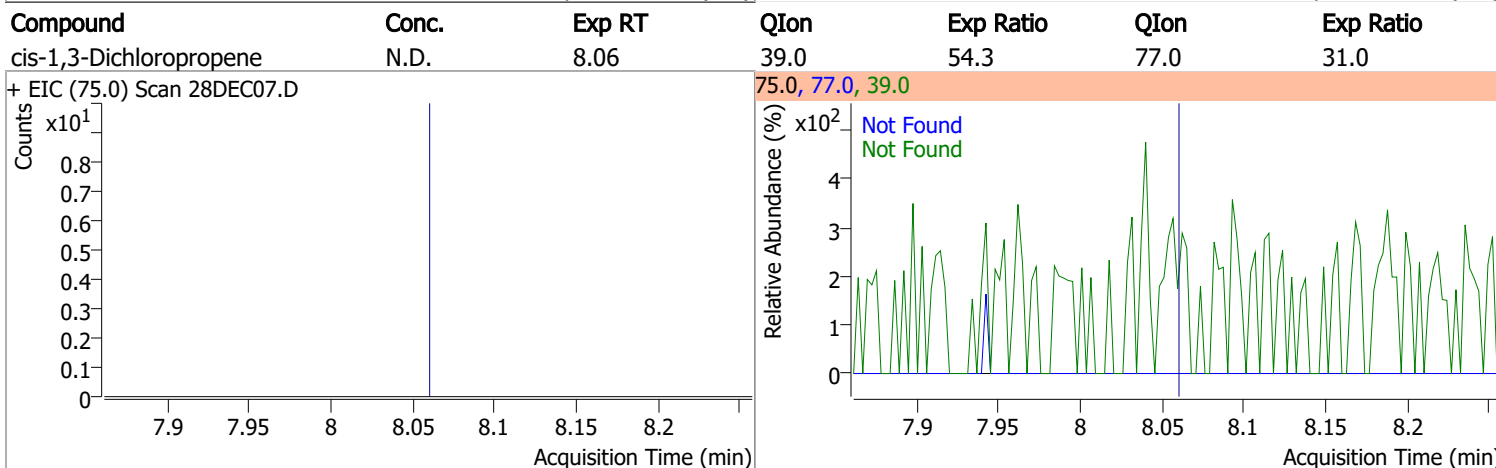
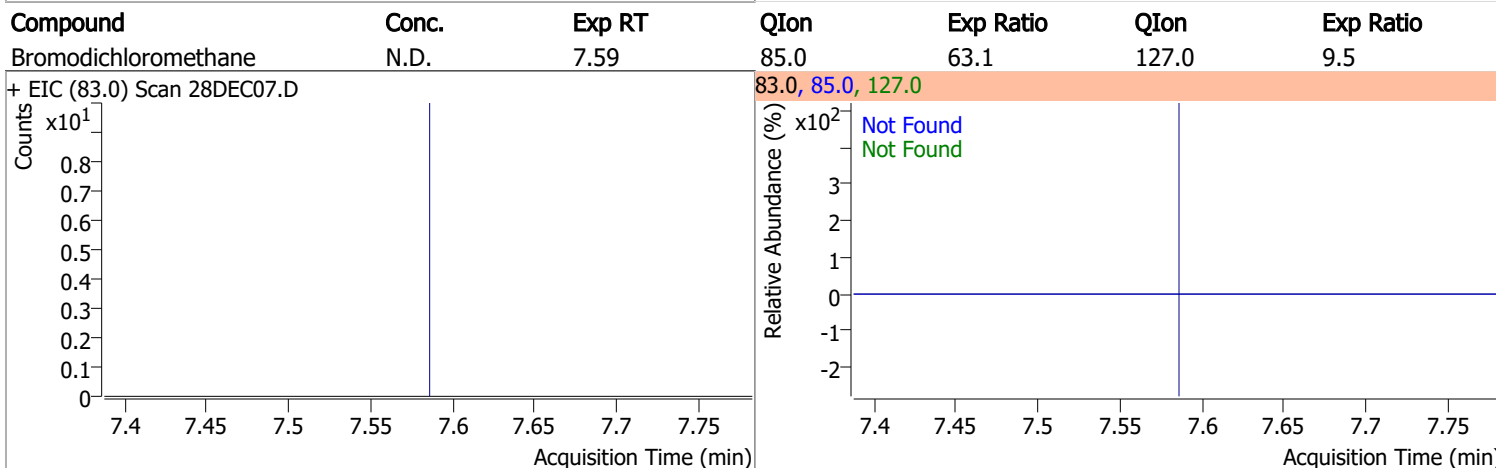
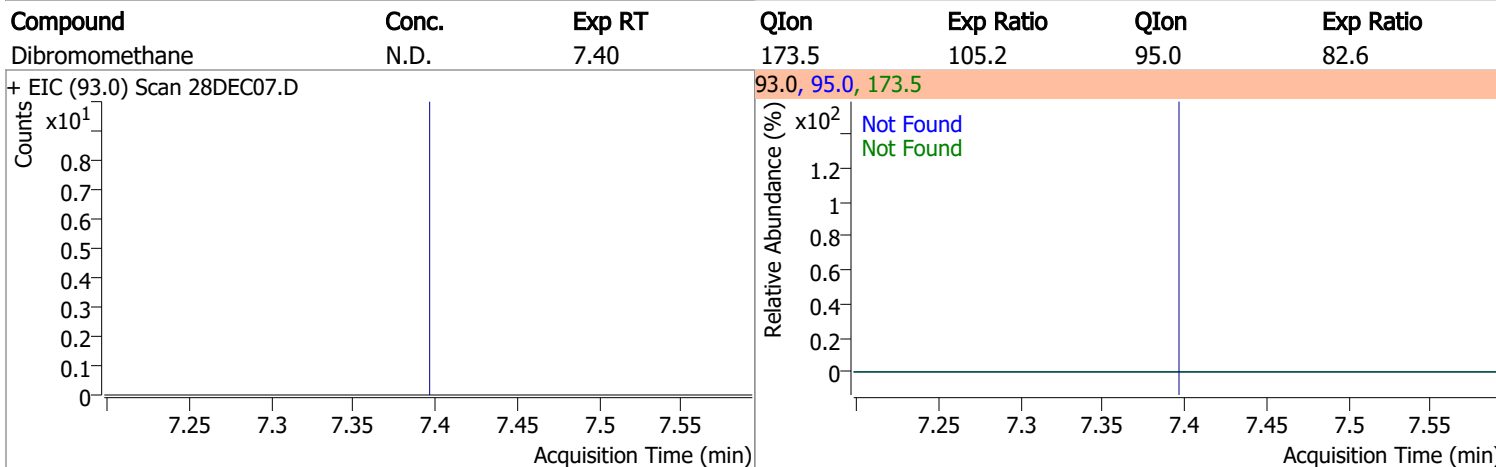
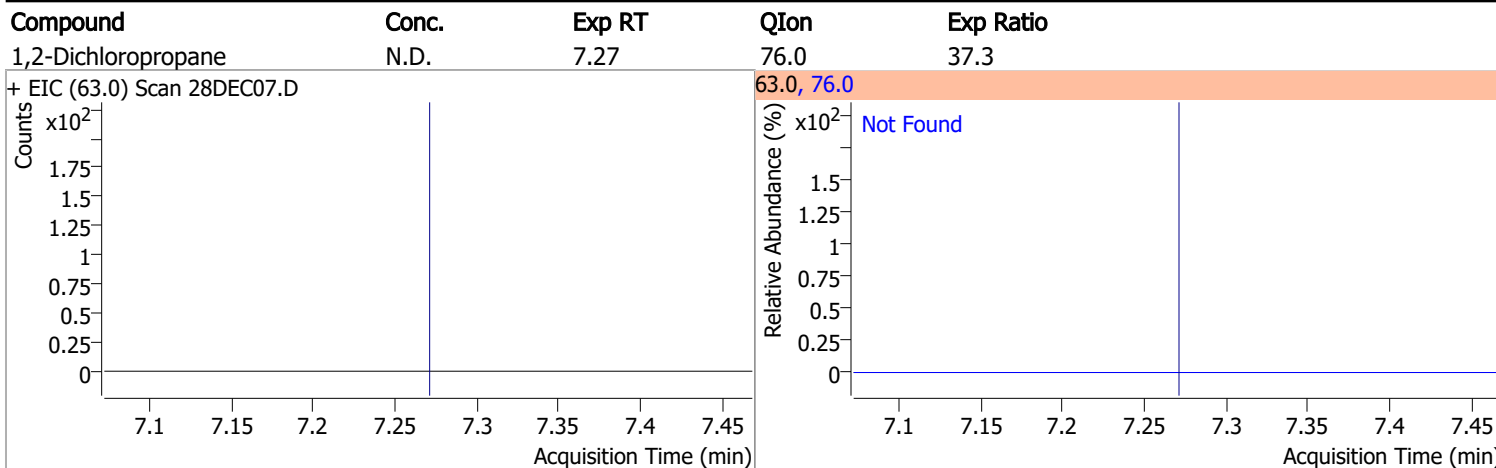
Compound	Conc.	Exp RT	QIon	Exp Ratio	QIon	Exp Ratio
1,2-Dichloroethane	N.D.	6.32	64.0	32.3	98.0	8.2



Compound	Conc.	Exp RT	QIon	Exp Ratio	QIon	Exp Ratio
Trichloroethene	N.D.	7.03	130.0	100.8	97.0	64.7

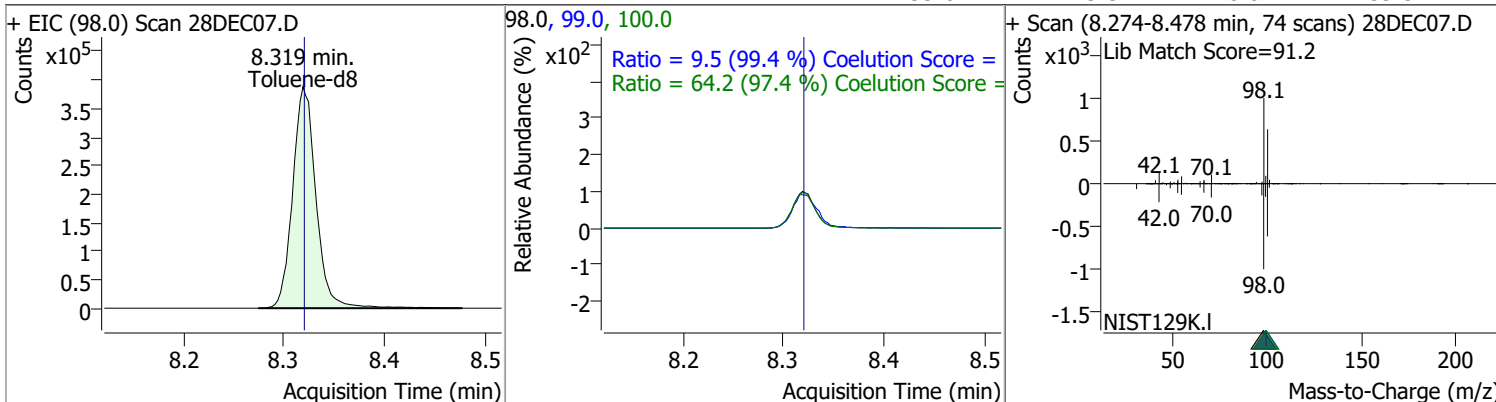


Quantitation Results Report (QT Reviewed)

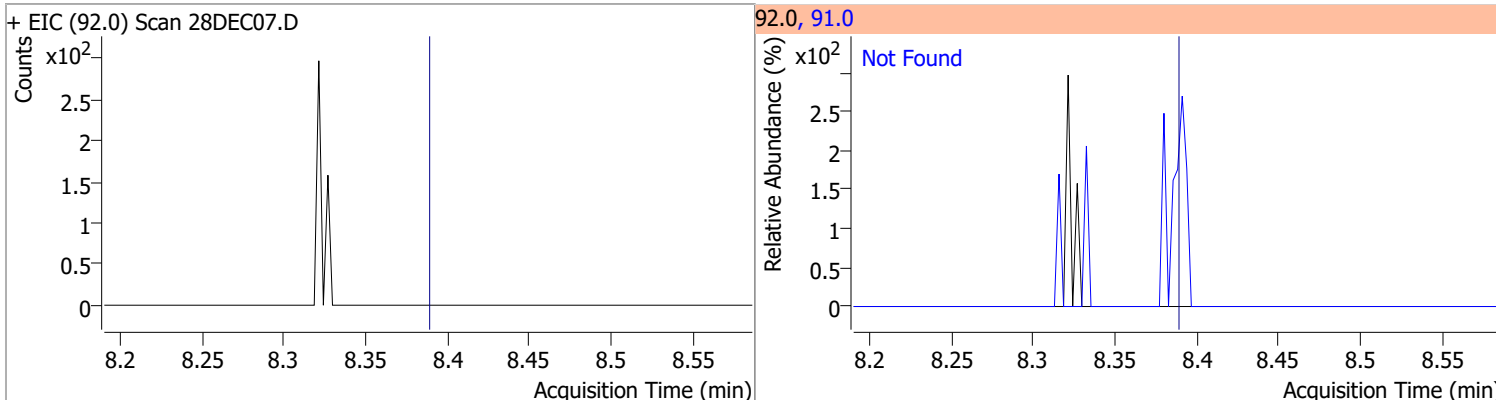


Quantitation Results Report (QT Reviewed)

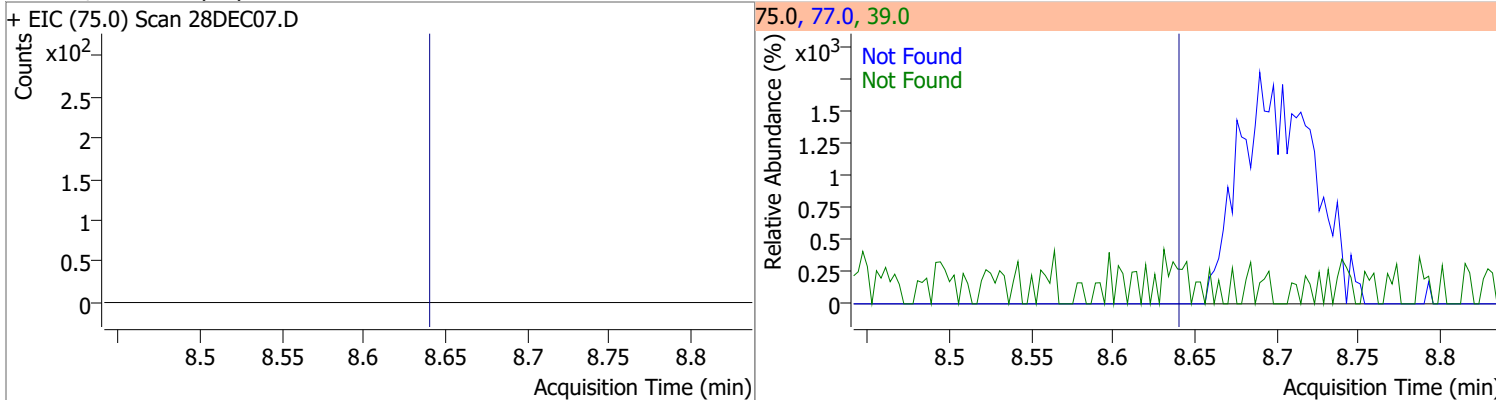
Compound	Conc.	RT	Dev(Min)	Resp.	QIon	QRatio	Lower	Upper
Toluene-d8	258.5346	8.32	0.00	625785	100.0	64.2	35.9	95.9
					99.0	9.5	0.0	39.5



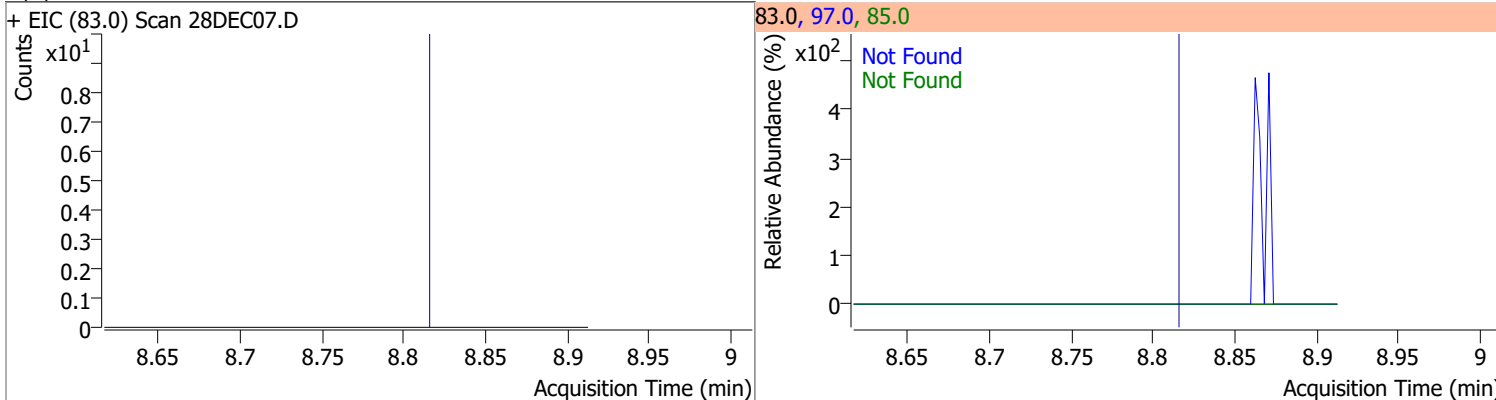
Compound	Conc.	Exp RT	QIon	Exp Ratio
Toluene	N.D.	8.39	91.0	174.3



Compound	Conc.	Exp RT	QIon	Exp Ratio	QIon	Exp Ratio
trans-1,3-Dichloropropene	N.D.	8.64	39.0	52.1	77.0	32.0

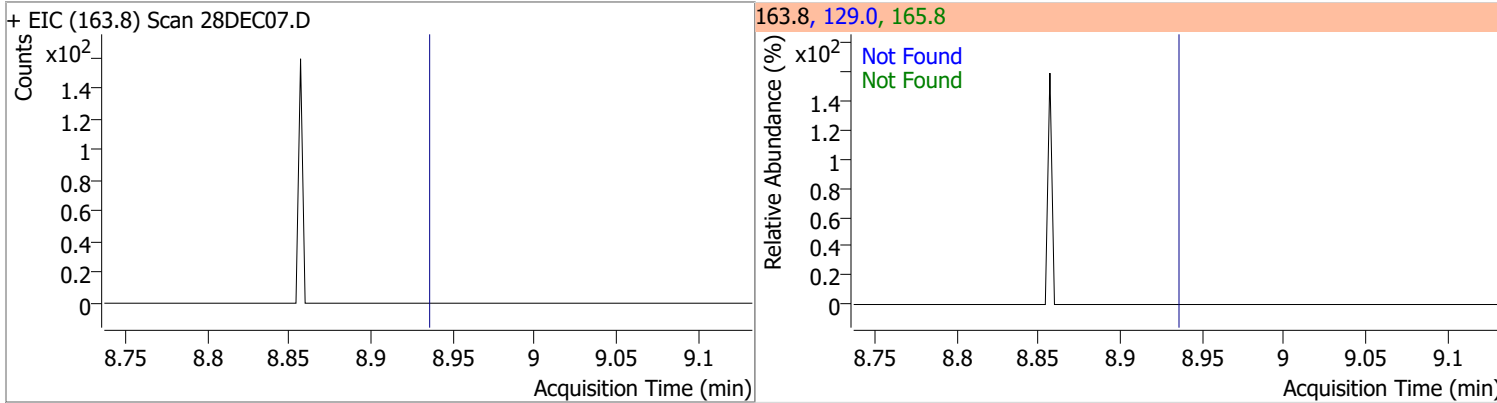


Compound	Conc.	Exp RT	QIon	Exp Ratio	QIon	Exp Ratio
1,1,2-Trichloroethane	N.D.	8.82	97.0	114.3	85.0	61.5

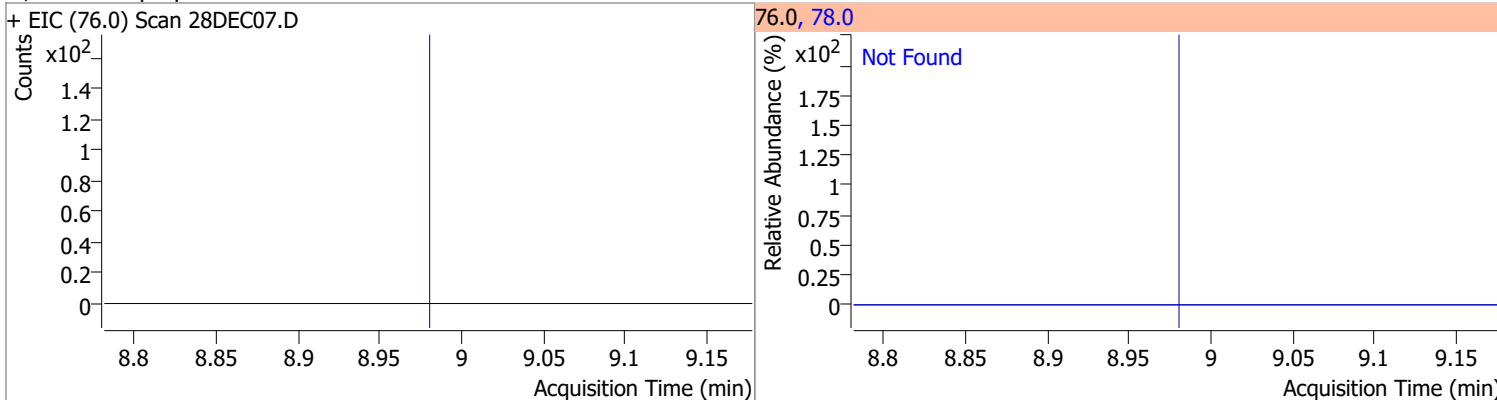


Quantitation Results Report (QT Reviewed)

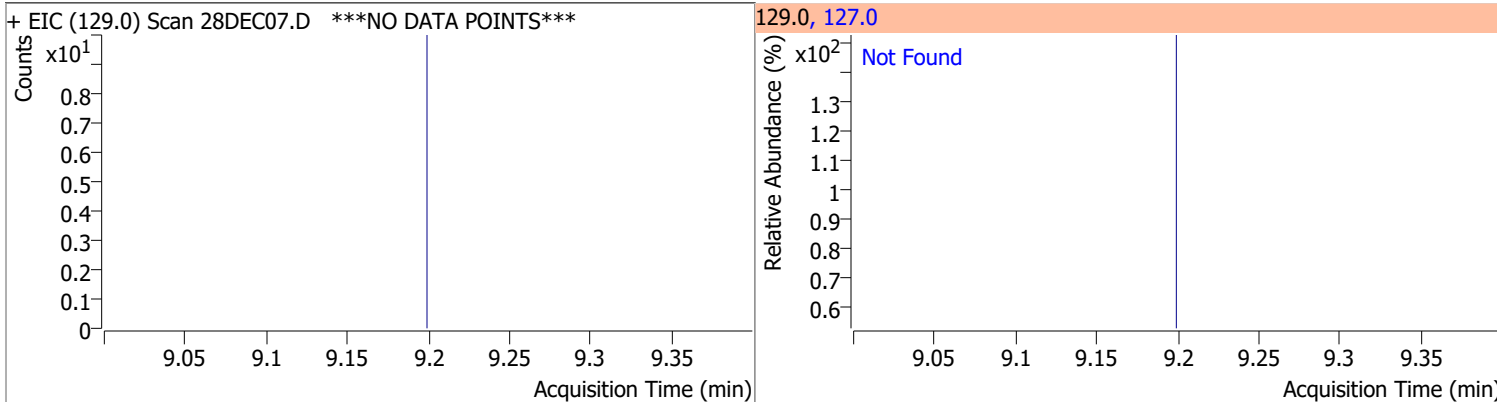
Compound	Conc.	Exp RT	QIon	Exp Ratio	QIon	Exp Ratio
Tetrachloroethene	N.D.	8.94	165.8	128.3	129.0	95.3



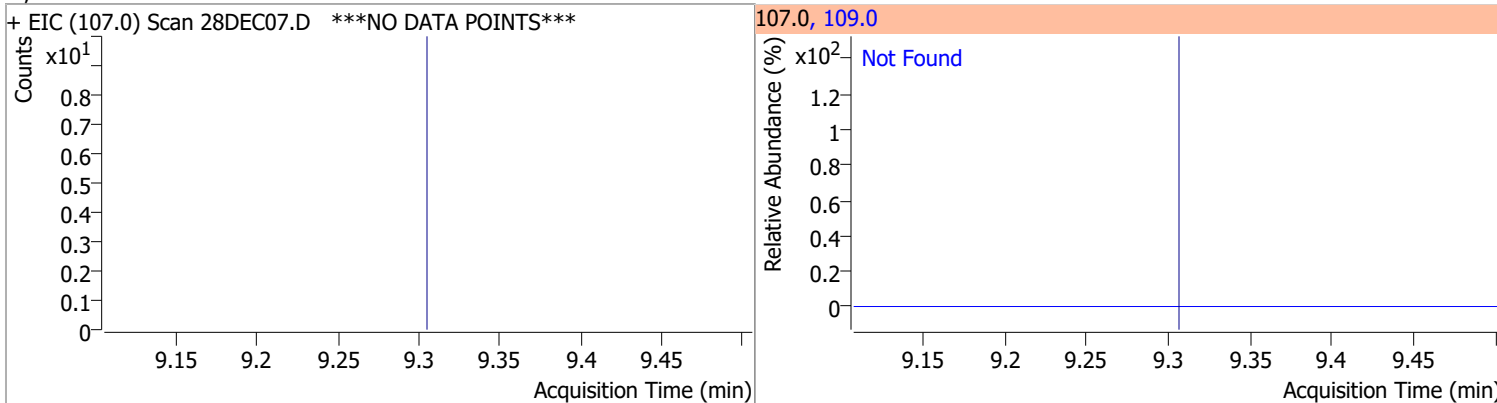
Compound	Conc.	Exp RT	QIon	Exp Ratio
1,3-Dichloropropane	N.D.	8.98	78.0	32.1



Compound	Conc.	Exp RT	QIon	Exp Ratio
Chlorodibromomethane	N.D.	9.20	127.0	75.3

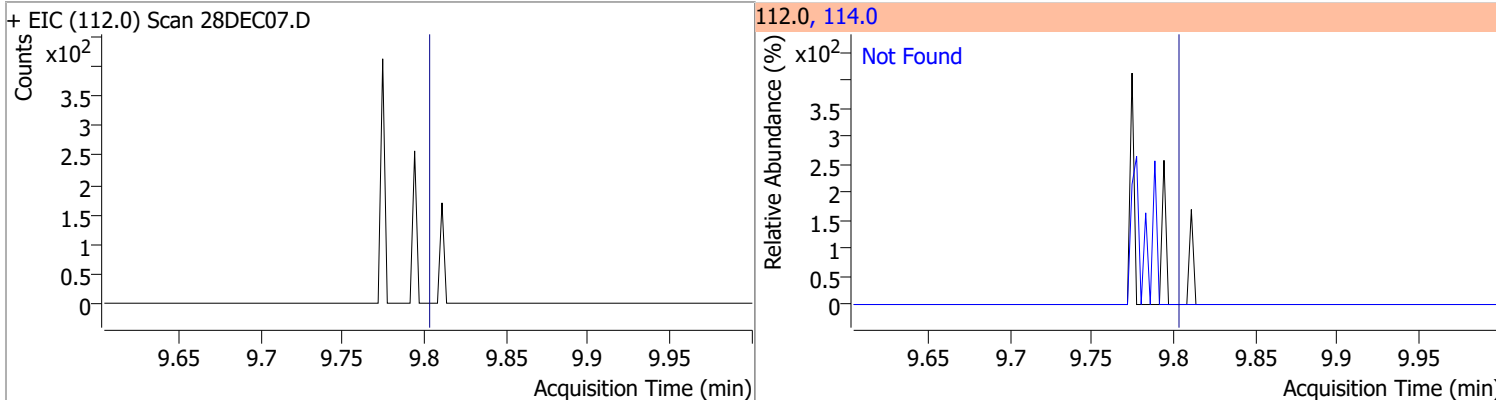


Compound	Conc.	Exp RT	QIon	Exp Ratio
1,2-Dibromoethane	N.D.	9.31	109.0	97.2

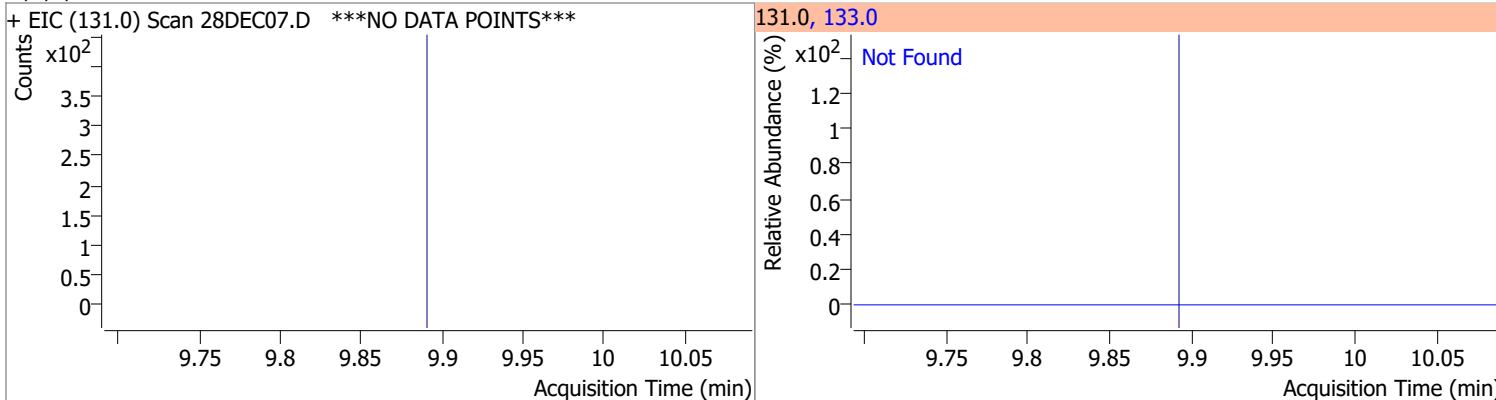


Quantitation Results Report (QT Reviewed)

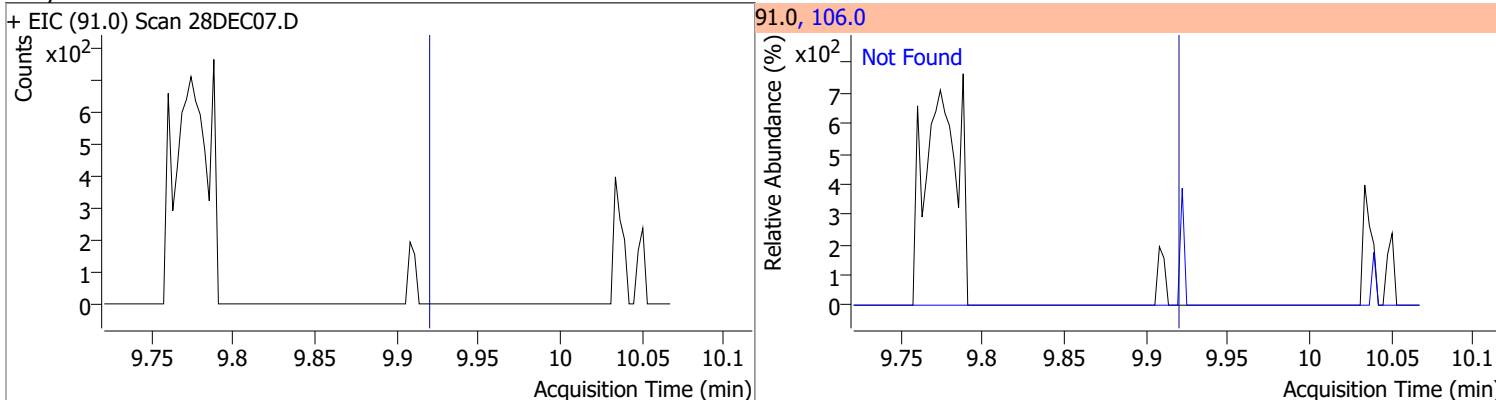
Compound	Conc.	Exp RT	QIon	Exp Ratio
Chlorobenzene	N.D.	9.80	114.0	32.3



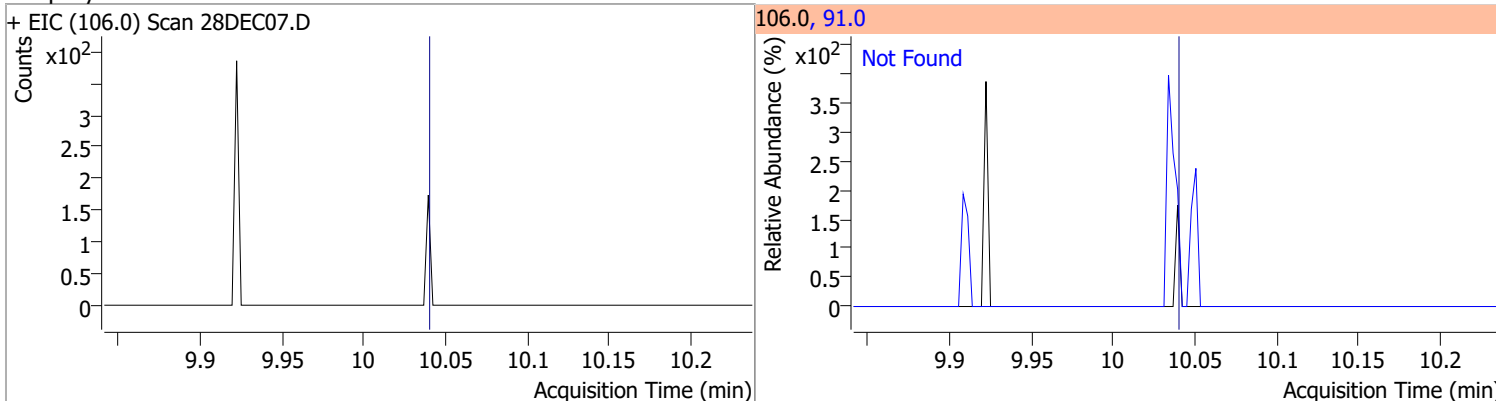
Compound	Conc.	Exp RT	QIon	Exp Ratio
1,1,1,2-Tetrachloroethane	N.D.	9.89	133.0	95.7



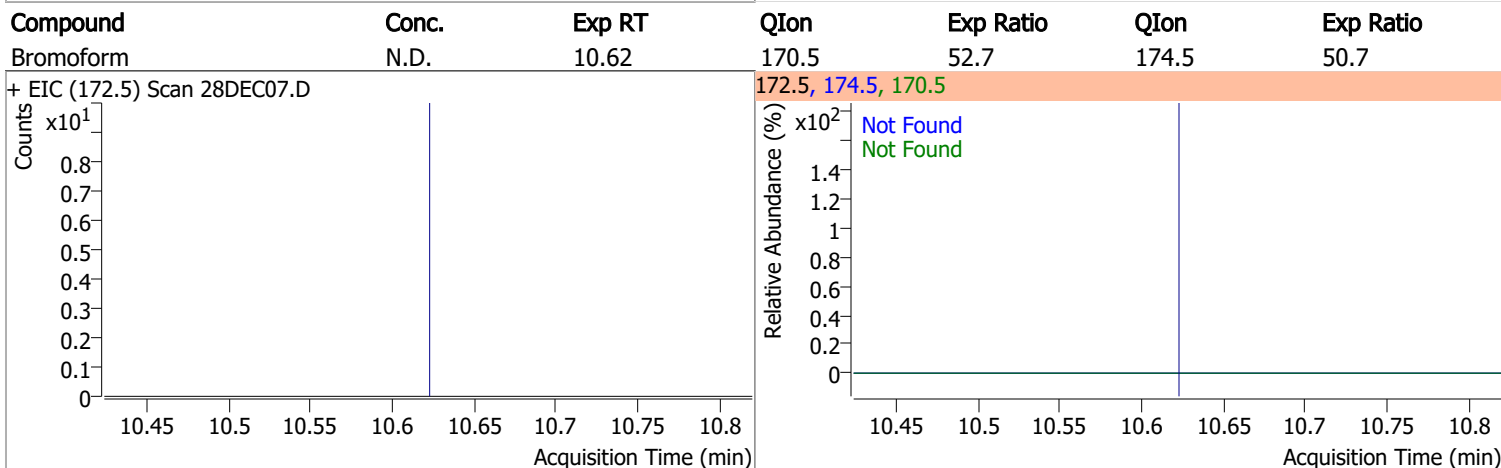
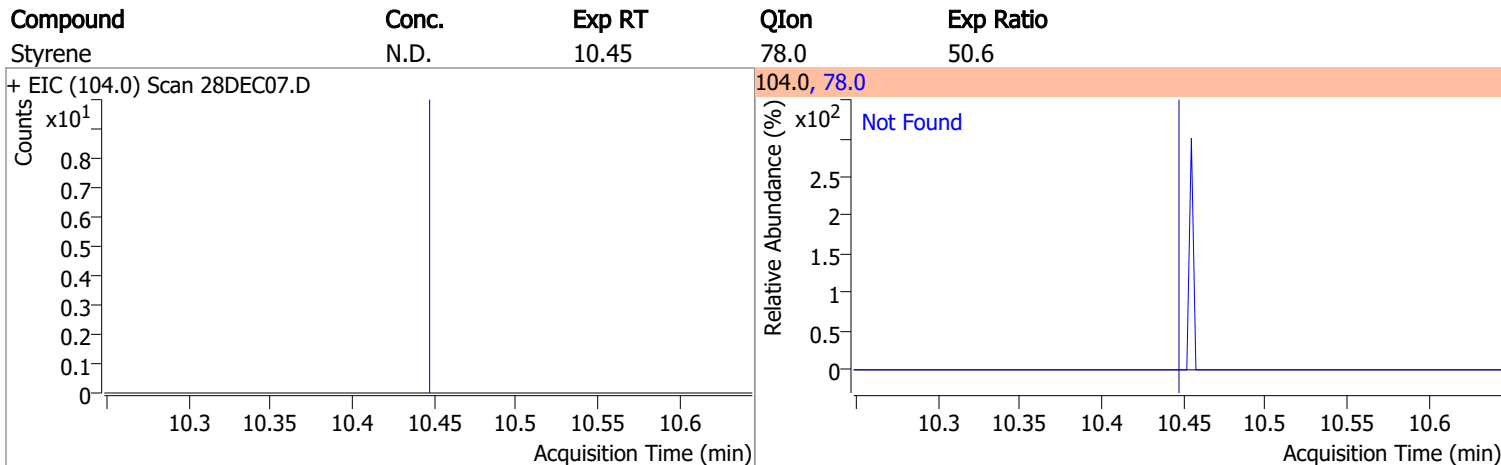
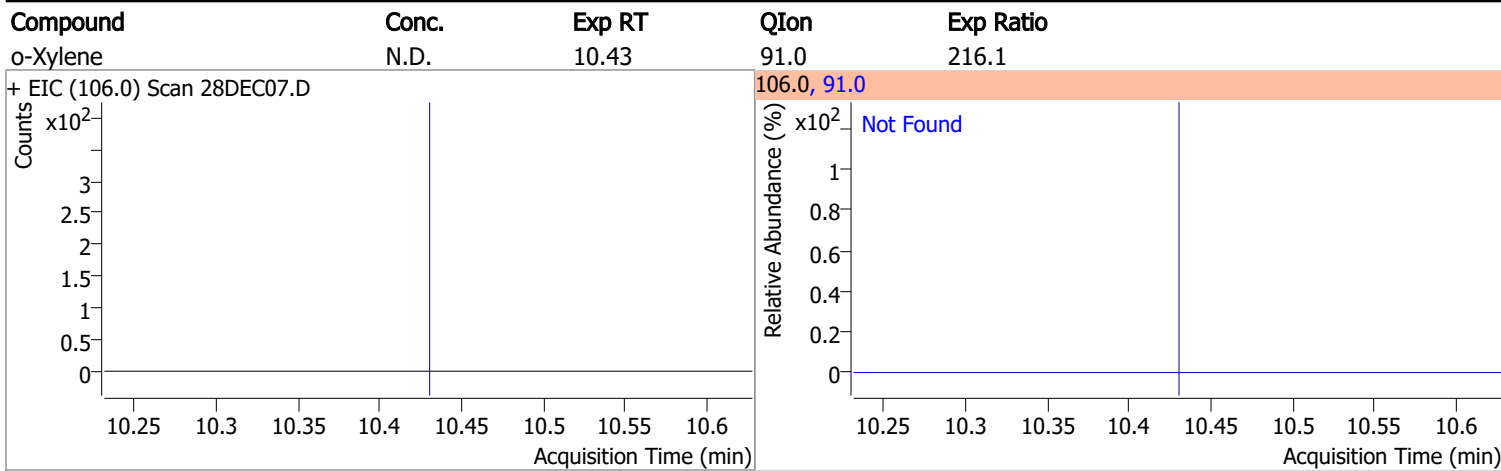
Compound	Conc.	Exp RT	QIon	Exp Ratio
Ethylbenzene	N.D.	9.92	106.0	30.7



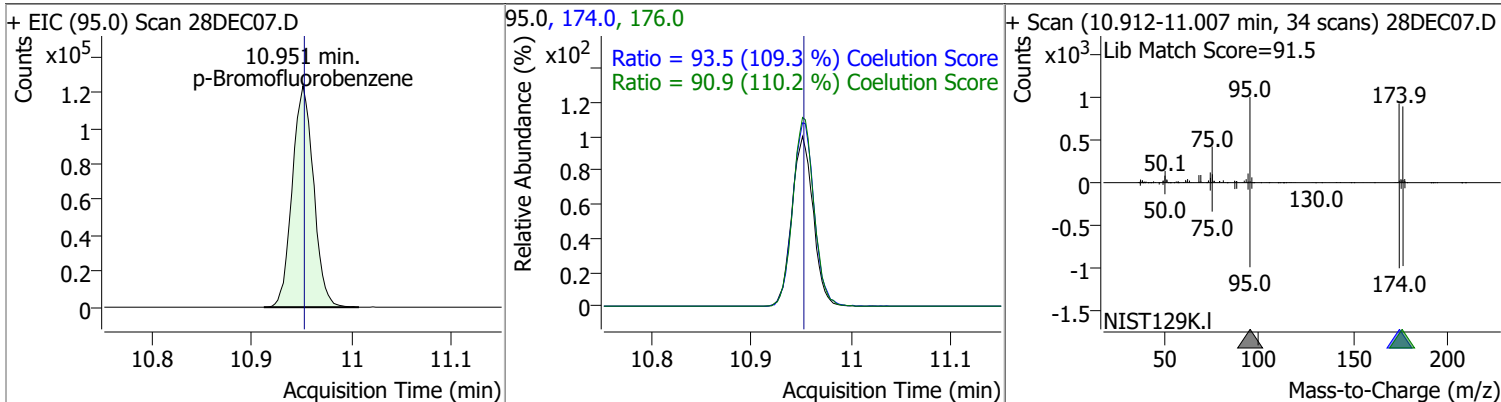
Compound	Conc.	Exp RT	QIon	Exp Ratio
m+p-Xylenes	N.D.	10.04	91.0	205.0



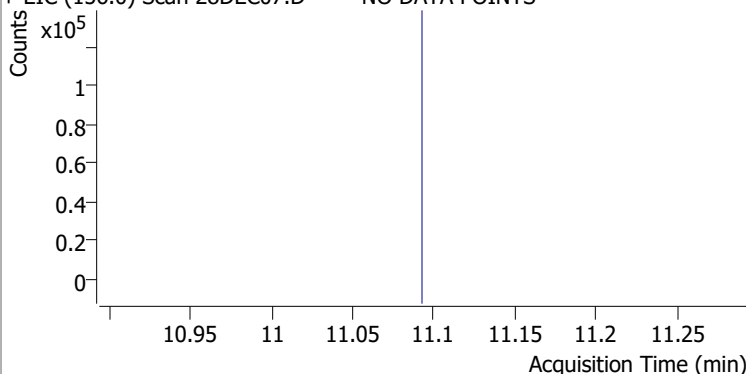
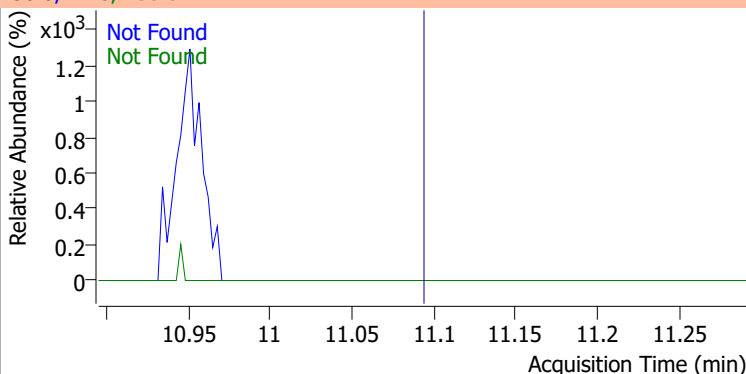
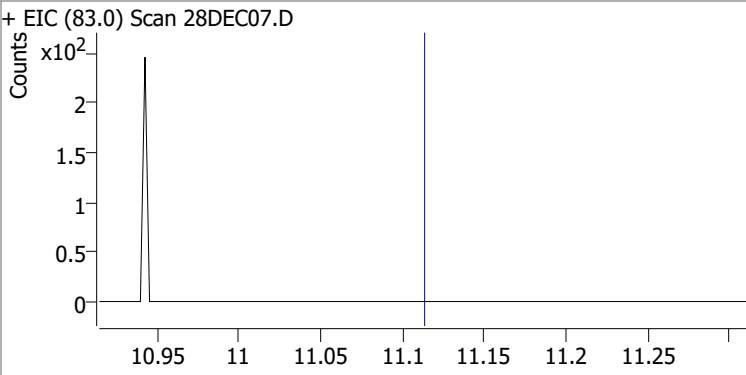
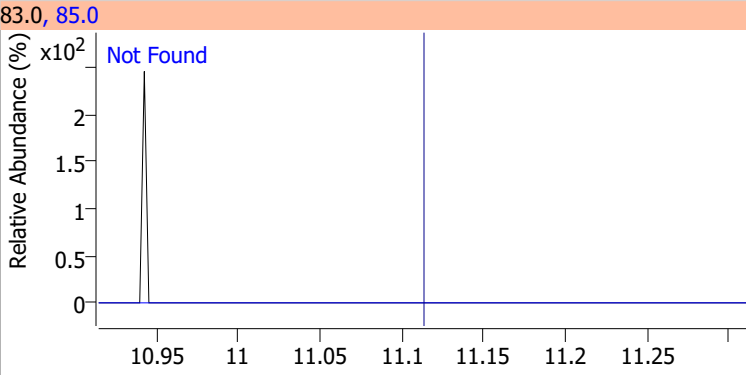
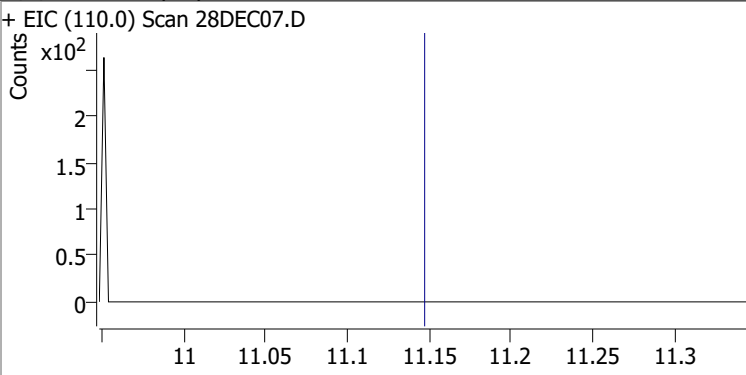
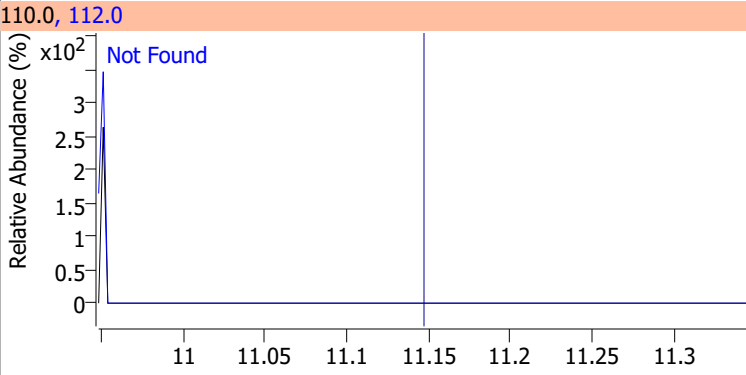
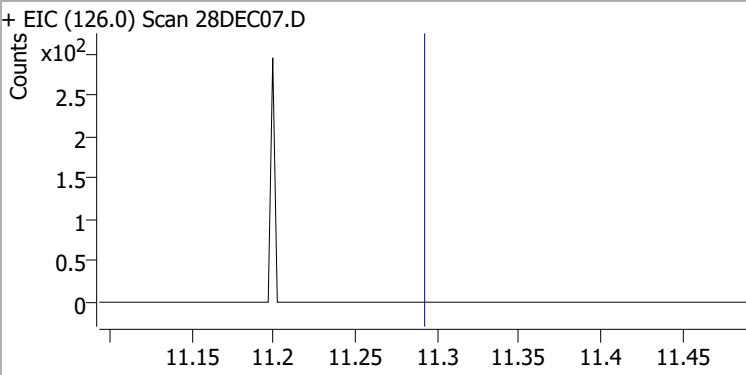
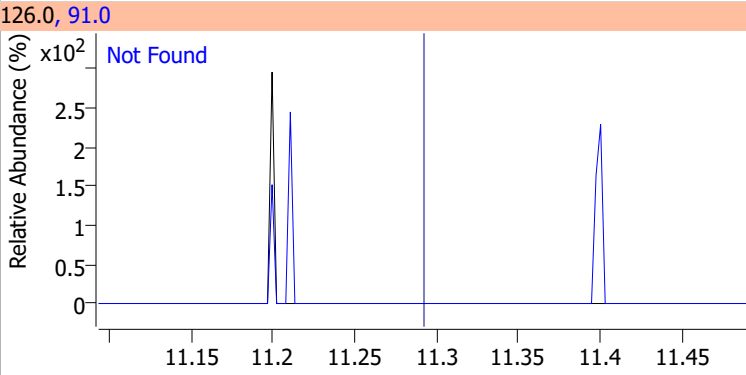
Quantitation Results Report (QT Reviewed)



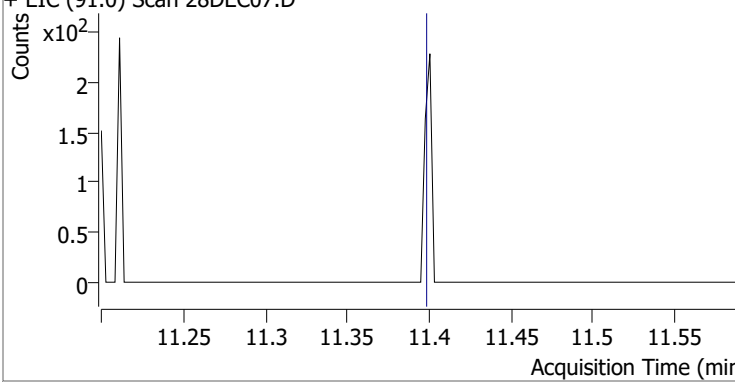
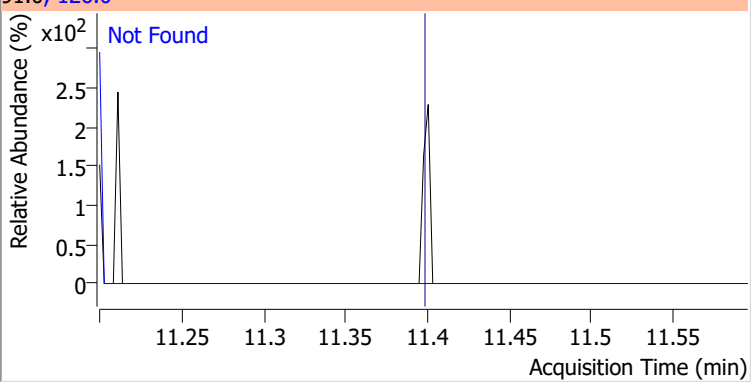
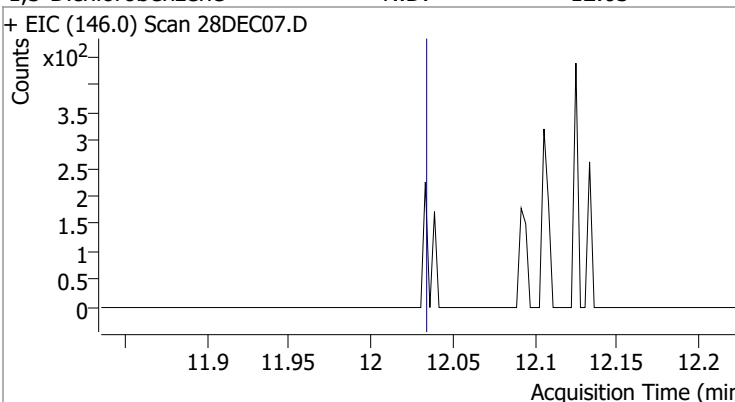
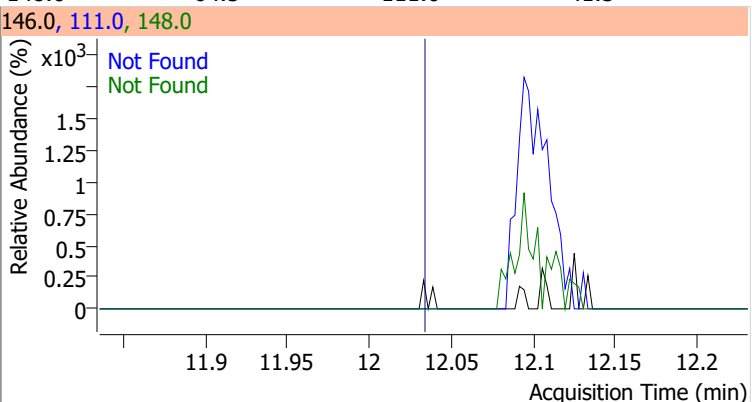
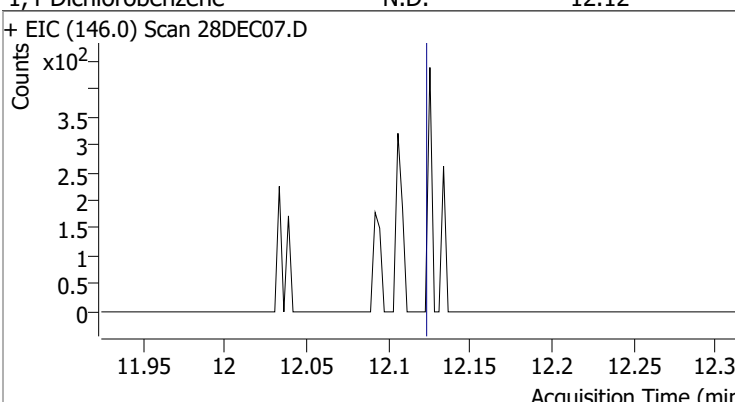
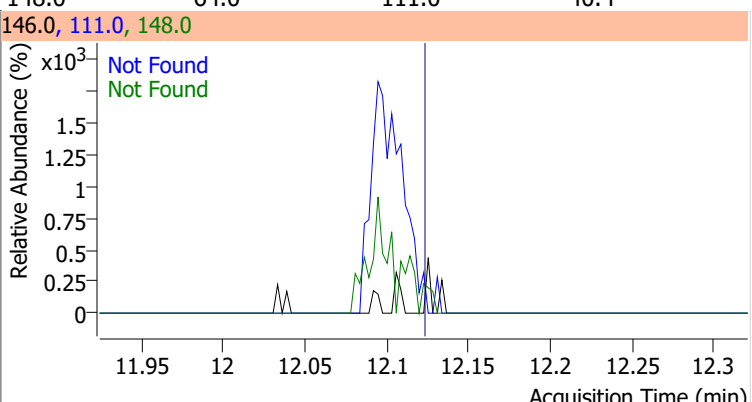
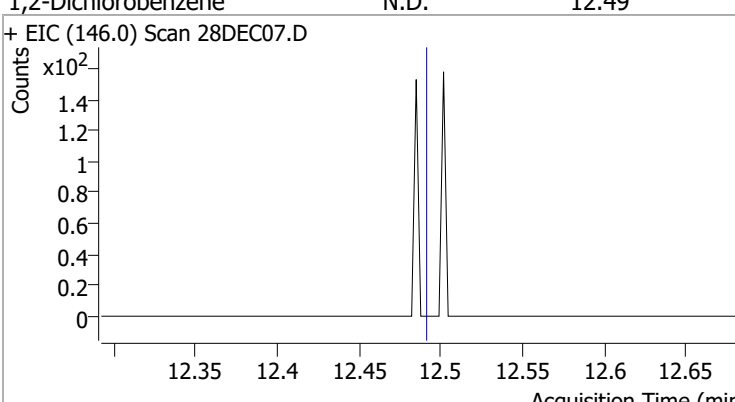
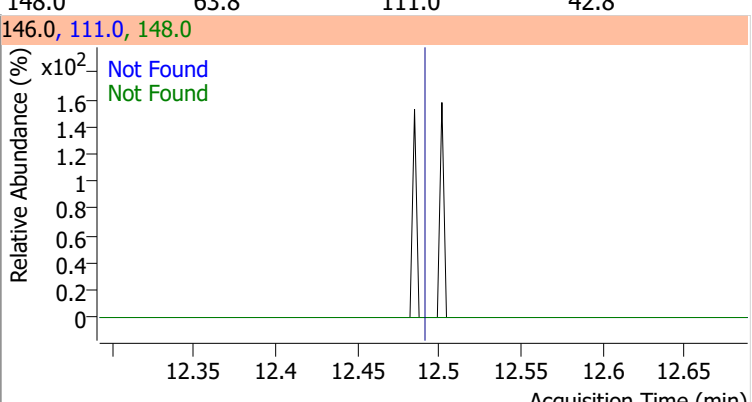
Compound	Conc.	RT	Dev(Min)	Resp.	QIon	QRatio	Lower	Upper
p-Bromofluorobenzene	254.7700	10.95	0.00	181918	174.0	93.5	55.5	115.5
					176.0	90.9	52.5	112.5



Quantitation Results Report (QT Reviewed)

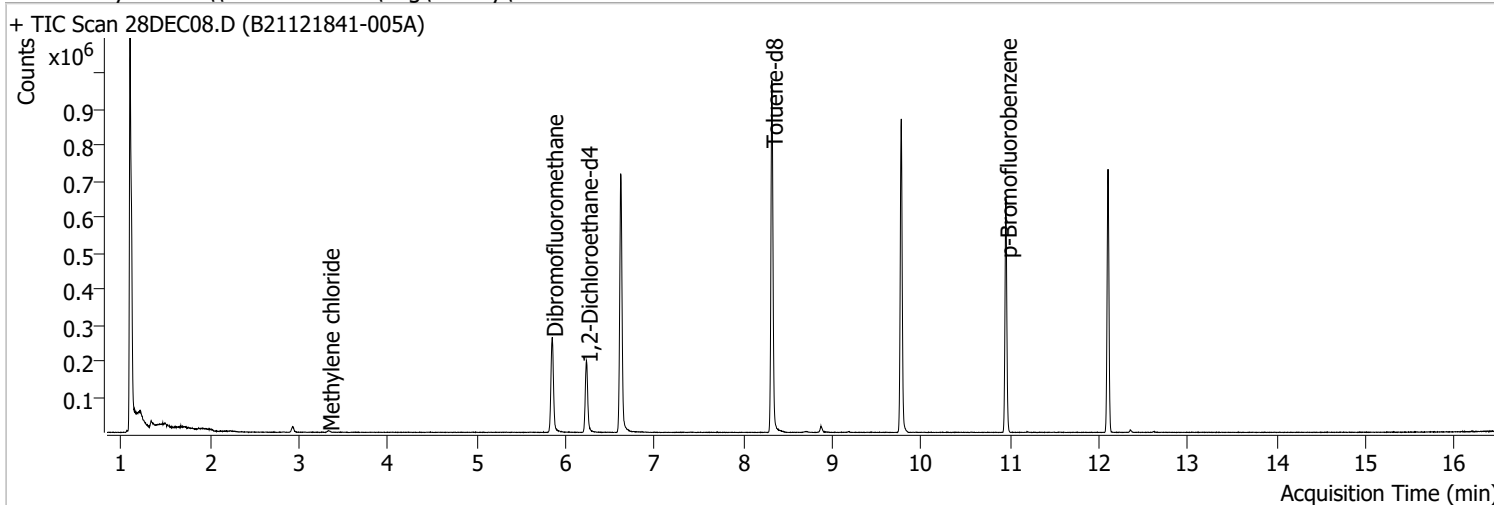
Compound	Conc.	Exp RT	QIon	Exp Ratio	QIon	Exp Ratio
Bromobenzene	N.D.	11.09	77.0	153.2	158.0	96.2
+ EIC (156.0) Scan 28DEC07.D ***NO DATA POINTS***			156.0, 77.0, 158.0			
						
1,1,2,2-Tetrachloroethane	N.D.	11.11	85.0	63.2		
+ EIC (83.0) Scan 28DEC07.D			83.0, 85.0			
						
1,2,3-Trichloropropane	N.D.	11.15	112.0	65.8		
+ EIC (110.0) Scan 28DEC07.D			110.0, 112.0			
						
2-Chlorotoluene	N.D.	11.29	91.0	294.1		
+ EIC (126.0) Scan 28DEC07.D			126.0, 91.0			
						

Quantitation Results Report (QT Reviewed)

Compound	Conc.	Exp RT	QIon	Exp Ratio		
4-Chlorotoluene	N.D.	11.40	126.0	30.4		
+ EIC (91.0) Scan 28DEC07.D			91.0, 126.0			
						
1,3-Dichlorobenzene	N.D.	12.03	148.0	64.5	QIon	Exp Ratio
+ EIC (146.0) Scan 28DEC07.D			146.0, 111.0, 148.0			
						
1,4-Dichlorobenzene	N.D.	12.12	148.0	64.0	QIon	Exp Ratio
+ EIC (146.0) Scan 28DEC07.D			146.0, 111.0, 148.0			
						
1,2-Dichlorobenzene	N.D.	12.49	148.0	63.8	QIon	Exp Ratio
+ EIC (146.0) Scan 28DEC07.D			146.0, 111.0, 148.0			
						

Quantitation Results Report (QT Reviewed)

Data File	28DEC08.D	Operator	MSC
Acq. Method	5975CACQF.M	Acq. Date-Time	12/28/2021 12:46:34 PM
Sample Name	B21121841-005A	Instrument	VOA5975C
Vial	8	Multiplier	1.00
DA Method File	VOA5975C_8260B_SHT_DoD_L4_120721.m	Comment	
Tune File	BFB_Atune3.u	Tune Date	10/11/2021 4:02:00 PM
Batch Name	VG122821_8260B_624pt1.batch.bin	Last Calib Update	2/11/2022 12:17:53 PM
Ref Library	\\MASSHUNTER\Org\Library\NIST129K.I		



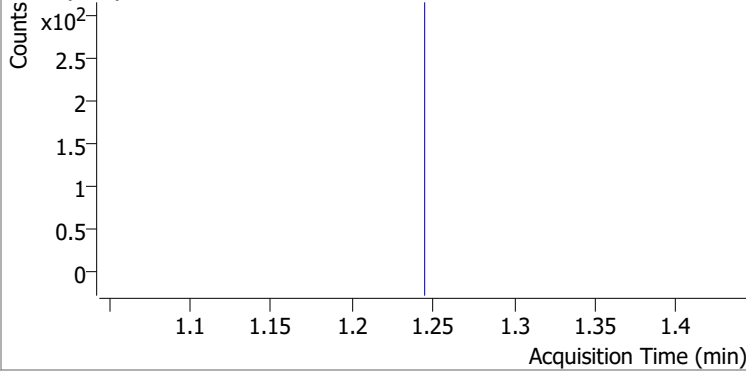
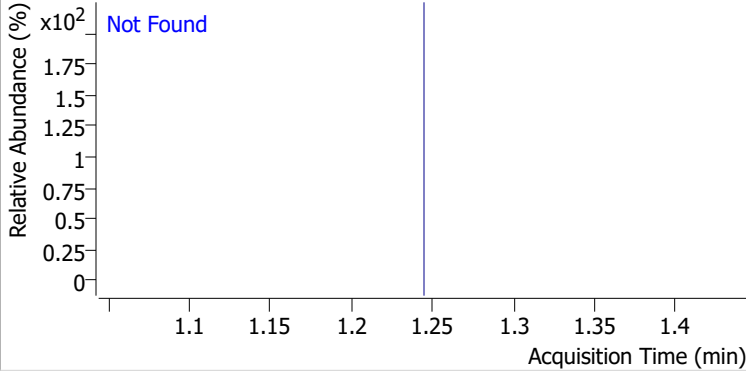
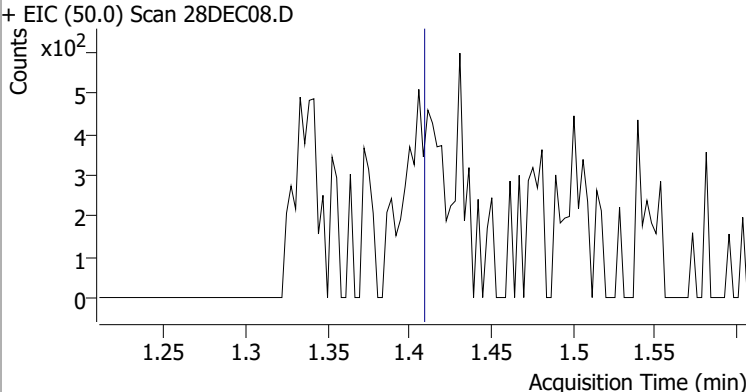
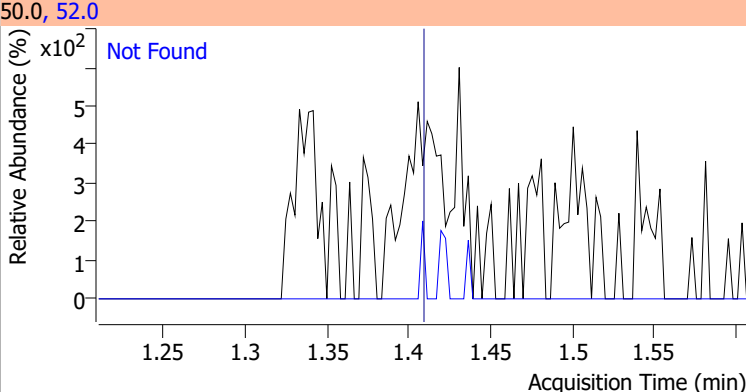
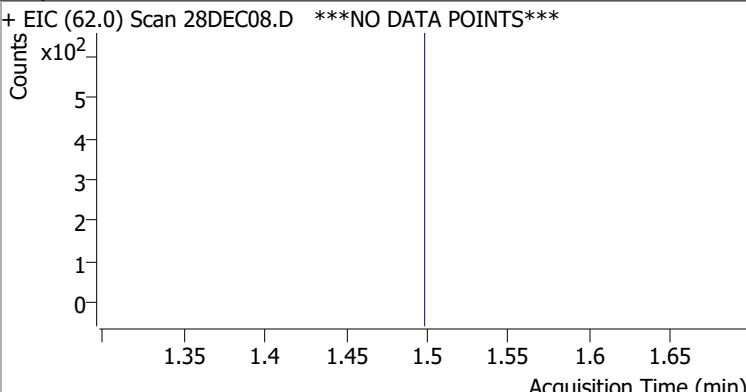
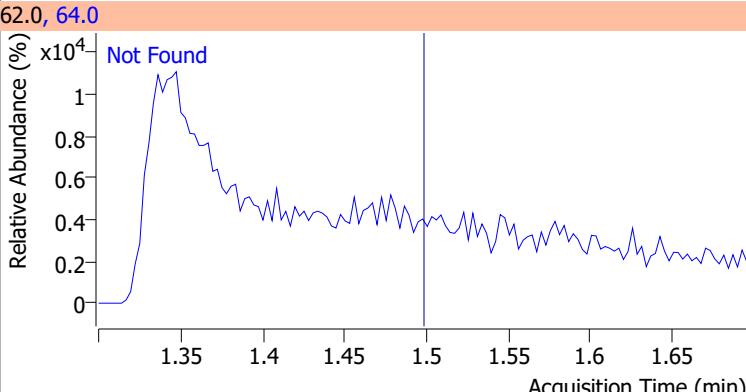
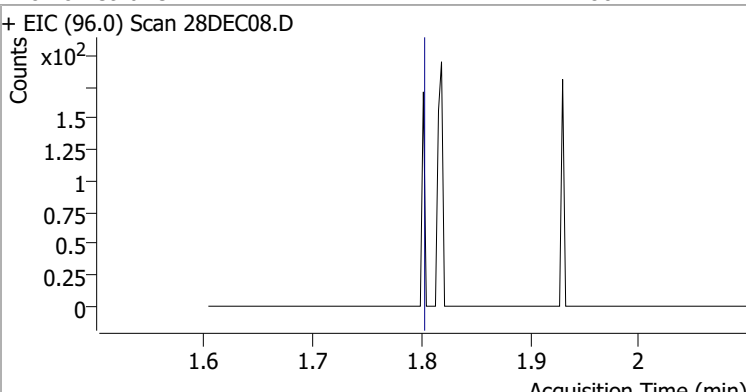
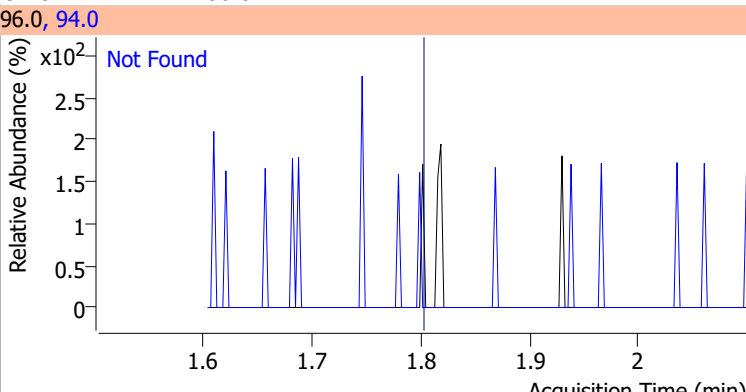
Compound	RT	QIon	Resp.	Conc.	Units	Dev(Min)	
Internal Standards							
M Fluorobenzene	6.620	96.0	607998	250.0000	ng	0.000	
M Chlorobenzene-d5	9.774	82.0	235812	250.0000	ng	0.000	
M 1,4-Dichlorobenzene-d4	12.100	152.0	173961	250.0000	ng	0.000	
System Monitoring Compounds							
S Dibromofluoromethane	5.848	113.0	159044	266.9067	ng	-0.003	
Spiked Amount: 250.000	Range: 80.0 - 119.0%			Recovery = 106.76%			
S 1,2-Dichloroethane-d4	6.236	67.0	73341	269.6975	ng	0.006	
Spiked Amount: 250.000	Range: 81.0 - 118.0%			Recovery = 107.88%			
S Toluene-d8	8.319	98.0	598513	252.4863	ng	0.000	
Spiked Amount: 250.000	Range: 89.0 - 112.0%			Recovery = 100.99%			
S p-Bromofluorobenzene	10.951	95.0	177188	266.1874	ng	0.000	
Spiked Amount: 250.000	Range: 85.0 - 114.0%			Recovery = 106.47%			
Target Compounds							
T Dichlorodifluoromethane	0.000		0	N.D.			
T Chloromethane	0.000		0	N.D.			
T Vinyl chloride	0.000		0	N.D.			
T Bromomethane	0.000		0	N.D.			
T Chloroethane	0.000		0	N.D.			
T Trichlorofluoromethane	0.000		0	N.D.			
T 1,1-Dichloroethene	0.000		0	N.D.			
T Methylene chloride	3.330	49.0	3427	3.8462	ng		88
T trans-1,2-Dichloroethene	0.000		0	N.D.			
T Methyl tert-butyl ether (MTBE)	0.000		0	N.D.			
T 1,1-Dichloroethane	0.000		0	N.D.			
T 2,2-Dichloropropane	0.000		0	N.D.			
T cis-1,2-Dichloroethene	0.000		0	N.D.			
T Methyl ethyl ketone	0.000		0	N.D.			
T Bromochloromethane	0.000		0	N.D.			
T Chloroform	0.000		0	N.D.			

Quantitation Results Report (QT Reviewed)

Compound	RT	QIon	Resp.	Conc.	Units	Dev(Min)
T 1,1,1-Trichloroethane	0.000		0	N.D.		
T Carbon tetrachloride	0.000		0	N.D.		
T 1,1-Dichloropropene	0.000		0	N.D.		
T Benzene	0.000		0	N.D.		
T 1,2-Dichloroethane	0.000		0	N.D.		
T Trichloroethene	0.000		0	N.D.		
T 1,2-Dichloropropane	0.000		0	N.D.		
T Dibromomethane	0.000		0	N.D.		
T Bromodichloromethane	0.000		0	N.D.		
T cis-1,3-Dichloropropene	0.000		0	N.D.		
T Toluene	0.000		0	N.D.		
T trans-1,3-Dichloropropene	0.000		0	N.D.		
T 1,1,2-Trichloroethane	0.000		0	N.D.		
T Tetrachloroethene	0.000		0	N.D.		
T 1,3-Dichloropropane	0.000		0	N.D.		
T Chlorodibromomethane	0.000		0	N.D.		
T 1,2-Dibromoethane	0.000		0	N.D.		
T Chlorobenzene	0.000		0	N.D.		
T 1,1,1,2-Tetrachloroethane	0.000		0	N.D.		
T Ethylbenzene	0.000		0	N.D.		
T m+p-Xylenes	0.000		0	N.D.		
T o-Xylene	0.000		0	N.D.		
T Styrene	0.000		0	N.D.		
T Bromoform	0.000		0	N.D.		
T Bromobenzene	0.000		0	N.D.		
T 1,1,2,2-Tetrachloroethane	0.000		0	N.D.		
T 1,2,3-Trichloropropane	0.000		0	N.D.		
T 2-Chlorotoluene	0.000		0	N.D.		
T 4-Chlorotoluene	0.000		0	N.D.		
T 1,3-Dichlorobenzene	0.000		0	N.D.		
T 1,4-Dichlorobenzene	0.000		0	N.D.		
T 1,2-Dichlorobenzene	0.000		0	N.D.		

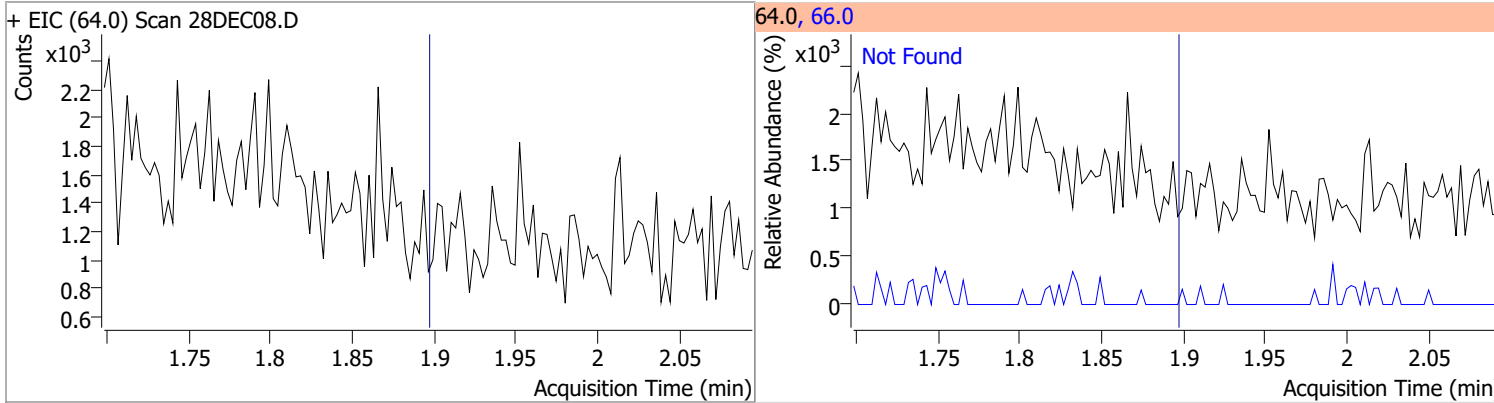
(#) = Qualifier Out of Range; (m) = Manual Integration; (+) = Area Summed; (*) = Surrogate Percent Recovery Out of Range; (d): Zeroed Peak

Quantitation Results Report (QT Reviewed)

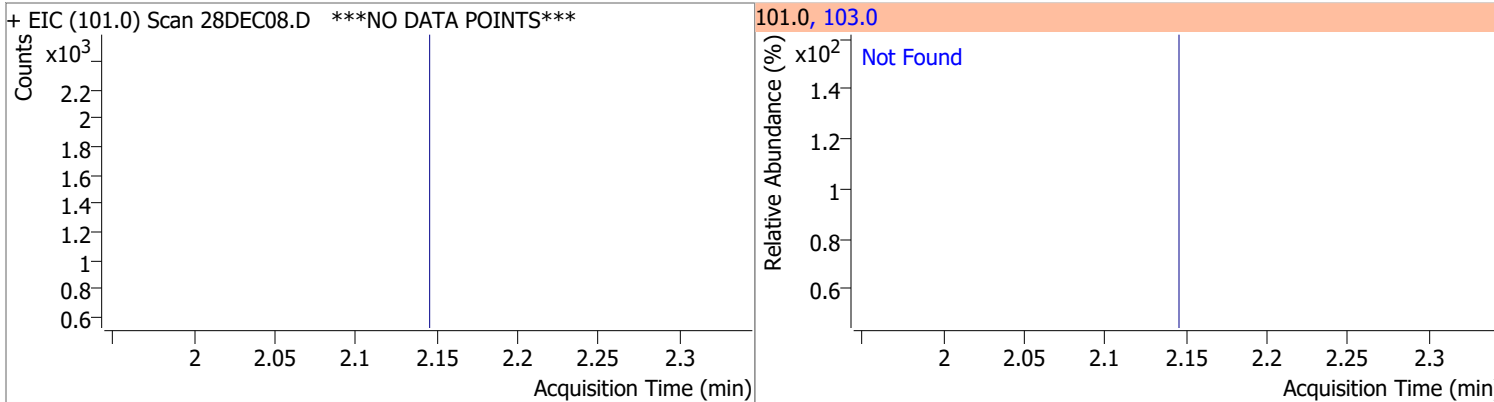
Compound	Conc.	Exp RT	QIon	Exp Ratio
Dichlorodifluoromethane	N.D.	1.24	87.0	32.0
+ EIC (85.0) Scan 28DEC08.D ***NO DATA POINTS***			85.0, 87.0	
				
Chloromethane	N.D.	1.41	52.0	32.7
+ EIC (50.0) Scan 28DEC08.D			50.0, 52.0	
				
Vinyl chloride	N.D.	1.50	64.0	31.6
+ EIC (62.0) Scan 28DEC08.D ***NO DATA POINTS***			62.0, 64.0	
				
Bromomethane	N.D.	1.80	94.0	106.0
+ EIC (96.0) Scan 28DEC08.D			96.0, 94.0	
				

Quantitation Results Report (QT Reviewed)

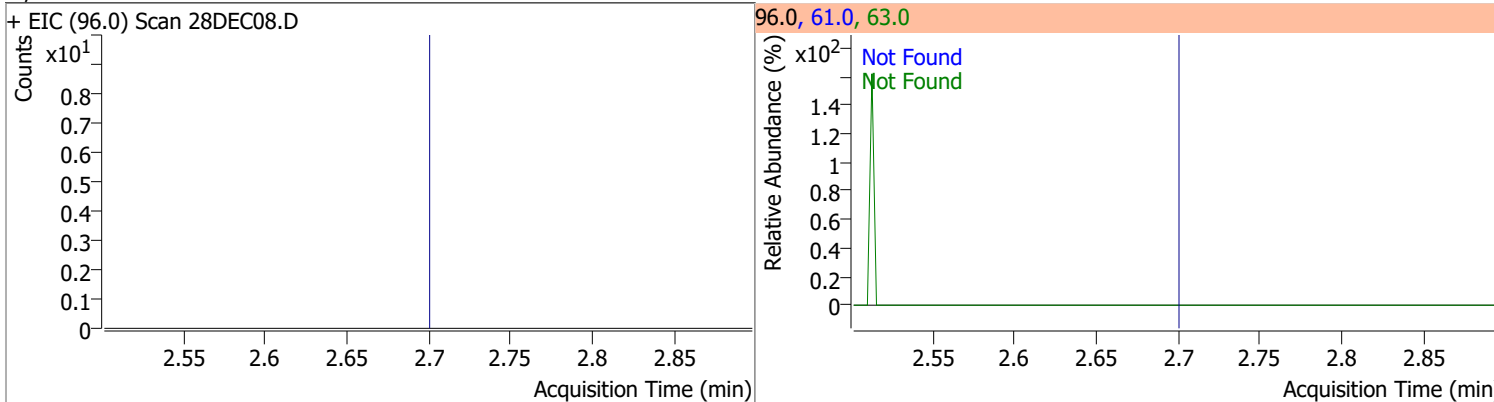
Compound	Conc.	Exp RT	QIon	Exp Ratio
Chloroethane	N.D.	1.90	66.0	30.8



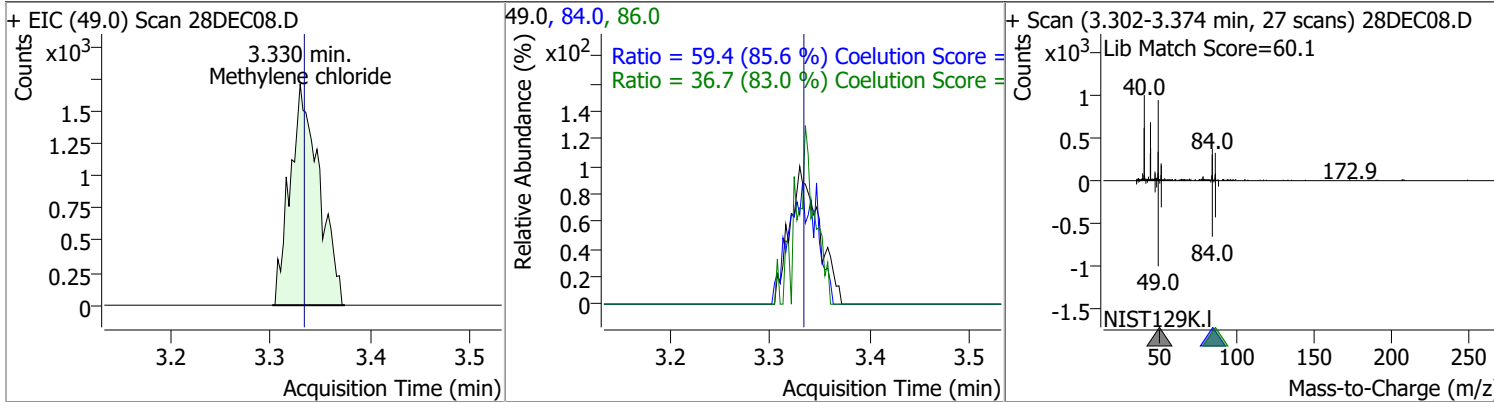
Compound	Conc.	Exp RT	QIon	Exp Ratio
Trichlorofluoromethane	N.D.	2.14	103.0	64.8



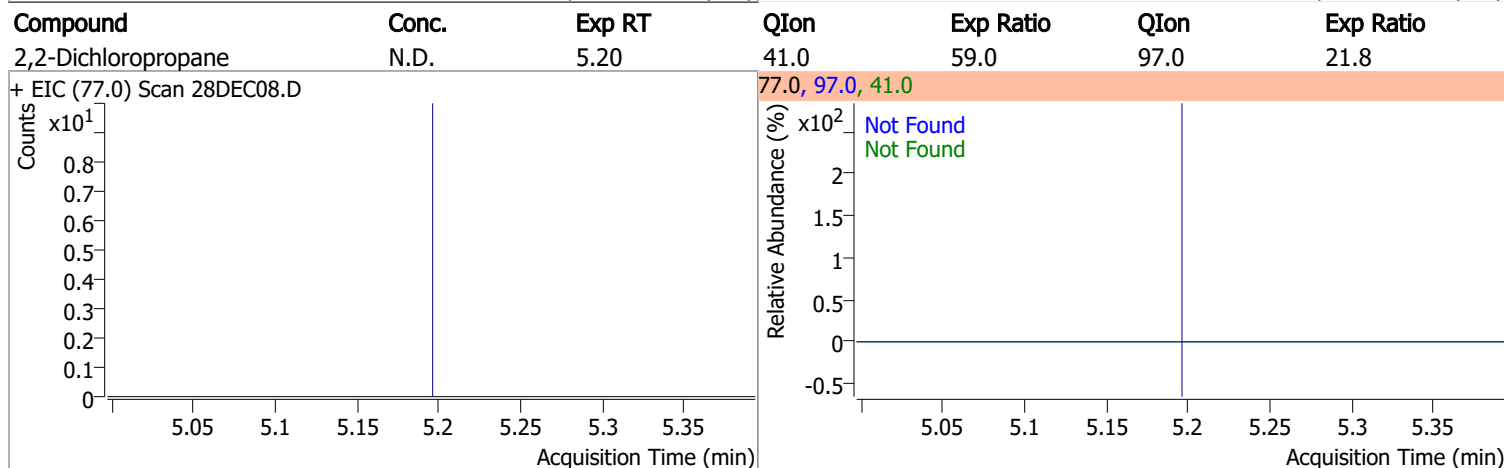
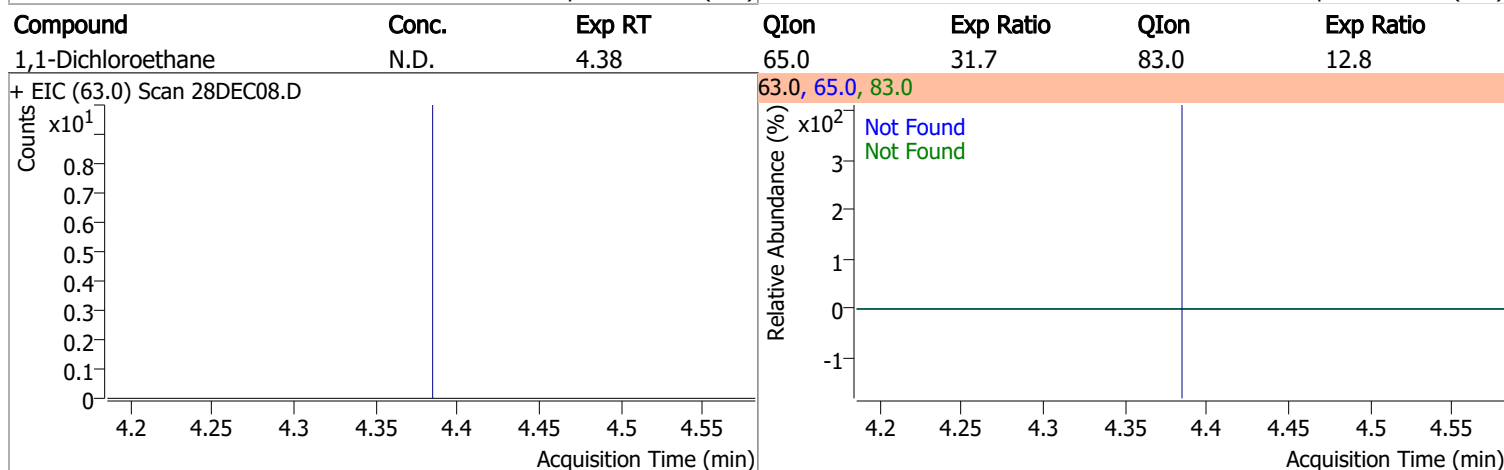
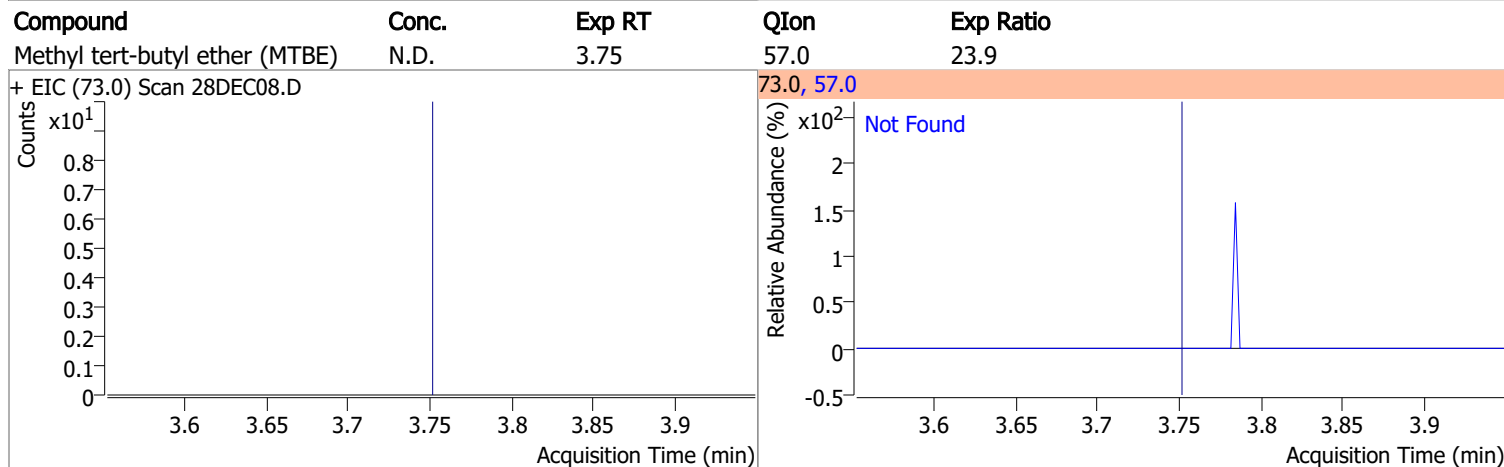
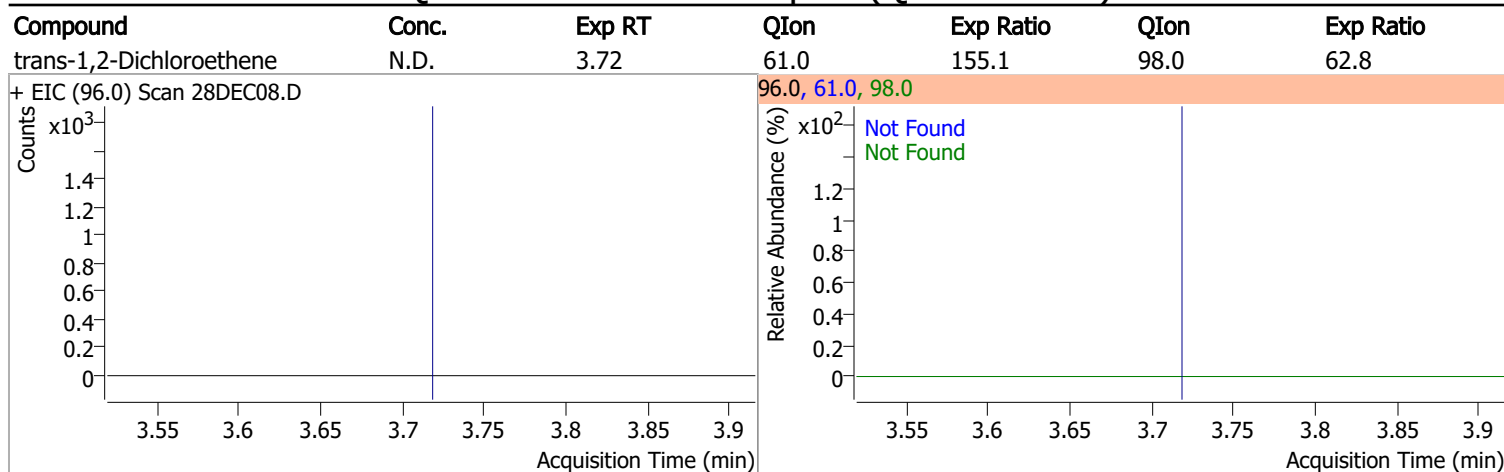
Compound	Conc.	Exp RT	QIon	Exp Ratio	QIon	Exp Ratio
1,1-Dichloroethene	N.D.	2.70	61.0	180.1	63.0	57.5



Compound	Conc.	RT	Dev(Min)	Resp.	QIon	QRatio	Lower	Upper
Methylene chloride	3.8462	3.33	0.00	3427	84.0	59.4	39.4	99.4
					86.0	36.7	14.1	74.1

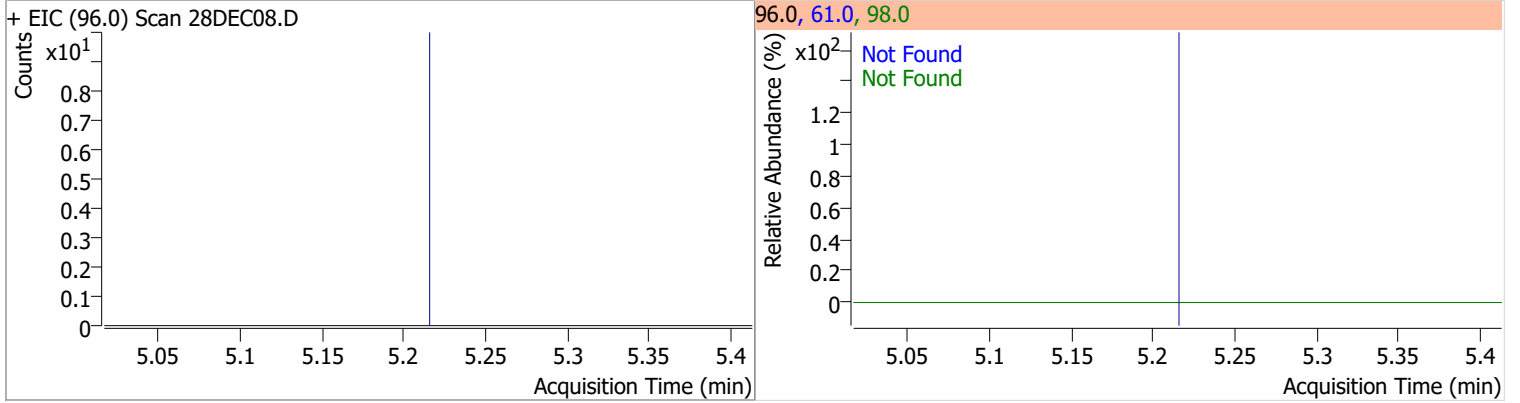


Quantitation Results Report (QT Reviewed)

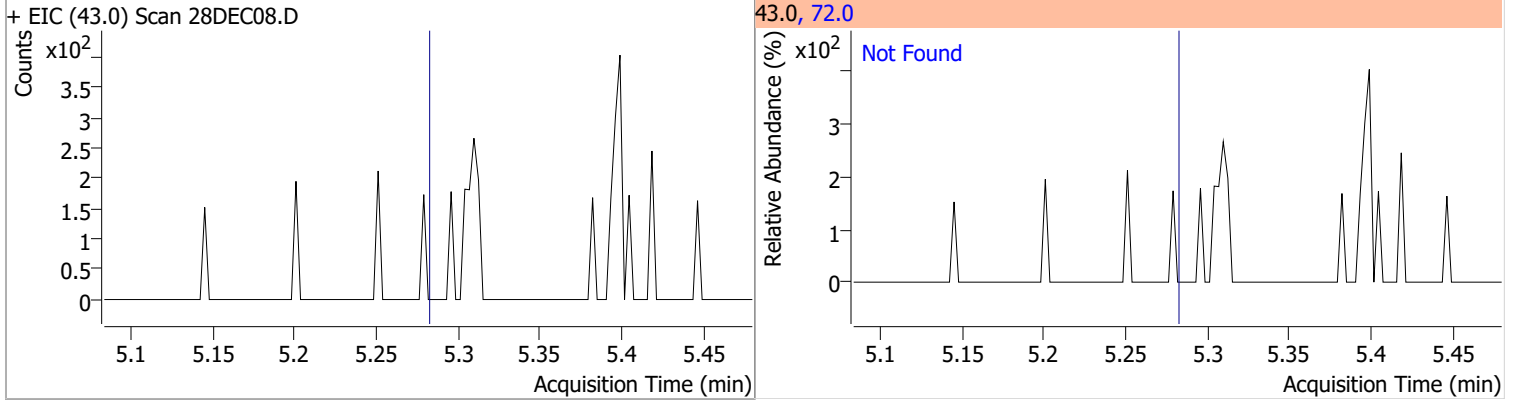


Quantitation Results Report (QT Reviewed)

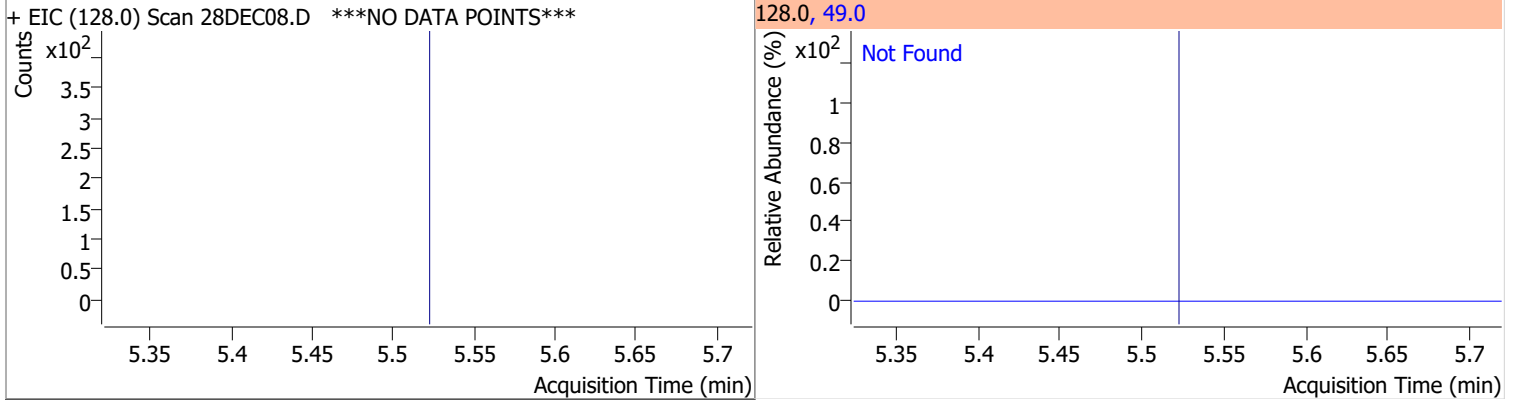
Compound	Conc.	Exp RT	QIon	Exp Ratio	QIon	Exp Ratio
cis-1,2-Dichloroethene	N.D.	5.21	61.0	163.3	98.0	64.4



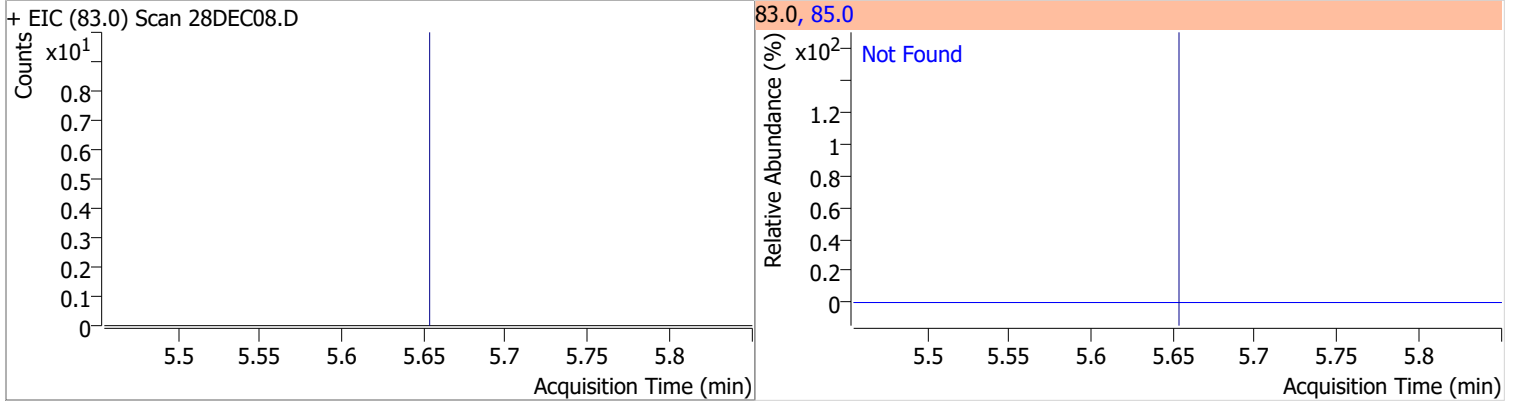
Compound	Conc.	Exp RT	QIon	Exp Ratio
Methyl ethyl ketone	N.D.	5.28	72.0	22.2



Compound	Conc.	Exp RT	QIon	Exp Ratio
Bromochloromethane	N.D.	5.52	49.0	184.6

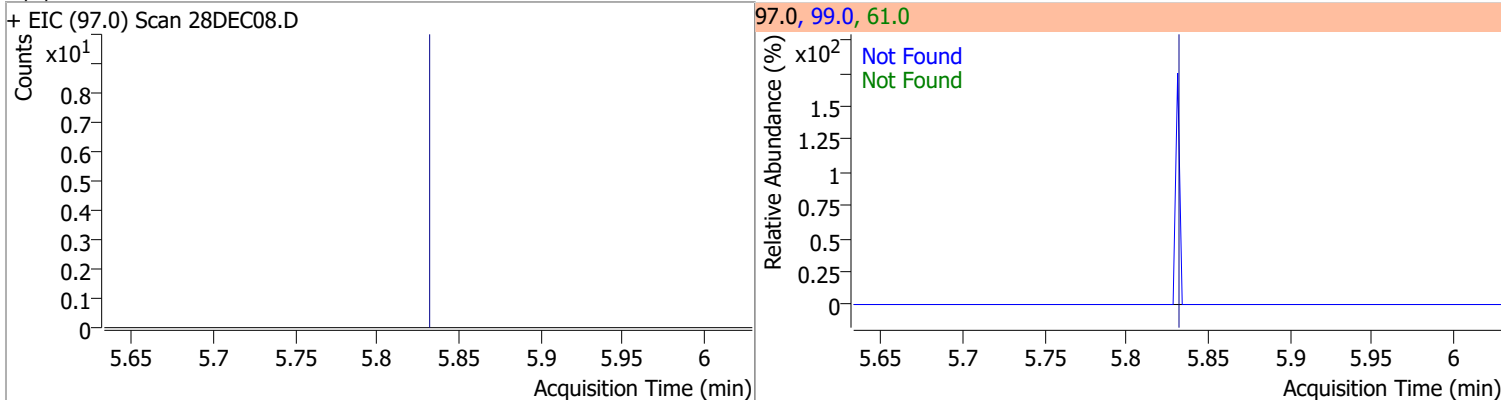


Compound	Conc.	Exp RT	QIon	Exp Ratio
Chloroform	N.D.	5.65	85.0	65.1

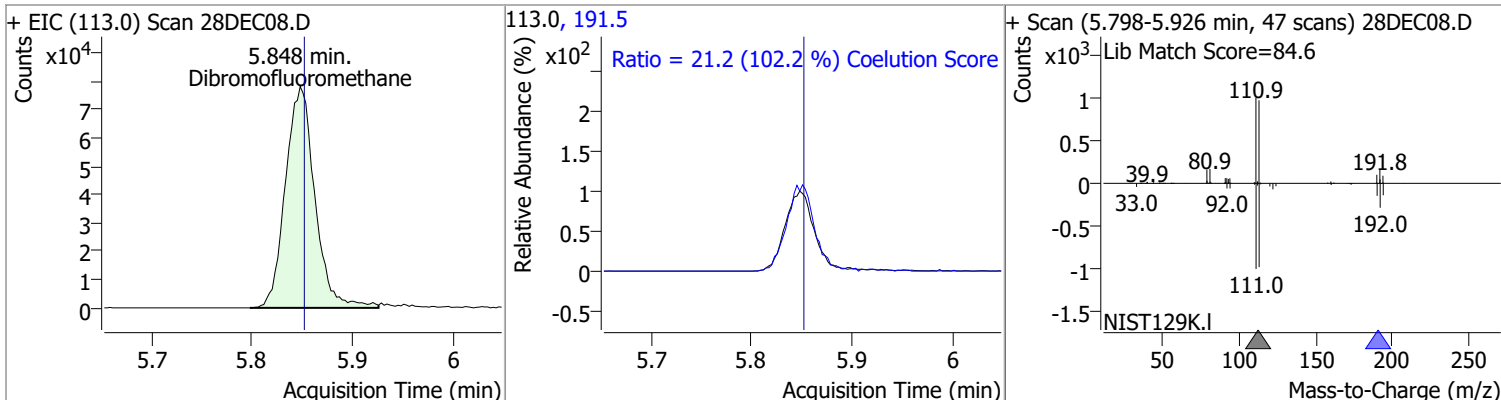


Quantitation Results Report (QT Reviewed)

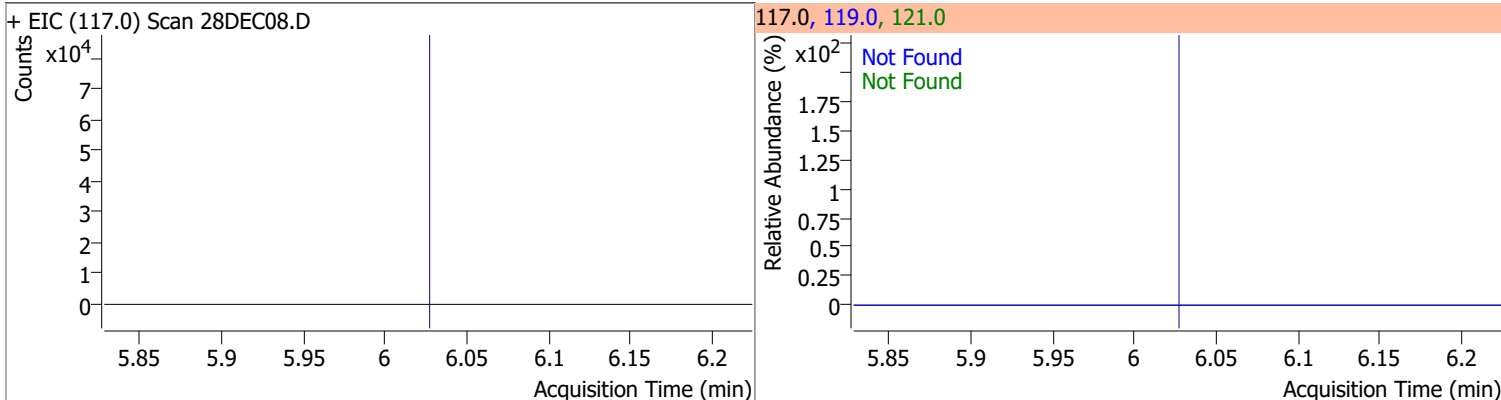
Compound	Conc.	Exp RT	QIon	Exp Ratio	QIon	Exp Ratio
1,1,1-Trichloroethane	N.D.	5.83	99.0	65.7	61.0	45.0



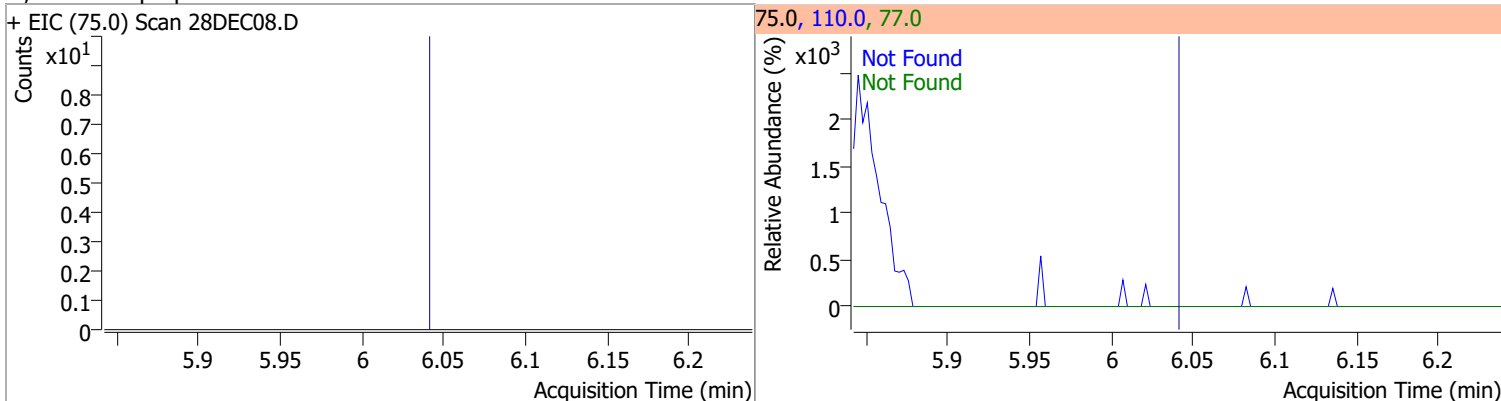
Compound	Conc.	RT	Dev(Min)	Resp.	QIon	QRatio	Lower	Upper
Dibromofluoromethane	266.9067	5.85	0.00	159044	191.5	21.2	0.0	50.7



Compound	Conc.	Exp RT	QIon	Exp Ratio	QIon	Exp Ratio
Carbon tetrachloride	N.D.	6.03	119.0	97.5	121.0	30.4

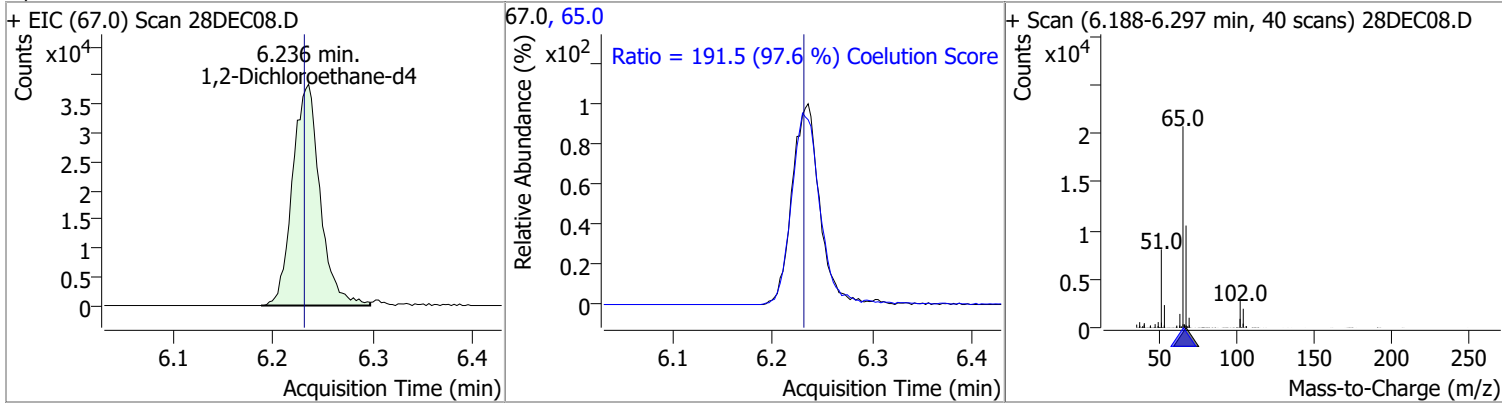


Compound	Conc.	Exp RT	QIon	Exp Ratio	QIon	Exp Ratio
1,1-Dichloropropene	N.D.	6.04	110.0	35.4	77.0	30.5

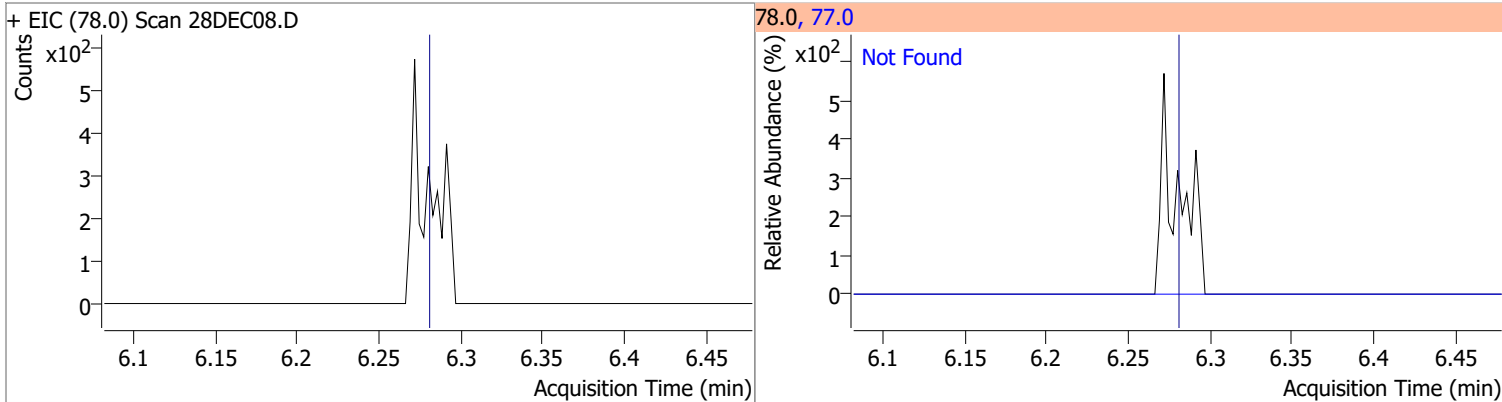


Quantitation Results Report (QT Reviewed)

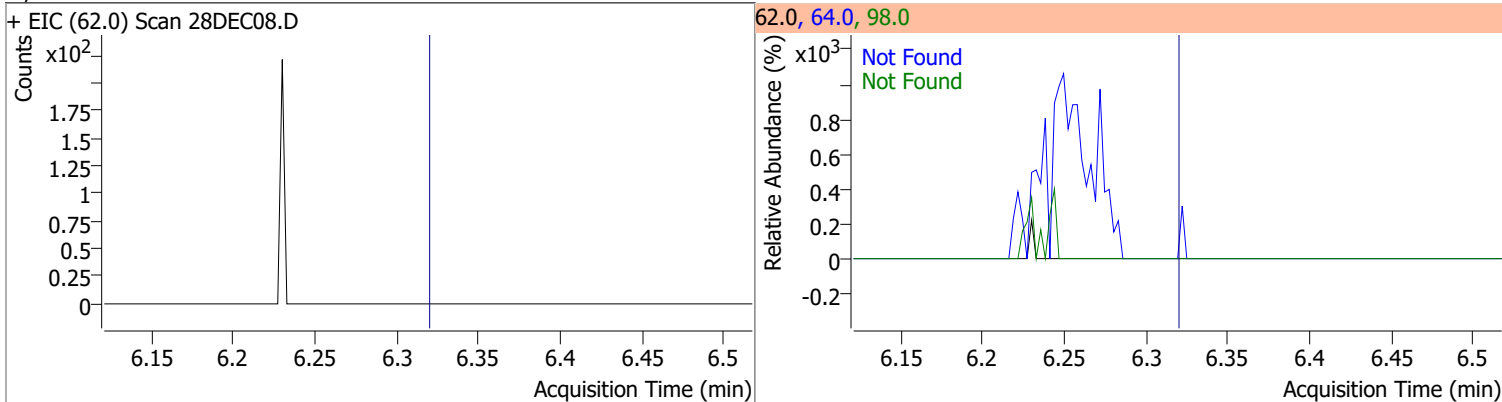
Compound	Conc.	RT	Dev(Min)	Resp.	QIon	QRatio	Lower	Upper
1,2-Dichloroethane-d4	269.6975	6.24	0.01	73341	65.0	191.5	166.3	226.3



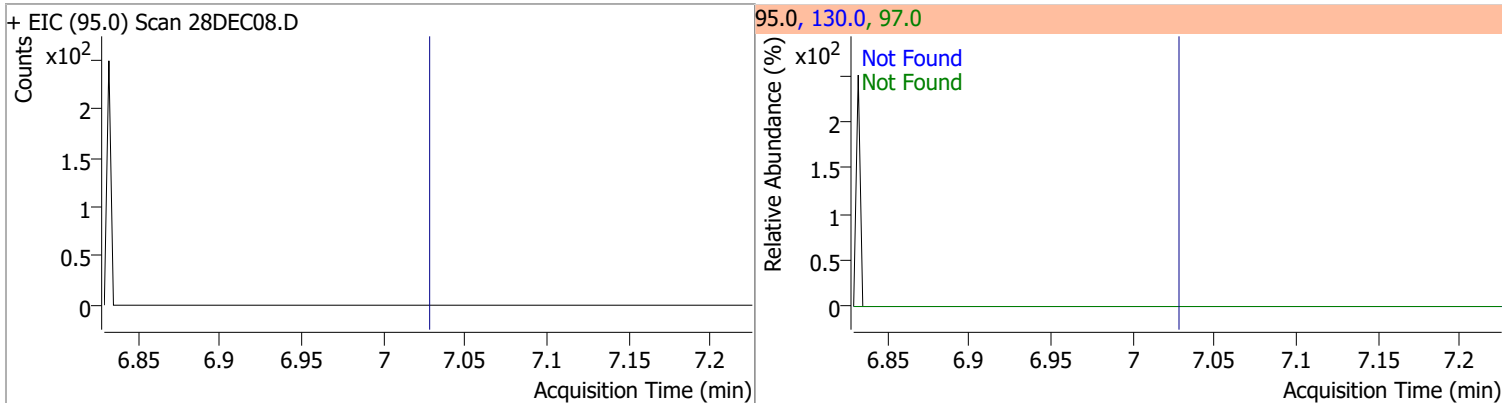
Compound	Conc.	Exp RT	QIon	Exp Ratio
Benzene	N.D.	6.28	77.0	23.5



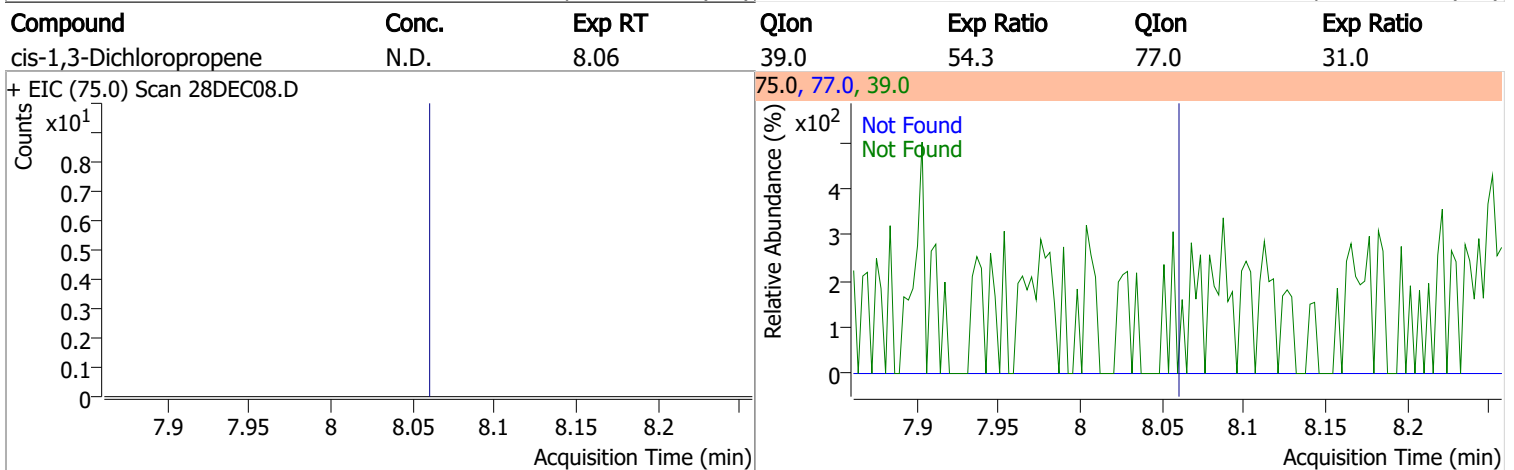
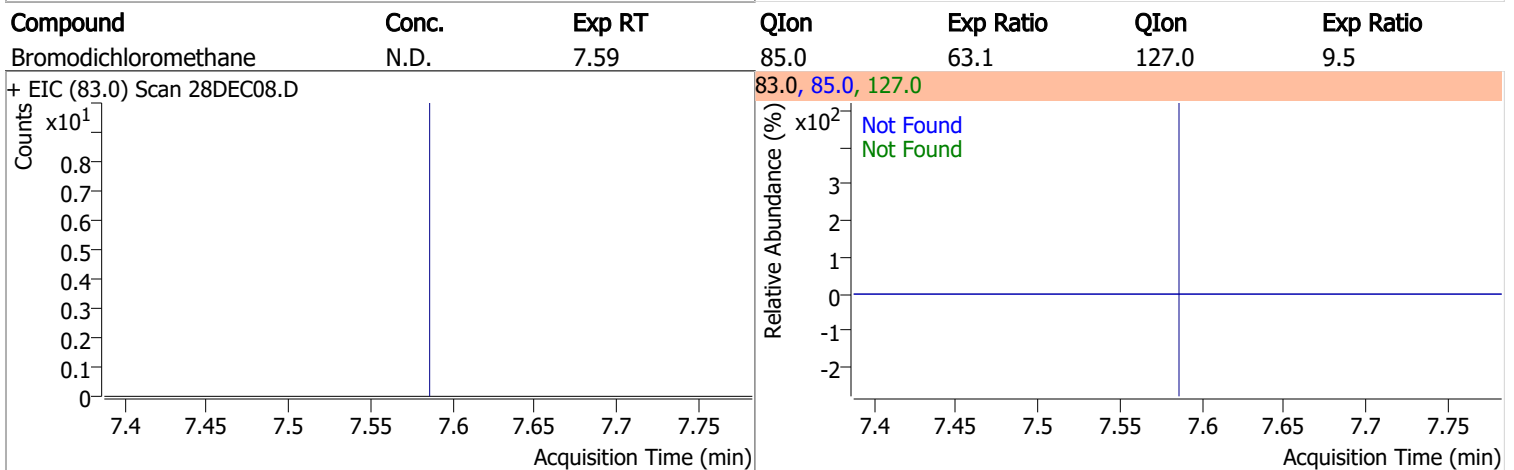
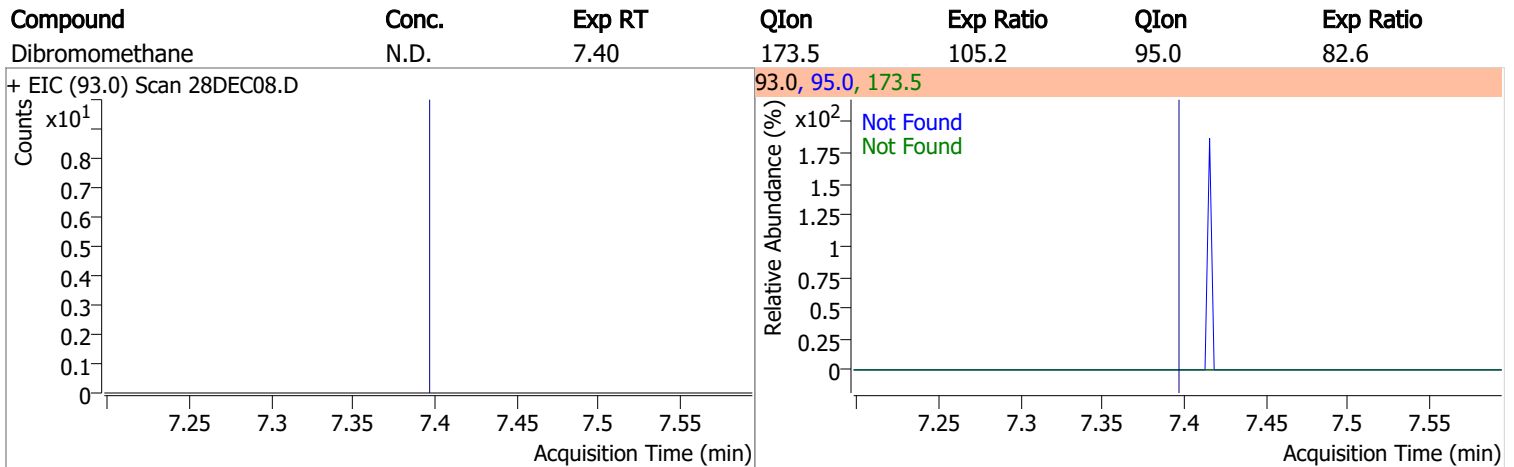
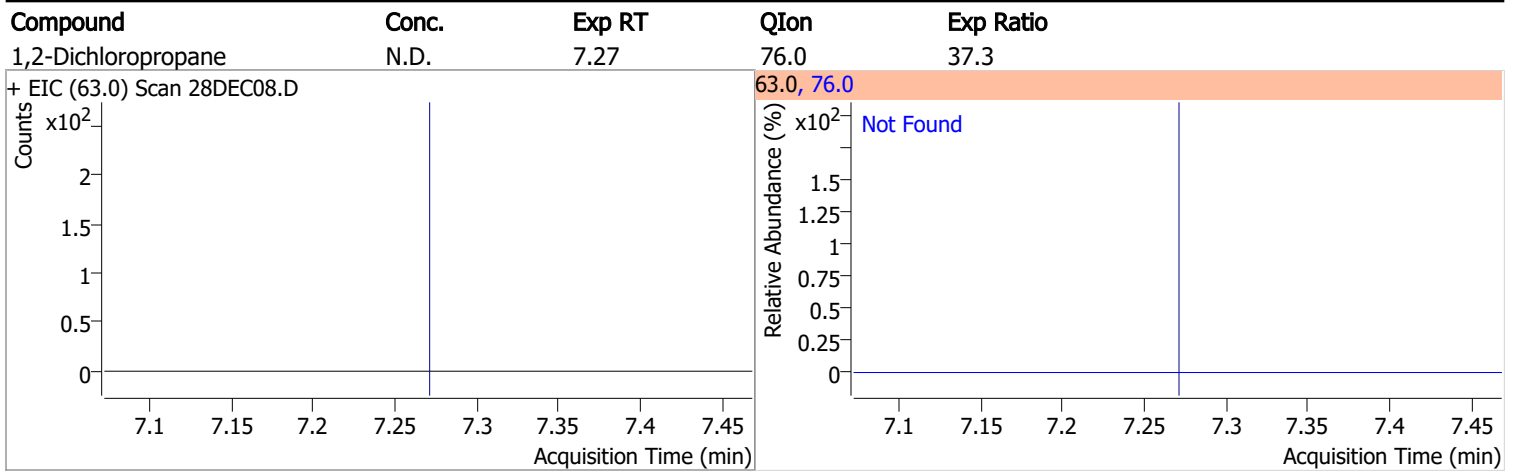
Compound	Conc.	Exp RT	QIon	Exp Ratio	QIon	Exp Ratio
1,2-Dichloroethane	N.D.	6.32	64.0	32.3	98.0	8.2



Compound	Conc.	Exp RT	QIon	Exp Ratio	QIon	Exp Ratio
Trichloroethene	N.D.	7.03	130.0	100.8	97.0	64.7

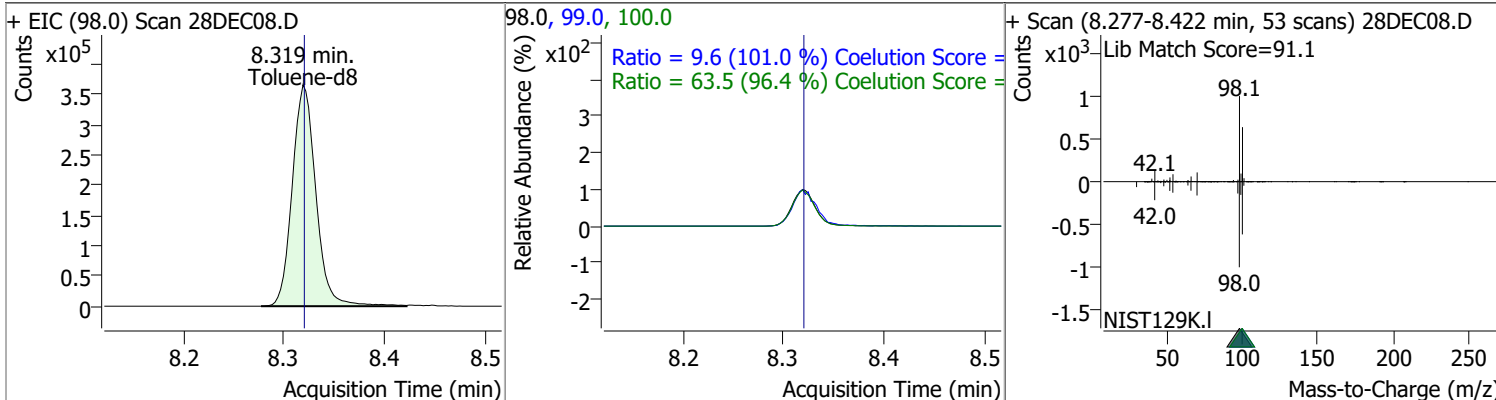


Quantitation Results Report (QT Reviewed)

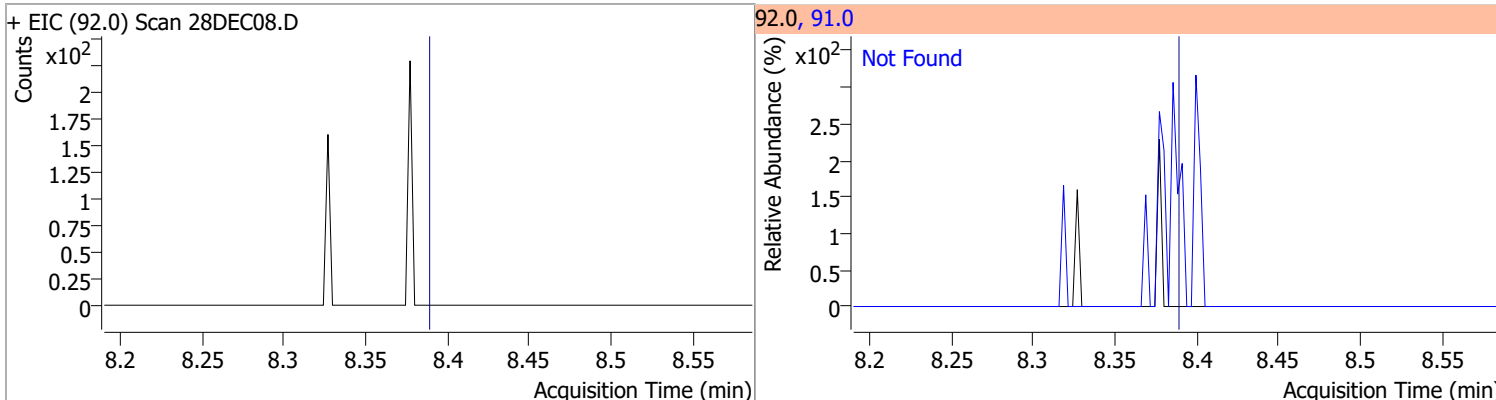


Quantitation Results Report (QT Reviewed)

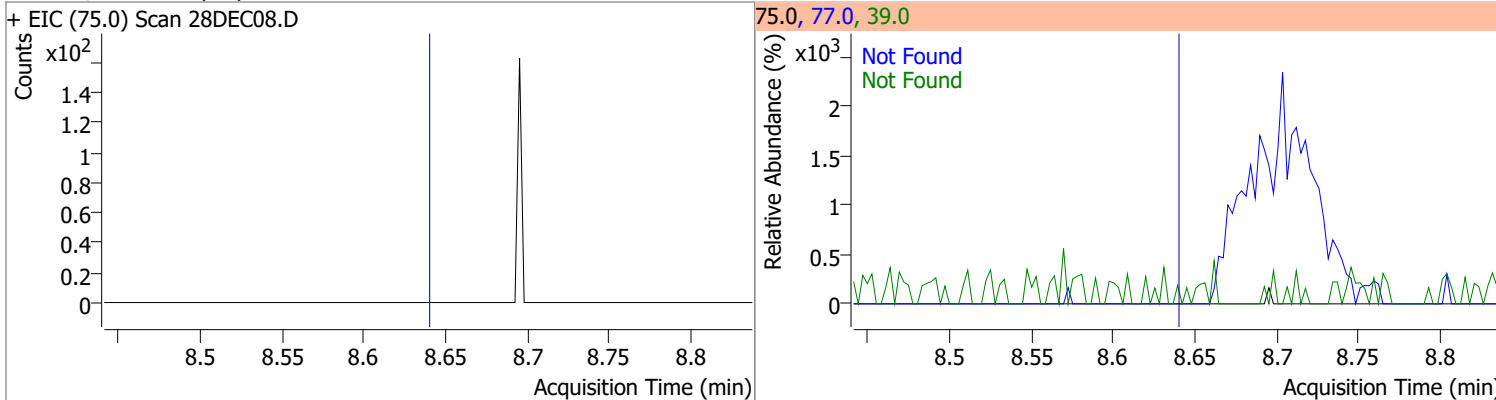
Compound	Conc.	RT	Dev(Min)	Resp.	QIon	QRatio	Lower	Upper
Toluene-d8	252.4863	8.32	0.00	598513	100.0	63.5	35.9	95.9
					99.0	9.6	0.0	39.5



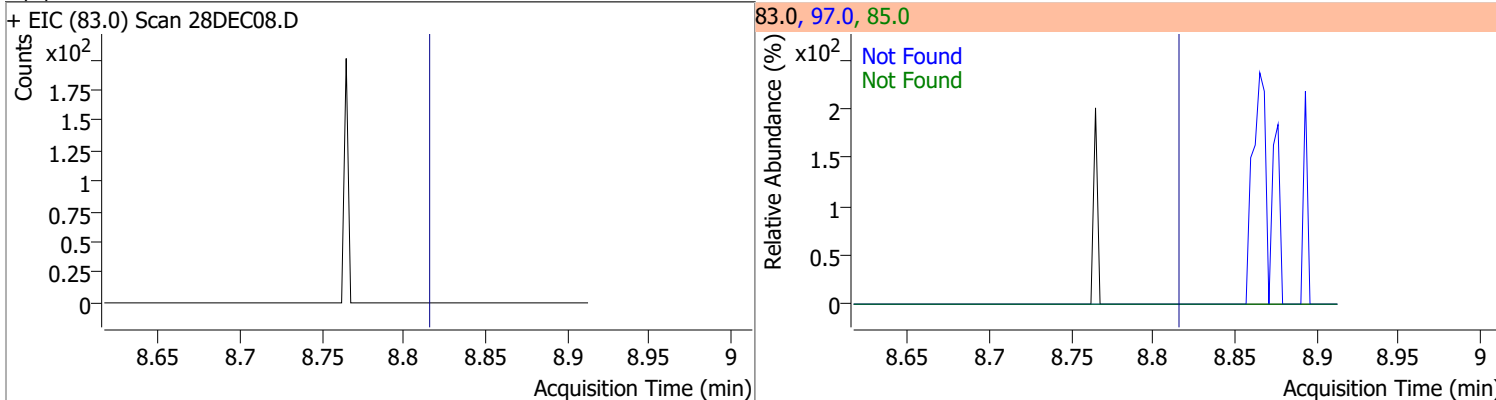
Compound	Conc.	Exp RT	QIon	Exp Ratio
Toluene	N.D.	8.39	91.0	174.3



Compound	Conc.	Exp RT	QIon	Exp Ratio	QIon	Exp Ratio
trans-1,3-Dichloropropene	N.D.	8.64	39.0	52.1	77.0	32.0

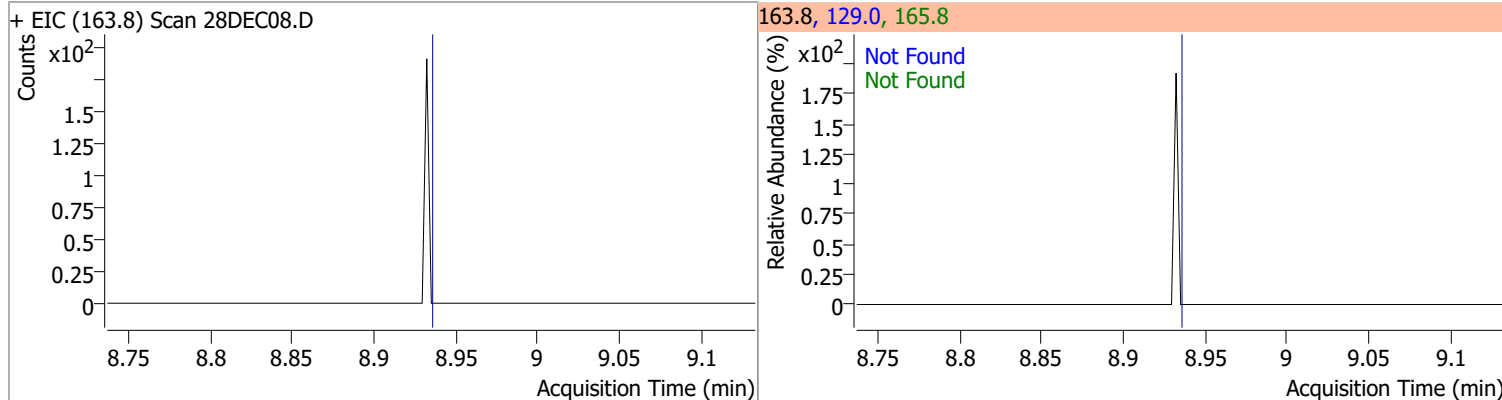


Compound	Conc.	Exp RT	QIon	Exp Ratio	QIon	Exp Ratio
1,1,2-Trichloroethane	N.D.	8.82	97.0	114.3	85.0	61.5

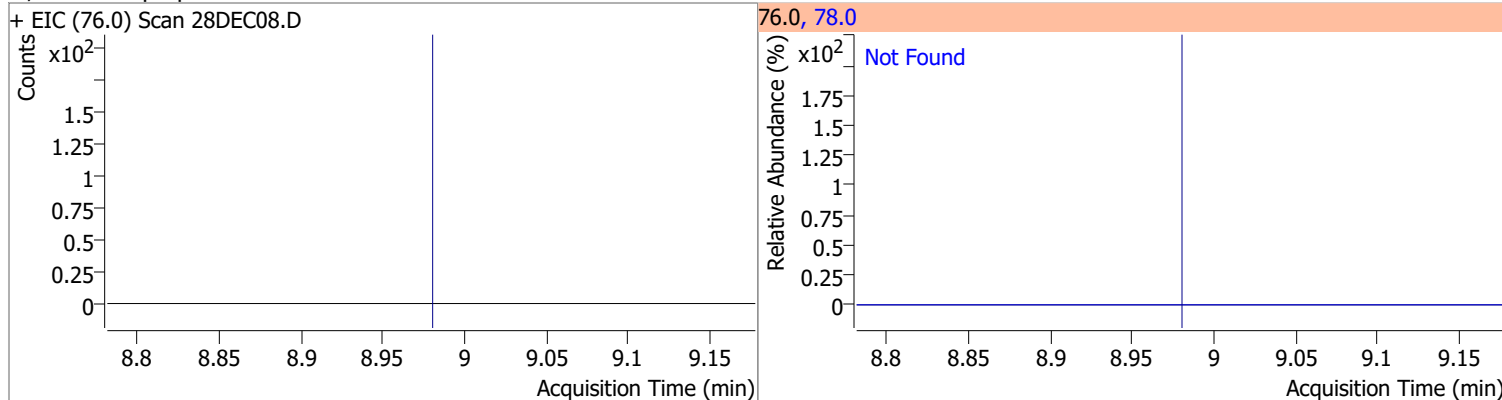


Quantitation Results Report (QT Reviewed)

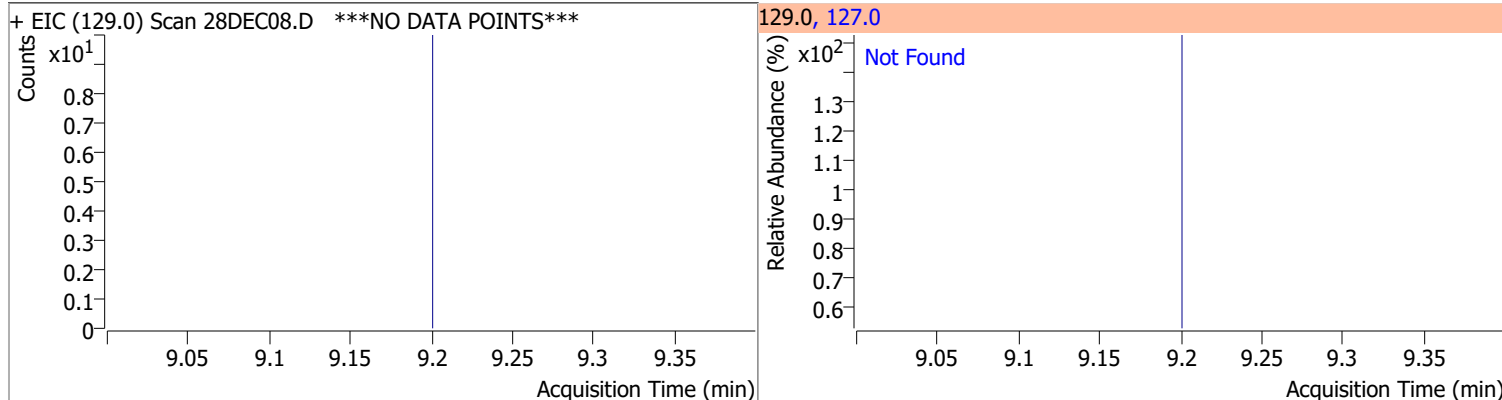
Compound	Conc.	Exp RT	QIon	Exp Ratio	QIon	Exp Ratio
Tetrachloroethene	N.D.	8.94	165.8	128.3	129.0	95.3



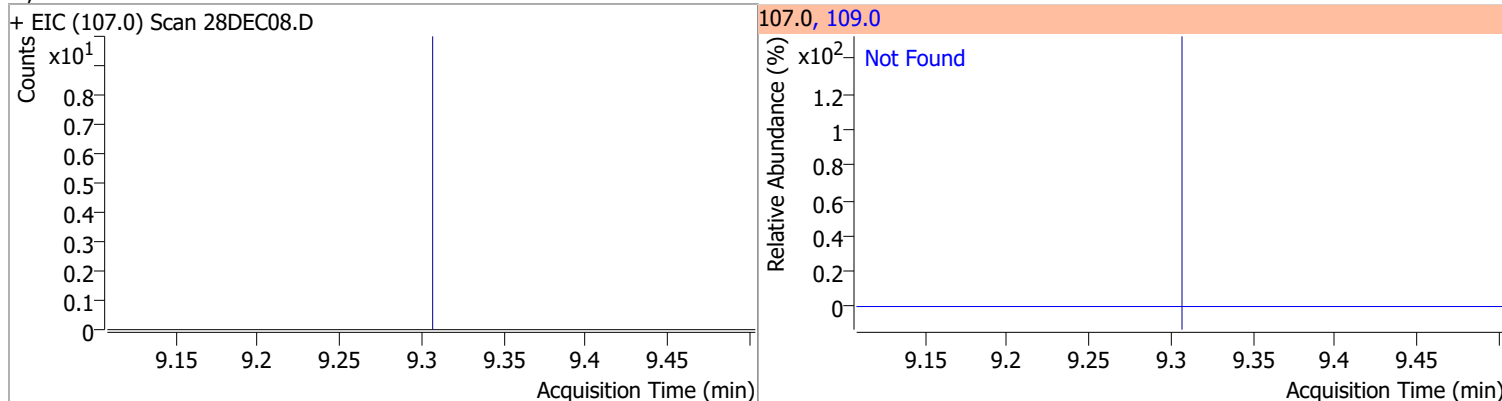
Compound	Conc.	Exp RT	QIon	Exp Ratio
1,3-Dichloropropane	N.D.	8.98	78.0	32.1



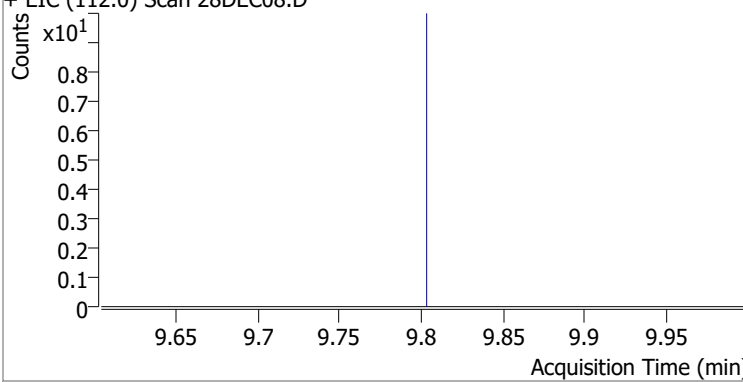
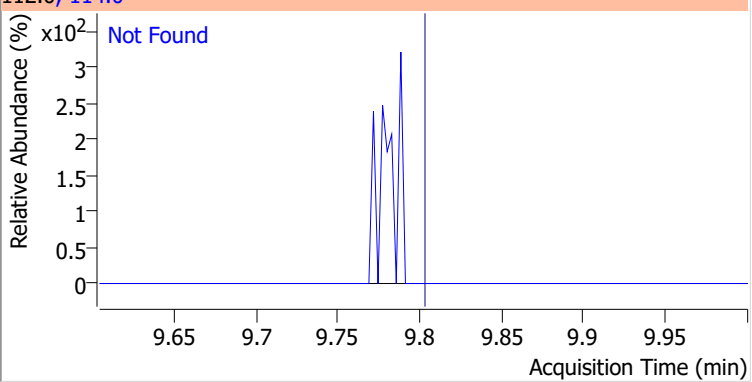
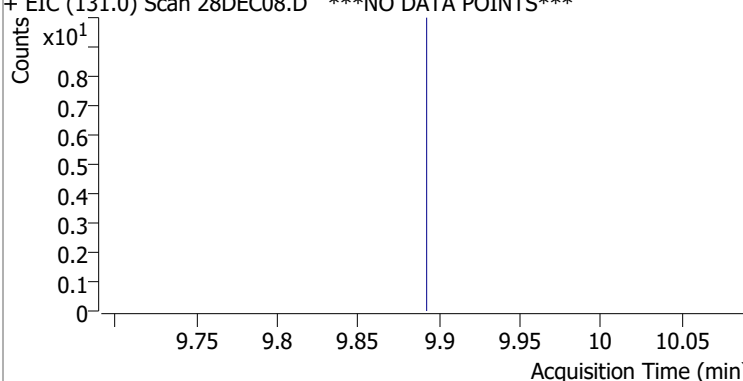
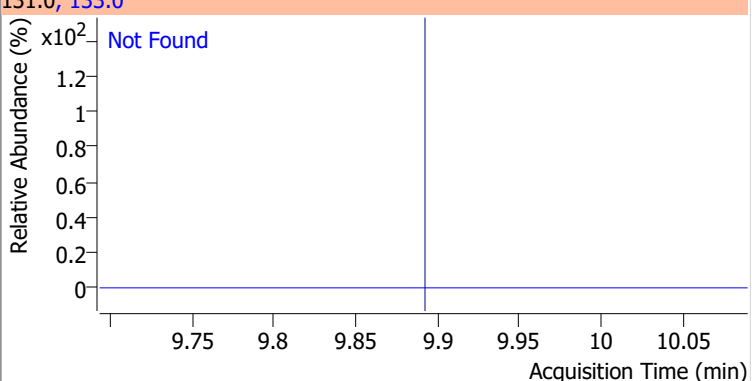
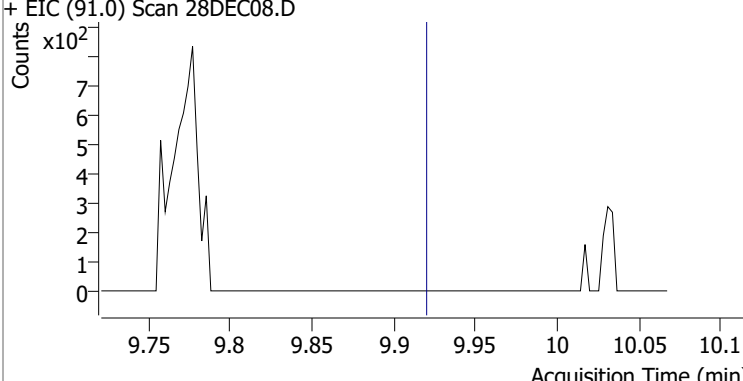
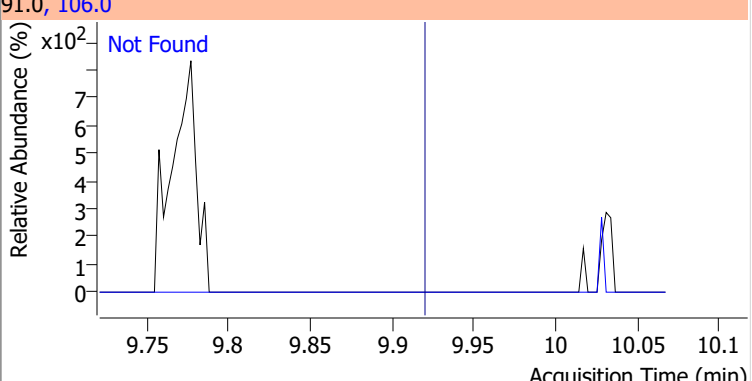
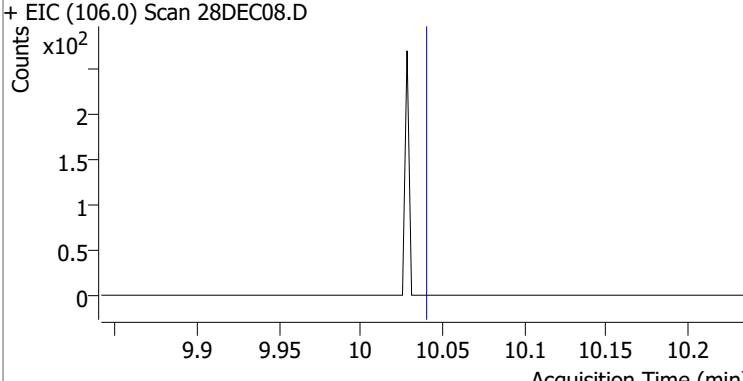
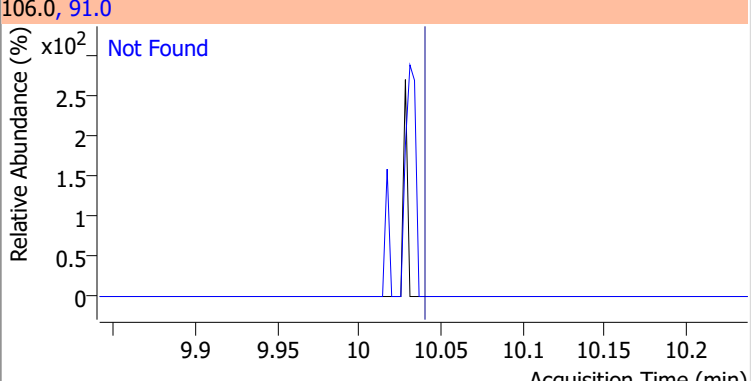
Compound	Conc.	Exp RT	QIon	Exp Ratio
Chlorodibromomethane	N.D.	9.20	127.0	75.3



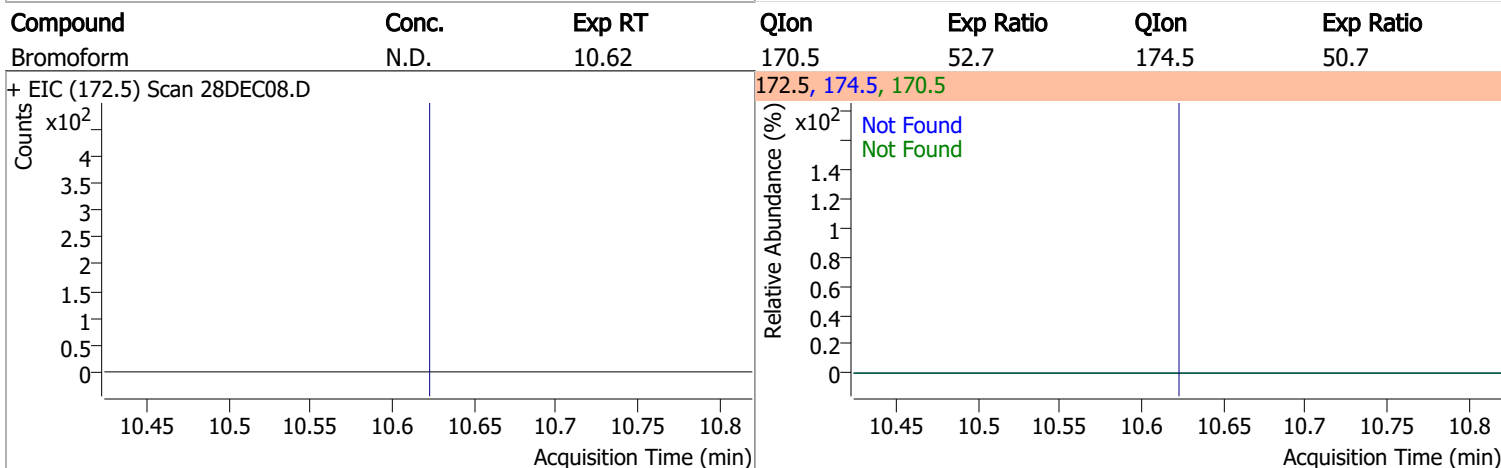
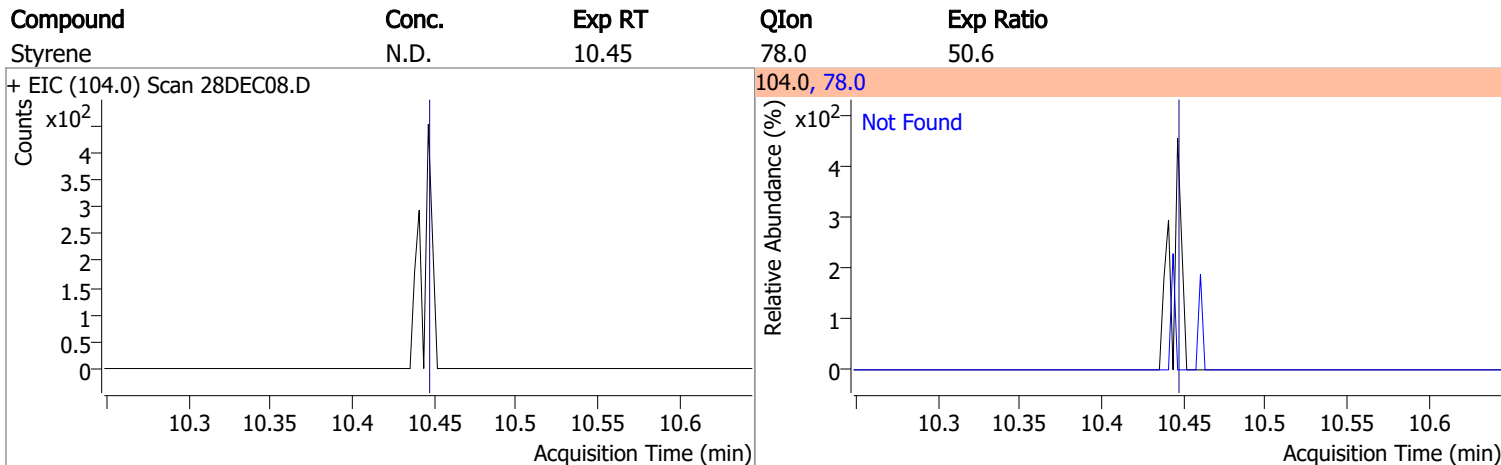
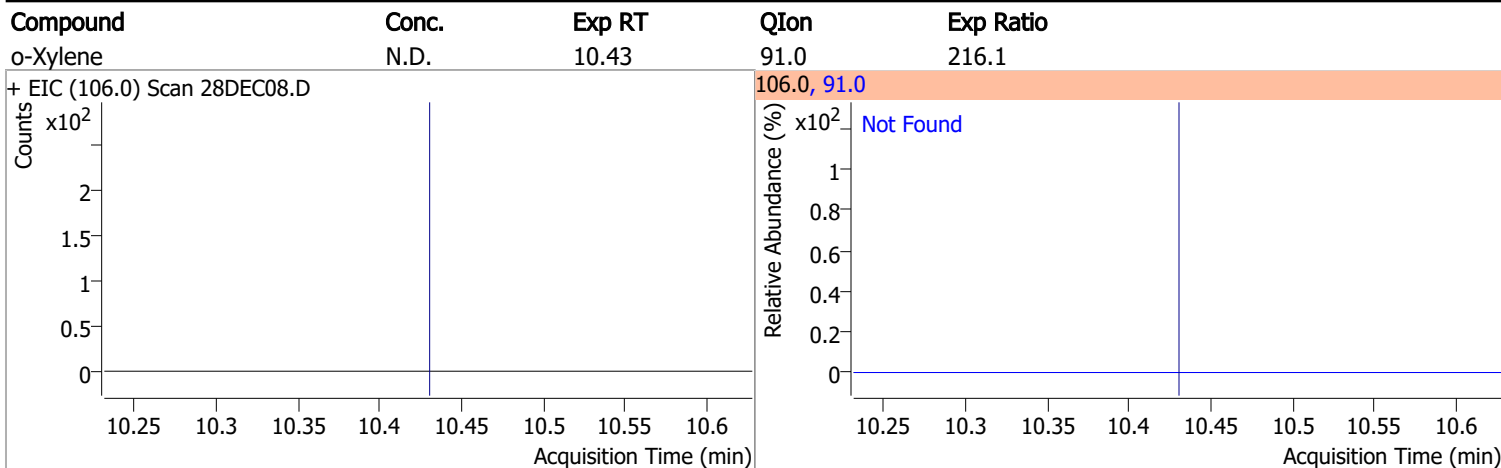
Compound	Conc.	Exp RT	QIon	Exp Ratio
1,2-Dibromoethane	N.D.	9.31	109.0	97.2



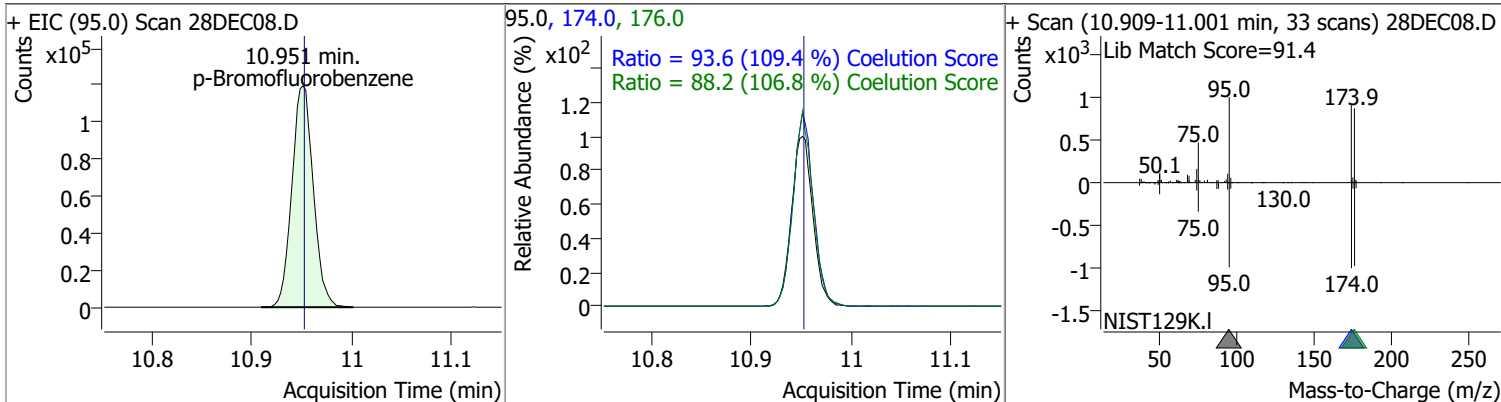
Quantitation Results Report (QT Reviewed)

Compound	Conc.	Exp RT	QIon	Exp Ratio
Chlorobenzene	N.D.	9.80	114.0	32.3
+ EIC (112.0) Scan 28DEC08.D			112.0, 114.0	
				
1,1,1,2-Tetrachloroethane	N.D.	9.89	133.0	95.7
+ EIC (131.0) Scan 28DEC08.D ***NO DATA POINTS***			131.0, 133.0	
				
Ethylbenzene	N.D.	9.92	106.0	30.7
+ EIC (91.0) Scan 28DEC08.D			91.0, 106.0	
				
m+p-Xylenes	N.D.	10.04	91.0	205.0
+ EIC (106.0) Scan 28DEC08.D			106.0, 91.0	
				

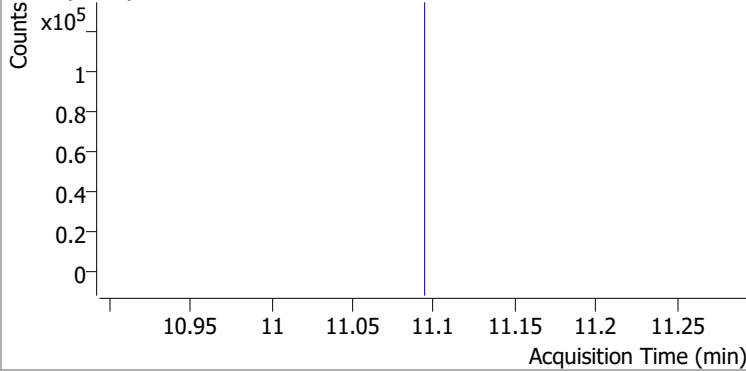
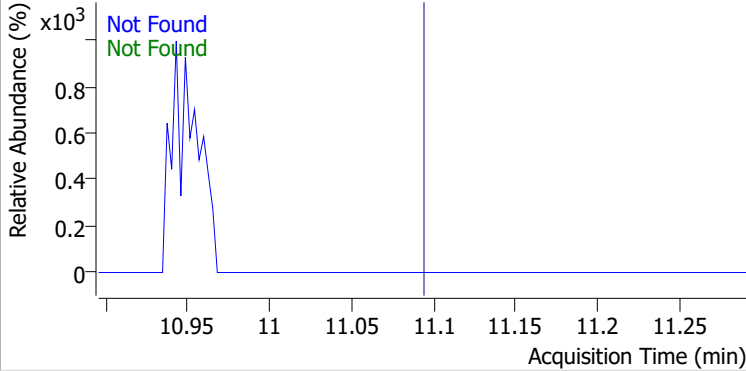
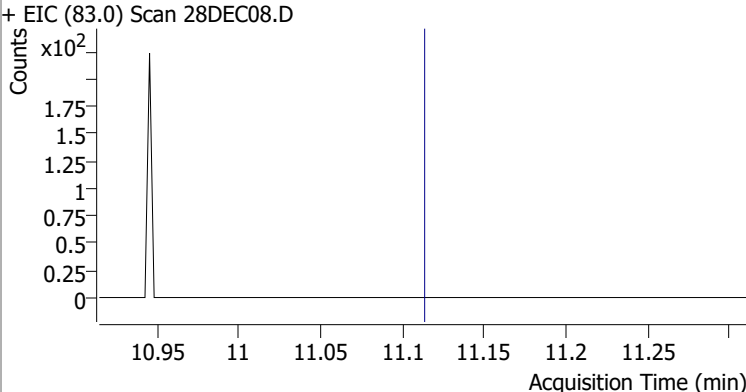
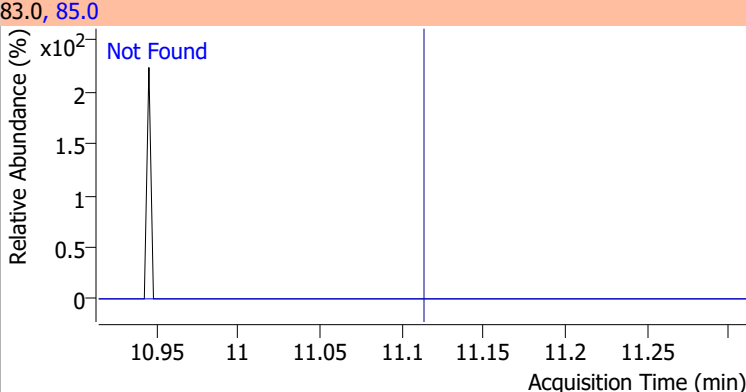
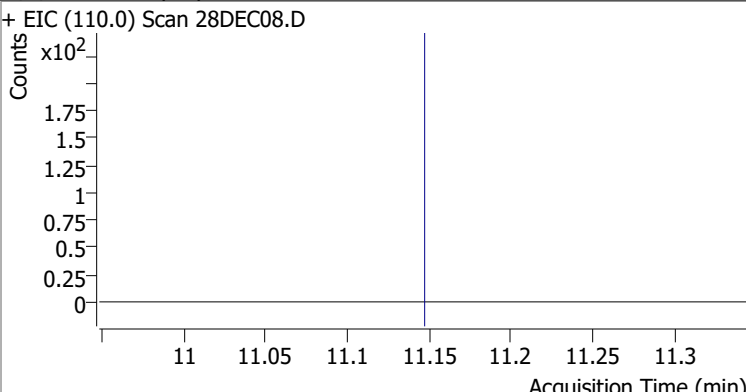
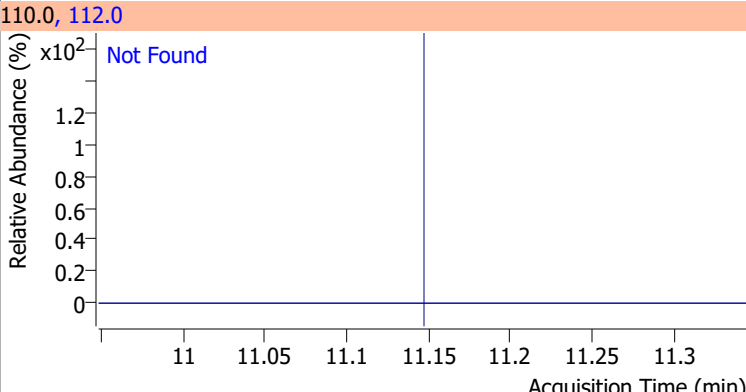
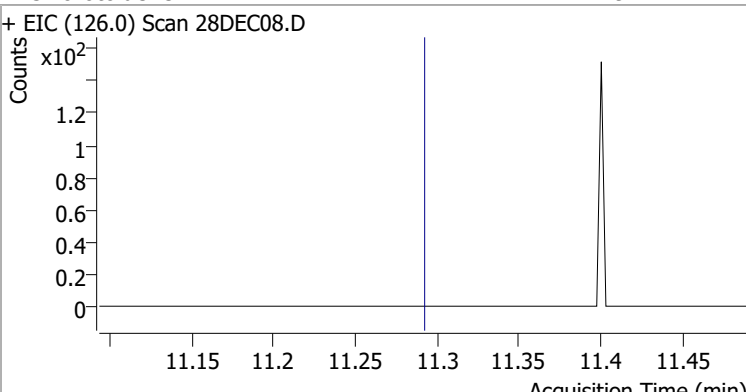
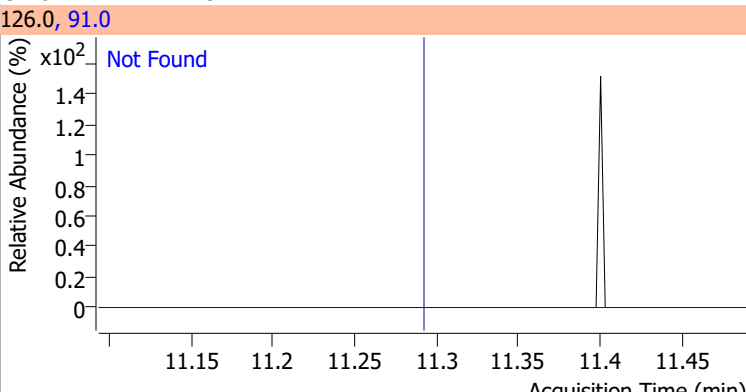
Quantitation Results Report (QT Reviewed)



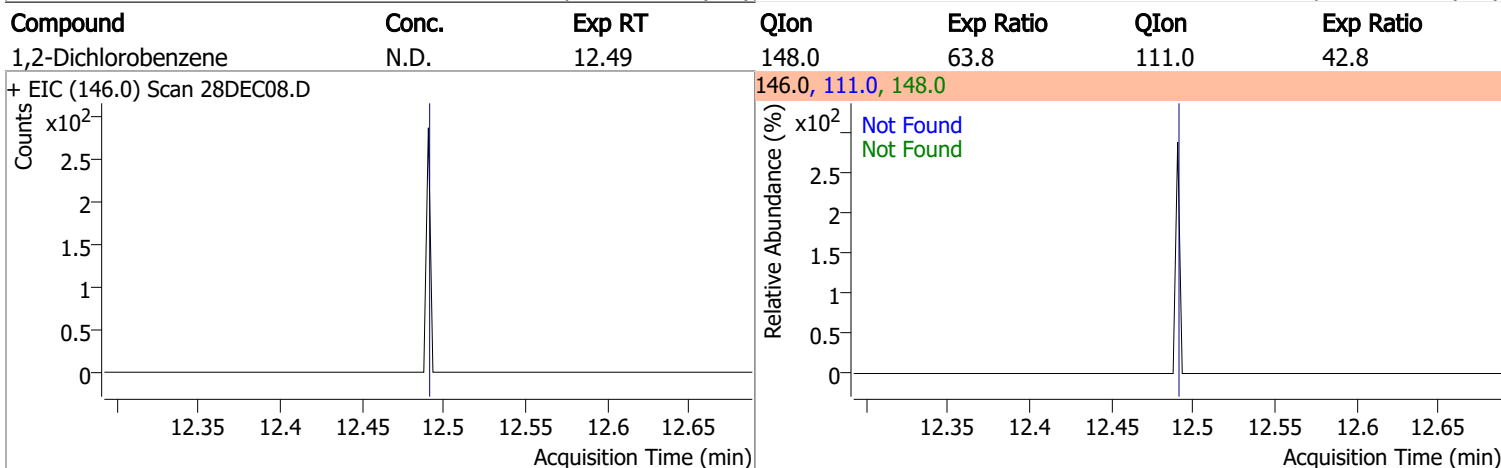
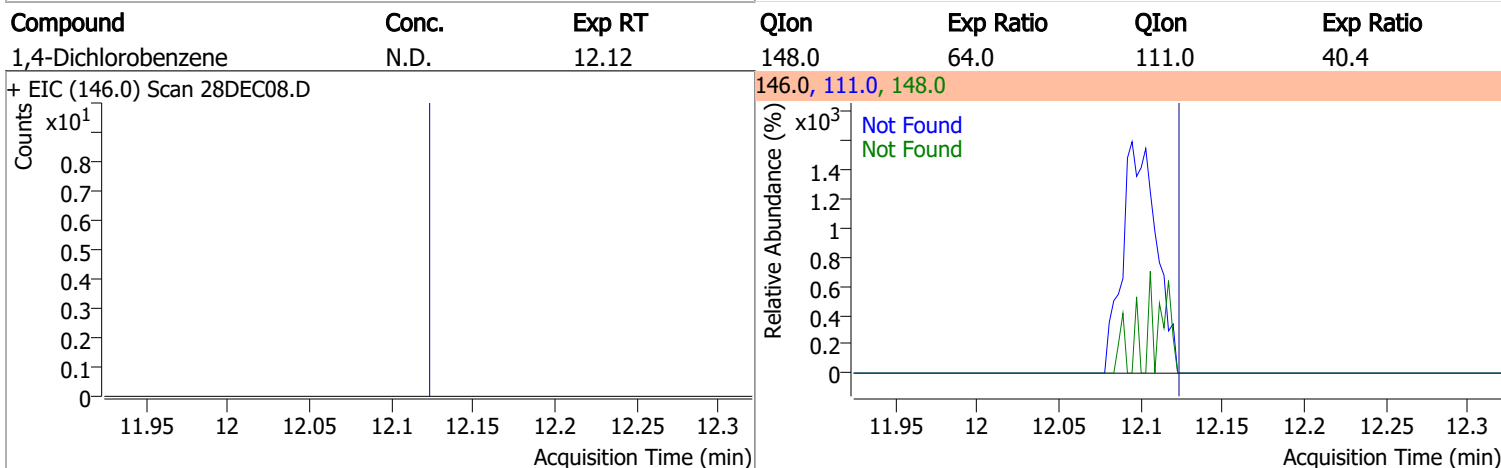
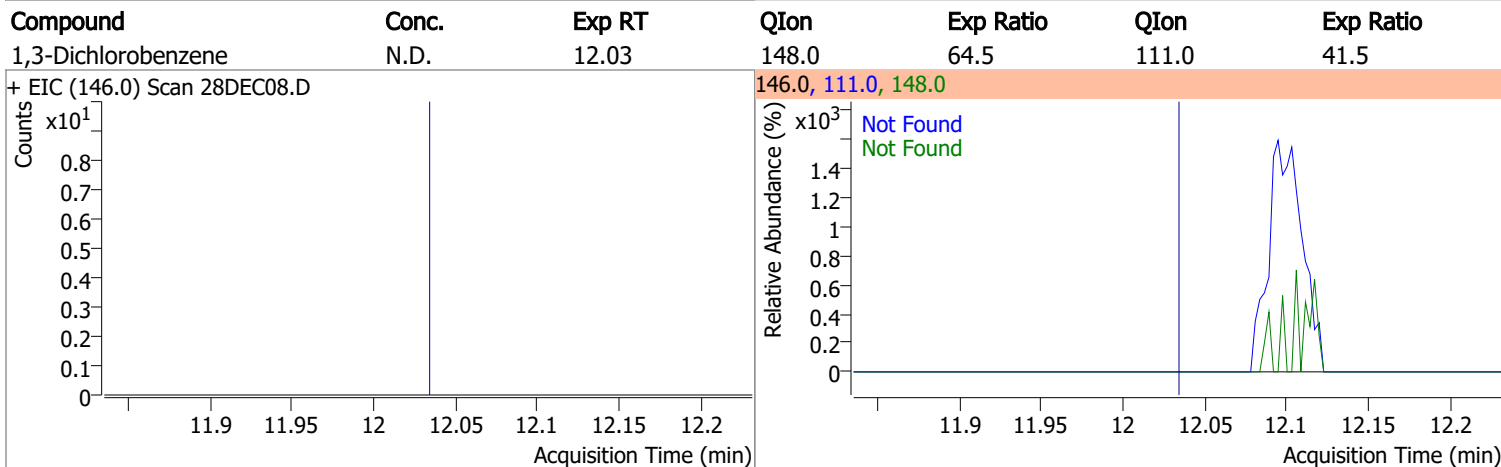
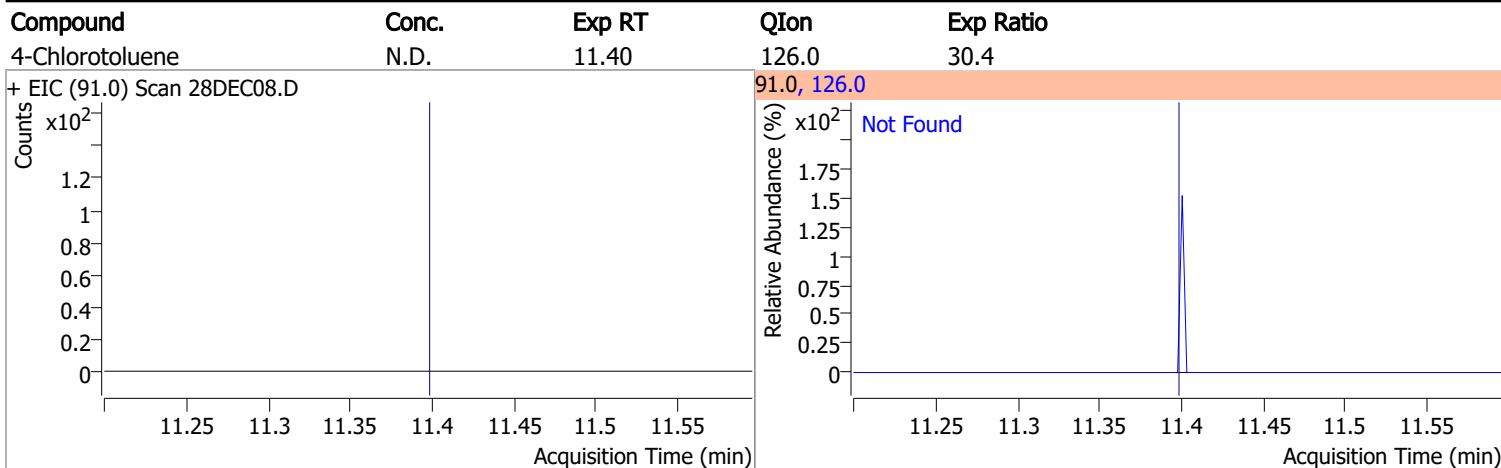
Compound	Conc.	RT	Dev(Min)	Resp.	QIon	QRatio	Lower	Upper
p-Bromofluorobenzene	266.1874	10.95	0.00	177188	174.0	93.6	55.5	115.5
					176.0	88.2	52.5	112.5



Quantitation Results Report (QT Reviewed)

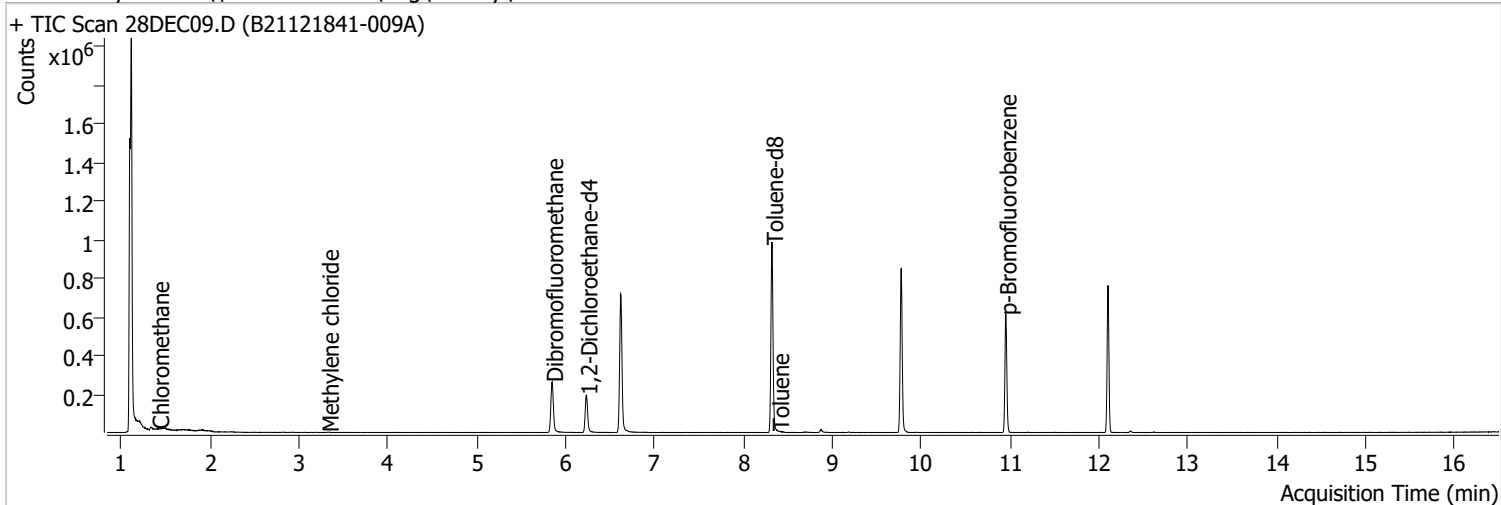
Compound	Conc.	Exp RT	QIon	Exp Ratio	QIon	Exp Ratio
Bromobenzene	N.D.	11.09	77.0	153.2	158.0	96.2
+ EIC (156.0) Scan 28DEC08.D ***NO DATA POINTS***			156.0, 77.0, 158.0			
						
1,1,2,2-Tetrachloroethane	N.D.	11.11	85.0	63.2		
+ EIC (83.0) Scan 28DEC08.D			83.0, 85.0			
						
1,2,3-Trichloropropane	N.D.	11.15	112.0	65.8		
+ EIC (110.0) Scan 28DEC08.D			110.0, 112.0			
						
2-Chlorotoluene	N.D.	11.29	91.0	294.1		
+ EIC (126.0) Scan 28DEC08.D			126.0, 91.0			
						

Quantitation Results Report (QT Reviewed)



Quantitation Results Report (QT Reviewed)

Data File	28DEC09.D	Operator	MSC
Acq. Method	5975CACQF.M	Acq. Date-Time	12/28/2021 1:13:51 PM
Sample Name	B21121841-009A	Instrument	VOA5975C
Vial	9	Multiplier	1.00
DA Method File	VOA5975C_8260B_SHT_DoD_L4_120721.m	Comment	
Tune File	BFB_Atune3.u	Tune Date	10/11/2021 4:02:00 PM
Batch Name	VG122821_8260B_624pt1.batch.bin	Last Calib Update	2/11/2022 12:17:53 PM
Ref Library	\\MASSHUNTER\Org\Library\NIST129K.I		



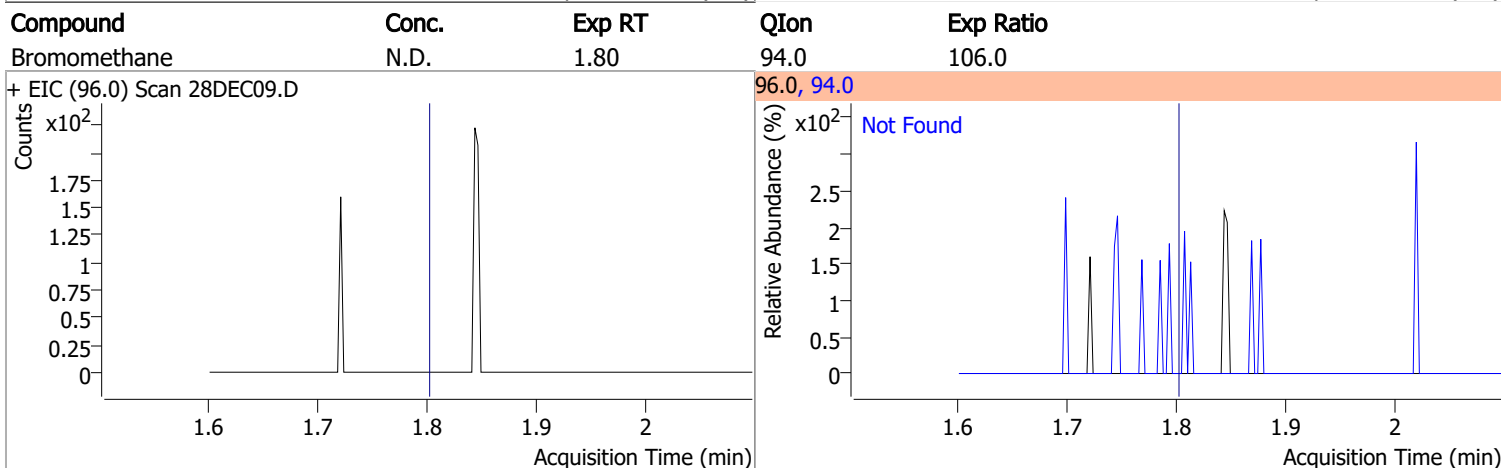
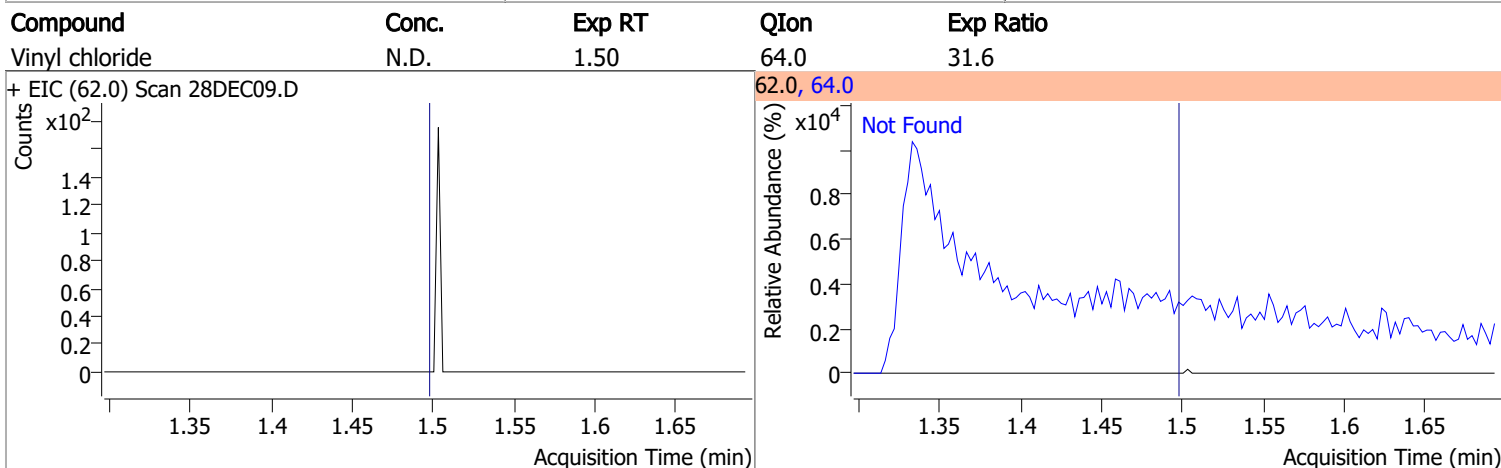
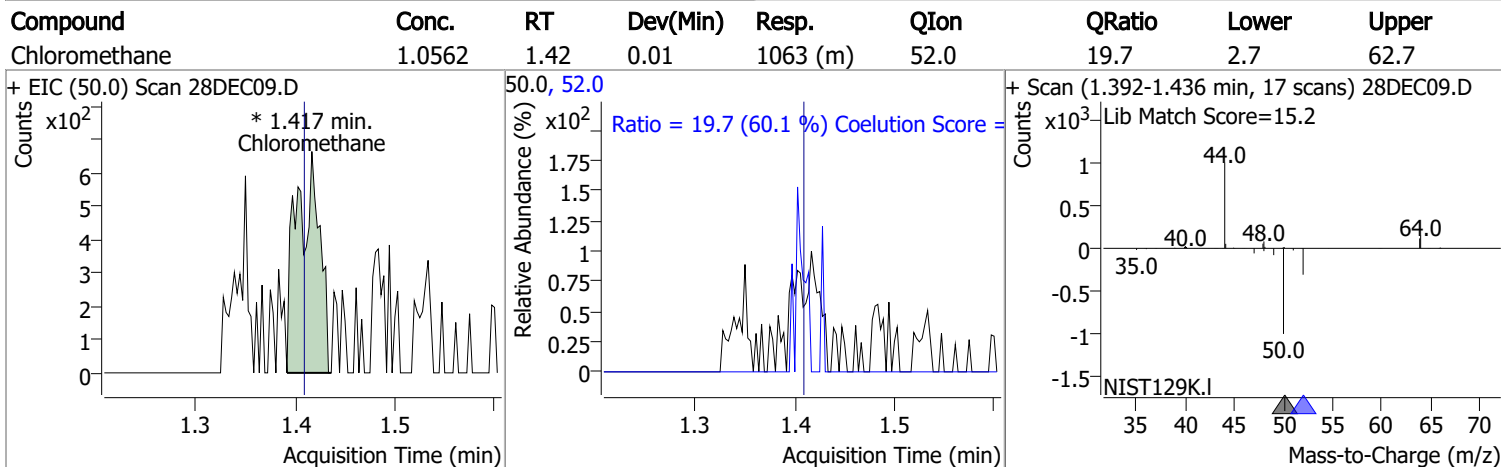
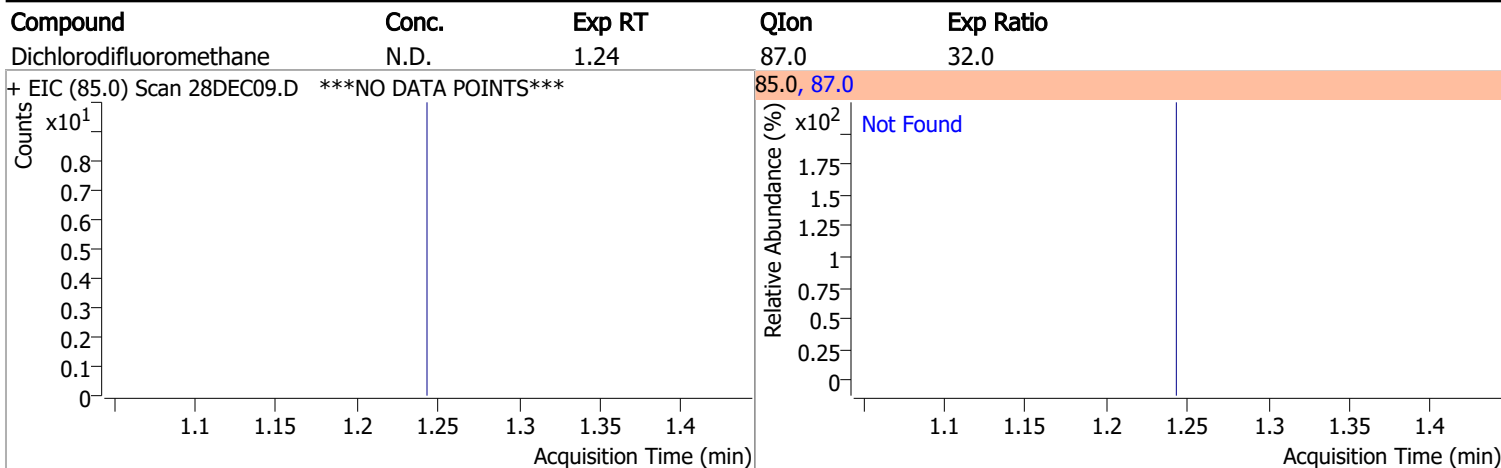
Compound	RT	QIon	Resp.	Conc.	Units	Dev(Min)
Internal Standards						
M Fluorobenzene	6.618	96.0	618361	250.0000	ng	-0.003
M Chlorobenzene-d5	9.774	82.0	235604	250.0000	ng	0.000
M 1,4-Dichlorobenzene-d4	12.100	152.0	175644	250.0000	ng	0.000
System Monitoring Compounds						
S Dibromofluoromethane	5.848	113.0	154703	255.2707	ng	-0.003
Spiked Amount: 250.000	Range: 80.0 - 119.0%			Recovery = 102.11%		
S 1,2-Dichloroethane-d4	6.233	67.0	71081	257.0062	ng	0.003
Spiked Amount: 250.000	Range: 81.0 - 118.0%			Recovery = 102.80%		
S Toluene-d8	8.321	98.0	613728	259.1335	ng	0.003
Spiked Amount: 250.000	Range: 89.0 - 112.0%			Recovery = 103.65%		
S p-Bromofluorobenzene	10.948	95.0	176281	262.2873	ng	-0.003
Spiked Amount: 250.000	Range: 85.0 - 114.0%			Recovery = 104.91%		
Target Compounds						
T Dichlorodifluoromethane	0.000		0	N.D.		
T Chloromethane	1.417	50.0	1063	1.0562	ng	m 77
T Vinyl chloride	0.000		0	N.D.		
T Bromomethane	0.000		0	N.D.		
T Chloroethane	0.000		0	N.D.		
T Trichlorofluoromethane	0.000		0	N.D.		
T 1,1-Dichloroethene	0.000		0	N.D.		
T Methylene chloride	3.324	49.0	1188	1.3105	ng	m 83
T trans-1,2-Dichloroethene	0.000		0	N.D.		
T Methyl tert-butyl ether (MTBE)	0.000		0	N.D.		
T 1,1-Dichloroethane	0.000		0	N.D.		
T 2,2-Dichloropropane	0.000		0	N.D.		
T cis-1,2-Dichloroethene	0.000		0	N.D.		
T Methyl ethyl ketone	0.000		0	N.D.		
T Bromochloromethane	0.000		0	N.D.		
T Chloroform	0.000		0	N.D.		

Quantitation Results Report (QT Reviewed)

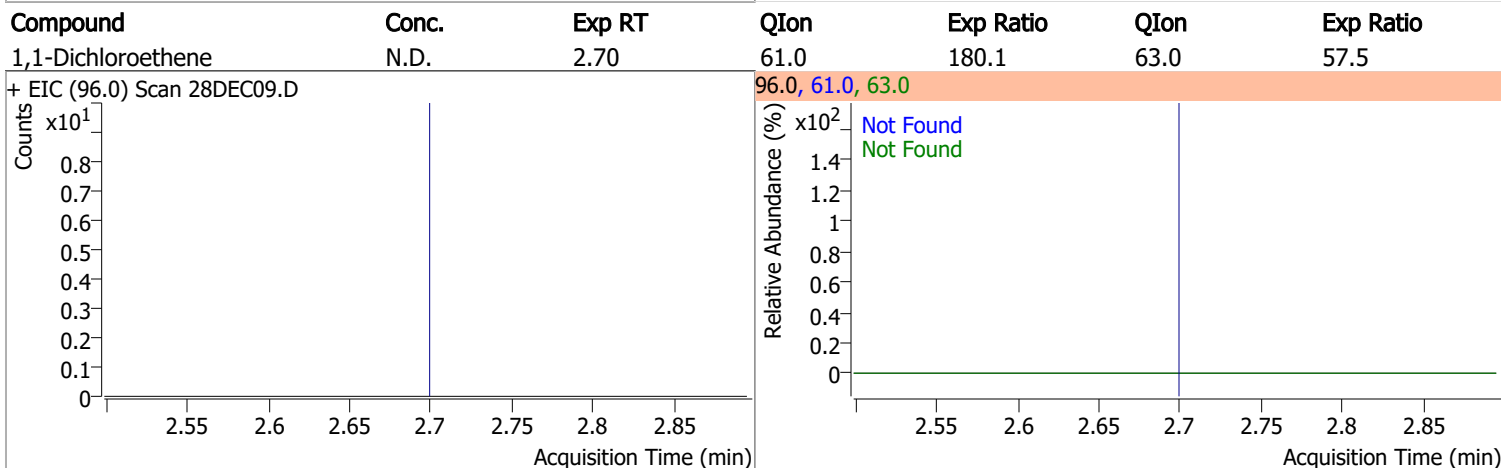
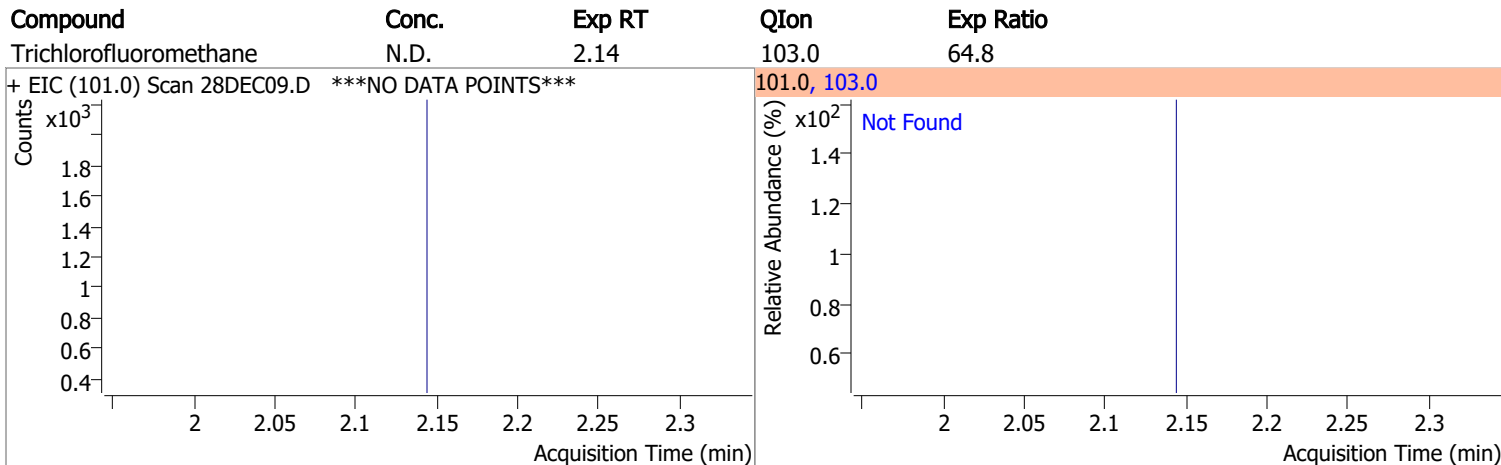
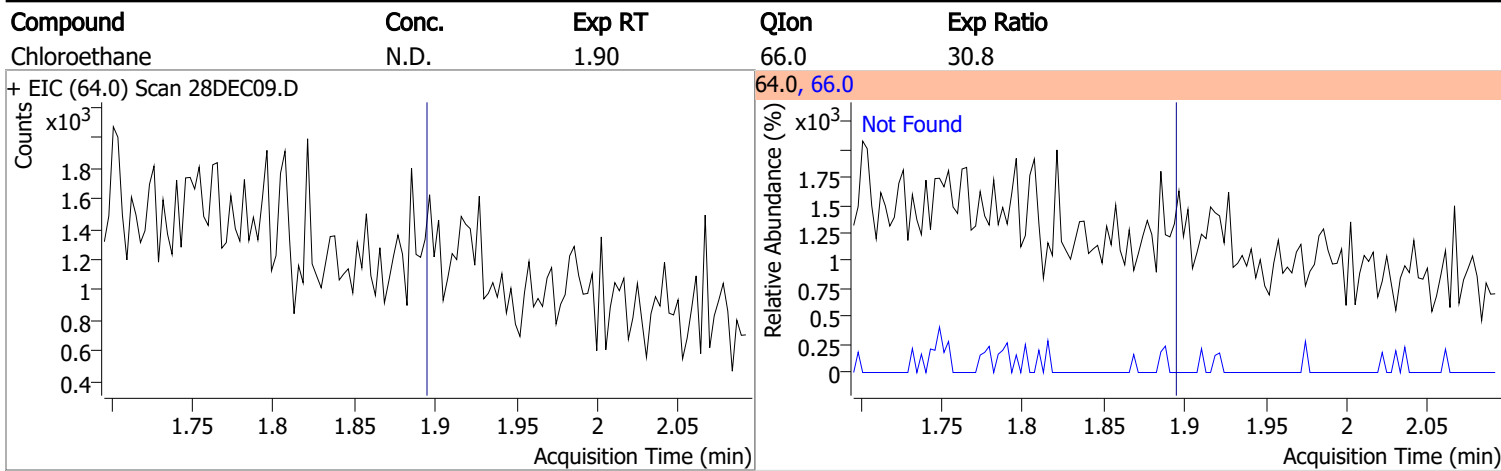
Compound	RT	QIon	Resp.	Conc.	Units		Dev(Min)
T 1,1,1-Trichloroethane	0.000		0	N.D.			
T Carbon tetrachloride	0.000		0	N.D.			
T 1,1-Dichloropropene	0.000		0	N.D.			
T Benzene	0.000		0	N.D.			
T 1,2-Dichloroethane	0.000		0	N.D.			
T Trichloroethene	0.000		0	N.D.			
T 1,2-Dichloropropane	0.000		0	N.D.			
T Dibromomethane	0.000		0	N.D.			
T Bromodichloromethane	0.000		0	N.D.			
T cis-1,3-Dichloropropene	0.000		0	N.D.			
T Toluene	8.388	92.0	104	0.0669	ng	m	82
T trans-1,3-Dichloropropene	0.000		0	N.D.			
T 1,1,2-Trichloroethane	0.000		0	N.D.			
T Tetrachloroethene	0.000		0	N.D.			
T 1,3-Dichloropropane	0.000		0	N.D.			
T Chlorodibromomethane	0.000		0	N.D.			
T 1,2-Dibromoethane	0.000		0	N.D.			
T Chlorobenzene	0.000		0	N.D.			
T 1,1,1,2-Tetrachloroethane	0.000		0	N.D.			
T Ethylbenzene	0.000		0	N.D.			
T m+p-Xylenes	0.000		0	N.D.			
T o-Xylene	0.000		0	N.D.			
T Styrene	0.000		0	N.D.			
T Bromoform	0.000		0	N.D.			
T Bromobenzene	0.000		0	N.D.			
T 1,1,2,2-Tetrachloroethane	0.000		0	N.D.			
T 1,2,3-Trichloropropane	0.000		0	N.D.			
T 2-Chlorotoluene	0.000		0	N.D.			
T 4-Chlorotoluene	0.000		0	N.D.			
T 1,3-Dichlorobenzene	0.000		0	N.D.			
T 1,4-Dichlorobenzene	0.000		0	N.D.			
T 1,2-Dichlorobenzene	0.000		0	N.D.			

(#) = Qualifier Out of Range; (m) = Manual Integration; (+) = Area Summed; (*) = Surrogate Percent Recovery Out of Range; (d): Zeroed Peak

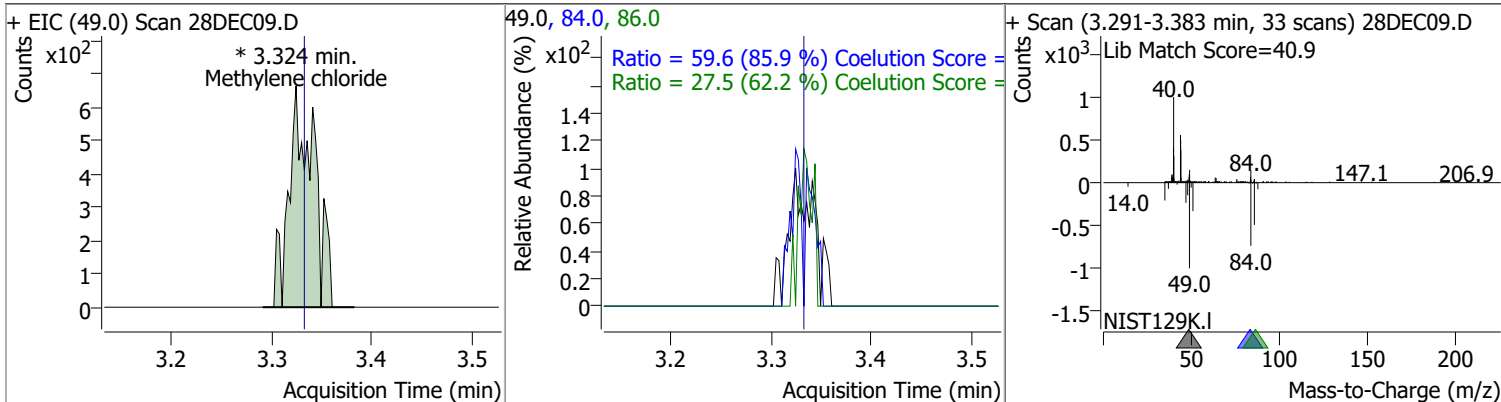
Quantitation Results Report (QT Reviewed)



Quantitation Results Report (QT Reviewed)

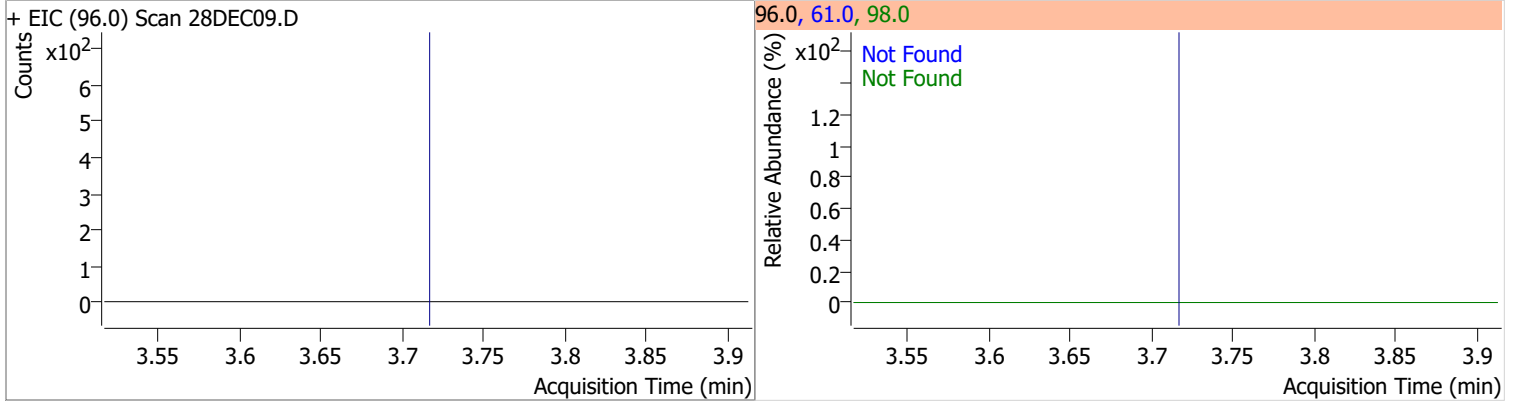


Compound	Conc.	RT	Dev(Min)	Resp.	QIon	QRatio	Lower	Upper
Methylene chloride	1.3105	3.32	-0.01	1188 (m)	84.0	59.6	39.4	99.4
					86.0	27.5	14.1	74.1

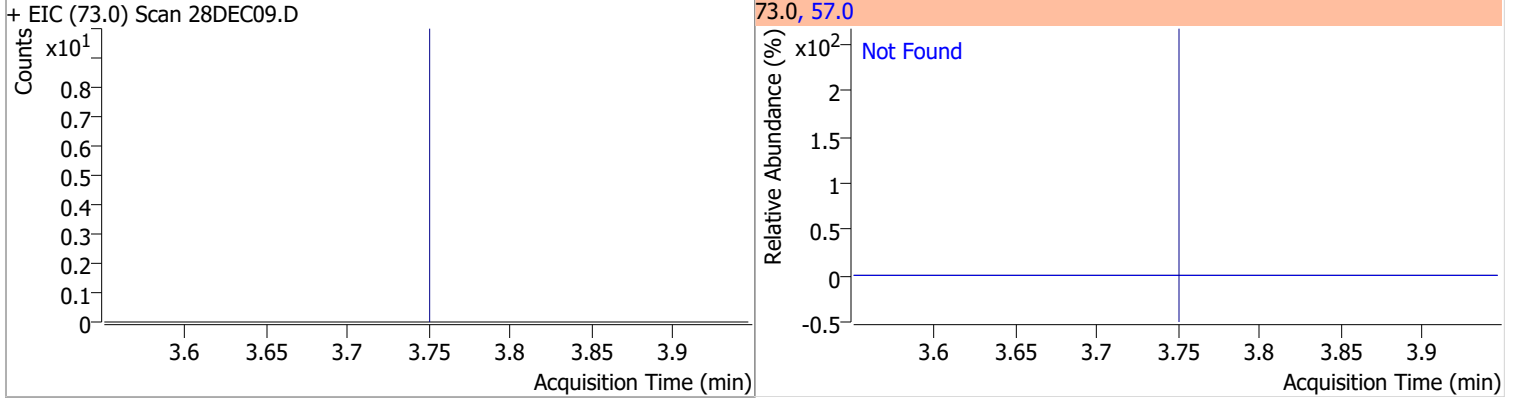


Quantitation Results Report (QT Reviewed)

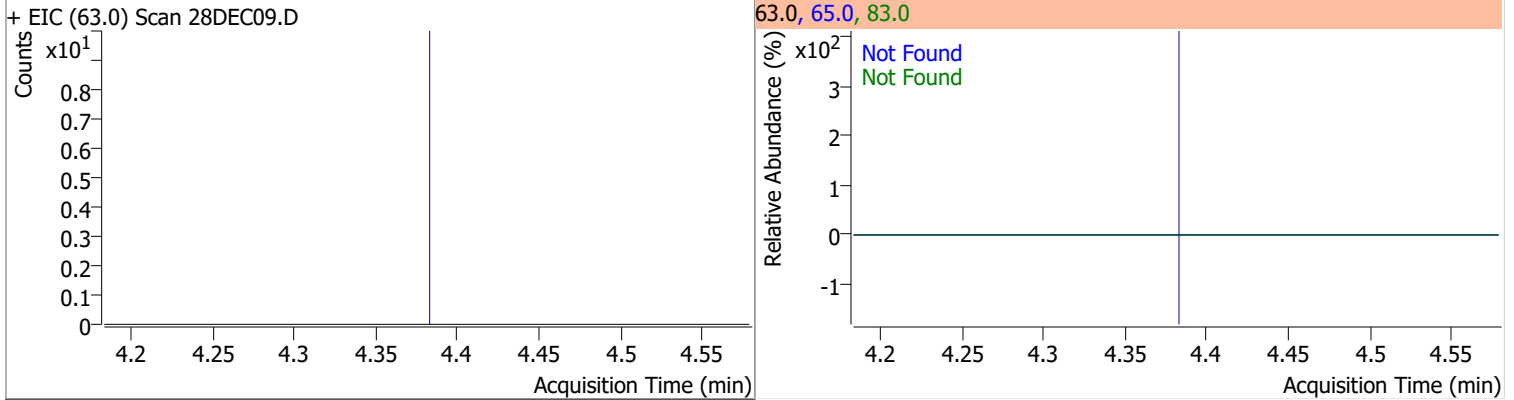
Compound	Conc.	Exp RT	QIon	Exp Ratio	QIon	Exp Ratio
trans-1,2-Dichloroethene	N.D.	3.72	61.0	155.1	98.0	62.8



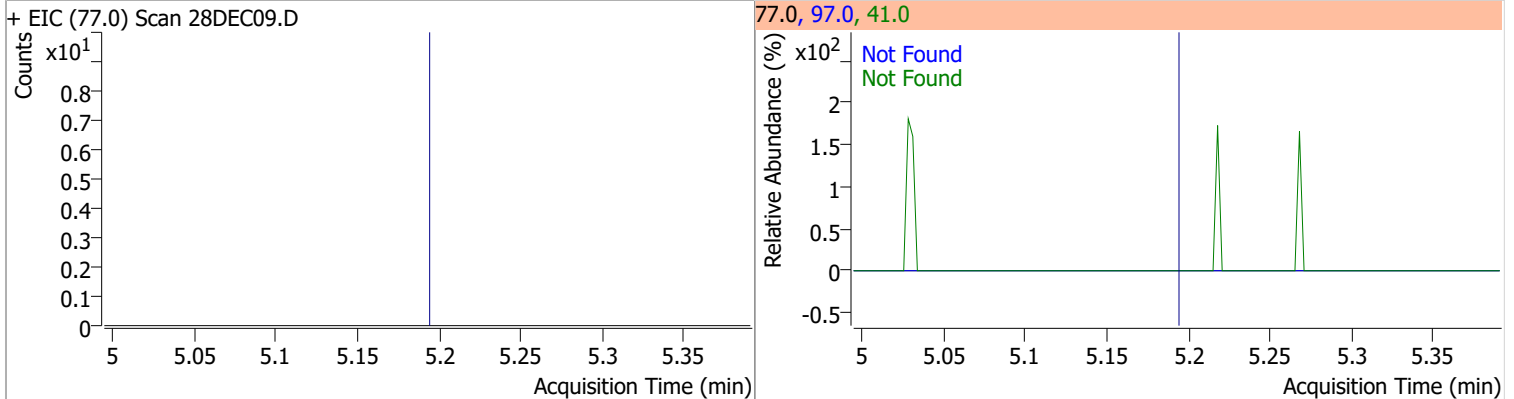
Compound	Conc.	Exp RT	QIon	Exp Ratio
Methyl tert-butyl ether (MTBE)	N.D.	3.75	57.0	23.9



Compound	Conc.	Exp RT	QIon	Exp Ratio	QIon	Exp Ratio
1,1-Dichloroethane	N.D.	4.38	65.0	31.7	83.0	12.8

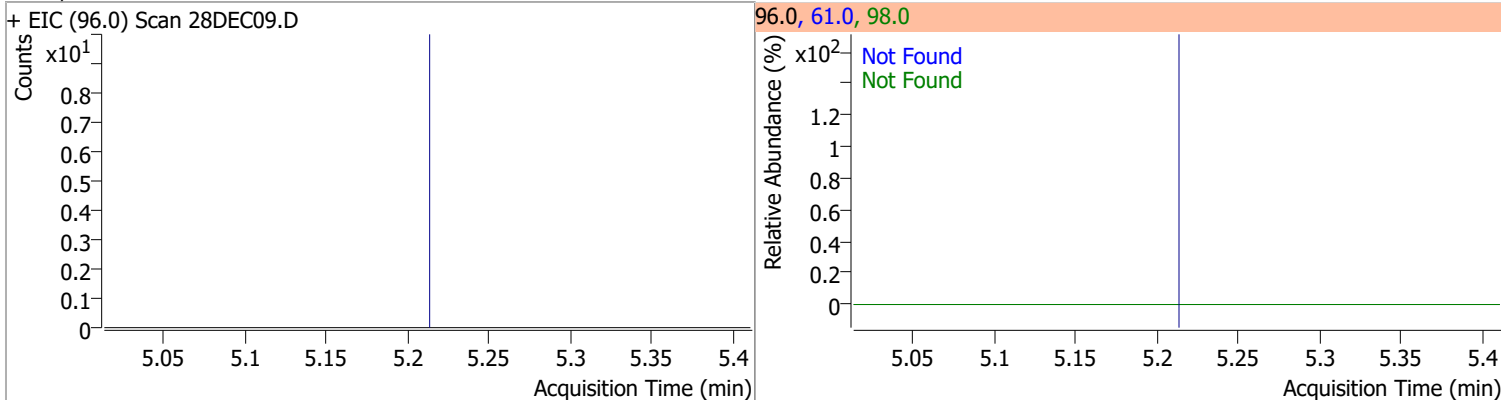


Compound	Conc.	Exp RT	QIon	Exp Ratio	QIon	Exp Ratio
2,2-Dichloropropane	N.D.	5.20	41.0	59.0	97.0	21.8

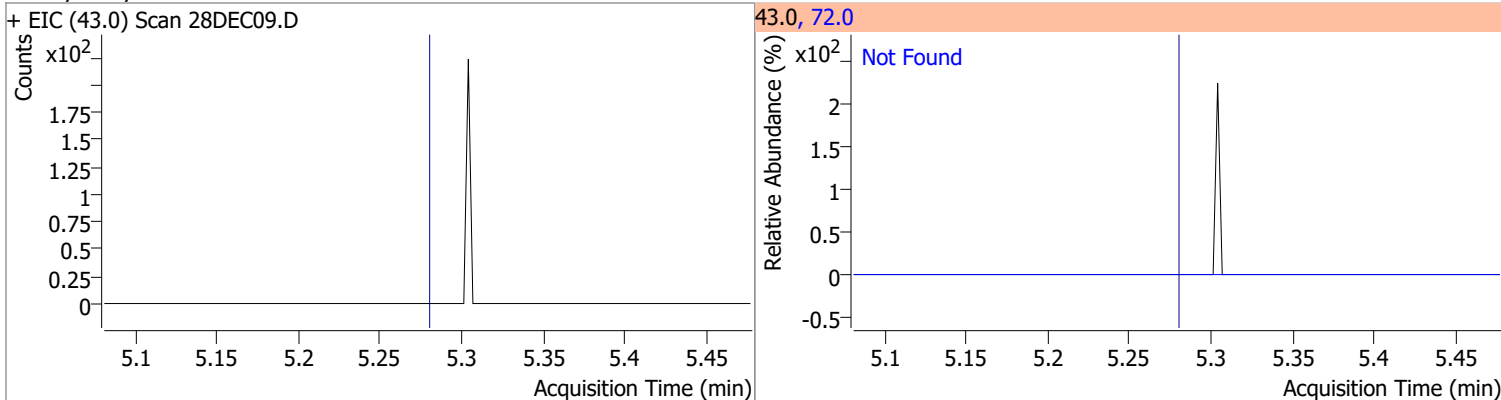


Quantitation Results Report (QT Reviewed)

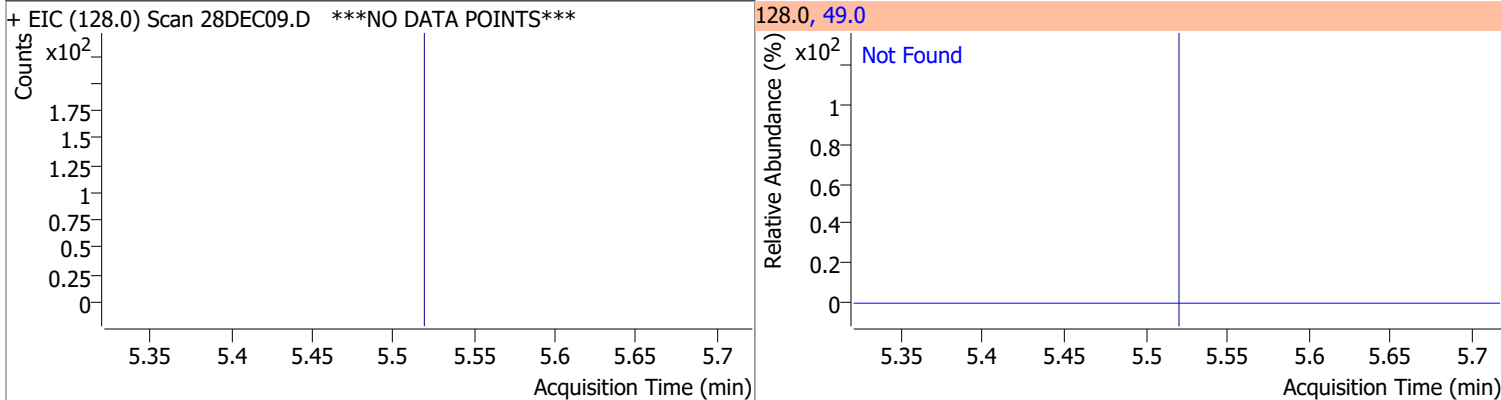
Compound	Conc.	Exp RT	QIon	Exp Ratio	QIon	Exp Ratio
cis-1,2-Dichloroethene	N.D.	5.21	61.0	163.3	98.0	64.4



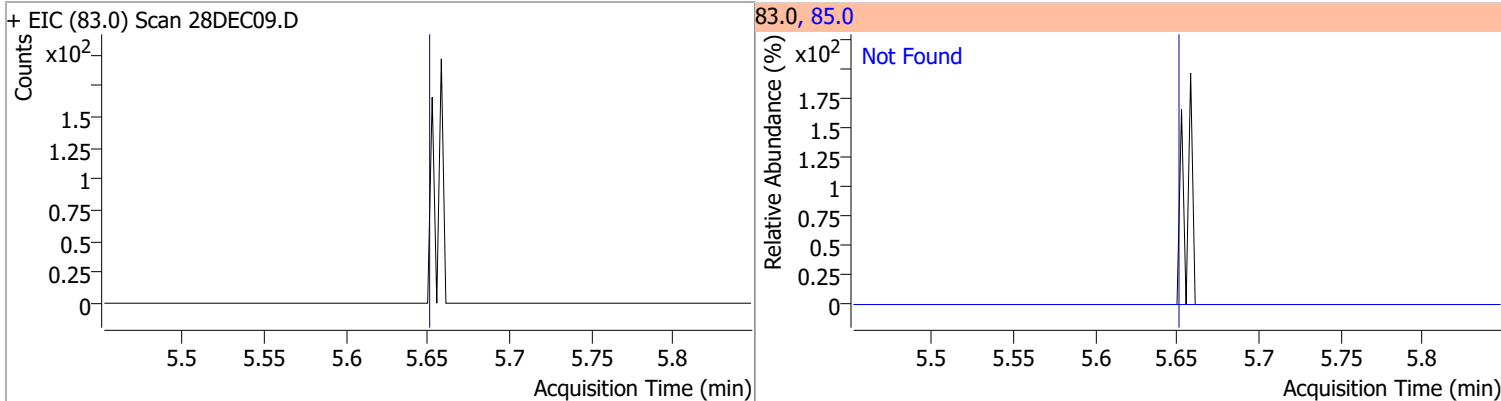
Compound	Conc.	Exp RT	QIon	Exp Ratio
Methyl ethyl ketone	N.D.	5.28	72.0	22.2



Compound	Conc.	Exp RT	QIon	Exp Ratio
Bromochloromethane	N.D.	5.52	49.0	184.6

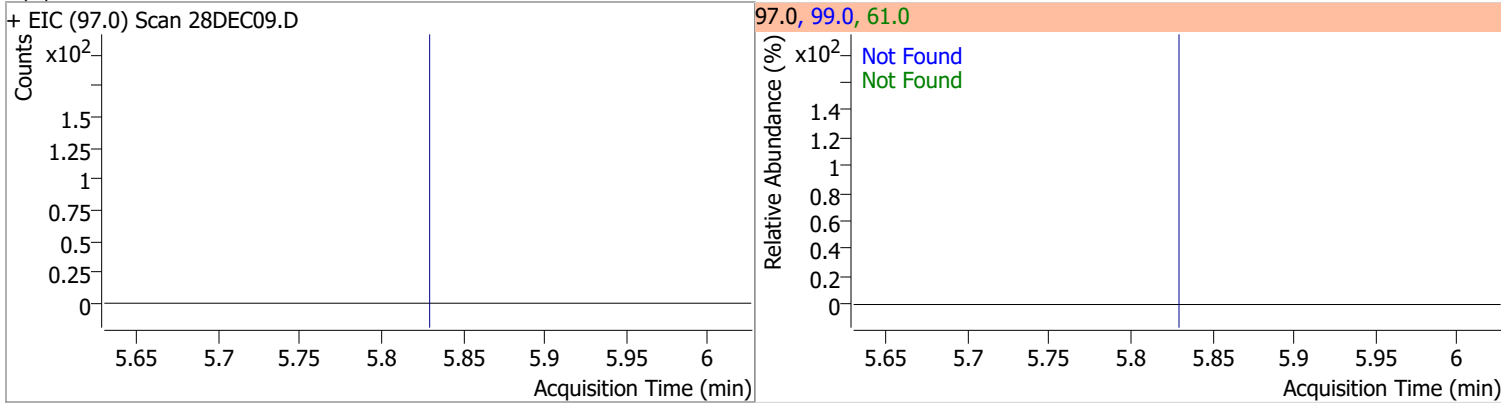


Compound	Conc.	Exp RT	QIon	Exp Ratio
Chloroform	N.D.	5.65	85.0	65.1

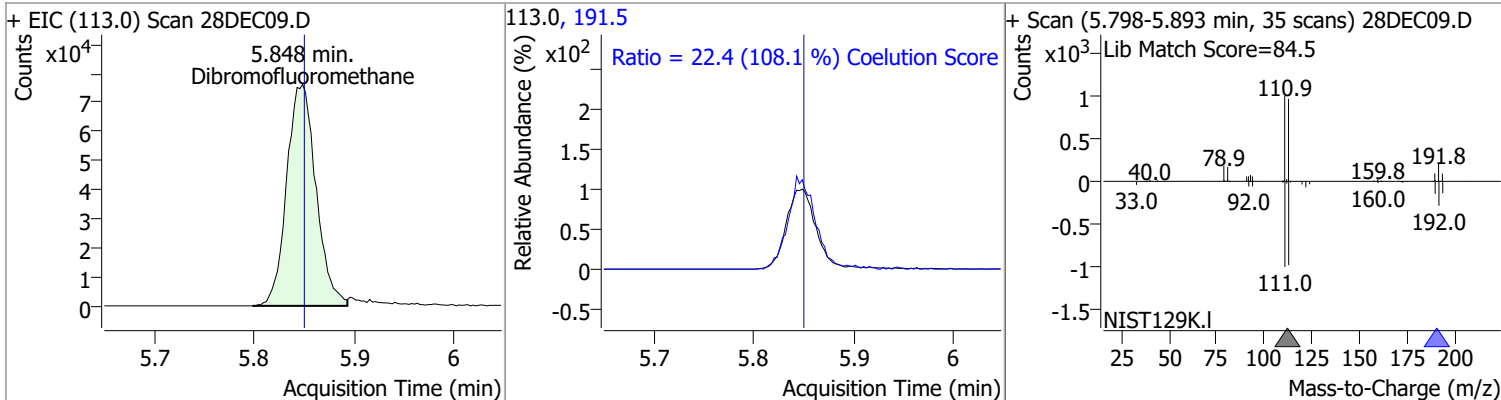


Quantitation Results Report (QT Reviewed)

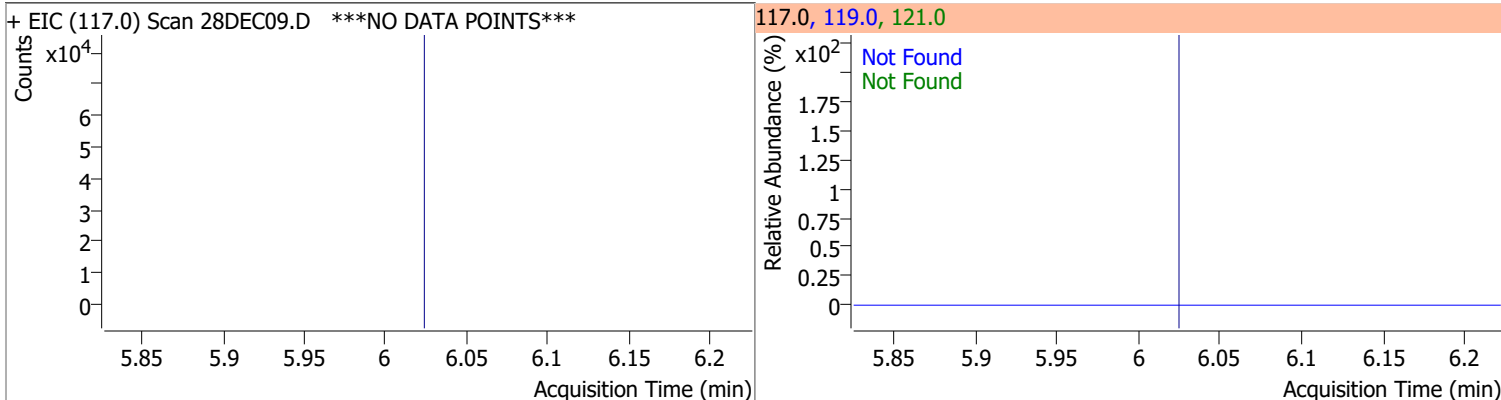
Compound	Conc.	Exp RT	QIon	Exp Ratio	QIon	Exp Ratio
1,1,1-Trichloroethane	N.D.	5.83	99.0	65.7	61.0	45.0



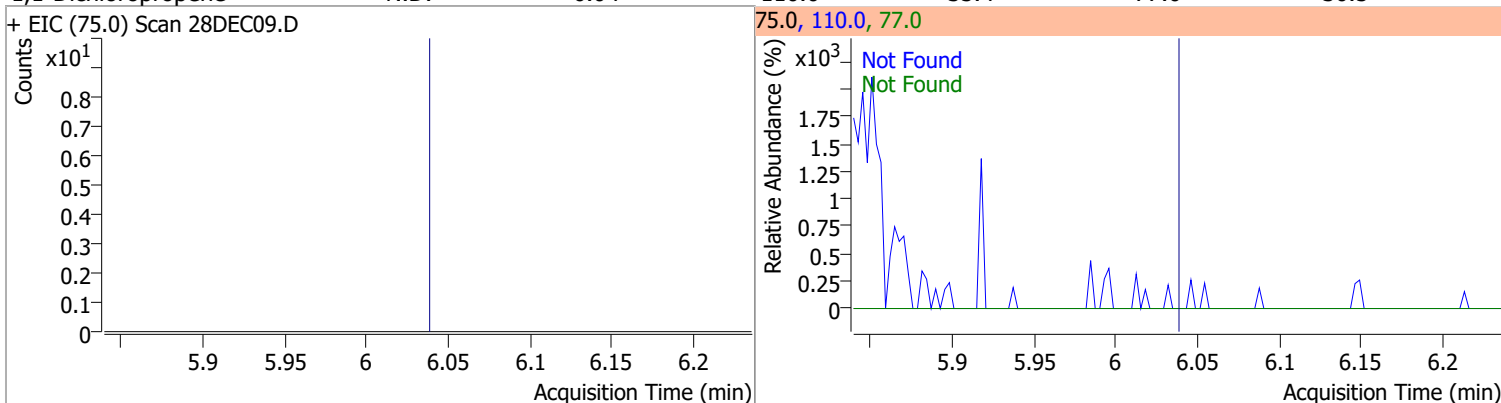
Compound	Conc.	RT	Dev(Min)	Resp.	QIon	QRatio	Lower	Upper
Dibromofluoromethane	255.2707	5.85	0.00	154703	191.5	22.4	0.0	50.7



Compound	Conc.	Exp RT	QIon	Exp Ratio	QIon	Exp Ratio
Carbon tetrachloride	N.D.	6.03	119.0	97.5	121.0	30.4

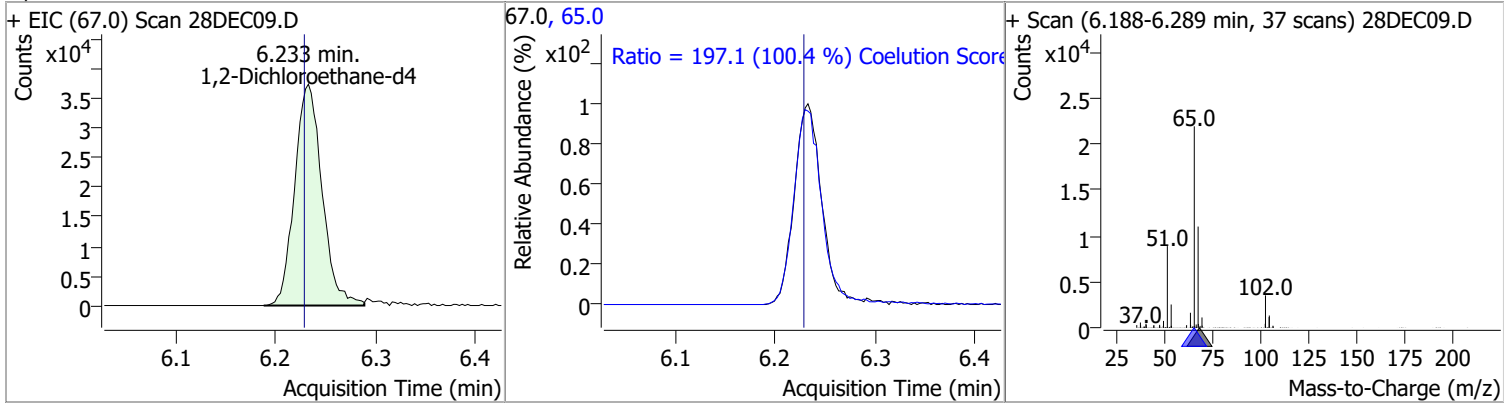


Compound	Conc.	Exp RT	QIon	Exp Ratio	QIon	Exp Ratio
1,1-Dichloropropene	N.D.	6.04	110.0	35.4	77.0	30.5

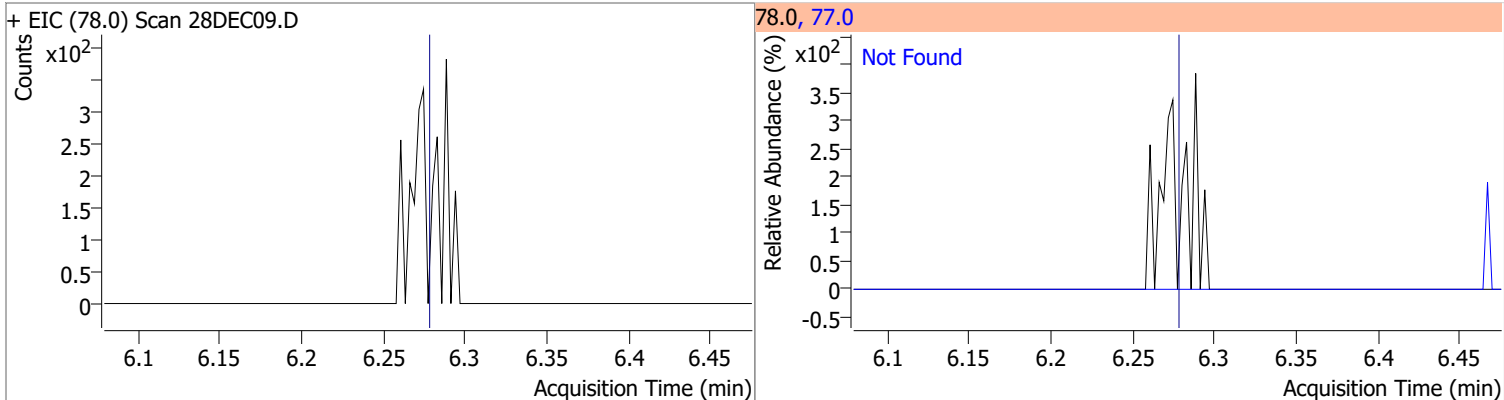


Quantitation Results Report (QT Reviewed)

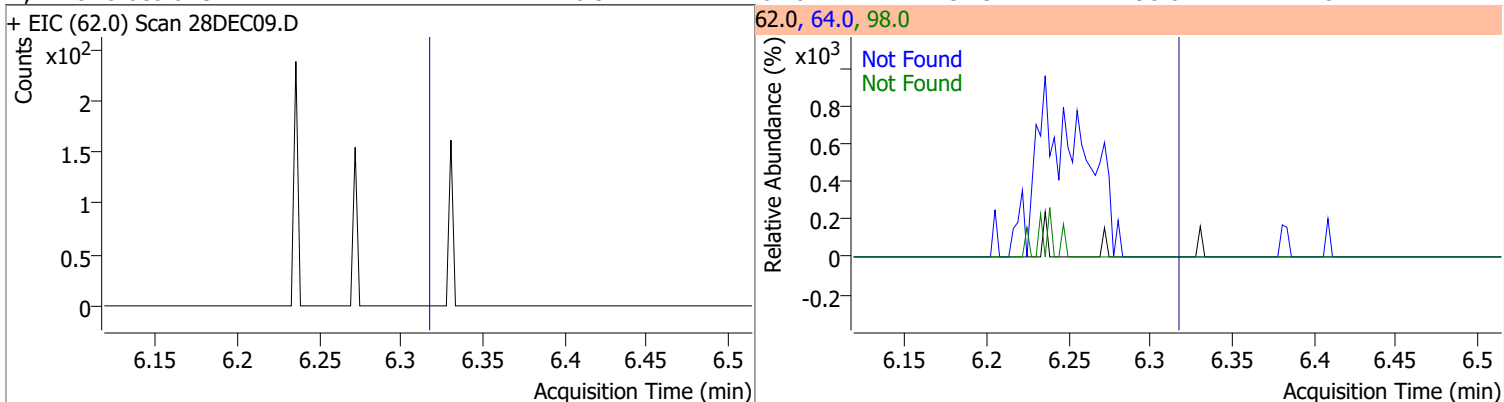
Compound	Conc.	RT	Dev(Min)	Resp.	QIon	QRatio	Lower	Upper
1,2-Dichloroethane-d4	257.0062	6.23	0.00	71081	65.0	197.1	166.3	226.3



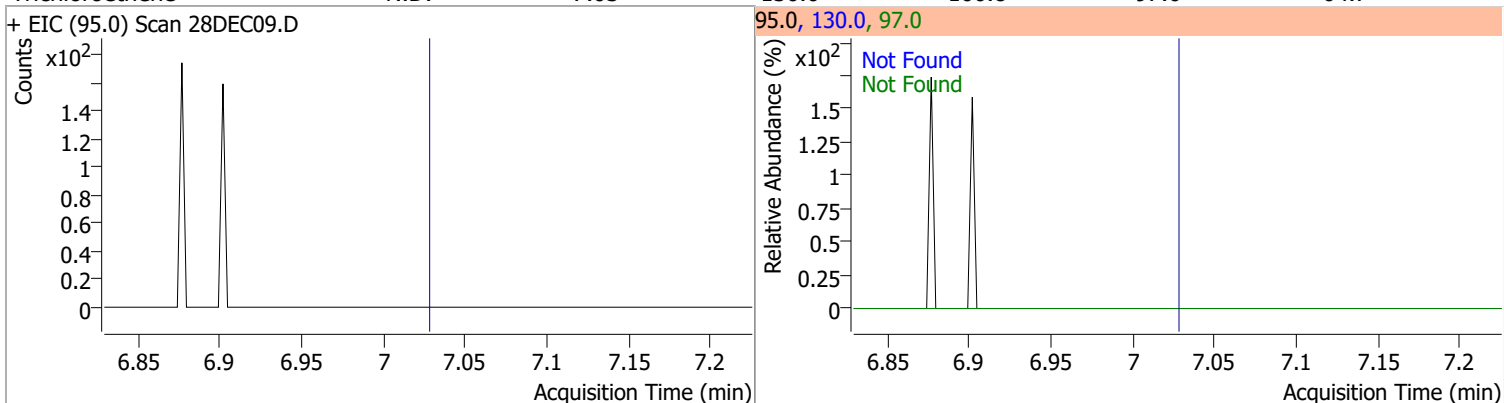
Compound	Conc.	Exp RT	QIon	Exp Ratio
Benzene	N.D.	6.28	77.0	23.5



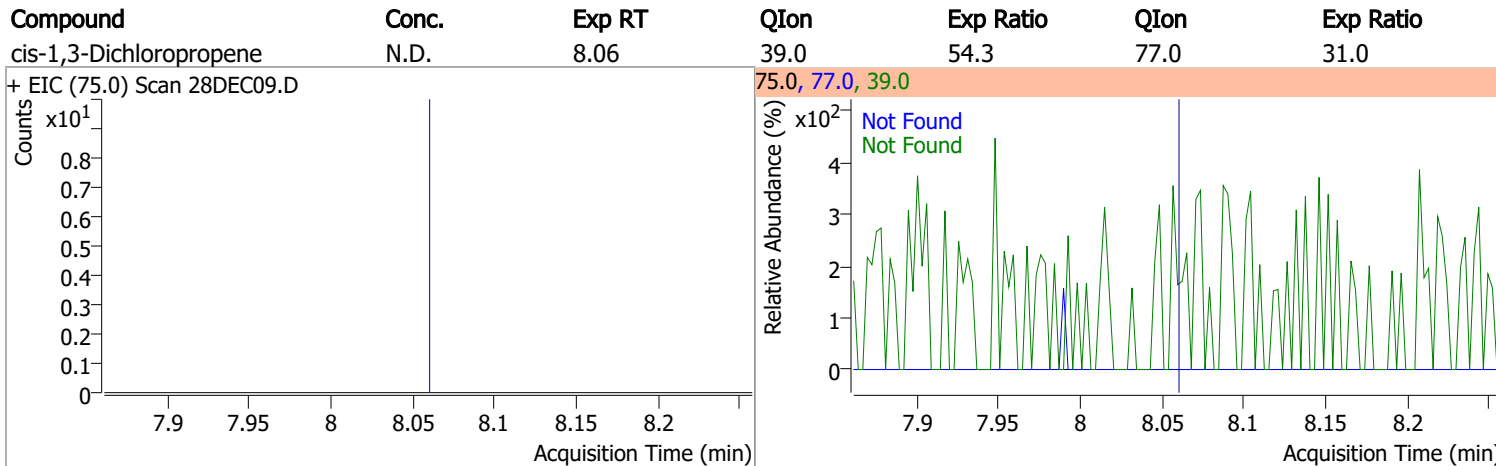
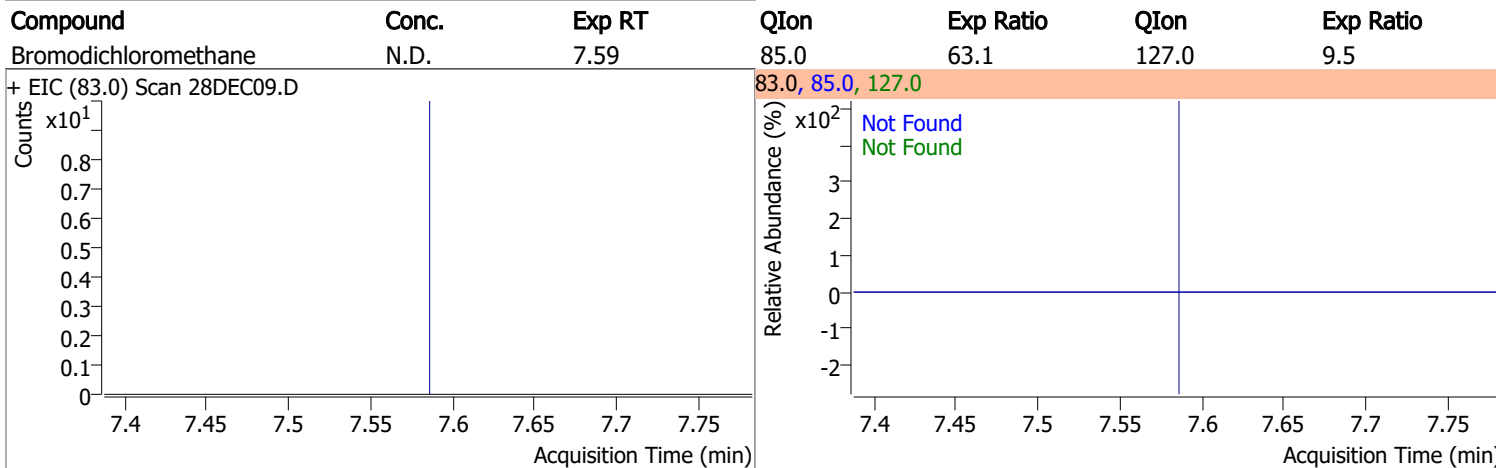
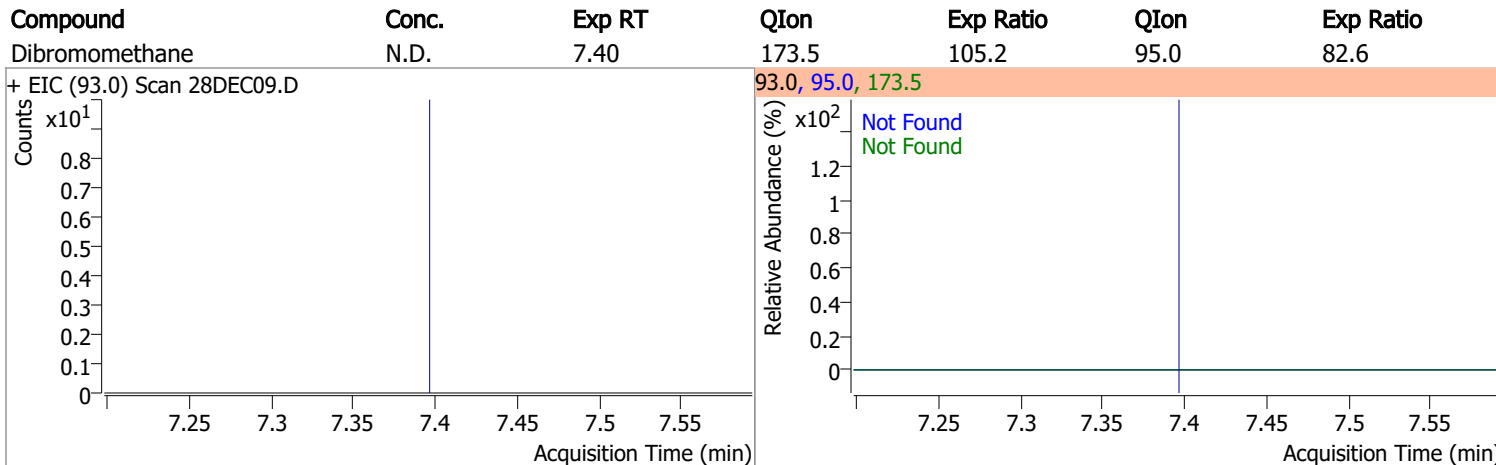
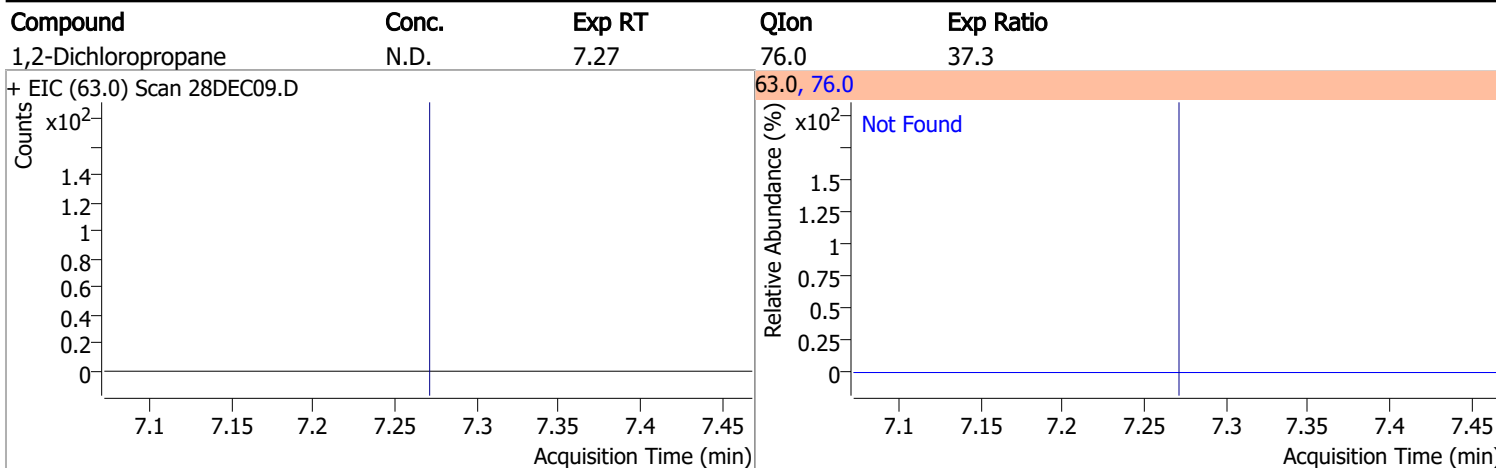
Compound	Conc.	Exp RT	QIon	Exp Ratio	QIon	Exp Ratio
1,2-Dichloroethane	N.D.	6.32	64.0	32.3	98.0	8.2



Compound	Conc.	Exp RT	QIon	Exp Ratio	QIon	Exp Ratio
Trichloroethene	N.D.	7.03	130.0	100.8	97.0	64.7

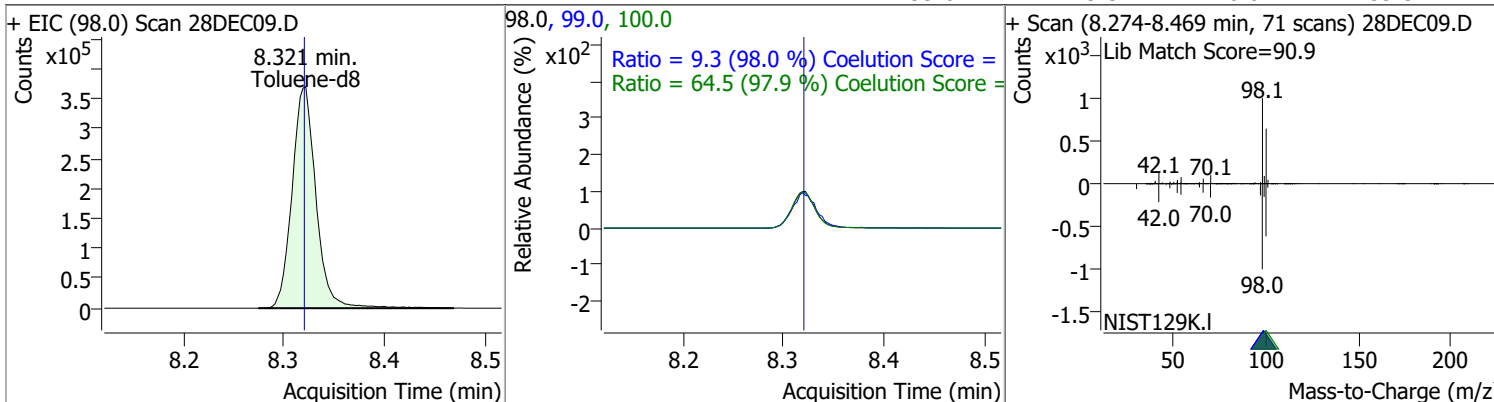


Quantitation Results Report (QT Reviewed)

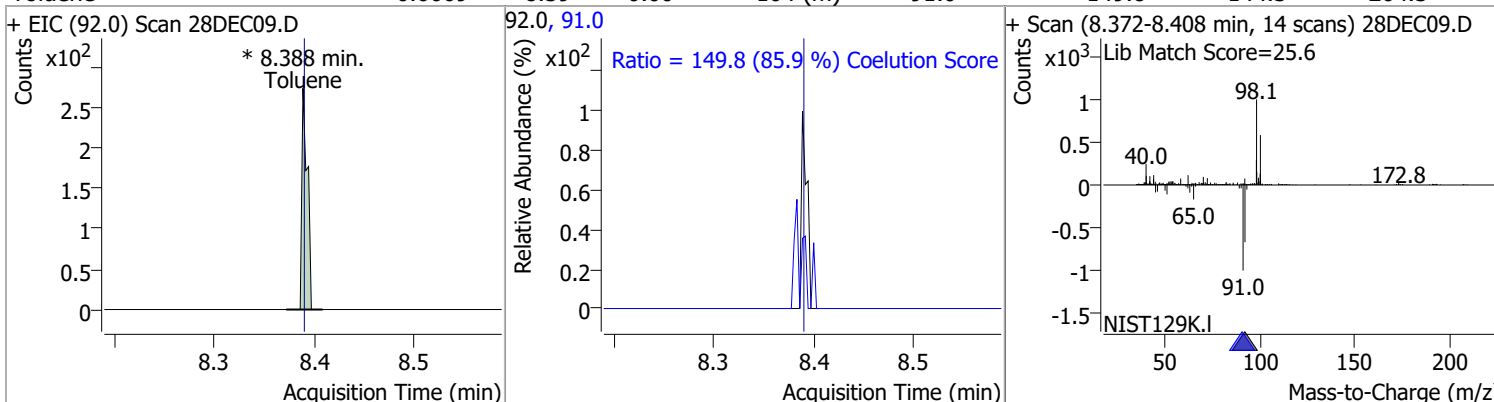


Quantitation Results Report (QT Reviewed)

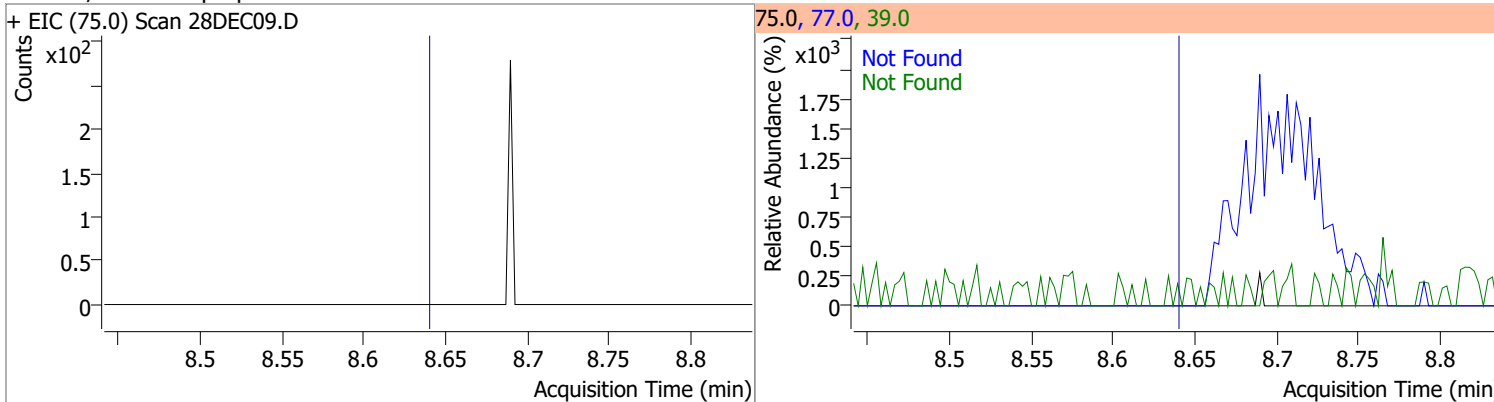
Compound	Conc.	RT	Dev(Min)	Resp.	QIon	QRatio	Lower	Upper
Toluene-d8	259.1335	8.32	0.00	613728	100.0	64.5	35.9	95.9
					99.0	9.3	0.0	39.5



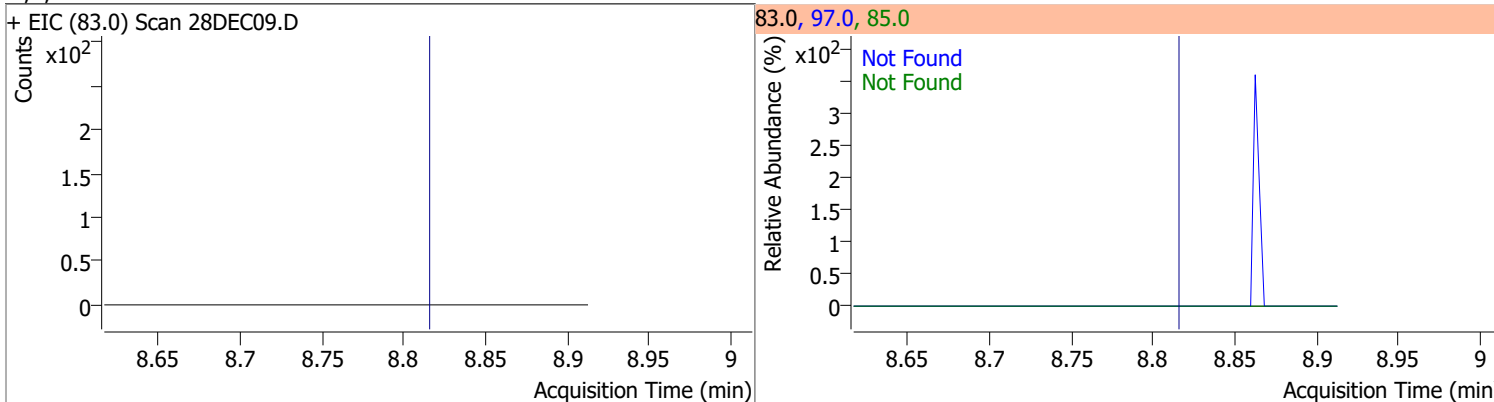
Compound	Conc.	RT	Dev(Min)	Resp.	QIon	QRatio	Lower	Upper
Toluene	0.0669	8.39	0.00	104 (m)	91.0	149.8	144.3	204.3



Compound	Conc.	Exp RT	QIon	Exp Ratio	QIon	Exp Ratio
trans-1,3-Dichloropropene	N.D.	8.64	39.0	52.1	77.0	32.0

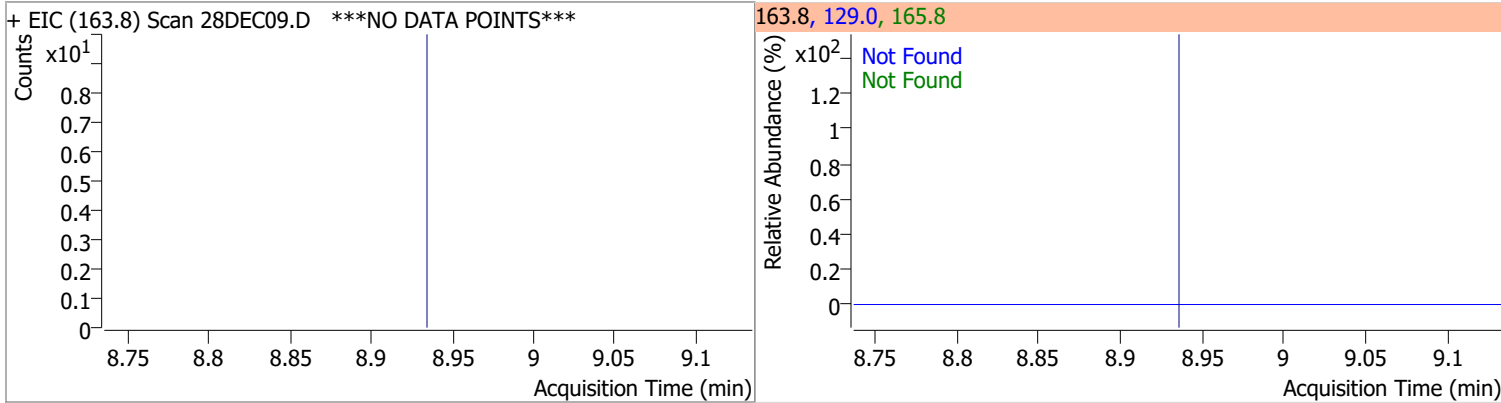


Compound	Conc.	Exp RT	QIon	Exp Ratio	QIon	Exp Ratio
1,1,2-Trichloroethane	N.D.	8.82	97.0	114.3	85.0	61.5

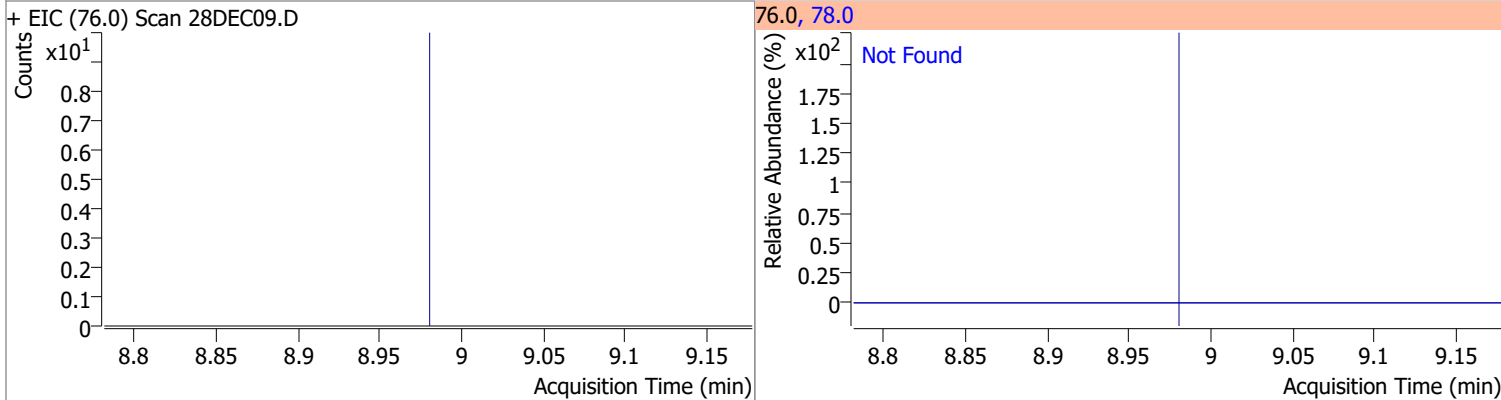


Quantitation Results Report (QT Reviewed)

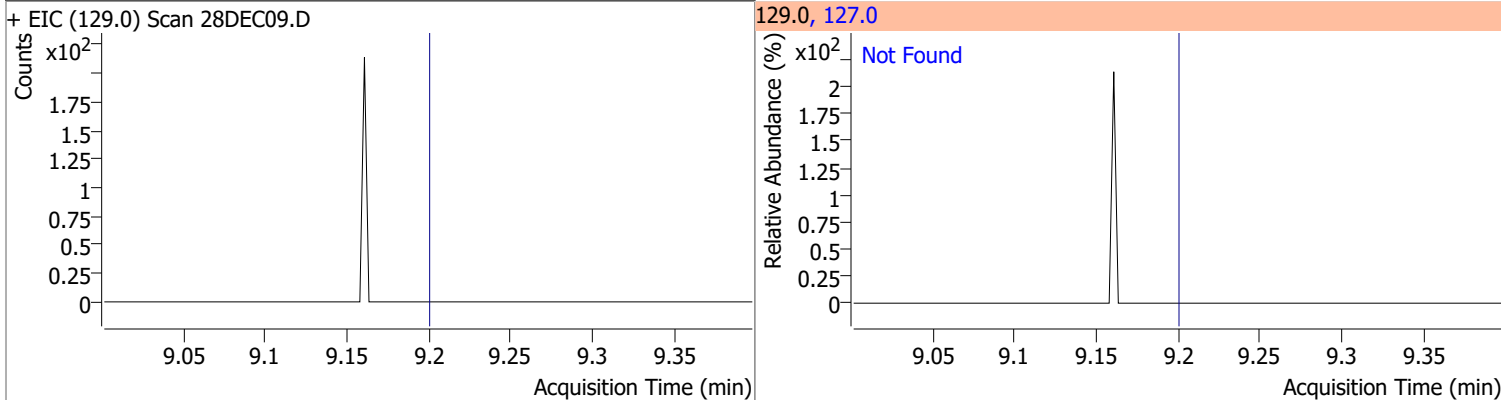
Compound	Conc.	Exp RT	QIon	Exp Ratio	QIon	Exp Ratio
Tetrachloroethene	N.D.	8.94	165.8	128.3	129.0	95.3



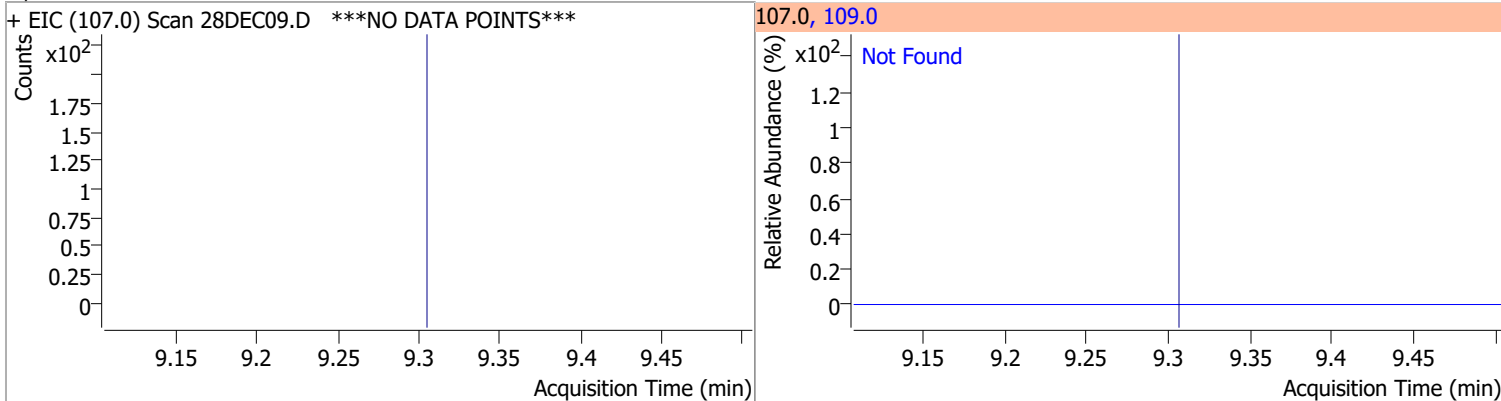
Compound	Conc.	Exp RT	QIon	Exp Ratio
1,3-Dichloropropane	N.D.	8.98	78.0	32.1



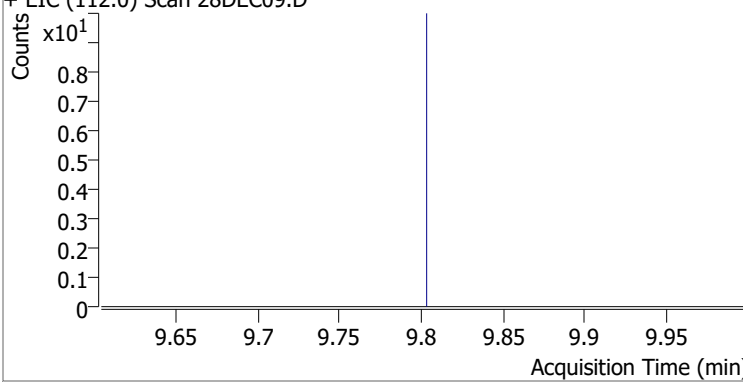
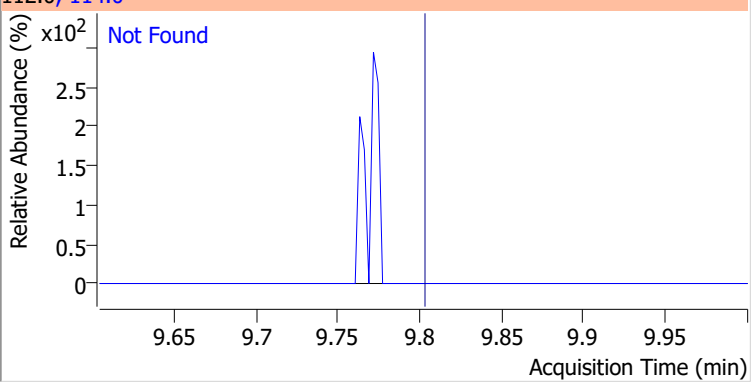
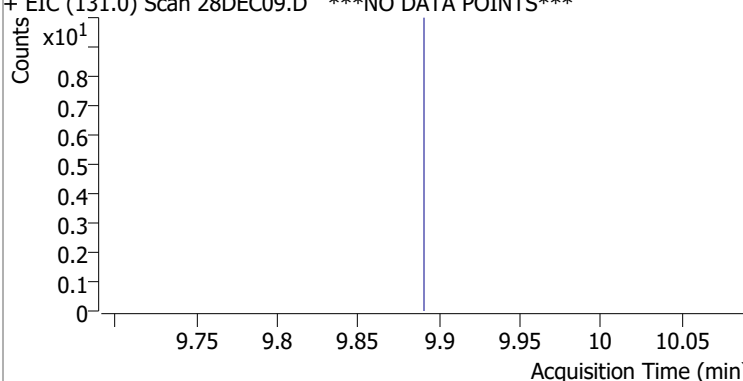
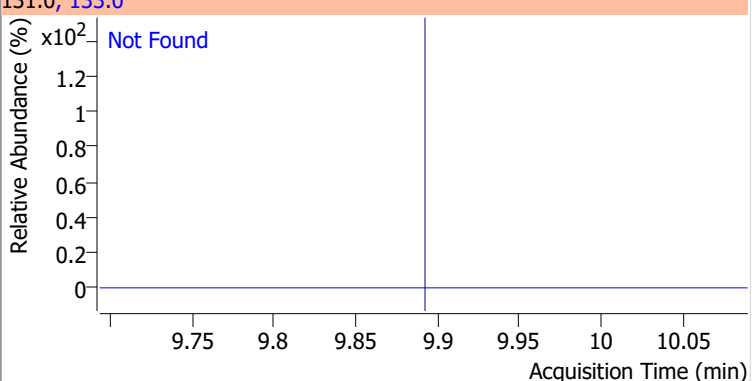
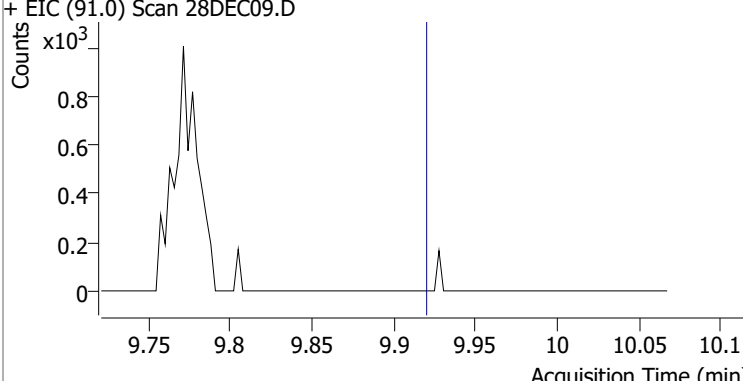
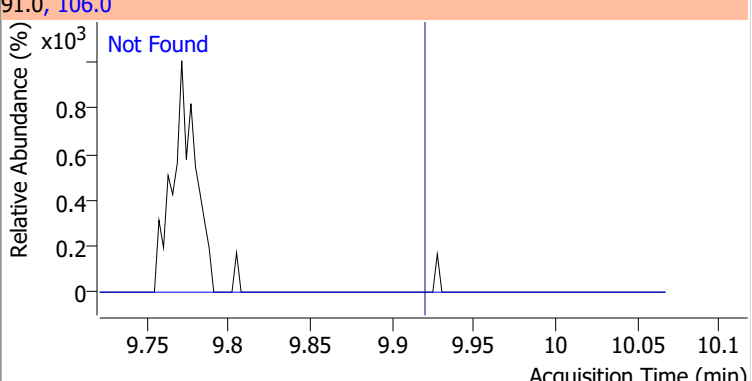
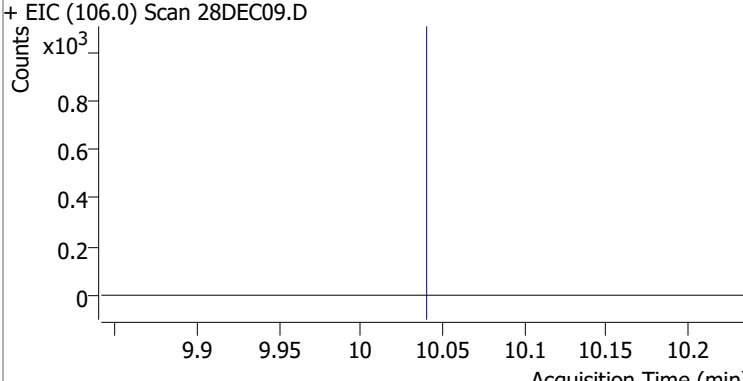
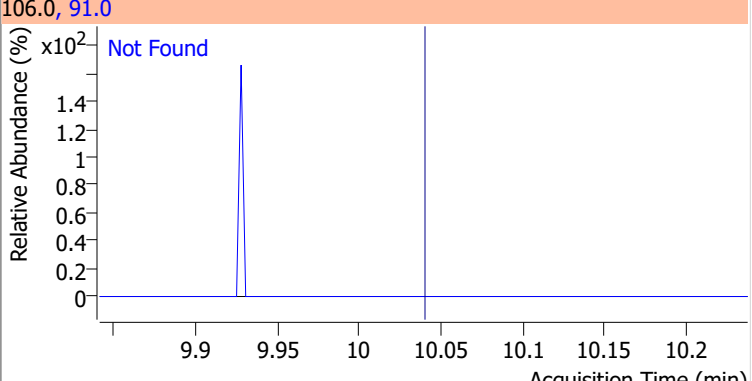
Compound	Conc.	Exp RT	QIon	Exp Ratio
Chlorodibromomethane	N.D.	9.20	127.0	75.3



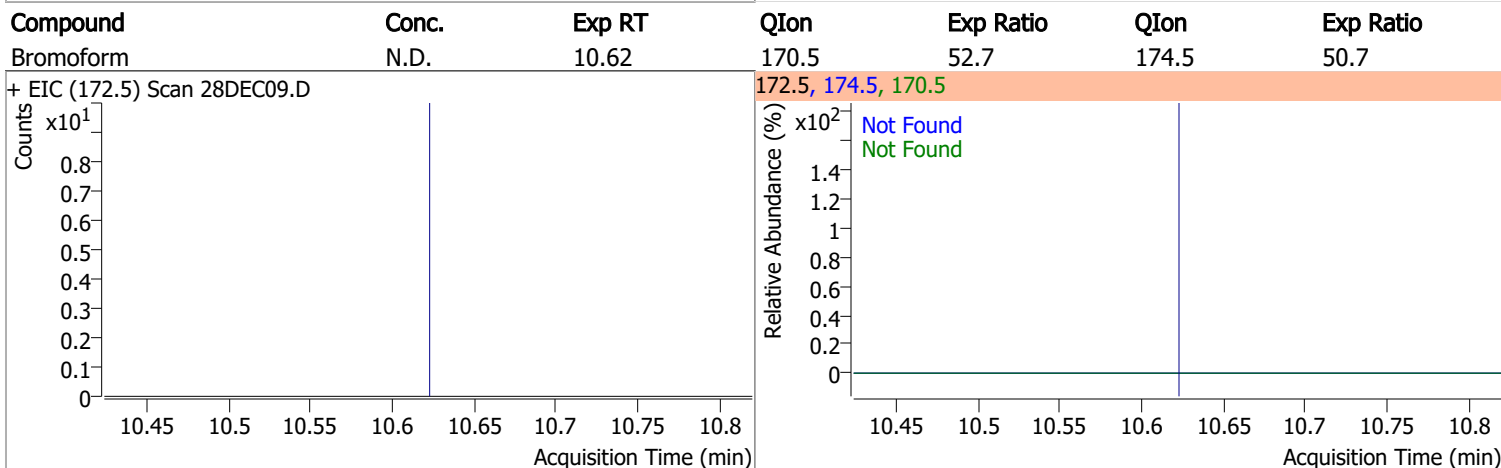
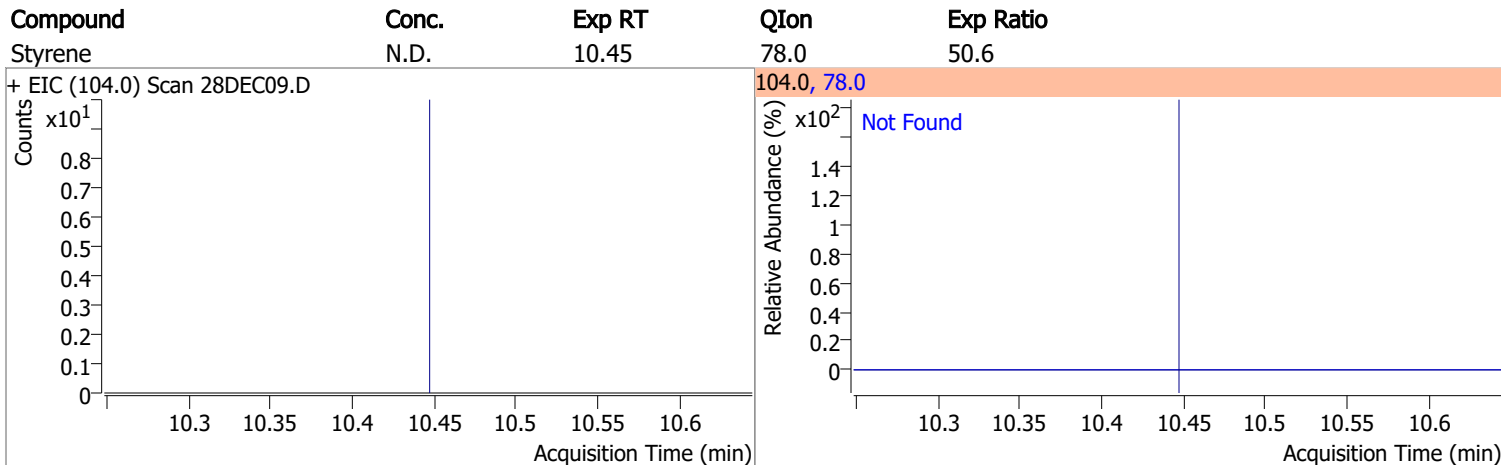
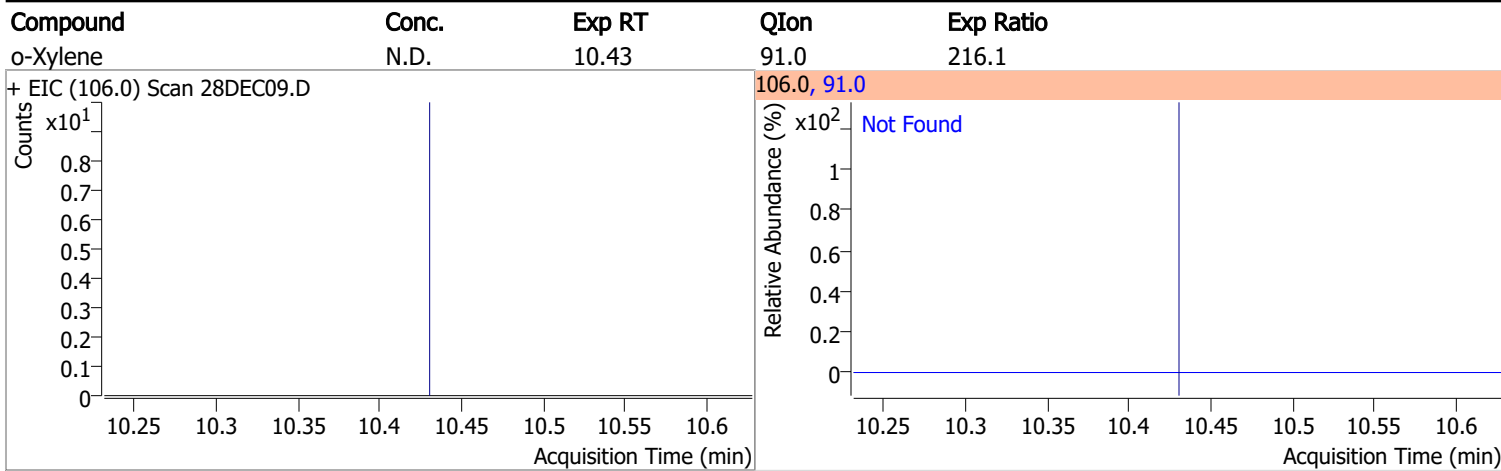
Compound	Conc.	Exp RT	QIon	Exp Ratio
1,2-Dibromoethane	N.D.	9.31	109.0	97.2



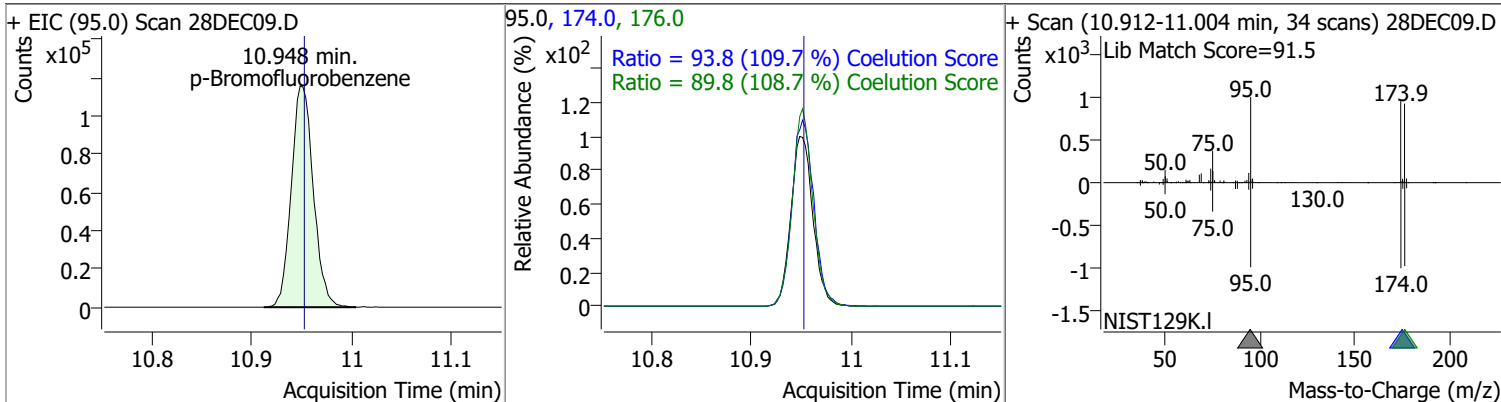
Quantitation Results Report (QT Reviewed)

Compound	Conc.	Exp RT	QIon	Exp Ratio
Chlorobenzene	N.D.	9.80	114.0	32.3
+ EIC (112.0) Scan 28DEC09.D			112.0, 114.0	
				
1,1,1,2-Tetrachloroethane	N.D.	9.89	133.0	95.7
+ EIC (131.0) Scan 28DEC09.D ***NO DATA POINTS***			131.0, 133.0	
				
Ethylbenzene	N.D.	9.92	106.0	30.7
+ EIC (91.0) Scan 28DEC09.D			91.0, 106.0	
				
m+p-Xylenes	N.D.	10.04	91.0	205.0
+ EIC (106.0) Scan 28DEC09.D			106.0, 91.0	
				

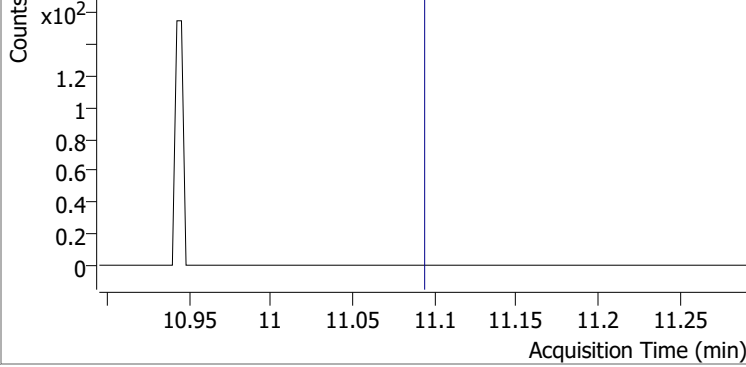
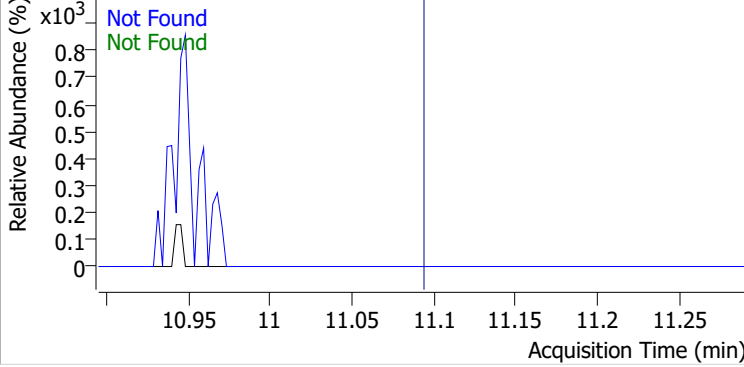
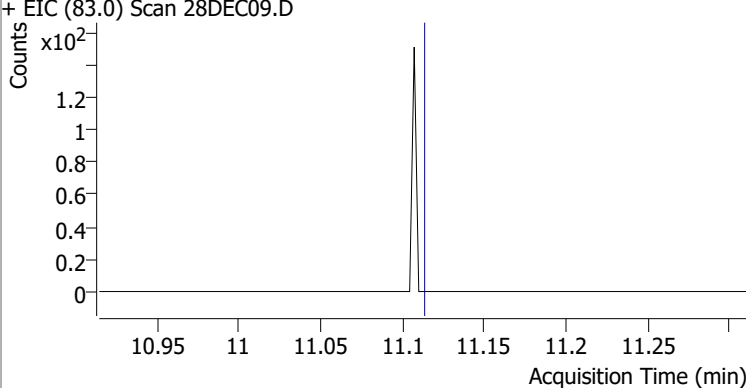
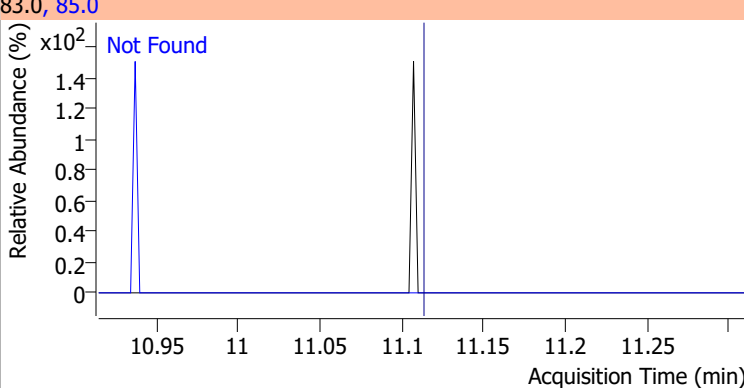
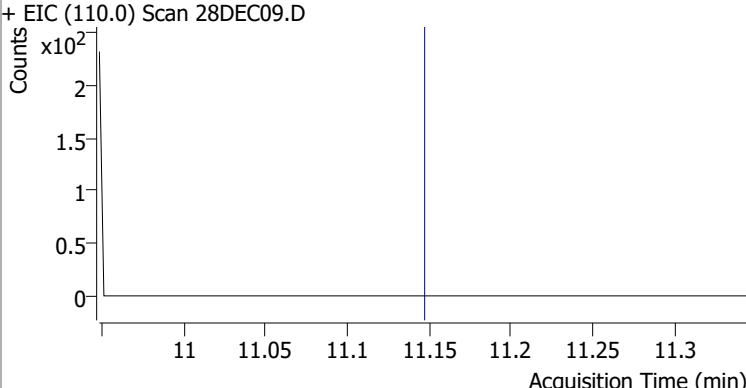
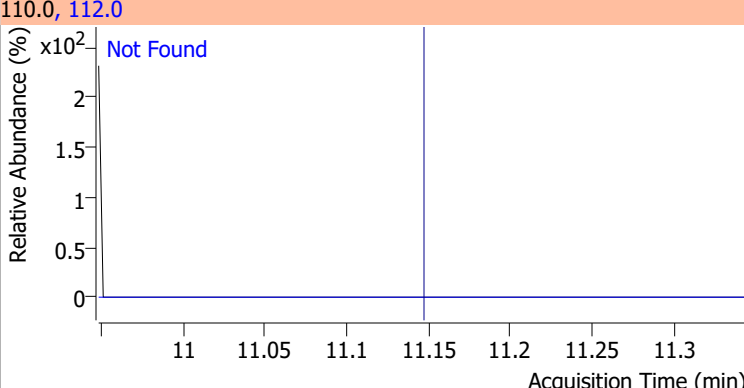
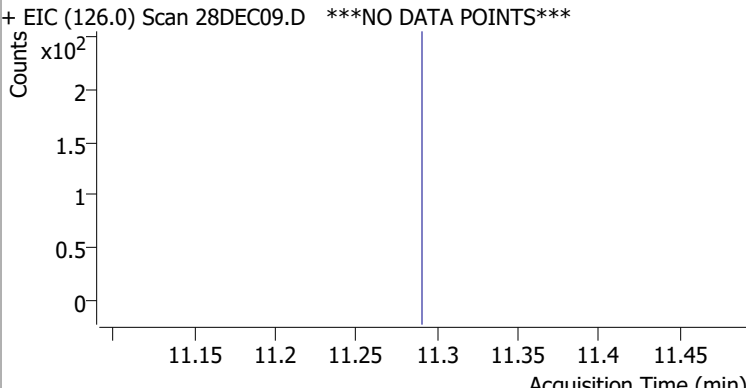
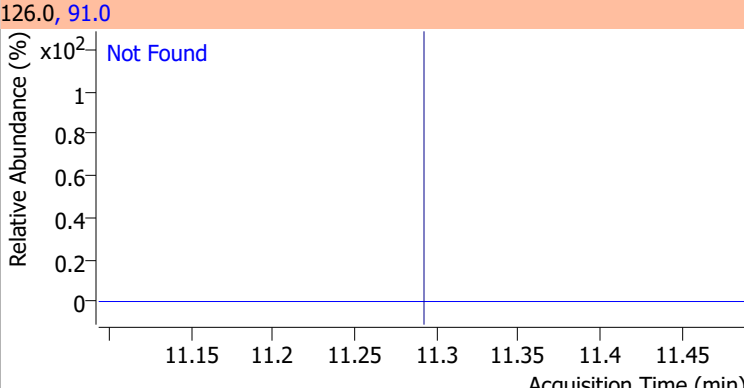
Quantitation Results Report (QT Reviewed)



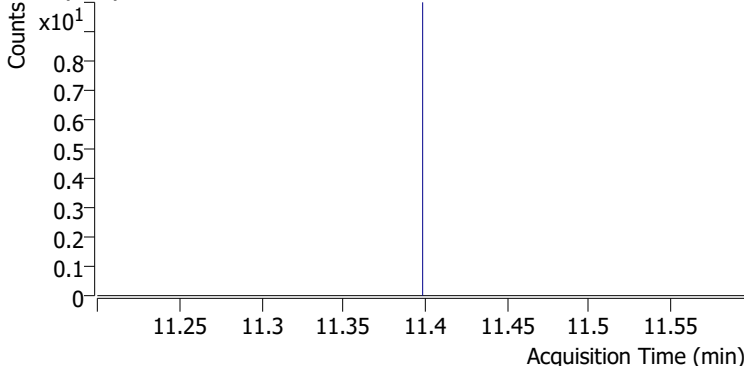
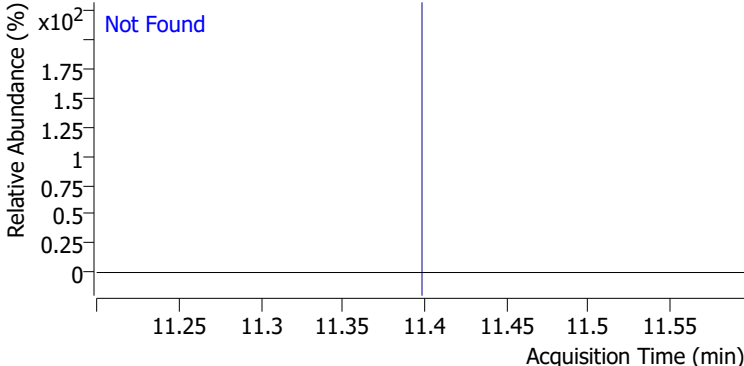
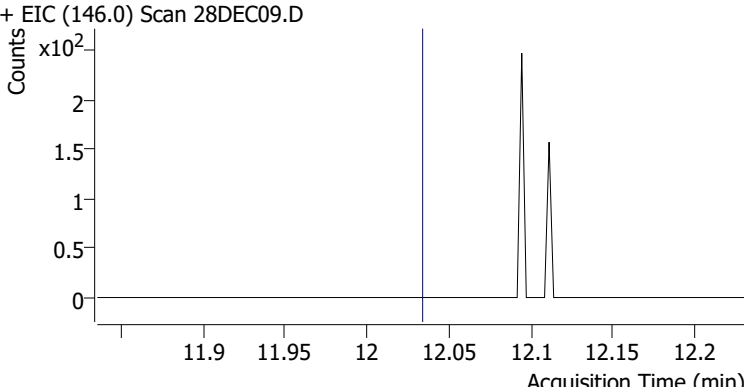
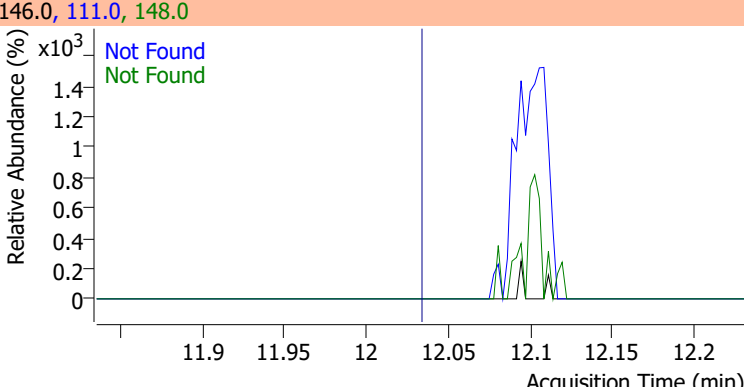
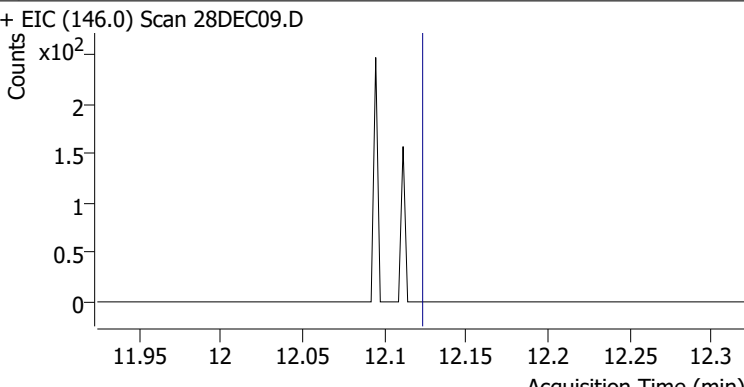
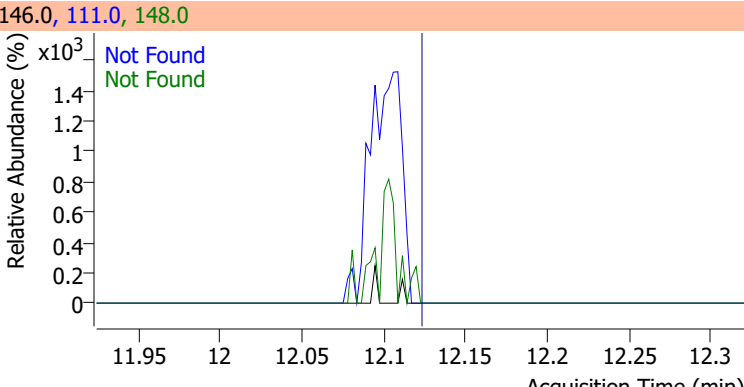
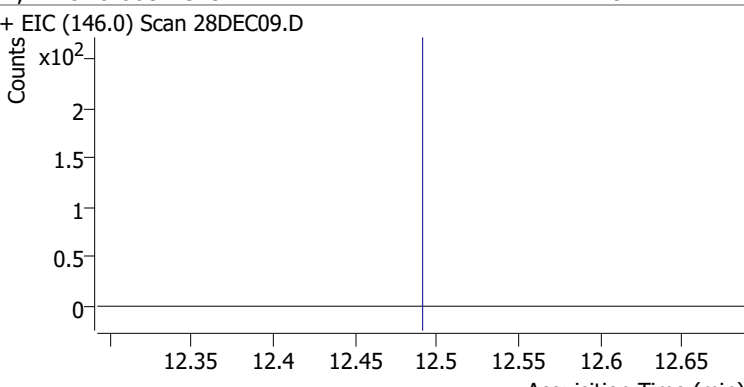
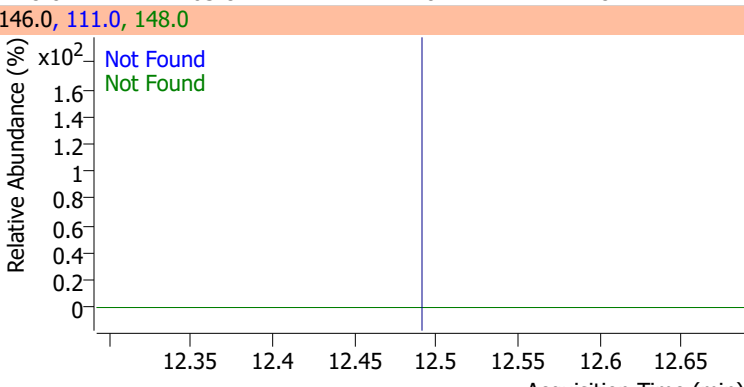
Compound	Conc.	RT	Dev(Min)	Resp.	QIon	QRatio	Lower	Upper
p-Bromofluorobenzene	262.2873	10.95	0.00	176281	174.0	93.8	55.5	115.5
					176.0	89.8	52.5	112.5



Quantitation Results Report (QT Reviewed)

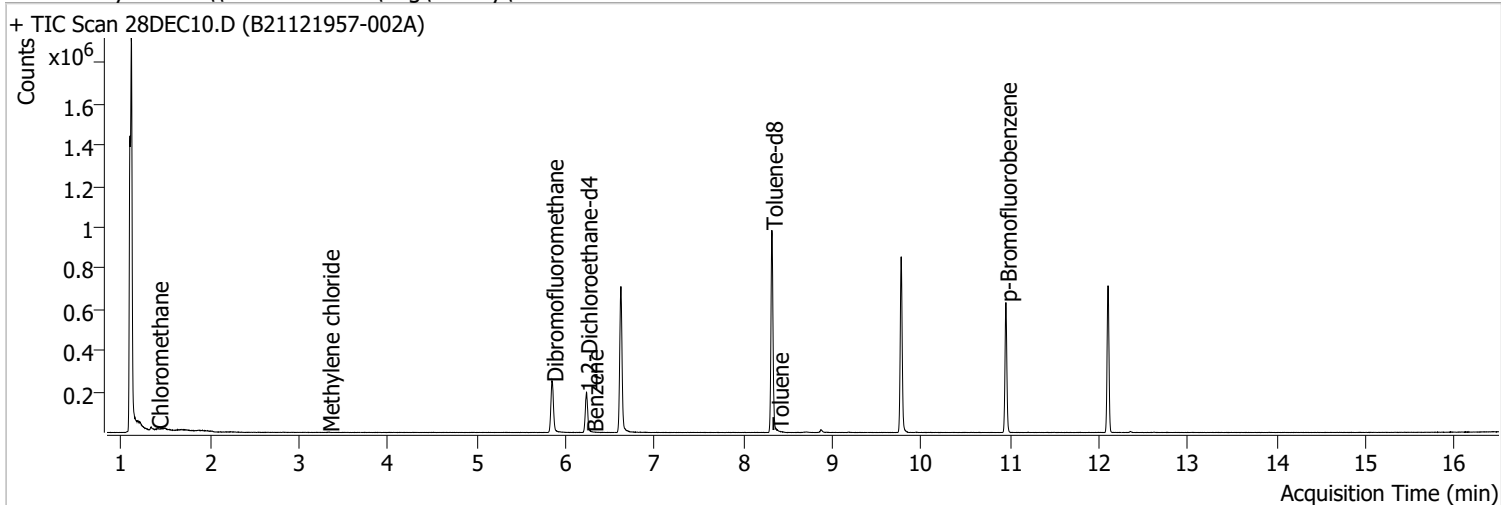
Compound	Conc.	Exp RT	QIon	Exp Ratio	QIon	Exp Ratio
Bromobenzene	N.D.	11.09	77.0	153.2	158.0	96.2
+ EIC (156.0) Scan 28DEC09.D			156.0, 77.0, 158.0			
						
1,1,2,2-Tetrachloroethane	N.D.	11.11	85.0	63.2		
+ EIC (83.0) Scan 28DEC09.D			83.0, 85.0			
						
1,2,3-Trichloropropane	N.D.	11.15	112.0	65.8		
+ EIC (110.0) Scan 28DEC09.D			110.0, 112.0			
						
2-Chlorotoluene	N.D.	11.29	91.0	294.1		
+ EIC (126.0) Scan 28DEC09.D ***NO DATA POINTS***			126.0, 91.0			
						

Quantitation Results Report (QT Reviewed)

Compound	Conc.	Exp RT	QIon	Exp Ratio
4-Chlorotoluene	N.D.	11.40	126.0	30.4
+ EIC (91.0) Scan 28DEC09.D			91.0, 126.0	
				
1,3-Dichlorobenzene	N.D.	12.03	148.0	64.5
+ EIC (146.0) Scan 28DEC09.D			146.0, 111.0, 148.0	
				
1,4-Dichlorobenzene	N.D.	12.12	148.0	64.0
+ EIC (146.0) Scan 28DEC09.D			146.0, 111.0, 148.0	
				
1,2-Dichlorobenzene	N.D.	12.49	148.0	63.8
+ EIC (146.0) Scan 28DEC09.D			146.0, 111.0, 148.0	
				

Quantitation Results Report (QT Reviewed)

Data File	28DEC10.D	Operator	MSC
Acq. Method	5975CACQF.M	Acq. Date-Time	12/28/2021 1:41:12 PM
Sample Name	B21121957-002A	Instrument	VOA5975C
Vial	10	Multiplier	1.00
DA Method File	VOA5975C_8260B_SHT_DoD_L4_120721.m	Comment	
Tune File	BFB_Atune3.u	Tune Date	10/11/2021 4:02:00 PM
Batch Name	VG122821_8260B_624pt1.batch.bin	Last Calib Update	2/11/2022 12:17:53 PM
Ref Library	\\MASSHUNTER\Org\Library\NIST129K.I		



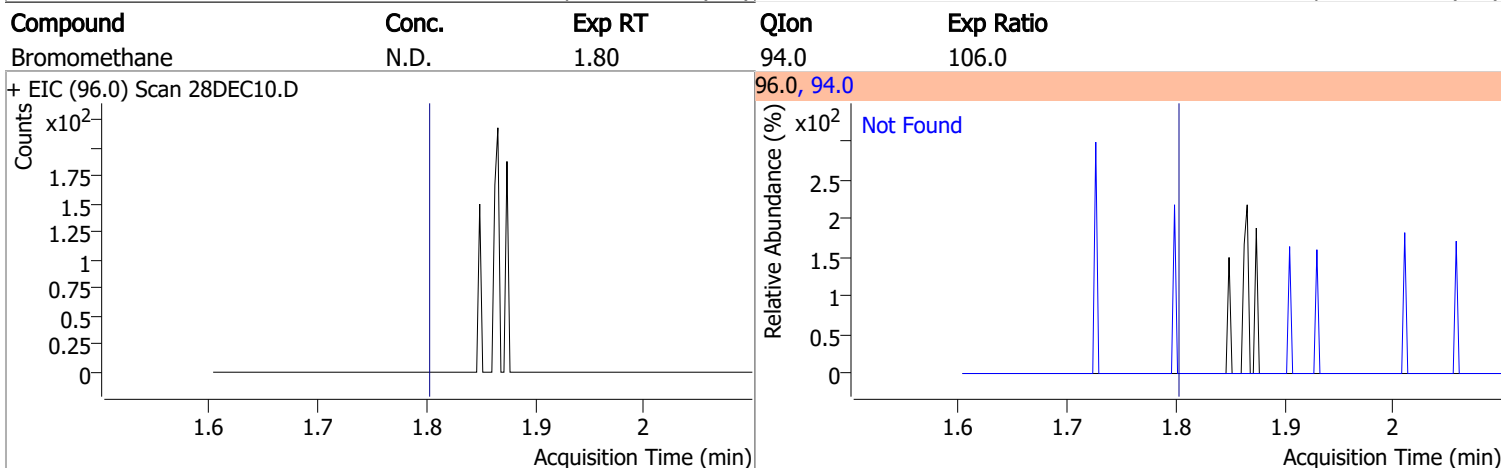
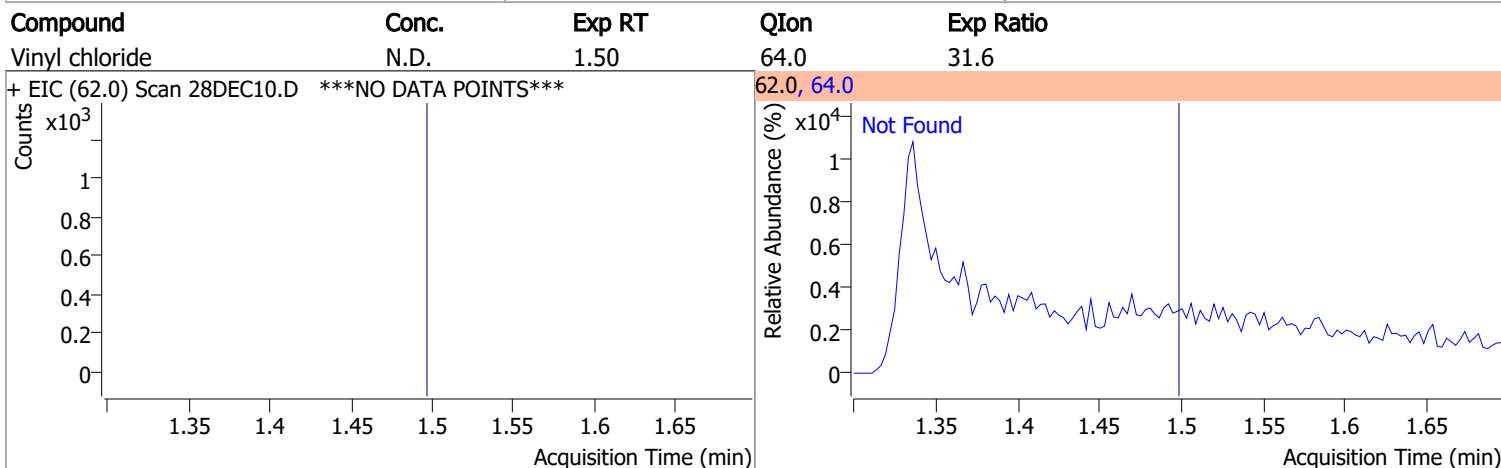
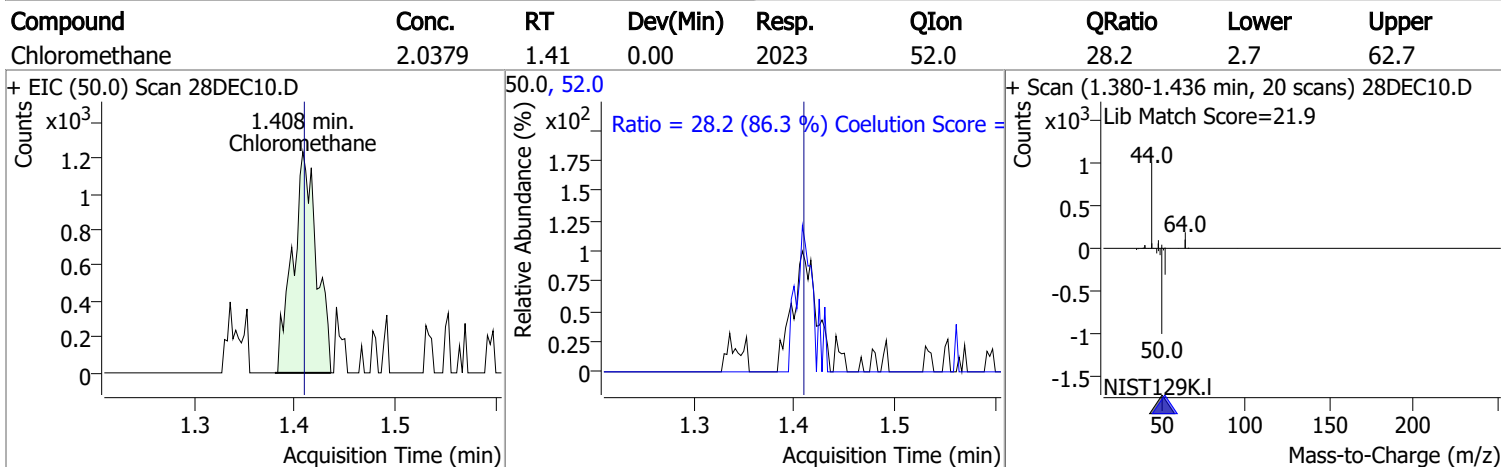
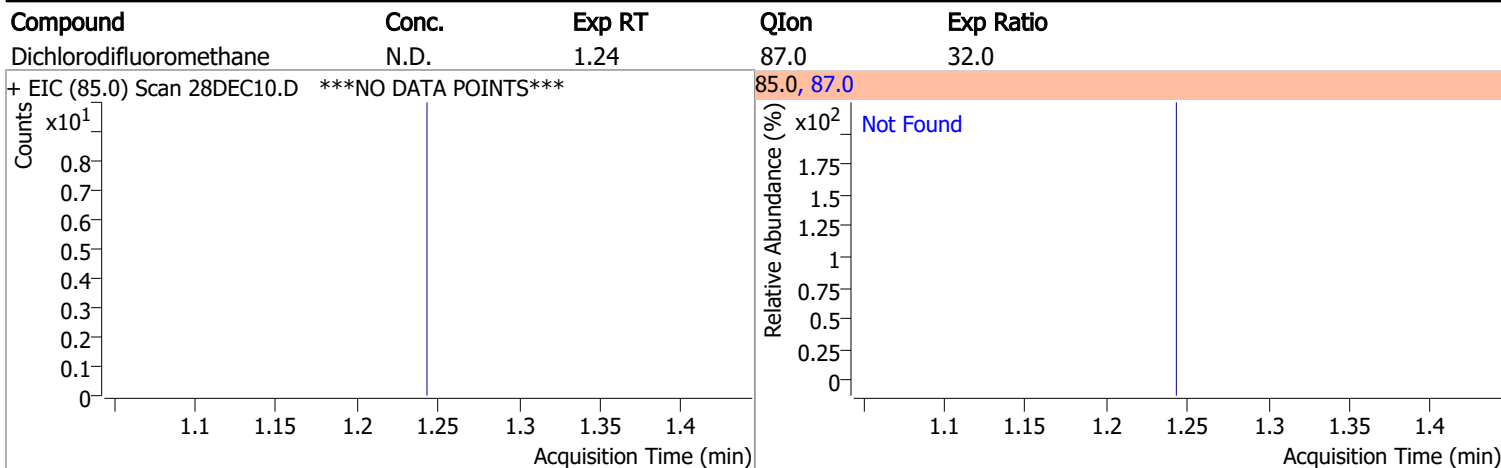
Compound	RT	QIon	Resp.	Conc.	Units	Dev(Min)
Internal Standards						
M Fluorobenzene	6.620	96.0	609753	250.0000	ng	0.000
M Chlorobenzene-d5	9.774	82.0	234395	250.0000	ng	0.000
M 1,4-Dichlorobenzene-d4	12.100	152.0	175733	250.0000	ng	0.000
System Monitoring Compounds						
S Dibromofluoromethane	5.851	113.0	153426	256.7375	ng	0.000
Spiked Amount: 250.000	Range: 80.0 - 119.0%			Recovery = 102.70%		
S 1,2-Dichloroethane-d4	6.233	67.0	69734	255.6954	ng	0.003
Spiked Amount: 250.000	Range: 81.0 - 118.0%			Recovery = 102.28%		
S Toluene-d8	8.319	98.0	594145	252.1589	ng	0.000
Spiked Amount: 250.000	Range: 89.0 - 112.0%			Recovery = 100.86%		
S p-Bromofluorobenzene	10.951	95.0	175446	260.9127	ng	0.000
Spiked Amount: 250.000	Range: 85.0 - 114.0%			Recovery = 104.37%		
Target Compounds						
T Dichlorodifluoromethane	0.000		0	N.D.		
T Chloromethane	1.408	50.0	2023	2.0379	ng	92
T Vinyl chloride	0.000		0	N.D.		
T Bromomethane	0.000		0	N.D.		
T Chloroethane	0.000		0	N.D.		
T Trichlorofluoromethane	0.000		0	N.D.		
T 1,1-Dichloroethene	0.000		0	N.D.		
T Methylene chloride	3.333	49.0	1205	1.3480	ng	m 75
T trans-1,2-Dichloroethene	0.000		0	N.D.		
T Methyl tert-butyl ether (MTBE)	0.000		0	N.D.		
T 1,1-Dichloroethane	0.000		0	N.D.		
T 2,2-Dichloropropane	0.000		0	N.D.		
T cis-1,2-Dichloroethene	0.000		0	N.D.		
T Methyl ethyl ketone	0.000		0	N.D.		
T Bromochloromethane	0.000		0	N.D.		
T Chloroform	0.000		0	N.D.		

Quantitation Results Report (QT Reviewed)

Compound	RT	QIon	Resp.	Conc.	Units		Dev(Min)
T 1,1,1-Trichloroethane	0.000		0	N.D.			
T Carbon tetrachloride	0.000		0	N.D.			
T 1,1-Dichloropropene	0.000		0	N.D.			
T Benzene	6.300	78.0	359	0.1449	ng	m	68
T 1,2-Dichloroethane	0.000		0	N.D.			
T Trichloroethene	0.000		0	N.D.			
T 1,2-Dichloropropane	0.000		0	N.D.			
T Dibromomethane	0.000		0	N.D.			
T Bromodichloromethane	0.000		0	N.D.			
T cis-1,3-Dichloropropene	0.000		0	N.D.			
T Toluene	8.386	92.0	995	0.6426	ng	m	94
T trans-1,3-Dichloropropene	0.000		0	N.D.			
T 1,1,2-Trichloroethane	0.000		0	N.D.			
T Tetrachloroethene	0.000		0	N.D.			
T 1,3-Dichloropropane	0.000		0	N.D.			
T Chlorodibromomethane	0.000		0	N.D.			
T 1,2-Dibromoethane	0.000		0	N.D.			
T Chlorobenzene	0.000		0	N.D.			
T 1,1,1,2-Tetrachloroethane	0.000		0	N.D.			
T Ethylbenzene	0.000		0	N.D.			
T m+p-Xylenes	0.000		0	N.D.			
T o-Xylene	0.000		0	N.D.			
T Styrene	0.000		0	N.D.			
T Bromoform	0.000		0	N.D.			
T Bromobenzene	0.000		0	N.D.			
T 1,1,2,2-Tetrachloroethane	0.000		0	N.D.			
T 1,2,3-Trichloropropane	0.000		0	N.D.			
T 2-Chlorotoluene	0.000		0	N.D.			
T 4-Chlorotoluene	0.000		0	N.D.			
T 1,3-Dichlorobenzene	0.000		0	N.D.			
T 1,4-Dichlorobenzene	0.000		0	N.D.			
T 1,2-Dichlorobenzene	0.000		0	N.D.			

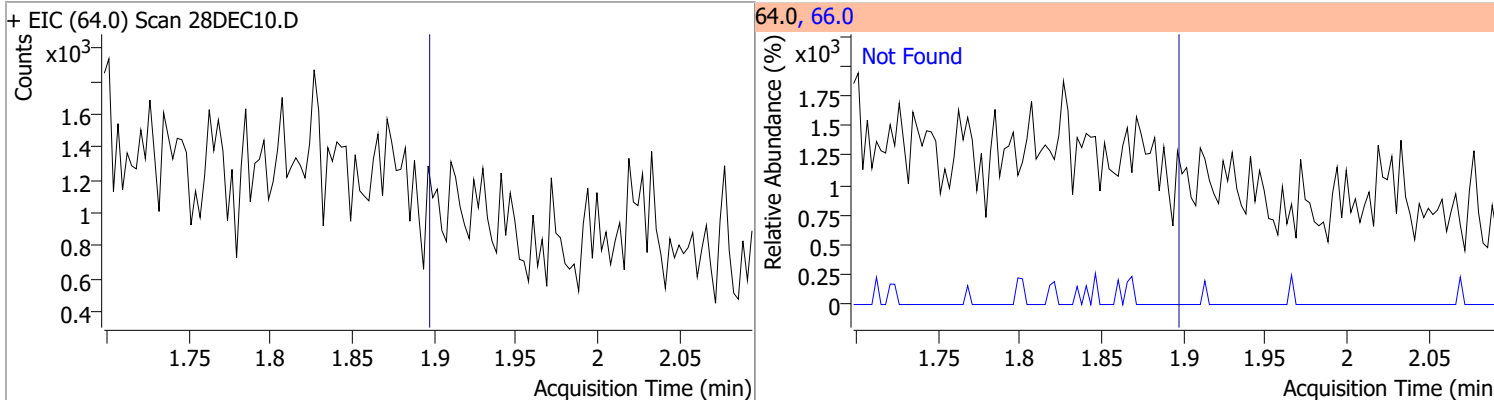
(#) = Qualifier Out of Range; (m) = Manual Integration; (+) = Area Summed; (*) = Surrogate Percent Recovery Out of Range; (d): Zeroed Peak

Quantitation Results Report (QT Reviewed)

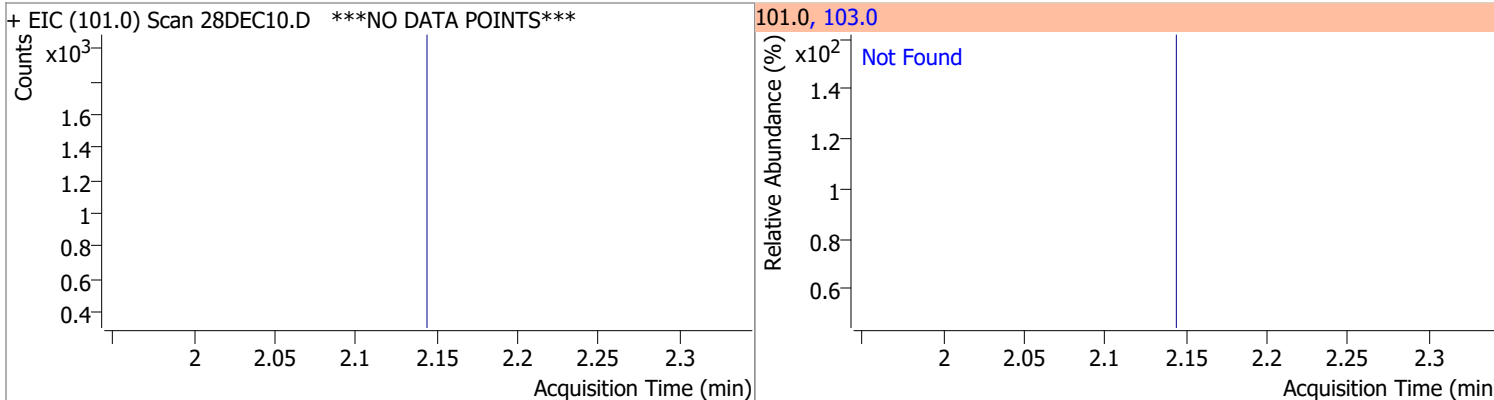


Quantitation Results Report (QT Reviewed)

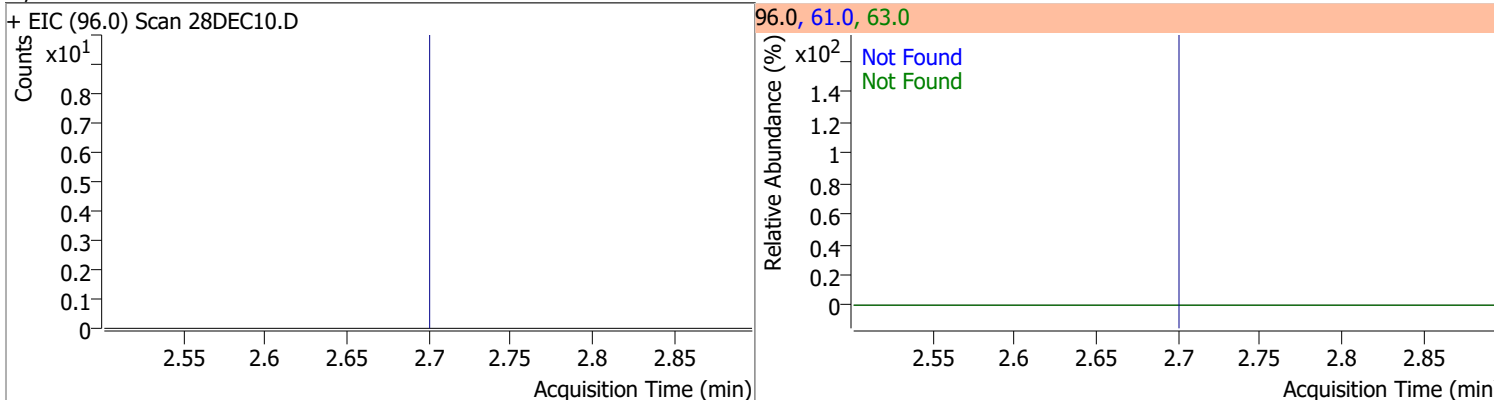
Compound	Conc.	Exp RT	QIon	Exp Ratio
Chloroethane	N.D.	1.90	66.0	30.8



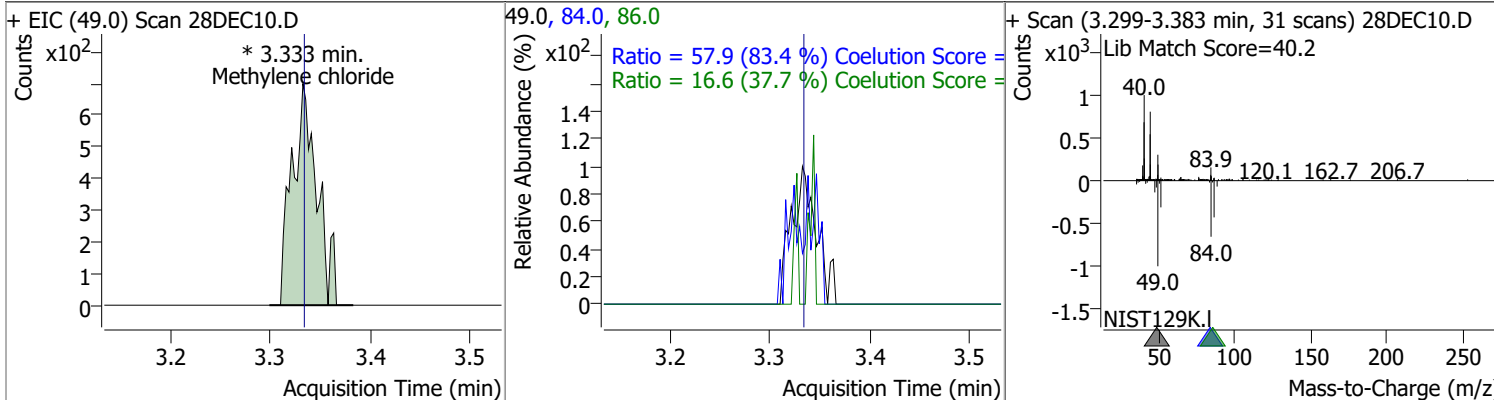
Compound	Conc.	Exp RT	QIon	Exp Ratio
Trichlorofluoromethane	N.D.	2.14	103.0	64.8



Compound	Conc.	Exp RT	QIon	Exp Ratio	QIon	Exp Ratio
1,1-Dichloroethene	N.D.	2.70	61.0	180.1	63.0	57.5

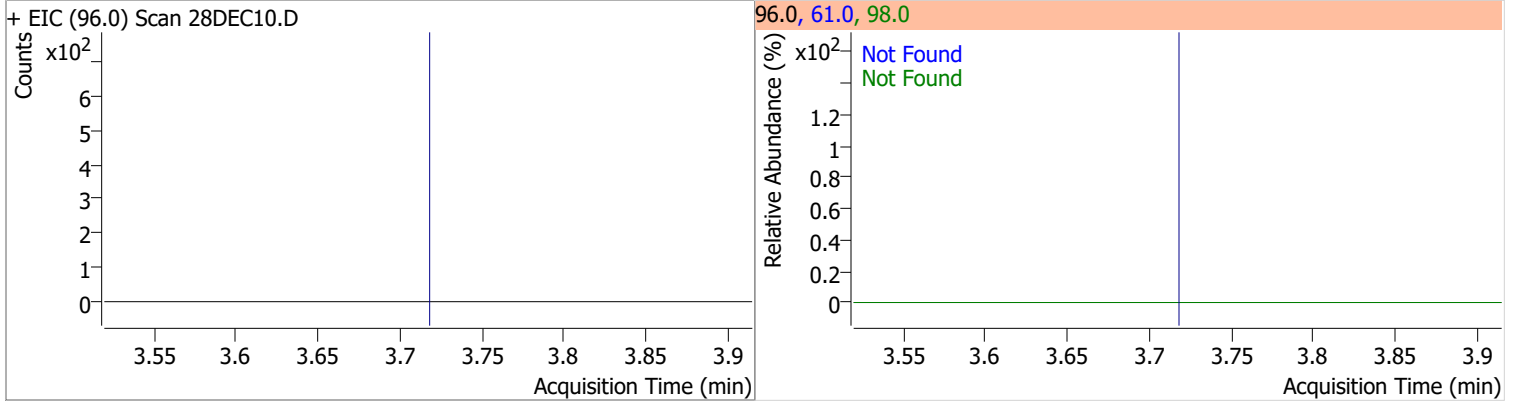


Compound	Conc.	RT	Dev(Min)	Resp.	QIon	QRatio	Lower	Upper
Methylene chloride	1.3480	3.33	0.00	1205 (m)	84.0	57.9	39.4	99.4
					86.0	16.6	14.1	74.1

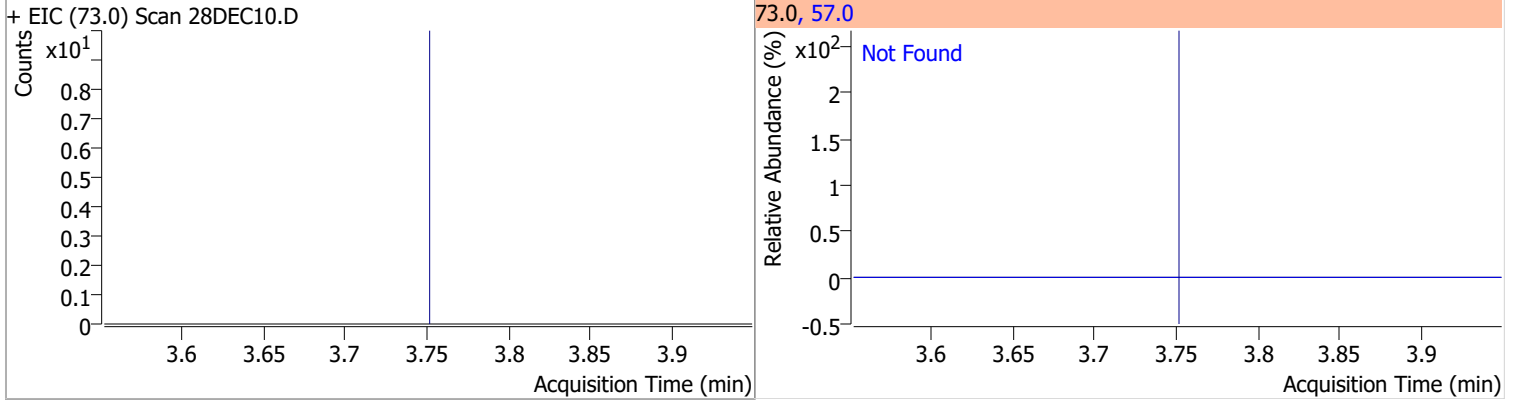


Quantitation Results Report (QT Reviewed)

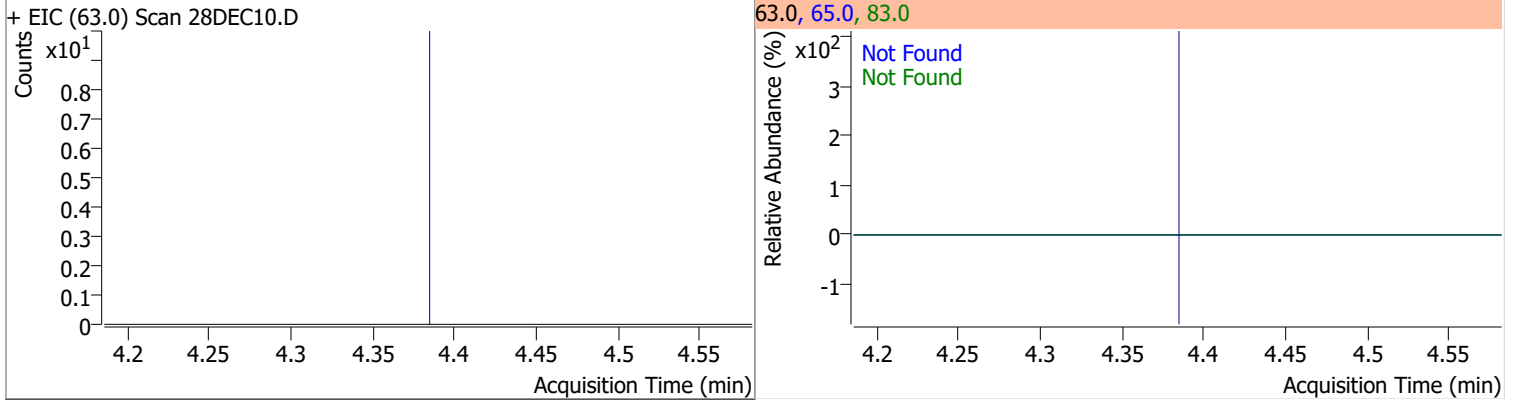
Compound	Conc.	Exp RT	QIon	Exp Ratio	QIon	Exp Ratio
trans-1,2-Dichloroethene	N.D.	3.72	61.0	155.1	98.0	62.8



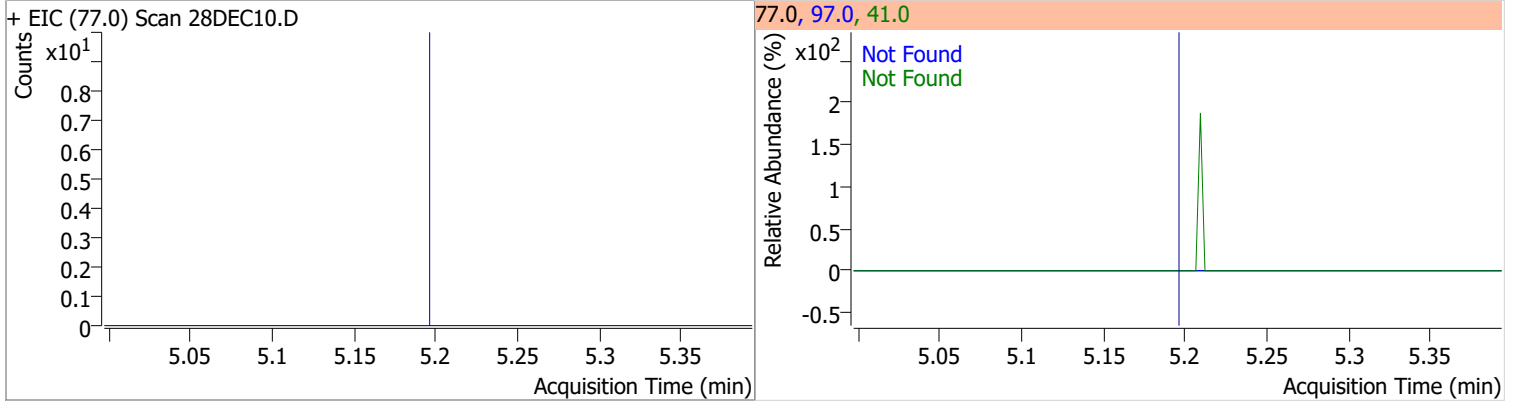
Compound	Conc.	Exp RT	QIon	Exp Ratio
Methyl tert-butyl ether (MTBE)	N.D.	3.75	57.0	23.9



Compound	Conc.	Exp RT	QIon	Exp Ratio	QIon	Exp Ratio
1,1-Dichloroethane	N.D.	4.38	65.0	31.7	83.0	12.8

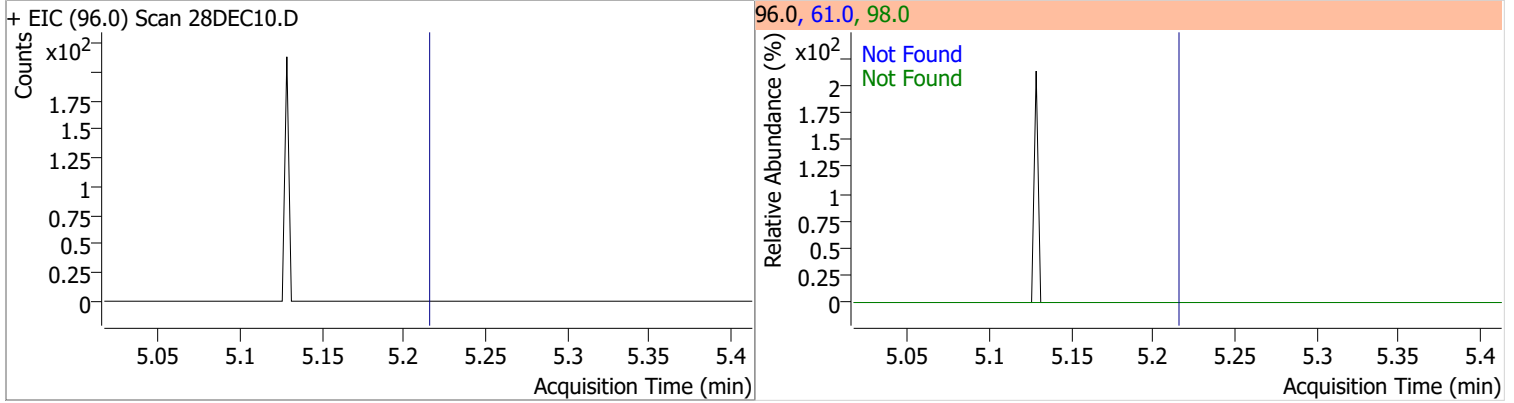


Compound	Conc.	Exp RT	QIon	Exp Ratio	QIon	Exp Ratio
2,2-Dichloropropane	N.D.	5.20	41.0	59.0	97.0	21.8

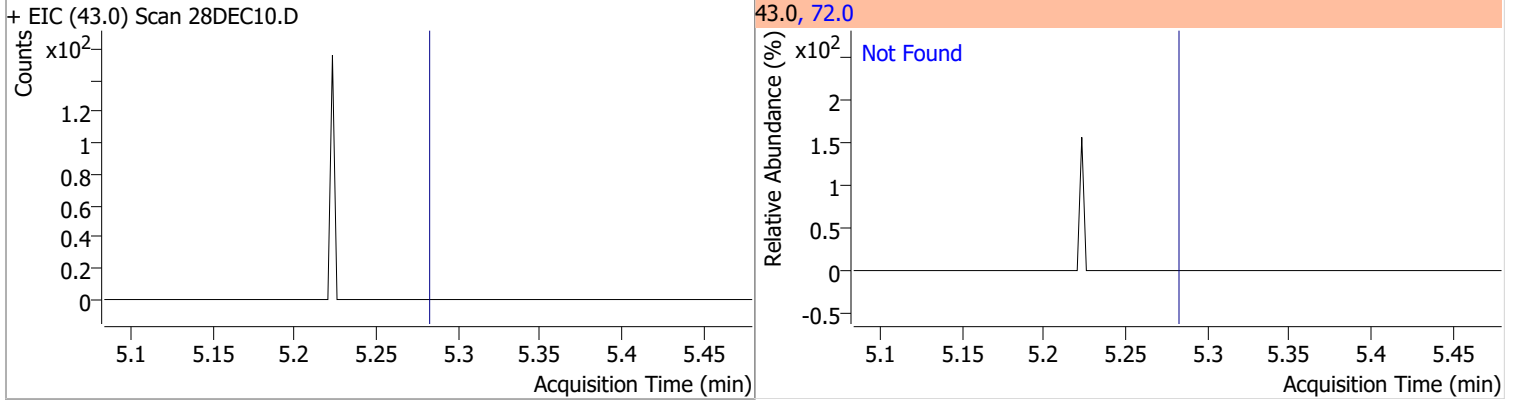


Quantitation Results Report (QT Reviewed)

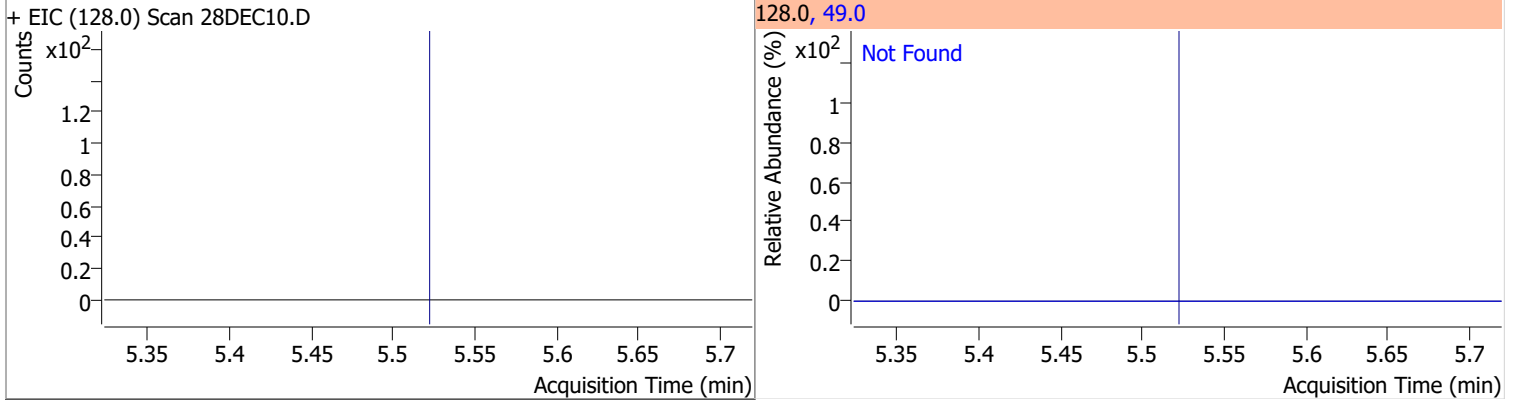
Compound	Conc.	Exp RT	QIon	Exp Ratio	QIon	Exp Ratio
cis-1,2-Dichloroethene	N.D.	5.21	61.0	163.3	98.0	64.4



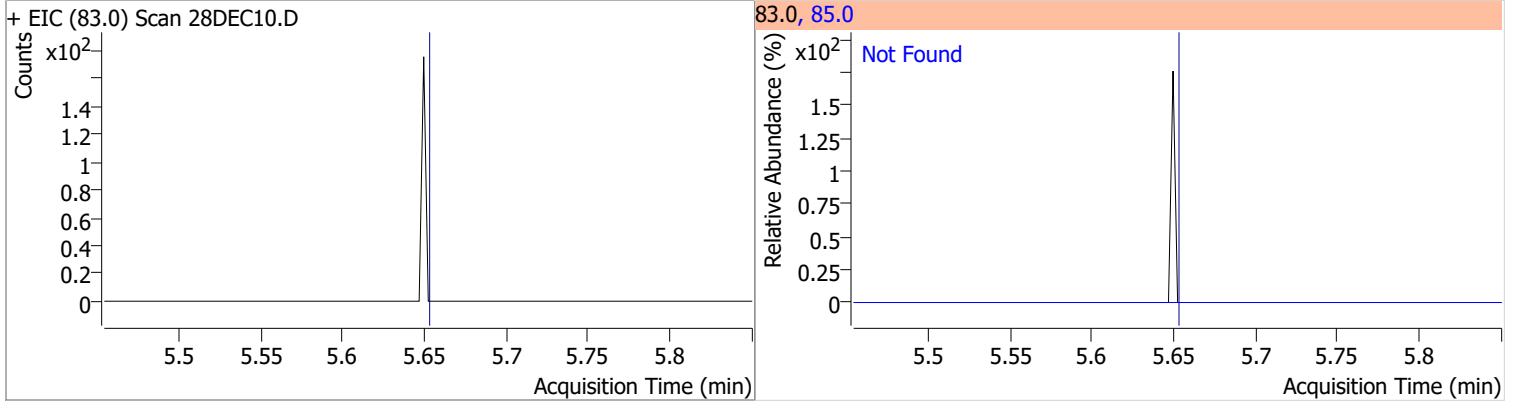
Compound	Conc.	Exp RT	QIon	Exp Ratio
Methyl ethyl ketone	N.D.	5.28	72.0	22.2



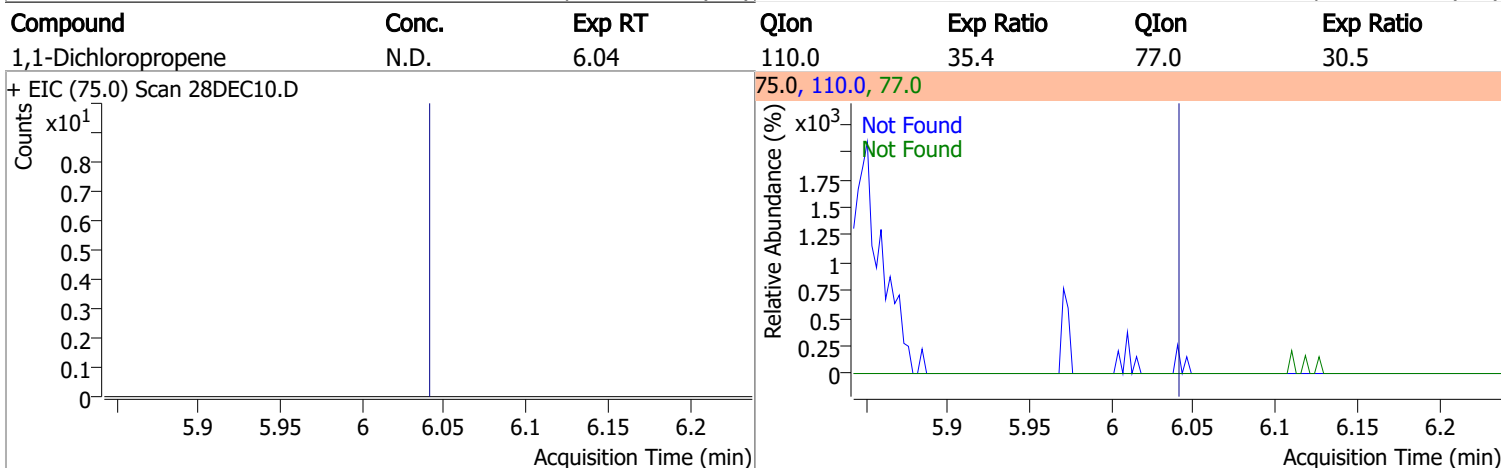
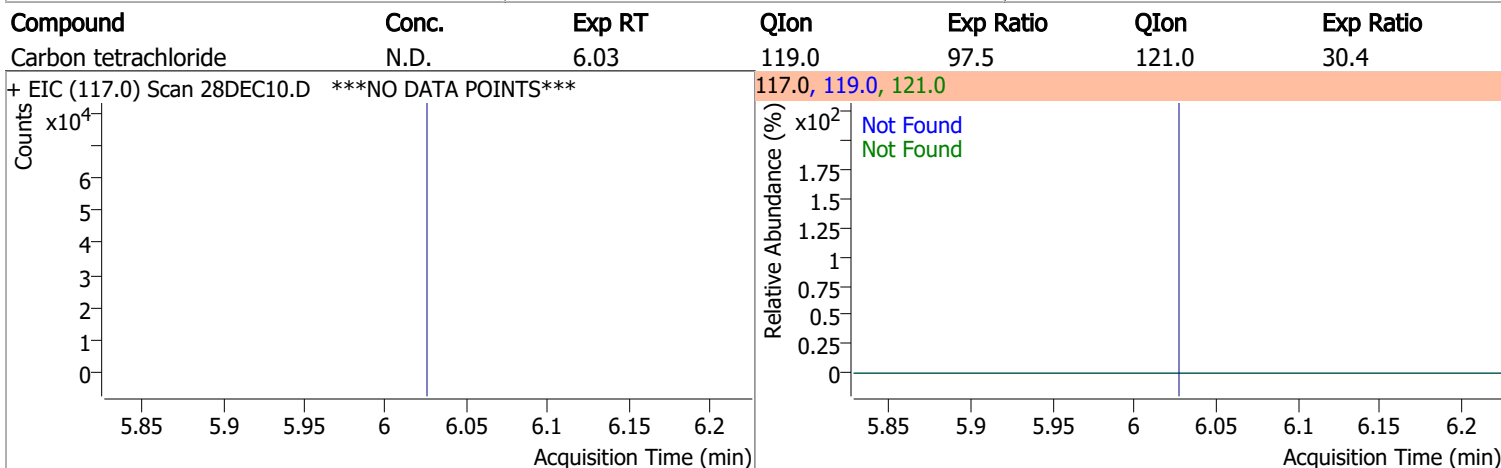
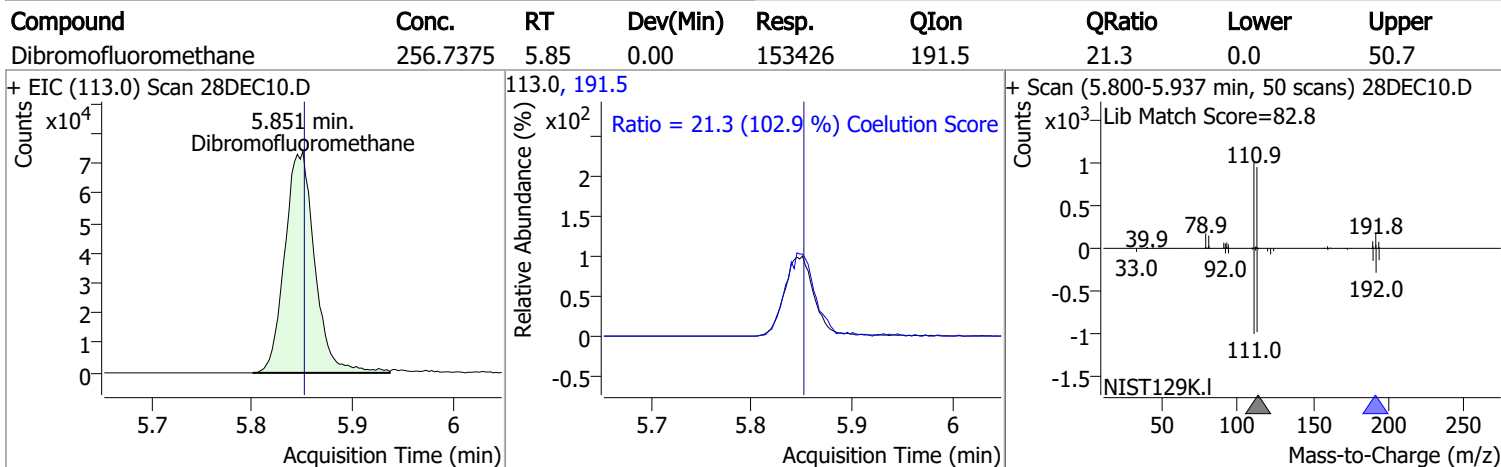
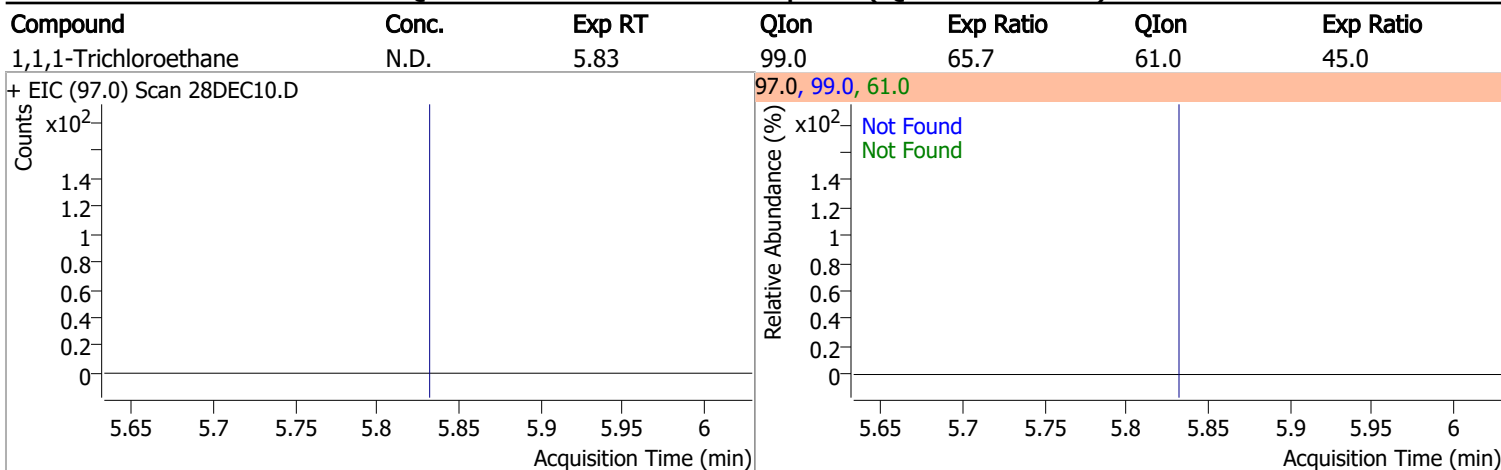
Compound	Conc.	Exp RT	QIon	Exp Ratio
Bromochloromethane	N.D.	5.52	49.0	184.6



Compound	Conc.	Exp RT	QIon	Exp Ratio
Chloroform	N.D.	5.65	85.0	65.1

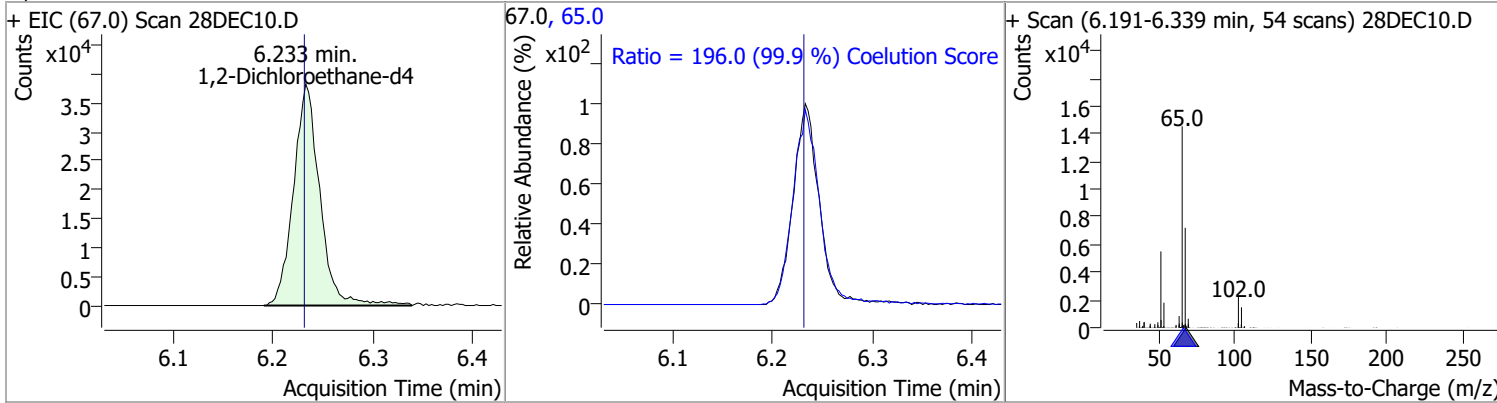


Quantitation Results Report (QT Reviewed)

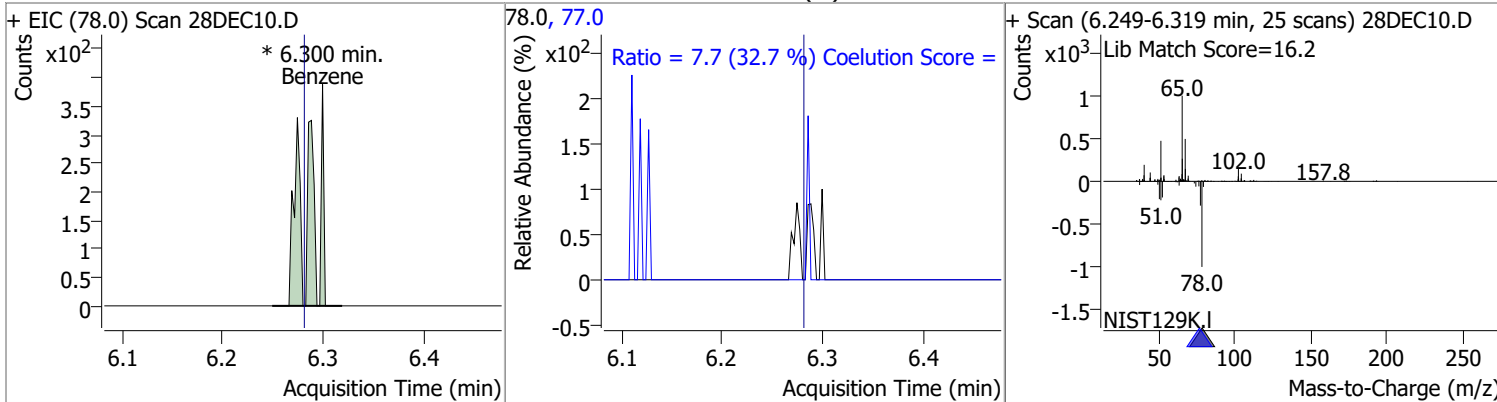


Quantitation Results Report (QT Reviewed)

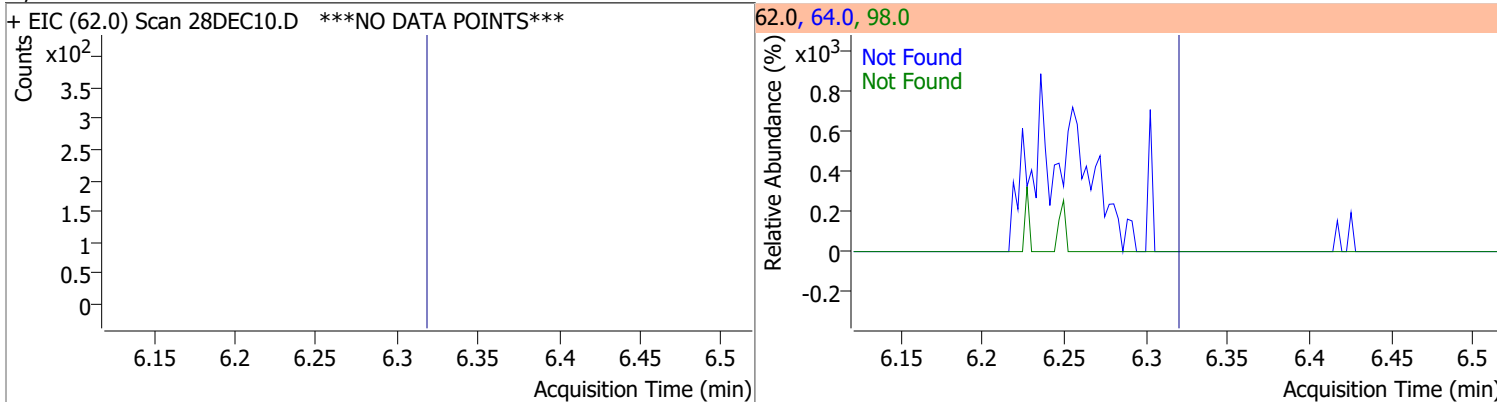
Compound	Conc.	RT	Dev(Min)	Resp.	QIon	QRatio	Lower	Upper
1,2-Dichloroethane-d4	255.6954	6.23	0.00	69734	65.0	196.0	166.3	226.3



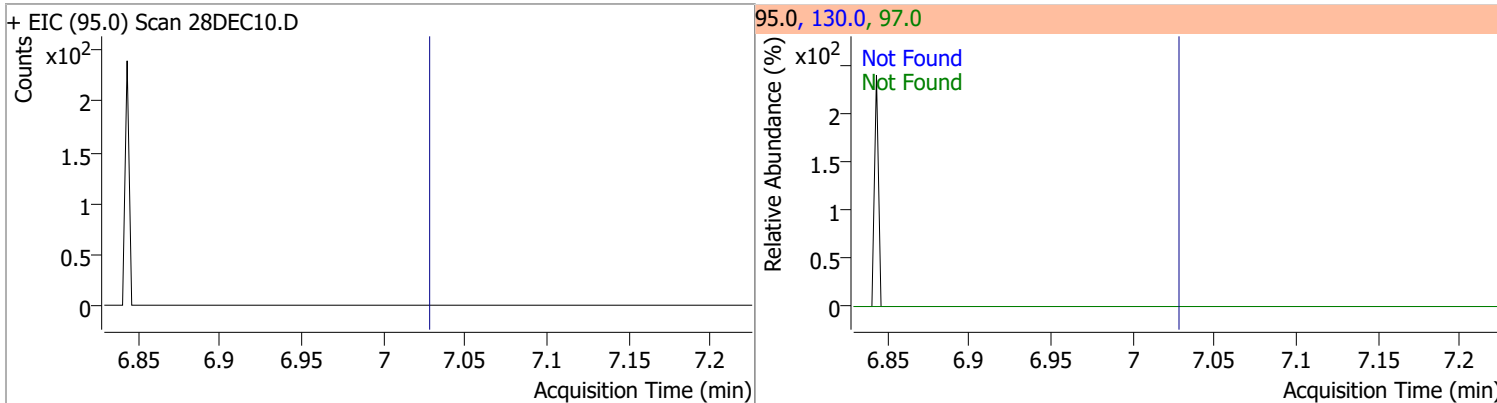
Compound	Conc.	RT	Dev(Min)	Resp.	QIon	QRatio	Lower	Upper
Benzene	0.1449	6.30	0.02	359 (m)	77.0	7.7	0.0	53.5



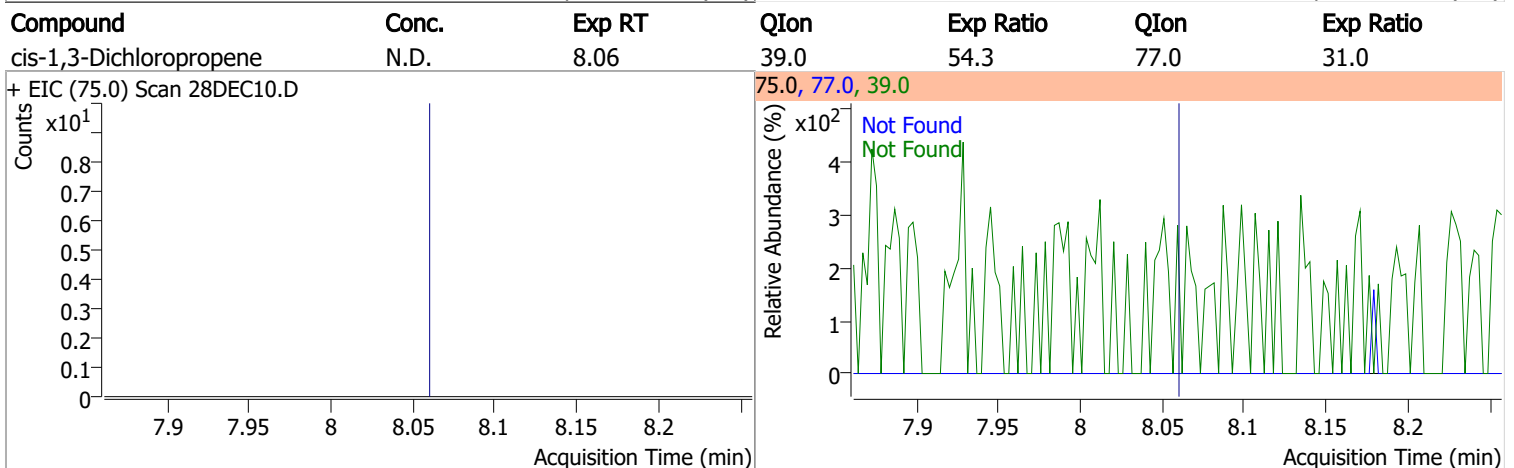
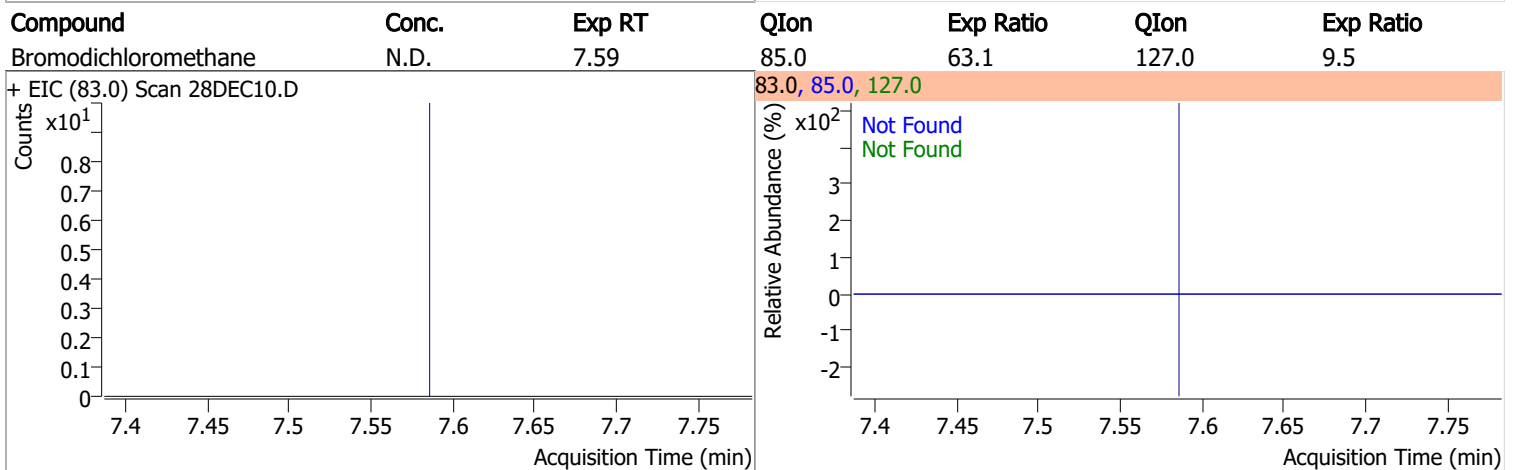
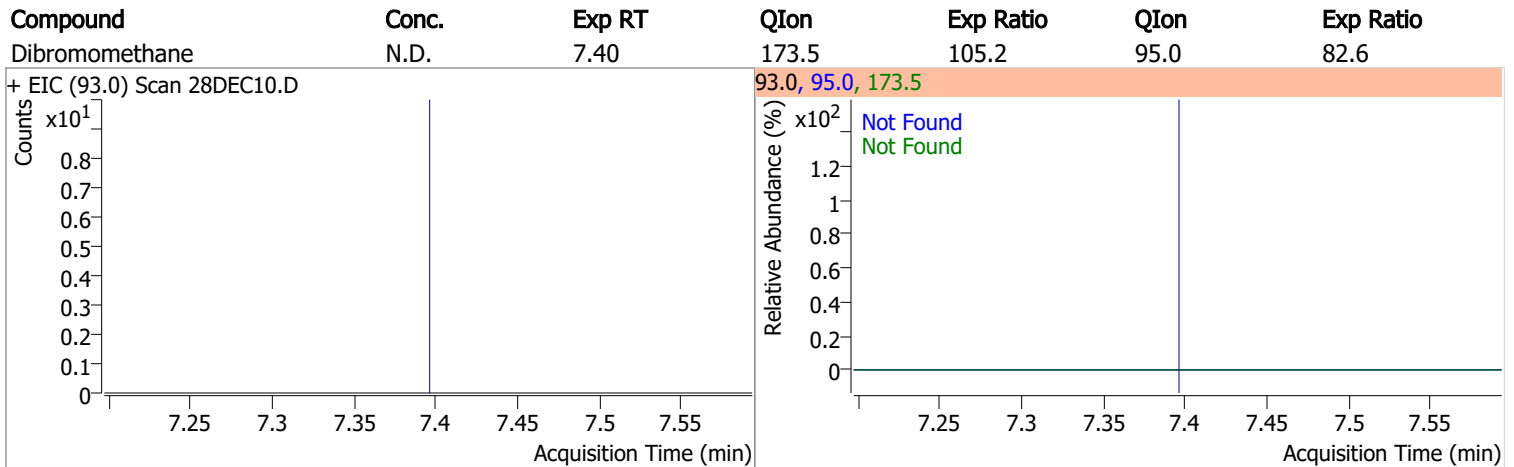
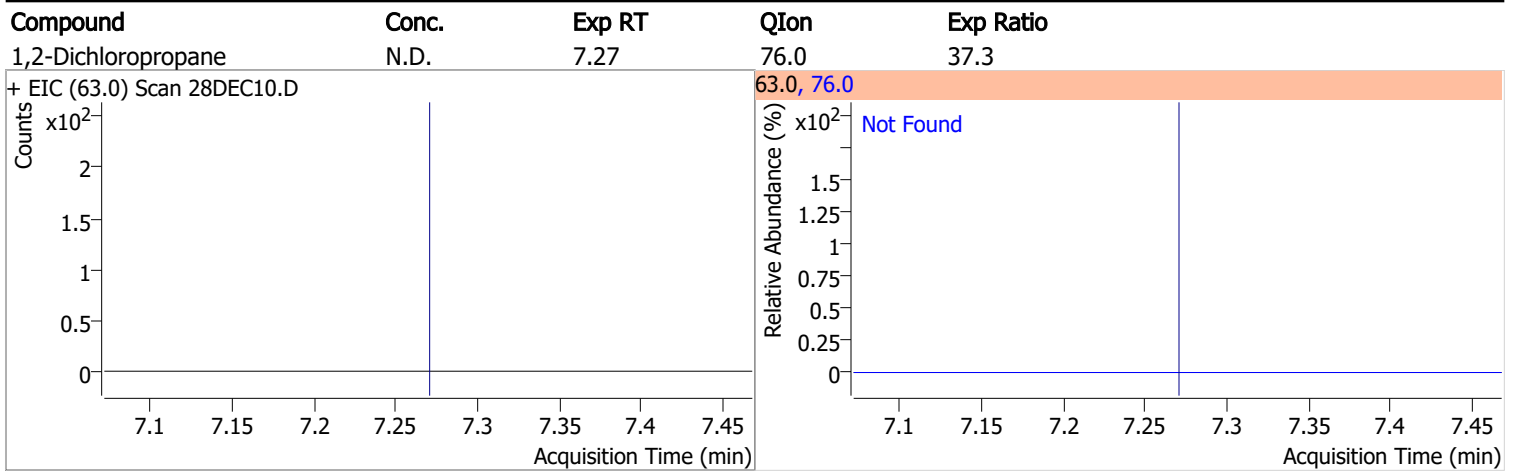
Compound	Conc.	Exp RT	QIon	Exp Ratio	QIon	Exp Ratio
1,2-Dichloroethane	N.D.	6.32	64.0	32.3	98.0	8.2



Compound	Conc.	Exp RT	QIon	Exp Ratio	QIon	Exp Ratio
Trichloroethene	N.D.	7.03	130.0	100.8	97.0	64.7

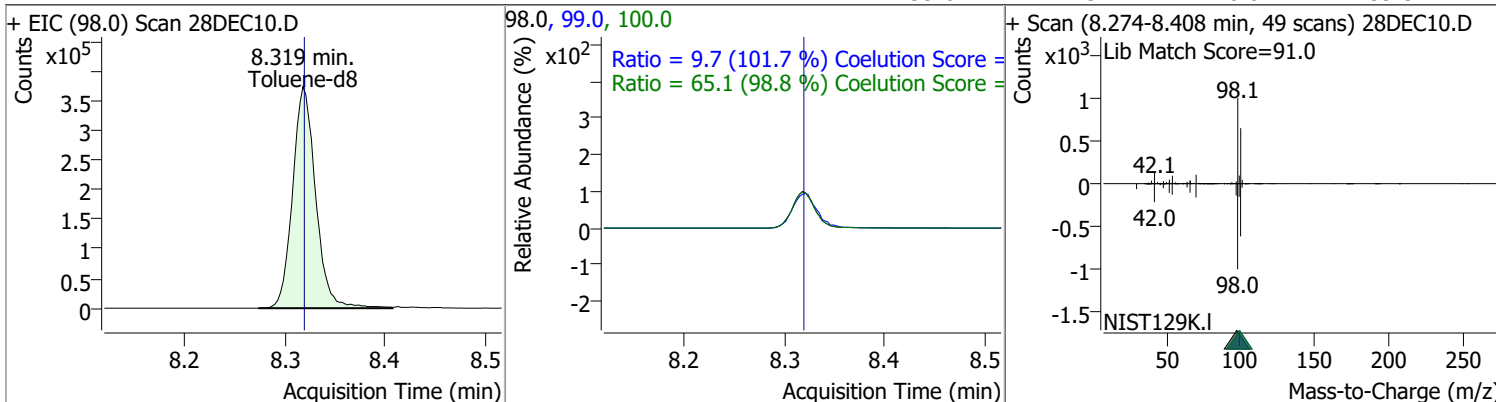


Quantitation Results Report (QT Reviewed)

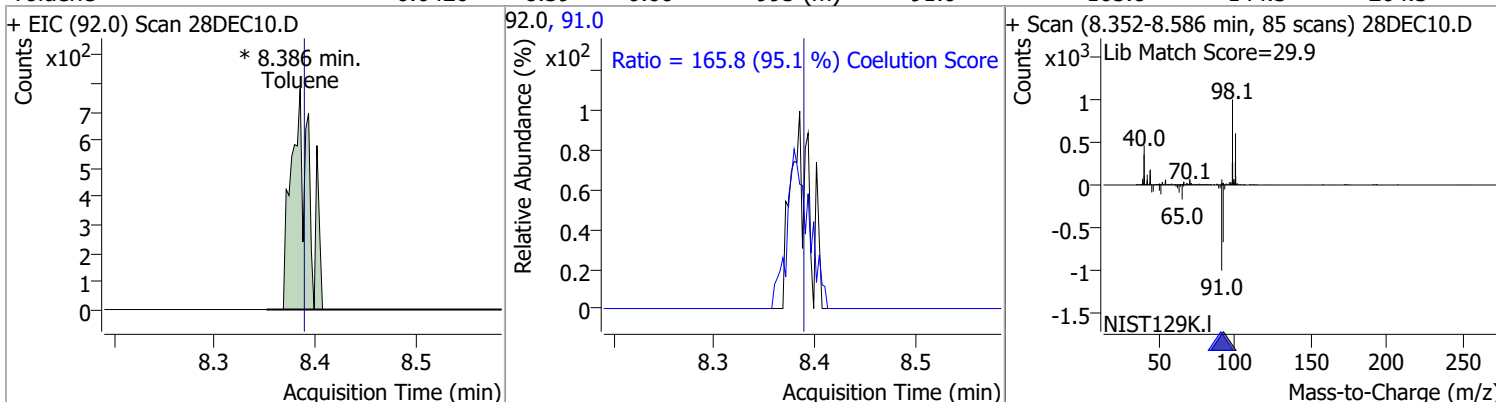


Quantitation Results Report (QT Reviewed)

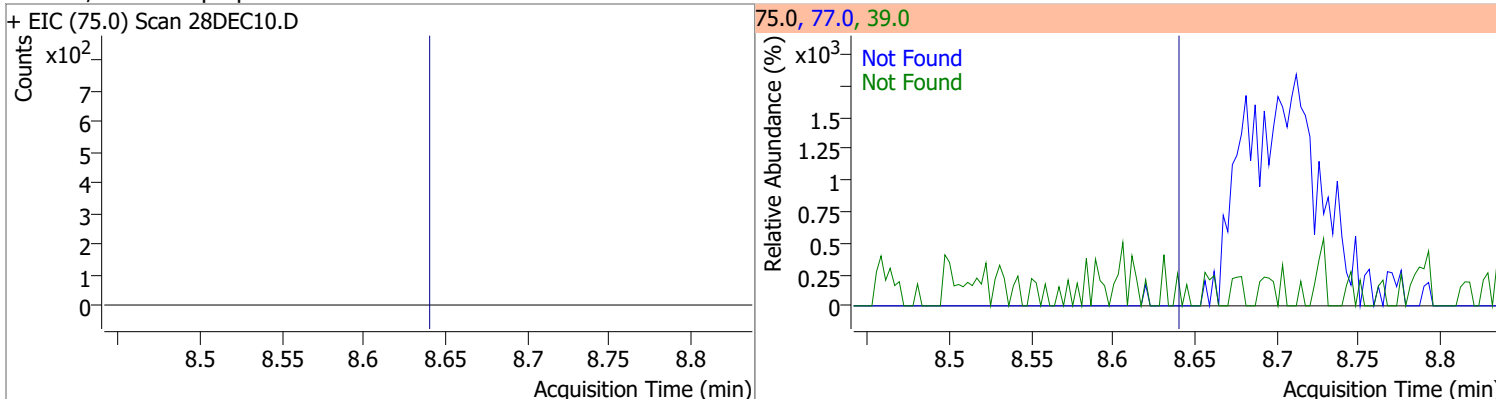
Compound	Conc.	RT	Dev(Min)	Resp.	QIon	QRatio	Lower	Upper
Toluene-d8	252.1589	8.32	0.00	594145	100.0	65.1	35.9	95.9
					99.0	9.7	0.0	39.5



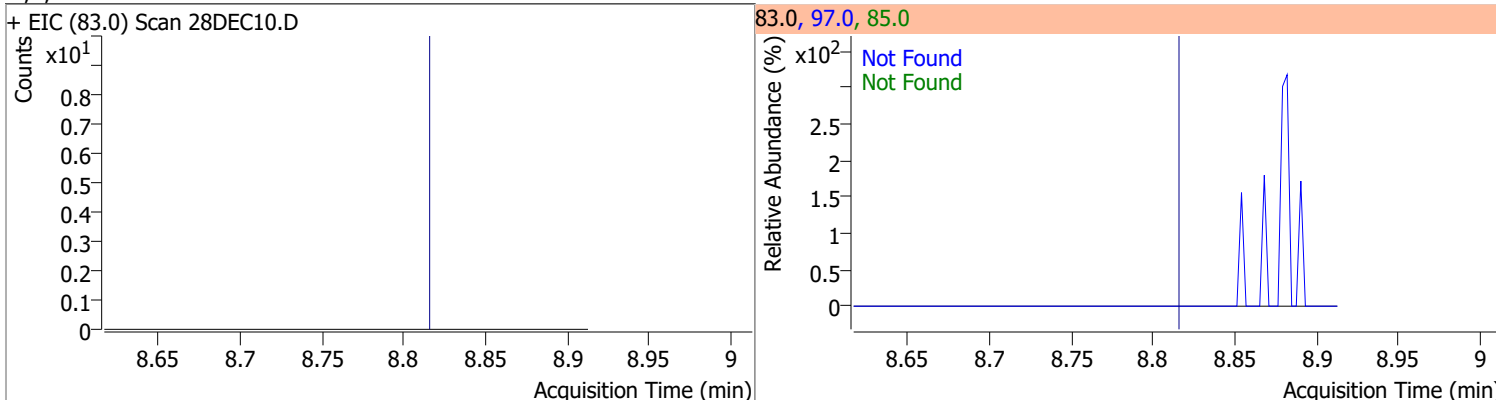
Compound	Conc.	RT	Dev(Min)	Resp.	QIon	QRatio	Lower	Upper
Toluene	0.6426	8.39	0.00	995 (m)	91.0	165.8	144.3	204.3



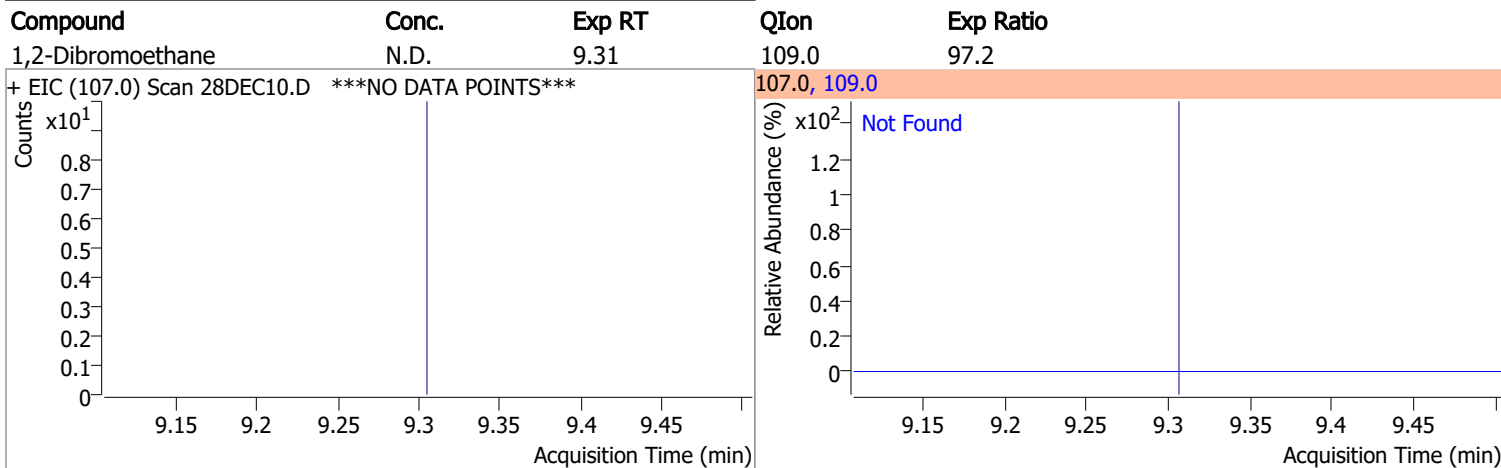
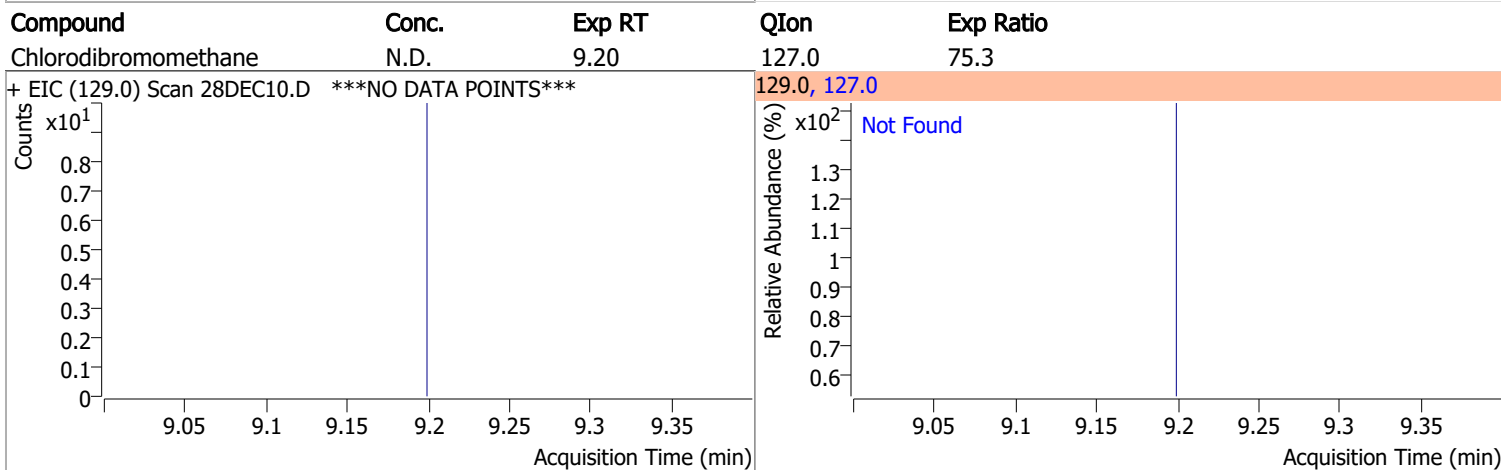
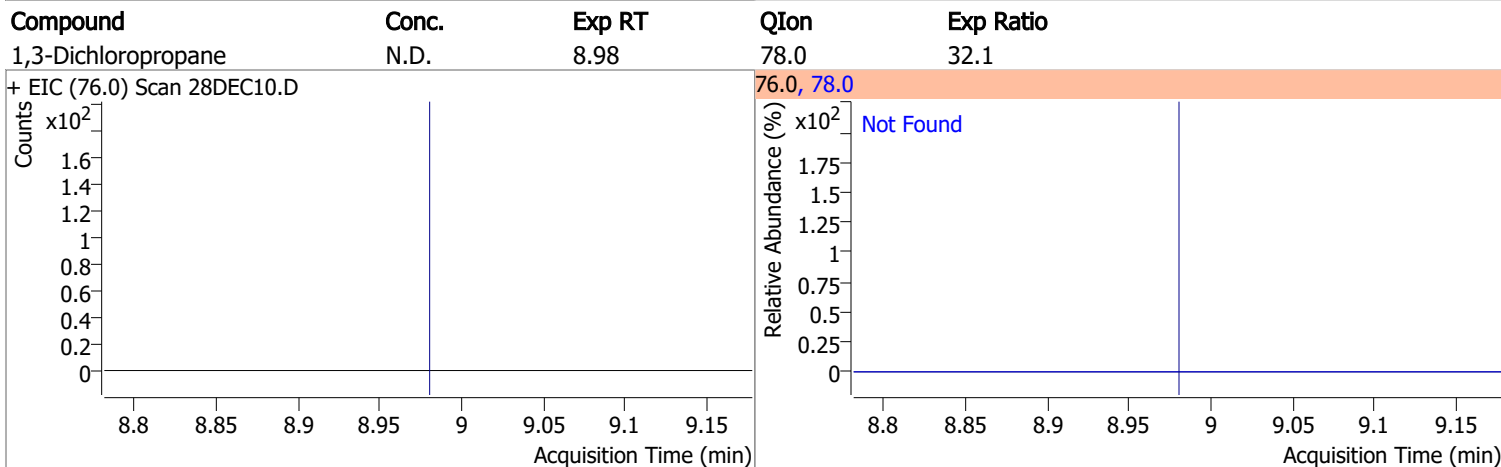
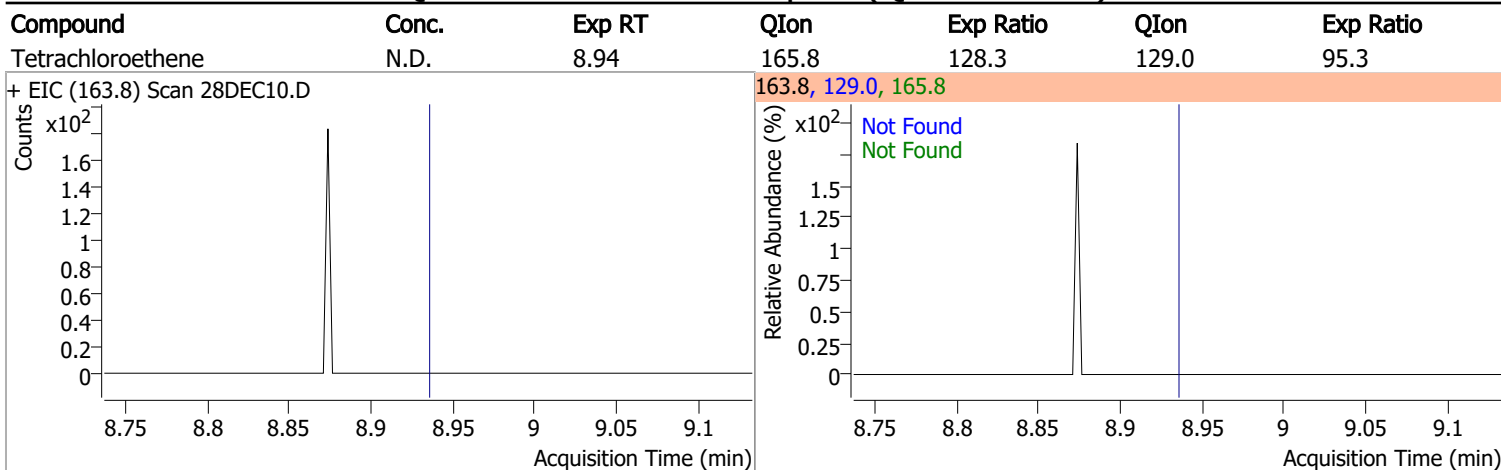
Compound	Conc.	Exp RT	QIon	Exp Ratio	QIon	Exp Ratio
trans-1,3-Dichloropropene	N.D.	8.64	39.0	52.1	77.0	32.0



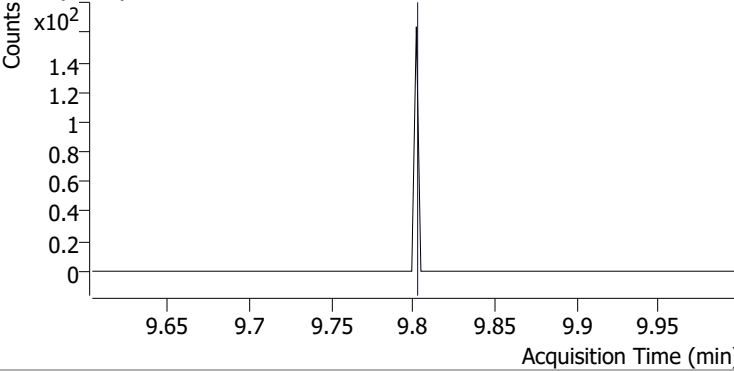
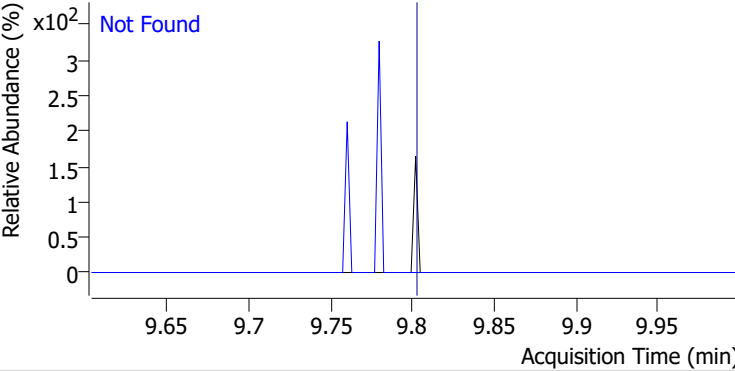
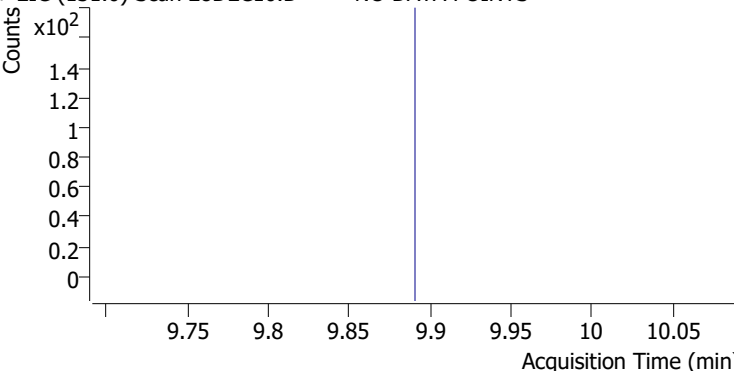
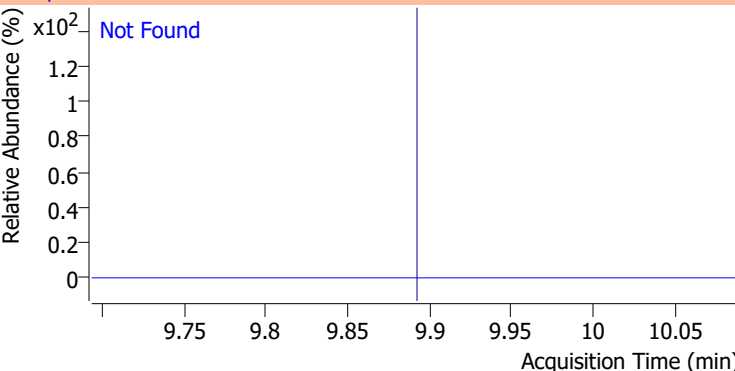
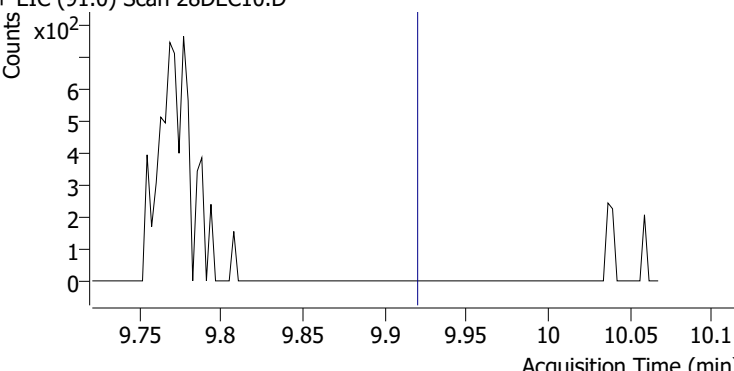
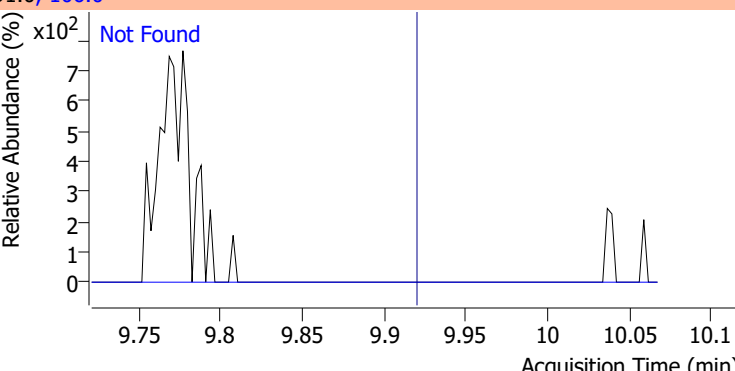
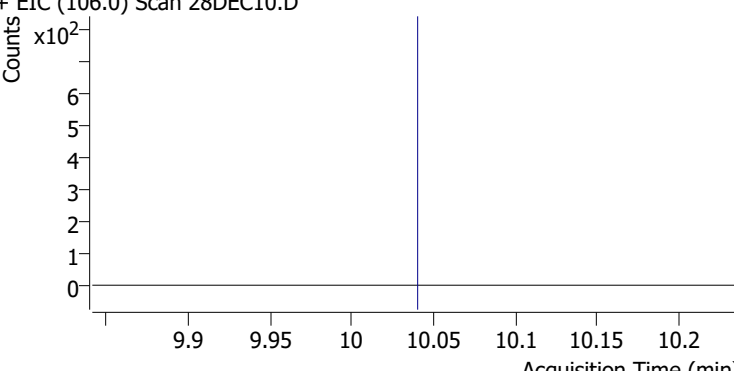
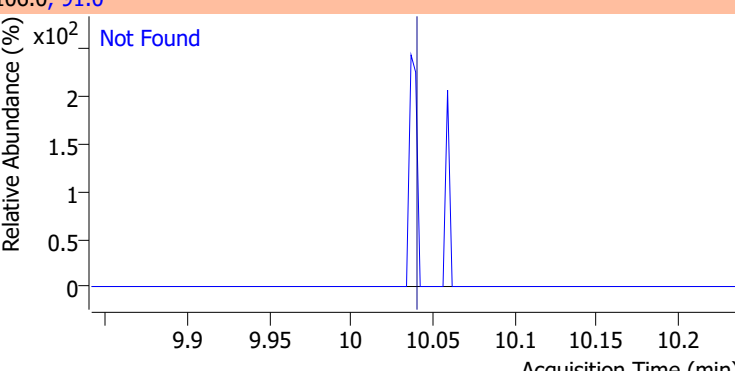
Compound	Conc.	Exp RT	QIon	Exp Ratio	QIon	Exp Ratio
1,1,2-Trichloroethane	N.D.	8.82	97.0	114.3	85.0	61.5



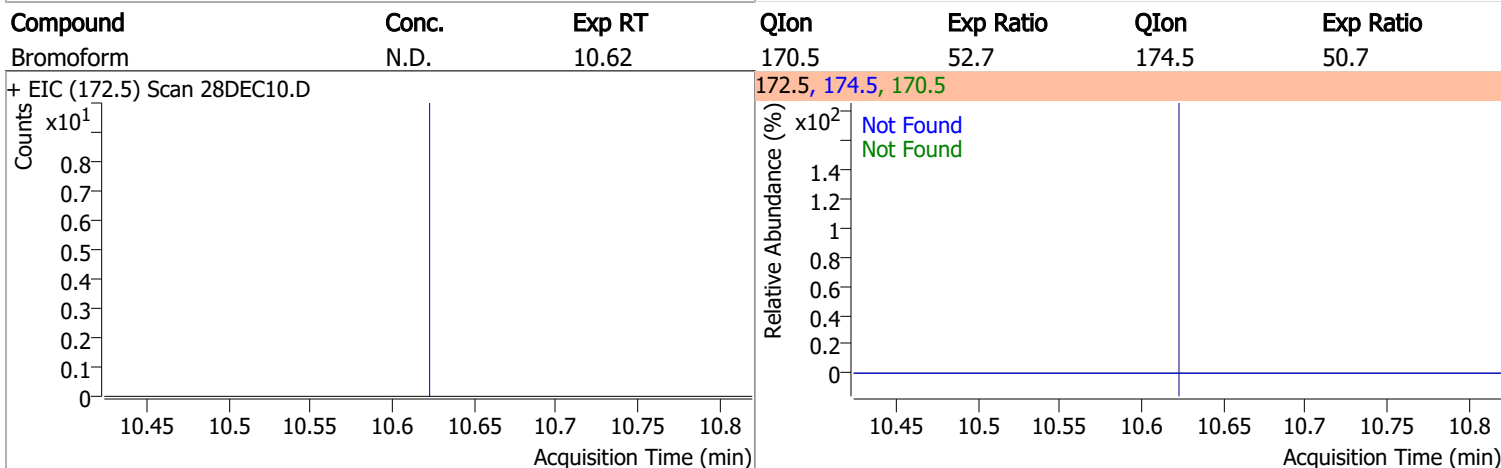
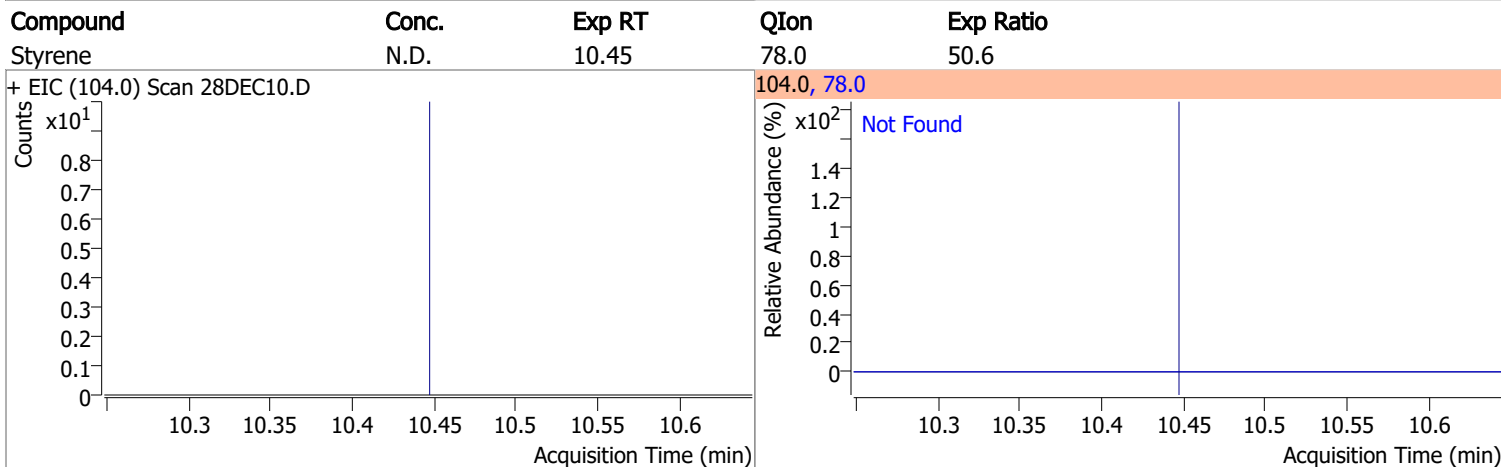
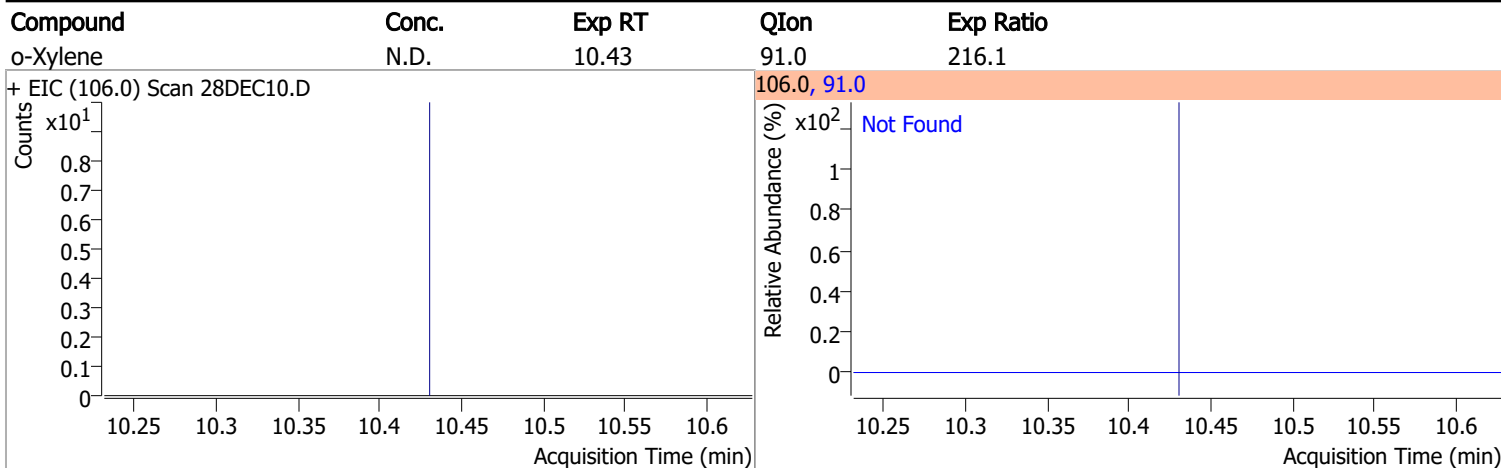
Quantitation Results Report (QT Reviewed)



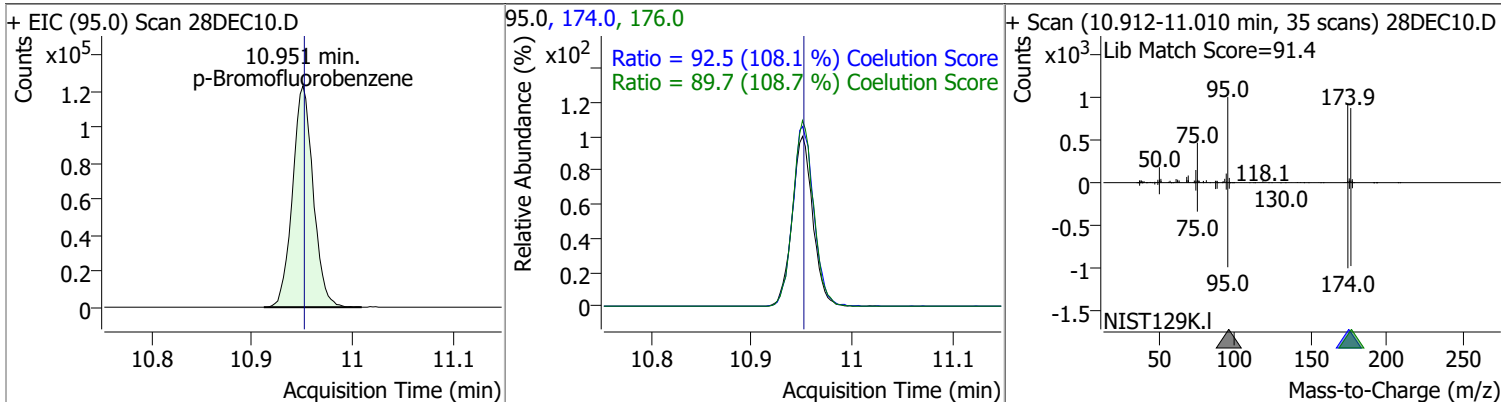
Quantitation Results Report (QT Reviewed)

Compound	Conc.	Exp RT	QIon	Exp Ratio
Chlorobenzene	N.D.	9.80	114.0	32.3
+ EIC (112.0) Scan 28DEC10.D			112.0, 114.0	
				
1,1,1,2-Tetrachloroethane	N.D.	9.89	133.0	95.7
+ EIC (131.0) Scan 28DEC10.D ***NO DATA POINTS***			131.0, 133.0	
				
Ethylbenzene	N.D.	9.92	106.0	30.7
+ EIC (91.0) Scan 28DEC10.D			91.0, 106.0	
				
m+p-Xylenes	N.D.	10.04	91.0	205.0
+ EIC (106.0) Scan 28DEC10.D			106.0, 91.0	
				

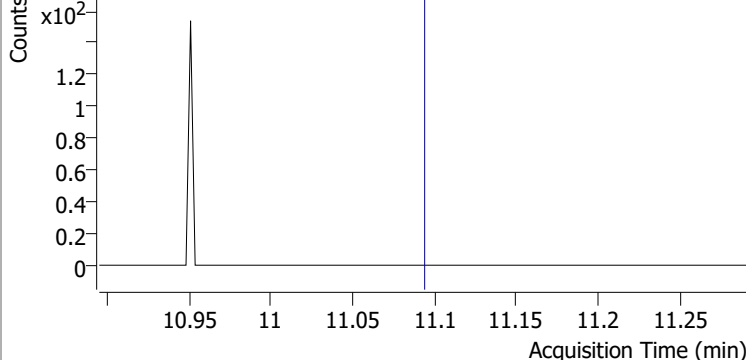
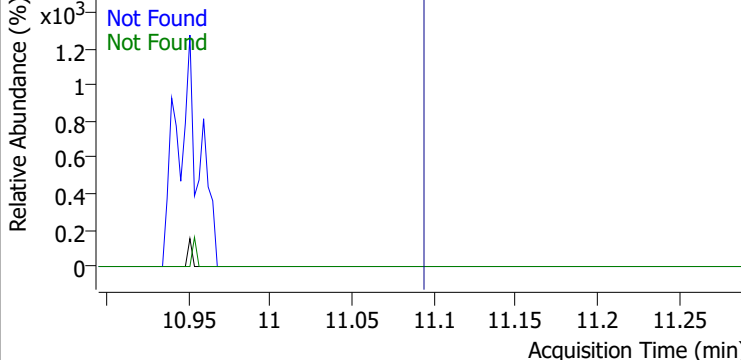
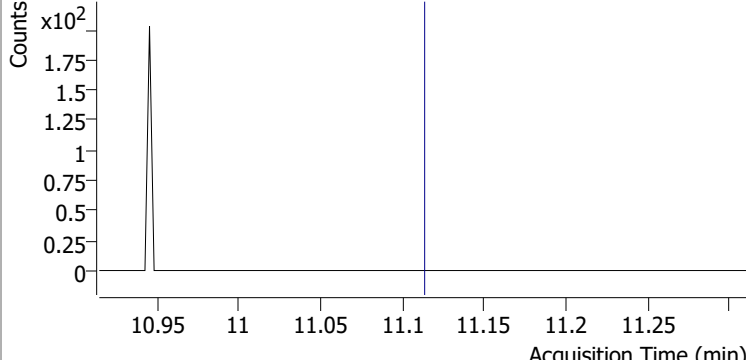
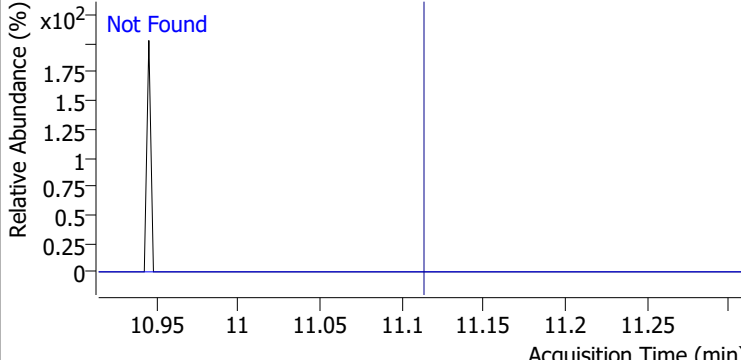
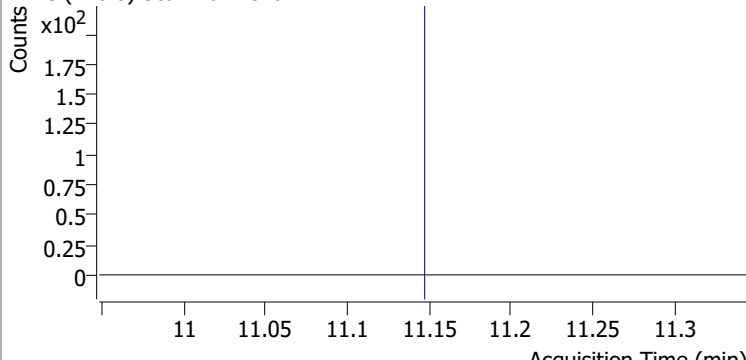
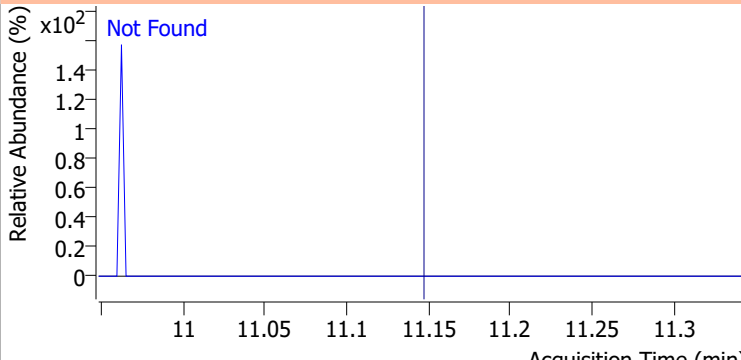
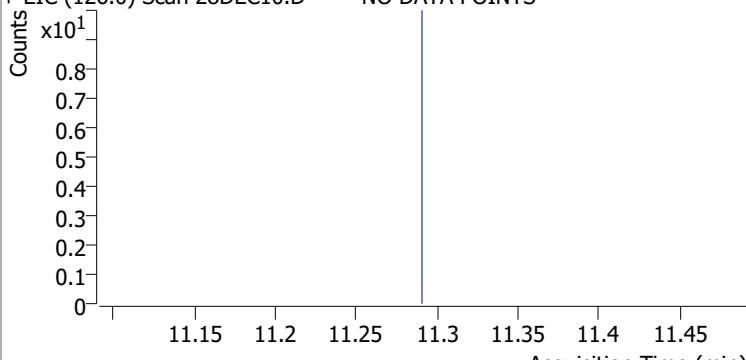
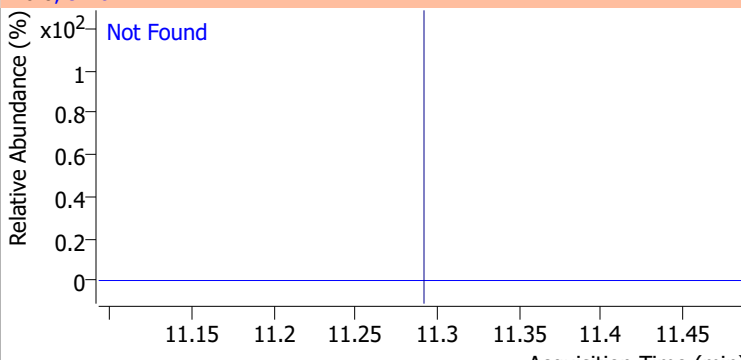
Quantitation Results Report (QT Reviewed)



Compound	Conc.	RT	Dev(Min)	Resp.	QIon	QRatio	Lower	Upper
p-Bromofluorobenzene	260.9127	10.95	0.00	175446	174.0	92.5	55.5	115.5
					176.0	89.7	52.5	112.5



Quantitation Results Report (QT Reviewed)

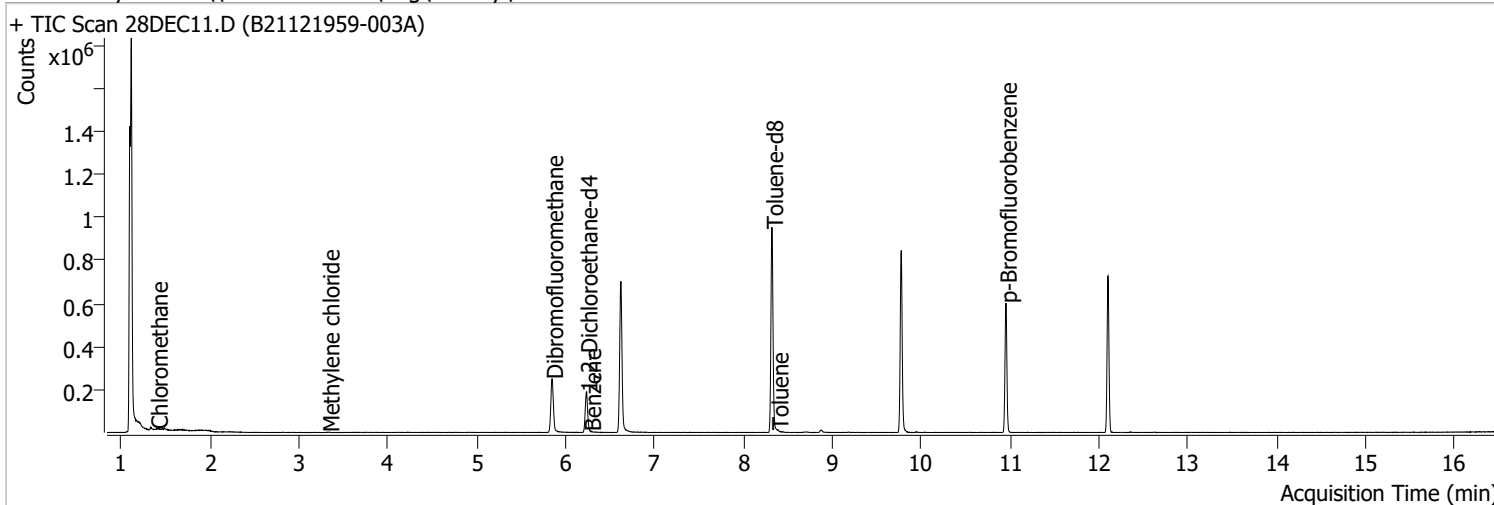
Compound	Conc.	Exp RT	QIon	Exp Ratio	QIon	Exp Ratio
Bromobenzene	N.D.	11.09	77.0	153.2	158.0	96.2
+ EIC (156.0) Scan 28DEC10.D			156.0, 77.0, 158.0			
						
1,1,2,2-Tetrachloroethane	N.D.	11.11	85.0	63.2		
+ EIC (83.0) Scan 28DEC10.D			83.0, 85.0			
						
1,2,3-Trichloropropane	N.D.	11.15	112.0	65.8		
+ EIC (110.0) Scan 28DEC10.D			110.0, 112.0			
						
2-Chlorotoluene	N.D.	11.29	91.0	294.1		
+ EIC (126.0) Scan 28DEC10.D ***NO DATA POINTS***			126.0, 91.0			
						

Quantitation Results Report (QT Reviewed)

Compound	Conc.	Exp RT	QIon	Exp Ratio		
4-Chlorotoluene	N.D.	11.40	126.0	30.4		
+ EIC (91.0) Scan 28DEC10.D			91.0, 126.0			
1,3-Dichlorobenzene	N.D.	12.03	148.0	64.5	QIon	Exp Ratio
					111.0	41.5
+ EIC (146.0) Scan 28DEC10.D			146.0, 111.0, 148.0			
1,4-Dichlorobenzene	N.D.	12.12	148.0	64.0	QIon	Exp Ratio
					111.0	40.4
+ EIC (146.0) Scan 28DEC10.D			146.0, 111.0, 148.0			
1,2-Dichlorobenzene	N.D.	12.49	148.0	63.8	QIon	Exp Ratio
					111.0	42.8
+ EIC (146.0) Scan 28DEC10.D ***NO DATA POINTS***			146.0, 111.0, 148.0			

Quantitation Results Report (QT Reviewed)

Data File	28DEC11.D	Operator	MSC
Acq. Method	5975CACQF.M	Acq. Date-Time	12/28/2021 2:08:40 PM
Sample Name	B21121959-003A	Instrument	VOA5975C
Vial	11	Multiplier	1.00
DA Method File	VOA5975C_8260B_SHT_DoD_L4_120721.m	Comment	
Tune File	BFB_Atune3.u	Tune Date	10/11/2021 4:02:00 PM
Batch Name	VG122821_8260B_624pt1.batch.bin	Last Calib Update	2/11/2022 12:17:53 PM
Ref Library	\\MASSHUNTER\Org\Library\NIST129K.l		



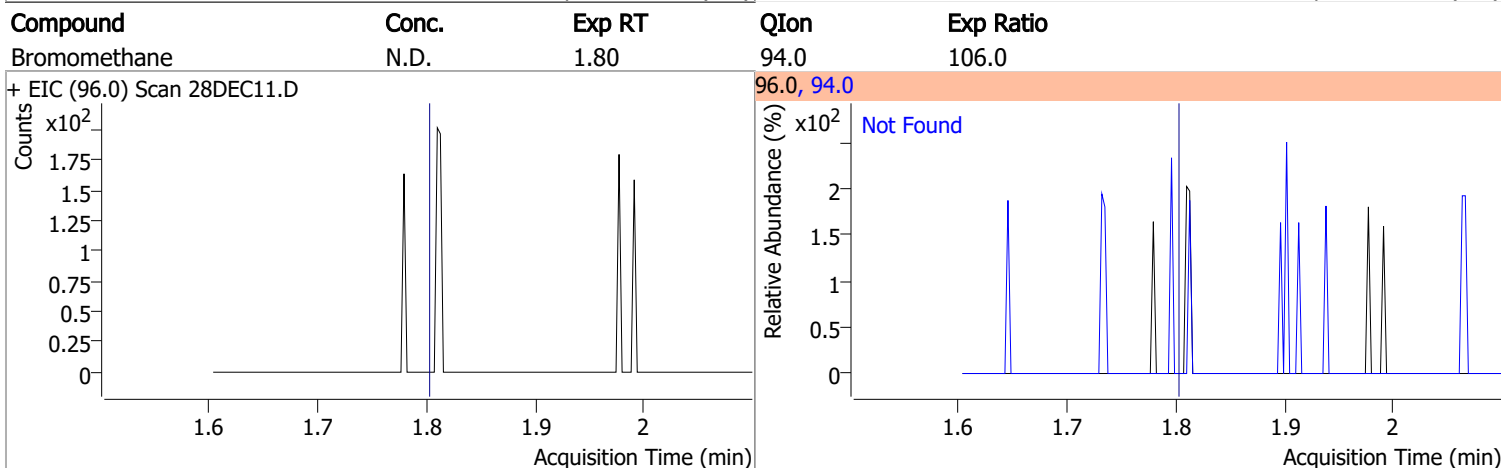
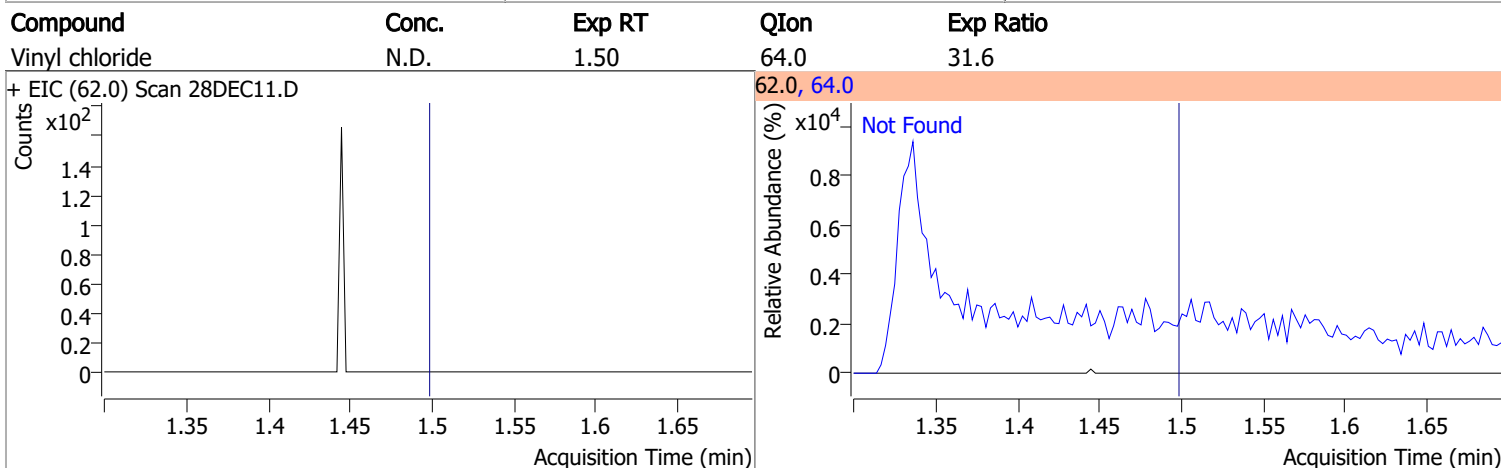
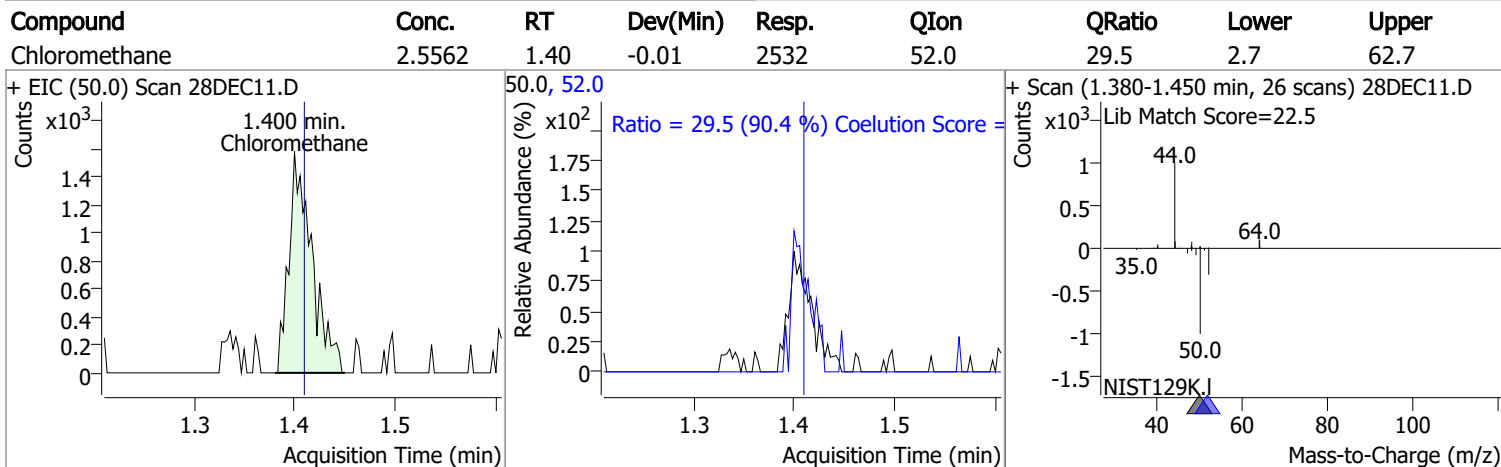
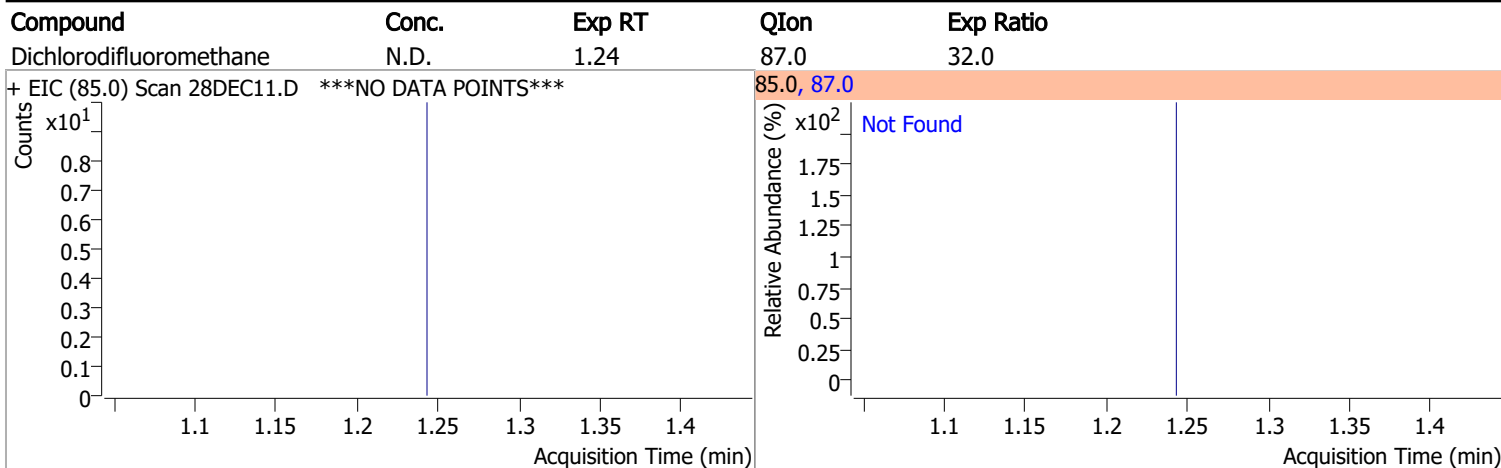
Compound	RT	QIon	Resp.	Conc.	Units	Dev(Min)
Internal Standards						
M Fluorobenzene	6.620	96.0	608448	250.0000	ng	0.000
M Chlorobenzene-d5	9.774	82.0	231850	250.0000	ng	0.000
M 1,4-Dichlorobenzene-d4	12.100	152.0	175680	250.0000	ng	0.000
System Monitoring Compounds						
S Dibromofluoromethane	5.845	113.0	151091	253.3725	ng	-0.006
Spiked Amount: 250.000	Range: 80.0 - 119.0%			Recovery = 101.35%		
S 1,2-Dichloroethane-d4	6.233	67.0	67622	248.4830	ng	0.003
Spiked Amount: 250.000	Range: 81.0 - 118.0%			Recovery = 99.39%		
S Toluene-d8	8.321	98.0	591772	253.9087	ng	0.003
Spiked Amount: 250.000	Range: 89.0 - 112.0%			Recovery = 101.56%		
S p-Bromofluorobenzene	10.951	95.0	173010	257.3677	ng	0.000
Spiked Amount: 250.000	Range: 85.0 - 114.0%			Recovery = 102.95%		
Target Compounds						
T Dichlorodifluoromethane	0.000		0	N.D.		
T Chloromethane	1.400	50.0	2532	2.5562	ng	94
T Vinyl chloride	0.000		0	N.D.		
T Bromomethane	0.000		0	N.D.		
T Chloroethane	0.000		0	N.D.		
T Trichlorofluoromethane	0.000		0	N.D.		
T 1,1-Dichloroethene	0.000		0	N.D.		
T Methylene chloride	3.333	49.0	960	1.0767	ng	m 95
T trans-1,2-Dichloroethene	0.000		0	N.D.		
T Methyl tert-butyl ether (MTBE)	0.000		0	N.D.		
T 1,1-Dichloroethane	0.000		0	N.D.		
T 2,2-Dichloropropane	0.000		0	N.D.		
T cis-1,2-Dichloroethene	0.000		0	N.D.		
T Methyl ethyl ketone	0.000		0	N.D.		
T Bromochloromethane	0.000		0	N.D.		
T Chloroform	0.000		0	N.D.		

Quantitation Results Report (QT Reviewed)

Compound	RT	QIon	Resp.	Conc.	Units		Dev(Min)
T 1,1,1-Trichloroethane	0.000		0	N.D.			
T Carbon tetrachloride	0.000		0	N.D.			
T 1,1-Dichloropropene	0.000		0	N.D.			
T Benzene	6.275	78.0	670	0.2708	ng	m	85
T 1,2-Dichloroethane	0.000		0	N.D.			
T Trichloroethene	0.000		0	N.D.			
T 1,2-Dichloropropane	0.000		0	N.D.			
T Dibromomethane	0.000		0	N.D.			
T Bromodichloromethane	0.000		0	N.D.			
T cis-1,3-Dichloropropene	0.000		0	N.D.			
T Toluene	8.380	92.0	1262	0.8238	ng	m	79
T trans-1,3-Dichloropropene	0.000		0	N.D.			
T 1,1,2-Trichloroethane	0.000		0	N.D.			
T Tetrachloroethene	0.000		0	N.D.			
T 1,3-Dichloropropane	0.000		0	N.D.			
T Chlorodibromomethane	0.000		0	N.D.			
T 1,2-Dibromoethane	0.000		0	N.D.			
T Chlorobenzene	0.000		0	N.D.			
T 1,1,1,2-Tetrachloroethane	0.000		0	N.D.			
T Ethylbenzene	0.000		0	N.D.			
T m+p-Xylenes	10.036	106.0	0		ng	md	1
T o-Xylene	0.000		0	N.D.			
T Styrene	0.000		0	N.D.			
T Bromoform	0.000		0	N.D.			
T Bromobenzene	0.000		0	N.D.			
T 1,1,2,2-Tetrachloroethane	0.000		0	N.D.			
T 1,2,3-Trichloropropane	0.000		0	N.D.			
T 2-Chlorotoluene	0.000		0	N.D.			
T 4-Chlorotoluene	0.000		0	N.D.			
T 1,3-Dichlorobenzene	0.000		0	N.D.			
T 1,4-Dichlorobenzene	0.000		0	N.D.			
T 1,2-Dichlorobenzene	0.000		0	N.D.			

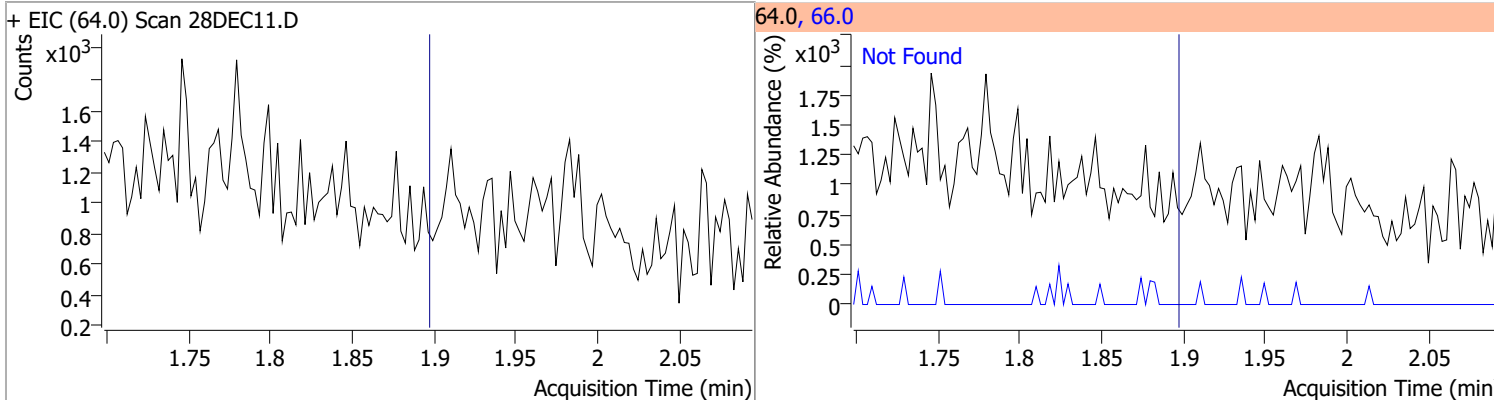
(#) = Qualifier Out of Range; (m) = Manual Integration; (+) = Area Summed; (*) = Surrogate Percent Recovery Out of Range; (d): Zeroed Peak

Quantitation Results Report (QT Reviewed)

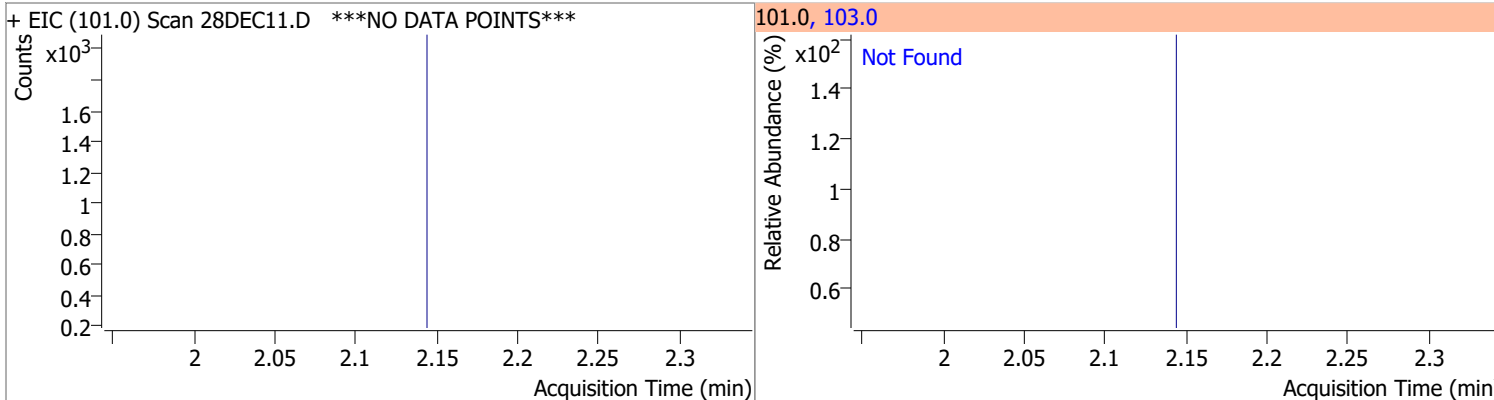


Quantitation Results Report (QT Reviewed)

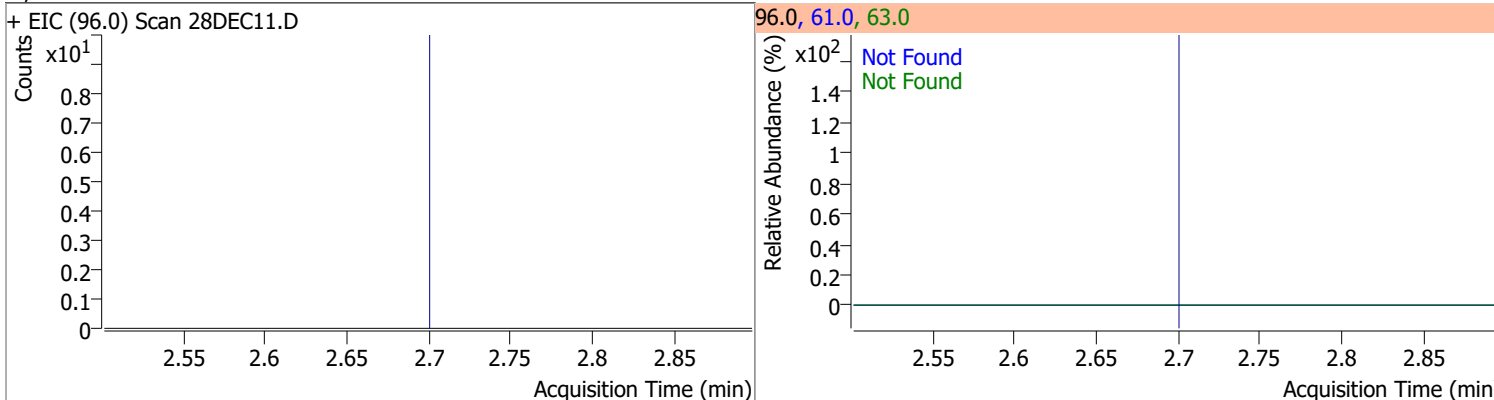
Compound	Conc.	Exp RT	QIon	Exp Ratio
Chloroethane	N.D.	1.90	66.0	30.8



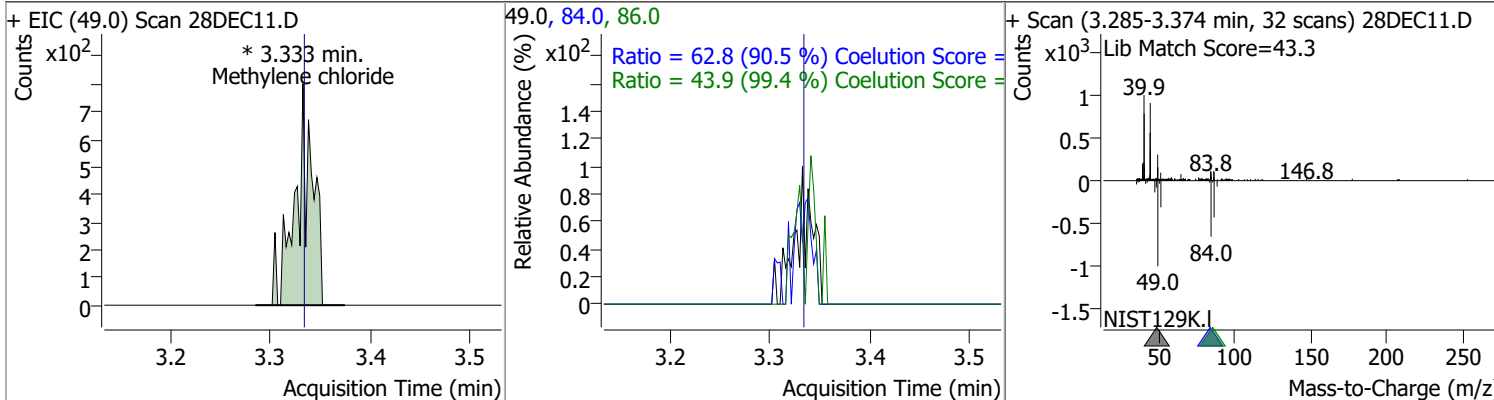
Compound	Conc.	Exp RT	QIon	Exp Ratio
Trichlorofluoromethane	N.D.	2.14	103.0	64.8



Compound	Conc.	Exp RT	QIon	Exp Ratio	QIon	Exp Ratio
1,1-Dichloroethene	N.D.	2.70	61.0	180.1	63.0	57.5

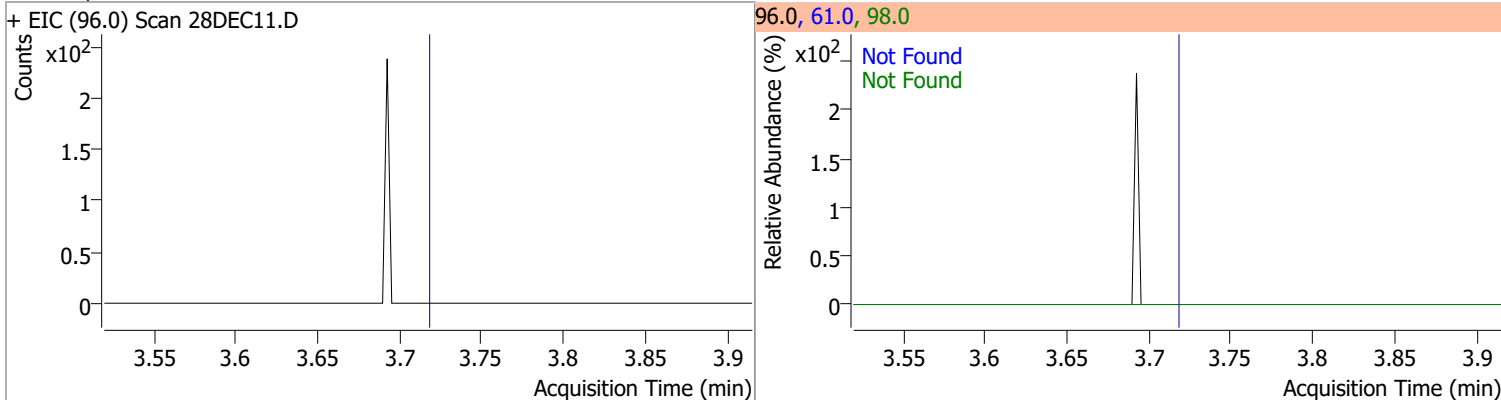


Compound	Conc.	RT	Dev(Min)	Resp.	QIon	QRatio	Lower	Upper
Methylene chloride	1.0767	3.33	0.00	960 (m)	84.0	62.8	39.4	99.4
					86.0	43.9	14.1	74.1

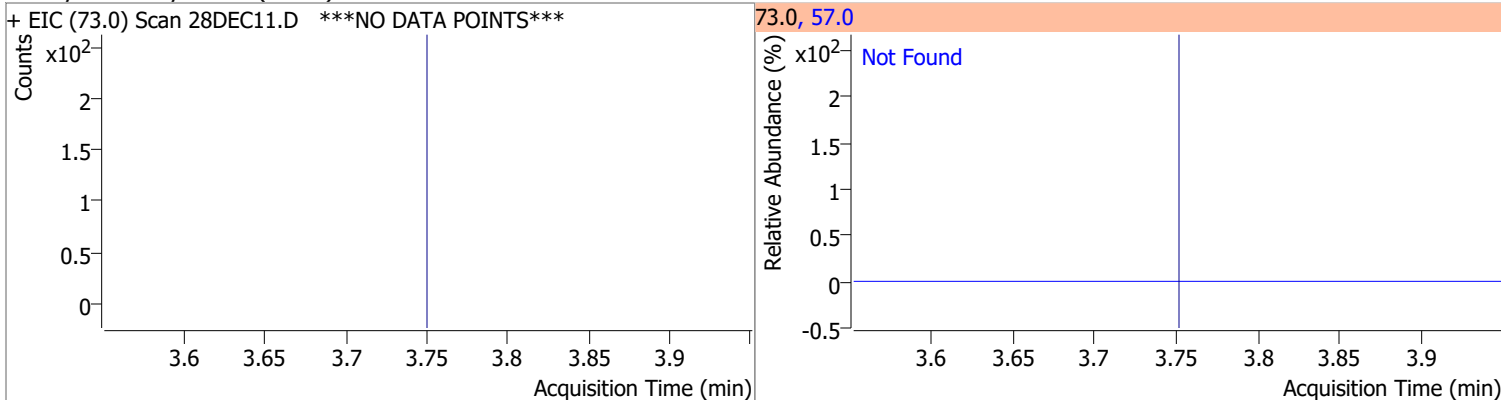


Quantitation Results Report (QT Reviewed)

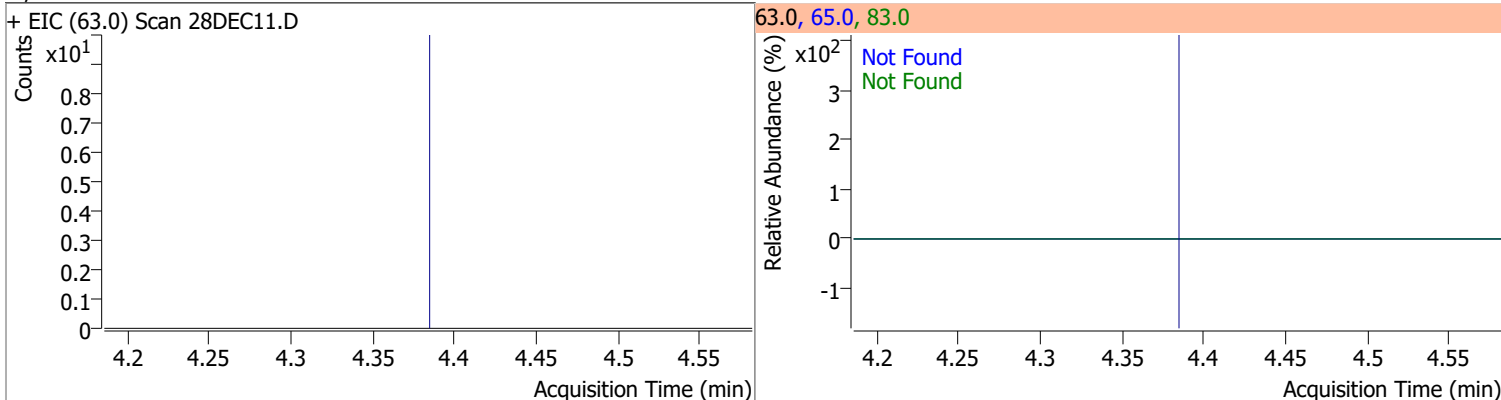
Compound	Conc.	Exp RT	QIon	Exp Ratio	QIon	Exp Ratio
trans-1,2-Dichloroethene	N.D.	3.72	61.0	155.1	98.0	62.8



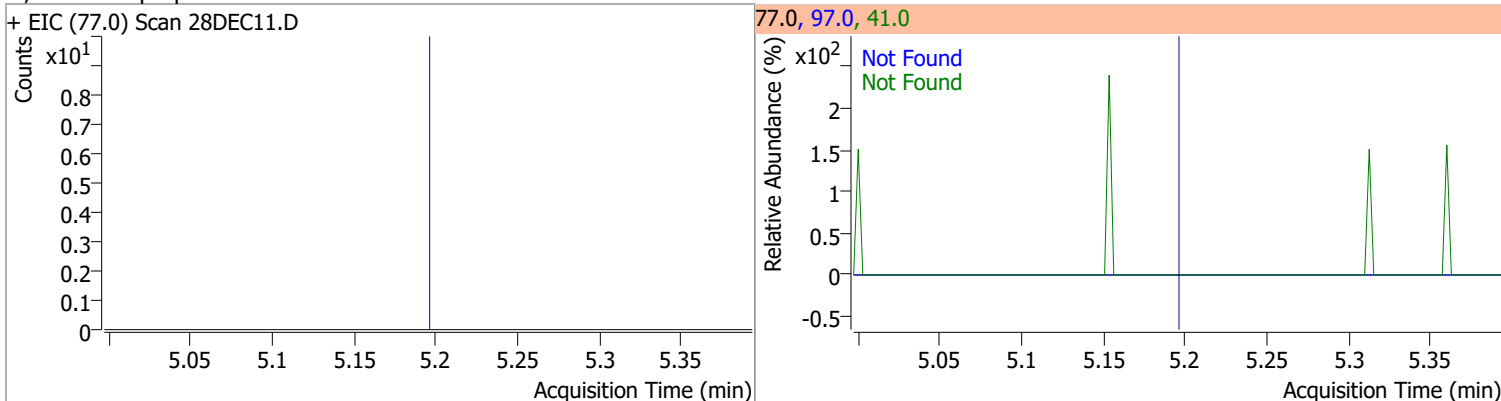
Compound	Conc.	Exp RT	QIon	Exp Ratio
Methyl tert-butyl ether (MTBE)	N.D.	3.75	57.0	23.9



Compound	Conc.	Exp RT	QIon	Exp Ratio	QIon	Exp Ratio
1,1-Dichloroethane	N.D.	4.38	65.0	31.7	83.0	12.8

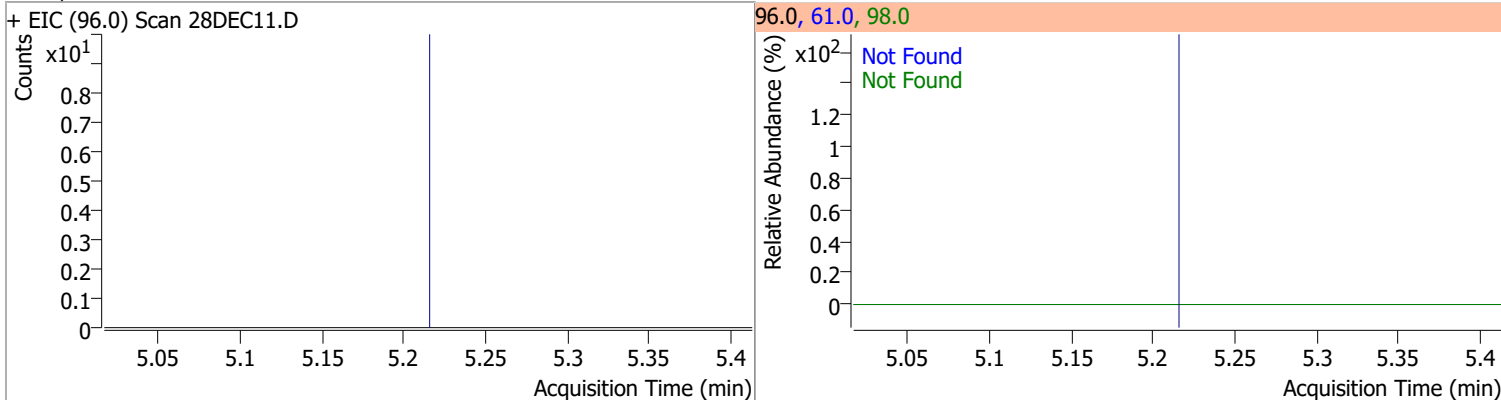


Compound	Conc.	Exp RT	QIon	Exp Ratio	QIon	Exp Ratio
2,2-Dichloropropane	N.D.	5.20	41.0	59.0	97.0	21.8

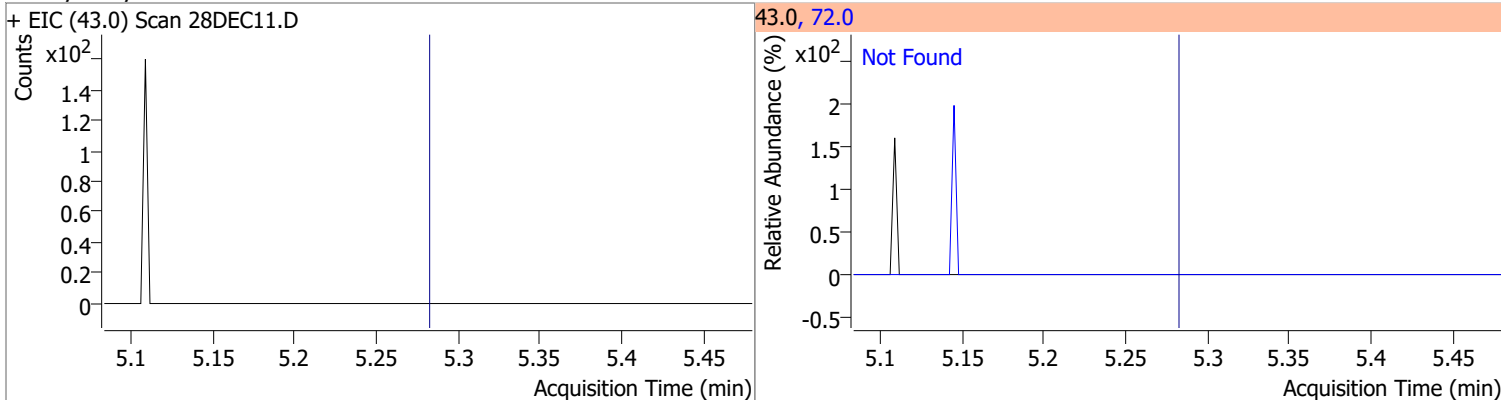


Quantitation Results Report (QT Reviewed)

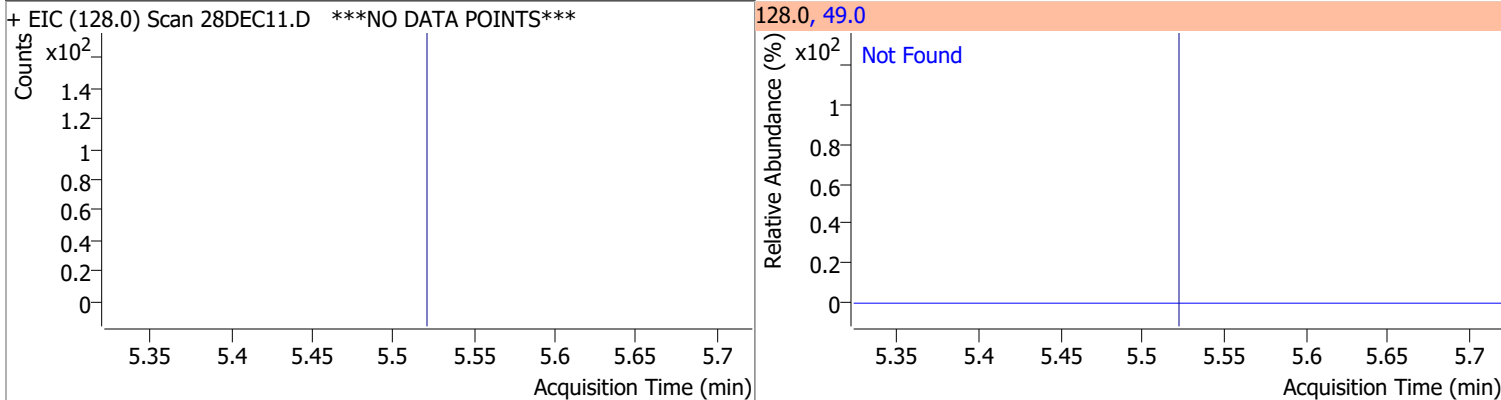
Compound	Conc.	Exp RT	QIon	Exp Ratio	QIon	Exp Ratio
cis-1,2-Dichloroethene	N.D.	5.21	61.0	163.3	98.0	64.4



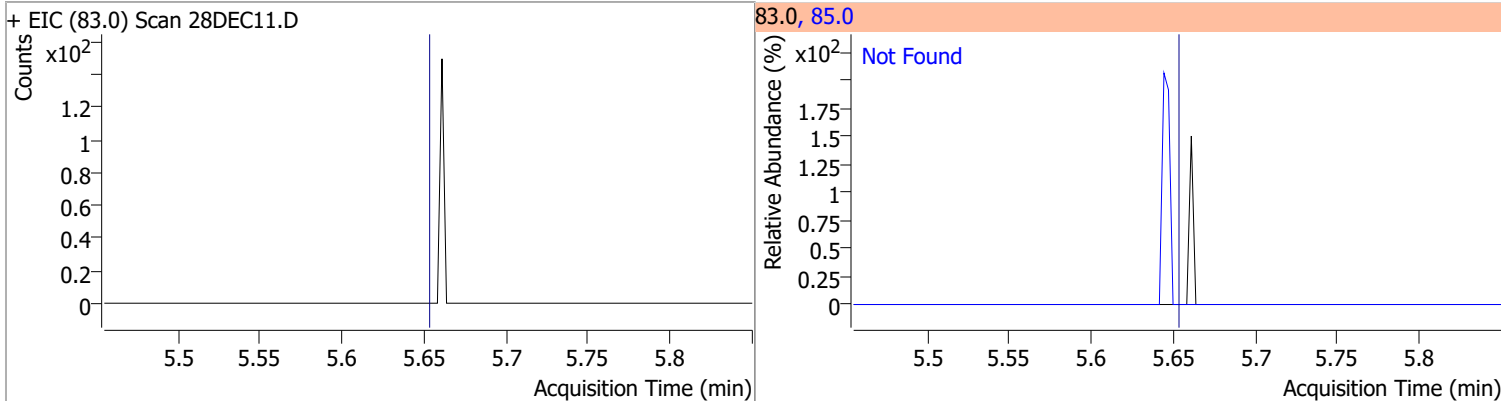
Compound	Conc.	Exp RT	QIon	Exp Ratio
Methyl ethyl ketone	N.D.	5.28	72.0	22.2



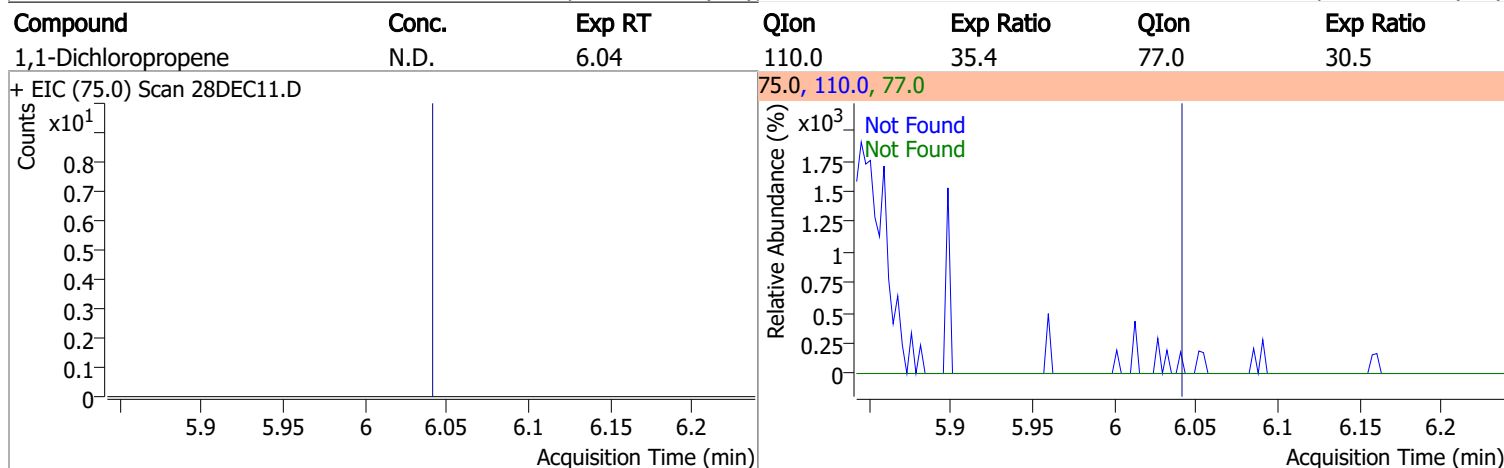
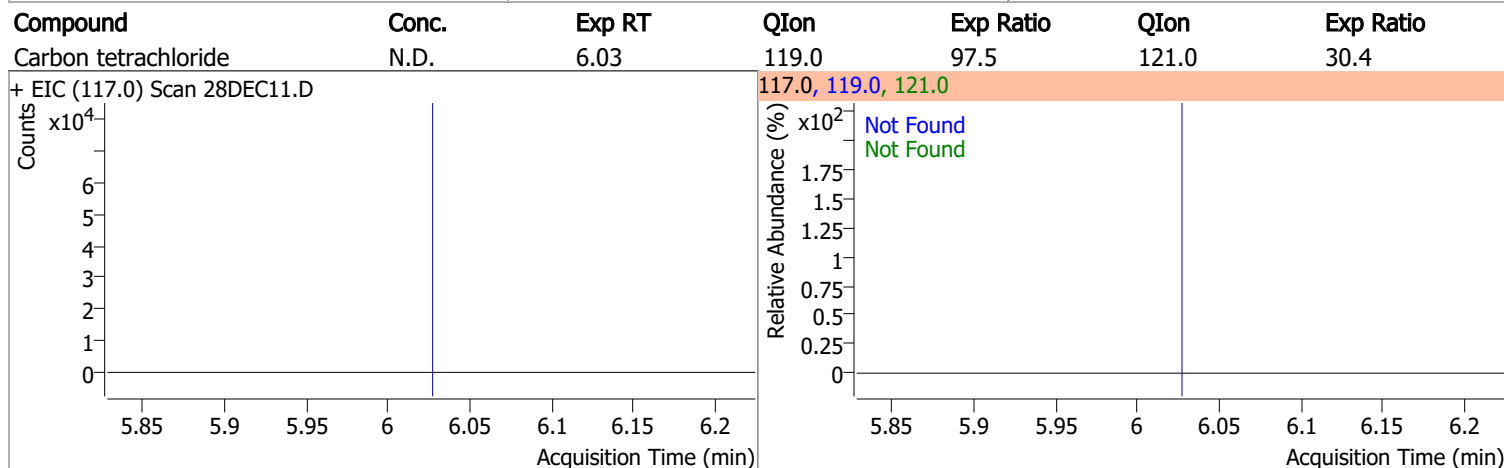
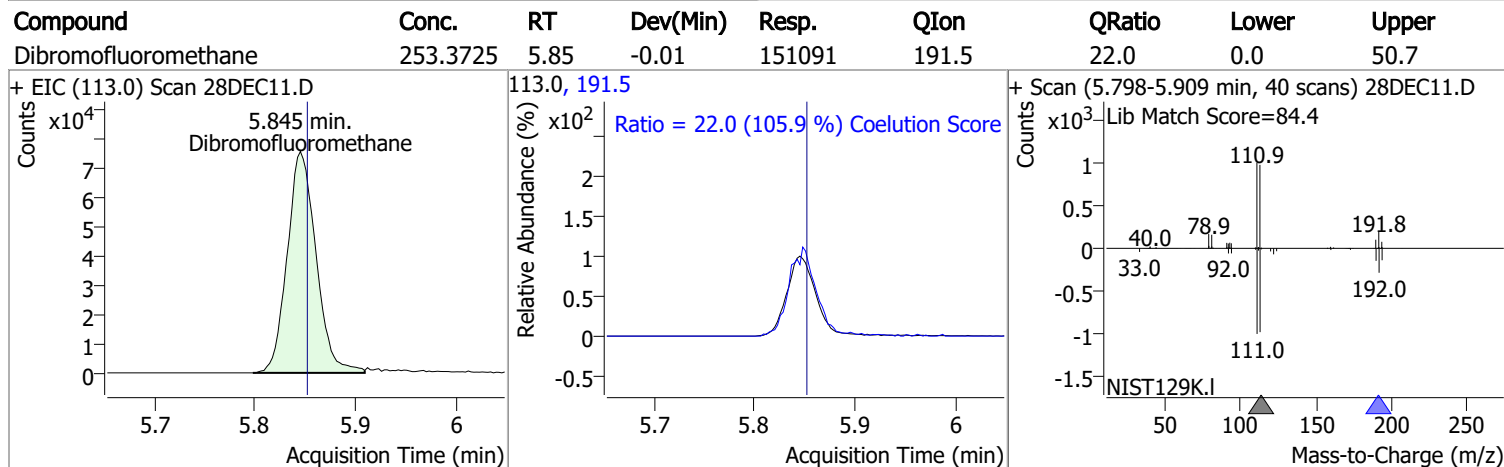
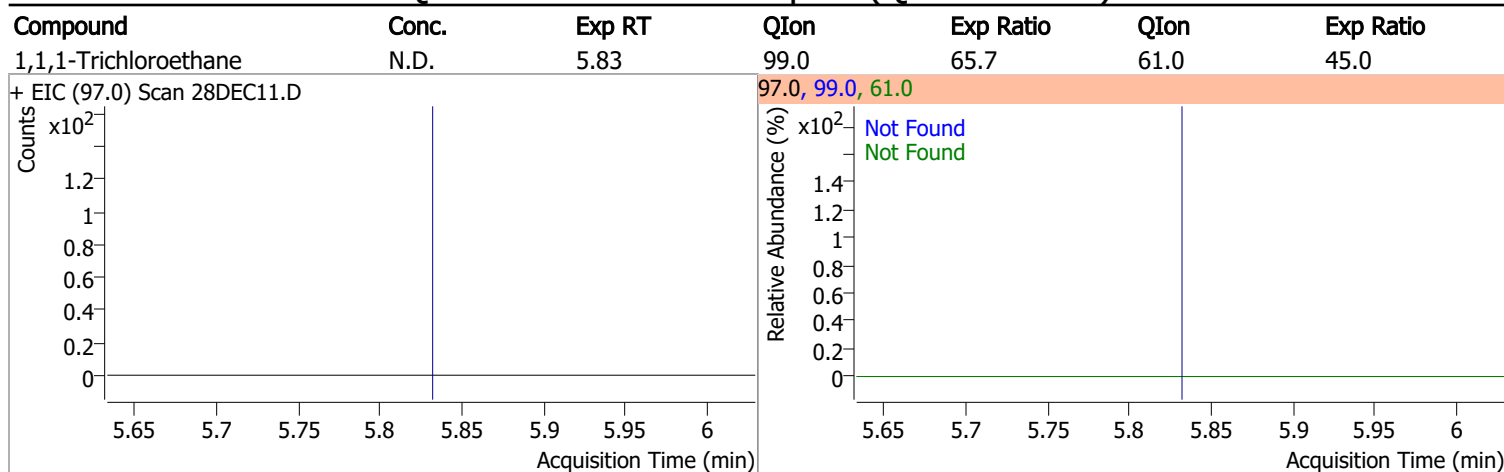
Compound	Conc.	Exp RT	QIon	Exp Ratio
Bromochloromethane	N.D.	5.52	49.0	184.6



Compound	Conc.	Exp RT	QIon	Exp Ratio
Chloroform	N.D.	5.65	85.0	65.1

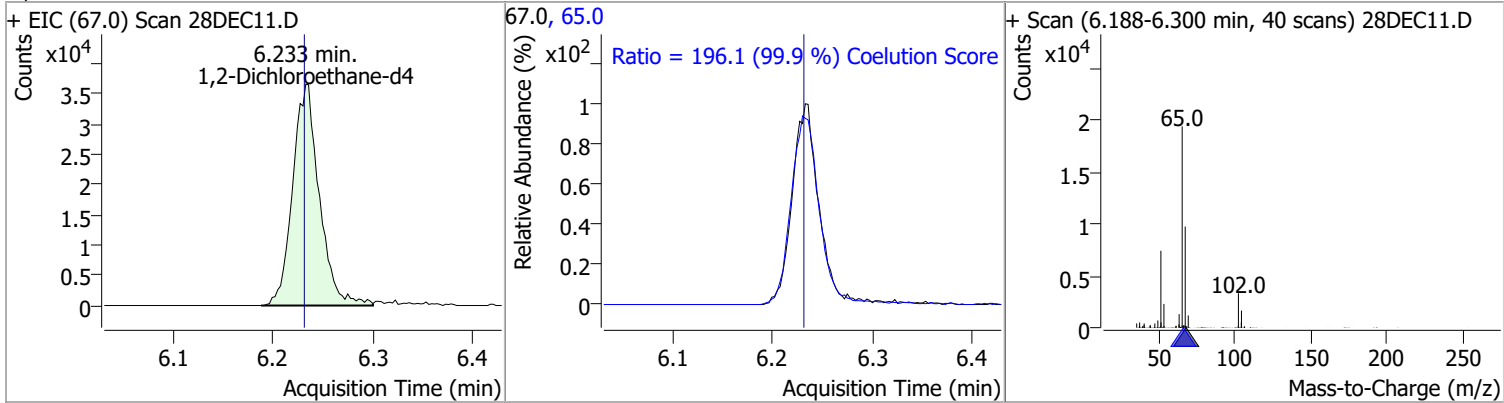


Quantitation Results Report (QT Reviewed)

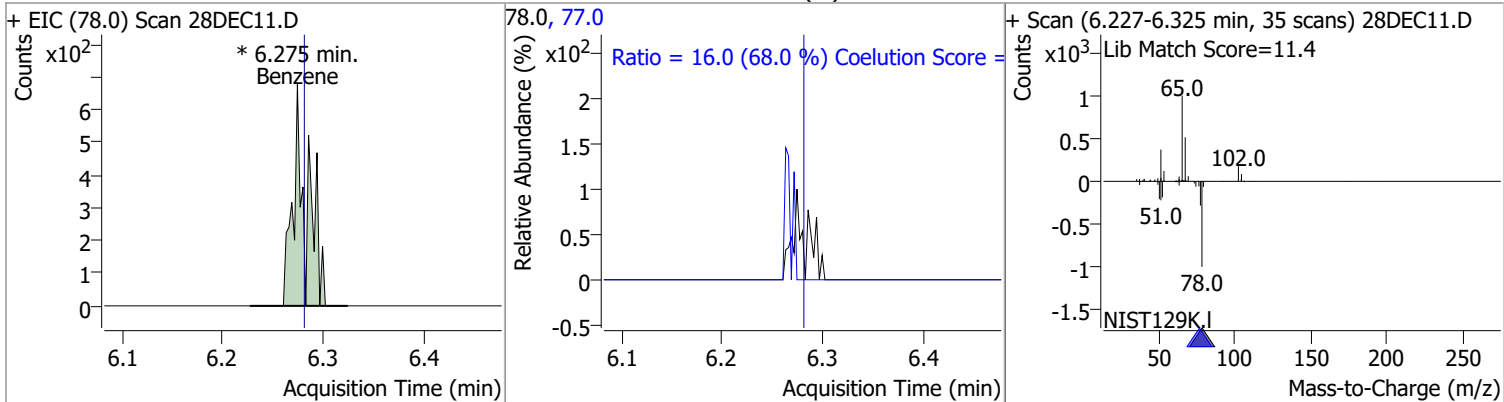


Quantitation Results Report (QT Reviewed)

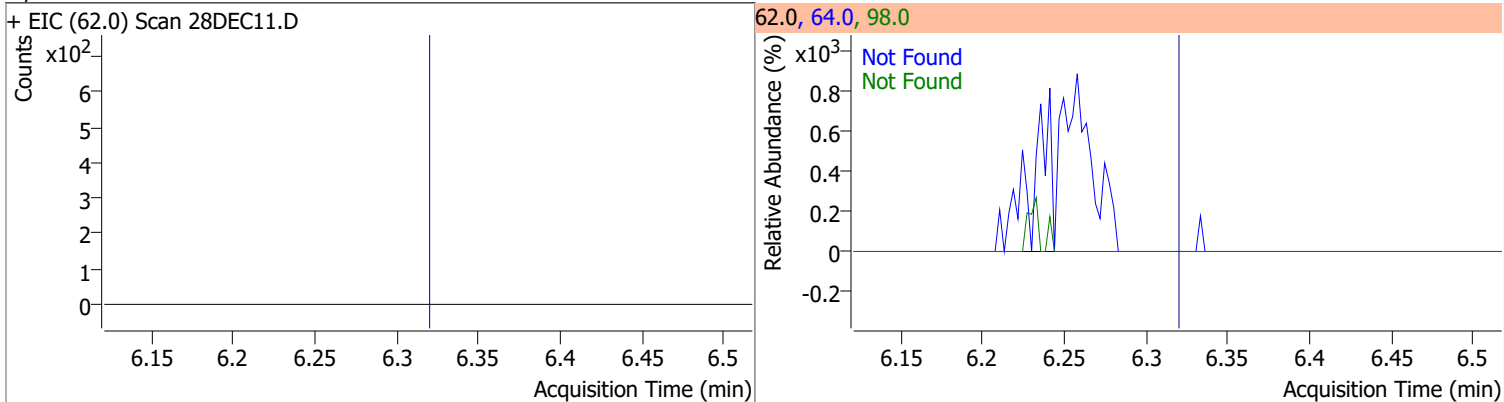
Compound	Conc.	RT	Dev(Min)	Resp.	QIon	QRatio	Lower	Upper
1,2-Dichloroethane-d4	248.4830	6.23	0.00	67622	65.0	196.1	166.3	226.3



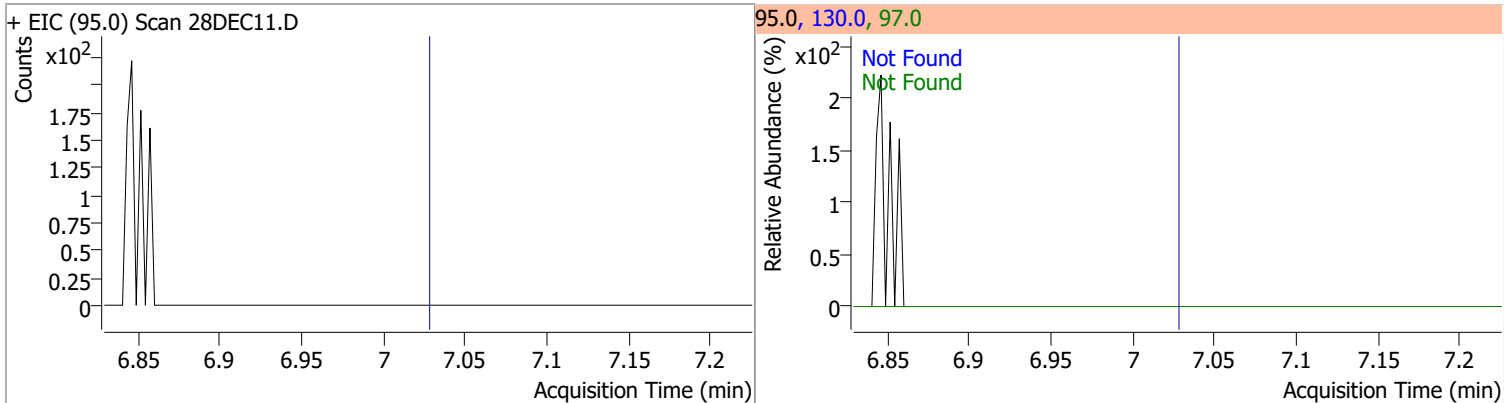
Compound	Conc.	RT	Dev(Min)	Resp.	QIon	QRatio	Lower	Upper
Benzene	0.2708	6.27	-0.01	670 (m)	77.0	16.0	0.0	53.5



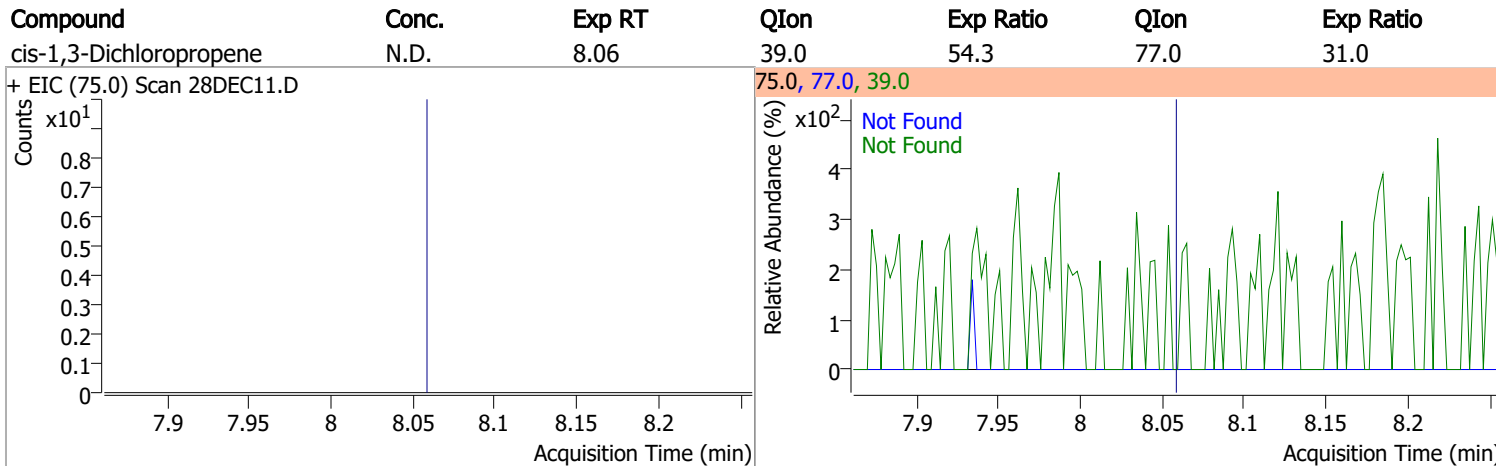
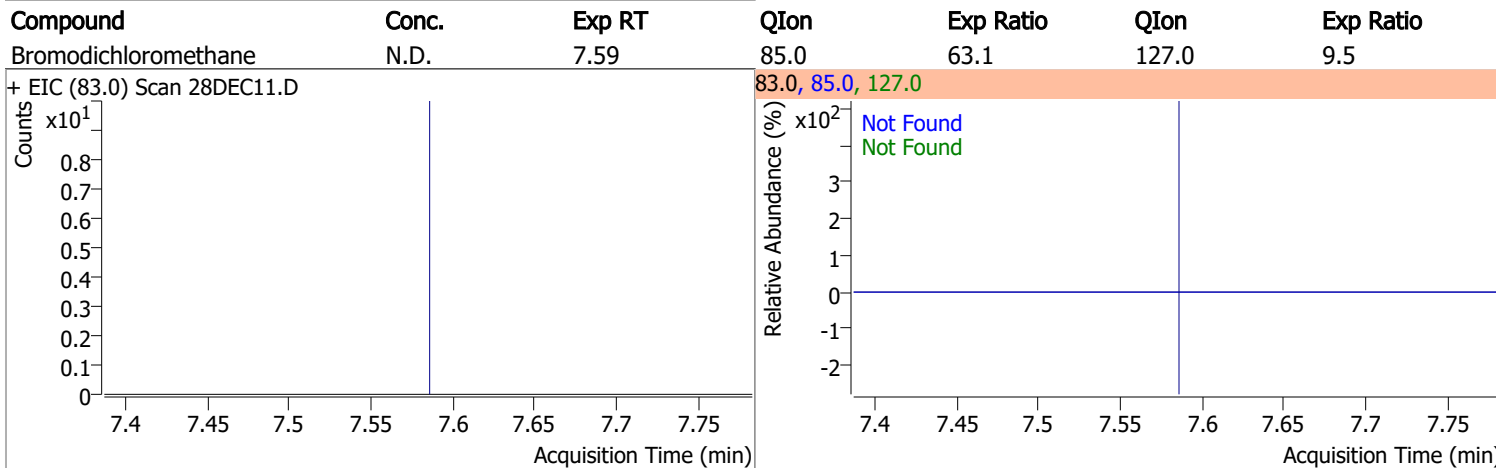
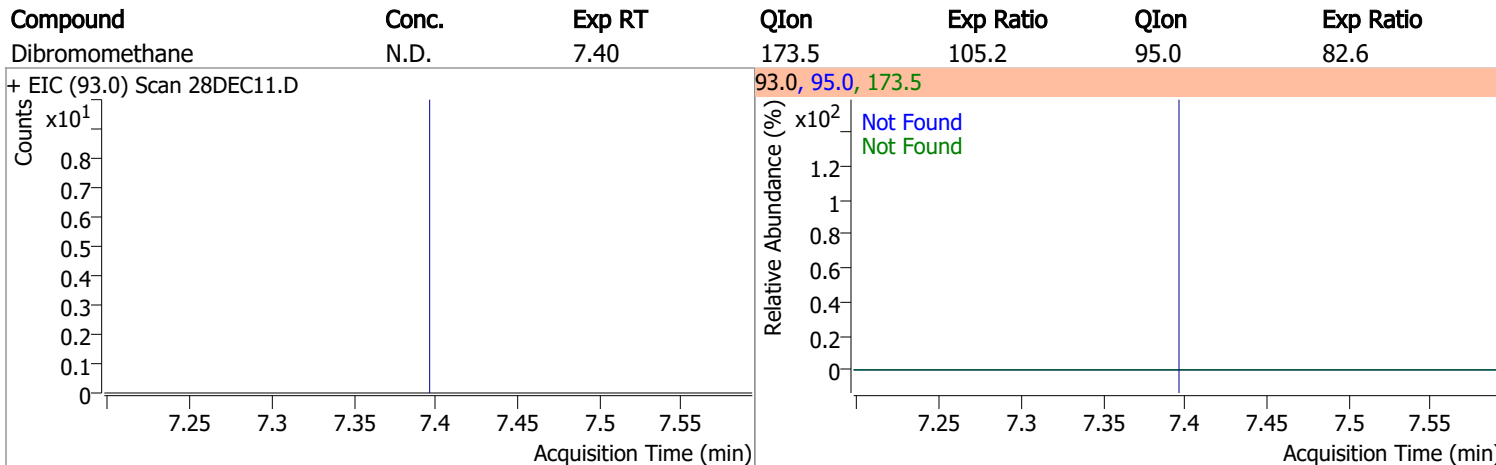
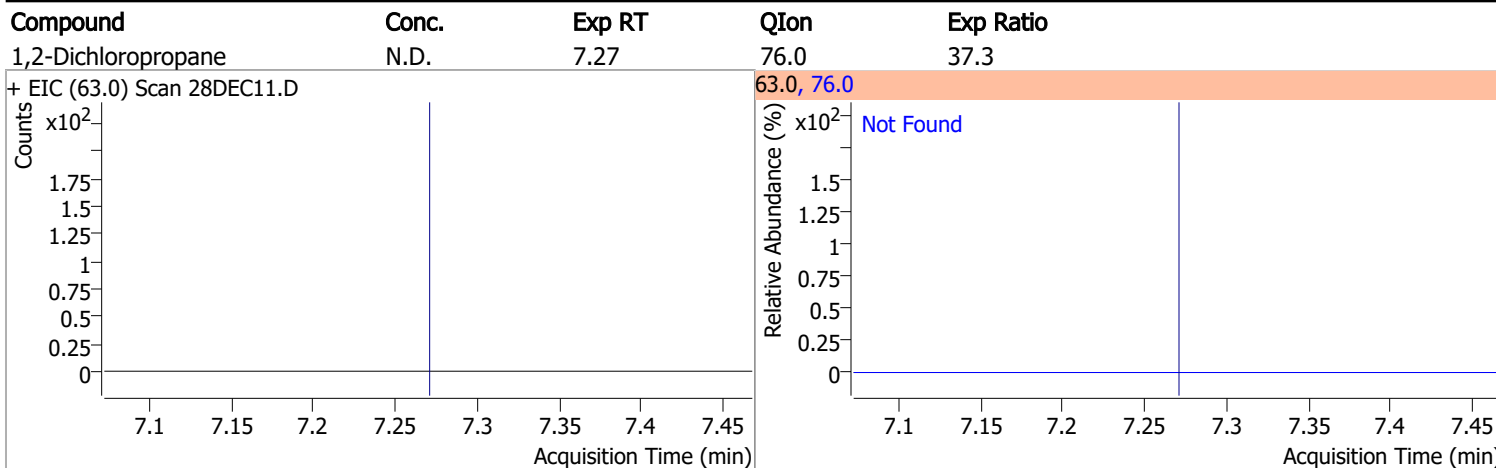
Compound	Conc.	Exp RT	QIon	Exp Ratio	QIon	Exp Ratio
1,2-Dichloroethane	N.D.	6.32	64.0	32.3	98.0	8.2



Compound	Conc.	Exp RT	QIon	Exp Ratio	QIon	Exp Ratio
Trichloroethene	N.D.	7.03	130.0	100.8	97.0	64.7

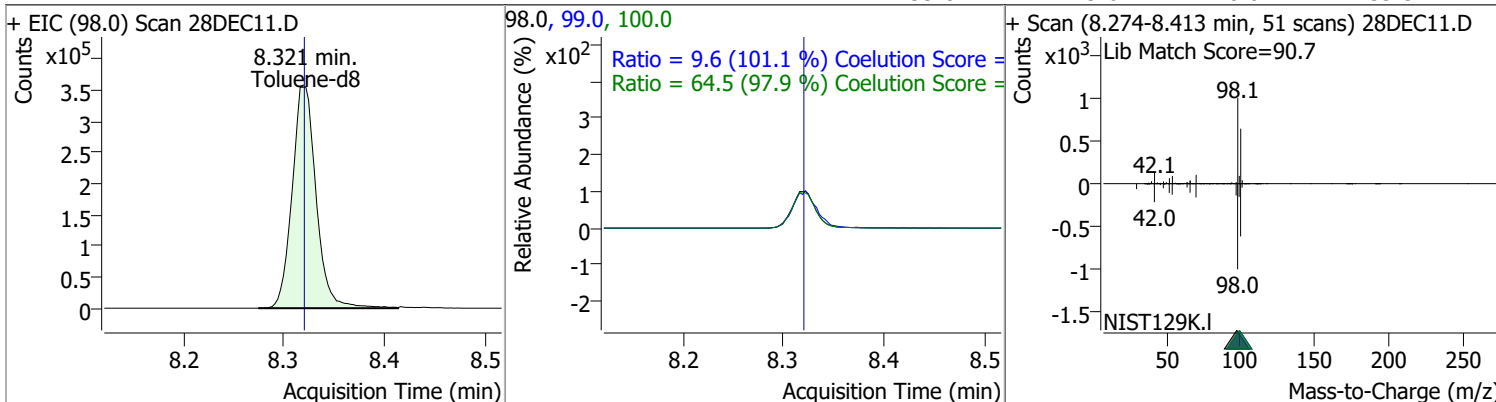


Quantitation Results Report (QT Reviewed)

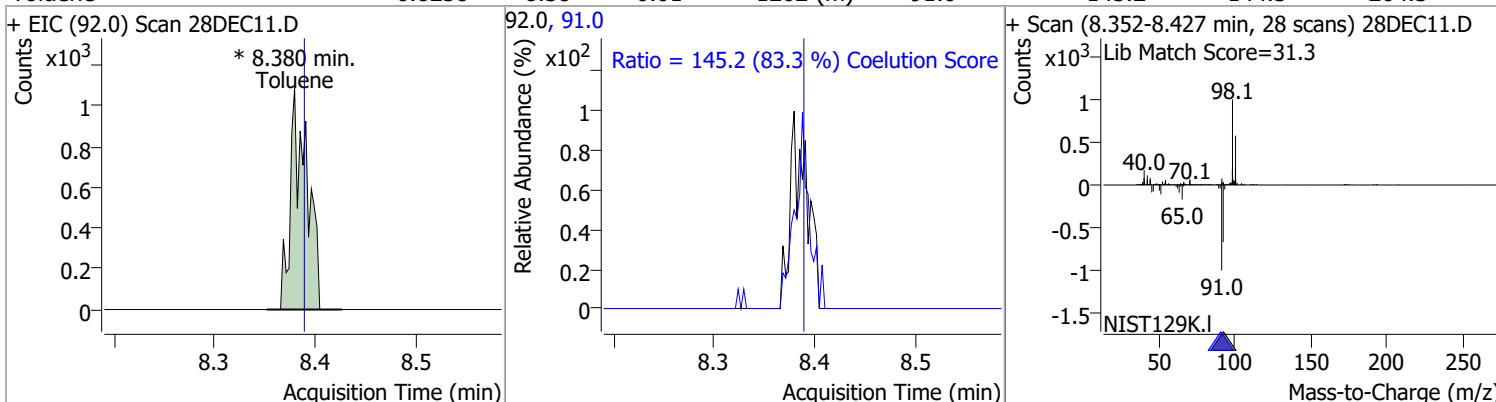


Quantitation Results Report (QT Reviewed)

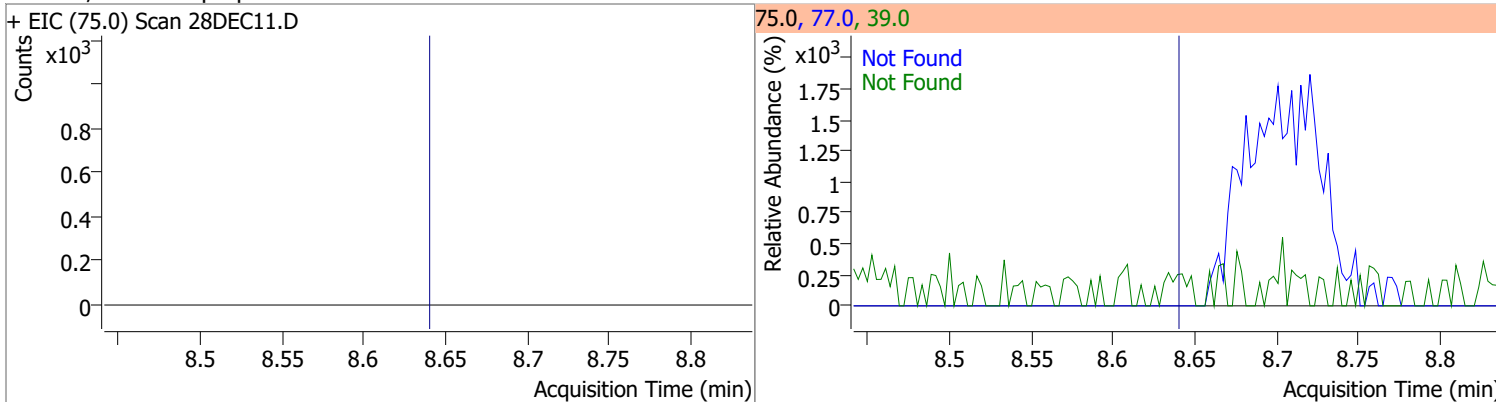
Compound	Conc.	RT	Dev(Min)	Resp.	QIon	QRatio	Lower	Upper
Toluene-d8	253.9087	8.32	0.00	591772	100.0	64.5	35.9	95.9
					99.0	9.6	0.0	39.5



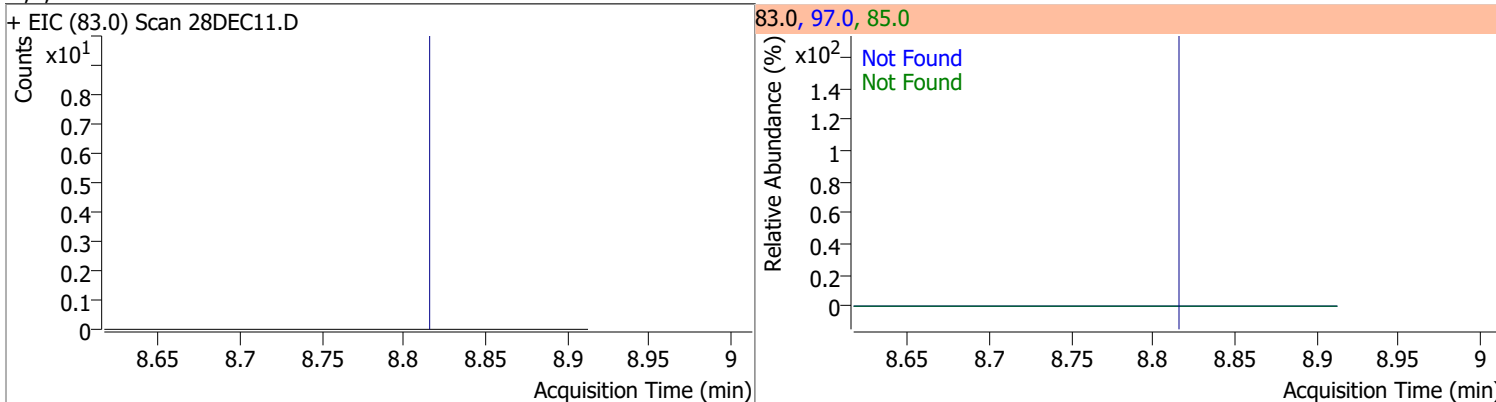
Compound	Conc.	RT	Dev(Min)	Resp.	QIon	QRatio	Lower	Upper
Toluene	0.8238	8.38	-0.01	1262 (m)	91.0	145.2	144.3	204.3



Compound	Conc.	Exp RT	QIon	Exp Ratio	QIon	Exp Ratio
trans-1,3-Dichloropropene	N.D.	8.64	39.0	52.1	77.0	32.0

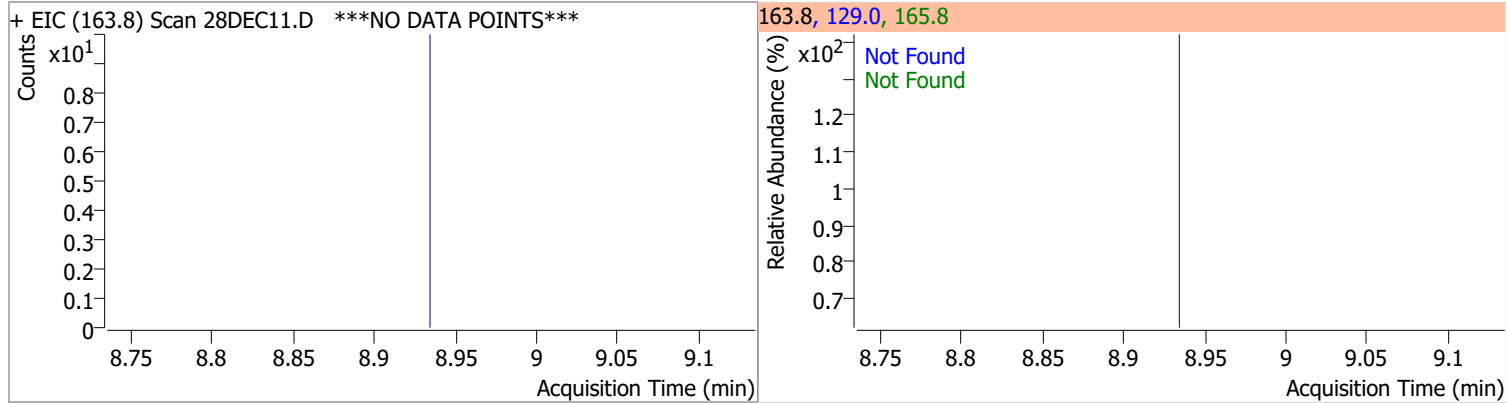


Compound	Conc.	Exp RT	QIon	Exp Ratio	QIon	Exp Ratio
1,1,2-Trichloroethane	N.D.	8.82	97.0	114.3	85.0	61.5

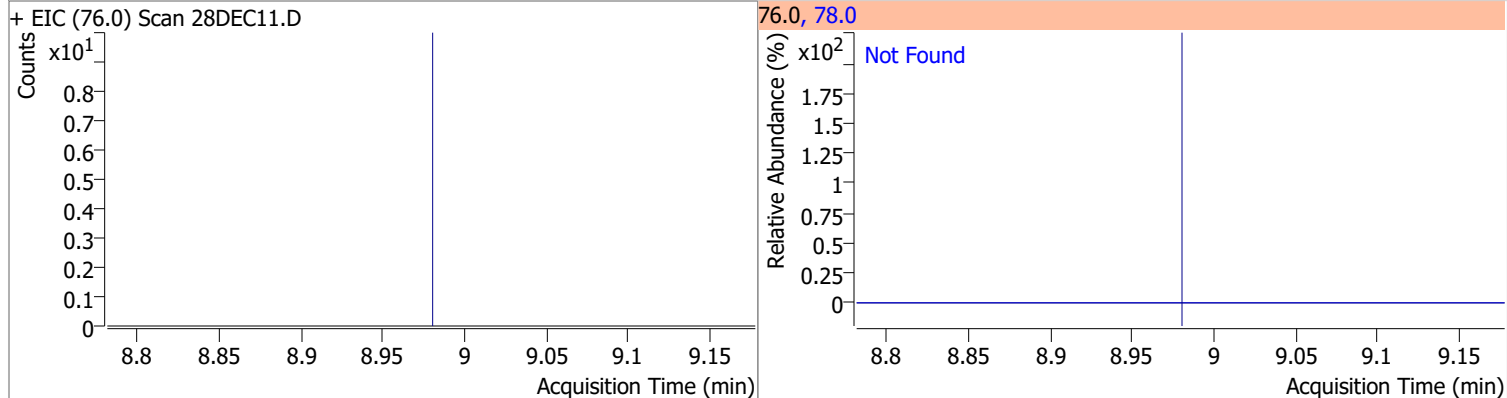


Quantitation Results Report (QT Reviewed)

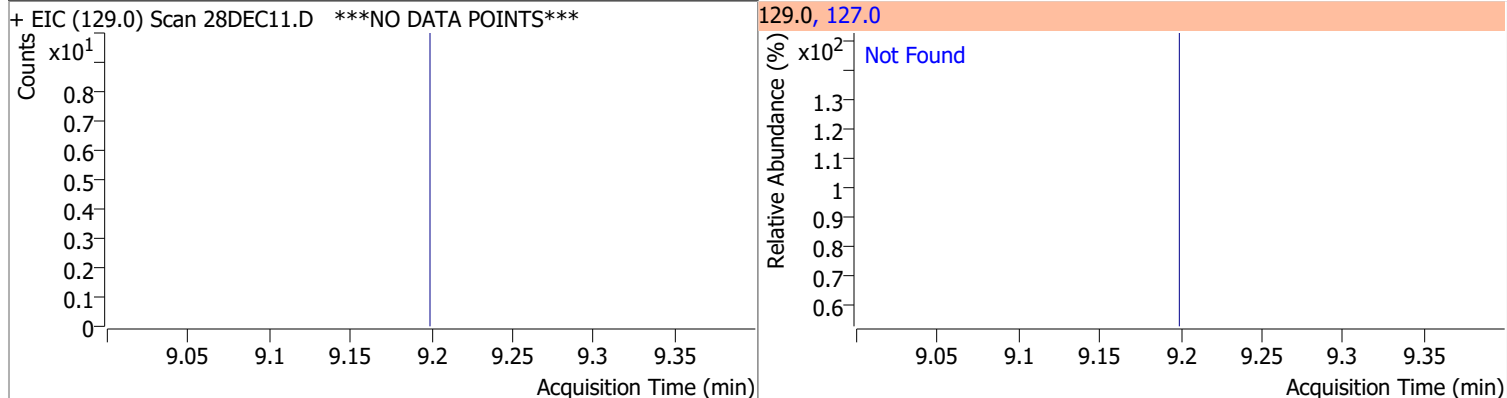
Compound	Conc.	Exp RT	QIon	Exp Ratio	QIon	Exp Ratio
Tetrachloroethene	N.D.	8.94	165.8	128.3	129.0	95.3



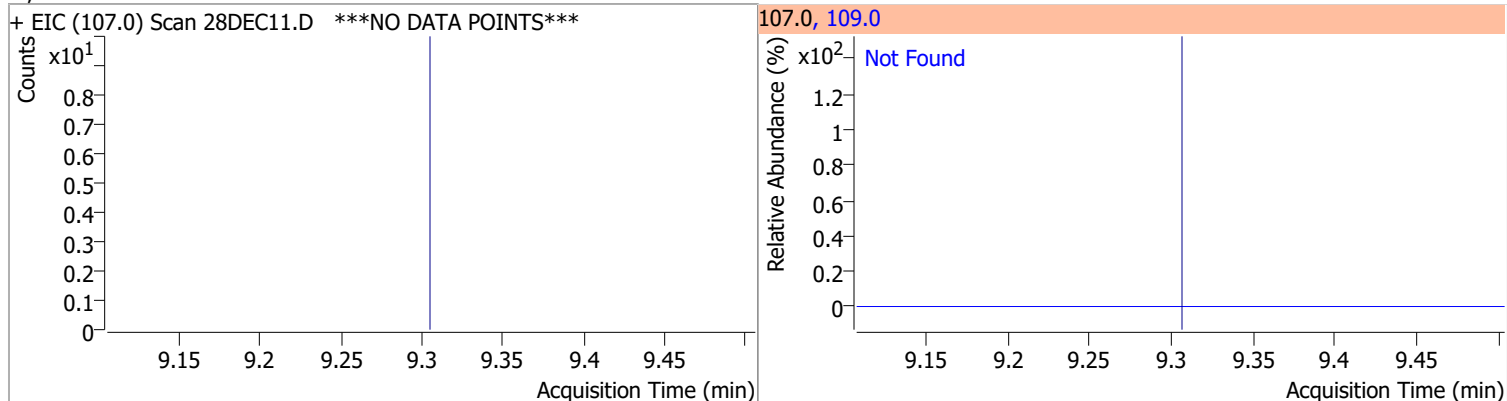
Compound	Conc.	Exp RT	QIon	Exp Ratio
1,3-Dichloropropane	N.D.	8.98	78.0	32.1



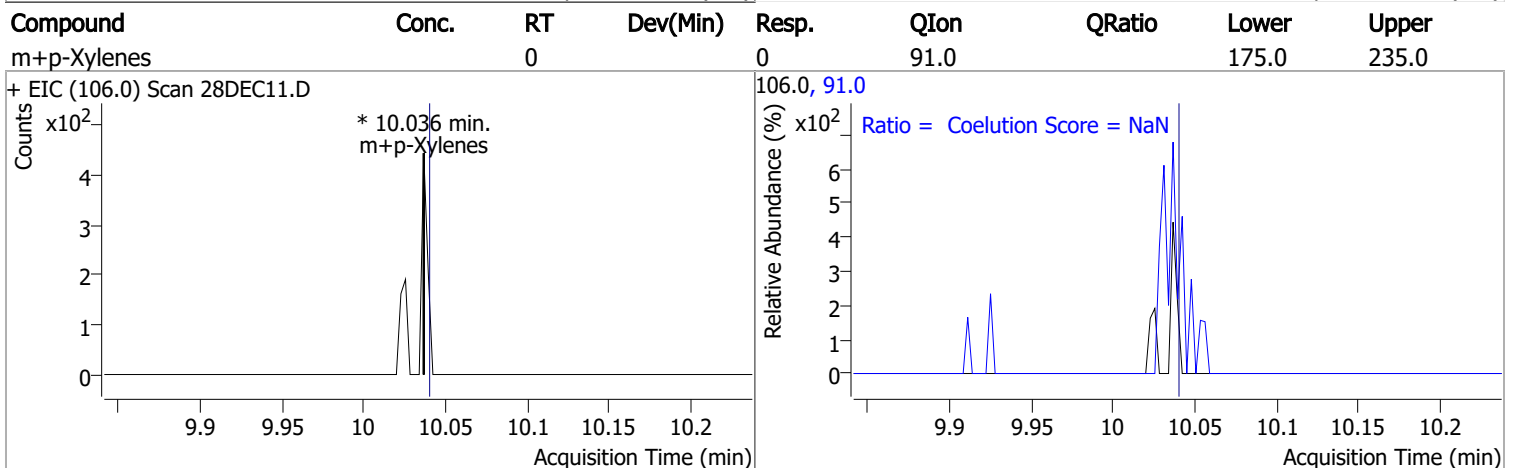
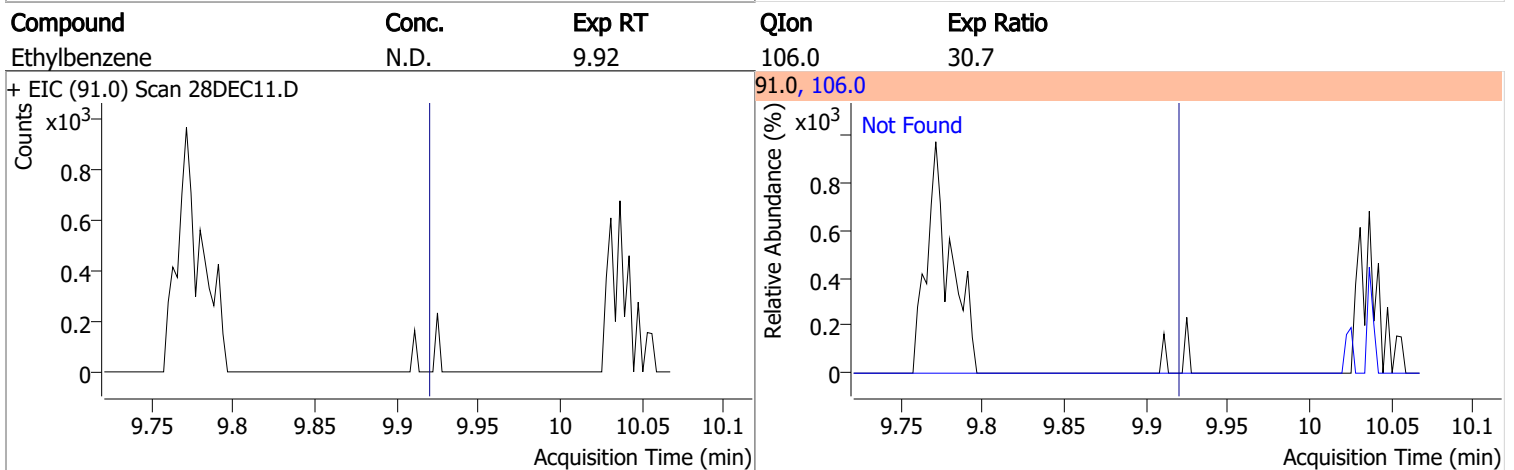
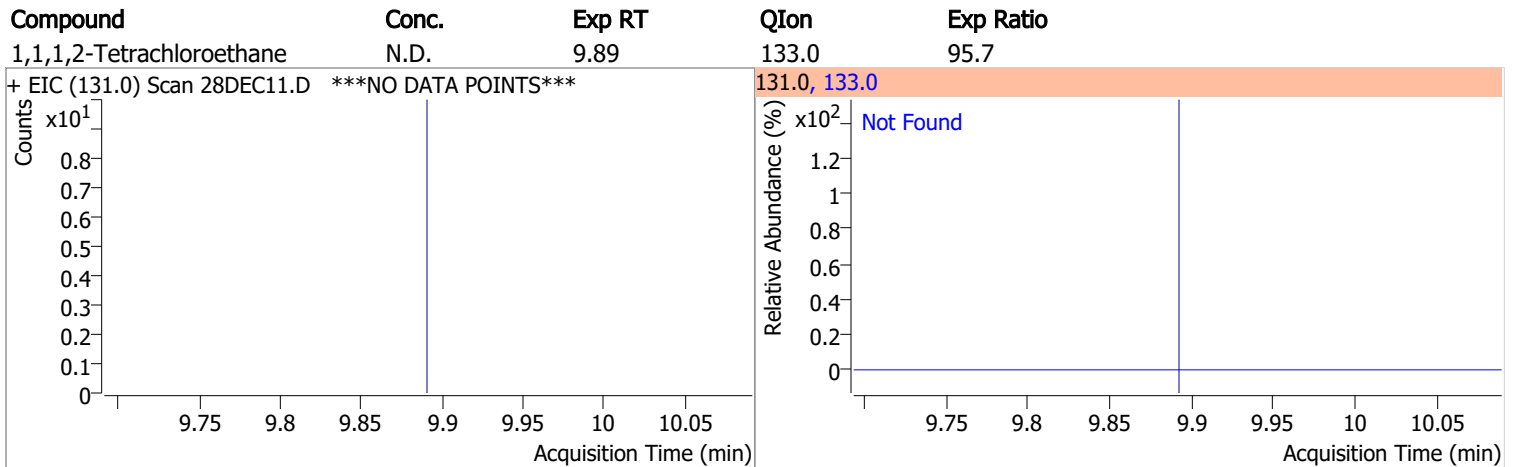
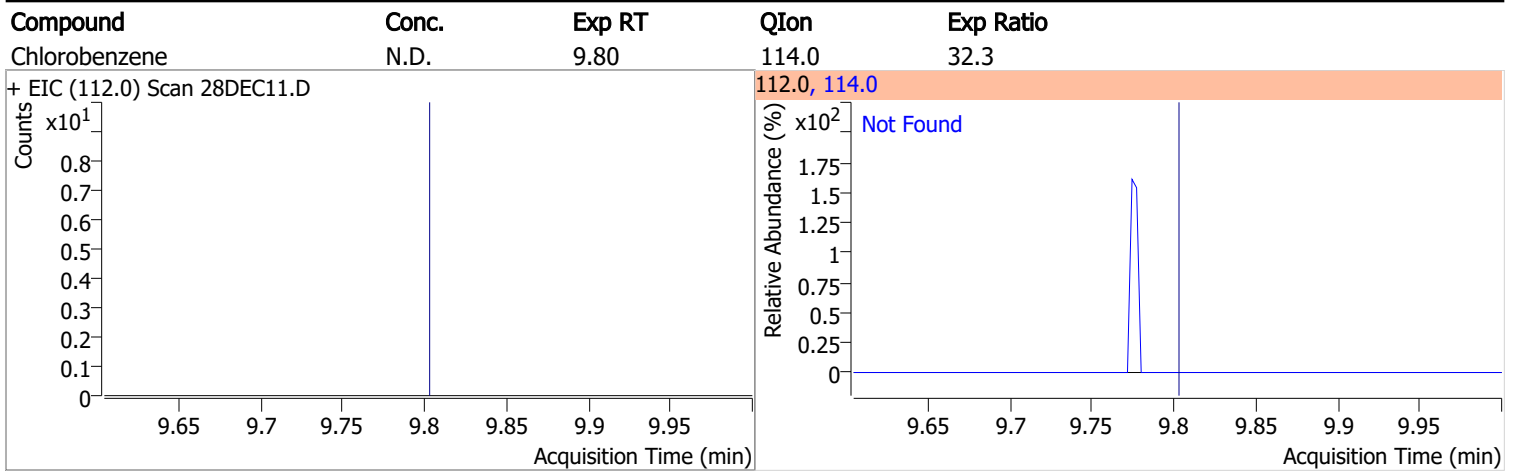
Compound	Conc.	Exp RT	QIon	Exp Ratio
Chlorodibromomethane	N.D.	9.20	127.0	75.3



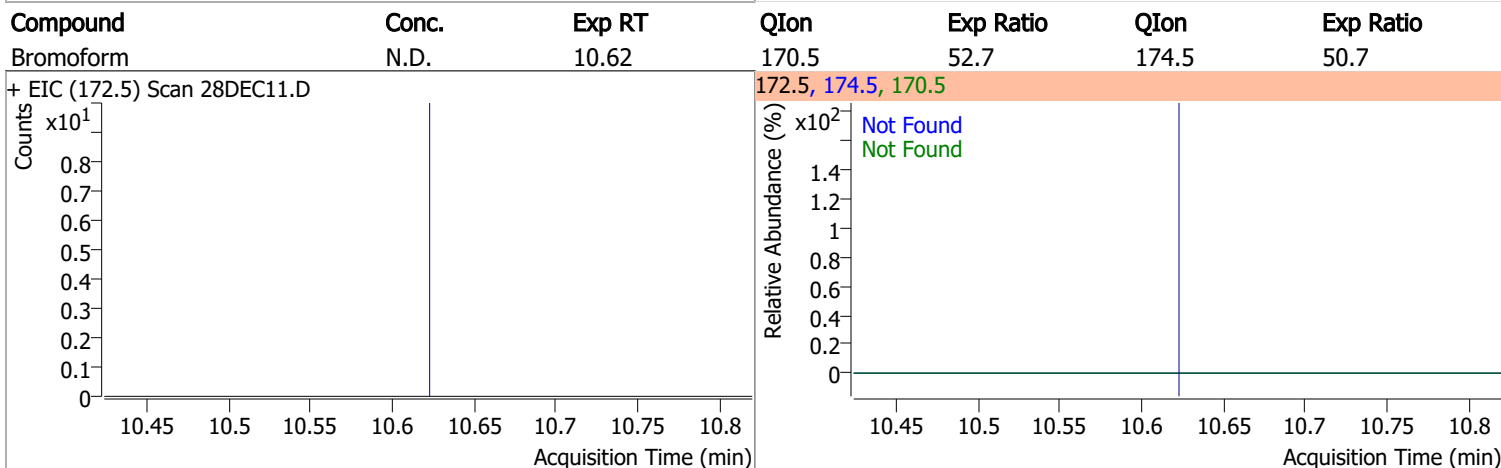
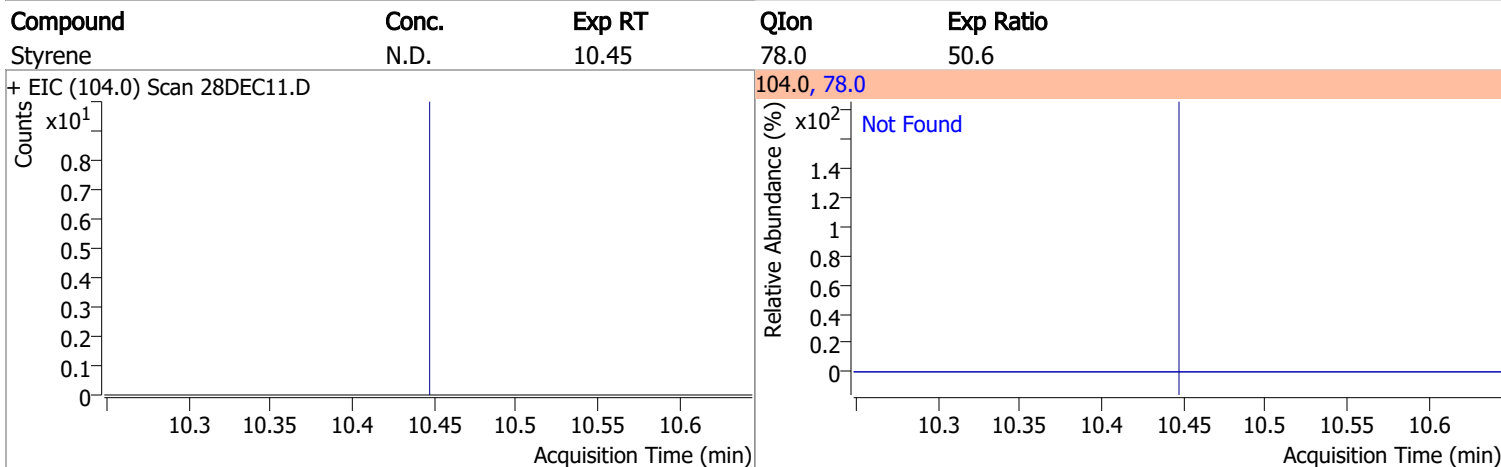
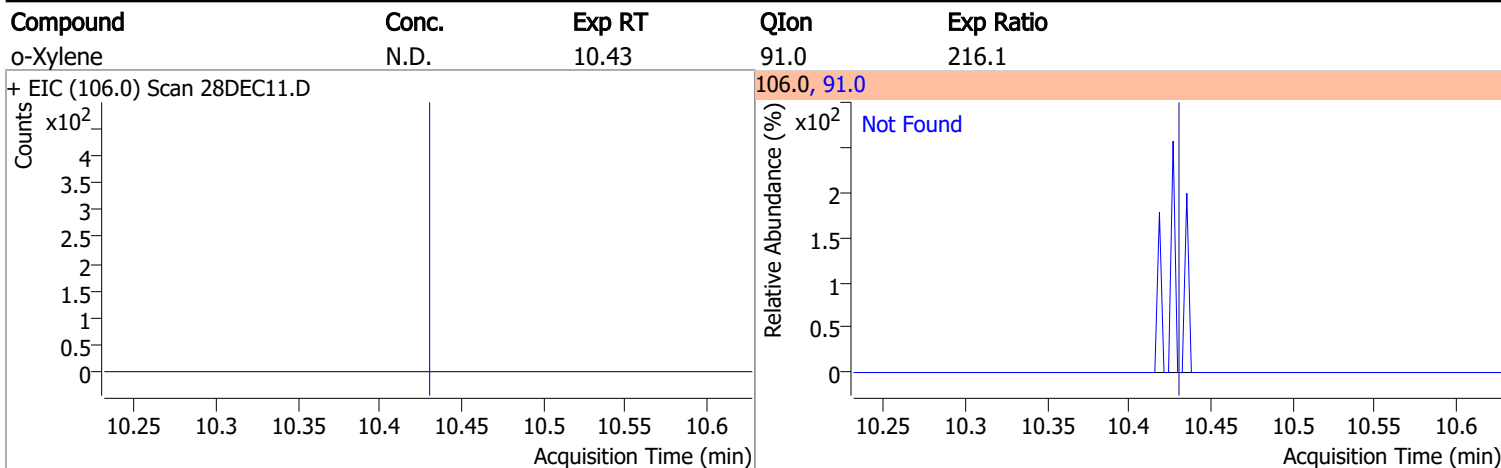
Compound	Conc.	Exp RT	QIon	Exp Ratio
1,2-Dibromoethane	N.D.	9.31	109.0	97.2



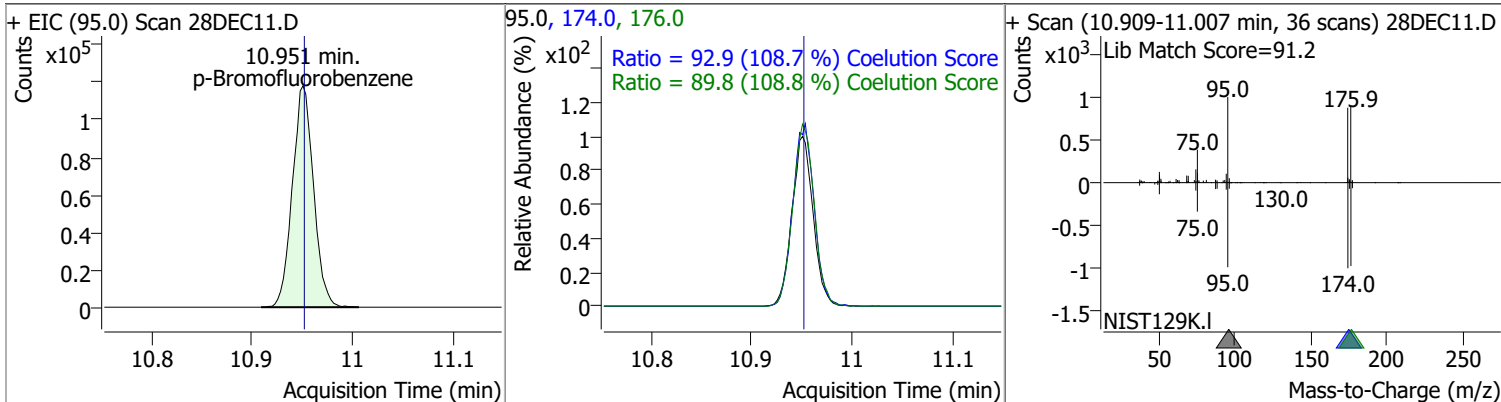
Quantitation Results Report (QT Reviewed)



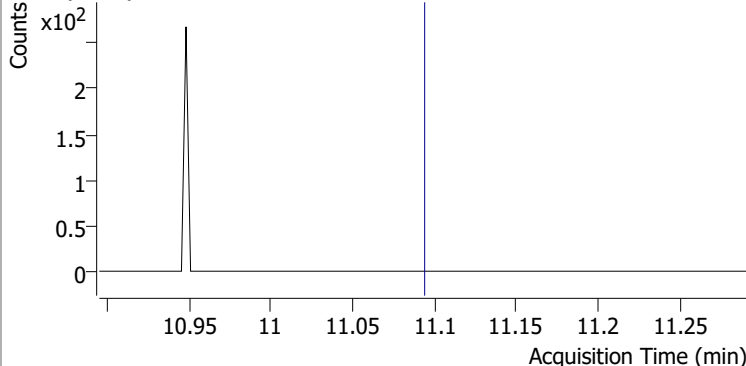
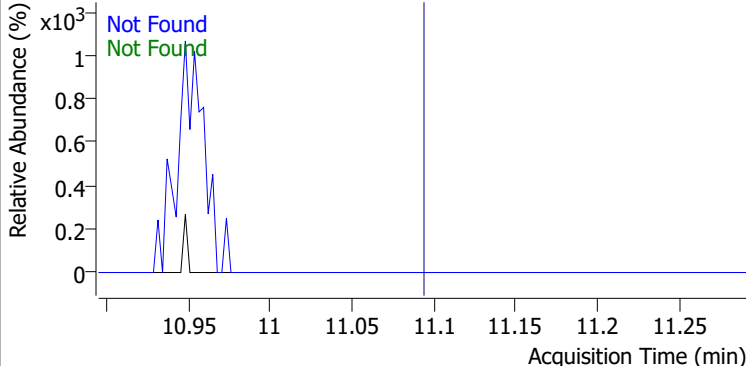
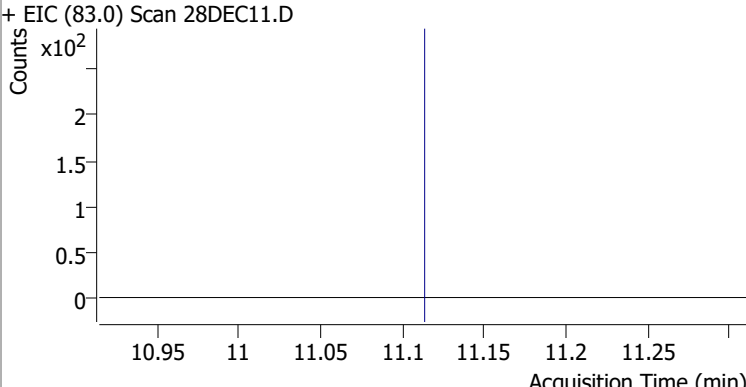
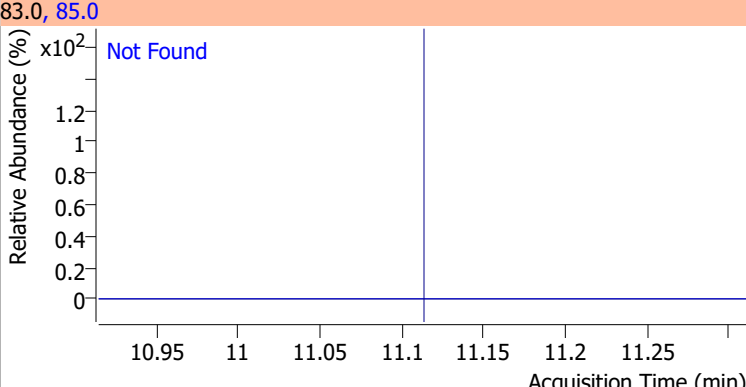
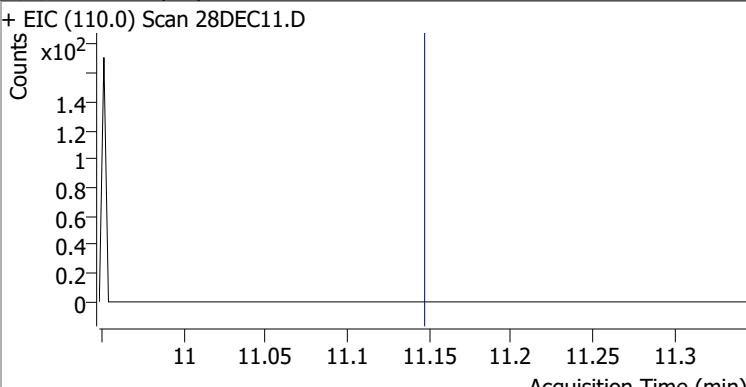
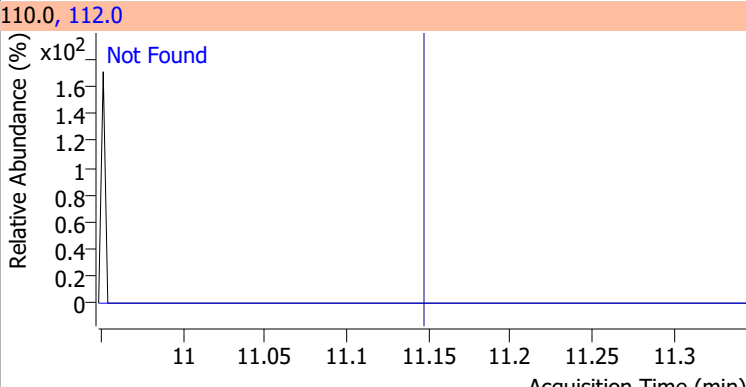
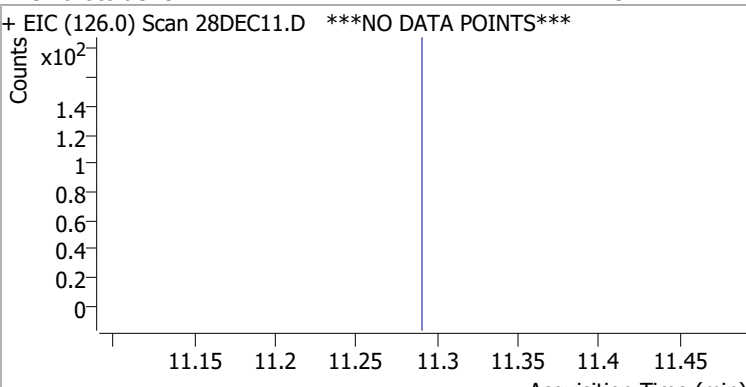
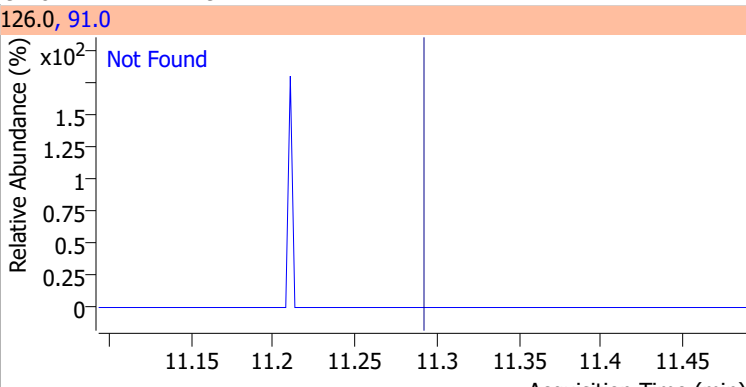
Quantitation Results Report (QT Reviewed)



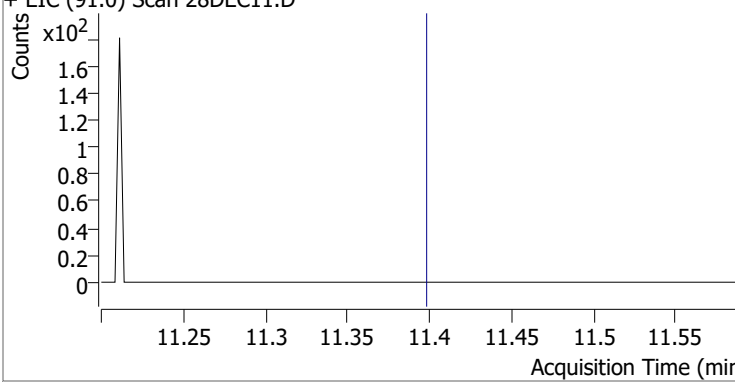
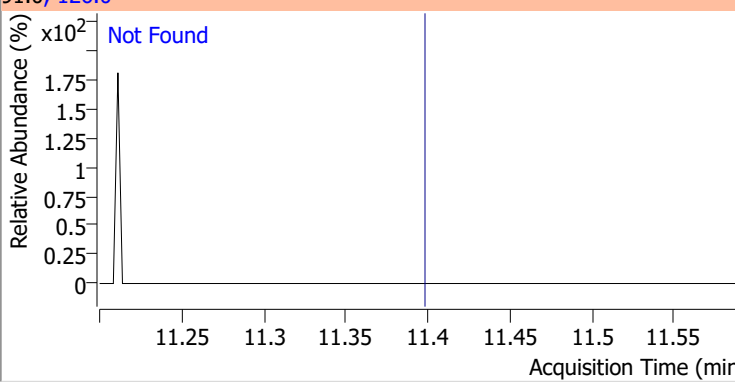
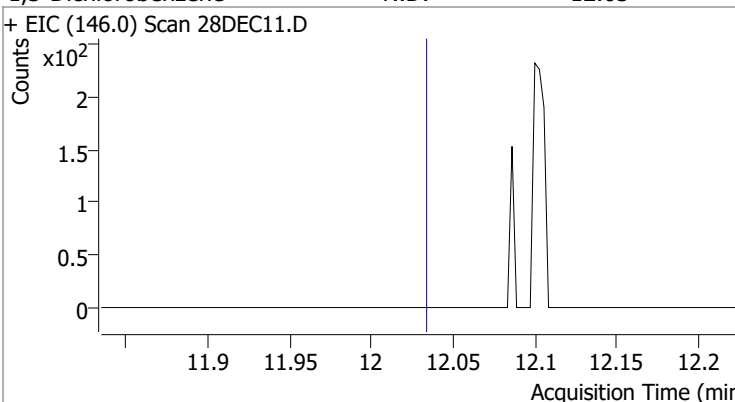
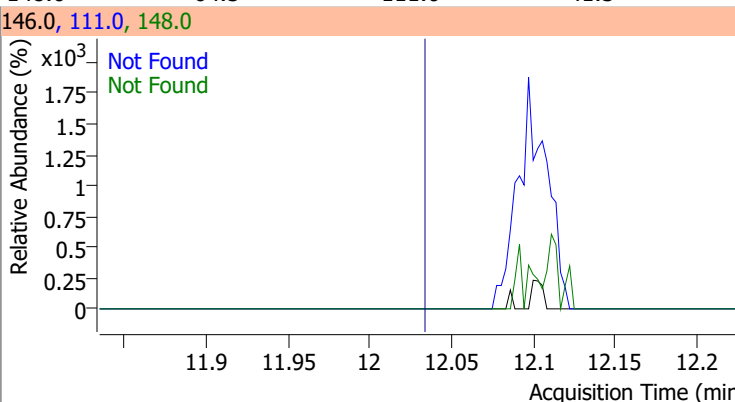
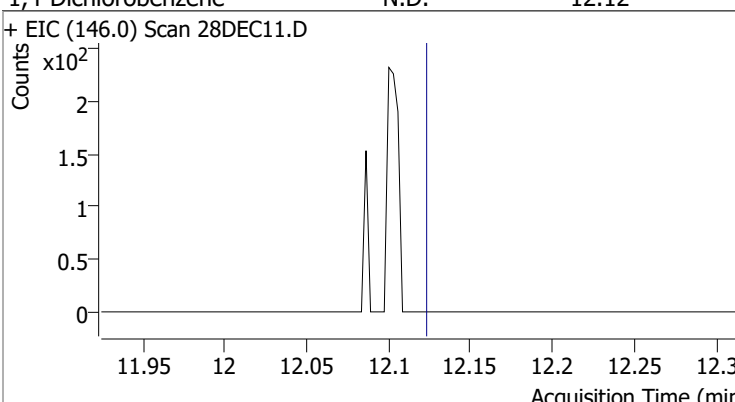
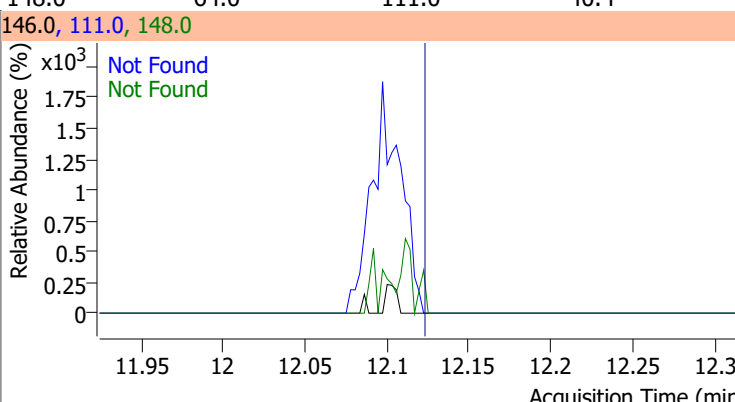
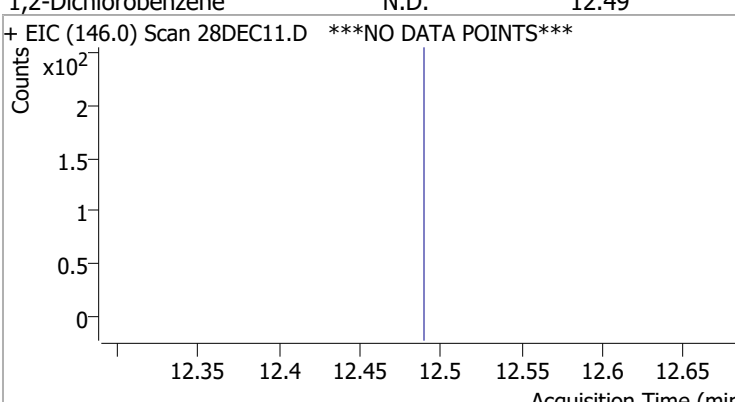
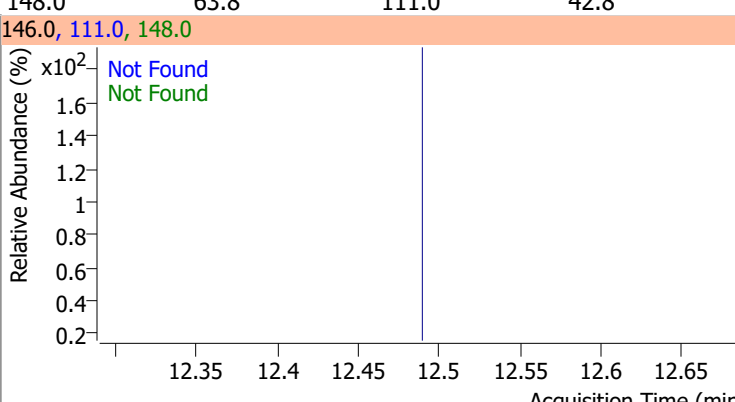
Compound	Conc.	RT	Dev(Min)	Resp.	QIon	QRatio	Lower	Upper
p-Bromofluorobenzene	257.3677	10.95	0.00	173010	174.0	92.9	55.5	115.5
					176.0	89.8	52.5	112.5



Quantitation Results Report (QT Reviewed)

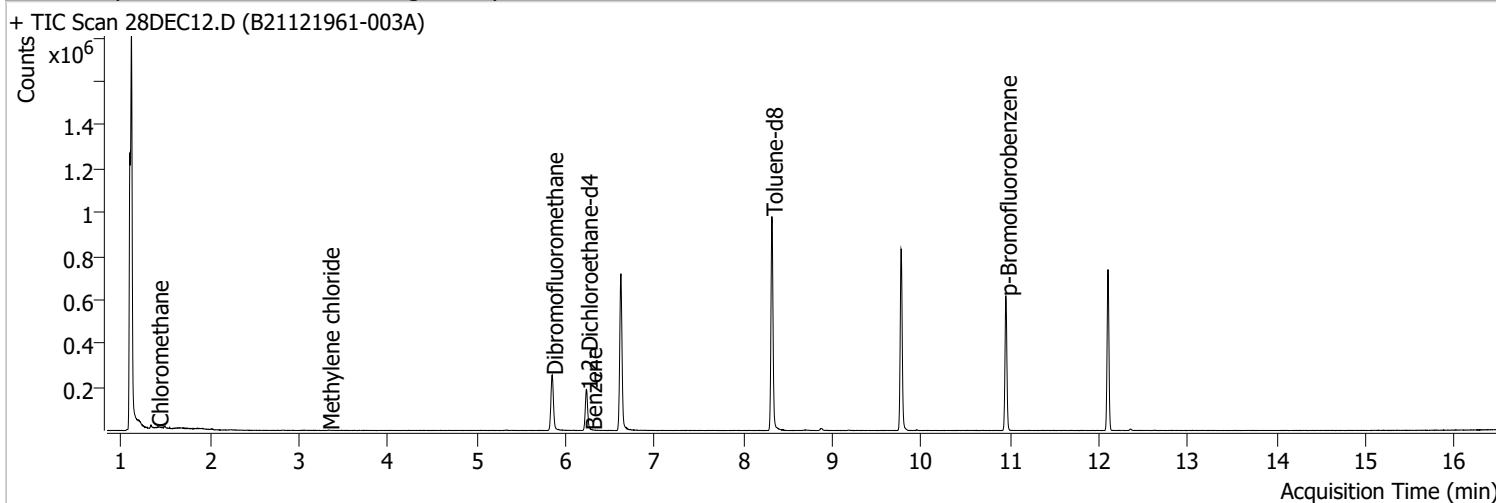
Compound	Conc.	Exp RT	QIon	Exp Ratio	QIon	Exp Ratio
Bromobenzene	N.D.	11.09	77.0	153.2	158.0	96.2
+ EIC (156.0) Scan 28DEC11.D			156.0, 77.0, 158.0			
						
1,1,2,2-Tetrachloroethane	N.D.	11.11	85.0	63.2		
+ EIC (83.0) Scan 28DEC11.D			83.0, 85.0			
						
1,2,3-Trichloropropane	N.D.	11.15	112.0	65.8		
+ EIC (110.0) Scan 28DEC11.D			110.0, 112.0			
						
2-Chlorotoluene	N.D.	11.29	91.0	294.1		
+ EIC (126.0) Scan 28DEC11.D ***NO DATA POINTS***			126.0, 91.0			
						

Quantitation Results Report (QT Reviewed)

Compound	Conc.	Exp RT	QIon	Exp Ratio		
4-Chlorotoluene	N.D.	11.40	126.0	30.4		
+ EIC (91.0) Scan 28DEC11.D			91.0, 126.0			
						
1,3-Dichlorobenzene	N.D.	12.03	148.0	64.5	QIon	Exp Ratio
+ EIC (146.0) Scan 28DEC11.D			146.0, 111.0, 148.0			
						
1,4-Dichlorobenzene	N.D.	12.12	148.0	64.0	QIon	Exp Ratio
+ EIC (146.0) Scan 28DEC11.D			146.0, 111.0, 148.0			
						
1,2-Dichlorobenzene	N.D.	12.49	148.0	63.8	QIon	Exp Ratio
+ EIC (146.0) Scan 28DEC11.D ***NO DATA POINTS***			146.0, 111.0, 148.0			
						

Quantitation Results Report (QT Reviewed)

Data File	28DEC12.D	Operator	MSC
Acq. Method	5975CACQF.M	Acq. Date-Time	12/28/2021 2:36:02 PM
Sample Name	B21121961-003A	Instrument	VOA5975C
Vial	12	Multiplier	1.00
DA Method File	VOA5975C_8260B_SHT_DoD_L4_120721.m	Comment	
Tune File	BFB_Atune3.u	Tune Date	10/11/2021 4:02:00 PM
Batch Name	VG122821_8260B_624pt1.batch.bin	Last Calib Update	2/11/2022 12:17:53 PM
Ref Library	\\MASSHUNTER\Org\Library\NIST129K.I		



Compound	RT	QIon	Resp.	Conc.	Units	Dev(Min)
Internal Standards						
M Fluorobenzene	6.620	96.0	608344	250.0000	ng	0.000
M Chlorobenzene-d5	9.772	82.0	235093	250.0000	ng	-0.003
M 1,4-Dichlorobenzene-d4	12.100	152.0	175056	250.0000	ng	0.000
System Monitoring Compounds						
S Dibromofluoromethane	5.845	113.0	155630	261.0288	ng	-0.006
Spiked Amount: 250.000	Range: 80.0 - 119.0%			Recovery = 104.41%		
S 1,2-Dichloroethane-d4	6.236	67.0	67542	248.2315	ng	0.006
Spiked Amount: 250.000	Range: 81.0 - 118.0%			Recovery = 99.29%		
S Toluene-d8	8.319	98.0	602607	254.9909	ng	0.000
Spiked Amount: 250.000	Range: 89.0 - 112.0%			Recovery = 102.00%		
S p-Bromofluorobenzene	10.951	95.0	175819	262.4786	ng	0.000
Spiked Amount: 250.000	Range: 85.0 - 114.0%			Recovery = 104.99%		
Target Compounds						
T Dichlorodifluoromethane	0.000		0	N.D.		
T Chloromethane	1.408	50.0	1305	1.3179	ng	m 87
T Vinyl chloride	0.000		0	N.D.		
T Bromomethane	0.000		0	N.D.		
T Chloroethane	0.000		0	N.D.		
T Trichlorofluoromethane	0.000		0	N.D.		
T 1,1-Dichloroethene	0.000		0	N.D.		
T Methylene chloride	3.330	49.0	1120	1.2568	ng	m 69
T trans-1,2-Dichloroethene	0.000		0	N.D.		
T Methyl tert-butyl ether (MTBE)	0.000		0	N.D.		
T 1,1-Dichloroethane	0.000		0	N.D.		
T 2,2-Dichloropropane	0.000		0	N.D.		
T cis-1,2-Dichloroethene	0.000		0	N.D.		
T Methyl ethyl ketone	0.000		0	N.D.		
T Bromochloromethane	0.000		0	N.D.		
T Chloroform	0.000		0	N.D.		

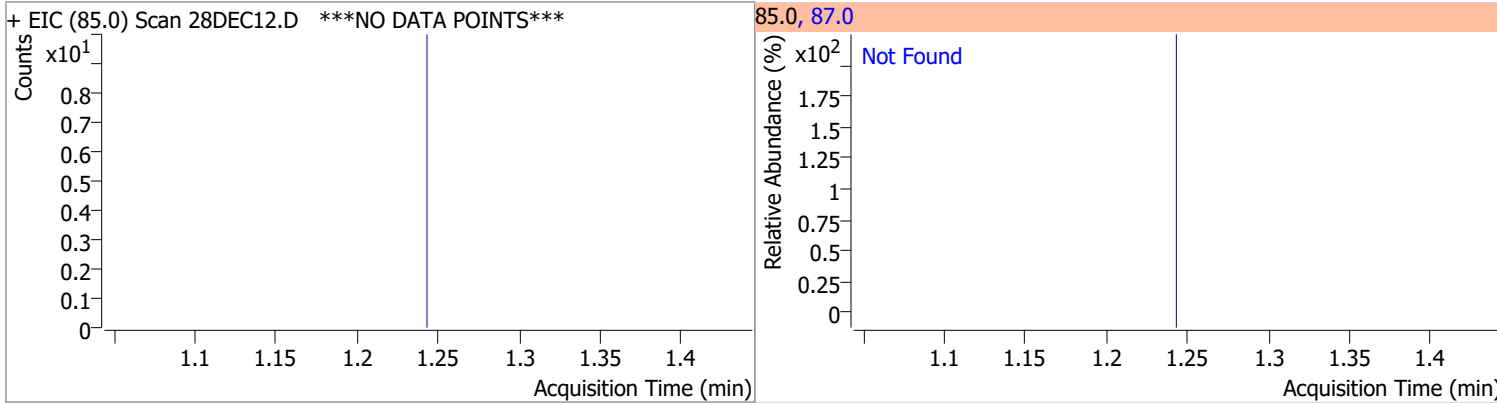
Quantitation Results Report (QT Reviewed)

Compound	RT	QIon	Resp.	Conc.	Units		Dev(Min)
T 1,1,1-Trichloroethane	0.000		0	N.D.			
T Carbon tetrachloride	0.000		0	N.D.			
T 1,1-Dichloropropene	0.000		0	N.D.			
T Benzene	6.286	78.0	568	0.2297	ng	m	84
T 1,2-Dichloroethane	0.000		0	N.D.			
T Trichloroethene	0.000		0	N.D.			
T 1,2-Dichloropropane	0.000		0	N.D.			
T Dibromomethane	0.000		0	N.D.			
T Bromodichloromethane	0.000		0	N.D.			
T cis-1,3-Dichloropropene	0.000		0	N.D.			
T Toluene	8.388	92.0	0		ng	md	1
T trans-1,3-Dichloropropene	0.000		0	N.D.			
T 1,1,2-Trichloroethane	0.000		0	N.D.			
T Tetrachloroethene	0.000		0	N.D.			
T 1,3-Dichloropropane	0.000		0	N.D.			
T Chlorodibromomethane	0.000		0	N.D.			
T 1,2-Dibromoethane	0.000		0	N.D.			
T Chlorobenzene	0.000		0	N.D.			
T 1,1,1,2-Tetrachloroethane	0.000		0	N.D.			
T Ethylbenzene	0.000		0	N.D.			
T m+p-Xylenes	10.039	106.0	0		ng	md	1
T o-Xylene	0.000		0	N.D.			
T Styrene	0.000		0	N.D.			
T Bromoform	0.000		0	N.D.			
T Bromobenzene	0.000		0	N.D.			
T 1,1,2,2-Tetrachloroethane	0.000		0	N.D.			
T 1,2,3-Trichloropropane	0.000		0	N.D.			
T 2-Chlorotoluene	0.000		0	N.D.			
T 4-Chlorotoluene	0.000		0	N.D.			
T 1,3-Dichlorobenzene	0.000		0	N.D.			
T 1,4-Dichlorobenzene	0.000		0	N.D.			
T 1,2-Dichlorobenzene	0.000		0	N.D.			

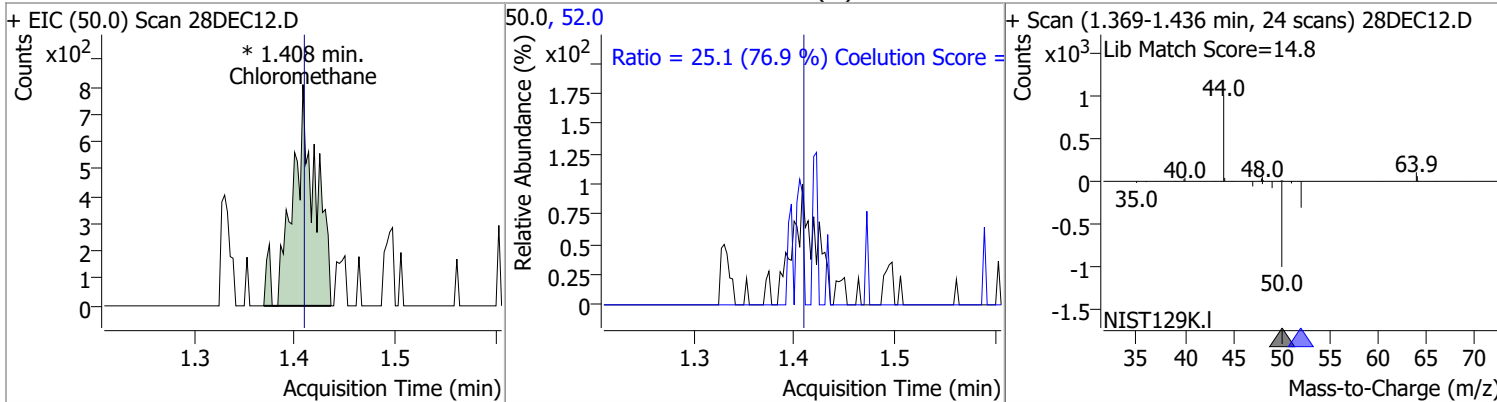
(#) = Qualifier Out of Range; (m) = Manual Integration; (+) = Area Summed; (*) = Surrogate Percent Recovery Out of Range; (d): Zeroed Peak

Quantitation Results Report (QT Reviewed)

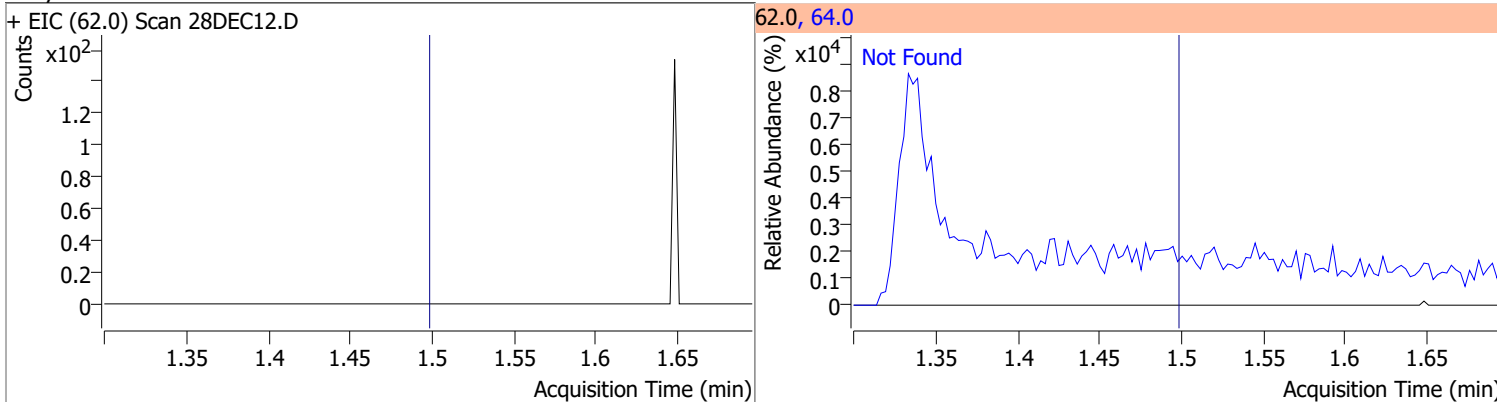
Compound	Conc.	Exp RT	QIon	Exp Ratio
Dichlorodifluoromethane	N.D.	1.24	87.0	32.0



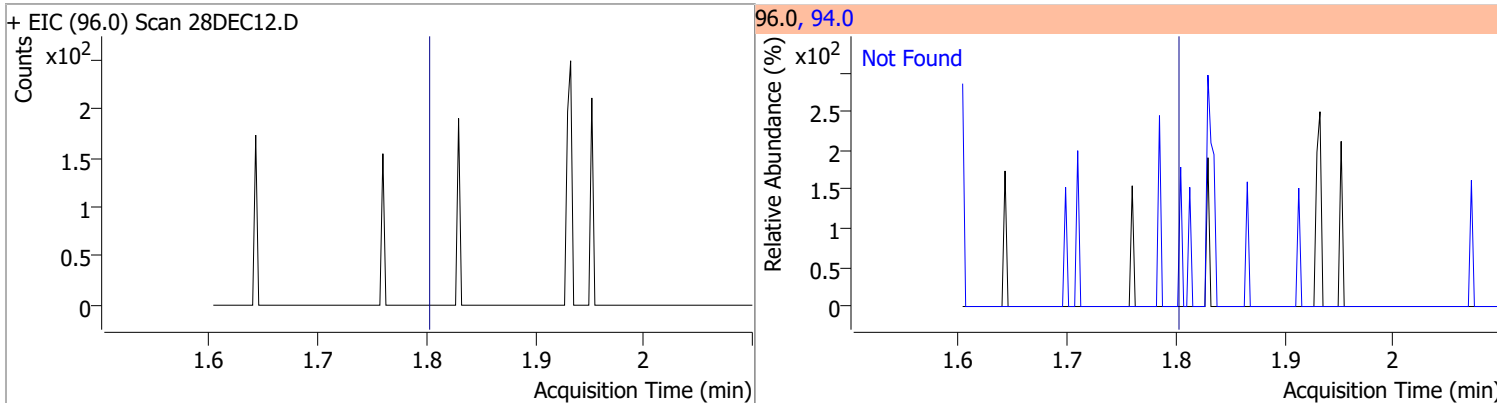
Compound	Conc.	RT	Dev(Min)	Resp.	QIon	QRatio	Lower	Upper
Chloromethane	1.3179	1.41	0.00	1305 (m)	52.0	25.1	2.7	62.7



Compound	Conc.	Exp RT	QIon	Exp Ratio
Vinyl chloride	N.D.	1.50	64.0	31.6

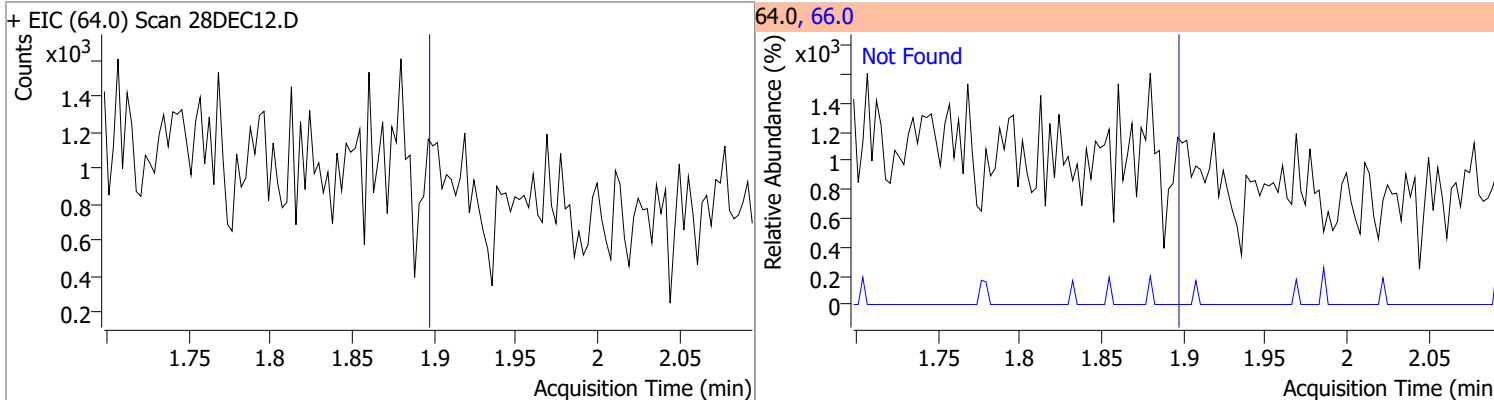


Compound	Conc.	Exp RT	QIon	Exp Ratio
Bromomethane	N.D.	1.80	94.0	106.0

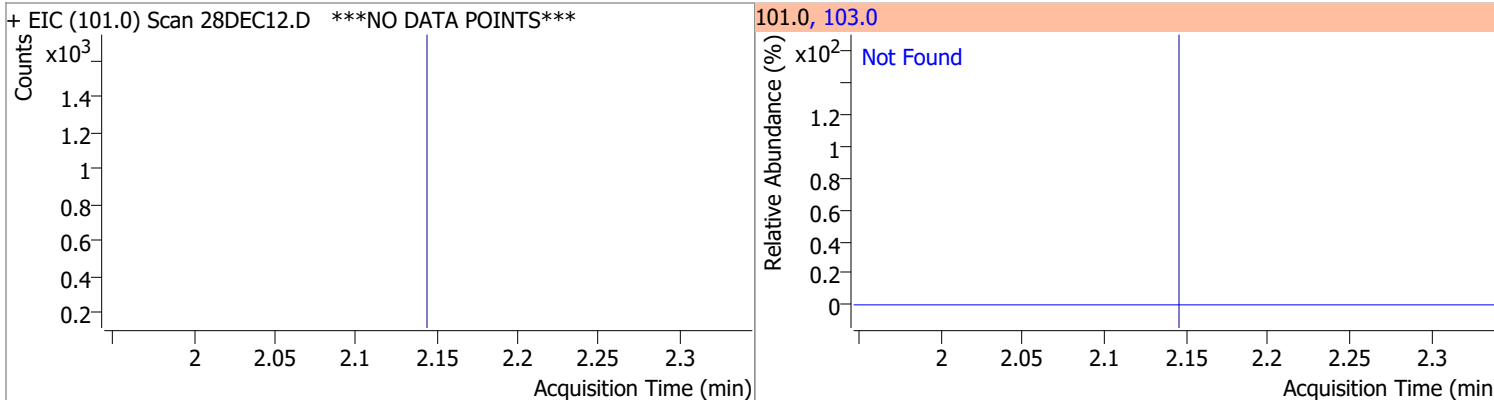


Quantitation Results Report (QT Reviewed)

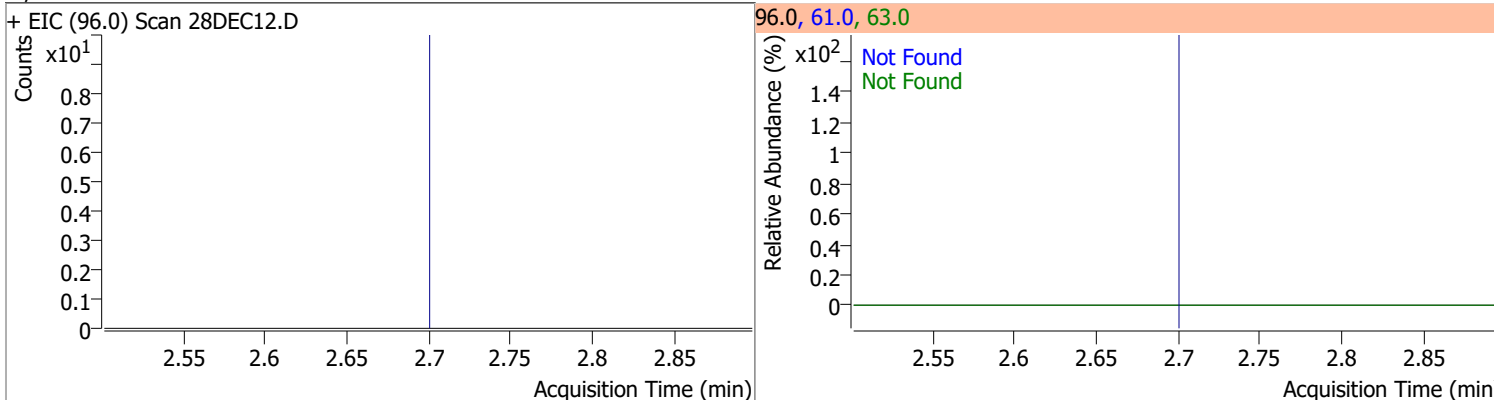
Compound	Conc.	Exp RT	QIon	Exp Ratio
Chloroethane	N.D.	1.90	66.0	30.8



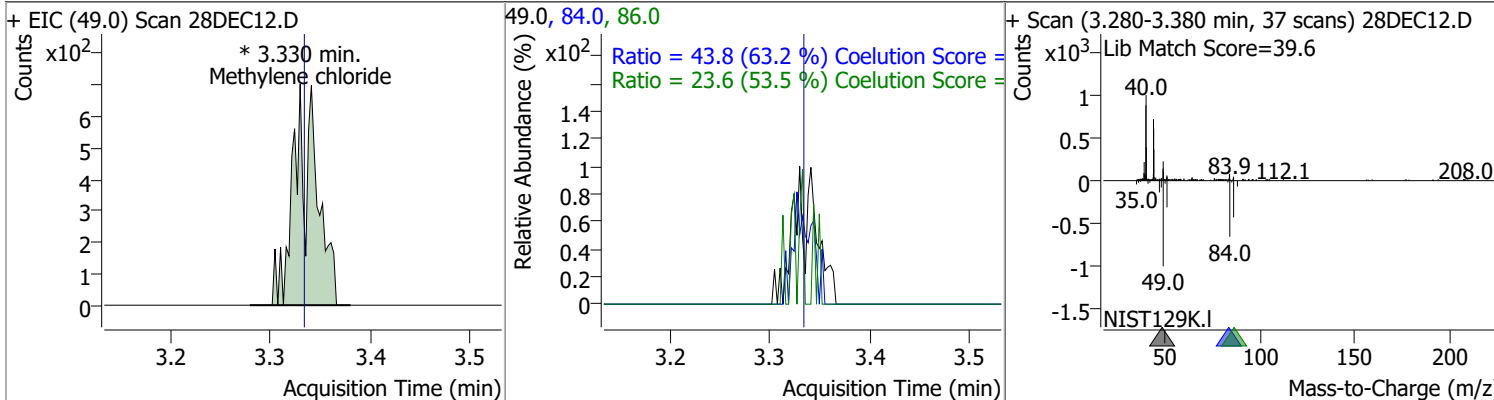
Compound	Conc.	Exp RT	QIon	Exp Ratio
Trichlorofluoromethane	N.D.	2.14	103.0	64.8



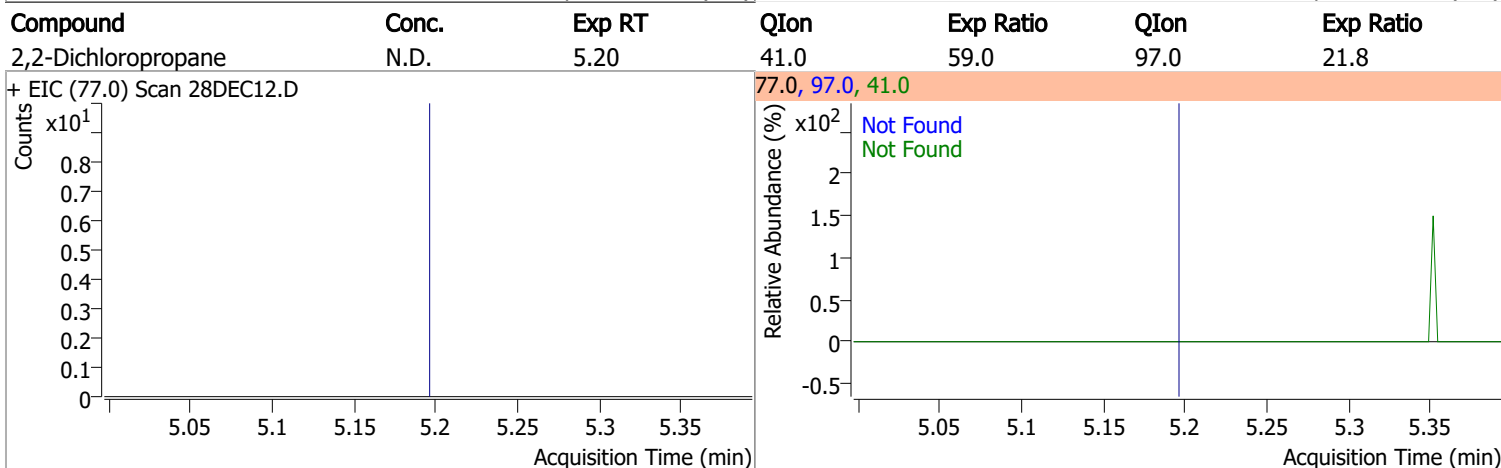
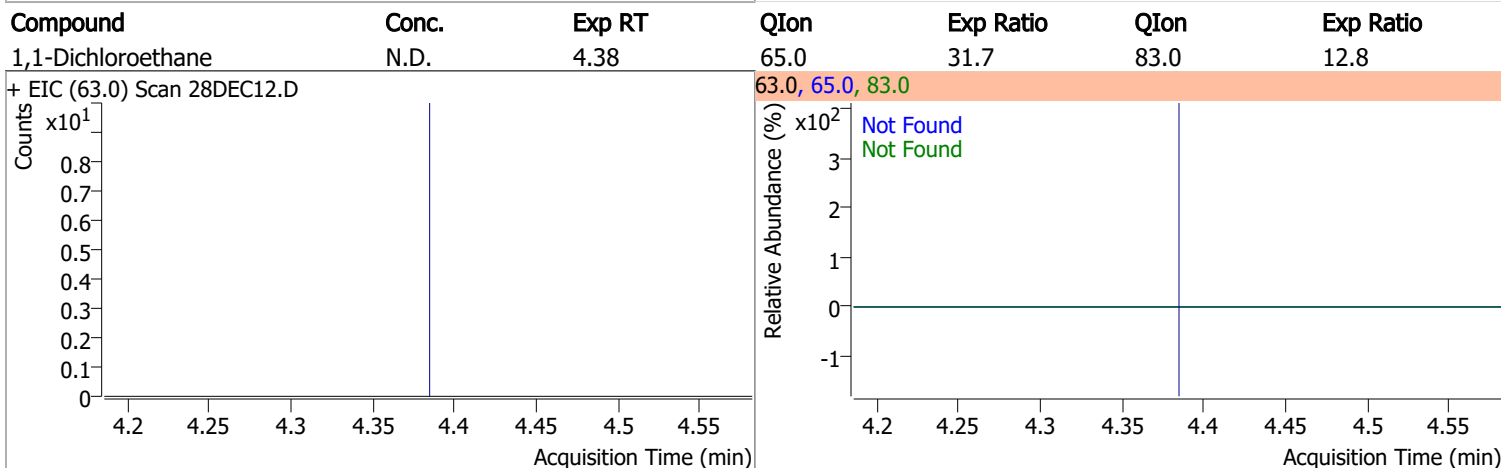
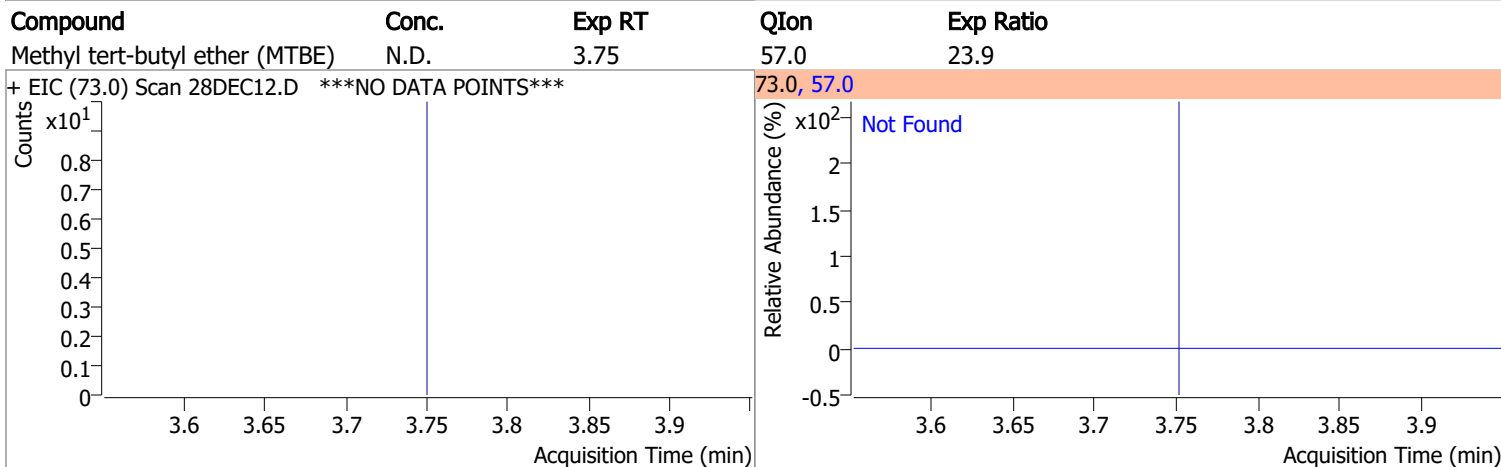
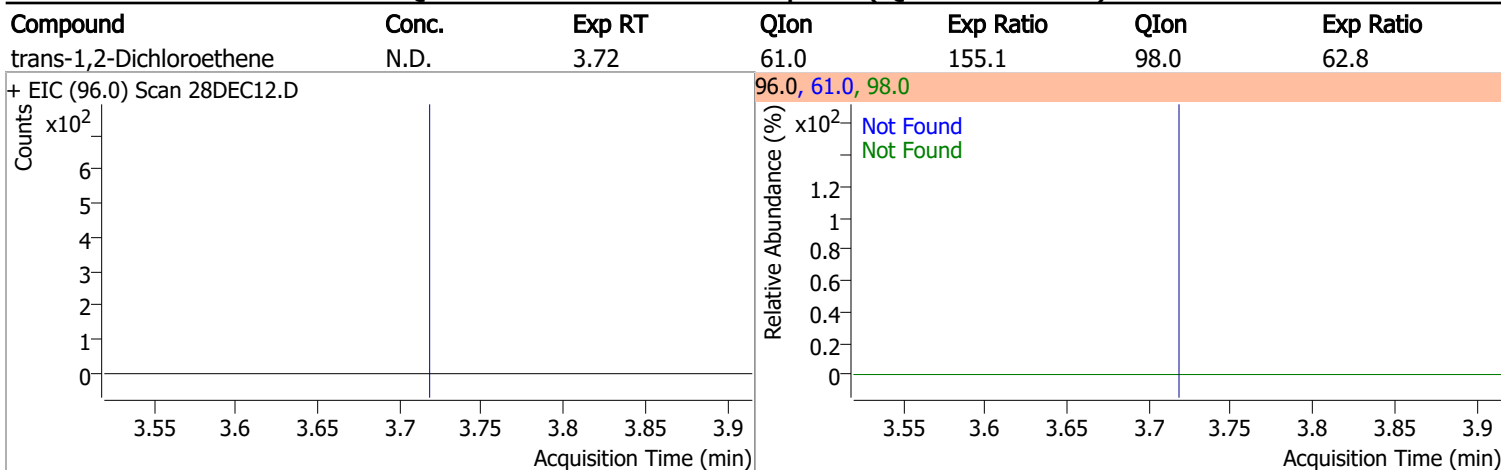
Compound	Conc.	Exp RT	QIon	Exp Ratio	QIon	Exp Ratio
1,1-Dichloroethene	N.D.	2.70	61.0	180.1	63.0	57.5



Compound	Conc.	RT	Dev(Min)	Resp.	QIon	QRatio	Lower	Upper
Methylene chloride	1.2568	3.33	0.00	1120 (m)	84.0	43.8	39.4	99.4
					86.0	23.6	14.1	74.1

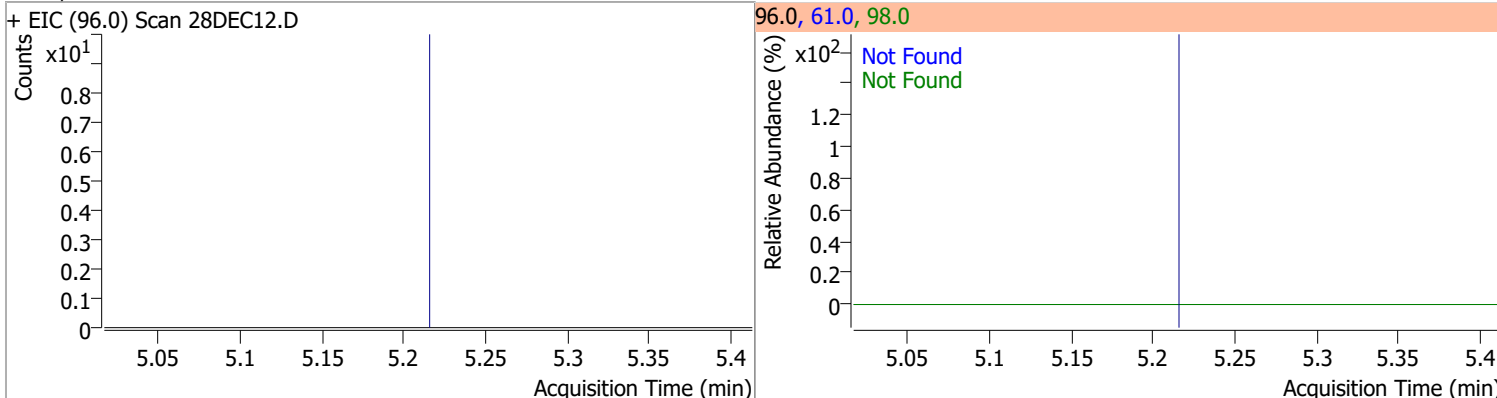


Quantitation Results Report (QT Reviewed)

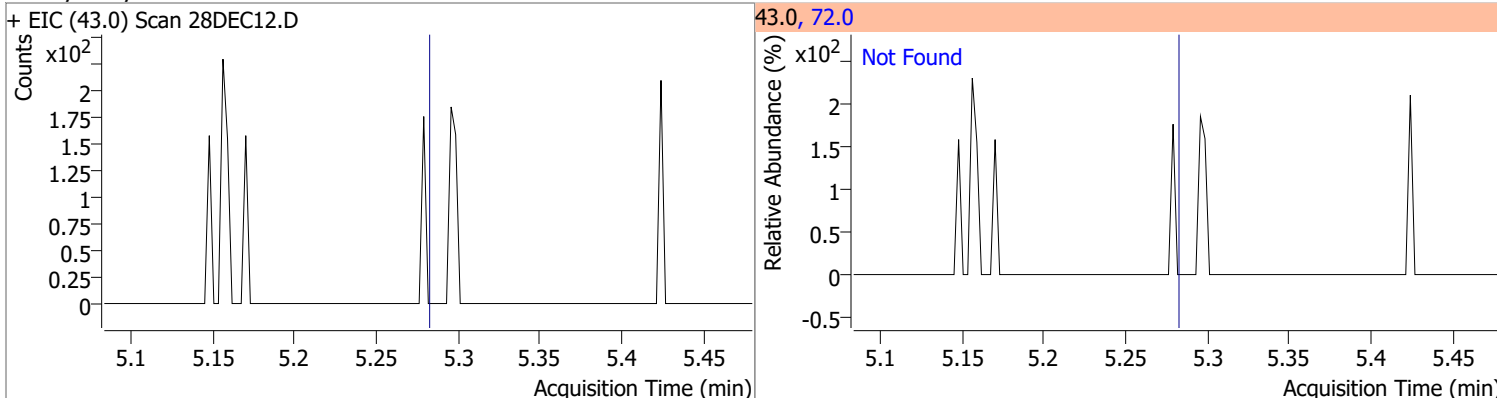


Quantitation Results Report (QT Reviewed)

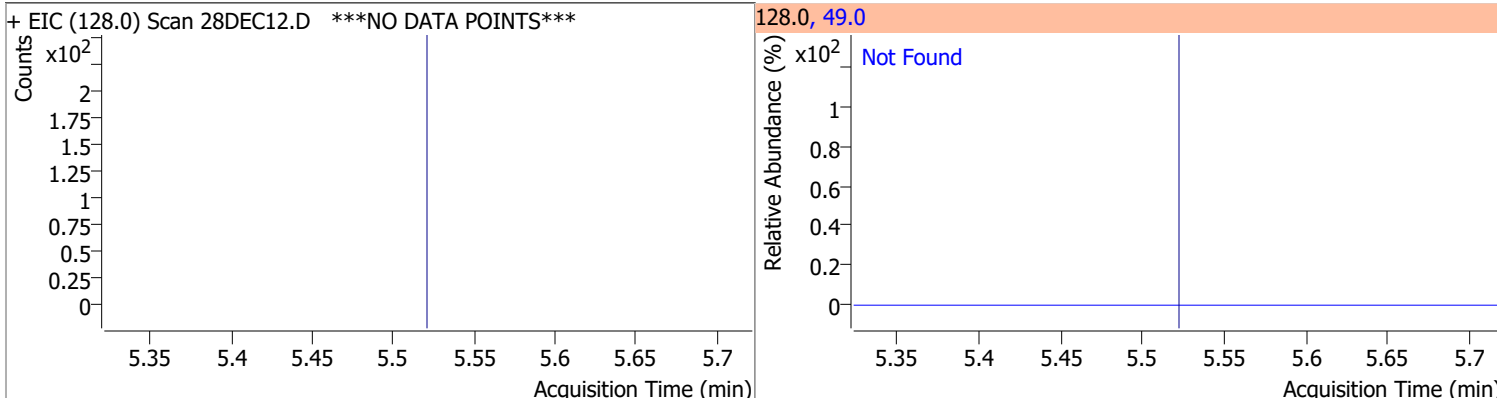
Compound	Conc.	Exp RT	QIon	Exp Ratio	QIon	Exp Ratio
cis-1,2-Dichloroethene	N.D.	5.21	61.0	163.3	98.0	64.4



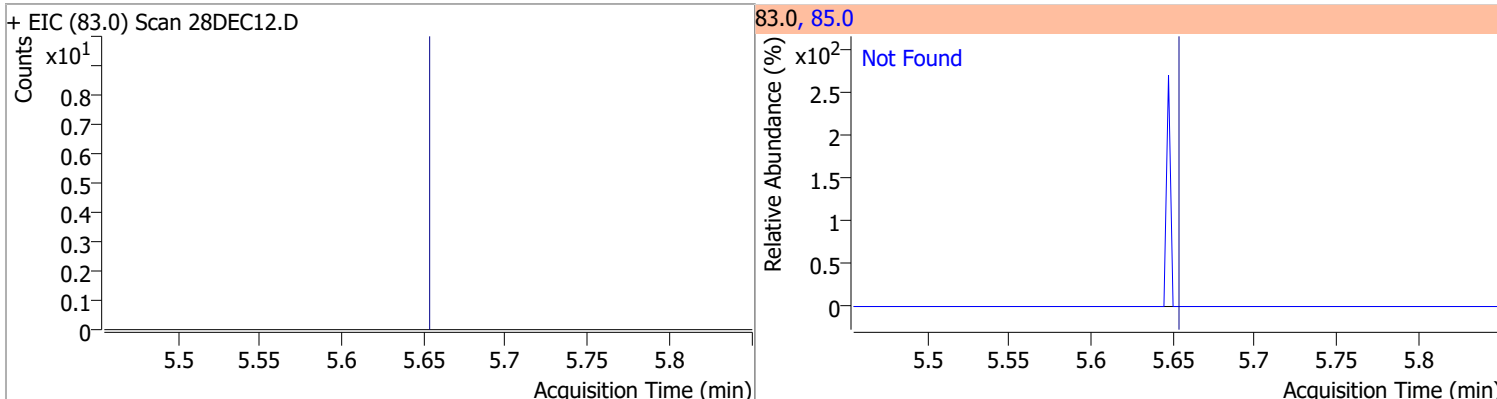
Compound	Conc.	Exp RT	QIon	Exp Ratio
Methyl ethyl ketone	N.D.	5.28	72.0	22.2



Compound	Conc.	Exp RT	QIon	Exp Ratio
Bromochloromethane	N.D.	5.52	49.0	184.6

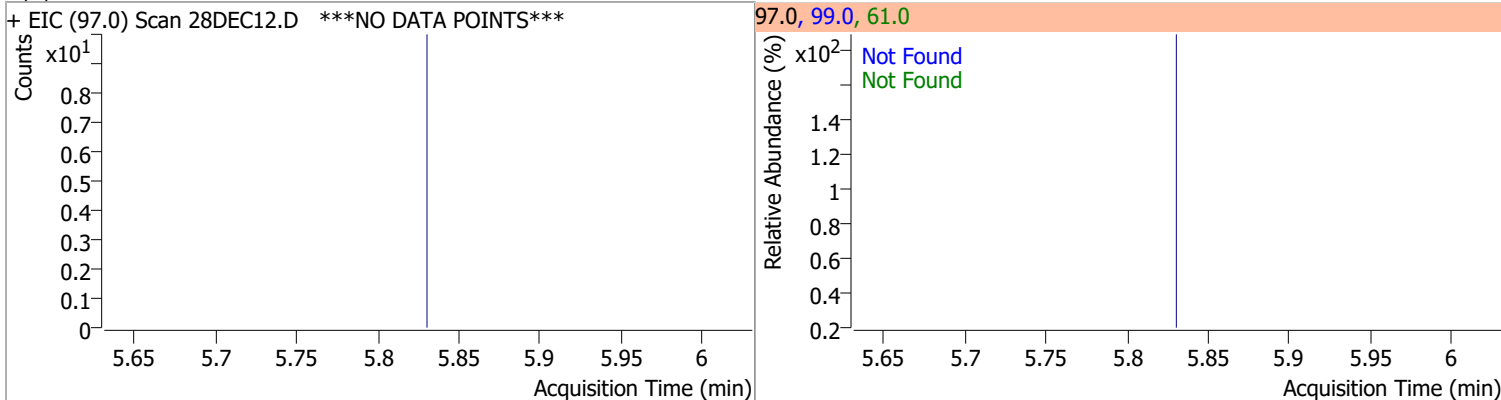


Compound	Conc.	Exp RT	QIon	Exp Ratio
Chloroform	N.D.	5.65	85.0	65.1

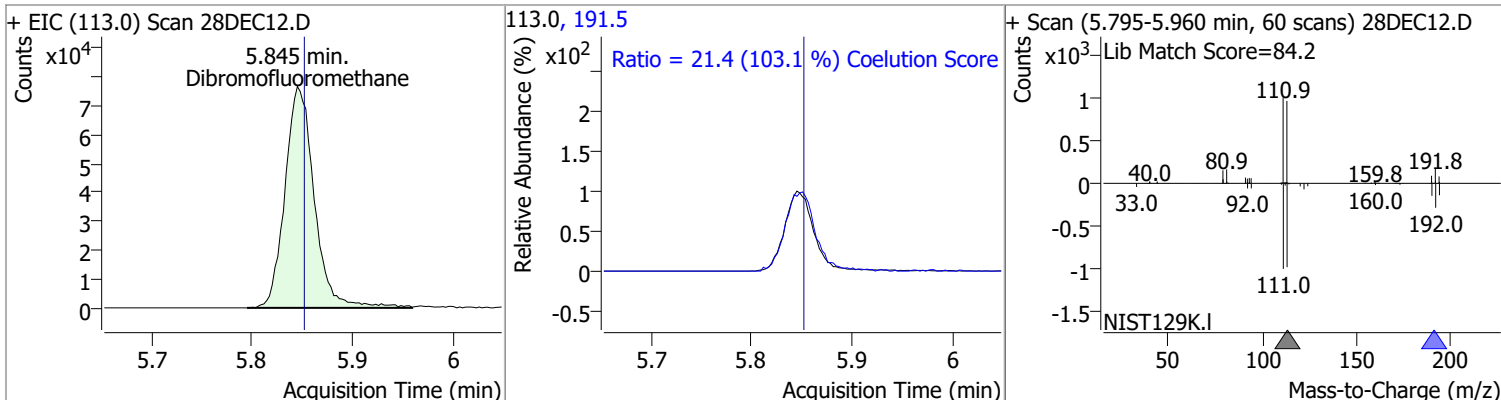


Quantitation Results Report (QT Reviewed)

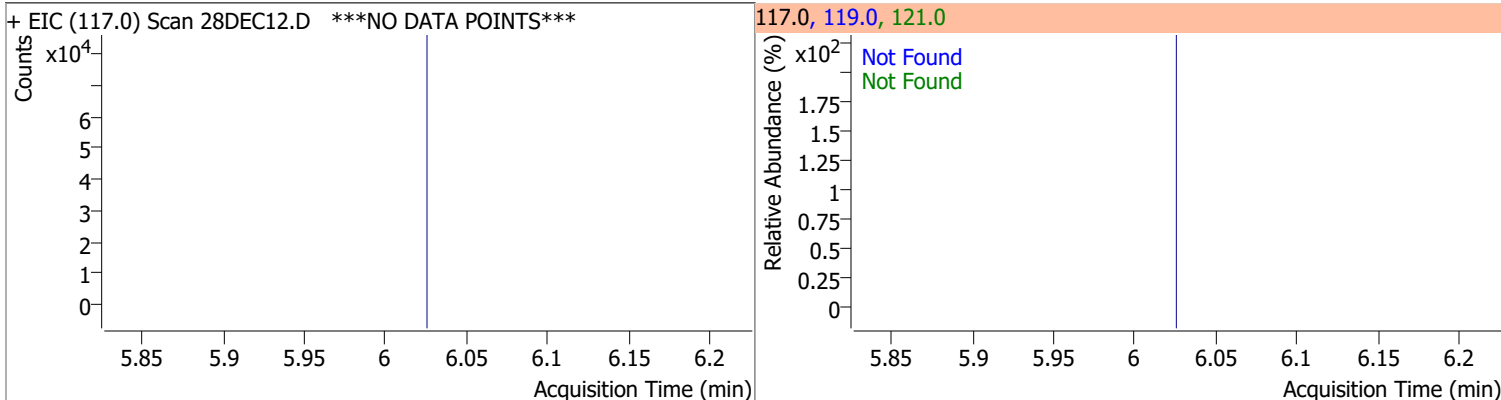
Compound	Conc.	Exp RT	QIon	Exp Ratio	QIon	Exp Ratio
1,1,1-Trichloroethane	N.D.	5.83	99.0	65.7	61.0	45.0



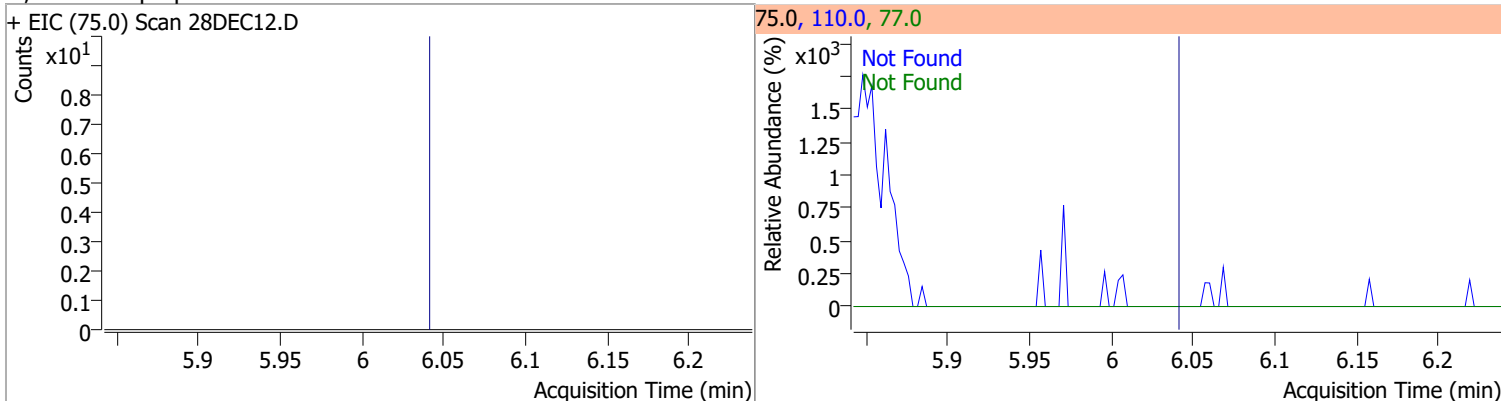
Compound	Conc.	RT	Dev(Min)	Resp.	QIon	QRatio	Lower	Upper
Dibromofluoromethane	261.0288	5.85	-0.01	155630	191.5	21.4	0.0	50.7



Compound	Conc.	Exp RT	QIon	Exp Ratio	QIon	Exp Ratio
Carbon tetrachloride	N.D.	6.03	119.0	97.5	121.0	30.4

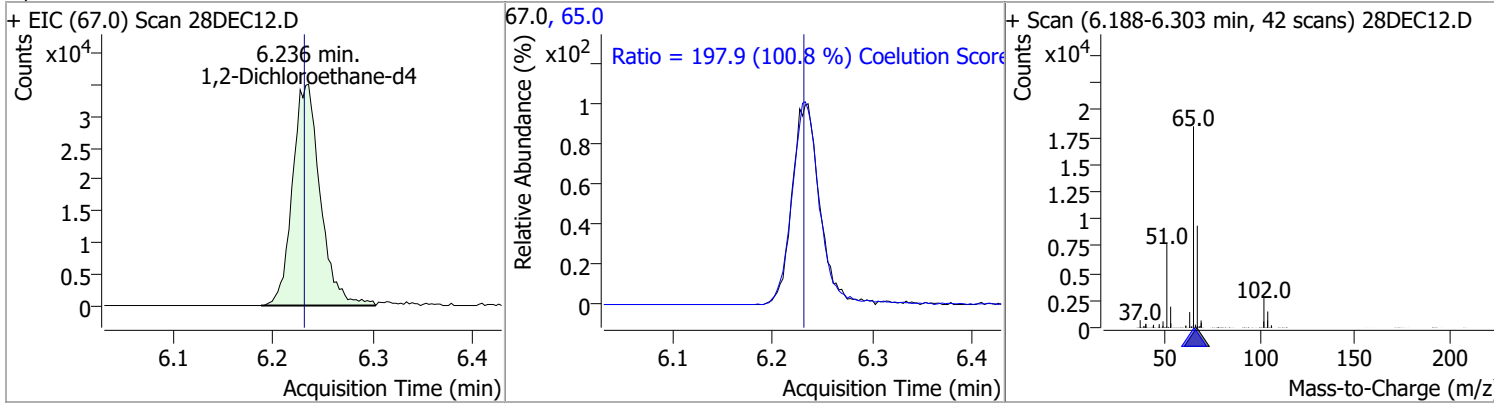


Compound	Conc.	Exp RT	QIon	Exp Ratio	QIon	Exp Ratio
1,1-Dichloropropene	N.D.	6.04	110.0	35.4	77.0	30.5

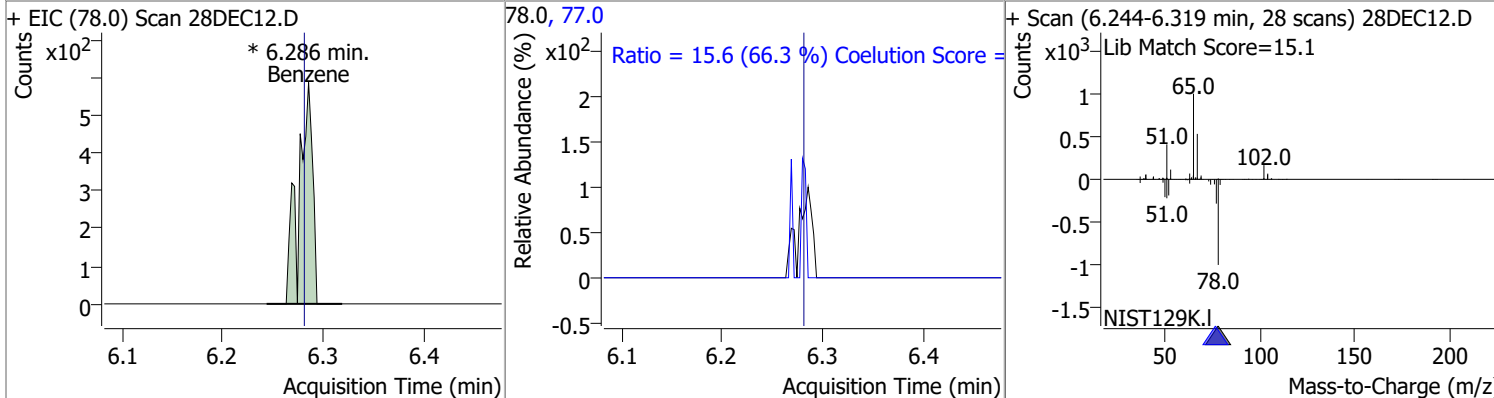


Quantitation Results Report (QT Reviewed)

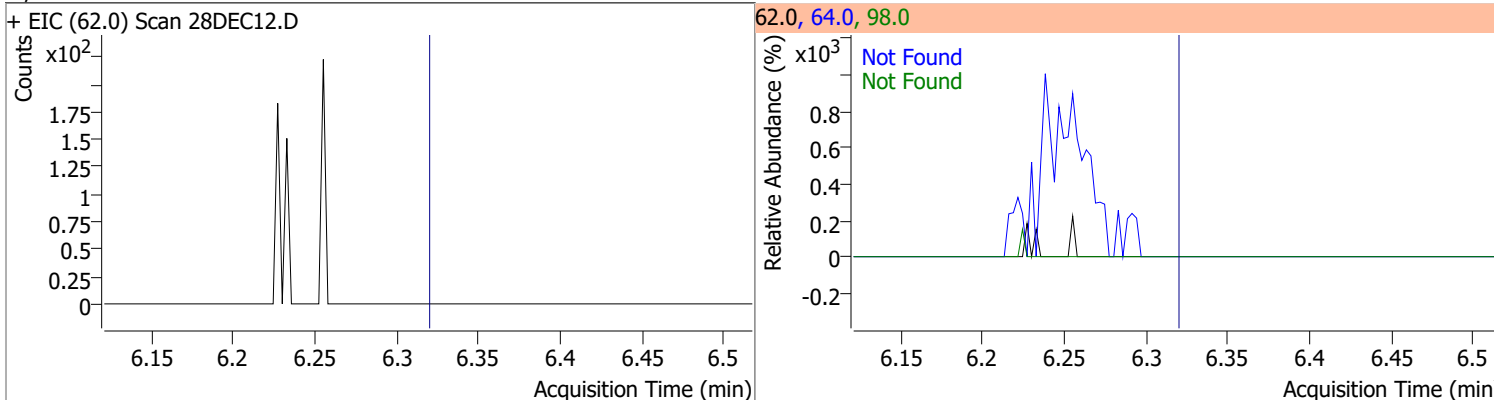
Compound	Conc.	RT	Dev(Min)	Resp.	QIon	QRatio	Lower	Upper
1,2-Dichloroethane-d4	248.2315	6.24	0.01	67542	65.0	197.9	166.3	226.3



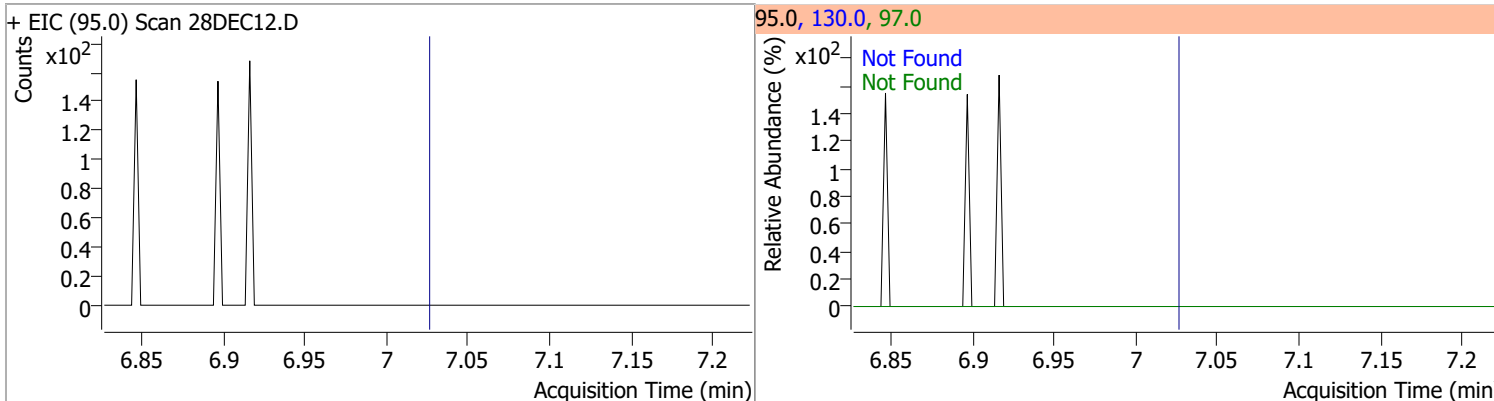
Compound	Conc.	RT	Dev(Min)	Resp.	QIon	QRatio	Lower	Upper
Benzene	0.2297	6.29	0.01	568 (m)	77.0	15.6	0.0	53.5



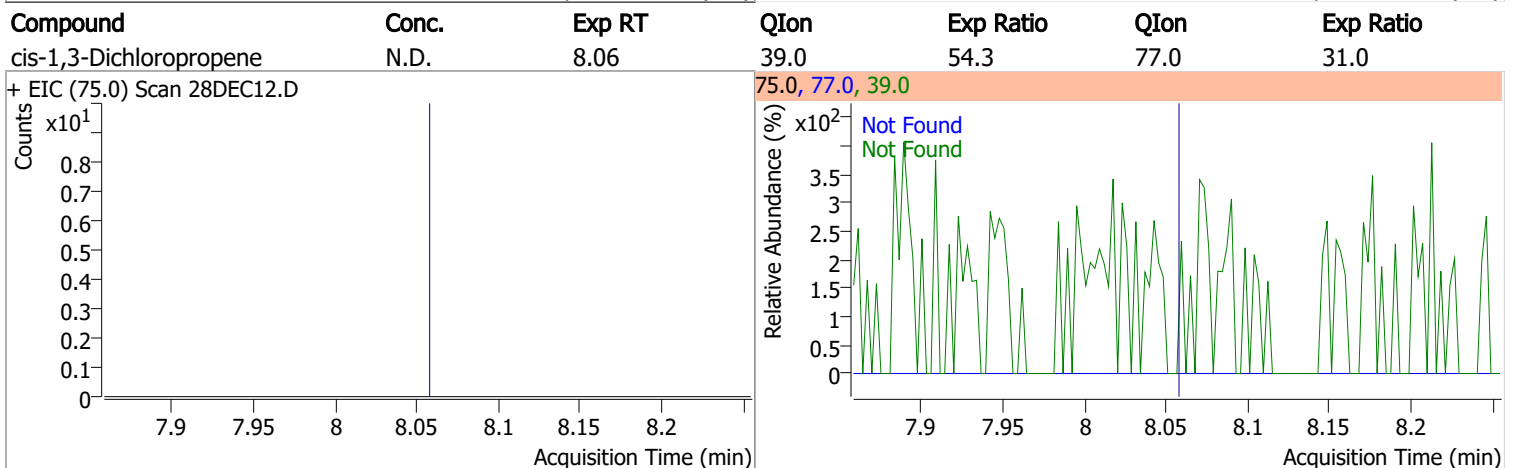
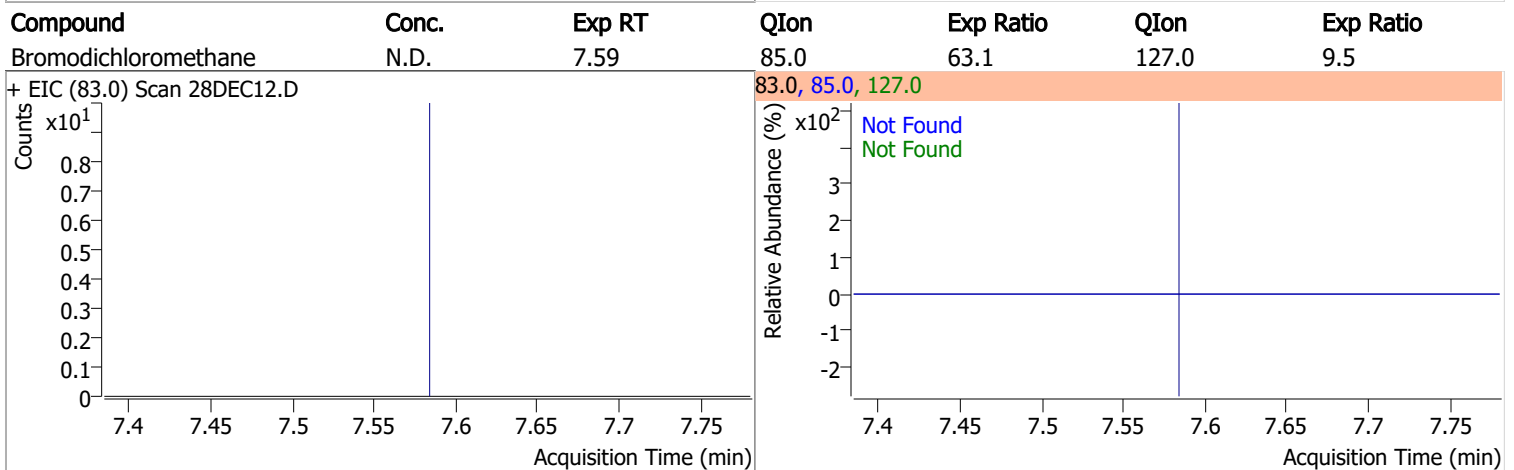
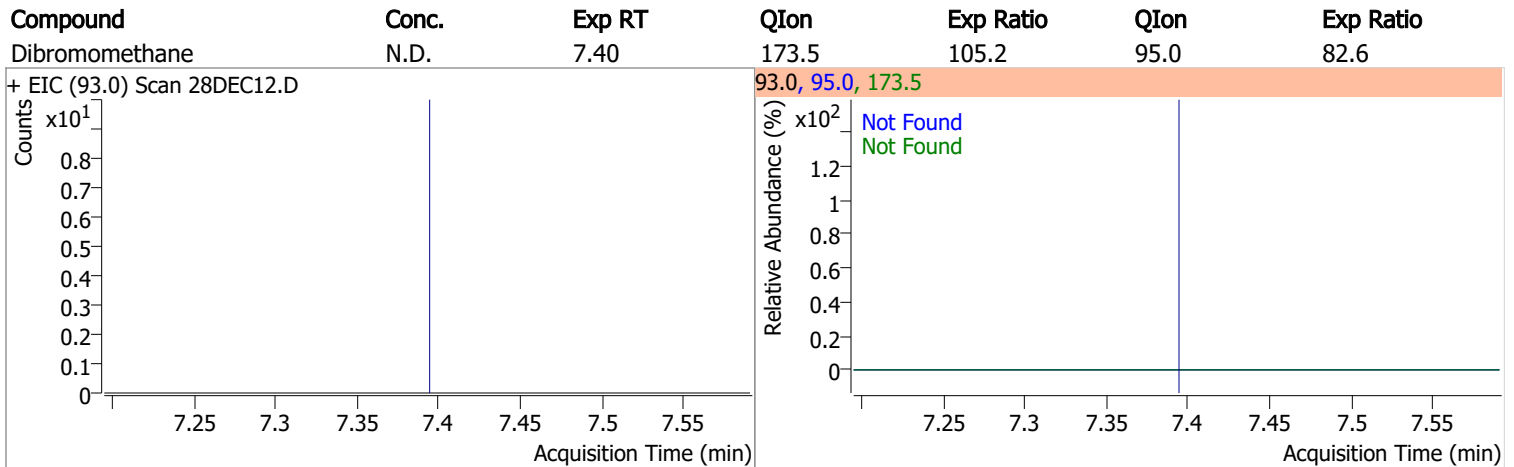
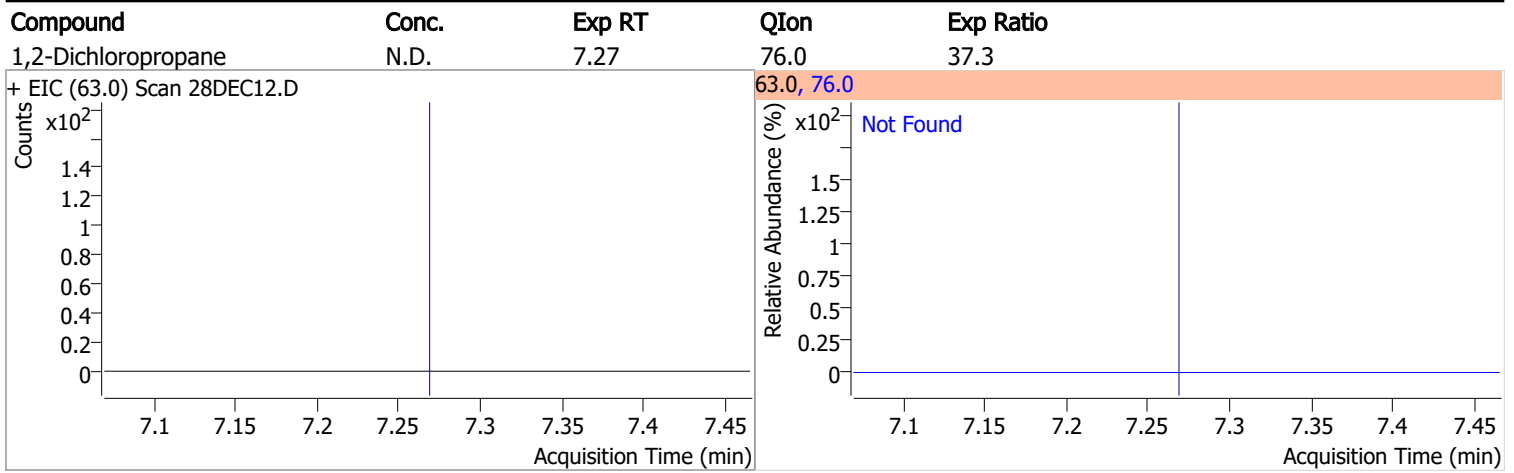
Compound	Conc.	Exp RT	QIon	Exp Ratio	QIon	Exp Ratio
1,2-Dichloroethane	N.D.	6.32	64.0	32.3	98.0	8.2



Compound	Conc.	Exp RT	QIon	Exp Ratio	QIon	Exp Ratio
Trichloroethene	N.D.	7.03	130.0	100.8	97.0	64.7

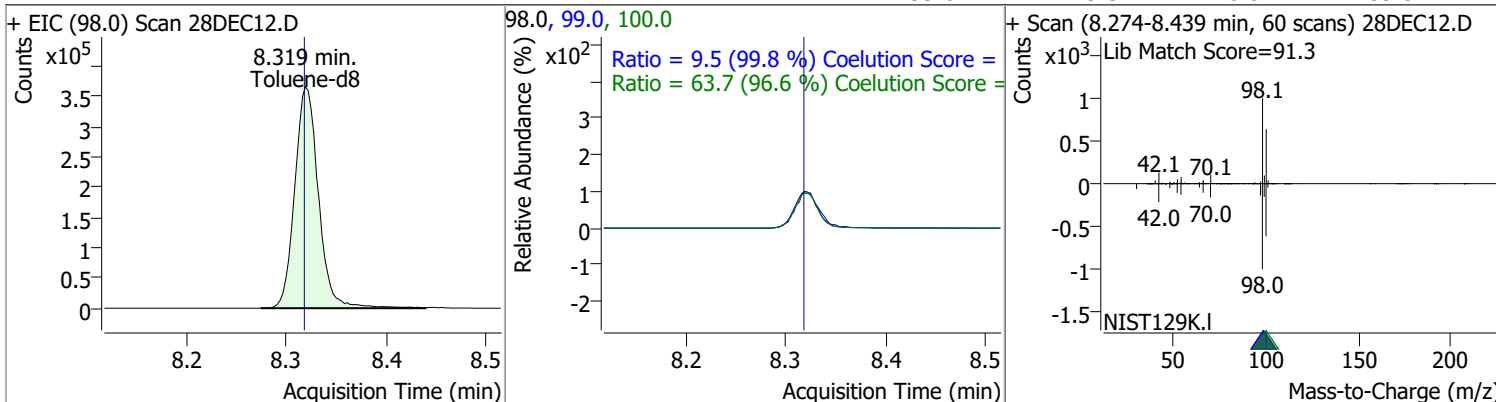


Quantitation Results Report (QT Reviewed)

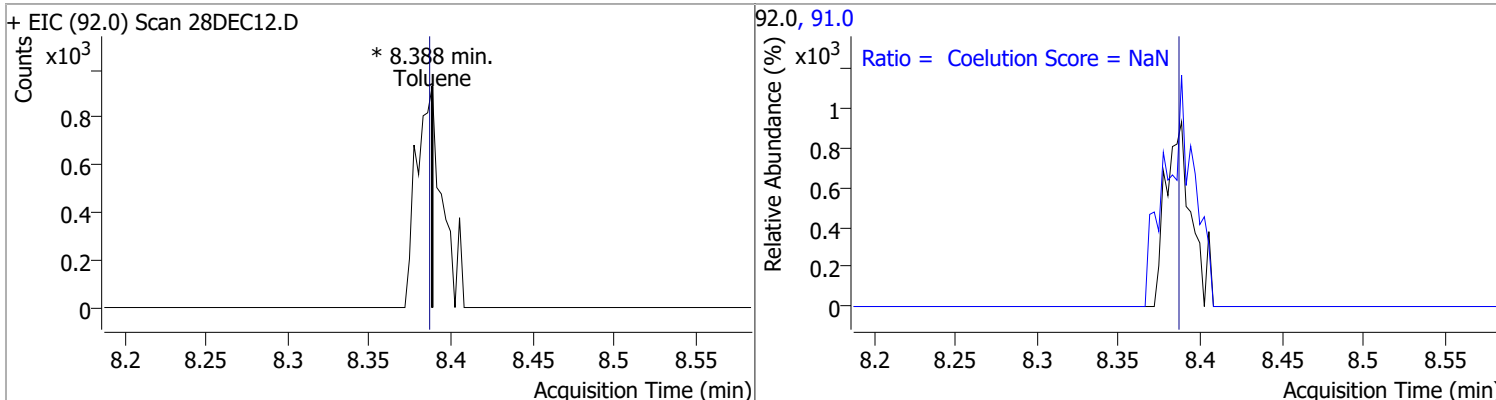


Quantitation Results Report (QT Reviewed)

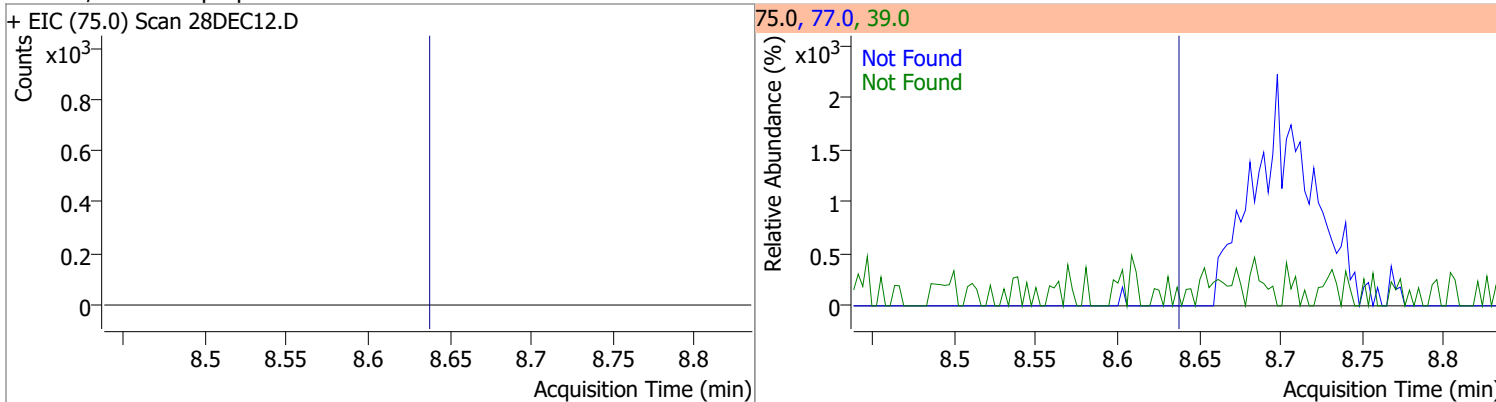
Compound	Conc.	RT	Dev(Min)	Resp.	QIon	QRatio	Lower	Upper
Toluene-d8	254.9909	8.32	0.00	602607	100.0	63.7	35.9	95.9
					99.0	9.5	0.0	39.5



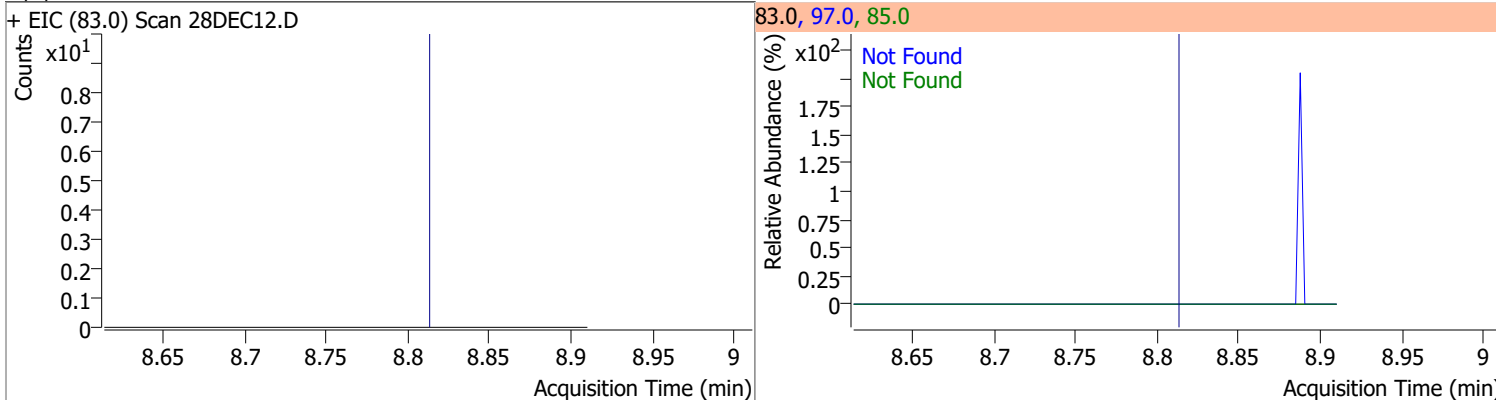
Compound	Conc.	RT	Dev(Min)	Resp.	QIon	QRatio	Lower	Upper
Toluene	0	0	0	0	91.0		144.3	204.3



Compound	Conc.	Exp RT	QIon	Exp Ratio	QIon	Exp Ratio
trans-1,3-Dichloropropene	N.D.	8.64	39.0	52.1	77.0	32.0

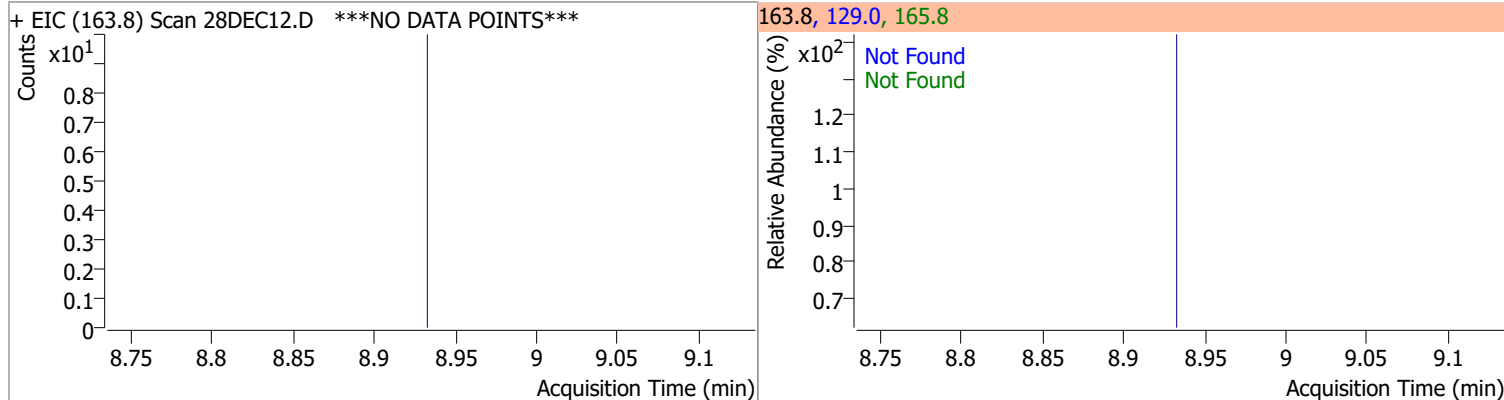


Compound	Conc.	Exp RT	QIon	Exp Ratio	QIon	Exp Ratio
1,1,2-Trichloroethane	N.D.	8.82	97.0	114.3	85.0	61.5

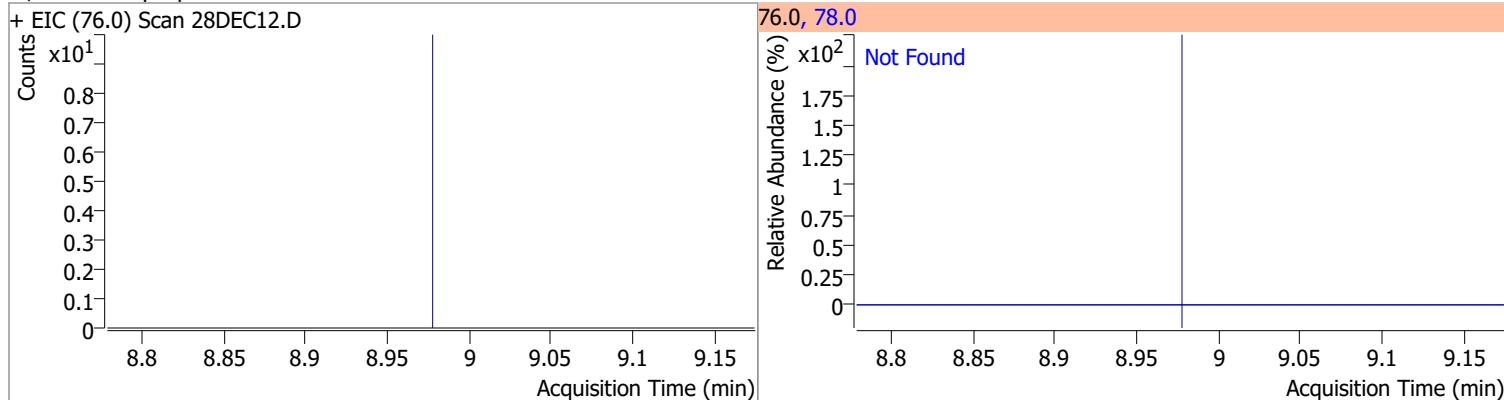


Quantitation Results Report (QT Reviewed)

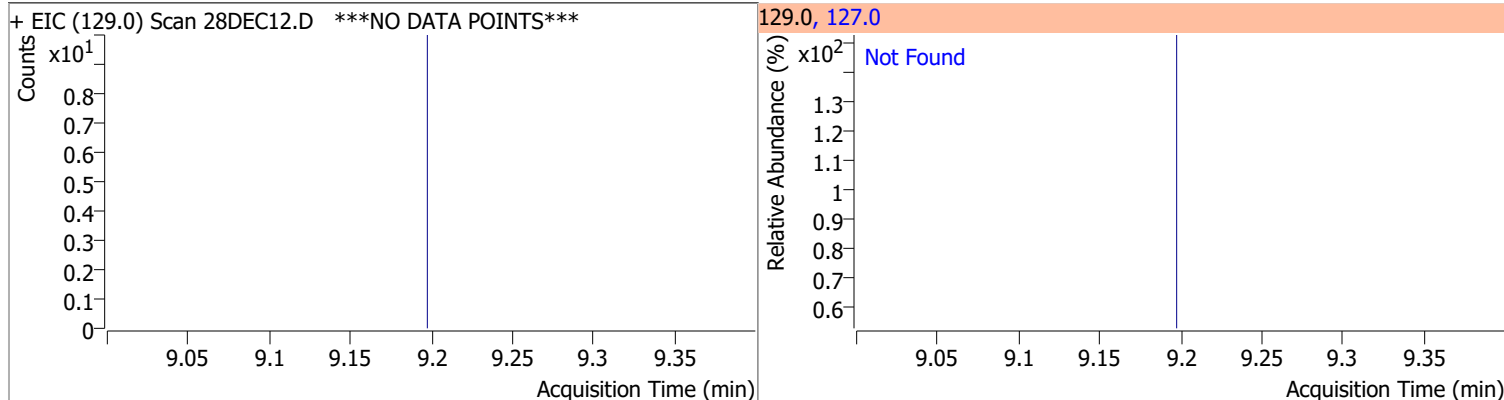
Compound	Conc.	Exp RT	QIon	Exp Ratio	QIon	Exp Ratio
Tetrachloroethene	N.D.	8.94	165.8	128.3	129.0	95.3



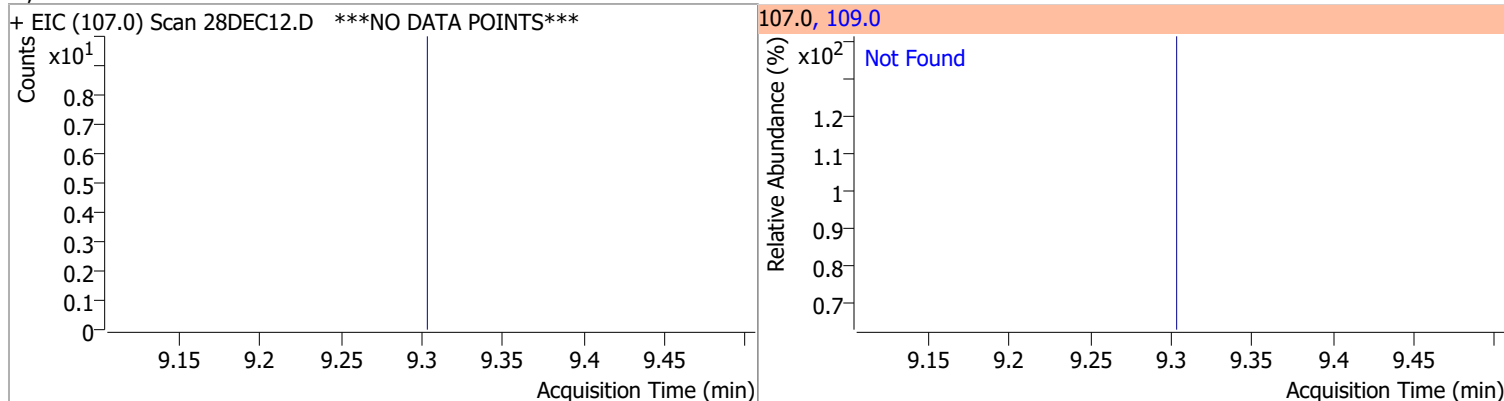
Compound	Conc.	Exp RT	QIon	Exp Ratio
1,3-Dichloropropane	N.D.	8.98	78.0	32.1



Compound	Conc.	Exp RT	QIon	Exp Ratio
Chlorodibromomethane	N.D.	9.20	127.0	75.3

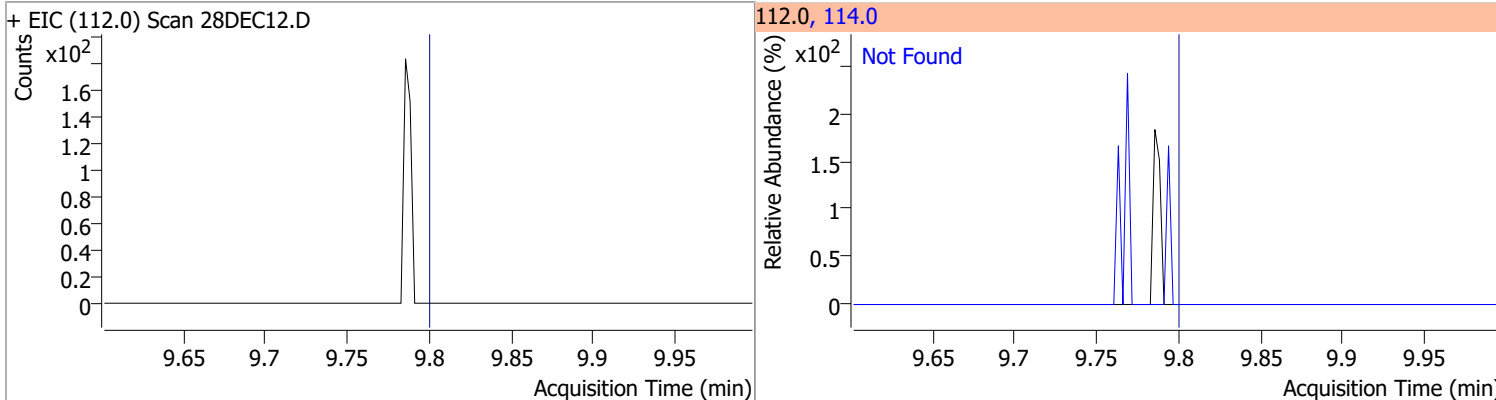


Compound	Conc.	Exp RT	QIon	Exp Ratio
1,2-Dibromoethane	N.D.	9.31	109.0	97.2

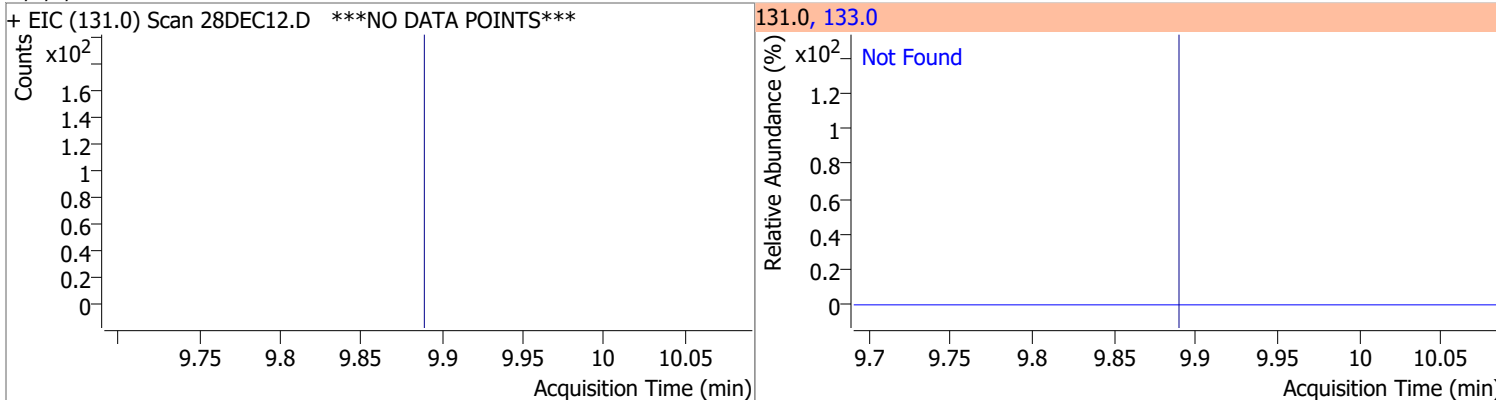


Quantitation Results Report (QT Reviewed)

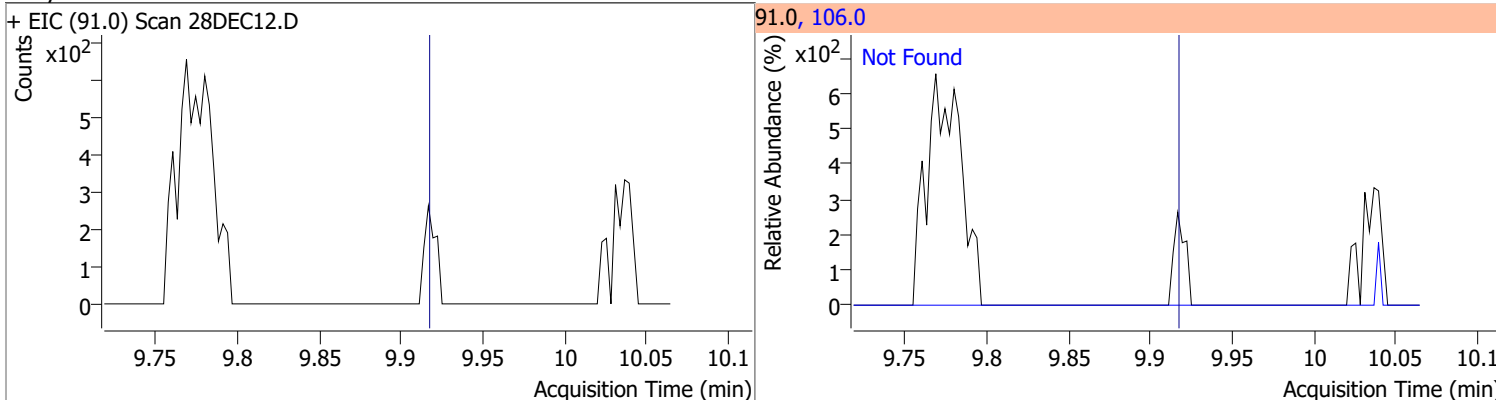
Compound	Conc.	Exp RT	QIon	Exp Ratio
Chlorobenzene	N.D.	9.80	114.0	32.3



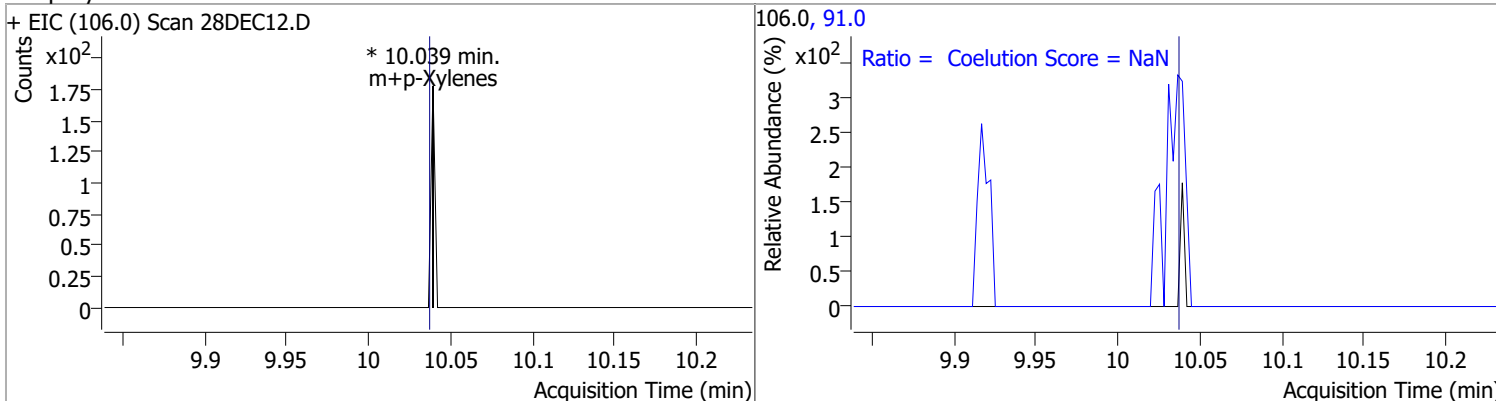
Compound	Conc.	Exp RT	QIon	Exp Ratio
1,1,1,2-Tetrachloroethane	N.D.	9.89	133.0	95.7



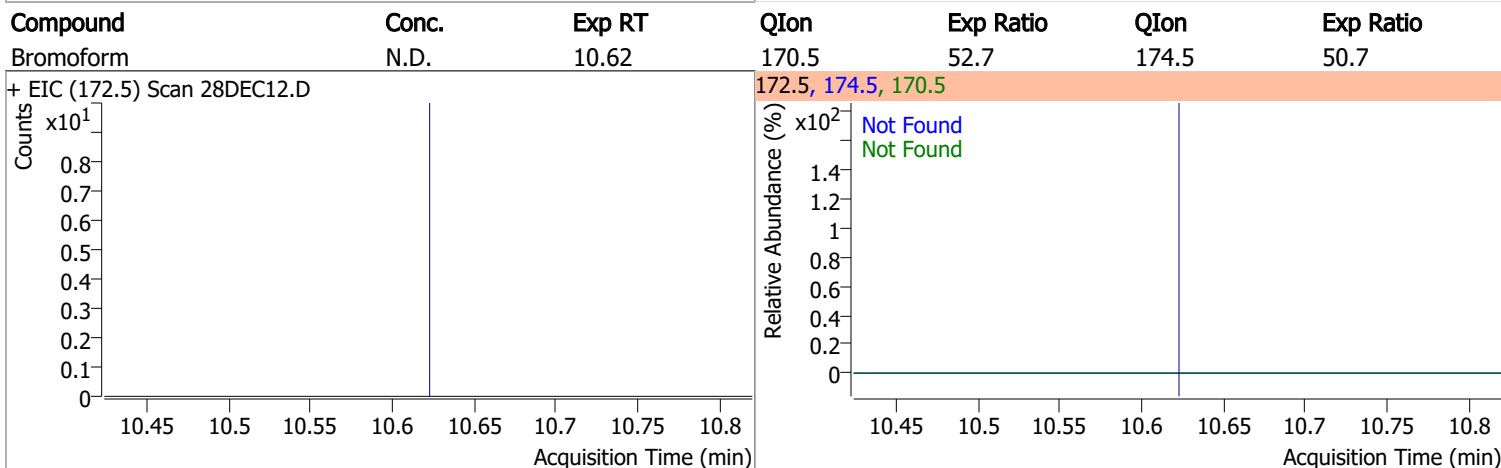
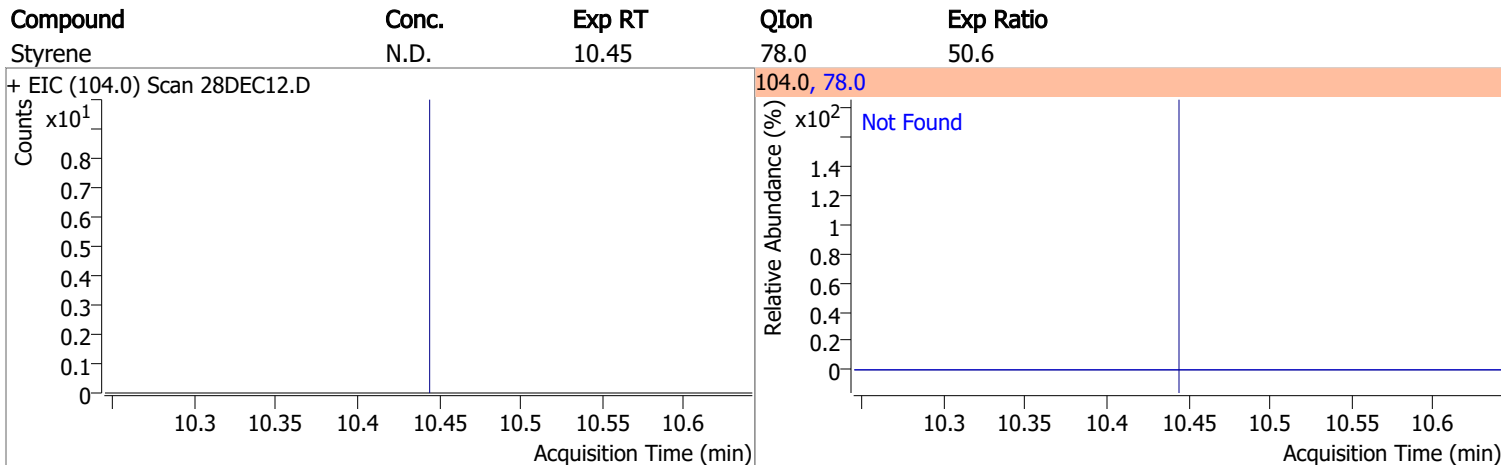
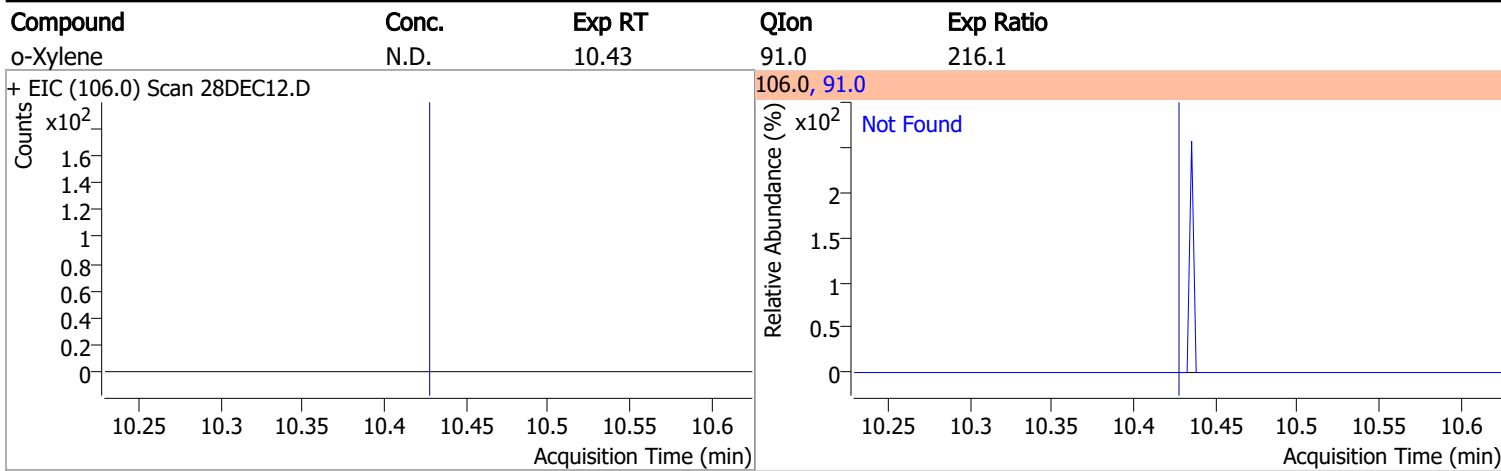
Compound	Conc.	Exp RT	QIon	Exp Ratio
Ethylbenzene	N.D.	9.92	106.0	30.7



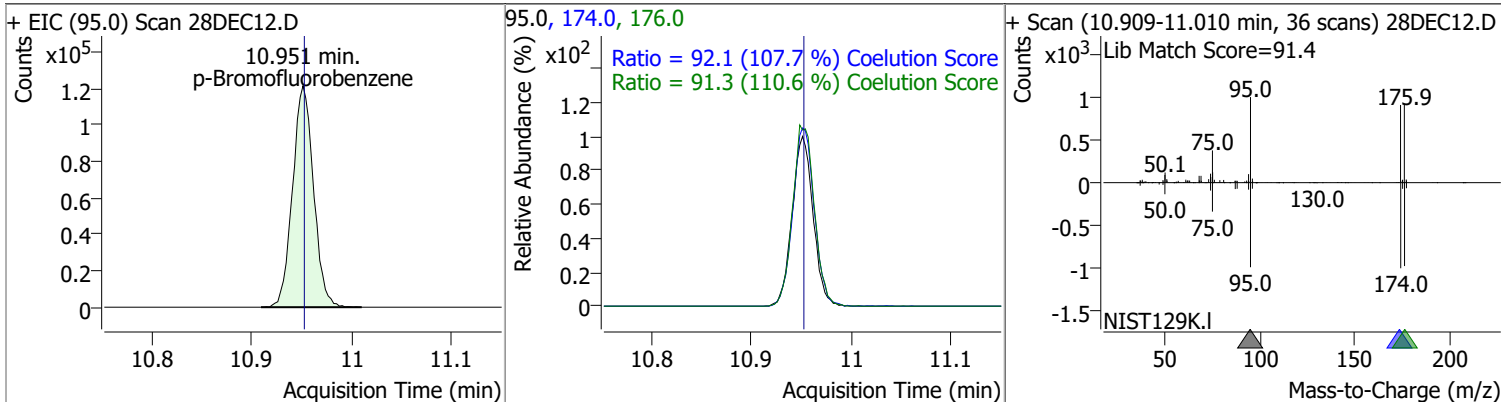
Compound	Conc.	RT	Dev(Min)	Resp.	QIon	QRatio	Lower	Upper
m+p-Xylenes		0		0	91.0		175.0	235.0



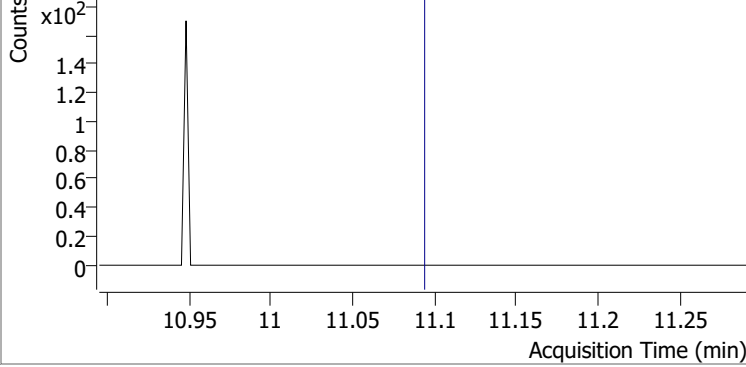
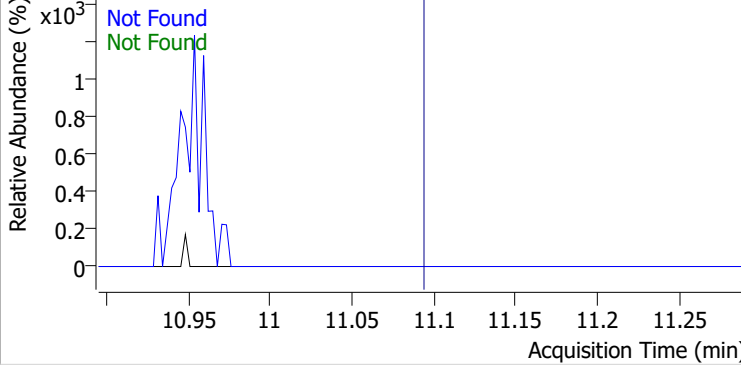
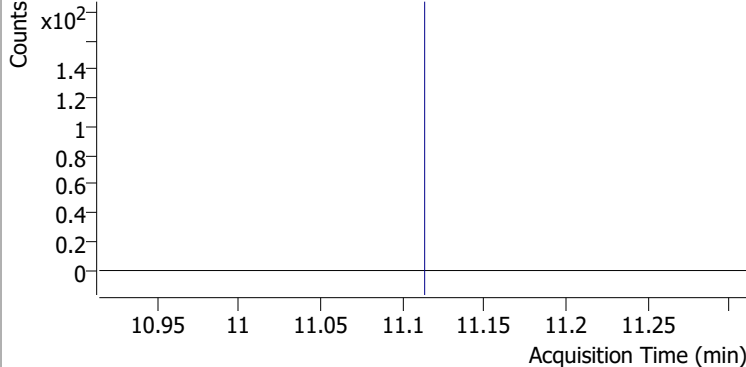
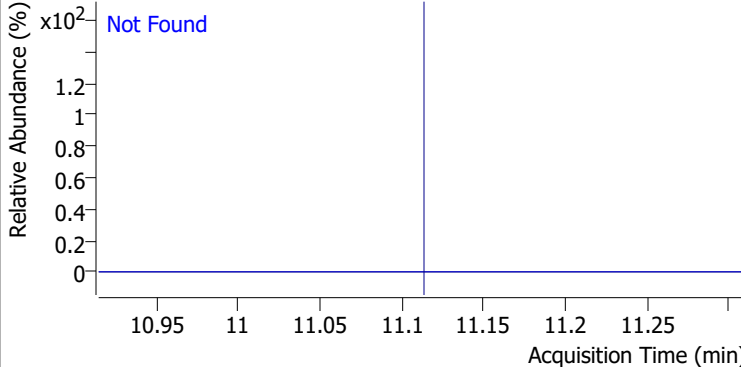
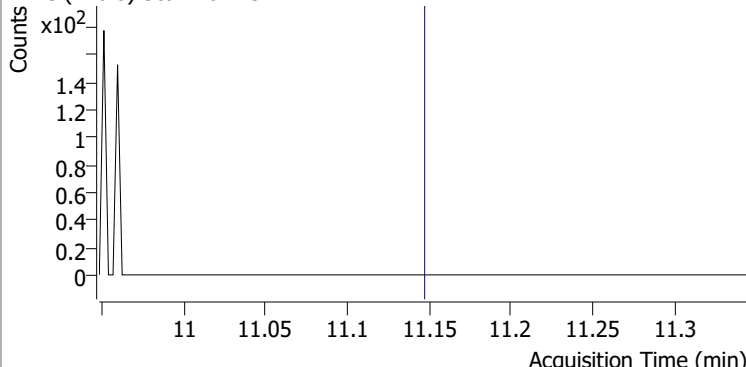
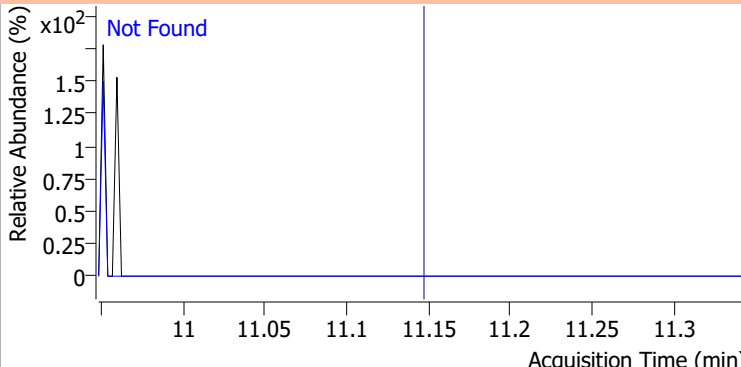
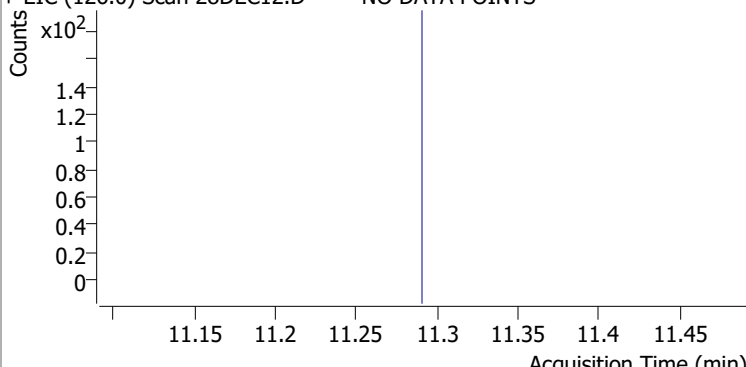
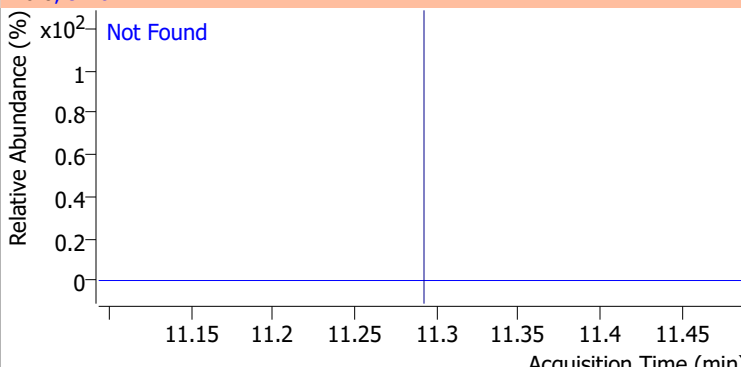
Quantitation Results Report (QT Reviewed)



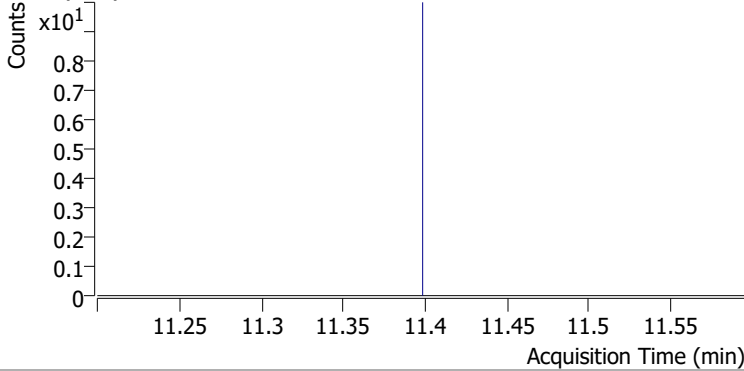
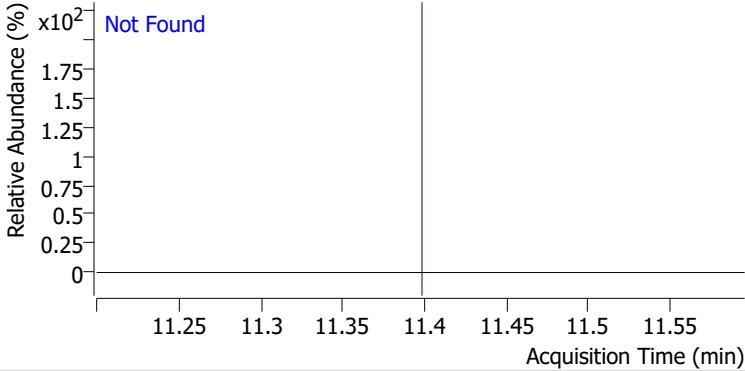
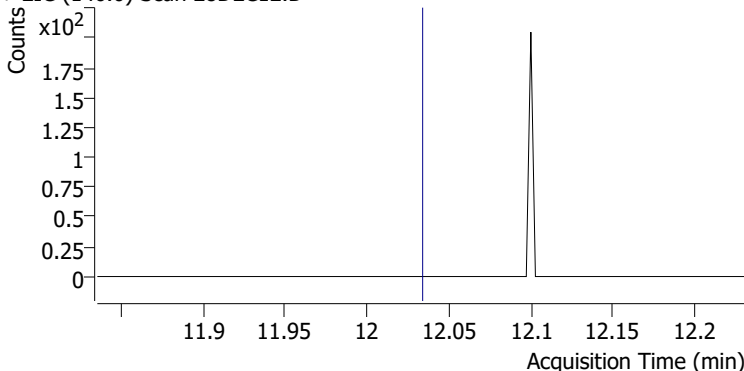
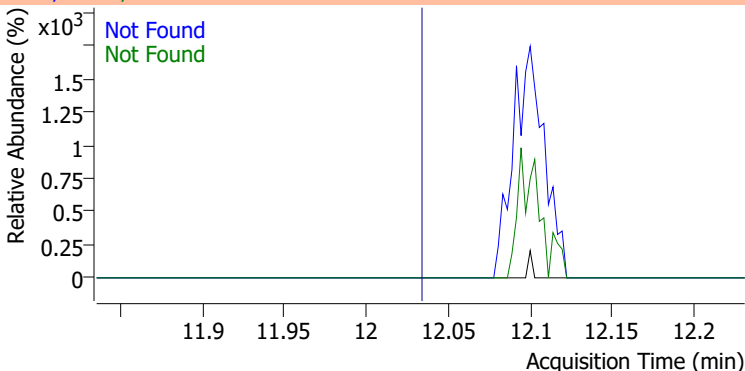
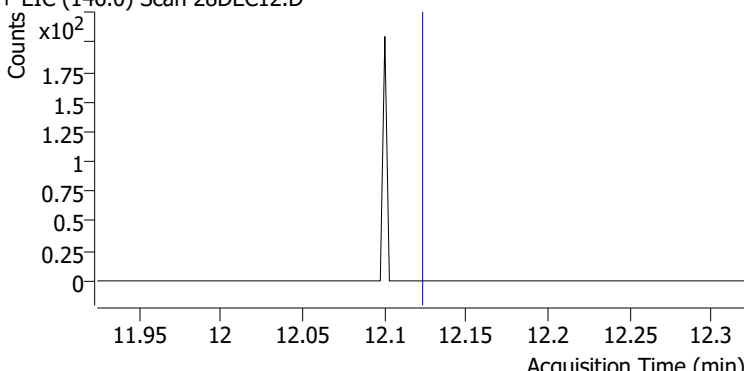
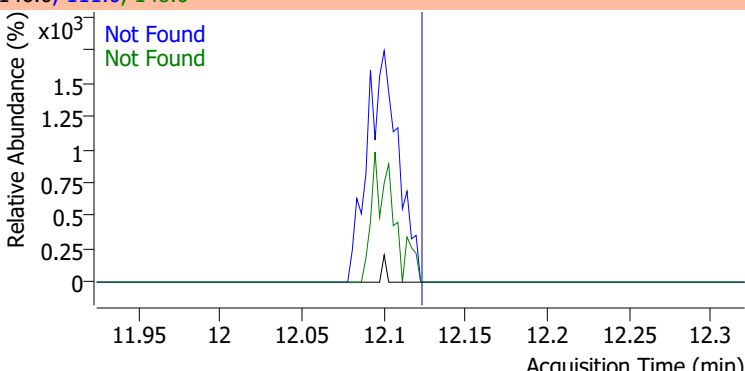
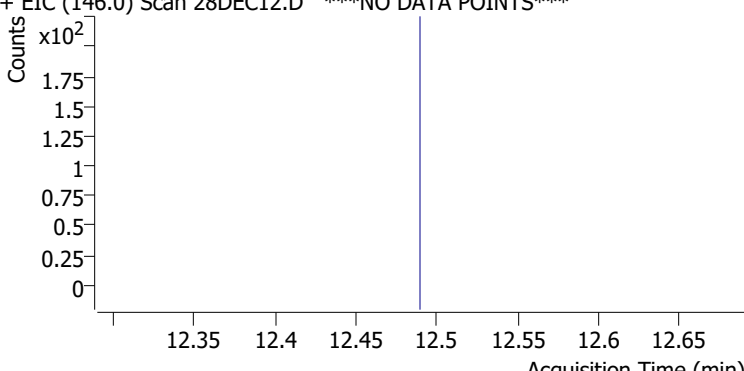
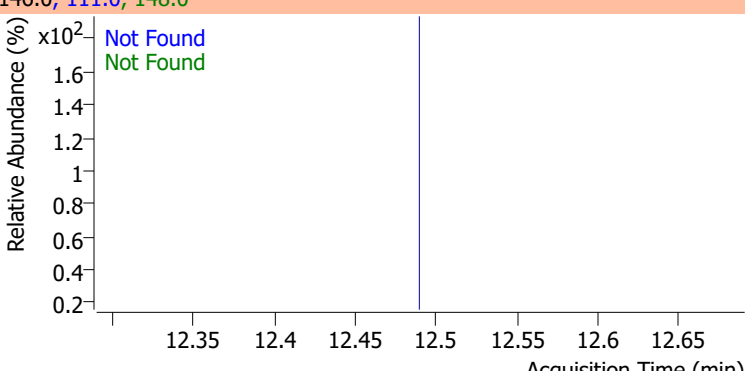
Compound	Conc.	RT	Dev(Min)	Resp.	QIon	QRatio	Lower	Upper
p-Bromofluorobenzene	262.4786	10.95	0.00	175819	174.0	92.1	55.5	115.5
					176.0	91.3	52.5	112.5



Quantitation Results Report (QT Reviewed)

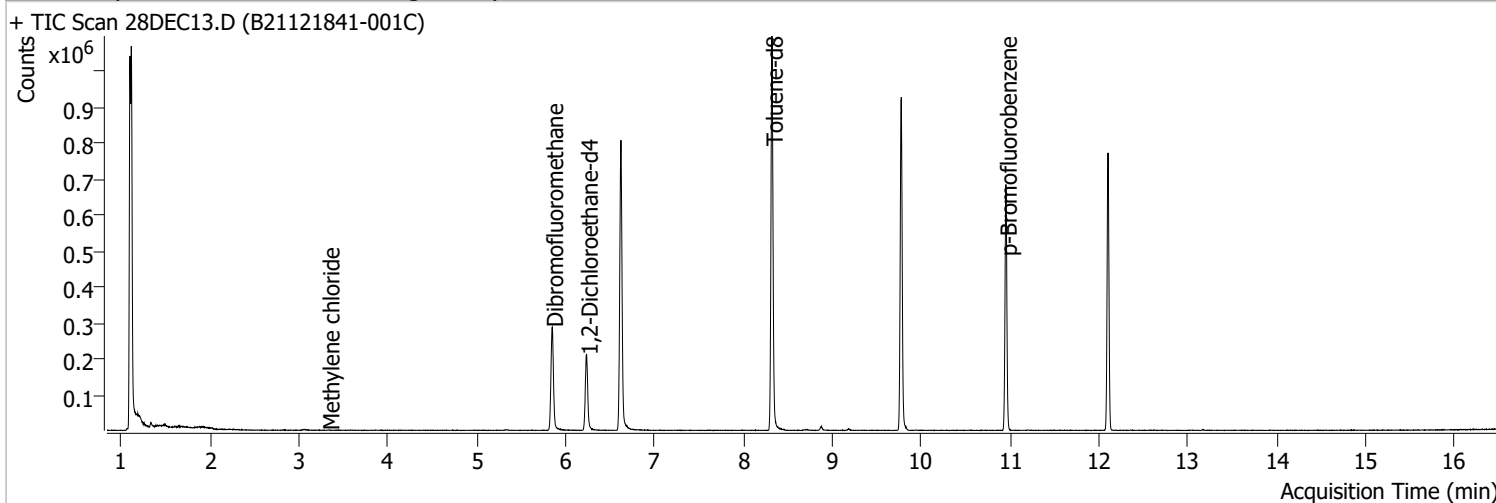
Compound	Conc.	Exp RT	QIon	Exp Ratio	QIon	Exp Ratio
Bromobenzene	N.D.	11.09	77.0	153.2	158.0	96.2
+ EIC (156.0) Scan 28DEC12.D			156.0, 77.0, 158.0			
						
1,1,2,2-Tetrachloroethane	N.D.	11.11	85.0	63.2		
+ EIC (83.0) Scan 28DEC12.D			83.0, 85.0			
						
1,2,3-Trichloropropane	N.D.	11.15	112.0	65.8		
+ EIC (110.0) Scan 28DEC12.D			110.0, 112.0			
						
2-Chlorotoluene	N.D.	11.29	91.0	294.1		
+ EIC (126.0) Scan 28DEC12.D ***NO DATA POINTS***			126.0, 91.0			
						

Quantitation Results Report (QT Reviewed)

Compound	Conc.	Exp RT	QIon	Exp Ratio		
4-Chlorotoluene	N.D.	11.40	126.0	30.4		
+ EIC (91.0) Scan 28DEC12.D			91.0, 126.0			
						
1,3-Dichlorobenzene	N.D.	12.03	148.0	64.5	QIon	Exp Ratio
+ EIC (146.0) Scan 28DEC12.D			146.0, 111.0, 148.0			
						
1,4-Dichlorobenzene	N.D.	12.12	148.0	64.0	QIon	Exp Ratio
+ EIC (146.0) Scan 28DEC12.D			146.0, 111.0, 148.0			
						
1,2-Dichlorobenzene	N.D.	12.49	148.0	63.8	QIon	Exp Ratio
+ EIC (146.0) Scan 28DEC12.D ***NO DATA POINTS***			146.0, 111.0, 148.0			
						

Quantitation Results Report (QT Reviewed)

Data File	28DEC13.D	Operator	MSC
Acq. Method	5975CACQF.M	Acq. Date-Time	12/28/2021 3:03:25 PM
Sample Name	B21121841-001C	Instrument	VOA5975C
Vial	13	Multiplier	1.00
DA Method File	VOA5975C_8260B_SHT_DoD_L4_120721.m	Comment	
Tune File	BFB_Atune3.u	Tune Date	10/11/2021 4:02:00 PM
Batch Name	VG122821_8260B_624pt1.batch.bin	Last Calib Update	2/11/2022 12:17:53 PM
Ref Library	\\MASSHUNTER\Org\Library\NIST129K.I		



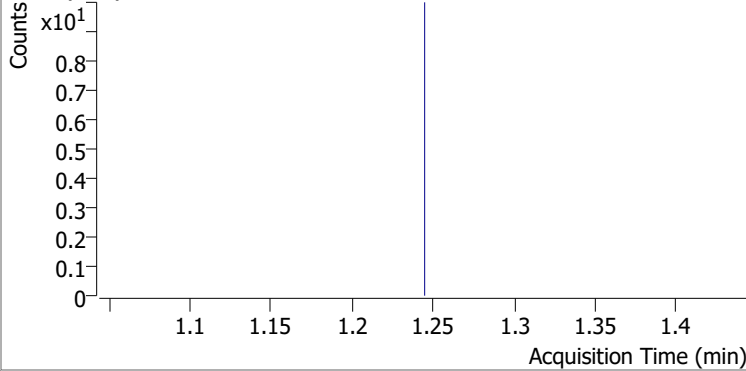
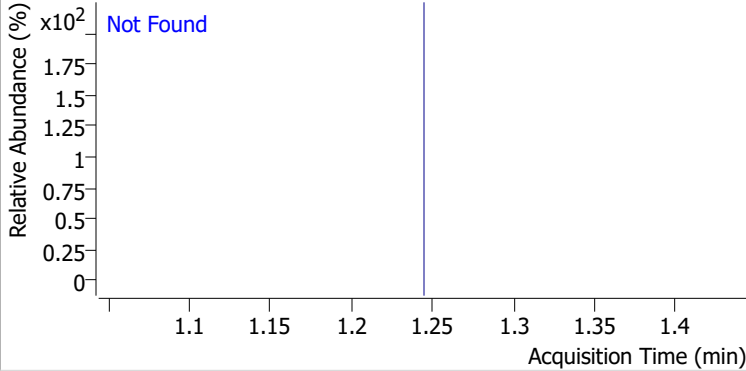
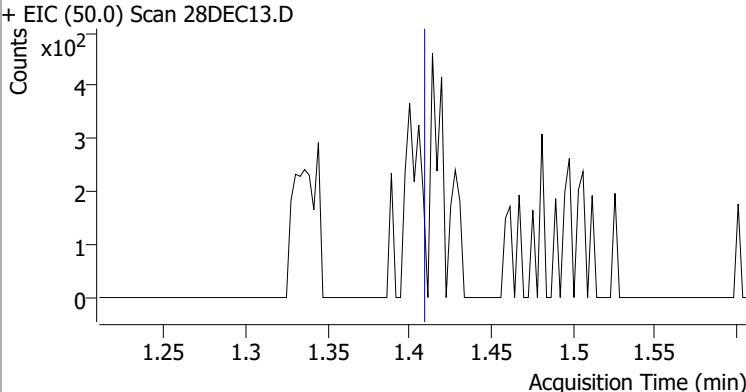
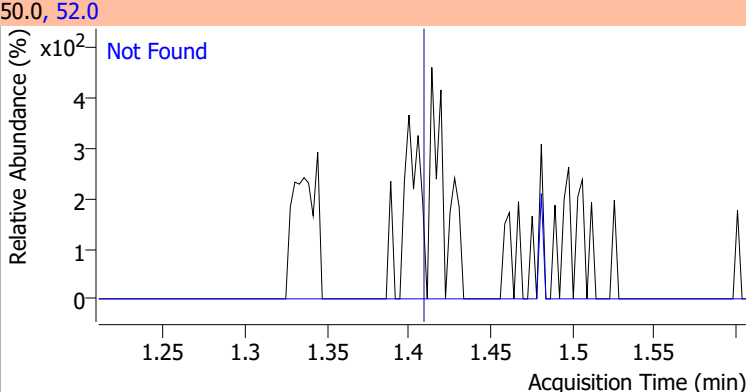
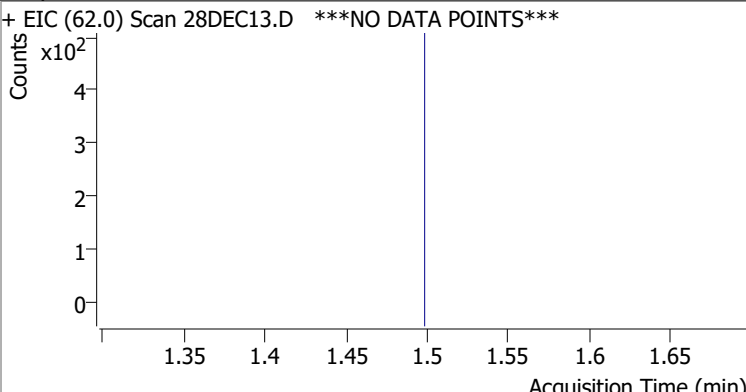
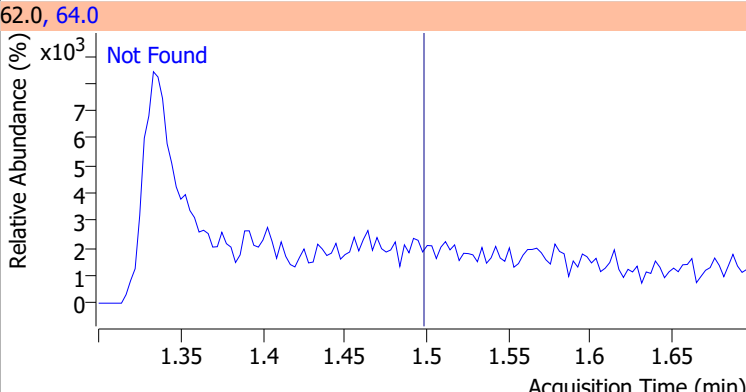
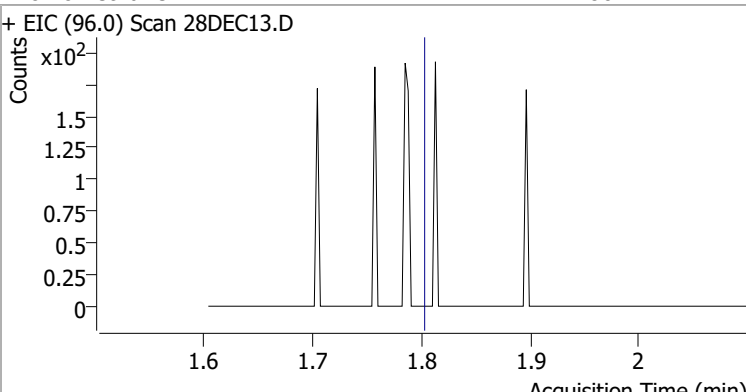
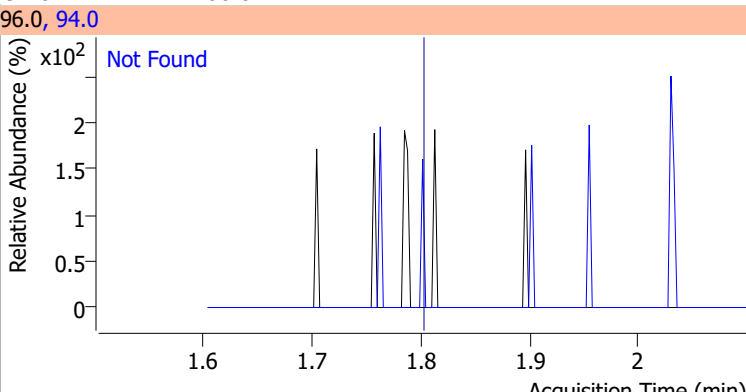
Compound	RT	QIon	Resp.	Conc.	Units	Dev(Min)	
Internal Standards							
M Fluorobenzene	6.620	96.0	678650	250.0000	ng	0.000	
M Chlorobenzene-d5	9.774	82.0	259060	250.0000	ng	0.000	
M 1,4-Dichlorobenzene-d4	12.100	152.0	184410	250.0000	ng	0.000	
System Monitoring Compounds							
S Dibromofluoromethane	5.848	113.0	172964	260.0484	ng	-0.003	
Spiked Amount: 250.000	Range: 80.0 - 119.0%			Recovery = 104.02%			
S 1,2-Dichloroethane-d4	6.236	67.0	77131	254.1062	ng	0.006	
Spiked Amount: 250.000	Range: 81.0 - 118.0%			Recovery = 101.64%			
S Toluene-d8	8.319	98.0	665372	255.5020	ng	0.000	
Spiked Amount: 250.000	Range: 89.0 - 112.0%			Recovery = 102.20%			
S p-Bromofluorobenzene	10.951	95.0	190992	270.6673	ng	0.000	
Spiked Amount: 250.000	Range: 85.0 - 114.0%			Recovery = 108.27%			
Target Compounds							
T Dichlorodifluoromethane	0.000		0	N.D.			
T Chloromethane	0.000		0	N.D.			
T Vinyl chloride	0.000		0	N.D.			
T Bromomethane	0.000		0	N.D.			
T Chloroethane	0.000		0	N.D.			
T Trichlorofluoromethane	0.000		0	N.D.			
T 1,1-Dichloroethene	0.000		0	N.D.			
T Methylene chloride	3.330	49.0	607	0.6101	ng	m	71
T trans-1,2-Dichloroethene	0.000		0	N.D.			
T Methyl tert-butyl ether (MTBE)	0.000		0	N.D.			
T 1,1-Dichloroethane	0.000		0	N.D.			
T 2,2-Dichloropropane	0.000		0	N.D.			
T cis-1,2-Dichloroethene	0.000		0	N.D.			
T Methyl ethyl ketone	0.000		0	N.D.			
T Bromochloromethane	0.000		0	N.D.			
T Chloroform	0.000		0	N.D.			

Quantitation Results Report (QT Reviewed)

Compound	RT	QIon	Resp.	Conc.	Units	Dev(Min)
T 1,1,1-Trichloroethane	0.000		0	N.D.		
T Carbon tetrachloride	0.000		0	N.D.		
T 1,1-Dichloropropene	0.000		0	N.D.		
T Benzene	0.000		0	N.D.		
T 1,2-Dichloroethane	0.000		0	N.D.		
T Trichloroethene	0.000		0	N.D.		
T 1,2-Dichloropropane	0.000		0	N.D.		
T Dibromomethane	0.000		0	N.D.		
T Bromodichloromethane	0.000		0	N.D.		
T cis-1,3-Dichloropropene	0.000		0	N.D.		
T Toluene	0.000		0	N.D.		
T trans-1,3-Dichloropropene	0.000		0	N.D.		
T 1,1,2-Trichloroethane	0.000		0	N.D.		
T Tetrachloroethene	0.000		0	N.D.		
T 1,3-Dichloropropane	0.000		0	N.D.		
T Chlorodibromomethane	0.000		0	N.D.		
T 1,2-Dibromoethane	0.000		0	N.D.		
T Chlorobenzene	0.000		0	N.D.		
T 1,1,1,2-Tetrachloroethane	0.000		0	N.D.		
T Ethylbenzene	0.000		0	N.D.		
T m+p-Xylenes	0.000		0	N.D.		
T o-Xylene	0.000		0	N.D.		
T Styrene	0.000		0	N.D.		
T Bromoform	0.000		0	N.D.		
T Bromobenzene	0.000		0	N.D.		
T 1,1,2,2-Tetrachloroethane	0.000		0	N.D.		
T 1,2,3-Trichloropropane	0.000		0	N.D.		
T 2-Chlorotoluene	0.000		0	N.D.		
T 4-Chlorotoluene	0.000		0	N.D.		
T 1,3-Dichlorobenzene	0.000		0	N.D.		
T 1,4-Dichlorobenzene	0.000		0	N.D.		
T 1,2-Dichlorobenzene	0.000		0	N.D.		

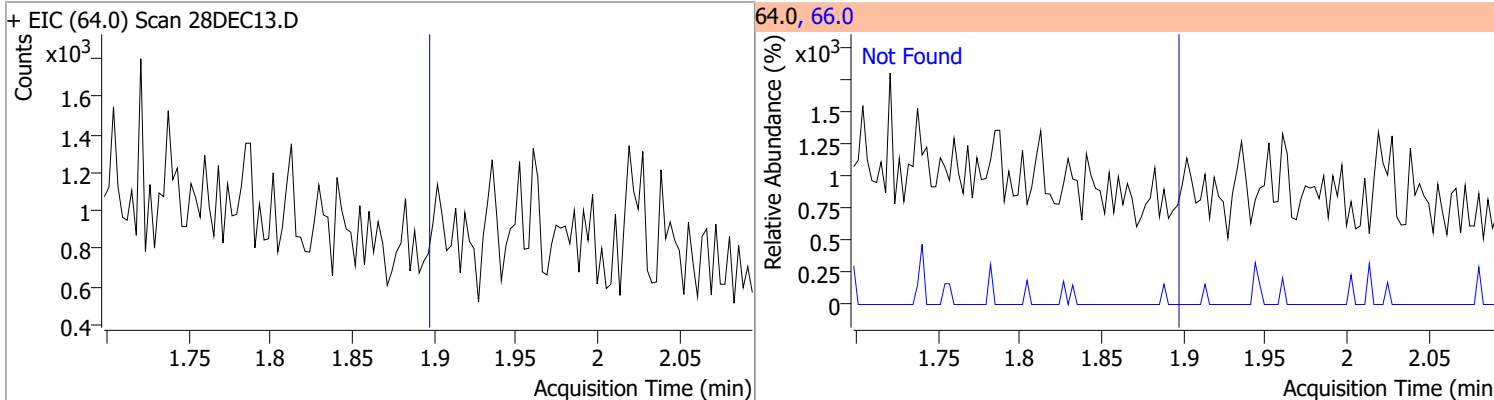
(#) = Qualifier Out of Range; (m) = Manual Integration; (+) = Area Summed; (*) = Surrogate Percent Recovery Out of Range; (d): Zeroed Peak

Quantitation Results Report (QT Reviewed)

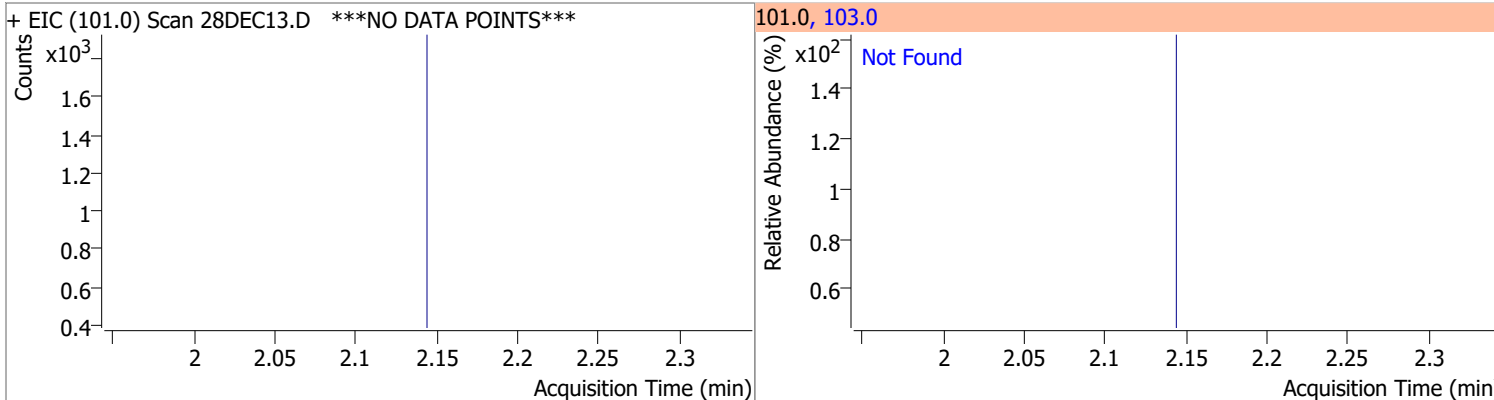
Compound	Conc.	Exp RT	QIon	Exp Ratio
Dichlorodifluoromethane	N.D.	1.24	87.0	32.0
+ EIC (85.0) Scan 28DEC13.D ***NO DATA POINTS***			85.0, 87.0	
				
Chloromethane	N.D.	1.41	52.0	32.7
+ EIC (50.0) Scan 28DEC13.D			50.0, 52.0	
				
Vinyl chloride	N.D.	1.50	64.0	31.6
+ EIC (62.0) Scan 28DEC13.D ***NO DATA POINTS***			62.0, 64.0	
				
Bromomethane	N.D.	1.80	94.0	106.0
+ EIC (96.0) Scan 28DEC13.D			96.0, 94.0	
				

Quantitation Results Report (QT Reviewed)

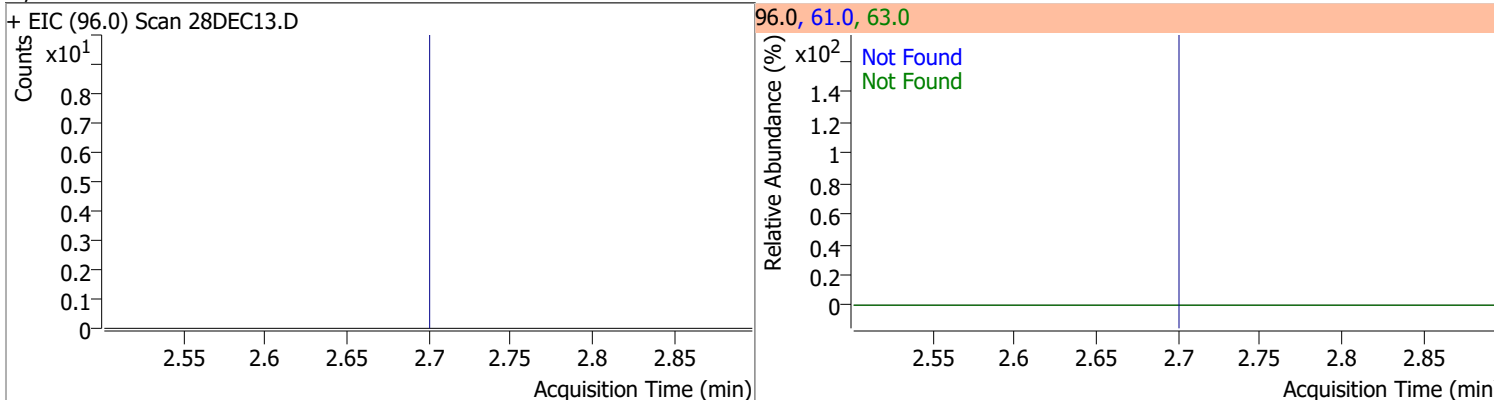
Compound	Conc.	Exp RT	QIon	Exp Ratio
Chloroethane	N.D.	1.90	66.0	30.8



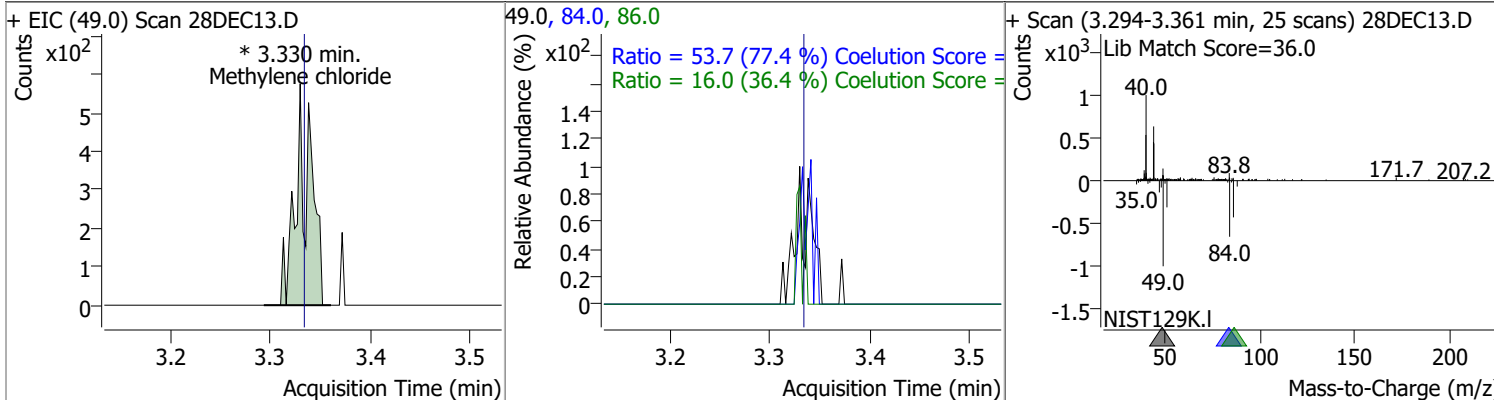
Compound	Conc.	Exp RT	QIon	Exp Ratio
Trichlorofluoromethane	N.D.	2.14	103.0	64.8



Compound	Conc.	Exp RT	QIon	Exp Ratio	QIon	Exp Ratio
1,1-Dichloroethene	N.D.	2.70	61.0	180.1	63.0	57.5

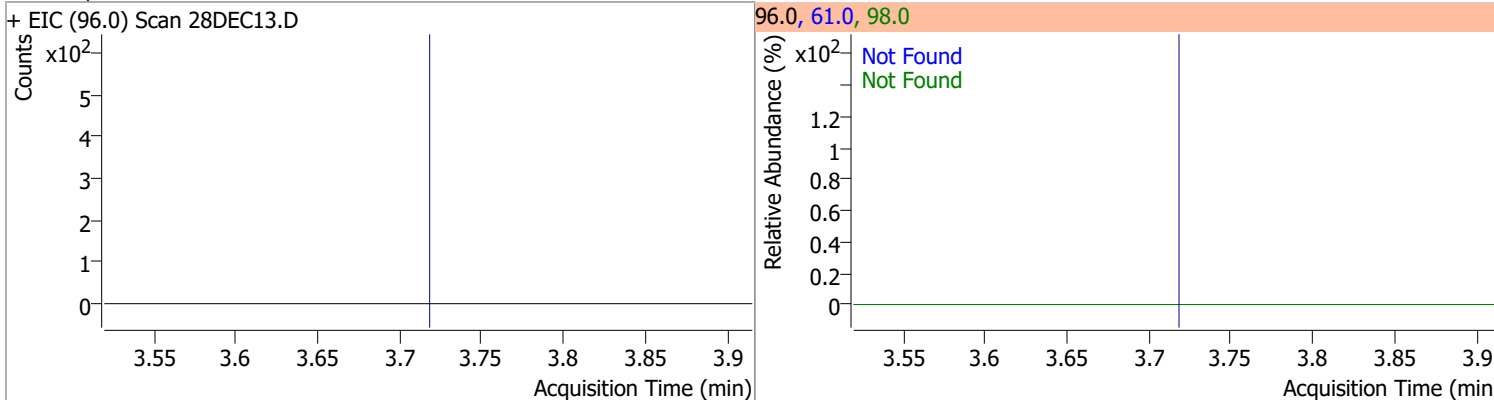


Compound	Conc.	RT	Dev(Min)	Resp.	QIon	QRatio	Lower	Upper
Methylene chloride	0.6101	3.33	0.00	607 (m)	84.0	53.7	39.4	99.4
					86.0	16.0	14.1	74.1

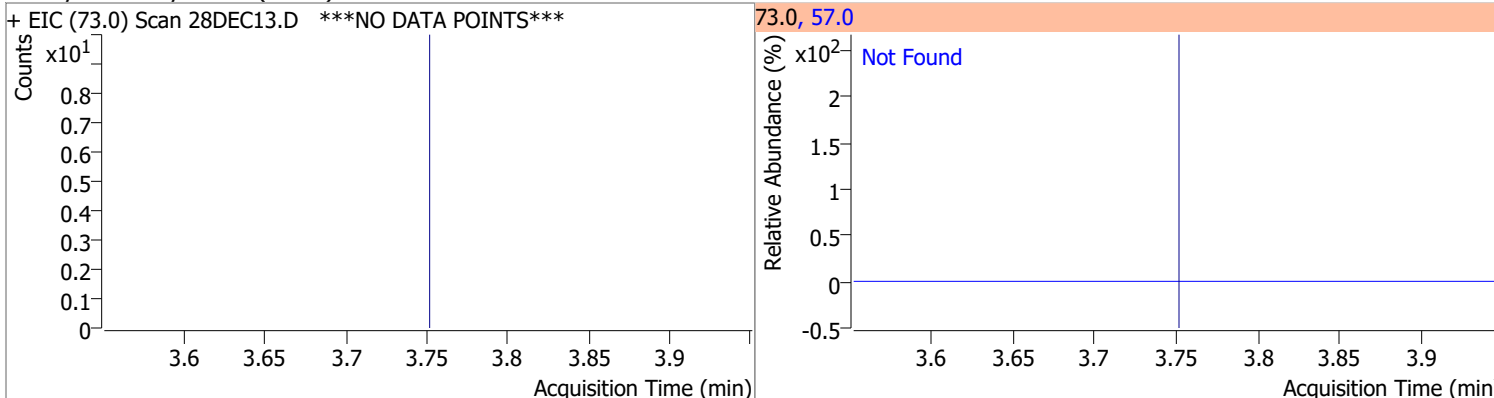


Quantitation Results Report (QT Reviewed)

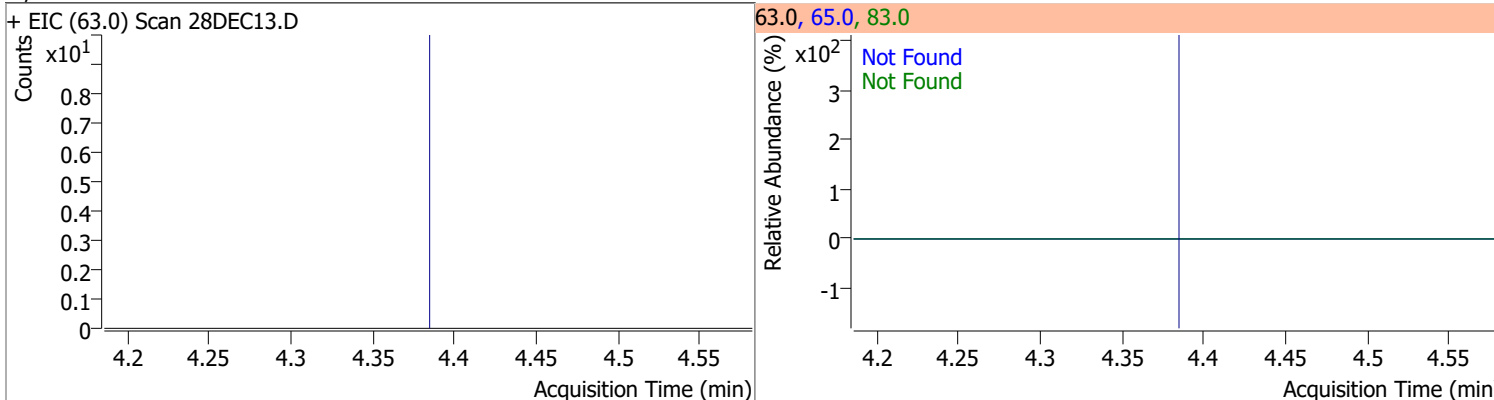
Compound	Conc.	Exp RT	QIon	Exp Ratio	QIon	Exp Ratio
trans-1,2-Dichloroethene	N.D.	3.72	61.0	155.1	98.0	62.8



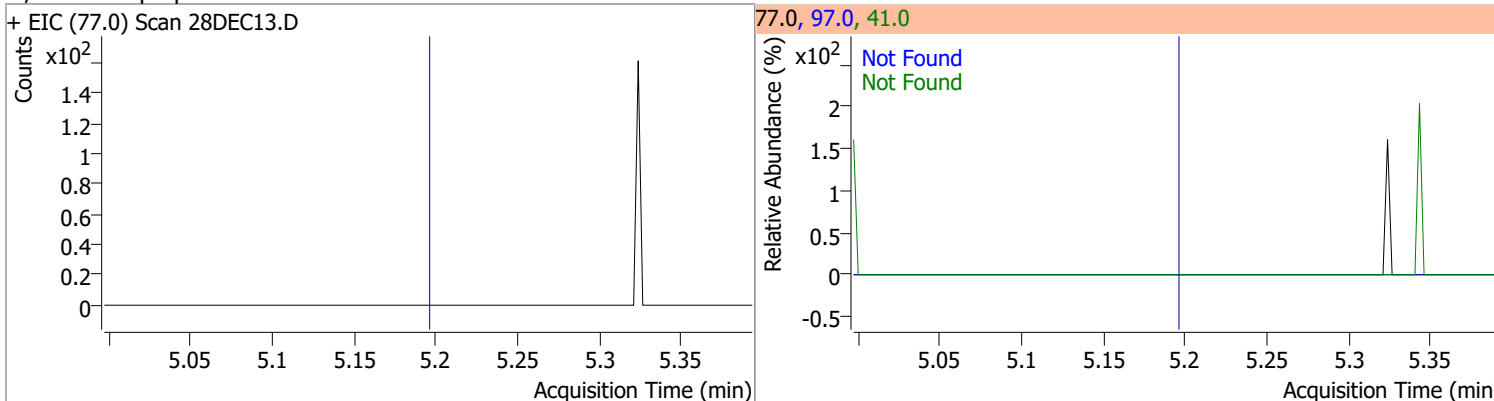
Compound	Conc.	Exp RT	QIon	Exp Ratio
Methyl tert-butyl ether (MTBE)	N.D.	3.75	57.0	23.9



Compound	Conc.	Exp RT	QIon	Exp Ratio	QIon	Exp Ratio
1,1-Dichloroethane	N.D.	4.38	65.0	31.7	83.0	12.8

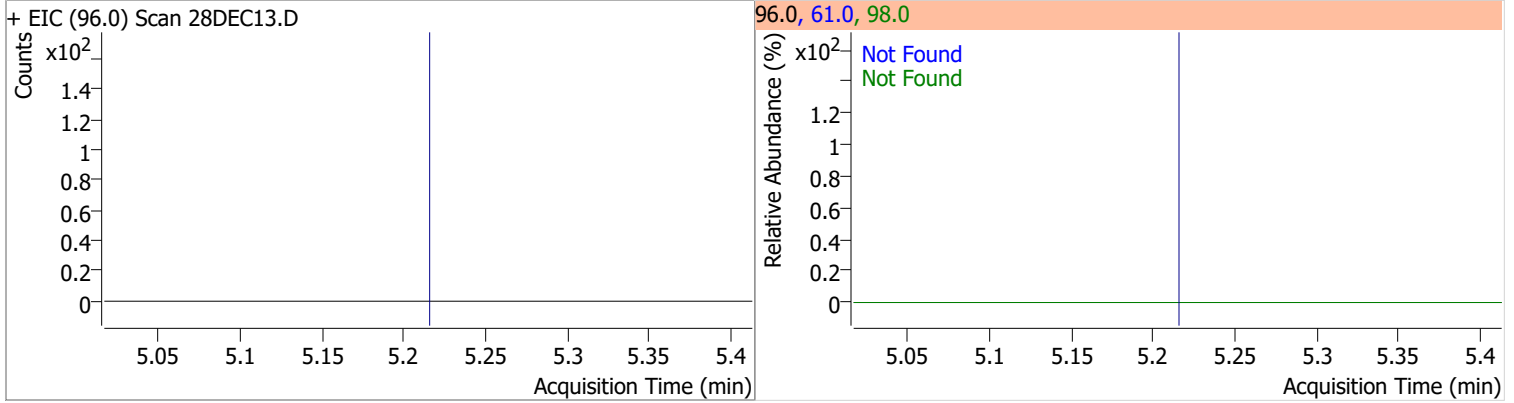


Compound	Conc.	Exp RT	QIon	Exp Ratio	QIon	Exp Ratio
2,2-Dichloropropane	N.D.	5.20	41.0	59.0	97.0	21.8

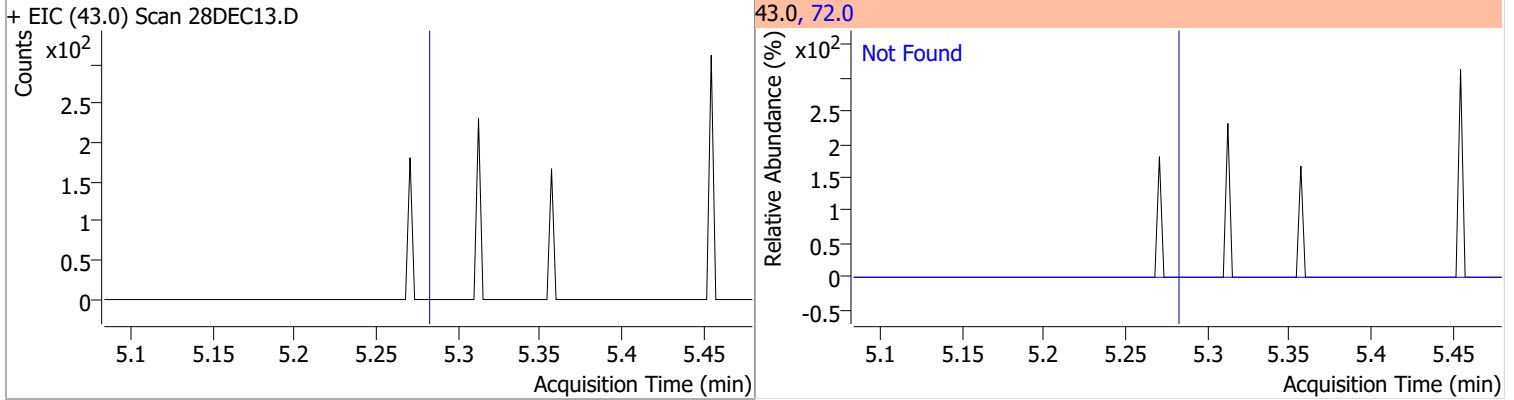


Quantitation Results Report (QT Reviewed)

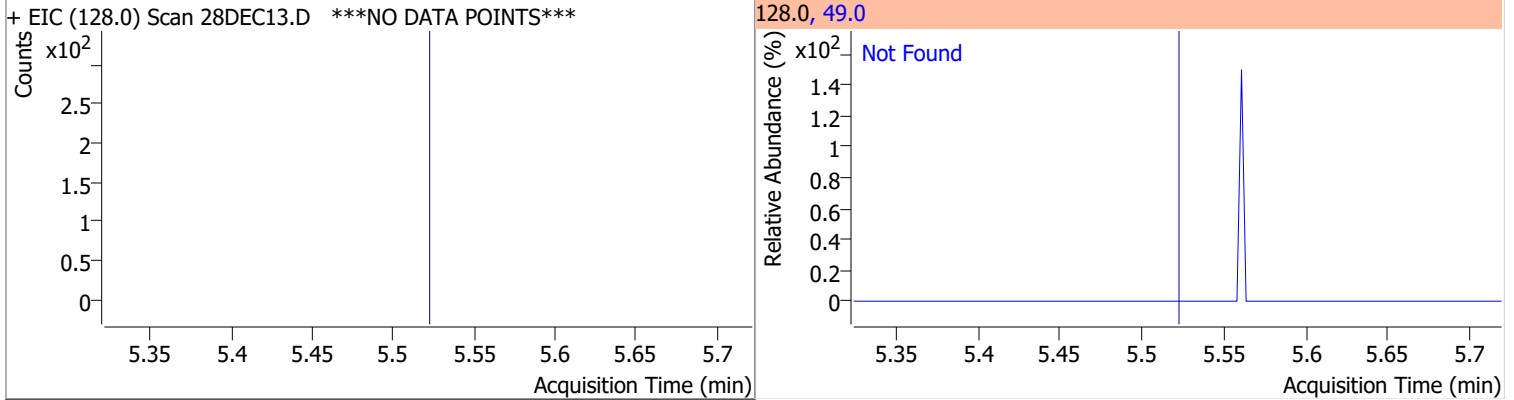
Compound	Conc.	Exp RT	QIon	Exp Ratio	QIon	Exp Ratio
cis-1,2-Dichloroethene	N.D.	5.21	61.0	163.3	98.0	64.4



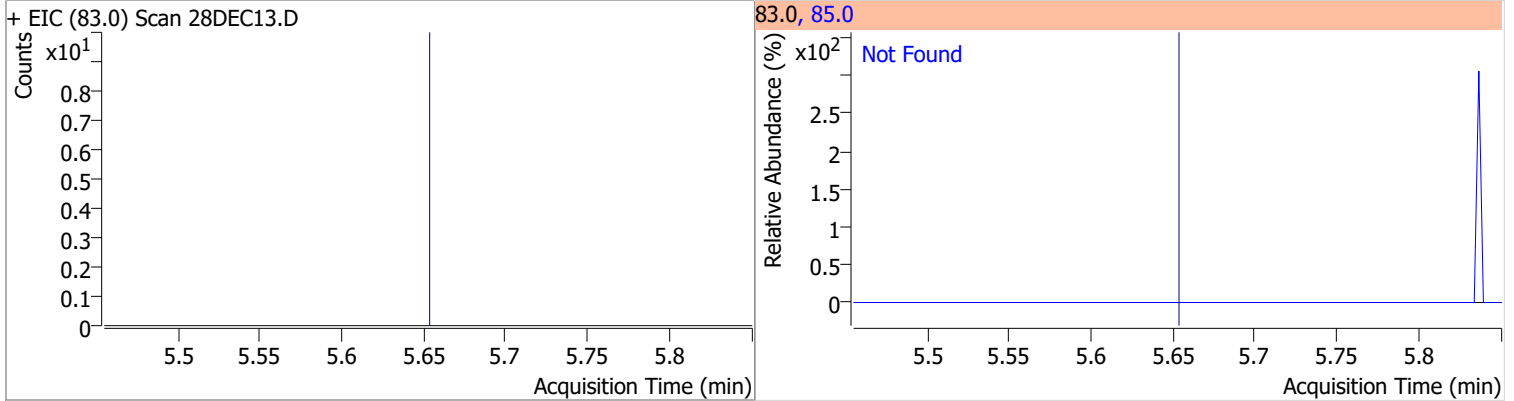
Compound	Conc.	Exp RT	QIon	Exp Ratio
Methyl ethyl ketone	N.D.	5.28	72.0	22.2



Compound	Conc.	Exp RT	QIon	Exp Ratio
Bromochloromethane	N.D.	5.52	49.0	184.6

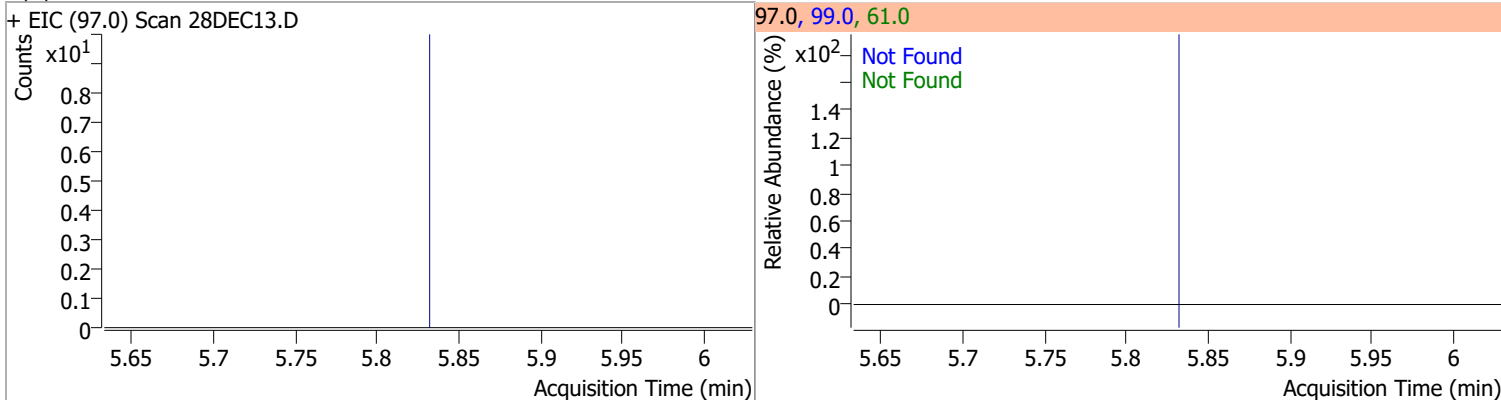


Compound	Conc.	Exp RT	QIon	Exp Ratio
Chloroform	N.D.	5.65	85.0	65.1

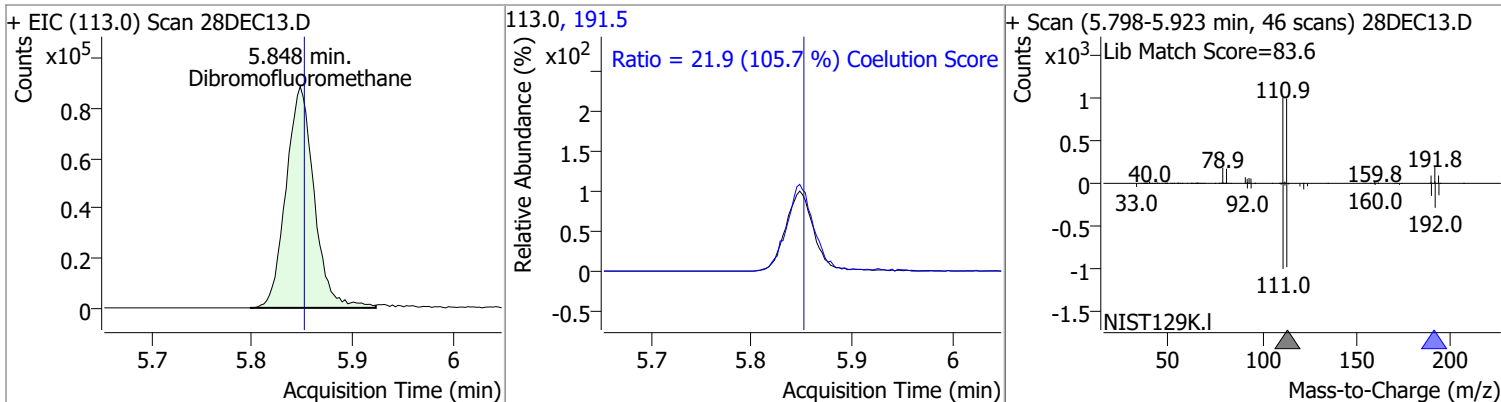


Quantitation Results Report (QT Reviewed)

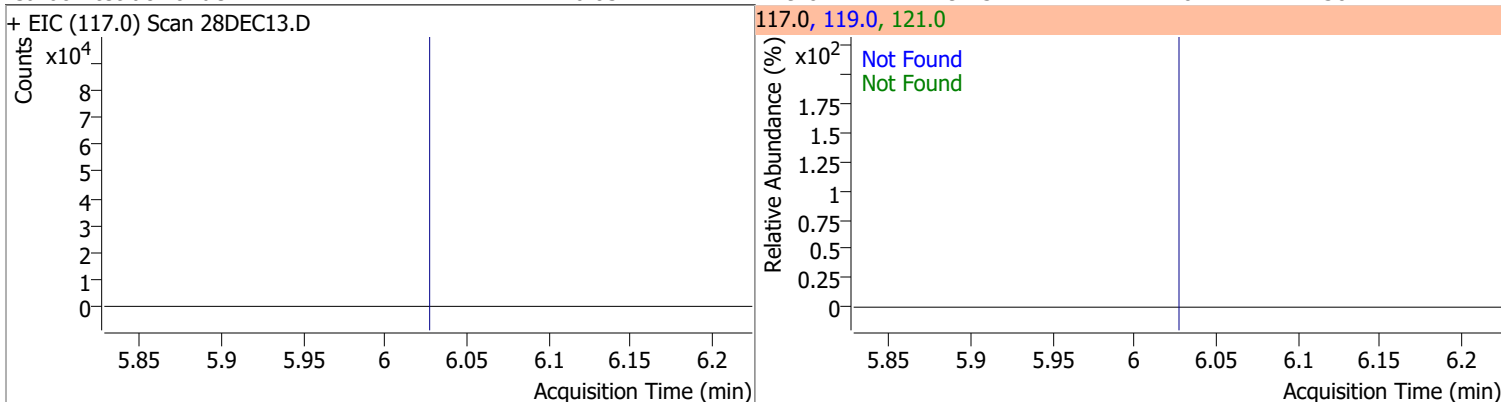
Compound	Conc.	Exp RT	QIon	Exp Ratio	QIon	Exp Ratio
1,1,1-Trichloroethane	N.D.	5.83	99.0	65.7	61.0	45.0



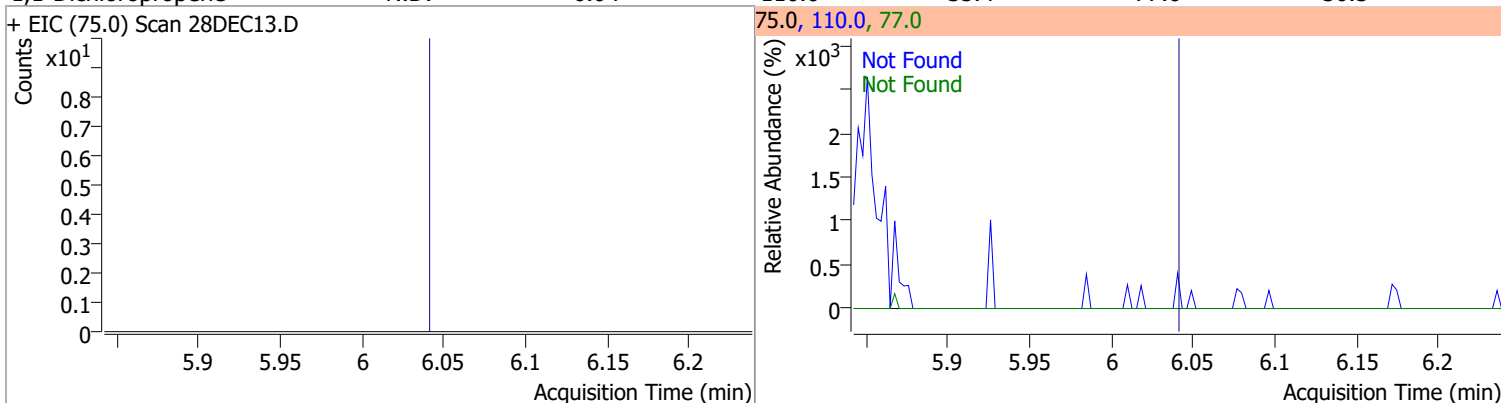
Compound	Conc.	RT	Dev(Min)	Resp.	QIon	QRatio	Lower	Upper
Dibromofluoromethane	260.0484	5.85	0.00	172964	191.5	21.9	0.0	50.7



Compound	Conc.	Exp RT	QIon	Exp Ratio	QIon	Exp Ratio
Carbon tetrachloride	N.D.	6.03	119.0	97.5	121.0	30.4

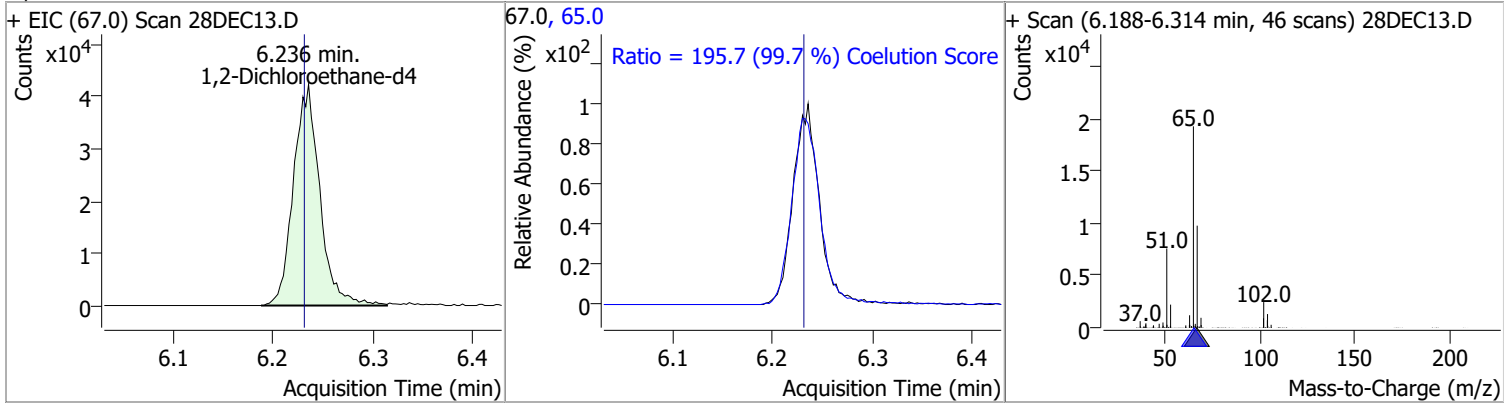


Compound	Conc.	Exp RT	QIon	Exp Ratio	QIon	Exp Ratio
1,1-Dichloropropene	N.D.	6.04	110.0	35.4	77.0	30.5

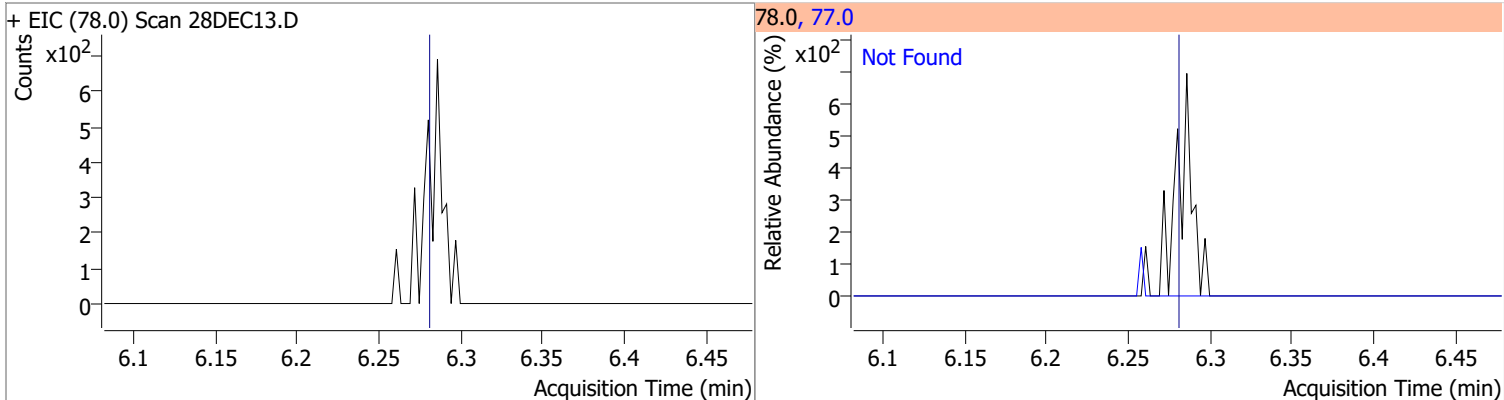


Quantitation Results Report (QT Reviewed)

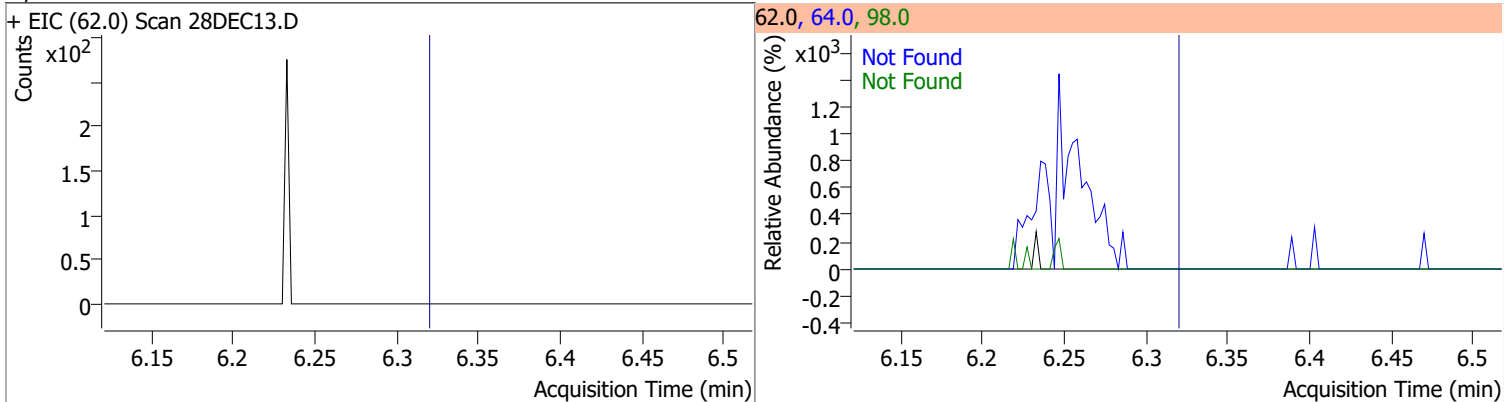
Compound	Conc.	RT	Dev(Min)	Resp.	QIon	QRatio	Lower	Upper
1,2-Dichloroethane-d4	254.1062	6.24	0.01	77131	65.0	195.7	166.3	226.3



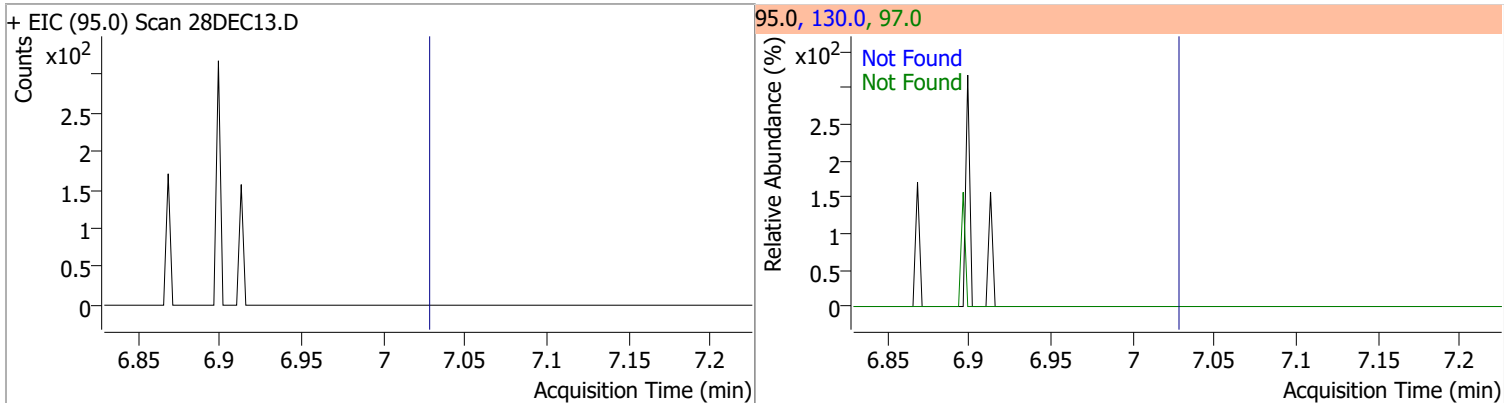
Compound	Conc.	Exp RT	QIon	Exp Ratio
Benzene	N.D.	6.28	77.0	23.5



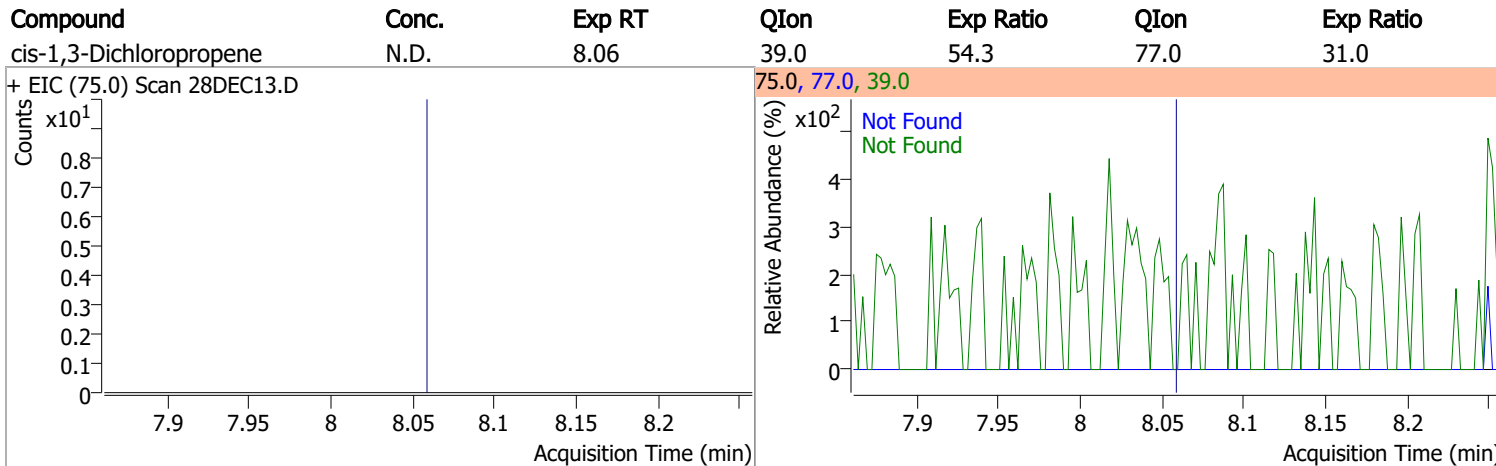
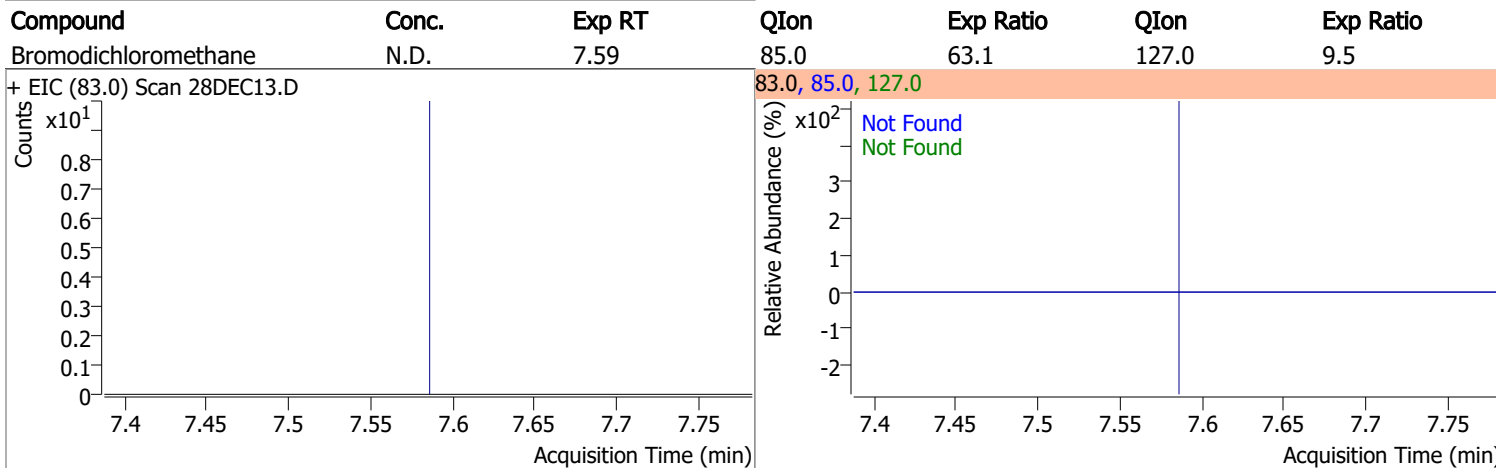
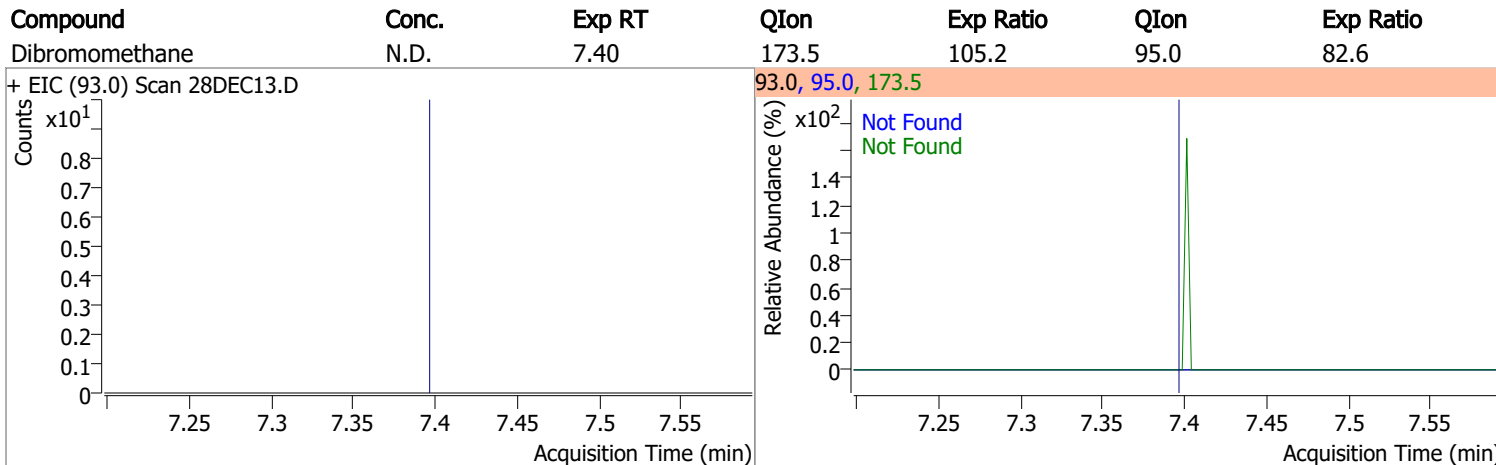
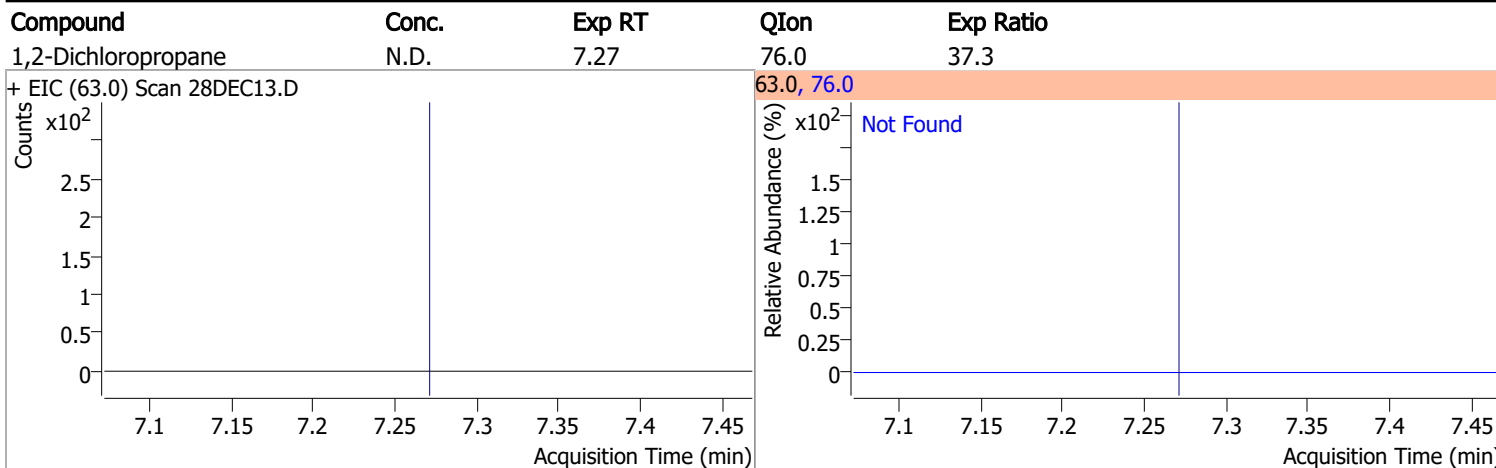
Compound	Conc.	Exp RT	QIon	Exp Ratio	QIon	Exp Ratio
1,2-Dichloroethane	N.D.	6.32	64.0	32.3	98.0	8.2



Compound	Conc.	Exp RT	QIon	Exp Ratio	QIon	Exp Ratio
Trichloroethene	N.D.	7.03	130.0	100.8	97.0	64.7

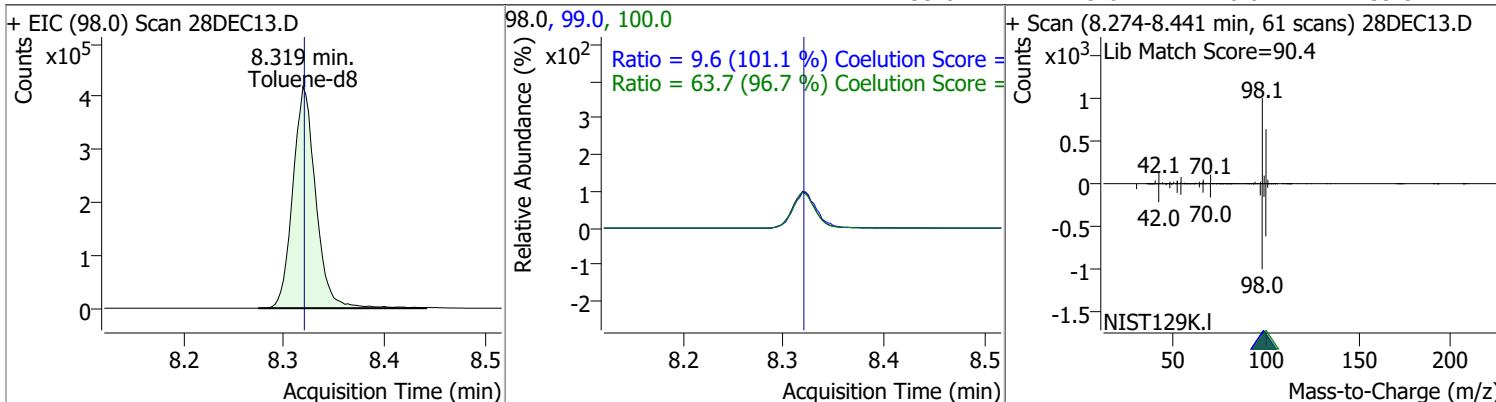


Quantitation Results Report (QT Reviewed)

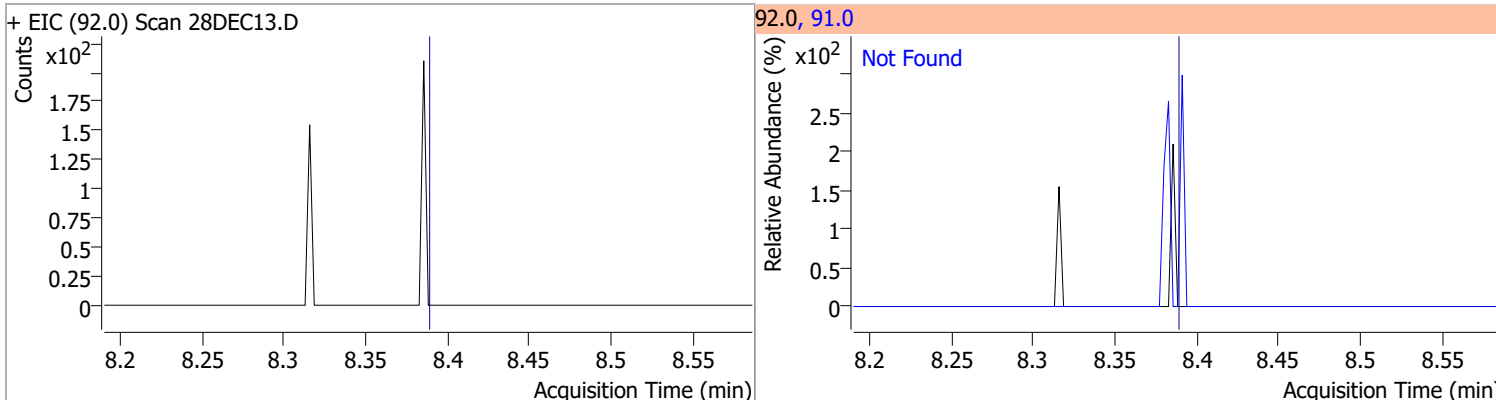


Quantitation Results Report (QT Reviewed)

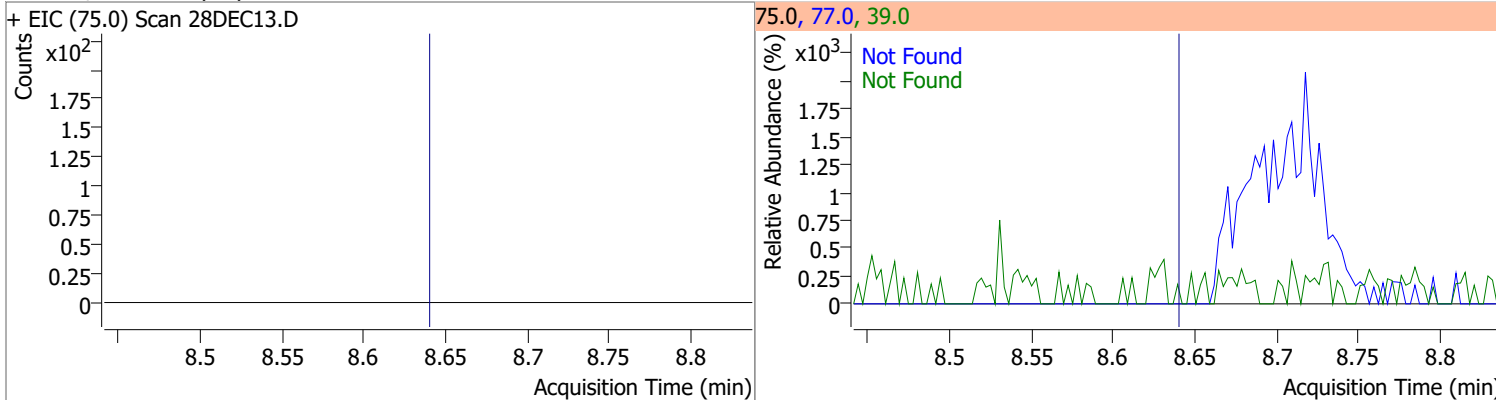
Compound	Conc.	RT	Dev(Min)	Resp.	QIon	QRatio	Lower	Upper
Toluene-d8	255.5020	8.32	0.00	665372	100.0	63.7	35.9	95.9
					99.0	9.6	0.0	39.5



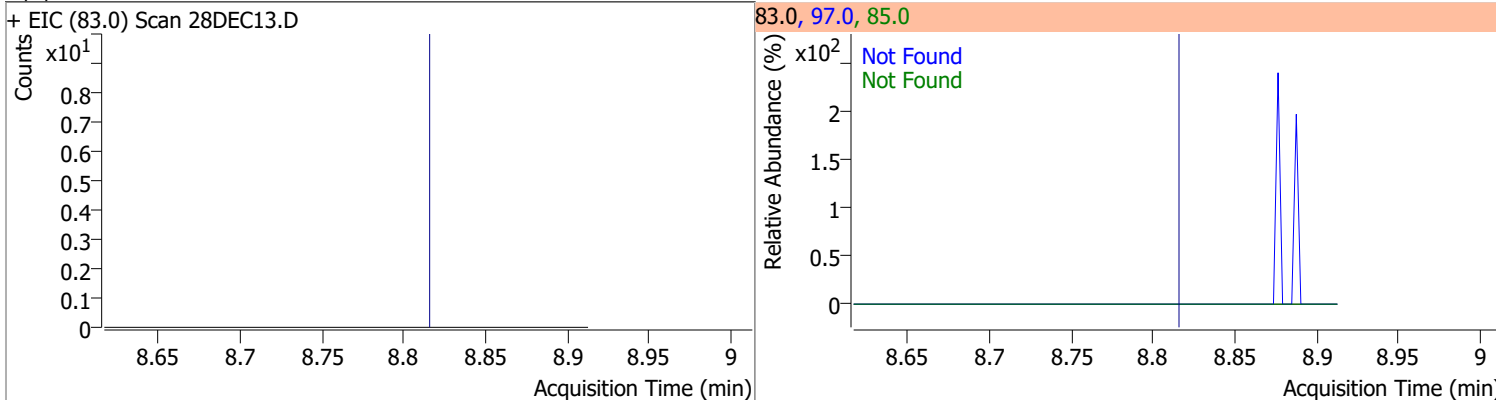
Compound	Conc.	Exp RT	QIon	Exp Ratio
Toluene	N.D.	8.39	91.0	174.3



Compound	Conc.	Exp RT	QIon	Exp Ratio	QIon	Exp Ratio
trans-1,3-Dichloropropene	N.D.	8.64	39.0	52.1	77.0	32.0



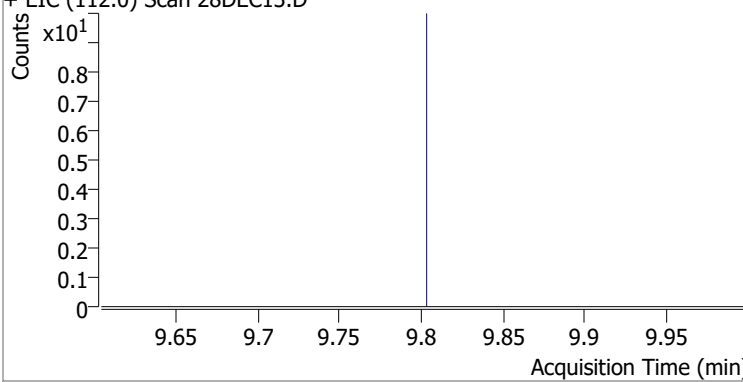
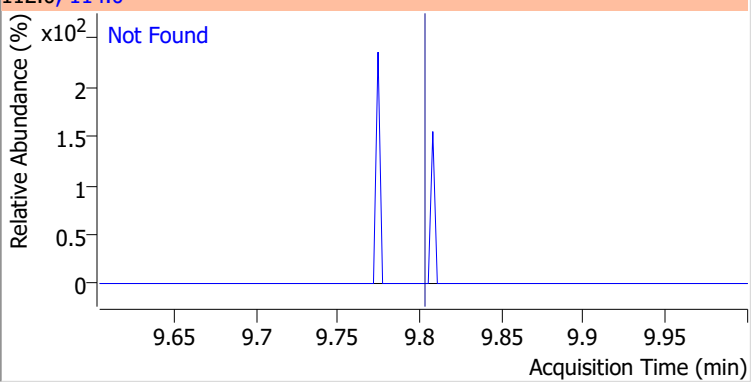
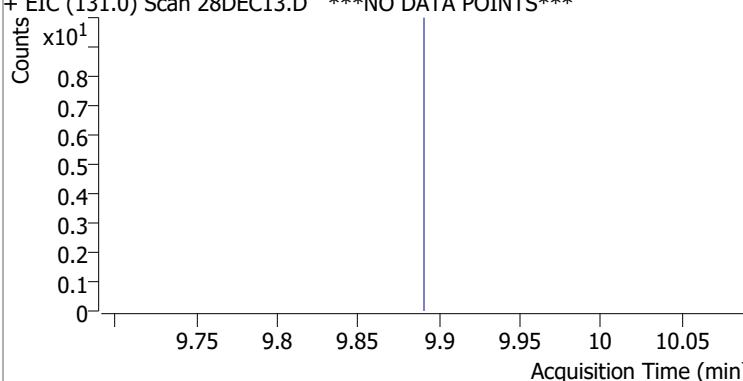
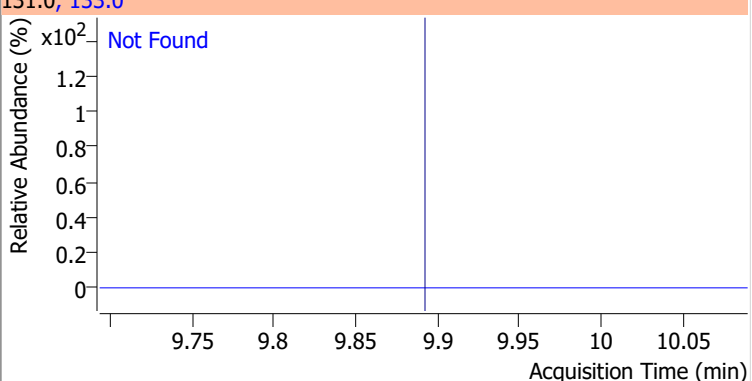
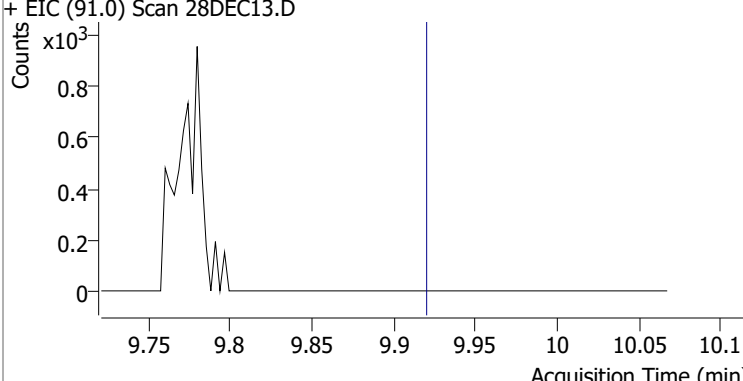
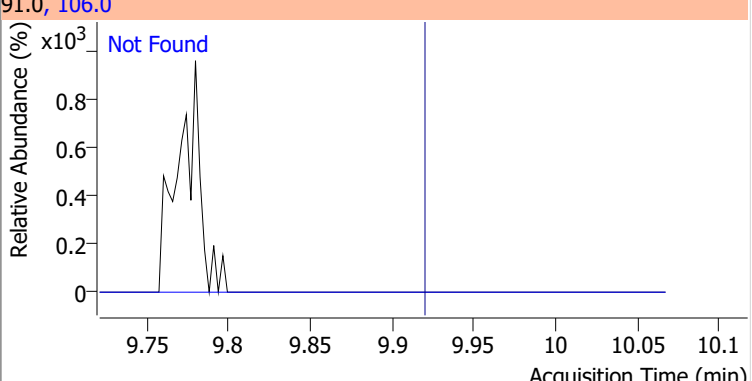
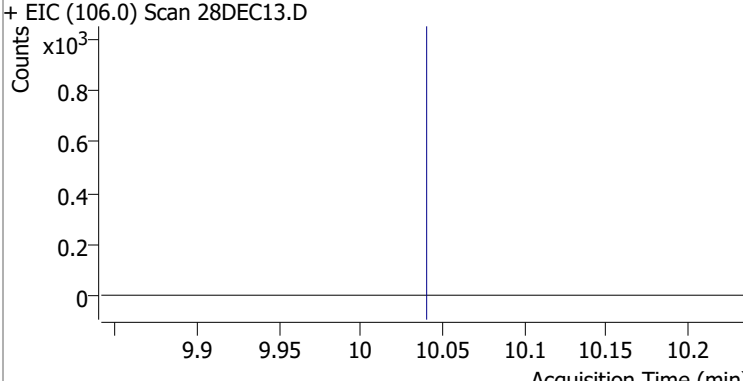
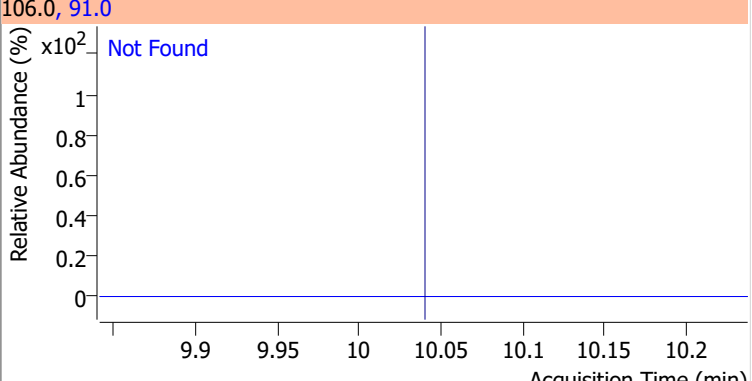
Compound	Conc.	Exp RT	QIon	Exp Ratio	QIon	Exp Ratio
1,1,2-Trichloroethane	N.D.	8.82	97.0	114.3	85.0	61.5



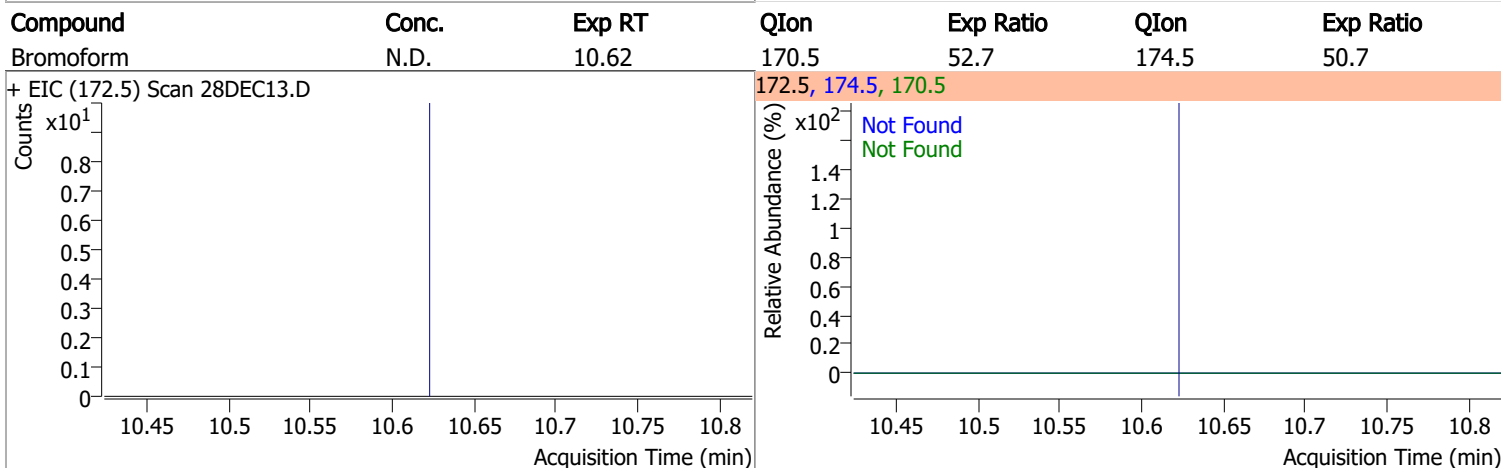
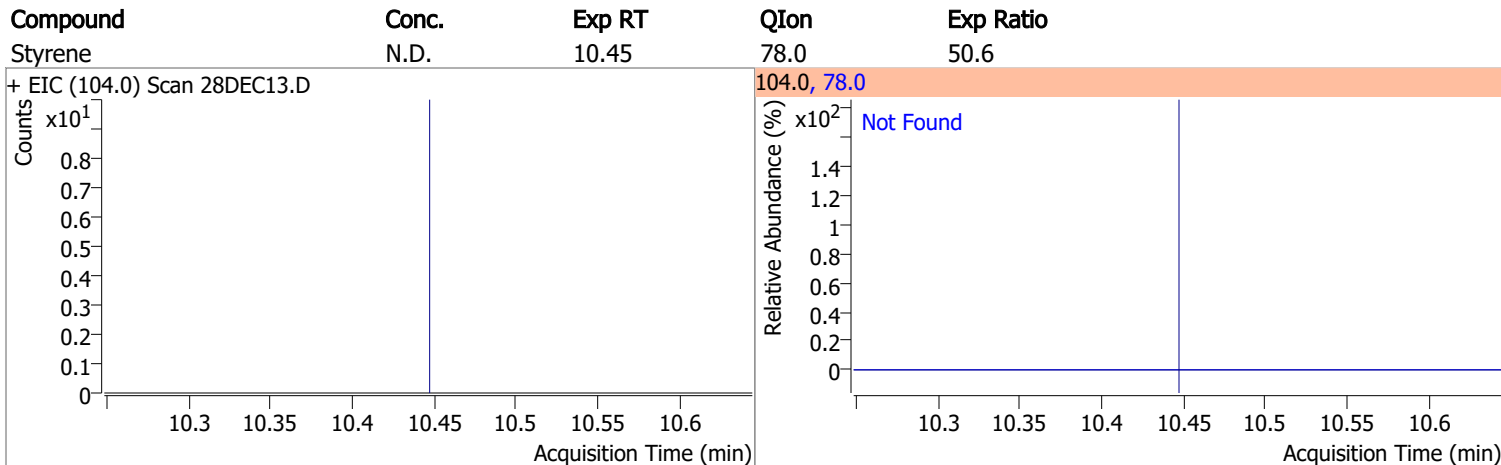
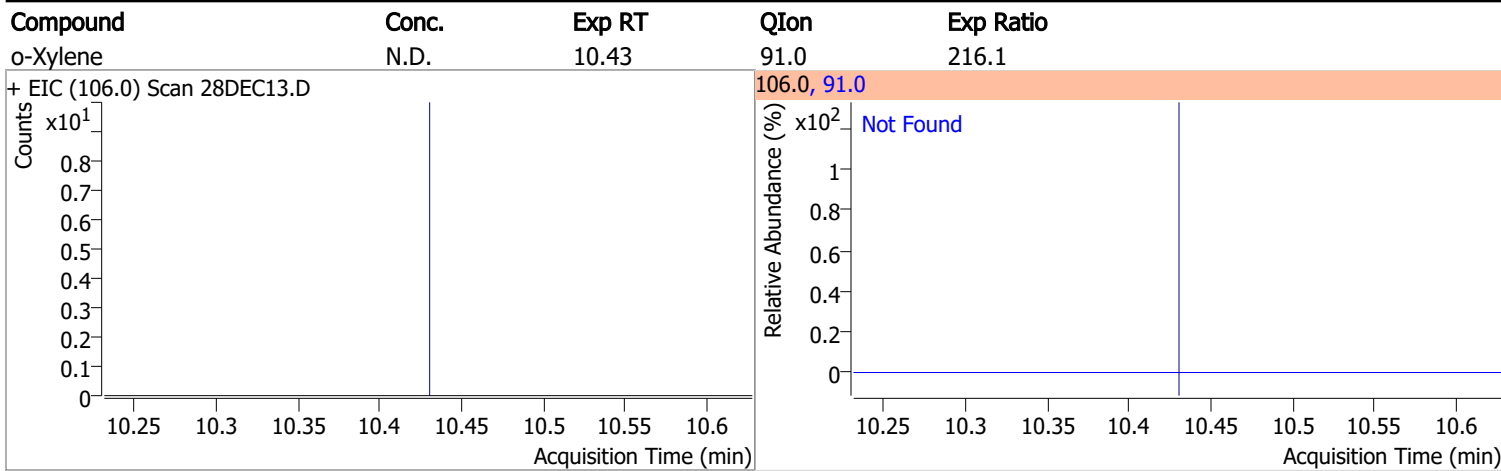
Quantitation Results Report (QT Reviewed)

Compound	Conc.	Exp RT	QIon	Exp Ratio	QIon	Exp Ratio
Tetrachloroethene	N.D.	8.94	165.8	128.3	129.0	95.3
+ EIC (163.8) Scan 28DEC13.D ***NO DATA POINTS***			163.8, 129.0, 165.8			
Counts x10 ¹	Acquisition Time (min)		Relative Abundance (%) x10 ²	Acquisition Time (min)		
1,3-Dichloropropane	N.D.	8.98	78.0	32.1		
+ EIC (76.0) Scan 28DEC13.D			76.0, 78.0			
Counts x10 ²	Acquisition Time (min)		Relative Abundance (%) x10 ²	Acquisition Time (min)		
Chlorodibromomethane	N.D.	9.20	127.0	75.3		
+ EIC (129.0) Scan 28DEC13.D ***NO DATA POINTS***			129.0, 127.0			
Counts x10 ²	Acquisition Time (min)		Relative Abundance (%) x10 ²	Acquisition Time (min)		
1,2-Dibromoethane	N.D.	9.31	109.0	97.2		
+ EIC (107.0) Scan 28DEC13.D ***NO DATA POINTS***			107.0, 109.0			
Counts x10 ¹	Acquisition Time (min)		Relative Abundance (%) x10 ²	Acquisition Time (min)		

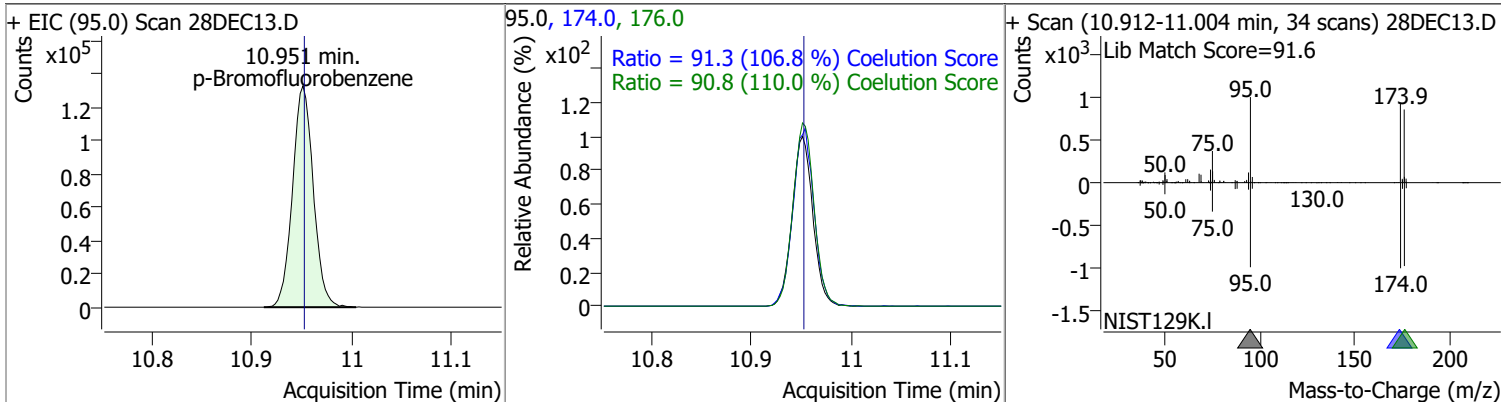
Quantitation Results Report (QT Reviewed)

Compound	Conc.	Exp RT	QIon	Exp Ratio
Chlorobenzene	N.D.	9.80	114.0	32.3
+ EIC (112.0) Scan 28DEC13.D			112.0, 114.0	
				
1,1,1,2-Tetrachloroethane	N.D.	9.89	133.0	95.7
+ EIC (131.0) Scan 28DEC13.D ***NO DATA POINTS***			131.0, 133.0	
				
Ethylbenzene	N.D.	9.92	106.0	30.7
+ EIC (91.0) Scan 28DEC13.D			91.0, 106.0	
				
m+p-Xylenes	N.D.	10.04	91.0	205.0
+ EIC (106.0) Scan 28DEC13.D			106.0, 91.0	
				

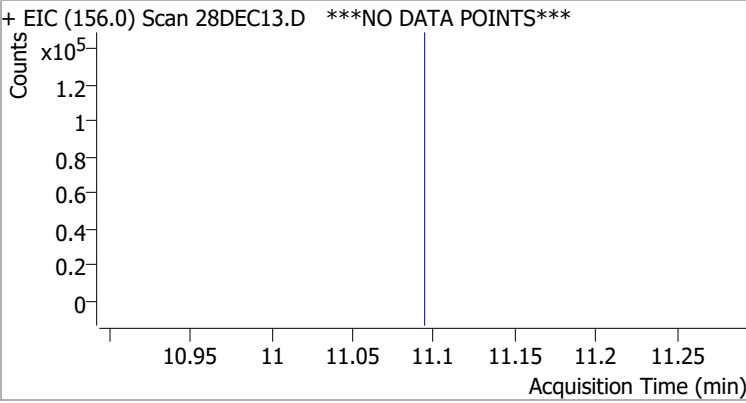
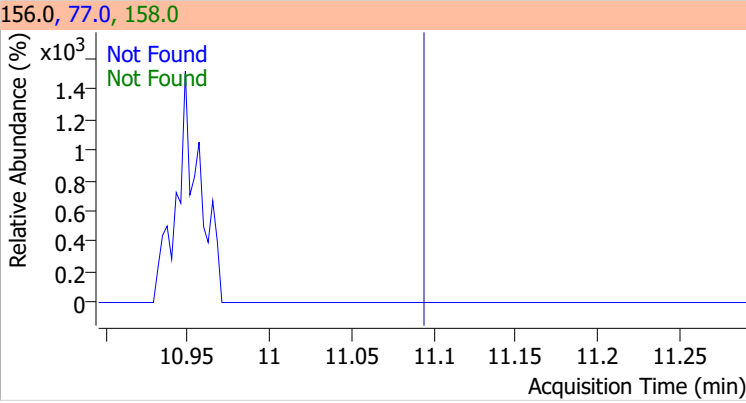
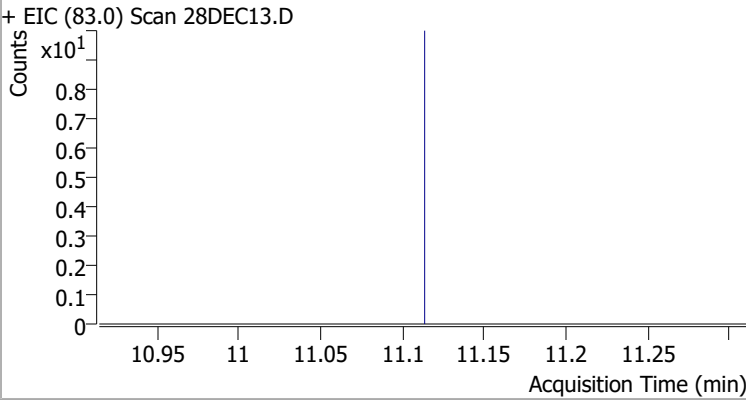
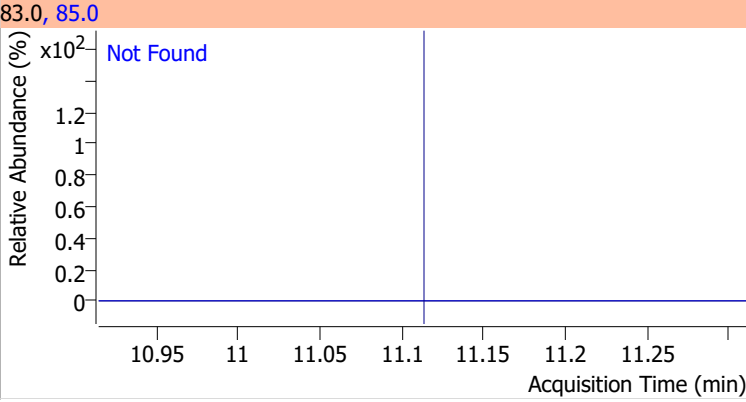
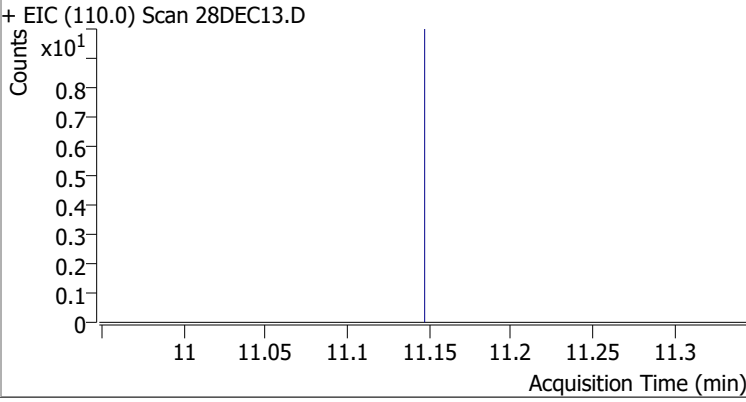
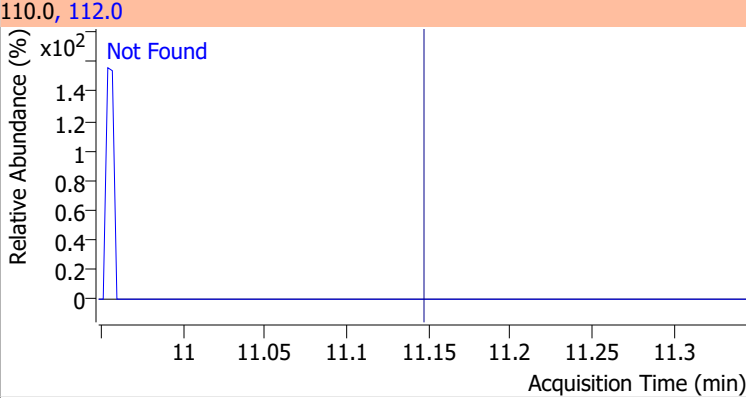
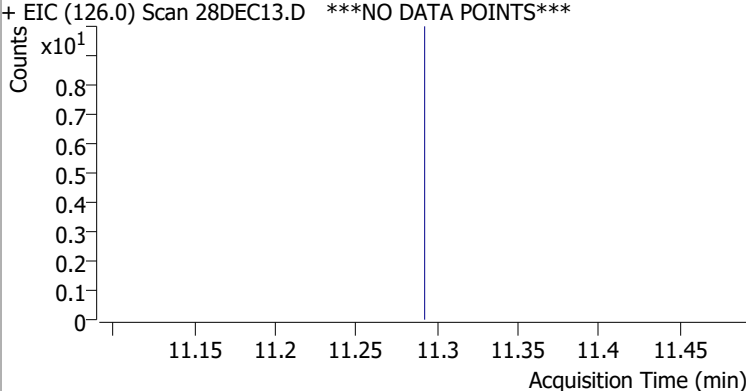
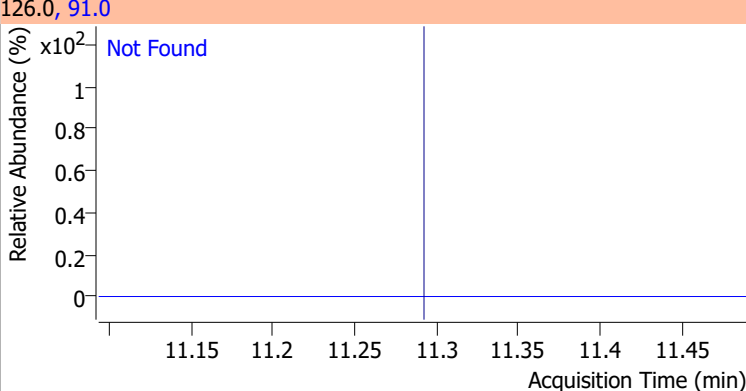
Quantitation Results Report (QT Reviewed)



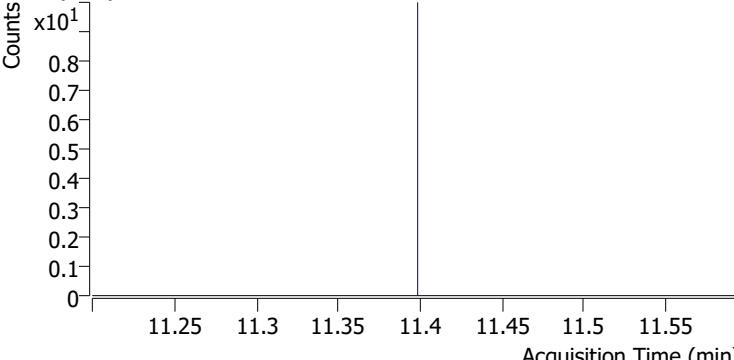
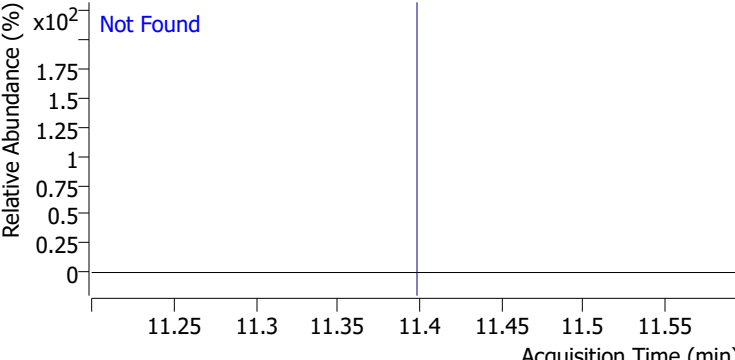
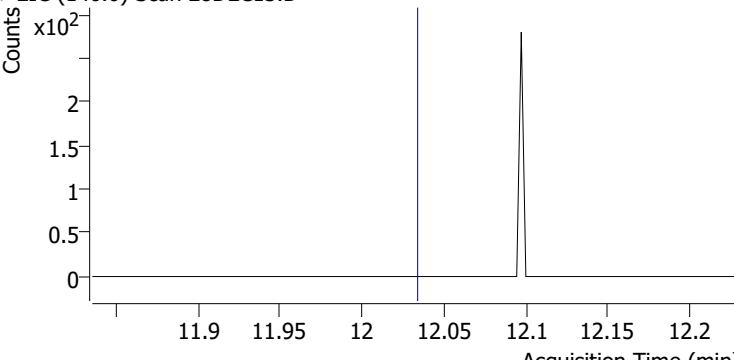
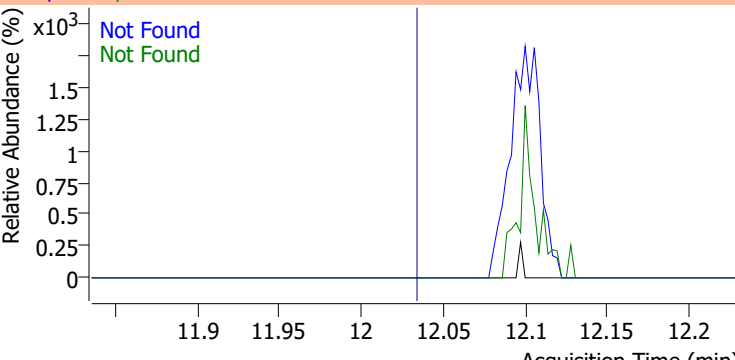
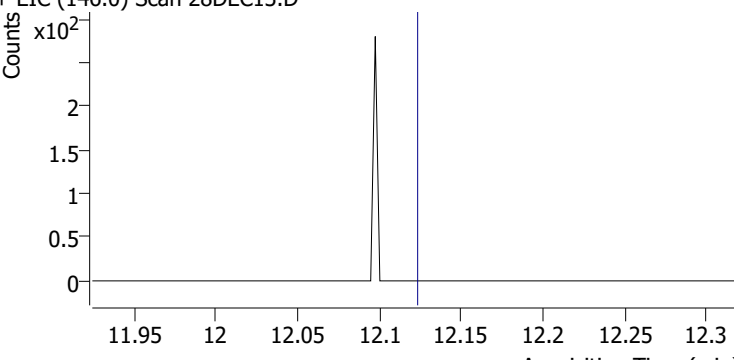
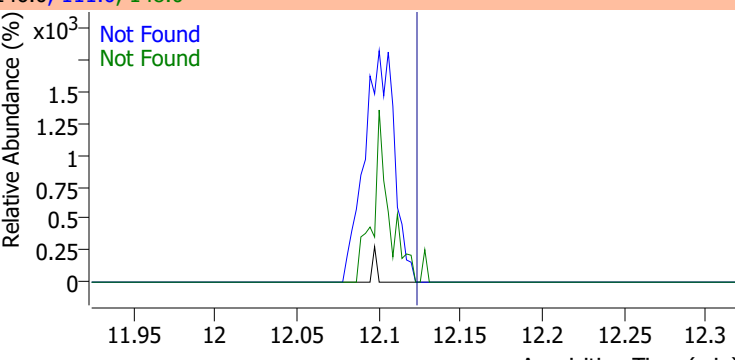
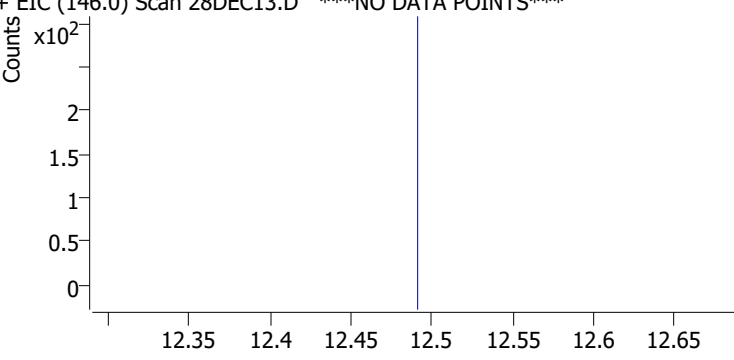
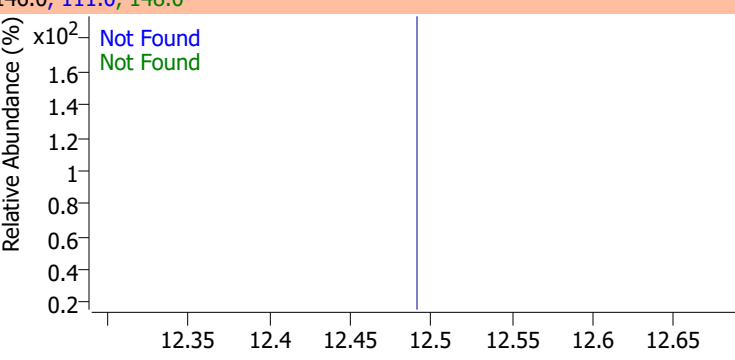
Compound	Conc.	RT	Dev(Min)	Resp.	QIon	QRatio	Lower	Upper
p-Bromofluorobenzene	270.6673	10.95	0.00	190992	174.0	91.3	55.5	115.5
					176.0	90.8	52.5	112.5



Quantitation Results Report (QT Reviewed)

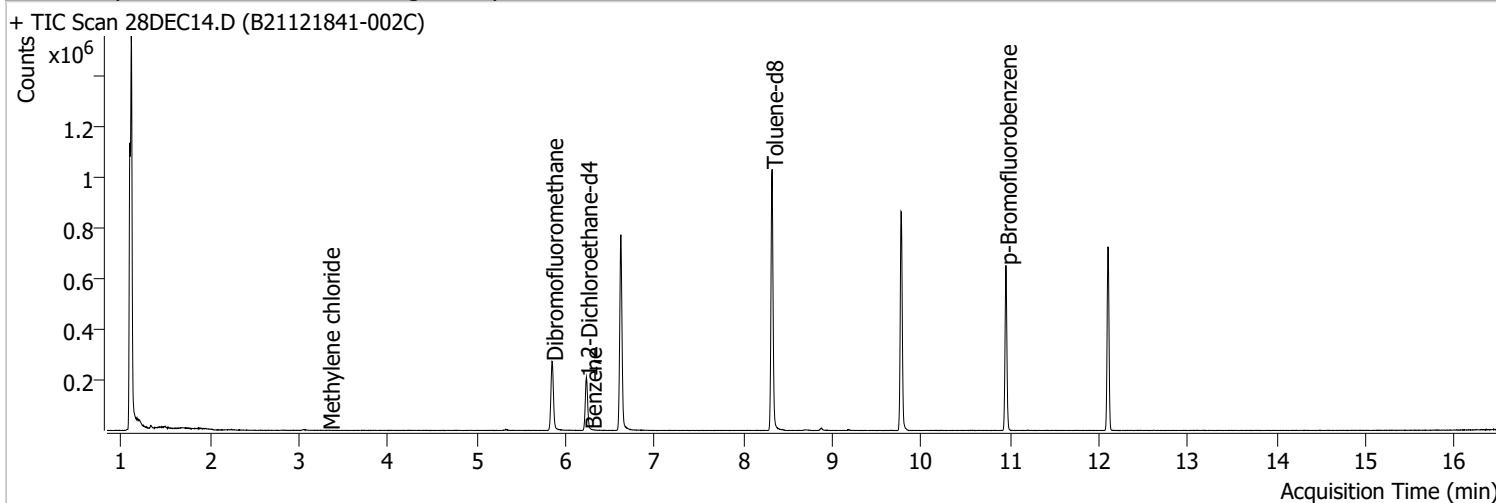
Compound	Conc.	Exp RT	QIon	Exp Ratio	QIon	Exp Ratio
Bromobenzene	N.D.	11.09	77.0	153.2	158.0	96.2
+ EIC (156.0) Scan 28DEC13.D ***NO DATA POINTS***			156.0, 77.0, 158.0			
						
1,1,2,2-Tetrachloroethane	N.D.	11.11	85.0	63.2		
+ EIC (83.0) Scan 28DEC13.D			83.0, 85.0			
						
1,2,3-Trichloropropane	N.D.	11.15	112.0	65.8		
+ EIC (110.0) Scan 28DEC13.D			110.0, 112.0			
						
2-Chlorotoluene	N.D.	11.29	91.0	294.1		
+ EIC (126.0) Scan 28DEC13.D ***NO DATA POINTS***			126.0, 91.0			
						

Quantitation Results Report (QT Reviewed)

Compound	Conc.	Exp RT	QIon	Exp Ratio		
4-Chlorotoluene	N.D.	11.40	126.0	30.4		
+ EIC (91.0) Scan 28DEC13.D			91.0, 126.0			
						
1,3-Dichlorobenzene	N.D.	12.03	148.0	64.5	QIon	Exp Ratio
+ EIC (146.0) Scan 28DEC13.D			146.0, 111.0, 148.0			
						
1,4-Dichlorobenzene	N.D.	12.12	148.0	64.0	QIon	Exp Ratio
+ EIC (146.0) Scan 28DEC13.D			146.0, 111.0, 148.0			
						
1,2-Dichlorobenzene	N.D.	12.49	148.0	63.8	QIon	Exp Ratio
+ EIC (146.0) Scan 28DEC13.D ***NO DATA POINTS***			146.0, 111.0, 148.0			
						

Quantitation Results Report (QT Reviewed)

Data File	28DEC14.D	Operator	MSC
Acq. Method	5975CACQF.M	Acq. Date-Time	12/28/2021 3:30:49 PM
Sample Name	B21121841-002C	Instrument	VOA5975C
Vial	14	Multiplier	1.00
DA Method File	VOA5975C_8260B_SHT_DoD_L4_120721.m	Comment	
Tune File	BFB_Atune3.u	Tune Date	10/11/2021 4:02:00 PM
Batch Name	VG122821_8260B_624pt1.batch.bin	Last Calib Update	2/11/2022 12:17:53 PM
Ref Library	\\MASSHUNTER\Org\Library\NIST129K.I		



Compound	RT	QIon	Resp.	Conc.	Units	Dev(Min)
----------	----	------	-------	-------	-------	----------

Internal Standards

M Fluorobenzene	6.620	96.0	646657	250.0000	ng	0.000
M Chlorobenzene-d5	9.774	82.0	244844	250.0000	ng	0.000
M 1,4-Dichlorobenzene-d4	12.100	152.0	174859	250.0000	ng	0.000

System Monitoring Compounds

S Dibromofluoromethane	5.845	113.0	167755	264.6950	ng	-0.006
Spiked Amount: 250.000	Range: 80.0 - 119.0%			Recovery = 105.88%		
S 1,2-Dichloroethane-d4	6.233	67.0	75188	259.9601	ng	0.003
Spiked Amount: 250.000	Range: 81.0 - 118.0%			Recovery = 103.98%		
S Toluene-d8	8.321	98.0	637228	258.9021	ng	0.003
Spiked Amount: 250.000	Range: 89.0 - 112.0%			Recovery = 103.56%		
S p-Bromofluorobenzene	10.951	95.0	181378	271.0827	ng	0.000
Spiked Amount: 250.000	Range: 85.0 - 114.0%			Recovery = 108.43%		

Target Compounds

Compound	RT	QIon	Resp.	Conc.	Units	m	QValue
T Dichlorodifluoromethane	0.000		0	N.D.			
T Chloromethane	0.000		0	N.D.			
T Vinyl chloride	0.000		0	N.D.			
T Bromomethane	0.000		0	N.D.			
T Chloroethane	0.000		0	N.D.			
T Trichlorofluoromethane	0.000		0	N.D.			
T 1,1-Dichloroethene	0.000		0	N.D.			
T Methylene chloride	3.335	49.0	354	0.3733	ng	m	84
T trans-1,2-Dichloroethene	0.000		0	N.D.			
T Methyl tert-butyl ether (MTBE)	0.000		0	N.D.			
T 1,1-Dichloroethane	0.000		0	N.D.			
T 2,2-Dichloropropane	0.000		0	N.D.			
T cis-1,2-Dichloroethene	0.000		0	N.D.			
T Methyl ethyl ketone	0.000		0	N.D.			
T Bromochloromethane	0.000		0	N.D.			
T Chloroform	0.000		0	N.D.			

Quantitation Results Report (QT Reviewed)

Compound	RT	QIon	Resp.	Conc.	Units		Dev(Min)
T 1,1,1-Trichloroethane	0.000		0	N.D.			
T Carbon tetrachloride	0.000		0	N.D.			
T 1,1-Dichloropropene	0.000		0	N.D.			
T Benzene	6.283	78.0	481	0.1830	ng	m	64
T 1,2-Dichloroethane	0.000		0	N.D.			
T Trichloroethene	0.000		0	N.D.			
T 1,2-Dichloropropane	0.000		0	N.D.			
T Dibromomethane	0.000		0	N.D.			
T Bromodichloromethane	0.000		0	N.D.			
T cis-1,3-Dichloropropene	0.000		0	N.D.			
T Toluene	0.000		0	N.D.			
T trans-1,3-Dichloropropene	0.000		0	N.D.			
T 1,1,2-Trichloroethane	0.000		0	N.D.			
T Tetrachloroethene	0.000		0	N.D.			
T 1,3-Dichloropropane	0.000		0	N.D.			
T Chlorodibromomethane	0.000		0	N.D.			
T 1,2-Dibromoethane	0.000		0	N.D.			
T Chlorobenzene	0.000		0	N.D.			
T 1,1,1,2-Tetrachloroethane	0.000		0	N.D.			
T Ethylbenzene	0.000		0	N.D.			
T m+p-Xylenes	0.000		0	N.D.			
T o-Xylene	0.000		0	N.D.			
T Styrene	0.000		0	N.D.			
T Bromoform	0.000		0	N.D.			
T Bromobenzene	0.000		0	N.D.			
T 1,1,2,2-Tetrachloroethane	0.000		0	N.D.			
T 1,2,3-Trichloropropane	0.000		0	N.D.			
T 2-Chlorotoluene	0.000		0	N.D.			
T 4-Chlorotoluene	0.000		0	N.D.			
T 1,3-Dichlorobenzene	0.000		0	N.D.			
T 1,4-Dichlorobenzene	0.000		0	N.D.			
T 1,2-Dichlorobenzene	0.000		0	N.D.			

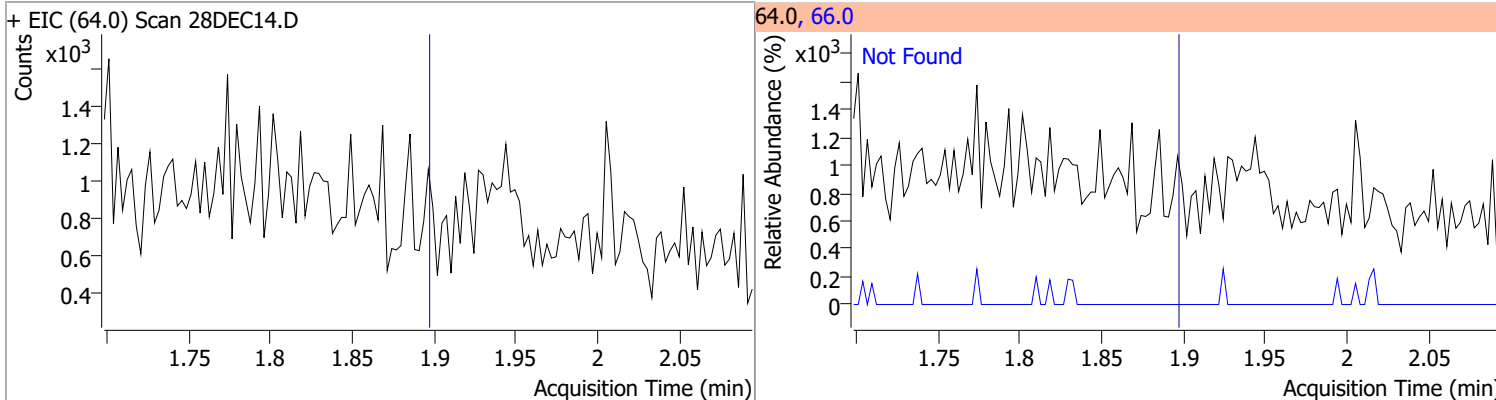
(#) = Qualifier Out of Range; (m) = Manual Integration; (+) = Area Summed; (*) = Surrogate Percent Recovery Out of Range; (d): Zeroed Peak

Quantitation Results Report (QT Reviewed)

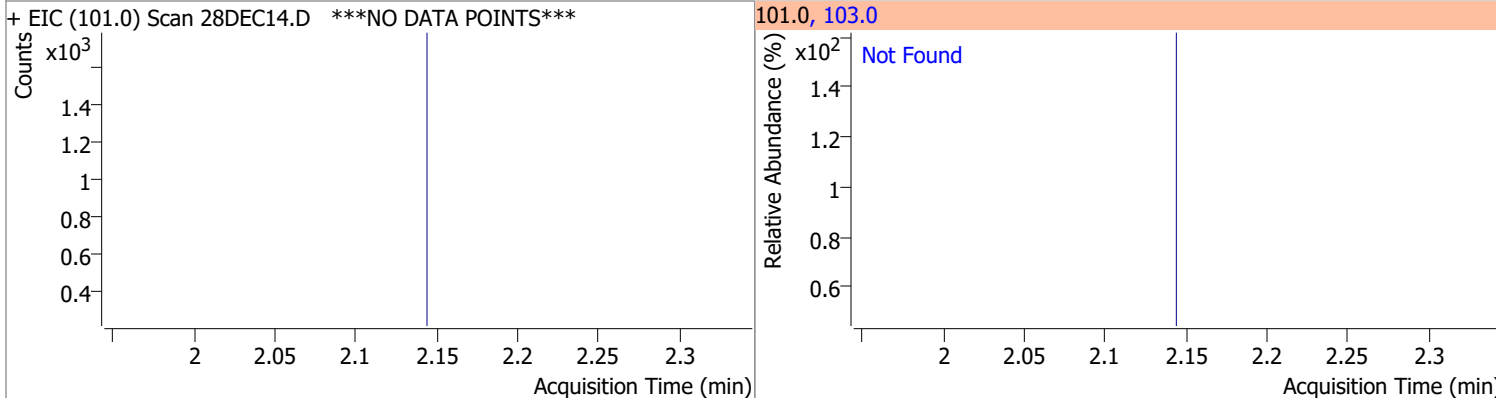
Compound	Conc.	Exp RT	QIon	Exp Ratio	
Dichlorodifluoromethane	N.D.	1.24	87.0	32.0	
+ EIC (85.0) Scan 28DEC14.D ***NO DATA POINTS***			85.0, 87.0		
Counts x10 ¹	Acquisition Time (min)		Relative Abundance (%) x10 ²	Acquisition Time (min)	
Chloromethane	N.D.	1.41	52.0	32.7	
+ EIC (50.0) Scan 28DEC14.D			50.0, 52.0		
Counts x10 ²	Acquisition Time (min)		Relative Abundance (%) x10 ²	Acquisition Time (min)	
Vinyl chloride	N.D.	1.50	64.0	31.6	
+ EIC (62.0) Scan 28DEC14.D ***NO DATA POINTS***			62.0, 64.0		
Counts x10 ²	Acquisition Time (min)		Relative Abundance (%) x10 ³	Acquisition Time (min)	
Bromomethane	N.D.	1.80	94.0	106.0	
+ EIC (96.0) Scan 28DEC14.D			96.0, 94.0		
Counts x10 ²	Acquisition Time (min)		Relative Abundance (%) x10 ²	Acquisition Time (min)	

Quantitation Results Report (QT Reviewed)

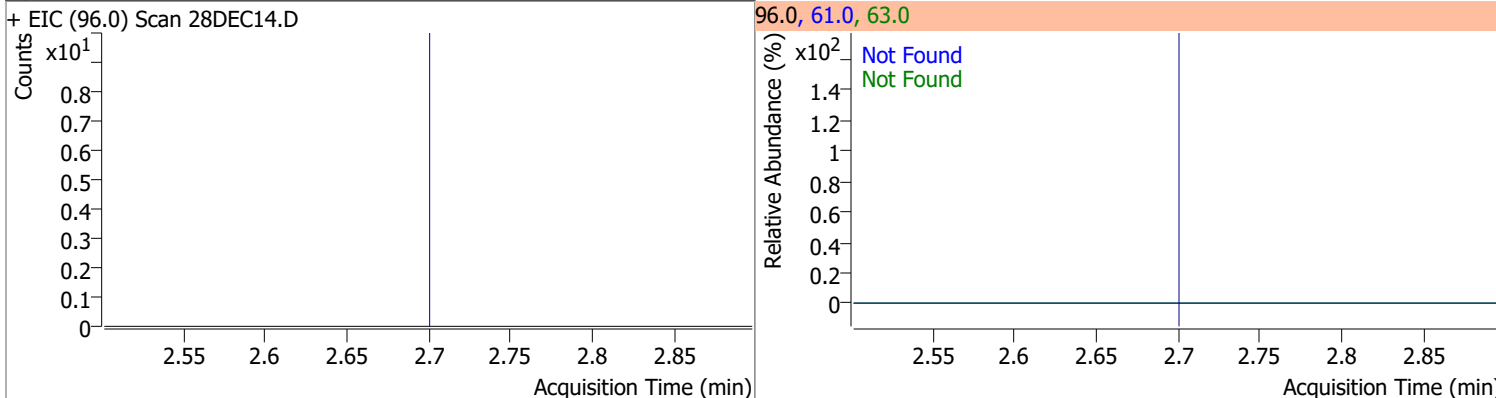
Compound	Conc.	Exp RT	QIon	Exp Ratio
Chloroethane	N.D.	1.90	66.0	30.8



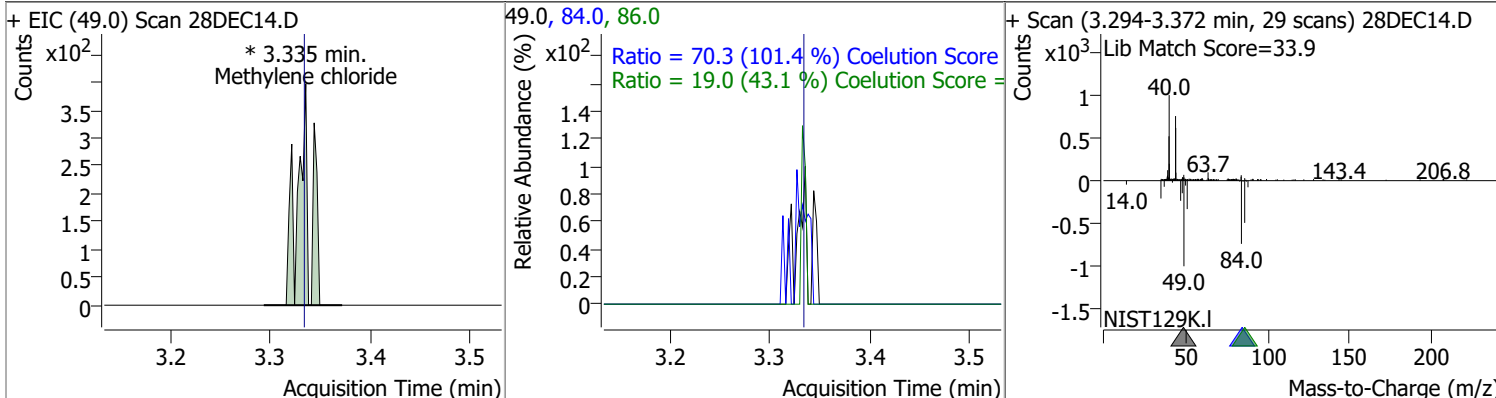
Compound	Conc.	Exp RT	QIon	Exp Ratio
Trichlorofluoromethane	N.D.	2.14	103.0	64.8



Compound	Conc.	Exp RT	QIon	Exp Ratio	QIon	Exp Ratio
1,1-Dichloroethene	N.D.	2.70	61.0	180.1	63.0	57.5

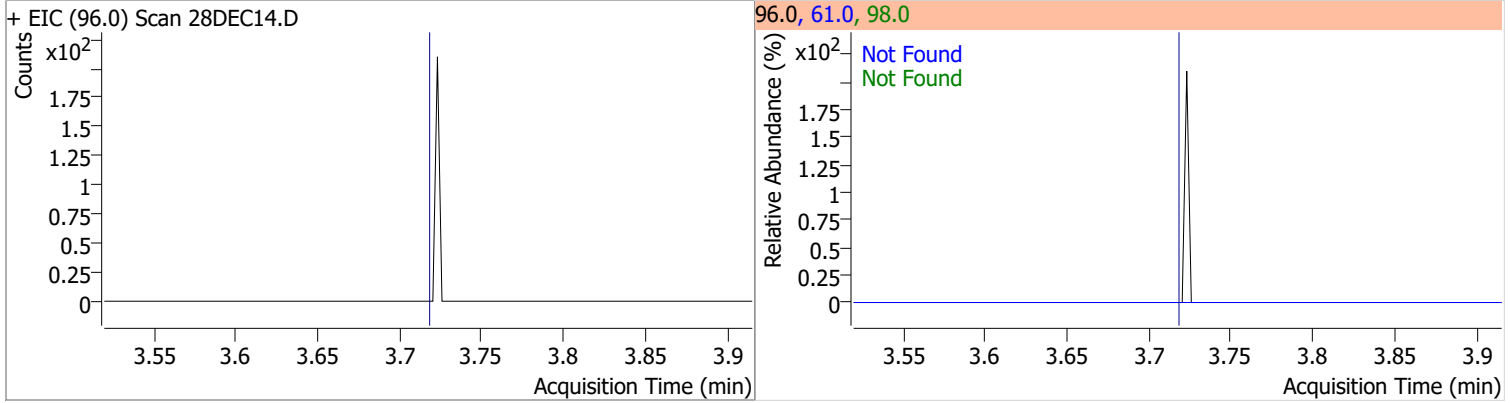


Compound	Conc.	RT	Dev(Min)	Resp.	QIon	QRatio	Lower	Upper
Methylene chloride	0.3733	3.34	0.00	354 (m)	84.0	70.3	39.4	99.4
					86.0	19.0	14.1	74.1

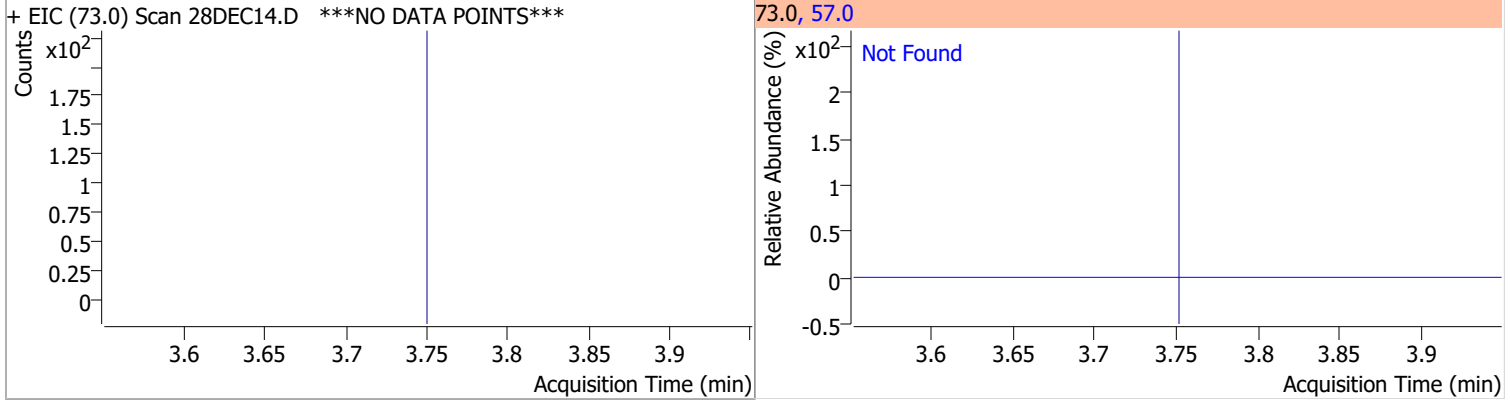


Quantitation Results Report (QT Reviewed)

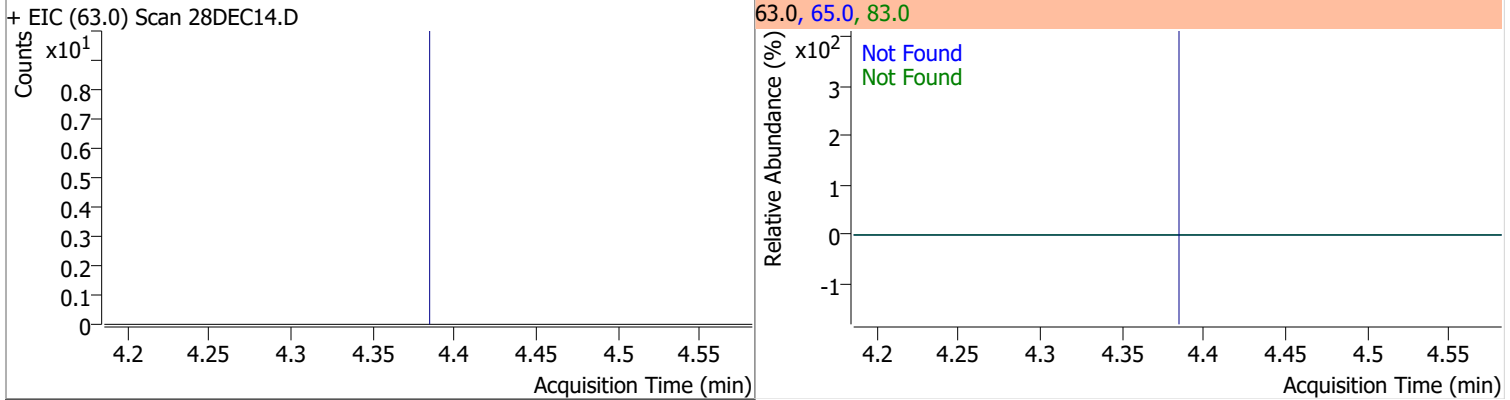
Compound	Conc.	Exp RT	QIon	Exp Ratio	QIon	Exp Ratio
trans-1,2-Dichloroethene	N.D.	3.72	61.0	155.1	98.0	62.8



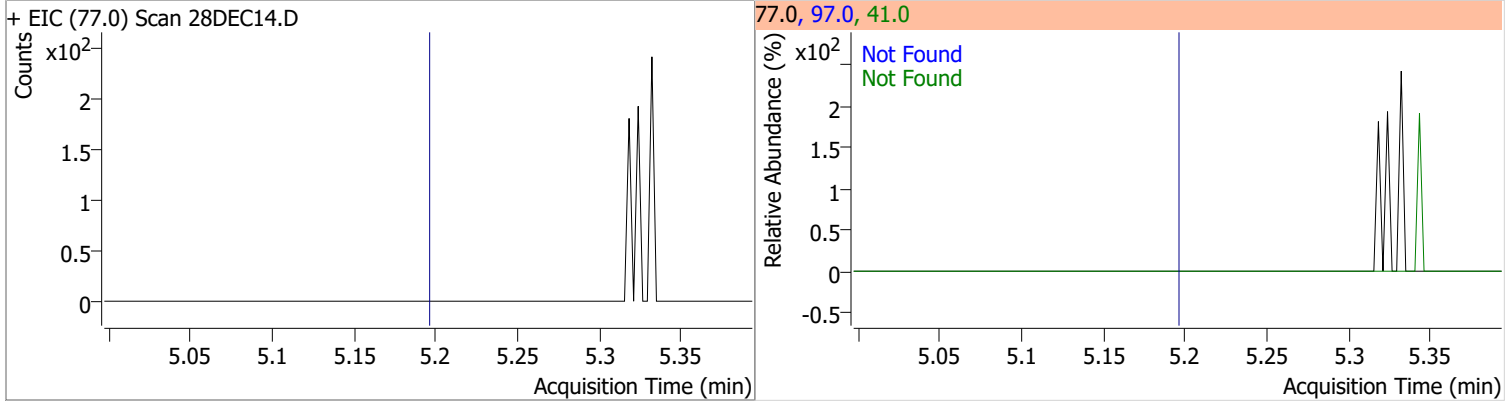
Compound	Conc.	Exp RT	QIon	Exp Ratio
Methyl tert-butyl ether (MTBE)	N.D.	3.75	57.0	23.9



Compound	Conc.	Exp RT	QIon	Exp Ratio	QIon	Exp Ratio
1,1-Dichloroethane	N.D.	4.38	65.0	31.7	83.0	12.8

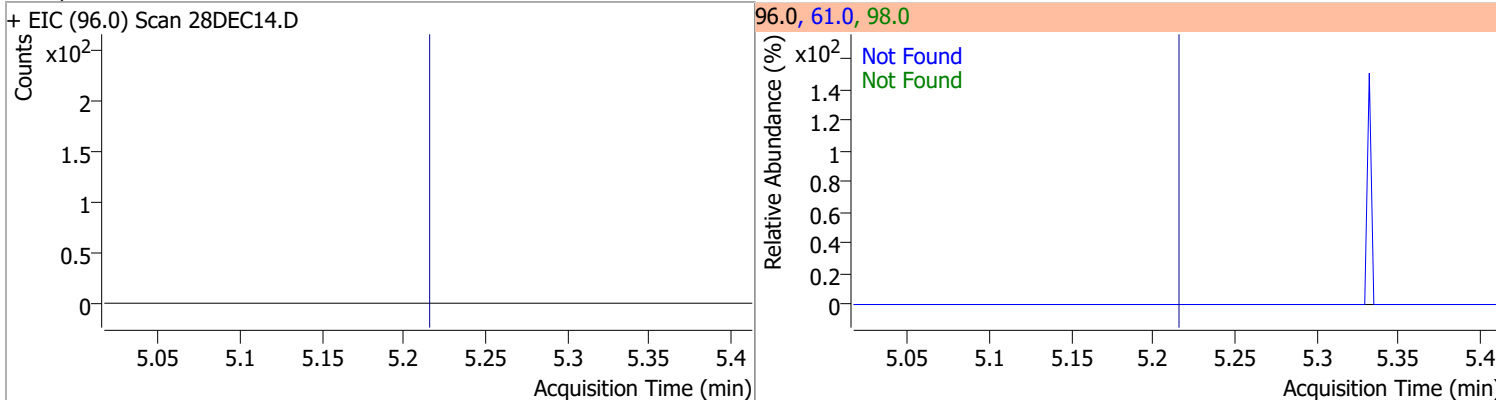


Compound	Conc.	Exp RT	QIon	Exp Ratio	QIon	Exp Ratio
2,2-Dichloropropane	N.D.	5.20	41.0	59.0	97.0	21.8

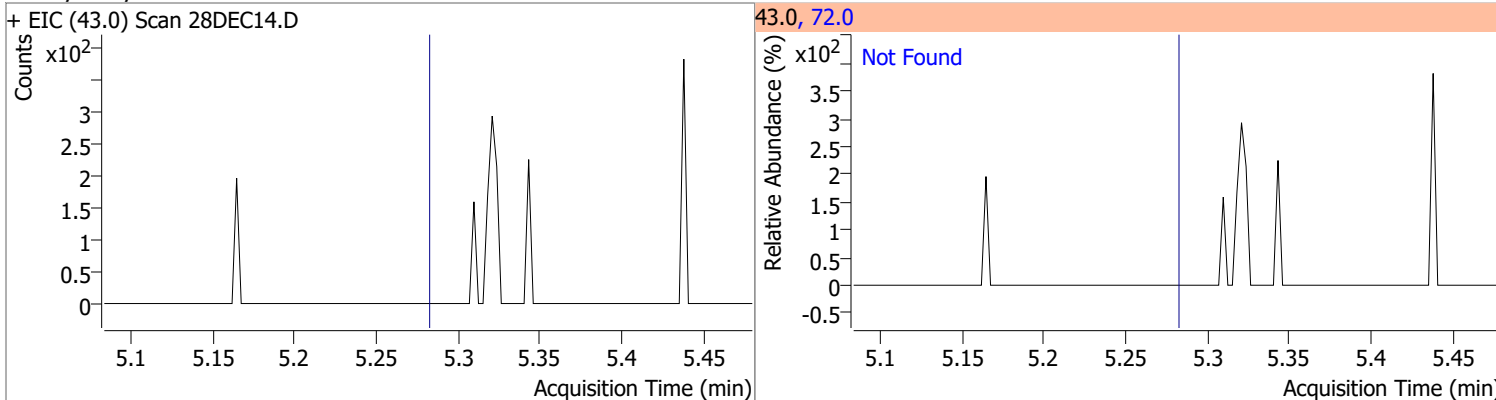


Quantitation Results Report (QT Reviewed)

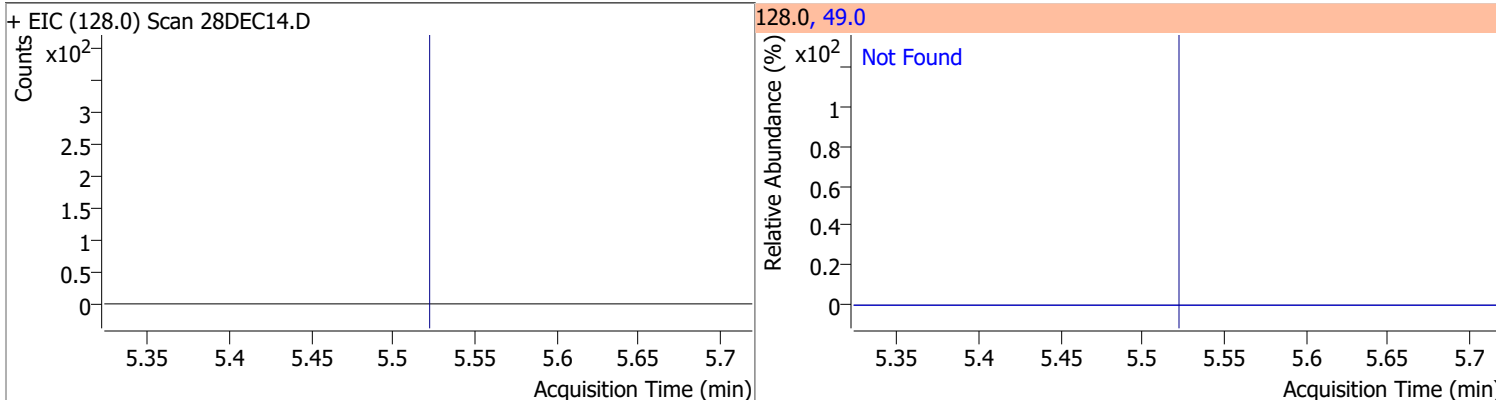
Compound	Conc.	Exp RT	QIon	Exp Ratio	QIon	Exp Ratio
cis-1,2-Dichloroethene	N.D.	5.21	61.0	163.3	98.0	64.4



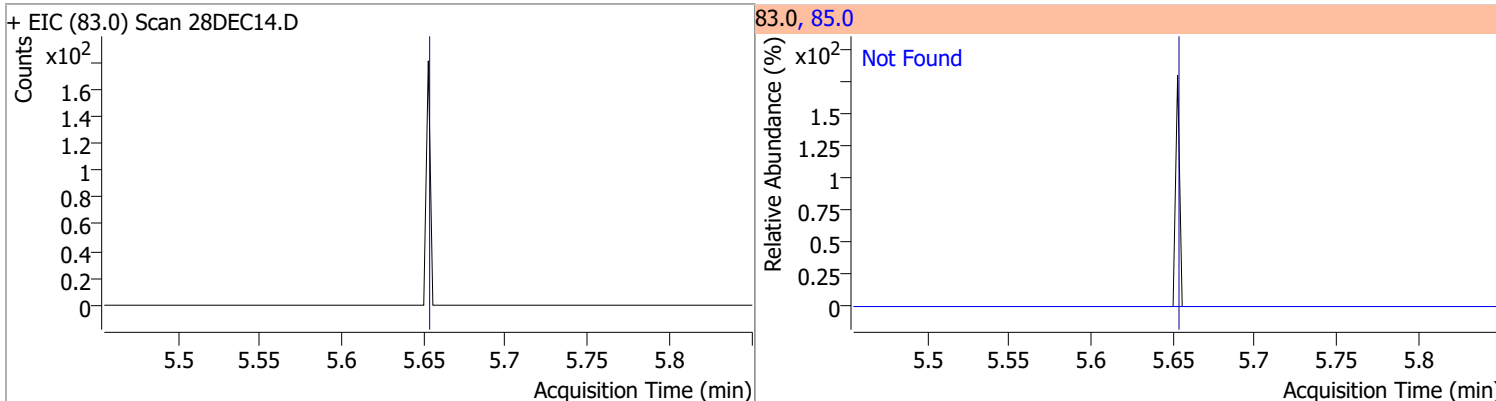
Compound	Conc.	Exp RT	QIon	Exp Ratio
Methyl ethyl ketone	N.D.	5.28	72.0	22.2



Compound	Conc.	Exp RT	QIon	Exp Ratio
Bromochloromethane	N.D.	5.52	49.0	184.6

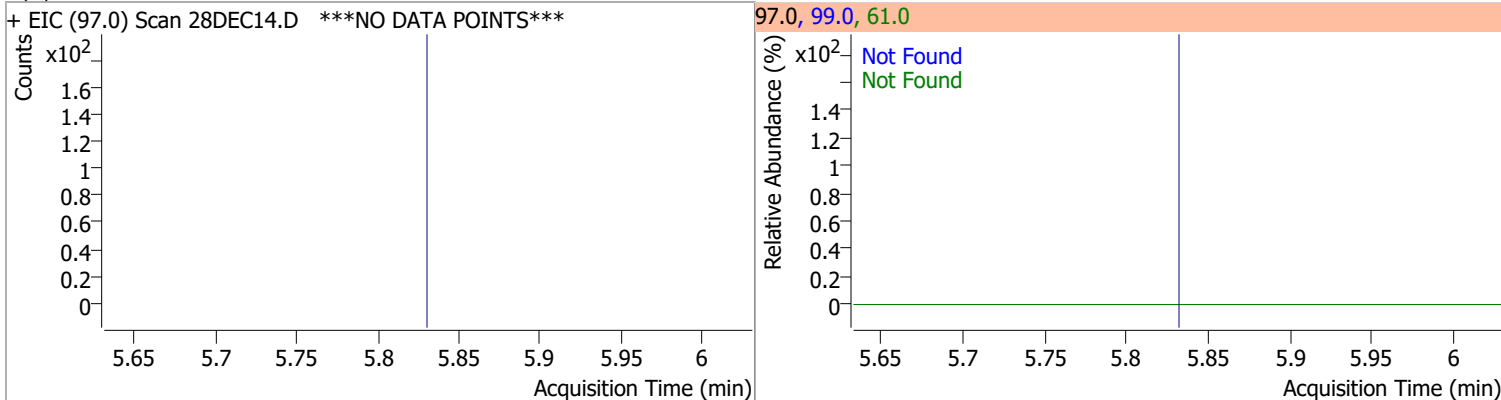


Compound	Conc.	Exp RT	QIon	Exp Ratio
Chloroform	N.D.	5.65	85.0	65.1

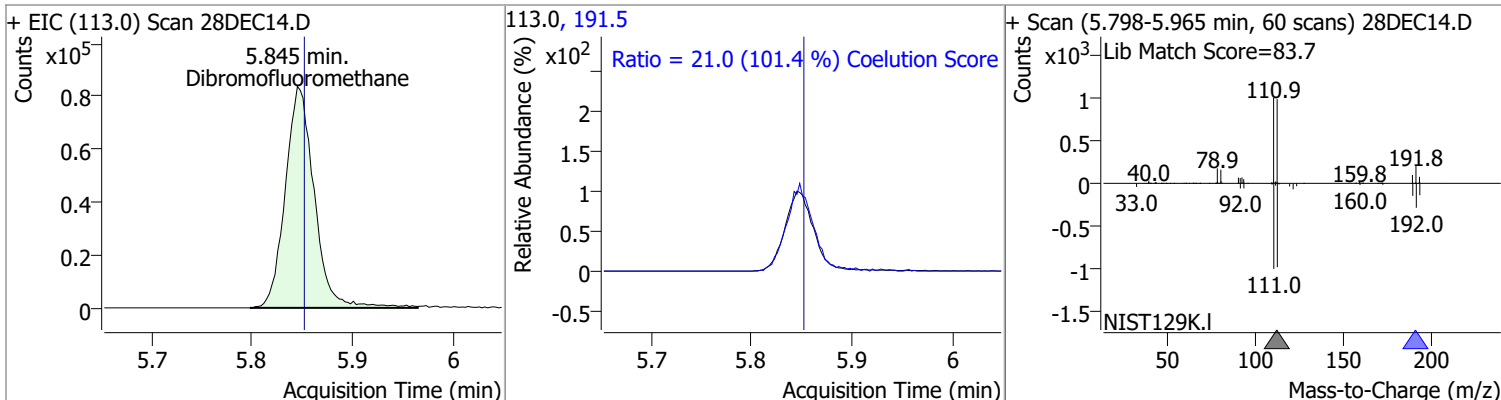


Quantitation Results Report (QT Reviewed)

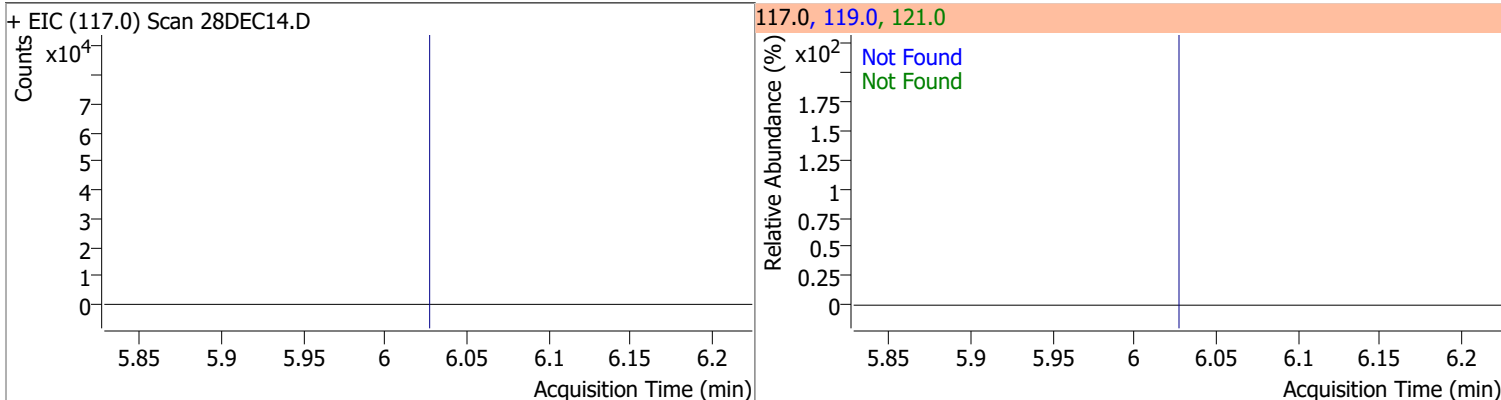
Compound	Conc.	Exp RT	QIon	Exp Ratio	QIon	Exp Ratio
1,1,1-Trichloroethane	N.D.	5.83	99.0	65.7	61.0	45.0



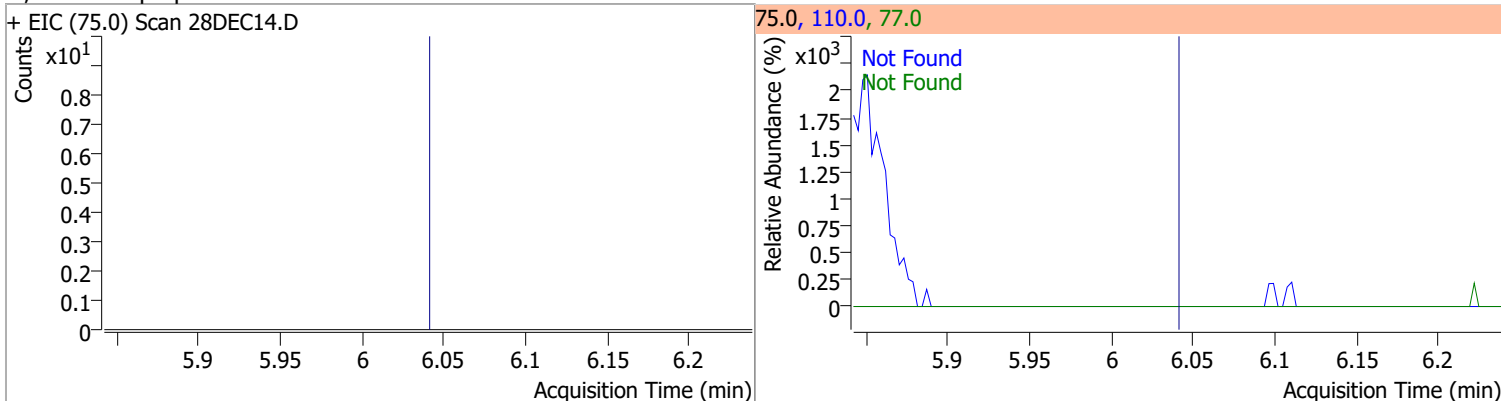
Compound	Conc.	RT	Dev(Min)	Resp.	QIon	QRatio	Lower	Upper
Dibromofluoromethane	264.6950	5.85	-0.01	167755	191.5	21.0	0.0	50.7



Compound	Conc.	Exp RT	QIon	Exp Ratio	QIon	Exp Ratio
Carbon tetrachloride	N.D.	6.03	119.0	97.5	121.0	30.4

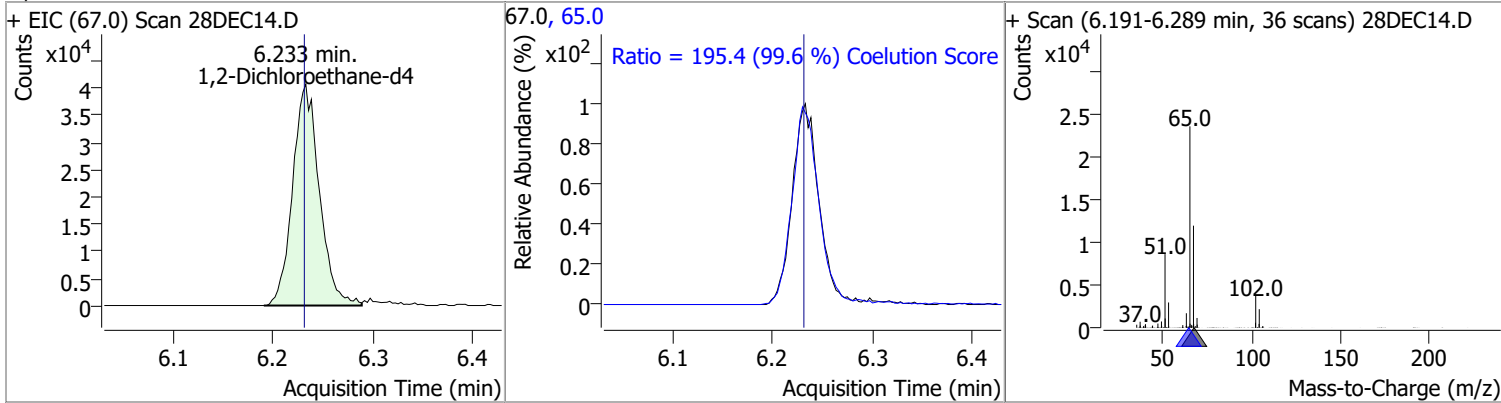


Compound	Conc.	Exp RT	QIon	Exp Ratio	QIon	Exp Ratio
1,1-Dichloropropene	N.D.	6.04	110.0	35.4	77.0	30.5

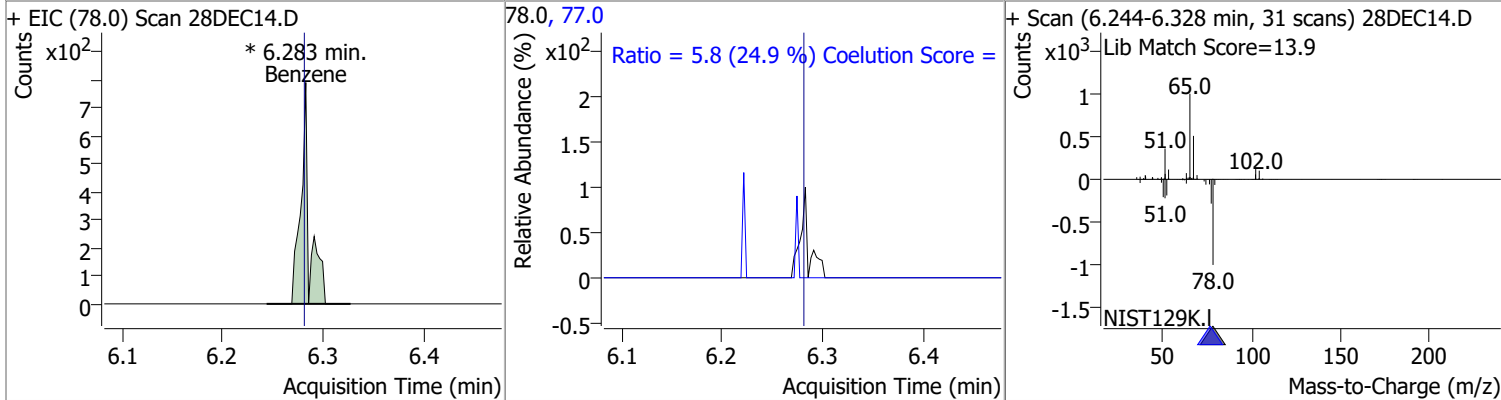


Quantitation Results Report (QT Reviewed)

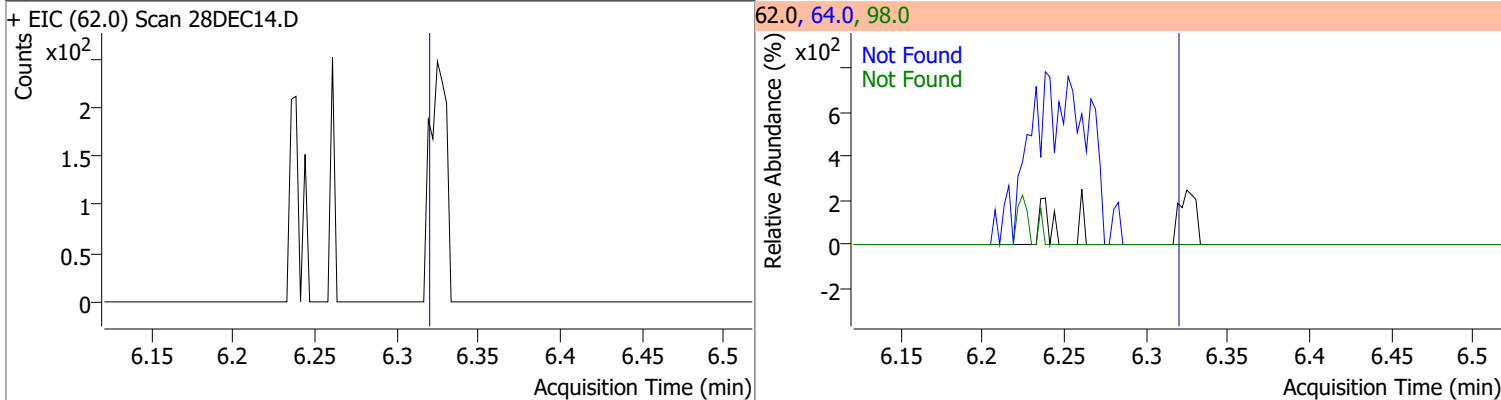
Compound	Conc.	RT	Dev(Min)	Resp.	QIon	QRatio	Lower	Upper
1,2-Dichloroethane-d4	259.9601	6.23	0.00	75188	65.0	195.4	166.3	226.3



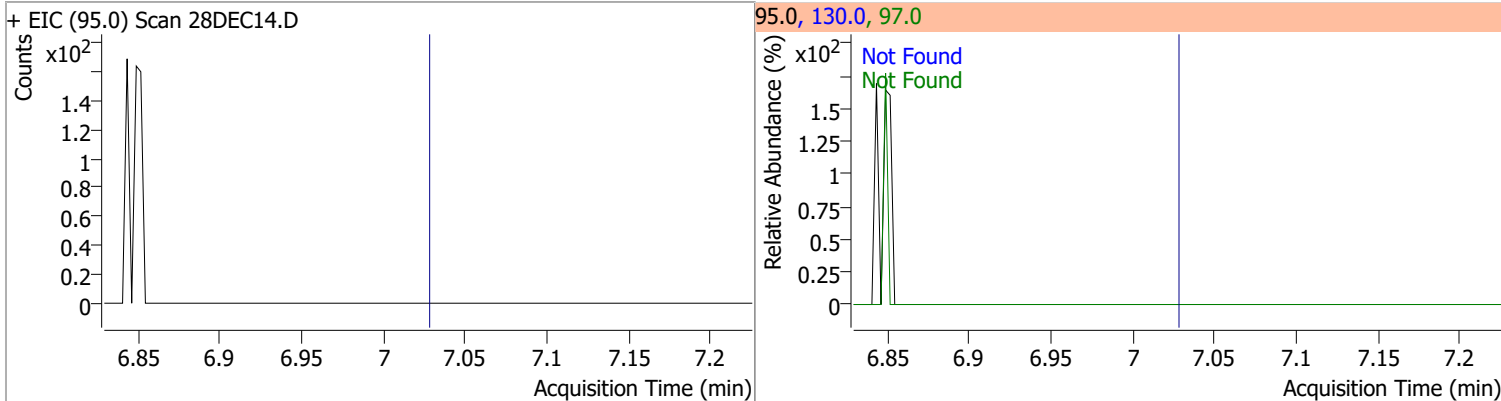
Compound	Conc.	RT	Dev(Min)	Resp.	QIon	QRatio	Lower	Upper
Benzene	0.1830	6.28	0.00	481 (m)	77.0	5.8	0.0	53.5



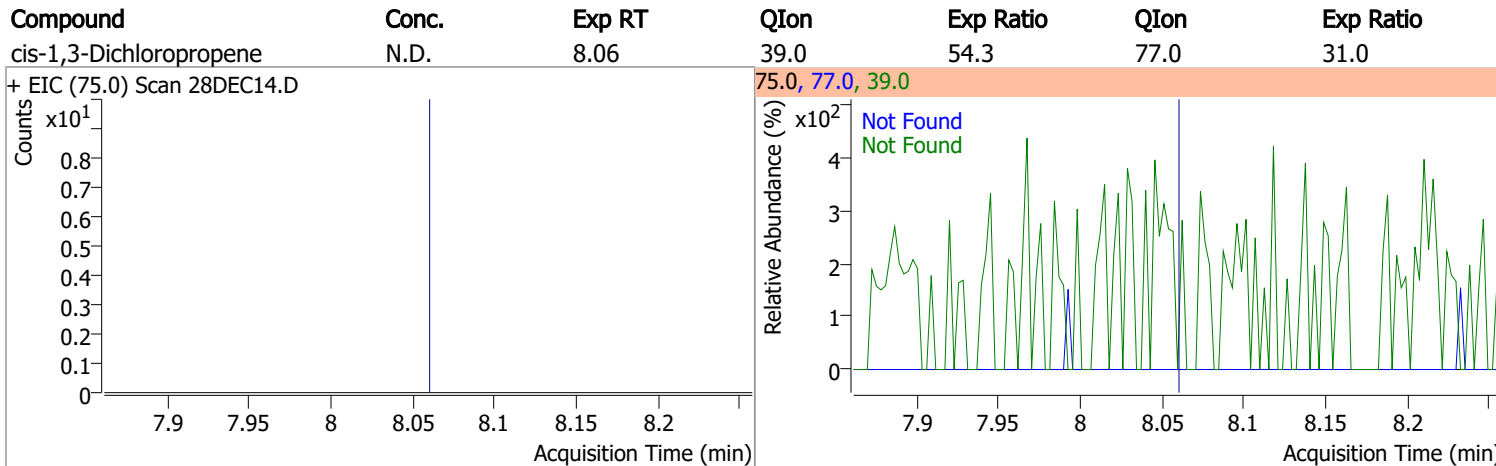
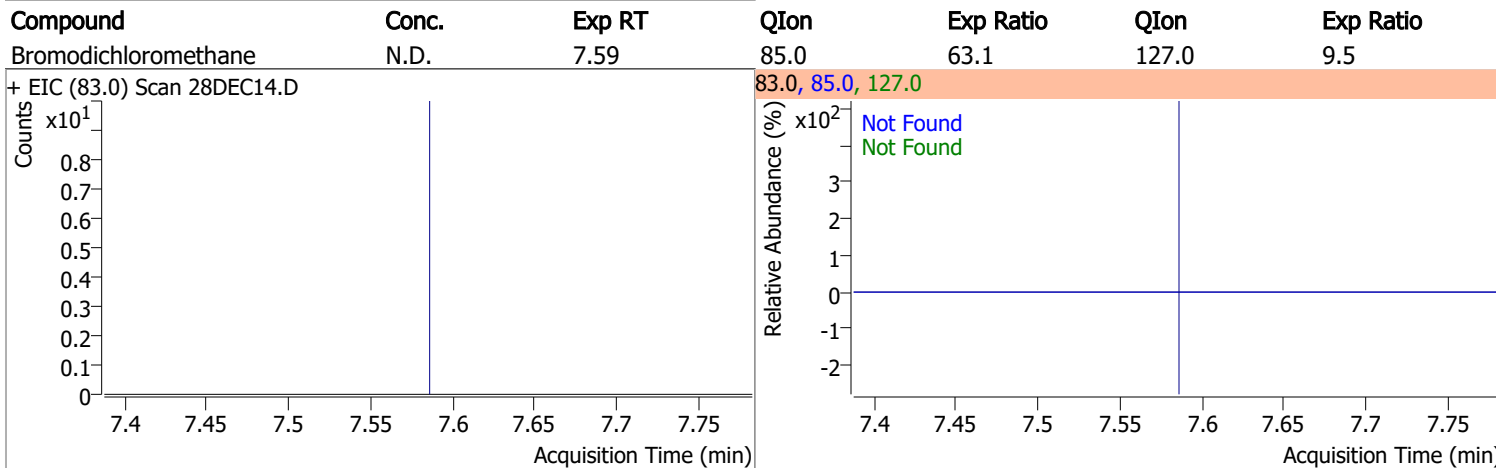
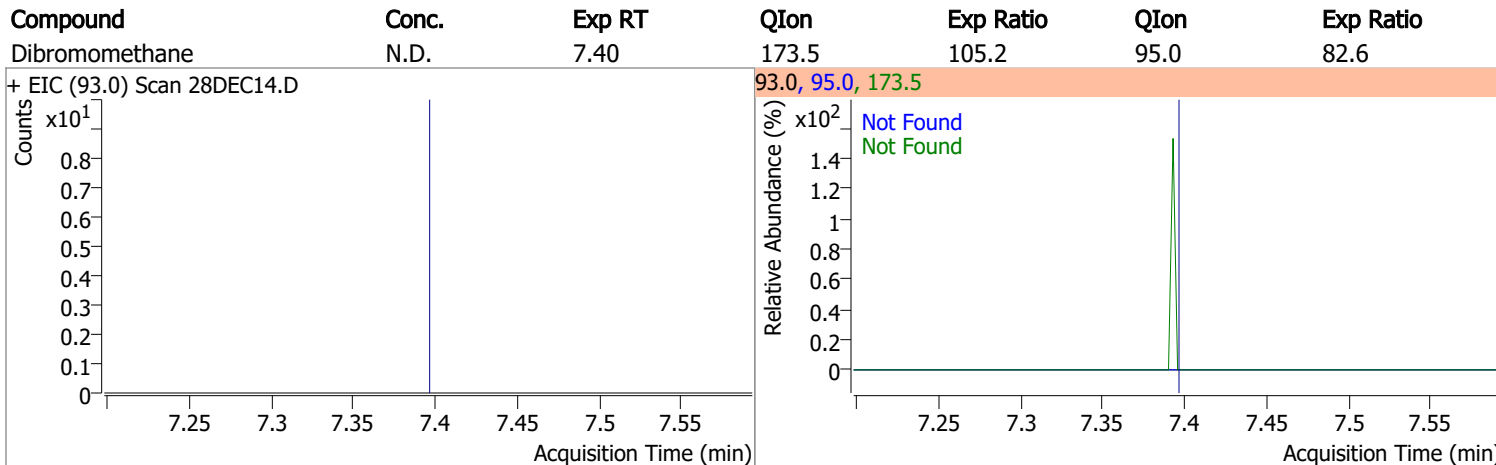
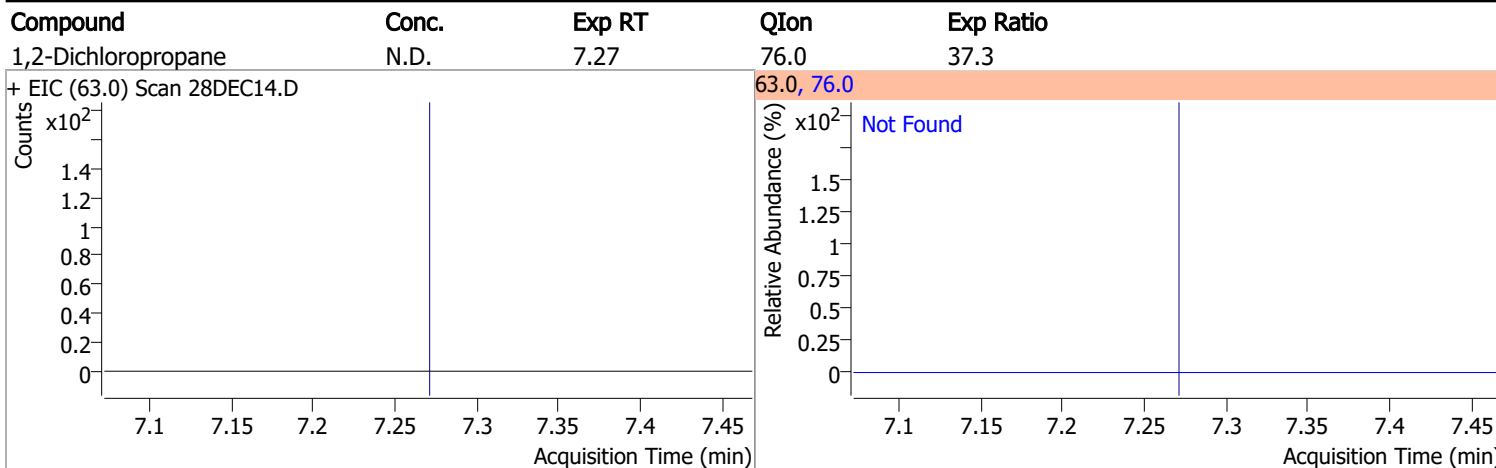
Compound	Conc.	Exp RT	QIon	Exp Ratio	QIon	Exp Ratio
1,2-Dichloroethane	N.D.	6.32	64.0	32.3	98.0	8.2



Compound	Conc.	Exp RT	QIon	Exp Ratio	QIon	Exp Ratio
Trichloroethene	N.D.	7.03	130.0	100.8	97.0	64.7

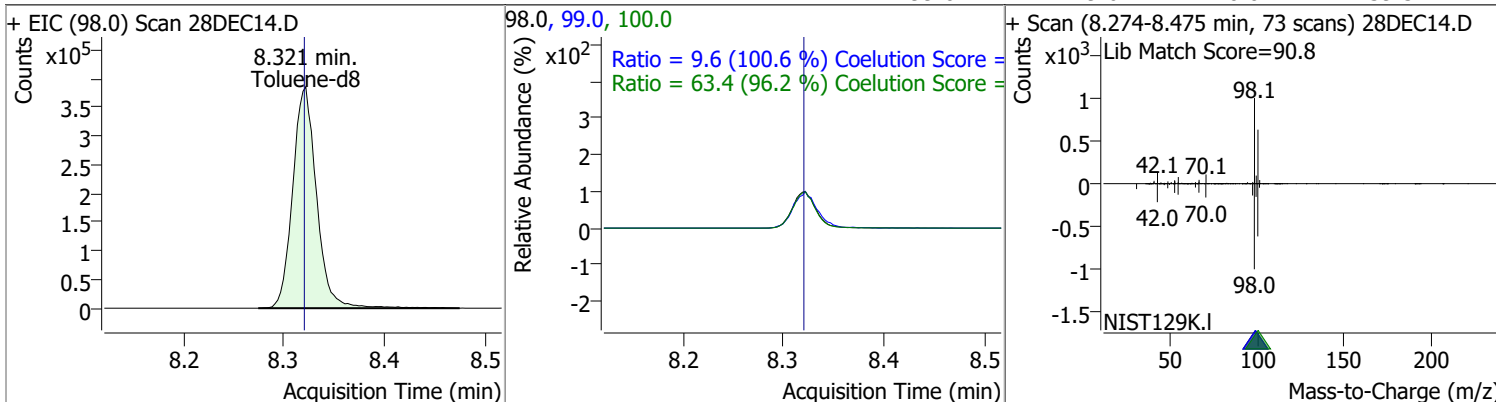


Quantitation Results Report (QT Reviewed)

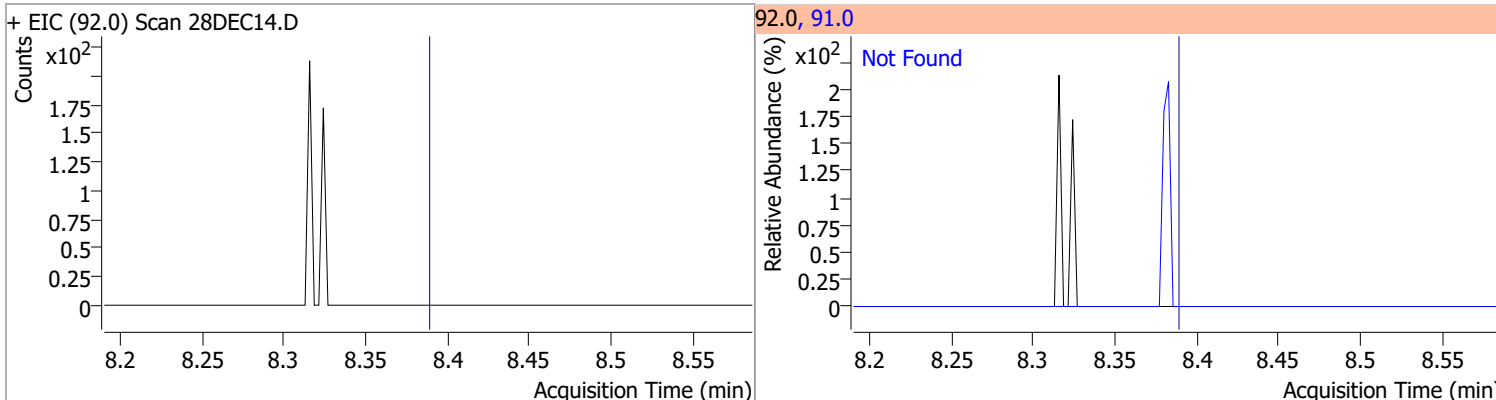


Quantitation Results Report (QT Reviewed)

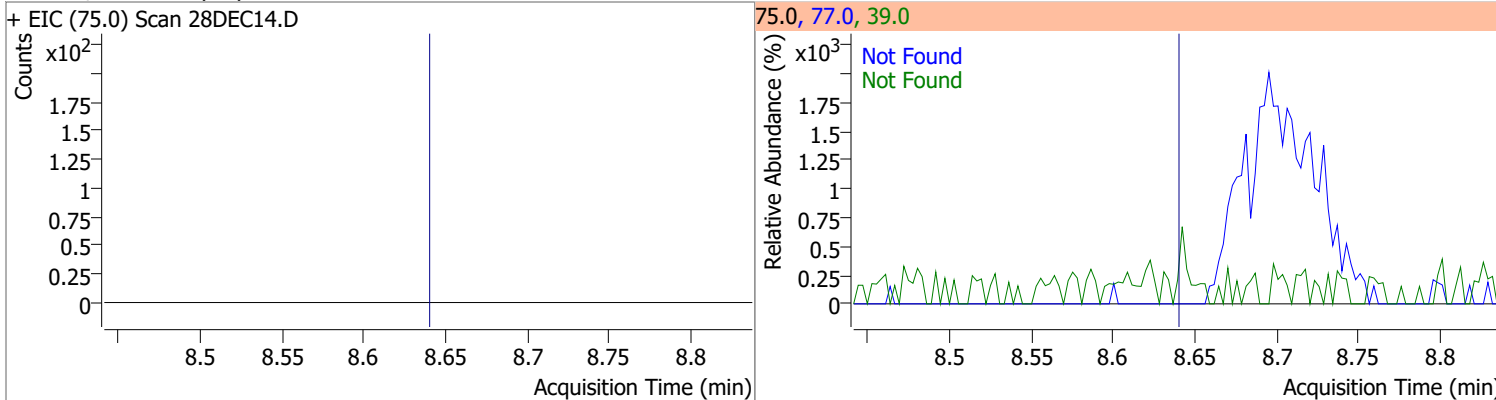
Compound	Conc.	RT	Dev(Min)	Resp.	QIon	QRatio	Lower	Upper
Toluene-d8	258.9021	8.32	0.00	637228	100.0	63.4	35.9	95.9
					99.0	9.6	0.0	39.5



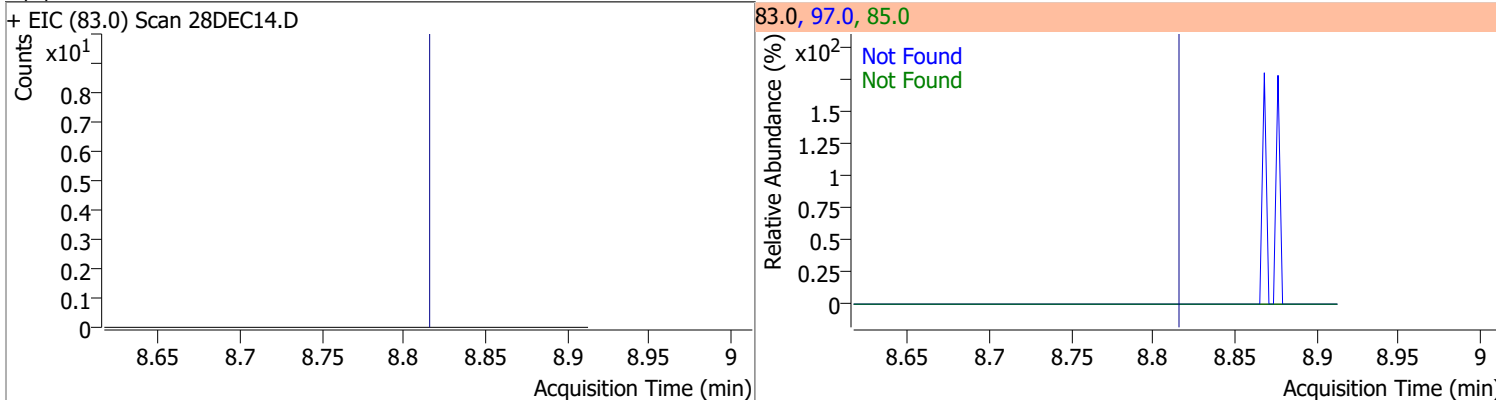
Compound	Conc.	Exp RT	QIon	Exp Ratio
Toluene	N.D.	8.39	91.0	174.3



Compound	Conc.	Exp RT	QIon	Exp Ratio	QIon	Exp Ratio
trans-1,3-Dichloropropene	N.D.	8.64	39.0	52.1	77.0	32.0

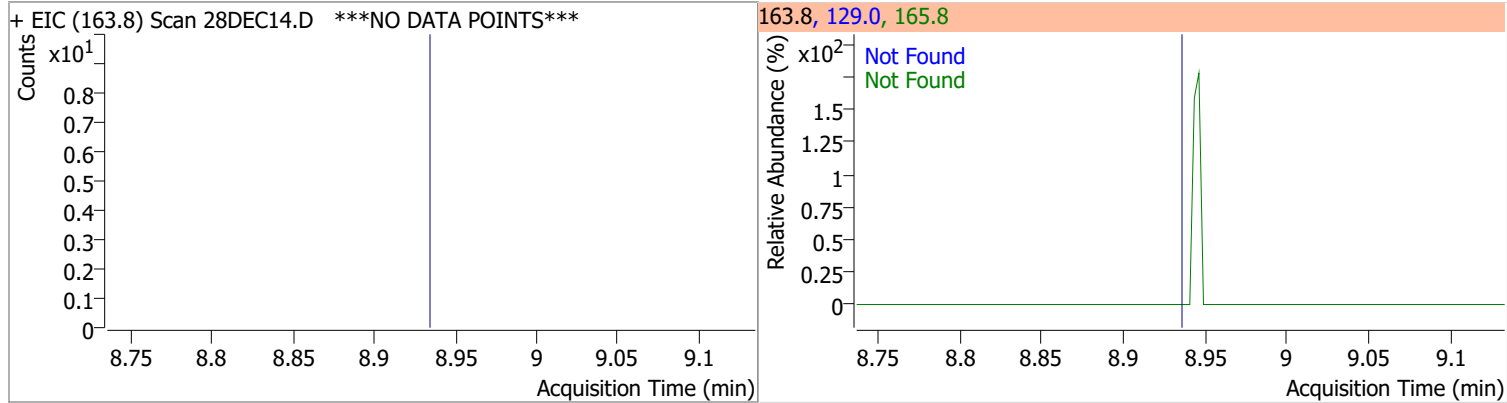


Compound	Conc.	Exp RT	QIon	Exp Ratio	QIon	Exp Ratio
1,1,2-Trichloroethane	N.D.	8.82	97.0	114.3	85.0	61.5

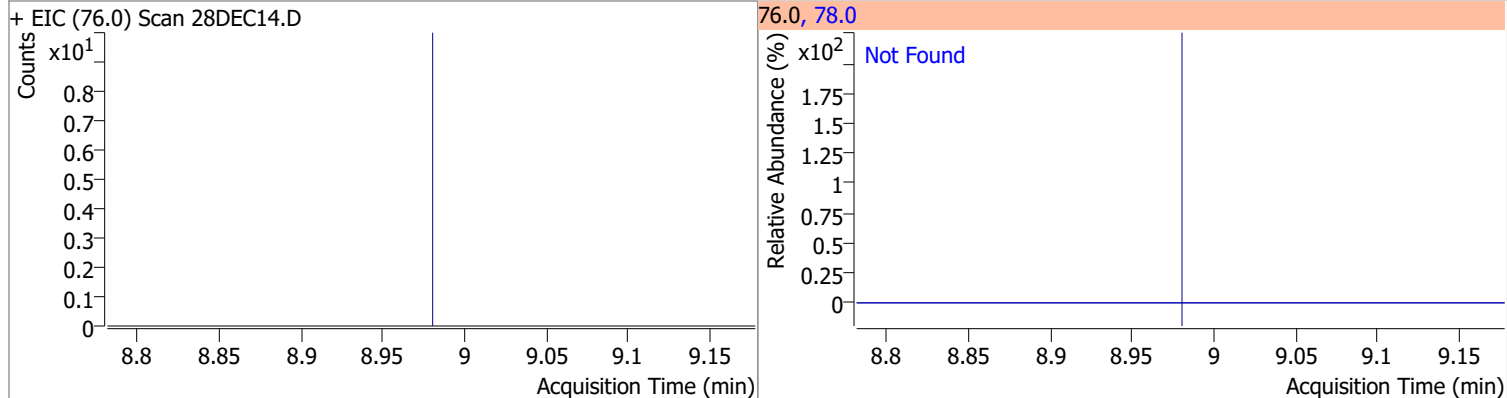


Quantitation Results Report (QT Reviewed)

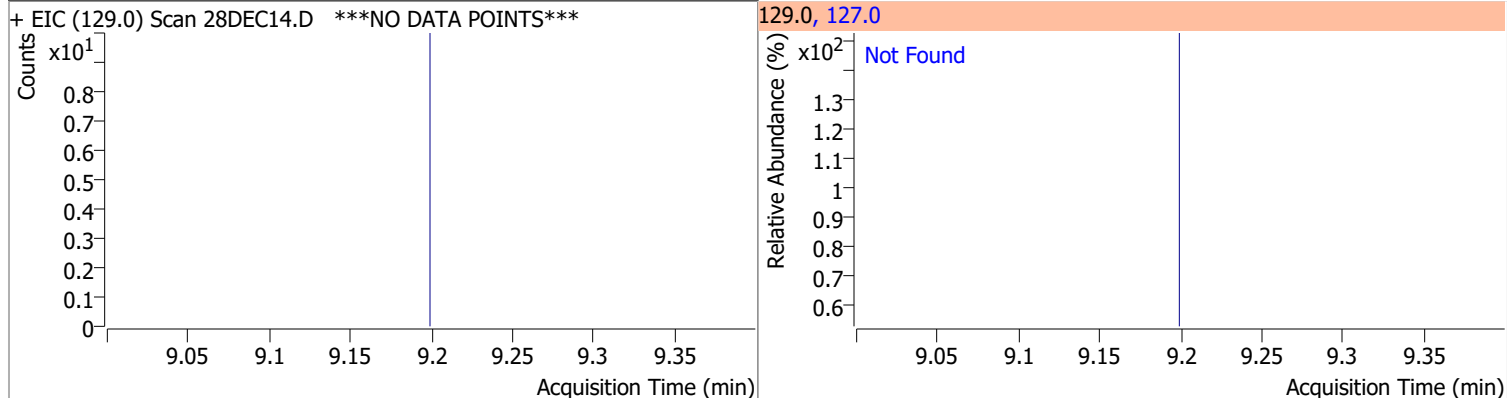
Compound	Conc.	Exp RT	QIon	Exp Ratio	QIon	Exp Ratio
Tetrachloroethene	N.D.	8.94	165.8	128.3	129.0	95.3



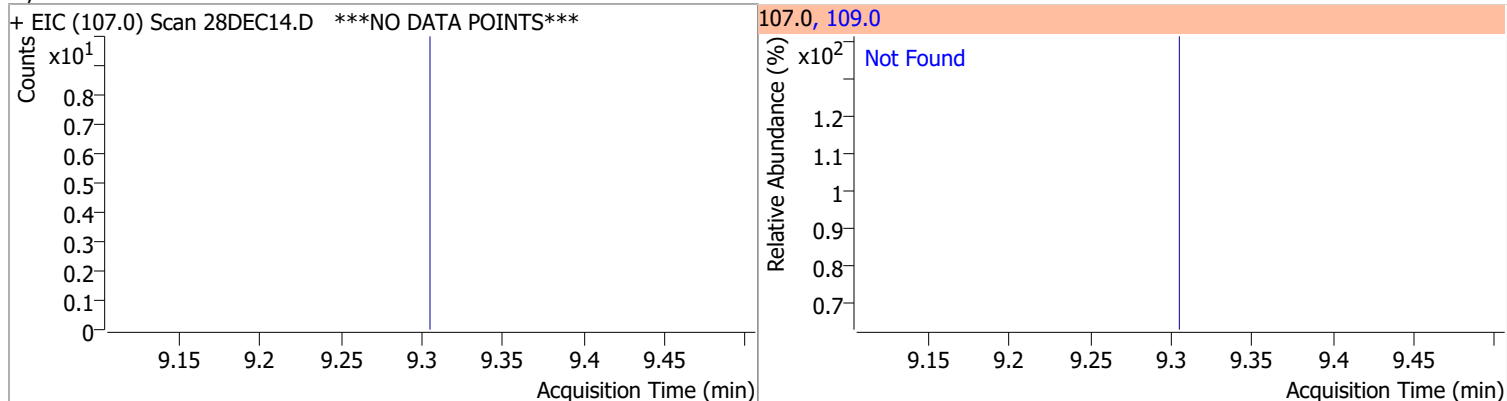
Compound	Conc.	Exp RT	QIon	Exp Ratio
1,3-Dichloropropane	N.D.	8.98	78.0	32.1



Compound	Conc.	Exp RT	QIon	Exp Ratio
Chlorodibromomethane	N.D.	9.20	127.0	75.3

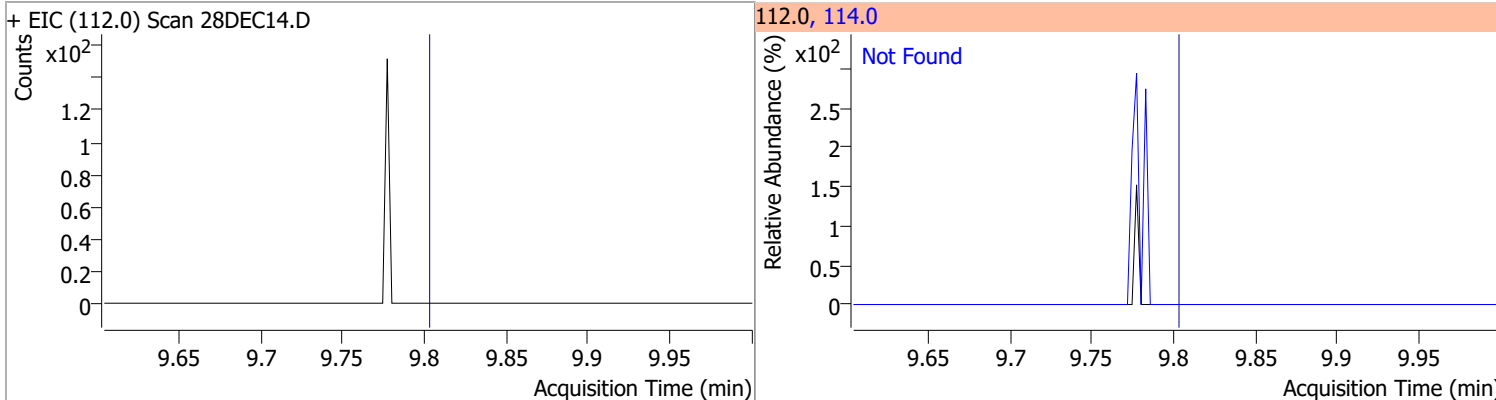


Compound	Conc.	Exp RT	QIon	Exp Ratio
1,2-Dibromoethane	N.D.	9.31	109.0	97.2

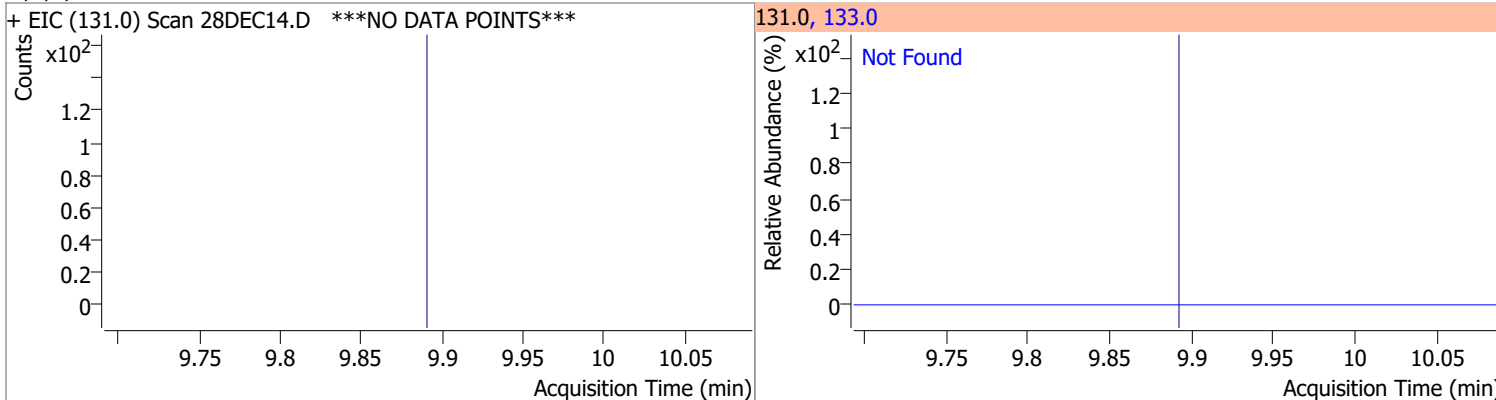


Quantitation Results Report (QT Reviewed)

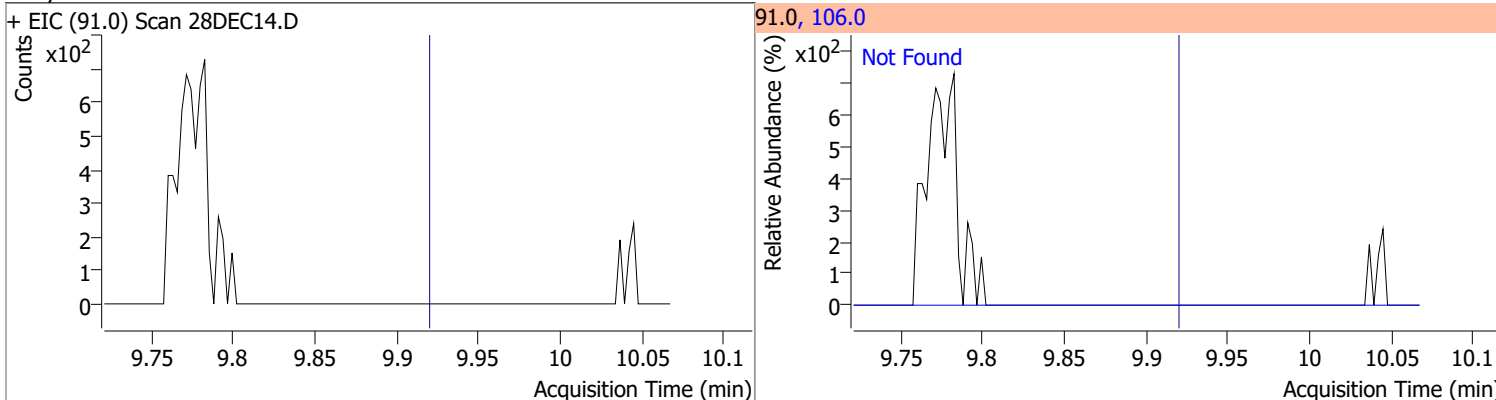
Compound	Conc.	Exp RT	QIon	Exp Ratio
Chlorobenzene	N.D.	9.80	114.0	32.3



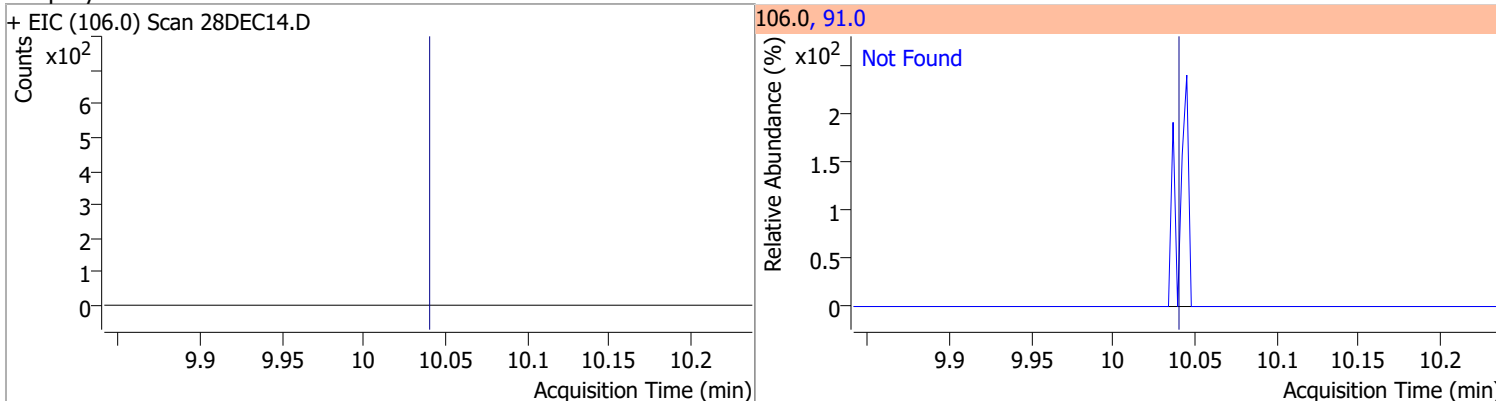
Compound	Conc.	Exp RT	QIon	Exp Ratio
1,1,1,2-Tetrachloroethane	N.D.	9.89	133.0	95.7



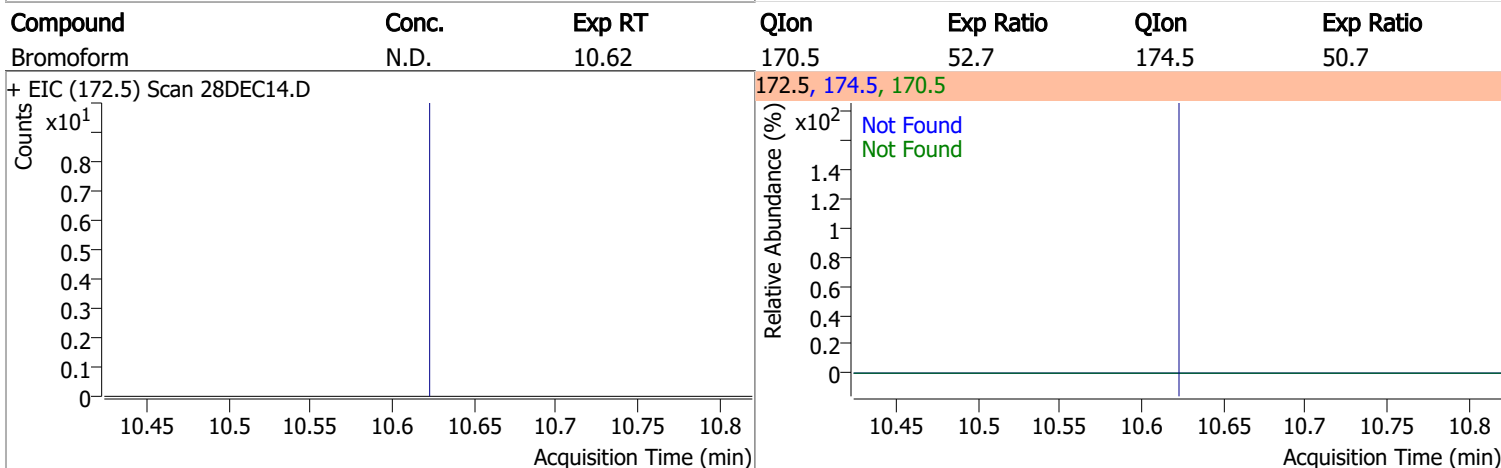
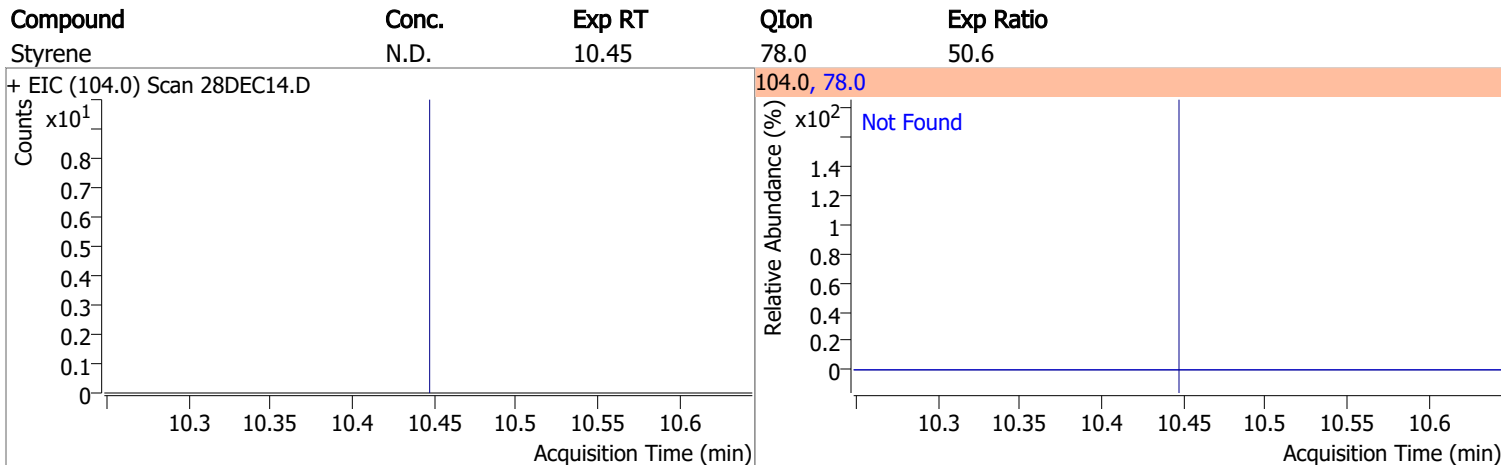
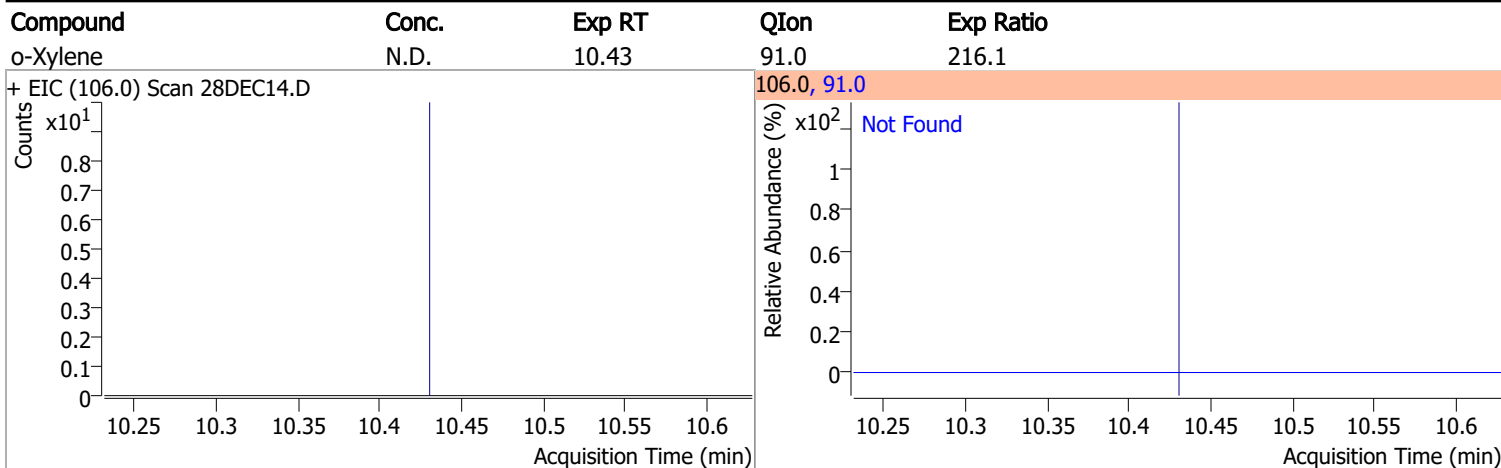
Compound	Conc.	Exp RT	QIon	Exp Ratio
Ethylbenzene	N.D.	9.92	106.0	30.7



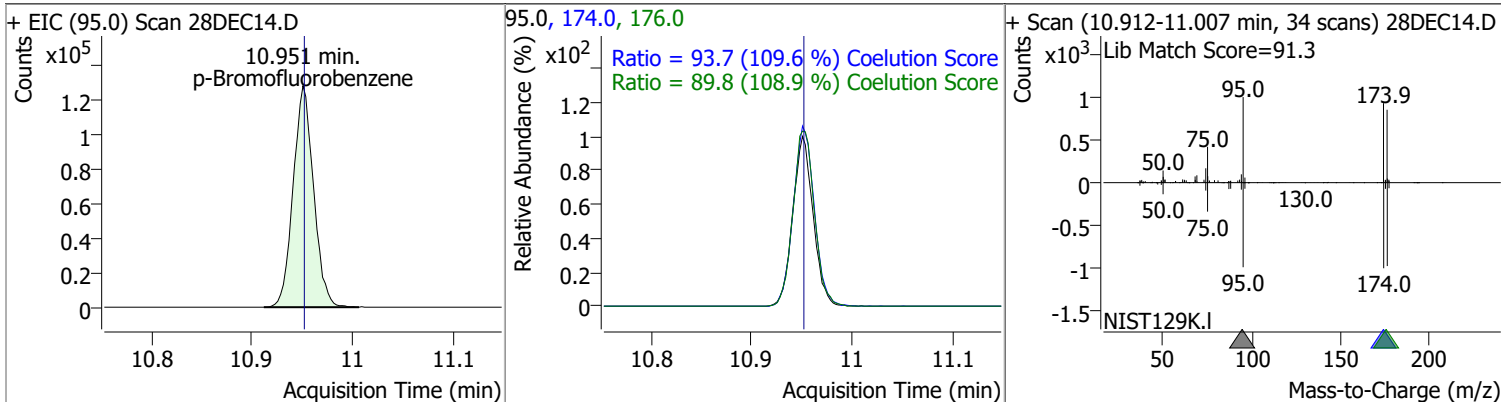
Compound	Conc.	Exp RT	QIon	Exp Ratio
m+p-Xylenes	N.D.	10.04	91.0	205.0



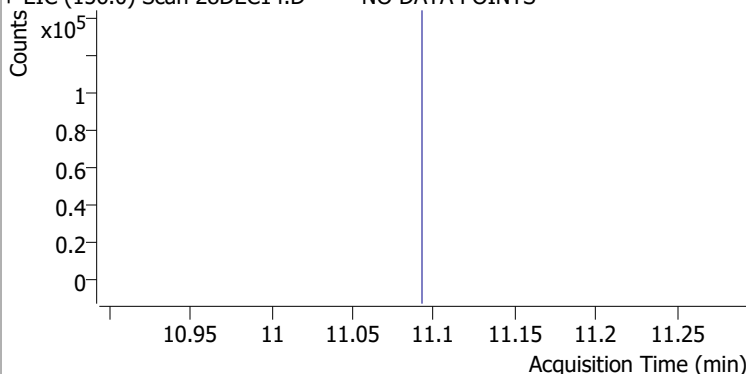
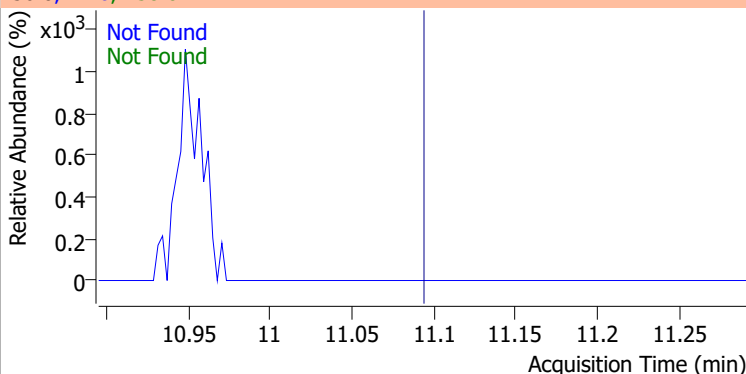
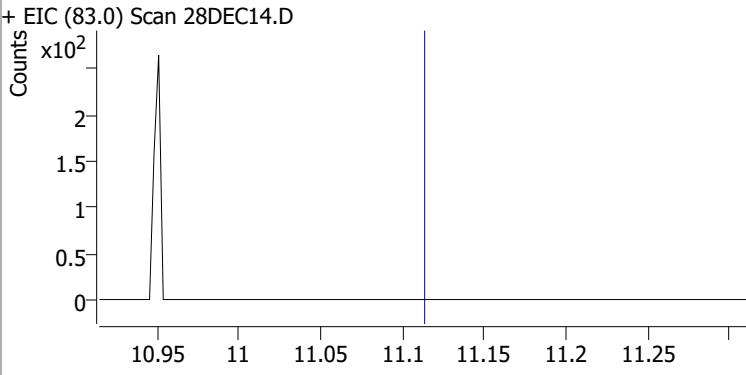
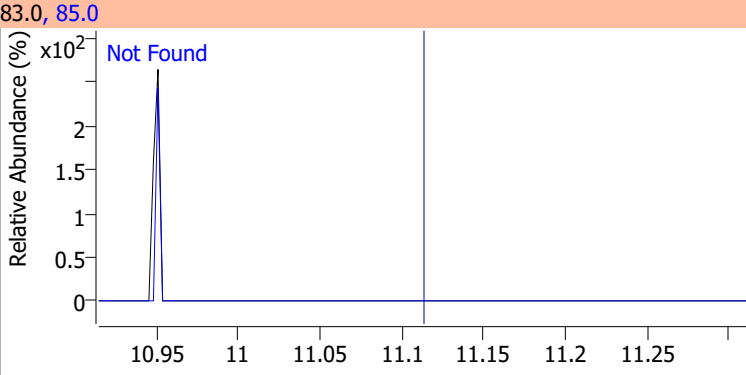
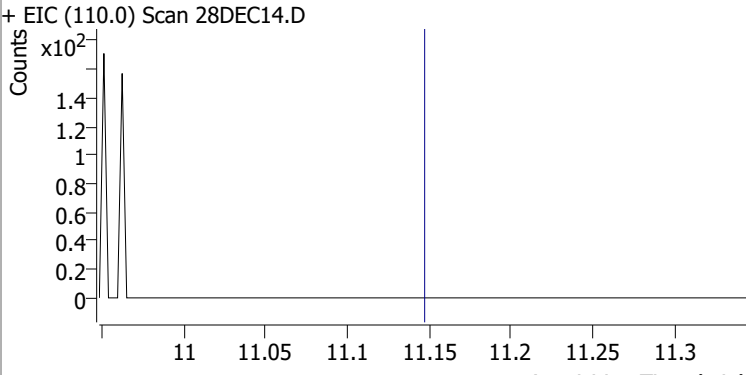
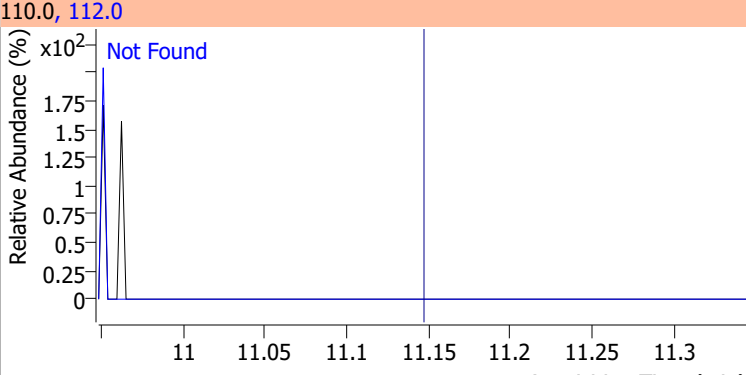
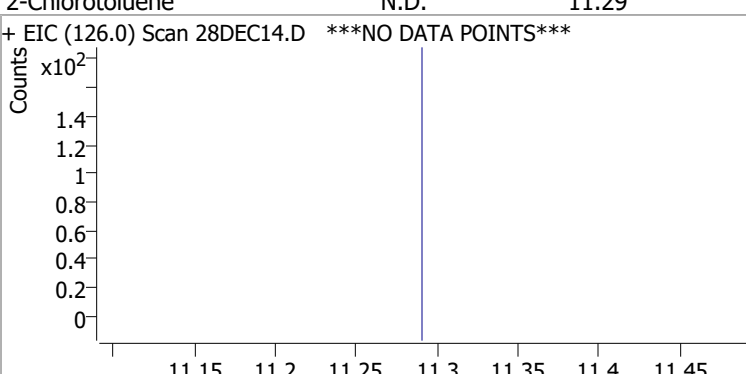
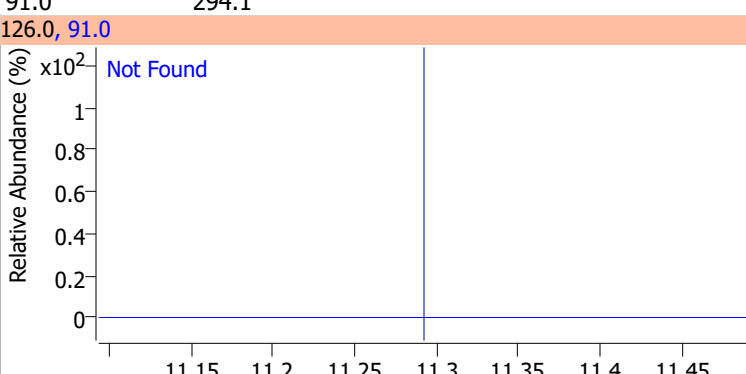
Quantitation Results Report (QT Reviewed)



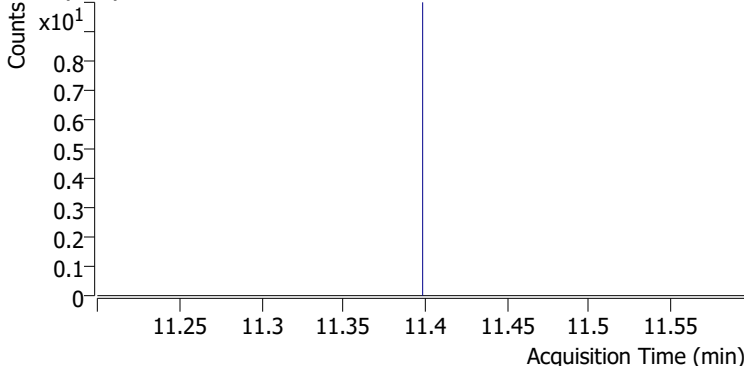
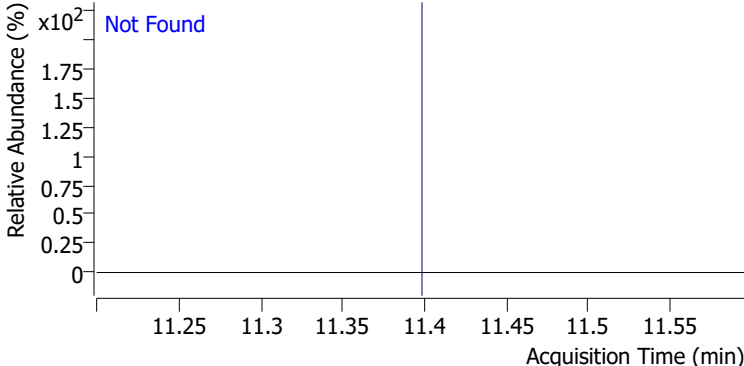
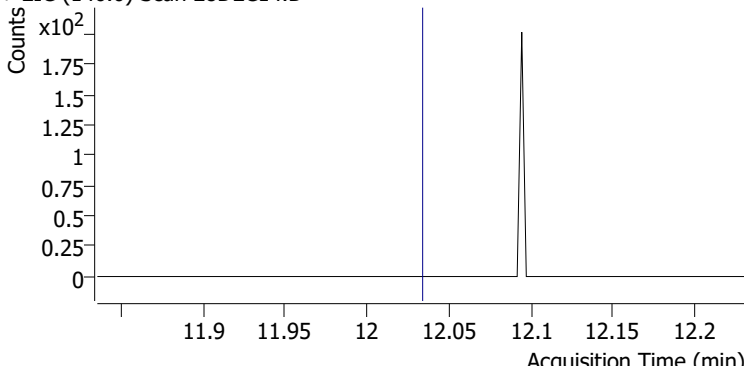
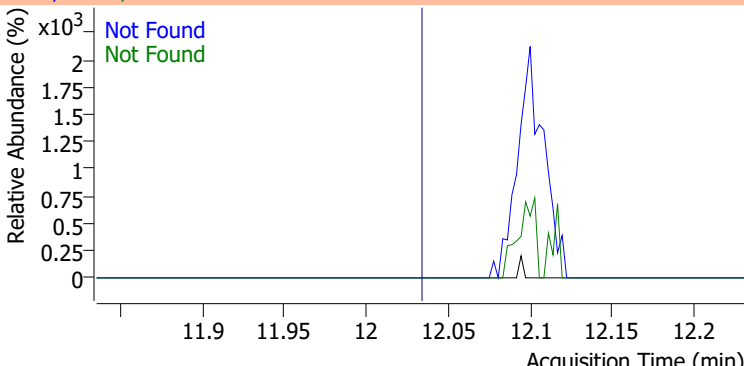
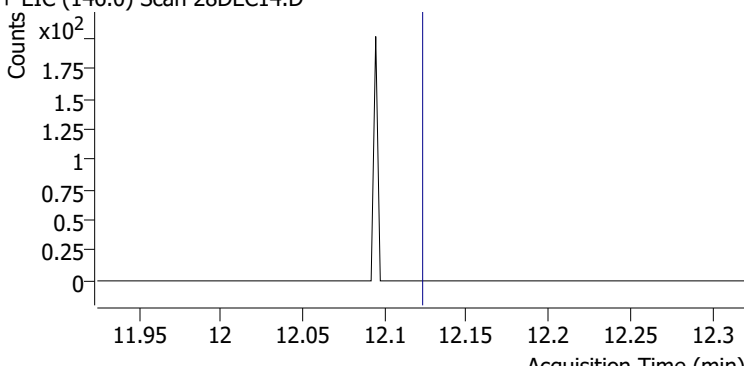
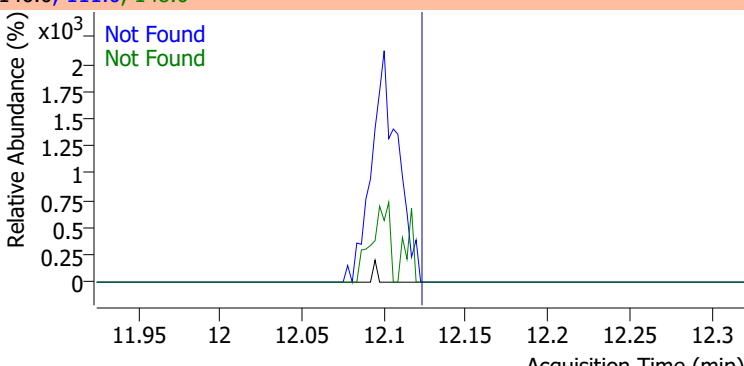
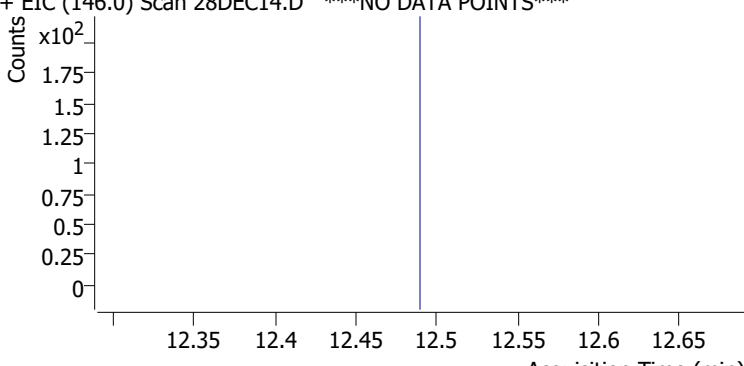
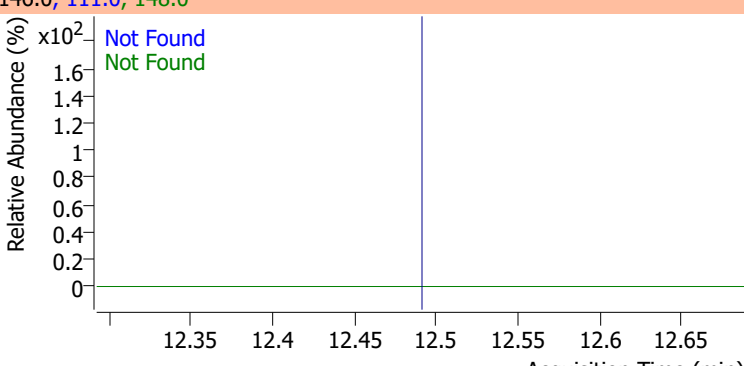
Compound	Conc.	RT	Dev(Min)	Resp.	QIon	QRatio	Lower	Upper
p-Bromofluorobenzene	271.0827	10.95	0.00	181378	174.0	93.7	55.5	115.5
					176.0	89.8	52.5	112.5



Quantitation Results Report (QT Reviewed)

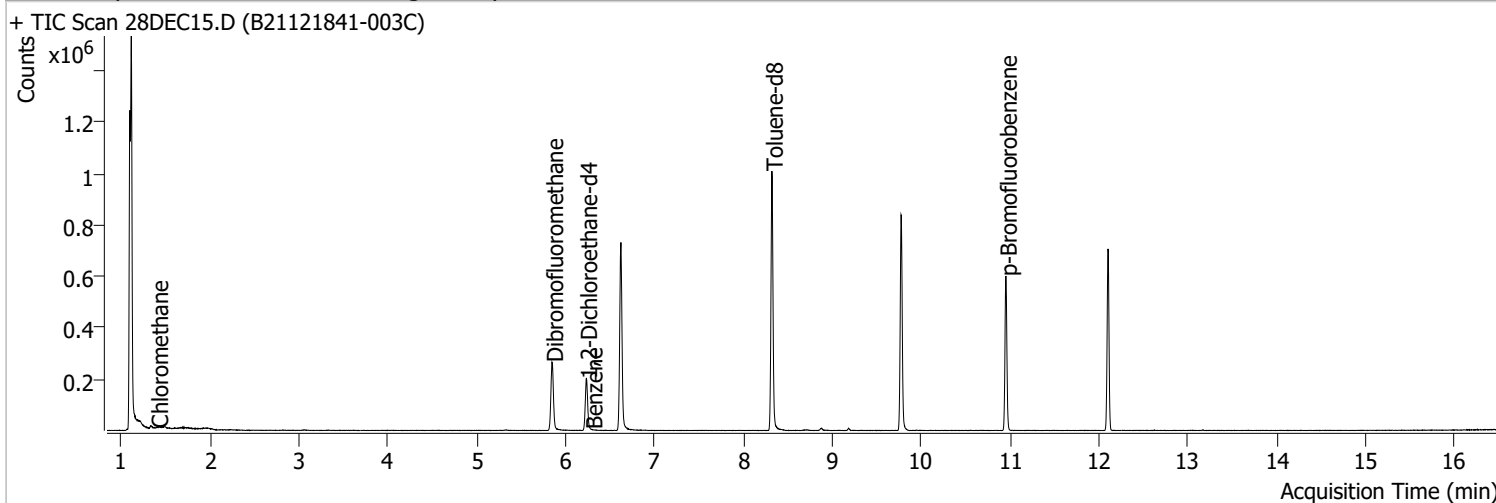
Compound	Conc.	Exp RT	QIon	Exp Ratio	QIon	Exp Ratio
Bromobenzene	N.D.	11.09	77.0	153.2	158.0	96.2
+ EIC (156.0) Scan 28DEC14.D ***NO DATA POINTS***			156.0, 77.0, 158.0			
						
1,1,2,2-Tetrachloroethane	N.D.	11.11	85.0	63.2		
+ EIC (83.0) Scan 28DEC14.D			83.0, 85.0			
						
1,2,3-Trichloropropane	N.D.	11.15	112.0	65.8		
+ EIC (110.0) Scan 28DEC14.D			110.0, 112.0			
						
2-Chlorotoluene	N.D.	11.29	91.0	294.1		
+ EIC (126.0) Scan 28DEC14.D ***NO DATA POINTS***			126.0, 91.0			
						

Quantitation Results Report (QT Reviewed)

Compound	Conc.	Exp RT	QIon	Exp Ratio		
4-Chlorotoluene	N.D.	11.40	126.0	30.4		
+ EIC (91.0) Scan 28DEC14.D			91.0, 126.0			
						
1,3-Dichlorobenzene	N.D.	12.03	148.0	64.5	QIon	Exp Ratio
+ EIC (146.0) Scan 28DEC14.D			146.0, 111.0, 148.0			
						
1,4-Dichlorobenzene	N.D.	12.12	148.0	64.0	QIon	Exp Ratio
+ EIC (146.0) Scan 28DEC14.D			146.0, 111.0, 148.0			
						
1,2-Dichlorobenzene	N.D.	12.49	148.0	63.8	QIon	Exp Ratio
+ EIC (146.0) Scan 28DEC14.D ***NO DATA POINTS***			146.0, 111.0, 148.0			
						

Quantitation Results Report (QT Reviewed)

Data File	28DEC15.D	Operator	MSC
Acq. Method	5975CACQF.M	Acq. Date-Time	12/28/2021 3:58:13 PM
Sample Name	B21121841-003C	Instrument	VOA5975C
Vial	15	Multiplier	1.00
DA Method File	VOA5975C_8260B_SHT_DoD_L4_120721.m	Comment	
Tune File	BFB_Atune3.u	Tune Date	10/11/2021 4:02:00 PM
Batch Name	VG122821_8260B_624pt1.batch.bin	Last Calib Update	2/11/2022 12:17:53 PM
Ref Library	\\MASSHUNTER\Org\Library\NIST129K.l		



Compound	RT	QIon	Resp.	Conc.	Units	Dev(Min)
----------	----	------	-------	-------	-------	----------

Internal Standards

M Fluorobenzene	6.620	96.0	613279	250.0000	ng	0.000
M Chlorobenzene-d5	9.771	82.0	232428	250.0000	ng	-0.003
M 1,4-Dichlorobenzene-d4	12.100	152.0	167489	250.0000	ng	0.000

System Monitoring Compounds

S Dibromofluoromethane	5.845	113.0	163080	271.3232	ng	-0.006
Spiked Amount: 250.000	Range: 80.0 - 119.0%			Recovery = 108.53%		
S 1,2-Dichloroethane-d4	6.230	67.0	72854	265.5997	ng	0.000
Spiked Amount: 250.000	Range: 81.0 - 118.0%			Recovery = 106.24%		
S Toluene-d8	8.319	98.0	603593	258.3366	ng	0.000
Spiked Amount: 250.000	Range: 89.0 - 112.0%			Recovery = 103.33%		
S p-Bromofluorobenzene	10.951	95.0	169765	264.8909	ng	0.000
Spiked Amount: 250.000	Range: 85.0 - 114.0%			Recovery = 105.96%		

Target Compounds

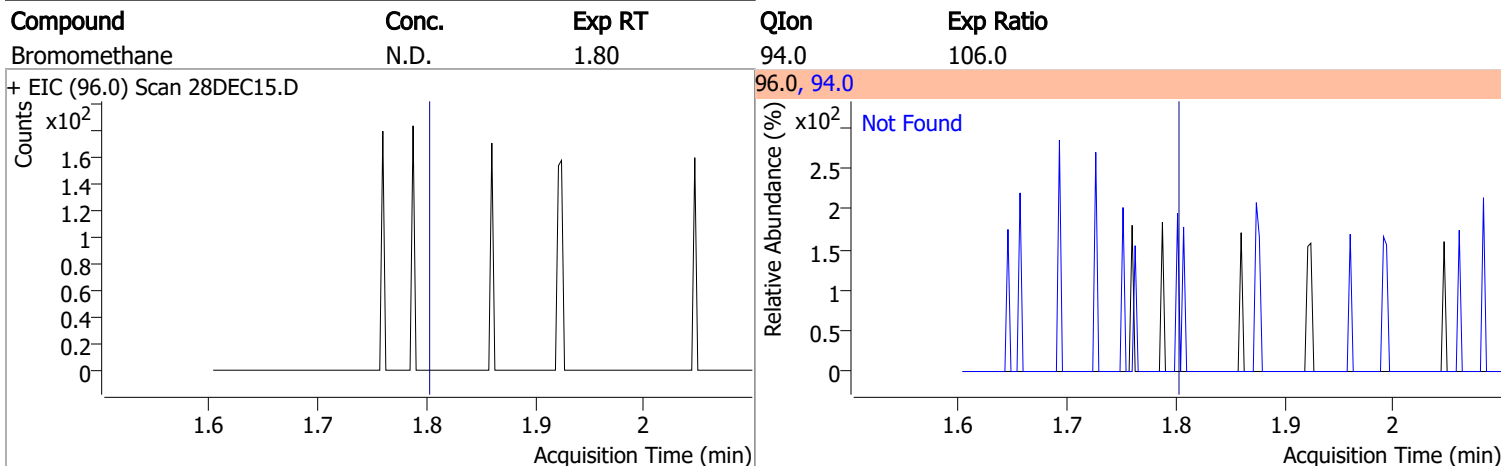
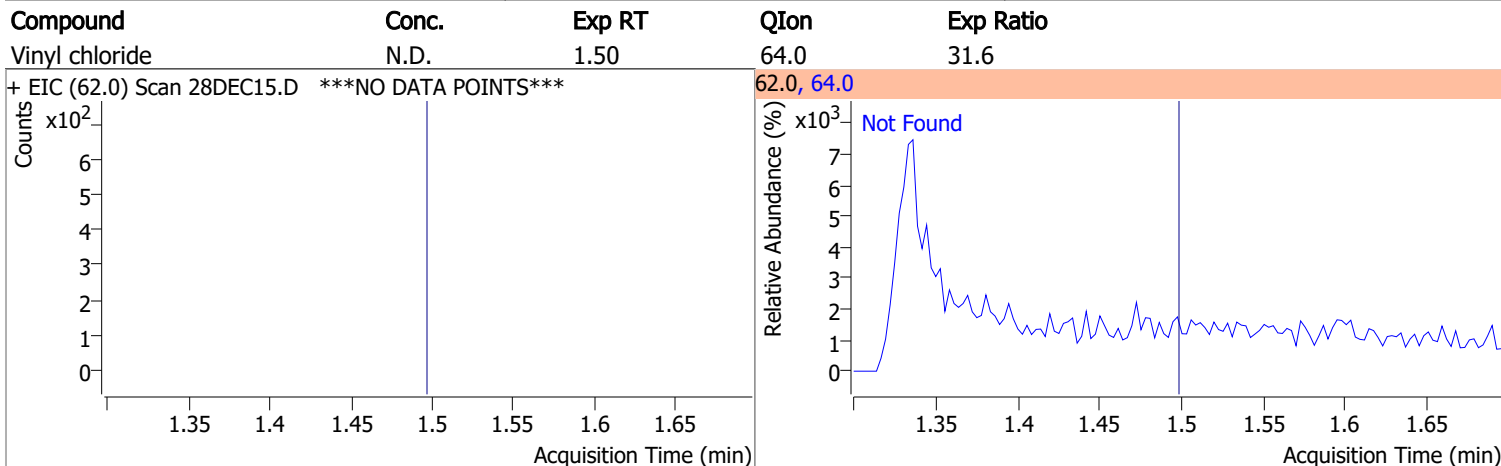
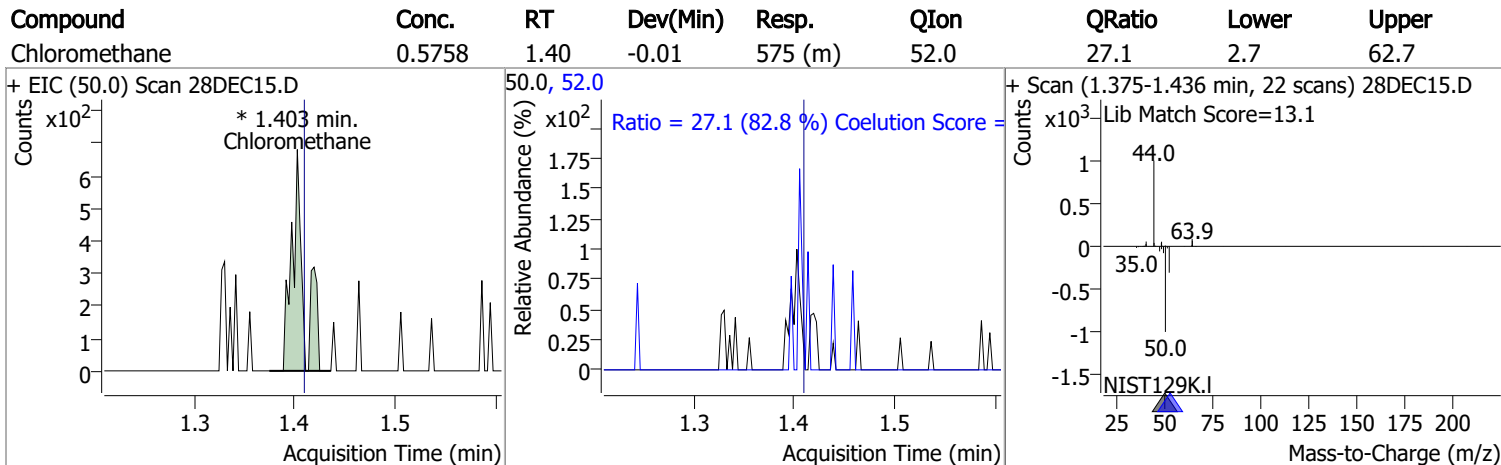
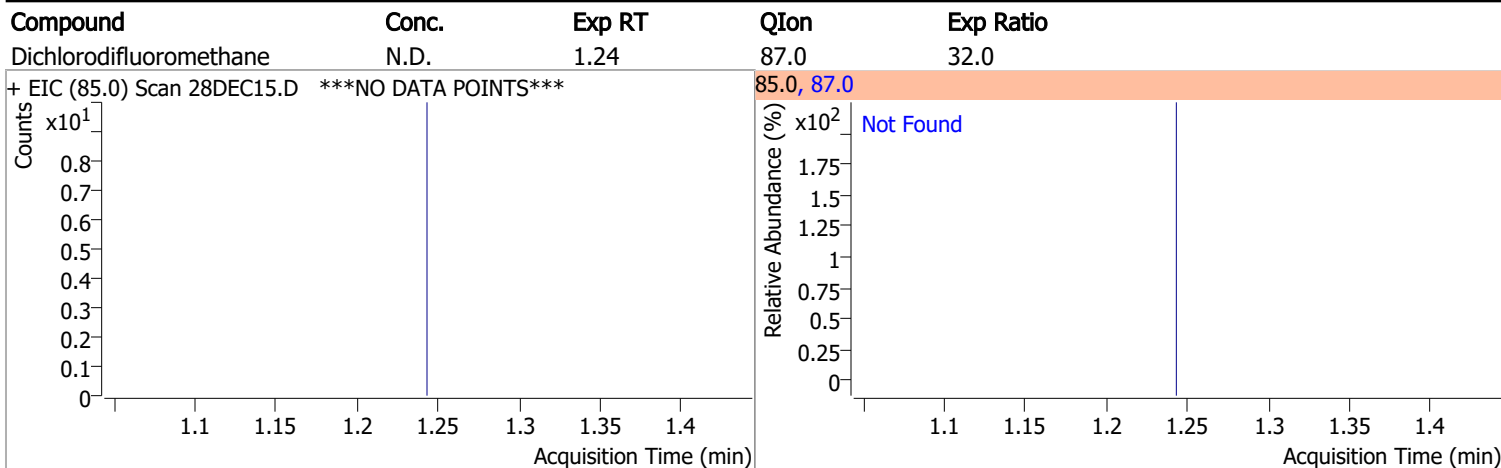
Compound	RT	QIon	Resp.	Conc.	Units	QValue
T Dichlorodifluoromethane	0.000		0	N.D.		
T Chloromethane	1.403	50.0	575	0.5758	ng m	90
T Vinyl chloride	0.000		0	N.D.		
T Bromomethane	0.000		0	N.D.		
T Chloroethane	0.000		0	N.D.		
T Trichlorofluoromethane	0.000		0	N.D.		
T 1,1-Dichloroethene	0.000		0	N.D.		
T Methylene chloride	0.000		0	N.D.		
T trans-1,2-Dichloroethene	0.000		0	N.D.		
T Methyl tert-butyl ether (MTBE)	0.000		0	N.D.		
T 1,1-Dichloroethane	0.000		0	N.D.		
T 2,2-Dichloropropane	0.000		0	N.D.		
T cis-1,2-Dichloroethene	0.000		0	N.D.		
T Methyl ethyl ketone	0.000		0	N.D.		
T Bromochloromethane	0.000		0	N.D.		
T Chloroform	0.000		0	N.D.		

Quantitation Results Report (QT Reviewed)

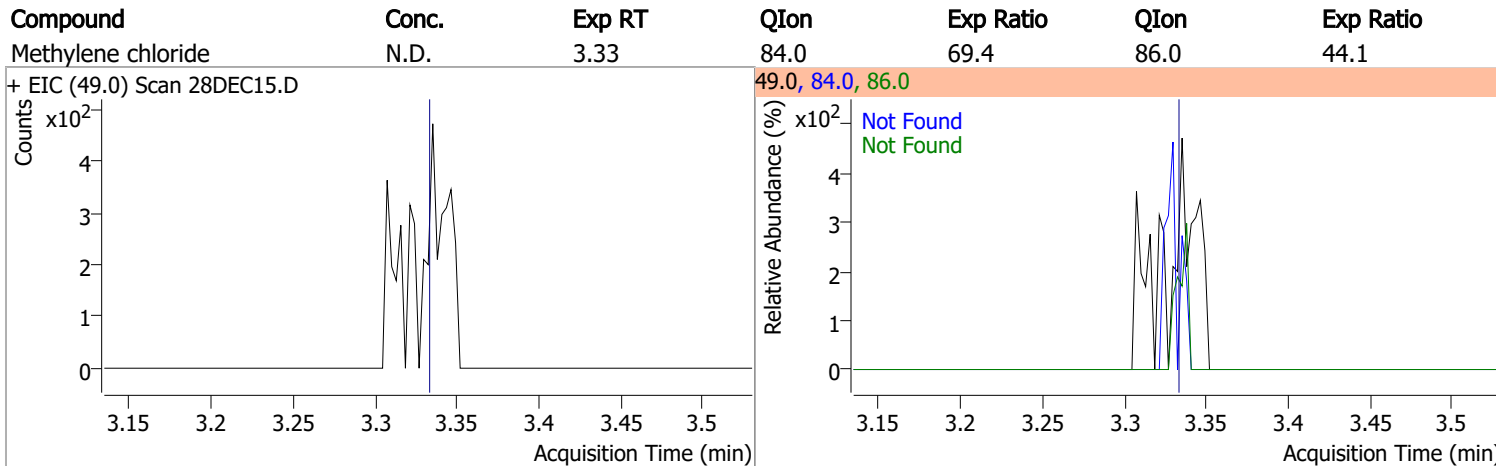
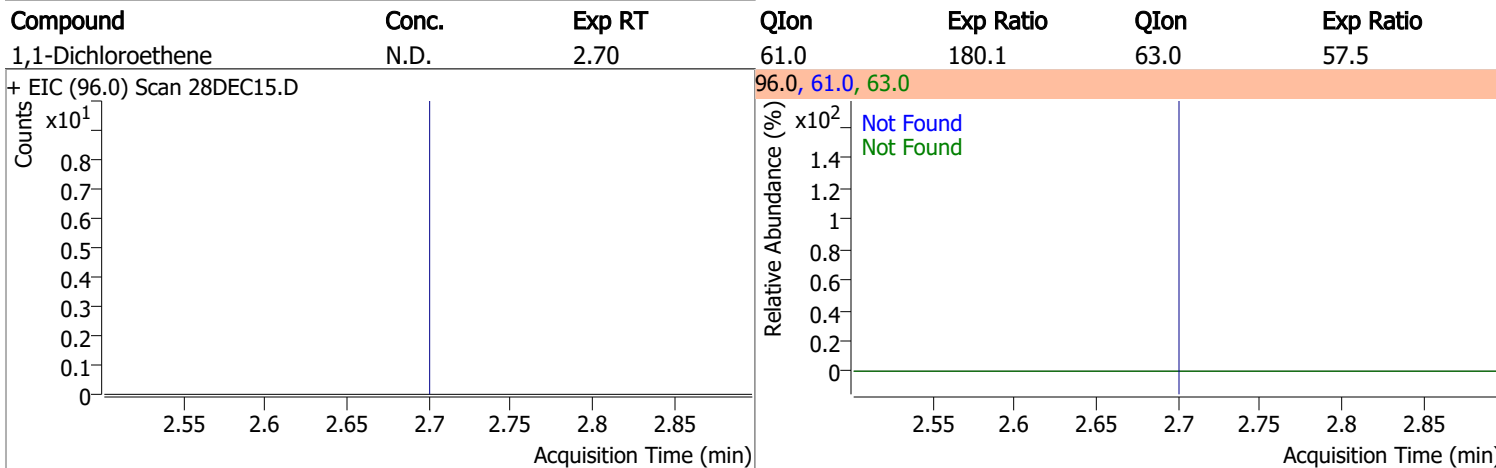
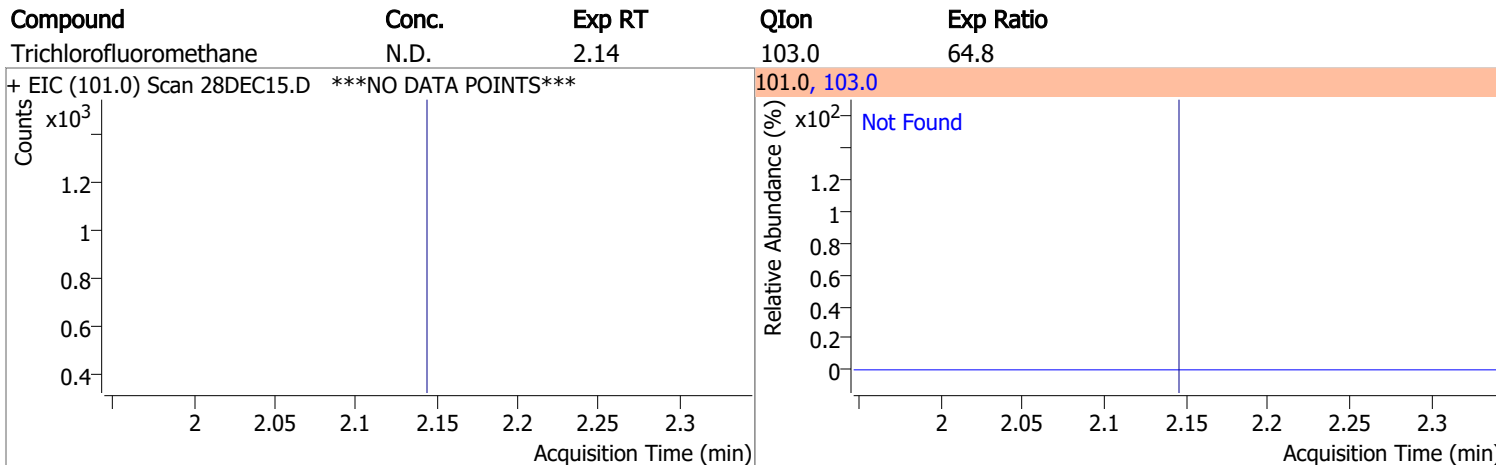
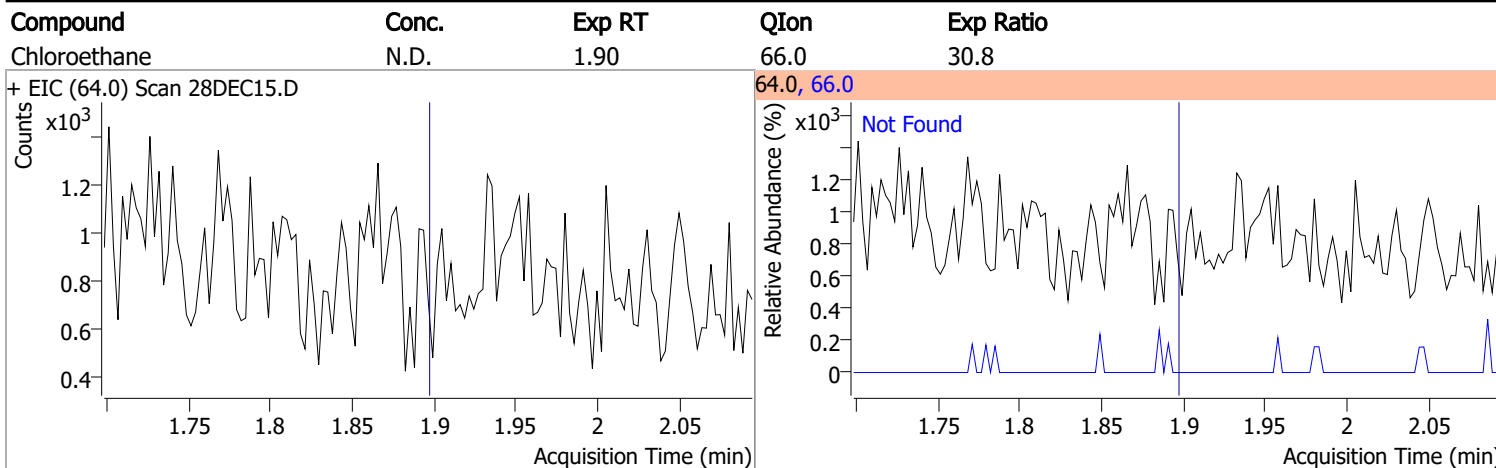
Compound	RT	QIon	Resp.	Conc.	Units		Dev(Min)
T 1,1,1-Trichloroethane	0.000		0	N.D.			
T Carbon tetrachloride	0.000		0	N.D.			
T 1,1-Dichloropropene	0.000		0	N.D.			
T Benzene	6.288	78.0	355	0.1421	ng	m	69
T 1,2-Dichloroethane	0.000		0	N.D.			
T Trichloroethene	0.000		0	N.D.			
T 1,2-Dichloropropane	0.000		0	N.D.			
T Dibromomethane	0.000		0	N.D.			
T Bromodichloromethane	0.000		0	N.D.			
T cis-1,3-Dichloropropene	0.000		0	N.D.			
T Toluene	0.000		0	N.D.			
T trans-1,3-Dichloropropene	0.000		0	N.D.			
T 1,1,2-Trichloroethane	0.000		0	N.D.			
T Tetrachloroethene	0.000		0	N.D.			
T 1,3-Dichloropropane	0.000		0	N.D.			
T Chlorodibromomethane	0.000		0	N.D.			
T 1,2-Dibromoethane	0.000		0	N.D.			
T Chlorobenzene	0.000		0	N.D.			
T 1,1,1,2-Tetrachloroethane	0.000		0	N.D.			
T Ethylbenzene	0.000		0	N.D.			
T m+p-Xylenes	0.000		0	N.D.			
T o-Xylene	0.000		0	N.D.			
T Styrene	0.000		0	N.D.			
T Bromoform	0.000		0	N.D.			
T Bromobenzene	0.000		0	N.D.			
T 1,1,2,2-Tetrachloroethane	0.000		0	N.D.			
T 1,2,3-Trichloropropane	0.000		0	N.D.			
T 2-Chlorotoluene	0.000		0	N.D.			
T 4-Chlorotoluene	0.000		0	N.D.			
T 1,3-Dichlorobenzene	0.000		0	N.D.			
T 1,4-Dichlorobenzene	0.000		0	N.D.			
T 1,2-Dichlorobenzene	0.000		0	N.D.			

(#) = Qualifier Out of Range; (m) = Manual Integration; (+) = Area Summed; (*) = Surrogate Percent Recovery Out of Range; (d): Zeroed Peak

Quantitation Results Report (QT Reviewed)

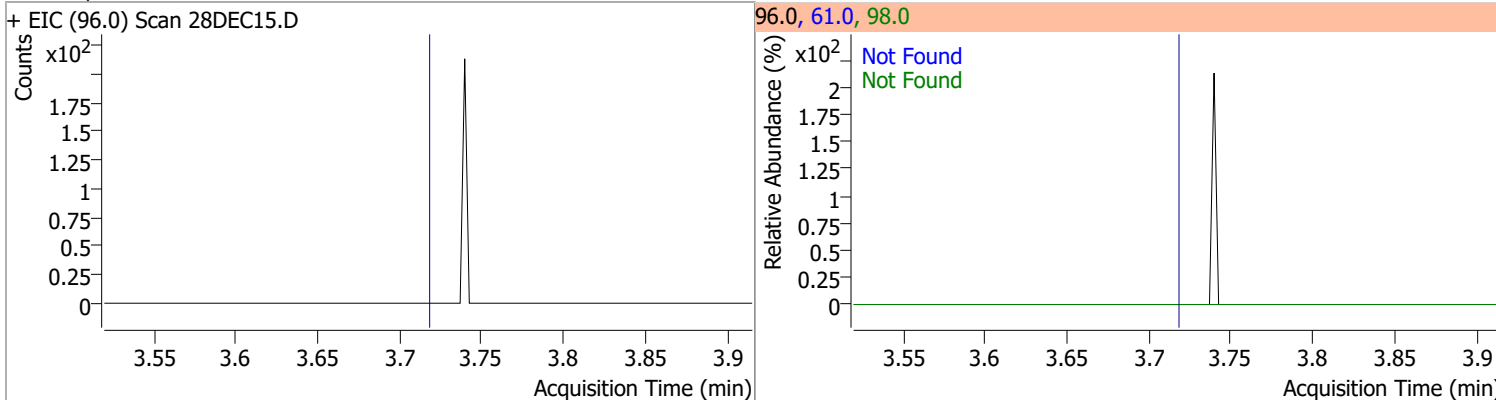


Quantitation Results Report (QT Reviewed)

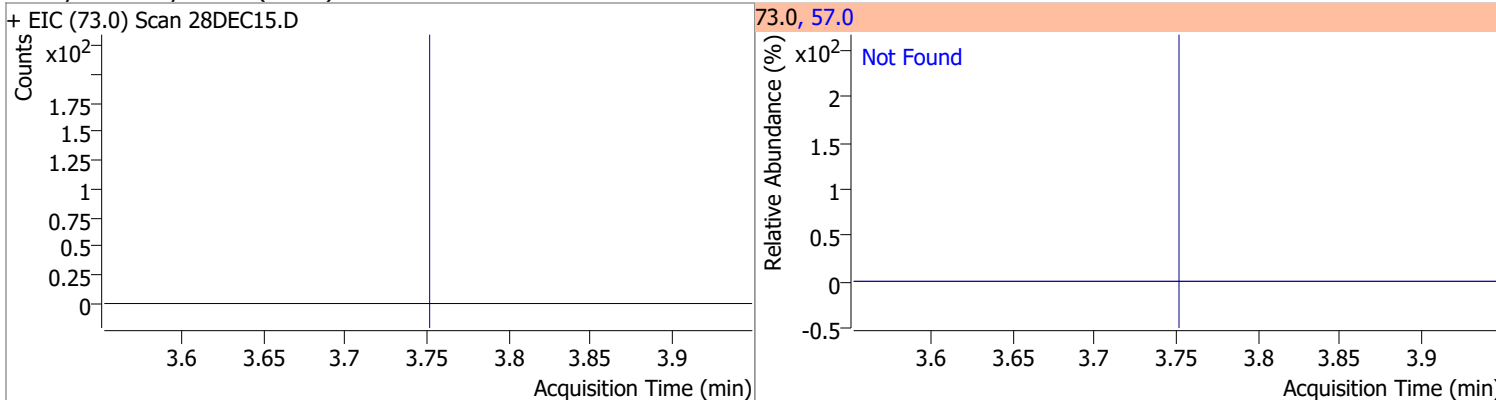


Quantitation Results Report (QT Reviewed)

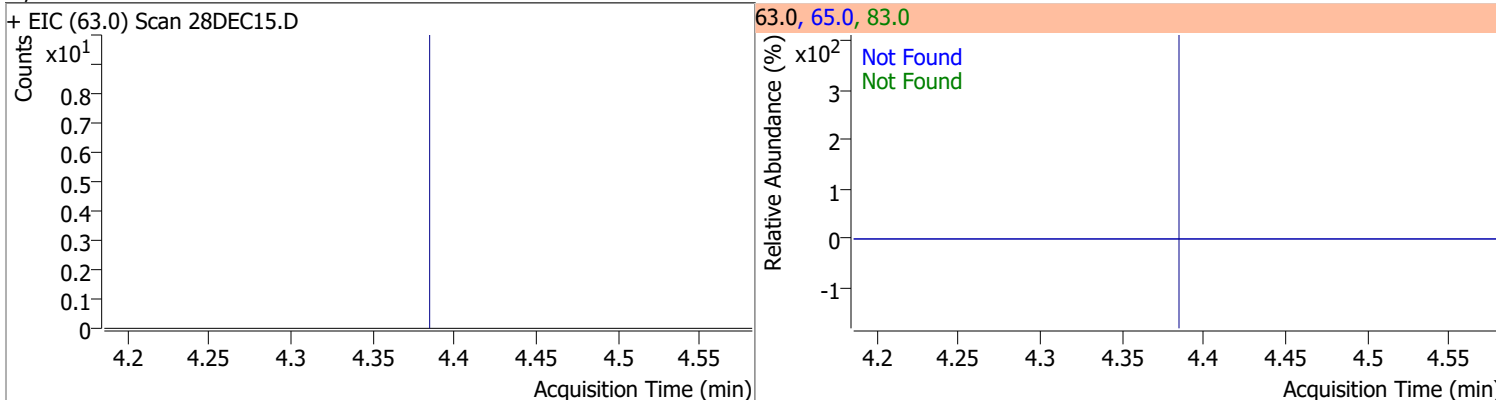
Compound	Conc.	Exp RT	QIon	Exp Ratio	QIon	Exp Ratio
trans-1,2-Dichloroethene	N.D.	3.72	61.0	155.1	98.0	62.8



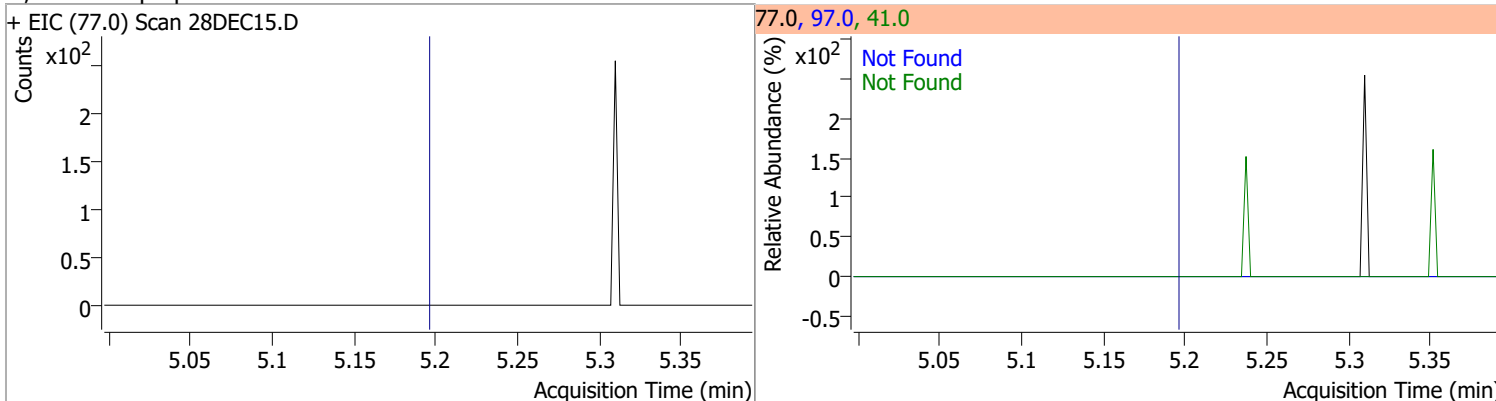
Compound	Conc.	Exp RT	QIon	Exp Ratio
Methyl tert-butyl ether (MTBE)	N.D.	3.75	57.0	23.9



Compound	Conc.	Exp RT	QIon	Exp Ratio	QIon	Exp Ratio
1,1-Dichloroethane	N.D.	4.38	65.0	31.7	83.0	12.8

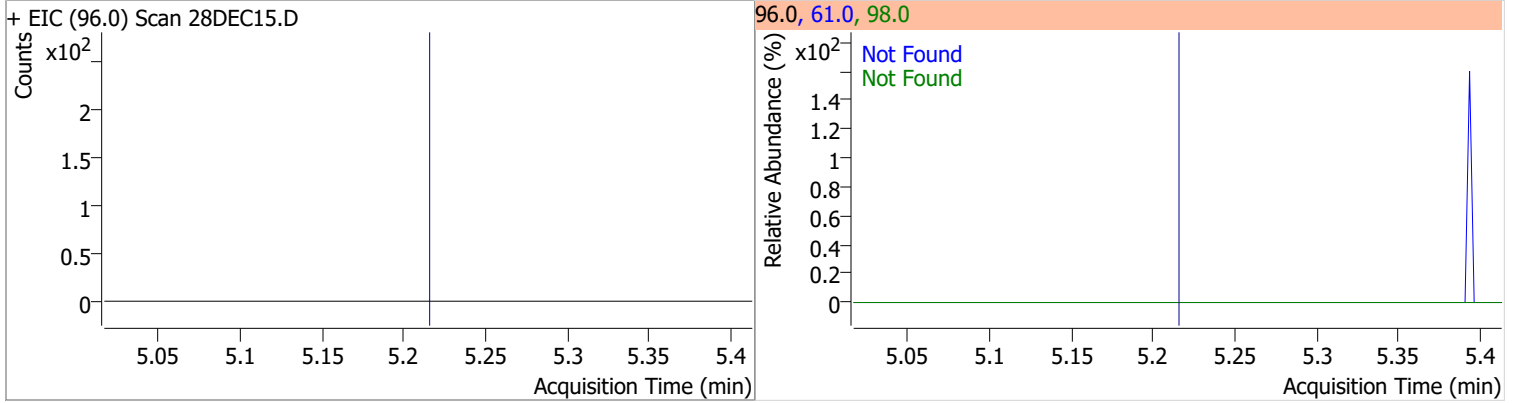


Compound	Conc.	Exp RT	QIon	Exp Ratio	QIon	Exp Ratio
2,2-Dichloropropane	N.D.	5.20	41.0	59.0	97.0	21.8

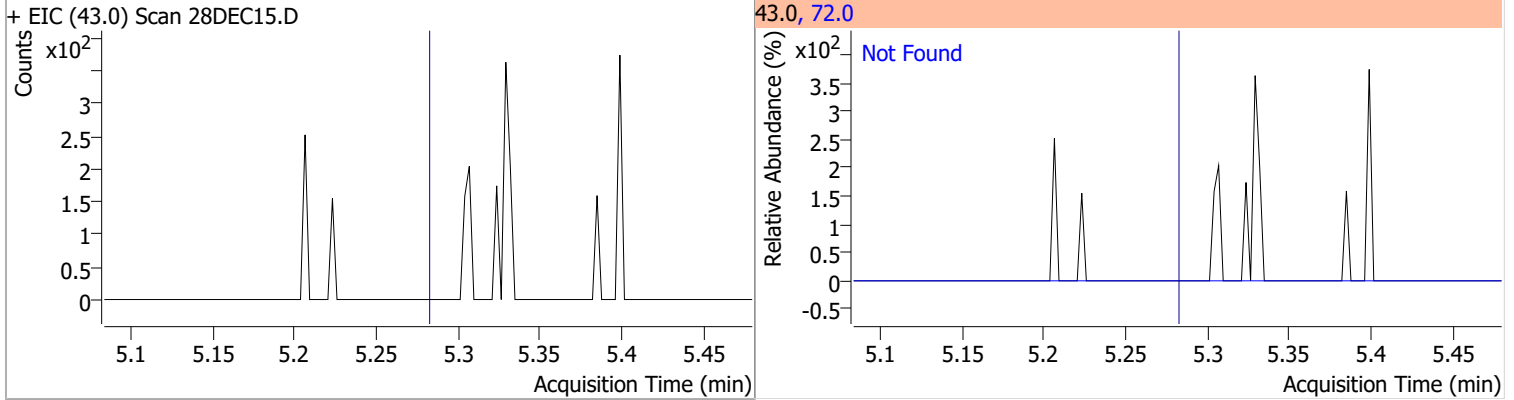


Quantitation Results Report (QT Reviewed)

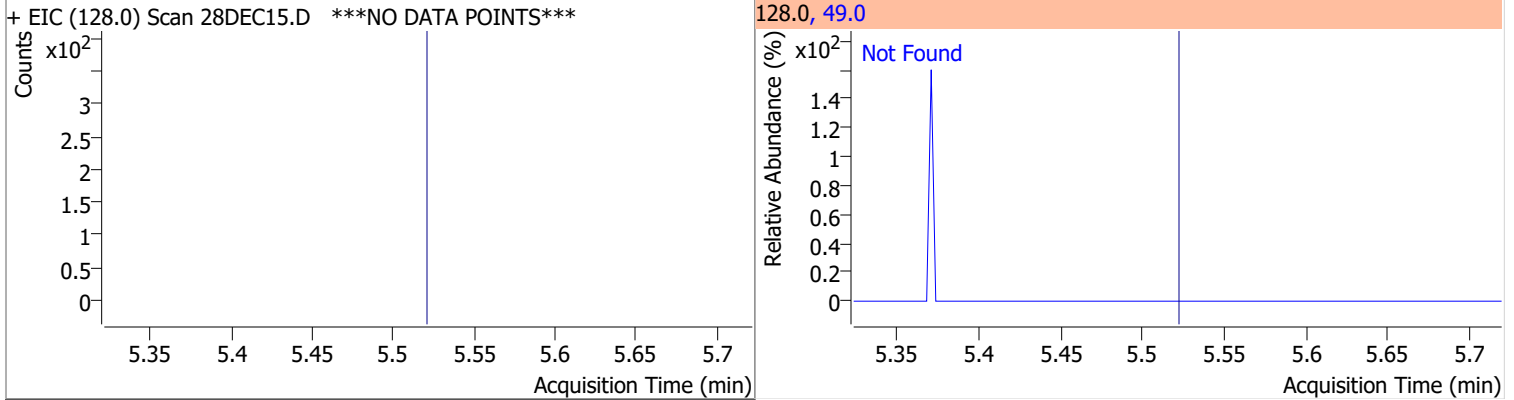
Compound	Conc.	Exp RT	QIon	Exp Ratio	QIon	Exp Ratio
cis-1,2-Dichloroethene	N.D.	5.21	61.0	163.3	98.0	64.4



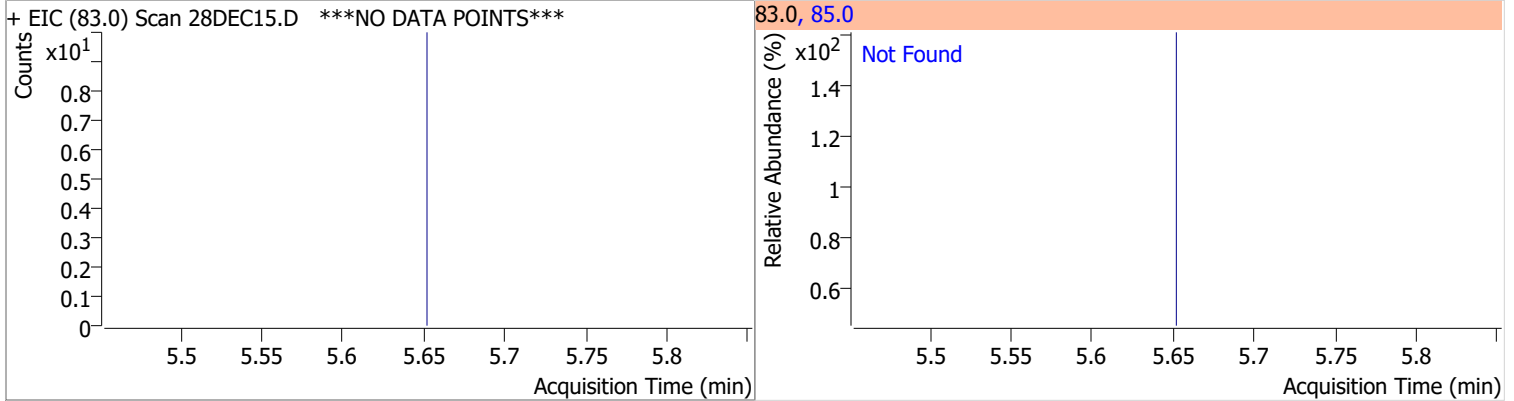
Compound	Conc.	Exp RT	QIon	Exp Ratio
Methyl ethyl ketone	N.D.	5.28	72.0	22.2



Compound	Conc.	Exp RT	QIon	Exp Ratio
Bromochloromethane	N.D.	5.52	49.0	184.6

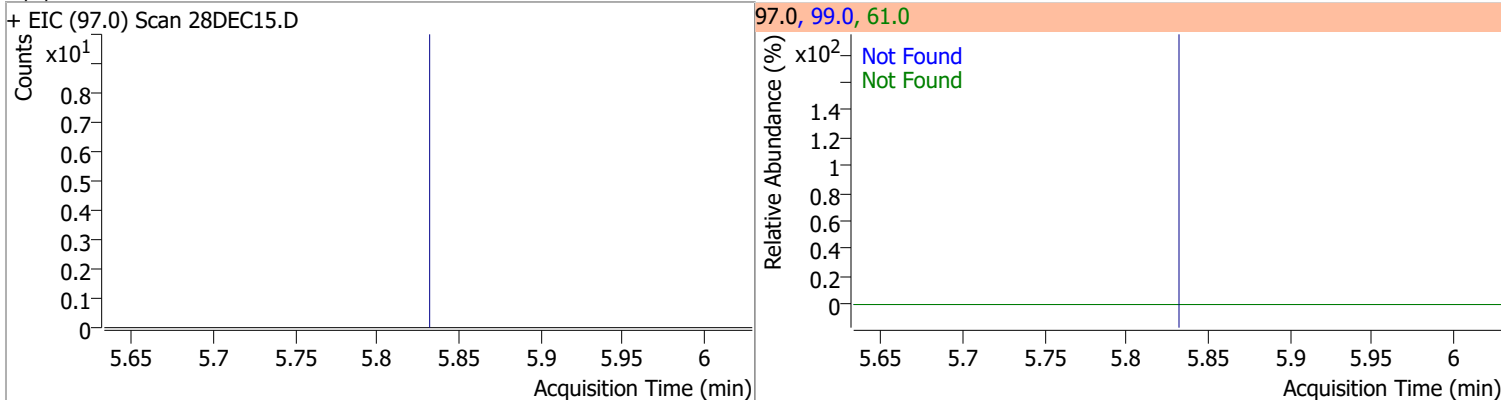


Compound	Conc.	Exp RT	QIon	Exp Ratio
Chloroform	N.D.	5.65	85.0	65.1

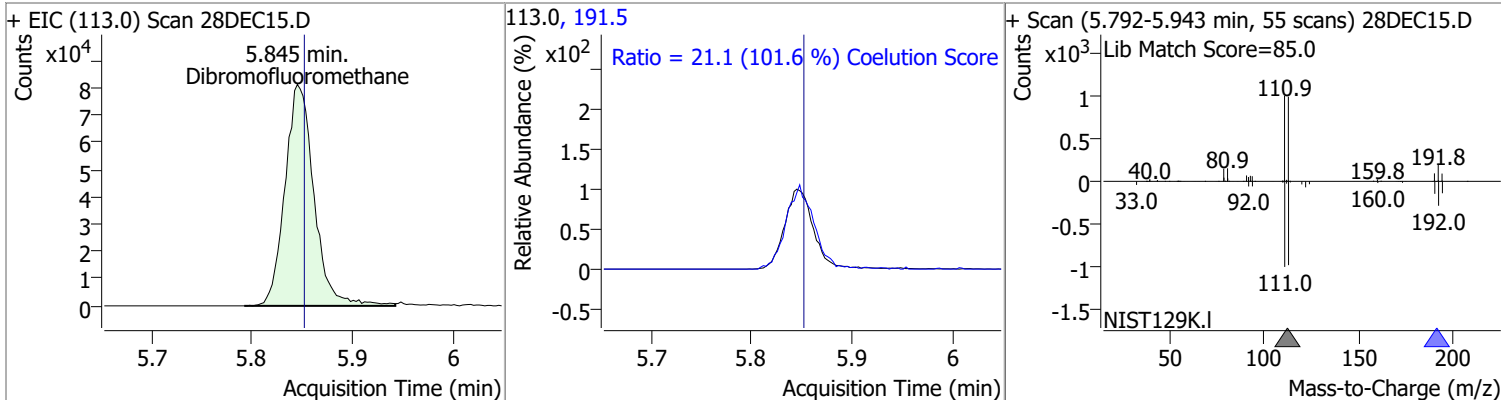


Quantitation Results Report (QT Reviewed)

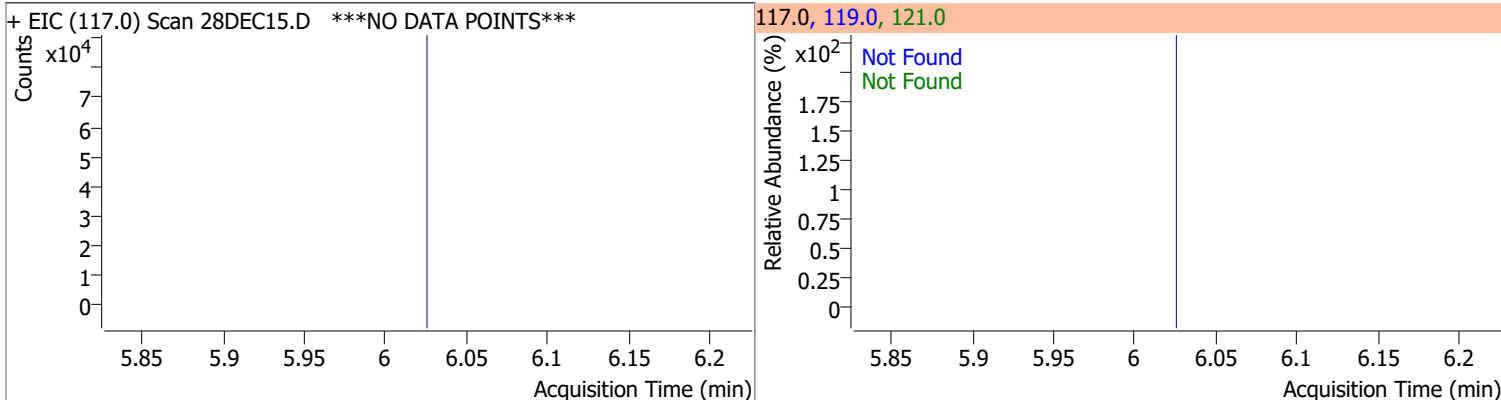
Compound	Conc.	Exp RT	QIon	Exp Ratio	QIon	Exp Ratio
1,1,1-Trichloroethane	N.D.	5.83	99.0	65.7	61.0	45.0



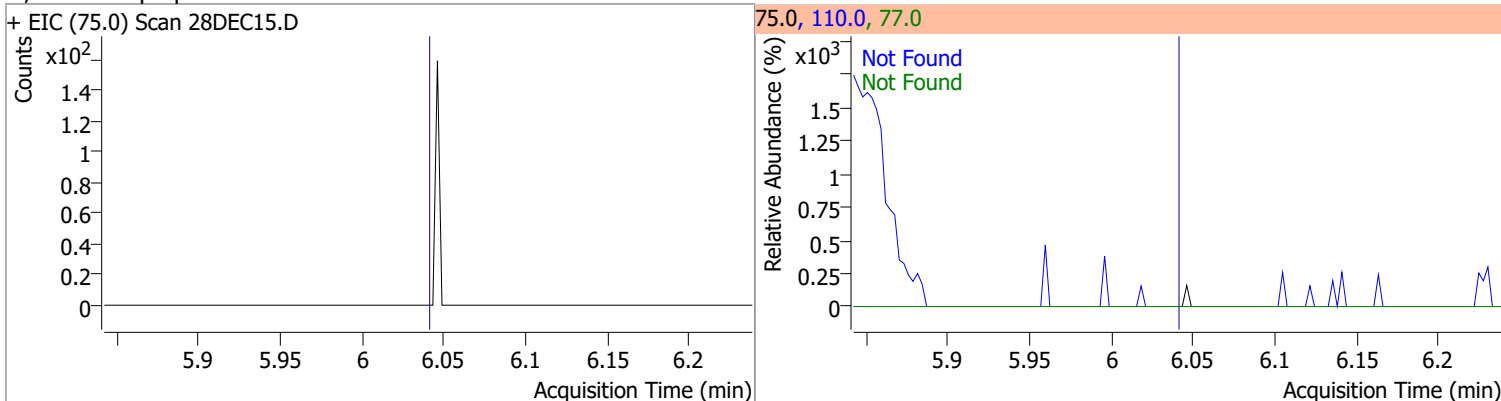
Compound	Conc.	RT	Dev(Min)	Resp.	QIon	QRatio	Lower	Upper
Dibromofluoromethane	271.3232	5.85	-0.01	163080	191.5	21.1	0.0	50.7



Compound	Conc.	Exp RT	QIon	Exp Ratio	QIon	Exp Ratio
Carbon tetrachloride	N.D.	6.03	119.0	97.5	121.0	30.4

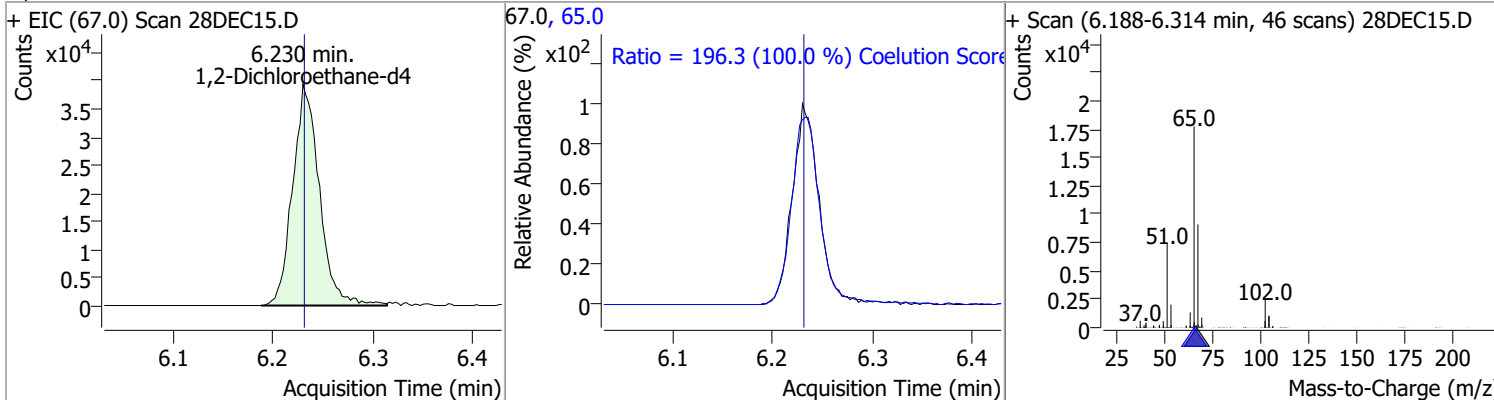


Compound	Conc.	Exp RT	QIon	Exp Ratio	QIon	Exp Ratio
1,1-Dichloropropene	N.D.	6.04	110.0	35.4	77.0	30.5

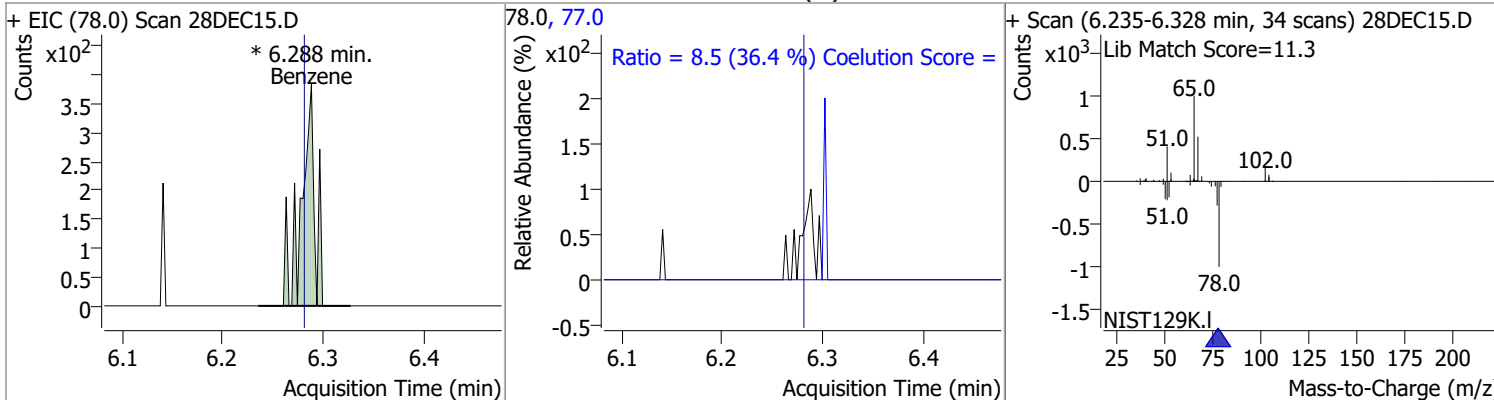


Quantitation Results Report (QT Reviewed)

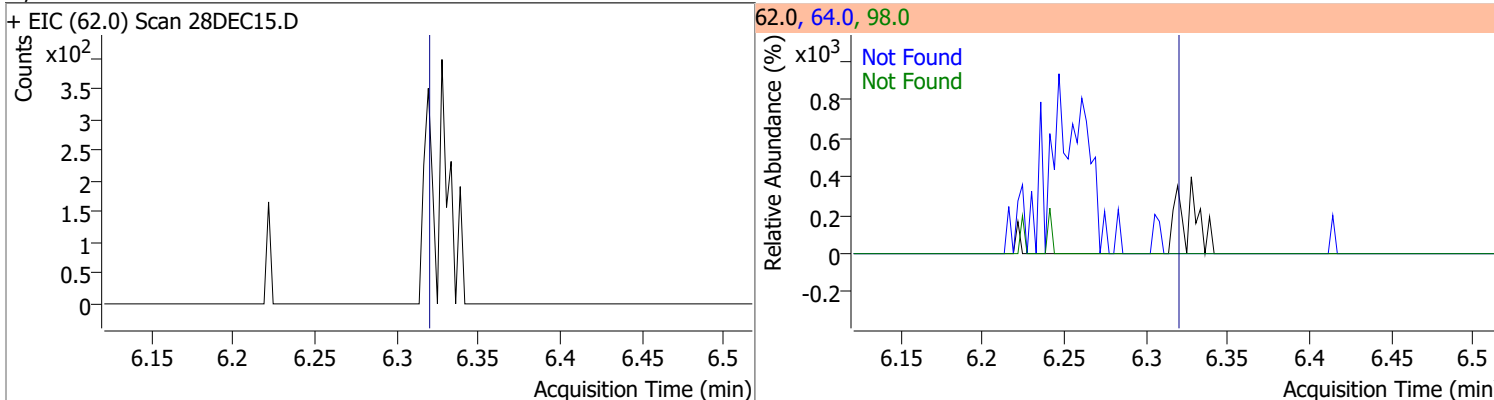
Compound	Conc.	RT	Dev(Min)	Resp.	QIon	QRatio	Lower	Upper
1,2-Dichloroethane-d4	265.5997	6.23	0.00	72854	65.0	196.3	166.3	226.3



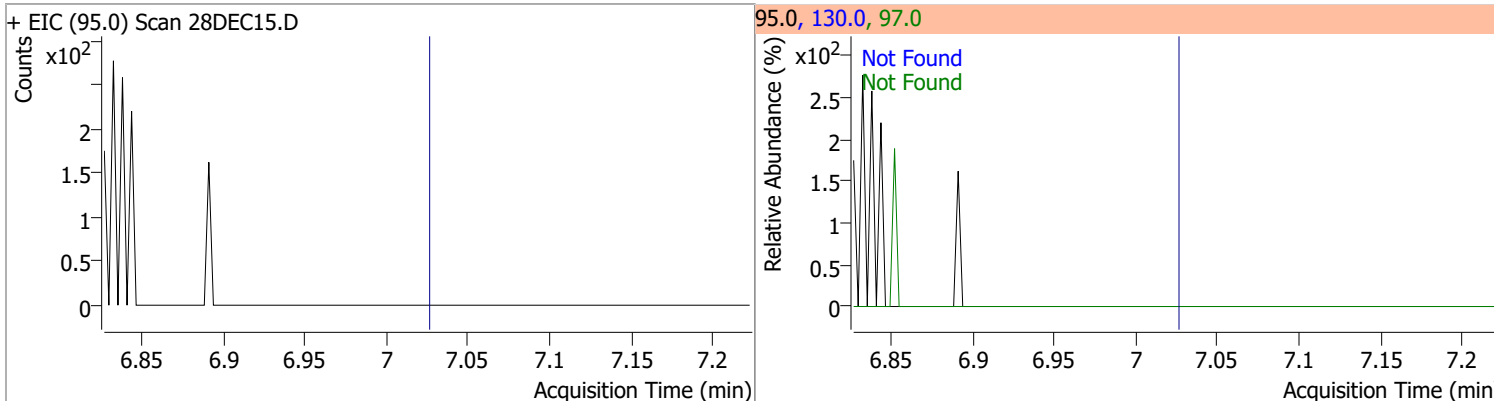
Compound	Conc.	RT	Dev(Min)	Resp.	QIon	QRatio	Lower	Upper
Benzene	0.1421	6.29	0.01	355 (m)	77.0	8.5	0.0	53.5



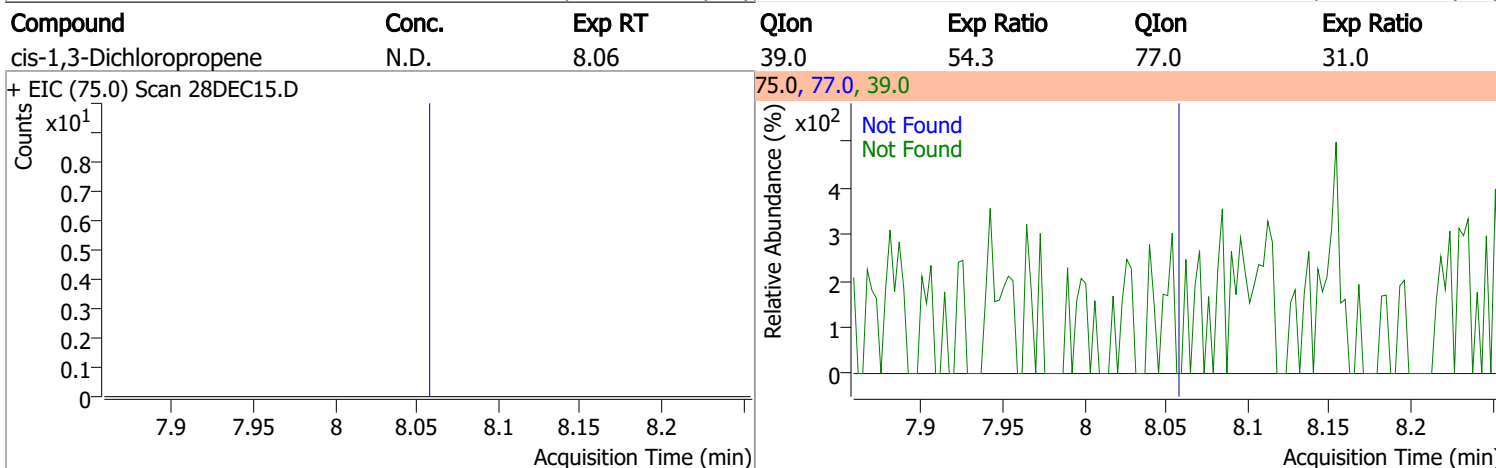
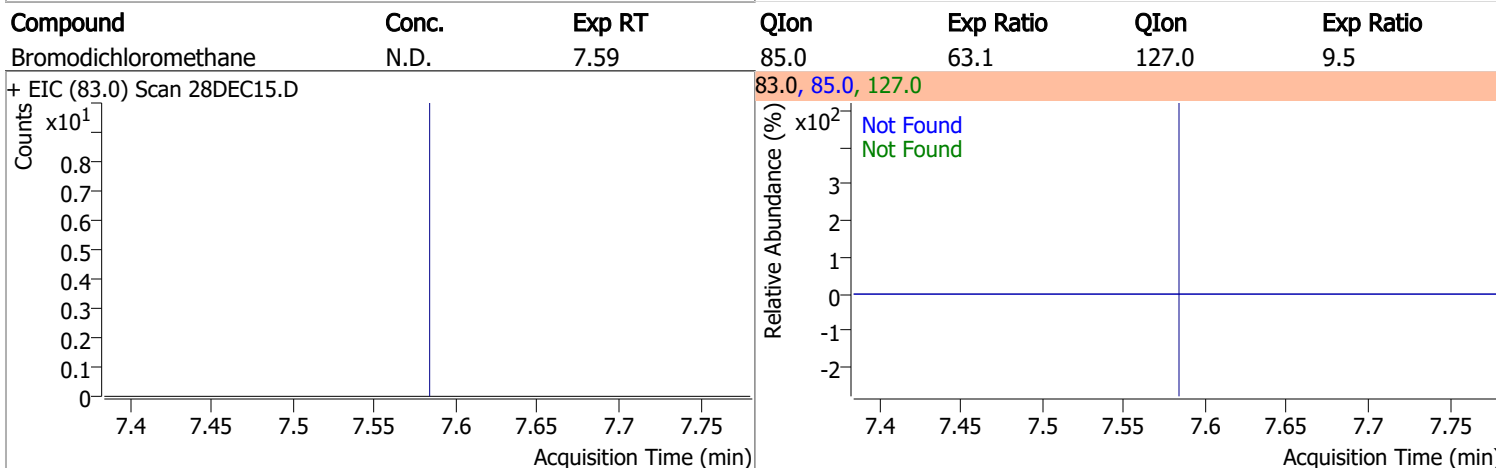
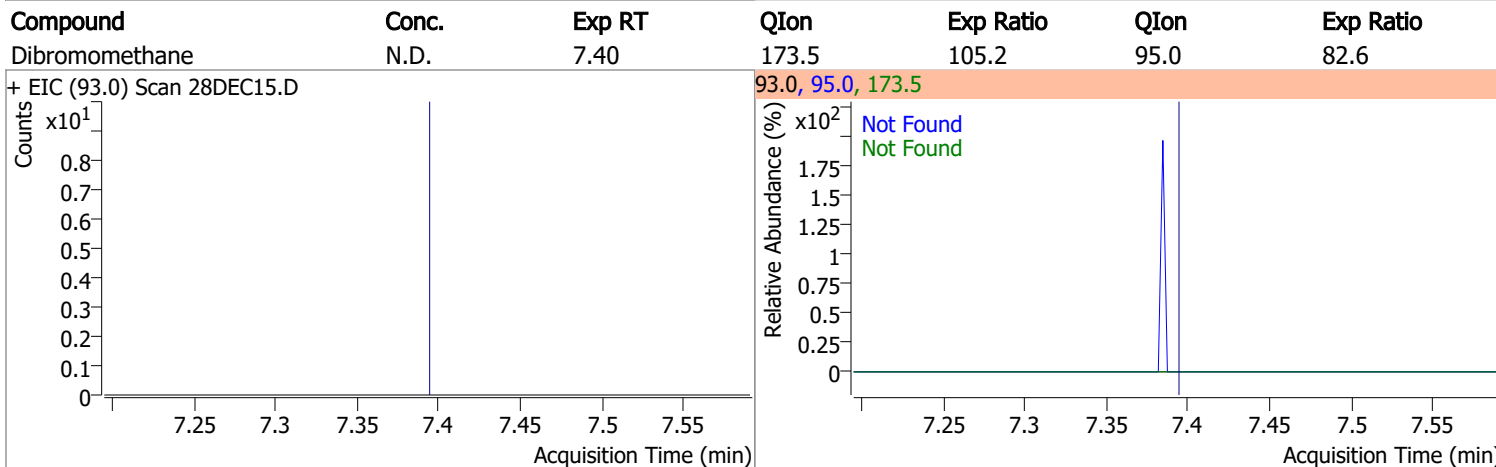
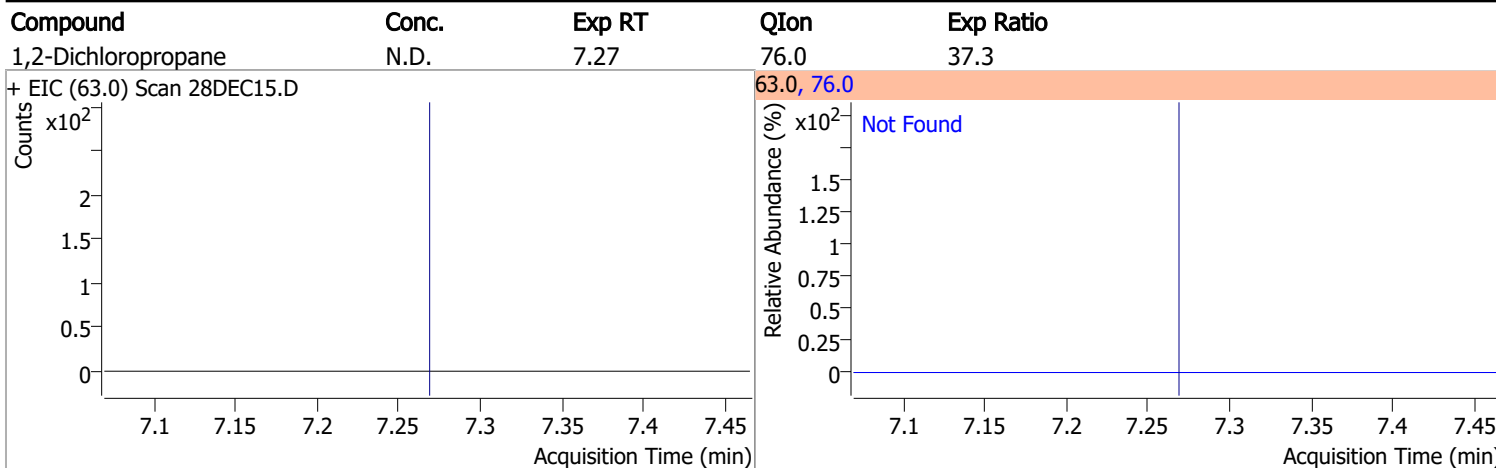
Compound	Conc.	Exp RT	QIon	Exp Ratio	QIon	Exp Ratio
1,2-Dichloroethane	N.D.	6.32	64.0	32.3	98.0	8.2



Compound	Conc.	Exp RT	QIon	Exp Ratio	QIon	Exp Ratio
Trichloroethene	N.D.	7.03	130.0	100.8	97.0	64.7

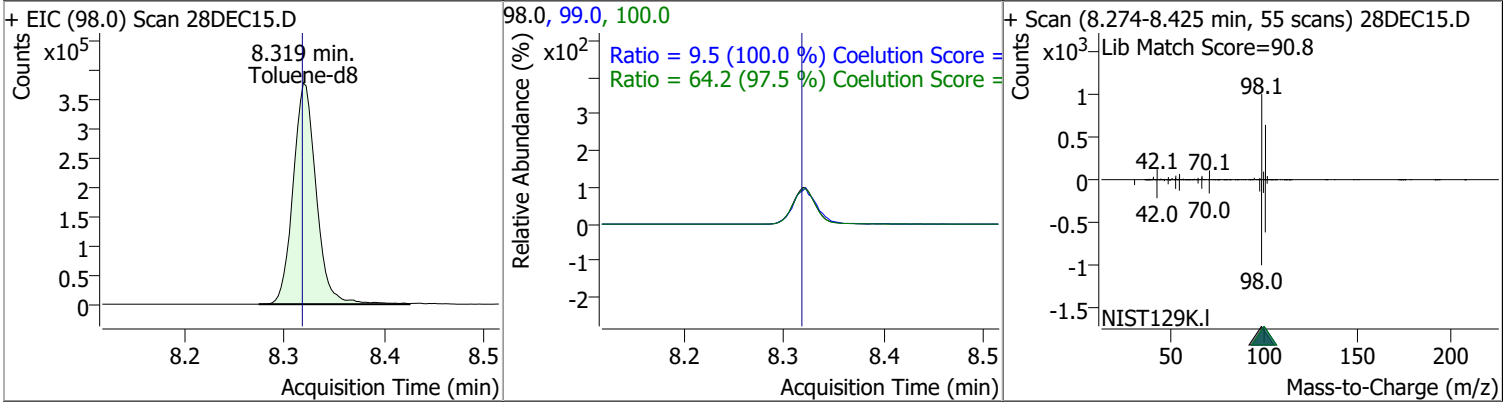


Quantitation Results Report (QT Reviewed)

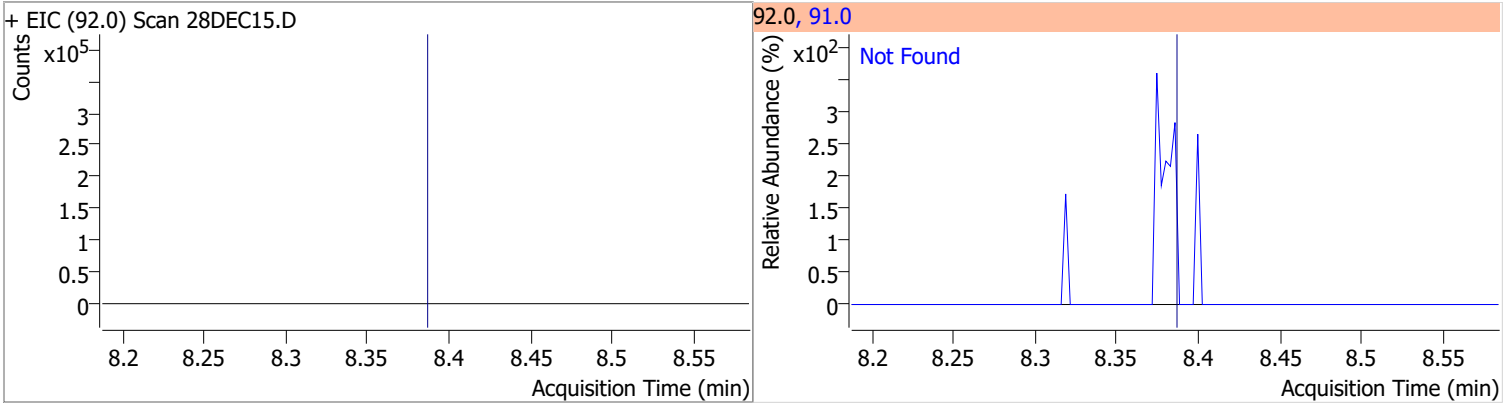


Quantitation Results Report (QT Reviewed)

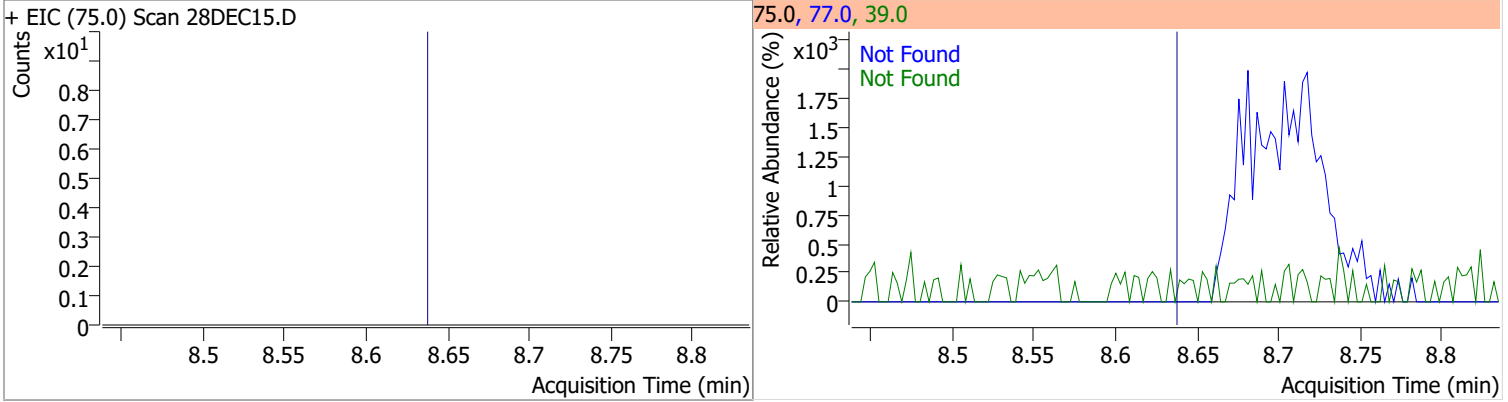
Compound	Conc.	RT	Dev(Min)	Resp.	QIon	QRatio	Lower	Upper
Toluene-d8	258.3366	8.32	0.00	603593	100.0	64.2	35.9	95.9
					99.0	9.5	0.0	39.5



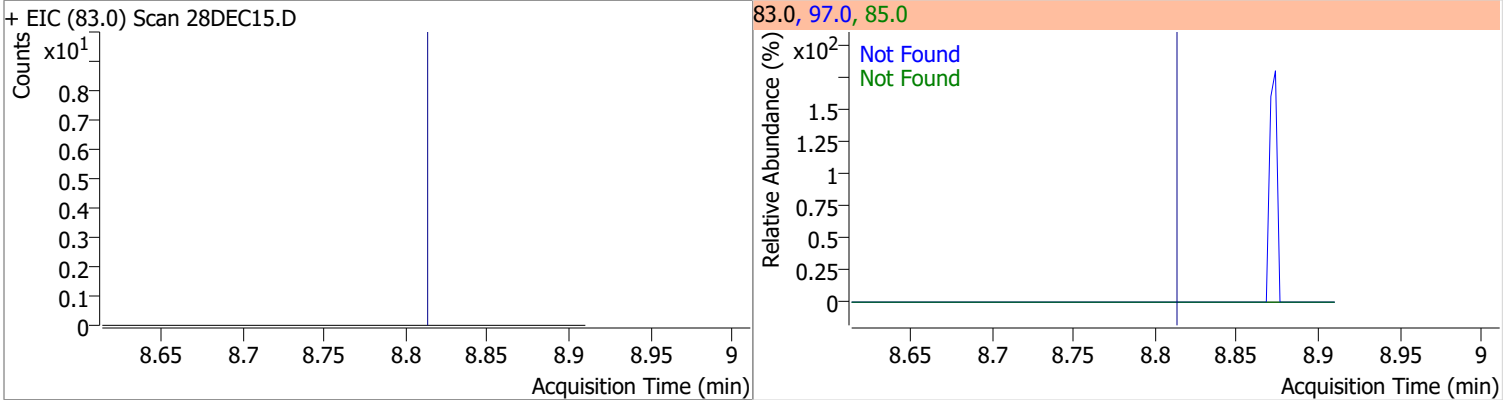
Compound	Conc.	Exp RT	QIon	Exp Ratio
Toluene	N.D.	8.39	91.0	174.3



Compound	Conc.	Exp RT	QIon	Exp Ratio	QIon	Exp Ratio
trans-1,3-Dichloropropene	N.D.	8.64	39.0	52.1	77.0	32.0

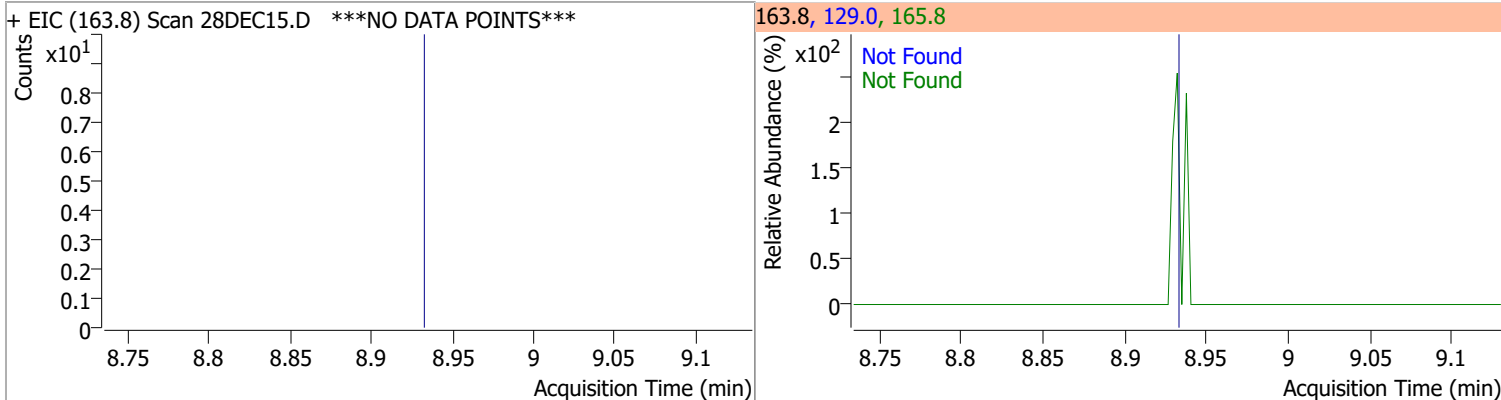


Compound	Conc.	Exp RT	QIon	Exp Ratio	QIon	Exp Ratio
1,1,2-Trichloroethane	N.D.	8.82	97.0	114.3	85.0	61.5

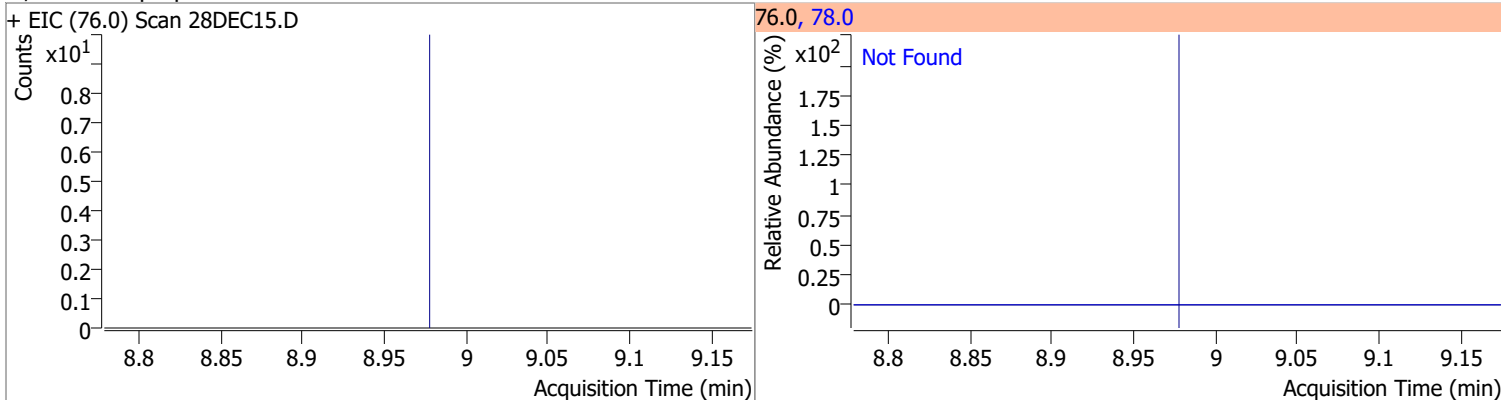


Quantitation Results Report (QT Reviewed)

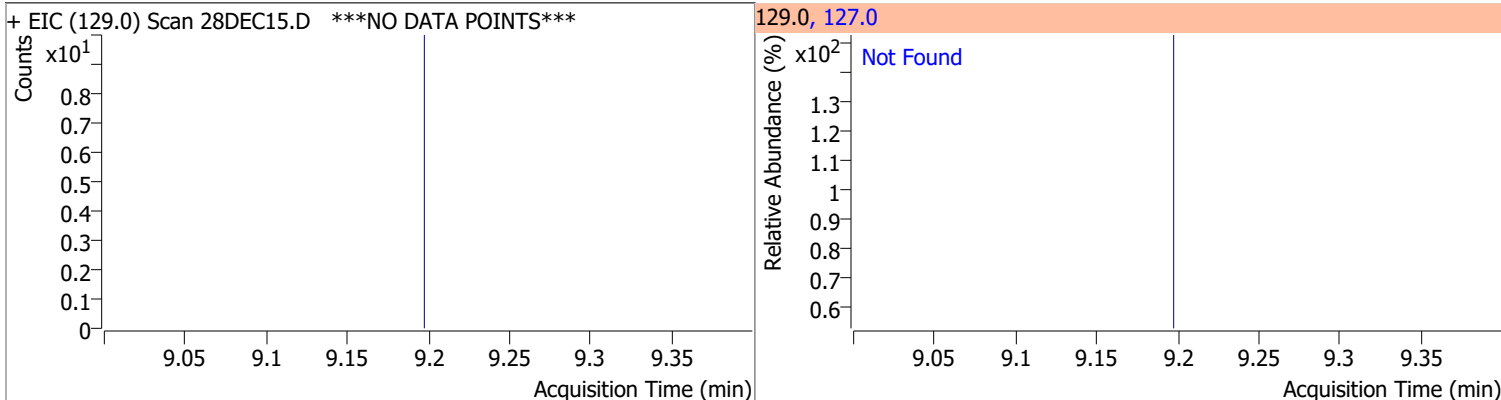
Compound	Conc.	Exp RT	QIon	Exp Ratio	QIon	Exp Ratio
Tetrachloroethene	N.D.	8.94	165.8	128.3	129.0	95.3



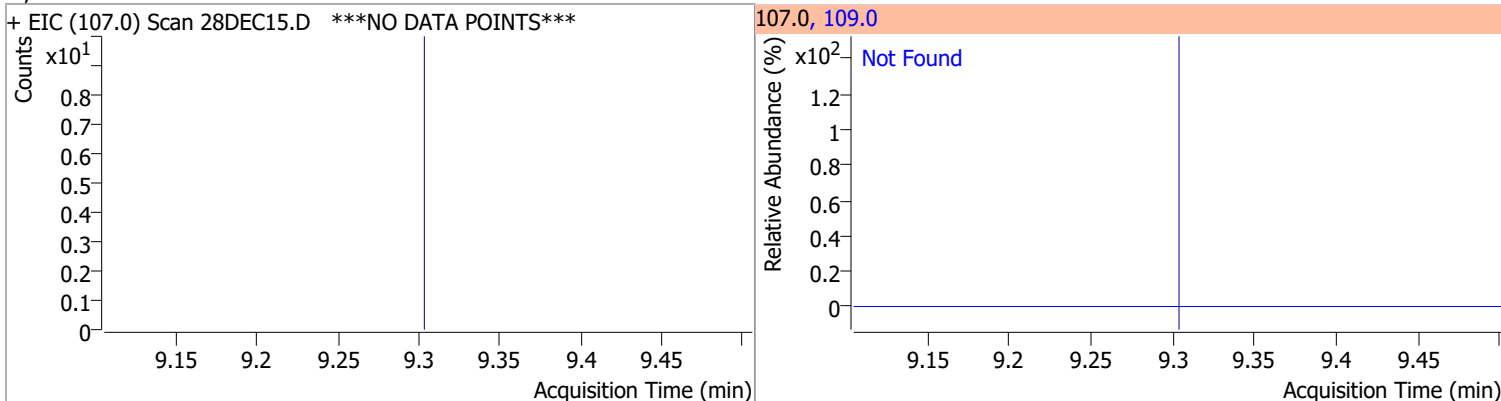
Compound	Conc.	Exp RT	QIon	Exp Ratio
1,3-Dichloropropane	N.D.	8.98	78.0	32.1



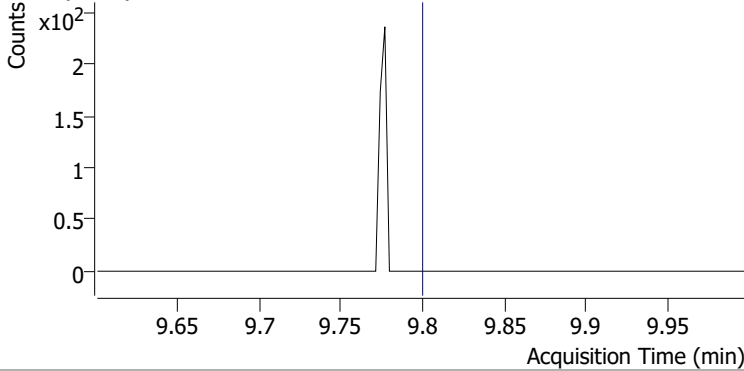
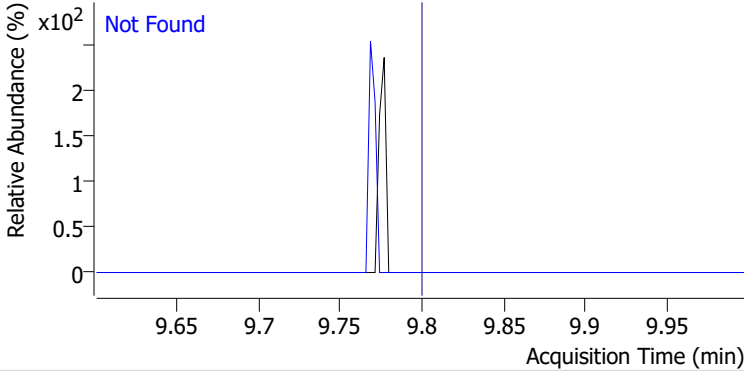
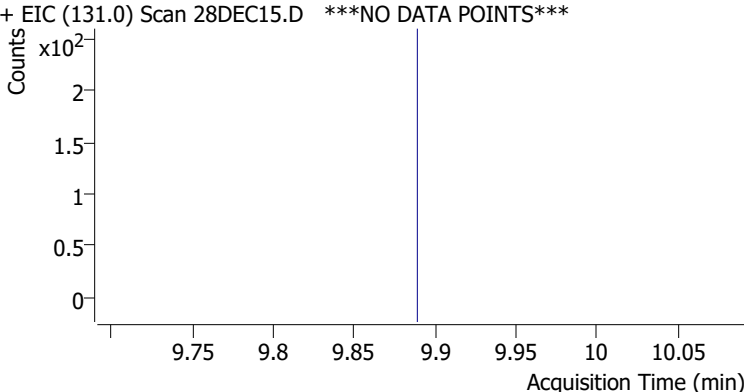
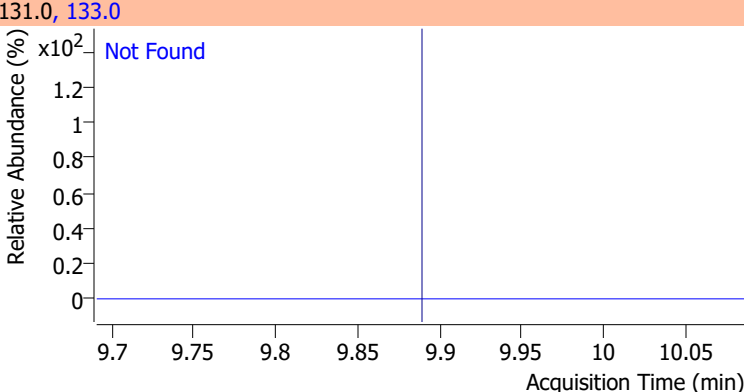
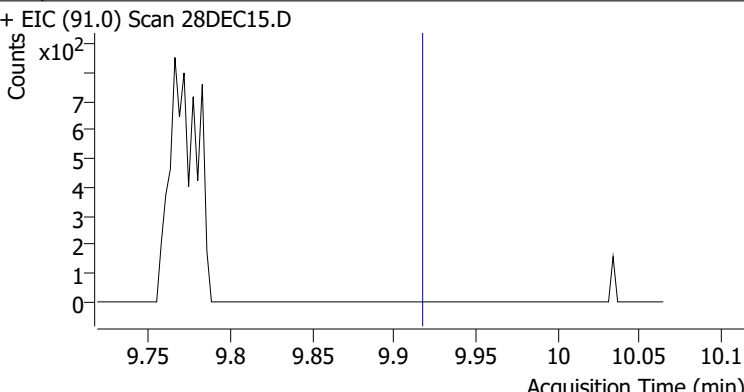
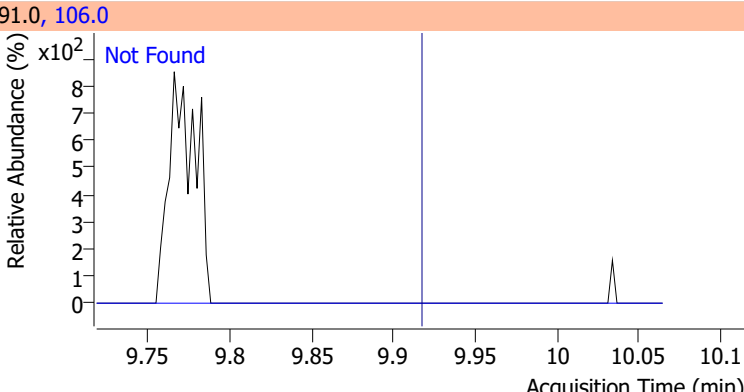
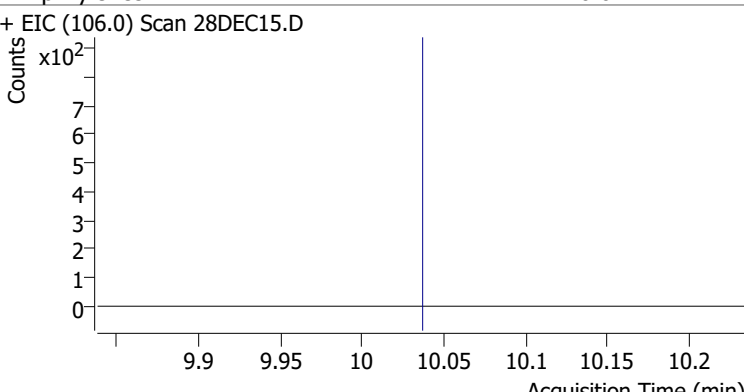
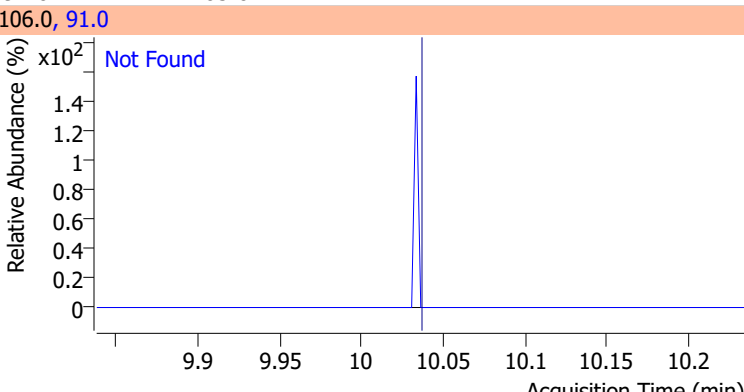
Compound	Conc.	Exp RT	QIon	Exp Ratio
Chlorodibromomethane	N.D.	9.20	127.0	75.3



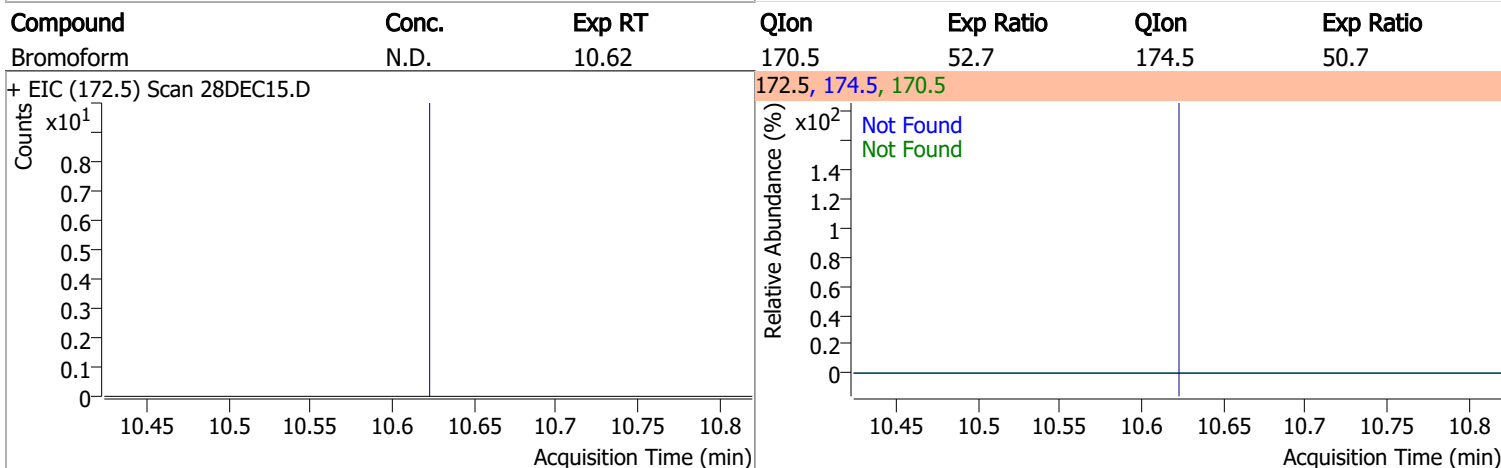
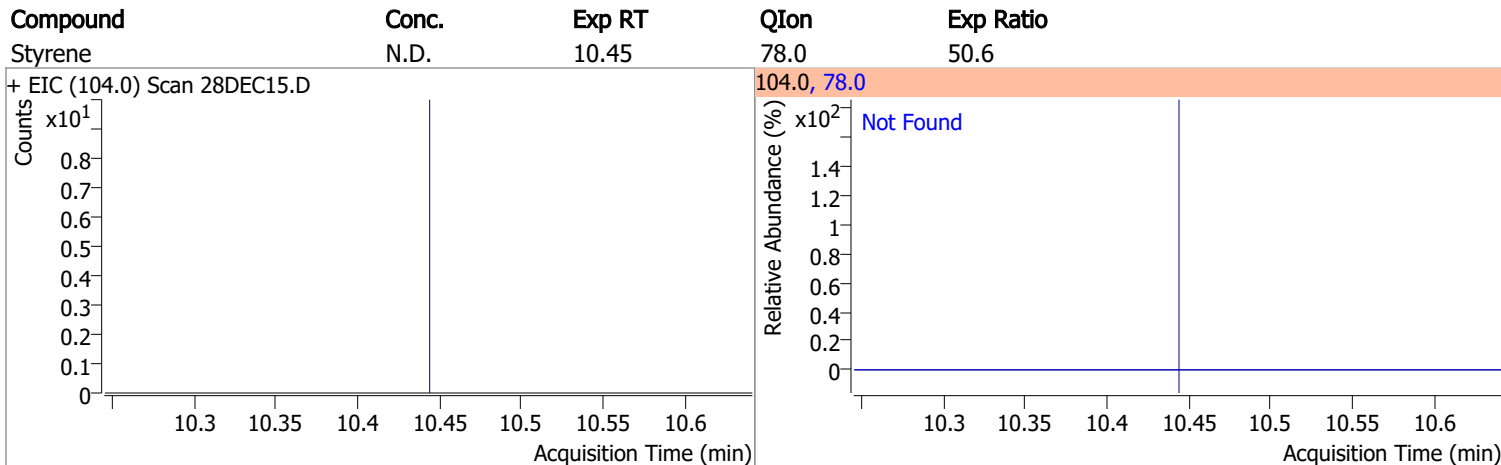
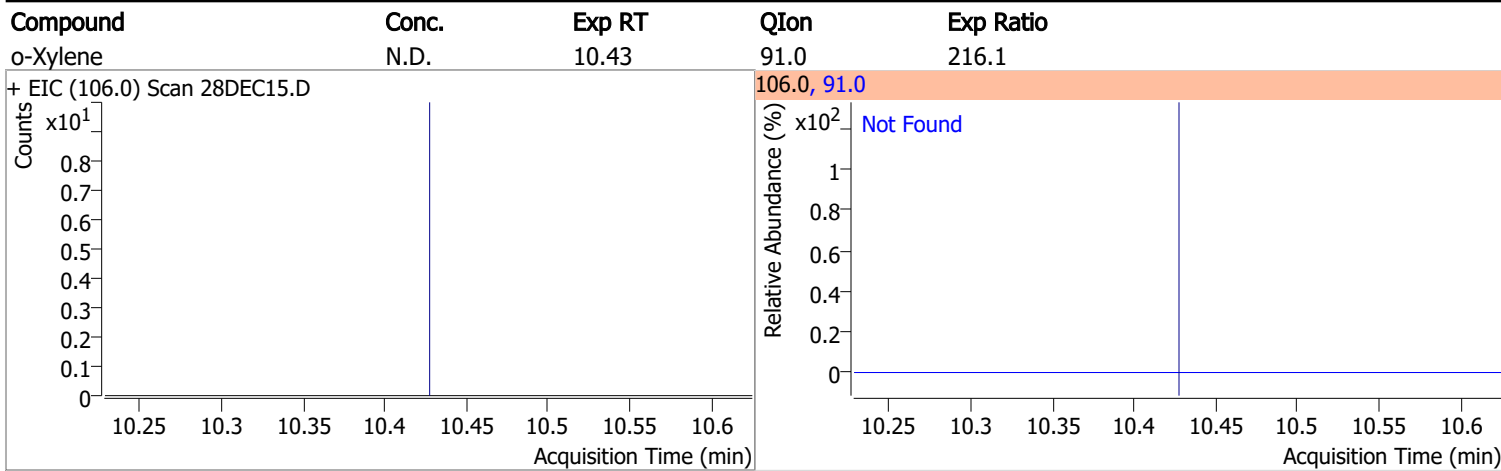
Compound	Conc.	Exp RT	QIon	Exp Ratio
1,2-Dibromoethane	N.D.	9.31	109.0	97.2



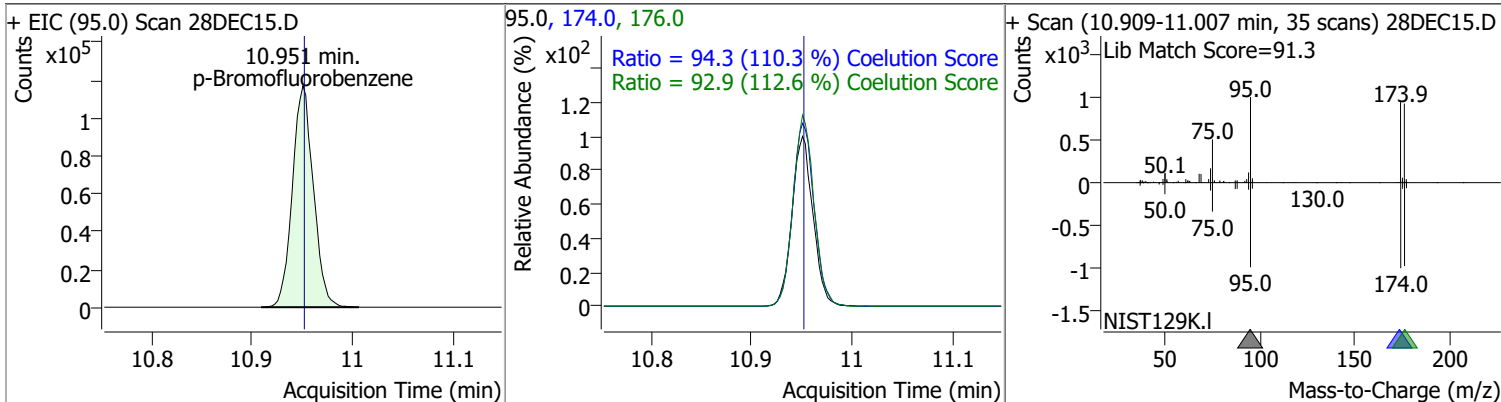
Quantitation Results Report (QT Reviewed)

Compound	Conc.	Exp RT	QIon	Exp Ratio
Chlorobenzene	N.D.	9.80	114.0	32.3
+ EIC (112.0) Scan 28DEC15.D			112.0, 114.0	
				
1,1,1,2-Tetrachloroethane	N.D.	9.89	133.0	95.7
+ EIC (131.0) Scan 28DEC15.D ***NO DATA POINTS***			131.0, 133.0	
				
Ethylbenzene	N.D.	9.92	106.0	30.7
+ EIC (91.0) Scan 28DEC15.D			91.0, 106.0	
				
m+p-Xylenes	N.D.	10.04	91.0	205.0
+ EIC (106.0) Scan 28DEC15.D			106.0, 91.0	
				

Quantitation Results Report (QT Reviewed)



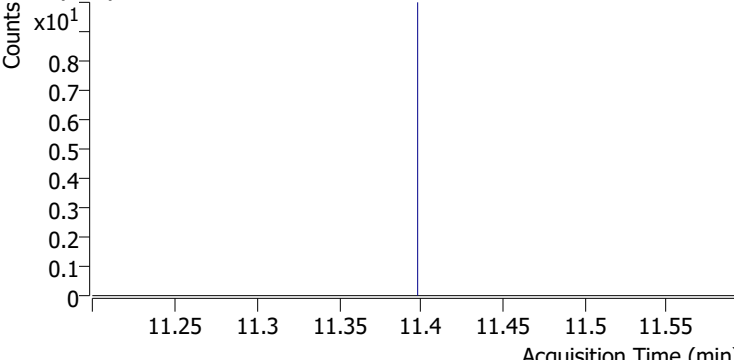
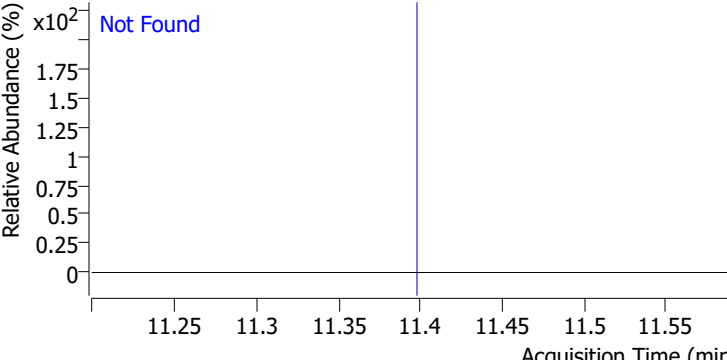
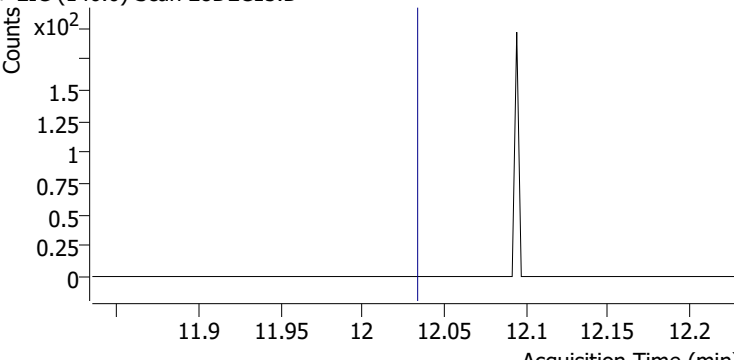
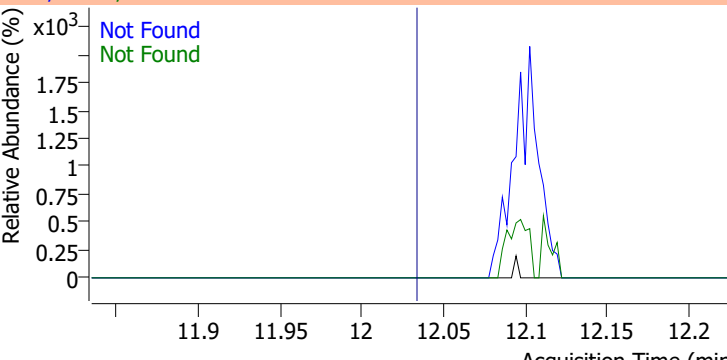
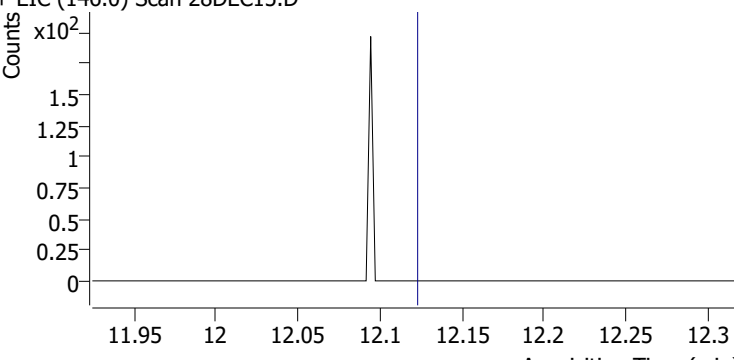
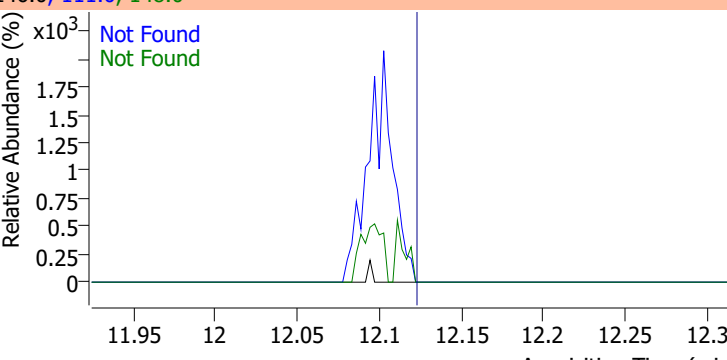
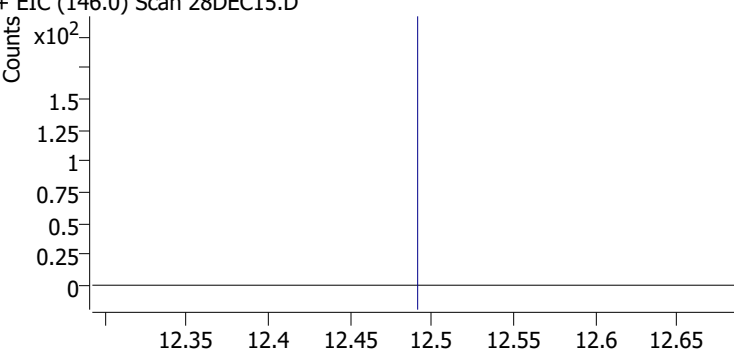
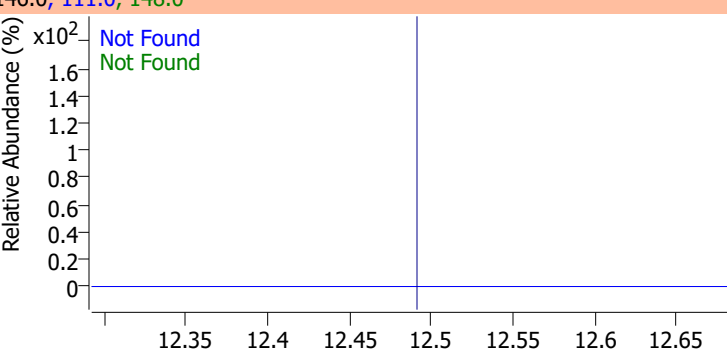
Compound	Conc.	RT	Dev(Min)	Resp.	QIon	QRatio	Lower	Upper
p-Bromofluorobenzene	264.8909	10.95	0.00	169765	174.0	94.3	55.5	115.5
					176.0	92.9	52.5	112.5



Quantitation Results Report (QT Reviewed)

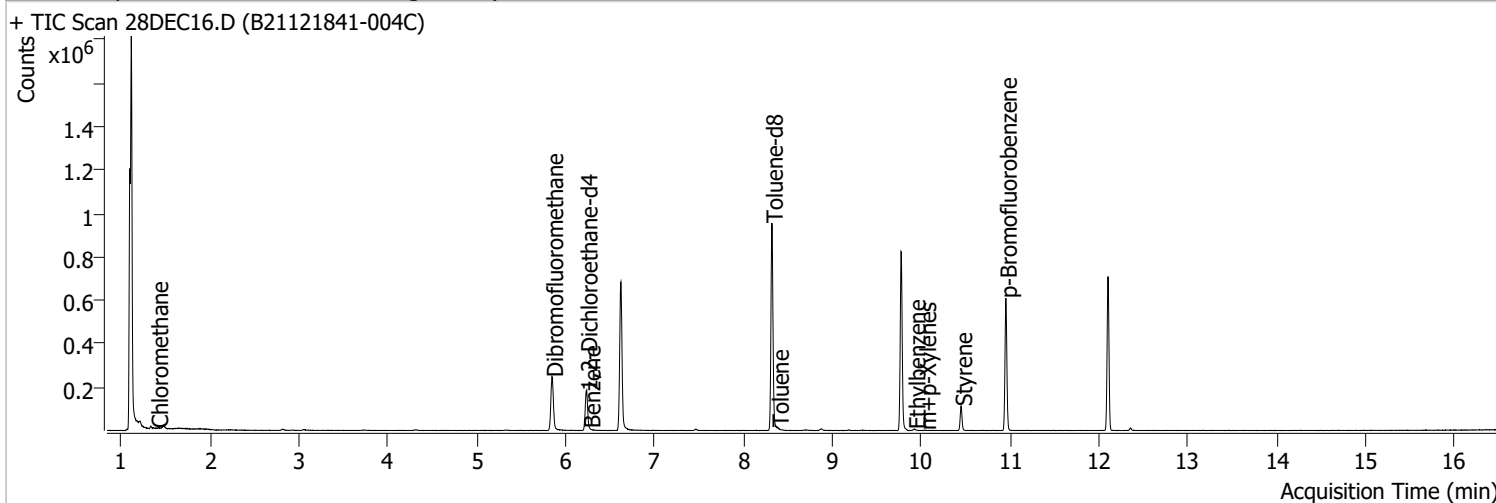
Compound	Conc.	Exp RT	QIon	Exp Ratio	QIon	Exp Ratio
Bromobenzene	N.D.	11.09	77.0	153.2	158.0	96.2
+ EIC (156.0) Scan 28DEC15.D ***NO DATA POINTS***			156.0, 77.0, 158.0			
1,1,2,2-Tetrachloroethane	N.D.	11.11	85.0	63.2		
+ EIC (83.0) Scan 28DEC15.D			83.0, 85.0			
1,2,3-Trichloropropane	N.D.	11.15	112.0	65.8		
+ EIC (110.0) Scan 28DEC15.D			110.0, 112.0			
2-Chlorotoluene	N.D.	11.29	91.0	294.1		
+ EIC (126.0) Scan 28DEC15.D ***NO DATA POINTS***			126.0, 91.0			

Quantitation Results Report (QT Reviewed)

Compound	Conc.	Exp RT	QIon	Exp Ratio		
4-Chlorotoluene	N.D.	11.40	126.0	30.4		
+ EIC (91.0) Scan 28DEC15.D			91.0, 126.0			
						
1,3-Dichlorobenzene	N.D.	12.03	148.0	64.5	QIon	Exp Ratio
+ EIC (146.0) Scan 28DEC15.D			146.0, 111.0, 148.0			
						
1,4-Dichlorobenzene	N.D.	12.12	148.0	64.0	QIon	Exp Ratio
+ EIC (146.0) Scan 28DEC15.D			146.0, 111.0, 148.0			
						
1,2-Dichlorobenzene	N.D.	12.49	148.0	63.8	QIon	Exp Ratio
+ EIC (146.0) Scan 28DEC15.D			146.0, 111.0, 148.0			
						

Quantitation Results Report (QT Reviewed)

Data File	28DEC16.D	Operator	MSC
Acq. Method	5975CACQF.M	Acq. Date-Time	12/28/2021 4:25:34 PM
Sample Name	B21121841-004C	Instrument	VOA5975C
Vial	16	Multiplier	1.00
DA Method File	VOA5975C_8260B_SHT_DoD_L4_120721.m	Comment	
Tune File	BFB_Atune3.u	Tune Date	10/11/2021 4:02:00 PM
Batch Name	VG122821_8260B_624pt1.batch.bin	Last Calib Update	2/11/2022 12:17:53 PM
Ref Library	\\MASSHUNTER\Org\Library\NIST129K.l		



Compound	RT	QIon	Resp.	Conc.	Units	Dev(Min)
----------	----	------	-------	-------	-------	----------

Internal Standards

M Fluorobenzene	6.620	96.0	594530	250.0000	ng	0.000
M Chlorobenzene-d5	9.774	82.0	224862	250.0000	ng	0.000
M 1,4-Dichlorobenzene-d4	12.100	152.0	171690	250.0000	ng	0.000

System Monitoring Compounds

S Dibromofluoromethane	5.845	113.0	153080	262.7175	ng	-0.006
Spiked Amount: 250.000	Range: 80.0 - 119.0%			Recovery = 105.09%		
S 1,2-Dichloroethane-d4	6.233	67.0	67152	252.5326	ng	0.003
Spiked Amount: 250.000	Range: 81.0 - 118.0%			Recovery = 101.01%		
S Toluene-d8	8.319	98.0	581083	257.0705	ng	0.000
Spiked Amount: 250.000	Range: 89.0 - 112.0%			Recovery = 102.83%		
S p-Bromofluorobenzene	10.951	95.0	173845	264.6198	ng	0.000
Spiked Amount: 250.000	Range: 85.0 - 114.0%			Recovery = 105.85%		

Target Compounds

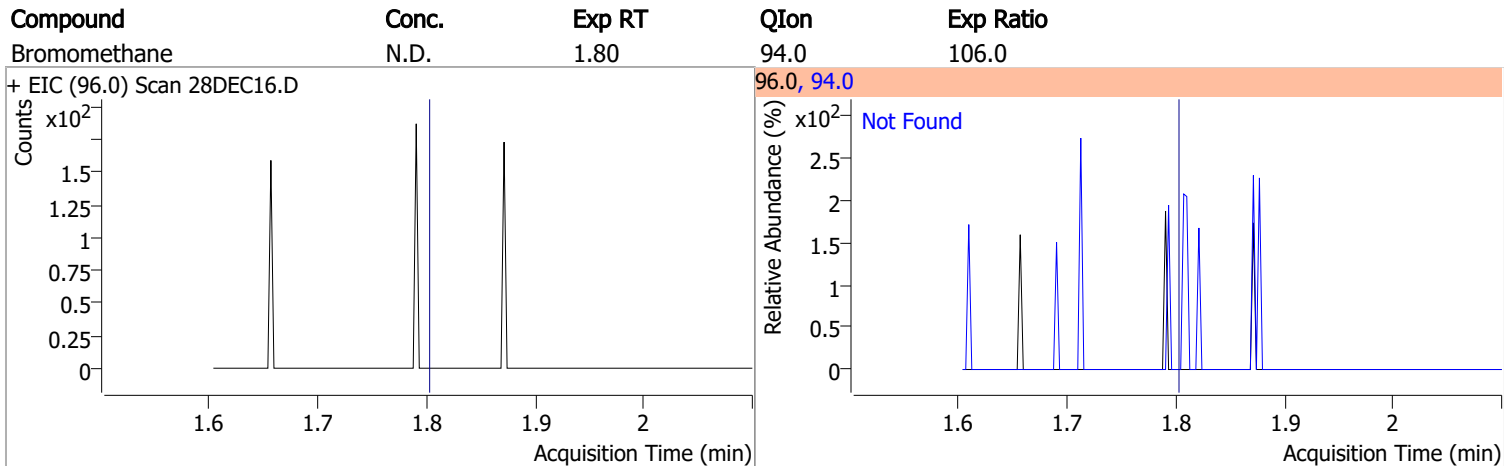
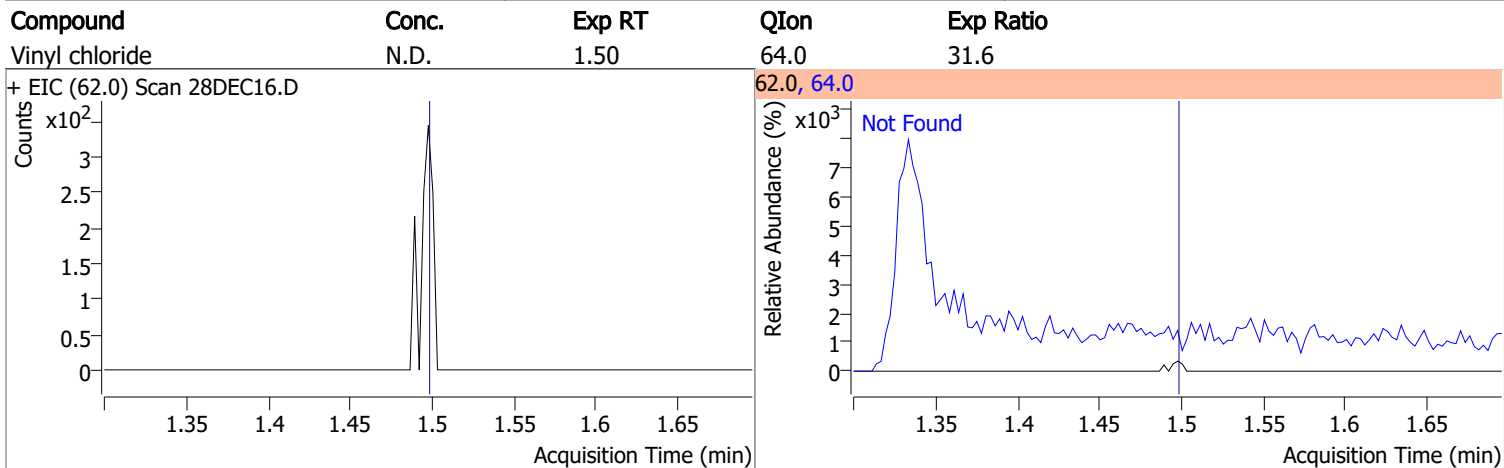
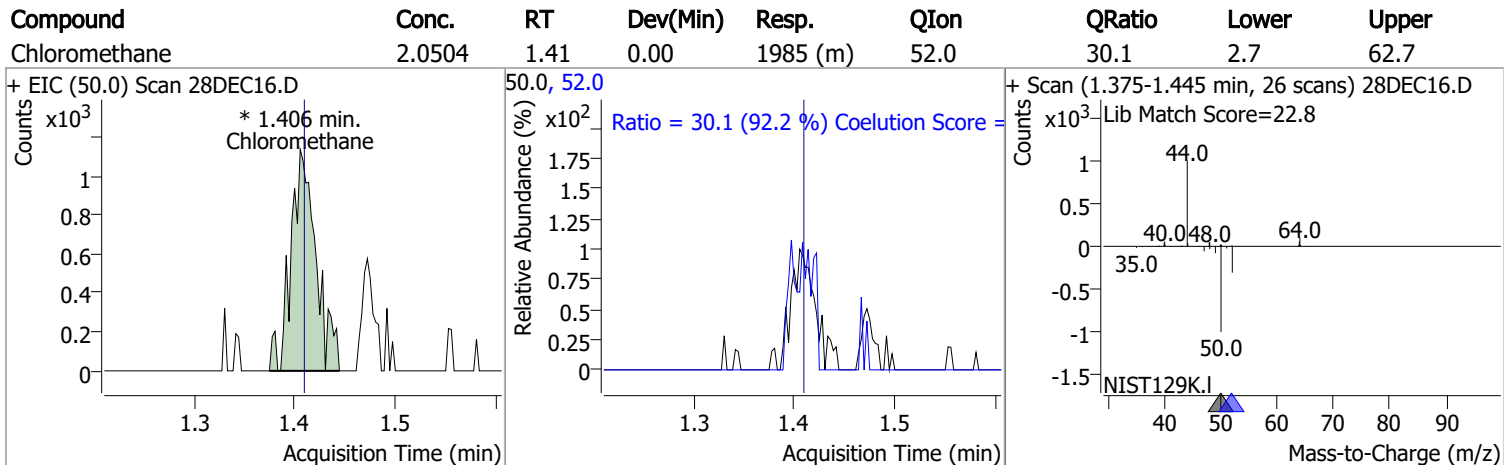
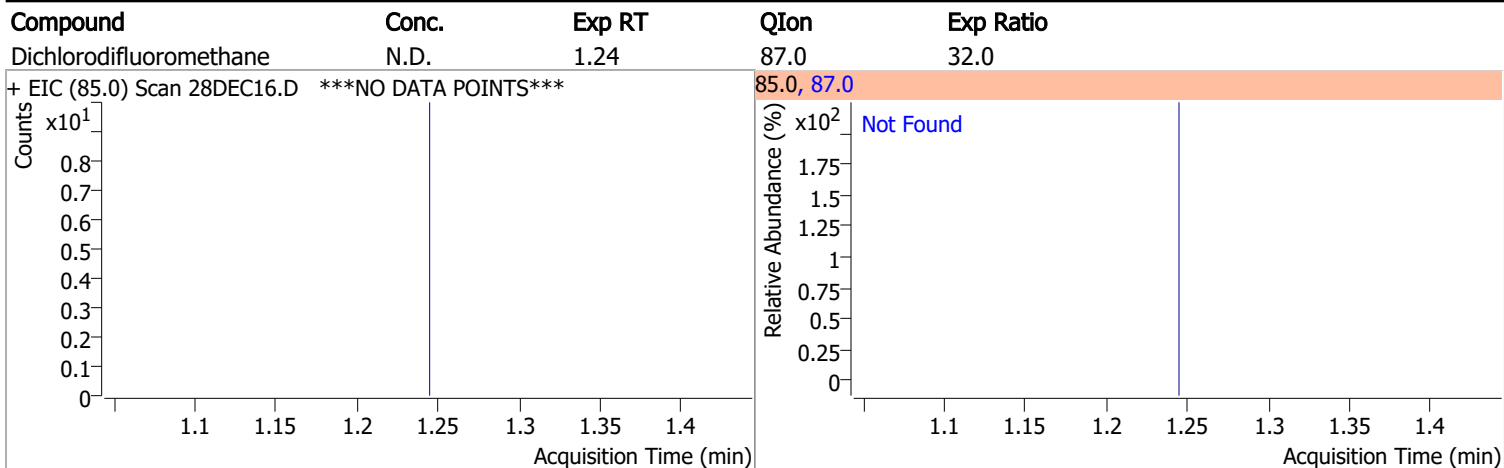
Compound	RT	QIon	Resp.	Conc.	Units	QValue
T Dichlorodifluoromethane	0.000		0	N.D.		
T Chloromethane	1.406	50.0	1985	2.0504	ng m	95
T Vinyl chloride	0.000		0	N.D.		
T Bromomethane	0.000		0	N.D.		
T Chloroethane	0.000		0	N.D.		
T Trichlorofluoromethane	0.000		0	N.D.		
T 1,1-Dichloroethene	0.000		0	N.D.		
T Methylene chloride	3.327	49.0	0		ng md	1
T trans-1,2-Dichloroethene	0.000		0	N.D.		
T Methyl tert-butyl ether (MTBE)	0.000		0	N.D.		
T 1,1-Dichloroethane	0.000		0	N.D.		
T 2,2-Dichloropropane	0.000		0	N.D.		
T cis-1,2-Dichloroethene	0.000		0	N.D.		
T Methyl ethyl ketone	0.000		0	N.D.		
T Bromochloromethane	0.000		0	N.D.		
T Chloroform	0.000		0	N.D.		

Quantitation Results Report (QT Reviewed)

Compound	RT	QIon	Resp.	Conc.	Units		Dev(Min)
T 1,1,1-Trichloroethane	0.000		0	N.D.			
T Carbon tetrachloride	0.000		0	N.D.			
T 1,1-Dichloropropene	0.000		0	N.D.			
T Benzene	6.266	78.0	681	0.2815	ng	m	70
T 1,2-Dichloroethane	0.000		0	N.D.			
T Trichloroethene	0.000		0	N.D.			
T 1,2-Dichloropropane	0.000		0	N.D.			
T Dibromomethane	0.000		0	N.D.			
T Bromodichloromethane	0.000		0	N.D.			
T cis-1,3-Dichloropropene	0.000		0	N.D.			
T Toluene	8.386	92.0	2275	1.5309	ng		95
T trans-1,3-Dichloropropene	0.000		0	N.D.			
T 1,1,2-Trichloroethane	0.000		0	N.D.			
T Tetrachloroethene	0.000		0	N.D.			
T 1,3-Dichloropropane	0.000		0	N.D.			
T Chlorodibromomethane	0.000		0	N.D.			
T 1,2-Dibromoethane	0.000		0	N.D.			
T Chlorobenzene	0.000		0	N.D.			
T 1,1,1,2-Tetrachloroethane	0.000		0	N.D.			
T Ethylbenzene	9.922	91.0	4663	1.6324	ng		95
T m+p-Xylenes	10.042	106.0	390	0.3581	ng	m	92
T o-Xylene	10.444	106.0	0		ng	md	1
T Styrene	10.446	104.0	46755	30.2080	ng		89
T Bromoform	0.000		0	N.D.			
T Bromobenzene	0.000		0	N.D.			
T 1,1,2,2-Tetrachloroethane	0.000		0	N.D.			
T 1,2,3-Trichloropropane	0.000		0	N.D.			
T 2-Chlorotoluene	0.000		0	N.D.			
T 4-Chlorotoluene	0.000		0	N.D.			
T 1,3-Dichlorobenzene	0.000		0	N.D.			
T 1,4-Dichlorobenzene	0.000		0	N.D.			
T 1,2-Dichlorobenzene	0.000		0	N.D.			

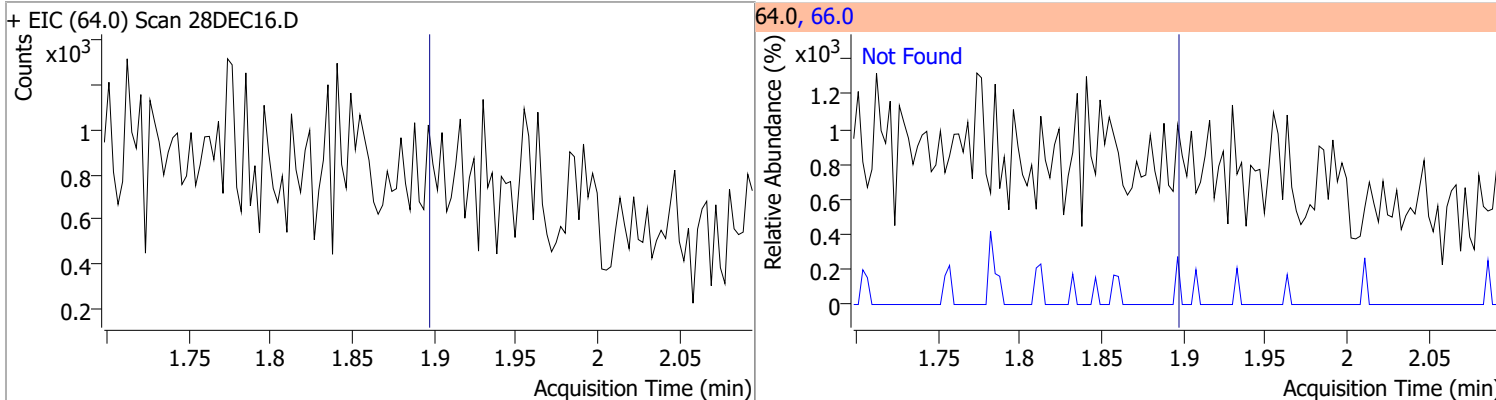
(#) = Qualifier Out of Range; (m) = Manual Integration; (+) = Area Summed; (*) = Surrogate Percent Recovery Out of Range; (d): Zeroed Peak

Quantitation Results Report (QT Reviewed)

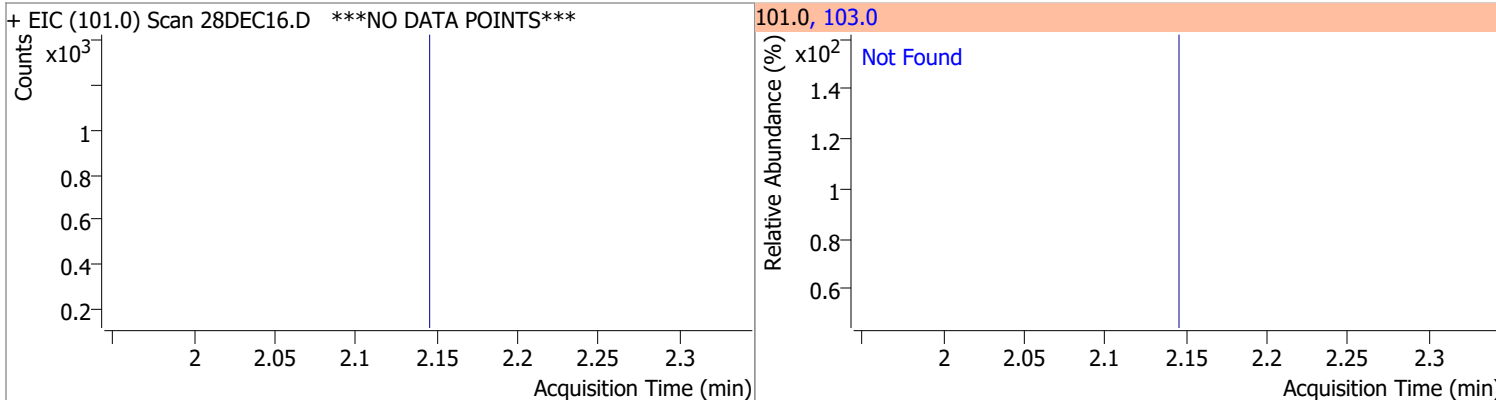


Quantitation Results Report (QT Reviewed)

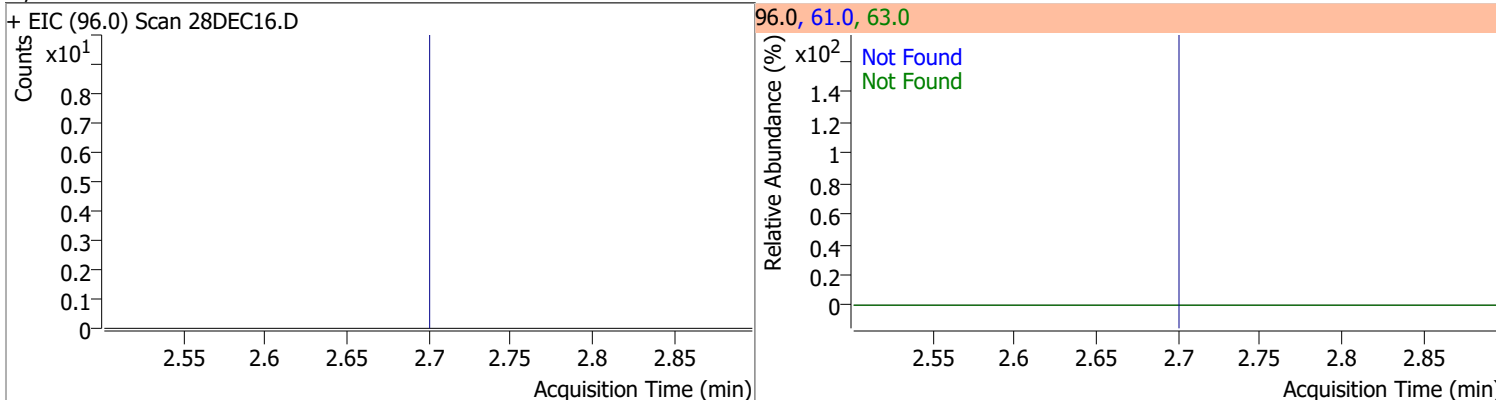
Compound	Conc.	Exp RT	QIon	Exp Ratio
Chloroethane	N.D.	1.90	66.0	30.8



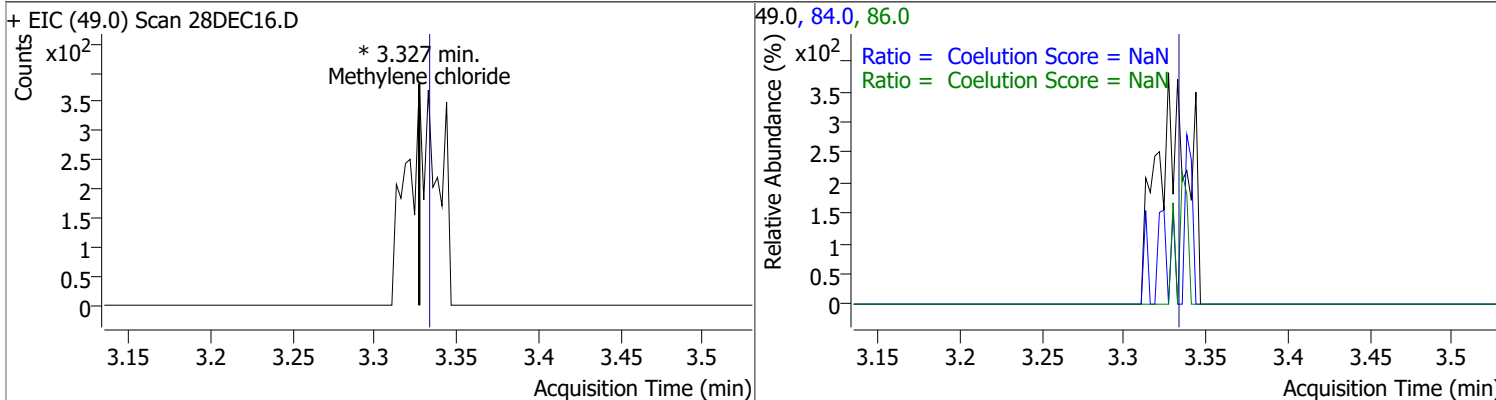
Compound	Conc.	Exp RT	QIon	Exp Ratio
Trichlorofluoromethane	N.D.	2.14	103.0	64.8



Compound	Conc.	Exp RT	QIon	Exp Ratio	QIon	Exp Ratio
1,1-Dichloroethene	N.D.	2.70	61.0	180.1	63.0	57.5

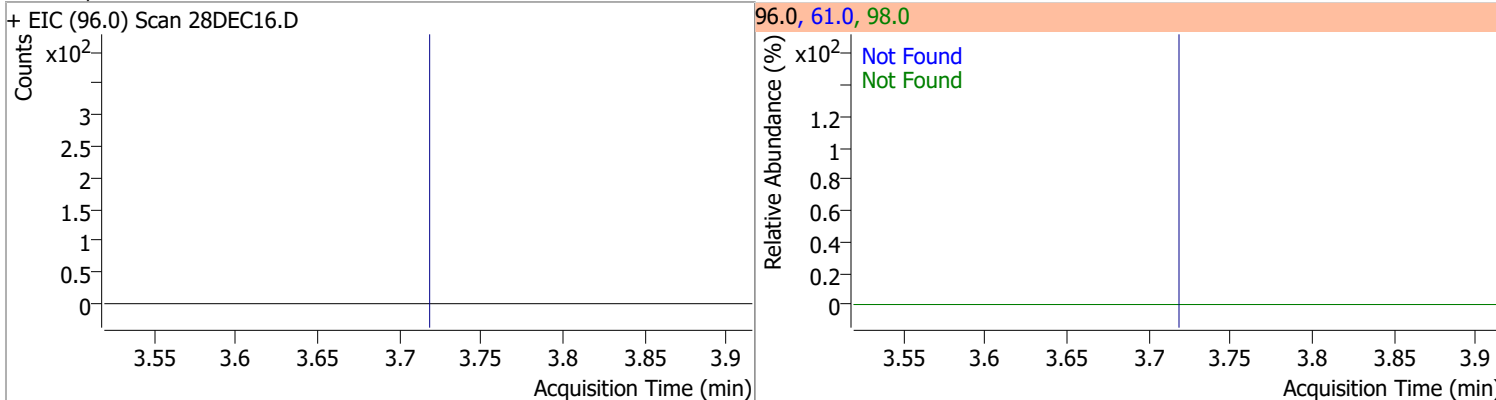


Compound	Conc.	RT	Dev(Min)	Resp.	QIon	QRatio	Lower	Upper
Methylene chloride		0		0	84.0		39.4	99.4
					86.0		14.1	74.1

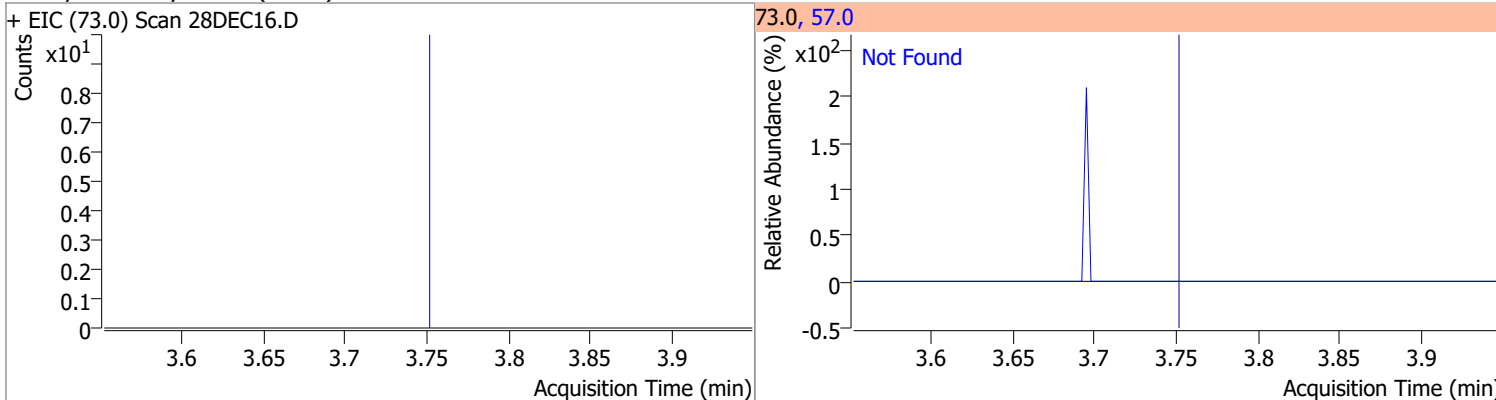


Quantitation Results Report (QT Reviewed)

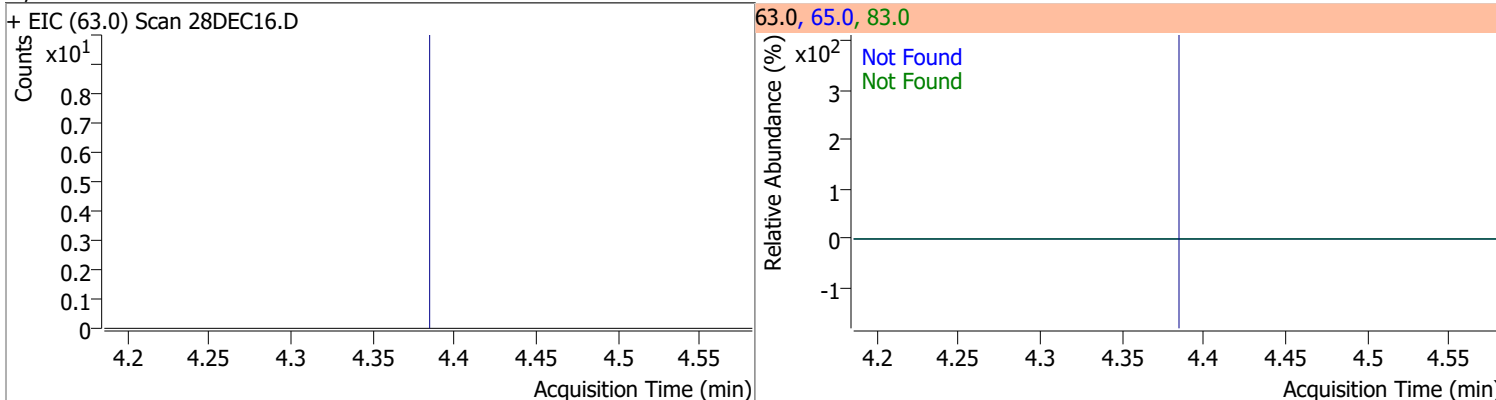
Compound	Conc.	Exp RT	QIon	Exp Ratio	QIon	Exp Ratio
trans-1,2-Dichloroethene	N.D.	3.72	61.0	155.1	98.0	62.8



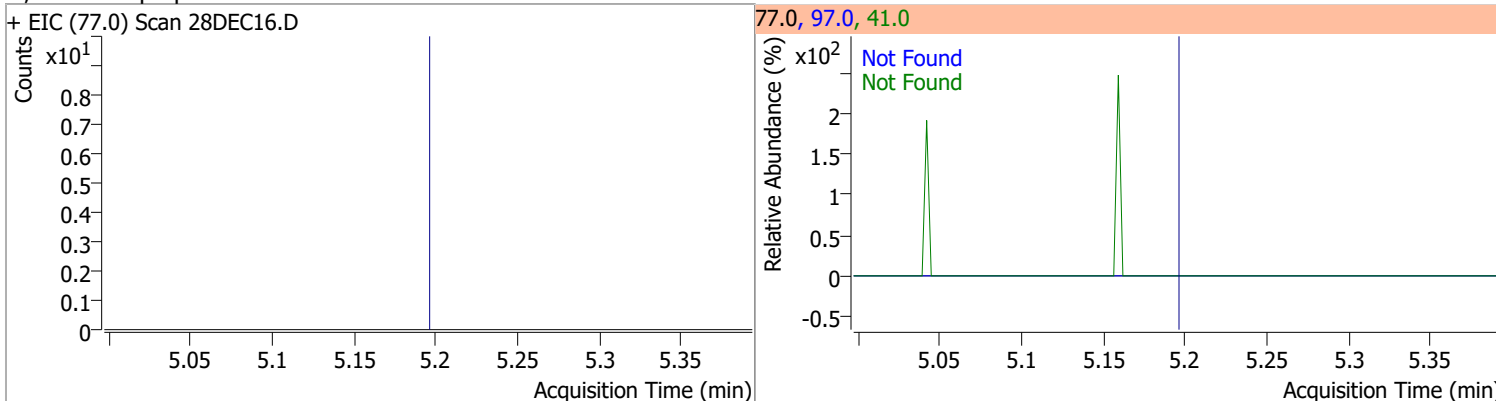
Compound	Conc.	Exp RT	QIon	Exp Ratio
Methyl tert-butyl ether (MTBE)	N.D.	3.75	57.0	23.9



Compound	Conc.	Exp RT	QIon	Exp Ratio	QIon	Exp Ratio
1,1-Dichloroethane	N.D.	4.38	65.0	31.7	83.0	12.8

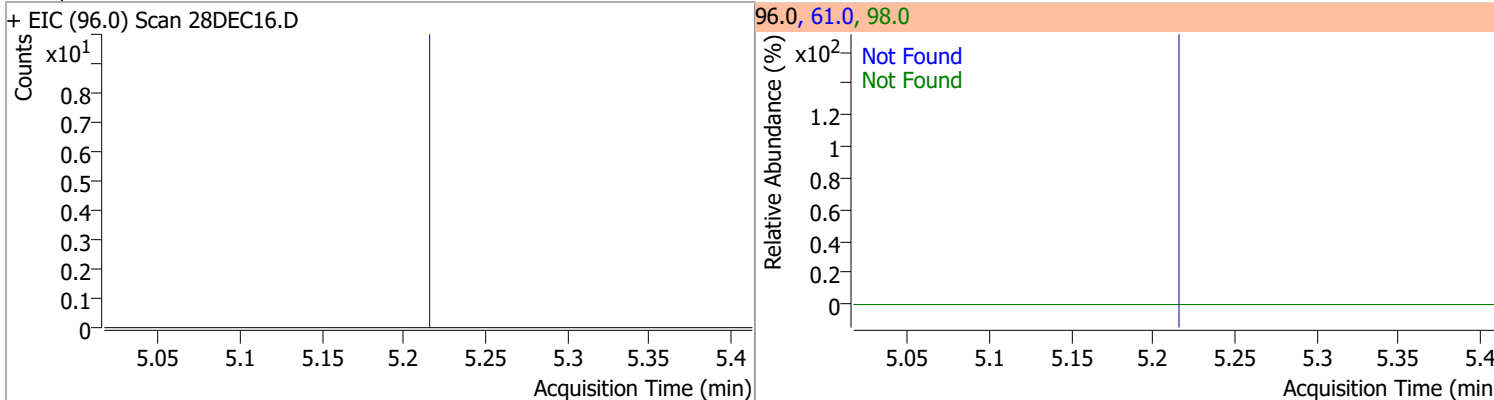


Compound	Conc.	Exp RT	QIon	Exp Ratio	QIon	Exp Ratio
2,2-Dichloropropane	N.D.	5.20	41.0	59.0	97.0	21.8

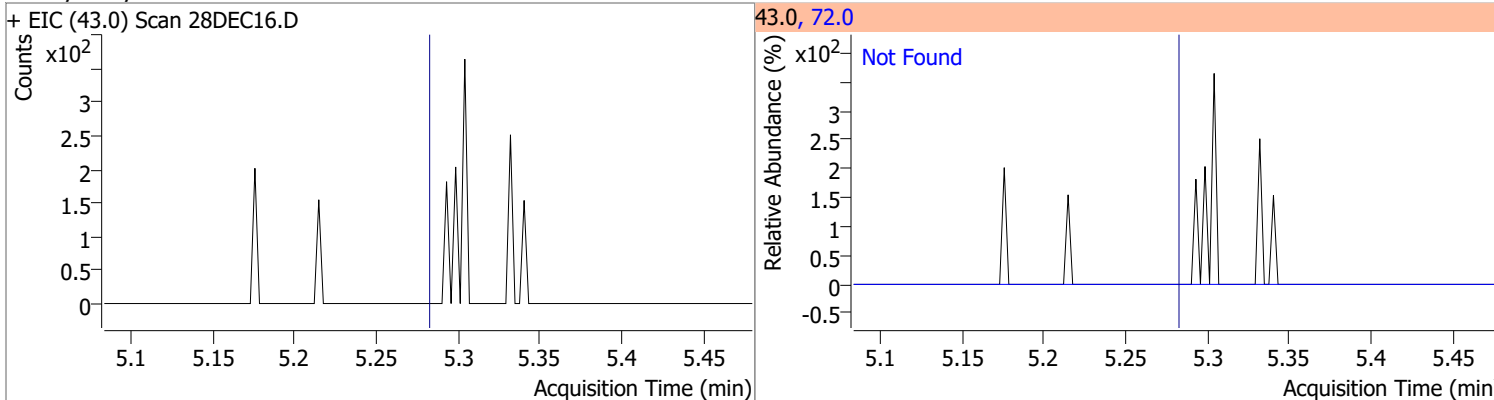


Quantitation Results Report (QT Reviewed)

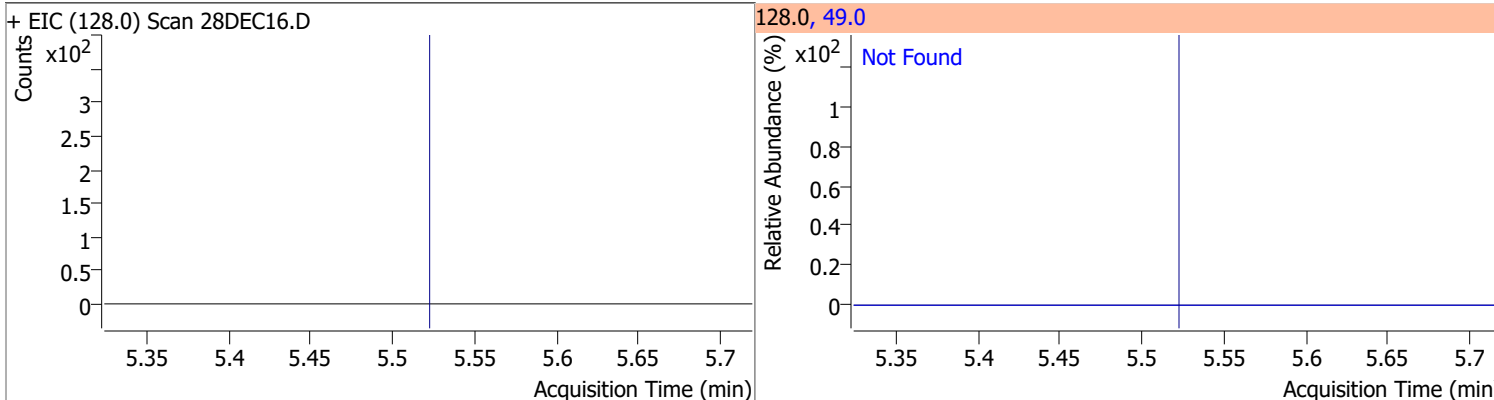
Compound	Conc.	Exp RT	QIon	Exp Ratio	QIon	Exp Ratio
cis-1,2-Dichloroethene	N.D.	5.21	61.0	163.3	98.0	64.4



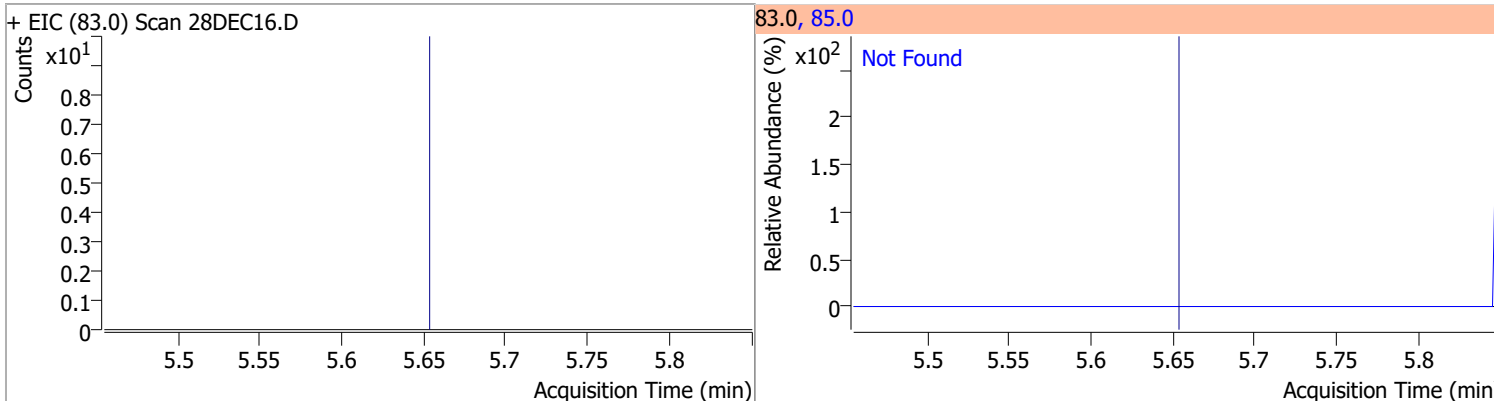
Compound	Conc.	Exp RT	QIon	Exp Ratio
Methyl ethyl ketone	N.D.	5.28	72.0	22.2



Compound	Conc.	Exp RT	QIon	Exp Ratio
Bromochloromethane	N.D.	5.52	49.0	184.6

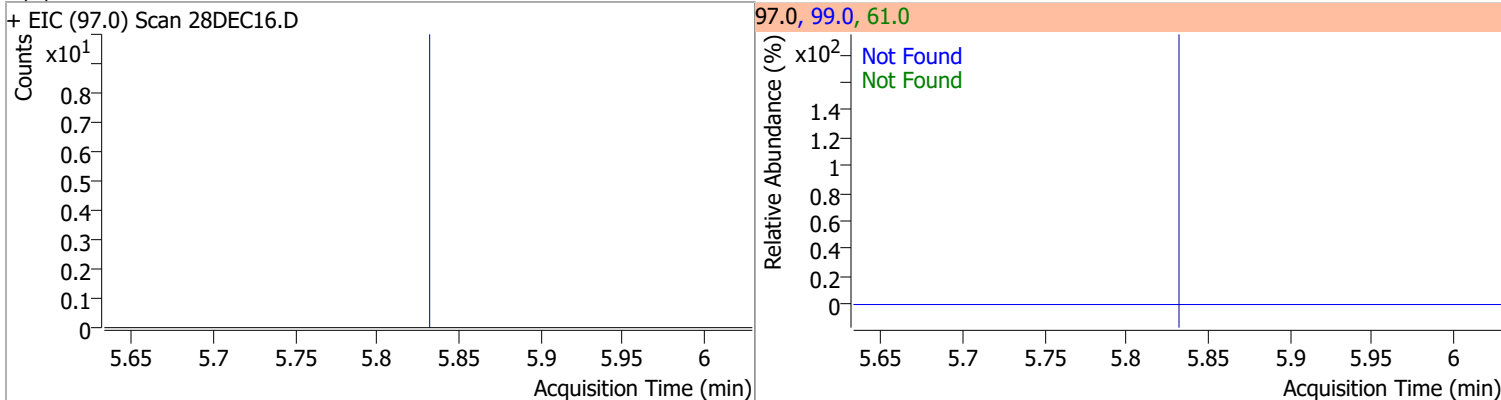


Compound	Conc.	Exp RT	QIon	Exp Ratio
Chloroform	N.D.	5.65	85.0	65.1

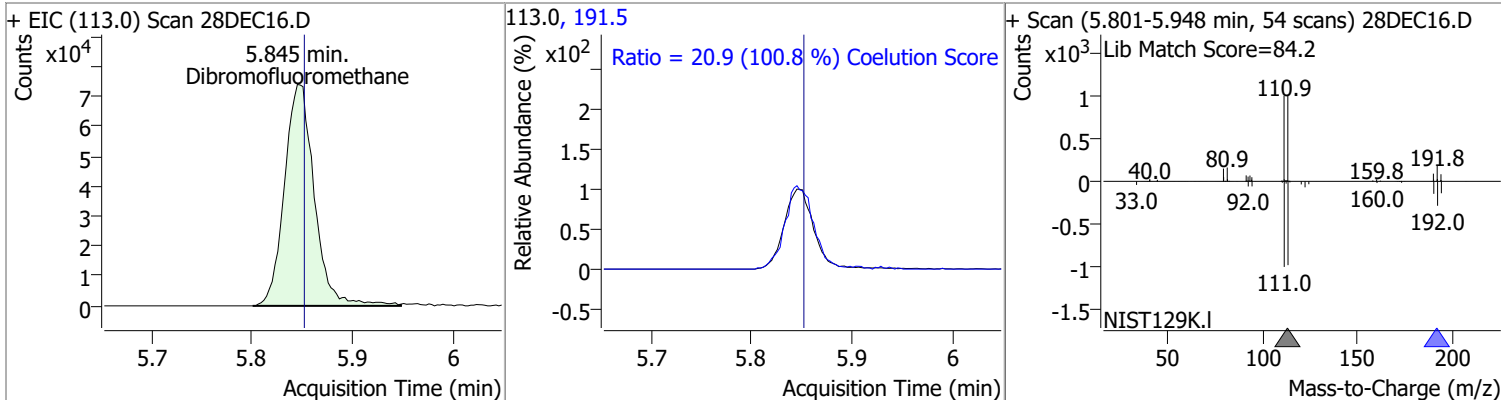


Quantitation Results Report (QT Reviewed)

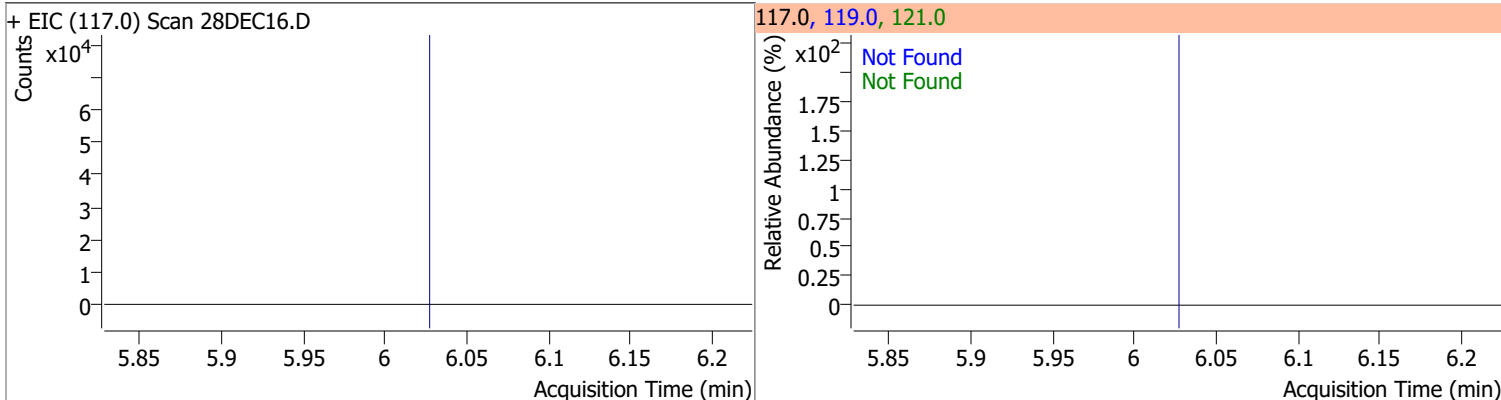
Compound	Conc.	Exp RT	QIon	Exp Ratio	QIon	Exp Ratio
1,1,1-Trichloroethane	N.D.	5.83	99.0	65.7	61.0	45.0



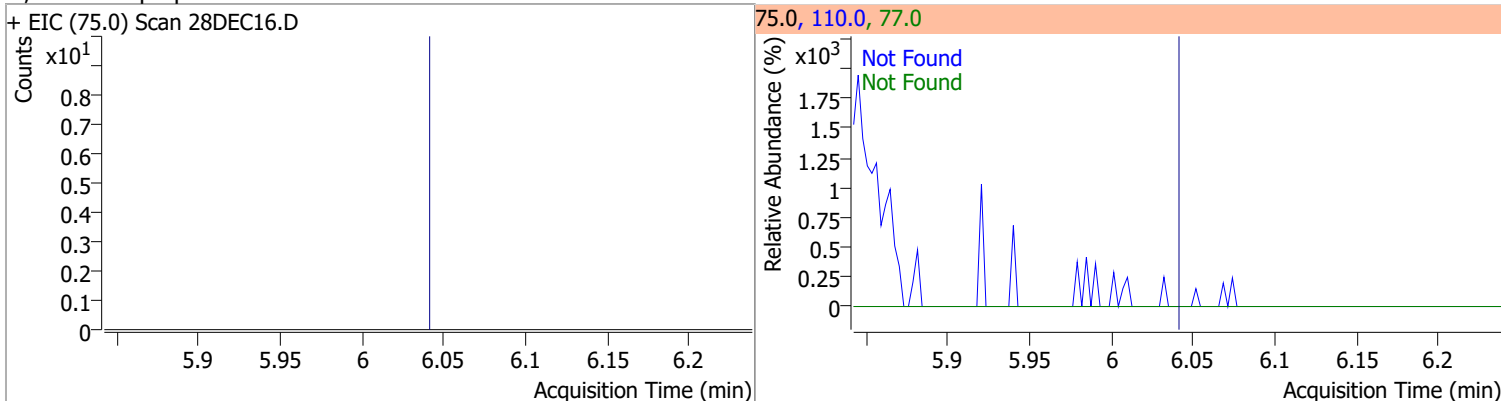
Compound	Conc.	RT	Dev(Min)	Resp.	QIon	QRatio	Lower	Upper
Dibromofluoromethane	262.7175	5.85	-0.01	153080	191.5	20.9	0.0	50.7



Compound	Conc.	Exp RT	QIon	Exp Ratio	QIon	Exp Ratio
Carbon tetrachloride	N.D.	6.03	119.0	97.5	121.0	30.4

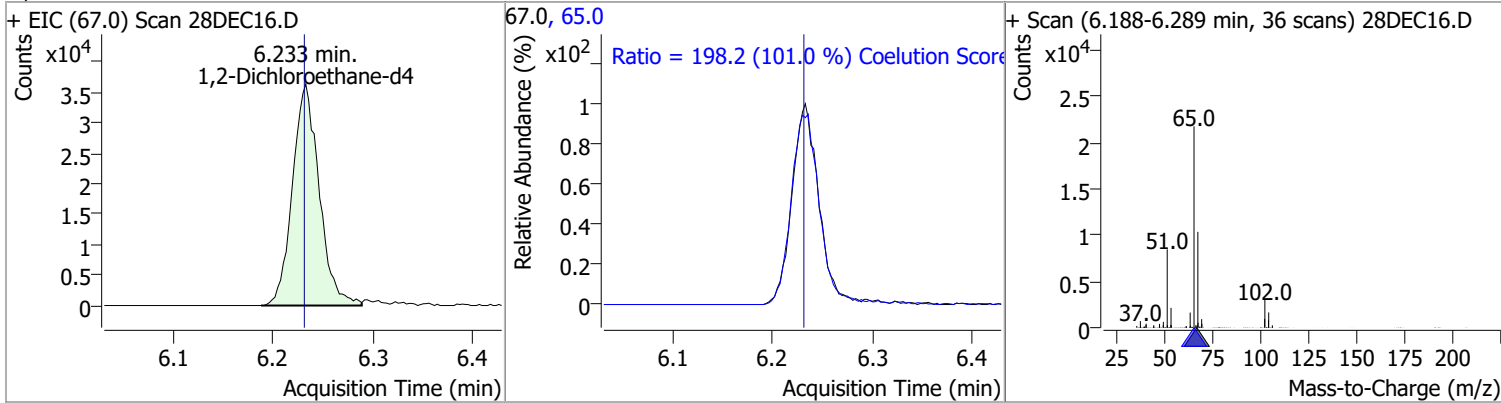


Compound	Conc.	Exp RT	QIon	Exp Ratio	QIon	Exp Ratio
1,1-Dichloropropene	N.D.	6.04	110.0	35.4	77.0	30.5

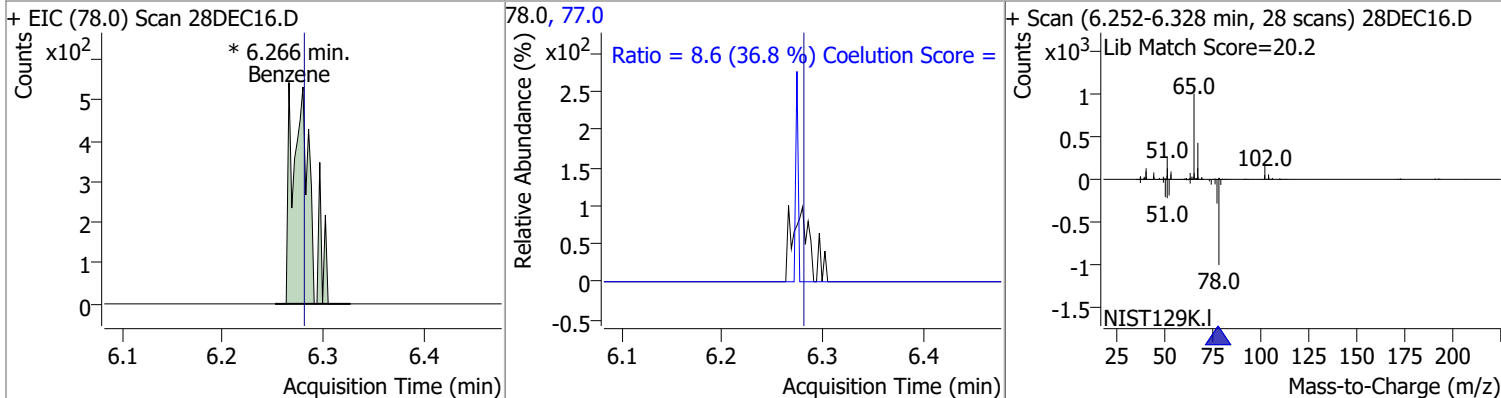


Quantitation Results Report (QT Reviewed)

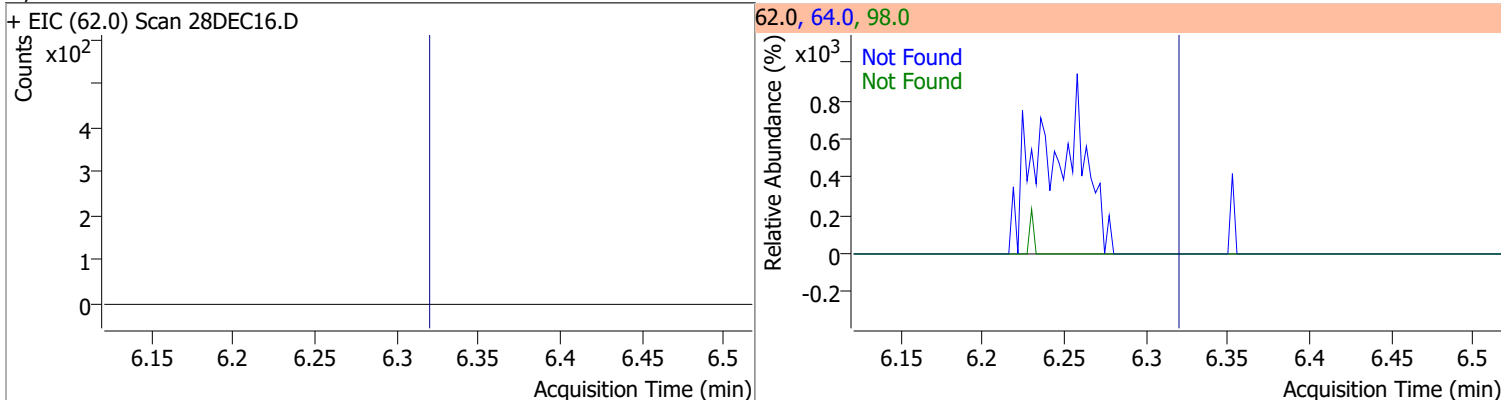
Compound	Conc.	RT	Dev(Min)	Resp.	QIon	QRatio	Lower	Upper
1,2-Dichloroethane-d4	252.5326	6.23	0.00	67152	65.0	198.2	166.3	226.3



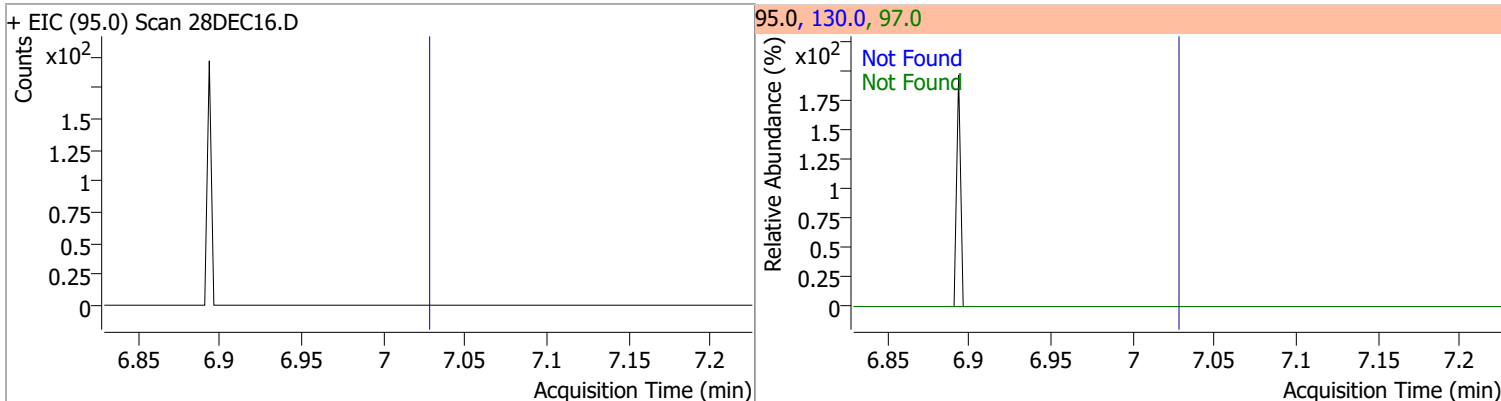
Compound	Conc.	RT	Dev(Min)	Resp.	QIon	QRatio	Lower	Upper
Benzene	0.2815	6.27	-0.01	681 (m)	77.0	8.6	0.0	53.5



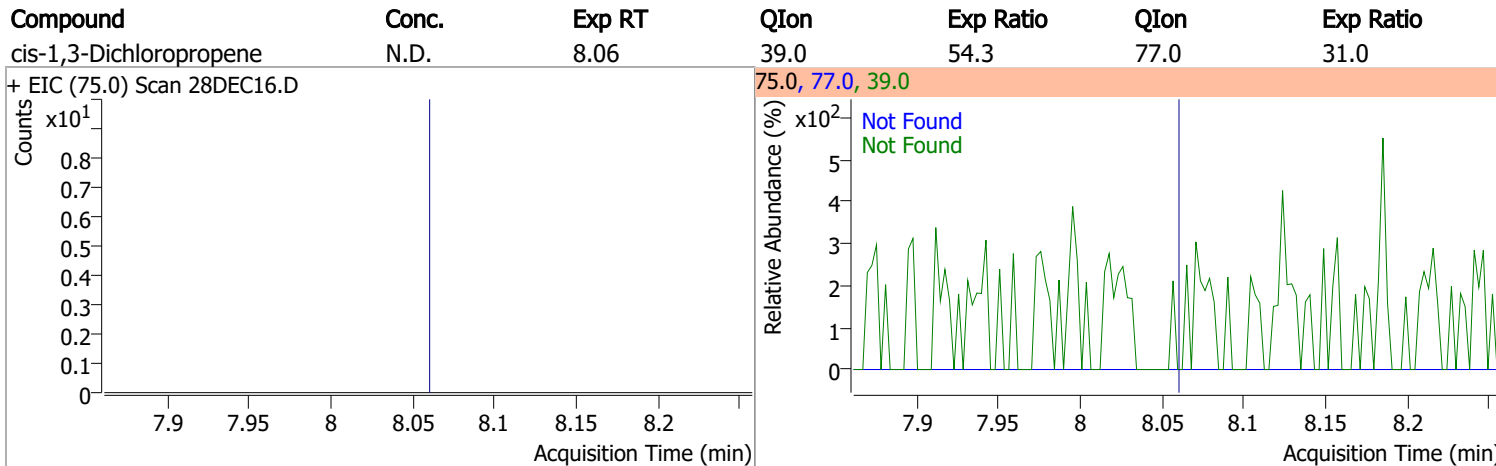
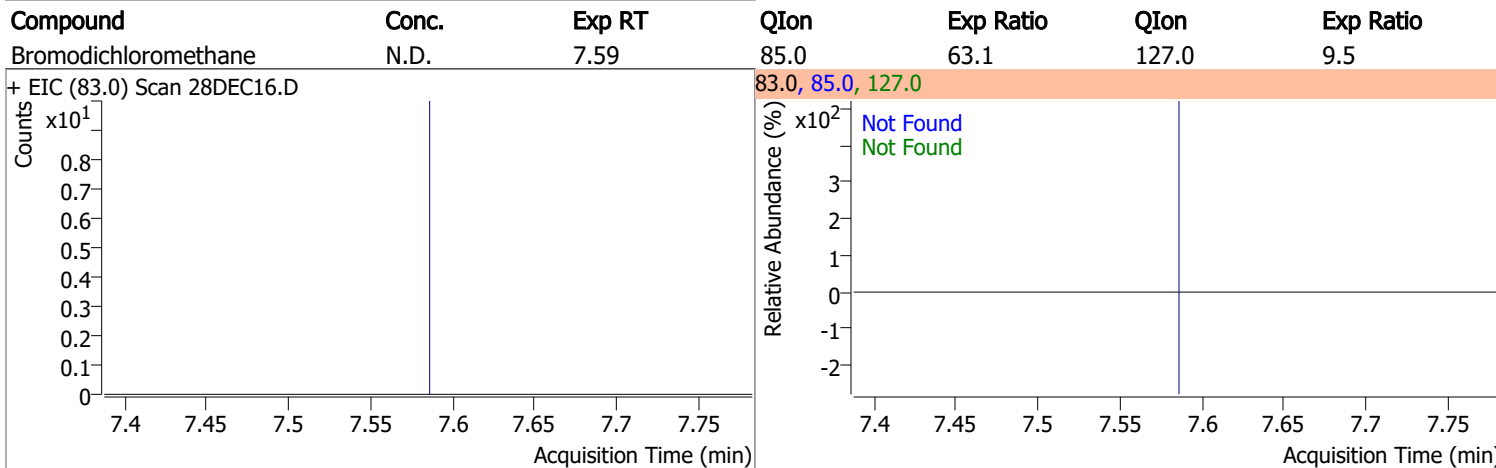
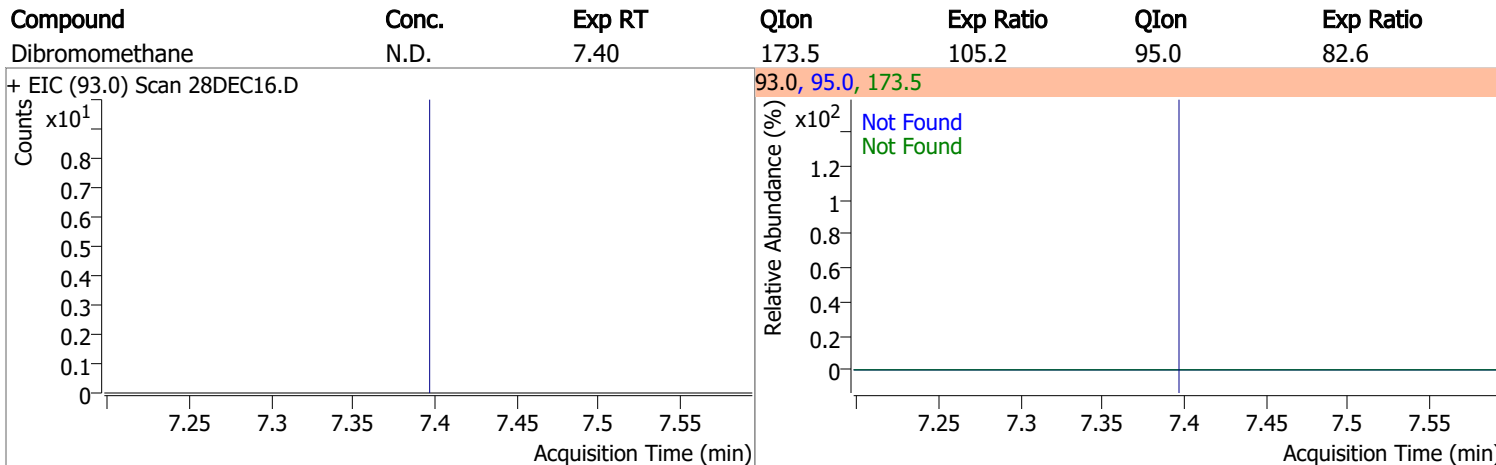
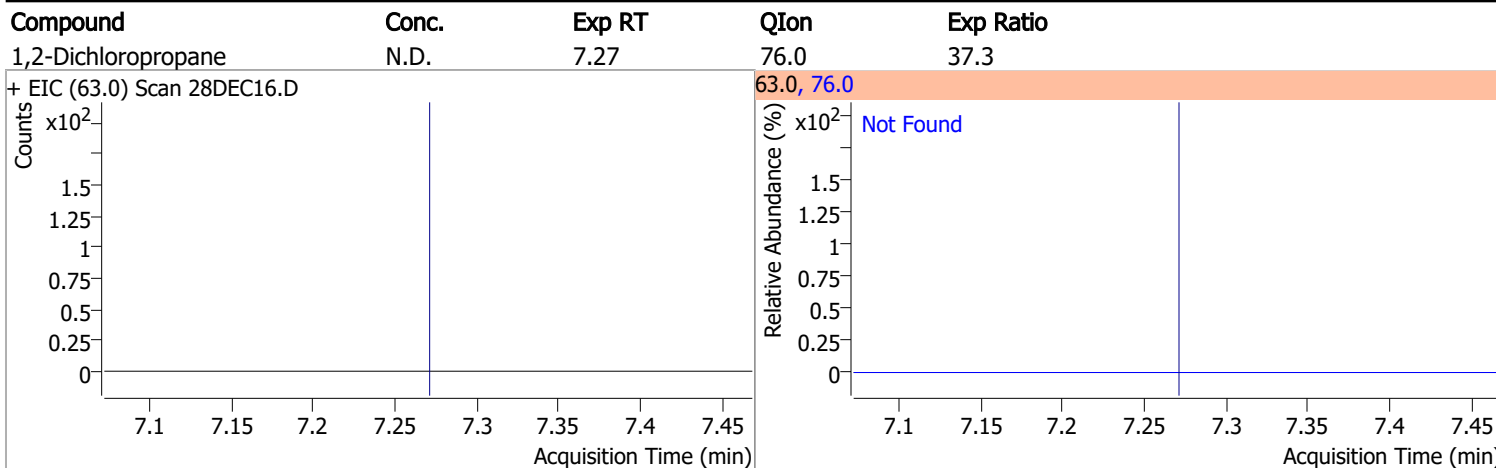
Compound	Conc.	Exp RT	QIon	Exp Ratio	QIon	Exp Ratio
1,2-Dichloroethane	N.D.	6.32	64.0	32.3	98.0	8.2



Compound	Conc.	Exp RT	QIon	Exp Ratio	QIon	Exp Ratio
Trichloroethene	N.D.	7.03	130.0	100.8	97.0	64.7

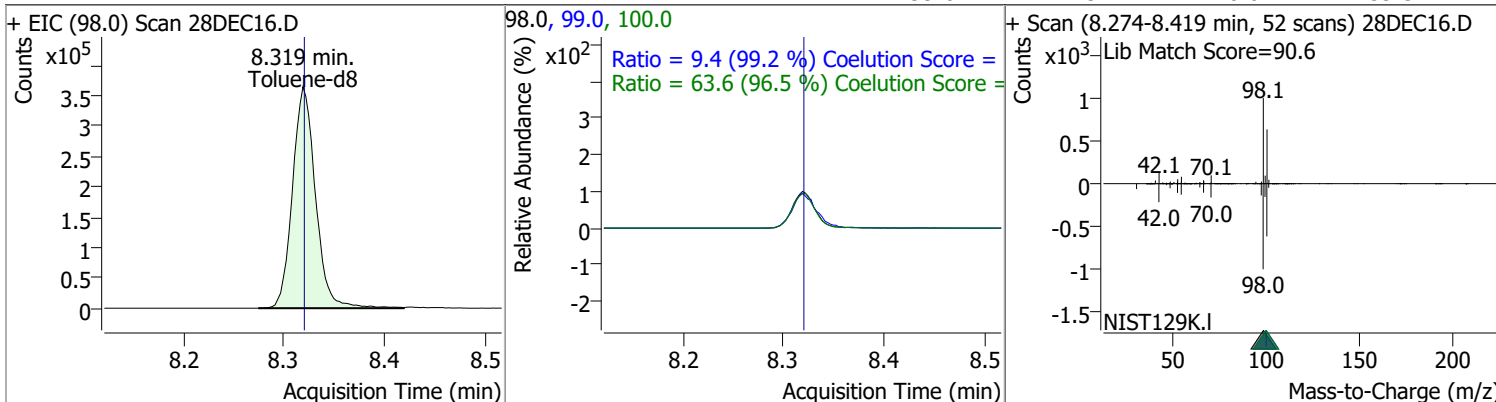


Quantitation Results Report (QT Reviewed)

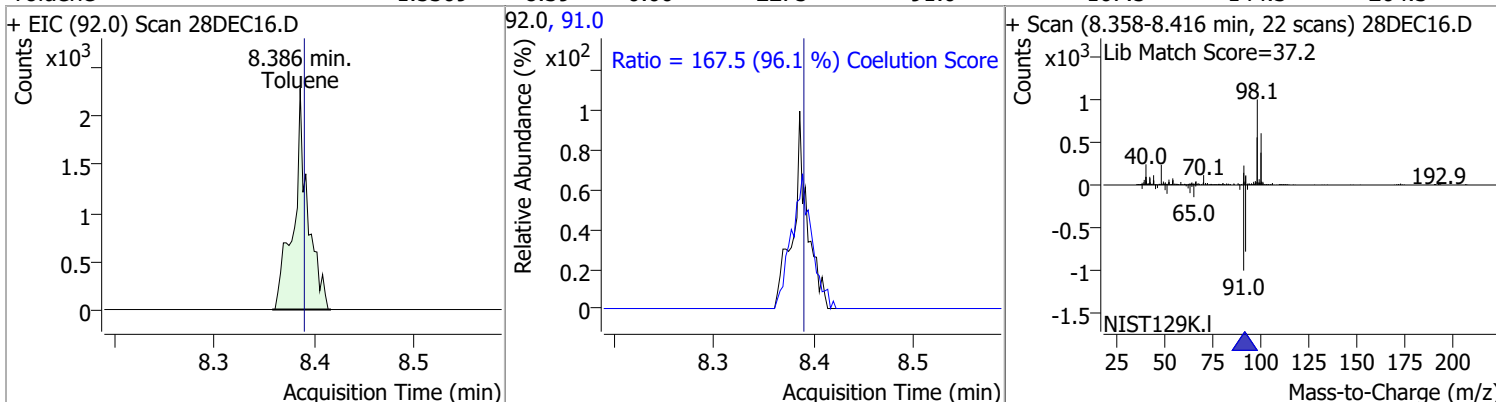


Quantitation Results Report (QT Reviewed)

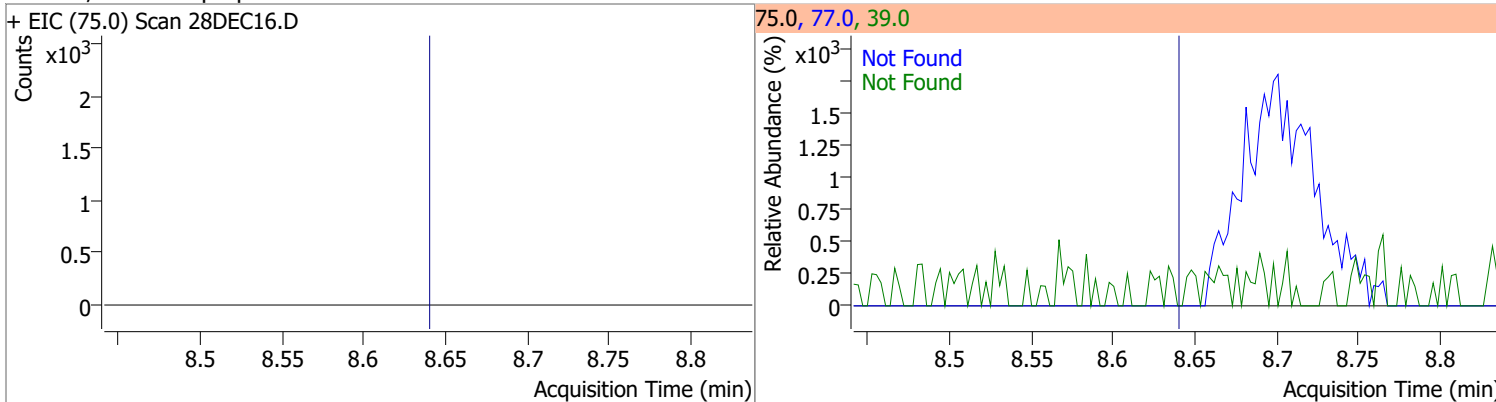
Compound	Conc.	RT	Dev(Min)	Resp.	QIon	QRatio	Lower	Upper
Toluene-d8	257.0705	8.32	0.00	581083	100.0	63.6	35.9	95.9
					99.0	9.4	0.0	39.5



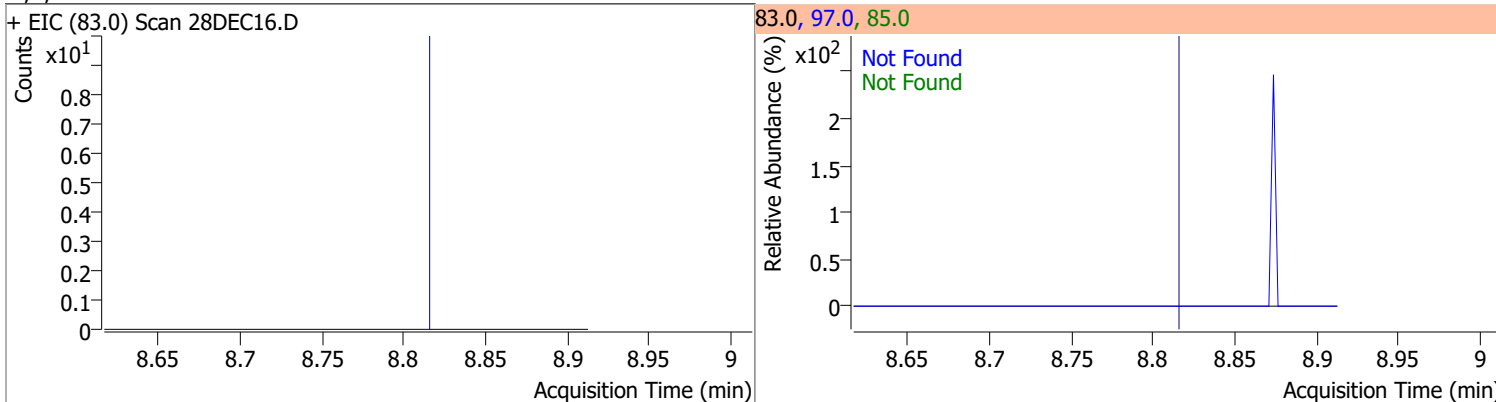
Compound	Conc.	RT	Dev(Min)	Resp.	QIon	QRatio	Lower	Upper
Toluene	1.5309	8.39	0.00	2275	91.0	167.5	144.3	204.3



Compound	Conc.	Exp RT	QIon	Exp Ratio	QIon	Exp Ratio
trans-1,3-Dichloropropene	N.D.	8.64	39.0	52.1	77.0	32.0

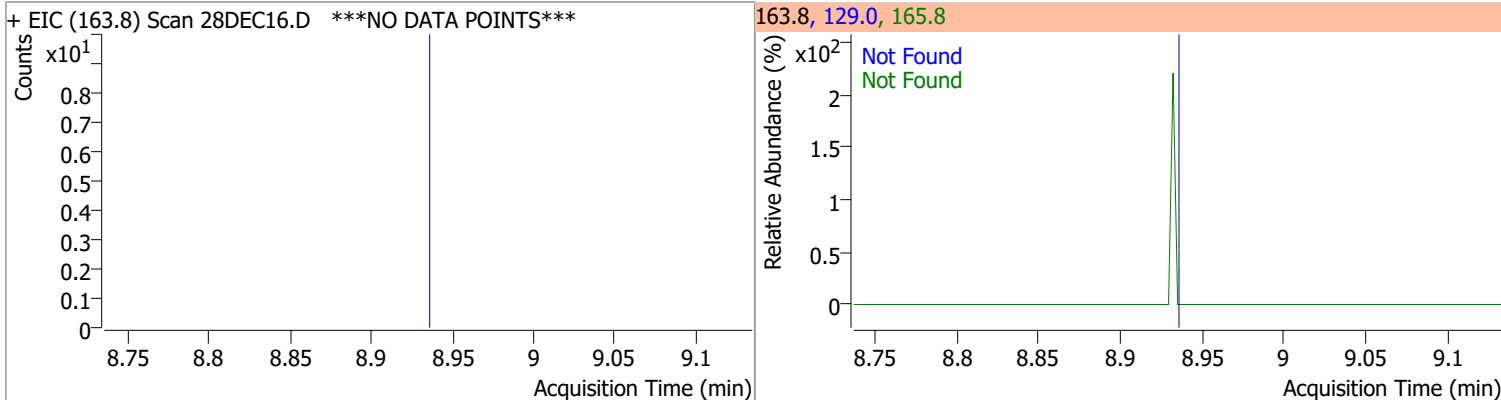


Compound	Conc.	Exp RT	QIon	Exp Ratio	QIon	Exp Ratio
1,1,2-Trichloroethane	N.D.	8.82	97.0	114.3	85.0	61.5

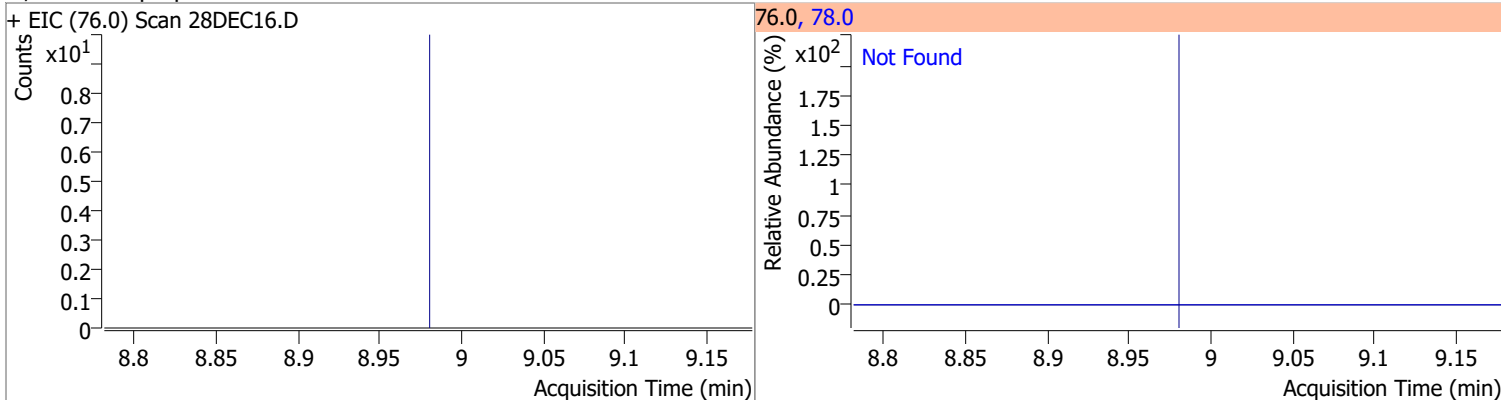


Quantitation Results Report (QT Reviewed)

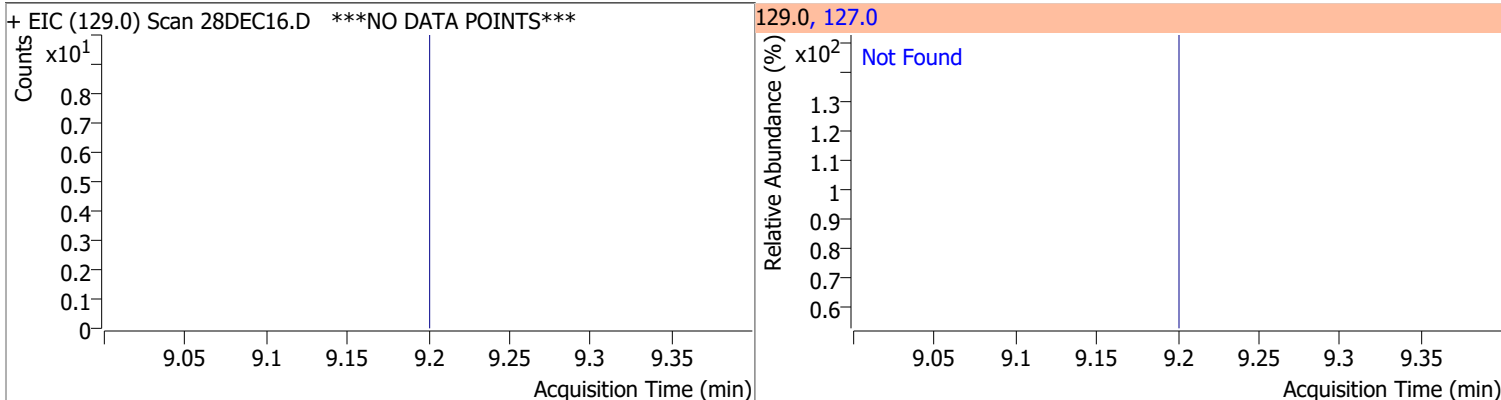
Compound	Conc.	Exp RT	QIon	Exp Ratio	QIon	Exp Ratio
Tetrachloroethene	N.D.	8.94	165.8	128.3	129.0	95.3



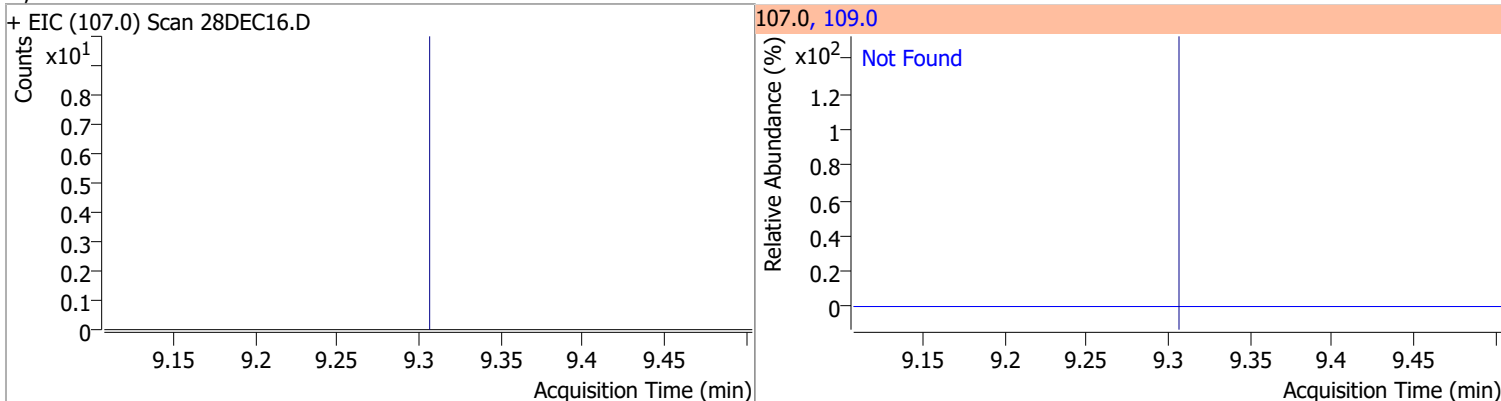
Compound	Conc.	Exp RT	QIon	Exp Ratio
1,3-Dichloropropane	N.D.	8.98	78.0	32.1



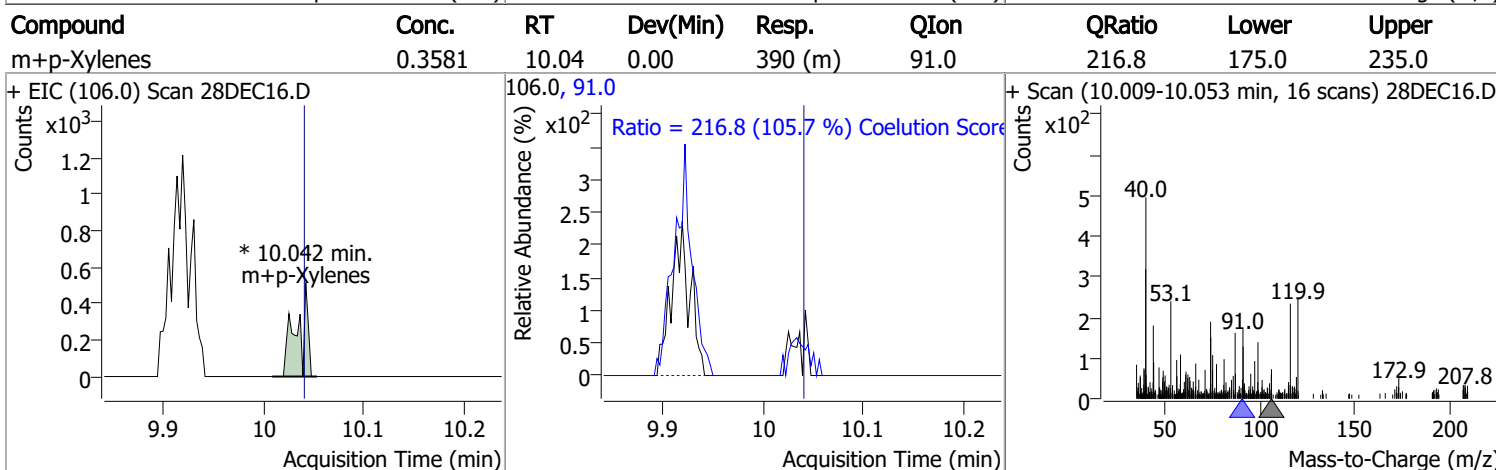
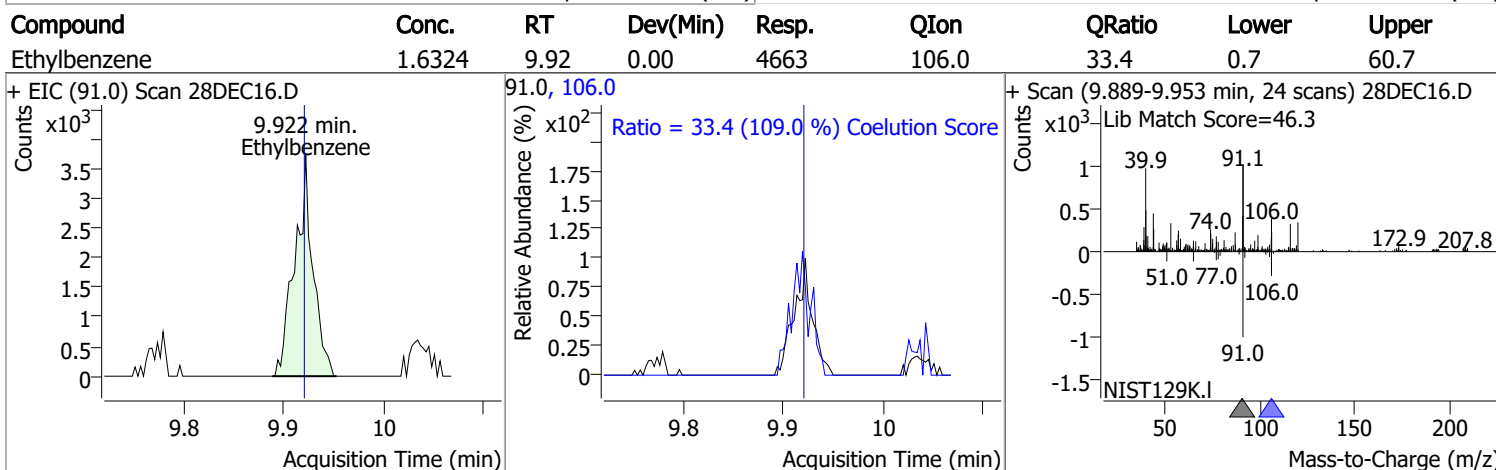
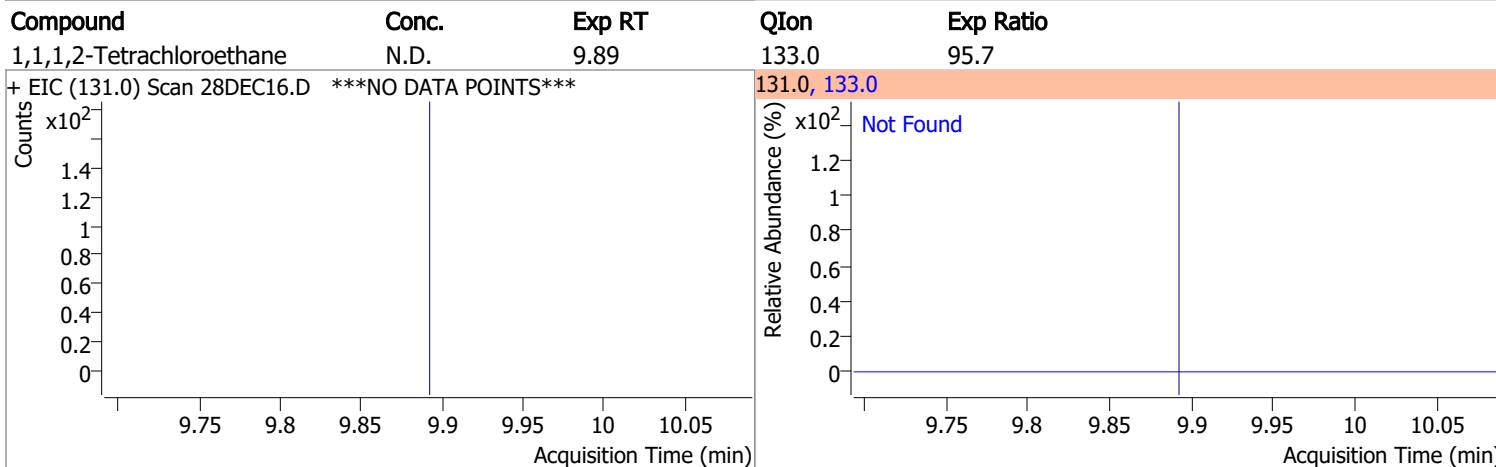
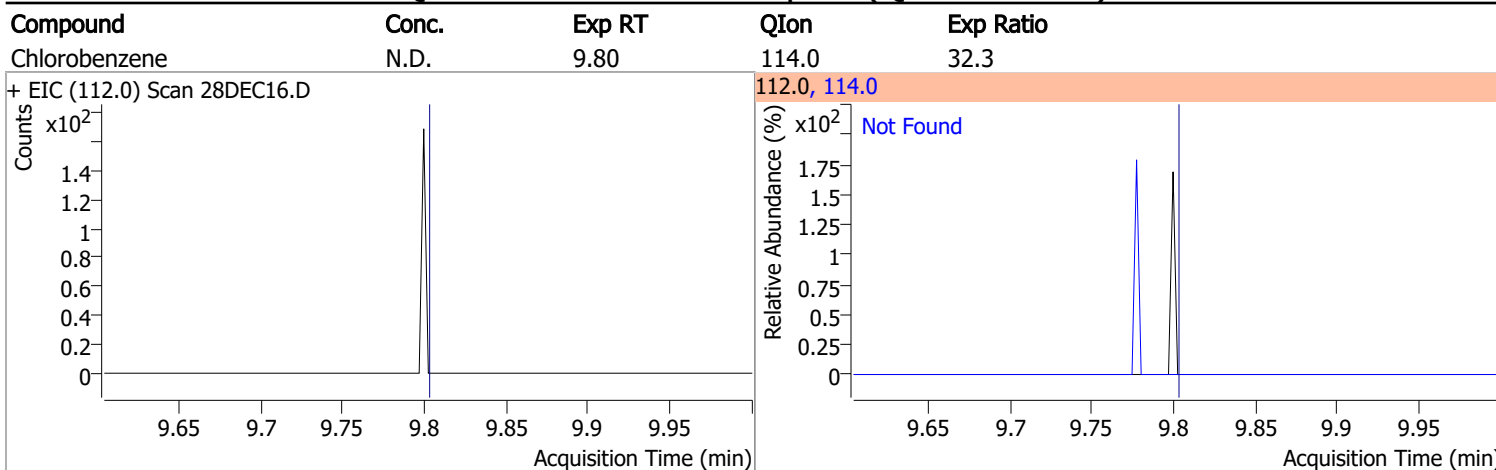
Compound	Conc.	Exp RT	QIon	Exp Ratio
Chlorodibromomethane	N.D.	9.20	127.0	75.3



Compound	Conc.	Exp RT	QIon	Exp Ratio
1,2-Dibromoethane	N.D.	9.31	109.0	97.2

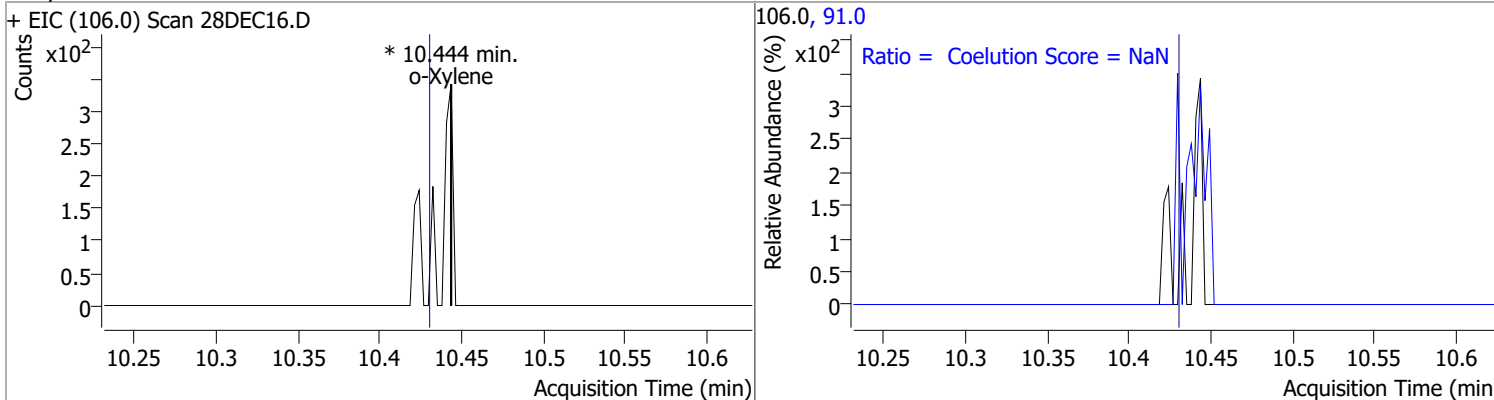


Quantitation Results Report (QT Reviewed)

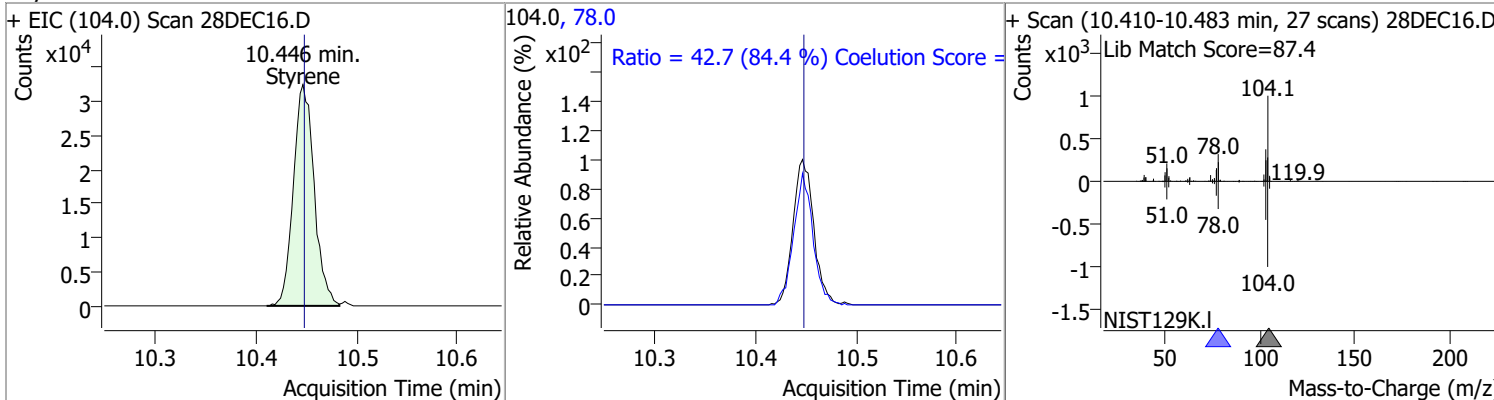


Quantitation Results Report (QT Reviewed)

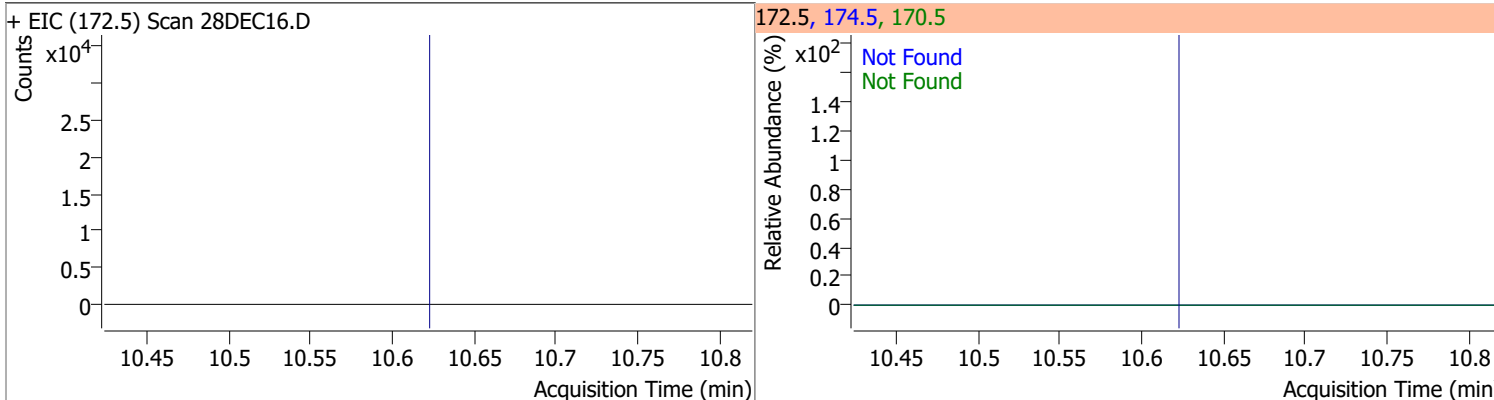
Compound	Conc.	RT	Dev(Min)	Resp.	QIon	QRatio	Lower	Upper
o-Xylene	0	0		0	91.0		186.1	246.1



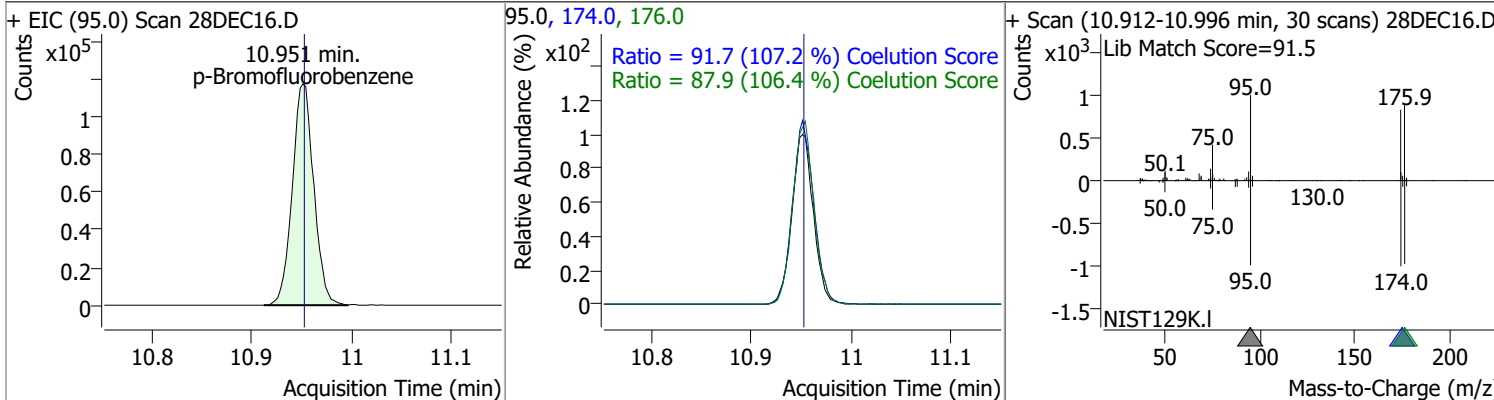
Compound	Conc.	RT	Dev(Min)	Resp.	QIon	QRatio	Lower	Upper
Styrene	30.2080	10.45	0.00	46755	78.0	42.7	20.6	80.6



Compound	Conc.	Exp RT	QIon	Exp Ratio	QIon	Exp Ratio
Bromoform	N.D.	10.62	170.5	52.7	174.5	50.7



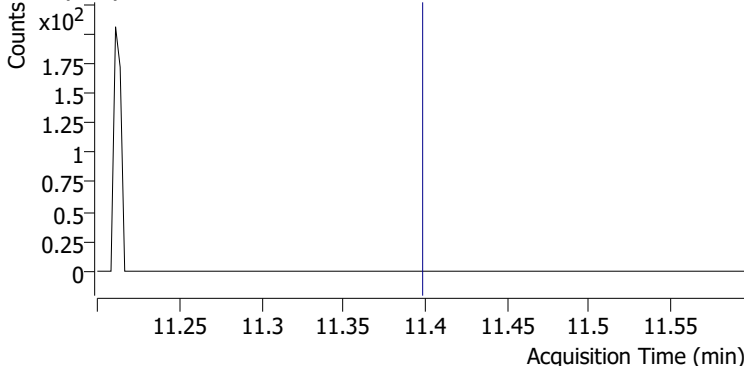
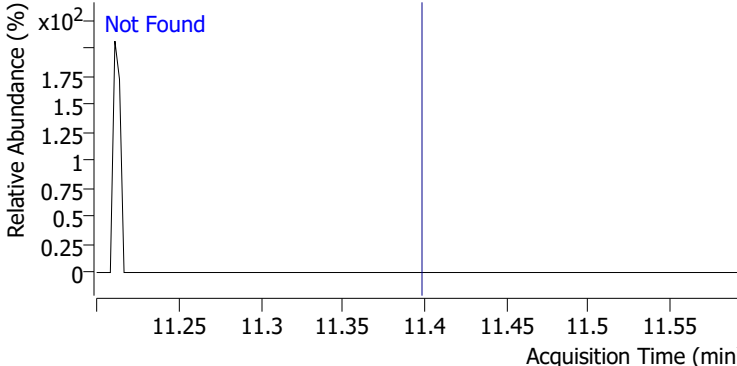
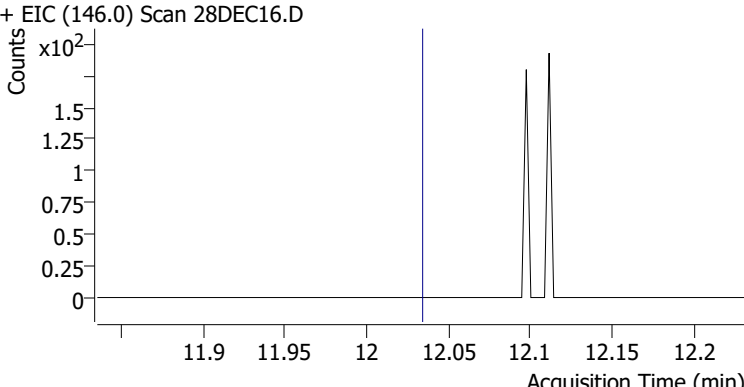
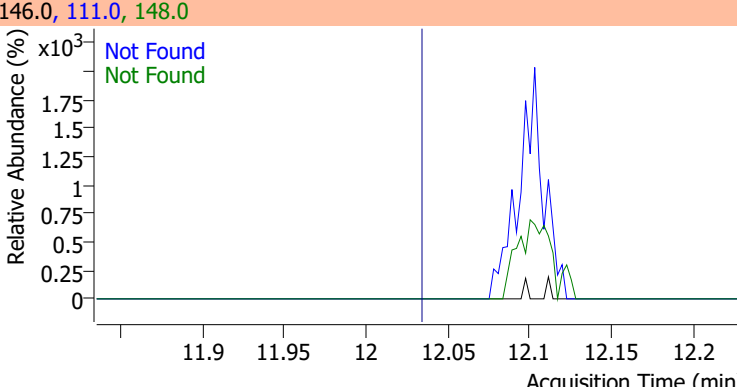
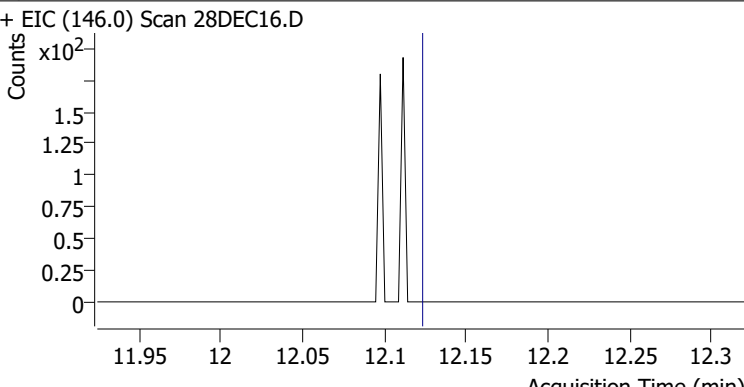
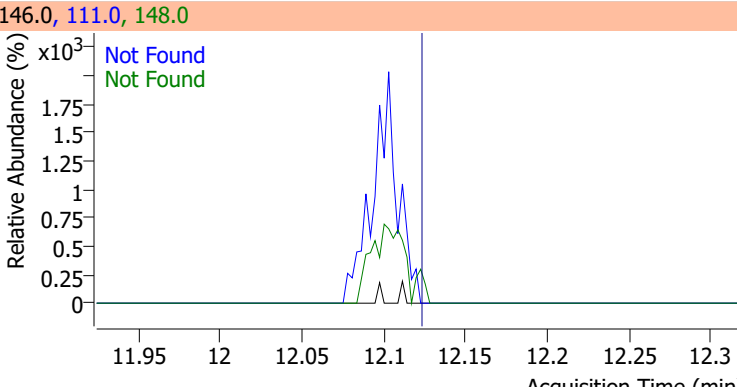
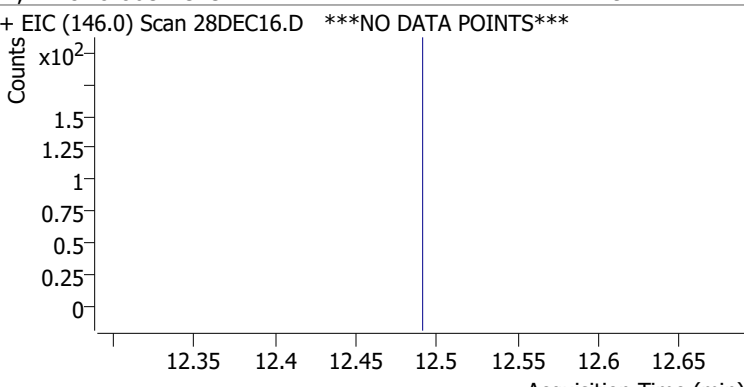
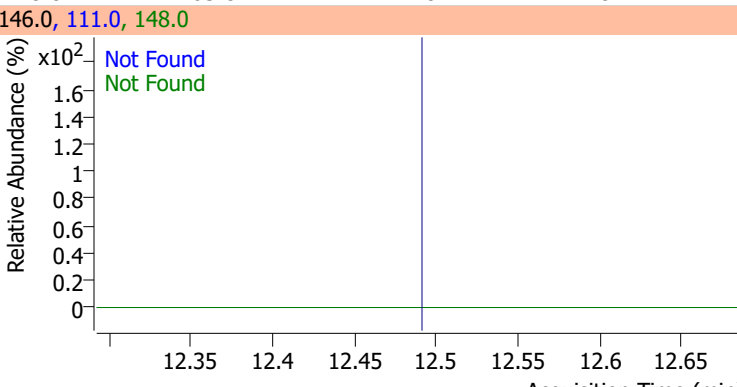
Compound	Conc.	RT	Dev(Min)	Resp.	QIon	QRatio	Lower	Upper
p-Bromofluorobenzene	264.6198	10.95	0.00	173845	174.0	91.7	55.5	115.5
					176.0	87.9	52.5	112.5



Quantitation Results Report (QT Reviewed)

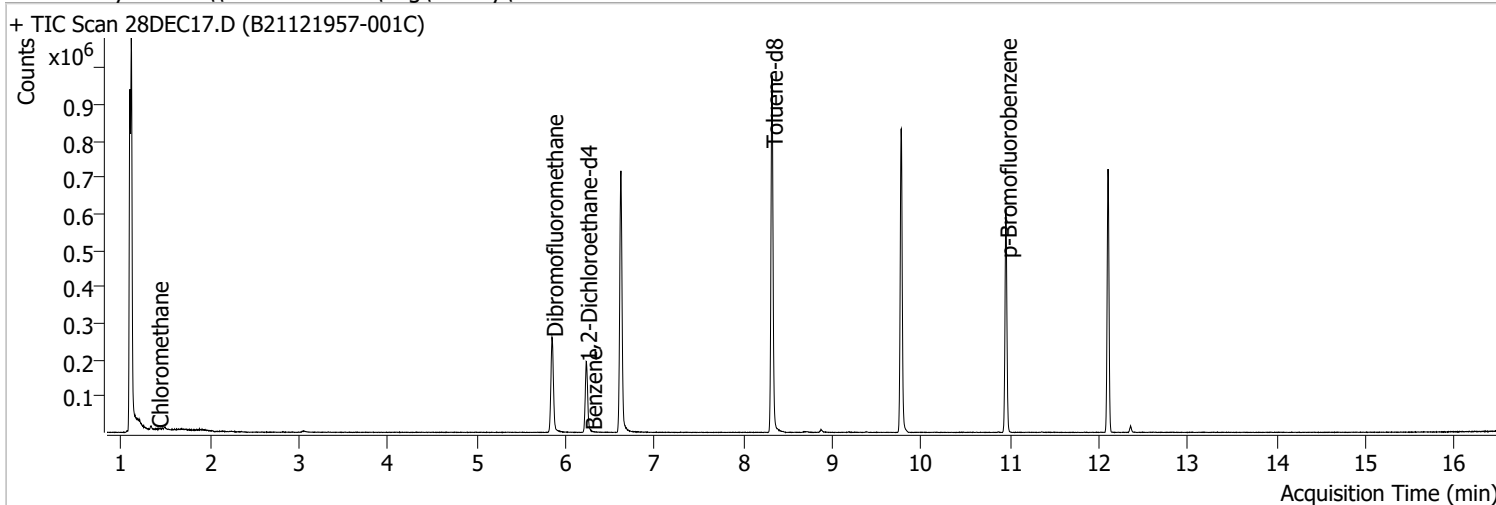
Compound	Conc.	Exp RT	QIon	Exp Ratio	QIon	Exp Ratio
Bromobenzene	N.D.	11.09	77.0	153.2	158.0	96.2
+ EIC (156.0) Scan 28DEC16.D ***NO DATA POINTS***			156.0, 77.0, 158.0			
1,1,2,2-Tetrachloroethane	N.D.	11.11	85.0	63.2		
+ EIC (83.0) Scan 28DEC16.D			83.0, 85.0			
1,2,3-Trichloropropane	N.D.	11.15	112.0	65.8		
+ EIC (110.0) Scan 28DEC16.D			110.0, 112.0			
2-Chlorotoluene	N.D.	11.29	91.0	294.1		
+ EIC (126.0) Scan 28DEC16.D ***NO DATA POINTS***			126.0, 91.0			

Quantitation Results Report (QT Reviewed)

Compound	Conc.	Exp RT	QIon	Exp Ratio		
4-Chlorotoluene	N.D.	11.40	126.0	30.4		
+ EIC (91.0) Scan 28DEC16.D			91.0, 126.0			
						
1,3-Dichlorobenzene	N.D.	12.03	148.0	64.5	QIon	Exp Ratio
+ EIC (146.0) Scan 28DEC16.D			146.0, 111.0, 148.0			
						
1,4-Dichlorobenzene	N.D.	12.12	148.0	64.0	QIon	Exp Ratio
+ EIC (146.0) Scan 28DEC16.D			146.0, 111.0, 148.0			
						
1,2-Dichlorobenzene	N.D.	12.49	148.0	63.8	QIon	Exp Ratio
+ EIC (146.0) Scan 28DEC16.D ***NO DATA POINTS***			146.0, 111.0, 148.0			
						

Quantitation Results Report (QT Reviewed)

Data File	28DEC17.D	Operator	MSC
Acq. Method	5975CACQF.M	Acq. Date-Time	12/28/2021 4:52:55 PM
Sample Name	B21121957-001C	Instrument	VOA5975C
Vial	17	Multiplier	1.00
DA Method File	VOA5975C_8260B_SHT_DoD_L4_120721.m	Comment	
Tune File	BFB_Atune3.u	Tune Date	10/11/2021 4:02:00 PM
Batch Name	VG122821_8260B_624pt1.batch.bin	Last Calib Update	2/11/2022 12:17:53 PM
Ref Library	\\MASSHUNTER\Org\Library\NIST129K.I		



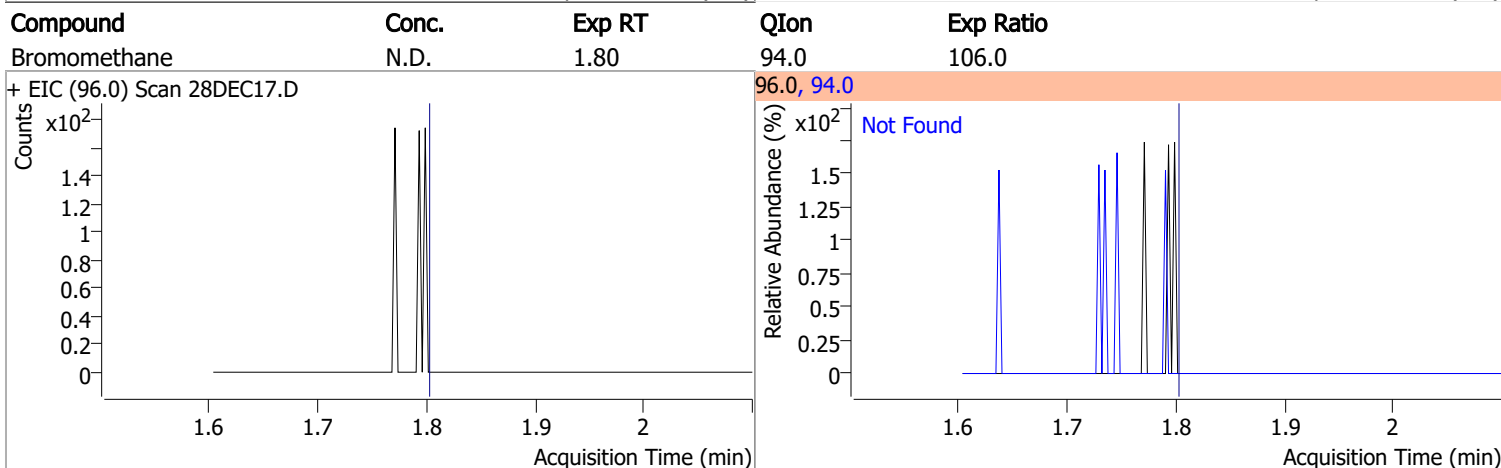
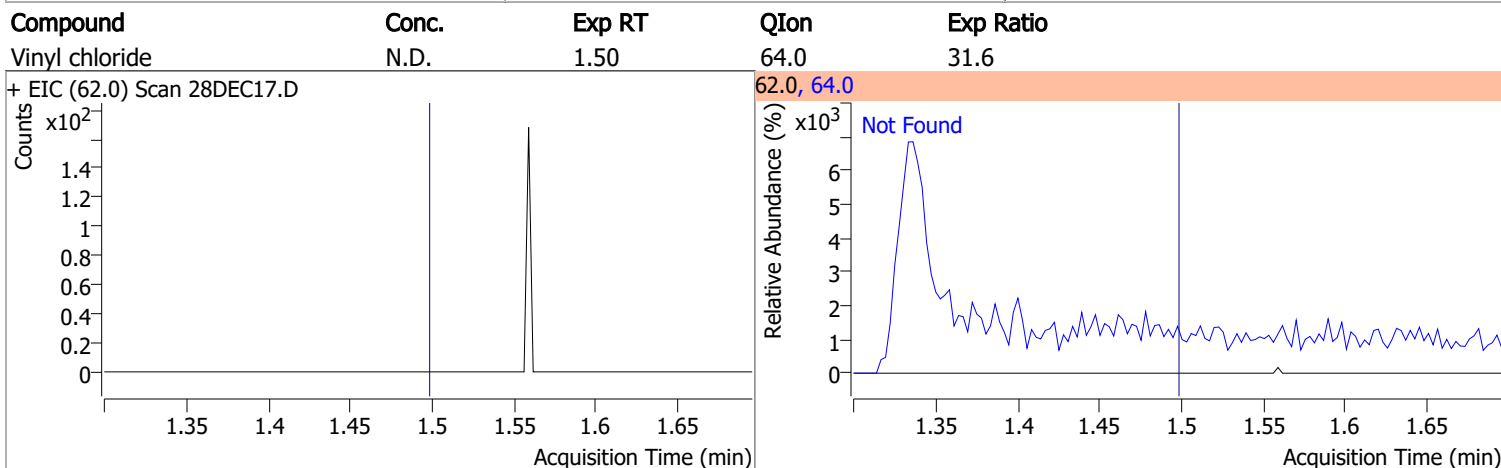
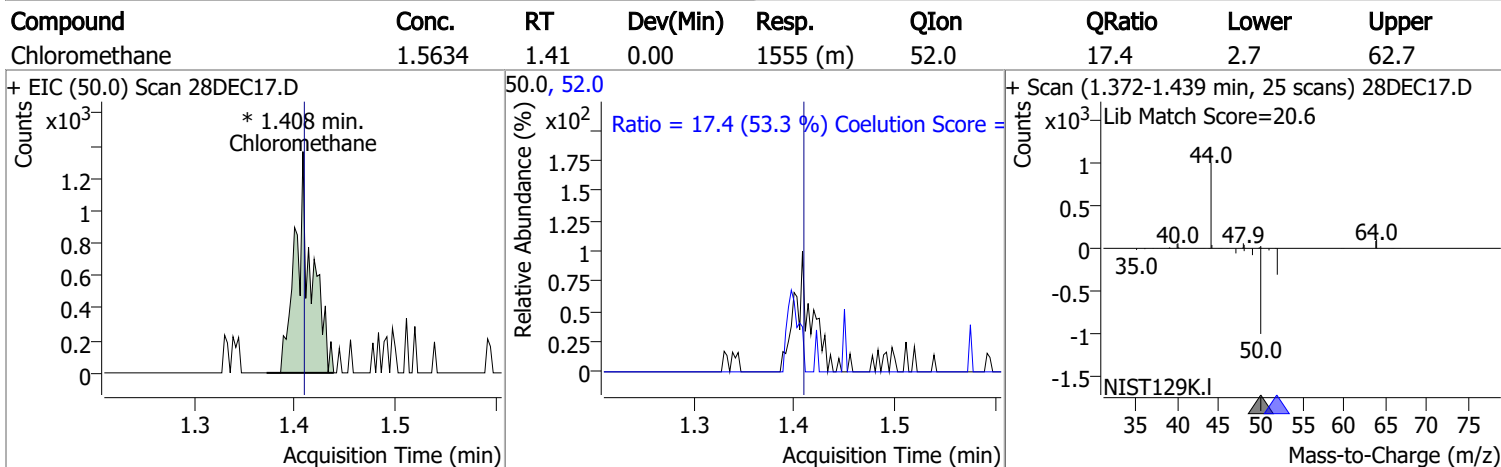
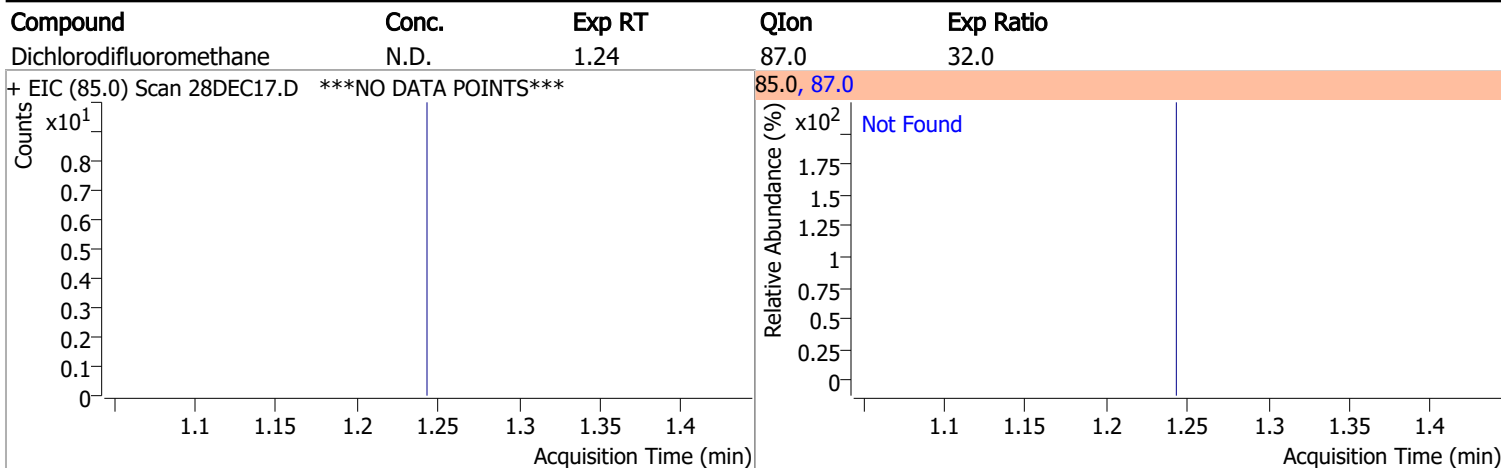
Compound	RT	QIon	Resp.	Conc.	Units	Dev(Min)
Internal Standards						
M Fluorobenzene	6.620	96.0	610761	250.0000	ng	0.000
M Chlorobenzene-d5	9.772	82.0	230128	250.0000	ng	-0.003
M 1,4-Dichlorobenzene-d4	12.103	152.0	171320	250.0000	ng	0.003
System Monitoring Compounds						
S Dibromofluoromethane	5.845	113.0	156410	261.2989	ng	-0.006
Spiked Amount: 250.000	Range: 80.0 - 119.0%			Recovery = 104.52%		
S 1,2-Dichloroethane-d4	6.230	67.0	68825	251.9458	ng	0.000
Spiked Amount: 250.000	Range: 81.0 - 118.0%			Recovery = 100.78%		
S Toluene-d8	8.319	98.0	603552	260.9008	ng	0.000
Spiked Amount: 250.000	Range: 89.0 - 112.0%			Recovery = 104.36%		
S p-Bromofluorobenzene	10.951	95.0	172831	263.6445	ng	0.000
Spiked Amount: 250.000	Range: 85.0 - 114.0%			Recovery = 105.46%		
Target Compounds						
T Dichlorodifluoromethane	0.000		0	N.D.		
T Chloromethane	1.408	50.0	1555	1.5634	ng	m
T Vinyl chloride	0.000		0	N.D.		
T Bromomethane	0.000		0	N.D.		
T Chloroethane	0.000		0	N.D.		
T Trichlorofluoromethane	0.000		0	N.D.		
T 1,1-Dichloroethene	0.000		0	N.D.		
T Methylene chloride	3.324	49.0	0		ng	md
T trans-1,2-Dichloroethene	0.000		0	N.D.		
T Methyl tert-butyl ether (MTBE)	0.000		0	N.D.		
T 1,1-Dichloroethane	0.000		0	N.D.		
T 2,2-Dichloropropane	0.000		0	N.D.		
T cis-1,2-Dichloroethene	0.000		0	N.D.		
T Methyl ethyl ketone	0.000		0	N.D.		
T Bromochloromethane	0.000		0	N.D.		
T Chloroform	0.000		0	N.D.		

Quantitation Results Report (QT Reviewed)

Compound	RT	QIon	Resp.	Conc.	Units		Dev(Min)
T 1,1,1-Trichloroethane	0.000		0	N.D.			
T Carbon tetrachloride	0.000		0	N.D.			
T 1,1-Dichloropropene	0.000		0	N.D.			
T Benzene	6.286	78.0	390	0.1570	ng	m	66
T 1,2-Dichloroethane	0.000		0	N.D.			
T Trichloroethene	0.000		0	N.D.			
T 1,2-Dichloropropane	0.000		0	N.D.			
T Dibromomethane	0.000		0	N.D.			
T Bromodichloromethane	0.000		0	N.D.			
T cis-1,3-Dichloropropene	0.000		0	N.D.			
T Toluene	0.000		0	N.D.			
T trans-1,3-Dichloropropene	0.000		0	N.D.			
T 1,1,2-Trichloroethane	0.000		0	N.D.			
T Tetrachloroethene	0.000		0	N.D.			
T 1,3-Dichloropropane	0.000		0	N.D.			
T Chlorodibromomethane	0.000		0	N.D.			
T 1,2-Dibromoethane	0.000		0	N.D.			
T Chlorobenzene	0.000		0	N.D.			
T 1,1,1,2-Tetrachloroethane	0.000		0	N.D.			
T Ethylbenzene	0.000		0	N.D.			
T m+p-Xylenes	0.000		0	N.D.			
T o-Xylene	0.000		0	N.D.			
T Styrene	0.000		0	N.D.			
T Bromoform	0.000		0	N.D.			
T Bromobenzene	0.000		0	N.D.			
T 1,1,2,2-Tetrachloroethane	0.000		0	N.D.			
T 1,2,3-Trichloropropane	0.000		0	N.D.			
T 2-Chlorotoluene	0.000		0	N.D.			
T 4-Chlorotoluene	0.000		0	N.D.			
T 1,3-Dichlorobenzene	0.000		0	N.D.			
T 1,4-Dichlorobenzene	0.000		0	N.D.			
T 1,2-Dichlorobenzene	0.000		0	N.D.			

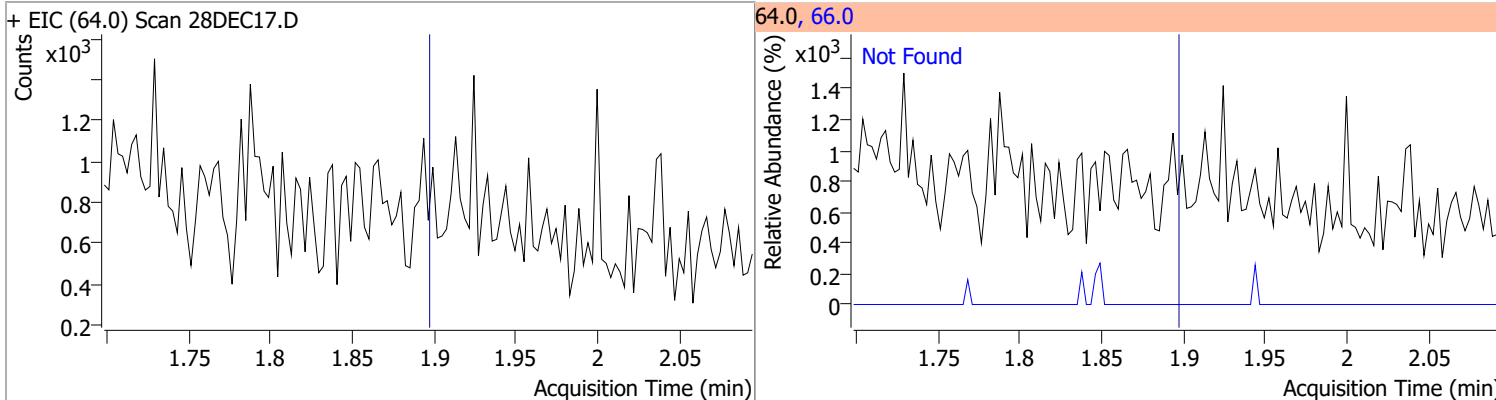
(#) = Qualifier Out of Range; (m) = Manual Integration; (+) = Area Summed; (*) = Surrogate Percent Recovery Out of Range; (d): Zeroed Peak

Quantitation Results Report (QT Reviewed)

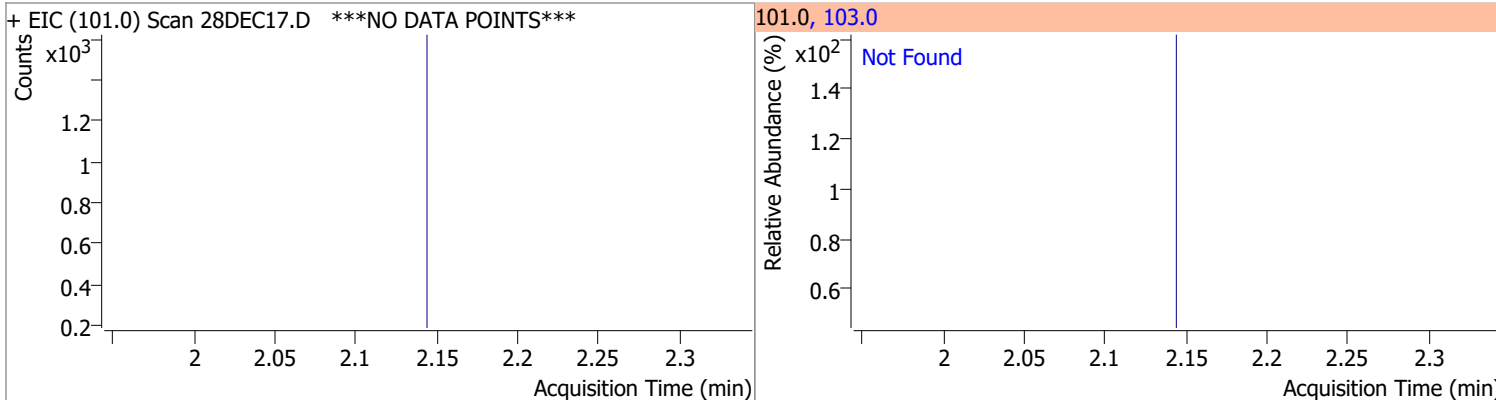


Quantitation Results Report (QT Reviewed)

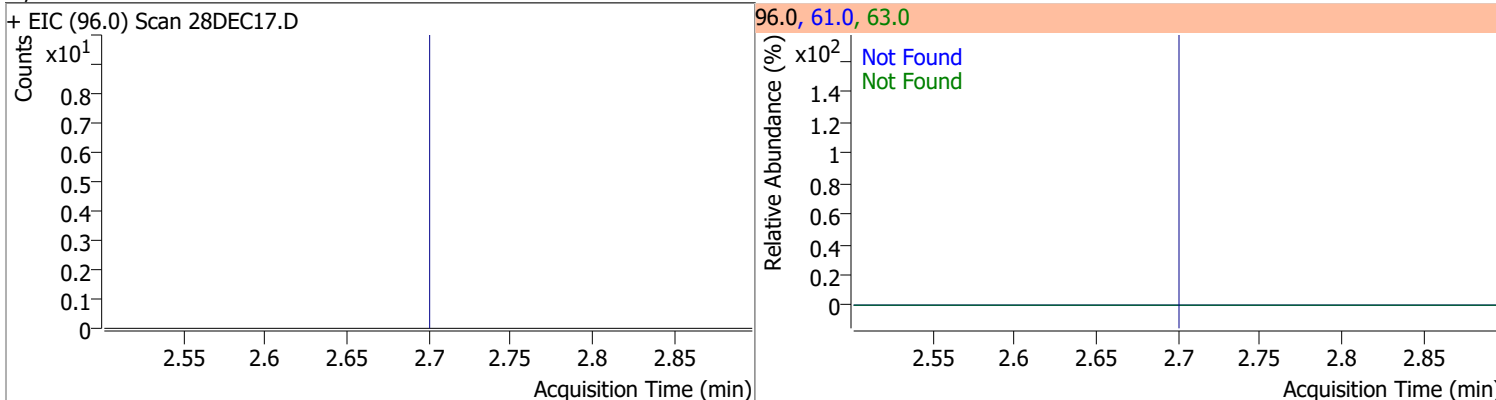
Compound	Conc.	Exp RT	QIon	Exp Ratio
Chloroethane	N.D.	1.90	66.0	30.8



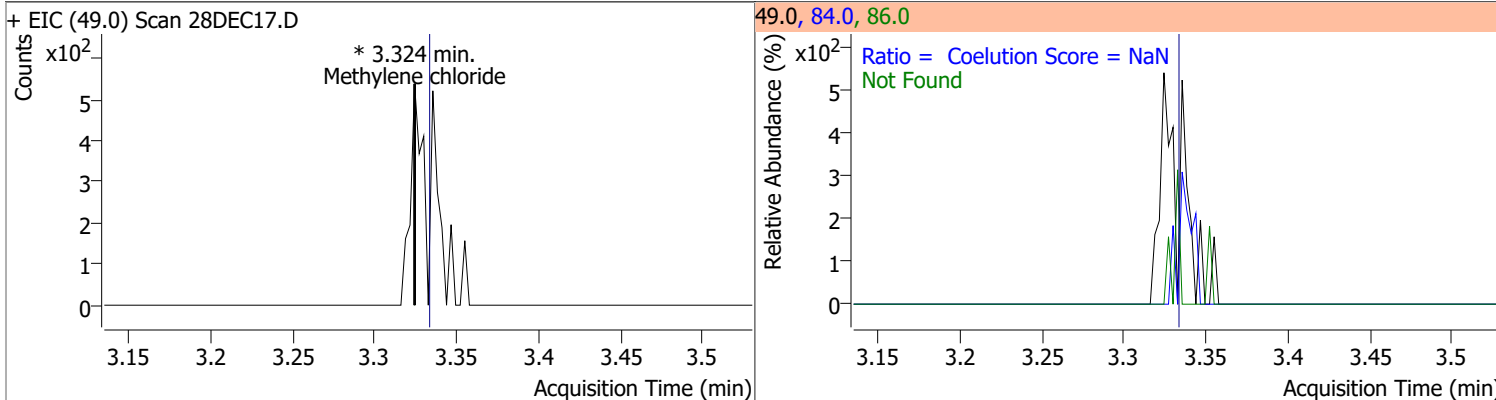
Compound	Conc.	Exp RT	QIon	Exp Ratio
Trichlorofluoromethane	N.D.	2.14	103.0	64.8



Compound	Conc.	Exp RT	QIon	Exp Ratio	QIon	Exp Ratio
1,1-Dichloroethene	N.D.	2.70	61.0	180.1	63.0	57.5

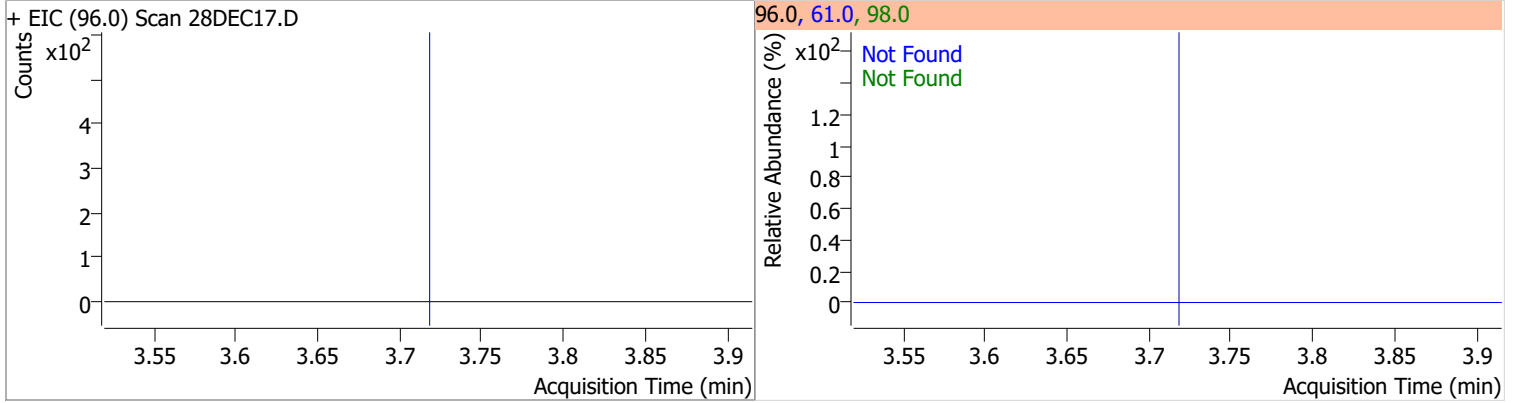


Compound	Conc.	RT	Dev(Min)	Resp.	QIon	QRatio	Lower	Upper
Methylene chloride		0		0	84.0		39.4	99.4
					86.0		14.1	74.1

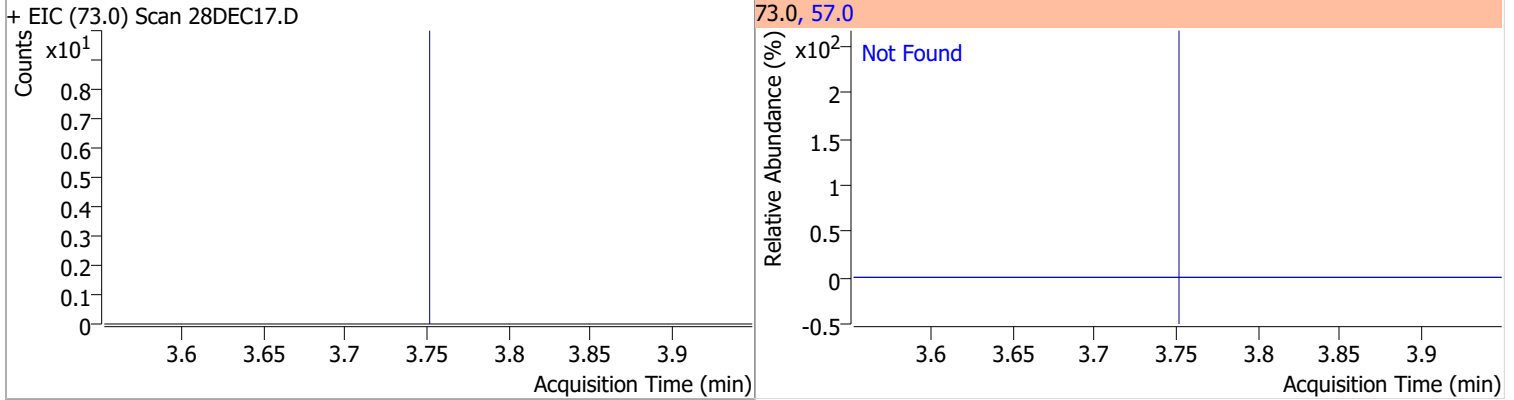


Quantitation Results Report (QT Reviewed)

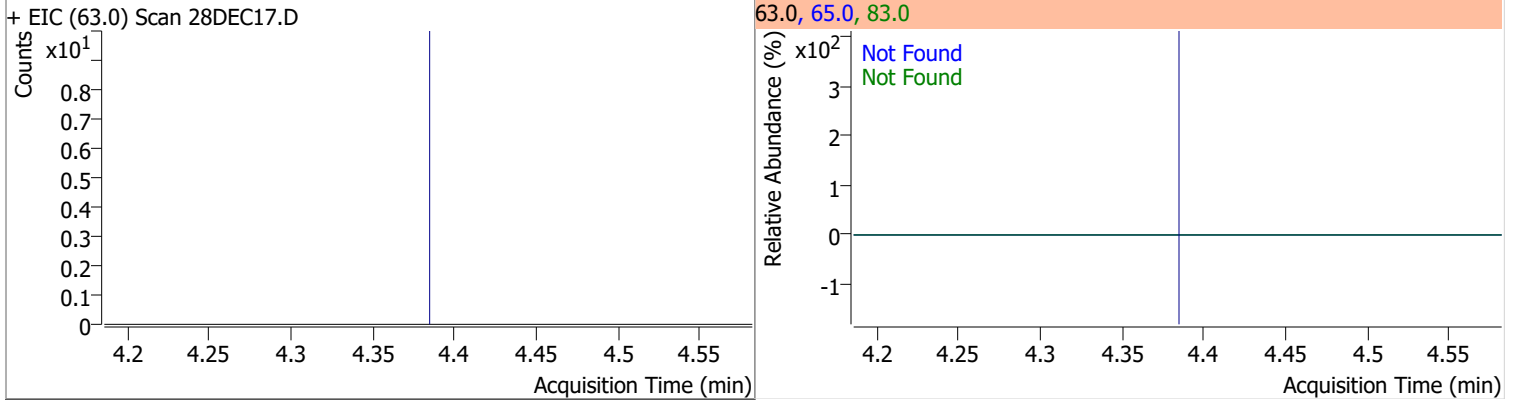
Compound	Conc.	Exp RT	QIon	Exp Ratio	QIon	Exp Ratio
trans-1,2-Dichloroethene	N.D.	3.72	61.0	155.1	98.0	62.8



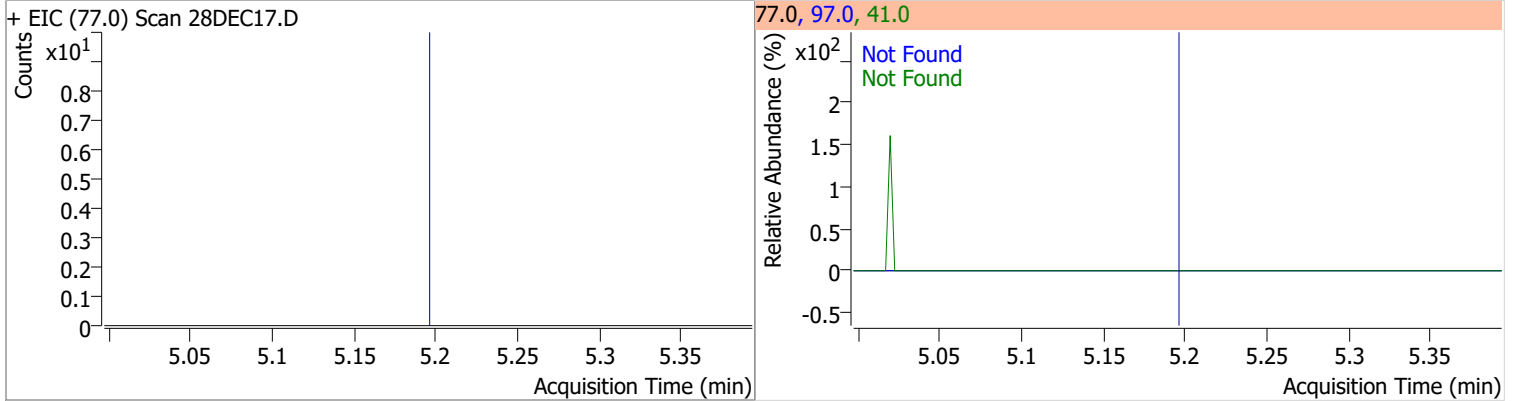
Compound	Conc.	Exp RT	QIon	Exp Ratio
Methyl tert-butyl ether (MTBE)	N.D.	3.75	57.0	23.9



Compound	Conc.	Exp RT	QIon	Exp Ratio	QIon	Exp Ratio
1,1-Dichloroethane	N.D.	4.38	65.0	31.7	83.0	12.8

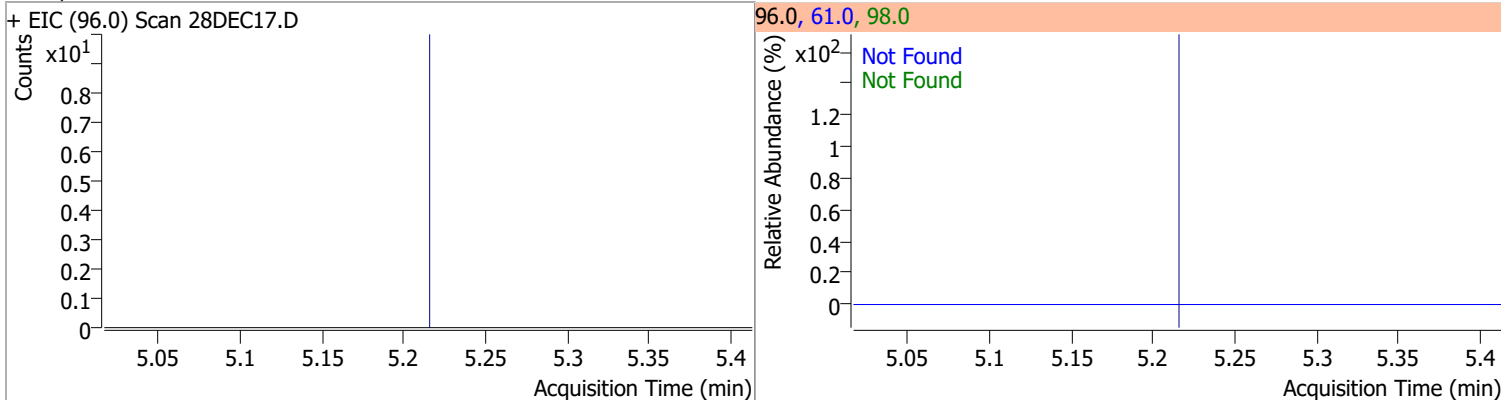


Compound	Conc.	Exp RT	QIon	Exp Ratio	QIon	Exp Ratio
2,2-Dichloropropane	N.D.	5.20	41.0	59.0	97.0	21.8

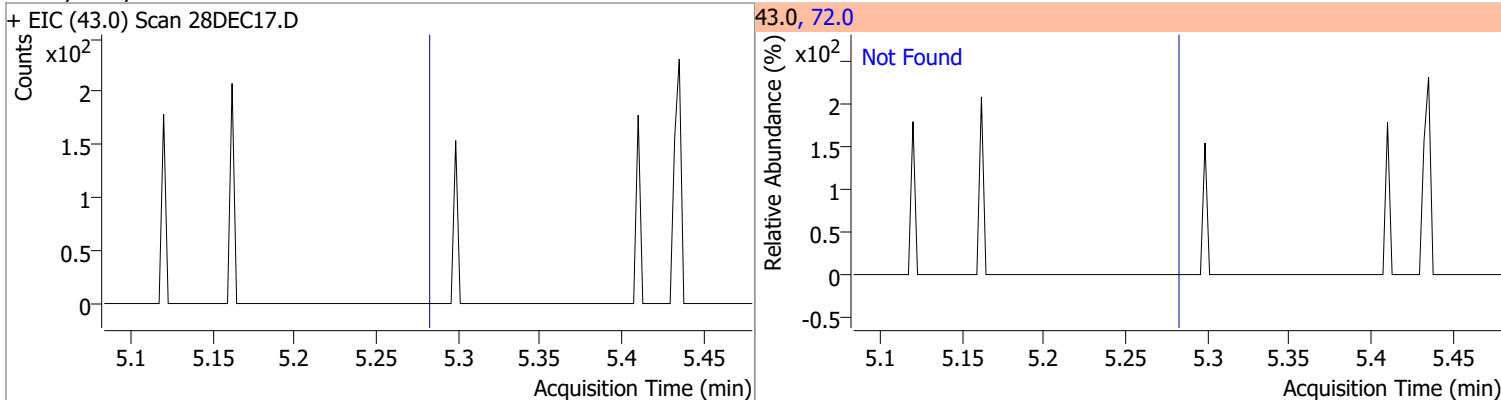


Quantitation Results Report (QT Reviewed)

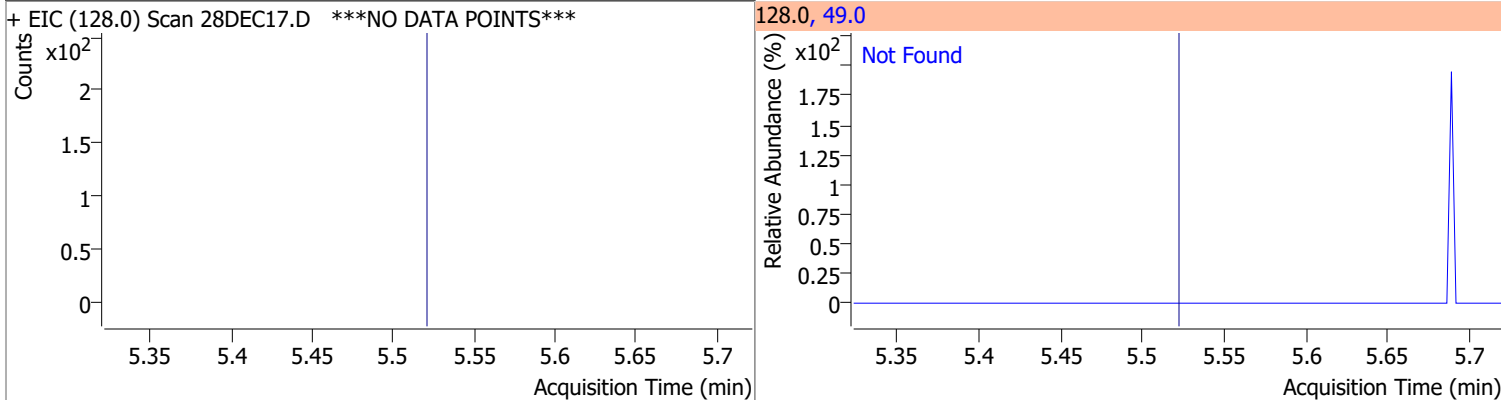
Compound	Conc.	Exp RT	QIon	Exp Ratio	QIon	Exp Ratio
cis-1,2-Dichloroethene	N.D.	5.21	61.0	163.3	98.0	64.4



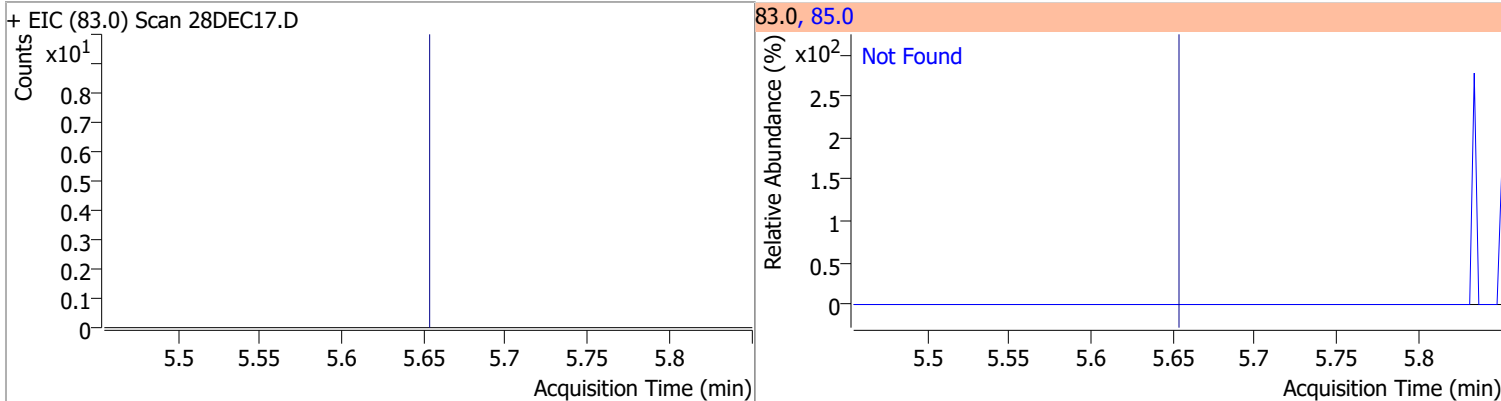
Compound	Conc.	Exp RT	QIon	Exp Ratio
Methyl ethyl ketone	N.D.	5.28	72.0	22.2



Compound	Conc.	Exp RT	QIon	Exp Ratio
Bromochloromethane	N.D.	5.52	49.0	184.6

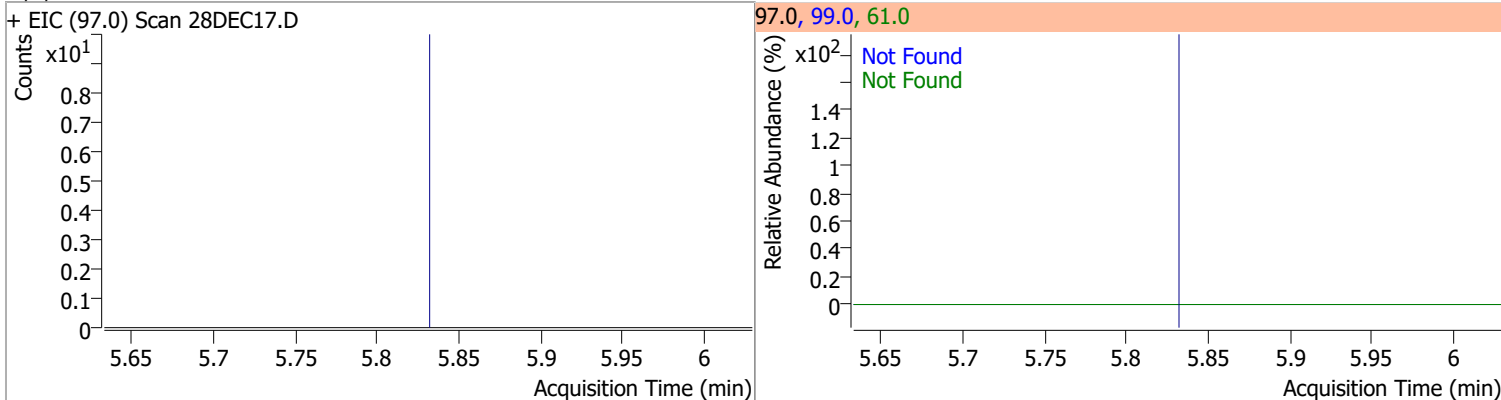


Compound	Conc.	Exp RT	QIon	Exp Ratio
Chloroform	N.D.	5.65	85.0	65.1

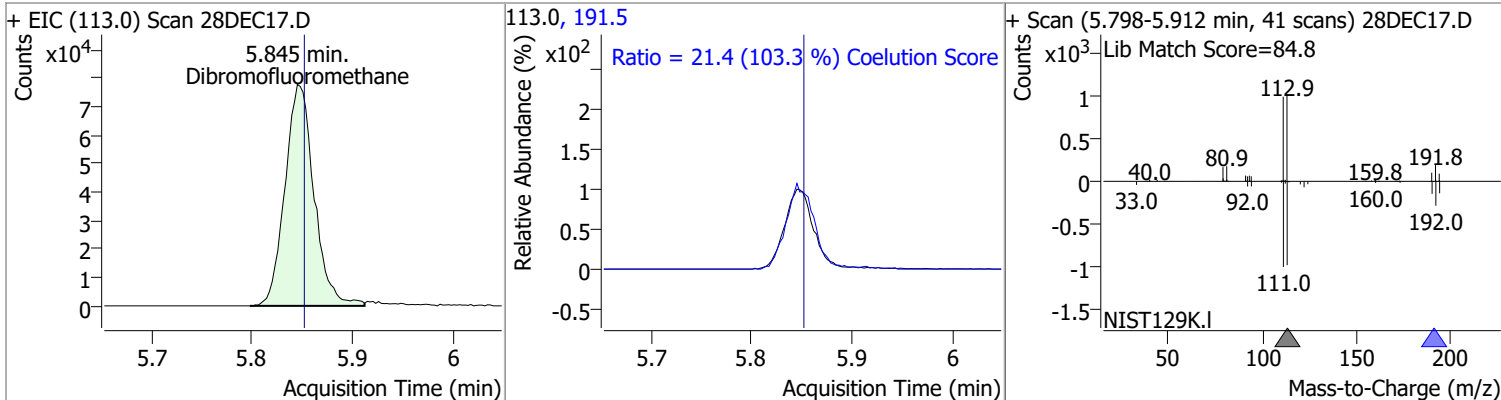


Quantitation Results Report (QT Reviewed)

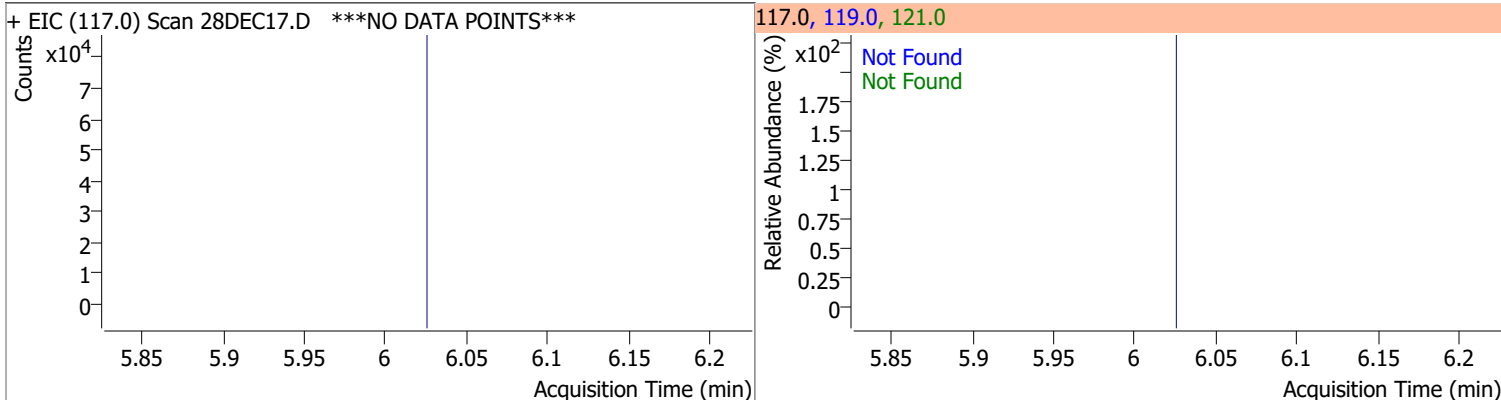
Compound	Conc.	Exp RT	QIon	Exp Ratio	QIon	Exp Ratio
1,1,1-Trichloroethane	N.D.	5.83	99.0	65.7	61.0	45.0



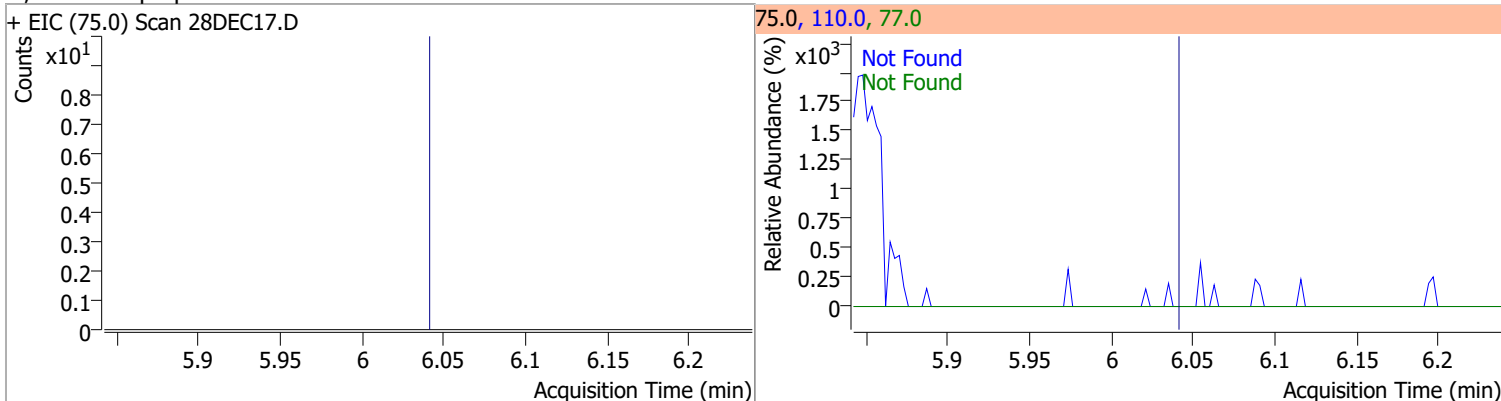
Compound	Conc.	RT	Dev(Min)	Resp.	QIon	QRatio	Lower	Upper
Dibromofluoromethane	261.2989	5.85	-0.01	156410	191.5	21.4	0.0	50.7



Compound	Conc.	Exp RT	QIon	Exp Ratio	QIon	Exp Ratio
Carbon tetrachloride	N.D.	6.03	119.0	97.5	121.0	30.4

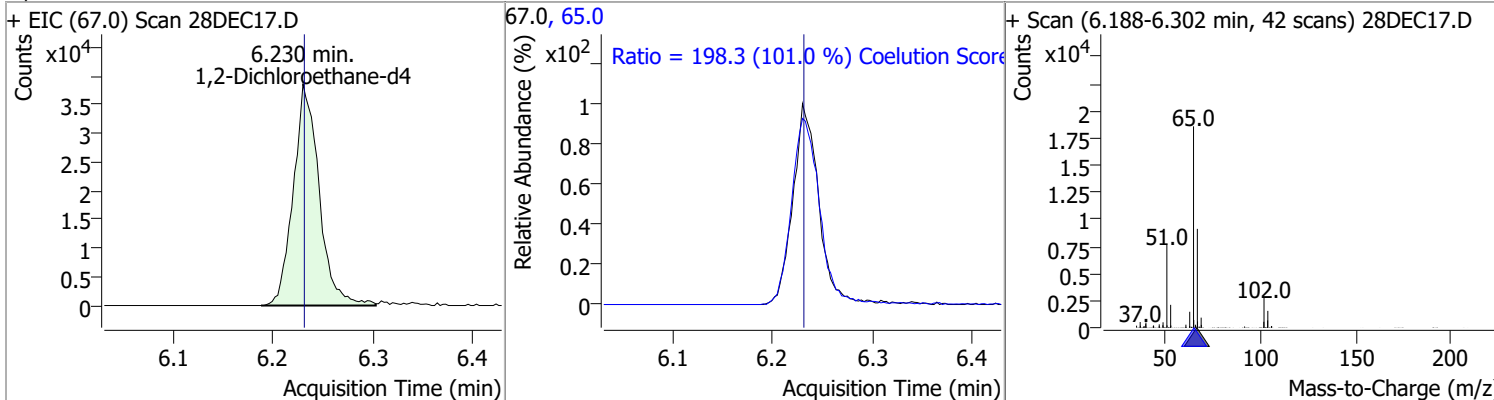


Compound	Conc.	Exp RT	QIon	Exp Ratio	QIon	Exp Ratio
1,1-Dichloropropene	N.D.	6.04	110.0	35.4	77.0	30.5

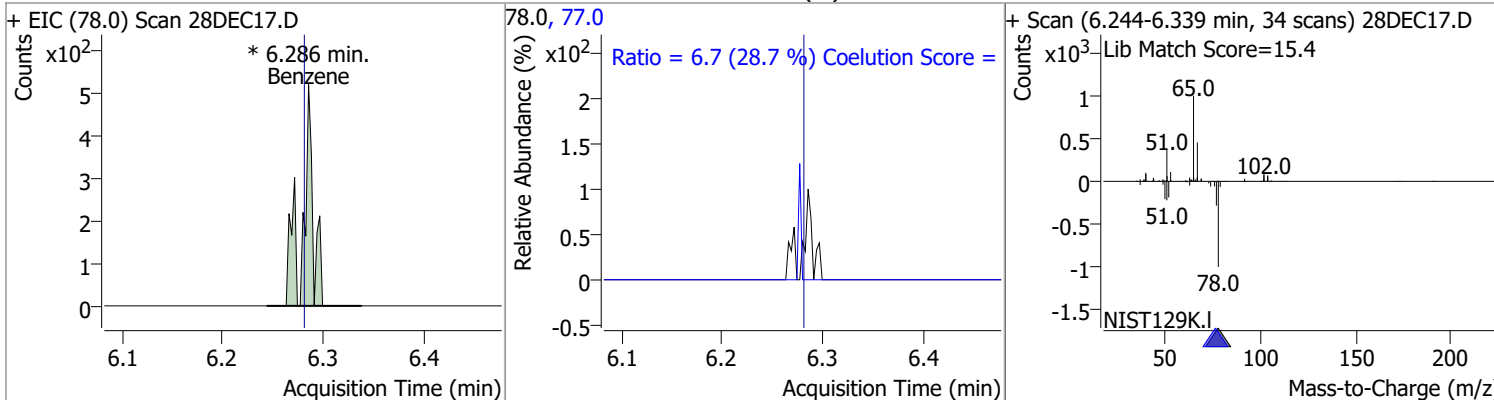


Quantitation Results Report (QT Reviewed)

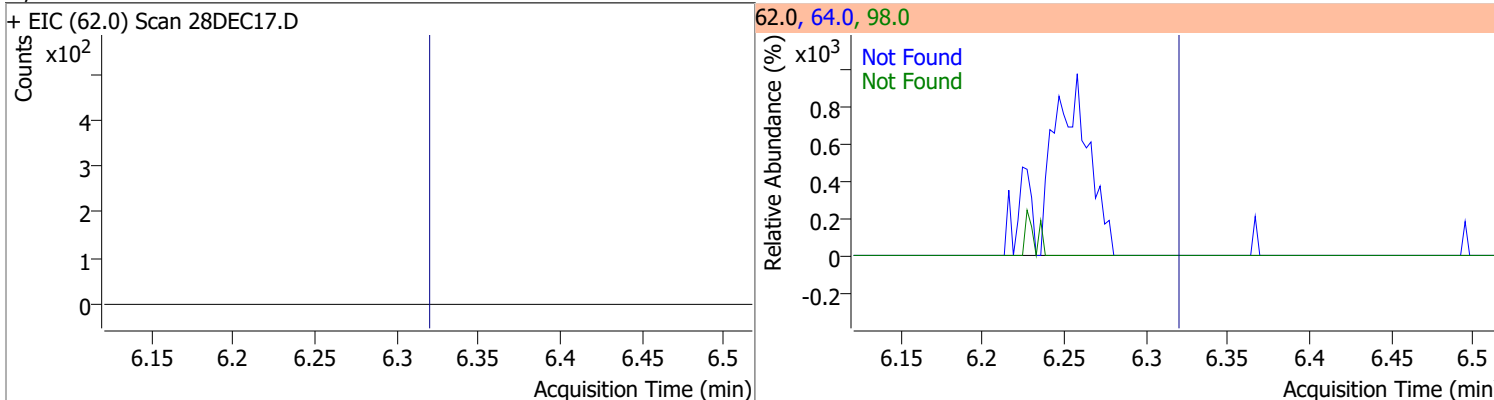
Compound	Conc.	RT	Dev(Min)	Resp.	QIon	QRatio	Lower	Upper
1,2-Dichloroethane-d4	251.9458	6.23	0.00	68825	65.0	198.3	166.3	226.3



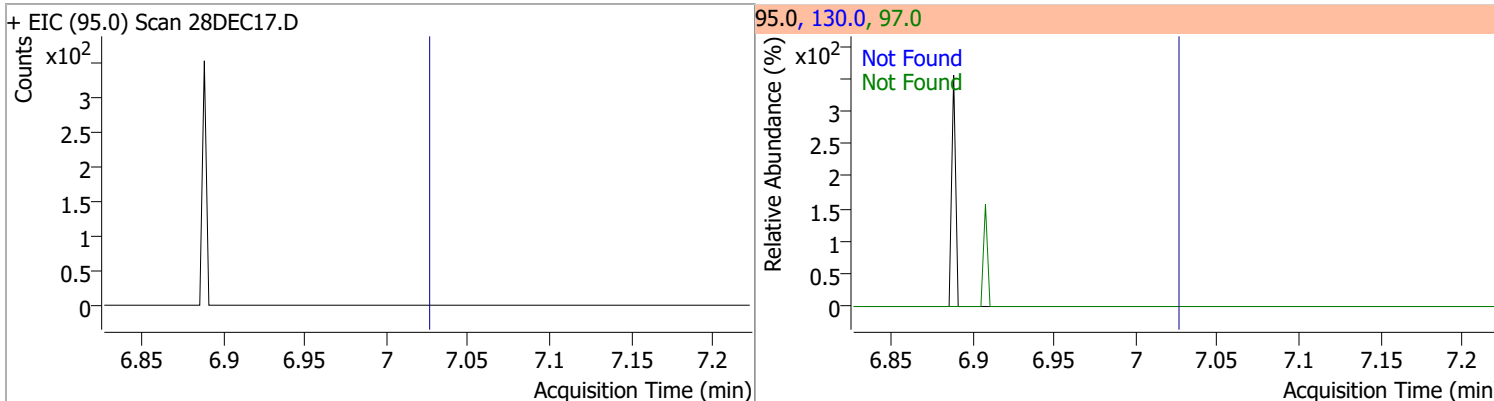
Compound	Conc.	RT	Dev(Min)	Resp.	QIon	QRatio	Lower	Upper
Benzene	0.1570	6.29	0.01	390 (m)	77.0	6.7	0.0	53.5



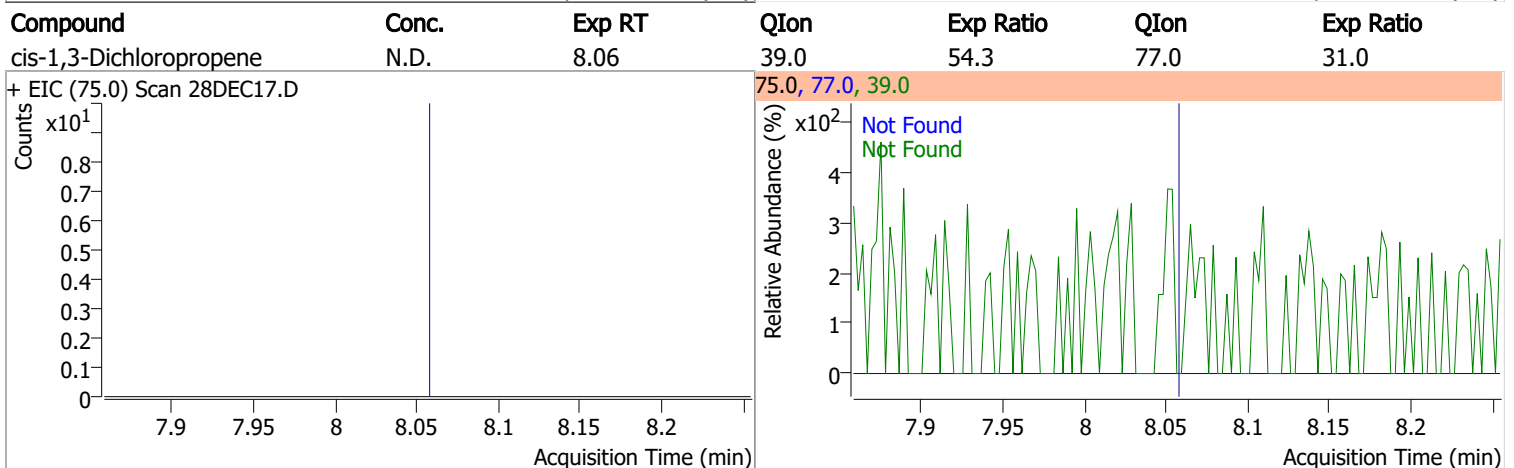
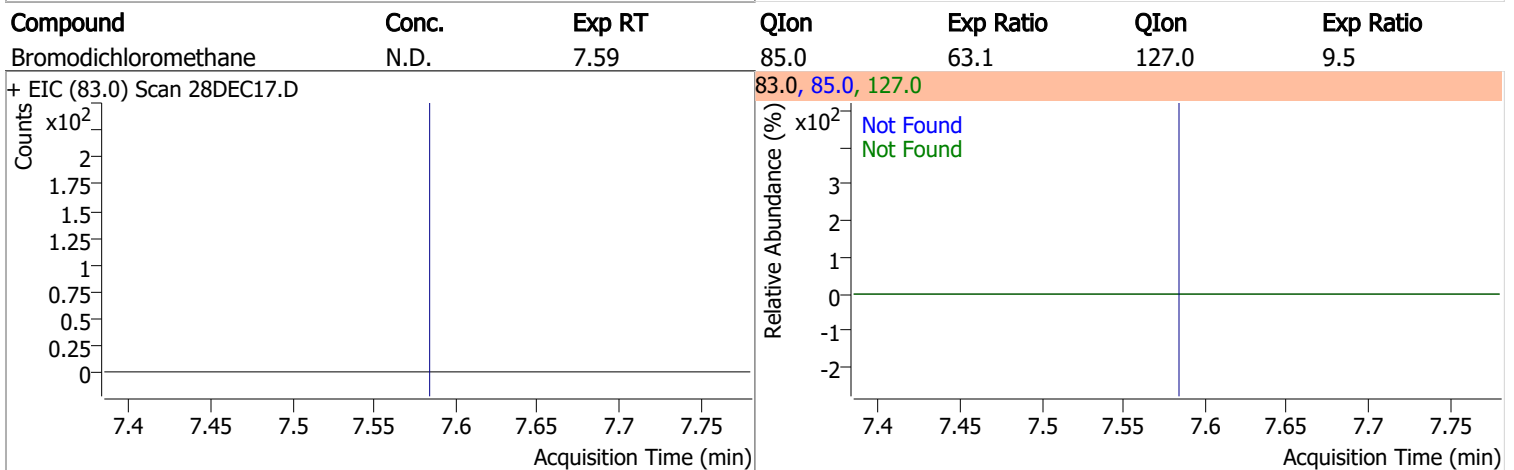
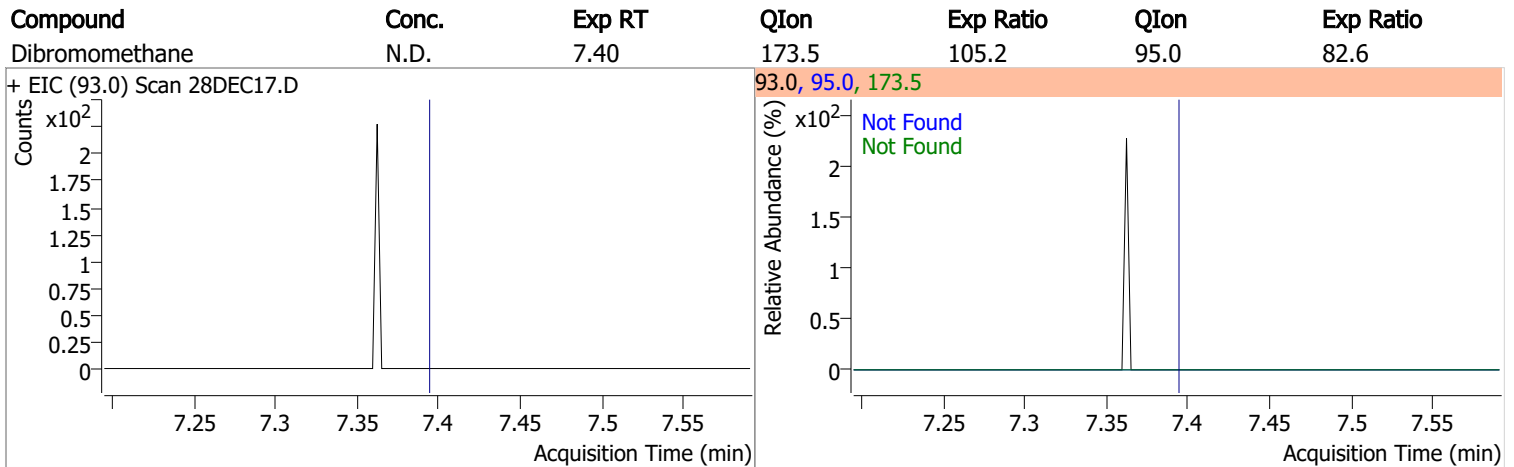
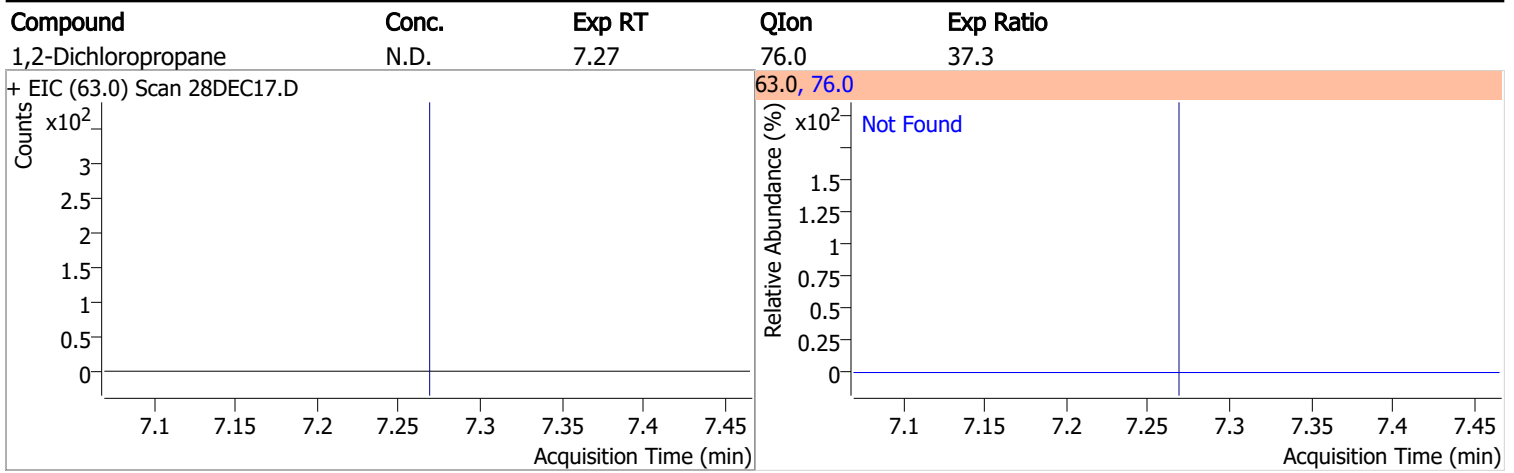
Compound	Conc.	Exp RT	QIon	Exp Ratio	QIon	Exp Ratio
1,2-Dichloroethane	N.D.	6.32	64.0	32.3	98.0	8.2



Compound	Conc.	Exp RT	QIon	Exp Ratio	QIon	Exp Ratio
Trichloroethene	N.D.	7.03	130.0	100.8	97.0	64.7

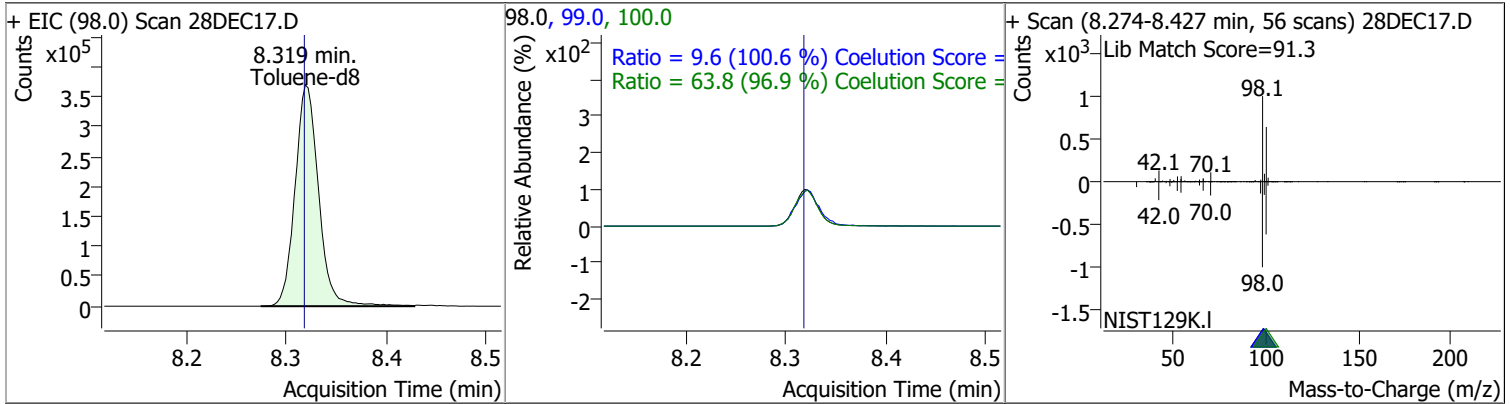


Quantitation Results Report (QT Reviewed)

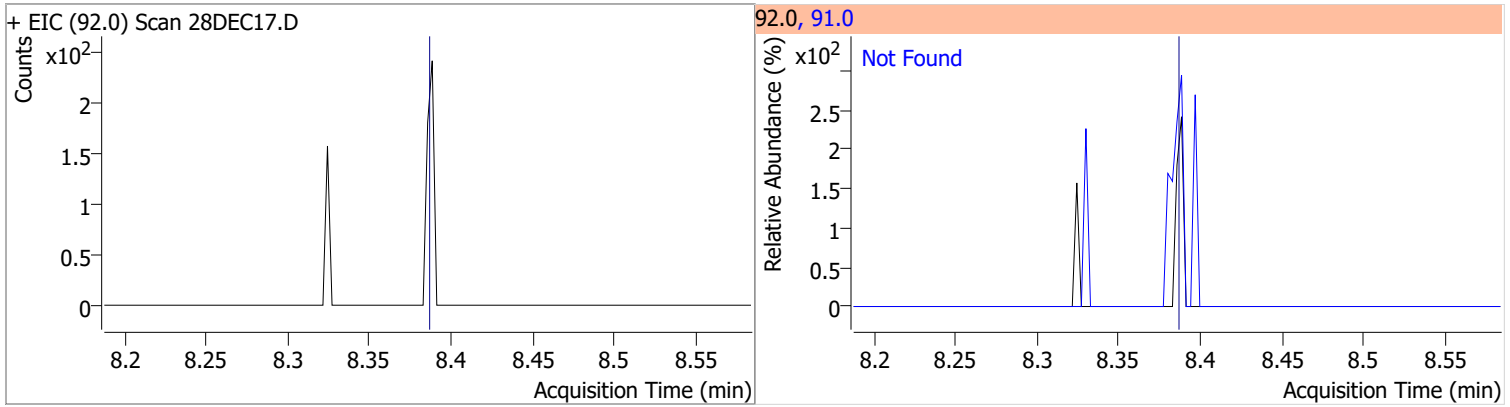


Quantitation Results Report (QT Reviewed)

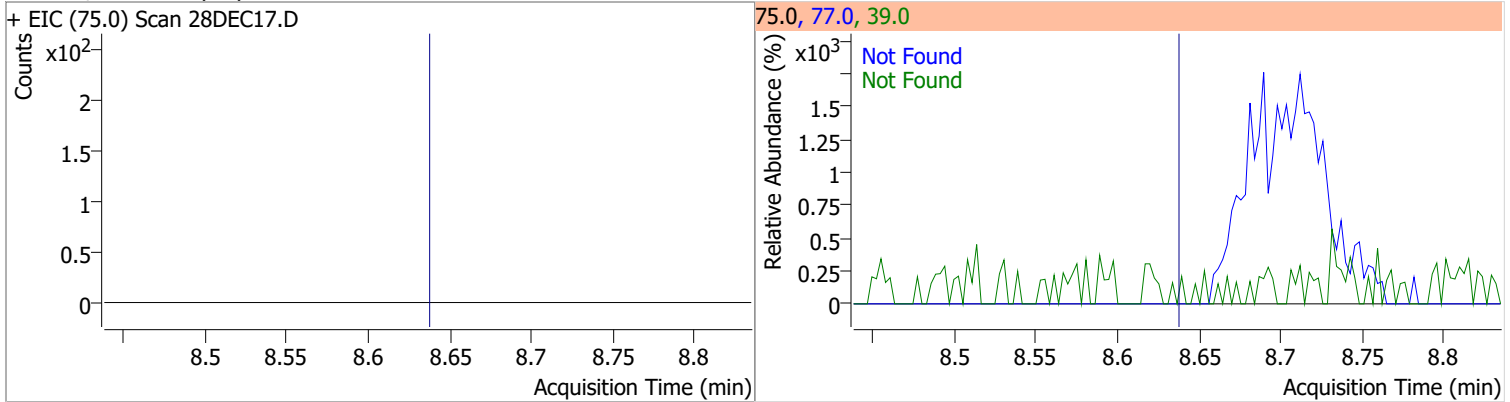
Compound	Conc.	RT	Dev(Min)	Resp.	QIon	QRatio	Lower	Upper
Toluene-d8	260.9008	8.32	0.00	603552	100.0	63.8	35.9	95.9
					99.0	9.6	0.0	39.5



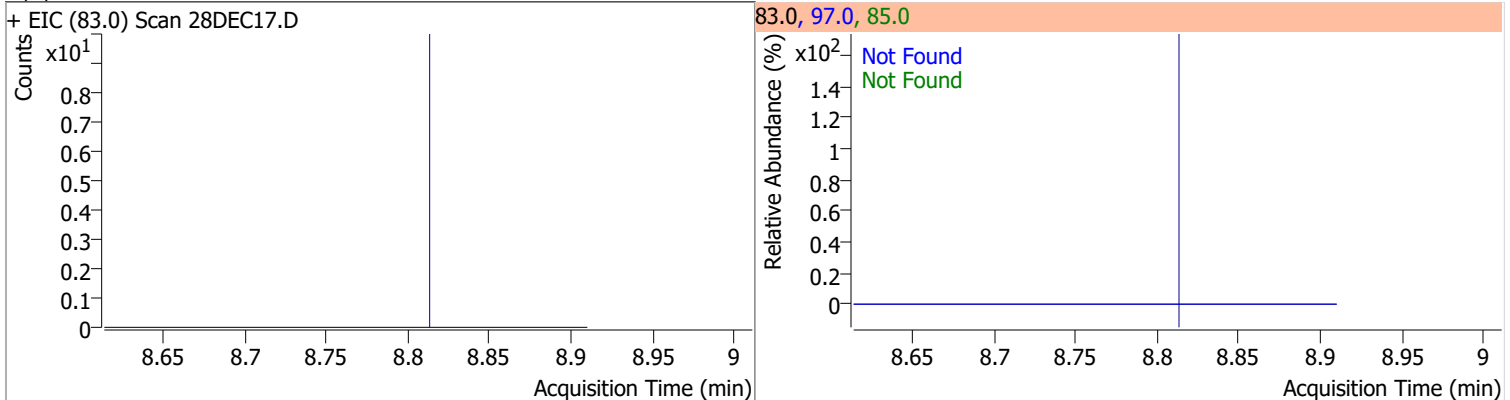
Compound	Conc.	Exp RT	QIon	Exp Ratio
Toluene	N.D.	8.39	91.0	174.3



Compound	Conc.	Exp RT	QIon	Exp Ratio	QIon	Exp Ratio
trans-1,3-Dichloropropene	N.D.	8.64	39.0	52.1	77.0	32.0

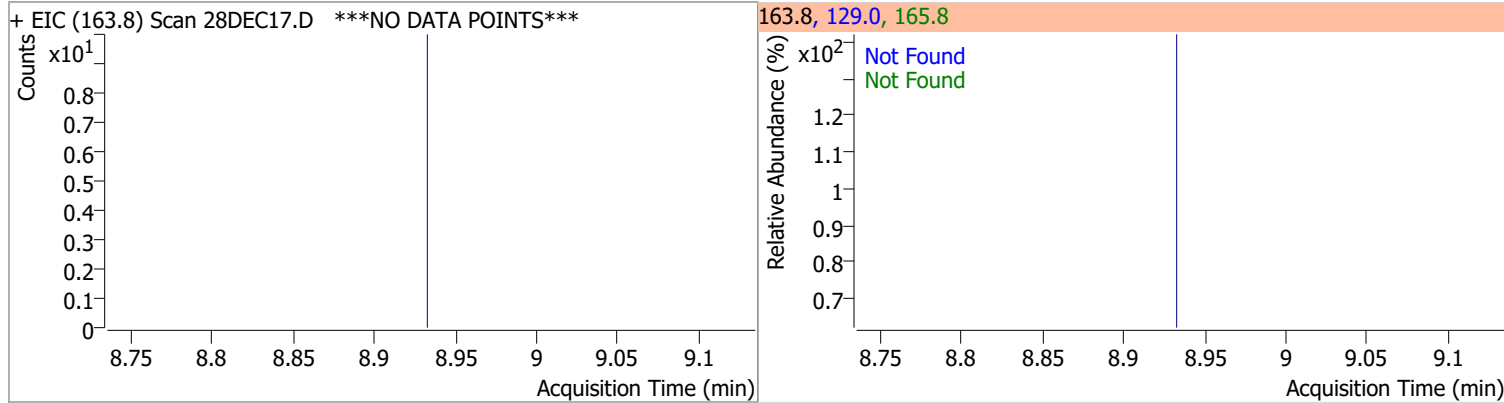


Compound	Conc.	Exp RT	QIon	Exp Ratio	QIon	Exp Ratio
1,1,2-Trichloroethane	N.D.	8.82	97.0	114.3	85.0	61.5

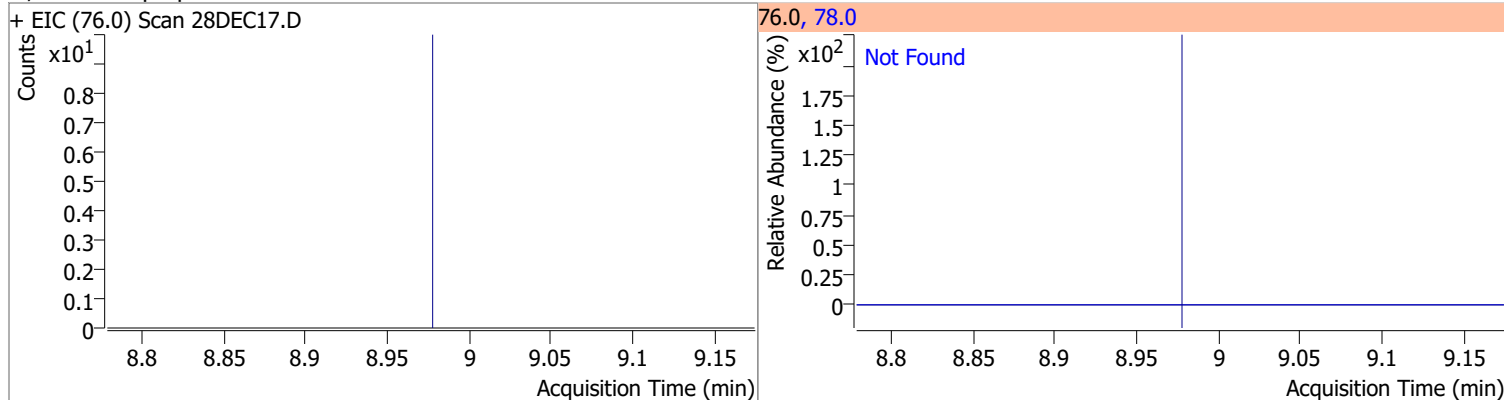


Quantitation Results Report (QT Reviewed)

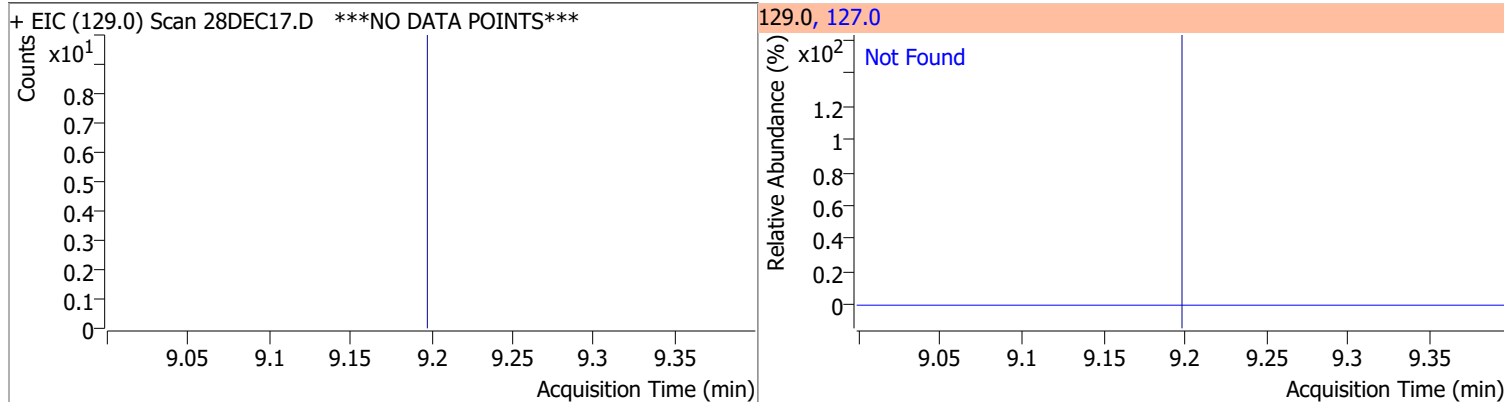
Compound	Conc.	Exp RT	QIon	Exp Ratio	QIon	Exp Ratio
Tetrachloroethene	N.D.	8.94	165.8	128.3	129.0	95.3



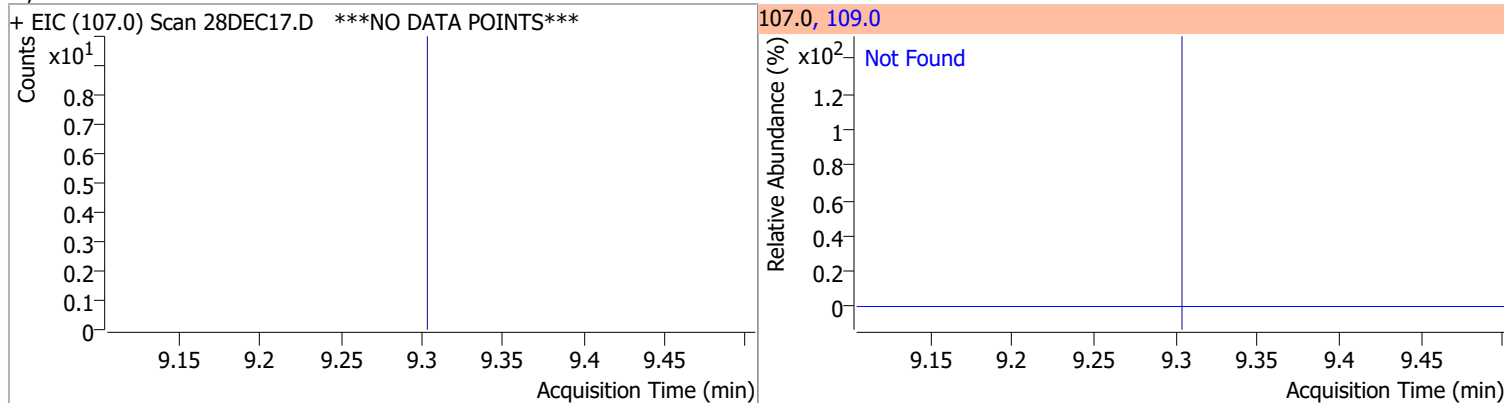
Compound	Conc.	Exp RT	QIon	Exp Ratio
1,3-Dichloropropane	N.D.	8.98	78.0	32.1



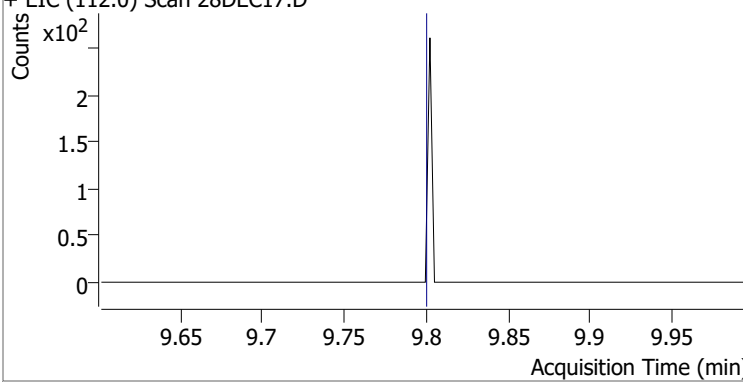
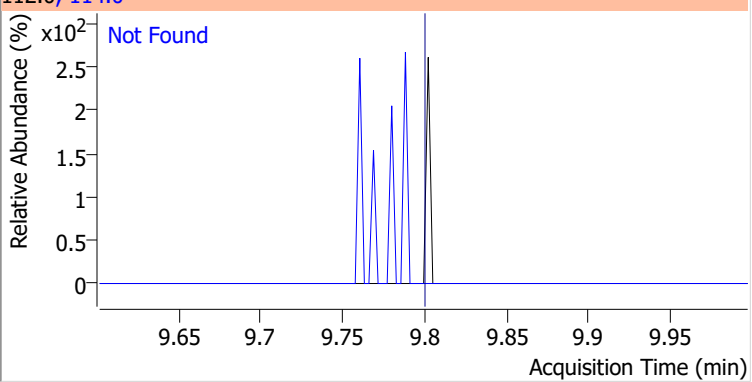
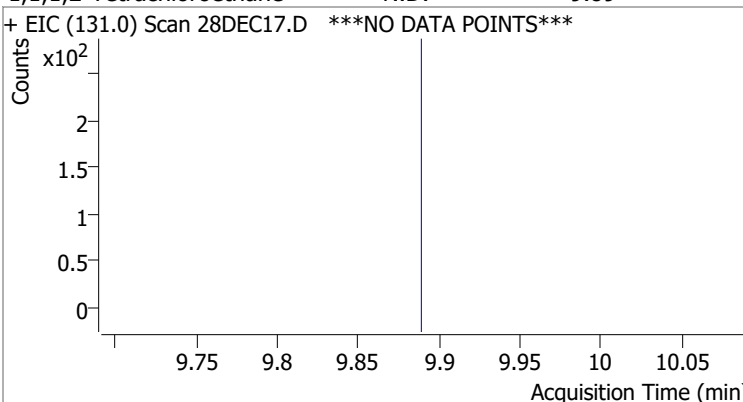
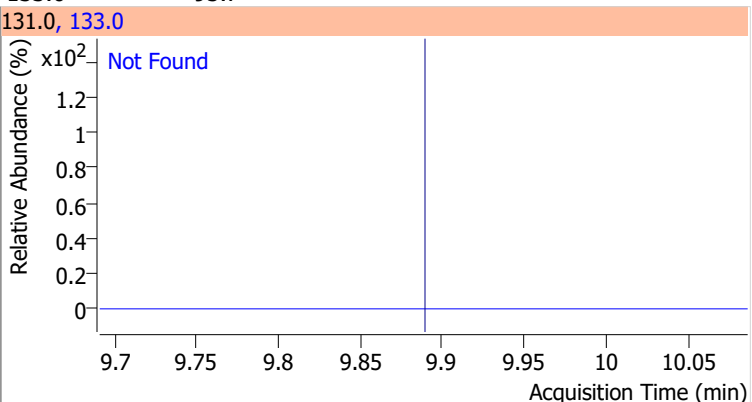
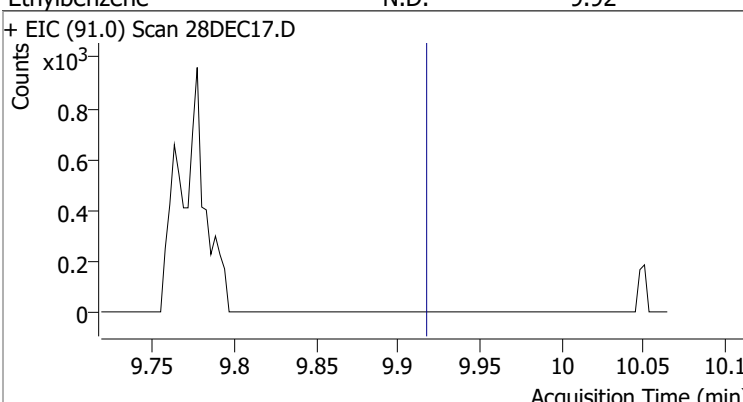
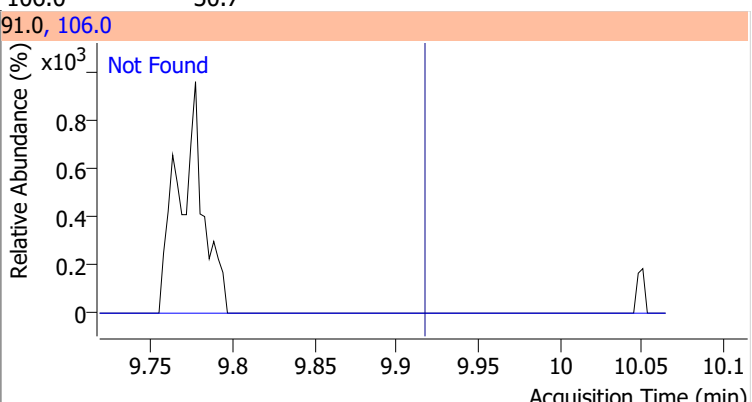
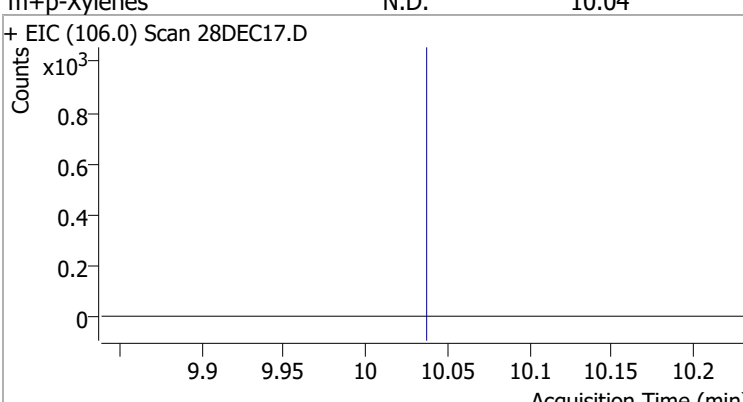
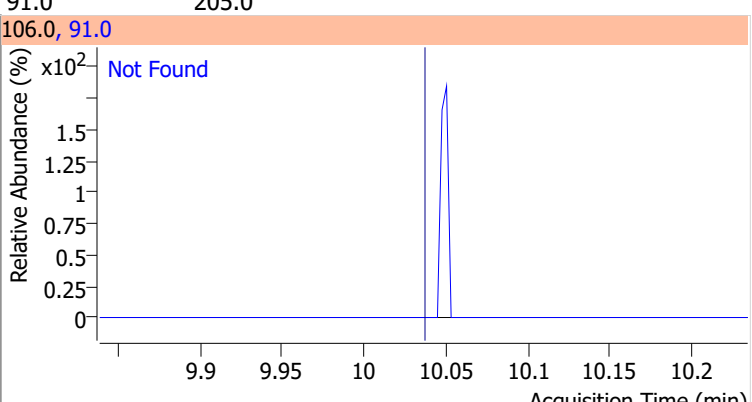
Compound	Conc.	Exp RT	QIon	Exp Ratio
Chlorodibromomethane	N.D.	9.20	127.0	75.3



Compound	Conc.	Exp RT	QIon	Exp Ratio
1,2-Dibromoethane	N.D.	9.31	109.0	97.2

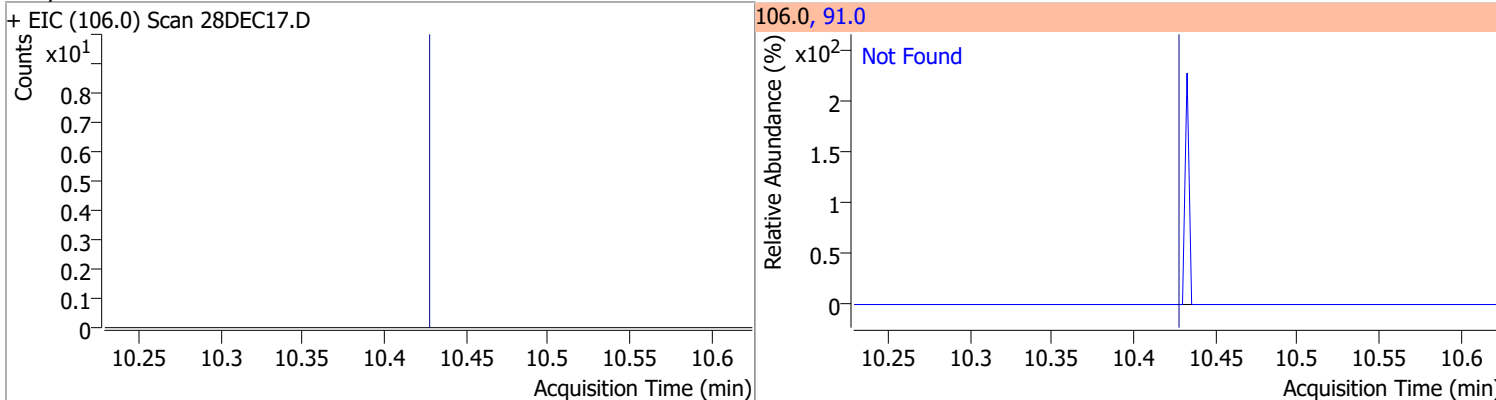


Quantitation Results Report (QT Reviewed)

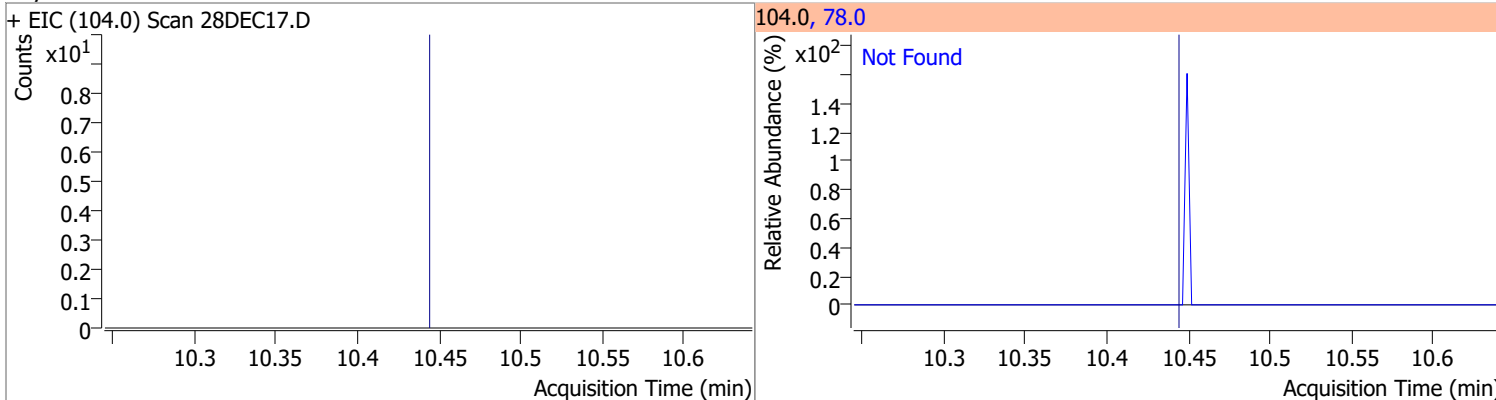
Compound	Conc.	Exp RT	QIon	Exp Ratio
Chlorobenzene	N.D.	9.80	114.0	32.3
+ EIC (112.0) Scan 28DEC17.D			112.0, 114.0	
				
1,1,1,2-Tetrachloroethane	N.D.	9.89	133.0	95.7
+ EIC (131.0) Scan 28DEC17.D ***NO DATA POINTS***			131.0, 133.0	
				
Ethylbenzene	N.D.	9.92	106.0	30.7
+ EIC (91.0) Scan 28DEC17.D			91.0, 106.0	
				
m+p-Xylenes	N.D.	10.04	91.0	205.0
+ EIC (106.0) Scan 28DEC17.D			106.0, 91.0	
				

Quantitation Results Report (QT Reviewed)

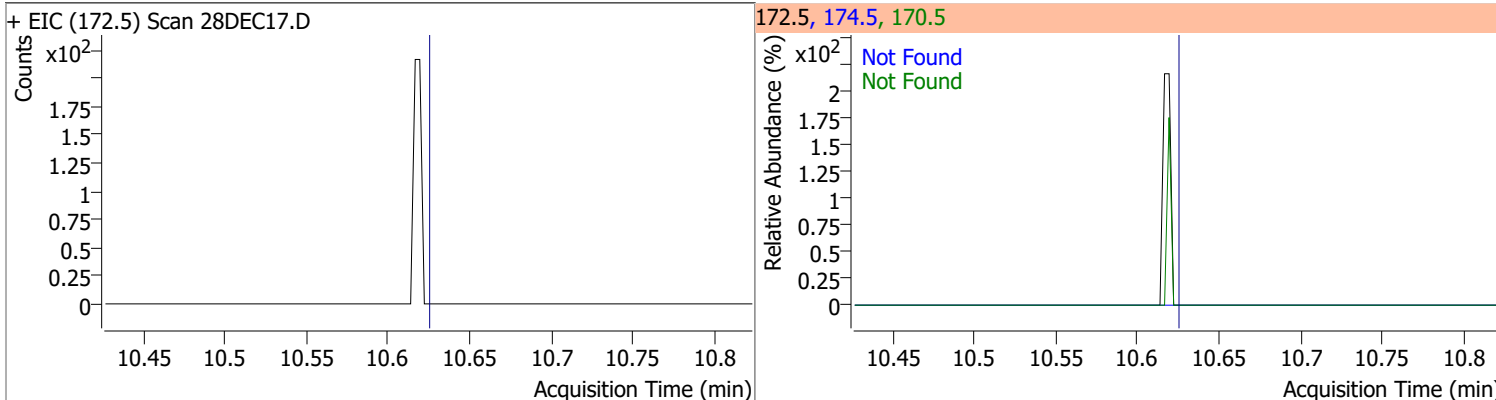
Compound	Conc.	Exp RT	QIon	Exp Ratio
o-Xylene	N.D.	10.43	91.0	216.1



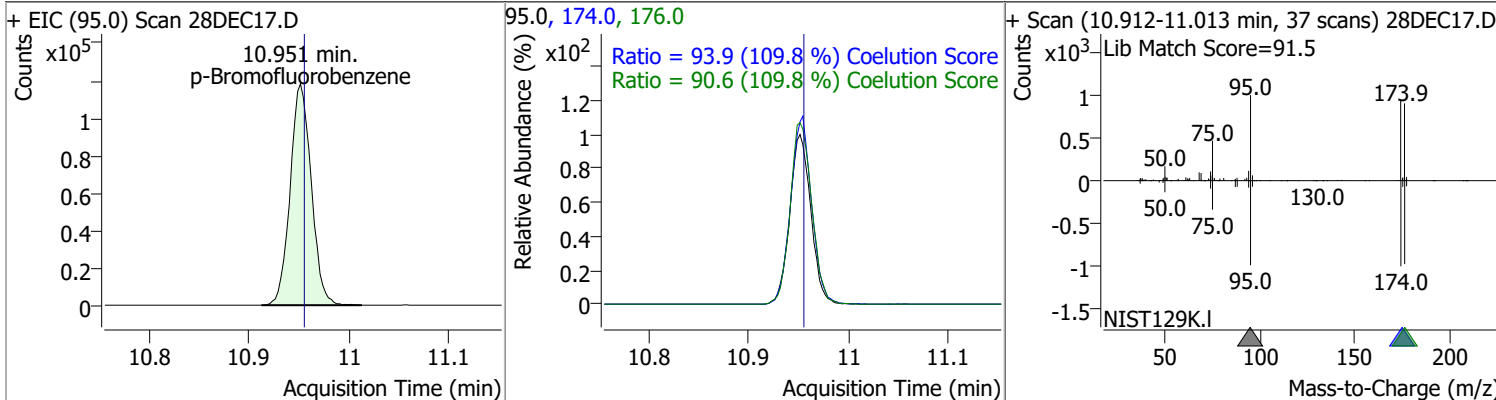
Compound	Conc.	Exp RT	QIon	Exp Ratio
Styrene	N.D.	10.45	78.0	50.6



Compound	Conc.	Exp RT	QIon	Exp Ratio	QIon	Exp Ratio
Bromoform	N.D.	10.62	170.5	52.7	174.5	50.7



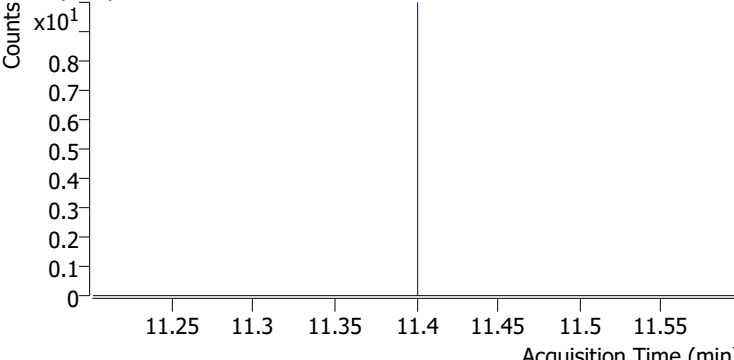
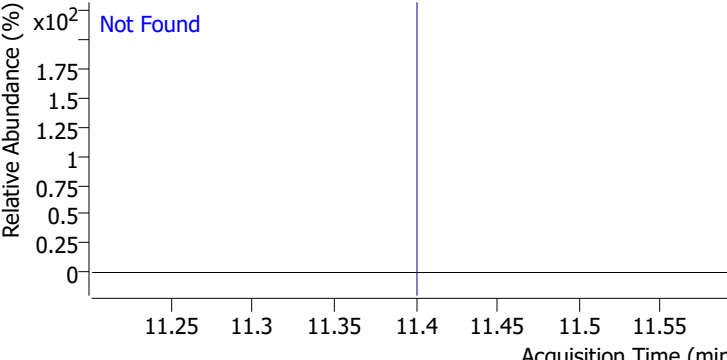
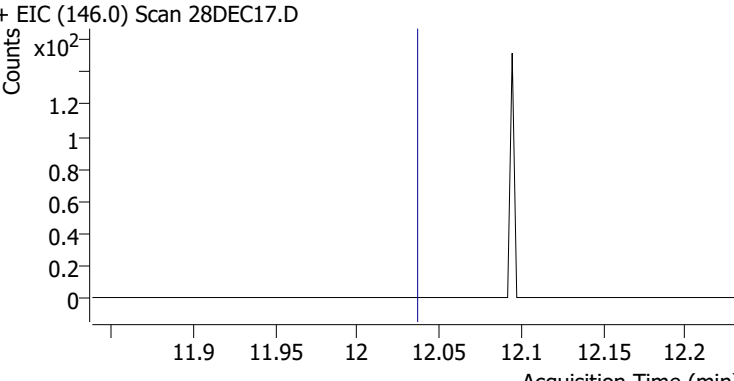
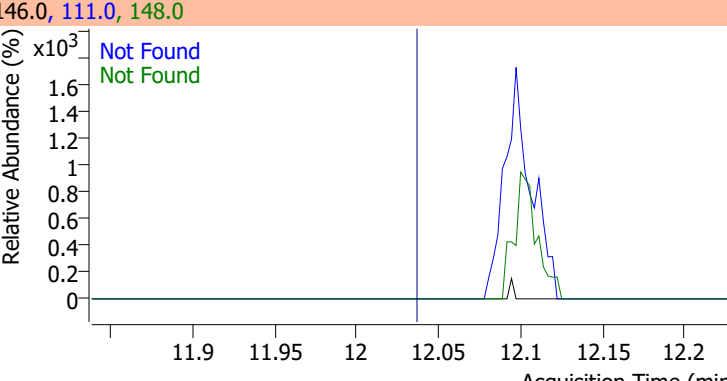
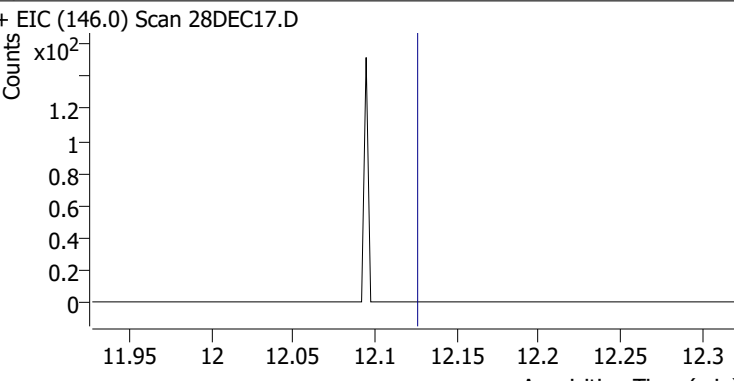
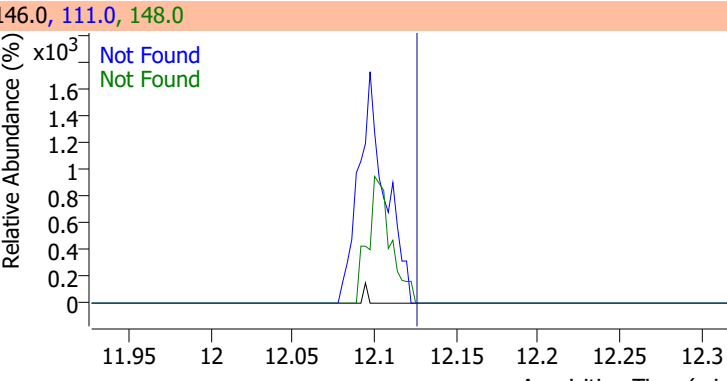
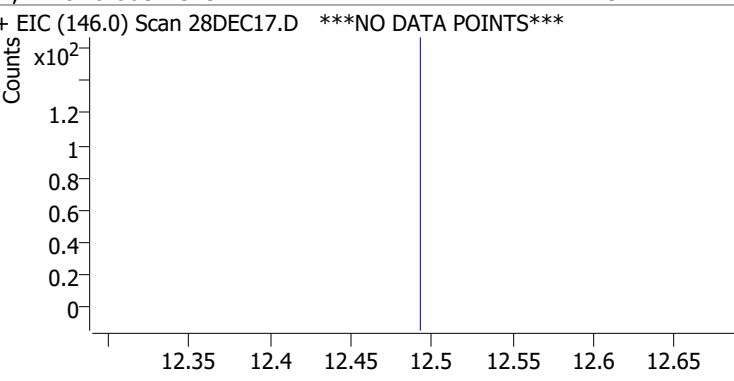
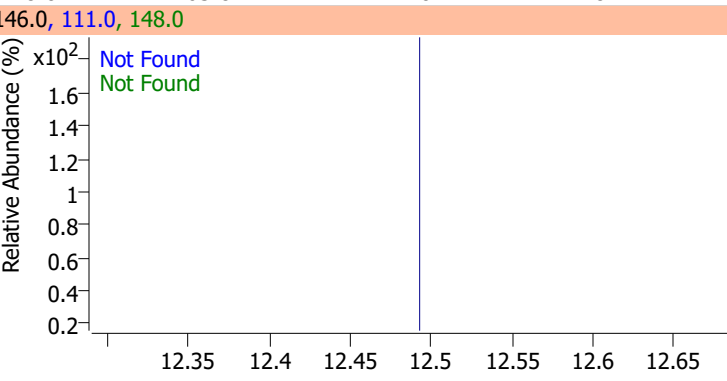
Compound	Conc.	RT	Dev(Min)	Resp.	QIon	QRatio	Lower	Upper
p-Bromofluorobenzene	263.6445	10.95	0.00	172831	174.0	93.9	55.5	115.5
					176.0	90.6	52.5	112.5



Quantitation Results Report (QT Reviewed)

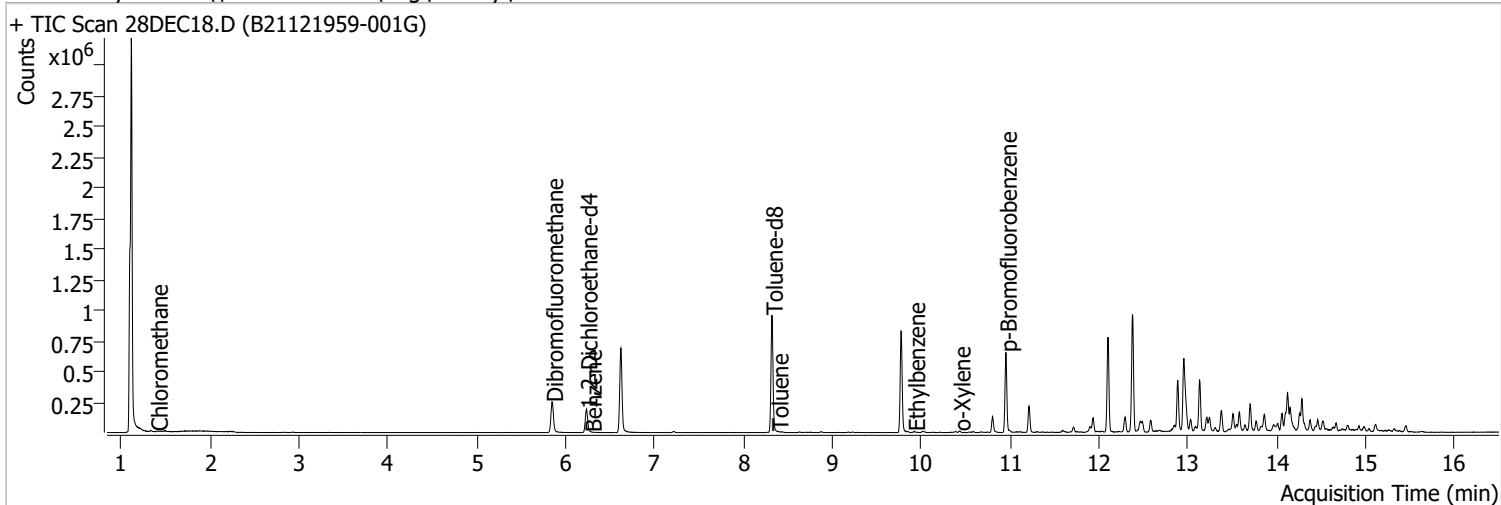
Compound	Conc.	Exp RT	QIon	Exp Ratio	QIon	Exp Ratio
Bromobenzene	N.D.	11.09	77.0	153.2	158.0	96.2
+ EIC (156.0) Scan 28DEC17.D			156.0, 77.0, 158.0			
1,1,2,2-Tetrachloroethane	N.D.	11.11	85.0	63.2		
+ EIC (83.0) Scan 28DEC17.D			83.0, 85.0			
1,2,3-Trichloropropane	N.D.	11.15	112.0	65.8		
+ EIC (110.0) Scan 28DEC17.D			110.0, 112.0			
2-Chlorotoluene	N.D.	11.29	91.0	294.1		
+ EIC (126.0) Scan 28DEC17.D ***NO DATA POINTS***			126.0, 91.0			

Quantitation Results Report (QT Reviewed)

Compound	Conc.	Exp RT	QIon	Exp Ratio		
4-Chlorotoluene	N.D.	11.40	126.0	30.4		
+ EIC (91.0) Scan 28DEC17.D			91.0, 126.0			
						
1,3-Dichlorobenzene	N.D.	12.03	148.0	64.5	QIon	Exp Ratio
					111.0	41.5
+ EIC (146.0) Scan 28DEC17.D			146.0, 111.0, 148.0			
						
1,4-Dichlorobenzene	N.D.	12.12	148.0	64.0	QIon	Exp Ratio
					111.0	40.4
+ EIC (146.0) Scan 28DEC17.D			146.0, 111.0, 148.0			
						
1,2-Dichlorobenzene	N.D.	12.49	148.0	63.8	QIon	Exp Ratio
					111.0	42.8
+ EIC (146.0) Scan 28DEC17.D ***NO DATA POINTS***			146.0, 111.0, 148.0			
						

Quantitation Results Report (QT Reviewed)

Data File	28DEC18.D	Operator	MSC
Acq. Method	5975CACQF.M	Acq. Date-Time	12/28/2021 5:20:16 PM
Sample Name	B21121959-001G	Instrument	VOA5975C
Vial	18	Multiplier	1.00
DA Method File	VOA5975C_8260B_SHT_DoD_L4_120721.m	Comment	
Tune File	BFB_Atune3.u	Tune Date	10/11/2021 4:02:00 PM
Batch Name	VG122821_8260B_624pt1.batch.bin	Last Calib Update	2/11/2022 12:17:53 PM
Ref Library	\\MASSHUNTER\Org\Library\NIST129K.l		



Compound	RT	QIon	Resp.	Conc.	Units	Dev(Min)
Internal Standards						
M Fluorobenzene	6.620	96.0	587765	250.0000	ng	0.000
M Chlorobenzene-d5	9.772	82.0	232702	250.0000	ng	-0.003
M 1,4-Dichlorobenzene-d4	12.100	152.0	185751	250.0000	ng	0.000
System Monitoring Compounds						
S Dibromofluoromethane	5.845	113.0	153756	266.9148	ng	-0.006
Spiked Amount: 250.000	Range: 80.0 - 119.0%			Recovery = 106.77%		
S 1,2-Dichloroethane-d4	6.233	67.0	69063	262.7084	ng	0.003
Spiked Amount: 250.000	Range: 81.0 - 118.0%			Recovery = 105.08%		
S Toluene-d8	8.319	98.0	583874	249.6027	ng	0.000
Spiked Amount: 250.000	Range: 89.0 - 112.0%			Recovery = 99.84%		
S p-Bromofluorobenzene	10.951	95.0	181780	255.7526	ng	0.000
Spiked Amount: 250.000	Range: 85.0 - 114.0%			Recovery = 102.30%		
Target Compounds						
T Dichlorodifluoromethane	0.000		0	N.D.		
T Chloromethane	1.400	50.0	3257	3.4038	ng	97
T Vinyl chloride	0.000		0	N.D.		
T Bromomethane	0.000		0	N.D.		
T Chloroethane	1.941	64.0	0		ng	md 1
T Trichlorofluoromethane	0.000		0	N.D.		
T 1,1-Dichloroethene	0.000		0	N.D.		
T Methylene chloride	3.349	49.0	0		ng	md 1
T trans-1,2-Dichloroethene	0.000		0	N.D.		
T Methyl tert-butyl ether (MTBE)	0.000		0	N.D.		
T 1,1-Dichloroethane	0.000		0	N.D.		
T 2,2-Dichloropropane	0.000		0	N.D.		
T cis-1,2-Dichloroethene	0.000		0	N.D.		
T Methyl ethyl ketone	0.000		0	N.D.		
T Bromochloromethane	0.000		0	N.D.		
T Chloroform	0.000		0	N.D.		

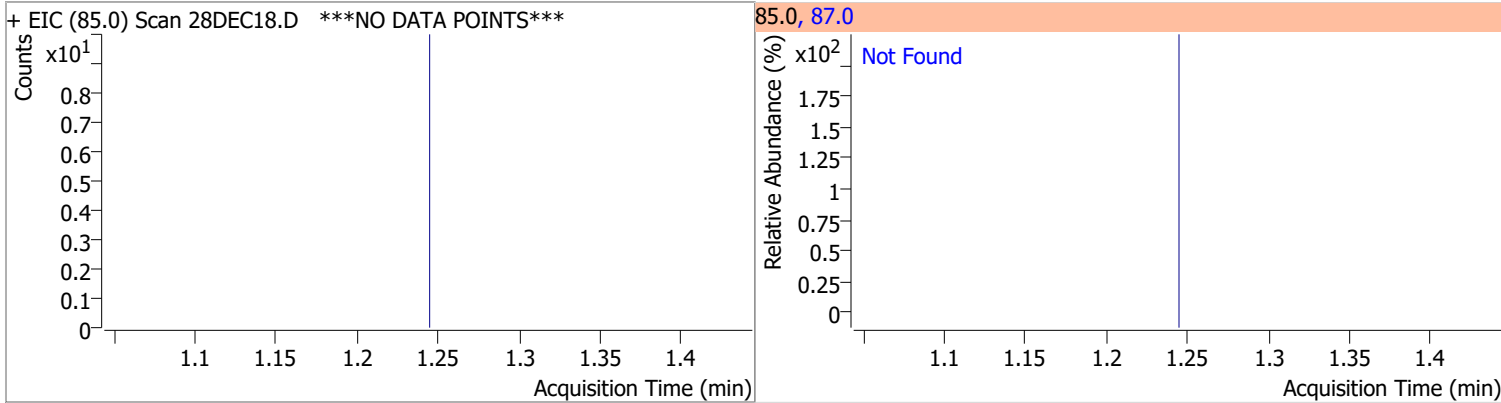
Quantitation Results Report (QT Reviewed)

Compound	RT	QIon	Resp.	Conc.	Units		Dev(Min)
T 1,1,1-Trichloroethane	0.000		0	N.D.			
T Carbon tetrachloride	0.000		0	N.D.			
T 1,1-Dichloropropene	0.000		0	N.D.			
T Benzene	6.283	78.0	1713	0.7162	ng	m	94
T 1,2-Dichloroethane	0.000		0	N.D.			
T Trichloroethene	0.000		0	N.D.			
T 1,2-Dichloropropane	0.000		0	N.D.			
T Dibromomethane	0.000		0	N.D.			
T Bromodichloromethane	0.000		0	N.D.			
T cis-1,3-Dichloropropene	0.000		0	N.D.			
T Toluene	8.380	92.0	605	0.3931	ng	m	79
T trans-1,3-Dichloropropene	0.000		0	N.D.			
T 1,1,2-Trichloroethane	0.000		0	N.D.			
T Tetrachloroethene	0.000		0	N.D.			
T 1,3-Dichloropropane	0.000		0	N.D.			
T Chlorodibromomethane	0.000		0	N.D.			
T 1,2-Dibromoethane	0.000		0	N.D.			
T Chlorobenzene	0.000		0	N.D.			
T 1,1,1,2-Tetrachloroethane	0.000		0	N.D.			
T Ethylbenzene	9.919	91.0	5828	1.9715	ng		96
T m+p-Xylenes	0.000		0	N.D.			
T o-Xylene	10.430	106.0	2883	2.9313	ng		99
T Styrene	0.000		0	N.D.			
T Bromoform	0.000		0	N.D.			
T Bromobenzene	0.000		0	N.D.			
T 1,1,2,2-Tetrachloroethane	0.000		0	N.D.			
T 1,2,3-Trichloropropane	0.000		0	N.D.			
T 2-Chlorotoluene	0.000		0	N.D.			
T 4-Chlorotoluene	11.211	91.0	0		ng	md	1
T 1,3-Dichlorobenzene	0.000		0	N.D.			
T 1,4-Dichlorobenzene	0.000		0	N.D.			
T 1,2-Dichlorobenzene	0.000		0	N.D.			

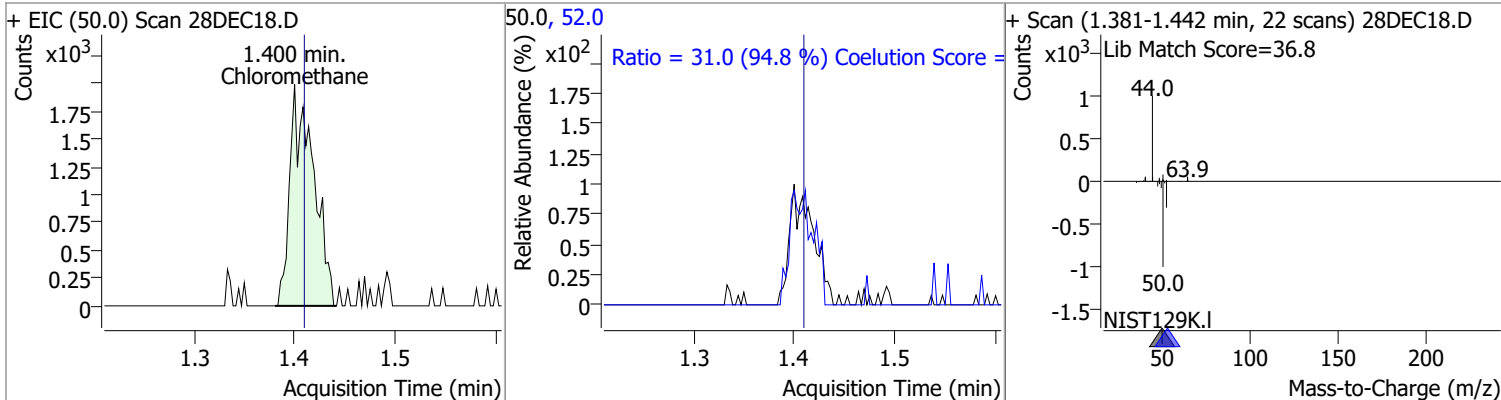
(#) = Qualifier Out of Range; (m) = Manual Integration; (+) = Area Summed; (*) = Surrogate Percent Recovery Out of Range; (d): Zeroed Peak

Quantitation Results Report (QT Reviewed)

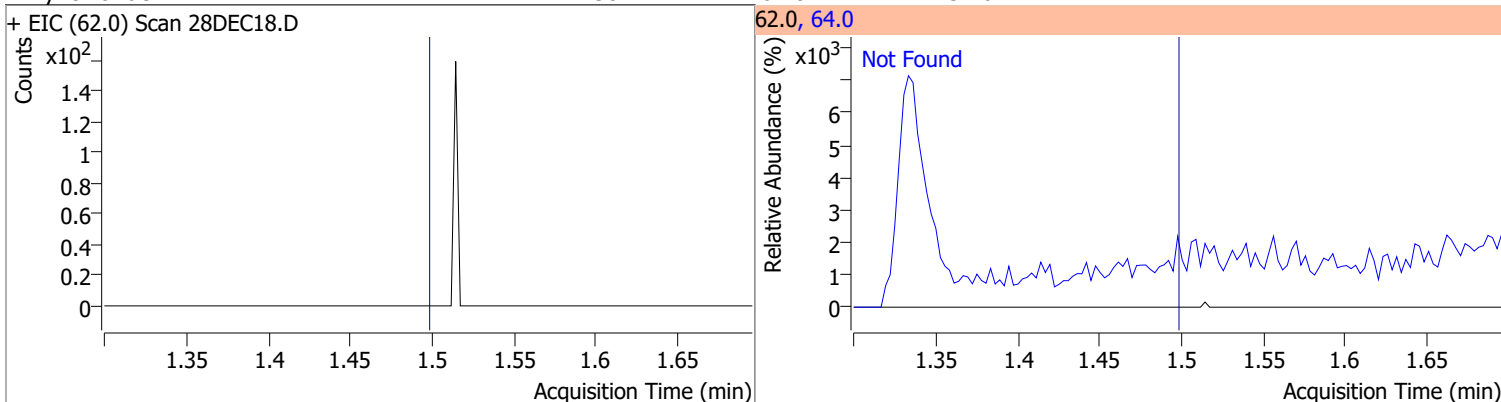
Compound	Conc.	Exp RT	QIon	Exp Ratio
Dichlorodifluoromethane	N.D.	1.24	87.0	32.0



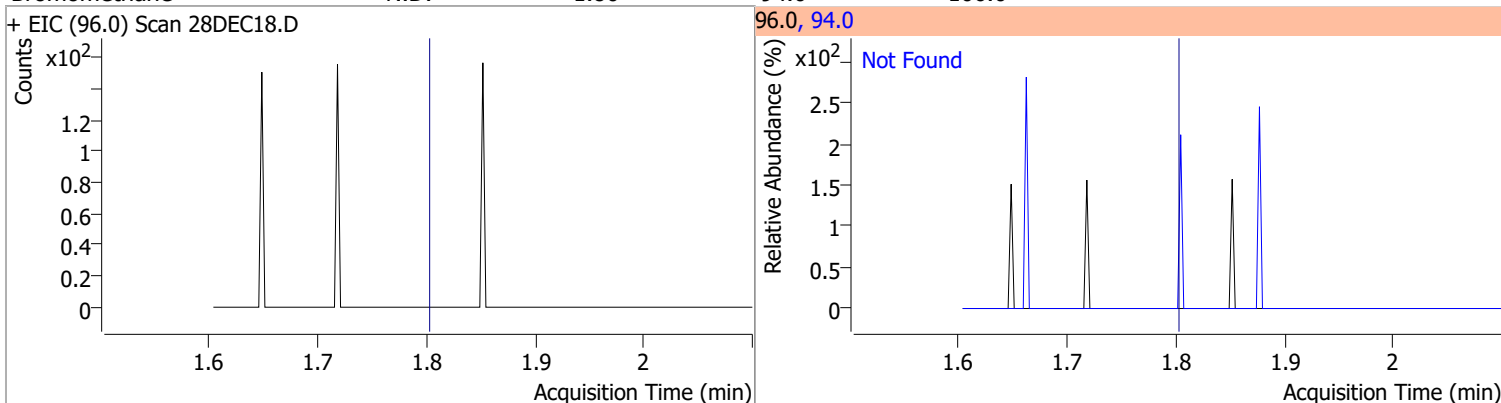
Compound	Conc.	RT	Dev(Min)	Resp.	QIon	QRatio	Lower	Upper
Chloromethane	3.4038	1.40	-0.01	3257	52.0	31.0	2.7	62.7



Compound	Conc.	Exp RT	QIon	Exp Ratio
Vinyl chloride	N.D.	1.50	64.0	31.6

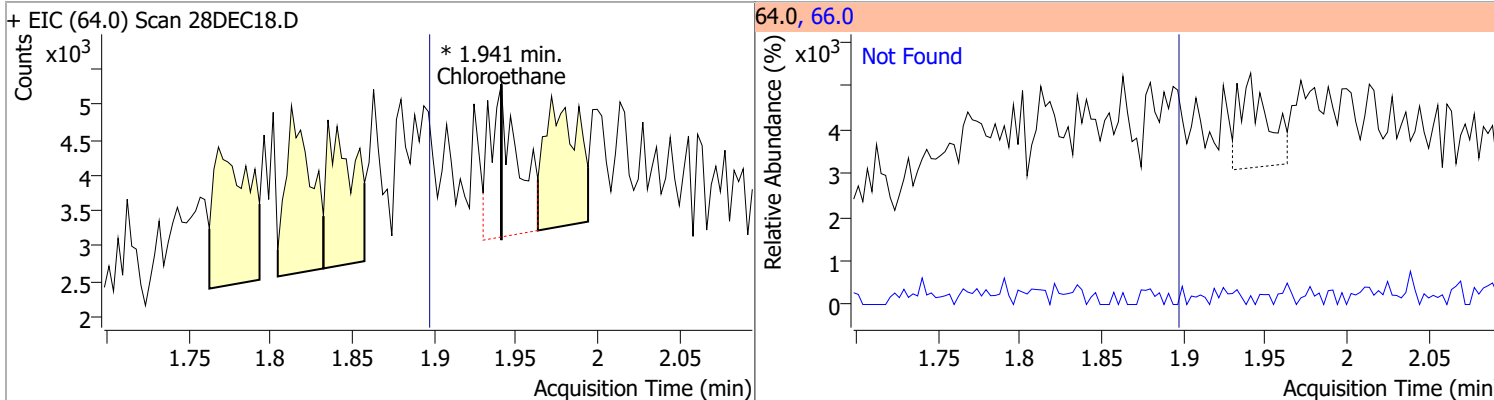


Compound	Conc.	Exp RT	QIon	Exp Ratio
Bromomethane	N.D.	1.80	94.0	106.0

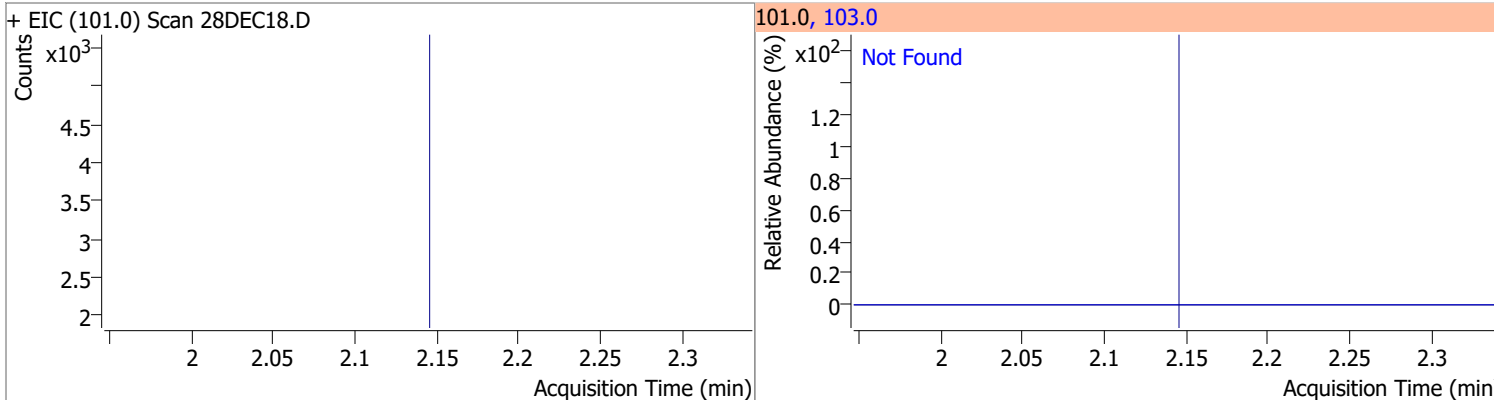


Quantitation Results Report (QT Reviewed)

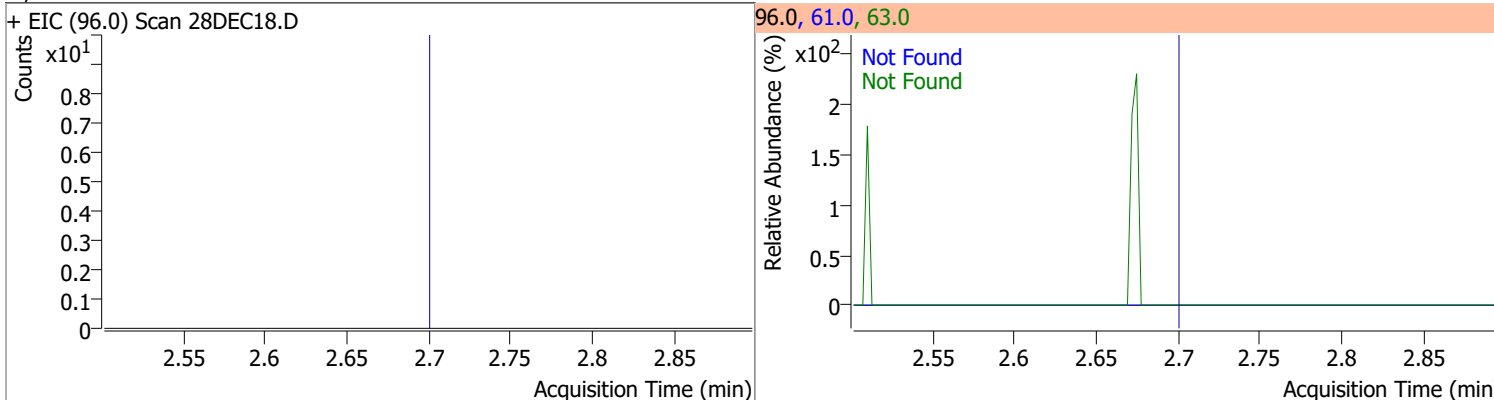
Compound	Conc.	RT	Dev(Min)	Resp.	QIon	QRatio	Lower	Upper
Chloroethane		0		0	66.0		0.8	60.8



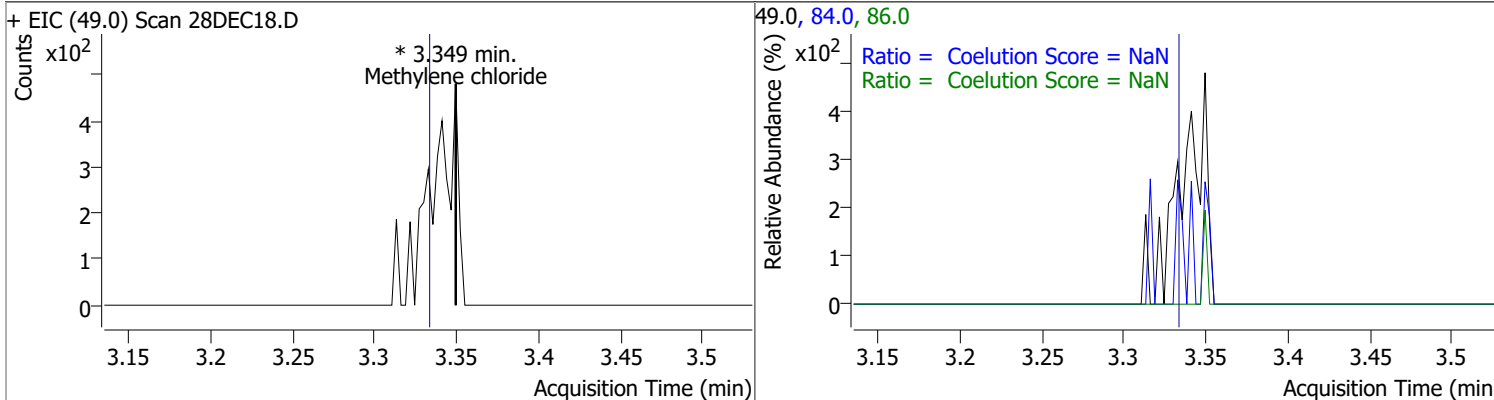
Compound	Conc.	Exp RT	QIon	Exp Ratio
Trichlorofluoromethane	N.D.	2.14	103.0	64.8



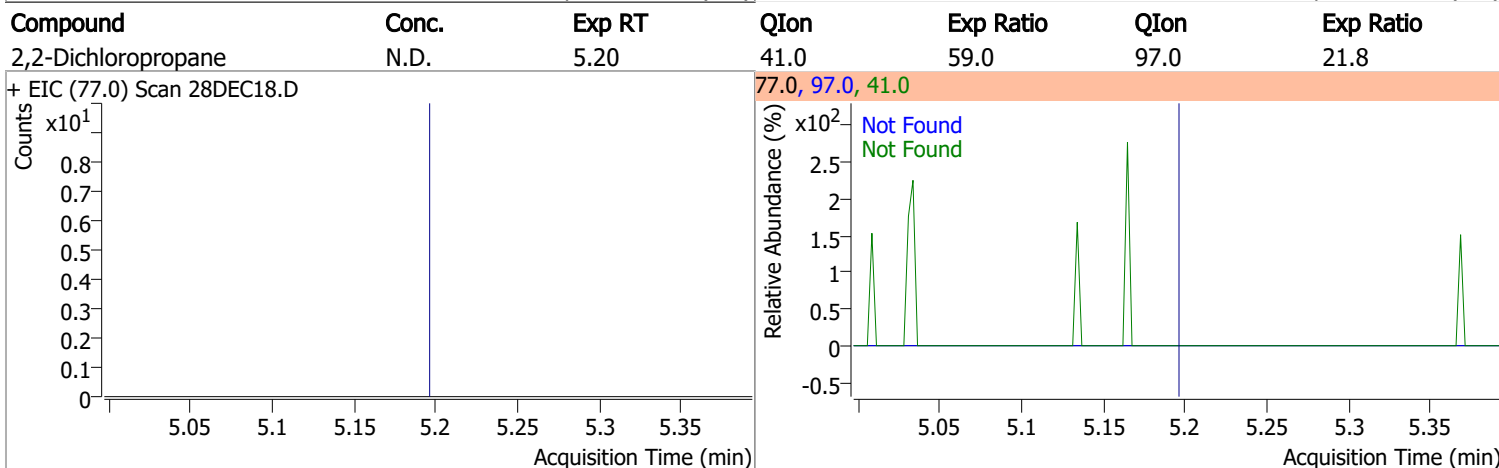
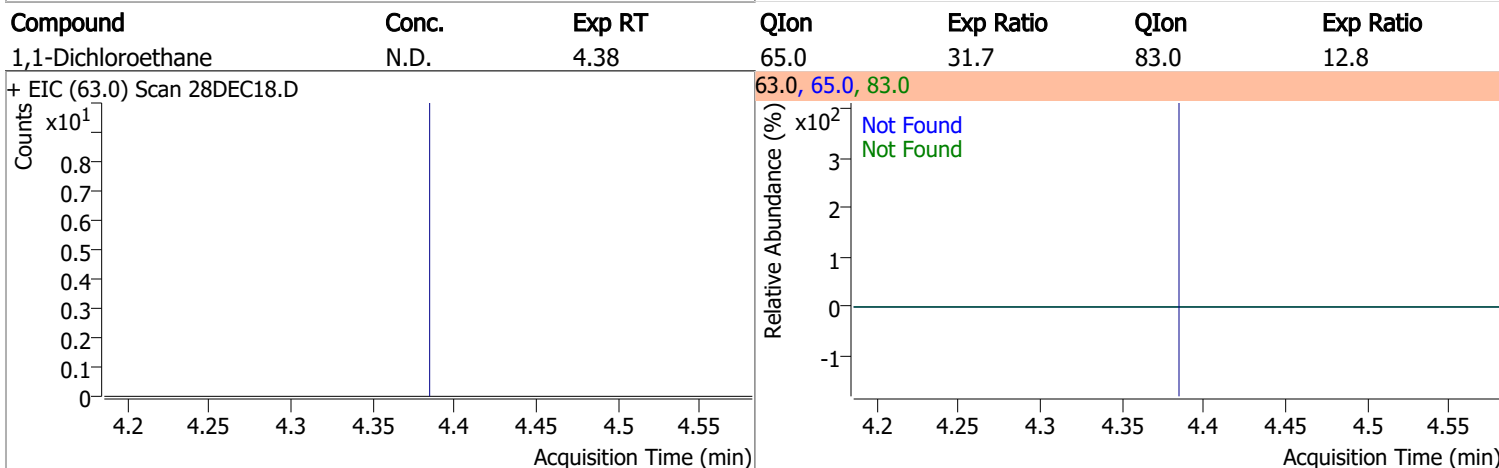
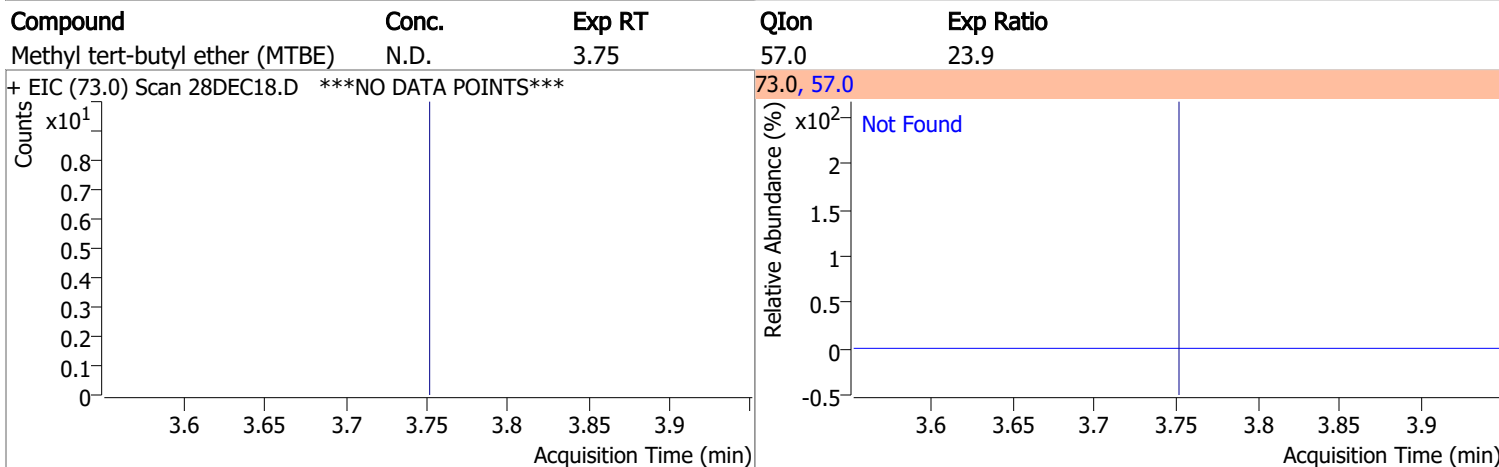
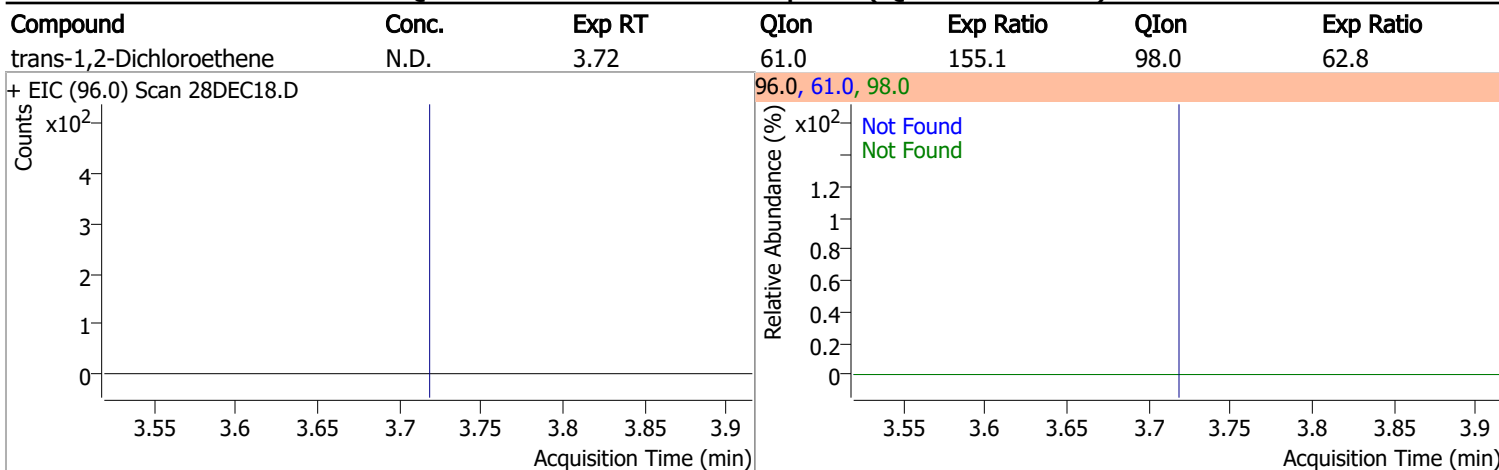
Compound	Conc.	Exp RT	QIon	Exp Ratio	QIon	Exp Ratio
1,1-Dichloroethene	N.D.	2.70	61.0	180.1	63.0	57.5



Compound	Conc.	RT	Dev(Min)	Resp.	QIon	QRatio	Lower	Upper
Methylene chloride		0		0	84.0		39.4	99.4
					86.0		14.1	74.1

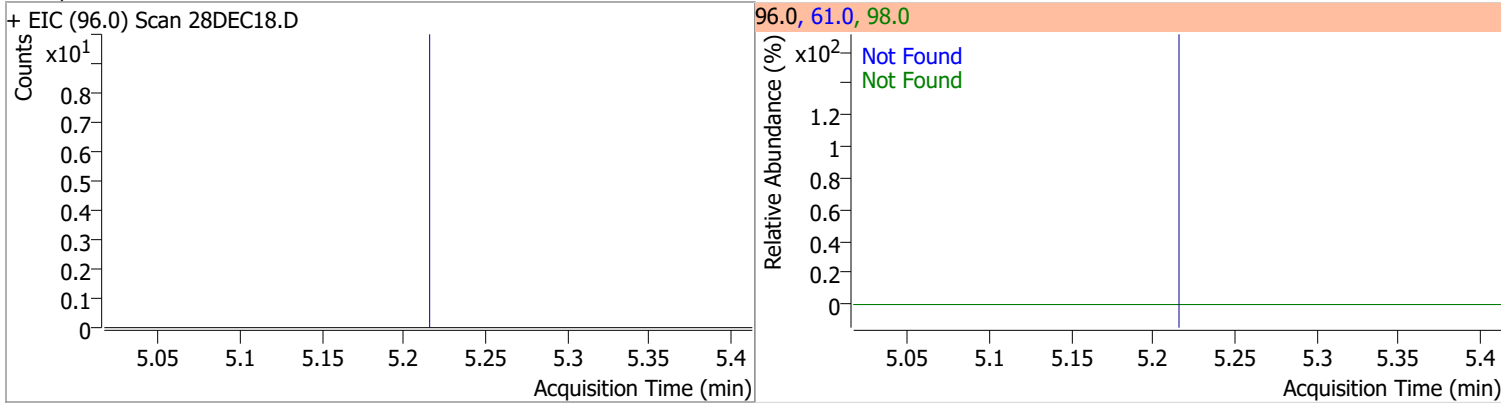


Quantitation Results Report (QT Reviewed)

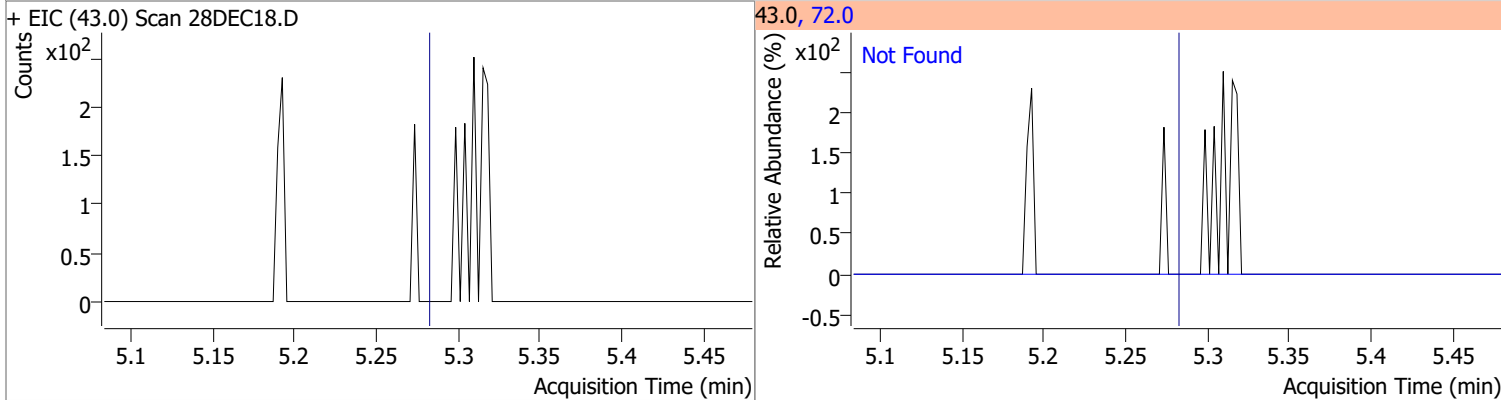


Quantitation Results Report (QT Reviewed)

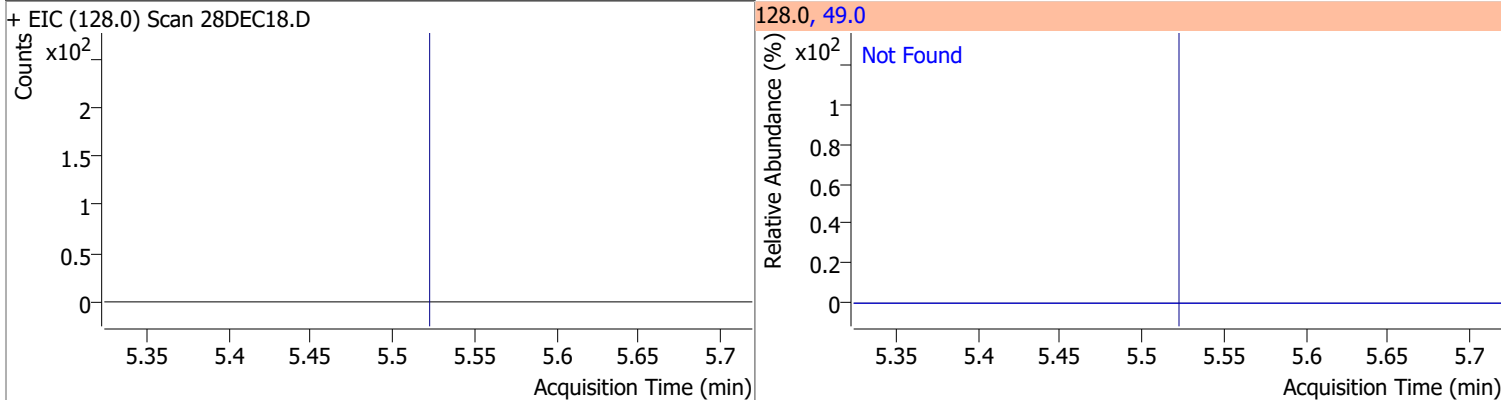
Compound	Conc.	Exp RT	QIon	Exp Ratio	QIon	Exp Ratio
cis-1,2-Dichloroethene	N.D.	5.21	61.0	163.3	98.0	64.4



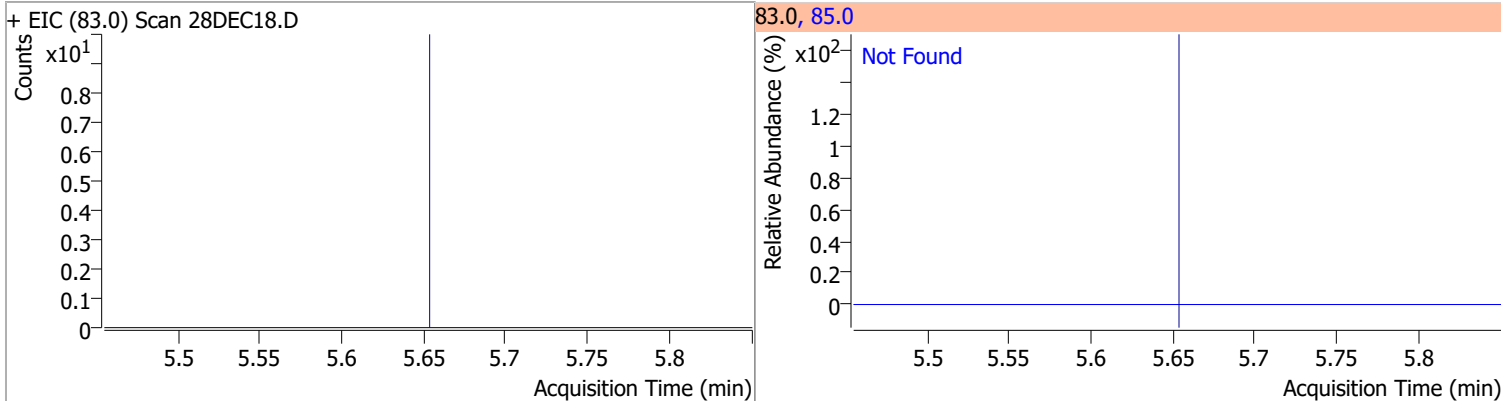
Compound	Conc.	Exp RT	QIon	Exp Ratio
Methyl ethyl ketone	N.D.	5.28	72.0	22.2



Compound	Conc.	Exp RT	QIon	Exp Ratio
Bromochloromethane	N.D.	5.52	49.0	184.6

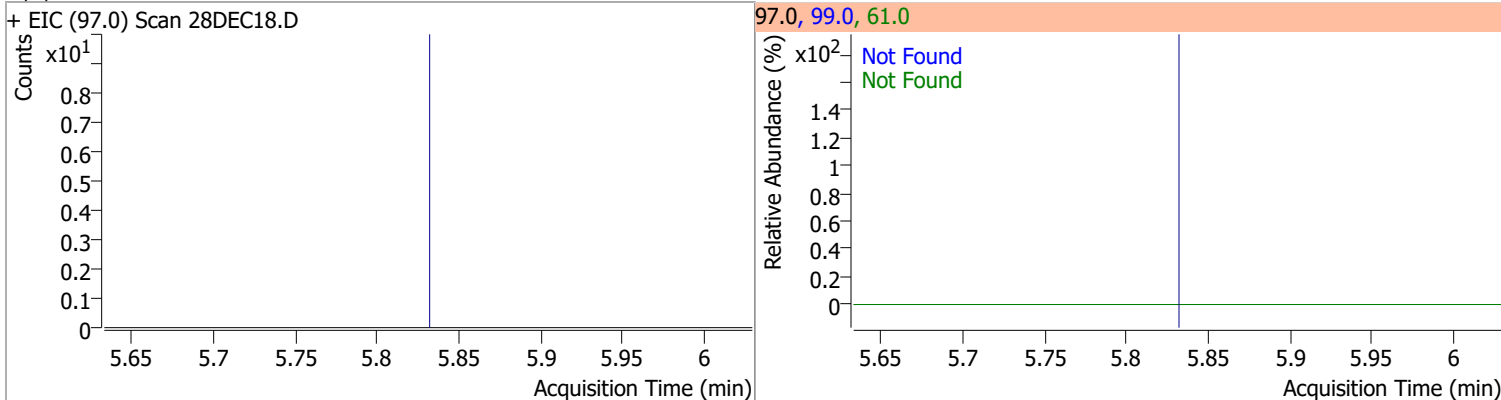


Compound	Conc.	Exp RT	QIon	Exp Ratio
Chloroform	N.D.	5.65	85.0	65.1

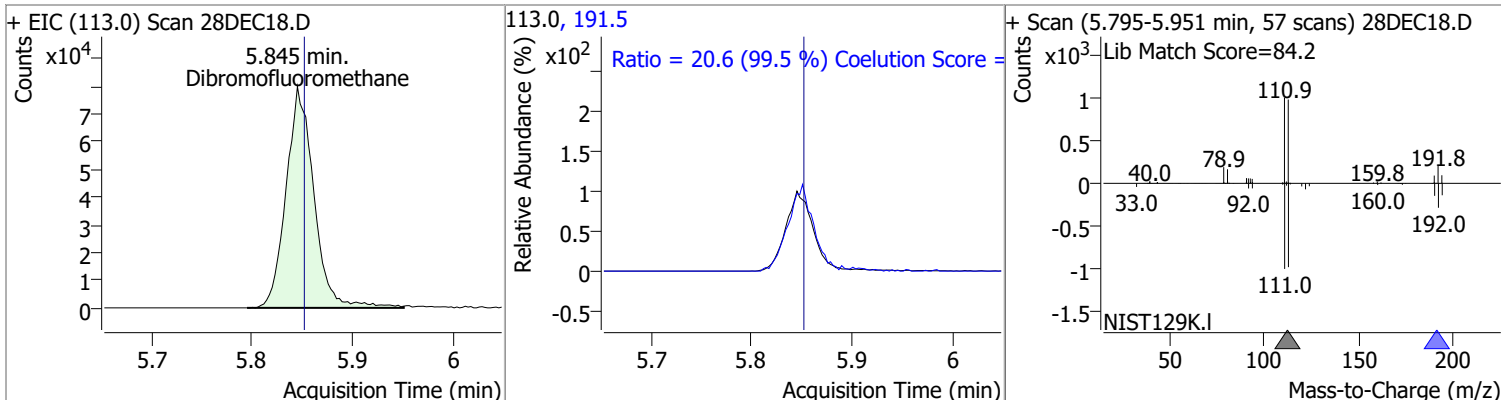


Quantitation Results Report (QT Reviewed)

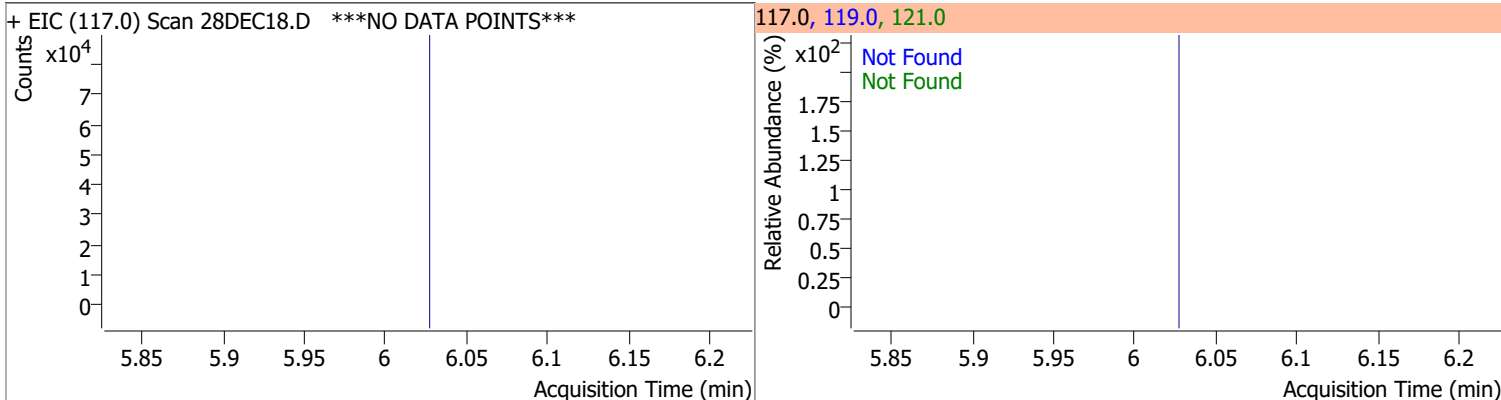
Compound	Conc.	Exp RT	QIon	Exp Ratio	QIon	Exp Ratio
1,1,1-Trichloroethane	N.D.	5.83	99.0	65.7	61.0	45.0



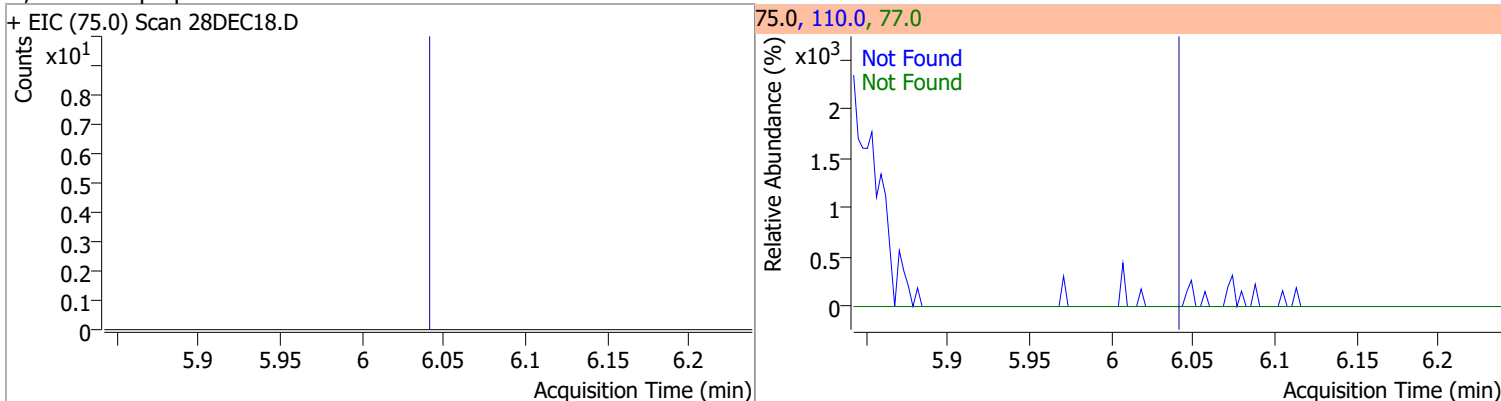
Compound	Conc.	RT	Dev(Min)	Resp.	QIon	QRatio	Lower	Upper
Dibromofluoromethane	266.9148	5.85	-0.01	153756	191.5	20.6	0.0	50.7



Compound	Conc.	Exp RT	QIon	Exp Ratio	QIon	Exp Ratio
Carbon tetrachloride	N.D.	6.03	119.0	97.5	121.0	30.4

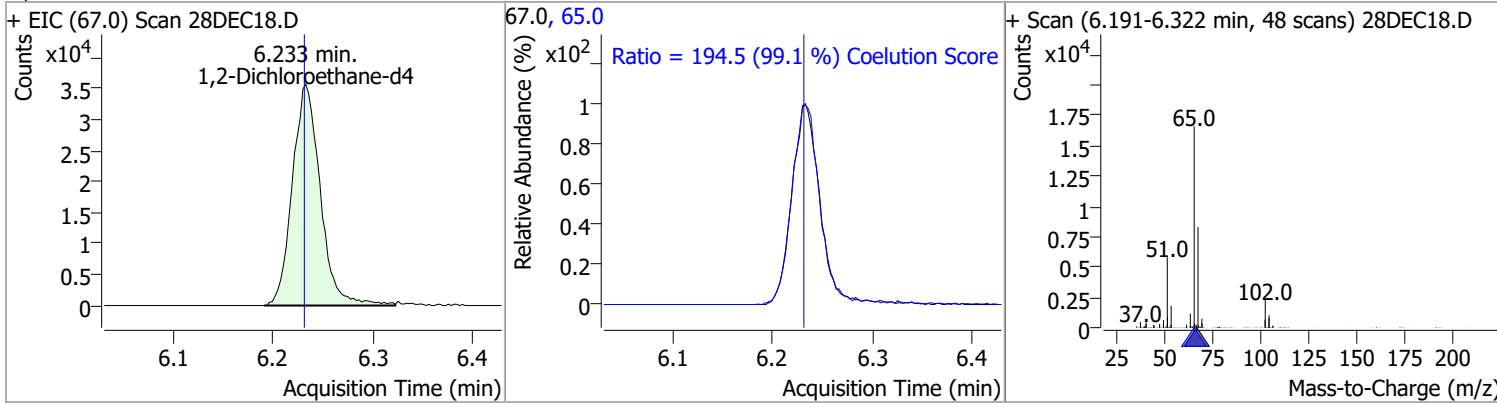


Compound	Conc.	Exp RT	QIon	Exp Ratio	QIon	Exp Ratio
1,1-Dichloropropene	N.D.	6.04	110.0	35.4	77.0	30.5

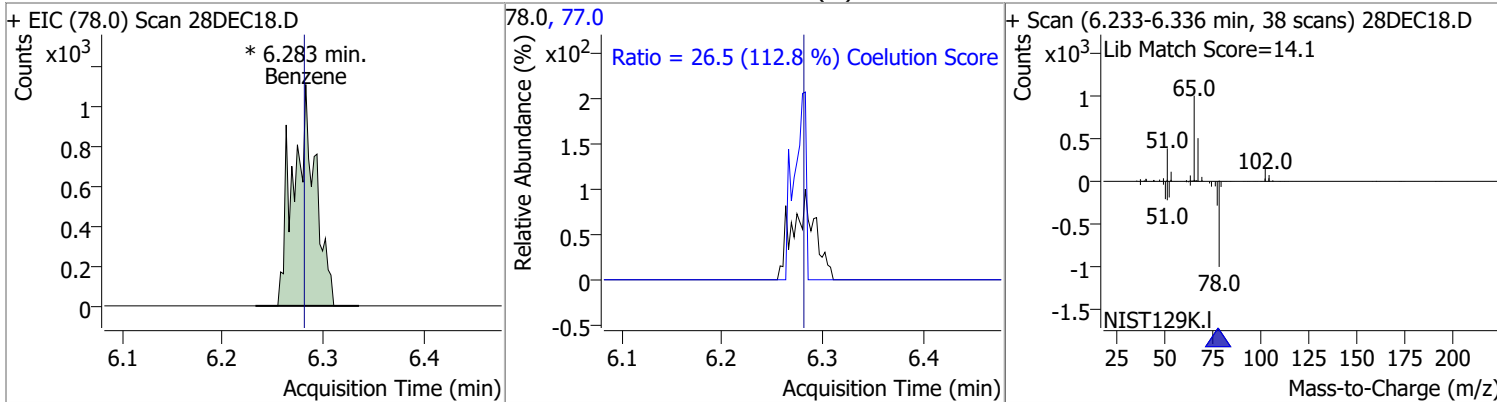


Quantitation Results Report (QT Reviewed)

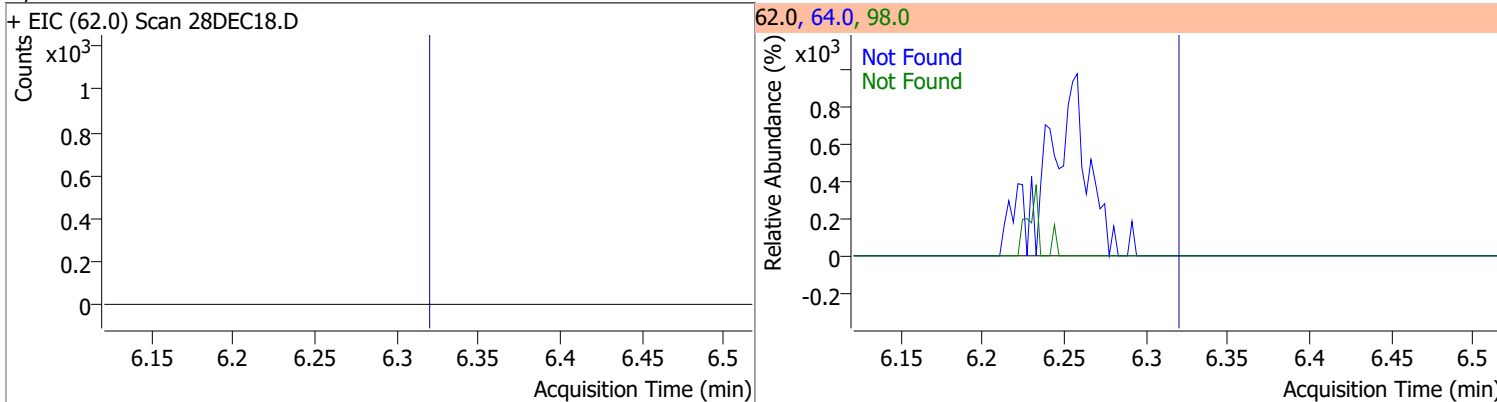
Compound	Conc.	RT	Dev(Min)	Resp.	QIon	QRatio	Lower	Upper
1,2-Dichloroethane-d4	262.7084	6.23	0.00	69063	65.0	194.5	166.3	226.3



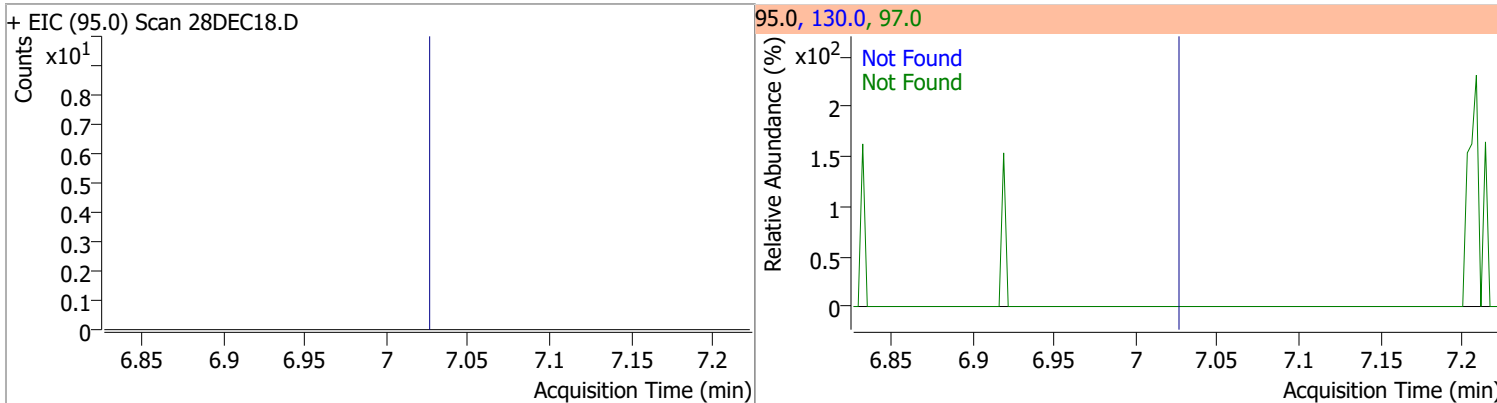
Compound	Conc.	RT	Dev(Min)	Resp.	QIon	QRatio	Lower	Upper
Benzene	0.7162	6.28	0.00	1713 (m)	77.0	26.5	0.0	53.5



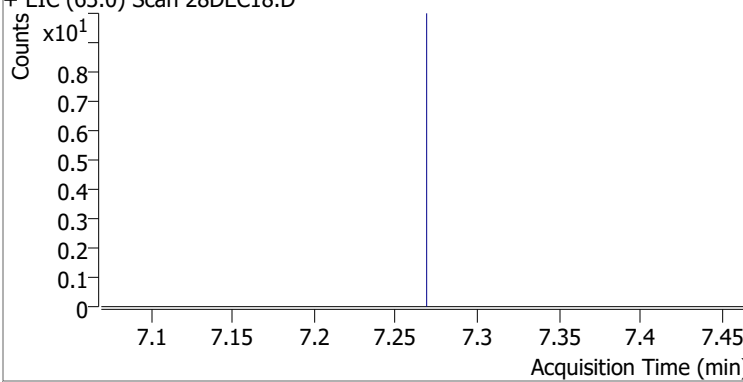
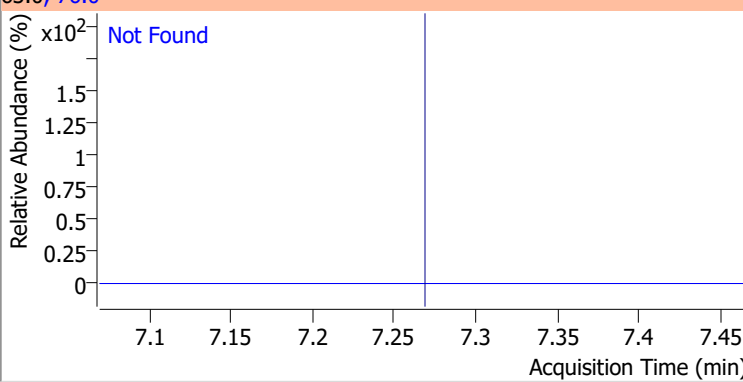
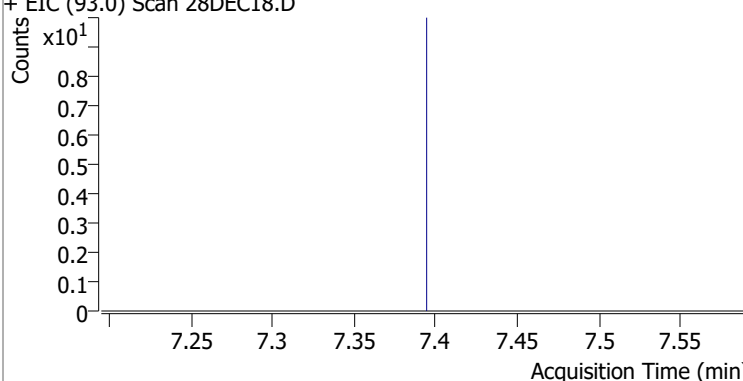
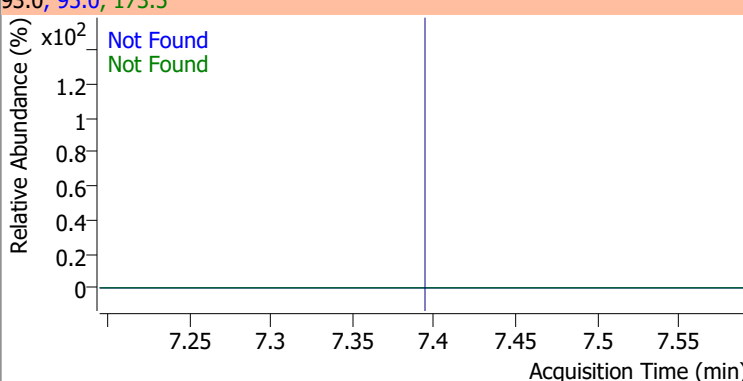
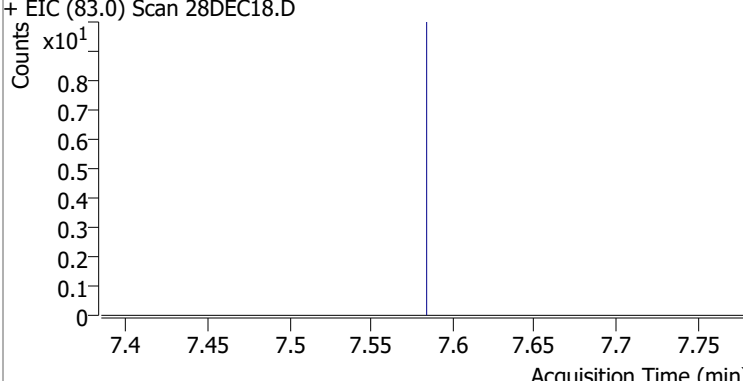
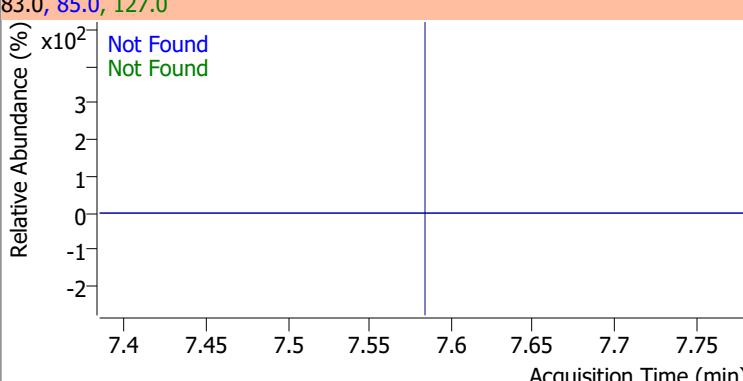
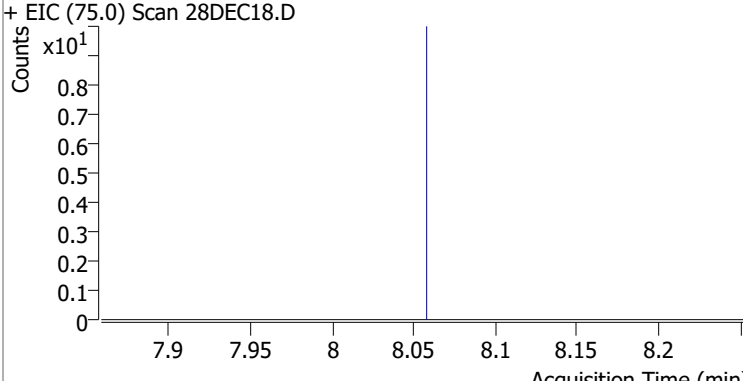
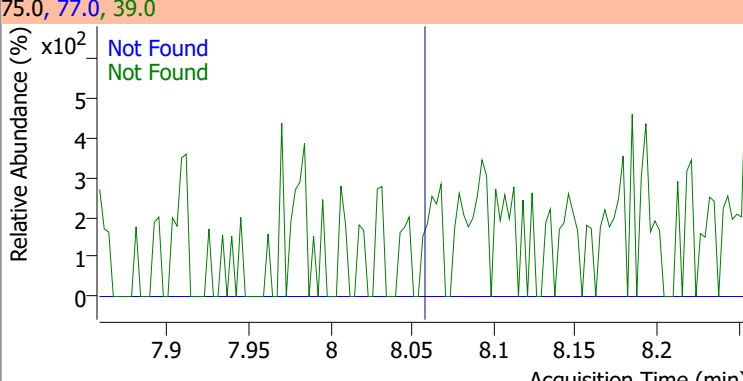
Compound	Conc.	Exp RT	QIon	Exp Ratio	QIon	Exp Ratio
1,2-Dichloroethane	N.D.	6.32	64.0	32.3	98.0	8.2



Compound	Conc.	Exp RT	QIon	Exp Ratio	QIon	Exp Ratio
Trichloroethene	N.D.	7.03	130.0	100.8	97.0	64.7

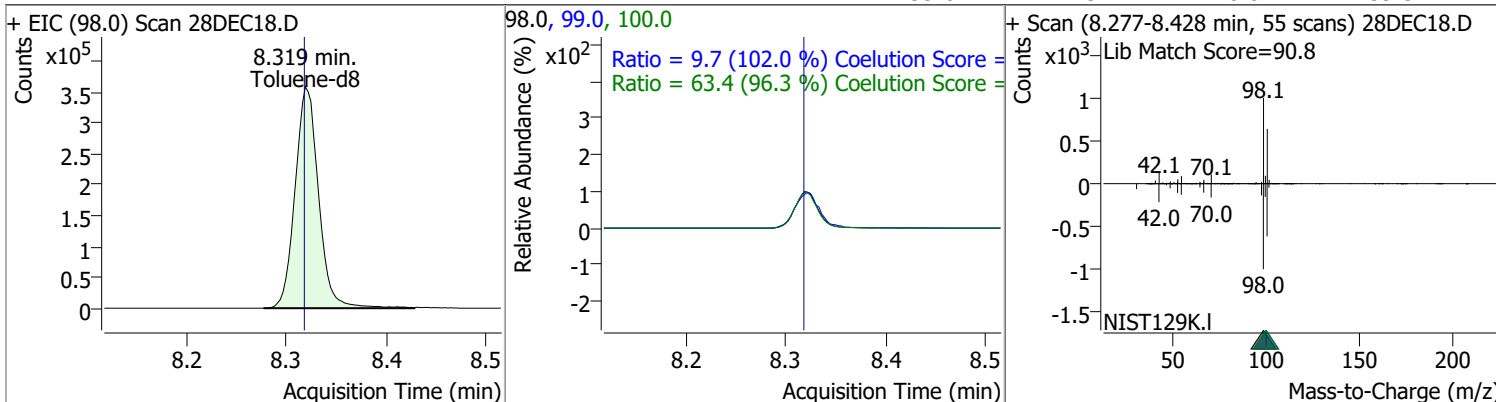


Quantitation Results Report (QT Reviewed)

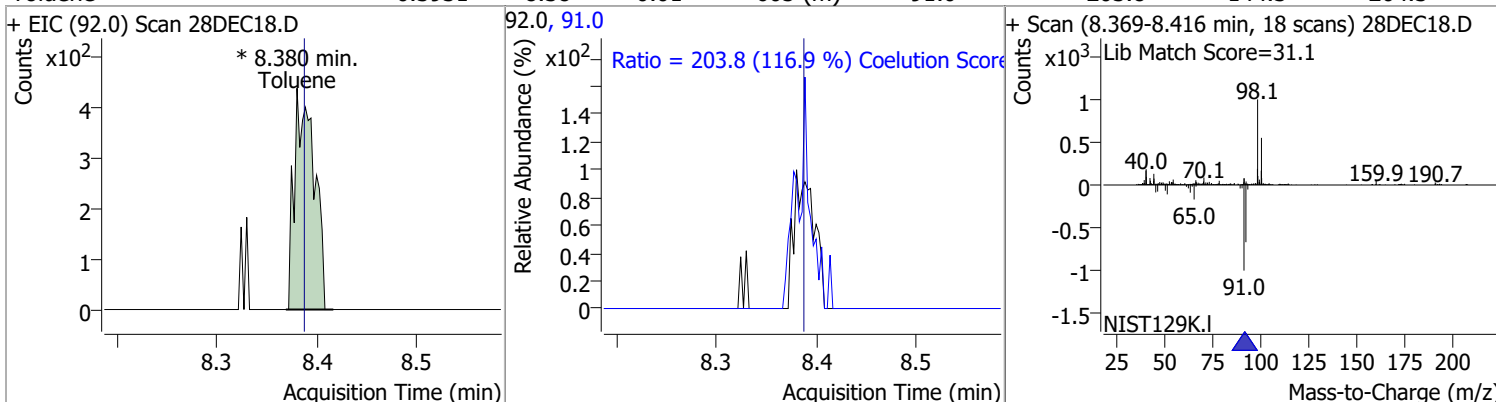
Compound	Conc.	Exp RT	QIon	Exp Ratio	QIon	Exp Ratio
1,2-Dichloropropane	N.D.	7.27	76.0	37.3		
+ EIC (63.0) Scan 28DEC18.D			63.0, 76.0			
						
Dibromomethane	N.D.	7.40	173.5	105.2	95.0	82.6
+ EIC (93.0) Scan 28DEC18.D			93.0, 95.0, 173.5			
						
Bromodichloromethane	N.D.	7.59	85.0	63.1	127.0	9.5
+ EIC (83.0) Scan 28DEC18.D			83.0, 85.0, 127.0			
						
cis-1,3-Dichloropropene	N.D.	8.06	39.0	54.3	77.0	31.0
+ EIC (75.0) Scan 28DEC18.D			75.0, 77.0, 39.0			
						

Quantitation Results Report (QT Reviewed)

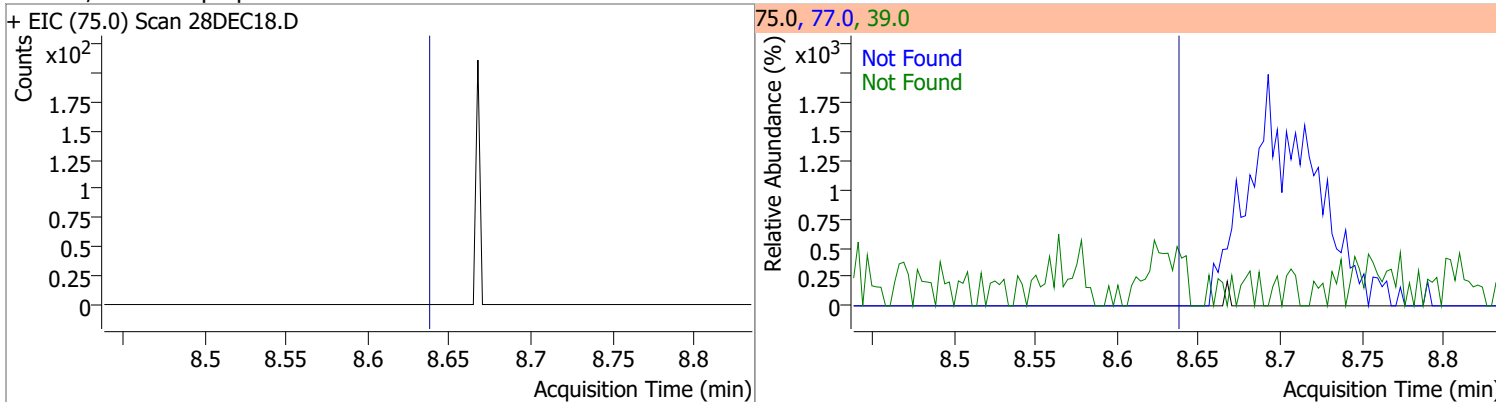
Compound	Conc.	RT	Dev(Min)	Resp.	QIon	QRatio	Lower	Upper
Toluene-d8	249.6027	8.32	0.00	583874	100.0	63.4	35.9	95.9
					99.0	9.7	0.0	39.5



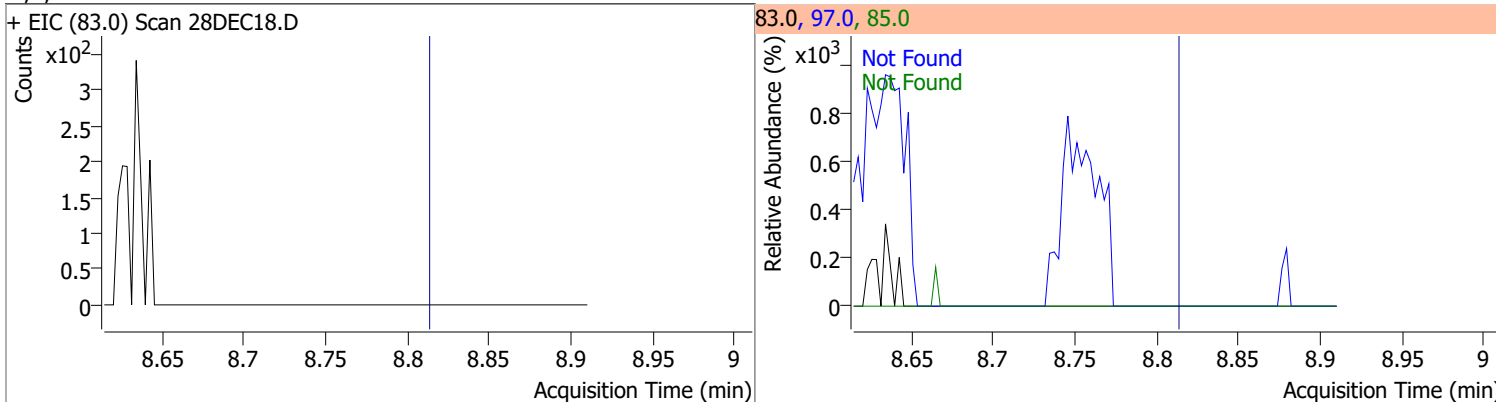
Compound	Conc.	RT	Dev(Min)	Resp.	QIon	QRatio	Lower	Upper
Toluene	0.3931	8.38	-0.01	605 (m)	91.0	203.8	144.3	204.3



Compound	Conc.	Exp RT	QIon	Exp Ratio	QIon	Exp Ratio
trans-1,3-Dichloropropene	N.D.	8.64	39.0	52.1	77.0	32.0

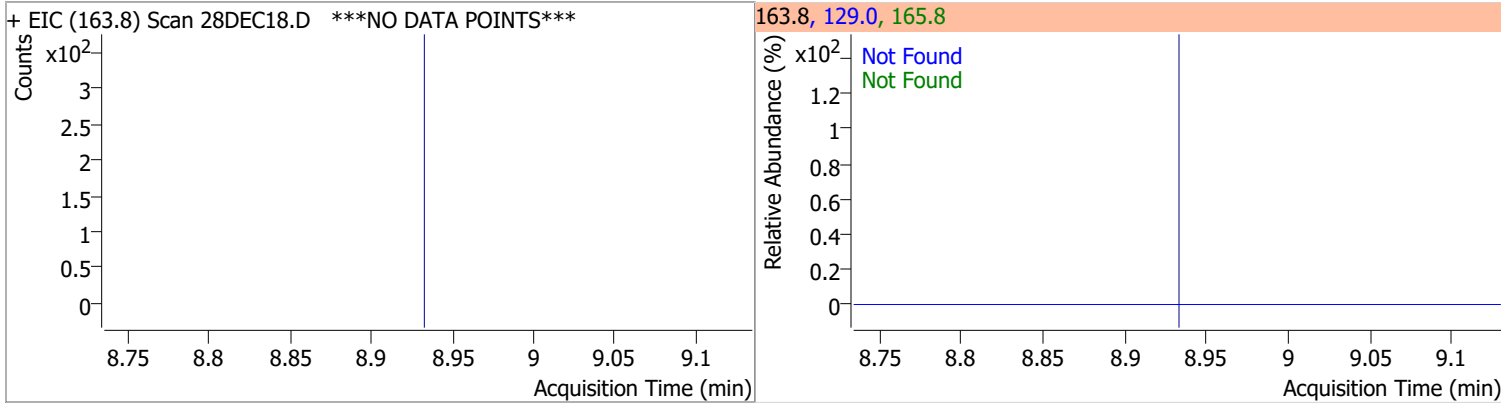


Compound	Conc.	Exp RT	QIon	Exp Ratio	QIon	Exp Ratio
1,1,2-Trichloroethane	N.D.	8.82	97.0	114.3	85.0	61.5

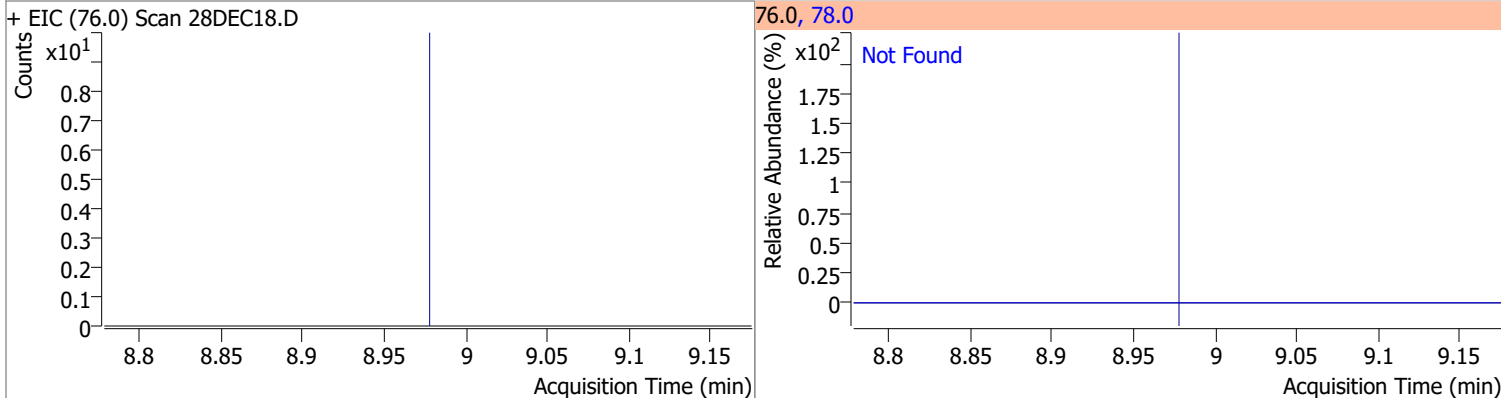


Quantitation Results Report (QT Reviewed)

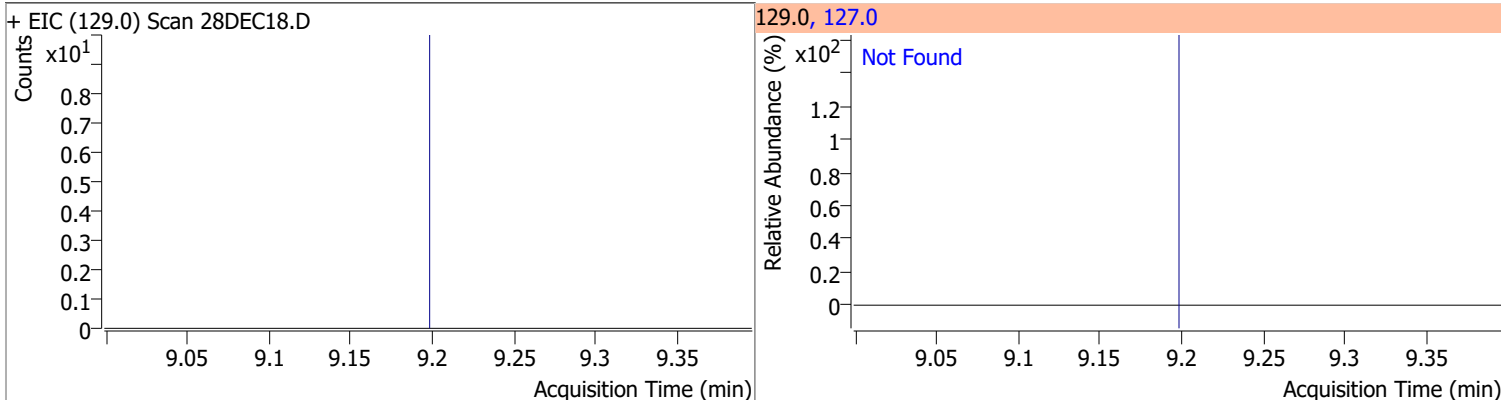
Compound	Conc.	Exp RT	QIon	Exp Ratio	QIon	Exp Ratio
Tetrachloroethene	N.D.	8.94	165.8	128.3	129.0	95.3



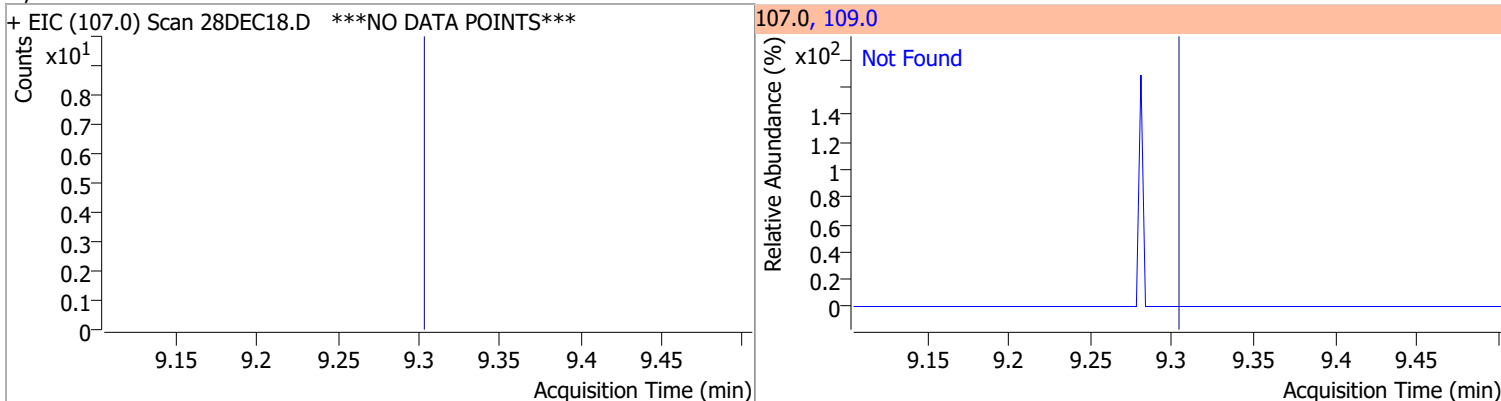
Compound	Conc.	Exp RT	QIon	Exp Ratio
1,3-Dichloropropane	N.D.	8.98	78.0	32.1



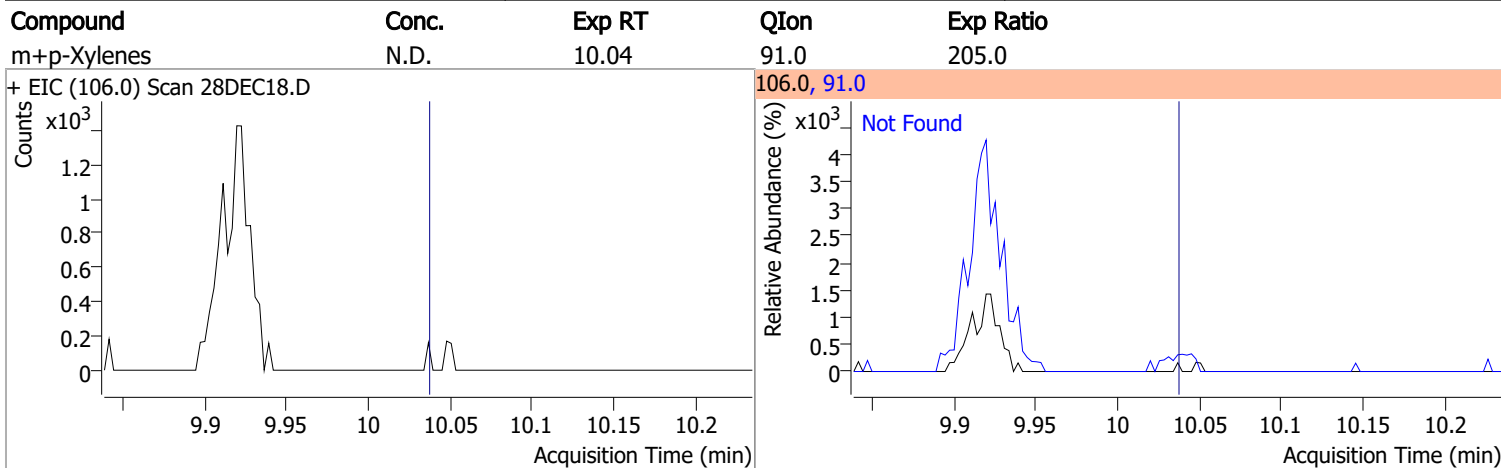
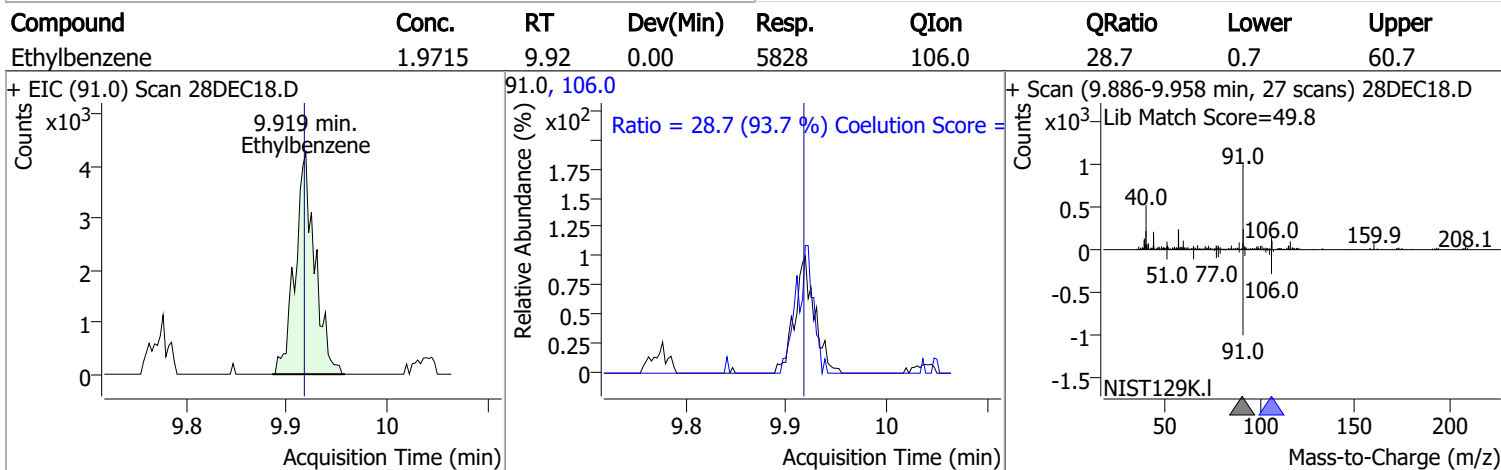
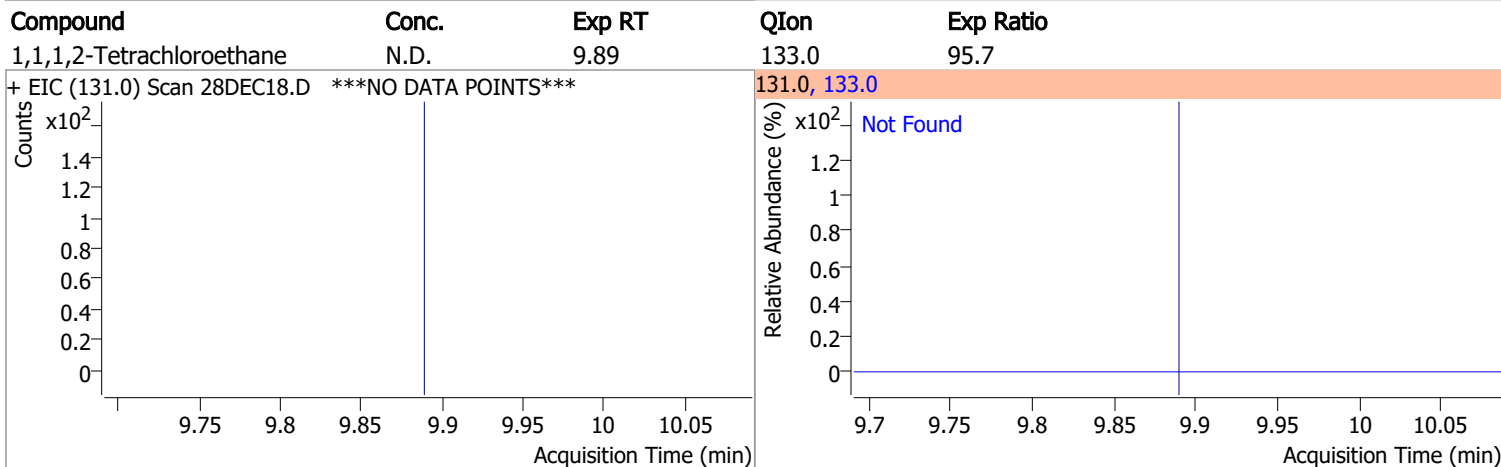
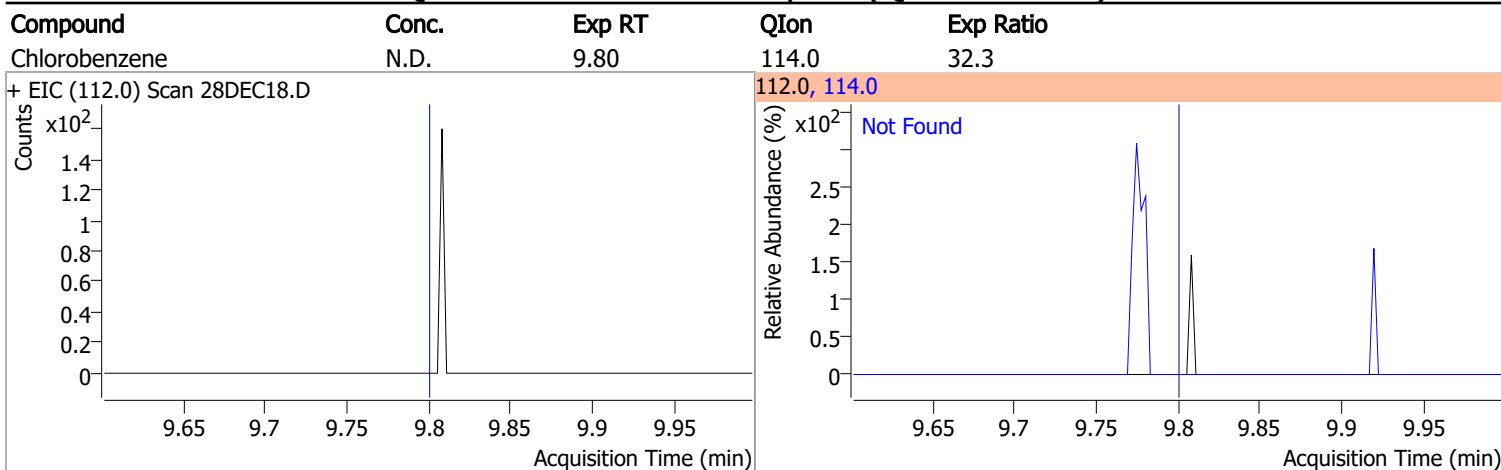
Compound	Conc.	Exp RT	QIon	Exp Ratio
Chlorodibromomethane	N.D.	9.20	127.0	75.3



Compound	Conc.	Exp RT	QIon	Exp Ratio
1,2-Dibromoethane	N.D.	9.31	109.0	97.2

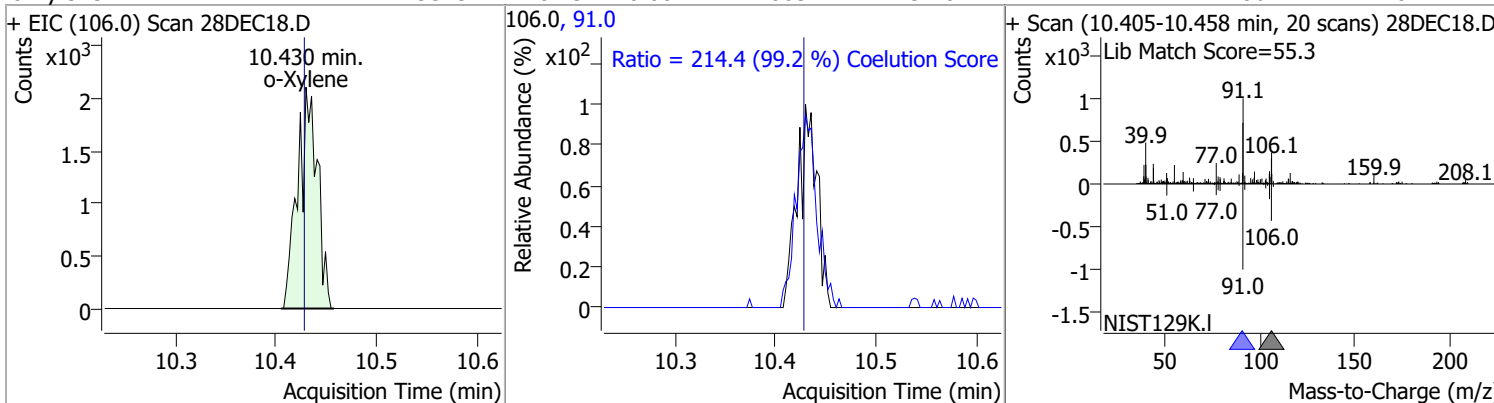


Quantitation Results Report (QT Reviewed)

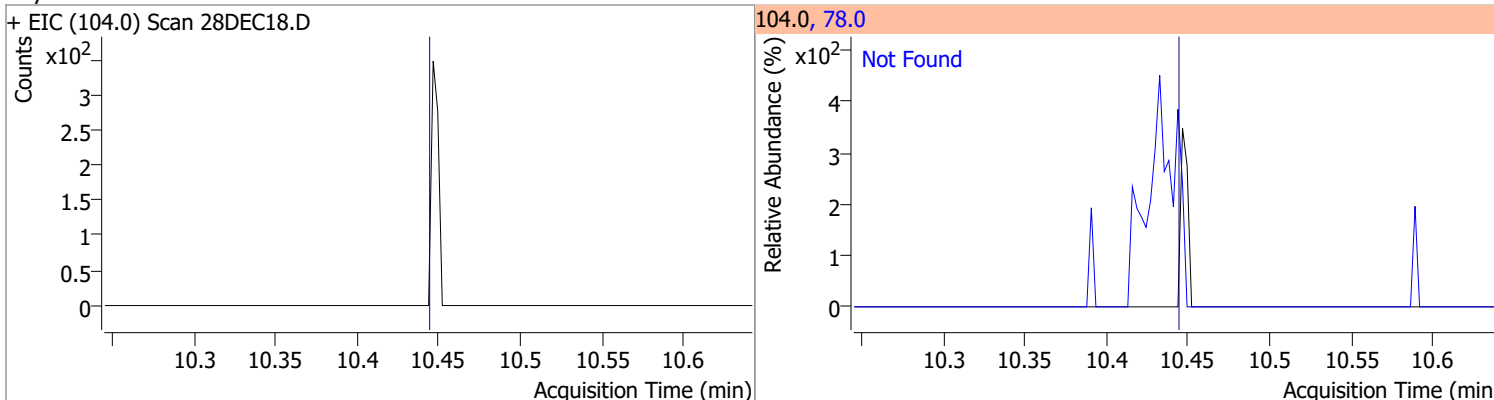


Quantitation Results Report (QT Reviewed)

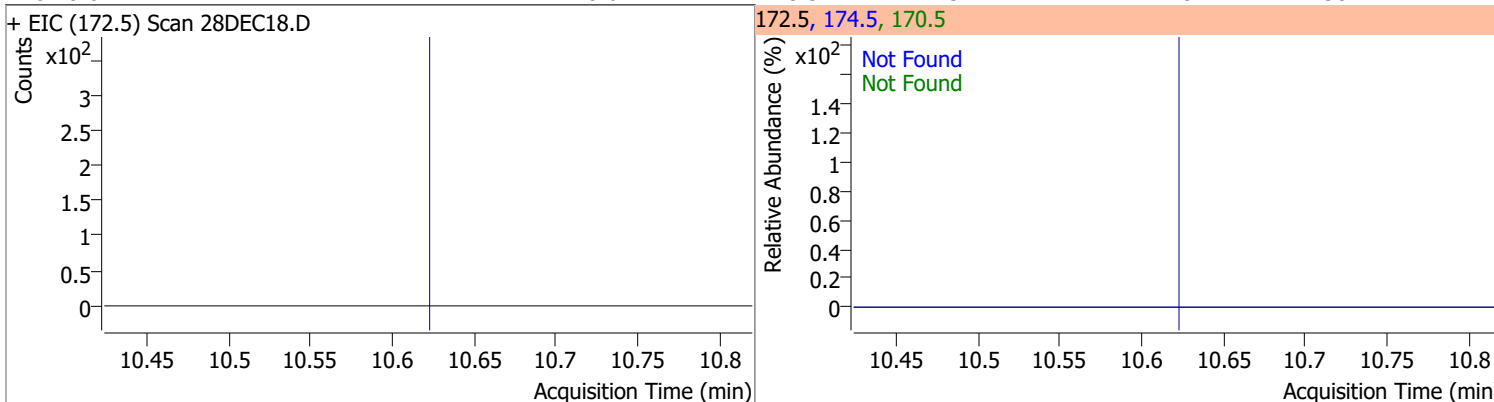
Compound	Conc.	RT	Dev(Min)	Resp.	QIon	QRatio	Lower	Upper
o-Xylene	2.9313	10.43	0.00	2883	91.0	214.4	186.1	246.1



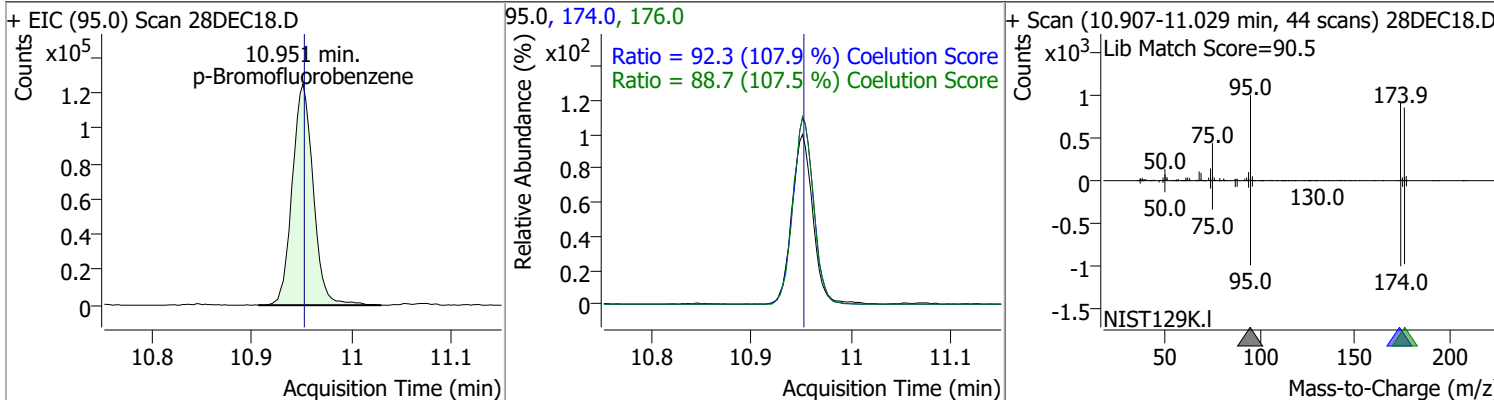
Compound	Conc.	Exp RT	QIon	Exp Ratio
Styrene	N.D.	10.45	78.0	50.6



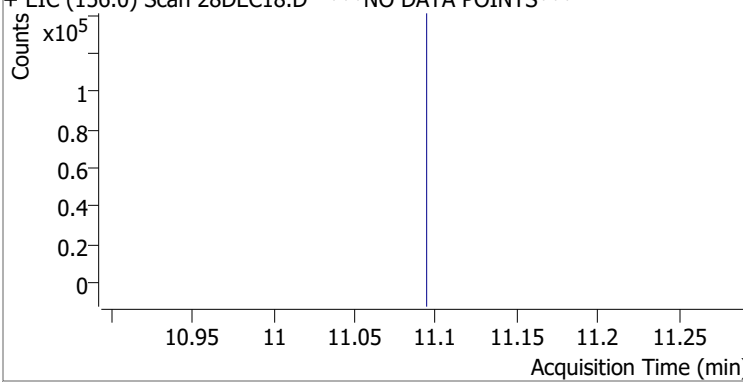
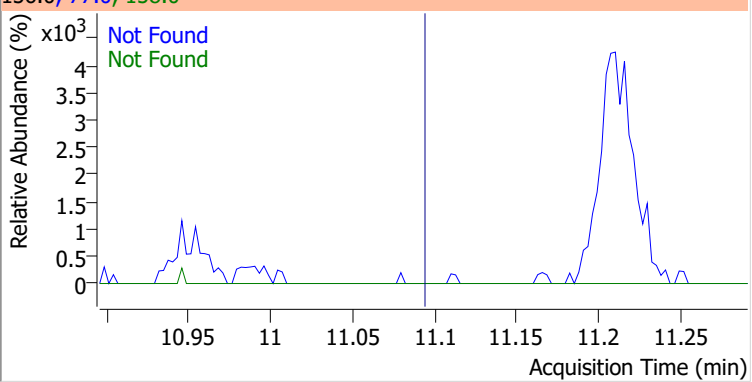
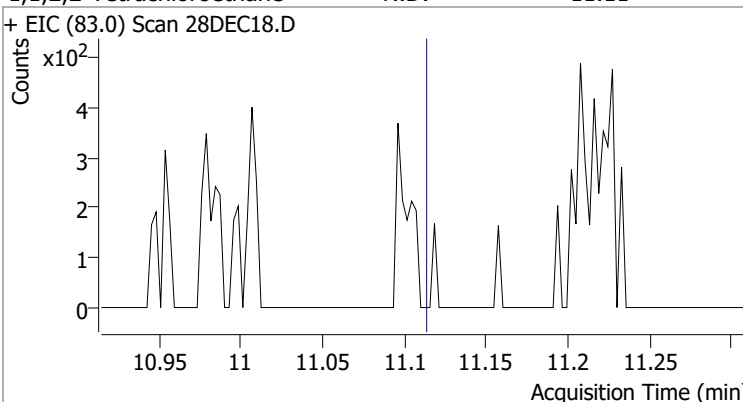
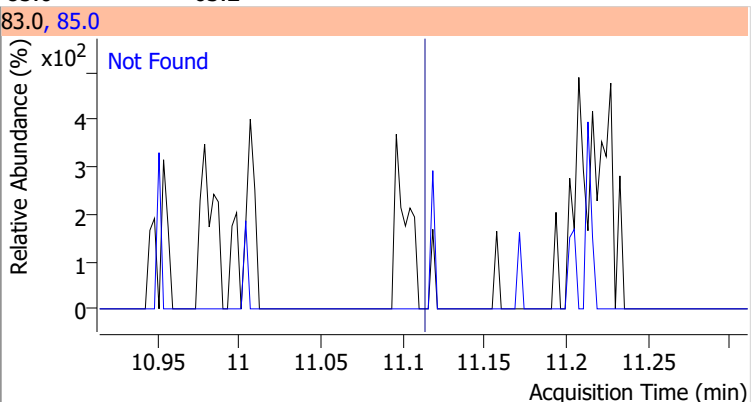
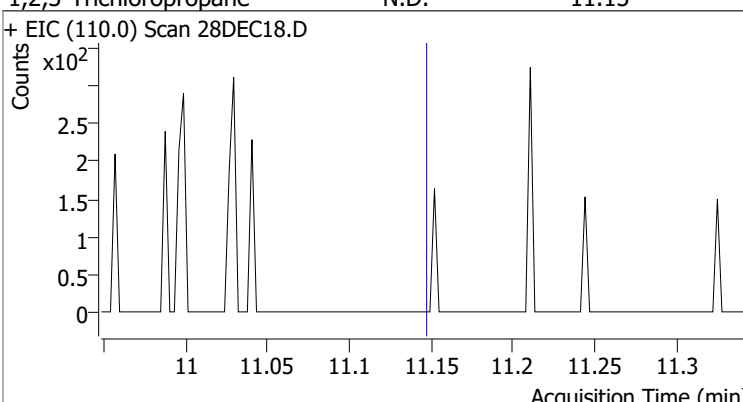
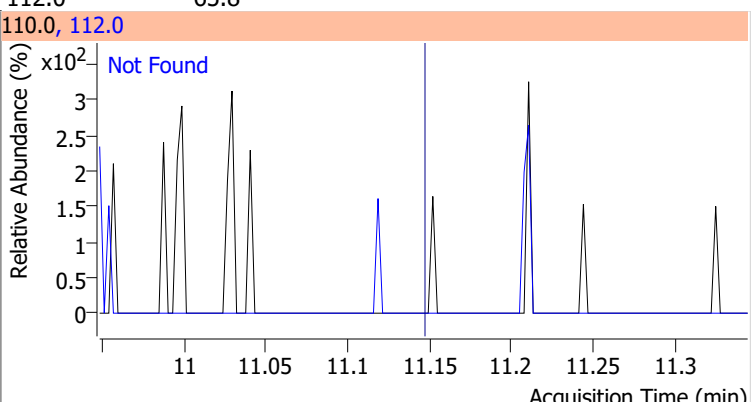
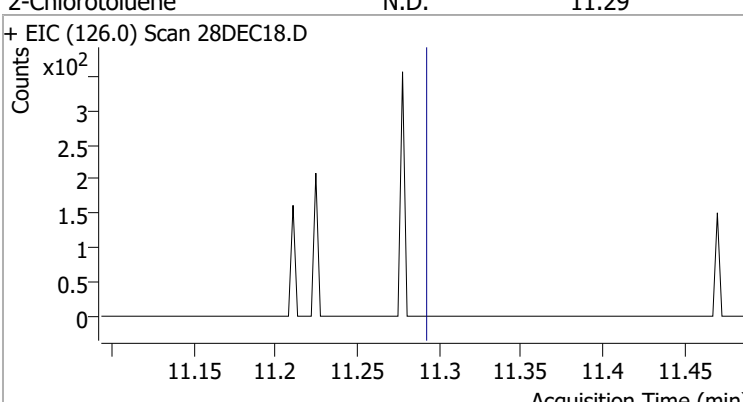
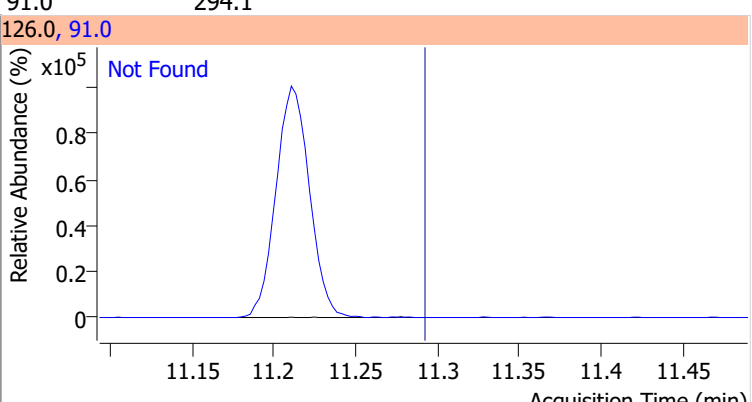
Compound	Conc.	Exp RT	QIon	Exp Ratio	QIon	Exp Ratio
Bromoform	N.D.	10.62	170.5	52.7	174.5	50.7



Compound	Conc.	RT	Dev(Min)	Resp.	QIon	QRatio	Lower	Upper
p-Bromofluorobenzene	255.7526	10.95	0.00	181780	174.0	92.3	55.5	115.5
					176.0	88.7	52.5	112.5

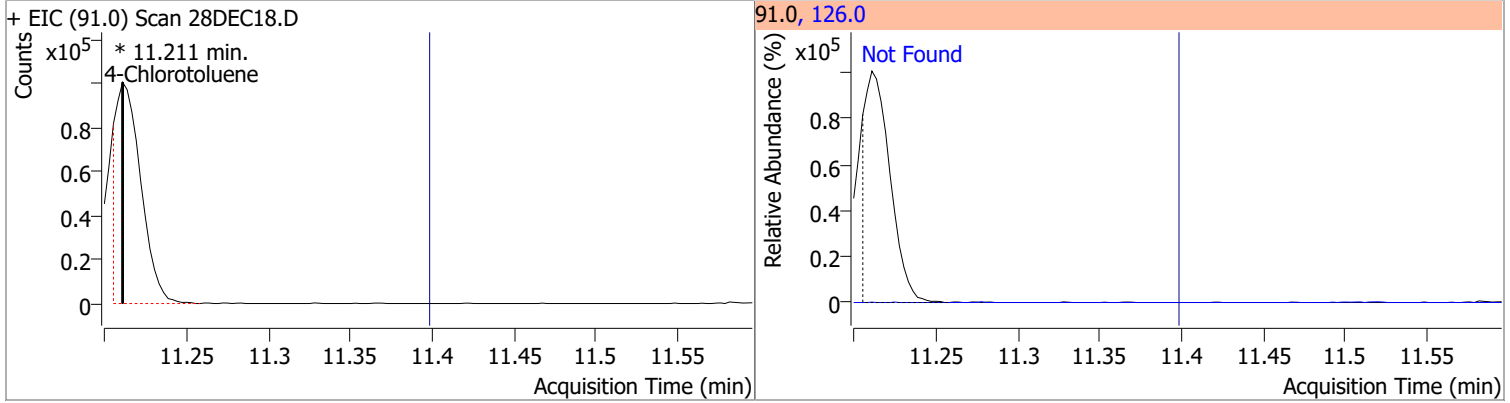


Quantitation Results Report (QT Reviewed)

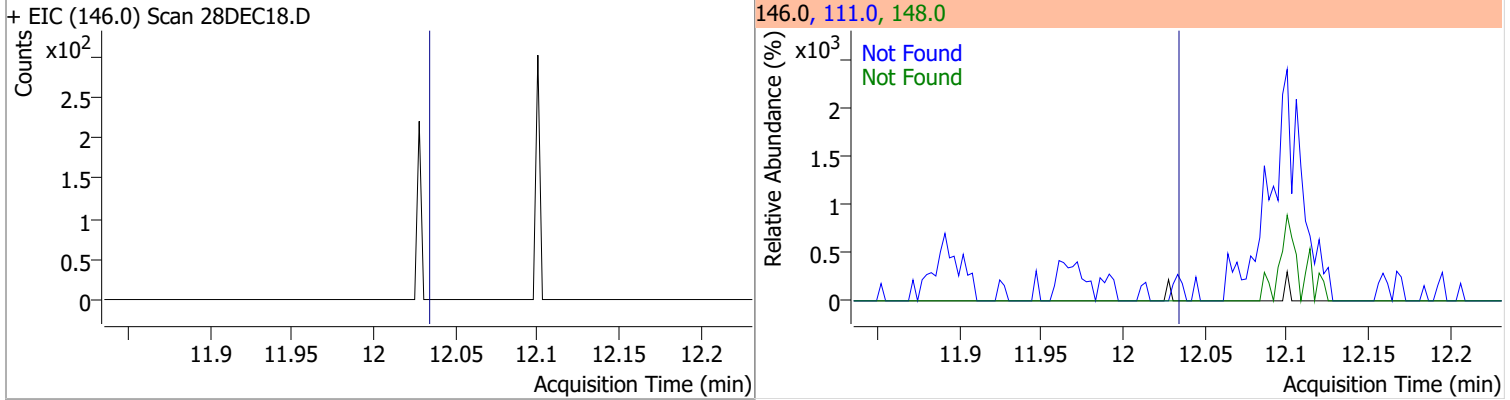
Compound	Conc.	Exp RT	QIon	Exp Ratio	QIon	Exp Ratio
Bromobenzene	N.D.	11.09	77.0	153.2	158.0	96.2
+ EIC (156.0) Scan 28DEC18.D ***NO DATA POINTS***			156.0, 77.0, 158.0			
						
1,1,2,2-Tetrachloroethane	N.D.	11.11	85.0	63.2		
+ EIC (83.0) Scan 28DEC18.D			83.0, 85.0			
						
1,2,3-Trichloropropane	N.D.	11.15	112.0	65.8		
+ EIC (110.0) Scan 28DEC18.D			110.0, 112.0			
						
2-Chlorotoluene	N.D.	11.29	91.0	294.1		
+ EIC (126.0) Scan 28DEC18.D			126.0, 91.0			
						

Quantitation Results Report (QT Reviewed)

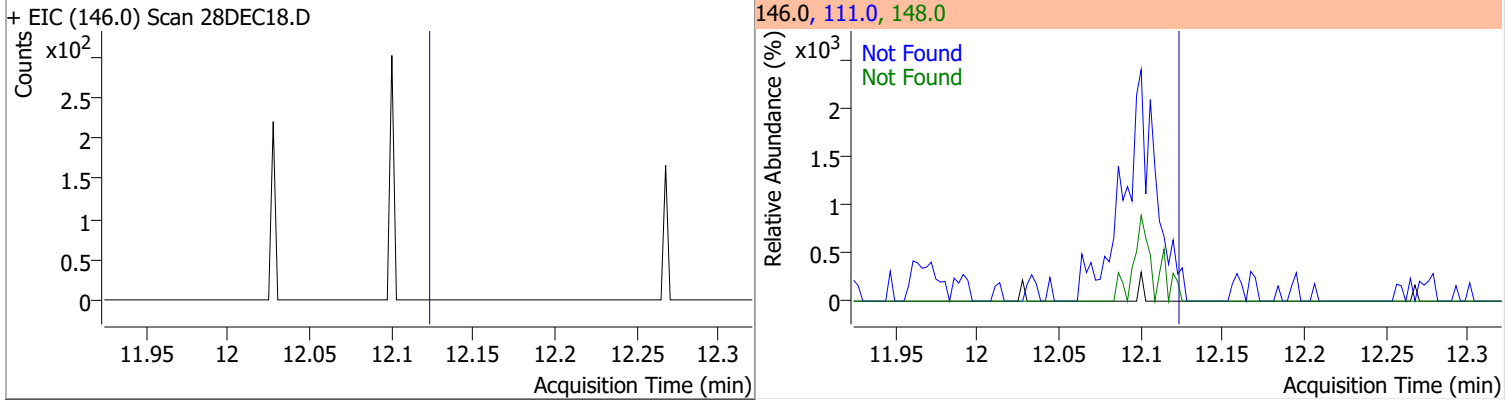
Compound	Conc.	RT	Dev(Min)	Resp.	QIon	QRatio	Lower	Upper
4-Chlorotoluene		0		0	126.0		0.4	60.4



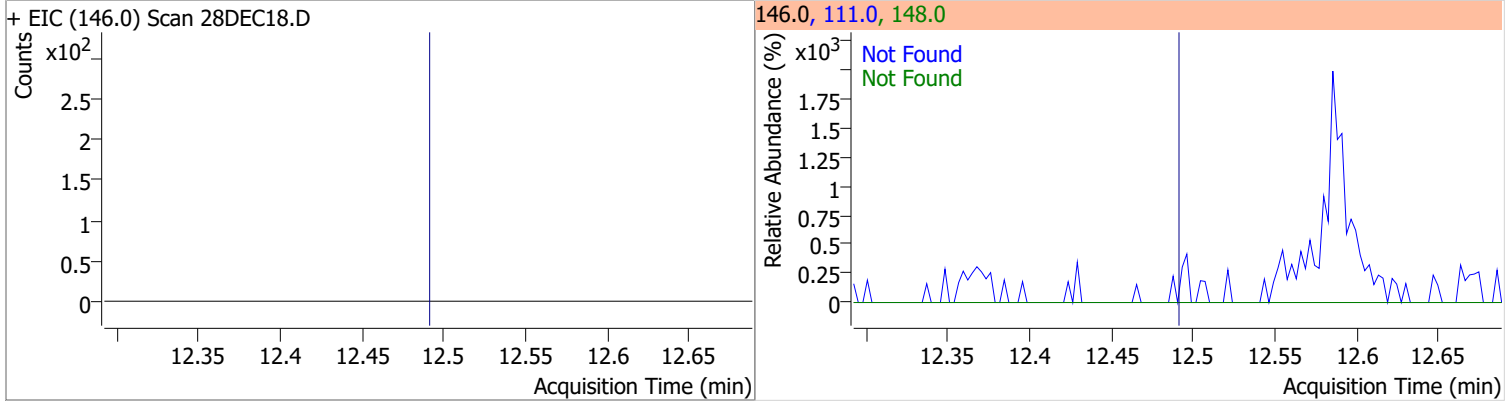
Compound	Conc.	Exp RT	QIon	Exp Ratio	QIon	Exp Ratio
1,3-Dichlorobenzene	N.D.	12.03	148.0	64.5	111.0	41.5



Compound	Conc.	Exp RT	QIon	Exp Ratio	QIon	Exp Ratio
1,4-Dichlorobenzene	N.D.	12.12	148.0	64.0	111.0	40.4

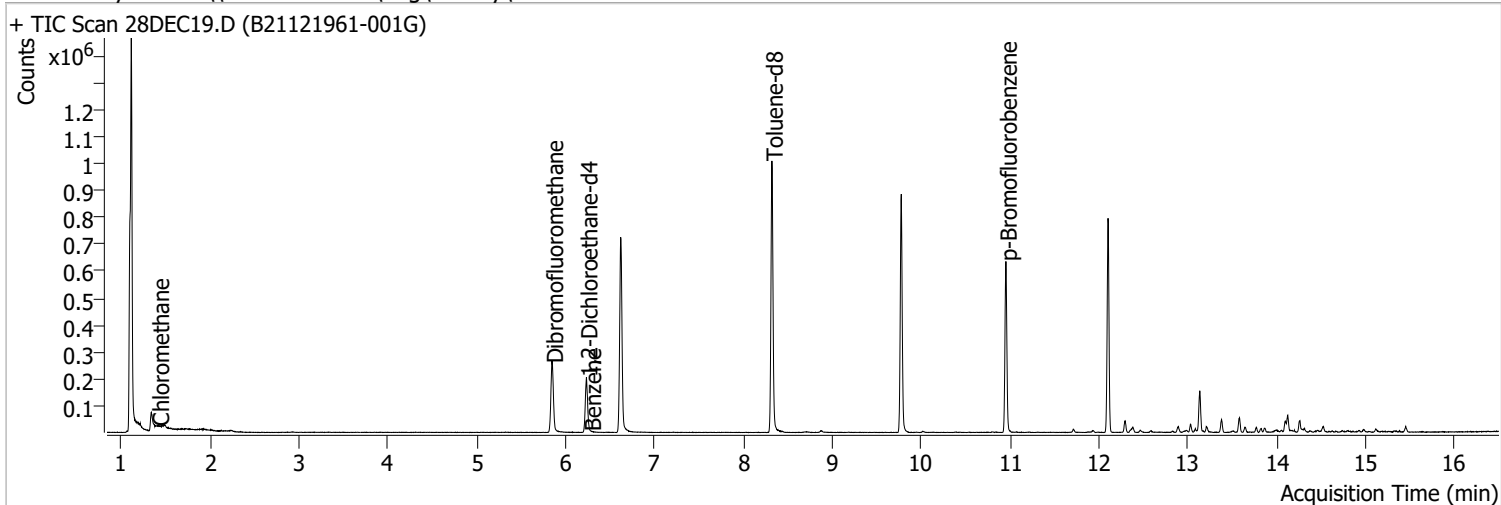


Compound	Conc.	Exp RT	QIon	Exp Ratio	QIon	Exp Ratio
1,2-Dichlorobenzene	N.D.	12.49	148.0	63.8	111.0	42.8



Quantitation Results Report (QT Reviewed)

Data File	28DEC19.D	Operator	MSC
Acq. Method	5975CACQF.M	Acq. Date-Time	12/28/2021 5:47:37 PM
Sample Name	B21121961-001G	Instrument	VOA5975C
Vial	19	Multiplier	1.00
DA Method File	VOA5975C_8260B_SHT_DoD_L4_120721.m	Comment	
Tune File	BFB_Atune3.u	Tune Date	10/11/2021 4:02:00 PM
Batch Name	VG122821_8260B_624pt1.batch.bin	Last Calib Update	2/11/2022 12:17:53 PM
Ref Library	\\MASSHUNTER\Org\Library\NIST129K.l		



Compound	RT	QIon	Resp.	Conc.	Units	Dev(Min)
Internal Standards						
M Fluorobenzene	6.618	96.0	618593	250.0000	ng	-0.003
M Chlorobenzene-d5	9.772	82.0	237402	250.0000	ng	-0.003
M 1,4-Dichlorobenzene-d4	12.100	152.0	183268	250.0000	ng	0.000
System Monitoring Compounds						
S Dibromofluoromethane	5.848	113.0	158096	260.7715	ng	-0.003
Spiked Amount: 250.000	Range: 80.0 - 119.0%			Recovery = 104.31%		
S 1,2-Dichloroethane-d4	6.233	67.0	70772	255.7930	ng	0.003
Spiked Amount: 250.000	Range: 81.0 - 118.0%			Recovery = 102.32%		
S Toluene-d8	8.319	98.0	610273	255.7231	ng	0.000
Spiked Amount: 250.000	Range: 89.0 - 112.0%			Recovery = 102.29%		
S p-Bromofluorobenzene	10.951	95.0	180994	258.0968	ng	0.000
Spiked Amount: 250.000	Range: 85.0 - 114.0%			Recovery = 103.24%		
Target Compounds						
T Dichlorodifluoromethane	0.000		0	N.D.		
T Chloromethane	1.414	50.0	2414	2.3968	ng m	99
T Vinyl chloride	0.000		0	N.D.		
T Bromomethane	0.000		0	N.D.		
T Chloroethane	1.913	64.0	0		ng md	1
T Trichlorofluoromethane	0.000		0	N.D.		
T 1,1-Dichloroethene	0.000		0	N.D.		
T Methylene chloride	0.000		0	N.D.		
T trans-1,2-Dichloroethene	0.000		0	N.D.		
T Methyl tert-butyl ether (MTBE)	0.000		0	N.D.		
T 1,1-Dichloroethane	0.000		0	N.D.		
T 2,2-Dichloropropane	0.000		0	N.D.		
T cis-1,2-Dichloroethene	0.000		0	N.D.		
T Methyl ethyl ketone	0.000		0	N.D.		
T Bromochloromethane	0.000		0	N.D.		
T Chloroform	0.000		0	N.D.		

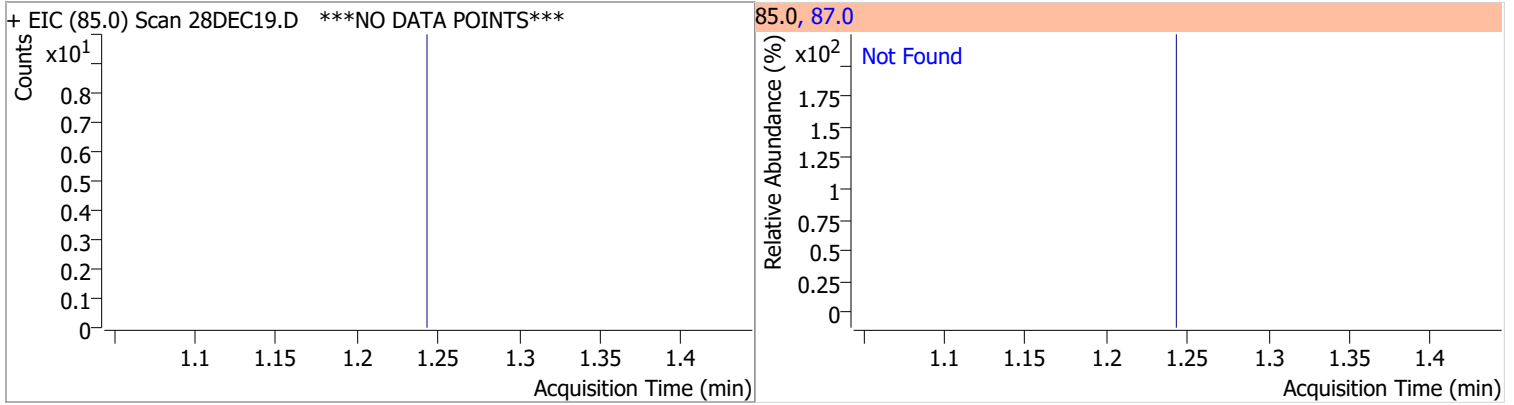
Quantitation Results Report (QT Reviewed)

Compound	RT	QIon	Resp.	Conc.	Units		Dev(Min)
T 1,1,1-Trichloroethane	0.000		0	N.D.			
T Carbon tetrachloride	0.000		0	N.D.			
T 1,1-Dichloropropene	0.000		0	N.D.			
T Benzene	6.275	78.0	549	0.2183	ng	m	91
T 1,2-Dichloroethane	0.000		0	N.D.			
T Trichloroethene	0.000		0	N.D.			
T 1,2-Dichloropropane	0.000		0	N.D.			
T Dibromomethane	0.000		0	N.D.			
T Bromodichloromethane	0.000		0	N.D.			
T cis-1,3-Dichloropropene	0.000		0	N.D.			
T Toluene	8.388	92.0	0		ng	md	1
T trans-1,3-Dichloropropene	0.000		0	N.D.			
T 1,1,2-Trichloroethane	0.000		0	N.D.			
T Tetrachloroethene	0.000		0	N.D.			
T 1,3-Dichloropropane	0.000		0	N.D.			
T Chlorodibromomethane	0.000		0	N.D.			
T 1,2-Dibromoethane	0.000		0	N.D.			
T Chlorobenzene	0.000		0	N.D.			
T 1,1,1,2-Tetrachloroethane	0.000		0	N.D.			
T Ethylbenzene	0.000		0	N.D.			
T m+p-Xylenes	0.000		0	N.D.			
T o-Xylene	10.430	106.0	0		ng	md	1
T Styrene	0.000		0	N.D.			
T Bromoform	0.000		0	N.D.			
T Bromobenzene	0.000		0	N.D.			
T 1,1,2,2-Tetrachloroethane	0.000		0	N.D.			
T 1,2,3-Trichloropropane	0.000		0	N.D.			
T 2-Chlorotoluene	0.000		0	N.D.			
T 4-Chlorotoluene	0.000		0	N.D.			
T 1,3-Dichlorobenzene	0.000		0	N.D.			
T 1,4-Dichlorobenzene	0.000		0	N.D.			
T 1,2-Dichlorobenzene	0.000		0	N.D.			

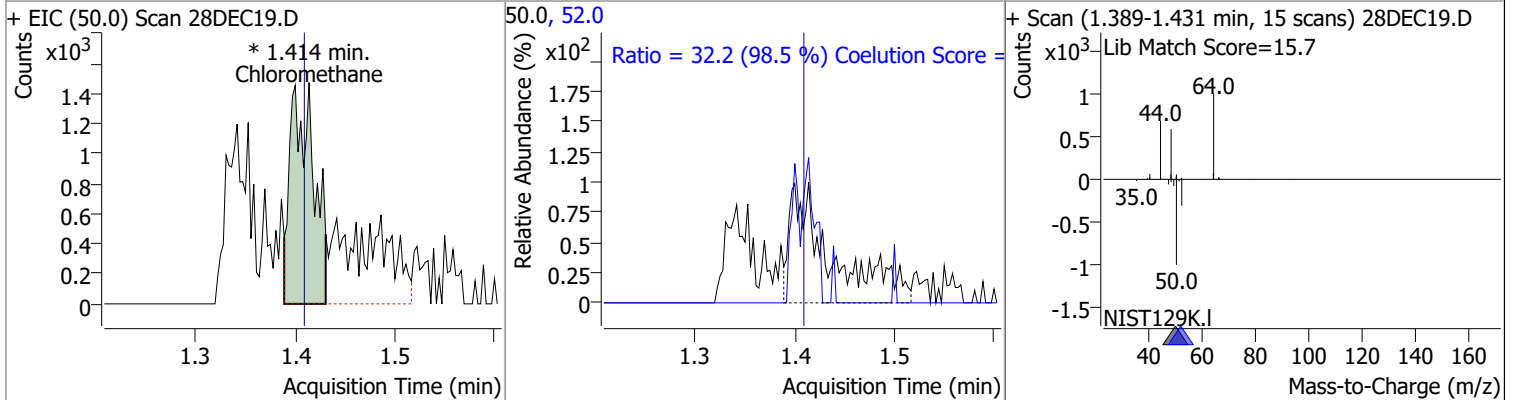
(#) = Qualifier Out of Range; (m) = Manual Integration; (+) = Area Summed; (*) = Surrogate Percent Recovery Out of Range; (d): Zeroed Peak

Quantitation Results Report (QT Reviewed)

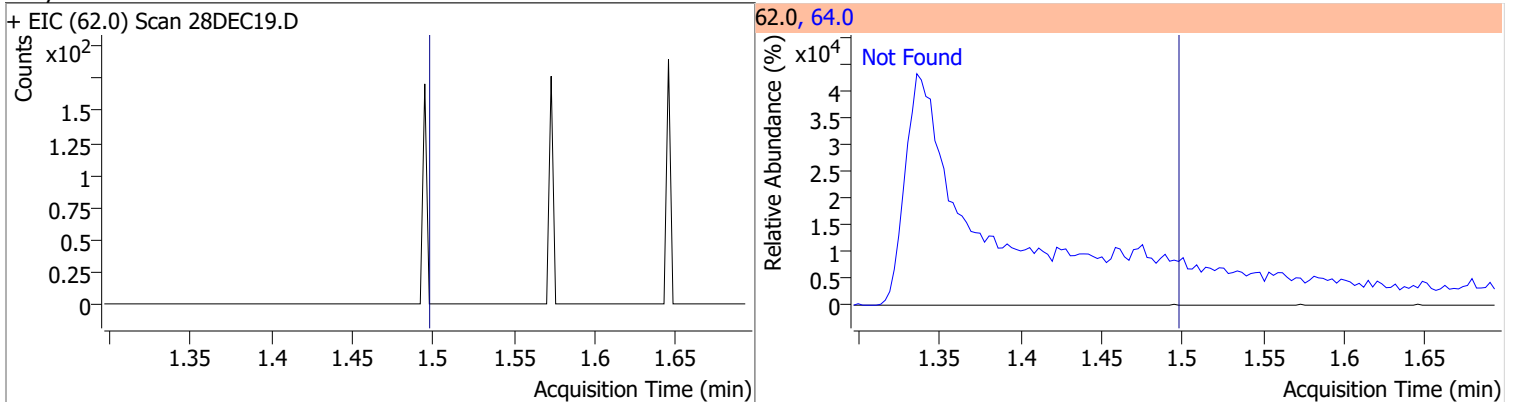
Compound	Conc.	Exp RT	QIon	Exp Ratio
Dichlorodifluoromethane	N.D.	1.24	87.0	32.0



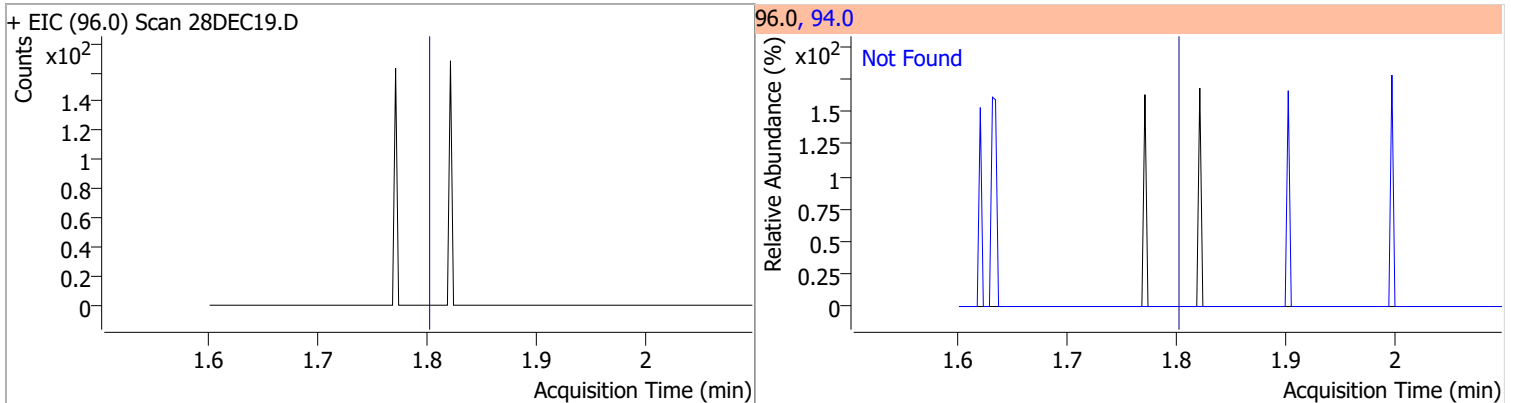
Compound	Conc.	RT	Dev(Min)	Resp.	QIon	QRatio	Lower	Upper
Chloromethane	2.3968	1.41	0.01	2414 (m)	52.0	32.2	2.7	62.7



Compound	Conc.	Exp RT	QIon	Exp Ratio
Vinyl chloride	N.D.	1.50	64.0	31.6

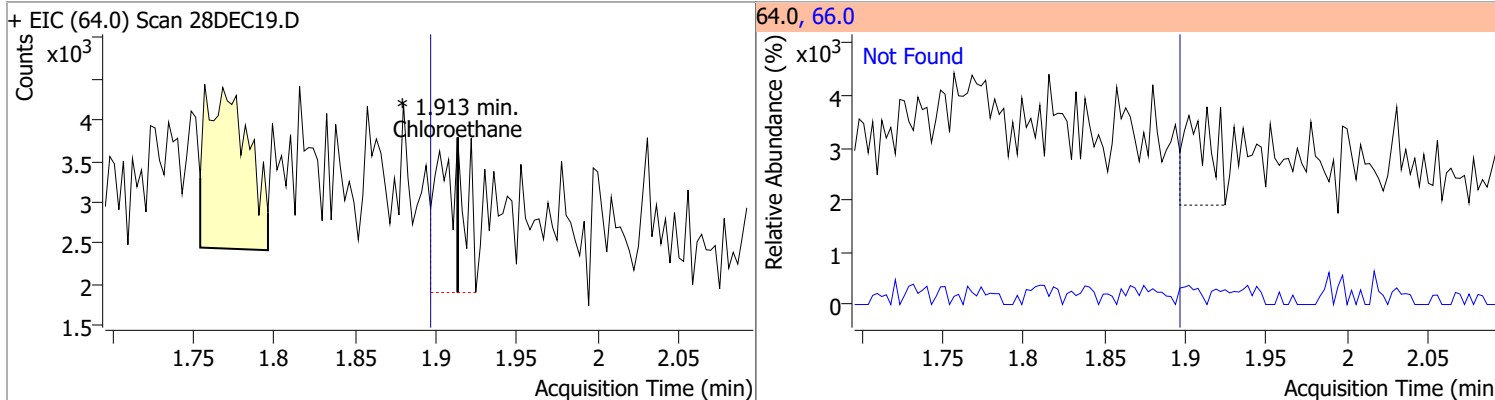


Compound	Conc.	Exp RT	QIon	Exp Ratio
Bromomethane	N.D.	1.80	94.0	106.0

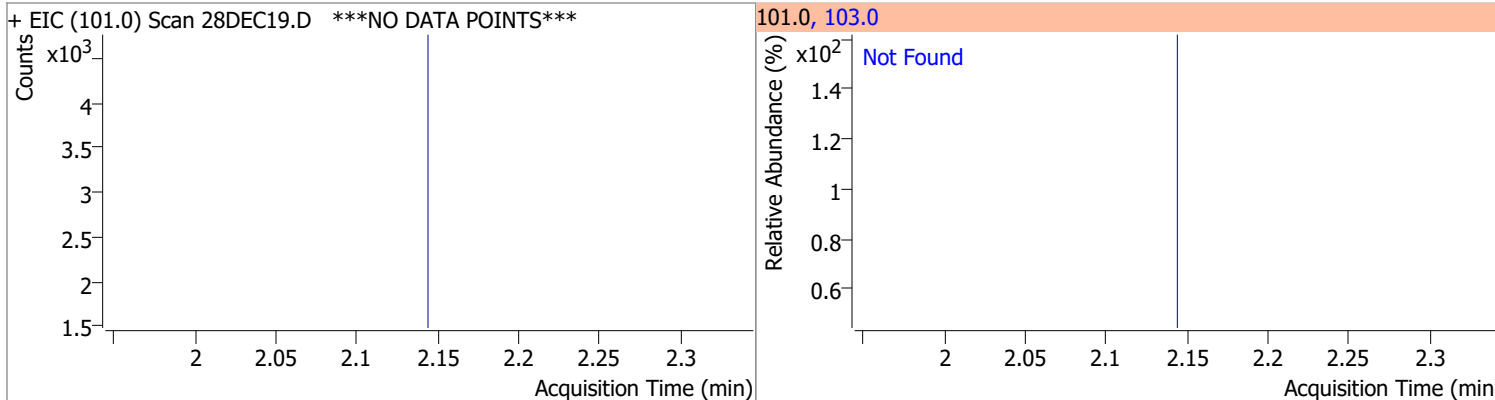


Quantitation Results Report (QT Reviewed)

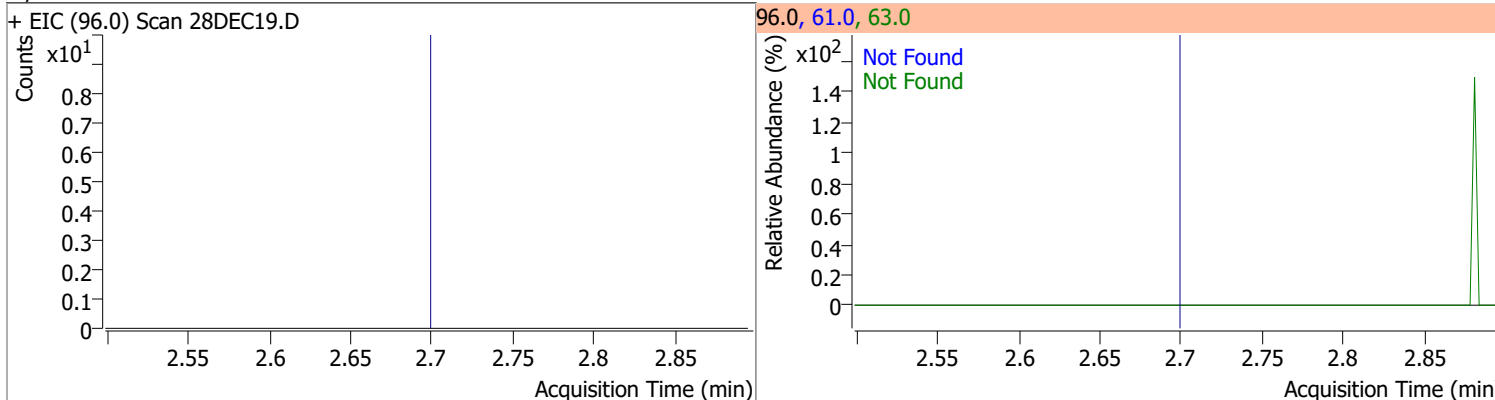
Compound	Conc.	RT	Dev(Min)	Resp.	QIon	QRatio	Lower	Upper
Chloroethane	0	0		0	66.0		0.8	60.8



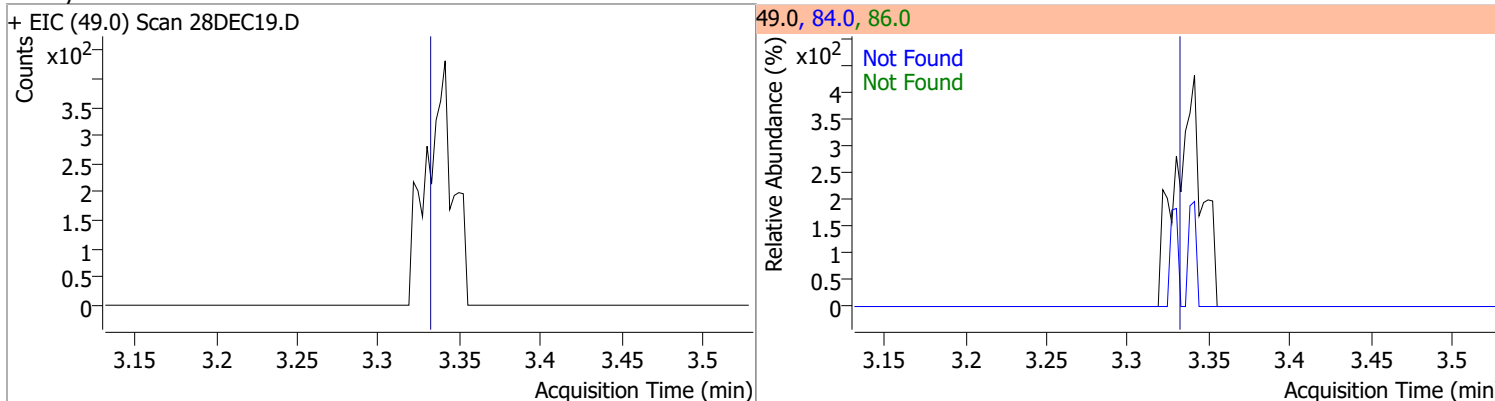
Compound	Conc.	Exp RT	QIon	Exp Ratio
Trichlorofluoromethane	N.D.	2.14	103.0	64.8



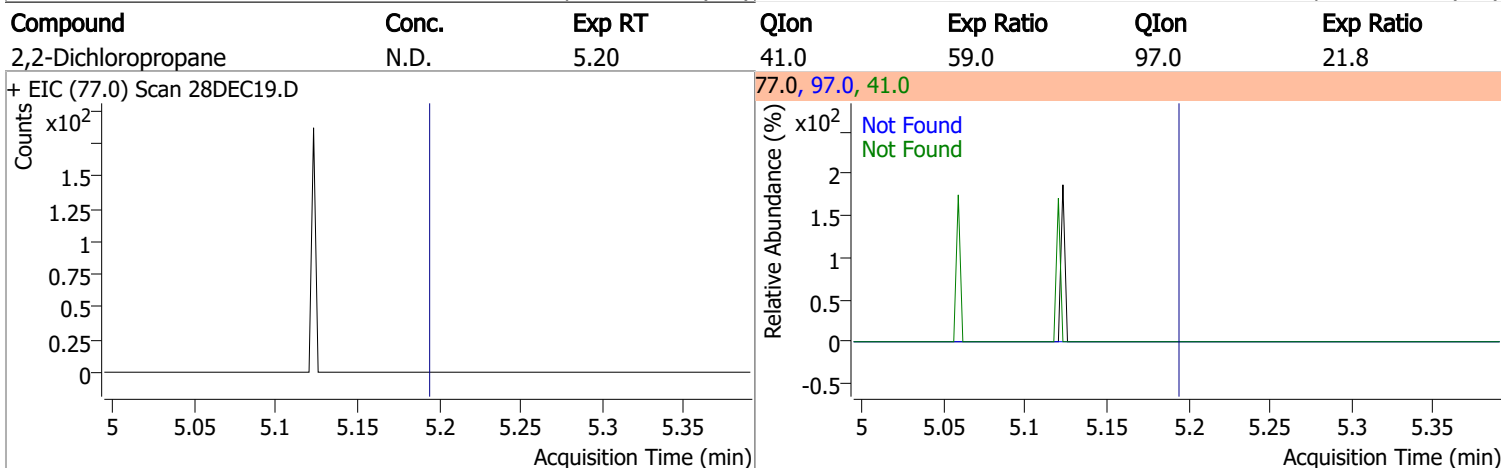
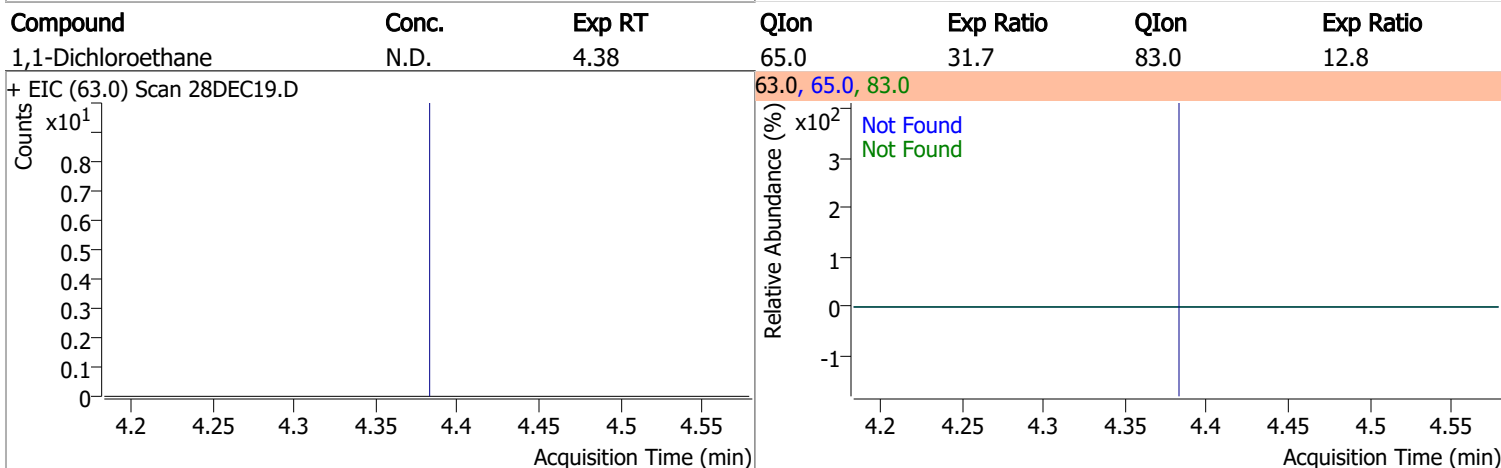
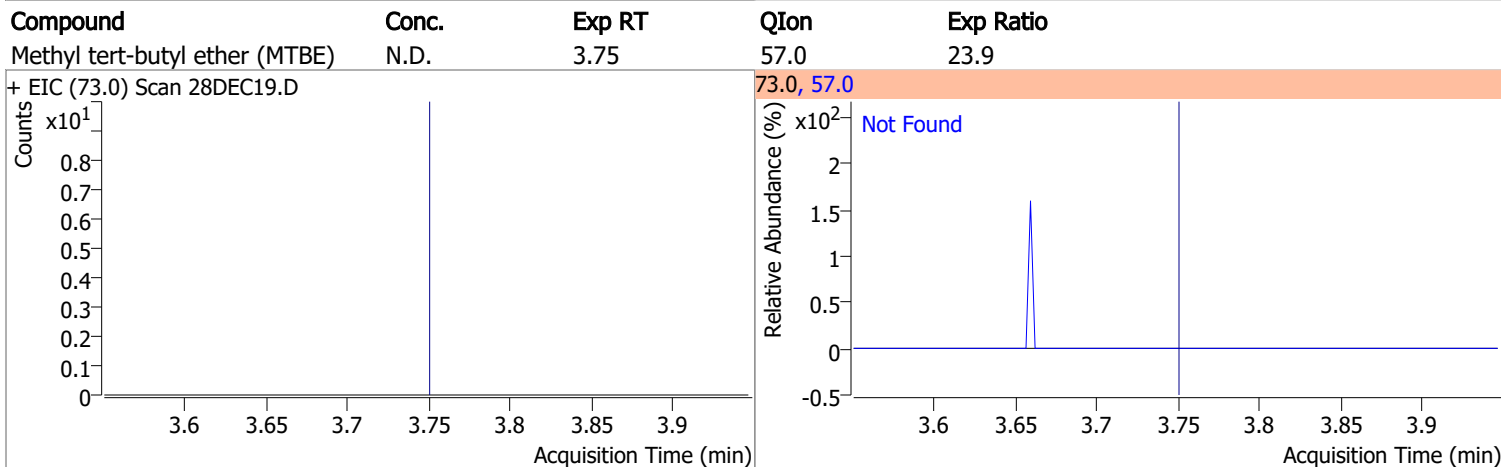
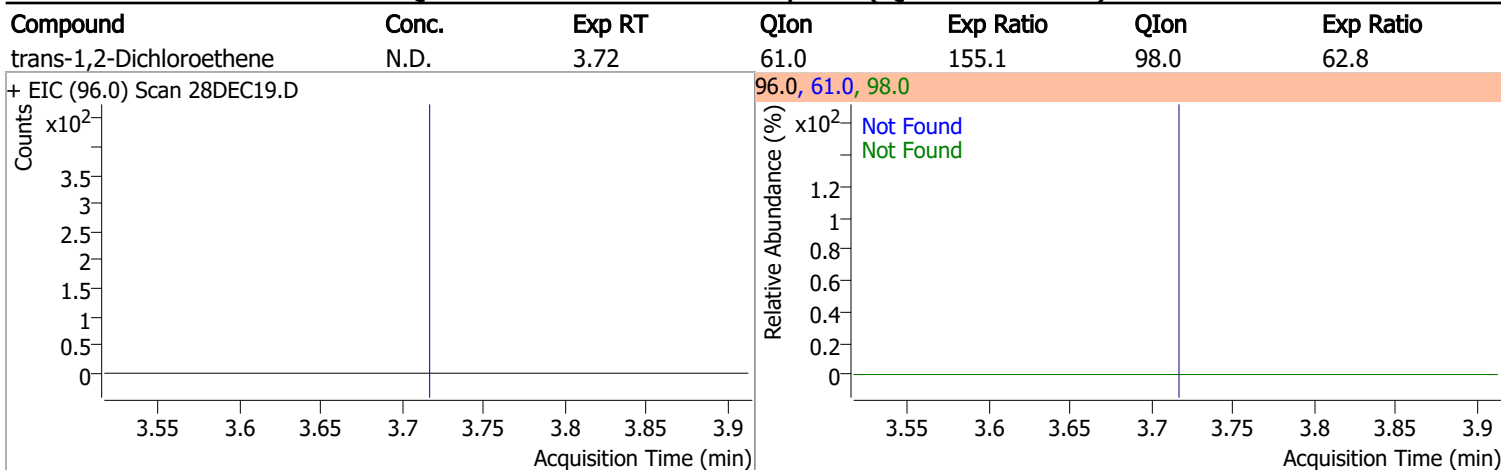
Compound	Conc.	Exp RT	QIon	Exp Ratio	QIon	Exp Ratio
1,1-Dichloroethene	N.D.	2.70	61.0	180.1	63.0	57.5



Compound	Conc.	Exp RT	QIon	Exp Ratio	QIon	Exp Ratio
Methylene chloride	N.D.	3.33	84.0	69.4	86.0	44.1

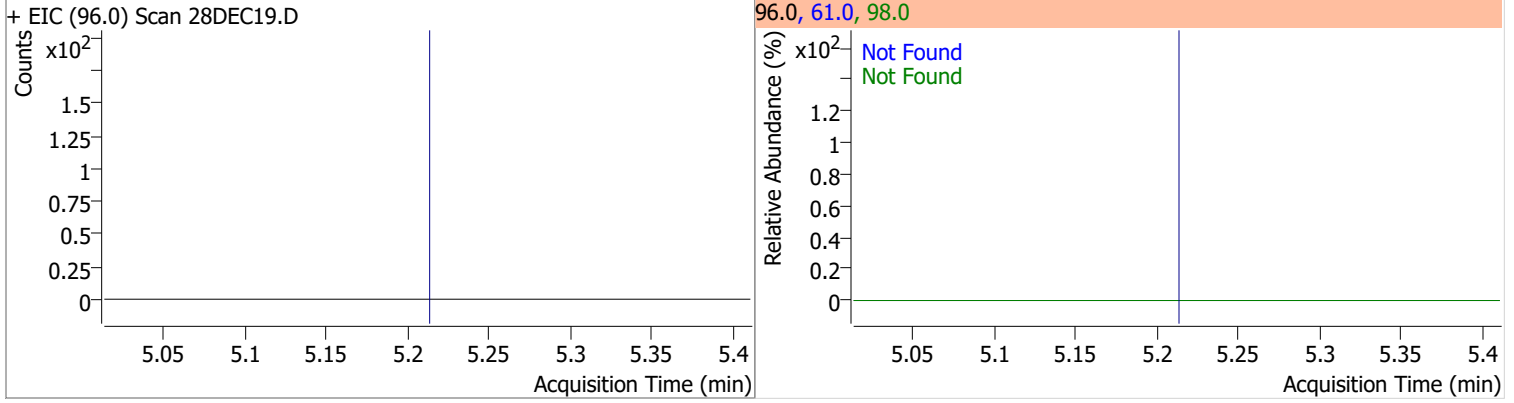


Quantitation Results Report (QT Reviewed)

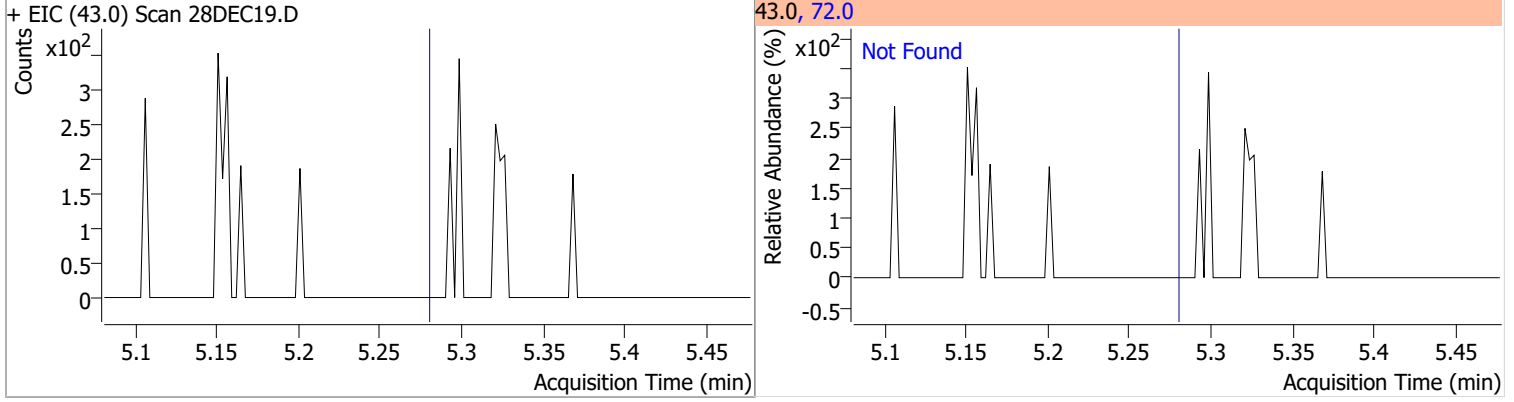


Quantitation Results Report (QT Reviewed)

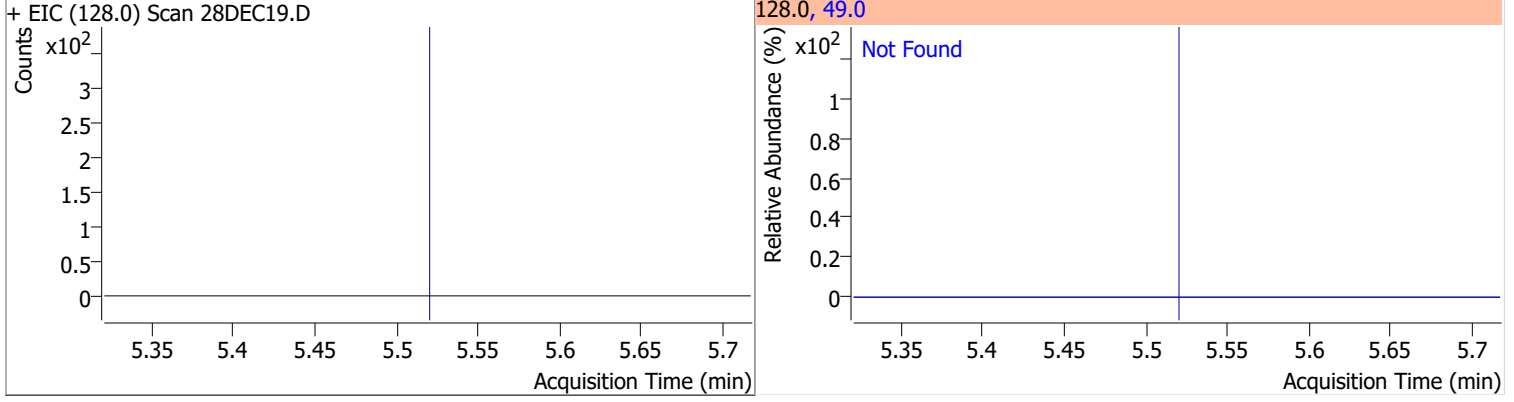
Compound	Conc.	Exp RT	QIon	Exp Ratio	QIon	Exp Ratio
cis-1,2-Dichloroethene	N.D.	5.21	61.0	163.3	98.0	64.4



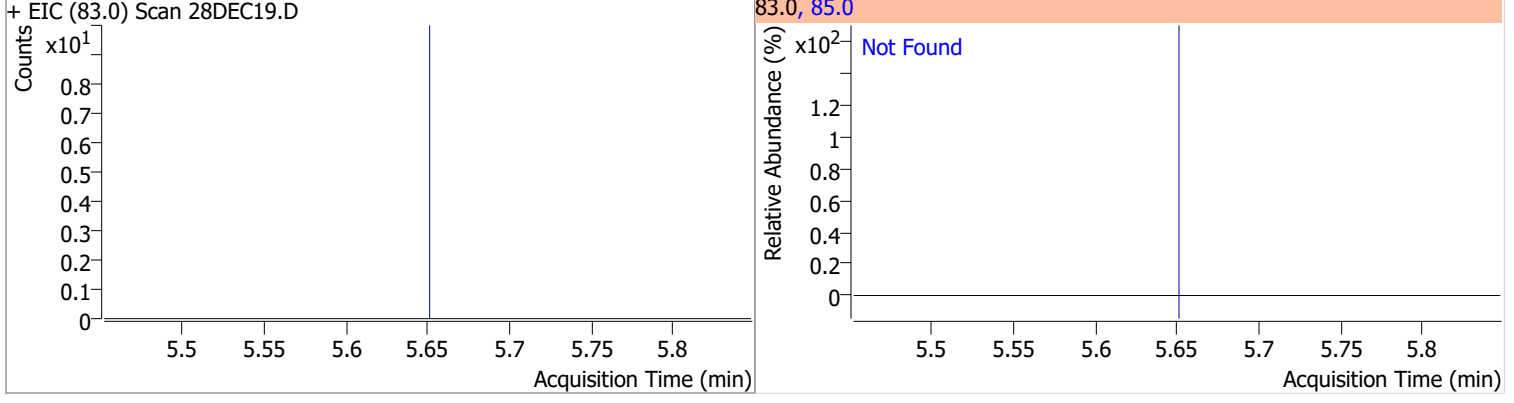
Compound	Conc.	Exp RT	QIon	Exp Ratio
Methyl ethyl ketone	N.D.	5.28	72.0	22.2



Compound	Conc.	Exp RT	QIon	Exp Ratio
Bromochloromethane	N.D.	5.52	49.0	184.6

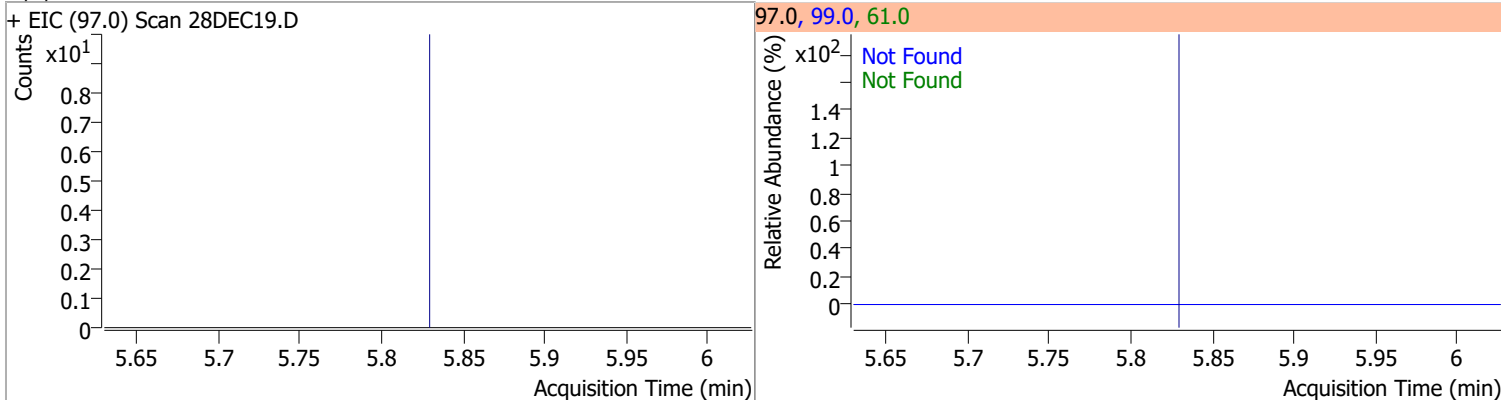


Compound	Conc.	Exp RT	QIon	Exp Ratio
Chloroform	N.D.	5.65	85.0	65.1

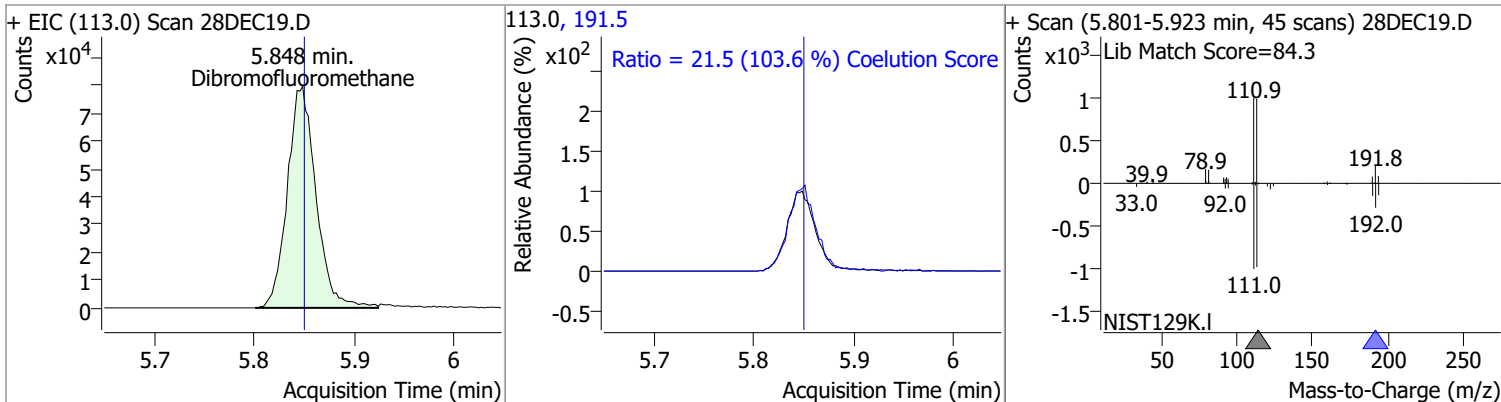


Quantitation Results Report (QT Reviewed)

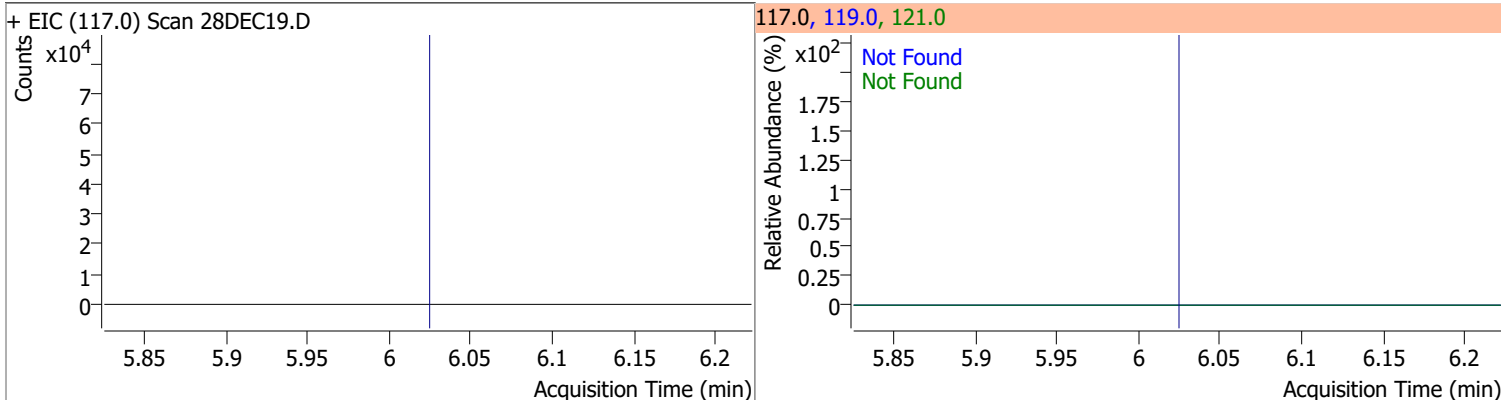
Compound	Conc.	Exp RT	QIon	Exp Ratio	QIon	Exp Ratio
1,1,1-Trichloroethane	N.D.	5.83	99.0	65.7	61.0	45.0



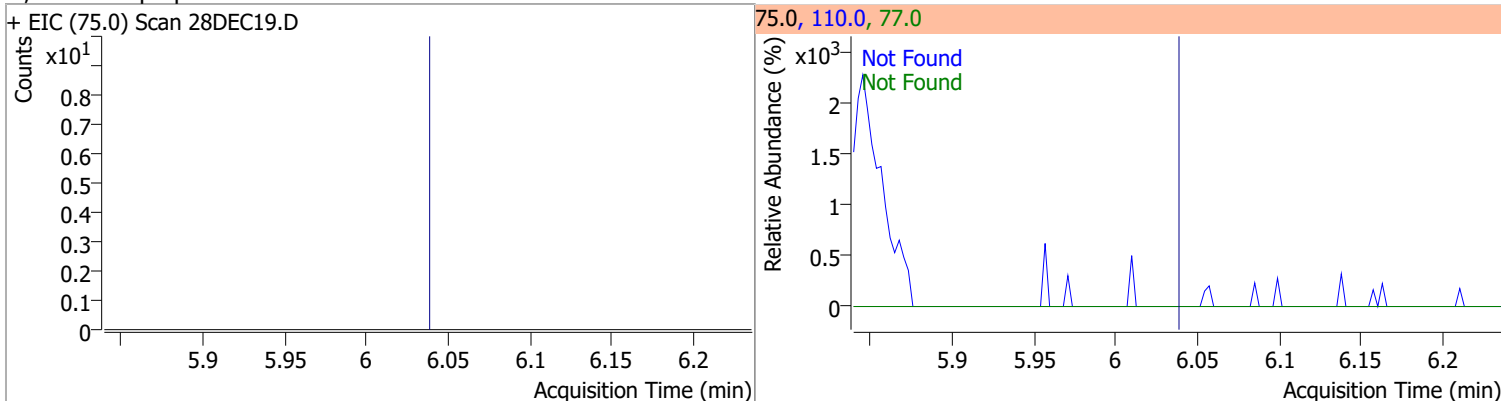
Compound	Conc.	RT	Dev(Min)	Resp.	QIon	QRatio	Lower	Upper
Dibromofluoromethane	260.7715	5.85	0.00	158096	191.5	21.5	0.0	50.7



Compound	Conc.	Exp RT	QIon	Exp Ratio	QIon	Exp Ratio
Carbon tetrachloride	N.D.	6.03	119.0	97.5	121.0	30.4

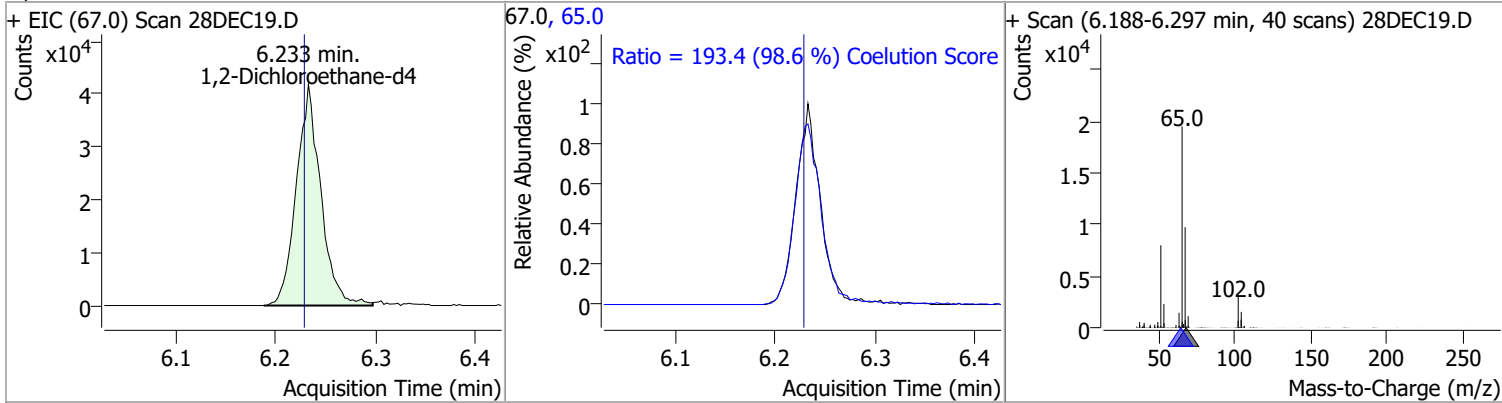


Compound	Conc.	Exp RT	QIon	Exp Ratio	QIon	Exp Ratio
1,1-Dichloropropene	N.D.	6.04	110.0	35.4	77.0	30.5

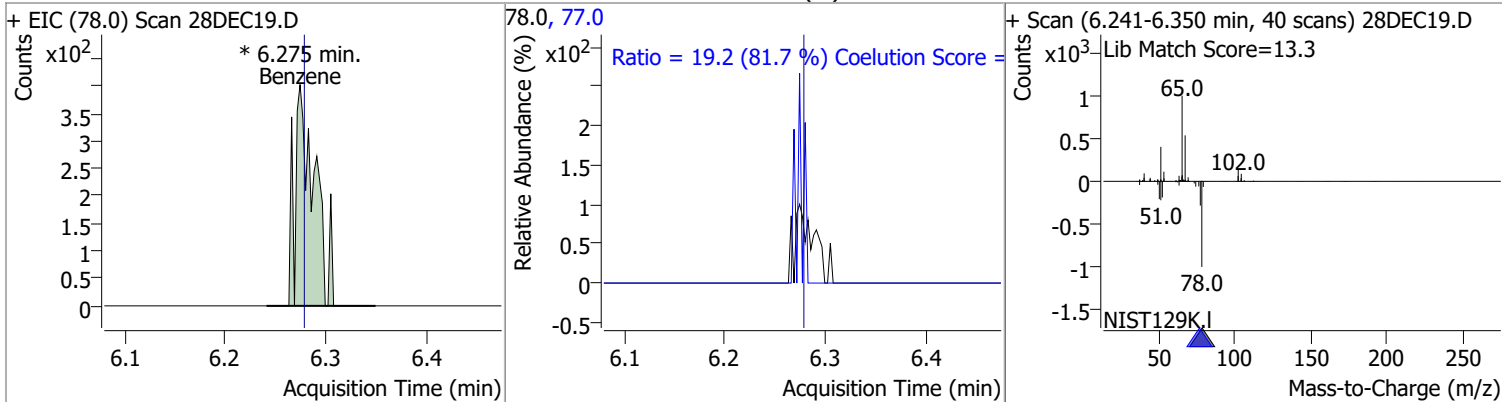


Quantitation Results Report (QT Reviewed)

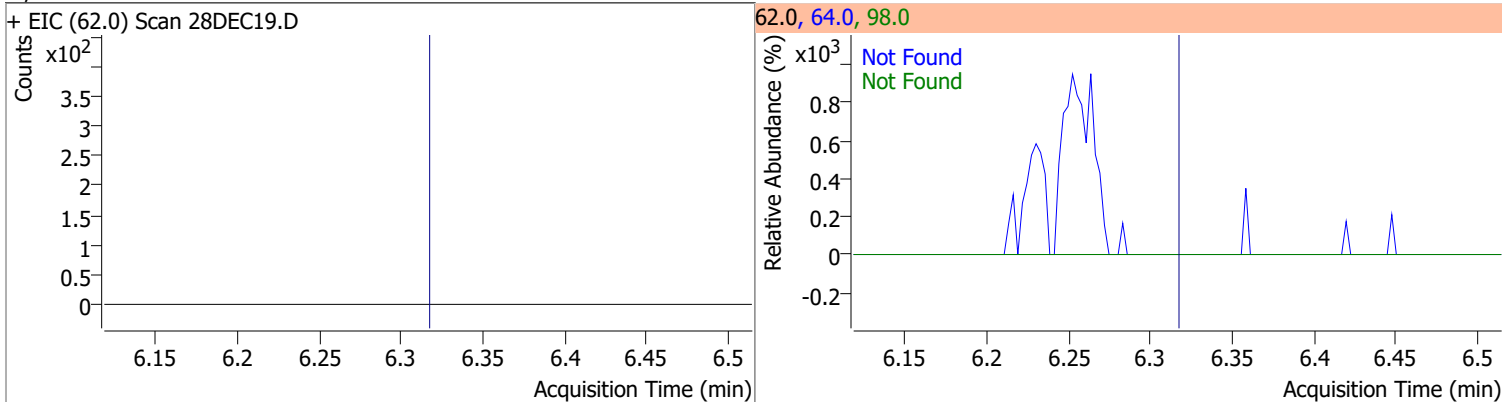
Compound	Conc.	RT	Dev(Min)	Resp.	QIon	QRatio	Lower	Upper
1,2-Dichloroethane-d4	255.7930	6.23	0.00	70772	65.0	193.4	166.3	226.3



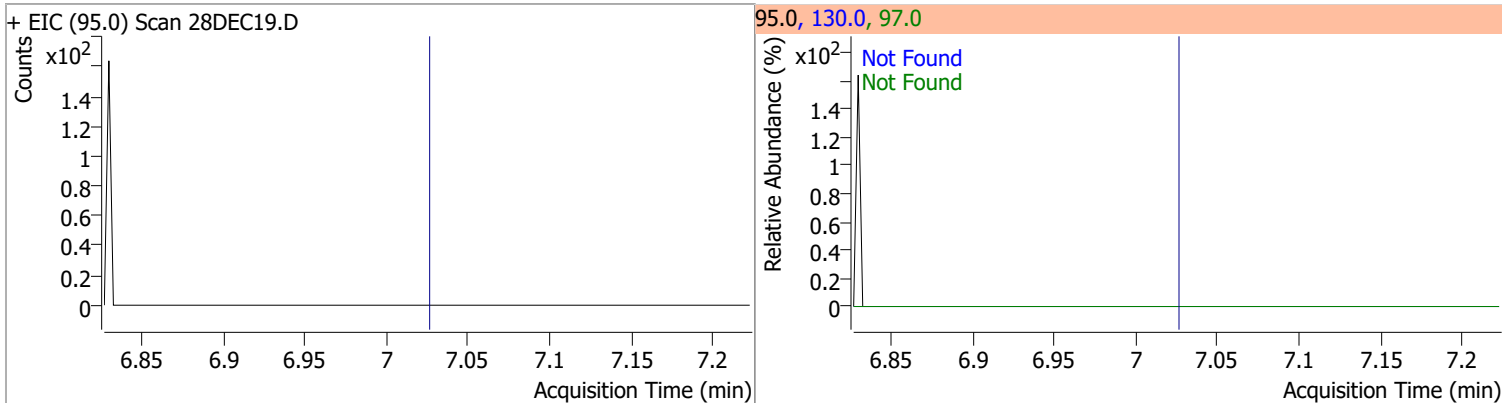
Compound	Conc.	RT	Dev(Min)	Resp.	QIon	QRatio	Lower	Upper
Benzene	0.2183	6.27	-0.01	549 (m)	77.0	19.2	0.0	53.5



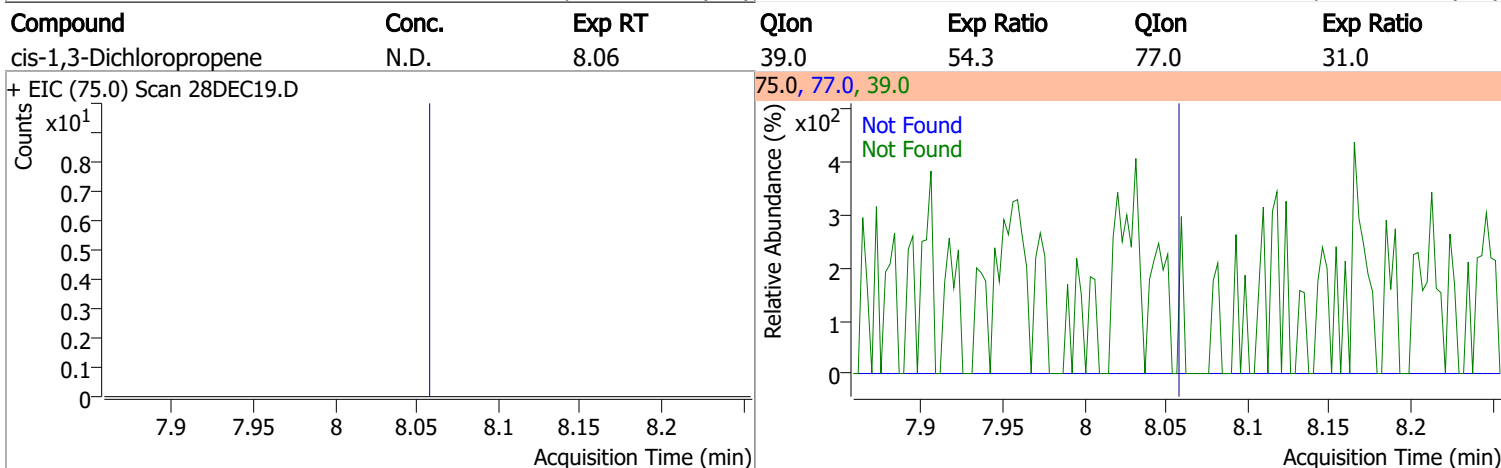
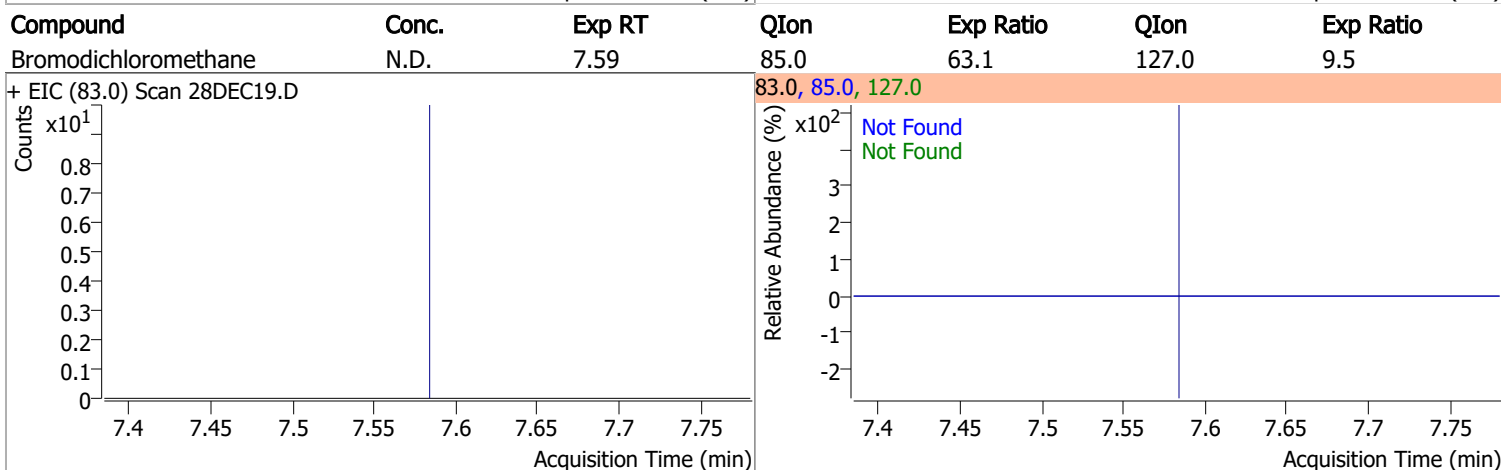
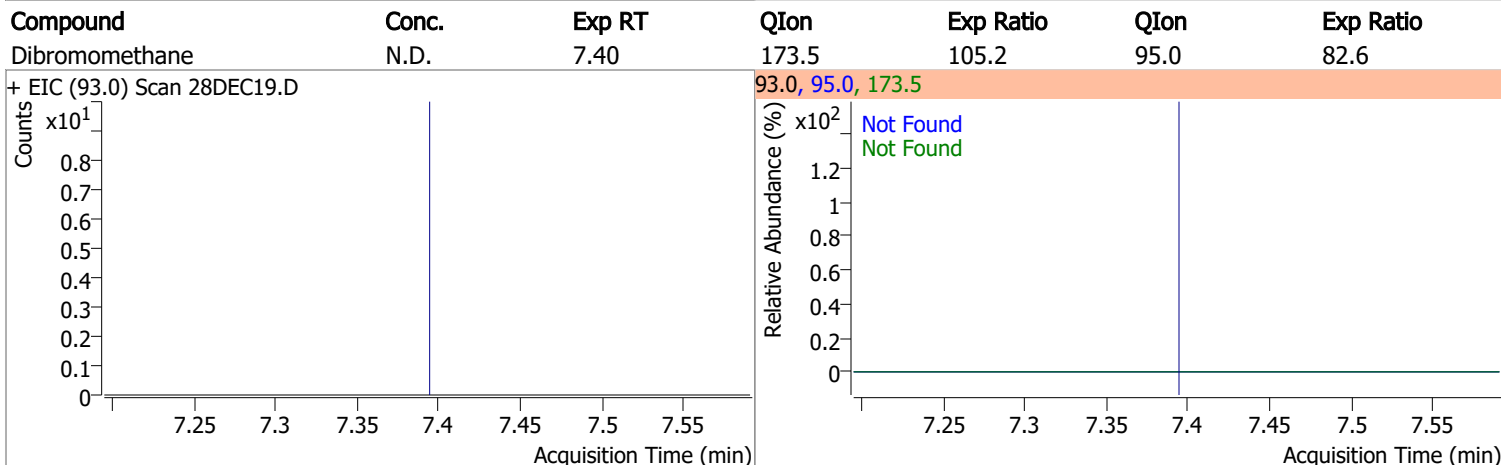
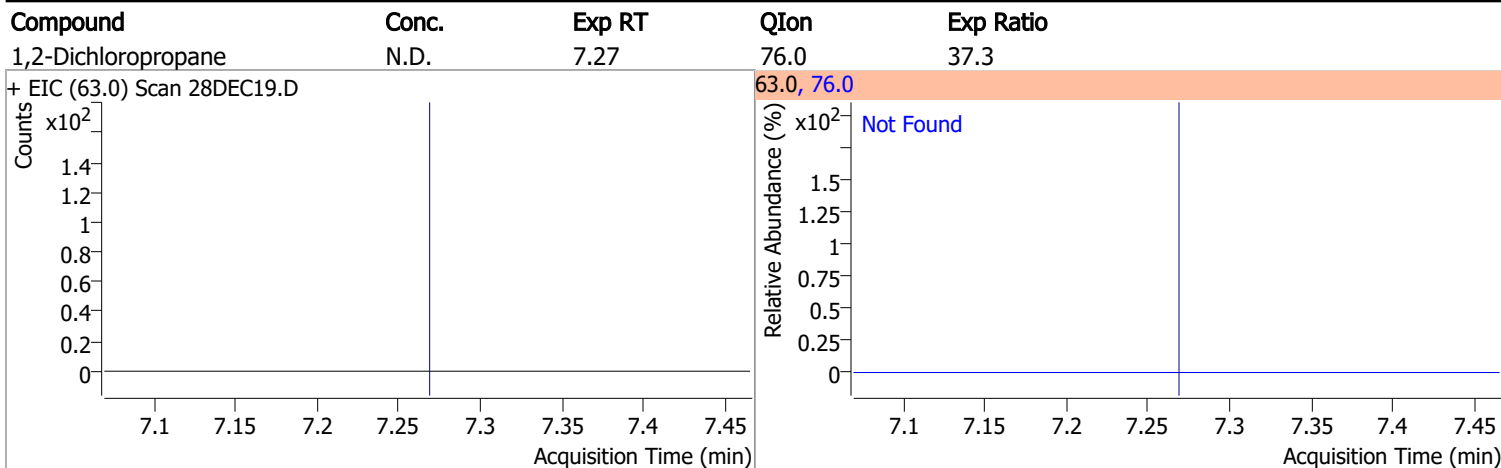
Compound	Conc.	Exp RT	QIon	Exp Ratio	QIon	Exp Ratio
1,2-Dichloroethane	N.D.	6.32	64.0	32.3	98.0	8.2



Compound	Conc.	Exp RT	QIon	Exp Ratio	QIon	Exp Ratio
Trichloroethene	N.D.	7.03	130.0	100.8	97.0	64.7

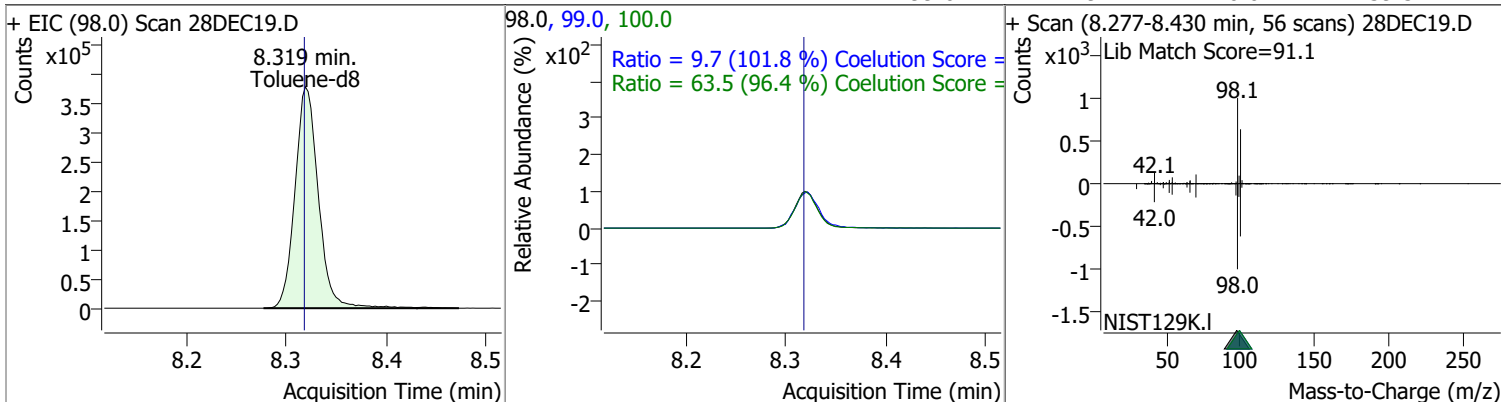


Quantitation Results Report (QT Reviewed)

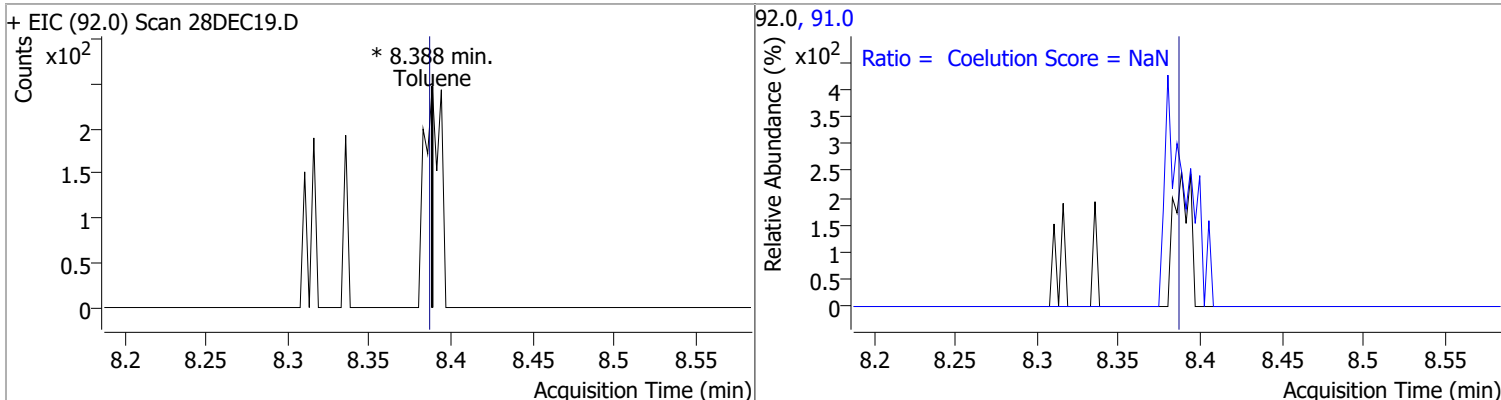


Quantitation Results Report (QT Reviewed)

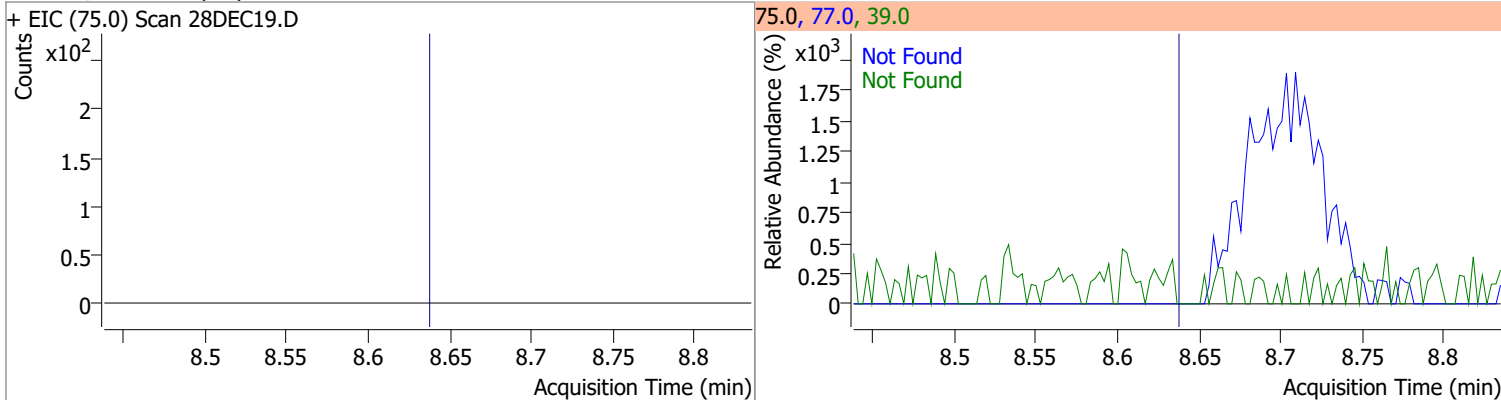
Compound	Conc.	RT	Dev(Min)	Resp.	QIon	QRatio	Lower	Upper
Toluene-d8	255.7231	8.32	0.00	610273	100.0	63.5	35.9	95.9
					99.0	9.7	0.0	39.5



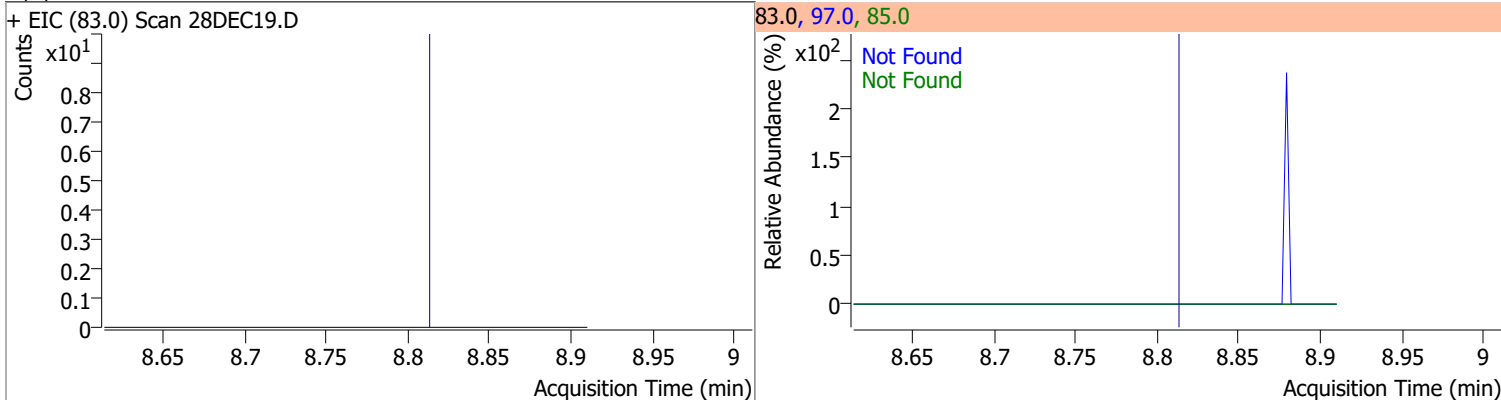
Compound	Conc.	RT	Dev(Min)	Resp.	QIon	QRatio	Lower	Upper
Toluene	0	0	0	0	91.0		144.3	204.3



Compound	Conc.	Exp RT	QIon	Exp Ratio	QIon	Exp Ratio
trans-1,3-Dichloropropene	N.D.	8.64	39.0	52.1	77.0	32.0

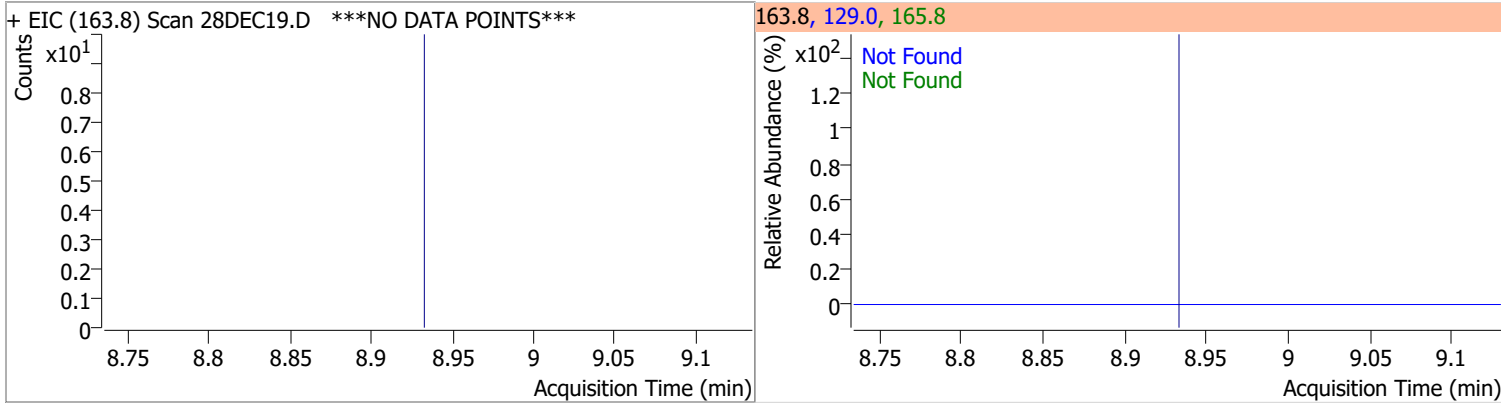


Compound	Conc.	Exp RT	QIon	Exp Ratio	QIon	Exp Ratio
1,1,2-Trichloroethane	N.D.	8.82	97.0	114.3	85.0	61.5

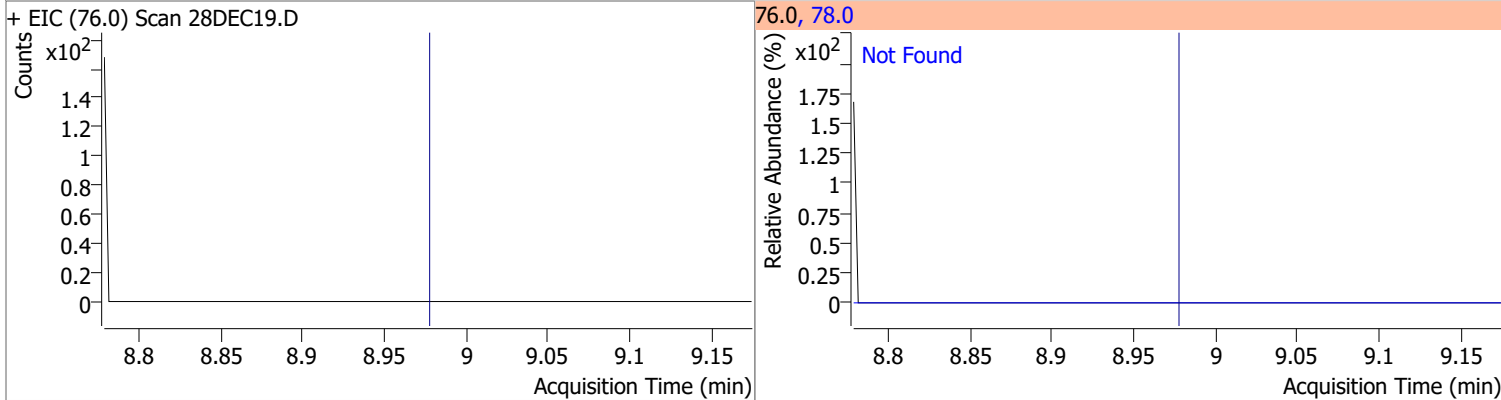


Quantitation Results Report (QT Reviewed)

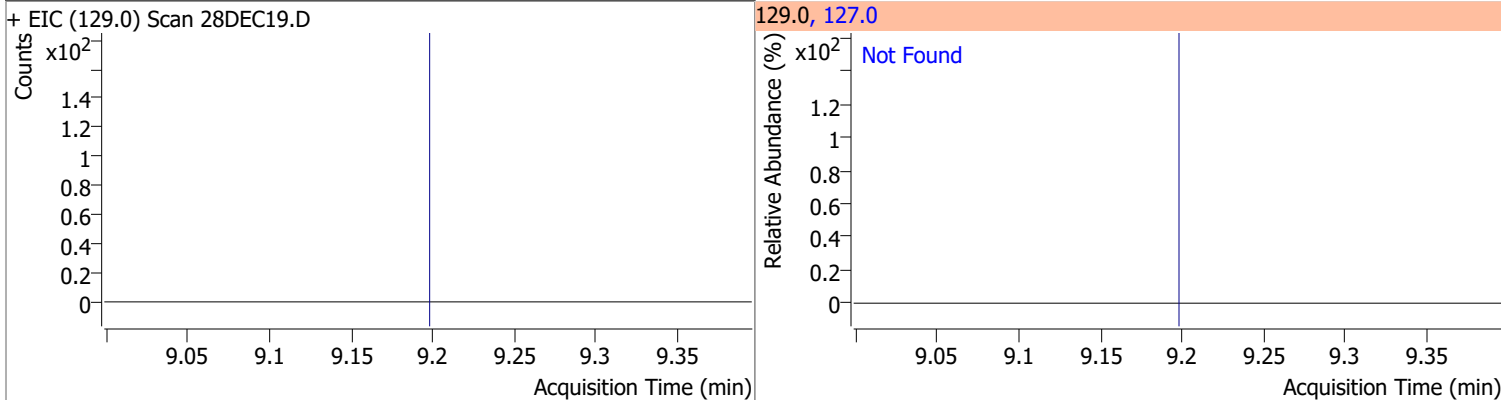
Compound	Conc.	Exp RT	QIon	Exp Ratio	QIon	Exp Ratio
Tetrachloroethene	N.D.	8.94	165.8	128.3	129.0	95.3



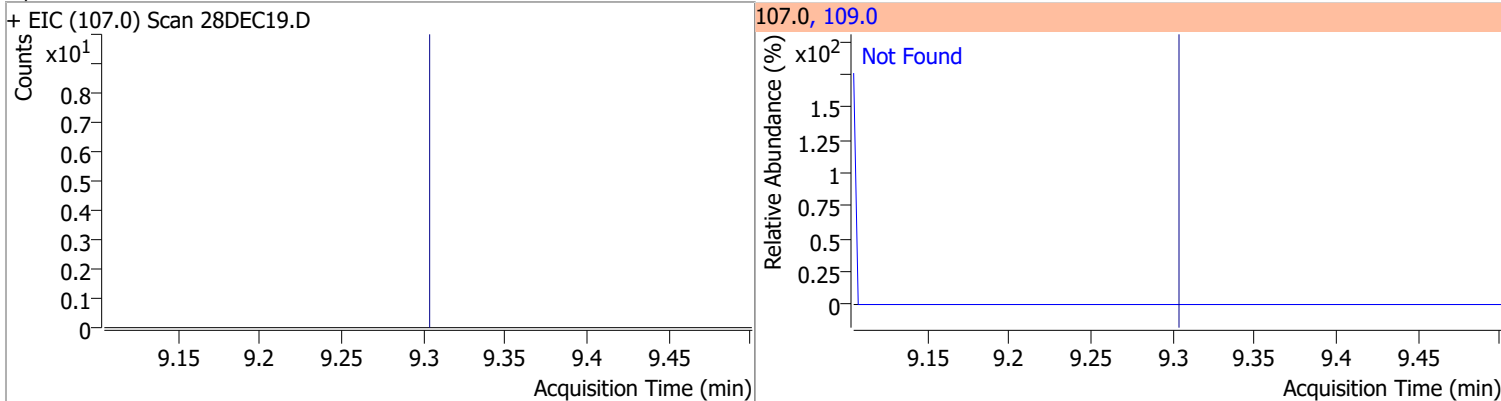
Compound	Conc.	Exp RT	QIon	Exp Ratio
1,3-Dichloropropane	N.D.	8.98	78.0	32.1



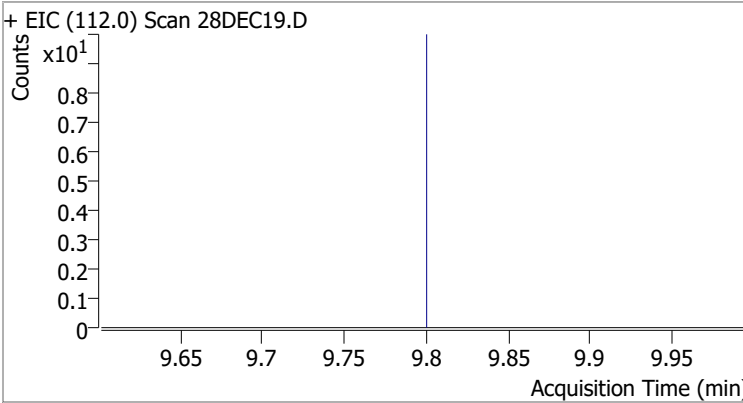
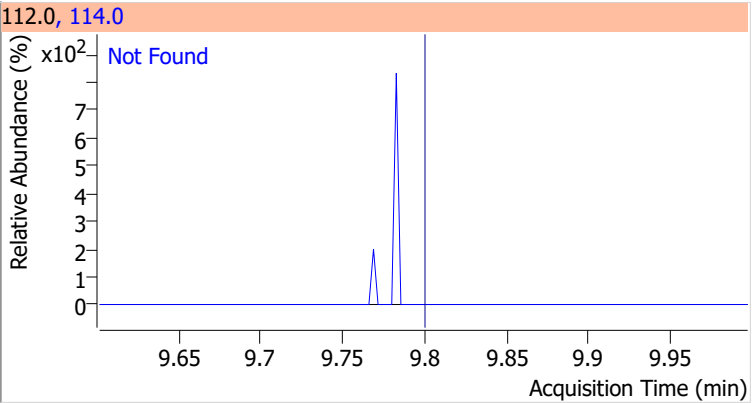
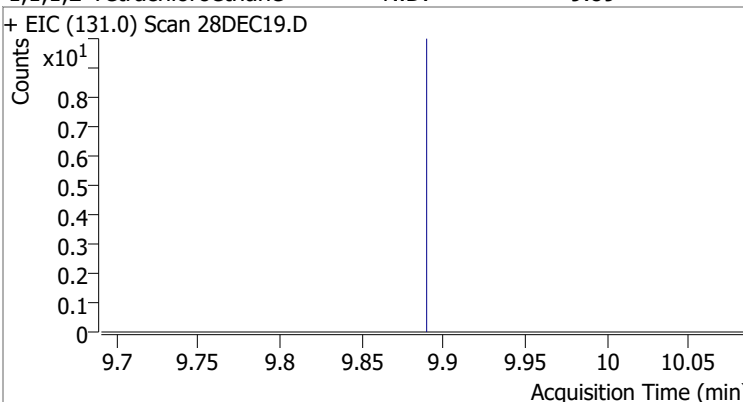
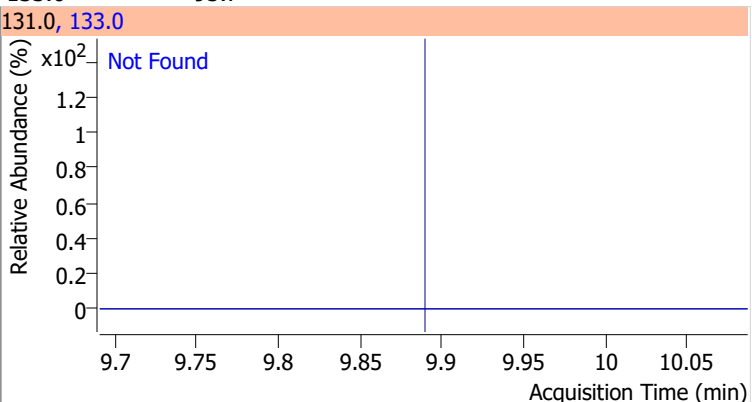
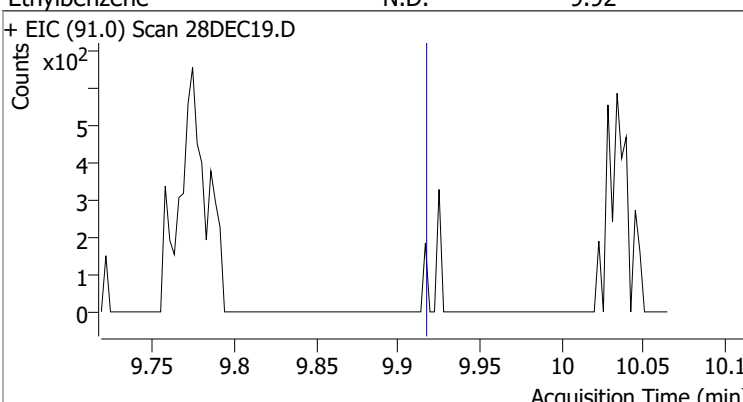
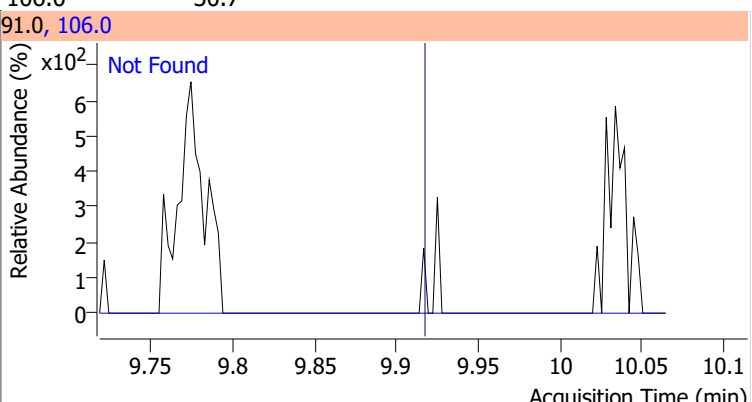
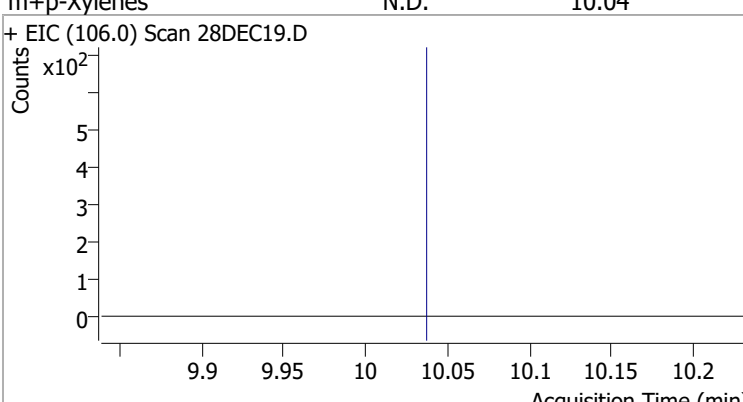
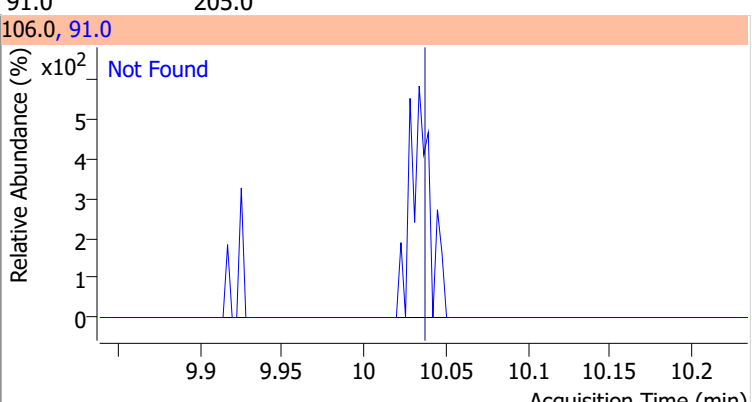
Compound	Conc.	Exp RT	QIon	Exp Ratio
Chlorodibromomethane	N.D.	9.20	127.0	75.3



Compound	Conc.	Exp RT	QIon	Exp Ratio
1,2-Dibromoethane	N.D.	9.31	109.0	97.2

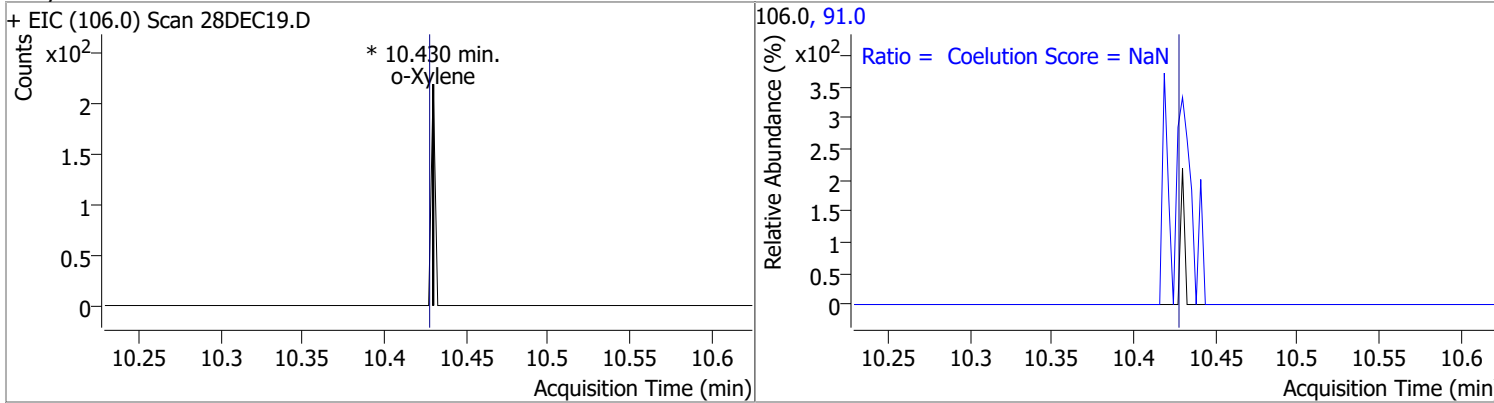


Quantitation Results Report (QT Reviewed)

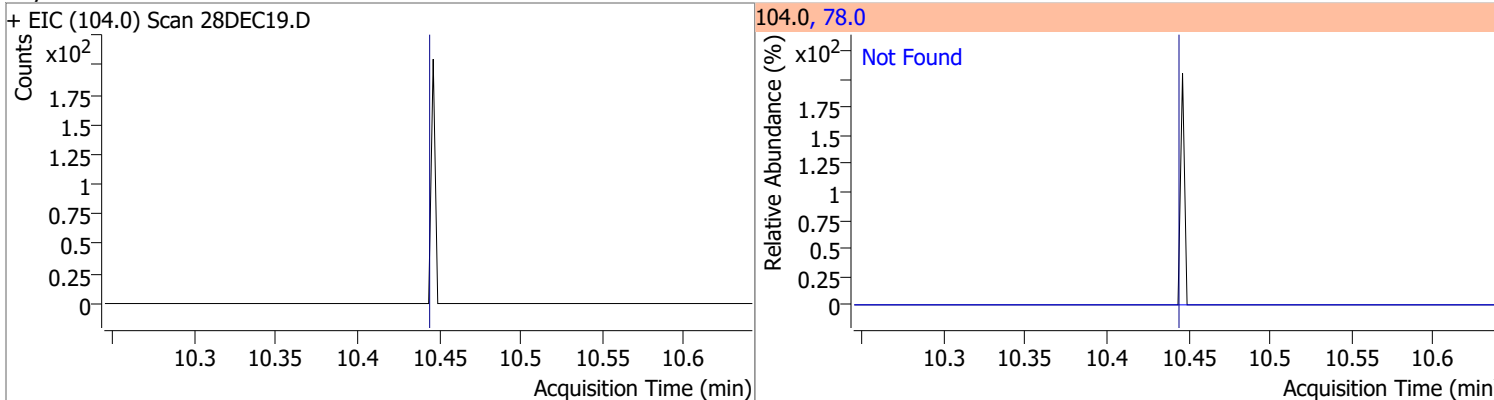
Compound	Conc.	Exp RT	QIon	Exp Ratio
Chlorobenzene	N.D.	9.80	114.0	32.3
+ EIC (112.0) Scan 28DEC19.D			112.0, 114.0	
				
1,1,1,2-Tetrachloroethane	N.D.	9.89	133.0	95.7
+ EIC (131.0) Scan 28DEC19.D			131.0, 133.0	
				
Ethylbenzene	N.D.	9.92	106.0	30.7
+ EIC (91.0) Scan 28DEC19.D			91.0, 106.0	
				
m+p-Xylenes	N.D.	10.04	91.0	205.0
+ EIC (106.0) Scan 28DEC19.D			106.0, 91.0	
				

Quantitation Results Report (QT Reviewed)

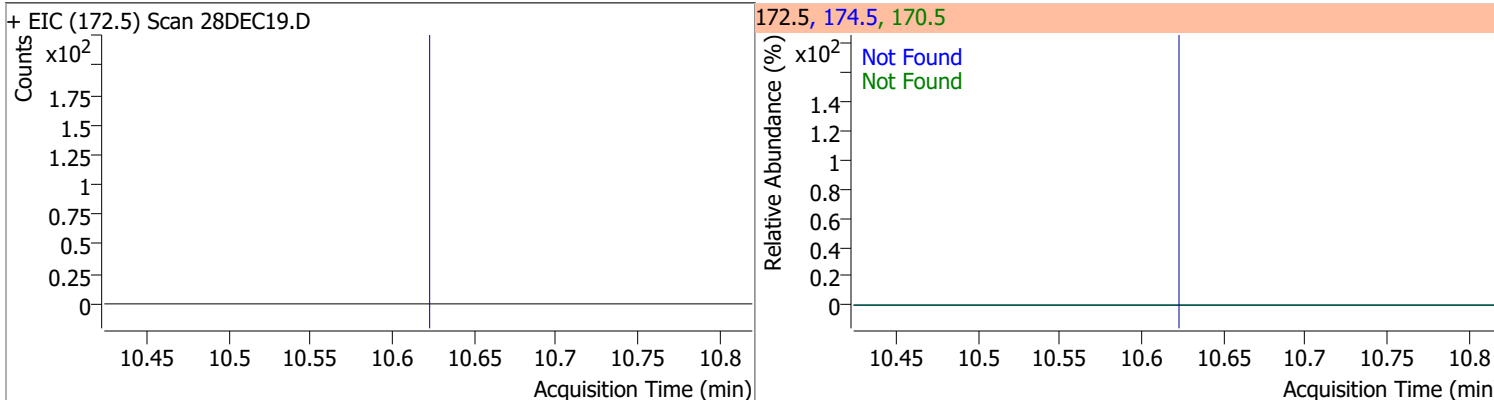
Compound	Conc.	RT	Dev(Min)	Resp.	QIon	QRatio	Lower	Upper
o-Xylene		0		0	91.0		186.1	246.1



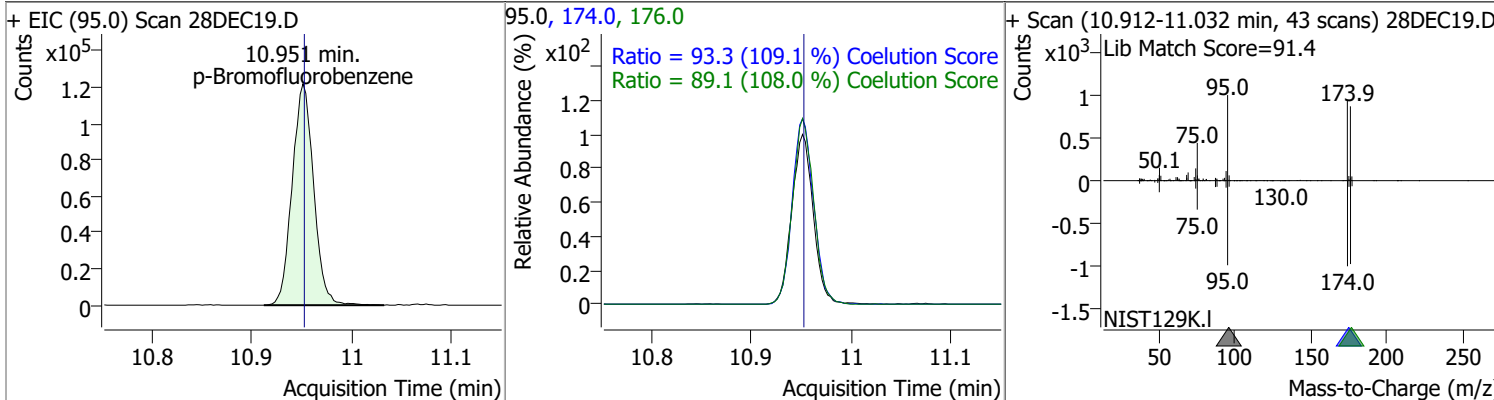
Compound	Conc.	Exp RT	QIon	Exp Ratio
Styrene	N.D.	10.45	78.0	50.6



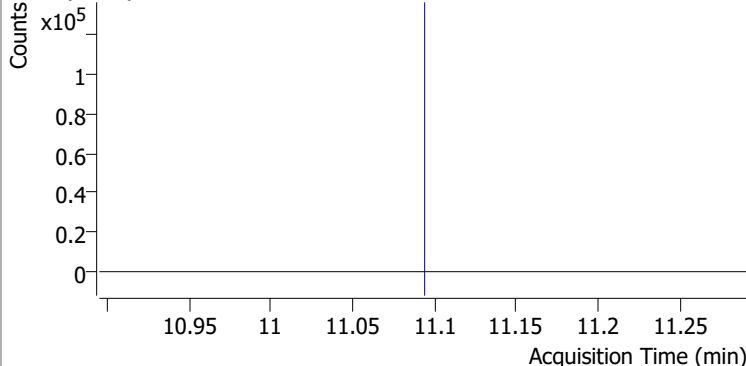
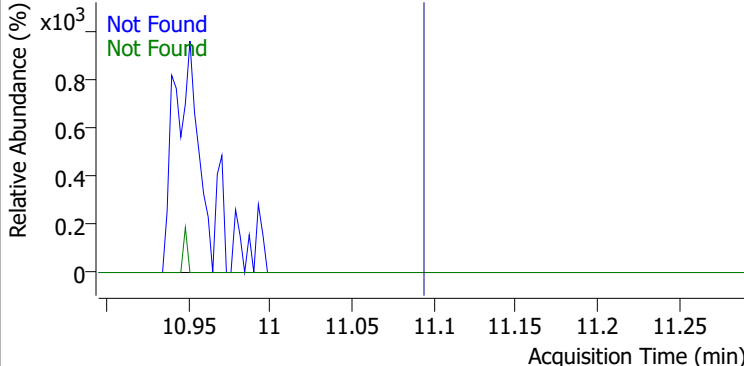
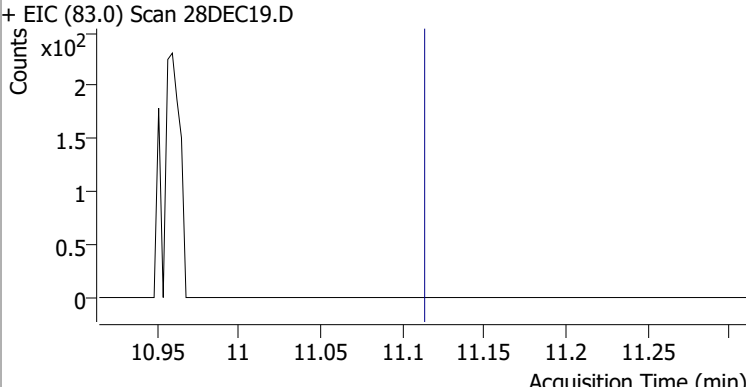
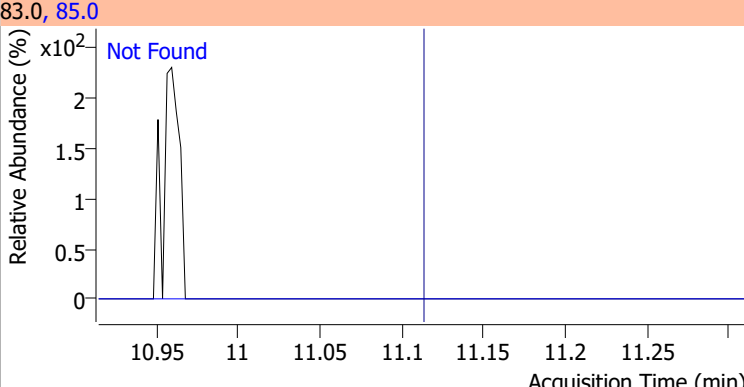
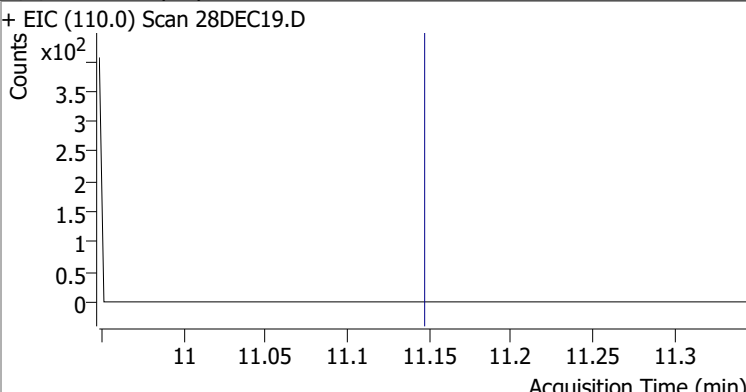
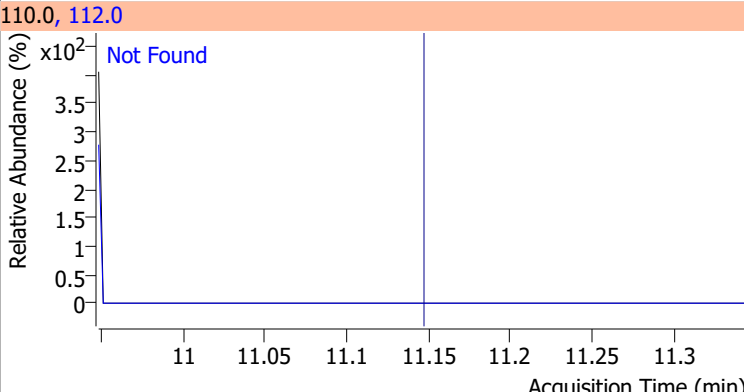
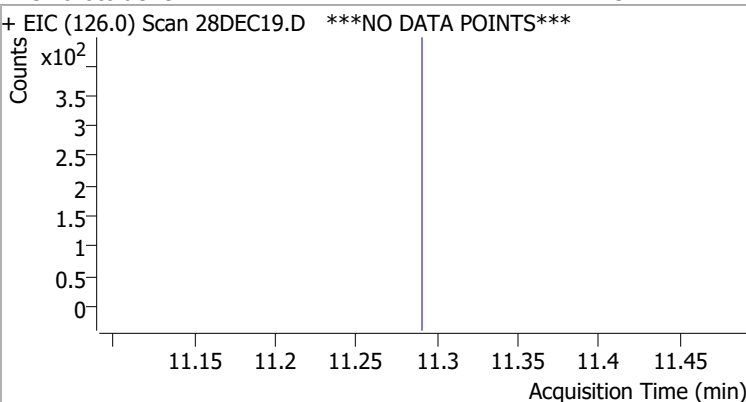
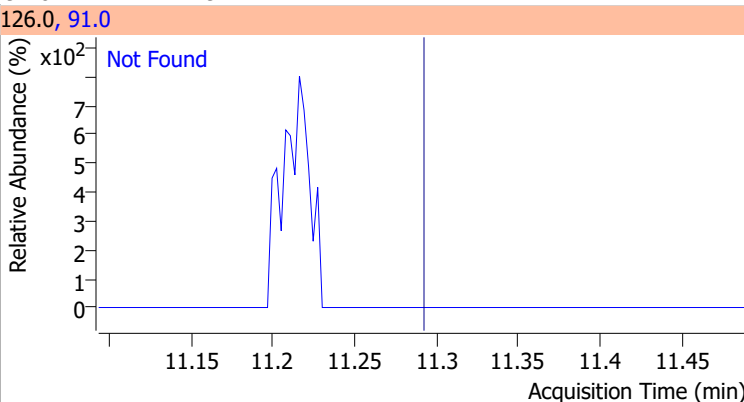
Compound	Conc.	Exp RT	QIon	Exp Ratio	QIon	Exp Ratio
Bromoform	N.D.	10.62	170.5	52.7	174.5	50.7



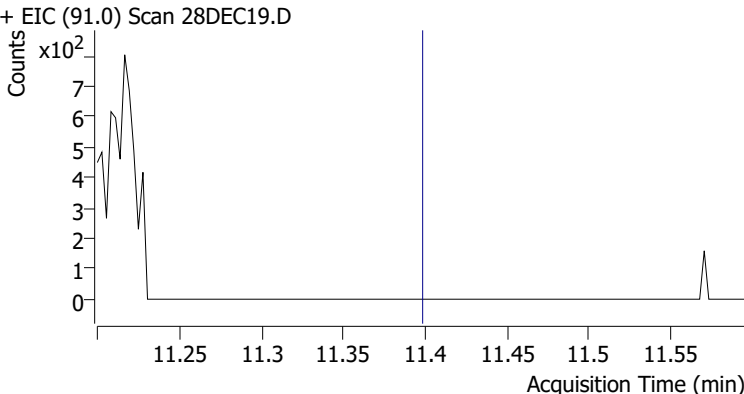
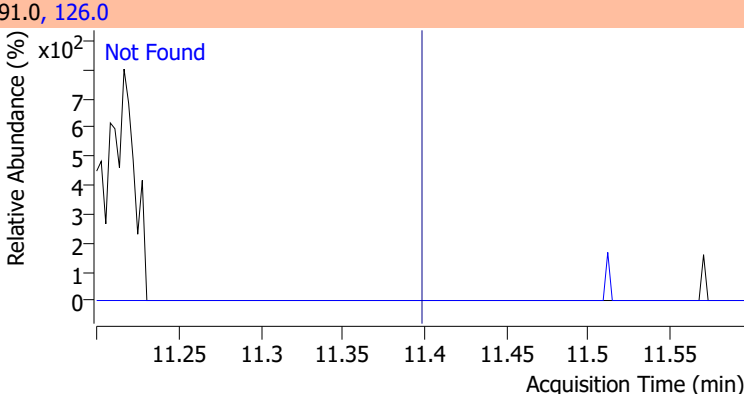
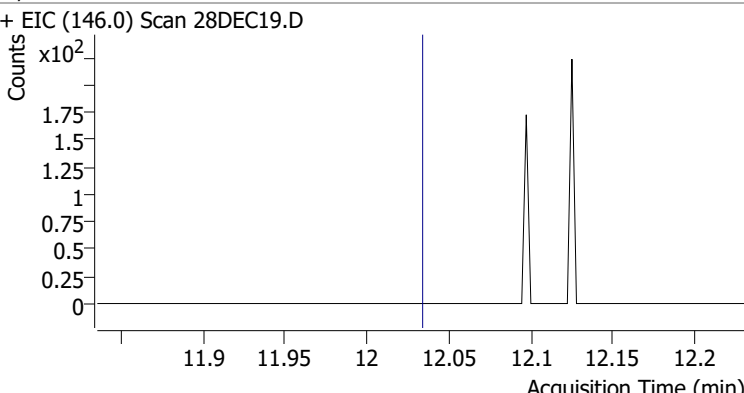
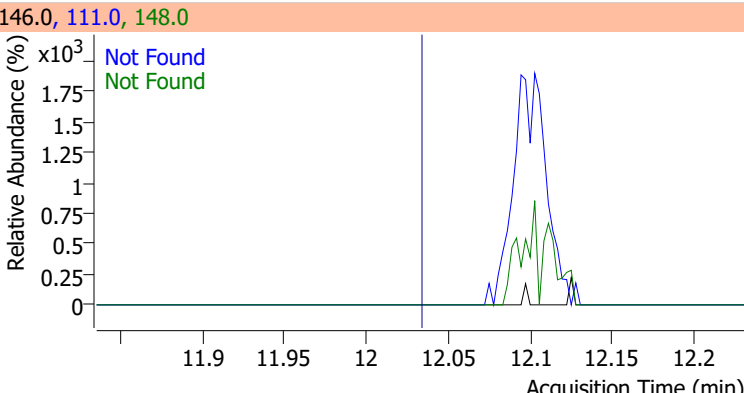
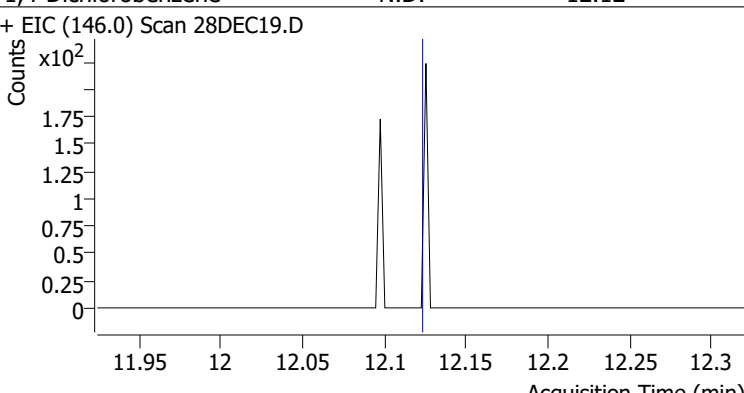
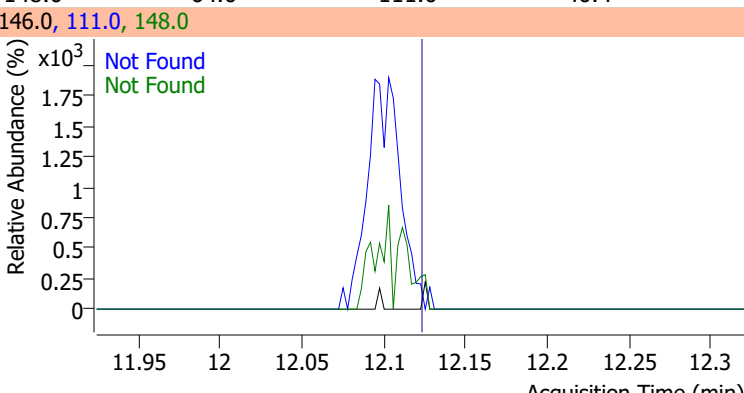
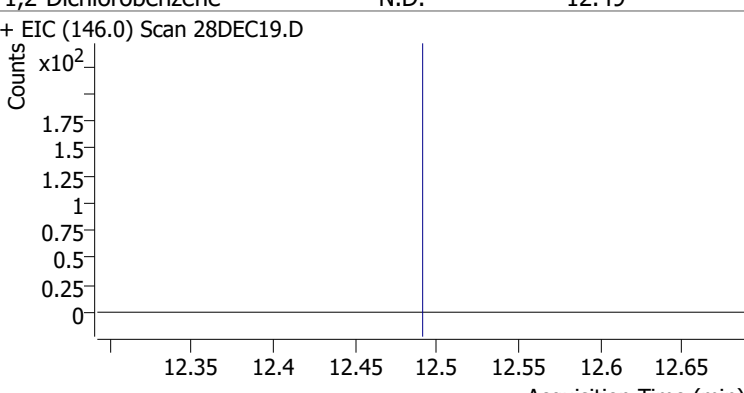
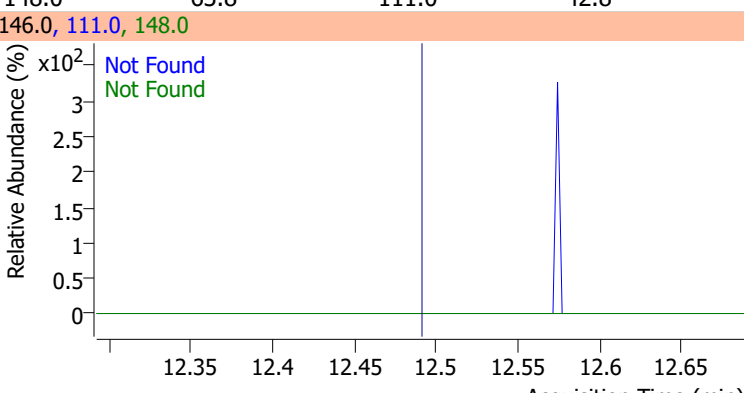
Compound	Conc.	RT	Dev(Min)	Resp.	QIon	QRatio	Lower	Upper
p-Bromofluorobenzene	258.0968	10.95	0.00	180994	174.0	93.3	55.5	115.5
					176.0	89.1	52.5	112.5



Quantitation Results Report (QT Reviewed)

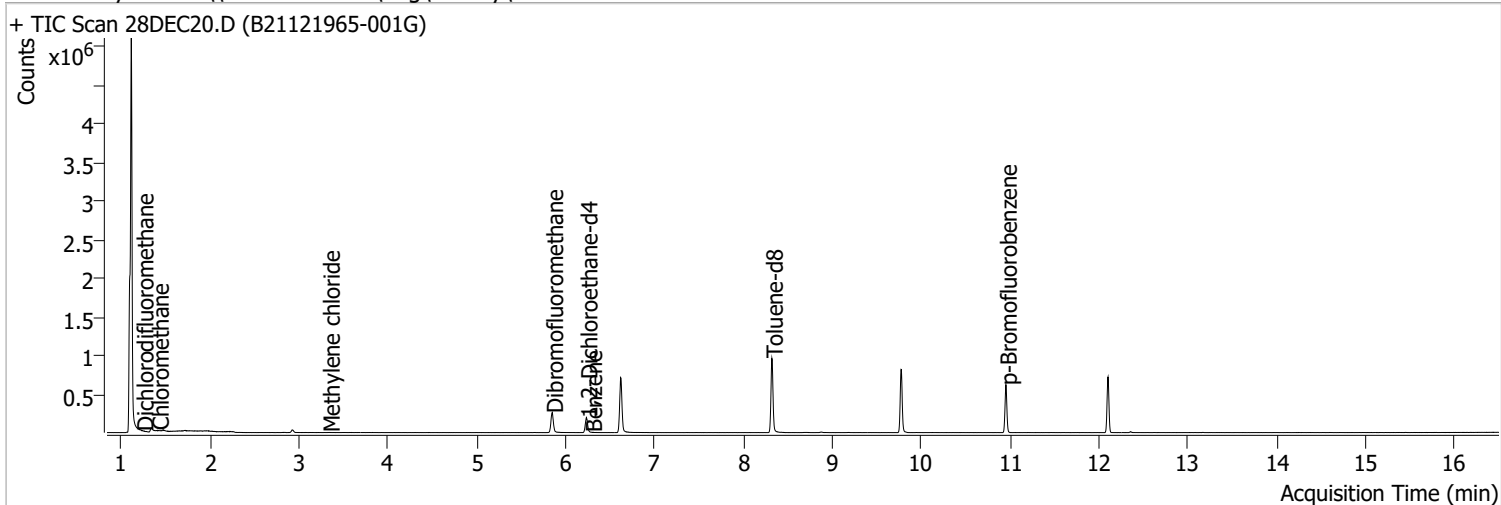
Compound	Conc.	Exp RT	QIon	Exp Ratio	QIon	Exp Ratio
Bromobenzene	N.D.	11.09	77.0	153.2	158.0	96.2
+ EIC (156.0) Scan 28DEC19.D			156.0, 77.0, 158.0			
						
1,1,2,2-Tetrachloroethane	N.D.	11.11	85.0	63.2		
+ EIC (83.0) Scan 28DEC19.D			83.0, 85.0			
						
1,2,3-Trichloropropane	N.D.	11.15	112.0	65.8		
+ EIC (110.0) Scan 28DEC19.D			110.0, 112.0			
						
2-Chlorotoluene	N.D.	11.29	91.0	294.1		
+ EIC (126.0) Scan 28DEC19.D ***NO DATA POINTS***			126.0, 91.0			
						

Quantitation Results Report (QT Reviewed)

Compound	Conc.	Exp RT	QIon	Exp Ratio		
4-Chlorotoluene	N.D.	11.40	126.0	30.4		
+ EIC (91.0) Scan 28DEC19.D			91.0, 126.0			
						
1,3-Dichlorobenzene	N.D.	12.03	148.0	64.5	QIon	Exp Ratio
+ EIC (146.0) Scan 28DEC19.D			146.0, 111.0, 148.0			
						
1,4-Dichlorobenzene	N.D.	12.12	148.0	64.0	QIon	Exp Ratio
+ EIC (146.0) Scan 28DEC19.D			146.0, 111.0, 148.0			
						
1,2-Dichlorobenzene	N.D.	12.49	148.0	63.8	QIon	Exp Ratio
+ EIC (146.0) Scan 28DEC19.D			146.0, 111.0, 148.0			
						

Quantitation Results Report (QT Reviewed)

Data File	28DEC20.D	Operator	MSC
Acq. Method	5975CACQF.M	Acq. Date-Time	12/28/2021 6:14:52 PM
Sample Name	B21121965-001G	Instrument	VOA5975C
Vial	20	Multiplier	1.00
DA Method File	VOA5975C_8260B_SHT_DoD_L4_120721.m	Comment	
Tune File	BFB_Atune3.u	Tune Date	10/11/2021 4:02:00 PM
Batch Name	VG122821_8260B_624pt1.batch.bin	Last Calib Update	2/11/2022 12:17:53 PM
Ref Library	\\MASSHUNTER\Org\Library\NIST129K.I		



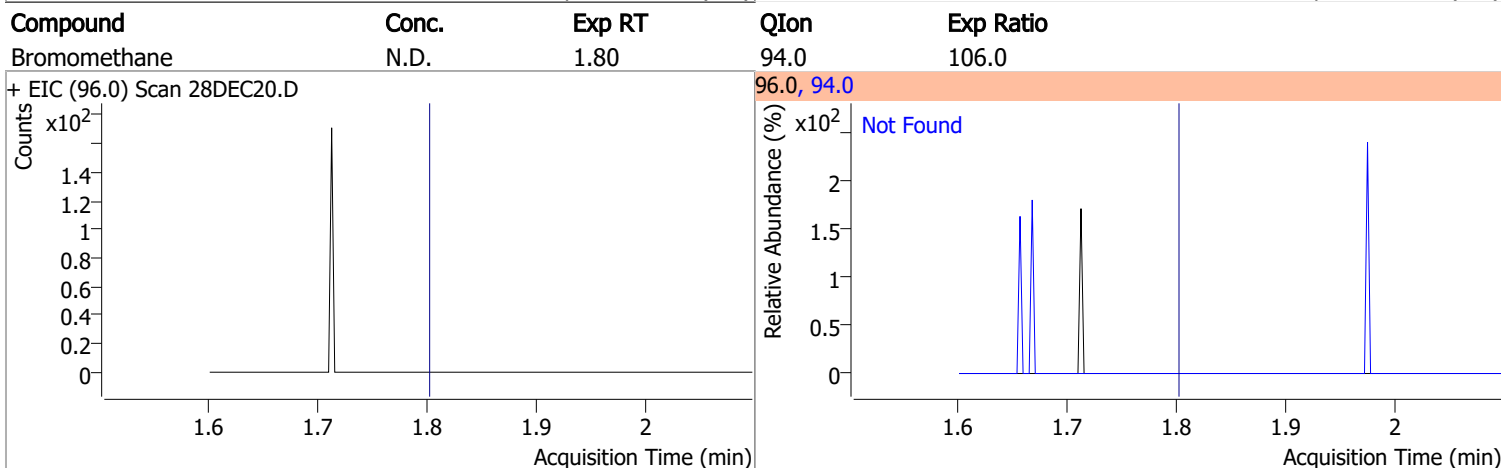
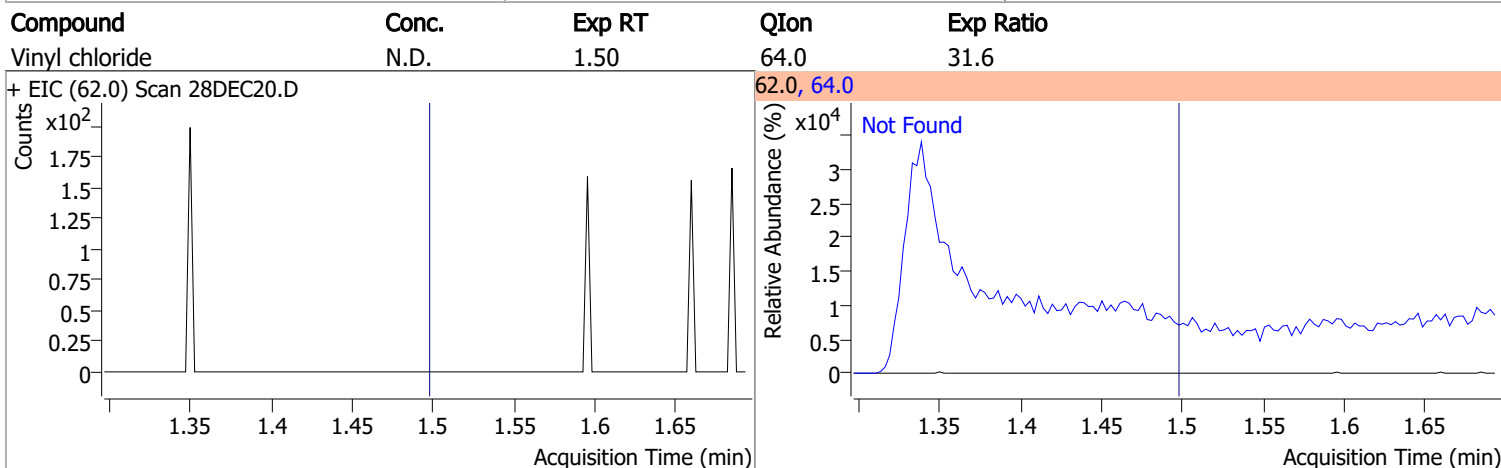
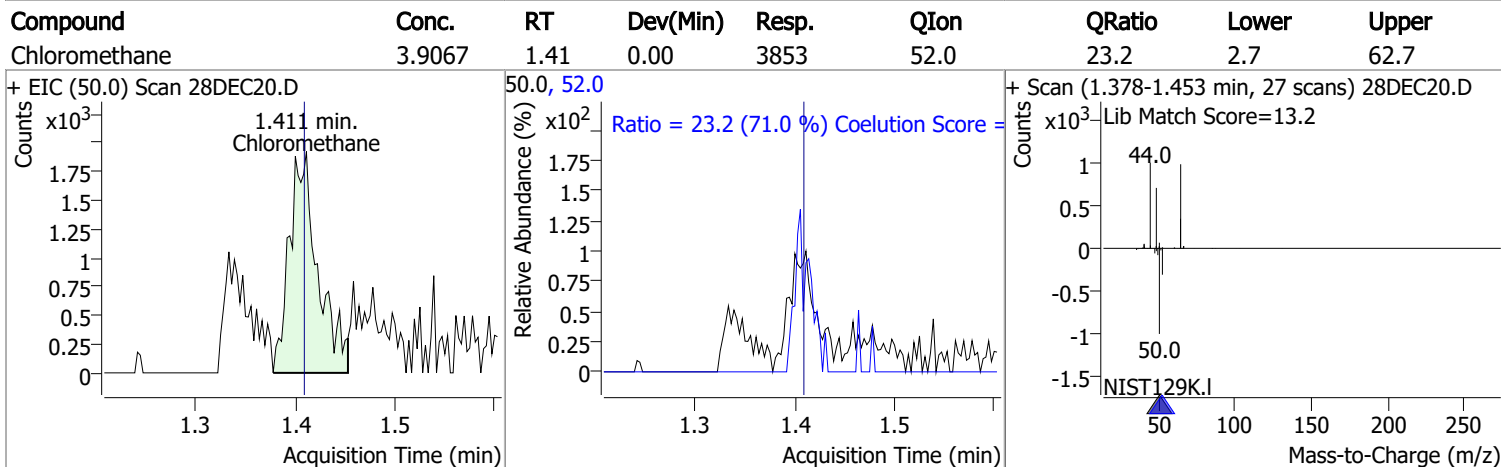
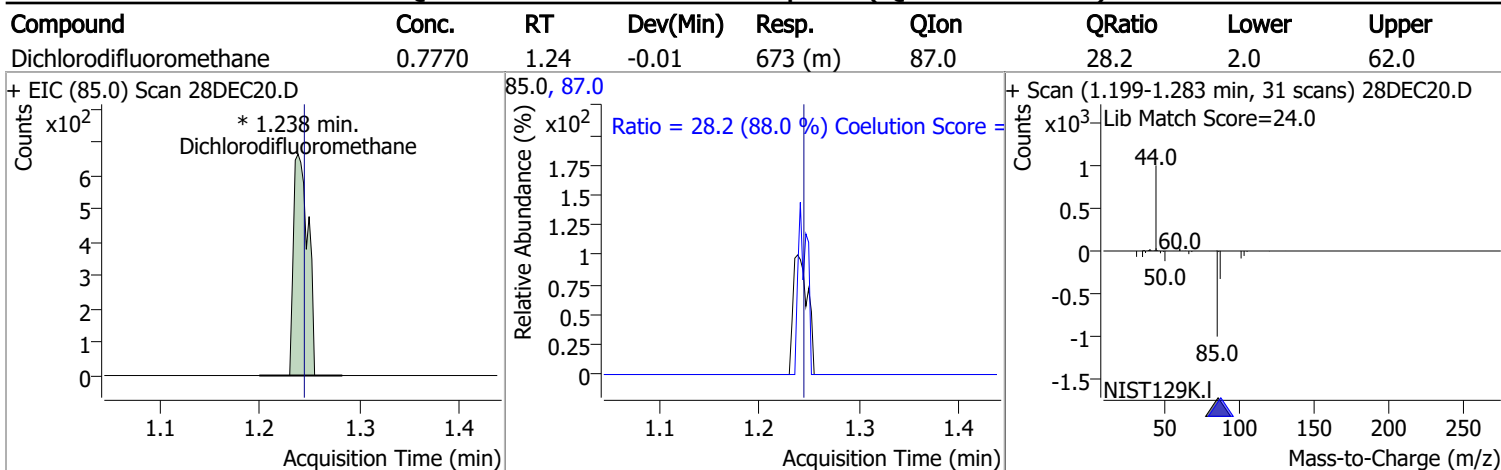
Compound	RT	QIon	Resp.	Conc.	Units	Dev(Min)	
Internal Standards							
M Fluorobenzene	6.618	96.0	605808	250.0000	ng	-0.003	
M Chlorobenzene-d5	9.772	82.0	228057	250.0000	ng	-0.003	
M 1,4-Dichlorobenzene-d4	12.100	152.0	173496	250.0000	ng	0.000	
System Monitoring Compounds							
S Dibromofluoromethane	5.848	113.0	153693	258.8591	ng	-0.003	
Spiked Amount: 250.000	Range: 80.0 - 119.0%			Recovery = 103.54%			
S 1,2-Dichloroethane-d4	6.233	67.0	69100	255.0206	ng	0.003	
Spiked Amount: 250.000	Range: 81.0 - 118.0%			Recovery = 102.01%			
S Toluene-d8	8.319	98.0	589462	257.1240	ng	0.000	
Spiked Amount: 250.000	Range: 89.0 - 112.0%			Recovery = 102.85%			
S p-Bromofluorobenzene	10.951	95.0	171914	258.9565	ng	0.000	
Spiked Amount: 250.000	Range: 85.0 - 114.0%			Recovery = 103.58%			
Target Compounds							
T Dichlorodifluoromethane	1.238	85.0	673	0.7770	ng	m	93
T Chloromethane	1.411	50.0	3853	3.9067	ng		83
T Vinyl chloride	0.000		0	N.D.			
T Bromomethane	0.000		0	N.D.			
T Chloroethane	1.936	64.0	0		ng	md	1
T Trichlorofluoromethane	0.000		0	N.D.			
T 1,1-Dichloroethene	0.000		0	N.D.			
T Methylene chloride	3.335	49.0	694	0.7813	ng	m	89
T trans-1,2-Dichloroethene	0.000		0	N.D.			
T Methyl tert-butyl ether (MTBE)	0.000		0	N.D.			
T 1,1-Dichloroethane	0.000		0	N.D.			
T 2,2-Dichloropropane	0.000		0	N.D.			
T cis-1,2-Dichloroethene	0.000		0	N.D.			
T Methyl ethyl ketone	0.000		0	N.D.			
T Bromochloromethane	0.000		0	N.D.			
T Chloroform	0.000		0	N.D.			

Quantitation Results Report (QT Reviewed)

Compound	RT	QIon	Resp.	Conc.	Units		Dev(Min)
T 1,1,1-Trichloroethane	0.000		0	N.D.			
T Carbon tetrachloride	0.000		0	N.D.			
T 1,1-Dichloropropene	0.000		0	N.D.			
T Benzene	6.286	78.0	524	0.2126	ng	m	62
T 1,2-Dichloroethane	0.000		0	N.D.			
T Trichloroethene	0.000		0	N.D.			
T 1,2-Dichloropropane	0.000		0	N.D.			
T Dibromomethane	0.000		0	N.D.			
T Bromodichloromethane	0.000		0	N.D.			
T cis-1,3-Dichloropropene	0.000		0	N.D.			
T Toluene	0.000		0	N.D.			
T trans-1,3-Dichloropropene	0.000		0	N.D.			
T 1,1,2-Trichloroethane	0.000		0	N.D.			
T Tetrachloroethene	0.000		0	N.D.			
T 1,3-Dichloropropane	0.000		0	N.D.			
T Chlorodibromomethane	0.000		0	N.D.			
T 1,2-Dibromoethane	0.000		0	N.D.			
T Chlorobenzene	0.000		0	N.D.			
T 1,1,1,2-Tetrachloroethane	0.000		0	N.D.			
T Ethylbenzene	0.000		0	N.D.			
T m+p-Xylenes	0.000		0	N.D.			
T o-Xylene	0.000		0	N.D.			
T Styrene	0.000		0	N.D.			
T Bromoform	0.000		0	N.D.			
T Bromobenzene	0.000		0	N.D.			
T 1,1,2,2-Tetrachloroethane	0.000		0	N.D.			
T 1,2,3-Trichloropropane	0.000		0	N.D.			
T 2-Chlorotoluene	0.000		0	N.D.			
T 4-Chlorotoluene	0.000		0	N.D.			
T 1,3-Dichlorobenzene	0.000		0	N.D.			
T 1,4-Dichlorobenzene	0.000		0	N.D.			
T 1,2-Dichlorobenzene	0.000		0	N.D.			

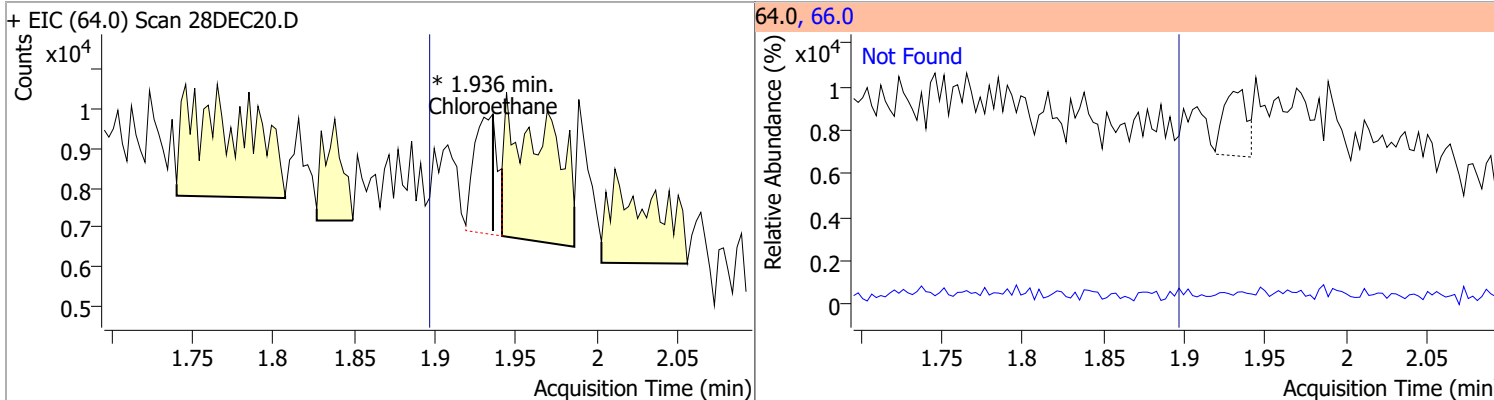
(#) = Qualifier Out of Range; (m) = Manual Integration; (+) = Area Summed; (*) = Surrogate Percent Recovery Out of Range; (d): Zeroed Peak

Quantitation Results Report (QT Reviewed)

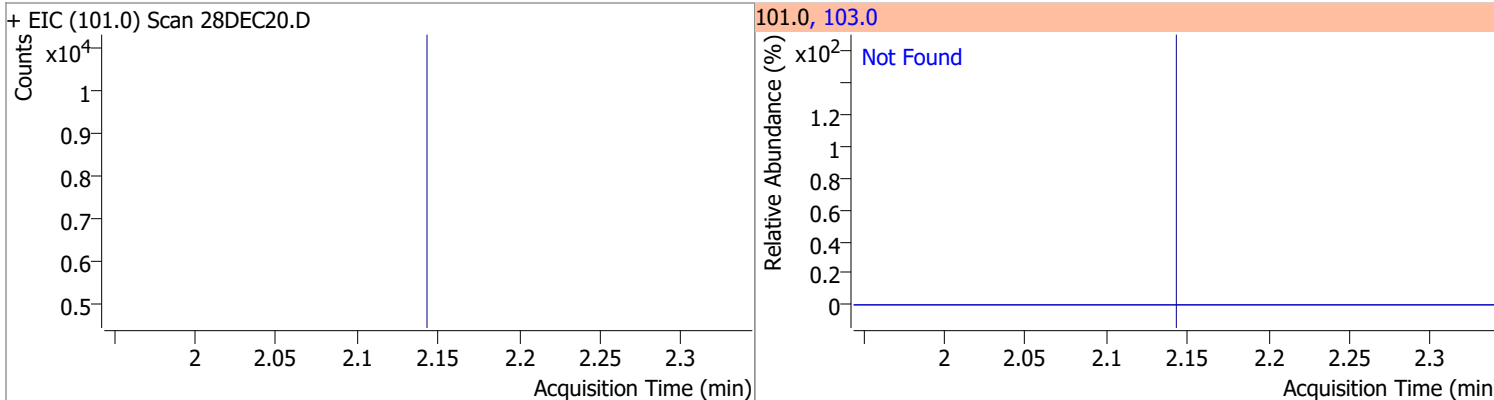


Quantitation Results Report (QT Reviewed)

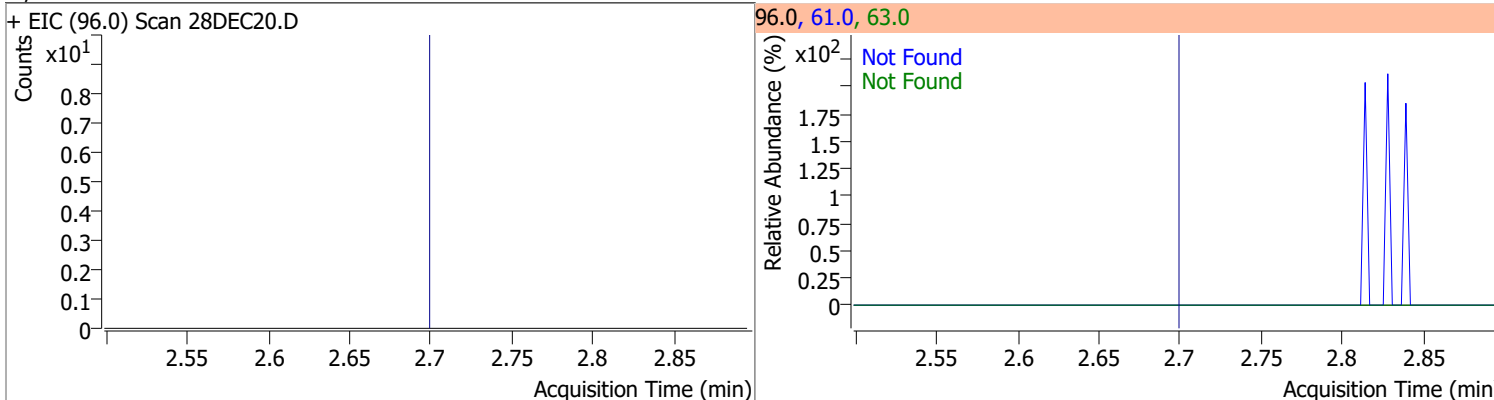
Compound	Conc.	RT	Dev(Min)	Resp.	QIon	QRatio	Lower	Upper
Chloroethane		0		0	66.0		0.8	60.8



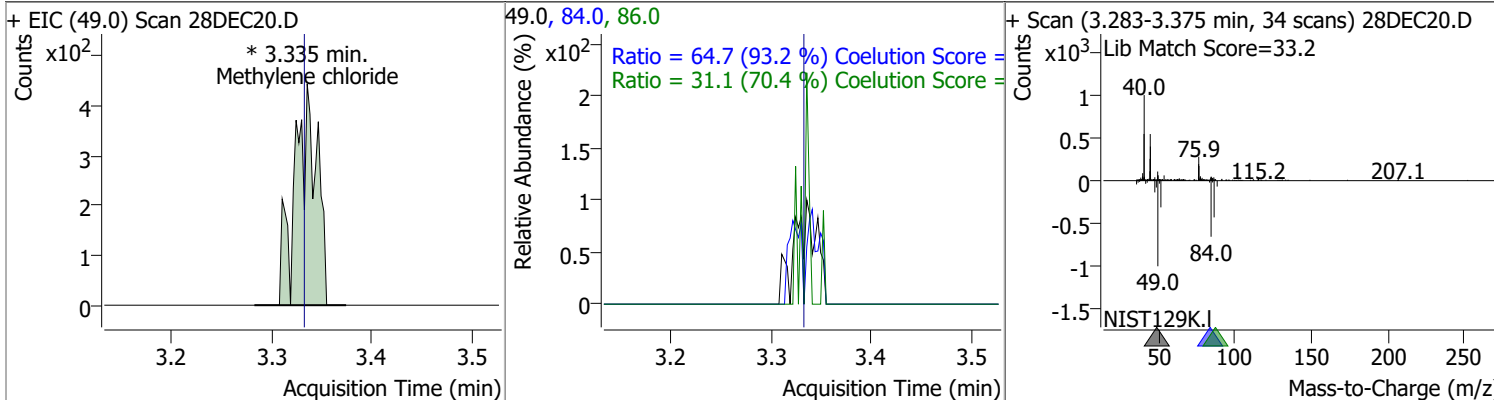
Compound	Conc.	Exp RT	QIon	Exp Ratio
Trichlorofluoromethane	N.D.	2.14	103.0	64.8



Compound	Conc.	Exp RT	QIon	Exp Ratio	QIon	Exp Ratio
1,1-Dichloroethene	N.D.	2.70	61.0	180.1	63.0	57.5

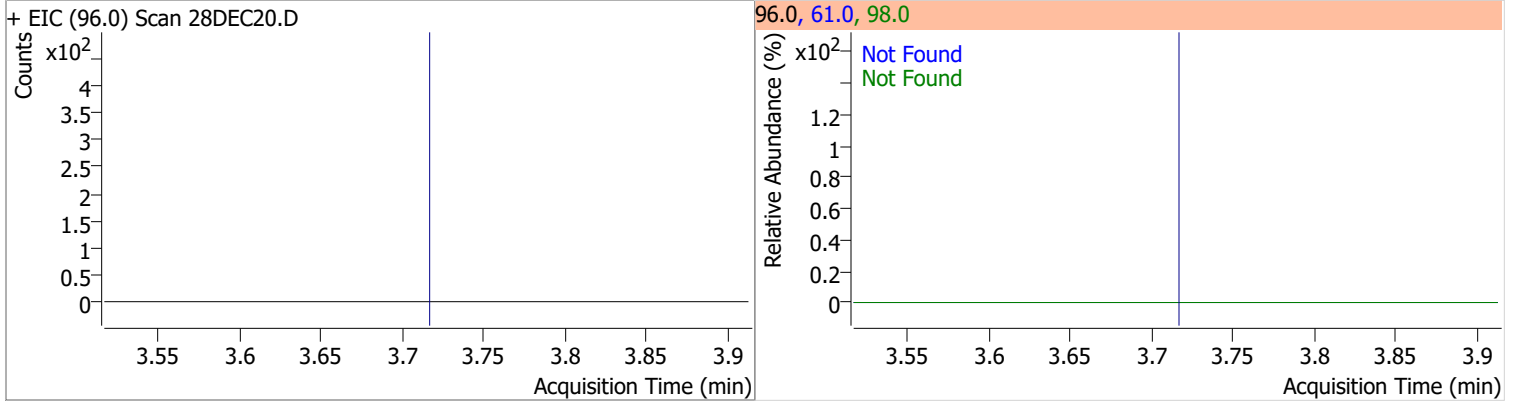


Compound	Conc.	RT	Dev(Min)	Resp.	QIon	QRatio	Lower	Upper
Methylene chloride	0.7813	3.34	0.00	694 (m)	84.0	64.7	39.4	99.4
					86.0	31.1	14.1	74.1

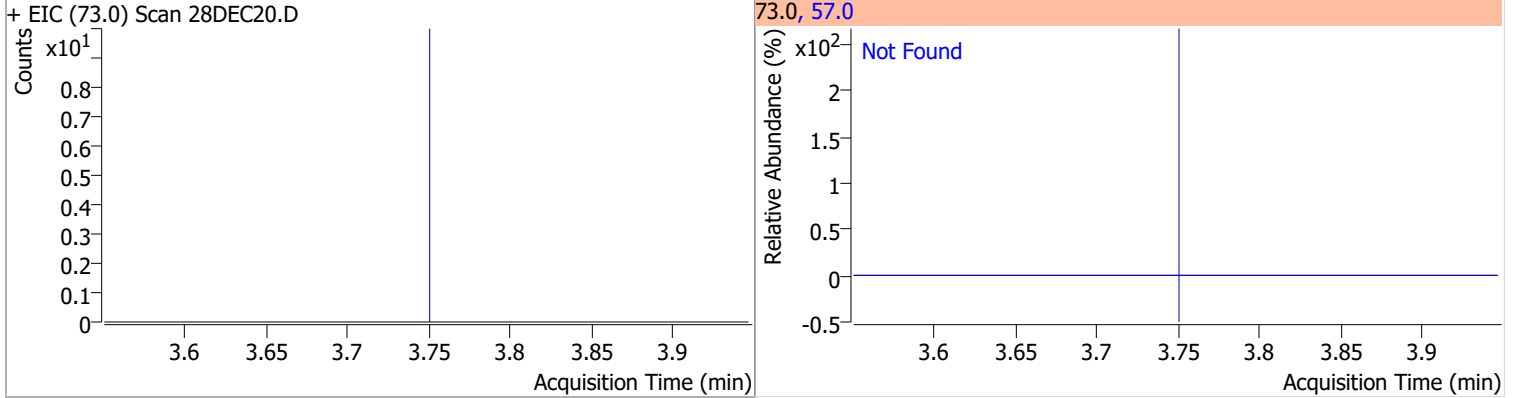


Quantitation Results Report (QT Reviewed)

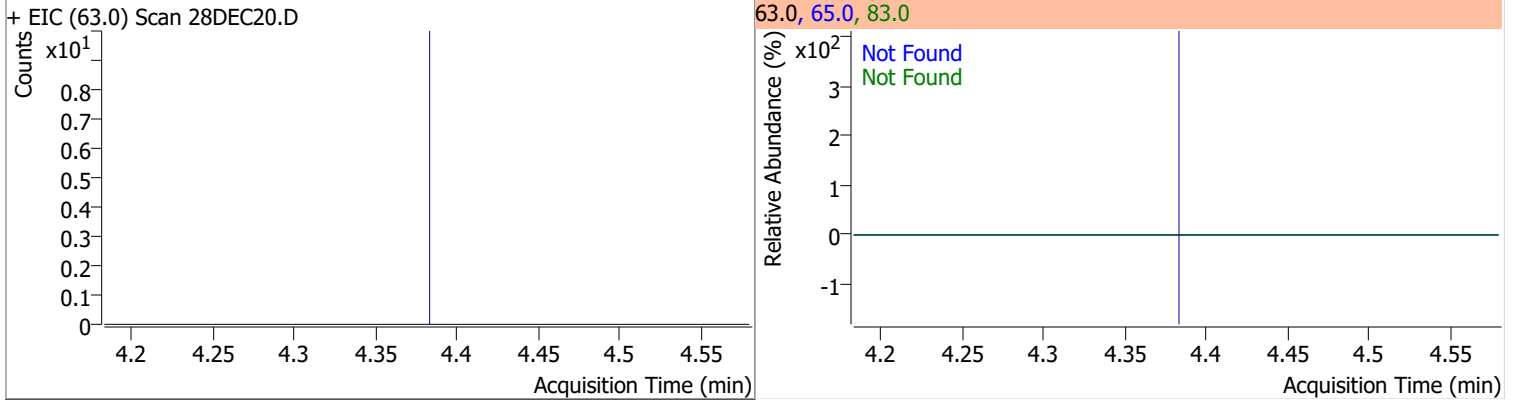
Compound	Conc.	Exp RT	QIon	Exp Ratio	QIon	Exp Ratio
trans-1,2-Dichloroethene	N.D.	3.72	61.0	155.1	98.0	62.8



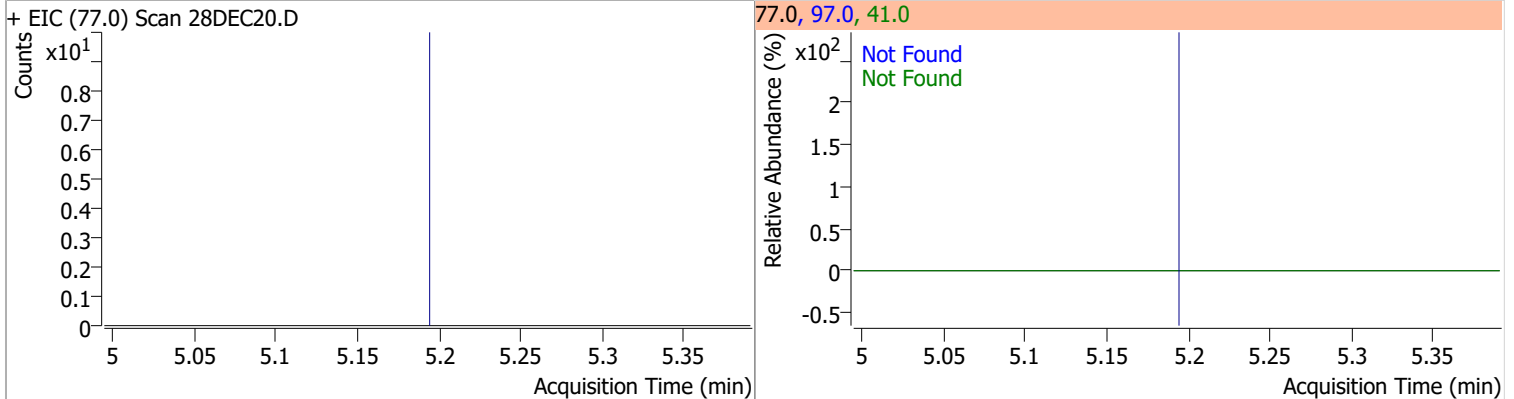
Compound	Conc.	Exp RT	QIon	Exp Ratio
Methyl tert-butyl ether (MTBE)	N.D.	3.75	57.0	23.9



Compound	Conc.	Exp RT	QIon	Exp Ratio	QIon	Exp Ratio
1,1-Dichloroethane	N.D.	4.38	65.0	31.7	83.0	12.8

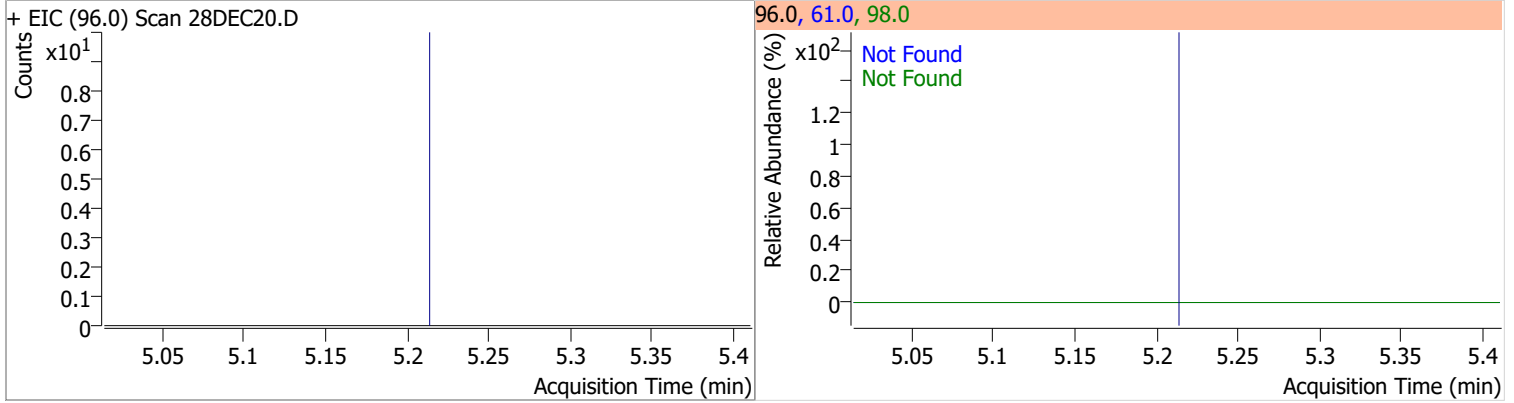


Compound	Conc.	Exp RT	QIon	Exp Ratio	QIon	Exp Ratio
2,2-Dichloropropane	N.D.	5.20	41.0	59.0	97.0	21.8

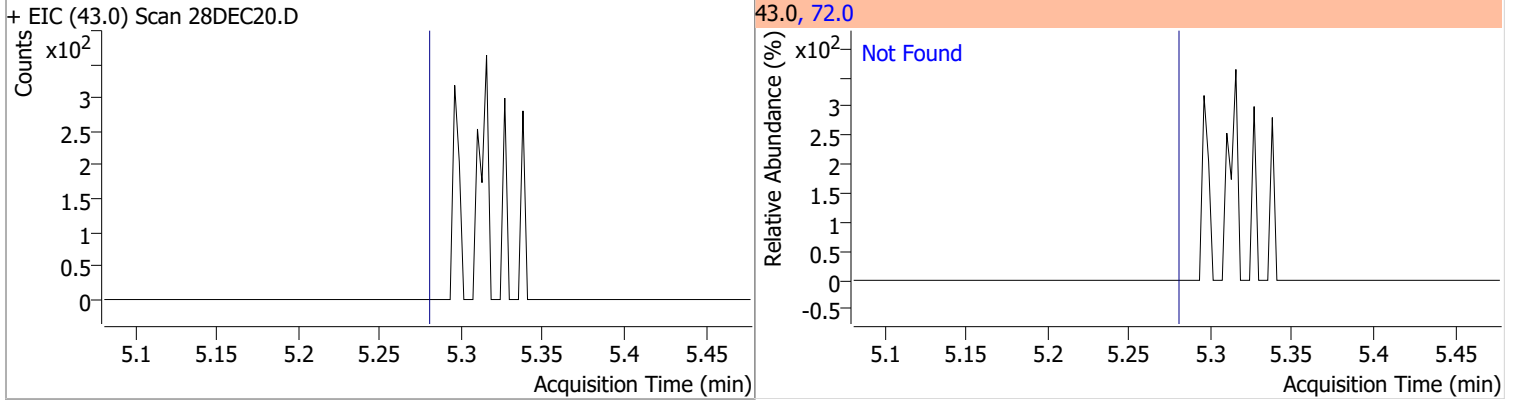


Quantitation Results Report (QT Reviewed)

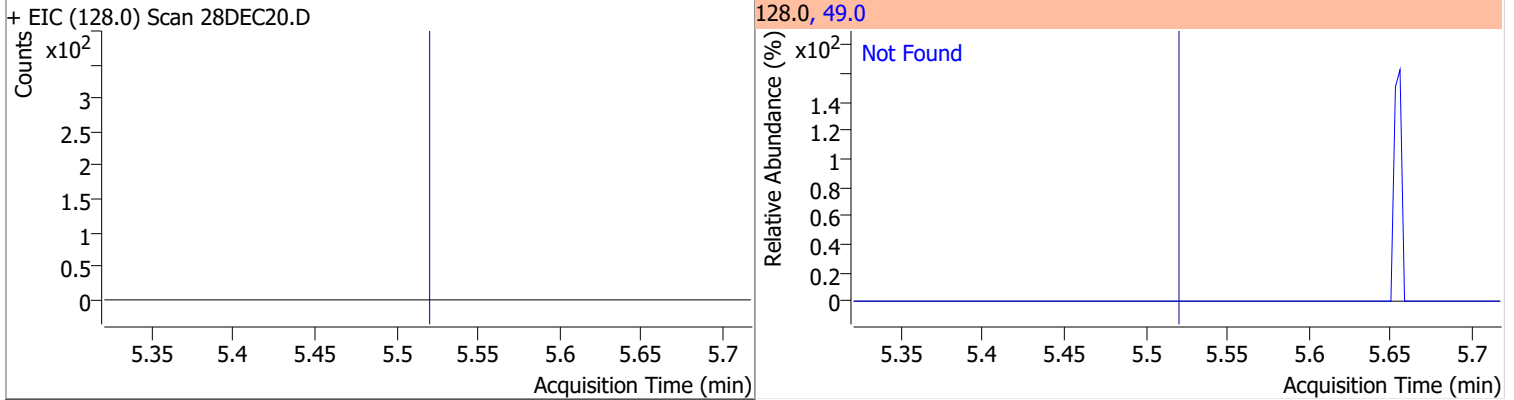
Compound	Conc.	Exp RT	QIon	Exp Ratio	QIon	Exp Ratio
cis-1,2-Dichloroethene	N.D.	5.21	61.0	163.3	98.0	64.4



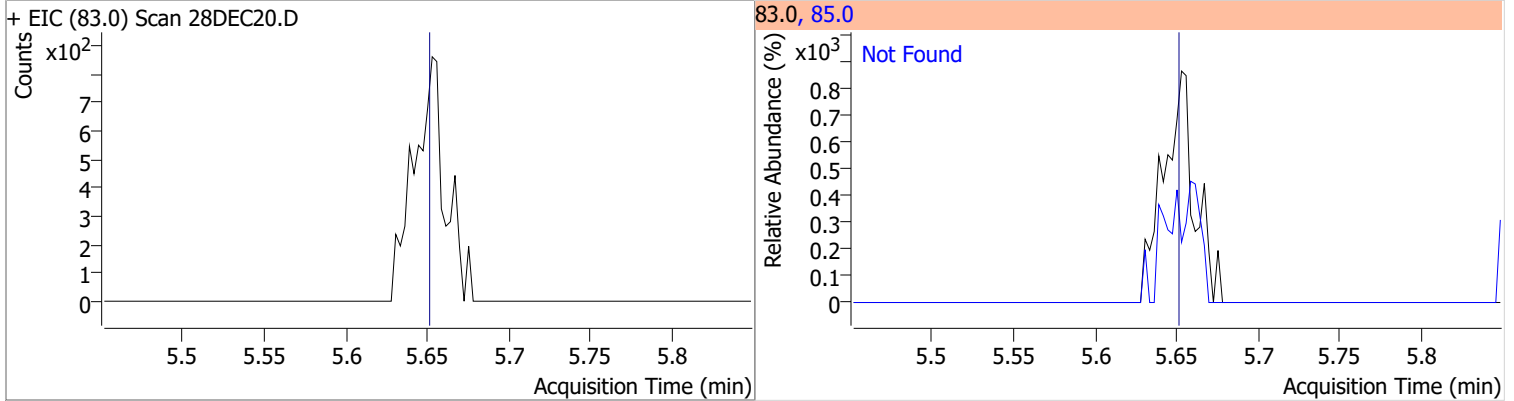
Compound	Conc.	Exp RT	QIon	Exp Ratio
Methyl ethyl ketone	N.D.	5.28	72.0	22.2



Compound	Conc.	Exp RT	QIon	Exp Ratio
Bromochloromethane	N.D.	5.52	49.0	184.6

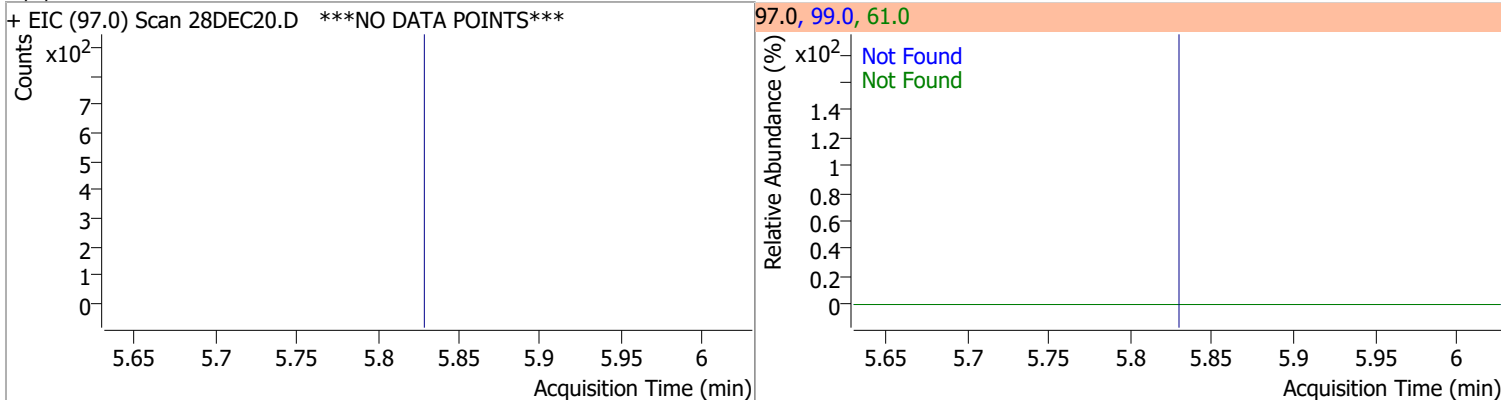


Compound	Conc.	Exp RT	QIon	Exp Ratio
Chloroform	N.D.	5.65	85.0	65.1

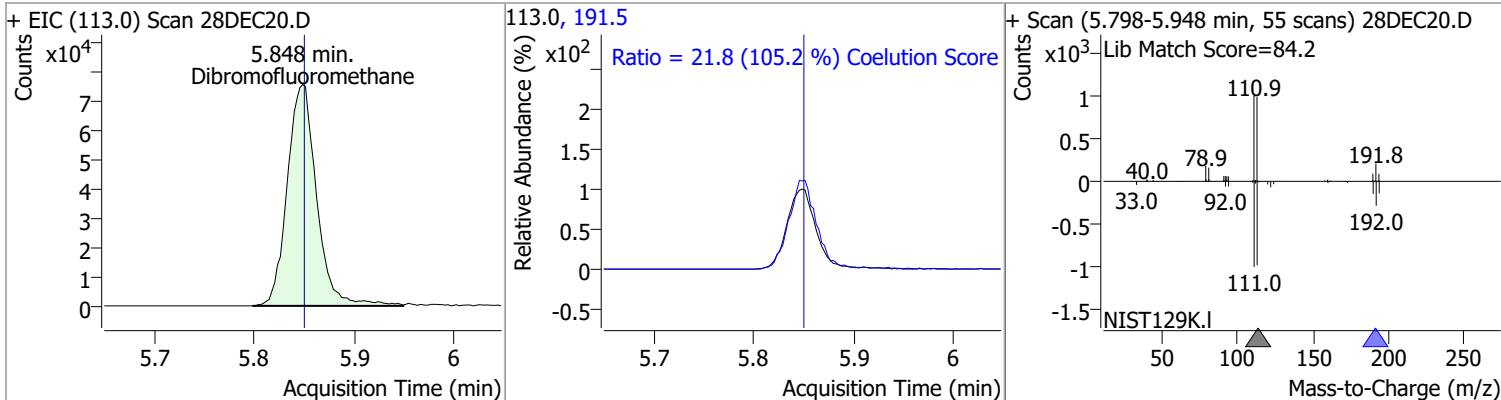


Quantitation Results Report (QT Reviewed)

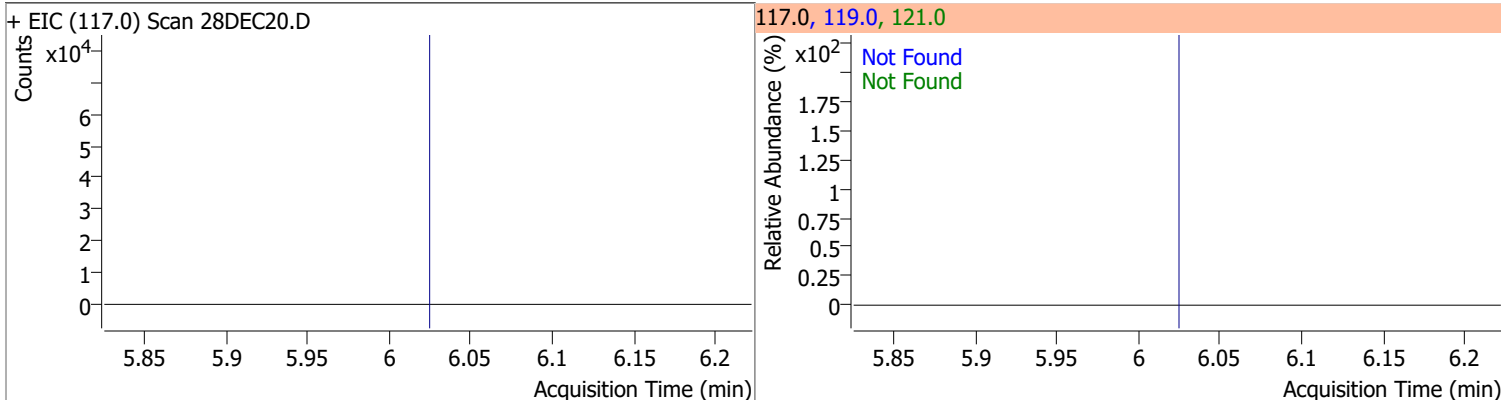
Compound	Conc.	Exp RT	QIon	Exp Ratio	QIon	Exp Ratio
1,1,1-Trichloroethane	N.D.	5.83	99.0	65.7	61.0	45.0



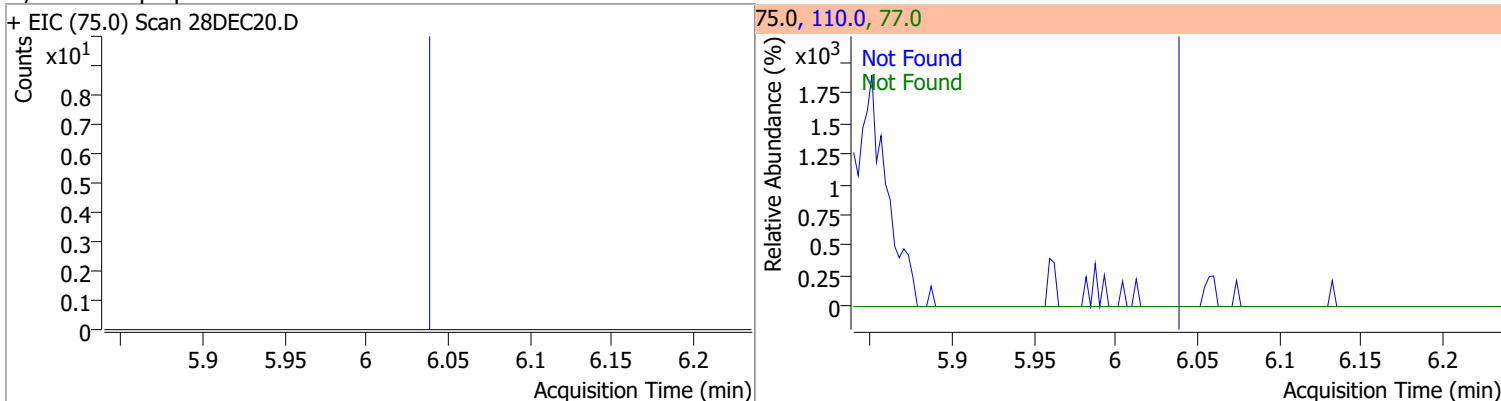
Compound	Conc.	RT	Dev(Min)	Resp.	QIon	QRatio	Lower	Upper
Dibromofluoromethane	258.8591	5.85	0.00	153693	191.5	21.8	0.0	50.7



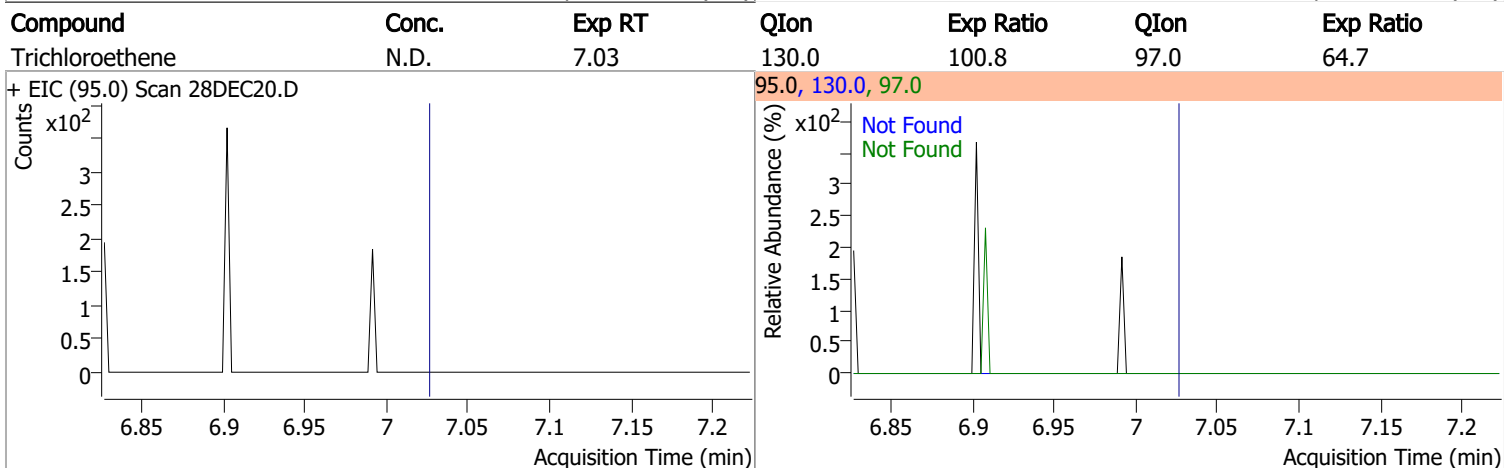
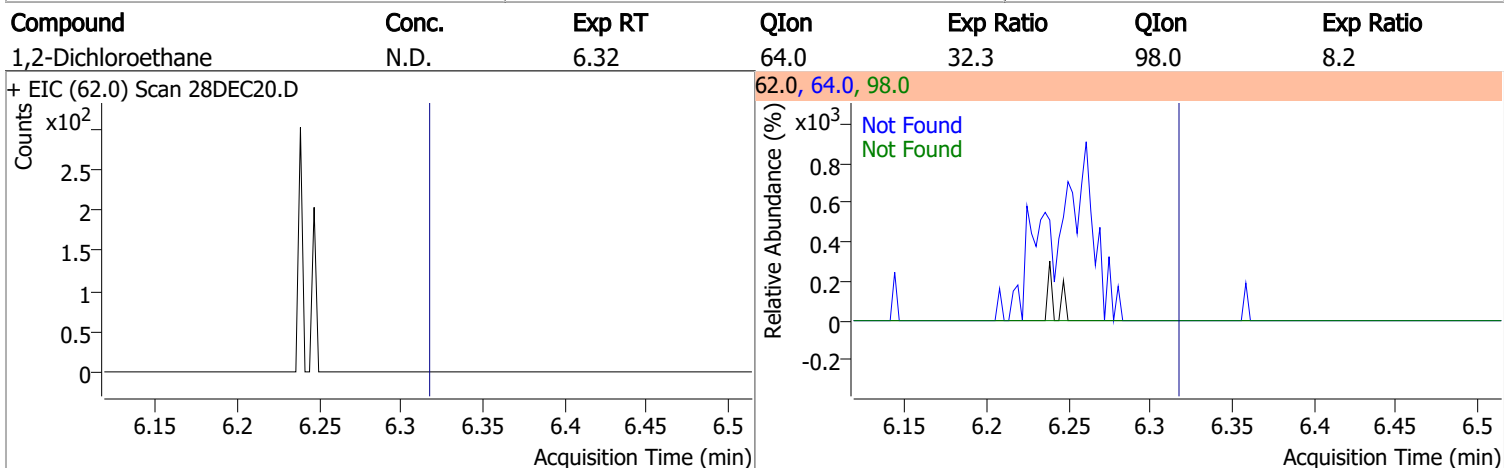
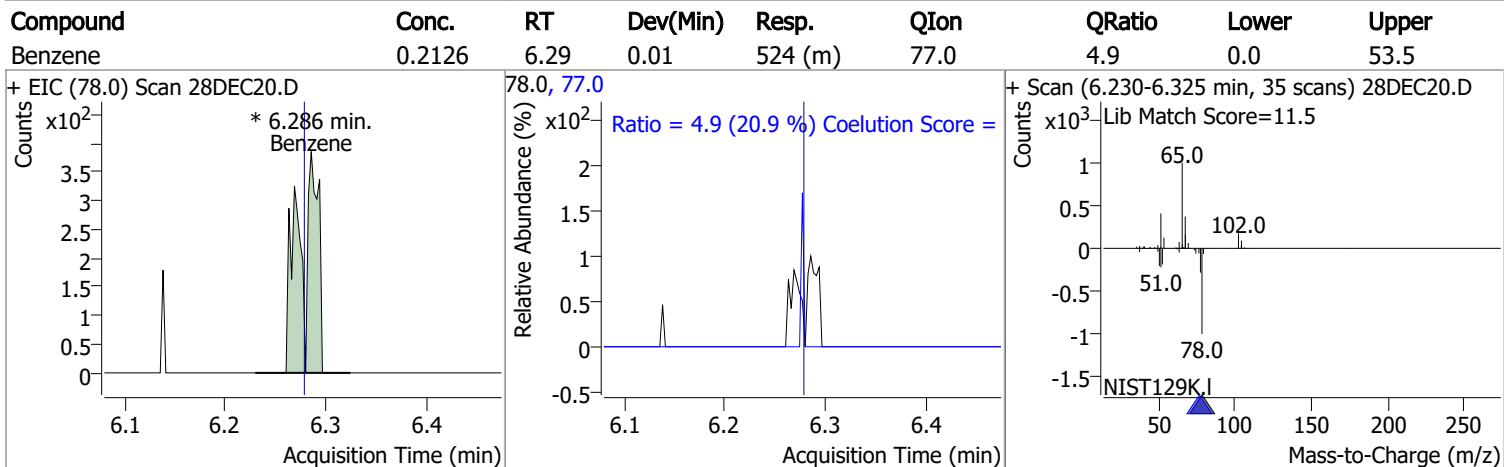
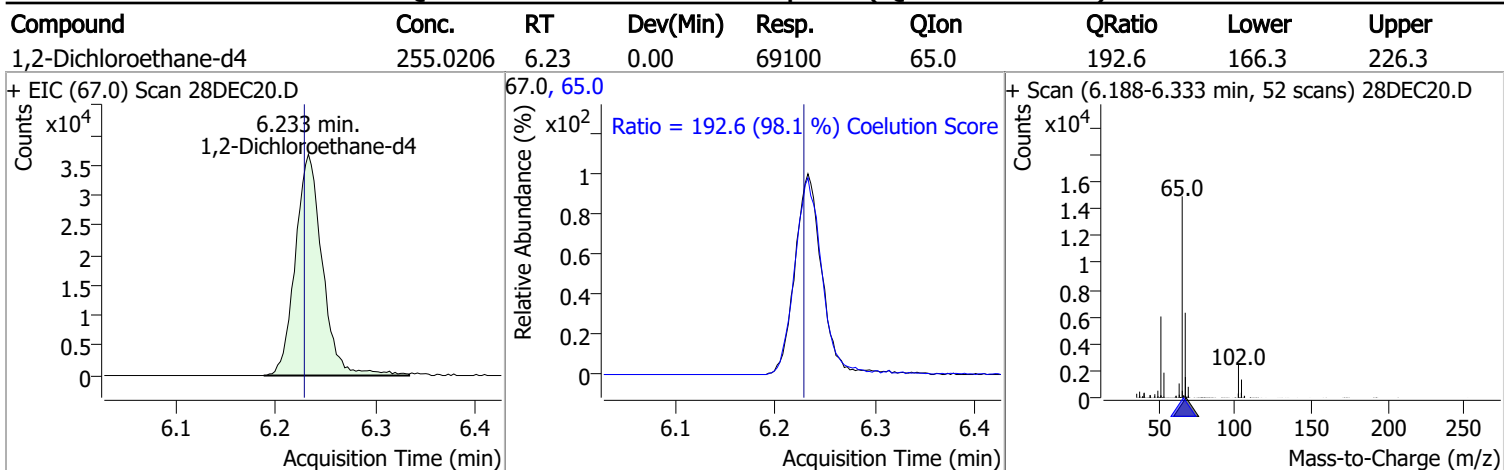
Compound	Conc.	Exp RT	QIon	Exp Ratio	QIon	Exp Ratio
Carbon tetrachloride	N.D.	6.03	119.0	97.5	121.0	30.4



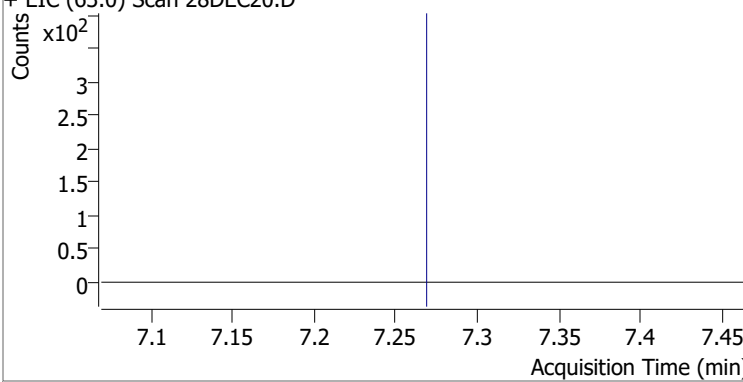
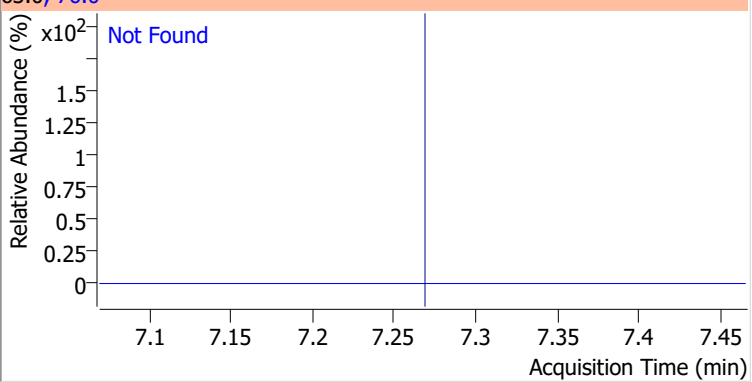
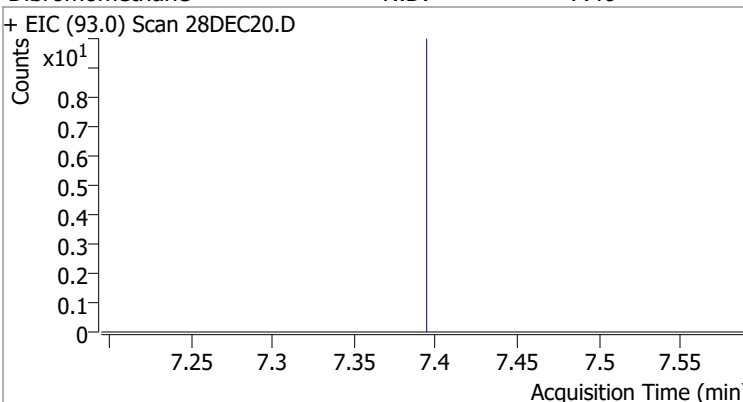
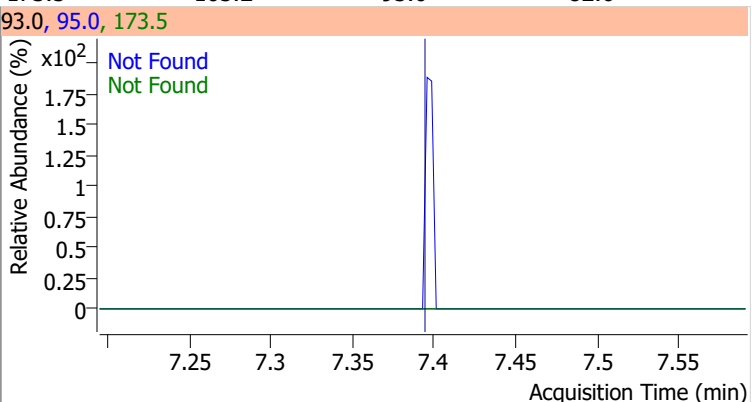
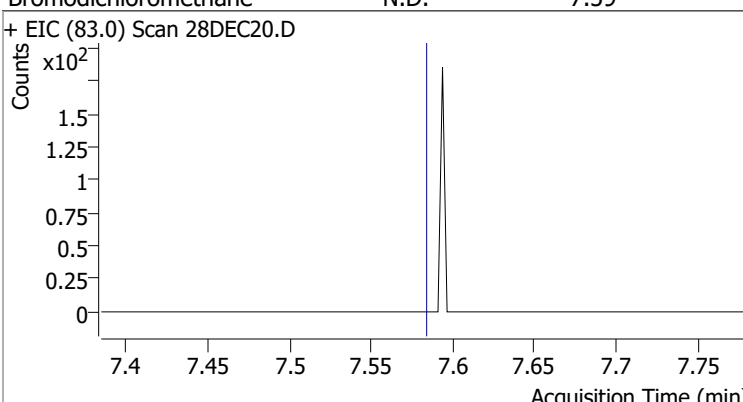
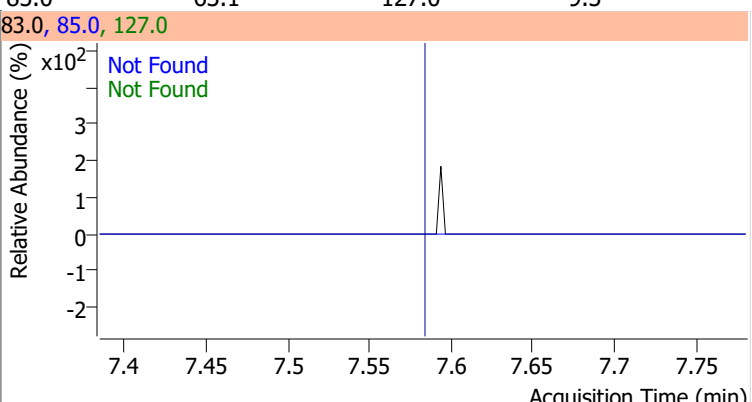
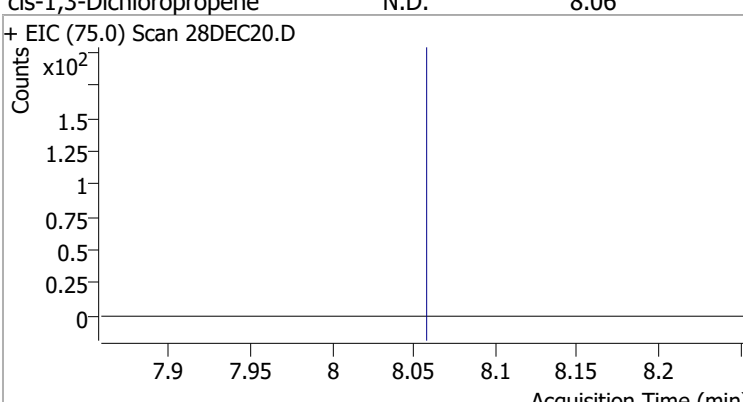
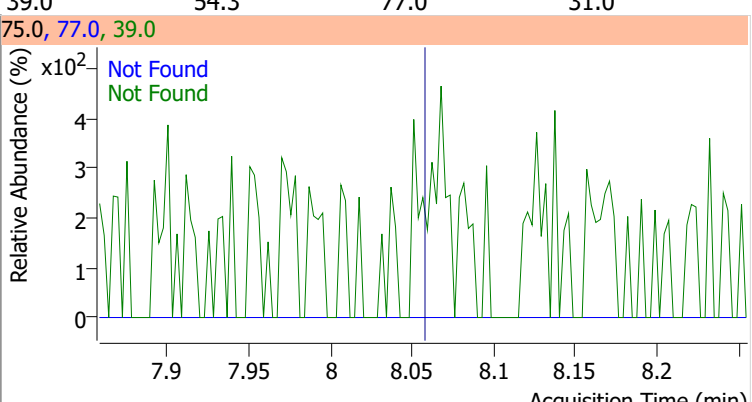
Compound	Conc.	Exp RT	QIon	Exp Ratio	QIon	Exp Ratio
1,1-Dichloropropene	N.D.	6.04	110.0	35.4	77.0	30.5



Quantitation Results Report (QT Reviewed)

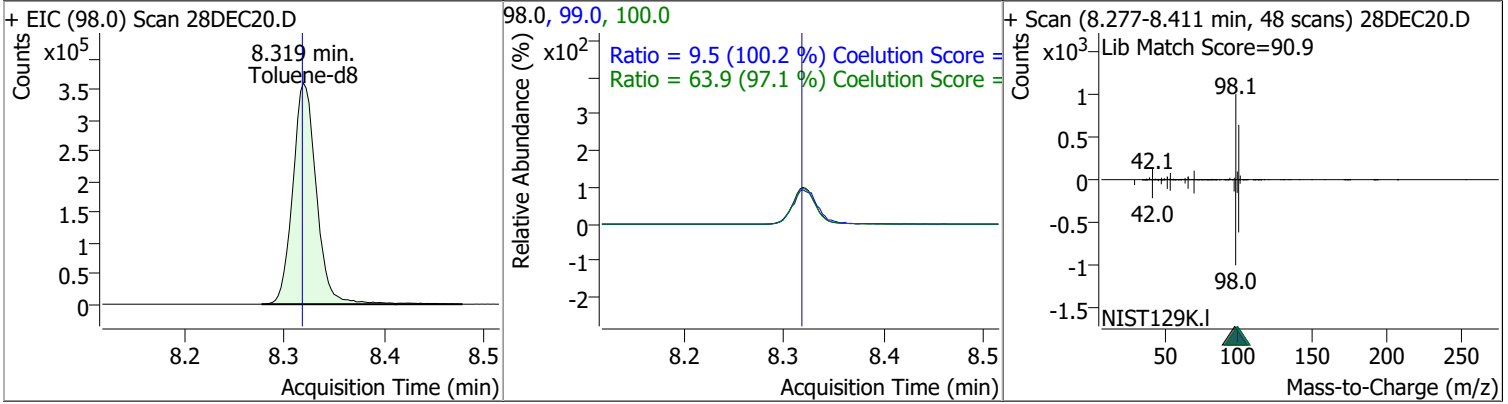


Quantitation Results Report (QT Reviewed)

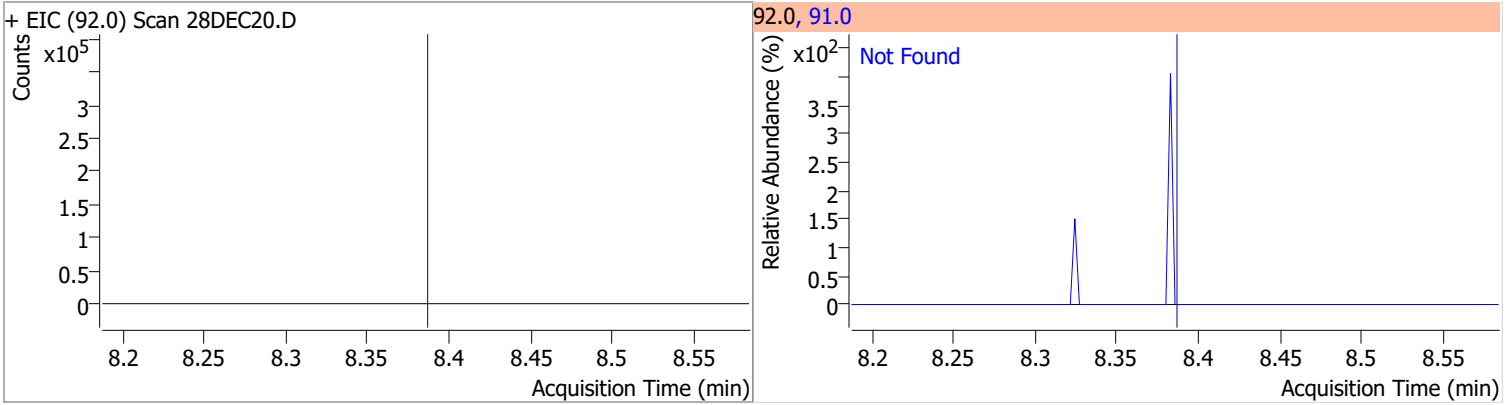
Compound	Conc.	Exp RT	QIon	Exp Ratio		
1,2-Dichloropropane	N.D.	7.27	76.0	37.3		
+ EIC (63.0) Scan 28DEC20.D			63.0, 76.0			
						
Dibromomethane	N.D.	7.40	173.5	105.2	QIon	Exp Ratio
+ EIC (93.0) Scan 28DEC20.D			93.0, 95.0, 173.5			
						
Bromodichloromethane	N.D.	7.59	85.0	63.1	QIon	Exp Ratio
+ EIC (83.0) Scan 28DEC20.D			83.0, 85.0, 127.0			
						
cis-1,3-Dichloropropene	N.D.	8.06	39.0	54.3	QIon	Exp Ratio
+ EIC (75.0) Scan 28DEC20.D			75.0, 77.0, 39.0			
						

Quantitation Results Report (QT Reviewed)

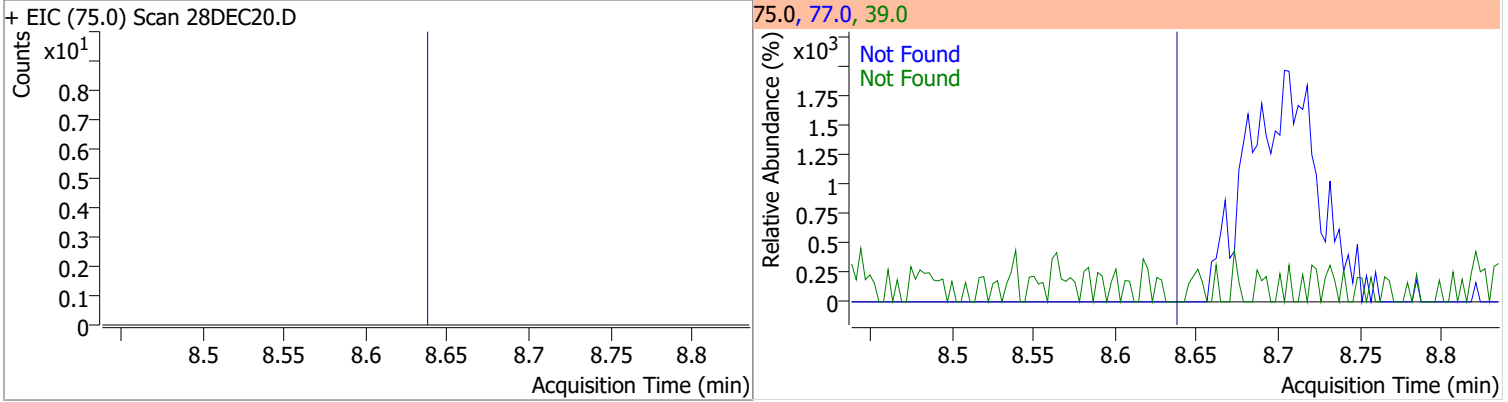
Compound	Conc.	RT	Dev(Min)	Resp.	QIon	QRatio	Lower	Upper
Toluene-d8	257.1240	8.32	0.00	589462	100.0	63.9	35.9	95.9
					99.0	9.5	0.0	39.5



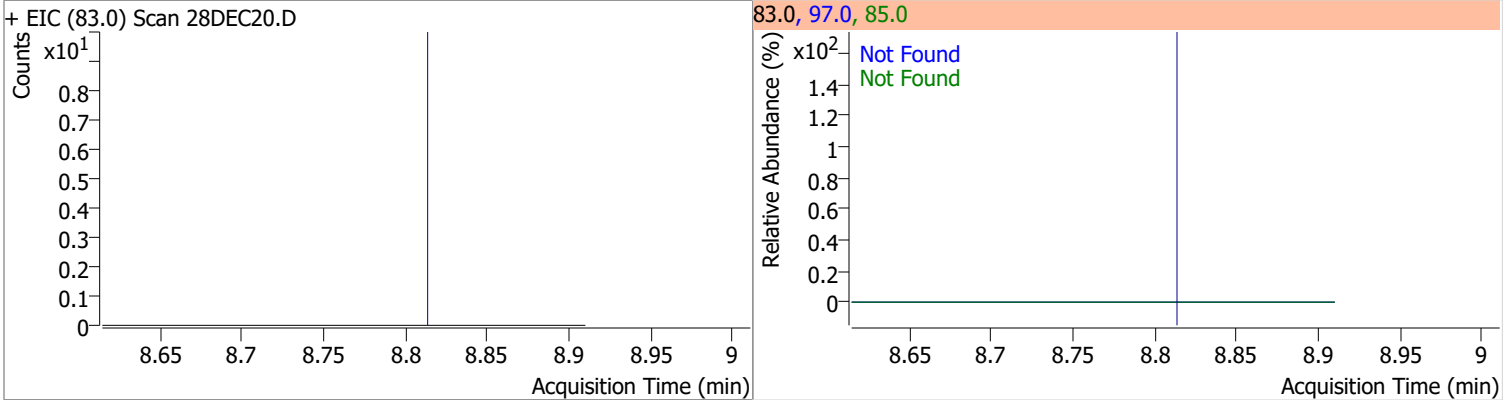
Compound	Conc.	Exp RT	QIon	Exp Ratio
Toluene	N.D.	8.39	91.0	174.3



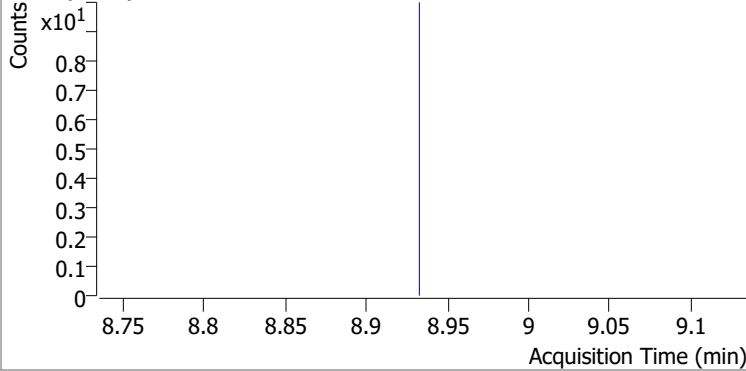
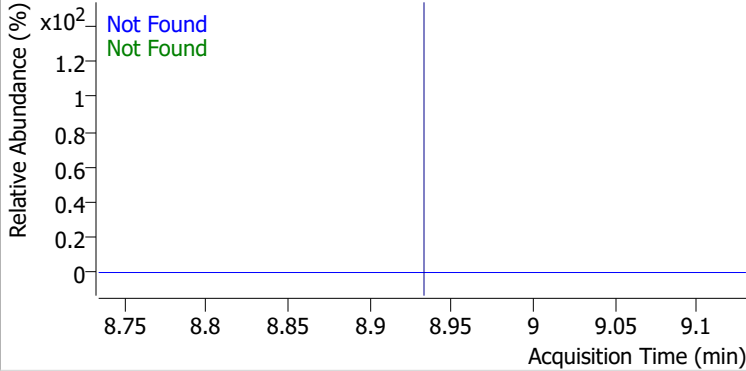
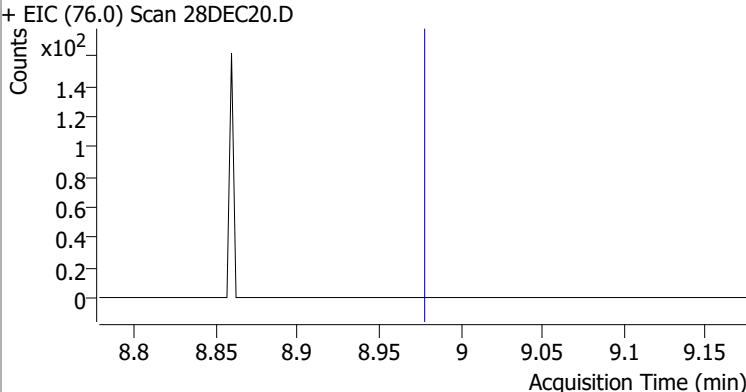
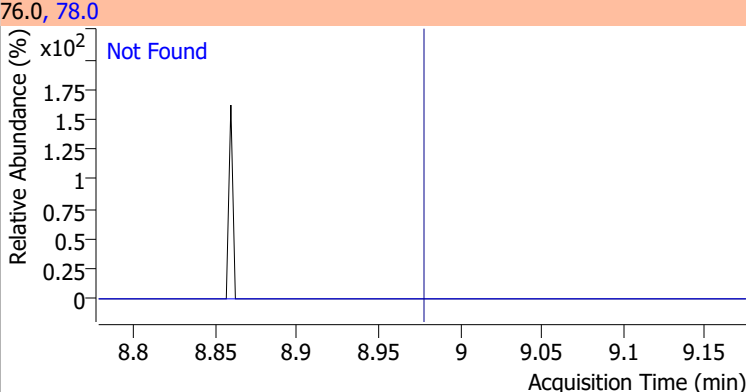
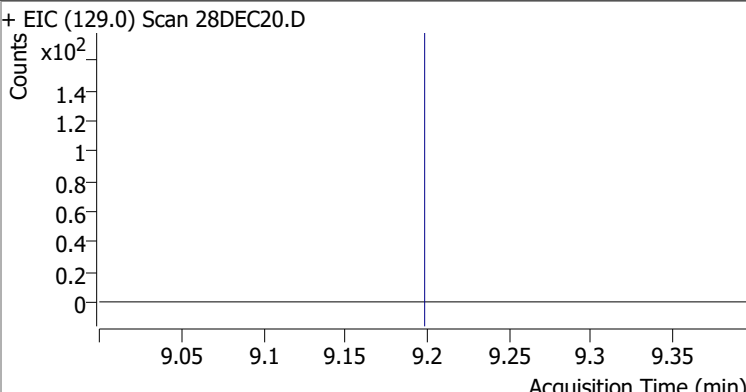
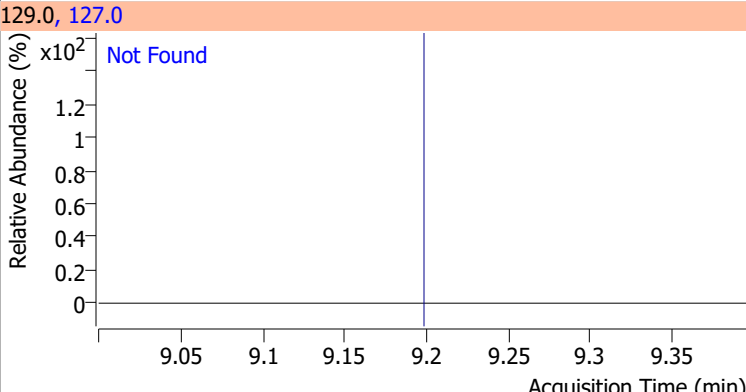
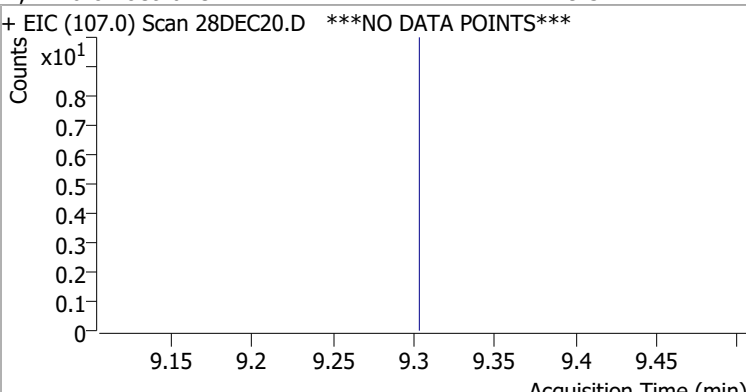
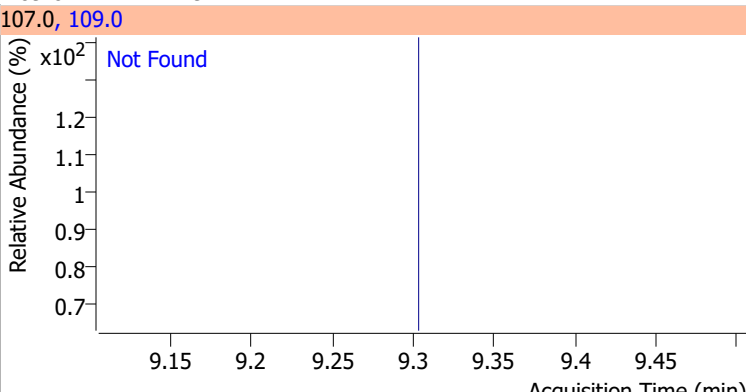
Compound	Conc.	Exp RT	QIon	Exp Ratio	QIon	Exp Ratio
trans-1,3-Dichloropropene	N.D.	8.64	39.0	52.1	77.0	32.0



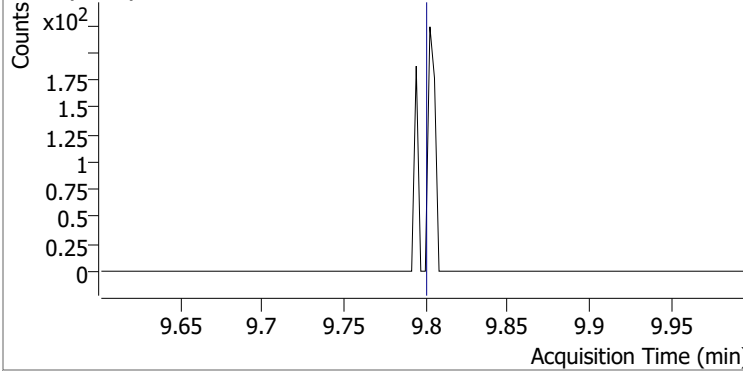
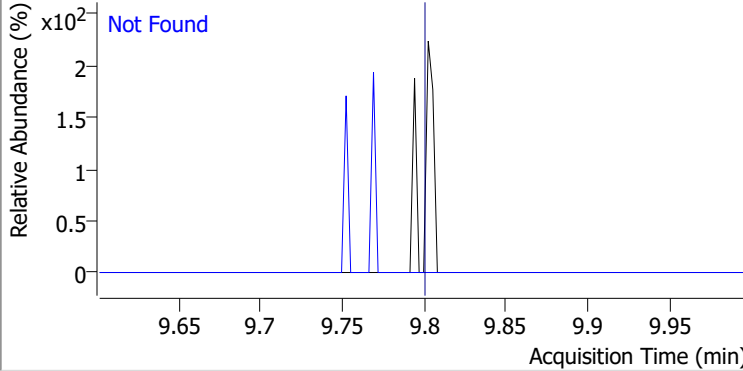
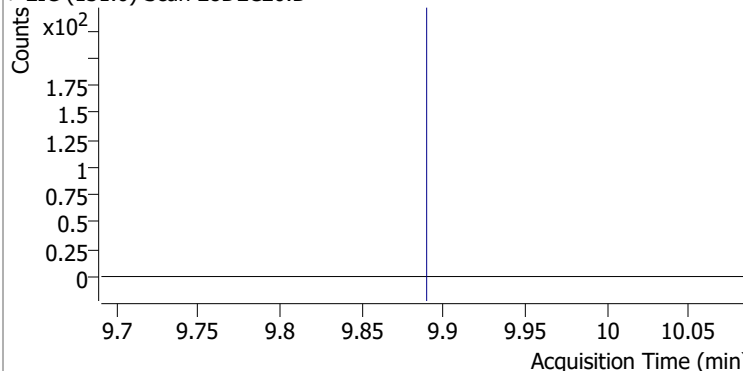
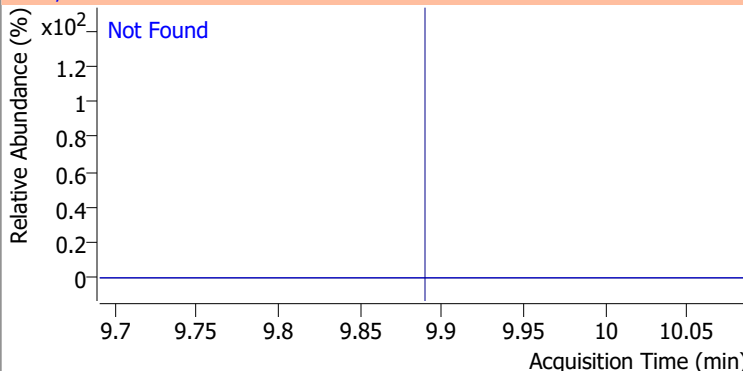
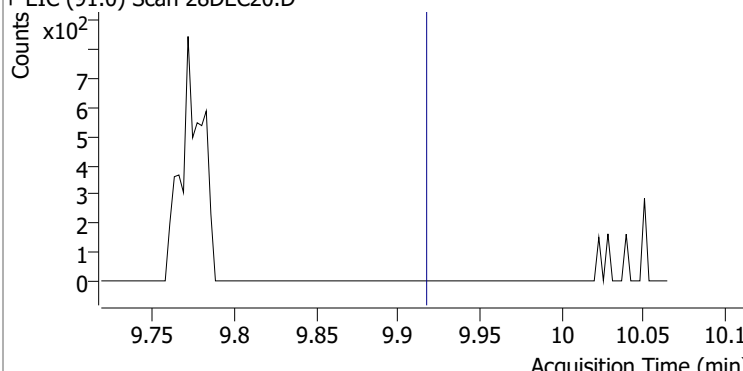
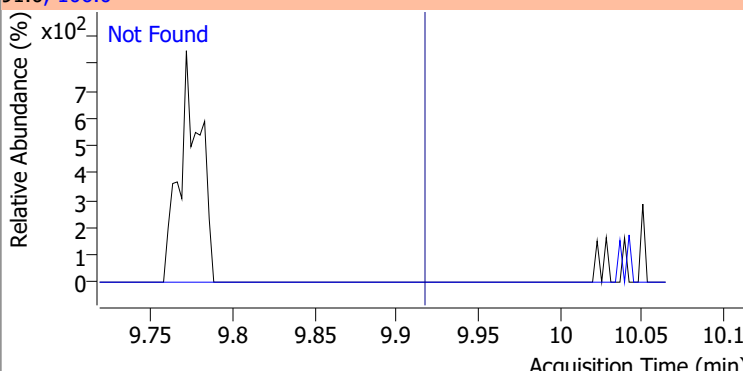
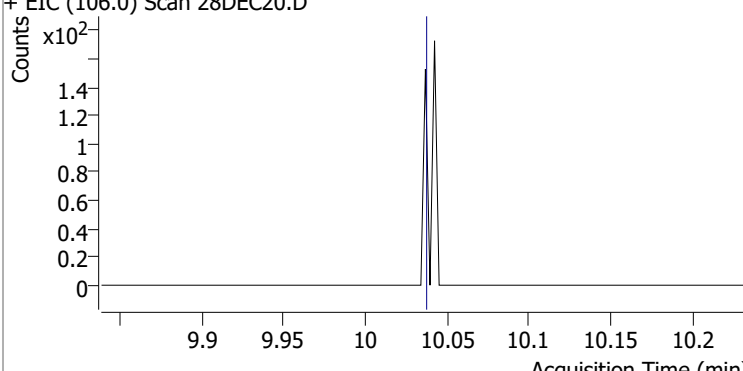
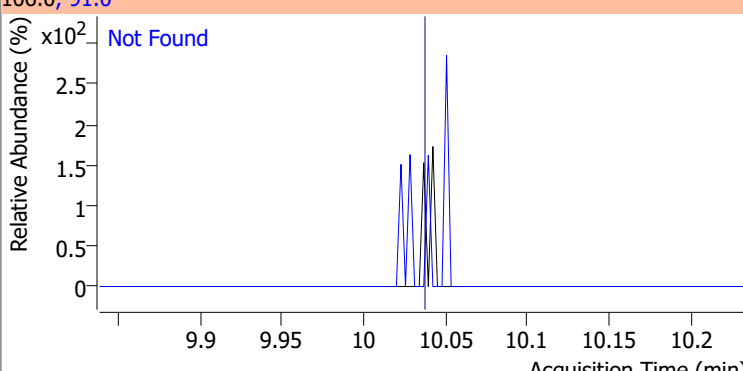
Compound	Conc.	Exp RT	QIon	Exp Ratio	QIon	Exp Ratio
1,1,2-Trichloroethane	N.D.	8.82	97.0	114.3	85.0	61.5



Quantitation Results Report (QT Reviewed)

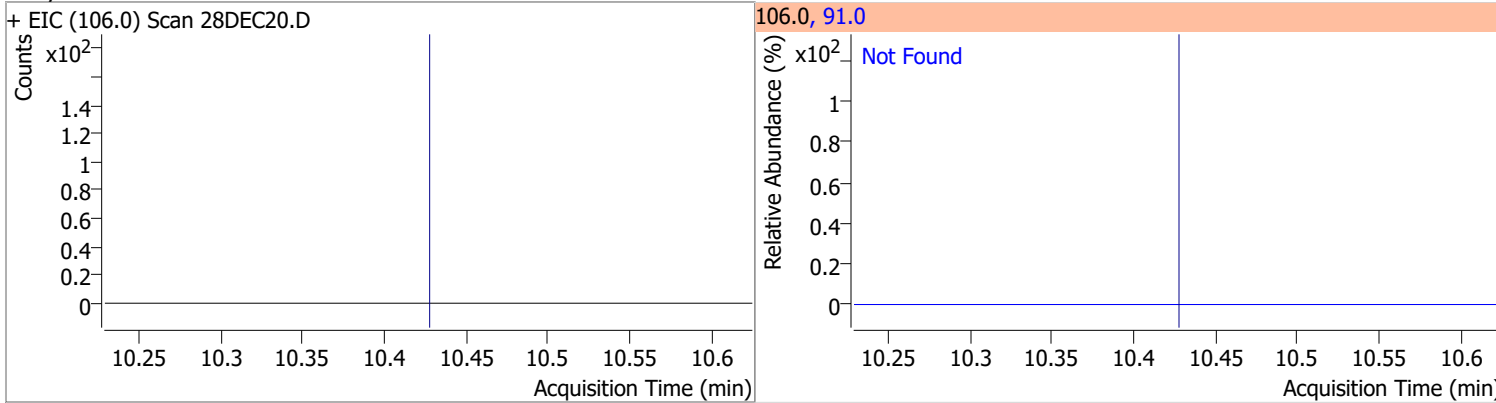
Compound	Conc.	Exp RT	QIon	Exp Ratio	QIon	Exp Ratio
Tetrachloroethene	N.D.	8.94	165.8	128.3	129.0	95.3
+ EIC (163.8) Scan 28DEC20.D ***NO DATA POINTS***			163.8, 129.0, 165.8			
						
1,3-Dichloropropane	N.D.	8.98	78.0	32.1		
+ EIC (76.0) Scan 28DEC20.D			76.0, 78.0			
						
Chlorodibromomethane	N.D.	9.20	127.0	75.3		
+ EIC (129.0) Scan 28DEC20.D			129.0, 127.0			
						
1,2-Dibromoethane	N.D.	9.31	109.0	97.2		
+ EIC (107.0) Scan 28DEC20.D ***NO DATA POINTS***			107.0, 109.0			
						

Quantitation Results Report (QT Reviewed)

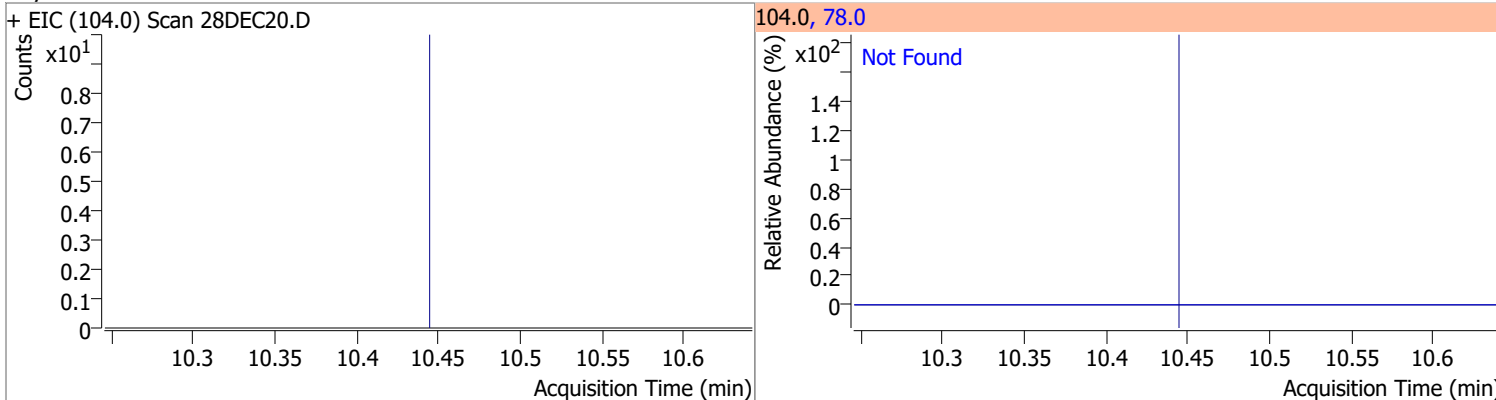
Compound	Conc.	Exp RT	QIon	Exp Ratio
Chlorobenzene	N.D.	9.80	114.0	32.3
+ EIC (112.0) Scan 28DEC20.D			112.0, 114.0	
				
1,1,1,2-Tetrachloroethane	N.D.	9.89	133.0	95.7
+ EIC (131.0) Scan 28DEC20.D			131.0, 133.0	
				
Ethylbenzene	N.D.	9.92	106.0	30.7
+ EIC (91.0) Scan 28DEC20.D			91.0, 106.0	
				
m+p-Xylenes	N.D.	10.04	91.0	205.0
+ EIC (106.0) Scan 28DEC20.D			106.0, 91.0	
				

Quantitation Results Report (QT Reviewed)

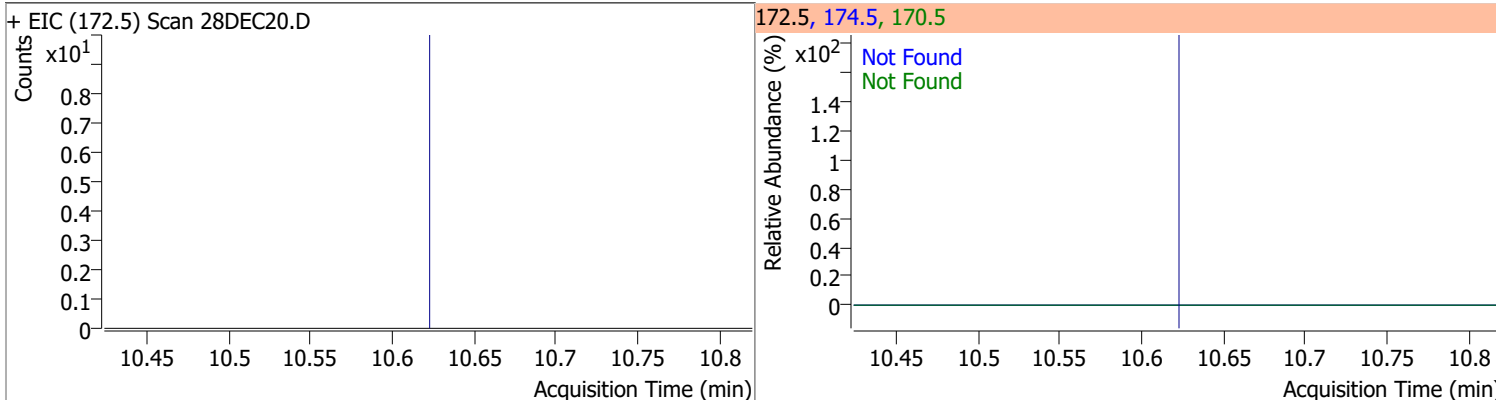
Compound	Conc.	Exp RT	QIon	Exp Ratio
o-Xylene	N.D.	10.43	91.0	216.1



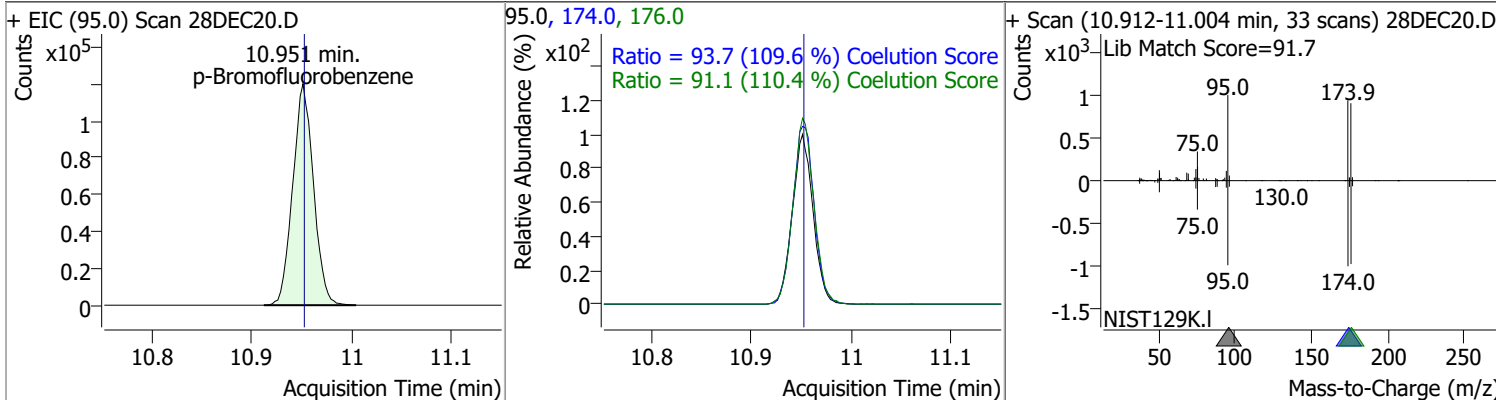
Compound	Conc.	Exp RT	QIon	Exp Ratio
Styrene	N.D.	10.45	78.0	50.6



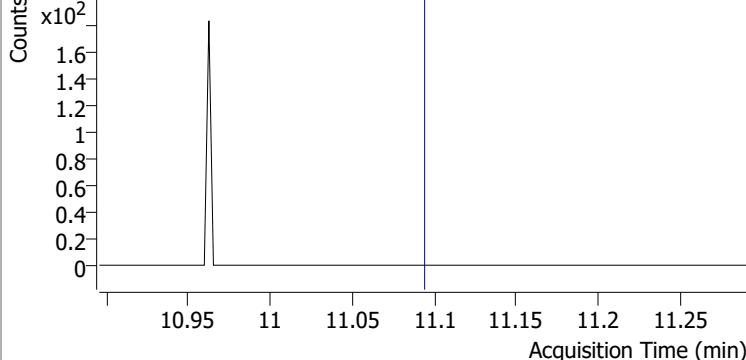
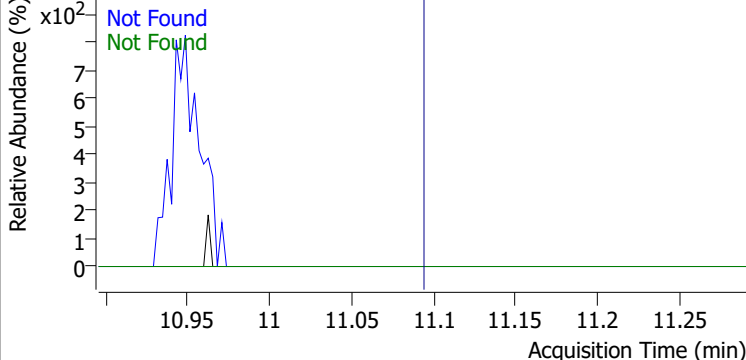
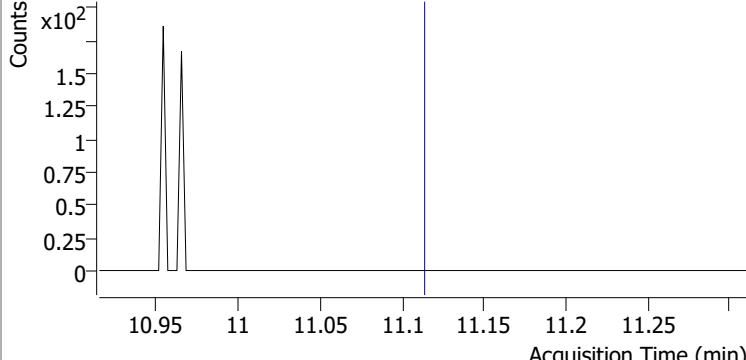
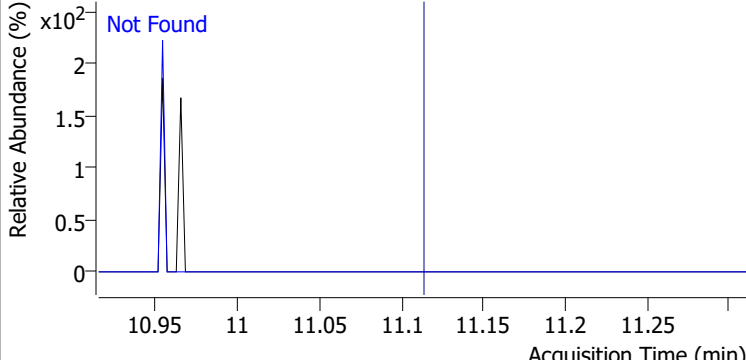
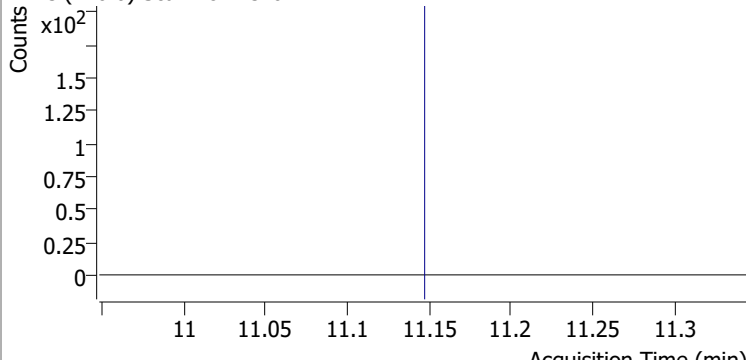
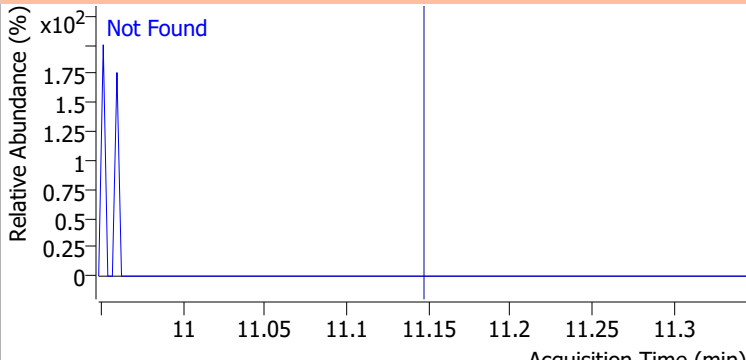
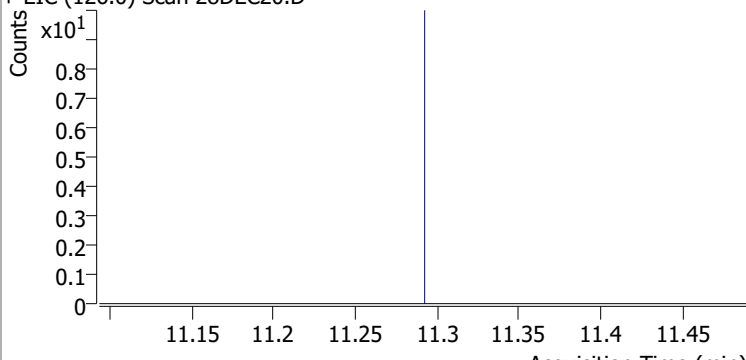
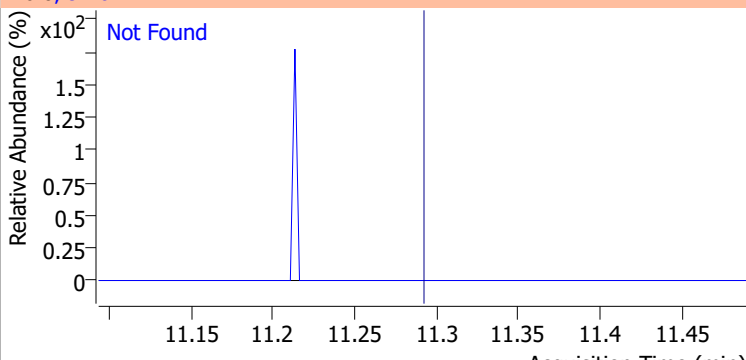
Compound	Conc.	Exp RT	QIon	Exp Ratio	QIon	Exp Ratio
Bromoform	N.D.	10.62	170.5	52.7	174.5	50.7



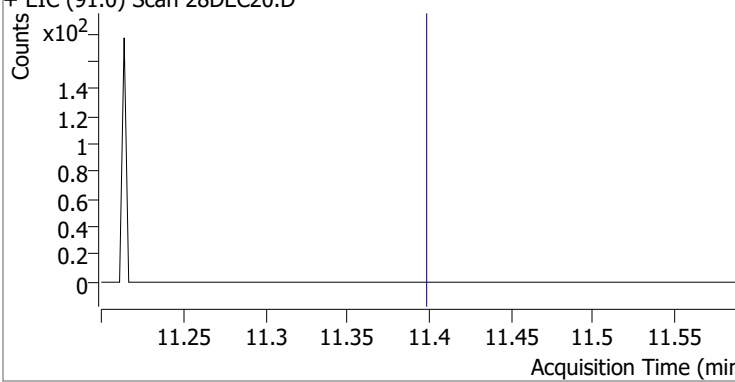
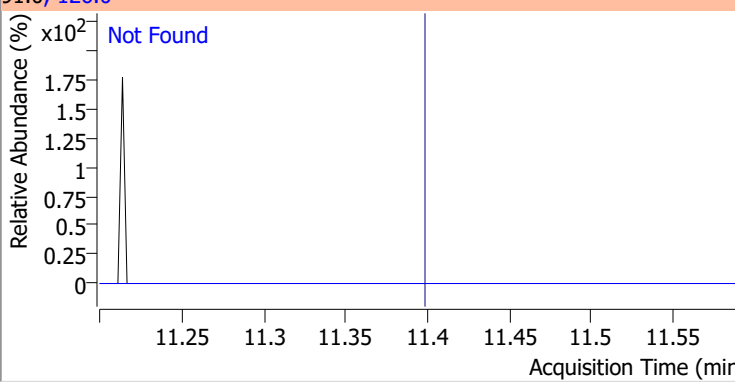
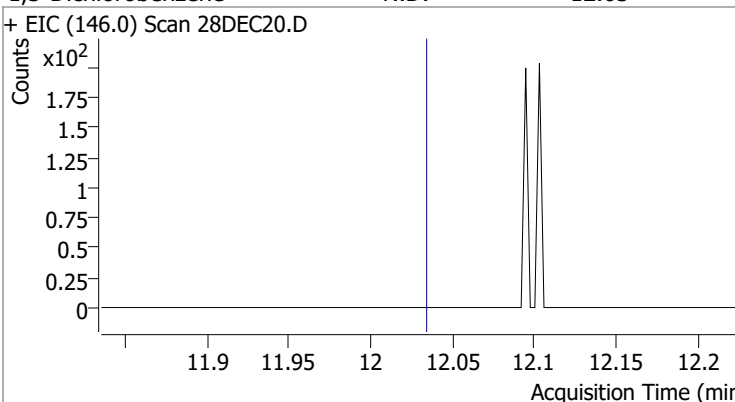
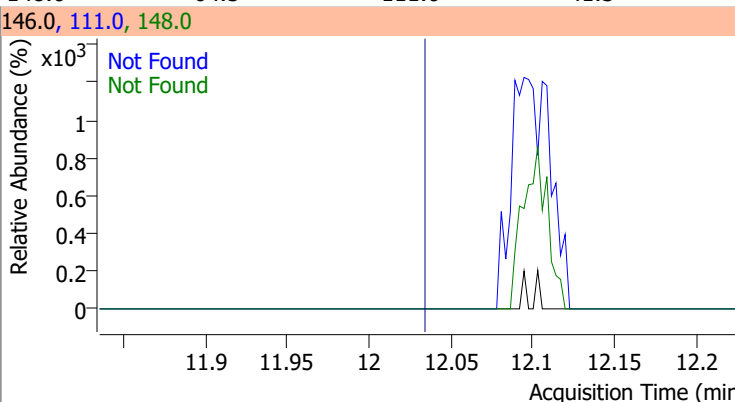
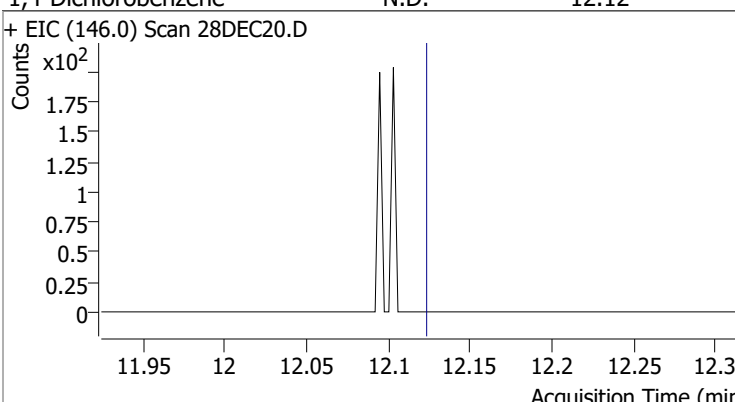
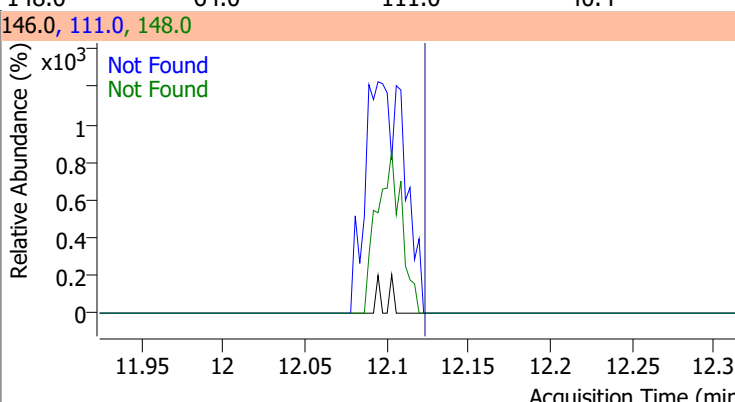
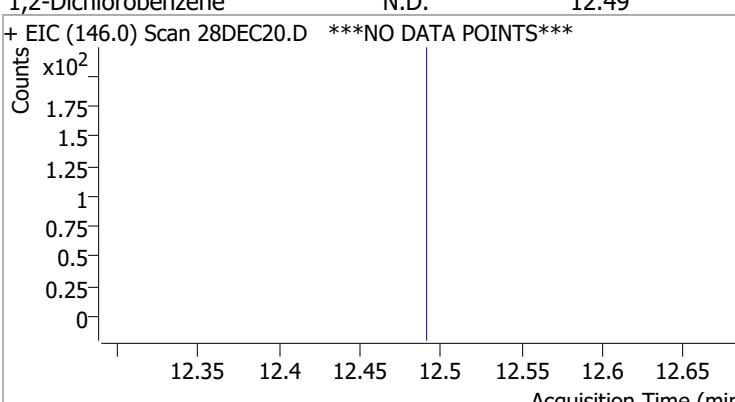
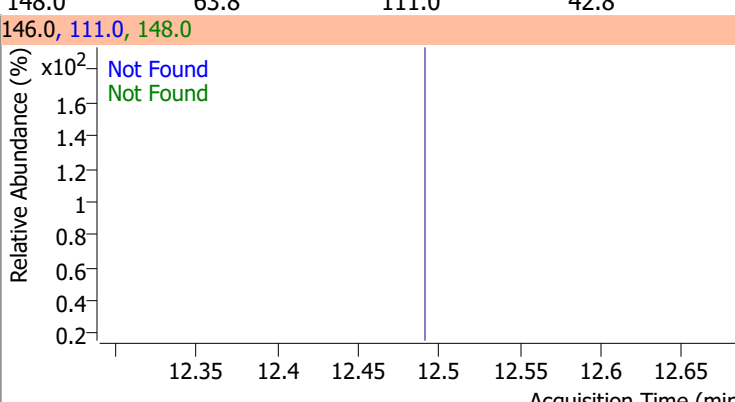
Compound	Conc.	RT	Dev(Min)	Resp.	QIon	QRatio	Lower	Upper
p-Bromofluorobenzene	258.9565	10.95	0.00	171914	174.0	93.7	55.5	115.5
					176.0	91.1	52.5	112.5



Quantitation Results Report (QT Reviewed)

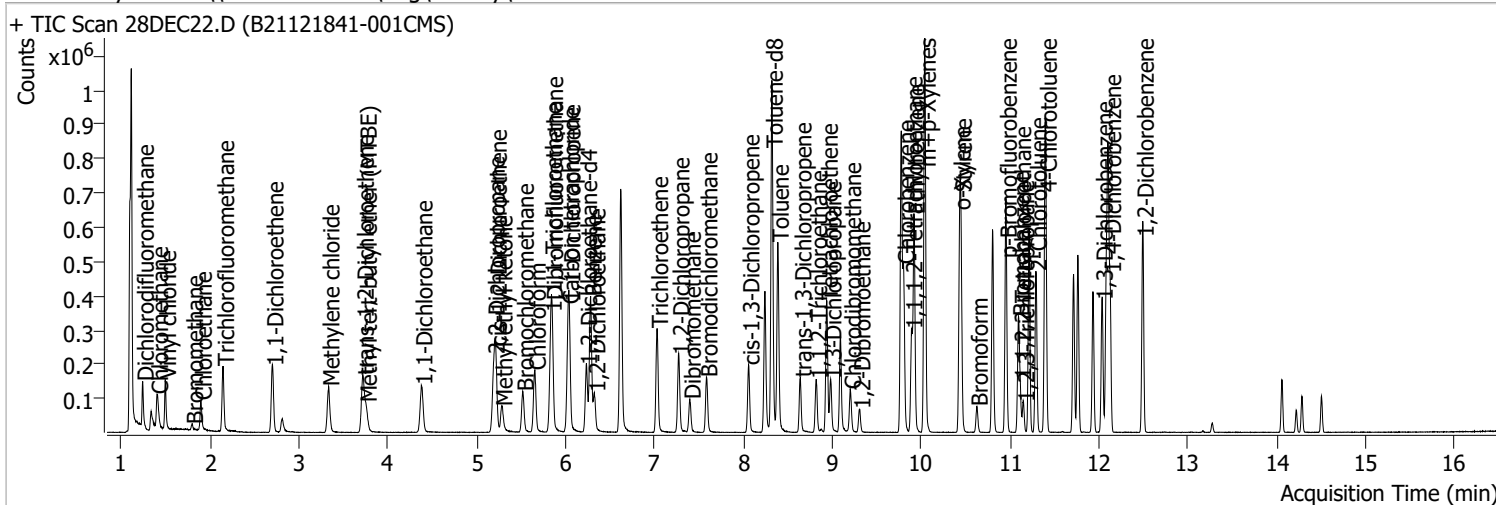
Compound	Conc.	Exp RT	QIon	Exp Ratio	QIon	Exp Ratio
Bromobenzene	N.D.	11.09	77.0	153.2	158.0	96.2
+ EIC (156.0) Scan 28DEC20.D			156.0, 77.0, 158.0			
						
1,1,2,2-Tetrachloroethane	N.D.	11.11	85.0	63.2		
+ EIC (83.0) Scan 28DEC20.D			83.0, 85.0			
						
1,2,3-Trichloropropane	N.D.	11.15	112.0	65.8		
+ EIC (110.0) Scan 28DEC20.D			110.0, 112.0			
						
2-Chlorotoluene	N.D.	11.29	91.0	294.1		
+ EIC (126.0) Scan 28DEC20.D			126.0, 91.0			
						

Quantitation Results Report (QT Reviewed)

Compound	Conc.	Exp RT	QIon	Exp Ratio		
4-Chlorotoluene	N.D.	11.40	126.0	30.4		
+ EIC (91.0) Scan 28DEC20.D			91.0, 126.0			
						
1,3-Dichlorobenzene	N.D.	12.03	148.0	64.5	QIon	Exp Ratio
+ EIC (146.0) Scan 28DEC20.D			146.0, 111.0, 148.0			
						
1,4-Dichlorobenzene	N.D.	12.12	148.0	64.0	QIon	Exp Ratio
+ EIC (146.0) Scan 28DEC20.D			146.0, 111.0, 148.0			
						
1,2-Dichlorobenzene	N.D.	12.49	148.0	63.8	QIon	Exp Ratio
+ EIC (146.0) Scan 28DEC20.D ***NO DATA POINTS***			146.0, 111.0, 148.0			
						

Quantitation Results Report (QT Reviewed)

Data File	28DEC22.D	Operator	MSC
Acq. Method	5975CACQF.M	Acq. Date-Time	12/28/2021 7:09:26 PM
Sample Name	B21121841-001CMS	Instrument	VOA5975C
Vial	22	Multiplier	1.00
DA Method File	VOA5975C_8260B_SHT_DoD_L4_120721.m	Comment	
Tune File	BFB_Atune3.u	Tune Date	10/11/2021 4:02:00 PM
Batch Name	VG122821_8260B_624pt1.batch.bin	Last Calib Update	2/11/2022 12:17:53 PM
Ref Library	\\MASSHUNTER\Org\Library\NIST129K.I		



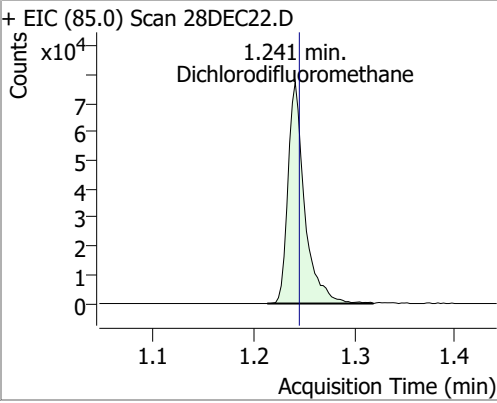
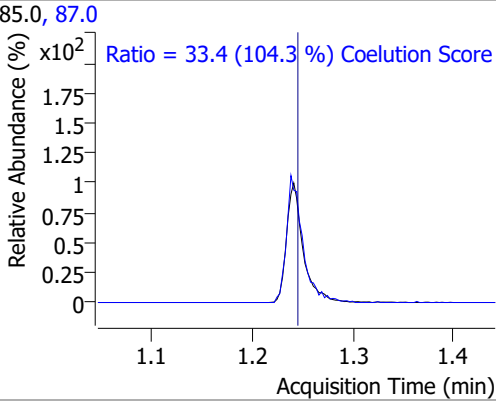
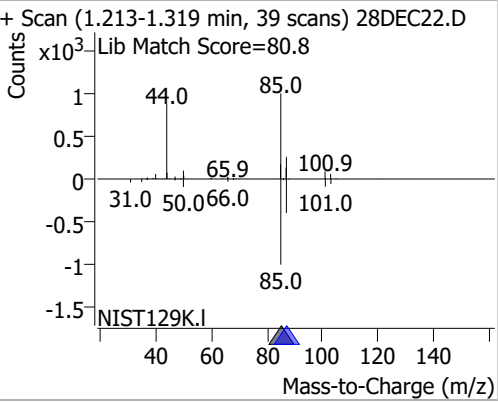
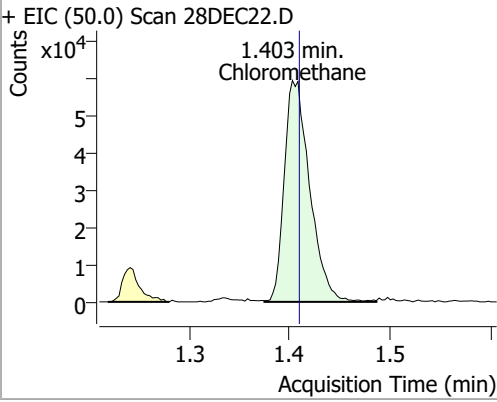
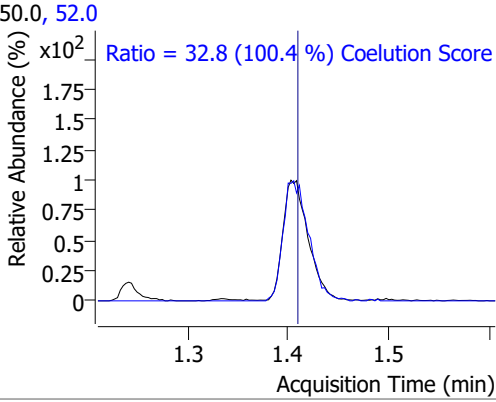
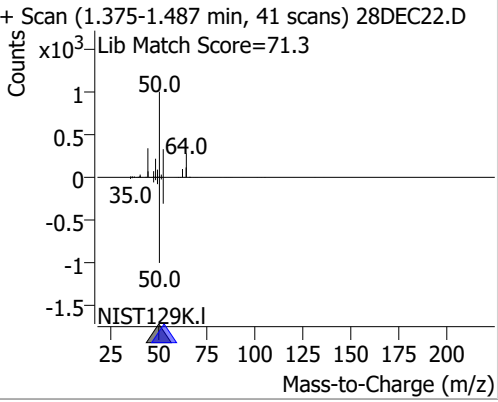
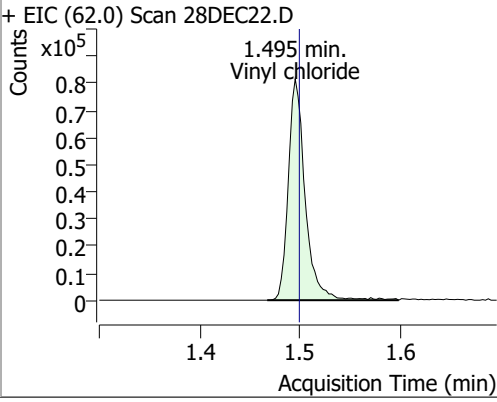
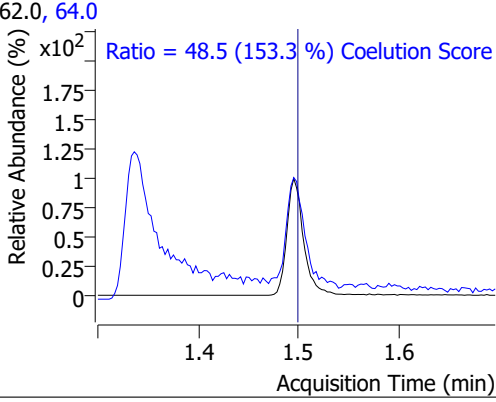
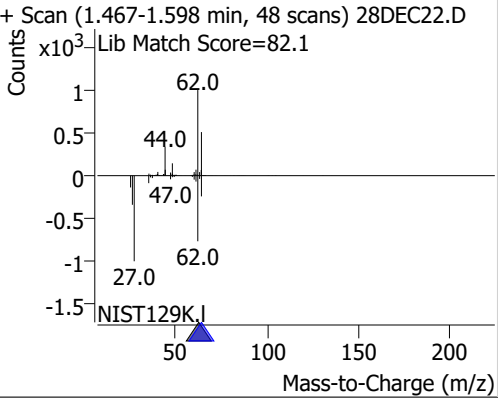
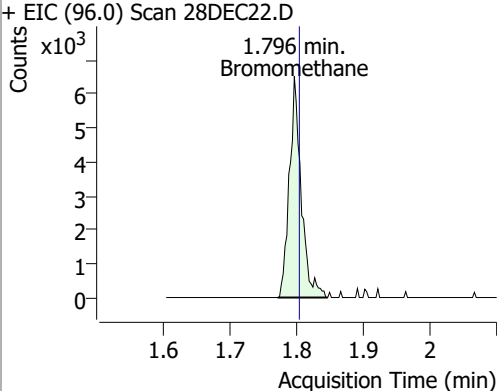
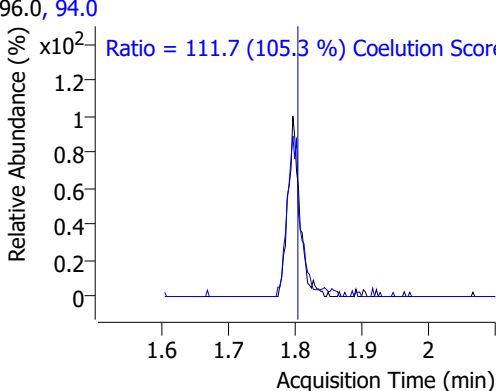
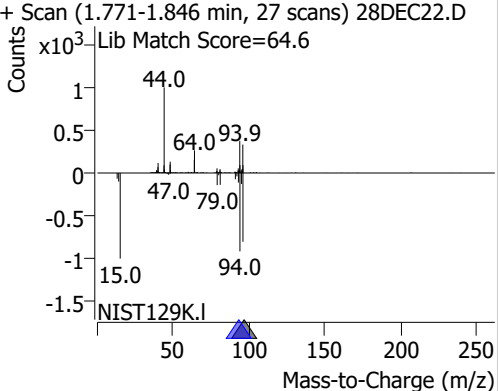
Compound	RT	QIon	Resp.	Conc.	Units	Dev(Min)
Internal Standards						
M Fluorobenzene	6.620	96.0	619656	250.0000	ng	0.000
M Chlorobenzene-d5	9.772	82.0	234334	250.0000	ng	-0.003
M 1,4-Dichlorobenzene-d4	12.100	152.0	190868	250.0000	ng	0.000
System Monitoring Compounds						
S Dibromofluoromethane	5.845	113.0	155616	256.2406	ng	-0.006
Spiked Amount: 250.000	Range: 80.0 - 119.0%			Recovery = 102.50%		
S 1,2-Dichloroethane-d4	6.230	67.0	69686	251.4358	ng	0.000
Spiked Amount: 250.000	Range: 81.0 - 118.0%			Recovery = 100.57%		
S Toluene-d8	8.319	98.0	618886	262.7275	ng	0.000
Spiked Amount: 250.000	Range: 89.0 - 112.0%			Recovery = 105.09%		
S p-Bromofluorobenzene	10.951	95.0	190286	260.5427	ng	0.000
Spiked Amount: 250.000	Range: 85.0 - 114.0%			Recovery = 104.22%		
Target Compounds						
T Dichlorodifluoromethane	1.241	85.0	88921	100.3627	ng	97
T Chloromethane	1.403	50.0	104662	103.7494	ng	100
T Vinyl chloride	1.495	62.0	95543	100.6681	ng	70
T Bromomethane	1.796	96.0	8037	25.1031	ng	94
T Chloroethane	1.897	64.0	58326	111.2425	ng	99
T Trichlorofluoromethane	2.145	101.0	126058	101.7057	ng	99
T 1,1-Dichloroethene	2.702	96.0	70568	110.0230	ng	98
T Methylene chloride	3.333	49.0	94017	103.5330	ng	97
T trans-1,2-Dichloroethene	3.718	96.0	72218	112.7007	ng	99
T Methyl tert-butyl ether (MTBE)	3.751	73.0	84100	102.4745	ng	99
T 1,1-Dichloroethane	4.376	63.0	161567	132.9996	ng	99
T 2,2-Dichloropropane	5.193	77.0	115035	129.3360	ng	89
T cis-1,2-Dichloroethene	5.212	96.0	83759	126.0470	ng	97
T Methyl ethyl ketone	5.279	43.0	111782	1265.3911	ng	97
T Bromochloromethane	5.516	128.0	32607	130.3474	ng	98
T Chloroform	5.653	83.0	144734	120.7542	ng	99

Quantitation Results Report (QT Reviewed)

Compound	RT	QIon	Resp.	Conc.	Units	Dev(Min)
T 1,1,1-Trichloroethane	5.831	97.0	146192	129.2725	ng	96
T Carbon tetrachloride	6.027	117.0	143405	129.2368	ng	99
T 1,1-Dichloropropene	6.040	75.0	123486	123.8848	ng	99
T Benzene	6.280	78.0	326241	129.4092	ng	100
T 1,2-Dichloroethane	6.322	62.0	82454	125.1348	ng	98
T Trichloroethene	7.028	95.0	94149	126.7091	ng	98
T 1,2-Dichloropropane	7.267	63.0	79763	127.4174	ng	97
T Dibromomethane	7.396	93.0	33341	129.7412	ng	97
T Bromodichloromethane	7.583	83.0	96598	132.7006	ng	99
T cis-1,3-Dichloropropene	8.057	75.0	99659	123.2638	ng	99
T Toluene	8.386	92.0	204772	132.2220	ng	99
T trans-1,3-Dichloropropene	8.639	75.0	76053	131.4729	ng	94
T 1,1,2-Trichloroethane	8.818	83.0	38726	128.5234	ng	98
T Tetrachloroethene	8.935	163.8	83222	135.6070	ng	96
T 1,3-Dichloropropane	8.980	76.0	76357	127.0476	ng	97
T Chlorodibromomethane	9.200	129.0	60488	132.9829	ng	97
T 1,2-Dibromoethane	9.303	107.0	42323	129.2014	ng	97
T Chlorobenzene	9.800	112.0	221972	132.7702	ng	99
T 1,1,1,2-Tetrachloroethane	9.889	131.0	74704	131.3591	ng	99
T Ethylbenzene	9.917	91.0	386603	129.8681	ng	99
T m+p-Xylenes	10.039	106.0	298360	262.8569	ng	99
T o-Xylene	10.430	106.0	130824	132.0876	ng	98
T Styrene	10.444	104.0	218984	135.7649	ng	99
T Bromoform	10.625	172.5	33012	137.7825	ng	97
T Bromobenzene	11.093	156.0	85133	134.7355	ng	94
T 1,1,2,2-Tetrachloroethane	11.113	83.0	47402	130.9607	ng	97
T 1,2,3-Trichloropropane	11.149	110.0	12258	128.5442	ng	98
T 2-Chlorotoluene	11.289	126.0	83123	127.2191	ng	98
T 4-Chlorotoluene	11.400	91.0	282870	134.0293	ng	98
T 1,3-Dichlorobenzene	12.030	146.0	153317	132.7280	ng	97
T 1,4-Dichlorobenzene	12.122	146.0	153431	128.5741	ng	99
T 1,2-Dichlorobenzene	12.493	146.0	124497	127.3543	ng	98

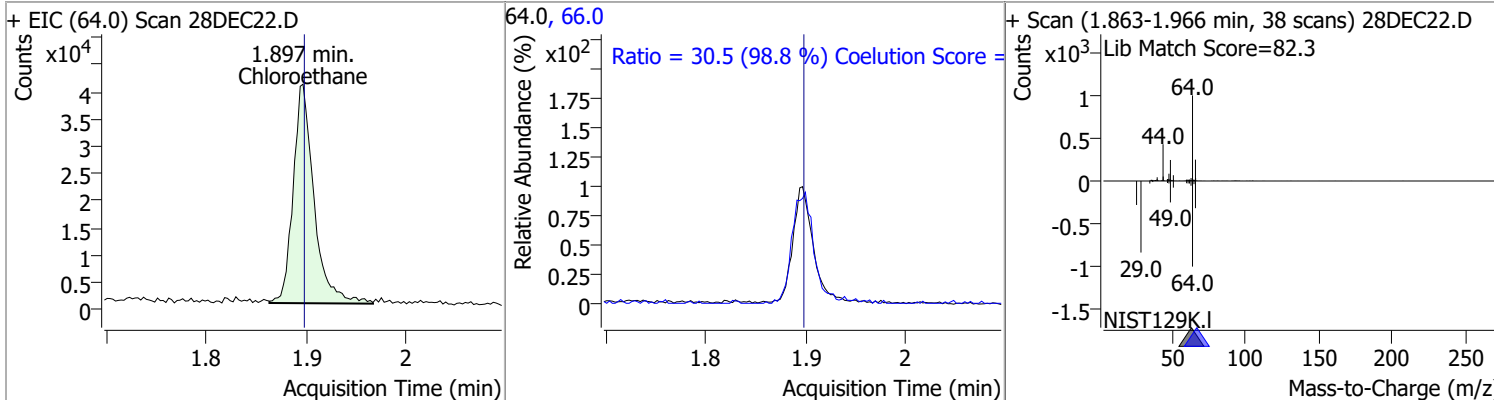
(#) = Qualifier Out of Range; (m) = Manual Integration; (+) = Area Summed; (*) = Surrogate Percent Recovery Out of Range; (d): Zeroed Peak

Quantitation Results Report (QT Reviewed)

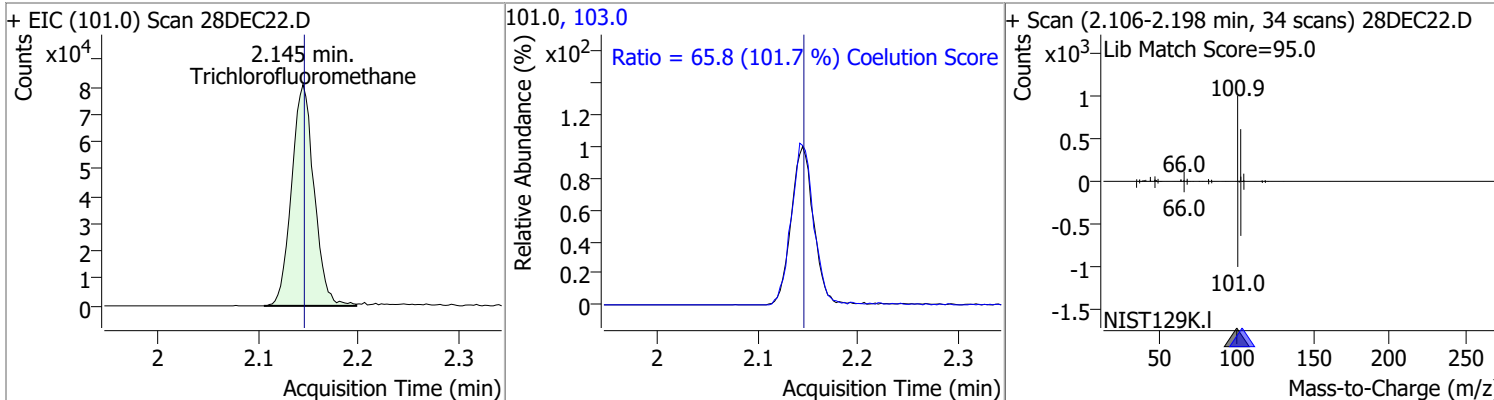
Compound	Conc.	RT	Dev(Min)	Resp.	QIon	QRatio	Lower	Upper
Dichlorodifluoromethane	100.3627	1.24	0.00	88921	87.0	33.4	2.0	62.0
+ EIC (85.0) Scan 28DEC22.D 			85.0, 87.0 			+ Scan (1.213-1.319 min, 39 scans) 28DEC22.D Lib Match Score=80.8 		
Chloromethane	103.7494	1.40	-0.01	104662	52.0	32.8	2.7	62.7
+ EIC (50.0) Scan 28DEC22.D 			50.0, 52.0 			+ Scan (1.375-1.487 min, 41 scans) 28DEC22.D Lib Match Score=71.3 		
Vinyl chloride	100.6681	1.49	0.00	95543	64.0	48.5	1.6	61.6
+ EIC (62.0) Scan 28DEC22.D 			62.0, 64.0 			+ Scan (1.467-1.598 min, 48 scans) 28DEC22.D Lib Match Score=82.1 		
Bromomethane	25.1031	1.80	-0.01	8037	94.0	111.7	76.0	136.0
+ EIC (96.0) Scan 28DEC22.D 			96.0, 94.0 			+ Scan (1.771-1.846 min, 27 scans) 28DEC22.D Lib Match Score=64.6 		

Quantitation Results Report (QT Reviewed)

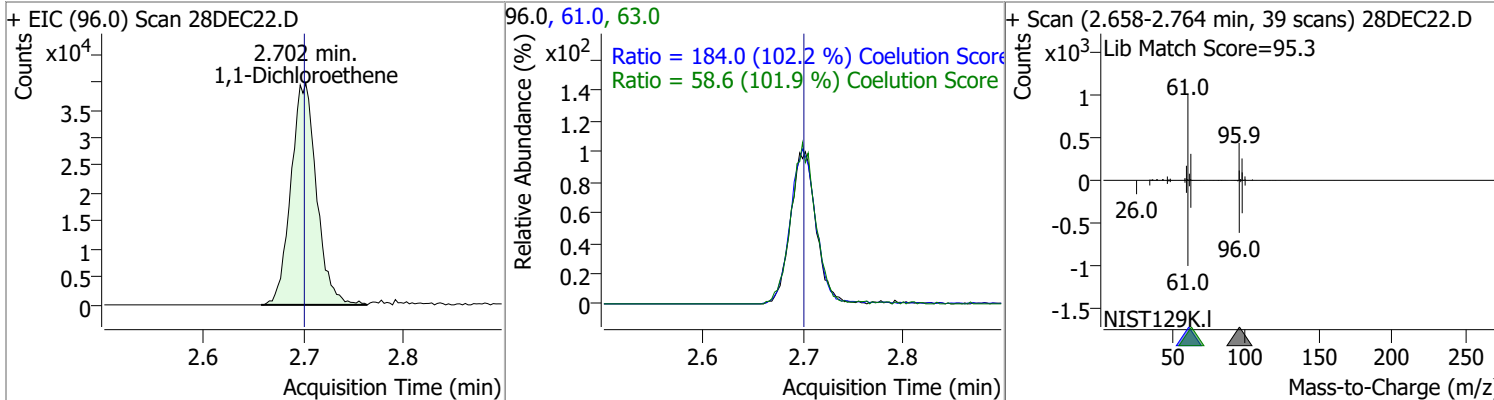
Compound	Conc.	RT	Dev(Min)	Resp.	QIon	QRatio	Lower	Upper
Chloroethane	111.2425	1.90	0.00	58326	66.0	30.5	0.8	60.8



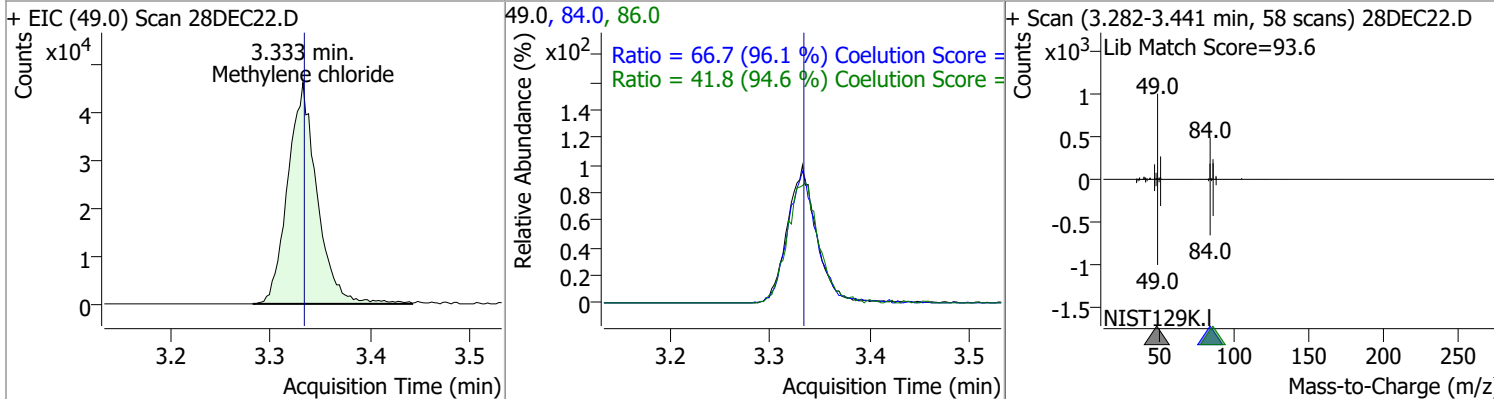
Compound	Conc.	RT	Dev(Min)	Resp.	QIon	QRatio	Lower	Upper
Trichlorofluoromethane	101.7057	2.14	0.00	126058	103.0	65.8	34.8	94.8



Compound	Conc.	RT	Dev(Min)	Resp.	QIon	QRatio	Lower	Upper
1,1-Dichloroethene	110.0230	2.70	0.00	70568	61.0	184.0	150.1	210.1
					63.0	58.6	27.5	87.5

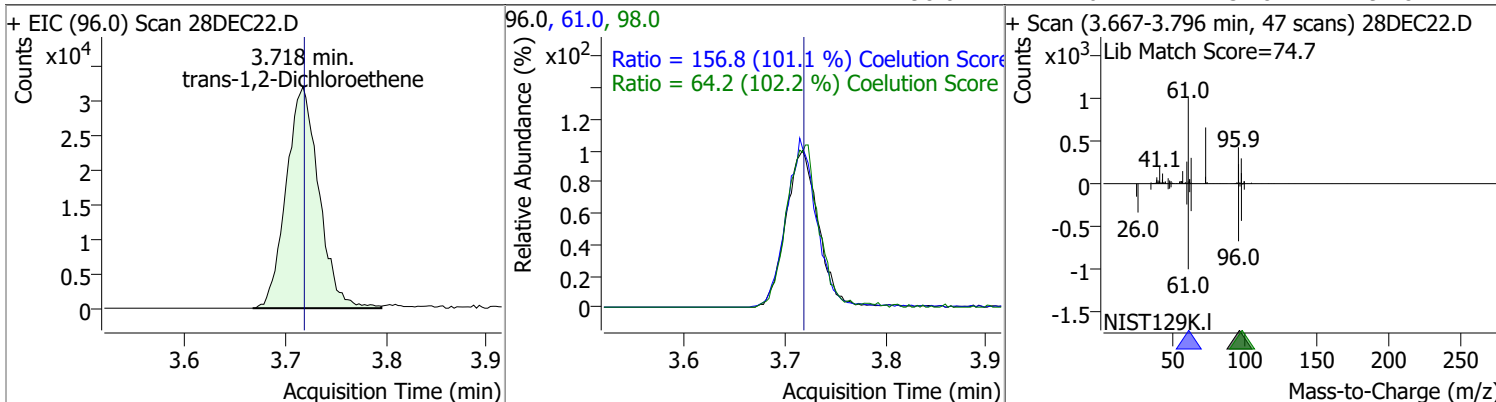


Compound	Conc.	RT	Dev(Min)	Resp.	QIon	QRatio	Lower	Upper
Methylene chloride	103.5330	3.33	0.00	94017	84.0	66.7	39.4	99.4
					86.0	41.8	14.1	74.1

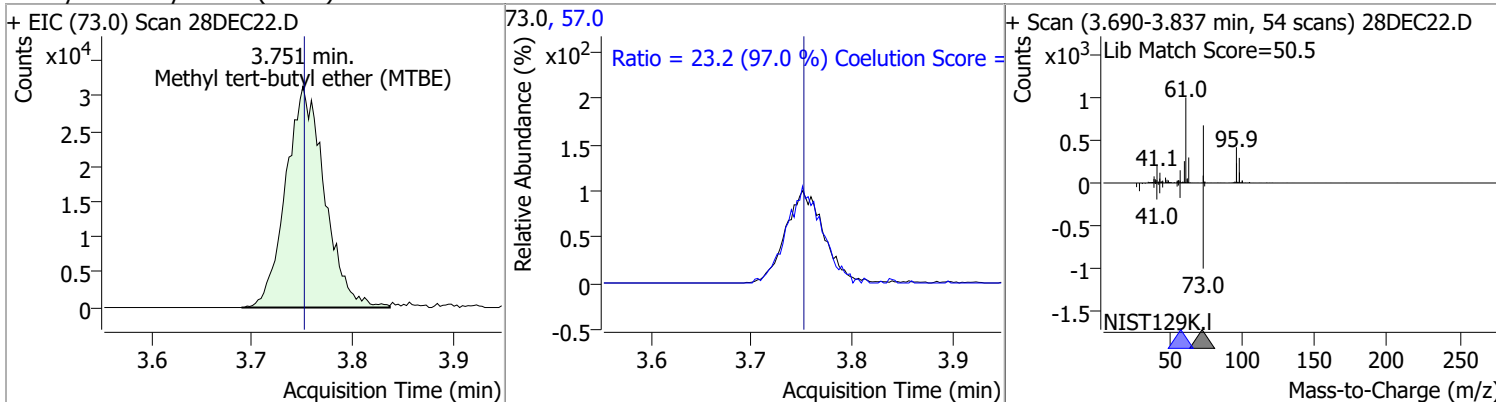


Quantitation Results Report (QT Reviewed)

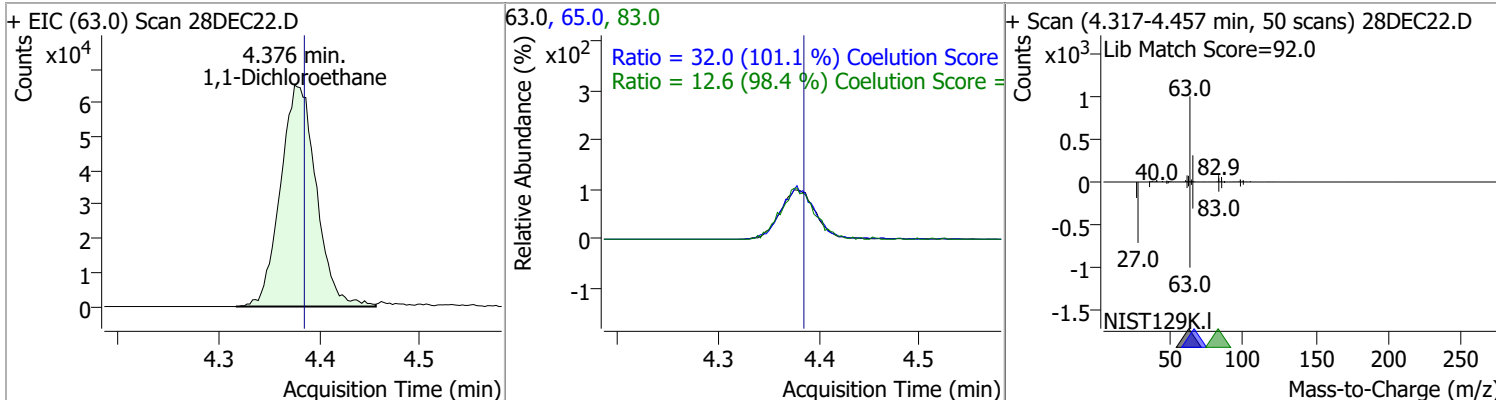
Compound	Conc.	RT	Dev(Min)	Resp.	QIon	QRatio	Lower	Upper
trans-1,2-Dichloroethene	112.7007	3.72	0.00	72218	61.0	156.8	125.1	185.1
					98.0	64.2	32.8	92.8



Compound	Conc.	RT	Dev(Min)	Resp.	QIon	QRatio	Lower	Upper
Methyl tert-butyl ether (MTBE)	102.4745	3.75	0.00	84100	57.0	23.2	0.0	53.9

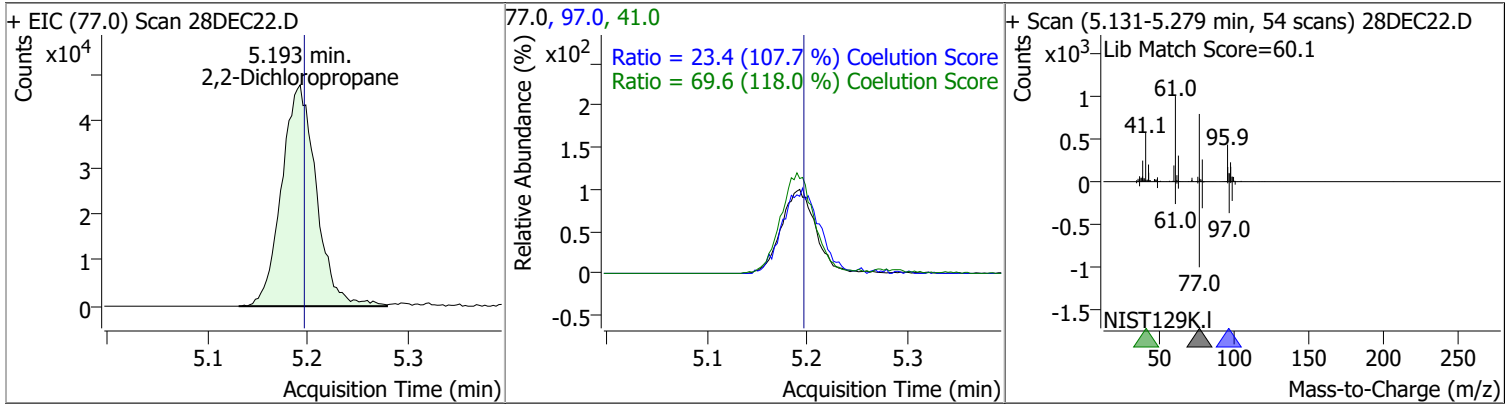


Compound	Conc.	RT	Dev(Min)	Resp.	QIon	QRatio	Lower	Upper
1,1-Dichloroethane	132.9996	4.38	-0.01	161567	65.0	32.0	1.7	61.7
					83.0	12.6	0.0	42.8

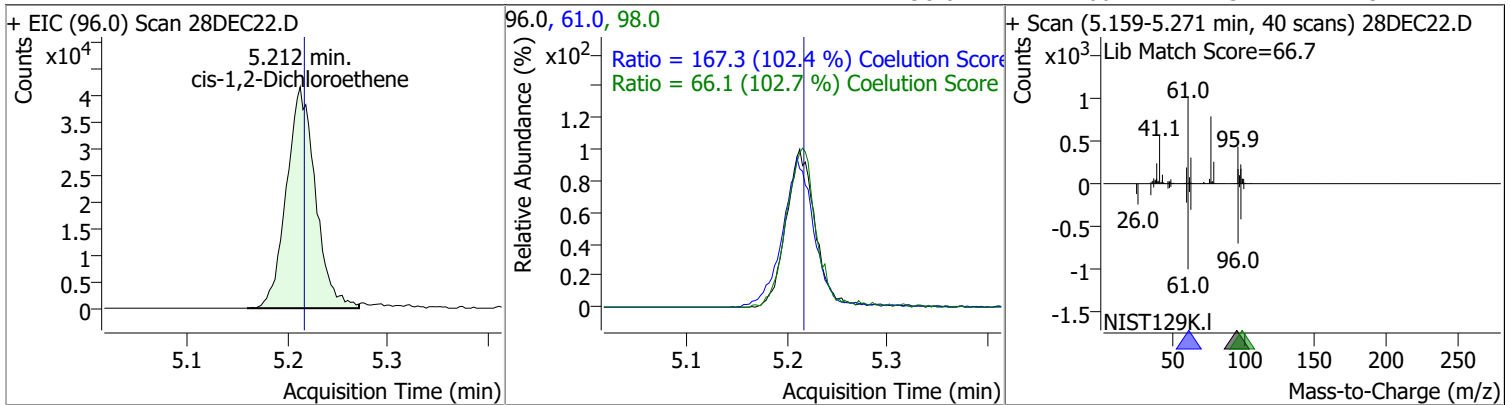


Quantitation Results Report (QT Reviewed)

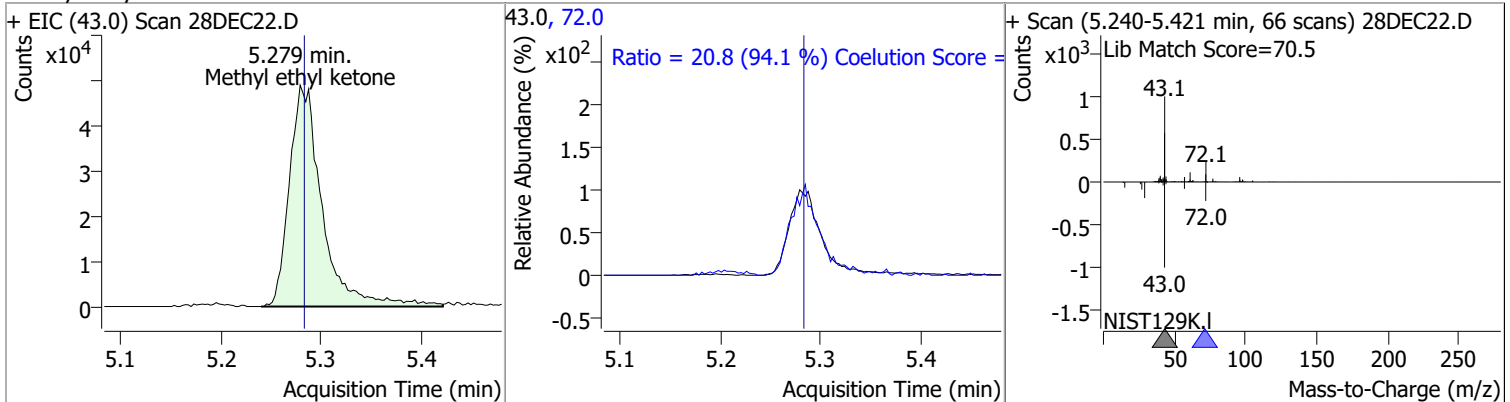
Compound	Conc.	RT	Dev(Min)	Resp.	QIon	QRatio	Lower	Upper
2,2-Dichloropropane	129.3360	5.19	0.00	115035	41.0	69.6	29.0	89.0
					97.0	23.4	0.0	51.8



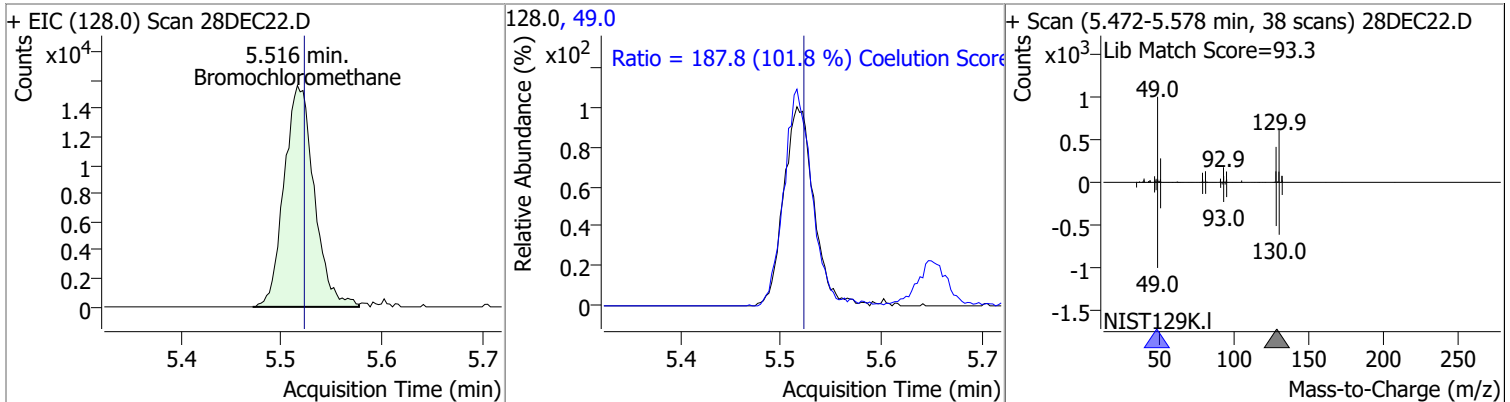
Compound	Conc.	RT	Dev(Min)	Resp.	QIon	QRatio	Lower	Upper
cis-1,2-Dichloroethene	126.0470	5.21	0.00	83759	61.0	167.3	133.3	193.3
					98.0	66.1	34.4	94.4



Compound	Conc.	RT	Dev(Min)	Resp.	QIon	QRatio	Lower	Upper
Methyl ethyl ketone	1265.3911	5.28	0.00	111782	72.0	20.8	0.0	52.2

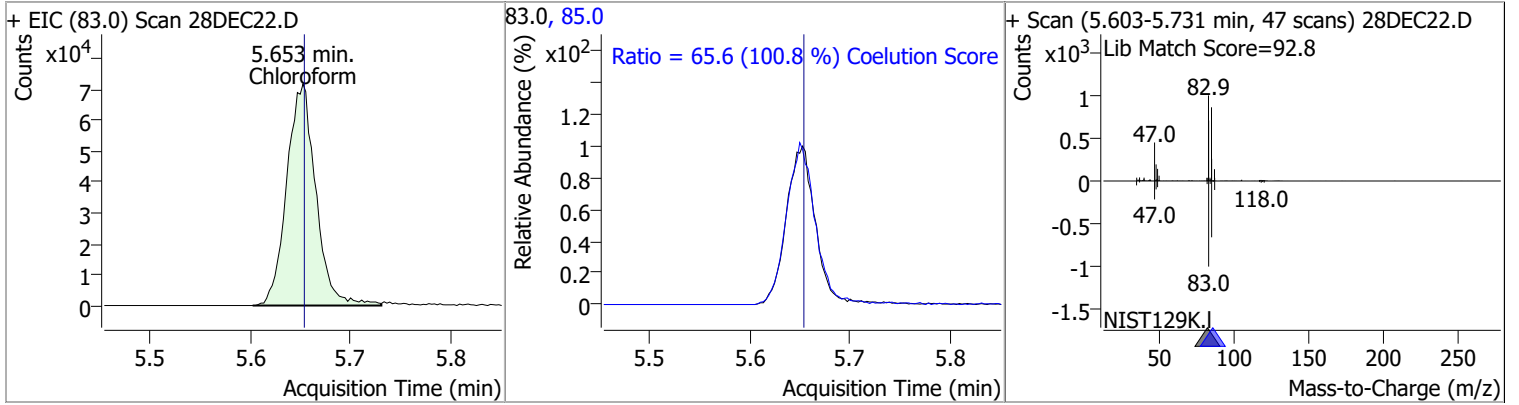


Compound	Conc.	RT	Dev(Min)	Resp.	QIon	QRatio	Lower	Upper
Bromochloromethane	130.3474	5.52	-0.01	32607	49.0	187.8	154.6	214.6

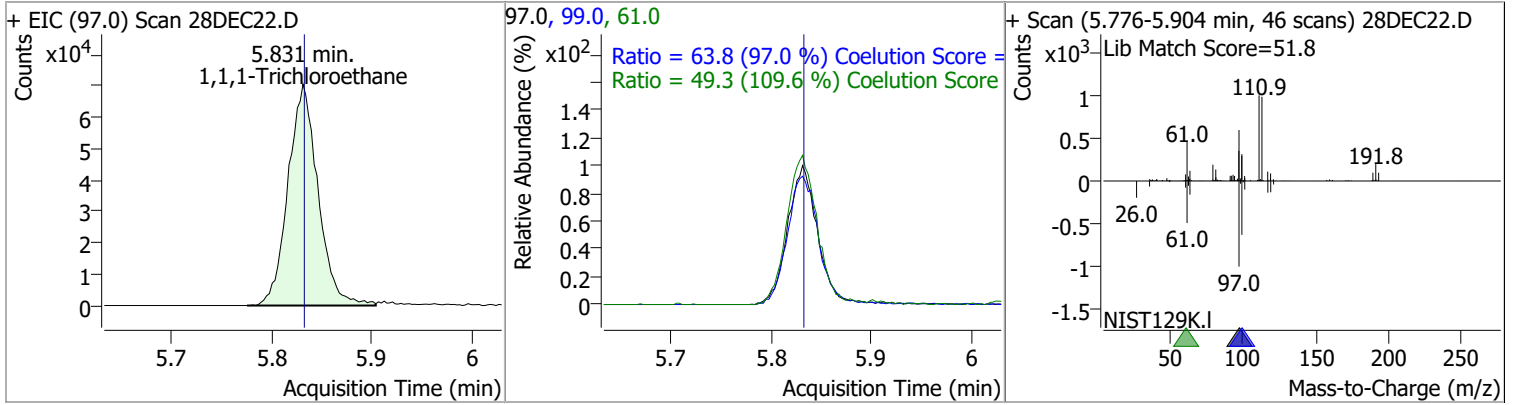


Quantitation Results Report (QT Reviewed)

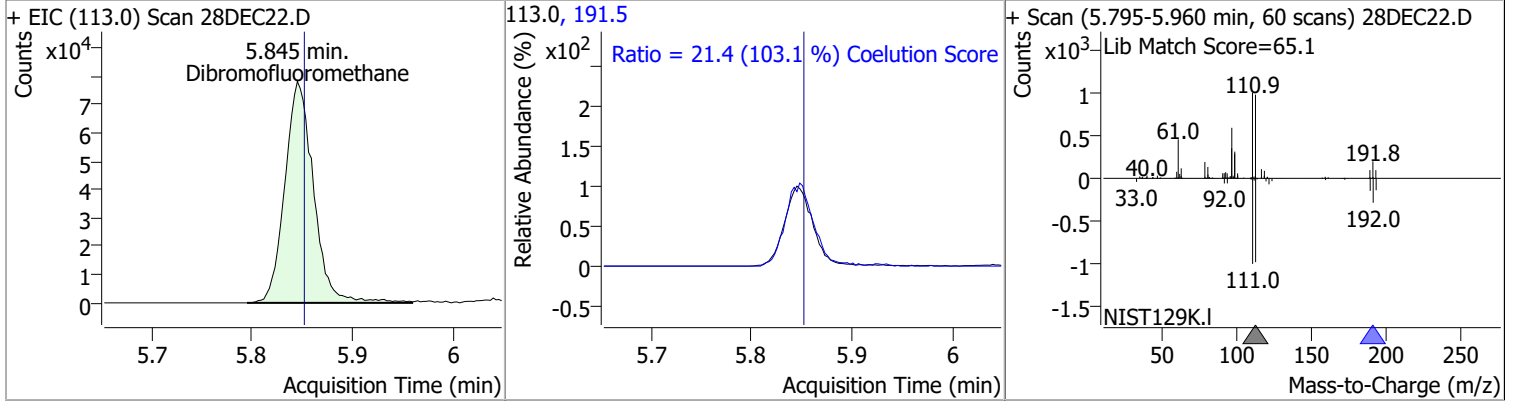
Compound	Conc.	RT	Dev(Min)	Resp.	QIon	QRatio	Lower	Upper
----------	-------	----	----------	-------	------	--------	-------	-------



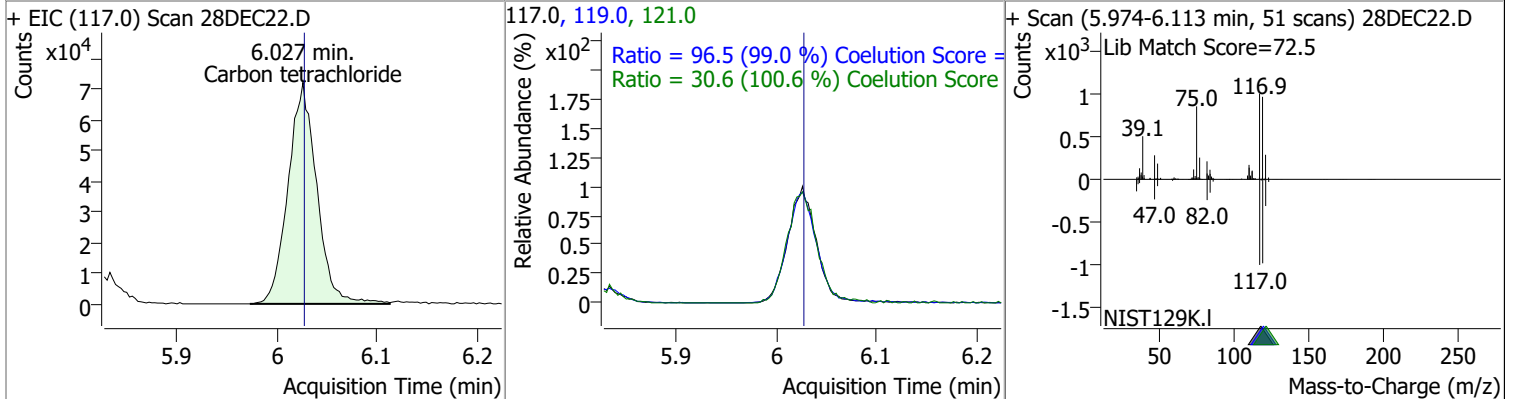
Compound	Conc.	RT	Dev(Min)	Resp.	QIon	QRatio	Lower	Upper
1,1,1-Trichloroethane	129.2725	5.83	0.00	146192	99.0	63.8	35.7	95.7
					61.0	49.3	15.0	75.0



Compound	Conc.	RT	Dev(Min)	Resp.	QIon	QRatio	Lower	Upper
Dibromofluoromethane	256.2406	5.85	-0.01	155616	191.5	21.4	0.0	50.7

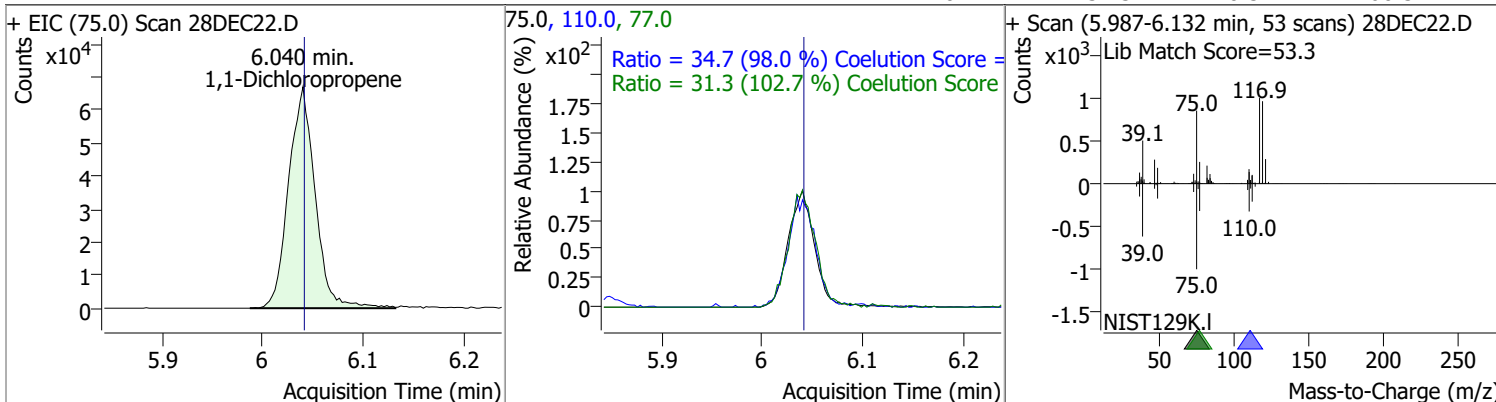


Compound	Conc.	RT	Dev(Min)	Resp.	QIon	QRatio	Lower	Upper
Carbon tetrachloride	129.2368	6.03	0.00	143405	119.0	96.5	67.5	127.5
					121.0	30.6	0.4	60.4

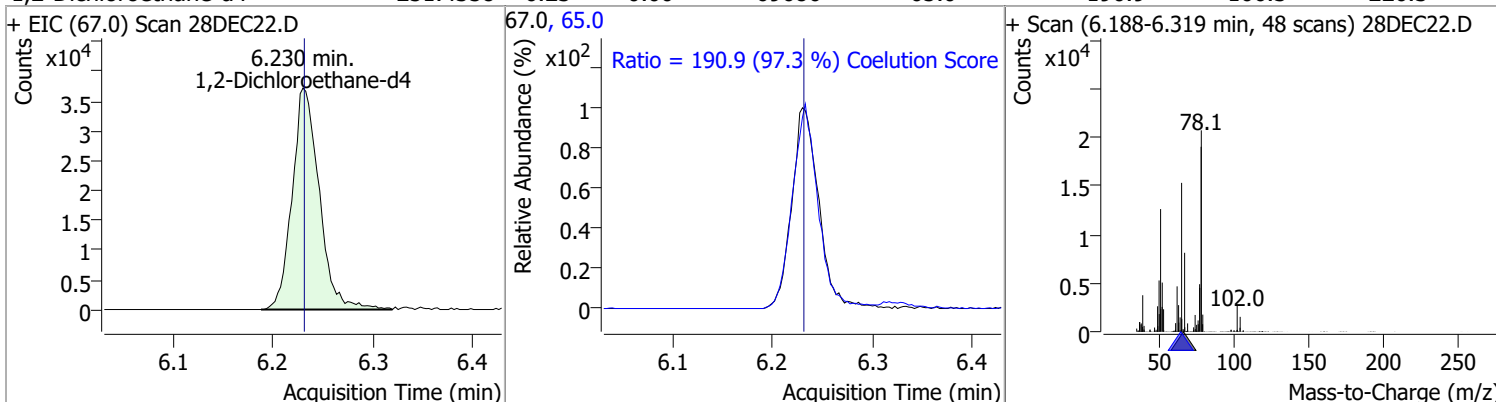


Quantitation Results Report (QT Reviewed)

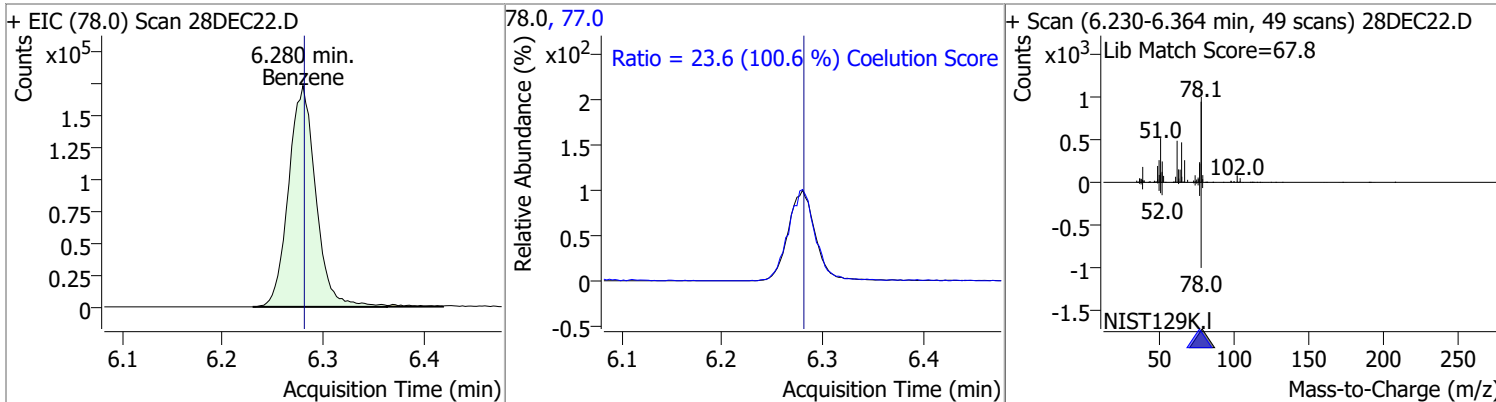
Compound	Conc.	RT	Dev(Min)	Resp.	QIon	QRatio	Lower	Upper
1,1-Dichloropropene	123.8848	6.04	0.00	123486	110.0	34.7	5.4	65.4
					77.0	31.3	0.5	60.5



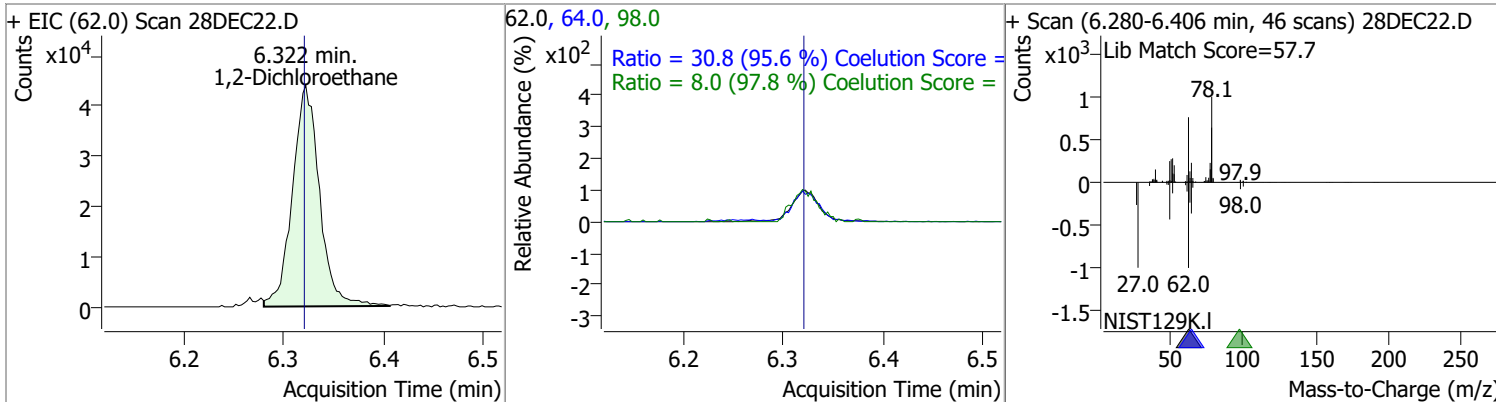
Compound	Conc.	RT	Dev(Min)	Resp.	QIon	QRatio	Lower	Upper
1,2-Dichloroethane-d4	251.4358	6.23	0.00	69686	65.0	190.9	166.3	226.3



Compound	Conc.	RT	Dev(Min)	Resp.	QIon	QRatio	Lower	Upper
Benzene	129.4092	6.28	0.00	326241	77.0	23.6	0.0	53.5

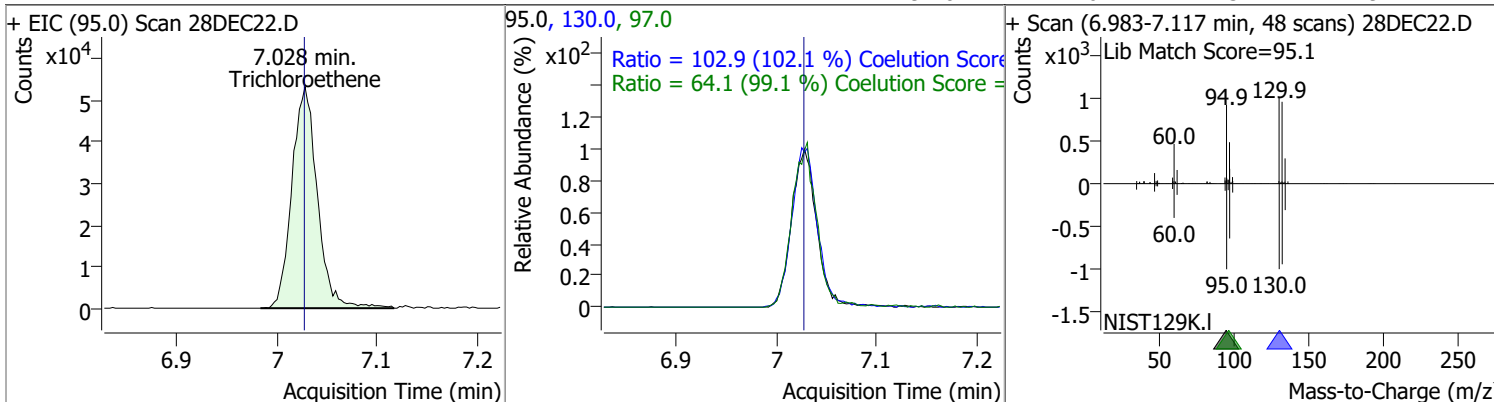


Compound	Conc.	RT	Dev(Min)	Resp.	QIon	QRatio	Lower	Upper
1,2-Dichloroethane	125.1348	6.32	0.00	82454	64.0	30.8	2.3	62.3
					98.0	8.0	0.0	38.2

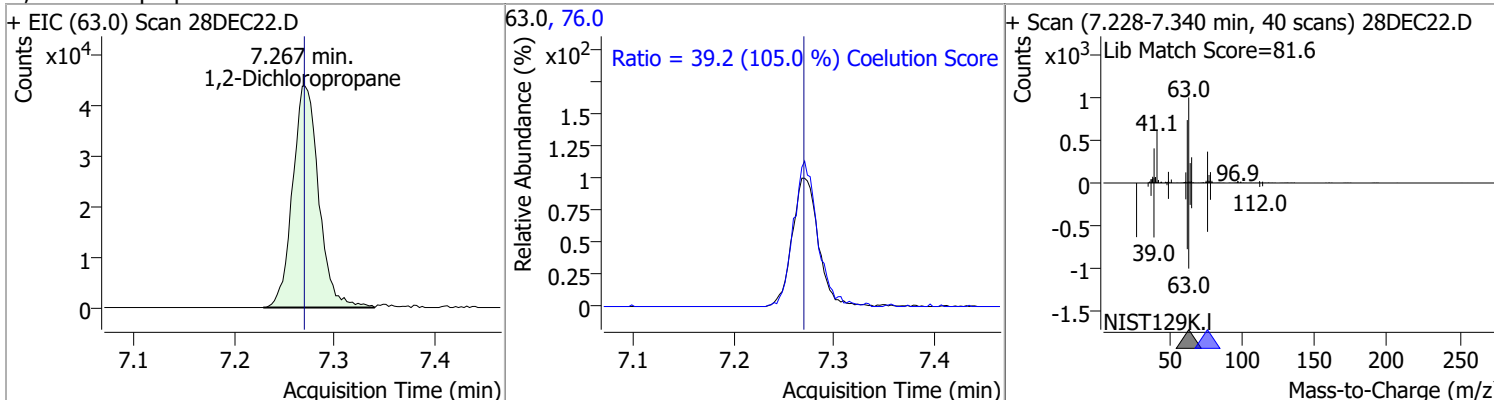


Quantitation Results Report (QT Reviewed)

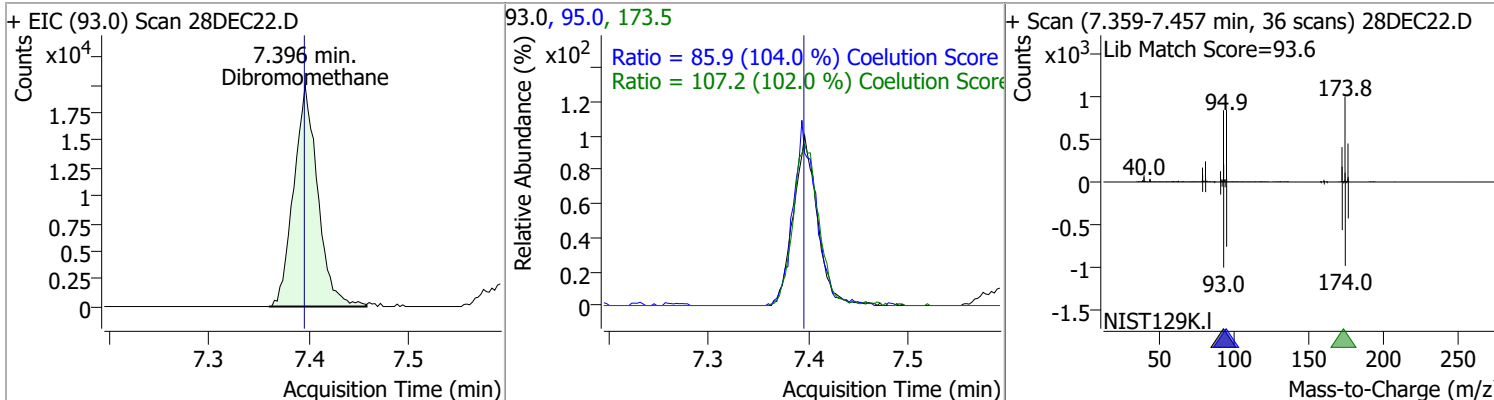
Compound	Conc.	RT	Dev(Min)	Resp.	QIon	QRatio	Lower	Upper
Trichloroethene	126.7091	7.03	0.00	94149	130.0	102.9	70.8	130.8
					97.0	64.1	34.7	94.7



Compound	Conc.	RT	Dev(Min)	Resp.	QIon	QRatio	Lower	Upper
1,2-Dichloropropane	127.4174	7.27	0.00	79763	76.0	39.2	7.3	67.3

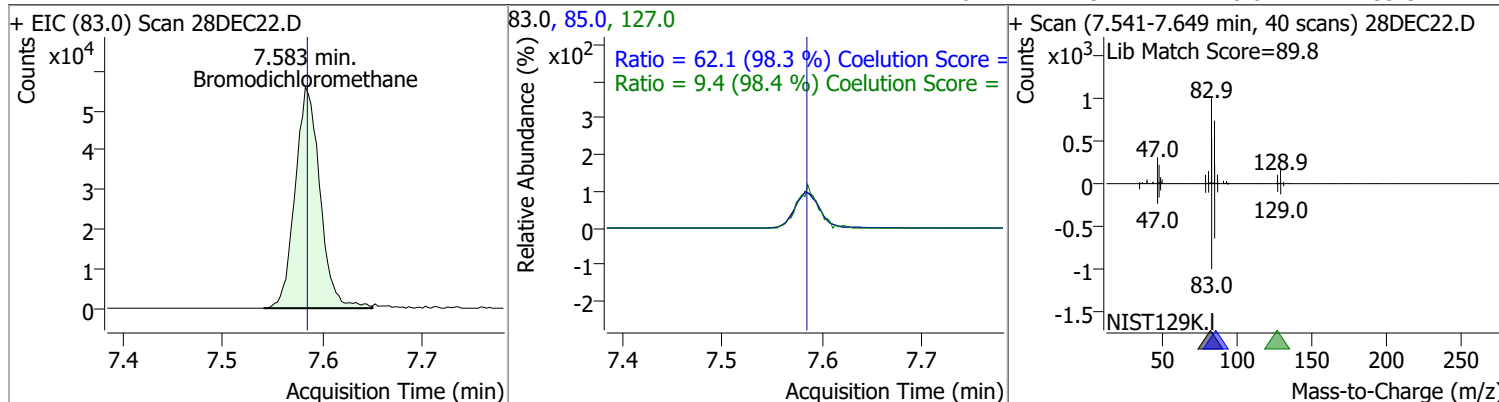


Compound	Conc.	RT	Dev(Min)	Resp.	QIon	QRatio	Lower	Upper
Dibromomethane	129.7412	7.40	0.00	33341	173.5	107.2	75.2	135.2
					95.0	85.9	52.6	112.6

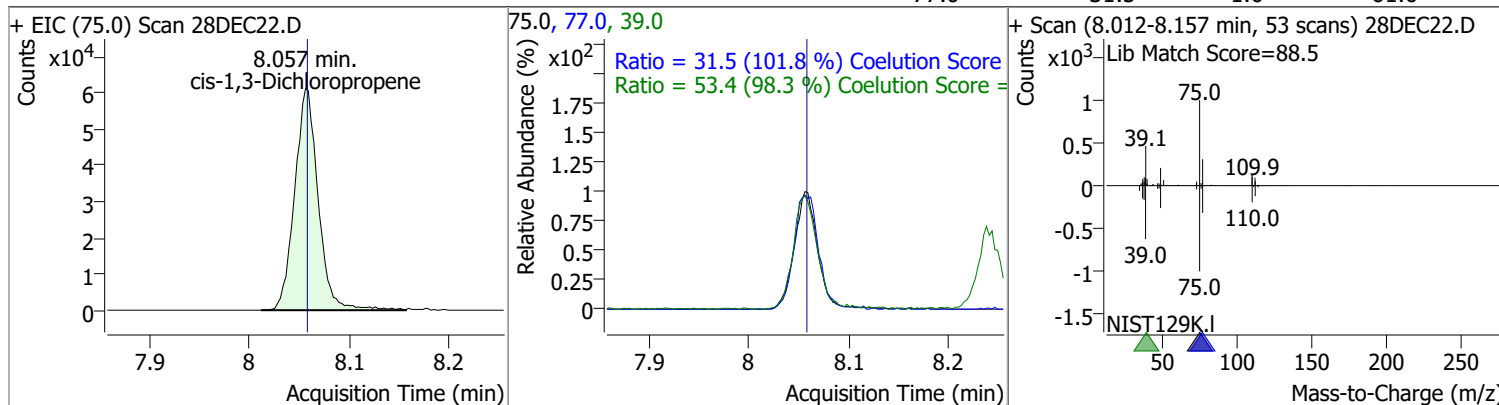


Quantitation Results Report (QT Reviewed)

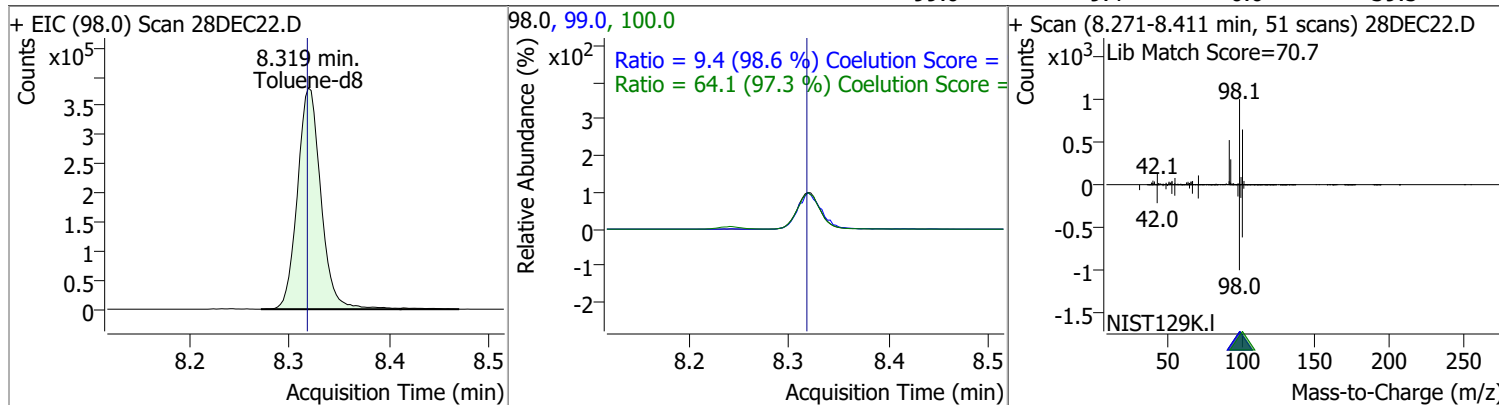
Compound	Conc.	RT	Dev(Min)	Resp.	QIon	QRatio	Lower	Upper
Bromodichloromethane	132.7006	7.58	0.00	96598	85.0	62.1	33.1	93.1
					127.0	9.4	0.0	39.5



Compound	Conc.	RT	Dev(Min)	Resp.	QIon	QRatio	Lower	Upper
cis-1,3-Dichloropropene	123.2638	8.06	0.00	99659	39.0	53.4	24.3	84.3
					77.0	31.5	1.0	61.0

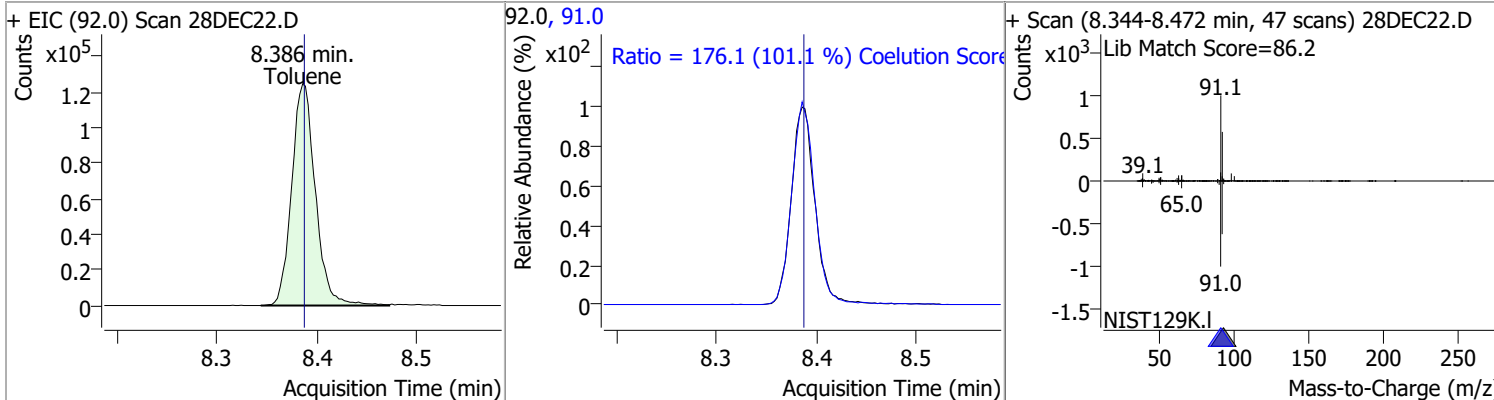


Compound	Conc.	RT	Dev(Min)	Resp.	QIon	QRatio	Lower	Upper
Toluene-d8	262.7275	8.32	0.00	618886	100.0	64.1	35.9	95.9
					99.0	9.4	0.0	39.5

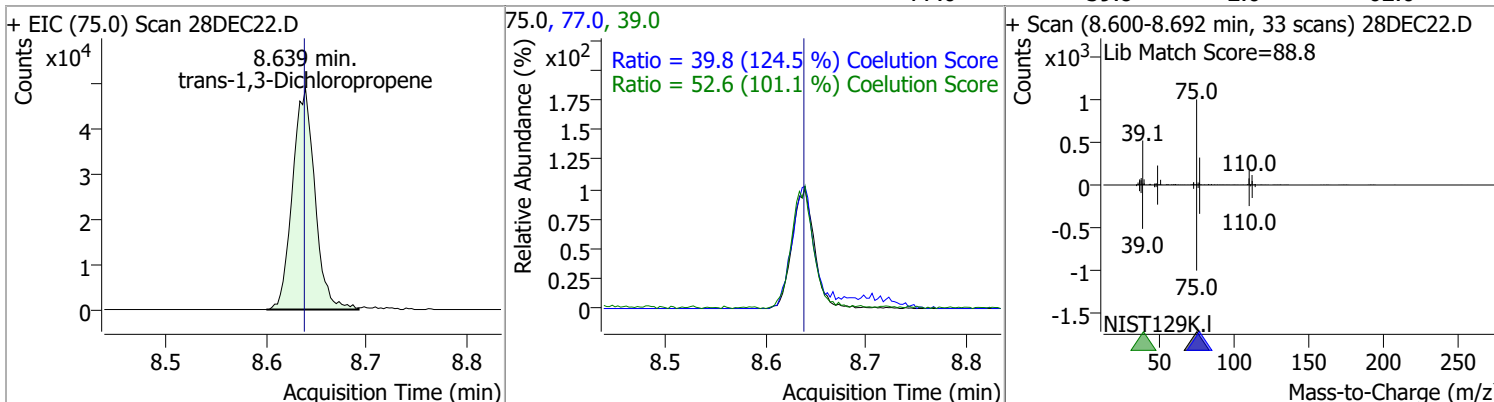


Quantitation Results Report (QT Reviewed)

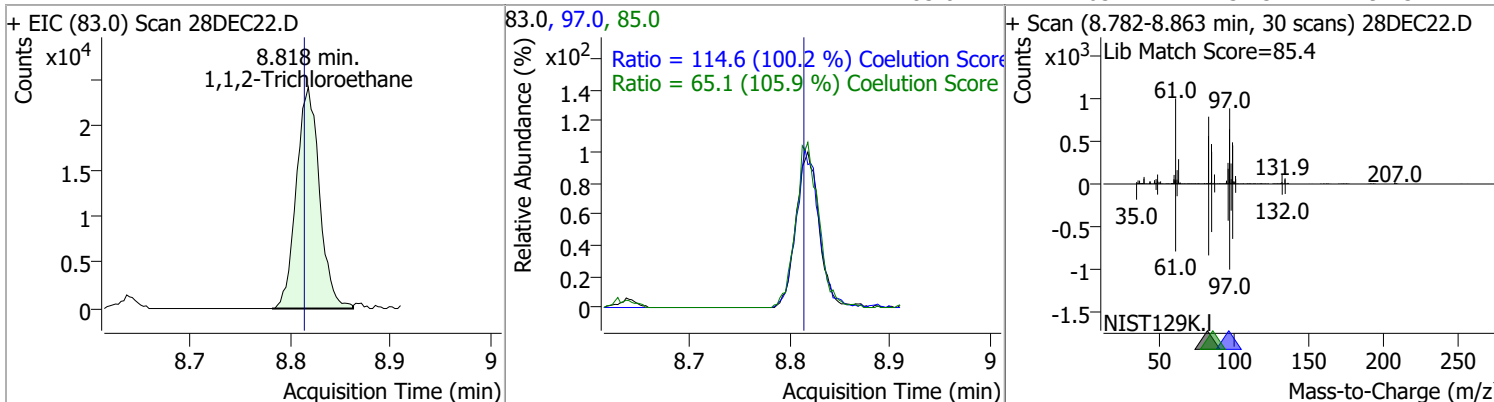
Compound	Conc.	RT	Dev(Min)	Resp.	QIon	QRatio	Lower	Upper
Toluene	132.2220	8.39	0.00	204772	91.0	176.1	144.3	204.3



Compound	Conc.	RT	Dev(Min)	Resp.	QIon	QRatio	Lower	Upper
trans-1,3-Dichloropropene	131.4729	8.64	0.00	76053	39.0	52.6	22.1	82.1
					77.0	39.8	2.0	62.0

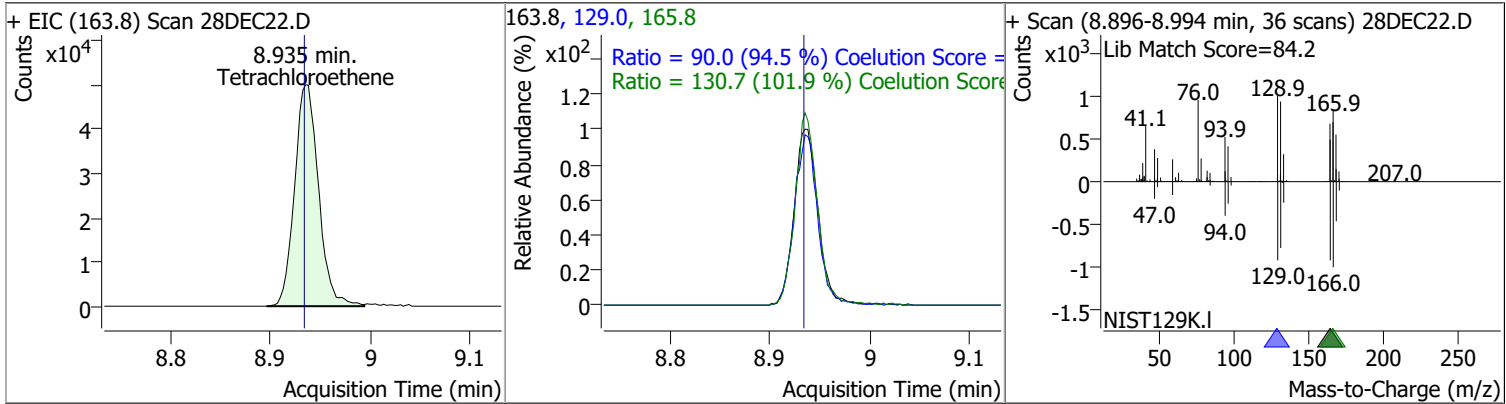


Compound	Conc.	RT	Dev(Min)	Resp.	QIon	QRatio	Lower	Upper
1,1,2-Trichloroethane	128.5234	8.82	0.00	38726	97.0	114.6	84.3	144.3
					85.0	65.1	31.5	91.5

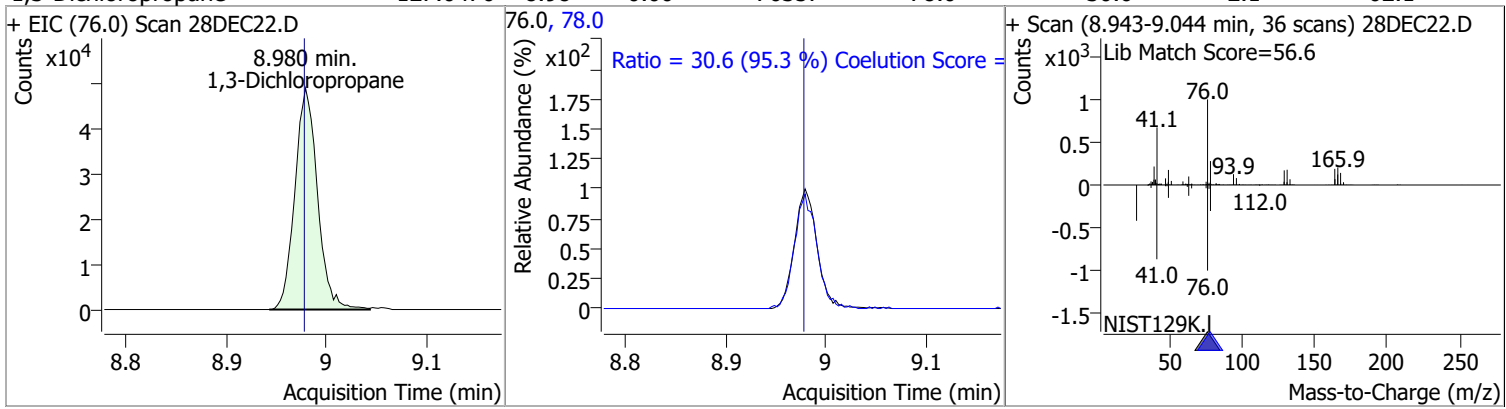


Quantitation Results Report (QT Reviewed)

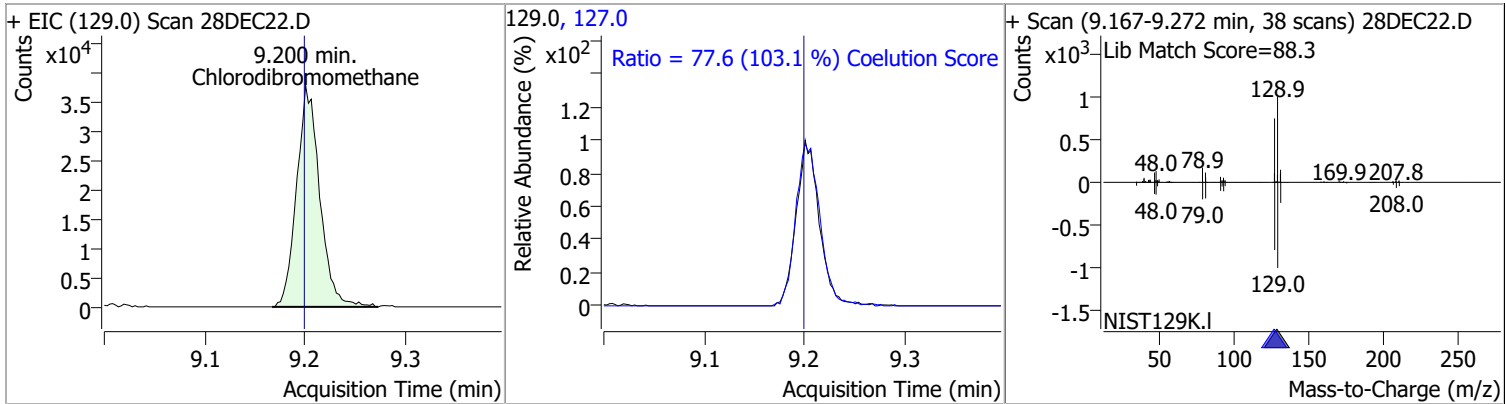
Compound	Conc.	RT	Dev(Min)	Resp.	QIon	QRatio	Lower	Upper
Tetrachloroethene	135.6070	8.94	0.00	83222	165.8	130.7	98.3	158.3
					129.0	90.0	65.3	125.3



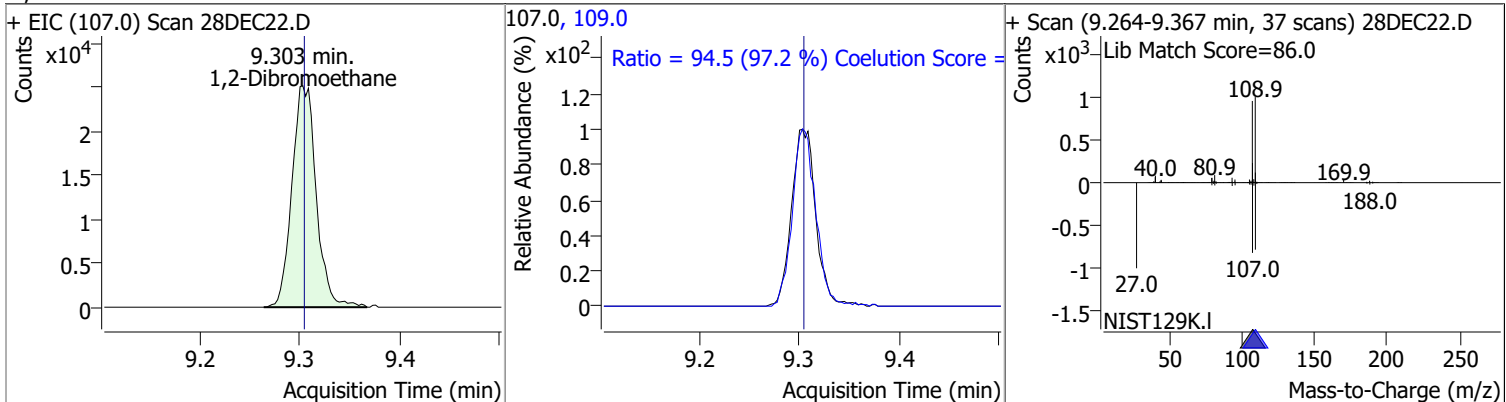
Compound	Conc.	RT	Dev(Min)	Resp.	QIon	QRatio	Lower	Upper
1,3-Dichloropropane	127.0476	8.98	0.00	76357	78.0	30.6	2.1	62.1



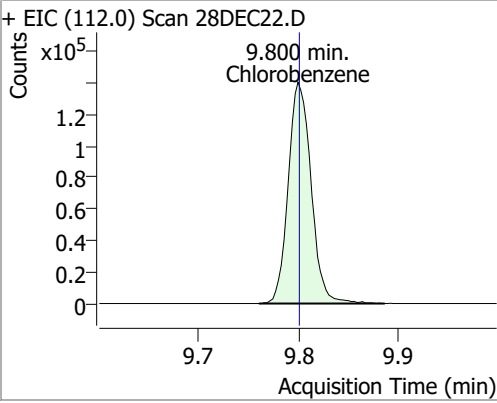
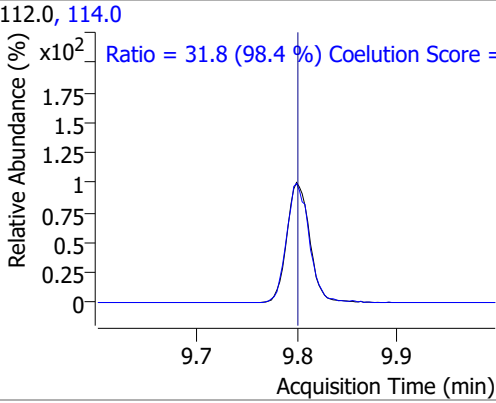
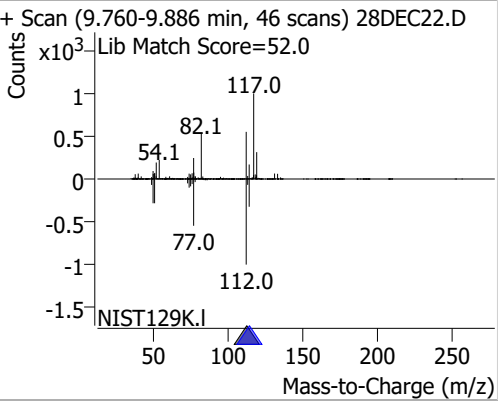
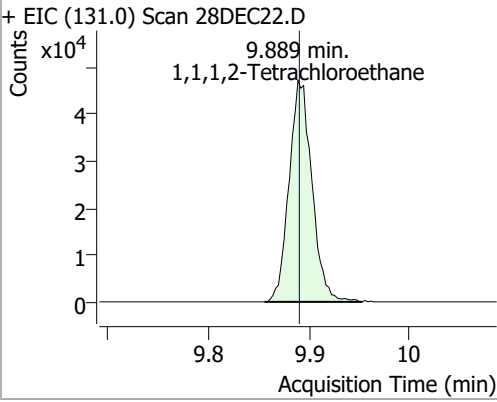
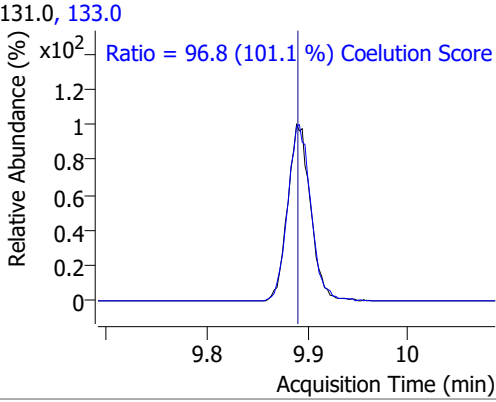
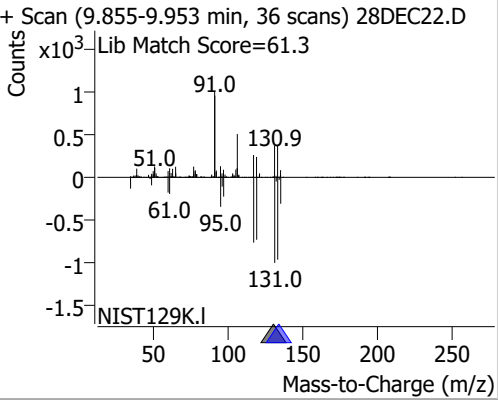
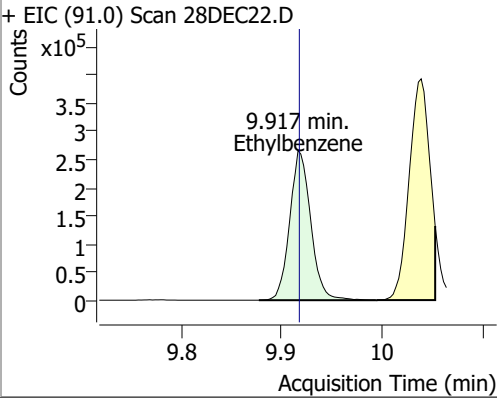
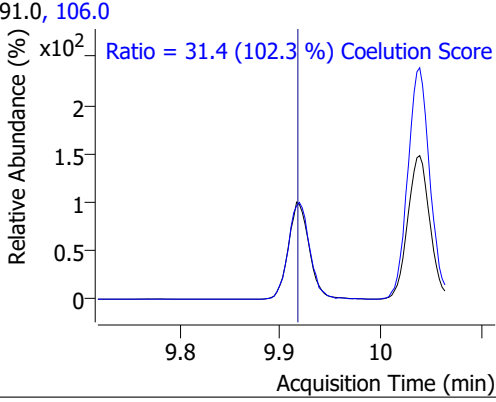
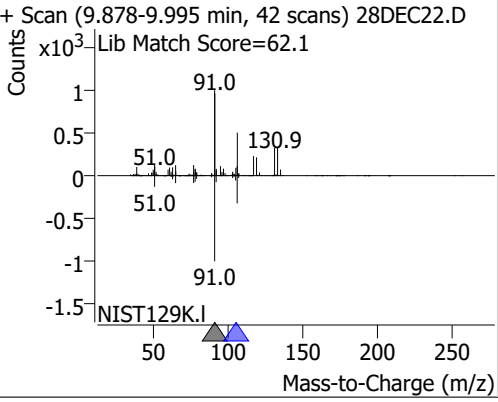
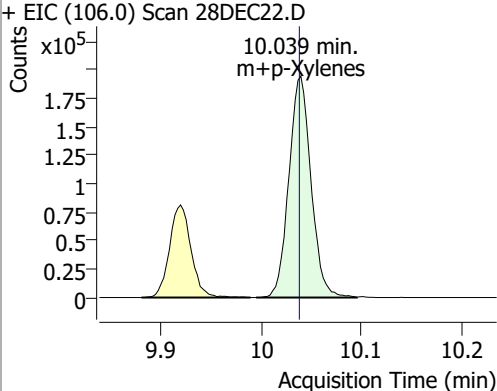
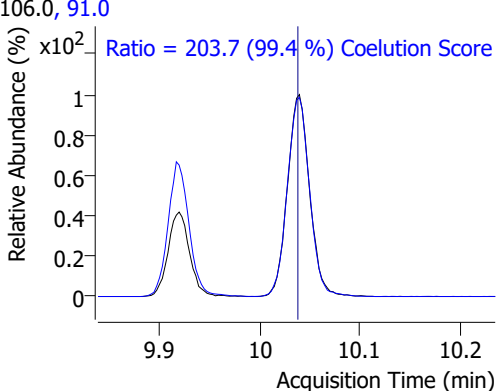
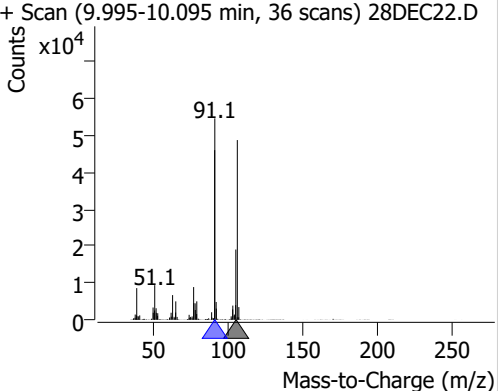
Compound	Conc.	RT	Dev(Min)	Resp.	QIon	QRatio	Lower	Upper
Chlorodibromomethane	132.9829	9.20	0.00	60488	127.0	77.6	45.3	105.3



Compound	Conc.	RT	Dev(Min)	Resp.	QIon	QRatio	Lower	Upper
1,2-Dibromoethane	129.2014	9.30	0.00	42323	109.0	94.5	67.2	127.2

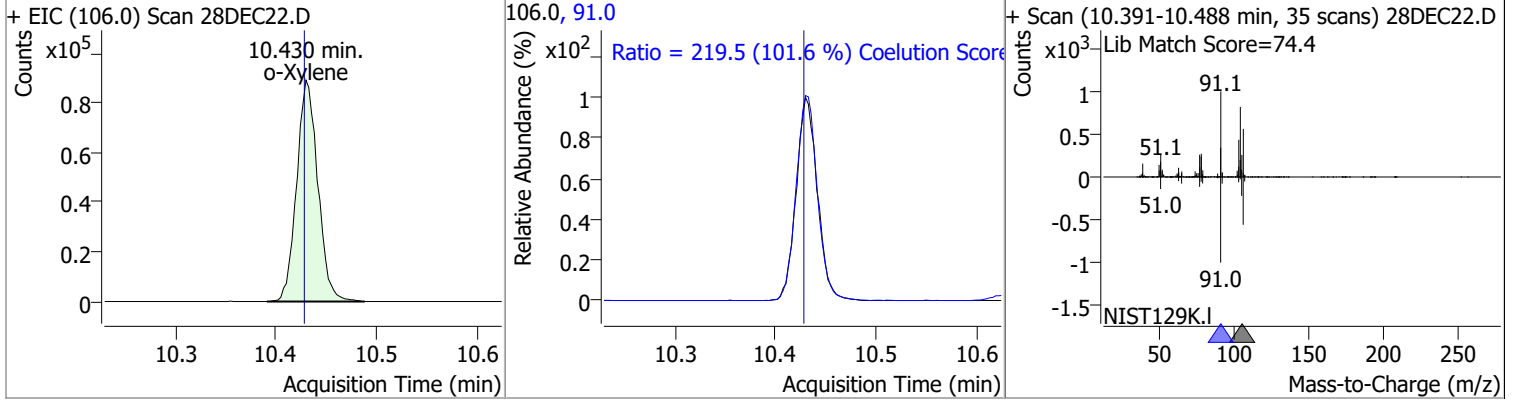


Quantitation Results Report (QT Reviewed)

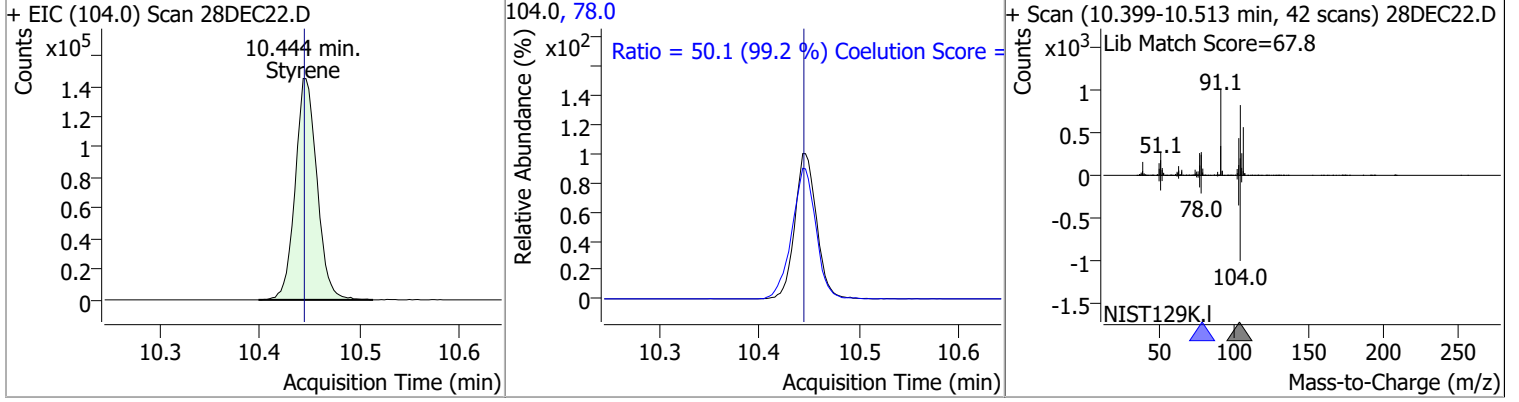
Compound	Conc.	RT	Dev(Min)	Resp.	QIon	QRatio	Lower	Upper
Chlorobenzene	132.7702	9.80	0.00	221972	114.0	31.8	2.3	62.3
+ EIC (112.0) Scan 28DEC22.D			112.0, 114.0			+ Scan (9.760-9.886 min, 46 scans) 28DEC22.D		
		Ratio = 31.8 (98.4 %) Coelution Score =						
1,1,1,2-Tetrachloroethane	131.3591	9.89	0.00	74704	133.0	96.8	65.7	125.7
+ EIC (131.0) Scan 28DEC22.D			131.0, 133.0			+ Scan (9.855-9.953 min, 36 scans) 28DEC22.D		
		Ratio = 96.8 (101.1 %) Coelution Score =						
Ethylbenzene	129.8681	9.92	0.00	386603	106.0	31.4	0.7	60.7
+ EIC (91.0) Scan 28DEC22.D			91.0, 106.0			+ Scan (9.878-9.995 min, 42 scans) 28DEC22.D		
		Ratio = 31.4 (102.3 %) Coelution Score =						
m+p-Xylenes	262.8569	10.04	0.00	298360	91.0	203.7	175.0	235.0
+ EIC (106.0) Scan 28DEC22.D			106.0, 91.0			+ Scan (9.995-10.095 min, 36 scans) 28DEC22.D		
		Ratio = 203.7 (99.4 %) Coelution Score =						

Quantitation Results Report (QT Reviewed)

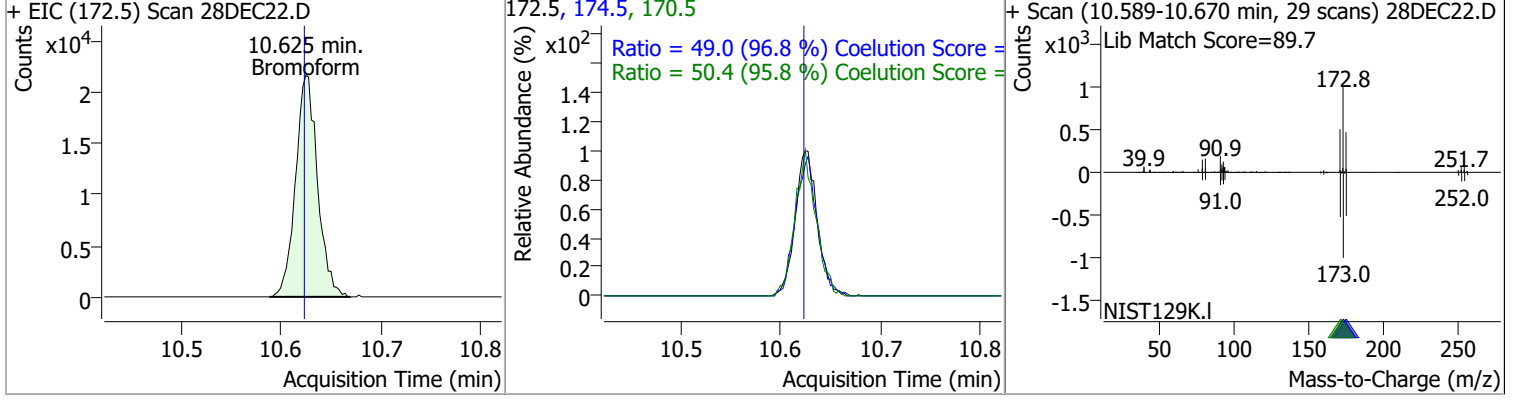
Compound	Conc.	RT	Dev(Min)	Resp.	QIon	QRatio	Lower	Upper
o-Xylene	132.0876	10.43	0.00	130824	91.0	219.5	186.1	246.1



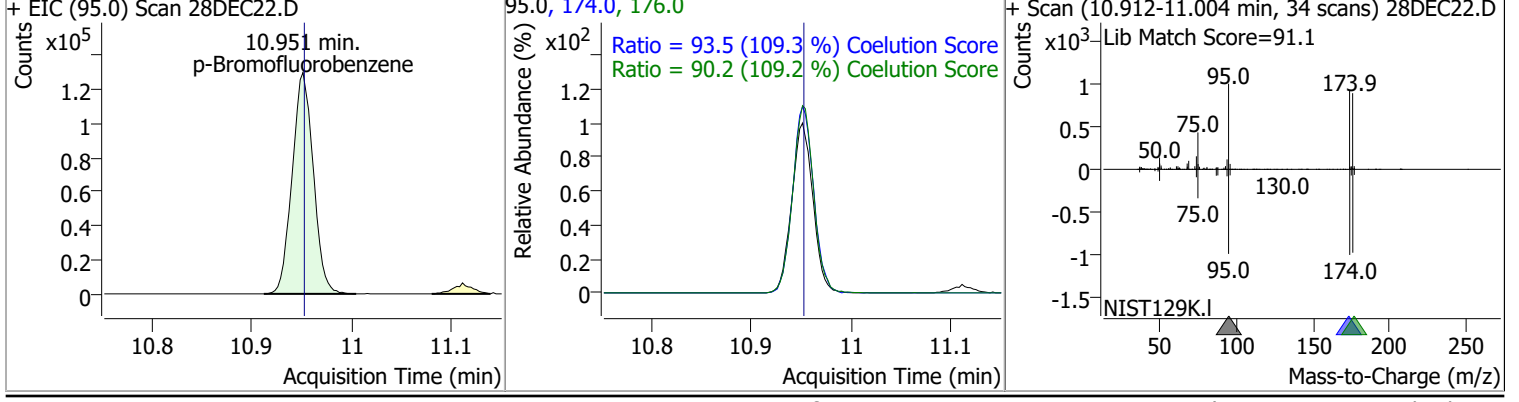
Compound	Conc.	RT	Dev(Min)	Resp.	QIon	QRatio	Lower	Upper
Styrene	135.7649	10.44	0.00	218984	78.0	50.1	20.6	80.6



Compound	Conc.	RT	Dev(Min)	Resp.	QIon	QRatio	Lower	Upper
Bromoform	137.7825	10.62	0.00	33012	170.5	50.4	22.7	82.7
					174.5	49.0	20.7	80.7

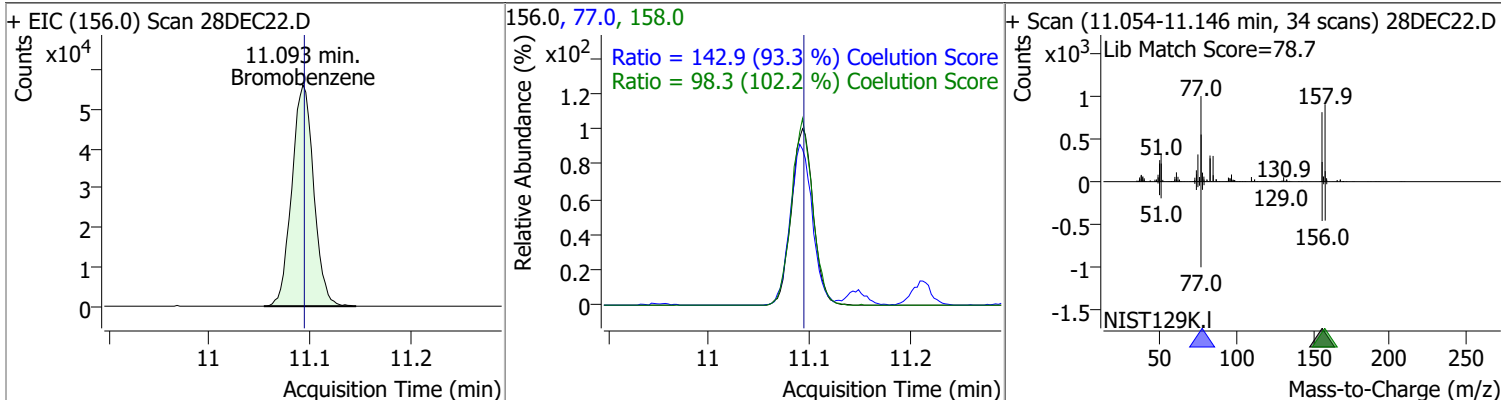


Compound	Conc.	RT	Dev(Min)	Resp.	QIon	QRatio	Lower	Upper
p-Bromofluorobenzene	260.5427	10.95	0.00	190286	174.0	93.5	55.5	115.5
					176.0	90.2	52.5	112.5

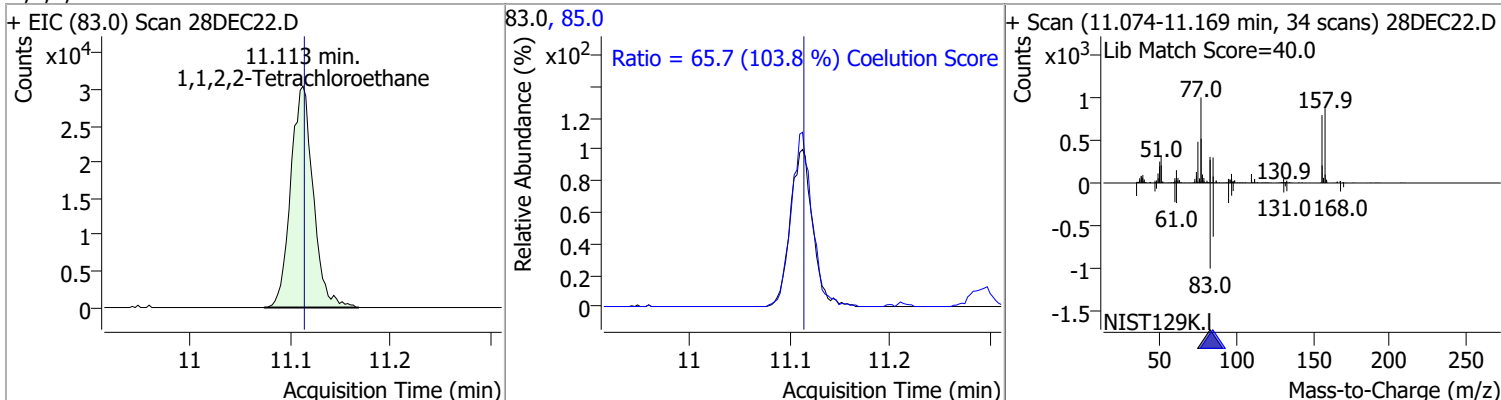


Quantitation Results Report (QT Reviewed)

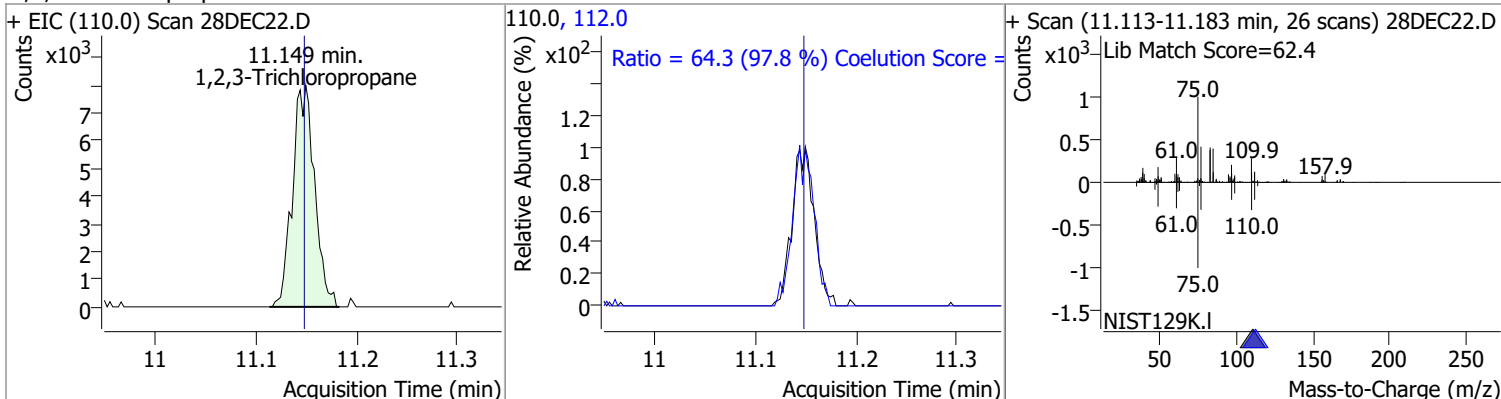
Compound	Conc.	RT	Dev(Min)	Resp.	QIon	QRatio	Lower	Upper
Bromobenzene	134.7355	11.09	0.00	85133	77.0	142.9	123.2	183.2
					158.0	98.3	66.2	126.2



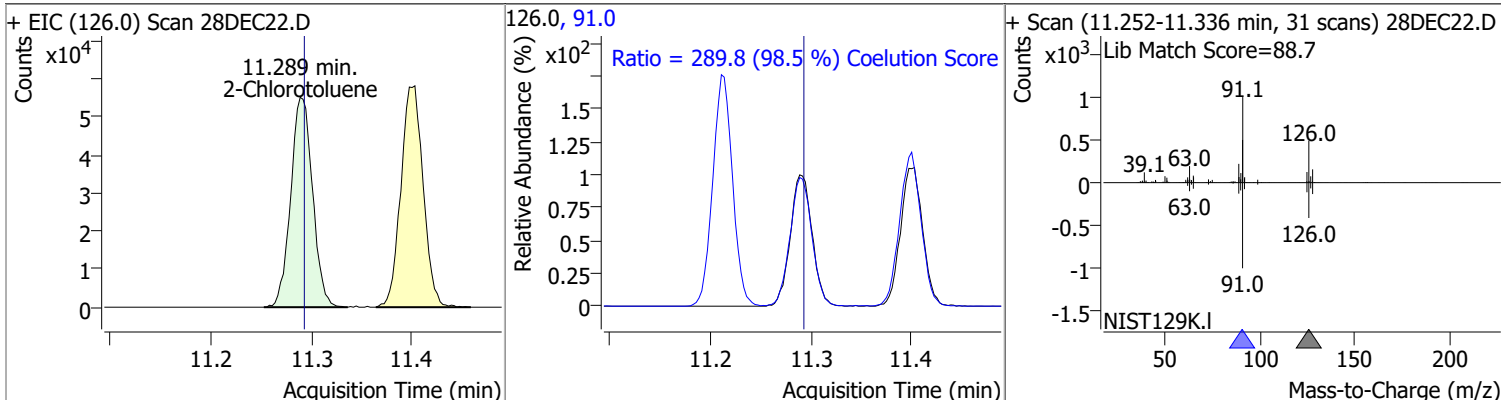
Compound	Conc.	RT	Dev(Min)	Resp.	QIon	QRatio	Lower	Upper
1,1,2,2-Tetrachloroethane	130.9607	11.11	0.00	47402	85.0	65.7	33.2	93.2



Compound	Conc.	RT	Dev(Min)	Resp.	QIon	QRatio	Lower	Upper
1,2,3-Trichloropropane	128.5442	11.15	0.00	12258	112.0	64.3	35.8	95.8

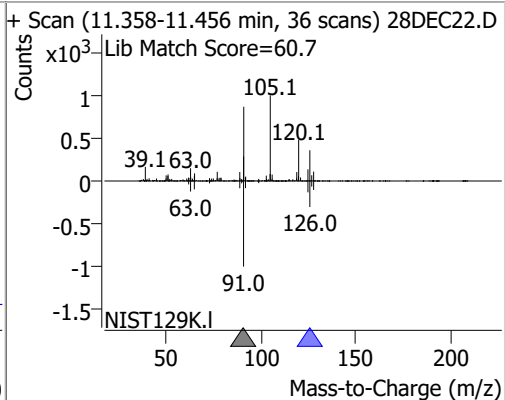
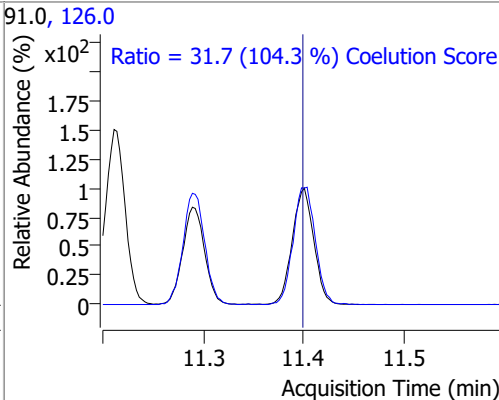
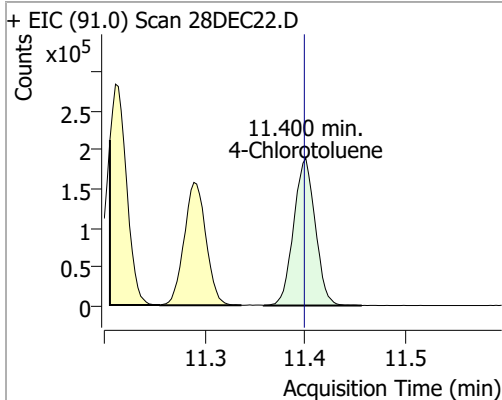


Compound	Conc.	RT	Dev(Min)	Resp.	QIon	QRatio	Lower	Upper
2-Chlorotoluene	127.2191	11.29	0.00	83123	91.0	289.8	264.1	324.1

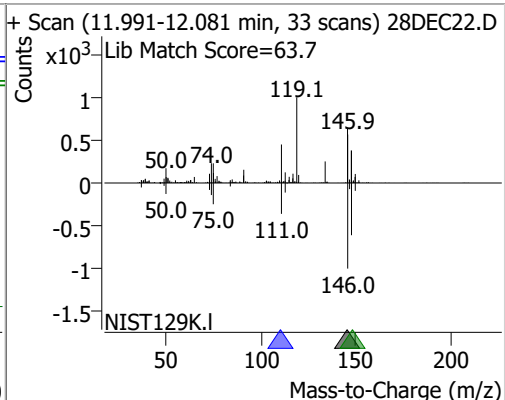
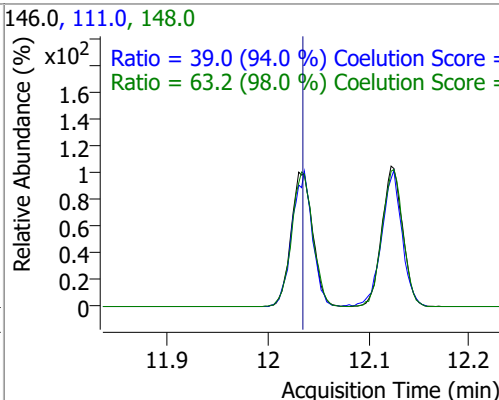
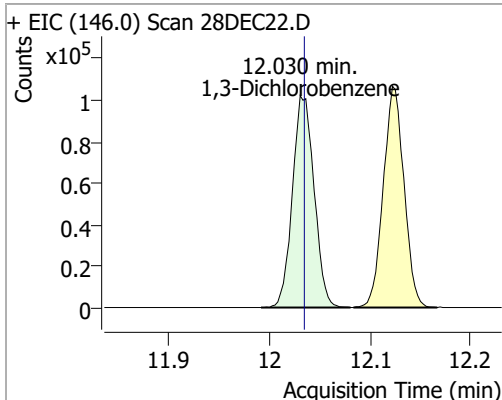


Quantitation Results Report (QT Reviewed)

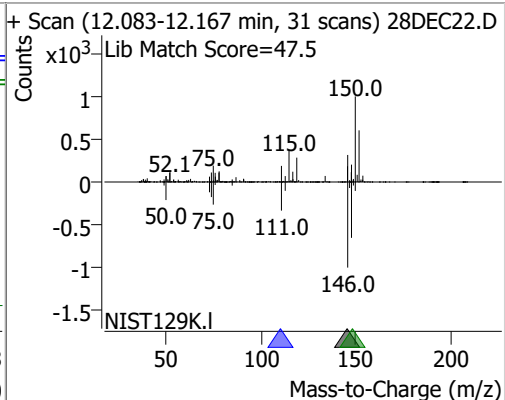
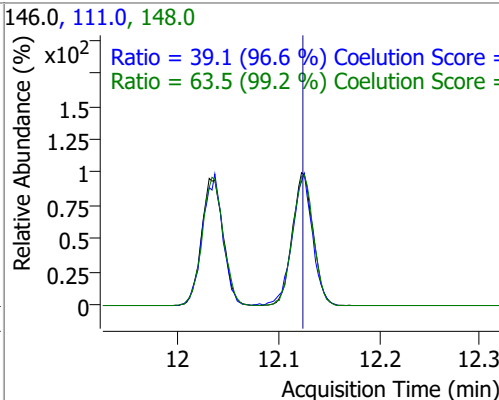
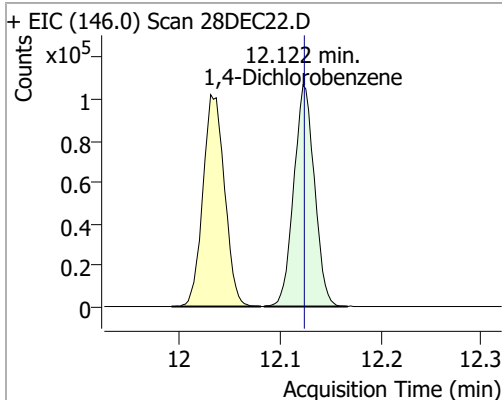
Compound	Conc.	RT	Dev(Min)	Resp.	QIon	QRatio	Lower	Upper
4-Chlorotoluene	134.0293	11.40	0.00	282870	126.0	31.7	0.4	60.4



Compound	Conc.	RT	Dev(Min)	Resp.	QIon	QRatio	Lower	Upper
1,3-Dichlorobenzene	132.7280	12.03	0.00	153317	148.0	63.2	34.5	94.5
					111.0	39.0	11.5	71.5

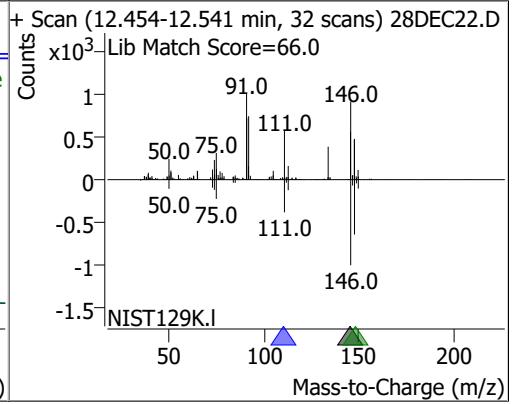
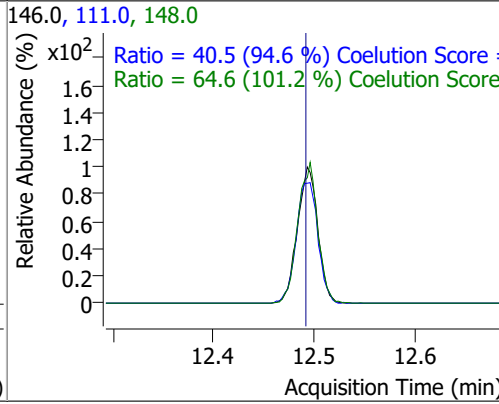
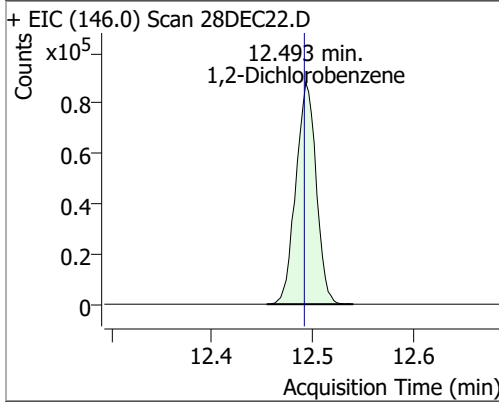


Compound	Conc.	RT	Dev(Min)	Resp.	QIon	QRatio	Lower	Upper
1,4-Dichlorobenzene	128.5741	12.12	0.00	153431	148.0	63.5	34.0	94.0
					111.0	39.1	10.4	70.4



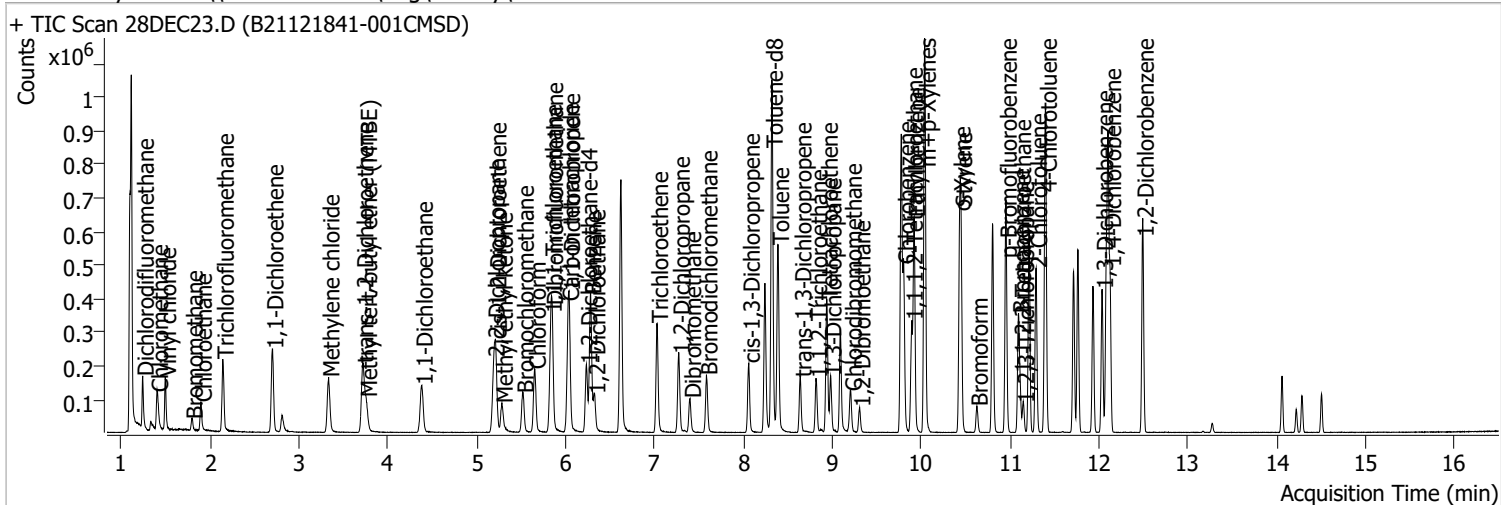
Quantitation Results Report (QT Reviewed)

Compound	Conc.	RT	Dev(Min)	Resp.	QIon	QRatio	Lower	Upper
1,2-Dichlorobenzene	127.3543	12.49	0.00	124497	148.0	64.6	33.8	93.8
					111.0	40.5	12.8	72.8



Quantitation Results Report (QT Reviewed)

Data File	28DEC23.D	Operator	MSC
Acq. Method	5975CACQF.M	Acq. Date-Time	12/28/2021 7:36:52 PM
Sample Name	B21121841-001CMSD	Instrument	VOA5975C
Vial	23	Multiplier	1.00
DA Method File	VOA5975C_8260B_SHT_DoD_L4_120721.m	Comment	
Tune File	BFB_Atune3.u	Tune Date	10/11/2021 4:02:00 PM
Batch Name	VG122821_8260B_624pt1.batch.bin	Last Calib Update	2/11/2022 12:17:53 PM
Ref Library	\\MASSHUNTER\Org\Library\NIST129K.I		



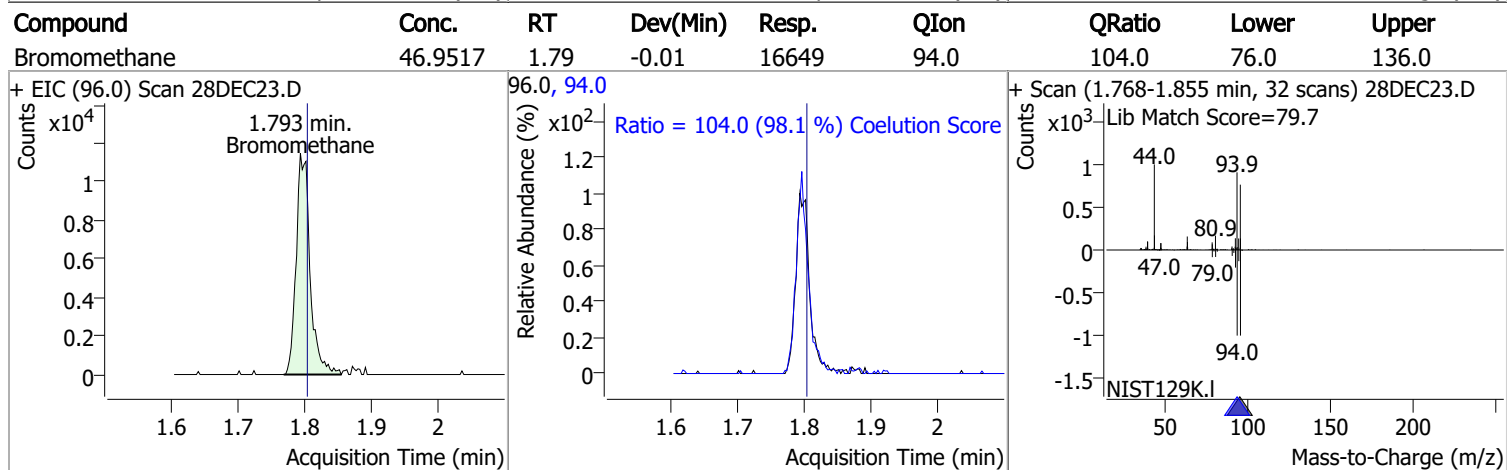
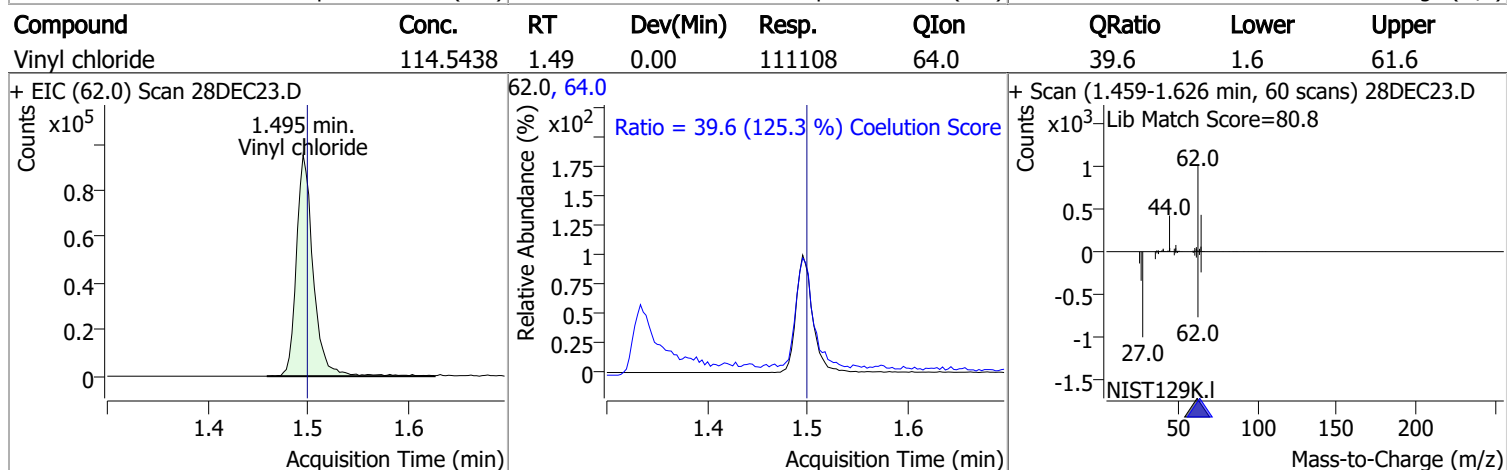
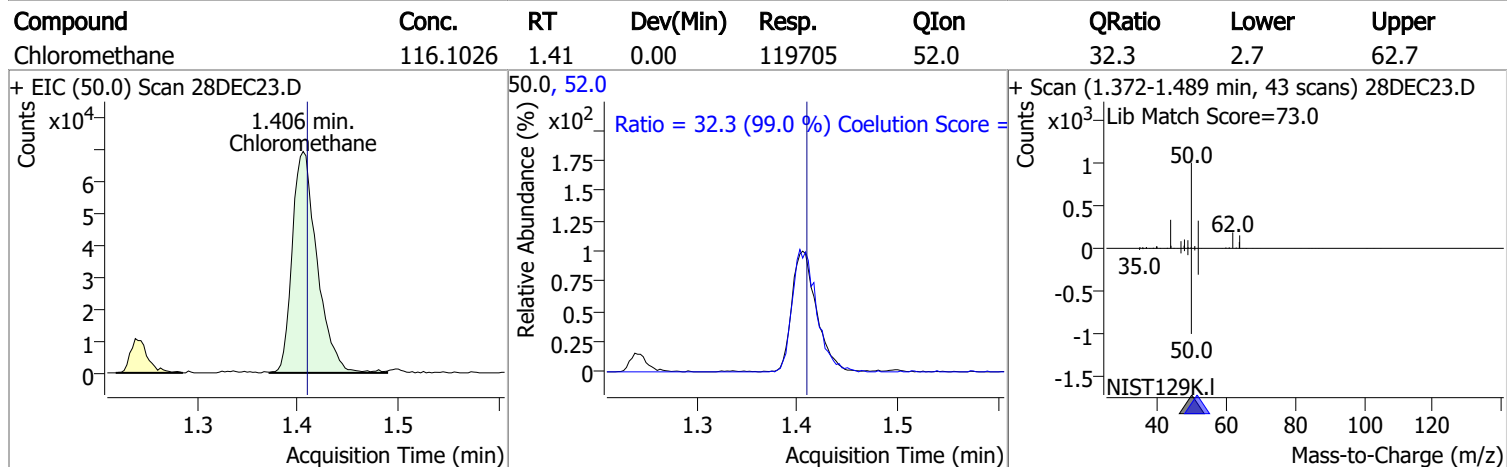
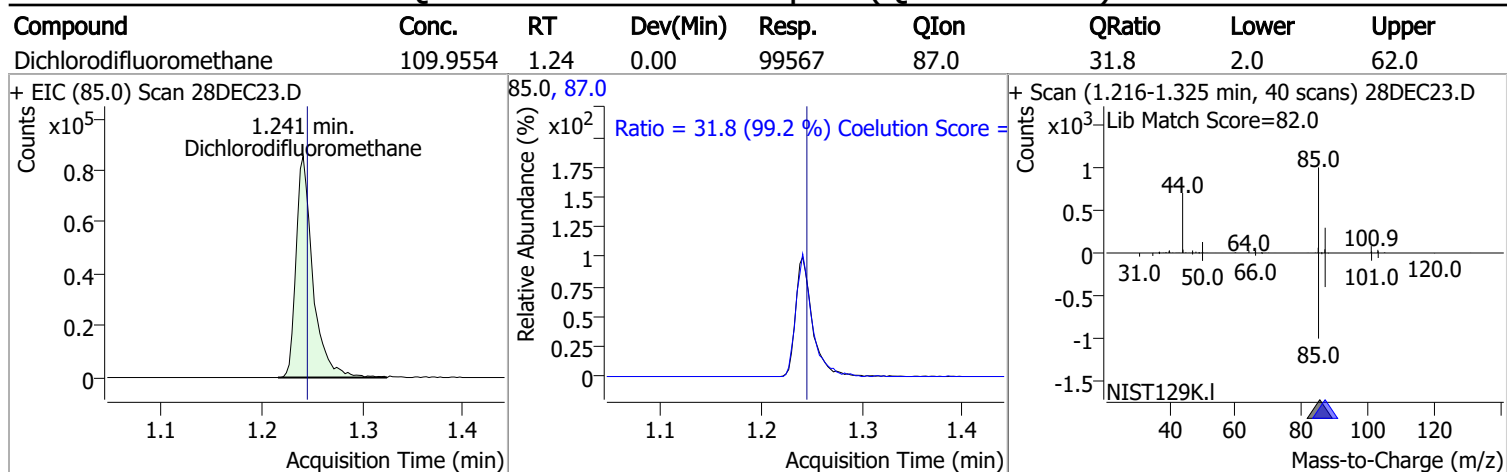
Compound	RT	QIon	Resp.	Conc.	Units	Dev(Min)
Internal Standards						
M Fluorobenzene	6.620	96.0	633312	250.0000	ng	0.000
M Chlorobenzene-d5	9.772	82.0	241306	250.0000	ng	-0.003
M 1,4-Dichlorobenzene-d4	12.100	152.0	196168	250.0000	ng	0.000
System Monitoring Compounds						
S Dibromofluoromethane	5.848	113.0	160921	259.2623	ng	-0.003
Spiked Amount: 250.000	Range: 80.0 - 119.0%			Recovery = 103.70%		
S 1,2-Dichloroethane-d4	6.233	67.0	70850	250.1234	ng	0.003
Spiked Amount: 250.000	Range: 81.0 - 118.0%			Recovery = 100.05%		
S Toluene-d8	8.319	98.0	643129	265.1308	ng	0.000
Spiked Amount: 250.000	Range: 89.0 - 112.0%			Recovery = 106.05%		
S p-Bromofluorobenzene	10.951	95.0	193448	257.7159	ng	0.000
Spiked Amount: 250.000	Range: 85.0 - 114.0%			Recovery = 103.09%		
Target Compounds						
T Dichlorodifluoromethane	1.241	85.0	99567	109.9554	ng	100
T Chloromethane	1.406	50.0	119705	116.1026	ng	99
T Vinyl chloride	1.495	62.0	111108	114.5438	ng	85
T Bromomethane	1.793	96.0	16649	46.9517	ng	98
T Chloroethane	1.896	64.0	55411	103.4040	ng	99
T Trichlorofluoromethane	2.142	101.0	145579	114.9229	ng	98
T 1,1-Dichloroethene	2.700	96.0	91029	138.8635	ng	98
T Methylene chloride	3.333	49.0	116777	125.8237	ng	97
T trans-1,2-Dichloroethene	3.715	96.0	89904	137.2756	ng	98
T Methyl tert-butyl ether (MTBE)	3.754	73.0	103955	123.9362	ng	98
T 1,1-Dichloroethane	4.381	63.0	167499	134.9096	ng	100
T 2,2-Dichloropropane	5.190	77.0	118676	130.5526	ng	89
T cis-1,2-Dichloroethene	5.209	96.0	88624	130.4924	ng	100
T Methyl ethyl ketone	5.282	43.0	117962	1306.5559	ng	98
T Bromochloromethane	5.519	128.0	33369	130.5171	ng	98
T Chloroform	5.653	83.0	150216	122.6255	ng	99

Quantitation Results Report (QT Reviewed)

Compound	RT	QIon	Resp.	Conc.	Units	Dev(Min)
T 1,1,1-Trichloroethane	5.831	97.0	149192	129.0806	ng	97
T Carbon tetrachloride	6.026	117.0	149057	131.4338	ng	98
T 1,1-Dichloropropene	6.038	75.0	126066	123.7460	ng	100
T Benzene	6.280	78.0	341522	132.5495	ng	100
T 1,2-Dichloroethane	6.325	62.0	85624	127.1437	ng	99
T Trichloroethene	7.028	95.0	96450	126.0554	ng	97
T 1,2-Dichloropropane	7.273	63.0	83316	129.2477	ng	97
T Dibromomethane	7.398	93.0	34709	131.1622	ng	97
T Bromodichloromethane	7.582	83.0	98893	131.9281	ng	99
T cis-1,3-Dichloropropene	8.059	75.0	101352	121.7358	ng	98
T Toluene	8.388	92.0	213898	134.1242	ng	100
T trans-1,3-Dichloropropene	8.639	75.0	78401	131.6160	ng	98
T 1,1,2-Trichloroethane	8.815	83.0	41680	134.3305	ng	97
T Tetrachloroethene	8.938	163.8	85634	135.5056	ng	97
T 1,3-Dichloropropane	8.980	76.0	75802	122.4800	ng	97
T Chlorodibromomethane	9.205	129.0	62068	132.5139	ng	99
T 1,2-Dibromoethane	9.306	107.0	43727	129.6306	ng	97
T Chlorobenzene	9.802	112.0	228588	132.7771	ng	100
T 1,1,1,2-Tetrachloroethane	9.891	131.0	77147	131.7354	ng	98
T Ethylbenzene	9.919	91.0	402478	131.2945	ng	98
T m+p-Xylenes	10.039	106.0	308241	263.7159	ng	99
T o-Xylene	10.430	106.0	139289	136.5710	ng	99
T Styrene	10.446	104.0	225933	136.0260	ng	100
T Bromoform	10.625	172.5	33594	136.4234	ng	96
T Bromobenzene	11.093	156.0	86673	133.4667	ng	95
T 1,1,2,2-Tetrachloroethane	11.110	83.0	49533	133.1508	ng	100
T 1,2,3-Trichloropropane	11.144	110.0	12376	126.2752	ng	98
T 2-Chlorotoluene	11.291	126.0	86461	128.7527	ng	98
T 4-Chlorotoluene	11.400	91.0	294318	135.6859	ng	98
T 1,3-Dichlorobenzene	12.033	146.0	158811	133.7697	ng	98
T 1,4-Dichlorobenzene	12.122	146.0	156790	127.8391	ng	98
T 1,2-Dichlorobenzene	12.493	146.0	133823	133.1957	ng	96

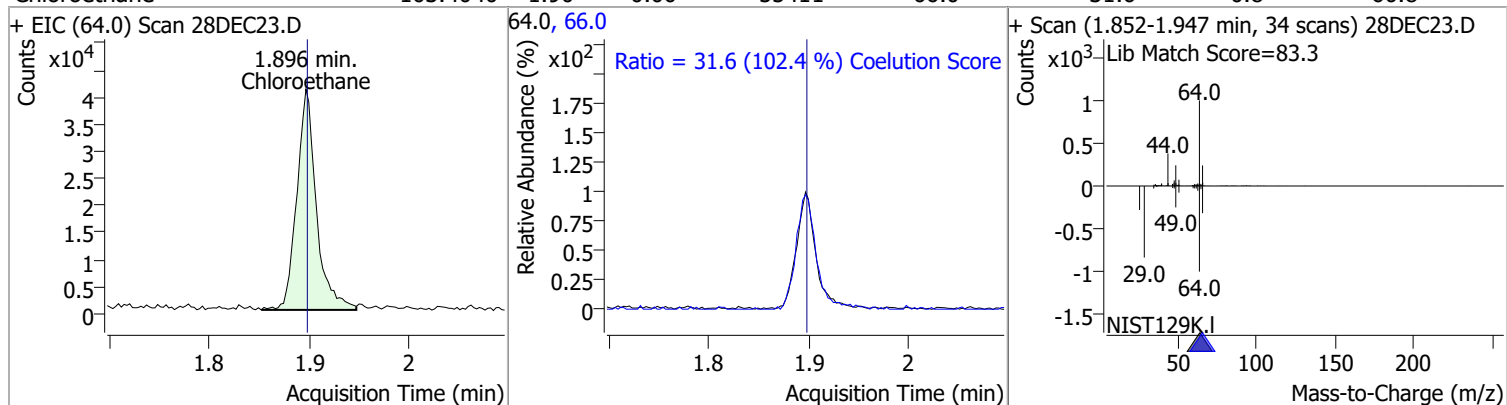
(#) = Qualifier Out of Range; (m) = Manual Integration; (+) = Area Summed; (*) = Surrogate Percent Recovery Out of Range; (d): Zeroed Peak

Quantitation Results Report (QT Reviewed)

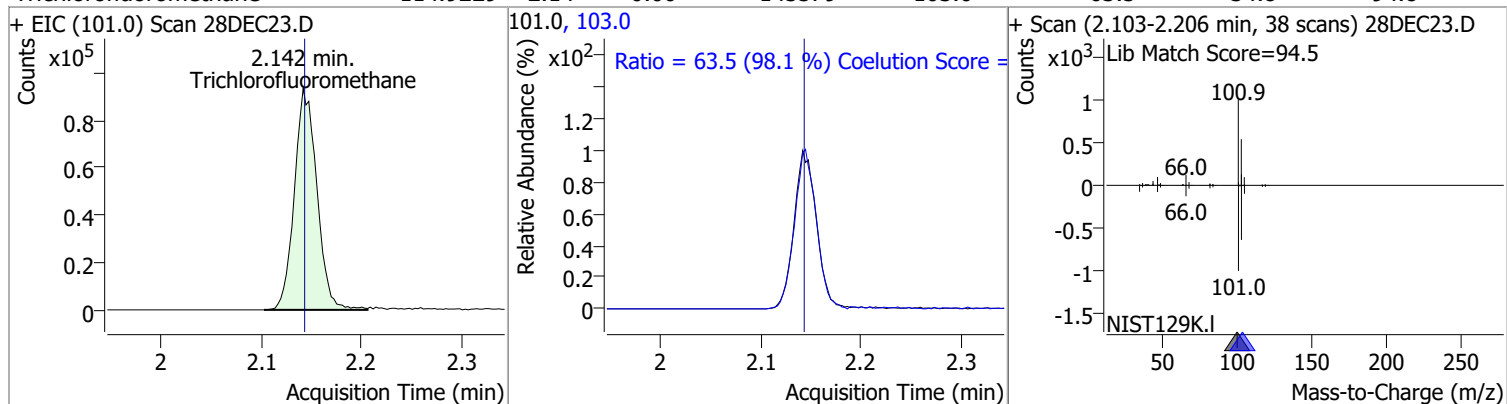


Quantitation Results Report (QT Reviewed)

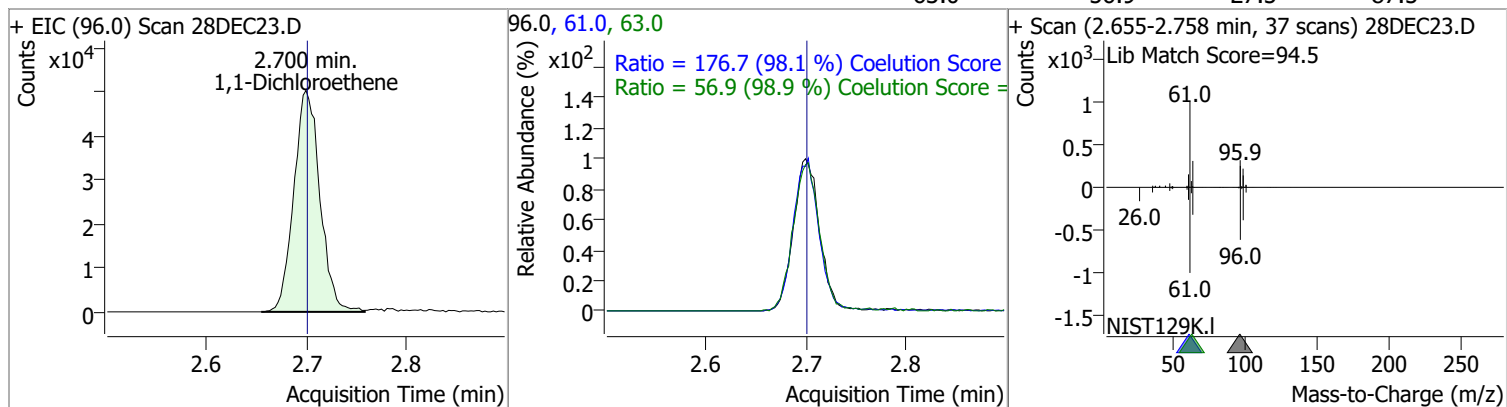
Compound	Conc.	RT	Dev(Min)	Resp.	QIon	QRatio	Lower	Upper
Chloroethane	103.4040	1.90	0.00	55411	66.0	31.6	0.8	60.8



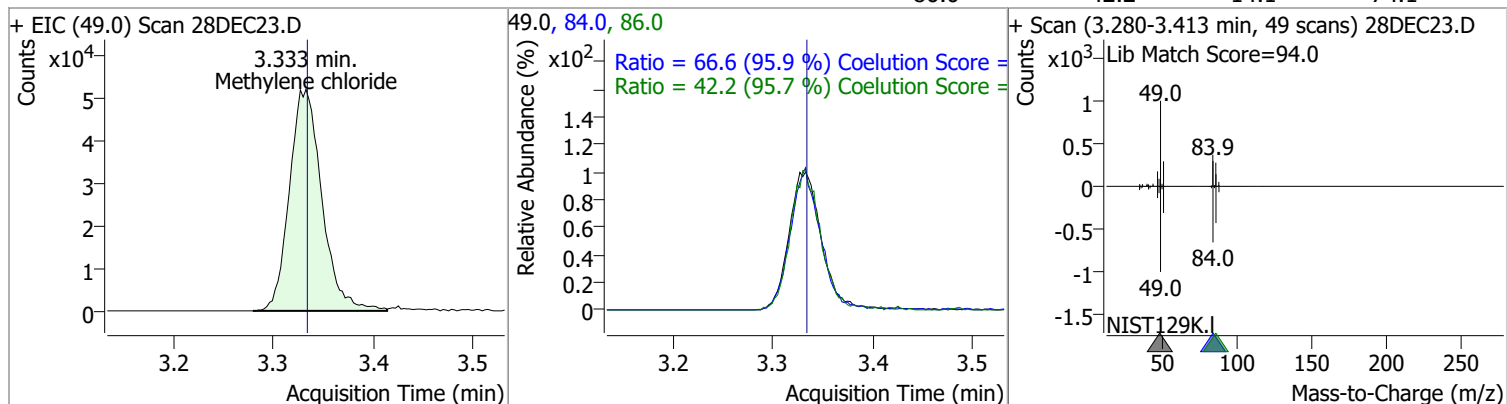
Compound	Conc.	RT	Dev(Min)	Resp.	QIon	QRatio	Lower	Upper
Trichlorofluoromethane	114.9229	2.14	0.00	145579	103.0	63.5	34.8	94.8



Compound	Conc.	RT	Dev(Min)	Resp.	QIon	QRatio	Lower	Upper
1,1-Dichloroethene	138.8635	2.70	0.00	91029	61.0	176.7	150.1	210.1
					63.0	56.9	27.5	87.5

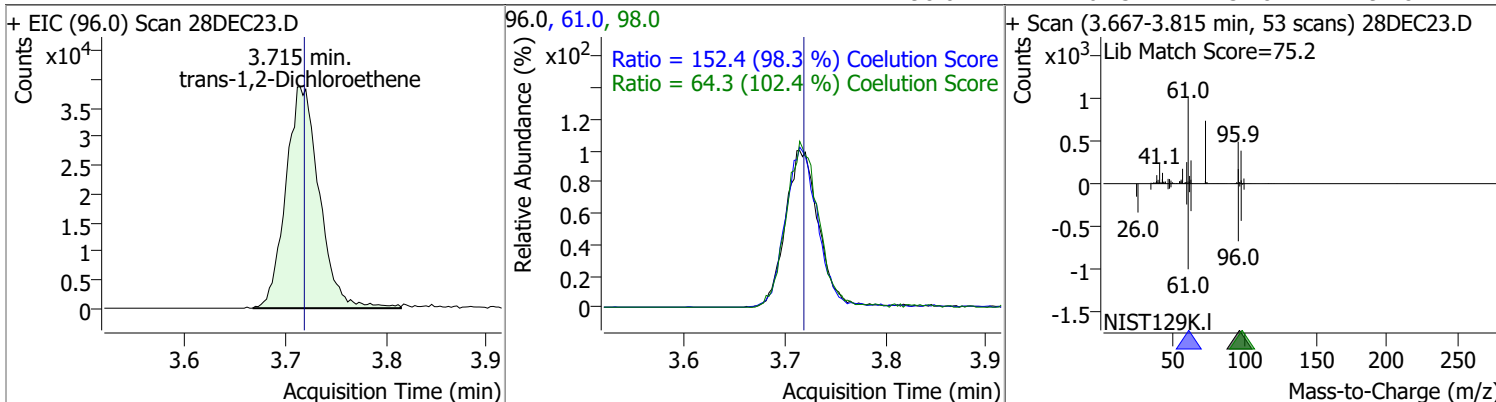


Compound	Conc.	RT	Dev(Min)	Resp.	QIon	QRatio	Lower	Upper
Methylene chloride	125.8237	3.33	0.00	116777	84.0	66.6	39.4	99.4
					86.0	42.2	14.1	74.1

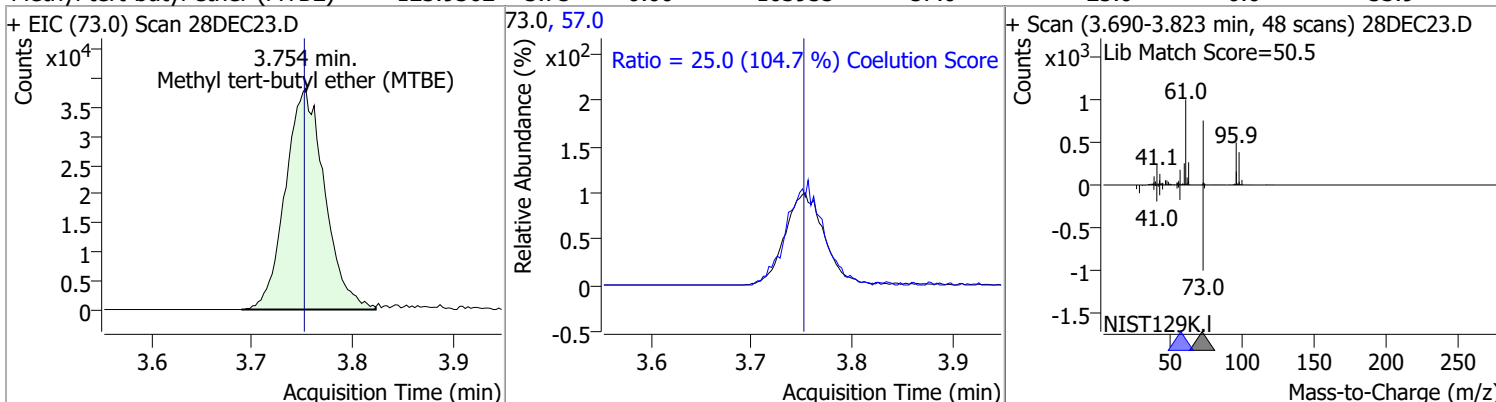


Quantitation Results Report (QT Reviewed)

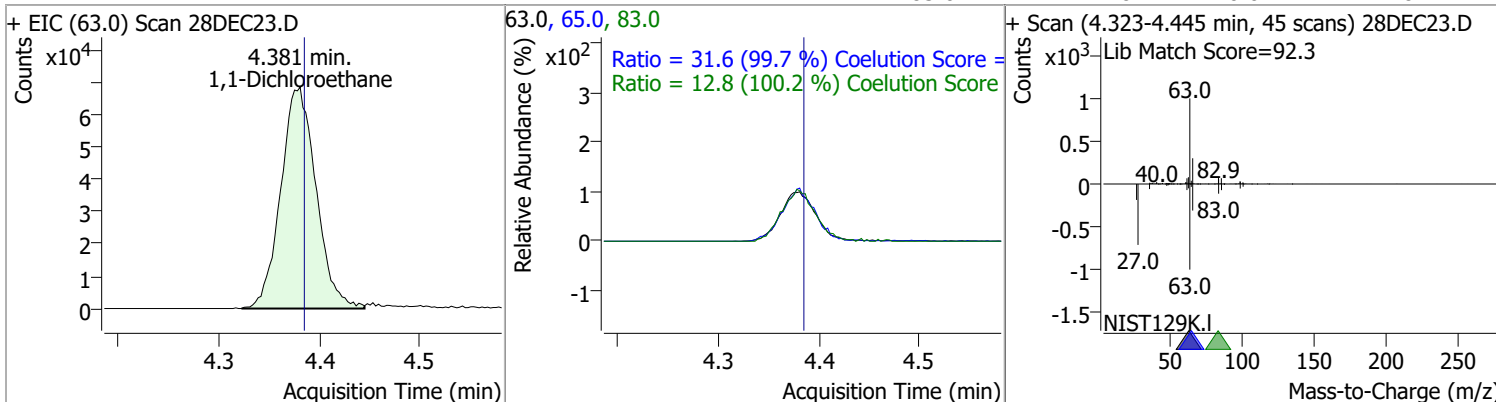
Compound	Conc.	RT	Dev(Min)	Resp.	QIon	QRatio	Lower	Upper
trans-1,2-Dichloroethene	123.9362	3.71	0.00	89904	61.0	152.4	125.1	185.1
					98.0	64.3	32.8	92.8



Compound	Conc.	RT	Dev(Min)	Resp.	QIon	QRatio	Lower	Upper
Methyl tert-butyl ether (MTBE)	123.9362	3.75	0.00	103955	57.0	25.0	0.0	53.9

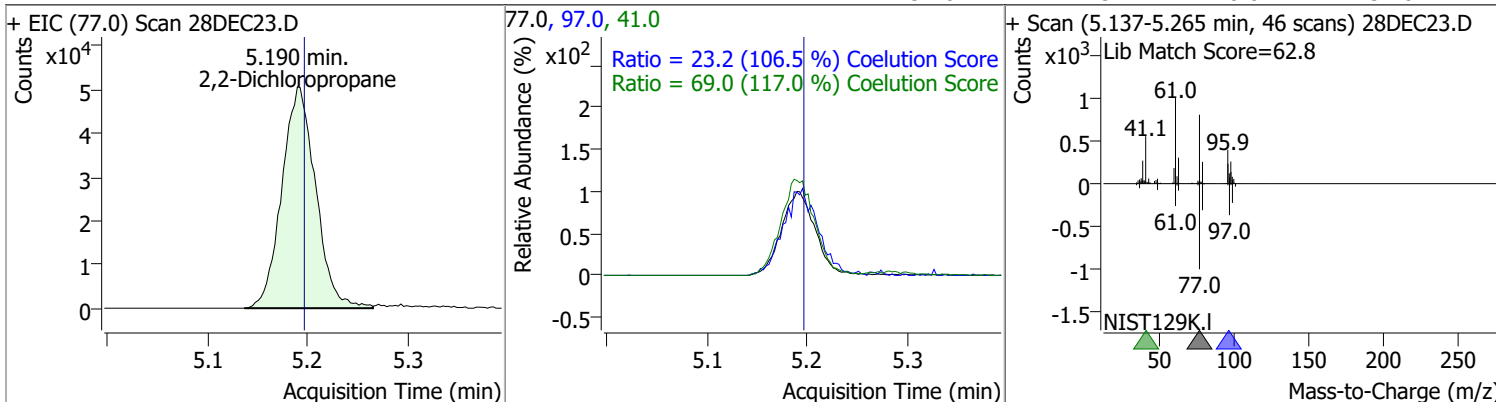


Compound	Conc.	RT	Dev(Min)	Resp.	QIon	QRatio	Lower	Upper
1,1-Dichloroethane	123.9362	4.38	0.00	167499	65.0	31.6	1.7	61.7
					83.0	12.8	0.0	42.8

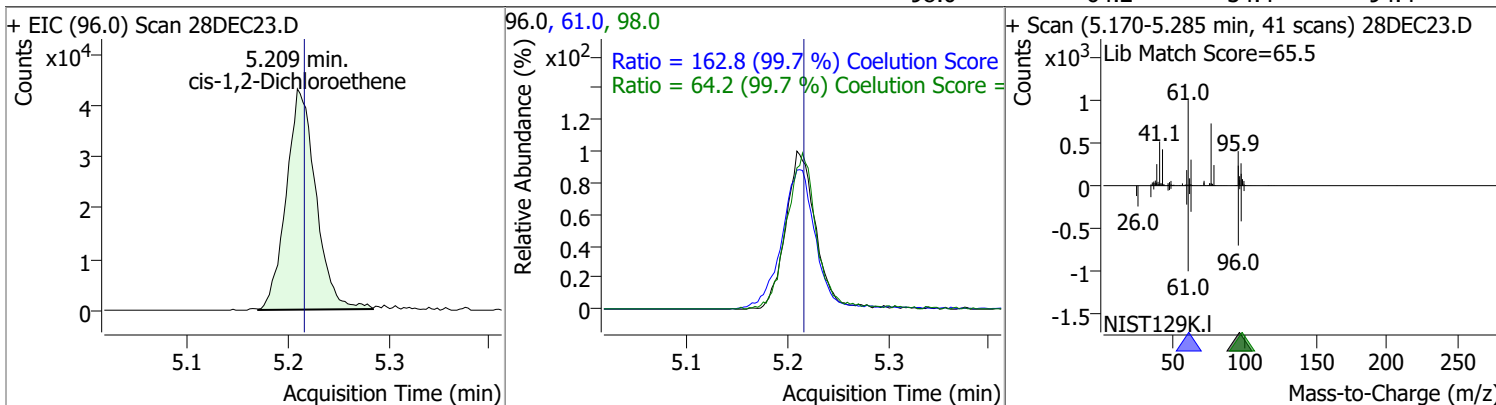


Quantitation Results Report (QT Reviewed)

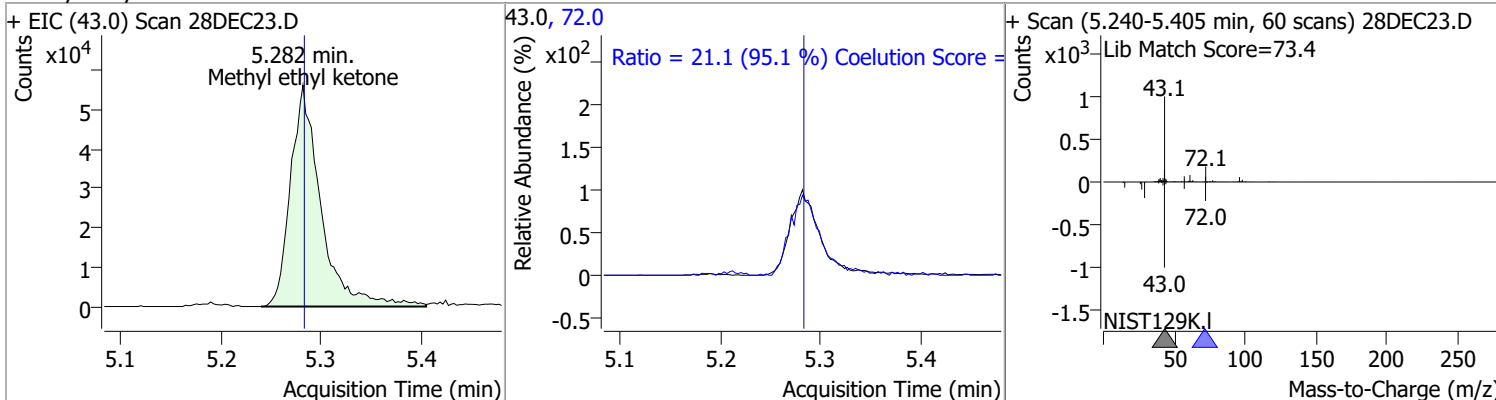
Compound	Conc.	RT	Dev(Min)	Resp.	QIon	QRatio	Lower	Upper
2,2-Dichloropropane	130.5526	5.19	-0.01	118676	41.0	69.0	29.0	89.0
					97.0	23.2	0.0	51.8



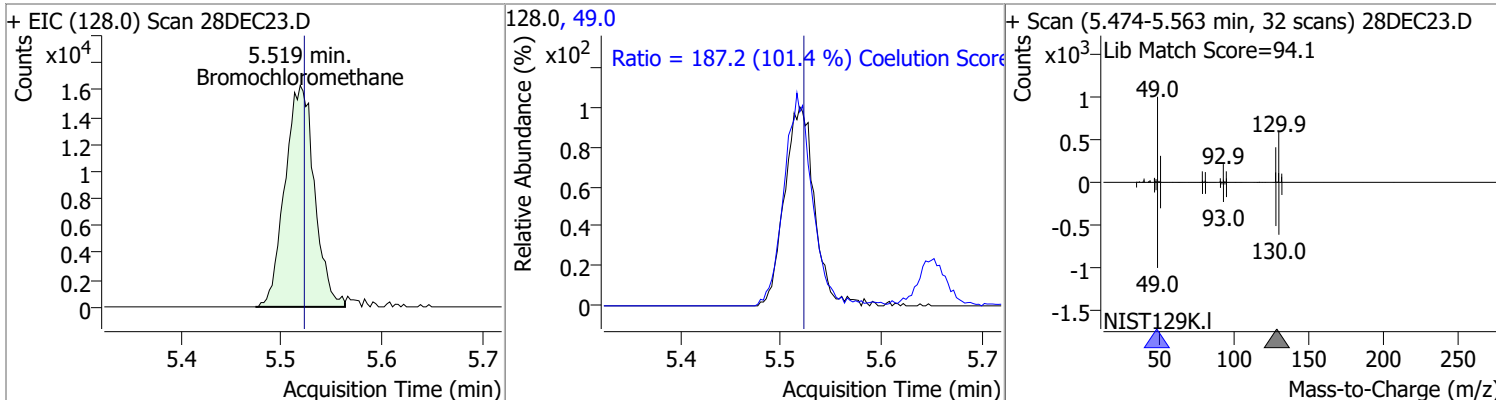
Compound	Conc.	RT	Dev(Min)	Resp.	QIon	QRatio	Lower	Upper
cis-1,2-Dichloroethene	130.4924	5.21	-0.01	88624	61.0	162.8	133.3	193.3
					98.0	64.2	34.4	94.4



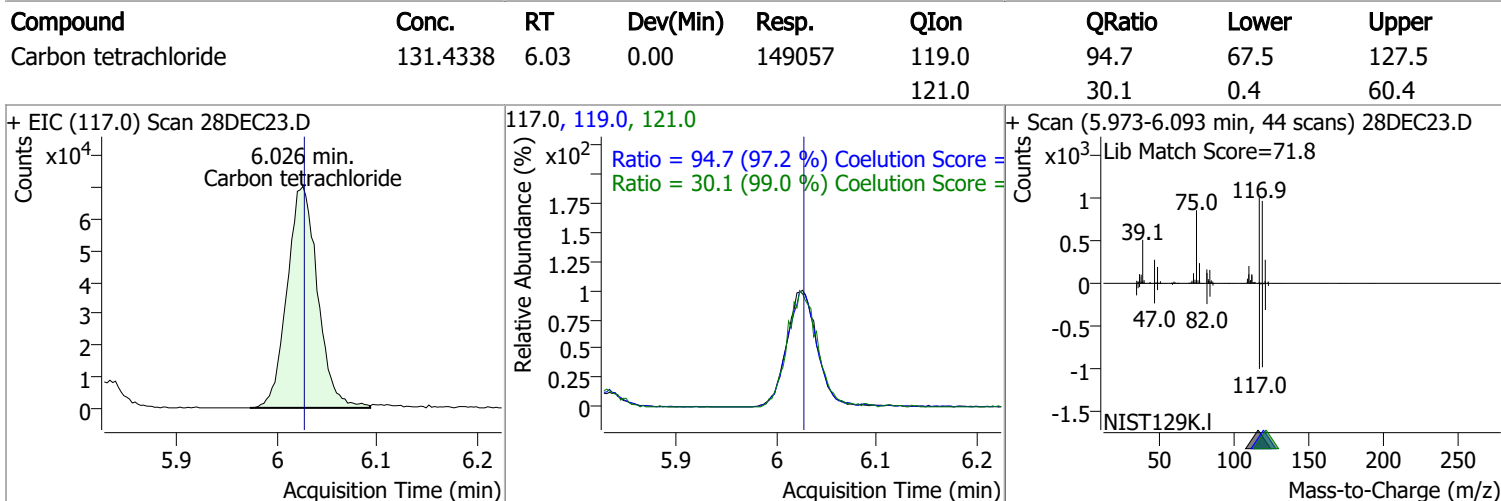
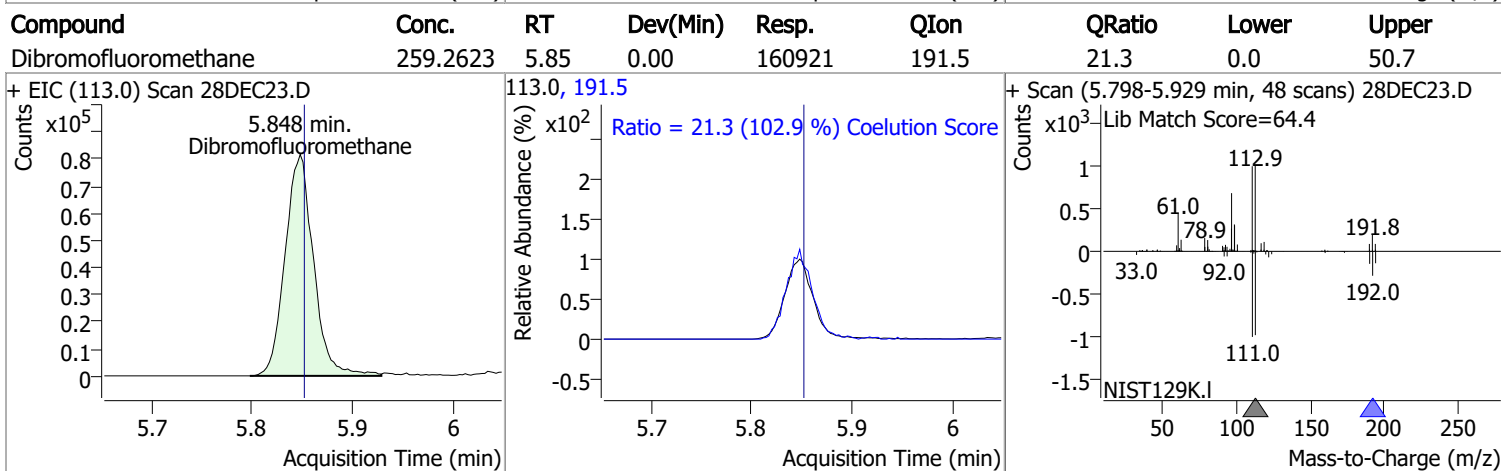
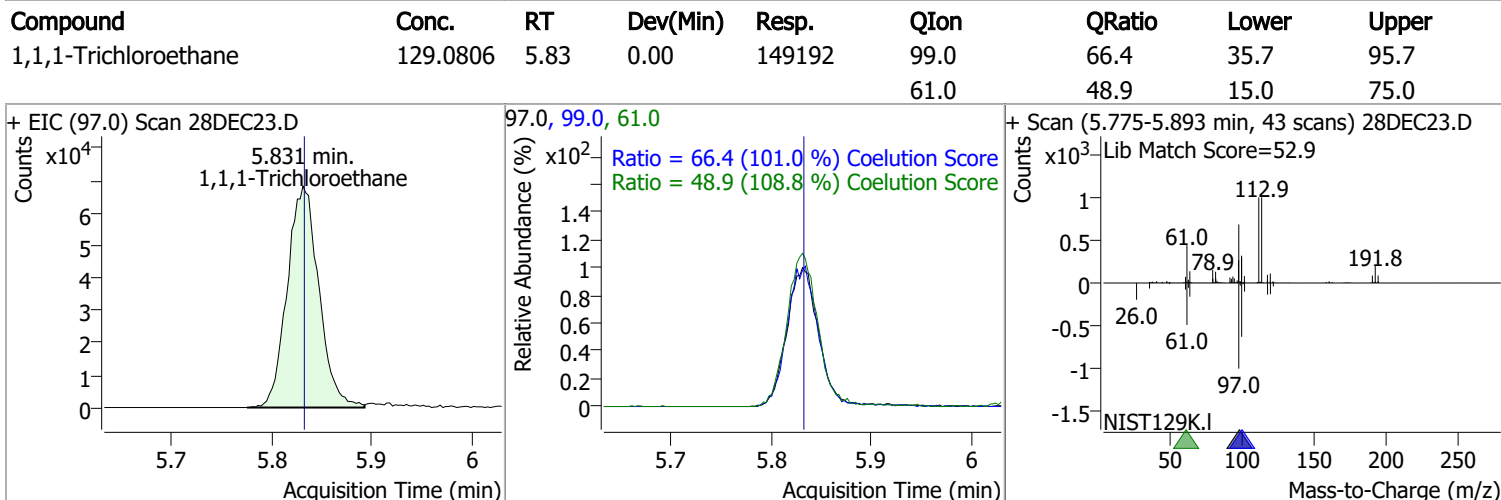
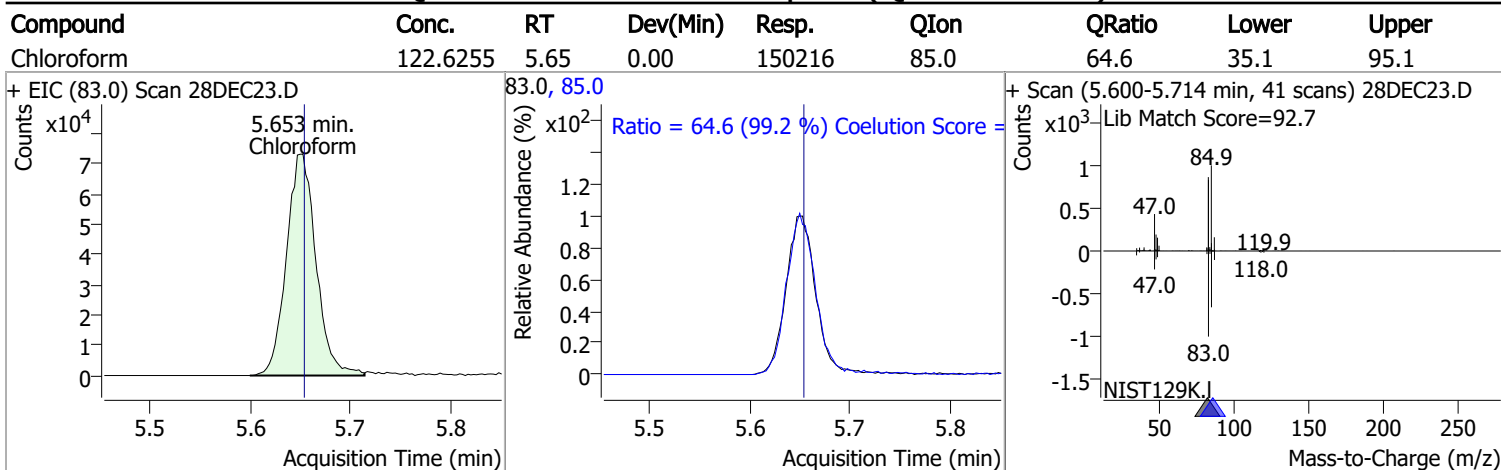
Compound	Conc.	RT	Dev(Min)	Resp.	QIon	QRatio	Lower	Upper
Methyl ethyl ketone	1306.5559	5.28	0.00	117962	72.0	21.1	0.0	52.2



Compound	Conc.	RT	Dev(Min)	Resp.	QIon	QRatio	Lower	Upper
Bromochloromethane	130.5171	5.52	0.00	33369	49.0	187.2	154.6	214.6

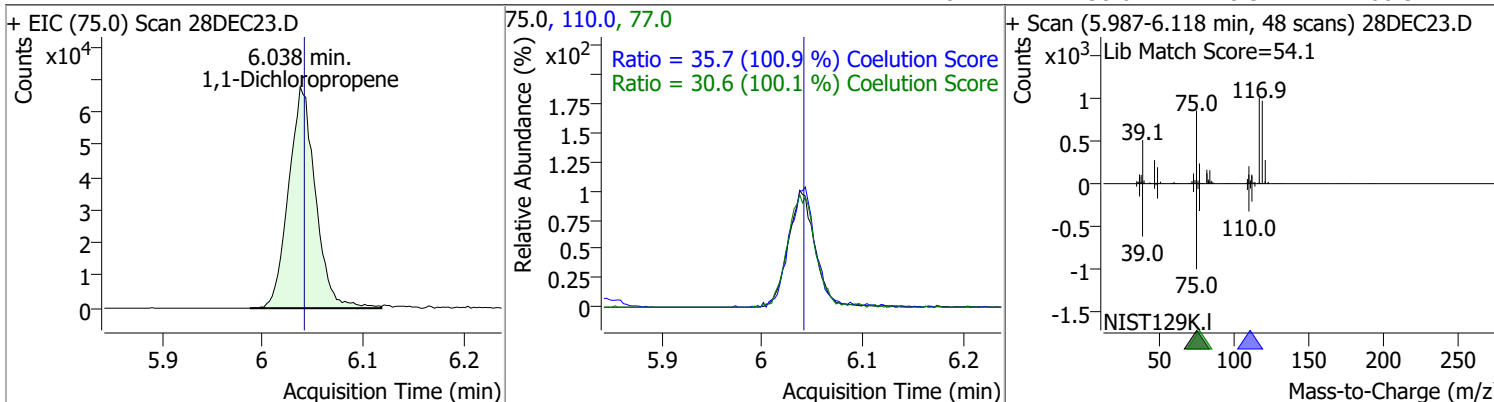


Quantitation Results Report (QT Reviewed)

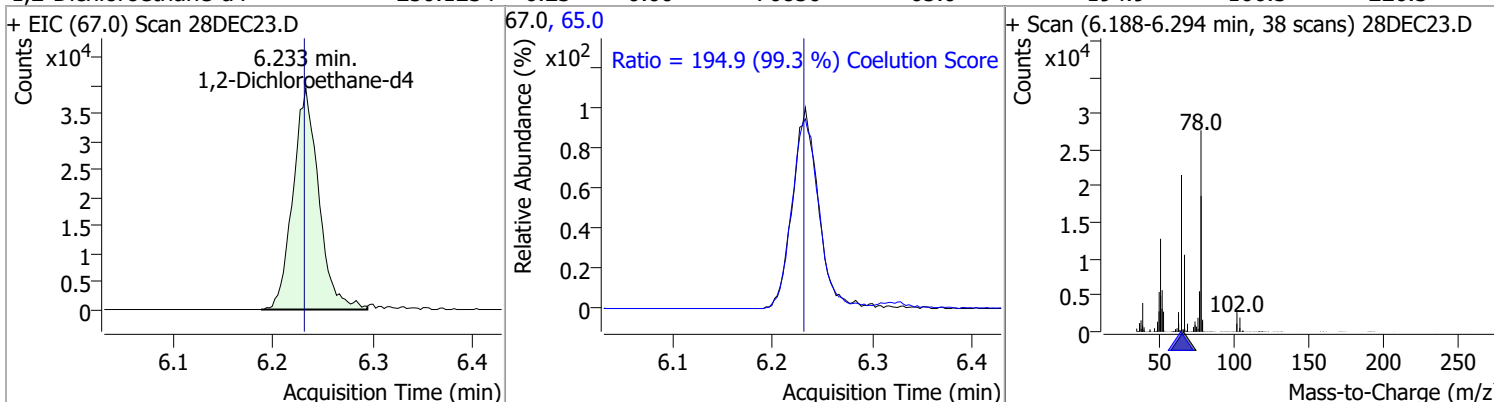


Quantitation Results Report (QT Reviewed)

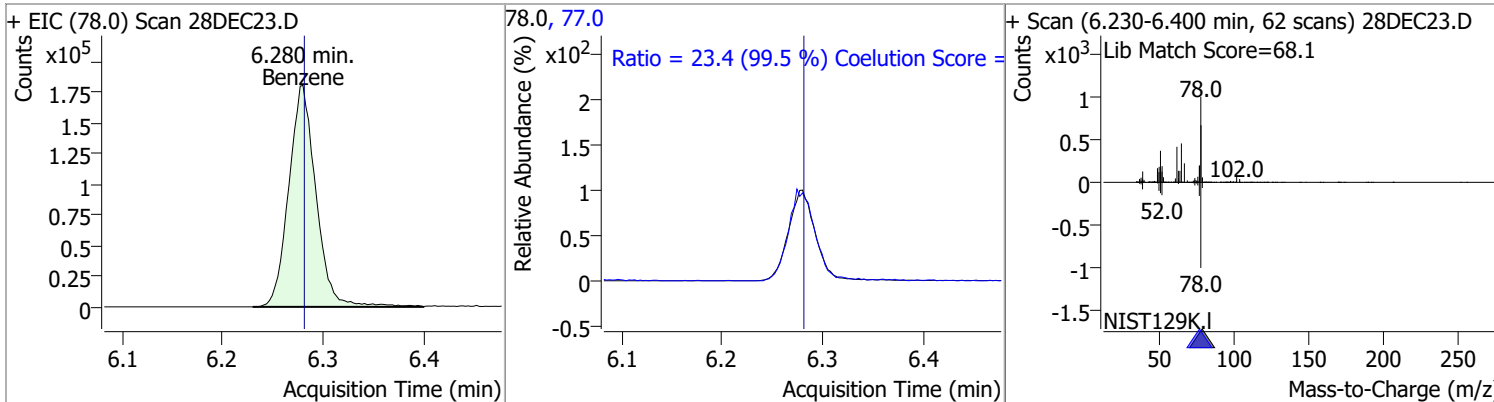
Compound	Conc.	RT	Dev(Min)	Resp.	QIon	QRatio	Lower	Upper
1,1-Dichloropropene	123.7460	6.04	0.00	126066	110.0	35.7	5.4	65.4
					77.0	30.6	0.5	60.5



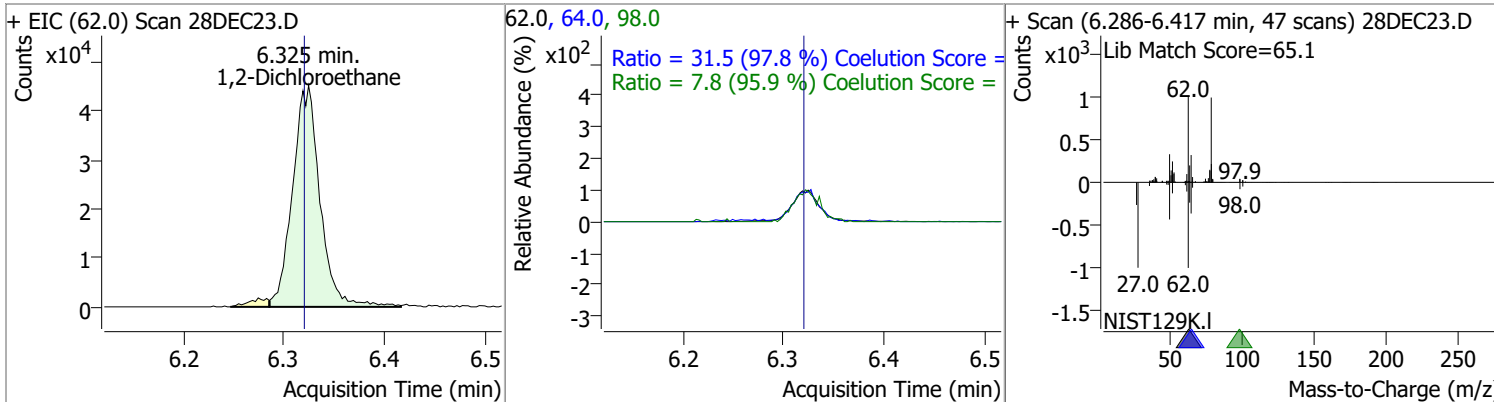
Compound	Conc.	RT	Dev(Min)	Resp.	QIon	QRatio	Lower	Upper
1,2-Dichloroethane-d4	250.1234	6.23	0.00	70850	65.0	194.9	166.3	226.3



Compound	Conc.	RT	Dev(Min)	Resp.	QIon	QRatio	Lower	Upper
Benzene	132.5495	6.28	0.00	341522	77.0	23.4	0.0	53.5

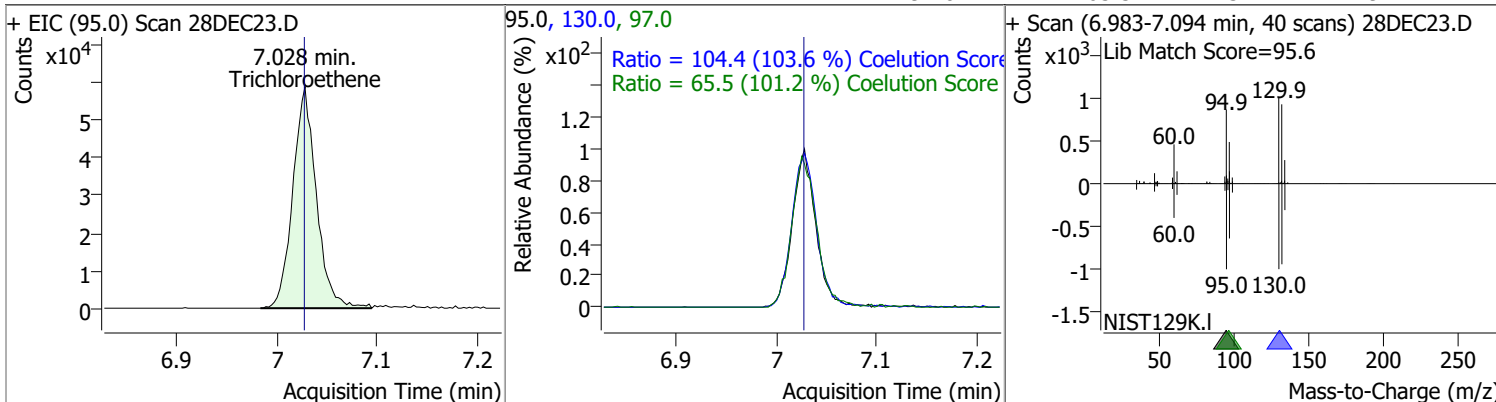


Compound	Conc.	RT	Dev(Min)	Resp.	QIon	QRatio	Lower	Upper
1,2-Dichloroethane	127.1437	6.32	0.01	85624	64.0	31.5	2.3	62.3
					98.0	7.8	0.0	38.2

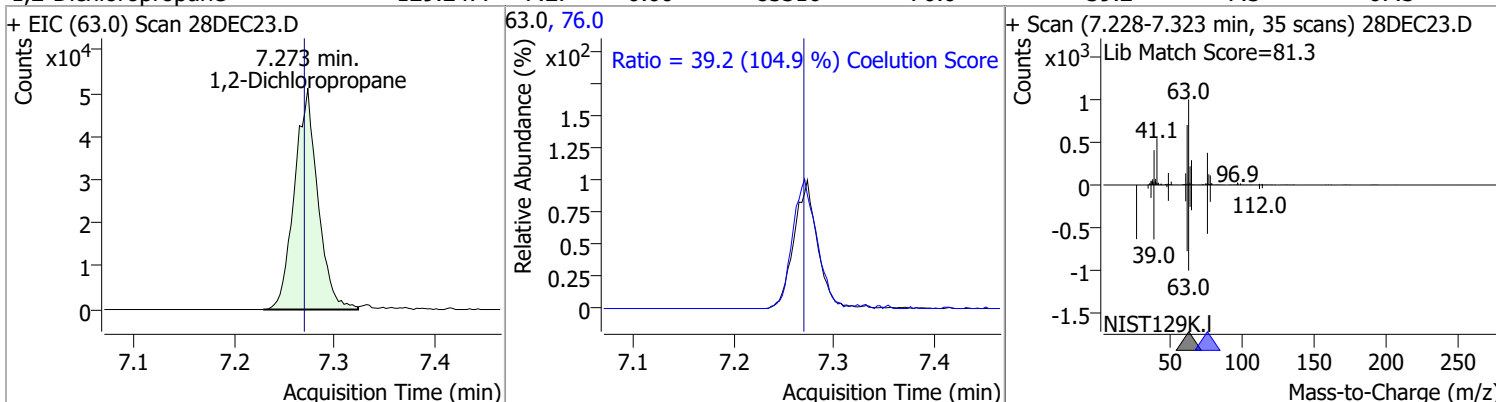


Quantitation Results Report (QT Reviewed)

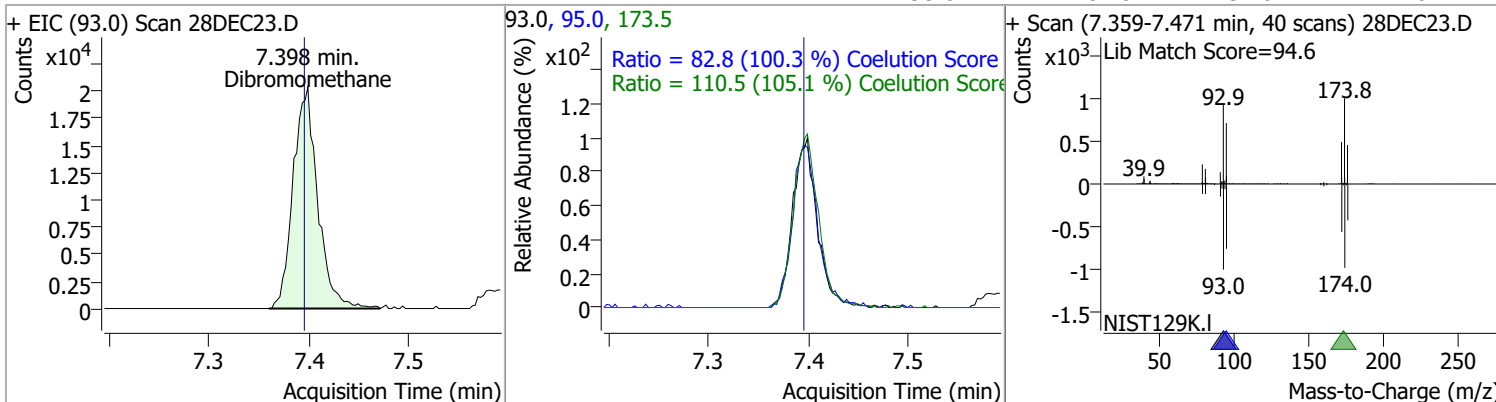
Compound	Conc.	RT	Dev(Min)	Resp.	QIon	QRatio	Lower	Upper
Trichloroethene	126.0554	7.03	0.00	96450	130.0	104.4	70.8	130.8
					97.0	65.5	34.7	94.7



Compound	Conc.	RT	Dev(Min)	Resp.	QIon	QRatio	Lower	Upper
1,2-Dichloropropane	129.2477	7.27	0.00	83316	76.0	39.2	7.3	67.3

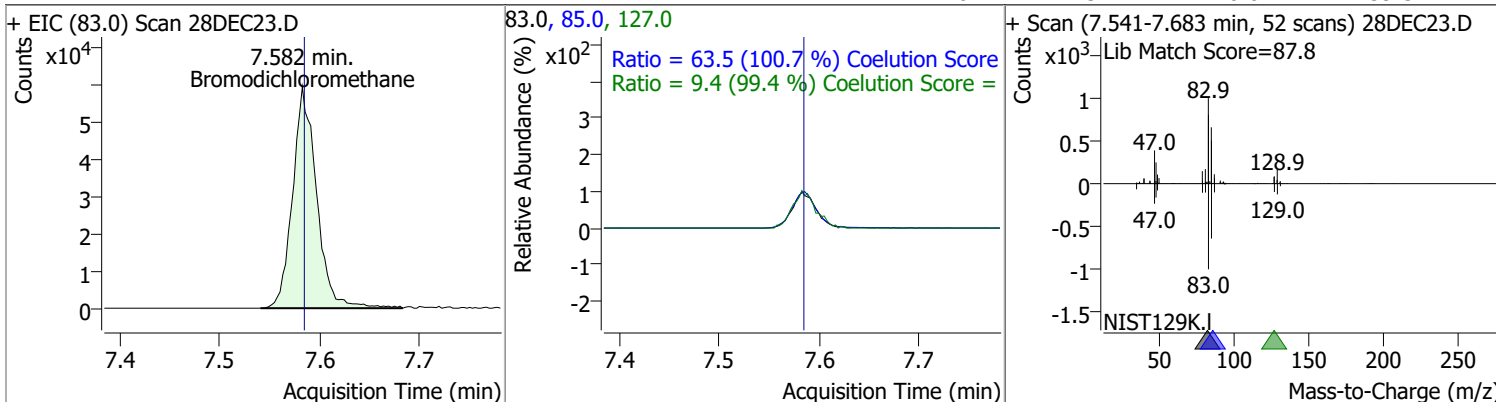


Compound	Conc.	RT	Dev(Min)	Resp.	QIon	QRatio	Lower	Upper
Dibromomethane	131.1622	7.40	0.00	34709	173.5	110.5	75.2	135.2
					95.0	82.8	52.6	112.6

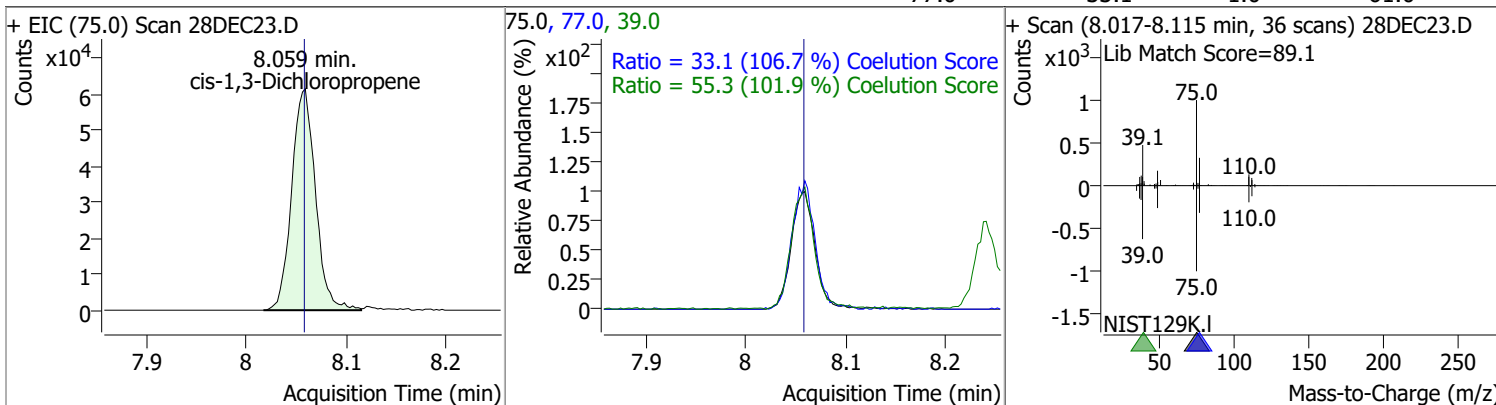


Quantitation Results Report (QT Reviewed)

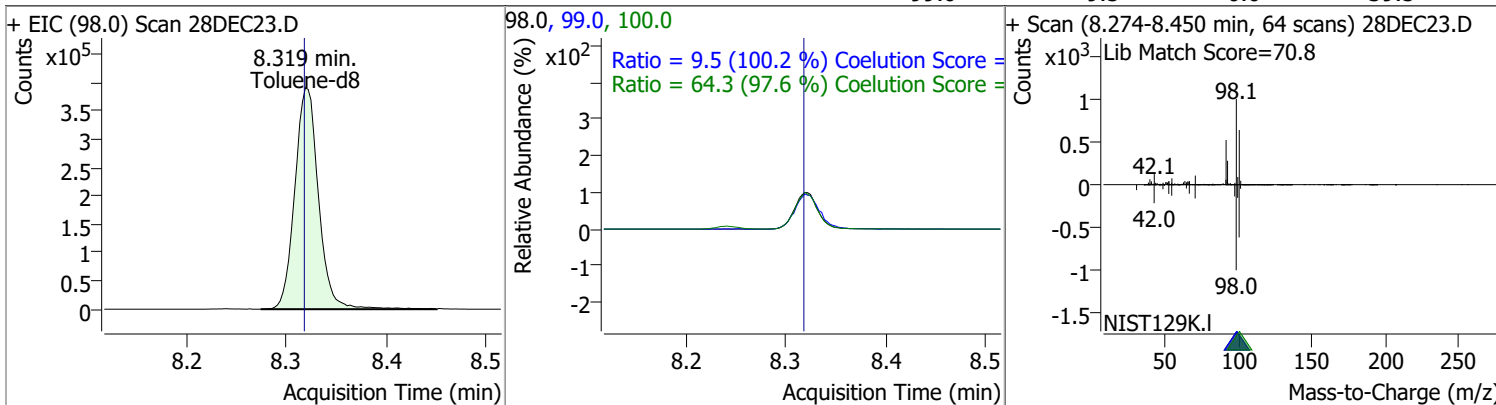
Compound	Conc.	RT	Dev(Min)	Resp.	QIon	QRatio	Lower	Upper
Bromodichloromethane	131.9281	7.58	0.00	98893	85.0	63.5	33.1	93.1
					127.0	9.4	0.0	39.5



Compound	Conc.	RT	Dev(Min)	Resp.	QIon	QRatio	Lower	Upper
cis-1,3-Dichloropropene	121.7358	8.06	0.00	101352	39.0	55.3	24.3	84.3
					77.0	33.1	1.0	61.0

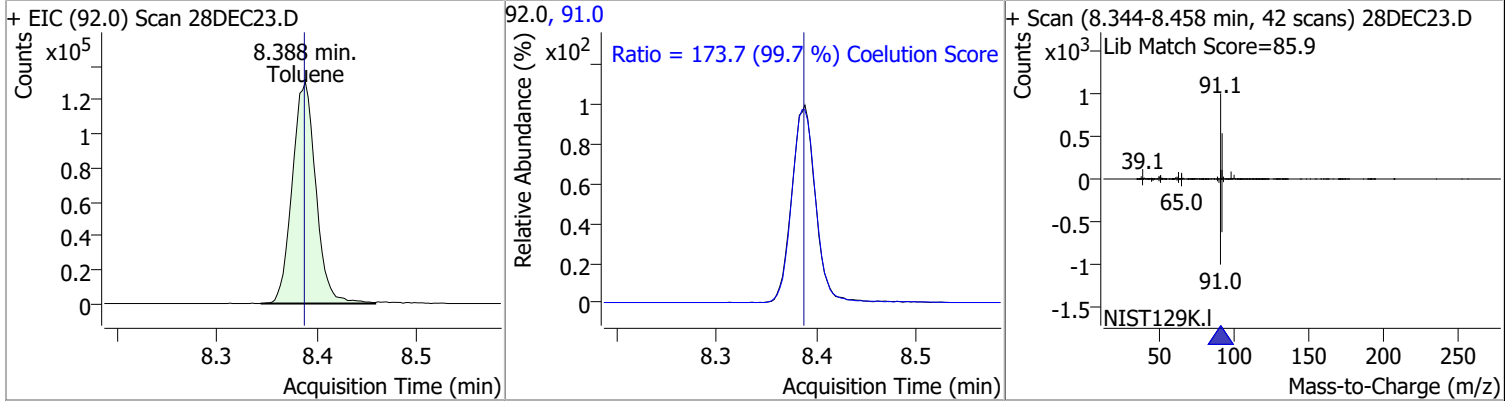


Compound	Conc.	RT	Dev(Min)	Resp.	QIon	QRatio	Lower	Upper
Toluene-d8	265.1308	8.32	0.00	643129	100.0	64.3	35.9	95.9
					99.0	9.5	0.0	39.5

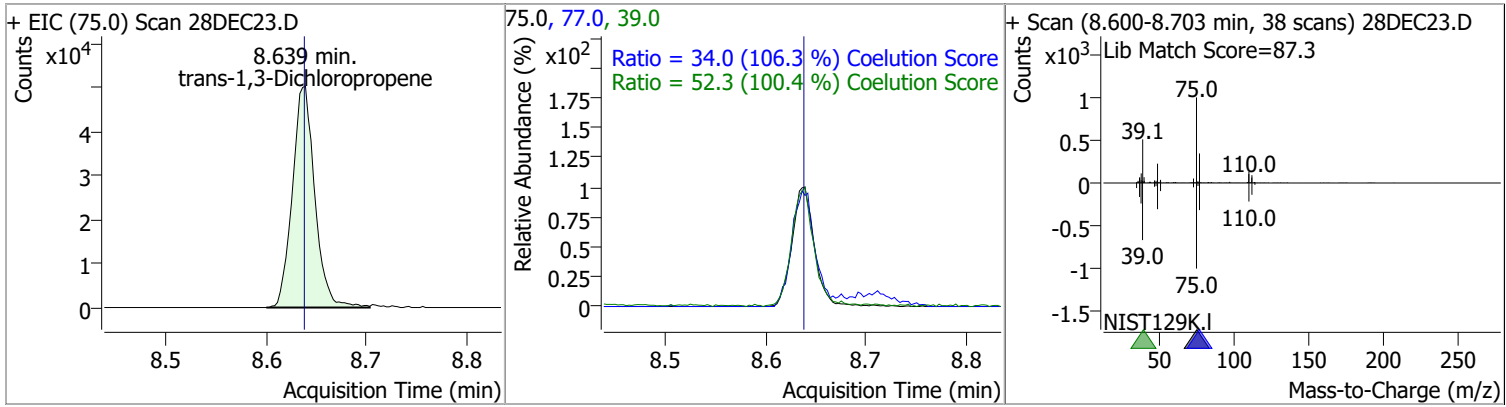


Quantitation Results Report (QT Reviewed)

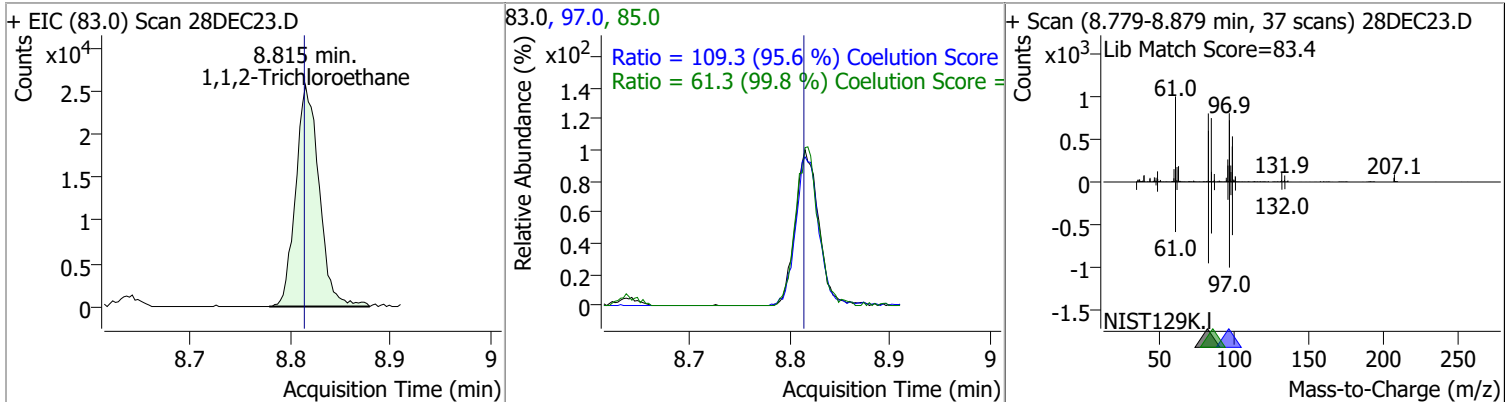
Compound	Conc.	RT	Dev(Min)	Resp.	QIon	QRatio	Lower	Upper
Toluene	134.1242	8.39	0.00	213898	91.0	173.7	144.3	204.3



Compound	Conc.	RT	Dev(Min)	Resp.	QIon	QRatio	Lower	Upper
trans-1,3-Dichloropropene	131.6160	8.64	0.00	78401	39.0	52.3	22.1	82.1
					77.0	34.0	2.0	62.0

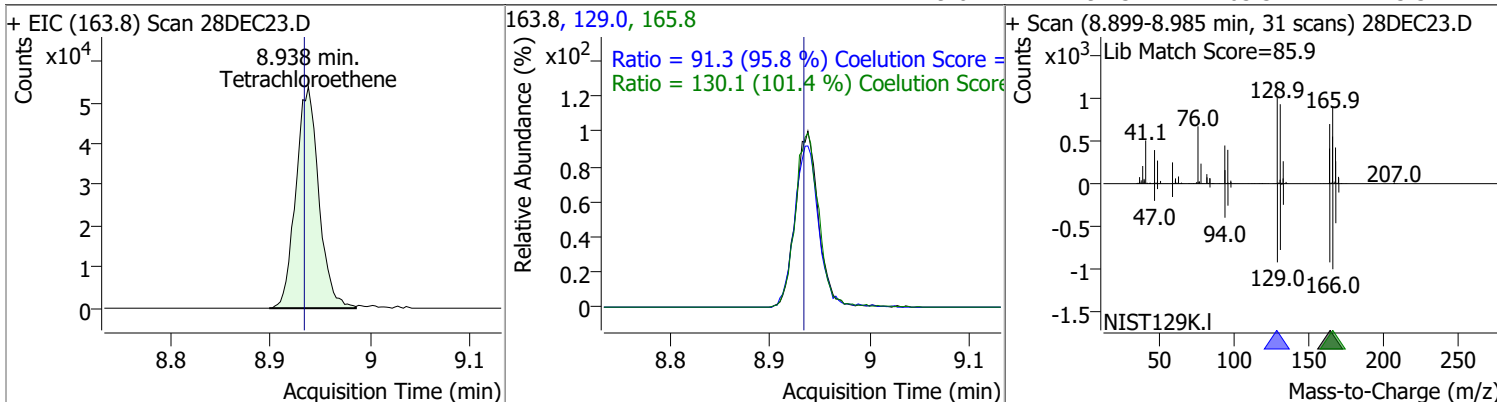


Compound	Conc.	RT	Dev(Min)	Resp.	QIon	QRatio	Lower	Upper
1,1,2-Trichloroethane	134.3305	8.82	0.00	41680	97.0	109.3	84.3	144.3
					85.0	61.3	31.5	91.5

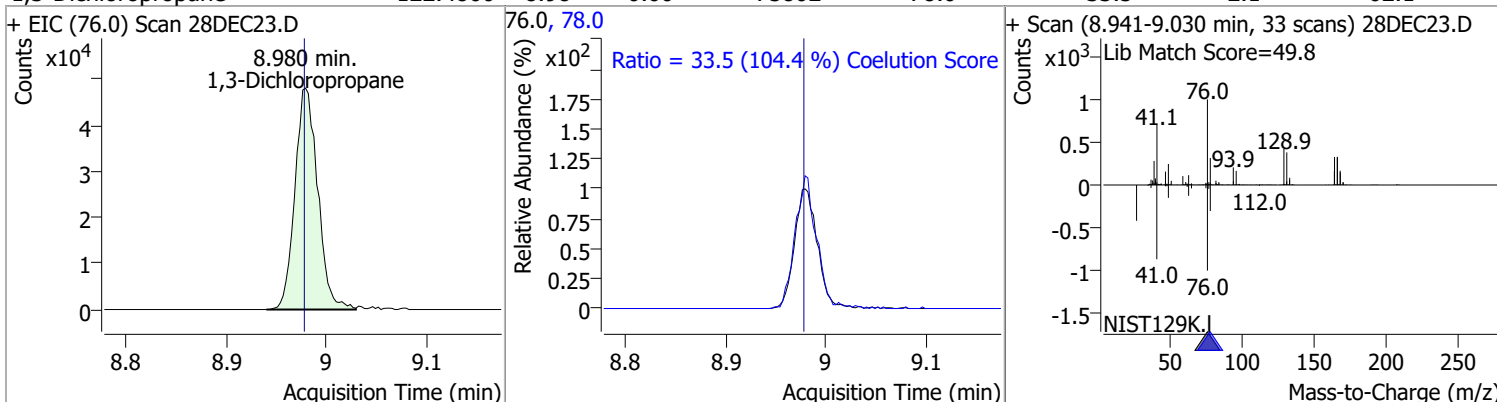


Quantitation Results Report (QT Reviewed)

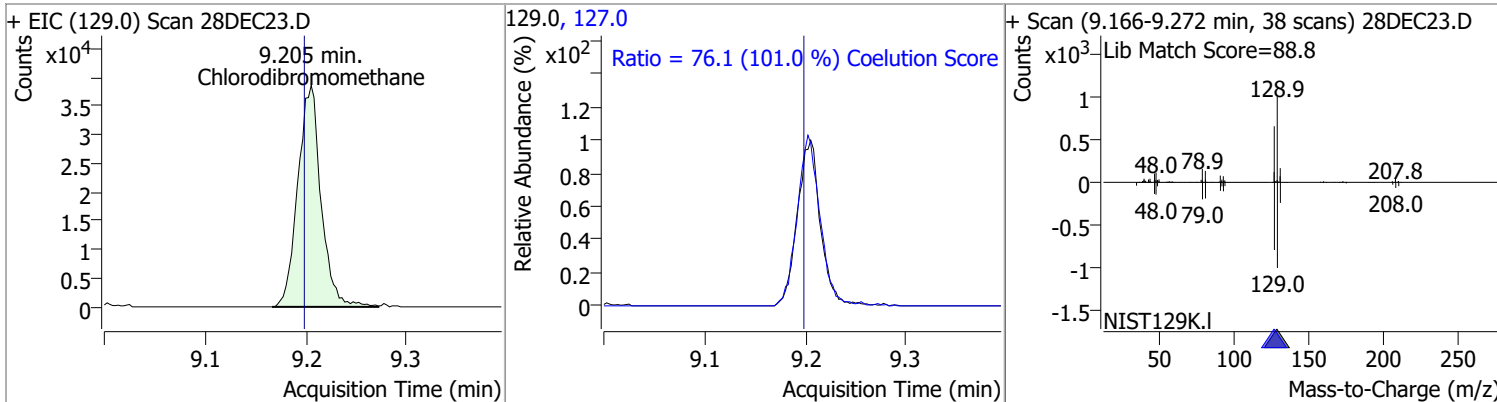
Compound	Conc.	RT	Dev(Min)	Resp.	QIon	QRatio	Lower	Upper
Tetrachloroethene	135.5056	8.94	0.00	85634	165.8	130.1	98.3	158.3
					129.0	91.3	65.3	125.3



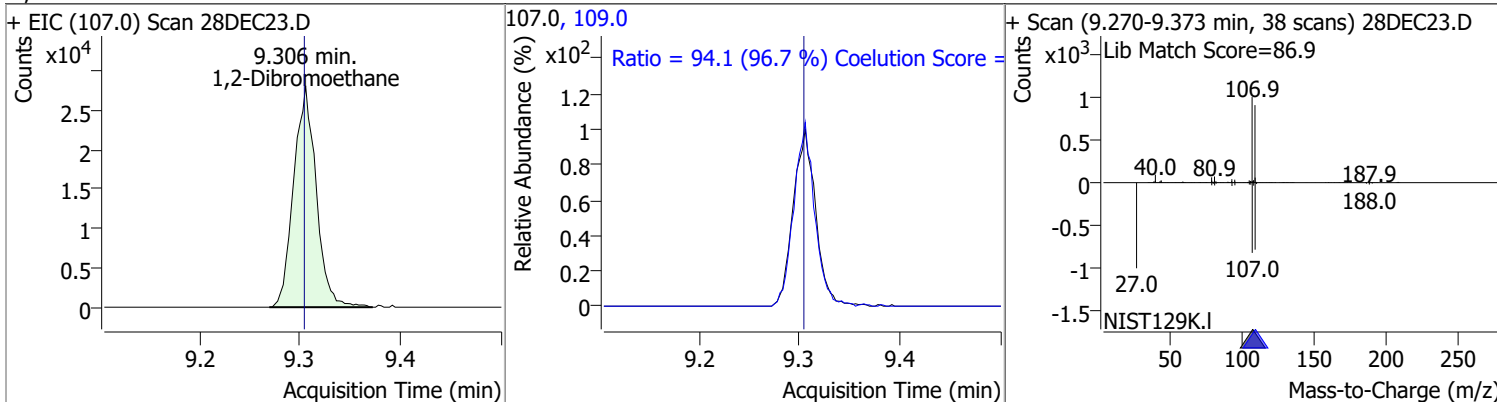
Compound	Conc.	RT	Dev(Min)	Resp.	QIon	QRatio	Lower	Upper
1,3-Dichloropropane	122.4800	8.98	0.00	75802	78.0	33.5	2.1	62.1



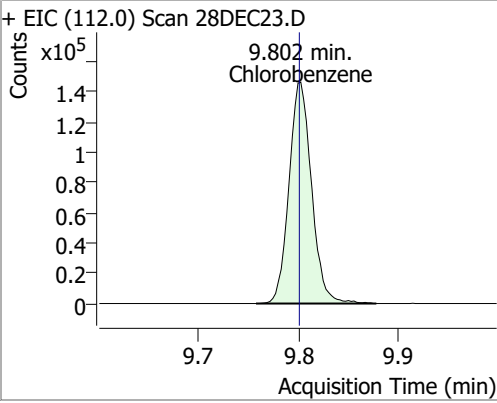
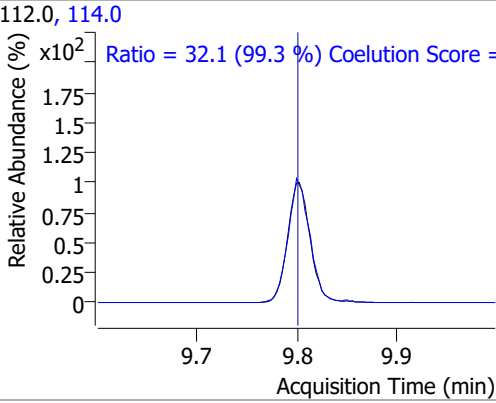
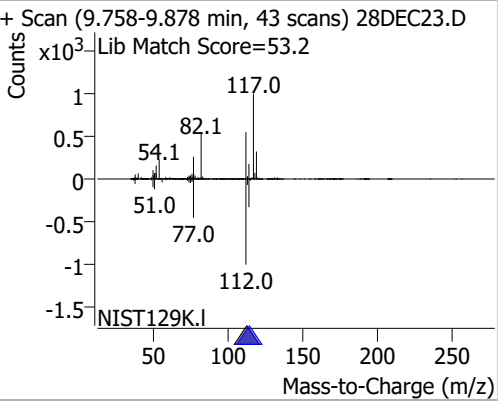
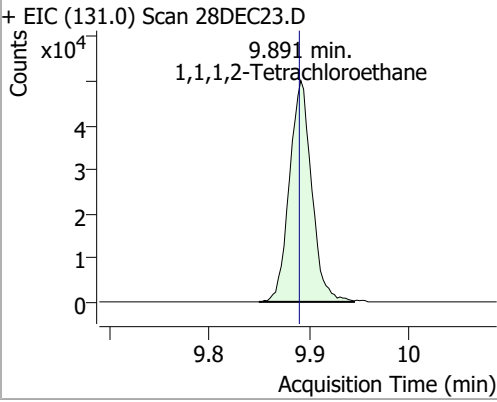
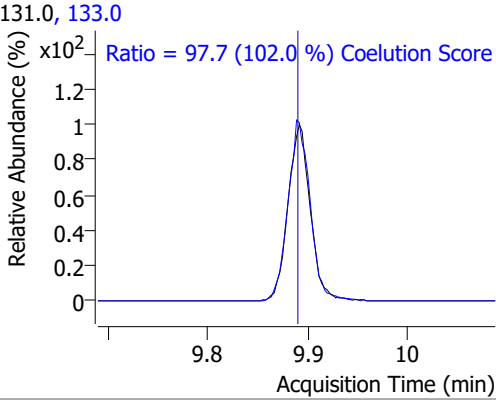
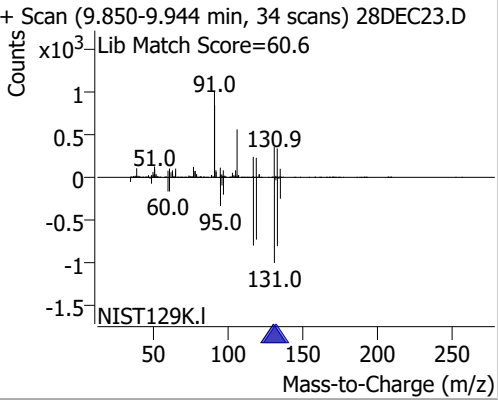
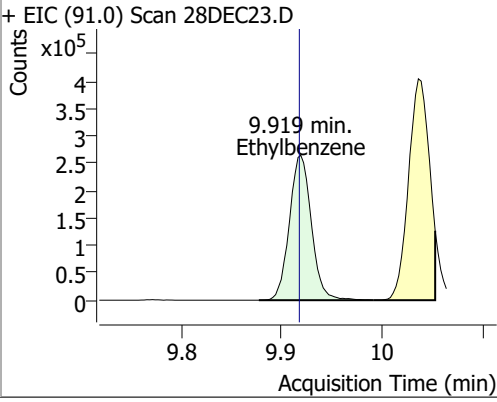
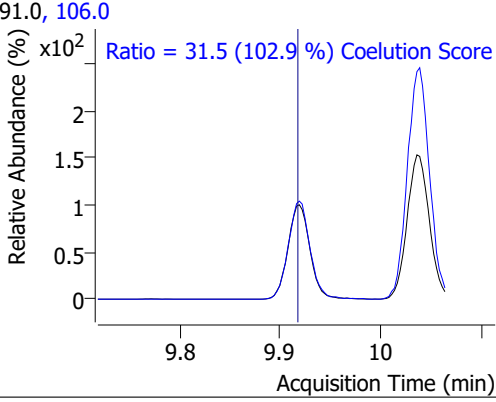
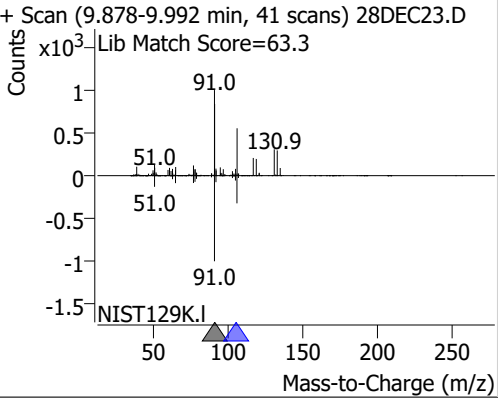
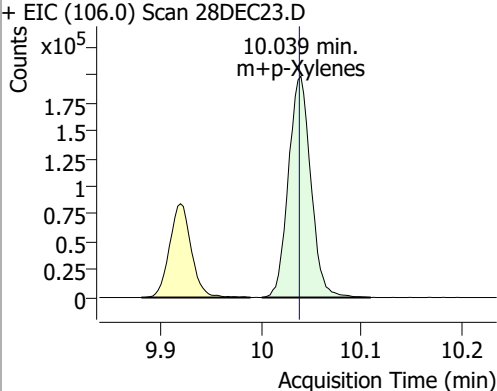
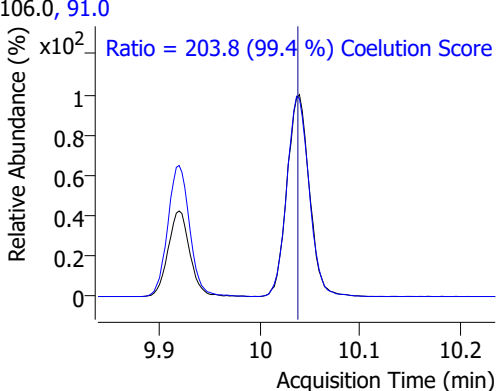
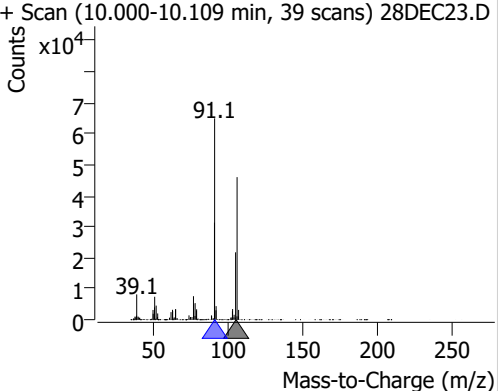
Compound	Conc.	RT	Dev(Min)	Resp.	QIon	QRatio	Lower	Upper
Chlorodibromomethane	132.5139	9.21	0.01	62068	127.0	76.1	45.3	105.3



Compound	Conc.	RT	Dev(Min)	Resp.	QIon	QRatio	Lower	Upper
1,2-Dibromoethane	129.6306	9.31	0.00	43727	109.0	94.1	67.2	127.2

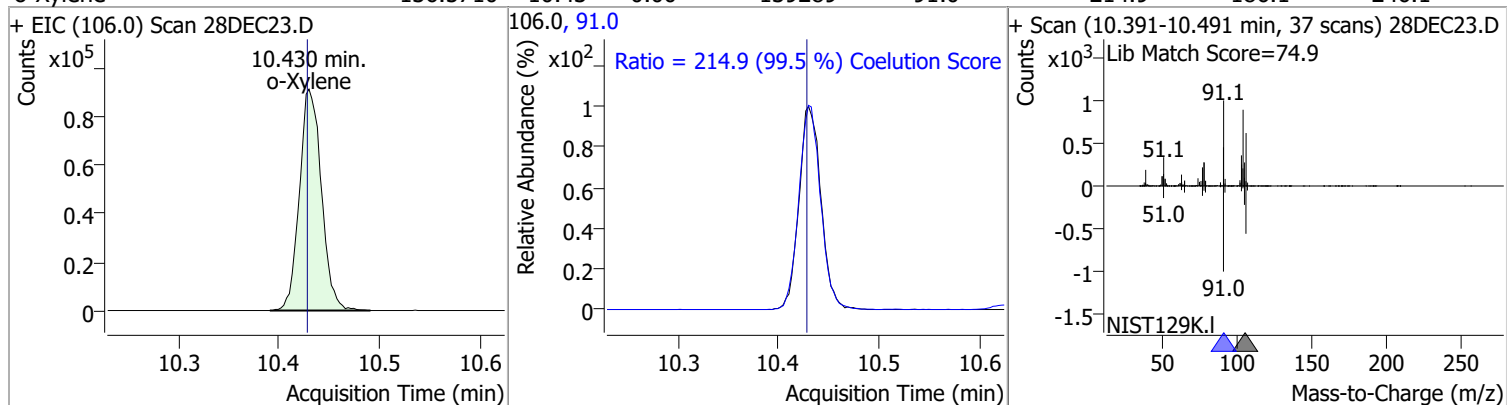


Quantitation Results Report (QT Reviewed)

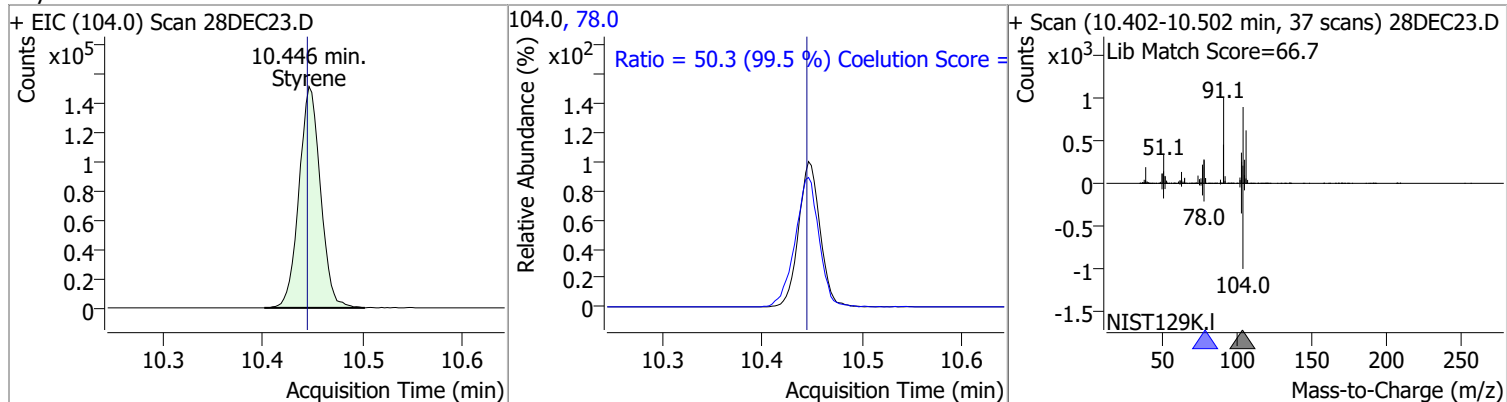
Compound	Conc.	RT	Dev(Min)	Resp.	QIon	QRatio	Lower	Upper
Chlorobenzene	132.7771	9.80	0.00	228588	114.0	32.1	2.3	62.3
+ EIC (112.0) Scan 28DEC23.D			112.0, 114.0			+ Scan (9.758-9.878 min, 43 scans) 28DEC23.D		
								
			Ratio = 32.1 (99.3 %) Coelution Score =					
1,1,1,2-Tetrachloroethane	131.7354	9.89	0.00	77147	133.0	97.7	65.7	125.7
+ EIC (131.0) Scan 28DEC23.D			131.0, 133.0			+ Scan (9.850-9.944 min, 34 scans) 28DEC23.D		
								
			Ratio = 97.7 (102.0 %) Coelution Score =					
Ethylbenzene	131.2945	9.92	0.00	402478	106.0	31.5	0.7	60.7
+ EIC (91.0) Scan 28DEC23.D			91.0, 106.0			+ Scan (9.878-9.992 min, 41 scans) 28DEC23.D		
								
			Ratio = 31.5 (102.9 %) Coelution Score =					
m+p-Xylenes	263.7159	10.04	0.00	308241	91.0	203.8	175.0	235.0
+ EIC (106.0) Scan 28DEC23.D			106.0, 91.0			+ Scan (10.000-10.109 min, 39 scans) 28DEC23.D		
								
			Ratio = 203.8 (99.4 %) Coelution Score =					

Quantitation Results Report (QT Reviewed)

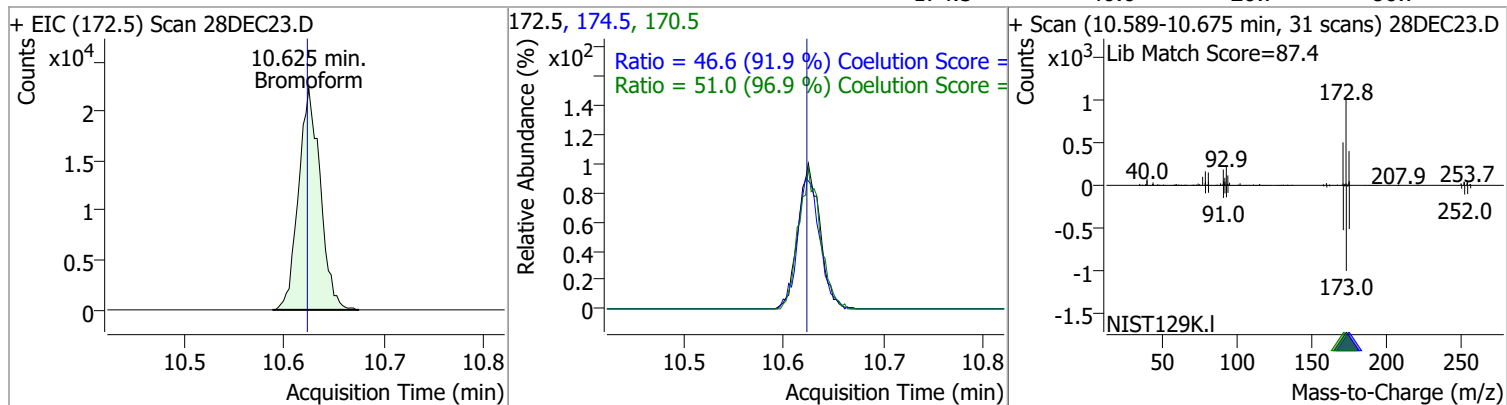
Compound	Conc.	RT	Dev(Min)	Resp.	QIon	QRatio	Lower	Upper
o-Xylene	136.5710	10.43	0.00	139289	91.0	214.9	186.1	246.1



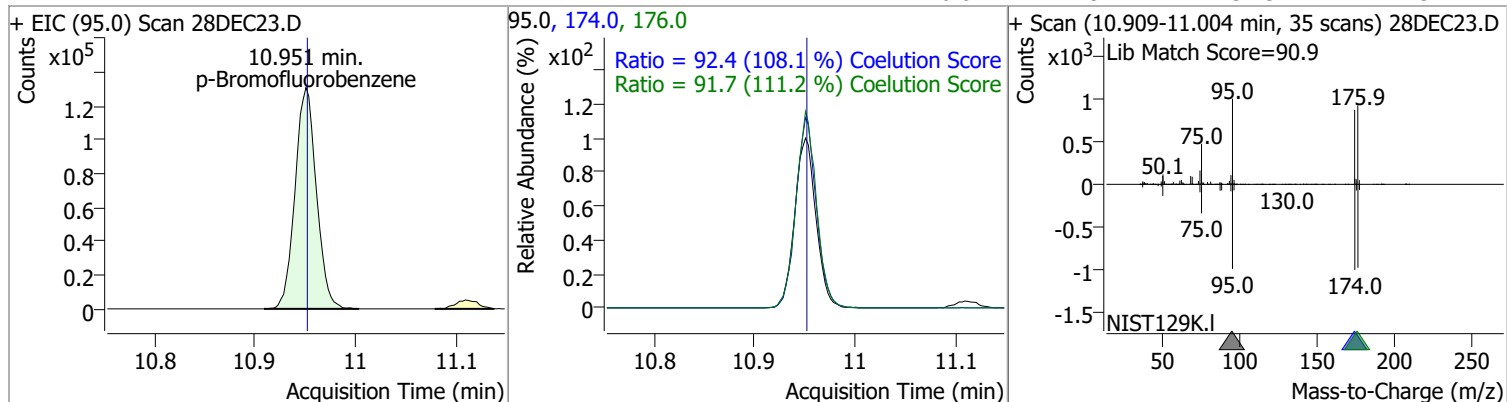
Compound	Conc.	RT	Dev(Min)	Resp.	QIon	QRatio	Lower	Upper
Styrene	136.0260	10.45	0.00	225933	78.0	50.3	20.6	80.6



Compound	Conc.	RT	Dev(Min)	Resp.	QIon	QRatio	Lower	Upper
Bromoform	136.4234	10.62	0.00	33594	170.5	51.0	22.7	82.7
					174.5	46.6	20.7	80.7

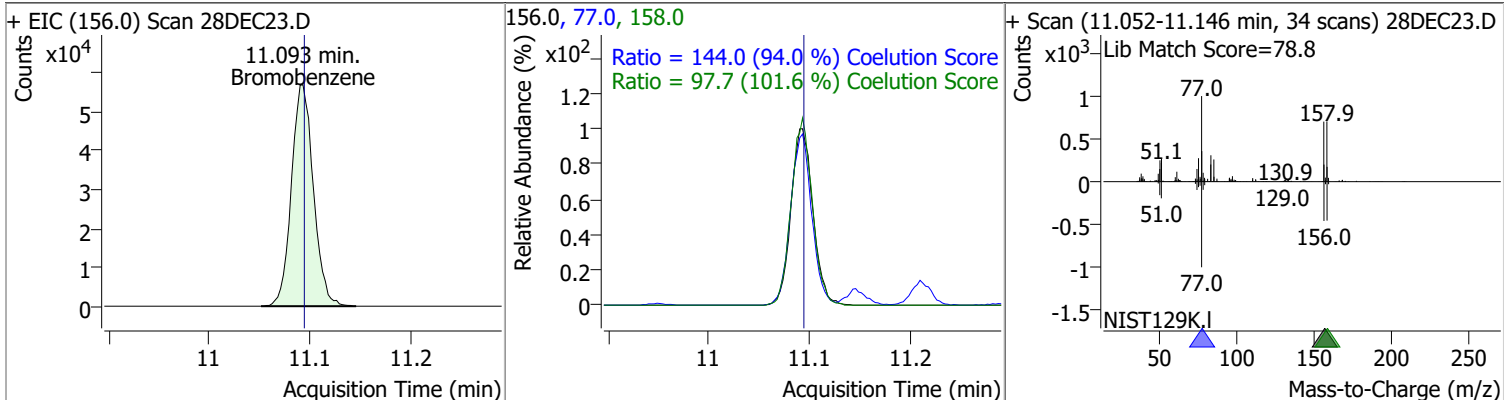


Compound	Conc.	RT	Dev(Min)	Resp.	QIon	QRatio	Lower	Upper
p-Bromofluorobenzene	257.7159	10.95	0.00	193448	174.0	92.4	55.5	115.5
					176.0	91.7	52.5	112.5

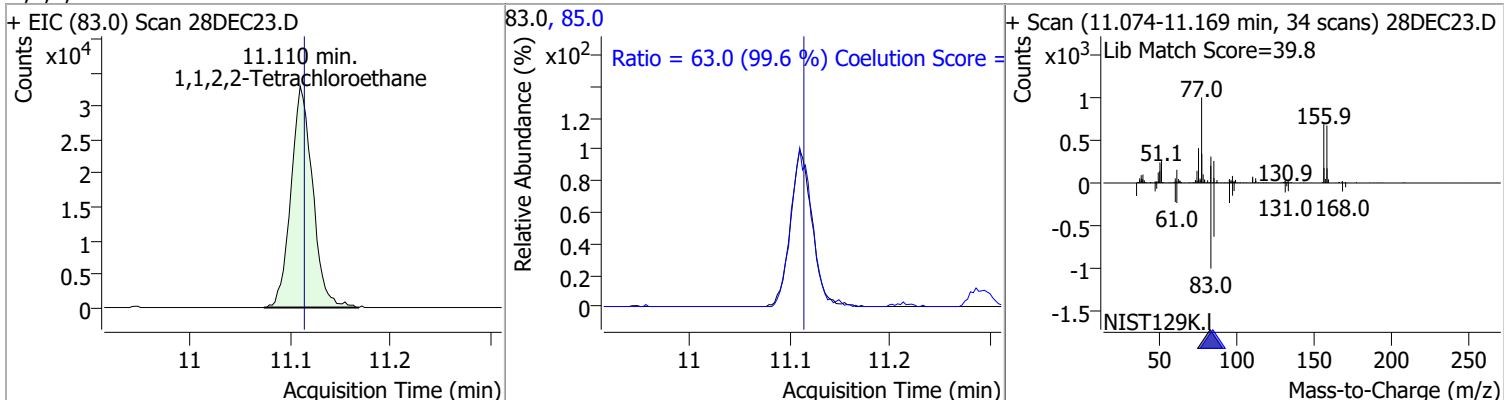


Quantitation Results Report (QT Reviewed)

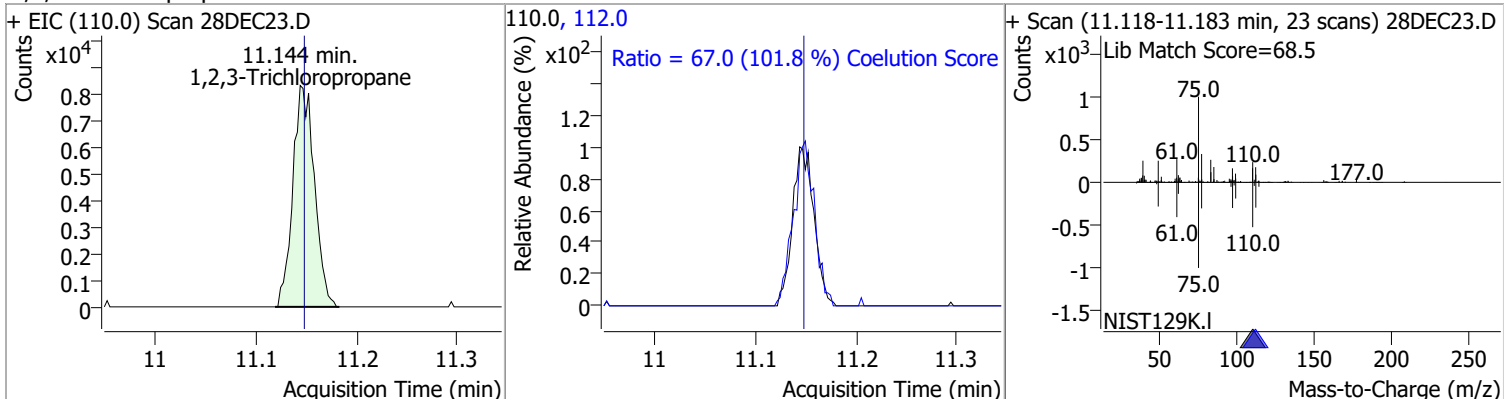
Compound	Conc.	RT	Dev(Min)	Resp.	QIon	QRatio	Lower	Upper
Bromobenzene	133.4667	11.09	0.00	86673	77.0	144.0	123.2	183.2
					158.0	97.7	66.2	126.2



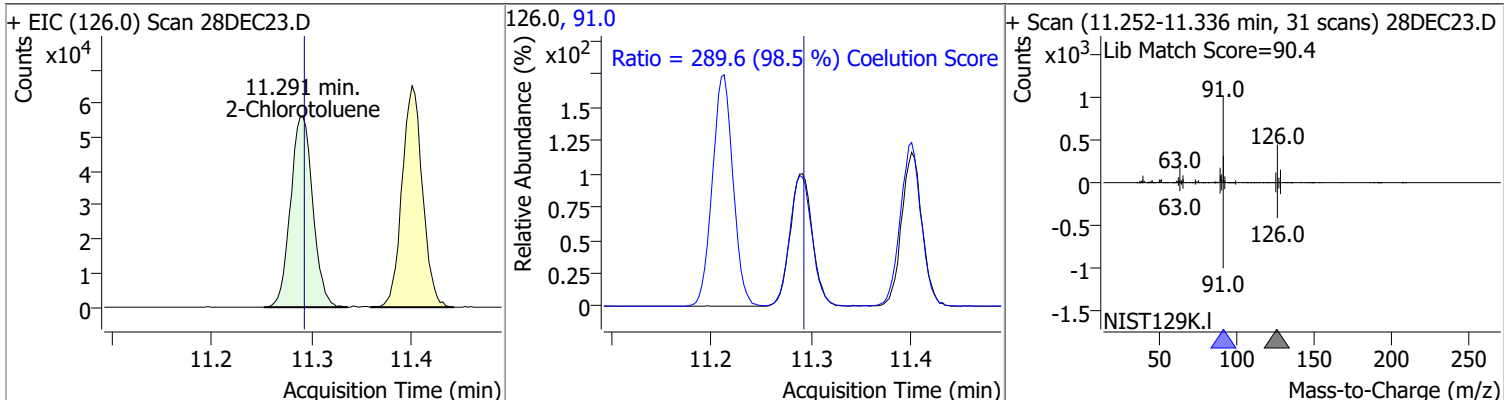
Compound	Conc.	RT	Dev(Min)	Resp.	QIon	QRatio	Lower	Upper
1,1,2,2-Tetrachloroethane	133.1508	11.11	0.00	49533	85.0	63.0	33.2	93.2



Compound	Conc.	RT	Dev(Min)	Resp.	QIon	QRatio	Lower	Upper
1,2,3-Trichloropropane	126.2752	11.14	0.00	12376	112.0	67.0	35.8	95.8

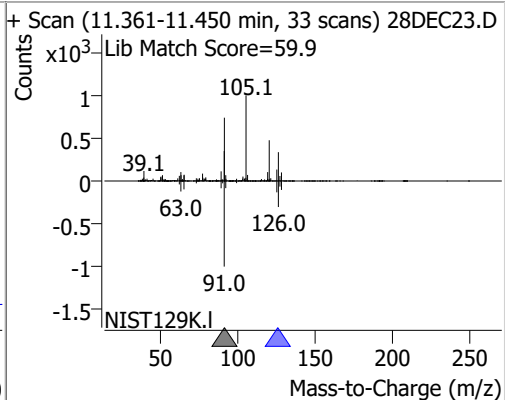
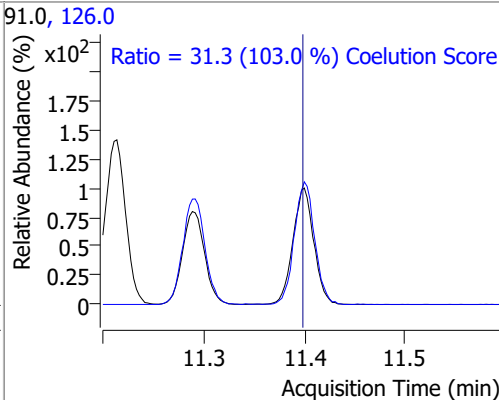
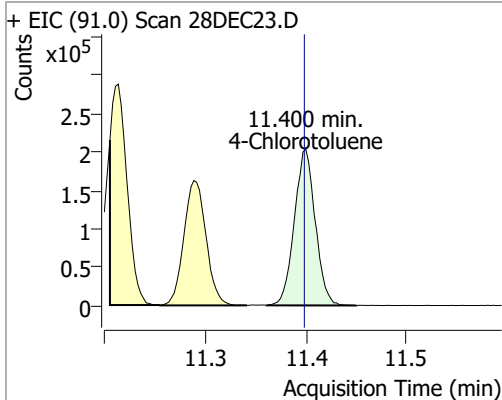


Compound	Conc.	RT	Dev(Min)	Resp.	QIon	QRatio	Lower	Upper
2-Chlorotoluene	128.7527	11.29	0.00	86461	91.0	289.6	264.1	324.1

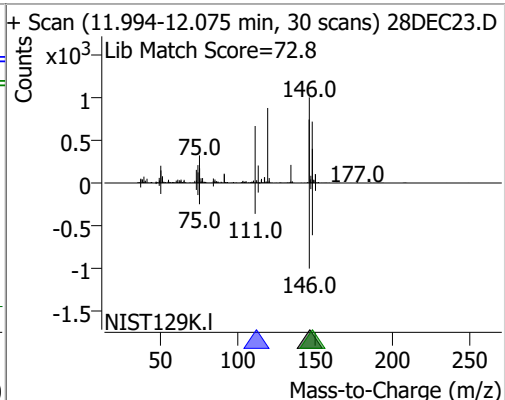
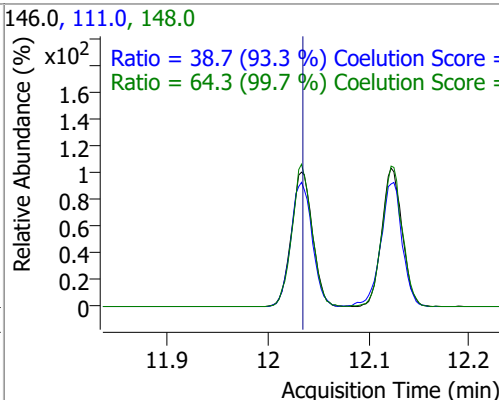
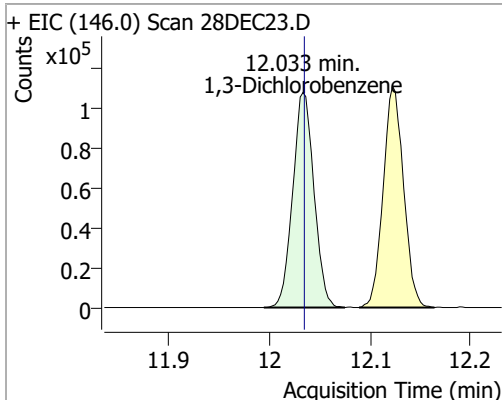


Quantitation Results Report (QT Reviewed)

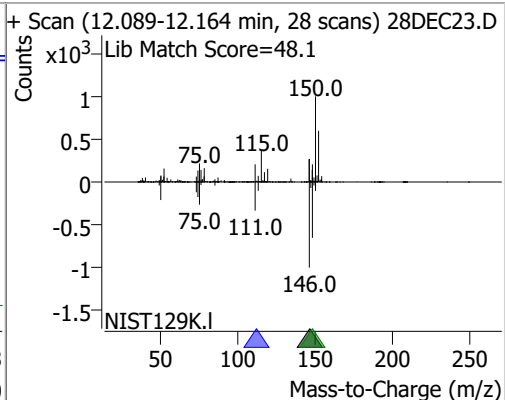
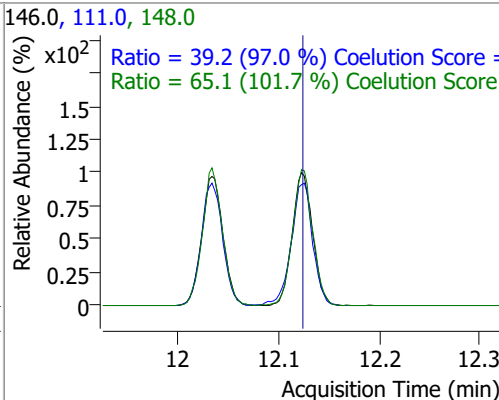
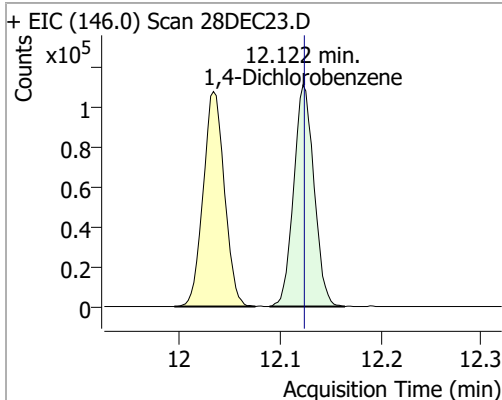
Compound	Conc.	RT	Dev(Min)	Resp.	QIon	QRatio	Lower	Upper
4-Chlorotoluene	135.6859	11.40	0.00	294318	126.0	31.3	0.4	60.4



Compound	Conc.	RT	Dev(Min)	Resp.	QIon	QRatio	Lower	Upper
1,3-Dichlorobenzene	133.7697	12.03	0.00	158811	148.0	64.3	34.5	94.5
					111.0	38.7	11.5	71.5

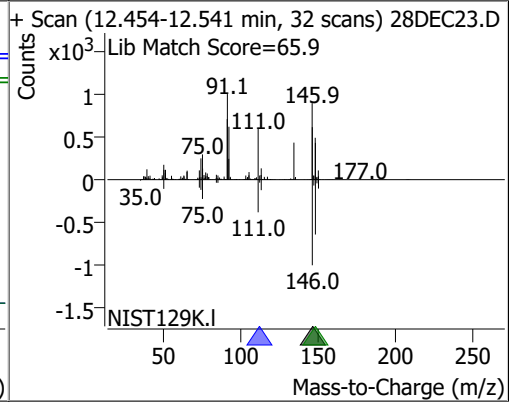
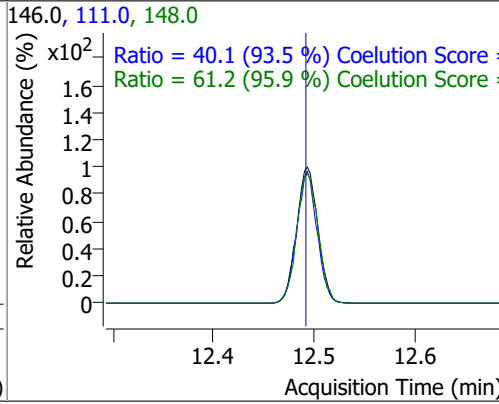
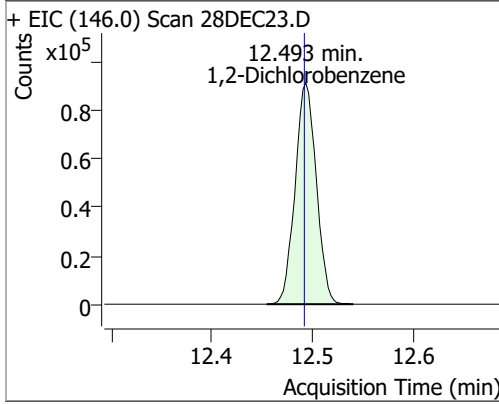


Compound	Conc.	RT	Dev(Min)	Resp.	QIon	QRatio	Lower	Upper
1,4-Dichlorobenzene	127.8391	12.12	0.00	156790	148.0	65.1	34.0	94.0
					111.0	39.2	10.4	70.4



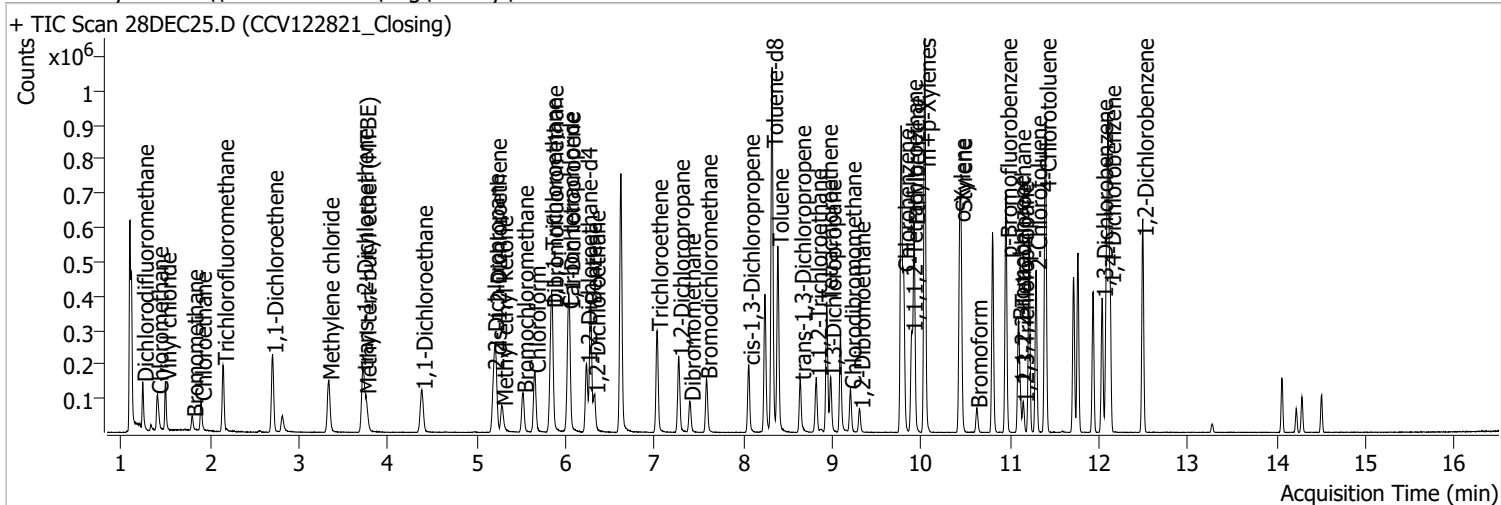
Quantitation Results Report (QT Reviewed)

Compound	Conc.	RT	Dev(Min)	Resp.	QIon	QRatio	Lower	Upper
1,2-Dichlorobenzene	133.1957	12.49	0.00	133823	148.0	61.2	33.8	93.8
					111.0	40.1	12.8	72.8



Quantitation Results Report (QT Reviewed)

Data File	28DEC25.D	Operator	MSC
Acq. Method	5975CACQF.M	Acq. Date-Time	12/28/2021 8:31:41 PM
Sample Name	CCV122821_Closing	Instrument	VOA5975C
Vial	25	Multiplier	1.00
DA Method File	VOA5975C_8260B_SHT_DoD_L4_120721.m	Comment	
Tune File	BFB_Atune3.u	Tune Date	10/11/2021 4:02:00 PM
Batch Name	VG122821_8260B_624pt1.batch.bin	Last Calib Update	2/11/2022 12:17:53 PM
Ref Library	\\MASSHUNTER\Org\Library\NIST129K.I		



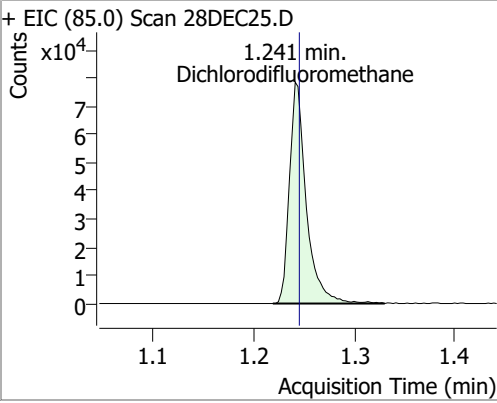
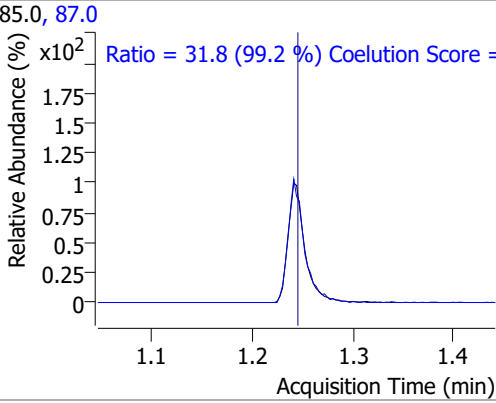
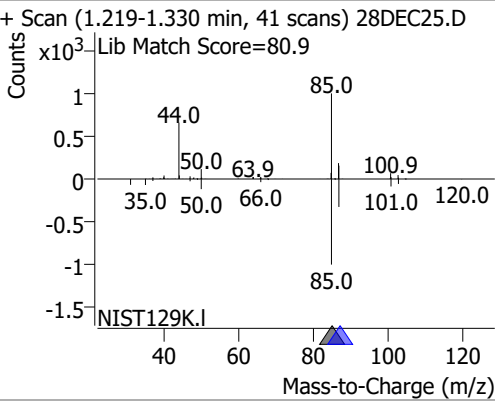
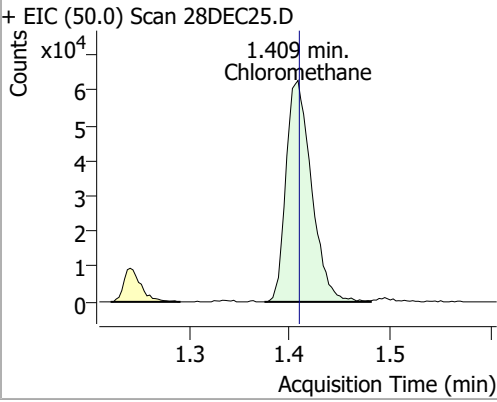
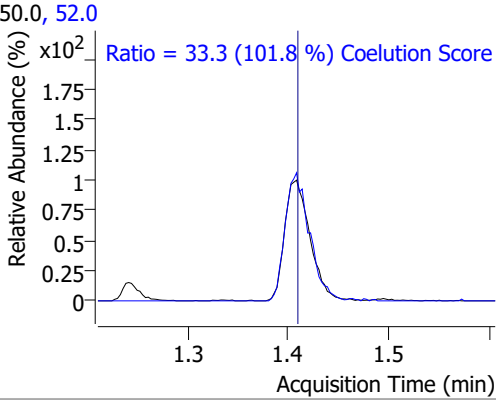
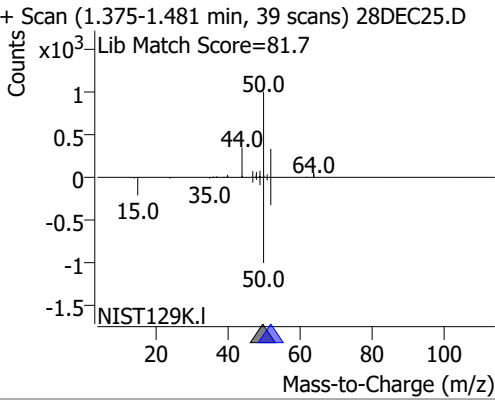
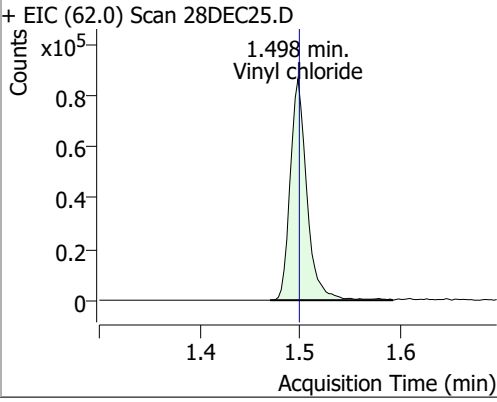
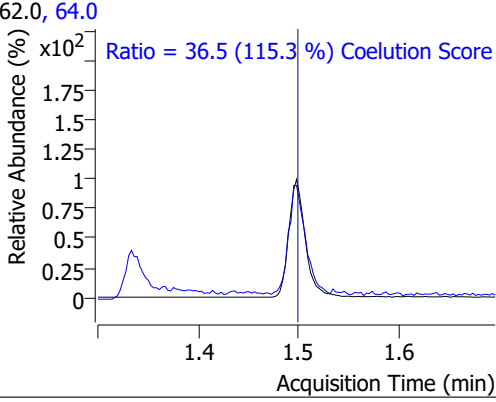
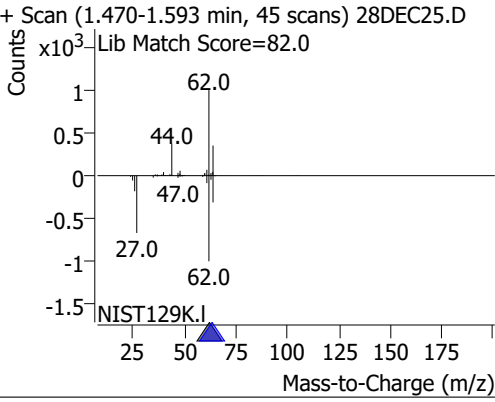
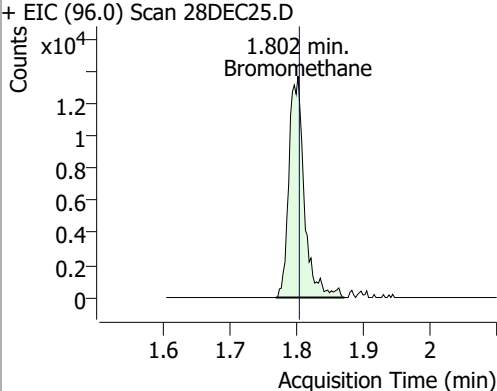
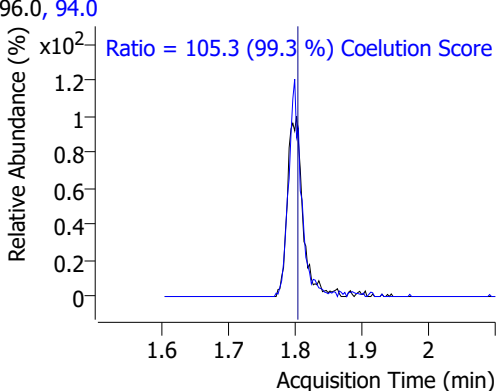
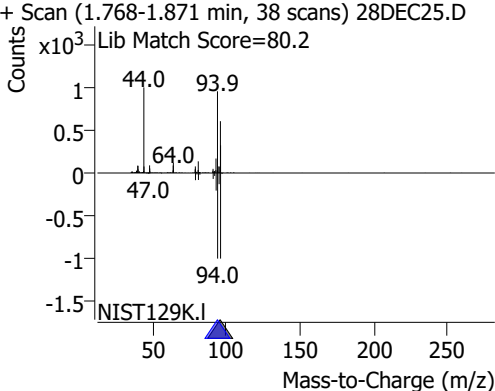
Compound	RT	QIon	Resp.	Conc.	Units	Dev(Min)
Internal Standards						
M Fluorobenzene	6.620	96.0	647274	250.0000	ng	0.000
M Chlorobenzene-d5	9.772	82.0	244122	250.0000	ng	-0.003
M 1,4-Dichlorobenzene-d4	12.100	152.0	204245	250.0000	ng	0.000
System Monitoring Compounds						
S Dibromofluoromethane	5.851	113.0	162647	256.3907	ng	0.000
Spiked Amount: 250.000				Range: 80.0 - 119.0% Recovery = 102.56%		
S 1,2-Dichloroethane-d4	6.233	67.0	71991	248.6693	ng	0.003
Spiked Amount: 250.000				Range: 81.0 - 118.0% Recovery = 99.47%		
S Toluene-d8	8.322	98.0	651152	265.3418	ng	0.003
Spiked Amount: 250.000				Range: 89.0 - 112.0% Recovery = 106.14%		
S p-Bromofluorobenzene	10.954	95.0	199388	255.1248	ng	0.003
Spiked Amount: 250.000				Range: 85.0 - 114.0% Recovery = 102.05%		
Target Compounds						
T Dichlorodifluoromethane	1.241	85.0	91735	99.1210	ng	100
T Chloromethane	1.409	50.0	110766	105.1152	ng	99
T Vinyl chloride	1.498	62.0	99985	100.8534	ng	91
T Bromomethane	1.802	96.0	21965	59.3315	ng	99
T Chloroethane	1.897	64.0	57603	105.1759	ng	98
T Trichlorofluoromethane	2.145	101.0	131330	101.4382	ng	99
T 1,1-Dichloroethene	2.702	96.0	80592	120.2901	ng	99
T Methylene chloride	3.333	49.0	112567	118.6714	ng	96
T trans-1,2-Dichloroethene	3.715	96.0	79671	119.0266	ng	96
T Methyl tert-butyl ether (MTBE)	3.748	73.0	97157	113.3331	ng	96
T 1,1-Dichloroethane	4.381	63.0	148580	117.0902	ng	99
T 2,2-Dichloropropane	5.187	77.0	109697	118.0720	ng	89
T cis-1,2-Dichloroethene	5.215	96.0	81911	118.0064	ng	99
T Methyl ethyl ketone	5.285	43.0	110519	1197.7119	ng	99
T Bromochloromethane	5.519	128.0	32157	123.0635	ng	97
T Chloroform	5.653	83.0	143703	114.7783	ng	99

Quantitation Results Report (QT Reviewed)

Compound	RT	QIon	Resp.	Conc.	Units	Dev(Min)
T 1,1,1-Trichloroethane	5.834	97.0	142767	120.8573	ng	95
T Carbon tetrachloride	6.026	117.0	141593	122.1592	ng	98
T 1,1-Dichloropropene	6.043	75.0	122486	117.6384	ng	97
T Benzene	6.283	78.0	322895	122.6169	ng	100
T 1,2-Dichloroethane	6.322	62.0	84157	122.2698	ng	94
T Trichloroethene	7.028	95.0	93130	120.3123	ng	98
T 1,2-Dichloropropane	7.273	63.0	81376	124.7820	ng	99
T Dibromomethane	7.396	93.0	31829	118.8915	ng	97
T Bromodichloromethane	7.583	83.0	94048	124.0174	ng	99
T cis-1,3-Dichloropropene	8.059	75.0	100522	119.3461	ng	99
T Toluene	8.386	92.0	202126	125.2806	ng	99
T trans-1,3-Dichloropropene	8.637	75.0	74958	124.3845	ng	99
T 1,1,2-Trichloroethane	8.818	83.0	38470	122.5548	ng	97
T Tetrachloroethene	8.935	163.8	83194	130.1261	ng	96
T 1,3-Dichloropropane	8.980	76.0	75782	121.0353	ng	98
T Chlorodibromomethane	9.203	129.0	58891	124.2808	ng	97
T 1,2-Dibromoethane	9.303	107.0	42327	124.0328	ng	95
T Chlorobenzene	9.802	112.0	216032	124.0363	ng	100
T 1,1,1,2-Tetrachloroethane	9.892	131.0	73218	123.5841	ng	97
T Ethylbenzene	9.919	91.0	380194	122.5945	ng	100
T m+p-Xylenes	10.039	106.0	301756	255.1896	ng	98
T o-Xylene	10.430	106.0	133296	129.1874	ng	96
T Styrene	10.446	104.0	217005	129.1437	ng	100
T Bromoform	10.622	172.5	30812	120.1777	ng	99
T Bromobenzene	11.093	156.0	82493	122.0065	ng	96
T 1,1,2,2-Tetrachloroethane	11.113	83.0	47305	122.1330	ng	99
T 1,2,3-Trichloropropane	11.144	110.0	11847	116.0975	ng	99
T 2-Chlorotoluene	11.291	126.0	81052	115.9249	ng	97
T 4-Chlorotoluene	11.397	91.0	275980	122.2003	ng	98
T 1,3-Dichlorobenzene	12.033	146.0	147339	119.1987	ng	98
T 1,4-Dichlorobenzene	12.125	146.0	148230	116.0802	ng	99
T 1,2-Dichlorobenzene	12.491	146.0	121707	116.3461	ng	98

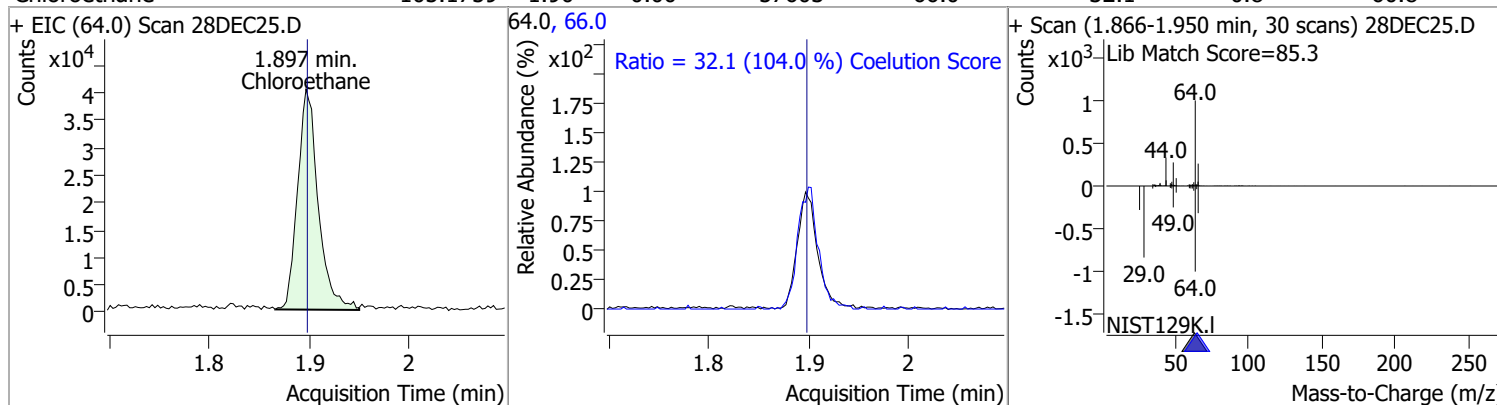
(#) = Qualifier Out of Range; (m) = Manual Integration; (+) = Area Summed; (*) = Surrogate Percent Recovery Out of Range; (d): Zeroed Peak

Quantitation Results Report (QT Reviewed)

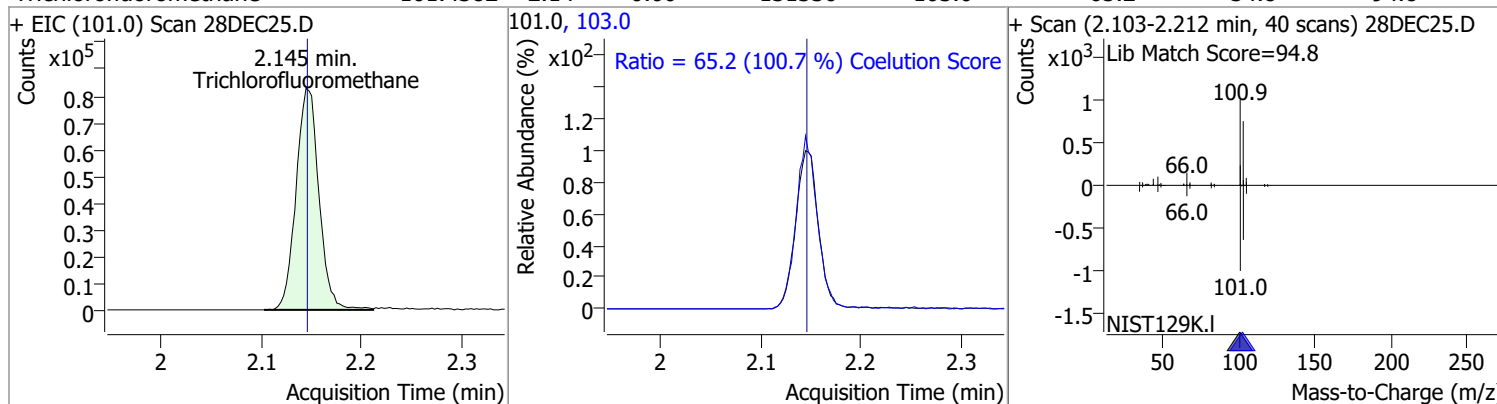
Compound	Conc.	RT	Dev(Min)	Resp.	QIon	QRatio	Lower	Upper
Dichlorodifluoromethane	99.1210	1.24	0.00	91735	87.0	31.8	2.0	62.0
+ EIC (85.0) Scan 28DEC25.D 			85.0, 87.0 			+ Scan (1.219-1.330 min, 41 scans) 28DEC25.D Lib Match Score=80.9 		
Chloromethane	105.1152	1.41	0.00	110766	52.0	33.3	2.7	62.7
+ EIC (50.0) Scan 28DEC25.D 			50.0, 52.0 			+ Scan (1.375-1.481 min, 39 scans) 28DEC25.D Lib Match Score=81.7 		
Vinyl chloride	100.8534	1.50	0.00	99985	64.0	36.5	1.6	61.6
+ EIC (62.0) Scan 28DEC25.D 			62.0, 64.0 			+ Scan (1.470-1.593 min, 45 scans) 28DEC25.D Lib Match Score=82.0 		
Bromomethane	59.3315	1.80	0.00	21965	94.0	105.3	76.0	136.0
+ EIC (96.0) Scan 28DEC25.D 			96.0, 94.0 			+ Scan (1.768-1.871 min, 38 scans) 28DEC25.D Lib Match Score=80.2 		

Quantitation Results Report (QT Reviewed)

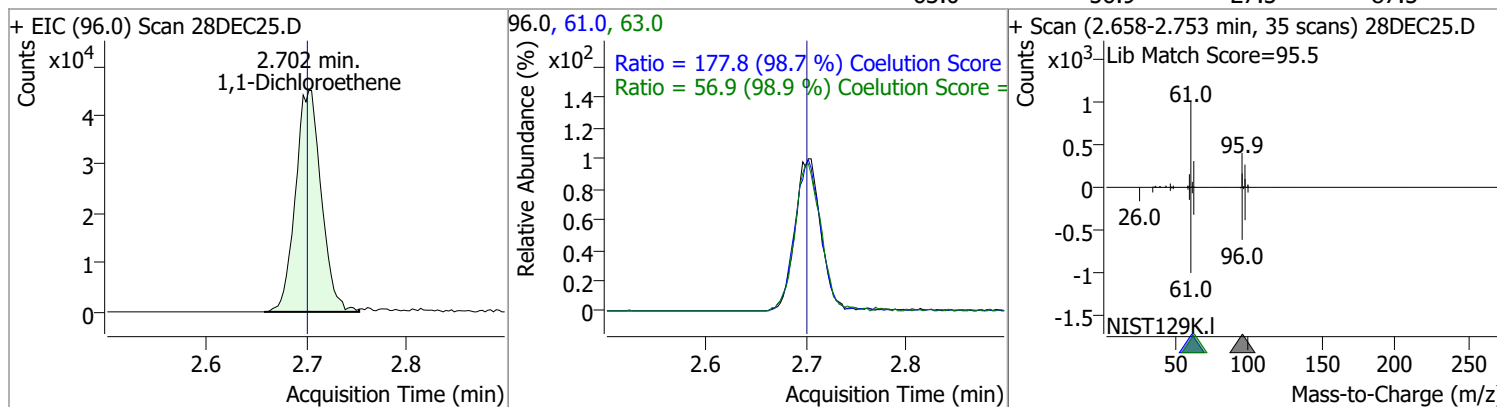
Compound	Conc.	RT	Dev(Min)	Resp.	QIon	QRatio	Lower	Upper
Chloroethane	105.1759	1.90	0.00	57603	66.0	32.1	0.8	60.8



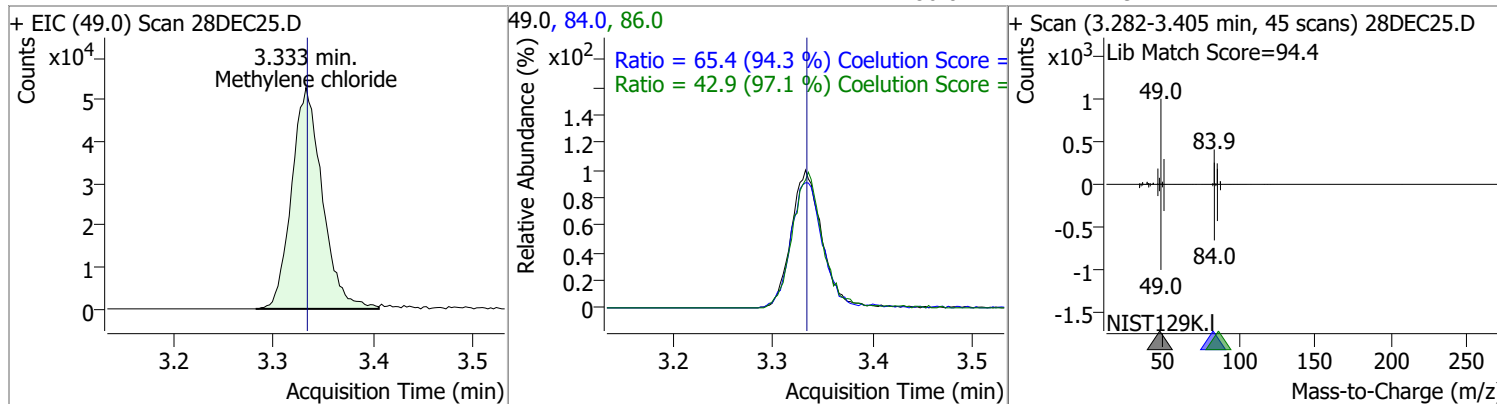
Trichlorofluoromethane	101.4382	2.14	0.00	131330	103.0	65.2	34.8	94.8
------------------------	----------	------	------	--------	-------	------	------	------



1,1-Dichloroethene	120.2901	2.70	0.00	80592	61.0	177.8	150.1	210.1
					63.0	56.9	27.5	87.5

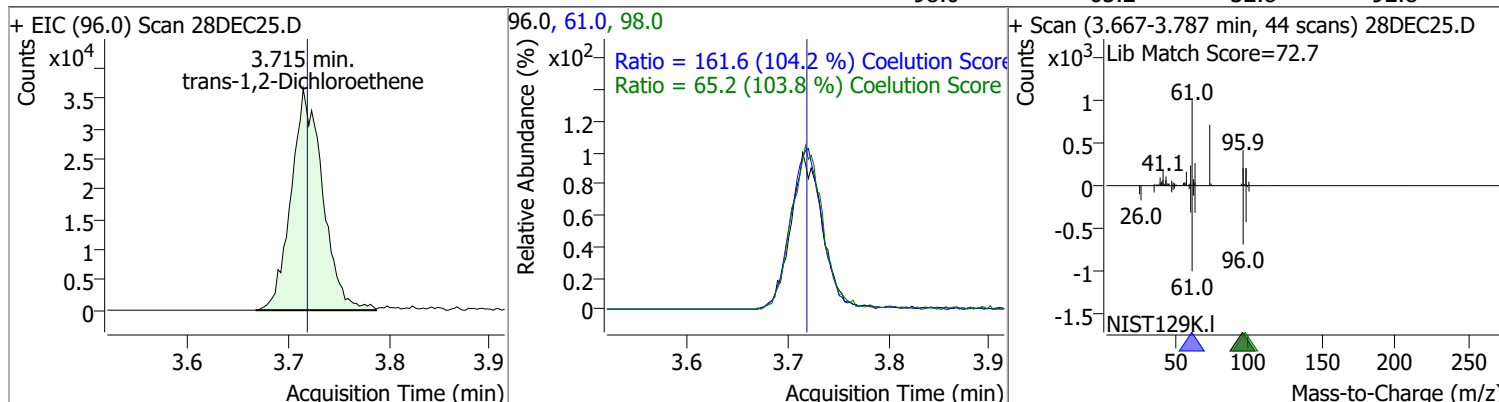


Methylene chloride	118.6714	3.33	0.00	112567	84.0	65.4	39.4	99.4
					86.0	42.9	14.1	74.1

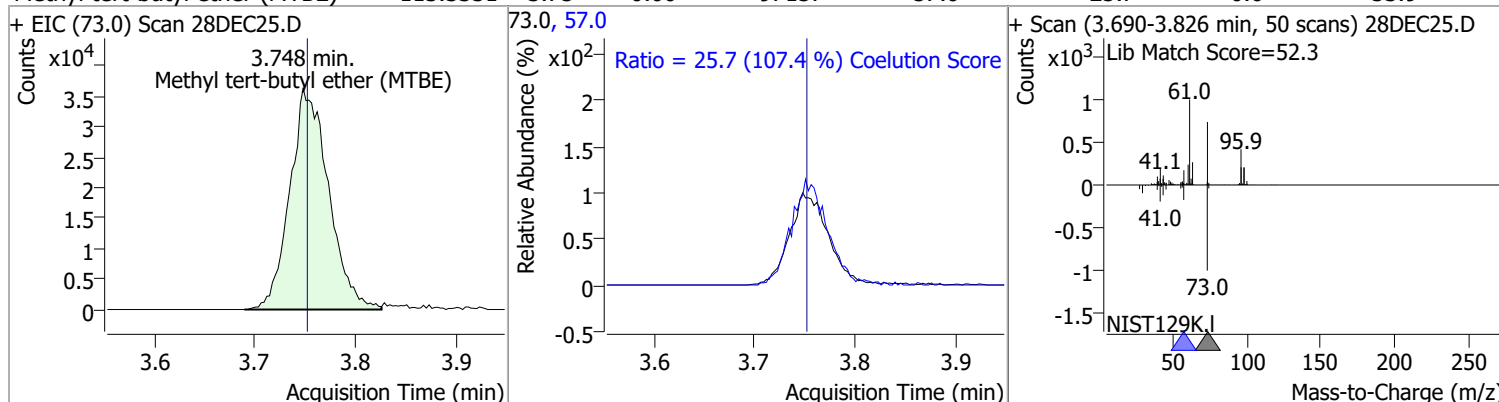


Quantitation Results Report (QT Reviewed)

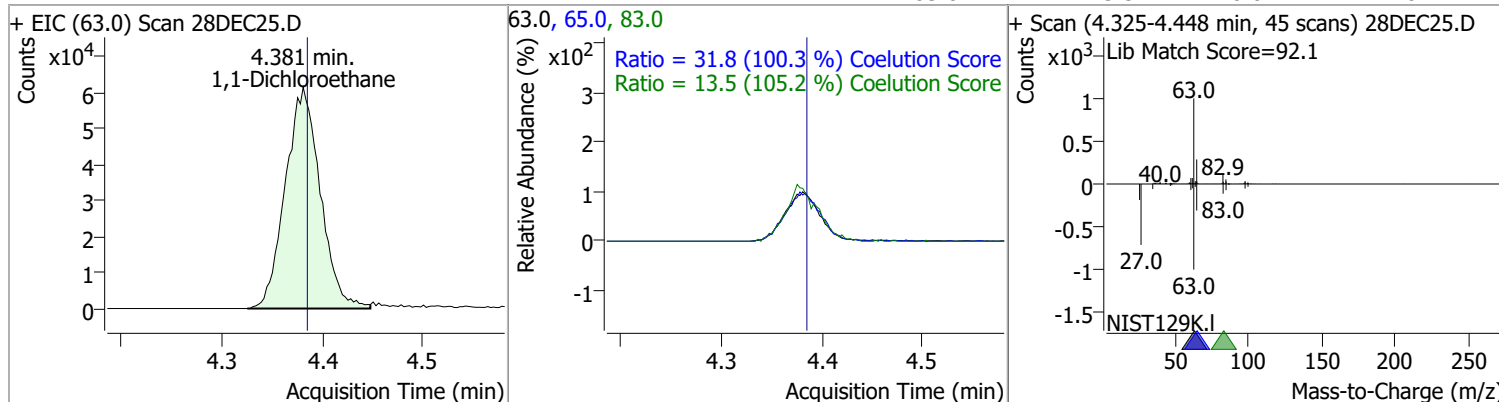
Compound	Conc.	RT	Dev(Min)	Resp.	QIon	QRatio	Lower	Upper
trans-1,2-Dichloroethene	119.0266	3.71	0.00	79671	61.0	161.6	125.1	185.1
					98.0	65.2	32.8	92.8



Compound	Conc.	RT	Dev(Min)	Resp.	QIon	QRatio	Lower	Upper
Methyl tert-butyl ether (MTBE)	113.3331	3.75	0.00	97157	57.0	25.7	0.0	53.9

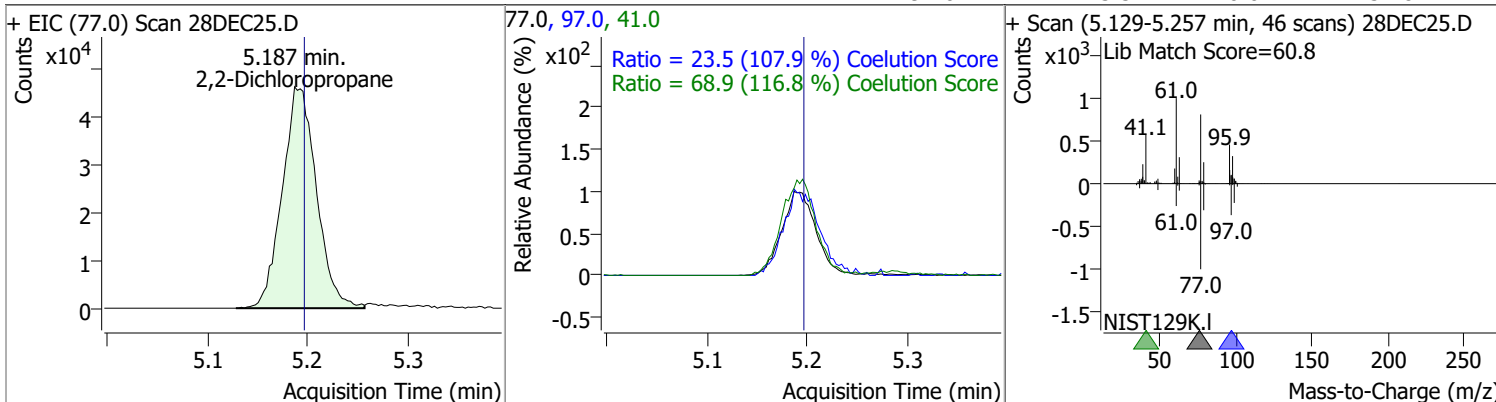


Compound	Conc.	RT	Dev(Min)	Resp.	QIon	QRatio	Lower	Upper
1,1-Dichloroethane	117.0902	4.38	0.00	148580	65.0	31.8	1.7	61.7
					83.0	13.5	0.0	42.8

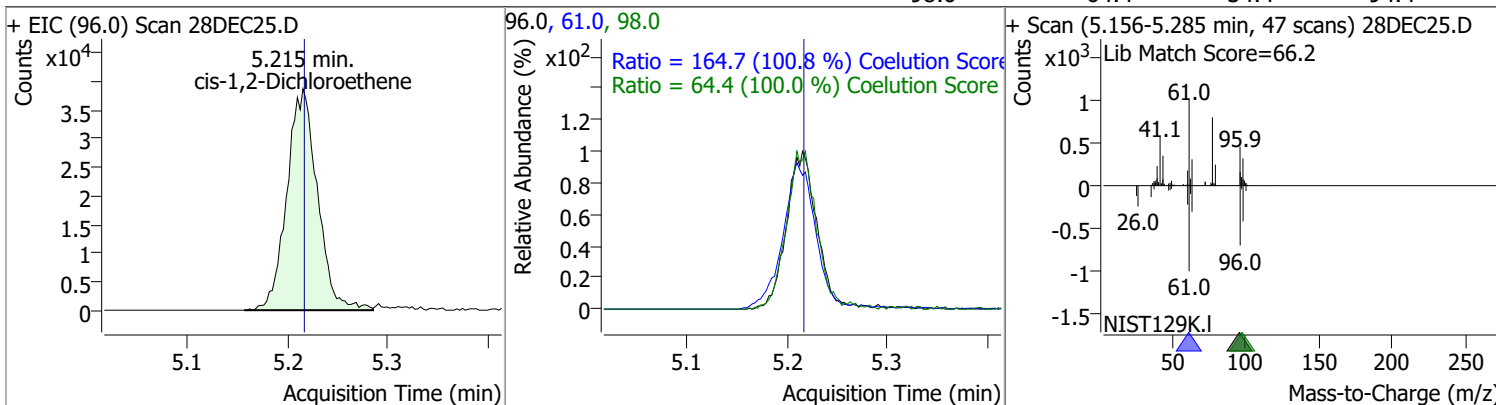


Quantitation Results Report (QT Reviewed)

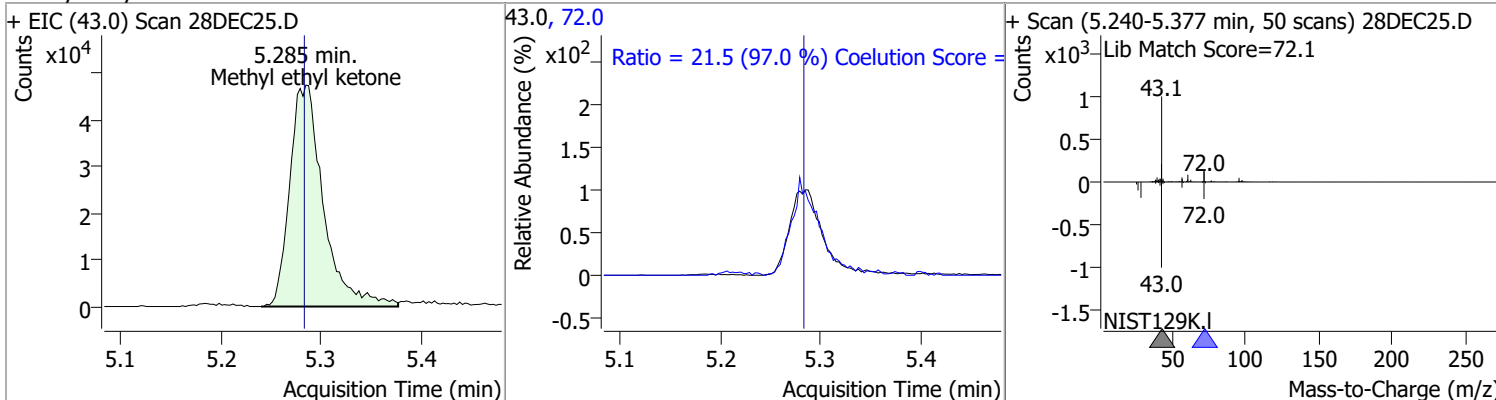
Compound	Conc.	RT	Dev(Min)	Resp.	QIon	QRatio	Lower	Upper
2,2-Dichloropropane	118.0720	5.19	-0.01	109697	41.0	68.9	29.0	89.0
					97.0	23.5	0.0	51.8



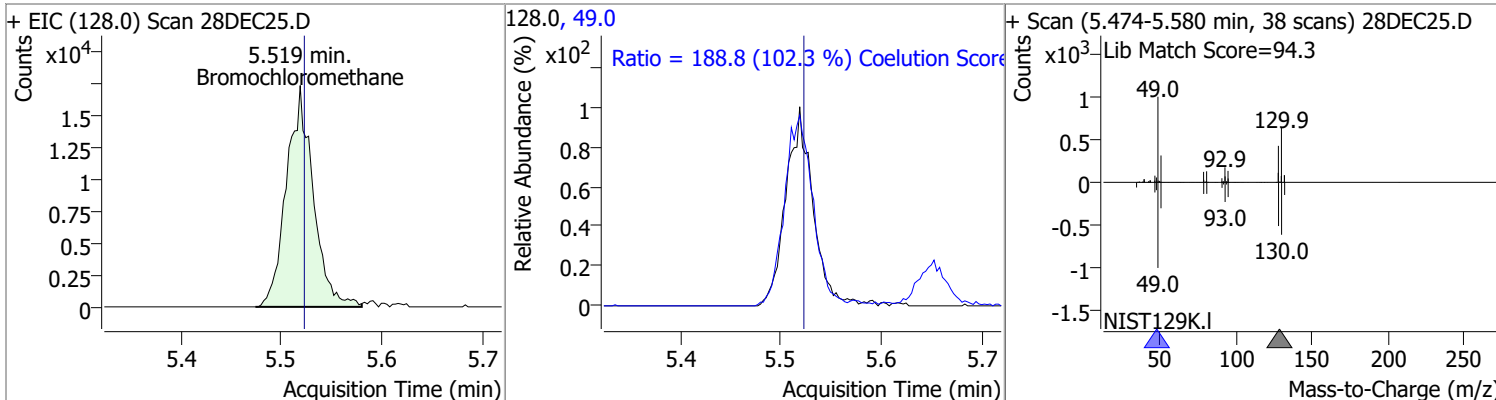
Compound	Conc.	RT	Dev(Min)	Resp.	QIon	QRatio	Lower	Upper
cis-1,2-Dichloroethene	118.0064	5.21	0.00	81911	61.0	164.7	133.3	193.3
					98.0	64.4	34.4	94.4



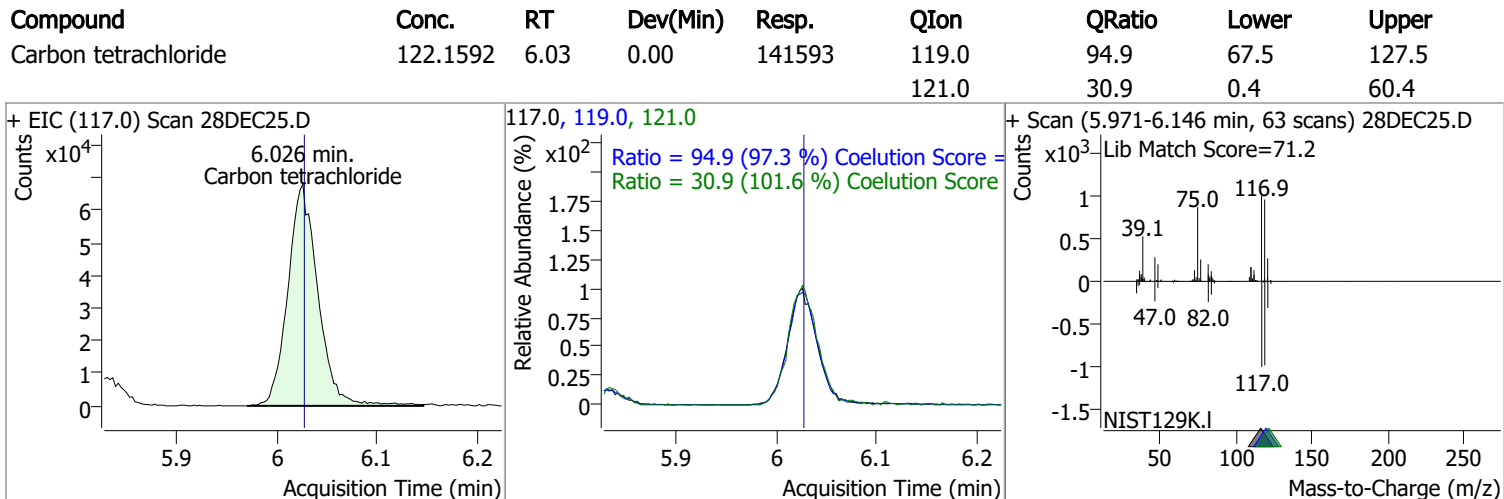
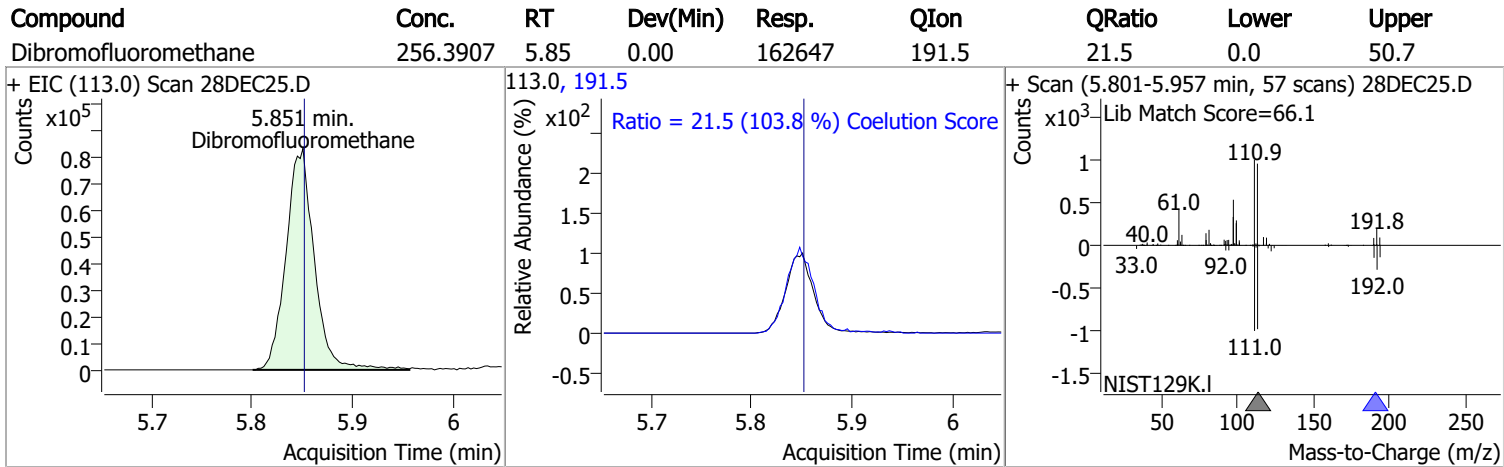
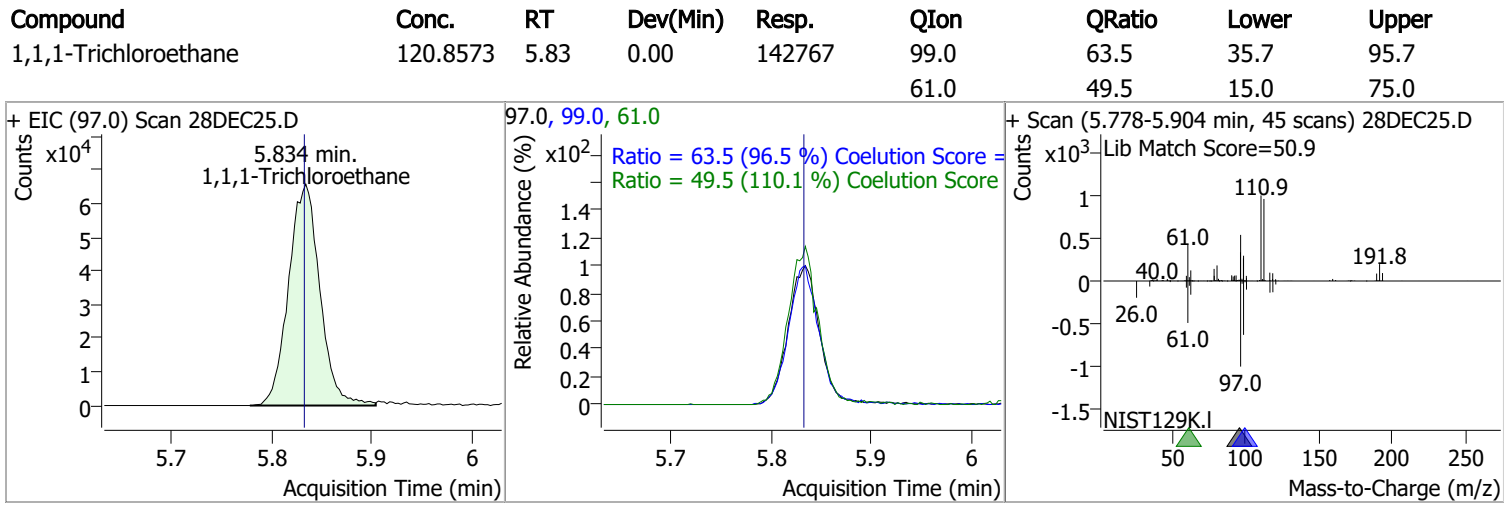
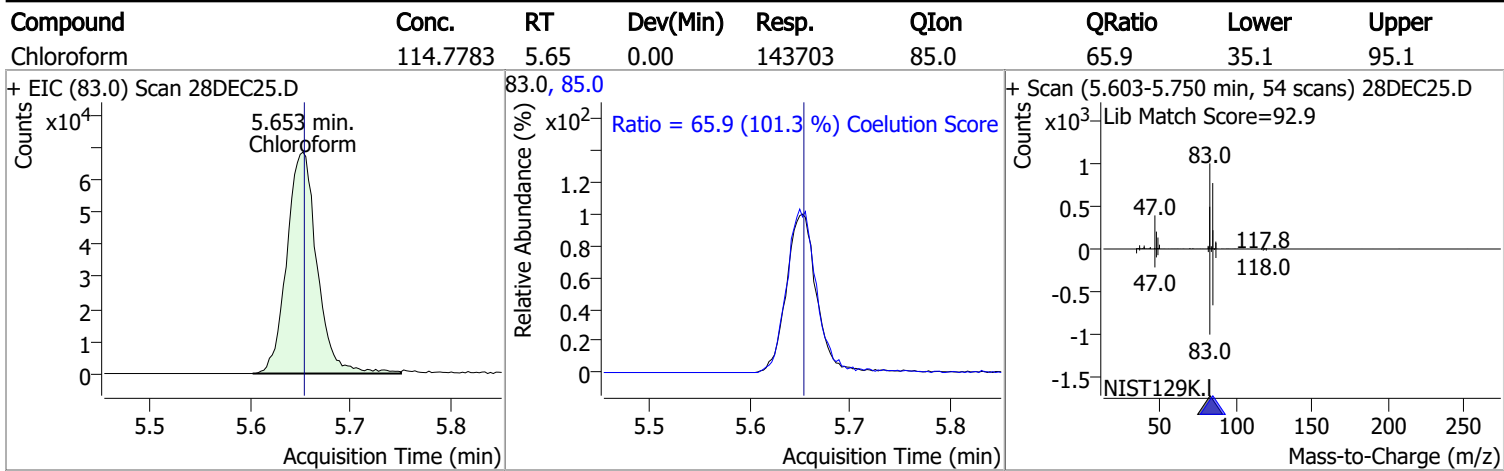
Compound	Conc.	RT	Dev(Min)	Resp.	QIon	QRatio	Lower	Upper
Methyl ethyl ketone	1197.7119	5.28	0.00	110519	72.0	21.5	0.0	52.2



Compound	Conc.	RT	Dev(Min)	Resp.	QIon	QRatio	Lower	Upper
Bromochloromethane	123.0635	5.52	0.00	32157	49.0	188.8	154.6	214.6

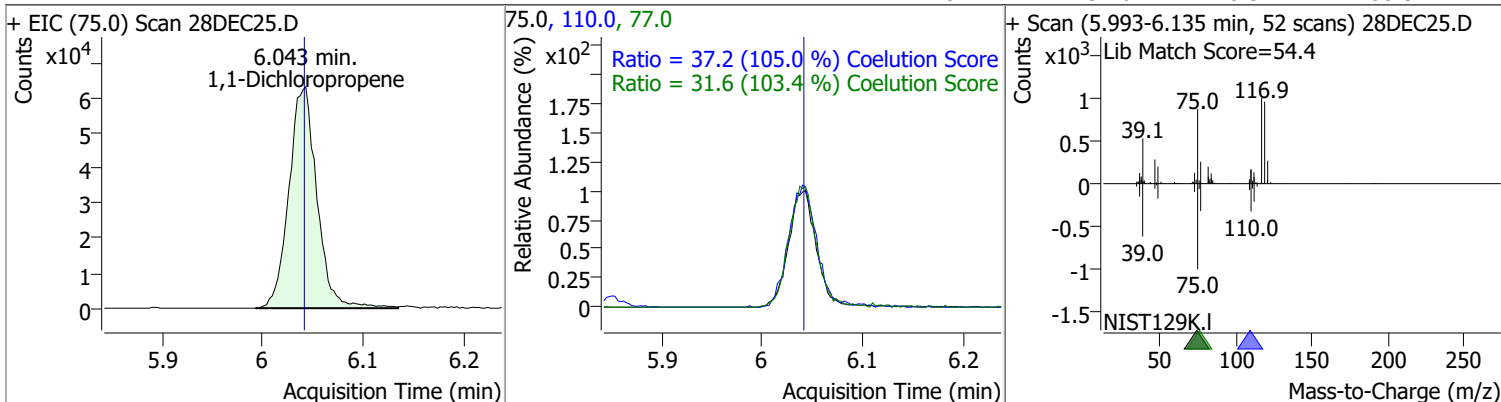


Quantitation Results Report (QT Reviewed)

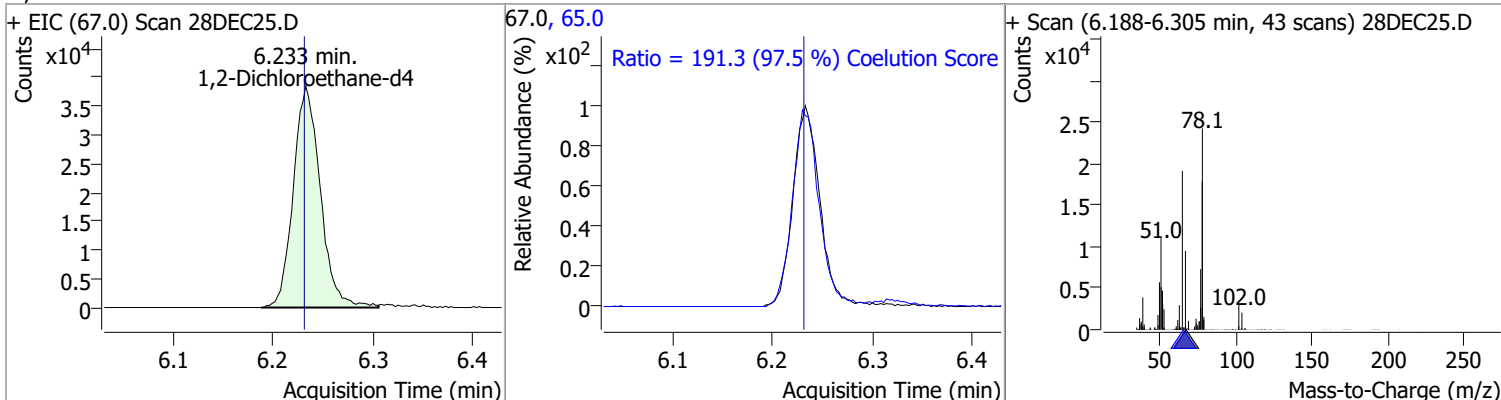


Quantitation Results Report (QT Reviewed)

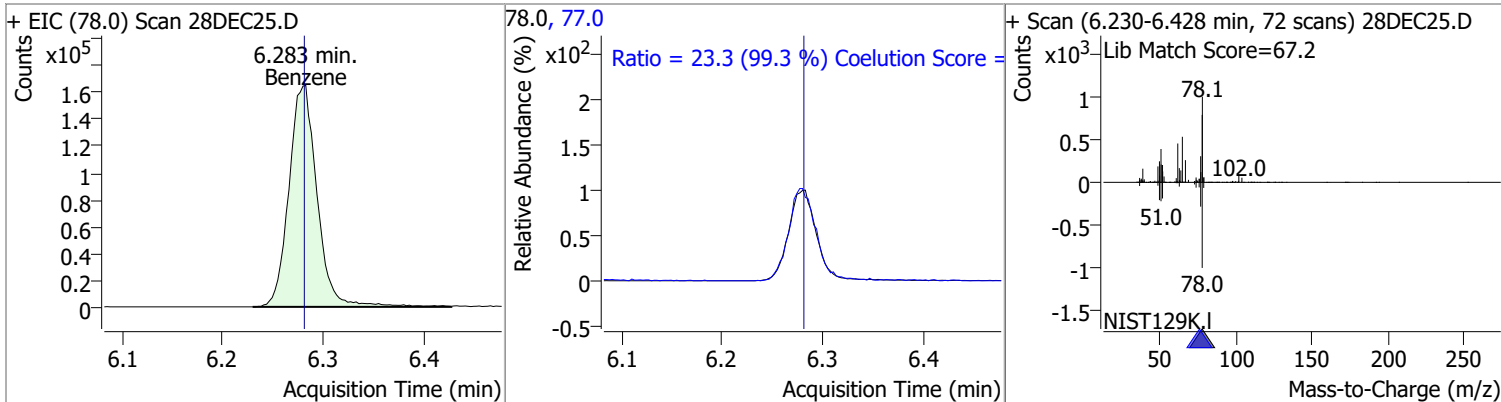
Compound	Conc.	RT	Dev(Min)	Resp.	QIon	QRatio	Lower	Upper
1,1-Dichloropropene	117.6384	6.04	0.00	122486	110.0	37.2	5.4	65.4
					77.0	31.6	0.5	60.5



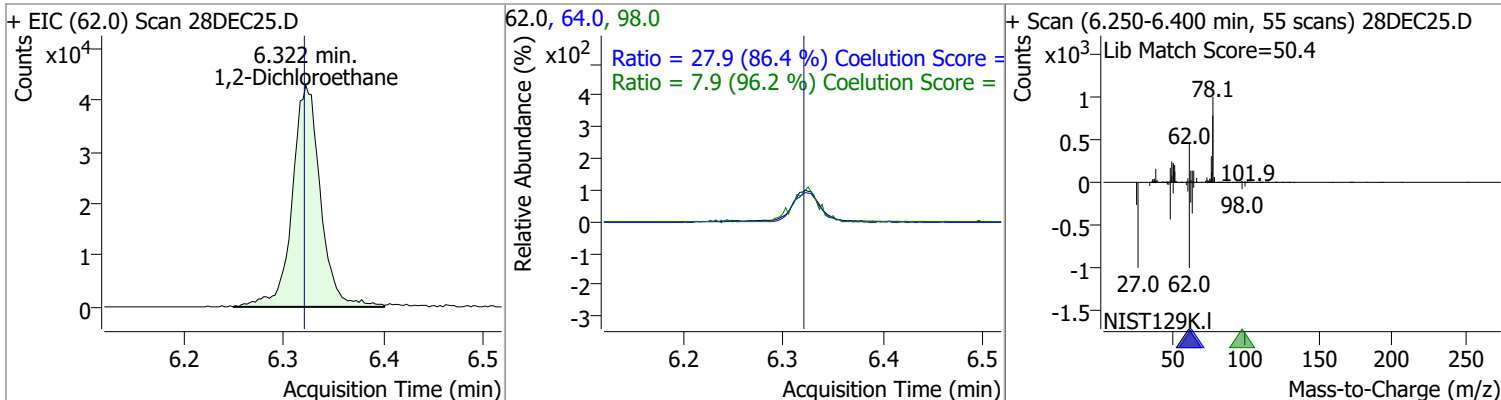
Compound	Conc.	RT	Dev(Min)	Resp.	QIon	QRatio	Lower	Upper
1,2-Dichloroethane-d4	248.6693	6.23	0.00	71991	65.0	191.3	166.3	226.3



Compound	Conc.	RT	Dev(Min)	Resp.	QIon	QRatio	Lower	Upper
Benzene	122.6169	6.28	0.00	322895	77.0	23.3	0.0	53.5

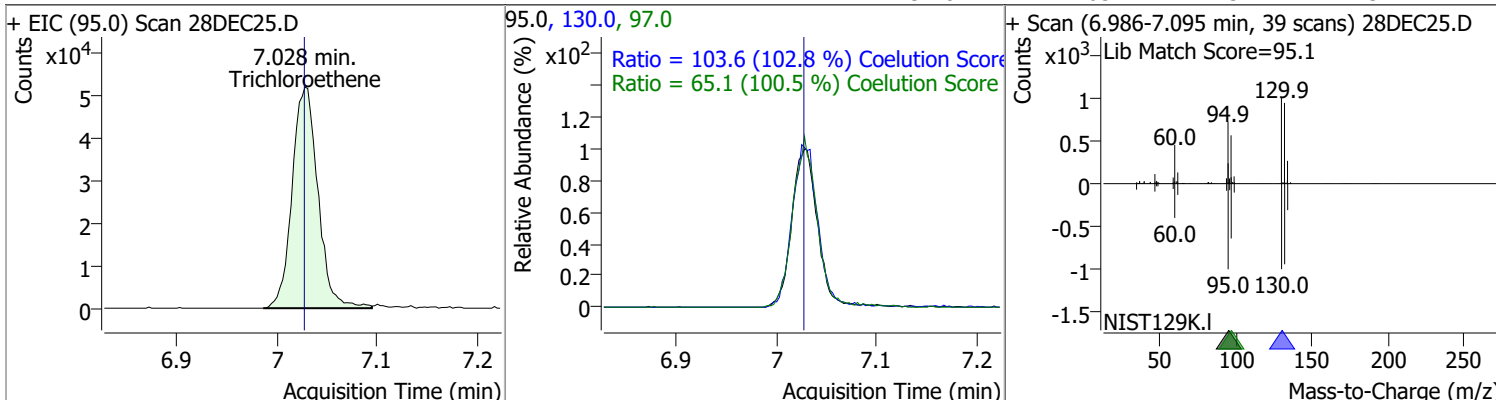


Compound	Conc.	RT	Dev(Min)	Resp.	QIon	QRatio	Lower	Upper
1,2-Dichloroethane	122.2698	6.32	0.00	84157	64.0	27.9	2.3	62.3
					98.0	7.9	0.0	38.2

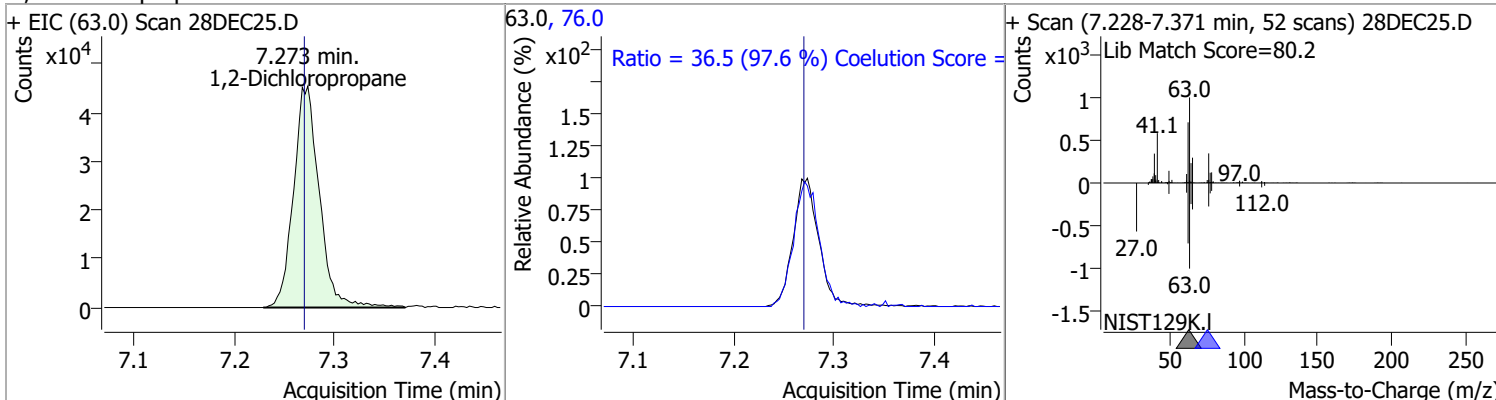


Quantitation Results Report (QT Reviewed)

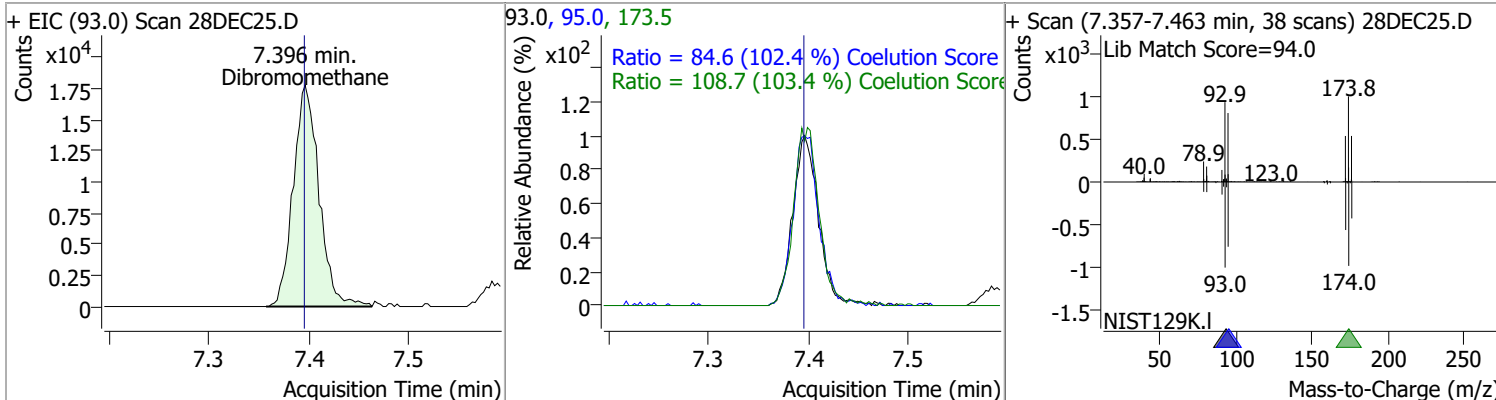
Compound	Conc.	RT	Dev(Min)	Resp.	QIon	QRatio	Lower	Upper
Trichloroethene	120.3123	7.03	0.00	93130	130.0	103.6	70.8	130.8
					97.0	65.1	34.7	94.7



Compound	Conc.	RT	Dev(Min)	Resp.	QIon	QRatio	Lower	Upper
1,2-Dichloropropane	124.7820	7.27	0.00	81376	76.0	36.5	7.3	67.3

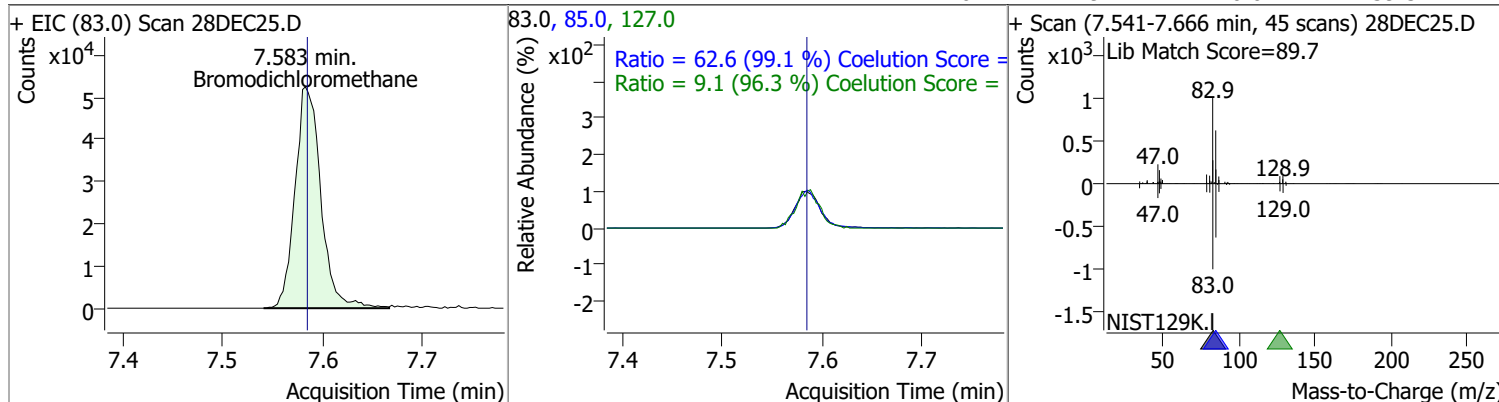


Compound	Conc.	RT	Dev(Min)	Resp.	QIon	QRatio	Lower	Upper
Dibromomethane	118.8915	7.40	0.00	31829	173.5	108.7	75.2	135.2
					95.0	84.6	52.6	112.6

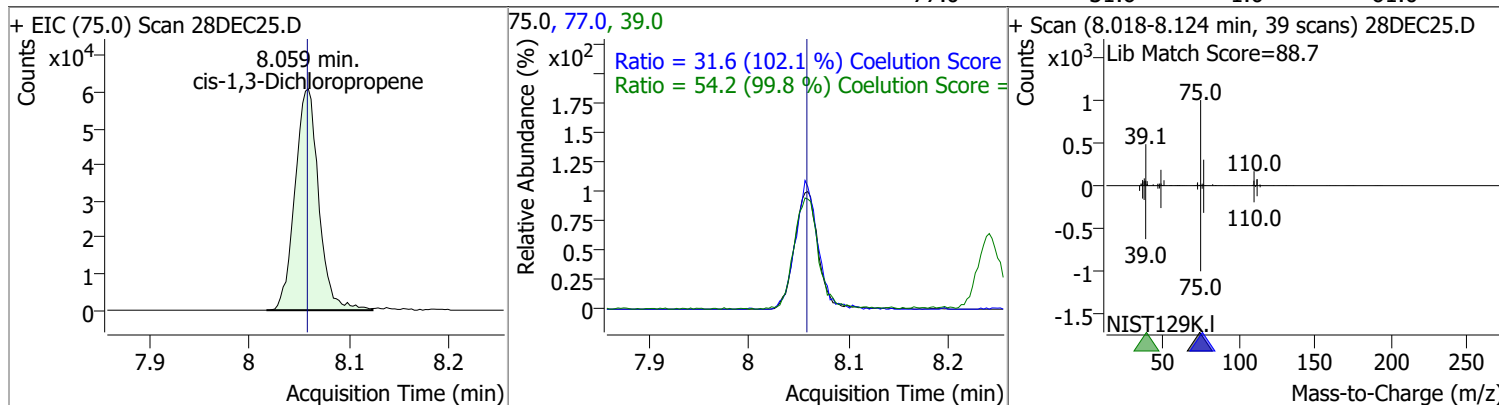


Quantitation Results Report (QT Reviewed)

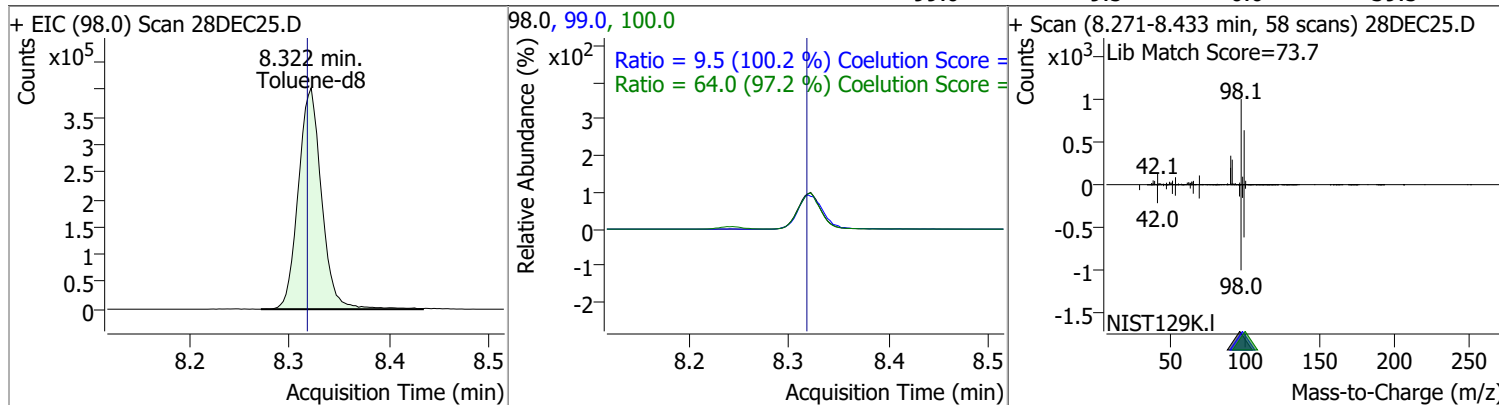
Compound	Conc.	RT	Dev(Min)	Resp.	QIon	QRatio	Lower	Upper
Bromodichloromethane	124.0174	7.58	0.00	94048	85.0	62.6	33.1	93.1
					127.0	9.1	0.0	39.5



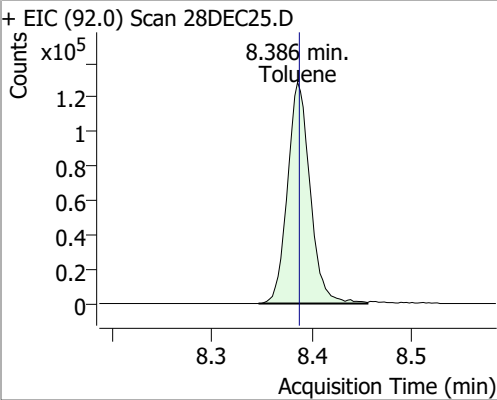
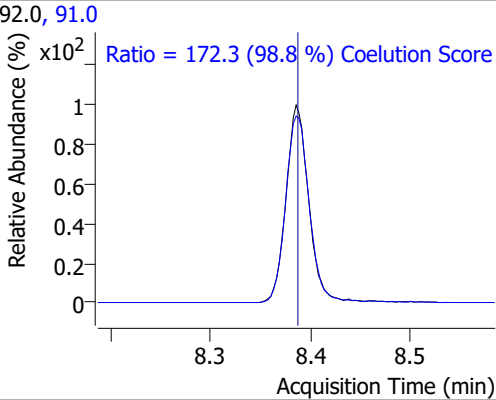
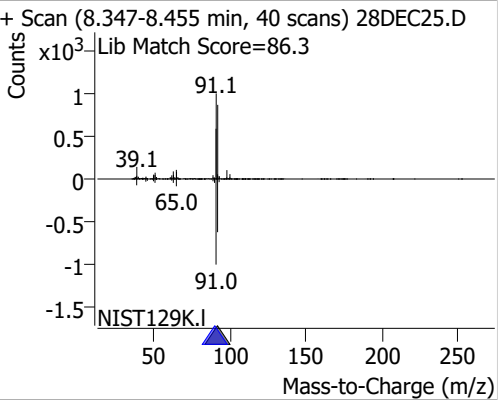
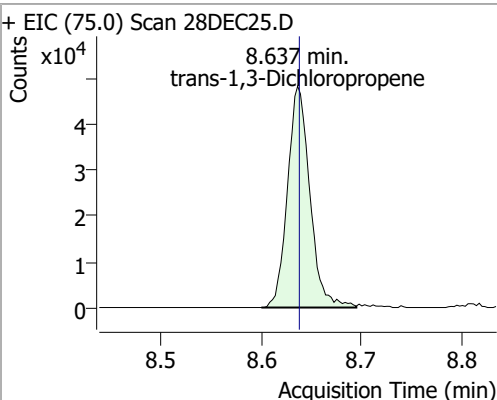
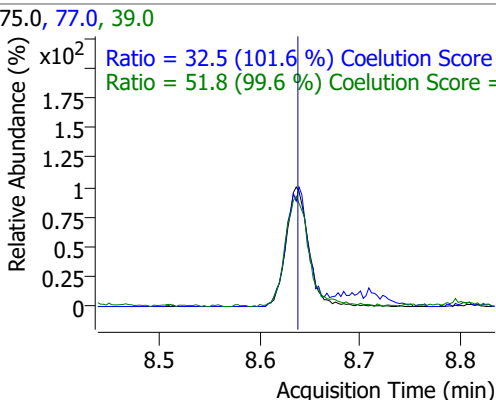
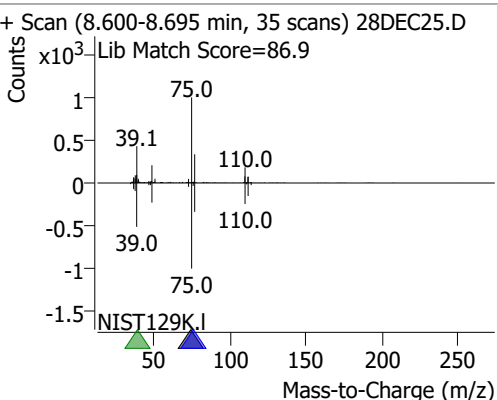
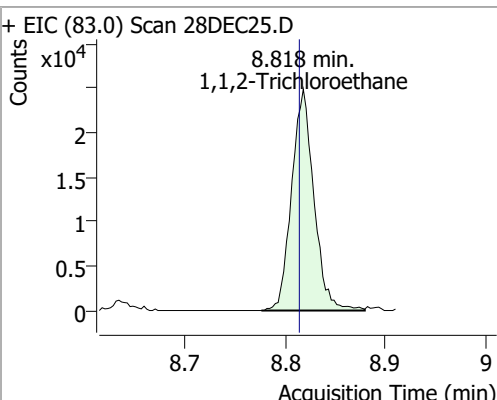
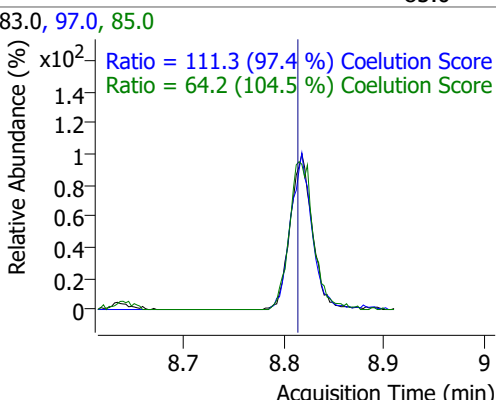
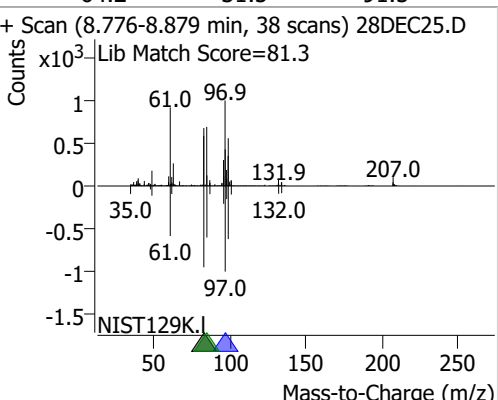
Compound	Conc.	RT	Dev(Min)	Resp.	QIon	QRatio	Lower	Upper
cis-1,3-Dichloropropene	119.3461	8.06	0.00	100522	39.0	54.2	24.3	84.3
					77.0	31.6	1.0	61.0



Compound	Conc.	RT	Dev(Min)	Resp.	QIon	QRatio	Lower	Upper
Toluene-d8	265.3418	8.32	0.00	651152	100.0	64.0	35.9	95.9
					99.0	9.5	0.0	39.5

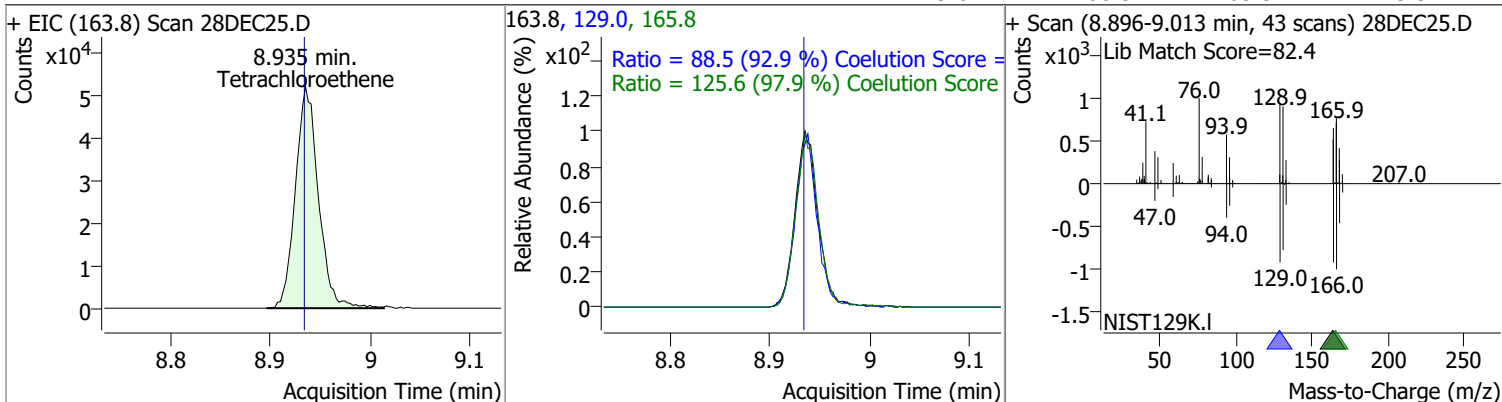


Quantitation Results Report (QT Reviewed)

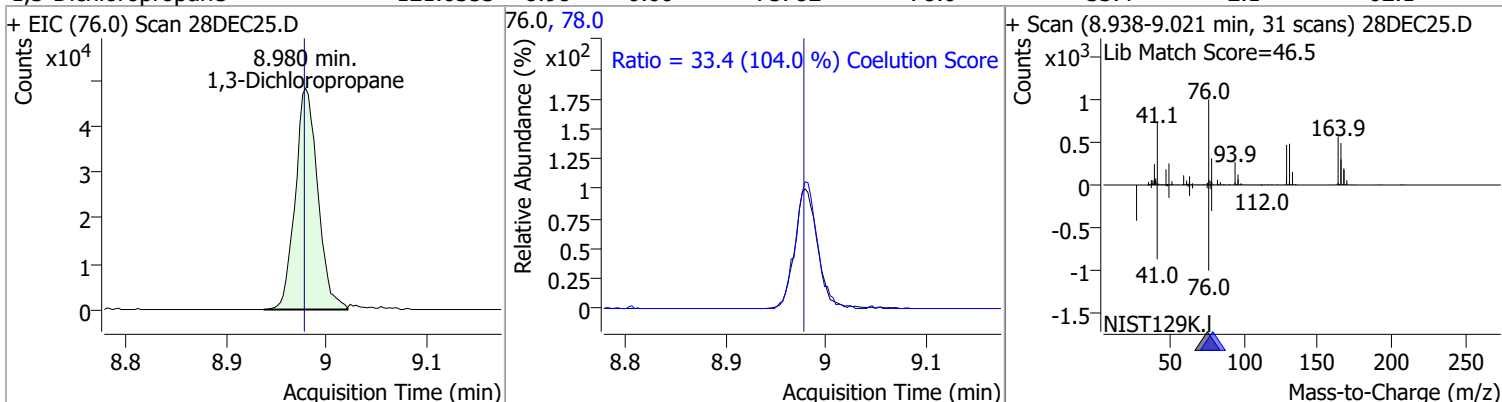
Compound	Conc.	RT	Dev(Min)	Resp.	QIon	QRatio	Lower	Upper
Toluene	125.2806	8.39	0.00	202126	91.0	172.3	144.3	204.3
+ EIC (92.0) Scan 28DEC25.D			92.0, 91.0			+ Scan (8.347-8.455 min, 40 scans) 28DEC25.D		
								
trans-1,3-Dichloropropene	124.3845	8.64	0.00	74958	39.0	51.8	22.1	82.1
+ EIC (75.0) Scan 28DEC25.D			75.0, 77.0, 39.0			+ Scan (8.600-8.695 min, 35 scans) 28DEC25.D		
								
1,1,2-Trichloroethane	122.5548	8.82	0.00	38470	97.0	111.3	84.3	144.3
+ EIC (83.0) Scan 28DEC25.D			83.0, 97.0, 85.0			+ Scan (8.776-8.879 min, 38 scans) 28DEC25.D		
								

Quantitation Results Report (QT Reviewed)

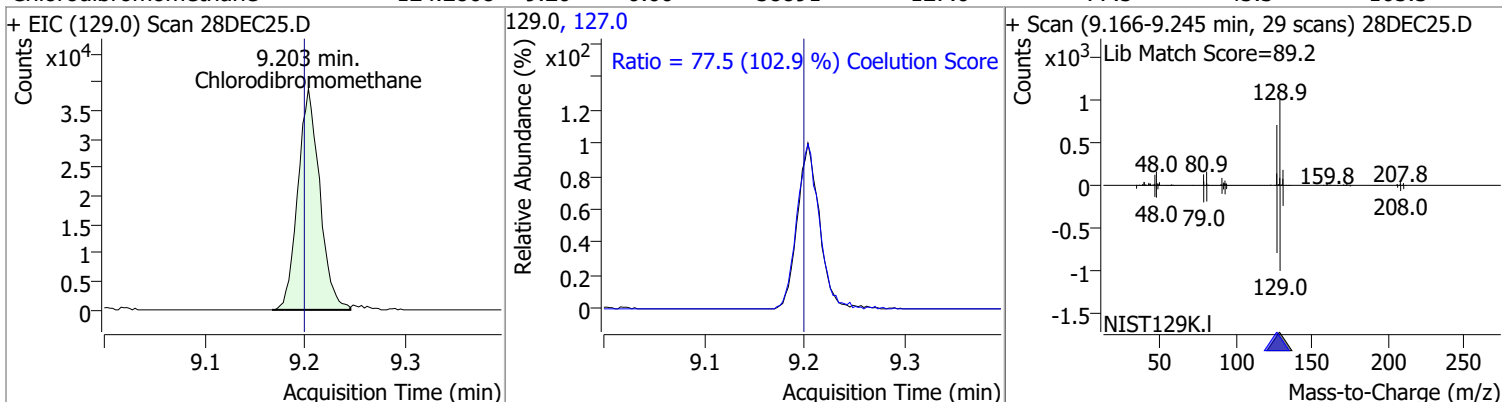
Compound	Conc.	RT	Dev(Min)	Resp.	QIon	QRatio	Lower	Upper
Tetrachloroethene	130.1261	8.94	0.00	83194	165.8	125.6	98.3	158.3
					129.0	88.5	65.3	125.3



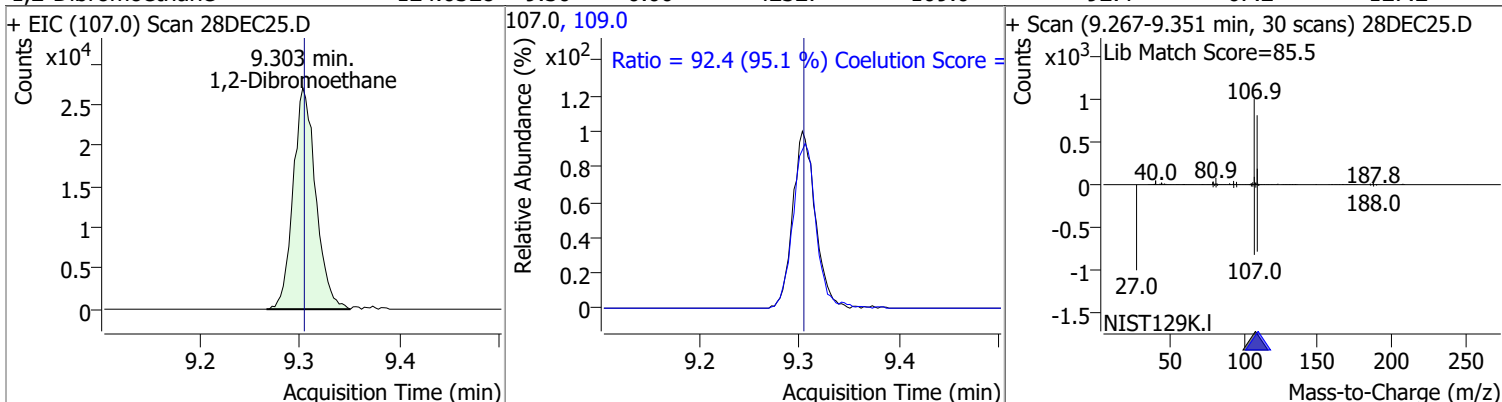
Compound	Conc.	RT	Dev(Min)	Resp.	QIon	QRatio	Lower	Upper
1,3-Dichloropropane	121.0353	8.98	0.00	75782	78.0	33.4	2.1	62.1



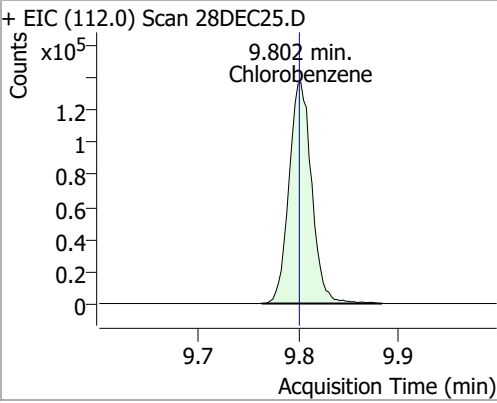
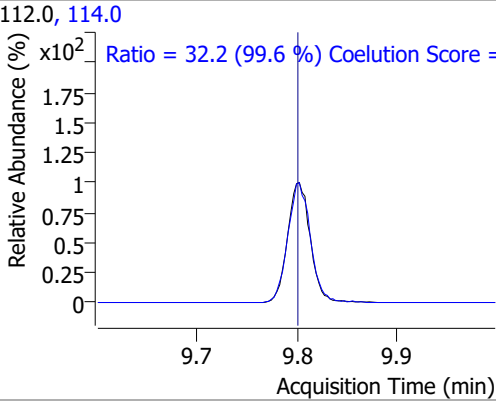
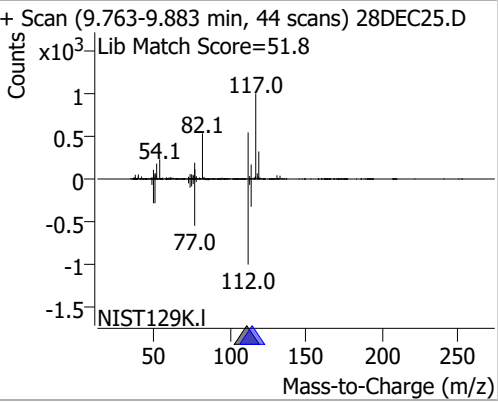
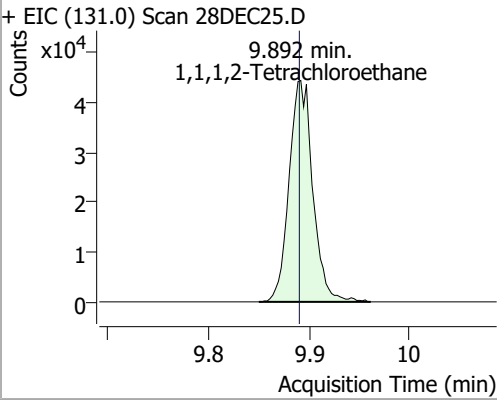
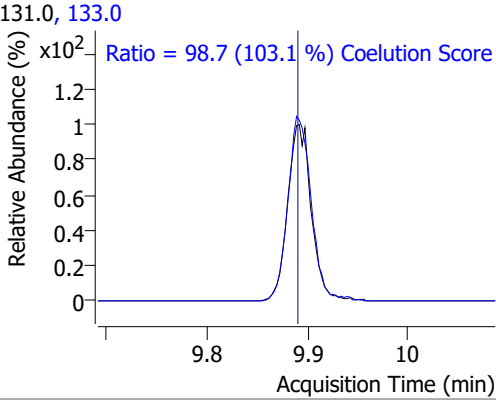
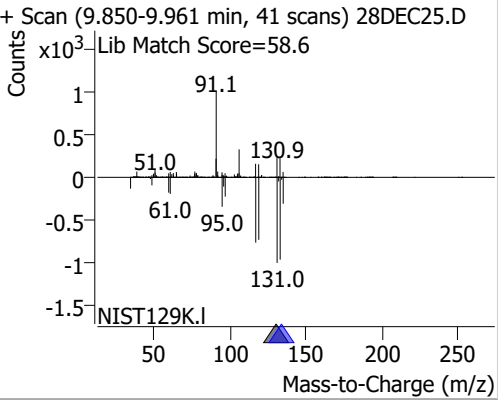
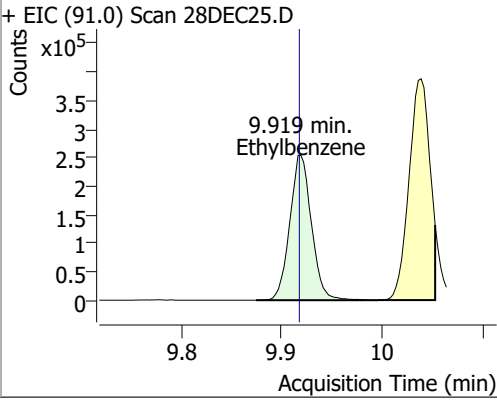
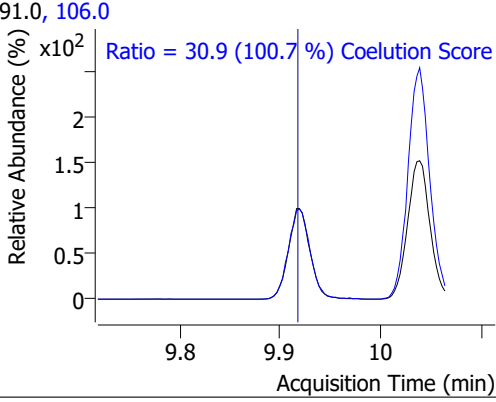
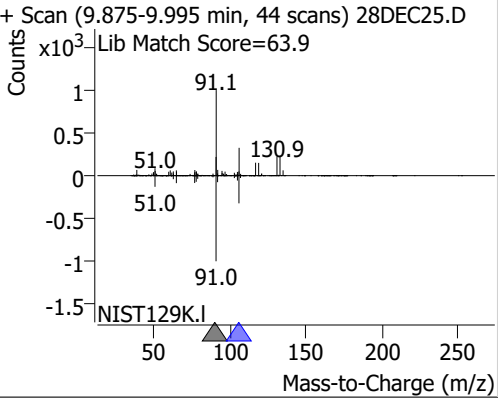
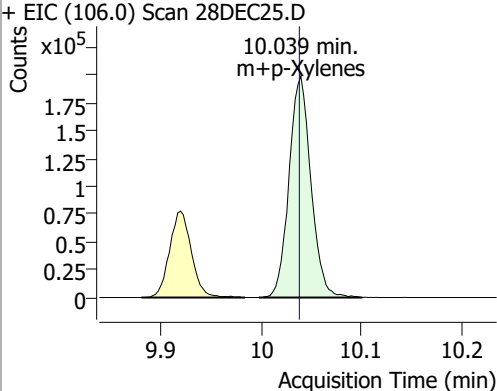
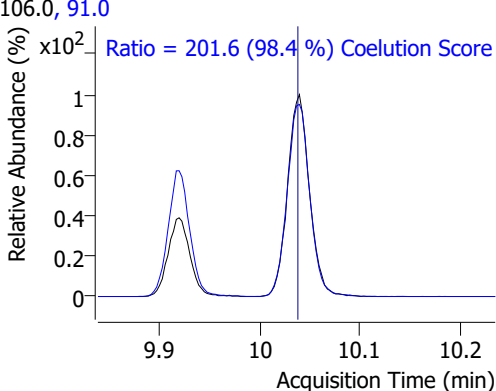
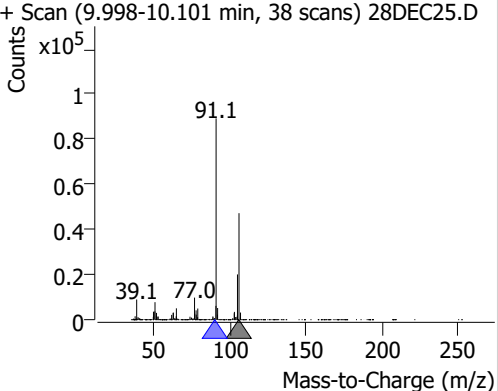
Compound	Conc.	RT	Dev(Min)	Resp.	QIon	QRatio	Lower	Upper
Chlorodibromomethane	124.2808	9.20	0.00	58891	127.0	77.5	45.3	105.3



Compound	Conc.	RT	Dev(Min)	Resp.	QIon	QRatio	Lower	Upper
1,2-Dibromoethane	124.0328	9.30	0.00	42327	109.0	92.4	67.2	127.2

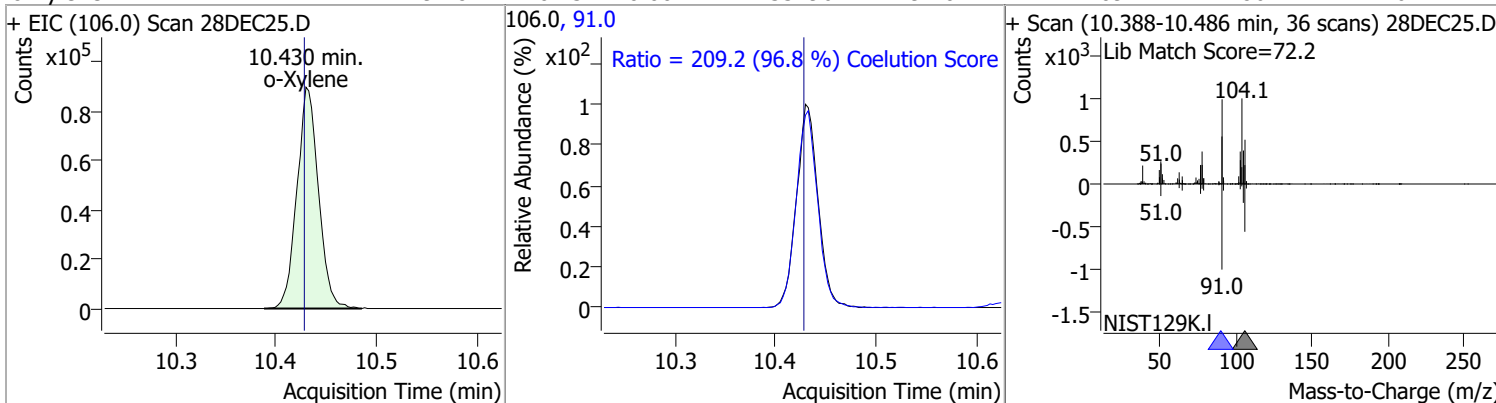


Quantitation Results Report (QT Reviewed)

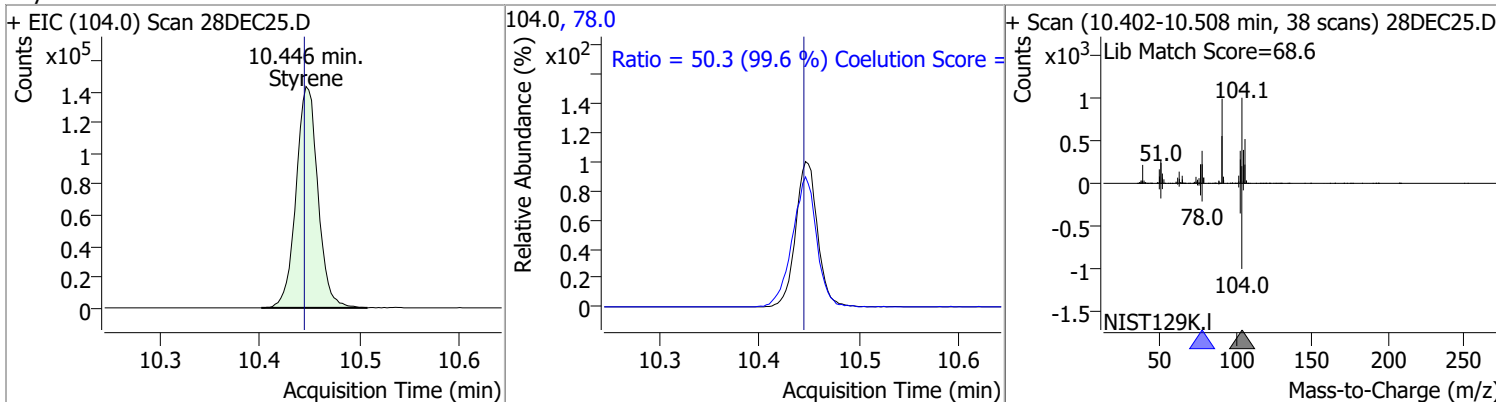
Compound	Conc.	RT	Dev(Min)	Resp.	QIon	QRatio	Lower	Upper
Chlorobenzene	124.0363	9.80	0.00	216032	114.0	32.2	2.3	62.3
+ EIC (112.0) Scan 28DEC25.D 			112.0, 114.0 			+ Scan (9.763-9.883 min, 44 scans) 28DEC25.D Lib Match Score=51.8 		
1,1,1,2-Tetrachloroethane	123.5841	9.89	0.00	73218	133.0	98.7	65.7	125.7
+ EIC (131.0) Scan 28DEC25.D 			131.0, 133.0 			+ Scan (9.850-9.961 min, 41 scans) 28DEC25.D Lib Match Score=58.6 		
Ethylbenzene	122.5945	9.92	0.00	380194	106.0	30.9	0.7	60.7
+ EIC (91.0) Scan 28DEC25.D 			91.0, 106.0 			+ Scan (9.875-9.995 min, 44 scans) 28DEC25.D Lib Match Score=63.9 		
m+p-Xylenes	255.1896	10.04	0.00	301756	91.0	201.6	175.0	235.0
+ EIC (106.0) Scan 28DEC25.D 			106.0, 91.0 			+ Scan (9.998-10.101 min, 38 scans) 28DEC25.D 		

Quantitation Results Report (QT Reviewed)

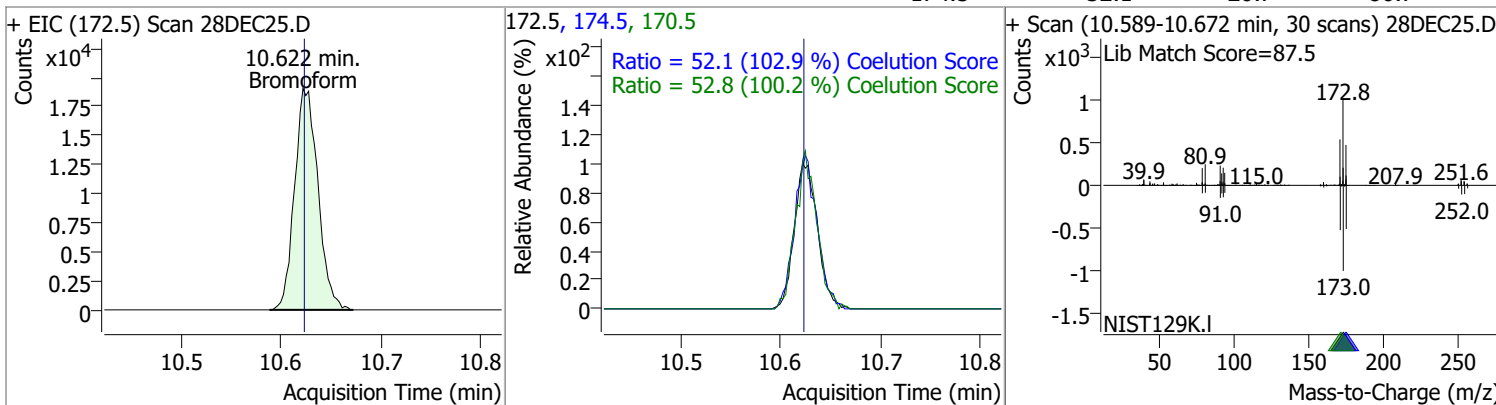
Compound	Conc.	RT	Dev(Min)	Resp.	QIon	QRatio	Lower	Upper
o-Xylene	129.1874	10.43	0.00	133296	91.0	209.2	186.1	246.1



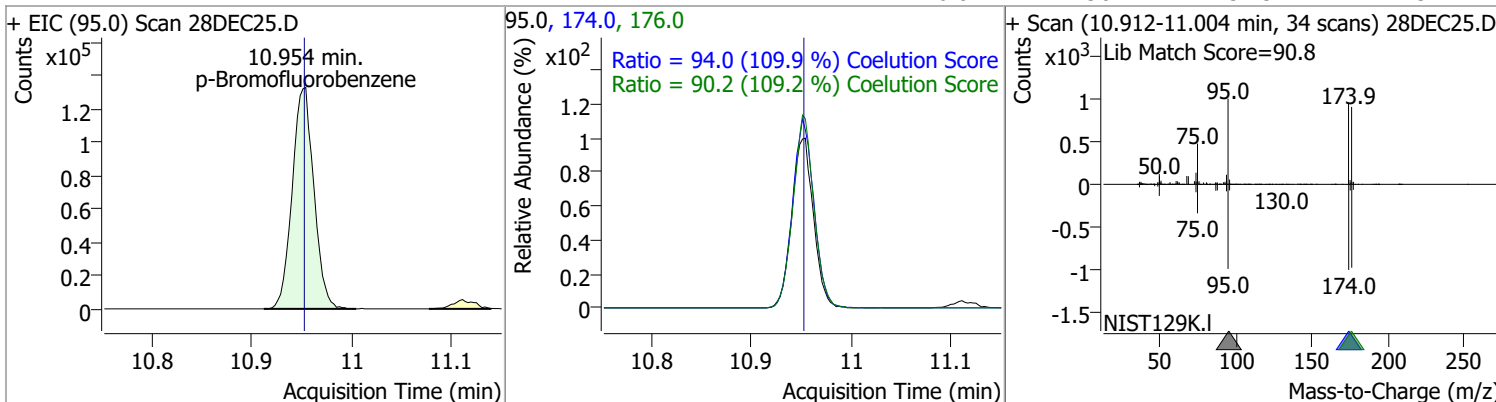
Compound	Conc.	RT	Dev(Min)	Resp.	QIon	QRatio	Lower	Upper
Styrene	129.1437	10.45	0.00	217005	78.0	50.3	20.6	80.6



Compound	Conc.	RT	Dev(Min)	Resp.	QIon	QRatio	Lower	Upper
Bromoform	120.1777	10.62	0.00	30812	170.5	52.8	22.7	82.7
					174.5	52.1	20.7	80.7

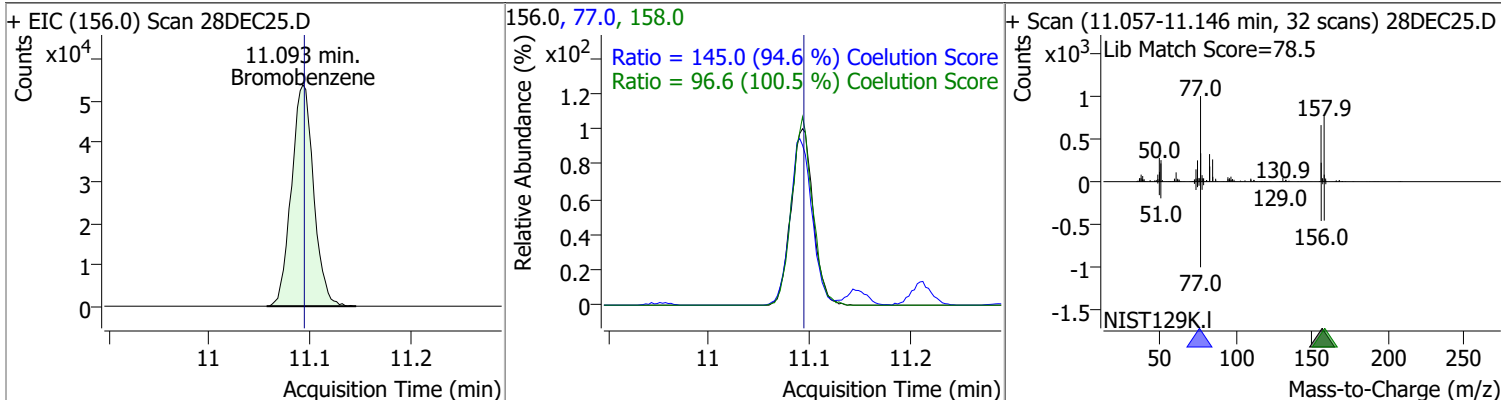


Compound	Conc.	RT	Dev(Min)	Resp.	QIon	QRatio	Lower	Upper
p-Bromofluorobenzene	255.1248	10.95	0.00	199388	174.0	94.0	55.5	115.5
					176.0	90.2	52.5	112.5

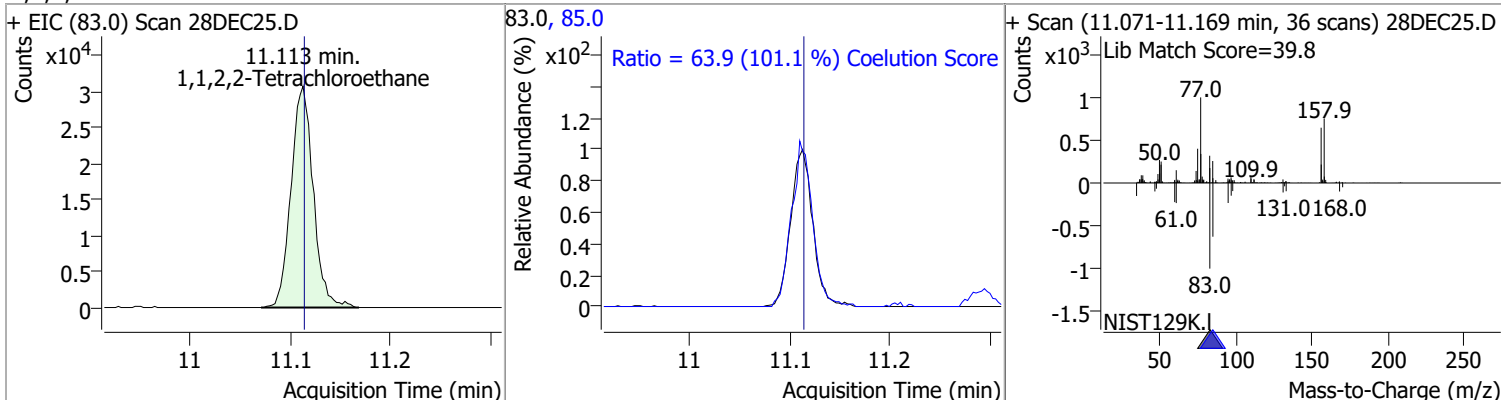


Quantitation Results Report (QT Reviewed)

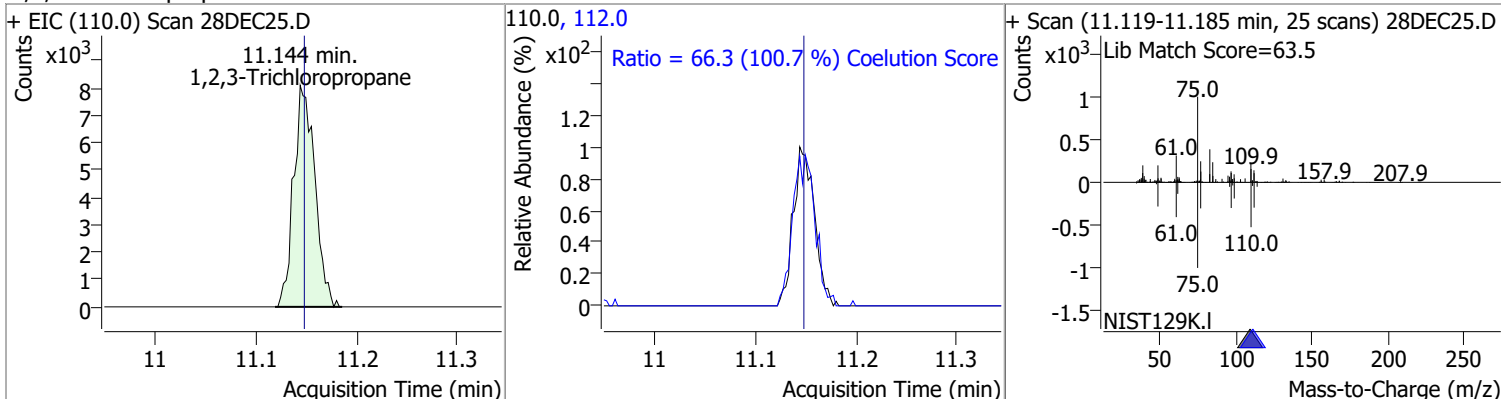
Compound	Conc.	RT	Dev(Min)	Resp.	QIon	QRatio	Lower	Upper
Bromobenzene	122.0065	11.09	0.00	82493	77.0	145.0	123.2	183.2
					158.0	96.6	66.2	126.2



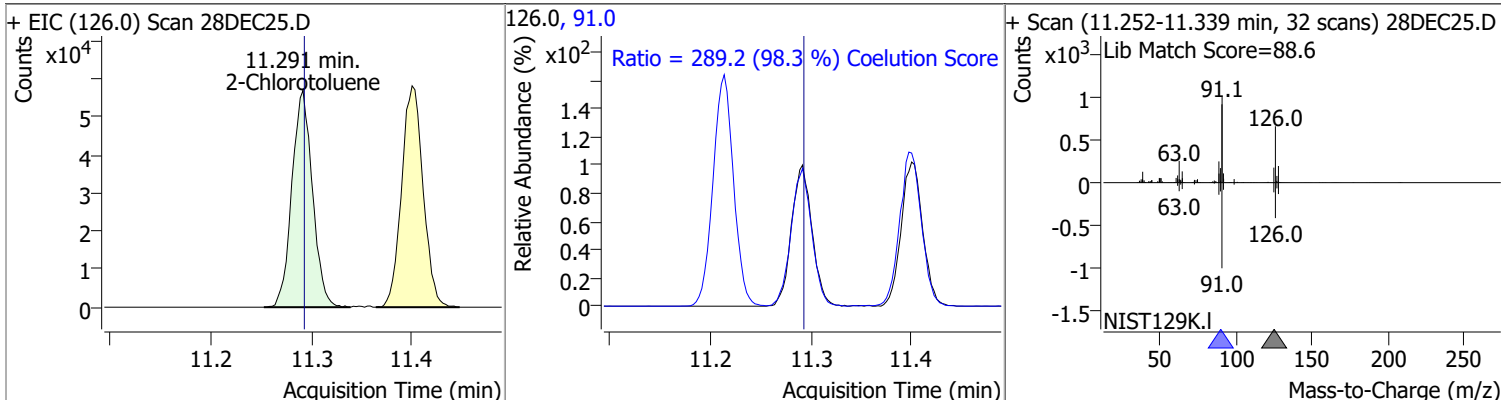
Compound	Conc.	RT	Dev(Min)	Resp.	QIon	QRatio	Lower	Upper
1,1,2,2-Tetrachloroethane	122.1330	11.11	0.00	47305	85.0	63.9	33.2	93.2



Compound	Conc.	RT	Dev(Min)	Resp.	QIon	QRatio	Lower	Upper
1,2,3-Trichloropropane	116.0975	11.14	0.00	11847	112.0	66.3	35.8	95.8

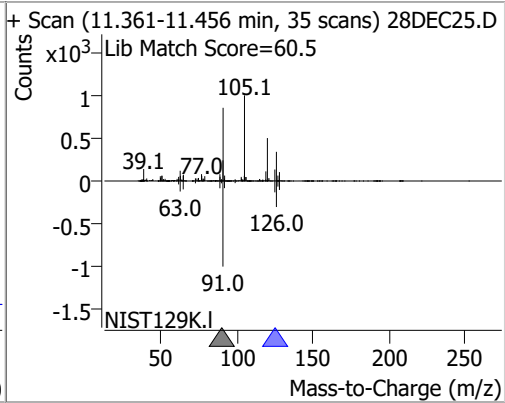
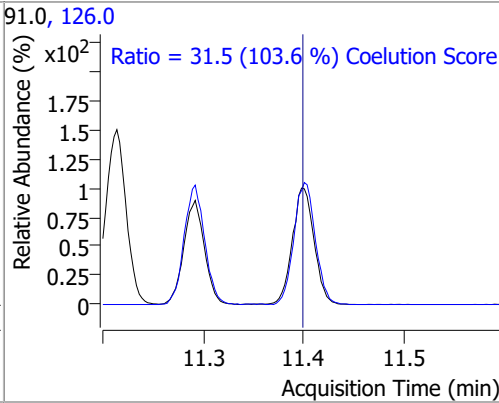
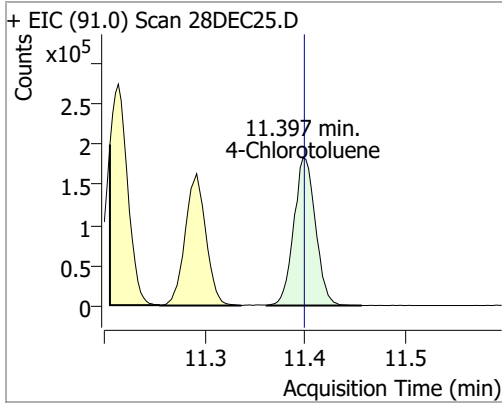


Compound	Conc.	RT	Dev(Min)	Resp.	QIon	QRatio	Lower	Upper
2-Chlorotoluene	115.9249	11.29	0.00	81052	91.0	289.2	264.1	324.1

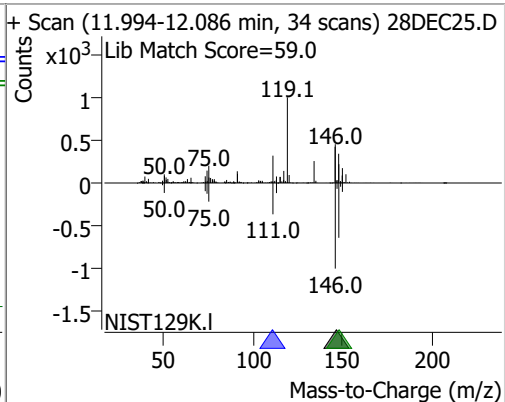
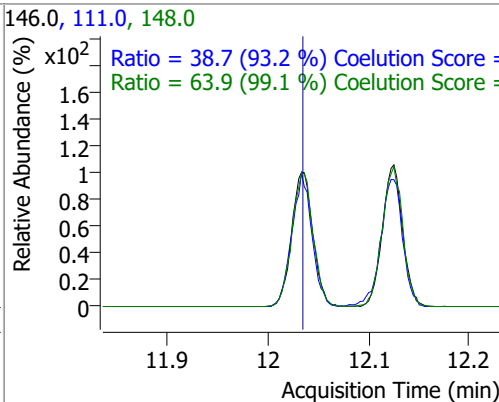
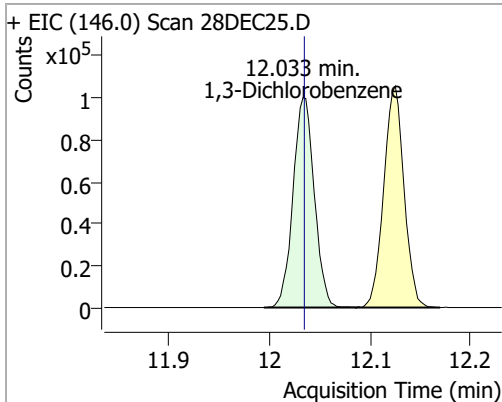


Quantitation Results Report (QT Reviewed)

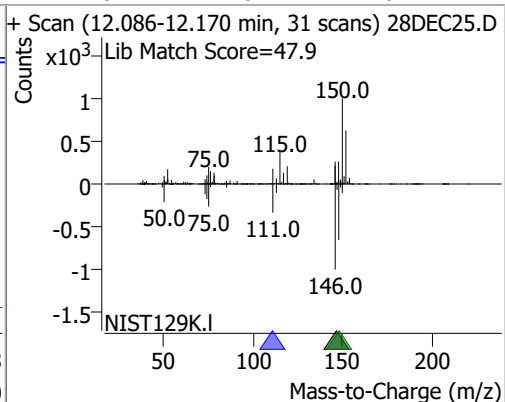
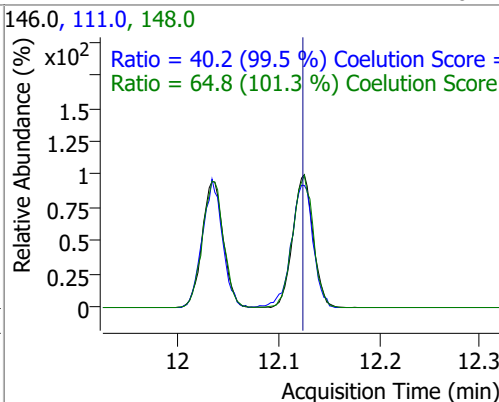
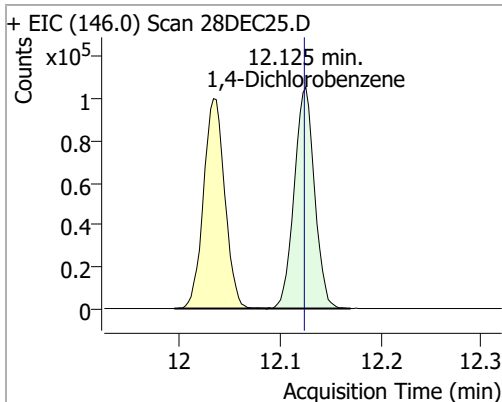
Compound	Conc.	RT	Dev(Min)	Resp.	QIon	QRatio	Lower	Upper
4-Chlorotoluene	122.2003	11.40	0.00	275980	126.0	31.5	0.4	60.4



Compound	Conc.	RT	Dev(Min)	Resp.	QIon	QRatio	Lower	Upper
1,3-Dichlorobenzene	119.1987	12.03	0.00	147339	148.0	63.9	34.5	94.5
					111.0	38.7	11.5	71.5

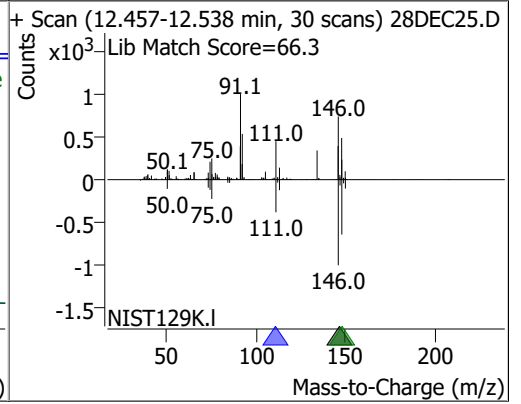
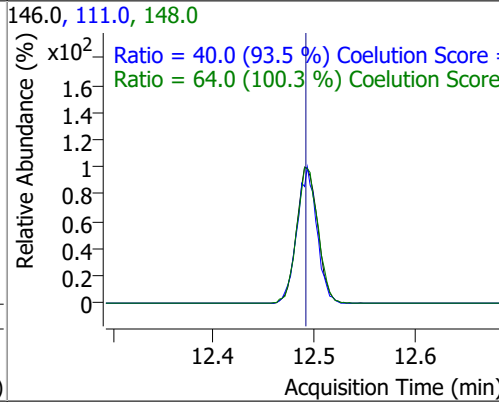
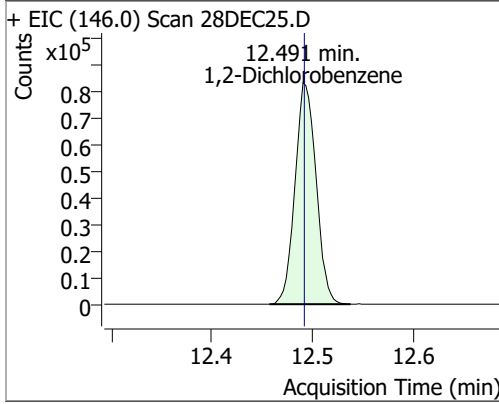


Compound	Conc.	RT	Dev(Min)	Resp.	QIon	QRatio	Lower	Upper
1,4-Dichlorobenzene	116.0802	12.13	0.00	148230	148.0	64.8	34.0	94.0
					111.0	40.2	10.4	70.4



Quantitation Results Report (QT Reviewed)

Compound	Conc.	RT	Dev(Min)	Resp.	QIon	QRatio	Lower	Upper
1,2-Dichlorobenzene	116.3461	12.49	0.00	121707	148.0	64.0	33.8	93.8
					111.0	40.0	12.8	72.8



Audit Trail report

Batch name and path: D:\Org\Data\VOA5975C\VG122821\QuantResults\VG122821_8260B_624pt1.batch.bin
Quant batch version: 10.0
Quant reporting version: 10.0

Name	User	Time	Action	Reason	Comment	Succeed	Exception
CmdNewBatchTable	BL2000\mchavez	12/28/2021 9:10:52 AM	Create new batch D:\Org\Data\VOA5975C\VG122821\VG122821_8260B_624pt1.batch.bin			✓	
CmdImportSamplesFromWorklist	BL2000\mchavez	12/28/2021 9:11:01 AM	Add samples from worklist: D:\Org\Data\VOA5975C\VG122821\28DEC01.D			✓	
CmdStartMethodEditing	BL2000\mchavez	12/28/2021 9:11:50 AM	Start method editing			✓	
CmdImportMethodFromBatch	BL2000\mchavez	12/28/2021 9:11:51 AM	Import method from batch D:\Org\Data\VOA5975C\VG122721\VG122721_8260B_624pt1.batch.bin			✓	
CmdApplyMethodToAllSamples	BL2000\mchavez	12/28/2021 9:11:56 AM	Apply method to all samples			✓	
CmdMethodClear	BL2000\mchavez	12/28/2021 9:11:56 AM	Clear method			✓	
CmdEndMethodEditing	BL2000\mchavez	12/28/2021 9:11:57 AM	End method editing			✓	
CmdQuantitate	BL2000\mchavez	12/28/2021 9:11:59 AM	Quantitate all compounds in all samples			✓	
CmdSaveBatchTable	BL2000\mchavez	12/28/2021 9:14:21 AM	Save batch D:\Org\Data\VOA5975C\VG122821\QuantResults\VG122821_8260B_624pt1.batch.bin			✓	
CmdOpenBatchTable	BL2000\mchavez	12/28/2021 10:30:20 AM	Open batch D:\Org\Data\VOA5975C\VG122821\VG122821_8260B_624pt1.batch.bin			✓	
CmdImportSamplesFromWorklist	BL2000\mchavez	12/28/2021 10:30:48 AM	Add samples from worklist: D:\Org\Data\VOA5975C\VG122821\28DEC03.D, D:\Org\Data\VOA5975C\VG122821\28DEC02.D			✓	
CmdSetSampleAttribute	BL2000\mchavez	12/28/2021 10:30:53 AM	Set SampleType = TuneCheck for sample 28DEC03.D; previous value = Sample			✓	
CmdSaveBatchTable	BL2000\mchavez	12/28/2021 10:41:46 AM	Save batch D:\Org\Data\VOA5975C\VG122821\QuantResults\VG122821_8260B_624pt1.batch.bin			✓	
CmdOpenBatchTable	BL2000\mchavez	12/28/2021 11:06:19 AM	Open batch D:\Org\Data\VOA5975C\VG122821\VG122821_8260B_624pt1.batch.bin			✓	
CmdImportSamplesFromWorklist	BL2000\mchavez	12/28/2021 11:06:32 AM	Add samples from worklist: D:\Org\Data\VOA5975C\VG122821\28DEC04.D			✓	
CmdSetSampleAttribute	BL2000\mchavez	12/28/2021 11:06:36 AM	Set SampleType = CC for sample 28DEC04.D; previous value = Sample			✓	
CmdSetSampleAttribute	BL2000\mchavez	12/28/2021 11:06:39 AM	Set LevelName = CC for sample 28DEC04.D; previous value =			✓	

Audit Trail report

Name	User	Time	Action	Reason	Comment	Succeed	Exception
CmdQuantitate	BL2000\mchavez	12/28/2021 11:06:43 AM	Quantitate all compounds in all samples			✓	
CmdSaveBatchTable	BL2000\mchavez	12/28/2021 11:08:12 AM	Save batch D:\Org\Data\VOA5975C\VG122821\QuantResults\VG122821_8260B_624pt1.batch.bin			✓	
CmdOpenBatchTable	BL2000\mchavez	12/28/2021 11:53:42 AM	Open batch D:\Org\Data\VOA5975C\VG122821\VG122821_8260B_624pt1.batch.bin			✓	
CmdImportSamplesFromWorklist	BL2000\mchavez	12/28/2021 11:54:07 AM	Add samples from worklist: D:\Org\Data\VOA5975C\VG122821\28DEC05.D			✓	
CmdSetSampleAttribute	BL2000\mchavez	12/28/2021 11:54:13 AM	Set SampleType = QC for sample 28DEC05.D; previous value = Sample			✓	
CmdSetSampleAttribute	BL2000\mchavez	12/28/2021 11:54:17 AM	Set LevelName = QC for sample 28DEC05.D; previous value =			✓	
CmdSetSampleAttribute	BL2000\mchavez	12/28/2021 11:54:21 AM	Set SampleInformation = LCSA for sample 28DEC05.D; previous value =			✓	
CmdQuantitate	BL2000\mchavez	12/28/2021 11:54:25 AM	Quantitate all compounds in all samples			✓	
CmdSaveBatchTable	BL2000\mchavez	12/28/2021 11:54:47 AM	Save batch D:\Org\Data\VOA5975C\VG122821\QuantResults\VG122821_8260B_624pt1.batch.bin			✓	
CmdOpenBatchTable	BL2000\mchavez	12/28/2021 12:39:37 PM	Open batch D:\Org\Data\VOA5975C\VG122821\VG122821_8260B_624pt1.batch.bin			✓	
CmdImportSamplesFromWorklist	BL2000\mchavez	12/28/2021 12:40:07 PM	Add samples from worklist: D:\Org\Data\VOA5975C\VG122821\28DEC07.D, D:\Org\Data\VOA5975C\VG122821\28DEC06.D			✓	
CmdSetSampleAttribute	BL2000\mchavez	12/28/2021 12:40:14 PM	Set SampleType = Blank for sample 28DEC07.D; previous value = Sample			✓	
CmdQuantitate	BL2000\mchavez	12/28/2021 12:40:55 PM	Quantitate all compounds in all samples			✓	
CmdZeroOutPeak	BL2000\mchavez	12/28/2021 12:41:09 PM	Zero out primary peak of compound Chloroethane in sample 28DEC07.D			✓	
CmdImportSamplesFromWorklist	BL2000\mchavez	12/28/2021 1:53:03 PM	Add samples from worklist: D:\Org\Data\VOA5975C\VG122821\28DEC09.D, D:\Org\Data\VOA5975C\VG122821\28DEC08.D			✓	
CmdQuantitate	BL2000\mchavez	12/28/2021 1:53:14 PM	Quantitate all compounds in all samples			✓	
CmdSaveBatchTable	BL2000\mchavez	12/28/2021 1:58:42 PM	Save batch D:\Org\Data\VOA5975C\VG122821\QuantResults\VG122821_8260B_624pt1.batch.bin			✓	

Audit Trail report

Name	User	Time	Action	Reason	Comment	Succeed	Exception
CmdOpenBatchTable	BL2000\mchavez	12/28/2021 2:00:11 PM	Open batch D:\Org\Data\VOA5975C\VG122821\VG122821_8260B_624pt1.batch.bin			✓	
CmdImportSamplesFromWorklist	BL2000\mchavez	12/28/2021 2:00:30 PM	Add samples from worklist: D:\Org\Data\VOA5975C\VG122821\28DEC10.D			✓	
CmdQuantitate	BL2000\mchavez	12/28/2021 2:00:38 PM	Quantitate all compounds in all samples			✓	
CmdQuantitate	BL2000\mchavez	12/28/2021 2:01:25 PM	Quantitate all compounds in all samples			✓	
CmdSaveBatchTable	BL2000\mchavez	12/28/2021 2:40:43 PM	Save batch D:\Org\Data\VOA5975C\VG122821\QuantResults\VG122821_8260B_624pt1.batch.bin			✓	
CmdOpenBatchTable	BL2000\mchavez	12/28/2021 3:41:19 PM	Open batch D:\Org\Data\VOA5975C\VG122821\VG122821_8260B_624pt1.batch.bin			✓	
CmdImportSamplesFromWorklist	BL2000\mchavez	12/28/2021 3:41:38 PM	Add samples from worklist: D:\Org\Data\VOA5975C\VG122821\28DEC12.D, D:\Org\Data\VOA5975C\VG122821\28DEC11.D			✓	
CmdQuantitate	BL2000\mchavez	12/28/2021 3:41:54 PM	Quantitate all compounds in all samples			✓	
CmdImportSamplesFromWorklist	BL2000\mchavez	12/28/2021 3:44:44 PM	Add samples from worklist: D:\Org\Data\VOA5975C\VG122821\28DEC13.D			✓	
CmdQuantitate	BL2000\mchavez	12/28/2021 3:44:55 PM	Quantitate all compounds in all samples			✓	
CmdSaveBatchTable	BL2000\mchavez	12/28/2021 4:07:06 PM	Save batch D:\Org\Data\VOA5975C\VG122821\QuantResults\VG122821_8260B_624pt1.batch.bin			✓	
CmdOpenBatchTable	BL2000\mchavez	12/29/2021 6:55:19 AM	Open batch D:\Org\Data\VOA5975C\VG122821\VG122821_8260B_624pt1.batch.bin			✓	

Audit Trail report

Name	User	Time	Action	Reason	Comment	Succeed	Exception
CmdImportSamplesFromWorklist	BL2000\mchavez	12/29/2021 6:57:26 AM	Add samples from worklist: D:\Org\Data\VOA5975C\VG122821\28DEC26.D, D:\Org\Data\VOA5975C\VG122821\28DEC25.D, D:\Org\Data\VOA5975C\VG122821\28DEC24.D, D:\Org\Data\VOA5975C\VG122821\28DEC23.D, D:\Org\Data\VOA5975C\VG122821\28DEC22.D, D:\Org\Data\VOA5975C\VG122821\28DEC21.D, D:\Org\Data\VOA5975C\VG122821\28DEC20.D, D:\Org\Data\VOA5975C\VG122821\28DEC19.D, D:\Org\Data\VOA5975C\VG122821\28DEC18.D, D:\Org\Data\VOA5975C\VG122821\28DEC17.D, D:\Org\Data\VOA5975C\VG122821\28DEC16.D, D:\Org\Data\VOA5975C\VG122821\28DEC15.D, D:\Org\Data\VOA5975C\VG122821\28DEC14.D			✓	
CmdSetSampleAttribute	BL2000\mchavez	12/29/2021 6:57:37 AM	Set SampleType = CC for sample 28DEC25.D; previous value = Sample			✓	
CmdSetSampleAttribute	BL2000\mchavez	12/29/2021 6:57:42 AM	Set LevelName = CC for sample 28DEC25.D; previous value =			✓	
CmdQuantitate	BL2000\mchavez	12/29/2021 6:57:57 AM	Quantitate all compounds in all samples			✓	
CmdSaveBatchTable	BL2000\mchavez	12/29/2021 6:58:53 AM	Save batch D:\Org\Data\VOA5975C\VG122821\QuantResults\VG122821_8260B_624pt1.batch.bin			✓	
CmdOpenBatchTable	BL2000\mchavez	1/3/2022 2:24:04 PM	Open batch D:\Org\Data\VOA5975C\VG122821\VG122821_8260B_624pt1.batch.bin			✓	
CmdSetSampleAttribute	BL2000\mchavez	1/3/2022 2:24:21 PM	Set SampleType = Matrix for sample 28DEC22.D; previous value = Sample			✓	
CmdSetSampleAttribute	BL2000\mchavez	1/3/2022 2:24:28 PM	Set SampleType = MatrixDup for sample 28DEC23.D; previous value = Sample			✓	
CmdSetSampleAttribute	BL2000\mchavez	1/3/2022 2:24:37 PM	Set SampleInformation = MatrixA for sample 28DEC22.D; previous value =			✓	
CmdSetSampleAttribute	BL2000\mchavez	1/3/2022 2:24:40 PM	Set SampleInformation = MatrixA for sample 28DEC23.D; previous value =			✓	
CmdSetSampleAttribute	BL2000\mchavez	1/3/2022 2:24:45 PM	Set MatrixSpikeGroup = 1 for sample 28DEC22.D; previous value =			✓	
CmdSetSampleAttribute	BL2000\mchavez	1/3/2022 2:24:48 PM	Set MatrixSpikeGroup = 1 for sample 28DEC23.D; previous value =			✓	

Audit Trail report

Name	User	Time	Action	Reason	Comment	Succeed	Exception
CmdSetSampleAttribute	BL2000\mchavez	1/3/2022 2:24:51 PM	Set MatrixSpikeGroup = 1 for sample 28DEC13.D; previous value =			✓	
CmdSaveBatchTable	BL2000\mchavez	1/3/2022 2:54:54 PM	Save batch D:\Org\Data\VOA5975C\VG122821\QuantResults\VG122821_8260B_624pt1.batch.bin			✓	
CmdOpenBatchTable	BL2000\mchavez	1/5/2022 4:01:01 PM	Open batch D:\Org\Data\VOA5975C\VG122821\VG122821_8260B_624pt1.batch.bin			✓	
CmdSetSampleAttribute	BL2000\mchavez	1/5/2022 4:01:19 PM	Set SampleApproved = True for sample 28DEC03.D; previous value = False			✓	
CmdSetSampleAttribute	BL2000\mchavez	1/5/2022 4:02:51 PM	Set SampleApproved = True for sample 28DEC04.D; previous value = False			✓	
CmdStartMethodEditing	BL2000\mchavez	1/5/2022 4:22:01 PM	Start method editing			✓	
CmdImportMethodFromFile	BL2000\mchavez	1/5/2022 4:22:03 PM	Import method from file \\MASSHUNTER\Org\Data\Methods\Quant\VOA5975C\VOA5975C_120721_CAL\VOA5975C_8260B_SHT_DoD_L4_120721.m			✓	
CmdApplyMethodToAllSamples	BL2000\mchavez	1/5/2022 4:22:19 PM	Apply method to all samples			✓	
CmdMethodClear	BL2000\mchavez	1/5/2022 4:22:19 PM	Clear method			✓	
CmdEndMethodEditing	BL2000\mchavez	1/5/2022 4:22:19 PM	End method editing			✓	
CmdQuantitate	BL2000\mchavez	1/5/2022 4:22:41 PM	Quantitate all compounds in all samples			✓	
CmdSetSampleAttribute	BL2000\mchavez	1/5/2022 4:23:19 PM	Set SampleApproved = True for sample 28DEC05.D; previous value = False			✓	
CmdManuallyIntegratePeak	BL2000\mchavez	1/5/2022 4:24:14 PM	Manually integrate compound Methylene chloride in sample 28DEC07.D from x, y = 3.296, 0 to 3.416, 0; result = 1380			✓	
CmdManuallyIntegrateQualifierPeak	BL2000\mchavez	1/5/2022 4:24:17 PM	Manually integrate qualifier 84.0 of compound Methylene chloride in sample 28DEC07.D from x, y = 3.280, 0 to 3.388, 0; result = 840			✓	
CmdManuallyIntegrateQualifierPeak	BL2000\mchavez	1/5/2022 4:24:19 PM	Manually integrate qualifier 86.0 of compound Methylene chloride in sample 28DEC07.D from x, y = 3.313, 0 to 3.374, 0; result = 383			✓	
CmdSetSampleAttribute	BL2000\mchavez	1/5/2022 4:24:35 PM	Set SampleApproved = True for sample 28DEC07.D; previous value = False			✓	
CmdSetTargetCompoundAttribute	BL2000\mchavez	1/5/2022 4:24:44 PM	Set UserAnnotation = NI for compound Methylene chloride in sample 28DEC07.D; previous value =			✓	

Audit Trail report

Name	User	Time	Action	Reason	Comment	Succeed	Exception
CmdManuallyIntegrateQualifierPeak	BL2000\mchavez	1/5/2022 4:25:09 PM	Manually integrate qualifier 86.0 of compound Methylene chloride in sample 28DEC08.D from x, y = 3.285, 0 to 3.386, 0; result = 1256			✓	
CmdSetSampleAttribute	BL2000\mchavez	1/5/2022 4:26:19 PM	Set SampleApproved = True for sample 28DEC08.D; previous value = False			✓	
CmdSetSampleAttribute	BL2000\mchavez	1/5/2022 4:26:19 PM	Set SampleApproved = False for sample 28DEC08.D; previous value = True			✓	
CmdSetSampleAttribute	BL2000\mchavez	1/5/2022 4:26:23 PM	Set SampleApproved = True for sample 28DEC08.D; previous value = False			✓	
CmdSetSampleAttribute	BL2000\mchavez	1/5/2022 4:26:24 PM	Set SampleApproved = False for sample 28DEC08.D; previous value = True			✓	
CmdSetSampleAttribute	BL2000\mchavez	1/5/2022 4:26:41 PM	Set SampleApproved = True for sample 28DEC08.D; previous value = False			✓	
CmdSetSampleAttribute	BL2000\mchavez	1/5/2022 4:26:43 PM	Set SampleApproved = False for sample 28DEC08.D; previous value = True			✓	
CmdSetSampleAttribute	BL2000\mchavez	1/5/2022 4:27:21 PM	Set SampleApproved = True for sample 28DEC08.D; previous value = False			✓	
CmdManuallyIntegratePeak	BL2000\mchavez	1/5/2022 4:27:50 PM	Manually integrate compound Toluene in sample 28DEC09.D from x, y = 8.372, 0 to 8.411, 0; result = 104			✓	

Audit Trail report

Name	User	Time	Action	Reason	Comment	Succeed	Exception
CmdManuallyIntegrate QualifierPeak	BL2000\mchavez	1/5/2022 4:27:52 PM	Manually integrate qualifier 91.0 of compound Toluene in sample 28DEC09.D from x, y = 8.363, 0 to 8.422, 0; result = 0				Agilent.MassSpectrometry.DataAnalysis.Quantitative.ApplicationCommandException: Manual integration failed for qualifier 91.0 of compound Toluene in sample B21121841-009A. ---> Agilent.MassSpectrometry.DataAnalysis.Quantitative.ApplicationCommandException: Manual integration failed for qualifier 91.0 of compound Toluene in sample B21121841-009A. ---> System.IndexOutOfRangeException: Index was outside the bounds of the array. at at Agilent.MassSpectrometry.DataAnalysis.AgileIntegrator.Peak.a(Double[] A_0, Single[] A_1, Int32 A_2, Int32 A_3, Int32 A_4, Double A_5, Double A_6, Double& A_7, Double& A_8, Int32& A_9, Int32& A_10, Int32& A_11, Int32& A_12) at at Agilent.MassSpectrometry.DataAnalysis.AgileIntegrator.Peak.ComputeChromatographicMetrics(Double[] xArray, Single[] yArray, Int32 startIndex, Int32 apexIndex, Int32 endIndex, Double baselineSlope, Double yIntercept, Double& fullWidthHalfMaximum, Double& symmetry) at at Agilent.MassSpectrometry.DataAnalysis.Quantitative.Integrator.a(IChromatogram A_0, IPeakList A_1) at at Agilent.MassSpectrometry.DataAnalysis.Quantitative.Integrator.ManualIntegrate(IChromatogram chromatogram, Double xStart, Double yStart, Double xEnd, Double yEnd, IChromPeakList& peaklist) at at Agilent.MassSpectrometry.DataAnalysis.Quantitative.Analysis.MeasuredIon.ManualIntegrate(Double xStart, Double yStart, Double xEnd, Double yEnd) --- End of inner exception stack trace --- at at Agilent.MassSpectrometry.DataAnalysis.Quantitative.Analysis.QualifierIon.SetManualIntegrationFailureMessage(Exception e) at at Agilent.MassSpectrometry.DataAnalysis.Quantitative.Analysis.MeasuredIon.ManualIntegrate(Double xStart, Double yStart, Double xEnd, Double yEnd)

Audit Trail report

Name	User	Time	Action	Reason	Comment	Succeed	Exception
							at Agilent.MassSpectrometry.DataAnalysis.Quantitative.CmdManuallyIntegrateQualifierPeak.Do() --- End of inner exception stack trace --- at Agilent.MassSpectrometry.DataAnalysis.Quantitative.CmdManuallyIntegrateQualifierPeak.Do() at Agilent.MassSpectrometry.CommandModel.CommandHistory.Invoke(ICommand cmd) at Agilent.MassSpectrometry.DataAnalysis.Quantitative.AppCommandContext.Invoke(ICommand cmd)
CmdZeroOutPeak	BL2000\mchavez	1/5/2022 4:27:58 PM	Zero out primary peak of compound Toluene in sample 28DEC09.D			✓	

Audit Trail report

Name	User	Time	Action	Reason	Comment	Succeed	Exception
CmdManuallyIntegrate QualifierPeak	BL2000\mchavez	1/5/2022 4:28:04 PM	Manually integrate qualifier 91.0 of compound Toluene in sample 28DEC09.D from x, y = 8.366, 0 to 8.414, 0; result = 0				<p>Agilent.MassSpectrometry.DataAnalysis.Quantitative.ApplicationCommandException: Manual integration failed for qualifier 91.0 of compound Toluene in sample B21121841-009A. ---></p> <p>Agilent.MassSpectrometry.DataAnalysis.Quantitative.ApplicationCommandException: Manual integration failed for qualifier 91.0 of compound Toluene in sample B21121841-009A. ---></p> <p>System.IndexOutOfRangeException: Index was outside the bounds of the array.</p> <p>at Agilent.MassSpectrometry.DataAnalysis.AgileIntegrator.Peak.a(Double[] A_0, Single[] A_1, Int32 A_2, Int32 A_3, Int32 A_4, Double A_5, Double A_6, Double& A_7, Double& A_8, Int32& A_9, Int32& A_10, Int32& A_11, Int32& A_12)</p> <p>at Agilent.MassSpectrometry.DataAnalysis.AgileIntegrator.Peak.ComputeChromatographicMetrics(Double[] xArray, Single[] yArray, Int32 startIndex, Int32 apexIndex, Int32 endIndex, Double baselineSlope, Double yIntercept, Double& fullWidthHalfMaximum, Double& symmetry)</p> <p>at Agilent.MassSpectrometry.DataAnalysis.Quantitative.Integrator.a(IChromatogram A_0, IPeakList A_1)</p> <p>at Agilent.MassSpectrometry.DataAnalysis.Quantitative.Integrator.ManualIntegrate(IChromatogram chromatogram, Double xStart, Double yStart, Double xEnd, Double yEnd, IChromPeakList& peaklist)</p> <p>at Agilent.MassSpectrometry.DataAnalysis.Quantitative.Analysis.MeasuredIon.ManualIntegrate(Double xStart, Double yStart, Double xEnd, Double yEnd)</p> <p>--- End of inner exception stack trace ---</p> <p>at Agilent.MassSpectrometry.DataAnalysis.Quantitative.Analysis.QualifierIon.SetManualIntegrationFailureMessage(Exception e)</p> <p>at Agilent.MassSpectrometry.DataAnalysis.Quantitative.Analysis.MeasuredIon.ManualIntegrate(Double xStart, Double yStart, Double xEnd, Double yEnd)</p>

Audit Trail report

Name	User	Time	Action	Reason	Comment	Succeed	Exception
							at Agilent.MassSpectrometry.DataAnalysis.Quantitative.CmdManuallyIntegrateQualifierPeak.Do() --- End of inner exception stack trace --- at Agilent.MassSpectrometry.DataAnalysis.Quantitative.CmdManuallyIntegrateQualifierPeak.Do() at Agilent.MassSpectrometry.CommandModel.CommandHistory.Invoke(ICommand cmd) at Agilent.MassSpectrometry.DataAnalysis.Quantitative.AppCommandContext.Invoke(ICommand cmd)

Audit Trail report

Name	User	Time	Action	Reason	Comment	Succeed	Exception
CmdManuallyIntegratePeak	BL2000\mchavez	1/5/2022 4:28:08 PM	Manually integrate compound Toluene in sample 28DEC09.D, from x, y = 8.369, 0 to 8.383, 0, result = 0; previous integration is from x, y = 8.388, 0 to 8.388, 0 and previous response = 0.				Agilent.MassSpectrometry.DataAnalysis.Quantitative.ApplicationCommandException: Manual integration failed for compound Toluene in sample B21121841-009A. ---> Agilent.MassSpectrometry.DataAnalysis.Quantitative.ApplicationCommandException: Manual integration failed for compound Toluene in sample B21121841-009A. ---> System.IndexOutOfRangeException: Index was outside the bounds of the array. at Agilent.MassSpectrometry.DataAnalysis.AgileIntegrator.Peak.a(Double[] A_0, Single[] A_1, Int32 A_2, Int32 A_3, Int32 A_4, Double A_5, Double A_6, Double& A_7, Double& A_8, Int32& A_9, Int32& A_10, Int32& A_11, Int32& A_12) at Agilent.MassSpectrometry.DataAnalysis.AgileIntegrator.Peak.ComputeChromatographicMetrics(Double[] xArray, Single[] yArray, Int32 startIndex, Int32 apexIndex, Int32 endIndex, Double baselineSlope, Double yIntercept, Double& fullWidthHalfMaximum, Double& symmetry) at Agilent.MassSpectrometry.DataAnalysis.Quantitative.Integrator.a(IChromatogram A_0, IPeakList A_1) at Agilent.MassSpectrometry.DataAnalysis.Quantitative.Integrator.ManualIntegrate(IChromatogram chromatogram, Double xStart, Double yStart, Double xEnd, Double yEnd, IChromPeakList& peaklist) at Agilent.MassSpectrometry.DataAnalysis.Quantitative.Analysis.MeasuredIon.ManualIntegrate(Double xStart, Double yStart, Double xEnd, Double yEnd) --- End of inner exception stack trace --- at Agilent.MassSpectrometry.DataAnalysis.Quantitative.Analysis.QuantifierIon.SetManualIntegrationFailureMessage(Exception e) at Agilent.MassSpectrometry.DataAnalysis.Quantitative.Analysis.MeasuredIon.ManualIntegrate(Double xStart, Double yStart, Double xEnd, Double yEnd)

Audit Trail report

Name	User	Time	Action	Reason	Comment	Succeed	Exception
							at Agilent.MassSpectrometry.DataAnalysis.Quantitative.CmdManuallyIntegratePeak.Do() --- End of inner exception stack trace --- at Agilent.MassSpectrometry.DataAnalysis.Quantitative.CmdManuallyIntegratePeak.Do() at Agilent.MassSpectrometry.CommandModel.CommandHistory.Invoke(ICommand cmd) at Agilent.MassSpectrometry.DataAnalysis.Quantitative.AppCommandContext.Invoke(ICommand cmd)
CmdManuallyIntegratePeak	BL2000\mchavez	1/5/2022 4:28:12 PM	Manually integrate compound Toluene in sample 28DEC09.D, from x, y = 8.372, 0 to 8.408, 0, result = 104; previous integration is from x, y = 8.388, 0 to 8.388, 0 and previous response = 0.			✓	
CmdManuallyIntegrateQualifierPeak	BL2000\mchavez	1/5/2022 4:28:15 PM	Manually integrate qualifier91.0 of compound Toluene in sample 28DEC09.D from x, y = 8.361, 0 to 8.414, 0; result = 156			✓	
CmdSetTargetCompoundAttribute	BL2000\mchavez	1/5/2022 4:28:20 PM	Set UserAnnotation = NI for compound Toluene in sample 28DEC09.D; previous value =			✓	
CmdManuallyIntegratePeak	BL2000\mchavez	1/5/2022 4:28:51 PM	Manually integrate compound Methylene chloride in sample 28DEC09.D from x, y = 3.291, 0 to 3.383, 0; result = 1188			✓	
CmdManuallyIntegrateQualifierPeak	BL2000\mchavez	1/5/2022 4:28:53 PM	Manually integrate qualifier84.0 of compound Methylene chloride in sample 28DEC09.D from x, y = 3.302, 0 to 3.388, 0; result = 708			✓	
CmdManuallyIntegrateQualifierPeak	BL2000\mchavez	1/5/2022 4:28:55 PM	Manually integrate qualifier86.0 of compound Methylene chloride in sample 28DEC09.D from x, y = 3.296, 0 to 3.363, 0; result = 326			✓	
CmdSetTargetCompoundAttribute	BL2000\mchavez	1/5/2022 4:29:01 PM	Set UserAnnotation = NI for compound Methylene chloride in sample 28DEC09.D; previous value =			✓	
CmdManuallyIntegratePeak	BL2000\mchavez	1/5/2022 4:29:18 PM	Manually integrate compound Chloromethane in sample 28DEC09.D from x, y = 1.392, 0 to 1.436, 0; result = 1063			✓	
CmdManuallyIntegrateQualifierPeak	BL2000\mchavez	1/5/2022 4:29:21 PM	Manually integrate qualifier52.0 of compound Chloromethane in sample 28DEC09.D from x, y = 1.381, 0 to 1.417, 0; result = 209			✓	

Audit Trail report

Name	User	Time	Action	Reason	Comment	Succeed	Exception
CmdSetSampleAttribute	BL2000\mchavez	1/5/2022 4:29:27 PM	Set SampleApproved = True for sample 28DEC09.D; previous value = False			✓	
CmdSetTargetCompoundAttribute	BL2000\mchavez	1/5/2022 4:29:35 PM	Set UserAnnotation = NI for compound Chloromethane in sample 28DEC09.D; previous value =			✓	
CmdManuallyIntegrateQualifierPeak	BL2000\mchavez	1/5/2022 4:29:43 PM	Manually integrate qualifier52.0 of compound Chloromethane in sample 28DEC10.D from x, y = 1.367, 0 to 1.439, 0; result = 571			✓	
CmdManuallyIntegratePeak	BL2000\mchavez	1/5/2022 4:29:52 PM	Manually integrate compound Methylene chloride in sample 28DEC10.D from x, y = 3.299, 0 to 3.383, 0; result = 1205			✓	
CmdManuallyIntegrateQualifierPeak	BL2000\mchavez	1/5/2022 4:29:53 PM	Manually integrate qualifier84.0 of compound Methylene chloride in sample 28DEC10.D from x, y = 3.285, 0 to 3.380, 0; result = 697			✓	
CmdManuallyIntegrateQualifierPeak	BL2000\mchavez	1/5/2022 4:29:56 PM	Manually integrate qualifier86.0 of compound Methylene chloride in sample 28DEC10.D from x, y = 3.305, 0 to 3.380, 0; result = 200			✓	
CmdSetTargetCompoundAttribute	BL2000\mchavez	1/5/2022 4:29:58 PM	Set UserAnnotation = NI for compound Methylene chloride in sample 28DEC10.D; previous value =			✓	
CmdManuallyIntegratePeak	BL2000\mchavez	1/5/2022 4:30:03 PM	Manually integrate compound Toluene in sample 28DEC10.D from x, y = 8.352, 0 to 8.419, 0; result = 995			✓	
CmdManuallyIntegrateQualifierPeak	BL2000\mchavez	1/5/2022 4:30:08 PM	Manually integrate qualifier91.0 of compound Toluene in sample 28DEC10.D from x, y = 8.344, 0 to 8.433, 0; result = 1650			✓	
CmdSetTargetCompoundAttribute	BL2000\mchavez	1/5/2022 4:30:12 PM	Set UserAnnotation = NI for compound Toluene in sample 28DEC10.D; previous value =			✓	
CmdManuallyIntegratePeak	BL2000\mchavez	1/5/2022 4:30:42 PM	Manually integrate compound Benzene in sample 28DEC10.D from x, y = 6.249, 0 to 6.319, 0; result = 359			✓	
CmdManuallyIntegrateQualifierPeak	BL2000\mchavez	1/5/2022 4:30:44 PM	Manually integrate qualifier77.0 of compound Benzene in sample 28DEC10.D from x, y = 6.258, 0 to 6.314, 0; result = 28			✓	
CmdSetTargetCompoundAttribute	BL2000\mchavez	1/5/2022 4:34:34 PM	Set UserAnnotation = NI for compound Benzene in sample 28DEC10.D; previous value =			✓	
CmdSetSampleAttribute	BL2000\mchavez	1/5/2022 4:34:45 PM	Set SampleApproved = True for sample 28DEC10.D; previous value = False			✓	
CmdSaveBatchTable	BL2000\mchavez	1/5/2022 4:36:03 PM	Save batch D:\Org\Data\VOA5975C\VG122821\QuantResults\VG122821_8260B_624pt1.b atch.bin			✓	

Audit Trail report

Name	User	Time	Action	Reason	Comment	Succeed	Exception
CmdOpenBatchTable	BL2000\mchavez	1/6/2022 11:00:04 PM	Open batch D:\Org\Data\VOA5975C\VG122821\VG122821_8260B_624pt1.batch.bin			✓	
CmdManuallyIntegrateQualifierPeak	BL2000\mchavez	1/6/2022 11:00:28 PM	Manually integrate qualifier52.0 of compound Chloromethane in sample 28DEC11.D from x, y = 1.375, 0 to 1.436, 0; result = 748			✓	
CmdManuallyIntegratePeak	BL2000\mchavez	1/6/2022 11:00:44 PM	Manually integrate compound Methylene chloride in sample 28DEC11.D from x, y = 3.285, 0 to 3.374, 0; result = 960			✓	
CmdManuallyIntegrateQualifierPeak	BL2000\mchavez	1/6/2022 11:00:48 PM	Manually integrate qualifier84.0 of compound Methylene chloride in sample 28DEC11.D from x, y = 3.277, 0 to 3.399, 0; result = 603			✓	
CmdManuallyIntegrateQualifierPeak	BL2000\mchavez	1/6/2022 11:00:51 PM	Manually integrate qualifier86.0 of compound Methylene chloride in sample 28DEC11.D from x, y = 3.288, 0 to 3.377, 0; result = 421			✓	
CmdSetTargetCompoundAttribute	BL2000\mchavez	1/6/2022 11:01:00 PM	Set UserAnnotation = NI for compound Methylene chloride in sample 28DEC11.D; previous value =			✓	
CmdManuallyIntegratePeak	BL2000\mchavez	1/6/2022 11:01:31 PM	Manually integrate compound Benzene in sample 28DEC11.D from x, y = 6.227, 0 to 6.325, 0; result = 670			✓	
CmdManuallyIntegrateQualifierPeak	BL2000\mchavez	1/6/2022 11:01:36 PM	Manually integrate qualifier77.0 of compound Benzene in sample 28DEC11.D from x, y = 6.247, 0 to 6.283, 0; result = 107			✓	
CmdManuallyIntegratePeak	BL2000\mchavez	1/6/2022 11:02:01 PM	Manually integrate compound Toluene in sample 28DEC11.D from x, y = 8.352, 0 to 8.427, 0; result = 1262			✓	
CmdManuallyIntegrateQualifierPeak	BL2000\mchavez	1/6/2022 11:02:04 PM	Manually integrate qualifier91.0 of compound Toluene in sample 28DEC11.D from x, y = 8.349, 0 to 8.430, 0; result = 1832			✓	
CmdManuallyIntegratePeak	BL2000\mchavez	1/6/2022 11:02:26 PM	Manually integrate compound m+p-Xylenes in sample 28DEC11.D from x, y = 10.009, 0 to 10.059, 0; result = 167			✓	
CmdManuallyIntegrateQualifierPeak	BL2000\mchavez	1/6/2022 11:02:28 PM	Manually integrate qualifier91.0 of compound m+p-Xylenes in sample 28DEC11.D from x, y = 10.020, 0 to 10.059, 0; result = 523			✓	
CmdZeroOutPeak	BL2000\mchavez	1/6/2022 11:02:34 PM	Zero out primary peak of compound m+p-Xylenes in sample 28DEC11.D			✓	
CmdSetSampleAttribute	BL2000\mchavez	1/6/2022 11:03:24 PM	Set UserDefined = Qualifier ratio did not meet method criteria for m+p Xylenes for sample 28DEC11.D; previous value =			✓	
CmdSetSampleAttribute	BL2000\mchavez	1/6/2022 11:03:39 PM	Set SampleApproved = True for sample 28DEC11.D; previous value = False			✓	

Audit Trail report

Name	User	Time	Action	Reason	Comment	Succeed	Exception
CmdSetTargetCompoundAttribute	BL2000\mchavez	1/6/2022 11:03:47 PM	Set UserAnnotation = NI for compound Benzene in sample 28DEC11.D; previous value =			✓	
CmdSetTargetCompoundAttribute	BL2000\mchavez	1/6/2022 11:03:50 PM	Set UserAnnotation = NI for compound Toluene in sample 28DEC11.D; previous value =			✓	
CmdManuallyIntegratePeak	BL2000\mchavez	1/6/2022 11:05:34 PM	Manually integrate compound Chloromethane in sample 28DEC12.D from x, y = 1.369, 0 to 1.436, 0; result = 1305			✓	
CmdManuallyIntegrateQualifierPeak	BL2000\mchavez	1/6/2022 11:05:36 PM	Manually integrate qualifier52.0 of compound Chloromethane in sample 28DEC12.D from x, y = 1.375, 0 to 1.453, 0; result = 328			✓	
CmdManuallyIntegratePeak	BL2000\mchavez	1/6/2022 11:05:47 PM	Manually integrate compound Methylene chloride in sample 28DEC12.D from x, y = 3.280, 0 to 3.380, 0; result = 1120			✓	
CmdSetTargetCompoundAttribute	BL2000\mchavez	1/6/2022 11:05:50 PM	Set UserAnnotation = NI for compound Methylene chloride in sample 28DEC12.D; previous value =			✓	
CmdManuallyIntegrateQualifierPeak	BL2000\mchavez	1/6/2022 11:05:52 PM	Manually integrate qualifier84.0 of compound Methylene chloride in sample 28DEC12.D from x, y = 3.285, 0 to 3.380, 0; result = 491			✓	
CmdManuallyIntegrateQualifierPeak	BL2000\mchavez	1/6/2022 11:05:56 PM	Manually integrate qualifier86.0 of compound Methylene chloride in sample 28DEC12.D from x, y = 3.288, 0 to 3.388, 0; result = 265			✓	
CmdSetTargetCompoundAttribute	BL2000\mchavez	1/6/2022 11:06:02 PM	Set UserAnnotation = NI for compound Chloromethane in sample 28DEC12.D; previous value =			✓	
CmdManuallyIntegratePeak	BL2000\mchavez	1/6/2022 11:06:20 PM	Manually integrate compound Benzene in sample 28DEC12.D from x, y = 6.244, 0 to 6.319, 0; result = 568			✓	
CmdManuallyIntegrateQualifierPeak	BL2000\mchavez	1/6/2022 11:06:22 PM	Manually integrate qualifier77.0 of compound Benzene in sample 28DEC12.D from x, y = 6.244, 0 to 6.305, 0; result = 89			✓	
CmdManuallyIntegratePeak	BL2000\mchavez	1/6/2022 11:06:34 PM	Manually integrate compound Toluene in sample 28DEC12.D from x, y = 8.361, 0 to 8.419, 0; result = 1014			✓	

Audit Trail report

Name	User	Time	Action	Reason	Comment	Succeed	Exception
CmdManuallyIntegrate QualifierPeak	BL2000\mchavez	1/6/2022 11:06:41 PM	Manually integrate qualifier 91.0 of compound Toluene in sample 28DEC12.D from x, y = 8.363, 0 to 8.411, 0; result = 0				<p>Agilent.MassSpectrometry.DataAnalysis.Quantitative.ApplicationCommandException: Manual integration failed for qualifier 91.0 of compound Toluene in sample B21121961-003A. ---></p> <p>Agilent.MassSpectrometry.DataAnalysis.Quantitative.ApplicationCommandException: Manual integration failed for qualifier 91.0 of compound Toluene in sample B21121961-003A. ---></p> <p>System.IndexOutOfRangeException: Index was outside the bounds of the array.</p> <p>at Agilent.MassSpectrometry.DataAnalysis.AgileIntegrator.Peak.a(Double[] A_0, Single[] A_1, Int32 A_2, Int32 A_3, Int32 A_4, Double A_5, Double A_6, Double& A_7, Double& A_8, Int32& A_9, Int32& A_10, Int32& A_11, Int32& A_12)</p> <p>at Agilent.MassSpectrometry.DataAnalysis.AgileIntegrator.Peak.ComputeChromatographicMetrics(Double[] xArray, Single[] yArray, Int32 startIndex, Int32 apexIndex, Int32 endIndex, Double baselineSlope, Double yIntercept, Double& fullWidthHalfMaximum, Double& symmetry)</p> <p>at Agilent.MassSpectrometry.DataAnalysis.Quantitative.Integrator.a(IChromatogram A_0, IPeakList A_1)</p> <p>at Agilent.MassSpectrometry.DataAnalysis.Quantitative.Integrator.ManualIntegrate(IChromatogram chromatogram, Double xStart, Double yStart, Double xEnd, Double yEnd, IChromPeakList& peaklist)</p> <p>at Agilent.MassSpectrometry.DataAnalysis.Quantitative.Analysis.MeasuredIon.ManualIntegrate(Double xStart, Double yStart, Double xEnd, Double yEnd)</p> <p>--- End of inner exception stack trace ---</p> <p>at Agilent.MassSpectrometry.DataAnalysis.Quantitative.Analysis.QualifierIon.SetManualIntegrationFailureMessage(Exception e)</p> <p>at Agilent.MassSpectrometry.DataAnalysis.Quantitative.Analysis.MeasuredIon.ManualIntegrate(Double xStart, Double yStart, Double xEnd, Double yEnd)</p>

Audit Trail report

Name	User	Time	Action	Reason	Comment	Succeed	Exception
							at Agilent.MassSpectrometry.DataAnalysis.Quantitative.CmdManuallyIntegrateQualifierPeak.Do() --- End of inner exception stack trace --- at Agilent.MassSpectrometry.DataAnalysis.Quantitative.CmdManuallyIntegrateQualifierPeak.Do() at Agilent.MassSpectrometry.CommandModel.CommandHistory.Invoke(ICommand cmd) at Agilent.MassSpectrometry.DataAnalysis.Quantitative.AppCommandContext.Invoke(ICommand cmd)
CmdManuallyIntegrateQualifierPeak	BL2000\mchavez	1/6/2022 11:06:51 PM	Manually integrate qualifier91.0 of compound Toluene in sample 28DEC12.D from x, y = 8.355, 0 to 8.416, 0; result = 1418			✓	
CmdZeroOutPeak	BL2000\mchavez	1/6/2022 11:06:57 PM	Zero out primary peak of compound Toluene in sample 28DEC12.D			✓	
CmdSetSampleAttribute	BL2000\mchavez	1/6/2022 11:07:07 PM	Set UserDefined = Qualifier ratio did not meet method criteria for m+p Xylenes for sample 28DEC12.D; previous value =			✓	
CmdSetSampleAttribute	BL2000\mchavez	1/6/2022 11:07:23 PM	Set UserDefined = Qualifier ratio did not meet method criteria for Toluene for sample 28DEC12.D; previous value = Qualifier ratio did not meet method criteria for m+p Xylenes			✓	
CmdSetTargetCompoundAttribute	BL2000\mchavez	1/6/2022 11:07:30 PM	Set UserAnnotation = NI for compound Benzene in sample 28DEC12.D; previous value =			✓	
CmdManuallyIntegratePeak	BL2000\mchavez	1/6/2022 11:07:50 PM	Manually integrate compound m+p-Xylenes in sample 28DEC12.D from x, y = 10.023, 0 to 10.048, 0; result = 30			✓	
CmdManuallyIntegrateQualifierPeak	BL2000\mchavez	1/6/2022 11:07:54 PM	Manually integrate qualifier91.0 of compound m+p-Xylenes in sample 28DEC12.D from x, y = 10.009, 0 to 10.056, 0; result = 282			✓	
CmdZeroOutPeak	BL2000\mchavez	1/6/2022 11:07:59 PM	Zero out primary peak of compound m+p-Xylenes in sample 28DEC12.D			✓	
CmdSetSampleAttribute	BL2000\mchavez	1/6/2022 11:08:18 PM	Set UserDefined = Qualifier ratio did not meet method criteria for m+p Xylenes, Toluene for sample 28DEC12.D; previous value = Qualifier ratio did not meet method criteria for Toluene			✓	
CmdSetSampleAttribute	BL2000\mchavez	1/6/2022 11:08:39 PM	Set SampleApproved = True for sample 28DEC12.D; previous value = False			✓	

Audit Trail report

Name	User	Time	Action	Reason	Comment	Succeed	Exception
CmdManuallyIntegratePeak	BL2000\mchavez	1/6/2022 11:09:53 PM	Manually integrate compound Methylene chloride in sample 28DEC13.D from x, y = 3.294, 0 to 3.361, 0; result = 607			✓	
CmdManuallyIntegrateQualifierPeak	BL2000\mchavez	1/6/2022 11:09:56 PM	Manually integrate qualifier84.0 of compound Methylene chloride in sample 28DEC13.D from x, y = 3.299, 0 to 3.369, 0; result = 326			✓	
CmdManuallyIntegrateQualifierPeak	BL2000\mchavez	1/6/2022 11:09:58 PM	Manually integrate qualifier86.0 of compound Methylene chloride in sample 28DEC13.D from x, y = 3.305, 0 to 3.372, 0; result = 97			✓	
CmdSetSampleAttribute	BL2000\mchavez	1/6/2022 11:10:09 PM	Set SampleApproved = True for sample 28DEC13.D; previous value = False			✓	
CmdSetTargetCompoundAttribute	BL2000\mchavez	1/6/2022 11:10:19 PM	Set UserAnnotation = NI for compound Methylene chloride in sample 28DEC13.D; previous value =			✓	
CmdManuallyIntegratePeak	BL2000\mchavez	1/6/2022 11:10:48 PM	Manually integrate compound Methylene chloride in sample 28DEC14.D from x, y = 3.294, 0 to 3.372, 0; result = 354			✓	
CmdManuallyIntegrateQualifierPeak	BL2000\mchavez	1/6/2022 11:10:50 PM	Manually integrate qualifier84.0 of compound Methylene chloride in sample 28DEC14.D from x, y = 3.285, 0 to 3.388, 0; result = 249			✓	
CmdManuallyIntegrateQualifierPeak	BL2000\mchavez	1/6/2022 11:10:52 PM	Manually integrate qualifier86.0 of compound Methylene chloride in sample 28DEC14.D from x, y = 3.299, 0 to 3.369, 0; result = 67			✓	
CmdSetTargetCompoundAttribute	BL2000\mchavez	1/6/2022 11:10:57 PM	Set UserAnnotation = NI for compound Methylene chloride in sample 28DEC14.D; previous value =			✓	
CmdManuallyIntegratePeak	BL2000\mchavez	1/6/2022 11:11:15 PM	Manually integrate compound Benzene in sample 28DEC14.D from x, y = 6.244, 0 to 6.328, 0; result = 481			✓	
CmdManuallyIntegrateQualifierPeak	BL2000\mchavez	1/6/2022 11:11:17 PM	Manually integrate qualifier77.0 of compound Benzene in sample 28DEC14.D from x, y = 6.263, 0 to 6.303, 0; result = 28			✓	
CmdSetTargetCompoundAttribute	BL2000\mchavez	1/6/2022 11:11:21 PM	Set UserAnnotation = NI for compound Benzene in sample 28DEC14.D; previous value =			✓	
CmdSetSampleAttribute	BL2000\mchavez	1/6/2022 11:11:48 PM	Set SampleApproved = True for sample 28DEC14.D; previous value = False			✓	
CmdQuantitate	BL2000\mchavez	1/6/2022 11:12:09 PM	Quantitate all compounds in all samples			✓	
CmdManuallyIntegratePeak	BL2000\mchavez	1/6/2022 11:12:53 PM	Manually integrate compound Benzene in sample 28DEC15.D from x, y = 6.235, 0 to 6.328, 0; result = 355			✓	

Audit Trail report

Name	User	Time	Action	Reason	Comment	Succeed	Exception
CmdManuallyIntegrateQualifierPeak	BL2000\mchavez	1/6/2022 11:12:55 PM	Manually integrate qualifier77.0 of compound Benzene in sample 28DEC15.D from x, y = 6.283, 0 to 6.353, 0; result = 30			✓	
CmdSetTargetCompoundAttribute	BL2000\mchavez	1/6/2022 11:12:59 PM	Set UserAnnotation = NI for compound Benzene in sample 28DEC15.D; previous value =			✓	
CmdManuallyIntegratePeak	BL2000\mchavez	1/6/2022 11:13:24 PM	Manually integrate compound Chloromethane in sample 28DEC15.D from x, y = 1.375, 0 to 1.436, 0; result = 575			✓	
CmdManuallyIntegrateQualifierPeak	BL2000\mchavez	1/6/2022 11:13:26 PM	Manually integrate qualifier52.0 of compound Chloromethane in sample 28DEC15.D from x, y = 1.369, 0 to 1.422, 0; result = 156			✓	
CmdSetSampleAttribute	BL2000\mchavez	1/6/2022 11:13:28 PM	Set SampleApproved = True for sample 28DEC15.D; previous value = False			✓	
CmdSetTargetCompoundAttribute	BL2000\mchavez	1/6/2022 11:13:44 PM	Set UserAnnotation = NI for compound Chloromethane in sample 28DEC15.D; previous value =			✓	
CmdManuallyIntegratePeak	BL2000\mchavez	1/6/2022 11:13:59 PM	Manually integrate compound Chloromethane in sample 28DEC16.D from x, y = 1.375, 0 to 1.445, 0; result = 1985			✓	
CmdSetTargetCompoundAttribute	BL2000\mchavez	1/6/2022 11:14:00 PM	Set UserAnnotation = NI for compound Chloromethane in sample 28DEC16.D; previous value =			✓	
CmdManuallyIntegrateQualifierPeak	BL2000\mchavez	1/6/2022 11:14:03 PM	Manually integrate qualifier52.0 of compound Chloromethane in sample 28DEC16.D from x, y = 1.369, 0 to 1.445, 0; result = 598			✓	
CmdManuallyIntegratePeak	BL2000\mchavez	1/6/2022 11:14:13 PM	Manually integrate compound Benzene in sample 28DEC16.D from x, y = 6.252, 0 to 6.328, 0; result = 681			✓	
CmdManuallyIntegrateQualifierPeak	BL2000\mchavez	1/6/2022 11:14:15 PM	Manually integrate qualifier77.0 of compound Benzene in sample 28DEC16.D from x, y = 6.255, 0 to 6.317, 0; result = 59			✓	
CmdSetTargetCompoundAttribute	BL2000\mchavez	1/6/2022 11:14:19 PM	Set UserAnnotation = NI for compound Benzene in sample 28DEC16.D; previous value =			✓	
CmdManuallyIntegratePeak	BL2000\mchavez	1/6/2022 11:14:34 PM	Manually integrate compound Methylene chloride in sample 28DEC16.D from x, y = 3.288, 0 to 3.358, 0; result = 488			✓	
CmdManuallyIntegrateQualifierPeak	BL2000\mchavez	1/6/2022 11:14:36 PM	Manually integrate qualifier84.0 of compound Methylene chloride in sample 28DEC16.D from x, y = 3.294, 0 to 3.380, 0; result = 189			✓	

Audit Trail report

Name	User	Time	Action	Reason	Comment	Succeed	Exception
CmdManuallyIntegrateQualifierPeak	BL2000\mchavez	1/6/2022 11:14:39 PM	Manually integrate qualifier 86.0 of compound Methylene chloride in sample 28DEC16.D from x, y = 3.308, 0 to 3.377, 0; result = 94			✓	
CmdZeroOutPeak	BL2000\mchavez	1/6/2022 11:14:43 PM	Zero out primary peak of compound Methylene chloride in sample 28DEC16.D			✓	
CmdSetSampleAttribute	BL2000\mchavez	1/6/2022 11:14:56 PM	Set UserDefined = Qualifier ratio did not meet method criteria for m+p Xylenes for sample 28DEC16.D; previous value =			✓	
CmdSetSampleAttribute	BL2000\mchavez	1/6/2022 11:15:15 PM	Set UserDefined = Qualifier ratio did not meet method criteria for Methylene chloride for sample 28DEC16.D; previous value = Qualifier ratio did not meet method criteria for m+p Xylenes			✓	
CmdManuallyIntegrateQualifierPeak	BL2000\mchavez	1/6/2022 11:15:56 PM	Manually integrate qualifier 106.0 of compound Ethylbenzene in sample 28DEC16.D from x, y = 9.880, 0 to 9.961, 0; result = 1558			✓	
CmdManuallyIntegratePeak	BL2000\mchavez	1/6/2022 11:16:09 PM	Manually integrate compound m+p-Xylenes in sample 28DEC16.D from x, y = 10.009, 0 to 10.053, 0; result = 390			✓	
CmdManuallyIntegrateQualifierPeak	BL2000\mchavez	1/6/2022 11:16:18 PM	Manually integrate qualifier 91.0 of compound m+p-Xylenes in sample 28DEC16.D, from x, y = 10.011, 0 to 10.067, 0, result = 845; previous integration is from x, y = 9.889, 0 to 9.953, 0 and previous response = 4663.			✓	
CmdSetTargetCompoundAttribute	BL2000\mchavez	1/6/2022 11:16:29 PM	Set UserAnnotation = NI for compound m+p-Xylenes in sample 28DEC16.D; previous value =			✓	
CmdManuallyIntegratePeak	BL2000\mchavez	1/6/2022 11:16:35 PM	Manually integrate compound o-Xylene in sample 28DEC16.D from x, y = 10.399, 0 to 10.466, 0; result = 191			✓	
CmdManuallyIntegrateQualifierPeak	BL2000\mchavez	1/6/2022 11:16:38 PM	Manually integrate qualifier 91.0 of compound o-Xylene in sample 28DEC16.D from x, y = 10.416, 0 to 10.483, 0; result = 287			✓	
CmdZeroOutPeak	BL2000\mchavez	1/6/2022 11:16:43 PM	Zero out primary peak of compound o-Xylene in sample 28DEC16.D			✓	
CmdSetSampleAttribute	BL2000\mchavez	1/6/2022 11:17:11 PM	Set UserDefined = Qualifier ratio did not meet method criteria for Methylene chloride, o-Xylene for sample 28DEC16.D; previous value = Qualifier ratio did not meet method criteria for Methylene chloride			✓	
CmdSetSampleAttribute	BL2000\mchavez	1/6/2022 11:17:51 PM	Set SampleApproved = True for sample 28DEC16.D; previous value = False			✓	

Audit Trail report

Name	User	Time	Action	Reason	Comment	Succeed	Exception
CmdManuallyIntegratePeak	BL2000\mchavez	1/6/2022 11:18:08 PM	Manually integrate compound Chloromethane in sample 28DEC17.D from x, y = 1.361, 0 to 1.445, -34; result = 1666			✓	
CmdManuallyIntegrateQualifierPeak	BL2000\mchavez	1/6/2022 11:18:12 PM	Manually integrate qualifier52.0 of compound Chloromethane in sample 28DEC17.D from x, y = 1.383, 0 to 1.434, 0; result = 271			✓	
CmdManuallyIntegratePeak	BL2000\mchavez	1/6/2022 11:18:23 PM	Manually integrate compound Chloromethane in sample 28DEC17.D, from x, y = 1.372, 0 to 1.439, 0, result = 1555; previous integration is from x, y = 1.361, 0 to 1.445, -34 and previous response = 1666.			✓	
CmdSetTargetCompoundAttribute	BL2000\mchavez	1/6/2022 11:18:30 PM	Set UserAnnotation = NI for compound Chloromethane in sample 28DEC17.D; previous value =			✓	
CmdManuallyIntegratePeak	BL2000\mchavez	1/6/2022 11:18:41 PM	Manually integrate compound Methylene chloride in sample 28DEC17.D from x, y = 3.288, 0 to 3.380, 0; result = 505			✓	
CmdManuallyIntegrateQualifierPeak	BL2000\mchavez	1/6/2022 11:18:44 PM	Manually integrate qualifier84.0 of compound Methylene chloride in sample 28DEC17.D from x, y = 3.316, 0 to 3.372, 0; result = 182			✓	
CmdZeroOutPeak	BL2000\mchavez	1/6/2022 11:18:47 PM	Zero out primary peak of compound Methylene chloride in sample 28DEC17.D			✓	
CmdSetSampleAttribute	BL2000\mchavez	1/6/2022 11:19:04 PM	Set UserDefined = Qualifier ratio did not meet method criteria for Methylene chloride for sample 28DEC17.D; previous value =			✓	
CmdManuallyIntegratePeak	BL2000\mchavez	1/6/2022 11:19:32 PM	Manually integrate compound Benzene in sample 28DEC17.D from x, y = 6.244, 0 to 6.339, 0; result = 390			✓	
CmdManuallyIntegrateQualifierPeak	BL2000\mchavez	1/6/2022 11:19:40 PM	Manually integrate qualifier77.0 of compound Benzene in sample 28DEC17.D from x, y = 6.247, 0 to 6.294, 0; result = 26			✓	
CmdSetSampleAttribute	BL2000\mchavez	1/6/2022 11:20:10 PM	Set SampleApproved = True for sample 28DEC17.D; previous value = False			✓	
CmdSetTargetCompoundAttribute	BL2000\mchavez	1/6/2022 11:20:21 PM	Set UserAnnotation = NI for compound Benzene in sample 28DEC17.D; previous value =			✓	
CmdQuantitate	BL2000\mchavez	1/6/2022 11:20:38 PM	Quantitate all compounds in all samples			✓	
CmdManuallyIntegrateQualifierPeak	BL2000\mchavez	1/6/2022 11:21:08 PM	Manually integrate qualifier52.0 of compound Chloromethane in sample 28DEC18.D from x, y = 1.361, 0 to 1.436, 0; result = 1009			✓	
CmdZeroOutPeak	BL2000\mchavez	1/6/2022 11:21:18 PM	Zero out primary peak of compound Chloroethane in sample 28DEC18.D			✓	

Audit Trail report

Name	User	Time	Action	Reason	Comment	Succeed	Exception
CmdManuallyIntegratePeak	BL2000\mchavez	1/6/2022 11:21:31 PM	Manually integrate compound Methylene chloride in sample 28DEC18.D from x, y = 3.296, 0 to 3.372, 0; result = 521			✓	
CmdManuallyIntegrateQualifierPeak	BL2000\mchavez	1/6/2022 11:21:34 PM	Manually integrate qualifier 84.0 of compound Methylene chloride in sample 28DEC18.D from x, y = 3.299, 0 to 3.377, 0; result = 231			✓	
CmdManuallyIntegrateQualifierPeak	BL2000\mchavez	1/6/2022 11:21:37 PM	Manually integrate qualifier 86.0 of compound Methylene chloride in sample 28DEC18.D from x, y = 3.319, 0 to 3.380, 0; result = 33			✓	
CmdZeroOutPeak	BL2000\mchavez	1/6/2022 11:21:41 PM	Zero out primary peak of compound Methylene chloride in sample 28DEC18.D			✓	
CmdSetSampleAttribute	BL2000\mchavez	1/6/2022 11:21:50 PM	Set UserDefined = Qualifier ratio did not meet method criteria for Methylene chloride for sample 28DEC18.D; previous value =			✓	
CmdManuallyIntegratePeak	BL2000\mchavez	1/6/2022 11:22:19 PM	Manually integrate compound Benzene in sample 28DEC18.D from x, y = 6.233, 0 to 6.336, 0; result = 1713			✓	
CmdManuallyIntegrateQualifierPeak	BL2000\mchavez	1/6/2022 11:22:23 PM	Manually integrate qualifier 77.0 of compound Benzene in sample 28DEC18.D from x, y = 6.216, 0 to 6.308, 0; result = 454			✓	

Audit Trail report

Name	User	Time	Action	Reason	Comment	Succeed	Exception
CmdManuallyIntegratePeak	BL2000\mchavez	1/6/2022 11:22:40 PM	Manually integrate compound Toluene in sample 28DEC18.D from x, y = 8.366, 0 to 8.433, 0; result = 0				<p>Agilent.MassSpectrometry.DataAnalysis.Quantitative.ApplicationCommandException: Manual integration failed for compound Toluene in sample B21121959-001G. ---></p> <p>Agilent.MassSpectrometry.DataAnalysis.Quantitative.ApplicationCommandException: Manual integration failed for compound Toluene in sample B21121959-001G. ---></p> <p>System.IndexOutOfRangeException: Index was outside the bounds of the array. at Agilent.MassSpectrometry.DataAnalysis.AgileIntegrator.Peak.a(Double[] A_0, Single[] A_1, Int32 A_2, Int32 A_3, Int32 A_4, Double A_5, Double A_6, Double& A_7, Double& A_8, Int32& A_9, Int32& A_10, Int32& A_11, Int32& A_12) at Agilent.MassSpectrometry.DataAnalysis.AgileIntegrator.Peak.ComputeChromatographicMetrics(Double[] xArray, Single[] yArray, Int32 startIndex, Int32 apexIndex, Int32 endIndex, Double baselineSlope, Double yIntercept, Double& fullWidthHalfMaximum, Double& symmetry) at Agilent.MassSpectrometry.DataAnalysis.Quantitative.Integrator.a(IChromatogram A_0, IPeakList A_1) at Agilent.MassSpectrometry.DataAnalysis.Quantitative.Integrator.ManualIntegrate(IChromatogram chromatogram, Double xStart, Double yStart, Double xEnd, Double yEnd, IChromPeakList& peaklist) at Agilent.MassSpectrometry.DataAnalysis.Quantitative.Analysis.MeasuredIon.ManualIntegrate(Double xStart, Double yStart, Double xEnd, Double yEnd) --- End of inner exception stack trace --- at Agilent.MassSpectrometry.DataAnalysis.Quantitative.Analysis.QuantifierIon.SetManualIntegrationFailureMessage(Exception e) at Agilent.MassSpectrometry.DataAnalysis.Quantitative.Analysis.MeasuredIon.ManualIntegrate(Double xStart, Double yStart, Double xEnd, Double yEnd)</p>

Audit Trail report

Name	User	Time	Action	Reason	Comment	Succeed	Exception
							at Agilent.MassSpectrometry.DataAnalysis.Quantitative.CmdManuallyIntegratePeak.Do() --- End of inner exception stack trace --- at Agilent.MassSpectrometry.DataAnalysis.Quantitative.CmdManuallyIntegratePeak.Do() at Agilent.MassSpectrometry.CommandModel.CommandHistory.Invoke(ICommand cmd) at Agilent.MassSpectrometry.DataAnalysis.Quantitative.AppCommandContext._Invoke(ICommand cmd)
CmdManuallyIntegrateQualifierPeak	BL2000\mchavez	1/6/2022 11:22:45 PM	Manually integrate qualifier 91.0 of compound Toluene in sample 28DEC18.D from x, y = 8.355, 0 to 8.419, 0; result = 0			✓	

Audit Trail report

Name	User	Time	Action	Reason	Comment	Succeed	Exception
CmdManuallyIntegratePeak	BL2000\mchavez	1/6/2022 11:22:49 PM	Manually integrate compound Toluene in sample 28DEC18.D from x, y = 8.366, 0 to 8.425, 0; result = 0				Agilent.MassSpectrometry.DataAnalysis.Quantitative.ApplicationCommandException: Manual integration failed for compound Toluene in sample B21121959-001G. ---> Agilent.MassSpectrometry.DataAnalysis.Quantitative.ApplicationCommandException: Manual integration failed for compound Toluene in sample B21121959-001G. ---> System.IndexOutOfRangeException: Index was outside the bounds of the array. at Agilent.MassSpectrometry.DataAnalysis.AgileIntegrator.Peak.a(Double[] A_0, Single[] A_1, Int32 A_2, Int32 A_3, Int32 A_4, Double A_5, Double A_6, Double& A_7, Double& A_8, Int32& A_9, Int32& A_10, Int32& A_11, Int32& A_12) at Agilent.MassSpectrometry.DataAnalysis.AgileIntegrator.Peak.ComputeChromatographicMetrics(Double[] xArray, Single[] yArray, Int32 startIndex, Int32 apexIndex, Int32 endIndex, Double baselineSlope, Double yIntercept, Double& fullWidthHalfMaximum, Double& symmetry) at Agilent.MassSpectrometry.DataAnalysis.Quantitative.Integrator.a(IChromatogram A_0, IPeakList A_1) at Agilent.MassSpectrometry.DataAnalysis.Quantitative.Integrator.ManualIntegrate(IChromatogram chromatogram, Double xStart, Double yStart, Double xEnd, Double yEnd, IChromPeakList& peaklist) at Agilent.MassSpectrometry.DataAnalysis.Quantitative.Analysis.MeasuredIon.ManualIntegrate(Double xStart, Double yStart, Double xEnd, Double yEnd) --- End of inner exception stack trace --- at Agilent.MassSpectrometry.DataAnalysis.Quantitative.Analysis.QuantifierIon.SetManualIntegrationFailureMessage(Exception e) at Agilent.MassSpectrometry.DataAnalysis.Quantitative.Analysis.MeasuredIon.ManualIntegrate(Double xStart, Double yStart, Double xEnd, Double yEnd)

Audit Trail report

Name	User	Time	Action	Reason	Comment	Succeed	Exception
							at Agilent.MassSpectrometry.DataAnalysis.Quantitative.CmdManuallyIntegratePeak.Do() --- End of inner exception stack trace --- at Agilent.MassSpectrometry.DataAnalysis.Quantitative.CmdManuallyIntegratePeak.Do() at Agilent.MassSpectrometry.CommandModel.CommandHistory.Invoke(ICommand cmd) at Agilent.MassSpectrometry.DataAnalysis.Quantitative.AppCommandContext.Invoke(ICommand cmd)
CmdManuallyIntegratePeak	BL2000\mchavez	1/6/2022 11:22:54 PM	Manually integrate compound Toluene in sample 28DEC18.D from x, y = 8.369, 0 to 8.416, 0; result = 605			✓	
CmdManuallyIntegrateQualifierPeak	BL2000\mchavez	1/6/2022 11:23:14 PM	Manually integrate qualifier106.0 of compound Ethylbenzene in sample 28DEC18.D from x, y = 9.878, 0 to 9.947, 0; result = 1674			✓	
CmdZeroOutPeak	BL2000\mchavez	1/6/2022 11:23:38 PM	Zero out primary peak of compound 4-Chlorotoluene in sample 28DEC18.D			✓	
CmdSetTargetCompoundAttribute	BL2000\mchavez	1/6/2022 11:23:53 PM	Set UserAnnotation = NI for compound Benzene in sample 28DEC18.D; previous value =			✓	
CmdSetTargetCompoundAttribute	BL2000\mchavez	1/6/2022 11:23:56 PM	Set UserAnnotation = NI for compound Toluene in sample 28DEC18.D; previous value =			✓	
CmdSetSampleAttribute	BL2000\mchavez	1/6/2022 11:23:58 PM	Set SampleApproved = True for sample 28DEC18.D; previous value = False			✓	
CmdQuantitate	BL2000\mchavez	1/6/2022 11:24:14 PM	Quantitate all compounds in all samples			✓	
CmdManuallyIntegratePeak	BL2000\mchavez	1/6/2022 11:24:51 PM	Manually integrate compound Chloromethane in sample 28DEC19.D, from x, y = 1.389, 0 to 1.431, 138, result = 2241; previous integration is from x, y = 1.389, 0 to 1.517, 0 and previous response = 4301.			✓	
CmdManuallyIntegrateDropBaseline	BL2000\mchavez	1/6/2022 11:24:54 PM	Drop baseline for compound Chloromethane in sample 28DEC19.D to y = 0, new integration is from x, y = 1.389, 0 to 1.431, 0 and new response = 2414; previous integration is from x, y = 1.389, 0 to 1.431, 138 and previous response = 2241.			✓	
CmdManuallyIntegrateQualifierPeak	BL2000\mchavez	1/6/2022 11:24:59 PM	Manually integrate qualifier52.0 of compound Chloromethane in sample 28DEC19.D from x, y = 1.386, 0 to 1.431, 0; result = 777			✓	

Audit Trail report

Name	User	Time	Action	Reason	Comment	Succeed	Exception
CmdSetTargetCompoundAttribute	BL2000\mchavez	1/6/2022 11:25:10 PM	Set UserAnnotation = GT for compound Chloromethane in sample 28DEC19.D; previous value =			✓	
CmdZeroOutPeak	BL2000\mchavez	1/6/2022 11:25:32 PM	Zero out primary peak of compound Chloroethane in sample 28DEC19.D			✓	
CmdManuallyIntegratePeak	BL2000\mchavez	1/6/2022 11:25:57 PM	Manually integrate compound Benzene in sample 28DEC19.D from x, y = 6.241, 0 to 6.350, 0; result = 549			✓	
CmdManuallyIntegrateQualifierPeak	BL2000\mchavez	1/6/2022 11:25:59 PM	Manually integrate qualifier77.0 of compound Benzene in sample 28DEC19.D from x, y = 6.250, 0 to 6.303, 0; result = 105			✓	
CmdManuallyIntegratePeak	BL2000\mchavez	1/6/2022 11:26:16 PM	Manually integrate compound Toluene in sample 28DEC19.D from x, y = 8.366, 0 to 8.405, 0; result = 170			✓	
CmdManuallyIntegrateQualifierPeak	BL2000\mchavez	1/6/2022 11:26:19 PM	Manually integrate qualifier91.0 of compound Toluene in sample 28DEC19.D from x, y = 8.358, 0 to 8.433, 0; result = 394			✓	
CmdZeroOutPeak	BL2000\mchavez	1/6/2022 11:26:23 PM	Zero out primary peak of compound Toluene in sample 28DEC19.D			✓	
CmdSetSampleAttribute	BL2000\mchavez	1/6/2022 11:26:34 PM	Set UserDefined = Qualifier ratio did not meet method criteria for Methylene chloride for sample 28DEC19.D; previous value =			✓	
CmdSetSampleAttribute	BL2000\mchavez	1/6/2022 11:26:45 PM	Set UserDefined = Qualifier ratio did not meet method criteria for Toluene for sample 28DEC19.D; previous value = Qualifier ratio did not meet method criteria for Methylene chloride			✓	
CmdManuallyIntegratePeak	BL2000\mchavez	1/6/2022 11:27:11 PM	Manually integrate compound o-Xylene in sample 28DEC19.D from x, y = 10.413, 0 to 10.444, 0; result = 37			✓	
CmdManuallyIntegrateQualifierPeak	BL2000\mchavez	1/6/2022 11:27:14 PM	Manually integrate qualifier91.0 of compound o-Xylene in sample 28DEC19.D from x, y = 10.393, 0 to 10.463, 0; result = 303			✓	
CmdZeroOutPeak	BL2000\mchavez	1/6/2022 11:27:18 PM	Zero out primary peak of compound o-Xylene in sample 28DEC19.D			✓	
CmdSetSampleAttribute	BL2000\mchavez	1/6/2022 11:27:32 PM	Set UserDefined = Qualifier ratio did not meet method criteria for Toluene, o-Xylene for sample 28DEC19.D; previous value = Qualifier ratio did not meet method criteria for Toluene			✓	
CmdSetSampleAttribute	BL2000\mchavez	1/6/2022 11:28:17 PM	Set SampleApproved = True for sample 28DEC19.D; previous value = False			✓	
CmdSetTargetCompoundAttribute	BL2000\mchavez	1/6/2022 11:28:59 PM	Set UserAnnotation = NI for compound Benzene in sample 28DEC19.D; previous value =			✓	
CmdQuantitate	BL2000\mchavez	1/6/2022 11:29:16 PM	Quantitate all compounds in all samples			✓	

Audit Trail report

Name	User	Time	Action	Reason	Comment	Succeed	Exception
CmdManuallyIntegratePeak	BL2000\mchavez	1/6/2022 11:29:45 PM	Manually integrate compound Dichlorodifluoromethane in sample 28DEC20.D from x, y = 1.199, 0 to 1.283, 0; result = 673			✓	
CmdManuallyIntegrateQualifierPeak	BL2000\mchavez	1/6/2022 11:29:47 PM	Manually integrate qualifier87.0 of compound Dichlorodifluoromethane in sample 28DEC20.D from x, y = 1.211, 0 to 1.289, 0; result = 190			✓	
CmdSetTargetCompoundAttribute	BL2000\mchavez	1/6/2022 11:29:51 PM	Set UserAnnotation = NI for compound Dichlorodifluoromethane in sample 28DEC20.D; previous value =			✓	
CmdManuallyIntegrateQualifierPeak	BL2000\mchavez	1/6/2022 11:29:58 PM	Manually integrate qualifier52.0 of compound Chloromethane in sample 28DEC20.D from x, y = 1.358, 0 to 1.445, 0; result = 894			✓	
CmdZeroOutPeak	BL2000\mchavez	1/6/2022 11:30:06 PM	Zero out primary peak of compound Chloroethane in sample 28DEC20.D			✓	
CmdManuallyIntegratePeak	BL2000\mchavez	1/6/2022 11:30:15 PM	Manually integrate compound Methylene chloride in sample 28DEC20.D from x, y = 3.283, 0 to 3.375, 0; result = 694			✓	
CmdManuallyIntegrateQualifierPeak	BL2000\mchavez	1/6/2022 11:30:18 PM	Manually integrate qualifier84.0 of compound Methylene chloride in sample 28DEC20.D from x, y = 3.283, 0 to 3.388, 0; result = 448			✓	
CmdManuallyIntegrateQualifierPeak	BL2000\mchavez	1/6/2022 11:30:22 PM	Manually integrate qualifier86.0 of compound Methylene chloride in sample 28DEC20.D from x, y = 3.288, 0 to 3.383, 0; result = 216			✓	
CmdSetTargetCompoundAttribute	BL2000\mchavez	1/6/2022 11:30:26 PM	Set UserAnnotation = NI for compound Methylene chloride in sample 28DEC20.D; previous value =			✓	
CmdManuallyIntegratePeak	BL2000\mchavez	1/6/2022 11:30:43 PM	Manually integrate compound Benzene in sample 28DEC20.D from x, y = 6.230, 0 to 6.325, 0; result = 524			✓	
CmdSetTargetCompoundAttribute	BL2000\mchavez	1/6/2022 11:30:46 PM	Set UserAnnotation = NI for compound Benzene in sample 28DEC20.D; previous value =			✓	
CmdManuallyIntegrateQualifierPeak	BL2000\mchavez	1/6/2022 11:30:48 PM	Manually integrate qualifier77.0 of compound Benzene in sample 28DEC20.D from x, y = 6.233, 0 to 6.322, 0; result = 26			✓	
CmdQuantitate	BL2000\mchavez	1/6/2022 11:31:40 PM	Quantitate all compounds in all samples			✓	
CmdSetSampleAttribute	BL2000\mchavez	1/6/2022 11:32:08 PM	Set SampleApproved = True for sample 28DEC20.D; previous value = False			✓	
CmdSetSampleAttribute	BL2000\mchavez	1/6/2022 11:33:05 PM	Set SampleApproved = True for sample 28DEC22.D; previous value = False			✓	

Audit Trail report

Name	User	Time	Action	Reason	Comment	Succeed	Exception
CmdSetSampleAttribute	BL2000\mchavez	1/6/2022 11:33:47 PM	Set SampleApproved = True for sample 28DEC23.D; previous value = False			✓	
CmdSetSampleAttribute	BL2000\mchavez	1/6/2022 11:34:41 PM	Set SampleApproved = True for sample 28DEC25.D; previous value = False			✓	
CmdQuantitate	BL2000\mchavez	1/6/2022 11:35:07 PM	Quantitate all compounds in all samples			✓	
CmdSaveBatchTable	BL2000\mchavez	1/7/2022 12:46:55 AM	Save batch D:\Org\Data\VOA5975C\VG122821\QuantResults\VG122821_8260B_624pt1.batch.bin			✓	
CmdOpenBatchTable	BL2000\mchavez	2/4/2022 3:07:13 PM	Open batch D:\Org\Data\VOA5975C\VG122821\VG122821_8260B_624pt1.batch.bin			✓	

Audit Trail report

Name	User	Time	Action	Reason	Comment	Succeed	Exception
CmdCalibrate	BL2000\mchavez	2/4/2022 3:11:34 PM	Replace level QC with QC sample 28DEC05.D for compounds {1,2-Dichlorobenzene, 1,4-Dichlorobenzene, 1,3-Dichlorobenzene, 4-Chlorotoluene, 2-Chlorotoluene, 1,2,3-Trichloropropane, 1,1,2,2-Tetrachloroethane, Bromobenzene, p-Bromofluorobenzene, Bromoform, Styrene, o-Xylene, m+p-Xylenes, Ethylbenzene, 1,1,1,2-Tetrachloroethane, Chlorobenzene, 1,2-Dibromoethane, Chlorodibromomethane, 1,3-Dichloropropane, Tetrachloroethene, 1,1,2-Trichloroethane, trans-1,3-Dichloropropene, Toluene, Toluene-d8, cis-1,3-Dichloropropene, Bromodichloromethane, Dibromomethane, 1,2-Dichloropropane, Trichloroethene, 1,2-Dichloroethane, Benzene, 1,2-Dichloroethane-d4, 1,1-Dichloropropene, Carbon tetrachloride, Dibromofluoromethane, 1,1,1-Trichloroethane, Chloroform, Bromochloromethane, Methyl ethyl ketone, cis-1,2-Dichloroethene, 2,2-Dichloropropane, 1,1-Dichloroethane, Methyl tert-butyl ether (MTBE), trans-1,2-Dichloroethene, Methylene chloride, 1,1-Dichloroethene, Trichlorofluoromethane, Chloroethane, Vinyl chloride, Chloromethane, Dichlorodifluoromethane, Bromomethane}; Replace level CC with CC sample 28DEC04.D for compounds {1,2-Dichlorobenzene, 1,4-Dichlorobenzene, 1,3-Dichlorobenzene, 4-Chlorotoluene, 2-Chlorotoluene, 1,2,3-Trichloropropane, 1,1,2,2-Tetrachloroethane, Bromobenzene, p-Bromofluorobenzene, Bromoform, Styrene, o-Xylene, m+p-Xylenes, Ethylbenzene, 1,1,1,2-Tetrachloroethane, Chlorobenzene, 1,2-Dibromoethane, Chlorodibromomethane, 1,3-Dichloropropane, Tetrachloroethene, 1,1,2-Trichloroethane, trans-1,3-Dichloropropene, Toluene, Toluene-d8, cis-1,3-Dichloropropene, Bromodichloromethane, Dibromomethane, 1,2-Dichloropropane, Trichloroethene, 1,2-Dichloroethane, Benzene, 1,2-Dichloroethane-d4, 1,1-Dichloropropene, Carbon tetrachloride, Dibromofluoromethane, 1,1,1-Trichloroethane, Chloroform,			✓	

Audit Trail report

Name	User	Time	Action	Reason	Comment	Succeed	Exception
			Bromochloromethane, Methyl ethyl ketone, cis-1,2-Dichloroethene, 2,2-Dichloropropane, 1,1-Dichloroethane, Methyl tert-butyl ether (MTBE), trans-1,2-Dichloroethene, Methylene chloride, 1,1-Dichloroethene, Trichlorofluoromethane, Chloroethane, Vinyl chloride, Chloromethane, Dichlorodifluoromethane, Bromomethane};				
CmdQuantitate	BL2000\mchavez	2/4/2022 3:11:54 PM	Quantitate all compounds in all samples			✓	
CmdSaveBatchTable	BL2000\mchavez	2/4/2022 3:13:34 PM	Save batch D:\Org\Data\VOA5975C\VG122821\QuantResults\VG122821_8260B_624pt1.batch.bin			✓	
GenerateReport	BL2000\mchavez	2/4/2022 3:14:21 PM	Generates report - Method: \\MASSHUNTER\Org\reports\LevelIV_Reports\SampleSequence\CC_mid_rpt.m, Output Path: D:\Org\Data\VOA5975C\VG122821\QuantReports\VG122821_8260B_624pt1			✓	
CmdOpenBatchTable	BL2000\mchavez	2/11/2022 12:10:37 PM	Open batch D:\Org\Data\VOA5975C\VG122821\VG122821_8260B_624pt1.batch.bin			✓	
CmdStartMethodEditing	BL2000\mchavez	2/11/2022 12:11:30 PM	Start method editing			✓	
CmdImportMethodFromSample	BL2000\mchavez	2/11/2022 12:11:30 PM	Import method from sample 28DEC04.D			✓	
CmdApplyMethodToAllSamples	BL2000\mchavez	2/11/2022 12:11:49 PM	Apply method to all samples			✓	
CmdMethodClear	BL2000\mchavez	2/11/2022 12:11:49 PM	Clear method			✓	
CmdEndMethodEditing	BL2000\mchavez	2/11/2022 12:11:50 PM	End method editing			✓	
CmdQuantitate	BL2000\mchavez	2/11/2022 12:12:09 PM	Quantitate all compounds in all samples			✓	

Audit Trail report

Name	User	Time	Action	Reason	Comment	Succeed	Exception
CmdCalibrate	BL2000\mchavez	2/11/2022 12:17:54 PM	Replace level CC with CC sample 28DEC25.D for compounds {1,2-Dichlorobenzene, 1,4-Dichlorobenzene, 1,3-Dichlorobenzene, 4-Chlorotoluene, 2-Chlorotoluene, 1,2,3-Trichloropropane, 1,1,2,2-Tetrachloroethane, Bromobenzene, p-Bromofluorobenzene, Bromoform, Styrene, o-Xylene, m+p-Xylenes, Ethylbenzene, 1,1,1,2-Tetrachloroethane, Chlorobenzene, 1,2-Dibromoethane, Chlorodibromomethane, 1,3-Dichloropropane, Tetrachloroethene, 1,1,2-Trichloroethane, trans-1,3-Dichloropropene, Toluene, Toluene-d8, cis-1,3-Dichloropropene, Bromodichloromethane, Dibromomethane, 1,2-Dichloropropane, Trichloroethene, 1,2-Dichloroethane, Benzene, 1,2-Dichloroethane-d4, 1,1-Dichloropropene, Carbon tetrachloride, Dibromofluoromethane, 1,1,1-Trichloroethane, Chloroform, Bromochloromethane, Methyl ethyl ketone, cis-1,2-Dichloroethene, 2,2-Dichloropropane, 1,1-Dichloroethane, Methyl tert-butyl ether (MTBE), trans-1,2-Dichloroethene, Methylene chloride, 1,1-Dichloroethene, Trichlorofluoromethane, Chloroethane, Bromomethane, Vinyl chloride, Chloromethane, Dichlorodifluoromethane};			✓	
CmdQuantitate	BL2000\mchavez	2/11/2022 12:18:11 PM	Quantitate all compounds in all samples			✓	
CmdSaveBatchTable	BL2000\mchavez	2/11/2022 12:22:22 PM	Save batch D:\Org\Data\VOA5975C\VG122821\QuantResults\VG122821_8260B_624pt1.batch.bin			✓	
GenerateReport	BL2000\mchavez	2/11/2022 12:23:06 PM	Generates report - Method: \\MASSHUNTER\Org\reports\LevelIV_Reports\SampleSequence\CC_mid_rpt.m, Output Path: D:\Org\Data\VOA5975C\VG122821\QuantReports\VG122821_8260B_624pt1-1			✓	

Energy Laboratories Inc

Standard LOG

Standard ID: VOCF3463
Standard Name Internals
Date Prepared 9/3/2021
Date Expires: 12/31/2021
Department gcmsvoa
Vendor:
Lot Number:
Balance ID:
Comments: Final Concentration 0.05 ug/uL.

Type: Secondary
BY: Jerran D. Brenden
Status: New

Chemical / Solvent Used	BottleNo	Amt	Units	Exp
Methanol, Purge and Trap EA899	13926	49	mL	2/12/

Final Volume: 50 mL

<u>Stock Source</u>	<u>Base Units</u>	<u>Amount Added</u>
VOCF0357 Internals	ug/mL	1 mL
<u>Analvtes</u>	<u>CAS</u>	<u>Conc:</u> <u>ug/uL</u>
1,4-Dichlorobenzene-d4	3855-82-1	0.05
Chlorobenzene-d5	3114-55-1	0.05
Fluorobenzene	462-06-6	0.05

Energy Laboratories Inc

Standard LOG

Standard ID: VOCF0357
 Standard Name Internals Type: Primary
 Date Prepared 12/8/2020 BY: Jerran D. Brenden
 Date Expires: 12/31/2021
 Department gcmsvoa Status: New
 Vendor: Agilent
 Lot Number: CS-5422
 Balance ID:

Comments: Date Prepared is same as Date Received. 2,500 ug/mL in MeOH. Catalog # STM-520-1.

Chemical / Solvent Used	BottleNo	Amt	Units	Exp
Internal Standard	12421	1	mL	12/31

Final Volume: 10 mL

<u>Stock Source</u>	Base Units	Amount Added
VOCF0357 Internals	ug/mL	

<u>Analvtes</u>	CAS	Conc:	ug/mL
1,4-Dichlorobenzene-d4	3855-82-1		2500
Chlorobenzene-d5	3114-55-1		2500
Fluorobenzene	462-06-6		2500



JP

Certificate of Analysis ISO Guide 34

Internal Standard

Product Number: STM-520 **Page:** 1 of 1
Lot Number: CS-5422 **Lot Issue Date:** 09-Nov-2018 **Expiration Date:** 31-Dec-2021

This ISO Guide 34 Reference Material (RM) was manufactured and verified in accordance with Agilent's ISO 9001 registered quality system, and the analyte concentrations were verified by our ISO 17025 accredited laboratory. The true value and uncertainty value at the 95% confidence level for each analyte, determined gravimetrically, is listed below.

Analyte	CAS#	Analyte Lot	True Value
chlorobenzene-d5	003114-55-4	RM12274	2501 ± 13 µg/mL
1,4-dichlorobenzene-d4	003855-82-1	RM12517	2501 ± 13 µg/mL
fluorobenzene	000462-06-6	RM13378	2512 ± 13 µg/mL

Matrix: methanol (methyl alcohol)

Storage: Store Frozen (-25° to -10°C).

Agilent uses balances calibrated with weights traceable to NIST in compliance with ANSI/NCSL Z-540-1 and ISO 9001, and calibrated Class A glassware in the manufacturing of these standards.

Monica Bourgeois
 Monica Bourgeois
 QMS Representative

ID #: 12421
 Opened: _____
 Internal Standard
Expires: 12/31/2021
 Rec'd: 2/19/2020
 Enerav Laboratories Inc 1120 So. 27th Street
 Billings MT 59107



Produced in accordance with TUV USA Inc 56 100 18560026
 registered ISO 9001 Quality Management System



Energy Laboratories Inc

Standard LOG

Standard ID: VOCF3518
Standard Name: Calibration Surrogates
Date Prepared: 11/10/2021
Date Expires: 12/31/2022
Department: gcmsvoa
Vendor:
Lot Number:
Balance ID:
Type: Secondary
BY: Alethea M. Shaules
Status: New
Comments: Final Concentration 0.2 ug/uL in MeOH

Chemical / Solvent Used	BottleNo	Amt	Units	Exp
Methanol, Purge and Trap EB199	14400	4.5	mL	3/20/

Final Volume: 5 mL

<u>Stock Source</u>	<u>Base Units</u>	<u>Amount Added</u>
VOCF0426 Surrogates 2.0 mg/mL	ug/mL	0.5 mL
<u>Analvtes</u>	<u>CAS</u>	<u>Conc:</u> <u>ug/uL</u>
S 1,2-Dichloroethane-d4	17060-07-0	0.2
S Dibromofluoromethane	1868-53-7	0.2
S p-Bromofluorobenzene	460-00-4	0.2
S Toluene-d8	2037-26-5	0.2

Energy Laboratories Inc

Spike LOG

Standard ID: VOCF0426
 Standard Name: Surrogates 2.0 mg/mL
 Date Prepared: 9/14/2021
 Date Expires: 4/18/2029
 Department: gcmsvoa
 Vendor: AccuStandard
 Lot Number: 219041458
 Balance ID:

Type: Primary
 BY: Jerran D. Brenden

Status: New

Comments: Date Received 01/04/2021. 2.0 mg/mL. Catalog # M-8260A-B-SS-10X

Chemical / Solvent Used	BottleNo	Amt	Units	Exp
Surrogate Standard Mix	14269	1	mL	4/18/

Final Volume: 10 mL

<u>Stock Source</u>		Base Units	Amount Added
VOCF0426	Surrogates 2.0 mg/mL	ug/mL	
<u>Analvtes</u>		CAS	Conc: ug/mL
S	1,2-Dichloroethane-d4	17060-07-0	2000
S	Dibromofluoromethane	1868-53-7	2000
S	p-Bromofluorobenzene	460-00-4	2000
S	Toluene-d8	2037-26-5	2000

CERTIFICATE OF ANALYSIS

Catalog No: M-8260A-B-SS-10X
Description: Surrogate Standard Mix
Lot: 219041458

Solvent: Methanol

Hazards: Refer to SDS for complete safety information

Date Certified: Apr 18, 2019

Expiration: Apr 18, 2029

Sample Size: 1 mL

Components: 4

Storage Condition: Ambient (>5 °C)



Signal Word: Danger

Certified Reference Material



Component	CAS #	Purity %	Prepared Concentration ²	Certified Analyte Concentration ¹
		(GC/MS)	(µg/mL)	(µg/mL)
p-Bromofluorobenzene	460-00-4	99.9	2004	2002
Dibromofluoromethane	1868-53-7	99.8	2005	2001
1,2-Dichloroethane-d4	17060-07-0	100.0	2001	2001
Toluene-d8	2037-26-5	100.0	2000	2000

ID #: 14269

Opened: _____

Surrogate Standard Mix

Expires: 4/18/2029

Rec'd: 9/14/2021

Energy Laboratories Inc 1120 So. 27th Street
Billings MT 59107

A product with a suffix (-1A, -2B, etc. or -01, -02, etc.) on its lot number has had its expiration date extended and is identical to the same lot number without the suffix.

² All weights are traceable through NIST, Test No. 684/289871-17

¹ Certified Analyte Concentration = Purity x Prepared Concentration.

The Uncertainty associated with the certified concentration reported on this certificate is $\pm 2.4\%$. This value is the combined expanded uncertainty and represents an estimated standard deviation equal to the positive square root of the total variation of the uncertainty of components. A normal distribution is assumed and a coverage factor of K=2 is chosen using approximately a 95% confidence level.

Labels and certificates follow U.S. Conventions in reporting numerical values: A comma (,) is used to separate units of one-thousand or greater. A period (.) is used as a decimal place marker.

The information on this certificate may not be reproduced without the express permission of the manufacturer. See reverse side for additional information

Hazard Information: Please refer to the SDS for information regarding the hazards associated with using this material.

This product was prepared according to in-house procedures and is guaranteed to be homogeneous.

Certified By: _____

Larry Decker, Organic QC Manager

Energy Laboratories Inc

Standard LOG

Standard ID: VOCF3497B
 Standard Name: Liquids
 Date Prepared: 10/11/2021
 Date Expires: 12/11/2021
 Department: GCMSVOA
 Vendor:
 Lot Number:
 Balance ID:

Type: Secondary
 BY: Steve Dilts
 Status: New

Comments: 1.0 ml/10 ml final volume. Final Concentration 0.2 ug/uL. Corrected comment and analyte list 11/9/2021 sbd

Chemical / Solvent Used	BottleNo	Amt	Units	Exp	Final Volume:	
Methanol, Purge and Trap EA899	13926	9	mL	2/12/	10 mL	
Stock Source			Base Units			Amount Added
VOCF0313	Liquids		ug/mL			1 mL
Analvtes			CAS		Conc:	ug/uL
1,1,1,2-Tetrachloroethane			630-20-6			0.2
1,1,1-Trichloroethane			71-55-6			0.2
1,1,2,2-Tetrachloroethane			79-34-5			0.2
1,1,2-Trichloroethane			79-00-5			0.2
1,1-Dichloroethane			75-34-3			0.2
1,1-Dichloroethene			75-35-4			0.2
1,1-Dichloropropene			563-58-6			0.2
1,2,3-Trichlorobenzene			87-61-6			0.2
1,2,3-Trichloropropane			96-18-4			0.2
1,2,4-Trichlorobenzene			120-82-1			0.2
1,2,4-Trimethylbenzene			95-63-6			0.2
1,2-Dibromo-3-chloropropane			96-12-8			0.2
1,2-Dibromoethane			106-93-4			0.2
1,2-Dichlorobenzene			95-50-1			0.2
1,2-Dichloroethane			107-06-2			0.2
1,2-Dichloropropane			78-87-5			0.2
1,3,5-Trimethylbenzene			108-67-8			0.2
1,3-Dichlorobenzene			541-73-1			0.2
1,3-Dichloropropane			142-28-9			0.2
1,4-Dichlorobenzene			106-46-7			0.2
2,2-Dichloropropane			594-20-7			0.2
2-Chlorotoluene			95-49-8			0.2
4-Chlorotoluene			406-43-4			0.2
Benzene			71-43-2			0.2
Bromobenzene			108-86-1			0.2
Bromochloromethane			74-97-5			0.2
Bromodichloromethane			75-27-4			0.2
Bromoform			75-25-2			0.2
Carbon Tetrachloride			56-23-5			0.2
Chlorobenzene			10-90-7			0.2
Chloroform			67-66-3			0.2

Energy Laboratories Inc

Standard LOG

Standard ID: VOCF3497B
Standard Name: Liquids
Date Prepared: 10/11/2021
Date Expires: 12/11/2021
Department: GCMSVOA
Vendor:
Lot Number:
Balance ID:

Type: Secondary
BY: Steve Dilts
Status: New

Comments: 1.0 ml/10 ml final volume. Final Concentration 0.2 ug/uL. Corrected comment and analyte list 11/9/2021 sbd

cis-1,2-Dichloroethene	156-59-2	0.2
cis-1,3-Dichloropropene	10061-01-5	0.2
Dibromocholormethane	124-48-1	0.2
Dibromomethane	74-95-3	0.2
Dichloromethane	75-09-2	0.2
Ethylbenzene	100-41-4	0.2
Hexachlorobutadiene	87-68-6	0.2
Isopropylbenzene	98-82-8	0.2
m-Xylene	108-38-3	0.2
n-Butylbenzene	104-51-8	0.2
n-Propylbenzene	103-65-1	0.2
Naphthalene	91-20-3	0.2
o-Xylene	95-47-6	0.2
p-Isopropyltoluene	99-87-6	0.2
p-Xylene	106-42-3	0.2
sec-Butylbenzene	135-98-8	0.2
Styrene	100-42-5	0.2
tert-Butylbenzene	98-06-6	0.2
Tetrachloroethene	127-18-4	0.2
Toluene	108-88-3	0.2
trans-1,2-Dichloroethene	156-60-5	0.2
trans-1,3-Dichloropropene	10061-02-6	0.2
Trichloroethene	79-01-6	0.2

Energy Laboratories Inc

Standard LOG

Standard ID: VOCF0313
 Standard Name: Liquids
 Date Prepared: 6/23/2020
 Date Expires: 4/13/2023
 Department: gcmsvoa
 Vendor: AccuStd
 Lot Number: 220041126
 Balance ID:

Type: Primary
 BY: Alethea M. Shaules
 Status: New

Comments: Date Prepared is same as Date Received. 2,000 ug/mL. Catalog # M502A-R-10X. Corrected lot number to match Cl. MSC 01/14/2022

Chemical / Solvent Used	BottleNo	Amt	Units	Exp	Final Volume:	10 mL
Volatile Organic Compounds - Liquids	12797	1	mL	4/13/		
<u>Stock Source</u>			Base Units			Amount Added
VOCF0313	Liquids		ug/mL			
<u>Analvtes</u>			CAS		Conc:	ug/mL
1,1,1,2-Tetrachloroethane			630-20-6			2000
1,1,1-Trichloroethane			71-55-6			2000
1,1,2,2-Tetrachloroethane			79-34-5			2000
1,1,2-Trichloroethane			79-00-5			2000
1,1-Dichloroethane			75-34-3			2000
1,1-Dichloroethene			75-35-4			2000
1,1-Dichloropropene			563-58-6			2000
1,2,3-Trichlorobenzene			87-61-6			2000
1,2,3-Trichloropropane			96-18-4			2000
1,2,4-Trichlorobenzene			120-82-1			2000
1,2,4-Trimethylbenzene			95-63-6			2000
1,2-Dibromo-3-chloropropane			96-12-8			2000
1,2-Dibromoethane			106-93-4			2000
1,2-Dichlorobenzene			95-50-1			2000
1,2-Dichloroethane			107-06-2			2000
1,2-Dichloropropane			78-87-5			2000
1,3,5-Trimethylbenzene			108-67-8			2000
1,3-Dichlorobenzene			541-73-1			2000
1,3-Dichloropropane			142-28-9			2000
1,4-Dichlorobenzene			106-46-7			2000
2,2-Dichloropropane			594-20-7			2000
2-Chlorotoluene			95-49-8			2000
4-Chlorotoluene			406-43-4			2000
Benzene			71-43-2			2000
Bromobenzene			108-86-1			2000
Bromochloromethane			74-97-5			2000
Bromodichloromethane			75-27-4			2000
Bromoform			75-25-2			2000
Carbon Tetrachloride			56-23-5			2000
Chlorobenzene			10-90-7			2000
Chloroform			67-66-3			2000

Energy Laboratories Inc

Standard LOG

Standard ID: VOCF0313
Standard Name: Liquids
Date Prepared: 6/23/2020
Date Expires: 4/13/2023
Department: gcmsvoa
Vendor: AccuStd
Lot Number: 220041126
Balance ID:

Type: Primary
BY: Alethea M. Shaules
Status: New

Comments: Date Prepared is same as Date Received. 2,000 ug/mL. Catalog # M502A-R-10X. Corrected lot number to match CI. MSC 01/14/2022

cis-1,2-Dichloroethene	156-59-2	2000
cis-1,3-Dichloropropene	10061-01-5	2000
Dibromocholormethane	124-48-1	2000
Dibromomethane	74-95-3	2000
Dichloromethane	75-09-2	2000
Ethylbenzene	100-41-4	2000
Hexachlorobutadiene	87-68-6	2000
Isopropylbenzene	98-82-8	2000
m-Xylene	108-38-3	2000
n-Butylbenzene	104-51-8	2000
n-Propylbenzene	103-65-1	2000
Naphthalene	91-20-3	2000
o-Xylene	95-47-6	2000
p-Isopropyltoluene	99-87-6	2000
p-Xylene	106-42-3	2000
sec-Butylbenzene	135-98-8	2000
Styrene	100-42-5	2000
tert-Butylbenzene	98-06-6	2000
Tetrachloroethene	127-18-4	2000
Toluene	108-88-3	2000
trans-1,2-Dichloroethene	156-60-5	2000
trans-1,3-Dichloropropene	10061-02-6	2000
Trichloroethene	79-01-6	2000

CERTIFICATE OF ANALYSIS

Catalog No: M-502A-R-10X
Description: Volatile Organic Compounds - Liquids
Lot: 220041126
Solvent: Methanol
Hazards: Refer to SDS for complete safety information

Date Certified: Apr 13, 2020
Expiration: Apr 13, 2023
Sample Size: 1 mL
Components: 54
Storage Condition: Refrig (0-5 °C)



Signal Word: Danger

Certified Reference Material



Component	CAS #	Purity % (GC/MS)	Prepared Concentration* (µg/mL)	Certified Analyte Concentration* (µg/mL)
Benzene	71-43-2	100.0	2002	2002
Bromobenzene	108-86-1	100.0	2003	2003
Bromochloromethane	74-97-5	99.1	2001	1983
Bromodichloromethane	75-27-4	99.0	2002	1982
Bromoform	75-25-2	99.2	2001	1985
n-Butylbenzene	104-51-8	100.0	2002	2002
sec-Butylbenzene	135-98-8	100.0	2001	2001
tert-Butylbenzene	98-06-6	99.0	2003	1983
Carbon tetrachloride	56-23-5	100.0	2003	2003
Chlorobenzene	108-90-7	99.6	2001	1993
Chloroform	67-66-3	99.2	2004	1988
2-Chlorotoluene	95-49-8	99.0	2003	1983
4-Chlorotoluene	106-43-4	99.8	2002	1998
Dibromochloromethane	124-48-1	97.8	2049*	2004
1,2-Dibromo-3-chloropropane	96-12-8	99.2	2001	1985
1,2-Dibromoethane	106-93-4	100.0	2006	2006
Dibromomethane	74-95-3	99.0	2002	1982
1,2-Dichlorobenzene	95-50-1	98.2	2003	1967
1,3-Dichlorobenzene	541-73-1	100.0	2000	2000
1,4-Dichlorobenzene	106-46-7	100.0	2002	2002
1,1-Dichloroethane	75-34-3	98.6	2001	1973
1,2-Dichloroethane	107-06-2	99.8	2010	2006
1,1-Dichloroethene	75-35-4	99.0	2000	1980
cis-1,2-Dichloroethene	156-59-2	99.0	2002	1982
trans-1,2-Dichloroethene	156-60-5	99.5	2001	1991
1,2-Dichloropropane	78-87-5	99.5	2003	1993
1,3-Dichloropropane	142-28-9	96.7	2073*	2005
2,2-Dichloropropane	594-20-7	99.9	2012	2010
1,1-Dichloropropene	563-58-6	98.9	2001	1979
cis-1,3-Dichloropropene **	10061-01-5	93.9	2041*	1916
trans-1,3-Dichloropropene **	10061-02-6	93.9	1968*	1848
Ethylbenzene	100-41-4	99.7	2000	1994
Hexachlorobutadiene	87-68-3	98.0	2003	1963
Isopropylbenzene	98-82-8	100.0	2002	2002
p-Isopropyltoluene	99-87-6	99.4	2000	1988
Methylene chloride	75-09-2	99.9	2001	1999
Naphthalene	91-20-3	100.0	2002	2002
n-Propylbenzene	103-65-1	100.0	2001	2001
Styrene	100-42-5	100.0	2003	2003
1,1,1,2-Tetrachloroethane	630-20-6	98.9	2005	1983
1,1,1,2-Tetrachloroethane	79-34-5	96.0	2087*	2004
Tetrachloroethene	127-18-4	99.4	2017	2005
Toluene	108-88-3	100.0	2001	2001
1,2,3-Trichlorobenzene	87-61-6	100.0	2002	2002

CERTIFICATE OF ANALYSIS

Catalog No: M-502A-R-10X
Description: Volatile Organic Compounds - Liquids
Lot: 220041126
Solvent: Methanol

Date Certified: Apr 13, 2020
Expiration: Apr 13, 2023
Sample Size: 1 mL
Components: 54

Component - <i>continued</i>	CAS #	Purity %	Prepared Concentration ²	Certified Analyte Concentration ¹
		(GC/MS)	(µg/mL)	(µg/mL)
1,2,4-Trichlorobenzene	120-82-1	99.6	2001	1993
1,1,1-Trichloroethane	71-55-6	100.0	2002	2002
1,1,2-Trichloroethane	79-00-5	98.6	2000	1972
Trichloroethene	79-01-6	100.0	2003	2003
1,2,3-Trichloropropane	96-18-4	97.5	2055*	2004
1,2,4-Trimethylbenzene	95-63-6	98.2	2001	1965
1,3,5-Trimethylbenzene	108-67-8	98.8	2001	1977
o-Xylene	95-47-6	99.0	2000	1980
m-Xylene	108-38-3	99.2	2002	1986
p-Xylene	106-42-3	95.4	2097*	2001

* Weight compensated to 100% purity.

** 47.8% cis isomer, 46.1% trans isomer

A product with a suffix (-1A, -2B, etc. or -01, -02, etc.) on its lot number has had its expiration date extended and is identical to the same lot number without the suffix.

² All weights are traceable through NIST, Test No. 684/289871-17

¹ Certified Analyte Concentration = Purity x Prepared Concentration.

The Uncertainty associated with the certified concentration reported on this certificate is $\pm 2.4\%$. This value is the combined expanded uncertainty and represents an estimated standard deviation equal to the positive square root of the total variation of the uncertainty of components. A normal distribution is assumed and a coverage factor of K=2 is chosen using approximately a 95% confidence level.

Labels and certificates follow U.S. Conventions in reporting numerical values: A comma (,) is used to separate units of one-thousand or greater. A period (.) is used as a decimal place marker.

The information on this certificate may not be reproduced without the express permission of the manufacturer. See reverse side for additional information

Certified By: 

Larry Decker, Organic QC Manager

ID #: 12797

Opened: _____

Volatile Organic Compounds - Liquids

Expires: 4/13/2023

Rec'd: 6/23/2020

Energy Laboratories Inc 1120 So. 27th Street
Billings MT 59107

Energy Laboratories Inc

Standard LOG

Standard ID: VOCF3540A
 Standard Name: Gases
 Date Prepared: 12/6/2021
 Date Expires: 12/13/2021
 Department: GCMSVOA
 Vendor:
 Lot Number:
 Balance ID:

Type: Secondary
 BY: Melissa Chavez
 Status: Expired

Comments: 1.0 ml/10 ml final volume. Final Concentration 0.2 ug/uL

Chemical / Solvent Used	BottleNo	Amt	Units	Exp
Methanol, Purge and Trap EB199	14400	9	mL	3/20/

Final Volume: 10 mL

<u>Stock Source</u>	Base Units	Amount Added
VOCF0427 Gases	ug/mL	1 mL

<u>Analvtes</u>	CAS	Conc:	ug/uL
Bromomethane	74-83-9		0.2
Chloroethane	75-00-3		0.2
Chloromethane	74-87-3		0.2
Dichlorodifluoromethane	75-71-8		0.2
Trichlorofluoromethane	75-69-4		0.2
Vinyl Chloride	75-01-4		0.2

Energy Laboratories Inc

Standard LOG

Standard ID: VOCF0427
 Standard Name: Gases
 Date Prepared: 9/17/2021
 Date Expires: 8/3/2024
 Department: gcmsvoa
 Vendor: Absolute
 Lot Number: 080321
 Balance ID:

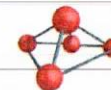
Type: Primary
 BY: Alethea M. Shaules
 Status: New

Comments: Date Prepared is same as Date Received. 2,000 ug/mL in MeOH. Catalog # 30058.

Chemical / Solvent Used	BottleNo	Amt	Units	Exp
EPA Method 502-524 - Volatile Gases	14285	1	mL	8/3/2

Final Volume: 10 mL

<u>Stock Source</u>		Base Units		Amount Added
VOCF0427	Gases	ug/mL		
<u>Analvtes</u>		CAS		Conc: ug/mL
Bromomethane		74-83-9		2000
Chloroethane		75-00-3		2000
Chloromethane		74-87-3		2000
Dichlorodifluoromethane		75-71-8		2000
Trichlorofluoromethane		75-69-4		2000
Vinyl chloride		75-01-4		2000



CERTIFIED WEIGHT REPORT

Part Number: 30058
Lot Number: 080321
Description: EPA Method 502/524 - Volatile Gases Mix #1

Expiration Date: 080324

Recommended Storage: Freezer (0 °C)

Nominal Concentration (µg/mL): 2000

NIST Test ID#: 6UTB

Solvent: Methanol
Lot#: EA783-US

Weight(s) shown below were combined and diluted to (mL):
500.0 0.058 Balance Uncertainty
0.058 Flask Uncertainty

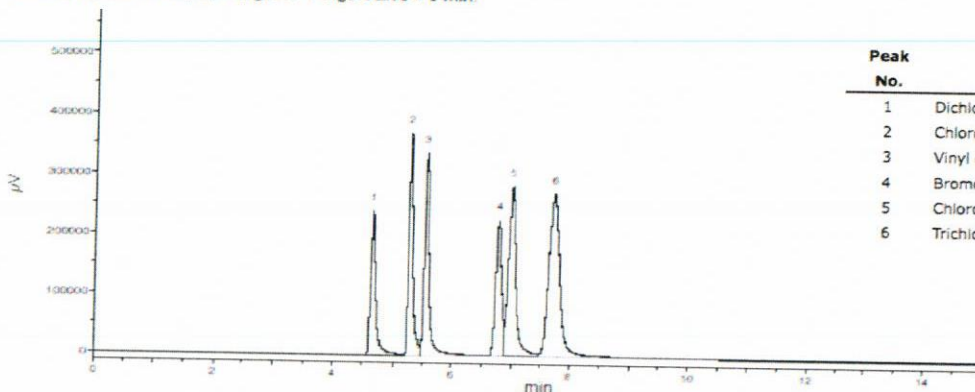
		080321
Formulated By:	Mario Luis	DATE
		080321
Reviewed By:	Pedro L. Rentas	DATE

Compound	RM#	Lot Number	Nominal Conc (µg/mL)	Purity (%)	Uncertainty Purity (%)	Target Weight (g)	Actual Weight (g)	Actual Conc(µg/mL)	Expanded Uncertainty (+/-) (µg/mL)	SDS Information (Solvent Safety Info. On Attached pg.)		
										CAS#	OSHA PEL (TWA)	LD50
1. Bromomethane	50	01611JX	2000	99.5	0.2	1.00508	1.0098	2009.4	8.1	74-83-9	5 ppm (20mg/m3/8H) (skin)	ori-rat 214mg/kg
2. Chloroethane	72	062617	2000	99	0.2	1.01016	1.0146	2008.8	8.1	75-00-3	1000 ppm (2600mg/m3/8H)	N/A
3. Chloromethane	79	06908MS	2000	99.5	0.2	1.00508	1.0154	2020.5	8.1	74-87-3	100 ppm	ori-rat 1800mg/kg
4. Dichlorodifluoromethane	134	92-0487	2000	99	0.2	1.01016	1.0224	2024.2	8.2	75-71-8	1000 ppm (4950mg/m3/8H)	N/A
5. Trichlorofluoromethane	294	01823MW	2000	99	0.2	1.01016	1.0110	2001.7	8.1	75-69-4	1000 ppm (5600mg/m3/8H)	ipr-mus 1743mg/kg
6. Vinyl chloride	305	04854EA	2000	99.5	0.2	1.00508	1.0071	2004.0	8.1	75-01-4	N/A	N/A

- The certified value is the concentration calculated from gravimetric and volumetric measurements unless otherwise stated.
- Standards are prepared gravimetrically using balances that are calibrated with weights traceable to NIST (see above).
- Standards are certified (+/-) 0.5% of the stated value, unless otherwise stated.
- All Standards, after opening ampule, should be stored with caps tight and under appropriate laboratory conditions.
- Uncertainty Reference: Taylor, B.N. and Kuyat, C.E., "Guidelines for Evaluating and Expressing the Uncertainty of NIST Measurement Result," NIST Technical Note 1297, U.S. Government Printing Office, Washington, DC, (1994).

Comments

GC15-M9 Analysis by Melissa Stonier
Column ID SPB-Vocool 105 meter X 0.53mm X 3.0µm film thickness
Flow rates: Total flow=150mL/min., Helium (carrier)=10mL/min., Helium(make-up)=40mL/min., Hydrogen(make-up)=100mL/min.
Oven Profile: Temp. 1=35°C (Time 1=9 min.), Temp 2=200°C (Time 2=1 min.), Rate = 33°C/min., Total run time=15 min., Injector temp.=200°C, FID Temp.=200°C.
ELCD Signal = Edaq Channel 1 PID Signal = Edaq Channel 2
Standard injection = 0.5µL, Range=3 Purge Valve = 0 min.



Peak No.	Analyte	ELCD RT (min.)
1	Dichlorodifluoromethane	4.67
2	Chloromethane	5.28
3	Vinyl chloride	5.56
4	Bromomethane	6.75
5	Chloroethane	6.99
6	Trichlorofluoromethane	7.72

ID #: 14285

Opened: _____

EPA Method 502-524 - Volatile Gases Mix #1

Expires: 8/3/2024

Rec'd: 9/17/2021

Energy Laboratories Inc 1120 So. 27th Street
Billings MT 59107

Energy Laboratories Inc

Standard LOG

Standard ID: VOCF3507B
 Standard Name: MtBE
 Date Prepared: 10/25/2021
 Date Expires: 12/25/2021
 Department: gcmsvoa
 Vendor:
 Lot Number:
 Balance ID:
 Comments: Final Concentration 0.2 ug/uL.

Type: Secondary
 BY: Steve Dilts
 Status: Expired

Chemical / Solvent Used	BottleNo	Amt	Units	Exp
Methanol, Purge and Trap EA899	13926	9	mL	2/12/

Final Volume: 10 mL

<u>Stock Source</u>		Base Units	Amount Added
VOCF0373	MtBE (Methy tert-Butyl Ether)	ug/mL	1 mL
<u>Analvtes</u>		CAS	Conc: ug/uL
	tert-butylmethyl ether	1634-04-4	0
	tert-butylmethyl ether (MTBE)	1634-04-4	0.2

Energy Laboratories Inc

Standard LOG

Standard ID: VOCF0373
Standard Name: MtBE (Methy tert-Butyl Ether) Type: Primary
Date Prepared: 2/26/2021 BY: Steve Dilts
Date Expires: 8/31/2022
Department: gcmsvoa Status: New
Vendor: Agilent
Lot Number: 0006555762
Balance ID:
Comments: Date Prepared is same as Date Received. 2000 ug/mL in MeOH. Catalog # STS-440

Chemical / Solvent Used	BottleNo	Amt	Units	Exp
Methyl tert-Butyl Ether Standard	13578	1	mL	8/31/

Final Volume: 5 mL

Stock Source
VOCF0373 MtBE (Methy tert-Butyl Ether)

Base Units
ug/mL

Amount Added

Analvtes
tert-butylmethyl ether

CAS
1634-04-4

Conc: ug/mL
2000

Certificate of Analysis

Product Name: Methyl tert-Butyl Ether Standard**Product Number:** STS-440-1**Lot Number:** 0006555762**Lot Issue Date:** 19-Aug-2020**Expiration Date:** 31-Aug-2022**Description:**

This analytical reference material (RM) was manufactured and verified in accordance with an ISO 9001 registered quality system, and analyte concentrations were verified by an ISO 17025 accredited laboratory. The concentration and uncertainty value at the 95% confidence level for each analyte, determined gravimetrically, is listed below.

Analyte**CAS#****Analyte Lot****Concentration ± Uncertainty**

tert-butylmethyl ether

001634-04-4

RM06568

2006 ± 10 µg/mL

Matrix: methanol (methyl alcohol)**Storage Conditions:** Store Frozen (-25° to -10°C).**Traceability:**

The balances used for these measurements are calibrated with weights traceable to NIST in compliance with ANSI/NCSL Z540.3, ISO 9001, ISO 17025, and ISO 17034. Calibrated Class A glassware is used for volumetric measurements. Thermometers are calibrated against a NIST traceable thermometer in accordance with NIST Special Publication 1088.

Homogeneity:

This RM was unitized according to an in-house procedure and is guaranteed to be homogeneous. There is no minimum sub-sample size required.

Intended Use:

This RM is intended for the preparation of working reference samples for use in routine laboratory analyses, calibration of instruments, validation of analytical methods, assessments of measurement methods, and continuing calibration verification.

Instructions for Use:

Sample aliquots for analysis should be withdrawn at 20°C to 25°C immediately after opening the container and should be processed without delay for the certified values to be valid within the stated uncertainties.

Hazards:

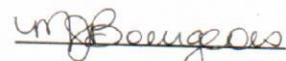
Refer to the Safety Data Sheet on www.agilent.com for information regarding this RM.

Expiration of Certification:

The certification of this RM is valid until the expiration date specified above, provided the RM is handled and stored in accordance with the instructions given in this certificate. This certification is nullified if the RM is damaged, contaminated, or otherwise modified.

Maintenance of Certification:

If substantive changes are noted that affect the certification before the expiration of this certificate, Agilent will notify the purchaser.

Sample lot approver:

Monica Bourgeois

QMS Representative

ISO 17034 Cert
No. AR-1936RM was produced in accordance with TUV USA Inc registered ISO 9001 Quality
Management System. Cert # 56 100 18560026

Page: 1 of 1

www.agilent.com/quality/
CSD-QA-015.1ISO 17025 Cert
No. AT-1937

Energy Laboratories Inc

Standard LOG

Standard ID: VO CF3526
 Standard Name: Ketones
 Date Prepared: 11/22/2021
 Date Expires: 12/22/2021
 Department: gcmsvoa
 Vendor: Chem Service
 Lot Number: 10251200
 Balance ID:

Type: Primary
 BY: Melissa Chavez
 Status: Empty/Disposed

Comments: Vial Opened For Use . 2.0 ug/uL in 90:10 MeOH:H2O.

Chemical / Solvent Used	BottleNo	Amt	Units	Exp
TCL Ketone Mix	14443	1	mL	6/30/

Final Volume: 1 mL

<u>Stock Source</u>	Base Units	Amount Added
VOCF0434 Ketones	ug/mL	1 mL

<u>Analvtes</u>	CAS	Conc:	ug/mL
2-Butanone	78-93-3		2000
2-Hexanone	591-78-6		2000
4-Methyl-2-pentanone	108-10-1		2000
Acetone	67-64-1		2000

Energy Laboratories Inc

Standard LOG

Standard ID: VOCF0434
Standard Name: Ketones
Date Prepared: 10/26/2021
Date Expires: 6/30/2023
Department: gcmsvoa
Vendor: Chem Service
Lot Number: 10251200
Balance ID:

Type: Primary
BY: Steve Dilts
Status: New

Comments: Date Prepared is same as Date Received. 2,000 ug/mL in 90:10 MeOH:H2O. Catalog # M-TCL-1AN5-5ML.

Chemical / Solvent Used	BottleNo	Amt	Units	Exp
TCL Ketone Mix	14443	1	mL	6/30/

Final Volume: 5 mL

<u>Stock Source</u>		Base Units	Amount Added
VOCF0434	Ketones	ug/mL	
<u>Analvtes</u>		CAS	Conc: ug/mL
2-Butanone		78-93-3	2000
2-Hexanone		591-78-6	2000
4-Methyl-2-pentanone		108-10-1	2000
Acetone		67-64-1	2000

660 Tower Lane • P.O. Box 599 • West Chester, PA 19381-0599
1-800-452-9994 • 1-610-692-3026 • Fax 1-610-692-8729
info@chemservice.com • www.chemservice.com

ID #: 14443

Opened: _____

TCL Ketone Mix

Expires: 6/30/2023

Rec'd: 10/26/2021

Energy Laboratories Inc 1120 So. 27th Street
Billings MT 59107

CERTIFICATE OF ANALYSIS

TCL Ketones Mixture

CONCENTRATION 2000ug/ml in Methanol:Water (90:10)
CATALOG NUMBER M-TCL1AN5-1ML
LOT NUMBER 10251200
DATE CERTIFIED 06/16/20
EXPIRATION DATE 06/30/23
STORAGE Freezer storage (-20 - -25 °C)
HANDLING See Safety Data Sheet
INTENDED USE For laboratory use only.
ISO 17034:2016 CERTIFIED []

ID	Analyte	CAS	Weight Analyte (mg)	Lot	Purity	Certified Concentration (ug/mL)
N-11014	Acetone	67-64-1	203.300	00026182	98.7	2006.6
N-10297	2-Butanone	78-93-3	202.800	00027454	99.5	2017.9
N-10369	2-Hexanone	591-78-6	202.600	00025720	99.5	2015.9
N-10844	4-Methyl-2-pentanone	108-10-1	204.700	6403300	99.5	2036.8

Analytical Test	Value
CONCENTRATION (GC/FID)	VERIFIED

Chem Service, Inc. is accredited to ISO 17034:2016, ISO/IEC 17025:2017 and certified to ISO 9001:2015.



COA Form
Revision 3 (3/2015)

Print Date: 10/22/21

660 Tower Lane • P.O. Box 599 • West Chester, PA 19381-0599
1-800-452-9994 • 1-610-692-3026 • Fax 1-610-692-8729
info@chemservice.com • www.chemservice.com

Instructions for Use:

Shake mixture prior to use. If particles are present, sonicate for homogeneity. If sample is diluted to lower concentrations, Class A volumetric glassware must be used.

Minimum Sample Size- 0.2 uL for Direct Injection.

Chem Service Inc. guarantees the expanded uncertainty of the above analytes to be +/- 2.0% of the certified concentrations based on gravimetric preparation. The test results published in this report were obtained using equipment capable of producing results that are traceable to NIST and through NIST to the International System of Units (SI). The reported expanded uncertainty of measurement is stated as the combined standard uncertainty of measurement multiplied by the coverage factor k (k=2) such that the coverage probability corresponds to approximately 95%. For certified reference materials, homogeneity and thermal stability testing are available upon request.

Certified By:

Mary Beth O'Donnell

Mary Beth O'Donnell
CSM/TC

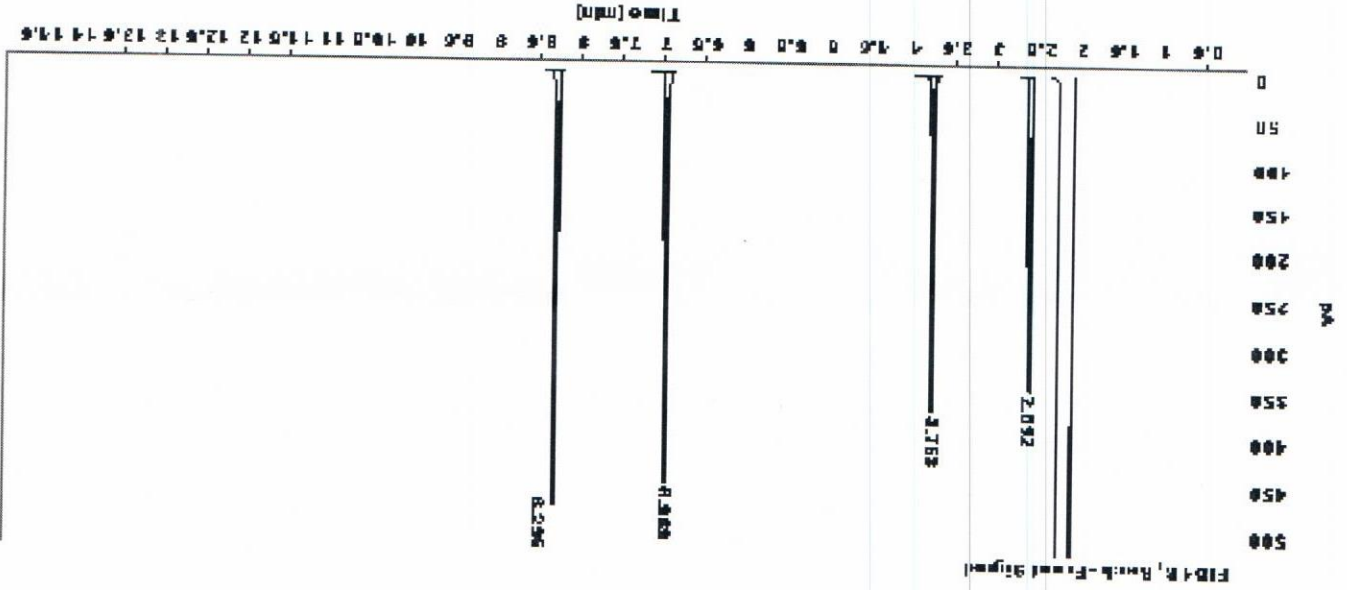
Chem Service, Inc. is accredited to ISO 17034:2016, ISO/IEC 17025:2017 and certified to ISO 9001:2015.



CERTIFICATE OF ANALYSIS

Gas Chromatography / Flame Ionization Detector (GC/FID)

Data file: C:\CHEM321\DATA\2020 DATA\0620M-TCL1AN5.D
 Sample name: M-TCL1AN5
 Acq. method: N-14278.M
 Instrument: GC3
 Injection date: 6/16/2020 2:52:35 PM
 Column name: RTX-5MS (30m x 0.25mm x 0.5µm)
 Location: 202
 Injection Vol: 1.000
 # Of Injections: 1



Signal: FID1 B, Back - Front Signal

RT [min]	Type	Width [min]	Area	Height	Area%
2.092	BB	0.0277	580.2505	343.4986	18.4855
2.188	BB	0.0323	735.4804	387.8491	23.4054
18.485	BB	0.0326	904.3389	447.8770	28.7791
29.3500	BB	0.0307	822.2798	474.3798	29.3500
Sum			3142.3497		

Chem Service, Inc. is accredited to ISO 17024:2016, ISO/IEC 17025:2017 and certified to ISO 9001:2015.



Energy Laboratories Inc

Spike LOG

Standard ID: VOCF3505B
 Standard Name: 2nd Source Liquids
 Date Prepared: 10/23/2021
 Date Expires: 12/23/2021
 Department: gcmsvoa
 Vendor:
 Lot Number:
 Balance ID:
 Comments: Final Concentration 0.2ug/uL.

Type: Secondary
 BY: Melissa Chavez
 Status: New

Chemical / Solvent Used	BottleNo	Amt	Units	Exp
Methanol, Purge and Trap - EB199-US	14334	9	mL	3/20/

Final Volume: 10 mL

<u>Stock Source</u>	<u>Base Units</u>	<u>Amount Added</u>
VOCF0352 2nd Source Liquids	ug/mL	1 mL

<u>Analvtes</u>	<u>CAS</u>	<u>Conc:</u>	<u>ug/mL</u>
1,1,1,2-Tetrachloroethane	630-20-6		0.2
1,1,1-Trichloroethane	71-55-6		0.2
1,1,2,2-Tetrachloroethane	79-34-5		0.2
1,1,2-Trichloroethane	79-00-5		0.2
1,1-Dichloroethane	75-34-3		0.2
1,1-Dichloroethene	75-35-4		0.2
1,1-Dichloropropene	563-58-6		0.2
1,2,3-Trichlorobenzene	87-61-6		0.2
1,2,3-Trichloropropane	96-18-4		0.2
1,2,4-Trichlorobenzene	120-82-1		0.2
1,2,4-Trimethylbenzene	95-63-6		0.2
1,2-Dibromo-3-chloropropane	96-12-8		0.2
1,2-Dibromoethane	106-93-4		0.2
1,2-Dichlorobenzene	95-50-1		0.2
1,2-Dichloroethane	107-06-2		0.2
1,2-Dichloropropane	78-87-5		0.2
1,3,5-Trimethylbenzene	108-67-8		0.2
1,3-Dichlorobenzene	541-73-1		0.2
1,3-Dichloropropane	142-28-9		0.2
1,4-Dichlorobenzene	106-46-7		0.2
2,2-Dichloropropane	594-20-7		0.2
2-Chlorotoluene	95-49-8		0.2
4-Chlorotoluene	406-43-4		0.2
Benzene	71-43-2		0.2
Bromobenzene	108-86-1		0.2
Bromochloromethane	74-97-5		0.2
Bromodichloromethane	75-27-4		0.2
Bromoform	75-25-2		0.2
Carbon Tetrachloride	56-23-5		0.2
Chlorobenzene	10-90-7		0.2
Chloroform	67-66-3		0.2

Energy Laboratories Inc

Spike LOG

Standard ID: VOCF3505B
Standard Name: 2nd Source Liquids
Date Prepared: 10/23/2021
Date Expires: 12/23/2021
Department: gcmsvoa
Vendor:
Lot Number:
Balance ID:
Comments: Final Concentration 0.2ug/uL.

Type: Secondary
BY: Melissa Chavez
Status: New

cis-1,2-Dichloroethene	156-59-2	0.2
cis-1,3-Dichloropropene	10061-01-5	0.2
Dibromochloromethane	124-48-1	0.2
Dibromomethane	74-95-3	0.2
Dichloromethane	75-09-2	0.2
Ethylbenzene	100-41-4	0.2
Hexachlorobutadiene	87-68-6	0.2
Isopropylbenzene	98-82-8	0.2
m-Xylene	108-38-3	0.2
n-Butylbenzene	104-51-8	0.2
n-Propylbenzene	103-65-1	0.2
Naphthalene	91-20-3	0.2
o-Xylene	95-47-6	0.2
p-Isopropyltoluene	99-87-6	0.2
p-Xylene	106-42-3	0.2
sec-Butylbenzene	135-98-8	0.2
Styrene	100-42-5	0.2
tert-Butylbenzene	98-06-6	0.2
Tetrachloroethene	127-18-4	0.2
Toluene	108-88-3	0.2
trans-1,2-Dichloroethene	156-60-5	0.2
trans-1,3-Dichloropropene	10061-02-6	0.2
Trichloroethene	79-01-6	0.2
Vinyl Acetate	108-05-4	0

Energy Laboratories Inc

Spike LOG

Standard ID: VOCF0352
 Standard Name: 2nd Source Liquids
 Date Prepared: 11/23/2020
 Date Expires: 12/31/2023
 Department: gcmsvoa
 Vendor: Agilent
 Lot Number: 0006570990
 Balance ID:

Type: Primary
 BY: Steve Dilts
 Status: New

Comments: Date Prepared is same as Date Received. 2000 ug/mL in MeOH. Catalog # DWM-589N-1.

Chemical / Solvent Used	BottleNo	Amt	Units	Exp
VOC Standard	13292	1	mL	12/31

Final Volume: 10 mL

<u>Stock Source</u>	<u>Base Units</u>	<u>Amount Added</u>
VOCF0352 2nd Source Liquids	ug/mL	

<u>Analvtes</u>	<u>CAS</u>	<u>Conc:</u>	<u>ug/mL</u>
1,1,1,2-Tetrachloroethane	630-20-6		2000
1,1,1-Trichloroethane	71-55-6		2000
1,1,2,2-Tetrachloroethane	79-34-5		2000
1,1,2-Trichloroethane	79-00-5		2000
1,1-Dichloroethane	75-34-3		2000
1,1-Dichloroethene	75-35-4		2000
1,1-Dichloropropene	563-58-6		2000
1,2,3-Trichlorobenzene	87-61-6		2000
1,2,3-Trichloropropane	96-18-4		2000
1,2,4-Trichlorobenzene	120-82-1		2000
1,2,4-Trimethylbenzene	95-63-6		2000
1,2-Dibromo-3-chloropropane	96-12-8		2000
1,2-Dibromoethane	106-93-4		2000
1,2-Dichlorobenzene	95-50-1		2000
1,2-Dichloroethane	107-06-2		2000
1,2-Dichloropropane	78-87-5		2000
1,3,5-Trimethylbenzene	108-67-8		2000
1,3-Dichlorobenzene	541-73-1		2000
1,3-Dichloropropane	142-28-9		2000
1,4-Dichlorobenzene	106-46-7		2000
2,2-Dichloropropane	594-20-7		2000
2-Chlorotoluene	95-49-8		2000
4-Chlorotoluene	406-43-4		2000
Benzene	71-43-2		2000
Bromobenzene	108-86-1		2000
Bromochloromethane	74-97-5		2000
Bromodichloromethane	75-27-4		2000
Bromoform	75-25-2		2000
Carbon Tetrachloride	56-23-5		2000
Chlorobenzene	10-90-7		2000
Chloroform	67-66-3		2000

Energy Laboratories Inc

Spike LOG

Standard ID: VOCF0352
Standard Name: 2nd Source Liquids
Date Prepared: 11/23/2020
Date Expires: 12/31/2023
Department: gcmsvoa
Vendor: Agilent
Lot Number: 0006570990
Balance ID:

Type: Primary
BY: Steve Dilts
Status: New

Comments: Date Prepared is same as Date Received. 2000 ug/mL in MeOH. Catalog # DWM-589N-1.

cis-1,2-Dichloroethene	156-59-2	2000
cis-1,3-Dichloropropene	10061-01-5	2000
Dibromocholormethane	124-48-1	2000
Dibromomethane	74-95-3	2000
Dichloromethane	75-09-2	2000
Ethylbenzene	100-41-4	2000
Hexachlorobutadiene	87-68-6	2000
Isopropylbenzene	98-82-8	2000
m-Xylene	108-38-3	2000
n-Butylbenzene	104-51-8	2000
n-Propylbenzene	103-65-1	2000
Naphthalene	91-20-3	2000
o-Xylene	95-47-6	2000
p-Isopropyltoluene	99-87-6	2000
p-Xylene	106-42-3	2000
sec-Butylbenzene	135-98-8	2000
Styrene	100-42-5	2000
tert-Butylbenzene	98-06-6	2000
Tetrachloroethene	127-18-4	2000
Toluene	108-88-3	2000
trans-1,2-Dichloroethene	156-60-5	2000
trans-1,3-Dichloropropene	10061-02-6	2000
Trichloroethene	79-01-6	2000

Certificate of Analysis

Product Name: VOC Standard

Product Number: DWM-589N-1

Lot Number: 0006570990

Lot Issue Date: 17-Nov-2020

Expiration Date: 31-Dec-2023


Description:

This analytical reference material (RM) was manufactured and verified in accordance with an ISO 9001 registered quality system and analyte concentrations were verified by an ISO 17025 accredited laboratory. The concentration and uncertainty value at the 95% confidence level for each analyte, determined gravimetrically, is listed below.

Analyte	CAS#	Analyte Lot	Concentration ± Uncertainty
bromochloromethane	000074-97-5	RM00009	2010 ± 10 µg/mL
bromodichloromethane	000075-27-4	RM12585	2009 ± 10 µg/mL
bromoform	000075-25-2	RM13987	2010 ± 10 µg/mL
carbon tetrachloride	000056-23-5	RM07576	2010 ± 10 µg/mL
chloroform	000067-66-3	RM13988	2009 ± 10 µg/mL
dibromochloromethane	000124-48-1	RM14843	2009 ± 10 µg/mL
dibromomethane	000074-95-3	RM12878	2009 ± 10 µg/mL
methylene chloride	000075-09-2	RM11650	2009 ± 10 µg/mL
1,2-dibromoethane	000106-93-4	RM00018	2010 ± 10 µg/mL
1,1-dichloroethane	000075-34-3	RM16217	2006 ± 10 µg/mL
1,2-dichloroethane	000107-06-2	RM04655	2005 ± 10 µg/mL
1,1-dichloroethene	000075-35-4	RM14486	2010 ± 10 µg/mL
cis-1,2-dichloroethene	000156-59-2	RM15008	2007 ± 10 µg/mL
trans-1,2-dichloroethene	000156-60-5	RM07565	2008 ± 10 µg/mL
1,1,1,2-tetrachloroethane	000630-20-6	RM12632	2005 ± 10 µg/mL
1,1,2,2-tetrachloroethane	000079-34-5	RM02540	2009 ± 10 µg/mL
tetrachloroethene	000127-18-4	RM06491	2008 ± 10 µg/mL

Certificate of Analysis

Product Number:	DWM-589N-1	Lot Number:	0006570990
1,1,1-trichloroethane	000071-55-6	RM16539	2004 ± 10 µg/mL
1,1,2-trichloroethane	000079-00-5	RM01175	2009 ± 10 µg/mL
trichloroethene	000079-01-6	RM14232	2009 ± 10 µg/mL
1,2-dibromo-3-chloropropane	000096-12-8	RM13666	2009 ± 10 µg/mL
1,2-dichloropropane	000078-87-5	RM12821	2008 ± 10 µg/mL
1,3-dichloropropane	000142-28-9	RM02080	2008 ± 10 µg/mL
2,2-dichloropropane	000594-20-7	RM12927	2005 ± 10 µg/mL
1,1-dichloropropene	000563-58-6	RM16190	2010 ± 10 µg/mL
cis-1,3-dichloropropene	010061-01-5	RM12891	2007 ± 10 µg/mL
trans-1,3-dichloropropene	010061-02-6	RM12254	2006 ± 10 µg/mL
hexachlorobutadiene	000087-68-3	RM09157	2005 ± 10 µg/mL
1,2,3-trichloropropane	000096-18-4	RM13082	2004 ± 10 µg/mL
benzene	000071-43-2	RM12931	2009 ± 10 µg/mL
n-butylbenzene	000104-51-8	RM03651	2008 ± 10 µg/mL
sec-butylbenzene	000135-98-8	RM10905	2005 ± 10 µg/mL
tert-butylbenzene	000098-06-6	RM14040	2007 ± 10 µg/mL
ethylbenzene	000100-41-4	RM12195	2006 ± 10 µg/mL
isopropylbenzene	000098-82-8	RM00835	2009 ± 10 µg/mL
4-isopropyltoluene	000099-87-6	RM09747	2009 ± 10 µg/mL
naphthalene	000091-20-3	NT00970	2006 ± 10 µg/mL
n-propylbenzene	000103-65-1	RM12785	2010 ± 10 µg/mL
styrene	000100-42-5	RM13393	2010 ± 10 µg/mL



ISO 17034 Cert
No. AR-1936

RM was produced in accordance with TUV USA Inc registered ISO 9001 Quality Management System. Cert # 56 100 18560026

Page: 2 of 4

www.agilent.com/quality/
CSD-QA-015.1



ISO 17025 Cert
No. AT-1937

Certificate of Analysis

Product Number: DWM-589N-1

Lot Number: 0006570990

toluene	000108-88-3	RM06650	2008 ± 10 µg/mL
1,2,4-trimethylbenzene	000095-63-6	RM06731	2002 ± 10 µg/mL
1,3,5-trimethylbenzene	000108-67-8	RM12905	2009 ± 10 µg/mL
o-xylene	000095-47-6	RM15639	2005 ± 10 µg/mL
m-xylene	000108-38-3	RM15919	2006 ± 10 µg/mL
p-xylene	000106-42-3	RM02647	2009 ± 10 µg/mL
bromobenzene	000108-86-1	RM10227	2008 ± 10 µg/mL
chlorobenzene	000108-90-7	RM01874	2008 ± 10 µg/mL
2-chlorotoluene	000095-49-8	RM13774	2007 ± 10 µg/mL
4-chlorotoluene	000106-43-4	RM11750	2009 ± 10 µg/mL
1,2-dichlorobenzene	000095-50-1	RM13636	2005 ± 10 µg/mL
1,3-dichlorobenzene	000541-73-1	NT00356	2009 ± 10 µg/mL
1,4-dichlorobenzene	000106-46-7	RM12826	2009 ± 10 µg/mL
1,2,3-trichlorobenzene	000087-61-6	RM10193	2007 ± 10 µg/mL
1,2,4-trichlorobenzene	000120-82-1	RM09454	2009 ± 10 µg/mL

Matrix: methanol (methyl alcohol)


Storage Conditions: Store Frozen (-25° to -10°C).

Traceability:

The balances used for these measurements are calibrated with weights traceable to NIST in compliance with ANSI/NCSL Z540.3, ISO 9001, ISO 17025, and ISO 17034. Calibrated Class A glassware is used for volumetric measurements. Thermometers are calibrated against a NIST traceable thermometer in accordance with NIST Special Publication 1088.

Homogeneity:

This RM was unitized according to an in-house procedure and is guaranteed to be homogeneous. There is no minimum sub-sample size required.


 ISO 17034 Cert
 No. AR-1936

RM was produced in accordance with TUV USA Inc registered ISO 9001 Quality Management System. Cert # 56 100 18560026

Page: 3 of 4

www.agilent.com/quality/
 CSD-QA-015.1

 ISO 17025 Cert
 No. AT-1937

Certificate of Analysis

Product Number: DWM-589N-1

Lot Number: 0006570990

Intended Use:

This RM is intended for the preparation of working reference samples for use in routine laboratory analyses, calibration of instruments, validation of analytical methods, assessments of measurement methods, and continuing calibration verification.

Instructions for Use:

Sample aliquots for analysis should be withdrawn at 20°C to 25°C immediately after opening the container and should be processed without delay for the certified values to be valid within the stated uncertainties.

Hazards:

Refer to the Safety Data Sheet on www.agilent.com for information regarding this RM.


Expiration of Certification:

The certification of this RM is valid until the expiration date specified above, provided the RM is handled and stored in accordance with the instructions given in this certificate. This certification is nullified if the RM is damaged, contaminated, or otherwise modified.

Maintenance of Certification:

If substantive changes are noted that affect the certification before the expiration of this certificate, Agilent will notify the purchaser.

Sample lot approver:



Monica Bourgeois
QMS Representative



ISO 17034 Cert
No. AR-1936

RM was produced in accordance with TUV USA Inc registered ISO 9001 Quality Management System. Cert # 56 100 18560026

Page: 4 of 4

www.agilent.com/quality/
CSD-QA-015.1



ISO 17025 Cert
No. AT-1937

Energy Laboratories Inc

Spike LOG

Standard ID: VOCF3541A
 Standard Name: 2nd Source Gases
 Date Prepared: 12/6/2021
 Date Expires: 12/13/2021
 Department: gcmsvoa
 Vendor:
 Lot Number:
 Balance ID:

Type: Secondary
 BY: Melissa Chavez
 Status: Expired

Comments: 1.0 ml/10 ml final volume. Final Concentration 0.2 ug/uL. Corrected final volume column to match comments. MSC 01/14/2021

Chemical / Solvent Used	BottleNo	Amt	Units	Exp
Methanol, Purge and Trap EB199	14400	9	mL	3/20/

Final Volume: 10 mL

<u>Stock Source</u>	Base Units	Amount Added
VOCF0417 Chem Service Gases	ug/mL	1 mL

<u>Analvtes</u>	CAS	Conc:	ug/uL
Bromomethane	74-83-9		0.2
Chloroethane	75-00-3		0.2
Chloromethane	74-87-3		0.2
Dichlorodifluoromethane	75-71-8		0.2
Trichlorofluoromethane	75-69-4		0.2
Vinyl Chloride	75-01-4		0.2

Energy Laboratories Inc

Spike LOG

Standard ID: VOCF0417
Standard Name: Chem Service Gases
Date Prepared: 8/3/2021
Date Expires: 2/28/2022
Department: gcmsvoa
Vendor: Chemservice
Lot Number: 11882100
Balance ID:

Type: Primary
BY: Steve Dilts
Status: New

Comments: Date Prepared is same as Date Received. 2000 ug/mL in MeOH. Catalog # M-VOHC6M5-1ML

Chemical / Solvent Used	BottleNo	Amt	Units	Exp
Volatile Organics High Concentration	14142	5	mL	2/28/

Final Volume: 5 mL

Stock Source VOCF0417 Chem Service Gases
Base Units ug/mL
Amount Added

<u>Analvtes</u>	CAS	Conc:	ug/mL
Bromomethane	74-83-9		2000
Chloroethane	75-00-3		2000
Chloromethane	74-87-3		2000
Dichlorodifluoromethane	75-71-8		2000
Trichlorofluoromethane	75-69-4		2000
Vinyl Chloride	75-01-4		2000

CERTIFICATE OF ANALYSIS

CONCENTRATION 2000ug/ml in Methanol
CATALOG NUMBER M-VOHC6M5-1ML
LOT NUMBER 11882100
DATE CERTIFIED 05/25/21
EXPIRATION DATE 02/28/22
STORAGE Store at room temperature (20 - 25 °C).
HANDLING See Safety Data Sheet
INTENDED USE For laboratory use only.
ISO 17034:2016 CERTIFIED []

ID #: 14142

Opened:

Volatile Organics High Concentration Mixture

Expires: 2/28/2022

Rec'd: 8/3/2021

Energx Laboratories Inc 1120 So. 27th Street
Billings MT 59107

ID	Analyte	CAS	Weight Analyte (mg)	Lot	Purity	Certified Concentration (ug/mL)
N-11446	Chloroethane	75-00-3	96.300	00001728	100.0	2006.3
N-11665	Dichlorodifluoromethane	75-71-8	96.610	00001729	100.0	2012.7
N-12417	Methyl bromide	74-83-9	96.910	00024694	100.0	2019.0
N-12421	Methyl chloride	74-87-3	96.150	00001731	100.0	2003.1
N-13655	Trichlorofluoromethane	75-69-4	96.300	00027239	99.4	1994.2
N-13748	Vinyl chloride	75-01-4	96.150	00019298	100.0	2003.1

Analytical Test

Value

CONCENTRATION (GC/MSD)

VERIFIED

COA Form
Revision 3 (3/2015)

Print Date: 07/28/21



CHEM SERVICE INC

660 Tower Lane • P.O. Box 599 • West Chester, PA 19381-0599
1-800-452-9994 • 1-610-692-3026 • Fax 1-610-692-8729
info@chemservice.com • www.chemservice.com

Instructions for Use:

Shake mixture prior to use. If particles are present, sonicate for homogeneity. If sample is diluted to lower concentrations, Class A volumetric glassware must be used.

Minimum Sample Size- 0.2 uL for Direct Injection.

Chem Service Inc. guarantees the expanded uncertainty of the above analytes to be +/- 2.0% of the certified concentrations based on gravimetric preparation. The test results published in this report were obtained using equipment capable of producing results that are traceable to NIST and through NIST to the International System of Units (SI). The reported expanded uncertainty of measurement is stated as the combined standard uncertainty of measurement multiplied by the coverage factor k (k=2) such that the coverage probability corresponds to approximately 95%. For certified reference materials, homogeneity and thermal stability testing are available upon request.

Certified By:

Mary Beth O'Donnell


Mary Beth O'Donnell
CSM/TC



CERTIFICATE OF ANALYSIS

Analysis Method:

Catalog Number: M-VOHC6M5-1ML
Description: Volatile Organics High Concentration Mixture #6
Lot Number: 11882100
Expiration Date: 02/28/22



Energy Laboratories Inc

Spike LOG

Standard ID: VOCF3529A
 Standard Name: 2nd Source MtBE
 Date Prepared: 11/29/2021
 Date Expires: 12/29/2021
 Department: gcmsvoa
 Vendor:
 Lot Number:
 Balance ID:
 Comments: Final Concentration 0.2 ug/uL

Type: Secondary
 BY: Alethea M. Shaules
 Status: New

Chemical / Solvent Used	BottleNo	Amt	Units	Exp
Methanol, Purge and Trap - EB199-US	14334	9	mL	3/20/

Final Volume: 10 mL

<u>Stock Source</u>		Base Units	Amount Added
VOCF0401	2nd Source MtBE	ug/mL	1 mL
<u>Analvtes</u>		CAS	Conc: ug/uL
MtBE		1634-04-4	0.2

Energy Laboratories Inc

Spike LOG

Standard ID: VOCF0401
Standard Name: 2nd Source MtBE
Date Prepared: 6/7/2021
Date Expires: 12/11/2029
Department: gcmsvoa
Vendor: AccuStandard
Lot Number: 220051182
Balance ID:

Type: Primary
BY: Alethea M. Shaules
Status: New

Comments: Date Prepared is same as Date Receive. 2,000 ug/mL in MeOH. Catalog # S-078-10X.

Chemical / Solvent Used	BottleNo	Amt	Units	Exp
MTBE	13920	1	mL	5/18/

Final Volume: 5 mL

Stock Source
VOCF0401 2nd Source MtBE

Base Units
ug/mL

Amount Added

Analvtes
MtBE

CAS
1634-04-4

Conc: **ug/mL**
2000

CERTIFICATE OF ANALYSIS

Catalog No: S-078-10X
Description: MtBE
Lot: 220051182
Solvent: Methanol
Hazards: Refer to SDS for complete safety information

Date Certified: May 18, 2020
Expiration: May 18, 2030
Sample Size: 1 mL
Components: 1
Storage Condition: Ambient (>5 °C)



Signal Word: Danger

Certified Reference Material



Component	CAS #	Purity % (GC/MS)	Prepared Concentration ² (µg/mL)	Certified Analyte Concentration ¹ (µg/mL)
MtBE	1634-04-4	100.0	2002	2002

ID #: 13920

Opened: _____

MTBE

Expires: 5/18/2030

Rec'd: 6/7/2021

Energy Laboratories Inc 1120 So. 27th Street
Billings MT 59107

A product with a suffix (-1A, -2B, etc. or -01, -02, etc.) on its lot number has had its expiration date extended and is identical to the same lot number without the suffix.

² All weights are traceable through NIST, Test No. 684/289871-17

¹ Certified Analyte Concentration = Purity x Prepared Concentration.

The Uncertainty associated with the certified concentration reported on this certificate is $\pm 2.4\%$. This value is the combined expanded uncertainty and represents an estimated standard deviation equal to the positive square root of the total variation of the uncertainty of components. A normal distribution is assumed and a coverage factor of K=2 is chosen using approximately a 95% confidence level.

Labels and certificates follow U.S. Conventions in reporting numerical values: A comma (,) is used to separate units of one-thousand or greater. A period (.) is used as a decimal place marker.

The information on this certificate may not be reproduced without the express permission of the manufacturer. See reverse side for additional information

Hazard Information: Please refer to the SDS for information regarding the hazards associated with using this material.

This product was prepared according to in-house procedures and is guaranteed to be homogeneous.

Certified By: _____

Larry Decker, Organic QC Manager

Energy Laboratories Inc

Spike LOG

Standard ID: VOCF3534
 Standard Name: 2nd Source Ketones
 Date Prepared: 11/30/2021
 Date Expires: 12/30/2021
 Department: gcmsvoa
 Vendor: AccuStandard
 Lot Number: 221101480
 Balance ID:
 Comments: Vial opened for use. 2.0 µg/µL

Type: Primary
 BY: Melissa Chavez
 Status: Empty/Disposed

Chemical / Solvent Used	BottleNo	Amt	Units	Exp
TCL Ketones Mixture	14567	1	mL	11/26

Final Volume: 1 mL

<u>Stock Source</u>	<u>Base Units</u>	<u>Amount Added</u>
VOCF0439 2nd Source Ketones	ug/mL	1 mL
<u>Analvtes</u>	<u>CAS</u>	<u>Conc: ug/mL</u>
A 2-Butanone	78-93-3	2000
A 2-Hexanone	591-78-6	2000
A 4-Methyl-2-pentanone	108-10-1	2000
A Acetone	67-64-1	2000

Energy Laboratories Inc

Standard LOG

Standard ID: VOCF0439
 Standard Name: 2nd Source Ketones
 Date Prepared: 11/30/2021
 Date Expires: 11/26/2022
 Department: gcmsvoa
 Vendor: AccuStandard
 Lot Number: 221101480
 Balance ID:

Type: Primary
 BY: Melissa Chavez
 Status: New

Comments: Date Prepared is same as Date Received. 2,000 ug/mL in Methanol. Catalog # CLP-022K-10X.

Chemical / Solvent Used	BottleNo	Amt	Units	Exp
TCL Ketones Mixture	14567	2	mL	11/26

Final Volume: 1 mL

<u>Stock Source</u>	<u>Base Units</u>	<u>Amount Added</u>
VOCF0439 2nd Source Ketones	ug/mL	
<u>Analvtes</u>	<u>CAS</u>	<u>Conc: ug/mL</u>
2-Butanone	78-93-3	2000
2-Hexanone	591-78-6	2000
4-Methyl-2-pentanone	108-10-1	2000
Acetone	67-64-1	2000

CERTIFICATE OF ANALYSIS

Catalog No: CLP-022K-10X
Description: TCL Ketone Mix
Lot: 221101480
Solvent: Methanol
Hazards: Refer to SDS for complete safety information

Date Certified: Oct 26, 2021
Expiration: Nov 26, 2022
Sample Size: 1 mL
Components: 4
Storage Condition: Freeze (<-10 °C)



Certified Reference Material



Component	CAS #	Purity %	Prepared Concentration ²	Certified Analyte Concentration ¹
		(GC/MS)	(µg/mL)	(µg/mL)
Acetone	67-64-1	100.0	2004	2004
2-Butanone	78-93-3	100.0	2004	2004
2-Hexanone	591-78-6	98.7	2004	1978
4-Methyl-2-pentanone	108-10-1	100.0	2004	2004

ID #: 14567

Opened: _____

TCL Ketones Mixture

Expires: 11/26/2022

Rec'd: 11/30/2021

Energy Laboratories Inc 1120 So. 27th Street
Billings MT 59107

This Certified Reference Material was verified in accordance with ISO/IEC 17025

A product with a suffix (-1A, -2B, etc. or -01, -02, etc.) on its lot number has had its expiration date extended and is identical to the same lot number without the suffix.

² All weights are traceable through NIST, Test No. 684/289871-17

¹ Certified Analyte Concentration = Purity x Prepared Concentration.

The Uncertainty associated with the certified concentration reported on this certificate is $\pm 2.4\%$. This value is the combined expanded uncertainty and represents an estimated standard deviation equal to the positive square root of the total variation of the uncertainty of components. A normal distribution is assumed and a coverage factor of K=2 is chosen using approximately a 95% confidence level.

Labels and certificates follow U.S. Conventions in reporting numerical values: A comma (,) is used to separate units of one-thousand or greater. A period (.) is used as a decimal place marker.

The information on this certificate may not be reproduced without the express permission of the manufacturer. See reverse side for additional information

Hazard Information: Please refer to the SDS for information regarding the hazards associated with using this material.

This product was prepared according to in-house procedures and is guaranteed to be homogeneous.

Certified By: _____

Larry Decker, Organic QC Manager

CERTIFICATE OF ANALYSIS

Catalog No: CLP-022K-10X
Description: TCL Ketone Mix
Lot: 221101480
Solvent: Methanol

Date Certified: Oct 26, 2021
Expiration: Nov 26, 2022
Sample Size: 1 mL
Components: 4

T-Test

AccuStandard, Inc.
Statistical Report for CLP (SOW 1391)
26-Oct-2021

QR-QC-003 rev. 1/16

CLP-022K-10X 221101480										CLP-022K-10X 221041075										NOTES:			
RT	Component	Run #1	Run #2	Run #3	Run #4	Mean	Std Dev	% RSD	Run #1	Run #2	Run #3	Run #4	Mean	Std Dev	% RSD	t.025 test	CI	Component	CI	# of Runs	10 % error check of Conc.		
3.74	Acetone (67-64-1)	1925	1881	1854	1803	1866	51.05	2.74%	1751	1712	1730	1764	1764	22.43	1.29%	4.36	119.2	Acetone (67-64-1)	56	4	2000	7 %	
5.77	2-Butanone (78-93-3)	2275	2223	2237	2149	2221	52.79	2.38%	2157	2103	2145	2177	2146	31.26	1.45%	2.46	58.5	2-Butanone (78-93-3)	35.9	4	2000	9 %	
8.34	4-Methyl-2-pentanone (108-10-1)	3373	3302	3408	3225	3327	81.05	2.44%	3349	3240	3296	3415	3325	74.70	2.25%	0.04	0.9	4-Methyl-2-pentanone (108-10-1)	0.8	4	2000	0 %	
9.13	2-Hexanone (98-178-6)	3260	3199	3332	3118	3227	90.88	2.62%	3186	3072	3120	3239	3154	73.32	2.32%	1.25	35.2	2-Hexanone (98-178-6)	29.1	4	2000	2 %	

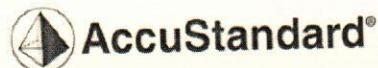
CERTIFICATE OF ANALYSIS

Catalog No: CLP-022K-10X
Description: TCL Ketone Mix
Lot: 221101480
Solvent: Methanol

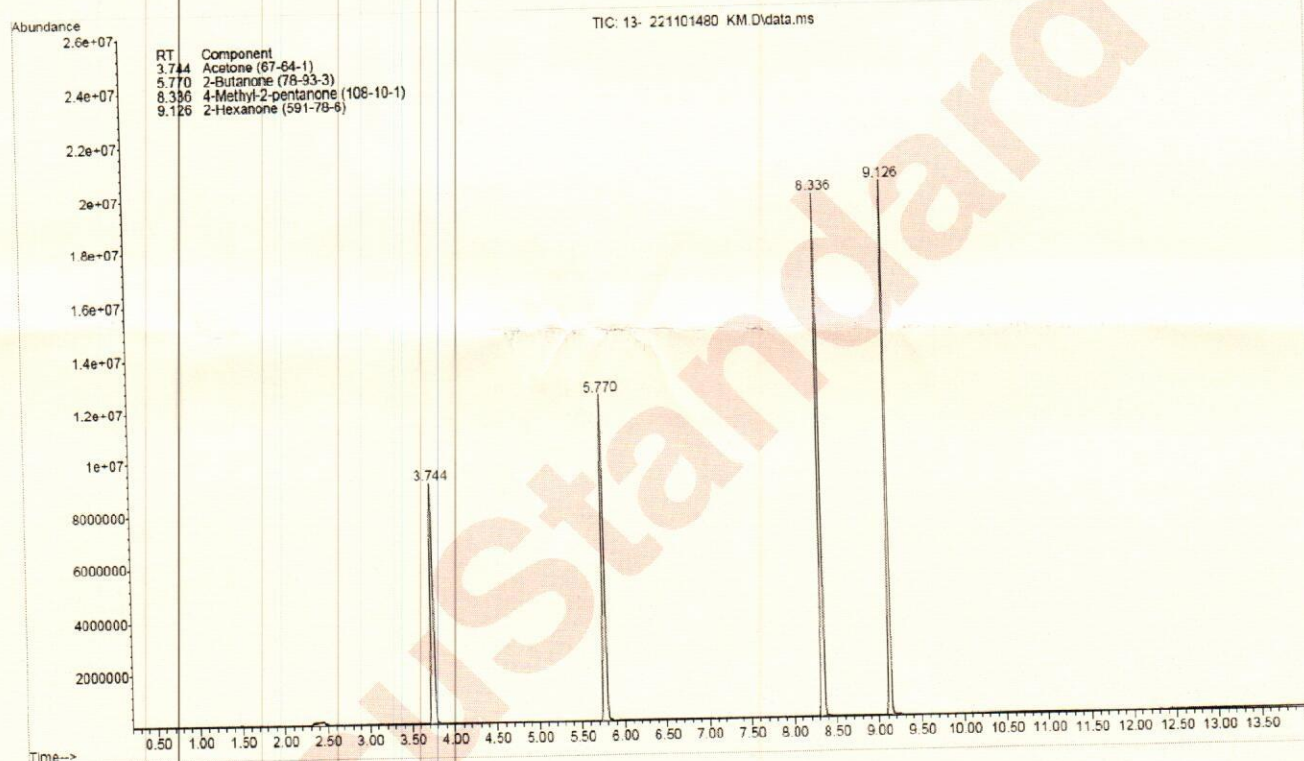
Date Certified: Oct 26, 2021
Expiration: Nov 26, 2022
Sample Size: 1 mL
Components: 4

Chromatogram

File : Q:\GCMS-06 Minimal\DATA\102521\13- 221101480 KM.D
Operator : Organic QC Lab
Acquired : 25 Oct 2021 21:00 using AcqMethod VOC-Split100.M
Instrument : GCMS 6
Sample Name: CLP-022K-10X (221101480)
Misc Info : TCL Ketone Mix @ 2000 ug/mL in MeOH
Vial Number: 34



Column: DB-624 UI, 30m x 0.25mm ID x 1.4µm
Oven Program: 35°C (hold 5min), 11°C/min to 60°C, 22°C/min to 230°C (hold 4min)
GC Parameters: Split 100:1, 1µl inj.; GC/MS; injector temp 240°C



Energy Laboratories Inc

Spike LOG

Standard ID: VOCF3517
 Standard Name: Internal Standard / Surrogates (INT/SURR) Type: Secondary
 Date Prepared: 11/10/2021 BY: Alethea M. Shaules
 Date Expires: 12/31/2022
 Department: gcmsvoa Status: New
 Vendor:
 Lot Number:
 Balance ID:

Comments: Final Concentration 0.05 ug/uL in MeOH.

Chemical / Solvent Used	BottleNo	Amt	Units	Exp
Methanol, Purge and Trap - EB199-US	14334	95.5	mL	3/20/
0			mL	

Final Volume: 100 mL

<u>Stock Source</u>	<u>Base Units</u>	<u>Amount Added</u>
VOCF0425 Internals	ug/mL	2 mL
VOCF0426 Surrogates 2.0 mg/mL	ug/mL	2.5 mL

<u>Analvtes</u>	<u>CAS</u>	<u>Conc:</u>	<u>ug/uL</u>
S 1,2-Dichloroethane-d4	17060-07-0		0.05
1,4-Dichlorobenzene-d4	3855-82-1		0.05
Chlorobenzene-d5	3114-55-1		0.05
S Dibromofluoromethane	1868-53-7		0.05
Fluorobenzene	462-06-6		0.05
S p-Bromofluorobenzene	460-00-4		0.05
S Toluene-d8	2037-26-5		0.05

Energy Laboratories Inc

Standard LOG

Standard ID: VOCF0425
 Standard Name Internals Type: Primary
 Date Prepared 9/8/2021 BY: Jerran D. Brenden
 Date Expires: 12/31/2022
 Department gcmsvoa Status: New
 Vendor: Agilent
 Lot Number: 0006582580
 Balance ID:

Comments: Date Prepared is same as Date Received. 2,500 ug/mL in MeOH. Catalog # STM-520-1.

Chemical / Solvent Used	BottleNo	Amt	Units	Exp
Internal Standard	14251	1	mL	12/31

Final Volume: 10 mL

<u>Stock Source</u>	Base Units	Amount Added
VOCF0425 Internals	ug/mL	

<u>Analvtes</u>	CAS	Conc:	ug/mL
1,4-Dichlorobenzene-d4	3855-82-1		2500
Chlorobenzene-d5	3114-55-1		2500
Fluorobenzene	462-06-6		2500

Energy Laboratories Inc

Spike LOG

Standard ID: VOCF0426
 Standard Name: Surrogates 2.0 mg/mL
 Date Prepared: 9/14/2021
 Date Expires: 4/18/2029
 Department: gcmsvoa
 Vendor: AccuStandard
 Lot Number: 219041458
 Balance ID:

Type: Primary
 BY: Jerran D. Brenden

Status: New

Comments: Date Received 01/04/2021. 2.0 mg/mL. Catalog # M-8260A-B-SS-10X

Chemical / Solvent Used	BottleNo	Amt	Units	Exp
Surrogate Standard Mix	14269	1	mL	4/18/

Final Volume: 10 mL

<u>Stock Source</u>		Base Units	Amount Added
VOCF0426	Surrogates 2.0 mg/mL	ug/mL	
<u>Analvtes</u>		CAS	Conc: ug/mL
S	1,2-Dichloroethane-d4	17060-07-0	2000
S	Dibromofluoromethane	1868-53-7	2000
S	p-Bromofluorobenzene	460-00-4	2000
S	Toluene-d8	2037-26-5	2000



Certificate of Analysis

ID #: 14251

Opened: _____

Internal Standard

Expires: 12/31/2022

Rec'd: 9/8/2021

Energy Laboratories Inc 1120 So. 27th Street
Billings MT 59107

Product Name: Internal Standard

Product Number: STM-520-1

Lot Issue Date: 05-Jan-2021

Lot Number: 0006582580

Expiration Date: 31-Dec-2022

Description:

This analytical reference material (RM) was manufactured and verified in accordance with an ISO 9001 registered quality system and analyte concentrations were verified by an ISO 17025 accredited laboratory. The concentration and uncertainty value at the 95% confidence level for each analyte, determined gravimetrically, is listed below.

Analyte	CAS#	Analyte Lot	Concentration ± Uncertainty
chlorobenzene-d5	003114-55-4	RM12274	2501 ± 13 µg/mL
1,4-dichlorobenzene-d4	003855-82-1	RM12517	2501 ± 13 µg/mL
fluorobenzene	000462-06-6	RM13378	2512 ± 13 µg/mL

Matrix: methanol (methyl alcohol)

Storage Conditions: Store Frozen (-25° to -10°C).

Traceability:

The balances used for these measurements are calibrated with weights traceable to NIST in compliance with ANSI/NCCL Z540.3, ISO 9001, ISO 17025 and ISO 17034. Calibrated Class A glassware is used for volumetric measurements. Thermometers are calibrated against a NIST traceable thermometer in accordance with NIST Special Publication 1088.

Homogeneity:

This RM was unitized according to an in-house procedure and is guaranteed to be homogeneous. There is no minimum sub-sample size required.

Intended Use:


This RM is intended for the preparation of working reference samples for use in routine laboratory analyses, calibration of instruments, validation of analytical methods, assessments of measurement methods, and continuing calibration verification.

Instructions for Use:

Sample aliquots for analysis should be withdrawn at 20°C to 25°C immediately after opening the container and should be processed without delay for the certified values to be valid within the stated uncertainties.

Hazards:

Refer to the Safety Data Sheet on www.agilent.com for information regarding this RM.



ISO 17034
REFERENCE MATERIAL
PRODUCER
ISO 17034 Cert
No. AR-1936

RM was produced in accordance with TUV USA Inc registered ISO 9001 Quality Management System. Cert # 56 100 18560026

Page: 1 of 2

www.agilent.com/quality/
CSD-QA-015.1



ISO 17025 Cert
No. AT-1937



Certificate of Analysis

Product Number: STM-520-1

Lot Number: 0006582580

Expiration of Certification:

The certification of this RM is valid until the expiration date specified above, provided the RM is handled and stored in accordance with the instructions given in this certificate. This certification is nullified if the RM is damaged, contaminated, or otherwise modified.

Maintenance of Certification:

If substantive changes are noted that affect the certification before the expiration of this certificate, Agilent will notify the purchaser.

Sample lot approver:

Monica Bourgeois
QMS Representative



ISO 17034 Cert
No. AR-1936

RM was produced in accordance with TUV USA Inc registered ISO 9001 Quality Management System. Cert # 56 100 18560026

Page: 2 of 2

www.agilent.com/quality/
CSD-QA-015.1



ISO 17025 Cert
No. AT-1937

CERTIFICATE OF ANALYSIS

Catalog No: M-8260A-B-SS-10X
Description: Surrogate Standard Mix
Lot: 219041458

Solvent: Methanol

Hazards: Refer to SDS for complete safety information

Date Certified: Apr 18, 2019

Expiration: Apr 18, 2029

Sample Size: 1 mL

Components: 4

Storage Condition: Ambient (>5 °C)



Signal Word: Danger

Certified Reference Material



Component	CAS #	Purity %	Prepared Concentration ²	Certified Analyte Concentration ¹
		(GC/MS)	(µg/mL)	(µg/mL)
p-Bromofluorobenzene	460-00-4	99.9	2004	2002
Dibromofluoromethane	1868-53-7	99.8	2005	2001
1,2-Dichloroethane-d4	17060-07-0	100.0	2001	2001
Toluene-d8	2037-26-5	100.0	2000	2000

ID #: 14269

Opened: _____

Surrogate Standard Mix

Expires: 4/18/2029

Rec'd: 9/14/2021

Energy Laboratories Inc 1120 So. 27th Street
Billings MT 59107

A product with a suffix (-1A, -2B, etc. or -01, -02, etc.) on its lot number has had its expiration date extended and is identical to the same lot number without the suffix.

² All weights are traceable through NIST, Test No. 684/289871-17

¹ Certified Analyte Concentration = Purity x Prepared Concentration.

The Uncertainty associated with the certified concentration reported on this certificate is $\pm 2.4\%$. This value is the combined expanded uncertainty and represents an estimated standard deviation equal to the positive square root of the total variation of the uncertainty of components. A normal distribution is assumed and a coverage factor of K=2 is chosen using approximately a 95% confidence level.

Labels and certificates follow U.S. Conventions in reporting numerical values: A comma (,) is used to separate units of one-thousand or greater. A period (.) is used as a decimal place marker.

The information on this certificate may not be reproduced without the express permission of the manufacturer. See reverse side for additional information

Hazard Information: Please refer to the SDS for information regarding the hazards associated with using this material.

This product was prepared according to in-house procedures and is guaranteed to be homogeneous.

Certified By: _____

Larry Decker, Organic QC Manager

Energy Laboratories Inc

Standard LOG

Standard ID: VOCF3546A
 Standard Name: Liquids
 Date Prepared: 12/13/2021
 Date Expires: 1/13/2022
 Department: GCMSVOA
 Vendor:
 Lot Number:
 Balance ID:

Type: Secondary
 BY: Alethea M. Shaules
 Status: Expired

Comments: 1.0 ml/10 ml final volume. Final Concentration 0.2 ug/uL. Corrected comment and analyte list 11/9/2021 sbd

Chemical / Solvent Used	BottleNo	Amt	Units	Exp	Final Volume:	
Methanol, Purge and Trap EA899	13926	9	mL	2/12/	10 mL	
Stock Source			Base Units			Amount Added
VOCF0313	Liquids		ug/mL			1 mL
Analvtes			CAS		Conc:	ug/uL
1,1,1,2-Tetrachloroethane			630-20-6			0.2
1,1,1-Trichloroethane			71-55-6			0.2
1,1,2,2-Tetrachloroethane			79-34-5			0.2
1,1,2-Trichloroethane			79-00-5			0.2
1,1-Dichloroethane			75-34-3			0.2
1,1-Dichloroethene			75-35-4			0.2
1,1-Dichloropropene			563-58-6			0.2
1,2,3-Trichlorobenzene			87-61-6			0.2
1,2,3-Trichloropropane			96-18-4			0.2
1,2,4-Trichlorobenzene			120-82-1			0.2
1,2,4-Trimethylbenzene			95-63-6			0.2
1,2-Dibromo-3-chloropropane			96-12-8			0.2
1,2-Dibromoethane			106-93-4			0.2
1,2-Dichlorobenzene			95-50-1			0.2
1,2-Dichloroethane			107-06-2			0.2
1,2-Dichloropropane			78-87-5			0.2
1,3,5-Trimethylbenzene			108-67-8			0.2
1,3-Dichlorobenzene			541-73-1			0.2
1,3-Dichloropropane			142-28-9			0.2
1,4-Dichlorobenzene			106-46-7			0.2
2,2-Dichloropropane			594-20-7			0.2
2-Chlorotoluene			95-49-8			0.2
4-Chlorotoluene			406-43-4			0.2
Benzene			71-43-2			0.2
Bromobenzene			108-86-1			0.2
Bromochloromethane			74-97-5			0.2
Bromodichloromethane			75-27-4			0.2
Bromoform			75-25-2			0.2
Carbon Tetrachloride			56-23-5			0.2
Chlorobenzene			10-90-7			0.2
Chloroform			67-66-3			0.2

Energy Laboratories Inc

Standard LOG

Standard ID: VOCF3546A
Standard Name: Liquids
Date Prepared: 12/13/2021
Date Expires: 1/13/2022
Department: GCMSVOA
Vendor:
Lot Number:
Balance ID:

Type: Secondary
BY: Alethea M. Shaules
Status: Expired

Comments: 1.0 ml/10 ml final volume. Final Concentration 0.2 ug/uL. Corrected comment and analyte list 11/9/2021 sbd

cis-1,2-Dichloroethene	156-59-2	0.2
cis-1,3-Dichloropropene	10061-01-5	0.2
Dibromocholormethane	124-48-1	0.2
Dibromomethane	74-95-3	0.2
Dichloromethane	75-09-2	0.2
Ethylbenzene	100-41-4	0.2
Hexachlorobutadiene	87-68-6	0.2
Isopropylbenzene	98-82-8	0.2
m-Xylene	108-38-3	0.2
n-Butylbenzene	104-51-8	0.2
n-Propylbenzene	103-65-1	0.2
Naphthalene	91-20-3	0.2
o-Xylene	95-47-6	0.2
p-Isopropyltoluene	99-87-6	0.2
p-Xylene	106-42-3	0.2
sec-Butylbenzene	135-98-8	0.2
Styrene	100-42-5	0.2
tert-Butylbenzene	98-06-6	0.2
Tetrachloroethene	127-18-4	0.2
Toluene	108-88-3	0.2
trans-1,2-Dichloroethene	156-60-5	0.2
trans-1,3-Dichloropropene	10061-02-6	0.2
Trichloroethene	79-01-6	0.2

Energy Laboratories Inc

Standard LOG

Standard ID: VOCF0313
 Standard Name: Liquids
 Date Prepared: 6/23/2020
 Date Expires: 4/13/2023
 Department: gcmsvoa
 Vendor: AccuStd
 Lot Number: 220041126
 Balance ID:

Type: Primary
 BY: Alethea M. Shaules
 Status: New

Comments: Date Prepared is same as Date Received. 2,000 ug/mL. Catalog # M502A-R-10X. Corrected lot number to match Cl. MSC 01/14/2022

Chemical / Solvent Used	BottleNo	Amt	Units	Exp	Final Volume:	10 mL
Volatile Organic Compounds - Liquids	12797	1	mL	4/13/		
<u>Stock Source</u>			Base Units			Amount Added
VOCF0313	Liquids		ug/mL			
<u>Analtes</u>			CAS		Conc:	ug/mL
1,1,1,2-Tetrachloroethane			630-20-6			2000
1,1,1-Trichloroethane			71-55-6			2000
1,1,2,2-Tetrachloroethane			79-34-5			2000
1,1,2-Trichloroethane			79-00-5			2000
1,1-Dichloroethane			75-34-3			2000
1,1-Dichloroethene			75-35-4			2000
1,1-Dichloropropene			563-58-6			2000
1,2,3-Trichlorobenzene			87-61-6			2000
1,2,3-Trichloropropane			96-18-4			2000
1,2,4-Trichlorobenzene			120-82-1			2000
1,2,4-Trimethylbenzene			95-63-6			2000
1,2-Dibromo-3-chloropropane			96-12-8			2000
1,2-Dibromoethane			106-93-4			2000
1,2-Dichlorobenzene			95-50-1			2000
1,2-Dichloroethane			107-06-2			2000
1,2-Dichloropropane			78-87-5			2000
1,3,5-Trimethylbenzene			108-67-8			2000
1,3-Dichlorobenzene			541-73-1			2000
1,3-Dichloropropane			142-28-9			2000
1,4-Dichlorobenzene			106-46-7			2000
2,2-Dichloropropane			594-20-7			2000
2-Chlorotoluene			95-49-8			2000
4-Chlorotoluene			406-43-4			2000
Benzene			71-43-2			2000
Bromobenzene			108-86-1			2000
Bromochloromethane			74-97-5			2000
Bromodichloromethane			75-27-4			2000
Bromoform			75-25-2			2000
Carbon Tetrachloride			56-23-5			2000
Chlorobenzene			10-90-7			2000
Chloroform			67-66-3			2000

Energy Laboratories Inc

Standard LOG

Standard ID: VOCF0313
Standard Name: Liquids
Date Prepared: 6/23/2020
Date Expires: 4/13/2023
Department: gcmsvoa
Vendor: AccuStd
Lot Number: 220041126
Balance ID:

Type: Primary
BY: Alethea M. Shaules
Status: New

Comments: Date Prepared is same as Date Received. 2,000 ug/mL. Catalog # M502A-R-10X. Corrected lot number to match CI. MSC 01/14/2022

cis-1,2-Dichloroethene	156-59-2	2000
cis-1,3-Dichloropropene	10061-01-5	2000
Dibromocholormethane	124-48-1	2000
Dibromomethane	74-95-3	2000
Dichloromethane	75-09-2	2000
Ethylbenzene	100-41-4	2000
Hexachlorobutadiene	87-68-6	2000
Isopropylbenzene	98-82-8	2000
m-Xylene	108-38-3	2000
n-Butylbenzene	104-51-8	2000
n-Propylbenzene	103-65-1	2000
Naphthalene	91-20-3	2000
o-Xylene	95-47-6	2000
p-Isopropyltoluene	99-87-6	2000
p-Xylene	106-42-3	2000
sec-Butylbenzene	135-98-8	2000
Styrene	100-42-5	2000
tert-Butylbenzene	98-06-6	2000
Tetrachloroethene	127-18-4	2000
Toluene	108-88-3	2000
trans-1,2-Dichloroethene	156-60-5	2000
trans-1,3-Dichloropropene	10061-02-6	2000
Trichloroethene	79-01-6	2000

CERTIFICATE OF ANALYSIS

Catalog No: M-502A-R-10X
Description: Volatile Organic Compounds - Liquids
Lot: 220041126
Solvent: Methanol
Hazards: Refer to SDS for complete safety information

Date Certified: Apr 13, 2020
Expiration: Apr 13, 2023
Sample Size: 1 mL
Components: 54
Storage Condition: Refrig (0-5 °C)



Signal Word: Danger

Certified Reference Material



Component	CAS #	Purity % (GC/MS)	Prepared Concentration* (µg/mL)	Certified Analyte Concentration¹ (µg/mL)
Benzene	71-43-2	100.0	2002	2002
Bromobenzene	108-86-1	100.0	2003	2003
Bromochloromethane	74-97-5	99.1	2001	1983
Bromodichloromethane	75-27-4	99.0	2002	1982
Bromoform	75-25-2	99.2	2001	1985
n-Butylbenzene	104-51-8	100.0	2002	2002
sec-Butylbenzene	135-98-8	100.0	2001	2001
tert-Butylbenzene	98-06-6	99.0	2003	1983
Carbon tetrachloride	56-23-5	100.0	2003	2003
Chlorobenzene	108-90-7	99.6	2001	1993
Chloroform	67-66-3	99.2	2004	1988
2-Chlorotoluene	95-49-8	99.0	2003	1983
4-Chlorotoluene	106-43-4	99.8	2002	1998
Dibromochloromethane	124-48-1	97.8	2049*	2004
1,2-Dibromo-3-chloropropane	96-12-8	99.2	2001	1985
1,2-Dibromoethane	106-93-4	100.0	2006	2006
Dibromomethane	74-95-3	99.0	2002	1982
1,2-Dichlorobenzene	95-50-1	98.2	2003	1967
1,3-Dichlorobenzene	541-73-1	100.0	2000	2000
1,4-Dichlorobenzene	106-46-7	100.0	2002	2002
1,1-Dichloroethane	75-34-3	98.6	2001	1973
1,2-Dichloroethane	107-06-2	99.8	2010	2006
1,1-Dichloroethene	75-35-4	99.0	2000	1980
cis-1,2-Dichloroethene	156-59-2	99.0	2002	1982
trans-1,2-Dichloroethene	156-60-5	99.5	2001	1991
1,2-Dichloropropane	78-87-5	99.5	2003	1993
1,3-Dichloropropane	142-28-9	96.7	2073*	2005
2,2-Dichloropropane	594-20-7	99.9	2012	2010
1,1-Dichloropropene	563-58-6	98.9	2001	1979
cis-1,3-Dichloropropene **	10061-01-5	93.9	2041*	1916
trans-1,3-Dichloropropene **	10061-02-6	93.9	1968*	1848
Ethylbenzene	100-41-4	99.7	2000	1994
Hexachlorobutadiene	87-68-3	98.0	2003	1963
Isopropylbenzene	98-82-8	100.0	2002	2002
p-Isopropyltoluene	99-87-6	99.4	2000	1988
Methylene chloride	75-09-2	99.9	2001	1999
Naphthalene	91-20-3	100.0	2002	2002
n-Propylbenzene	103-65-1	100.0	2001	2001
Styrene	100-42-5	100.0	2003	2003
1,1,1,2-Tetrachloroethane	630-20-6	98.9	2005	1983
1,1,1,2,2-Tetrachloroethane	79-34-5	96.0	2087*	2004
Tetrachloroethene	127-18-4	99.4	2017	2005
Toluene	108-88-3	100.0	2001	2001
1,2,3-Trichlorobenzene	87-61-6	100.0	2002	2002

CERTIFICATE OF ANALYSIS

Catalog No: M-502A-R-10X
Description: Volatile Organic Compounds - Liquids
Lot: 220041126
Solvent: Methanol

Date Certified: Apr 13, 2020
Expiration: Apr 13, 2023
Sample Size: 1 mL
Components: 54

Component - <i>continued</i>	CAS #	Purity %	Prepared Concentration ²	Certified Analyte Concentration ¹
		(GC/MS)	(µg/mL)	(µg/mL)
1,2,4-Trichlorobenzene	120-82-1	99.6	2001	1993
1,1,1-Trichloroethane	71-55-6	100.0	2002	2002
1,1,2-Trichloroethane	79-00-5	98.6	2000	1972
Trichloroethene	79-01-6	100.0	2003	2003
1,2,3-Trichloropropane	96-18-4	97.5	2055*	2004
1,2,4-Trimethylbenzene	95-63-6	98.2	2001	1965
1,3,5-Trimethylbenzene	108-67-8	98.8	2001	1977
o-Xylene	95-47-6	99.0	2000	1980
m-Xylene	108-38-3	99.2	2002	1986
p-Xylene	106-42-3	95.4	2097*	2001

* Weight compensated to 100% purity.

** 47.8% cis isomer, 46.1% trans isomer

A product with a suffix (-1A, -2B, etc. or -01, -02, etc.) on its lot number has had its expiration date extended and is identical to the same lot number without the suffix.

² All weights are traceable through NIST, Test No. 684/289871-17

¹ Certified Analyte Concentration = Purity x Prepared Concentration.

The Uncertainty associated with the certified concentration reported on this certificate is $\pm 2.4\%$. This value is the combined expanded uncertainty and represents an estimated standard deviation equal to the positive square root of the total variation of the uncertainty of components. A normal distribution is assumed and a coverage factor of K=2 is chosen using approximately a 95% confidence level.

Labels and certificates follow U.S. Conventions in reporting numerical values: A comma (,) is used to separate units of one-thousand or greater. A period (.) is used as a decimal place marker.

The information on this certificate may not be reproduced without the express permission of the manufacturer. See reverse side for additional information

Certified By: 

Larry Decker, Organic QC Manager

ID #: 12797

Opened: _____

Volatile Organic Compounds - Liquids

Expires: 4/13/2023

Rec'd: 6/23/2020

Energy Laboratories Inc 1120 So. 27th Street
Billings MT 59107

Energy Laboratories Inc

Standard LOG

Standard ID: VOCF3551A
 Standard Name: Gases
 Date Prepared: 12/21/2021
 Date Expires: 12/28/2021
 Department: GCMSVOA
 Vendor:
 Lot Number:
 Balance ID:

Type: Secondary
 BY: Melissa Chavez
 Status: Expired

Comments: 1.0 ml/10 ml final volume. Final Concentration 0.2 ug/uL

Chemical / Solvent Used	BottleNo	Amt	Units	Exp
Methanol, Purge and Trap EB373	14519	9	mL	4/16/

Final Volume: 10 mL

<u>Stock Source</u>	Base Units	Amount Added
VOCF0427 Gases	ug/mL	1 mL

<u>Analvtes</u>	CAS	Conc:	ug/uL
Bromomethane	74-83-9		0.2
Chloroethane	75-00-3		0.2
Chloromethane	74-87-3		0.2
Dichlorodifluoromethane	75-71-8		0.2
Trichlorofluoromethane	75-69-4		0.2
Vinyl Chloride	75-01-4		0.2

Energy Laboratories Inc

Standard LOG

Standard ID: VOCF0427
 Standard Name: Gases
 Date Prepared: 9/17/2021
 Date Expires: 8/3/2024
 Department: gcmsvoa
 Vendor: Absolute
 Lot Number: 080321
 Balance ID:

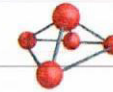
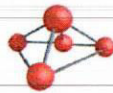
Type: Primary
 BY: Alethea M. Shaules
 Status: New

Comments: Date Prepared is same as Date Received. 2,000 ug/mL in MeOH. Catalog # 30058.

Chemical / Solvent Used	BottleNo	Amt	Units	Exp
EPA Method 502-524 - Volatile Gases	14285	1	mL	8/3/2

Final Volume: 10 mL

<u>Stock Source</u>		Base Units		Amount Added
VOCF0427	Gases	ug/mL		
<u>Analvtes</u>		CAS		Conc: ug/mL
Bromomethane		74-83-9		2000
Chloroethane		75-00-3		2000
Chloromethane		74-87-3		2000
Dichlorodifluoromethane		75-71-8		2000
Trichlorofluoromethane		75-69-4		2000
Vinyl chloride		75-01-4		2000



CERTIFIED WEIGHT REPORT

Part Number: 30058
Lot Number: 080321
Description: EPA Method 502/524 - Volatile Gases Mix #1
6 components
Expiration Date: 080324
Recommended Storage: Freezer (0 °C)
Nominal Concentration (µg/mL): 2000
NIST Test ID#: 6UTB
Solvent: Methanol
Lot#: EA783-US
5E-05 Balance Uncertainty
Weight(s) shown below were combined and diluted to (mL): 500.0 0.058 Flask Uncertainty

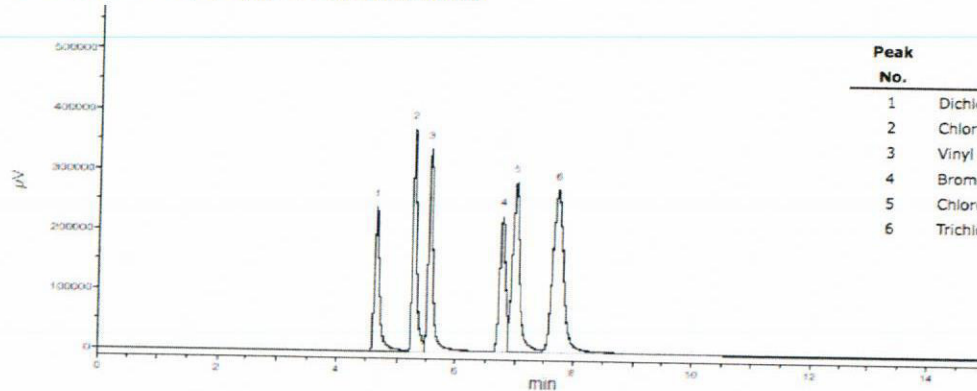
		080321
Formulated By:	Mario Luis	DATE
		080321
Reviewed By:	Pedro L. Rentas	DATE

Compound	RM#	Lot Number	Nominal Conc (µg/mL)	Purity (%)	Uncertainty Purity (%)	Target Weight (g)	Actual Weight (g)	Actual Conc(µg/mL)	Expanded Uncertainty (+/-) (µg/mL)	SDS Information (Solvent Safety Info. On Attached pg.)		
										CAS#	OSHA PEL (TWA)	LD50
1. Bromomethane	50	01611JX	2000	99.5	0.2	1.00508	1.0098	2009.4	8.1	74-83-9	5 ppm (20mg/m3/8H) (skin)	ori-rat 214mg/kg
2. Chloroethane	72	062617	2000	99	0.2	1.01016	1.0146	2008.8	8.1	75-00-3	1000 ppm (2600mg/m3/8H)	N/A
3. Chloromethane	79	06908MS	2000	99.5	0.2	1.00508	1.0154	2020.5	8.1	74-87-3	100 ppm	ori-rat 1800mg/kg
4. Dichlorodifluoromethane	134	92-0487	2000	99	0.2	1.01016	1.0224	2024.2	8.2	75-71-8	1000 ppm (4950mg/m3/8H)	N/A
5. Trichlorofluoromethane	294	01823MW	2000	99	0.2	1.01016	1.0110	2001.7	8.1	75-69-4	1000 ppm (5600mg/m3/8H)	ipr-mus 1743mg/kg
6. Vinyl chloride	305	04854EA	2000	99.5	0.2	1.00508	1.0071	2004.0	8.1	75-01-4	N/A	N/A

- The certified value is the concentration calculated from gravimetric and volumetric measurements unless otherwise stated.
- Standards are prepared gravimetrically using balances that are calibrated with weights traceable to NIST (see above).
- Standards are certified (+/-) 0.5% of the stated value, unless otherwise stated.
- All Standards, after opening ampule, should be stored with caps tight and under appropriate laboratory conditions.
- Uncertainty Reference: Taylor, B.N. and Kuyat, C.E., "Guidelines for Evaluating and Expressing the Uncertainty of NIST Measurement Result," NIST Technical Note 1297, U.S. Government Printing Office, Washington, DC, (1994).

Comments

GC15-M9 Analysis by Melissa Stonier
Column ID SPB-Vocool 105 meter X 0.53mm X 3.0µm film thickness
Flow rates: Total flow=150mL/min., Helium (carrier)=10mL/min., Helium(make-up)=40mL/min., Hydrogen(make-up)=100mL/min.
Oven Profile: Temp. 1=35°C (Time 1=9 min.), Temp 2=200°C (Time 2=1 min.), Rate = 33°C/min., Total run time=15 min., Injector temp.=200°C, FID Temp.=200°C.
ELCD Signal = Edaq Channel 1 PID Signal = Edaq Channel 2
Standard injection = 0.5µL, Range=3 Purge Valve = 0 min.



Peak No.	Analyte	ELCD RT (min.)
1	Dichlorodifluoromethane	4.67
2	Chloromethane	5.28
3	Vinyl chloride	5.56
4	Bromomethane	6.75
5	Chloroethane	6.99
6	Trichlorofluoromethane	7.72

ID #: 14285

Opened: _____
EPA Method 502-524 - Volatile Gases Mix #1
Expires: 8/3/2024
Rec'd: 9/17/2021
Energy Laboratories Inc 1120 So. 27th Street
Billings MT 59107

Energy Laboratories Inc

Standard LOG

Standard ID: VOCF3559A
 Standard Name: MtBE
 Date Prepared: 12/27/2021
 Date Expires: 1/27/2022
 Department: gcmsvoa
 Vendor:
 Lot Number:
 Balance ID:
 Comments: Final Concentration 0.2 ug/uL.

Type: Secondary
 BY: Melissa Chavez
 Status: New

Chemical / Solvent Used	BottleNo	Amt	Units	Exp
Methanol, Purge and Trap - EB199-US	14334	9	mL	3/20/

Final Volume: 10 mL

<u>Stock Source</u>		Base Units	Amount Added
VOCF0373	MtBE (Methy tert-Butyl Ether)	ug/mL	1 mL
<u>Analvtes</u>		CAS	Conc: ug/uL
	tert-butylmethyl ether	1634-04-4	0
	tert-butylmethyl ether (MTBE)	1634-04-4	0.2

Energy Laboratories Inc

Standard LOG

Standard ID: VOCF0373
Standard Name: MtBE (Methy tert-Butyl Ether) Type: Primary
Date Prepared: 2/26/2021 BY: Steve Dilts
Date Expires: 8/31/2022
Department: gcmsvoa Status: New
Vendor: Agilent
Lot Number: 0006555762
Balance ID:
Comments: Date Prepared is same as Date Received. 2000 ug/mL in MeOH. Catalog # STS-440

Chemical / Solvent Used	BottleNo	Amt	Units	Exp
Methyl tert-Butyl Ether Standard	13578	1	mL	8/31/

Final Volume: 5 mL

Stock Source
VOCF0373 MtBE (Methy tert-Butyl Ether)

Base Units
ug/mL

Amount Added

Analvtes
tert-butylmethyl ether

CAS
1634-04-4

Conc: ug/mL
2000

Certificate of Analysis

Product Name: Methyl tert-Butyl Ether Standard**Product Number:** STS-440-1**Lot Number:** 0006555762**Lot Issue Date:** 19-Aug-2020**Expiration Date:** 31-Aug-2022**Description:**

This analytical reference material (RM) was manufactured and verified in accordance with an ISO 9001 registered quality system, and analyte concentrations were verified by an ISO 17025 accredited laboratory. The concentration and uncertainty value at the 95% confidence level for each analyte, determined gravimetrically, is listed below.

Analyte**CAS#****Analyte Lot****Concentration ± Uncertainty**

tert-butylmethyl ether

001634-04-4

RM06568

2006 ± 10 µg/mL

Matrix: methanol (methyl alcohol)**Storage Conditions:** Store Frozen (-25° to -10°C).**Traceability:**

The balances used for these measurements are calibrated with weights traceable to NIST in compliance with ANSI/NCCL Z540.3, ISO 9001, ISO 17025, and ISO 17034. Calibrated Class A glassware is used for volumetric measurements. Thermometers are calibrated against a NIST traceable thermometer in accordance with NIST Special Publication 1088.

Homogeneity:

This RM was unitized according to an in-house procedure and is guaranteed to be homogeneous. There is no minimum sub-sample size required.

Intended Use:

This RM is intended for the preparation of working reference samples for use in routine laboratory analyses, calibration of instruments, validation of analytical methods, assessments of measurement methods, and continuing calibration verification.

Instructions for Use:

Sample aliquots for analysis should be withdrawn at 20°C to 25°C immediately after opening the container and should be processed without delay for the certified values to be valid within the stated uncertainties.

Hazards:

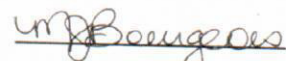
Refer to the Safety Data Sheet on www.agilent.com for information regarding this RM.

Expiration of Certification:

The certification of this RM is valid until the expiration date specified above, provided the RM is handled and stored in accordance with the instructions given in this certificate. This certification is nullified if the RM is damaged, contaminated, or otherwise modified.

Maintenance of Certification:

If substantive changes are noted that affect the certification before the expiration of this certificate, Agilent will notify the purchaser.

Sample lot approver:

Monica Bourgeois

QMS Representative

ISO 17034 Cert
No. AR-1936RM was produced in accordance with TUV USA Inc registered ISO 9001 Quality
Management System. Cert # 56 100 18560026

Page: 1 of 1

www.agilent.com/quality/
CSD-QA-015.1ISO 17025 Cert
No. AT-1937

Energy Laboratories Inc

Standard LOG

Standard ID: VO CF3550
 Standard Name: Ketones
 Date Prepared: 12/16/2021
 Date Expires: 1/16/2022
 Department: gcmsvoa
 Vendor: Chem Service
 Lot Number: 10251200
 Balance ID:

Type: Primary
 BY: Melissa Chavez
 Status: Expired

Comments: Vial Opened For Use . 2.0 ug/uL in 90:10 MeOH:H2O.

Chemical / Solvent Used	BottleNo	Amt	Units	Exp
TCL Ketone Mix	14443	1	mL	6/30/

Final Volume: 1 mL

<u>Stock Source</u>	Base Units	Amount Added
VOCF0434 Ketones	ug/mL	1 mL

<u>Analvtes</u>	CAS	Conc:	ug/mL
2-Butanone	78-93-3		2000
2-Hexanone	591-78-6		2000
4-Methyl-2-pentanone	108-10-1		2000
Acetone	67-64-1		2000

Energy Laboratories Inc

Standard LOG

Standard ID: VOCF0434
 Standard Name: Ketones
 Date Prepared: 10/26/2021
 Date Expires: 6/30/2023
 Department: gcmsvoa
 Vendor: Chem Service
 Lot Number: 10251200
 Balance ID:

Type: Primary
 BY: Steve Dilts
 Status: New

Comments: Date Prepared is same as Date Received. 2,000 ug/mL in 90:10 MeOH:H2O. Catalog # M-TCL-1AN5-5ML.

Chemical / Solvent Used	BottleNo	Amt	Units	Exp
TCL Ketone Mix	14443	1	mL	6/30/

Final Volume: 5 mL

<u>Stock Source</u>		Base Units		Amount Added
VOCF0434	Ketones	ug/mL		
<u>Analvtes</u>		CAS		Conc: ug/mL
	2-Butanone	78-93-3		2000
	2-Hexanone	591-78-6		2000
	4-Methyl-2-pentanone	108-10-1		2000
	Acetone	67-64-1		2000

660 Tower Lane • P.O. Box 599 • West Chester, PA 19381-0599
1-800-452-9994 • 1-610-692-3026 • Fax 1-610-692-8729
info@chemservice.com • www.chemservice.com

ID #: 14443

Opened: _____

TCL Ketone Mix

Expires: 6/30/2023

Rec'd: 10/26/2021

Energy Laboratories Inc 1120 So. 27th Street
Billings MT 59107

CERTIFICATE OF ANALYSIS

TCL Ketones Mixture

CONCENTRATION 2000ug/ml in Methanol:Water (90:10)
CATALOG NUMBER M-TCL1AN5-1ML
LOT NUMBER 10251200
DATE CERTIFIED 06/16/20
EXPIRATION DATE 06/30/23
STORAGE Freezer storage (-20 - -25 °C)
HANDLING See Safety Data Sheet
INTENDED USE For laboratory use only.
ISO 17034:2016 CERTIFIED []

ID	Analyte	CAS	Weight Analyte (mg)	Lot	Purity	Certified Concentration (ug/mL)
N-11014	Acetone	67-64-1	203.300	00026182	98.7	2006.6
N-10297	2-Butanone	78-93-3	202.800	00027454	99.5	2017.9
N-10369	2-Hexanone	591-78-6	202.600	00025720	99.5	2015.9
N-10844	4-Methyl-2-pentanone	108-10-1	204.700	6403300	99.5	2036.8

Analytical Test	Value
CONCENTRATION (GC/FID)	VERIFIED

Chem Service, Inc. is accredited to ISO 17034:2016, ISO/IEC 17025:2017 and certified to ISO 9001:2015.



COA Form
Revision 3 (3/2015)

Print Date: 10/22/21

660 Tower Lane • P.O. Box 599 • West Chester, PA 19381-0599
1-800-452-9994 • 1-610-692-3026 • Fax 1-610-692-8729
info@chemservice.com • www.chemservice.com

Instructions for Use:

Shake mixture prior to use. If particles are present, sonicate for homogeneity. If sample is diluted to lower concentrations, Class A volumetric glassware must be used.

Minimum Sample Size- 0.2 uL for Direct Injection.

Chem Service Inc. guarantees the expanded uncertainty of the above analytes to be +/- 2.0% of the certified concentrations based on gravimetric preparation. The test results published in this report were obtained using equipment capable of producing results that are traceable to NIST and through NIST to the International System of Units (SI). The reported expanded uncertainty of measurement is stated as the combined standard uncertainty of measurement multiplied by the coverage factor k (k=2) such that the coverage probability corresponds to approximately 95%. For certified reference materials, homogeneity and thermal stability testing are available upon request.

Certified By:

Mary Beth O'Donnell

Mary Beth O'Donnell
CSM/TC

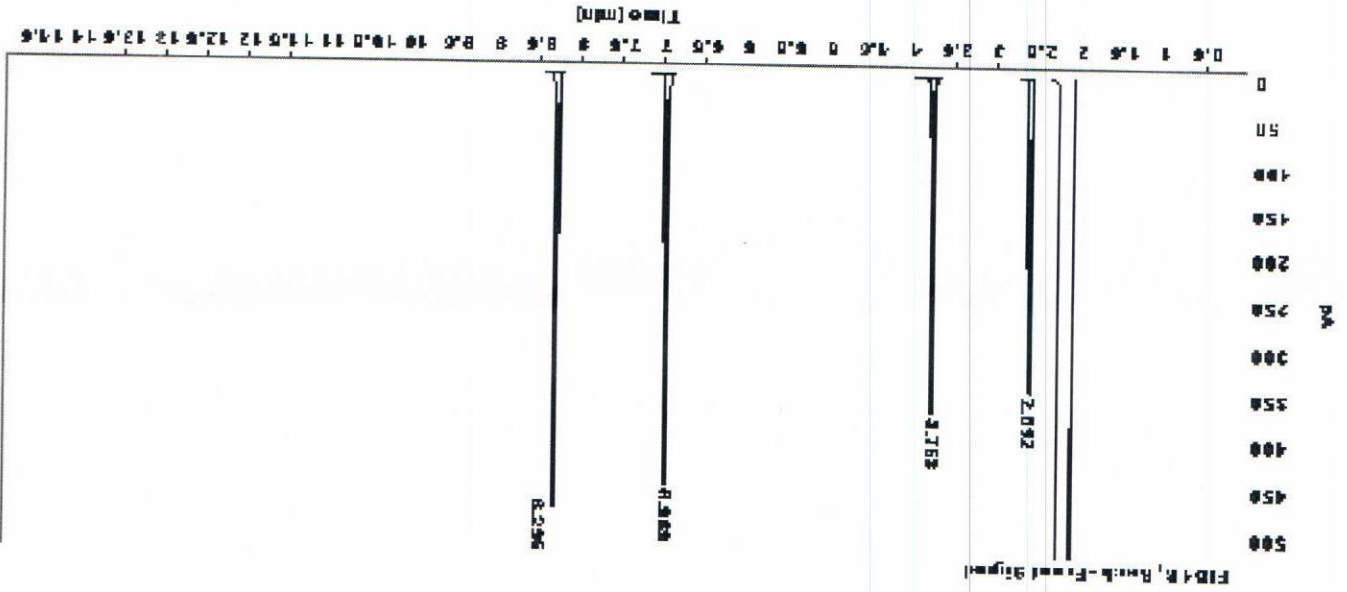
Chem Service, Inc. is accredited to ISO 17034:2016, ISO/IEC 17025:2017 and certified to ISO 9001:2015.



CERTIFICATE OF ANALYSIS

Gas Chromatography / Flame Ionization Detector (GC/FID)

Data file: C:\CHEM321\DATA\2020 DATA\0620M-TCL1AN5.D
 Sample name: M-TCL1AN5
 Acq. method: N-14278.M
 Instrument: GC3
 Injection date: 6/16/2020 2:52:35 PM
 Column name: RTX-5MS (30m x 0.25mm x 0.5µm)
 Location: 202
 Injection Vol: 1.000
 # Of Injections: 1



Signal: FID1 B, Back - Front Signal

RT [min]	Type	Width [min]	Area	Height	Area%
2.592	BB	0.0277	580.2505	343.4986	18.4855
3.763	BB	0.0323	735.4804	387.8491	23.4054
6.969	BB	0.0326	904.3389	447.8770	28.7791
8.295	BB	0.0307	822.2798	474.3798	29.3500
Sum					3142.3497

Chem Service, Inc is accredited to ISO 17034:2016, ISO/IEC 17025:2017 and certified to ISO 9001:2015.



Energy Laboratories Inc

Spike LOG

Standard ID: VOCF3558A
 Standard Name: 2nd Source Liquids
 Date Prepared: 12/27/2021
 Date Expires: 1/27/2022
 Department: gcmsvoa
 Vendor:
 Lot Number:
 Balance ID:
 Comments: Final Concentration 0.2ug/uL.

Type: Secondary
 BY: Steve Dilts
 Status: New

Chemical / Solvent Used	BottleNo	Amt	Units	Exp
Methanol, Purge and Trap - EB199-US	14334	9	mL	3/20/

Final Volume: 10 mL

<u>Stock Source</u>	<u>Base Units</u>	<u>Amount Added</u>
VOCF0352 2nd Source Liquids	ug/mL	1 mL

<u>Analvtes</u>	<u>CAS</u>	<u>Conc:</u>	<u>ug/mL</u>
1,1,1,2-Tetrachloroethane	630-20-6		0.2
1,1,1-Trichloroethane	71-55-6		0.2
1,1,2,2-Tetrachloroethane	79-34-5		0.2
1,1,2-Trichloroethane	79-00-5		0.2
1,1-Dichloroethane	75-34-3		0.2
1,1-Dichloroethene	75-35-4		0.2
1,1-Dichloropropene	563-58-6		0.2
1,2,3-Trichlorobenzene	87-61-6		0.2
1,2,3-Trichloropropane	96-18-4		0.2
1,2,4-Trichlorobenzene	120-82-1		0.2
1,2,4-Trimethylbenzene	95-63-6		0.2
1,2-Dibromo-3-chloropropane	96-12-8		0.2
1,2-Dibromoethane	106-93-4		0.2
1,2-Dichlorobenzene	95-50-1		0.2
1,2-Dichloroethane	107-06-2		0.2
1,2-Dichloropropane	78-87-5		0.2
1,3,5-Trimethylbenzene	108-67-8		0.2
1,3-Dichlorobenzene	541-73-1		0.2
1,3-Dichloropropane	142-28-9		0.2
1,4-Dichlorobenzene	106-46-7		0.2
2,2-Dichloropropane	594-20-7		0.2
2-Chlorotoluene	95-49-8		0.2
4-Chlorotoluene	406-43-4		0.2
Benzene	71-43-2		0.2
Bromobenzene	108-86-1		0.2
Bromochloromethane	74-97-5		0.2
Bromodichloromethane	75-27-4		0.2
Bromoform	75-25-2		0.2
Carbon Tetrachloride	56-23-5		0.2
Chlorobenzene	10-90-7		0.2
Chloroform	67-66-3		0.2

Energy Laboratories Inc

Spike LOG

Standard ID: VOCF3558A
Standard Name: 2nd Source Liquids
Date Prepared: 12/27/2021
Date Expires: 1/27/2022
Department: gcmsvoa
Vendor:
Lot Number:
Balance ID:
Comments: Final Concentration 0.2ug/uL.

Type: Secondary
BY: Steve Dilts
Status: New

cis-1,2-Dichloroethene	156-59-2	0.2
cis-1,3-Dichloropropene	10061-01-5	0.2
Dibromochloromethane	124-48-1	0.2
Dibromomethane	74-95-3	0.2
Dichloromethane	75-09-2	0.2
Ethylbenzene	100-41-4	0.2
Hexachlorobutadiene	87-68-6	0.2
Isopropylbenzene	98-82-8	0.2
m-Xylene	108-38-3	0.2
n-Butylbenzene	104-51-8	0.2
n-Propylbenzene	103-65-1	0.2
Naphthalene	91-20-3	0.2
o-Xylene	95-47-6	0.2
p-Isopropyltoluene	99-87-6	0.2
p-Xylene	106-42-3	0.2
sec-Butylbenzene	135-98-8	0.2
Styrene	100-42-5	0.2
tert-Butylbenzene	98-06-6	0.2
Tetrachloroethene	127-18-4	0.2
Toluene	108-88-3	0.2
trans-1,2-Dichloroethene	156-60-5	0.2
trans-1,3-Dichloropropene	10061-02-6	0.2
Trichloroethene	79-01-6	0.2
Vinyl Acetate	108-05-4	0

Energy Laboratories Inc

Spike LOG

Standard ID: VOCF0352
 Standard Name: 2nd Source Liquids
 Date Prepared: 11/23/2020
 Date Expires: 12/31/2023
 Department: gcmsvoa
 Vendor: Agilent
 Lot Number: 0006570990
 Balance ID:

Type: Primary
 BY: Steve Dilts
 Status: New

Comments: Date Prepared is same as Date Received. 2000 ug/mL in MeOH. Catalog # DWM-589N-1.

Chemical / Solvent Used	BottleNo	Amt	Units	Exp
VOC Standard	13292	1	mL	12/31

Final Volume: 10 mL

<u>Stock Source</u>	<u>Base Units</u>	<u>Amount Added</u>
VOCF0352 2nd Source Liquids	ug/mL	

<u>Analvtes</u>	<u>CAS</u>	<u>Conc:</u>	<u>ug/mL</u>
1,1,1,2-Tetrachloroethane	630-20-6		2000
1,1,1-Trichloroethane	71-55-6		2000
1,1,2,2-Tetrachloroethane	79-34-5		2000
1,1,2-Trichloroethane	79-00-5		2000
1,1-Dichloroethane	75-34-3		2000
1,1-Dichloroethene	75-35-4		2000
1,1-Dichloropropene	563-58-6		2000
1,2,3-Trichlorobenzene	87-61-6		2000
1,2,3-Trichloropropane	96-18-4		2000
1,2,4-Trichlorobenzene	120-82-1		2000
1,2,4-Trimethylbenzene	95-63-6		2000
1,2-Dibromo-3-chloropropane	96-12-8		2000
1,2-Dibromoethane	106-93-4		2000
1,2-Dichlorobenzene	95-50-1		2000
1,2-Dichloroethane	107-06-2		2000
1,2-Dichloropropane	78-87-5		2000
1,3,5-Trimethylbenzene	108-67-8		2000
1,3-Dichlorobenzene	541-73-1		2000
1,3-Dichloropropane	142-28-9		2000
1,4-Dichlorobenzene	106-46-7		2000
2,2-Dichloropropane	594-20-7		2000
2-Chlorotoluene	95-49-8		2000
4-Chlorotoluene	406-43-4		2000
Benzene	71-43-2		2000
Bromobenzene	108-86-1		2000
Bromochloromethane	74-97-5		2000
Bromodichloromethane	75-27-4		2000
Bromoform	75-25-2		2000
Carbon Tetrachloride	56-23-5		2000
Chlorobenzene	10-90-7		2000
Chloroform	67-66-3		2000

Energy Laboratories Inc

Spike LOG

Standard ID: VOCF0352
Standard Name: 2nd Source Liquids
Date Prepared: 11/23/2020
Date Expires: 12/31/2023
Department: gcmsvoa
Vendor: Agilent
Lot Number: 0006570990
Balance ID:

Type: Primary
BY: Steve Dilts
Status: New

Comments: Date Prepared is same as Date Received. 2000 ug/mL in MeOH. Catalog # DWM-589N-1.

cis-1,2-Dichloroethene	156-59-2	2000
cis-1,3-Dichloropropene	10061-01-5	2000
Dibromocholormethane	124-48-1	2000
Dibromomethane	74-95-3	2000
Dichloromethane	75-09-2	2000
Ethylbenzene	100-41-4	2000
Hexachlorobutadiene	87-68-6	2000
Isopropylbenzene	98-82-8	2000
m-Xylene	108-38-3	2000
n-Butylbenzene	104-51-8	2000
n-Propylbenzene	103-65-1	2000
Naphthalene	91-20-3	2000
o-Xylene	95-47-6	2000
p-Isopropyltoluene	99-87-6	2000
p-Xylene	106-42-3	2000
sec-Butylbenzene	135-98-8	2000
Styrene	100-42-5	2000
tert-Butylbenzene	98-06-6	2000
Tetrachloroethene	127-18-4	2000
Toluene	108-88-3	2000
trans-1,2-Dichloroethene	156-60-5	2000
trans-1,3-Dichloropropene	10061-02-6	2000
Trichloroethene	79-01-6	2000

Certificate of Analysis

Product Name: VOC Standard

Product Number: DWM-589N-1

Lot Number: 0006570990

Lot Issue Date: 17-Nov-2020

Expiration Date: 31-Dec-2023


Description:

This analytical reference material (RM) was manufactured and verified in accordance with an ISO 9001 registered quality system and analyte concentrations were verified by an ISO 17025 accredited laboratory. The concentration and uncertainty value at the 95% confidence level for each analyte, determined gravimetrically, is listed below.

Analyte	CAS#	Analyte Lot	Concentration ± Uncertainty
bromochloromethane	000074-97-5	RM00009	2010 ± 10 µg/mL
bromodichloromethane	000075-27-4	RM12585	2009 ± 10 µg/mL
bromoform	000075-25-2	RM13987	2010 ± 10 µg/mL
carbon tetrachloride	000056-23-5	RM07576	2010 ± 10 µg/mL
chloroform	000067-66-3	RM13988	2009 ± 10 µg/mL
dibromochloromethane	000124-48-1	RM14843	2009 ± 10 µg/mL
dibromomethane	000074-95-3	RM12878	2009 ± 10 µg/mL
methylene chloride	000075-09-2	RM11650	2009 ± 10 µg/mL
1,2-dibromoethane	000106-93-4	RM00018	2010 ± 10 µg/mL
1,1-dichloroethane	000075-34-3	RM16217	2006 ± 10 µg/mL
1,2-dichloroethane	000107-06-2	RM04655	2005 ± 10 µg/mL
1,1-dichloroethene	000075-35-4	RM14486	2010 ± 10 µg/mL
cis-1,2-dichloroethene	000156-59-2	RM15008	2007 ± 10 µg/mL
trans-1,2-dichloroethene	000156-60-5	RM07565	2008 ± 10 µg/mL
1,1,1,2-tetrachloroethane	000630-20-6	RM12632	2005 ± 10 µg/mL
1,1,2,2-tetrachloroethane	000079-34-5	RM02540	2009 ± 10 µg/mL
tetrachloroethene	000127-18-4	RM06491	2008 ± 10 µg/mL

Certificate of Analysis

Product Number:	DWM-589N-1	Lot Number:	0006570990
1,1,1-trichloroethane	000071-55-6	RM16539	2004 ± 10 µg/mL
1,1,2-trichloroethane	000079-00-5	RM01175	2009 ± 10 µg/mL
trichloroethene	000079-01-6	RM14232	2009 ± 10 µg/mL
1,2-dibromo-3-chloropropane	000096-12-8	RM13666	2009 ± 10 µg/mL
1,2-dichloropropane	000078-87-5	RM12821	2008 ± 10 µg/mL
1,3-dichloropropane	000142-28-9	RM02080	2008 ± 10 µg/mL
2,2-dichloropropane	000594-20-7	RM12927	2005 ± 10 µg/mL
1,1-dichloropropene	000563-58-6	RM16190	2010 ± 10 µg/mL
cis-1,3-dichloropropene	010061-01-5	RM12891	2007 ± 10 µg/mL
trans-1,3-dichloropropene	010061-02-6	RM12254	2006 ± 10 µg/mL
hexachlorobutadiene	000087-68-3	RM09157	2005 ± 10 µg/mL
1,2,3-trichloropropane	000096-18-4	RM13082	2004 ± 10 µg/mL
benzene	000071-43-2	RM12931	2009 ± 10 µg/mL
n-butylbenzene	000104-51-8	RM03651	2008 ± 10 µg/mL
sec-butylbenzene	000135-98-8	RM10905	2005 ± 10 µg/mL
tert-butylbenzene	000098-06-6	RM14040	2007 ± 10 µg/mL
ethylbenzene	000100-41-4	RM12195	2006 ± 10 µg/mL
isopropylbenzene	000098-82-8	RM00835	2009 ± 10 µg/mL
4-isopropyltoluene	000099-87-6	RM09747	2009 ± 10 µg/mL
naphthalene	000091-20-3	NT00970	2006 ± 10 µg/mL
n-propylbenzene	000103-65-1	RM12785	2010 ± 10 µg/mL
styrene	000100-42-5	RM13393	2010 ± 10 µg/mL



ISO 17034 Cert
No. AR-1936

RM was produced in accordance with TUV USA Inc registered ISO 9001 Quality Management System. Cert # 56 100 18560026

Page: 2 of 4

www.agilent.com/quality/
CSD-QA-015.1



ISO 17025 Cert
No. AT-1937

Certificate of Analysis

Product Number: DWM-589N-1

Lot Number: 0006570990

toluene	000108-88-3	RM06650	2008 ± 10 µg/mL
1,2,4-trimethylbenzene	000095-63-6	RM06731	2002 ± 10 µg/mL
1,3,5-trimethylbenzene	000108-67-8	RM12905	2009 ± 10 µg/mL
o-xylene	000095-47-6	RM15639	2005 ± 10 µg/mL
m-xylene	000108-38-3	RM15919	2006 ± 10 µg/mL
p-xylene	000106-42-3	RM02647	2009 ± 10 µg/mL
bromobenzene	000108-86-1	RM10227	2008 ± 10 µg/mL
chlorobenzene	000108-90-7	RM01874	2008 ± 10 µg/mL
2-chlorotoluene	000095-49-8	RM13774	2007 ± 10 µg/mL
4-chlorotoluene	000106-43-4	RM11750	2009 ± 10 µg/mL
1,2-dichlorobenzene	000095-50-1	RM13636	2005 ± 10 µg/mL
1,3-dichlorobenzene	000541-73-1	NT00356	2009 ± 10 µg/mL
1,4-dichlorobenzene	000106-46-7	RM12826	2009 ± 10 µg/mL
1,2,3-trichlorobenzene	000087-61-6	RM10193	2007 ± 10 µg/mL
1,2,4-trichlorobenzene	000120-82-1	RM09454	2009 ± 10 µg/mL

Matrix: methanol (methyl alcohol)

Storage Conditions: Store Frozen (-25° to -10°C).

Traceability:

The balances used for these measurements are calibrated with weights traceable to NIST in compliance with ANSI/NCSL Z540.3, ISO 9001, ISO 17025, and ISO 17034. Calibrated Class A glassware is used for volumetric measurements. Thermometers are calibrated against a NIST traceable thermometer in accordance with NIST Special Publication 1088.

Homogeneity:

This RM was unitized according to an in-house procedure and is guaranteed to be homogeneous. There is no minimum sub-sample size required.


 ISO 17034 Cert
 No. AR-1936

RM was produced in accordance with TUV USA Inc registered ISO 9001 Quality Management System. Cert # 56 100 18560026

Page: 3 of 4

www.agilent.com/quality/
 CSD-QA-015.1

 ISO 17025 Cert
 No. AT-1937

Certificate of Analysis

Product Number: DWM-589N-1

Lot Number: 0006570990

Intended Use:

This RM is intended for the preparation of working reference samples for use in routine laboratory analyses, calibration of instruments, validation of analytical methods, assessments of measurement methods, and continuing calibration verification.

Instructions for Use:

Sample aliquots for analysis should be withdrawn at 20°C to 25°C immediately after opening the container and should be processed without delay for the certified values to be valid within the stated uncertainties.

Hazards:

Refer to the Safety Data Sheet on www.agilent.com for information regarding this RM.

Expiration of Certification:

The certification of this RM is valid until the expiration date specified above, provided the RM is handled and stored in accordance with the instructions given in this certificate. This certification is nullified if the RM is damaged, contaminated, or otherwise modified.

Maintenance of Certification:

If substantive changes are noted that affect the certification before the expiration of this certificate, Agilent will notify the purchaser.

Sample lot approver:



Monica Bourgeois
QMS Representative



ISO 17034 Cert
No. AR-1936

RM was produced in accordance with TUV USA Inc registered ISO 9001 Quality Management System. Cert # 56 100 18560026

Page: 4 of 4

www.agilent.com/quality/
CSD-QA-015.1



ISO 17025 Cert
No. AT-1937

Energy Laboratories Inc

Spike LOG

Standard ID: VOCF3552A
 Standard Name: 2nd Source Gases
 Date Prepared: 12/21/2021
 Date Expires: 12/28/2021
 Department: gcmsvoa
 Vendor:
 Lot Number:
 Balance ID:

Type: Secondary
 BY: Melissa Chavez
 Status: Expired

Comments: 1.0 ml/10 ml final volume. Final Concentration 0.2 ug/uL. Corrected final volume column to match comments and added final concentrations of analytes. MSC 01/14/2021

Chemical / Solvent Used	BottleNo	Amt	Units	Exp
Methanol, Purge and Trap EB373	14519	9	mL	4/16/

Final Volume: 10 mL

<u>Stock Source</u>	Base Units	Amount Added
VOCF0417 Chem Service Gases	ug/mL	1 mL

<u>Analvtes</u>	CAS	Conc:	ug/uL
Bromomethane	74-83-9		0.2
Chloroethane	75-00-3		0.2
Chloromethane	74-87-3		0.2
Dichlorodifluoromethane	75-71-8		0.2
Trichlorofluoromethane	75-69-4		0.2
Vinyl Chloride	75-01-4		0.2

Energy Laboratories Inc

Spike LOG

Standard ID: VOCF0417
 Standard Name: Chem Service Gases
 Date Prepared: 8/3/2021
 Date Expires: 2/28/2022
 Department: gcmsvoa
 Vendor: Chemservice
 Lot Number: 11882100
 Balance ID:

Type: Primary
 BY: Steve Dilts

Status: New

Comments: Date Prepared is same as Date Received. 2000 ug/mL in MeOH. Catalog # M-VOHC6M5-1ML

Chemical / Solvent Used	BottleNo	Amt	Units	Exp
Volatile Organics High Concentration	14142	5	mL	2/28/

Final Volume: 5 mL

<u>Stock Source</u>		Base Units	Amount Added
VOCF0417	Chem Service Gases	ug/mL	
<u>Analvtes</u>		CAS	Conc: ug/mL
Bromomethane		74-83-9	2000
Chloroethane		75-00-3	2000
Chloromethane		74-87-3	2000
Dichlorodifluoromethane		75-71-8	2000
Trichlorofluoromethane		75-69-4	2000
Vinyl Chloride		75-01-4	2000

CERTIFICATE OF ANALYSIS

CONCENTRATION 2000ug/ml in Methanol
CATALOG NUMBER M-VOHC6M5-1ML
LOT NUMBER 11882100
DATE CERTIFIED 05/25/21
EXPIRATION DATE 02/28/22
STORAGE Store at room temperature (20 - 25 °C).
HANDLING See Safety Data Sheet
INTENDED USE For laboratory use only.
ISO 17034:2016 CERTIFIED []

ID #: 14142

Opened: _____

Volatile Organics High Concentration Mixture

Expires: 2/28/2022

Rec'd: 8/3/2021

Energx Laboratories Inc 1120 So. 27th Street
Billings MT 59107

ID	Analyte	CAS	Weight Analyte (mg)	Lot	Purity	Certified Concentration (ug/mL)
N-11446	Chloroethane	75-00-3	96.300	00001728	100.0	2006.3
N-11665	Dichlorodifluoromethane	75-71-8	96.610	00001729	100.0	2012.7
N-12417	Methyl bromide	74-83-9	96.910	00024694	100.0	2019.0
N-12421	Methyl chloride	74-87-3	96.150	00001731	100.0	2003.1
N-13655	Trichlorofluoromethane	75-69-4	96.300	00027239	99.4	1994.2
N-13748	Vinyl chloride	75-01-4	96.150	00019298	100.0	2003.1

Analytical Test

Value

CONCENTRATION (GC/MSD)

VERIFIED

CHEM SERVICE INC

660 Tower Lane • P.O. Box 599 • West Chester, PA 19381-0599
1-800-452-9994 • 1-610-692-3026 • Fax 1-610-692-8729
info@chemservice.com • www.chemservice.com

Instructions for Use:

Shake mixture prior to use. If particles are present, sonicate for homogeneity. If sample is diluted to lower concentrations, Class A volumetric glassware must be used.

Minimum Sample Size- 0.2 uL for Direct Injection.

Chem Service Inc. guarantees the expanded uncertainty of the above analytes to be +/- 2.0% of the certified concentrations based on gravimetric preparation. The test results published in this report were obtained using equipment capable of producing results that are traceable to NIST and through NIST to the International System of Units (SI). The reported expanded uncertainty of measurement is stated as the combined standard uncertainty of measurement multiplied by the coverage factor k (k=2) such that the coverage probability corresponds to approximately 95%. For certified reference materials, homogeneity and thermal stability testing are available upon request.

Certified By:

Mary Beth O'Donnell


Mary Beth O'Donnell
CSM/TC



CERTIFICATE OF ANALYSIS

Analysis Method:

Catalog Number: M-VOHC6M5-1ML
Description: Volatile Organics High Concentration Mixture #6
Lot Number: 11882100
Expiration Date: 02/28/22



Energy Laboratories Inc

Spike LOG

Standard ID: VOCF3549
 Standard Name: 2nd Source Ketones
 Date Prepared: 12/15/2021
 Date Expires: 1/15/2022
 Department: gcmsvoa
 Vendor: AccuStandard
 Lot Number: 221101480
 Balance ID:
 Comments: Vial opened for use. 2.0 µg/µL

Type: Primary
 BY: Melissa Chavez
 Status: Expired

Chemical / Solvent Used	BottleNo	Amt	Units	Exp
TCL Ketones Mixture	14567	1	mL	11/26

Final Volume: 1 mL

<u>Stock Source</u>	<u>Base Units</u>	<u>Amount Added</u>
VOCF0439 2nd Source Ketones	ug/mL	1 mL
<u>Analvtes</u>	<u>CAS</u>	<u>Conc: ug/mL</u>
A 2-Butanone	78-93-3	2000
A 2-Hexanone	591-78-6	2000
A 4-Methyl-2-pentanone	108-10-1	2000
A Acetone	67-64-1	2000

Energy Laboratories Inc

Standard LOG

Standard ID: VOCF0439
Standard Name: 2nd Source Ketones
Date Prepared: 11/30/2021
Date Expires: 11/26/2022
Department: gcmsvoa
Vendor: AccuStandard
Lot Number: 221101480
Balance ID:

Type: Primary
BY: Melissa Chavez
Status: New

Comments: Date Prepared is same as Date Received. 2,000 ug/mL in Methanol. Catalog # CLP-022K-10X.

Chemical / Solvent Used	BottleNo	Amt	Units	Exp
TCL Ketones Mixture	14567	2	mL	11/26

Final Volume: 1 mL

Stock Source
VOCF0439 2nd Source Ketones

Base Units
ug/mL

Amount Added

Analvtes
2-Butanone
2-Hexanone
4-Methyl-2-pentanone
Acetone

CAS
78-93-3
591-78-6
108-10-1
67-64-1

Conc: **ug/mL**
2000
2000
2000
2000

CERTIFICATE OF ANALYSIS

Catalog No: CLP-022K-10X
Description: TCL Ketone Mix
Lot: 221101480
Solvent: Methanol
Hazards: Refer to SDS for complete safety information

Date Certified: Oct 26, 2021
Expiration: Nov 26, 2022
Sample Size: 1 mL
Components: 4
Storage Condition: Freeze (<-10 °C)



Certified Reference Material



Component	CAS #	Purity %	Prepared Concentration ²	Certified Analyte Concentration ¹
		(GC/MS)	(µg/mL)	(µg/mL)
Acetone	67-64-1	100.0	2004	2004
2-Butanone	78-93-3	100.0	2004	2004
2-Hexanone	591-78-6	98.7	2004	1978
4-Methyl-2-pentanone	108-10-1	100.0	2004	2004

ID #: 14567

Opened: _____

TCL Ketones Mixture

Expires: 11/26/2022

Rec'd: 11/30/2021

Energy Laboratories Inc 1120 So. 27th Street
Billings MT 59107

This Certified Reference Material was verified in accordance with ISO/IEC 17025

A product with a suffix (-1A, -2B, etc. or -01, -02, etc.) on its lot number has had its expiration date extended and is identical to the same lot number without the suffix.

² All weights are traceable through NIST, Test No. 684/289871-17

¹ Certified Analyte Concentration = Purity x Prepared Concentration.

The Uncertainty associated with the certified concentration reported on this certificate is $\pm 2.4\%$. This value is the combined expanded uncertainty and represents an estimated standard deviation equal to the positive square root of the total variation of the uncertainty of components. A normal distribution is assumed and a coverage factor of K=2 is chosen using approximately a 95% confidence level.

Labels and certificates follow U.S. Conventions in reporting numerical values: A comma (,) is used to separate units of one-thousand or greater. A period (.) is used as a decimal place marker.

The information on this certificate may not be reproduced without the express permission of the manufacturer. See reverse side for additional information

Hazard Information: Please refer to the SDS for information regarding the hazards associated with using this material.

This product was prepared according to in-house procedures and is guaranteed to be homogeneous.

Certified By: _____

Larry Decker, Organic QC Manager

CERTIFICATE OF ANALYSIS

Catalog No: CLP-022K-10X
Description: TCL Ketone Mix
Lot: 221101480
Solvent: Methanol

Date Certified: Oct 26, 2021
Expiration: Nov 26, 2022
Sample Size: 1 mL
Components: 4

T-Test

AccuStandard, Inc.
Statistical Report for CLP (SOW 1391)
26-Oct-2021

QR-QC0-003 rev. 1/16

RT Component	CLP-022K-10X 221101480							CLP-022K-10X 221041075							NOTES:						
	Run #1	Run #2	Run #3	Run #4	Mean	Std Dev	% RSD	Run #1	Run #2	Run #3	Run #4	Mean	Std Dev	% RSD	t.025 test	CI	Component	CI	# of Runs	10 % error check of Conc.	
3.74 Acetone (67-64-1)	1925	1881	1854	1803	1866	51.05	2.74%	1751	1712	1730	1764	1764	22.43	1.29%	4.36	119.2	Acetone (67-64-1)	56	4	2000	7 %
5.77 2-Butanone (78-93-3)	2275	2223	2237	2149	2221	52.79	2.38%	2157	2103	2145	2177	2146	31.26	1.45%	2.46	58.5	2-Butanone (78-93-3)	35.9	4	2000	9 %
8.34 4-Methyl-2-pentanone (108-10-3)	3373	3302	3408	3225	3327	81.05	2.44%	3349	3240	3296	3415	3325	74.70	2.25%	0.04	0.9	4-Methyl-2-pentanone (108-10-3)	0.8	4	2000	0 %
9.13 2-Hexanone (98-178-6)	3260	3199	3332	3118	3227	90.88	2.62%	3186	3072	3120	3239	3154	73.32	2.32%	1.25	35.2	2-Hexanone (98-178-6)	29.1	4	2000	2 %

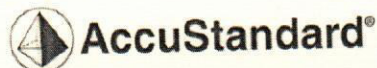
CERTIFICATE OF ANALYSIS

Catalog No: CLP-022K-10X
Description: TCL Ketone Mix
Lot: 221101480
Solvent: Methanol

Date Certified: Oct 26, 2021
Expiration: Nov 26, 2022
Sample Size: 1 mL
Components: 4

Chromatogram

File : Q:\GCMS-06 Minimal\DATA\102521\13- 221101480 KM.D
Operator : Organic QC Lab
Acquired : 25 Oct 2021 21:00 using AcqMethod VOC-Split100.M
Instrument : GCMS 6
Sample Name: CLP-022K-10X (221101480)
Misc Info : TCL Ketone Mix @ 2000 ug/mL in MeOH
Vial Number: 34



Column: DB-624 UI, 30m x 0.25mm ID x 1.4µm
Oven Program: 35°C (hold 5min), 11°C/min to 60°C, 22°C/min to 230°C (hold 4min)
GC Parameters: Split 100:1, 1µl inj.; GC/MS; injector temp 240°C

