

PREP BATCH REPORT

Prep Code: **SVOC-3510C-8270**
 Prep Batch **162392** Prep Temp **NA °C**

Technician: **Zachary B. Zaccardi**
 Batch Units: **ML**

Prep Start Date: **12/21/2021 10:16:05 A**
 Prep End Date: **12/23/2021 9:09:00 A**

Sample ID	Matrix	pH	Initial Samp Amt	Sol Added	Sol Recovered	Final Vol (mL)	Factor	Balance	Prep Start Date	Prep End Date
MB-162392	RJB sup		1000	0	0	1.00	0.001		12/21/2021	12/23/2021
LCS-162392			1000	0	0	1.00	0.001		12/21/2021	12/23/2021
LCSD-162392			1000	0	0	1.00	0.001		12/21/2021	12/23/2021
LLCSD-162392			1000	0	0	1.00	0.001		12/21/2021	12/23/2021
LLCS-162392			1000	0	0	1.00	0.001		12/21/2021	12/23/2021
B21121563-002A	Aqueous	7	1000	0	0	1.00	0.001		12/21/2021	12/23/2021
	Sample orange with precipitate									
B21121605-001B	Ground Water	6	1030	0	0	1.00	0.000971		12/21/2021	12/23/2021
	Clear									
B21121605-002B	Ground Water	6	1010	0	0	1.00	0.00099		12/21/2021	12/23/2021
	Sample has a yellow tint									
B21121605-003B	Ground Water	6	1010	0	0	1.00	0.00099		12/21/2021	12/23/2021
	Sample clear									
B21121606-001D	Aqueous	7	990	0	0	1.00	0.00101		12/21/2021	12/23/2021
	Sample has a yellow tint									
B21121606-002D	Aqueous	7	1030	0	0	1.00	0.000971		12/21/2021	12/23/2021
	Sample has a yellow tint									
B21121606-003D	Aqueous	7	1050	0	0	1.00	0.000952		12/21/2021	12/23/2021
	Sample has a yellow tint									
B21121606-004D	Aqueous	7	870	0	0	1.00	0.00115		12/21/2021	12/23/2021
	Sample has a yellow tint									
B21121606-005D	Aqueous	7	840	0	0	1.00	0.00119		12/21/2021	12/23/2021
	Sample has a yellow tint									
B21121609-001B	Ground Water	6	900	0	0	1.00	0.00111		12/21/2021	12/23/2021
	Sample turbid with a yellow tint. low level surr									

Number	Reagent Name	Exp Date	
13124	Sulfuric Acid 2020070739	7/2/2022	2mL
13273	pH-indicator Strips 0-14 HC025486	9/30/2024	
14196	Dichloromethane EB867	6/18/2023	100,50
14518	Dichloromethane EC735	10/14/2023	

Spk ID	Spike Name	SampType	AmtAdd	Exp Date
FP211210 14446	DCM RINSED FILTER PAPER	ALL		4/6/2026
Sulfate 12/13/21 (Baked Sodium Sulfate	ALL	varies	11/29/2026
sv83418	Benzidines	LCS; MS	50 uL; 25	3/17/2024
sv92702	LCS/Add Extractions	LCS; MS; LLCS/D	1.0 mL; 0.	1/14/2022
sv92701	LL BNA Surr	SAMP, LMS, LLC	100 uL	1/30/2022
SVOC NaOH 111	10 N NaOH	SAMP, MB, LCS,	5 drops	7/31/2023
sv92612	BNA Surr	SAMP, MB, LCS;	100 uL; 5	3/31/2022

PREP BATCH REPORT

Prep Code: **SVOC-3510C-8270**
 Prep Batch **162392** Prep Temp **NA °C**

Technician: **Zachary B. Zaccardi**
 Batch Units: **ML**

Prep Start Date: **12/21/2021 10:16:05 A**
 Prep End Date: **12/23/2021 9:09:00 A**

Sample ID	Matrix	pH	Initial Samp Amt	Sol Added	Sol Recovered	Final Vol (mL)	Factor	Balance	Prep Start Date	Prep End Date
B21121611-001A Sample turbid with a yellow tint	Ground Water	6	1000	0	0	1.00	0.001		12/21/2021	12/23/2021
B21121613-001C Sample clear. low level surr	Ground Water	6	990	0	0	1.00	0.00101		12/21/2021	12/23/2021
B21121613-001CLMS Sample clear	Ground Water	6	1010	0	0	1.00	0.00099		12/21/2021	12/23/2021
B21121613-001CLMSD Sample clear	Ground Water	6	1000	0	0	1.00	0.001		12/21/2021	12/23/2021
B21121613-002A Sample clear	Ground Water	6	1030	0	0	1.00	0.000971		12/21/2021	12/23/2021
B21121616-001B Sample has a yellow tint. low level surr	Ground Water	6	990	0	0	1.00	0.00101		12/21/2021	12/23/2021
B21121622-001A Sample clear. low level surr	Ground Water	6	1050	0	0	1.00	0.000952		12/21/2021	12/23/2021
B21121622-002A Sample clear. low level surr	Ground Water	6	1050	0	0	1.00	0.000952		12/21/2021	12/23/2021
B21121622-003A Sample clear	Ground Water	6	940	0	0	1.00	0.00106		12/21/2021	12/23/2021
B21121623-001B Sample clear. low level surr	Ground Water	6	1050	0	0	1.00	0.000952		12/21/2021	12/23/2021
B21121605-001BMS Sample clear	Ground Water	6	1030	0	0	1.00	0.000971		12/21/2021	12/23/2021
B21121402-001A Sample turbid. REX	Ground Water	6	990	0	0	1.00	0.00101		12/21/2021	12/23/2021

Number	Reagent Name	Exp Date	
13124	Sulfuric Acid 2020070739	7/2/2022	2mL
13273	pH-indicator Strips 0-14 HC025486	9/30/2024	
14196	Dichloromethane EB867	6/18/2023	100,50
14518	Dichloromethane EC735	10/14/2023	

Spk ID	Spike Name	SampType	AmtAdd	Exp Date
FP211210 14446	DCM RINSED FILTER PAPER	ALL		4/6/2026
Sulfate 12/13/21 (Baked Sodium Sulfate	ALL	varies	11/29/2026
sv83418	Benzidines	LCS; MS	50 uL; 25	3/17/2024
sv92702	LCS/Add Extractions	LCS; MS; LLCS/D	1.0 mL; 0.	1/14/2022
sv92701	LL BNA Surr	SAMP, LMS, LLC	100 uL	1/30/2022
SVOC NaOH 111	10 N NaOH	SAMP, MB, LCS,	5 drops	7/31/2023
sv92612	BNA Surr	SAMP, MB, LCS;	100 uL; 5	3/31/2022

Energy Laboratories Inc

ANALYTICAL RUN Summary

26-Jan-22

Run ID SV5973N.I_211228A

Run Start Date: 12/28/2021
Analyst: John P. Heine
Ical: 0
Column ID: ZB-SemiVolatiles
Comments:

Std ID	Std Name	Std Amount	Std Units	Samp Amount	Samp Units	SampType	Expiration Date
dcmsvoc13	DCM						11/17/2022
sv100507	BNA mix	37.5	ul	62.5	ul	CCV	3/31/2022
sv100516	BNA Internals 2000 ug/mL	2	ul	100	ul	all HL SVOC	6/30/2023
sv100714	BNA 2nd source 200 ug/mL	37.5	ul	62.5	ul	ICV	10/1/2022
sv83311	DFTPP 1000 ug/mL	50	ul	50	ul	TUNE	10/31/2022
sv90820	BNA 2nd source short (new)	37.5	ul	62.5	ul	ICV	3/16/2023

Seq No	Lab ID	Test Code	Sample Typ	File ID	Analysis Date	DF	Batch ID	Prep Date	SPKref	RPDref	pmoist					
14961998	Dec2801_D_TU	SVOC-8270-DF	TUNE	SV5973N.I.ssd12	12/28/2021 2:02:	1	R372682		0	0						
Analyte	T	Units	RAW	Final	Text	Spike	SPKref	RPDref	MDL	PQL	UQL	%REC	LOW	HIGH	%RPD	Q
127, % of mass 198	A	%	55.4	55.4		100	0	0	0	0.01	0	55%	40	60	0%	
197, % of mass 198	A	%	0	0		100	0	0	0	0.01	0	0%	0	0.99	0%	
198, Base Peak	A	%	100	100		100	0	0	0	0.01	0	100%	100	100	0%	
199, % of mass 198	A	%	6.9	6.9		100	0	0	0	0.01	0	7%	5	9	0%	
275, % of mass 198	A	%	25.9	25.9		100	0	0	0	0.01	0	26%	10	30	0%	
365, % of mass 198	A	%	2.7	2.7		100	0	0	0	0.01	0	3%	1	99.99	0%	
441, % of mass 443	A	%	23.2	23.2		100	0	0	0	0.01	0	23%	0.01	150	0%	
442, % of mass 198	A	%	42.5	42.5		100	0	0	0	0.01	0	43%	40	100	0%	
443, % of mass 442	A	%	20.8	20.8		100	0	0	0	0.01	0	21%	17	23	0%	
51, % of mass 198	A	%	40.9	40.9		100	0	0	0	0.01	0	41%	30	60	0%	
68, % of mass 69	A	%	0.8	0.8		100	0	0	0	0.01	0	1%	0	1.99	0%	
70, % of mass 69	A	%	0.8	0.8		100	0	0	0	0.01	0	1%	0	1.99	0%	

Seq No	Lab ID	Test Code	Sample Typ	File ID	Analysis Date	DF	Batch ID	Prep Date	SPKref	RPDref	pmoist					
14962001	28-Dec-21_CAL	SVOC-8270-W-	ICAL	SV5973N.I	sd12/28/2021 2:24:	1	R372682		0	0						
Analyte	T	Units	RAW	Final	Text	Spike	SPKref	RPDref	MDL	PQL	UQL	%REC	LOW	HIGH	%RPD	Q
1,2,4-Trichlorobenzene	A	ug/L	141.1882	141.1882		150	0	0	1.9	10	150	94%	80	120	0%	
1,2-Dichlorobenzene	A	ug/L	136.21225	136.21225		150	0	0	1.97	10	150	91%	80	120	0%	
1,3-Dichlorobenzene	A	ug/L	147.62357	147.62357		150	0	0	2.13	10	150	98%	80	120	0%	
1,4-Dichlorobenzene	A	ug/L	153.77202	153.77202		150	0	0	2.02	10	150	103%	80	120	0%	
1-Methylnaphthalene	A	ug/L	146.0329	146.0329		150	0	0	2.39	10	150	97%	80	120	0%	
2,2'-Oxybis(1-Chloropropane)	A	ug/L	133.50475	133.50475		150	0	0	1.45	10	150	89%	80	120	0%	
2,4,5-Trichlorophenol	A	ug/L	142.44142	142.44142		150	0	0	2.23	10	150	95%	80	120	0%	
2,4,6-Trichlorophenol	A	ug/L	150.46735	150.46735		150	0	0	2.64	10	150	100%	80	120	0%	
2,4-Dichlorophenol	A	ug/L	144.66086	144.66086		150	0	0	1.69	10	150	96%	80	120	0%	
2,4-Dimethylphenol	A	ug/L	139.55561	139.55561		150	0	0	1.69	10	150	93%	80	120	0%	
2,4-Dinitrophenol	A	ug/L	149.32516	149.32516		150	0	0	4.26	10	150	100%	80	120	0%	
2,4-Dinitrotoluene	A	ug/L	147.13185	147.13185		150	0	0	3.04	10	150	98%	80	120	0%	
2,6-Dinitrotoluene	A	ug/L	147.26	147.26		150	0	0	3.2	10	150	98%	80	120	0%	
2-Chloronaphthalene	A	ug/L	146.45323	146.45323		150	0	0	2.14	10	150	98%	80	120	0%	
2-Chlorophenol	A	ug/L	141.67448	141.67448		150	0	0	2.48	10	150	94%	80	120	0%	
2-Methylnaphthalene	A	ug/L	146.29159	146.29159		150	0	0	1.92	10	150	98%	80	120	0%	
2-Nitroaniline	A	ug/L	145.3774	145.3774		150	0	0	2.4	10	150	97%	80	120	0%	
2-Nitrophenol	A	ug/L	145.64372	145.64372		150	0	0	2.36	10	150	97%	80	120	0%	
3,3'-Dichlorobenzidine	A	ug/L	147.30986	147.30986		150	0	0	2.11	10	150	98%	80	120	0%	
3-Nitroaniline	A	ug/L	145.81847	145.81847		150	0	0	2.77	10	150	97%	80	120	0%	
4,6-Dinitro-2-methylphenol	A	ug/L	148.42682	148.42682		150	0	0	2.33	10	150	99%	80	120	0%	
4-Bromophenyl phenyl ether	A	ug/L	148.53438	148.53438		150	0	0	1.74	10	150	99%	80	120	0%	
4-Chloro-2-methylphenol	A	ug/L	138.36898	138.36898		150	0	0	1.6	10	150	92%	80	120	0%	
4-Chloro-3-methylphenol	A	ug/L	146.75704	146.75704		150	0	0	1.46	10	150	98%	80	120	0%	
4-Chlorophenol	A	ug/L	146.205	146.205		150	0	0	2.64	10	150	97%	80	120	0%	
4-Chlorophenyl phenyl ether	A	ug/L	150.19358	150.19358		150	0	0	2.03	10	150	100%	80	120	0%	
4-Nitroaniline	A	ug/L	143.35499	143.35499		150	0	0	1.63	10	150	96%	80	120	0%	
4-Nitrophenol	A	ug/L	145.41926	145.41926		150	0	0	2.5	10	150	97%	80	120	0%	
Acenaphthene	A	ug/L	153.55467	153.55467		150	0	0	1.89	10	150	102%	80	120	0%	
Acenaphthylene	A	ug/L	150.48134	150.48134		150	0	0	1.57	10	150	100%	80	120	0%	
Aniline	A	ug/L	146.62555	146.62555		150	0	0	3.74	10	150	98%	80	120	0%	
Anthracene	A	ug/L	146.49963	146.49963		150	0	0	1.23	10	150	98%	80	120	0%	
Azobenzene	A	ug/L	143.15267	143.15267		150	0	0	1.09	10	150	95%	80	120	0%	
Benzidine	A	ug/L	146.06208	146.06208		150	0	0	6.72	10	150	97%	80	120	0%	
Benzo(a)anthracene	A	ug/L	152.24404	152.24404		150	0	0	0.856	10	150	101%	80	120	0%	

Seq No	Lab ID	Test Code	Sample Typ	File ID	Analysis Date	DF	Batch ID	Prep Date	SPKref	RPDref	pmoist					
14962001	28-Dec-21_CAL	SVOC-8270-W-	ICAL	SV5973N.I	sd12/12/28/2021 2:24:	1	R372682		0	0						
Analyte	T	Units	RAW	Final	Text	Spike	SPKref	RPDref	MDL	PQL	UQL	%REC	LOW	HIGH	%RPD	Q
Benzo(a)pyrene	A	ug/L	150.67736	150.67736		150	0	0	1.24	10	150	100%	80	120	0%	
Benzo(b)fluoranthene	A	ug/L	155.05911	155.05911		150	0	0	0.903	10	150	103%	80	120	0%	
Benzo(g,h,i)perylene	A	ug/L	148.70542	148.70542		150	0	0	1.01	10	150	99%	80	120	0%	
Benzo(k)fluoranthene	A	ug/L	164.19912	164.19912		150	0	0	0.97	10	150	109%	80	120	0%	
Benzoic acid	A	ug/L	143.475	143.475		150	0	0	1.51	10	150	96%	80	120	0%	
Benzyl alcohol	A	ug/L	137.29285	137.29285		150	0	0	3.13	10	150	92%	80	120	0%	
bis(-2-chloroethoxy)Methane	A	ug/L	139.99177	139.99177		150	0	0	1.36	10	150	93%	80	120	0%	
bis(-2-chloroethyl)Ether	A	ug/L	139.41026	139.41026		150	0	0	2.57	10	150	93%	80	120	0%	
bis(2-chloroisopropyl)Ether	A	ug/L	133.50475	133.50475		150	0	0	1.49	10	150	89%	80	120	0%	
bis(2-ethylhexyl)Phthalate	A	ug/L	147.93093	147.93093		150	0	0	1.91	10	150	99%	80	120	0%	
Butylbenzylphthalate	A	ug/L	146.87162	146.87162		150	0	0	1.57	10	150	98%	80	120	0%	
Carbazole	A	ug/L	152.29622	152.29622		150	0	0	0.842	10	150	102%	80	120	0%	
Chrysene	A	ug/L	148.28722	148.28722		150	0	0	1.17	10	150	99%	80	120	0%	
Di-n-butyl phthalate	A	ug/L	145.81086	145.81086		150	0	0	0.932	10	150	97%	80	120	0%	
Di-n-octyl phthalate	A	ug/L	148.44918	148.44918		150	0	0	1.34	10	150	99%	80	120	0%	
Dibenzo(a,h)anthracene	A	ug/L	149.20759	149.20759		150	0	0	1.17	10	150	99%	80	120	0%	
Dibenzofuran	A	ug/L	151.7695	151.7695		150	0	0	1.74	10	150	101%	80	120	0%	
Diethyl phthalate	A	ug/L	148.49389	148.49389		150	0	0	2.18	10	150	99%	80	120	0%	
Dimethyl phthalate	A	ug/L	147.42241	147.42241		150	0	0	1.72	10	150	98%	80	120	0%	
Fluoranthene	A	ug/L	146.97207	146.97207		150	0	0	0.883	10	150	98%	80	120	0%	
Fluorene	A	ug/L	153.09654	153.09654		150	0	0	1.82	10	150	102%	80	120	0%	
Hexachlorobenzene	A	ug/L	149.11763	149.11763		150	0	0	1.33	10	150	99%	80	120	0%	
Hexachlorobutadiene	A	ug/L	153.38186	153.38186		150	0	0	2.32	10	150	102%	80	120	0%	
Hexachlorocyclopentadiene	A	ug/L	148.27072	148.27072		150	0	0	2.97	10	150	99%	80	120	0%	
Hexachloroethane	A	ug/L	148.82408	148.82408		150	0	0	1.79	10	150	99%	80	120	0%	
Indeno(1,2,3-cd)pyrene	A	ug/L	150.77978	150.77978		150	0	0	1.25	10	150	101%	80	120	0%	
Isophorone	A	ug/L	145.91463	145.91463		150	0	0	1.67	10	150	97%	80	120	0%	
m+p-Cresols	A	ug/L	151.35382	151.35382		150	0	0	1.78	10	150	101%	80	120	0%	
n-Nitroso-di-n-propylamine	A	ug/L	136.47444	136.47444		150	0	0	1.54	10	150	91%	80	120	0%	
n-Nitrosodimethylamine	A	ug/L	137.33447	137.33447		150	0	0	1.53	10	150	92%	80	120	0%	
n-Nitrosodiphenylamine	A	ug/L	143.13537	143.13537		150	0	0	1.16	10	150	95%	80	120	0%	
Naphthalene	A	ug/L	132.94061	132.94061		150	0	0	1.74	10	150	89%	80	120	0%	
Nitrobenzene	A	ug/L	135.39367	135.39367		150	0	0	2.31	10	150	90%	80	120	0%	
o-Cresol	A	ug/L	150.41748	150.41748		150	0	0	1.83	10	150	100%	80	120	0%	
p-Chloroaniline	A	ug/L	147.41399	147.41399		150	0	0	1.52	10	150	98%	80	120	0%	

Seq No	Lab ID	Test Code	Sample Typ	File ID	Analysis Date	DF	Batch ID	Prep Date	SPKref	RPDref	pmoist					
14962001	28-Dec-21_CAL	SVOC-8270-W-	ICAL	SV5973N.I	sd12/28/2021 2:24:	1	R372682		0	0						
Analyte	T	Units	RAW	Final	Text	Spike	SPKref	RPDref	MDL	PQL	UQL	%REC	LOW	HIGH	%RPD	Q
Pentachlorophenol	A	ug/L	144.65257	144.65257		150	0	0	4.24	10	150	96%	80	120	0%	
Phenanthrene	A	ug/L	149.18534	149.18534		150	0	0	0.784	10	150	99%	80	120	0%	
Phenol	A	ug/L	153.93902	153.93902		150	0	0	1.46	10	150	103%	80	120	0%	
Pyrene	A	ug/L	149.71008	149.71008		150	0	0	0.921	10	150	100%	80	120	0%	
Pyridine	A	ug/L	139.80112	139.80112		150	0	0	3.22	10	150	93%	80	120	0%	
Triallate	A	ug/L	147.5389	147.5389		150	0	0	1.51	10	150	98%	80	120	0%	
1,4-Dichlorobenzene-d4	I	ug/L	40	40		0	0	0	0	10	150	0%			0%	
Acenaphthene-d10	I	ug/L	40	40		0	0	0	0	10	150	0%			0%	
Chrysene-d12	I	ug/L	40	40		0	0	0	0	10	150	0%			0%	
Naphthalene-d8	I	ug/L	40	40		0	0	0	0	10	150	0%			0%	
Perylene-d12	I	ug/L	40	40		0	0	0	0	10	150	0%			0%	
Phenanthrene-d10	I	ug/L	40	40		0	0	0	0	10	150	0%			0%	
2,4,6-Tribromophenol	S	ug/L	154.02451	154.02451		150	0	0	2.88	10	0	103%	80	120	0%	
2-Fluorobiphenyl	S	ug/L	146.00975	146.00975		150	0	0	0.724	10	0	97%	80	120	0%	
2-Fluorophenol	S	ug/L	148.70921	148.70921		150	0	0	3.52	10	0	99%	80	120	0%	
Nitrobenzene-d5	S	ug/L	146.45111	146.45111		150	0	0	2.34	10	0	98%	80	120	0%	
Phenol-d5	S	ug/L	147.82384	147.82384		150	0	0	2.06	10	0	99%	80	120	0%	
Terphenyl-d14	S	ug/L	147.2211	147.2211		150	0	0	1.17	10	0	98%	80	120	0%	
4-Chloroaniline	X	ug/L	147.41399	147.41399		150	0	0	1.61	10	150	98%	80	120	0%	
o-Terphenyl	X	ug/L	150.45571	150.45571		150	0	0	1.27	10	150	100%	80	120	0%	

Seq No	Lab ID	Test Code	Sample Typ	File ID	Analysis Date	DF	Batch ID	Prep Date	SPKref	RPDref	pmoist					
14962002	28-Dec-21_CAL	SVOC-8270-W-	ICAL	SV5973N.I	sd12/28/2021 2:57:	1	R372682		0	0						
Analyte	T	Units	RAW	Final	Text	Spike	SPKref	RPDref	MDL	PQL	UQL	%REC	LOW	HIGH	%RPD	Q
1,2,4-Trichlorobenzene	A	ug/L	124.29847	124.29847		120	0	0	1.9	10	150	104%	80	120	0%	
1,2-Dichlorobenzene	A	ug/L	120.8873	120.8873		120	0	0	1.97	10	150	101%	80	120	0%	
1,3-Dichlorobenzene	A	ug/L	117.79785	117.79785		120	0	0	2.13	10	150	98%	80	120	0%	
1,4-Dichlorobenzene	A	ug/L	113.91825	113.91825		120	0	0	2.02	10	150	95%	80	120	0%	
1-Methylnaphthalene	A	ug/L	122.29009	122.29009		120	0	0	2.39	10	150	102%	80	120	0%	
2,2'-Oxybis(1-Chloropropane)	A	ug/L	115.58251	115.58251		120	0	0	1.45	10	150	96%	80	120	0%	
2,4,5-Trichlorophenol	A	ug/L	117.43026	117.43026		120	0	0	2.23	10	150	98%	80	120	0%	
2,4,6-Trichlorophenol	A	ug/L	119.47356	119.47356		120	0	0	2.64	10	150	100%	80	120	0%	
2,4-Dichlorophenol	A	ug/L	124.46069	124.46069		120	0	0	1.69	10	150	104%	80	120	0%	
2,4-Dimethylphenol	A	ug/L	131.50685	131.50685		120	0	0	1.69	10	150	110%	80	120	0%	

Seq No	Lab ID	Test Code	Sample Typ	File ID	Analysis Date	DF	Batch ID	Prep Date	SPKref	RPDref	pmoist					
14962002	28-Dec-21_CAL	SVOC-8270-W-	ICAL	SV5973N.I	sd12/28/2021 2:57:	1	R372682		0	0						
Analyte	T	Units	RAW	Final	Text	Spike	SPKref	RPDref	MDL	PQL	UQL	%REC	LOW	HIGH	%RPD	Q
2,4-Dinitrophenol	A	ug/L	117.71184	117.71184		120	0	0	4.26	10	150	98%	80	120	0%	
2,4-Dinitrotoluene	A	ug/L	122.11268	122.11268		120	0	0	3.04	10	150	102%	80	120	0%	
2,6-Dinitrotoluene	A	ug/L	118.78915	118.78915		120	0	0	3.2	10	150	99%	80	120	0%	
2-Chloronaphthalene	A	ug/L	122.81228	122.81228		120	0	0	2.14	10	150	102%	80	120	0%	
2-Chlorophenol	A	ug/L	124.52183	124.52183		120	0	0	2.48	10	150	104%	80	120	0%	
2-Methylnaphthalene	A	ug/L	122.19436	122.19436		120	0	0	1.92	10	150	102%	80	120	0%	
2-Nitroaniline	A	ug/L	122.58077	122.58077		120	0	0	2.4	10	150	102%	80	120	0%	
2-Nitrophenol	A	ug/L	125.40563	125.40563		120	0	0	2.36	10	150	105%	80	120	0%	
3,3'-Dichlorobenzidine	A	ug/L	119.46874	119.46874		120	0	0	2.11	10	150	100%	80	120	0%	
3-Nitroaniline	A	ug/L	126.80438	126.80438		120	0	0	2.77	10	150	106%	80	120	0%	
4,6-Dinitro-2-methylphenol	A	ug/L	120.53862	120.53862		120	0	0	2.33	10	150	100%	80	120	0%	
4-Bromophenyl phenyl ether	A	ug/L	119.60071	119.60071		120	0	0	1.74	10	150	100%	80	120	0%	
4-Chloro-2-methylphenol	A	ug/L	122.46719	122.46719		120	0	0	1.6	10	150	102%	80	120	0%	
4-Chloro-3-methylphenol	A	ug/L	124.30412	124.30412		120	0	0	1.46	10	150	104%	80	120	0%	
4-Chlorophenol	A	ug/L	124.18911	124.18911		120	0	0	2.64	10	150	103%	80	120	0%	
4-Chlorophenyl phenyl ether	A	ug/L	119.16074	119.16074		120	0	0	2.03	10	150	99%	80	120	0%	
4-Nitroaniline	A	ug/L	126.34931	126.34931		120	0	0	1.63	10	150	105%	80	120	0%	
4-Nitrophenol	A	ug/L	126.82936	126.82936		120	0	0	2.5	10	150	106%	80	120	0%	
Acenaphthene	A	ug/L	115.85499	115.85499		120	0	0	1.89	10	150	97%	80	120	0%	
Acenaphthylene	A	ug/L	119.88335	119.88335		120	0	0	1.57	10	150	100%	80	120	0%	
Aniline	A	ug/L	121.48862	121.48862		120	0	0	3.74	10	150	101%	80	120	0%	
Anthracene	A	ug/L	120.36807	120.36807		120	0	0	1.23	10	150	100%	80	120	0%	
Azobenzene	A	ug/L	123.84368	123.84368		120	0	0	1.09	10	150	103%	80	120	0%	
Benzidine	A	ug/L	125.28881	125.28881		120	0	0	6.72	10	150	104%	80	120	0%	
Benzo(a)anthracene	A	ug/L	122.43797	122.43797		120	0	0	0.856	10	150	102%	80	120	0%	
Benzo(a)pyrene	A	ug/L	119.79877	119.79877		120	0	0	1.24	10	150	100%	80	120	0%	
Benzo(b)fluoranthene	A	ug/L	118.5403	118.5403		120	0	0	0.903	10	150	99%	80	120	0%	
Benzo(g,h,i)perylene	A	ug/L	121.2816	121.2816		120	0	0	1.01	10	150	101%	80	120	0%	
Benzo(k)fluoranthene	A	ug/L	121.07277	121.07277		120	0	0	0.97	10	150	101%	80	120	0%	
Benzoic acid	A	ug/L	123.53928	123.53928		120	0	0	1.51	10	150	103%	80	120	0%	
Benzyl alcohol	A	ug/L	126.43282	126.43282		120	0	0	3.13	10	150	105%	80	120	0%	
bis(-2-chloroethoxy)Methane	A	ug/L	129.95802	129.95802		120	0	0	1.36	10	150	108%	80	120	0%	
bis(-2-chloroethyl)Ether	A	ug/L	130.31598	130.31598		120	0	0	2.57	10	150	109%	80	120	0%	
bis(2-chloroisopropyl)Ether	A	ug/L	115.58251	115.58251		120	0	0	1.49	10	150	96%	80	120	0%	
bis(2-ethylhexyl)Phthalate	A	ug/L	119.5624	119.5624		120	0	0	1.91	10	150	100%	80	120	0%	

Seq No	Lab ID	Test Code	Sample Typ	File ID	Analysis Date	DF	Batch ID	Prep Date	SPKref	RPDref	pmoist					
14962002	28-Dec-21_CAL	SVOC-8270-W-	ICAL	SV5973N.I	sd12/12/28/2021 2:57:	1	R372682		0	0						
Analyte	T	Units	RAW	Final	Text	Spike	SPKref	RPDref	MDL	PQL	UQL	%REC	LOW	HIGH	%RPD	Q
Butylbenzylphthalate	A	ug/L	120.11201	120.11201		120	0	0	1.57	10	150	100%	80	120	0%	
Carbazole	A	ug/L	127.14604	127.14604		120	0	0	0.842	10	150	106%	80	120	0%	
Chrysene	A	ug/L	114.9578	114.9578		120	0	0	1.17	10	150	96%	80	120	0%	
Di-n-butyl phthalate	A	ug/L	123.40081	123.40081		120	0	0	0.932	10	150	103%	80	120	0%	
Di-n-octyl phthalate	A	ug/L	119.44571	119.44571		120	0	0	1.34	10	150	100%	80	120	0%	
Dibenzo(a,h)anthracene	A	ug/L	120.77071	120.77071		120	0	0	1.17	10	150	101%	80	120	0%	
Dibenzofuran	A	ug/L	119.89751	119.89751		120	0	0	1.74	10	150	100%	80	120	0%	
Diethyl phthalate	A	ug/L	119.17148	119.17148		120	0	0	2.18	10	150	99%	80	120	0%	
Dimethyl phthalate	A	ug/L	121.53717	121.53717		120	0	0	1.72	10	150	101%	80	120	0%	
Fluoranthene	A	ug/L	119.36115	119.36115		120	0	0	0.883	10	150	99%	80	120	0%	
Fluorene	A	ug/L	117.17808	117.17808		120	0	0	1.82	10	150	98%	80	120	0%	
Hexachlorobenzene	A	ug/L	121.89402	121.89402		120	0	0	1.33	10	150	102%	80	120	0%	
Hexachlorobutadiene	A	ug/L	133.24689	133.24689		120	0	0	2.32	10	150	111%	80	120	0%	
Hexachlorocyclopentadiene	A	ug/L	121.76598	121.76598		120	0	0	2.97	10	150	101%	80	120	0%	
Hexachloroethane	A	ug/L	118.12525	118.12525		120	0	0	1.79	10	150	98%	80	120	0%	
Indeno(1,2,3-cd)pyrene	A	ug/L	118.04242	118.04242		120	0	0	1.25	10	150	98%	80	120	0%	
Isophorone	A	ug/L	124.8621	124.8621		120	0	0	1.67	10	150	104%	80	120	0%	
m+p-Cresols	A	ug/L	118.08667	118.08667		120	0	0	1.78	10	150	98%	80	120	0%	
n-Nitroso-di-n-propylamine	A	ug/L	130.19579	130.19579		120	0	0	1.54	10	150	108%	80	120	0%	
n-Nitrosodimethylamine	A	ug/L	132.00488	132.00488		120	0	0	1.53	10	150	110%	80	120	0%	
n-Nitrosodiphenylamine	A	ug/L	119.57128	119.57128		120	0	0	1.16	10	150	100%	80	120	0%	
Naphthalene	A	ug/L	125.21733	125.21733		120	0	0	1.74	10	150	104%	80	120	0%	
Nitrobenzene	A	ug/L	134.38134	134.38134		120	0	0	2.31	10	150	112%	80	120	0%	
o-Cresol	A	ug/L	117.01516	117.01516		120	0	0	1.83	10	150	98%	80	120	0%	
p-Chloroaniline	A	ug/L	124.53736	124.53736		120	0	0	1.52	10	150	104%	80	120	0%	
Pentachlorophenol	A	ug/L	122.70145	122.70145		120	0	0	4.24	10	150	102%	80	120	0%	
Phenanthrene	A	ug/L	123.22595	123.22595		120	0	0	0.784	10	150	103%	80	120	0%	
Phenol	A	ug/L	111.46174	111.46174		120	0	0	1.46	10	150	93%	80	120	0%	
Pyrene	A	ug/L	119.27753	119.27753		120	0	0	0.921	10	150	99%	80	120	0%	
Pyridine	A	ug/L	131.97661	131.97661		120	0	0	3.22	10	150	110%	80	120	0%	
Triallate	A	ug/L	122.48648	122.48648		120	0	0	1.51	10	150	102%	80	120	0%	
1,4-Dichlorobenzene-d4	I	ug/L	40	40		0	0	0	0	10	150	0%			0%	
Acenaphthene-d10	I	ug/L	40	40		0	0	0	0	10	150	0%			0%	
Chrysene-d12	I	ug/L	40	40		0	0	0	0	10	150	0%			0%	
Naphthalene-d8	I	ug/L	40	40		0	0	0	0	10	150	0%			0%	

Seq No	Lab ID	Test Code	Sample Typ	File ID	Analysis Date	DF	Batch ID	Prep Date	SPKref	RPDref	pmoist					
14962002	28-Dec-21_CAL	SVOC-8270-W-	ICAL	SV5973N.I	sd12/28/2021 2:57:	1	R372682		0	0						
Analyte	T	Units	RAW	Final	Text	Spike	SPKref	RPDref	MDL	PQL	UQL	%REC	LOW	HIGH	%RPD	Q
Perylene-d12	I	ug/L	40	40		0	0	0	0	10	150	0%			0%	
Phenanthrene-d10	I	ug/L	40	40		0	0	0	0	10	150	0%			0%	
2,4,6-Tribromophenol	S	ug/L	116.06431	116.06431		120	0	0	2.88	10	0	97%	80	120	0%	
2-Fluorobiphenyl	S	ug/L	123.65769	123.65769		120	0	0	0.724	10	0	103%	80	120	0%	
2-Fluorophenol	S	ug/L	123.38041	123.38041		120	0	0	3.52	10	0	103%	80	120	0%	
Nitrobenzene-d5	S	ug/L	121.1593	121.1593		120	0	0	2.34	10	0	101%	80	120	0%	
Phenol-d5	S	ug/L	118.63657	118.63657		120	0	0	2.06	10	0	99%	80	120	0%	
Terphenyl-d14	S	ug/L	122.8041	122.8041		120	0	0	1.17	10	0	102%	80	120	0%	
4-Chloroaniline	X	ug/L	124.53736	124.53736		120	0	0	1.61	10	150	104%	80	120	0%	
o-Terphenyl	X	ug/L	118.98056	118.98056		120	0	0	1.27	10	150	99%	80	120	0%	

Seq No	Lab ID	Test Code	Sample Typ	File ID	Analysis Date	DF	Batch ID	Prep Date	SPKref	RPDref	pmoist					
14962003	28-Dec-21_CAL	SVOC-8270-W-	ICAL	SV5973N.I	sd12/28/2021 3:29:	1	R372682		0	0						
Analyte	T	Units	RAW	Final	Text	Spike	SPKref	RPDref	MDL	PQL	UQL	%REC	LOW	HIGH	%RPD	Q
1,2,4-Trichlorobenzene	A	ug/L	99.67683	99.67683		100	0	0	1.9	10	150	100%	80	120	0%	
1,2-Dichlorobenzene	A	ug/L	97.15442	97.15442		100	0	0	1.97	10	150	97%	80	120	0%	
1,3-Dichlorobenzene	A	ug/L	96.98752	96.98752		100	0	0	2.13	10	150	97%	80	120	0%	
1,4-Dichlorobenzene	A	ug/L	97.49306	97.49306		100	0	0	2.02	10	150	97%	80	120	0%	
1-Methylnaphthalene	A	ug/L	104.35668	104.35668		100	0	0	2.39	10	150	104%	80	120	0%	
2,2'-Oxybis(1-Chloropropane)	A	ug/L	104.20328	104.20328		100	0	0	1.45	10	150	104%	80	120	0%	
2,4,5-Trichlorophenol	A	ug/L	106.70523	106.70523		100	0	0	2.23	10	150	107%	80	120	0%	
2,4,6-Trichlorophenol	A	ug/L	100.08626	100.08626		100	0	0	2.64	10	150	100%	80	120	0%	
2,4-Dichlorophenol	A	ug/L	101.8617	101.8617		100	0	0	1.69	10	150	102%	80	120	0%	
2,4-Dimethylphenol	A	ug/L	105.022	105.022		100	0	0	1.69	10	150	105%	80	120	0%	
2,4-Dinitrophenol	A	ug/L	105.38553	105.38553		100	0	0	4.26	10	150	105%	80	120	0%	
2,4-Dinitrotoluene	A	ug/L	103.09228	103.09228		100	0	0	3.04	10	150	103%	80	120	0%	
2,6-Dinitrotoluene	A	ug/L	107.29899	107.29899		100	0	0	3.2	10	150	107%	80	120	0%	
2-Chloronaphthalene	A	ug/L	105.01831	105.01831		100	0	0	2.14	10	150	105%	80	120	0%	
2-Chlorophenol	A	ug/L	104.77229	104.77229		100	0	0	2.48	10	150	105%	80	120	0%	
2-Methylnaphthalene	A	ug/L	104.70429	104.70429		100	0	0	1.92	10	150	105%	80	120	0%	
2-Nitroaniline	A	ug/L	107.36488	107.36488		100	0	0	2.4	10	150	107%	80	120	0%	
2-Nitrophenol	A	ug/L	99.79533	99.79533		100	0	0	2.36	10	150	100%	80	120	0%	
3,3'-Dichlorobenzidine	A	ug/L	106.28537	106.28537		100	0	0	2.11	10	150	106%	80	120	0%	
3-Nitroaniline	A	ug/L	102.02537	102.02537		100	0	0	2.77	10	150	102%	80	120	0%	

Seq No	Lab ID	Test Code	Sample Typ	File ID	Analysis Date	DF	Batch ID	Prep Date	SPKref	RPDref	pmoist					
14962003	28-Dec-21_CAL	SVOC-8270-W-	ICAL	SV5973N.I	sd12/12/28/2021 3:29:	1	R372682		0	0						
Analyte	T	Units	RAW	Final	Text	Spike	SPKref	RPDref	MDL	PQL	UQL	%REC	LOW	HIGH	%RPD	Q
4,6-Dinitro-2-methylphenol	A	ug/L	102.54082	102.54082		100	0	0	2.33	10	150	103%	80	120	0%	
4-Bromophenyl phenyl ether	A	ug/L	103.48646	103.48646		100	0	0	1.74	10	150	103%	80	120	0%	
4-Chloro-2-methylphenol	A	ug/L	105.5595	105.5595		100	0	0	1.6	10	150	106%	80	120	0%	
4-Chloro-3-methylphenol	A	ug/L	101.3668	101.3668		100	0	0	1.46	10	150	101%	80	120	0%	
4-Chlorophenol	A	ug/L	100.81929	100.81929		100	0	0	2.64	10	150	101%	80	120	0%	
4-Chlorophenyl phenyl ether	A	ug/L	101.72783	101.72783		100	0	0	2.03	10	150	102%	80	120	0%	
4-Nitroaniline	A	ug/L	101.77743	101.77743		100	0	0	1.63	10	150	102%	80	120	0%	
4-Nitrophenol	A	ug/L	102.20393	102.20393		100	0	0	2.5	10	150	102%	80	120	0%	
Acenaphthene	A	ug/L	99.21452	99.21452		100	0	0	1.89	10	150	99%	80	120	0%	
Acenaphthylene	A	ug/L	101.40308	101.40308		100	0	0	1.57	10	150	101%	80	120	0%	
Aniline	A	ug/L	101.57589	101.57589		100	0	0	3.74	10	150	102%	80	120	0%	
Anthracene	A	ug/L	104.22457	104.22457		100	0	0	1.23	10	150	104%	80	120	0%	
Azobenzene	A	ug/L	104.24421	104.24421		100	0	0	1.09	10	150	104%	80	120	0%	
Benzidine	A	ug/L	104.72229	104.72229		100	0	0	6.72	10	150	105%	80	120	0%	
Benzo(a)anthracene	A	ug/L	100.2055	100.2055		100	0	0	0.856	10	150	100%	80	120	0%	
Benzo(a)pyrene	A	ug/L	97.37355	97.37355		100	0	0	1.24	10	150	97%	80	120	0%	
Benzo(b)fluoranthene	A	ug/L	100.36772	100.36772		100	0	0	0.903	10	150	100%	80	120	0%	
Benzo(g,h,i)perylene	A	ug/L	101.25842	101.25842		100	0	0	1.01	10	150	101%	80	120	0%	
Benzo(k)fluoranthene	A	ug/L	100.9583	100.9583		100	0	0	0.97	10	150	101%	80	120	0%	
Benzoic acid	A	ug/L	104.61175	104.61175		100	0	0	1.51	10	150	105%	80	120	0%	
Benzyl alcohol	A	ug/L	111.54303	111.54303		100	0	0	3.13	10	150	112%	80	120	0%	
bis(-2-chloroethoxy)Methane	A	ug/L	105.06347	105.06347		100	0	0	1.36	10	150	105%	80	120	0%	
bis(-2-chloroethyl)Ether	A	ug/L	103.48755	103.48755		100	0	0	2.57	10	150	103%	80	120	0%	
bis(2-chloroisopropyl)Ether	A	ug/L	104.20328	104.20328		100	0	0	1.49	10	150	104%	80	120	0%	
bis(2-ethylhexyl)Phthalate	A	ug/L	104.85389	104.85389		100	0	0	1.91	10	150	105%	80	120	0%	
Butylbenzylphthalate	A	ug/L	105.15568	105.15568		100	0	0	1.57	10	150	105%	80	120	0%	
Carbazole	A	ug/L	99.50128	99.50128		100	0	0	0.842	10	150	100%	80	120	0%	
Chrysene	A	ug/L	100.69288	100.69288		100	0	0	1.17	10	150	101%	80	120	0%	
Di-n-butyl phthalate	A	ug/L	105.01159	105.01159		100	0	0	0.932	10	150	105%	80	120	0%	
Di-n-octyl phthalate	A	ug/L	103.75317	103.75317		100	0	0	1.34	10	150	104%	80	120	0%	
Dibenzo(a,h)anthracene	A	ug/L	98.95962	98.95962		100	0	0	1.17	10	150	99%	80	120	0%	
Dibenzofuran	A	ug/L	97.20984	97.20984		100	0	0	1.74	10	150	97%	80	120	0%	
Diethyl phthalate	A	ug/L	105.72835	105.72835		100	0	0	2.18	10	150	106%	80	120	0%	
Dimethyl phthalate	A	ug/L	103.44304	103.44304		100	0	0	1.72	10	150	103%	80	120	0%	
Fluoranthene	A	ug/L	100.9576	100.9576		100	0	0	0.883	10	150	101%	80	120	0%	

Seq No	Lab ID	Test Code	Sample Typ	File ID	Analysis Date	DF	Batch ID	Prep Date	SPKref	RPDref	pmoist					
14962003	28-Dec-21_CAL	SVOC-8270-W-	ICAL	SV5973N.I	sd12/12/28/2021 3:29:	1	R372682		0	0						
Analyte	T	Units	RAW	Final	Text	Spike	SPKref	RPDref	MDL	PQL	UQL	%REC	LOW	HIGH	%RPD	Q
Fluorene	A	ug/L	98.66296	98.66296		100	0	0	1.82	10	150	99%	80	120	0%	
Hexachlorobenzene	A	ug/L	98.67668	98.67668		100	0	0	1.33	10	150	99%	80	120	0%	
Hexachlorobutadiene	A	ug/L	101.04179	101.04179		100	0	0	2.32	10	150	101%	80	120	0%	
Hexachlorocyclopentadiene	A	ug/L	101.58607	101.58607		100	0	0	2.97	10	150	102%	80	120	0%	
Hexachloroethane	A	ug/L	103.33432	103.33432		100	0	0	1.79	10	150	103%	80	120	0%	
Indeno(1,2,3-cd)pyrene	A	ug/L	100.58036	100.58036		100	0	0	1.25	10	150	101%	80	120	0%	
Isophorone	A	ug/L	101.28084	101.28084		100	0	0	1.67	10	150	101%	80	120	0%	
m+p-Cresols	A	ug/L	98.46073	98.46073		100	0	0	1.78	10	150	98%	80	120	0%	
n-Nitroso-di-n-propylamine	A	ug/L	107.83057	107.83057		100	0	0	1.54	10	150	108%	80	120	0%	
n-Nitrosodimethylamine	A	ug/L	105.84396	105.84396		100	0	0	1.53	10	150	106%	80	120	0%	
n-Nitrosodiphenylamine	A	ug/L	99.46719	99.46719		100	0	0	1.16	10	150	99%	80	120	0%	
Naphthalene	A	ug/L	101.79022	101.79022		100	0	0	1.74	10	150	102%	80	120	0%	
Nitrobenzene	A	ug/L	107.36314	107.36314		100	0	0	2.31	10	150	107%	80	120	0%	
o-Cresol	A	ug/L	101.48765	101.48765		100	0	0	1.83	10	150	101%	80	120	0%	
p-Chloroaniline	A	ug/L	98.70637	98.70637		100	0	0	1.52	10	150	99%	80	120	0%	
Pentachlorophenol	A	ug/L	104.46084	104.46084		100	0	0	4.24	10	150	104%	80	120	0%	
Phenanthrene	A	ug/L	96.51856	96.51856		100	0	0	0.784	10	150	97%	80	120	0%	
Phenol	A	ug/L	100.32505	100.32505		100	0	0	1.46	10	150	100%	80	120	0%	
Pyrene	A	ug/L	100.49688	100.49688		100	0	0	0.921	10	150	100%	80	120	0%	
Pyridine	A	ug/L	101.38659	101.38659		100	0	0	3.22	10	150	101%	80	120	0%	
Triallate	A	ug/L	99.5231	99.5231		100	0	0	1.51	10	150	100%	80	120	0%	
1,4-Dichlorobenzene-d4	I	ug/L	40	40		0	0	0	0	10	150	0%			0%	
Acenaphthene-d10	I	ug/L	40	40		0	0	0	0	10	150	0%			0%	
Chrysene-d12	I	ug/L	40	40		0	0	0	0	10	150	0%			0%	
Naphthalene-d8	I	ug/L	40	40		0	0	0	0	10	150	0%			0%	
Perylene-d12	I	ug/L	40	40		0	0	0	0	10	150	0%			0%	
Phenanthrene-d10	I	ug/L	40	40		0	0	0	0	10	150	0%			0%	
2,4,6-Tribromophenol	S	ug/L	100.61469	100.61469		100	0	0	2.88	10	0	101%	80	120	0%	
2-Fluorobiphenyl	S	ug/L	103.04032	103.04032		100	0	0	0.724	10	0	103%	80	120	0%	
2-Fluorophenol	S	ug/L	97.5123	97.5123		100	0	0	3.52	10	0	98%	80	120	0%	
Nitrobenzene-d5	S	ug/L	103.98887	103.98887		100	0	0	2.34	10	0	104%	80	120	0%	
Phenol-d5	S	ug/L	103.05739	103.05739		100	0	0	2.06	10	0	103%	80	120	0%	
Terphenyl-d14	S	ug/L	102.15609	102.15609		100	0	0	1.17	10	0	102%	80	120	0%	
4-Chloroaniline	X	ug/L	98.70637	98.70637		100	0	0	1.61	10	150	99%	80	120	0%	
o-Terphenyl	X	ug/L	99.83559	99.83559		100	0	0	1.27	10	150	100%	80	120	0%	

Seq No	Lab ID	Test Code	Sample Typ	File ID	Analysis Date	DF	Batch ID	Prep Date	SPKref	RPDref	pmoist					
14962004	28-Dec-21_CAL	SVOC-8270-W-	ICAL	SV5973N.I	sd12/12/28/2021 4:02:	1	R372682		0	0						
Analyte	T	Units	RAW	Final	Text	Spike	SPKref	RPDref	MDL	PQL	UQL	%REC	LOW	HIGH	%RPD	Q
1,2,4-Trichlorobenzene	A	ug/L	73.5342	73.5342		75	0	0	1.9	10	150	98%	80	120	0%	
1,2-Dichlorobenzene	A	ug/L	74.67496	74.67496		75	0	0	1.97	10	150	100%	80	120	0%	
1,3-Dichlorobenzene	A	ug/L	75.20245	75.20245		75	0	0	2.13	10	150	100%	80	120	0%	
1,4-Dichlorobenzene	A	ug/L	74.45133	74.45133		75	0	0	2.02	10	150	99%	80	120	0%	
1-Methylnaphthalene	A	ug/L	73.97136	73.97136		75	0	0	2.39	10	150	99%	80	120	0%	
2,2'-Oxybis(1-Chloropropane)	A	ug/L	83.95217	83.95217		75	0	0	1.45	10	150	112%	80	120	0%	
2,4,5-Trichlorophenol	A	ug/L	74.28287	74.28287		75	0	0	2.23	10	150	99%	80	120	0%	
2,4,6-Trichlorophenol	A	ug/L	73.95456	73.95456		75	0	0	2.64	10	150	99%	80	120	0%	
2,4-Dichlorophenol	A	ug/L	76.64544	76.64544		75	0	0	1.69	10	150	102%	80	120	0%	
2,4-Dimethylphenol	A	ug/L	73.80201	73.80201		75	0	0	1.69	10	150	98%	80	120	0%	
2,4-Dinitrophenol	A	ug/L	74.38051	74.38051		75	0	0	4.26	10	150	99%	80	120	0%	
2,4-Dinitrotoluene	A	ug/L	75.14527	75.14527		75	0	0	3.04	10	150	100%	80	120	0%	
2,6-Dinitrotoluene	A	ug/L	74.346	74.346		75	0	0	3.2	10	150	99%	80	120	0%	
2-Chloronaphthalene	A	ug/L	71.39352	71.39352		75	0	0	2.14	10	150	95%	80	120	0%	
2-Chlorophenol	A	ug/L	77.47121	77.47121		75	0	0	2.48	10	150	103%	80	120	0%	
2-Methylnaphthalene	A	ug/L	72.6519	72.6519		75	0	0	1.92	10	150	97%	80	120	0%	
2-Nitroaniline	A	ug/L	71.52682	71.52682		75	0	0	2.4	10	150	95%	80	120	0%	
2-Nitrophenol	A	ug/L	77.62134	77.62134		75	0	0	2.36	10	150	103%	80	120	0%	
3,3'-Dichlorobenzidine	A	ug/L	74.80769	74.80769		75	0	0	2.11	10	150	100%	80	120	0%	
3-Nitroaniline	A	ug/L	68.42248	68.42248		75	0	0	2.77	10	150	91%	80	120	0%	
4,6-Dinitro-2-methylphenol	A	ug/L	75.72864	75.72864		75	0	0	2.33	10	150	101%	80	120	0%	
4-Bromophenyl phenyl ether	A	ug/L	75.75695	75.75695		75	0	0	1.74	10	150	101%	80	120	0%	
4-Chloro-2-methylphenol	A	ug/L	75.75367	75.75367		75	0	0	1.6	10	150	101%	80	120	0%	
4-Chloro-3-methylphenol	A	ug/L	76.9427	76.9427		75	0	0	1.46	10	150	103%	80	120	0%	
4-Chlorophenol	A	ug/L	75.9576	75.9576		75	0	0	2.64	10	150	101%	80	120	0%	
4-Chlorophenyl phenyl ether	A	ug/L	73.54004	73.54004		75	0	0	2.03	10	150	98%	80	120	0%	
4-Nitroaniline	A	ug/L	78.86662	78.86662		75	0	0	1.63	10	150	105%	80	120	0%	
4-Nitrophenol	A	ug/L	73.57805	73.57805		75	0	0	2.5	10	150	98%	80	120	0%	
Acenaphthene	A	ug/L	73.64645	73.64645		75	0	0	1.89	10	150	98%	80	120	0%	
Acenaphthylene	A	ug/L	70.64723	70.64723		75	0	0	1.57	10	150	94%	80	120	0%	
Aniline	A	ug/L	80.21921	80.21921		75	0	0	3.74	10	150	107%	80	120	0%	
Anthracene	A	ug/L	77.73586	77.73586		75	0	0	1.23	10	150	104%	80	120	0%	
Azobenzene	A	ug/L	80.2177	80.2177		75	0	0	1.09	10	150	107%	80	120	0%	
Benzidine	A	ug/L	65.93567	65.93567		75	0	0	6.72	10	150	88%	80	120	0%	
Benzo(a)anthracene	A	ug/L	75.18738	75.18738		75	0	0	0.856	10	150	100%	80	120	0%	

Seq No	Lab ID	Test Code	Sample Typ	File ID	Analysis Date	DF	Batch ID	Prep Date	SPKref	RPDref	pmoist					
14962004	28-Dec-21_CAL	SVOC-8270-W-	ICAL	SV5973N.I	sd12/28/2021 4:02:	1	R372682		0	0						
Analyte	T	Units	RAW	Final	Text	Spike	SPKref	RPDref	MDL	PQL	UQL	%REC	LOW	HIGH	%RPD	Q
Benzo(a)pyrene	A	ug/L	77.54188	77.54188		75	0	0	1.24	10	150	103%	80	120	0%	
Benzo(b)fluoranthene	A	ug/L	75.24444	75.24444		75	0	0	0.903	10	150	100%	80	120	0%	
Benzo(g,h,i)perylene	A	ug/L	73.64051	73.64051		75	0	0	1.01	10	150	98%	80	120	0%	
Benzo(k)fluoranthene	A	ug/L	75.31519	75.31519		75	0	0	0.97	10	150	100%	80	120	0%	
Benzoic acid	A	ug/L	78.4974	78.4974		75	0	0	1.51	10	150	105%	80	120	0%	
Benzyl alcohol	A	ug/L	76.87667	76.87667		75	0	0	3.13	10	150	103%	80	120	0%	
bis(-2-chloroethoxy)Methane	A	ug/L	74.45601	74.45601		75	0	0	1.36	10	150	99%	80	120	0%	
bis(-2-chloroethyl)Ether	A	ug/L	76.43596	76.43596		75	0	0	2.57	10	150	102%	80	120	0%	
bis(2-chloroisopropyl)Ether	A	ug/L	83.95217	83.95217		75	0	0	1.49	10	150	112%	80	120	0%	
bis(2-ethylhexyl)Phthalate	A	ug/L	76.04444	76.04444		75	0	0	1.91	10	150	101%	80	120	0%	
Butylbenzylphthalate	A	ug/L	77.23936	77.23936		75	0	0	1.57	10	150	103%	80	120	0%	
Carbazole	A	ug/L	76.53577	76.53577		75	0	0	0.842	10	150	102%	80	120	0%	
Chrysene	A	ug/L	74.01809	74.01809		75	0	0	1.17	10	150	99%	80	120	0%	
Di-n-butyl phthalate	A	ug/L	76.50407	76.50407		75	0	0	0.932	10	150	102%	80	120	0%	
Di-n-octyl phthalate	A	ug/L	75.83083	75.83083		75	0	0	1.34	10	150	101%	80	120	0%	
Dibenzo(a,h)anthracene	A	ug/L	77.22361	77.22361		75	0	0	1.17	10	150	103%	80	120	0%	
Dibenzofuran	A	ug/L	73.79327	73.79327		75	0	0	1.74	10	150	98%	80	120	0%	
Diethyl phthalate	A	ug/L	74.99112	74.99112		75	0	0	2.18	10	150	100%	80	120	0%	
Dimethyl phthalate	A	ug/L	74.18738	74.18738		75	0	0	1.72	10	150	99%	80	120	0%	
Fluoranthene	A	ug/L	75.09963	75.09963		75	0	0	0.883	10	150	100%	80	120	0%	
Fluorene	A	ug/L	72.028	72.028		75	0	0	1.82	10	150	96%	80	120	0%	
Hexachlorobenzene	A	ug/L	76.25755	76.25755		75	0	0	1.33	10	150	102%	80	120	0%	
Hexachlorobutadiene	A	ug/L	71.64339	71.64339		75	0	0	2.32	10	150	96%	80	120	0%	
Hexachlorocyclopentadiene	A	ug/L	74.42348	74.42348		75	0	0	2.97	10	150	99%	80	120	0%	
Hexachloroethane	A	ug/L	76.93368	76.93368		75	0	0	1.79	10	150	103%	80	120	0%	
Indeno(1,2,3-cd)pyrene	A	ug/L	76.0007	76.0007		75	0	0	1.25	10	150	101%	80	120	0%	
Isophorone	A	ug/L	75.13868	75.13868		75	0	0	1.67	10	150	100%	80	120	0%	
m+p-Cresols	A	ug/L	78.43033	78.43033		75	0	0	1.78	10	150	105%	80	120	0%	
n-Nitroso-di-n-propylamine	A	ug/L	77.35668	77.35668		75	0	0	1.54	10	150	103%	80	120	0%	
n-Nitrosodimethylamine	A	ug/L	74.98818	74.98818		75	0	0	1.53	10	150	100%	80	120	0%	
n-Nitrosodiphenylamine	A	ug/L	75.08296	75.08296		75	0	0	1.16	10	150	100%	80	120	0%	
Naphthalene	A	ug/L	75.42606	75.42606		75	0	0	1.74	10	150	101%	80	120	0%	
Nitrobenzene	A	ug/L	75.71723	75.71723		75	0	0	2.31	10	150	101%	80	120	0%	
o-Cresol	A	ug/L	78.1861	78.1861		75	0	0	1.83	10	150	104%	80	120	0%	
p-Chloroaniline	A	ug/L	75.43711	75.43711		75	0	0	1.52	10	150	101%	80	120	0%	

Seq No	Lab ID	Test Code	Sample Typ	File ID	Analysis Date	DF	Batch ID	Prep Date	SPKref	RPDref	pmoist					
14962004	28-Dec-21_CAL	SVOC-8270-W-	ICAL	SV5973N.I	sd12/28/2021 4:02:	1	R372682		0	0						
Analyte	T	Units	RAW	Final	Text	Spike	SPKref	RPDref	MDL	PQL	UQL	%REC	LOW	HIGH	%RPD	Q
Pentachlorophenol	A	ug/L	78.47716	78.47716		75	0	0	4.24	10	150	105%	80	120	0%	
Phenanthrene	A	ug/L	76.27566	76.27566		75	0	0	0.784	10	150	102%	80	120	0%	
Phenol	A	ug/L	82.37187	82.37187		75	0	0	1.46	10	150	110%	80	120	0%	
Pyrene	A	ug/L	77.17478	77.17478		75	0	0	0.921	10	150	103%	80	120	0%	
Pyridine	A	ug/L	75.30176	75.30176		75	0	0	3.22	10	150	100%	80	120	0%	
Triallate	A	ug/L	78.36411	78.36411		75	0	0	1.51	10	150	104%	80	120	0%	
1,4-Dichlorobenzene-d4	I	ug/L	40	40		0	0	0	0	10	150	0%				
Acenaphthene-d10	I	ug/L	40	40		0	0	0	0	10	150	0%				
Chrysene-d12	I	ug/L	40	40		0	0	0	0	10	150	0%				
Naphthalene-d8	I	ug/L	40	40		0	0	0	0	10	150	0%				
Perylene-d12	I	ug/L	40	40		0	0	0	0	10	150	0%				
Phenanthrene-d10	I	ug/L	40	40		0	0	0	0	10	150	0%				
2,4,6-Tribromophenol	S	ug/L	74.69073	74.69073		75	0	0	2.88	10	0	100%	80	120	0%	
2-Fluorobiphenyl	S	ug/L	73.45861	73.45861		75	0	0	0.724	10	0	98%	80	120	0%	
2-Fluorophenol	S	ug/L	75.12865	75.12865		75	0	0	3.52	10	0	100%	80	120	0%	
Nitrobenzene-d5	S	ug/L	77.55502	77.55502		75	0	0	2.34	10	0	103%	80	120	0%	
Phenol-d5	S	ug/L	79.41294	79.41294		75	0	0	2.06	10	0	106%	80	120	0%	
Terphenyl-d14	S	ug/L	73.37703	73.37703		75	0	0	1.17	10	0	98%	80	120	0%	
4-Chloroaniline	X	ug/L	75.43711	75.43711		75	0	0	1.61	10	150	101%	80	120	0%	
o-Terphenyl	X	ug/L	76.65141	76.65141		75	0	0	1.27	10	150	102%	80	120	0%	

Seq No	Lab ID	Test Code	Sample Typ	File ID	Analysis Date	DF	Batch ID	Prep Date	SPKref	RPDref	pmoist					
14962005	28-Dec-21_CAL	SVOC-8270-W-	ICAL	SV5973N.I	sd12/28/2021 4:34:	1	R372682		0	0						
Analyte	T	Units	RAW	Final	Text	Spike	SPKref	RPDref	MDL	PQL	UQL	%REC	LOW	HIGH	%RPD	Q
1,2,4-Trichlorobenzene	A	ug/L	47.98236	47.98236		50	0	0	1.9	10	150	96%	80	120	0%	
1,2-Dichlorobenzene	A	ug/L	49.92464	49.92464		50	0	0	1.97	10	150	100%	80	120	0%	
1,3-Dichlorobenzene	A	ug/L	47.58356	47.58356		50	0	0	2.13	10	150	95%	80	120	0%	
1,4-Dichlorobenzene	A	ug/L	47.95976	47.95976		50	0	0	2.02	10	150	96%	80	120	0%	
1-Methylnaphthalene	A	ug/L	48.5443	48.5443		50	0	0	2.39	10	150	97%	80	120	0%	
2,2'-Oxybis(1-Chloropropane)	A	ug/L	48.95212	48.95212		50	0	0	1.45	10	150	98%	80	120	0%	
2,4,5-Trichlorophenol	A	ug/L	49.61857	49.61857		50	0	0	2.23	10	150	99%	80	120	0%	
2,4,6-Trichlorophenol	A	ug/L	51.32327	51.32327		50	0	0	2.64	10	150	103%	80	120	0%	
2,4-Dichlorophenol	A	ug/L	47.64176	47.64176		50	0	0	1.69	10	150	95%	80	120	0%	
2,4-Dimethylphenol	A	ug/L	45.5006	45.5006		50	0	0	1.69	10	150	91%	80	120	0%	

Seq No	Lab ID	Test Code	Sample Typ	File ID	Analysis Date	DF	Batch ID	Prep Date	SPKref	RPDref	pmoist					
14962005	28-Dec-21_CAL	SVOC-8270-W-	ICAL	SV5973N.I	sd12/28/2021 4:34:	1	R372682		0	0						
Analyte	T	Units	RAW	Final	Text	Spike	SPKref	RPDref	MDL	PQL	UQL	%REC	LOW	HIGH	%RPD	Q
2,4-Dinitrophenol	A	ug/L	47.79832	47.79832		50	0	0	4.26	10	150	96%	80	120	0%	
2,4-Dinitrotoluene	A	ug/L	47.66373	47.66373		50	0	0	3.04	10	150	95%	80	120	0%	
2,6-Dinitrotoluene	A	ug/L	47.55386	47.55386		50	0	0	3.2	10	150	95%	80	120	0%	
2-Chloronaphthalene	A	ug/L	49.22221	49.22221		50	0	0	2.14	10	150	98%	80	120	0%	
2-Chlorophenol	A	ug/L	45.97061	45.97061		50	0	0	2.48	10	150	92%	80	120	0%	
2-Methylnaphthalene	A	ug/L	49.44547	49.44547		50	0	0	1.92	10	150	99%	80	120	0%	
2-Nitroaniline	A	ug/L	48.19154	48.19154		50	0	0	2.4	10	150	96%	80	120	0%	
2-Nitrophenol	A	ug/L	46.73594	46.73594		50	0	0	2.36	10	150	93%	80	120	0%	
3,3'-Dichlorobenzidine	A	ug/L	47.66286	47.66286		50	0	0	2.11	10	150	95%	80	120	0%	
3-Nitroaniline	A	ug/L	52.27176	52.27176		50	0	0	2.77	10	150	105%	80	120	0%	
4,6-Dinitro-2-methylphenol	A	ug/L	47.97534	47.97534		50	0	0	2.33	10	150	96%	80	120	0%	
4-Bromophenyl phenyl ether	A	ug/L	47.53386	47.53386		50	0	0	1.74	10	150	95%	80	120	0%	
4-Chloro-2-methylphenol	A	ug/L	51.09725	51.09725		50	0	0	1.6	10	150	102%	80	120	0%	
4-Chloro-3-methylphenol	A	ug/L	47.9546	47.9546		50	0	0	1.46	10	150	96%	80	120	0%	
4-Chlorophenol	A	ug/L	48.98981	48.98981		50	0	0	2.64	10	150	98%	80	120	0%	
4-Chlorophenyl phenyl ether	A	ug/L	49.90444	49.90444		50	0	0	2.03	10	150	100%	80	120	0%	
4-Nitroaniline	A	ug/L	45.6309	45.6309		50	0	0	1.63	10	150	91%	80	120	0%	
4-Nitrophenol	A	ug/L	45.07595	45.07595		50	0	0	2.5	10	150	90%	80	120	0%	
Acenaphthene	A	ug/L	52.67993	52.67993		50	0	0	1.89	10	150	105%	80	120	0%	
Acenaphthylene	A	ug/L	52.16097	52.16097		50	0	0	1.57	10	150	104%	80	120	0%	
Aniline	A	ug/L	45.27207	45.27207		50	0	0	3.74	10	150	91%	80	120	0%	
Anthracene	A	ug/L	46.73837	46.73837		50	0	0	1.23	10	150	93%	80	120	0%	
Azobenzene	A	ug/L	44.32014	44.32014		50	0	0	1.09	10	150	89%	80	120	0%	
Benzidine	A	ug/L	53.44295	53.44295		50	0	0	6.72	10	150	107%	80	120	0%	
Benzo(a)anthracene	A	ug/L	48.74033	48.74033		50	0	0	0.856	10	150	97%	80	120	0%	
Benzo(a)pyrene	A	ug/L	49.91595	49.91595		50	0	0	1.24	10	150	100%	80	120	0%	
Benzo(b)fluoranthene	A	ug/L	48.48148	48.48148		50	0	0	0.903	10	150	97%	80	120	0%	
Benzo(g,h,i)perylene	A	ug/L	50.5361	50.5361		50	0	0	1.01	10	150	101%	80	120	0%	
Benzo(k)fluoranthene	A	ug/L	48.93075	48.93075		50	0	0	0.97	10	150	98%	80	120	0%	
Benzoic acid	A	ug/L	46.08223	46.08223		50	0	0	1.51	10	150	92%	80	120	0%	
Benzyl alcohol	A	ug/L	43.24327	43.24327		50	0	0	3.13	10	150	86%	80	120	0%	
bis(-2-chloroethoxy)Methane	A	ug/L	45.75982	45.75982		50	0	0	1.36	10	150	92%	80	120	0%	
bis(-2-chloroethyl)Ether	A	ug/L	45.30228	45.30228		50	0	0	2.57	10	150	91%	80	120	0%	
bis(2-chloroisopropyl)Ether	A	ug/L	48.95212	48.95212		50	0	0	1.49	10	150	98%	80	120	0%	
bis(2-ethylhexyl)Phthalate	A	ug/L	46.67307	46.67307		50	0	0	1.91	10	150	93%	80	120	0%	

Seq No	Lab ID	Test Code	Sample Typ	File ID	Analysis Date	DF	Batch ID	Prep Date	SPKref	RPDref	pmoist					
14962005	28-Dec-21_CAL	SVOC-8270-W-	ICAL	SV5973N.I	sd12/12/28/2021 4:34:	1	R372682		0	0						
Analyte	T	Units	RAW	Final	Text	Spike	SPKref	RPDref	MDL	PQL	UQL	%REC	LOW	HIGH	%RPD	Q
Butylbenzylphthalate	A	ug/L	46.20568	46.20568		50	0	0	1.57	10	150	92%	80	120	0%	
Carbazole	A	ug/L	48.15232	48.15232		50	0	0	0.842	10	150	96%	80	120	0%	
Chrysene	A	ug/L	47.4835	47.4835		50	0	0	1.17	10	150	95%	80	120	0%	
Di-n-butyl phthalate	A	ug/L	42.30115	42.30115		50	0	0	0.932	10	150	85%	80	120	0%	
Di-n-octyl phthalate	A	ug/L	47.94976	47.94976		50	0	0	1.34	10	150	96%	80	120	0%	
Dibenzo(a,h)anthracene	A	ug/L	49.4836	49.4836		50	0	0	1.17	10	150	99%	80	120	0%	
Dibenzofuran	A	ug/L	52.17366	52.17366		50	0	0	1.74	10	150	104%	80	120	0%	
Diethyl phthalate	A	ug/L	45.17768	45.17768		50	0	0	2.18	10	150	90%	80	120	0%	
Dimethyl phthalate	A	ug/L	48.59037	48.59037		50	0	0	1.72	10	150	97%	80	120	0%	
Fluoranthene	A	ug/L	46.95318	46.95318		50	0	0	0.883	10	150	94%	80	120	0%	
Fluorene	A	ug/L	53.92541	53.92541		50	0	0	1.82	10	150	108%	80	120	0%	
Hexachlorobenzene	A	ug/L	48.86191	48.86191		50	0	0	1.33	10	150	98%	80	120	0%	
Hexachlorobutadiene	A	ug/L	46.74327	46.74327		50	0	0	2.32	10	150	93%	80	120	0%	
Hexachlorocyclopentadiene	A	ug/L	49.0379	49.0379		50	0	0	2.97	10	150	98%	80	120	0%	
Hexachloroethane	A	ug/L	48.2244	48.2244		50	0	0	1.79	10	150	96%	80	120	0%	
Indeno(1,2,3-cd)pyrene	A	ug/L	49.71345	49.71345		50	0	0	1.25	10	150	99%	80	120	0%	
Isophorone	A	ug/L	48.09953	48.09953		50	0	0	1.67	10	150	96%	80	120	0%	
m+p-Cresols	A	ug/L	48.51702	48.51702		50	0	0	1.78	10	150	97%	80	120	0%	
n-Nitroso-di-n-propylamine	A	ug/L	43.29104	43.29104		50	0	0	1.54	10	150	87%	80	120	0%	
n-Nitrosodimethylamine	A	ug/L	45.93001	45.93001		50	0	0	1.53	10	150	92%	80	120	0%	
n-Nitrosodiphenylamine	A	ug/L	47.85393	47.85393		50	0	0	1.16	10	150	96%	80	120	0%	
Naphthalene	A	ug/L	47.87716	47.87716		50	0	0	1.74	10	150	96%	80	120	0%	
Nitrobenzene	A	ug/L	42.2817	42.2817		50	0	0	2.31	10	150	85%	80	120	0%	
o-Cresol	A	ug/L	48.04349	48.04349		50	0	0	1.83	10	150	96%	80	120	0%	
p-Chloroaniline	A	ug/L	49.06584	49.06584		50	0	0	1.52	10	150	98%	80	120	0%	
Pentachlorophenol	A	ug/L	45.32586	45.32586		50	0	0	4.24	10	150	91%	80	120	0%	
Phenanthrene	A	ug/L	49.6982	49.6982		50	0	0	0.784	10	150	99%	80	120	0%	
Phenol	A	ug/L	47.41135	47.41135		50	0	0	1.46	10	150	95%	80	120	0%	
Pyrene	A	ug/L	48.41877	48.41877		50	0	0	0.921	10	150	97%	80	120	0%	
Pyridine	A	ug/L	47.61223	47.61223		50	0	0	3.22	10	150	95%	80	120	0%	
Triallate	A	ug/L	47.9071	47.9071		50	0	0	1.51	10	150	96%	80	120	0%	
1,4-Dichlorobenzene-d4	I	ug/L	40	40		0	0	0	0	10	150	0%			0%	
Acenaphthene-d10	I	ug/L	40	40		0	0	0	0	10	150	0%			0%	
Chrysene-d12	I	ug/L	40	40		0	0	0	0	10	150	0%			0%	
Naphthalene-d8	I	ug/L	40	40		0	0	0	0	10	150	0%			0%	

Seq No	Lab ID	Test Code	Sample Typ	File ID	Analysis Date	DF	Batch ID	Prep Date	SPKref	RPDref	pmoist					
14962005	28-Dec-21_CAL	SVOC-8270-W-	ICAL	SV5973N.I	sd12/28/2021 4:34:	1	R372682		0	0						
Analyte	T	Units	RAW	Final	Text	Spike	SPKref	RPDref	MDL	PQL	UQL	%REC	LOW	HIGH	%RPD	Q
Perylene-d12	I	ug/L	40	40		0	0	0	0	10	150	0%			0%	
Phenanthrene-d10	I	ug/L	40	40		0	0	0	0	10	150	0%			0%	
2,4,6-Tribromophenol	S	ug/L	46.53915	46.53915		50	0	0	2.88	10	0	93%	80	120	0%	
2-Fluorobiphenyl	S	ug/L	48.72581	48.72581		50	0	0	0.724	10	0	97%	80	120	0%	
2-Fluorophenol	S	ug/L	50.68361	50.68361		50	0	0	3.52	10	0	101%	80	120	0%	
Nitrobenzene-d5	S	ug/L	45.77815	45.77815		50	0	0	2.34	10	0	92%	80	120	0%	
Phenol-d5	S	ug/L	46.37261	46.37261		50	0	0	2.06	10	0	93%	80	120	0%	
Terphenyl-d14	S	ug/L	47.8538	47.8538		50	0	0	1.17	10	0	96%	80	120	0%	
4-Chloroaniline	X	ug/L	49.06584	49.06584		50	0	0	1.61	10	150	98%	80	120	0%	
o-Terphenyl	X	ug/L	48.85989	48.85989		50	0	0	1.27	10	150	98%	80	120	0%	

Seq No	Lab ID	Test Code	Sample Typ	File ID	Analysis Date	DF	Batch ID	Prep Date	SPKref	RPDref	pmoist					
14962006	28-Dec-21_CAL	SVOC-8270-W-	ICAL	SV5973N.I	sd12/28/2021 5:07:	1	R372682		0	0						
Analyte	T	Units	RAW	Final	Text	Spike	SPKref	RPDref	MDL	PQL	UQL	%REC	LOW	HIGH	%RPD	Q
1,2,4-Trichlorobenzene	A	ug/L	9.5079	9.5079		10	0	0	1.9	10	150	95%	80	120	0%	
1,2-Dichlorobenzene	A	ug/L	10.20786	10.20786		10	0	0	1.97	10	150	102%	80	120	0%	
1,3-Dichlorobenzene	A	ug/L	10.08193	10.08193		10	0	0	2.13	10	150	101%	80	120	0%	
1,4-Dichlorobenzene	A	ug/L	10.04644	10.04644		10	0	0	2.02	10	150	100%	80	120	0%	
1-Methylnaphthalene	A	ug/L	9.57546	9.57546		10	0	0	2.39	10	150	96%	80	120	0%	
2,2'-Oxybis(1-Chloropropane)	A	ug/L	10.98647	10.98647		10	0	0	1.45	10	150	110%	80	120	0%	
2,4,5-Trichlorophenol	A	ug/L	10.16068	10.16068		10	0	0	2.23	10	150	102%	80	120	0%	
2,4,6-Trichlorophenol	A	ug/L	9.57176	9.57176		10	0	0	2.64	10	150	96%	80	120	0%	
2,4-Dichlorophenol	A	ug/L	9.29552	9.29552		10	0	0	1.69	10	150	93%	80	120	0%	
2,4-Dimethylphenol	A	ug/L	9.21213	9.21213		10	0	0	1.69	10	150	92%	80	120	0%	
2,4-Dinitrophenol	A	ug/L	10.21746	10.21746		10	0	0	4.26	10	150	102%	80	120	0%	
2,4-Dinitrotoluene	A	ug/L	9.45596	9.45596		10	0	0	3.04	10	150	95%	80	120	0%	
2,6-Dinitrotoluene	A	ug/L	9.50701	9.50701		10	0	0	3.2	10	150	95%	80	120	0%	
2-Chloronaphthalene	A	ug/L	10.08282	10.08282		10	0	0	2.14	10	150	101%	80	120	0%	
2-Chlorophenol	A	ug/L	9.67769	9.67769		10	0	0	2.48	10	150	97%	80	120	0%	
2-Methylnaphthalene	A	ug/L	9.48402	9.48402		10	0	0	1.92	10	150	95%	80	120	0%	
2-Nitroaniline	A	ug/L	9.80649	9.80649		10	0	0	2.4	10	150	98%	80	120	0%	
2-Nitrophenol	A	ug/L	9.53166	9.53166		10	0	0	2.36	10	150	95%	80	120	0%	
3,3'-Dichlorobenzidine	A	ug/L	8.88358	8.88358		10	0	0	2.11	10	150	89%	80	120	0%	
3-Nitroaniline	A	ug/L	9.09984	9.09984		10	0	0	2.77	10	150	91%	80	120	0%	

Seq No	Lab ID	Test Code	Sample Typ	File ID	Analysis Date	DF	Batch ID	Prep Date	SPKref	RPDref	pmoist					
14962006	28-Dec-21_CAL	SVOC-8270-W-	ICAL	SV5973N.I	sd12/12/28/2021 5:07:	1	R372682		0	0						
Analyte	T	Units	RAW	Final	Text	Spike	SPKref	RPDref	MDL	PQL	UQL	%REC	LOW	HIGH	%RPD	Q
4,6-Dinitro-2-methylphenol	A	ug/L	8.94902	8.94902		10	0	0	2.33	10	150	89%	80	120	0%	
4-Bromophenyl phenyl ether	A	ug/L	9.91336	9.91336		10	0	0	1.74	10	150	99%	80	120	0%	
4-Chloro-2-methylphenol	A	ug/L	9.43419	9.43419		10	0	0	1.6	10	150	94%	80	120	0%	
4-Chloro-3-methylphenol	A	ug/L	8.89864	8.89864		10	0	0	1.46	10	150	89%	80	120	0%	
4-Chlorophenol	A	ug/L	8.02844	8.02844		10	0	0	2.64	10	150	80%	80	120	0%	
4-Chlorophenyl phenyl ether	A	ug/L	10.75278	10.75278		10	0	0	2.03	10	150	108%	80	120	0%	
4-Nitroaniline	A	ug/L	8.30344	8.30344		10	0	0	1.63	10	150	83%	80	120	0%	
4-Nitrophenol	A	ug/L	10.04673	10.04673		10	0	0	2.5	10	150	100%	80	120	0%	
Acenaphthene	A	ug/L	10.18392	10.18392		10	0	0	1.89	10	150	102%	80	120	0%	
Acenaphthylene	A	ug/L	10.72329	10.72329		10	0	0	1.57	10	150	107%	80	120	0%	
Aniline	A	ug/L	9.59008	9.59008		10	0	0	3.74	10	150	96%	80	120	0%	
Anthracene	A	ug/L	9.00837	9.00837		10	0	0	1.23	10	150	90%	80	120	0%	
Azobenzene	A	ug/L	8.64891	8.64891		10	0	0	1.09	10	150	86%	80	120	0%	
Benzidine	A	ug/L	9.09151	9.09151		10	0	0	6.72	10	150	91%	80	120	0%	
Benzo(a)anthracene	A	ug/L	9.42885	9.42885		10	0	0	0.856	10	150	94%	80	120	0%	
Benzo(a)pyrene	A	ug/L	9.52109	9.52109		10	0	0	1.24	10	150	95%	80	120	0%	
Benzo(b)fluoranthene	A	ug/L	9.62509	9.62509		10	0	0	0.903	10	150	96%	80	120	0%	
Benzo(g,h,i)perylene	A	ug/L	9.32974	9.32974		10	0	0	1.01	10	150	93%	80	120	0%	
Benzo(k)fluoranthene	A	ug/L	9.67736	9.67736		10	0	0	0.97	10	150	97%	80	120	0%	
Benzoic acid	A	ug/L	8.00959	8.00959		10	0	0	1.51	10	150	80%	80	120	0%	
Benzyl alcohol	A	ug/L	9.1906	9.1906		10	0	0	3.13	10	150	92%	80	120	0%	
bis(-2-chloroethoxy)Methane	A	ug/L	9.64209	9.64209		10	0	0	1.36	10	150	96%	80	120	0%	
bis(-2-chloroethyl)Ether	A	ug/L	9.88314	9.88314		10	0	0	2.57	10	150	99%	80	120	0%	
bis(2-chloroisopropyl)Ether	A	ug/L	10.98647	10.98647		10	0	0	1.49	10	150	110%	80	120	0%	
bis(2-ethylhexyl)Phthalate	A	ug/L	9.27674	9.27674		10	0	0	1.91	10	150	93%	80	120	0%	
Butylbenzylphthalate	A	ug/L	8.71387	8.71387		10	0	0	1.57	10	150	87%	80	120	0%	
Carbazole	A	ug/L	9.21415	9.21415		10	0	0	0.842	10	150	92%	80	120	0%	
Chrysene	A	ug/L	9.4675	9.4675		10	0	0	1.17	10	150	95%	80	120	0%	
Di-n-butyl phthalate	A	ug/L	8.55409	8.55409		10	0	0	0.932	10	150	86%	80	120	0%	
Di-n-octyl phthalate	A	ug/L	8.88542	8.88542		10	0	0	1.34	10	150	89%	80	120	0%	
Dibenzo(a,h)anthracene	A	ug/L	8.98863	8.98863		10	0	0	1.17	10	150	90%	80	120	0%	
Dibenzofuran	A	ug/L	10.32725	10.32725		10	0	0	1.74	10	150	103%	80	120	0%	
Diethyl phthalate	A	ug/L	9.43798	9.43798		10	0	0	2.18	10	150	94%	80	120	0%	
Dimethyl phthalate	A	ug/L	9.61059	9.61059		10	0	0	1.72	10	150	96%	80	120	0%	
Fluoranthene	A	ug/L	9.87426	9.87426		10	0	0	0.883	10	150	99%	80	120	0%	

Seq No	Lab ID	Test Code	Sample Typ	File ID	Analysis Date	DF	Batch ID	Prep Date	SPKref	RPDref	pmoist					
14962006	28-Dec-21_CAL	SVOC-8270-W-	ICAL	SV5973N.I	sd12/12/28/2021 5:07:	1	R372682		0	0						
Analyte	T	Units	RAW	Final	Text	Spike	SPKref	RPDref	MDL	PQL	UQL	%REC	LOW	HIGH	%RPD	Q
Fluorene	A	ug/L	10.38647	10.38647		10	0	0	1.82	10	150	104%	80	120	0%	
Hexachlorobenzene	A	ug/L	10.23712	10.23712		10	0	0	1.33	10	150	102%	80	120	0%	
Hexachlorobutadiene	A	ug/L	9.31664	9.31664		10	0	0	2.32	10	150	93%	80	120	0%	
Hexachlorocyclopentadiene	A	ug/L	9.58834	9.58834		10	0	0	2.97	10	150	96%	80	120	0%	
Hexachloroethane	A	ug/L	9.24853	9.24853		10	0	0	1.79	10	150	92%	80	120	0%	
Indeno(1,2,3-cd)pyrene	A	ug/L	9.81385	9.81385		10	0	0	1.25	10	150	98%	80	120	0%	
Isophorone	A	ug/L	9.39323	9.39323		10	0	0	1.67	10	150	94%	80	120	0%	
m+p-Cresols	A	ug/L	10.24029	10.24029		10	0	0	1.78	10	150	102%	80	120	0%	
n-Nitroso-di-n-propylamine	A	ug/L	9.59726	9.59726		10	0	0	1.54	10	150	96%	80	120	0%	
n-Nitrosodimethylamine	A	ug/L	8.41026	8.41026		10	0	0	1.53	10	150	84%	80	120	0%	
n-Nitrosodiphenylamine	A	ug/L	10.23349	10.23349		10	0	0	1.16	10	150	102%	80	120	0%	
Naphthalene	A	ug/L	9.77575	9.77575		10	0	0	1.74	10	150	98%	80	120	0%	
Nitrobenzene	A	ug/L	10.08385	10.08385		10	0	0	2.31	10	150	101%	80	120	0%	
o-Cresol	A	ug/L	9.73639	9.73639		10	0	0	1.83	10	150	97%	80	120	0%	
p-Chloroaniline	A	ug/L	9.5909	9.5909		10	0	0	1.52	10	150	96%	80	120	0%	
Pentachlorophenol	A	ug/L	8.89341	8.89341		10	0	0	4.24	10	150	89%	80	120	0%	
Phenanthrene	A	ug/L	10.11872	10.11872		10	0	0	0.784	10	150	101%	80	120	0%	
Phenol	A	ug/L	9.4014	9.4014		10	0	0	1.46	10	150	94%	80	120	0%	
Pyrene	A	ug/L	9.82613	9.82613		10	0	0	0.921	10	150	98%	80	120	0%	
Pyridine	A	ug/L	8.42205	8.42205		10	0	0	3.22	10	150	84%	80	120	0%	
Triallate	A	ug/L	8.55641	8.55641		10	0	0	1.51	10	150	86%	80	120	0%	
1,4-Dichlorobenzene-d4	I	ug/L	40	40		0	0	0	0	10	150	0%				0%
Acenaphthene-d10	I	ug/L	40	40		0	0	0	0	10	150	0%				0%
Chrysene-d12	I	ug/L	40	40		0	0	0	0	10	150	0%				0%
Naphthalene-d8	I	ug/L	40	40		0	0	0	0	10	150	0%				0%
Perylene-d12	I	ug/L	40	40		0	0	0	0	10	150	0%				0%
Phenanthrene-d10	I	ug/L	40	40		0	0	0	0	10	150	0%				0%
2,4,6-Tribromophenol	S	ug/L	9.84965	9.84965		10	0	0	2.88	10	0	98%	80	120	0%	
2-Fluorobiphenyl	S	ug/L	10.05262	10.05262		10	0	0	0.724	10	0	101%	80	120	0%	
2-Fluorophenol	S	ug/L	9.36013	9.36013		10	0	0	3.52	10	0	94%	80	120	0%	
Nitrobenzene-d5	S	ug/L	9.9655	9.9655		10	0	0	2.34	10	0	100%	80	120	0%	
Phenol-d5	S	ug/L	9.38046	9.38046		10	0	0	2.06	10	0	94%	80	120	0%	
Terphenyl-d14	S	ug/L	9.36571	9.36571		10	0	0	1.17	10	0	94%	80	120	0%	
4-Chloroaniline	X	ug/L	9.5909	9.5909		10	0	0	1.61	10	150	96%	80	120	0%	
o-Terphenyl	X	ug/L	10.30485	10.30485		10	0	0	1.27	10	150	103%	80	120	0%	

Seq No	Lab ID	Test Code	Sample Typ	File ID	Analysis Date	DF	Batch ID	Prep Date	SPKref	RPDref	pmoist					
14962007	28-Dec-21_CAL	SVOC-8270-W-	ICAL	SV5973N.I	sd12/28/2021 5:39:	1	R372682		0	0						
Analyte	T	Units	RAW	Final	Text	Spike	SPKref	RPDref	MDL	PQL	UQL	%REC	LOW	HIGH	%RPD	Q
1,2,4-Trichlorobenzene	A	ug/L	4.54105	4.54105		4	0	0	1.9	10	150	114%	50	150	0%	
1,2-Dichlorobenzene	A	ug/L	4.39214	4.39214		4	0	0	1.97	10	150	110%	50	150	0%	
1,3-Dichlorobenzene	A	ug/L	4.40702	4.40702		4	0	0	2.13	10	150	110%	50	150	0%	
1,4-Dichlorobenzene	A	ug/L	4.37632	4.37632		4	0	0	2.02	10	150	109%	50	150	0%	
1-Methylnaphthalene	A	ug/L	4.19771	4.19771		4	0	0	2.39	10	150	105%	50	150	0%	
2,2'-Oxybis(1-Chloropropane)	A	ug/L	3.63079	3.63079		4	0	0	1.45	10	150	91%	50	150	0%	
2,4,5-Trichlorophenol	A	ug/L	4.0235	4.0235		4	0	0	2.23	10	150	101%	50	150	0%	
2,4,6-Trichlorophenol	A	ug/L	4.12277	4.12277		4	0	0	2.64	10	150	103%	50	150	0%	
2,4-Dichlorophenol	A	ug/L	4.30376	4.30376		4	0	0	1.69	10	150	108%	50	150	0%	
2,4-Dimethylphenol	A	ug/L	4.43435	4.43435		4	0	0	1.69	10	150	111%	50	150	0%	
2,4-Dinitrotoluene	A	ug/L	4.27844	4.27844		4	0	0	3.04	10	150	107%	50	150	0%	
2,6-Dinitrotoluene	A	ug/L	4.24945	4.24945		4	0	0	3.2	10	150	106%	50	150	0%	
2-Chloronaphthalene	A	ug/L	4.02172	4.02172		4	0	0	2.14	10	150	101%	50	150	0%	
2-Chlorophenol	A	ug/L	4.19877	4.19877		4	0	0	2.48	10	150	105%	50	150	0%	
2-Methylnaphthalene	A	ug/L	4.21518	4.21518		4	0	0	1.92	10	150	105%	50	150	0%	
2-Nitroaniline	A	ug/L	4.14988	4.14988		4	0	0	2.4	10	150	104%	50	150	0%	
2-Nitrophenol	A	ug/L	4.25231	4.25231		4	0	0	2.36	10	150	106%	50	150	0%	
3,3'-Dichlorobenzidine	A	ug/L	4.47954	4.47954		4	0	0	2.11	10	150	112%	50	150	0%	
3-Nitroaniline	A	ug/L	4.32643	4.32643		4	0	0	2.77	10	150	108%	50	150	0%	
4,6-Dinitro-2-methylphenol	A	ug/L	4.4741	4.4741		4	0	0	2.33	10	150	112%	50	150	0%	
4-Bromophenyl phenyl ether	A	ug/L	4.10377	4.10377		4	0	0	1.74	10	150	103%	50	150	0%	
4-Chloro-2-methylphenol	A	ug/L	4.10389	4.10389		4	0	0	1.6	10	150	103%	50	150	0%	
4-Chloro-3-methylphenol	A	ug/L	4.3889	4.3889		4	0	0	1.46	10	150	110%	50	150	0%	
4-Chlorophenol	A	ug/L	4.7449	4.7449		4	0	0	2.64	10	150	119%	50	150	0%	
4-Chlorophenyl phenyl ether	A	ug/L	3.73652	3.73652		4	0	0	2.03	10	150	93%	50	150	0%	
4-Nitroaniline	A	ug/L	4.71634	4.71634		4	0	0	1.63	10	150	118%	50	150	0%	
4-Nitrophenol	A	ug/L	4.74162	4.74162		4	0	0	2.5	10	150	119%	50	150	0%	
Acenaphthene	A	ug/L	3.85851	3.85851		4	0	0	1.89	10	150	96%	50	150	0%	
Acenaphthylene	A	ug/L	3.70247	3.70247		4	0	0	1.57	10	150	93%	50	150	0%	
Aniline	A	ug/L	4.2431	4.2431		4	0	0	3.74	10	150	106%	50	150	0%	
Anthracene	A	ug/L	4.42539	4.42539		4	0	0	1.23	10	150	111%	50	150	0%	
Azobenzene	A	ug/L	4.60646	4.60646		4	0	0	1.09	10	150	115%	50	150	0%	
Benzidine	A	ug/L	4.30487	4.30487		4	0	0	6.72	10	150	108%	50	150	0%	
Benzo(a)anthracene	A	ug/L	4.16991	4.16991		4	0	0	0.856	10	150	104%	50	150	0%	
Benzo(a)pyrene	A	ug/L	4.15521	4.15521		4	0	0	1.24	10	150	104%	50	150	0%	

Seq No	Lab ID	Test Code	Sample Typ	File ID	Analysis Date	DF	Batch ID	Prep Date	SPKref	RPDref	pmoist					
14962007	28-Dec-21_CAL	SVOC-8270-W-	ICAL	SV5973N.I	sd12/28/2021 5:39:	1	R372682		0	0						
Analyte	T	Units	RAW	Final	Text	Spike	SPKref	RPDref	MDL	PQL	UQL	%REC	LOW	HIGH	%RPD	Q
Benzo(b)fluoranthene	A	ug/L	4.15745	4.15745		4	0	0	0.903	10	150	104%	50	150	0%	
Benzo(g,h,i)perylene	A	ug/L	4.23894	4.23894		4	0	0	1.01	10	150	106%	50	150	0%	
Benzo(k)fluoranthene	A	ug/L	3.74505	3.74505		4	0	0	0.97	10	150	94%	50	150	0%	
Benzoic acid	A	ug/L	4.79879	4.79879		4	0	0	1.51	10	150	120%	50	150	0%	
Benzyl alcohol	A	ug/L	4.45	4.45		4	0	0	3.13	10	150	111%	50	150	0%	
bis(-2-chloroethoxy)Methane	A	ug/L	4.25272	4.25272		4	0	0	1.36	10	150	106%	50	150	0%	
bis(-2-chloroethyl)Ether	A	ug/L	4.15854	4.15854		4	0	0	2.57	10	150	104%	50	150	0%	
bis(2-chloroisopropyl)Ether	A	ug/L	3.63079	3.63079		4	0	0	1.49	10	150	91%	50	150	0%	
bis(2-ethylhexyl)Phthalate	A	ug/L	4.37511	4.37511		4	0	0	1.91	10	150	109%	50	150	0%	
Butylbenzylphthalate	A	ug/L	4.56888	4.56888		4	0	0	1.57	10	150	114%	50	150	0%	
Carbazole	A	ug/L	4.10076	4.10076		4	0	0	0.842	10	150	103%	50	150	0%	
Chrysene	A	ug/L	4.65272	4.65272		4	0	0	1.17	10	150	116%	50	150	0%	
Di-n-butyl phthalate	A	ug/L	4.81664	4.81664		4	0	0	0.932	10	150	120%	50	150	0%	
Di-n-octyl phthalate	A	ug/L	4.47512	4.47512		4	0	0	1.34	10	150	112%	50	150	0%	
Dibenzo(a,h)anthracene	A	ug/L	4.36417	4.36417		4	0	0	1.17	10	150	109%	50	150	0%	
Dibenzofuran	A	ug/L	3.82717	3.82717		4	0	0	1.74	10	150	96%	50	150	0%	
Diethyl phthalate	A	ug/L	4.23414	4.23414		4	0	0	2.18	10	150	106%	50	150	0%	
Dimethyl phthalate	A	ug/L	4.19125	4.19125		4	0	0	1.72	10	150	105%	50	150	0%	
Fluoranthene	A	ug/L	4.35246	4.35246		4	0	0	0.883	10	150	109%	50	150	0%	
Fluorene	A	ug/L	3.75098	3.75098		4	0	0	1.82	10	150	94%	50	150	0%	
Hexachlorobenzene	A	ug/L	3.94215	3.94215		4	0	0	1.33	10	150	99%	50	150	0%	
Hexachlorobutadiene	A	ug/L	4.13948	4.13948		4	0	0	2.32	10	150	103%	50	150	0%	
Hexachlorocyclopentadiene	A	ug/L	4.19786	4.19786		4	0	0	2.97	10	150	105%	50	150	0%	
Hexachloroethane	A	ug/L	4.30091	4.30091		4	0	0	1.79	10	150	108%	50	150	0%	
Indeno(1,2,3-cd)pyrene	A	ug/L	4.06505	4.06505		4	0	0	1.25	10	150	102%	50	150	0%	
Isophorone	A	ug/L	4.28228	4.28228		4	0	0	1.67	10	150	107%	50	150	0%	
m+p-Cresols	A	ug/L	3.92955	3.92955		4	0	0	1.78	10	150	98%	50	150	0%	
n-Nitroso-di-n-propylamine	A	ug/L	4.30372	4.30372		4	0	0	1.54	10	150	108%	50	150	0%	
n-Nitrosodimethylamine	A	ug/L	4.68254	4.68254		4	0	0	1.53	10	150	117%	50	150	0%	
n-Nitrosodiphenylamine	A	ug/L	4.29252	4.29252		4	0	0	1.16	10	150	107%	50	150	0%	
Naphthalene	A	ug/L	4.4462	4.4462		4	0	0	1.74	10	150	111%	50	150	0%	
Nitrobenzene	A	ug/L	4.18347	4.18347		4	0	0	2.31	10	150	105%	50	150	0%	
o-Cresol	A	ug/L	4.12204	4.12204		4	0	0	1.83	10	150	103%	50	150	0%	
p-Chloroaniline	A	ug/L	4.18375	4.18375		4	0	0	1.52	10	150	105%	50	150	0%	
Pentachlorophenol	A	ug/L	4.50667	4.50667		4	0	0	4.24	10	150	113%	50	150	0%	

Seq No	Lab ID	Test Code	Sample Typ	File ID	Analysis Date	DF	Batch ID	Prep Date	SPKref	RPDref	pmoist					
14962007	28-Dec-21_CAL	SVOC-8270-W-	ICAL	SV5973N.I	sd12/28/2021 5:39:	1	R372682		0	0						
Analyte	T	Units	RAW	Final	Text	Spike	SPKref	RPDref	MDL	PQL	UQL	%REC	LOW	HIGH	%RPD	Q
Phenanthrene	A	ug/L	3.96146	3.96146		4	0	0	0.784	10	150	99%	50	150	0%	
Phenol	A	ug/L	4.22551	4.22551		4	0	0	1.46	10	150	106%	50	150	0%	
Pyrene	A	ug/L	4.09185	4.09185		4	0	0	0.921	10	150	102%	50	150	0%	
Pyridine	A	ug/L	4.63434	4.63434		4	0	0	3.22	10	150	116%	50	150	0%	
Triallate	A	ug/L	4.56545	4.56545		4	0	0	1.51	10	150	114%	50	150	0%	
1,4-Dichlorobenzene-d4	I	ug/L	40	40		0	0	0	0	10	150	0%			0%	
Acenaphthene-d10	I	ug/L	40	40		0	0	0	0	10	150	0%			0%	
Chrysene-d12	I	ug/L	40	40		0	0	0	0	10	150	0%			0%	
Naphthalene-d8	I	ug/L	40	40		0	0	0	0	10	150	0%			0%	
Perylene-d12	I	ug/L	40	40		0	0	0	0	10	150	0%			0%	
Phenanthrene-d10	I	ug/L	40	40		0	0	0	0	10	150	0%			0%	
2,4,6-Tribromophenol	S	ug/L	5.21966	5.21966		4	0	0	2.88	10	0	130%	50	150	0%	S
2-Fluorobiphenyl	S	ug/L	4.02733	4.02733		4	0	0	0.724	10	0	101%	50	150	0%	
2-Fluorophenol	S	ug/L	4.21527	4.21527		4	0	0	3.52	10	0	105%	50	150	0%	
Nitrobenzene-d5	S	ug/L	4.11289	4.11289		4	0	0	2.34	10	0	103%	50	150	0%	
Phenol-d5	S	ug/L	4.28642	4.28642		4	0	0	2.06	10	0	107%	50	150	0%	
Terphenyl-d14	S	ug/L	4.40636	4.40636		4	0	0	1.17	10	0	110%	50	150	0%	
4-Chloroaniline	X	ug/L	4.18375	4.18375		4	0	0	1.61	10	150	105%	50	150	0%	
o-Terphenyl	X	ug/L	3.90937	3.90937		4	0	0	1.27	10	150	98%	50	150	0%	

Seq No	Lab ID	Test Code	Sample Typ	File ID	Analysis Date	DF	Batch ID	Prep Date	SPKref	RPDref	pmoist					
14962008	28-Dec-21_CC	SVOC-8270-W-	ICV	SV5973N.I	sd12/28/2021 6:12:	1	R372682		0	0						
Analyte	T	Units	RAW	Final	Text	Spike	SPKref	RPDref	MDL	PQL	UQL	%REC	LOW	HIGH	%RPD	Q
1,2,4-Trichlorobenzene	A	ug/L	78.42009	78.42009		75	0	0	1.9	10	150	105%	70	130	0%	
1,2-Dichlorobenzene	A	ug/L	76.12263	76.12263		75	0	0	1.97	10	150	101%	70	130	0%	
1,3-Dichlorobenzene	A	ug/L	80.66034	80.66034		75	0	0	2.13	10	150	108%	70	130	0%	
1,4-Dichlorobenzene	A	ug/L	78.03481	78.03481		75	0	0	2.02	10	150	104%	70	130	0%	
1-Methylnaphthalene	A	ug/L	76.85906	76.85906		75	0	0	2.39	10	150	102%	70	130	0%	
2,2'-Oxybis(1-Chloropropane)	A	ug/L	64.40447	64.40447		75	0	0	1.45	10	150	86%	70	130	0%	
2,4,5-Trichlorophenol	A	ug/L	82.54892	82.54892		75	0	0	2.23	10	150	110%	70	130	0%	
2,4,6-Trichlorophenol	A	ug/L	86.32075	86.32075		75	0	0	2.64	10	150	115%	70	130	0%	
2,4-Dichlorophenol	A	ug/L	80.68321	80.68321		75	0	0	1.69	10	150	108%	70	130	0%	
2,4-Dimethylphenol	A	ug/L	76.44493	76.44493		75	0	0	1.69	10	150	102%	70	130	0%	
2,4-Dinitrophenol	A	ug/L	82.30838	82.30838		75	0	0	4.26	10	150	110%	70	130	0%	

Seq No	Lab ID	Test Code	Sample Typ	File ID	Analysis Date	DF	Batch ID	Prep Date	SPKref	RPDref	pmoist					
14962008	28-Dec-21	CCV SVOC-8270-W-	ICV	SV5973N.I	sd12/28/2021 6:12:	1	R372682		0	0						
Analyte	T	Units	RAW	Final	Text	Spike	SPKref	RPDref	MDL	PQL	UQL	%REC	LOW	HIGH	%RPD	Q
2,4-Dinitrotoluene	A	ug/L	85.78071	85.78071		75	0	0	3.04	10	150	114%	70	130	0%	
2,6-Dinitrotoluene	A	ug/L	85.69965	85.69965		75	0	0	3.2	10	150	114%	70	130	0%	
2-Chloronaphthalene	A	ug/L	81.88776	81.88776		75	0	0	2.14	10	150	109%	70	130	0%	
2-Chlorophenol	A	ug/L	86.2431	86.2431		75	0	0	2.48	10	150	115%	70	130	0%	
2-Methylnaphthalene	A	ug/L	81.62907	81.62907		75	0	0	1.92	10	150	109%	70	130	0%	
2-Nitroaniline	A	ug/L	85.88992	85.88992		75	0	0	2.4	10	150	115%	70	130	0%	
2-Nitrophenol	A	ug/L	82.91316	82.91316		75	0	0	2.36	10	150	111%	70	130	0%	
3,3'-Dichlorobenzidine	A	ug/L	74.80327	74.80327		75	0	0	2.11	10	150	100%	70	130	0%	
3-Nitroaniline	A	ug/L	76.92142	76.92142		75	0	0	2.77	10	150	103%	70	130	0%	
4,6-Dinitro-2-methylphenol	A	ug/L	80.89098	80.89098		75	0	0	2.33	10	150	108%	70	130	0%	
4-Bromophenyl phenyl ether	A	ug/L	76.44153	76.44153		75	0	0	1.74	10	150	102%	70	130	0%	
4-Chloro-2-methylphenol	A	ug/L	77.83174	77.83174		75	0	0	1.6	10	150	104%	70	130	0%	
4-Chloro-3-methylphenol	A	ug/L	82.61833	82.61833		75	0	0	1.46	10	150	110%	70	130	0%	
4-Chlorophenol	A	ug/L	85.62461	85.62461		75	0	0	2.64	10	150	114%	70	130	0%	
4-Chlorophenyl phenyl ether	A	ug/L	78.12214	78.12214		75	0	0	2.03	10	150	104%	70	130	0%	
4-Nitroaniline	A	ug/L	85.94079	85.94079		75	0	0	1.63	10	150	115%	70	130	0%	
4-Nitrophenol	A	ug/L	89.01458	89.01458		75	0	0	2.5	10	150	119%	70	130	0%	
Acenaphthene	A	ug/L	86.49764	86.49764		75	0	0	1.89	10	150	115%	70	130	0%	
Acenaphthylene	A	ug/L	77.58661	77.58661		75	0	0	1.57	10	150	103%	70	130	0%	
Anthracene	A	ug/L	79.99368	79.99368		75	0	0	1.23	10	150	107%	70	130	0%	
Azobenzene	A	ug/L	84.80097	84.80097		75	0	0	1.09	10	150	113%	70	130	0%	
Benzidine	A	ug/L	66.86795	66.86795		75	0	0	6.72	10	150	89%	70	130	0%	
Benzo(a)anthracene	A	ug/L	86.29325	86.29325		75	0	0	0.856	10	150	115%	70	130	0%	
Benzo(a)pyrene	A	ug/L	78.97685	78.97685		75	0	0	1.24	10	150	105%	70	130	0%	
Benzo(b)fluoranthene	A	ug/L	82.45682	82.45682		75	0	0	0.903	10	150	110%	70	130	0%	
Benzo(g,h,i)perylene	A	ug/L	81.80327	81.80327		75	0	0	1.01	10	150	109%	70	130	0%	
Benzo(k)fluoranthene	A	ug/L	77.7564	77.7564		75	0	0	0.97	10	150	104%	70	130	0%	
Benzoic acid	A	ug/L	77.53548	77.53548		75	0	0	1.51	10	150	103%	70	130	0%	
Benzyl alcohol	A	ug/L	80.06885	80.06885		75	0	0	3.13	10	150	107%	70	130	0%	
bis(-2-chloroethoxy)Methane	A	ug/L	78.4775	78.4775		75	0	0	1.36	10	150	105%	70	130	0%	
bis(-2-chloroethyl)Ether	A	ug/L	75.37477	75.37477		75	0	0	2.57	10	150	100%	70	130	0%	
bis(2-chloroisopropyl)Ether	A	ug/L	64.40447	64.40447		75	0	0	1.49	10	150	86%	70	130	0%	
bis(2-ethylhexyl)Phthalate	A	ug/L	88.08116	88.08116		75	0	0	1.91	10	150	117%	70	130	0%	
Butylbenzylphthalate	A	ug/L	87.05019	87.05019		75	0	0	1.57	10	150	116%	70	130	0%	
Carbazole	A	ug/L	80.16558	80.16558		75	0	0	0.842	10	150	107%	70	130	0%	

Seq No	Lab ID	Test Code	Sample Typ	File ID	Analysis Date	DF	Batch ID	Prep Date	SPKref	RPDref	pmoist					
14962008	28-Dec-21_CCV	SVOC-8270-W-	ICV	SV5973N.I\sd12	12/28/2021 6:12:	1	R372682		0	0						
Analyte	T	Units	RAW	Final	Text	Spike	SPKref	RPDref	MDL	PQL	UQL	%REC	LOW	HIGH	%RPD	Q
Chrysene	A	ug/L	81.10088	81.10088		75	0	0	1.17	10	150	108%	70	130	0%	
Di-n-butyl phthalate	A	ug/L	89.49045	89.49045		75	0	0	0.932	10	150	119%	70	130	0%	
Di-n-octyl phthalate	A	ug/L	83.99224	83.99224		75	0	0	1.34	10	150	112%	70	130	0%	
Dibenzo(a,h)anthracene	A	ug/L	82.33265	82.33265		75	0	0	1.17	10	150	110%	70	130	0%	
Dibenzofuran	A	ug/L	82.70201	82.70201		75	0	0	1.74	10	150	110%	70	130	0%	
Diethyl phthalate	A	ug/L	91.52966	91.52966		75	0	0	2.18	10	150	122%	70	130	0%	
Dimethyl phthalate	A	ug/L	86.66564	86.66564		75	0	0	1.72	10	150	116%	70	130	0%	
Fluoranthene	A	ug/L	80.14316	80.14316		75	0	0	0.883	10	150	107%	70	130	0%	
Fluorene	A	ug/L	75.6214	75.6214		75	0	0	1.82	10	150	101%	70	130	0%	
Hexachlorobenzene	A	ug/L	77.9527	77.9527		75	0	0	1.33	10	150	104%	70	130	0%	
Hexachlorobutadiene	A	ug/L	79.89616	79.89616		75	0	0	2.32	10	150	107%	70	130	0%	
Hexachlorocyclopentadiene	A	ug/L	76.75548	76.75548		75	0	0	2.97	10	150	102%	70	130	0%	
Hexachloroethane	A	ug/L	78.06667	78.06667		75	0	0	1.79	10	150	104%	70	130	0%	
Indeno(1,2,3-cd)pyrene	A	ug/L	79.99955	79.99955		75	0	0	1.25	10	150	107%	70	130	0%	
Isophorone	A	ug/L	73.76276	73.76276		75	0	0	1.67	10	150	98%	70	130	0%	
m+p-Cresols	A	ug/L	78.02352	78.02352		75	0	0	1.78	10	150	104%	70	130	0%	
n-Nitroso-di-n-propylamine	A	ug/L	77.35568	77.35568		75	0	0	1.54	10	150	103%	70	130	0%	
n-Nitrosodimethylamine	A	ug/L	90.19821	90.19821		75	0	0	1.53	10	150	120%	70	130	0%	
n-Nitrosodiphenylamine	A	ug/L	91.60986	91.60986		75	0	0	1.16	10	150	122%	70	130	0%	
Naphthalene	A	ug/L	81.57039	81.57039		75	0	0	1.74	10	150	109%	70	130	0%	
Nitrobenzene	A	ug/L	77.40472	77.40472		75	0	0	2.31	10	150	103%	70	130	0%	
o-Cresol	A	ug/L	76.97004	76.97004		75	0	0	1.83	10	150	103%	70	130	0%	
p-Chloroaniline	A	ug/L	70.4046	70.4046		75	0	0	1.52	10	150	94%	70	130	0%	
Pentachlorophenol	A	ug/L	88.72474	88.72474		75	0	0	4.24	10	150	118%	70	130	0%	
Phenanthrene	A	ug/L	82.17648	82.17648		75	0	0	0.784	10	150	110%	70	130	0%	
Phenol	A	ug/L	82.15409	82.15409		75	0	0	1.46	10	150	110%	70	130	0%	
Pyrene	A	ug/L	80.46741	80.46741		75	0	0	0.921	10	150	107%	70	130	0%	
Pyridine	A	ug/L	79.82607	79.82607		75	0	0	3.22	10	150	106%	70	130	0%	
Triallate	A	ug/L	87.01922	87.01922		75	0	0	1.51	10	150	116%	70	130	0%	
1,4-Dichlorobenzene-d4	I	ug/L	40	40		0	0	0	0	10	150	0%	70	130	0%	
Acenaphthene-d10	I	ug/L	40	40		0	0	0	0	10	150	0%	70	130	0%	
Chrysene-d12	I	ug/L	40	40		0	0	0	0	10	150	0%	70	130	0%	
Naphthalene-d8	I	ug/L	40	40		0	0	0	0	10	150	0%	70	130	0%	
Perylene-d12	I	ug/L	40	40		0	0	0	0	10	150	0%	70	130	0%	
Phenanthrene-d10	I	ug/L	40	40		0	0	0	0	10	150	0%	70	130	0%	

Seq No	Lab ID	Test Code	Sample Typ	File ID	Analysis Date	DF	Batch ID	Prep Date	SPKref	RPDref	pmoist					
14962008	28-Dec-21_CC	SVOC-8270-W-	ICV	SV5973N.I	sd12/28/2021 6:12:	1	R372682		0	0						
Analyte	T	Units	RAW	Final	Text	Spike	SPKref	RPDref	MDL	PQL	UQL	%REC	LOW	HIGH	%RPD	Q
2,4,6-Tribromophenol	S	ug/L	89.42003	89.42003		75	0	0	2.88	10	0	119%	70	130	0%	
2-Fluorobiphenyl	S	ug/L	73.02093	73.02093		75	0	0	0.724	10	0	97%	70	130	0%	
2-Fluorophenol	S	ug/L	89.60982	89.60982		75	0	0	3.52	10	0	119%	70	130	0%	
Nitrobenzene-d5	S	ug/L	69.12418	69.12418		75	0	0	2.34	10	0	92%	70	130	0%	
Phenol-d5	S	ug/L	83.70431	83.70431		75	0	0	2.06	10	0	112%	70	130	0%	
Terphenyl-d14	S	ug/L	78.22984	78.22984		75	0	0	1.17	10	0	104%	70	130	0%	
4-Chloroaniline	X	ug/L	70.4046	70.4046		75	0	0	1.61	10	150	94%	70	130	0%	
o-Terphenyl	X	ug/L	82.36754	82.36754		75	0	0	1.27	10	150	110%	70	130	0%	

Seq No	Lab ID	Test Code	Sample Typ	File ID	Analysis Date	DF	Batch ID	Prep Date	SPKref	RPDref	pmoist					
14962009	28-Dec-21_CC	SVOC-8270-W-	ICV	SV5973N.I	sd12/28/2021 6:44:	1	R372682		0	0						
Analyte	T	Units	RAW	Final	Text	Spike	SPKref	RPDref	MDL	PQL	UQL	%REC	LOW	HIGH	%RPD	Q
Aniline	A	ug/L	73.2192	73.2192		75	0	0	3.74	10	150	98%	70	130	0%	

Seq No	Lab ID	Test Code	Sample Typ	File ID	Analysis Date	DF	Batch ID	Prep Date	SPKref	RPDref	pmoist					
14962010	28-Dec-21_ISTB	SVOC-8270-W-	SAMP	SV5973N.I	sd12/28/2021 7:17:	1	R372682		0	0						
Analyte	T	Units	RAW	Final	Text	Spike	SPKref	RPDref	MDL	PQL	UQL	%REC	LOW	HIGH	%RPD	Q
1,2,4-Trichlorobenzene	A	ug/L	0	0		75	0	0	1.9	10	150	0%	0	0	0%	
1,2-Dichlorobenzene	A	ug/L	0	0		75	0	0	1.97	10	150	0%	0	0	0%	
1,3-Dichlorobenzene	A	ug/L	0	0		75	0	0	2.13	10	150	0%	0	0	0%	
1,4-Dichlorobenzene	A	ug/L	0	0		75	0	0	2.02	10	150	0%	0	0	0%	
1-Methylnaphthalene	A	ug/L	0	0		75	0	0	2.39	10	150	0%	0	0	0%	
2,2'-Oxybis(1-Chloropropane)	A	ug/L	0	0		75	0	0	1.45	10	150	0%	0	0	0%	
2,4,5-Trichlorophenol	A	ug/L	0	0		75	0	0	2.23	10	150	0%	0	0	0%	
2,4,6-Trichlorophenol	A	ug/L	0	0		75	0	0	2.64	10	150	0%	0	0	0%	
2,4-Dichlorophenol	A	ug/L	0	0		75	0	0	1.69	10	150	0%	0	0	0%	
2,4-Dimethylphenol	A	ug/L	0	0		75	0	0	1.69	10	150	0%	0	0	0%	
2,4-Dinitrophenol	A	ug/L	0	0		75	0	0	4.26	10	150	0%	0	0	0%	
2,4-Dinitrotoluene	A	ug/L	0	0		75	0	0	3.04	10	150	0%	0	0	0%	
2,6-Dinitrotoluene	A	ug/L	0	0		75	0	0	3.2	10	150	0%	0	0	0%	
2-Chloronaphthalene	A	ug/L	0	0		75	0	0	2.14	10	150	0%	0	0	0%	
2-Chlorophenol	A	ug/L	0	0		75	0	0	2.48	10	150	0%	0	0	0%	

Seq No	Lab ID	Test Code	Sample Typ	File ID	Analysis Date	DF	Batch ID	Prep Date	SPKref	RPDref	pmoist					
14962010	28-Dec-21	ISTB SVOC-8270-W-	SAMP	SV5973N.I\sd12	12/28/2021 7:17:	1	R372682		0	0						
Analyte	T	Units	RAW	Final	Text	Spike	SPKref	RPDref	MDL	PQL	UQL	%REC	LOW	HIGH	%RPD	Q
2-Methylnaphthalene	A	ug/L	0	0		75	0	0	1.92	10	150	0%	0	0	0%	
2-Nitroaniline	A	ug/L	0	0		75	0	0	2.4	10	150	0%	0	0	0%	
2-Nitrophenol	A	ug/L	0	0		75	0	0	2.36	10	150	0%	0	0	0%	
3,3'-Dichlorobenzidine	A	ug/L	0	0		75	0	0	2.11	10	150	0%	0	0	0%	
3-Nitroaniline	A	ug/L	0	0		75	0	0	2.77	10	150	0%	0	0	0%	
4,6-Dinitro-2-methylphenol	A	ug/L	0	0		75	0	0	2.33	10	150	0%	0	0	0%	
4-Bromophenyl phenyl ether	A	ug/L	0	0		75	0	0	1.74	10	150	0%	0	0	0%	
4-Chloro-2-methylphenol	A	ug/L	0	0		75	0	0	1.6	10	150	0%	0	0	0%	
4-Chloro-3-methylphenol	A	ug/L	0	0		75	0	0	1.46	10	150	0%	0	0	0%	
4-Chlorophenol	A	ug/L	0	0		75	0	0	2.64	10	150	0%	0	0	0%	
4-Chlorophenyl phenyl ether	A	ug/L	0	0		75	0	0	2.03	10	150	0%	0	0	0%	
4-Nitroaniline	A	ug/L	0	0		75	0	0	1.63	10	150	0%	0	0	0%	
4-Nitrophenol	A	ug/L	0	0		75	0	0	2.5	10	150	0%	0	0	0%	
Acenaphthene	A	ug/L	0	0		75	0	0	1.89	10	150	0%	0	0	0%	
Acenaphthylene	A	ug/L	0	0		75	0	0	1.57	10	150	0%	0	0	0%	
Aniline	A	ug/L	0	0		75	0	0	3.74	10	150	0%	0	0	0%	
Anthracene	A	ug/L	0	0		75	0	0	1.23	10	150	0%	0	0	0%	
Azobenzene	A	ug/L	0	0		75	0	0	1.09	10	150	0%	0	0	0%	
Benzidine	A	ug/L	0	0		75	0	0	6.72	10	150	0%	0	0	0%	
Benzo(a)anthracene	A	ug/L	0	0		75	0	0	0.856	10	150	0%	0	0	0%	
Benzo(a)pyrene	A	ug/L	0	0		75	0	0	1.24	10	150	0%	0	0	0%	
Benzo(b)fluoranthene	A	ug/L	0	0		75	0	0	0.903	10	150	0%	0	0	0%	
Benzo(g,h,i)perylene	A	ug/L	0	0		75	0	0	1.01	10	150	0%	0	0	0%	
Benzo(k)fluoranthene	A	ug/L	0	0		75	0	0	0.97	10	150	0%	0	0	0%	
Benzoic acid	A	ug/L	0	0		75	0	0	1.51	10	150	0%	0	0	0%	
Benzyl alcohol	A	ug/L	0	0		75	0	0	3.13	10	150	0%	0	0	0%	
bis(-2-chloroethoxy)Methane	A	ug/L	0	0		75	0	0	1.36	10	150	0%	0	0	0%	
bis(-2-chloroethyl)Ether	A	ug/L	0	0		75	0	0	2.57	10	150	0%	0	0	0%	
bis(2-chloroisopropyl)Ether	A	ug/L	0	0		75	0	0	1.49	10	150	0%	0	0	0%	
bis(2-ethylhexyl)Phthalate	A	ug/L	0	0		75	0	0	1.91	10	150	0%	0	0	0%	
Butylbenzylphthalate	A	ug/L	0	0		75	0	0	1.57	10	150	0%	0	0	0%	
Carbazole	A	ug/L	0	0		75	0	0	0.842	10	150	0%	0	0	0%	
Chrysene	A	ug/L	0	0		75	0	0	1.17	10	150	0%	0	0	0%	
Di-n-butyl phthalate	A	ug/L	0	0		75	0	0	0.932	10	150	0%	0	0	0%	
Di-n-octyl phthalate	A	ug/L	0	0		75	0	0	1.34	10	150	0%	0	0	0%	

Seq No	Lab ID	Test Code	Sample Typ	File ID	Analysis Date	DF	Batch ID	Prep Date	SPKref	RPDref	pmoist					
14962010	28-Dec-21	ISTB SVOC-8270-W-	SAMP	SV5973N.I	sd12/28/2021 7:17:	1	R372682		0	0						
Analyte	T	Units	RAW	Final	Text	Spike	SPKref	RPDref	MDL	PQL	UQL	%REC	LOW	HIGH	%RPD	Q
Dibenzo(a,h)anthracene	A	ug/L	0	0		75	0	0	1.17	10	150	0%	0	0	0%	
Dibenzofuran	A	ug/L	0	0		75	0	0	1.74	10	150	0%	0	0	0%	
Diethyl phthalate	A	ug/L	0	0		75	0	0	2.18	10	150	0%	0	0	0%	
Dimethyl phthalate	A	ug/L	0	0		75	0	0	1.72	10	150	0%	0	0	0%	
Fluoranthene	A	ug/L	0	0		75	0	0	0.883	10	150	0%	0	0	0%	
Fluorene	A	ug/L	0	0		75	0	0	1.82	10	150	0%	0	0	0%	
Hexachlorobenzene	A	ug/L	0	0		75	0	0	1.33	10	150	0%	0	0	0%	
Hexachlorobutadiene	A	ug/L	0	0		75	0	0	2.32	10	150	0%	0	0	0%	
Hexachlorocyclopentadiene	A	ug/L	0	0		75	0	0	2.97	10	150	0%	0	0	0%	
Hexachloroethane	A	ug/L	0	0		75	0	0	1.79	10	150	0%	0	0	0%	
Indeno(1,2,3-cd)pyrene	A	ug/L	0	0		75	0	0	1.25	10	150	0%	0	0	0%	
Isophorone	A	ug/L	0	0		75	0	0	1.67	10	150	0%	0	0	0%	
m+p-Cresols	A	ug/L	0	0		75	0	0	1.78	10	150	0%	0	0	0%	
n-Nitroso-di-n-propylamine	A	ug/L	0	0		75	0	0	1.54	10	150	0%	0	0	0%	
n-Nitrosodimethylamine	A	ug/L	0	0		75	0	0	1.53	10	150	0%	0	0	0%	
n-Nitrosodiphenylamine	A	ug/L	0	0		75	0	0	1.16	10	150	0%	0	0	0%	
Naphthalene	A	ug/L	0	0		75	0	0	1.74	10	150	0%	0	0	0%	
Nitrobenzene	A	ug/L	0	0		75	0	0	2.31	10	150	0%	0	0	0%	
o-Cresol	A	ug/L	0	0		75	0	0	1.83	10	150	0%	0	0	0%	
p-Chloroaniline	A	ug/L	0	0		75	0	0	1.52	10	150	0%	0	0	0%	
Pentachlorophenol	A	ug/L	0	0		75	0	0	4.24	10	150	0%	0	0	0%	
Phenanthrene	A	ug/L	0	0		75	0	0	0.784	10	150	0%	0	0	0%	
Phenol	A	ug/L	0	0		75	0	0	1.46	10	150	0%	0	0	0%	
Pyrene	A	ug/L	0	0		75	0	0	0.921	10	150	0%	0	0	0%	
Pyridine	A	ug/L	0	0		75	0	0	3.22	10	150	0%	0	0	0%	
Triallate	A	ug/L	0	0		75	0	0	1.51	10	150	0%	0	0	0%	
1,4-Dichlorobenzene-d4	I	ug/L	40	40		0	0	0	0	10	150	0%	0	0	0%	
Acenaphthene-d10	I	ug/L	40	40		0	0	0	0	10	150	0%	0	0	0%	
Chrysene-d12	I	ug/L	40	40		0	0	0	0	10	150	0%	0	0	0%	
Naphthalene-d8	I	ug/L	40	40		0	0	0	0	10	150	0%	0	0	0%	
Perylene-d12	I	ug/L	40	40		0	0	0	0	10	150	0%	0	0	0%	
Phenanthrene-d10	I	ug/L	40	40		0	0	0	0	10	150	0%	0	0	0%	
2,4,6-Tribromophenol	S	ug/L	0	0		200	0	0	2.88	10	0	0%	25	140	0%	S
2-Fluorobiphenyl	S	ug/L	0	0		100	0	0	0.724	10	0	0%	28	107	0%	S
2-Fluorophenol	S	ug/L	0	0		200	0	0	3.52	10	0	0%	10	75	0%	S

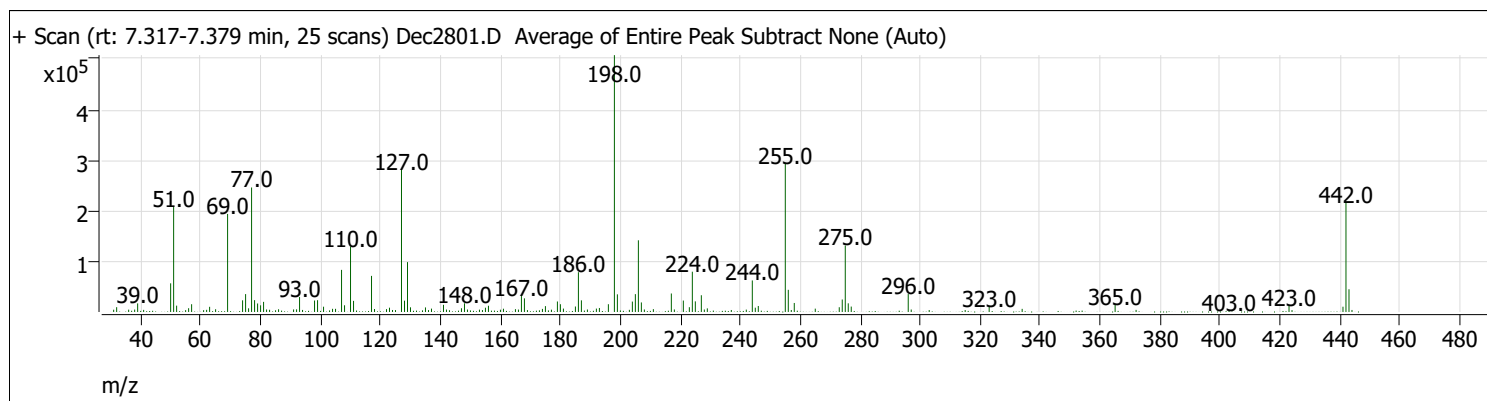
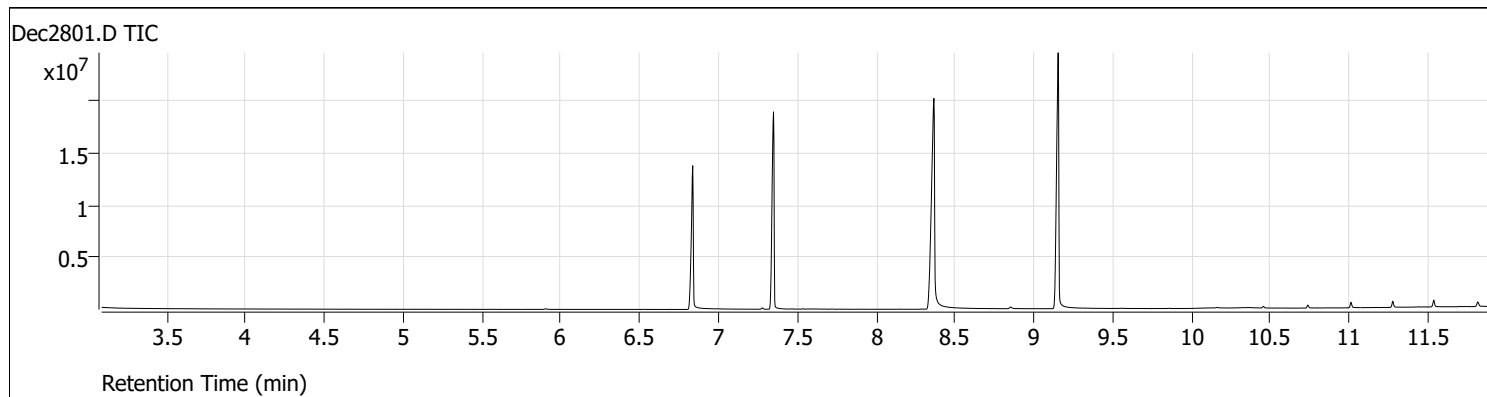
Seq No	Lab ID	Test Code	Sample Typ	File ID	Analysis Date	DF	Batch ID	Prep Date	SPKref	RPDref	pmoist					
14962010	28-Dec-21_ISTB	SVOC-8270-W-	SAMP	SV5973N.I	sd12/28/2021 7:17:	1	R372682		0	0						
Analyte	T	Units	RAW	Final	Text	Spike	SPKref	RPDref	MDL	PQL	UQL	%REC	LOW	HIGH	%RPD	Q
Nitrobenzene-d5	S	ug/L	0	0		100	0	0	2.34	10	0	0%	32	94	0%	S
Phenol-d5	S	ug/L	0	0		200	0	0	2.06	10	0	0%	10	65	0%	S
Terphenyl-d14	S	ug/L	0	0		100	0	0	1.17	10	0	0%	32	122	0%	S
4-Chloroaniline	X	ug/L	0	0		75	0	0	1.61	10	150	0%	0	0	0%	
o-Terphenyl	X	ug/L	0	0		75	0	0	1.27	10	150	0%	0	0	0%	

Write Sequence Insert Entries(Have the first cell for entries selected)

File Name	Sample Name	Line No.	Test Code	Multiplier	Divisor	Method Name
Dec2801.d	28-Dec-21_TUNE_1	1		1	1	5973NTUN.M
Dec2802.d	28-Dec-21_CAL_7	2	SVOC-8270-W-LARGO	1	1	BNA+SIM.M
Dec2803.d	28-Dec-21_CAL_6	3	SVOC-8270-W-LARGO	1	1	BNA+SIM.M
Dec2804.d	28-Dec-21_CAL_5	4	SVOC-8270-W-LARGO	1	1	BNA+SIM.M
Dec2805.d	28-Dec-21_CAL_4	5	SVOC-8270-W-LARGO	1	1	BNA+SIM.M
Dec2806.d	28-Dec-21_CAL_3	6	SVOC-8270-W-LARGO	1	1	BNA+SIM.M
Dec2807.d	28-Dec-21_CAL_2	7	SVOC-8270-W-LARGO	1	1	BNA+SIM.M
Dec2808.d	28-Dec-21_CAL_1	8	SVOC-8270-W-LARGO	1	1	BNA+SIM.M
Dec2809.d	28-Dec-21_CCV_9	9	SVOC-8270-W-LARGO	1	1	BNA+SIM.M
Dec2810.d	28-Dec-21_CCV_10	10	SVOC-8270-W-LARGO	1	1	BNA+SIM.M
Dec2811.d	28-Dec-21_ISTBLK_11	11	SVOC-8270-W-LARGO	1	1	BNA+SIM.M
Dec2812.d	28-Dec-21_TUNE_12	12		1	1	5973NTUN.M
Dec2813.d	28-Dec-21_CCV_13	13	SVOC-8270-W	1	1	BNA+SIM.M
Dec2814.d	28-Dec-21_ISTBLK_14	14	SVOC-8270-W	1	1	BNA+SIM.M
Dec2815.d	MB-162392	15	SVOC-8270-W	1	1	BNA+SIM.M
Dec2816.d	LCS-162392	16	SVOC-8270-W	1	1	BNA+SIM.M
Dec2817.d	LCSD-162392	17	SVOC-8270-W	1	1	BNA+SIM.M
Dec2818.d	B21121605-001B	18	SVOC-8270-W	1	1	BNA+SIM.M
Dec2819.d	B21121605-001BMS	19	SVOC-8270-W	1	1	BNA+SIM.M
Dec2820.d	B21121605-002B	20	SVOC-8270-W	1	1	BNA+SIM.M
Dec2821.d	B21121605-003B	21	SVOC-8270-W	1	1	BNA+SIM.M
Dec2822.d	B21121606-001D	22	SVOC-8270-W	1	1	BNA+SIM.M
Dec2823.d	B21121606-002D	23	SVOC-8270-W	1	1	BNA+SIM.M
Dec2824.d	B21121606-003D	24	SVOC-8270-W	1	1	BNA+SIM.M
Dec2825.d	B21121606-004D	25	SVOC-8270-W	1	1	BNA+SIM.M
Dec2826.d	B21121606-005D	26	SVOC-8270-W	1	1	BNA+SIM.M
Dec2827.d	B21121609-001B	27	SVOC-8270-W	1	1	BNA+SIM.M
Dec2828.d	B21121611-001A	28	SVOC-8270-W	1	1	BNA+SIM.M
Dec2829.d	B21121613-001C	29	SVOC-8270-W	1	1	BNA+SIM.M
Dec2830.d	B21121613-002A	30	SVOC-8270-W	1	1	BNA+SIM.M
Dec2831.d	B21121616-001B	31	SVOC-8270-W	1	1	BNA+SIM.M
Dec2832.d	B21121622-001A	32	SVOC-8270-W	1	1	BNA+SIM.M
Dec2833.d	B21121622-002A	33	SVOC-8270-W	1	1	BNA+SIM.M
Dec2834.d	B21121622-003A	34	SVOC-8270-W	1	1	BNA+SIM.M
Dec2835.d	B21121623-001B	35	SVOC-8270-W	1	1	BNA+SIM.M
Dec2836.d	28-Dec-21_CCV_36	36	SVOC-8270-W	1	1	BNA+SIM.M

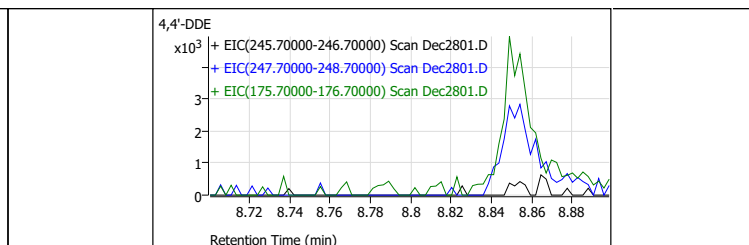
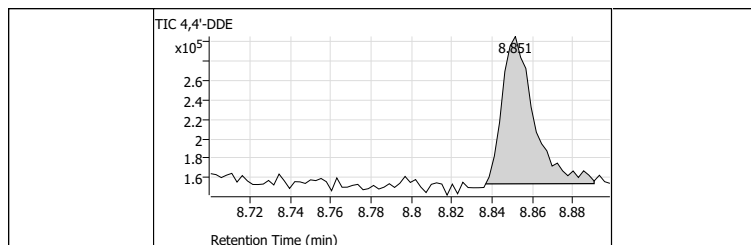
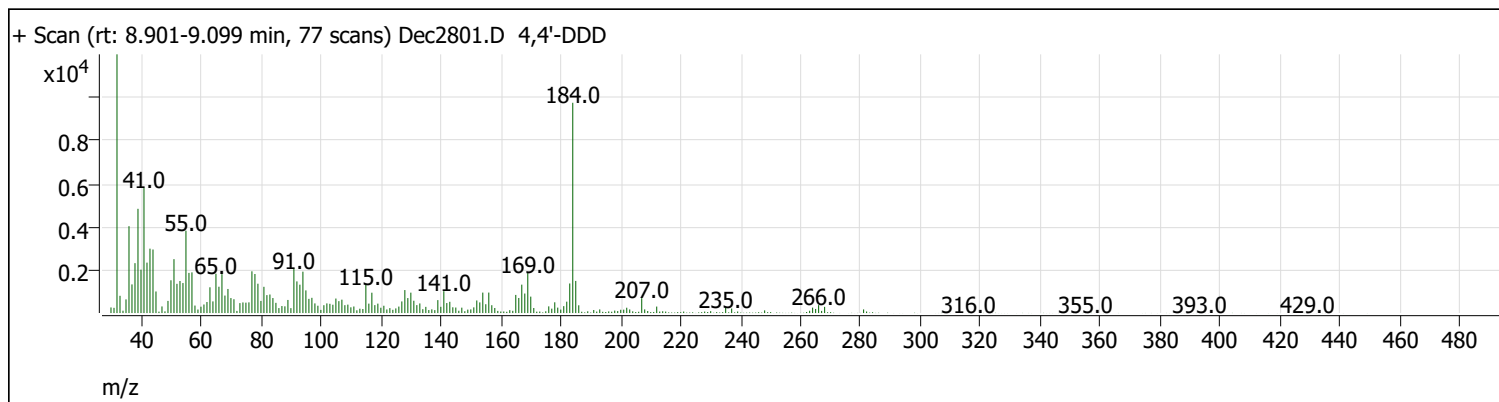
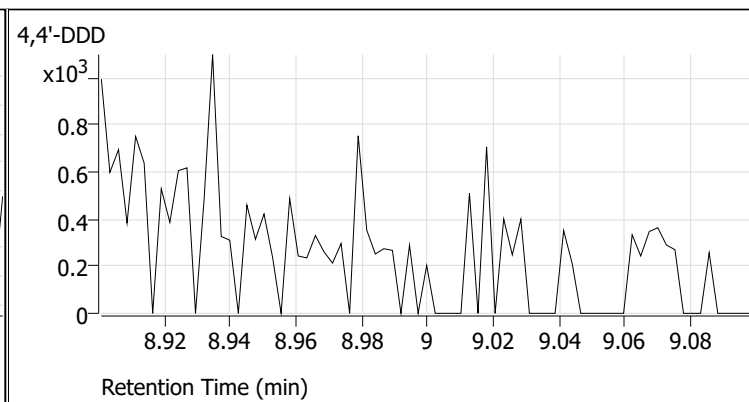
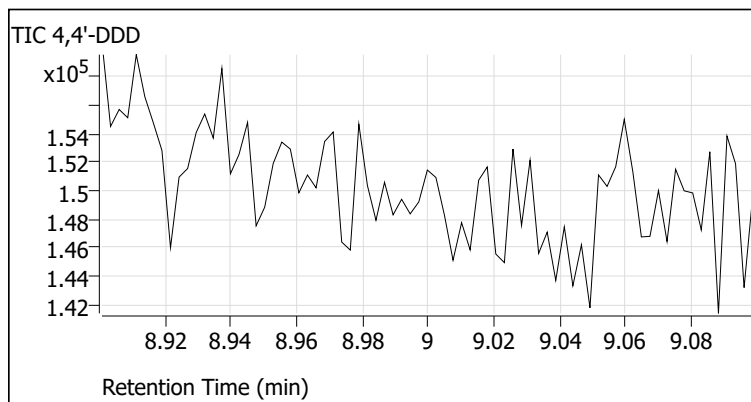
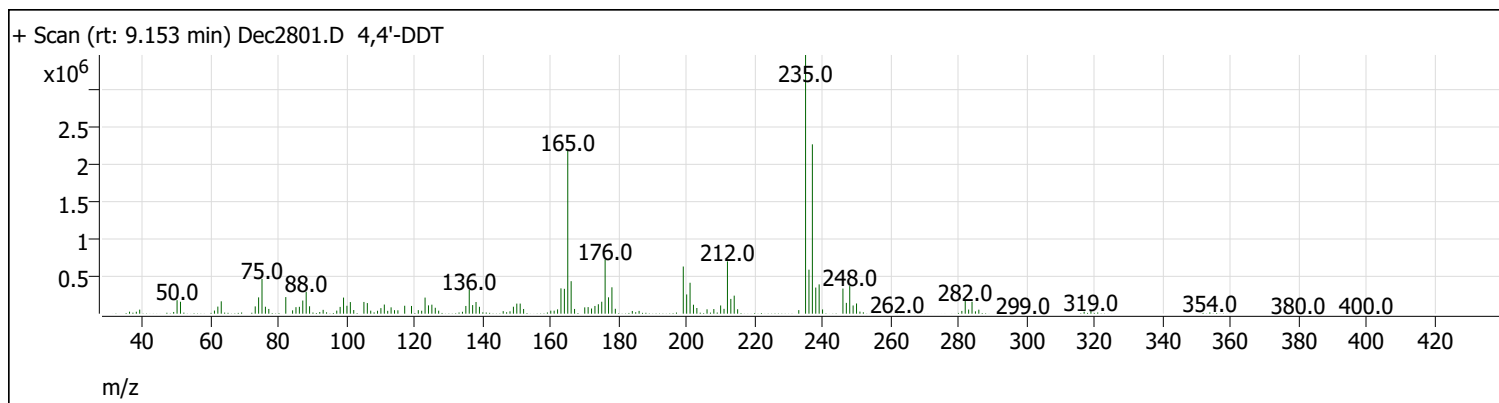
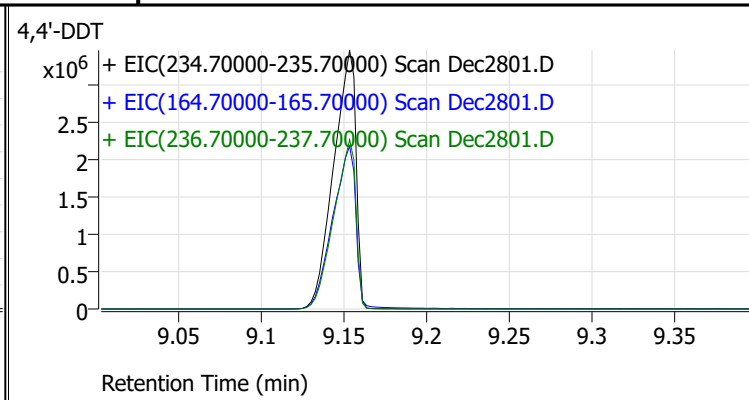
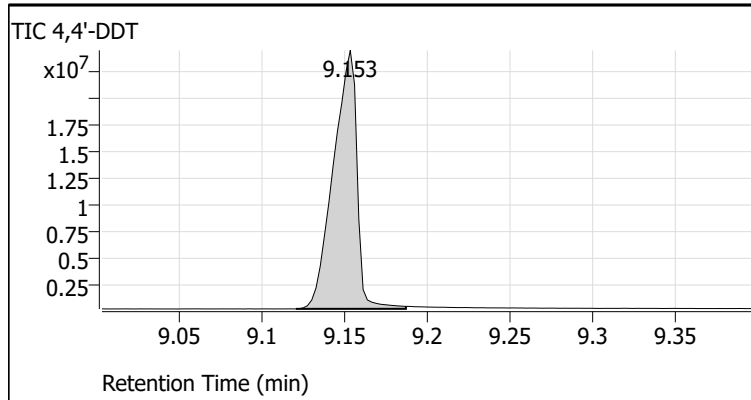
Tune Evaluation Report

Data Path: \\MASSHUNTER\Org\Data\SV5973N.I\sd122821\1 DOD bna\Dec2801.D
 Acq on: 12/28/2021 2:02:53 PM
 Operator: LIMS import
 Sample: 28-Dec-21_TUNE_1
 Inst Name: Instrument #1
 ALS Vial: 1
 Method: \\MASSHUNTER\Org\Data\SV5973N.I\DFTPP5973N625.m



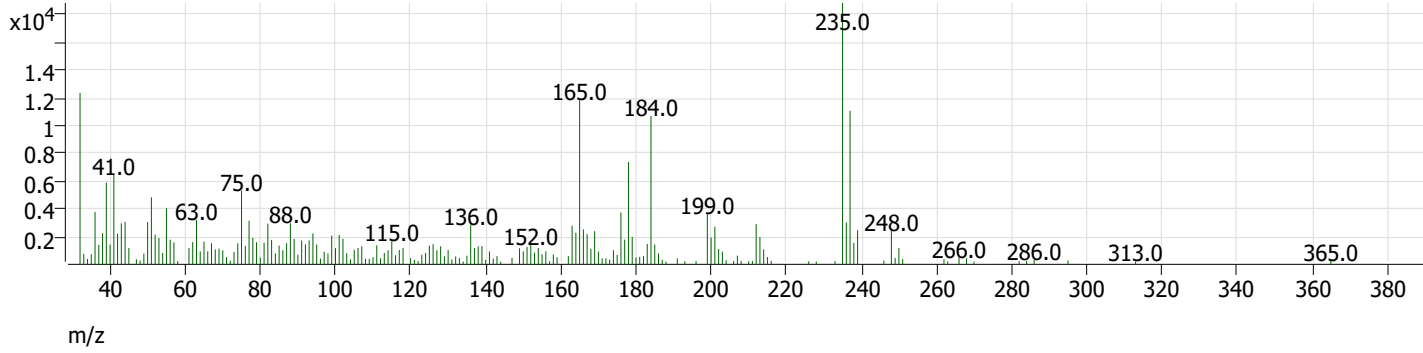
Target Mass	Rel. To Mass	Lower Limit%	Upper Limit%	Rel. Abn%	Raw Abn	Pass/Fail
51	198	30	60	40.9	207330	Pass
68	69	0	2	0.8	1520	Pass
70	69	0	2	0.8	1639	Pass
127	198	40	60	55.4	281315	Pass
197	198	0	1	0.0	65	Pass
198	198	100	100	100.0	507395	Pass
199	198	5	9	6.9	34858	Pass
275	198	10	30	25.9	131403	Pass
365	198	1	100	2.7	13879	Pass
441	443	1E-10	150	23.2	10410	Pass
442	198	40	100	42.5	215836	Pass
443	442	17	23	20.8	44872	Pass
69	69	100	100	100.0	193697	Pass

Tune Evaluation Report



Tune Evaluation Report

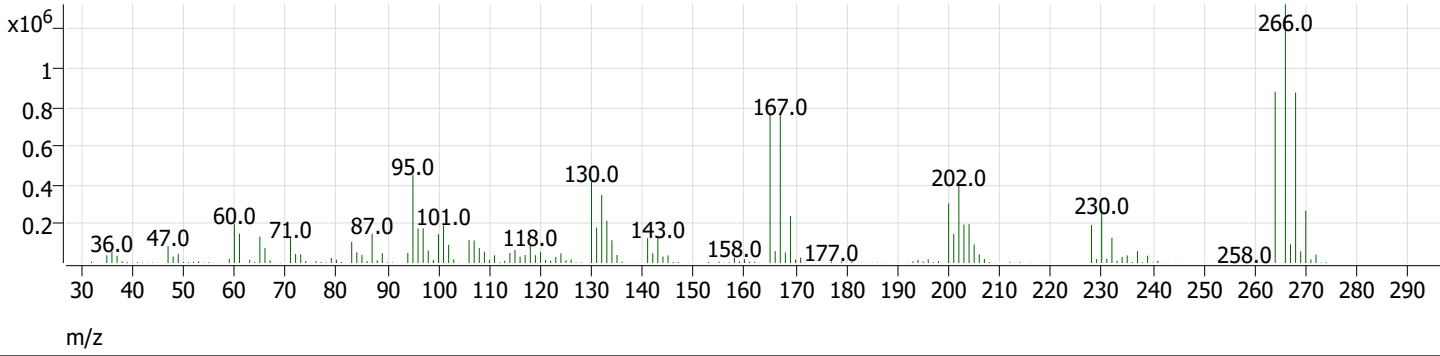
+ Scan (rt: 8.851 min) Dec2801.D 4,4'-DDE



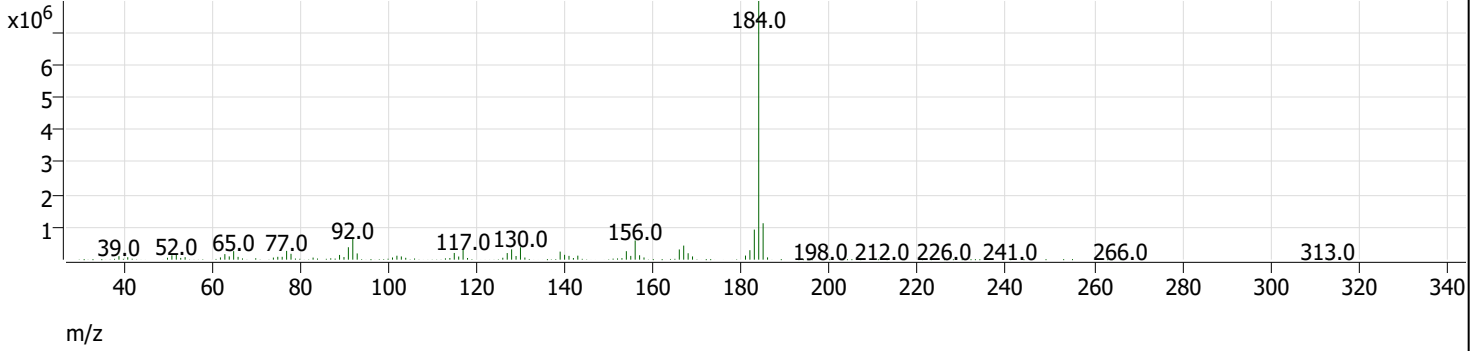
Compound Name	Expected RT	Observed RT	TIC Area	Breakdown %	Pass/Fail
4,4'-DDT	9.200	9.153	24392082	0.7	Pass
4,4'-DDD	9.000	0.000	0		
4,4'-DDE	8.800	8.851	166312		

Tune Evaluation Report

+ Scan (rt: 6.835 min) Dec2801.D Pentachlorophenol



+ Scan (rt: 8.365 min) Dec2801.D Benzidine



Compound Name	Expected RT	Observed RT	Tailing Factor	PGF	Pass/Fail
Pentachlorophenol	6.900	6.835	0.4	37.2	Pass
Benzidine	8.500	8.365	0.3	23.2	Pass

Quantitative Analysis Results Summary Report

Batch Path	\\MASSHUNTER\Org\Data\SV5973N.I\sd122821\1 DOD bna\QuantResults\122821 bna 1 CAL.batch.bin		
Analysis Time	1/26/2022 3:44 PM	Analyst Name	BL2000\sean
Report Time	1/26/2022 3:46:05 PM	Reporter Name	BL2000\sean
Last Calib Update	12/29/2021 7:25 PM	Batch State	Processed
Quant Batch Version	10.0	Quant Report Version	10.0

Sequence Table

Data File	sample Name	Sample Type	Vial Position	Inj Vol	Level	Acq Method File
Dec2802.D	28-Dec-21_CAL_7	Cal	2	0	7	BNA+SIM.M
Dec2803.D	28-Dec-21_CAL_6	Cal	3	0	6	BNA+SIM.M
Dec2804.D	28-Dec-21_CAL_5	Cal	4	0	5	BNA+SIM.M
Dec2805.D	28-Dec-21_CAL_4	Cal	5	0	4	BNA+SIM.M
Dec2806.D	28-Dec-21_CAL_3	Cal	6	0	3	BNA+SIM.M
Dec2807.D	28-Dec-21_CAL_2	Cal	7	0	2	BNA+SIM.M
Dec2808.D	28-Dec-21_CAL_1	Cal	8	0	1	BNA+SIM.M

Quantitation Results

Compound: N-Nitrosodimethylamine

Data File	Sample Type	ISTD	RT	Resp	ISTD Resp	Resp Ratio	Final Conc	Exp. Conc	Accuracy
Dec2802.D	Calibration	1,4-Dichlorobenzene-d4	2.509	498429	360001	1.3845	137.3345	150.0000	91.6
Dec2803.D	Calibration	1,4-Dichlorobenzene-d4	2.489	447592	334133	1.3396	132.0049	120.0000	110.0
Dec2804.D	Calibration	1,4-Dichlorobenzene-d4	2.489	327207	295388	1.1077	105.8440	100.0000	105.8
Dec2805.D	Calibration	1,4-Dichlorobenzene-d4	2.489	221249	272994	0.8105	74.9882	75.0000	100.0
Dec2806.D	Calibration	1,4-Dichlorobenzene-d4	2.499	152937	301684	0.5069	45.9300	50.0000	91.9
Dec2807.D	Calibration	1,4-Dichlorobenzene-d4	2.489	19325	237856	0.0812	8.4103	10.0000	84.1
Dec2808.D	Calibration	1,4-Dichlorobenzene-d4	2.509	9914	268873	0.0369	4.6825	4.0000	117.1

Compound: Pyridine

Data File	Sample Type	ISTD	RT	Resp	ISTD Resp	Resp Ratio	Final Conc	Exp. Conc	Accuracy
Dec2802.D	Calibration	1,4-Dichlorobenzene-d4	2.540	1260889	360001	3.5025	139.8011	150.0000	93.2
Dec2803.D	Calibration	1,4-Dichlorobenzene-d4	2.520	1114395	334133	3.3352	131.9766	120.0000	110.0
Dec2804.D	Calibration	1,4-Dichlorobenzene-d4	2.520	781307	295388	2.6450	101.3866	100.0000	101.4
Dec2805.D	Calibration	1,4-Dichlorobenzene-d4	2.520	548983	272994	2.0110	75.3018	75.0000	100.4
Dec2806.D	Calibration	1,4-Dichlorobenzene-d4	2.530	389795	301684	1.2921	47.6122	50.0000	95.2
Dec2807.D	Calibration	1,4-Dichlorobenzene-d4	2.540	46110	237856	0.1939	8.4220	10.0000	84.2
Dec2808.D	Calibration	1,4-Dichlorobenzene-d4	2.560	22237	268873	0.0827	4.6343	4.0000	115.9

Compound: 2-Fluorophenol

Data File	Sample Type	ISTD	RT	Resp	ISTD Resp	Resp Ratio	Final Conc	Exp. Conc	Accuracy
Dec2802.D	Calibration	1,4-Dichlorobenzene-d4	3.715	1304432	360001	3.6234	148.7092	150.0000	99.1
Dec2803.D	Calibration	1,4-Dichlorobenzene-d4	3.704	993656	334133	2.9738	123.3804	120.0000	102.8
Dec2804.D	Calibration	1,4-Dichlorobenzene-d4	3.704	686470	295388	2.3240	97.5123	100.0000	97.5
Dec2805.D	Calibration	1,4-Dichlorobenzene-d4	3.704	483925	272994	1.7727	75.1287	75.0000	100.2
Dec2806.D	Calibration	1,4-Dichlorobenzene-d4	3.704	356677	301684	1.1823	50.6836	50.0000	101.4
Dec2807.D	Calibration	1,4-Dichlorobenzene-d4	3.704	50442	237856	0.2121	9.3601	10.0000	93.6

Quantitative Analysis Results Summary Report

Compound: 2-Fluorophenol

Data File	Sample Type	ISTD	RT	Resp	ISTD Resp	Resp Ratio	Final Conc	Exp. Conc	Accuracy
Dec2808.D	Calibration	1,4-Dichlorobenzene-d4	3.714	25199	268873	0.0937	4.2153	4.0000	105.4

Compound: Aniline

Data File	Sample Type	ISTD	RT	Resp	ISTD Resp	Resp Ratio	Final Conc	Exp. Conc	Accuracy
Dec2802.D	Calibration	1,4-Dichlorobenzene-d4	4.675	2558692	360001	7.1075	146.6255	150.0000	97.8
Dec2803.D	Calibration	1,4-Dichlorobenzene-d4	4.664	1991952	334133	5.9615	121.4886	120.0000	101.2
Dec2804.D	Calibration	1,4-Dichlorobenzene-d4	4.664	1486078	295388	5.0309	101.5759	100.0000	101.6
Dec2805.D	Calibration	1,4-Dichlorobenzene-d4	4.664	1094803	272994	4.0104	80.2192	75.0000	107.0
Dec2806.D	Calibration	1,4-Dichlorobenzene-d4	4.664	690910	301684	2.2902	45.2721	50.0000	90.5
Dec2807.D	Calibration	1,4-Dichlorobenzene-d4	4.664	111697	237856	0.4696	9.5901	10.0000	95.9
Dec2808.D	Calibration	1,4-Dichlorobenzene-d4	4.664	51406	268873	0.1912	4.2431	4.0000	106.1

Compound: Phenol-d5

Data File	Sample Type	ISTD	RT	Resp	ISTD Resp	Resp Ratio	Final Conc	Exp. Conc	Accuracy
Dec2802.D	Calibration	1,4-Dichlorobenzene-d4	4.695	1703585	360001	4.7322	147.8238	150.0000	98.5
Dec2803.D	Calibration	1,4-Dichlorobenzene-d4	4.685	1308583	334133	3.9164	118.6366	120.0000	98.9
Dec2804.D	Calibration	1,4-Dichlorobenzene-d4	4.685	1020605	295388	3.4551	103.0574	100.0000	103.1
Dec2805.D	Calibration	1,4-Dichlorobenzene-d4	4.685	742781	272994	2.7209	79.4129	75.0000	105.9
Dec2806.D	Calibration	1,4-Dichlorobenzene-d4	4.685	490430	301684	1.6256	46.3726	50.0000	92.7
Dec2807.D	Calibration	1,4-Dichlorobenzene-d4	4.685	72240	237856	0.3037	9.3805	10.0000	93.8
Dec2808.D	Calibration	1,4-Dichlorobenzene-d4	4.685	30586	268873	0.1138	4.2864	4.0000	107.2

Compound: Phenol

Data File	Sample Type	ISTD	RT	Resp	ISTD Resp	Resp Ratio	Final Conc	Exp. Conc	Accuracy
Dec2802.D	Calibration	1,4-Dichlorobenzene-d4	4.705	1992679	360001	5.5352	153.9390	150.0000	102.6
Dec2803.D	Calibration	1,4-Dichlorobenzene-d4	4.695	1382075	334133	4.1363	111.4617	120.0000	92.9
Dec2804.D	Calibration	1,4-Dichlorobenzene-d4	4.695	1108149	295388	3.7515	100.3250	100.0000	100.3
Dec2805.D	Calibration	1,4-Dichlorobenzene-d4	4.695	850482	272994	3.1154	82.3719	75.0000	109.8
Dec2806.D	Calibration	1,4-Dichlorobenzene-d4	4.695	549306	301684	1.8208	47.4113	50.0000	94.8
Dec2807.D	Calibration	1,4-Dichlorobenzene-d4	4.695	78375	237856	0.3295	9.4014	10.0000	94.0
Dec2808.D	Calibration	1,4-Dichlorobenzene-d4	4.695	32179	268873	0.1197	4.2255	4.0000	105.6

Compound: bis(-2-Chloroethyl)Ether

Data File	Sample Type	ISTD	RT	Resp	ISTD Resp	Resp Ratio	Final Conc	Exp. Conc	Accuracy
Dec2802.D	Calibration	1,4-Dichlorobenzene-d4	4.756	1407901	360001	3.9108	139.4103	150.0000	92.9
Dec2803.D	Calibration	1,4-Dichlorobenzene-d4	4.756	1242545	334133	3.7187	130.3160	120.0000	108.6
Dec2804.D	Calibration	1,4-Dichlorobenzene-d4	4.756	915490	295388	3.0993	103.4876	100.0000	103.5
Dec2805.D	Calibration	1,4-Dichlorobenzene-d4	4.756	653819	272994	2.3950	76.4360	75.0000	101.9
Dec2806.D	Calibration	1,4-Dichlorobenzene-d4	4.756	448120	301684	1.4854	45.3023	50.0000	90.6
Dec2807.D	Calibration	1,4-Dichlorobenzene-d4	4.756	76522	237856	0.3217	9.8831	10.0000	98.8
Dec2808.D	Calibration	1,4-Dichlorobenzene-d4	4.756	32469	268873	0.1208	4.1585	4.0000	104.0

Quantitative Analysis Results Summary Report

Compound: 2-Chlorophenol

Data File	Sample Type	ISTD	RT	Resp	ISTD Resp	Resp Ratio	Final Conc	Exp. Conc	Accuracy
Dec2802.D	Calibration	1,4-Dichlorobenzene-d4	4.797	1220197	360001	3.3894	141.6745	150.0000	94.4
Dec2803.D	Calibration	1,4-Dichlorobenzene-d4	4.797	1041235	334133	3.1162	124.5218	120.0000	103.8
Dec2804.D	Calibration	1,4-Dichlorobenzene-d4	4.797	813213	295388	2.7530	104.7723	100.0000	104.8
Dec2805.D	Calibration	1,4-Dichlorobenzene-d4	4.787	591097	272994	2.1652	77.4712	75.0000	103.3
Dec2806.D	Calibration	1,4-Dichlorobenzene-d4	4.797	411326	301684	1.3634	45.9706	50.0000	91.9
Dec2807.D	Calibration	1,4-Dichlorobenzene-d4	4.787	65522	237856	0.2755	9.6777	10.0000	96.8
Dec2808.D	Calibration	1,4-Dichlorobenzene-d4	4.797	25799	268873	0.0960	4.1988	4.0000	105.0

Compound: 1,3-Dichlorobenzene

Data File	Sample Type	ISTD	RT	Resp	ISTD Resp	Resp Ratio	Final Conc	Exp. Conc	Accuracy
Dec2802.D	Calibration	1,4-Dichlorobenzene-d4	4.950	1930797	360001	5.3633	147.6236	150.0000	98.4
Dec2803.D	Calibration	1,4-Dichlorobenzene-d4	4.940	1429995	334133	4.2797	117.7978	120.0000	98.2
Dec2804.D	Calibration	1,4-Dichlorobenzene-d4	4.940	1040847	295388	3.5237	96.9875	100.0000	97.0
Dec2805.D	Calibration	1,4-Dichlorobenzene-d4	4.940	745868	272994	2.7322	75.2025	75.0000	100.3
Dec2806.D	Calibration	1,4-Dichlorobenzene-d4	4.940	521538	301684	1.7288	47.5836	50.0000	95.2
Dec2807.D	Calibration	1,4-Dichlorobenzene-d4	4.940	87124	237856	0.3663	10.0819	10.0000	100.8
Dec2808.D	Calibration	1,4-Dichlorobenzene-d4	4.940	43050	268873	0.1601	4.4070	4.0000	110.2

Compound: 1,4-Dichlorobenzene

Data File	Sample Type	ISTD	RT	Resp	ISTD Resp	Resp Ratio	Final Conc	Exp. Conc	Accuracy
Dec2802.D	Calibration	1,4-Dichlorobenzene-d4	5.032	1983474	360001	5.5096	153.7720	150.0000	102.5
Dec2803.D	Calibration	1,4-Dichlorobenzene-d4	5.022	1363825	334133	4.0817	113.9183	120.0000	94.9
Dec2804.D	Calibration	1,4-Dichlorobenzene-d4	5.022	1031841	295388	3.4932	97.4931	100.0000	97.5
Dec2805.D	Calibration	1,4-Dichlorobenzene-d4	5.022	728234	272994	2.6676	74.4513	75.0000	99.3
Dec2806.D	Calibration	1,4-Dichlorobenzene-d4	5.022	518411	301684	1.7184	47.9598	50.0000	95.9
Dec2807.D	Calibration	1,4-Dichlorobenzene-d4	5.022	85619	237856	0.3600	10.0464	10.0000	100.5
Dec2808.D	Calibration	1,4-Dichlorobenzene-d4	5.022	42160	268873	0.1568	4.3763	4.0000	109.4

Compound: 1,2-Dichlorobenzene

Data File	Sample Type	ISTD	RT	Resp	ISTD Resp	Resp Ratio	Final Conc	Exp. Conc	Accuracy
Dec2802.D	Calibration	1,4-Dichlorobenzene-d4	5.185	1840258	360001	5.1118	136.2123	150.0000	90.8
Dec2803.D	Calibration	1,4-Dichlorobenzene-d4	5.185	1515861	334133	4.5367	120.8873	120.0000	100.7
Dec2804.D	Calibration	1,4-Dichlorobenzene-d4	5.185	1076999	295388	3.6460	97.1544	100.0000	97.2
Dec2805.D	Calibration	1,4-Dichlorobenzene-d4	5.185	765045	272994	2.8024	74.6750	75.0000	99.6
Dec2806.D	Calibration	1,4-Dichlorobenzene-d4	5.185	565230	301684	1.8736	49.9246	50.0000	99.8
Dec2807.D	Calibration	1,4-Dichlorobenzene-d4	5.185	91119	237856	0.3831	10.2079	10.0000	102.1
Dec2808.D	Calibration	1,4-Dichlorobenzene-d4	5.185	44318	268873	0.1648	4.3921	4.0000	109.8

Compound: Benzyl Alcohol

Data File	Sample Type	ISTD	RT	Resp	ISTD Resp	Resp Ratio	Final Conc	Exp. Conc	Accuracy
Dec2802.D	Calibration	1,4-Dichlorobenzene-d4	5.195	800268	360001	2.2230	137.2928	150.0000	91.5
Dec2803.D	Calibration	1,4-Dichlorobenzene-d4	5.195	696740	334133	2.0852	126.4328	120.0000	105.4

Quantitative Analysis Results Summary Report

Compound: Benzyl Alcohol

Data File	Sample Type	ISTD	RT	Resp	ISTD Resp	Resp Ratio	Final Conc	Exp. Conc	Accuracy
Dec2804.D	Calibration	1,4-Dichlorobenzene-d4	5.196	556659	295388	1.8845	111.5430	100.0000	111.5
Dec2805.D	Calibration	1,4-Dichlorobenzene-d4	5.195	372379	272994	1.3641	76.8767	75.0000	102.5
Dec2806.D	Calibration	1,4-Dichlorobenzene-d4	5.185	237749	301684	0.7881	43.2433	50.0000	86.5
Dec2807.D	Calibration	1,4-Dichlorobenzene-d4	5.185	31783	237856	0.1336	9.1906	10.0000	91.9
Dec2808.D	Calibration	1,4-Dichlorobenzene-d4	5.195	9902	268873	0.0368	4.4500	4.0000	111.3

Compound: bis(2-chloroisopropyl)Ether

Data File	Sample Type	ISTD	RT	Resp	ISTD Resp	Resp Ratio	Final Conc	Exp. Conc	Accuracy
Dec2802.D	Calibration	1,4-Dichlorobenzene-d4	5.349	547889	360001	1.5219	133.5047	150.0000	89.0
Dec2803.D	Calibration	1,4-Dichlorobenzene-d4	5.338	440255	334133	1.3176	115.5825	120.0000	96.3
Dec2804.D	Calibration	1,4-Dichlorobenzene-d4	5.339	350887	295388	1.1879	104.2033	100.0000	104.2
Dec2805.D	Calibration	1,4-Dichlorobenzene-d4	5.338	261263	272994	0.9570	83.9522	75.0000	111.9
Dec2806.D	Calibration	1,4-Dichlorobenzene-d4	5.348	168351	301684	0.5580	48.9521	50.0000	97.9
Dec2807.D	Calibration	1,4-Dichlorobenzene-d4	5.349	29790	237856	0.1252	10.9865	10.0000	109.9
Dec2808.D	Calibration	1,4-Dichlorobenzene-d4	5.349	11129	268873	0.0414	3.6308	4.0000	90.8

Compound: 2-Methylphenol

Data File	Sample Type	ISTD	RT	Resp	ISTD Resp	Resp Ratio	Final Conc	Exp. Conc	Accuracy
Dec2802.D	Calibration	1,4-Dichlorobenzene-d4	5.349	1401347	360001	3.8926	150.4175	150.0000	100.3
Dec2803.D	Calibration	1,4-Dichlorobenzene-d4	5.338	1043069	334133	3.1217	117.0152	120.0000	97.5
Dec2804.D	Calibration	1,4-Dichlorobenzene-d4	5.339	810527	295388	2.7439	101.4876	100.0000	101.5
Dec2805.D	Calibration	1,4-Dichlorobenzene-d4	5.338	588001	272994	2.1539	78.1861	75.0000	104.2
Dec2806.D	Calibration	1,4-Dichlorobenzene-d4	5.338	407111	301684	1.3495	48.0435	50.0000	96.1
Dec2807.D	Calibration	1,4-Dichlorobenzene-d4	5.338	61876	237856	0.2601	9.7364	10.0000	97.4
Dec2808.D	Calibration	1,4-Dichlorobenzene-d4	5.338	25324	268873	0.0942	4.1220	4.0000	103.1

Compound: N-nitroso-Di-n-propylamine

Data File	Sample Type	ISTD	RT	Resp	ISTD Resp	Resp Ratio	Final Conc	Exp. Conc	Accuracy
Dec2802.D	Calibration	1,4-Dichlorobenzene-d4	5.502	913674	360001	2.5380	136.4744	150.0000	91.0
Dec2803.D	Calibration	1,4-Dichlorobenzene-d4	5.502	818919	334133	2.4509	130.1958	120.0000	108.5
Dec2804.D	Calibration	1,4-Dichlorobenzene-d4	5.492	625192	295388	2.1165	107.8306	100.0000	107.8
Dec2805.D	Calibration	1,4-Dichlorobenzene-d4	5.492	436883	272994	1.6003	77.3567	75.0000	103.1
Dec2806.D	Calibration	1,4-Dichlorobenzene-d4	5.491	283771	301684	0.9406	43.2910	50.0000	86.6
Dec2807.D	Calibration	1,4-Dichlorobenzene-d4	5.492	48099	237856	0.2022	9.5973	10.0000	96.0
Dec2808.D	Calibration	1,4-Dichlorobenzene-d4	5.502	21092	268873	0.0784	4.3037	4.0000	107.6

Compound: 4Methylphenol/3Methylphenol

Data File	Sample Type	ISTD	RT	Resp	ISTD Resp	Resp Ratio	Final Conc	Exp. Conc	Accuracy
Dec2802.D	Calibration	1,4-Dichlorobenzene-d4	5.533	1908599	360001	5.3017	151.3538	150.0000	100.9
Dec2803.D	Calibration	1,4-Dichlorobenzene-d4	5.522	1410963	334133	4.2228	118.0867	120.0000	98.4
Dec2804.D	Calibration	1,4-Dichlorobenzene-d4	5.522	1052442	295388	3.5629	98.4607	100.0000	98.5
Dec2805.D	Calibration	1,4-Dichlorobenzene-d4	5.522	783926	272994	2.8716	78.4303	75.0000	104.6

Quantitative Analysis Results Summary Report

Compound: 4Methylphenol/3Methylphenol

Data File	Sample Type	ISTD	RT	Resp	ISTD Resp	Resp Ratio	Final Conc	Exp. Conc	Accuracy
Dec2806.D	Calibration	1,4-Dichlorobenzene-d4	5.522	544708	301684	1.8056	48.5170	50.0000	97.0
Dec2807.D	Calibration	1,4-Dichlorobenzene-d4	5.522	91042	237856	0.3828	10.2403	10.0000	102.4
Dec2808.D	Calibration	1,4-Dichlorobenzene-d4	5.522	38140	268873	0.1419	3.9295	4.0000	98.2

Compound: Hexachloroethane

Data File	Sample Type	ISTD	RT	Resp	ISTD Resp	Resp Ratio	Final Conc	Exp. Conc	Accuracy
Dec2802.D	Calibration	1,4-Dichlorobenzene-d4	5.553	495373	360001	1.3760	148.8241	150.0000	99.2
Dec2803.D	Calibration	1,4-Dichlorobenzene-d4	5.553	373544	334133	1.1179	118.1253	120.0000	98.4
Dec2804.D	Calibration	1,4-Dichlorobenzene-d4	5.553	292032	295388	0.9886	103.3343	100.0000	103.3
Dec2805.D	Calibration	1,4-Dichlorobenzene-d4	5.553	204692	272994	0.7498	76.9337	75.0000	102.6
Dec2806.D	Calibration	1,4-Dichlorobenzene-d4	5.553	144330	301684	0.4784	48.2244	50.0000	96.4
Dec2807.D	Calibration	1,4-Dichlorobenzene-d4	5.553	21528	237856	0.0905	9.2485	10.0000	92.5
Dec2808.D	Calibration	1,4-Dichlorobenzene-d4	5.553	10665	268873	0.0397	4.3009	4.0000	107.5

Compound: Nitrobenzene-d5

Data File	Sample Type	ISTD	RT	Resp	ISTD Resp	Resp Ratio	Final Conc	Exp. Conc	Accuracy
Dec2802.D	Calibration	1,4-Dichlorobenzene-d4	5.635	862470	360001	2.3957	146.4511	150.0000	97.6
Dec2803.D	Calibration	1,4-Dichlorobenzene-d4	5.635	669497	334133	2.0037	121.1593	120.0000	101.0
Dec2804.D	Calibration	1,4-Dichlorobenzene-d4	5.624	511730	295388	1.7324	103.9889	100.0000	104.0
Dec2805.D	Calibration	1,4-Dichlorobenzene-d4	5.624	356708	272994	1.3067	77.5550	75.0000	103.4
Dec2806.D	Calibration	1,4-Dichlorobenzene-d4	5.624	235877	301684	0.7819	45.7781	50.0000	91.6
Dec2807.D	Calibration	1,4-Dichlorobenzene-d4	5.624	41252	237856	0.1734	9.9655	10.0000	99.7
Dec2808.D	Calibration	1,4-Dichlorobenzene-d4	5.624	19437	268873	0.0723	4.1129	4.0000	102.8

Compound: Nitrobenzene

Data File	Sample Type	ISTD	RT	Resp	ISTD Resp	Resp Ratio	Final Conc	Exp. Conc	Accuracy
Dec2802.D	Calibration	1,4-Dichlorobenzene-d4	5.655	400624	360001	1.1128	135.3937	150.0000	90.3
Dec2803.D	Calibration	1,4-Dichlorobenzene-d4	5.655	369448	334133	1.1057	134.3813	120.0000	112.0
Dec2804.D	Calibration	1,4-Dichlorobenzene-d4	5.655	268167	295388	0.9078	107.3631	100.0000	107.4
Dec2805.D	Calibration	1,4-Dichlorobenzene-d4	5.645	179853	272994	0.6588	75.7172	75.0000	101.0
Dec2806.D	Calibration	1,4-Dichlorobenzene-d4	5.645	113263	301684	0.3754	42.2817	50.0000	84.6
Dec2807.D	Calibration	1,4-Dichlorobenzene-d4	5.645	19708	237856	0.0829	10.0839	10.0000	100.8
Dec2808.D	Calibration	1,4-Dichlorobenzene-d4	5.645	7300	268873	0.0271	4.1835	4.0000	104.6

Compound: Isophorone

Data File	Sample Type	ISTD	RT	Resp	ISTD Resp	Resp Ratio	Final Conc	Exp. Conc	Accuracy
Dec2802.D	Calibration	Naphthalene-d8	5.972	2047574	1100179	1.8611	145.9146	150.0000	97.3
Dec2803.D	Calibration	Naphthalene-d8	5.951	1590821	1008645	1.5772	124.8621	120.0000	104.1
Dec2804.D	Calibration	Naphthalene-d8	5.951	1242317	982234	1.2648	101.2808	100.0000	101.3
Dec2805.D	Calibration	Naphthalene-d8	5.951	909801	983102	0.9254	75.1387	75.0000	100.2
Dec2806.D	Calibration	Naphthalene-d8	5.941	576232	989812	0.5822	48.0995	50.0000	96.2
Dec2807.D	Calibration	Naphthalene-d8	5.941	91235	873695	0.1044	9.3932	10.0000	93.9

Quantitative Analysis Results Summary Report

Compound: Isophorone

Data File	Sample Type	ISTD	RT	Resp	ISTD Resp	Resp Ratio	Final Conc	Exp. Conc	Accuracy
Dec2808.D	Calibration	Naphthalene-d8	5.951	38130	896270	0.0425	4.2823	4.0000	107.1

Compound: 2-Nitrophenol

Data File	Sample Type	ISTD	RT	Resp	ISTD Resp	Resp Ratio	Final Conc	Exp. Conc	Accuracy
Dec2802.D	Calibration	Naphthalene-d8	6.013	340485	1100179	0.3095	145.6437	150.0000	97.1
Dec2803.D	Calibration	Naphthalene-d8	6.013	267354	1008645	0.2651	125.4056	120.0000	104.5
Dec2804.D	Calibration	Naphthalene-d8	6.013	205593	982234	0.2093	99.7953	100.0000	99.8
Dec2805.D	Calibration	Naphthalene-d8	6.013	158728	983102	0.1615	77.6213	75.0000	103.5
Dec2806.D	Calibration	Naphthalene-d8	6.013	94470	989812	0.0954	46.7359	50.0000	93.5
Dec2807.D	Calibration	Naphthalene-d8	6.013	14778	873695	0.0169	9.5317	10.0000	95.3
Dec2808.D	Calibration	Naphthalene-d8	6.013	5251	896270	0.0059	4.2523	4.0000	106.3

Compound: 2,4-Dimethylphenol

Data File	Sample Type	ISTD	RT	Resp	ISTD Resp	Resp Ratio	Final Conc	Exp. Conc	Accuracy
Dec2802.D	Calibration	Naphthalene-d8	6.126	1083439	1100179	0.9848	139.5556	150.0000	93.0
Dec2803.D	Calibration	Naphthalene-d8	6.126	936705	1008645	0.9287	131.5068	120.0000	109.6
Dec2804.D	Calibration	Naphthalene-d8	6.126	730056	982234	0.7433	105.0220	100.0000	105.0
Dec2805.D	Calibration	Naphthalene-d8	6.126	514302	983102	0.5231	73.8020	75.0000	98.4
Dec2806.D	Calibration	Naphthalene-d8	6.116	318863	989812	0.3221	45.5006	50.0000	91.0
Dec2807.D	Calibration	Naphthalene-d8	6.116	54520	873695	0.0624	9.2121	10.0000	92.1
Dec2808.D	Calibration	Naphthalene-d8	6.126	25126	896270	0.0280	4.4344	4.0000	110.9

Compound: bis(-2-Chloroethoxy)Methane

Data File	Sample Type	ISTD	RT	Resp	ISTD Resp	Resp Ratio	Final Conc	Exp. Conc	Accuracy
Dec2802.D	Calibration	Naphthalene-d8	6.218	1341138	1100179	1.2190	139.9918	150.0000	93.3
Dec2803.D	Calibration	Naphthalene-d8	6.218	1152975	1008645	1.1431	129.9580	120.0000	108.3
Dec2804.D	Calibration	Naphthalene-d8	6.218	929699	982234	0.9465	105.0635	100.0000	105.1
Dec2805.D	Calibration	Naphthalene-d8	6.218	677158	983102	0.6888	74.4560	75.0000	99.3
Dec2806.D	Calibration	Naphthalene-d8	6.218	426726	989812	0.4311	45.7598	50.0000	91.5
Dec2807.D	Calibration	Naphthalene-d8	6.218	74011	873695	0.0847	9.6421	10.0000	96.4
Dec2808.D	Calibration	Naphthalene-d8	6.218	27704	896270	0.0309	4.2527	4.0000	106.3

Compound: Benzoic Acid

Data File	Sample Type	ISTD	RT	Resp	ISTD Resp	Resp Ratio	Final Conc	Exp. Conc	Accuracy
Dec2802.D	Calibration	Naphthalene-d8	6.352	576044	1100179	0.5236	143.4750	150.0000	95.6
Dec2803.D	Calibration	Naphthalene-d8	6.321	459947	1008645	0.4560	123.5393	120.0000	102.9
Dec2804.D	Calibration	Naphthalene-d8	6.321	383015	982234	0.3899	104.6118	100.0000	104.6
Dec2805.D	Calibration	Naphthalene-d8	6.301	290769	983102	0.2958	78.4974	75.0000	104.7
Dec2806.D	Calibration	Naphthalene-d8	6.290	172210	989812	0.1740	46.0822	50.0000	92.2
Dec2807.D	Calibration	Naphthalene-d8	6.229	20997	873695	0.0240	8.0096	10.0000	80.1
Dec2808.D	Calibration	Naphthalene-d8	6.229	9900	896270	0.0110	4.7988	4.0000	120.0

Quantitative Analysis Results Summary Report

Compound: 2,4-Dichlorophenol

Data File	Sample Type	ISTD	RT	Resp	ISTD Resp	Resp Ratio	Final Conc	Exp. Conc	Accuracy
Dec2802.D	Calibration	Naphthalene-d8	6.311	802034	1100179	0.7290	144.6609	150.0000	96.4
Dec2803.D	Calibration	Naphthalene-d8	6.311	652748	1008645	0.6472	124.4607	120.0000	103.7
Dec2804.D	Calibration	Naphthalene-d8	6.311	537844	982234	0.5476	101.8617	100.0000	101.9
Dec2805.D	Calibration	Naphthalene-d8	6.311	419264	983102	0.4265	76.6454	75.0000	102.2
Dec2806.D	Calibration	Naphthalene-d8	6.311	271360	989812	0.2742	47.6418	50.0000	95.3
Dec2807.D	Calibration	Naphthalene-d8	6.311	44890	873695	0.0514	9.2955	10.0000	93.0
Dec2808.D	Calibration	Naphthalene-d8	6.321	18452	896270	0.0206	4.3038	4.0000	107.6

Compound: 1,2,4-Trichlorobenzene

Data File	Sample Type	ISTD	RT	Resp	ISTD Resp	Resp Ratio	Final Conc	Exp. Conc	Accuracy
Dec2802.D	Calibration	Naphthalene-d8	6.383	1146510	1100179	1.0421	141.1882	150.0000	94.1
Dec2803.D	Calibration	Naphthalene-d8	6.383	925380	1008645	0.9174	124.2985	120.0000	103.6
Dec2804.D	Calibration	Naphthalene-d8	6.383	722645	982234	0.7357	99.6768	100.0000	99.7
Dec2805.D	Calibration	Naphthalene-d8	6.383	533586	983102	0.5428	73.5342	75.0000	98.0
Dec2806.D	Calibration	Naphthalene-d8	6.383	350550	989812	0.3542	47.9824	50.0000	96.0
Dec2807.D	Calibration	Naphthalene-d8	6.383	61314	873695	0.0702	9.5079	10.0000	95.1
Dec2808.D	Calibration	Naphthalene-d8	6.383	30041	896270	0.0335	4.5411	4.0000	113.5

Compound: Naphthalene

Data File	Sample Type	ISTD	RT	Resp	ISTD Resp	Resp Ratio	Final Conc	Exp. Conc	Accuracy
Dec2802.D	Calibration	Naphthalene-d8	6.465	3552299	1100179	3.2288	132.9406	150.0000	88.6
Dec2803.D	Calibration	Naphthalene-d8	6.465	3067548	1008645	3.0413	125.2173	120.0000	104.3
Dec2804.D	Calibration	Naphthalene-d8	6.465	2428339	982234	2.4723	101.7902	100.0000	101.8
Dec2805.D	Calibration	Naphthalene-d8	6.465	1800978	983102	1.8319	75.4261	75.0000	100.6
Dec2806.D	Calibration	Naphthalene-d8	6.465	1150984	989812	1.1628	47.8772	50.0000	95.8
Dec2807.D	Calibration	Naphthalene-d8	6.455	207443	873695	0.2374	9.7758	10.0000	97.8
Dec2808.D	Calibration	Naphthalene-d8	6.465	96787	896270	0.1080	4.4462	4.0000	111.2

Compound: 4-Chlorophenol

Data File	Sample Type	ISTD	RT	Resp	ISTD Resp	Resp Ratio	Final Conc	Exp. Conc	Accuracy
Dec2802.D	Calibration	Naphthalene-d8	6.516	342814	1100179	0.3116	146.2050	150.0000	97.5
Dec2803.D	Calibration	Naphthalene-d8	6.516	262993	1008645	0.2607	124.1891	120.0000	103.5
Dec2804.D	Calibration	Naphthalene-d8	6.516	204718	982234	0.2084	100.8193	100.0000	100.8
Dec2805.D	Calibration	Naphthalene-d8	6.516	152036	983102	0.1546	75.9576	75.0000	101.3
Dec2806.D	Calibration	Naphthalene-d8	6.516	97517	989812	0.0985	48.9898	50.0000	98.0
Dec2807.D	Calibration	Naphthalene-d8	6.516	15416	873695	0.0176	8.0284	10.0000	80.3
Dec2808.D	Calibration	Naphthalene-d8	6.526	10209	896270	0.0114	4.7449	4.0000	118.6

Compound: p-Chloroaniline

Data File	Sample Type	ISTD	RT	Resp	ISTD Resp	Resp Ratio	Final Conc	Exp. Conc	Accuracy
Dec2802.D	Calibration	Naphthalene-d8	6.568	1563056	1100179	1.4207	147.4140	150.0000	98.3
Dec2803.D	Calibration	Naphthalene-d8	6.568	1181460	1008645	1.1713	124.5374	120.0000	103.8

Quantitative Analysis Results Summary Report

Compound: p-Chloroaniline

Data File	Sample Type	ISTD	RT	Resp	ISTD Resp	Resp Ratio	Final Conc	Exp. Conc	Accuracy
Dec2804.D	Calibration	Naphthalene-d8	6.568	886799	982234	0.9028	98.7064	100.0000	98.7
Dec2805.D	Calibration	Naphthalene-d8	6.557	661505	983102	0.6729	75.4371	75.0000	100.6
Dec2806.D	Calibration	Naphthalene-d8	6.557	421556	989812	0.4259	49.0658	50.0000	98.1
Dec2807.D	Calibration	Naphthalene-d8	6.568	72756	873695	0.0833	9.5909	10.0000	95.9
Dec2808.D	Calibration	Naphthalene-d8	6.567	34839	896270	0.0389	4.1838	4.0000	104.6

Compound: Hexachlorobutadiene

Data File	Sample Type	ISTD	RT	Resp	ISTD Resp	Resp Ratio	Final Conc	Exp. Conc	Accuracy
Dec2802.D	Calibration	Naphthalene-d8	6.629	638885	1100179	0.5807	153.3819	150.0000	102.3
Dec2803.D	Calibration	Naphthalene-d8	6.629	508839	1008645	0.5045	133.2469	120.0000	111.0
Dec2804.D	Calibration	Naphthalene-d8	6.629	375752	982234	0.3825	101.0418	100.0000	101.0
Dec2805.D	Calibration	Naphthalene-d8	6.629	266661	983102	0.2712	71.6434	75.0000	95.5
Dec2806.D	Calibration	Naphthalene-d8	6.629	175169	989812	0.1770	46.7433	50.0000	93.5
Dec2807.D	Calibration	Naphthalene-d8	6.629	30818	873695	0.0353	9.3166	10.0000	93.2
Dec2808.D	Calibration	Naphthalene-d8	6.629	14047	896270	0.0157	4.1395	4.0000	103.5

Compound: 4-Chloro-2-Methylphenol

Data File	Sample Type	ISTD	RT	Resp	ISTD Resp	Resp Ratio	Final Conc	Exp. Conc	Accuracy
Dec2802.D	Calibration	Naphthalene-d8	7.050	862842	1100179	0.7843	138.3690	150.0000	92.2
Dec2803.D	Calibration	Naphthalene-d8	7.050	700144	1008645	0.6941	122.4672	120.0000	102.1
Dec2804.D	Calibration	Naphthalene-d8	7.050	587681	982234	0.5983	105.5595	100.0000	105.6
Dec2805.D	Calibration	Naphthalene-d8	7.050	422116	983102	0.4294	75.7537	75.0000	101.0
Dec2806.D	Calibration	Naphthalene-d8	7.050	286668	989812	0.2896	51.0973	50.0000	102.2
Dec2807.D	Calibration	Naphthalene-d8	7.050	46719	873695	0.0535	9.4342	10.0000	94.3
Dec2808.D	Calibration	Naphthalene-d8	7.060	20848	896270	0.0233	4.1039	4.0000	102.6

Compound: 4-Chloro-3-Methylphenol

Data File	Sample Type	ISTD	RT	Resp	ISTD Resp	Resp Ratio	Final Conc	Exp. Conc	Accuracy
Dec2802.D	Calibration	Naphthalene-d8	7.184	909438	1100179	0.8266	146.7570	150.0000	97.8
Dec2803.D	Calibration	Naphthalene-d8	7.184	706211	1008645	0.7002	124.3041	120.0000	103.6
Dec2804.D	Calibration	Naphthalene-d8	7.184	560817	982234	0.5710	101.3668	100.0000	101.4
Dec2805.D	Calibration	Naphthalene-d8	7.184	426066	983102	0.4334	76.9427	75.0000	102.6
Dec2806.D	Calibration	Naphthalene-d8	7.184	267358	989812	0.2701	47.9546	50.0000	95.9
Dec2807.D	Calibration	Naphthalene-d8	7.194	43792	873695	0.0501	8.8986	10.0000	89.0
Dec2808.D	Calibration	Naphthalene-d8	7.194	22157	896270	0.0247	4.3889	4.0000	109.7

Compound: 2-Methylnaphthalene

Data File	Sample Type	ISTD	RT	Resp	ISTD Resp	Resp Ratio	Final Conc	Exp. Conc	Accuracy
Dec2802.D	Calibration	Naphthalene-d8	7.286	2078637	1100179	1.8894	146.2916	150.0000	97.5
Dec2803.D	Calibration	Naphthalene-d8	7.286	1632756	1008645	1.6188	122.1944	120.0000	101.8
Dec2804.D	Calibration	Naphthalene-d8	7.287	1387396	982234	1.4125	104.7043	100.0000	104.7
Dec2805.D	Calibration	Naphthalene-d8	7.286	995823	983102	1.0129	72.6519	75.0000	96.9

Quantitative Analysis Results Summary Report

Compound: 2-Methylnaphthalene

Data File	Sample Type	ISTD	RT	Resp	ISTD Resp	Resp Ratio	Final Conc	Exp. Conc	Accuracy
Dec2806.D	Calibration	Naphthalene-d8	7.286	699068	989812	0.7063	49.4455	50.0000	98.9
Dec2807.D	Calibration	Naphthalene-d8	7.286	125750	873695	0.1439	9.4840	10.0000	94.8
Dec2808.D	Calibration	Naphthalene-d8	7.286	59650	896270	0.0666	4.2152	4.0000	105.4

Compound: 1-Methylnaphthalene

Data File	Sample Type	ISTD	RT	Resp	ISTD Resp	Resp Ratio	Final Conc	Exp. Conc	Accuracy
Dec2802.D	Calibration	Naphthalene-d8	7.399	2048669	1100179	1.8621	146.0329	150.0000	97.4
Dec2803.D	Calibration	Naphthalene-d8	7.399	1616047	1008645	1.6022	122.2901	120.0000	101.9
Dec2804.D	Calibration	Naphthalene-d8	7.399	1370402	982234	1.3952	104.3567	100.0000	104.4
Dec2805.D	Calibration	Naphthalene-d8	7.399	1006179	983102	1.0235	73.9714	75.0000	98.6
Dec2806.D	Calibration	Naphthalene-d8	7.399	685085	989812	0.6921	48.5443	50.0000	97.1
Dec2807.D	Calibration	Naphthalene-d8	7.399	129730	873695	0.1485	9.5755	10.0000	95.8
Dec2808.D	Calibration	Naphthalene-d8	7.399	62786	896270	0.0701	4.1977	4.0000	104.9

Compound: Hexachlorocyclopentadiene

Data File	Sample Type	ISTD	RT	Resp	ISTD Resp	Resp Ratio	Final Conc	Exp. Conc	Accuracy
Dec2802.D	Calibration	Acenaphthene-d10	7.482	353538	558236	0.6333	148.2707	150.0000	98.8
Dec2803.D	Calibration	Acenaphthene-d10	7.482	268274	546124	0.4912	121.7660	120.0000	101.5
Dec2804.D	Calibration	Acenaphthene-d10	7.482	200062	511082	0.3914	101.5861	100.0000	101.6
Dec2805.D	Calibration	Acenaphthene-d10	7.482	143380	533825	0.2686	74.4235	75.0000	99.2
Dec2806.D	Calibration	Acenaphthene-d10	7.481	84011	507152	0.1657	49.0379	50.0000	98.1
Dec2807.D	Calibration	Acenaphthene-d10	7.482	13155	462035	0.0285	9.5883	10.0000	95.9
Dec2808.D	Calibration	Acenaphthene-d10	7.481	6171	519441	0.0119	4.1979	4.0000	104.9

Compound: 2,4,6-Trichlorophenol

Data File	Sample Type	ISTD	RT	Resp	ISTD Resp	Resp Ratio	Final Conc	Exp. Conc	Accuracy
Dec2802.D	Calibration	Acenaphthene-d10	7.656	532039	558236	0.9531	150.4673	150.0000	100.3
Dec2803.D	Calibration	Acenaphthene-d10	7.646	410923	546124	0.7524	119.4736	120.0000	99.6
Dec2804.D	Calibration	Acenaphthene-d10	7.646	320982	511082	0.6280	100.0863	100.0000	100.1
Dec2805.D	Calibration	Acenaphthene-d10	7.646	246487	533825	0.4617	73.9546	75.0000	98.6
Dec2806.D	Calibration	Acenaphthene-d10	7.646	161763	507152	0.3190	51.3233	50.0000	102.6
Dec2807.D	Calibration	Acenaphthene-d10	7.646	27088	462035	0.0586	9.5718	10.0000	95.7
Dec2808.D	Calibration	Acenaphthene-d10	7.656	12957	519441	0.0249	4.1228	4.0000	103.1

Compound: 2,4,5-Trichlorophenol

Data File	Sample Type	ISTD	RT	Resp	ISTD Resp	Resp Ratio	Final Conc	Exp. Conc	Accuracy
Dec2802.D	Calibration	Acenaphthene-d10	7.697	568846	558236	1.0190	142.4414	150.0000	95.0
Dec2803.D	Calibration	Acenaphthene-d10	7.697	458788	546124	0.8401	117.4303	120.0000	97.9
Dec2804.D	Calibration	Acenaphthene-d10	7.697	390137	511082	0.7634	106.7052	100.0000	106.7
Dec2805.D	Calibration	Acenaphthene-d10	7.707	283680	533825	0.5314	74.2829	75.0000	99.0
Dec2806.D	Calibration	Acenaphthene-d10	7.707	180021	507152	0.3550	49.6186	50.0000	99.2
Dec2807.D	Calibration	Acenaphthene-d10	7.708	33585	462035	0.0727	10.1607	10.0000	101.6

Quantitative Analysis Results Summary Report

Compound: 2,4,5-Trichlorophenol

Data File	Sample Type	ISTD	RT	Resp	ISTD Resp	Resp Ratio	Final Conc	Exp. Conc	Accuracy
Dec2808.D	Calibration	Acenaphthene-d10	7.718	14951	519441	0.0288	4.0235	4.0000	100.6

Compound: 2-Fluorobiphenyl

Data File	Sample Type	ISTD	RT	Resp	ISTD Resp	Resp Ratio	Final Conc	Exp. Conc	Accuracy
Dec2802.D	Calibration	Acenaphthene-d10	7.749	2546548	558236	4.5618	146.0097	150.0000	97.3
Dec2803.D	Calibration	Acenaphthene-d10	7.749	2169830	546124	3.9731	123.6577	120.0000	103.0
Dec2804.D	Calibration	Acenaphthene-d10	7.749	1735111	511082	3.3950	103.0403	100.0000	103.0
Dec2805.D	Calibration	Acenaphthene-d10	7.749	1337976	533825	2.5064	73.4586	75.0000	97.9
Dec2806.D	Calibration	Acenaphthene-d10	7.748	867264	507152	1.7101	48.7258	50.0000	97.5
Dec2807.D	Calibration	Acenaphthene-d10	7.749	169761	462035	0.3674	10.0526	10.0000	100.5
Dec2808.D	Calibration	Acenaphthene-d10	7.748	76633	519441	0.1475	4.0273	4.0000	100.7

Compound: 2-Chloronaphthalene

Data File	Sample Type	ISTD	RT	Resp	ISTD Resp	Resp Ratio	Final Conc	Exp. Conc	Accuracy
Dec2802.D	Calibration	Acenaphthene-d10	7.862	2250023	558236	4.0306	146.4532	150.0000	97.6
Dec2803.D	Calibration	Acenaphthene-d10	7.861	1849015	546124	3.3857	122.8123	120.0000	102.3
Dec2804.D	Calibration	Acenaphthene-d10	7.862	1481543	511082	2.8988	105.0183	100.0000	105.0
Dec2805.D	Calibration	Acenaphthene-d10	7.862	1054504	533825	1.9754	71.3935	75.0000	95.2
Dec2806.D	Calibration	Acenaphthene-d10	7.861	691754	507152	1.3640	49.2222	50.0000	98.4
Dec2807.D	Calibration	Acenaphthene-d10	7.862	129340	462035	0.2799	10.0828	10.0000	100.8
Dec2808.D	Calibration	Acenaphthene-d10	7.861	57924	519441	0.1115	4.0217	4.0000	100.5

Compound: 2-Nitroaniline

Data File	Sample Type	ISTD	RT	Resp	ISTD Resp	Resp Ratio	Final Conc	Exp. Conc	Accuracy
Dec2802.D	Calibration	Acenaphthene-d10	8.026	360083	558236	0.6450	145.3774	150.0000	96.9
Dec2803.D	Calibration	Acenaphthene-d10	8.026	296399	546124	0.5427	122.5808	120.0000	102.2
Dec2804.D	Calibration	Acenaphthene-d10	8.026	242511	511082	0.4745	107.3649	100.0000	107.4
Dec2805.D	Calibration	Acenaphthene-d10	8.026	167618	533825	0.3140	71.5268	75.0000	95.4
Dec2806.D	Calibration	Acenaphthene-d10	8.026	106309	507152	0.2096	48.1915	50.0000	96.4
Dec2807.D	Calibration	Acenaphthene-d10	8.026	17635	462035	0.0382	9.8065	10.0000	98.1
Dec2808.D	Calibration	Acenaphthene-d10	8.026	6715	519441	0.0129	4.1499	4.0000	103.7

Compound: Dimethyl Phthalate

Data File	Sample Type	ISTD	RT	Resp	ISTD Resp	Resp Ratio	Final Conc	Exp. Conc	Accuracy
Dec2802.D	Calibration	Acenaphthene-d10	8.282	2143709	558236	3.8401	147.4224	150.0000	98.3
Dec2803.D	Calibration	Acenaphthene-d10	8.282	1707296	546124	3.1262	121.5372	120.0000	101.3
Dec2804.D	Calibration	Acenaphthene-d10	8.282	1347265	511082	2.6361	103.4430	100.0000	103.4
Dec2805.D	Calibration	Acenaphthene-d10	8.272	992530	533825	1.8593	74.1874	75.0000	98.9
Dec2806.D	Calibration	Acenaphthene-d10	8.272	606254	507152	1.1954	48.5904	50.0000	97.2
Dec2807.D	Calibration	Acenaphthene-d10	8.282	98315	462035	0.2128	9.6106	10.0000	96.1
Dec2808.D	Calibration	Acenaphthene-d10	8.282	40974	519441	0.0789	4.1912	4.0000	104.8

Quantitative Analysis Results Summary Report

Compound: 2,6-Dinitrotoluene

Data File	Sample Type	ISTD	RT	Resp	ISTD Resp	Resp Ratio	Final Conc	Exp. Conc	Accuracy
Dec2802.D	Calibration	Acenaphthene-d10	8.333	235896	558236	0.4226	147.2600	150.0000	98.2
Dec2803.D	Calibration	Acenaphthene-d10	8.333	186284	546124	0.3411	118.7891	120.0000	99.0
Dec2804.D	Calibration	Acenaphthene-d10	8.333	157480	511082	0.3081	107.2990	100.0000	107.3
Dec2805.D	Calibration	Acenaphthene-d10	8.333	113854	533825	0.2133	74.3460	75.0000	99.1
Dec2806.D	Calibration	Acenaphthene-d10	8.333	68895	507152	0.1358	47.5539	50.0000	95.1
Dec2807.D	Calibration	Acenaphthene-d10	8.333	11734	462035	0.0254	9.5070	10.0000	95.1
Dec2808.D	Calibration	Acenaphthene-d10	8.333	5240	519441	0.0101	4.2494	4.0000	106.2

Compound: Acenaphthylene

Data File	Sample Type	ISTD	RT	Resp	ISTD Resp	Resp Ratio	Final Conc	Exp. Conc	Accuracy
Dec2802.D	Calibration	Acenaphthene-d10	8.354	3915756	558236	7.0145	150.4813	150.0000	100.3
Dec2803.D	Calibration	Acenaphthene-d10	8.343	2951970	546124	5.4053	119.8833	120.0000	99.9
Dec2804.D	Calibration	Acenaphthene-d10	8.343	2290001	511082	4.4807	101.4031	100.0000	101.4
Dec2805.D	Calibration	Acenaphthene-d10	8.343	1612620	533825	3.0209	70.6472	75.0000	94.2
Dec2806.D	Calibration	Acenaphthene-d10	8.343	1111124	507152	2.1909	52.1610	50.0000	104.3
Dec2807.D	Calibration	Acenaphthene-d10	8.343	212537	462035	0.4600	10.7233	10.0000	107.2
Dec2808.D	Calibration	Acenaphthene-d10	8.343	95824	519441	0.1845	3.7025	4.0000	92.6

Compound: 3-Nitroaniline

Data File	Sample Type	ISTD	RT	Resp	ISTD Resp	Resp Ratio	Final Conc	Exp. Conc	Accuracy
Dec2802.D	Calibration	Acenaphthene-d10	8.538	306017	558236	0.5482	145.8185	150.0000	97.2
Dec2803.D	Calibration	Acenaphthene-d10	8.538	252993	546124	0.4633	126.8044	120.0000	105.7
Dec2804.D	Calibration	Acenaphthene-d10	8.528	183220	511082	0.3585	102.0254	100.0000	102.0
Dec2805.D	Calibration	Acenaphthene-d10	8.527	121260	533825	0.2272	68.4225	75.0000	91.2
Dec2806.D	Calibration	Acenaphthene-d10	8.527	85412	507152	0.1684	52.2718	50.0000	104.5
Dec2807.D	Calibration	Acenaphthene-d10	8.527	11734	462035	0.0254	9.0998	10.0000	91.0
Dec2808.D	Calibration	Acenaphthene-d10	8.527	5628	519441	0.0108	4.3264	4.0000	108.2

Compound: Acenaphthene

Data File	Sample Type	ISTD	RT	Resp	ISTD Resp	Resp Ratio	Final Conc	Exp. Conc	Accuracy
Dec2802.D	Calibration	Acenaphthene-d10	8.558	2155396	558236	3.8611	153.5547	150.0000	102.4
Dec2803.D	Calibration	Acenaphthene-d10	8.558	1576886	546124	2.8874	115.8550	120.0000	96.5
Dec2804.D	Calibration	Acenaphthene-d10	8.558	1259630	511082	2.4646	99.2145	100.0000	99.2
Dec2805.D	Calibration	Acenaphthene-d10	8.558	973372	533825	1.8234	73.6465	75.0000	98.2
Dec2806.D	Calibration	Acenaphthene-d10	8.558	661886	507152	1.3051	52.6799	50.0000	105.4
Dec2807.D	Calibration	Acenaphthene-d10	8.558	127284	462035	0.2755	10.1839	10.0000	101.8
Dec2808.D	Calibration	Acenaphthene-d10	8.558	64733	519441	0.1246	3.8585	4.0000	96.5

Compound: 2,4-Dinitrophenol

Data File	Sample Type	ISTD	RT	Resp	ISTD Resp	Resp Ratio	Final Conc	Exp. Conc	Accuracy
Dec2802.D	Calibration	Acenaphthene-d10	8.660	153890	558236	0.2757	149.3252	150.0000	99.6
Dec2803.D	Calibration	Acenaphthene-d10	8.660	109594	546124	0.2007	117.7118	120.0000	98.1

Quantitative Analysis Results Summary Report

Compound: 2,4-Dinitrophenol

Data File	Sample Type	ISTD	RT	Resp	ISTD Resp	Resp Ratio	Final Conc	Exp. Conc	Accuracy
Dec2804.D	Calibration	Acenaphthene-d10	8.661	88749	511082	0.1736	105.3855	100.0000	105.4
Dec2805.D	Calibration	Acenaphthene-d10	8.660	59341	533825	0.1112	74.3805	75.0000	99.2
Dec2806.D	Calibration	Acenaphthene-d10	8.650	32380	507152	0.0638	47.7983	50.0000	95.6
Dec2807.D	Calibration	Acenaphthene-d10	8.660	3150	462035	0.0068	10.2175	10.0000	102.2
Dec2808.D	Calibration	Acenaphthene-d10			519441		ND	4.0000	

Compound: Dibenzofuran

Data File	Sample Type	ISTD	RT	Resp	ISTD Resp	Resp Ratio	Final Conc	Exp. Conc	Accuracy
Dec2802.D	Calibration	Acenaphthene-d10	8.773	3429677	558236	6.1438	151.7695	150.0000	101.2
Dec2803.D	Calibration	Acenaphthene-d10	8.773	2633186	546124	4.8216	119.8975	120.0000	99.9
Dec2804.D	Calibration	Acenaphthene-d10	8.773	1989551	511082	3.8928	97.2098	100.0000	97.2
Dec2805.D	Calibration	Acenaphthene-d10	8.773	1572142	533825	2.9451	73.7933	75.0000	98.4
Dec2806.D	Calibration	Acenaphthene-d10	8.773	1054764	507152	2.0798	52.1737	50.0000	104.3
Dec2807.D	Calibration	Acenaphthene-d10	8.773	199426	462035	0.4316	10.3272	10.0000	103.3
Dec2808.D	Calibration	Acenaphthene-d10	8.773	92859	519441	0.1788	3.8272	4.0000	95.7

Compound: 4-Nitrophenol

Data File	Sample Type	ISTD	RT	Resp	ISTD Resp	Resp Ratio	Final Conc	Exp. Conc	Accuracy
Dec2802.D	Calibration	Acenaphthene-d10	8.824	324707	558236	0.5817	145.4193	150.0000	96.9
Dec2803.D	Calibration	Acenaphthene-d10	8.814	280927	546124	0.5144	126.8294	120.0000	105.7
Dec2804.D	Calibration	Acenaphthene-d10	8.814	215567	511082	0.4218	102.2039	100.0000	102.2
Dec2805.D	Calibration	Acenaphthene-d10	8.814	165006	533825	0.3091	73.5781	75.0000	98.1
Dec2806.D	Calibration	Acenaphthene-d10	8.814	97136	507152	0.1915	45.0759	50.0000	90.2
Dec2807.D	Calibration	Acenaphthene-d10	8.824	18343	462035	0.0397	10.0467	10.0000	100.5
Dec2808.D	Calibration	Acenaphthene-d10	8.824	8311	519441	0.0160	4.7416	4.0000	118.5

Compound: 2,4-Dinitrotoluene

Data File	Sample Type	ISTD	RT	Resp	ISTD Resp	Resp Ratio	Final Conc	Exp. Conc	Accuracy
Dec2802.D	Calibration	Acenaphthene-d10	8.814	337618	558236	0.6048	147.1319	150.0000	98.1
Dec2803.D	Calibration	Acenaphthene-d10	8.814	264598	546124	0.4845	122.1127	120.0000	101.8
Dec2804.D	Calibration	Acenaphthene-d10	8.814	203231	511082	0.3976	103.0923	100.0000	103.1
Dec2805.D	Calibration	Acenaphthene-d10	8.814	147997	533825	0.2772	75.1453	75.0000	100.2
Dec2806.D	Calibration	Acenaphthene-d10	8.803	84793	507152	0.1672	47.6637	50.0000	95.3
Dec2807.D	Calibration	Acenaphthene-d10	8.804	12927	462035	0.0280	9.4560	10.0000	94.6
Dec2808.D	Calibration	Acenaphthene-d10	8.814	5374	519441	0.0103	4.2784	4.0000	107.0

Compound: Diethylphthalate

Data File	Sample Type	ISTD	RT	Resp	ISTD Resp	Resp Ratio	Final Conc	Exp. Conc	Accuracy
Dec2802.D	Calibration	Acenaphthene-d10	9.141	2225622	558236	3.9869	148.4939	150.0000	99.0
Dec2803.D	Calibration	Acenaphthene-d10	9.141	1757984	546124	3.2190	119.1715	120.0000	99.3
Dec2804.D	Calibration	Acenaphthene-d10	9.141	1462789	511082	2.8621	105.7284	100.0000	105.7
Dec2805.D	Calibration	Acenaphthene-d10	9.141	1086187	533825	2.0347	74.9911	75.0000	100.0

Quantitative Analysis Results Summary Report

Compound: Diethylphthalate

Data File	Sample Type	ISTD	RT	Resp	ISTD Resp	Resp Ratio	Final Conc	Exp. Conc	Accuracy
Dec2806.D	Calibration	Acenaphthene-d10	9.131	617191	507152	1.2170	45.1777	50.0000	90.4
Dec2807.D	Calibration	Acenaphthene-d10	9.131	100238	462035	0.2169	9.4380	10.0000	94.4
Dec2808.D	Calibration	Acenaphthene-d10	9.131	36125	519441	0.0695	4.2341	4.0000	105.9

Compound: Fluorene

Data File	Sample Type	ISTD	RT	Resp	ISTD Resp	Resp Ratio	Final Conc	Exp. Conc	Accuracy
Dec2802.D	Calibration	Acenaphthene-d10	9.192	2977755	558236	5.3342	153.0965	150.0000	102.1
Dec2803.D	Calibration	Acenaphthene-d10	9.182	2141058	546124	3.9205	117.1781	120.0000	97.6
Dec2804.D	Calibration	Acenaphthene-d10	9.182	1652480	511082	3.2333	98.6630	100.0000	98.7
Dec2805.D	Calibration	Acenaphthene-d10	9.182	1224821	533825	2.2944	72.0280	75.0000	96.0
Dec2806.D	Calibration	Acenaphthene-d10	9.182	856957	507152	1.6897	53.9254	50.0000	107.9
Dec2807.D	Calibration	Acenaphthene-d10	9.182	159955	462035	0.3462	10.3865	10.0000	103.9
Dec2808.D	Calibration	Acenaphthene-d10	9.182	80606	519441	0.1552	3.7510	4.0000	93.8

Compound: 4-Chlorophenyl-phenylether

Data File	Sample Type	ISTD	RT	Resp	ISTD Resp	Resp Ratio	Final Conc	Exp. Conc	Accuracy
Dec2802.D	Calibration	Acenaphthene-d10	9.223	1264744	558236	2.2656	150.1936	150.0000	100.1
Dec2803.D	Calibration	Acenaphthene-d10	9.223	931681	546124	1.7060	119.1607	120.0000	99.3
Dec2804.D	Calibration	Acenaphthene-d10	9.223	722331	511082	1.4133	101.7278	100.0000	101.7
Dec2805.D	Calibration	Acenaphthene-d10	9.223	519520	533825	0.9732	73.5400	75.0000	98.1
Dec2806.D	Calibration	Acenaphthene-d10	9.213	322365	507152	0.6356	49.9044	50.0000	99.8
Dec2807.D	Calibration	Acenaphthene-d10	9.223	64533	462035	0.1397	10.7528	10.0000	107.5
Dec2808.D	Calibration	Acenaphthene-d10	9.223	30708	519441	0.0591	3.7365	4.0000	93.4

Compound: 4-Nitroaniline

Data File	Sample Type	ISTD	RT	Resp	ISTD Resp	Resp Ratio	Final Conc	Exp. Conc	Accuracy
Dec2802.D	Calibration	Phenanthrene-d10	9.285	293170	1033723	0.2836	143.3550	150.0000	95.6
Dec2803.D	Calibration	Phenanthrene-d10	9.284	244341	979587	0.2494	126.3493	120.0000	105.3
Dec2804.D	Calibration	Phenanthrene-d10	9.274	187377	936553	0.2001	101.7774	100.0000	101.8
Dec2805.D	Calibration	Phenanthrene-d10	9.274	140161	909768	0.1541	78.8666	75.0000	105.2
Dec2806.D	Calibration	Phenanthrene-d10	9.264	83010	950320	0.0873	45.6309	50.0000	91.3
Dec2807.D	Calibration	Phenanthrene-d10	9.254	10804	866834	0.0125	8.3034	10.0000	83.0
Dec2808.D	Calibration	Phenanthrene-d10	9.264	4804	911679	0.0053	4.7163	4.0000	117.9

Compound: 4,6-Dinitro-2-methylphenol

Data File	Sample Type	ISTD	RT	Resp	ISTD Resp	Resp Ratio	Final Conc	Exp. Conc	Accuracy
Dec2802.D	Calibration	Phenanthrene-d10	9.305	216297	1033723	0.2092	148.4268	150.0000	99.0
Dec2803.D	Calibration	Phenanthrene-d10	9.305	152521	979587	0.1557	120.5386	120.0000	100.4
Dec2804.D	Calibration	Phenanthrene-d10	9.295	116683	936553	0.1246	102.5408	100.0000	102.5
Dec2805.D	Calibration	Phenanthrene-d10	9.295	75737	909768	0.0832	75.7286	75.0000	101.0
Dec2806.D	Calibration	Phenanthrene-d10	9.284	44446	950320	0.0468	47.9753	50.0000	96.0
Dec2807.D	Calibration	Phenanthrene-d10	9.295	5494	866834	0.0063	8.9490	10.0000	89.5

Quantitative Analysis Results Summary Report

Compound: 4,6-Dinitro-2-methylphenol

Data File	Sample Type	ISTD	RT	Resp	ISTD Resp	Resp Ratio	Final Conc	Exp. Conc	Accuracy
Dec2808.D	Calibration	Phenanthrene-d10	9.295	2291	911679	0.0025	4.4741	4.0000	111.9

Compound: N-nitrosodiphenylamine

Data File	Sample Type	ISTD	RT	Resp	ISTD Resp	Resp Ratio	Final Conc	Exp. Conc	Accuracy
Dec2802.D	Calibration	Phenanthrene-d10	9.377	1635441	1033723	1.5821	143.1354	150.0000	95.4
Dec2803.D	Calibration	Phenanthrene-d10	9.377	1294653	979587	1.3216	119.5713	120.0000	99.6
Dec2804.D	Calibration	Phenanthrene-d10	9.377	1029665	936553	1.0994	99.4672	100.0000	99.5
Dec2805.D	Calibration	Phenanthrene-d10	9.377	755015	909768	0.8299	75.0830	75.0000	100.1
Dec2806.D	Calibration	Phenanthrene-d10	9.376	502656	950320	0.5289	47.8539	50.0000	95.7
Dec2807.D	Calibration	Phenanthrene-d10	9.377	98049	866834	0.1131	10.2335	10.0000	102.3
Dec2808.D	Calibration	Phenanthrene-d10	9.376	43255	911679	0.0474	4.2925	4.0000	107.3

Compound: Azobenzene

Data File	Sample Type	ISTD	RT	Resp	ISTD Resp	Resp Ratio	Final Conc	Exp. Conc	Accuracy
Dec2802.D	Calibration	Phenanthrene-d10	9.407	2151663	1033723	2.0815	143.1527	150.0000	95.4
Dec2803.D	Calibration	Phenanthrene-d10	9.407	1785109	979587	1.8223	123.8437	120.0000	103.2
Dec2804.D	Calibration	Phenanthrene-d10	9.407	1452604	936553	1.5510	104.2442	100.0000	104.2
Dec2805.D	Calibration	Phenanthrene-d10	9.407	1098194	909768	1.2071	80.2177	75.0000	107.0
Dec2806.D	Calibration	Phenanthrene-d10	9.407	636779	950320	0.6701	44.3201	50.0000	88.6
Dec2807.D	Calibration	Phenanthrene-d10	9.407	94341	866834	0.1088	8.6489	10.0000	86.5
Dec2808.D	Calibration	Phenanthrene-d10	9.407	39656	911679	0.0435	4.6065	4.0000	115.2

Compound: 2,4,6-Tribromophenol

Data File	Sample Type	ISTD	RT	Resp	ISTD Resp	Resp Ratio	Final Conc	Exp. Conc	Accuracy
Dec2802.D	Calibration	Phenanthrene-d10	9.489	154129	1033723	0.1491	154.0245	150.0000	102.7
Dec2803.D	Calibration	Phenanthrene-d10	9.479	109588	979587	0.1119	116.0643	120.0000	96.7
Dec2804.D	Calibration	Phenanthrene-d10	9.479	90583	936553	0.0967	100.6147	100.0000	100.6
Dec2805.D	Calibration	Phenanthrene-d10	9.479	64861	909768	0.0713	74.6907	75.0000	99.6
Dec2806.D	Calibration	Phenanthrene-d10	9.479	41514	950320	0.0437	46.5392	50.0000	93.1
Dec2807.D	Calibration	Phenanthrene-d10	9.479	6676	866834	0.0077	9.8497	10.0000	98.5
Dec2808.D	Calibration	Phenanthrene-d10	9.479	2881	911679	0.0032	5.2197	4.0000	130.5

Compound: 4-Bromophenyl-phenylether

Data File	Sample Type	ISTD	RT	Resp	ISTD Resp	Resp Ratio	Final Conc	Exp. Conc	Accuracy
Dec2802.D	Calibration	Phenanthrene-d10	9.806	681341	1033723	0.6591	148.5344	150.0000	99.0
Dec2803.D	Calibration	Phenanthrene-d10	9.806	502325	979587	0.5128	119.6007	120.0000	99.7
Dec2804.D	Calibration	Phenanthrene-d10	9.806	407509	936553	0.4351	103.4865	100.0000	103.5
Dec2805.D	Calibration	Phenanthrene-d10	9.796	280063	909768	0.3078	75.7570	75.0000	101.0
Dec2806.D	Calibration	Phenanthrene-d10	9.796	177328	950320	0.1866	47.5339	50.0000	95.1
Dec2807.D	Calibration	Phenanthrene-d10	9.796	32944	866834	0.0380	9.9134	10.0000	99.1
Dec2808.D	Calibration	Phenanthrene-d10	9.796	14937	911679	0.0164	4.1038	4.0000	102.6

Quantitative Analysis Results Summary Report

Compound: Hexachlorobenzene

Data File	Sample Type	ISTD	RT	Resp	ISTD Resp	Resp Ratio	Final Conc	Exp. Conc	Accuracy
Dec2802.D	Calibration	Phenanthrene-d10	9.847	620945	1033723	0.6007	149.1176	150.0000	99.4
Dec2803.D	Calibration	Phenanthrene-d10	9.837	470415	979587	0.4802	121.8940	120.0000	101.6
Dec2804.D	Calibration	Phenanthrene-d10	9.837	357252	936553	0.3815	98.6767	100.0000	98.7
Dec2805.D	Calibration	Phenanthrene-d10	9.837	263433	909768	0.2896	76.2575	75.0000	101.7
Dec2806.D	Calibration	Phenanthrene-d10	9.836	172867	950320	0.1819	48.8619	50.0000	97.7
Dec2807.D	Calibration	Phenanthrene-d10	9.837	33617	866834	0.0388	10.2371	10.0000	102.4
Dec2808.D	Calibration	Phenanthrene-d10	9.837	14966	911679	0.0164	3.9421	4.0000	98.6

Compound: Pentachlorophenol

Data File	Sample Type	ISTD	RT	Resp	ISTD Resp	Resp Ratio	Final Conc	Exp. Conc	Accuracy
Dec2802.D	Calibration	Phenanthrene-d10	10.110	226760	1033723	0.2194	144.6526	150.0000	96.4
Dec2803.D	Calibration	Phenanthrene-d10	10.110	182959	979587	0.1868	122.7015	120.0000	102.3
Dec2804.D	Calibration	Phenanthrene-d10	10.100	149246	936553	0.1594	104.4608	100.0000	104.5
Dec2805.D	Calibration	Phenanthrene-d10	10.100	108974	909768	0.1198	78.4772	75.0000	104.6
Dec2806.D	Calibration	Phenanthrene-d10	10.100	65004	950320	0.0684	45.3259	50.0000	90.7
Dec2807.D	Calibration	Phenanthrene-d10	10.110	9351	866834	0.0108	8.8934	10.0000	88.9
Dec2808.D	Calibration	Phenanthrene-d10	10.110	3436	911679	0.0038	4.5067	4.0000	112.7

Compound: Phenanthrene

Data File	Sample Type	ISTD	RT	Resp	ISTD Resp	Resp Ratio	Final Conc	Exp. Conc	Accuracy
Dec2802.D	Calibration	Phenanthrene-d10	10.343	3788593	1033723	3.6650	149.1853	150.0000	99.5
Dec2803.D	Calibration	Phenanthrene-d10	10.343	2917397	979587	2.9782	123.2259	120.0000	102.7
Dec2804.D	Calibration	Phenanthrene-d10	10.333	2148983	936553	2.2946	96.5186	100.0000	96.5
Dec2805.D	Calibration	Phenanthrene-d10	10.333	1630245	909768	1.7919	76.2757	75.0000	101.7
Dec2806.D	Calibration	Phenanthrene-d10	10.333	1095090	950320	1.1523	49.6982	50.0000	99.4
Dec2807.D	Calibration	Phenanthrene-d10	10.333	210303	866834	0.2426	10.1187	10.0000	101.2
Dec2808.D	Calibration	Phenanthrene-d10	10.333	96351	911679	0.1057	3.9615	4.0000	99.0

Compound: Anthracene

Data File	Sample Type	ISTD	RT	Resp	ISTD Resp	Resp Ratio	Final Conc	Exp. Conc	Accuracy
Dec2802.D	Calibration	Phenanthrene-d10	10.404	3353992	1033723	3.2446	146.4996	150.0000	97.7
Dec2803.D	Calibration	Phenanthrene-d10	10.404	2649797	979587	2.7050	120.3681	120.0000	100.3
Dec2804.D	Calibration	Phenanthrene-d10	10.404	2212422	936553	2.3623	104.2246	100.0000	104.2
Dec2805.D	Calibration	Phenanthrene-d10	10.394	1623433	909768	1.7844	77.7359	75.0000	103.6
Dec2806.D	Calibration	Phenanthrene-d10	10.394	1029890	950320	1.0837	46.7384	50.0000	93.5
Dec2807.D	Calibration	Phenanthrene-d10	10.394	169178	866834	0.1952	9.0084	10.0000	90.1
Dec2808.D	Calibration	Phenanthrene-d10	10.394	77101	911679	0.0846	4.4254	4.0000	110.6

Compound: Triallate

Data File	Sample Type	ISTD	RT	Resp	ISTD Resp	Resp Ratio	Final Conc	Exp. Conc	Accuracy
Dec2802.D	Calibration	Phenanthrene-d10	10.465	772724	1033723	0.7475	147.5389	150.0000	98.4
Dec2803.D	Calibration	Phenanthrene-d10	10.465	594643	979587	0.6070	122.4865	120.0000	102.1

Quantitative Analysis Results Summary Report

Compound: Triallate

Data File	Sample Type	ISTD	RT	Resp	ISTD Resp	Resp Ratio	Final Conc	Exp. Conc	Accuracy
Dec2804.D	Calibration	Phenanthrene-d10	10.465	452135	936553	0.4828	99.5231	100.0000	99.5
Dec2805.D	Calibration	Phenanthrene-d10	10.465	338494	909768	0.3721	78.3641	75.0000	104.5
Dec2806.D	Calibration	Phenanthrene-d10	10.464	208245	950320	0.2191	47.9071	50.0000	95.8
Dec2807.D	Calibration	Phenanthrene-d10	10.465	28381	866834	0.0327	8.5564	10.0000	85.6
Dec2808.D	Calibration	Phenanthrene-d10	10.465	13258	911679	0.0145	4.5654	4.0000	114.1

Compound: Carbazole

Data File	Sample Type	ISTD	RT	Resp	ISTD Resp	Resp Ratio	Final Conc	Exp. Conc	Accuracy
Dec2802.D	Calibration	Phenanthrene-d10	10.657	3633136	1033723	3.5146	152.2962	150.0000	101.5
Dec2803.D	Calibration	Phenanthrene-d10	10.657	2874314	979587	2.9342	127.1460	120.0000	106.0
Dec2804.D	Calibration	Phenanthrene-d10	10.647	2150549	936553	2.2962	99.5013	100.0000	99.5
Dec2805.D	Calibration	Phenanthrene-d10	10.647	1606880	909768	1.7663	76.5358	75.0000	102.0
Dec2806.D	Calibration	Phenanthrene-d10	10.647	1056028	950320	1.1112	48.1523	50.0000	96.3
Dec2807.D	Calibration	Phenanthrene-d10	10.637	184323	866834	0.2126	9.2141	10.0000	92.1
Dec2808.D	Calibration	Phenanthrene-d10	10.647	86277	911679	0.0946	4.1008	4.0000	102.5

Compound: o-Terphenyl

Data File	Sample Type	ISTD	RT	Resp	ISTD Resp	Resp Ratio	Final Conc	Exp. Conc	Accuracy
Dec2802.D	Calibration	Phenanthrene-d10	10.870	1867487	1033723	1.8066	150.4557	150.0000	100.3
Dec2803.D	Calibration	Phenanthrene-d10	10.870	1372899	979587	1.4015	118.9806	120.0000	99.2
Dec2804.D	Calibration	Phenanthrene-d10	10.870	1088882	936553	1.1626	99.8356	100.0000	99.8
Dec2805.D	Calibration	Phenanthrene-d10	10.870	801512	909768	0.8810	76.6514	75.0000	102.2
Dec2806.D	Calibration	Phenanthrene-d10	10.870	526845	950320	0.5544	48.8599	50.0000	97.7
Dec2807.D	Calibration	Phenanthrene-d10	10.870	104985	866834	0.1211	10.3048	10.0000	103.0
Dec2808.D	Calibration	Phenanthrene-d10	10.870	46926	911679	0.0515	3.9094	4.0000	97.7

Compound: Di-n-Butylphthalate

Data File	Sample Type	ISTD	RT	Resp	ISTD Resp	Resp Ratio	Final Conc	Exp. Conc	Accuracy
Dec2802.D	Calibration	Phenanthrene-d10	11.265	2991931	1033723	2.8943	145.8109	150.0000	97.2
Dec2803.D	Calibration	Phenanthrene-d10	11.265	2452963	979587	2.5041	123.4008	120.0000	102.8
Dec2804.D	Calibration	Phenanthrene-d10	11.265	2028911	936553	2.1664	105.0116	100.0000	105.0
Dec2805.D	Calibration	Phenanthrene-d10	11.265	1466232	909768	1.6117	76.5041	75.0000	102.0
Dec2806.D	Calibration	Phenanthrene-d10	11.265	851605	950320	0.8961	42.3012	50.0000	84.6
Dec2807.D	Calibration	Phenanthrene-d10	11.265	118476	866834	0.1367	8.5541	10.0000	85.5
Dec2808.D	Calibration	Phenanthrene-d10	11.265	44949	911679	0.0493	4.8166	4.0000	120.4

Compound: Fluoranthene

Data File	Sample Type	ISTD	RT	Resp	ISTD Resp	Resp Ratio	Final Conc	Exp. Conc	Accuracy
Dec2802.D	Calibration	Phenanthrene-d10	12.197	3579977	1033723	3.4632	146.9721	150.0000	98.0
Dec2803.D	Calibration	Phenanthrene-d10	12.186	2755162	979587	2.8126	119.3612	120.0000	99.5
Dec2804.D	Calibration	Phenanthrene-d10	12.187	2227987	936553	2.3789	100.9576	100.0000	101.0
Dec2805.D	Calibration	Phenanthrene-d10	12.186	1609940	909768	1.7696	75.0996	75.0000	100.1

Quantitative Analysis Results Summary Report

Compound: Fluoranthene

Data File	Sample Type	ISTD	RT	Resp	ISTD Resp	Resp Ratio	Final Conc	Exp. Conc	Accuracy
Dec2806.D	Calibration	Phenanthrene-d10	12.176	1051419	950320	1.1064	46.9532	50.0000	93.9
Dec2807.D	Calibration	Phenanthrene-d10	12.176	201689	866834	0.2327	9.8743	10.0000	98.7
Dec2808.D	Calibration	Phenanthrene-d10	12.176	93501	911679	0.1026	4.3525	4.0000	108.8

Compound: Benzidine

Data File	Sample Type	ISTD	RT	Resp	ISTD Resp	Resp Ratio	Final Conc	Exp. Conc	Accuracy
Dec2802.D	Calibration	Phenanthrene-d10	12.592	1327180	1033723	1.2839	146.0621	150.0000	97.4
Dec2803.D	Calibration	Phenanthrene-d10	12.581	1059025	979587	1.0811	125.2888	120.0000	104.4
Dec2804.D	Calibration	Phenanthrene-d10	12.592	830275	936553	0.8865	104.7223	100.0000	104.7
Dec2805.D	Calibration	Phenanthrene-d10	12.581	487971	909768	0.5364	65.9357	75.0000	87.9
Dec2806.D	Calibration	Phenanthrene-d10	12.571	406985	950320	0.4283	53.4430	50.0000	106.9
Dec2807.D	Calibration	Phenanthrene-d10	12.571	54477	866834	0.0628	9.0915	10.0000	90.9
Dec2808.D	Calibration	Phenanthrene-d10	12.571	22905	911679	0.0251	4.3049	4.0000	107.6

Compound: Pyrene

Data File	Sample Type	ISTD	RT	Resp	ISTD Resp	Resp Ratio	Final Conc	Exp. Conc	Accuracy
Dec2802.D	Calibration	Phenanthrene-d10	12.632	4003370	1033723	3.8728	149.7101	150.0000	99.8
Dec2803.D	Calibration	Phenanthrene-d10	12.632	2996713	979587	3.0592	119.2775	120.0000	99.4
Dec2804.D	Calibration	Phenanthrene-d10	12.632	2401643	936553	2.5643	100.4969	100.0000	100.5
Dec2805.D	Calibration	Phenanthrene-d10	12.622	1780968	909768	1.9576	77.1748	75.0000	102.9
Dec2806.D	Calibration	Phenanthrene-d10	12.622	1160626	950320	1.2213	48.4188	50.0000	96.8
Dec2807.D	Calibration	Phenanthrene-d10	12.622	219828	866834	0.2536	9.8261	10.0000	98.3
Dec2808.D	Calibration	Phenanthrene-d10	12.622	101939	911679	0.1118	4.0918	4.0000	102.3

Compound: Terphenyl-d14

Data File	Sample Type	ISTD	RT	Resp	ISTD Resp	Resp Ratio	Final Conc	Exp. Conc	Accuracy
Dec2802.D	Calibration	Phenanthrene-d10	13.149	2311109	1033723	2.2357	147.2211	150.0000	98.1
Dec2803.D	Calibration	Phenanthrene-d10	13.139	1826846	979587	1.8649	122.8041	120.0000	102.3
Dec2804.D	Calibration	Phenanthrene-d10	13.139	1452924	936553	1.5514	102.1561	100.0000	102.2
Dec2805.D	Calibration	Phenanthrene-d10	13.139	1013764	909768	1.1143	73.3770	75.0000	97.8
Dec2806.D	Calibration	Phenanthrene-d10	13.128	690609	950320	0.7267	47.8538	50.0000	95.7
Dec2807.D	Calibration	Phenanthrene-d10	13.128	123289	866834	0.1422	9.3657	10.0000	93.7
Dec2808.D	Calibration	Phenanthrene-d10	13.128	61005	911679	0.0669	4.4064	4.0000	110.2

Compound: Butylbenzylphthalate

Data File	Sample Type	ISTD	RT	Resp	ISTD Resp	Resp Ratio	Final Conc	Exp. Conc	Accuracy
Dec2802.D	Calibration	Chrysene-d12	14.643	1016385	662226	1.5348	146.8716	150.0000	97.9
Dec2803.D	Calibration	Chrysene-d12	14.633	789735	648033	1.2187	120.1120	120.0000	100.1
Dec2804.D	Calibration	Chrysene-d12	14.633	631434	602177	1.0486	105.1557	100.0000	105.2
Dec2805.D	Calibration	Chrysene-d12	14.633	437468	588134	0.7438	77.2394	75.0000	103.0
Dec2806.D	Calibration	Chrysene-d12	14.623	251486	592530	0.4244	46.2057	50.0000	92.4
Dec2807.D	Calibration	Chrysene-d12	14.613	36348	552319	0.0658	8.7139	10.0000	87.1

Quantitative Analysis Results Summary Report

Compound: Butylbenzylphthalate

Data File	Sample Type	ISTD	RT	Resp	ISTD Resp	Resp Ratio	Final Conc	Exp. Conc	Accuracy
Dec2808.D	Calibration	Chrysene-d12	14.612	15598	557226	0.0280	4.5689	4.0000	114.2

Compound: Benzo(a)Anthracene

Data File	Sample Type	ISTD	RT	Resp	ISTD Resp	Resp Ratio	Final Conc	Exp. Conc	Accuracy
Dec2802.D	Calibration	Chrysene-d12	15.880	2687750	662226	4.0587	152.2440	150.0000	101.5
Dec2803.D	Calibration	Chrysene-d12	15.880	2115221	648033	3.2641	122.4380	120.0000	102.0
Dec2804.D	Calibration	Chrysene-d12	15.870	1608636	602177	2.6714	100.2055	100.0000	100.2
Dec2805.D	Calibration	Chrysene-d12	15.870	1178864	588134	2.0044	75.1874	75.0000	100.2
Dec2806.D	Calibration	Chrysene-d12	15.859	769912	592530	1.2994	48.7403	50.0000	97.5
Dec2807.D	Calibration	Chrysene-d12	15.849	138832	552319	0.2514	9.4288	10.0000	94.3
Dec2808.D	Calibration	Chrysene-d12	15.849	61944	557226	0.1112	4.1699	4.0000	104.2

Compound: Chrysene

Data File	Sample Type	ISTD	RT	Resp	ISTD Resp	Resp Ratio	Final Conc	Exp. Conc	Accuracy
Dec2802.D	Calibration	Chrysene-d12	16.003	2990250	662226	4.5155	148.2872	150.0000	98.9
Dec2803.D	Calibration	Chrysene-d12	15.992	2268471	648033	3.5005	114.9578	120.0000	95.8
Dec2804.D	Calibration	Chrysene-d12	15.982	1846376	602177	3.0662	100.6929	100.0000	100.7
Dec2805.D	Calibration	Chrysene-d12	15.972	1325598	588134	2.2539	74.0181	75.0000	98.7
Dec2806.D	Calibration	Chrysene-d12	15.972	856742	592530	1.4459	47.4835	50.0000	95.0
Dec2807.D	Calibration	Chrysene-d12	15.951	159229	552319	0.2883	9.4675	10.0000	94.7
Dec2808.D	Calibration	Chrysene-d12	15.951	78947	557226	0.1417	4.6527	4.0000	116.3

Compound: 3,3-Dichlorobenzidine

Data File	Sample Type	ISTD	RT	Resp	ISTD Resp	Resp Ratio	Final Conc	Exp. Conc	Accuracy
Dec2802.D	Calibration	Chrysene-d12	16.033	841603	662226	1.2709	147.3099	150.0000	98.2
Dec2803.D	Calibration	Chrysene-d12	16.033	649256	648033	1.0019	119.4687	120.0000	99.6
Dec2804.D	Calibration	Chrysene-d12	16.023	529237	602177	0.8789	106.2854	100.0000	106.3
Dec2805.D	Calibration	Chrysene-d12	16.023	350810	588134	0.5965	74.8077	75.0000	99.7
Dec2806.D	Calibration	Chrysene-d12	16.013	216731	592530	0.3658	47.6629	50.0000	95.3
Dec2807.D	Calibration	Chrysene-d12	16.002	31355	552319	0.0568	8.8836	10.0000	88.8
Dec2808.D	Calibration	Chrysene-d12	16.002	12933	557226	0.0232	4.4795	4.0000	112.0

Compound: bis(2-ethylhexyl)Phthalate

Data File	Sample Type	ISTD	RT	Resp	ISTD Resp	Resp Ratio	Final Conc	Exp. Conc	Accuracy
Dec2802.D	Calibration	Chrysene-d12	16.718	365081	662226	0.5513	147.9309	150.0000	98.6
Dec2803.D	Calibration	Chrysene-d12	16.708	271955	648033	0.4197	119.5624	120.0000	99.6
Dec2804.D	Calibration	Chrysene-d12	16.708	214493	602177	0.3562	104.8539	100.0000	104.9
Dec2805.D	Calibration	Chrysene-d12	16.708	141948	588134	0.2414	76.0444	75.0000	101.4
Dec2806.D	Calibration	Chrysene-d12	16.707	81276	592530	0.1372	46.6731	50.0000	93.3
Dec2807.D	Calibration	Chrysene-d12	16.697	12906	552319	0.0234	9.2767	10.0000	92.8
Dec2808.D	Calibration	Chrysene-d12	16.697	5581	557226	0.0100	4.3751	4.0000	109.4

Quantitative Analysis Results Summary Report

Compound: Di-n-octyl Phthalate

Data File	Sample Type	ISTD	RT	Resp	ISTD Resp	Resp Ratio	Final Conc	Exp. Conc	Accuracy
Dec2802.D	Calibration	Perylene-d12	18.386	2582125	458113	5.6364	148.4492	150.0000	99.0
Dec2803.D	Calibration	Perylene-d12	18.386	1957063	458114	4.2720	119.4457	120.0000	99.5
Dec2804.D	Calibration	Perylene-d12	18.386	1535607	428220	3.5860	103.7532	100.0000	103.8
Dec2805.D	Calibration	Perylene-d12	18.376	1039627	423271	2.4562	75.8308	75.0000	101.1
Dec2806.D	Calibration	Perylene-d12	18.375	597253	413633	1.4439	47.9498	50.0000	95.9
Dec2807.D	Calibration	Perylene-d12	18.366	85510	387795	0.2205	8.8854	10.0000	88.9
Dec2808.D	Calibration	Perylene-d12	18.365	38603	399342	0.0967	4.4751	4.0000	111.9

Compound: Benzo(b)fluoranthene

Data File	Sample Type	ISTD	RT	Resp	ISTD Resp	Resp Ratio	Final Conc	Exp. Conc	Accuracy
Dec2802.D	Calibration	Perylene-d12	18.649	2531540	458113	5.5260	155.0591	150.0000	103.4
Dec2803.D	Calibration	Perylene-d12	18.639	1935328	458114	4.2246	118.5403	120.0000	98.8
Dec2804.D	Calibration	Perylene-d12	18.639	1531709	428220	3.5769	100.3677	100.0000	100.4
Dec2805.D	Calibration	Perylene-d12	18.629	1135032	423271	2.6816	75.2444	75.0000	100.3
Dec2806.D	Calibration	Perylene-d12	18.629	714670	413633	1.7278	48.4815	50.0000	97.0
Dec2807.D	Calibration	Perylene-d12	18.609	133022	387795	0.3430	9.6251	10.0000	96.3
Dec2808.D	Calibration	Perylene-d12	18.608	59168	399342	0.1482	4.1574	4.0000	103.9

Compound: Benzo(k)fluoranthene

Data File	Sample Type	ISTD	RT	Resp	ISTD Resp	Resp Ratio	Final Conc	Exp. Conc	Accuracy
Dec2802.D	Calibration	Perylene-d12	18.710	2907393	458113	6.3465	164.1991	150.0000	109.5
Dec2803.D	Calibration	Perylene-d12	18.700	2143782	458114	4.6796	121.0728	120.0000	100.9
Dec2804.D	Calibration	Perylene-d12	18.700	1670974	428220	3.9021	100.9583	100.0000	101.0
Dec2805.D	Calibration	Perylene-d12	18.690	1232144	423271	2.9110	75.3152	75.0000	100.4
Dec2806.D	Calibration	Perylene-d12	18.679	782271	413633	1.8912	48.9307	50.0000	97.9
Dec2807.D	Calibration	Perylene-d12	18.669	145051	387795	0.3740	9.6774	10.0000	96.8
Dec2808.D	Calibration	Perylene-d12	18.669	57805	399342	0.1447	3.7451	4.0000	93.6

Compound: Benzo(a)pyrene

Data File	Sample Type	ISTD	RT	Resp	ISTD Resp	Resp Ratio	Final Conc	Exp. Conc	Accuracy
Dec2802.D	Calibration	Perylene-d12	19.236	2566771	458113	5.6029	150.6774	150.0000	100.5
Dec2803.D	Calibration	Perylene-d12	19.236	1945061	458114	4.2458	119.7988	120.0000	99.8
Dec2804.D	Calibration	Perylene-d12	19.226	1424857	428220	3.3274	97.3735	100.0000	97.4
Dec2805.D	Calibration	Perylene-d12	19.216	1084549	423271	2.5623	77.5419	75.0000	103.4
Dec2806.D	Calibration	Perylene-d12	19.216	649490	413633	1.5702	49.9159	50.0000	99.8
Dec2807.D	Calibration	Perylene-d12	19.206	106256	387795	0.2740	9.5211	10.0000	95.2
Dec2808.D	Calibration	Perylene-d12	19.196	46172	399342	0.1156	4.1552	4.0000	103.9

Compound: Indeno(1,2,3-c,d)pyrene

Data File	Sample Type	ISTD	RT	Resp	ISTD Resp	Resp Ratio	Final Conc	Exp. Conc	Accuracy
Dec2802.D	Calibration	Perylene-d12	20.978	1879964	458113	4.1037	150.7798	150.0000	100.5
Dec2803.D	Calibration	Perylene-d12	20.968	1428035	458114	3.1172	118.0424	120.0000	98.4

Quantitative Analysis Results Summary Report

Compound: Indeno(1,2,3-c,d)pyrene

Data File	Sample Type	ISTD	RT	Resp	ISTD Resp	Resp Ratio	Final Conc	Exp. Conc	Accuracy
Dec2804.D	Calibration	Perylene-d12	20.968	1118524	428220	2.6120	100.5804	100.0000	100.6
Dec2805.D	Calibration	Perylene-d12	20.958	815107	423271	1.9257	76.0007	75.0000	101.3
Dec2806.D	Calibration	Perylene-d12	20.958	506218	413633	1.2238	49.7134	50.0000	99.4
Dec2807.D	Calibration	Perylene-d12	20.938	86021	387795	0.2218	9.8138	10.0000	98.1
Dec2808.D	Calibration	Perylene-d12	20.937	33442	399342	0.0837	4.0651	4.0000	101.6

Compound: Dibenzo(a,h)anthracene

Data File	Sample Type	ISTD	RT	Resp	ISTD Resp	Resp Ratio	Final Conc	Exp. Conc	Accuracy
Dec2802.D	Calibration	Perylene-d12	21.039	1972310	458113	4.3053	149.2076	150.0000	99.5
Dec2803.D	Calibration	Perylene-d12	21.039	1587150	458114	3.4645	120.7707	120.0000	100.6
Dec2804.D	Calibration	Perylene-d12	21.029	1209636	428220	2.8248	98.9596	100.0000	99.0
Dec2805.D	Calibration	Perylene-d12	21.019	927685	423271	2.1917	77.2236	75.0000	103.0
Dec2806.D	Calibration	Perylene-d12	21.018	575017	413633	1.3902	49.4836	50.0000	99.0
Dec2807.D	Calibration	Perylene-d12	21.008	90361	387795	0.2330	8.9886	10.0000	89.9
Dec2808.D	Calibration	Perylene-d12	21.008	40671	399342	0.1018	4.3642	4.0000	109.1

Compound: Benzo(g,h,i)perylene

Data File	Sample Type	ISTD	RT	Resp	ISTD Resp	Resp Ratio	Final Conc	Exp. Conc	Accuracy
Dec2802.D	Calibration	Perylene-d12	21.312	2226169	458113	4.8594	148.7054	150.0000	99.1
Dec2803.D	Calibration	Perylene-d12	21.302	1789954	458114	3.9072	121.2816	120.0000	101.1
Dec2804.D	Calibration	Perylene-d12	21.302	1382277	428220	3.2280	101.2584	100.0000	101.3
Dec2805.D	Calibration	Perylene-d12	21.292	979101	423271	2.3132	73.6405	75.0000	98.2
Dec2806.D	Calibration	Perylene-d12	21.282	648415	413633	1.5676	50.5361	50.0000	101.1
Dec2807.D	Calibration	Perylene-d12	21.272	109541	387795	0.2825	9.3297	10.0000	93.3
Dec2808.D	Calibration	Perylene-d12	21.272	50982	399342	0.1277	4.2389	4.0000	106.0

Initial Calibration Report - Instrument #1

Method Path
 Method File
 Batch Name \\MASSHUNTER\Org\Data\SV5973N.I\sd122821\1 DOD bna\QuantResults\122821 bna 1 CAL.batch.bin
 Last Calib Update 12/29/2021 7:25:46 PM

Level Name	Calibration Files	Acq. Date-Time	Level Last Update Time
7	\\MASSHUNTER\Org\Data\SV5973N.I\sd122821\1 DOD bna\Dec2802.D	12/28/2021 2:24:27 PM	12/29/2021 7:25:46 PM
6	\\MASSHUNTER\Org\Data\SV5973N.I\sd122821\1 DOD bna\Dec2803.D	12/28/2021 2:57:01 PM	12/29/2021 7:25:46 PM
5	\\MASSHUNTER\Org\Data\SV5973N.I\sd122821\1 DOD bna\Dec2804.D	12/28/2021 3:29:32 PM	12/29/2021 7:25:46 PM
4	\\MASSHUNTER\Org\Data\SV5973N.I\sd122821\1 DOD bna\Dec2805.D	12/28/2021 4:02:09 PM	12/29/2021 7:25:46 PM
3	\\MASSHUNTER\Org\Data\SV5973N.I\sd122821\1 DOD bna\Dec2806.D	12/28/2021 4:34:38 PM	12/29/2021 7:25:46 PM
2	\\MASSHUNTER\Org\Data\SV5973N.I\sd122821\1 DOD bna\Dec2807.D	12/28/2021 5:07:14 PM	12/29/2021 7:25:46 PM
1	\\MASSHUNTER\Org\Data\SV5973N.I\sd122821\1 DOD bna\Dec2808.D	12/28/2021 5:39:44 PM	12/29/2021 7:25:46 PM

Compound	Curve Fit	7	6	5	4	3	2	1	Avg RF	%RSD
I 1,4-Dichlorobenzene-d4										
----- ISTD -----										
T N-Nitrosodimethylamine	Quadratic	0.3692	0.4465	0.4431	0.4322	0.4056	0.3250	0.3687	0.3986	11.511
T Pyridine	Quadratic	0.9340	1.1117	1.0580	1.0725	1.0337	0.7754	0.8270	0.9732	13.392
S 2-Fluorophenol	Quadratic	0.9662	0.9913	0.9296	0.9454	0.9458	0.8483	0.9372	0.9377	4.744
T Aniline	Quadratic	1.8953	1.9872	2.0124	2.1389	1.8321	1.8784	1.9119	1.9509	5.310
S Phenol-d5	Quadratic	1.2619	1.3055	1.3821	1.4511	1.3005	1.2149	1.1376	1.2934	8.009
T Phenol	Quadratic	1.4761	1.3788	1.5006	1.6615	1.4566	1.3180	1.1968	1.4269	10.351
T bis(-2-Chloroethyl)Ether	Quadratic	1.0429	1.2396	1.2397	1.2773	1.1883	1.2869	1.2076	1.2118	6.787
T 2-Chlorophenol	Quadratic	0.9038	1.0387	1.1012	1.1548	1.0907	1.1019	0.9595	1.0501	8.485
T 1,3-Dichlorobenzene	Avg RF	1.4302	1.4266	1.4095	1.4572	1.3830	1.4651	1.6011	1.4532	4.875
T 1,4-Dichlorobenzene	Avg RF	1.4692	1.3606	1.3973	1.4227	1.3747	1.4399	1.5680	1.4332	4.902
T 1,2-Dichlorobenzene	Avg RF	1.3632	1.5122	1.4584	1.4946	1.4989	1.5323	1.6483	1.5011	5.683
T Benzyl Alcohol	Quadratic	0.5928	0.6951	0.7538	0.7275	0.6305	0.5345	0.3683	0.6146	21.669 #
T bis(2-chloroisopropyl)Ether	Avg RF	0.4058	0.4392	0.4752	0.5104	0.4464	0.5010	0.4139	0.4560	8.958
T 2-Methylphenol	Quadratic	1.0380	1.0406	1.0976	1.1487	1.0796	1.0406	0.9418	1.0553	6.082
T N-nitroso-Di-n-propylamine	Quadratic	0.6768	0.8170	0.8466	0.8535	0.7525	0.8089	0.7845	0.7914	7.748
T 4Methylphenol/3Methylphenol	Quadratic	1.4138	1.4076	1.4252	1.5315	1.4444	1.5310	1.4185	1.4531	3.758
T Hexachloroethane	Quadratic	0.3669	0.3726	0.3955	0.3999	0.3827	0.3620	0.3967	0.3823	4.036
S Nitrobenzene-d5	Quadratic	0.6389	0.6679	0.6930	0.6969	0.6255	0.6937	0.7229	0.6770	5.126
T Nitrobenzene	Quadratic	0.2968	0.3686	0.3631	0.3514	0.3003	0.3314	0.2715	0.3262	11.437
I Naphthalene-d8										
----- ISTD -----										
T Isophorone	Quadratic	0.4963	0.5257	0.5059	0.4936	0.4657	0.4177	0.4254	0.4758	8.645
T 2-Nitrophenol	Quadratic	0.0825	0.0884	0.0837	0.0861	0.0764	0.0677	0.0586	0.0776	14.032
T 2,4-Dimethylphenol	Quadratic	0.2626	0.3096	0.2973	0.2790	0.2577	0.2496	0.2803	0.2766	7.832
T bis(-2-Chloroethoxy)Methane	Quadratic	0.3251	0.3810	0.3786	0.3674	0.3449	0.3388	0.3091	0.3493	7.861
T Benzoic Acid	Quadratic	0.1396	0.1520	0.1560	0.1577	0.1392	0.0961	0.1105	0.1359	17.502 #
T 2,4-Dichlorophenol	Quadratic	0.1944	0.2157	0.2190	0.2275	0.2193	0.2055	0.2059	0.2125	5.239
T 1,2,4-Trichlorobenzene	Avg RF	0.2779	0.3058	0.2943	0.2895	0.2833	0.2807	0.3352	0.2952	6.767
T Naphthalene	Avg RF	0.8610	1.0138	0.9889	0.9770	0.9303	0.9497	1.0799	0.9715	7.062
T 4-Chlorophenol	Quadratic	0.0831	0.0869	0.0834	0.0825	0.0788	0.0706	0.1139	0.0856	15.785 #

Initial Calibration Report - Instrument #1

Compound	Curve Fit	7	6	5	4	3	2	1	Avg RF	%RSD
T p-Chloroaniline	Quadratic	0.3789	0.3904	0.3611	0.3589	0.3407	0.3331	0.3887	0.3645	6.195
T Hexachlorobutadiene	Avg RF	0.1549	0.1682	0.1530	0.1447	0.1416	0.1411	0.1567	0.1514	6.446
T 4-Chloro-2-Methylphenol	Avg RF	0.2091	0.2314	0.2393	0.2290	0.2317	0.2139	0.2326	0.2267	4.828
T 4-Chloro-3-Methylphenol	Avg RF	0.2204	0.2334	0.2284	0.2311	0.2161	0.2005	0.2472	0.2253	6.566
T 2-Methylnaphthalene	Quadratic	0.5038	0.5396	0.5650	0.5402	0.5650	0.5757	0.6655	0.5650	8.915
T 1-Methylnaphthalene	Quadratic	0.4966	0.5341	0.5581	0.5459	0.5537	0.5939	0.7005	0.5690	11.408
I Acenaphthene-d10 ----- ISTD -----										
T Hexachlorocyclopentadiene	Quadratic	0.1689	0.1637	0.1566	0.1432	0.1325	0.1139	0.1188	0.1425	15.227 #
T 2,4,6-Trichlorophenol	Quadratic	0.2542	0.2508	0.2512	0.2463	0.2552	0.2345	0.2494	0.2488	2.795
T 2,4,5-Trichlorophenol	Avg RF	0.2717	0.2800	0.3053	0.2834	0.2840	0.2908	0.2878	0.2862	3.637
S 2-Fluorobiphenyl	Quadratic	1.2165	1.3244	1.3580	1.3367	1.3681	1.4697	1.4753	1.3641	6.535
T 2-Chloronaphthalene	Quadratic	1.0748	1.1286	1.1595	1.0535	1.0912	1.1197	1.1151	1.1061	3.216
T 2-Nitroaniline	Quadratic	0.1720	0.1809	0.1898	0.1675	0.1677	0.1527	0.1293	0.1657	11.957
T Dimethyl Phthalate	Quadratic	1.0240	1.0421	1.0544	0.9916	0.9563	0.8511	0.7888	0.9584	10.599
T 2,6-Dinitrotoluene	Quadratic	0.1127	0.1137	0.1233	0.1137	0.1087	0.1016	0.1009	0.1106	7.034
T Acenaphthylene	Quadratic	1.8705	1.8018	1.7923	1.6111	1.7527	1.8400	1.8447	1.7876	4.870
T 3-Nitroaniline	Quadratic	0.1462	0.1544	0.1434	0.1211	0.1347	0.1016	0.1083	0.1300	15.435 #
T Acenaphthene	Quadratic	1.0296	0.9625	0.9859	0.9725	1.0441	1.1019	1.2462	1.0489	9.487
T 2,4-Dinitrophenol	Quadratic	0.0735	0.0669	0.0695	0.0593	0.0511	0.0273		0.0579	29.350 #
T Dibenzofuran	Quadratic	1.6383	1.6072	1.5571	1.5707	1.6638	1.7265	1.7877	1.6502	5.063
T 4-Nitrophenol	Quadratic	0.1551	0.1715	0.1687	0.1649	0.1532	0.1588	0.1600	0.1617	4.232
T 2,4-Dinitrotoluene	Quadratic	0.1613	0.1615	0.1591	0.1479	0.1338	0.1119	0.1035	0.1398	17.282 #
T Diethylphthalate	Quadratic	1.0632	1.0730	1.1449	1.0852	0.9736	0.8678	0.6955	0.9861	15.880 #
T Fluorene	Quadratic	1.4225	1.3068	1.2933	1.2237	1.3518	1.3848	1.5518	1.3621	7.769
T 4-Chlorophenyl-phenylether	Quadratic	0.6042	0.5687	0.5653	0.5190	0.5085	0.5587	0.5912	0.5594	6.258
I Phenanthrene-d10 ----- ISTD -----										
T 4-Nitroaniline	Quadratic	0.0756	0.0831	0.0800	0.0822	0.0699	0.0499	0.0527	0.0705	19.698 #
T 4,6-Dinitro-2-methylphenol	Quadratic	0.0558	0.0519	0.0498	0.0444	0.0374	0.0254	0.0251	0.0414 #	30.166 #
T N-nitrosodiphenylamine	Avg RF	0.4219	0.4405	0.4398	0.4426	0.4231	0.4524	0.4745	0.4421	4.056
T Azobenzene	Quadratic	0.5551	0.6074	0.6204	0.6438	0.5361	0.4353	0.4350	0.5476	15.569 #
S 2,4,6-Tribromophenol	Linear	0.0398	0.0373	0.0387	0.0380	0.0349	0.0308	0.0316	0.0359 #	9.819
T 4-Bromophenyl-phenylether	Quadratic	0.1758	0.1709	0.1740	0.1642	0.1493	0.1520	0.1638	0.1643	6.321
T Hexachlorobenzene	Quadratic	0.1602	0.1601	0.1526	0.1544	0.1455	0.1551	0.1642	0.1560	3.928
T Pentachlorophenol	Quadratic	0.0585	0.0623	0.0637	0.0639	0.0547	0.0431	0.0377	0.0548	19.125 #
T Phenanthrene	Quadratic	0.9773	0.9927	0.9178	0.9557	0.9219	0.9704	1.0569	0.9704	4.862
T Anthracene	Quadratic	0.8652	0.9017	0.9449	0.9517	0.8670	0.7807	0.8457	0.8796	6.767
T Triallate	Quadratic	0.1993	0.2023	0.1931	0.1984	0.1753	0.1310	0.1454	0.1778	16.190 #
T Carbazole	Avg RF	0.9372	0.9781	0.9185	0.9420	0.8890	0.8506	0.9464	0.9231	4.546
T o-Terphenyl	Quadratic	0.4818	0.4672	0.4651	0.4699	0.4435	0.4845	0.5147	0.4752	4.619
T Di-n-Butylphthalate	Quadratic	0.7718	0.8347	0.8665	0.8595	0.7169	0.5467	0.4930	0.7270	20.860 #
T Fluoranthene	Avg RF	0.9235	0.9375	0.9516	0.9438	0.8851	0.9307	1.0256	0.9425	4.503
T Benzidine	Quadratic	0.3424	0.3604	0.3546	0.2861	0.3426	0.2514	0.2512	0.3127	15.476 #
T Pyrene	Quadratic	1.0327	1.0197	1.0257	1.0441	0.9770	1.0144	1.1181	1.0331	4.159

Initial Calibration Report - Instrument #1

Compound	Curve Fit	7	6	5	4	3	2	1	Avg RF	%RSD
S Terphenyl-d14	Avg RF	0.5962	0.6216	0.6205	0.5943	0.5814	0.5689	0.6692	0.6074	5.479
I Chrysene-d12										
----- ISTD -----										
T Butylbenzylphthalate	Quadratic	0.4093	0.4062	0.4194	0.3967	0.3395	0.2632	0.2799	0.3592	18.197 #
T Benzo(a)Anthracene	Avg RF	1.0823	1.0880	1.0685	1.0690	1.0395	1.0055	1.1117	1.0664	3.253
T Chrysene	Avg RF	1.2041	1.1668	1.2265	1.2021	1.1567	1.1532	1.4168	1.2180	7.540
T 3,3-Dichlorobenzidine	Quadratic	0.3389	0.3340	0.3515	0.3181	0.2926	0.2271	0.2321	0.2992	17.059 #
T bis(2-ethylhexyl)Phthalate	Quadratic	0.1470	0.1399	0.1425	0.1287	0.1097	0.0935	0.1002	0.1231	17.691 #
I Perylene-d12										
----- ISTD -----										
T Di-n-octyl Phthalate	Quadratic	1.5031	1.4240	1.4344	1.3100	1.1551	0.8820	0.9667	1.2393	19.649 #
T Benzo(b)fluoranthene	Avg RF	1.4736	1.4082	1.4308	1.4302	1.3822	1.3721	1.4816	1.4255	2.940
T Benzo(k)fluoranthene	Avg RF	1.6924	1.5599	1.5609	1.5525	1.5130	1.4962	1.4475	1.5460	4.952
T Benzo(a)pyrene	Quadratic	1.4941	1.4153	1.3310	1.3666	1.2562	1.0960	1.1562	1.3022	10.885
T Indeno(1,2,3-c,d)pyrene	Quadratic	1.0943	1.0391	1.0448	1.0271	0.9791	0.8873	0.8374	0.9870	9.391
T Dibenzo(a,h)anthracene	Quadratic	1.1481	1.1548	1.1299	1.1689	1.1121	0.9321	1.0185	1.0949	7.978
T Benzo(g,h,i)perylene	Quadratic	1.2958	1.3024	1.2912	1.2337	1.2541	1.1299	1.2766	1.2548	4.804

(RedFont and #) = Outlier Flag; (I) = Internal Standard; (T) = Target; (S) = Surrogate; (M) = Matrix Spike

Compounds with Curve fitting not using Avg Response Factor:

Compound	Curve Fit	Curve Fit Formula	Curve Fit R2
T N-Nitrosodimethylamine	Quadratic	$y = -0.021655 * x^2 + 0.483257 * x - 0.019404$	0.993436
T Pyridine	Quadratic	$y = -0.049271 * x^2 + 1.189925 * x - 0.054498$	0.995225
S 2-Fluorophenol	Quadratic	$y = 0.016353 * x^2 + 0.914598 * x - 0.002844$	0.999379
T Aniline	Quadratic	$y = -0.040784 * x^2 + 2.096837 * x - 0.030779$	0.997578
S Phenol-d5	Quadratic	$y = -0.059109 * x^2 + 1.511806 * x - 0.047572$	0.998210
T Phenol	Quadratic	$y = -0.048335 * x^2 + 1.638026 * x - 0.052817$	0.996278
T bis(-2-Chloroethyl)Ether	Quadratic	$y = -0.087478 * x^2 + 1.434872 * x - 0.027471$	0.996278
T 2-Chlorophenol	Quadratic	$y = -0.106766 * x^2 + 1.347631 * x - 0.044332$	0.997906
T Benzyl Alcohol	Quadratic	$y = -0.049487 * x^2 + 0.833623 * x - 0.055302$	0.992728
T 2-Methylphenol	Quadratic	$y = -0.040885 * x^2 + 1.196525 * x - 0.028685$	0.999237
T N-nitroso-Di-n-propylamine	Quadratic	$y = -0.060192 * x^2 + 0.956192 * x - 0.023735$	0.993451
T 4Methylphenol/3Methylphenol	Quadratic	$y = -0.035999 * x^2 + 1.539737 * x - 0.009064$	0.999331
T Hexachloroethane	Quadratic	$y = -0.011804 * x^2 + 0.415058 * x - 0.004826$	0.999146
S Nitrobenzene-d5	Quadratic	$y = -0.011236 * x^2 + 0.695233 * x + 9.225065E-004$	0.998251
T Nitrobenzene	Quadratic	$y = -0.014904 * x^2 + 0.382986 * x - 0.012743$	0.990032
T Isophorone	Quadratic	$y = 0.008587 * x^2 + 0.481365 * x - 0.009089$	0.998748
T 2-Nitrophenol	Quadratic	$y = 6.265523E-004 * x^2 + 0.083548 * x - 0.003030$	0.998125
T 2,4-Dimethylphenol	Quadratic	$y = -0.001381 * x^2 + 0.288199 * x - 0.003898$	0.993485
T bis(-2-Chloroethoxy)Methane	Quadratic	$y = -0.015095 * x^2 + 0.404549 * x - 0.011930$	0.995669
T Benzoic Acid	Quadratic	$y = -0.004120 * x^2 + 0.163113 * x - 0.008464$	0.995890
T 2,4-Dichlorophenol	Quadratic	$y = -0.013254 * x^2 + 0.251247 * x - 0.006292$	0.998763
T 4-Chlorophenol	Quadratic	$y = 0.002517 * x^2 + 0.075390 * x + 0.002412$	0.997983
T p-Chloroaniline	Quadratic	$y = 0.016670 * x^2 + 0.322733 * x + 0.004933$	0.999113
T 2-Methylnaphthalene	Quadratic	$y = -0.021702 * x^2 + 0.594850 * x + 0.004110$	0.998977
T 1-Methylnaphthalene	Quadratic	$y = -0.022861 * x^2 + 0.591254 * x + 0.008256$	0.999104
T Hexachlorocyclopentadiene	Quadratic	$y = 0.014253 * x^2 + 0.118206 * x - 6.820484E-004$	0.999607
T 2,4,6-Trichlorophenol	Quadratic	$y = 0.001822 * x^2 + 0.246640 * x - 4.957804E-004$	0.999808
S 2-Fluorobiphenyl	Quadratic	$y = -0.063603 * x^2 + 1.482173 * x - 0.001056$	0.999273
T 2-Chloronaphthalene	Quadratic	$y = -0.003193 * x^2 + 1.112633 * x - 3.238433E-004$	0.998509
T 2-Nitroaniline	Quadratic	$y = 1.609709E-004 * x^2 + 0.178431 * x - 0.005585$	0.997488
T Dimethyl Phthalate	Quadratic	$y = 0.018012 * x^2 + 0.982135 * x - 0.024226$	0.999304
T 2,6-Dinitrotoluene	Quadratic	$y = -3.167145E-004 * x^2 + 0.116572 * x - 0.002293$	0.998067
T Acenaphthylene	Quadratic	$y = 0.083444 * x^2 + 1.539674 * x + 0.041244$	0.998867
T 3-Nitroaniline	Quadratic	$y = 0.008741 * x^2 + 0.119098 * x - 0.002150$	0.995963
T Acenaphthene	Quadratic	$y = 0.012382 * x^2 + 0.949684 * x + 0.032896$	0.998897
T 2,4-Dinitrophenol	Quadratic	$y = 0.006543 * x^2 + 0.051211 * x - 0.006690$	0.997990
T Dibenzofuran	Quadratic	$y = 0.016053 * x^2 + 1.550350 * x + 0.030285$	0.999398
T 4-Nitrophenol	Quadratic	$y = -0.005277 * x^2 + 0.180649 * x - 0.005341$	0.996088
T 2,4-Dinitrotoluene	Quadratic	$y = 0.008782 * x^2 + 0.133207 * x - 0.004003$	0.998991
T Diethylphthalate	Quadratic	$y = -0.013472 * x^2 + 1.137630 * x - 0.050725$	0.997288
T Fluorene	Quadratic	$y = 0.066045 * x^2 + 1.128154 * x + 0.048804$	0.998333
T 4-Chlorophenyl-phenylether	Quadratic	$y = 0.041134 * x^2 + 0.444338 * x + 0.017251$	0.999668
T 4-Nitroaniline	Quadratic	$y = 2.475987E-005 * x^2 + 0.080214 * x - 0.004189$	0.995751

Initial Calibration Report - Instrument #1

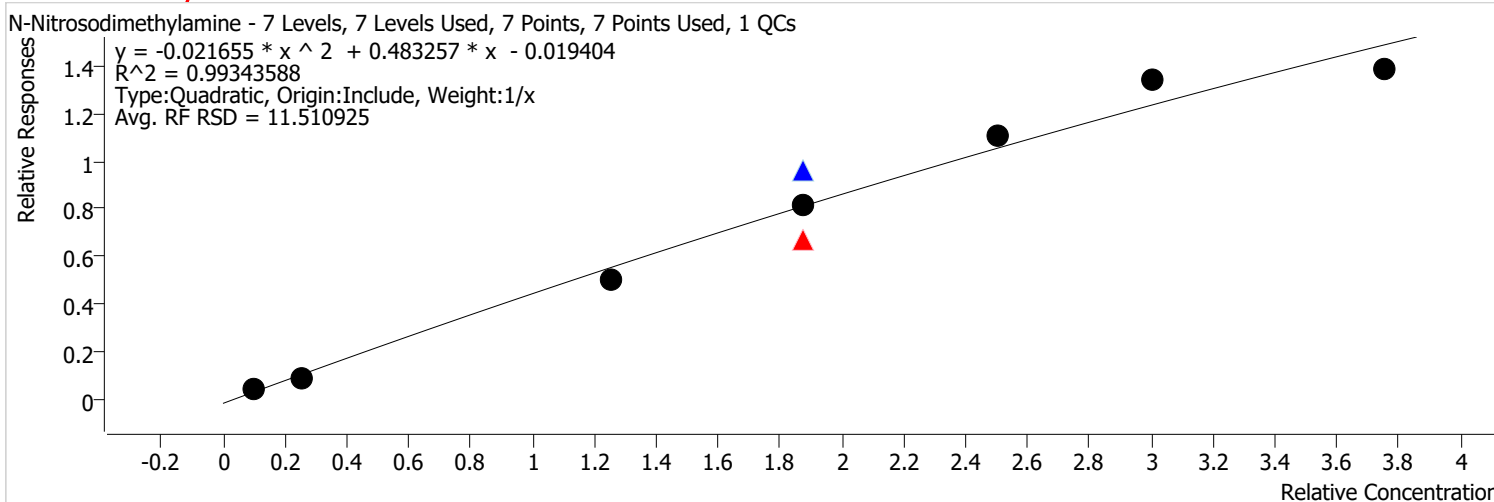
T 4,6-Dinitro-2-methylphenol	Quadratic	$y = 0.006669 * x^2 + 0.031950 * x - 0.001144$	0.999231
T Azobenzene	Quadratic	$y = -0.017282 * x^2 + 0.652226 * x - 0.031384$	0.995320
S 2,4,6-Tribromophenol	Linear	$y = 0.039230 * x - 0.001959$	0.997823
T 4-Bromophenyl-phenylether	Quadratic	$y = 0.008409 * x^2 + 0.145914 * x + 0.001326$	0.999238
T Hexachlorobenzene	Quadratic	$y = 0.005434 * x^2 + 0.140190 * x + 0.002547$	0.999702
T Pentachlorophenol	Quadratic	$y = -7.259242E-004 * x^2 + 0.064241 * x - 0.003460$	0.996883
T Phenanthrene	Quadratic	$y = 0.026131 * x^2 + 0.880317 * x + 0.018246$	0.999312
T Anthracene	Quadratic	$y = -0.021998 * x^2 + 0.972680 * x - 0.022773$	0.998196
T Triallate	Quadratic	$y = 0.006524 * x^2 + 0.180257 * x - 0.006116$	0.998452
T o-Terphenyl	Quadratic	$y = 0.012413 * x^2 + 0.431152 * x + 0.009215$	0.999781
T Di-n-Butylphthalate	Quadratic	$y = -0.037298 * x^2 + 0.947585 * x - 0.064261$	0.994616
T Benzidine	Quadratic	$y = 0.011670 * x^2 + 0.311319 * x - 0.008515$	0.994552
T Pyrene	Quadratic	$y = 0.012603 * x^2 + 0.984639 * x + 0.010958$	0.999675
T Butylbenzylphthalate	Quadratic	$y = 0.016967 * x^2 + 0.359315 * x - 0.013271$	0.997570
T 3,3-Dichlorobenzidine	Quadratic	$y = 0.012886 * x^2 + 0.300513 * x - 0.010606$	0.997988
T bis(2-ethylhexyl)Phthalate	Quadratic	$y = 0.012078 * x^2 + 0.104830 * x - 0.001595$	0.998324
T Di-n-octyl Phthalate	Quadratic	$y = 0.119215 * x^2 + 1.083330 * x - 0.026026$	0.998909
T Benzo(a)pyrene	Quadratic	$y = 0.089931 * x^2 + 1.149907 * x - 0.004803$	0.999466
T Indeno(1,2,3-c,d)pyrene	Quadratic	$y = 0.038382 * x^2 + 0.947416 * x - 0.012935$	0.999825
T Dibenzo(a,h)anthracene	Quadratic	$y = 0.007495 * x^2 + 1.132049 * x - 0.021755$	0.999426
T Benzo(g,h,i)perylene	Quadratic	$y = 0.026911 * x^2 + 1.207238 * x - 5.733903E-004$	0.999666

(RedFont and #) = Outlier Flag; (I) = Internal Standard; (T) = Target; (S) = Surrogate; (M) = Matrix Spike

Calibration Report

Batch Path	\\MASSHUNTER\Org\Data\SV5973N.I\sd122821\1 DOD bna\QuantResults\122821 bna 1 CAL.batch.bin	Analyst Name	BL2000\sean
Analysis Time	1/26/2022 3:44 PM	Reporter Name	BL2000\sean
Report Time	1/26/2022 3:45:47 PM	Batch State	Processed
Last Calib Update	12/29/2021 7:25 PM	Quant Report Version	10.0
Quant Batch Version	10.0		

N-Nitrosodimethylamine %RSE = 14.3

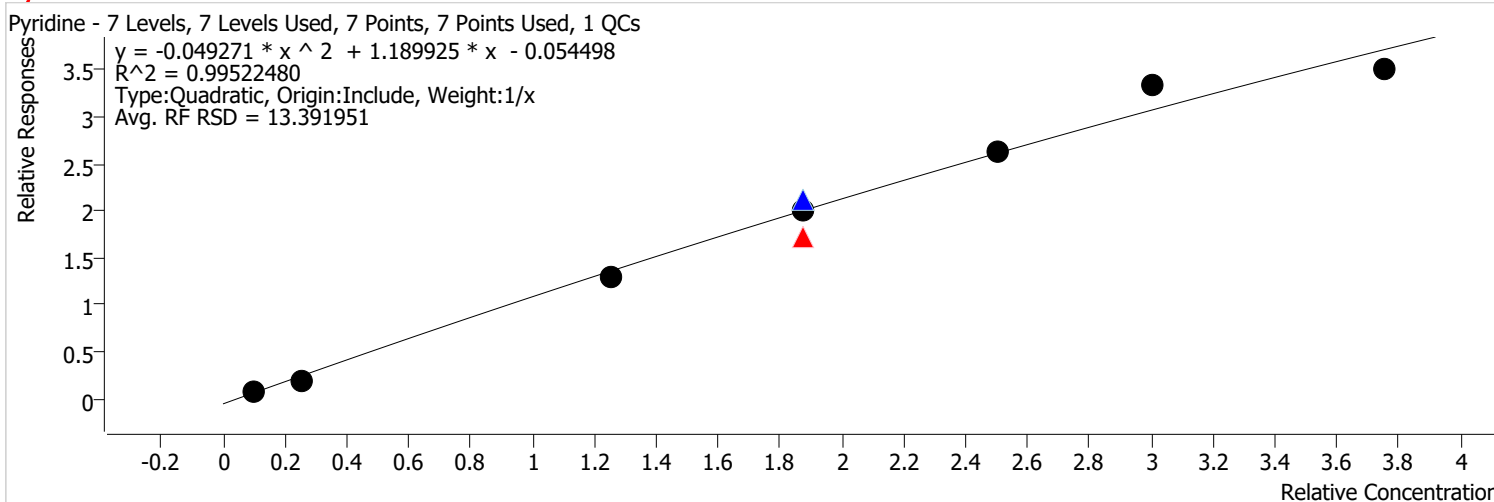


Calibration STD Path	Cal Type	Level	Enabled	Resp.	Exp. Conc	Resp. Factor	Level RSD
\\MASSHUNTER\Org\Data\SV5973N.I\sd122821\1 DOD bna\Dec2808.D	Calibration	1	x	9914	4.0000	0.3687	
\\MASSHUNTER\Org\Data\SV5973N.I\sd122821\1 DOD bna\Dec2807.D	Calibration	2	x	19325	10.0000	0.3250	
\\MASSHUNTER\Org\Data\SV5973N.I\sd122821\1 DOD bna\Dec2806.D	Calibration	3	x	152937	50.0000	0.4056	
\\MASSHUNTER\Org\Data\SV5973N.I\sd122321\DoD BNA 3\Dec2337.D	CC	CCV	x	178308	75.0000	0.3573	
\\MASSHUNTER\Org\Data\SV5973N.I\sd122821\1 DOD bna\Dec2809.D	QC	ICV	x	339107	75.0000	0.5121	
\\MASSHUNTER\Org\Data\SV5973N.I\sd122821\1 DOD bna\Dec2805.D	Calibration	4	x	221249	75.0000	0.4322	
\\MASSHUNTER\Org\Data\SV5973N.I\sd122821\1 DOD bna\Dec2804.D	Calibration	5	x	327207	100.0000	0.4431	
\\MASSHUNTER\Org\Data\SV5973N.I\sd122821\1 DOD bna\Dec2803.D	Calibration	6	x	447592	120.0000	0.4465	
\\MASSHUNTER\Org\Data\SV5973N.I\sd122821\1 DOD bna\Dec2802.D	Calibration	7	x	498429	150.0000	0.3692	

Calibration Report

Batch Path	\\MASSHUNTER\Org\Data\SV5973N.I\sd122821\1 DOD bna\QuantResults\122821 bna 1 CAL.batch.bin	Analyst Name	BL2000\sean
Analysis Time	1/26/2022 3:44 PM	Reporter Name	BL2000\sean
Report Time	1/26/2022 3:45:53 PM	Batch State	Processed
Last Calib Update	12/29/2021 7:25 PM	Quant Report Version	10.0
Quant Batch Version	10.0		

Pyridine %RSE = 13.0



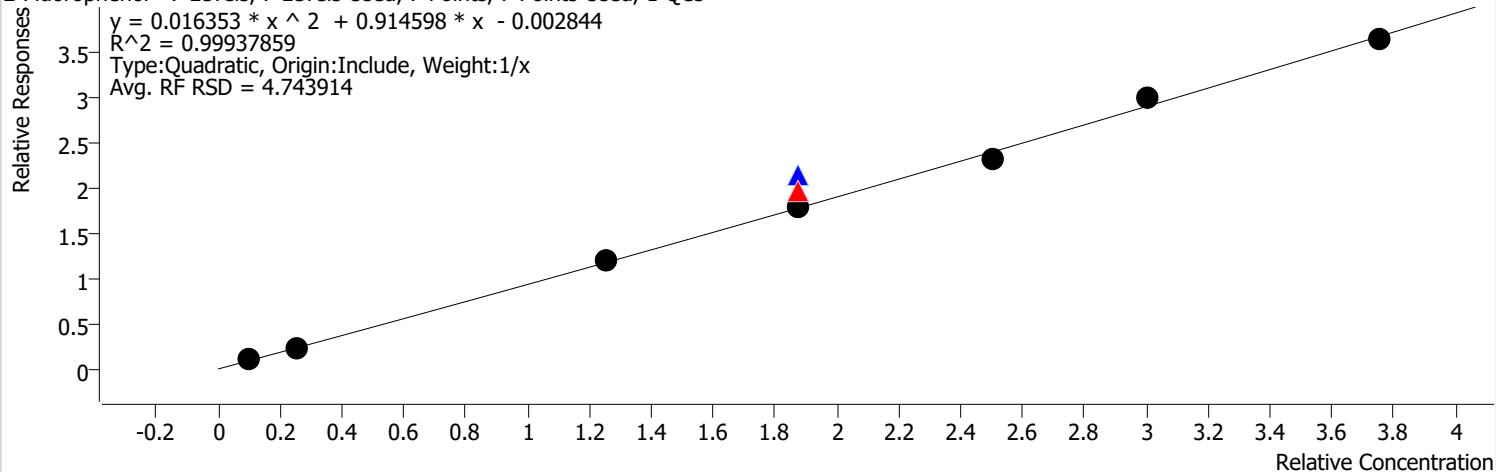
Calibration STD Path	Cal Type	Level	Enabled	Resp.	Exp. Conc	Resp. Factor	Level RSD
\\MASSHUNTER\Org\Data\SV5973N.I\sd122821\1 DOD bna\Dec2808.D	Calibration	1	x	22237	4.0000	0.8270	
\\MASSHUNTER\Org\Data\SV5973N.I\sd122821\1 DOD bna\Dec2807.D	Calibration	2	x	46110	10.0000	0.7754	
\\MASSHUNTER\Org\Data\SV5973N.I\sd122821\1 DOD bna\Dec2806.D	Calibration	3	x	389795	50.0000	1.0337	
\\MASSHUNTER\Org\Data\SV5973N.I\sd122321\DoD BNA 3\Dec2337.D	CC	CCV	x	455306	75.0000	0.9125	
\\MASSHUNTER\Org\Data\SV5973N.I\sd122821\1 DOD bna\Dec2809.D	QC	ICV	x	750095	75.0000	1.1328	
\\MASSHUNTER\Org\Data\SV5973N.I\sd122821\1 DOD bna\Dec2805.D	Calibration	4	x	548983	75.0000	1.0725	
\\MASSHUNTER\Org\Data\SV5973N.I\sd122821\1 DOD bna\Dec2804.D	Calibration	5	x	781307	100.0000	1.0580	
\\MASSHUNTER\Org\Data\SV5973N.I\sd122821\1 DOD bna\Dec2803.D	Calibration	6	x	1114395	120.0000	1.1117	
\\MASSHUNTER\Org\Data\SV5973N.I\sd122821\1 DOD bna\Dec2802.D	Calibration	7	x	1260889	150.0000	0.9340	

Calibration Report

Batch Path	\\MASSHUNTER\Org\Data\SV5973N.I\sd122821\1 DOD bna\QuantResults\122821 bna 1 CAL.batch.bin	Analyst Name	BL2000\sean
Analysis Time	1/26/2022 3:44 PM	Reporter Name	BL2000\sean
Report Time	1/26/2022 3:45:53 PM	Batch State	Processed
Last Calib Update	12/29/2021 7:25 PM	Quant Report Version	10.0
Quant Batch Version	10.0		

2-Fluorophenol %RSE =

2-Fluorophenol - 7 Levels, 7 Levels Used, 7 Points, 7 Points Used, 1 QCs

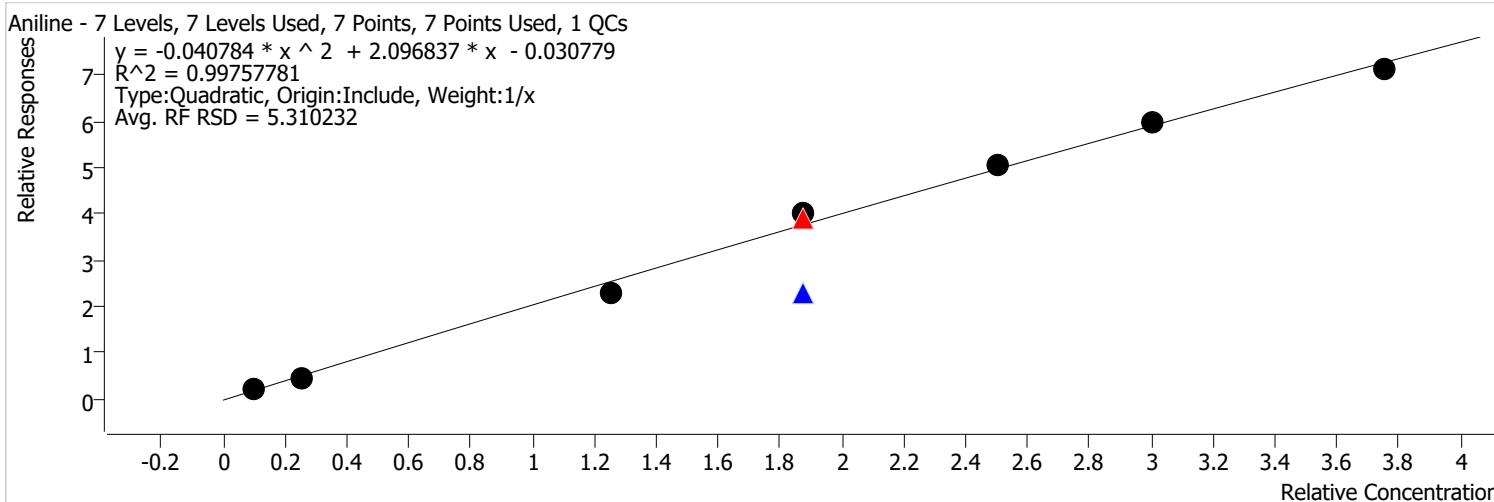


Calibration STD Path	Cal Type	Level	Enabled	Resp.	Exp. Conc	Resp. Factor	Level RSD
\\MASSHUNTER\Org\Data\SV5973N.I\sd122821\1 DOD bna\Dec2808.D	Calibration	1	x	25199	4.0000	0.9372	
\\MASSHUNTER\Org\Data\SV5973N.I\sd122821\1 DOD bna\Dec2807.D	Calibration	2	x	50442	10.0000	0.8483	
\\MASSHUNTER\Org\Data\SV5973N.I\sd122821\1 DOD bna\Dec2806.D	Calibration	3	x	356677	50.0000	0.9458	
\\MASSHUNTER\Org\Data\SV5973N.I\sd122321\DoD BNA 3\Dec2337.D	CC	CCV	x	521935	75.0000	1.0460	
\\MASSHUNTER\Org\Data\SV5973N.I\sd122821\1 DOD bna\Dec2809.D	QC	ICV	x	751580	75.0000	1.1350	
\\MASSHUNTER\Org\Data\SV5973N.I\sd122821\1 DOD bna\Dec2805.D	Calibration	4	x	483925	75.0000	0.9454	
\\MASSHUNTER\Org\Data\SV5973N.I\sd122821\1 DOD bna\Dec2804.D	Calibration	5	x	686470	100.0000	0.9296	
\\MASSHUNTER\Org\Data\SV5973N.I\sd122821\1 DOD bna\Dec2803.D	Calibration	6	x	993656	120.0000	0.9913	
\\MASSHUNTER\Org\Data\SV5973N.I\sd122821\1 DOD bna\Dec2802.D	Calibration	7	x	1304432	150.0000	0.9662	

Calibration Report

Batch Path	\\MASSHUNTER\Org\Data\SV5973N.I\sd122821\1 DOD bna\QuantResults\122821 bna 1 CAL.batch.bin	Analyst Name	BL2000\sean
Analysis Time	1/26/2022 3:44 PM	Reporter Name	BL2000\sean
Report Time	1/26/2022 3:45:53 PM	Batch State	Processed
Last Calib Update	12/29/2021 7:25 PM	Quant Report Version	10.0
Quant Batch Version	10.0		

Aniline %RSE = 7.1

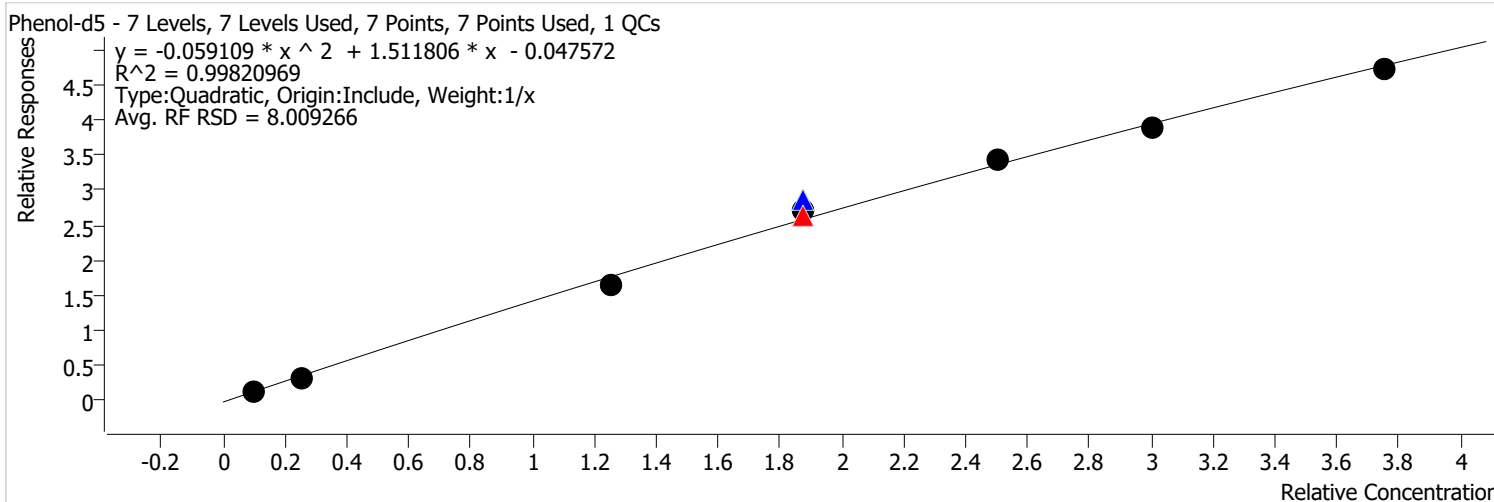


Calibration STD Path	Cal Type	Level	Enabled	Resp.	Exp. Conc	Resp. Factor	Level RSD
\\MASSHUNTER\Org\Data\SV5973N.I\sd122821\1 DOD bna\Dec2808.D	Calibration	1	x	51406	4.0000	1.9119	
\\MASSHUNTER\Org\Data\SV5973N.I\sd122821\1 DOD bna\Dec2807.D	Calibration	2	x	111697	10.0000	1.8784	
\\MASSHUNTER\Org\Data\SV5973N.I\sd122821\1 DOD bna\Dec2806.D	Calibration	3	x	690910	50.0000	1.8321	
\\MASSHUNTER\Org\Data\SV5973N.I\sd122321\DoD BNA 3\Dec2337.D	CC	CCV	x	1037841	75.0000	2.0799	
\\MASSHUNTER\Org\Data\SV5973N.I\sd122821\1 DOD bna\Dec2809.D	QC	ICV	x	810240	75.0000	1.2236	
\\MASSHUNTER\Org\Data\SV5973N.I\sd122821\1 DOD bna\Dec2805.D	Calibration	4	x	1094803	75.0000	2.1389	
\\MASSHUNTER\Org\Data\SV5973N.I\sd122821\1 DOD bna\Dec2804.D	Calibration	5	x	1486078	100.0000	2.0124	
\\MASSHUNTER\Org\Data\SV5973N.I\sd122821\1 DOD bna\Dec2803.D	Calibration	6	x	1991952	120.0000	1.9872	
\\MASSHUNTER\Org\Data\SV5973N.I\sd122821\1 DOD bna\Dec2802.D	Calibration	7	x	2558692	150.0000	1.8953	

Calibration Report

Batch Path	\\MASSHUNTER\Org\Data\SV5973N.I\sd122821\1 DOD bna\QuantResults\122821 bna 1 CAL.batch.bin	Analyst Name	BL2000\sean
Analysis Time	1/26/2022 3:44 PM	Reporter Name	BL2000\sean
Report Time	1/26/2022 3:45:53 PM	Batch State	Processed
Last Calib Update	12/29/2021 7:25 PM	Quant Report Version	10.0
Quant Batch Version	10.0		

Phenol-d5 %RSE =

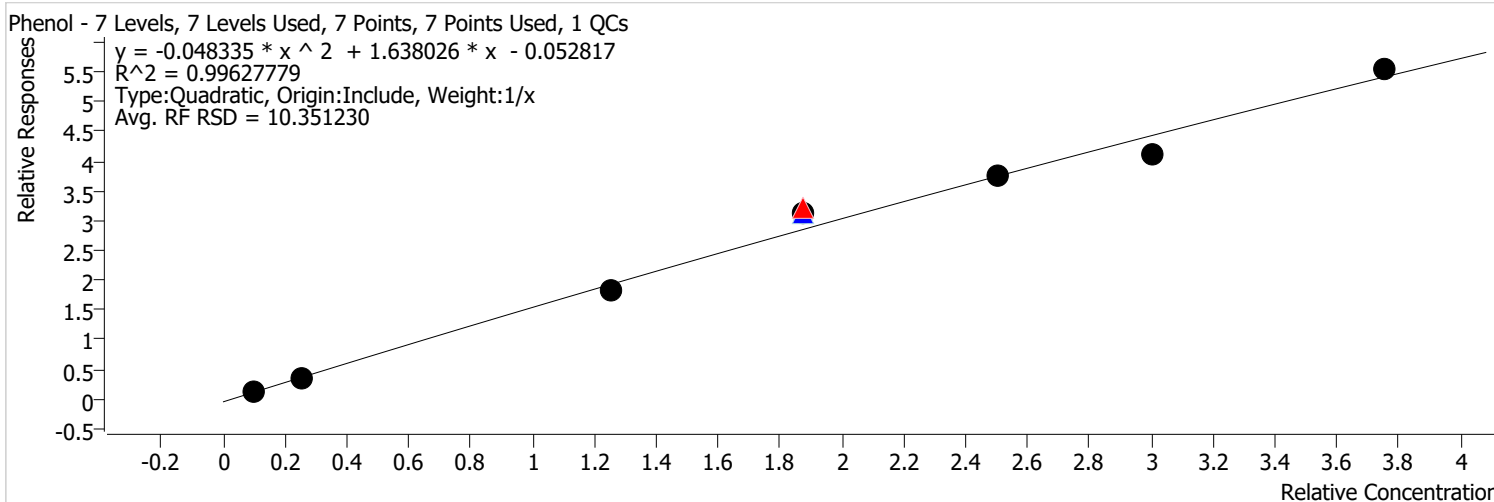


Calibration STD Path	Cal Type	Level	Enabled	Resp.	Exp. Conc	Resp. Factor	Level RSD
\\MASSHUNTER\Org\Data\SV5973N.I\sd122821\1 DOD bna\Dec2808.D	Calibration	1	x	30586	4.0000	1.1376	
\\MASSHUNTER\Org\Data\SV5973N.I\sd122821\1 DOD bna\Dec2807.D	Calibration	2	x	72240	10.0000	1.2149	
\\MASSHUNTER\Org\Data\SV5973N.I\sd122821\1 DOD bna\Dec2806.D	Calibration	3	x	490430	50.0000	1.3005	
\\MASSHUNTER\Org\Data\SV5973N.I\sd122321\DoD BNA 3\Dec2337.D	CC	CCV	x	699905	75.0000	1.4027	
\\MASSHUNTER\Org\Data\SV5973N.I\sd122821\1 DOD bna\Dec2809.D	QC	ICV	x	1009053	75.0000	1.5238	
\\MASSHUNTER\Org\Data\SV5973N.I\sd122821\1 DOD bna\Dec2805.D	Calibration	4	x	742781	75.0000	1.4511	
\\MASSHUNTER\Org\Data\SV5973N.I\sd122821\1 DOD bna\Dec2804.D	Calibration	5	x	1020605	100.0000	1.3821	
\\MASSHUNTER\Org\Data\SV5973N.I\sd122821\1 DOD bna\Dec2803.D	Calibration	6	x	1308583	120.0000	1.3055	
\\MASSHUNTER\Org\Data\SV5973N.I\sd122821\1 DOD bna\Dec2802.D	Calibration	7	x	1703585	150.0000	1.2619	

Calibration Report

Batch Path	\\MASSHUNTER\Org\Data\SV5973N.I\sd122821\1 DOD bna\QuantResults\122821 bna 1 CAL.batch.bin	Analyst Name	BL2000\sean
Analysis Time	1/26/2022 3:44 PM	Reporter Name	BL2000\sean
Report Time	1/26/2022 3:45:54 PM	Batch State	Processed
Last Calib Update	12/29/2021 7:25 PM	Quant Report Version	10.0
Quant Batch Version	10.0		

Phenol %RSE = 7.9

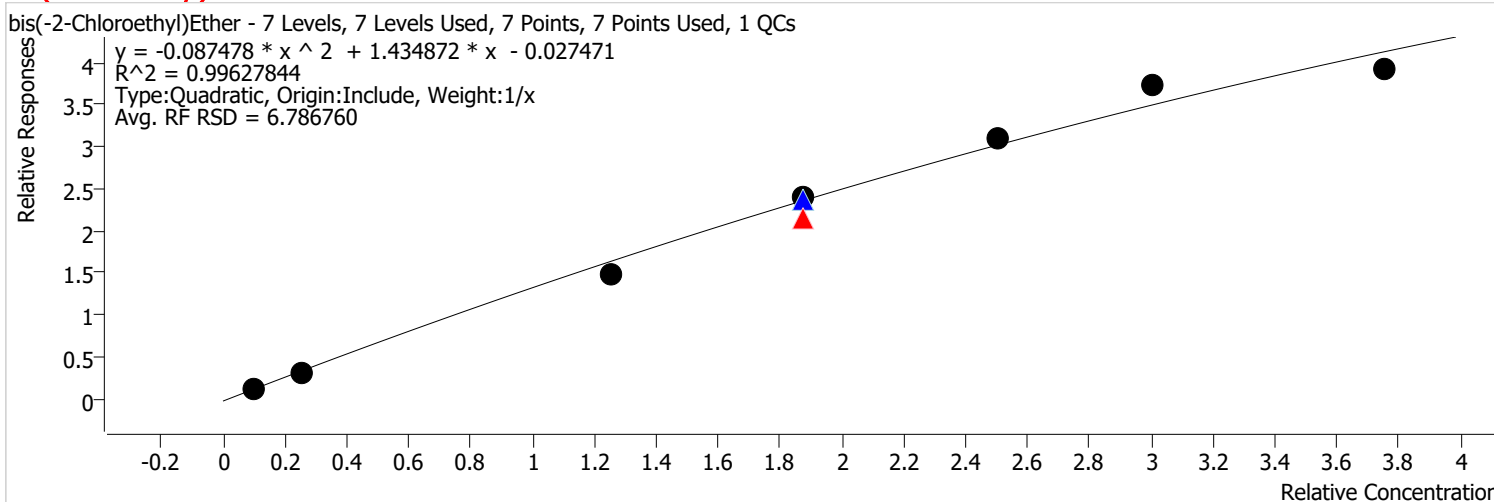


Calibration STD Path	Cal Type	Level	Enabled	Resp.	Exp. Conc	Resp. Factor	Level RSD
\\MASSHUNTER\Org\Data\SV5973N.I\sd122821\1 DOD bna\Dec2808.D	Calibration	1	x	32179	4.0000	1.1968	
\\MASSHUNTER\Org\Data\SV5973N.I\sd122821\1 DOD bna\Dec2807.D	Calibration	2	x	78375	10.0000	1.3180	
\\MASSHUNTER\Org\Data\SV5973N.I\sd122821\1 DOD bna\Dec2806.D	Calibration	3	x	549306	50.0000	1.4566	
\\MASSHUNTER\Org\Data\SV5973N.I\sd122321\DoD BNA 3\Dec2337.D	CC	CCV	x	851483	75.0000	1.7064	
\\MASSHUNTER\Org\Data\SV5973N.I\sd122821\1 DOD bna\Dec2809.D	QC	ICV	x	1097466	75.0000	1.6574	
\\MASSHUNTER\Org\Data\SV5973N.I\sd122821\1 DOD bna\Dec2805.D	Calibration	4	x	850482	75.0000	1.6615	
\\MASSHUNTER\Org\Data\SV5973N.I\sd122821\1 DOD bna\Dec2804.D	Calibration	5	x	1108149	100.0000	1.5006	
\\MASSHUNTER\Org\Data\SV5973N.I\sd122821\1 DOD bna\Dec2803.D	Calibration	6	x	1382075	120.0000	1.3788	
\\MASSHUNTER\Org\Data\SV5973N.I\sd122821\1 DOD bna\Dec2802.D	Calibration	7	x	1992679	150.0000	1.4761	

Calibration Report

Batch Path	\\MASSHUNTER\Org\Data\SV5973N.I\sd122821\1 DOD bna\QuantResults\122821 bna 1 CAL.batch.bin	Analyst Name	BL2000\sean
Analysis Time	1/26/2022 3:44 PM	Reporter Name	BL2000\sean
Report Time	1/26/2022 3:45:54 PM	Batch State	Processed
Last Calib Update	12/29/2021 7:25 PM	Quant Report Version	10.0
Quant Batch Version	10.0		

bis(-2-Chloroethyl)Ether %RSE = 7.8



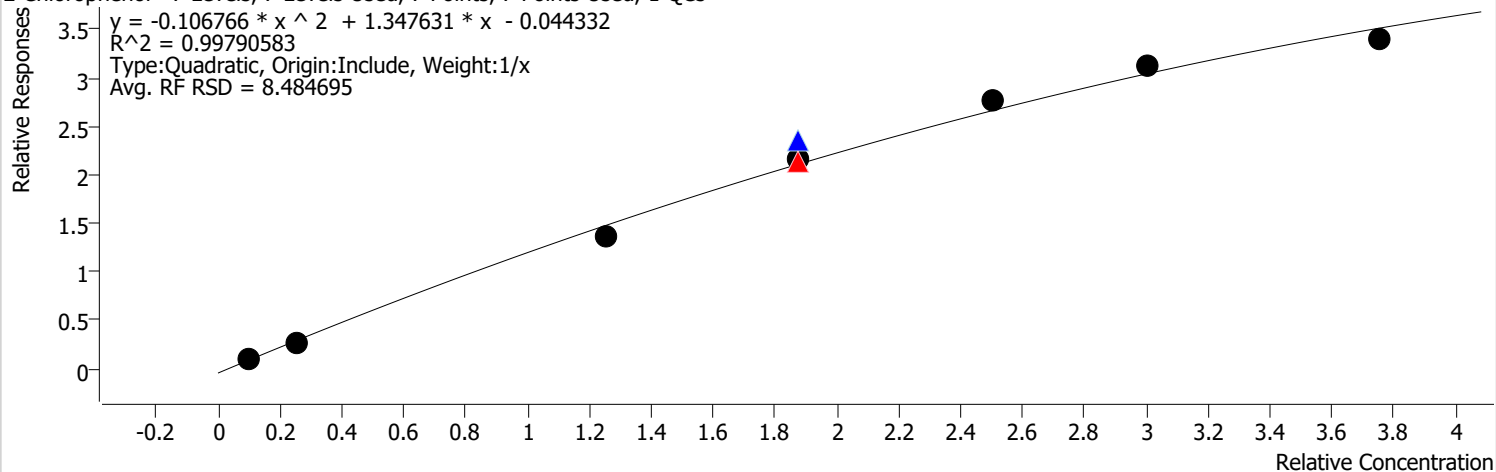
Calibration STD Path	Cal Type	Level	Enabled	Resp.	Exp. Conc	Resp. Factor	Level RSD
\\MASSHUNTER\Org\Data\SV5973N.I\sd122821\1 DOD bna\Dec2808.D	Calibration	1	x	32469	4.0000	1.2076	
\\MASSHUNTER\Org\Data\SV5973N.I\sd122821\1 DOD bna\Dec2807.D	Calibration	2	x	76522	10.0000	1.2869	
\\MASSHUNTER\Org\Data\SV5973N.I\sd122821\1 DOD bna\Dec2806.D	Calibration	3	x	448120	50.0000	1.1883	
\\MASSHUNTER\Org\Data\SV5973N.I\sd122321\DoD BNA 3\Dec2337.D	CC	CCV	x	569137	75.0000	1.1406	
\\MASSHUNTER\Org\Data\SV5973N.I\sd122821\1 DOD bna\Dec2809.D	QC	ICV	x	835485	75.0000	1.2617	
\\MASSHUNTER\Org\Data\SV5973N.I\sd122821\1 DOD bna\Dec2805.D	Calibration	4	x	653819	75.0000	1.2773	
\\MASSHUNTER\Org\Data\SV5973N.I\sd122821\1 DOD bna\Dec2804.D	Calibration	5	x	915490	100.0000	1.2397	
\\MASSHUNTER\Org\Data\SV5973N.I\sd122821\1 DOD bna\Dec2803.D	Calibration	6	x	1242545	120.0000	1.2396	
\\MASSHUNTER\Org\Data\SV5973N.I\sd122821\1 DOD bna\Dec2802.D	Calibration	7	x	1407901	150.0000	1.0429	

Calibration Report

Batch Path	\\MASSHUNTER\Org\Data\SV5973N.I\sd122821\1 DOD bna\QuantResults\122821 bna 1 CAL.batch.bin	Analyst Name	BL2000\sean
Analysis Time	1/26/2022 3:44 PM	Reporter Name	BL2000\sean
Report Time	1/26/2022 3:45:54 PM	Batch State	Processed
Last Calib Update	12/29/2021 7:25 PM	Quant Report Version	10.0
Quant Batch Version	10.0		

2-Chlorophenol %RSE = 6.7

2-Chlorophenol - 7 Levels, 7 Levels Used, 7 Points, 7 Points Used, 1 QCs

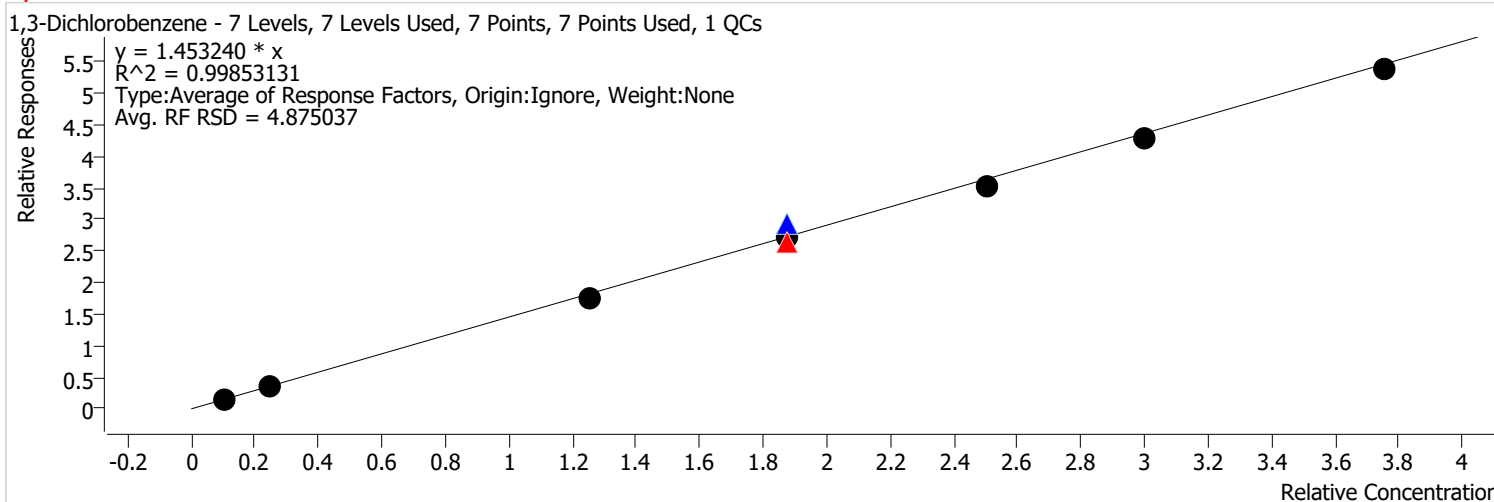


Calibration STD Path	Cal Type	Level	Enabled	Resp.	Exp. Conc	Resp. Factor	Level RSD
\\MASSHUNTER\Org\Data\SV5973N.I\sd122821\1 DOD bna\Dec2808.D	Calibration	1	x	25799	4.0000	0.9595	
\\MASSHUNTER\Org\Data\SV5973N.I\sd122821\1 DOD bna\Dec2807.D	Calibration	2	x	65522	10.0000	1.1019	
\\MASSHUNTER\Org\Data\SV5973N.I\sd122821\1 DOD bna\Dec2806.D	Calibration	3	x	411326	50.0000	1.0907	
\\MASSHUNTER\Org\Data\SV5973N.I\sd122321\DoD BNA 3\Dec2337.D	CC	CCV	x	570059	75.0000	1.1424	
\\MASSHUNTER\Org\Data\SV5973N.I\sd122821\1 DOD bna\Dec2809.D	QC	ICV	x	835205	75.0000	1.2613	
\\MASSHUNTER\Org\Data\SV5973N.I\sd122821\1 DOD bna\Dec2805.D	Calibration	4	x	591097	75.0000	1.1548	
\\MASSHUNTER\Org\Data\SV5973N.I\sd122821\1 DOD bna\Dec2804.D	Calibration	5	x	813213	100.0000	1.1012	
\\MASSHUNTER\Org\Data\SV5973N.I\sd122821\1 DOD bna\Dec2803.D	Calibration	6	x	1041235	120.0000	1.0387	
\\MASSHUNTER\Org\Data\SV5973N.I\sd122821\1 DOD bna\Dec2802.D	Calibration	7	x	1220197	150.0000	0.9038	

Calibration Report

Batch Path	\\MASSHUNTER\Org\Data\SV5973N.I\sd122821\1 DOD bna\QuantResults\122821 bna 1 CAL.batch.bin	Analyst Name	BL2000\sean
Analysis Time	1/26/2022 3:44 PM	Reporter Name	BL2000\sean
Report Time	1/26/2022 3:45:54 PM	Batch State	Processed
Last Calib Update	12/29/2021 7:25 PM	Quant Report Version	10.0
Quant Batch Version	10.0		

1,3-Dichlorobenzene %RSE = 4.9

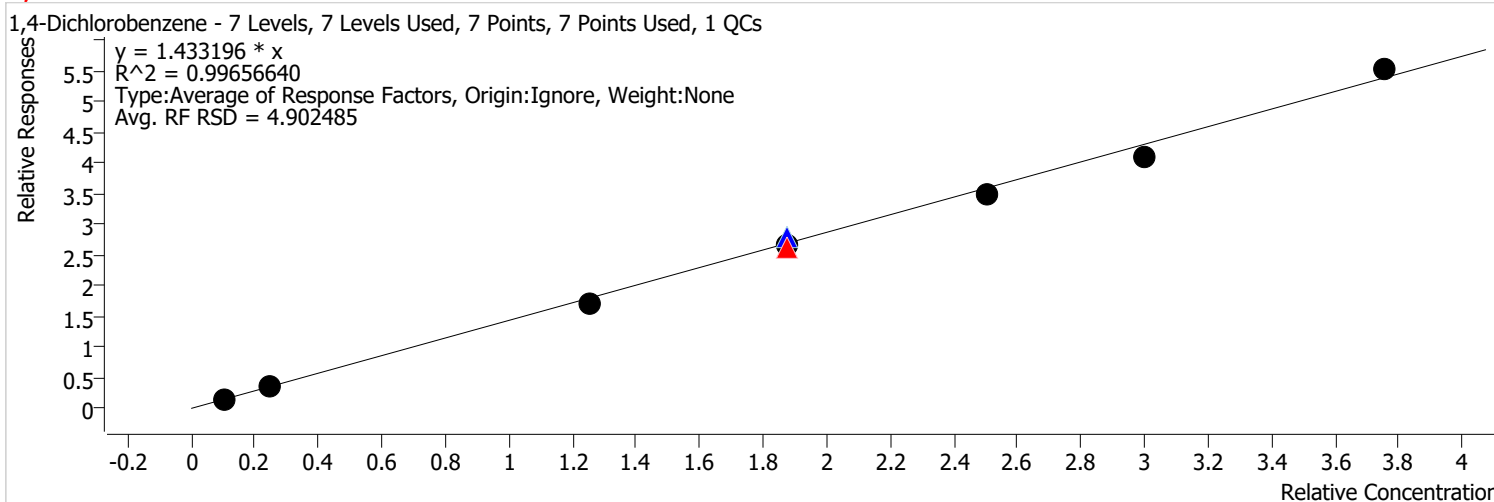


Calibration STD Path	Cal Type	Level	Enabled	Resp.	Exp. Conc	Resp. Factor	Level RSD
\\MASSHUNTER\Org\Data\SV5973N.I\sd122821\1 DOD bna\Dec2808.D	Calibration	1	x	43050	4.0000	1.6011	
\\MASSHUNTER\Org\Data\SV5973N.I\sd122821\1 DOD bna\Dec2807.D	Calibration	2	x	87124	10.0000	1.4651	
\\MASSHUNTER\Org\Data\SV5973N.I\sd122821\1 DOD bna\Dec2806.D	Calibration	3	x	521538	50.0000	1.3830	
\\MASSHUNTER\Org\Data\SV5973N.I\sd122321\DoD BNA 3\Dec2337.D	CC	CCV	x	701438	75.0000	1.4057	
\\MASSHUNTER\Org\Data\SV5973N.I\sd122821\1 DOD bna\Dec2809.D	QC	ICV	x	1034928	75.0000	1.5629	
\\MASSHUNTER\Org\Data\SV5973N.I\sd122821\1 DOD bna\Dec2805.D	Calibration	4	x	745868	75.0000	1.4572	
\\MASSHUNTER\Org\Data\SV5973N.I\sd122821\1 DOD bna\Dec2804.D	Calibration	5	x	1040847	100.0000	1.4095	
\\MASSHUNTER\Org\Data\SV5973N.I\sd122821\1 DOD bna\Dec2803.D	Calibration	6	x	1429995	120.0000	1.4266	
\\MASSHUNTER\Org\Data\SV5973N.I\sd122821\1 DOD bna\Dec2802.D	Calibration	7	x	1930797	150.0000	1.4302	

Calibration Report

Batch Path	\\MASSHUNTER\Org\Data\SV5973N.I\sd122821\1 DOD bna\QuantResults\122821 bna 1 CAL.batch.bin	Analyst Name	BL2000\sean
Analysis Time	1/26/2022 3:44 PM	Reporter Name	BL2000\sean
Report Time	1/26/2022 3:45:54 PM	Batch State	Processed
Last Calib Update	12/29/2021 7:25 PM	Quant Report Version	10.0
Quant Batch Version	10.0		

1,4-Dichlorobenzene %RSE = 4.9

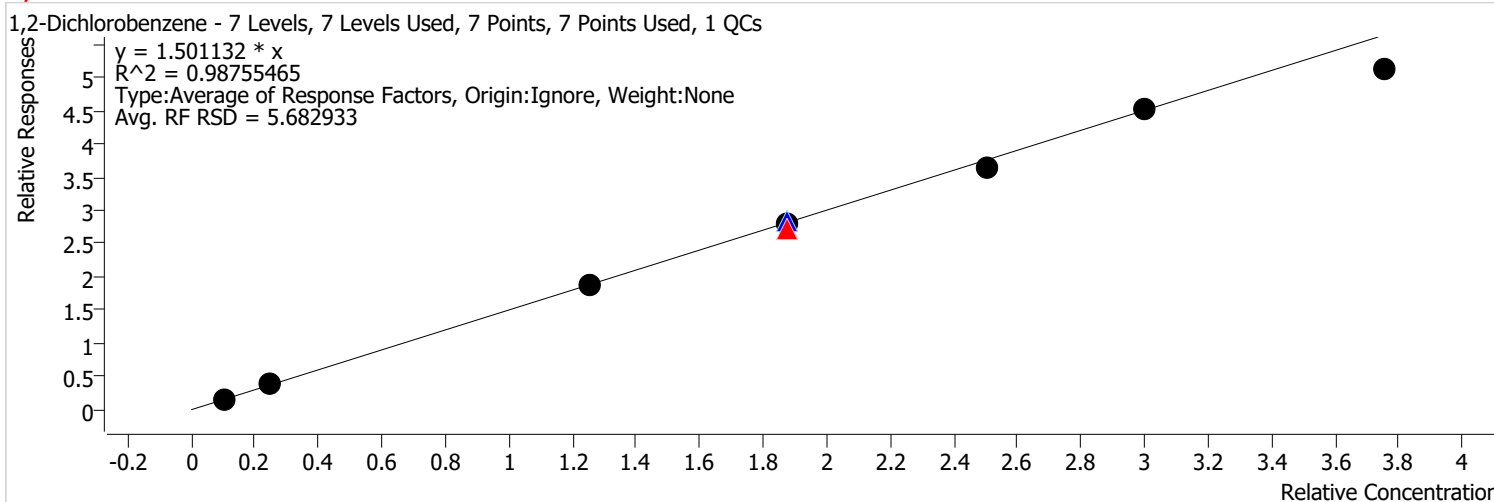


Calibration STD Path	Cal Type	Level	Enabled	Resp.	Exp. Conc	Resp. Factor	Level RSD
\\MASSHUNTER\Org\Data\SV5973N.I\sd122821\1 DOD bna\Dec2808.D	Calibration	1	x	42160	4.0000	1.5680	
\\MASSHUNTER\Org\Data\SV5973N.I\sd122821\1 DOD bna\Dec2807.D	Calibration	2	x	85619	10.0000	1.4399	
\\MASSHUNTER\Org\Data\SV5973N.I\sd122821\1 DOD bna\Dec2806.D	Calibration	3	x	518411	50.0000	1.3747	
\\MASSHUNTER\Org\Data\SV5973N.I\sd122321\DoD BNA 3\Dec2337.D	CC	CCV	x	700711	75.0000	1.4043	
\\MASSHUNTER\Org\Data\SV5973N.I\sd122821\1 DOD bna\Dec2809.D	QC	ICV	x	987430	75.0000	1.4912	
\\MASSHUNTER\Org\Data\SV5973N.I\sd122821\1 DOD bna\Dec2805.D	Calibration	4	x	728234	75.0000	1.4227	
\\MASSHUNTER\Org\Data\SV5973N.I\sd122821\1 DOD bna\Dec2804.D	Calibration	5	x	1031841	100.0000	1.3973	
\\MASSHUNTER\Org\Data\SV5973N.I\sd122821\1 DOD bna\Dec2803.D	Calibration	6	x	1363825	120.0000	1.3606	
\\MASSHUNTER\Org\Data\SV5973N.I\sd122821\1 DOD bna\Dec2802.D	Calibration	7	x	1983474	150.0000	1.4692	

Calibration Report

Batch Path	\\MASSHUNTER\Org\Data\SV5973N.I\sd122821\1 DOD bna\QuantResults\122821 bna 1 CAL.batch.bin	Analyst Name	BL2000\sean
Analysis Time	1/26/2022 3:44 PM	Reporter Name	BL2000\sean
Report Time	1/26/2022 3:45:54 PM	Batch State	Processed
Last Calib Update	12/29/2021 7:25 PM	Quant Report Version	10.0
Quant Batch Version	10.0		

1,2-Dichlorobenzene %RSE = 5.7

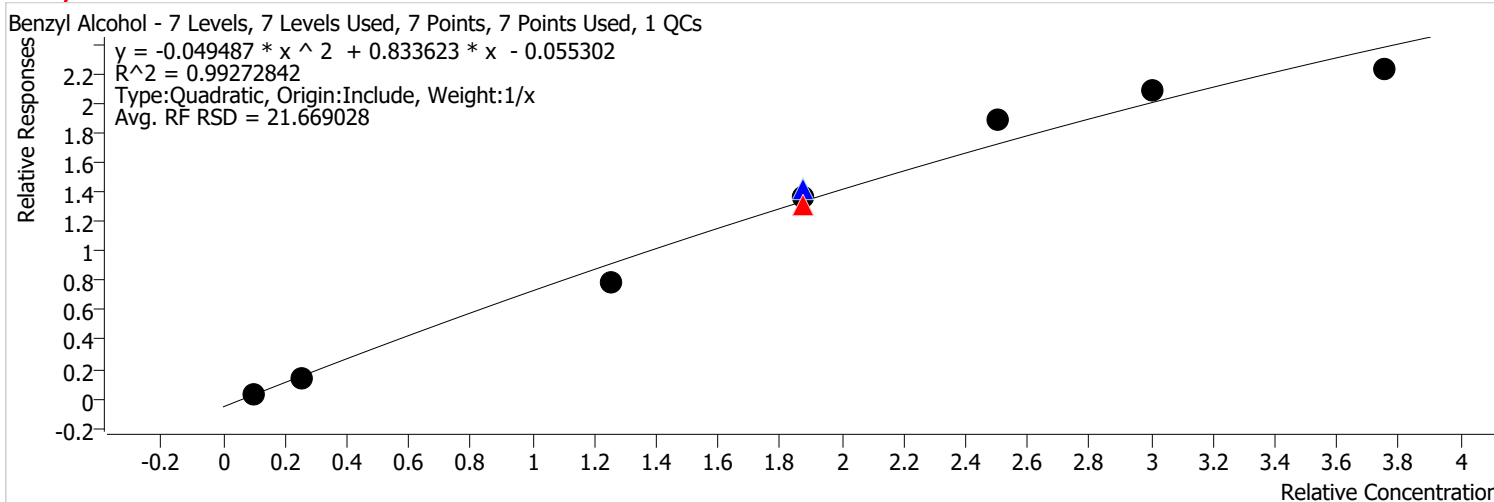


Calibration STD Path	Cal Type	Level	Enabled	Resp.	Exp. Conc	Resp. Factor	Level RSD
\\MASSHUNTER\Org\Data\SV5973N.I\sd122821\1 DOD bna\Dec2808.D	Calibration	1	x	44318	4.0000	1.6483	
\\MASSHUNTER\Org\Data\SV5973N.I\sd122821\1 DOD bna\Dec2807.D	Calibration	2	x	91119	10.0000	1.5323	
\\MASSHUNTER\Org\Data\SV5973N.I\sd122821\1 DOD bna\Dec2806.D	Calibration	3	x	565230	50.0000	1.4989	
\\MASSHUNTER\Org\Data\SV5973N.I\sd122321\DoD BNA 3\Dec2337.D	CC	CCV	x	728238	75.0000	1.4595	
\\MASSHUNTER\Org\Data\SV5973N.I\sd122821\1 DOD bna\Dec2809.D	QC	ICV	x	1008894	75.0000	1.5236	
\\MASSHUNTER\Org\Data\SV5973N.I\sd122821\1 DOD bna\Dec2805.D	Calibration	4	x	765045	75.0000	1.4946	
\\MASSHUNTER\Org\Data\SV5973N.I\sd122821\1 DOD bna\Dec2804.D	Calibration	5	x	1076999	100.0000	1.4584	
\\MASSHUNTER\Org\Data\SV5973N.I\sd122821\1 DOD bna\Dec2803.D	Calibration	6	x	1515861	120.0000	1.5122	
\\MASSHUNTER\Org\Data\SV5973N.I\sd122821\1 DOD bna\Dec2802.D	Calibration	7	x	1840258	150.0000	1.3632	

Calibration Report

Batch Path	\\MASSHUNTER\Org\Data\SV5973N.I\sd122821\1 DOD bna\QuantResults\122821 bna 1 CAL.batch.bin	Analyst Name	BL2000\sean
Analysis Time	1/26/2022 3:44 PM	Reporter Name	BL2000\sean
Report Time	1/26/2022 3:45:55 PM	Batch State	Processed
Last Calib Update	12/29/2021 7:25 PM	Quant Report Version	10.0
Quant Batch Version	10.0		

Benzyl Alcohol %RSE = 12.4

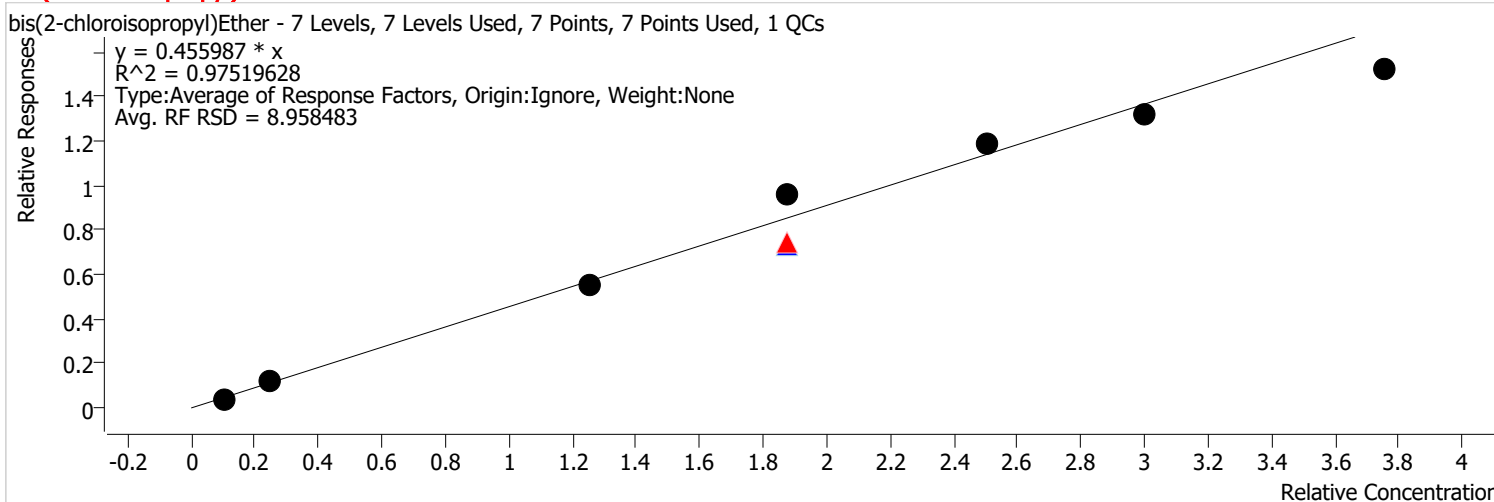


Calibration STD Path	Cal Type	Level	Enabled	Resp.	Exp. Conc	Resp. Factor	Level RSD
\\MASSHUNTER\Org\Data\SV5973N.I\sd122821\1 DOD bna\Dec2808.D	Calibration	1	x	9902	4.0000	0.3683	
\\MASSHUNTER\Org\Data\SV5973N.I\sd122821\1 DOD bna\Dec2807.D	Calibration	2	x	31783	10.0000	0.5345	
\\MASSHUNTER\Org\Data\SV5973N.I\sd122821\1 DOD bna\Dec2806.D	Calibration	3	x	237749	50.0000	0.6305	
\\MASSHUNTER\Org\Data\SV5973N.I\sd122321\DoD BNA 3\Dec2337.D	CC	CCV	x	349181	75.0000	0.6998	
\\MASSHUNTER\Org\Data\SV5973N.I\sd122821\1 DOD bna\Dec2809.D	QC	ICV	x	499754	75.0000	0.7547	
\\MASSHUNTER\Org\Data\SV5973N.I\sd122821\1 DOD bna\Dec2805.D	Calibration	4	x	372379	75.0000	0.7275	
\\MASSHUNTER\Org\Data\SV5973N.I\sd122821\1 DOD bna\Dec2804.D	Calibration	5	x	556659	100.0000	0.7538	
\\MASSHUNTER\Org\Data\SV5973N.I\sd122821\1 DOD bna\Dec2803.D	Calibration	6	x	696740	120.0000	0.6951	
\\MASSHUNTER\Org\Data\SV5973N.I\sd122821\1 DOD bna\Dec2802.D	Calibration	7	x	800268	150.0000	0.5928	

Calibration Report

Batch Path	\\MASSHUNTER\Org\Data\SV5973N.I\sd122821\1 DOD bna\QuantResults\122821 bna 1 CAL.batch.bin	Analyst Name	BL2000\sean
Analysis Time	1/26/2022 3:44 PM	Reporter Name	BL2000\sean
Report Time	1/26/2022 3:45:55 PM	Batch State	Processed
Last Calib Update	12/29/2021 7:25 PM	Quant Report Version	10.0
Quant Batch Version	10.0		

bis(2-chloroisopropyl)Ether %RSE = 9.0



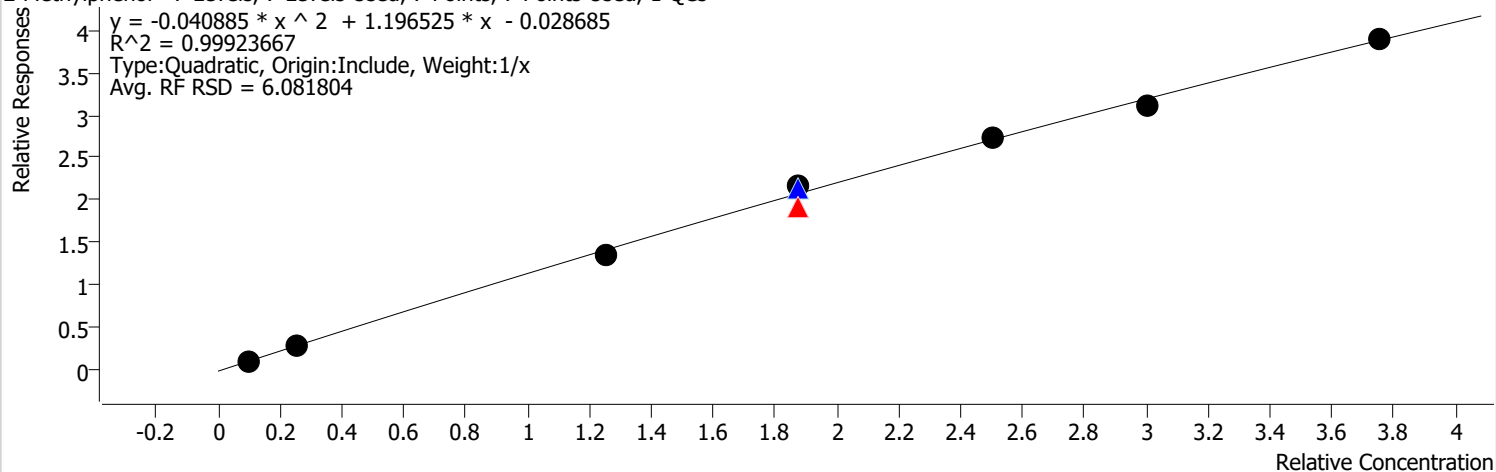
Calibration STD Path	Cal Type	Level	Enabled	Resp.	Exp. Conc	Resp. Factor	Level RSD
\\MASSHUNTER\Org\Data\SV5973N.I\sd122821\1 DOD bna\Dec2808.D	Calibration	1	x	11129	4.0000	0.4139	
\\MASSHUNTER\Org\Data\SV5973N.I\sd122821\1 DOD bna\Dec2807.D	Calibration	2	x	29790	10.0000	0.5010	
\\MASSHUNTER\Org\Data\SV5973N.I\sd122821\1 DOD bna\Dec2806.D	Calibration	3	x	168351	50.0000	0.4464	
\\MASSHUNTER\Org\Data\SV5973N.I\sd122321\DoD BNA 3\Dec2337.D	CC	CCV	x	197330	75.0000	0.3955	
\\MASSHUNTER\Org\Data\SV5973N.I\sd122821\1 DOD bna\Dec2809.D	QC	ICV	x	259287	75.0000	0.3916	
\\MASSHUNTER\Org\Data\SV5973N.I\sd122821\1 DOD bna\Dec2805.D	Calibration	4	x	261263	75.0000	0.5104	
\\MASSHUNTER\Org\Data\SV5973N.I\sd122821\1 DOD bna\Dec2804.D	Calibration	5	x	350887	100.0000	0.4752	
\\MASSHUNTER\Org\Data\SV5973N.I\sd122821\1 DOD bna\Dec2803.D	Calibration	6	x	440255	120.0000	0.4392	
\\MASSHUNTER\Org\Data\SV5973N.I\sd122821\1 DOD bna\Dec2802.D	Calibration	7	x	547889	150.0000	0.4058	

Calibration Report

Batch Path	\\MASSHUNTER\Org\Data\SV5973N.I\sd122821\1 DOD bna\QuantResults\122821 bna 1 CAL.batch.bin	Analyst Name	BL2000\sean
Analysis Time	1/26/2022 3:44 PM	Reporter Name	BL2000\sean
Report Time	1/26/2022 3:45:55 PM	Batch State	Processed
Last Calib Update	12/29/2021 7:25 PM	Quant Report Version	10.0
Quant Batch Version	10.0		

2-Methylphenol %RSE = 3.8

2-Methylphenol - 7 Levels, 7 Levels Used, 7 Points, 7 Points Used, 1 QCs

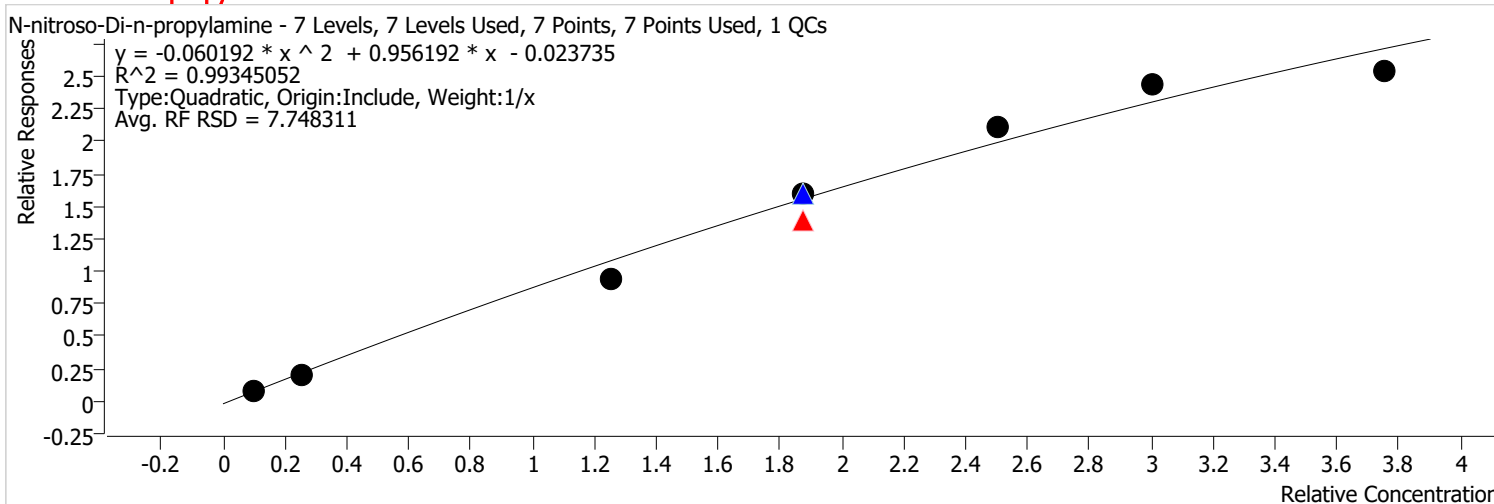


Calibration STD Path	Cal Type	Level	Enabled	Resp.	Exp. Conc	Resp. Factor	Level RSD
\\MASSHUNTER\Org\Data\SV5973N.I\sd122821\1 DOD bna\Dec2808.D	Calibration	1	x	25324	4.0000	0.9418	
\\MASSHUNTER\Org\Data\SV5973N.I\sd122821\1 DOD bna\Dec2807.D	Calibration	2	x	61876	10.0000	1.0406	
\\MASSHUNTER\Org\Data\SV5973N.I\sd122821\1 DOD bna\Dec2806.D	Calibration	3	x	407111	50.0000	1.0796	
\\MASSHUNTER\Org\Data\SV5973N.I\sd122321\DoD BNA 3\Dec2337.D	CC	CCV	x	508637	75.0000	1.0194	
\\MASSHUNTER\Org\Data\SV5973N.I\sd122821\1 DOD bna\Dec2809.D	QC	ICV	x	749528	75.0000	1.1319	
\\MASSHUNTER\Org\Data\SV5973N.I\sd122821\1 DOD bna\Dec2805.D	Calibration	4	x	588001	75.0000	1.1487	
\\MASSHUNTER\Org\Data\SV5973N.I\sd122821\1 DOD bna\Dec2804.D	Calibration	5	x	810527	100.0000	1.0976	
\\MASSHUNTER\Org\Data\SV5973N.I\sd122821\1 DOD bna\Dec2803.D	Calibration	6	x	1043069	120.0000	1.0406	
\\MASSHUNTER\Org\Data\SV5973N.I\sd122821\1 DOD bna\Dec2802.D	Calibration	7	x	1401347	150.0000	1.0380	

Calibration Report

Batch Path	\\MASSHUNTER\Org\Data\SV5973N.I\sd122821\1 DOD bna\QuantResults\122821 bna 1 CAL.batch.bin	Analyst Name	BL2000\sean
Analysis Time	1/26/2022 3:44 PM	Reporter Name	BL2000\sean
Report Time	1/26/2022 3:45:55 PM	Batch State	Processed
Last Calib Update	12/29/2021 7:25 PM	Quant Report Version	10.0
Quant Batch Version	10.0		

N-nitroso-Di-n-propylamine %RSE = 10.9

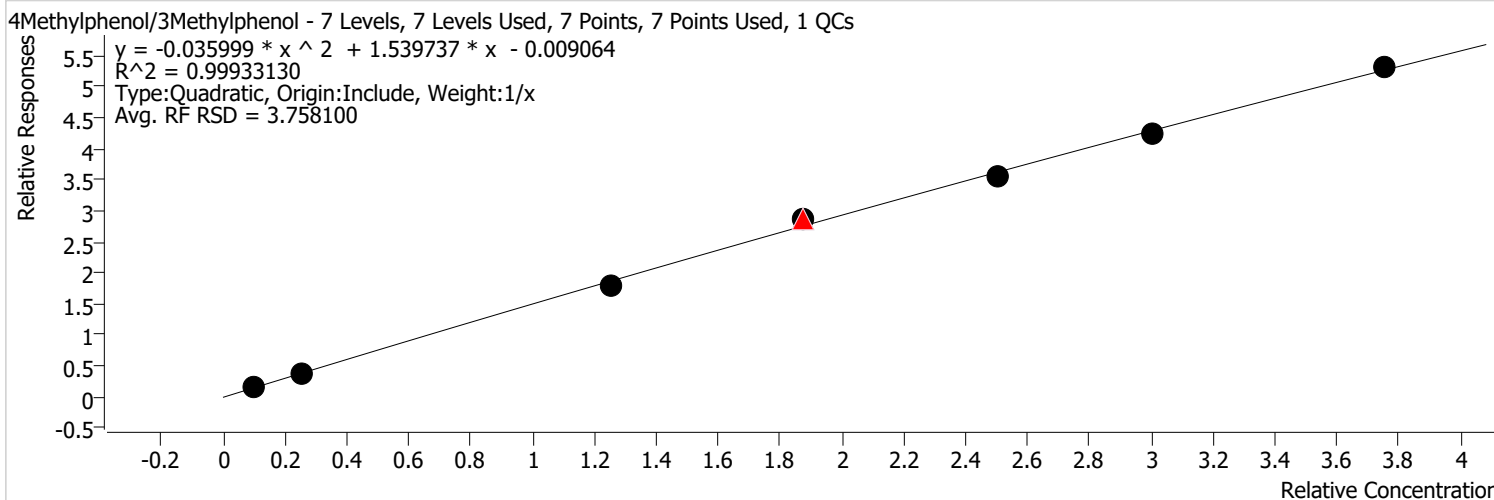


Calibration STD Path	Cal Type	Level	Enabled	Resp.	Exp. Conc	Resp. Factor	Level RSD
\\MASSHUNTER\Org\Data\SV5973N.I\sd122821\1 DOD bna\Dec2808.D	Calibration	1	x	21092	4.0000	0.7845	
\\MASSHUNTER\Org\Data\SV5973N.I\sd122821\1 DOD bna\Dec2807.D	Calibration	2	x	48099	10.0000	0.8089	
\\MASSHUNTER\Org\Data\SV5973N.I\sd122821\1 DOD bna\Dec2806.D	Calibration	3	x	283771	50.0000	0.7525	
\\MASSHUNTER\Org\Data\SV5973N.I\sd122321\DoD BNA 3\Dec2337.D	CC	CCV	x	370584	75.0000	0.7427	
\\MASSHUNTER\Org\Data\SV5973N.I\sd122821\1 DOD bna\Dec2809.D	QC	ICV	x	565171	75.0000	0.8535	
\\MASSHUNTER\Org\Data\SV5973N.I\sd122821\1 DOD bna\Dec2805.D	Calibration	4	x	436883	75.0000	0.8535	
\\MASSHUNTER\Org\Data\SV5973N.I\sd122821\1 DOD bna\Dec2804.D	Calibration	5	x	625192	100.0000	0.8466	
\\MASSHUNTER\Org\Data\SV5973N.I\sd122821\1 DOD bna\Dec2803.D	Calibration	6	x	818919	120.0000	0.8170	
\\MASSHUNTER\Org\Data\SV5973N.I\sd122821\1 DOD bna\Dec2802.D	Calibration	7	x	913674	150.0000	0.6768	

Calibration Report

Batch Path	\\MASSHUNTER\Org\Data\SV5973N.I\sd122821\1 DOD bna\QuantResults\122821 bna 1 CAL.batch.bin	Analyst Name	BL2000\sean
Analysis Time	1/26/2022 3:44 PM	Reporter Name	BL2000\sean
Report Time	1/26/2022 3:45:55 PM	Batch State	Processed
Last Calib Update	12/29/2021 7:25 PM	Quant Report Version	10.0
Quant Batch Version	10.0		

4Methylphenol/3Methylphenol %RSE = 3.3

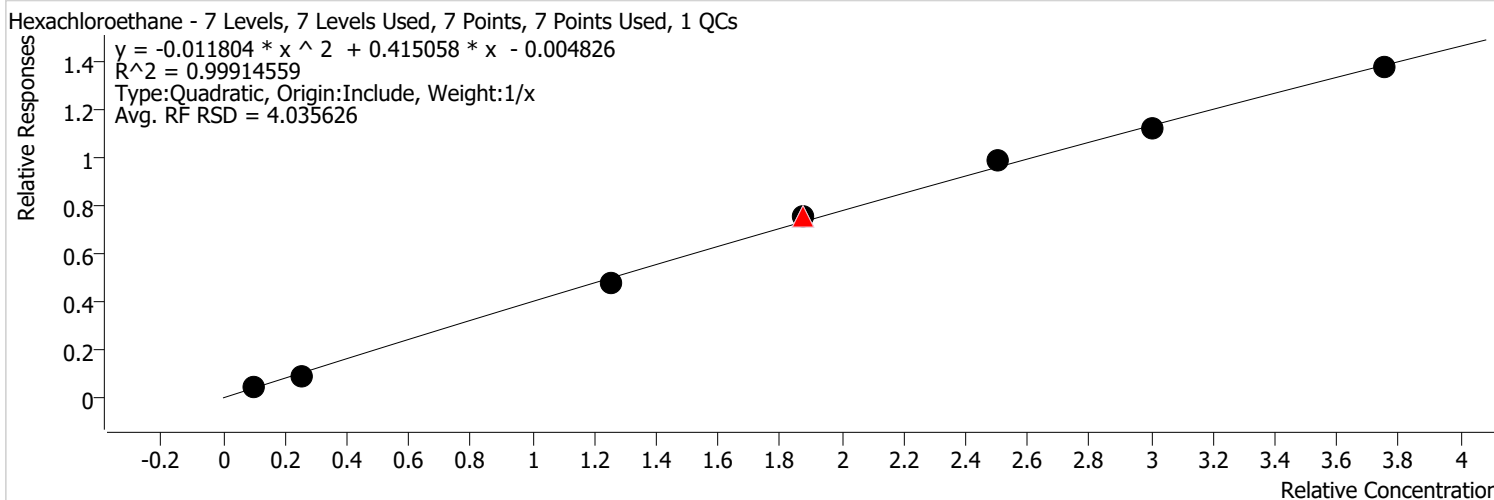


Calibration STD Path	Cal Type	Level	Enabled	Resp.	Exp. Conc	Resp. Factor	Level RSD
\\MASSHUNTER\Org\Data\SV5973N.I\sd122821\1 DOD bna\Dec2808.D	Calibration	1	x	38140	4.0000	1.4185	
\\MASSHUNTER\Org\Data\SV5973N.I\sd122821\1 DOD bna\Dec2807.D	Calibration	2	x	91042	10.0000	1.5310	
\\MASSHUNTER\Org\Data\SV5973N.I\sd122821\1 DOD bna\Dec2806.D	Calibration	3	x	544708	50.0000	1.4444	
\\MASSHUNTER\Org\Data\SV5973N.I\sd122321\DoD BNA 3\Dec2337.D	CC	CCV	x	765979	75.0000	1.5351	
\\MASSHUNTER\Org\Data\SV5973N.I\sd122821\1 DOD bna\Dec2809.D	QC	ICV	x	1009108	75.0000	1.5239	
\\MASSHUNTER\Org\Data\SV5973N.I\sd122821\1 DOD bna\Dec2805.D	Calibration	4	x	783926	75.0000	1.5315	
\\MASSHUNTER\Org\Data\SV5973N.I\sd122821\1 DOD bna\Dec2804.D	Calibration	5	x	1052442	100.0000	1.4252	
\\MASSHUNTER\Org\Data\SV5973N.I\sd122821\1 DOD bna\Dec2803.D	Calibration	6	x	1410963	120.0000	1.4076	
\\MASSHUNTER\Org\Data\SV5973N.I\sd122821\1 DOD bna\Dec2802.D	Calibration	7	x	1908599	150.0000	1.4138	

Calibration Report

Batch Path	\\MASSHUNTER\Org\Data\SV5973N.I\sd122821\1 DOD bna\QuantResults\122821 bna 1 CAL.batch.bin	Analyst Name	BL2000\sean
Analysis Time	1/26/2022 3:44 PM	Reporter Name	BL2000\sean
Report Time	1/26/2022 3:45:55 PM	Batch State	Processed
Last Calib Update	12/29/2021 7:25 PM	Quant Report Version	10.0
Quant Batch Version	10.0		

Hexachloroethane %RSE = 6.1

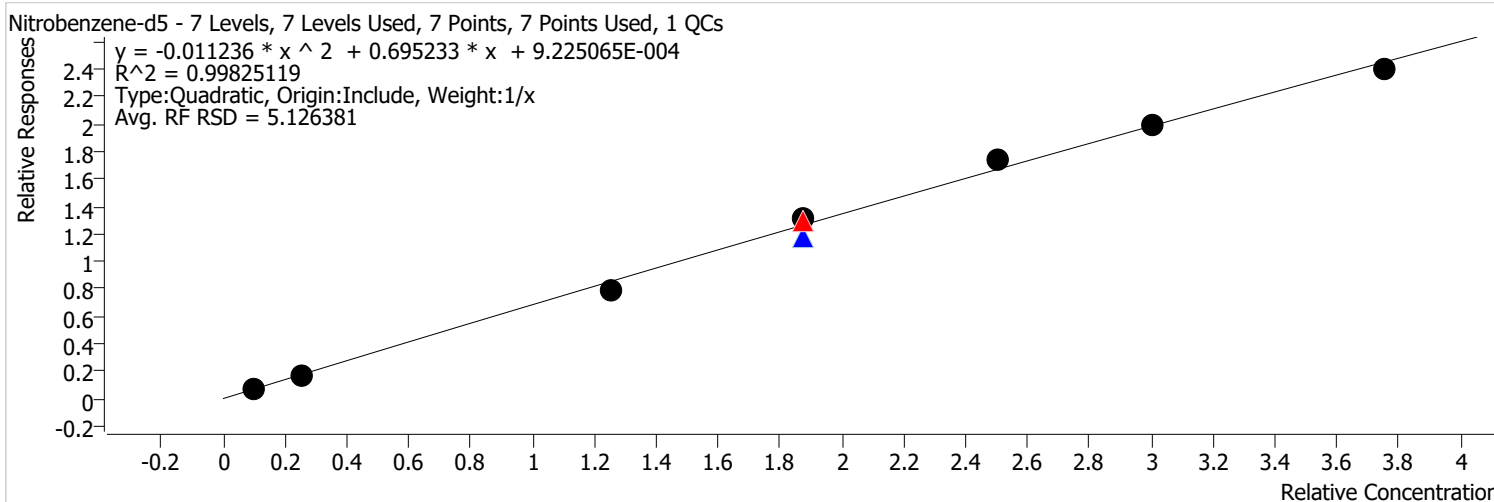


Calibration STD Path	Cal Type	Level	Enabled	Resp.	Exp. Conc	Resp. Factor	Level RSD
\\MASSHUNTER\Org\Data\SV5973N.I\sd122821\1 DOD bna\Dec2808.D	Calibration	1	x	10665	4.0000	0.3967	
\\MASSHUNTER\Org\Data\SV5973N.I\sd122821\1 DOD bna\Dec2807.D	Calibration	2	x	21528	10.0000	0.3620	
\\MASSHUNTER\Org\Data\SV5973N.I\sd122821\1 DOD bna\Dec2806.D	Calibration	3	x	144330	50.0000	0.3827	
\\MASSHUNTER\Org\Data\SV5973N.I\sd122321\DoD BNA 3\Dec2337.D	CC	CCV	x	201123	75.0000	0.4031	
\\MASSHUNTER\Org\Data\SV5973N.I\sd122821\1 DOD bna\Dec2809.D	QC	ICV	x	268496	75.0000	0.4055	
\\MASSHUNTER\Org\Data\SV5973N.I\sd122821\1 DOD bna\Dec2805.D	Calibration	4	x	204692	75.0000	0.3999	
\\MASSHUNTER\Org\Data\SV5973N.I\sd122821\1 DOD bna\Dec2804.D	Calibration	5	x	292032	100.0000	0.3955	
\\MASSHUNTER\Org\Data\SV5973N.I\sd122821\1 DOD bna\Dec2803.D	Calibration	6	x	373544	120.0000	0.3726	
\\MASSHUNTER\Org\Data\SV5973N.I\sd122821\1 DOD bna\Dec2802.D	Calibration	7	x	495373	150.0000	0.3669	

Calibration Report

Batch Path	\\MASSHUNTER\Org\Data\SV5973N.I\sd122821\1 DOD bna\QuantResults\122821 bna 1 CAL.batch.bin	Analyst Name	BL2000\sean
Analysis Time	1/26/2022 3:44 PM	Reporter Name	BL2000\sean
Report Time	1/26/2022 3:45:55 PM	Batch State	Processed
Last Calib Update	12/29/2021 7:25 PM	Quant Report Version	10.0
Quant Batch Version	10.0		

Nitrobenzene-d5 %RSE =

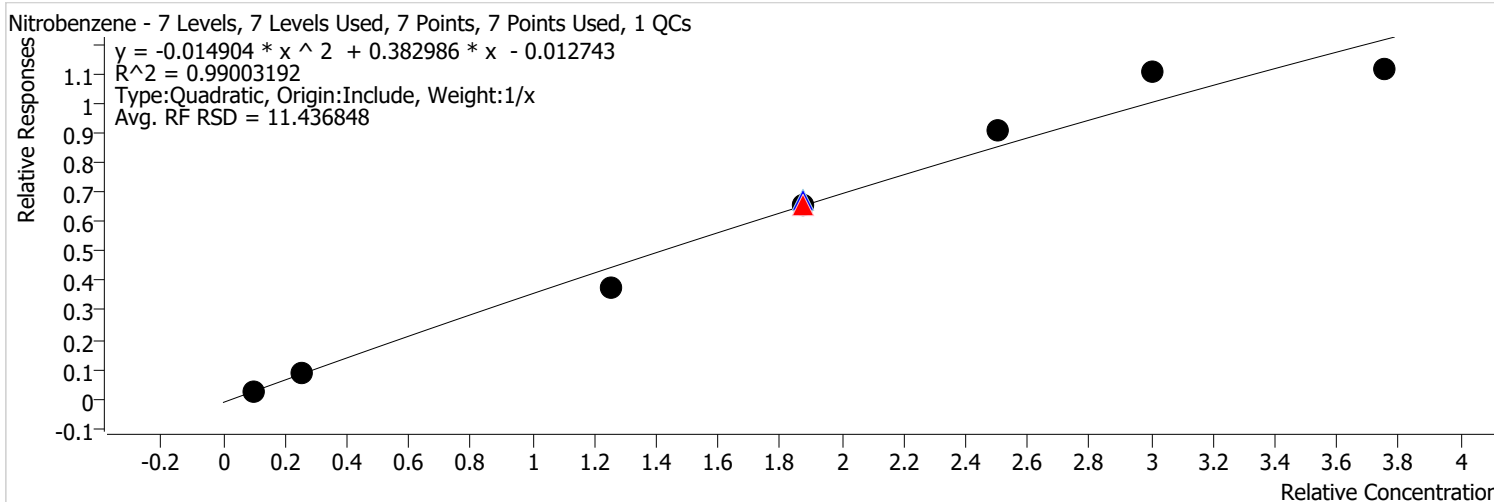


Calibration STD Path	Cal Type	Level	Enabled	Resp.	Exp. Conc	Resp. Factor	Level RSD
\\MASSHUNTER\Org\Data\SV5973N.I\sd122821\1 DOD bna\Dec2808.D	Calibration	1	x	19437	4.0000	0.7229	
\\MASSHUNTER\Org\Data\SV5973N.I\sd122821\1 DOD bna\Dec2807.D	Calibration	2	x	41252	10.0000	0.6937	
\\MASSHUNTER\Org\Data\SV5973N.I\sd122821\1 DOD bna\Dec2806.D	Calibration	3	x	235877	50.0000	0.6255	
\\MASSHUNTER\Org\Data\SV5973N.I\sd122321\DoD BNA 3\Dec2337.D	CC	CCV	x	344811	75.0000	0.6910	
\\MASSHUNTER\Org\Data\SV5973N.I\sd122821\1 DOD bna\Dec2809.D	QC	ICV	x	412776	75.0000	0.6234	
\\MASSHUNTER\Org\Data\SV5973N.I\sd122821\1 DOD bna\Dec2805.D	Calibration	4	x	356708	75.0000	0.6969	
\\MASSHUNTER\Org\Data\SV5973N.I\sd122821\1 DOD bna\Dec2804.D	Calibration	5	x	511730	100.0000	0.6930	
\\MASSHUNTER\Org\Data\SV5973N.I\sd122821\1 DOD bna\Dec2803.D	Calibration	6	x	669497	120.0000	0.6679	
\\MASSHUNTER\Org\Data\SV5973N.I\sd122821\1 DOD bna\Dec2802.D	Calibration	7	x	862470	150.0000	0.6389	

Calibration Report

Batch Path	\\MASSHUNTER\Org\Data\SV5973N.I\sd122821\1 DOD bna\QuantResults\122821 bna 1 CAL.batch.bin	Analyst Name	BL2000\sean
Analysis Time	1/26/2022 3:44 PM	Reporter Name	BL2000\sean
Report Time	1/26/2022 3:45:55 PM	Batch State	Processed
Last Calib Update	12/29/2021 7:25 PM	Quant Report Version	10.0
Quant Batch Version	10.0		

Nitrobenzene %RSE = 11.8

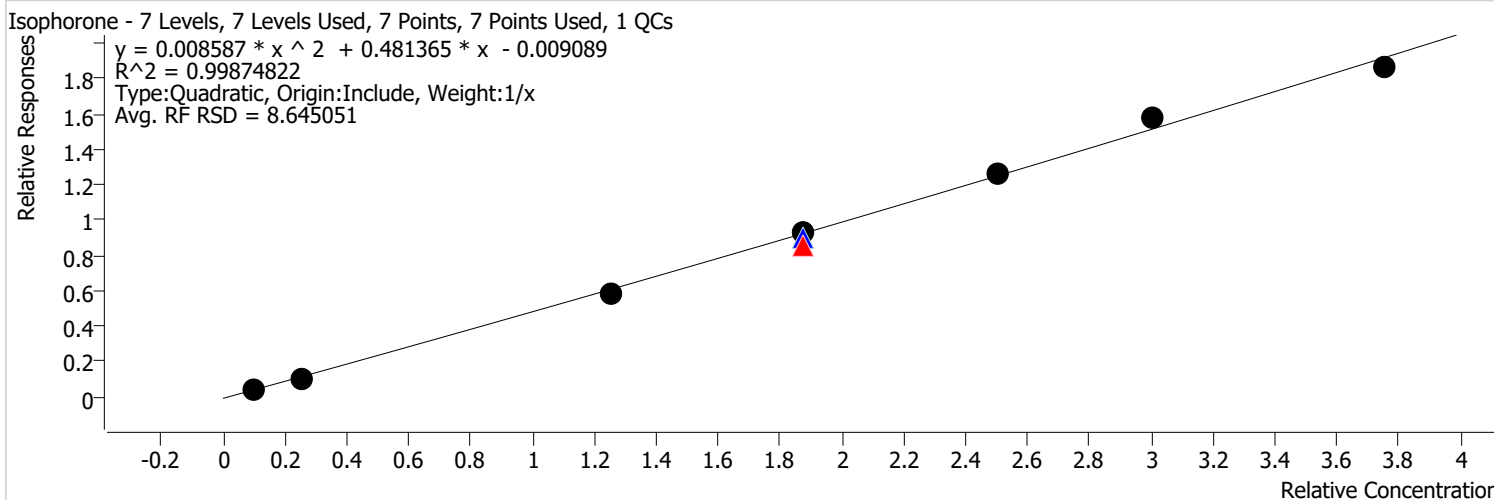


Calibration STD Path	Cal Type	Level	Enabled	Resp.	Exp. Conc	Resp. Factor	Level RSD
\\MASSHUNTER\Org\Data\SV5973N.I\sd122821\1 DOD bna\Dec2808.D	Calibration	1	x	7300	4.0000	0.2715	
\\MASSHUNTER\Org\Data\SV5973N.I\sd122821\1 DOD bna\Dec2807.D	Calibration	2	x	19708	10.0000	0.3314	
\\MASSHUNTER\Org\Data\SV5973N.I\sd122821\1 DOD bna\Dec2806.D	Calibration	3	x	113263	50.0000	0.3003	
\\MASSHUNTER\Org\Data\SV5973N.I\sd122321\DoD BNA 3\Dec2337.D	CC	CCV	x	173897	75.0000	0.3485	
\\MASSHUNTER\Org\Data\SV5973N.I\sd122821\1 DOD bna\Dec2809.D	QC	ICV	x	237524	75.0000	0.3587	
\\MASSHUNTER\Org\Data\SV5973N.I\sd122821\1 DOD bna\Dec2805.D	Calibration	4	x	179853	75.0000	0.3514	
\\MASSHUNTER\Org\Data\SV5973N.I\sd122821\1 DOD bna\Dec2804.D	Calibration	5	x	268167	100.0000	0.3631	
\\MASSHUNTER\Org\Data\SV5973N.I\sd122821\1 DOD bna\Dec2803.D	Calibration	6	x	369448	120.0000	0.3686	
\\MASSHUNTER\Org\Data\SV5973N.I\sd122821\1 DOD bna\Dec2802.D	Calibration	7	x	400624	150.0000	0.2968	

Calibration Report

Batch Path	\\MASSHUNTER\Org\Data\SV5973N.I\sd122821\1 DOD bna\QuantResults\122821 bna 1 CAL.batch.bin	Analyst Name	BL2000\sean
Analysis Time	1/26/2022 3:44 PM	Reporter Name	BL2000\sean
Report Time	1/26/2022 3:45:56 PM	Batch State	Processed
Last Calib Update	12/29/2021 7:25 PM	Quant Report Version	10.0
Quant Batch Version	10.0		

Isophorone %RSE = 5.6

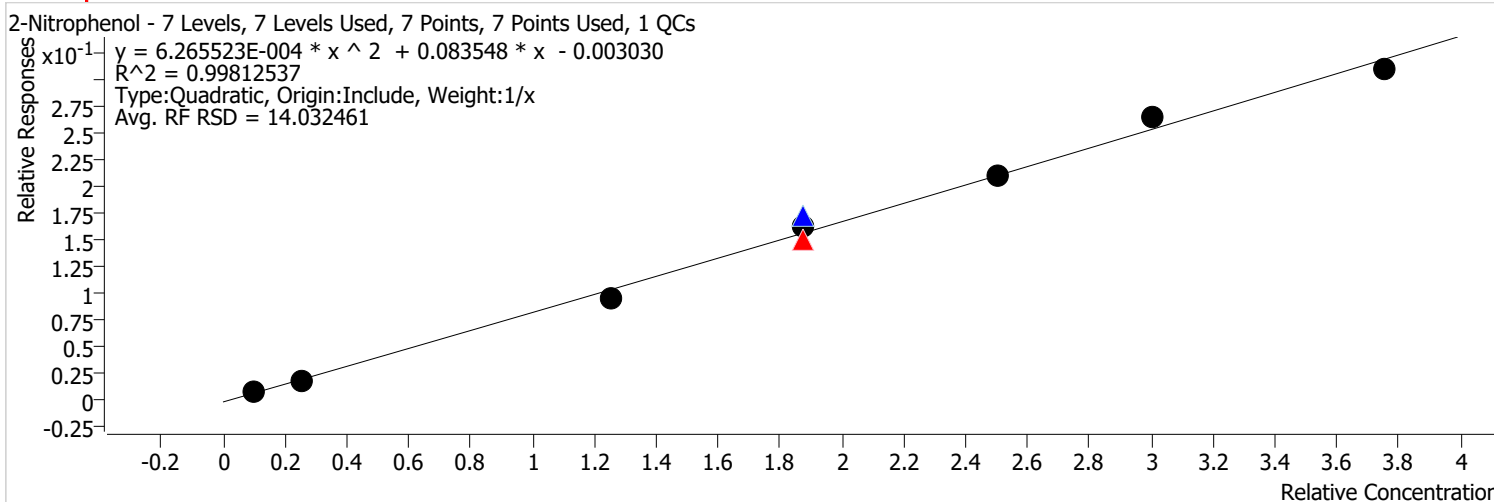


Calibration STD Path	Cal Type	Level	Enabled	Resp.	Exp. Conc	Resp. Factor	Level RSD
\\MASSHUNTER\Org\Data\SV5973N.I\sd122821\1 DOD bna\Dec2808.D	Calibration	1	x	38130	4.0000	0.4254	
\\MASSHUNTER\Org\Data\SV5973N.I\sd122821\1 DOD bna\Dec2807.D	Calibration	2	x	91235	10.0000	0.4177	
\\MASSHUNTER\Org\Data\SV5973N.I\sd122821\1 DOD bna\Dec2806.D	Calibration	3	x	576232	50.0000	0.4657	
\\MASSHUNTER\Org\Data\SV5973N.I\sd122321\DoD BNA 3\Dec2337.D	CC	CCV	x	722309	75.0000	0.4570	
\\MASSHUNTER\Org\Data\SV5973N.I\sd122821\1 DOD bna\Dec2809.D	QC	ICV	x	1036223	75.0000	0.4841	
\\MASSHUNTER\Org\Data\SV5973N.I\sd122821\1 DOD bna\Dec2805.D	Calibration	4	x	909801	75.0000	0.4936	
\\MASSHUNTER\Org\Data\SV5973N.I\sd122821\1 DOD bna\Dec2804.D	Calibration	5	x	1242317	100.0000	0.5059	
\\MASSHUNTER\Org\Data\SV5973N.I\sd122821\1 DOD bna\Dec2803.D	Calibration	6	x	1590821	120.0000	0.5257	
\\MASSHUNTER\Org\Data\SV5973N.I\sd122821\1 DOD bna\Dec2802.D	Calibration	7	x	2047574	150.0000	0.4963	

Calibration Report

Batch Path	\\MASSHUNTER\Org\Data\SV5973N.I\sd122821\1 DOD bna\QuantResults\122821 bna 1 CAL.batch.bin	Analyst Name	BL2000\sean
Analysis Time	1/26/2022 3:44 PM	Reporter Name	BL2000\sean
Report Time	1/26/2022 3:45:56 PM	Batch State	Processed
Last Calib Update	12/29/2021 7:25 PM	Quant Report Version	10.0
Quant Batch Version	10.0		

2-Nitrophenol %RSE = 6.0

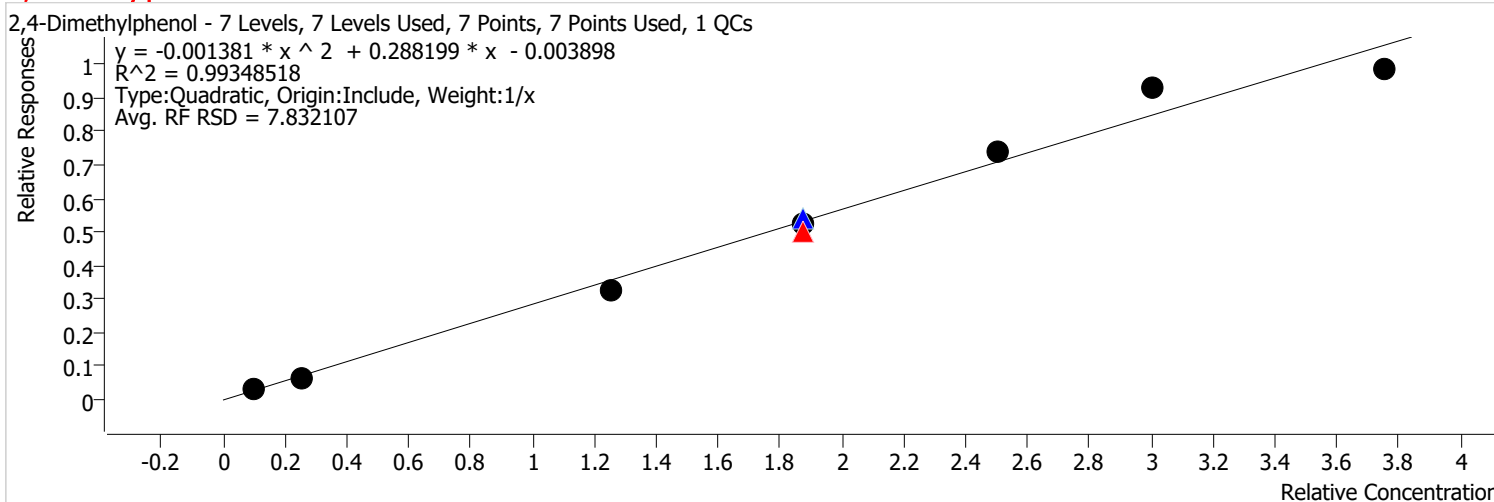


Calibration STD Path	Cal Type	Level	Enabled	Resp.	Exp. Conc	Resp. Factor	Level RSD
\\MASSHUNTER\Org\Data\SV5973N.I\sd122821\1 DOD bna\Dec2808.D	Calibration	1	x	5251	4.0000	0.0586	
\\MASSHUNTER\Org\Data\SV5973N.I\sd122821\1 DOD bna\Dec2807.D	Calibration	2	x	14778	10.0000	0.0677	
\\MASSHUNTER\Org\Data\SV5973N.I\sd122821\1 DOD bna\Dec2806.D	Calibration	3	x	94470	50.0000	0.0764	
\\MASSHUNTER\Org\Data\SV5973N.I\sd122321\DoD BNA 3\Dec2337.D	CC	CCV	x	126980	75.0000	0.0803	
\\MASSHUNTER\Org\Data\SV5973N.I\sd122821\1 DOD bna\Dec2809.D	QC	ICV	x	197298	75.0000	0.0922	
\\MASSHUNTER\Org\Data\SV5973N.I\sd122821\1 DOD bna\Dec2805.D	Calibration	4	x	158728	75.0000	0.0861	
\\MASSHUNTER\Org\Data\SV5973N.I\sd122821\1 DOD bna\Dec2804.D	Calibration	5	x	205593	100.0000	0.0837	
\\MASSHUNTER\Org\Data\SV5973N.I\sd122821\1 DOD bna\Dec2803.D	Calibration	6	x	267354	120.0000	0.0884	
\\MASSHUNTER\Org\Data\SV5973N.I\sd122821\1 DOD bna\Dec2802.D	Calibration	7	x	340485	150.0000	0.0825	

Calibration Report

Batch Path	\\MASSHUNTER\Org\Data\SV5973N.I\sd122821\1 DOD bna\QuantResults\122821 bna 1 CAL.batch.bin	Analyst Name	BL2000\sean
Analysis Time	1/26/2022 3:44 PM	Reporter Name	BL2000\sean
Report Time	1/26/2022 3:45:56 PM	Batch State	Processed
Last Calib Update	12/29/2021 7:25 PM	Quant Report Version	10.0
Quant Batch Version	10.0		

2,4-Dimethylphenol %RSE = 10.4

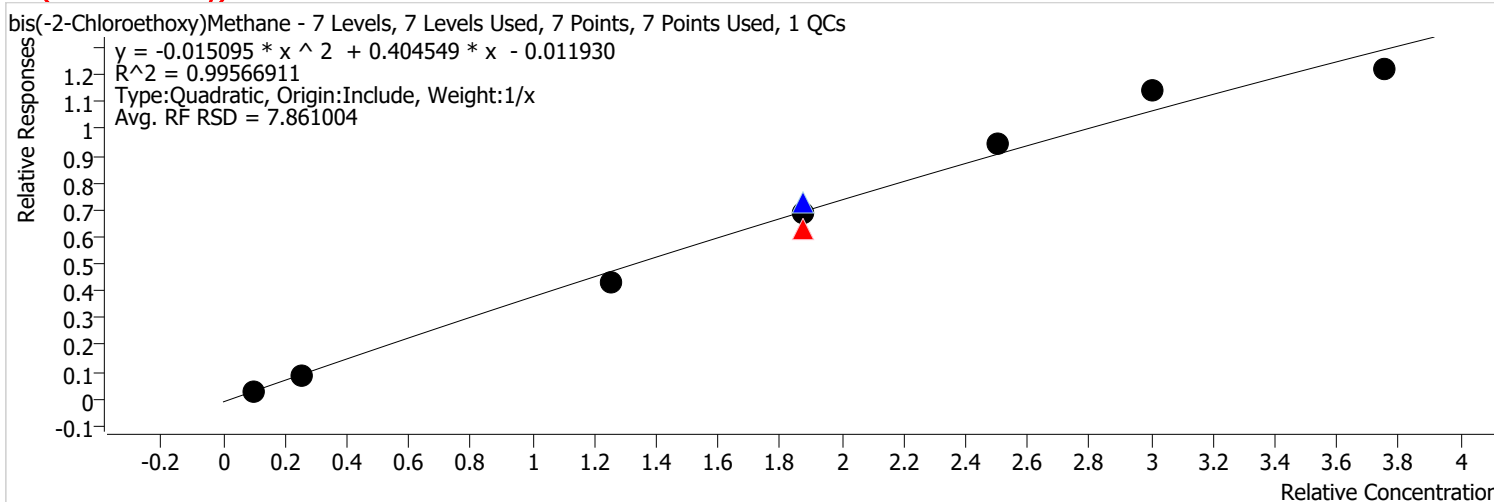


Calibration STD Path	Cal Type	Level	Enabled	Resp.	Exp. Conc	Resp. Factor	Level RSD
\\MASSHUNTER\Org\Data\SV5973N.I\sd122821\1 DOD bna\Dec2808.D	Calibration	1	x	25126	4.0000	0.2803	
\\MASSHUNTER\Org\Data\SV5973N.I\sd122821\1 DOD bna\Dec2807.D	Calibration	2	x	54520	10.0000	0.2496	
\\MASSHUNTER\Org\Data\SV5973N.I\sd122821\1 DOD bna\Dec2806.D	Calibration	3	x	318863	50.0000	0.2577	
\\MASSHUNTER\Org\Data\SV5973N.I\sd122321\DoD BNA 3\Dec2337.D	CC	CCV	x	419309	75.0000	0.2653	
\\MASSHUNTER\Org\Data\SV5973N.I\sd122821\1 DOD bna\Dec2809.D	QC	ICV	x	618506	75.0000	0.2890	
\\MASSHUNTER\Org\Data\SV5973N.I\sd122821\1 DOD bna\Dec2805.D	Calibration	4	x	514302	75.0000	0.2790	
\\MASSHUNTER\Org\Data\SV5973N.I\sd122821\1 DOD bna\Dec2804.D	Calibration	5	x	730056	100.0000	0.2973	
\\MASSHUNTER\Org\Data\SV5973N.I\sd122821\1 DOD bna\Dec2803.D	Calibration	6	x	936705	120.0000	0.3096	
\\MASSHUNTER\Org\Data\SV5973N.I\sd122821\1 DOD bna\Dec2802.D	Calibration	7	x	1083439	150.0000	0.2626	

Calibration Report

Batch Path	\\MASSHUNTER\Org\Data\SV5973N.I\sd122821\1 DOD bna\QuantResults\122821 bna 1 CAL.batch.bin	Analyst Name	BL2000\sean
Analysis Time	1/26/2022 3:44 PM	Reporter Name	BL2000\sean
Report Time	1/26/2022 3:45:56 PM	Batch State	Processed
Last Calib Update	12/29/2021 7:25 PM	Quant Report Version	10.0
Quant Batch Version	10.0		

bis(-2-Chloroethoxy)Methane %RSE = 8.1

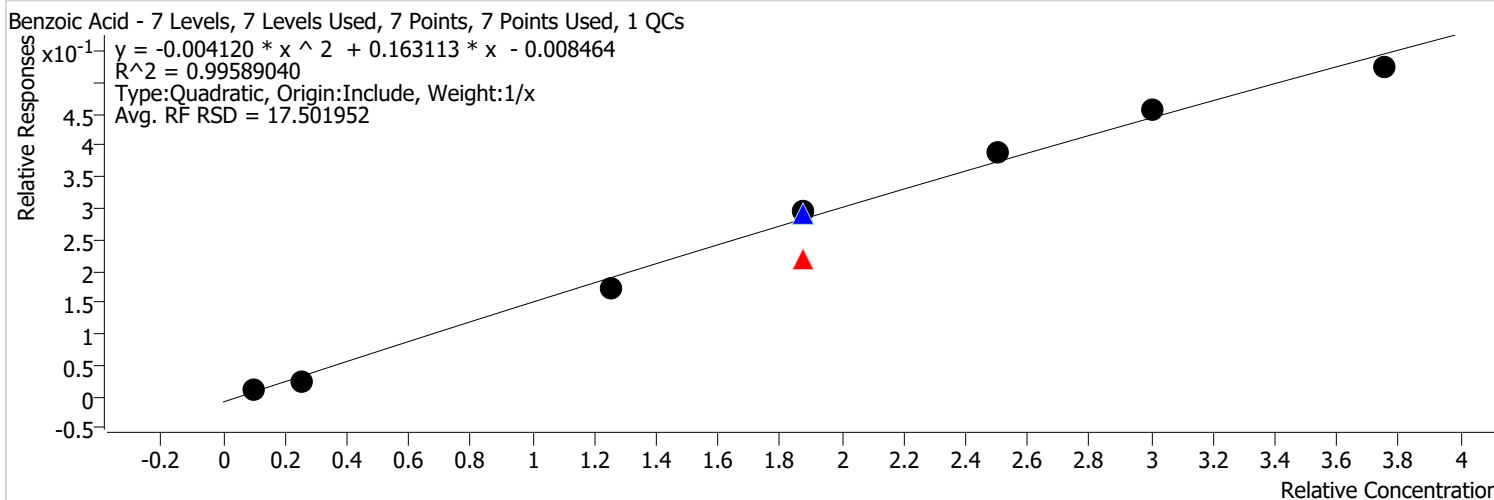


Calibration STD Path	Cal Type	Level	Enabled	Resp.	Exp. Conc	Resp. Factor	Level RSD
\\MASSHUNTER\Org\Data\SV5973N.I\sd122821\1 DOD bna\Dec2808.D	Calibration	1	x	27704	4.0000	0.3091	
\\MASSHUNTER\Org\Data\SV5973N.I\sd122821\1 DOD bna\Dec2807.D	Calibration	2	x	74011	10.0000	0.3388	
\\MASSHUNTER\Org\Data\SV5973N.I\sd122821\1 DOD bna\Dec2806.D	Calibration	3	x	426726	50.0000	0.3449	
\\MASSHUNTER\Org\Data\SV5973N.I\sd122321\DoD BNA 3\Dec2337.D	CC	CCV	x	528643	75.0000	0.3345	
\\MASSHUNTER\Org\Data\SV5973N.I\sd122821\1 DOD bna\Dec2809.D	QC	ICV	x	826059	75.0000	0.3860	
\\MASSHUNTER\Org\Data\SV5973N.I\sd122821\1 DOD bna\Dec2805.D	Calibration	4	x	677158	75.0000	0.3674	
\\MASSHUNTER\Org\Data\SV5973N.I\sd122821\1 DOD bna\Dec2804.D	Calibration	5	x	929699	100.0000	0.3786	
\\MASSHUNTER\Org\Data\SV5973N.I\sd122821\1 DOD bna\Dec2803.D	Calibration	6	x	1152975	120.0000	0.3810	
\\MASSHUNTER\Org\Data\SV5973N.I\sd122821\1 DOD bna\Dec2802.D	Calibration	7	x	1341138	150.0000	0.3251	

Calibration Report

Batch Path	\\MASSHUNTER\Org\Data\SV5973N.I\sd122821\1 DOD bna\QuantResults\122821 bna 1 CAL.batch.bin	Analyst Name	BL2000\sean
Analysis Time	1/26/2022 3:44 PM	Reporter Name	BL2000\sean
Report Time	1/26/2022 3:45:56 PM	Batch State	Processed
Last Calib Update	12/29/2021 7:25 PM	Quant Report Version	10.0
Quant Batch Version	10.0		

Benzoic Acid %RSE = 15.2

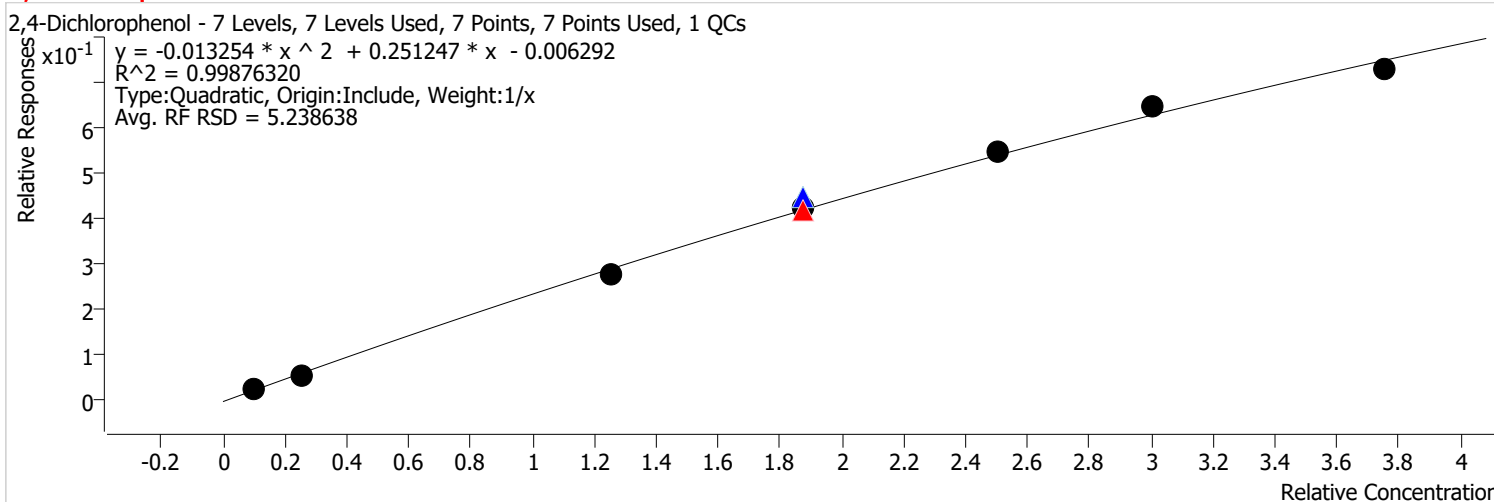


Calibration STD Path	Cal Type	Level	Enabled	Resp.	Exp. Conc	Resp. Factor	Level RSD
\\MASSHUNTER\Org\Data\SV5973N.I\sd122821\1 DOD bna\Dec2808.D	Calibration	1	x	9900	4.0000	0.1105	
\\MASSHUNTER\Org\Data\SV5973N.I\sd122821\1 DOD bna\Dec2807.D	Calibration	2	x	20997	10.0000	0.0961	
\\MASSHUNTER\Org\Data\SV5973N.I\sd122821\1 DOD bna\Dec2806.D	Calibration	3	x	172210	50.0000	0.1392	
\\MASSHUNTER\Org\Data\SV5973N.I\sd122321\DoD BNA 3\Dec2337.D	CC	CCV	x	186441	75.0000	0.1180	
\\MASSHUNTER\Org\Data\SV5973N.I\sd122821\1 DOD bna\Dec2809.D	QC	ICV	x	333579	75.0000	0.1559	
\\MASSHUNTER\Org\Data\SV5973N.I\sd122821\1 DOD bna\Dec2805.D	Calibration	4	x	290769	75.0000	0.1577	
\\MASSHUNTER\Org\Data\SV5973N.I\sd122821\1 DOD bna\Dec2804.D	Calibration	5	x	383015	100.0000	0.1560	
\\MASSHUNTER\Org\Data\SV5973N.I\sd122821\1 DOD bna\Dec2803.D	Calibration	6	x	459947	120.0000	0.1520	
\\MASSHUNTER\Org\Data\SV5973N.I\sd122821\1 DOD bna\Dec2802.D	Calibration	7	x	576044	150.0000	0.1396	

Calibration Report

Batch Path	\\MASSHUNTER\Org\Data\SV5973N.I\sd122821\1 DOD bna\QuantResults\122821 bna 1 CAL.batch.bin	Analyst Name	BL2000\sean
Analysis Time	1/26/2022 3:44 PM	Reporter Name	BL2000\sean
Report Time	1/26/2022 3:45:56 PM	Batch State	Processed
Last Calib Update	12/29/2021 7:25 PM	Quant Report Version	10.0
Quant Batch Version	10.0		

2,4-Dichlorophenol %RSE = 6.4

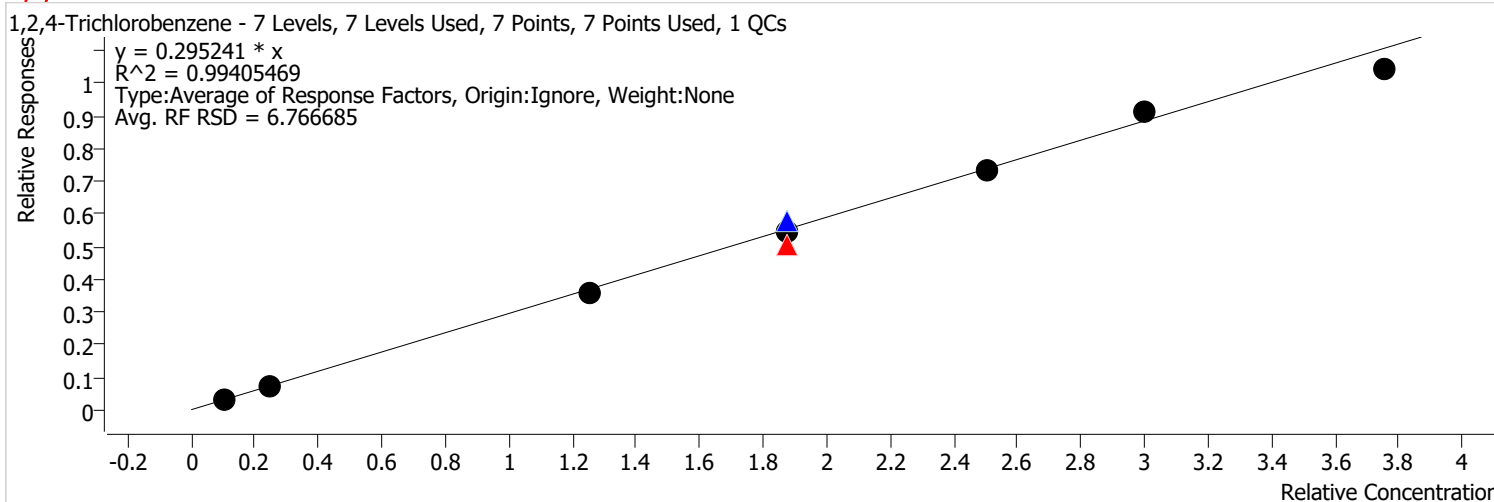


Calibration STD Path	Cal Type	Level	Enabled	Resp.	Exp. Conc	Resp. Factor	Level RSD
\\MASSHUNTER\Org\Data\SV5973N.I\sd122821\1 DOD bna\Dec2808.D	Calibration	1	x	18452	4.0000	0.2059	
\\MASSHUNTER\Org\Data\SV5973N.I\sd122821\1 DOD bna\Dec2807.D	Calibration	2	x	44890	10.0000	0.2055	
\\MASSHUNTER\Org\Data\SV5973N.I\sd122821\1 DOD bna\Dec2806.D	Calibration	3	x	271360	50.0000	0.2193	
\\MASSHUNTER\Org\Data\SV5973N.I\sd122321\DoD BNA 3\Dec2337.D	CC	CCV	x	353688	75.0000	0.2238	
\\MASSHUNTER\Org\Data\SV5973N.I\sd122821\1 DOD bna\Dec2809.D	QC	ICV	x	509756	75.0000	0.2382	
\\MASSHUNTER\Org\Data\SV5973N.I\sd122821\1 DOD bna\Dec2805.D	Calibration	4	x	419264	75.0000	0.2275	
\\MASSHUNTER\Org\Data\SV5973N.I\sd122821\1 DOD bna\Dec2804.D	Calibration	5	x	537844	100.0000	0.2190	
\\MASSHUNTER\Org\Data\SV5973N.I\sd122821\1 DOD bna\Dec2803.D	Calibration	6	x	652748	120.0000	0.2157	
\\MASSHUNTER\Org\Data\SV5973N.I\sd122821\1 DOD bna\Dec2802.D	Calibration	7	x	802034	150.0000	0.1944	

Calibration Report

Batch Path	\\MASSHUNTER\Org\Data\SV5973N.I\sd122821\1 DOD bna\QuantResults\122821 bna 1 CAL.batch.bin	Analyst Name	BL2000\sean
Analysis Time	1/26/2022 3:44 PM	Reporter Name	BL2000\sean
Report Time	1/26/2022 3:45:56 PM	Batch State	Processed
Last Calib Update	12/29/2021 7:25 PM	Quant Report Version	10.0
Quant Batch Version	10.0		

1,2,4-Trichlorobenzene %RSE = 6.8

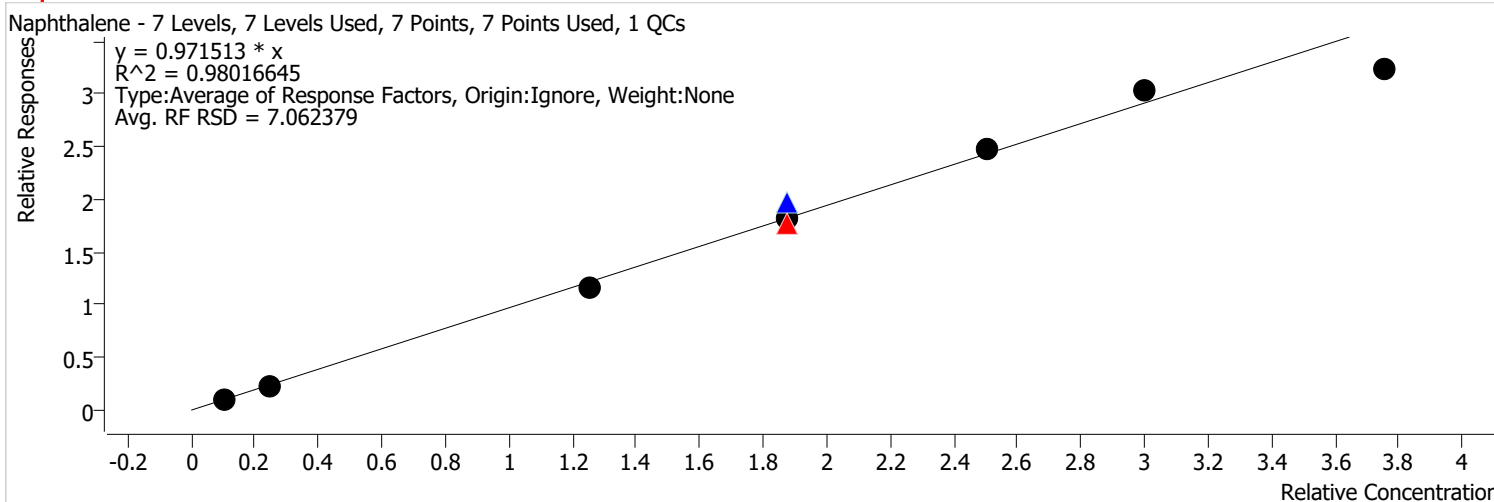


Calibration STD Path	Cal Type	Level	Enabled	Resp.	Exp. Conc	Resp. Factor	Level RSD
\\MASSHUNTER\Org\Data\SV5973N.I\sd122821\1 DOD bna\Dec2808.D	Calibration	1	x	30041	4.0000	0.3352	
\\MASSHUNTER\Org\Data\SV5973N.I\sd122821\1 DOD bna\Dec2807.D	Calibration	2	x	61314	10.0000	0.2807	
\\MASSHUNTER\Org\Data\SV5973N.I\sd122821\1 DOD bna\Dec2806.D	Calibration	3	x	350550	50.0000	0.2833	
\\MASSHUNTER\Org\Data\SV5973N.I\sd122321\DoD BNA 3\Dec2337.D	CC	CCV	x	424509	75.0000	0.2686	
\\MASSHUNTER\Org\Data\SV5973N.I\sd122821\1 DOD bna\Dec2809.D	QC	ICV	x	660717	75.0000	0.3087	
\\MASSHUNTER\Org\Data\SV5973N.I\sd122821\1 DOD bna\Dec2805.D	Calibration	4	x	533586	75.0000	0.2895	
\\MASSHUNTER\Org\Data\SV5973N.I\sd122821\1 DOD bna\Dec2804.D	Calibration	5	x	722645	100.0000	0.2943	
\\MASSHUNTER\Org\Data\SV5973N.I\sd122821\1 DOD bna\Dec2803.D	Calibration	6	x	925380	120.0000	0.3058	
\\MASSHUNTER\Org\Data\SV5973N.I\sd122821\1 DOD bna\Dec2802.D	Calibration	7	x	1146510	150.0000	0.2779	

Calibration Report

Batch Path	\\MASSHUNTER\Org\Data\SV5973N.I\sd122821\1 DOD bna\QuantResults\122821 bna 1 CAL.batch.bin	Analyst Name	BL2000\sean
Analysis Time	1/26/2022 3:44 PM	Reporter Name	BL2000\sean
Report Time	1/26/2022 3:45:57 PM	Batch State	Processed
Last Calib Update	12/29/2021 7:25 PM	Quant Report Version	10.0
Quant Batch Version	10.0		

Naphthalene %RSE = 7.1

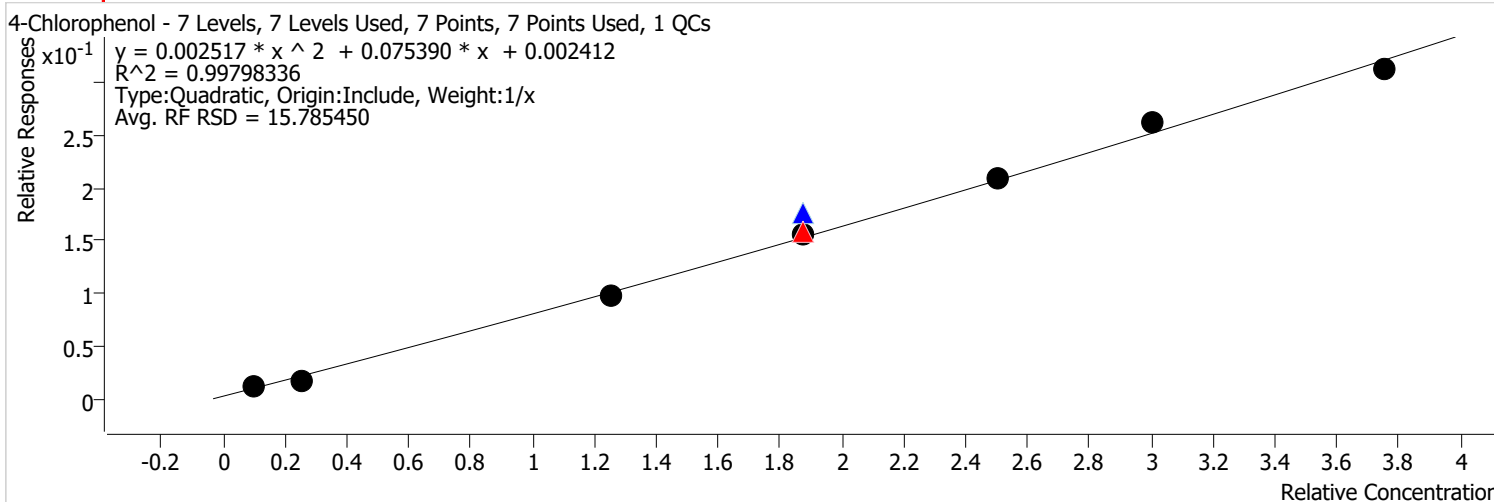


Calibration STD Path	Cal Type	Level	Enabled	Resp.	Exp. Conc	Resp. Factor	Level RSD
\\MASSHUNTER\Org\Data\SV5973N.I\sd122821\1 DOD bna\Dec2808.D	Calibration	1	x	96787	4.0000	1.0799	
\\MASSHUNTER\Org\Data\SV5973N.I\sd122821\1 DOD bna\Dec2807.D	Calibration	2	x	207443	10.0000	0.9497	
\\MASSHUNTER\Org\Data\SV5973N.I\sd122821\1 DOD bna\Dec2806.D	Calibration	3	x	1150984	50.0000	0.9303	
\\MASSHUNTER\Org\Data\SV5973N.I\sd122321\DoD BNA 3\Dec2337.D	CC	CCV	x	1493307	75.0000	0.9449	
\\MASSHUNTER\Org\Data\SV5973N.I\sd122821\1 DOD bna\Dec2809.D	QC	ICV	x	2261482	75.0000	1.0566	
\\MASSHUNTER\Org\Data\SV5973N.I\sd122821\1 DOD bna\Dec2805.D	Calibration	4	x	1800978	75.0000	0.9770	
\\MASSHUNTER\Org\Data\SV5973N.I\sd122821\1 DOD bna\Dec2804.D	Calibration	5	x	2428339	100.0000	0.9889	
\\MASSHUNTER\Org\Data\SV5973N.I\sd122821\1 DOD bna\Dec2803.D	Calibration	6	x	3067548	120.0000	1.0138	
\\MASSHUNTER\Org\Data\SV5973N.I\sd122821\1 DOD bna\Dec2802.D	Calibration	7	x	3552299	150.0000	0.8610	

Calibration Report

Batch Path	\\MASSHUNTER\Org\Data\SV5973N.I\sd122821\1 DOD bna\QuantResults\122821 bna 1 CAL.batch.bin	Analyst Name	BL2000\sean
Analysis Time	1/26/2022 3:44 PM	Reporter Name	BL2000\sean
Report Time	1/26/2022 3:45:57 PM	Batch State	Processed
Last Calib Update	12/29/2021 7:25 PM	Quant Report Version	10.0
Quant Batch Version	10.0		

4-Chlorophenol %RSE = 13.8



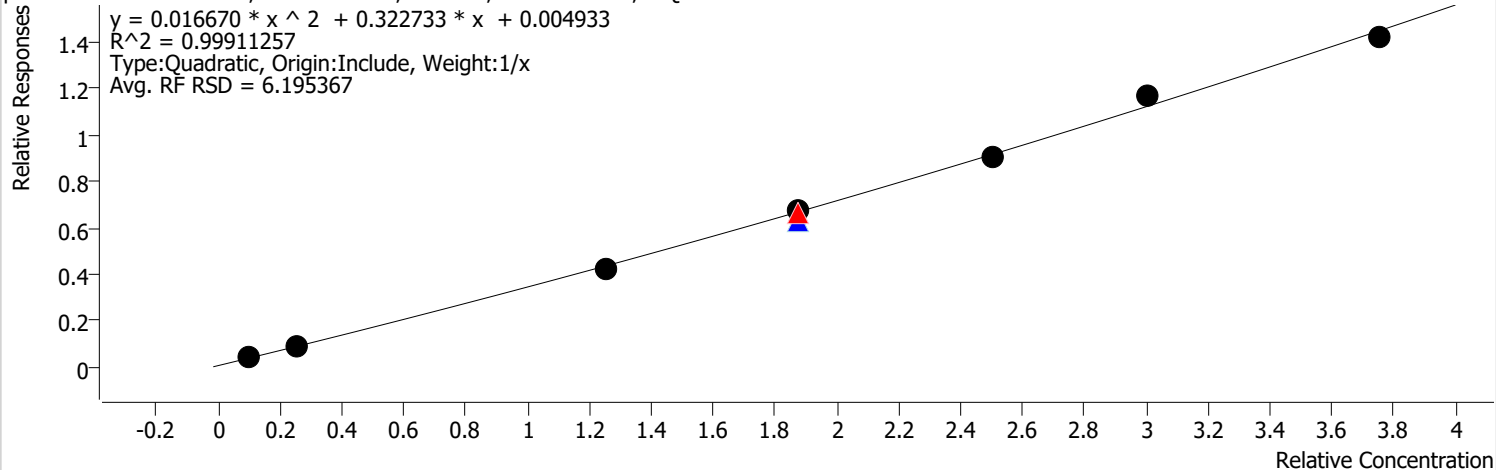
Calibration STD Path	Cal Type	Level	Enabled	Resp.	Exp. Conc	Resp. Factor	Level RSD
\\MASSHUNTER\Org\Data\SV5973N.I\sd122821\1 DOD bna\Dec2808.D	Calibration	1	x	10209	4.0000	0.1139	
\\MASSHUNTER\Org\Data\SV5973N.I\sd122821\1 DOD bna\Dec2807.D	Calibration	2	x	15416	10.0000	0.0706	
\\MASSHUNTER\Org\Data\SV5973N.I\sd122821\1 DOD bna\Dec2806.D	Calibration	3	x	97517	50.0000	0.0788	
\\MASSHUNTER\Org\Data\SV5973N.I\sd122321\DoD BNA 3\Dec2337.D	CC	CCV	x	132633	75.0000	0.0839	
\\MASSHUNTER\Org\Data\SV5973N.I\sd122821\1 DOD bna\Dec2809.D	QC	ICV	x	200133	75.0000	0.0935	
\\MASSHUNTER\Org\Data\SV5973N.I\sd122821\1 DOD bna\Dec2805.D	Calibration	4	x	152036	75.0000	0.0825	
\\MASSHUNTER\Org\Data\SV5973N.I\sd122821\1 DOD bna\Dec2804.D	Calibration	5	x	204718	100.0000	0.0834	
\\MASSHUNTER\Org\Data\SV5973N.I\sd122821\1 DOD bna\Dec2803.D	Calibration	6	x	262993	120.0000	0.0869	
\\MASSHUNTER\Org\Data\SV5973N.I\sd122821\1 DOD bna\Dec2802.D	Calibration	7	x	342814	150.0000	0.0831	

Calibration Report

Batch Path	\\MASSHUNTER\Org\Data\SV5973N.I\sd122821\1 DOD bna\QuantResults\122821 bna 1 CAL.batch.bin	Analyst Name	BL2000\sean
Analysis Time	1/26/2022 3:44 PM	Reporter Name	BL2000\sean
Report Time	1/26/2022 3:45:57 PM	Batch State	Processed
Last Calib Update	12/29/2021 7:25 PM	Quant Report Version	10.0
Quant Batch Version	10.0		

p-Chloroaniline %RSE = 3.9

p-Chloroaniline - 7 Levels, 7 Levels Used, 7 Points, 7 Points Used, 1 QCs

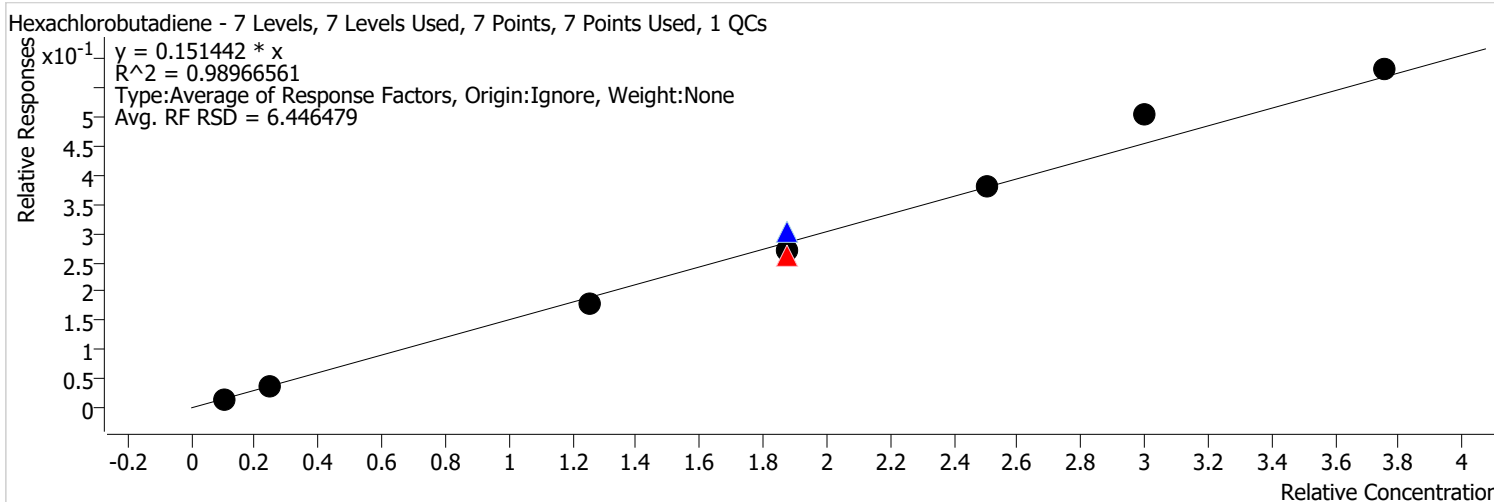


Calibration STD Path	Cal Type	Level	Enabled	Resp.	Exp. Conc	Resp. Factor	Level RSD
\\MASSHUNTER\Org\Data\SV5973N.I\sd122821\1 DOD bna\Dec2808.D	Calibration	1	x	34839	4.0000	0.3887	
\\MASSHUNTER\Org\Data\SV5973N.I\sd122821\1 DOD bna\Dec2807.D	Calibration	2	x	72756	10.0000	0.3331	
\\MASSHUNTER\Org\Data\SV5973N.I\sd122821\1 DOD bna\Dec2806.D	Calibration	3	x	421556	50.0000	0.3407	
\\MASSHUNTER\Org\Data\SV5973N.I\sd122321\DoD BNA 3\Dec2337.D	CC	CCV	x	563472	75.0000	0.3565	
\\MASSHUNTER\Org\Data\SV5973N.I\sd122821\1 DOD bna\Dec2809.D	QC	ICV	x	713003	75.0000	0.3331	
\\MASSHUNTER\Org\Data\SV5973N.I\sd122821\1 DOD bna\Dec2805.D	Calibration	4	x	661505	75.0000	0.3589	
\\MASSHUNTER\Org\Data\SV5973N.I\sd122821\1 DOD bna\Dec2804.D	Calibration	5	x	886799	100.0000	0.3611	
\\MASSHUNTER\Org\Data\SV5973N.I\sd122821\1 DOD bna\Dec2803.D	Calibration	6	x	1181460	120.0000	0.3904	
\\MASSHUNTER\Org\Data\SV5973N.I\sd122821\1 DOD bna\Dec2802.D	Calibration	7	x	1563056	150.0000	0.3789	

Calibration Report

Batch Path	\\MASSHUNTER\Org\Data\SV5973N.I\sd122821\1 DOD bna\QuantResults\122821 bna 1 CAL.batch.bin	Analyst Name	BL2000\sean
Analysis Time	1/26/2022 3:44 PM	Reporter Name	BL2000\sean
Report Time	1/26/2022 3:45:57 PM	Batch State	Processed
Last Calib Update	12/29/2021 7:25 PM	Quant Report Version	10.0
Quant Batch Version	10.0		

Hexachlorobutadiene %RSE = 6.4

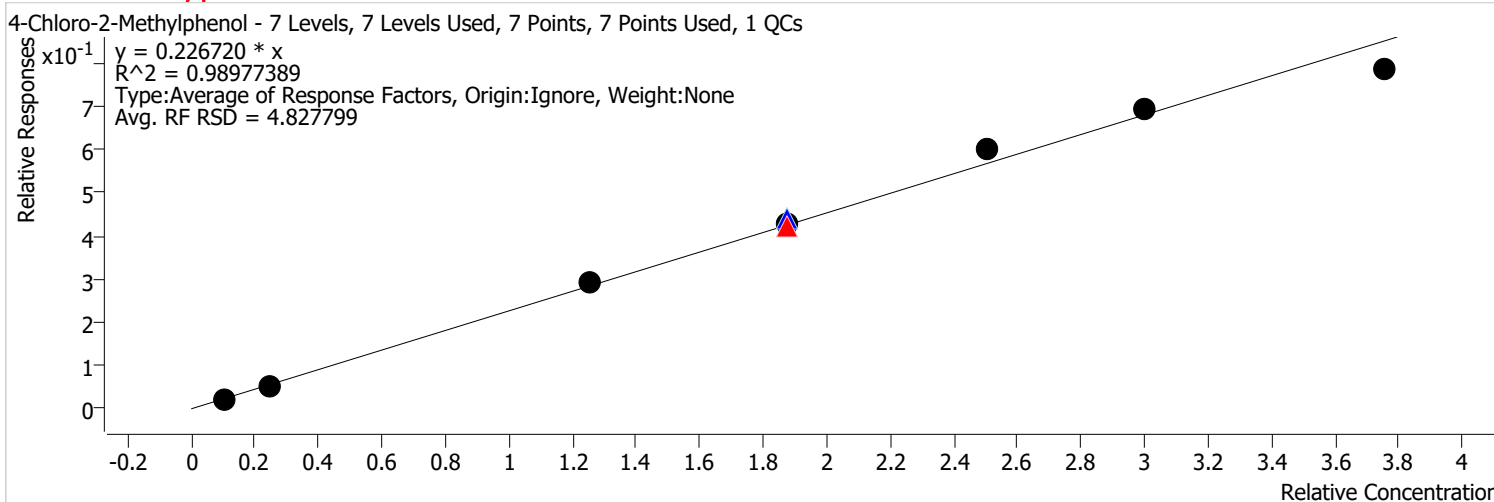


Calibration STD Path	Cal Type	Level	Enabled	Resp.	Exp. Conc	Resp. Factor	Level RSD
\\MASSHUNTER\Org\Data\SV5973N.I\sd122821\1 DOD bna\Dec2808.D	Calibration	1	x	14047	4.0000	0.1567	
\\MASSHUNTER\Org\Data\SV5973N.I\sd122821\1 DOD bna\Dec2807.D	Calibration	2	x	30818	10.0000	0.1411	
\\MASSHUNTER\Org\Data\SV5973N.I\sd122821\1 DOD bna\Dec2806.D	Calibration	3	x	175169	50.0000	0.1416	
\\MASSHUNTER\Org\Data\SV5973N.I\sd122321\DoD BNA 3\Dec2337.D	CC	CCV	x	220965	75.0000	0.1398	
\\MASSHUNTER\Org\Data\SV5973N.I\sd122821\1 DOD bna\Dec2809.D	QC	ICV	x	345289	75.0000	0.1613	
\\MASSHUNTER\Org\Data\SV5973N.I\sd122821\1 DOD bna\Dec2805.D	Calibration	4	x	266661	75.0000	0.1447	
\\MASSHUNTER\Org\Data\SV5973N.I\sd122821\1 DOD bna\Dec2804.D	Calibration	5	x	375752	100.0000	0.1530	
\\MASSHUNTER\Org\Data\SV5973N.I\sd122821\1 DOD bna\Dec2803.D	Calibration	6	x	508839	120.0000	0.1682	
\\MASSHUNTER\Org\Data\SV5973N.I\sd122821\1 DOD bna\Dec2802.D	Calibration	7	x	638885	150.0000	0.1549	

Calibration Report

Batch Path	\\MASSHUNTER\Org\Data\SV5973N.I\sd122821\1 DOD bna\QuantResults\122821 bna 1 CAL.batch.bin	Analyst Name	BL2000\sean
Analysis Time	1/26/2022 3:44 PM	Reporter Name	BL2000\sean
Report Time	1/26/2022 3:45:57 PM	Batch State	Processed
Last Calib Update	12/29/2021 7:25 PM	Quant Report Version	10.0
Quant Batch Version	10.0		

4-Chloro-2-Methylphenol %RSE = 4.8

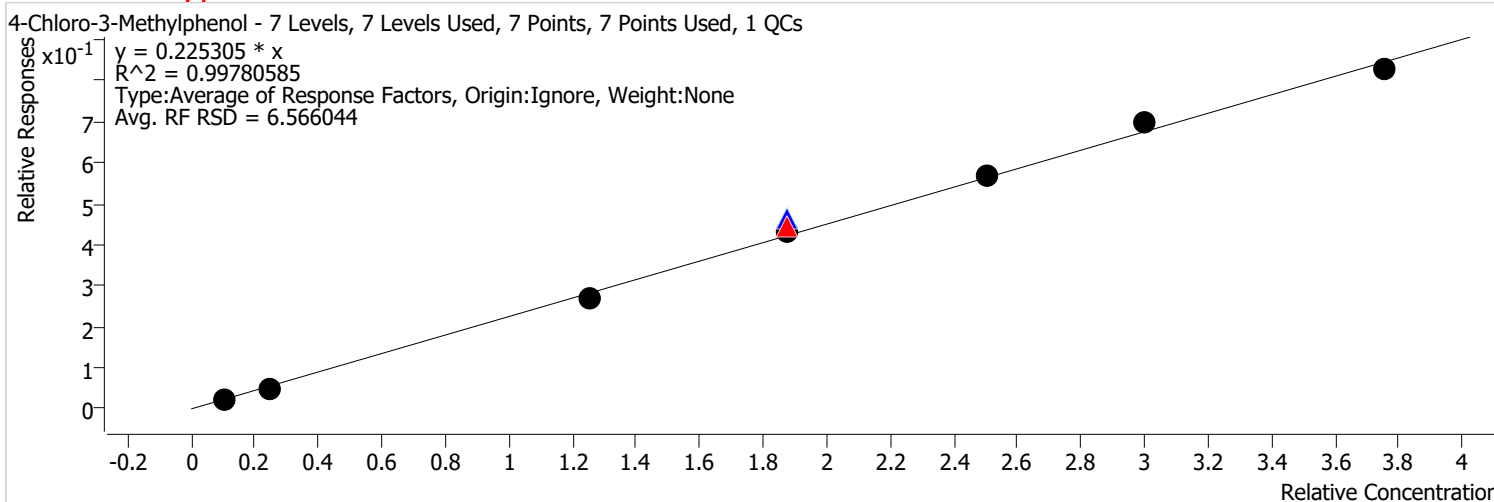


Calibration STD Path	Cal Type	Level	Enabled	Resp.	Exp. Conc	Resp. Factor	Level RSD
\\MASSHUNTER\Org\Data\SV5973N.I\sd122821\1 DOD bna\Dec2808.D	Calibration	1	x	20848	4.0000	0.2326	
\\MASSHUNTER\Org\Data\SV5973N.I\sd122821\1 DOD bna\Dec2807.D	Calibration	2	x	46719	10.0000	0.2139	
\\MASSHUNTER\Org\Data\SV5973N.I\sd122821\1 DOD bna\Dec2806.D	Calibration	3	x	286668	50.0000	0.2317	
\\MASSHUNTER\Org\Data\SV5973N.I\sd122321\DoD BNA 3\Dec2337.D	CC	CCV	x	356671	75.0000	0.2257	
\\MASSHUNTER\Org\Data\SV5973N.I\sd122821\1 DOD bna\Dec2809.D	QC	ICV	x	503568	75.0000	0.2353	
\\MASSHUNTER\Org\Data\SV5973N.I\sd122821\1 DOD bna\Dec2805.D	Calibration	4	x	422116	75.0000	0.2290	
\\MASSHUNTER\Org\Data\SV5973N.I\sd122821\1 DOD bna\Dec2804.D	Calibration	5	x	587681	100.0000	0.2393	
\\MASSHUNTER\Org\Data\SV5973N.I\sd122821\1 DOD bna\Dec2803.D	Calibration	6	x	700144	120.0000	0.2314	
\\MASSHUNTER\Org\Data\SV5973N.I\sd122821\1 DOD bna\Dec2802.D	Calibration	7	x	862842	150.0000	0.2091	

Calibration Report

Batch Path	\\MASSHUNTER\Org\Data\SV5973N.I\sd122821\1 DOD bna\QuantResults\122821 bna 1 CAL.batch.bin	Analyst Name	BL2000\sean
Analysis Time	1/26/2022 3:44 PM	Reporter Name	BL2000\sean
Report Time	1/26/2022 3:45:57 PM	Batch State	Processed
Last Calib Update	12/29/2021 7:25 PM	Quant Report Version	10.0
Quant Batch Version	10.0		

4-Chloro-3-Methylphenol %RSE = 6.6

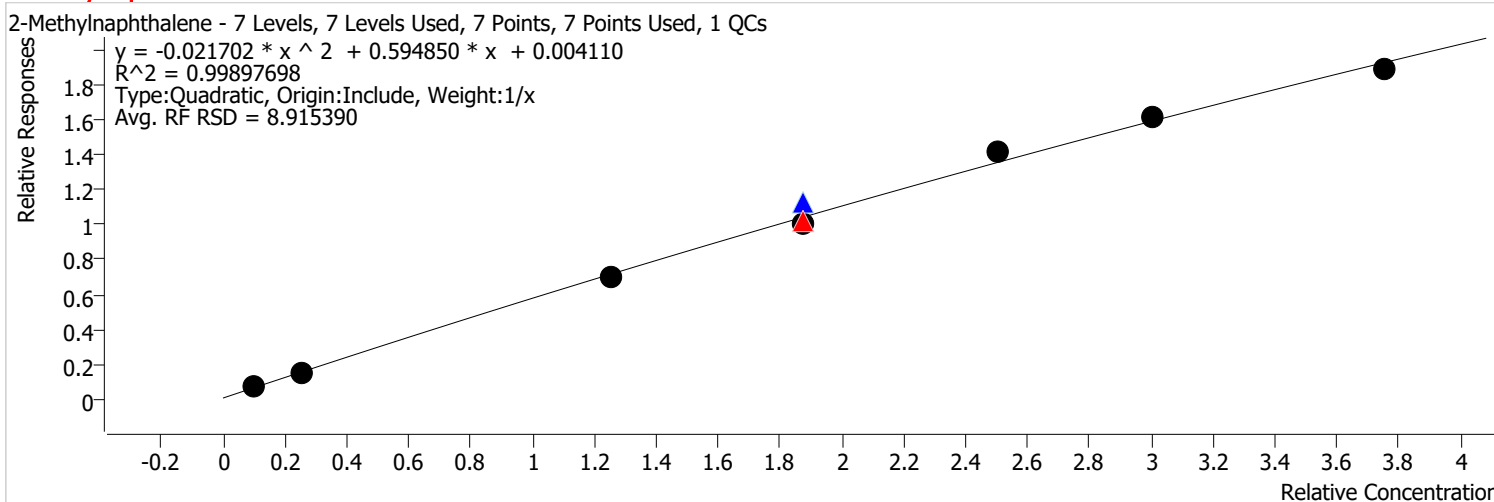


Calibration STD Path	Cal Type	Level	Enabled	Resp.	Exp. Conc	Resp. Factor	Level RSD
\\MASSHUNTER\Org\Data\SV5973N.I\sd122821\1 DOD bna\Dec2808.D	Calibration	1	x	22157	4.0000	0.2472	
\\MASSHUNTER\Org\Data\SV5973N.I\sd122821\1 DOD bna\Dec2807.D	Calibration	2	x	43792	10.0000	0.2005	
\\MASSHUNTER\Org\Data\SV5973N.I\sd122821\1 DOD bna\Dec2806.D	Calibration	3	x	267358	50.0000	0.2161	
\\MASSHUNTER\Org\Data\SV5973N.I\sd122321\DoD BNA 3\Dec2337.D	CC	CCV	x	372565	75.0000	0.2357	
\\MASSHUNTER\Org\Data\SV5973N.I\sd122821\1 DOD bna\Dec2809.D	QC	ICV	x	531201	75.0000	0.2482	
\\MASSHUNTER\Org\Data\SV5973N.I\sd122821\1 DOD bna\Dec2805.D	Calibration	4	x	426066	75.0000	0.2311	
\\MASSHUNTER\Org\Data\SV5973N.I\sd122821\1 DOD bna\Dec2804.D	Calibration	5	x	560817	100.0000	0.2284	
\\MASSHUNTER\Org\Data\SV5973N.I\sd122821\1 DOD bna\Dec2803.D	Calibration	6	x	706211	120.0000	0.2334	
\\MASSHUNTER\Org\Data\SV5973N.I\sd122821\1 DOD bna\Dec2802.D	Calibration	7	x	909438	150.0000	0.2204	

Calibration Report

Batch Path	\\MASSHUNTER\Org\Data\SV5973N.I\sd122821\1 DOD bna\QuantResults\122821 bna 1 CAL.batch.bin	Analyst Name	BL2000\sean
Analysis Time	1/26/2022 3:44 PM	Reporter Name	BL2000\sean
Report Time	1/26/2022 3:45:57 PM	Batch State	Processed
Last Calib Update	12/29/2021 7:25 PM	Quant Report Version	10.0
Quant Batch Version	10.0		

2-Methylnaphthalene %RSE = 5.0

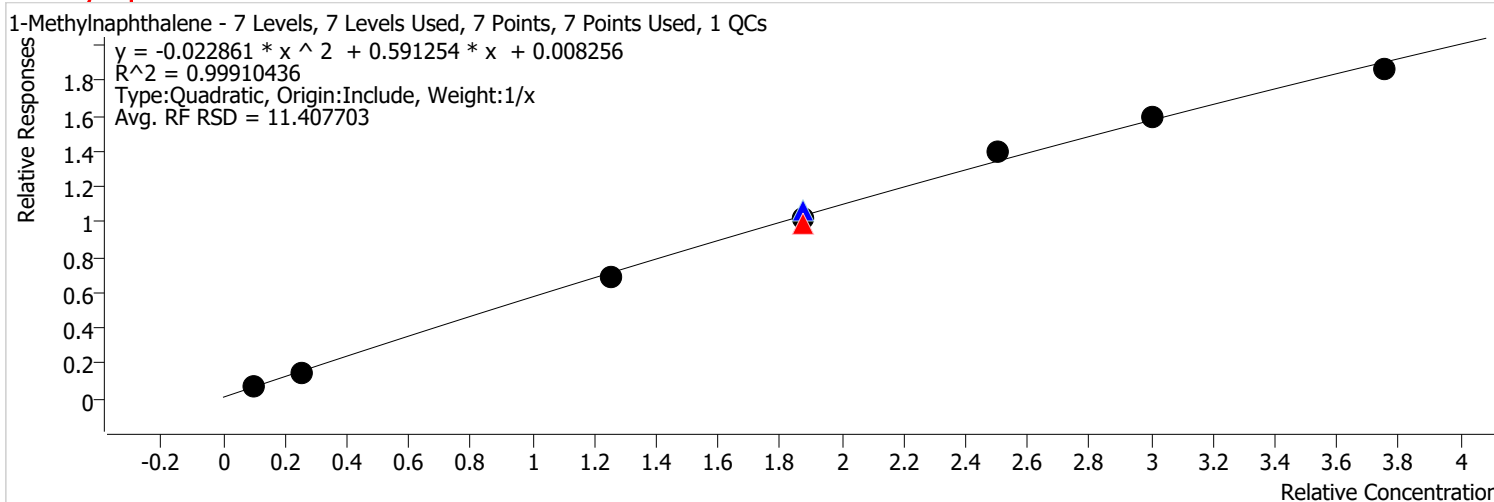


Calibration STD Path	Cal Type	Level	Enabled	Resp.	Exp. Conc	Resp. Factor	Level RSD
\\MASSHUNTER\Org\Data\SV5973N.I\sd122821\1 DOD bna\Dec2808.D	Calibration	1	x	59650	4.0000	0.6655	
\\MASSHUNTER\Org\Data\SV5973N.I\sd122821\1 DOD bna\Dec2807.D	Calibration	2	x	125750	10.0000	0.5757	
\\MASSHUNTER\Org\Data\SV5973N.I\sd122821\1 DOD bna\Dec2806.D	Calibration	3	x	699068	50.0000	0.5650	
\\MASSHUNTER\Org\Data\SV5973N.I\sd122321\DoD BNA 3\Dec2337.D	CC	CCV	x	862498	75.0000	0.5457	
\\MASSHUNTER\Org\Data\SV5973N.I\sd122821\1 DOD bna\Dec2809.D	QC	ICV	x	1287207	75.0000	0.6014	
\\MASSHUNTER\Org\Data\SV5973N.I\sd122821\1 DOD bna\Dec2805.D	Calibration	4	x	995823	75.0000	0.5402	
\\MASSHUNTER\Org\Data\SV5973N.I\sd122821\1 DOD bna\Dec2804.D	Calibration	5	x	1387396	100.0000	0.5650	
\\MASSHUNTER\Org\Data\SV5973N.I\sd122821\1 DOD bna\Dec2803.D	Calibration	6	x	1632756	120.0000	0.5396	
\\MASSHUNTER\Org\Data\SV5973N.I\sd122821\1 DOD bna\Dec2802.D	Calibration	7	x	2078637	150.0000	0.5038	

Calibration Report

Batch Path	\\MASSHUNTER\Org\Data\SV5973N.I\sd122821\1 DOD bna\QuantResults\122821 bna 1 CAL.batch.bin	Analyst Name	BL2000\sean
Analysis Time	1/26/2022 3:44 PM	Reporter Name	BL2000\sean
Report Time	1/26/2022 3:45:57 PM	Batch State	Processed
Last Calib Update	12/29/2021 7:25 PM	Quant Report Version	10.0
Quant Batch Version	10.0		

1-Methylnaphthalene %RSE = 4.5

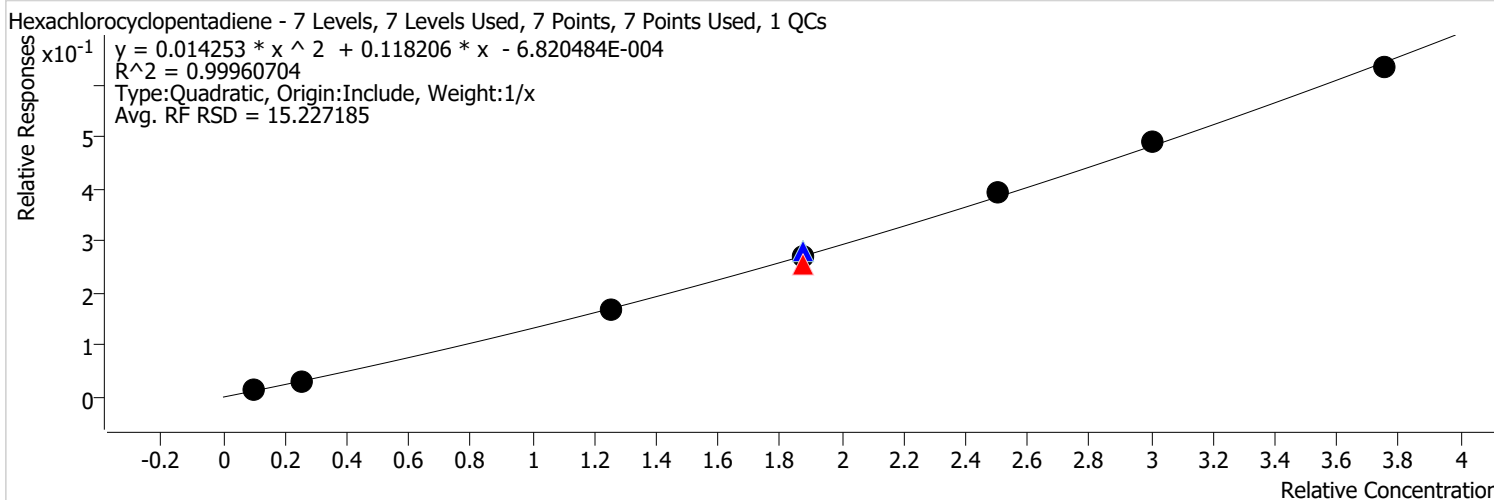


Calibration STD Path	Cal Type	Level	Enabled	Resp.	Exp. Conc	Resp. Factor	Level RSD
\\MASSHUNTER\Org\Data\SV5973N.I\sd122821\1 DOD bna\Dec2808.D	Calibration	1	x	62786	4.0000	0.7005	
\\MASSHUNTER\Org\Data\SV5973N.I\sd122821\1 DOD bna\Dec2807.D	Calibration	2	x	129730	10.0000	0.5939	
\\MASSHUNTER\Org\Data\SV5973N.I\sd122821\1 DOD bna\Dec2806.D	Calibration	3	x	685085	50.0000	0.5537	
\\MASSHUNTER\Org\Data\SV5973N.I\sd122321\DoD BNA 3\Dec2337.D	CC	CCV	x	830286	75.0000	0.5253	
\\MASSHUNTER\Org\Data\SV5973N.I\sd122821\1 DOD bna\Dec2809.D	QC	ICV	x	1209904	75.0000	0.5653	
\\MASSHUNTER\Org\Data\SV5973N.I\sd122821\1 DOD bna\Dec2805.D	Calibration	4	x	1006179	75.0000	0.5459	
\\MASSHUNTER\Org\Data\SV5973N.I\sd122821\1 DOD bna\Dec2804.D	Calibration	5	x	1370402	100.0000	0.5581	
\\MASSHUNTER\Org\Data\SV5973N.I\sd122821\1 DOD bna\Dec2803.D	Calibration	6	x	1616047	120.0000	0.5341	
\\MASSHUNTER\Org\Data\SV5973N.I\sd122821\1 DOD bna\Dec2802.D	Calibration	7	x	2048669	150.0000	0.4966	

Calibration Report

Batch Path	\\MASSHUNTER\Org\Data\SV5973N.I\sd122821\1 DOD bna\QuantResults\122821 bna 1 CAL.batch.bin	Analyst Name	BL2000\sean
Analysis Time	1/26/2022 3:44 PM	Reporter Name	BL2000\sean
Report Time	1/26/2022 3:45:58 PM	Batch State	Processed
Last Calib Update	12/29/2021 7:25 PM	Quant Report Version	10.0
Quant Batch Version	10.0		

Hexachlorocyclopentadiene %RSE = 3.6

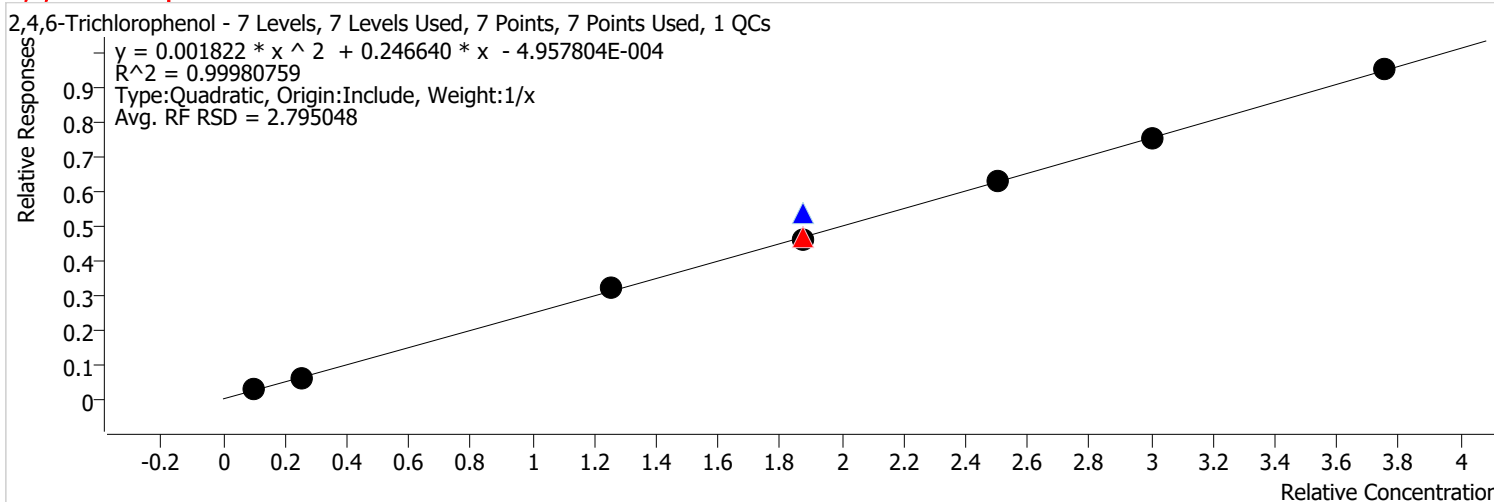


Calibration STD Path	Cal Type	Level	Enabled	Resp.	Exp. Conc	Resp. Factor	Level RSD
\\MASSHUNTER\Org\Data\SV5973N.I\sd122821\1 DOD bna\Dec2808.D	Calibration	1	x	6171	4.0000	0.1188	
\\MASSHUNTER\Org\Data\SV5973N.I\sd122821\1 DOD bna\Dec2807.D	Calibration	2	x	13155	10.0000	0.1139	
\\MASSHUNTER\Org\Data\SV5973N.I\sd122821\1 DOD bna\Dec2806.D	Calibration	3	x	84011	50.0000	0.1325	
\\MASSHUNTER\Org\Data\SV5973N.I\sd122321\DoD BNA 3\Dec2337.D	CC	CCV	x	109136	75.0000	0.1367	
\\MASSHUNTER\Org\Data\SV5973N.I\sd122821\1 DOD bna\Dec2809.D	QC	ICV	x	167464	75.0000	0.1486	
\\MASSHUNTER\Org\Data\SV5973N.I\sd122821\1 DOD bna\Dec2805.D	Calibration	4	x	143380	75.0000	0.1432	
\\MASSHUNTER\Org\Data\SV5973N.I\sd122821\1 DOD bna\Dec2804.D	Calibration	5	x	200062	100.0000	0.1566	
\\MASSHUNTER\Org\Data\SV5973N.I\sd122821\1 DOD bna\Dec2803.D	Calibration	6	x	268274	120.0000	0.1637	
\\MASSHUNTER\Org\Data\SV5973N.I\sd122821\1 DOD bna\Dec2802.D	Calibration	7	x	353538	150.0000	0.1689	

Calibration Report

Batch Path	\\MASSHUNTER\Org\Data\SV5973N.I\sd122821\1 DOD bna\QuantResults\122821 bna 1 CAL.batch.bin	Analyst Name	BL2000\sean
Analysis Time	1/26/2022 3:44 PM	Reporter Name	BL2000\sean
Report Time	1/26/2022 3:45:58 PM	Batch State	Processed
Last Calib Update	12/29/2021 7:25 PM	Quant Report Version	10.0
Quant Batch Version	10.0		

2,4,6-Trichlorophenol %RSE = 3.0

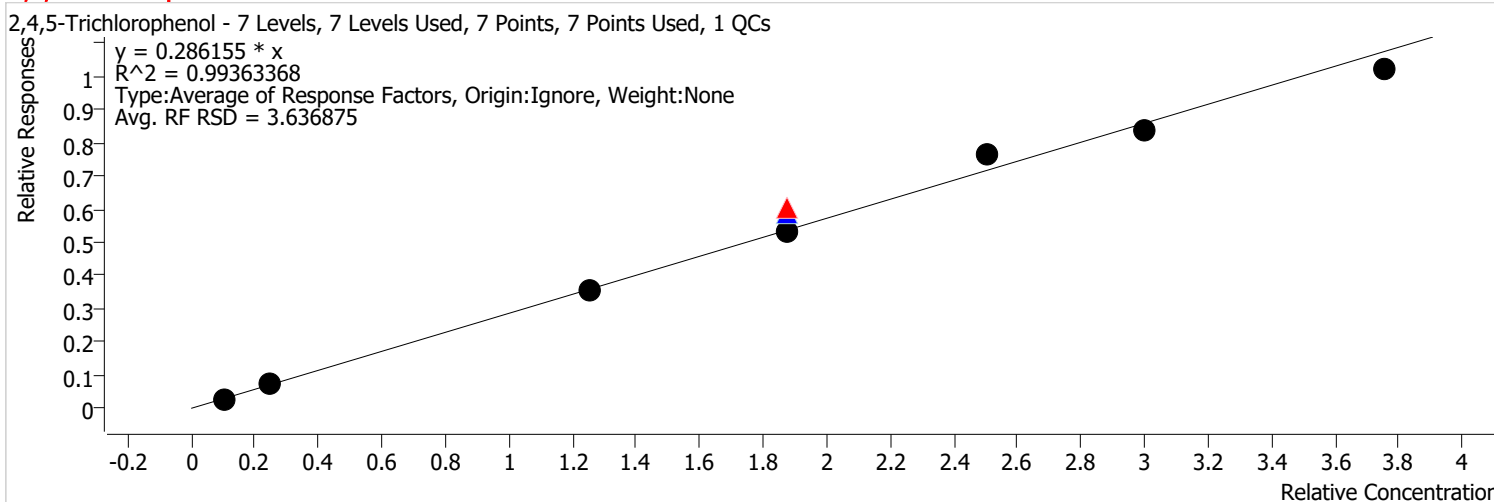


Calibration STD Path	Cal Type	Level	Enabled	Resp.	Exp. Conc	Resp. Factor	Level RSD
\\MASSHUNTER\Org\Data\SV5973N.I\sd122821\1 DOD bna\Dec2808.D	Calibration	1	x	12957	4.0000	0.2494	
\\MASSHUNTER\Org\Data\SV5973N.I\sd122821\1 DOD bna\Dec2807.D	Calibration	2	x	27088	10.0000	0.2345	
\\MASSHUNTER\Org\Data\SV5973N.I\sd122821\1 DOD bna\Dec2806.D	Calibration	3	x	161763	50.0000	0.2552	
\\MASSHUNTER\Org\Data\SV5973N.I\sd122321\DoD BNA 3\Dec2337.D	CC	CCV	x	199309	75.0000	0.2497	
\\MASSHUNTER\Org\Data\SV5973N.I\sd122821\1 DOD bna\Dec2809.D	QC	ICV	x	324710	75.0000	0.2881	
\\MASSHUNTER\Org\Data\SV5973N.I\sd122821\1 DOD bna\Dec2805.D	Calibration	4	x	246487	75.0000	0.2463	
\\MASSHUNTER\Org\Data\SV5973N.I\sd122821\1 DOD bna\Dec2804.D	Calibration	5	x	320982	100.0000	0.2512	
\\MASSHUNTER\Org\Data\SV5973N.I\sd122821\1 DOD bna\Dec2803.D	Calibration	6	x	410923	120.0000	0.2508	
\\MASSHUNTER\Org\Data\SV5973N.I\sd122821\1 DOD bna\Dec2802.D	Calibration	7	x	532039	150.0000	0.2542	

Calibration Report

Batch Path	\\MASSHUNTER\Org\Data\SV5973N.I\sd122821\1 DOD bna\QuantResults\122821 bna 1 CAL.batch.bin	Analyst Name	BL2000\sean
Analysis Time	1/26/2022 3:44 PM	Reporter Name	BL2000\sean
Report Time	1/26/2022 3:45:58 PM	Batch State	Processed
Last Calib Update	12/29/2021 7:25 PM	Quant Report Version	10.0
Quant Batch Version	10.0		

2,4,5-Trichlorophenol %RSE = 3.6

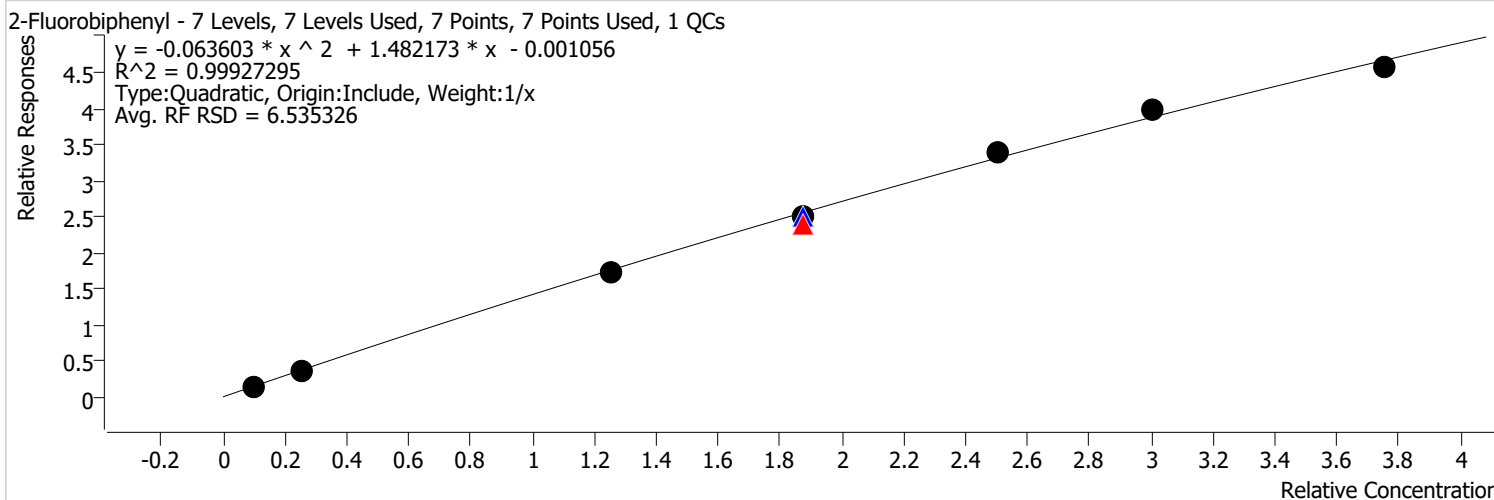


Calibration STD Path	Cal Type	Level	Enabled	Resp.	Exp. Conc	Resp. Factor	Level RSD
\\MASSHUNTER\Org\Data\SV5973N.I\sd122821\1 DOD bna\Dec2808.D	Calibration	1	x	14951	4.0000	0.2878	
\\MASSHUNTER\Org\Data\SV5973N.I\sd122821\1 DOD bna\Dec2807.D	Calibration	2	x	33585	10.0000	0.2908	
\\MASSHUNTER\Org\Data\SV5973N.I\sd122821\1 DOD bna\Dec2806.D	Calibration	3	x	180021	50.0000	0.2840	
\\MASSHUNTER\Org\Data\SV5973N.I\sd122321\DoD BNA 3\Dec2337.D	CC	CCV	x	258504	75.0000	0.3239	
\\MASSHUNTER\Org\Data\SV5973N.I\sd122821\1 DOD bna\Dec2809.D	QC	ICV	x	354943	75.0000	0.3150	
\\MASSHUNTER\Org\Data\SV5973N.I\sd122821\1 DOD bna\Dec2805.D	Calibration	4	x	283680	75.0000	0.2834	
\\MASSHUNTER\Org\Data\SV5973N.I\sd122821\1 DOD bna\Dec2804.D	Calibration	5	x	390137	100.0000	0.3053	
\\MASSHUNTER\Org\Data\SV5973N.I\sd122821\1 DOD bna\Dec2803.D	Calibration	6	x	458788	120.0000	0.2800	
\\MASSHUNTER\Org\Data\SV5973N.I\sd122821\1 DOD bna\Dec2802.D	Calibration	7	x	568846	150.0000	0.2717	

Calibration Report

Batch Path	\\MASSHUNTER\Org\Data\SV5973N.I\sd122821\1 DOD bna\QuantResults\122821 bna 1 CAL.batch.bin	Analyst Name	BL2000\sean
Analysis Time	1/26/2022 3:44 PM	Reporter Name	BL2000\sean
Report Time	1/26/2022 3:45:58 PM	Batch State	Processed
Last Calib Update	12/29/2021 7:25 PM	Quant Report Version	10.0
Quant Batch Version	10.0		

2-Fluorobiphenyl %RSE =



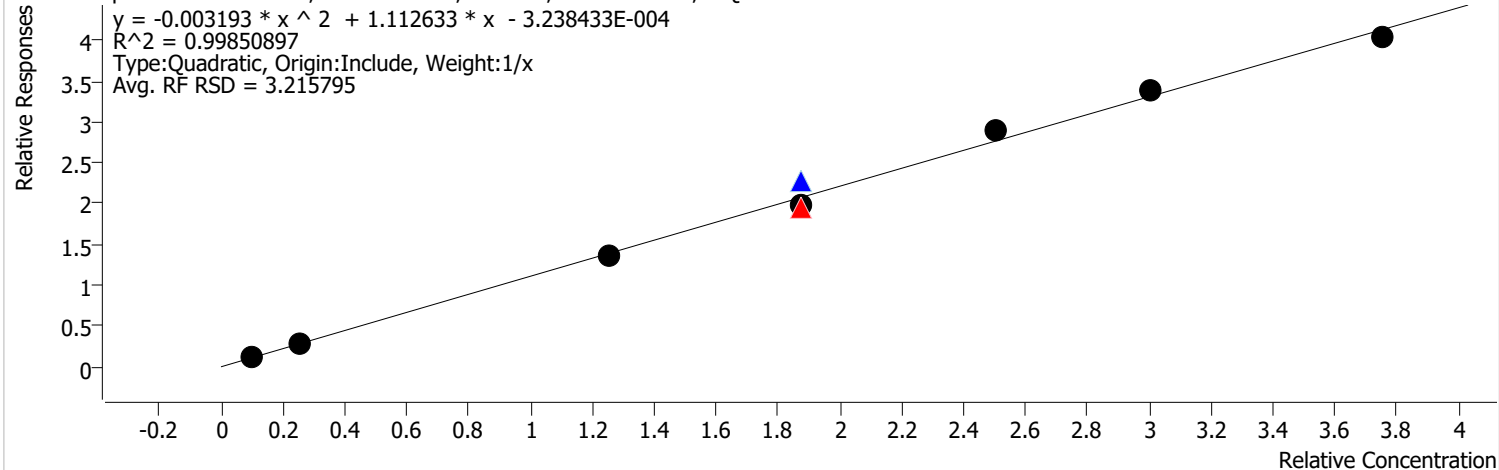
Calibration STD Path	Cal Type	Level	Enabled	Resp.	Exp. Conc	Resp. Factor	Level RSD
\\MASSHUNTER\Org\Data\SV5973N.I\sd122821\1 DOD bna\Dec2808.D	Calibration	1	x	76633	4.0000	1.4753	
\\MASSHUNTER\Org\Data\SV5973N.I\sd122821\1 DOD bna\Dec2807.D	Calibration	2	x	169761	10.0000	1.4697	
\\MASSHUNTER\Org\Data\SV5973N.I\sd122821\1 DOD bna\Dec2806.D	Calibration	3	x	867264	50.0000	1.3681	
\\MASSHUNTER\Org\Data\SV5973N.I\sd122321\DoD BNA 3\Dec2337.D	CC	CCV	x	1018575	75.0000	1.2762	
\\MASSHUNTER\Org\Data\SV5973N.I\sd122821\1 DOD bna\Dec2809.D	QC	ICV	x	1498238	75.0000	1.3295	
\\MASSHUNTER\Org\Data\SV5973N.I\sd122821\1 DOD bna\Dec2805.D	Calibration	4	x	1337976	75.0000	1.3367	
\\MASSHUNTER\Org\Data\SV5973N.I\sd122821\1 DOD bna\Dec2804.D	Calibration	5	x	1735111	100.0000	1.3580	
\\MASSHUNTER\Org\Data\SV5973N.I\sd122821\1 DOD bna\Dec2803.D	Calibration	6	x	2169830	120.0000	1.3244	
\\MASSHUNTER\Org\Data\SV5973N.I\sd122821\1 DOD bna\Dec2802.D	Calibration	7	x	2546548	150.0000	1.2165	

Calibration Report

Batch Path	\\MASSHUNTER\Org\Data\SV5973N.I\sd122821\1 DOD bna\QuantResults\122821 bna 1 CAL.batch.bin	Analyst Name	BL2000\sean
Analysis Time	1/26/2022 3:44 PM	Reporter Name	BL2000\sean
Report Time	1/26/2022 3:45:58 PM	Batch State	Processed
Last Calib Update	12/29/2021 7:25 PM	Quant Report Version	10.0
Quant Batch Version	10.0		

2-Chloronaphthalene %RSE = 4.0

2-Chloronaphthalene - 7 Levels, 7 Levels Used, 7 Points, 7 Points Used, 1 QCs

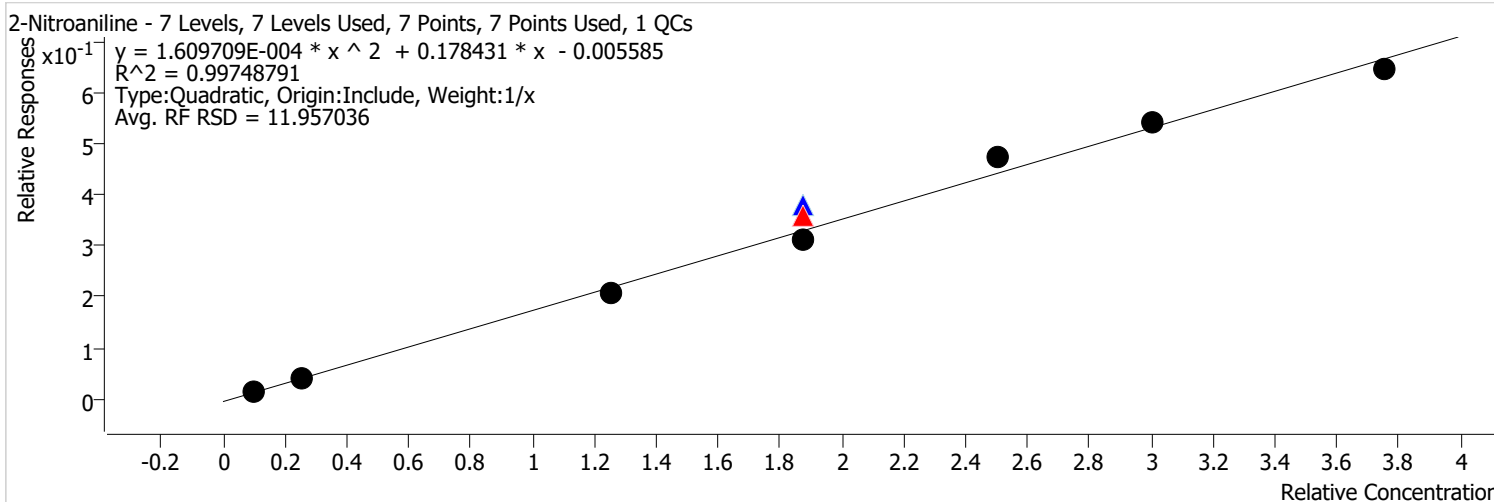


Calibration STD Path	Cal Type	Level	Enabled	Resp.	Exp. Conc	Resp. Factor	Level RSD
\\MASSHUNTER\Org\Data\SV5973N.I\sd122821\1 DOD bna\Dec2808.D	Calibration	1	x	57924	4.0000	1.1151	
\\MASSHUNTER\Org\Data\SV5973N.I\sd122821\1 DOD bna\Dec2807.D	Calibration	2	x	129340	10.0000	1.1197	
\\MASSHUNTER\Org\Data\SV5973N.I\sd122821\1 DOD bna\Dec2806.D	Calibration	3	x	691754	50.0000	1.0912	
\\MASSHUNTER\Org\Data\SV5973N.I\sd122321\DoD BNA 3\Dec2337.D	CC	CCV	x	834824	75.0000	1.0460	
\\MASSHUNTER\Org\Data\SV5973N.I\sd122821\1 DOD bna\Dec2809.D	QC	ICV	x	1360805	75.0000	1.2075	
\\MASSHUNTER\Org\Data\SV5973N.I\sd122821\1 DOD bna\Dec2805.D	Calibration	4	x	1054504	75.0000	1.0535	
\\MASSHUNTER\Org\Data\SV5973N.I\sd122821\1 DOD bna\Dec2804.D	Calibration	5	x	1481543	100.0000	1.1595	
\\MASSHUNTER\Org\Data\SV5973N.I\sd122821\1 DOD bna\Dec2803.D	Calibration	6	x	1849015	120.0000	1.1286	
\\MASSHUNTER\Org\Data\SV5973N.I\sd122821\1 DOD bna\Dec2802.D	Calibration	7	x	2250023	150.0000	1.0748	

Calibration Report

Batch Path	\\MASSHUNTER\Org\Data\SV5973N.I\sd122821\1 DOD bna\QuantResults\122821 bna 1 CAL.batch.bin	Analyst Name	BL2000\sean
Analysis Time	1/26/2022 3:44 PM	Reporter Name	BL2000\sean
Report Time	1/26/2022 3:45:58 PM	Batch State	Processed
Last Calib Update	12/29/2021 7:25 PM	Quant Report Version	10.0
Quant Batch Version	10.0		

2-Nitroaniline %RSE = 5.5

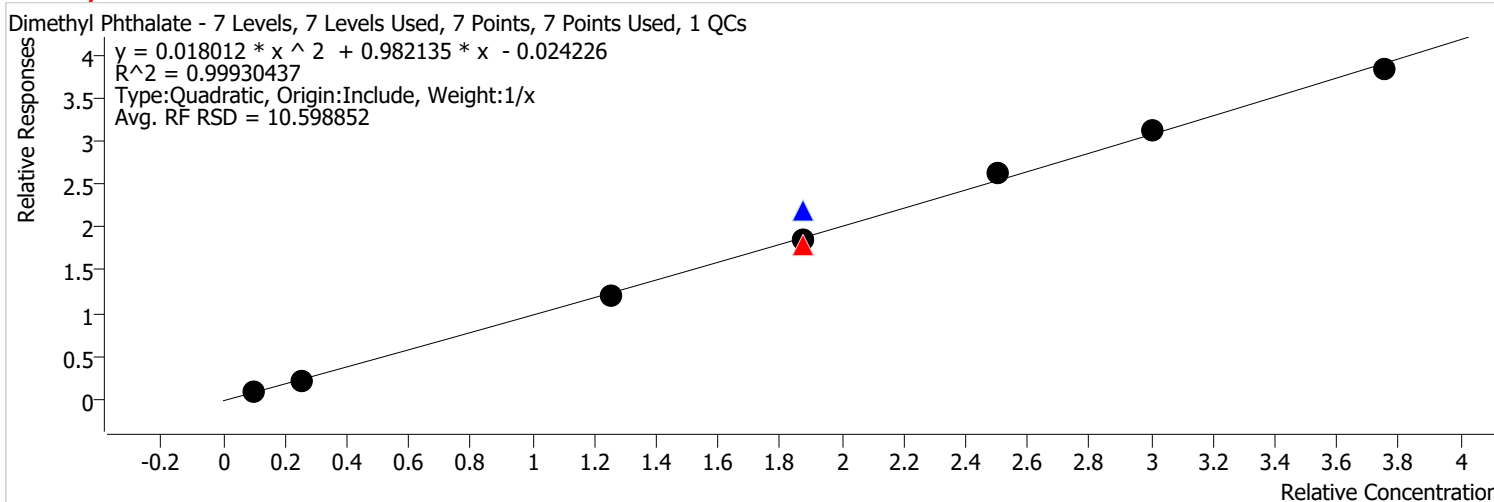


Calibration STD Path	Cal Type	Level	Enabled	Resp.	Exp. Conc	Resp. Factor	Level RSD
\\MASSHUNTER\Org\Data\SV5973N.I\sd122821\1 DOD bna\Dec2808.D	Calibration	1	x	6715	4.0000	0.1293	
\\MASSHUNTER\Org\Data\SV5973N.I\sd122821\1 DOD bna\Dec2807.D	Calibration	2	x	17635	10.0000	0.1527	
\\MASSHUNTER\Org\Data\SV5973N.I\sd122821\1 DOD bna\Dec2806.D	Calibration	3	x	106309	50.0000	0.1677	
\\MASSHUNTER\Org\Data\SV5973N.I\sd122321\DoD BNA 3\Dec2337.D	CC	CCV	x	151874	75.0000	0.1903	
\\MASSHUNTER\Org\Data\SV5973N.I\sd122821\1 DOD bna\Dec2809.D	QC	ICV	x	227370	75.0000	0.2018	
\\MASSHUNTER\Org\Data\SV5973N.I\sd122821\1 DOD bna\Dec2805.D	Calibration	4	x	167618	75.0000	0.1675	
\\MASSHUNTER\Org\Data\SV5973N.I\sd122821\1 DOD bna\Dec2804.D	Calibration	5	x	242511	100.0000	0.1898	
\\MASSHUNTER\Org\Data\SV5973N.I\sd122821\1 DOD bna\Dec2803.D	Calibration	6	x	296399	120.0000	0.1809	
\\MASSHUNTER\Org\Data\SV5973N.I\sd122821\1 DOD bna\Dec2802.D	Calibration	7	x	360083	150.0000	0.1720	

Calibration Report

Batch Path	\\MASSHUNTER\Org\Data\SV5973N.I\sd122821\1 DOD bna\QuantResults\122821 bna 1 CAL.batch.bin	Analyst Name	BL2000\sean
Analysis Time	1/26/2022 3:44 PM	Reporter Name	BL2000\sean
Report Time	1/26/2022 3:45:58 PM	Batch State	Processed
Last Calib Update	12/29/2021 7:25 PM	Quant Report Version	10.0
Quant Batch Version	10.0		

Dimethyl Phthalate %RSE = 4.0

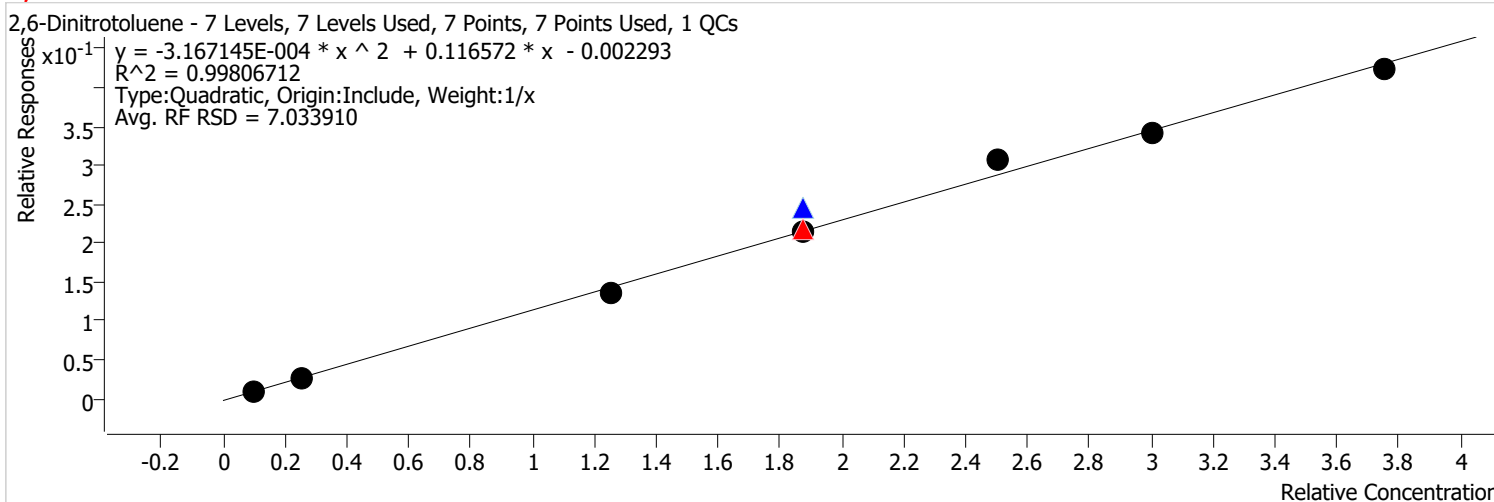


Calibration STD Path	Cal Type	Level	Enabled	Resp.	Exp. Conc	Resp. Factor	Level RSD
\\MASSHUNTER\Org\Data\SV5973N.I\sd122821\1 DOD bna\Dec2808.D	Calibration	1	x	40974	4.0000	0.7888	
\\MASSHUNTER\Org\Data\SV5973N.I\sd122821\1 DOD bna\Dec2807.D	Calibration	2	x	98315	10.0000	0.8511	
\\MASSHUNTER\Org\Data\SV5973N.I\sd122821\1 DOD bna\Dec2806.D	Calibration	3	x	606254	50.0000	0.9563	
\\MASSHUNTER\Org\Data\SV5973N.I\sd122321\DoD BNA 3\Dec2337.D	CC	CCV	x	762945	75.0000	0.9559	
\\MASSHUNTER\Org\Data\SV5973N.I\sd122821\1 DOD bna\Dec2809.D	QC	ICV	x	1315239	75.0000	1.1671	
\\MASSHUNTER\Org\Data\SV5973N.I\sd122821\1 DOD bna\Dec2805.D	Calibration	4	x	992530	75.0000	0.9916	
\\MASSHUNTER\Org\Data\SV5973N.I\sd122821\1 DOD bna\Dec2804.D	Calibration	5	x	1347265	100.0000	1.0544	
\\MASSHUNTER\Org\Data\SV5973N.I\sd122821\1 DOD bna\Dec2803.D	Calibration	6	x	1707296	120.0000	1.0421	
\\MASSHUNTER\Org\Data\SV5973N.I\sd122821\1 DOD bna\Dec2802.D	Calibration	7	x	2143709	150.0000	1.0240	

Calibration Report

Batch Path	\\MASSHUNTER\Org\Data\SV5973N.I\sd122821\1 DOD bna\QuantResults\122821 bna 1 CAL.batch.bin	Analyst Name	BL2000\sean
Analysis Time	1/26/2022 3:44 PM	Reporter Name	BL2000\sean
Report Time	1/26/2022 3:45:58 PM	Batch State	Processed
Last Calib Update	12/29/2021 7:25 PM	Quant Report Version	10.0
Quant Batch Version	10.0		

2,6-Dinitrotoluene %RSE = 6.0



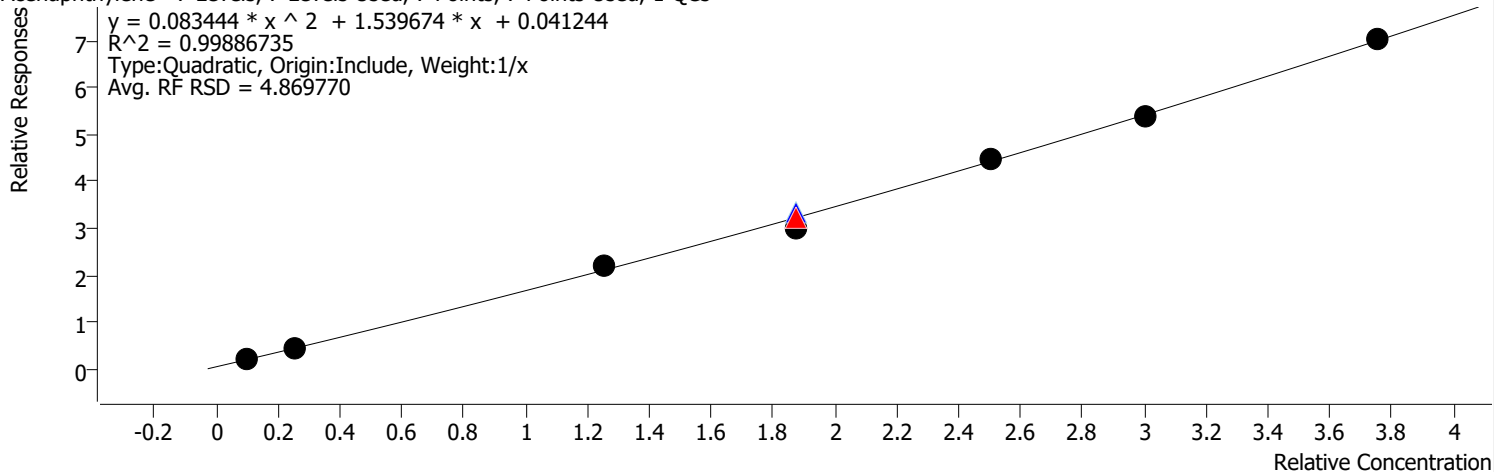
Calibration STD Path	Cal Type	Level	Enabled	Resp.	Exp. Conc	Resp. Factor	Level RSD
\\MASSHUNTER\Org\Data\SV5973N.I\sd122821\1 DOD bna\Dec2808.D	Calibration	1	x	5240	4.0000	0.1009	
\\MASSHUNTER\Org\Data\SV5973N.I\sd122821\1 DOD bna\Dec2807.D	Calibration	2	x	11734	10.0000	0.1016	
\\MASSHUNTER\Org\Data\SV5973N.I\sd122821\1 DOD bna\Dec2806.D	Calibration	3	x	68895	50.0000	0.1087	
\\MASSHUNTER\Org\Data\SV5973N.I\sd122321\DoD BNA 3\Dec2337.D	CC	CCV	x	93479	75.0000	0.1171	
\\MASSHUNTER\Org\Data\SV5973N.I\sd122821\1 DOD bna\Dec2809.D	QC	ICV	x	147862	75.0000	0.1312	
\\MASSHUNTER\Org\Data\SV5973N.I\sd122821\1 DOD bna\Dec2805.D	Calibration	4	x	113854	75.0000	0.1137	
\\MASSHUNTER\Org\Data\SV5973N.I\sd122821\1 DOD bna\Dec2804.D	Calibration	5	x	157480	100.0000	0.1233	
\\MASSHUNTER\Org\Data\SV5973N.I\sd122821\1 DOD bna\Dec2803.D	Calibration	6	x	186284	120.0000	0.1137	
\\MASSHUNTER\Org\Data\SV5973N.I\sd122821\1 DOD bna\Dec2802.D	Calibration	7	x	235896	150.0000	0.1127	

Calibration Report

Batch Path	\\MASSHUNTER\Org\Data\SV5973N.I\sd122821\1 DOD bna\QuantResults\122821 bna 1 CAL.batch.bin	Analyst Name	BL2000\sean
Analysis Time	1/26/2022 3:44 PM	Reporter Name	BL2000\sean
Report Time	1/26/2022 3:45:59 PM	Batch State	Processed
Last Calib Update	12/29/2021 7:25 PM	Quant Report Version	10.0
Quant Batch Version	10.0		

Acenaphthylene %RSE = 6.4

Acenaphthylene - 7 Levels, 7 Levels Used, 7 Points, 7 Points Used, 1 QCs

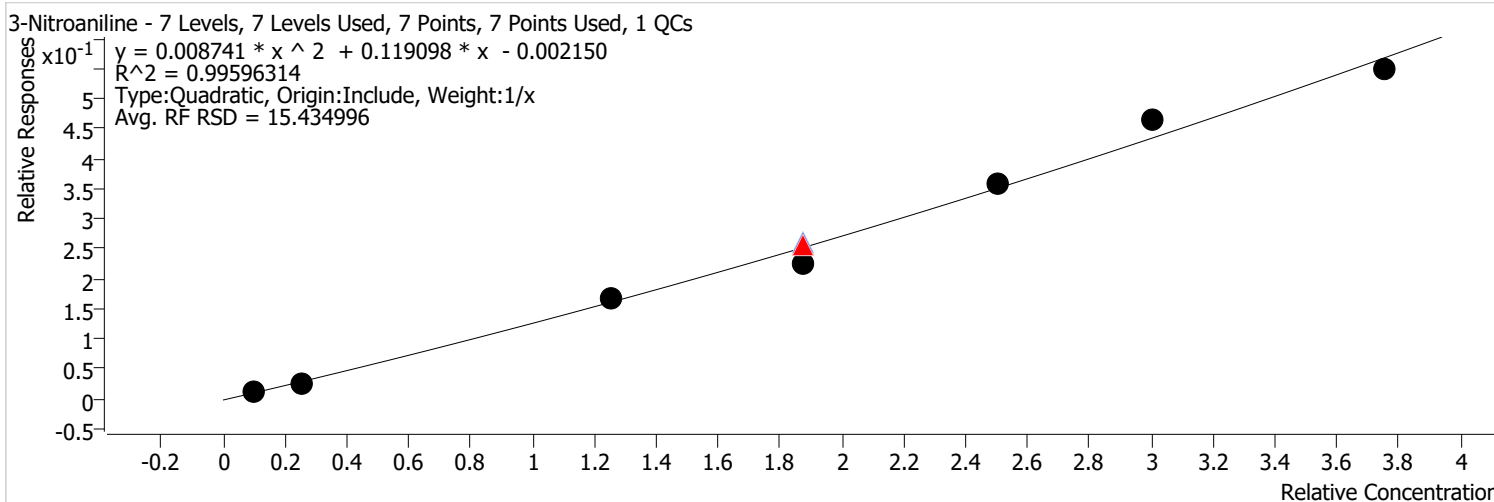


Calibration STD Path	Cal Type	Level	Enabled	Resp.	Exp. Conc	Resp. Factor	Level RSD
\\MASSHUNTER\Org\Data\SV5973N.I\sd122821\1 DOD bna\Dec2808.D	Calibration	1	x	95824	4.0000	1.8447	
\\MASSHUNTER\Org\Data\SV5973N.I\sd122821\1 DOD bna\Dec2807.D	Calibration	2	x	212537	10.0000	1.8400	
\\MASSHUNTER\Org\Data\SV5973N.I\sd122821\1 DOD bna\Dec2806.D	Calibration	3	x	1111124	50.0000	1.7527	
\\MASSHUNTER\Org\Data\SV5973N.I\sd122321\DoD BNA 3\Dec2337.D	CC	CCV	x	1364491	75.0000	1.7097	
\\MASSHUNTER\Org\Data\SV5973N.I\sd122821\1 DOD bna\Dec2809.D	QC	ICV	x	2008469	75.0000	1.7822	
\\MASSHUNTER\Org\Data\SV5973N.I\sd122821\1 DOD bna\Dec2805.D	Calibration	4	x	1612620	75.0000	1.6111	
\\MASSHUNTER\Org\Data\SV5973N.I\sd122821\1 DOD bna\Dec2804.D	Calibration	5	x	2290001	100.0000	1.7923	
\\MASSHUNTER\Org\Data\SV5973N.I\sd122821\1 DOD bna\Dec2803.D	Calibration	6	x	2951970	120.0000	1.8018	
\\MASSHUNTER\Org\Data\SV5973N.I\sd122821\1 DOD bna\Dec2802.D	Calibration	7	x	3915756	150.0000	1.8705	

Calibration Report

Batch Path	\\MASSHUNTER\Org\Data\SV5973N.I\sd122821\1 DOD bna\QuantResults\122821 bna 1 CAL.batch.bin	Analyst Name	BL2000\sean
Analysis Time	1/26/2022 3:44 PM	Reporter Name	BL2000\sean
Report Time	1/26/2022 3:45:59 PM	Batch State	Processed
Last Calib Update	12/29/2021 7:25 PM	Quant Report Version	10.0
Quant Batch Version	10.0		

3-Nitroaniline %RSE = 8.5



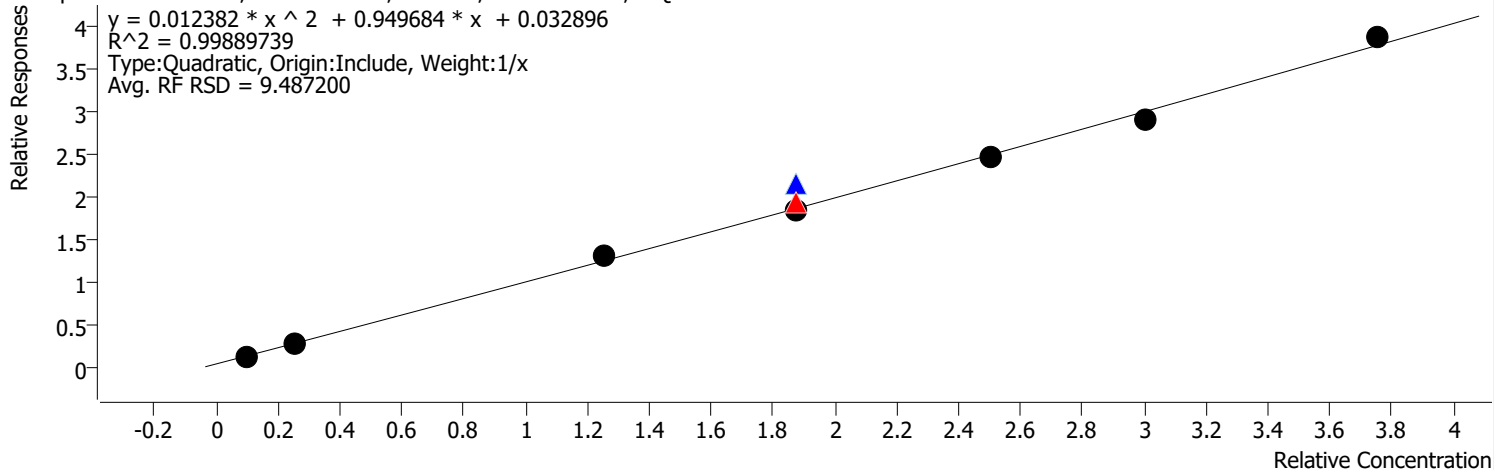
Calibration STD Path	Cal Type	Level	Enabled	Resp.	Exp. Conc	Resp. Factor	Level RSD
\\MASSHUNTER\Org\Data\SV5973N.I\sd122821\1 DOD bna\Dec2808.D	Calibration	1	x	5628	4.0000	0.1083	
\\MASSHUNTER\Org\Data\SV5973N.I\sd122821\1 DOD bna\Dec2807.D	Calibration	2	x	11734	10.0000	0.1016	
\\MASSHUNTER\Org\Data\SV5973N.I\sd122821\1 DOD bna\Dec2806.D	Calibration	3	x	85412	50.0000	0.1347	
\\MASSHUNTER\Org\Data\SV5973N.I\sd122321\DoD BNA 3\Dec2337.D	CC	CCV	x	109782	75.0000	0.1376	
\\MASSHUNTER\Org\Data\SV5973N.I\sd122821\1 DOD bna\Dec2809.D	QC	ICV	x	155794	75.0000	0.1382	
\\MASSHUNTER\Org\Data\SV5973N.I\sd122821\1 DOD bna\Dec2805.D	Calibration	4	x	121260	75.0000	0.1211	
\\MASSHUNTER\Org\Data\SV5973N.I\sd122821\1 DOD bna\Dec2804.D	Calibration	5	x	183220	100.0000	0.1434	
\\MASSHUNTER\Org\Data\SV5973N.I\sd122821\1 DOD bna\Dec2803.D	Calibration	6	x	252993	120.0000	0.1544	
\\MASSHUNTER\Org\Data\SV5973N.I\sd122821\1 DOD bna\Dec2802.D	Calibration	7	x	306017	150.0000	0.1462	

Calibration Report

Batch Path	\\MASSHUNTER\Org\Data\SV5973N.I\sd122821\1 DOD bna\QuantResults\122821 bna 1 CAL.batch.bin	Analyst Name	BL2000\sean
Analysis Time	1/26/2022 3:44 PM	Reporter Name	BL2000\sean
Report Time	1/26/2022 3:45:59 PM	Batch State	Processed
Last Calib Update	12/29/2021 7:25 PM	Quant Report Version	10.0
Quant Batch Version	10.0		

Acenaphthene %RSE = 4.1

Acenaphthene - 7 Levels, 7 Levels Used, 7 Points, 7 Points Used, 1 QCs

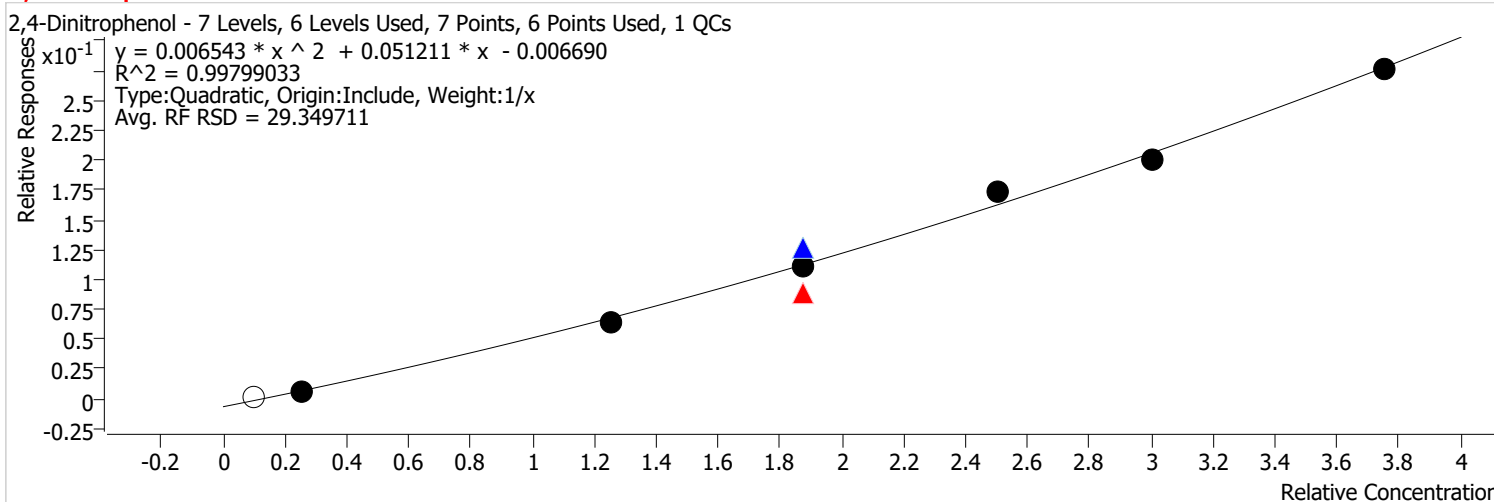


Calibration STD Path	Cal Type	Level	Enabled	Resp.	Exp. Conc	Resp. Factor	Level RSD
\\MASSHUNTER\Org\Data\SV5973N.I\sd122821\1 DOD bna\Dec2808.D	Calibration	1	x	64733	4.0000	1.2462	
\\MASSHUNTER\Org\Data\SV5973N.I\sd122821\1 DOD bna\Dec2807.D	Calibration	2	x	127284	10.0000	1.1019	
\\MASSHUNTER\Org\Data\SV5973N.I\sd122821\1 DOD bna\Dec2806.D	Calibration	3	x	661886	50.0000	1.0441	
\\MASSHUNTER\Org\Data\SV5973N.I\sd122321\DoD BNA 3\Dec2337.D	CC	CCV	x	828212	75.0000	1.0377	
\\MASSHUNTER\Org\Data\SV5973N.I\sd122821\1 DOD bna\Dec2809.D	QC	ICV	x	1288898	75.0000	1.1437	
\\MASSHUNTER\Org\Data\SV5973N.I\sd122821\1 DOD bna\Dec2805.D	Calibration	4	x	973372	75.0000	0.9725	
\\MASSHUNTER\Org\Data\SV5973N.I\sd122821\1 DOD bna\Dec2804.D	Calibration	5	x	1259630	100.0000	0.9859	
\\MASSHUNTER\Org\Data\SV5973N.I\sd122821\1 DOD bna\Dec2803.D	Calibration	6	x	1576886	120.0000	0.9625	
\\MASSHUNTER\Org\Data\SV5973N.I\sd122821\1 DOD bna\Dec2802.D	Calibration	7	x	2155396	150.0000	1.0296	

Calibration Report

Batch Path	\\MASSHUNTER\Org\Data\SV5973N.I\sd122821\1 DOD bna\QuantResults\122821 bna 1 CAL.batch.bin	Analyst Name	BL2000\sean
Analysis Time	1/26/2022 3:44 PM	Reporter Name	BL2000\sean
Report Time	1/26/2022 3:45:59 PM	Batch State	Processed
Last Calib Update	12/29/2021 7:25 PM	Quant Report Version	10.0
Quant Batch Version	10.0		

2,4-Dinitrophenol %RSE = 4.4

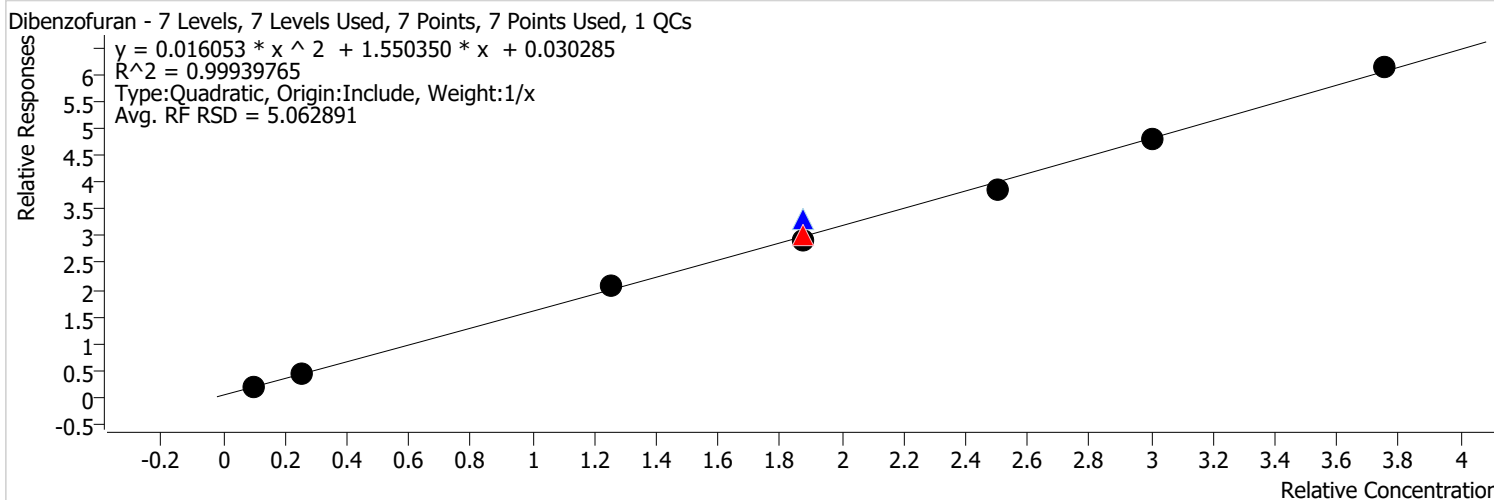


Calibration STD Path	Cal Type	Level	Enabled	Resp.	Exp. Conc	Resp. Factor	Level RSD
\\MASSHUNTER\Org\Data\SV5973N.I\sd122821\1 DOD bna\Dec2808.D	Calibration	1		876	4.0000	0.0169	
\\MASSHUNTER\Org\Data\SV5973N.I\sd122821\1 DOD bna\Dec2807.D	Calibration	2	x	3150	10.0000	0.0273	
\\MASSHUNTER\Org\Data\SV5973N.I\sd122821\1 DOD bna\Dec2806.D	Calibration	3	x	32380	50.0000	0.0511	
\\MASSHUNTER\Org\Data\SV5973N.I\sd122321\DoD BNA 3\Dec2337.D	CC	CCV	x	37446	75.0000	0.0469	
\\MASSHUNTER\Org\Data\SV5973N.I\sd122821\1 DOD bna\Dec2809.D	QC	ICV	x	75967	75.0000	0.0674	
\\MASSHUNTER\Org\Data\SV5973N.I\sd122821\1 DOD bna\Dec2805.D	Calibration	4	x	59341	75.0000	0.0593	
\\MASSHUNTER\Org\Data\SV5973N.I\sd122821\1 DOD bna\Dec2804.D	Calibration	5	x	88749	100.0000	0.0695	
\\MASSHUNTER\Org\Data\SV5973N.I\sd122821\1 DOD bna\Dec2803.D	Calibration	6	x	109594	120.0000	0.0669	
\\MASSHUNTER\Org\Data\SV5973N.I\sd122821\1 DOD bna\Dec2802.D	Calibration	7	x	153890	150.0000	0.0735	

Calibration Report

Batch Path	\\MASSHUNTER\Org\Data\SV5973N.I\sd122821\1 DOD bna\QuantResults\122821 bna 1 CAL.batch.bin	Analyst Name	BL2000\sean
Analysis Time	1/26/2022 3:44 PM	Reporter Name	BL2000\sean
Report Time	1/26/2022 3:45:59 PM	Batch State	Processed
Last Calib Update	12/29/2021 7:25 PM	Quant Report Version	10.0
Quant Batch Version	10.0		

Dibenzofuran %RSE = 3.9

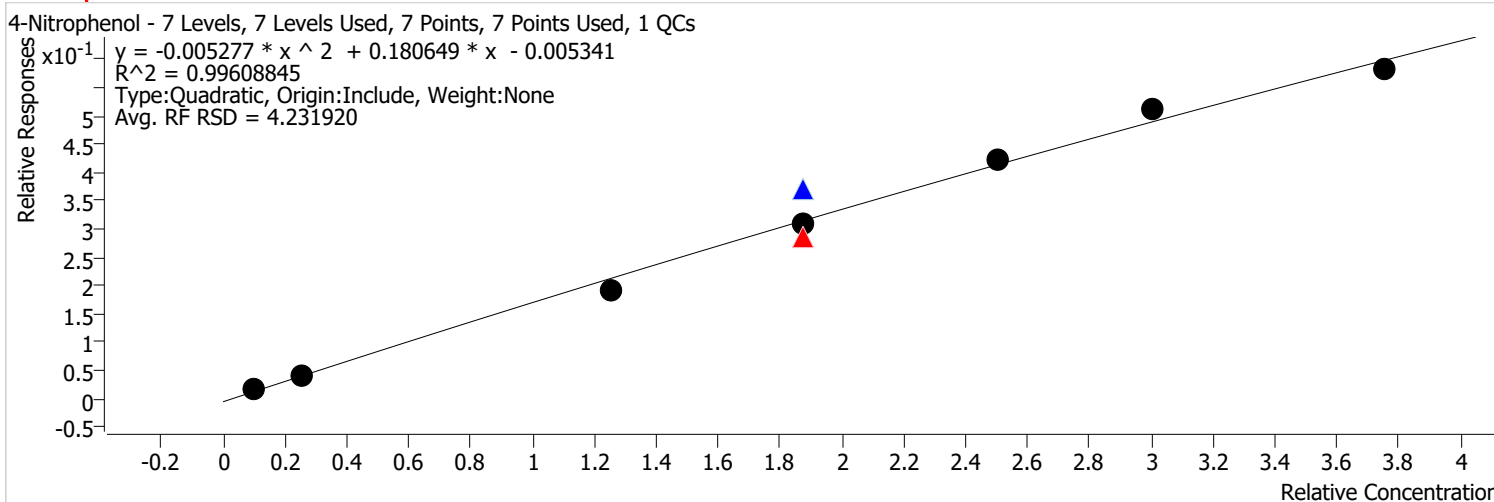


Calibration STD Path	Cal Type	Level	Enabled	Resp.	Exp. Conc	Resp. Factor	Level RSD
\\MASSHUNTER\Org\Data\SV5973N.I\sd122821\1 DOD bna\Dec2808.D	Calibration	1	x	92859	4.0000	1.7877	
\\MASSHUNTER\Org\Data\SV5973N.I\sd122821\1 DOD bna\Dec2807.D	Calibration	2	x	199426	10.0000	1.7265	
\\MASSHUNTER\Org\Data\SV5973N.I\sd122821\1 DOD bna\Dec2806.D	Calibration	3	x	1054764	50.0000	1.6638	
\\MASSHUNTER\Org\Data\SV5973N.I\sd122321\DoD BNA 3\Dec2337.D	CC	CCV	x	1291714	75.0000	1.6185	
\\MASSHUNTER\Org\Data\SV5973N.I\sd122821\1 DOD bna\Dec2809.D	QC	ICV	x	1986047	75.0000	1.7623	
\\MASSHUNTER\Org\Data\SV5973N.I\sd122821\1 DOD bna\Dec2805.D	Calibration	4	x	1572142	75.0000	1.5707	
\\MASSHUNTER\Org\Data\SV5973N.I\sd122821\1 DOD bna\Dec2804.D	Calibration	5	x	1989551	100.0000	1.5571	
\\MASSHUNTER\Org\Data\SV5973N.I\sd122821\1 DOD bna\Dec2803.D	Calibration	6	x	2633186	120.0000	1.6072	
\\MASSHUNTER\Org\Data\SV5973N.I\sd122821\1 DOD bna\Dec2802.D	Calibration	7	x	3429677	150.0000	1.6383	

Calibration Report

Batch Path	\\MASSHUNTER\Org\Data\SV5973N.I\sd122821\1 DOD bna\QuantResults\122821 bna 1 CAL.batch.bin	Analyst Name	BL2000\sean
Analysis Time	1/26/2022 3:44 PM	Reporter Name	BL2000\sean
Report Time	1/26/2022 3:45:59 PM	Batch State	Processed
Last Calib Update	12/29/2021 7:25 PM	Quant Report Version	10.0
Quant Batch Version	10.0		

4-Nitrophenol %RSE = 11.1

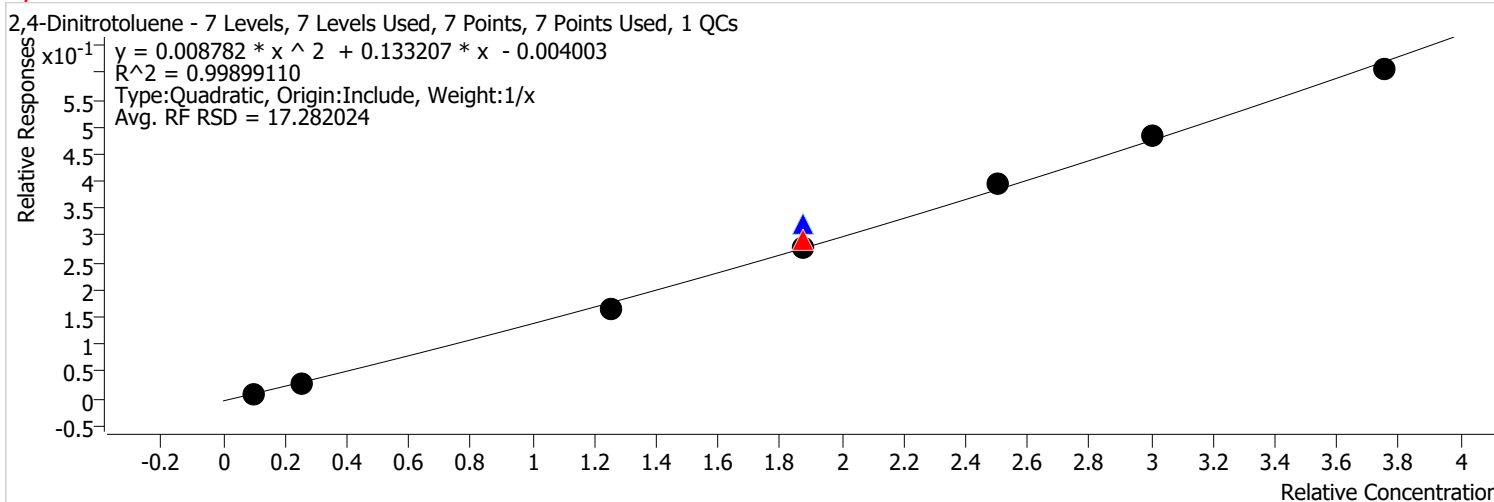


Calibration STD Path	Cal Type	Level	Enabled	Resp.	Exp. Conc	Resp. Factor	Level RSD
\\MASSHUNTER\Org\Data\SV5973N.I\sd122821\1 DOD bna\Dec2808.D	Calibration	1	x	8311	4.0000	0.1600	
\\MASSHUNTER\Org\Data\SV5973N.I\sd122821\1 DOD bna\Dec2807.D	Calibration	2	x	18343	10.0000	0.1588	
\\MASSHUNTER\Org\Data\SV5973N.I\sd122821\1 DOD bna\Dec2806.D	Calibration	3	x	97136	50.0000	0.1532	
\\MASSHUNTER\Org\Data\SV5973N.I\sd122321\DoD BNA 3\Dec2337.D	CC	CCV	x	121669	75.0000	0.1524	
\\MASSHUNTER\Org\Data\SV5973N.I\sd122821\1 DOD bna\Dec2809.D	QC	ICV	x	222710	75.0000	0.1976	
\\MASSHUNTER\Org\Data\SV5973N.I\sd122821\1 DOD bna\Dec2805.D	Calibration	4	x	165006	75.0000	0.1649	
\\MASSHUNTER\Org\Data\SV5973N.I\sd122821\1 DOD bna\Dec2804.D	Calibration	5	x	215567	100.0000	0.1687	
\\MASSHUNTER\Org\Data\SV5973N.I\sd122821\1 DOD bna\Dec2803.D	Calibration	6	x	280927	120.0000	0.1715	
\\MASSHUNTER\Org\Data\SV5973N.I\sd122821\1 DOD bna\Dec2802.D	Calibration	7	x	324707	150.0000	0.1551	

Calibration Report

Batch Path	\\MASSHUNTER\Org\Data\SV5973N.I\sd122821\1 DOD bna\QuantResults\122821 bna 1 CAL.batch.bin	Analyst Name	BL2000\sean
Analysis Time	1/26/2022 3:44 PM	Reporter Name	BL2000\sean
Report Time	1/26/2022 3:45:59 PM	Batch State	Processed
Last Calib Update	12/29/2021 7:25 PM	Quant Report Version	10.0
Quant Batch Version	10.0		

2,4-Dinitrotoluene %RSE = 5.4

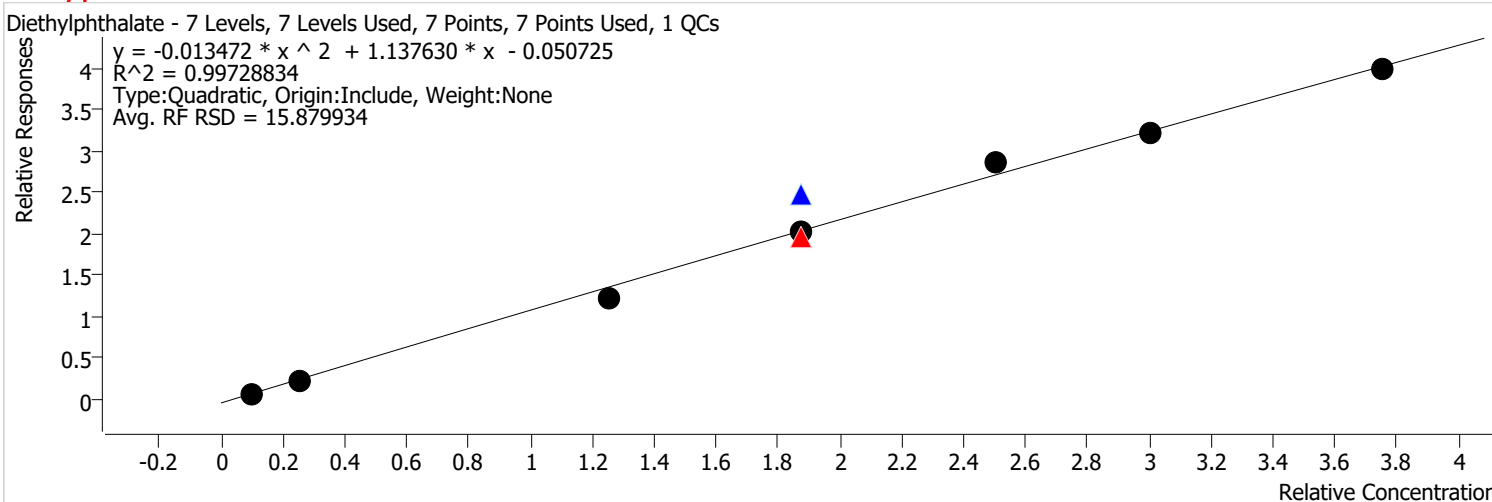


Calibration STD Path	Cal Type	Level	Enabled	Resp.	Exp. Conc	Resp. Factor	Level RSD
\\MASSHUNTER\Org\Data\SV5973N.I\sd122821\1 DOD bna\Dec2808.D	Calibration	1	x	5374	4.0000	0.1035	
\\MASSHUNTER\Org\Data\SV5973N.I\sd122821\1 DOD bna\Dec2807.D	Calibration	2	x	12927	10.0000	0.1119	
\\MASSHUNTER\Org\Data\SV5973N.I\sd122821\1 DOD bna\Dec2806.D	Calibration	3	x	84793	50.0000	0.1338	
\\MASSHUNTER\Org\Data\SV5973N.I\sd122321\DoD BNA 3\Dec2337.D	CC	CCV	x	125505	75.0000	0.1573	
\\MASSHUNTER\Org\Data\SV5973N.I\sd122821\1 DOD bna\Dec2809.D	QC	ICV	x	193566	75.0000	0.1718	
\\MASSHUNTER\Org\Data\SV5973N.I\sd122821\1 DOD bna\Dec2805.D	Calibration	4	x	147997	75.0000	0.1479	
\\MASSHUNTER\Org\Data\SV5973N.I\sd122821\1 DOD bna\Dec2804.D	Calibration	5	x	203231	100.0000	0.1591	
\\MASSHUNTER\Org\Data\SV5973N.I\sd122821\1 DOD bna\Dec2803.D	Calibration	6	x	264598	120.0000	0.1615	
\\MASSHUNTER\Org\Data\SV5973N.I\sd122821\1 DOD bna\Dec2802.D	Calibration	7	x	337618	150.0000	0.1613	

Calibration Report

Batch Path	\\MASSHUNTER\Org\Data\SV5973N.I\sd122821\1 DOD bna\QuantResults\122821 bna 1 CAL.batch.bin	Analyst Name	BL2000\sean
Analysis Time	1/26/2022 3:44 PM	Reporter Name	BL2000\sean
Report Time	1/26/2022 3:45:59 PM	Batch State	Processed
Last Calib Update	12/29/2021 7:25 PM	Quant Report Version	10.0
Quant Batch Version	10.0		

Diethylphthalate %RSE = 6.9

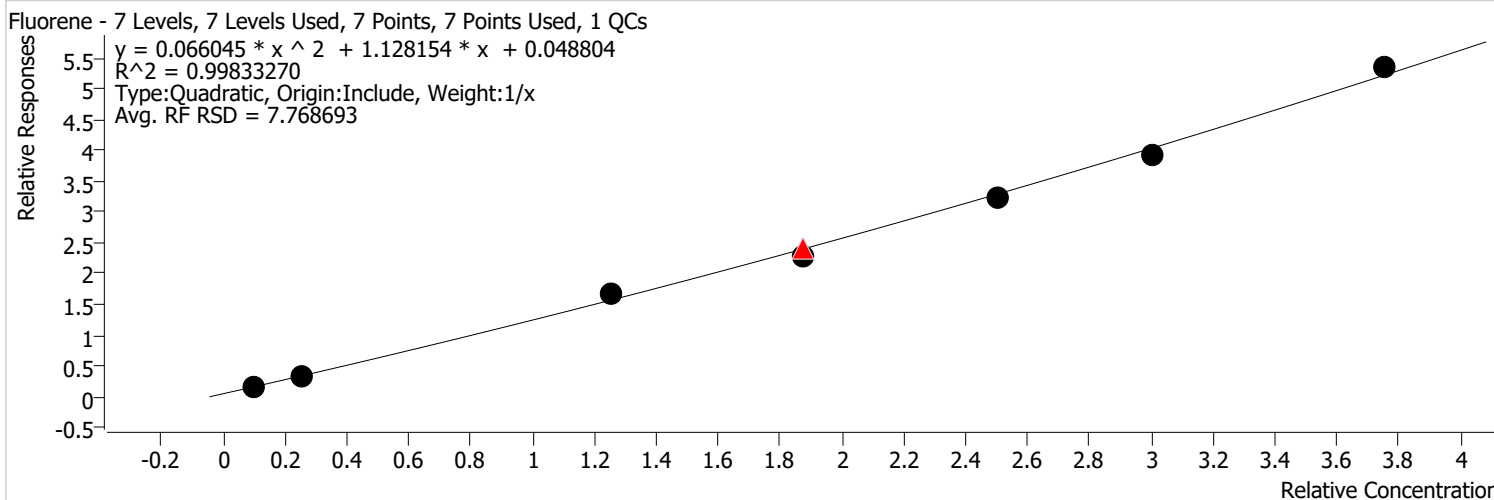


Calibration STD Path	Cal Type	Level	Enabled	Resp.	Exp. Conc	Resp. Factor	Level RSD
\\MASSHUNTER\Org\Data\SV5973N.I\sd122821\1 DOD bna\Dec2808.D	Calibration	1	x	36125	4.0000	0.6955	
\\MASSHUNTER\Org\Data\SV5973N.I\sd122821\1 DOD bna\Dec2807.D	Calibration	2	x	100238	10.0000	0.8678	
\\MASSHUNTER\Org\Data\SV5973N.I\sd122821\1 DOD bna\Dec2806.D	Calibration	3	x	617191	50.0000	0.9736	
\\MASSHUNTER\Org\Data\SV5973N.I\sd122321\DoD BNA 3\Dec2337.D	CC	CCV	x	840712	75.0000	1.0534	
\\MASSHUNTER\Org\Data\SV5973N.I\sd122821\1 DOD bna\Dec2809.D	QC	ICV	x	1491733	75.0000	1.3237	
\\MASSHUNTER\Org\Data\SV5973N.I\sd122821\1 DOD bna\Dec2805.D	Calibration	4	x	1086187	75.0000	1.0852	
\\MASSHUNTER\Org\Data\SV5973N.I\sd122821\1 DOD bna\Dec2804.D	Calibration	5	x	1462789	100.0000	1.1449	
\\MASSHUNTER\Org\Data\SV5973N.I\sd122821\1 DOD bna\Dec2803.D	Calibration	6	x	1757984	120.0000	1.0730	
\\MASSHUNTER\Org\Data\SV5973N.I\sd122821\1 DOD bna\Dec2802.D	Calibration	7	x	2225622	150.0000	1.0632	

Calibration Report

Batch Path	\\MASSHUNTER\Org\Data\SV5973N.I\sd122821\1 DOD bna\QuantResults\122821 bna 1 CAL.batch.bin	Analyst Name	BL2000\sean
Analysis Time	1/26/2022 3:44 PM	Reporter Name	BL2000\sean
Report Time	1/26/2022 3:46:00 PM	Batch State	Processed
Last Calib Update	12/29/2021 7:25 PM	Quant Report Version	10.0
Quant Batch Version	10.0		

Fluorene %RSE = 6.0

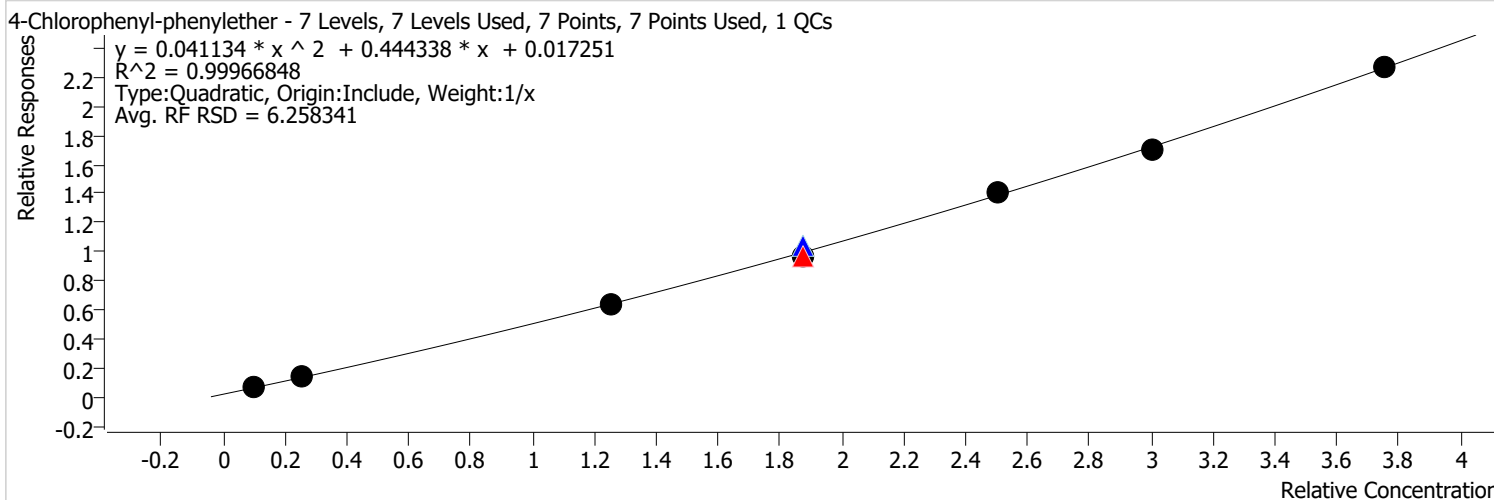


Calibration STD Path	Cal Type	Level	Enabled	Resp.	Exp. Conc	Resp. Factor	Level RSD
\\MASSHUNTER\Org\Data\SV5973N.I\sd122821\1 DOD bna\Dec2808.D	Calibration	1	x	80606	4.0000	1.5518	
\\MASSHUNTER\Org\Data\SV5973N.I\sd122821\1 DOD bna\Dec2807.D	Calibration	2	x	159955	10.0000	1.3848	
\\MASSHUNTER\Org\Data\SV5973N.I\sd122821\1 DOD bna\Dec2806.D	Calibration	3	x	856957	50.0000	1.3518	
\\MASSHUNTER\Org\Data\SV5973N.I\sd122321\DoD BNA 3\Dec2337.D	CC	CCV	x	1032017	75.0000	1.2931	
\\MASSHUNTER\Org\Data\SV5973N.I\sd122821\1 DOD bna\Dec2809.D	QC	ICV	x	1453127	75.0000	1.2894	
\\MASSHUNTER\Org\Data\SV5973N.I\sd122821\1 DOD bna\Dec2805.D	Calibration	4	x	1224821	75.0000	1.2237	
\\MASSHUNTER\Org\Data\SV5973N.I\sd122821\1 DOD bna\Dec2804.D	Calibration	5	x	1652480	100.0000	1.2933	
\\MASSHUNTER\Org\Data\SV5973N.I\sd122821\1 DOD bna\Dec2803.D	Calibration	6	x	2141058	120.0000	1.3068	
\\MASSHUNTER\Org\Data\SV5973N.I\sd122821\1 DOD bna\Dec2802.D	Calibration	7	x	2977755	150.0000	1.4225	

Calibration Report

Batch Path	\\MASSHUNTER\Org\Data\SV5973N.I\sd122821\1 DOD bna\QuantResults\122821 bna 1 CAL.batch.bin	Analyst Name	BL2000\sean
Analysis Time	1/26/2022 3:44 PM	Reporter Name	BL2000\sean
Report Time	1/26/2022 3:46:00 PM	Batch State	Processed
Last Calib Update	12/29/2021 7:25 PM	Quant Report Version	10.0
Quant Batch Version	10.0		

4-Chlorophenyl-phenylether %RSE = 5.2

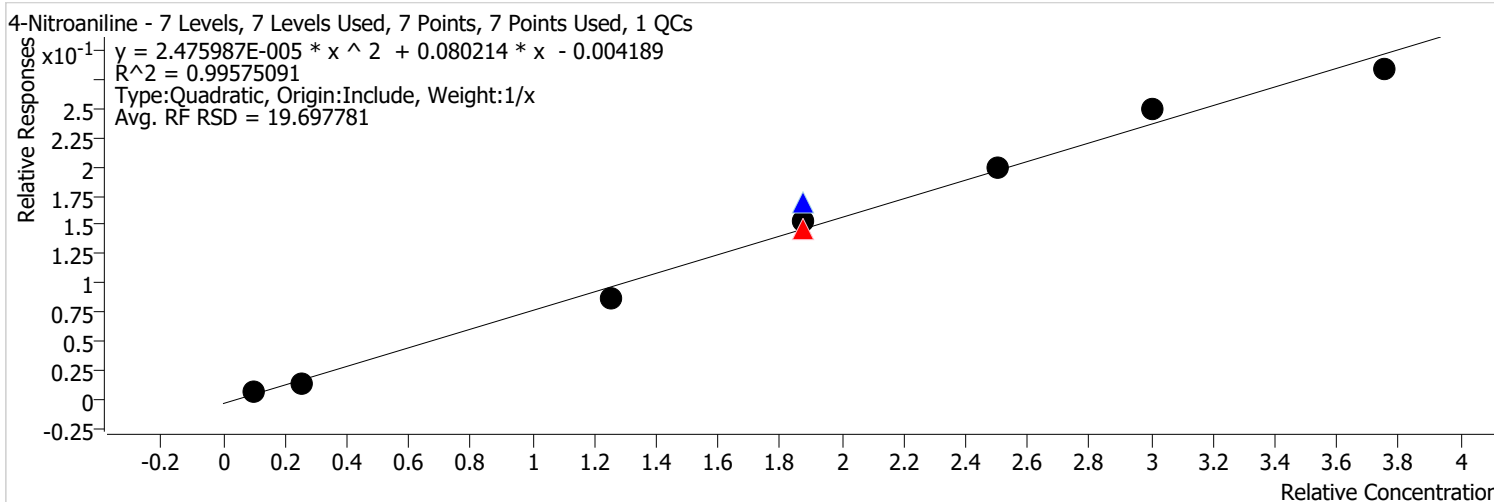


Calibration STD Path	Cal Type	Level	Enabled	Resp.	Exp. Conc	Resp. Factor	Level RSD
\\MASSHUNTER\Org\Data\SV5973N.I\sd122821\1 DOD bna\Dec2808.D	Calibration	1	x	30708	4.0000	0.5912	
\\MASSHUNTER\Org\Data\SV5973N.I\sd122821\1 DOD bna\Dec2807.D	Calibration	2	x	64533	10.0000	0.5587	
\\MASSHUNTER\Org\Data\SV5973N.I\sd122821\1 DOD bna\Dec2806.D	Calibration	3	x	322365	50.0000	0.5085	
\\MASSHUNTER\Org\Data\SV5973N.I\sd122321\DoD BNA 3\Dec2337.D	CC	CCV	x	409837	75.0000	0.5135	
\\MASSHUNTER\Org\Data\SV5973N.I\sd122821\1 DOD bna\Dec2809.D	QC	ICV	x	626269	75.0000	0.5557	
\\MASSHUNTER\Org\Data\SV5973N.I\sd122821\1 DOD bna\Dec2805.D	Calibration	4	x	519520	75.0000	0.5190	
\\MASSHUNTER\Org\Data\SV5973N.I\sd122821\1 DOD bna\Dec2804.D	Calibration	5	x	722331	100.0000	0.5653	
\\MASSHUNTER\Org\Data\SV5973N.I\sd122821\1 DOD bna\Dec2803.D	Calibration	6	x	931681	120.0000	0.5687	
\\MASSHUNTER\Org\Data\SV5973N.I\sd122821\1 DOD bna\Dec2802.D	Calibration	7	x	1264744	150.0000	0.6042	

Calibration Report

Batch Path	\\MASSHUNTER\Org\Data\SV5973N.I\sd122821\1 DOD bna\QuantResults\122821 bna 1 CAL.batch.bin	Analyst Name	BL2000\sean
Analysis Time	1/26/2022 3:44 PM	Reporter Name	BL2000\sean
Report Time	1/26/2022 3:46:00 PM	Batch State	Processed
Last Calib Update	12/29/2021 7:25 PM	Quant Report Version	10.0
Quant Batch Version	10.0		

4-Nitroaniline %RSE = 13.8

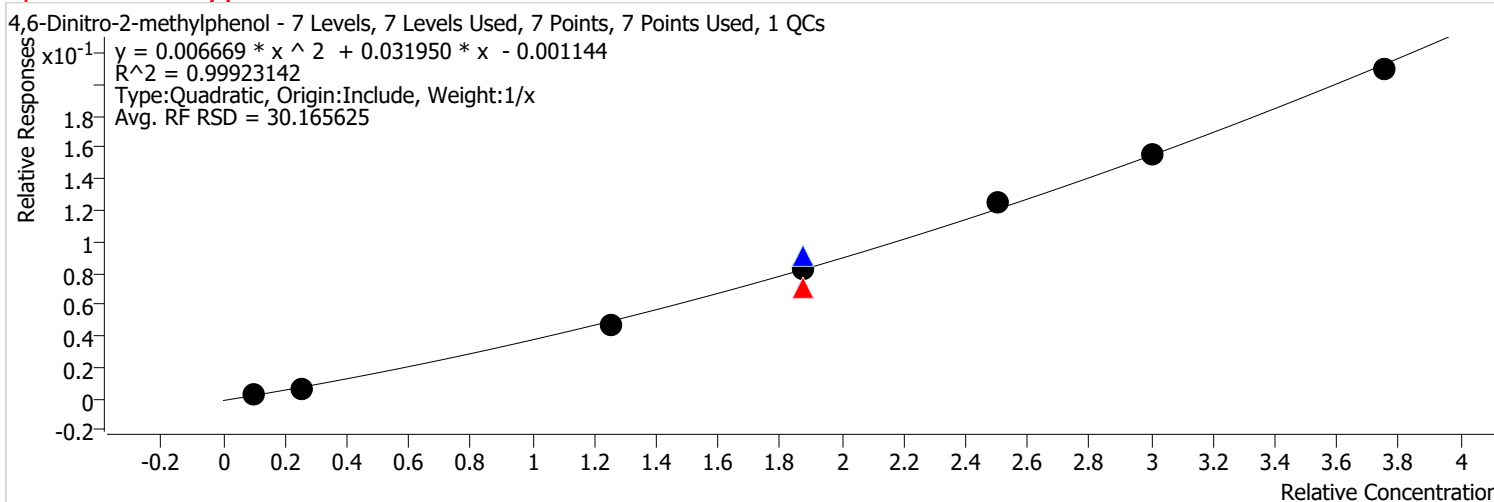


Calibration STD Path	Cal Type	Level	Enabled	Resp.	Exp. Conc	Resp. Factor	Level RSD
\\MASSHUNTER\Org\Data\SV5973N.I\sd122821\1 DOD bna\Dec2808.D	Calibration	1	x	4804	4.0000	0.0527	
\\MASSHUNTER\Org\Data\SV5973N.I\sd122821\1 DOD bna\Dec2807.D	Calibration	2	x	10804	10.0000	0.0499	
\\MASSHUNTER\Org\Data\SV5973N.I\sd122821\1 DOD bna\Dec2806.D	Calibration	3	x	83010	50.0000	0.0699	
\\MASSHUNTER\Org\Data\SV5973N.I\sd122321\DoD BNA 3\Dec2337.D	CC	CCV	x	110859	75.0000	0.0784	
\\MASSHUNTER\Org\Data\SV5973N.I\sd122821\1 DOD bna\Dec2809.D	QC	ICV	x	179038	75.0000	0.0897	
\\MASSHUNTER\Org\Data\SV5973N.I\sd122821\1 DOD bna\Dec2805.D	Calibration	4	x	140161	75.0000	0.0822	
\\MASSHUNTER\Org\Data\SV5973N.I\sd122821\1 DOD bna\Dec2804.D	Calibration	5	x	187377	100.0000	0.0800	
\\MASSHUNTER\Org\Data\SV5973N.I\sd122821\1 DOD bna\Dec2803.D	Calibration	6	x	244341	120.0000	0.0831	
\\MASSHUNTER\Org\Data\SV5973N.I\sd122821\1 DOD bna\Dec2802.D	Calibration	7	x	293170	150.0000	0.0756	

Calibration Report

Batch Path	\\MASSHUNTER\Org\Data\SV5973N.I\sd122821\1 DOD bna\QuantResults\122821 bna 1 CAL.batch.bin	Analyst Name	BL2000\sean
Analysis Time	1/26/2022 3:44 PM	Reporter Name	BL2000\sean
Report Time	1/26/2022 3:46:00 PM	Batch State	Processed
Last Calib Update	12/29/2021 7:25 PM	Quant Report Version	10.0
Quant Batch Version	10.0		

4,6-Dinitro-2-methylphenol %RSE = 8.3

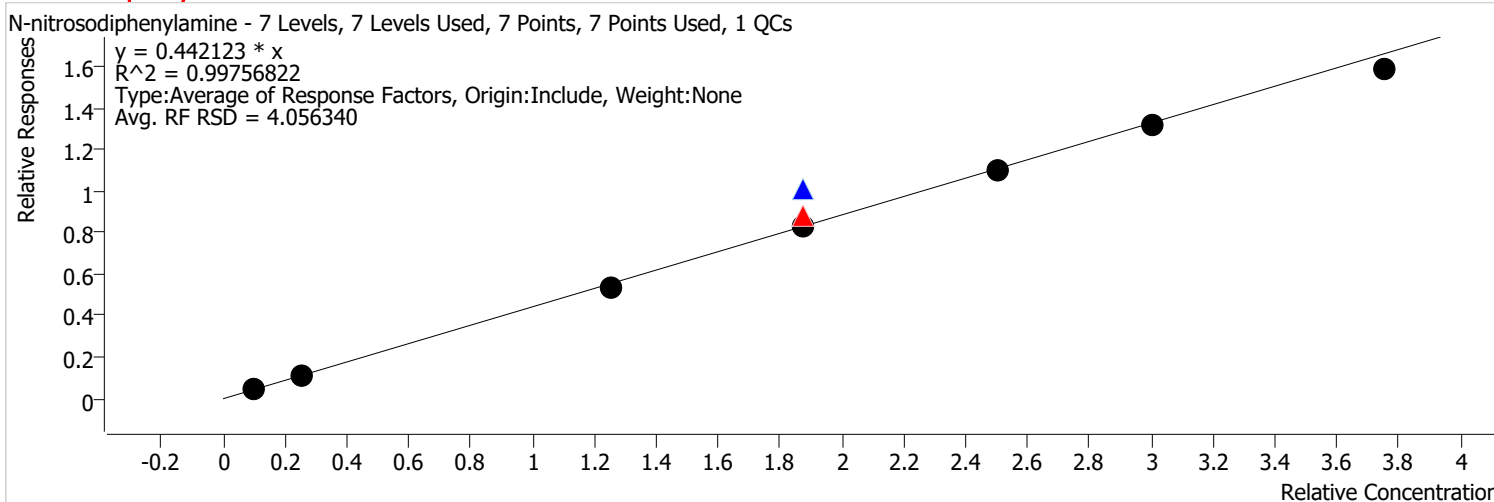


Calibration STD Path	Cal Type	Level	Enabled	Resp.	Exp. Conc	Resp. Factor	Level RSD
\\MASSHUNTER\Org\Data\SV5973N.I\sd122821\1 DOD bna\Dec2808.D	Calibration	1	x	2291	4.0000	0.0251	
\\MASSHUNTER\Org\Data\SV5973N.I\sd122821\1 DOD bna\Dec2807.D	Calibration	2	x	5494	10.0000	0.0254	
\\MASSHUNTER\Org\Data\SV5973N.I\sd122821\1 DOD bna\Dec2806.D	Calibration	3	x	44446	50.0000	0.0374	
\\MASSHUNTER\Org\Data\SV5973N.I\sd122321\DoD BNA 3\Dec2337.D	CC	CCV	x	53185	75.0000	0.0376	
\\MASSHUNTER\Org\Data\SV5973N.I\sd122821\1 DOD bna\Dec2809.D	QC	ICV	x	96551	75.0000	0.0484	
\\MASSHUNTER\Org\Data\SV5973N.I\sd122821\1 DOD bna\Dec2805.D	Calibration	4	x	75737	75.0000	0.0444	
\\MASSHUNTER\Org\Data\SV5973N.I\sd122821\1 DOD bna\Dec2804.D	Calibration	5	x	116683	100.0000	0.0498	
\\MASSHUNTER\Org\Data\SV5973N.I\sd122821\1 DOD bna\Dec2803.D	Calibration	6	x	152521	120.0000	0.0519	
\\MASSHUNTER\Org\Data\SV5973N.I\sd122821\1 DOD bna\Dec2802.D	Calibration	7	x	216297	150.0000	0.0558	

Calibration Report

Batch Path	\\MASSHUNTER\Org\Data\SV5973N.I\sd122821\1 DOD bna\QuantResults\122821 bna 1 CAL.batch.bin	Analyst Name	BL2000\sean
Analysis Time	1/26/2022 3:44 PM	Reporter Name	BL2000\sean
Report Time	1/26/2022 3:46:00 PM	Batch State	Processed
Last Calib Update	12/29/2021 7:25 PM	Quant Report Version	10.0
Quant Batch Version	10.0		

N-nitrosodiphenylamine %RSE = 4.1



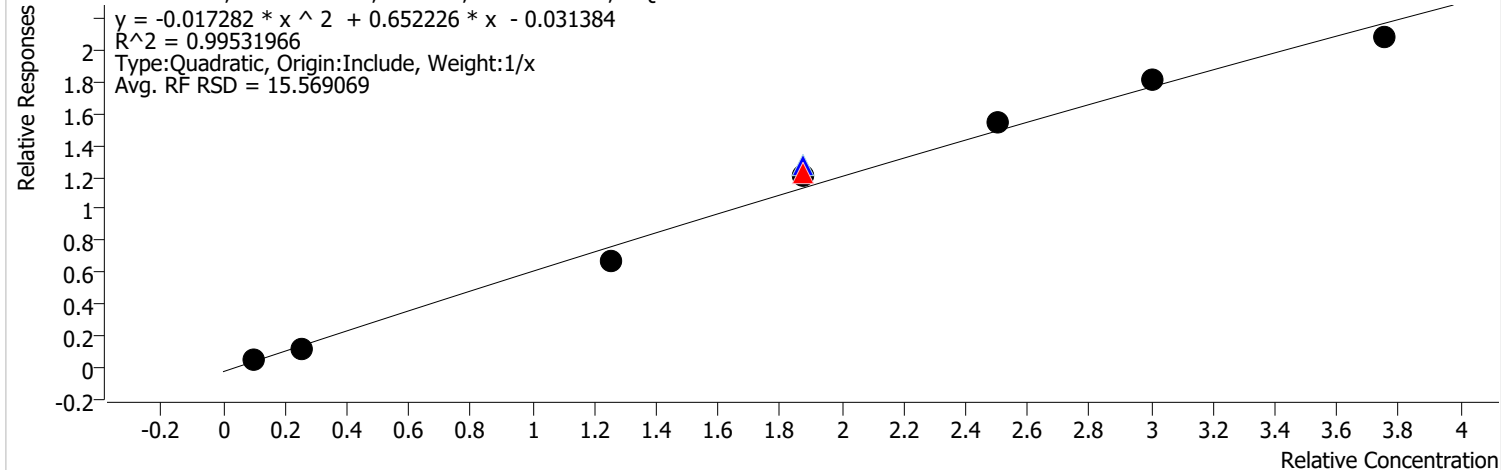
Calibration STD Path	Cal Type	Level	Enabled	Resp.	Exp. Conc	Resp. Factor	Level RSD
\\MASSHUNTER\Org\Data\SV5973N.I\sd122821\1 DOD bna\Dec2808.D	Calibration	1	x	43255	4.0000	0.4745	
\\MASSHUNTER\Org\Data\SV5973N.I\sd122821\1 DOD bna\Dec2807.D	Calibration	2	x	98049	10.0000	0.4524	
\\MASSHUNTER\Org\Data\SV5973N.I\sd122821\1 DOD bna\Dec2806.D	Calibration	3	x	502656	50.0000	0.4231	
\\MASSHUNTER\Org\Data\SV5973N.I\sd122321\DoD BNA 3\Dec2337.D	CC	CCV	x	661020	75.0000	0.4672	
\\MASSHUNTER\Org\Data\SV5973N.I\sd122821\1 DOD bna\Dec2809.D	QC	ICV	x	1077388	75.0000	0.5400	
\\MASSHUNTER\Org\Data\SV5973N.I\sd122821\1 DOD bna\Dec2805.D	Calibration	4	x	755015	75.0000	0.4426	
\\MASSHUNTER\Org\Data\SV5973N.I\sd122821\1 DOD bna\Dec2804.D	Calibration	5	x	1029665	100.0000	0.4398	
\\MASSHUNTER\Org\Data\SV5973N.I\sd122821\1 DOD bna\Dec2803.D	Calibration	6	x	1294653	120.0000	0.4405	
\\MASSHUNTER\Org\Data\SV5973N.I\sd122821\1 DOD bna\Dec2802.D	Calibration	7	x	1635441	150.0000	0.4219	

Calibration Report

Batch Path	\\MASSHUNTER\Org\Data\SV5973N.I\sd122821\1 DOD bna\QuantResults\122821 bna 1 CAL.batch.bin	Analyst Name	BL2000\sean
Analysis Time	1/26/2022 3:44 PM	Reporter Name	BL2000\sean
Report Time	1/26/2022 3:46:00 PM	Batch State	Processed
Last Calib Update	12/29/2021 7:25 PM	Quant Report Version	10.0
Quant Batch Version	10.0		

Azobenzene %RSE = 12.6

Azobenzene - 7 Levels, 7 Levels Used, 7 Points, 7 Points Used, 1 QCs

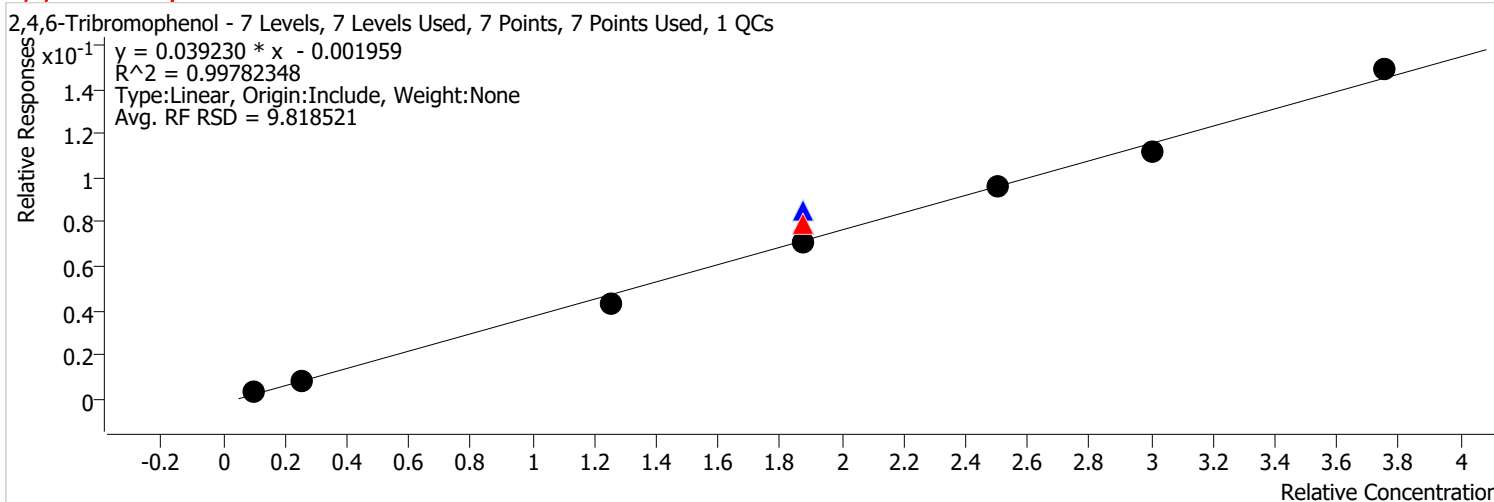


Calibration STD Path	Cal Type	Level	Enabled	Resp.	Exp. Conc	Resp. Factor	Level RSD
\\MASSHUNTER\Org\Data\SV5973N.I\sd122821\1 DOD bna\Dec2808.D	Calibration	1	x	39656	4.0000	0.4350	
\\MASSHUNTER\Org\Data\SV5973N.I\sd122821\1 DOD bna\Dec2807.D	Calibration	2	x	94341	10.0000	0.4353	
\\MASSHUNTER\Org\Data\SV5973N.I\sd122821\1 DOD bna\Dec2806.D	Calibration	3	x	636779	50.0000	0.5361	
\\MASSHUNTER\Org\Data\SV5973N.I\sd122321\DoD BNA 3\Dec2337.D	CC	CCV	x	929826	75.0000	0.6572	
\\MASSHUNTER\Org\Data\SV5973N.I\sd122821\1 DOD bna\Dec2809.D	QC	ICV	x	1355208	75.0000	0.6793	
\\MASSHUNTER\Org\Data\SV5973N.I\sd122821\1 DOD bna\Dec2805.D	Calibration	4	x	1098194	75.0000	0.6438	
\\MASSHUNTER\Org\Data\SV5973N.I\sd122821\1 DOD bna\Dec2804.D	Calibration	5	x	1452604	100.0000	0.6204	
\\MASSHUNTER\Org\Data\SV5973N.I\sd122821\1 DOD bna\Dec2803.D	Calibration	6	x	1785109	120.0000	0.6074	
\\MASSHUNTER\Org\Data\SV5973N.I\sd122821\1 DOD bna\Dec2802.D	Calibration	7	x	2151663	150.0000	0.5551	

Calibration Report

Batch Path	\\MASSHUNTER\Org\Data\SV5973N.I\sd122821\1 DOD bna\QuantResults\122821 bna 1 CAL.batch.bin	Analyst Name	BL2000\sean
Analysis Time	1/26/2022 3:44 PM	Reporter Name	BL2000\sean
Report Time	1/26/2022 3:46:00 PM	Batch State	Processed
Last Calib Update	12/29/2021 7:25 PM	Quant Report Version	10.0
Quant Batch Version	10.0		

2,4,6-Tribromophenol %RSE =

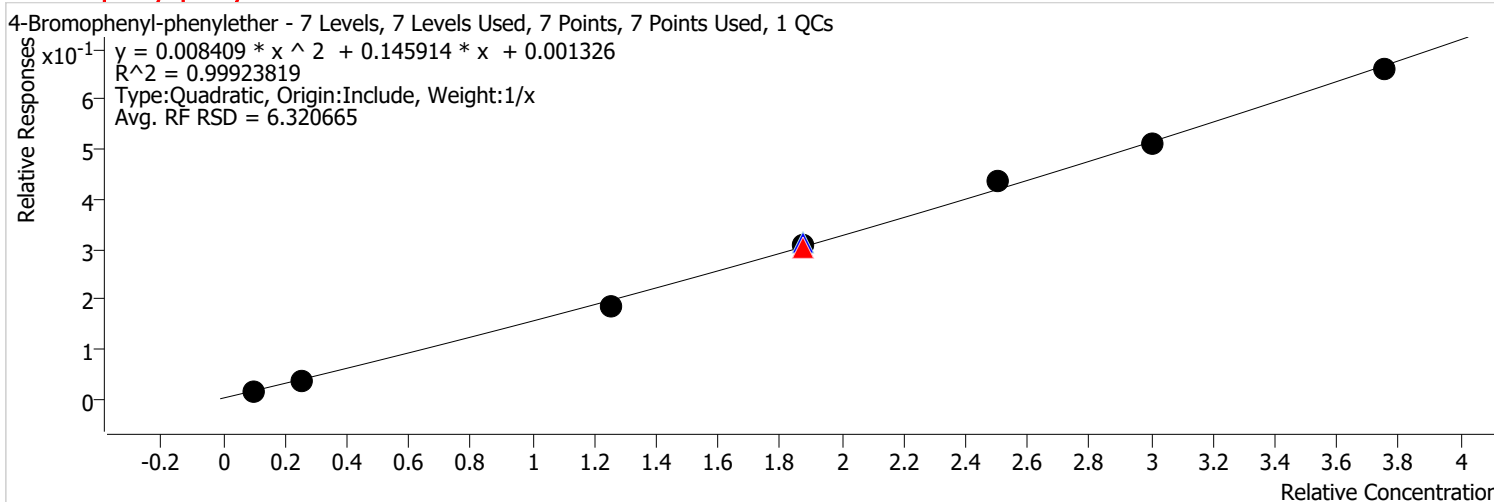


Calibration STD Path	Cal Type	Level	Enabled	Resp.	Exp. Conc	Resp. Factor	Level RSD
\\MASSHUNTER\Org\Data\SV5973N.I\sd122821\1 DOD bna\Dec2808.D	Calibration	1	x	2881	4.0000	0.0316	
\\MASSHUNTER\Org\Data\SV5973N.I\sd122821\1 DOD bna\Dec2807.D	Calibration	2	x	6676	10.0000	0.0308	
\\MASSHUNTER\Org\Data\SV5973N.I\sd122821\1 DOD bna\Dec2806.D	Calibration	3	x	41514	50.0000	0.0349	
\\MASSHUNTER\Org\Data\SV5973N.I\sd122321\DoD BNA 3\Dec2337.D	CC	CCV	x	59767	75.0000	0.0422	
\\MASSHUNTER\Org\Data\SV5973N.I\sd122821\1 DOD bna\Dec2809.D	QC	ICV	x	91228	75.0000	0.0457	
\\MASSHUNTER\Org\Data\SV5973N.I\sd122821\1 DOD bna\Dec2805.D	Calibration	4	x	64861	75.0000	0.0380	
\\MASSHUNTER\Org\Data\SV5973N.I\sd122821\1 DOD bna\Dec2804.D	Calibration	5	x	90583	100.0000	0.0387	
\\MASSHUNTER\Org\Data\SV5973N.I\sd122821\1 DOD bna\Dec2803.D	Calibration	6	x	109588	120.0000	0.0373	
\\MASSHUNTER\Org\Data\SV5973N.I\sd122821\1 DOD bna\Dec2802.D	Calibration	7	x	154129	150.0000	0.0398	

Calibration Report

Batch Path	\\MASSHUNTER\Org\Data\SV5973N.I\sd122821\1 DOD bna\QuantResults\122821 bna 1 CAL.batch.bin	Analyst Name	BL2000\sean
Analysis Time	1/26/2022 3:44 PM	Reporter Name	BL2000\sean
Report Time	1/26/2022 3:46:00 PM	Batch State	Processed
Last Calib Update	12/29/2021 7:25 PM	Quant Report Version	10.0
Quant Batch Version	10.0		

4-Bromophenyl-phenylether %RSE = 3.4

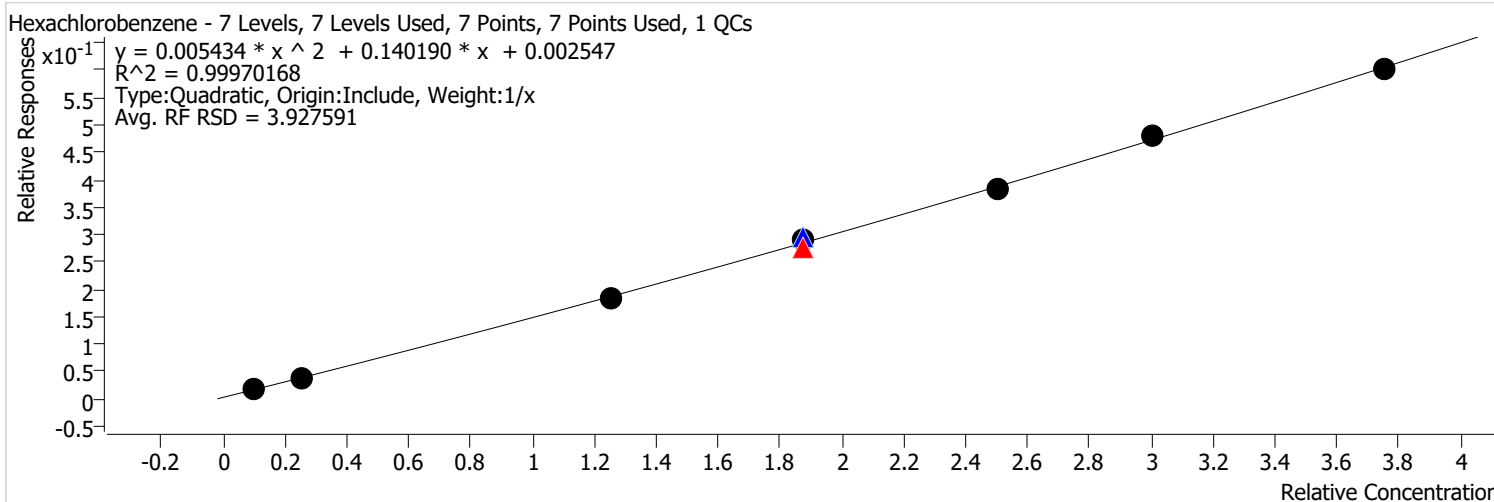


Calibration STD Path	Cal Type	Level	Enabled	Resp.	Exp. Conc	Resp. Factor	Level RSD
\\MASSHUNTER\Org\Data\SV5973N.I\sd122821\1 DOD bna\Dec2808.D	Calibration	1	x	14937	4.0000	0.1638	
\\MASSHUNTER\Org\Data\SV5973N.I\sd122821\1 DOD bna\Dec2807.D	Calibration	2	x	32944	10.0000	0.1520	
\\MASSHUNTER\Org\Data\SV5973N.I\sd122821\1 DOD bna\Dec2806.D	Calibration	3	x	177328	50.0000	0.1493	
\\MASSHUNTER\Org\Data\SV5973N.I\sd122321\DoD BNA 3\Dec2337.D	CC	CCV	x	227840	75.0000	0.1610	
\\MASSHUNTER\Org\Data\SV5973N.I\sd122821\1 DOD bna\Dec2809.D	QC	ICV	x	330785	75.0000	0.1658	
\\MASSHUNTER\Org\Data\SV5973N.I\sd122821\1 DOD bna\Dec2805.D	Calibration	4	x	280063	75.0000	0.1642	
\\MASSHUNTER\Org\Data\SV5973N.I\sd122821\1 DOD bna\Dec2804.D	Calibration	5	x	407509	100.0000	0.1740	
\\MASSHUNTER\Org\Data\SV5973N.I\sd122821\1 DOD bna\Dec2803.D	Calibration	6	x	502325	120.0000	0.1709	
\\MASSHUNTER\Org\Data\SV5973N.I\sd122821\1 DOD bna\Dec2802.D	Calibration	7	x	681341	150.0000	0.1758	

Calibration Report

Batch Path	\\MASSHUNTER\Org\Data\SV5973N.I\sd122821\1 DOD bna\QuantResults\122821 bna 1 CAL.batch.bin	Analyst Name	BL2000\sean
Analysis Time	1/26/2022 3:44 PM	Reporter Name	BL2000\sean
Report Time	1/26/2022 3:46:00 PM	Batch State	Processed
Last Calib Update	12/29/2021 7:25 PM	Quant Report Version	10.0
Quant Batch Version	10.0		

Hexachlorobenzene %RSE = 2.3

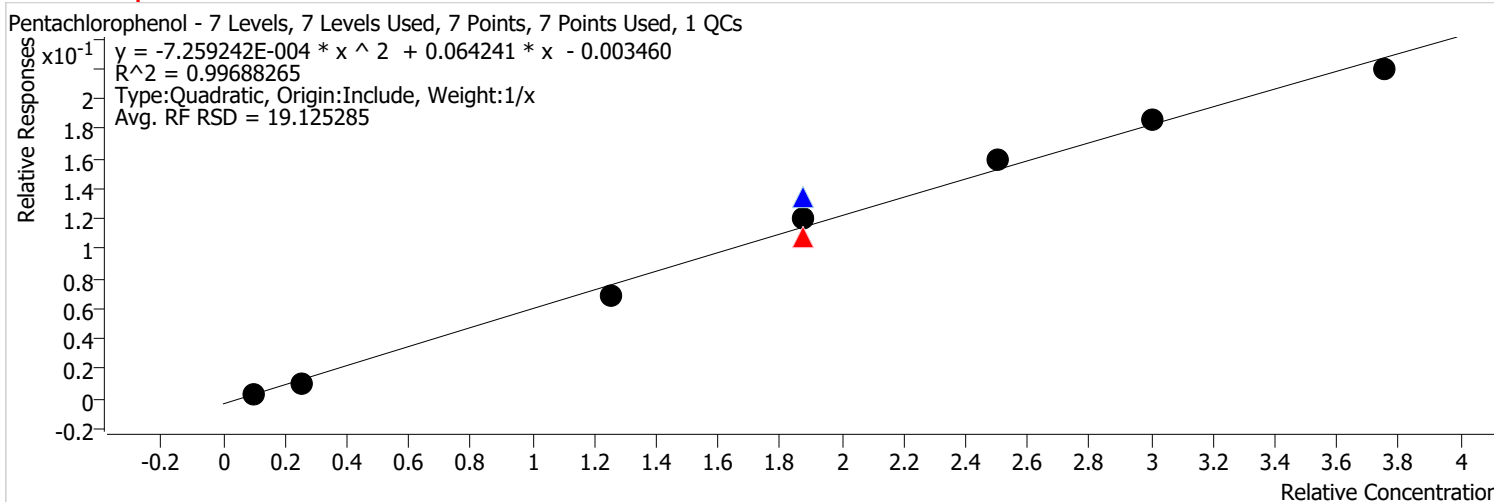


Calibration STD Path	Cal Type	Level	Enabled	Resp.	Exp. Conc	Resp. Factor	Level RSD
\\MASSHUNTER\Org\Data\SV5973N.I\sd122821\1 DOD bna\Dec2808.D	Calibration	1	x	14966	4.0000	0.1642	
\\MASSHUNTER\Org\Data\SV5973N.I\sd122821\1 DOD bna\Dec2807.D	Calibration	2	x	33617	10.0000	0.1551	
\\MASSHUNTER\Org\Data\SV5973N.I\sd122821\1 DOD bna\Dec2806.D	Calibration	3	x	172867	50.0000	0.1455	
\\MASSHUNTER\Org\Data\SV5973N.I\sd122321\DoD BNA 3\Dec2337.D	CC	CCV	x	209134	75.0000	0.1478	
\\MASSHUNTER\Org\Data\SV5973N.I\sd122821\1 DOD bna\Dec2809.D	QC	ICV	x	315362	75.0000	0.1581	
\\MASSHUNTER\Org\Data\SV5973N.I\sd122821\1 DOD bna\Dec2805.D	Calibration	4	x	263433	75.0000	0.1544	
\\MASSHUNTER\Org\Data\SV5973N.I\sd122821\1 DOD bna\Dec2804.D	Calibration	5	x	357252	100.0000	0.1526	
\\MASSHUNTER\Org\Data\SV5973N.I\sd122821\1 DOD bna\Dec2803.D	Calibration	6	x	470415	120.0000	0.1601	
\\MASSHUNTER\Org\Data\SV5973N.I\sd122821\1 DOD bna\Dec2802.D	Calibration	7	x	620945	150.0000	0.1602	

Calibration Report

Batch Path	\\MASSHUNTER\Org\Data\SV5973N.I\sd122821\1 DOD bna\QuantResults\122821 bna 1 CAL.batch.bin	Analyst Name	BL2000\sean
Analysis Time	1/26/2022 3:44 PM	Reporter Name	BL2000\sean
Report Time	1/26/2022 3:46:00 PM	Batch State	Processed
Last Calib Update	12/29/2021 7:25 PM	Quant Report Version	10.0
Quant Batch Version	10.0		

Pentachlorophenol %RSE = 10.4

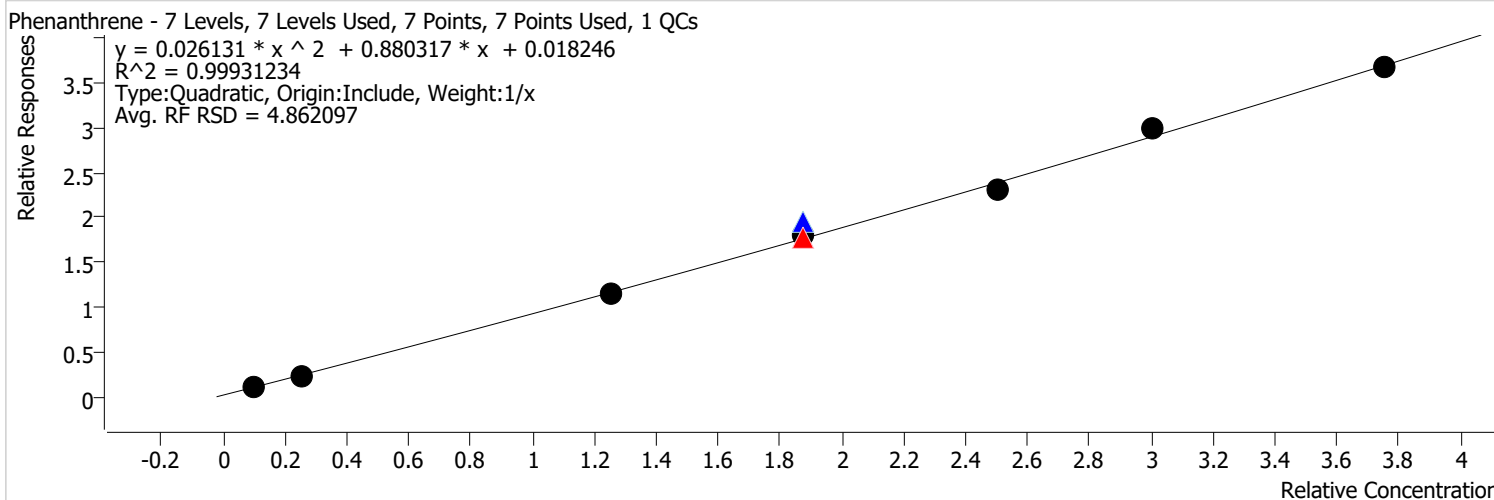


Calibration STD Path	Cal Type	Level	Enabled	Resp.	Exp. Conc	Resp. Factor	Level RSD
\\MASSHUNTER\Org\Data\SV5973N.I\sd122821\1 DOD bna\Dec2808.D	Calibration	1	x	3436	4.0000	0.0377	
\\MASSHUNTER\Org\Data\SV5973N.I\sd122821\1 DOD bna\Dec2807.D	Calibration	2	x	9351	10.0000	0.0431	
\\MASSHUNTER\Org\Data\SV5973N.I\sd122821\1 DOD bna\Dec2806.D	Calibration	3	x	65004	50.0000	0.0547	
\\MASSHUNTER\Org\Data\SV5973N.I\sd122321\DoD BNA 3\Dec2337.D	CC	CCV	x	81633	75.0000	0.0577	
\\MASSHUNTER\Org\Data\SV5973N.I\sd122821\1 DOD bna\Dec2809.D	QC	ICV	x	144134	75.0000	0.0722	
\\MASSHUNTER\Org\Data\SV5973N.I\sd122821\1 DOD bna\Dec2805.D	Calibration	4	x	108974	75.0000	0.0639	
\\MASSHUNTER\Org\Data\SV5973N.I\sd122821\1 DOD bna\Dec2804.D	Calibration	5	x	149246	100.0000	0.0637	
\\MASSHUNTER\Org\Data\SV5973N.I\sd122821\1 DOD bna\Dec2803.D	Calibration	6	x	182959	120.0000	0.0623	
\\MASSHUNTER\Org\Data\SV5973N.I\sd122821\1 DOD bna\Dec2802.D	Calibration	7	x	226760	150.0000	0.0585	

Calibration Report

Batch Path	\\MASSHUNTER\Org\Data\SV5973N.I\sd122821\1 DOD bna\QuantResults\122821 bna 1 CAL.batch.bin	Analyst Name	BL2000\sean
Analysis Time	1/26/2022 3:44 PM	Reporter Name	BL2000\sean
Report Time	1/26/2022 3:46:00 PM	Batch State	Processed
Last Calib Update	12/29/2021 7:25 PM	Quant Report Version	10.0
Quant Batch Version	10.0		

Phenanthrene %RSE = 2.5

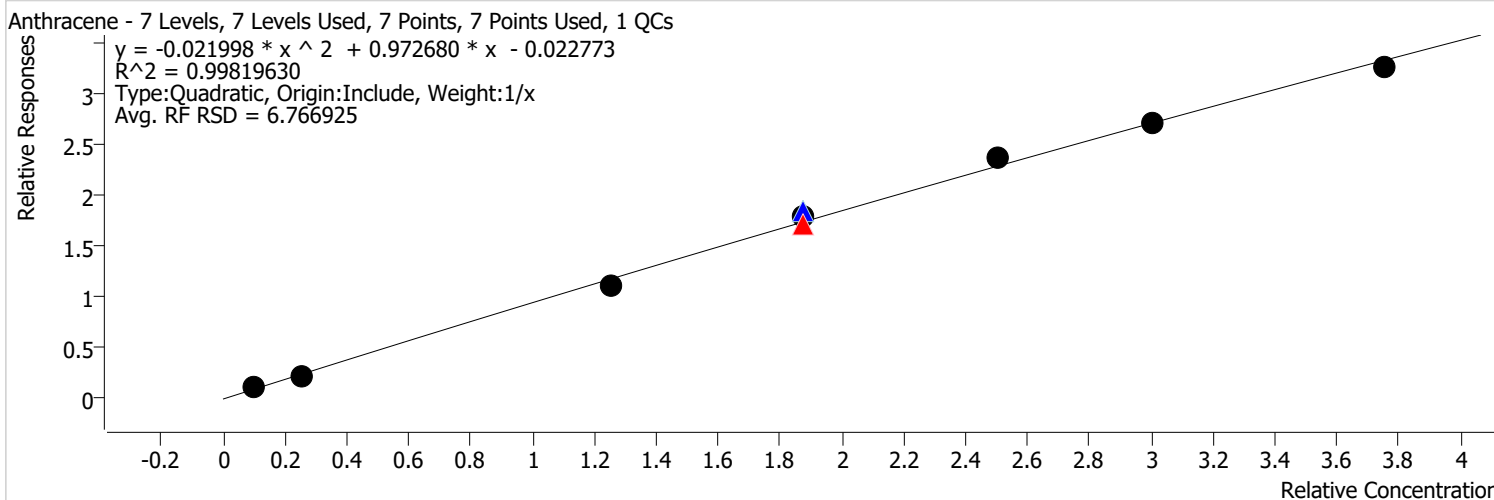


Calibration STD Path	Cal Type	Level	Enabled	Resp.	Exp. Conc	Resp. Factor	Level RSD
\\MASSHUNTER\Org\Data\SV5973N.I\sd122821\1 DOD bna\Dec2808.D	Calibration	1	x	96351	4.0000	1.0569	
\\MASSHUNTER\Org\Data\SV5973N.I\sd122821\1 DOD bna\Dec2807.D	Calibration	2	x	210303	10.0000	0.9704	
\\MASSHUNTER\Org\Data\SV5973N.I\sd122821\1 DOD bna\Dec2806.D	Calibration	3	x	1095090	50.0000	0.9219	
\\MASSHUNTER\Org\Data\SV5973N.I\sd122321\DoD BNA 3\Dec2337.D	CC	CCV	x	1329738	75.0000	0.9399	
\\MASSHUNTER\Org\Data\SV5973N.I\sd122821\1 DOD bna\Dec2809.D	QC	ICV	x	2061064	75.0000	1.0331	
\\MASSHUNTER\Org\Data\SV5973N.I\sd122821\1 DOD bna\Dec2805.D	Calibration	4	x	1630245	75.0000	0.9557	
\\MASSHUNTER\Org\Data\SV5973N.I\sd122821\1 DOD bna\Dec2804.D	Calibration	5	x	2148983	100.0000	0.9178	
\\MASSHUNTER\Org\Data\SV5973N.I\sd122821\1 DOD bna\Dec2803.D	Calibration	6	x	2917397	120.0000	0.9927	
\\MASSHUNTER\Org\Data\SV5973N.I\sd122821\1 DOD bna\Dec2802.D	Calibration	7	x	3788593	150.0000	0.9773	

Calibration Report

Batch Path	\\MASSHUNTER\Org\Data\SV5973N.I\sd122821\1 DOD bna\QuantResults\122821 bna 1 CAL.batch.bin	Analyst Name	BL2000\sean
Analysis Time	1/26/2022 3:44 PM	Reporter Name	BL2000\sean
Report Time	1/26/2022 3:46:00 PM	Batch State	Processed
Last Calib Update	12/29/2021 7:25 PM	Quant Report Version	10.0
Quant Batch Version	10.0		

Anthracene %RSE = 8.5

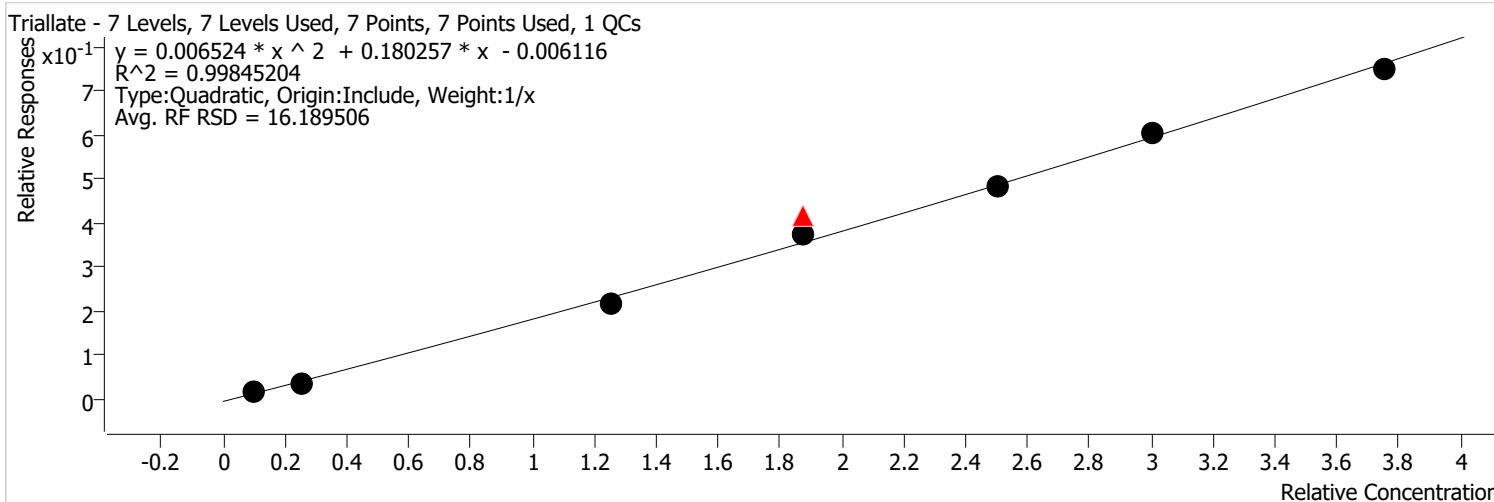


Calibration STD Path	Cal Type	Level	Enabled	Resp.	Exp. Conc	Resp. Factor	Level RSD
\\MASSHUNTER\Org\Data\SV5973N.I\sd122821\1 DOD bna\Dec2808.D	Calibration	1	x	77101	4.0000	0.8457	
\\MASSHUNTER\Org\Data\SV5973N.I\sd122821\1 DOD bna\Dec2807.D	Calibration	2	x	169178	10.0000	0.7807	
\\MASSHUNTER\Org\Data\SV5973N.I\sd122821\1 DOD bna\Dec2806.D	Calibration	3	x	1029890	50.0000	0.8670	
\\MASSHUNTER\Org\Data\SV5973N.I\sd122321\DoD BNA 3\Dec2337.D	CC	CCV	x	1277938	75.0000	0.9033	
\\MASSHUNTER\Org\Data\SV5973N.I\sd122821\1 DOD bna\Dec2809.D	QC	ICV	x	1951879	75.0000	0.9784	
\\MASSHUNTER\Org\Data\SV5973N.I\sd122821\1 DOD bna\Dec2805.D	Calibration	4	x	1623433	75.0000	0.9517	
\\MASSHUNTER\Org\Data\SV5973N.I\sd122821\1 DOD bna\Dec2804.D	Calibration	5	x	2212422	100.0000	0.9449	
\\MASSHUNTER\Org\Data\SV5973N.I\sd122821\1 DOD bna\Dec2803.D	Calibration	6	x	2649797	120.0000	0.9017	
\\MASSHUNTER\Org\Data\SV5973N.I\sd122821\1 DOD bna\Dec2802.D	Calibration	7	x	3353992	150.0000	0.8652	

Calibration Report

Batch Path	\\MASSHUNTER\Org\Data\SV5973N.I\sd122821\1 DOD bna\QuantResults\122821 bna 1 CAL.batch.bin	Analyst Name	BL2000\sean
Analysis Time	1/26/2022 3:44 PM	Reporter Name	BL2000\sean
Report Time	1/26/2022 3:46:01 PM	Batch State	Processed
Last Calib Update	12/29/2021 7:25 PM	Quant Report Version	10.0
Quant Batch Version	10.0		

Triallate %RSE = 10.6

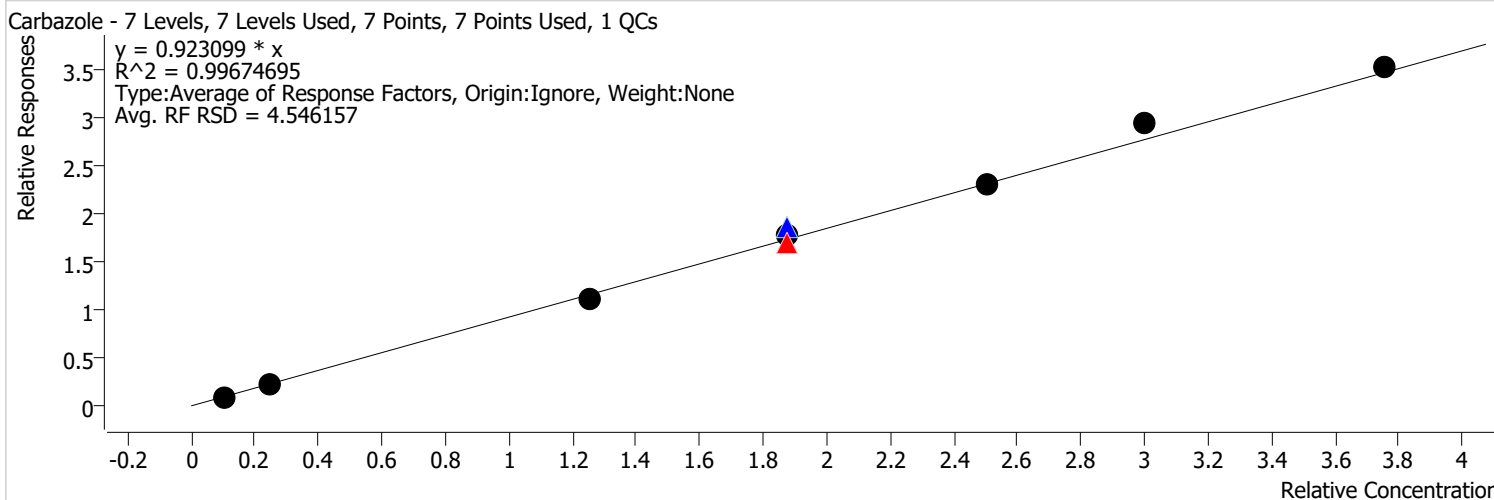


Calibration STD Path	Cal Type	Level	Enabled	Resp.	Exp. Conc	Resp. Factor	Level RSD
\\MASSHUNTER\Org\Data\SV5973N.I\sd122821\1 DOD bna\Dec2808.D	Calibration	1	x	13258	4.0000	0.1454	
\\MASSHUNTER\Org\Data\SV5973N.I\sd122821\1 DOD bna\Dec2807.D	Calibration	2	x	28381	10.0000	0.1310	
\\MASSHUNTER\Org\Data\SV5973N.I\sd122821\1 DOD bna\Dec2806.D	Calibration	3	x	208245	50.0000	0.1753	
\\MASSHUNTER\Org\Data\SV5973N.I\sd122321\DoD BNA 3\Dec2337.D	CC	CCV	x	312421	75.0000	0.2208	
\\MASSHUNTER\Org\Data\SV5973N.I\sd122821\1 DOD bna\Dec2809.D	QC	ICV	x	443593	75.0000	0.2223	
\\MASSHUNTER\Org\Data\SV5973N.I\sd122821\1 DOD bna\Dec2805.D	Calibration	4	x	338494	75.0000	0.1984	
\\MASSHUNTER\Org\Data\SV5973N.I\sd122821\1 DOD bna\Dec2804.D	Calibration	5	x	452135	100.0000	0.1931	
\\MASSHUNTER\Org\Data\SV5973N.I\sd122821\1 DOD bna\Dec2803.D	Calibration	6	x	594643	120.0000	0.2023	
\\MASSHUNTER\Org\Data\SV5973N.I\sd122821\1 DOD bna\Dec2802.D	Calibration	7	x	772724	150.0000	0.1993	

Calibration Report

Batch Path	\\MASSHUNTER\Org\Data\SV5973N.I\sd122821\1 DOD bna\QuantResults\122821 bna 1 CAL.batch.bin	Analyst Name	BL2000\sean
Analysis Time	1/26/2022 3:44 PM	Reporter Name	BL2000\sean
Report Time	1/26/2022 3:46:01 PM	Batch State	Processed
Last Calib Update	12/29/2021 7:25 PM	Quant Report Version	10.0
Quant Batch Version	10.0		

Carbazole %RSE = 4.5



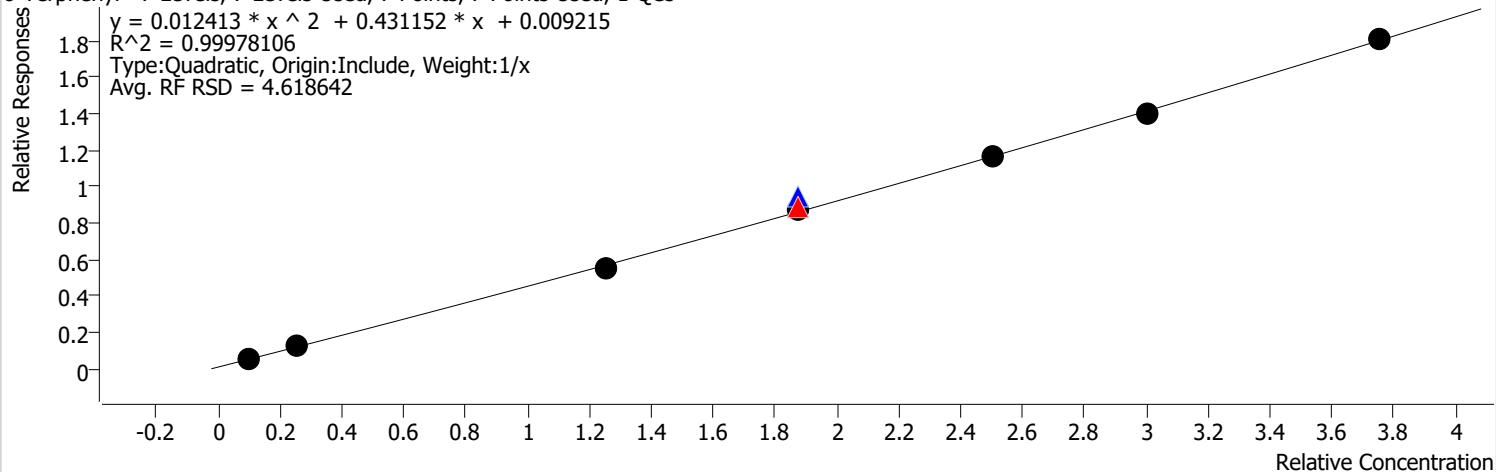
Calibration STD Path	Cal Type	Level	Enabled	Resp.	Exp. Conc	Resp. Factor	Level RSD
\\MASSHUNTER\Org\Data\SV5973N.I\sd122821\1 DOD bna\Dec2808.D	Calibration	1	x	86277	4.0000	0.9464	
\\MASSHUNTER\Org\Data\SV5973N.I\sd122821\1 DOD bna\Dec2807.D	Calibration	2	x	184323	10.0000	0.8506	
\\MASSHUNTER\Org\Data\SV5973N.I\sd122821\1 DOD bna\Dec2806.D	Calibration	3	x	1056028	50.0000	0.8890	
\\MASSHUNTER\Org\Data\SV5973N.I\sd122321\DoD BNA 3\Dec2337.D	CC	CCV	x	1276608	75.0000	0.9023	
\\MASSHUNTER\Org\Data\SV5973N.I\sd122821\1 DOD bna\Dec2809.D	QC	ICV	x	1968441	75.0000	0.9867	
\\MASSHUNTER\Org\Data\SV5973N.I\sd122821\1 DOD bna\Dec2805.D	Calibration	4	x	1606880	75.0000	0.9420	
\\MASSHUNTER\Org\Data\SV5973N.I\sd122821\1 DOD bna\Dec2804.D	Calibration	5	x	2150549	100.0000	0.9185	
\\MASSHUNTER\Org\Data\SV5973N.I\sd122821\1 DOD bna\Dec2803.D	Calibration	6	x	2874314	120.0000	0.9781	
\\MASSHUNTER\Org\Data\SV5973N.I\sd122821\1 DOD bna\Dec2802.D	Calibration	7	x	3633136	150.0000	0.9372	

Calibration Report

Batch Path	\\MASSHUNTER\Org\Data\SV5973N.I\sd122821\1 DOD bna\QuantResults\122821 bna 1 CAL.batch.bin	Analyst Name	BL2000\sean
Analysis Time	1/26/2022 3:44 PM	Reporter Name	BL2000\sean
Report Time	1/26/2022 3:46:01 PM	Batch State	Processed
Last Calib Update	12/29/2021 7:25 PM	Quant Report Version	10.0
Quant Batch Version	10.0		

o-Terphenyl %RSE = 2.5

o-Terphenyl - 7 Levels, 7 Levels Used, 7 Points, 7 Points Used, 1 QCs

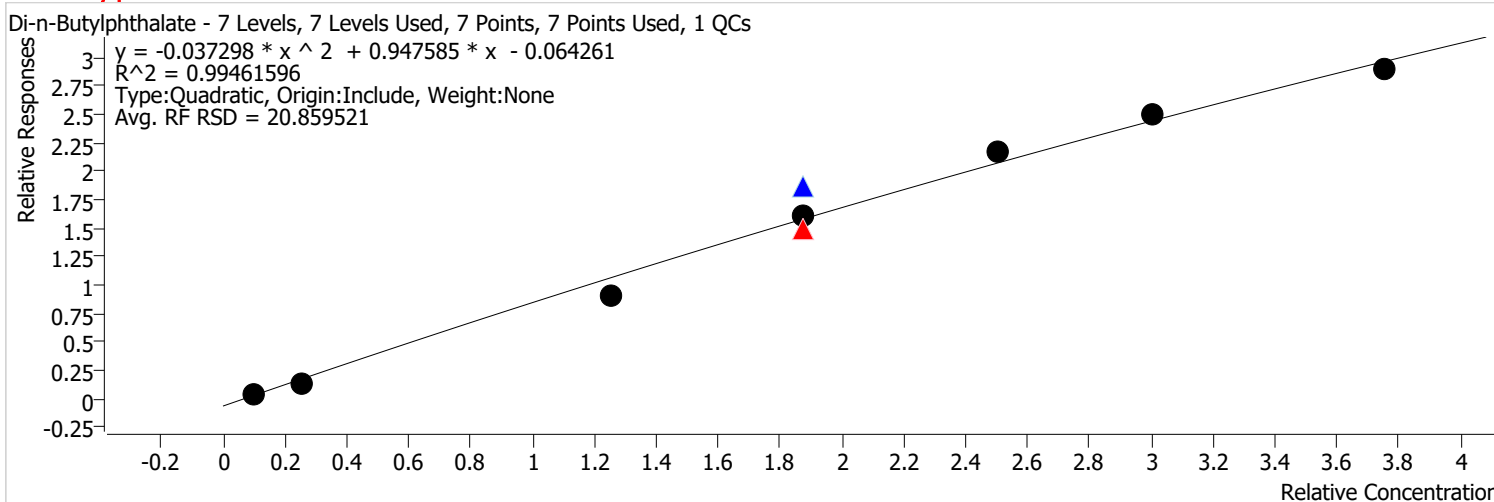


Calibration STD Path	Cal Type	Level	Enabled	Resp.	Exp. Conc	Resp. Factor	Level RSD
\\MASSHUNTER\Org\Data\SV5973N.I\sd122821\1 DOD bna\Dec2808.D	Calibration	1	x	46926	4.0000	0.5147	
\\MASSHUNTER\Org\Data\SV5973N.I\sd122821\1 DOD bna\Dec2807.D	Calibration	2	x	104985	10.0000	0.4845	
\\MASSHUNTER\Org\Data\SV5973N.I\sd122821\1 DOD bna\Dec2806.D	Calibration	3	x	526845	50.0000	0.4435	
\\MASSHUNTER\Org\Data\SV5973N.I\sd122321\DoD BNA 3\Dec2337.D	CC	CCV	x	667184	75.0000	0.4716	
\\MASSHUNTER\Org\Data\SV5973N.I\sd122821\1 DOD bna\Dec2809.D	QC	ICV	x	1010462	75.0000	0.5065	
\\MASSHUNTER\Org\Data\SV5973N.I\sd122821\1 DOD bna\Dec2805.D	Calibration	4	x	801512	75.0000	0.4699	
\\MASSHUNTER\Org\Data\SV5973N.I\sd122821\1 DOD bna\Dec2804.D	Calibration	5	x	1088882	100.0000	0.4651	
\\MASSHUNTER\Org\Data\SV5973N.I\sd122821\1 DOD bna\Dec2803.D	Calibration	6	x	1372899	120.0000	0.4672	
\\MASSHUNTER\Org\Data\SV5973N.I\sd122821\1 DOD bna\Dec2802.D	Calibration	7	x	1867487	150.0000	0.4818	

Calibration Report

Batch Path	\\MASSHUNTER\Org\Data\SV5973N.I\sd122821\1 DOD bna\QuantResults\122821 bna 1 CAL.batch.bin	Analyst Name	BL2000\sean
Analysis Time	1/26/2022 3:44 PM	Reporter Name	BL2000\sean
Report Time	1/26/2022 3:46:01 PM	Batch State	Processed
Last Calib Update	12/29/2021 7:25 PM	Quant Report Version	10.0
Quant Batch Version	10.0		

Di-n-Butylphthalate %RSE = 15.1

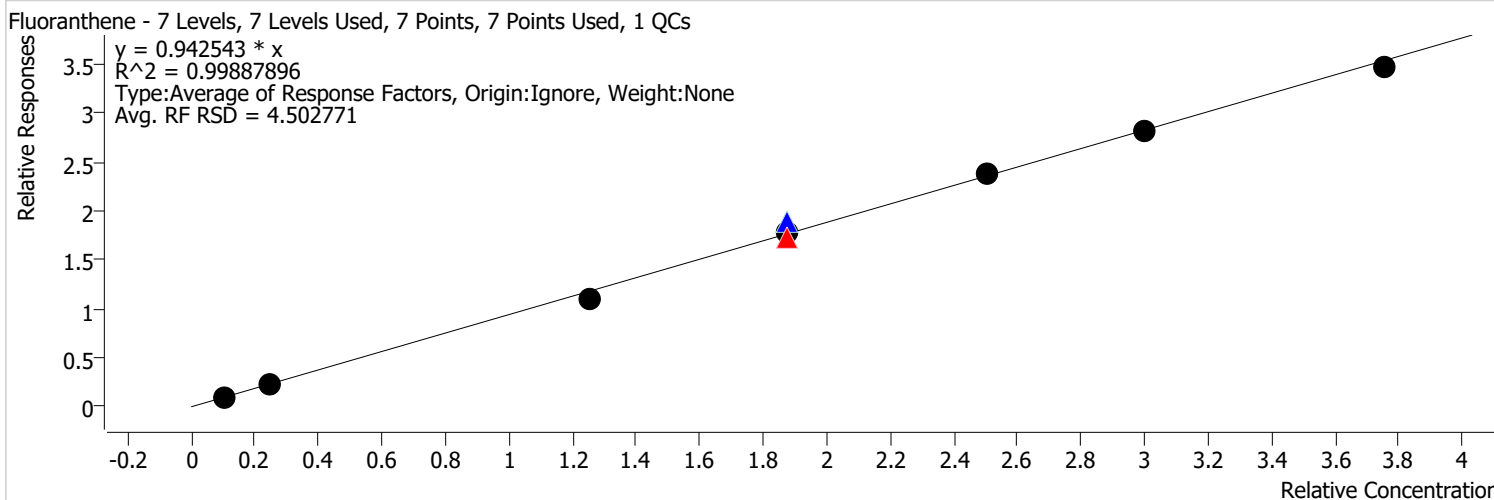


Calibration STD Path	Cal Type	Level	Enabled	Resp.	Exp. Conc	Resp. Factor	Level RSD
\\MASSHUNTER\Org\Data\SV5973N.I\sd122821\1 DOD bna\Dec2808.D	Calibration	1	x	44949	4.0000	0.4930	
\\MASSHUNTER\Org\Data\SV5973N.I\sd122821\1 DOD bna\Dec2807.D	Calibration	2	x	118476	10.0000	0.5467	
\\MASSHUNTER\Org\Data\SV5973N.I\sd122821\1 DOD bna\Dec2806.D	Calibration	3	x	851605	50.0000	0.7169	
\\MASSHUNTER\Org\Data\SV5973N.I\sd122321\DoD BNA 3\Dec2337.D	CC	CCV	x	1126112	75.0000	0.7960	
\\MASSHUNTER\Org\Data\SV5973N.I\sd122821\1 DOD bna\Dec2809.D	QC	ICV	x	1988685	75.0000	0.9968	
\\MASSHUNTER\Org\Data\SV5973N.I\sd122821\1 DOD bna\Dec2805.D	Calibration	4	x	1466232	75.0000	0.8595	
\\MASSHUNTER\Org\Data\SV5973N.I\sd122821\1 DOD bna\Dec2804.D	Calibration	5	x	2028911	100.0000	0.8665	
\\MASSHUNTER\Org\Data\SV5973N.I\sd122821\1 DOD bna\Dec2803.D	Calibration	6	x	2452963	120.0000	0.8347	
\\MASSHUNTER\Org\Data\SV5973N.I\sd122821\1 DOD bna\Dec2802.D	Calibration	7	x	2991931	150.0000	0.7718	

Calibration Report

Batch Path	\\MASSHUNTER\Org\Data\SV5973N.I\sd122821\1 DOD bna\QuantResults\122821 bna 1 CAL.batch.bin	Analyst Name	BL2000\sean
Analysis Time	1/26/2022 3:44 PM	Reporter Name	BL2000\sean
Report Time	1/26/2022 3:46:01 PM	Batch State	Processed
Last Calib Update	12/29/2021 7:25 PM	Quant Report Version	10.0
Quant Batch Version	10.0		

Fluoranthene %RSE = 4.5

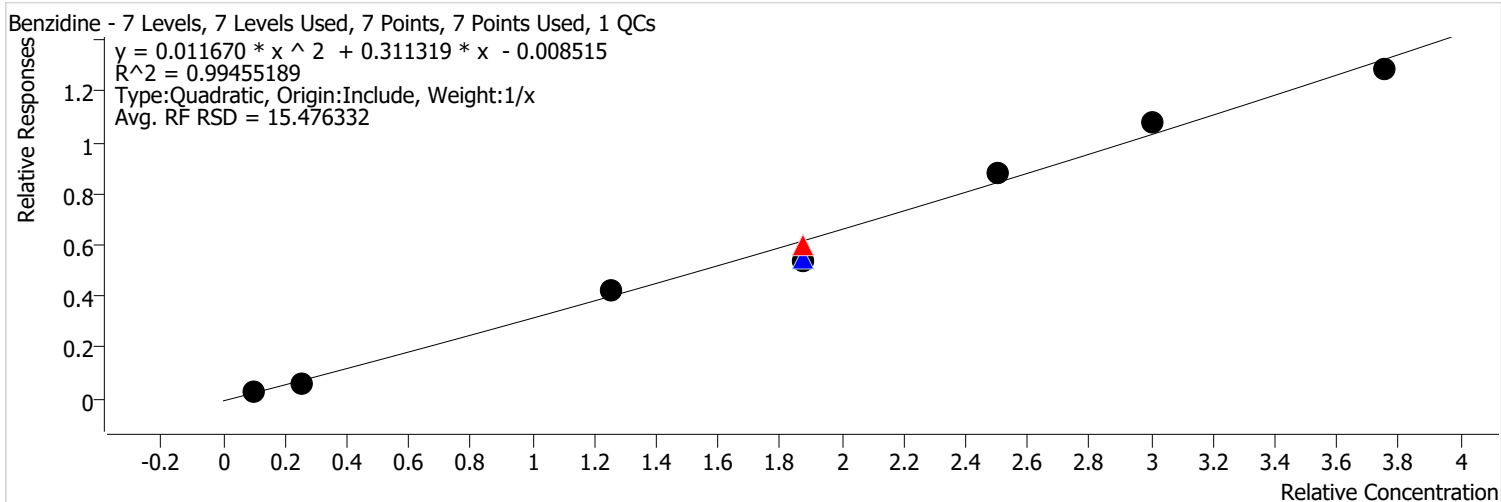


Calibration STD Path	Cal Type	Level	Enabled	Resp.	Exp. Conc	Resp. Factor	Level RSD
\\MASSHUNTER\Org\Data\SV5973N.I\sd122821\1 DOD bna\Dec2808.D	Calibration	1	x	93501	4.0000	1.0256	
\\MASSHUNTER\Org\Data\SV5973N.I\sd122821\1 DOD bna\Dec2807.D	Calibration	2	x	201689	10.0000	0.9307	
\\MASSHUNTER\Org\Data\SV5973N.I\sd122821\1 DOD bna\Dec2806.D	Calibration	3	x	1051419	50.0000	0.8851	
\\MASSHUNTER\Org\Data\SV5973N.I\sd122321\DoD BNA 3\Dec2337.D	CC	CCV	x	1304399	75.0000	0.9220	
\\MASSHUNTER\Org\Data\SV5973N.I\sd122821\1 DOD bna\Dec2809.D	QC	ICV	x	2009342	75.0000	1.0072	
\\MASSHUNTER\Org\Data\SV5973N.I\sd122821\1 DOD bna\Dec2805.D	Calibration	4	x	1609940	75.0000	0.9438	
\\MASSHUNTER\Org\Data\SV5973N.I\sd122821\1 DOD bna\Dec2804.D	Calibration	5	x	2227987	100.0000	0.9516	
\\MASSHUNTER\Org\Data\SV5973N.I\sd122821\1 DOD bna\Dec2803.D	Calibration	6	x	2755162	120.0000	0.9375	
\\MASSHUNTER\Org\Data\SV5973N.I\sd122821\1 DOD bna\Dec2802.D	Calibration	7	x	3579977	150.0000	0.9235	

Calibration Report

Batch Path	\\MASSHUNTER\Org\Data\SV5973N.I\sd122821\1 DOD bna\QuantResults\122821 bna 1 CAL.batch.bin	Analyst Name	BL2000\sean
Analysis Time	1/26/2022 3:44 PM	Reporter Name	BL2000\sean
Report Time	1/26/2022 3:46:01 PM	Batch State	Processed
Last Calib Update	12/29/2021 7:25 PM	Quant Report Version	10.0
Quant Batch Version	10.0		

Benzidine %RSE = 9.8

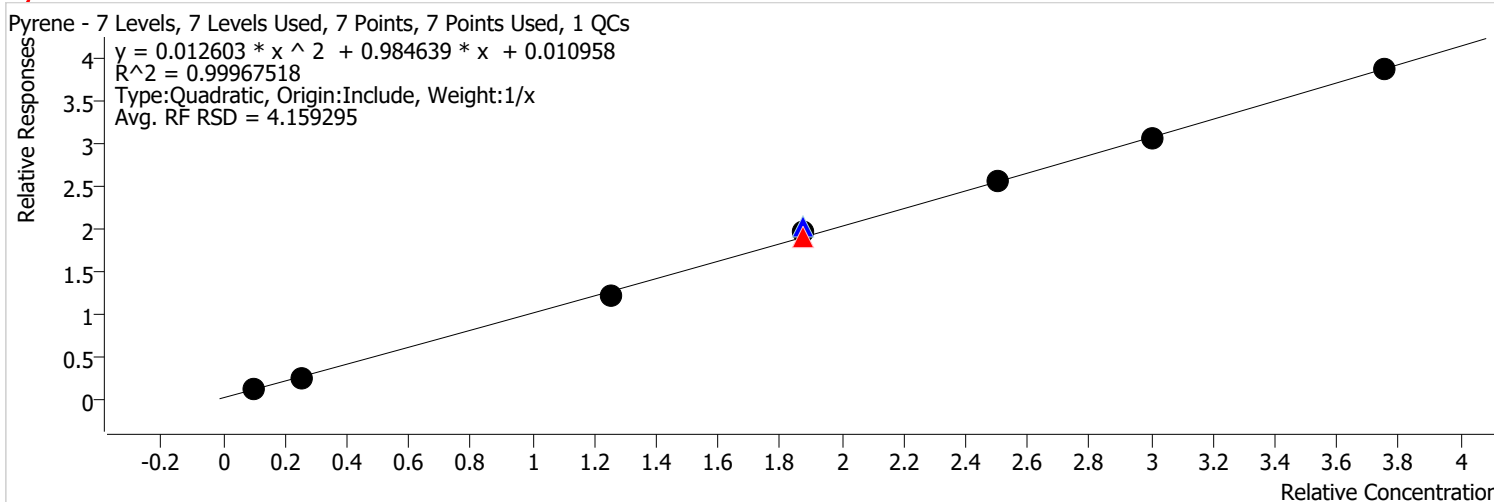


Calibration STD Path	Cal Type	Level	Enabled	Resp.	Exp. Conc	Resp. Factor	Level RSD
\\MASSHUNTER\Org\Data\SV5973N.I\sd122821\1 DOD bna\Dec2808.D	Calibration	1	x	22905	4.0000	0.2512	
\\MASSHUNTER\Org\Data\SV5973N.I\sd122821\1 DOD bna\Dec2807.D	Calibration	2	x	54477	10.0000	0.2514	
\\MASSHUNTER\Org\Data\SV5973N.I\sd122821\1 DOD bna\Dec2806.D	Calibration	3	x	406985	50.0000	0.3426	
\\MASSHUNTER\Org\Data\SV5973N.I\sd122321\DoD BNA 3\Dec2337.D	CC	CCV	x	450683	75.0000	0.3185	
\\MASSHUNTER\Org\Data\SV5973N.I\sd122821\1 DOD bna\Dec2809.D	QC	ICV	x	579384	75.0000	0.2904	
\\MASSHUNTER\Org\Data\SV5973N.I\sd122821\1 DOD bna\Dec2805.D	Calibration	4	x	487971	75.0000	0.2861	
\\MASSHUNTER\Org\Data\SV5973N.I\sd122821\1 DOD bna\Dec2804.D	Calibration	5	x	830275	100.0000	0.3546	
\\MASSHUNTER\Org\Data\SV5973N.I\sd122821\1 DOD bna\Dec2803.D	Calibration	6	x	1059025	120.0000	0.3604	
\\MASSHUNTER\Org\Data\SV5973N.I\sd122821\1 DOD bna\Dec2802.D	Calibration	7	x	1327180	150.0000	0.3424	

Calibration Report

Batch Path	\\MASSHUNTER\Org\Data\SV5973N.I\sd122821\1 DOD bna\QuantResults\122821 bna 1 CAL.batch.bin	Analyst Name	BL2000\sean
Analysis Time	1/26/2022 3:44 PM	Reporter Name	BL2000\sean
Report Time	1/26/2022 3:46:01 PM	Batch State	Processed
Last Calib Update	12/29/2021 7:25 PM	Quant Report Version	10.0
Quant Batch Version	10.0		

Pyrene %RSE = 2.6

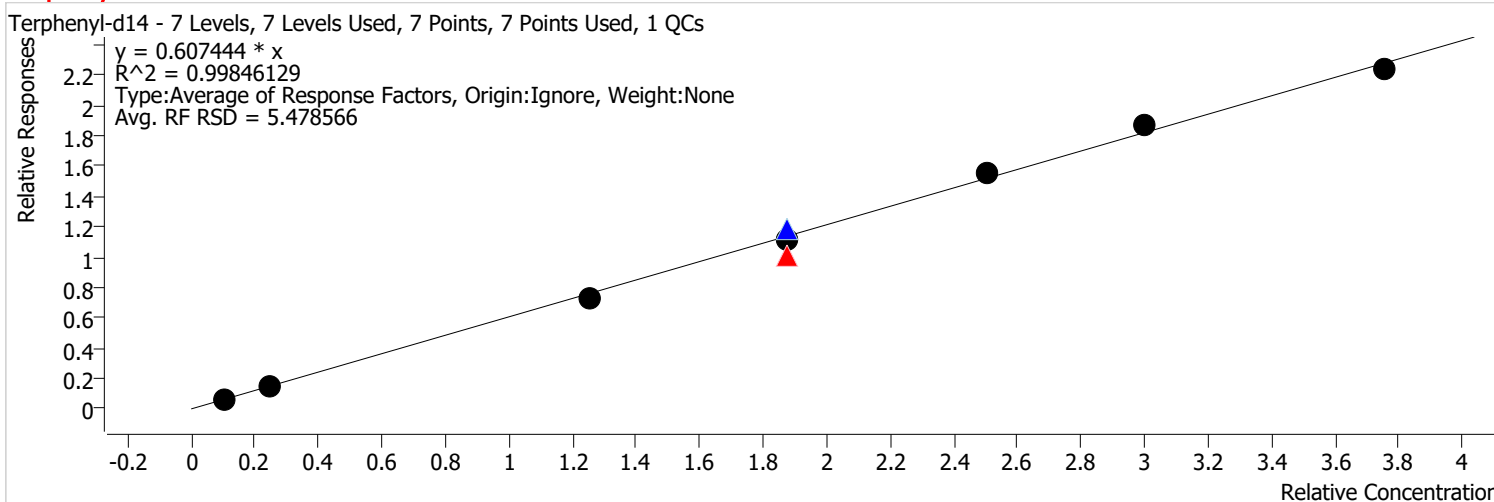


Calibration STD Path	Cal Type	Level	Enabled	Resp.	Exp. Conc	Resp. Factor	Level RSD
\\MASSHUNTER\Org\Data\SV5973N.I\sd122821\1 DOD bna\Dec2808.D	Calibration	1	x	101939	4.0000	1.1181	
\\MASSHUNTER\Org\Data\SV5973N.I\sd122821\1 DOD bna\Dec2807.D	Calibration	2	x	219828	10.0000	1.0144	
\\MASSHUNTER\Org\Data\SV5973N.I\sd122821\1 DOD bna\Dec2806.D	Calibration	3	x	1160626	50.0000	0.9770	
\\MASSHUNTER\Org\Data\SV5973N.I\sd122321\DoD BNA 3\Dec2337.D	CC	CCV	x	1434573	75.0000	1.0140	
\\MASSHUNTER\Org\Data\SV5973N.I\sd122821\1 DOD bna\Dec2809.D	QC	ICV	x	2173505	75.0000	1.0895	
\\MASSHUNTER\Org\Data\SV5973N.I\sd122821\1 DOD bna\Dec2805.D	Calibration	4	x	1780968	75.0000	1.0441	
\\MASSHUNTER\Org\Data\SV5973N.I\sd122821\1 DOD bna\Dec2804.D	Calibration	5	x	2401643	100.0000	1.0257	
\\MASSHUNTER\Org\Data\SV5973N.I\sd122821\1 DOD bna\Dec2803.D	Calibration	6	x	2996713	120.0000	1.0197	
\\MASSHUNTER\Org\Data\SV5973N.I\sd122821\1 DOD bna\Dec2802.D	Calibration	7	x	4003370	150.0000	1.0327	

Calibration Report

Batch Path	\\MASSHUNTER\Org\Data\SV5973N.I\sd122821\1 DOD bna\QuantResults\122821 bna 1 CAL.batch.bin	Analyst Name	BL2000\sean
Analysis Time	1/26/2022 3:44 PM	Reporter Name	BL2000\sean
Report Time	1/26/2022 3:46:01 PM	Batch State	Processed
Last Calib Update	12/29/2021 7:25 PM	Quant Report Version	10.0
Quant Batch Version	10.0		

Terphenyl-d14 %RSE =

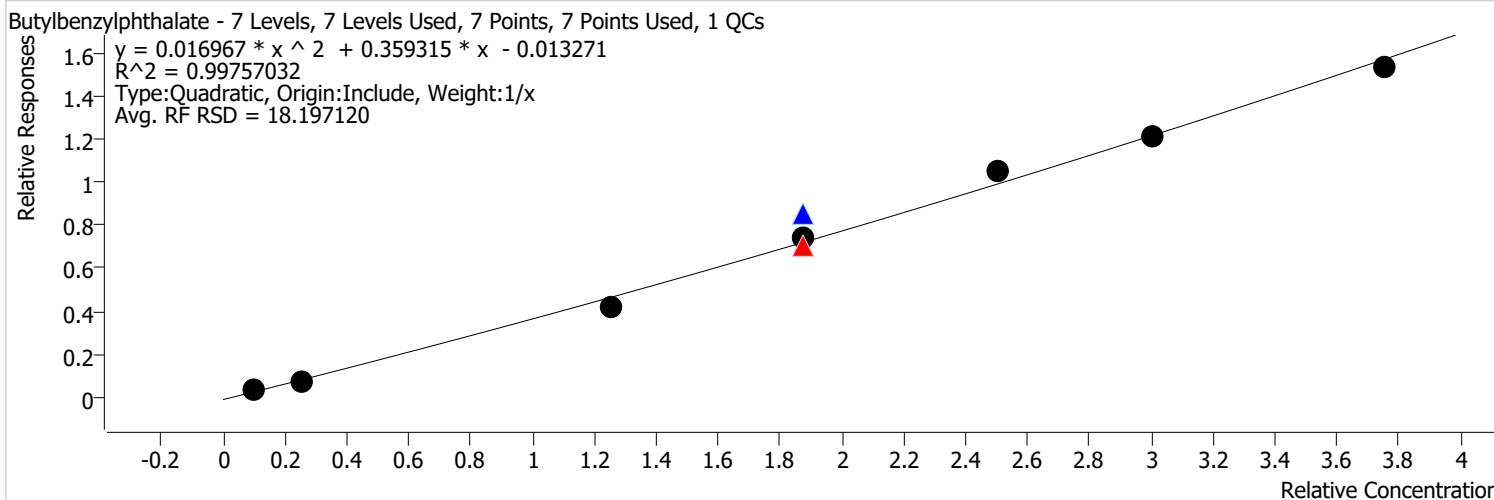


Calibration STD Path	Cal Type	Level	Enabled	Resp.	Exp. Conc	Resp. Factor	Level RSD
\\MASSHUNTER\Org\Data\SV5973N.I\sd122821\1 DOD bna\Dec2808.D	Calibration	1	x	61005	4.0000	0.6692	
\\MASSHUNTER\Org\Data\SV5973N.I\sd122821\1 DOD bna\Dec2807.D	Calibration	2	x	123289	10.0000	0.5689	
\\MASSHUNTER\Org\Data\SV5973N.I\sd122821\1 DOD bna\Dec2806.D	Calibration	3	x	690609	50.0000	0.5814	
\\MASSHUNTER\Org\Data\SV5973N.I\sd122321\DoD BNA 3\Dec2337.D	CC	CCV	x	766459	75.0000	0.5417	
\\MASSHUNTER\Org\Data\SV5973N.I\sd122821\1 DOD bna\Dec2809.D	QC	ICV	x	1264052	75.0000	0.6336	
\\MASSHUNTER\Org\Data\SV5973N.I\sd122821\1 DOD bna\Dec2805.D	Calibration	4	x	1013764	75.0000	0.5943	
\\MASSHUNTER\Org\Data\SV5973N.I\sd122821\1 DOD bna\Dec2804.D	Calibration	5	x	1452924	100.0000	0.6205	
\\MASSHUNTER\Org\Data\SV5973N.I\sd122821\1 DOD bna\Dec2803.D	Calibration	6	x	1826846	120.0000	0.6216	
\\MASSHUNTER\Org\Data\SV5973N.I\sd122821\1 DOD bna\Dec2802.D	Calibration	7	x	2311109	150.0000	0.5962	

Calibration Report

Batch Path	\\MASSHUNTER\Org\Data\SV5973N.I\sd122821\1 DOD bna\QuantResults\122821 bna 1 CAL.batch.bin	Analyst Name	BL2000\sean
Analysis Time	1/26/2022 3:44 PM	Reporter Name	BL2000\sean
Report Time	1/26/2022 3:46:01 PM	Batch State	Processed
Last Calib Update	12/29/2021 7:25 PM	Quant Report Version	10.0
Quant Batch Version	10.0		

Butylbenzylphthalate %RSE = 10.8



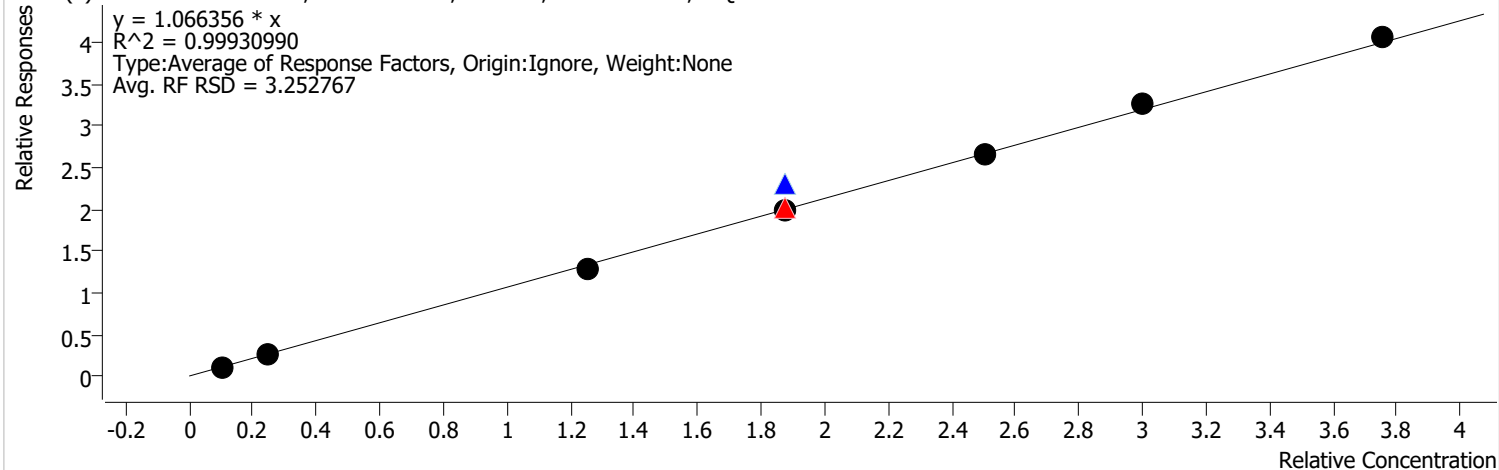
Calibration STD Path	Cal Type	Level	Enabled	Resp.	Exp. Conc	Resp. Factor	Level RSD
\\MASSHUNTER\Org\Data\SV5973N.I\sd122821\1 DOD bna\Dec2808.D	Calibration	1	x	15598	4.0000	0.2799	
\\MASSHUNTER\Org\Data\SV5973N.I\sd122821\1 DOD bna\Dec2807.D	Calibration	2	x	36348	10.0000	0.2632	
\\MASSHUNTER\Org\Data\SV5973N.I\sd122821\1 DOD bna\Dec2806.D	Calibration	3	x	251486	50.0000	0.3395	
\\MASSHUNTER\Org\Data\SV5973N.I\sd122321\DoD BNA 3\Dec2337.D	CC	CCV	x	332983	75.0000	0.3770	
\\MASSHUNTER\Org\Data\SV5973N.I\sd122821\1 DOD bna\Dec2809.D	QC	ICV	x	583201	75.0000	0.4528	
\\MASSHUNTER\Org\Data\SV5973N.I\sd122821\1 DOD bna\Dec2805.D	Calibration	4	x	437468	75.0000	0.3967	
\\MASSHUNTER\Org\Data\SV5973N.I\sd122821\1 DOD bna\Dec2804.D	Calibration	5	x	631434	100.0000	0.4194	
\\MASSHUNTER\Org\Data\SV5973N.I\sd122821\1 DOD bna\Dec2803.D	Calibration	6	x	789735	120.0000	0.4062	
\\MASSHUNTER\Org\Data\SV5973N.I\sd122821\1 DOD bna\Dec2802.D	Calibration	7	x	1016385	150.0000	0.4093	

Calibration Report

Batch Path	\\MASSHUNTER\Org\Data\SV5973N.I\sd122821\1 DOD bna\QuantResults\122821 bna 1 CAL.batch.bin	Analyst Name	BL2000\sean
Analysis Time	1/26/2022 3:44 PM	Reporter Name	BL2000\sean
Report Time	1/26/2022 3:46:02 PM	Batch State	Processed
Last Calib Update	12/29/2021 7:25 PM	Quant Report Version	10.0
Quant Batch Version	10.0		

Benzo(a)Anthracene %RSE = 3.3

Benzo(a)Anthracene - 7 Levels, 7 Levels Used, 7 Points, 7 Points Used, 1 QCs

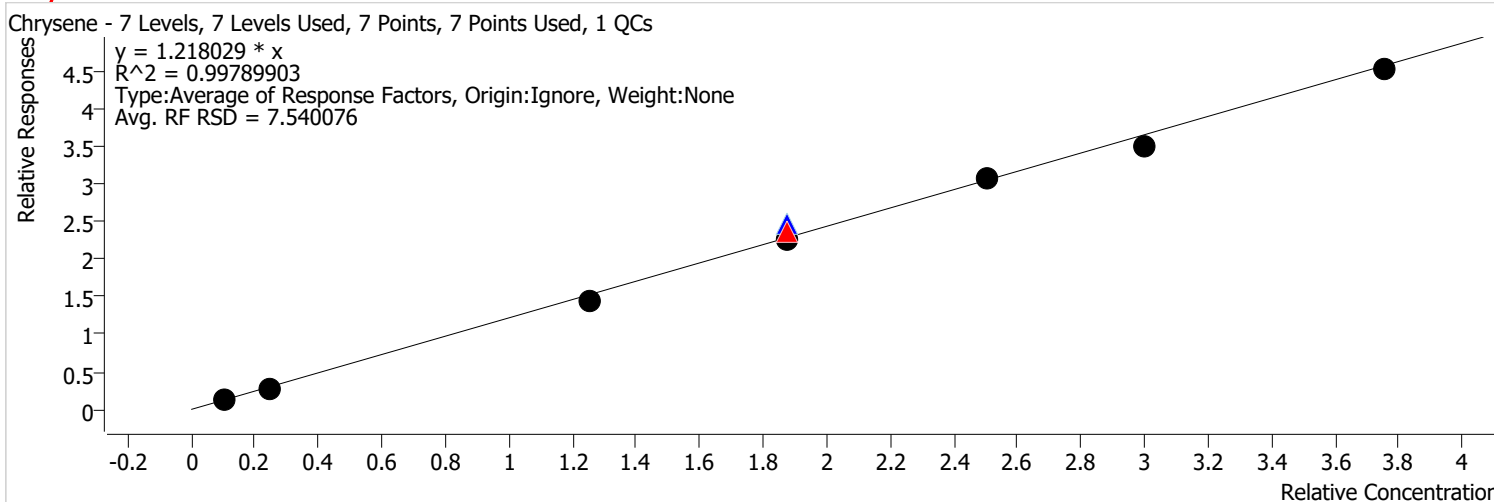


Calibration STD Path	Cal Type	Level	Enabled	Resp.	Exp. Conc	Resp. Factor	Level RSD
\\MASSHUNTER\Org\Data\SV5973N.I\sd122821\1 DOD bna\Dec2808.D	Calibration	1	x	61944	4.0000	1.1117	
\\MASSHUNTER\Org\Data\SV5973N.I\sd122821\1 DOD bna\Dec2807.D	Calibration	2	x	138832	10.0000	1.0055	
\\MASSHUNTER\Org\Data\SV5973N.I\sd122821\1 DOD bna\Dec2806.D	Calibration	3	x	769912	50.0000	1.0395	
\\MASSHUNTER\Org\Data\SV5973N.I\sd122321\DoD BNA 3\Dec2337.D	CC	CCV	x	953460	75.0000	1.0795	
\\MASSHUNTER\Org\Data\SV5973N.I\sd122821\1 DOD bna\Dec2809.D	QC	ICV	x	1580181	75.0000	1.2269	
\\MASSHUNTER\Org\Data\SV5973N.I\sd122821\1 DOD bna\Dec2805.D	Calibration	4	x	1178864	75.0000	1.0690	
\\MASSHUNTER\Org\Data\SV5973N.I\sd122821\1 DOD bna\Dec2804.D	Calibration	5	x	1608636	100.0000	1.0685	
\\MASSHUNTER\Org\Data\SV5973N.I\sd122821\1 DOD bna\Dec2803.D	Calibration	6	x	2115221	120.0000	1.0880	
\\MASSHUNTER\Org\Data\SV5973N.I\sd122821\1 DOD bna\Dec2802.D	Calibration	7	x	2687750	150.0000	1.0823	

Calibration Report

Batch Path	\\MASSHUNTER\Org\Data\SV5973N.I\sd122821\1 DOD bna\QuantResults\122821 bna 1 CAL.batch.bin	Analyst Name	BL2000\sean
Analysis Time	1/26/2022 3:44 PM	Reporter Name	BL2000\sean
Report Time	1/26/2022 3:46:02 PM	Batch State	Processed
Last Calib Update	12/29/2021 7:25 PM	Quant Report Version	10.0
Quant Batch Version	10.0		

Chrysene %RSE = 7.5



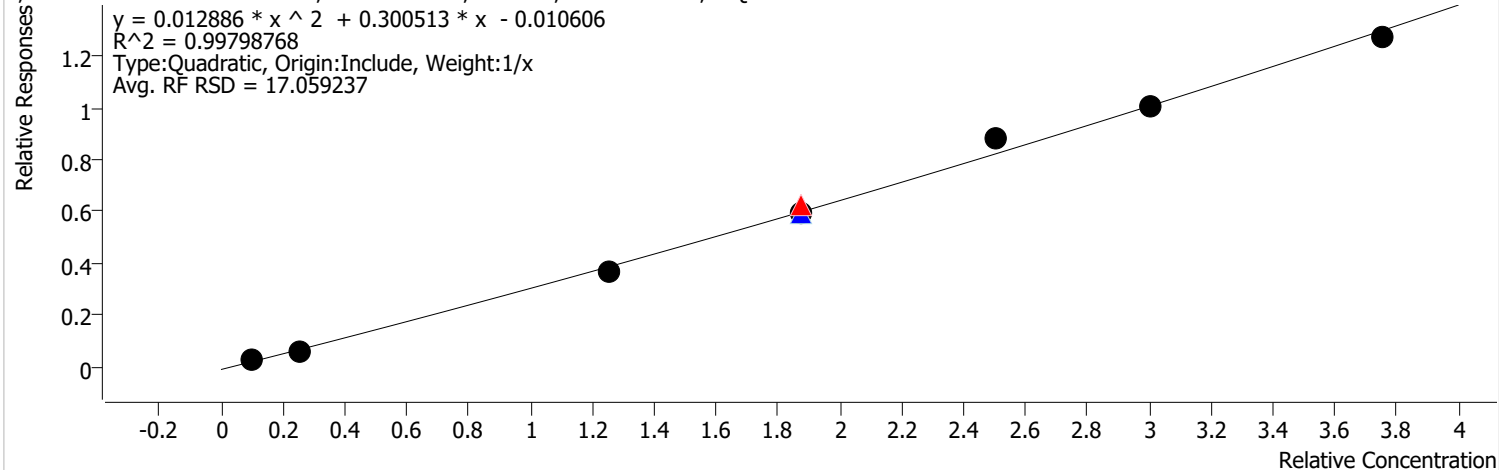
Calibration STD Path	Cal Type	Level	Enabled	Resp.	Exp. Conc	Resp. Factor	Level RSD
\\MASSHUNTER\Org\Data\SV5973N.I\sd122821\1 DOD bna\Dec2808.D	Calibration	1	x	78947	4.0000	1.4168	
\\MASSHUNTER\Org\Data\SV5973N.I\sd122821\1 DOD bna\Dec2807.D	Calibration	2	x	159229	10.0000	1.1532	
\\MASSHUNTER\Org\Data\SV5973N.I\sd122821\1 DOD bna\Dec2806.D	Calibration	3	x	856742	50.0000	1.1567	
\\MASSHUNTER\Org\Data\SV5973N.I\sd122321\DoD BNA 3\Dec2337.D	CC	CCV	x	1107980	75.0000	1.2545	
\\MASSHUNTER\Org\Data\SV5973N.I\sd122821\1 DOD bna\Dec2809.D	QC	ICV	x	1696332	75.0000	1.3171	
\\MASSHUNTER\Org\Data\SV5973N.I\sd122821\1 DOD bna\Dec2805.D	Calibration	4	x	1325598	75.0000	1.2021	
\\MASSHUNTER\Org\Data\SV5973N.I\sd122821\1 DOD bna\Dec2804.D	Calibration	5	x	1846376	100.0000	1.2265	
\\MASSHUNTER\Org\Data\SV5973N.I\sd122821\1 DOD bna\Dec2803.D	Calibration	6	x	2268471	120.0000	1.1668	
\\MASSHUNTER\Org\Data\SV5973N.I\sd122821\1 DOD bna\Dec2802.D	Calibration	7	x	2990250	150.0000	1.2041	

Calibration Report

Batch Path	\\MASSHUNTER\Org\Data\SV5973N.I\sd122821\1 DOD bna\QuantResults\122821 bna 1 CAL.batch.bin	Analyst Name	BL2000\sean
Analysis Time	1/26/2022 3:44 PM	Reporter Name	BL2000\sean
Report Time	1/26/2022 3:46:02 PM	Batch State	Processed
Last Calib Update	12/29/2021 7:25 PM	Quant Report Version	10.0
Quant Batch Version	10.0		

3,3-Dichlorobenzidine %RSE = 9.1

3,3-Dichlorobenzidine - 7 Levels, 7 Levels Used, 7 Points, 7 Points Used, 1 QCs

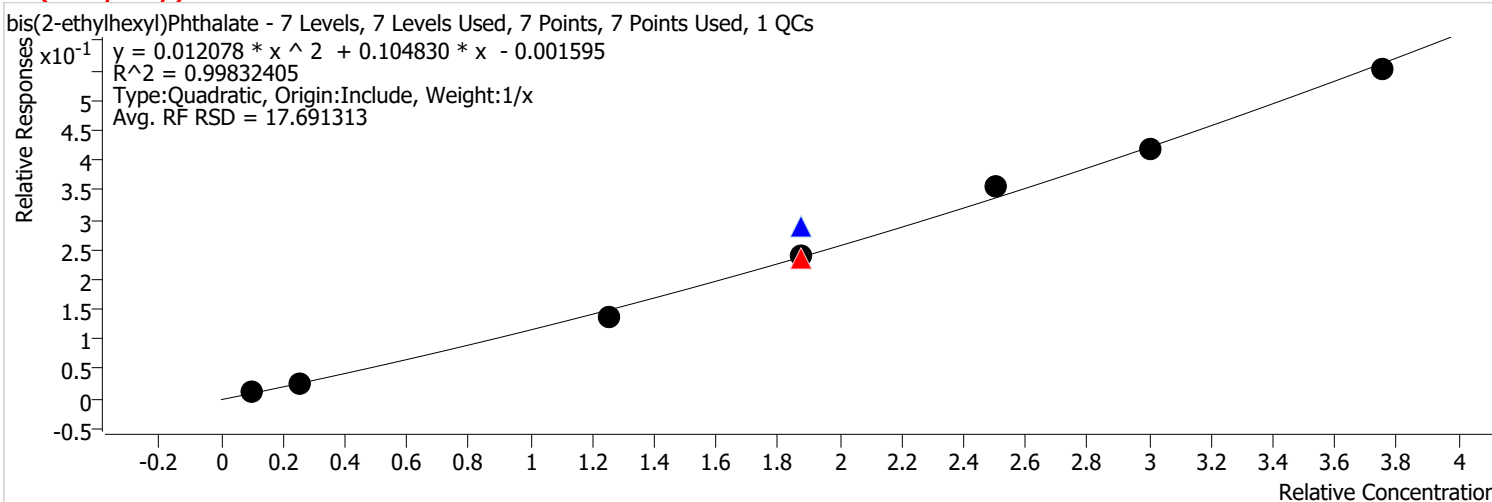


Calibration STD Path	Cal Type	Level	Enabled	Resp.	Exp. Conc	Resp. Factor	Level RSD
\\MASSHUNTER\Org\Data\SV5973N.I\sd122821\1 DOD bna\Dec2808.D	Calibration	1	x	12933	4.0000	0.2321	
\\MASSHUNTER\Org\Data\SV5973N.I\sd122821\1 DOD bna\Dec2807.D	Calibration	2	x	31355	10.0000	0.2271	
\\MASSHUNTER\Org\Data\SV5973N.I\sd122821\1 DOD bna\Dec2806.D	Calibration	3	x	216731	50.0000	0.2926	
\\MASSHUNTER\Org\Data\SV5973N.I\sd122321\DoD BNA 3\Dec2337.D	CC	CCV	x	296646	75.0000	0.3359	
\\MASSHUNTER\Org\Data\SV5973N.I\sd122821\1 DOD bna\Dec2809.D	QC	ICV	x	409690	75.0000	0.3181	
\\MASSHUNTER\Org\Data\SV5973N.I\sd122821\1 DOD bna\Dec2805.D	Calibration	4	x	350810	75.0000	0.3181	
\\MASSHUNTER\Org\Data\SV5973N.I\sd122821\1 DOD bna\Dec2804.D	Calibration	5	x	529237	100.0000	0.3515	
\\MASSHUNTER\Org\Data\SV5973N.I\sd122821\1 DOD bna\Dec2803.D	Calibration	6	x	649256	120.0000	0.3340	
\\MASSHUNTER\Org\Data\SV5973N.I\sd122821\1 DOD bna\Dec2802.D	Calibration	7	x	841603	150.0000	0.3389	

Calibration Report

Batch Path	\\MASSHUNTER\Org\Data\SV5973N.I\sd122821\1 DOD bna\QuantResults\122821 bna 1 CAL.batch.bin	Analyst Name	BL2000\sean
Analysis Time	1/26/2022 3:44 PM	Reporter Name	BL2000\sean
Report Time	1/26/2022 3:46:02 PM	Batch State	Processed
Last Calib Update	12/29/2021 7:25 PM	Quant Report Version	10.0
Quant Batch Version	10.0		

bis(2-ethylhexyl)Phthalate %RSE = 7.3

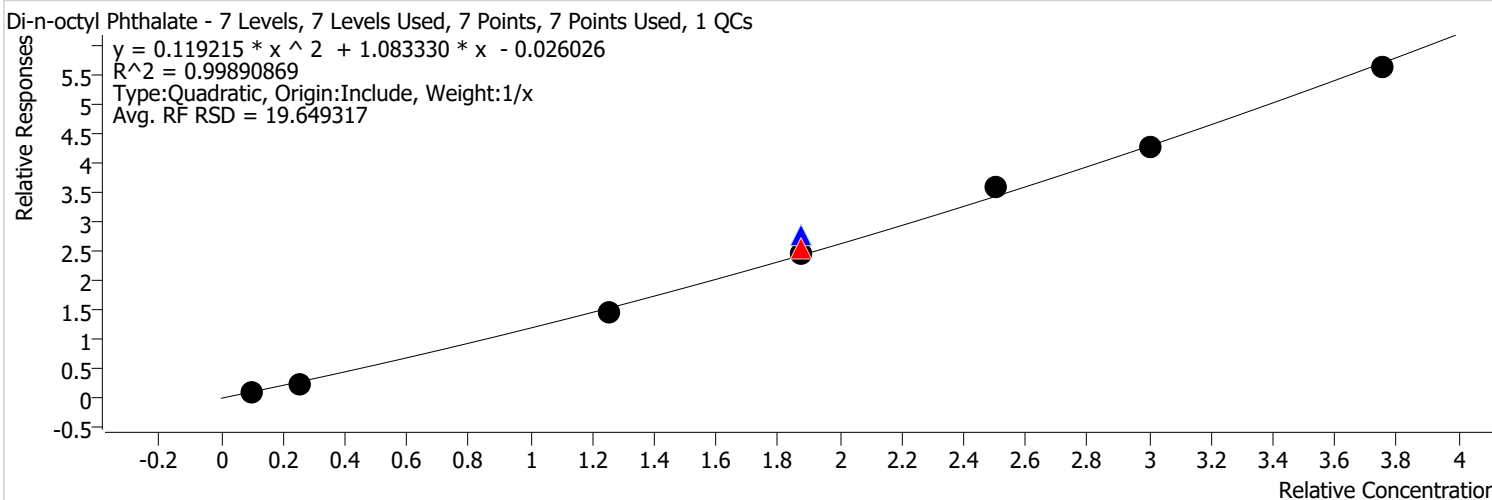


Calibration STD Path	Cal Type	Level	Enabled	Resp.	Exp. Conc	Resp. Factor	Level RSD
\\MASSHUNTER\Org\Data\SV5973N.I\sd122821\1 DOD bna\Dec2808.D	Calibration	1	x	5581	4.0000	0.1002	
\\MASSHUNTER\Org\Data\SV5973N.I\sd122821\1 DOD bna\Dec2807.D	Calibration	2	x	12906	10.0000	0.0935	
\\MASSHUNTER\Org\Data\SV5973N.I\sd122821\1 DOD bna\Dec2806.D	Calibration	3	x	81276	50.0000	0.1097	
\\MASSHUNTER\Org\Data\SV5973N.I\sd122321\DoD BNA 3\Dec2337.D	CC	CCV	x	110981	75.0000	0.1257	
\\MASSHUNTER\Org\Data\SV5973N.I\sd122821\1 DOD bna\Dec2809.D	QC	ICV	x	197695	75.0000	0.1535	
\\MASSHUNTER\Org\Data\SV5973N.I\sd122821\1 DOD bna\Dec2805.D	Calibration	4	x	141948	75.0000	0.1287	
\\MASSHUNTER\Org\Data\SV5973N.I\sd122821\1 DOD bna\Dec2804.D	Calibration	5	x	214493	100.0000	0.1425	
\\MASSHUNTER\Org\Data\SV5973N.I\sd122821\1 DOD bna\Dec2803.D	Calibration	6	x	271955	120.0000	0.1399	
\\MASSHUNTER\Org\Data\SV5973N.I\sd122821\1 DOD bna\Dec2802.D	Calibration	7	x	365081	150.0000	0.1470	

Calibration Report

Batch Path	\\MASSHUNTER\Org\Data\SV5973N.I\sd122821\1 DOD bna\QuantResults\122821 bna 1 CAL.batch.bin	Analyst Name	BL2000\sean
Analysis Time	1/26/2022 3:44 PM	Reporter Name	BL2000\sean
Report Time	1/26/2022 3:46:02 PM	Batch State	Processed
Last Calib Update	12/29/2021 7:25 PM	Quant Report Version	10.0
Quant Batch Version	10.0		

Di-n-octyl Phthalate %RSE = 8.6

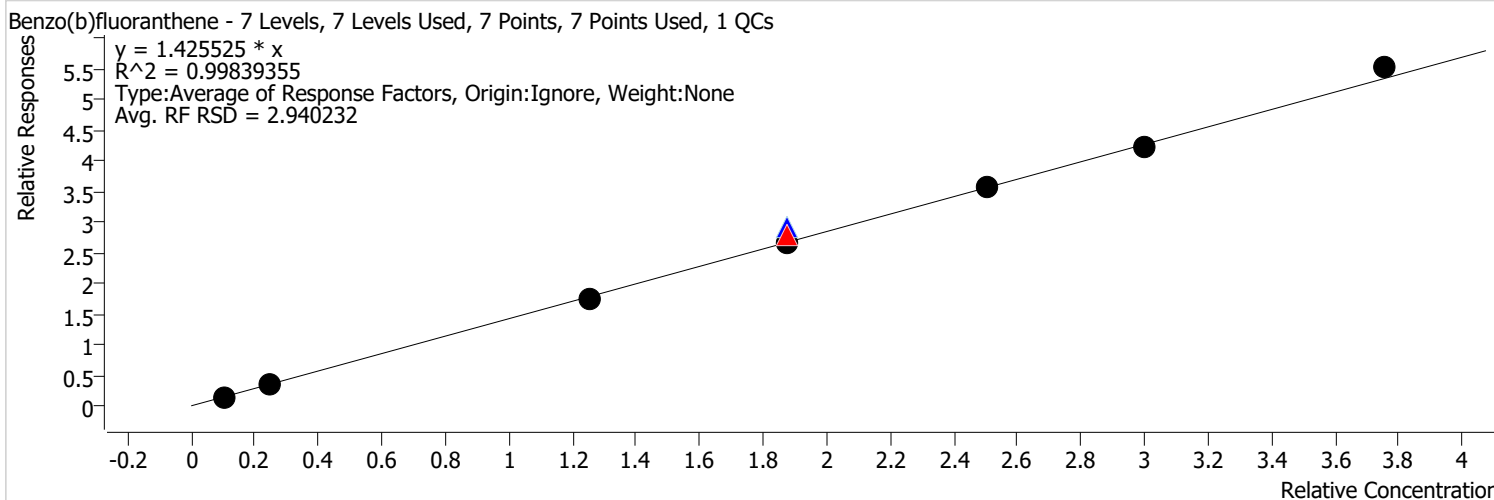


Calibration STD Path	Cal Type	Level	Enabled	Resp.	Exp. Conc	Resp. Factor	Level RSD
\\MASSHUNTER\Org\Data\SV5973N.I\sd122821\1 DOD bna\Dec2808.D	Calibration	1	x	38603	4.0000	0.9667	
\\MASSHUNTER\Org\Data\SV5973N.I\sd122821\1 DOD bna\Dec2807.D	Calibration	2	x	85510	10.0000	0.8820	
\\MASSHUNTER\Org\Data\SV5973N.I\sd122821\1 DOD bna\Dec2806.D	Calibration	3	x	597253	50.0000	1.1551	
\\MASSHUNTER\Org\Data\SV5973N.I\sd122321\DoD BNA 3\Dec2337.D	CC	CCV	x	860717	75.0000	1.3540	
\\MASSHUNTER\Org\Data\SV5973N.I\sd122821\1 DOD bna\Dec2809.D	QC	ICV	x	1409700	75.0000	1.4797	
\\MASSHUNTER\Org\Data\SV5973N.I\sd122821\1 DOD bna\Dec2805.D	Calibration	4	x	1039627	75.0000	1.3100	
\\MASSHUNTER\Org\Data\SV5973N.I\sd122821\1 DOD bna\Dec2804.D	Calibration	5	x	1535607	100.0000	1.4344	
\\MASSHUNTER\Org\Data\SV5973N.I\sd122821\1 DOD bna\Dec2803.D	Calibration	6	x	1957063	120.0000	1.4240	
\\MASSHUNTER\Org\Data\SV5973N.I\sd122821\1 DOD bna\Dec2802.D	Calibration	7	x	2582125	150.0000	1.5031	

Calibration Report

Batch Path	\\MASSHUNTER\Org\Data\SV5973N.I\sd122821\1 DOD bna\QuantResults\122821 bna 1 CAL.batch.bin	Analyst Name	BL2000\sean
Analysis Time	1/26/2022 3:44 PM	Reporter Name	BL2000\sean
Report Time	1/26/2022 3:46:02 PM	Batch State	Processed
Last Calib Update	12/29/2021 7:25 PM	Quant Report Version	10.0
Quant Batch Version	10.0		

Benzo(b)fluoranthene %RSE = 2.9



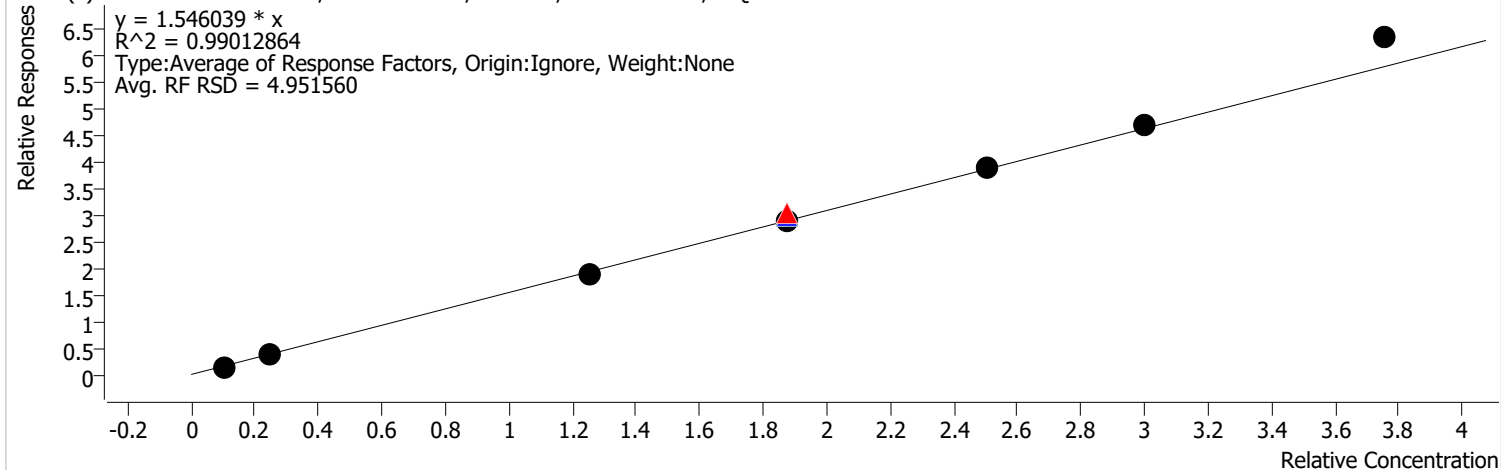
Calibration STD Path	Cal Type	Level	Enabled	Resp.	Exp. Conc	Resp. Factor	Level RSD
\\MASSHUNTER\Org\Data\SV5973N.I\sd122821\1 DOD bna\Dec2808.D	Calibration	1	x	59168	4.0000	1.4816	
\\MASSHUNTER\Org\Data\SV5973N.I\sd122821\1 DOD bna\Dec2807.D	Calibration	2	x	133022	10.0000	1.3721	
\\MASSHUNTER\Org\Data\SV5973N.I\sd122821\1 DOD bna\Dec2806.D	Calibration	3	x	714670	50.0000	1.3822	
\\MASSHUNTER\Org\Data\SV5973N.I\sd122321\DoD BNA 3\Dec2337.D	CC	CCV	x	944451	75.0000	1.4857	
\\MASSHUNTER\Org\Data\SV5973N.I\sd122821\1 DOD bna\Dec2809.D	QC	ICV	x	1493136	75.0000	1.5673	
\\MASSHUNTER\Org\Data\SV5973N.I\sd122821\1 DOD bna\Dec2805.D	Calibration	4	x	1135032	75.0000	1.4302	
\\MASSHUNTER\Org\Data\SV5973N.I\sd122821\1 DOD bna\Dec2804.D	Calibration	5	x	1531709	100.0000	1.4308	
\\MASSHUNTER\Org\Data\SV5973N.I\sd122821\1 DOD bna\Dec2803.D	Calibration	6	x	1935328	120.0000	1.4082	
\\MASSHUNTER\Org\Data\SV5973N.I\sd122821\1 DOD bna\Dec2802.D	Calibration	7	x	2531540	150.0000	1.4736	

Calibration Report

Batch Path	\\MASSHUNTER\Org\Data\SV5973N.I\sd122821\1 DOD bna\QuantResults\122821 bna 1 CAL.batch.bin	Analyst Name	BL2000\sean
Analysis Time	1/26/2022 3:44 PM	Reporter Name	BL2000\sean
Report Time	1/26/2022 3:46:02 PM	Batch State	Processed
Last Calib Update	12/29/2021 7:25 PM	Quant Report Version	10.0
Quant Batch Version	10.0		

Benzo(k)fluoranthene %RSE = 5.0

Benzo(k)fluoranthene - 7 Levels, 7 Levels Used, 7 Points, 7 Points Used, 1 QCs

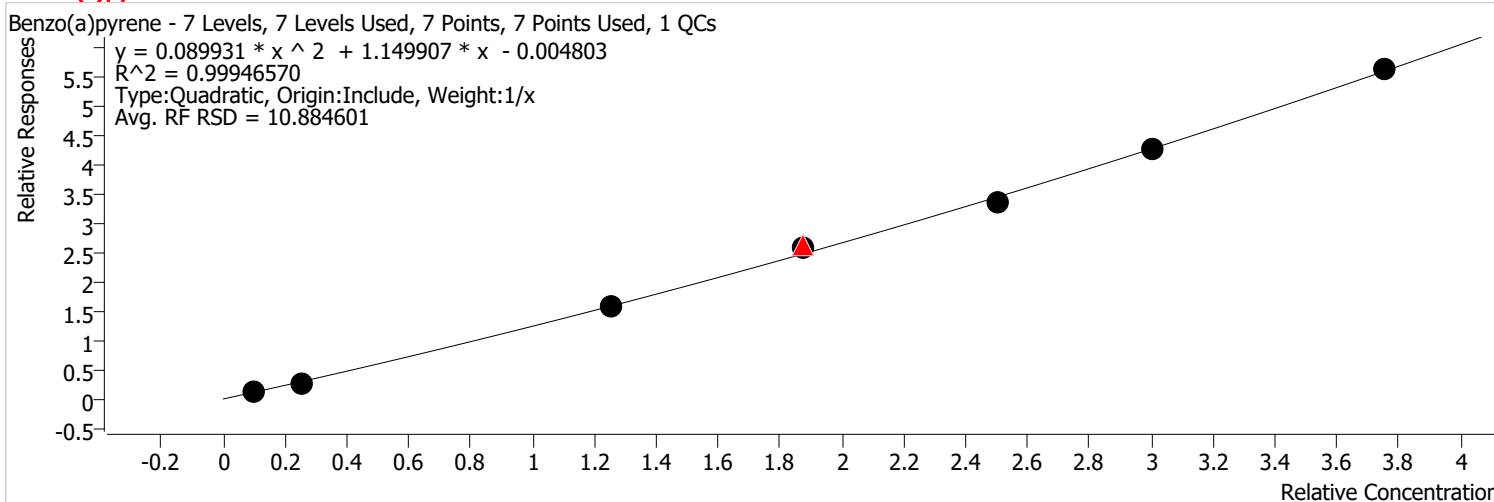


Calibration STD Path	Cal Type	Level	Enabled	Resp.	Exp. Conc	Resp. Factor	Level RSD
\\MASSHUNTER\Org\Data\SV5973N.I\sd122821\1 DOD bna\Dec2808.D	Calibration	1	x	57805	4.0000	1.4475	
\\MASSHUNTER\Org\Data\SV5973N.I\sd122821\1 DOD bna\Dec2807.D	Calibration	2	x	145051	10.0000	1.4962	
\\MASSHUNTER\Org\Data\SV5973N.I\sd122821\1 DOD bna\Dec2806.D	Calibration	3	x	782271	50.0000	1.5130	
\\MASSHUNTER\Org\Data\SV5973N.I\sd122321\DoD BNA 3\Dec2337.D	CC	CCV	x	1033072	75.0000	1.6251	
\\MASSHUNTER\Org\Data\SV5973N.I\sd122821\1 DOD bna\Dec2809.D	QC	ICV	x	1527054	75.0000	1.6029	
\\MASSHUNTER\Org\Data\SV5973N.I\sd122821\1 DOD bna\Dec2805.D	Calibration	4	x	1232144	75.0000	1.5525	
\\MASSHUNTER\Org\Data\SV5973N.I\sd122821\1 DOD bna\Dec2804.D	Calibration	5	x	1670974	100.0000	1.5609	
\\MASSHUNTER\Org\Data\SV5973N.I\sd122821\1 DOD bna\Dec2803.D	Calibration	6	x	2143782	120.0000	1.5599	
\\MASSHUNTER\Org\Data\SV5973N.I\sd122821\1 DOD bna\Dec2802.D	Calibration	7	x	2907393	150.0000	1.6924	

Calibration Report

Batch Path	\\MASSHUNTER\Org\Data\SV5973N.I\sd122821\1 DOD bna\QuantResults\122821 bna 1 CAL.batch.bin	Analyst Name	BL2000\sean
Analysis Time	1/26/2022 3:44 PM	Reporter Name	BL2000\sean
Report Time	1/26/2022 3:46:02 PM	Batch State	Processed
Last Calib Update	12/29/2021 7:25 PM	Quant Report Version	10.0
Quant Batch Version	10.0		

Benzo(a)pyrene %RSE = 3.8

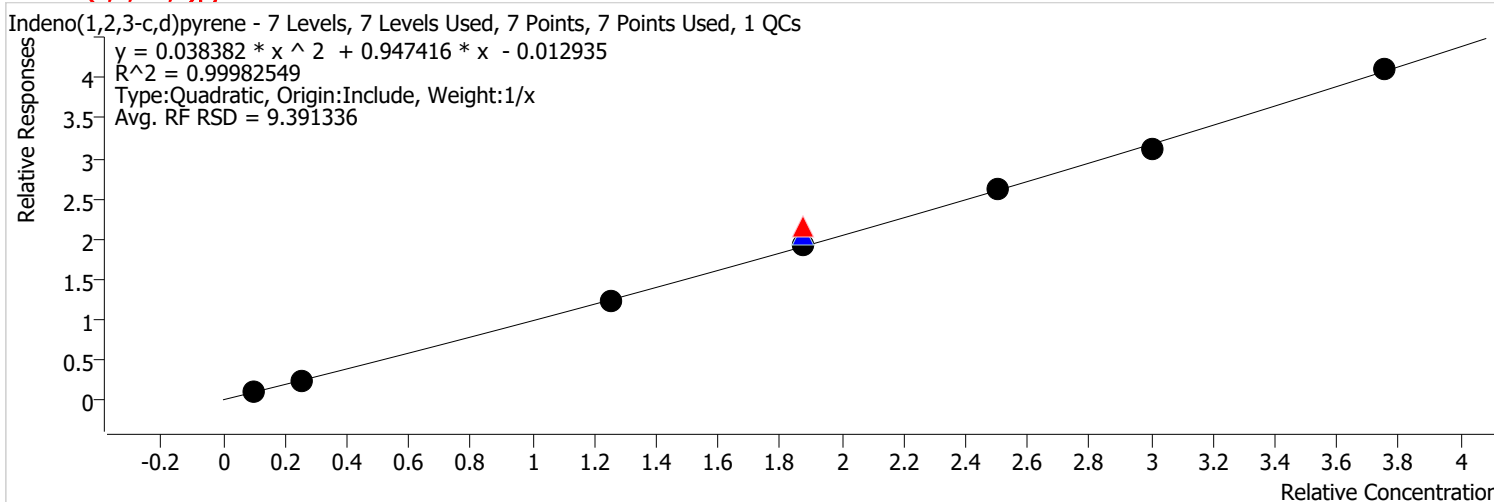


Calibration STD Path	Cal Type	Level	Enabled	Resp.	Exp. Conc	Resp. Factor	Level RSD
\\MASSHUNTER\Org\Data\SV5973N.I\sd122821\1 DOD bna\Dec2808.D	Calibration	1	x	46172	4.0000	1.1562	
\\MASSHUNTER\Org\Data\SV5973N.I\sd122821\1 DOD bna\Dec2807.D	Calibration	2	x	106256	10.0000	1.0960	
\\MASSHUNTER\Org\Data\SV5973N.I\sd122821\1 DOD bna\Dec2806.D	Calibration	3	x	649490	50.0000	1.2562	
\\MASSHUNTER\Org\Data\SV5973N.I\sd122321\DoD BNA 3\Dec2337.D	CC	CCV	x	884344	75.0000	1.3911	
\\MASSHUNTER\Org\Data\SV5973N.I\sd122821\1 DOD bna\Dec2809.D	QC	ICV	x	1329307	75.0000	1.3953	
\\MASSHUNTER\Org\Data\SV5973N.I\sd122821\1 DOD bna\Dec2805.D	Calibration	4	x	1084549	75.0000	1.3666	
\\MASSHUNTER\Org\Data\SV5973N.I\sd122821\1 DOD bna\Dec2804.D	Calibration	5	x	1424857	100.0000	1.3310	
\\MASSHUNTER\Org\Data\SV5973N.I\sd122821\1 DOD bna\Dec2803.D	Calibration	6	x	1945061	120.0000	1.4153	
\\MASSHUNTER\Org\Data\SV5973N.I\sd122821\1 DOD bna\Dec2802.D	Calibration	7	x	2566771	150.0000	1.4941	

Calibration Report

Batch Path	\\MASSHUNTER\Org\Data\SV5973N.I\sd122821\1 DOD bna\QuantResults\122821 bna 1 CAL.batch.bin	Analyst Name	BL2000\sean
Analysis Time	1/26/2022 3:44 PM	Reporter Name	BL2000\sean
Report Time	1/26/2022 3:46:02 PM	Batch State	Processed
Last Calib Update	12/29/2021 7:25 PM	Quant Report Version	10.0
Quant Batch Version	10.0		

Indeno(1,2,3-c,d)pyrene %RSE = 1.7

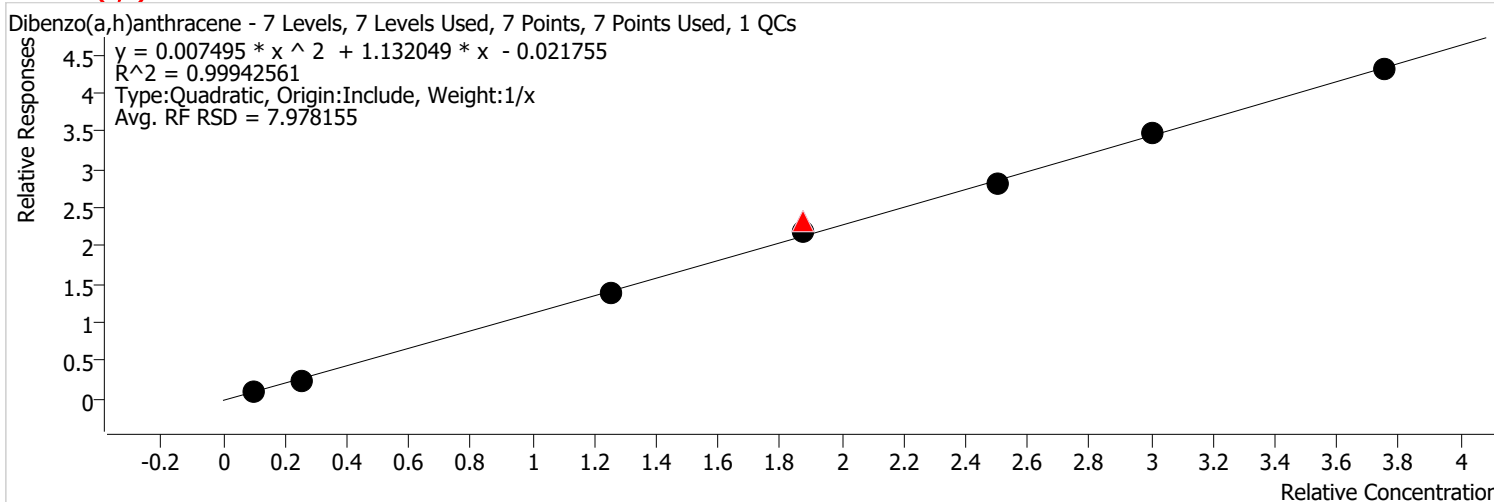


Calibration STD Path	Cal Type	Level	Enabled	Resp.	Exp. Conc	Resp. Factor	Level RSD
\\MASSHUNTER\Org\Data\SV5973N.I\sd122821\1 DOD bna\Dec2808.D	Calibration	1	x	33442	4.0000	0.8374	
\\MASSHUNTER\Org\Data\SV5973N.I\sd122821\1 DOD bna\Dec2807.D	Calibration	2	x	86021	10.0000	0.8873	
\\MASSHUNTER\Org\Data\SV5973N.I\sd122821\1 DOD bna\Dec2806.D	Calibration	3	x	506218	50.0000	0.9791	
\\MASSHUNTER\Org\Data\SV5973N.I\sd122321\DoD BNA 3\Dec2337.D	CC	CCV	x	732323	75.0000	1.1520	
\\MASSHUNTER\Org\Data\SV5973N.I\sd122821\1 DOD bna\Dec2809.D	QC	ICV	x	1034213	75.0000	1.0856	
\\MASSHUNTER\Org\Data\SV5973N.I\sd122821\1 DOD bna\Dec2805.D	Calibration	4	x	815107	75.0000	1.0271	
\\MASSHUNTER\Org\Data\SV5973N.I\sd122821\1 DOD bna\Dec2804.D	Calibration	5	x	1118524	100.0000	1.0448	
\\MASSHUNTER\Org\Data\SV5973N.I\sd122821\1 DOD bna\Dec2803.D	Calibration	6	x	1428035	120.0000	1.0391	
\\MASSHUNTER\Org\Data\SV5973N.I\sd122821\1 DOD bna\Dec2802.D	Calibration	7	x	1879964	150.0000	1.0943	

Calibration Report

Batch Path	\\MASSHUNTER\Org\Data\SV5973N.I\sd122821\1 DOD bna\QuantResults\122821 bna 1 CAL.batch.bin	Analyst Name	BL2000\sean
Analysis Time	1/26/2022 3:44 PM	Reporter Name	BL2000\sean
Report Time	1/26/2022 3:46:03 PM	Batch State	Processed
Last Calib Update	12/29/2021 7:25 PM	Quant Report Version	10.0
Quant Batch Version	10.0		

Dibenzo(a,h)anthracene %RSE = 7.0

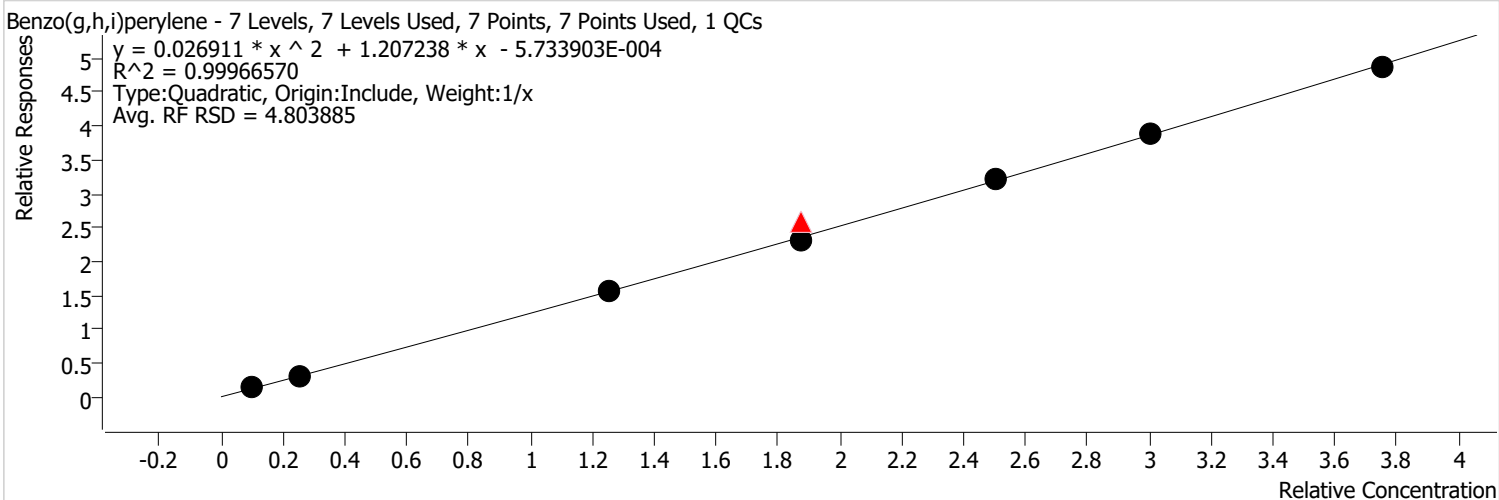


Calibration STD Path	Cal Type	Level	Enabled	Resp.	Exp. Conc	Resp. Factor	Level RSD
\\MASSHUNTER\Org\Data\SV5973N.I\sd122821\1 DOD bna\Dec2808.D	Calibration	1	x	40671	4.0000	1.0185	
\\MASSHUNTER\Org\Data\SV5973N.I\sd122821\1 DOD bna\Dec2807.D	Calibration	2	x	90361	10.0000	0.9321	
\\MASSHUNTER\Org\Data\SV5973N.I\sd122821\1 DOD bna\Dec2806.D	Calibration	3	x	575017	50.0000	1.1121	
\\MASSHUNTER\Org\Data\SV5973N.I\sd122321\DoD BNA 3\Dec2337.D	CC	CCV	x	789236	75.0000	1.2415	
\\MASSHUNTER\Org\Data\SV5973N.I\sd122821\1 DOD bna\Dec2809.D	QC	ICV	x	1189036	75.0000	1.2481	
\\MASSHUNTER\Org\Data\SV5973N.I\sd122821\1 DOD bna\Dec2805.D	Calibration	4	x	927685	75.0000	1.1689	
\\MASSHUNTER\Org\Data\SV5973N.I\sd122821\1 DOD bna\Dec2804.D	Calibration	5	x	1209636	100.0000	1.1299	
\\MASSHUNTER\Org\Data\SV5973N.I\sd122821\1 DOD bna\Dec2803.D	Calibration	6	x	1587150	120.0000	1.1548	
\\MASSHUNTER\Org\Data\SV5973N.I\sd122821\1 DOD bna\Dec2802.D	Calibration	7	x	1972310	150.0000	1.1481	

Calibration Report

Batch Path	\\MASSHUNTER\Org\Data\SV5973N.I\sd122821\1 DOD bna\QuantResults\122821 bna 1 CAL.batch.bin	Analyst Name	BL2000\sean
Analysis Time	1/26/2022 3:44 PM	Reporter Name	BL2000\sean
Report Time	1/26/2022 3:46:03 PM	Batch State	Processed
Last Calib Update	12/29/2021 7:25 PM	Quant Report Version	10.0
Quant Batch Version	10.0		

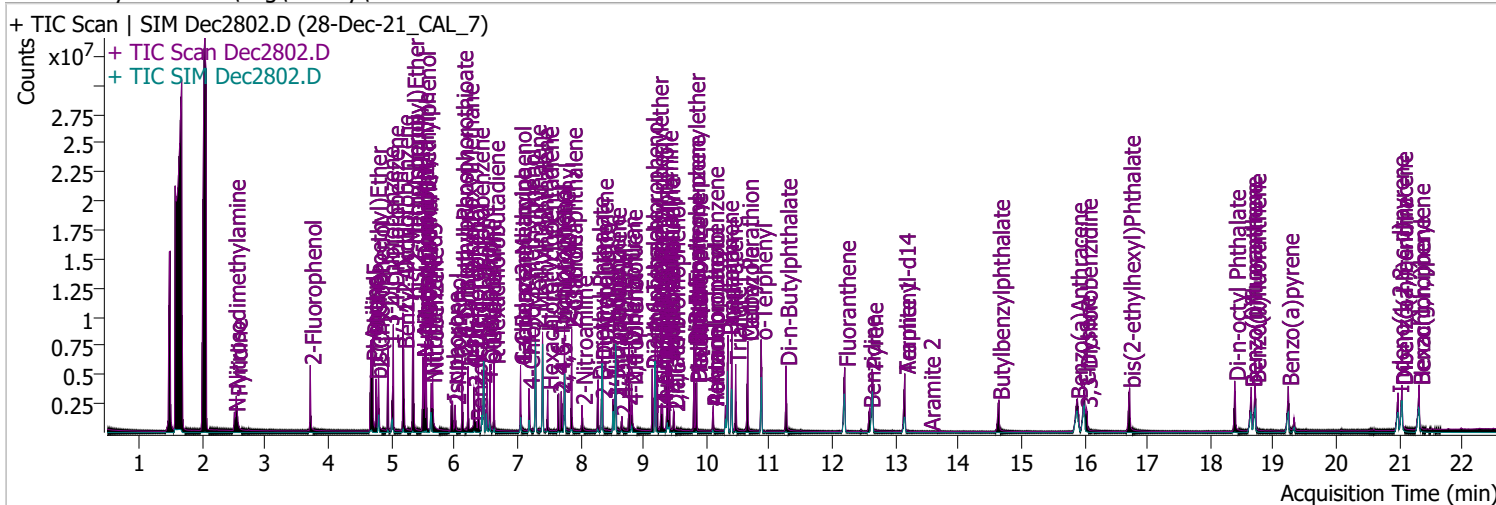
Benzo(g,h,i)perylene %RSE = 4.7



Calibration STD Path	Cal Type	Level	Enabled	Resp.	Exp. Conc	Resp. Factor	Level RSD
\\MASSHUNTER\Org\Data\SV5973N.I\sd122821\1 DOD bna\Dec2808.D	Calibration	1	x	50982	4.0000	1.2766	
\\MASSHUNTER\Org\Data\SV5973N.I\sd122821\1 DOD bna\Dec2807.D	Calibration	2	x	109541	10.0000	1.1299	
\\MASSHUNTER\Org\Data\SV5973N.I\sd122821\1 DOD bna\Dec2806.D	Calibration	3	x	648415	50.0000	1.2541	
\\MASSHUNTER\Org\Data\SV5973N.I\sd122321\DoD BNA 3\Dec2337.D	CC	CCV	x	881363	75.0000	1.3865	
\\MASSHUNTER\Org\Data\SV5973N.I\sd122821\1 DOD bna\Dec2809.D	QC	ICV	x	1311371	75.0000	1.3765	
\\MASSHUNTER\Org\Data\SV5973N.I\sd122821\1 DOD bna\Dec2805.D	Calibration	4	x	979101	75.0000	1.2337	
\\MASSHUNTER\Org\Data\SV5973N.I\sd122821\1 DOD bna\Dec2804.D	Calibration	5	x	1382277	100.0000	1.2912	
\\MASSHUNTER\Org\Data\SV5973N.I\sd122821\1 DOD bna\Dec2803.D	Calibration	6	x	1789954	120.0000	1.3024	
\\MASSHUNTER\Org\Data\SV5973N.I\sd122821\1 DOD bna\Dec2802.D	Calibration	7	x	2226169	150.0000	1.2958	

Quantitation Results Report (QT Reviewed)

Data File	Dec2802.D	Operator	LIMS import
Acq. Method	BNA+SIM.M	Acq. Date-Time	12/28/2021 2:24:27 PM
Sample Name	28-Dec-21_CAL_7	Instrument	Instrument #1
Vial	2	Multiplier	1.00
DA Method File		Comment	SVOC-8270-W-LARGO
Tune File	dftppdsm.u	Tune Date	11/24/2021 11:15:00 AM
Batch Name	122821 bna 1 CAL.batch.bin	Last Calib Update	12/29/2021 7:25:46 PM
Ref Library	D:\Org\Library\NIST129K.I		



Compound	RT	QIon	Resp.	Conc.	Units	Dev(Min)
----------	----	------	-------	-------	-------	----------

Internal Standards

System Monitoring Compounds

S 2-Fluorophenol	3.715	112.0	1304432	148.7092	µg/L	0.010
Spiked Amount: 200.000	Range: 10.0 - 75.0%			Recovery = 74.35%		
S Phenol-d5	4.695	99.0	1703585	147.8238	µg/L	0.010
Spiked Amount: 200.000	Range: 10.0 - 65.0%			Recovery = 73.91%		*
S Nitrobenzene-d5	5.635	82.0	862470	146.4511	µg/L	0.010
Spiked Amount: 100.000	Range: 32.0 - 94.0%			Recovery = 146.45%		*
S 2-Fluorobiphenyl	7.749	172.0	2546548	146.0097	µg/L	0.000
Spiked Amount: 100.000	Range: 28.0 - 107.0%			Recovery = 146.01%		*
S 2,4,6-Tribromophenol	9.489	329.8	154129	154.0245	µg/L	0.010
Spiked Amount: 200.000	Range: 25.0 - 140.0%			Recovery = 77.01%		
S Terphenyl-d14	13.149	244.3	2311109	147.2211	µg/L	0.010
Spiked Amount: 100.000	Range: 32.0 - 122.0%			Recovery = 147.22%		*

Target Compounds

Compound	RT	QIon	Resp.	Conc.	Units	QValue
T N-Nitrosodimethylamine	2.509	74.0	498429	137.3345	µg/L	79
T Pyridine	2.540	79.0	1260889	139.8011	µg/L	90
T Aniline	4.675	93.0	2558692	146.6255	µg/L	94
T Phenol	4.705	94.0	1992679	153.9390	µg/L	90
T bis(-2-Chloroethyl)Ether	4.756	63.0	1407901	139.4103	µg/L	99
T 2-Chlorophenol	4.797	128.0	1220197	141.6745	µg/L	100
T 1,3-Dichlorobenzene	4.950	146.0	1930797	147.6236	µg/L	99
T 1,4-Dichlorobenzene	5.032	146.0	1983474	153.7720	µg/L	m 98
T 1,2-Dichlorobenzene	5.185	146.0	1840258	136.2123	µg/L	98
T Benzyl Alcohol	5.195	108.0	800268	137.2928	µg/L	96
T bis(2-chloroisopropyl)Ether	5.349	121.0	547889	133.5047	µg/L	100
T 2-Methylphenol	5.349	107.0	1401347	150.4175	µg/L	98
T N-nitroso-Di-n-propylamine	5.502	70.0	913674	136.4744	µg/L	99
T 4Methylphenol/3Methylphenol	5.533	107.0	1908599	151.3538	µg/L	m 98
T Hexachloroethane	5.553	117.0	495373	148.8241	µg/L	90

Quantitation Results Report (QT Reviewed)

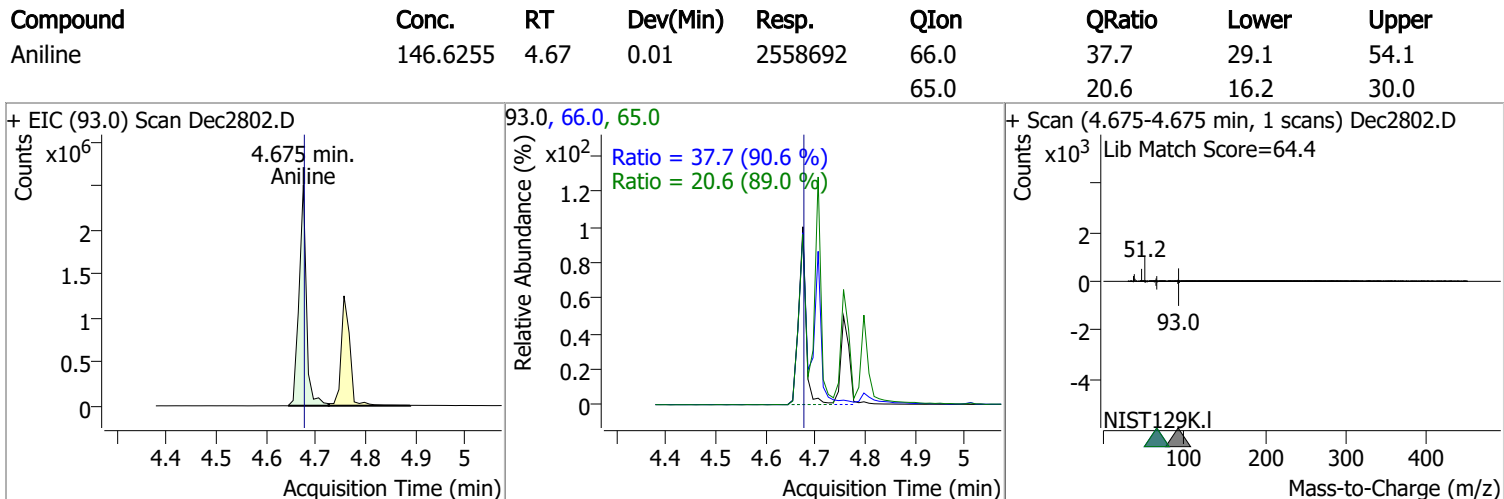
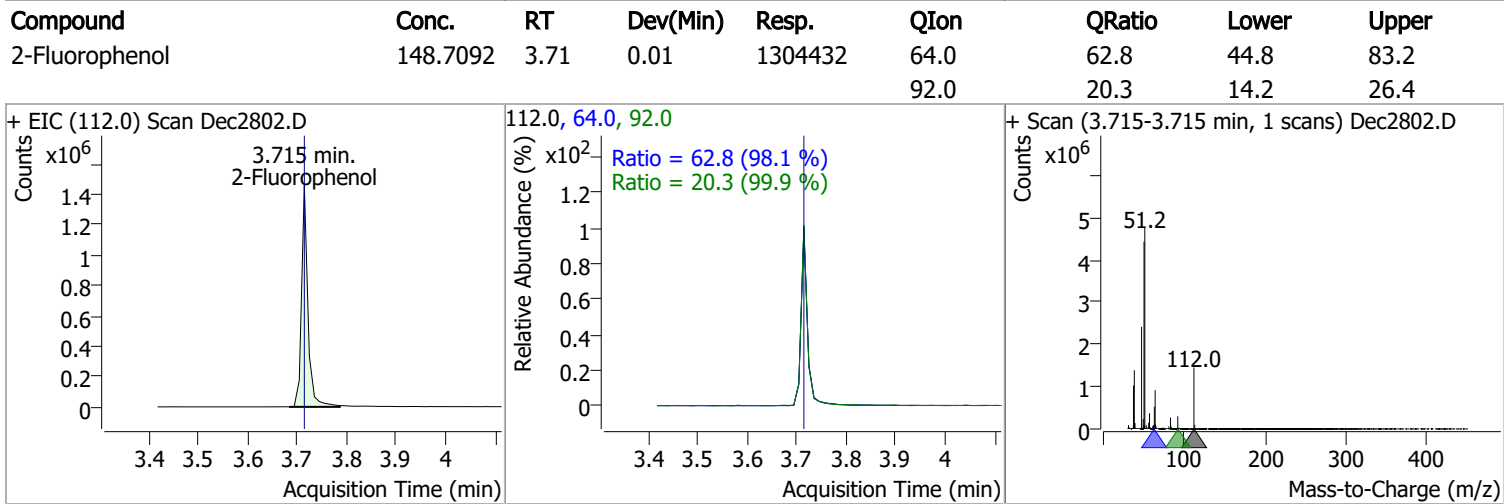
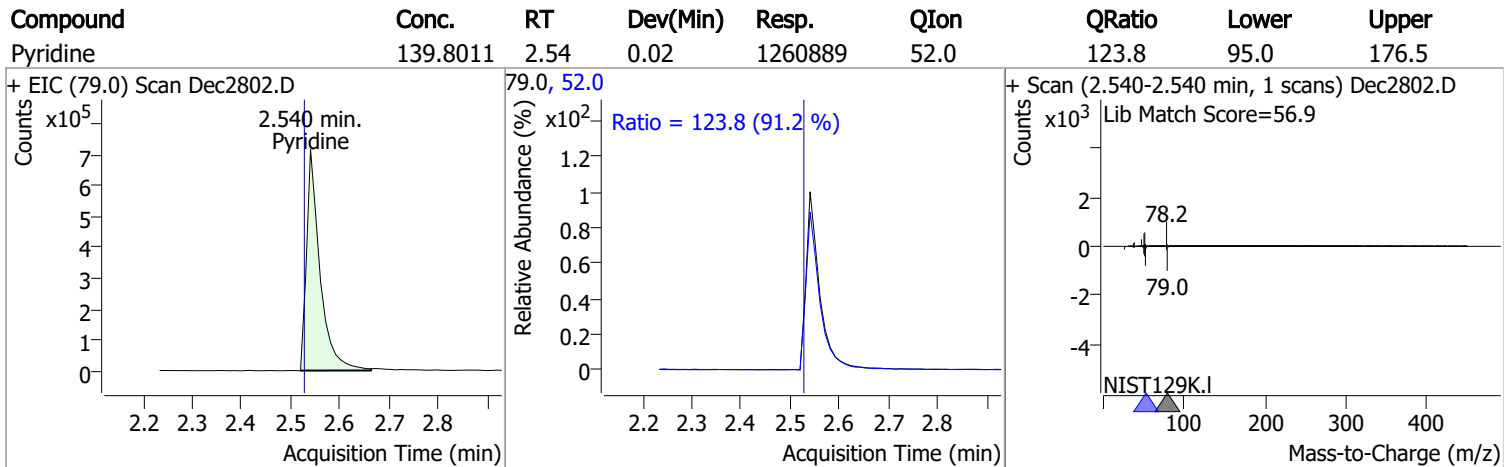
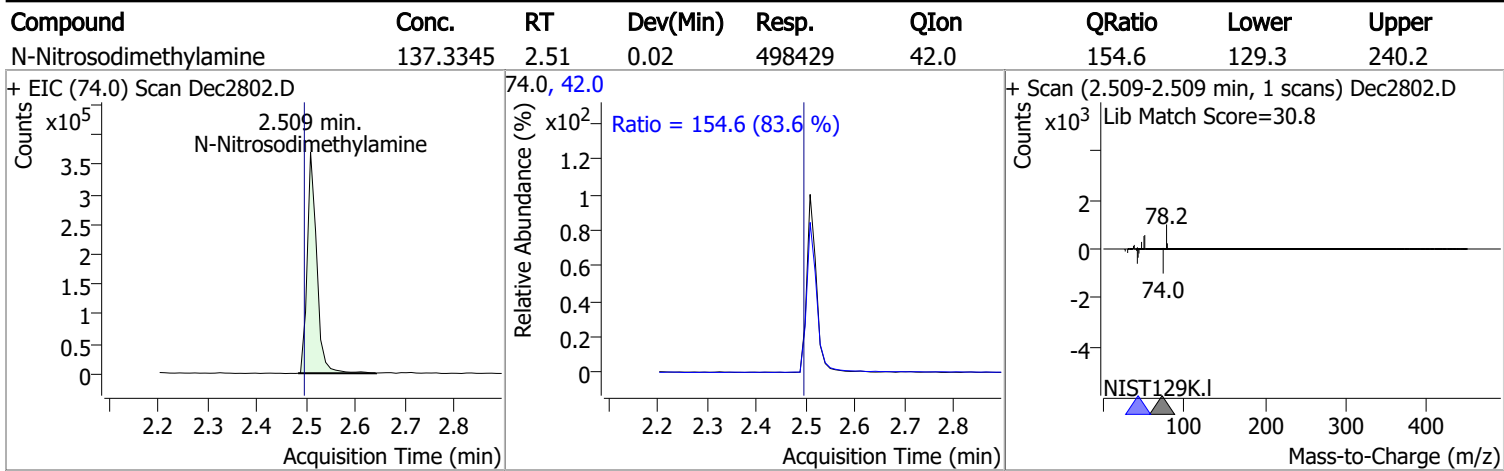
Compound	RT	QIon	Resp.	Conc.	Units	Dev(Min)	
T Nitrobenzene	5.655	123.1	400624	135.3937	µg/L	90	
T Isophorone	5.972	82.0	2047574	145.9146	µg/L	99	
T 2-Nitrophenol	6.013	139.0	340485	145.6437	µg/L	97	
T 2,4-Dimethylphenol	6.126	122.0	1083439	139.5556	µg/L	99	
T bis(-2-Chloroethoxy)Methane	6.218	93.0	1341138	139.9918	µg/L	98	
T Benzoic Acid	6.352	105.0	576044	143.4750	µg/L	95	
T 2,4-Dichlorophenol	6.311	162.0	802034	144.6609	µg/L	99	
T 1,2,4-Trichlorobenzene	6.383	180.0	1146510	141.1882	µg/L	99	
T Naphthalene	6.465	128.0	3552299	132.9406	µg/L	m	99
T 4-Chlorophenol	6.516	130.0	342814	146.2050	µg/L	m	98
T p-Chloroaniline	6.568	127.0	1563056	147.4140	µg/L		96
T Hexachlorobutadiene	6.629	224.9	638885	153.3819	µg/L		97
T 4-Chloro-2-Methylphenol	7.050	107.0	862842	138.3690	µg/L		98
T 4-Chloro-3-Methylphenol	7.184	107.0	909438	146.7570	µg/L		99
T 2-Methylnaphthalene	7.286	141.0	2078637	146.2916	µg/L		98
T 1-Methylnaphthalene	7.399	141.0	2048669	146.0329	µg/L		99
T Hexachlorocyclopentadiene	7.482	236.9	353538	148.2707	µg/L		98
T 2,4,6-Trichlorophenol	7.656	196.0	532039	150.4673	µg/L		98
T 2,4,5-Trichlorophenol	7.697	196.0	568846	142.4414	µg/L		98
T 2-Chloronaphthalene	7.862	162.0	2250023	146.4532	µg/L		99
T 2-Nitroaniline	8.026	65.0	360083	145.3774	µg/L		99
T Dimethyl Phthalate	8.282	163.0	2143709	147.4224	µg/L		98
T 2,6-Dinitrotoluene	8.333	165.0	235896	147.2600	µg/L		96
T Acenaphthylene	8.354	152.1	3915756	150.4813	µg/L		100
T 3-Nitroaniline	8.538	138.0	306017	145.8185	µg/L		92
T Acenaphthene	8.558	154.0	2155396	153.5547	µg/L	m	98
T 2,4-Dinitrophenol	8.660	184.0	153890	149.3252	µg/L		82
T Dibenzofuran	8.773	168.0	3429677	151.7695	µg/L		99
T 4-Nitrophenol	8.824	109.0	324707	145.4193	µg/L		78
T 2,4-Dinitrotoluene	8.814	165.0	337618	147.1319	µg/L		98
T Diethylphthalate	9.141	149.0	2225622	148.4939	µg/L	m	99
T Fluorene	9.192	166.0	2977755	153.0965	µg/L		98
T 4-Chlorophenyl-phenylether	9.223	204.0	1264744	150.1936	µg/L		97
T 4-Nitroaniline	9.285	138.0	293170	143.3550	µg/L		98
T 4,6-Dinitro-2-methylphenol	9.305	198.0	216297	148.4268	µg/L		93
T N-nitrosodiphenylamine	9.377	169.0	1635441	143.1354	µg/L		99
T Azobenzene	9.407	77.0	2151663	143.1527	µg/L		91
T 4-Bromophenyl-phenylether	9.806	248.0	681341	148.5344	µg/L		100
T Hexachlorobenzene	9.847	283.9	620945	149.1176	µg/L		94
T Pentachlorophenol	10.110	265.9	226760	144.6526	µg/L		93
T Phenanthrene	10.343	178.0	3788593	149.1853	µg/L		99
T Anthracene	10.404	178.0	3353992	146.4996	µg/L	m	99
T Triallate	10.465	86.0	772724	147.5389	µg/L		97
T Carbazole	10.657	167.0	3633136	152.2962	µg/L		99
T o-Terphenyl	10.870	230.0	1867487	150.4557	µg/L		98
T Di-n-Butylphthalate	11.265	149.0	2991931	145.8109	µg/L		99
T Fluoranthene	12.197	202.0	3579977	146.9721	µg/L		100
T Benzidine	12.592	184.0	1327180	146.0621	µg/L		99
T Pyrene	12.632	202.0	4003370	149.7101	µg/L		98
T Butylbenzylphthalate	14.643	149.0	1016385	146.8716	µg/L		97
T Benzo(a)Anthracene	15.880	228.0	2687750	152.2440	µg/L		99
T Chrysene	16.003	228.0	2990250	148.2872	µg/L		99
T 3,3-Dichlorobenzidine	16.033	252.0	841603	147.3099	µg/L		98
T bis(2-ethylhexyl)Phthalate	16.718	167.0	365081	147.9309	µg/L		91
T Di-n-octyl Phthalate	18.386	149.0	2582125	148.4492	µg/L		99

Quantitation Results Report (QT Reviewed)

Compound	RT	QIon	Resp.	Conc.	Units	Dev(Min)
T Benzo(b)fluoranthene	18.649	252.0	2531540	155.0591	µg/L	100
T Benzo(k)fluoranthene	18.710	252.0	2907393	164.1991	µg/L	99
T Benzo(a)pyrene	19.236	252.0	2566771	150.6774	µg/L	97
T Indeno(1,2,3-c,d)pyrene	20.978	276.0	1879964	150.7798	µg/L	95
T Dibenzo(a,h)anthracene	21.039	278.0	1972310	149.2076	µg/L	99
T Benzo(g,h,i)perylene	21.312	276.0	2226169	148.7054	µg/L	99

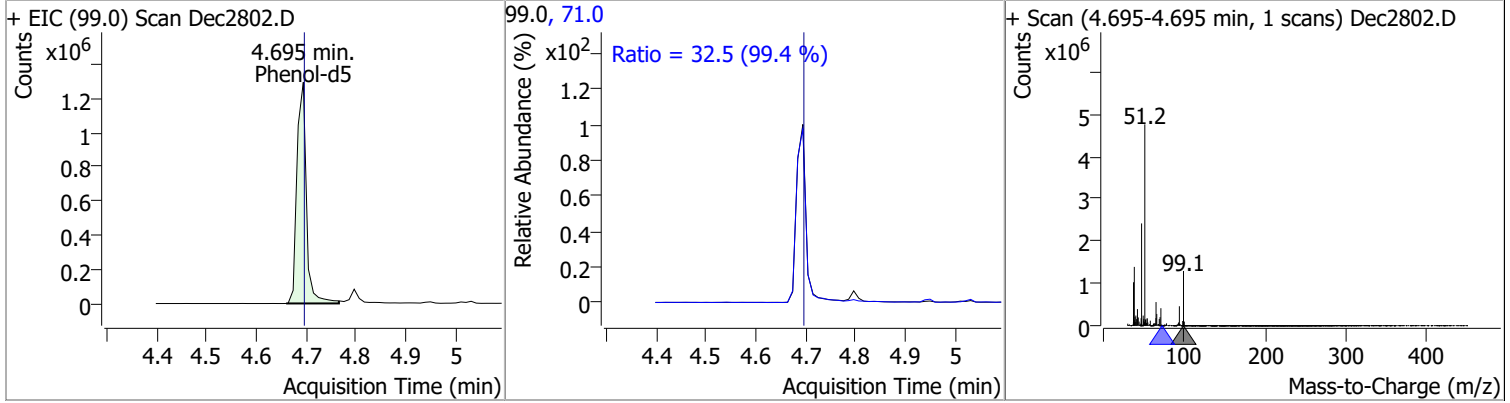
(#) = Qualifier Out of Range; (m) = Manual Integration; (+) = Area Summed; (*) = Surrogate Percent Recovery Out of Range; (d): Zeroed Peak

Quantitation Results Report (QT Reviewed)

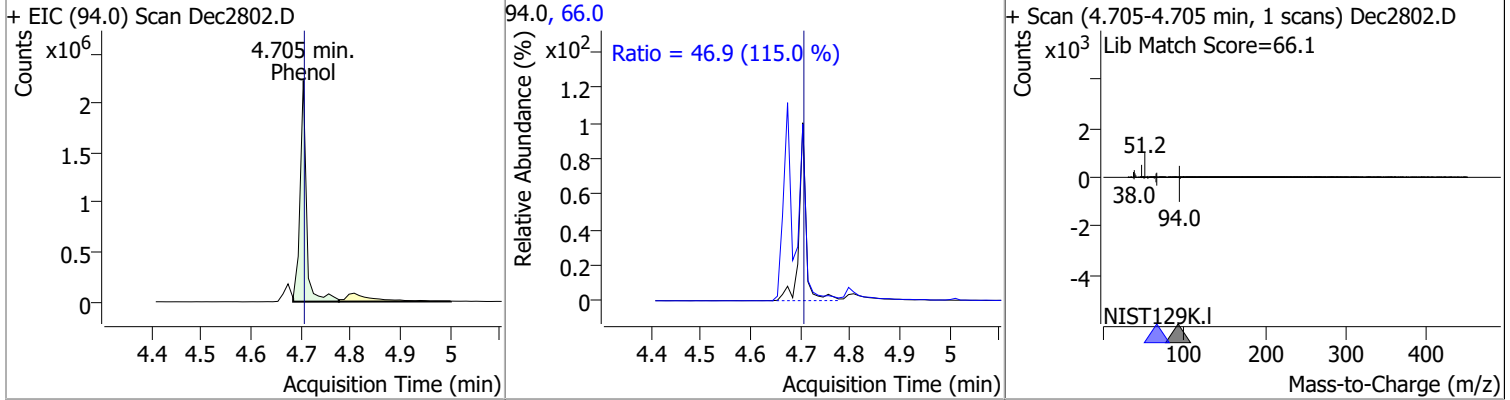


Quantitation Results Report (QT Reviewed)

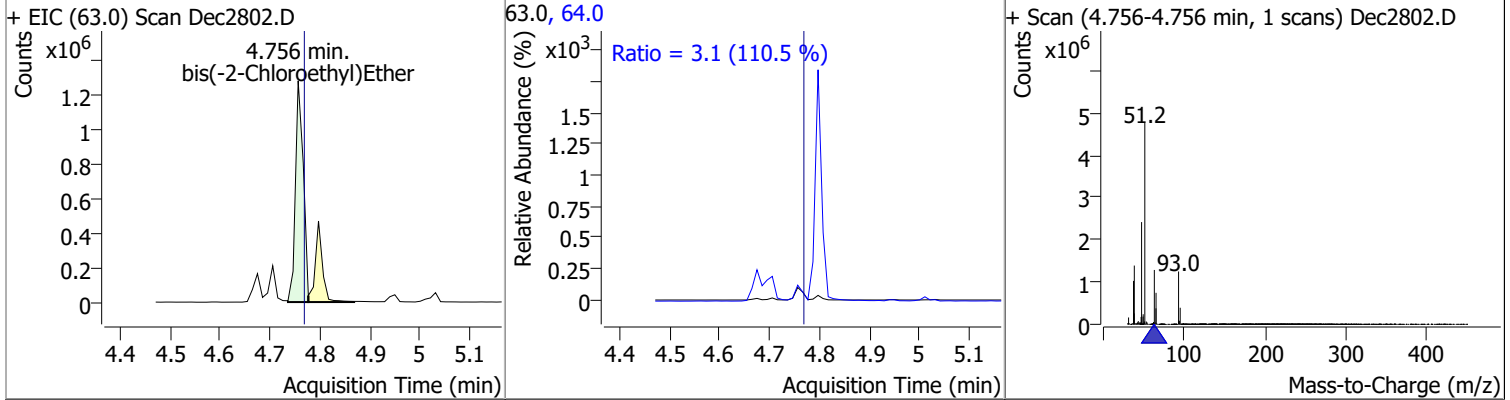
Compound	Conc.	RT	Dev(Min)	Resp.	QIon	QRatio	Lower	Upper
Phenol-d5	147.8238	4.70	0.01	1703585	71.0	32.5	22.9	42.5



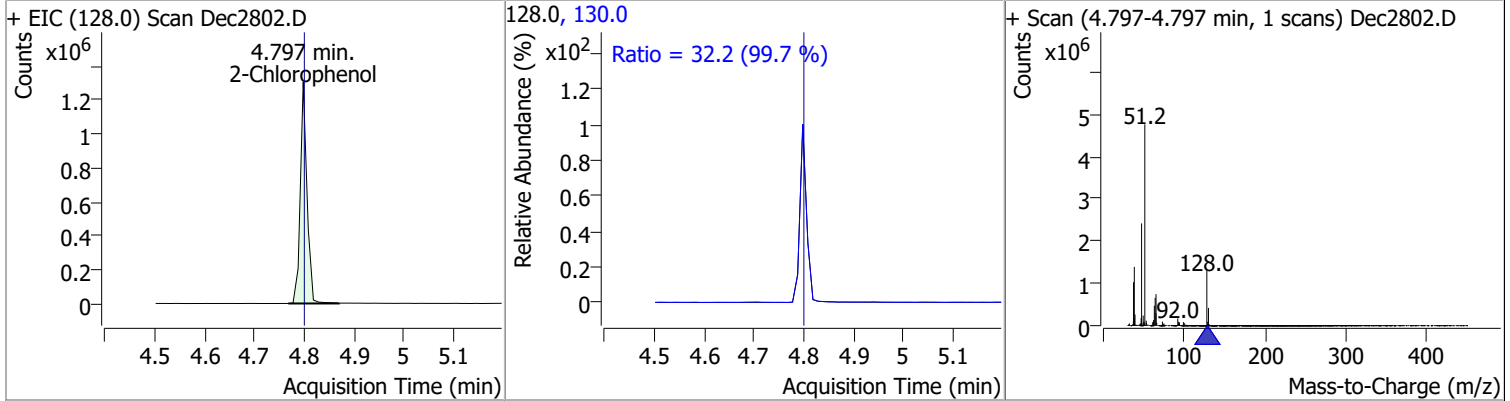
Compound	Conc.	RT	Dev(Min)	Resp.	QIon	QRatio	Lower	Upper
Phenol	153.9390	4.71	0.01	1992679	66.0	46.9	28.6	53.1



Compound	Conc.	RT	Dev(Min)	Resp.	QIon	QRatio	Lower	Upper
bis(-2-Chloroethyl)Ether	139.4103	4.76	0.00	1407901	64.0	3.1	1.9	3.6

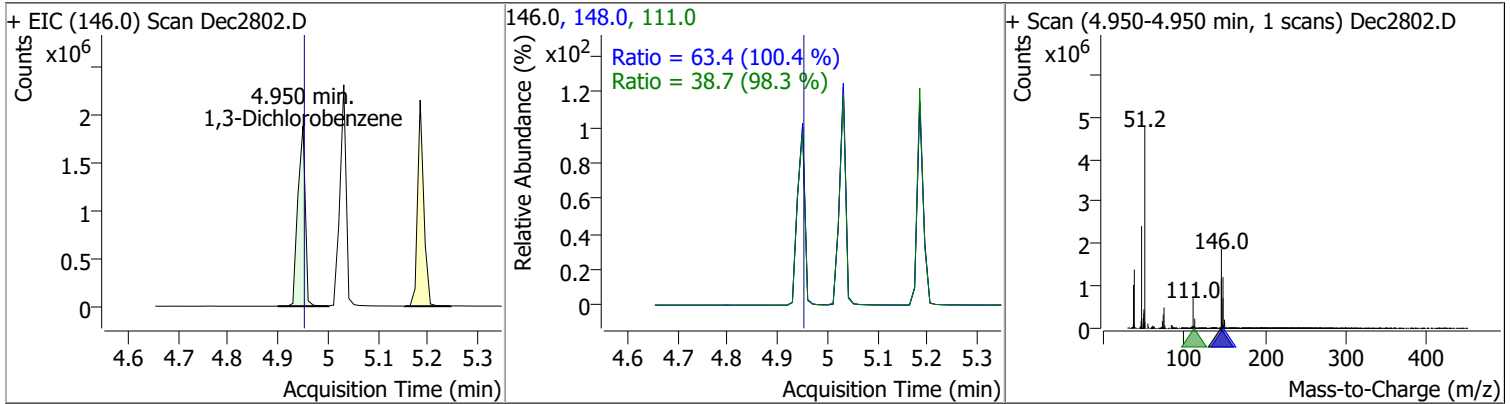


Compound	Conc.	RT	Dev(Min)	Resp.	QIon	QRatio	Lower	Upper
2-Chlorophenol	141.6745	4.80	0.01	1220197	130.0	32.2	22.6	42.0

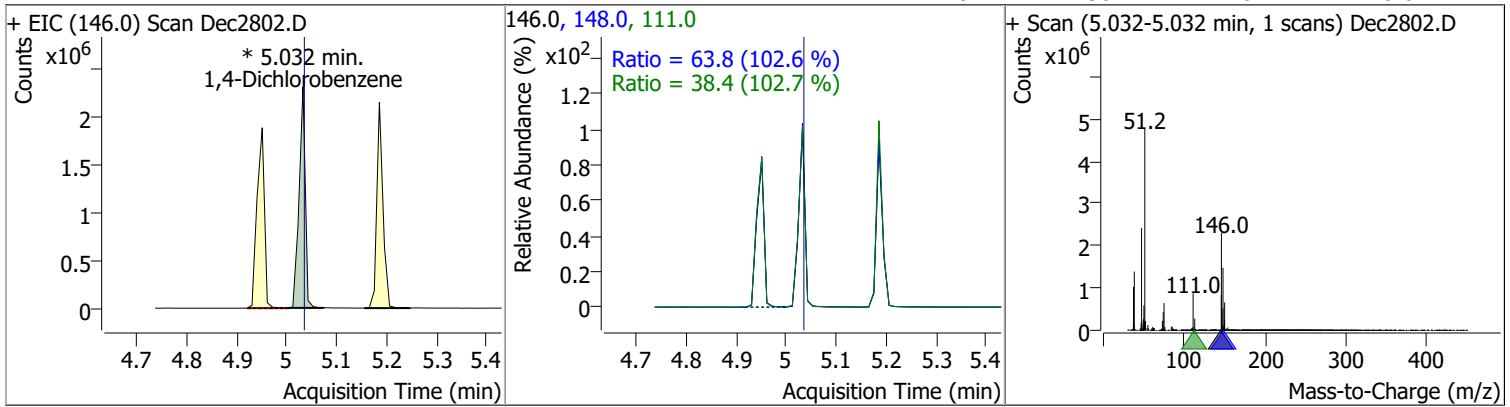


Quantitation Results Report (QT Reviewed)

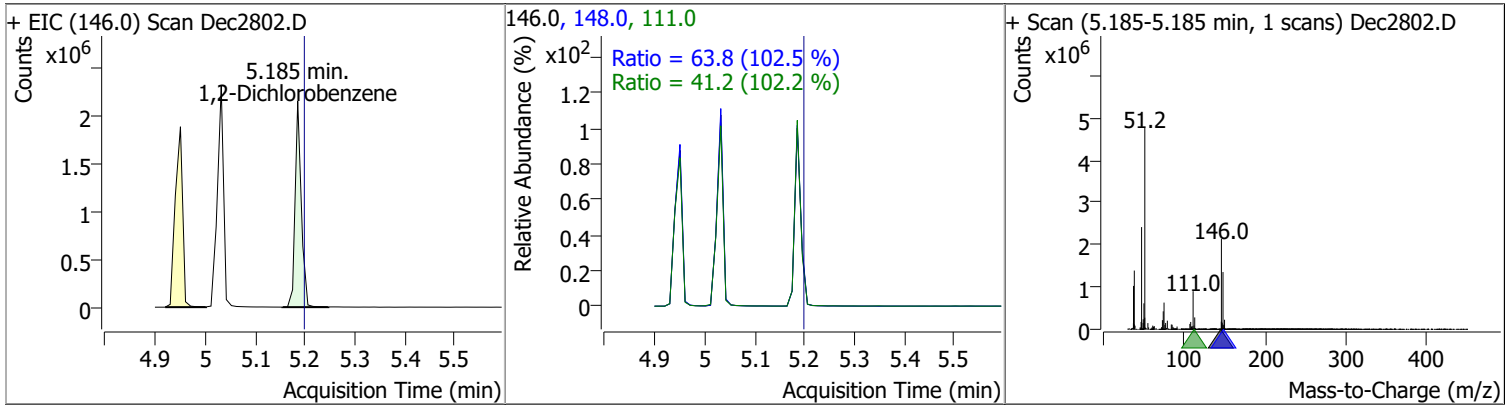
Compound	Conc.	RT	Dev(Min)	Resp.	QIon	QRatio	Lower	Upper
1,3-Dichlorobenzene	147.6236	4.95	0.01	1930797	148.0	63.4	44.2	82.2
					111.0	38.7	27.6	51.2



Compound	Conc.	RT	Dev(Min)	Resp.	QIon	QRatio	Lower	Upper
1,4-Dichlorobenzene	153.7720	5.03	0.01	1983474 (m)	148.0	63.8	43.6	80.9
					111.0	38.4	26.2	48.6

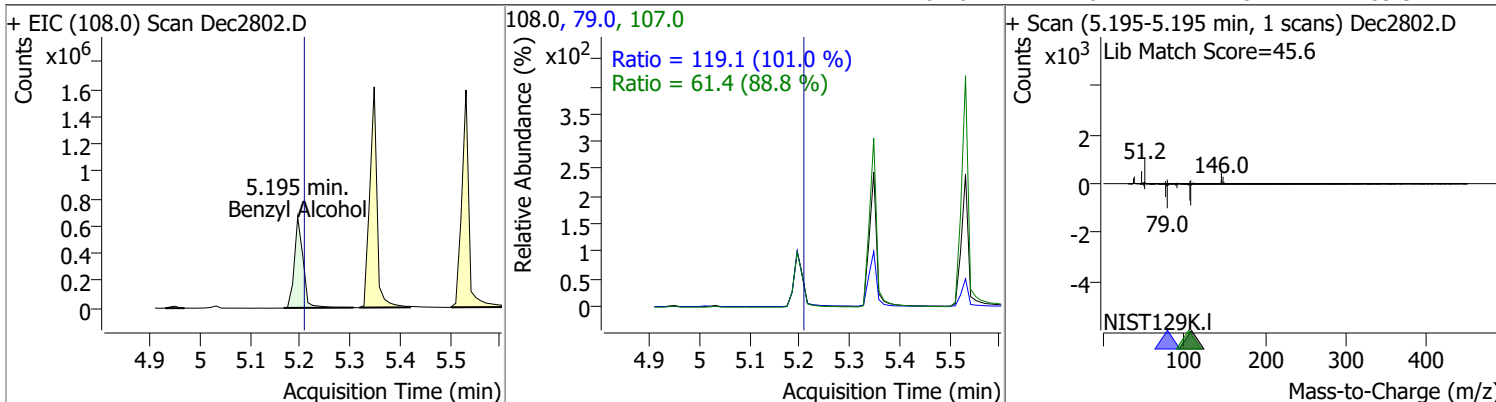


Compound	Conc.	RT	Dev(Min)	Resp.	QIon	QRatio	Lower	Upper
1,2-Dichlorobenzene	136.2123	5.19	0.00	1840258	148.0	63.8	43.6	80.9
					111.0	41.2	28.2	52.4

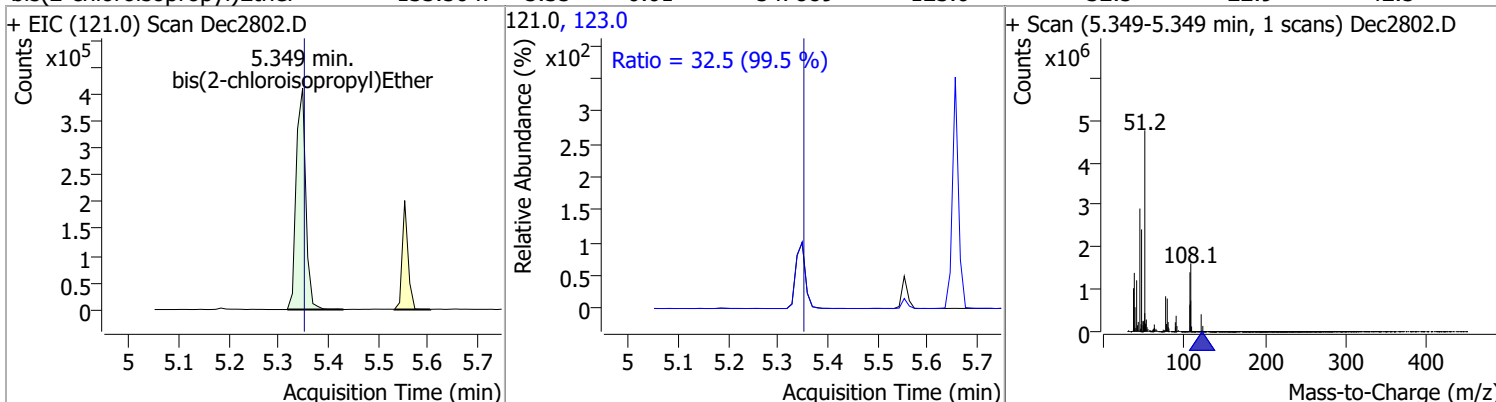


Quantitation Results Report (QT Reviewed)

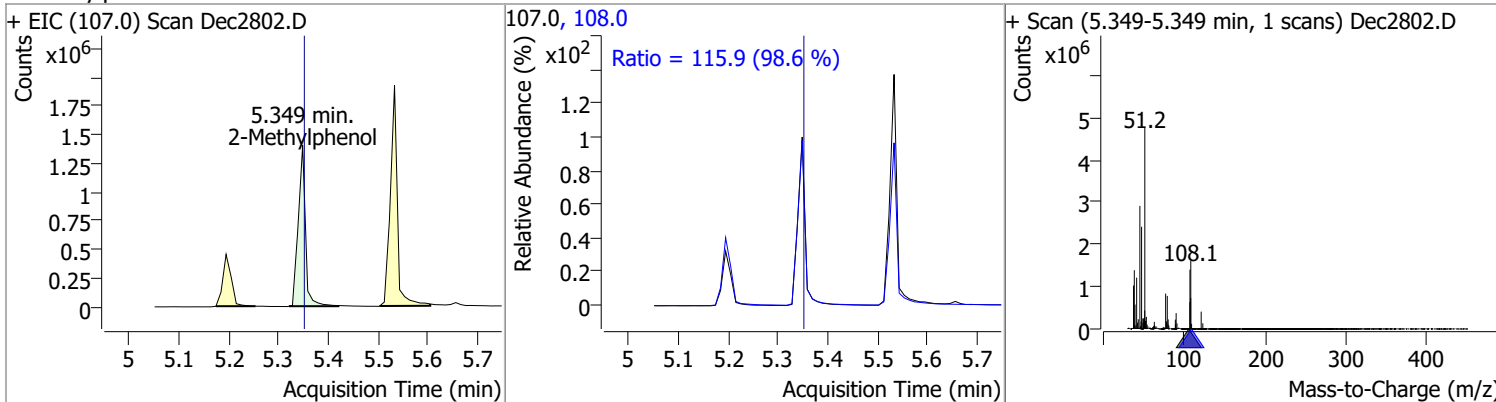
Compound	Conc.	RT	Dev(Min)	Resp.	QIon	QRatio	Lower	Upper
Benzyl Alcohol	137.2928	5.20	0.00	800268	79.0	119.1	82.5	153.3
					107.0	61.4	48.4	89.9



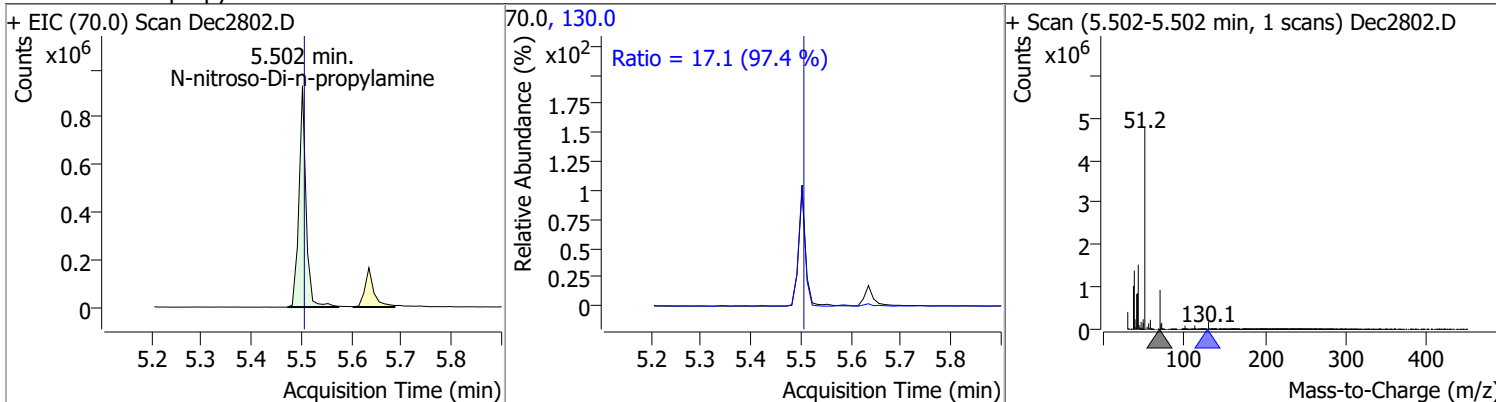
Compound	Conc.	RT	Dev(Min)	Resp.	QIon	QRatio	Lower	Upper
bis(2-chloroisopropyl)Ether	133.5047	5.35	0.01	547889	123.0	32.5	22.9	42.5



Compound	Conc.	RT	Dev(Min)	Resp.	QIon	QRatio	Lower	Upper
2-Methylphenol	150.4175	5.35	0.01	1401347	108.0	115.9	82.3	152.8

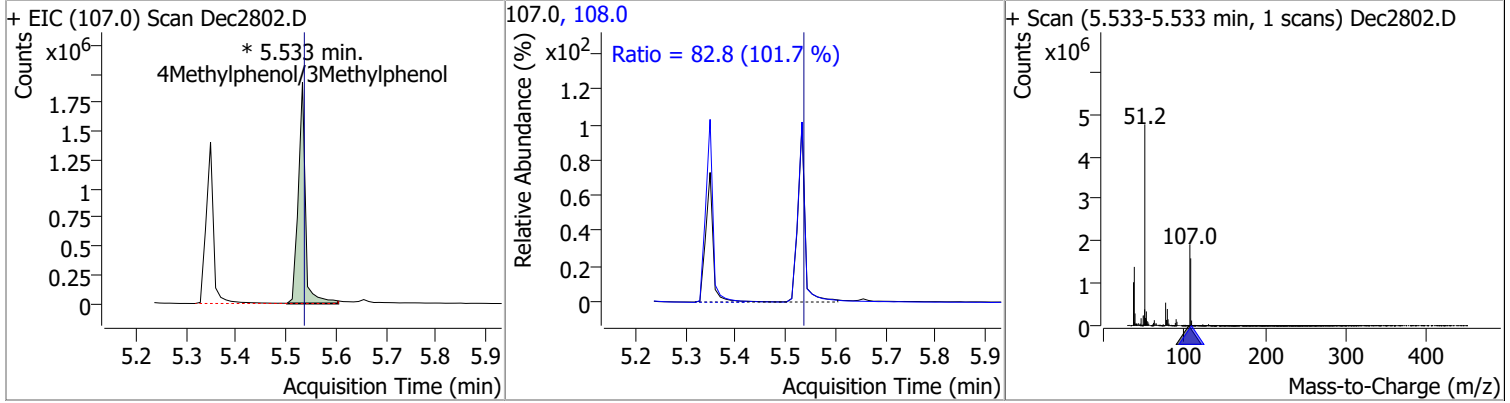


Compound	Conc.	RT	Dev(Min)	Resp.	QIon	QRatio	Lower	Upper
N-nitroso-Di-n-propylamine	136.4744	5.50	0.01	913674	130.0	17.1	0.0	35.2

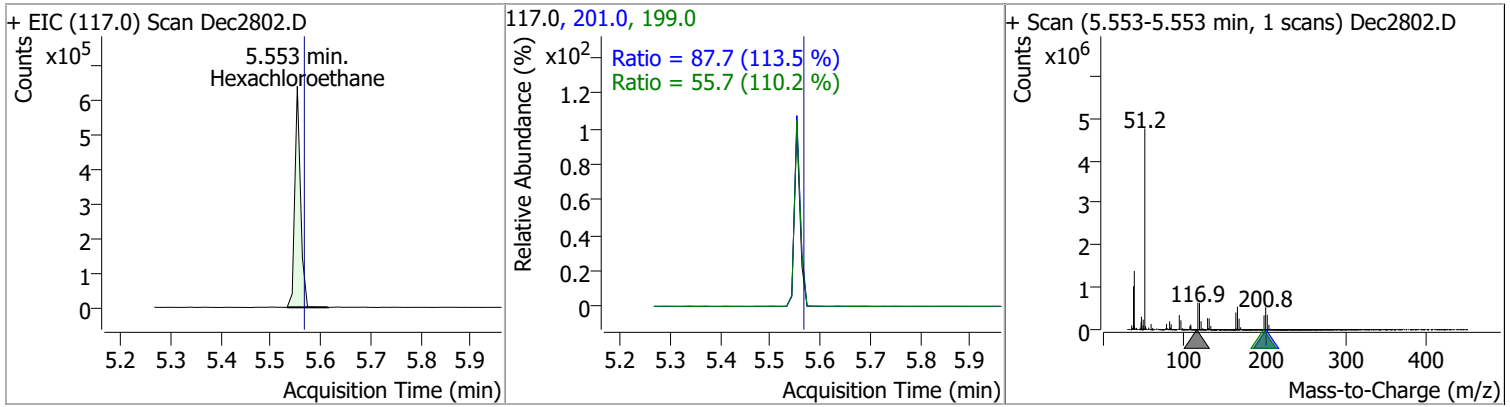


Quantitation Results Report (QT Reviewed)

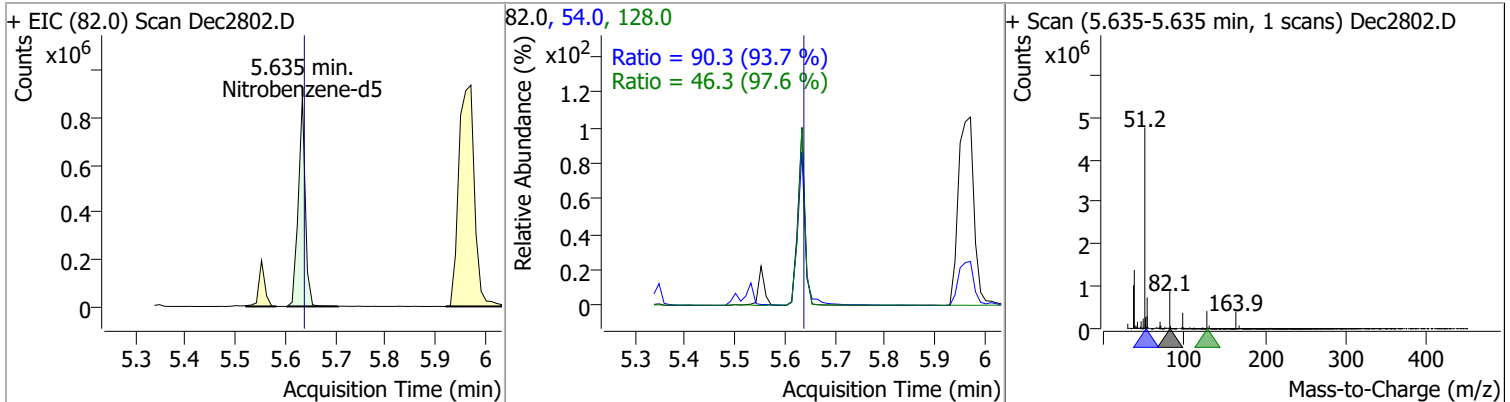
Compound	Conc.	RT	Dev(Min)	Resp.	QIon	QRatio	Lower	Upper
4Methylphenol/3Methylphenol	151.3538	5.53	0.01	1908599 (m)	108.0	82.8	57.0	105.8



Compound	Conc.	RT	Dev(Min)	Resp.	QIon	QRatio	Lower	Upper
Hexachloroethane	148.8241	5.55	0.00	495373	201.0	87.7	54.1	100.4
					199.0	55.7	35.4	65.7

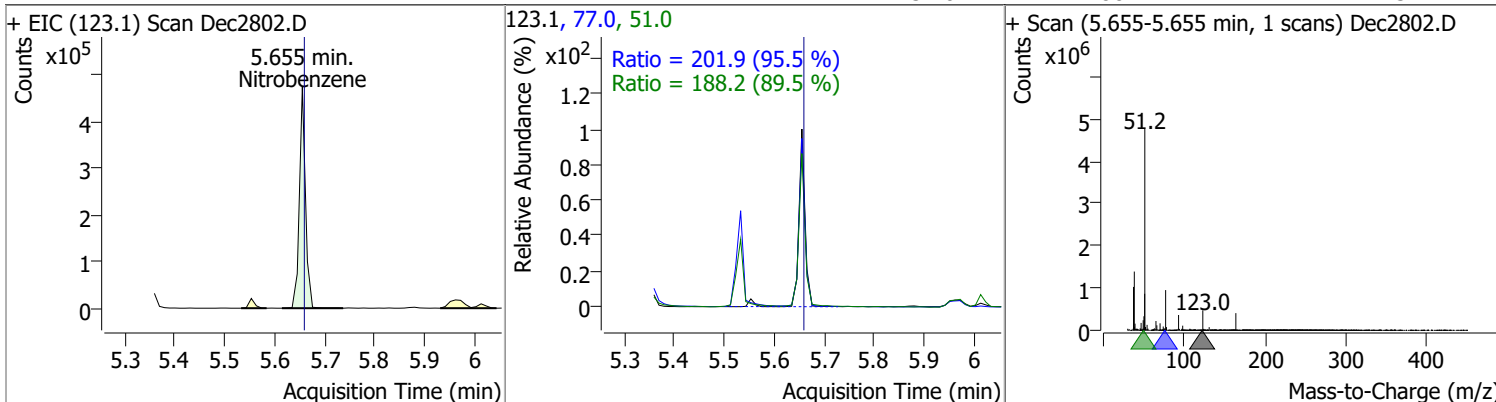


Compound	Conc.	RT	Dev(Min)	Resp.	QIon	QRatio	Lower	Upper
Nitrobenzene-d5	146.4511	5.63	0.01	862470	54.0	90.3	67.5	125.4
					128.0	46.3	33.2	61.6

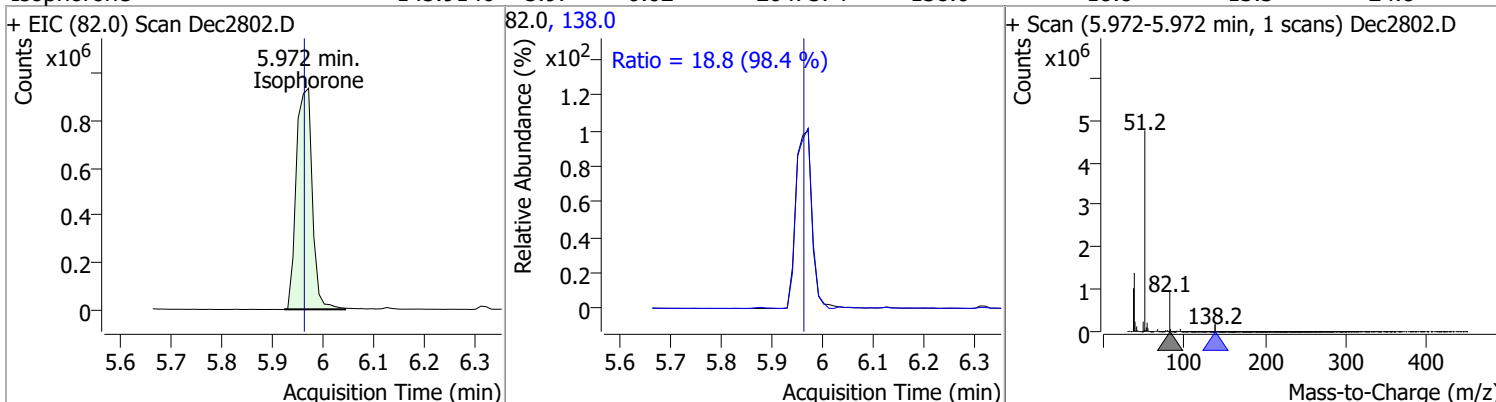


Quantitation Results Report (QT Reviewed)

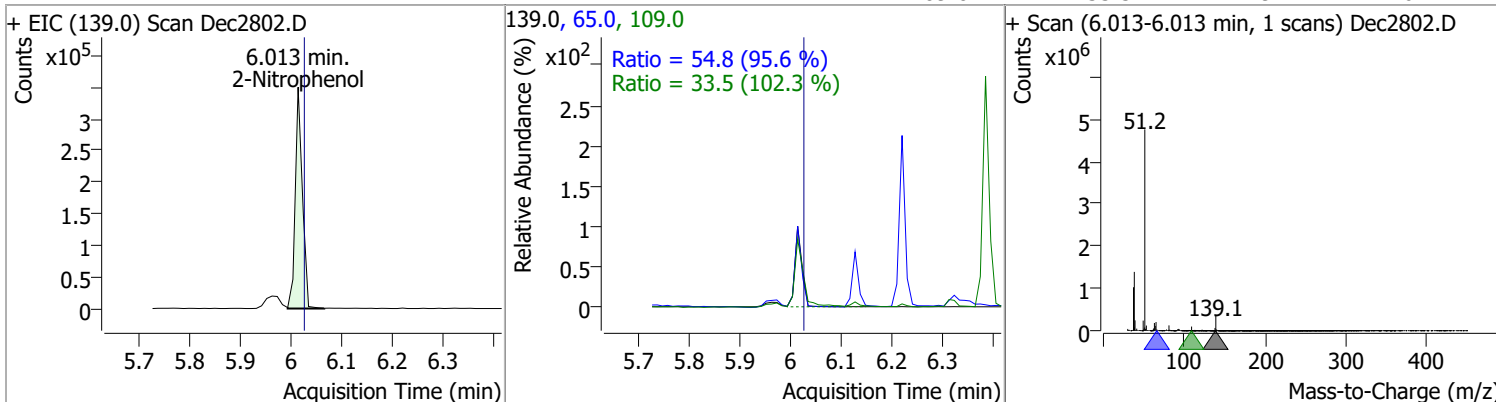
Compound	Conc.	RT	Dev(Min)	Resp.	QIon	QRatio	Lower	Upper
Nitrobenzene	135.3937	5.66	0.01	400624	77.0	201.9	148.0	274.8
					51.0	188.2	147.2	273.4



Compound	Conc.	RT	Dev(Min)	Resp.	QIon	QRatio	Lower	Upper
Isophorone	145.9146	5.97	0.02	2047574	138.0	18.8	13.3	24.8

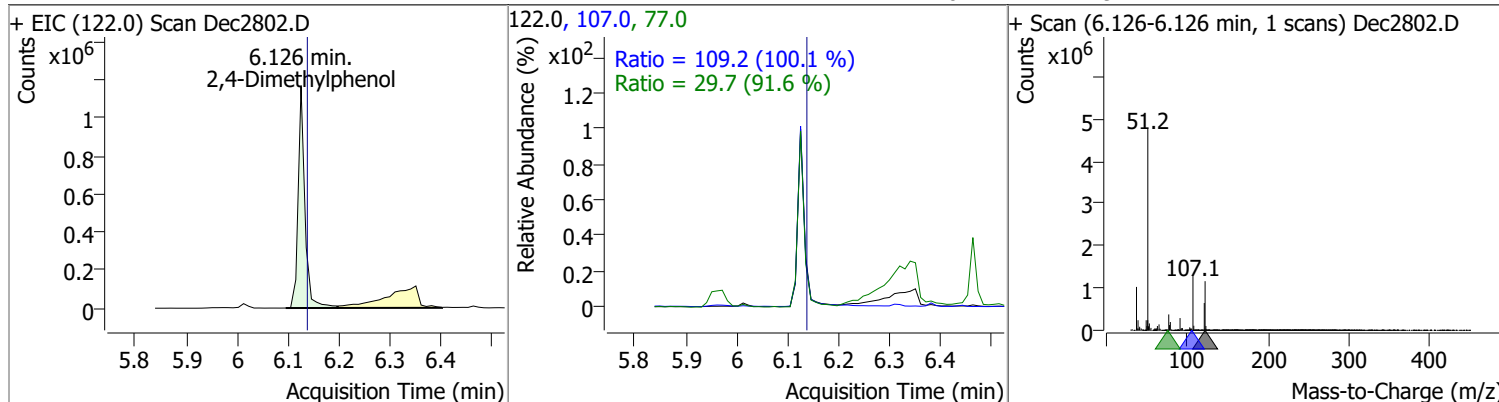


Compound	Conc.	RT	Dev(Min)	Resp.	QIon	QRatio	Lower	Upper
2-Nitrophenol	145.6437	6.01	0.00	340485	65.0	54.8	40.2	74.6
					109.0	33.5	22.9	42.6

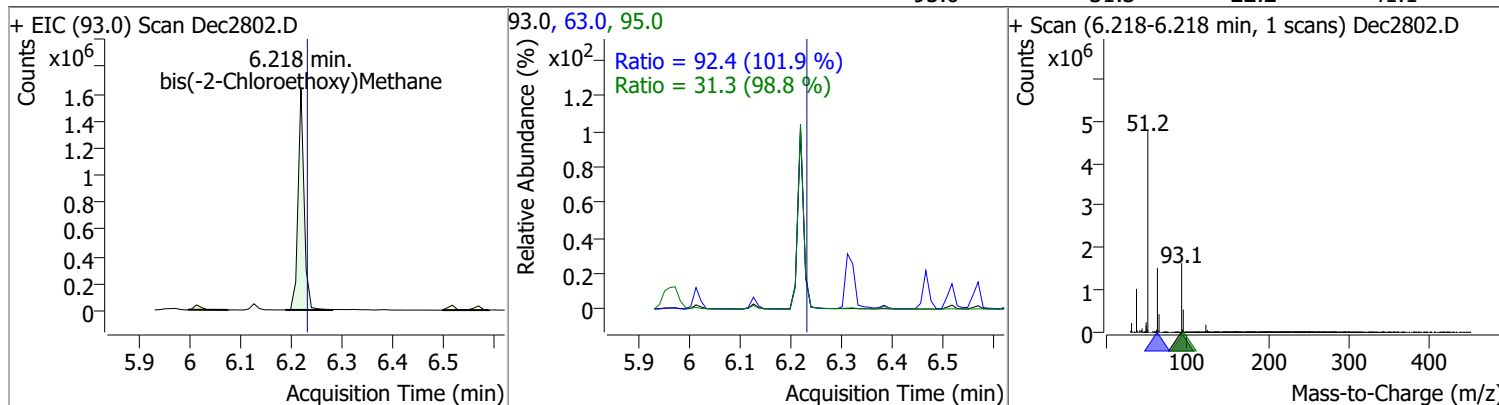


Quantitation Results Report (QT Reviewed)

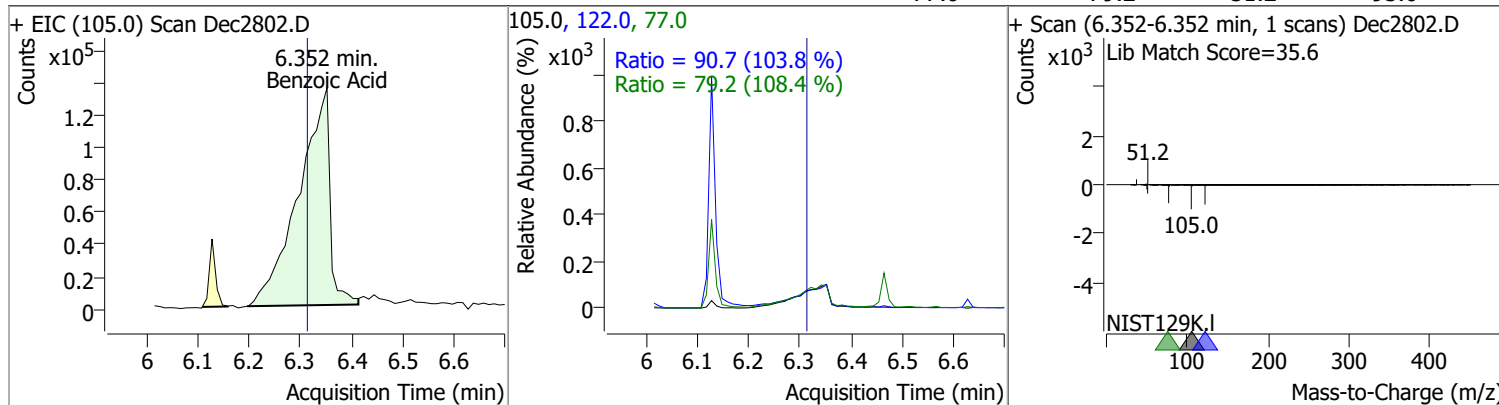
Compound	Conc.	RT	Dev(Min)	Resp.	QIon	QRatio	Lower	Upper
2,4-Dimethylphenol	139.5556	6.13	0.00	1083439	107.0	109.2	76.4	141.8
					77.0	29.7	22.7	42.1



Compound	Conc.	RT	Dev(Min)	Resp.	QIon	QRatio	Lower	Upper
bis(-2-Chloroethoxy)Methane	139.9918	6.22	0.00	1341138	63.0	92.4	63.5	117.9
					95.0	31.3	22.2	41.1

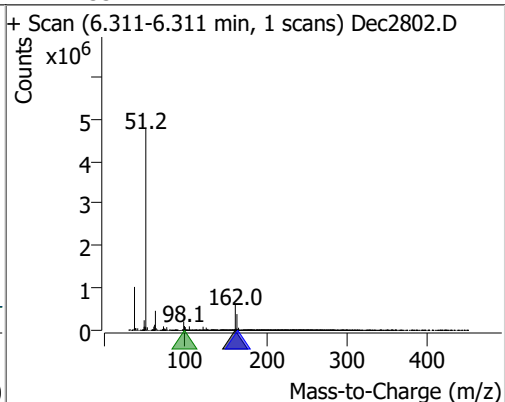
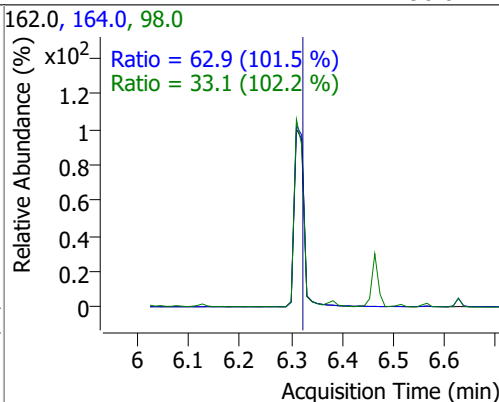
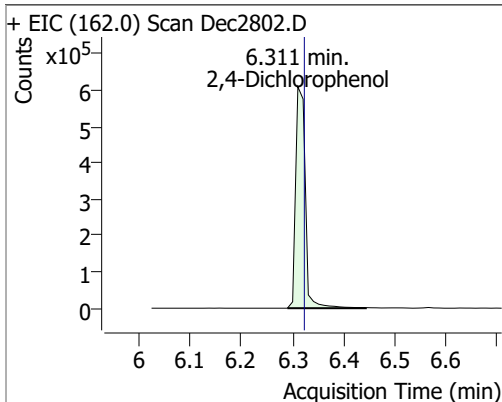


Compound	Conc.	RT	Dev(Min)	Resp.	QIon	QRatio	Lower	Upper
Benzoic Acid	143.4750	6.35	0.05	576044	122.0	90.7	61.1	113.6
					77.0	79.2	51.2	95.0

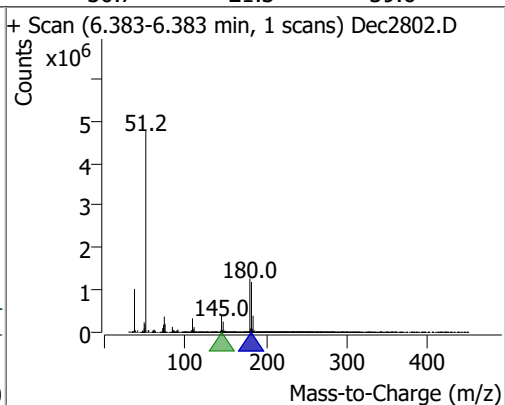
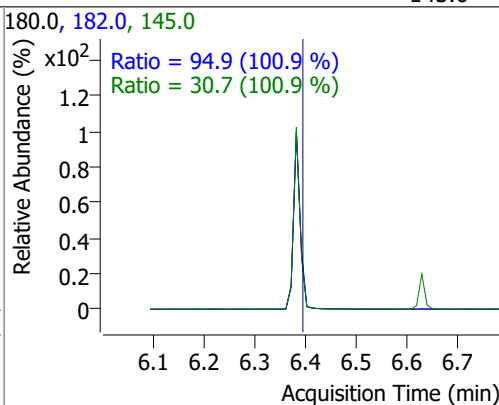
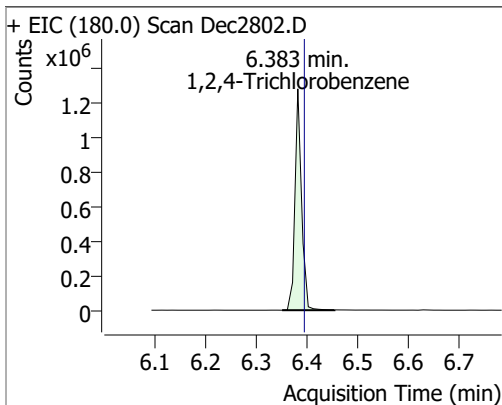


Quantitation Results Report (QT Reviewed)

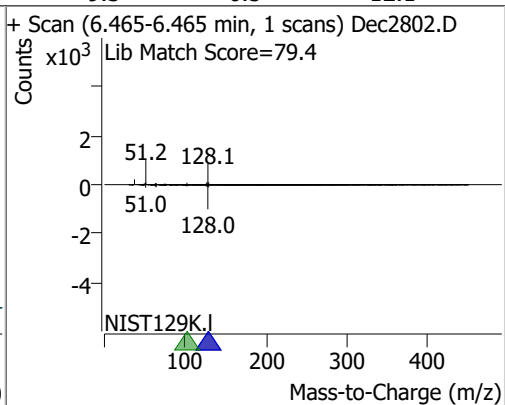
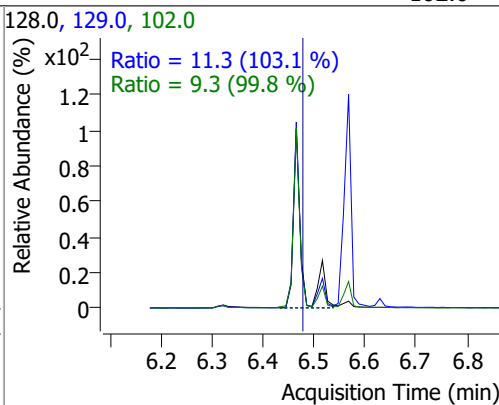
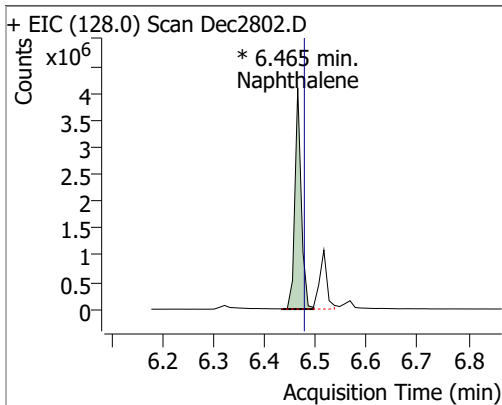
Compound	Conc.	RT	Dev(Min)	Resp.	QIon	QRatio	Lower	Upper
2,4-Dichlorophenol	144.6609	6.31	0.00	802034	164.0	62.9	43.4	80.5
					98.0	33.1	22.7	42.1



Compound	Conc.	RT	Dev(Min)	Resp.	QIon	QRatio	Lower	Upper
1,2,4-Trichlorobenzene	141.1882	6.38	0.00	1146510	182.0	94.9	65.8	122.3
					145.0	30.7	21.3	39.6

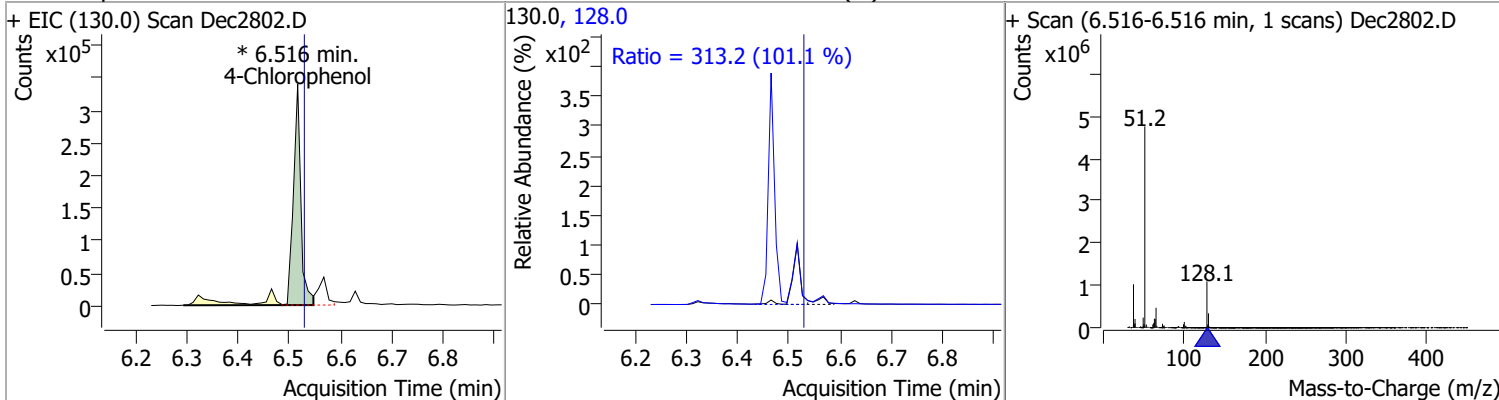


Compound	Conc.	RT	Dev(Min)	Resp.	QIon	QRatio	Lower	Upper
Naphthalene	132.9406	6.46	0.00	3552299 (m)	129.0	11.3	7.7	14.2
					102.0	9.3	6.5	12.1

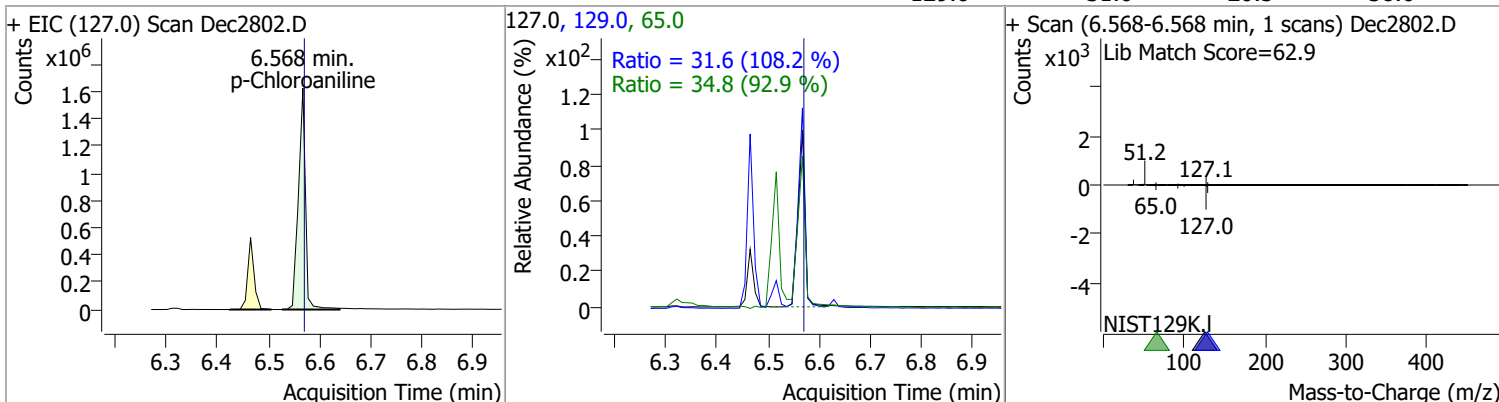


Quantitation Results Report (QT Reviewed)

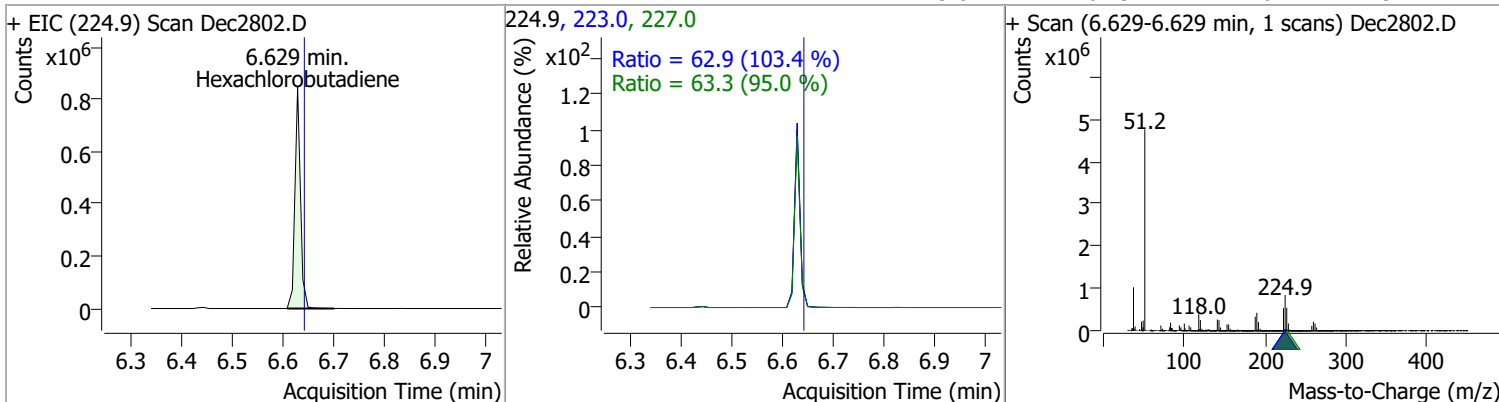
Compound	Conc.	RT	Dev(Min)	Resp.	QIon	QRatio	Lower	Upper
4-Chlorophenol	146.2050	6.52	0.00	342814 (m)	128.0	313.2	216.8	402.6



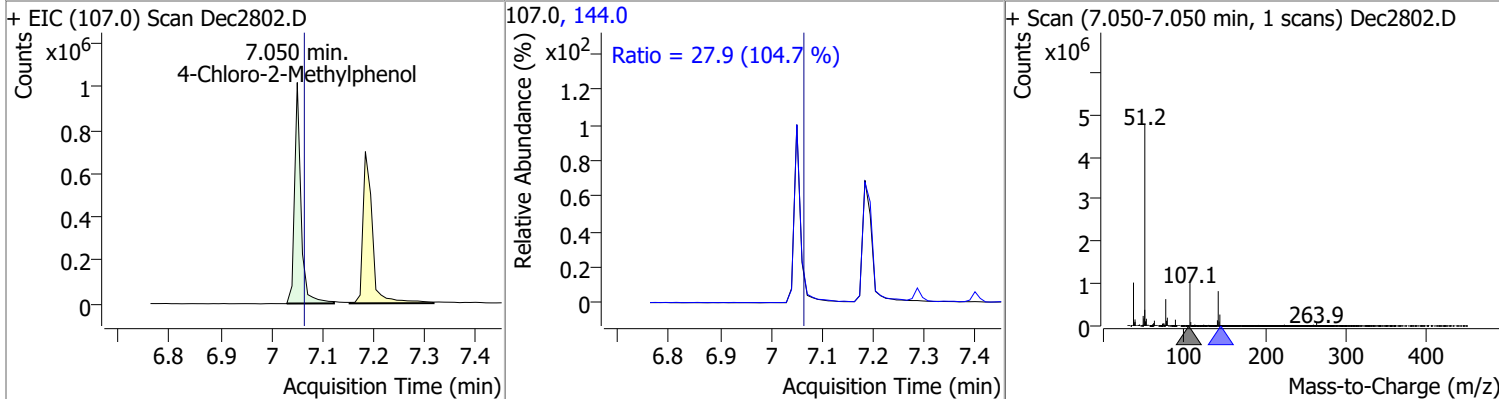
p-Chloroaniline	147.4140	6.57	0.01	1563056	65.0	34.8	26.3	48.8
					129.0	31.6	20.5	38.0



Hexachlorobutadiene	153.3819	6.63	0.00	638885	227.0	63.3	46.6	86.6
					223.0	62.9	42.6	79.1

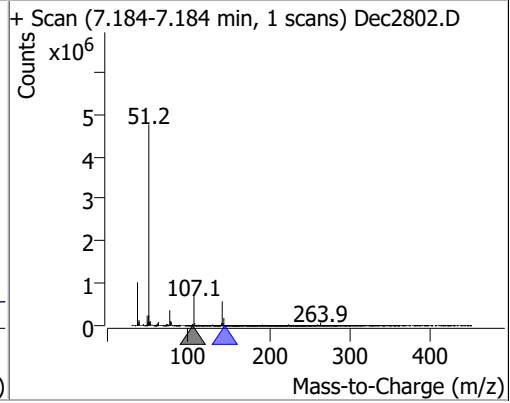
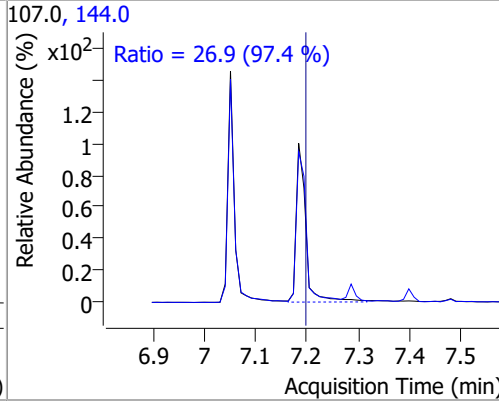
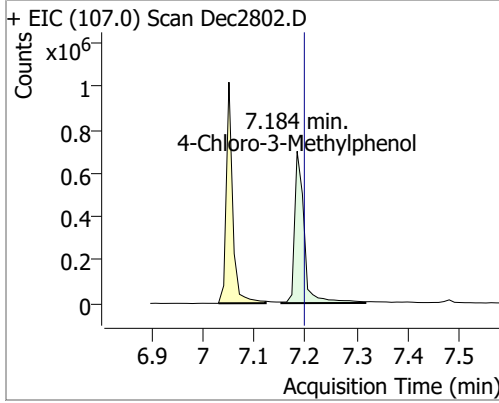


4-Chloro-2-Methylphenol	138.3690	7.05	0.00	862842	144.0	27.9	18.6	34.6
-------------------------	----------	------	------	--------	-------	------	------	------

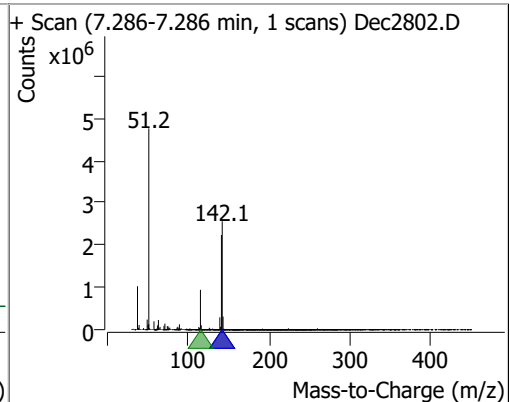
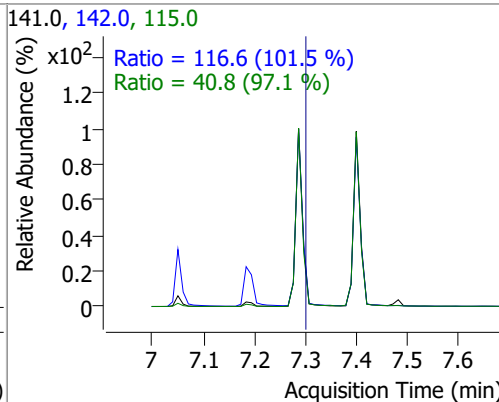
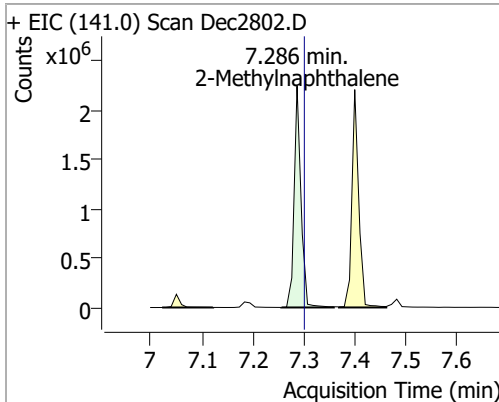


Quantitation Results Report (QT Reviewed)

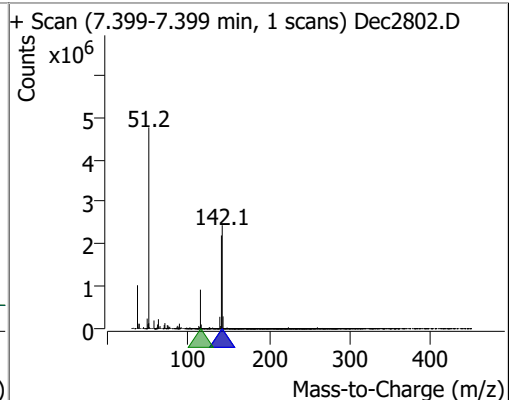
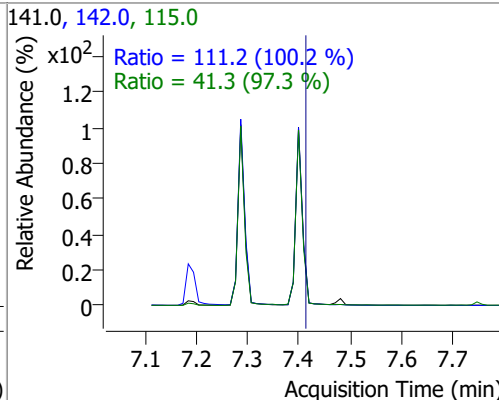
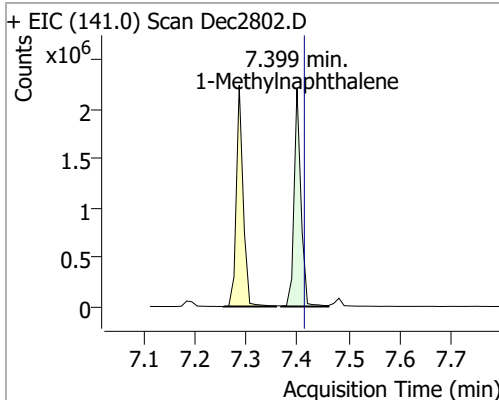
Compound	Conc.	RT	Dev(Min)	Resp.	QIon	QRatio	Lower	Upper
4-Chloro-3-Methylphenol	146.7570	7.18	0.00	909438	144.0	26.9	19.3	35.9



Compound	Conc.	RT	Dev(Min)	Resp.	QIon	QRatio	Lower	Upper
2-Methylnaphthalene	146.2916	7.29	0.00	2078637	142.0	116.6	80.4	149.3
					115.0	40.8	29.4	54.6

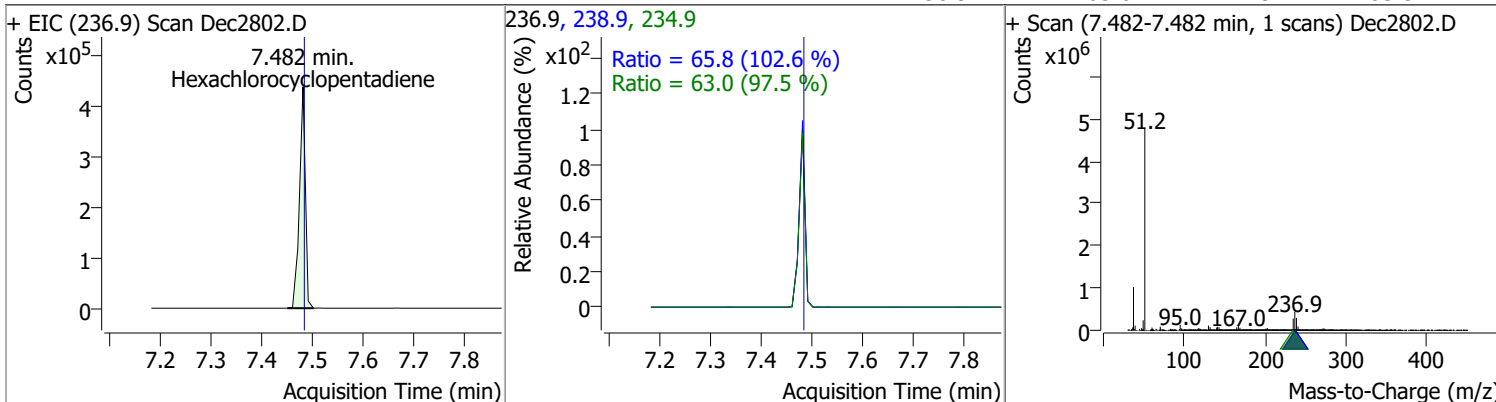


Compound	Conc.	RT	Dev(Min)	Resp.	QIon	QRatio	Lower	Upper
1-Methylnaphthalene	146.0329	7.40	0.00	2048669	142.0	111.2	77.7	144.2
					115.0	41.3	29.7	55.2

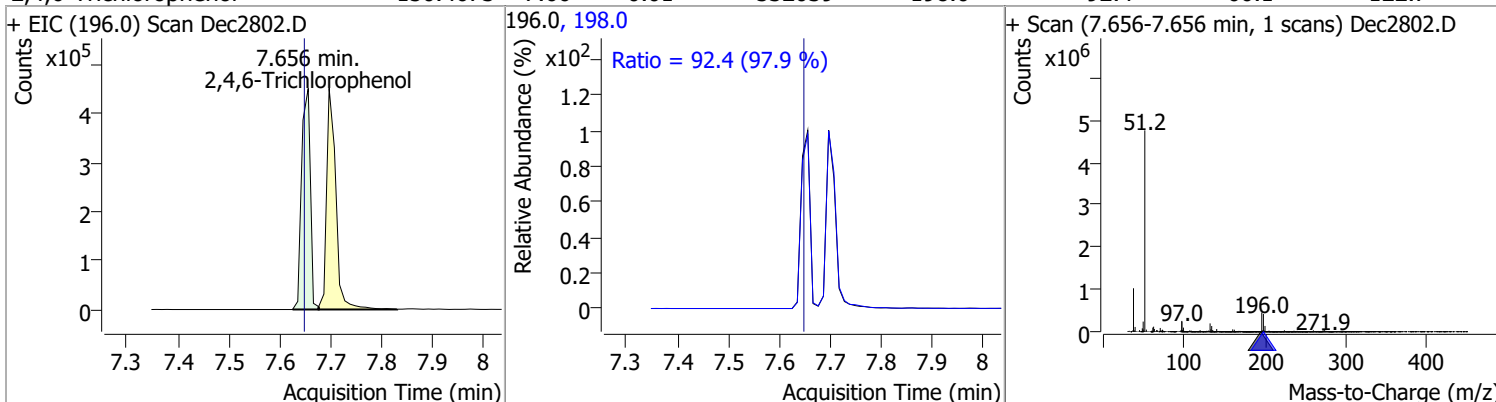


Quantitation Results Report (QT Reviewed)

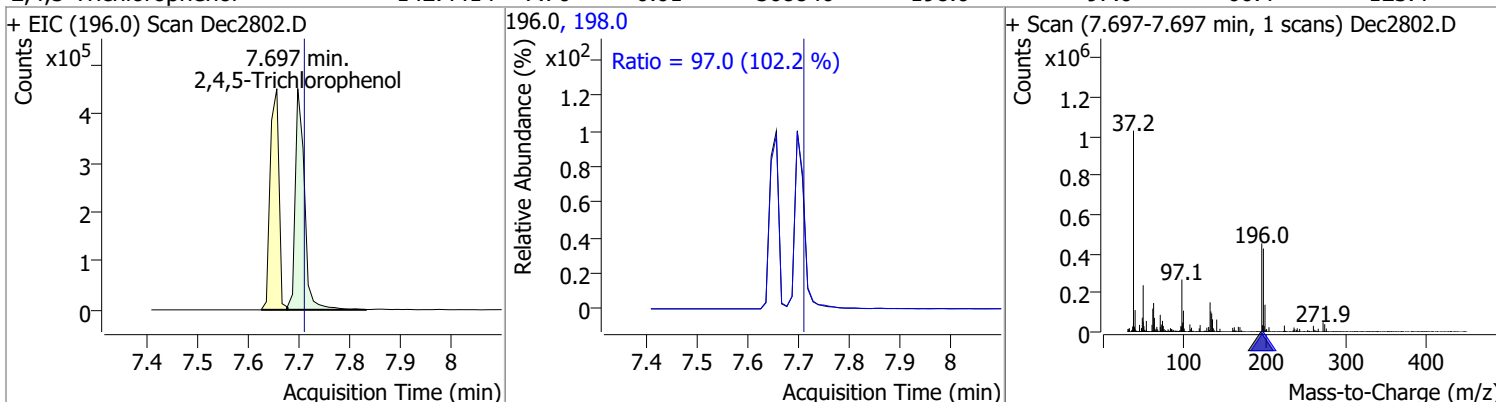
Compound	Conc.	RT	Dev(Min)	Resp.	QIon	QRatio	Lower	Upper
Hexachlorocyclopentadiene	148.2707	7.48	0.00	353538	234.9	63.0	45.3	84.1
					238.9	65.8	44.9	83.3



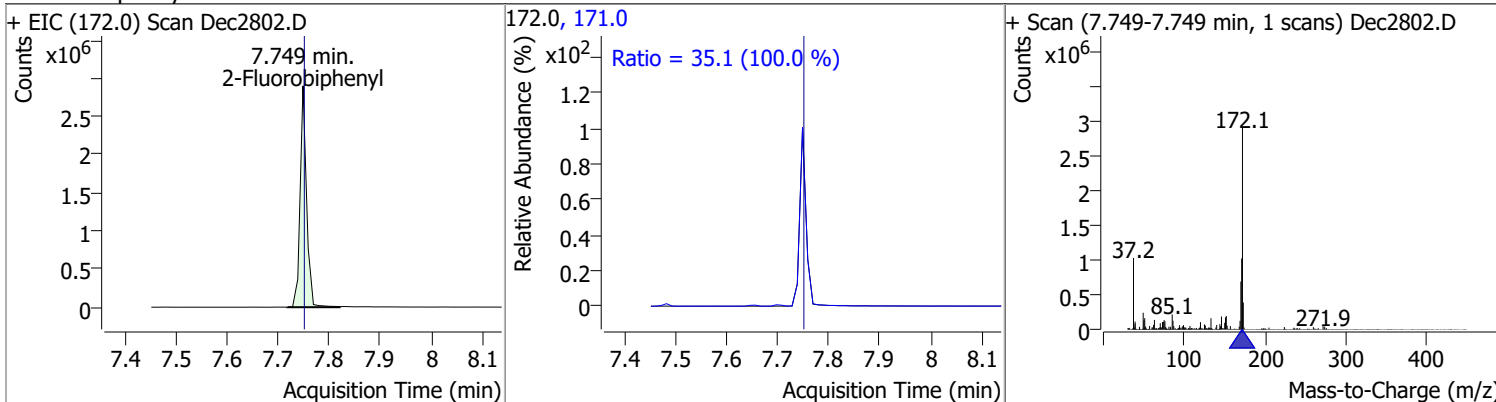
Compound	Conc.	RT	Dev(Min)	Resp.	QIon	QRatio	Lower	Upper
2,4,6-Trichlorophenol	150.4673	7.66	0.01	532039	198.0	92.4	66.1	122.7
					196.0	97.9		



Compound	Conc.	RT	Dev(Min)	Resp.	QIon	QRatio	Lower	Upper
2,4,5-Trichlorophenol	142.4414	7.70	-0.01	568846	198.0	97.0	66.4	123.4
					196.0	102.2		

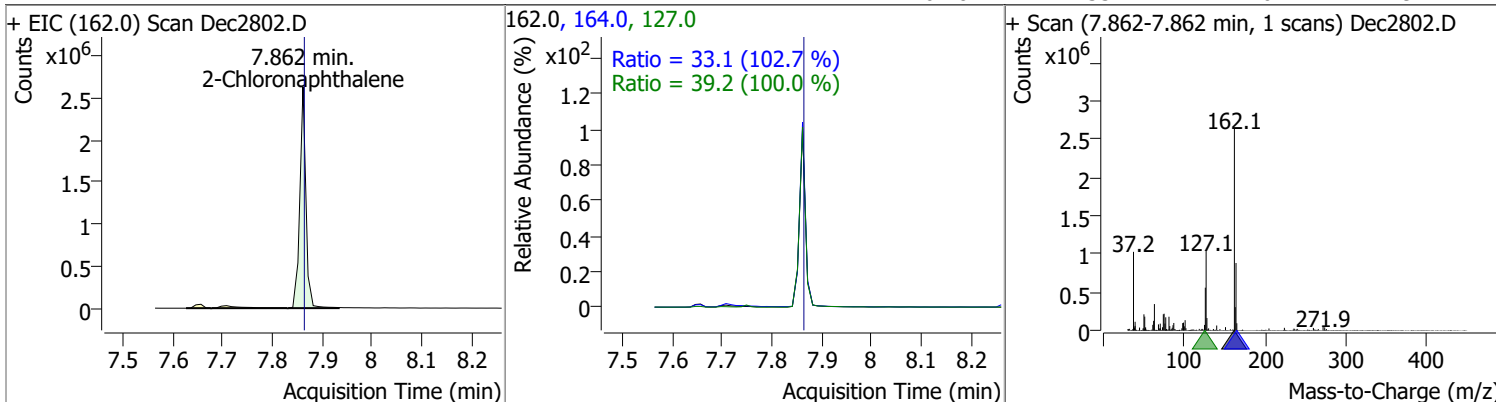


Compound	Conc.	RT	Dev(Min)	Resp.	QIon	QRatio	Lower	Upper
2-Fluorobiphenyl	146.0097	7.75	0.00	2546548	171.0	35.1	24.5	45.6
					172.0	100.0		

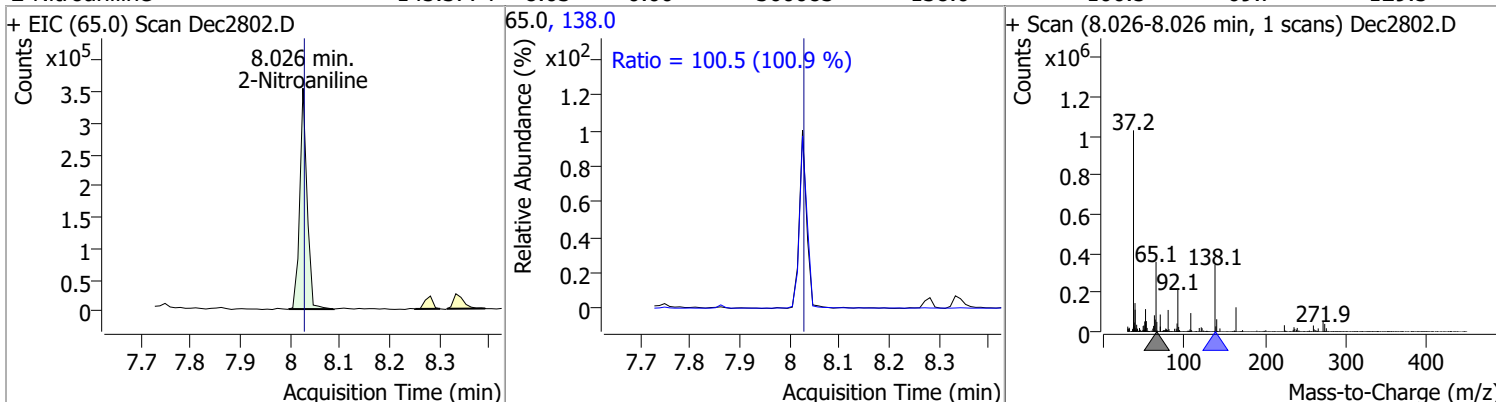


Quantitation Results Report (QT Reviewed)

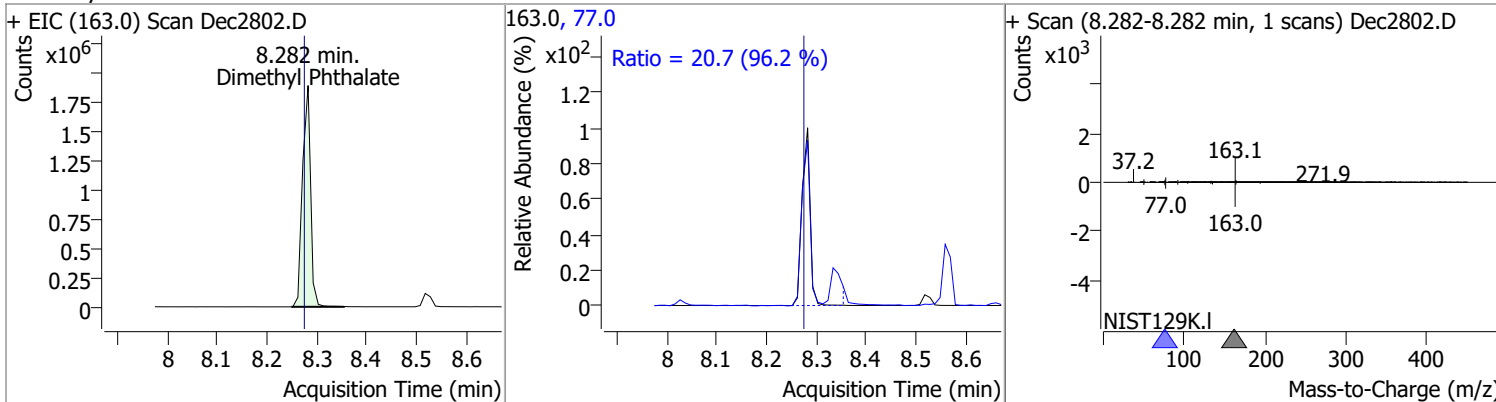
Compound	Conc.	RT	Dev(Min)	Resp.	QIon	QRatio	Lower	Upper
2-Chloronaphthalene	146.4532	7.86	0.00	2250023	127.0	39.2	27.4	50.9
					164.0	33.1	22.6	41.9



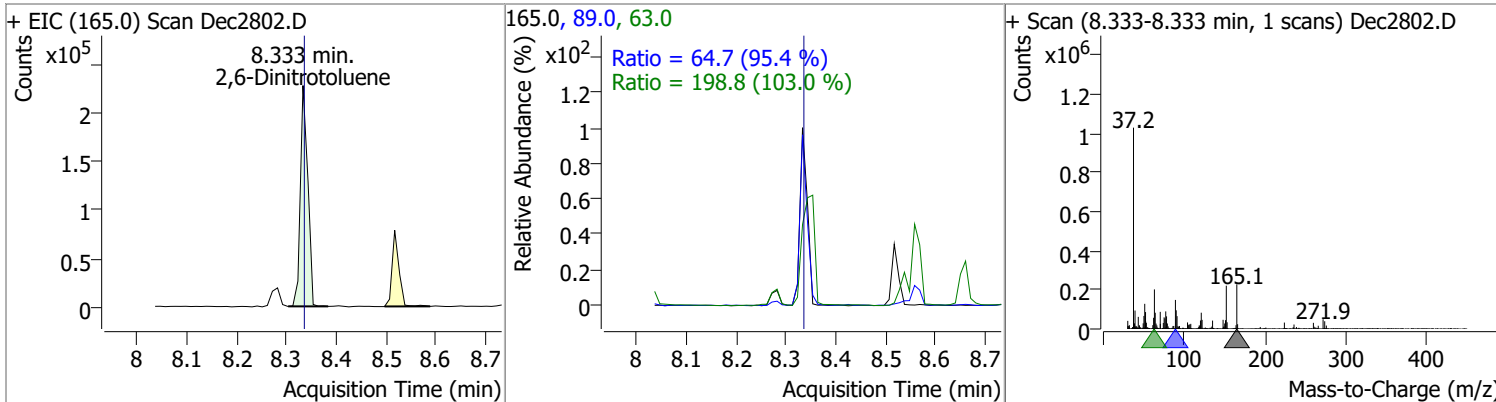
Compound	Conc.	RT	Dev(Min)	Resp.	QIon	QRatio	Lower	Upper
2-Nitroaniline	145.3774	8.03	0.00	360083	138.0	100.5	69.7	129.5



Compound	Conc.	RT	Dev(Min)	Resp.	QIon	QRatio	Lower	Upper
Dimethyl Phthalate	147.4224	8.28	0.01	2143709	77.0	20.7	15.1	28.0

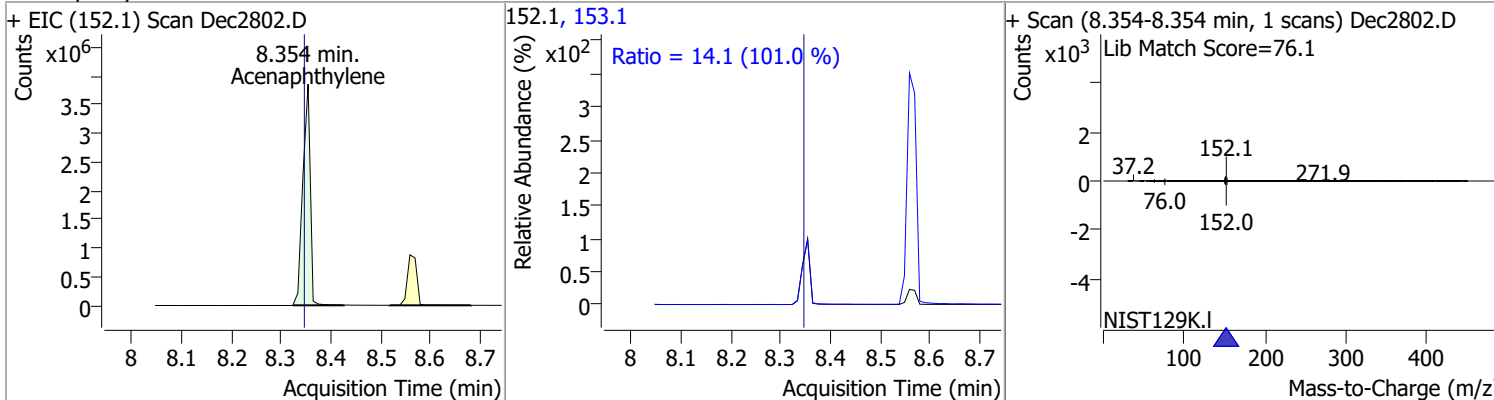


Compound	Conc.	RT	Dev(Min)	Resp.	QIon	QRatio	Lower	Upper
2,6-Dinitrotoluene	147.2600	8.33	0.00	235896	63.0	198.8	135.1	250.9
					89.0	64.7	47.4	88.1

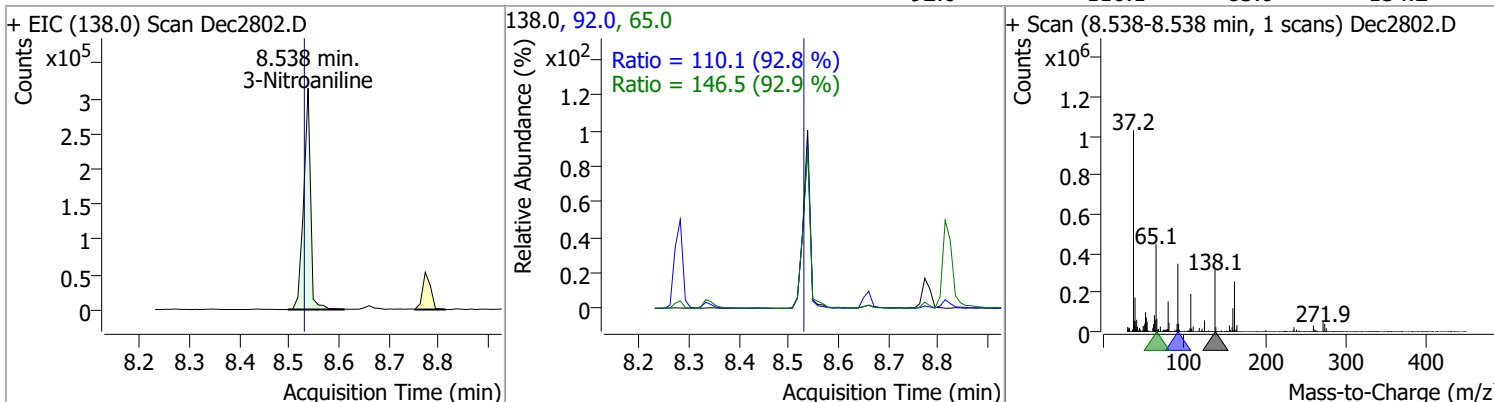


Quantitation Results Report (QT Reviewed)

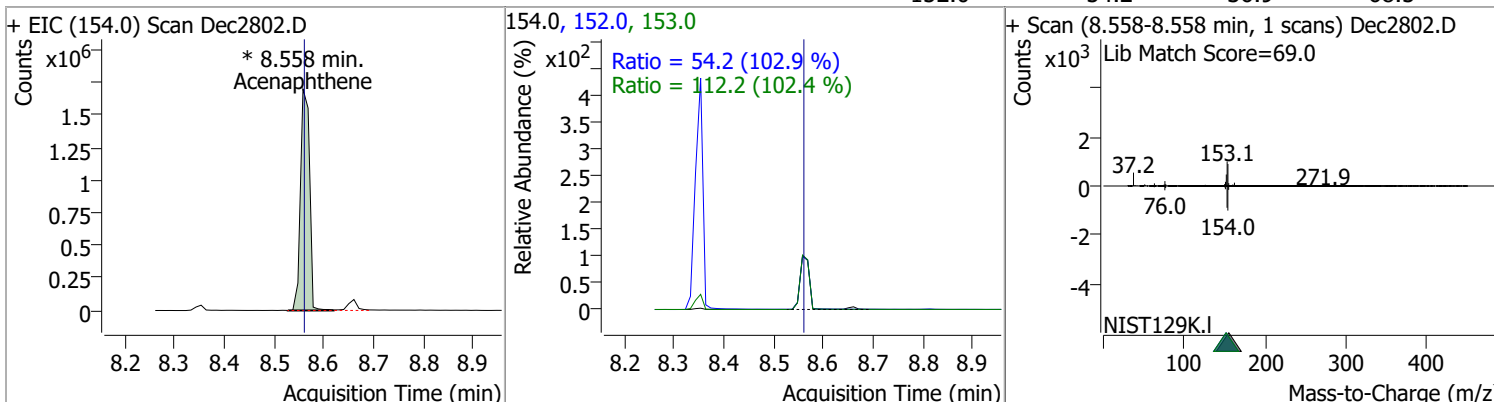
Compound	Conc.	RT	Dev(Min)	Resp.	QIon	QRatio	Lower	Upper
Acenaphthylene	150.4813	8.35	0.01	3915756	153.1	14.1	9.8	18.1



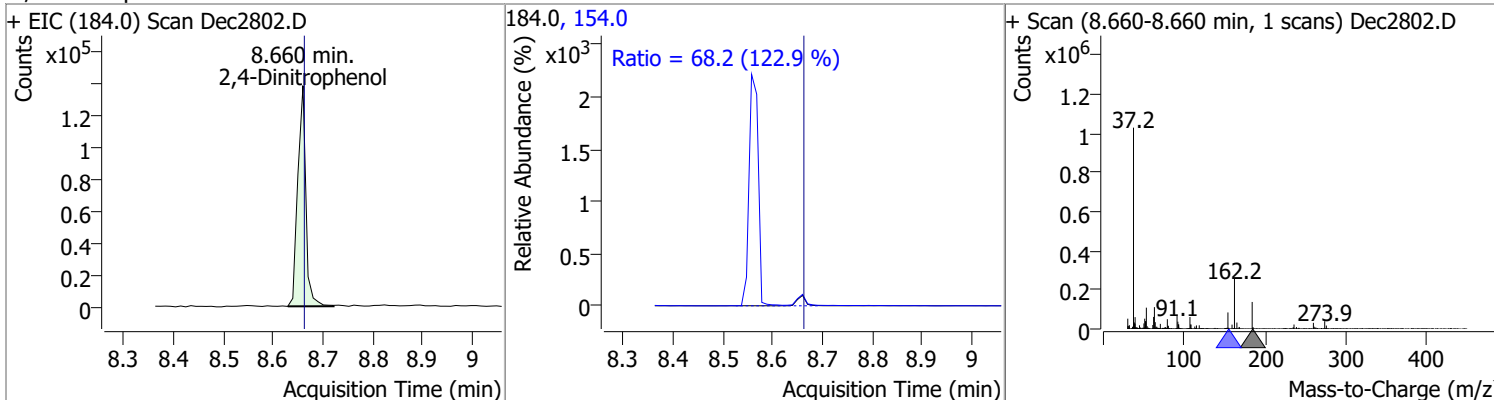
Compound	Conc.	RT	Dev(Min)	Resp.	QIon	QRatio	Lower	Upper
3-Nitroaniline	145.8185	8.54	0.01	306017	65.0	146.5	110.4	205.1
					92.0	110.1	83.0	154.2



Compound	Conc.	RT	Dev(Min)	Resp.	QIon	QRatio	Lower	Upper
Acenaphthene	153.5547	8.56	0.00	2155396 (m)	153.0	112.2	76.7	142.4
					152.0	54.2	36.9	68.5

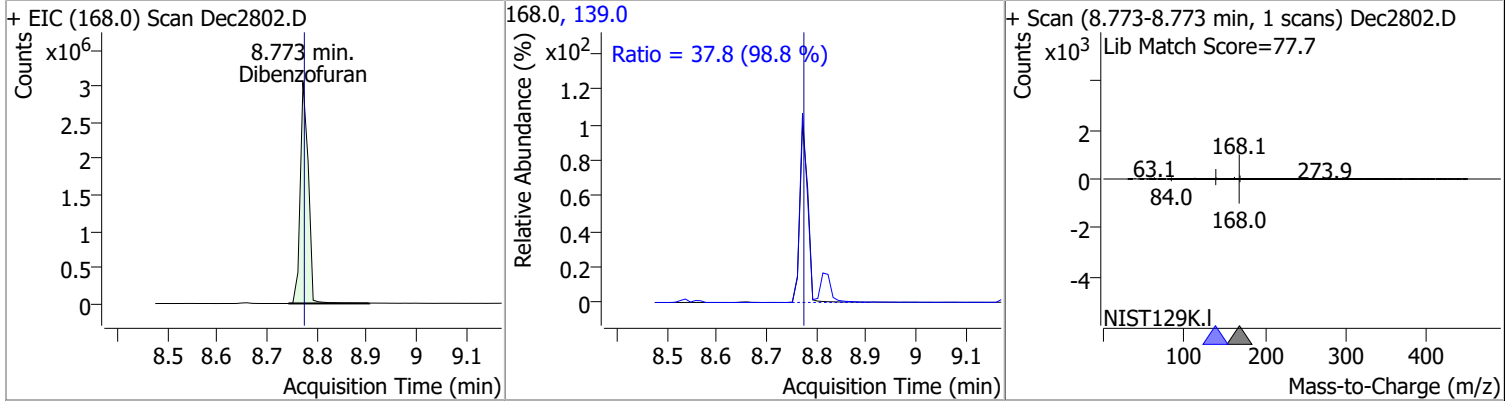


Compound	Conc.	RT	Dev(Min)	Resp.	QIon	QRatio	Lower	Upper
2,4-Dinitrophenol	149.3252	8.66	0.00	153890	154.0	68.2	38.9	72.2

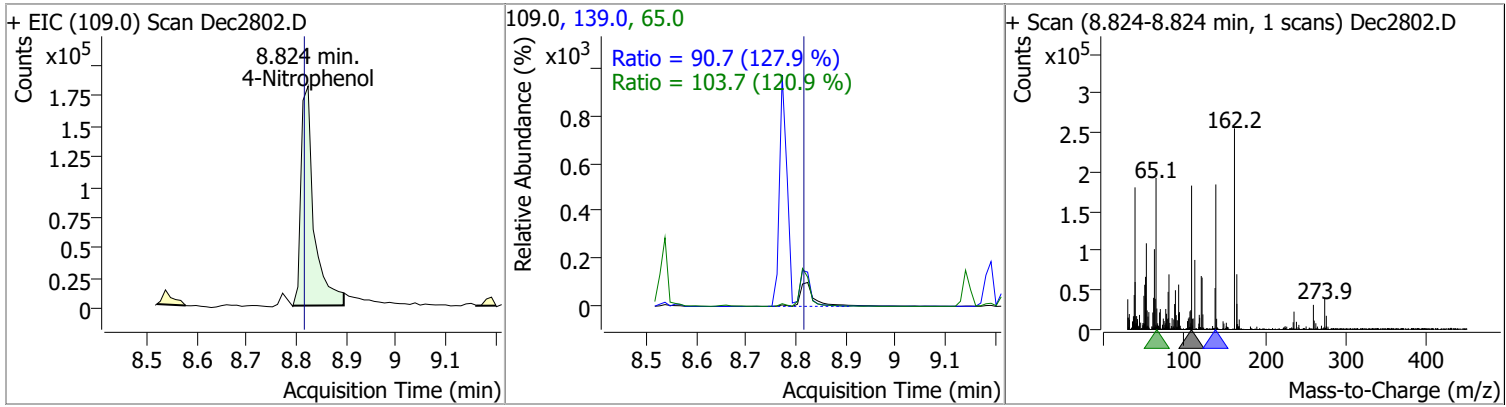


Quantitation Results Report (QT Reviewed)

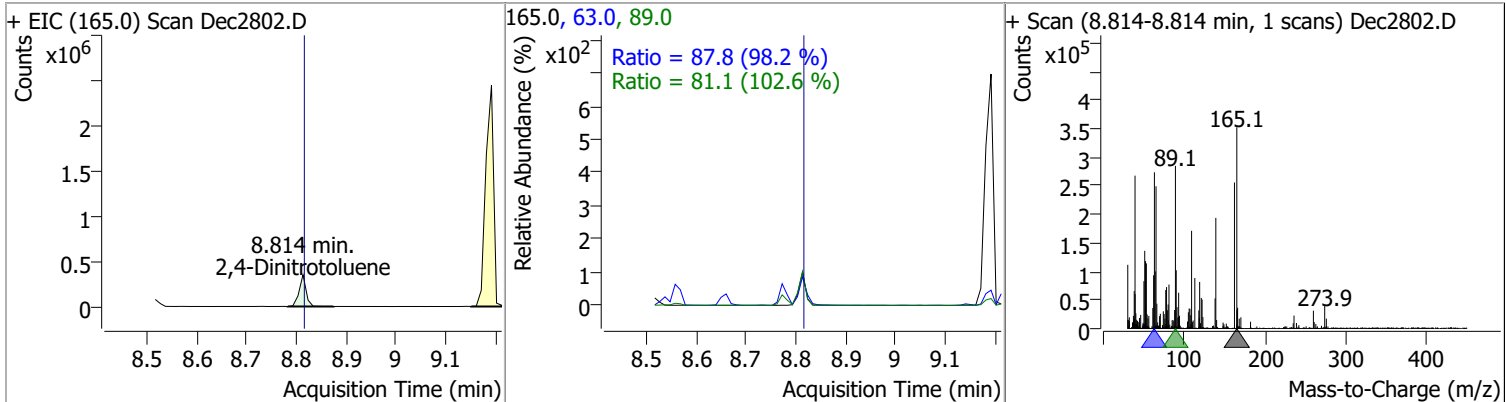
Compound	Conc.	RT	Dev(Min)	Resp.	QIon	QRatio	Lower	Upper
Dibenzofuran	151.7695	8.77	0.00	3429677	139.0	37.8	26.8	49.7



Compound	Conc.	RT	Dev(Min)	Resp.	QIon	QRatio	Lower	Upper
4-Nitrophenol	145.4193	8.82	0.01	324707	65.0	103.7	60.1	111.5
					139.0	90.7	49.6	92.2

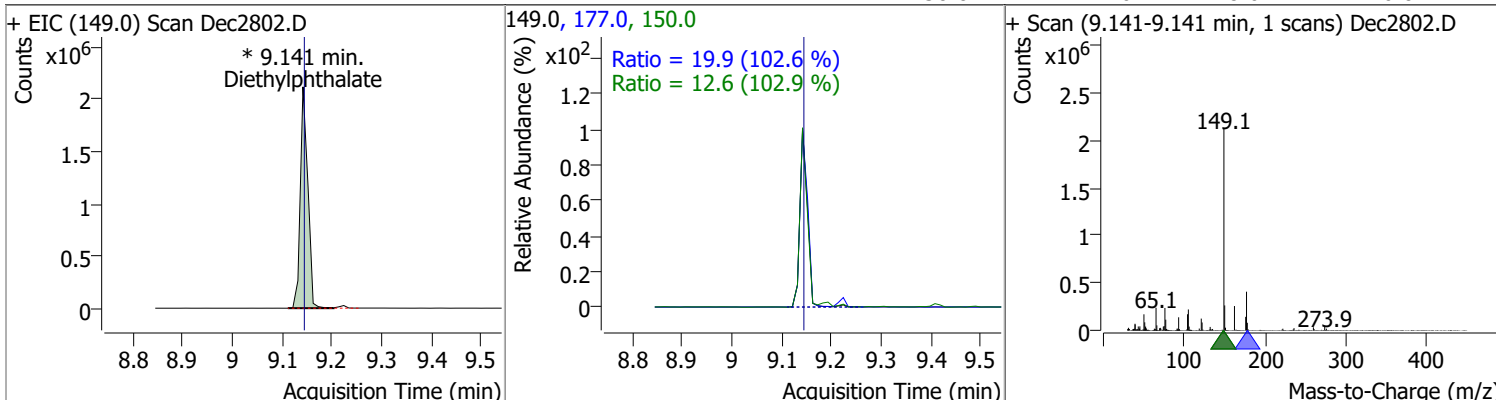


Compound	Conc.	RT	Dev(Min)	Resp.	QIon	QRatio	Lower	Upper
2,4-Dinitrotoluene	147.1319	8.81	0.00	337618	63.0	87.8	62.6	116.2
					89.0	81.1	55.4	102.8

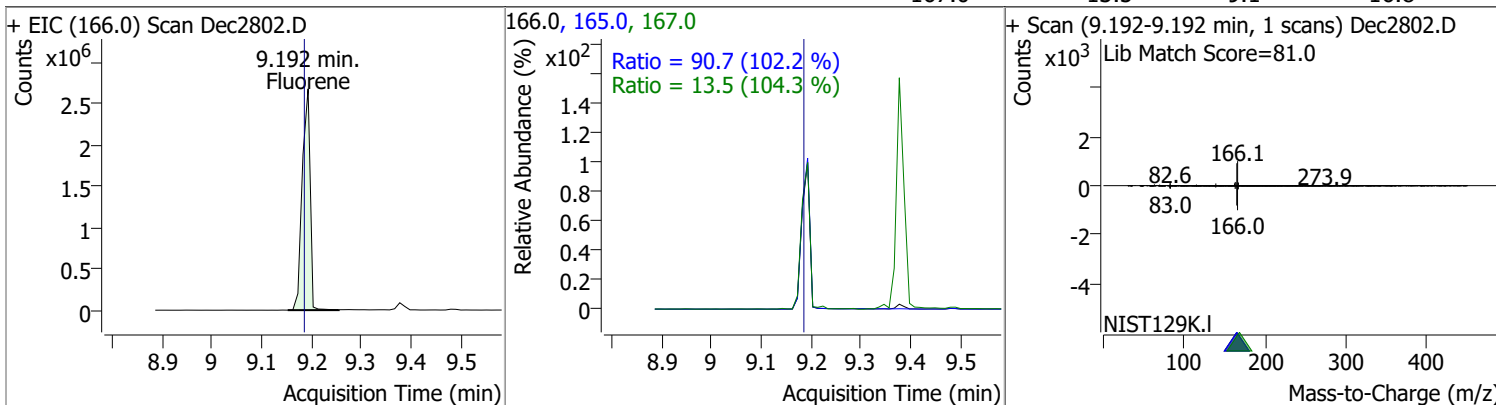


Quantitation Results Report (QT Reviewed)

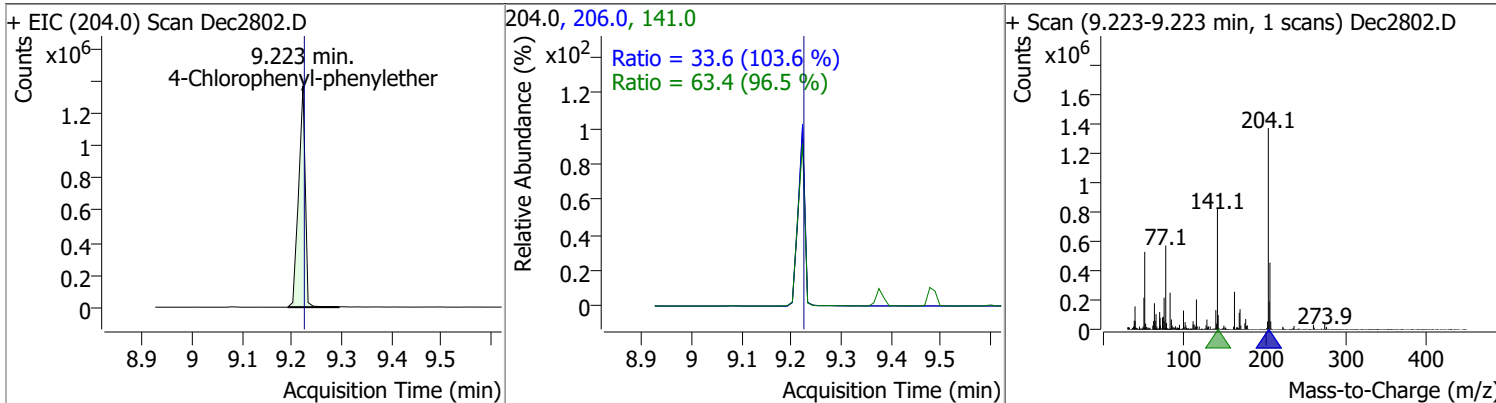
Compound	Conc.	RT	Dev(Min)	Resp.	QIon	QRatio	Lower	Upper
Diethylphthalate	148.4939	9.14	0.00	2225622 (m)	177.0	19.9	13.6	25.2
					150.0	12.6	8.6	16.0



Compound	Conc.	RT	Dev(Min)	Resp.	QIon	QRatio	Lower	Upper
Fluorene	153.0965	9.19	0.01	2977755	165.0	90.7	62.2	115.4
					167.0	13.5	9.1	16.8

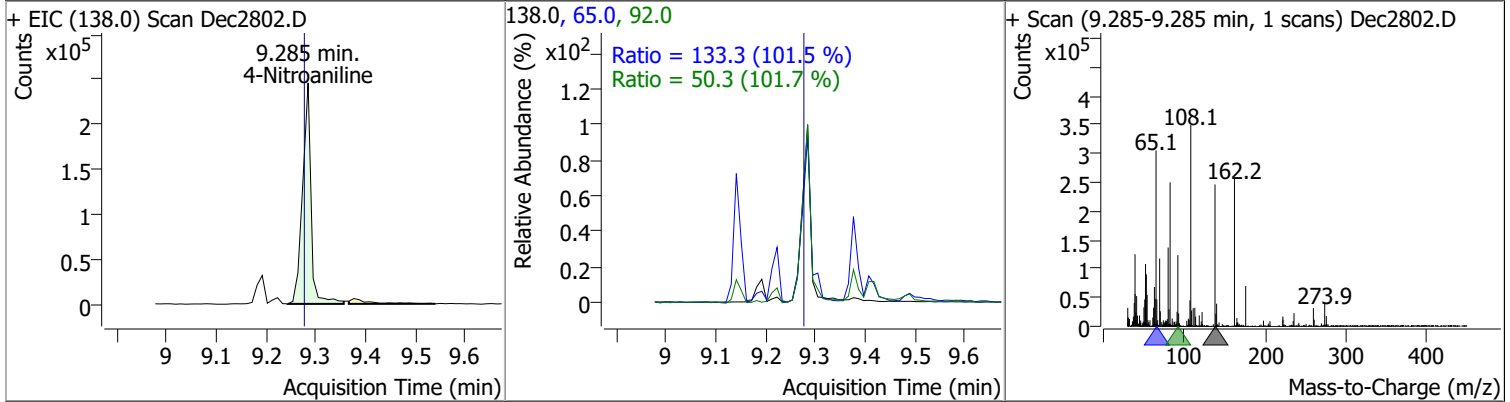


Compound	Conc.	RT	Dev(Min)	Resp.	QIon	QRatio	Lower	Upper
4-Chlorophenyl-phenylether	150.1936	9.22	0.00	1264744	141.0	63.4	46.0	85.3
					206.0	33.6	22.7	42.1

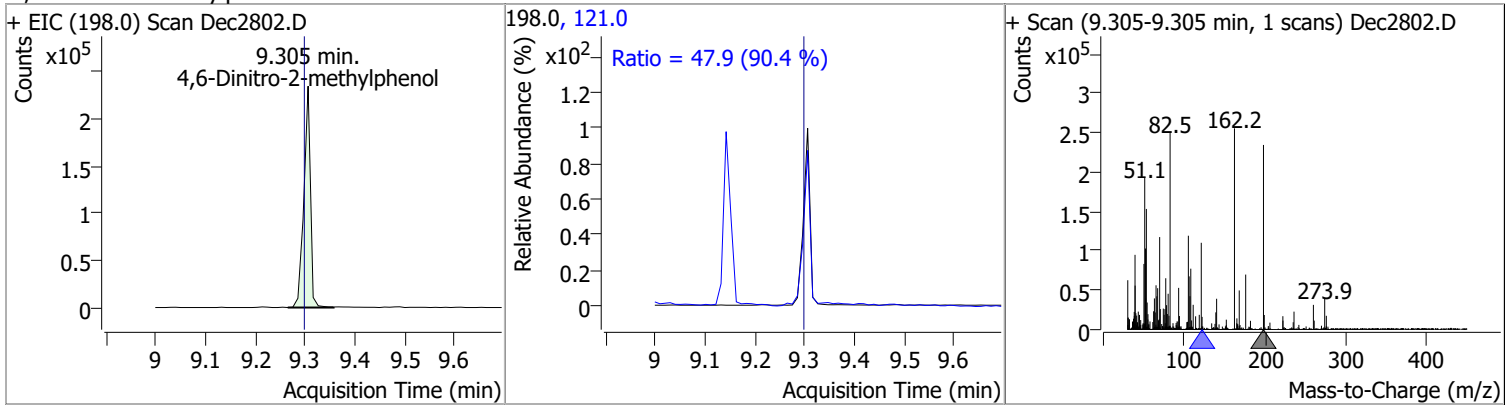


Quantitation Results Report (QT Reviewed)

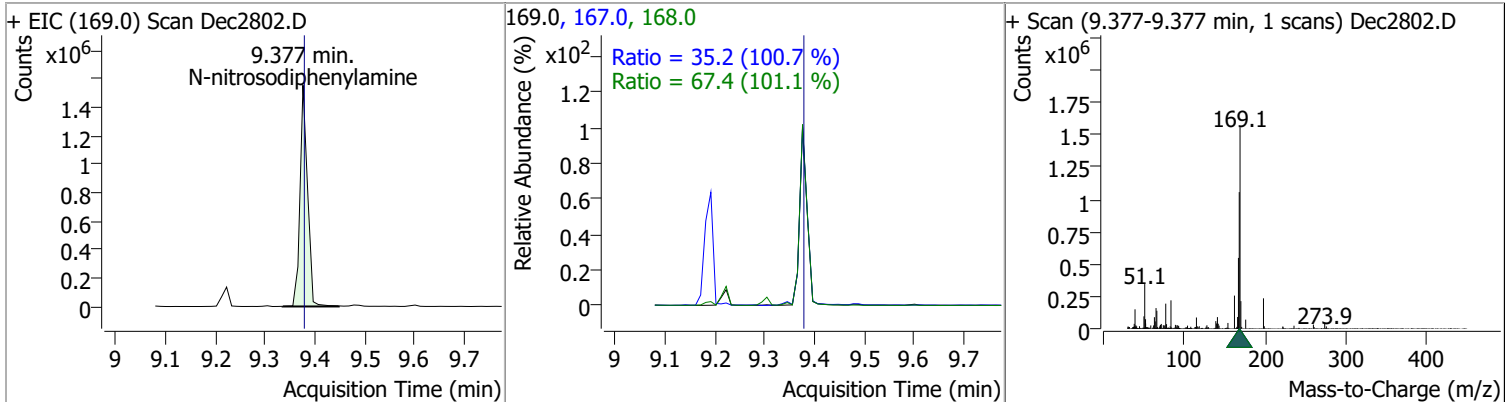
Compound	Conc.	RT	Dev(Min)	Resp.	QIon	QRatio	Lower	Upper
4-Nitroaniline	143.3550	9.28	0.01	293170	65.0	133.3	91.9	170.7
					92.0	50.3	34.6	64.3



Compound	Conc.	RT	Dev(Min)	Resp.	QIon	QRatio	Lower	Upper
4,6-Dinitro-2-methylphenol	148.4268	9.30	0.01	216297	121.0	47.9	37.1	68.8

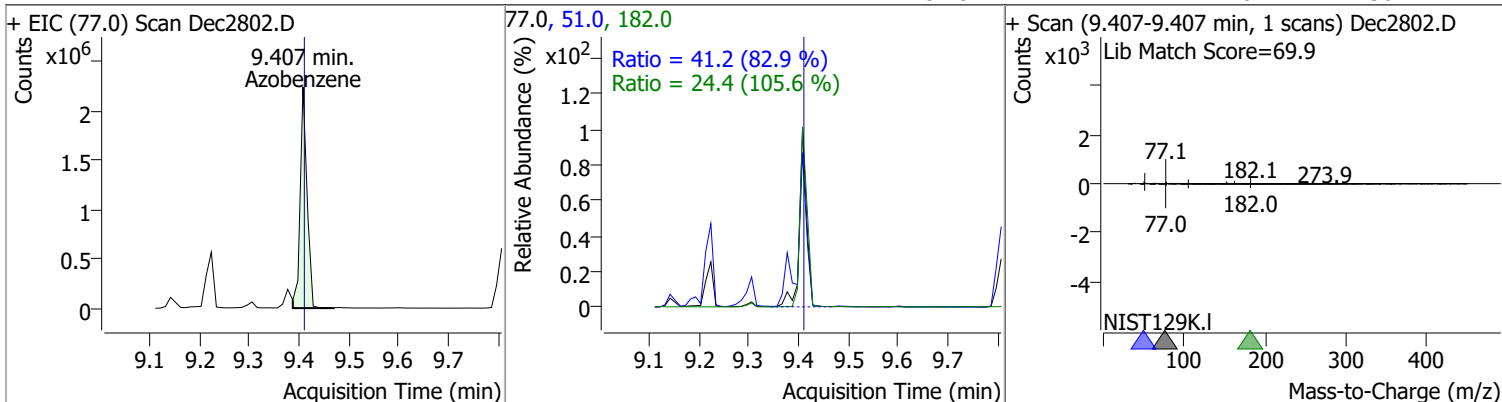


Compound	Conc.	RT	Dev(Min)	Resp.	QIon	QRatio	Lower	Upper
N-nitrosodiphenylamine	143.1354	9.38	0.00	1635441	168.0	67.4	46.6	86.6
					167.0	35.2	24.5	45.5

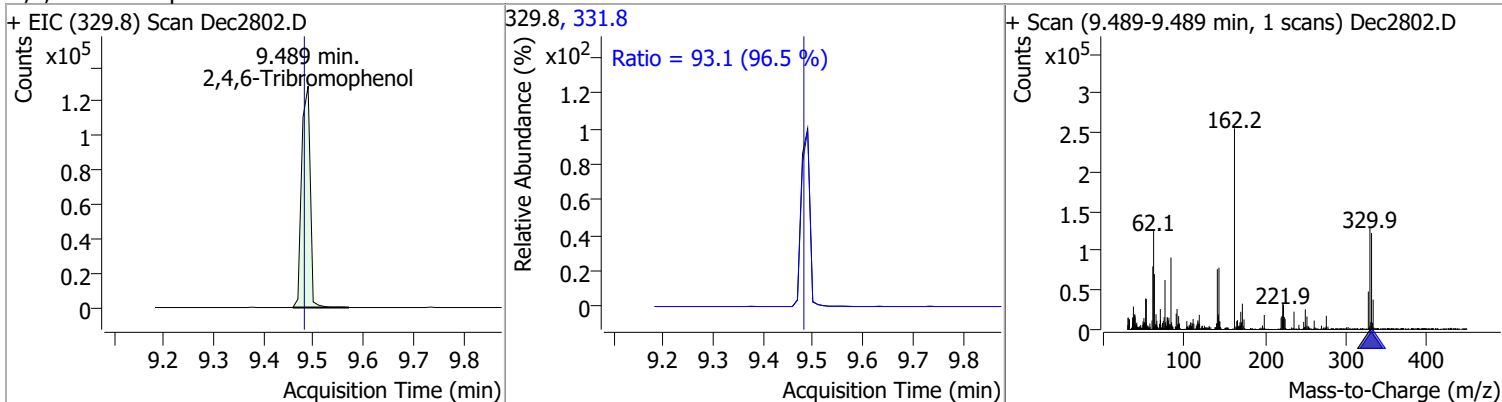


Quantitation Results Report (QT Reviewed)

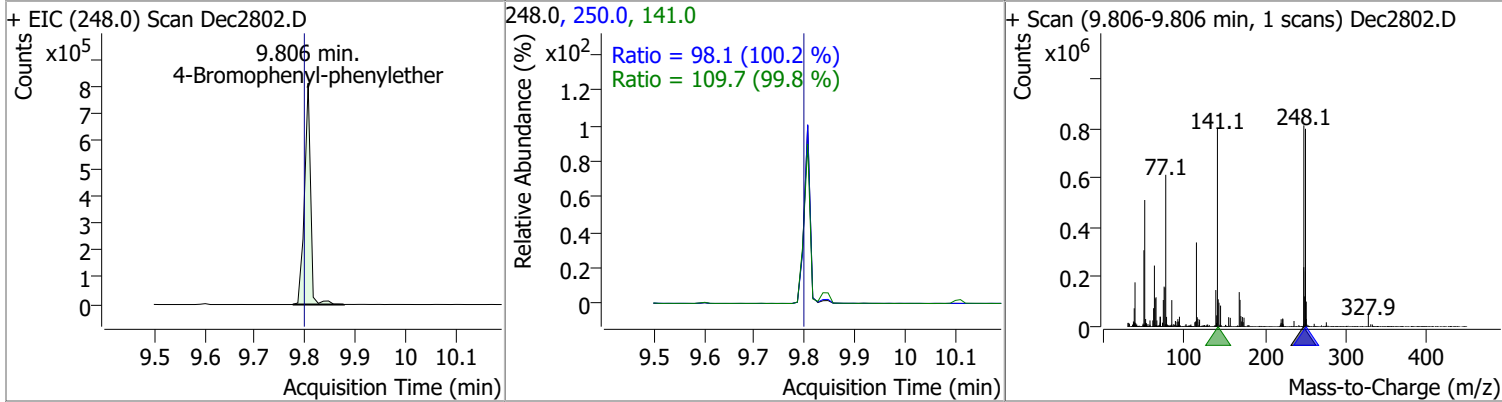
Compound	Conc.	RT	Dev(Min)	Resp.	QIon	QRatio	Lower	Upper
Azobenzene	143.1527	9.41	0.00	2151663	51.0	41.2	34.8	64.6
					182.0	24.4	16.2	30.1



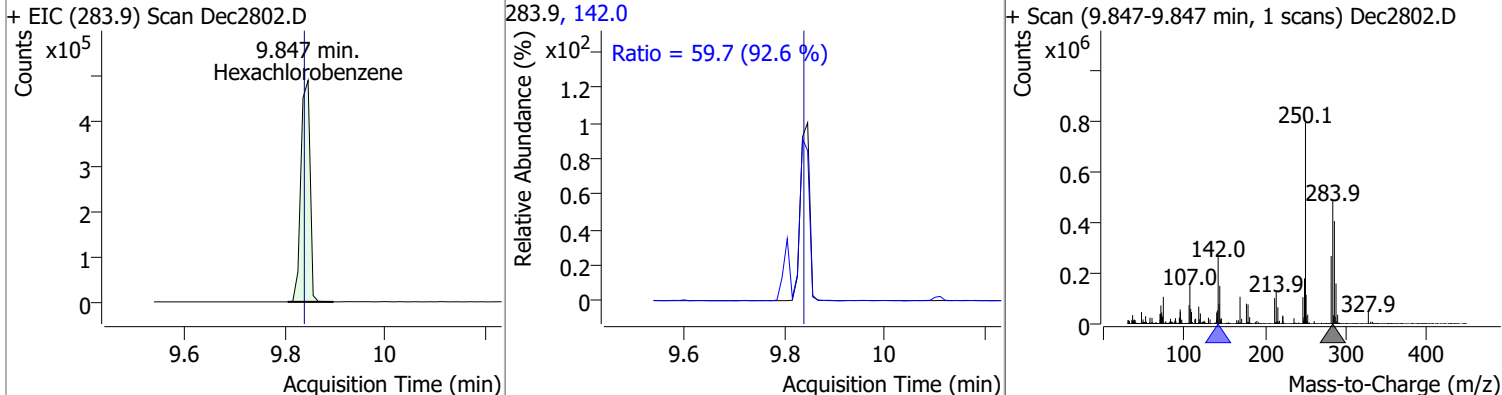
Compound	Conc.	RT	Dev(Min)	Resp.	QIon	QRatio	Lower	Upper
2,4,6-Tribromophenol	154.0245	9.49	0.01	154129	331.8	93.1	67.5	125.3



Compound	Conc.	RT	Dev(Min)	Resp.	QIon	QRatio	Lower	Upper
4-Bromophenyl-phenylether	148.5344	9.81	0.01	681341	141.0	109.7	76.9	142.8
					250.0	98.1	68.5	127.2

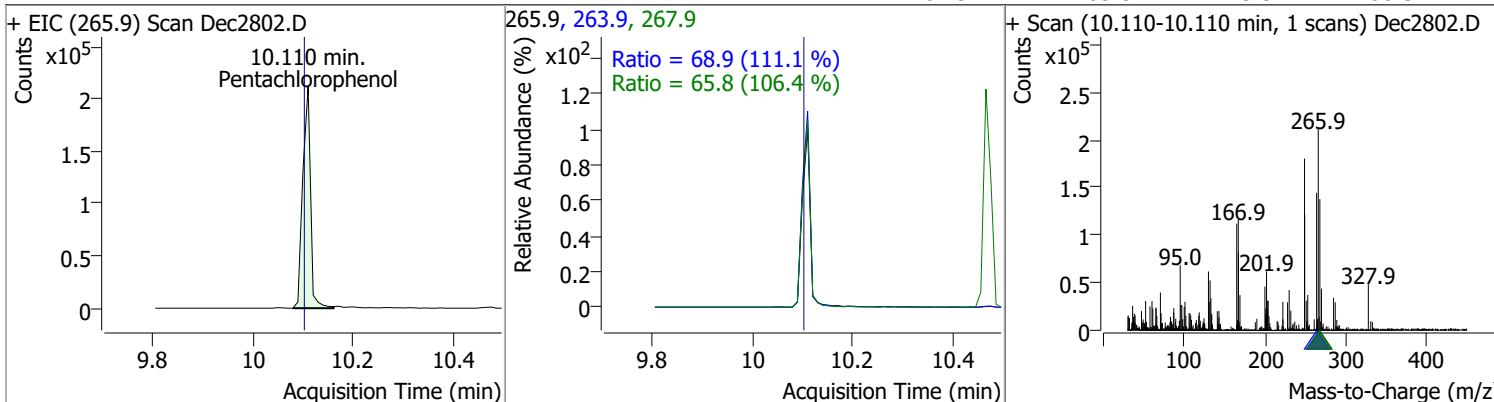


Compound	Conc.	RT	Dev(Min)	Resp.	QIon	QRatio	Lower	Upper
Hexachlorobenzene	149.1176	9.85	0.01	620945	142.0	59.7	45.2	83.9

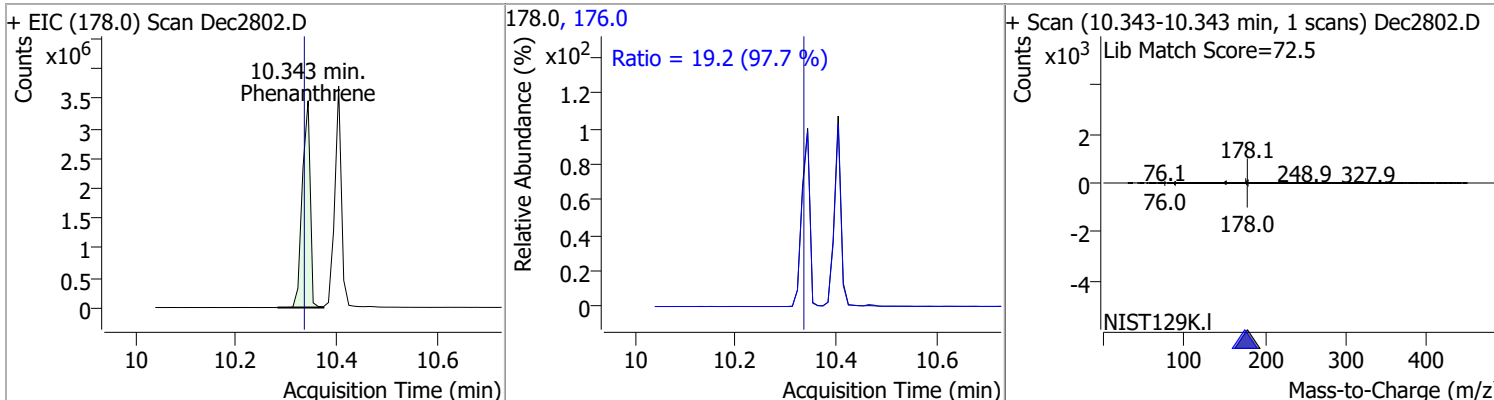


Quantitation Results Report (QT Reviewed)

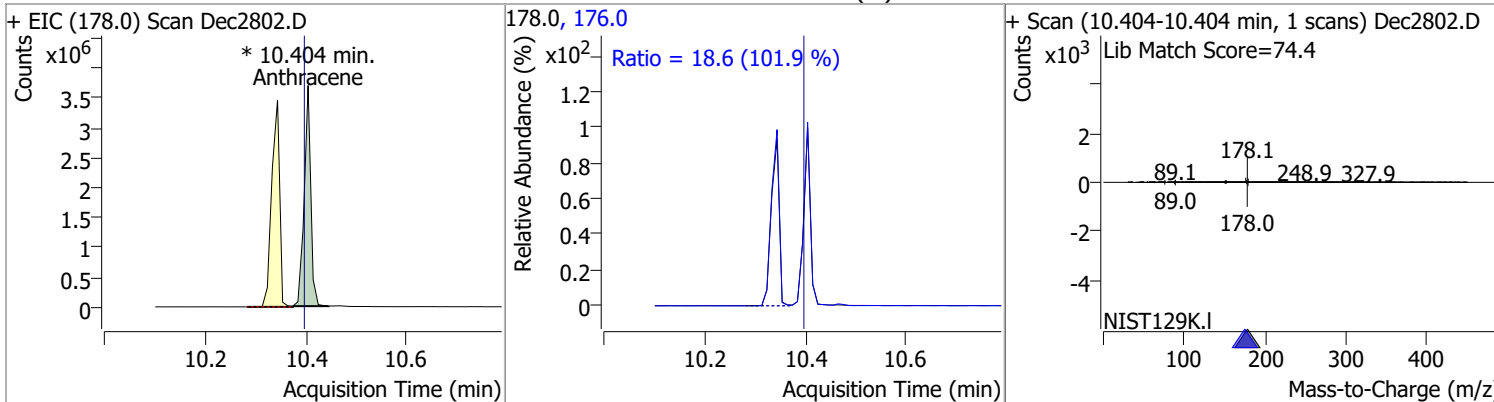
Compound	Conc.	RT	Dev(Min)	Resp.	QIon	QRatio	Lower	Upper
Pentachlorophenol	144.6526	10.11	0.01	226760	263.9	68.9	43.4	80.6
					267.9	65.8	43.3	80.5



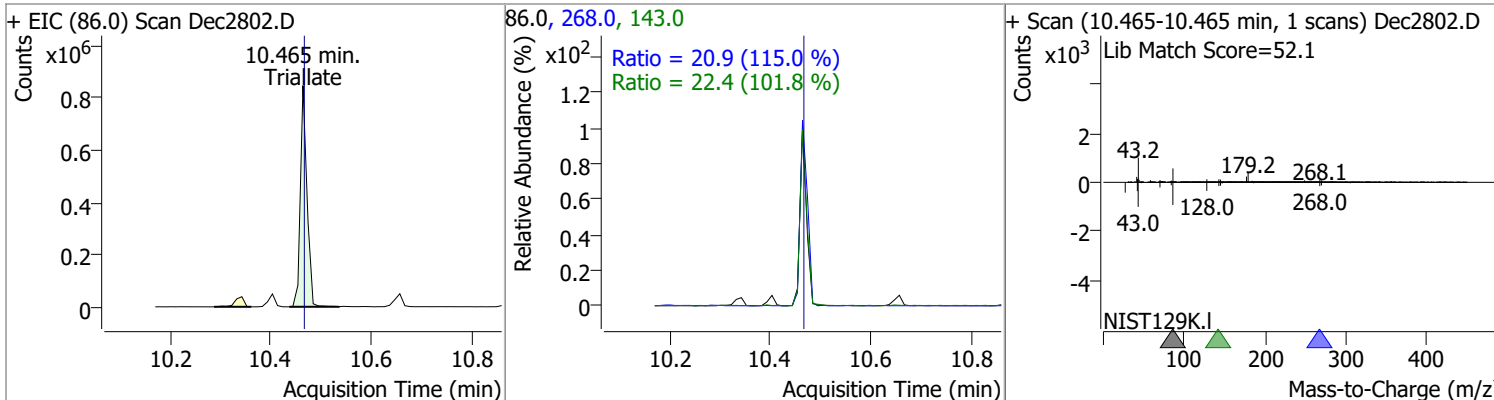
Compound	Conc.	RT	Dev(Min)	Resp.	QIon	QRatio	Lower	Upper
Phenanthrene	149.1853	10.34	0.01	3788593	176.0	19.2	13.8	25.6



Compound	Conc.	RT	Dev(Min)	Resp.	QIon	QRatio	Lower	Upper
Anthracene	146.4996	10.40	0.01	3353992 (m)	176.0	18.6	12.8	23.8

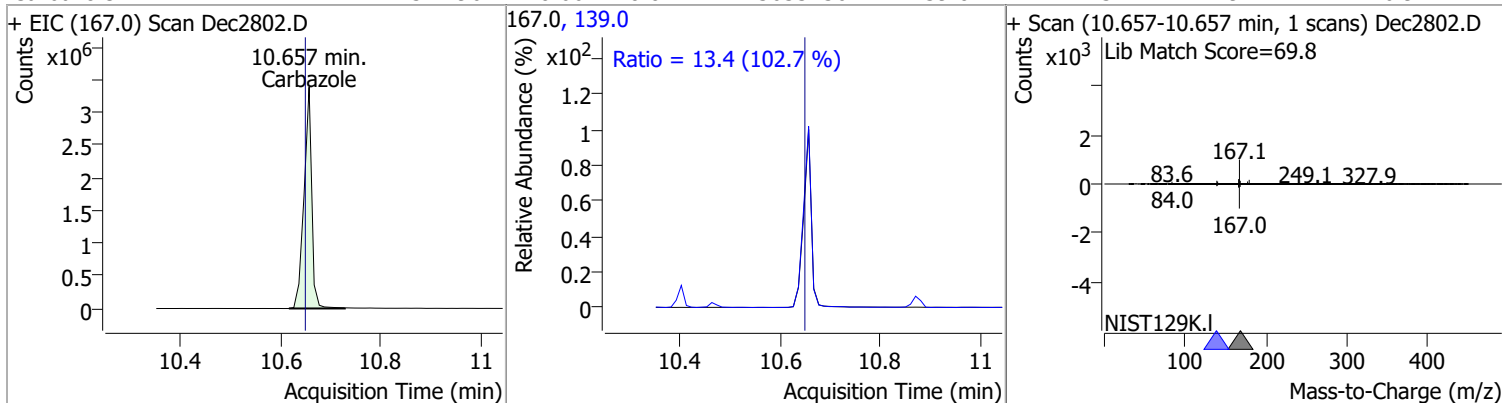


Compound	Conc.	RT	Dev(Min)	Resp.	QIon	QRatio	Lower	Upper
Triallate	147.5389	10.46	0.00	772724	143.0	22.4	15.4	28.6
					268.0	20.9	12.8	23.7

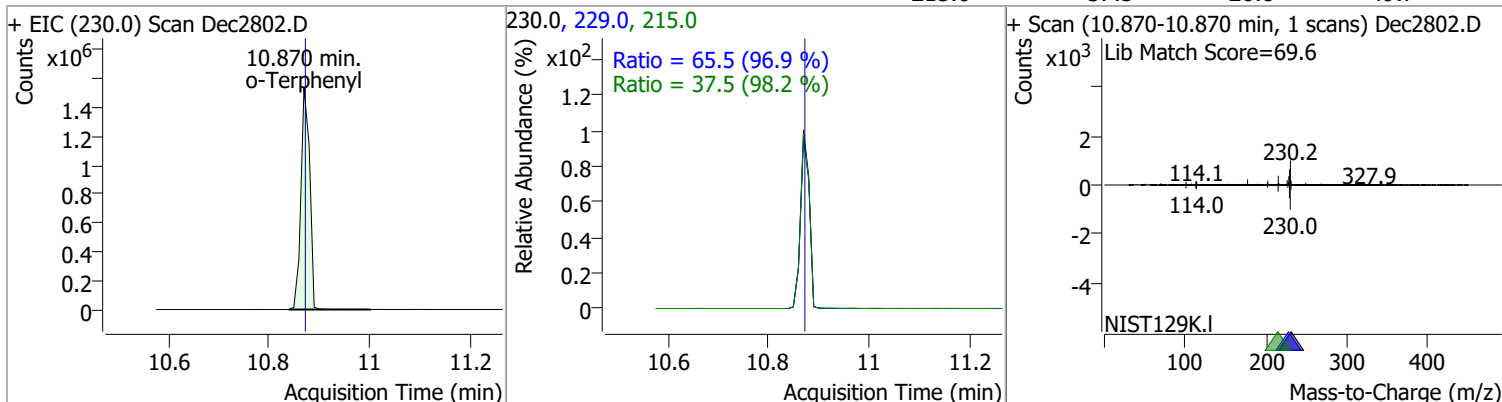


Quantitation Results Report (QT Reviewed)

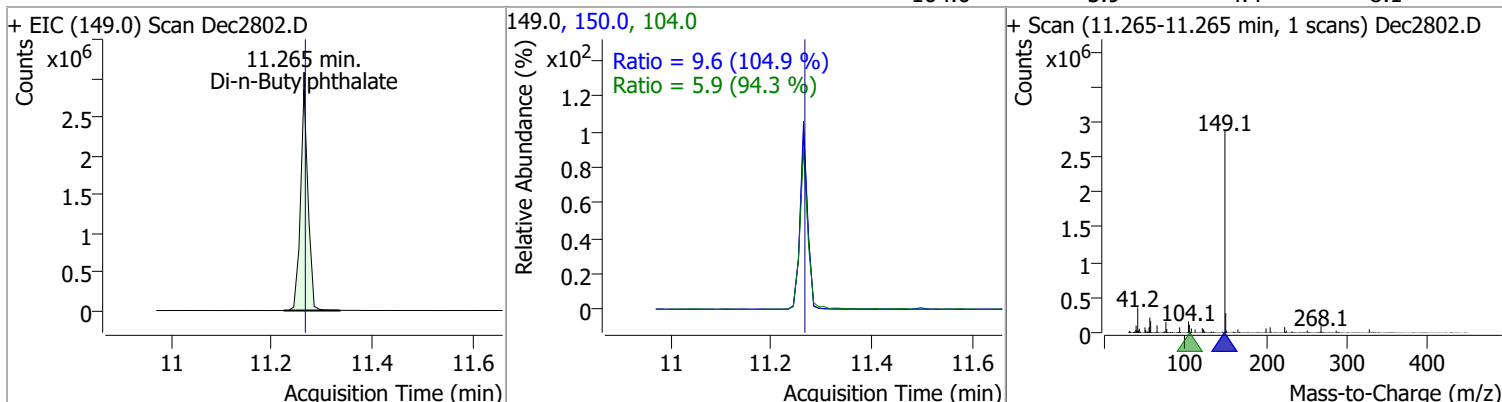
Compound	Conc.	RT	Dev(Min)	Resp.	QIon	QRatio	Lower	Upper
Carbazole	152.2962	10.66	0.01	3633136	139.0	13.4	9.1	16.9



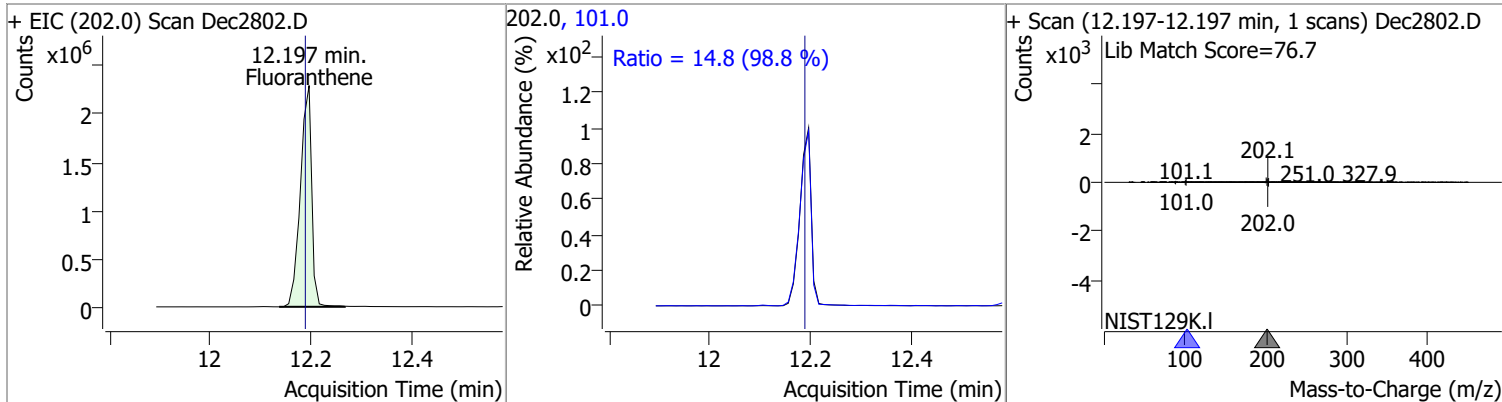
o-Terphenyl	150.4557	10.87	0.00	1867487	229.0 215.0	65.5 37.5	47.4 26.8	88.0 49.7
-------------	----------	-------	------	---------	----------------	--------------	--------------	--------------



Di-n-Butylphthalate	145.8109	11.26	0.00	2991931	150.0 104.0	9.6 5.9	6.4 4.4	11.9 8.1
---------------------	----------	-------	------	---------	----------------	------------	------------	-------------

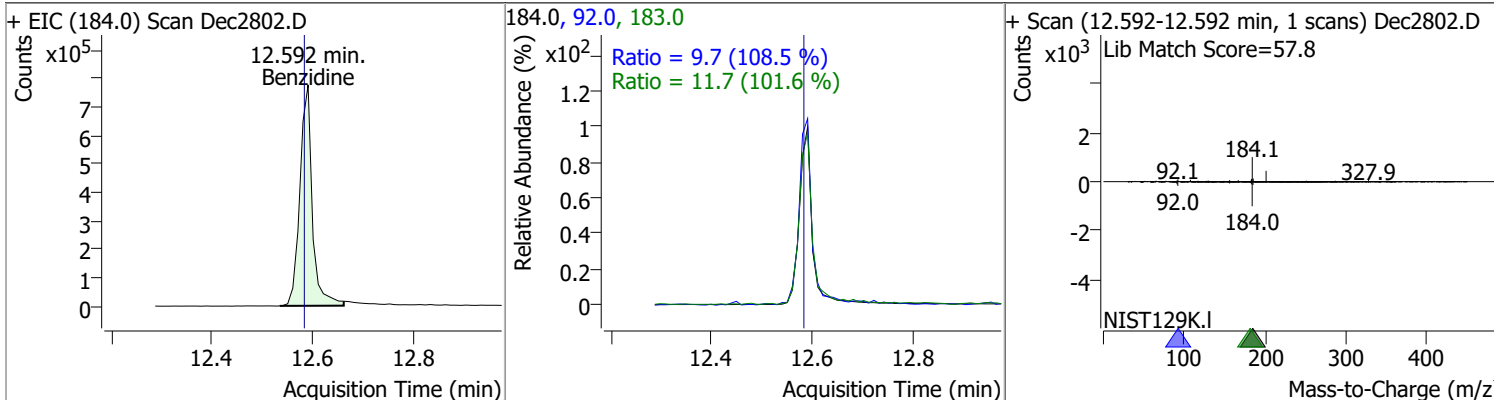


Fluoranthene	146.9721	12.20	0.01	3579977	101.0	14.8	10.5	19.5
--------------	----------	-------	------	---------	-------	------	------	------

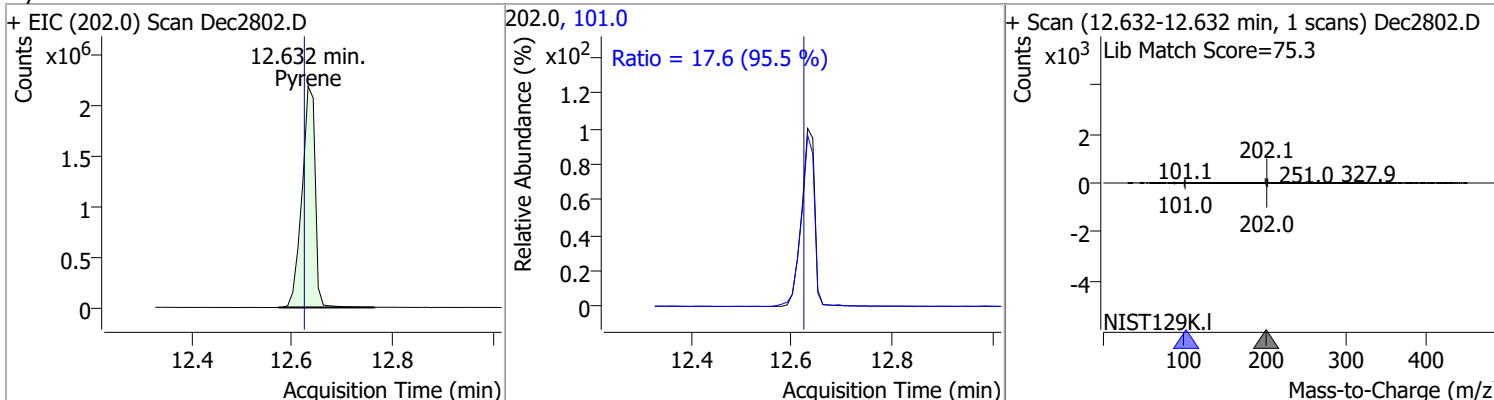


Quantitation Results Report (QT Reviewed)

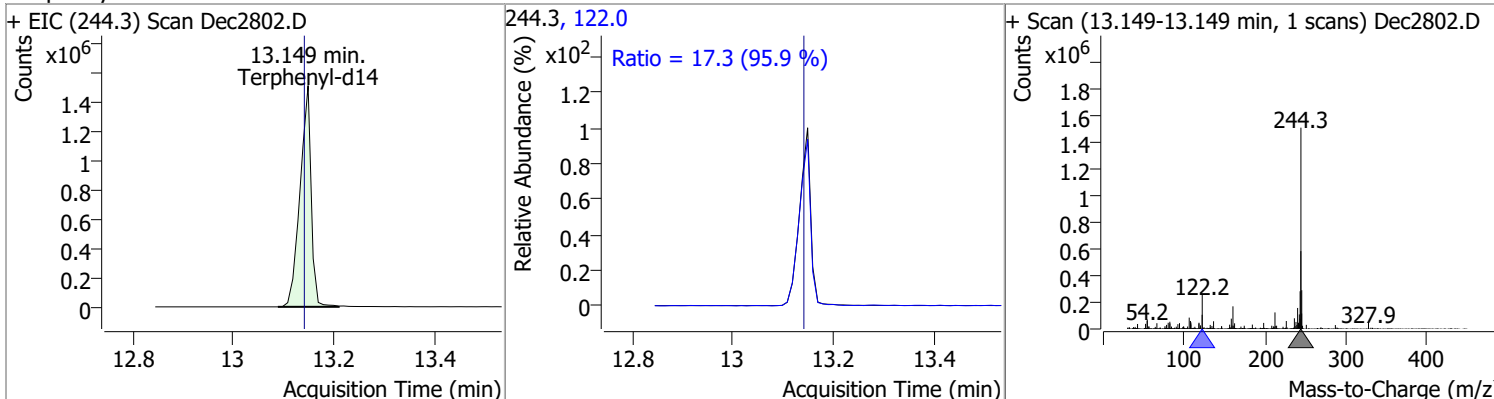
Compound	Conc.	RT	Dev(Min)	Resp.	QIon	QRatio	Lower	Upper
Benzidine	146.0621	12.59	0.01	1327180	183.0	11.7	8.1	15.0
					92.0	9.7	6.3	11.7



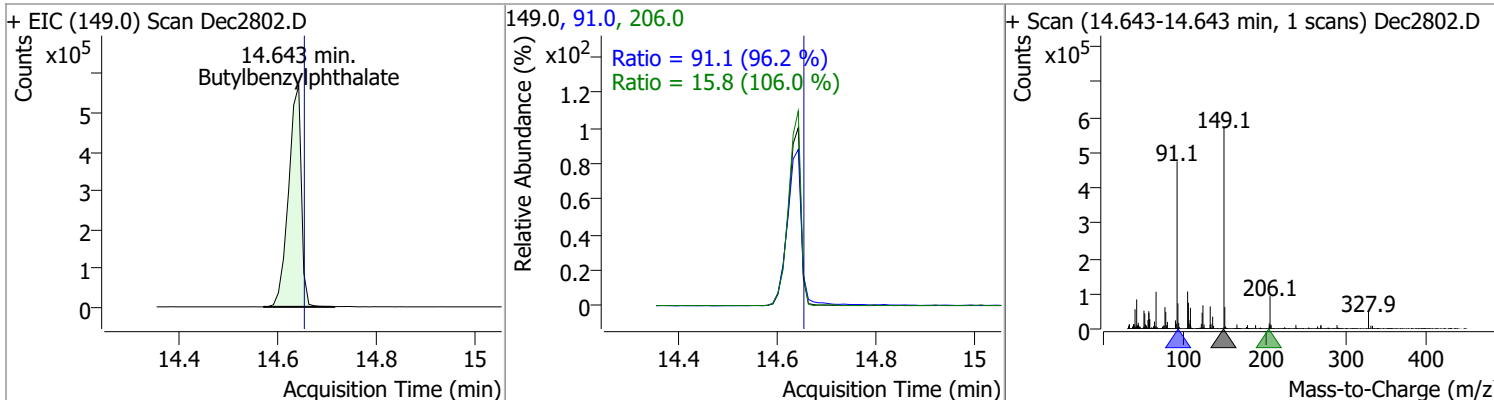
Compound	Conc.	RT	Dev(Min)	Resp.	QIon	QRatio	Lower	Upper
Pyrene	149.7101	12.63	0.01	4003370	101.0	17.6	12.9	24.0



Compound	Conc.	RT	Dev(Min)	Resp.	QIon	QRatio	Lower	Upper
Terphenyl-d14	147.2211	13.15	0.01	2311109	122.0	17.3	12.7	23.5

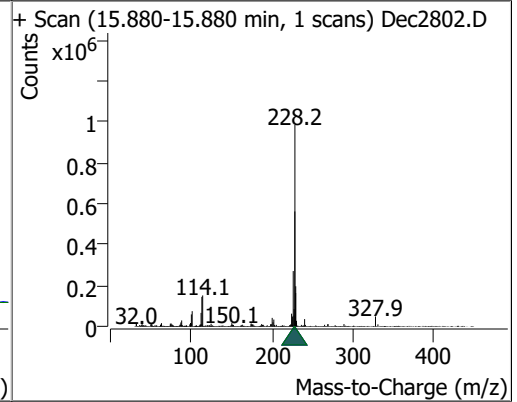
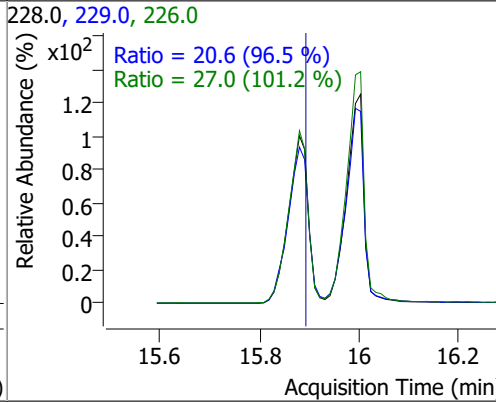
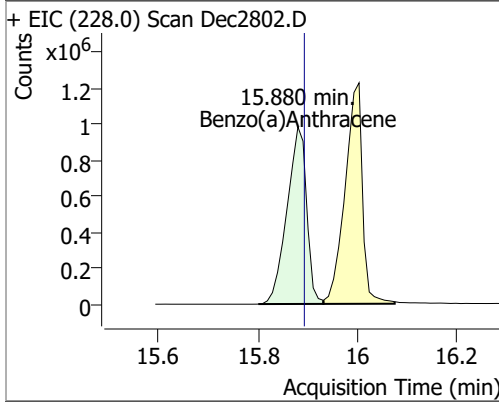


Compound	Conc.	RT	Dev(Min)	Resp.	QIon	QRatio	Lower	Upper
Butylbenzylphthalate	146.8716	14.64	0.01	1016385	91.0	91.1	66.2	123.0
					206.0	15.8	10.4	19.4

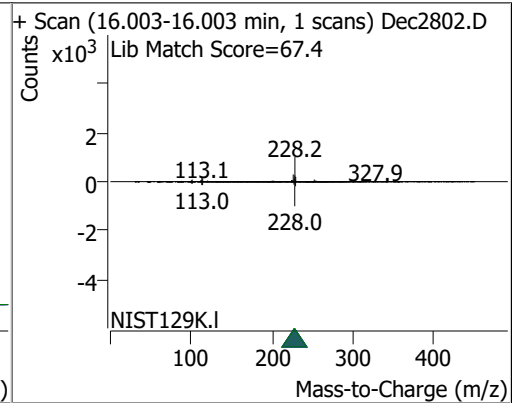
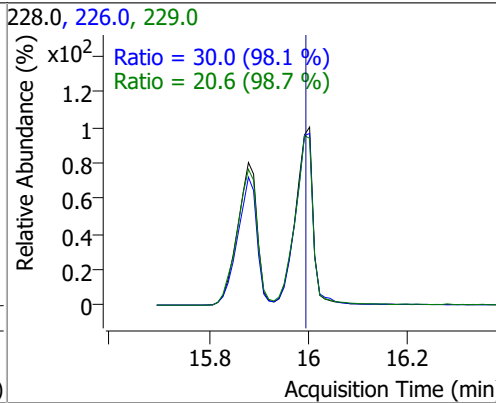
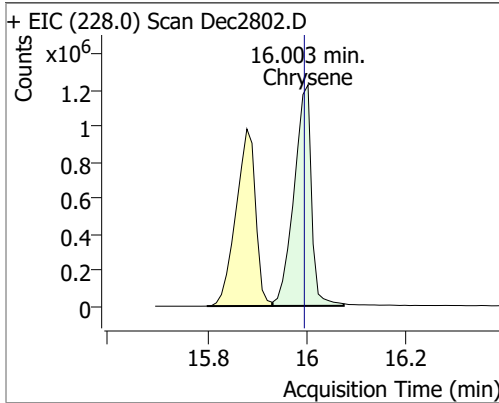


Quantitation Results Report (QT Reviewed)

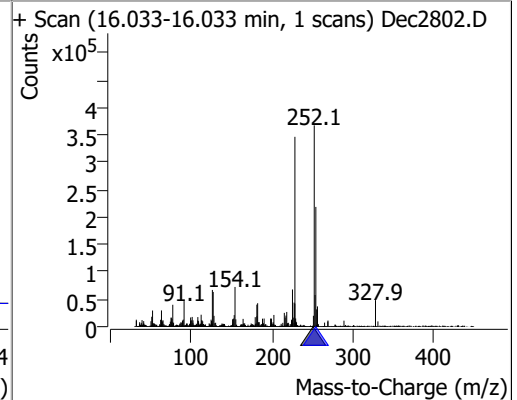
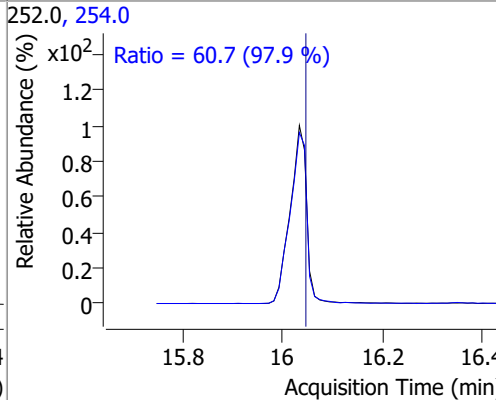
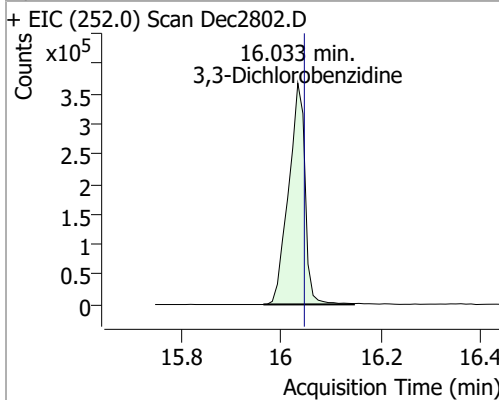
Compound	Conc.	RT	Dev(Min)	Resp.	QIon	QRatio	Lower	Upper
Benzo(a)Anthracene	152.2440	15.88	0.01	2687750	226.0	27.0	18.7	34.7
					229.0	20.6	14.9	27.7



Compound	Conc.	RT	Dev(Min)	Resp.	QIon	QRatio	Lower	Upper
Chrysene	148.2872	16.00	0.03	2990250	226.0	30.0	21.4	39.8
					229.0	20.6	14.6	27.1

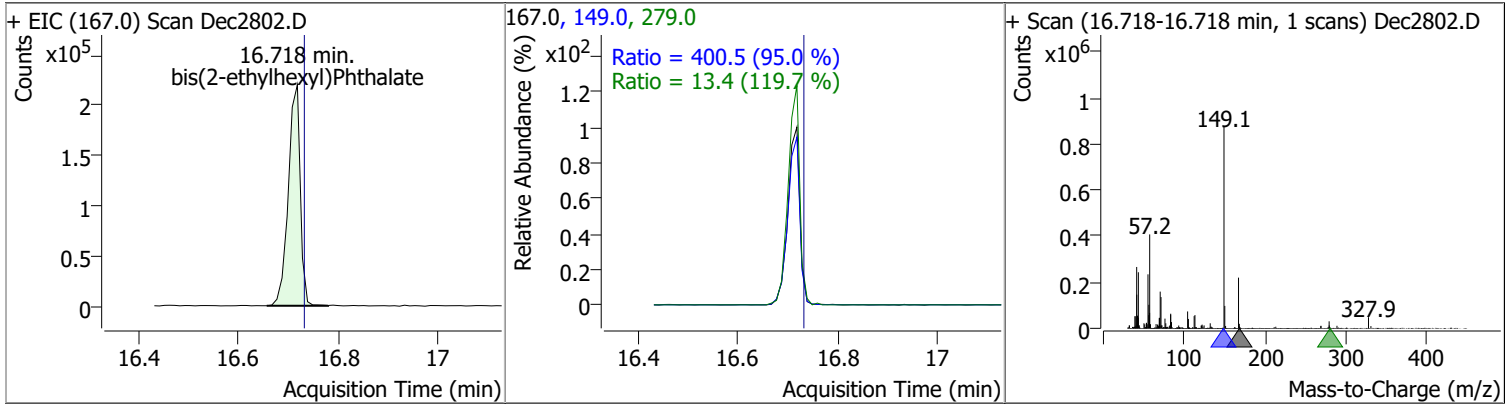


Compound	Conc.	RT	Dev(Min)	Resp.	QIon	QRatio	Lower	Upper
3,3-Dichlorobenzidine	147.3099	16.03	0.01	841603	254.0	60.7	43.4	80.6

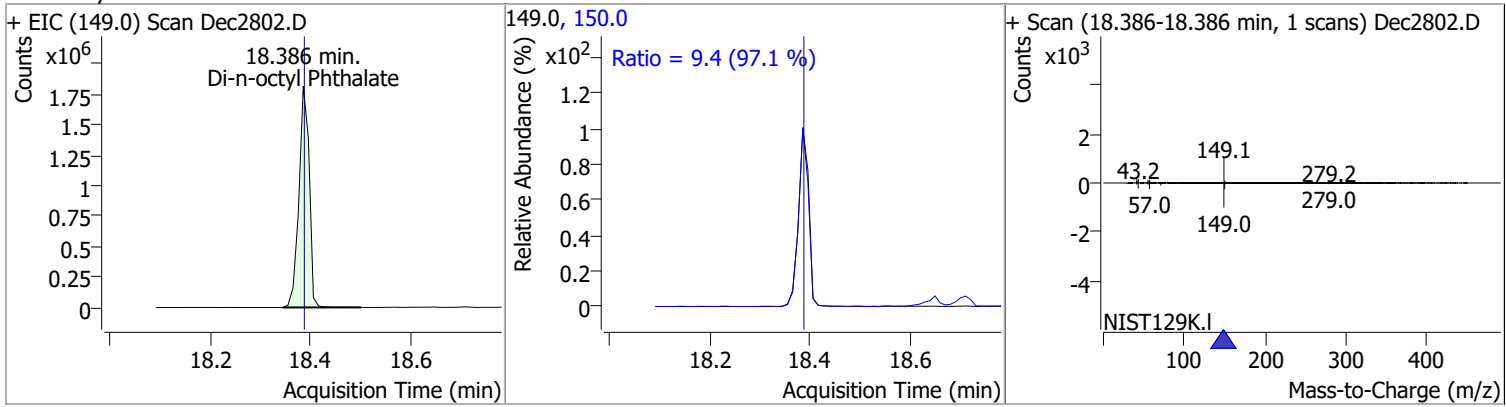


Quantitation Results Report (QT Reviewed)

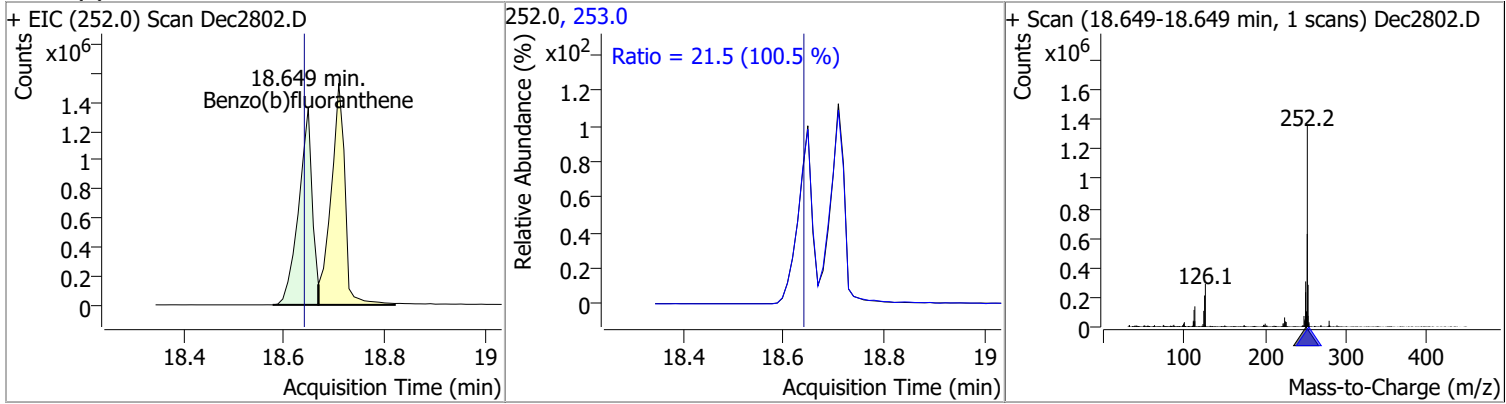
Compound	Conc.	RT	Dev(Min)	Resp.	QIon	QRatio	Lower	Upper
bis(2-ethylhexyl)Phthalate	147.9309	16.72	0.01	365081	149.0	400.5	295.1	548.1
					279.0	13.4	7.9	14.6



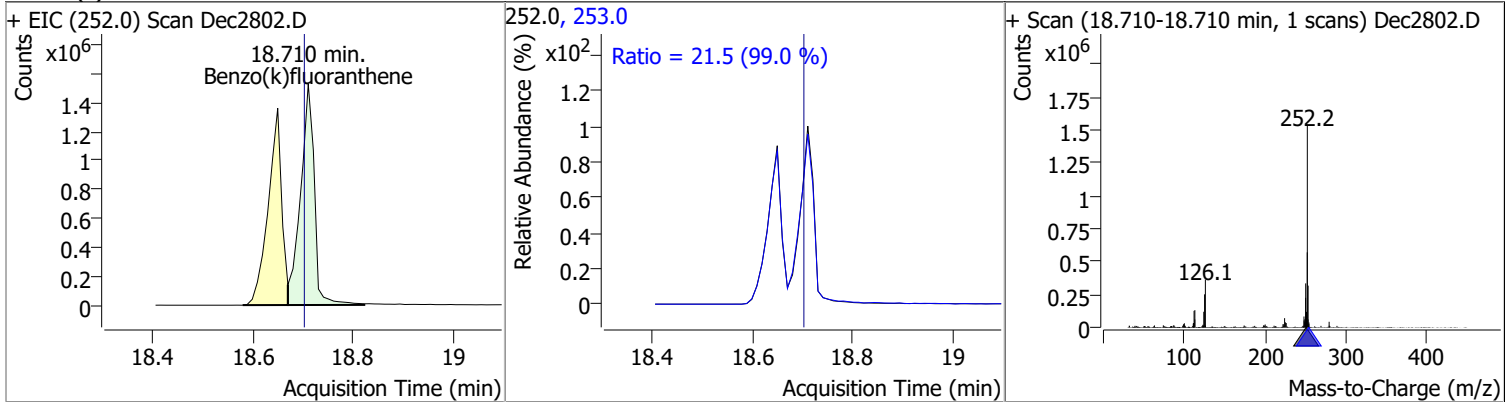
Compound	Conc.	RT	Dev(Min)	Resp.	QIon	QRatio	Lower	Upper
Di-n-octyl Phthalate	148.4492	18.39	0.01	2582125	150.0	9.4	6.8	12.6



Compound	Conc.	RT	Dev(Min)	Resp.	QIon	QRatio	Lower	Upper
Benzo(b)fluoranthene	155.0591	18.65	0.02	2531540	253.0	21.5	15.0	27.8

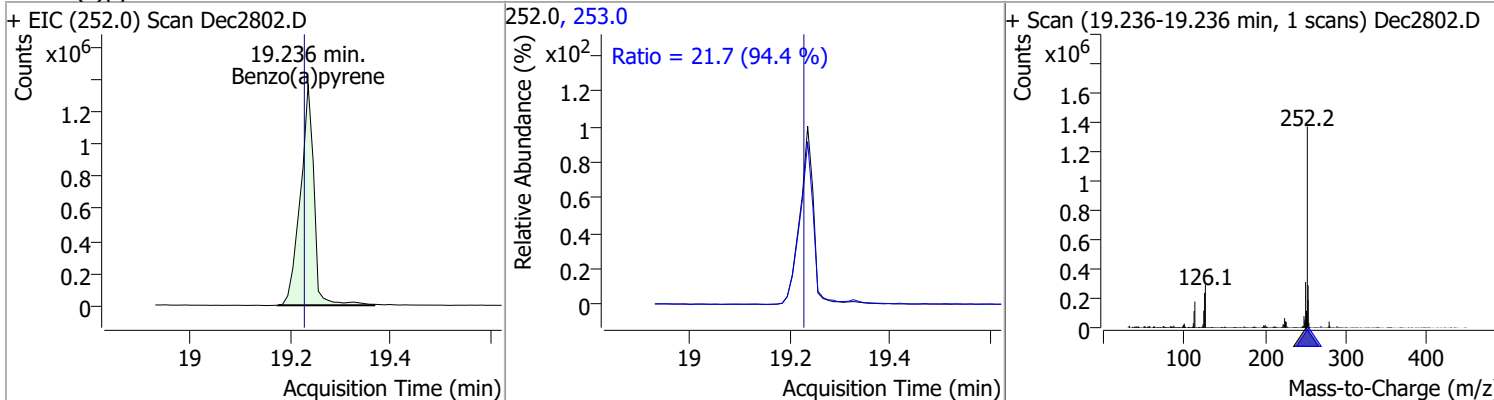


Compound	Conc.	RT	Dev(Min)	Resp.	QIon	QRatio	Lower	Upper
Benzo(k)fluoranthene	164.1991	18.71	0.02	2907393	253.0	21.5	15.2	28.2

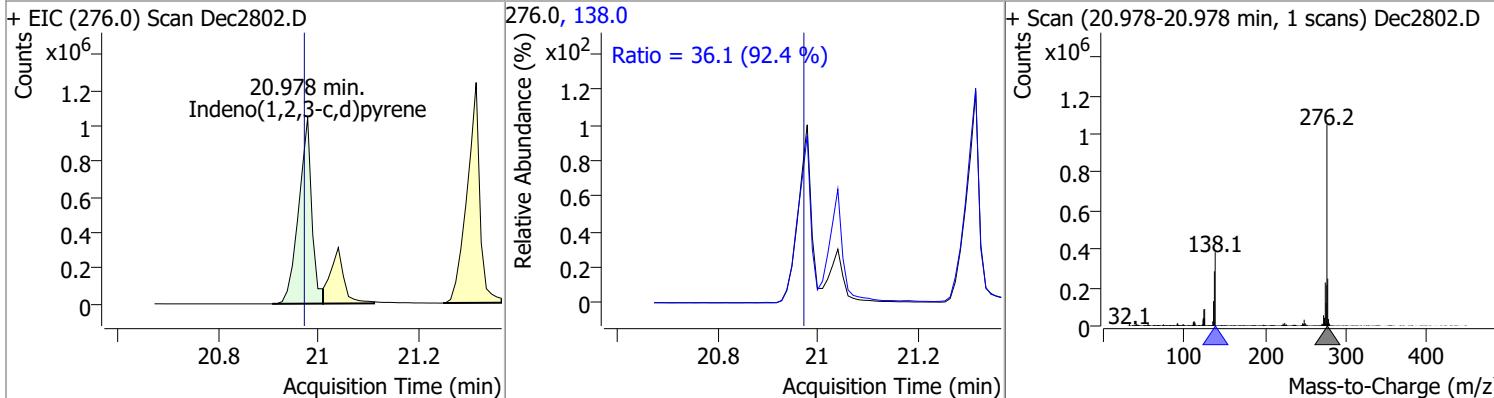


Quantitation Results Report (QT Reviewed)

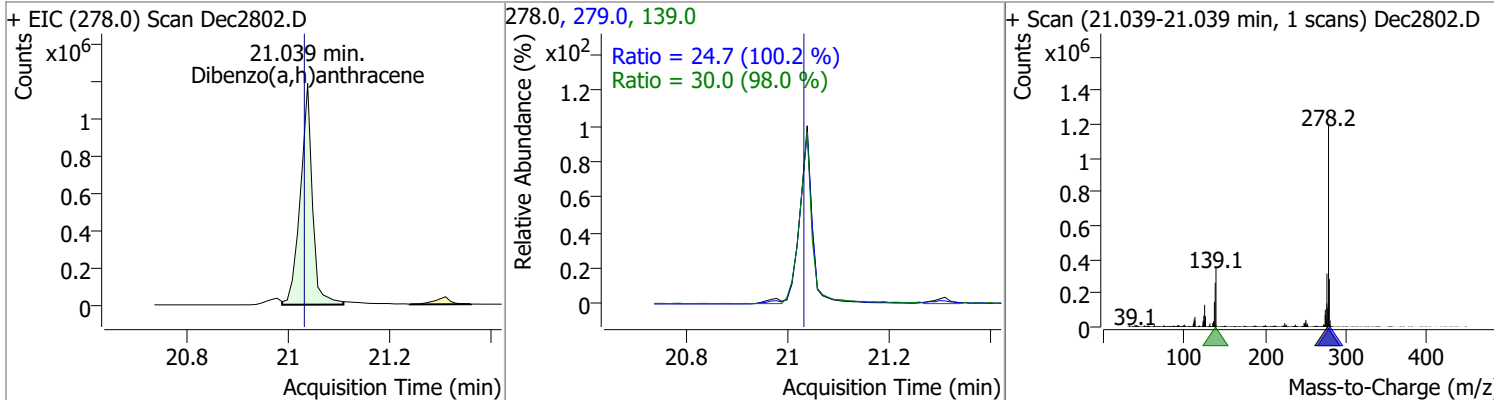
Compound	Conc.	RT	Dev(Min)	Resp.	QIon	QRatio	Lower	Upper
Benzo(a)pyrene	150.6774	19.24	0.02	2566771	253.0	21.7	16.1	29.8



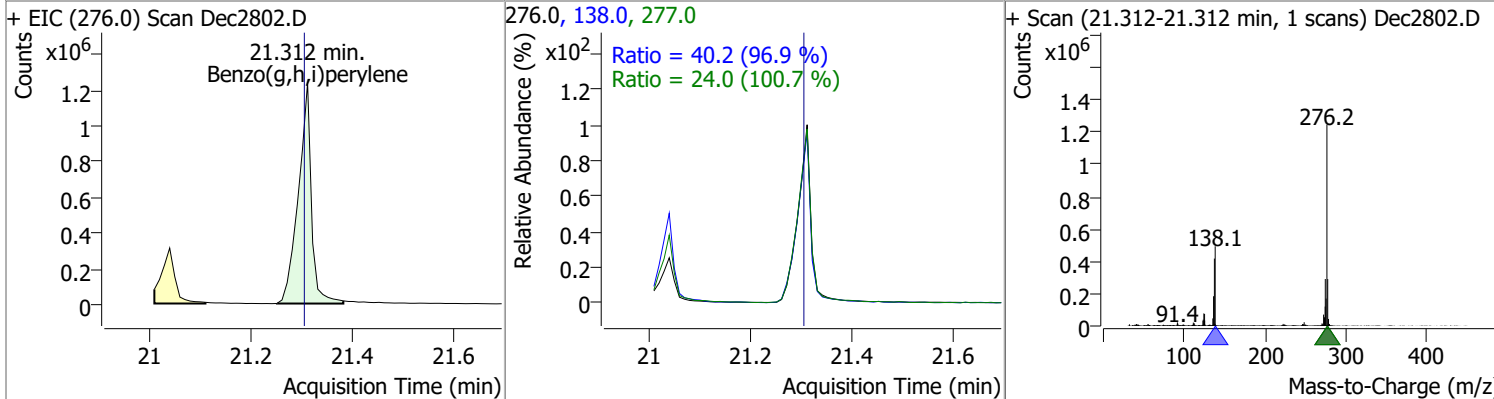
Compound	Conc.	RT	Dev(Min)	Resp.	QIon	QRatio	Lower	Upper
Indeno(1,2,3-c,d)pyrene	150.7798	20.98	0.02	1879964	138.0	36.1	27.4	50.8



Compound	Conc.	RT	Dev(Min)	Resp.	QIon	QRatio	Lower	Upper
Dibenzo(a,h)anthracene	149.2076	21.04	0.02	1972310	139.0	30.0	21.4	39.7
					279.0	24.7	17.2	32.0

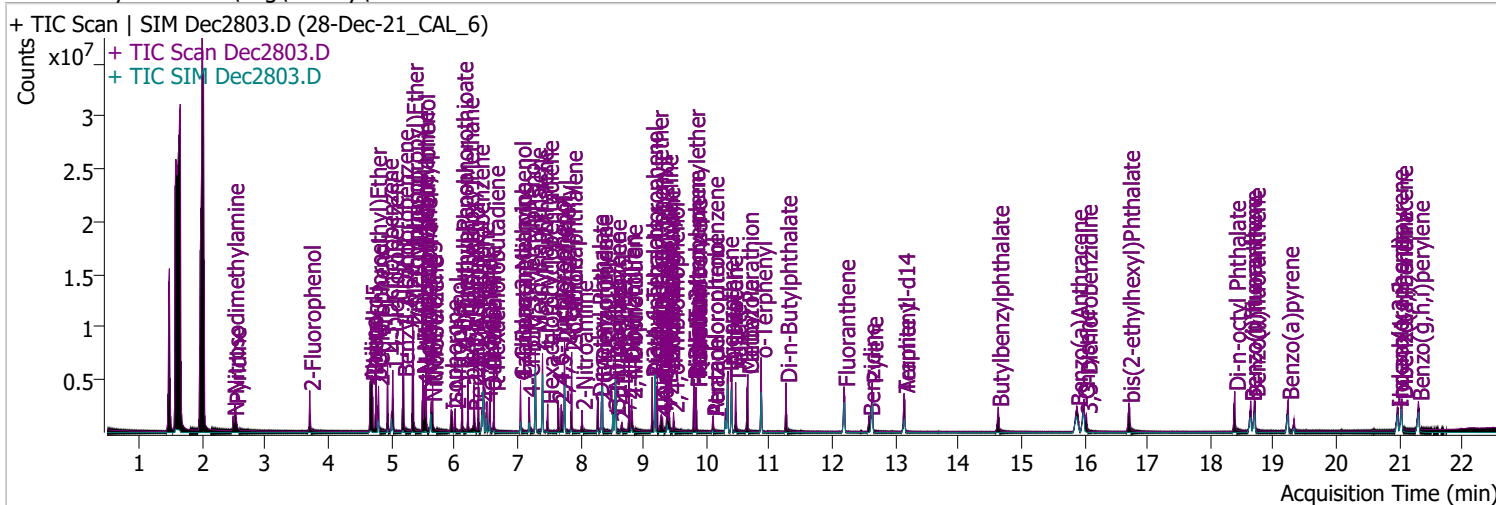


Compound	Conc.	RT	Dev(Min)	Resp.	QIon	QRatio	Lower	Upper
Benzo(g,h,i)perylene	148.7054	21.31	0.02	2226169	138.0	40.2	29.0	53.9
					277.0	24.0	16.7	31.0



Quantitation Results Report (QT Reviewed)

Data File	Dec2803.D	Operator	LIMS import
Acq. Method	BNA+SIM.M	Acq. Date-Time	12/28/2021 2:57:01 PM
Sample Name	28-Dec-21_CAL_6	Instrument	Instrument #1
Vial	3	Multiplier	1.00
DA Method File		Comment	SVOC-8270-W-LARGO
Tune File	dftppdsm.u	Tune Date	11/24/2021 11:15:00 AM
Batch Name	122821 bna 1 CAL.batch.bin	Last Calib Update	12/29/2021 7:25:46 PM
Ref Library	D:\Org\Library\NIST129K.I		



Compound	RT	QIon	Resp.	Conc.	Units	Dev(Min)
----------	----	------	-------	-------	-------	----------

Internal Standards

System Monitoring Compounds

S 2-Fluorophenol	3.704	112.0	993656	123.3804	µg/L	0.000
Spiked Amount: 200.000	Range: 10.0 - 75.0%			Recovery = 61.69%		
S Phenol-d5	4.685	99.0	1308583	118.6366	µg/L	0.000
Spiked Amount: 200.000	Range: 10.0 - 65.0%			Recovery = 59.32%		
S Nitrobenzene-d5	5.635	82.0	669497	121.1593	µg/L	0.010
Spiked Amount: 100.000	Range: 32.0 - 94.0%			Recovery = 121.16%		*
S 2-Fluorobiphenyl	7.749	172.0	2169830	123.6577	µg/L	0.000
Spiked Amount: 100.000	Range: 28.0 - 107.0%			Recovery = 123.66%		*
S 2,4,6-Tribromophenol	9.479	329.8	109588	116.0643	µg/L	0.000
Spiked Amount: 200.000	Range: 25.0 - 140.0%			Recovery = 58.03%		
S Terphenyl-d14	13.139	244.3	1826846	122.8041	µg/L	0.000
Spiked Amount: 100.000	Range: 32.0 - 122.0%			Recovery = 122.80%		*

Target Compounds

Compound	RT	QIon	Resp.	Conc.	Units	QValue	
T N-Nitrosodimethylamine	2.489	74.0	447592	132.0049	µg/L	92	
T Pyridine	2.520	79.0	1114395	131.9766	µg/L	95	
T Aniline	4.664	93.0	1991952	121.4886	µg/L	m	97
T Phenol	4.695	94.0	1382075	111.4617	µg/L	m	99
T bis(-2-Chloroethyl)Ether	4.756	63.0	1242545	130.3160	µg/L	m	100
T 2-Chlorophenol	4.797	128.0	1041235	124.5218	µg/L		100
T 1,3-Dichlorobenzene	4.940	146.0	1429995	117.7978	µg/L		100
T 1,4-Dichlorobenzene	5.022	146.0	1363825	113.9183	µg/L		97
T 1,2-Dichlorobenzene	5.185	146.0	1515861	120.8873	µg/L	m	98
T Benzyl Alcohol	5.195	108.0	696740	126.4328	µg/L	m	99
T bis(2-chloroisopropyl)Ether	5.338	121.0	440255	115.5825	µg/L		99
T 2-Methylphenol	5.338	107.0	1043069	117.0152	µg/L		98
T N-nitroso-Di-n-propylamine	5.502	70.0	818919	130.1958	µg/L		99
T 4Methylphenol/3Methylphenol	5.522	107.0	1410963	118.0867	µg/L		99
T Hexachloroethane	5.553	117.0	373544	118.1253	µg/L		91

Quantitation Results Report (QT Reviewed)

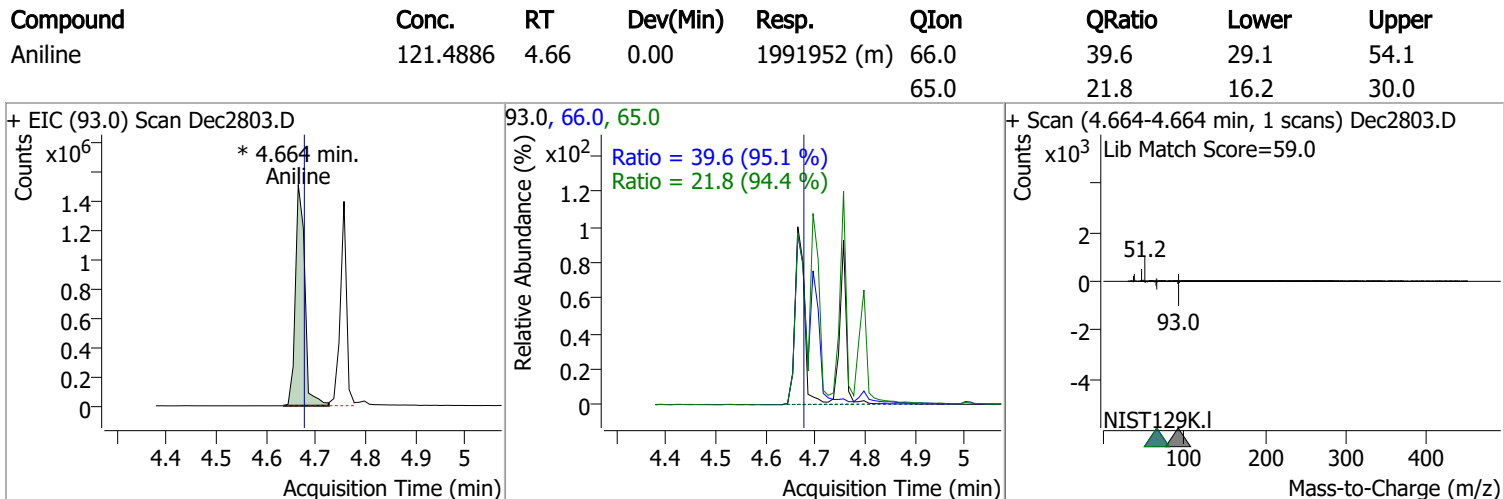
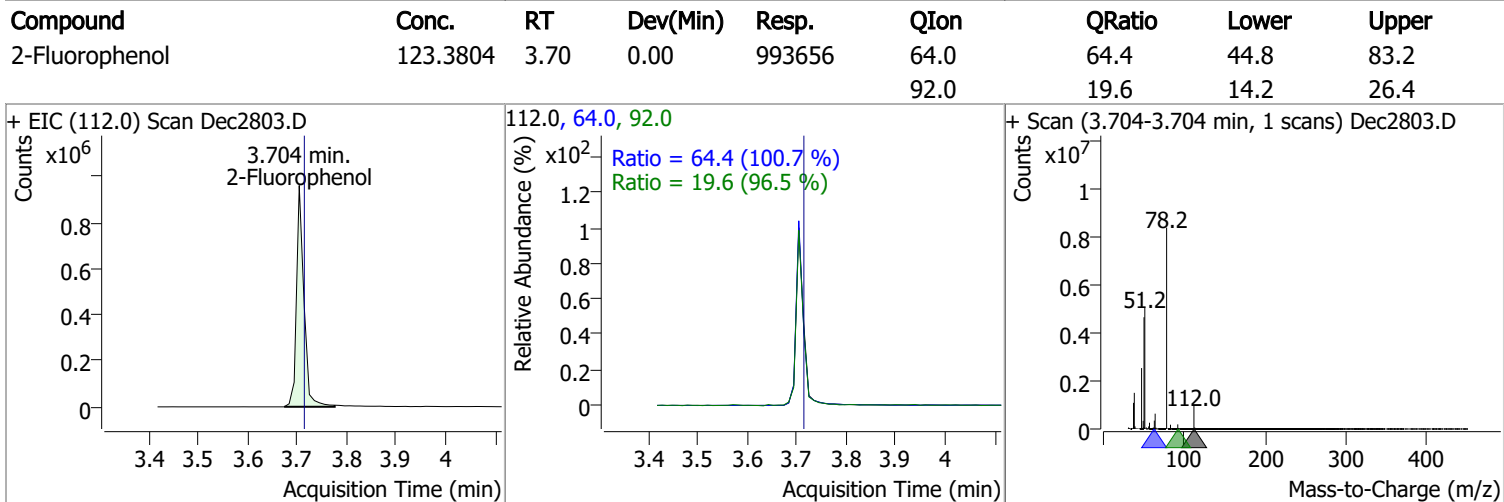
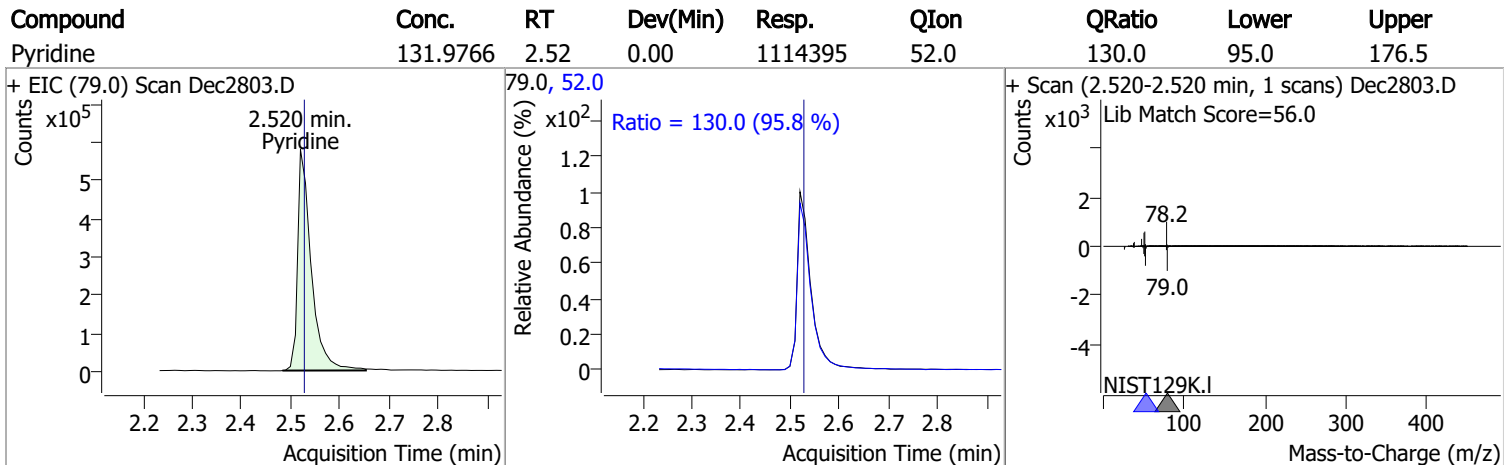
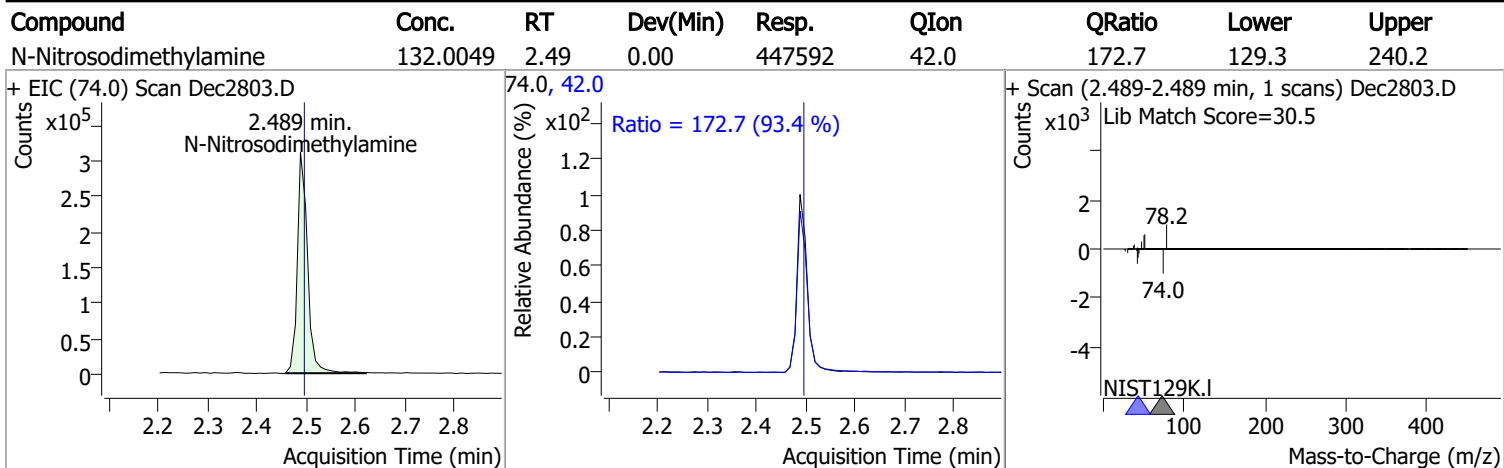
Compound	RT	QIon	Resp.	Conc.	Units	Dev(Min)
T Nitrobenzene	5.655	123.1	369448	134.3813	µg/L	89
T Isophorone	5.951	82.0	1590821	124.8621	µg/L	99
T 2-Nitrophenol	6.013	139.0	267354	125.4056	µg/L	96
T 2,4-Dimethylphenol	6.126	122.0	936705	131.5068	µg/L	99
T bis(-2-Chloroethoxy)Methane	6.218	93.0	1152975	129.9580	µg/L	98
T Benzoic Acid	6.321	105.0	459947	123.5393	µg/L	96
T 2,4-Dichlorophenol	6.311	162.0	652748	124.4607	µg/L	98
T 1,2,4-Trichlorobenzene	6.383	180.0	925380	124.2985	µg/L	99
T Naphthalene	6.465	128.0	3067548	125.2173	µg/L	100
T 4-Chlorophenol	6.516	130.0	262993	124.1891	µg/L	m 94
T p-Chloroaniline	6.568	127.0	1181460	124.5374	µg/L	95
T Hexachlorobutadiene	6.629	224.9	508839	133.2469	µg/L	95
T 4-Chloro-2-Methylphenol	7.050	107.0	700144	122.4672	µg/L	98
T 4-Chloro-3-Methylphenol	7.184	107.0	706211	124.3041	µg/L	100
T 2-Methylnaphthalene	7.286	141.0	1632756	122.1944	µg/L	m 97
T 1-Methylnaphthalene	7.399	141.0	1616047	122.2901	µg/L	m 99
T Hexachlorocyclopentadiene	7.482	236.9	268274	121.7660	µg/L	99
T 2,4,6-Trichlorophenol	7.646	196.0	410923	119.4736	µg/L	98
T 2,4,5-Trichlorophenol	7.697	196.0	458788	117.4303	µg/L	99
T 2-Chloronaphthalene	7.861	162.0	1849015	122.8123	µg/L	100
T 2-Nitroaniline	8.026	65.0	296399	122.5808	µg/L	96
T Dimethyl Phthalate	8.282	163.0	1707296	121.5372	µg/L	98
T 2,6-Dinitrotoluene	8.333	165.0	186284	118.7891	µg/L	97
T Acenaphthylene	8.343	152.1	2951970	119.8833	µg/L	100
T 3-Nitroaniline	8.538	138.0	252993	126.8044	µg/L	91
T Acenaphthene	8.558	154.0	1576886	115.8550	µg/L	99
T 2,4-Dinitrophenol	8.660	184.0	109594	117.7118	µg/L	90
T Dibenzofuran	8.773	168.0	2633186	119.8975	µg/L	99
T 4-Nitrophenol	8.814	109.0	280927	126.8294	µg/L	93
T 2,4-Dinitrotoluene	8.814	165.0	264598	122.1127	µg/L	100
T Diethylphthalate	9.141	149.0	1757984	119.1715	µg/L	99
T Fluorene	9.182	166.0	2141058	117.1781	µg/L	98
T 4-Chlorophenyl-phenylether	9.223	204.0	931681	119.1607	µg/L	99
T 4-Nitroaniline	9.284	138.0	244341	126.3493	µg/L	97
T 4,6-Dinitro-2-methylphenol	9.305	198.0	152521	120.5386	µg/L	96
T N-nitrosodiphenylamine	9.377	169.0	1294653	119.5713	µg/L	98
T Azobenzene	9.407	77.0	1785109	123.8437	µg/L	97
T 4-Bromophenyl-phenylether	9.806	248.0	502325	119.6007	µg/L	98
T Hexachlorobenzene	9.837	283.9	470415	121.8940	µg/L	92
T Pentachlorophenol	10.110	265.9	182959	122.7015	µg/L	99
T Phenanthrene	10.343	178.0	2917397	123.2259	µg/L	98
T Anthracene	10.404	178.0	2649797	120.3681	µg/L	99
T Triallate	10.465	86.0	594643	122.4865	µg/L	97
T Carbazole	10.657	167.0	2874314	127.1460	µg/L	100
T o-Terphenyl	10.870	230.0	1372899	118.9806	µg/L	98
T Di-n-Butylphthalate	11.265	149.0	2452963	123.4008	µg/L	100
T Fluoranthene	12.186	202.0	2755162	119.3612	µg/L	100
T Benzidine	12.581	184.0	1059025	125.2888	µg/L	99
T Pyrene	12.632	202.0	2996713	119.2775	µg/L	98
T Butylbenzylphthalate	14.633	149.0	789735	120.1120	µg/L	96
T Benzo(a)Anthracene	15.880	228.0	2115221	122.4380	µg/L	99
T Chrysene	15.992	228.0	2268471	114.9578	µg/L	98
T 3,3-Dichlorobenzidine	16.033	252.0	649256	119.4687	µg/L	100
T bis(2-ethylhexyl)Phthalate	16.708	167.0	271955	119.5624	µg/L	92
T Di-n-octyl Phthalate	18.386	149.0	1957063	119.4457	µg/L	100

Quantitation Results Report (QT Reviewed)

Compound	RT	QIon	Resp.	Conc.	Units	Dev(Min)
T Benzo(b)fluoranthene	18.639	252.0	1935328	118.5403	µg/L	99
T Benzo(k)fluoranthene	18.700	252.0	2143782	121.0728	µg/L	97
T Benzo(a)pyrene	19.236	252.0	1945061	119.7988	µg/L	98
T Indeno(1,2,3-c,d)pyrene	20.968	276.0	1428035	118.0424	µg/L	99
T Dibenzo(a,h)anthracene	21.039	278.0	1587150	120.7707	µg/L	99
T Benzo(g,h,i)perylene	21.302	276.0	1789954	121.2816	µg/L	98

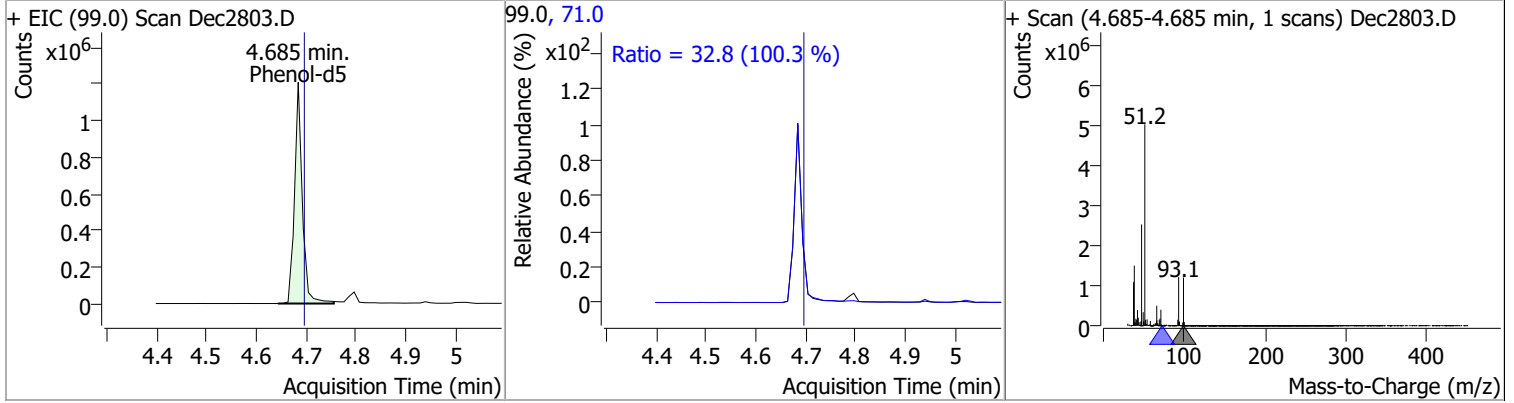
(#) = Qualifier Out of Range; (m) = Manual Integration; (+) = Area Summed; (*) = Surrogate Percent Recovery Out of Range; (d): Zeroed Peak

Quantitation Results Report (QT Reviewed)

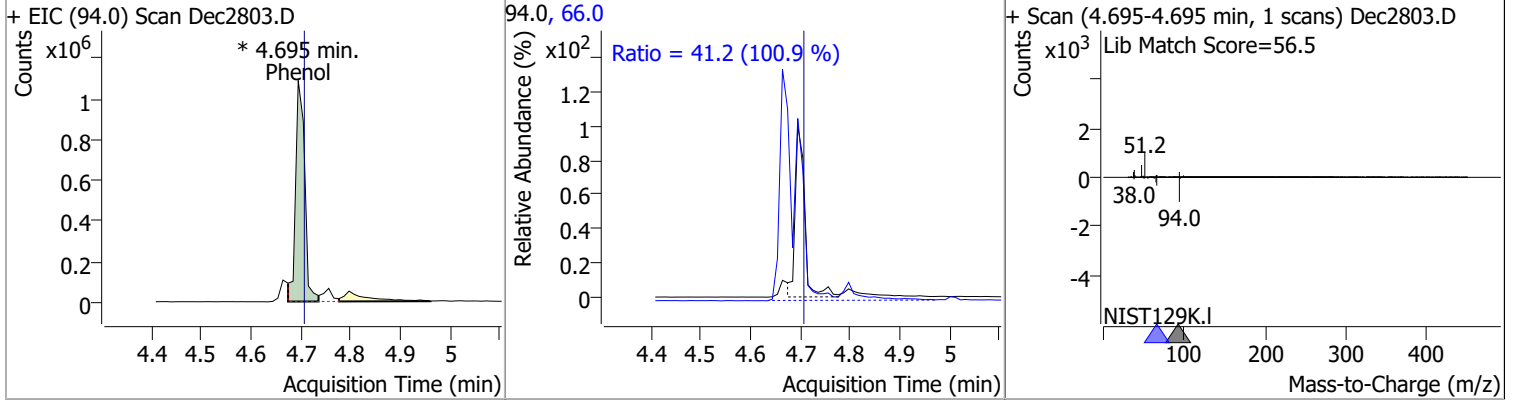


Quantitation Results Report (QT Reviewed)

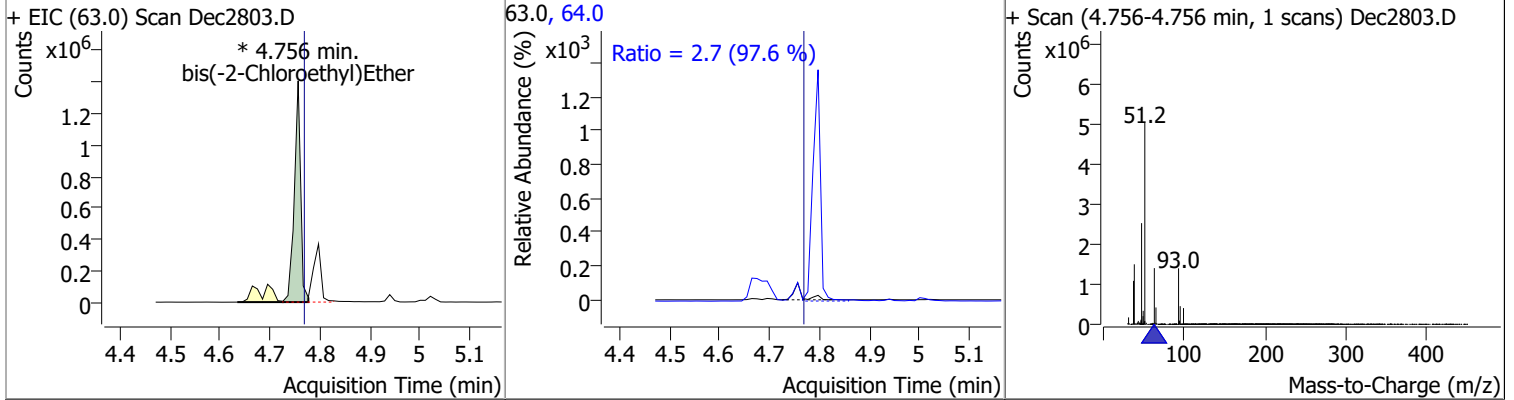
Compound	Conc.	RT	Dev(Min)	Resp.	QIon	QRatio	Lower	Upper
Phenol-d5	118.6366	4.68	0.00	1308583	71.0	32.8	22.9	42.5



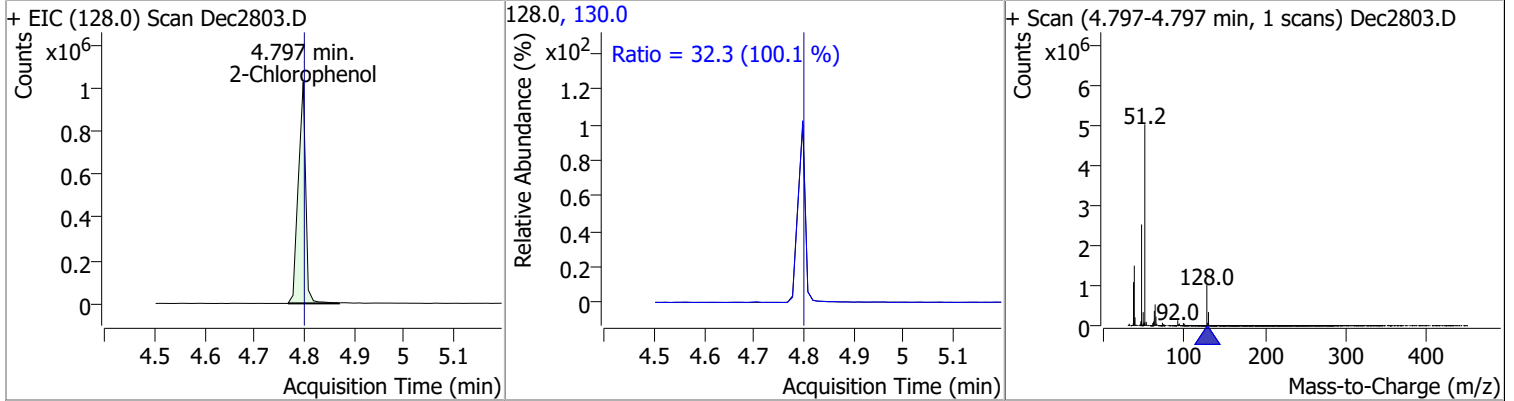
Compound	Conc.	RT	Dev(Min)	Resp.	QIon	QRatio	Lower	Upper
Phenol	111.4617	4.69	0.00	1382075 (m)	66.0	41.2	28.6	53.1



Compound	Conc.	RT	Dev(Min)	Resp.	QIon	QRatio	Lower	Upper
bis(-2-Chloroethyl)Ether	130.3160	4.76	0.00	1242545 (m)	64.0	2.7	1.9	3.6

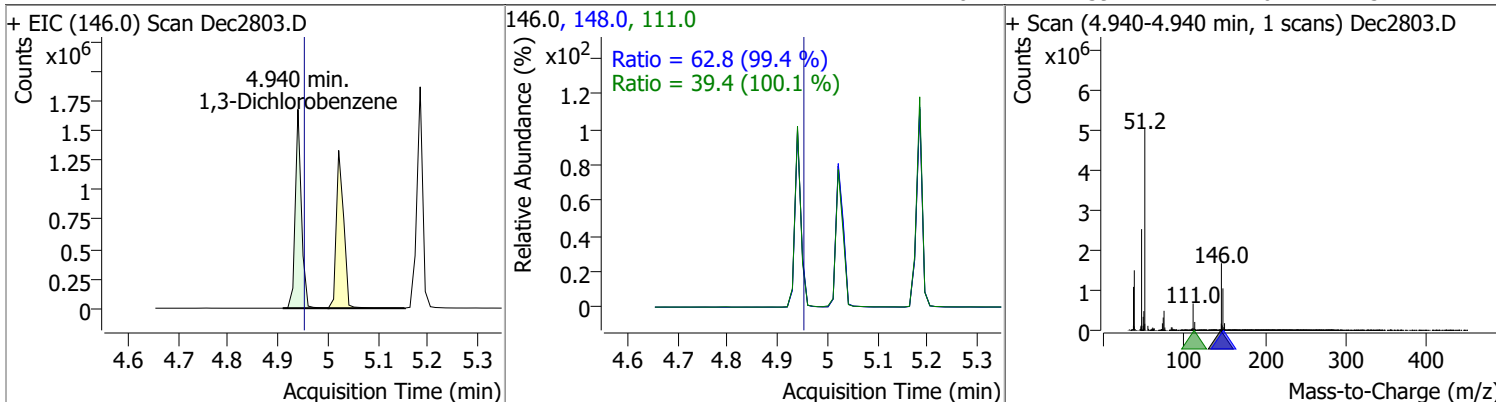


Compound	Conc.	RT	Dev(Min)	Resp.	QIon	QRatio	Lower	Upper
2-Chlorophenol	124.5218	4.80	0.01	1041235	130.0	32.3	22.6	42.0

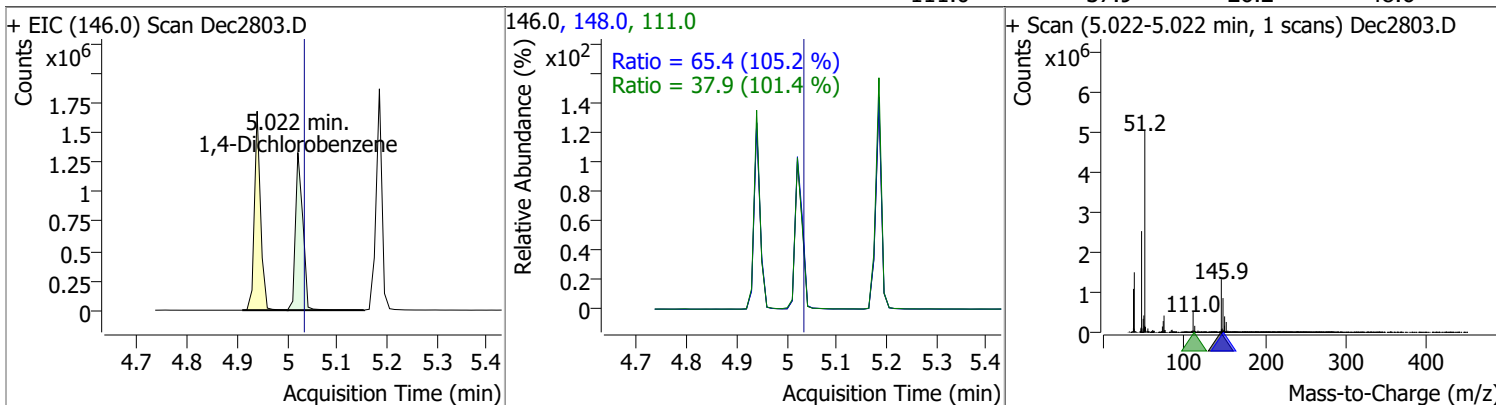


Quantitation Results Report (QT Reviewed)

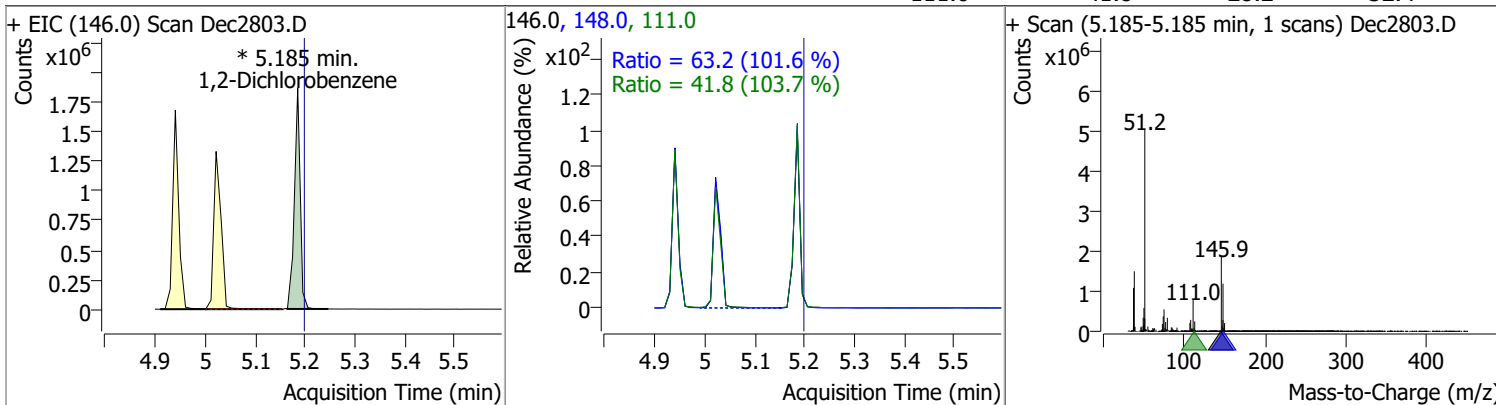
Compound	Conc.	RT	Dev(Min)	Resp.	QIon	QRatio	Lower	Upper
1,3-Dichlorobenzene	117.7978	4.94	0.00	1429995	148.0	62.8	44.2	82.2
					111.0	39.4	27.6	51.2



Compound	Conc.	RT	Dev(Min)	Resp.	QIon	QRatio	Lower	Upper
1,4-Dichlorobenzene	113.9183	5.02	0.00	1363825	148.0	65.4	43.6	80.9
					111.0	37.9	26.2	48.6

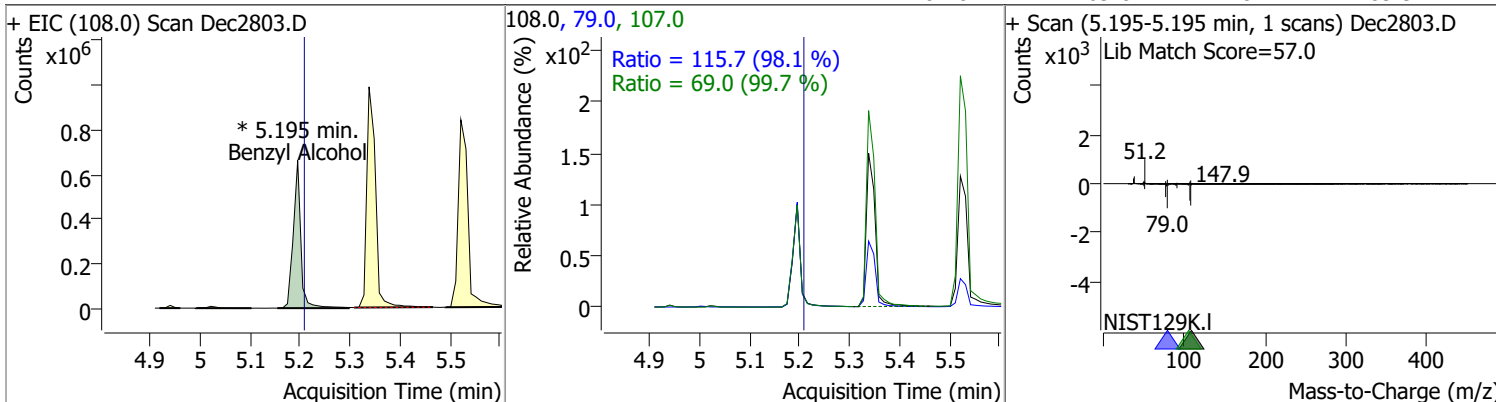


Compound	Conc.	RT	Dev(Min)	Resp.	QIon	QRatio	Lower	Upper
1,2-Dichlorobenzene	120.8873	5.19	0.00	1515861 (m)	148.0	63.2	43.6	80.9
					111.0	41.8	28.2	52.4

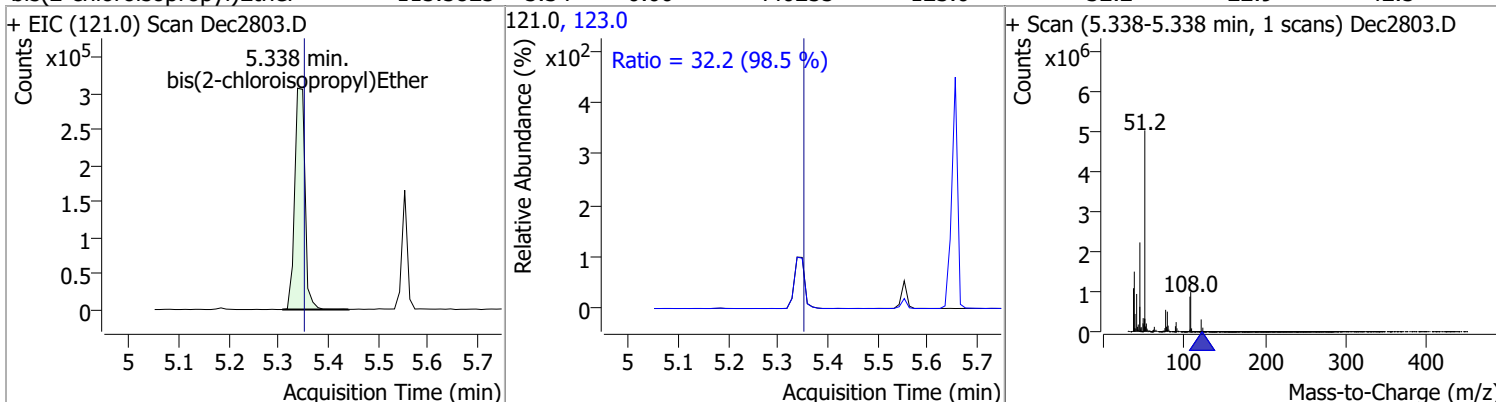


Quantitation Results Report (QT Reviewed)

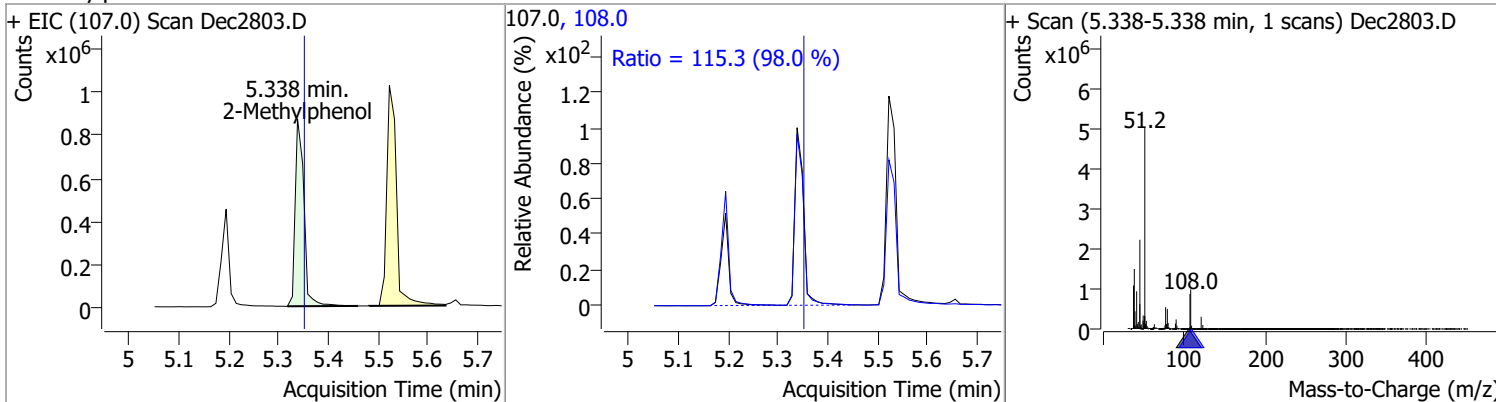
Compound	Conc.	RT	Dev(Min)	Resp.	QIon	QRatio	Lower	Upper
Benzyl Alcohol	126.4328	5.20	0.00	696740 (m)	79.0	115.7	82.5	153.3
					107.0	69.0	48.4	89.9



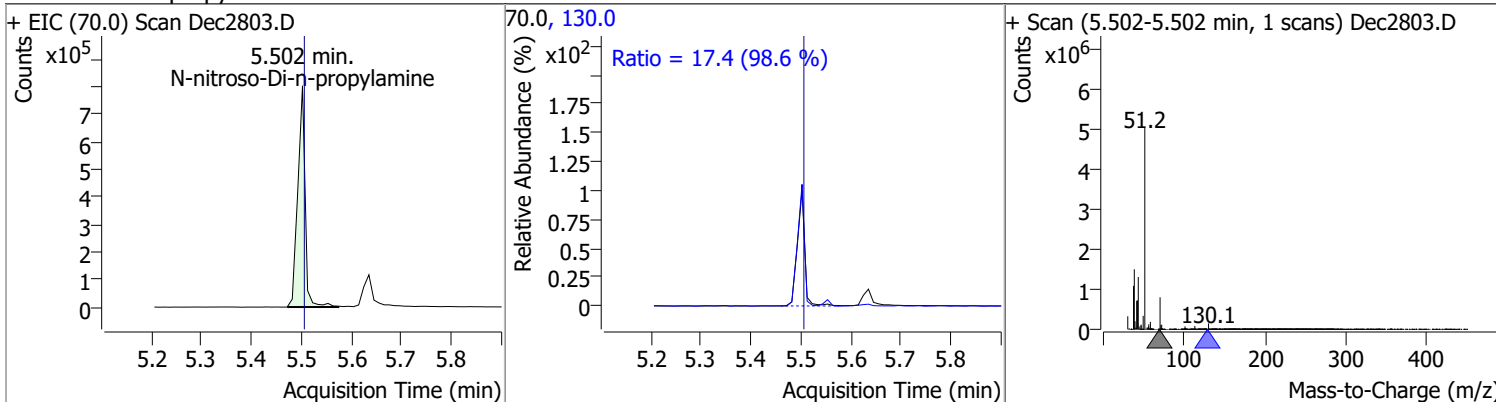
Compound	Conc.	RT	Dev(Min)	Resp.	QIon	QRatio	Lower	Upper
bis(2-chloroisopropyl)Ether	115.5825	5.34	0.00	440255	123.0	32.2	22.9	42.5



Compound	Conc.	RT	Dev(Min)	Resp.	QIon	QRatio	Lower	Upper
2-Methylphenol	117.0152	5.34	0.00	1043069	108.0	115.3	82.3	152.8

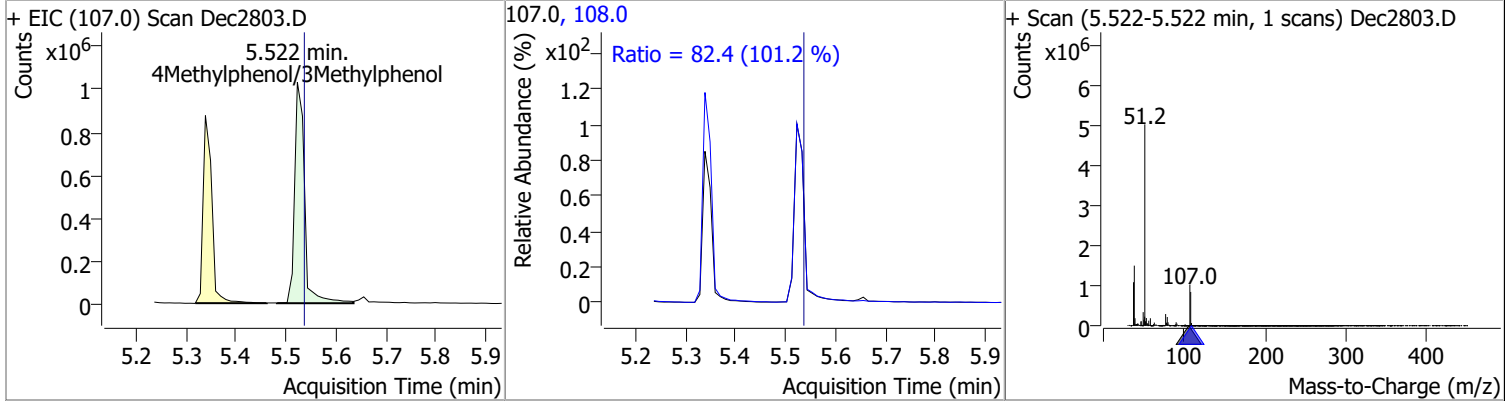


Compound	Conc.	RT	Dev(Min)	Resp.	QIon	QRatio	Lower	Upper
N-nitroso-Di-n-propylamine	130.1958	5.50	0.01	818919	130.0	17.4	0.0	35.2

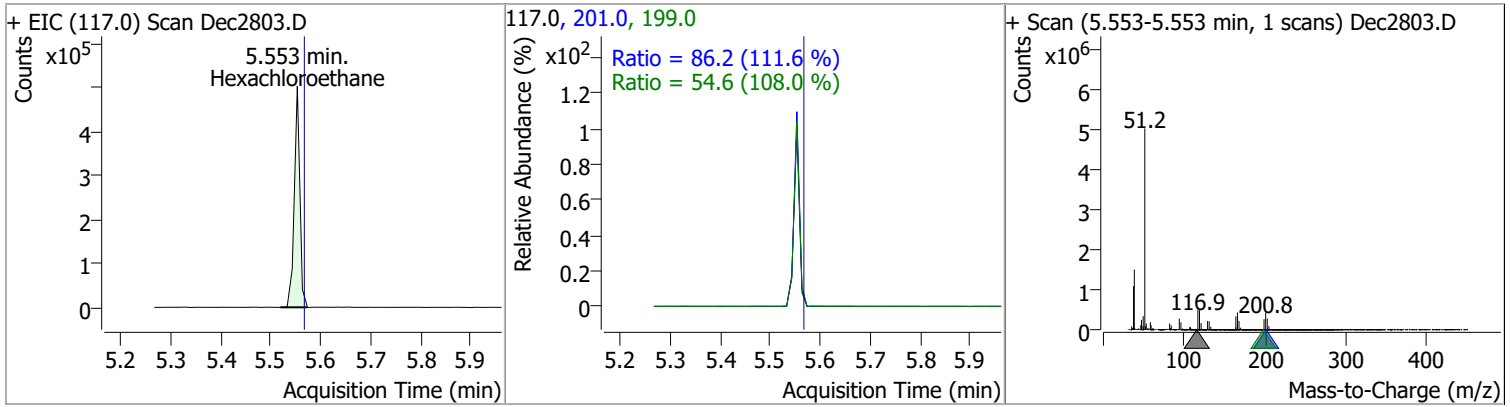


Quantitation Results Report (QT Reviewed)

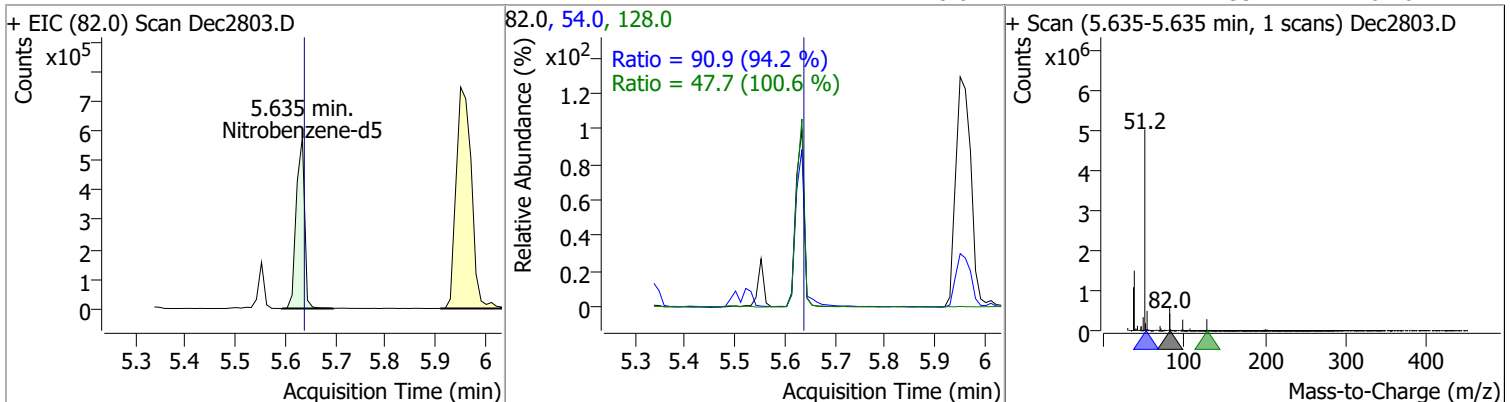
Compound	Conc.	RT	Dev(Min)	Resp.	QIon	QRatio	Lower	Upper
4Methylphenol/3Methylphenol	118.0867	5.52	0.00	1410963	108.0	82.4	57.0	105.8



Compound	Conc.	RT	Dev(Min)	Resp.	QIon	QRatio	Lower	Upper
Hexachloroethane	118.1253	5.55	0.00	373544	201.0	86.2	54.1	100.4
					199.0	54.6	35.4	65.7

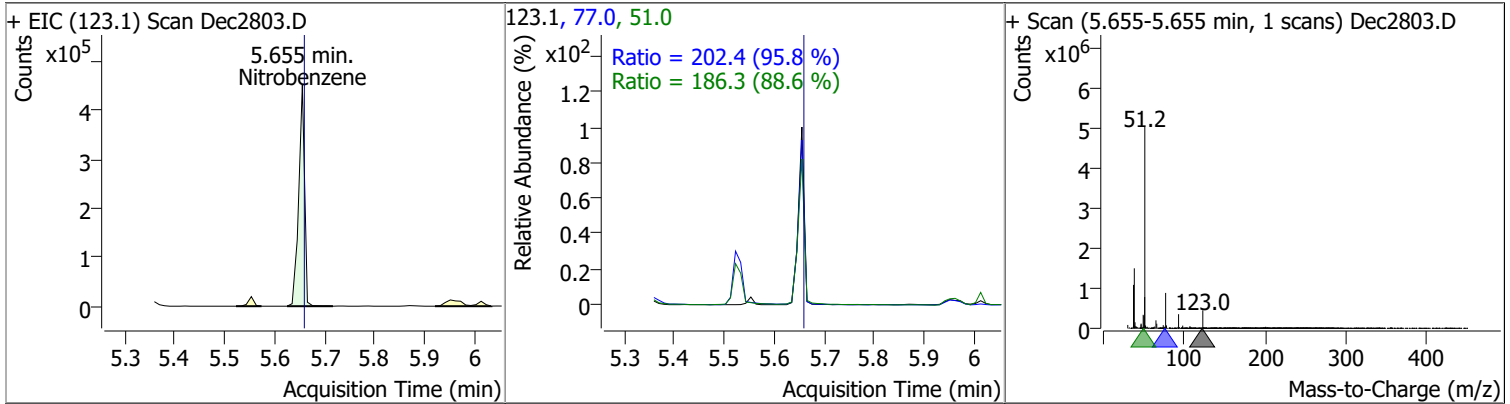


Compound	Conc.	RT	Dev(Min)	Resp.	QIon	QRatio	Lower	Upper
Nitrobenzene-d5	121.1593	5.63	0.01	669497	54.0	90.9	67.5	125.4
					128.0	47.7	33.2	61.6

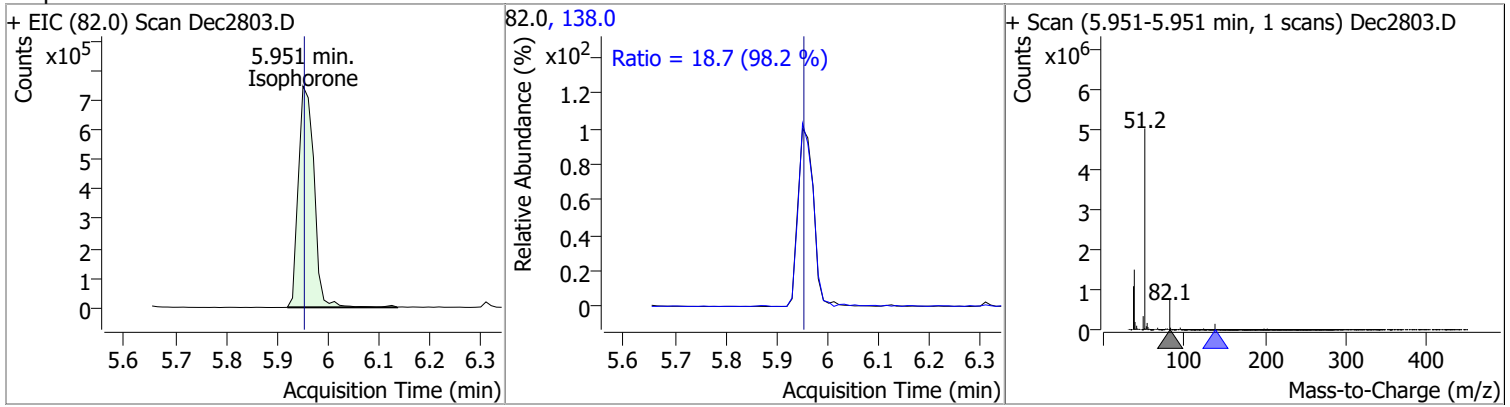


Quantitation Results Report (QT Reviewed)

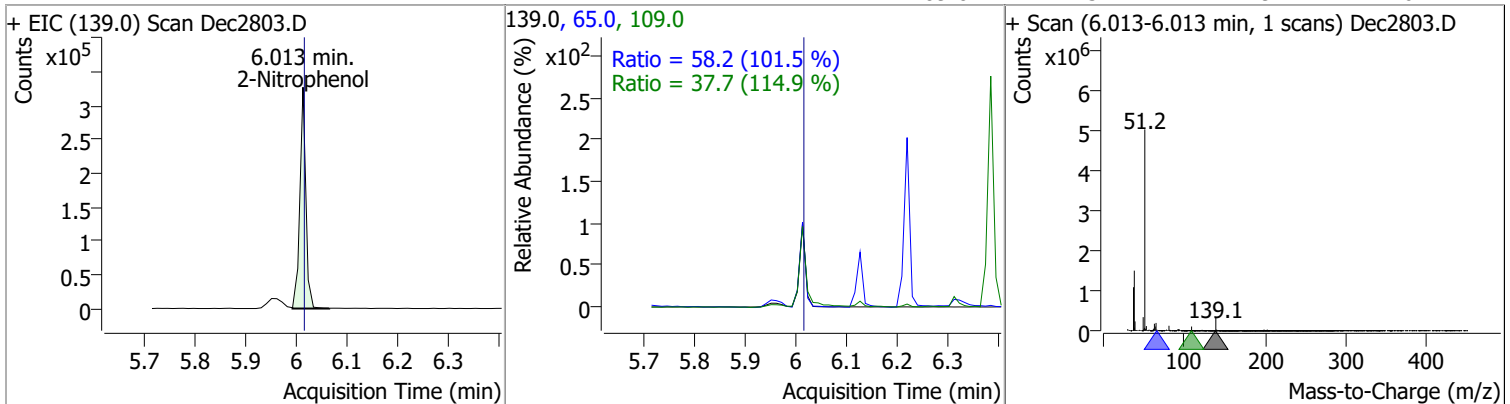
Compound	Conc.	RT	Dev(Min)	Resp.	QIon	QRatio	Lower	Upper
Nitrobenzene	134.3813	5.65	0.01	369448	77.0	202.4	148.0	274.8
					51.0	186.3	147.2	273.4



Compound	Conc.	RT	Dev(Min)	Resp.	QIon	QRatio	Lower	Upper
Isophorone	124.8621	5.95	0.00	1590821	138.0	18.7	13.3	24.8

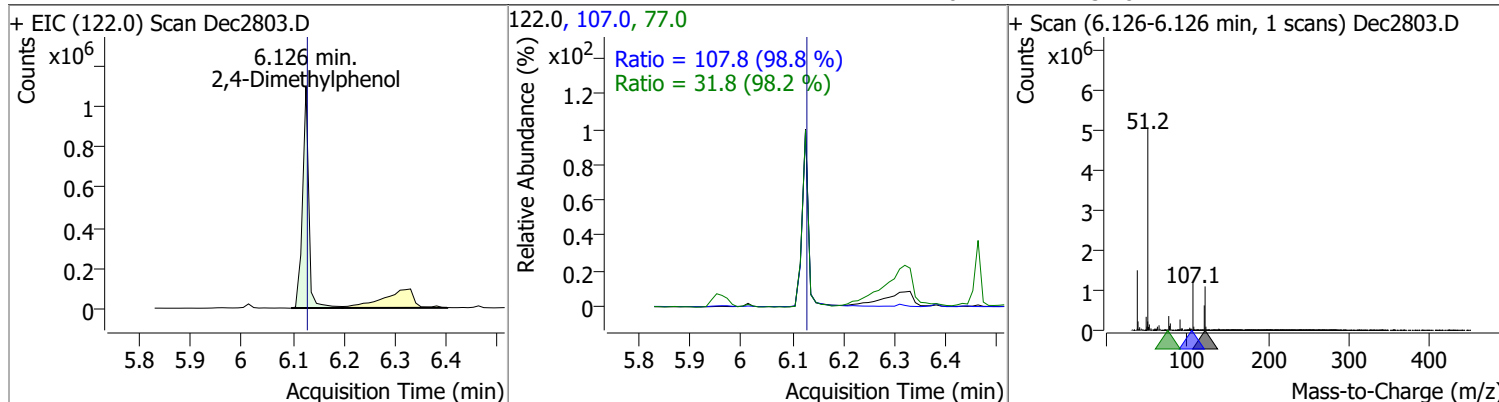


Compound	Conc.	RT	Dev(Min)	Resp.	QIon	QRatio	Lower	Upper
2-Nitrophenol	125.4056	6.01	0.00	267354	65.0	58.2	40.2	74.6
					109.0	37.7	22.9	42.6

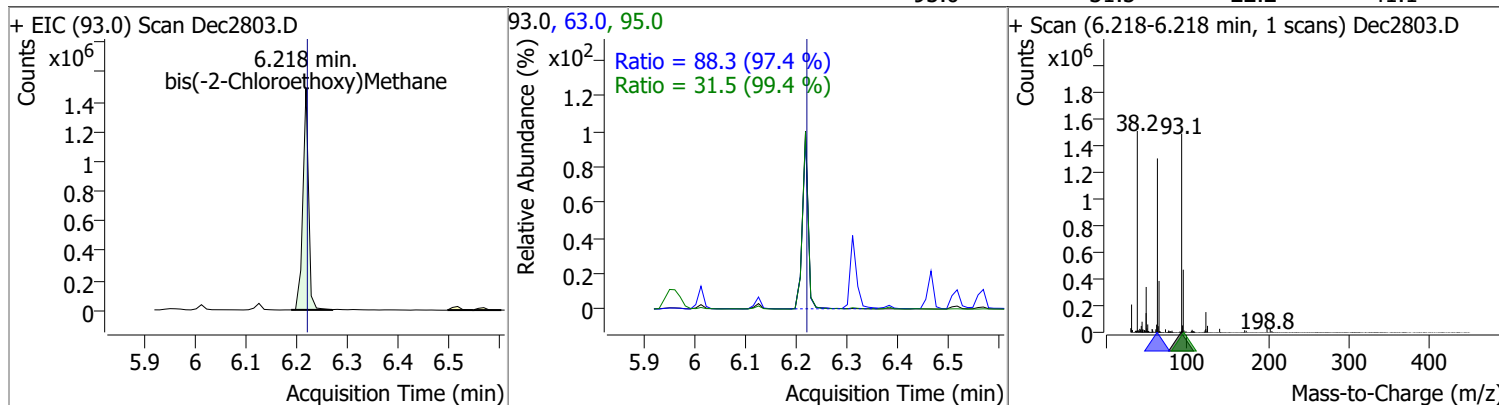


Quantitation Results Report (QT Reviewed)

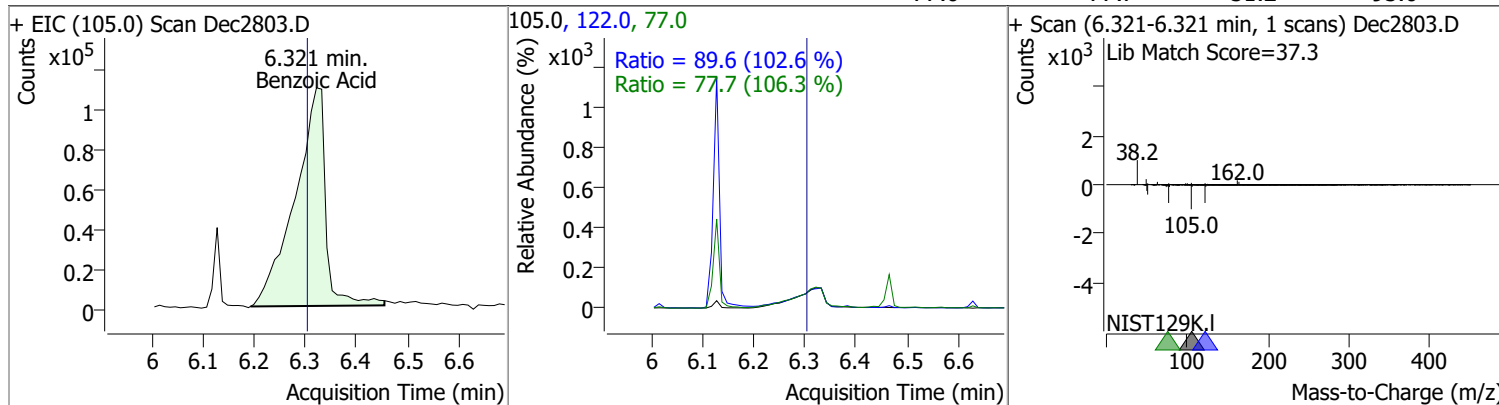
Compound	Conc.	RT	Dev(Min)	Resp.	QIon	QRatio	Lower	Upper
2,4-Dimethylphenol	131.5068	6.13	0.00	936705	107.0	107.8	76.4	141.8
					77.0	31.8	22.7	42.1



Compound	Conc.	RT	Dev(Min)	Resp.	QIon	QRatio	Lower	Upper
bis(-2-Chloroethoxy)Methane	129.9580	6.22	0.00	1152975	63.0	88.3	63.5	117.9
					95.0	31.5	22.2	41.1

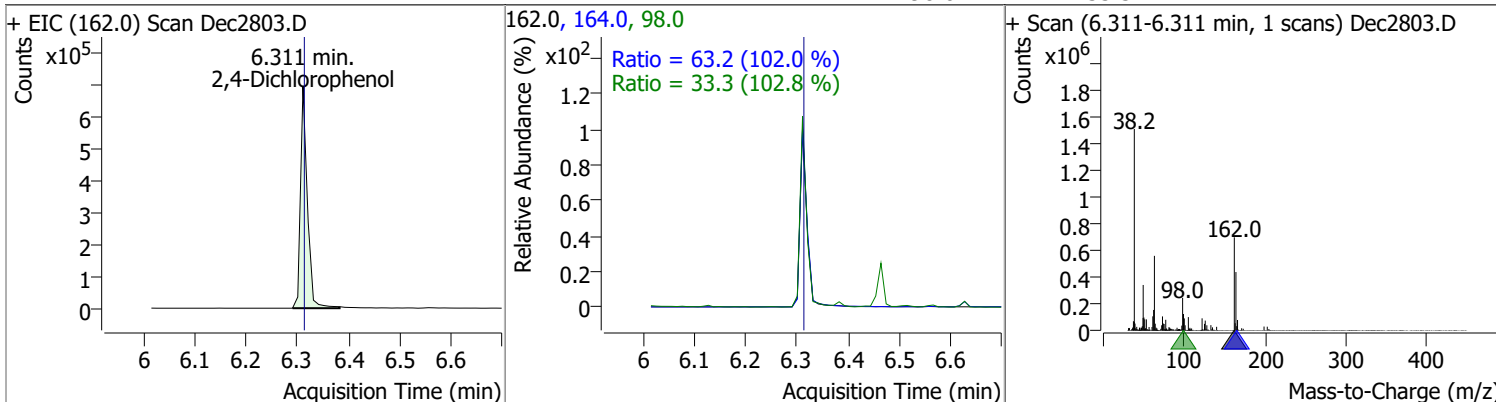


Compound	Conc.	RT	Dev(Min)	Resp.	QIon	QRatio	Lower	Upper
Benzoic Acid	123.5393	6.32	0.02	459947	122.0	89.6	61.1	113.6
					77.0	77.7	51.2	95.0

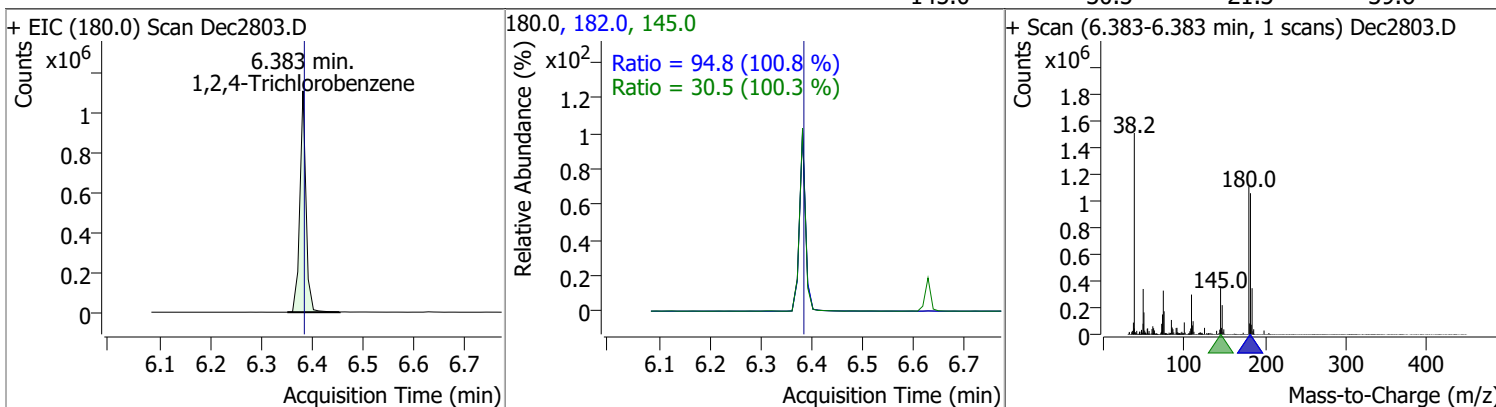


Quantitation Results Report (QT Reviewed)

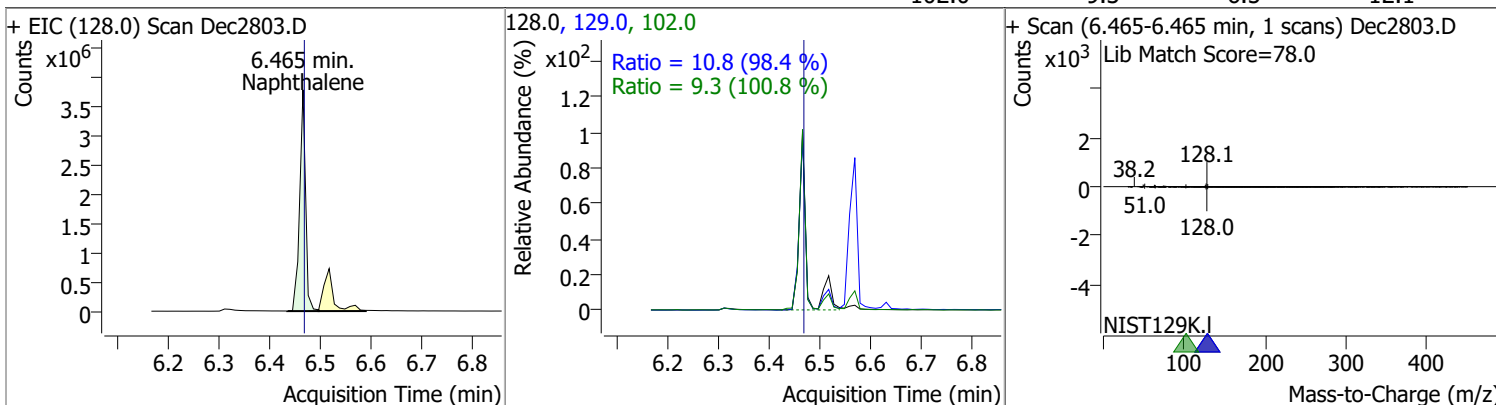
Compound	Conc.	RT	Dev(Min)	Resp.	QIon	QRatio	Lower	Upper
2,4-Dichlorophenol	124.4607	6.31	0.00	652748	164.0	63.2	43.4	80.5
					98.0	33.3	22.7	42.1



Compound	Conc.	RT	Dev(Min)	Resp.	QIon	QRatio	Lower	Upper
1,2,4-Trichlorobenzene	124.2985	6.38	0.00	925380	182.0	94.8	65.8	122.3
					145.0	30.5	21.3	39.6

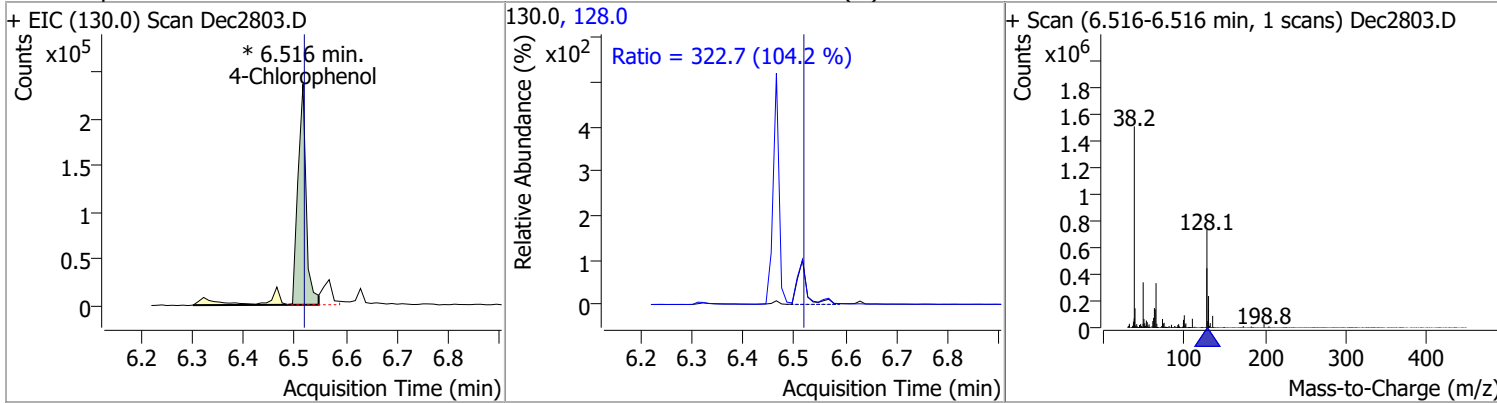


Compound	Conc.	RT	Dev(Min)	Resp.	QIon	QRatio	Lower	Upper
Naphthalene	125.2173	6.46	0.00	3067548	129.0	10.8	7.7	14.2
					102.0	9.3	6.5	12.1

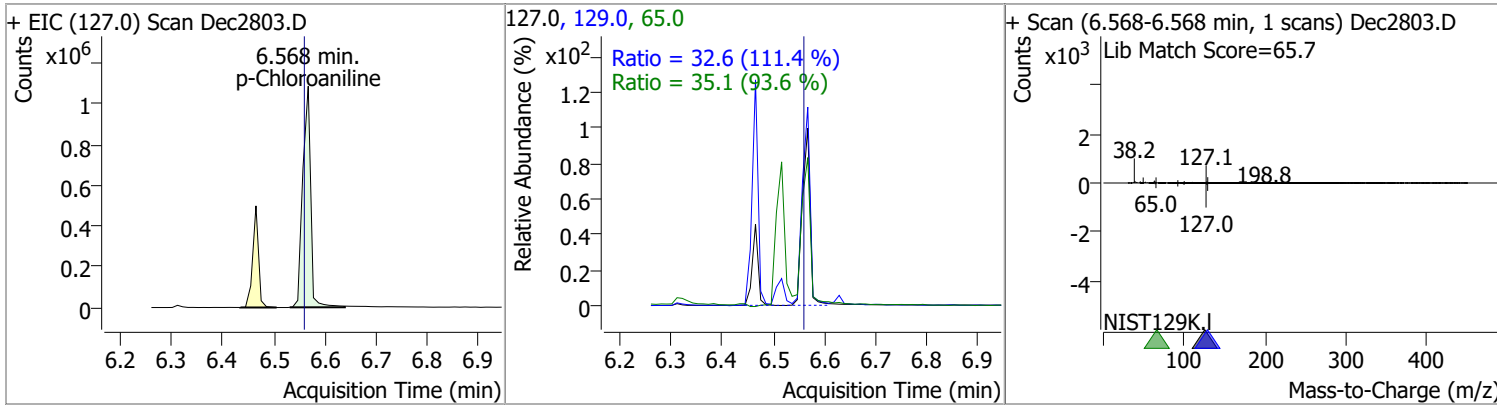


Quantitation Results Report (QT Reviewed)

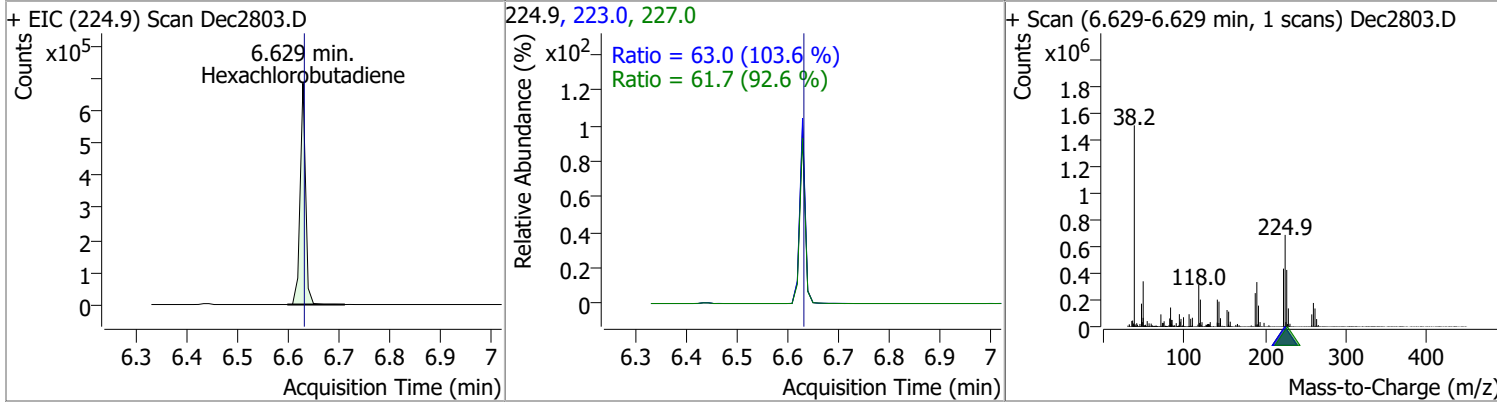
Compound	Conc.	RT	Dev(Min)	Resp.	QIon	QRatio	Lower	Upper
4-Chlorophenol	124.1891	6.52	0.00	262993 (m)	128.0	322.7	216.8	402.6



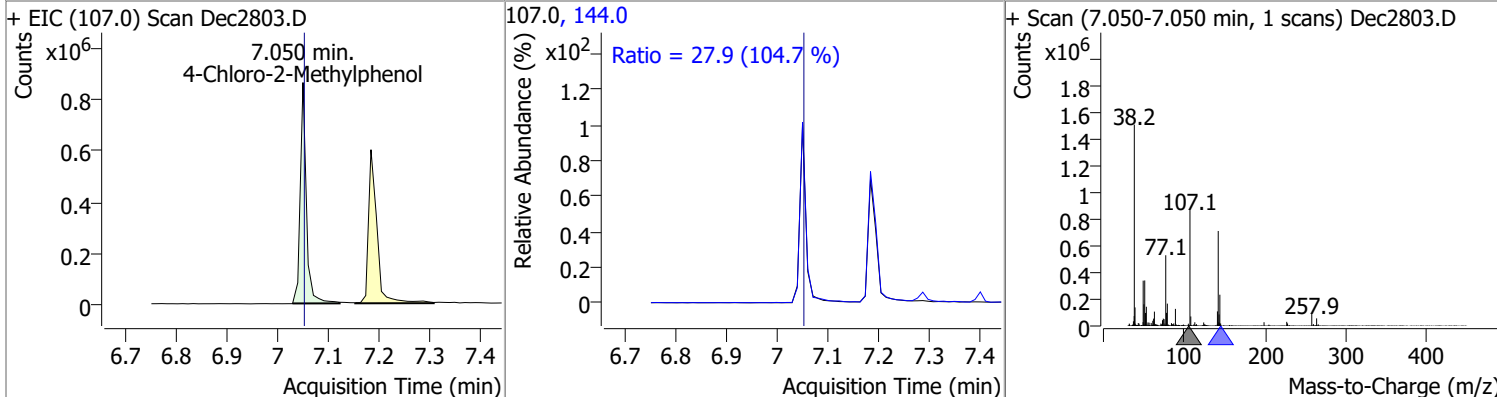
Compound	Conc.	RT	Dev(Min)	Resp.	QIon	QRatio	Lower	Upper
p-Chloroaniline	124.5374	6.57	0.01	1181460	65.0	35.1	26.3	48.8
					129.0	32.6	20.5	38.0



Compound	Conc.	RT	Dev(Min)	Resp.	QIon	QRatio	Lower	Upper
Hexachlorobutadiene	133.2469	6.63	0.00	508839	227.0	61.7	46.6	86.6
					223.0	63.0	42.6	79.1

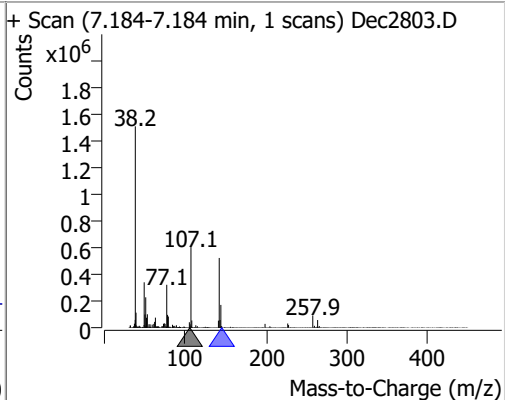
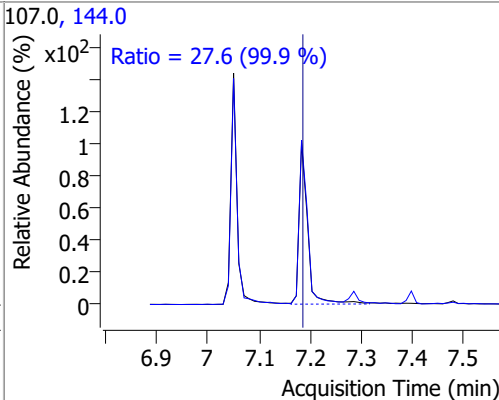
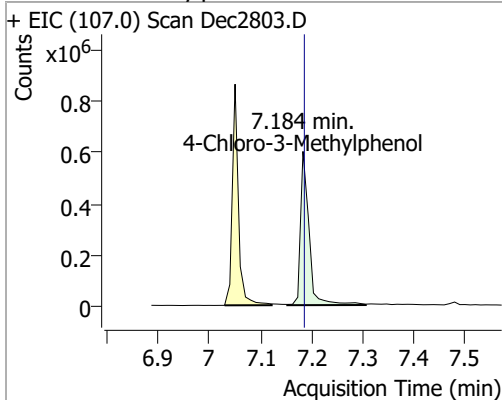


Compound	Conc.	RT	Dev(Min)	Resp.	QIon	QRatio	Lower	Upper
4-Chloro-2-Methylphenol	122.4672	7.05	0.00	700144	144.0	27.9	18.6	34.6

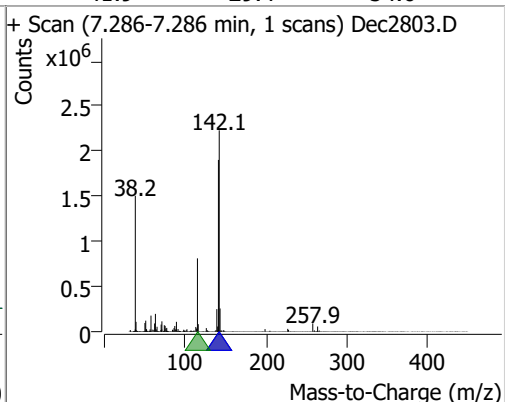
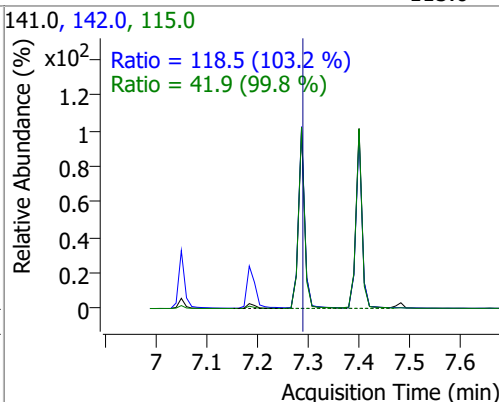
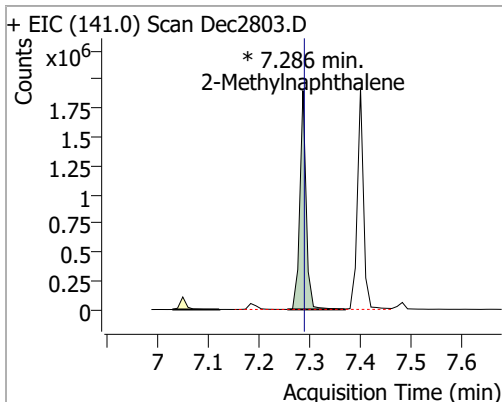


Quantitation Results Report (QT Reviewed)

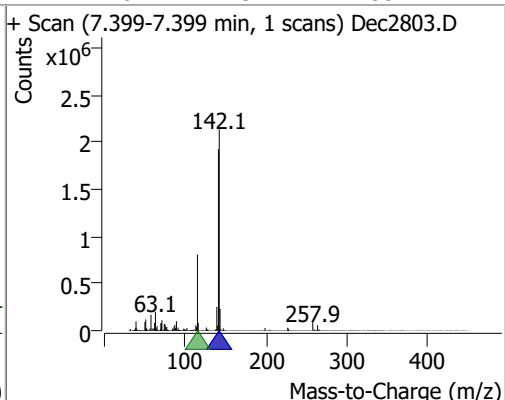
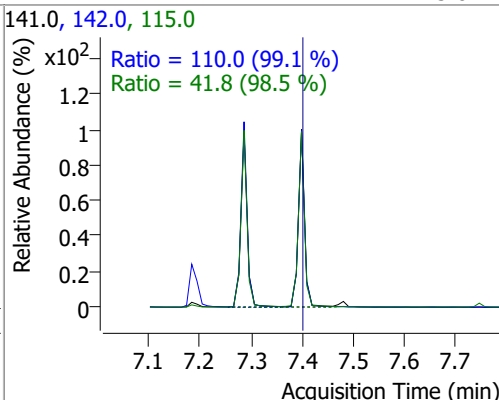
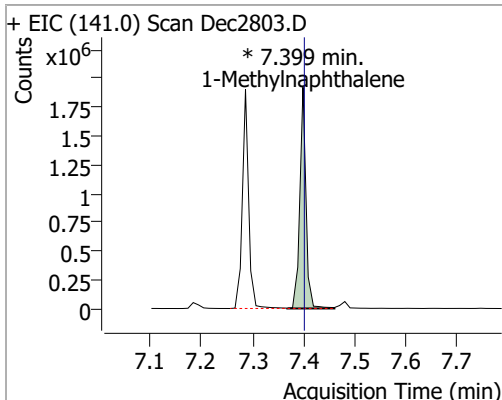
Compound	Conc.	RT	Dev(Min)	Resp.	QIon	QRatio	Lower	Upper
4-Chloro-3-Methylphenol	124.3041	7.18	0.00	706211	144.0	27.6	19.3	35.9



Compound	Conc.	RT	Dev(Min)	Resp.	QIon	QRatio	Lower	Upper
2-Methylnaphthalene	122.1944	7.29	0.00	1632756 (m)	142.0	118.5	80.4	149.3
					115.0	41.9	29.4	54.6

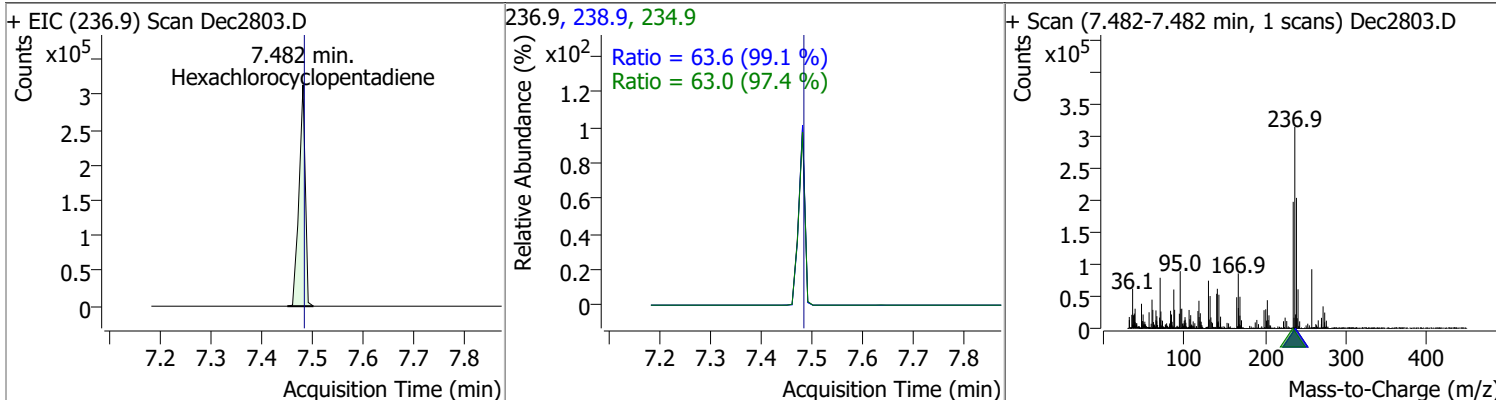


Compound	Conc.	RT	Dev(Min)	Resp.	QIon	QRatio	Lower	Upper
1-Methylnaphthalene	122.2901	7.40	0.00	1616047 (m)	142.0	110.0	77.7	144.2
					115.0	41.8	29.7	55.2

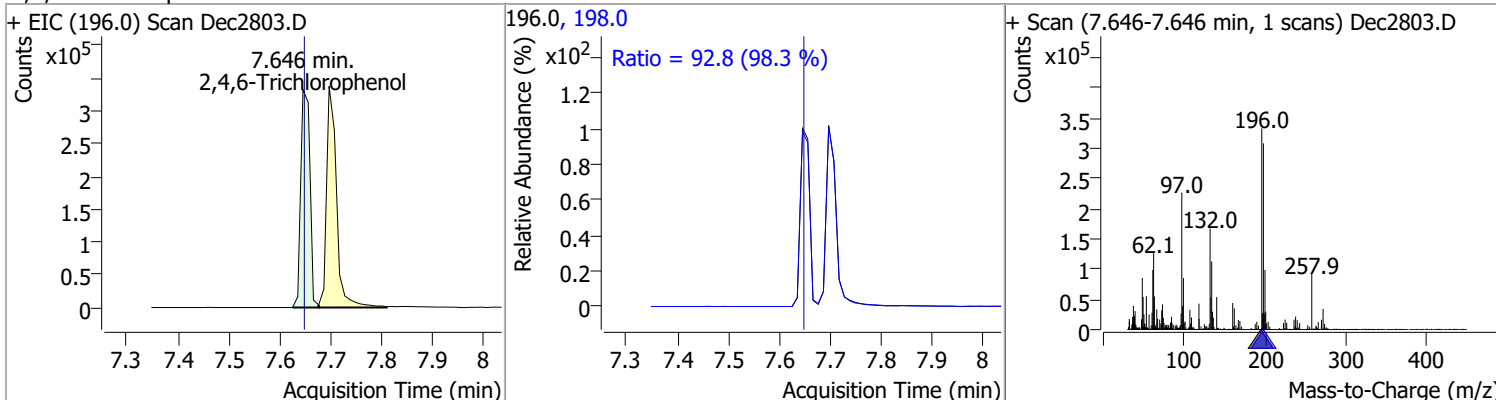


Quantitation Results Report (QT Reviewed)

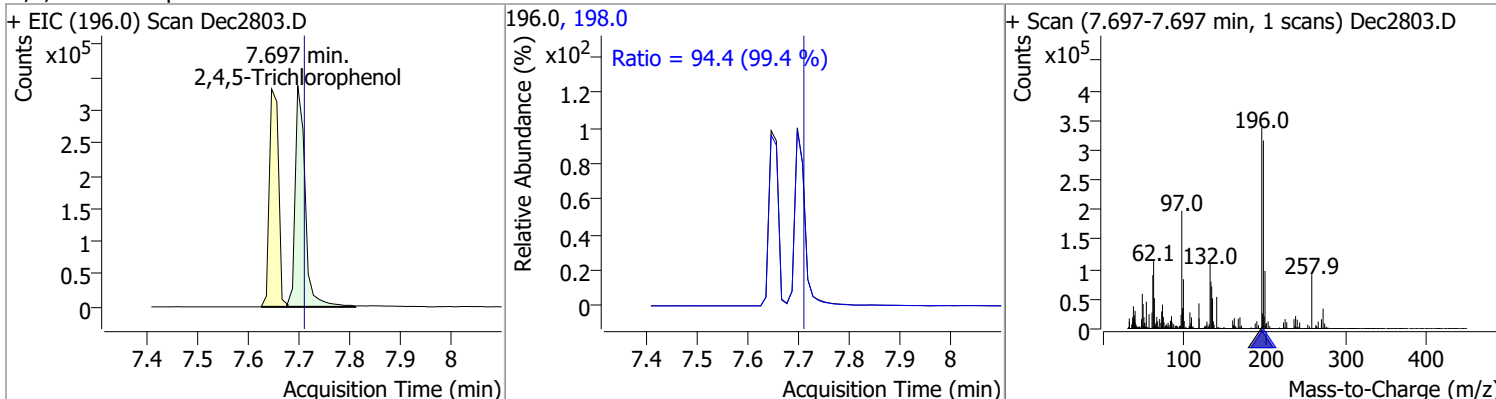
Compound	Conc.	RT	Dev(Min)	Resp.	QIon	QRatio	Lower	Upper
Hexachlorocyclopentadiene	121.7660	7.48	0.00	268274	234.9	63.0	45.3	84.1
					238.9	63.6	44.9	83.3



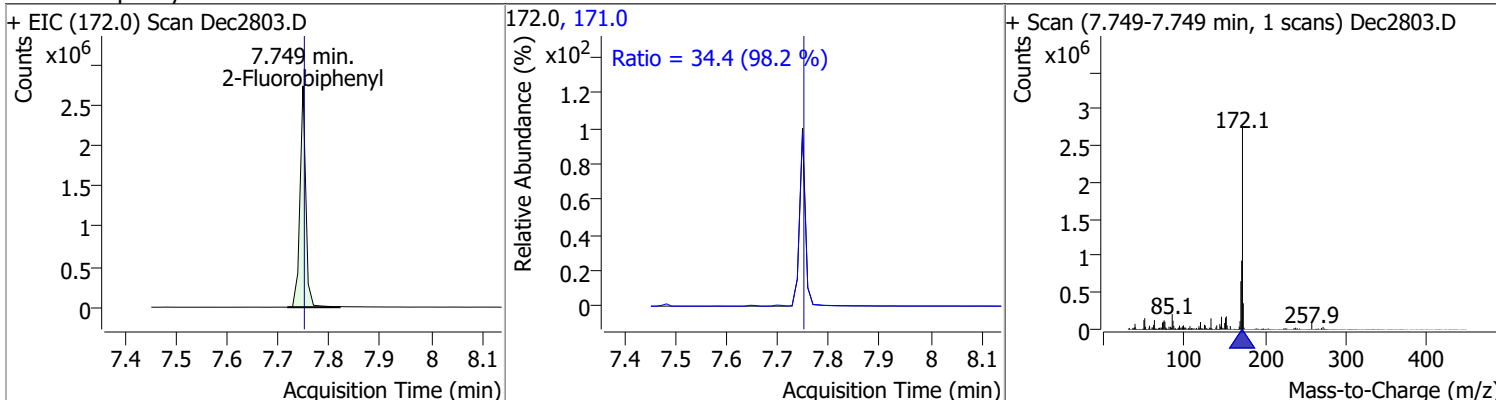
Compound	Conc.	RT	Dev(Min)	Resp.	QIon	QRatio	Lower	Upper
2,4,6-Trichlorophenol	119.4736	7.65	0.00	410923	198.0	92.8	66.1	122.7



Compound	Conc.	RT	Dev(Min)	Resp.	QIon	QRatio	Lower	Upper
2,4,5-Trichlorophenol	117.4303	7.70	-0.01	458788	198.0	94.4	66.4	123.4

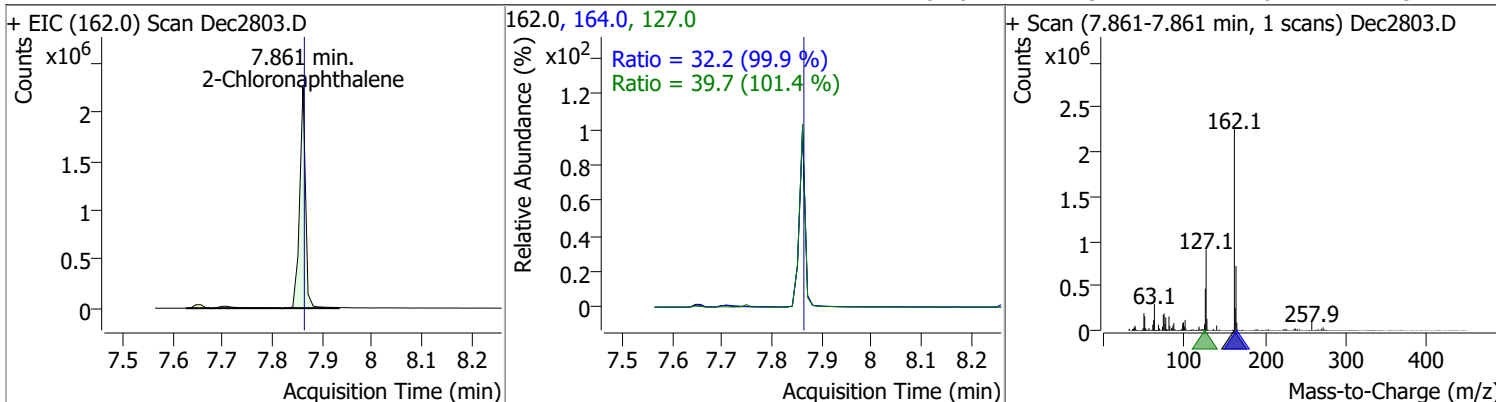


Compound	Conc.	RT	Dev(Min)	Resp.	QIon	QRatio	Lower	Upper
2-Fluorobiphenyl	123.6577	7.75	0.00	2169830	171.0	34.4	24.5	45.6

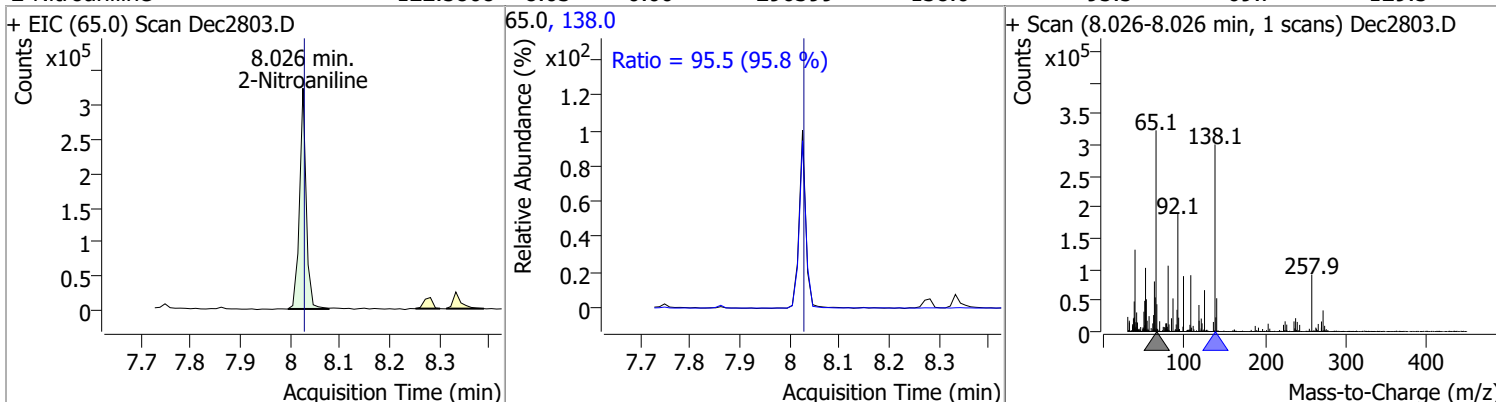


Quantitation Results Report (QT Reviewed)

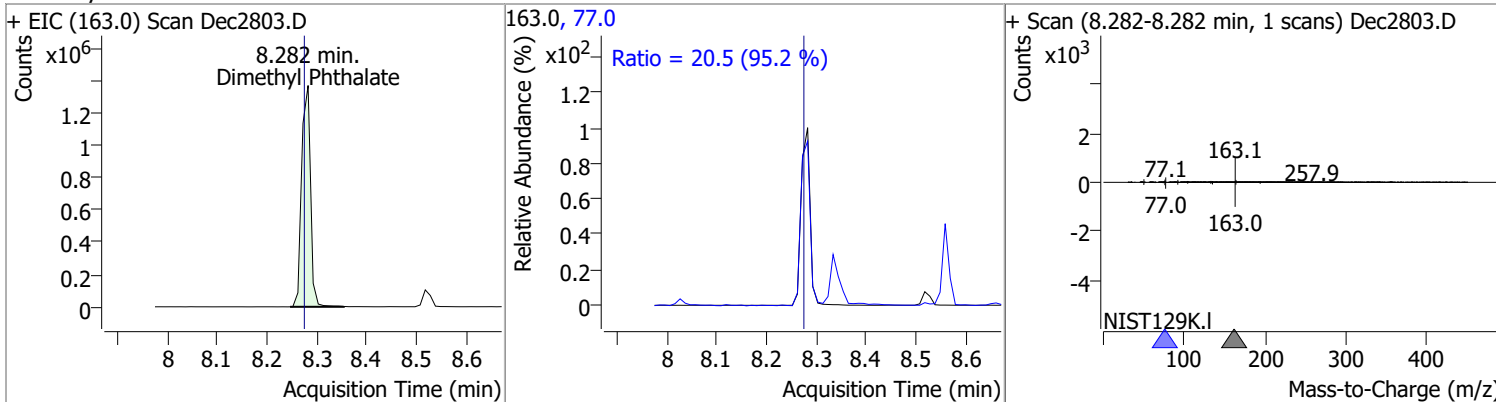
Compound	Conc.	RT	Dev(Min)	Resp.	QIon	QRatio	Lower	Upper
2-Chloronaphthalene	122.8123	7.86	0.00	1849015	127.0	39.7	27.4	50.9
					164.0	32.2	22.6	41.9



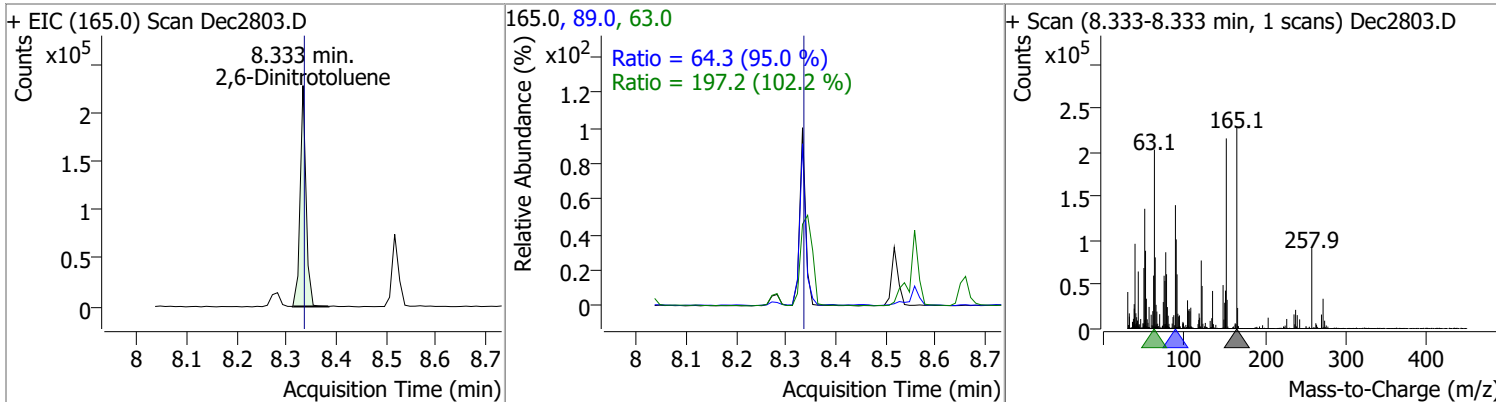
Compound	Conc.	RT	Dev(Min)	Resp.	QIon	QRatio	Lower	Upper
2-Nitroaniline	122.5808	8.03	0.00	296399	138.0	95.5	69.7	129.5



Compound	Conc.	RT	Dev(Min)	Resp.	QIon	QRatio	Lower	Upper
Dimethyl Phthalate	121.5372	8.28	0.01	1707296	77.0	20.5	15.1	28.0

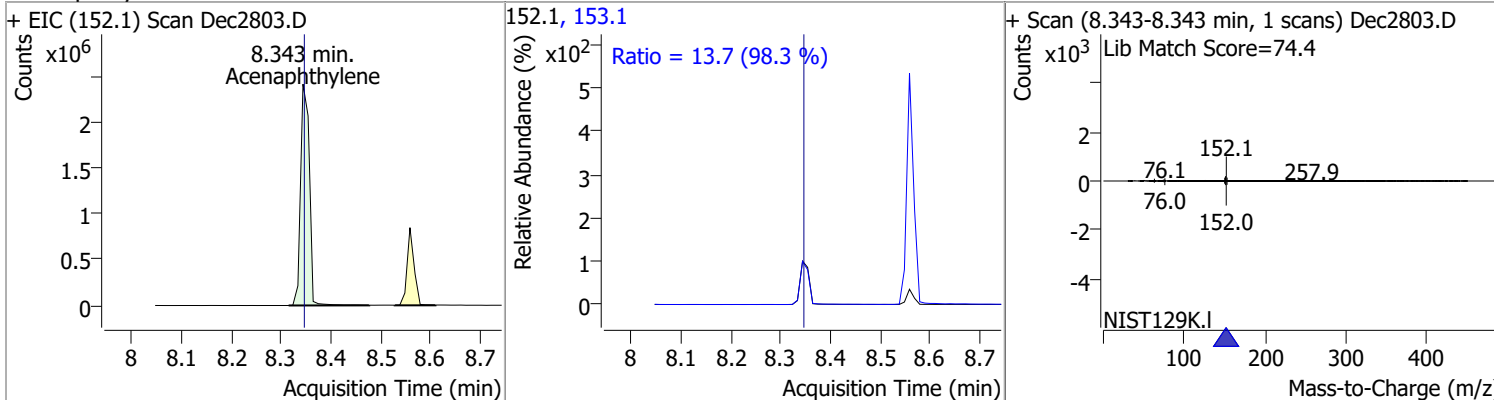


Compound	Conc.	RT	Dev(Min)	Resp.	QIon	QRatio	Lower	Upper
2,6-Dinitrotoluene	118.7891	8.33	0.00	186284	63.0	197.2	135.1	250.9
					89.0	64.3	47.4	88.1

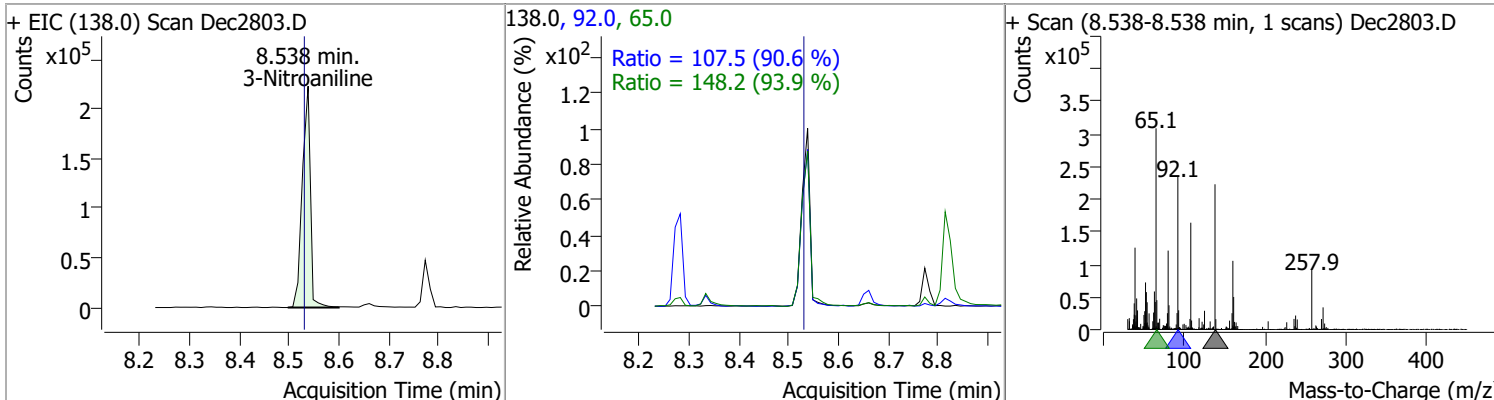


Quantitation Results Report (QT Reviewed)

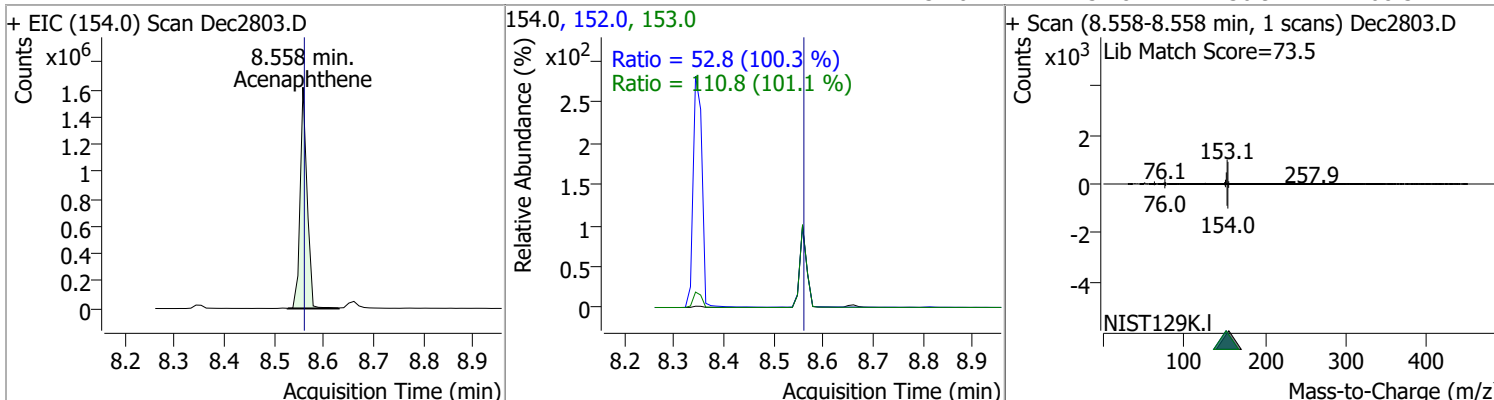
Compound	Conc.	RT	Dev(Min)	Resp.	QIon	QRatio	Lower	Upper
Acenaphthylene	119.8833	8.34	0.00	2951970	153.1	13.7	9.8	18.1



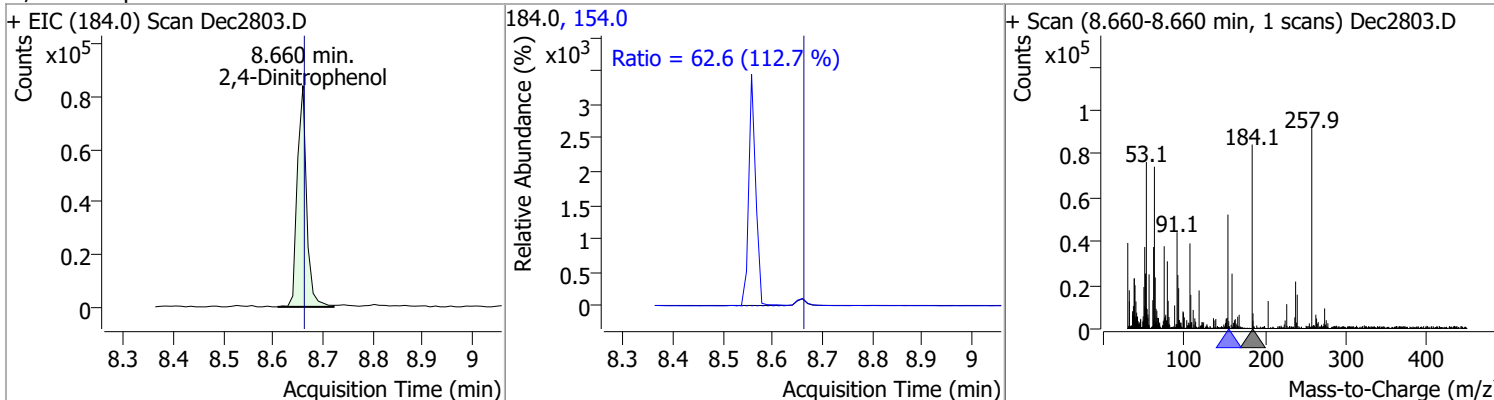
Compound	Conc.	RT	Dev(Min)	Resp.	QIon	QRatio	Lower	Upper
3-Nitroaniline	126.8044	8.54	0.01	252993	65.0	148.2	110.4	205.1
					92.0	107.5	83.0	154.2



Compound	Conc.	RT	Dev(Min)	Resp.	QIon	QRatio	Lower	Upper
Acenaphthene	115.8550	8.56	0.00	1576886	153.0	110.8	76.7	142.4
					152.0	52.8	36.9	68.5

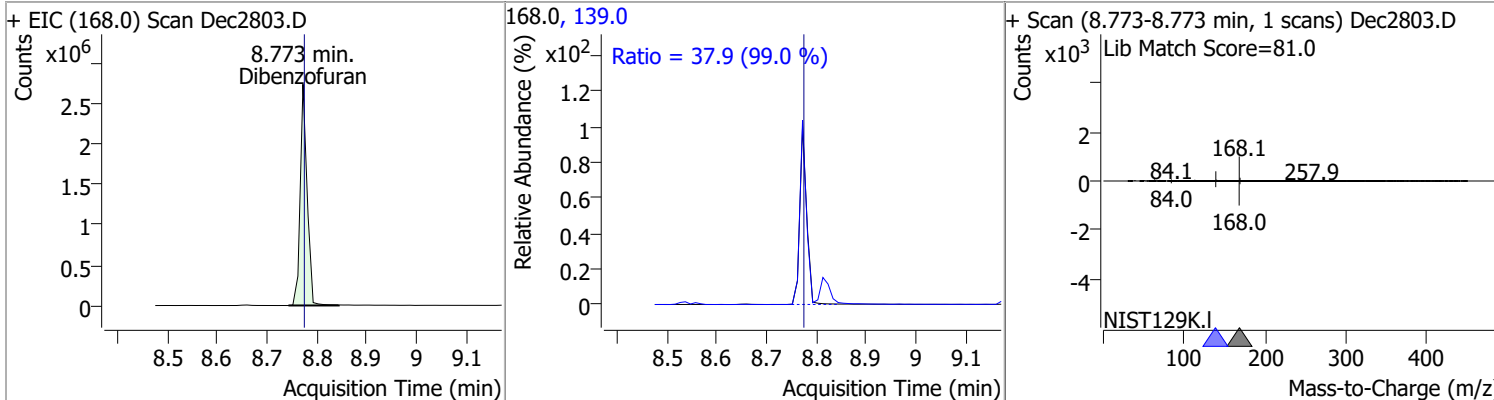


Compound	Conc.	RT	Dev(Min)	Resp.	QIon	QRatio	Lower	Upper
2,4-Dinitrophenol	117.7118	8.66	0.00	109594	154.0	62.6	38.9	72.2

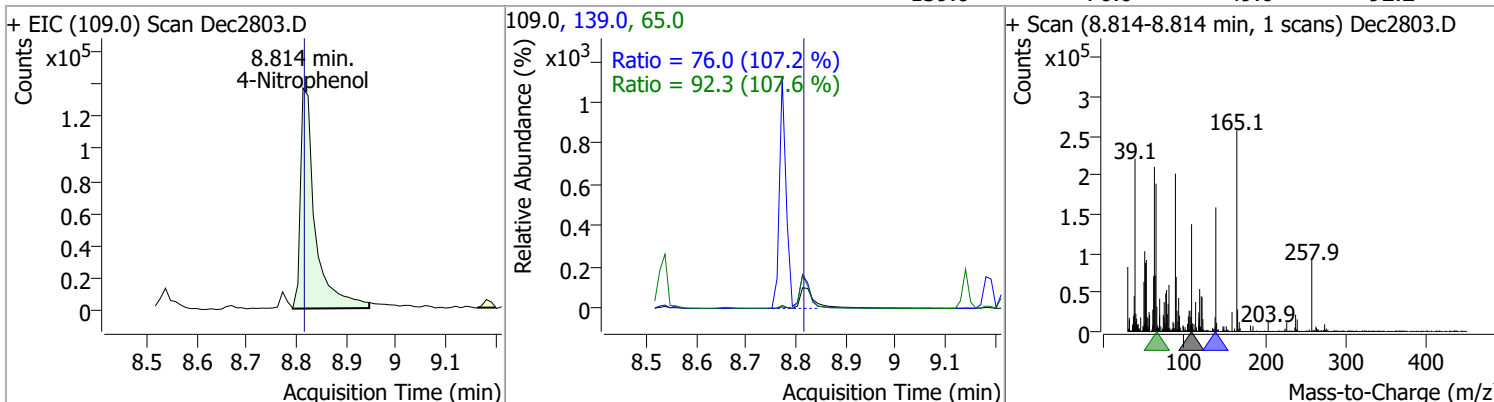


Quantitation Results Report (QT Reviewed)

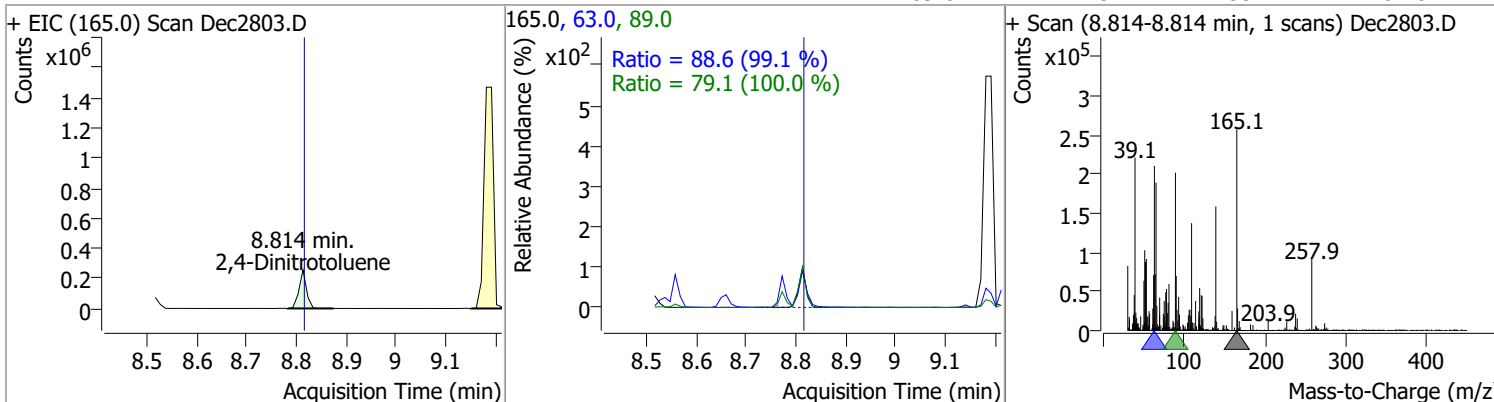
Compound	Conc.	RT	Dev(Min)	Resp.	QIon	QRatio	Lower	Upper
Dibenzofuran	119.8975	8.77	0.00	2633186	139.0	37.9	26.8	49.7



Compound	Conc.	RT	Dev(Min)	Resp.	QIon	QRatio	Lower	Upper
4-Nitrophenol	126.8294	8.81	0.00	280927	65.0	92.3	60.1	111.5
					139.0	76.0	49.6	92.2

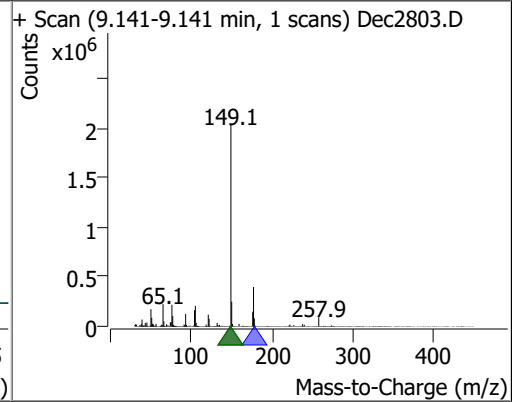
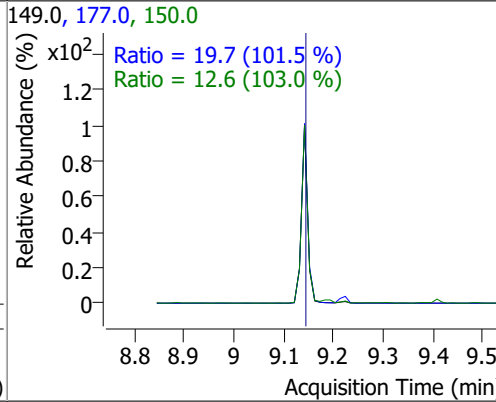
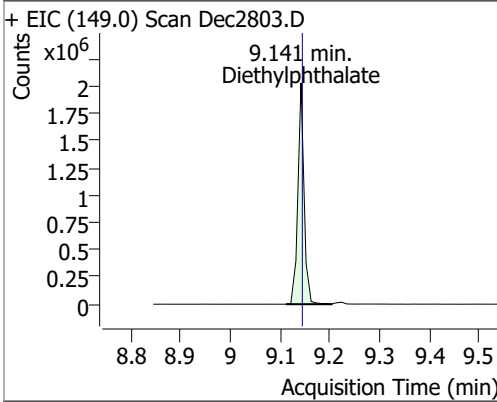


Compound	Conc.	RT	Dev(Min)	Resp.	QIon	QRatio	Lower	Upper
2,4-Dinitrotoluene	122.1127	8.81	0.00	264598	63.0	88.6	62.6	116.2
					89.0	79.1	55.4	102.8

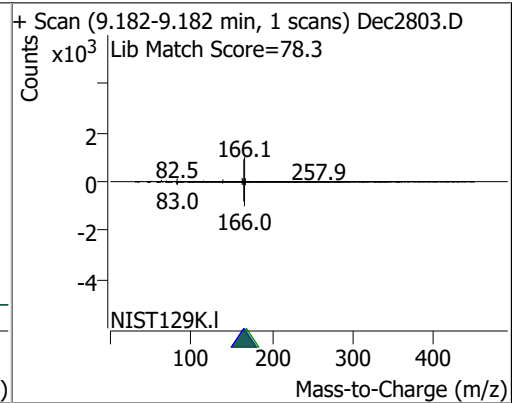
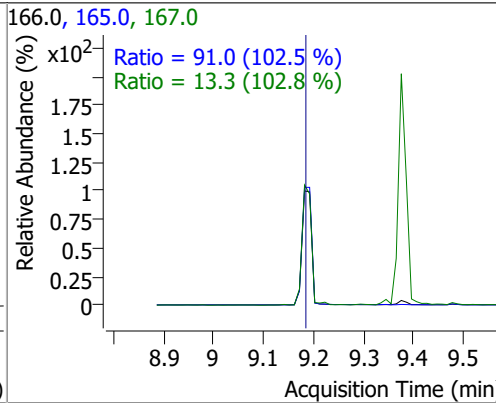
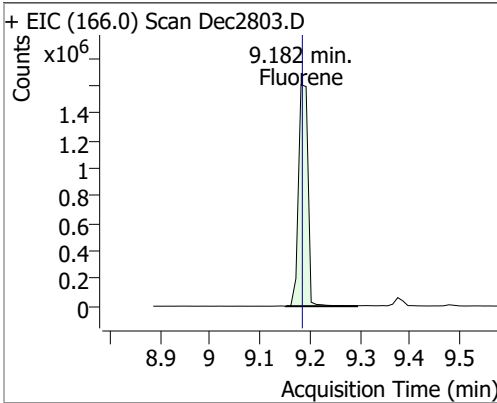


Quantitation Results Report (QT Reviewed)

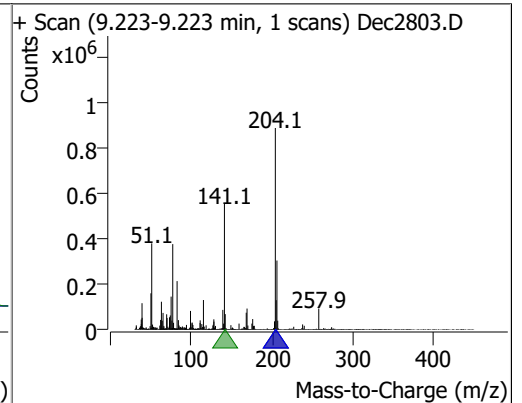
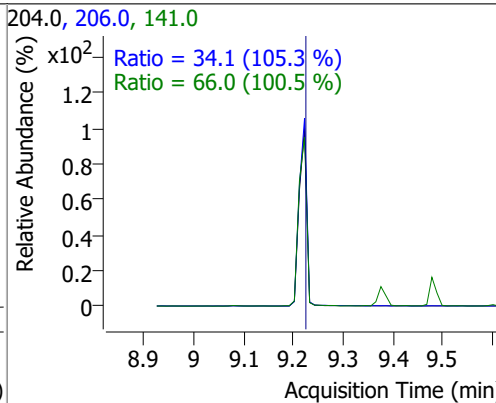
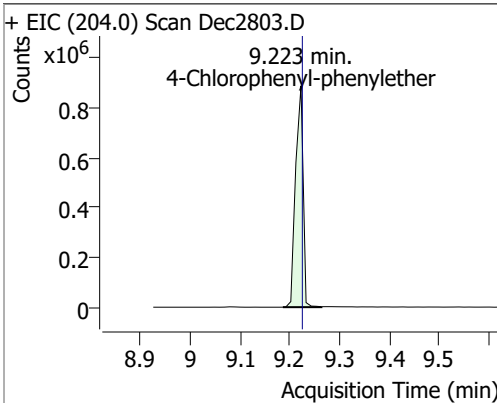
Compound	Conc.	RT	Dev(Min)	Resp.	QIon	QRatio	Lower	Upper
Diethylphthalate	119.1715	9.14	0.00	1757984	177.0	19.7	13.6	25.2
					150.0	12.6	8.6	16.0



Compound	Conc.	RT	Dev(Min)	Resp.	QIon	QRatio	Lower	Upper
Fluorene	117.1781	9.18	0.00	2141058	165.0	91.0	62.2	115.4
					167.0	13.3	9.1	16.8

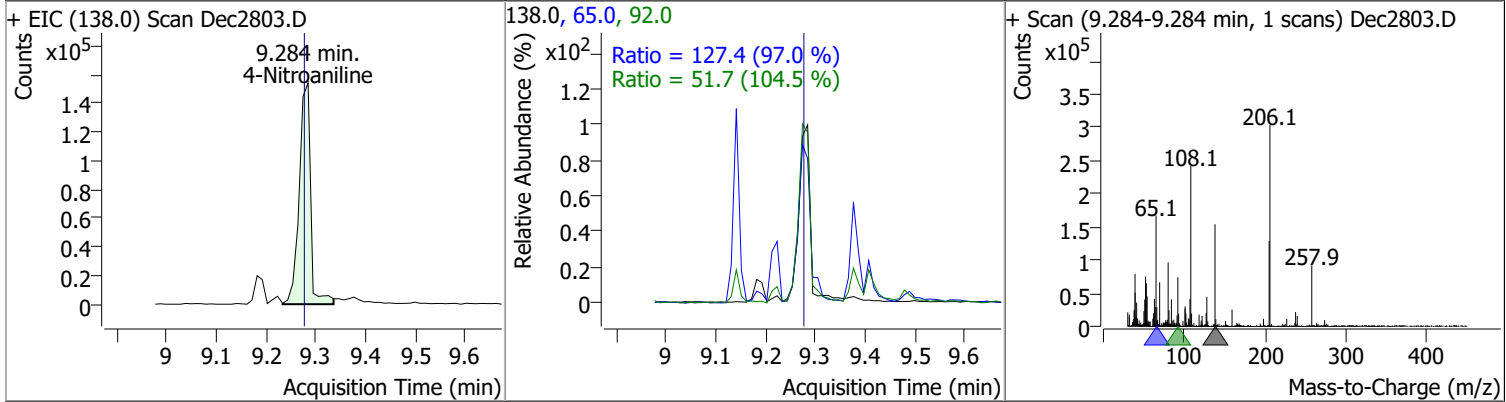


Compound	Conc.	RT	Dev(Min)	Resp.	QIon	QRatio	Lower	Upper
4-Chlorophenyl-phenylether	119.1607	9.22	0.00	931681	141.0	66.0	46.0	85.3
					206.0	34.1	22.7	42.1

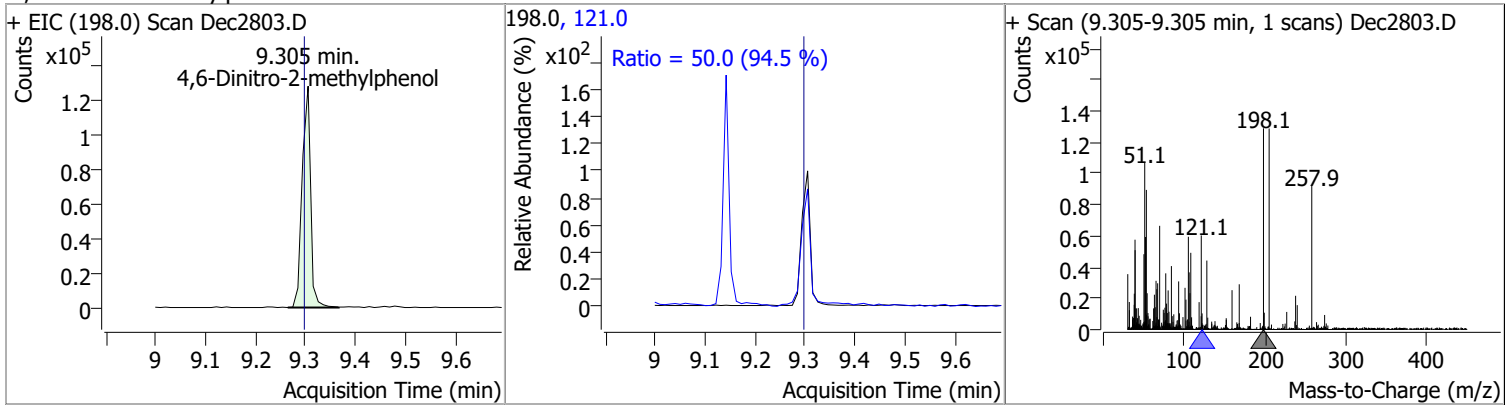


Quantitation Results Report (QT Reviewed)

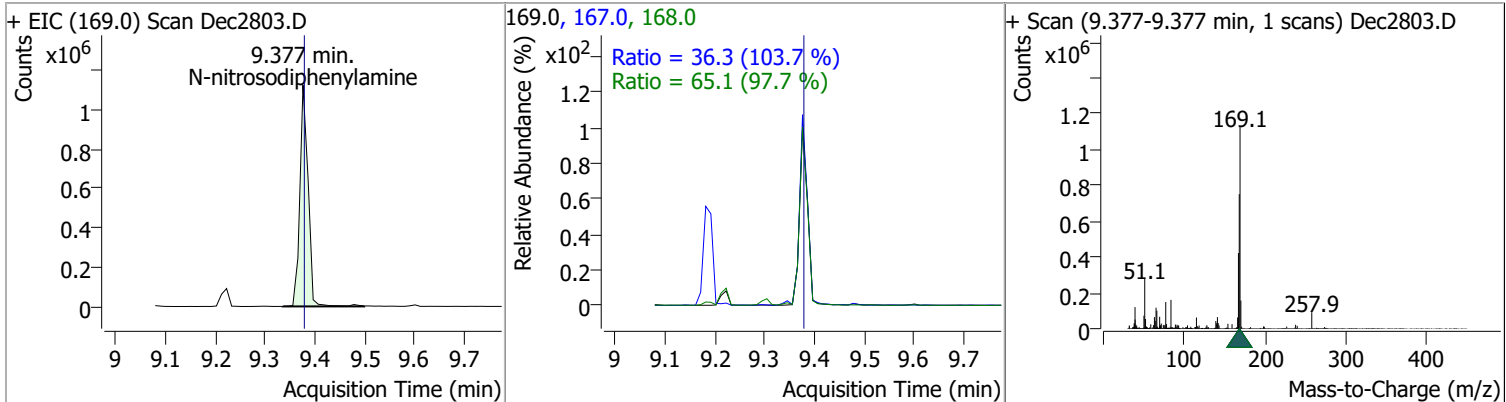
Compound	Conc.	RT	Dev(Min)	Resp.	QIon	QRatio	Lower	Upper
4-Nitroaniline	126.3493	9.28	0.01	244341	65.0	127.4	91.9	170.7
					92.0	51.7	34.6	64.3



Compound	Conc.	RT	Dev(Min)	Resp.	QIon	QRatio	Lower	Upper
4,6-Dinitro-2-methylphenol	120.5386	9.30	0.01	152521	121.0	50.0	37.1	68.8

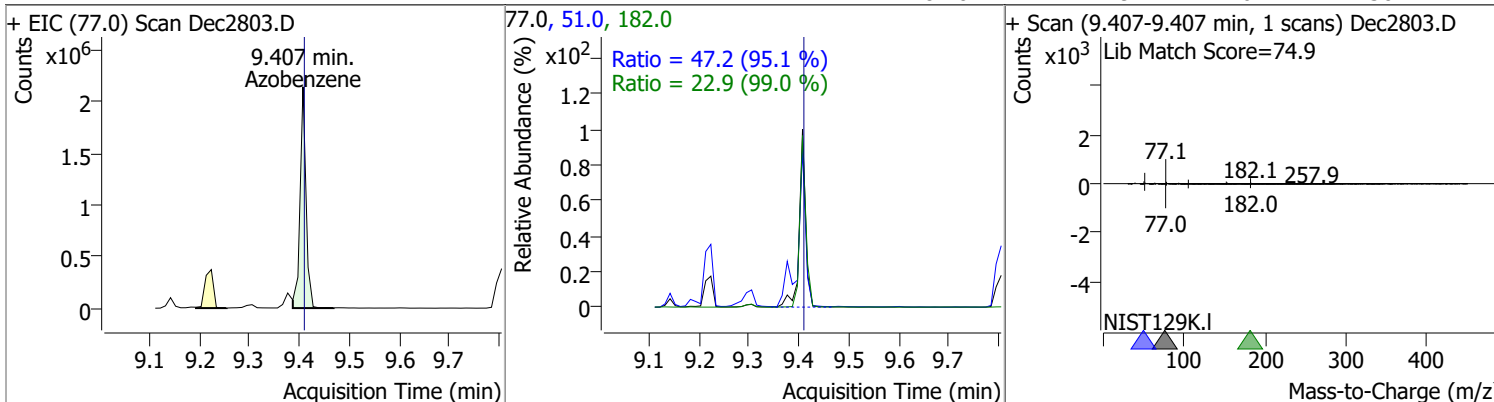


Compound	Conc.	RT	Dev(Min)	Resp.	QIon	QRatio	Lower	Upper
N-nitrosodiphenylamine	119.5713	9.38	0.00	1294653	168.0	65.1	46.6	86.6
					167.0	36.3	24.5	45.5

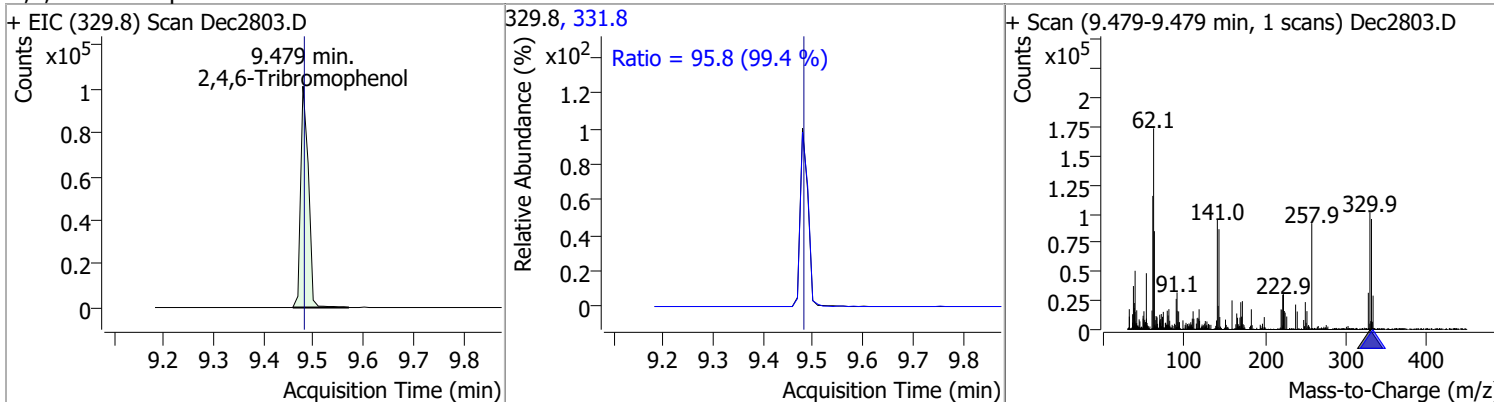


Quantitation Results Report (QT Reviewed)

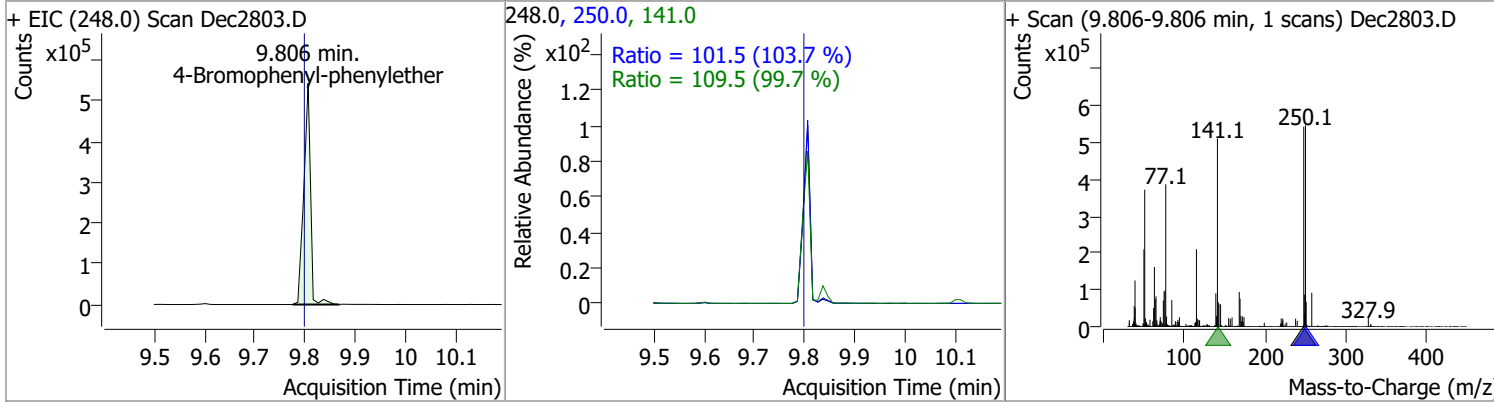
Compound	Conc.	RT	Dev(Min)	Resp.	QIon	QRatio	Lower	Upper
Azobenzene	123.8437	9.41	0.00	1785109	51.0	47.2	34.8	64.6
					182.0	22.9	16.2	30.1



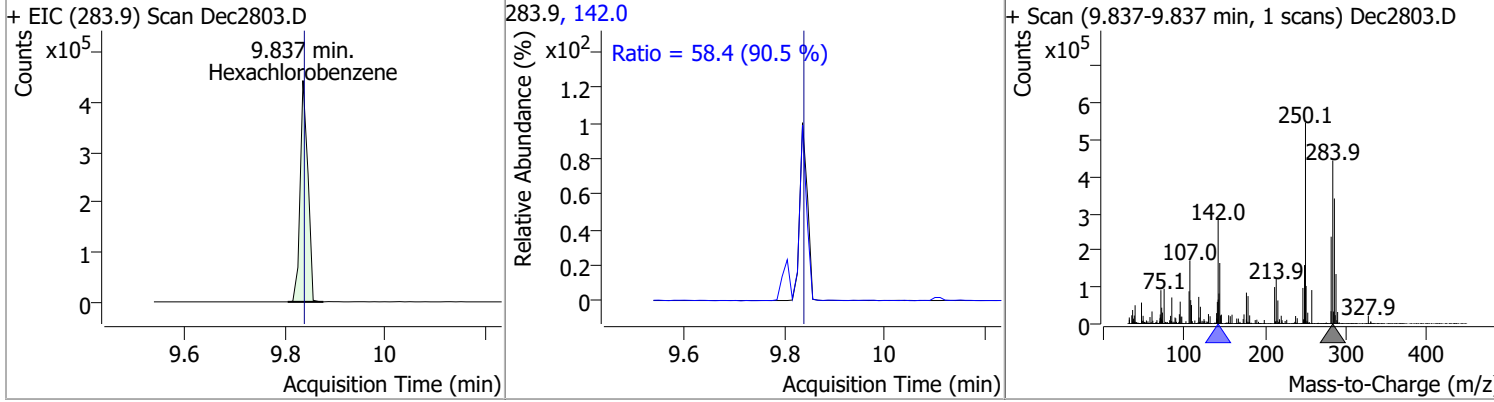
Compound	Conc.	RT	Dev(Min)	Resp.	QIon	QRatio	Lower	Upper
2,4,6-Tribromophenol	116.0643	9.48	0.00	109588	331.8	95.8	67.5	125.3



Compound	Conc.	RT	Dev(Min)	Resp.	QIon	QRatio	Lower	Upper
4-Bromophenyl-phenylether	119.6007	9.81	0.01	502325	141.0	109.5	76.9	142.8
					250.0	101.5	68.5	127.2

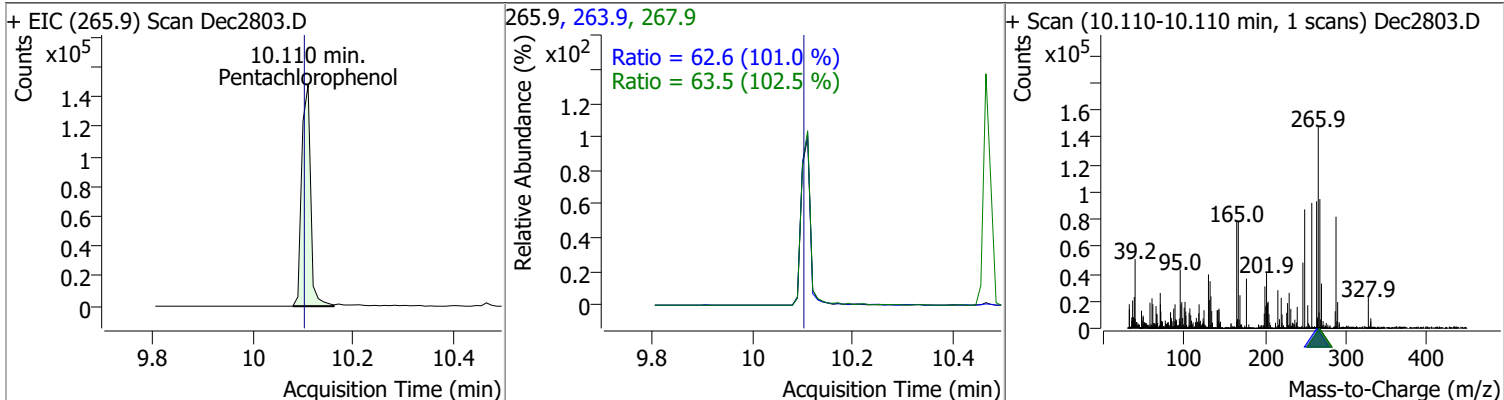


Compound	Conc.	RT	Dev(Min)	Resp.	QIon	QRatio	Lower	Upper
Hexachlorobenzene	121.8940	9.84	0.00	470415	142.0	58.4	45.2	83.9

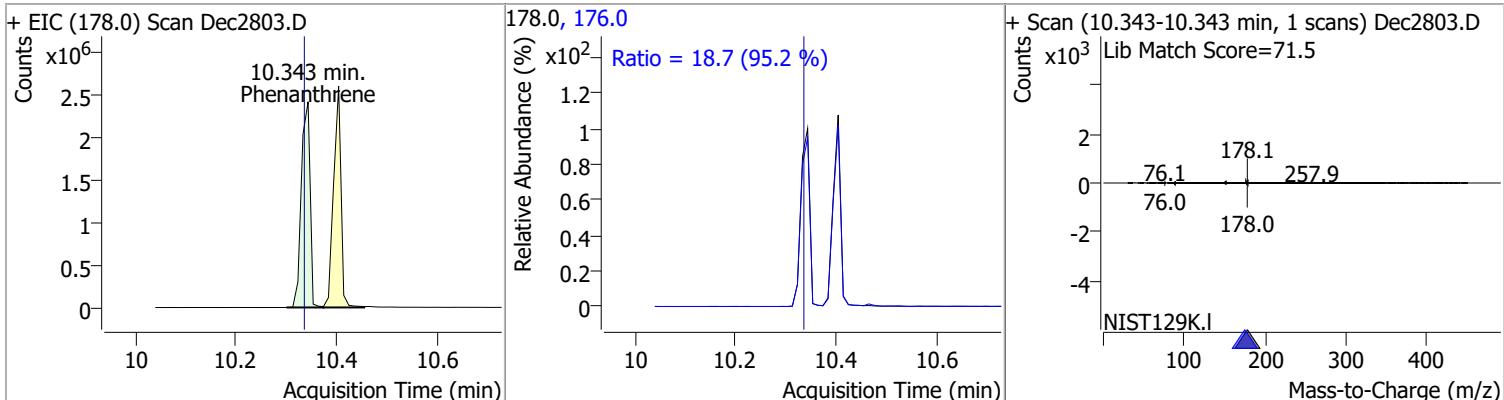


Quantitation Results Report (QT Reviewed)

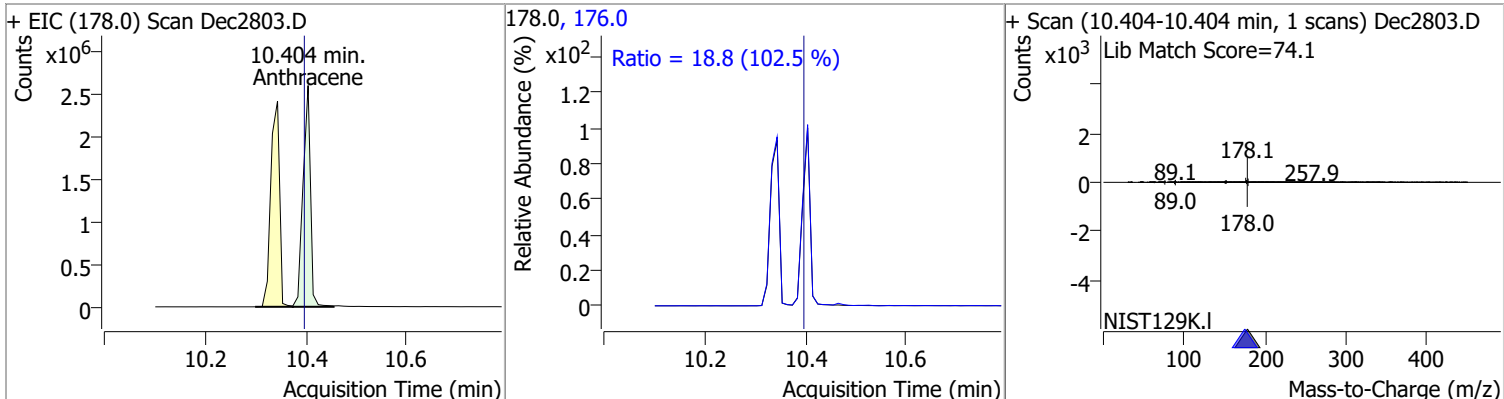
Compound	Conc.	RT	Dev(Min)	Resp.	QIon	QRatio	Lower	Upper
Pentachlorophenol	122.7015	10.11	0.01	182959	263.9	62.6	43.4	80.6
					267.9	63.5	43.3	80.5



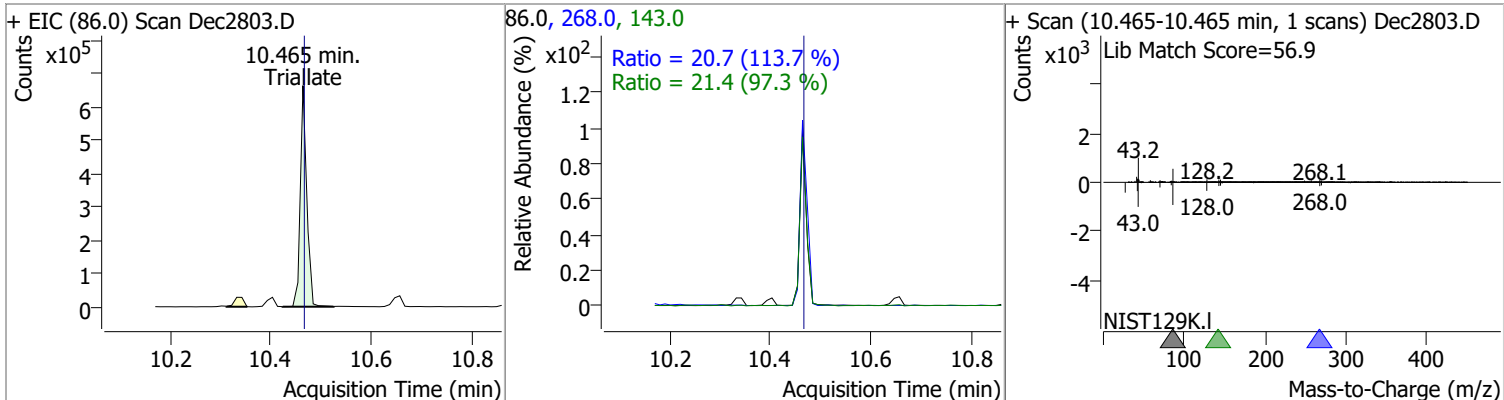
Compound	Conc.	RT	Dev(Min)	Resp.	QIon	QRatio	Lower	Upper
Phenanthrene	123.2259	10.34	0.01	2917397	176.0	18.7	13.8	25.6



Compound	Conc.	RT	Dev(Min)	Resp.	QIon	QRatio	Lower	Upper
Anthracene	120.3681	10.40	0.01	2649797	176.0	18.8	12.8	23.8

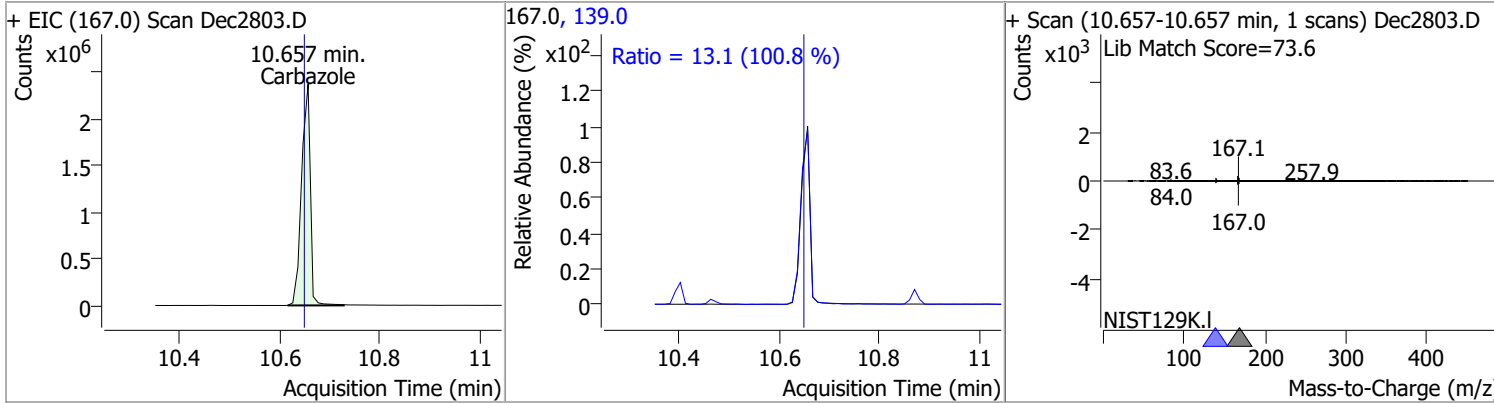


Compound	Conc.	RT	Dev(Min)	Resp.	QIon	QRatio	Lower	Upper
Triallate	122.4865	10.46	0.00	594643	143.0	21.4	15.4	28.6
					268.0	20.7	12.8	23.7

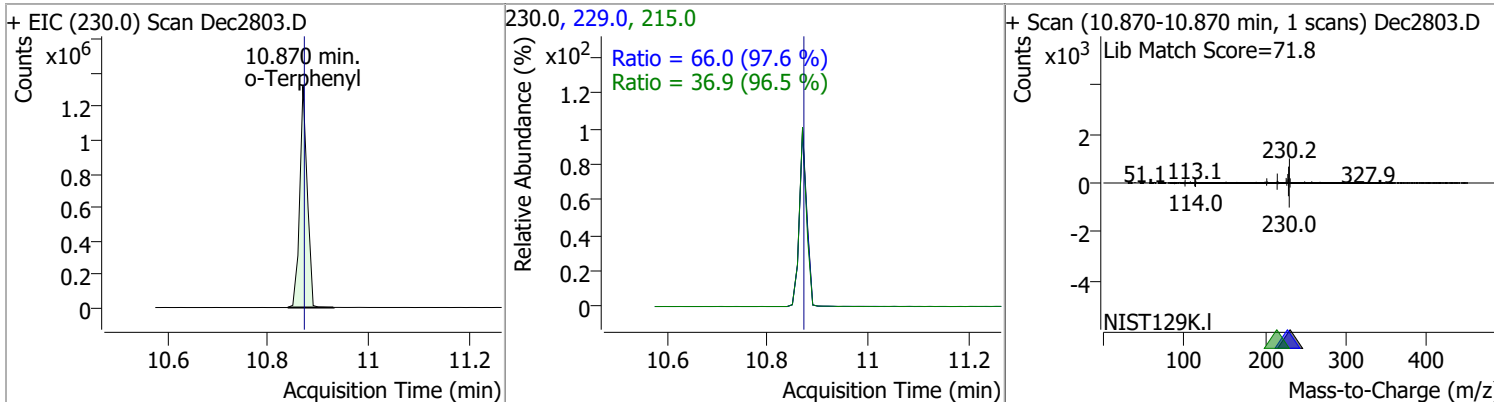


Quantitation Results Report (QT Reviewed)

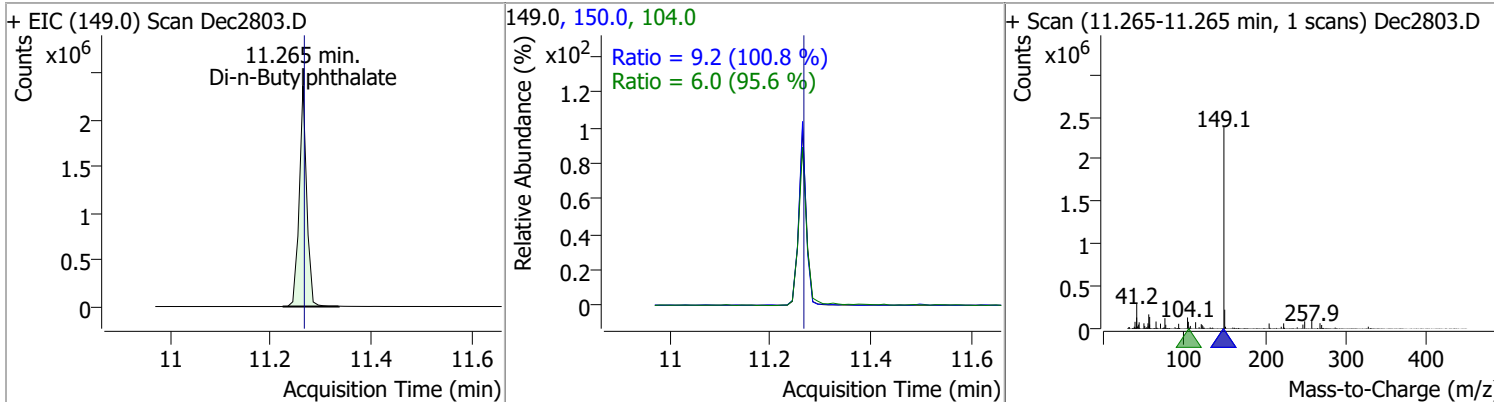
Compound	Conc.	RT	Dev(Min)	Resp.	QIon	QRatio	Lower	Upper
Carbazole	127.1460	10.66	0.01	2874314	139.0	13.1	9.1	16.9



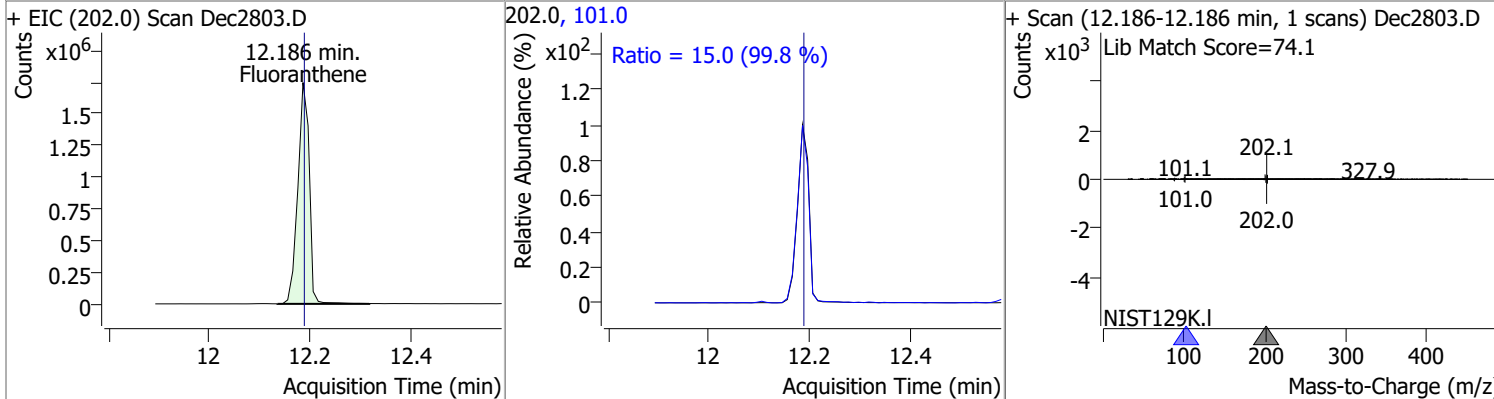
o-Terphenyl	118.9806	10.87	0.00	1372899	229.0 215.0	66.0 36.9	47.4 26.8	88.0 49.7
-------------	----------	-------	------	---------	----------------	--------------	--------------	--------------



Di-n-Butylphthalate	123.4008	11.26	0.00	2452963	150.0 104.0	9.2 6.0	6.4 4.4	11.9 8.1
---------------------	----------	-------	------	---------	----------------	------------	------------	-------------

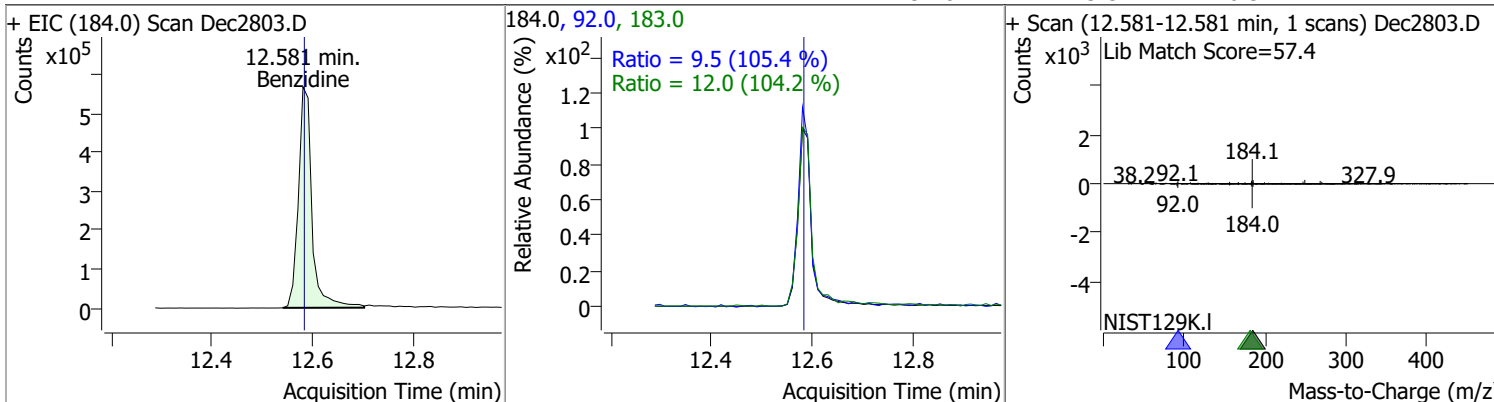


Fluoranthene	119.3612	12.19	0.00	2755162	101.0	15.0	10.5	19.5
--------------	----------	-------	------	---------	-------	------	------	------

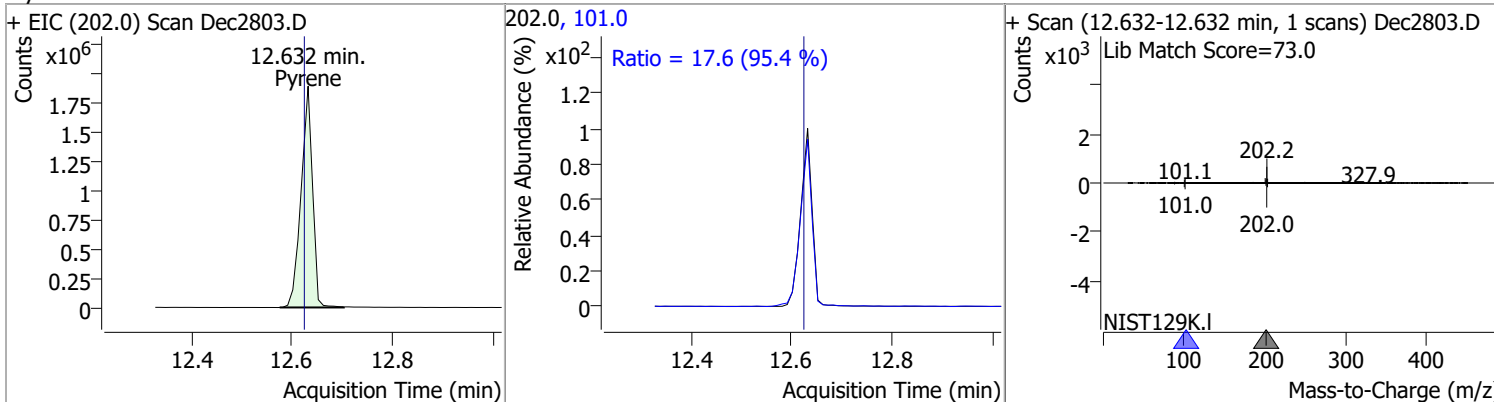


Quantitation Results Report (QT Reviewed)

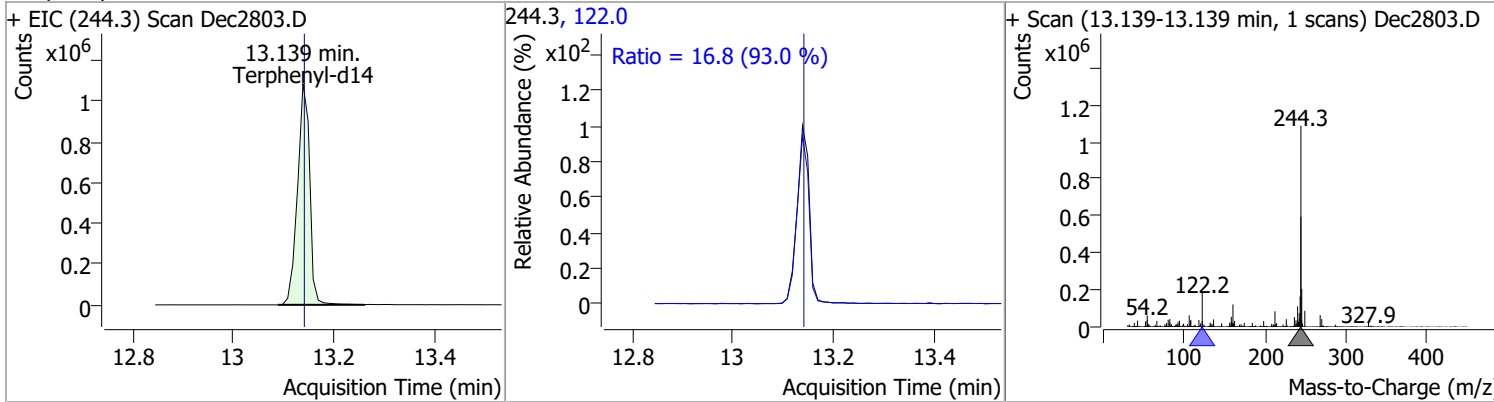
Compound	Conc.	RT	Dev(Min)	Resp.	QIon	QRatio	Lower	Upper
Benzidine	125.2888	12.58	0.00	1059025	183.0	12.0	8.1	15.0
					92.0	9.5	6.3	11.7



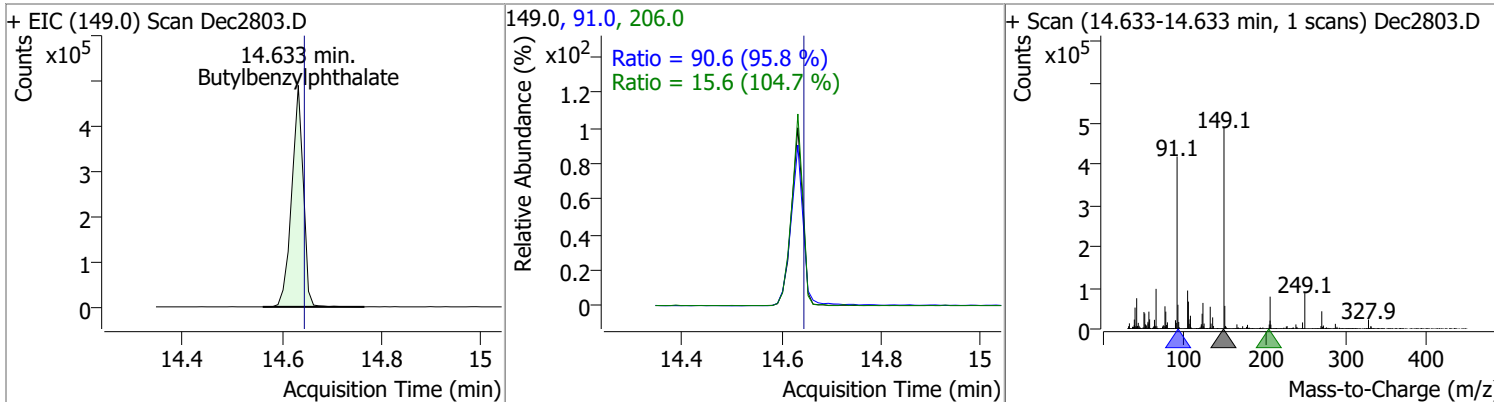
Compound	Conc.	RT	Dev(Min)	Resp.	QIon	QRatio	Lower	Upper
Pyrene	119.2775	12.63	0.01	2996713	101.0	17.6	12.9	24.0



Compound	Conc.	RT	Dev(Min)	Resp.	QIon	QRatio	Lower	Upper
Terphenyl-d14	122.8041	13.14	0.00	1826846	122.0	16.8	12.7	23.5

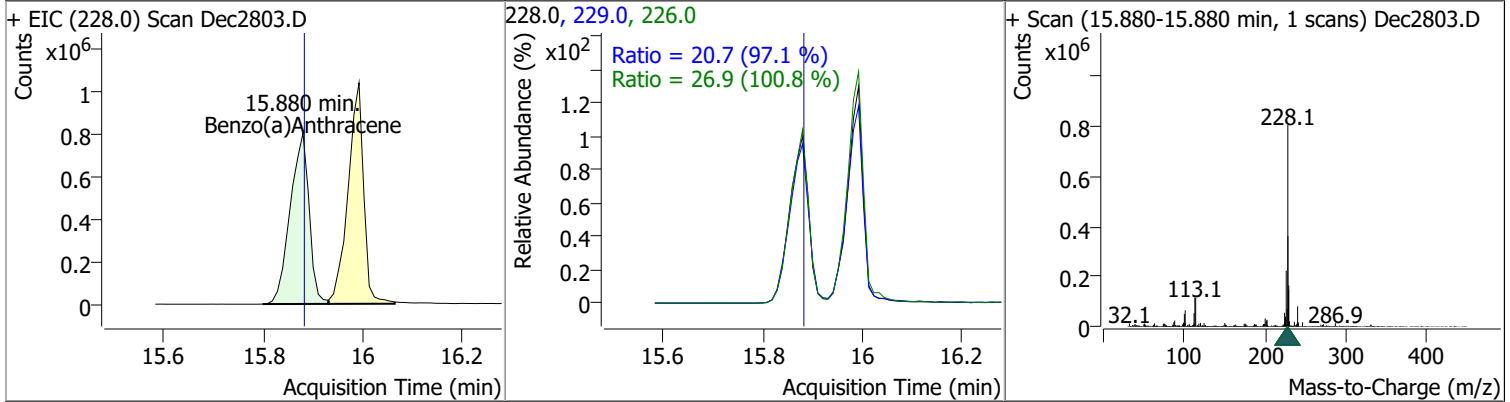


Compound	Conc.	RT	Dev(Min)	Resp.	QIon	QRatio	Lower	Upper
Butylbenzylphthalate	120.1120	14.63	0.00	789735	91.0	90.6	66.2	123.0
					206.0	15.6	10.4	19.4

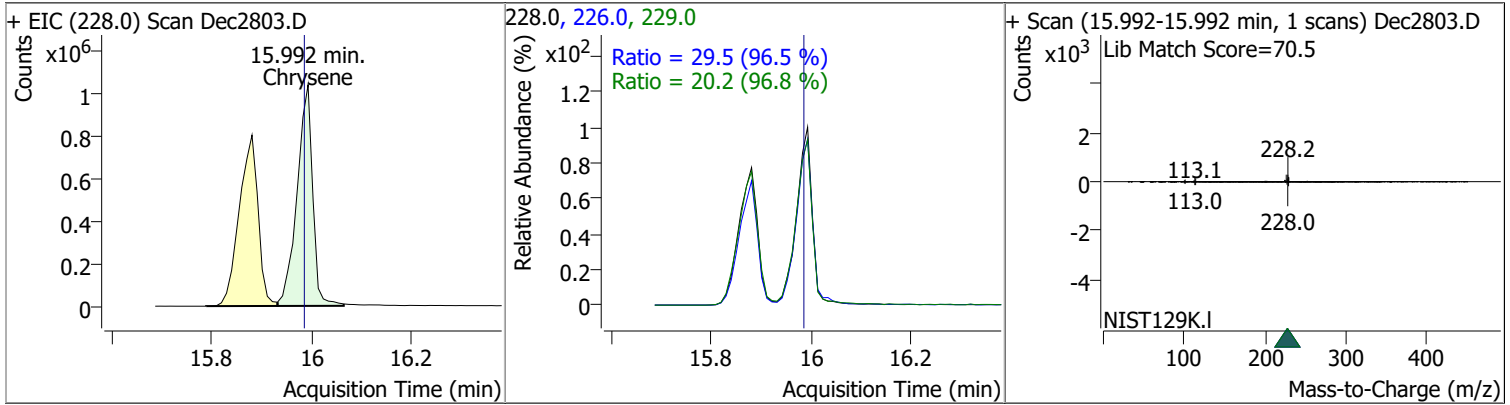


Quantitation Results Report (QT Reviewed)

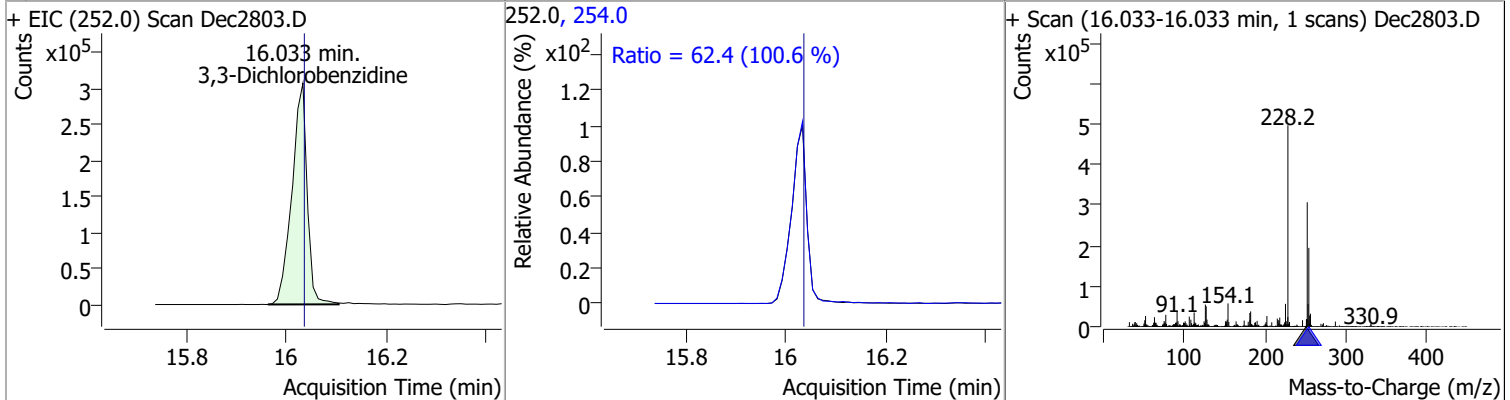
Compound	Conc.	RT	Dev(Min)	Resp.	QIon	QRatio	Lower	Upper
Benzo(a)Anthracene	122.4380	15.88	0.01	2115221	226.0	26.9	18.7	34.7
					229.0	20.7	14.9	27.7



Compound	Conc.	RT	Dev(Min)	Resp.	QIon	QRatio	Lower	Upper
Chrysene	114.9578	15.99	0.02	2268471	226.0	29.5	21.4	39.8
					229.0	20.2	14.6	27.1

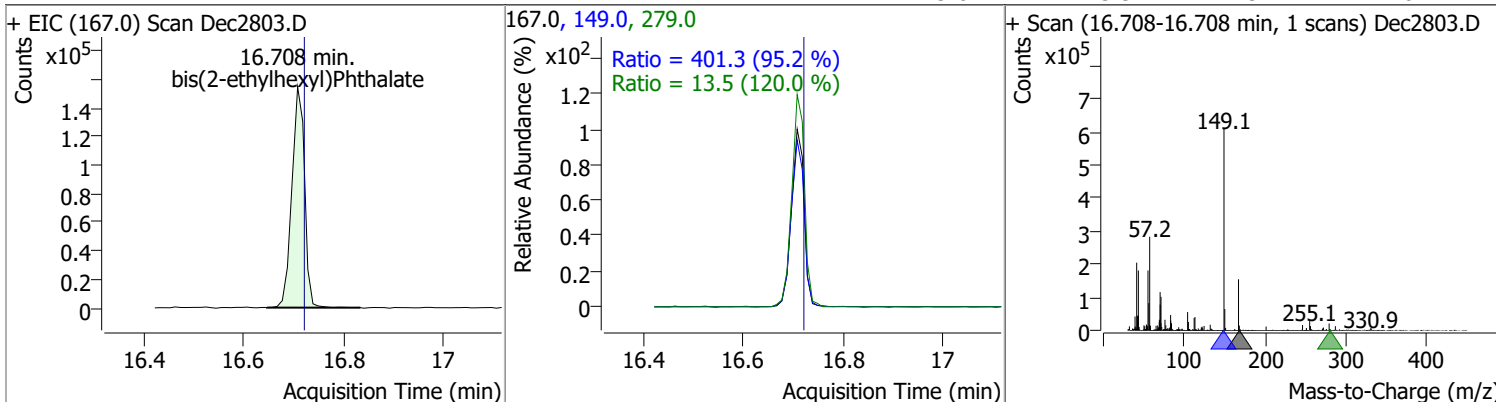


Compound	Conc.	RT	Dev(Min)	Resp.	QIon	QRatio	Lower	Upper
3,3-Dichlorobenzidine	119.4687	16.03	0.01	649256	254.0	62.4	43.4	80.6

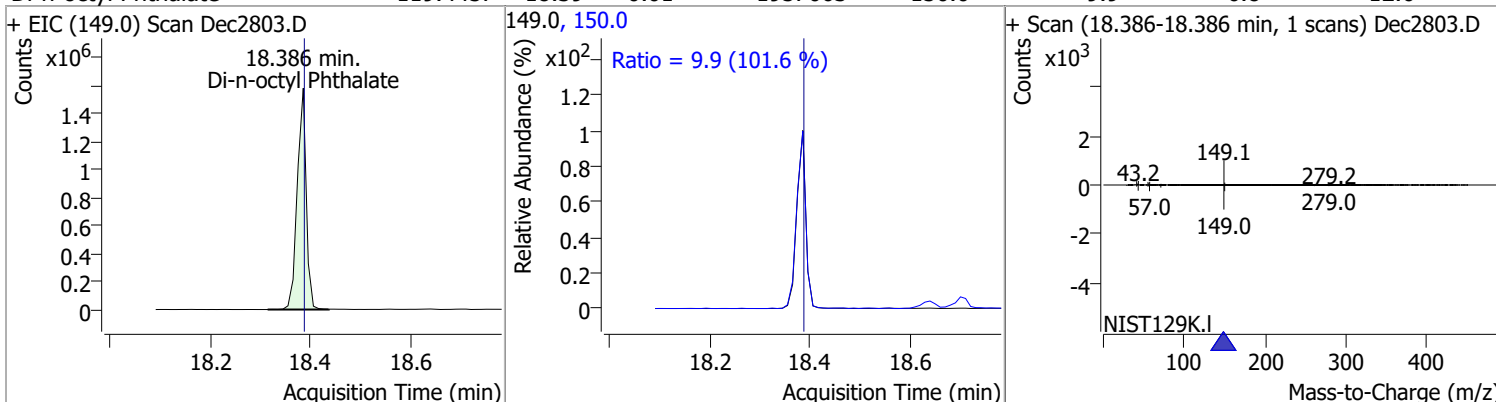


Quantitation Results Report (QT Reviewed)

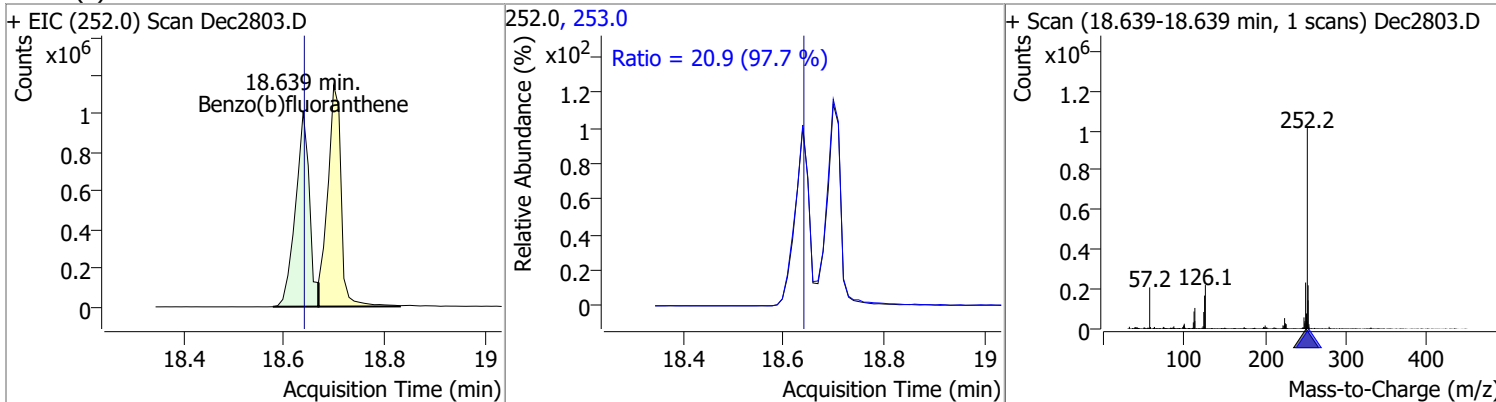
Compound	Conc.	RT	Dev(Min)	Resp.	QIon	QRatio	Lower	Upper
bis(2-ethylhexyl)Phthalate	119.5624	16.71	0.00	271955	149.0	401.3	295.1	548.1
					279.0	13.5	7.9	14.6



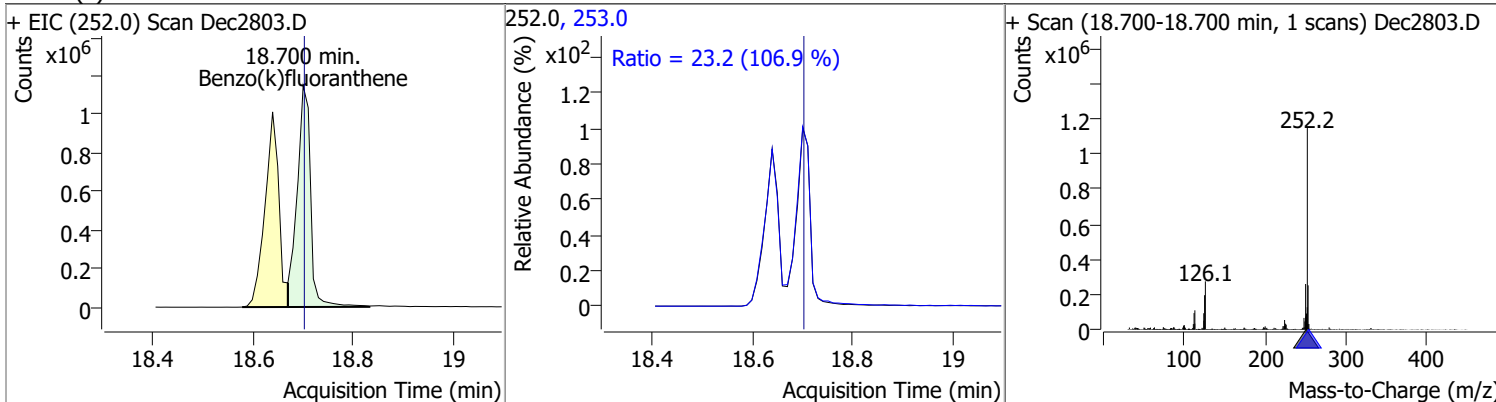
Compound	Conc.	RT	Dev(Min)	Resp.	QIon	QRatio	Lower	Upper
Di-n-octyl Phthalate	119.4457	18.39	0.01	1957063	150.0	9.9	6.8	12.6



Compound	Conc.	RT	Dev(Min)	Resp.	QIon	QRatio	Lower	Upper
Benzo(b)fluoranthene	118.5403	18.64	0.01	1935328	253.0	20.9	15.0	27.8

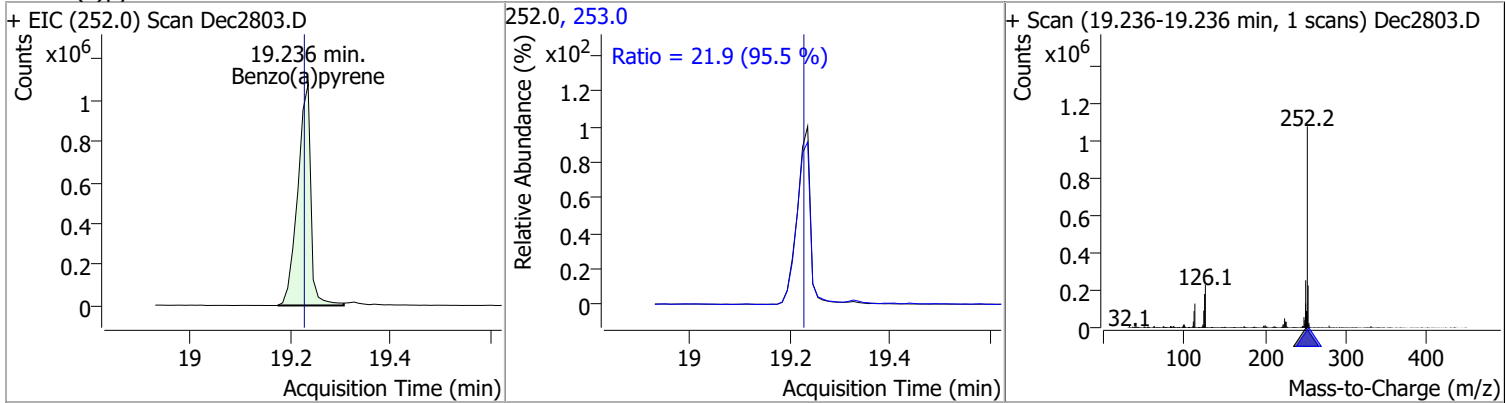


Compound	Conc.	RT	Dev(Min)	Resp.	QIon	QRatio	Lower	Upper
Benzo(k)fluoranthene	121.0728	18.70	0.01	2143782	253.0	23.2	15.2	28.2

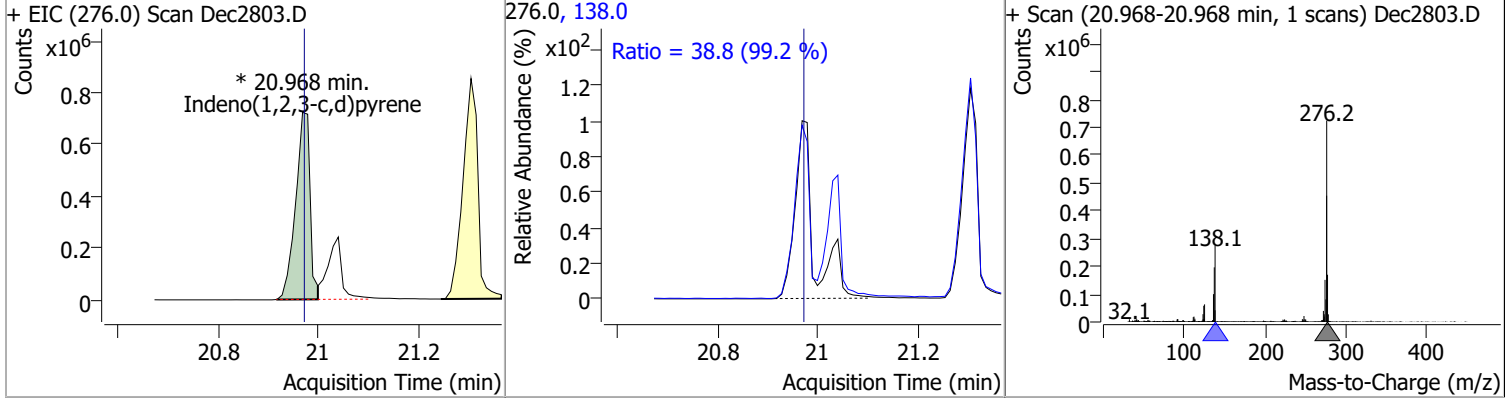


Quantitation Results Report (QT Reviewed)

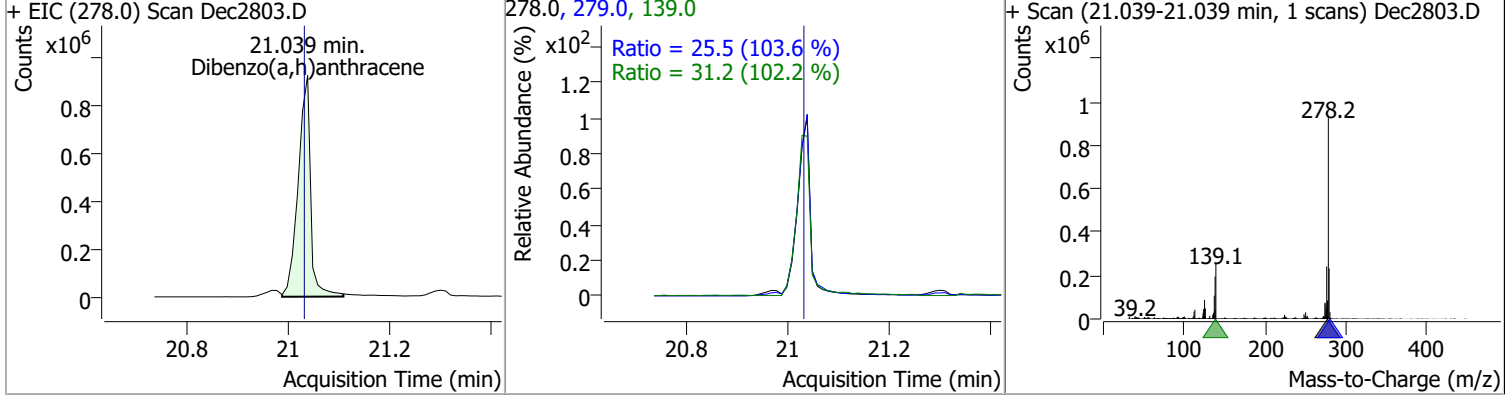
Compound	Conc.	RT	Dev(Min)	Resp.	QIon	QRatio	Lower	Upper
----------	-------	----	----------	-------	------	--------	-------	-------



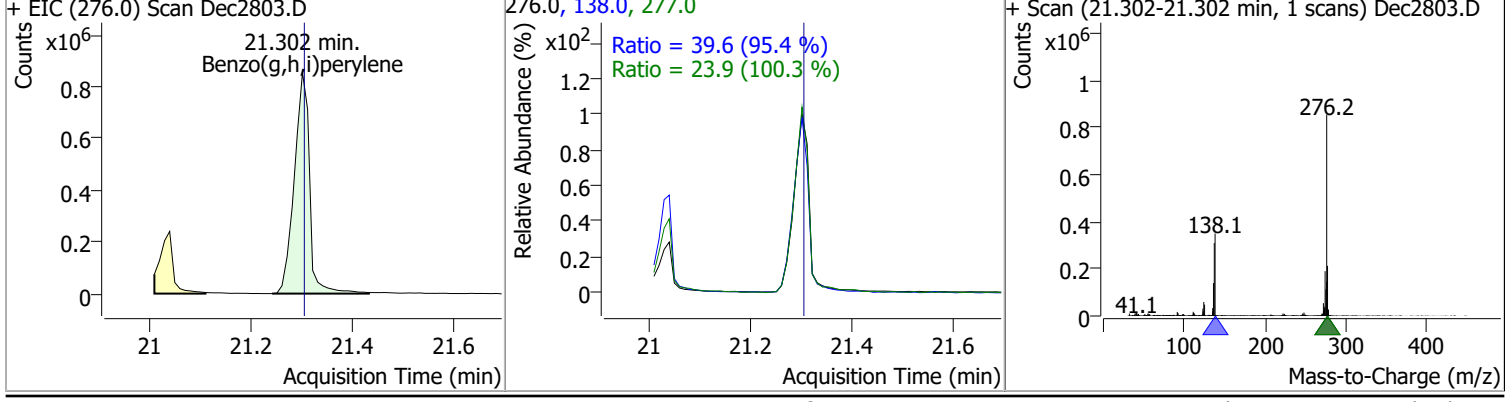
Compound	Conc.	RT	Dev(Min)	Resp.	QIon	QRatio	Lower	Upper
----------	-------	----	----------	-------	------	--------	-------	-------



Compound	Conc.	RT	Dev(Min)	Resp.	QIon	QRatio	Lower	Upper
----------	-------	----	----------	-------	------	--------	-------	-------

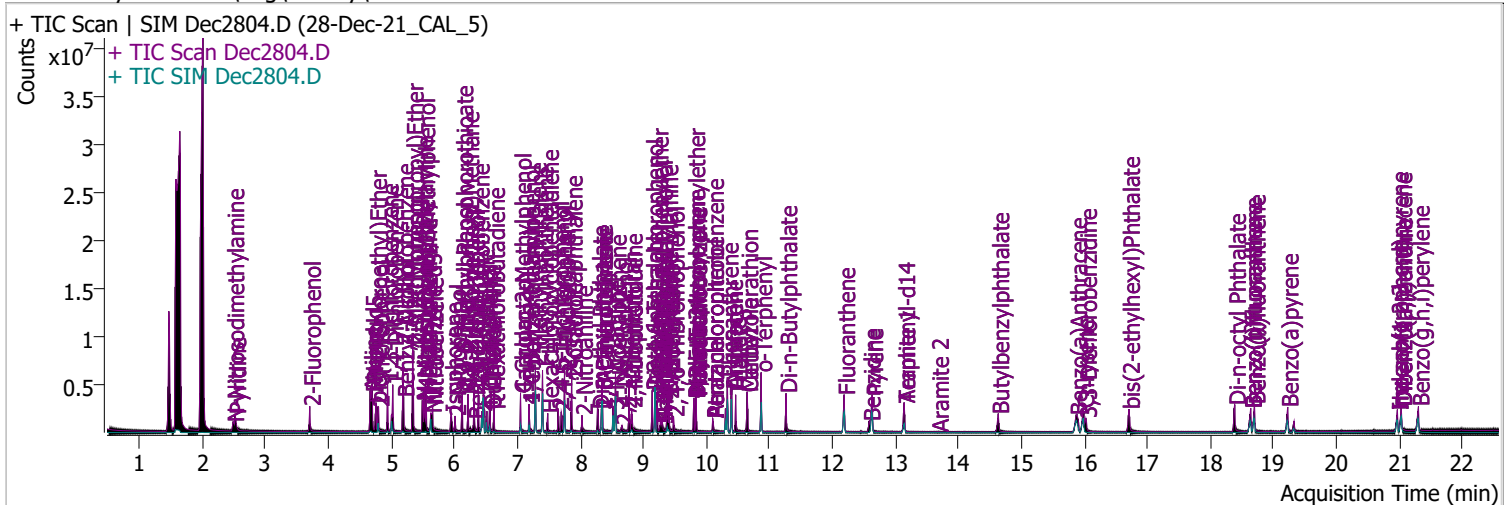


Compound	Conc.	RT	Dev(Min)	Resp.	QIon	QRatio	Lower	Upper
----------	-------	----	----------	-------	------	--------	-------	-------



Quantitation Results Report (QT Reviewed)

Data File	Dec2804.D	Operator	LIMS import
Acq. Method	BNA+SIM.M	Acq. Date-Time	12/28/2021 3:29:32 PM
Sample Name	28-Dec-21_CAL_5	Instrument	Instrument #1
Vial	4	Multiplier	1.00
DA Method File		Comment	SVOC-8270-W-LARGO
Tune File	dftppdsm.u	Tune Date	11/24/2021 11:15:00 AM
Batch Name	122821 bna 1 CAL.batch.bin	Last Calib Update	12/29/2021 7:25:46 PM
Ref Library	D:\Org\Library\NIST129K.I		



Compound	RT	QIon	Resp.	Conc.	Units	Dev(Min)
----------	----	------	-------	-------	-------	----------

Internal Standards

System Monitoring Compounds

S 2-Fluorophenol	3.704	112.0	686470	97.5123	µg/L	0.000
Spiked Amount: 200.000	Range: 10.0 - 75.0%			Recovery = 48.76%		
S Phenol-d5	4.685	99.0	1020605	103.0574	µg/L	0.000
Spiked Amount: 200.000	Range: 10.0 - 65.0%			Recovery = 51.53%		
S Nitrobenzene-d5	5.624	82.0	511730	103.9889	µg/L	0.000
Spiked Amount: 100.000	Range: 32.0 - 94.0%			Recovery = 103.99%		*
S 2-Fluorobiphenyl	7.749	172.0	1735111	103.0403	µg/L	0.000
Spiked Amount: 100.000	Range: 28.0 - 107.0%			Recovery = 103.04%		
S 2,4,6-Tribromophenol	9.479	329.8	90583	100.6147	µg/L	0.000
Spiked Amount: 200.000	Range: 25.0 - 140.0%			Recovery = 50.31%		
S Terphenyl-d14	13.139	244.3	1452924	102.1561	µg/L	0.000
Spiked Amount: 100.000	Range: 32.0 - 122.0%			Recovery = 102.16%		

Target Compounds

Compound	RT	QIon	Resp.	Conc.	Units	QValue
T N-Nitrosodimethylamine	2.489	74.0	327207	105.8440	µg/L	94
T Pyridine	2.520	79.0	781307	101.3866	µg/L	96
T Aniline	4.664	93.0	1486078	101.5759	µg/L	100
T Phenol	4.695	94.0	1108149	100.3250	µg/L	95
T bis(-2-Chloroethyl)Ether	4.756	63.0	915490	103.4876	µg/L	100
T 2-Chlorophenol	4.797	128.0	813213	104.7723	µg/L	99
T 1,3-Dichlorobenzene	4.940	146.0	1040847	96.9875	µg/L	99
T 1,4-Dichlorobenzene	5.022	146.0	1031841	97.4931	µg/L	99
T 1,2-Dichlorobenzene	5.185	146.0	1076999	97.1544	µg/L	m 98
T Benzyl Alcohol	5.196	108.0	556659	111.5430	µg/L	m 99
T bis(2-chloroisopropyl)Ether	5.339	121.0	350887	104.2033	µg/L	100
T 2-Methylphenol	5.339	107.0	810527	101.4876	µg/L	97
T N-nitroso-Di-n-propylamine	5.492	70.0	625192	107.8306	µg/L	99
T 4Methylphenol/3Methylphenol	5.522	107.0	1052442	98.4607	µg/L	96
T Hexachloroethane	5.553	117.0	292032	103.3343	µg/L	97

Quantitation Results Report (QT Reviewed)

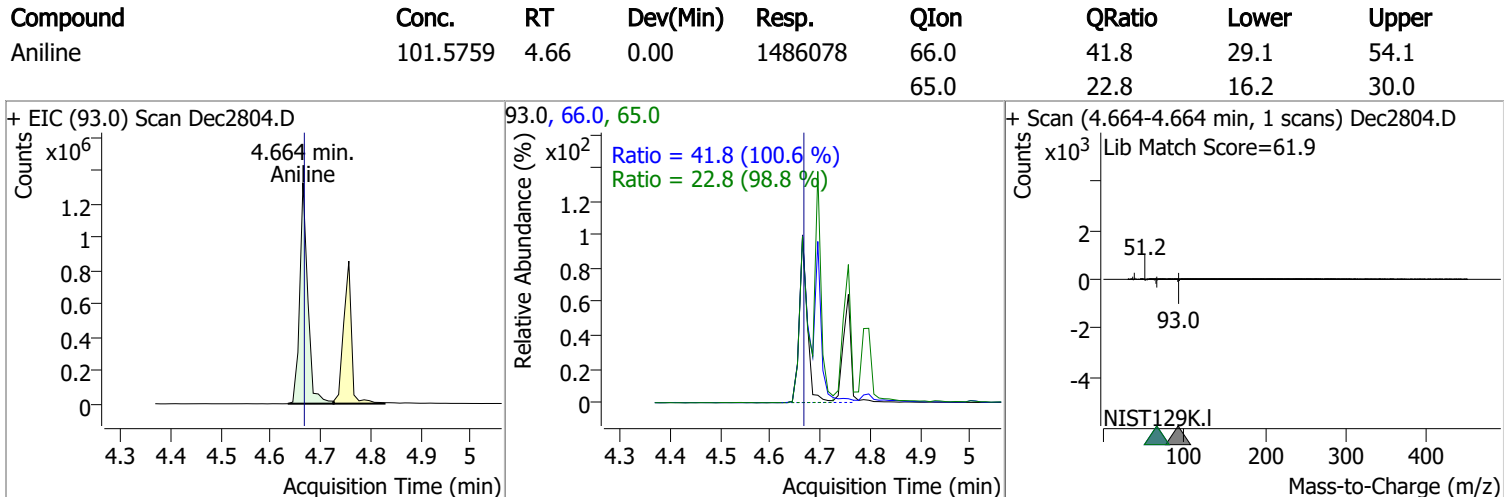
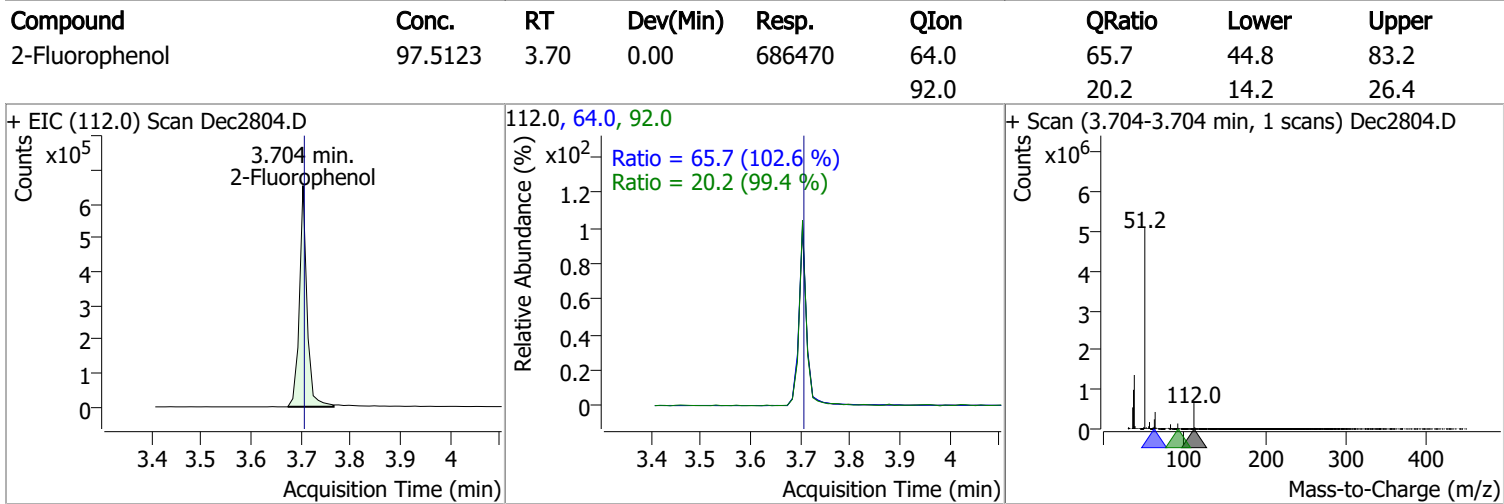
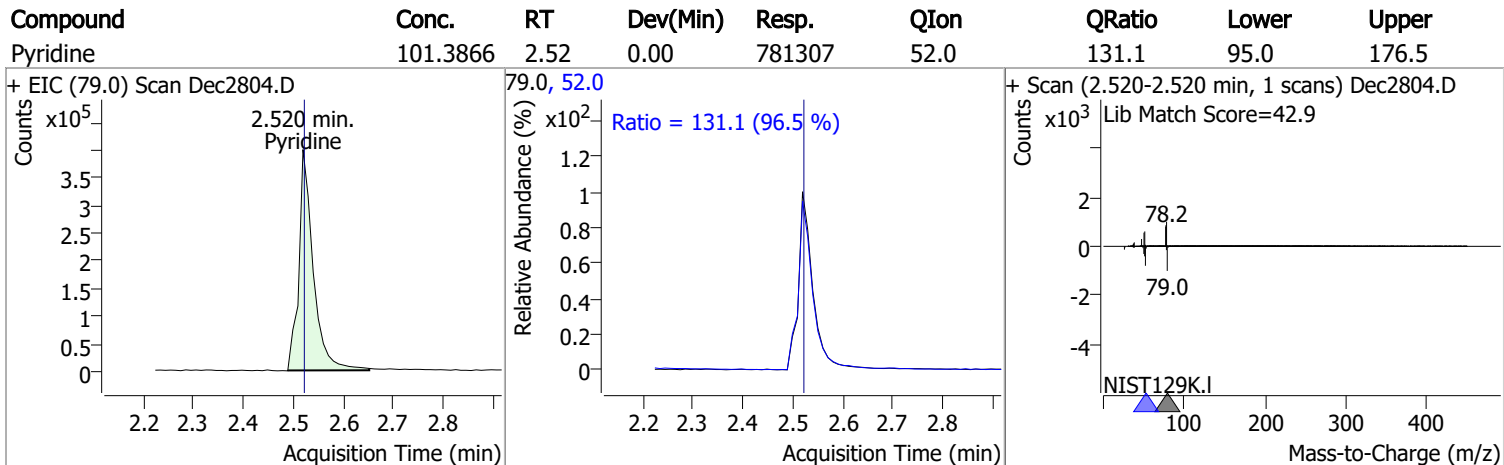
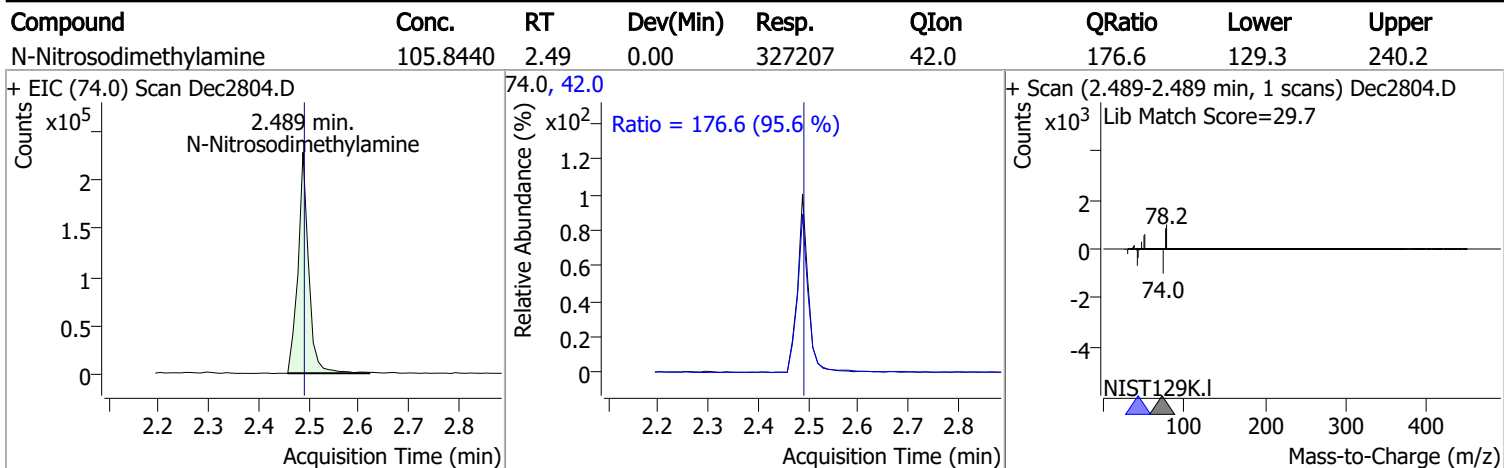
Compound	RT	QIon	Resp.	Conc.	Units	Dev(Min)
T Nitrobenzene	5.655	123.1	268167	107.3631	µg/L	91
T Isophorone	5.951	82.0	1242317	101.2808	µg/L	100
T 2-Nitrophenol	6.013	139.0	205593	99.7953	µg/L	95
T 2,4-Dimethylphenol	6.126	122.0	730056	105.0220	µg/L	100
T bis(-2-Chloroethoxy)Methane	6.218	93.0	929699	105.0635	µg/L	98
T Benzoic Acid	6.321	105.0	383015	104.6118	µg/L	99
T 2,4-Dichlorophenol	6.311	162.0	537844	101.8617	µg/L	97
T 1,2,4-Trichlorobenzene	6.383	180.0	722645	99.6768	µg/L	100
T Naphthalene	6.465	128.0	2428339	101.7902	µg/L	99
T 4-Chlorophenol	6.516	130.0	204718	100.8193	µg/L	m 89
T p-Chloroaniline	6.568	127.0	886799	98.7064	µg/L	97
T Hexachlorobutadiene	6.629	224.9	375752	101.0418	µg/L	96
T 4-Chloro-2-Methylphenol	7.050	107.0	587681	105.5595	µg/L	99
T 4-Chloro-3-Methylphenol	7.184	107.0	560817	101.3668	µg/L	98
T 2-Methylnaphthalene	7.287	141.0	1387396	104.7043	µg/L	m 99
T 1-Methylnaphthalene	7.399	141.0	1370402	104.3567	µg/L	m 100
T Hexachlorocyclopentadiene	7.482	236.9	200062	101.5861	µg/L	100
T 2,4,6-Trichlorophenol	7.646	196.0	320982	100.0863	µg/L	98
T 2,4,5-Trichlorophenol	7.697	196.0	390137	106.7052	µg/L	99
T 2-Chloronaphthalene	7.862	162.0	1481543	105.0183	µg/L	100
T 2-Nitroaniline	8.026	65.0	242511	107.3649	µg/L	91
T Dimethyl Phthalate	8.282	163.0	1347265	103.4430	µg/L	99
T 2,6-Dinitrotoluene	8.333	165.0	157480	107.2990	µg/L	m 98
T Acenaphthylene	8.343	152.1	2290001	101.4031	µg/L	99
T 3-Nitroaniline	8.528	138.0	183220	102.0254	µg/L	93
T Acenaphthene	8.558	154.0	1259630	99.2145	µg/L	99
T 2,4-Dinitrophenol	8.661	184.0	88749	105.3855	µg/L	90
T Dibenzofuran	8.773	168.0	1989551	97.2098	µg/L	99
T 4-Nitrophenol	8.814	109.0	215567	102.2039	µg/L	94
T 2,4-Dinitrotoluene	8.814	165.0	203231	103.0923	µg/L	97
T Diethylphthalate	9.141	149.0	1462789	105.7284	µg/L	98
T Fluorene	9.182	166.0	1652480	98.6630	µg/L	97
T 4-Chlorophenyl-phenylether	9.223	204.0	722331	101.7278	µg/L	98
T 4-Nitroaniline	9.274	138.0	187377	101.7774	µg/L	96
T 4,6-Dinitro-2-methylphenol	9.295	198.0	116683	102.5408	µg/L	96
T N-nitrosodiphenylamine	9.377	169.0	1029665	99.4672	µg/L	98
T Azobenzene	9.407	77.0	1452604	104.2442	µg/L	97
T 4-Bromophenyl-phenylether	9.806	248.0	407509	103.4865	µg/L	94
T Hexachlorobenzene	9.837	283.9	357252	98.6767	µg/L	97
T Pentachlorophenol	10.100	265.9	149246	104.4608	µg/L	95
T Phenanthrene	10.333	178.0	2148983	96.5186	µg/L	98
T Anthracene	10.404	178.0	2212422	104.2246	µg/L	99
T Triallate	10.465	86.0	452135	99.5231	µg/L	98
T Carbazole	10.647	167.0	2150549	99.5013	µg/L	100
T o-Terphenyl	10.870	230.0	1088882	99.8356	µg/L	99
T Di-n-Butylphthalate	11.265	149.0	2028911	105.0116	µg/L	100
T Fluoranthene	12.187	202.0	2227987	100.9576	µg/L	99
T Benzidine	12.592	184.0	830275	104.7223	µg/L	99
T Pyrene	12.632	202.0	2401643	100.4969	µg/L	98
T Butylbenzylphthalate	14.633	149.0	631434	105.1557	µg/L	95
T Benzo(a)Anthracene	15.870	228.0	1608636	100.2055	µg/L	100
T Chrysene	15.982	228.0	1846376	100.6929	µg/L	98
T 3,3-Dichlorobenzidine	16.023	252.0	529237	106.2854	µg/L	99
T bis(2-ethylhexyl)Phthalate	16.708	167.0	214493	104.8539	µg/L	95
T Di-n-octyl Phthalate	18.386	149.0	1535607	103.7532	µg/L	100

Quantitation Results Report (QT Reviewed)

Compound	RT	QIon	Resp.	Conc.	Units	Dev(Min)
T Benzo(b)fluoranthene	18.639	252.0	1531709	100.3677	µg/L	100
T Benzo(k)fluoranthene	18.700	252.0	1670974	100.9583	µg/L	99
T Benzo(a)pyrene	19.226	252.0	1424857	97.3735	µg/L	98
T Indeno(1,2,3-c,d)pyrene	20.968	276.0	1118524	100.5804	µg/L	99
T Dibenzo(a,h)anthracene	21.029	278.0	1209636	98.9596	µg/L	99
T Benzo(g,h,i)perylene	21.302	276.0	1382277	101.2584	µg/L	99

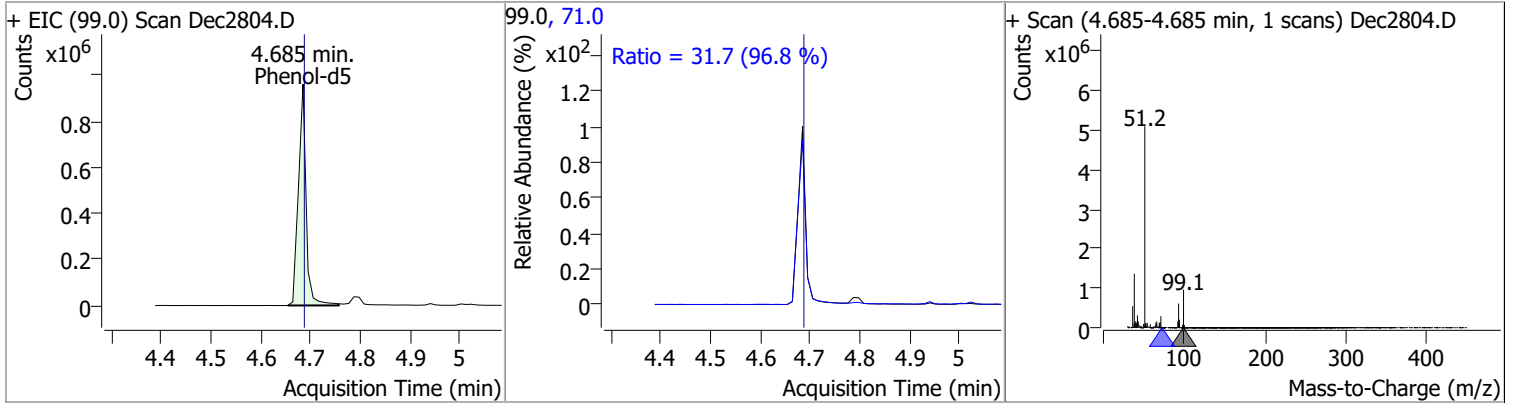
(#) = Qualifier Out of Range; (m) = Manual Integration; (+) = Area Summed; (*) = Surrogate Percent Recovery Out of Range; (d): Zeroed Peak

Quantitation Results Report (QT Reviewed)

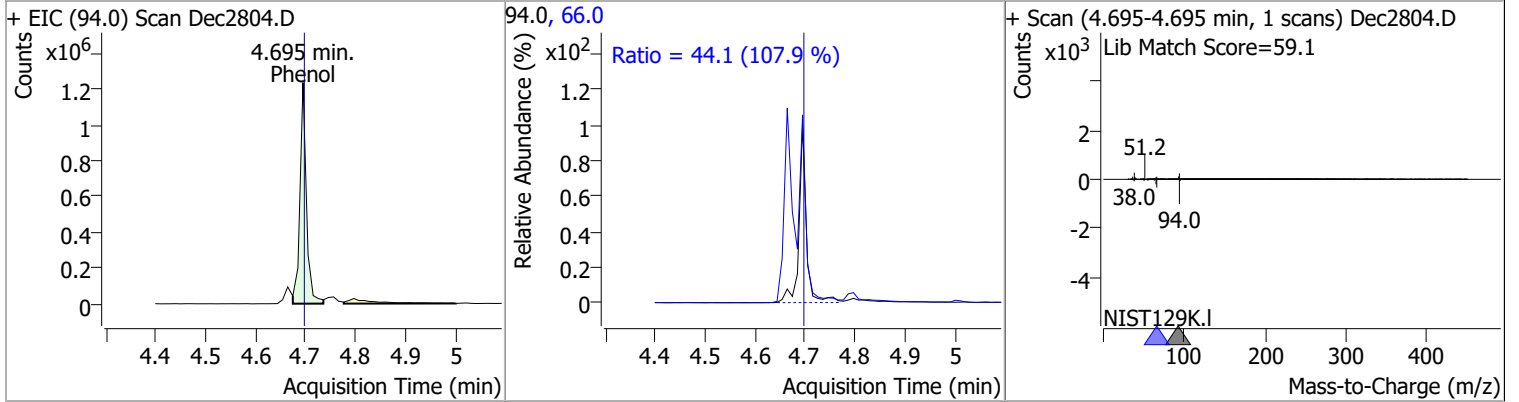


Quantitation Results Report (QT Reviewed)

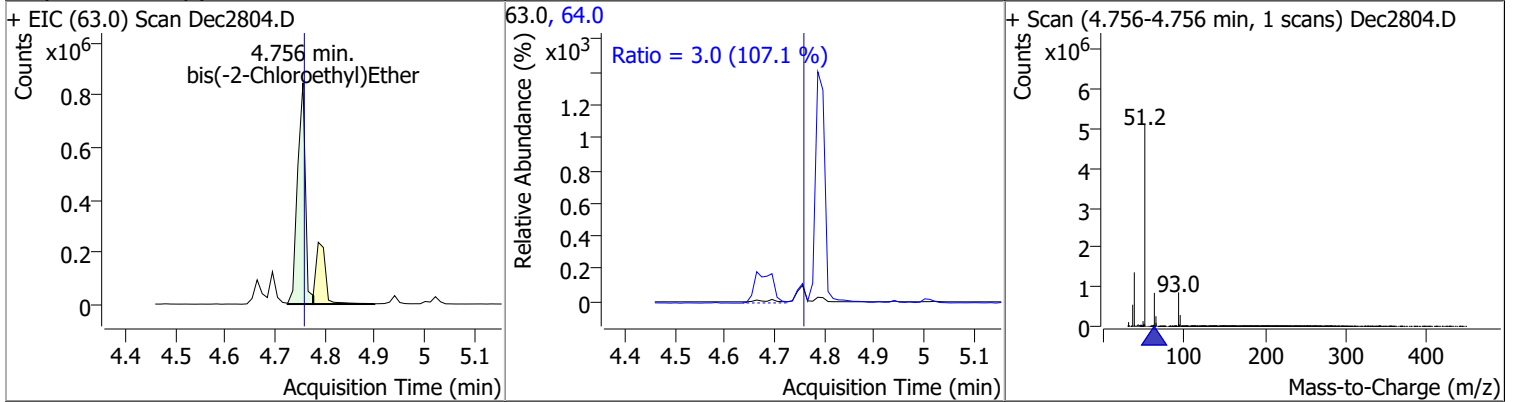
Compound	Conc.	RT	Dev(Min)	Resp.	QIon	QRatio	Lower	Upper
Phenol-d5	103.0574	4.68	0.00	1020605	71.0	31.7	22.9	42.5



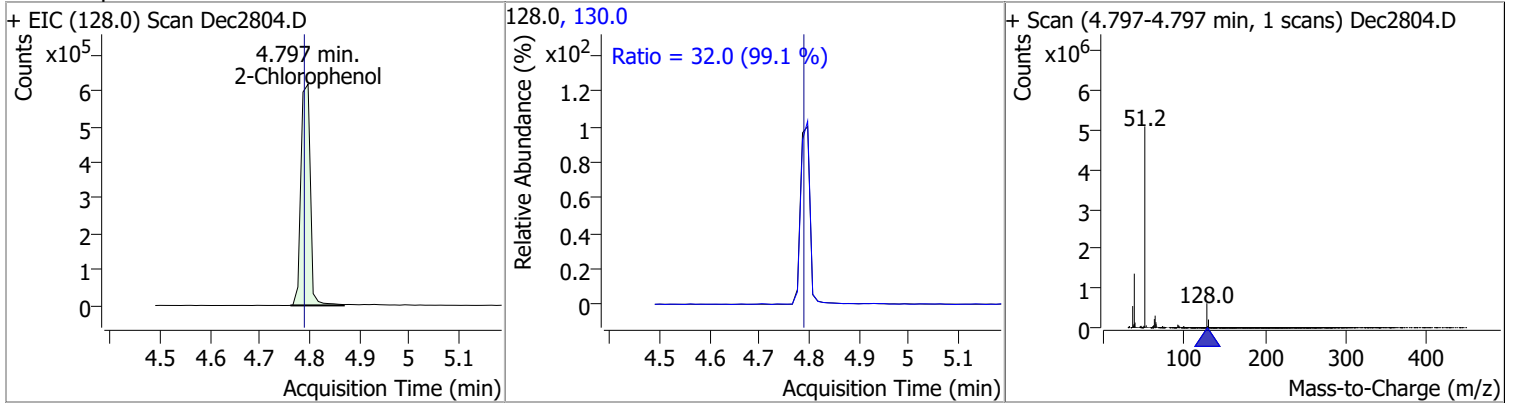
Compound	Conc.	RT	Dev(Min)	Resp.	QIon	QRatio	Lower	Upper
Phenol	100.3250	4.70	0.00	1108149	66.0	44.1	28.6	53.1



Compound	Conc.	RT	Dev(Min)	Resp.	QIon	QRatio	Lower	Upper
bis(-2-Chloroethyl)Ether	103.4876	4.76	0.00	915490	64.0	3.0	1.9	3.6

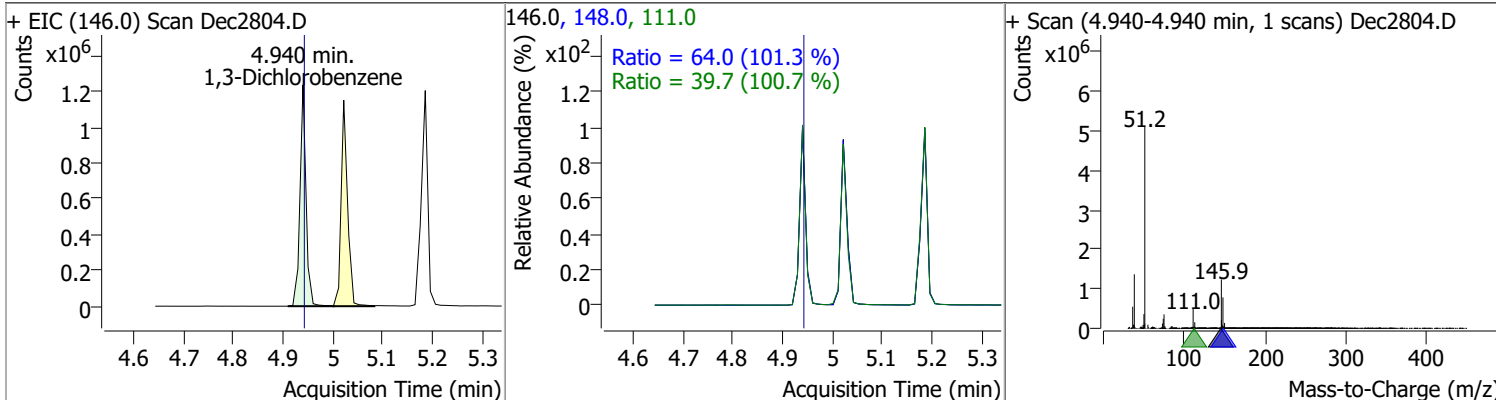


Compound	Conc.	RT	Dev(Min)	Resp.	QIon	QRatio	Lower	Upper
2-Chlorophenol	104.7723	4.80	0.01	813213	130.0	32.0	22.6	42.0

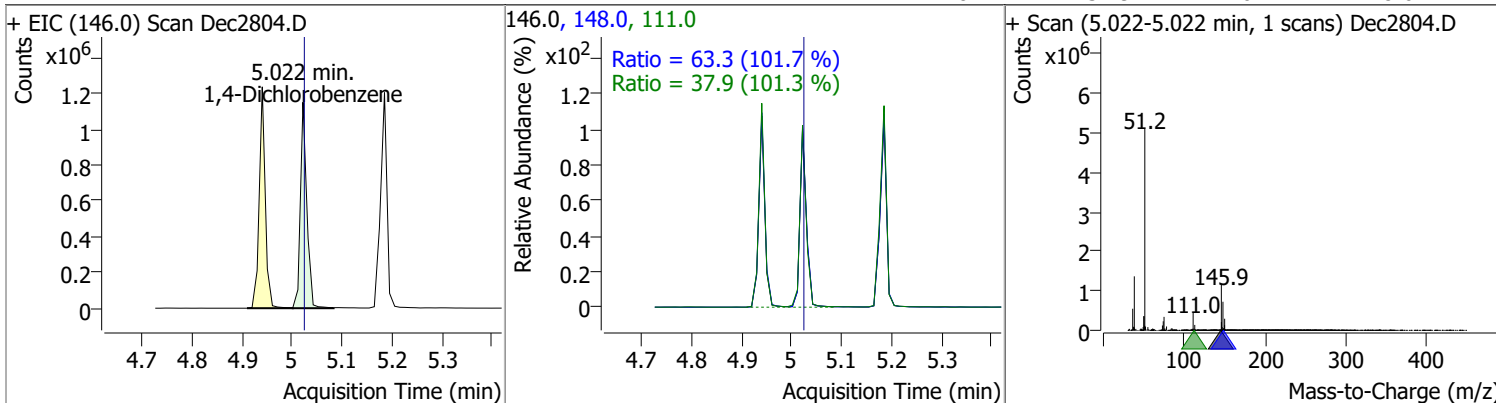


Quantitation Results Report (QT Reviewed)

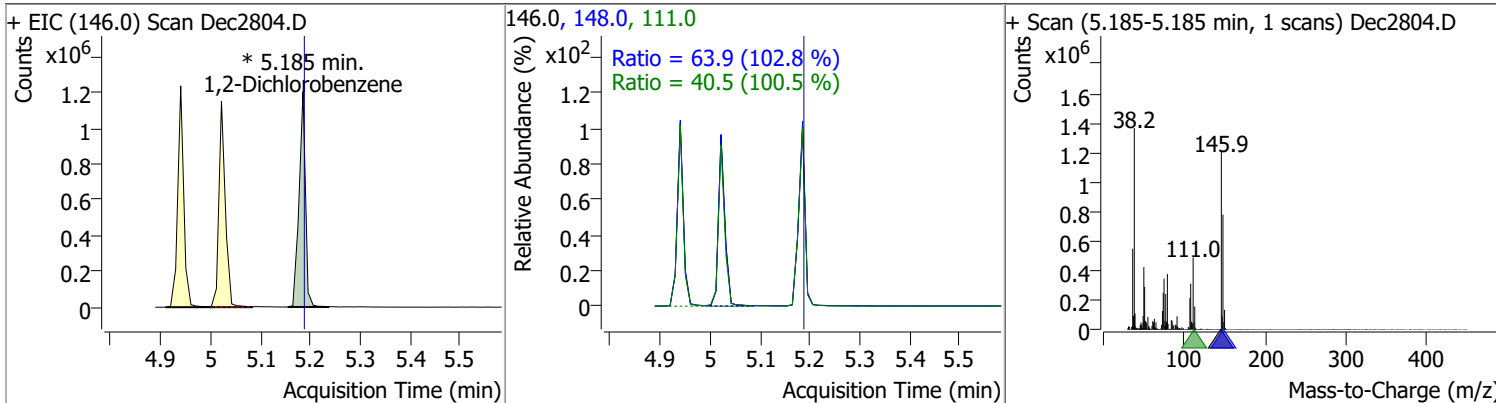
Compound	Conc.	RT	Dev(Min)	Resp.	QIon	QRatio	Lower	Upper
1,3-Dichlorobenzene	96.9875	4.94	0.00	1040847	148.0	64.0	44.2	82.2
					111.0	39.7	27.6	51.2



Compound	Conc.	RT	Dev(Min)	Resp.	QIon	QRatio	Lower	Upper
1,4-Dichlorobenzene	97.4931	5.02	0.00	1031841	148.0	63.3	43.6	80.9
					111.0	37.9	26.2	48.6

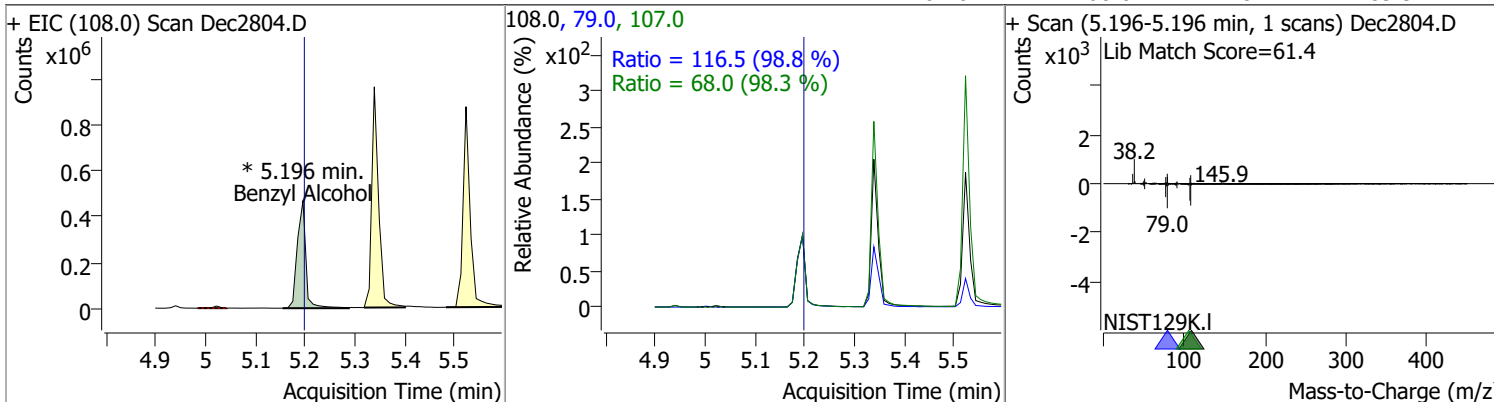


Compound	Conc.	RT	Dev(Min)	Resp.	QIon	QRatio	Lower	Upper
1,2-Dichlorobenzene	97.1544	5.19	0.00	1076999 (m)	148.0	63.9	43.6	80.9
					111.0	40.5	28.2	52.4

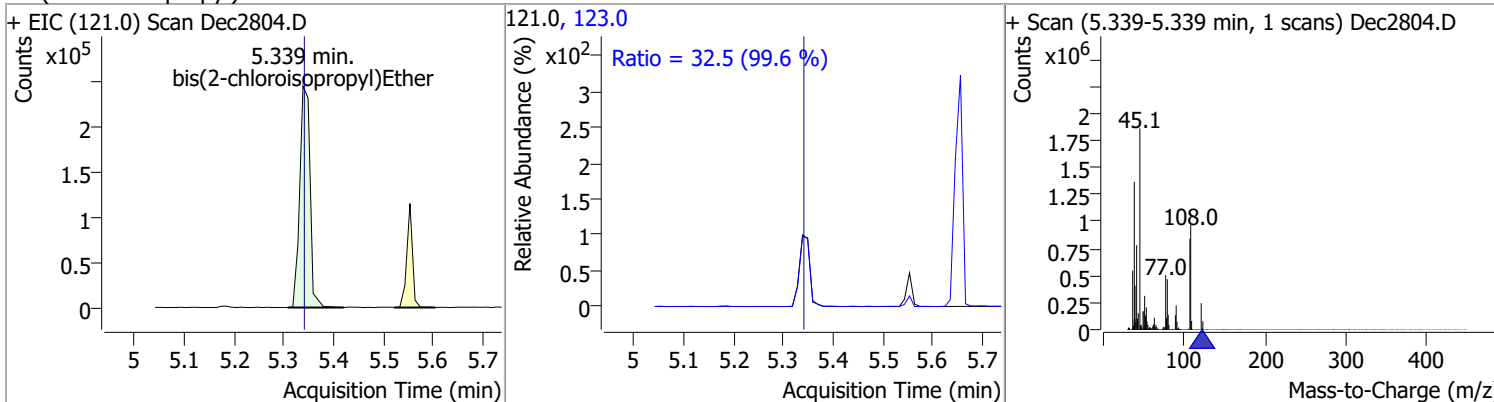


Quantitation Results Report (QT Reviewed)

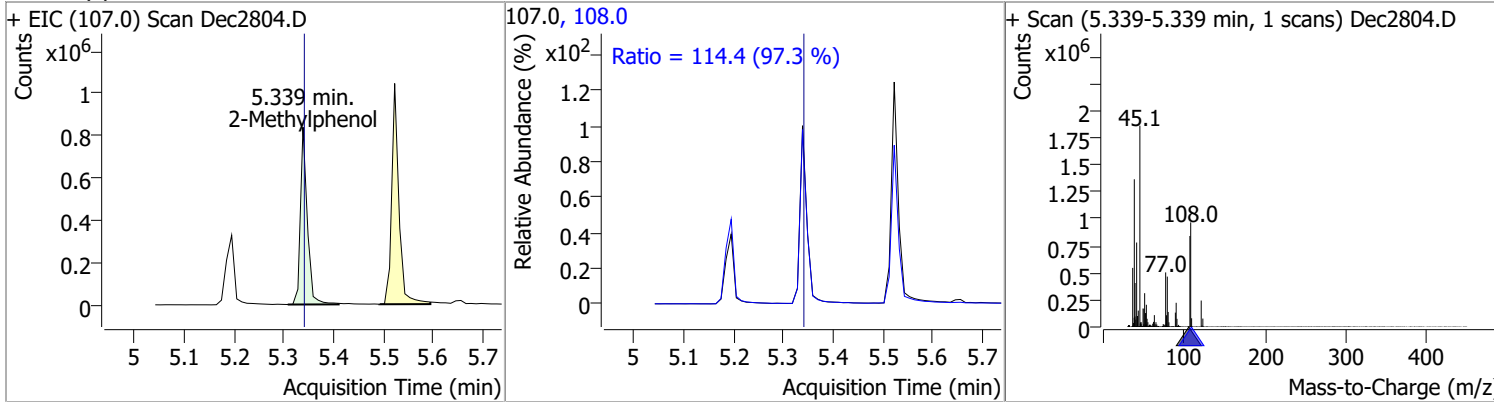
Compound	Conc.	RT	Dev(Min)	Resp.	QIon	QRatio	Lower	Upper
Benzyl Alcohol	111.5430	5.20	0.00	556659 (m)	79.0	116.5	82.5	153.3
					107.0	68.0	48.4	89.9



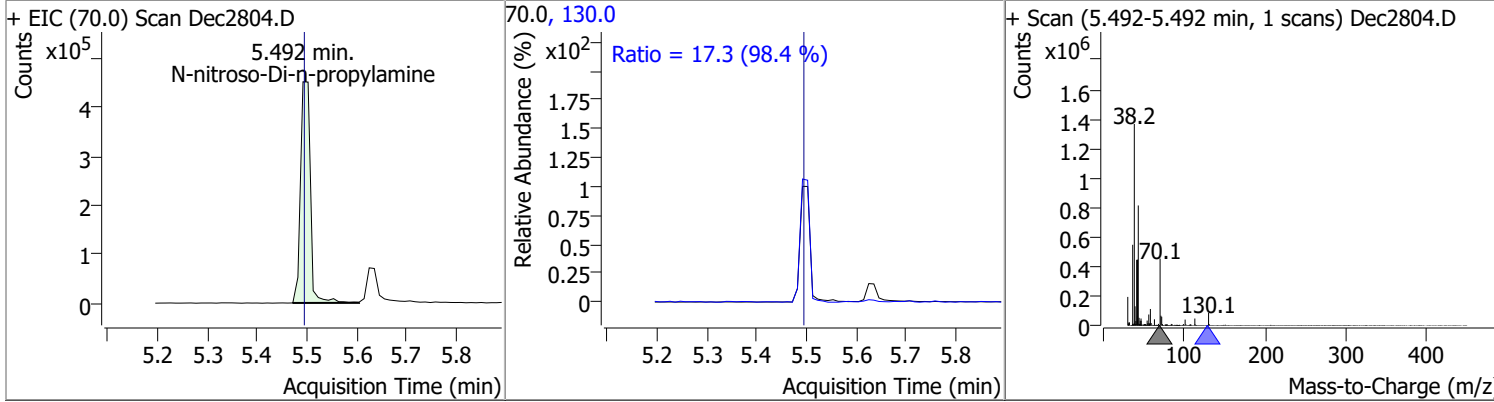
Compound	Conc.	RT	Dev(Min)	Resp.	QIon	QRatio	Lower	Upper
bis(2-chloroisopropyl)Ether	104.2033	5.34	0.00	350887	123.0	32.5	22.9	42.5



Compound	Conc.	RT	Dev(Min)	Resp.	QIon	QRatio	Lower	Upper
2-Methylphenol	101.4876	5.34	0.00	810527	108.0	114.4	82.3	152.8

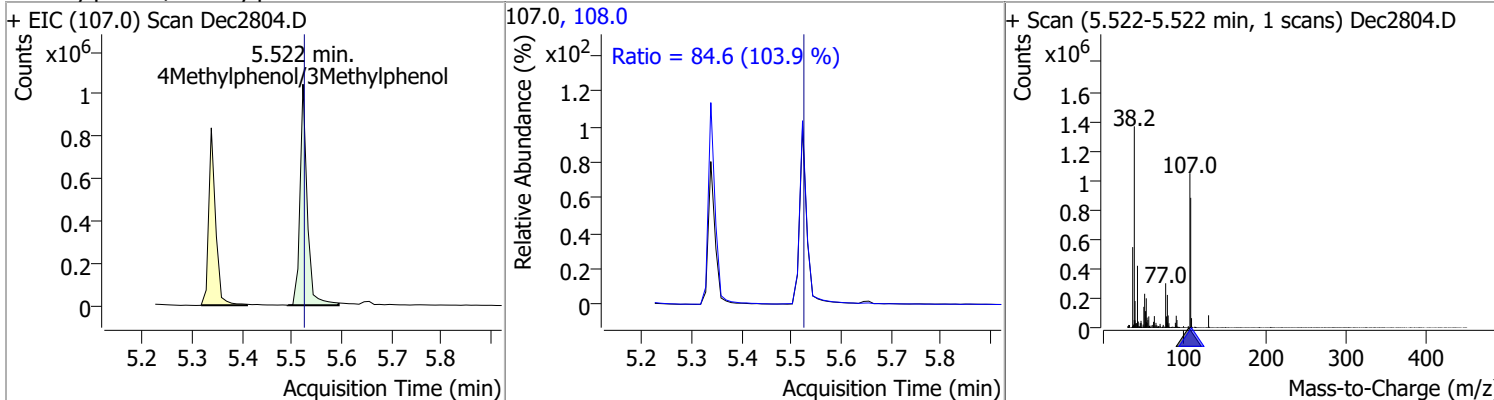


Compound	Conc.	RT	Dev(Min)	Resp.	QIon	QRatio	Lower	Upper
N-nitroso-Di-n-propylamine	107.8306	5.49	0.00	625192	130.0	17.3	0.0	35.2

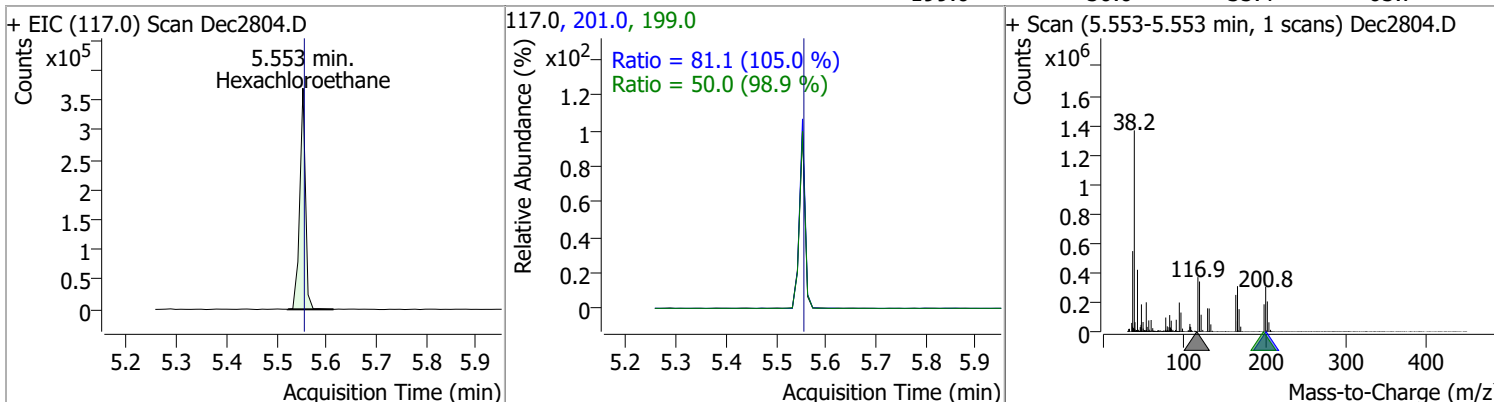


Quantitation Results Report (QT Reviewed)

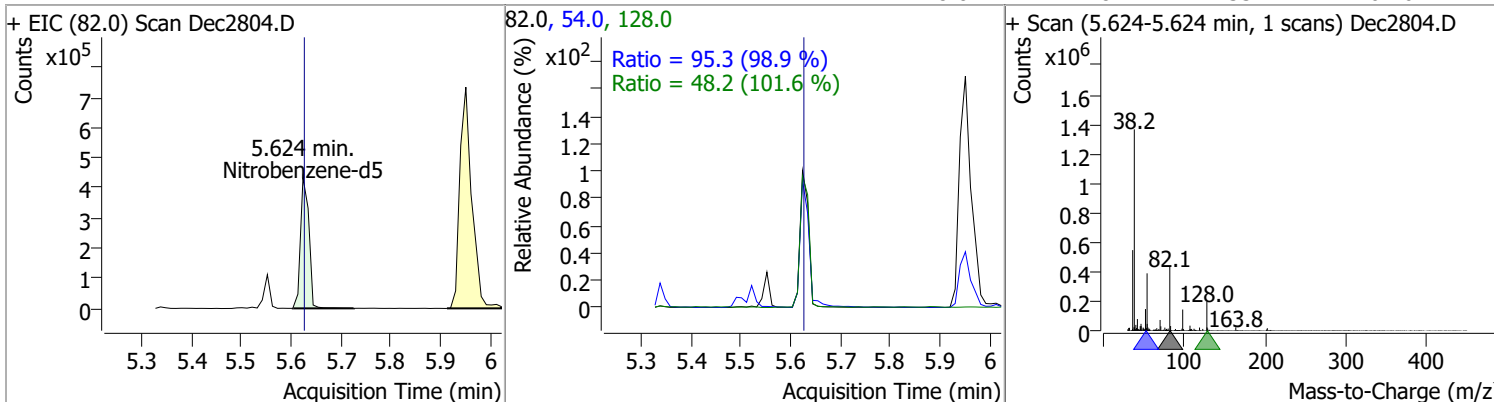
Compound	Conc.	RT	Dev(Min)	Resp.	QIon	QRatio	Lower	Upper
4Methylphenol/3Methylphenol	98.4607	5.52	0.00	1052442	108.0	84.6	57.0	105.8



Compound	Conc.	RT	Dev(Min)	Resp.	QIon	QRatio	Lower	Upper
Hexachloroethane	103.3343	5.55	0.00	292032	201.0	81.1	54.1	100.4
					199.0	50.0	35.4	65.7

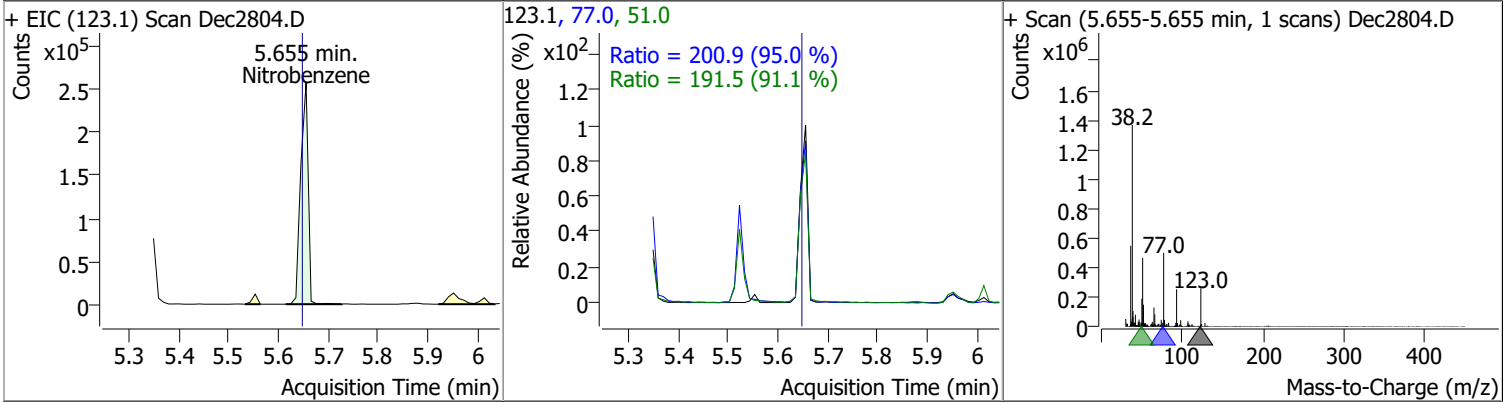


Compound	Conc.	RT	Dev(Min)	Resp.	QIon	QRatio	Lower	Upper
Nitrobenzene-d5	103.9889	5.62	0.00	511730	54.0	95.3	67.5	125.4
					128.0	48.2	33.2	61.6

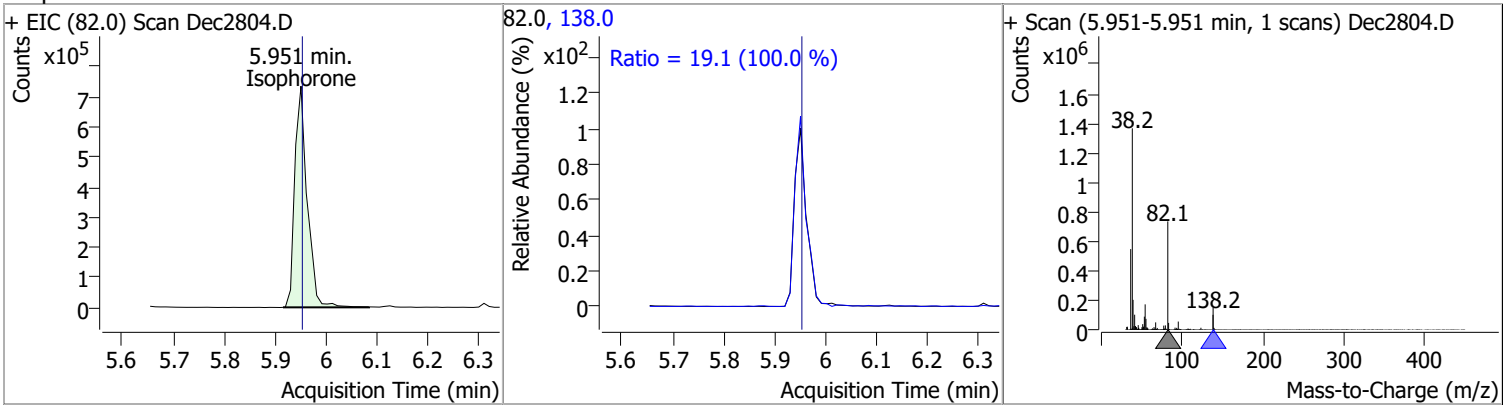


Quantitation Results Report (QT Reviewed)

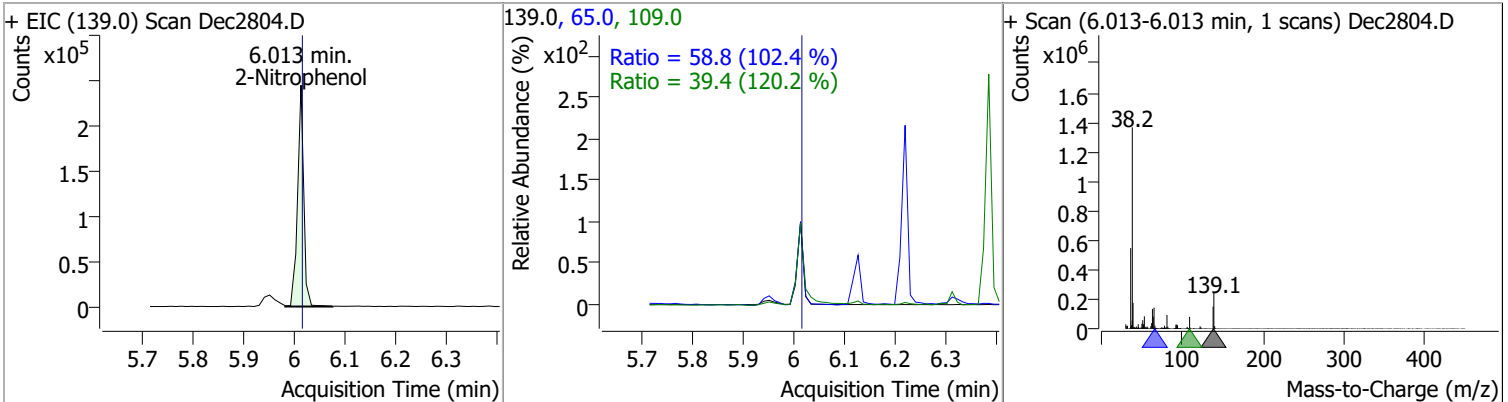
Compound	Conc.	RT	Dev(Min)	Resp.	QIon	QRatio	Lower	Upper
Nitrobenzene	107.3631	5.66	0.01	268167	77.0	200.9	148.0	274.8
					51.0	191.5	147.2	273.4



Compound	Conc.	RT	Dev(Min)	Resp.	QIon	QRatio	Lower	Upper
Isophorone	101.2808	5.95	0.00	1242317	138.0	19.1	13.3	24.8

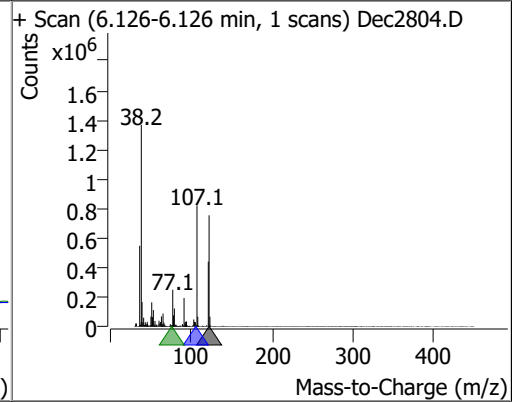
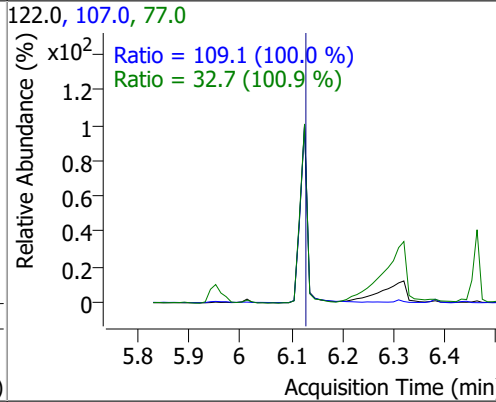
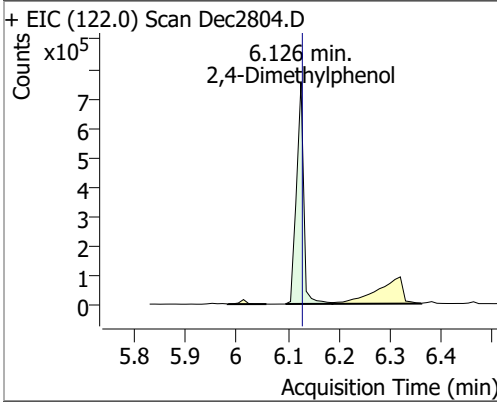


Compound	Conc.	RT	Dev(Min)	Resp.	QIon	QRatio	Lower	Upper
2-Nitrophenol	99.7953	6.01	0.00	205593	65.0	58.8	40.2	74.6
					109.0	39.4	22.9	42.6

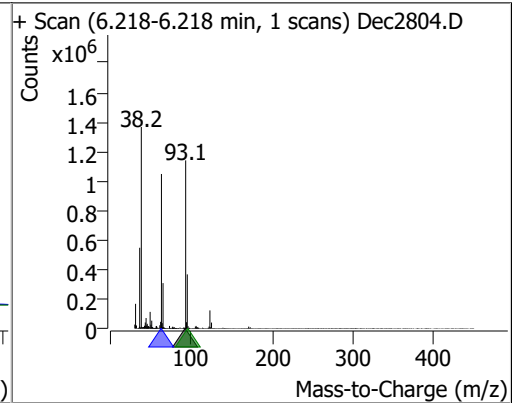
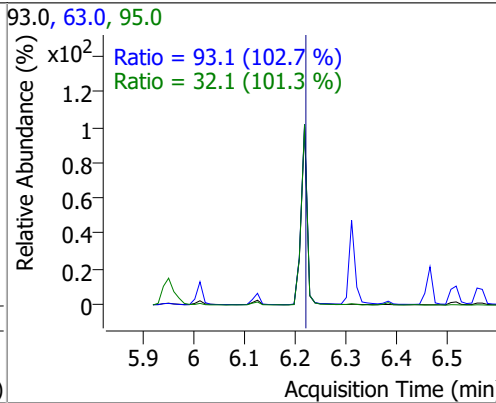
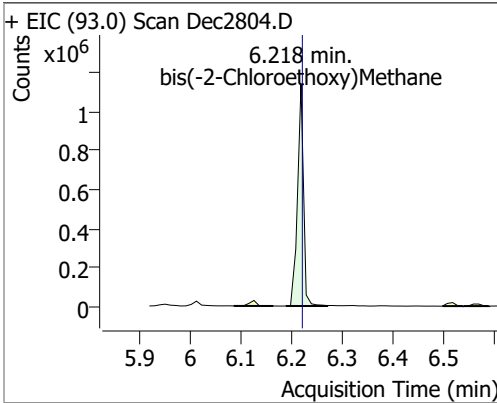


Quantitation Results Report (QT Reviewed)

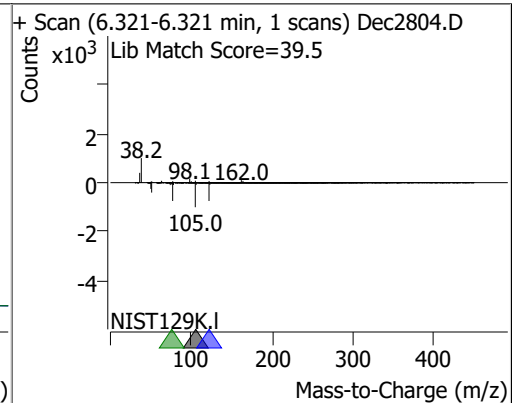
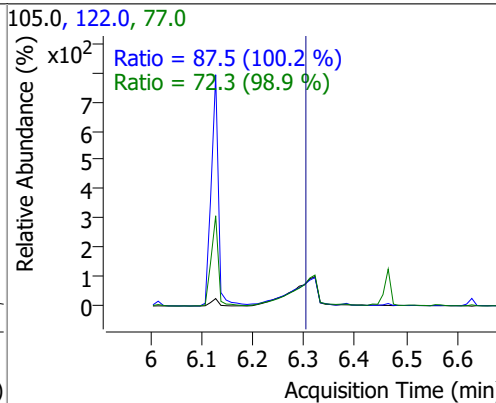
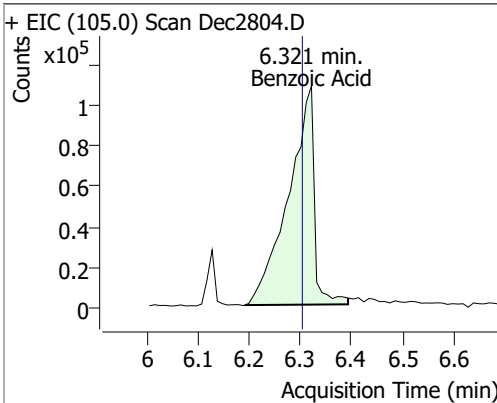
Compound	Conc.	RT	Dev(Min)	Resp.	QIon	QRatio	Lower	Upper
2,4-Dimethylphenol	105.0220	6.13	0.00	730056	107.0	109.1	76.4	141.8
					77.0	32.7	22.7	42.1



Compound	Conc.	RT	Dev(Min)	Resp.	QIon	QRatio	Lower	Upper
bis(-2-Chloroethoxy)Methane	105.0635	6.22	0.00	929699	63.0	93.1	63.5	117.9
					95.0	32.1	22.2	41.1

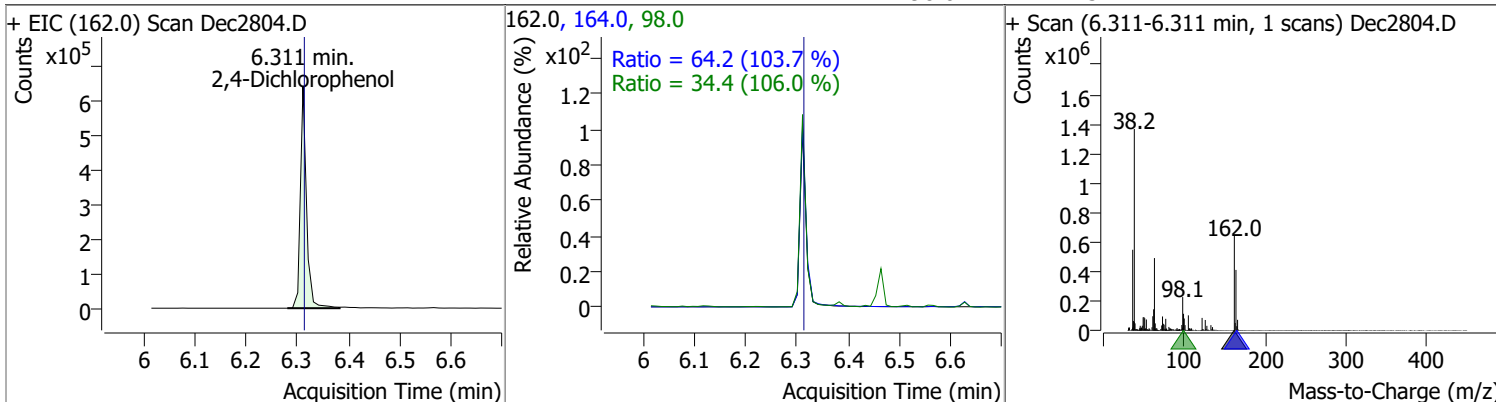


Compound	Conc.	RT	Dev(Min)	Resp.	QIon	QRatio	Lower	Upper
Benzoic Acid	104.6118	6.32	0.02	383015	122.0	87.5	61.1	113.6
					77.0	72.3	51.2	95.0

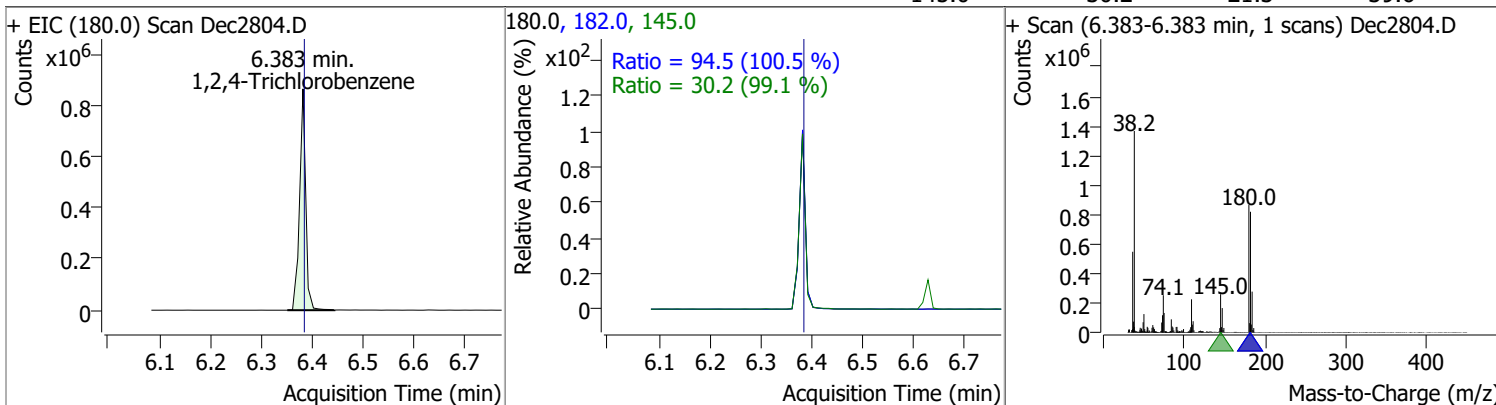


Quantitation Results Report (QT Reviewed)

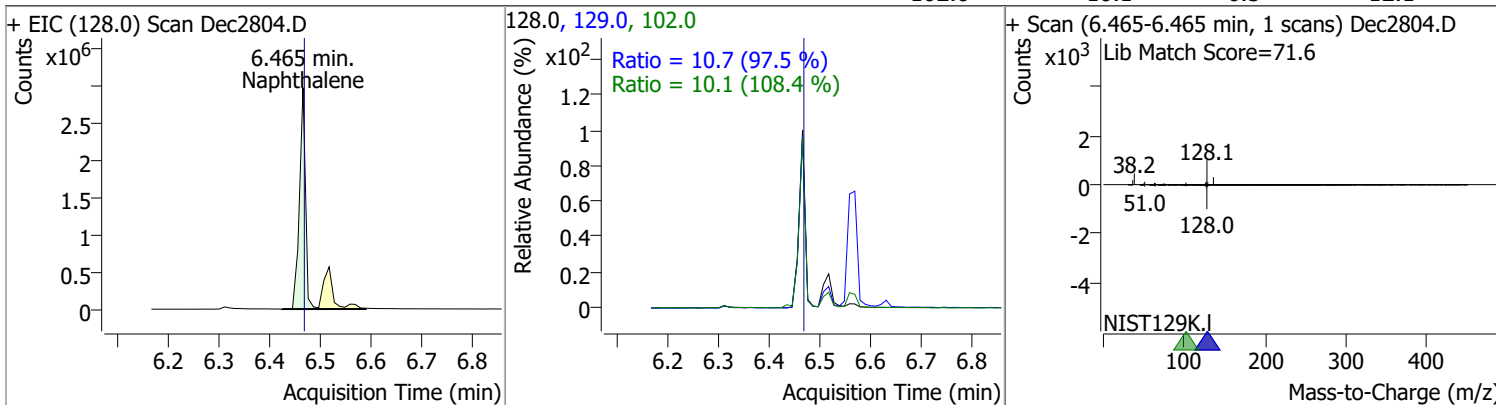
Compound	Conc.	RT	Dev(Min)	Resp.	QIon	QRatio	Lower	Upper
2,4-Dichlorophenol	101.8617	6.31	0.00	537844	164.0	64.2	43.4	80.5
					98.0	34.4	22.7	42.1



Compound	Conc.	RT	Dev(Min)	Resp.	QIon	QRatio	Lower	Upper
1,2,4-Trichlorobenzene	99.6768	6.38	0.00	722645	182.0	94.5	65.8	122.3
					145.0	30.2	21.3	39.6

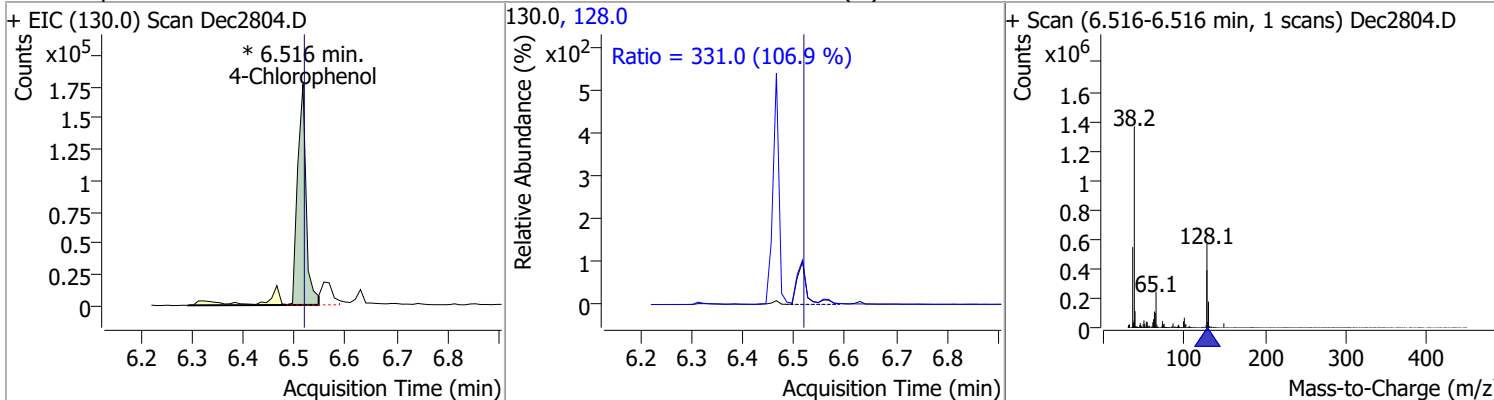


Compound	Conc.	RT	Dev(Min)	Resp.	QIon	QRatio	Lower	Upper
Naphthalene	101.7902	6.46	0.00	2428339	129.0	10.7	7.7	14.2
					102.0	10.1	6.5	12.1

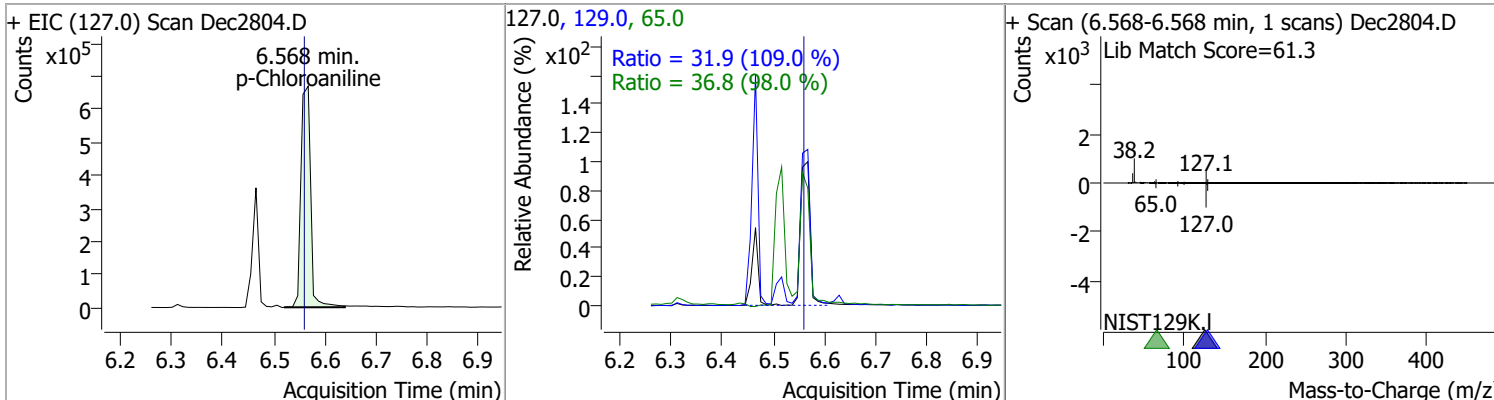


Quantitation Results Report (QT Reviewed)

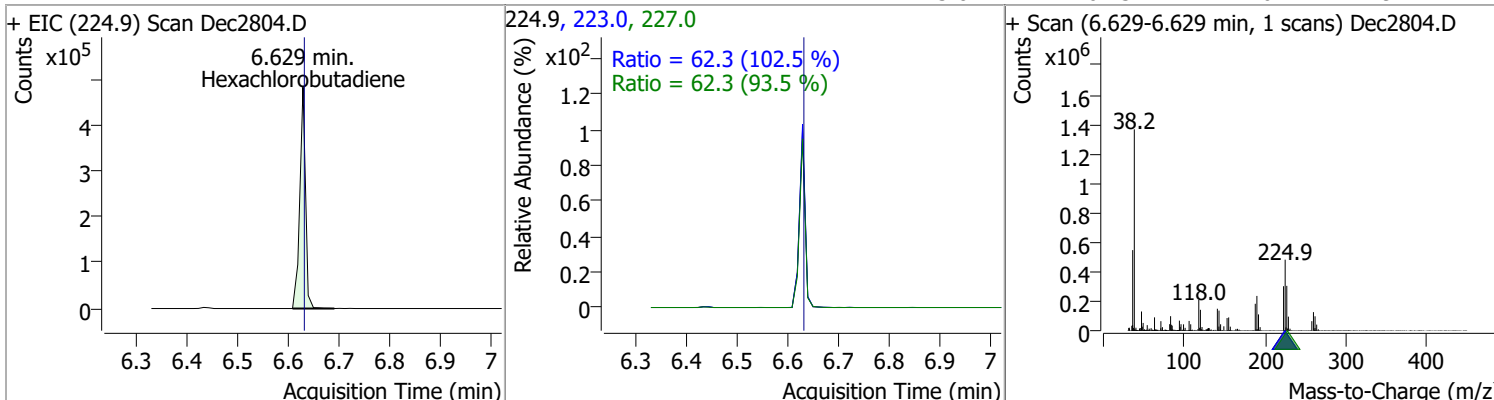
Compound	Conc.	RT	Dev(Min)	Resp.	QIon	QRatio	Lower	Upper
4-Chlorophenol	100.8193	6.52	0.00	204718 (m)	128.0	331.0	216.8	402.6



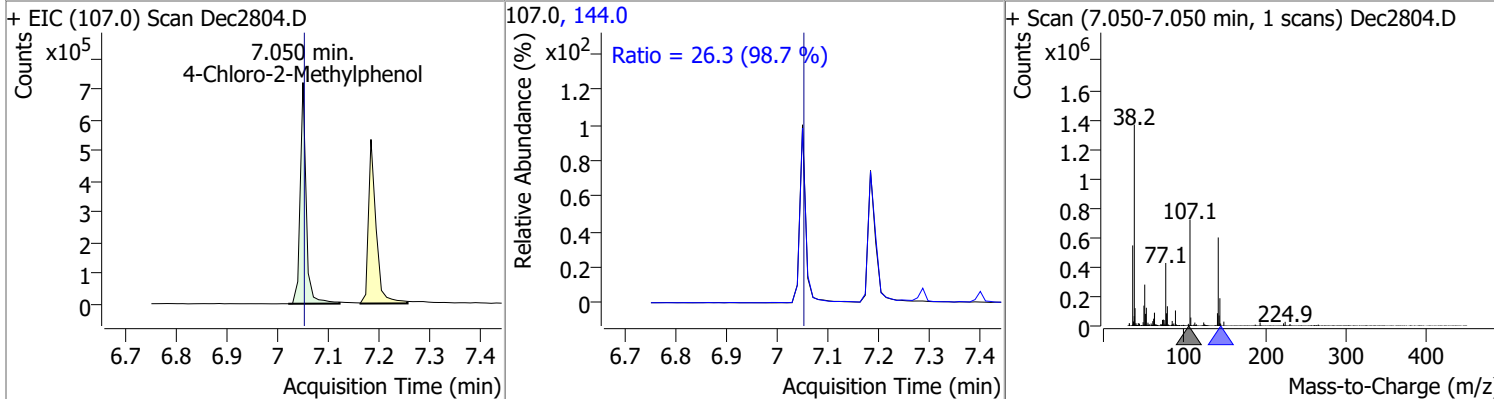
Compound	Conc.	RT	Dev(Min)	Resp.	QIon	QRatio	Lower	Upper
p-Chloroaniline	98.7064	6.57	0.01	886799	65.0	36.8	26.3	48.8
					129.0	31.9	20.5	38.0



Compound	Conc.	RT	Dev(Min)	Resp.	QIon	QRatio	Lower	Upper
Hexachlorobutadiene	101.0418	6.63	0.00	375752	227.0	62.3	46.6	86.6
					223.0	62.3	42.6	79.1

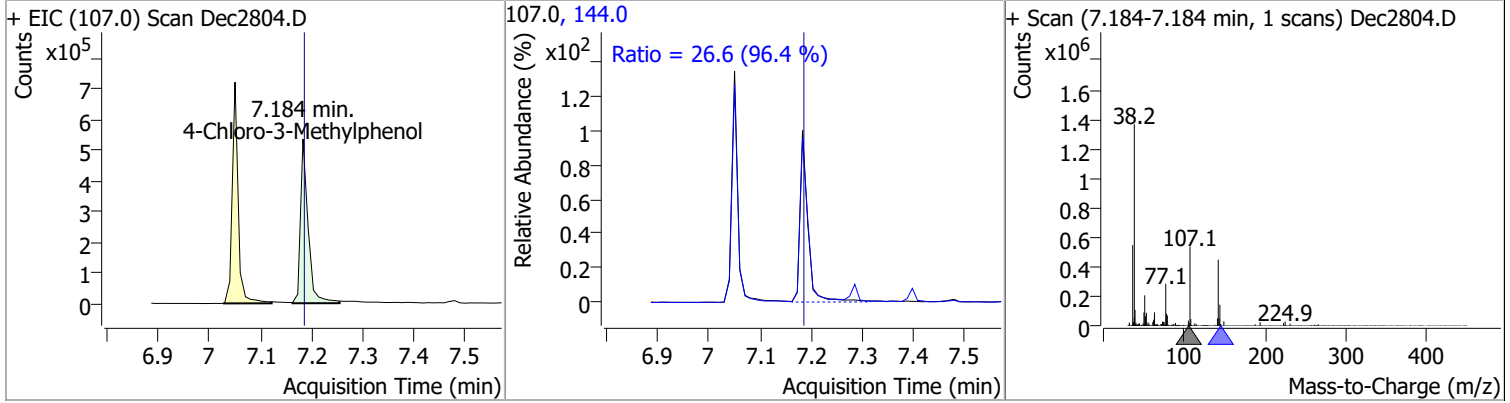


Compound	Conc.	RT	Dev(Min)	Resp.	QIon	QRatio	Lower	Upper
4-Chloro-2-Methylphenol	105.5595	7.05	0.00	587681	144.0	26.3	18.6	34.6

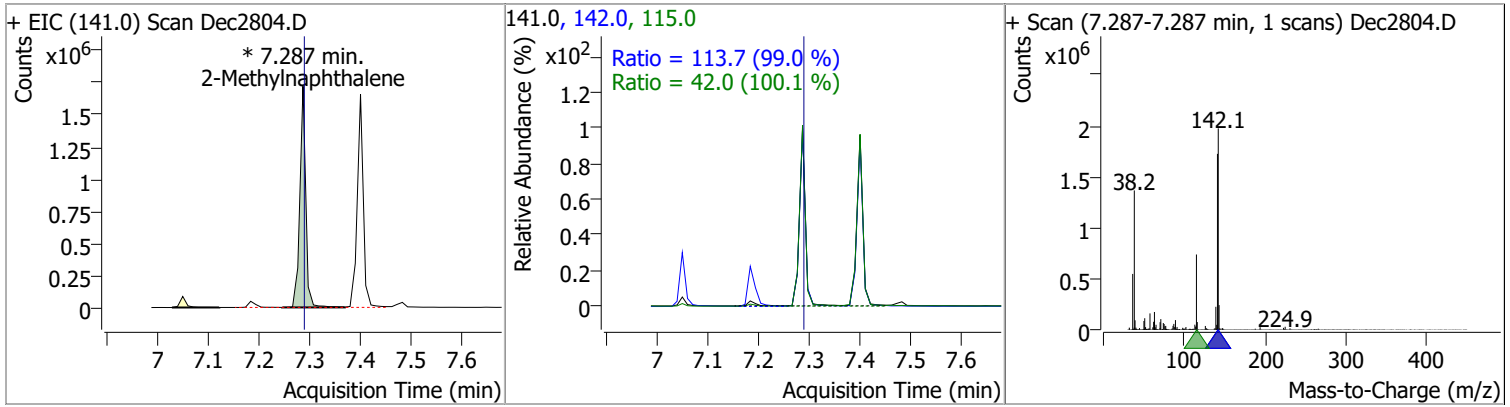


Quantitation Results Report (QT Reviewed)

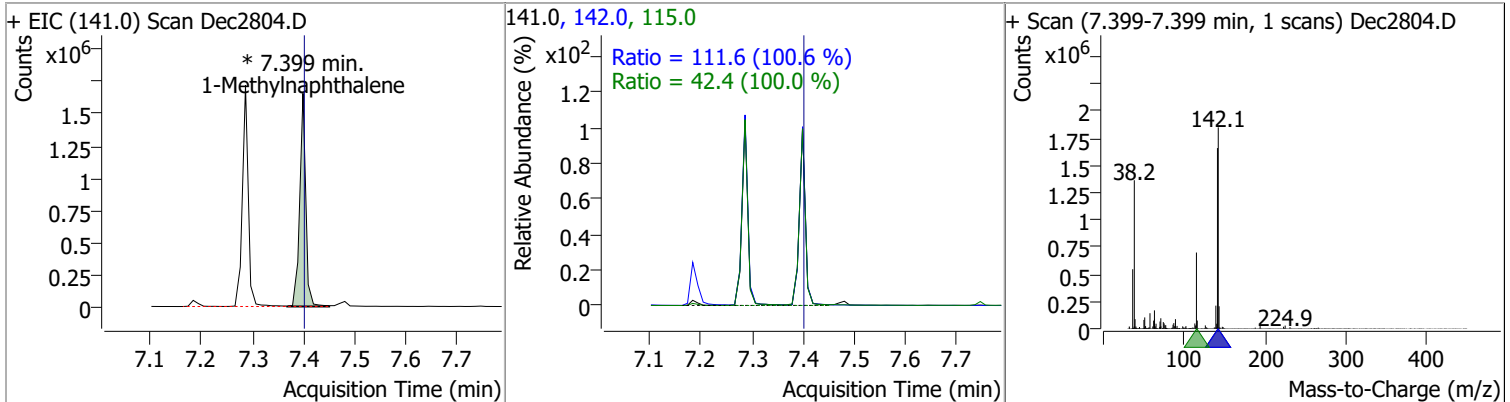
Compound	Conc.	RT	Dev(Min)	Resp.	QIon	QRatio	Lower	Upper
4-Chloro-3-Methylphenol	101.3668	7.18	0.00	560817	144.0	26.6	19.3	35.9



Compound	Conc.	RT	Dev(Min)	Resp.	QIon	QRatio	Lower	Upper
2-Methylnaphthalene	104.7043	7.29	0.00	1387396 (m)	142.0	113.7	80.4	149.3
					115.0	42.0	29.4	54.6

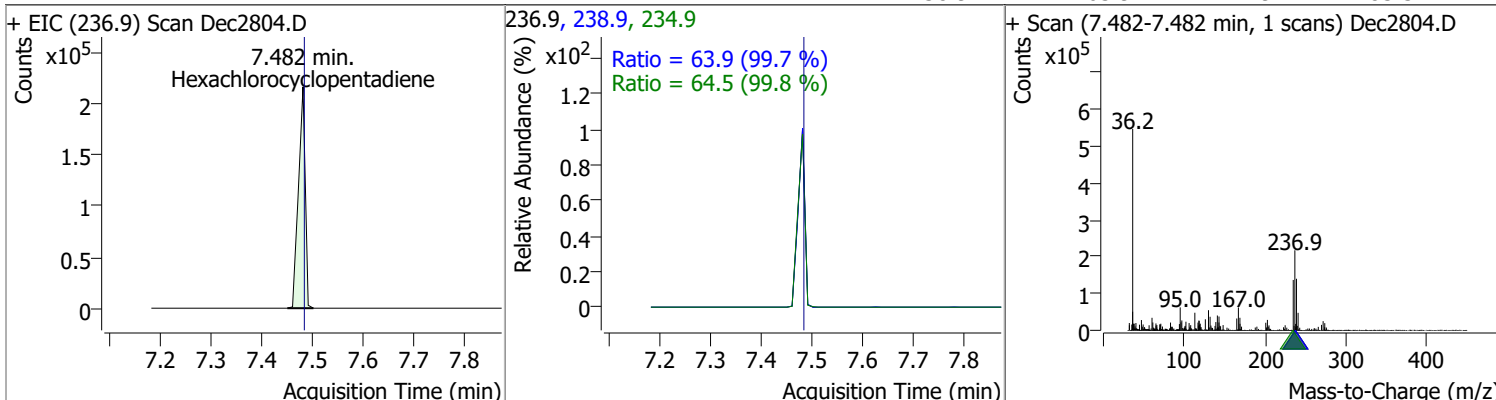


Compound	Conc.	RT	Dev(Min)	Resp.	QIon	QRatio	Lower	Upper
1-Methylnaphthalene	104.3567	7.40	0.00	1370402 (m)	142.0	111.6	77.7	144.2
					115.0	42.4	29.7	55.2

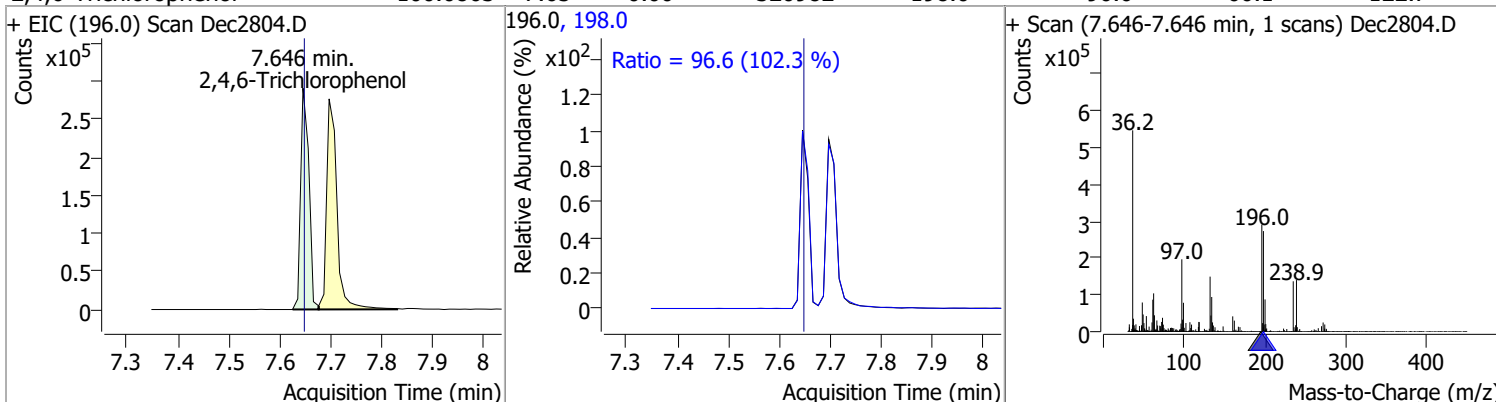


Quantitation Results Report (QT Reviewed)

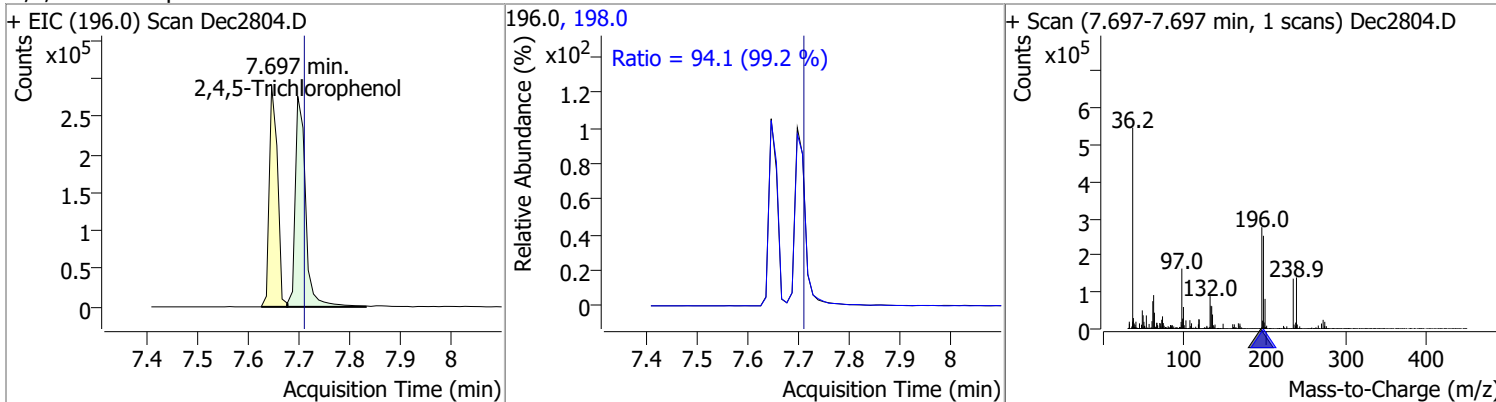
Compound	Conc.	RT	Dev(Min)	Resp.	QIon	QRatio	Lower	Upper
Hexachlorocyclopentadiene	101.5861	7.48	0.00	200062	234.9	64.5	45.3	84.1
					238.9	63.9	44.9	83.3



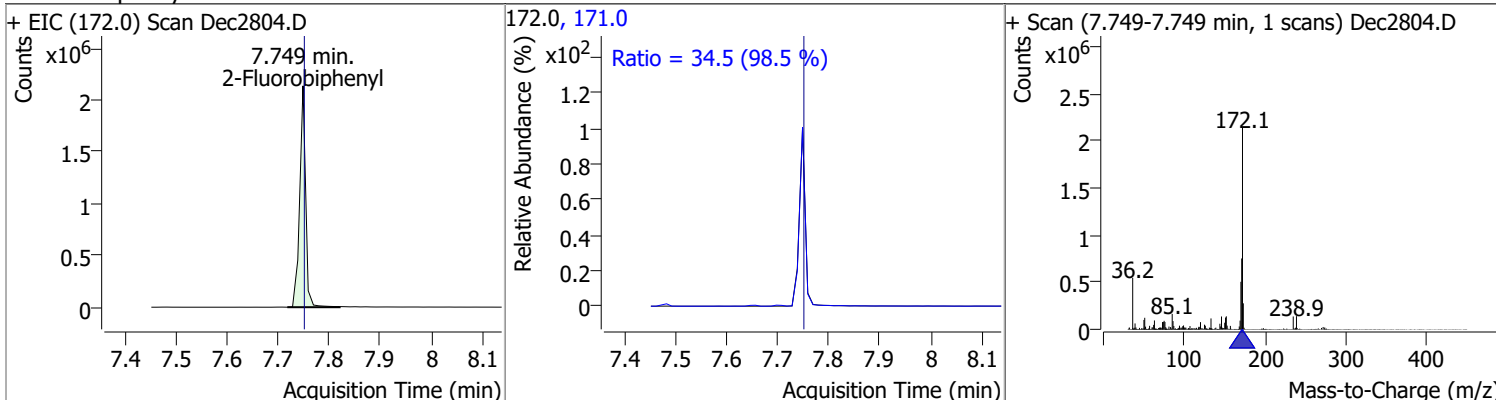
Compound	Conc.	RT	Dev(Min)	Resp.	QIon	QRatio	Lower	Upper
2,4,6-Trichlorophenol	100.0863	7.65	0.00	320982	198.0	96.6	66.1	122.7



Compound	Conc.	RT	Dev(Min)	Resp.	QIon	QRatio	Lower	Upper
2,4,5-Trichlorophenol	106.7052	7.70	-0.01	390137	198.0	94.1	66.4	123.4

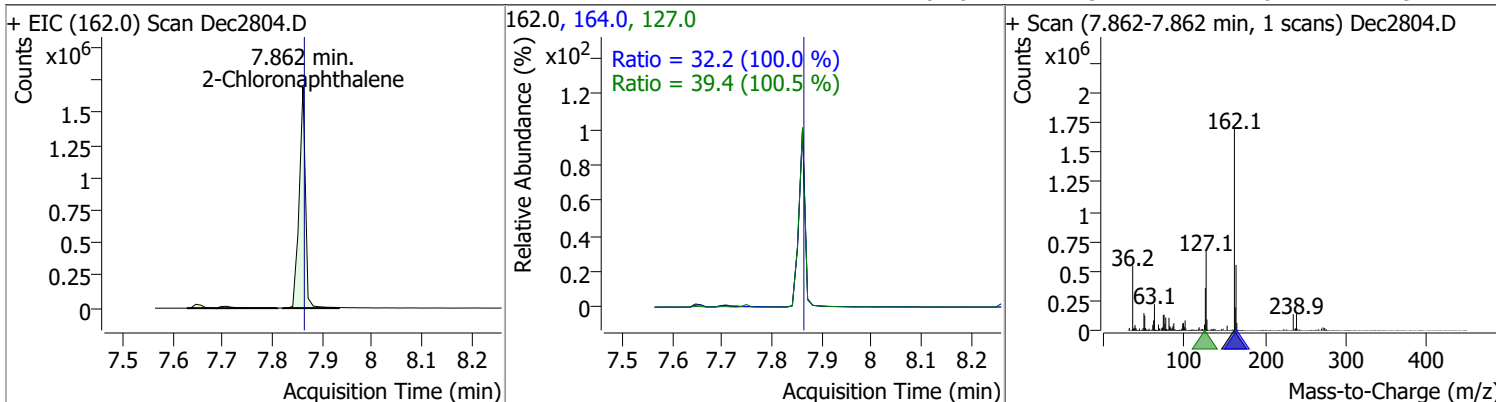


Compound	Conc.	RT	Dev(Min)	Resp.	QIon	QRatio	Lower	Upper
2-Fluorobiphenyl	103.0403	7.75	0.00	1735111	171.0	34.5	24.5	45.6

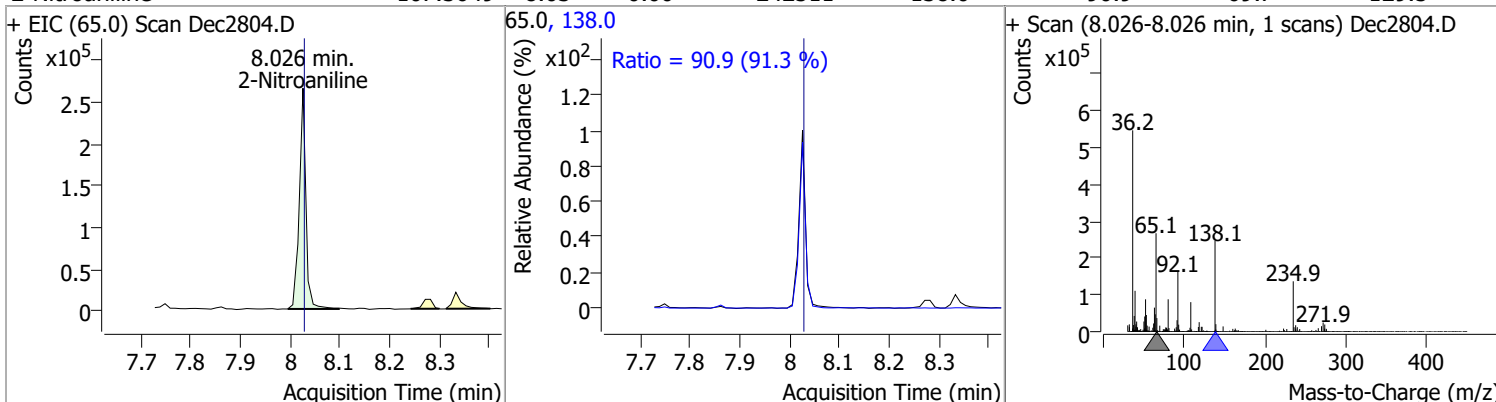


Quantitation Results Report (QT Reviewed)

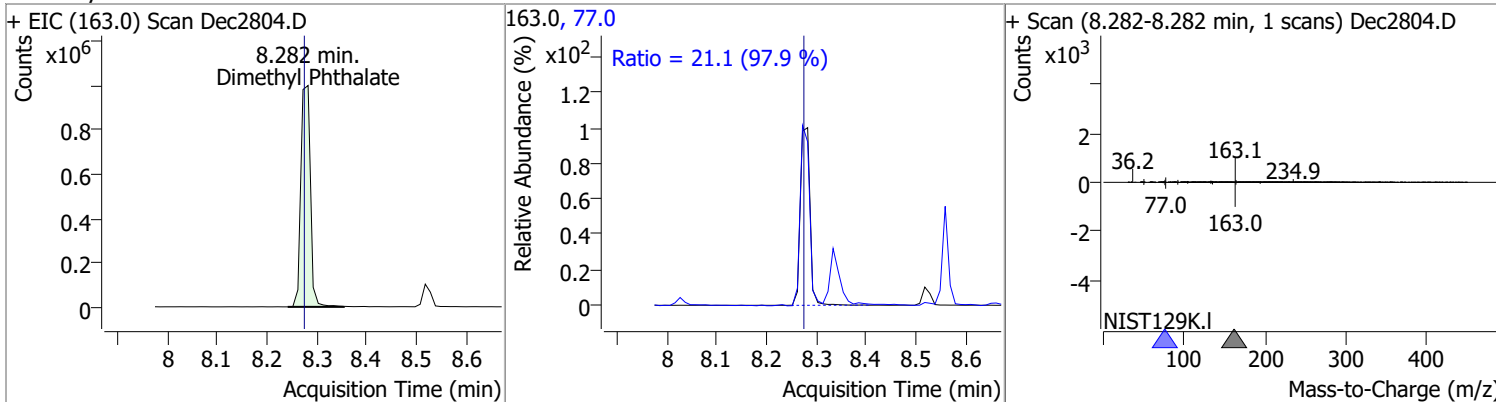
Compound	Conc.	RT	Dev(Min)	Resp.	QIon	QRatio	Lower	Upper
2-Chloronaphthalene	105.0183	7.86	0.00	1481543	127.0	39.4	27.4	50.9
					164.0	32.2	22.6	41.9



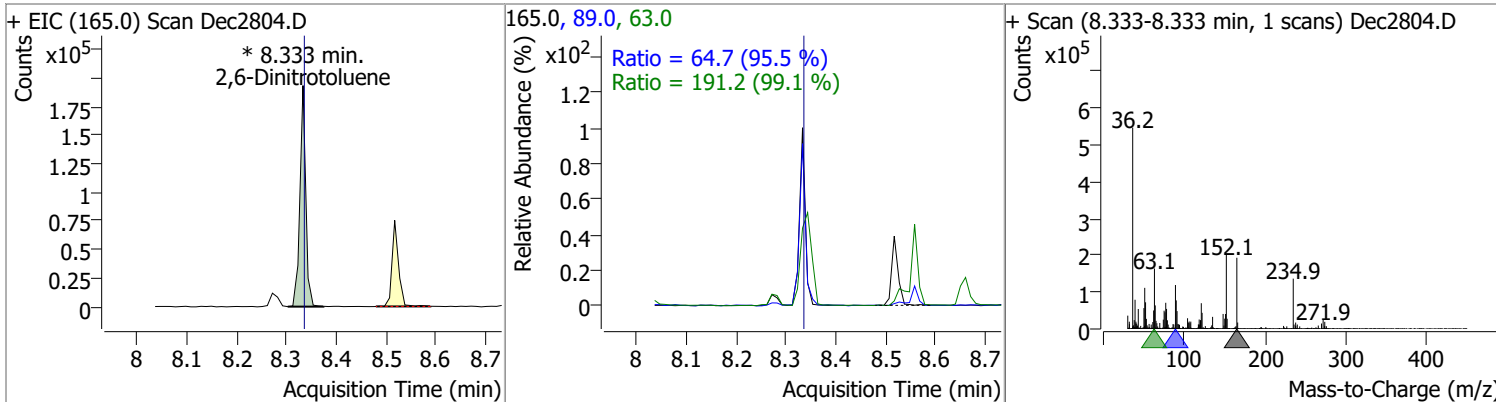
Compound	Conc.	RT	Dev(Min)	Resp.	QIon	QRatio	Lower	Upper
2-Nitroaniline	107.3649	8.03	0.00	242511	138.0	90.9	69.7	129.5



Compound	Conc.	RT	Dev(Min)	Resp.	QIon	QRatio	Lower	Upper
Dimethyl Phthalate	103.4430	8.28	0.01	1347265	77.0	21.1	15.1	28.0

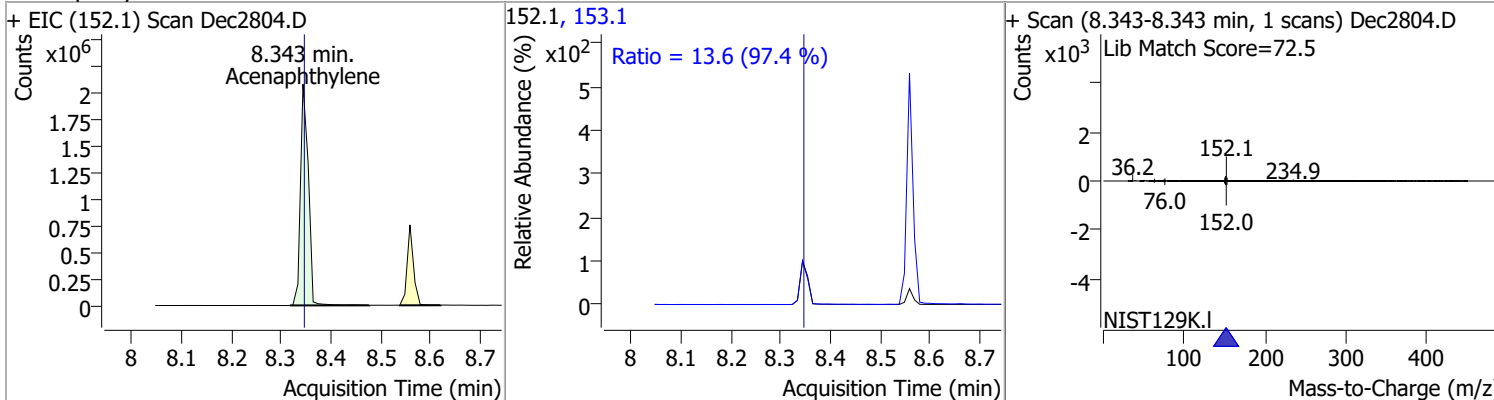


Compound	Conc.	RT	Dev(Min)	Resp.	QIon	QRatio	Lower	Upper
2,6-Dinitrotoluene	107.2990	8.33	0.00	157480 (m)	63.0	191.2	135.1	250.9
					89.0	64.7	47.4	88.1

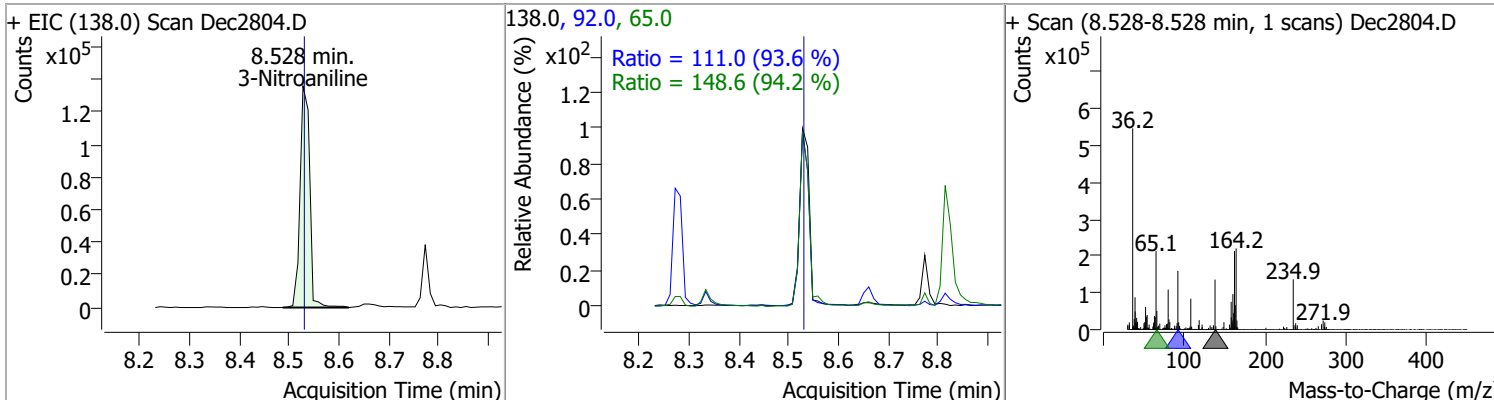


Quantitation Results Report (QT Reviewed)

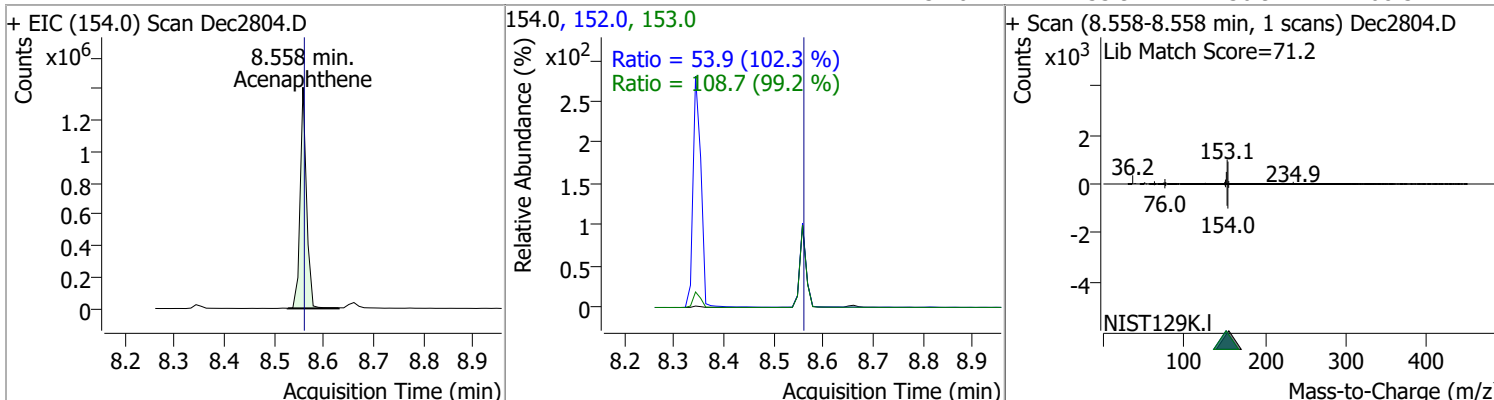
Compound	Conc.	RT	Dev(Min)	Resp.	QIon	QRatio	Lower	Upper
Acenaphthylene	101.4031	8.34	0.00	2290001	153.1	13.6	9.8	18.1



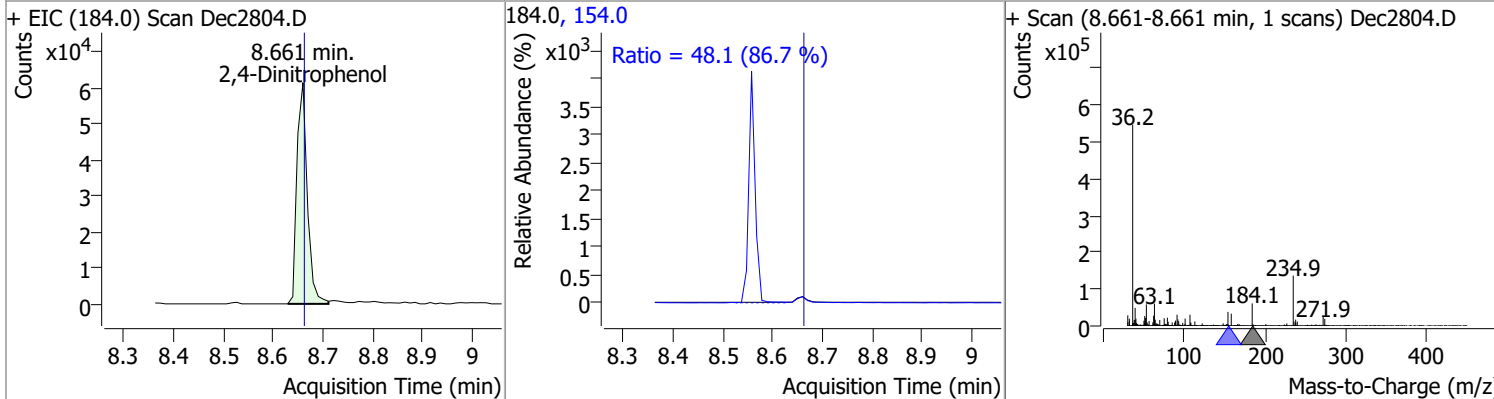
Compound	Conc.	RT	Dev(Min)	Resp.	QIon	QRatio	Lower	Upper
3-Nitroaniline	102.0254	8.53	0.00	183220	65.0	148.6	110.4	205.1
					92.0	111.0	83.0	154.2



Compound	Conc.	RT	Dev(Min)	Resp.	QIon	QRatio	Lower	Upper
Acenaphthene	99.2145	8.56	0.00	1259630	153.0	108.7	76.7	142.4
					152.0	53.9	36.9	68.5

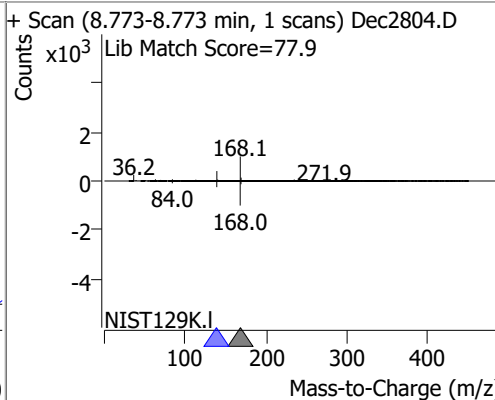
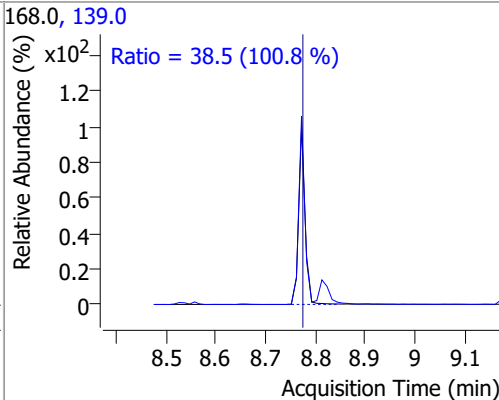
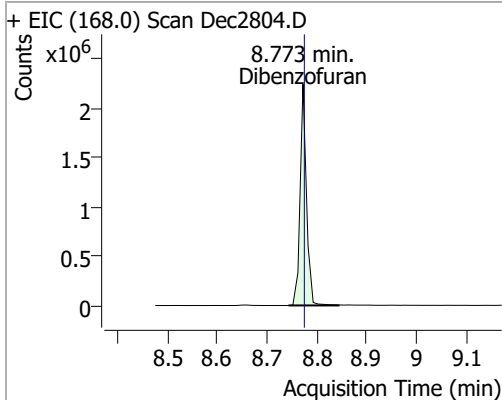


Compound	Conc.	RT	Dev(Min)	Resp.	QIon	QRatio	Lower	Upper
2,4-Dinitrophenol	105.3855	8.66	0.00	88749	154.0	48.1	38.9	72.2

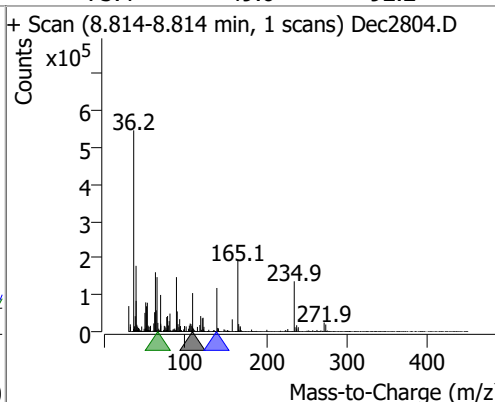
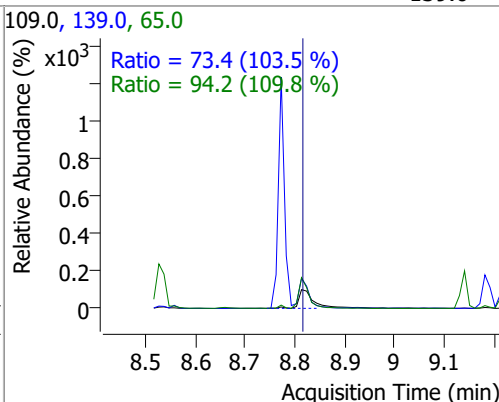
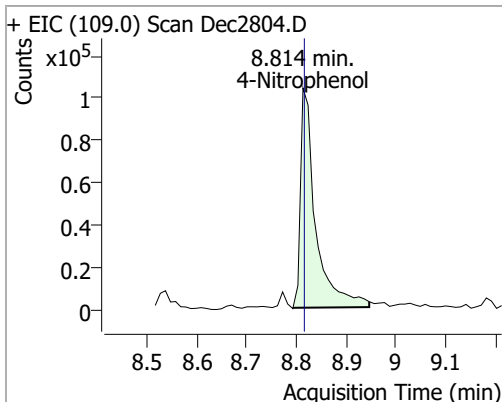


Quantitation Results Report (QT Reviewed)

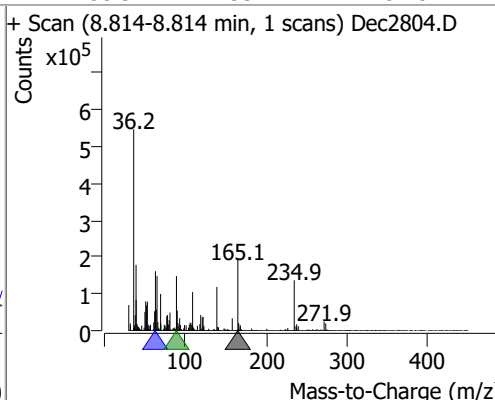
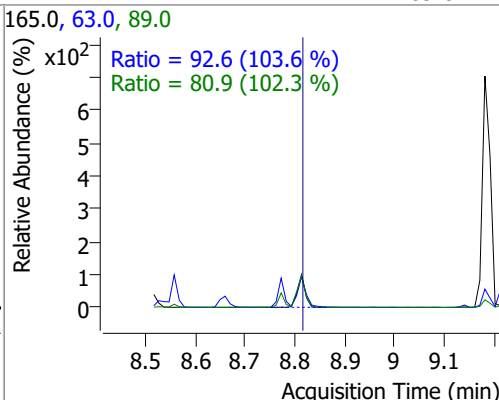
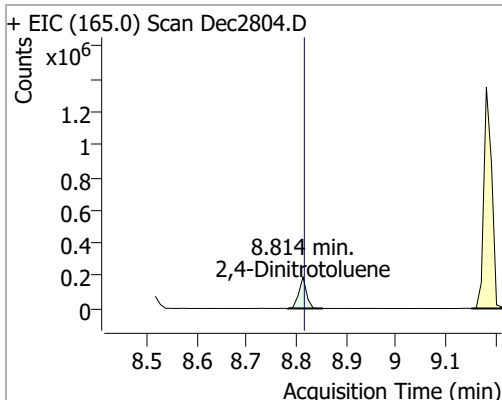
Compound	Conc.	RT	Dev(Min)	Resp.	QIon	QRatio	Lower	Upper
Dibenzofuran	97.2098	8.77	0.00	1989551	139.0	38.5	26.8	49.7



Compound	Conc.	RT	Dev(Min)	Resp.	QIon	QRatio	Lower	Upper
4-Nitrophenol	102.2039	8.81	0.00	215567	65.0	94.2	60.1	111.5
					139.0	73.4	49.6	92.2

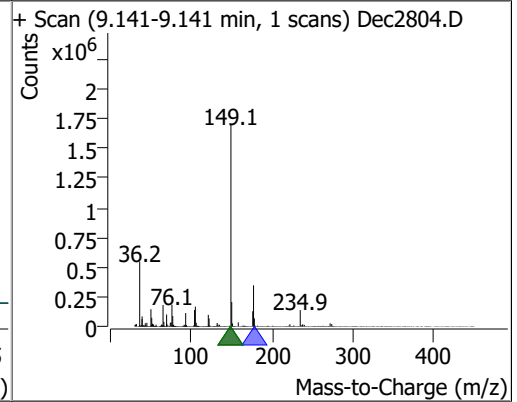
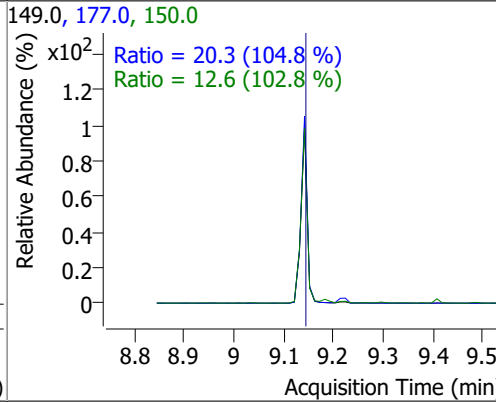
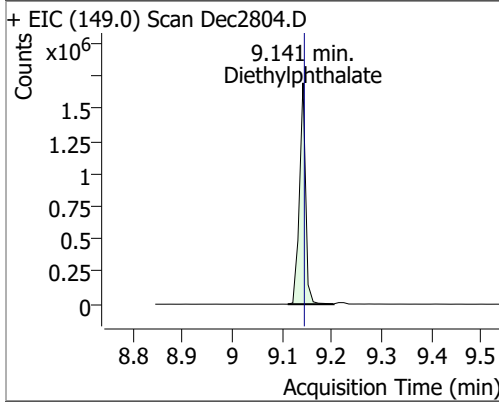


Compound	Conc.	RT	Dev(Min)	Resp.	QIon	QRatio	Lower	Upper
2,4-Dinitrotoluene	103.0923	8.81	0.00	203231	63.0	92.6	62.6	116.2
					89.0	80.9	55.4	102.8

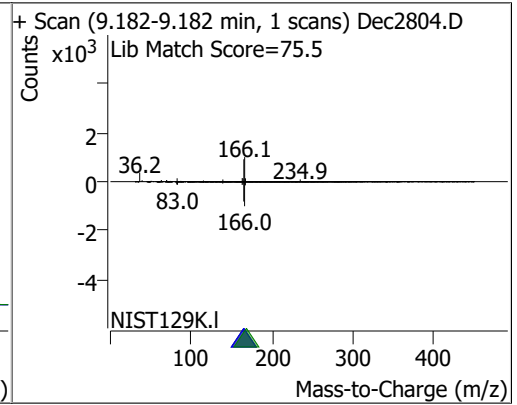
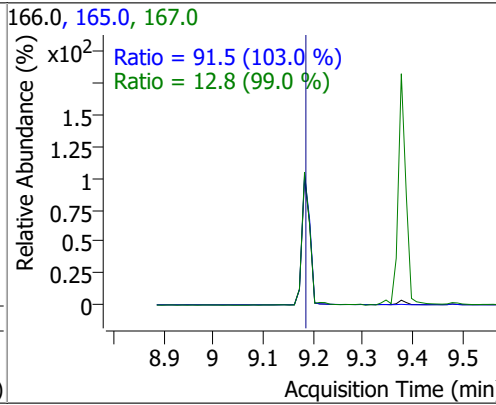
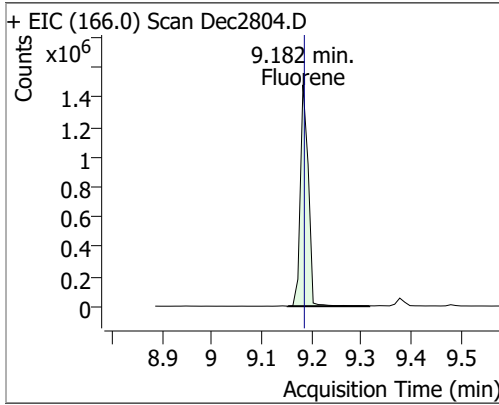


Quantitation Results Report (QT Reviewed)

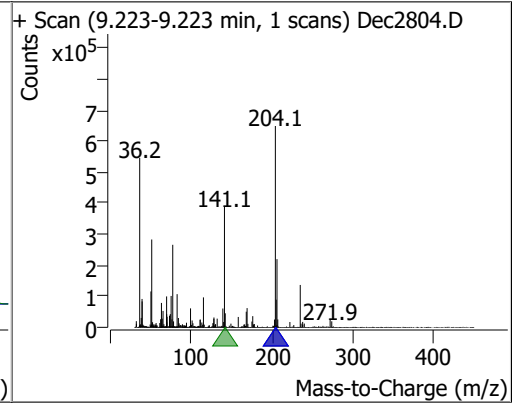
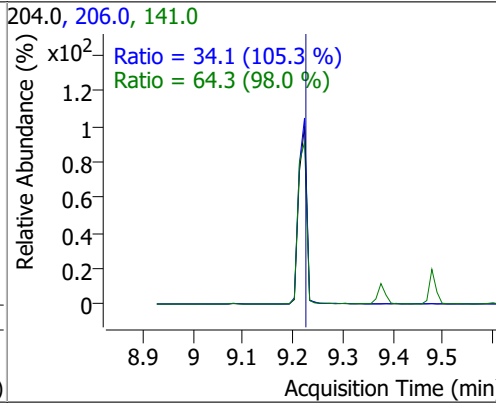
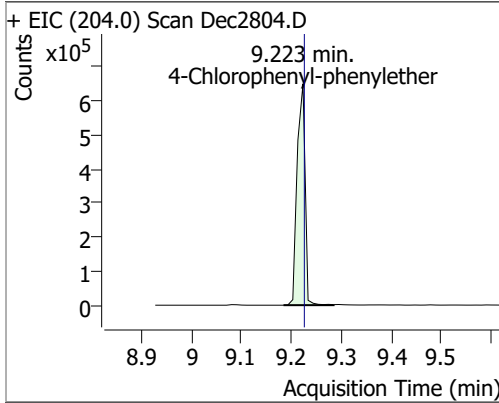
Compound	Conc.	RT	Dev(Min)	Resp.	QIon	QRatio	Lower	Upper
Diethylphthalate	105.7284	9.14	0.00	1462789	177.0	20.3	13.6	25.2
					150.0	12.6	8.6	16.0



Compound	Conc.	RT	Dev(Min)	Resp.	QIon	QRatio	Lower	Upper
Fluorene	98.6630	9.18	0.00	1652480	165.0	91.5	62.2	115.4
					167.0	12.8	9.1	16.8

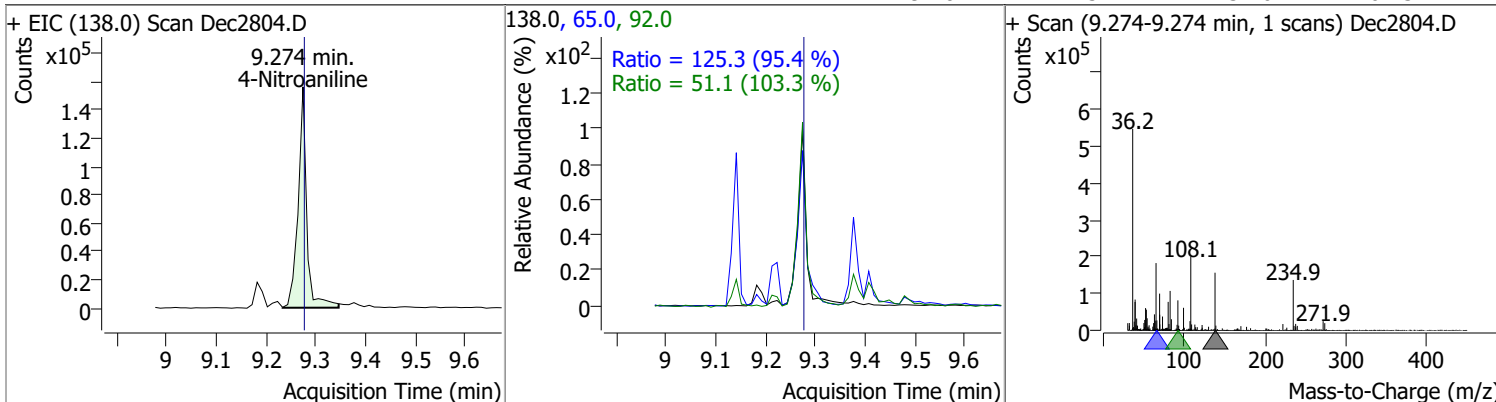


Compound	Conc.	RT	Dev(Min)	Resp.	QIon	QRatio	Lower	Upper
4-Chlorophenyl-phenylether	101.7278	9.22	0.00	722331	141.0	64.3	46.0	85.3
					206.0	34.1	22.7	42.1

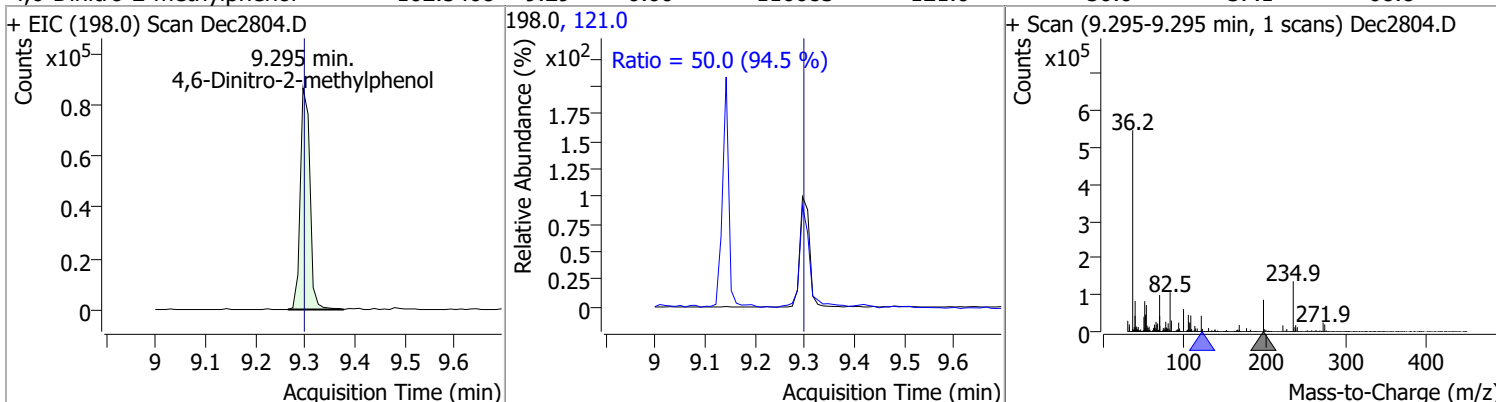


Quantitation Results Report (QT Reviewed)

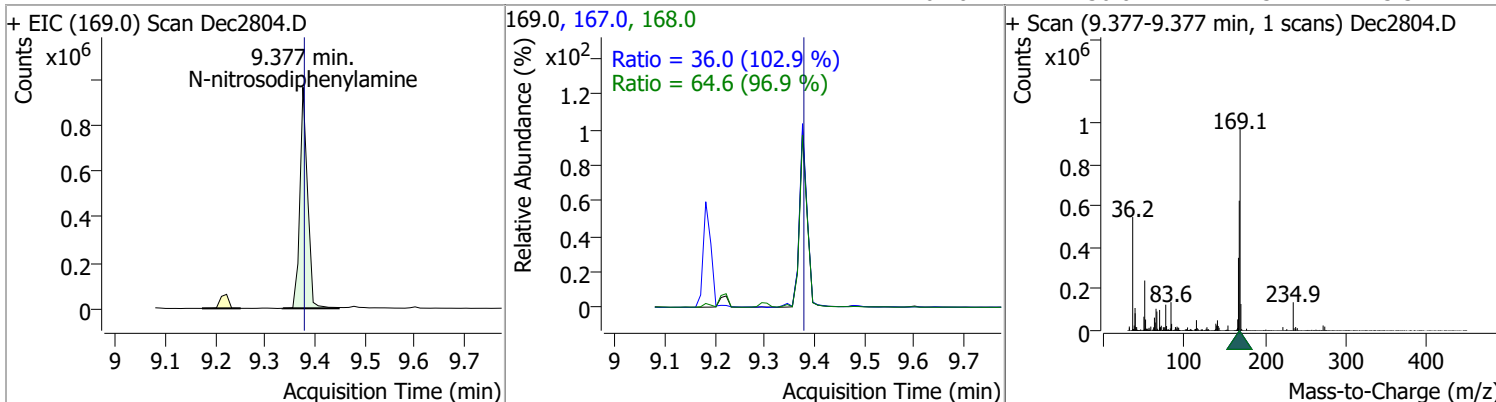
Compound	Conc.	RT	Dev(Min)	Resp.	QIon	QRatio	Lower	Upper
4-Nitroaniline	101.7774	9.27	0.00	187377	65.0	125.3	91.9	170.7
					92.0	51.1	34.6	64.3



Compound	Conc.	RT	Dev(Min)	Resp.	QIon	QRatio	Lower	Upper
4,6-Dinitro-2-methylphenol	102.5408	9.29	0.00	116683	121.0	50.0	37.1	68.8

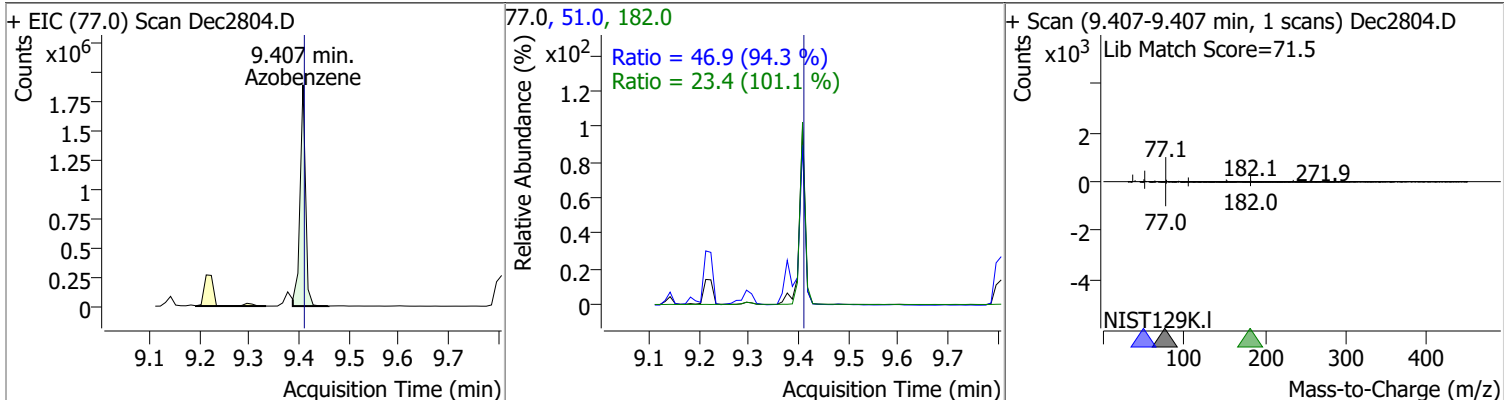


Compound	Conc.	RT	Dev(Min)	Resp.	QIon	QRatio	Lower	Upper
N-nitrosodiphenylamine	99.4672	9.38	0.00	1029665	168.0	64.6	46.6	86.6
					167.0	36.0	24.5	45.5

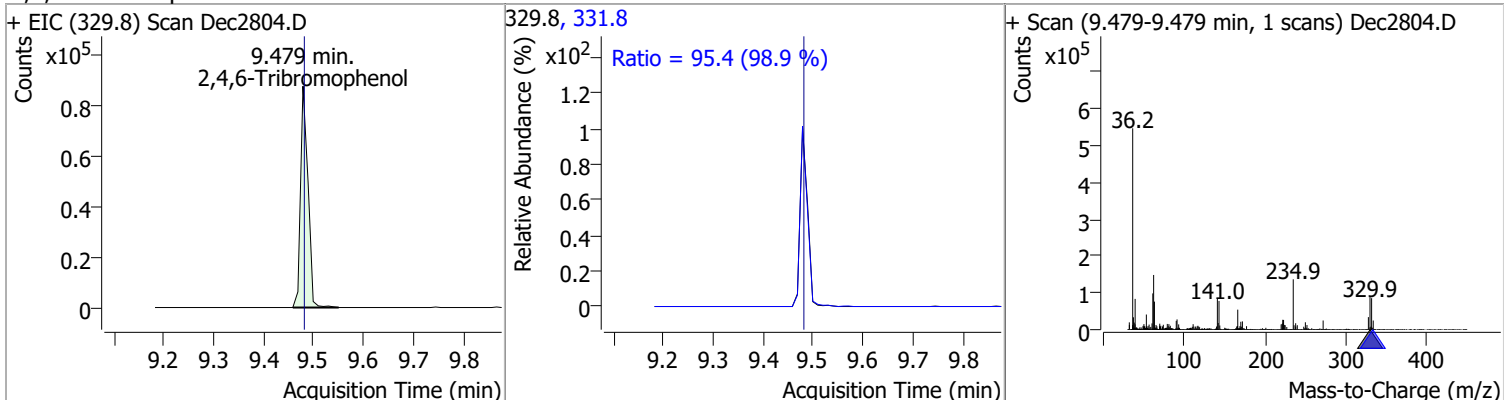


Quantitation Results Report (QT Reviewed)

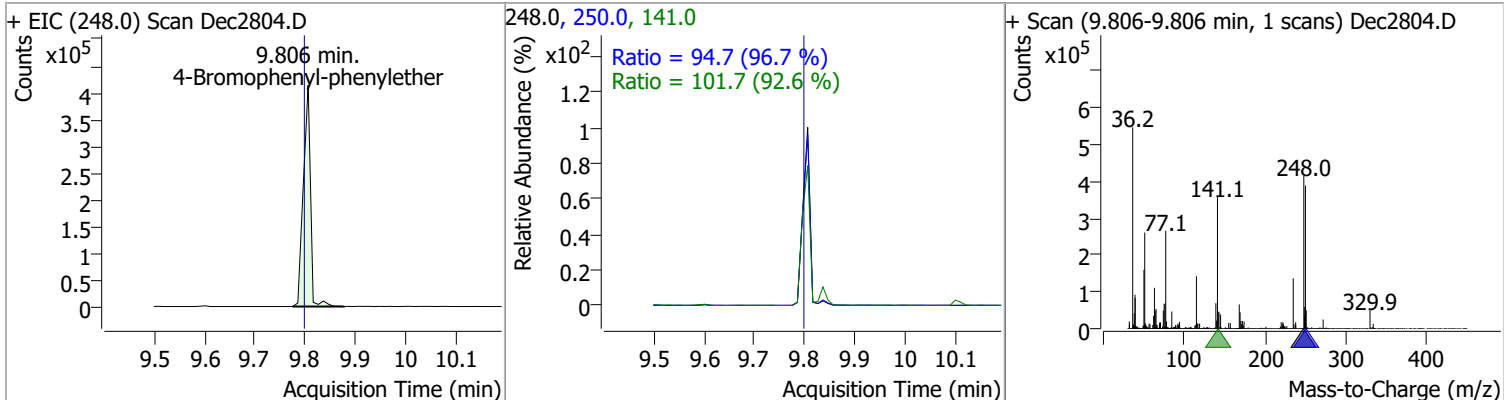
Compound	Conc.	RT	Dev(Min)	Resp.	QIon	QRatio	Lower	Upper
Azobenzene	104.2442	9.41	0.00	1452604	51.0	46.9	34.8	64.6
					182.0	23.4	16.2	30.1



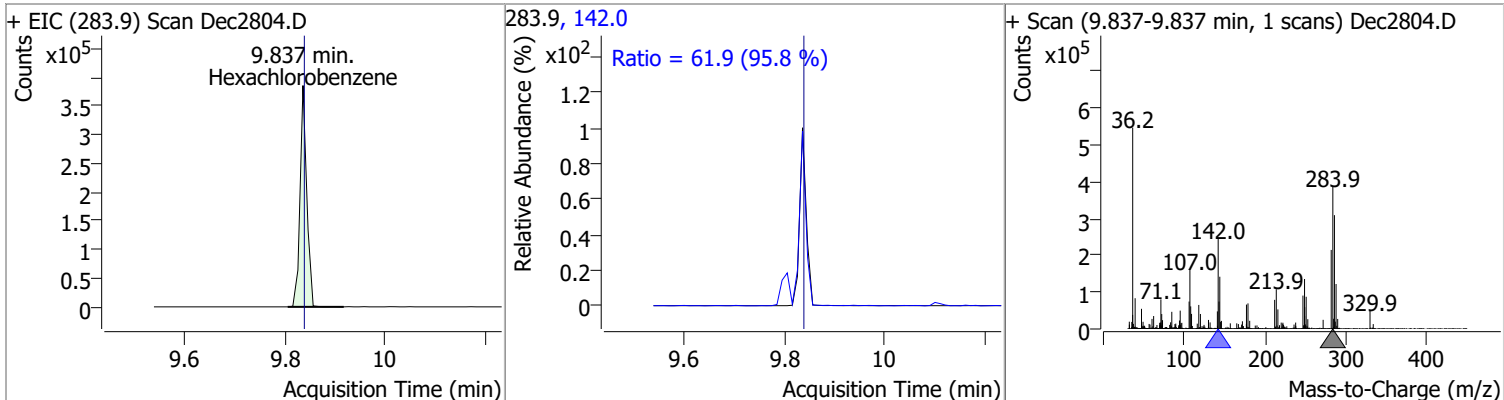
Compound	Conc.	RT	Dev(Min)	Resp.	QIon	QRatio	Lower	Upper
2,4,6-Tribromophenol	100.6147	9.48	0.00	90583	331.8	95.4	67.5	125.3



Compound	Conc.	RT	Dev(Min)	Resp.	QIon	QRatio	Lower	Upper
4-Bromophenyl-phenylether	103.4865	9.81	0.01	407509	141.0	101.7	76.9	142.8
					250.0	94.7	68.5	127.2

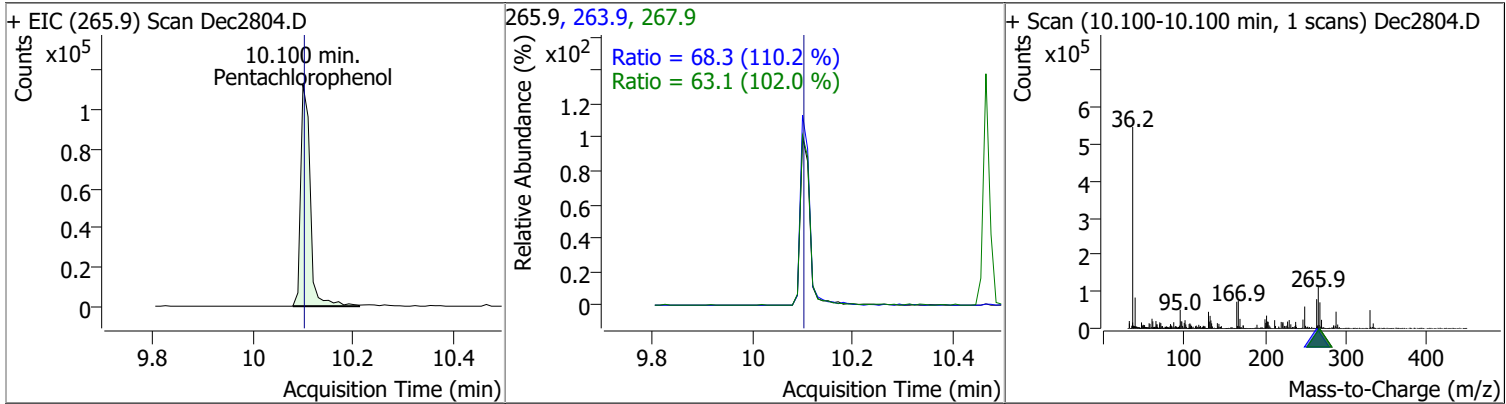


Compound	Conc.	RT	Dev(Min)	Resp.	QIon	QRatio	Lower	Upper
Hexachlorobenzene	98.6767	9.84	0.00	357252	142.0	61.9	45.2	83.9

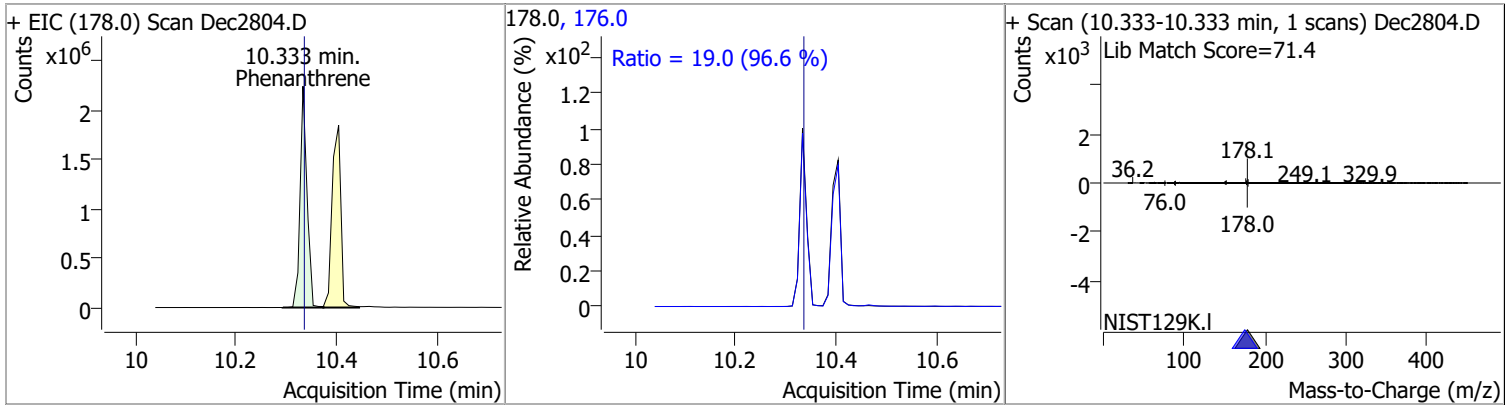


Quantitation Results Report (QT Reviewed)

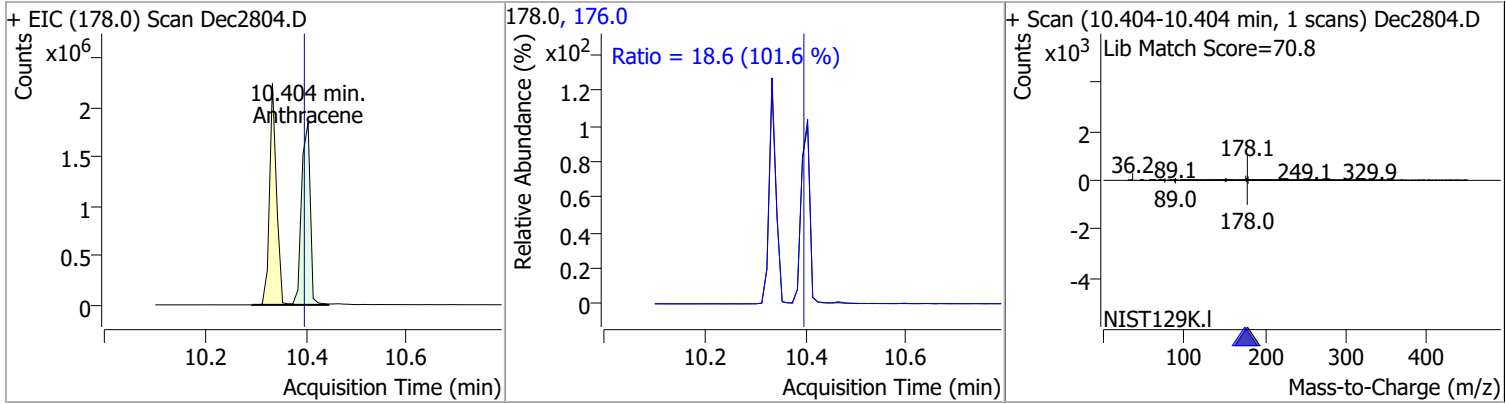
Compound	Conc.	RT	Dev(Min)	Resp.	QIon	QRatio	Lower	Upper
Pentachlorophenol	104.4608	10.10	0.00	149246	263.9	68.3	43.4	80.6
					267.9	63.1	43.3	80.5



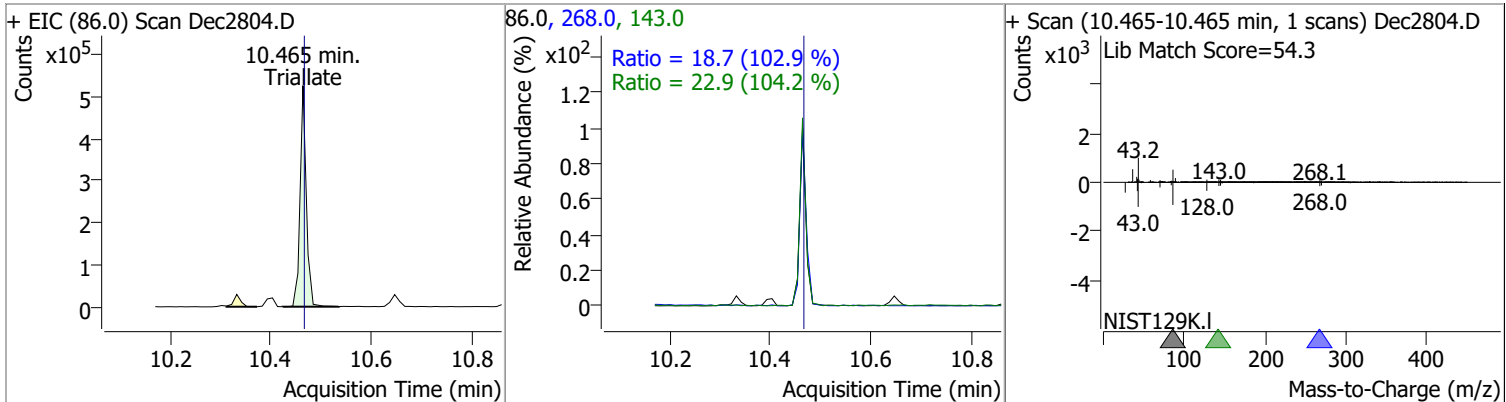
Compound	Conc.	RT	Dev(Min)	Resp.	QIon	QRatio	Lower	Upper
Phenanthrene	96.5186	10.33	0.00	2148983	176.0	19.0	13.8	25.6



Compound	Conc.	RT	Dev(Min)	Resp.	QIon	QRatio	Lower	Upper
Anthracene	104.2246	10.40	0.01	2212422	176.0	18.6	12.8	23.8

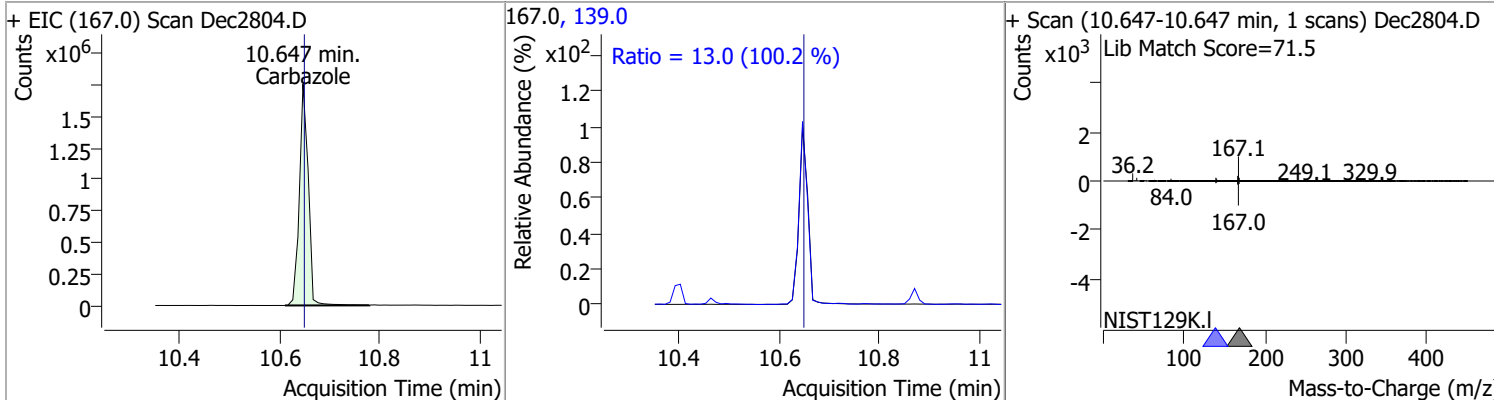


Compound	Conc.	RT	Dev(Min)	Resp.	QIon	QRatio	Lower	Upper
Triallate	99.5231	10.46	0.00	452135	143.0	22.9	15.4	28.6
					268.0	18.7	12.8	23.7

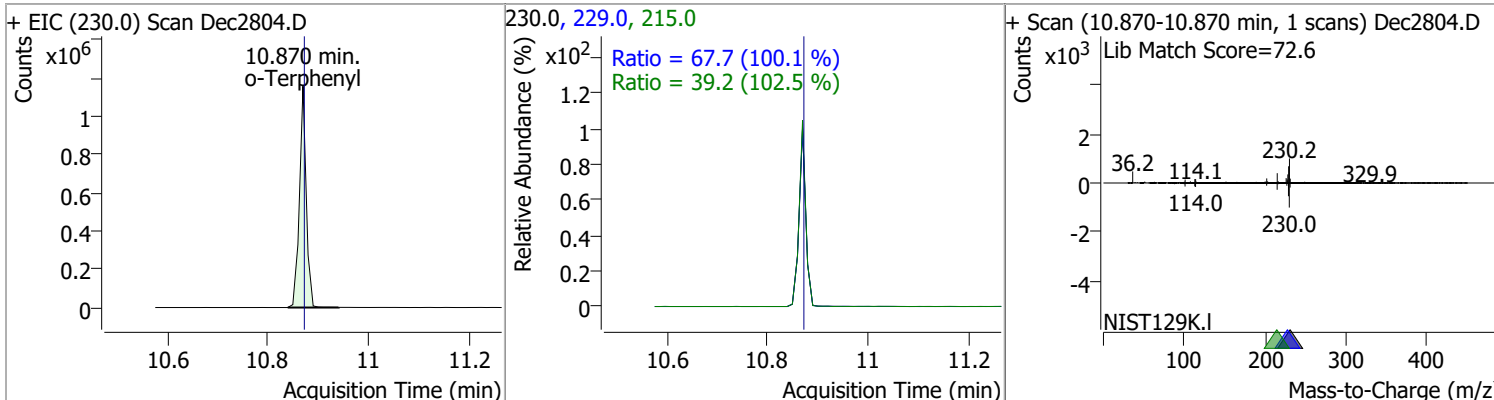


Quantitation Results Report (QT Reviewed)

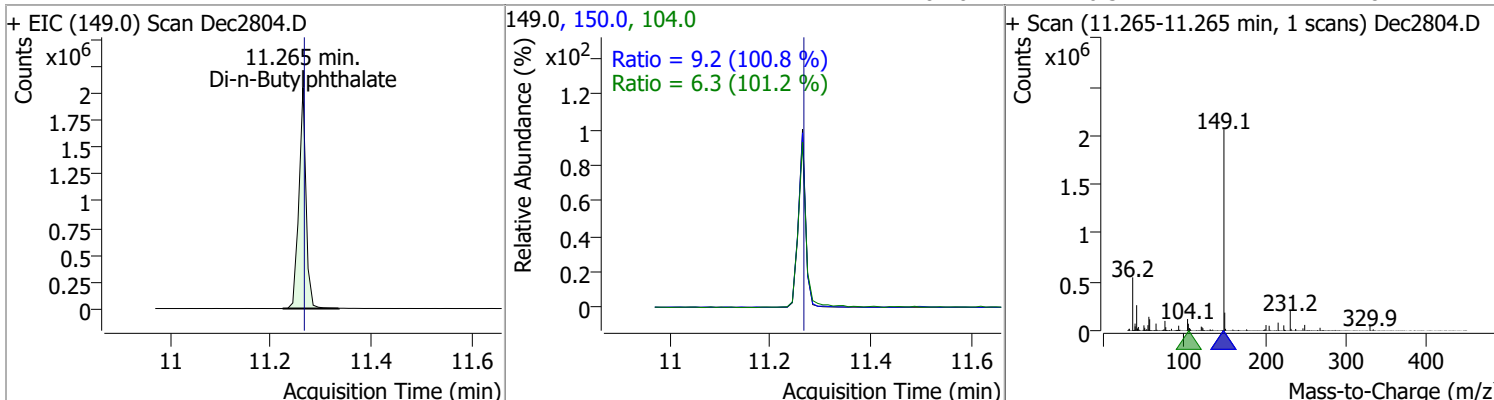
Compound	Conc.	RT	Dev(Min)	Resp.	QIon	QRatio	Lower	Upper
Carbazole	99.5013	10.65	0.00	2150549	139.0	13.0	9.1	16.9



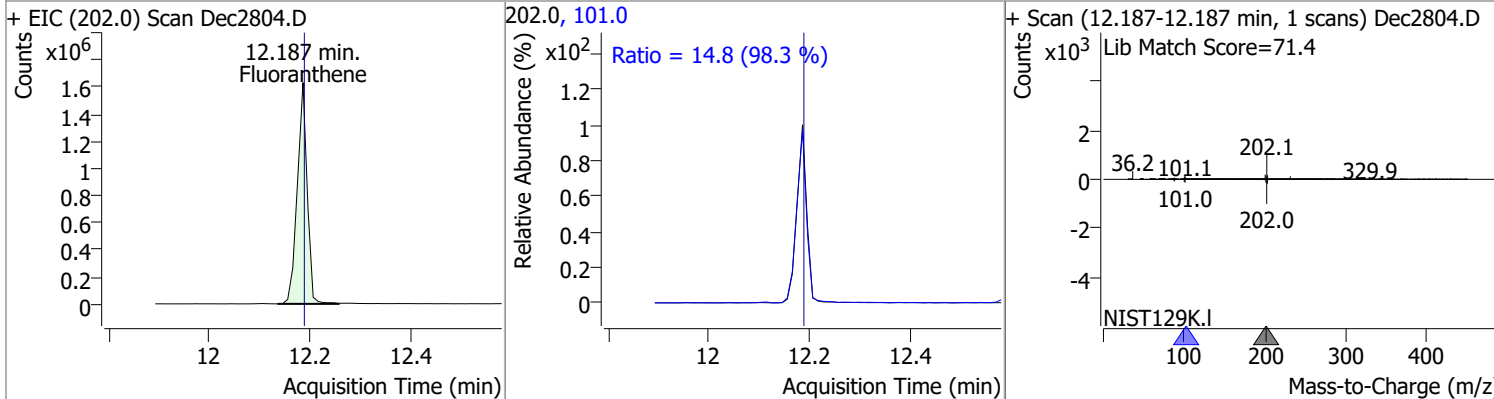
Compound	Conc.	RT	Dev(Min)	Resp.	QIon	QRatio	Lower	Upper
o-Terphenyl	99.8356	10.87	0.00	1088882	229.0	67.7	47.4	88.0
					215.0	39.2	26.8	49.7



Compound	Conc.	RT	Dev(Min)	Resp.	QIon	QRatio	Lower	Upper
Di-n-Butylphthalate	105.0116	11.26	0.00	2028911	150.0	9.2	6.4	11.9
					104.0	6.3	4.4	8.1

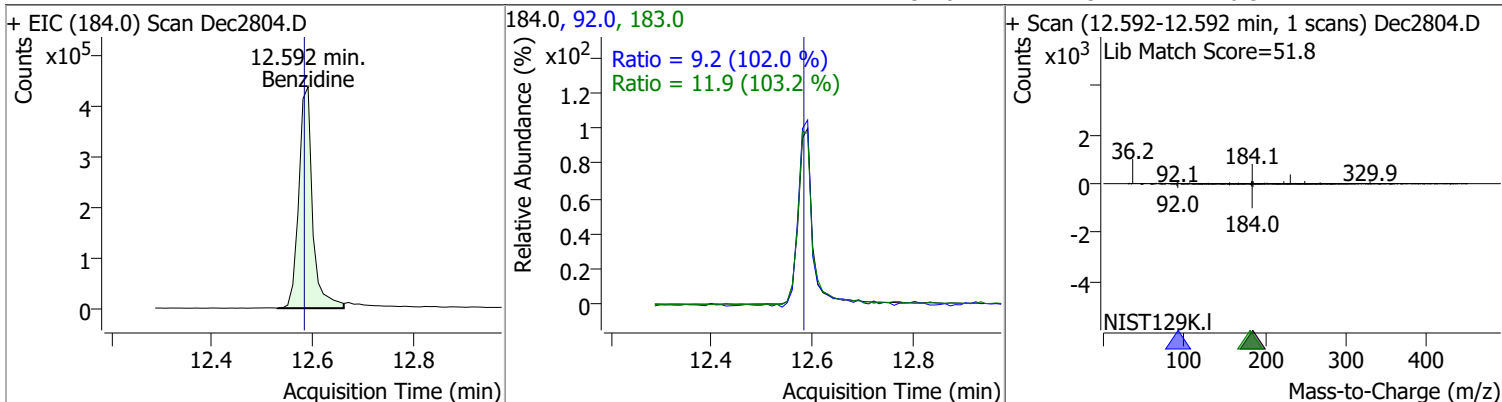


Compound	Conc.	RT	Dev(Min)	Resp.	QIon	QRatio	Lower	Upper
Fluoranthene	100.9576	12.19	0.00	2227987	101.0	14.8	10.5	19.5

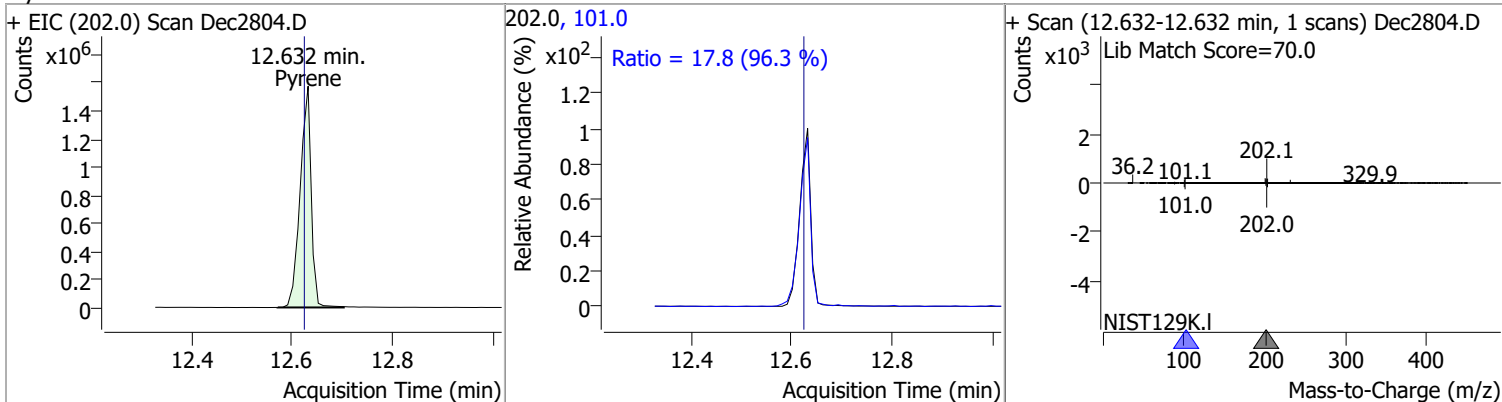


Quantitation Results Report (QT Reviewed)

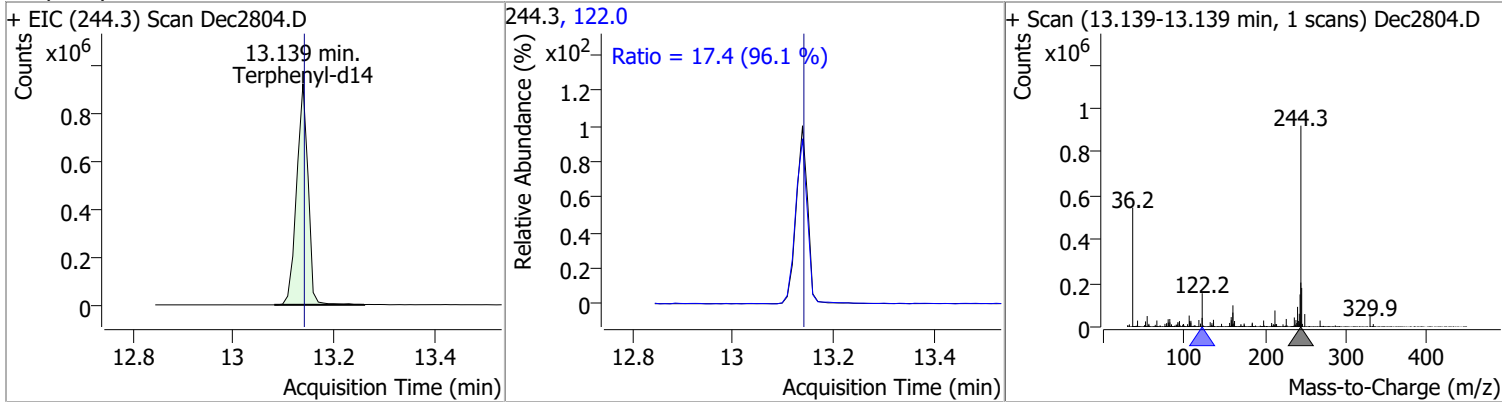
Compound	Conc.	RT	Dev(Min)	Resp.	QIon	QRatio	Lower	Upper
Benzidine	104.7223	12.59	0.01	830275	183.0	11.9	8.1	15.0
					92.0	9.2	6.3	11.7



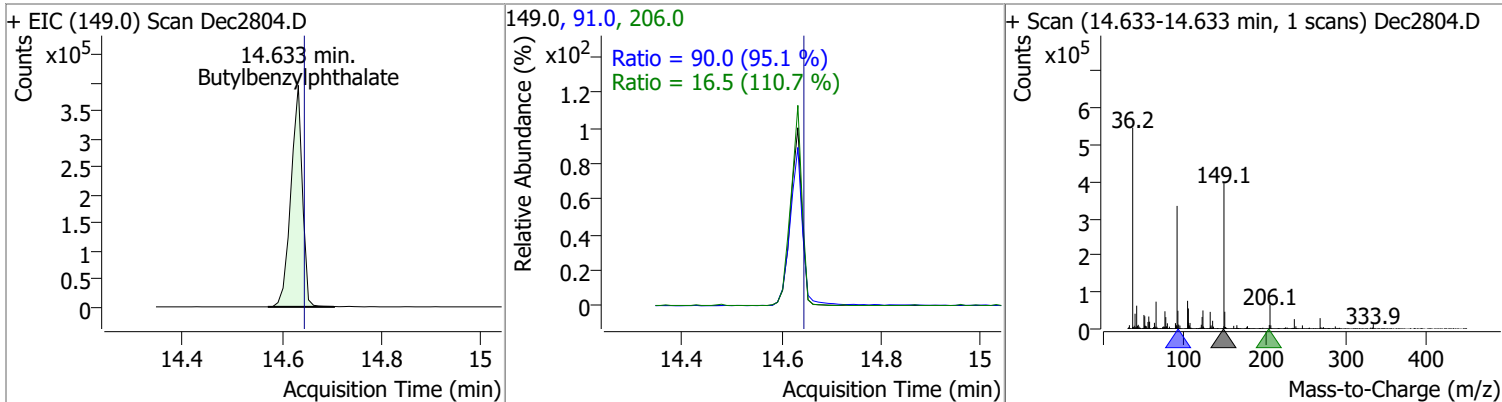
Compound	Conc.	RT	Dev(Min)	Resp.	QIon	QRatio	Lower	Upper
Pyrene	100.4969	12.63	0.01	2401643	101.0	17.8	12.9	24.0



Compound	Conc.	RT	Dev(Min)	Resp.	QIon	QRatio	Lower	Upper
Terphenyl-d14	102.1561	13.14	0.00	1452924	122.0	17.4	12.7	23.5

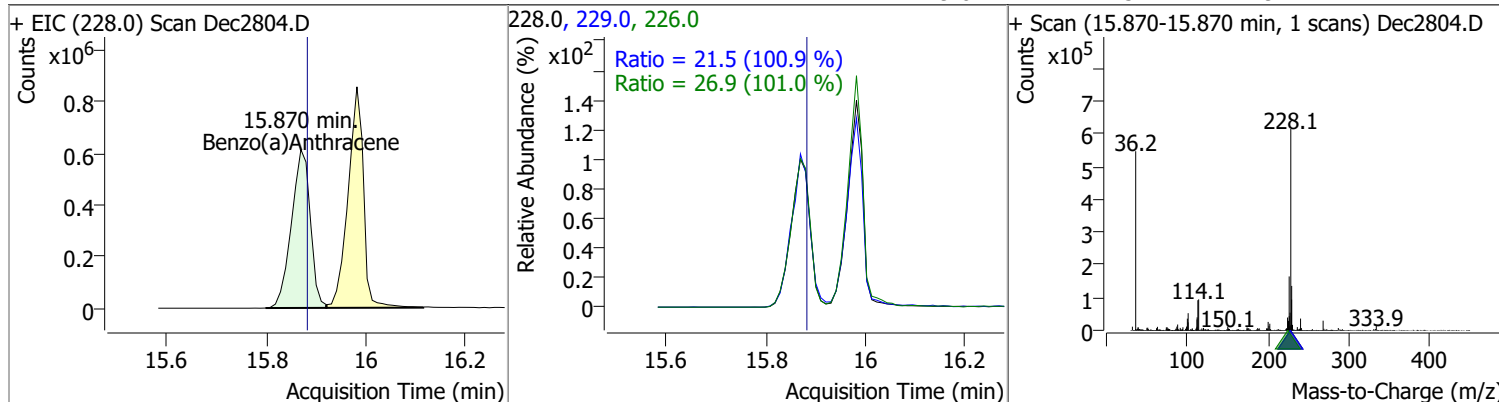


Compound	Conc.	RT	Dev(Min)	Resp.	QIon	QRatio	Lower	Upper
Butylbenzylphthalate	105.1557	14.63	0.00	631434	91.0	90.0	66.2	123.0
					206.0	16.5	10.4	19.4

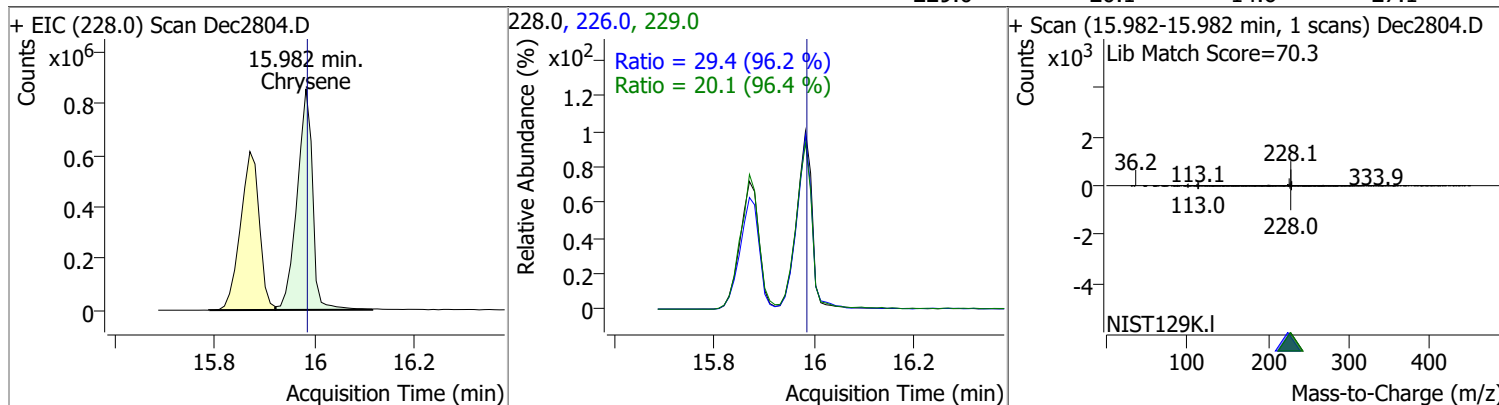


Quantitation Results Report (QT Reviewed)

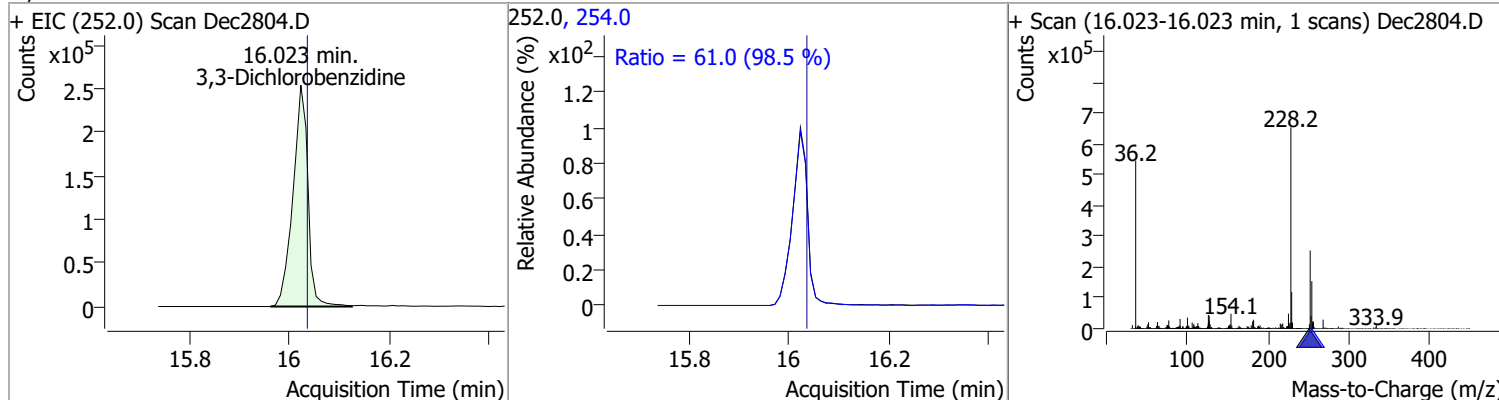
Compound	Conc.	RT	Dev(Min)	Resp.	QIon	QRatio	Lower	Upper
Benzo(a)Anthracene	100.2055	15.87	0.00	1608636	226.0	26.9	18.7	34.7
					229.0	21.5	14.9	27.7



Compound	Conc.	RT	Dev(Min)	Resp.	QIon	QRatio	Lower	Upper
Chrysene	100.6929	15.98	0.01	1846376	226.0	29.4	21.4	39.8
					229.0	20.1	14.6	27.1

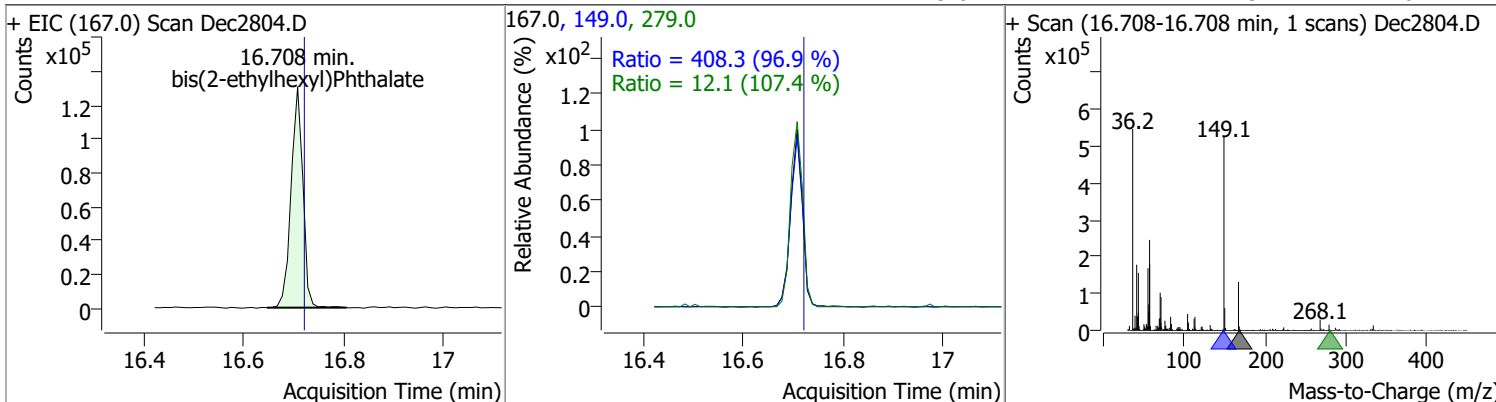


Compound	Conc.	RT	Dev(Min)	Resp.	QIon	QRatio	Lower	Upper
3,3-Dichlorobenzidine	106.2854	16.02	0.00	529237	254.0	61.0	43.4	80.6

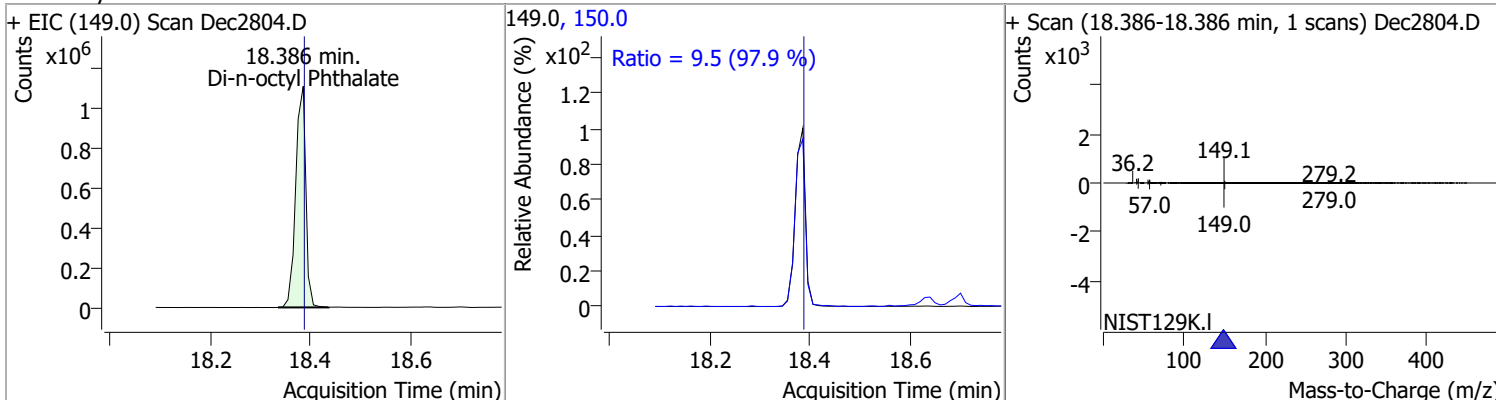


Quantitation Results Report (QT Reviewed)

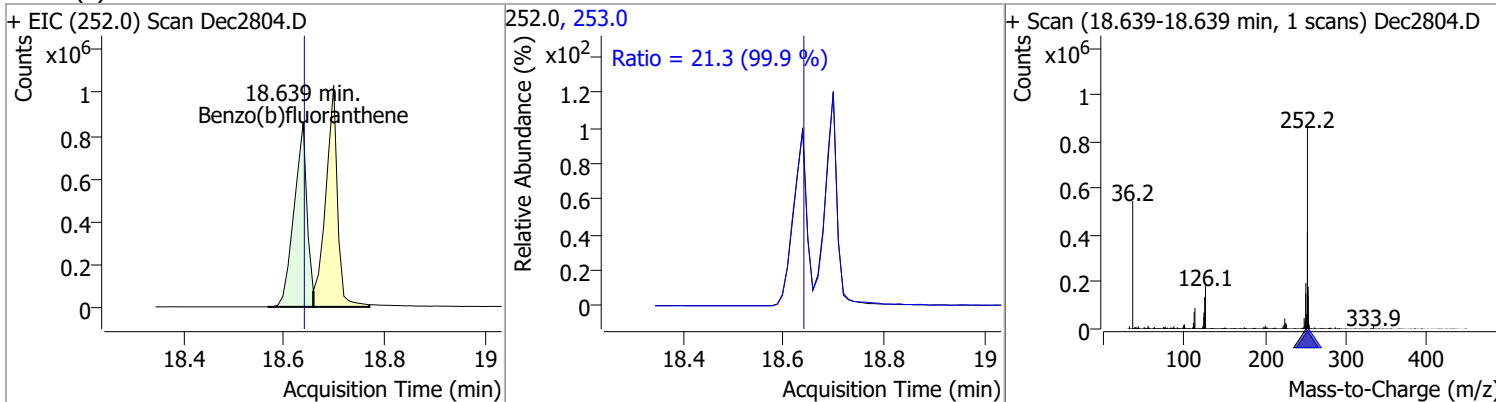
Compound	Conc.	RT	Dev(Min)	Resp.	QIon	QRatio	Lower	Upper
bis(2-ethylhexyl)Phthalate	104.8539	16.71	0.00	214493	149.0	408.3	295.1	548.1
					279.0	12.1	7.9	14.6



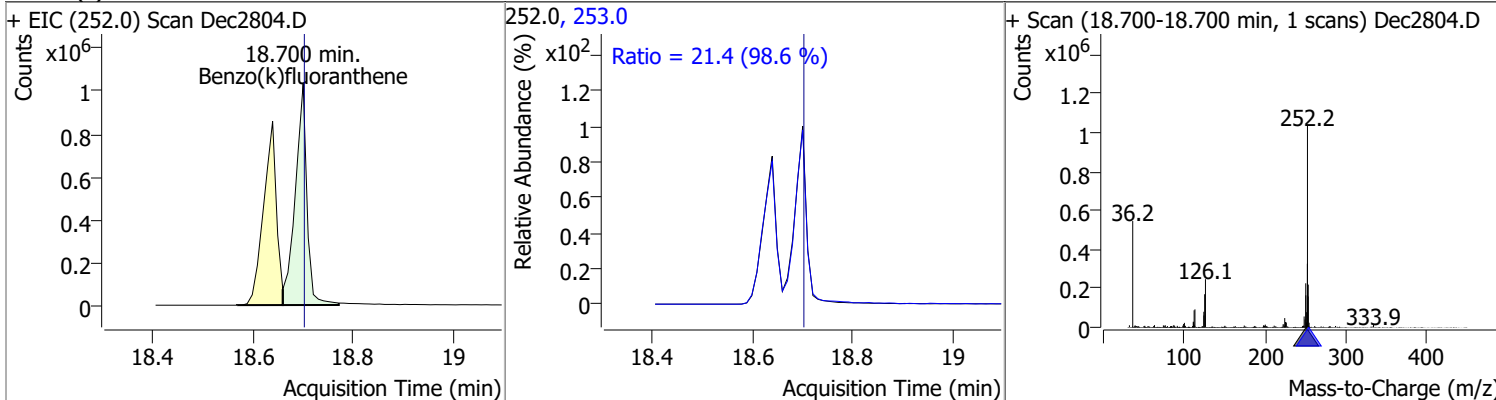
Compound	Conc.	RT	Dev(Min)	Resp.	QIon	QRatio	Lower	Upper
Di-n-octyl Phthalate	103.7532	18.39	0.01	1535607	150.0	9.5	6.8	12.6



Compound	Conc.	RT	Dev(Min)	Resp.	QIon	QRatio	Lower	Upper
Benzo(b)fluoranthene	100.3677	18.64	0.01	1531709	253.0	21.3	15.0	27.8

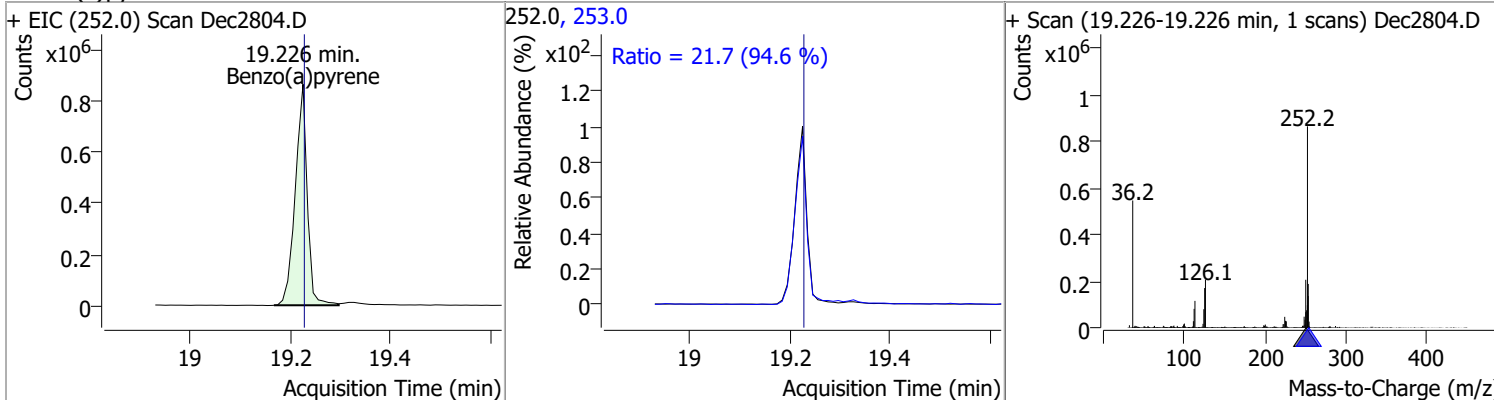


Compound	Conc.	RT	Dev(Min)	Resp.	QIon	QRatio	Lower	Upper
Benzo(k)fluoranthene	100.9583	18.70	0.01	1670974	253.0	21.4	15.2	28.2

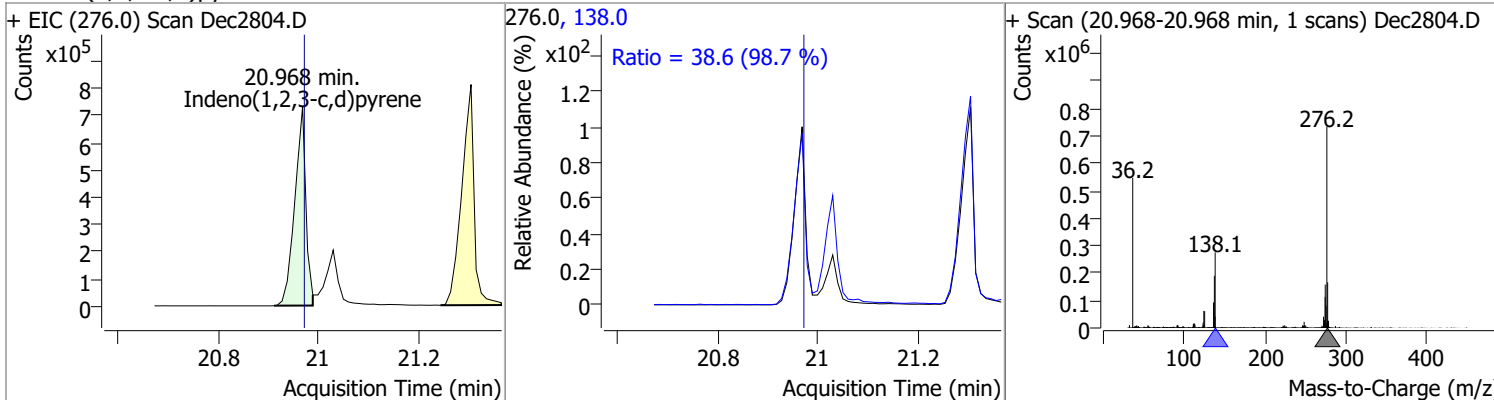


Quantitation Results Report (QT Reviewed)

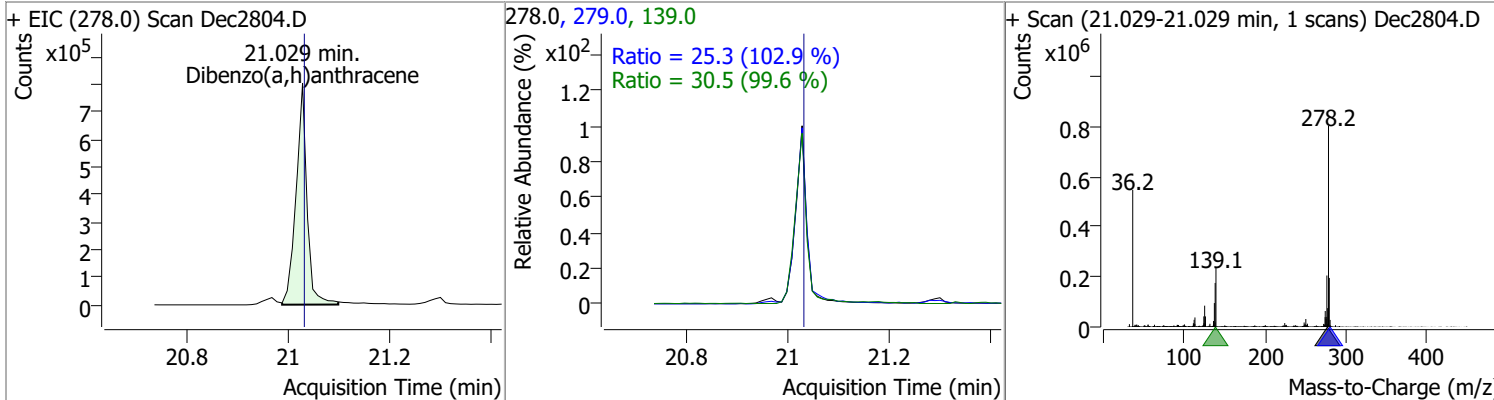
Compound	Conc.	RT	Dev(Min)	Resp.	QIon	QRatio	Lower	Upper
Benzo(a)pyrene	97.3735	19.23	0.01	1424857	253.0	21.7	16.1	29.8



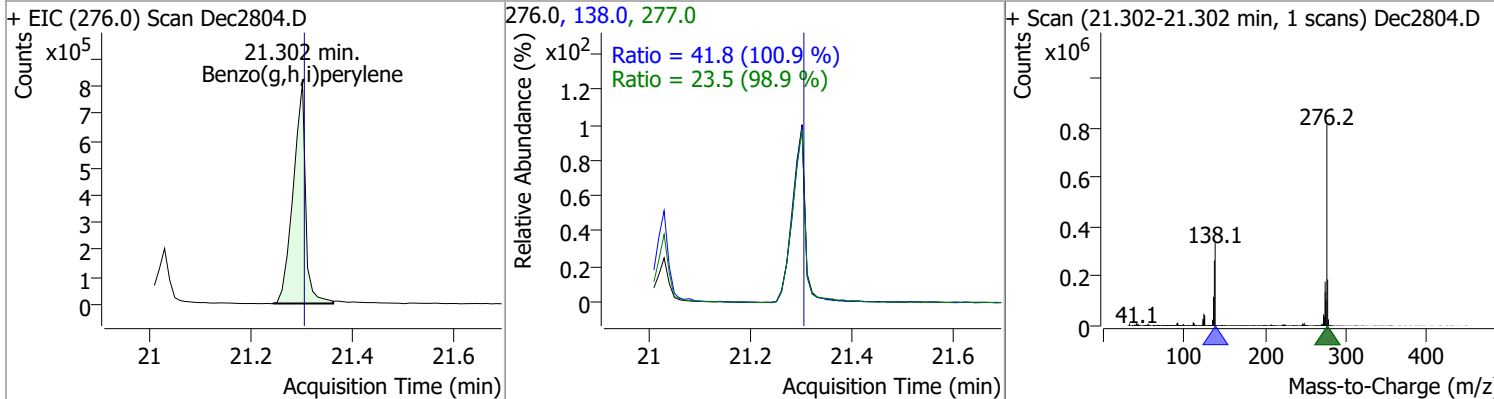
Compound	Conc.	RT	Dev(Min)	Resp.	QIon	QRatio	Lower	Upper
Indeno(1,2,3-c,d)pyrene	100.5804	20.97	0.01	1118524	138.0	38.6	27.4	50.8



Compound	Conc.	RT	Dev(Min)	Resp.	QIon	QRatio	Lower	Upper
Dibenzo(a,h)anthracene	98.9596	21.03	0.01	1209636	139.0	30.5	21.4	39.7
					279.0	25.3	17.2	32.0

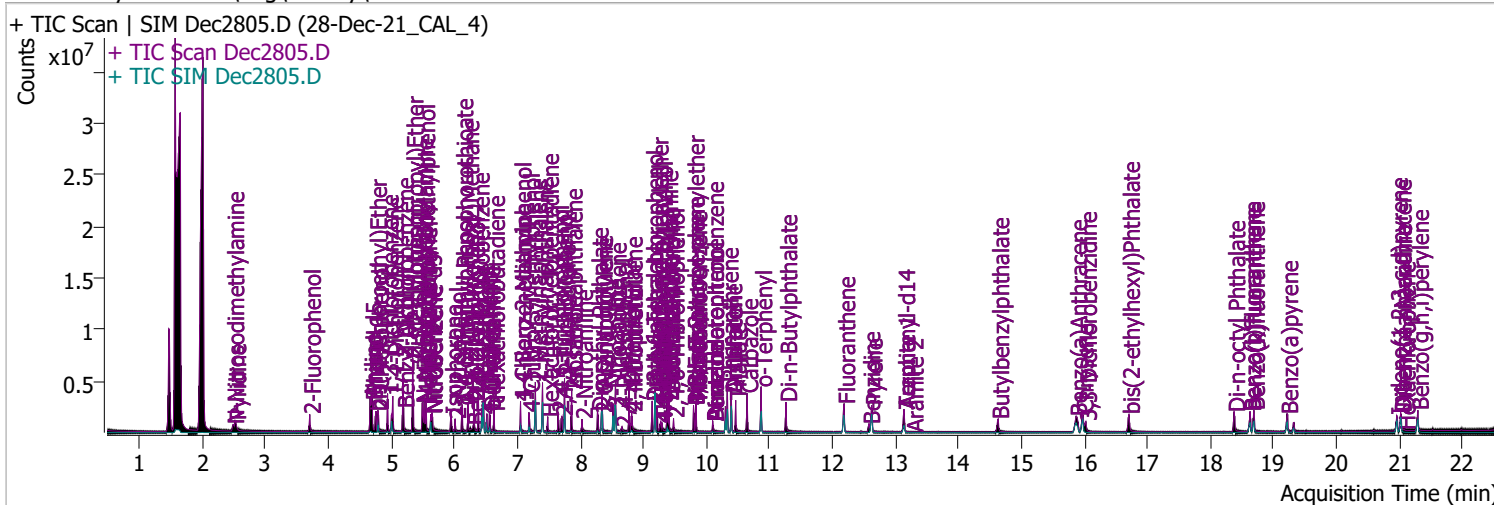


Compound	Conc.	RT	Dev(Min)	Resp.	QIon	QRatio	Lower	Upper
Benzo(g,h,i)perylene	101.2584	21.30	0.01	1382277	138.0	41.8	29.0	53.9
					277.0	23.5	16.7	31.0



Quantitation Results Report (QT Reviewed)

Data File	Dec2805.D	Operator	LIMS import
Acq. Method	BNA+SIM.M	Acq. Date-Time	12/28/2021 4:02:09 PM
Sample Name	28-Dec-21_CAL_4	Instrument	Instrument #1
Vial	5	Multiplier	1.00
DA Method File		Comment	SVOC-8270-W-LARGO
Tune File	dftppdsm.u	Tune Date	11/24/2021 11:15:00 AM
Batch Name	122821 bna 1 CAL.batch.bin	Last Calib Update	12/29/2021 7:25:46 PM
Ref Library	D:\Org\Library\NIST129K.I		



Compound	RT	QIon	Resp.	Conc.	Units	Dev(Min)
----------	----	------	-------	-------	-------	----------

Internal Standards

System Monitoring Compounds

S 2-Fluorophenol	3.704	112.0	483925	75.1287	µg/L	0.000
Spiked Amount: 200.000	Range: 10.0 - 75.0%			Recovery = 37.56%		
S Phenol-d5	4.685	99.0	742781	79.4129	µg/L	0.000
Spiked Amount: 200.000	Range: 10.0 - 65.0%			Recovery = 39.71%		
S Nitrobenzene-d5	5.624	82.0	356708	77.5550	µg/L	0.000
Spiked Amount: 100.000	Range: 32.0 - 94.0%			Recovery = 77.56%		
S 2-Fluorobiphenyl	7.749	172.0	1337976	73.4586	µg/L	0.000
Spiked Amount: 100.000	Range: 28.0 - 107.0%			Recovery = 73.46%		
S 2,4,6-Tribromophenol	9.479	329.8	64861	74.6907	µg/L	0.000
Spiked Amount: 200.000	Range: 25.0 - 140.0%			Recovery = 37.35%		
S Terphenyl-d14	13.139	244.3	1013764	73.3770	µg/L	0.000
Spiked Amount: 100.000	Range: 32.0 - 122.0%			Recovery = 73.38%		

Target Compounds

Compound	RT	QIon	Resp.	Conc.	Units	QValue
T N-Nitrosodimethylamine	2.489	74.0	221249	74.9882	µg/L	100
T Pyridine	2.520	79.0	548983	75.3018	µg/L	100
T Aniline	4.664	93.0	1094803	80.2192	µg/L	100
T Phenol	4.695	94.0	850482	82.3719	µg/L	100
T bis(-2-Chloroethyl)Ether	4.756	63.0	653819	76.4360	µg/L	100
T 2-Chlorophenol	4.787	128.0	591097	77.4712	µg/L	100
T 1,3-Dichlorobenzene	4.940	146.0	745868	75.2025	µg/L	m 100
T 1,4-Dichlorobenzene	5.022	146.0	728234	74.4513	µg/L	m 100
T 1,2-Dichlorobenzene	5.185	146.0	765045	74.6750	µg/L	m 100
T Benzyl Alcohol	5.195	108.0	372379	76.8767	µg/L	98
T bis(2-chloroisopropyl)Ether	5.338	121.0	261263	83.9522	µg/L	100
T 2-Methylphenol	5.338	107.0	588001	78.1861	µg/L	100
T N-nitroso-Di-n-propylamine	5.492	70.0	436883	77.3567	µg/L	100
T 4Methylphenol/3Methylphenol	5.522	107.0	783926	78.4303	µg/L	100
T Hexachloroethane	5.553	117.0	204692	76.9337	µg/L	100

Quantitation Results Report (QT Reviewed)

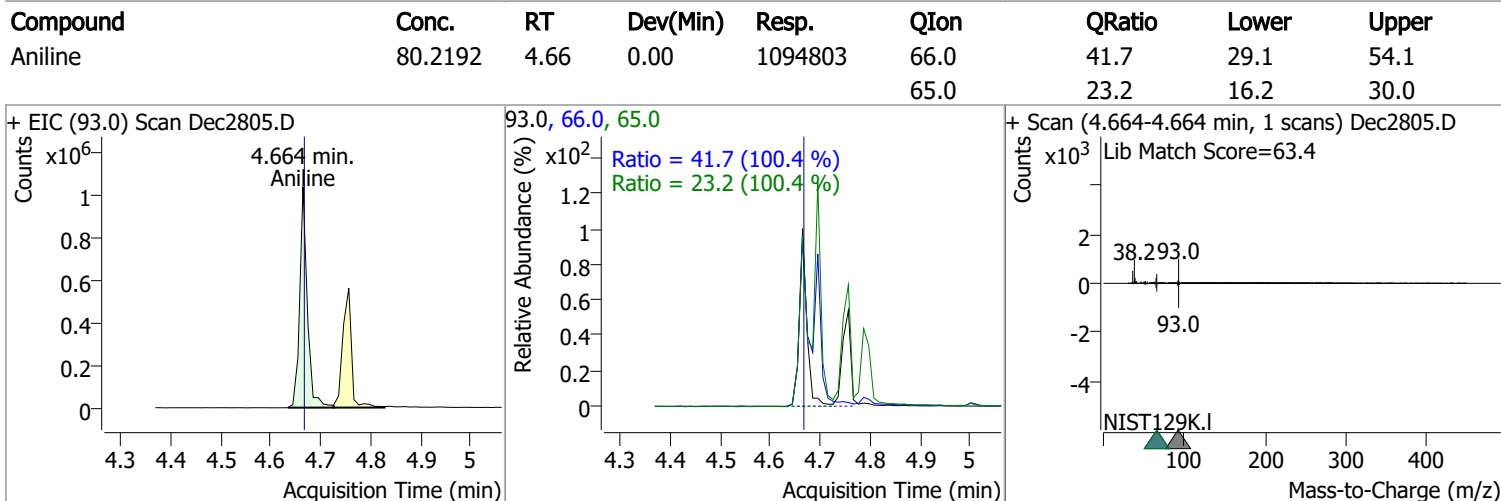
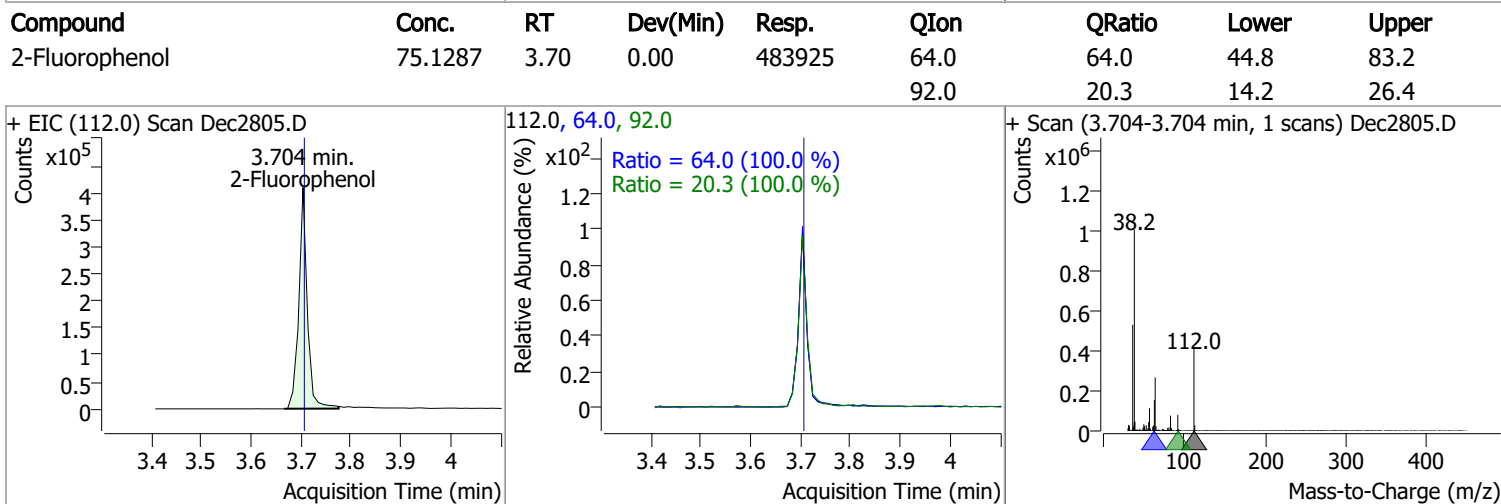
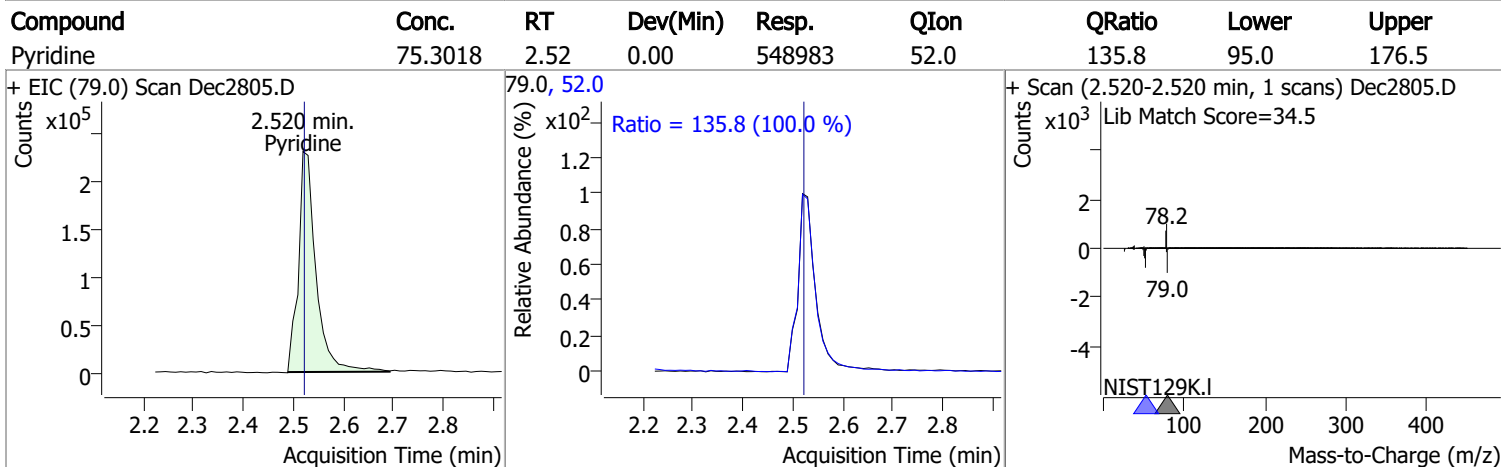
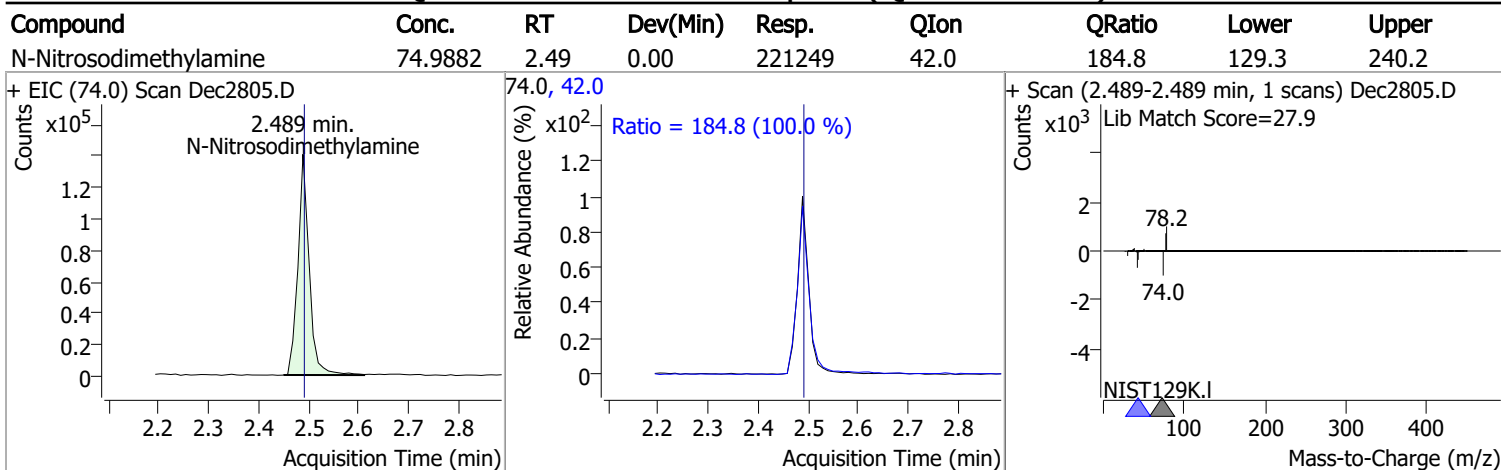
Compound	RT	QIon	Resp.	Conc.	Units	Dev(Min)
T Nitrobenzene	5.645	123.1	179853	75.7172	µg/L	100
T Isophorone	5.951	82.0	909801	75.1387	µg/L	100
T 2-Nitrophenol	6.013	139.0	158728	77.6213	µg/L	100
T 2,4-Dimethylphenol	6.126	122.0	514302	73.8020	µg/L	100
T bis(-2-Chloroethoxy)Methane	6.218	93.0	677158	74.4560	µg/L	100
T Benzoic Acid	6.301	105.0	290769	78.4974	µg/L	100
T 2,4-Dichlorophenol	6.311	162.0	419264	76.6454	µg/L	100
T 1,2,4-Trichlorobenzene	6.383	180.0	533586	73.5342	µg/L	100
T Naphthalene	6.465	128.0	1800978	75.4261	µg/L	m 100
T 4-Chlorophenol	6.516	130.0	152036	75.9576	µg/L	m 100
T p-Chloroaniline	6.557	127.0	661505	75.4371	µg/L	100
T Hexachlorobutadiene	6.629	224.9	266661	71.6434	µg/L	100
T 4-Chloro-2-Methylphenol	7.050	107.0	422116	75.7537	µg/L	100
T 4-Chloro-3-Methylphenol	7.184	107.0	426066	76.9427	µg/L	100
T 2-Methylnaphthalene	7.286	141.0	995823	72.6519	µg/L	m 100
T 1-Methylnaphthalene	7.399	141.0	1006179	73.9714	µg/L	m 100
T Hexachlorocyclopentadiene	7.482	236.9	143380	74.4235	µg/L	100
T 2,4,6-Trichlorophenol	7.646	196.0	246487	73.9546	µg/L	m 100
T 2,4,5-Trichlorophenol	7.707	196.0	283680	74.2829	µg/L	100
T 2-Chloronaphthalene	7.862	162.0	1054504	71.3935	µg/L	100
T 2-Nitroaniline	8.026	65.0	167618	71.5268	µg/L	100
T Dimethyl Phthalate	8.272	163.0	992530	74.1874	µg/L	100
T 2,6-Dinitrotoluene	8.333	165.0	113854	74.3460	µg/L	100
T Acenaphthylene	8.343	152.1	1612620	70.6472	µg/L	100
T 3-Nitroaniline	8.527	138.0	121260	68.4225	µg/L	100
T Acenaphthene	8.558	154.0	973372	73.6465	µg/L	100
T 2,4-Dinitrophenol	8.660	184.0	59341	74.3805	µg/L	100
T Dibenzofuran	8.773	168.0	1572142	73.7933	µg/L	100
T 4-Nitrophenol	8.814	109.0	165006	73.5781	µg/L	100
T 2,4-Dinitrotoluene	8.814	165.0	147997	75.1453	µg/L	100
T Diethylphthalate	9.141	149.0	1086187	74.9911	µg/L	100
T Fluorene	9.182	166.0	1224821	72.0280	µg/L	100
T 4-Chlorophenyl-phenylether	9.223	204.0	519520	73.5400	µg/L	100
T 4-Nitroaniline	9.274	138.0	140161	78.8666	µg/L	100
T 4,6-Dinitro-2-methylphenol	9.295	198.0	75737	75.7286	µg/L	100
T N-nitrosodiphenylamine	9.377	169.0	755015	75.0830	µg/L	100
T Azobenzene	9.407	77.0	1098194	80.2177	µg/L	100
T 4-Bromophenyl-phenylether	9.796	248.0	280063	75.7570	µg/L	100
T Hexachlorobenzene	9.837	283.9	263433	76.2575	µg/L	100
T Pentachlorophenol	10.100	265.9	108974	78.4772	µg/L	100
T Phenanthrene	10.333	178.0	1630245	76.2757	µg/L	m 100
T Anthracene	10.394	178.0	1623433	77.7359	µg/L	m 100
T Triallate	10.465	86.0	338494	78.3641	µg/L	100
T Carbazole	10.647	167.0	1606880	76.5358	µg/L	100
T o-Terphenyl	10.870	230.0	801512	76.6514	µg/L	100
T Di-n-Butylphthalate	11.265	149.0	1466232	76.5041	µg/L	100
T Fluoranthene	12.186	202.0	1609940	75.0996	µg/L	100
T Benzidine	12.581	184.0	487971	65.9357	µg/L	100
T Pyrene	12.622	202.0	1780968	77.1748	µg/L	100
T Butylbenzylphthalate	14.633	149.0	437468	77.2394	µg/L	100
T Benzo(a)Anthracene	15.870	228.0	1178864	75.1874	µg/L	m 100
T Chrysene	15.972	228.0	1325598	74.0181	µg/L	100
T 3,3-Dichlorobenzidine	16.023	252.0	350810	74.8077	µg/L	100
T bis(2-ethylhexyl)Phthalate	16.708	167.0	141948	76.0444	µg/L	100
T Di-n-octyl Phthalate	18.376	149.0	1039627	75.8308	µg/L	100

Quantitation Results Report (QT Reviewed)

Compound	RT	QIon	Resp.	Conc.	Units	Dev(Min)
T Benzo(b)fluoranthene	18.629	252.0	1135032	75.2444	µg/L	m
T Benzo(k)fluoranthene	18.690	252.0	1232144	75.3152	µg/L	100
T Benzo(a)pyrene	19.216	252.0	1084549	77.5419	µg/L	100
T Indeno(1,2,3-c,d)pyrene	20.958	276.0	815107	76.0007	µg/L	m
T Dibenzo(a,h)anthracene	21.019	278.0	927685	77.2236	µg/L	100
T Benzo(g,h,i)perylene	21.292	276.0	979101	73.6405	µg/L	100

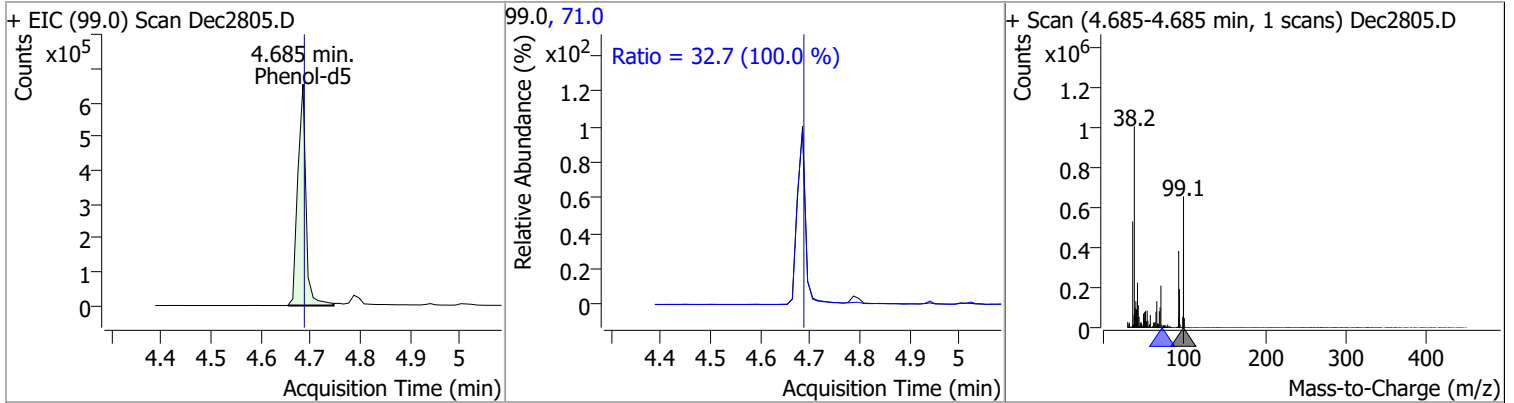
(#) = Qualifier Out of Range; (m) = Manual Integration; (+) = Area Summed; (*) = Surrogate Percent Recovery Out of Range; (d): Zeroed Peak

Quantitation Results Report (QT Reviewed)

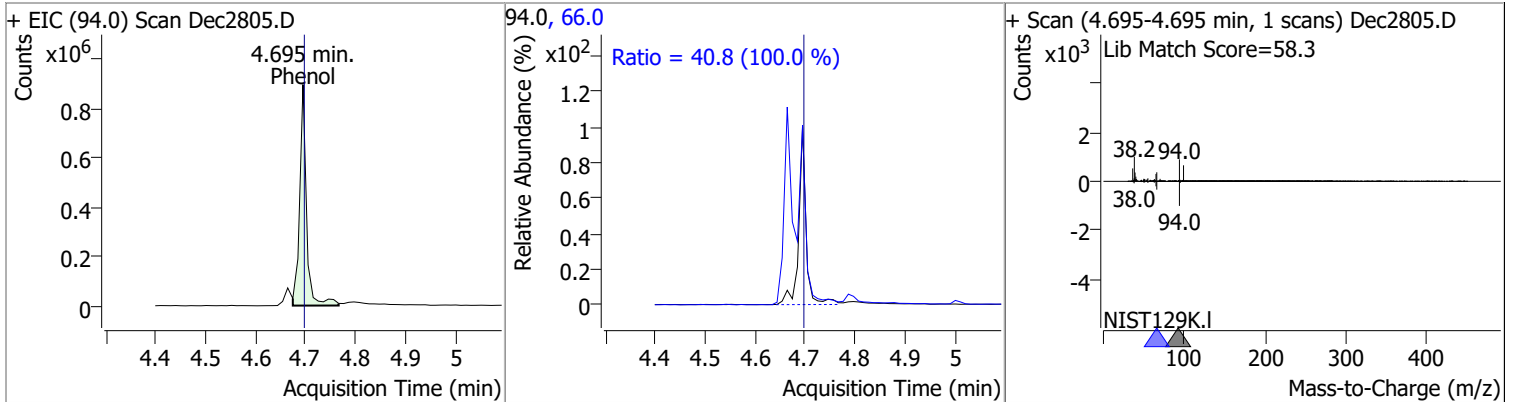


Quantitation Results Report (QT Reviewed)

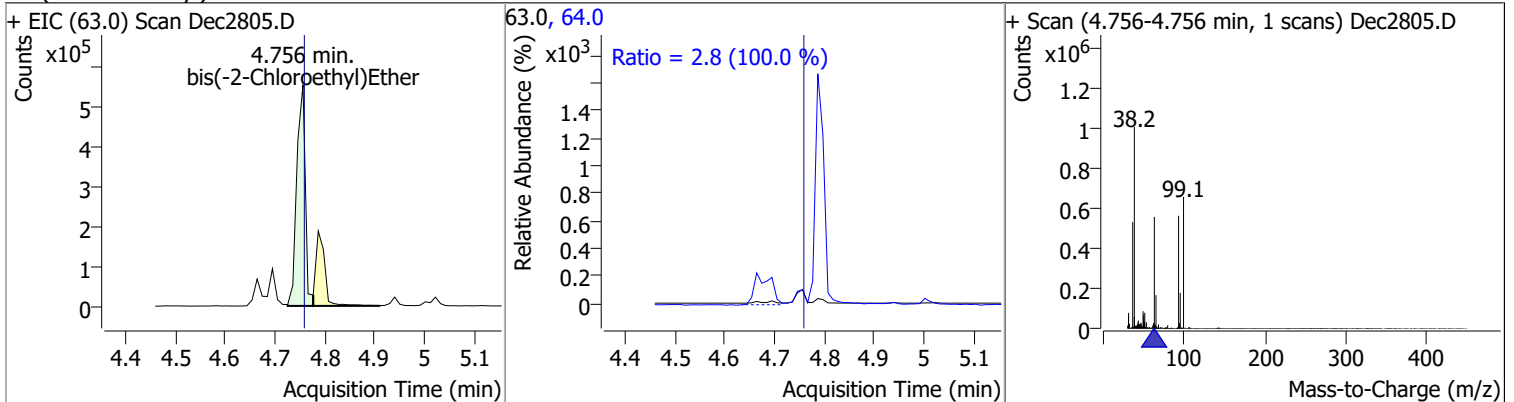
Compound	Conc.	RT	Dev(Min)	Resp.	QIon	QRatio	Lower	Upper
----------	-------	----	----------	-------	------	--------	-------	-------



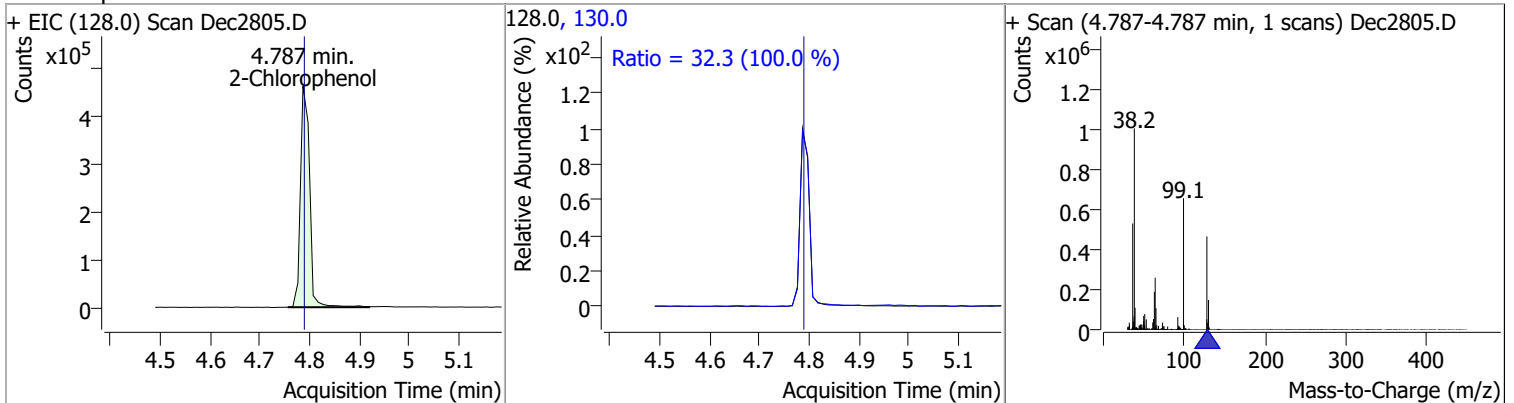
Compound	Conc.	RT	Dev(Min)	Resp.	QIon	QRatio	Lower	Upper
----------	-------	----	----------	-------	------	--------	-------	-------



Compound	Conc.	RT	Dev(Min)	Resp.	QIon	QRatio	Lower	Upper
----------	-------	----	----------	-------	------	--------	-------	-------

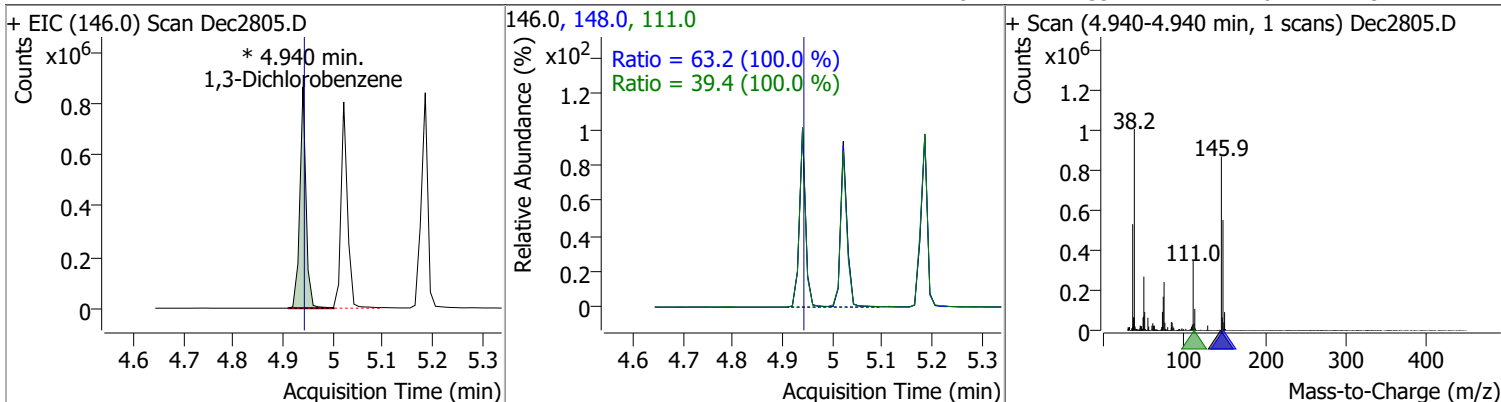


Compound	Conc.	RT	Dev(Min)	Resp.	QIon	QRatio	Lower	Upper
----------	-------	----	----------	-------	------	--------	-------	-------

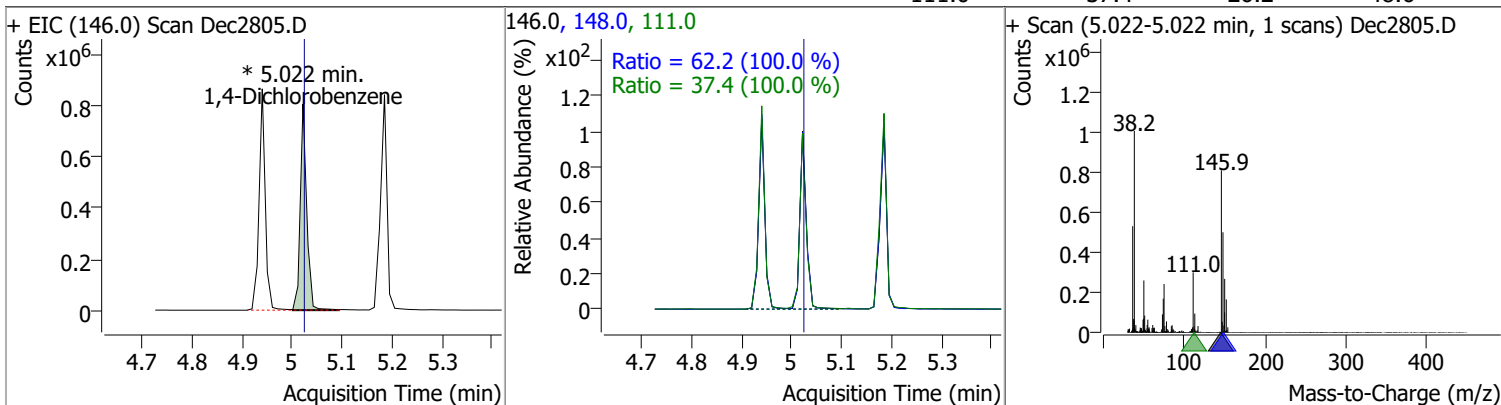


Quantitation Results Report (QT Reviewed)

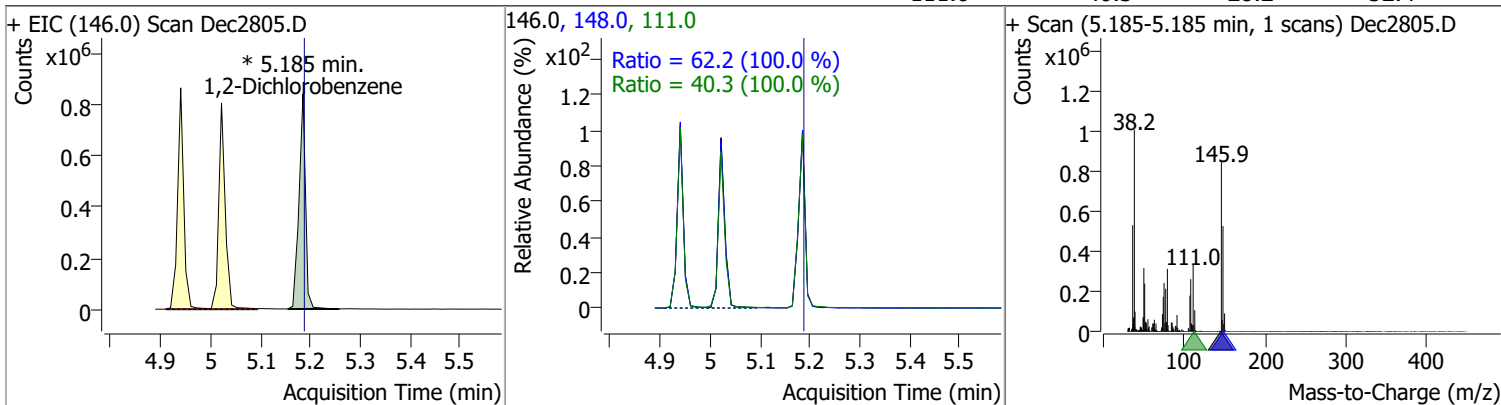
Compound	Conc.	RT	Dev(Min)	Resp.	QIon	QRatio	Lower	Upper
1,3-Dichlorobenzene	75.2025	4.94	0.00	745868 (m)	148.0	63.2	44.2	82.2
					111.0	39.4	27.6	51.2



Compound	Conc.	RT	Dev(Min)	Resp.	QIon	QRatio	Lower	Upper
1,4-Dichlorobenzene	74.4513	5.02	0.00	728234 (m)	148.0	62.2	43.6	80.9
					111.0	37.4	26.2	48.6

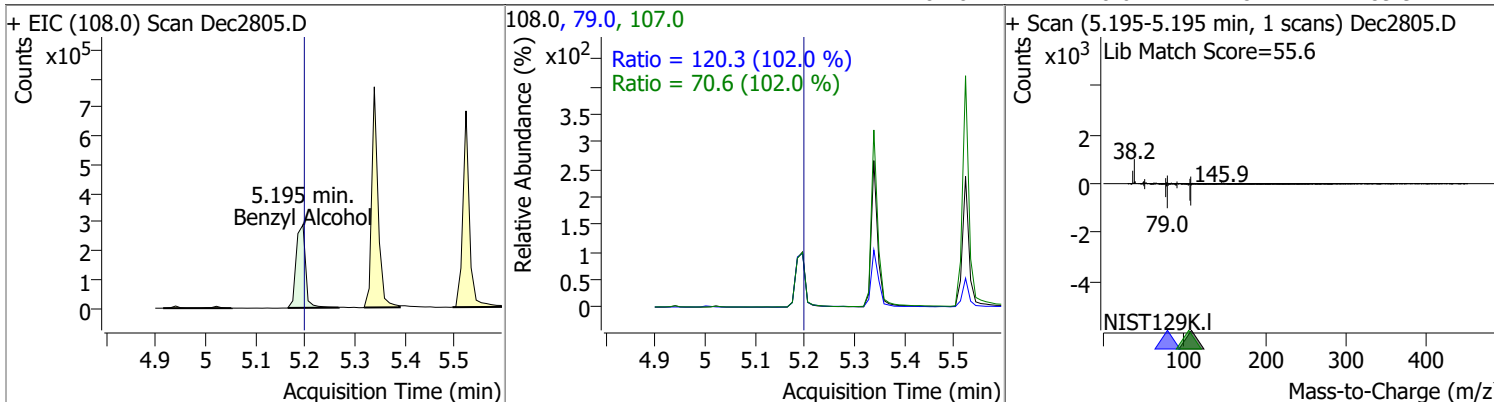


Compound	Conc.	RT	Dev(Min)	Resp.	QIon	QRatio	Lower	Upper
1,2-Dichlorobenzene	74.6750	5.19	0.00	765045 (m)	148.0	62.2	43.6	80.9
					111.0	40.3	28.2	52.4

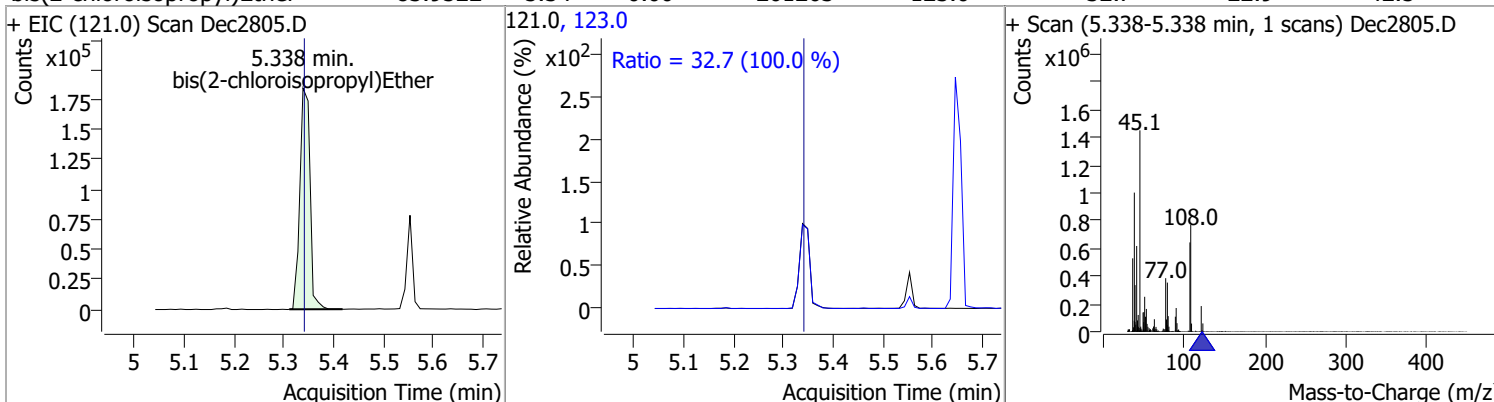


Quantitation Results Report (QT Reviewed)

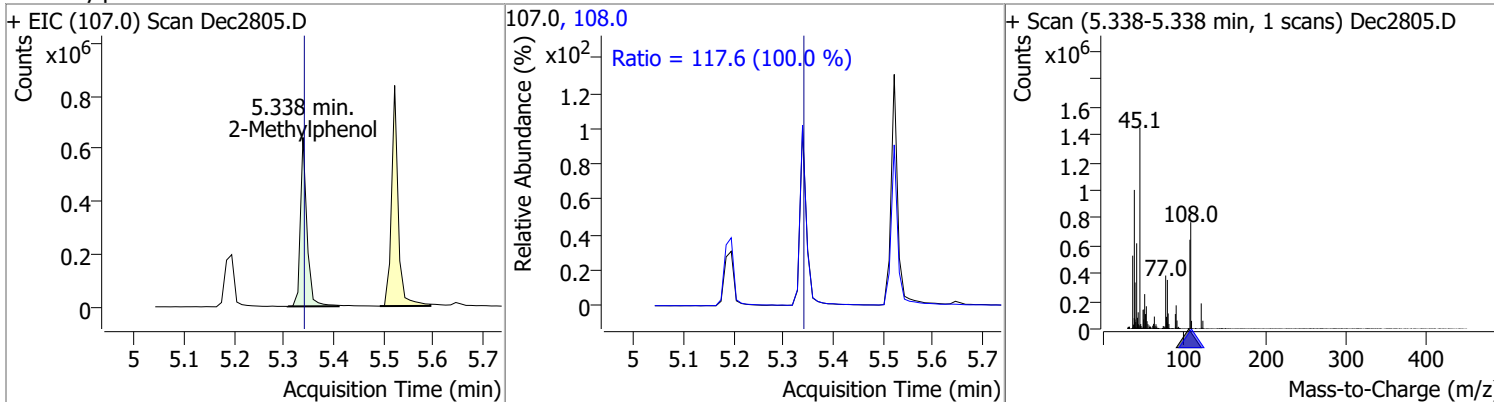
Compound	Conc.	RT	Dev(Min)	Resp.	QIon	QRatio	Lower	Upper
Benzyl Alcohol	76.8767	5.20	0.00	372379	79.0	120.3	82.5	153.3
					107.0	70.6	48.4	89.9



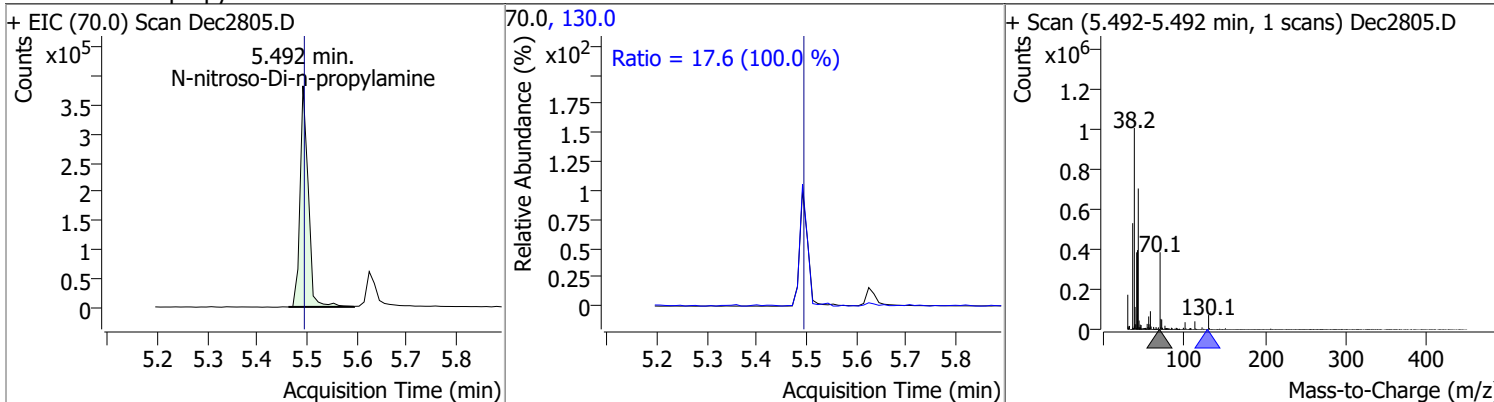
Compound	Conc.	RT	Dev(Min)	Resp.	QIon	QRatio	Lower	Upper
bis(2-chloroisopropyl)Ether	83.9522	5.34	0.00	261263	123.0	32.7	22.9	42.5



Compound	Conc.	RT	Dev(Min)	Resp.	QIon	QRatio	Lower	Upper
2-Methylphenol	78.1861	5.34	0.00	588001	108.0	117.6	82.3	152.8

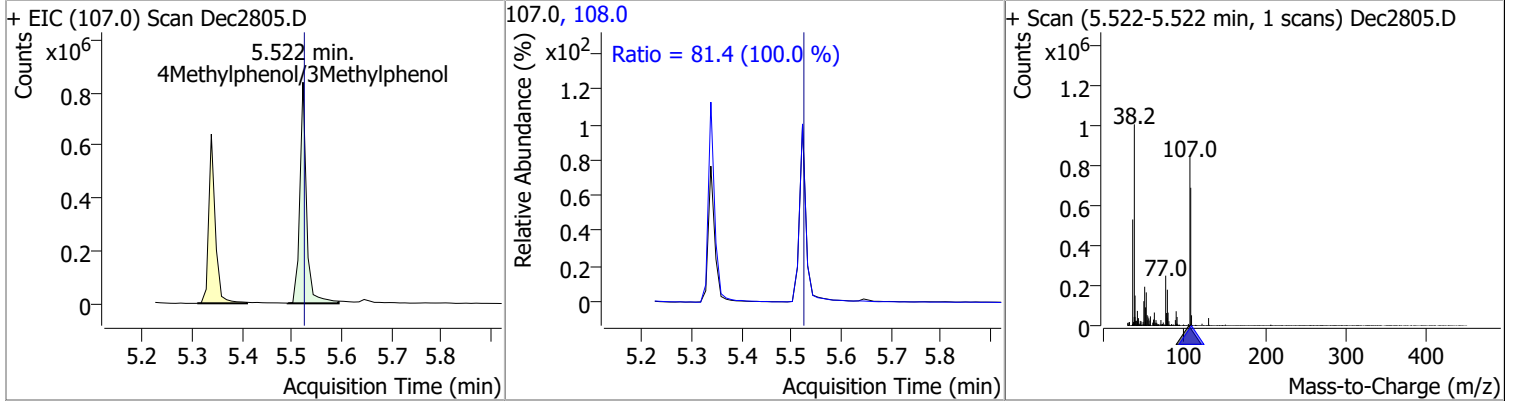


Compound	Conc.	RT	Dev(Min)	Resp.	QIon	QRatio	Lower	Upper
N-nitroso-Di-n-propylamine	77.3567	5.49	0.00	436883	130.0	17.6	0.0	35.2

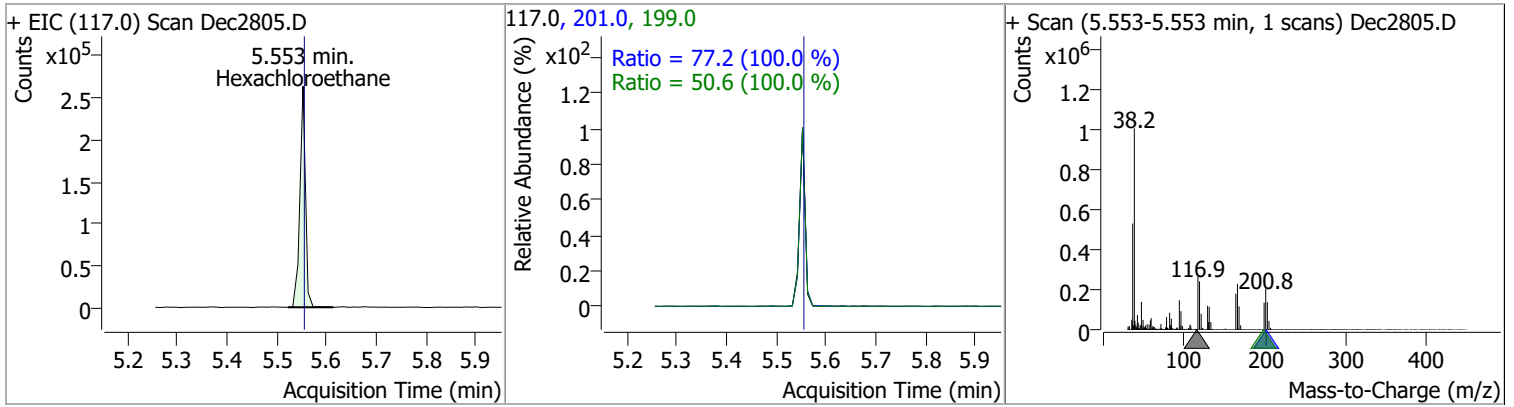


Quantitation Results Report (QT Reviewed)

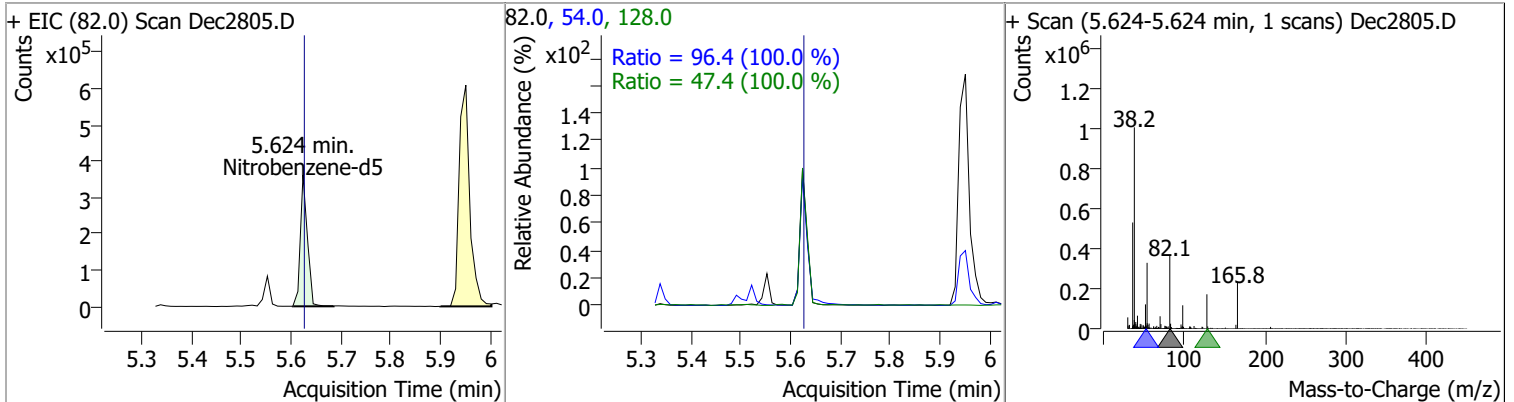
Compound	Conc.	RT	Dev(Min)	Resp.	QIon	QRatio	Lower	Upper
4Methylphenol/3Methylphenol	78.4303	5.52	0.00	783926	108.0	81.4	57.0	105.8



Compound	Conc.	RT	Dev(Min)	Resp.	QIon	QRatio	Lower	Upper
Hexachloroethane	76.9337	5.55	0.00	204692	201.0	77.2	54.1	100.4
					199.0	50.6	35.4	65.7

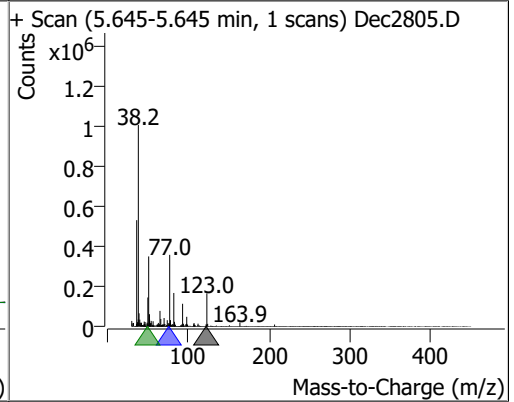
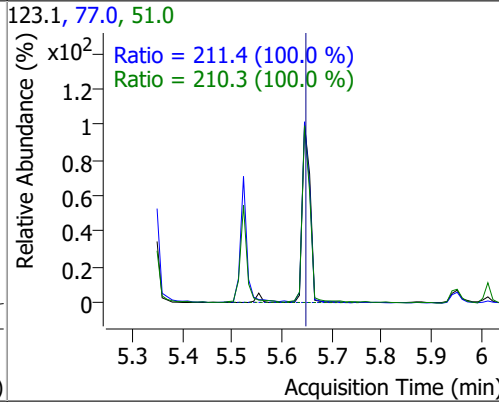
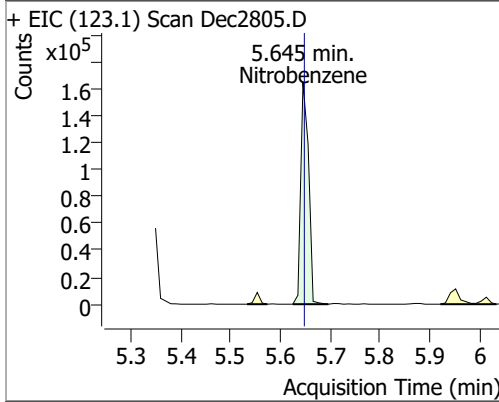


Compound	Conc.	RT	Dev(Min)	Resp.	QIon	QRatio	Lower	Upper
Nitrobenzene-d5	77.5550	5.62	0.00	356708	54.0	96.4	67.5	125.4
					128.0	47.4	33.2	61.6

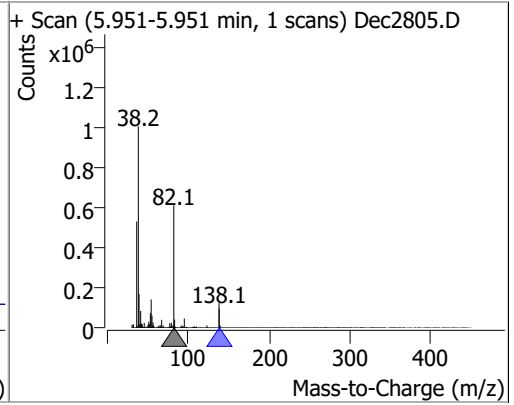
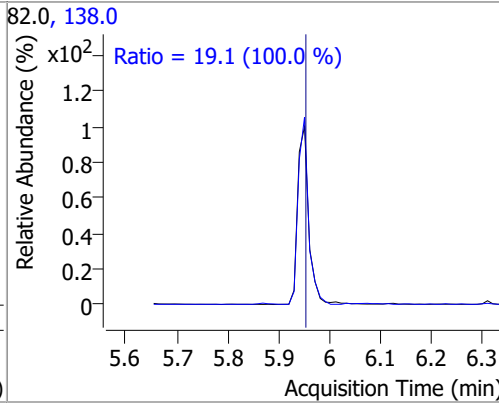
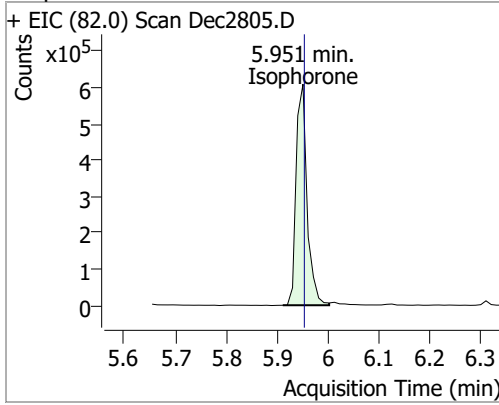


Quantitation Results Report (QT Reviewed)

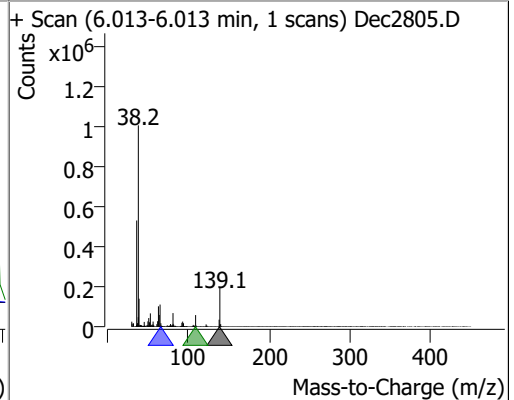
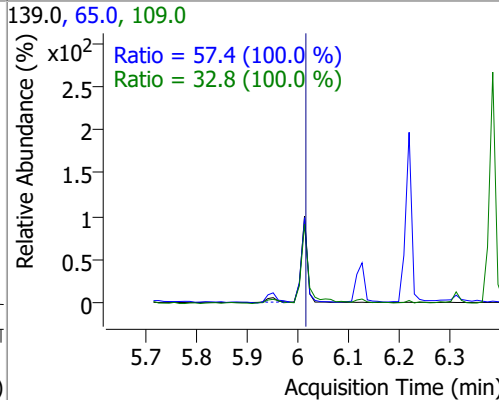
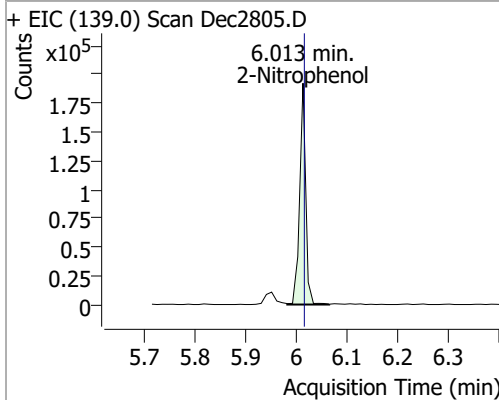
Compound	Conc.	RT	Dev(Min)	Resp.	QIon	QRatio	Lower	Upper
Nitrobenzene	75.7172	5.64	0.00	179853	77.0	211.4	148.0	274.8
					51.0	210.3	147.2	273.4



Compound	Conc.	RT	Dev(Min)	Resp.	QIon	QRatio	Lower	Upper
Isophorone	75.1387	5.95	0.00	909801	138.0	19.1	13.3	24.8

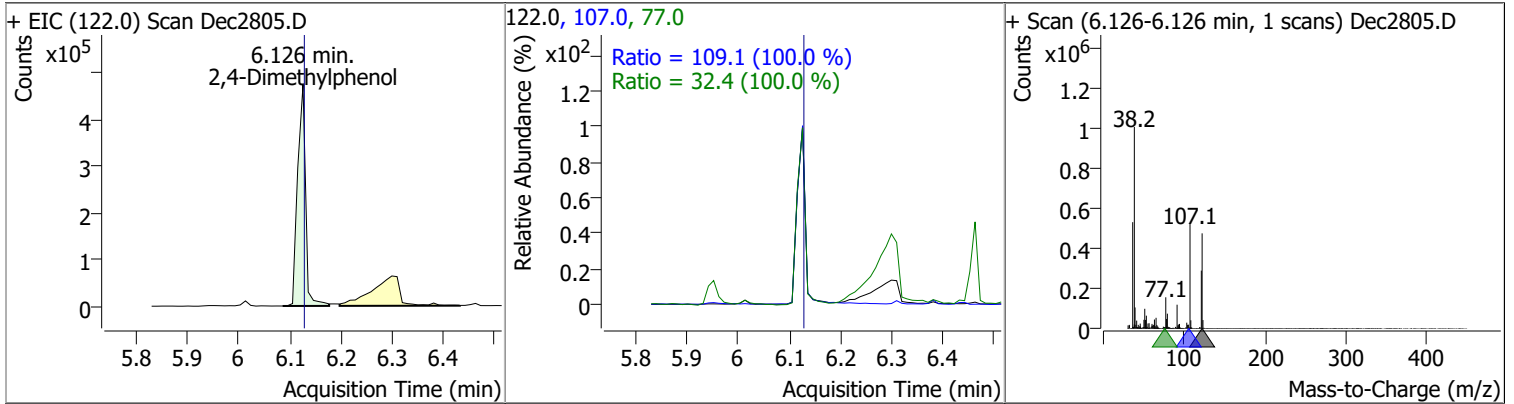


Compound	Conc.	RT	Dev(Min)	Resp.	QIon	QRatio	Lower	Upper
2-Nitrophenol	77.6213	6.01	0.00	158728	65.0	57.4	40.2	74.6
					109.0	32.8	22.9	42.6

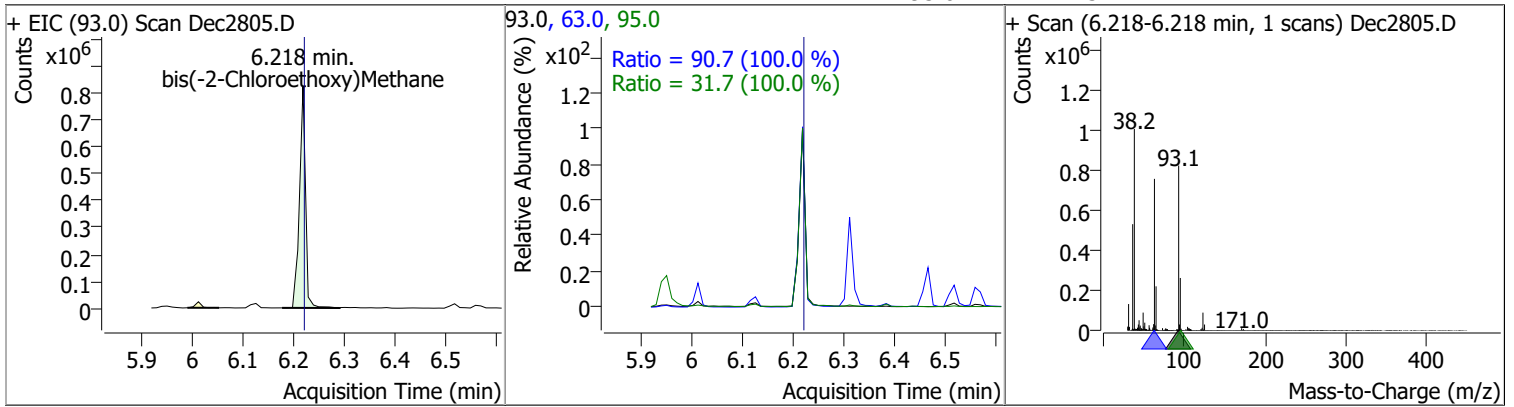


Quantitation Results Report (QT Reviewed)

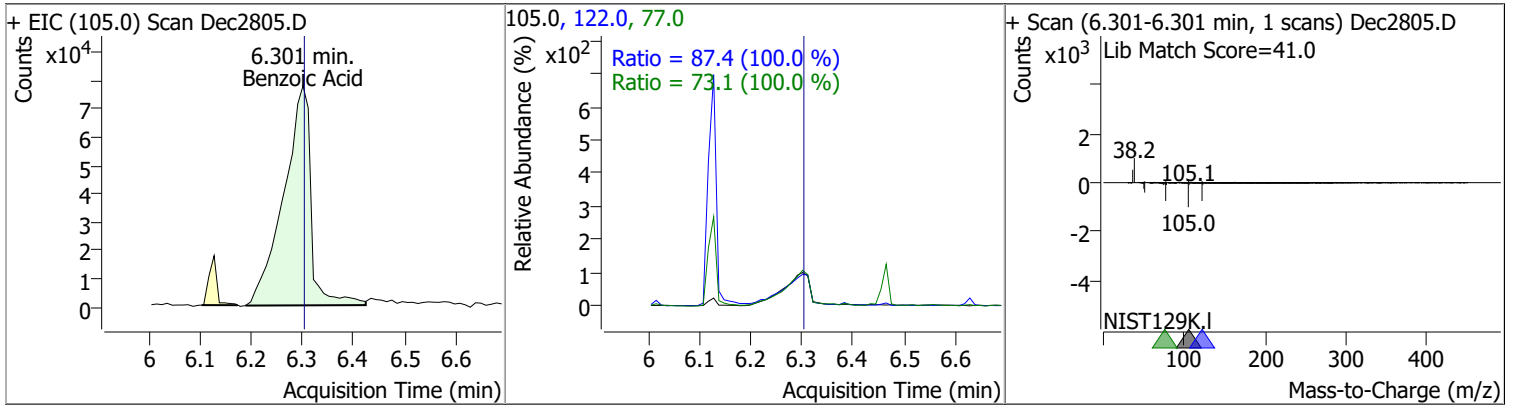
Compound	Conc.	RT	Dev(Min)	Resp.	QIon	QRatio	Lower	Upper
2,4-Dimethylphenol	73.8020	6.13	0.00	514302	107.0	109.1	76.4	141.8
					77.0	32.4	22.7	42.1



Compound	Conc.	RT	Dev(Min)	Resp.	QIon	QRatio	Lower	Upper
bis(-2-Chloroethoxy)Methane	74.4560	6.22	0.00	677158	63.0	90.7	63.5	117.9
					95.0	31.7	22.2	41.1

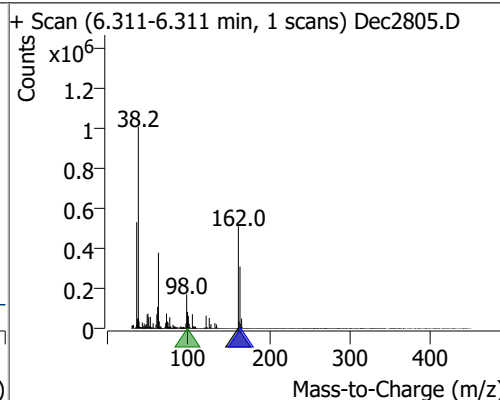
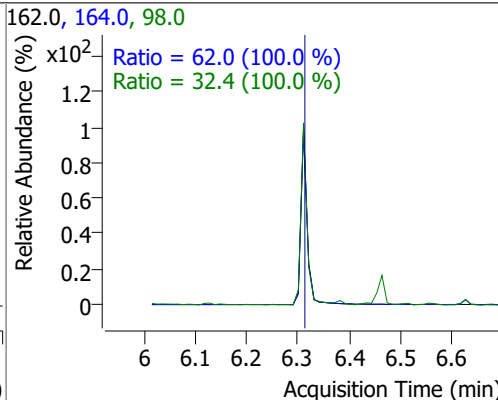
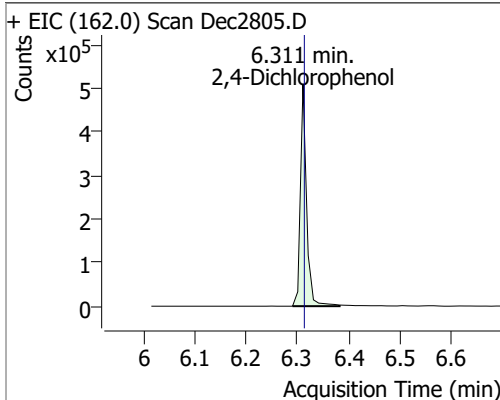


Compound	Conc.	RT	Dev(Min)	Resp.	QIon	QRatio	Lower	Upper
Benzoic Acid	78.4974	6.30	0.00	290769	122.0	87.4	61.1	113.6
					77.0	73.1	51.2	95.0

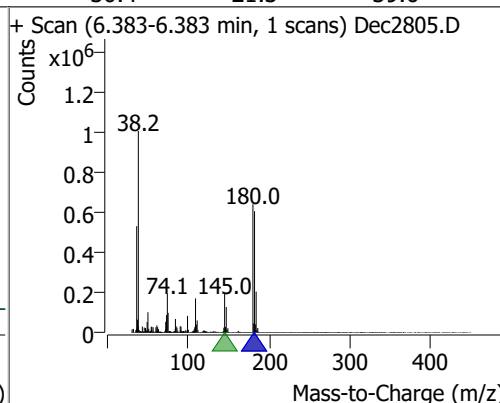
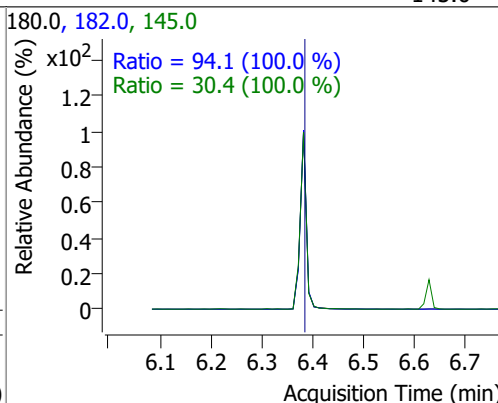
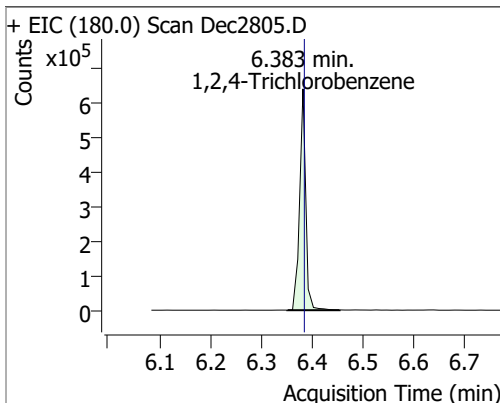


Quantitation Results Report (QT Reviewed)

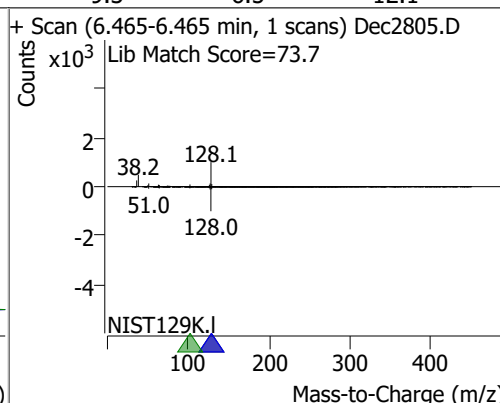
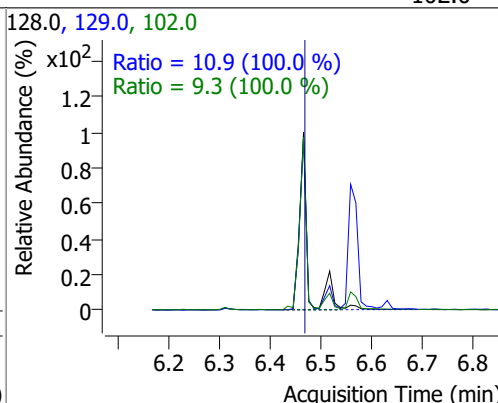
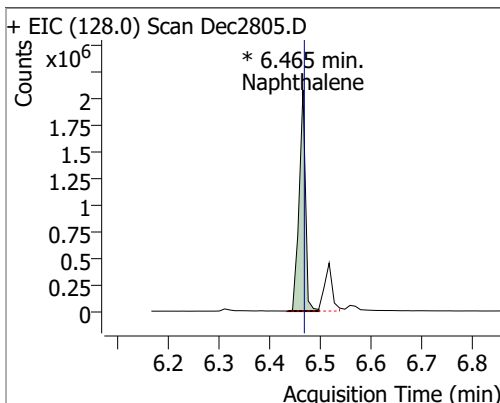
Compound	Conc.	RT	Dev(Min)	Resp.	QIon	QRatio	Lower	Upper
2,4-Dichlorophenol	76.6454	6.31	0.00	419264	164.0	62.0	43.4	80.5
					98.0	32.4	22.7	42.1



Compound	Conc.	RT	Dev(Min)	Resp.	QIon	QRatio	Lower	Upper
1,2,4-Trichlorobenzene	73.5342	6.38	0.00	533586	182.0	94.1	65.8	122.3
					145.0	30.4	21.3	39.6

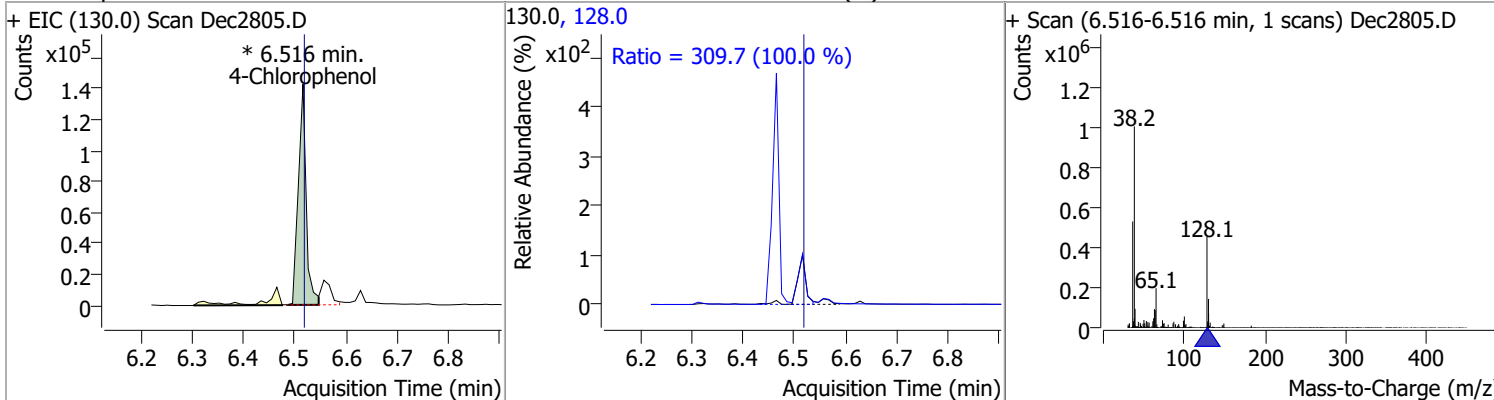


Compound	Conc.	RT	Dev(Min)	Resp.	QIon	QRatio	Lower	Upper
Naphthalene	75.4261	6.46	0.00	1800978 (m)	129.0	10.9	7.7	14.2
					102.0	9.3	6.5	12.1

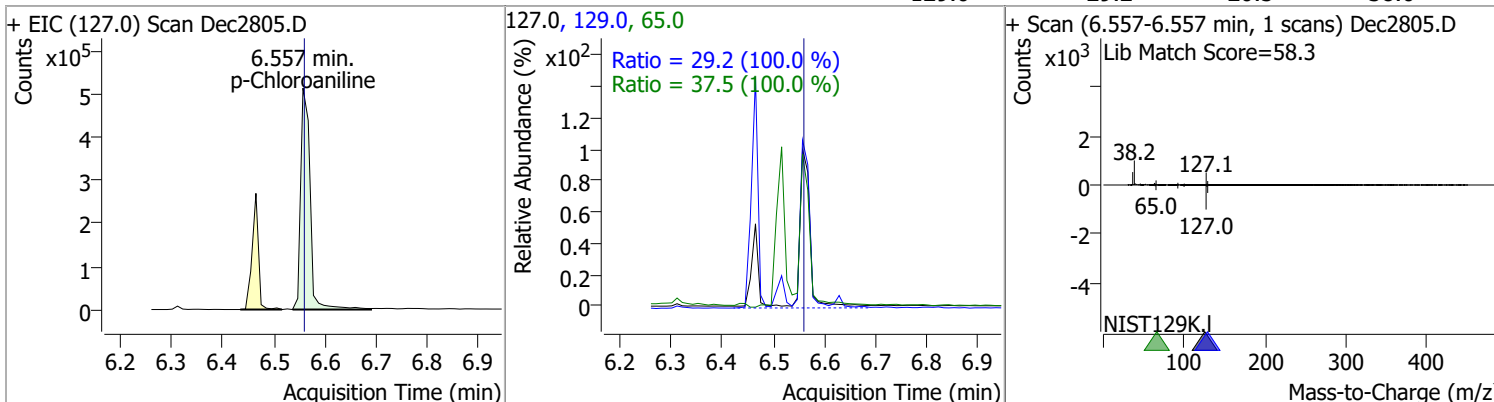


Quantitation Results Report (QT Reviewed)

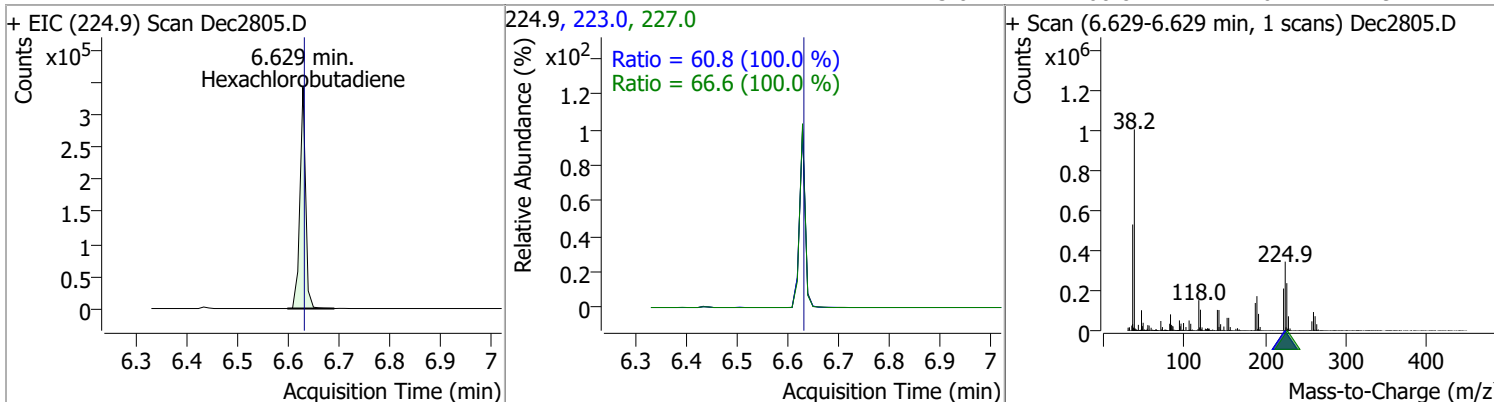
Compound	Conc.	RT	Dev(Min)	Resp.	QIon	QRatio	Lower	Upper
4-Chlorophenol	75.9576	6.52	0.00	152036 (m)	128.0	309.7	216.8	402.6



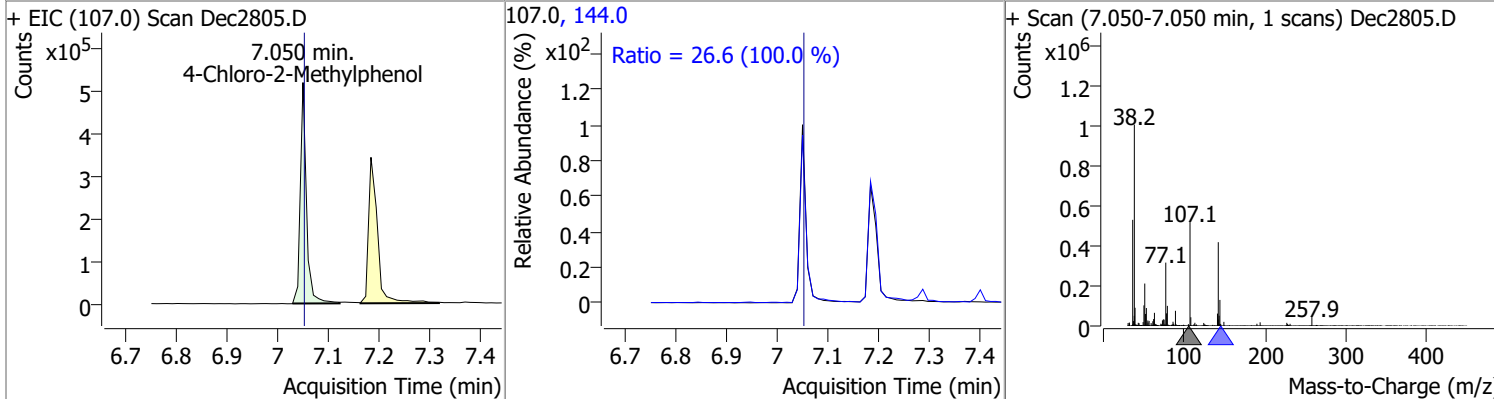
Compound	Conc.	RT	Dev(Min)	Resp.	QIon	QRatio	Lower	Upper
p-Chloroaniline	75.4371	6.56	0.00	661505	65.0	37.5	26.3	48.8
					129.0	29.2	20.5	38.0



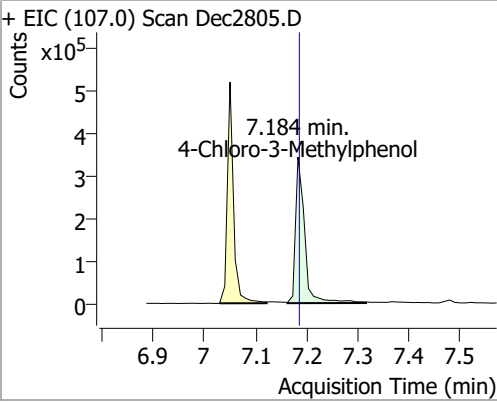
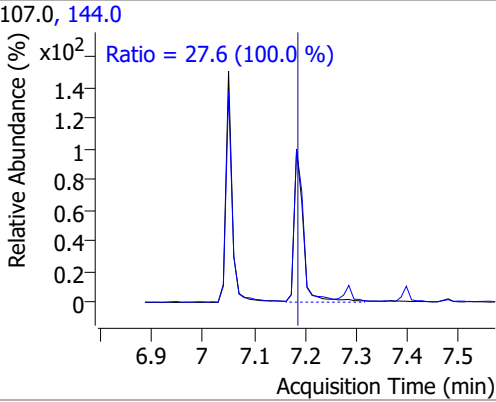
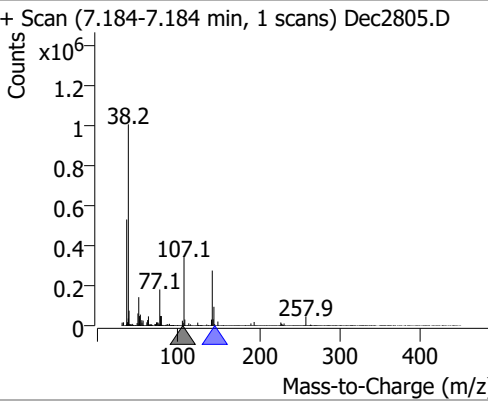
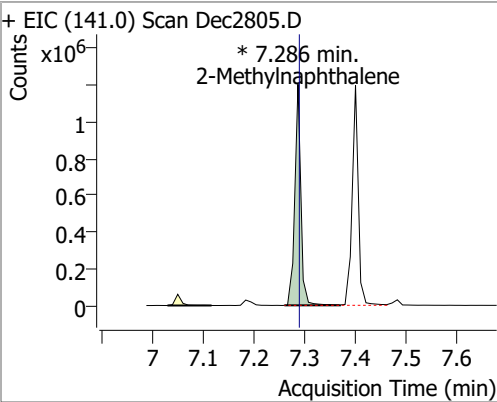
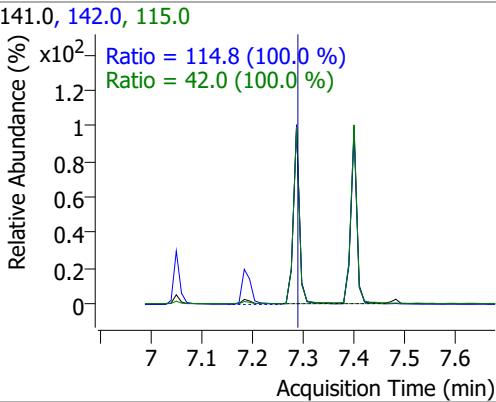
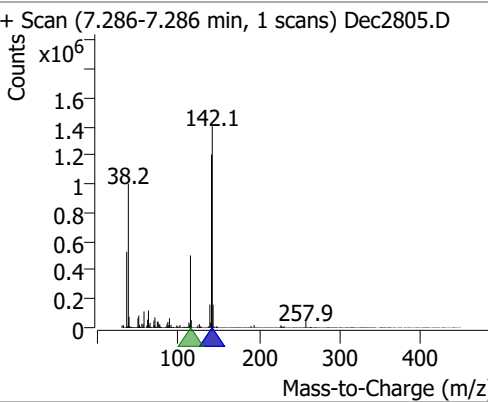
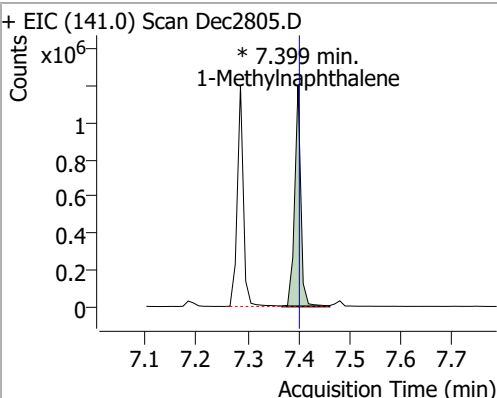
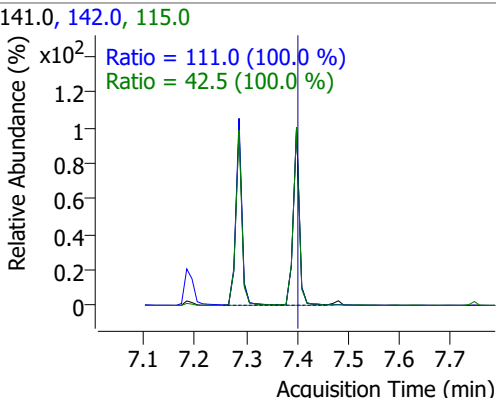
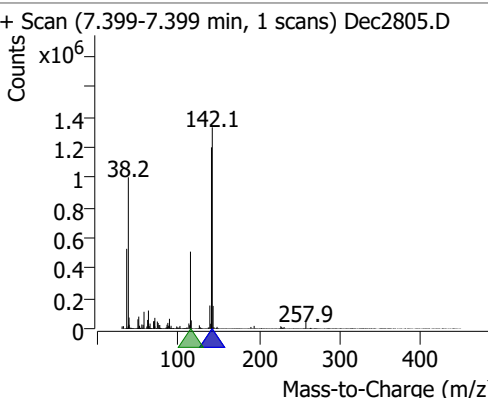
Compound	Conc.	RT	Dev(Min)	Resp.	QIon	QRatio	Lower	Upper
Hexachlorobutadiene	71.6434	6.63	0.00	266661	227.0	66.6	46.6	86.6
					223.0	60.8	42.6	79.1



Compound	Conc.	RT	Dev(Min)	Resp.	QIon	QRatio	Lower	Upper
4-Chloro-2-Methylphenol	75.7537	7.05	0.00	422116	144.0	26.6	18.6	34.6

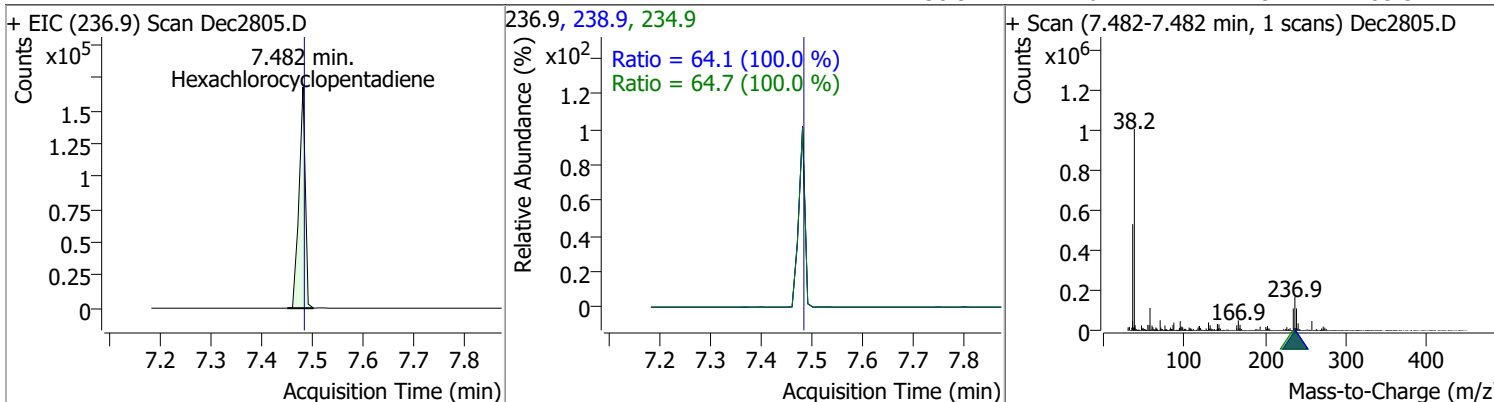


Quantitation Results Report (QT Reviewed)

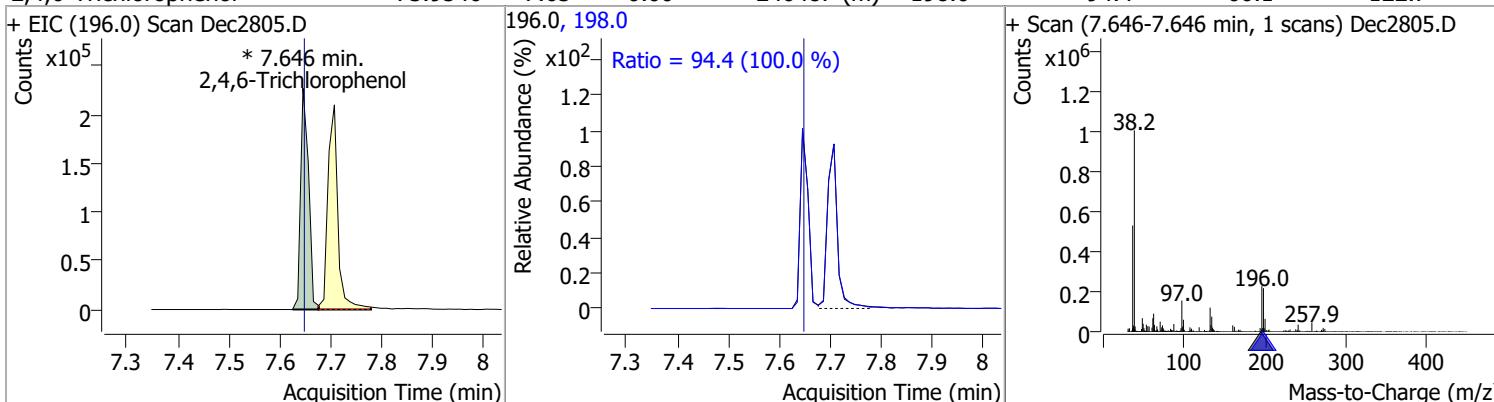
Compound	Conc.	RT	Dev(Min)	Resp.	QIon	QRatio	Lower	Upper
4-Chloro-3-Methylphenol	76.9427	7.18	0.00	426066	144.0	27.6	19.3	35.9
+ EIC (107.0) Scan Dec2805.D			107.0, 144.0			+ Scan (7.184-7.184 min, 1 scans) Dec2805.D		
								
2-Methylnaphthalene	72.6519	7.29	0.00	995823 (m)	142.0	114.8	80.4	149.3
+ EIC (141.0) Scan Dec2805.D			141.0, 142.0, 115.0			+ Scan (7.286-7.286 min, 1 scans) Dec2805.D		
								
1-Methylnaphthalene	73.9714	7.40	0.00	1006179 (m)	142.0	111.0	77.7	144.2
+ EIC (141.0) Scan Dec2805.D			141.0, 142.0, 115.0			+ Scan (7.399-7.399 min, 1 scans) Dec2805.D		
								

Quantitation Results Report (QT Reviewed)

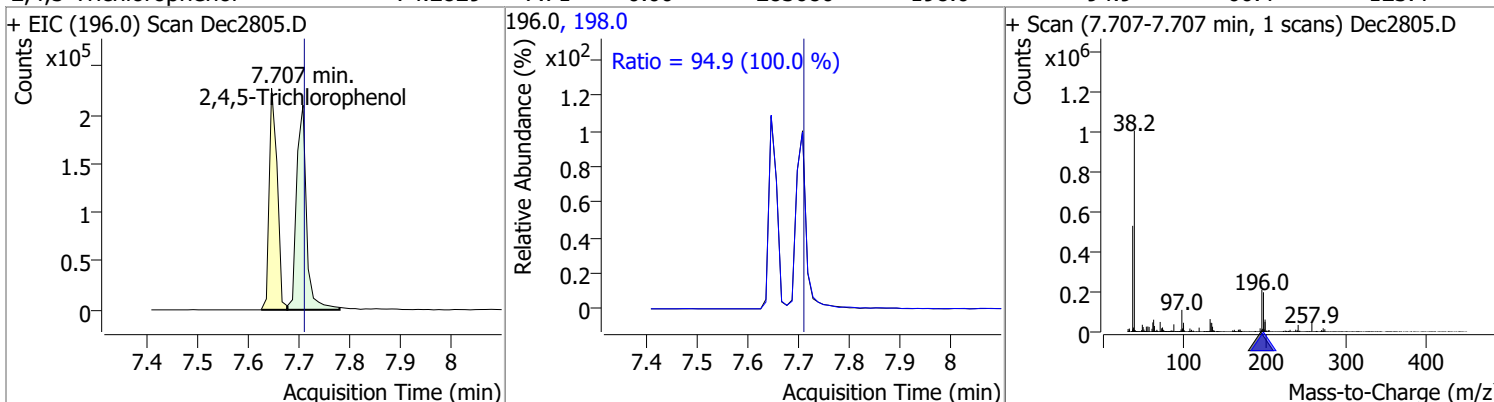
Compound	Conc.	RT	Dev(Min)	Resp.	QIon	QRatio	Lower	Upper
Hexachlorocyclopentadiene	74.4235	7.48	0.00	143380	234.9	64.7	45.3	84.1
					238.9	64.1	44.9	83.3



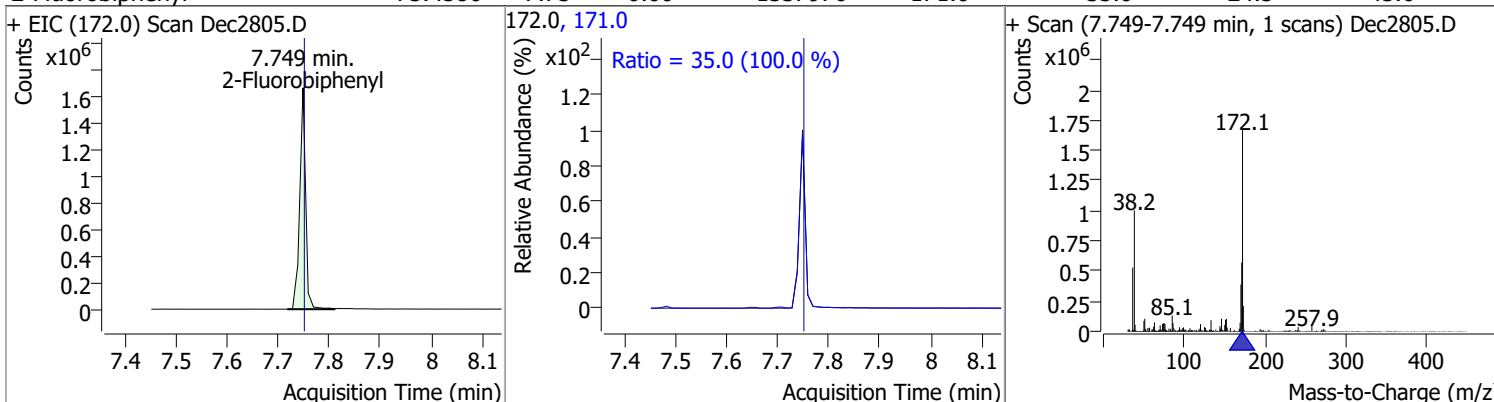
Compound	Conc.	RT	Dev(Min)	Resp.	QIon	QRatio	Lower	Upper
2,4,6-Trichlorophenol	73.9546	7.65	0.00	246487 (m)	198.0	94.4	66.1	122.7
					196.0	94.4	66.1	122.7



Compound	Conc.	RT	Dev(Min)	Resp.	QIon	QRatio	Lower	Upper
2,4,5-Trichlorophenol	74.2829	7.71	0.00	283680	198.0	94.9	66.4	123.4
					196.0	94.9	66.4	123.4

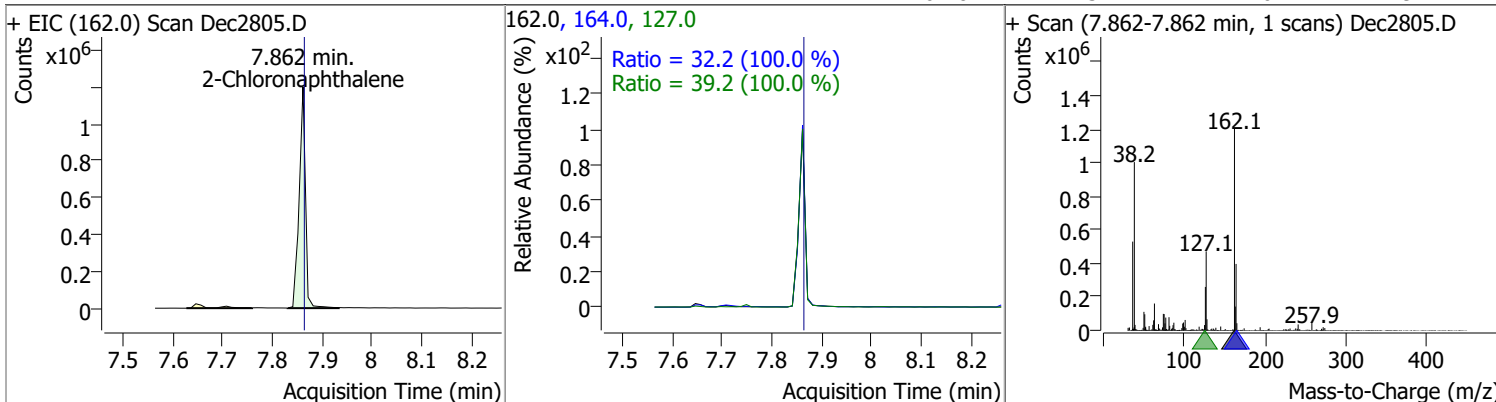


Compound	Conc.	RT	Dev(Min)	Resp.	QIon	QRatio	Lower	Upper
2-Fluorobiphenyl	73.4586	7.75	0.00	1337976	171.0	35.0	24.5	45.6
					172.0	35.0	24.5	45.6

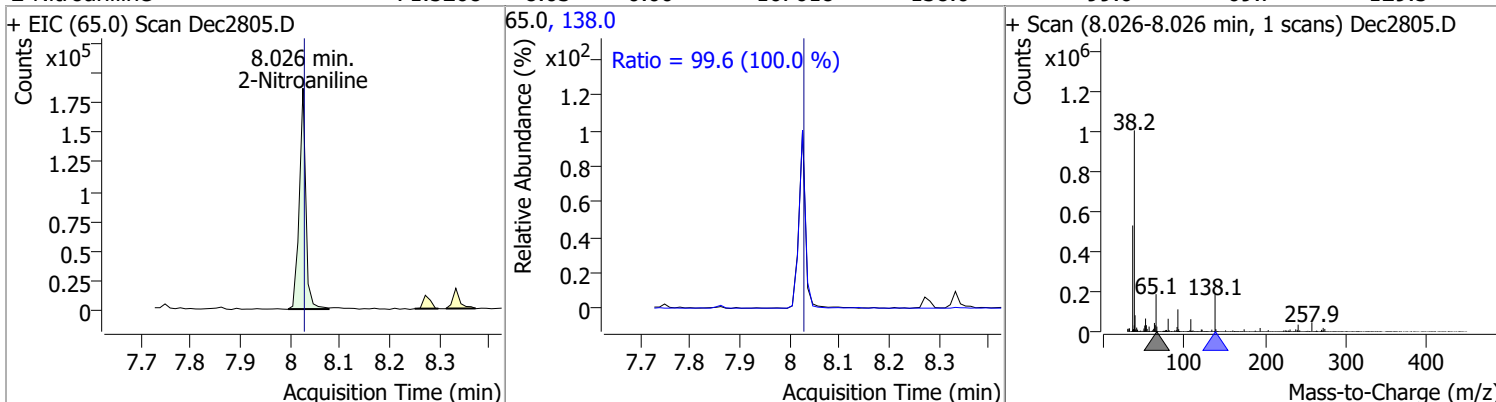


Quantitation Results Report (QT Reviewed)

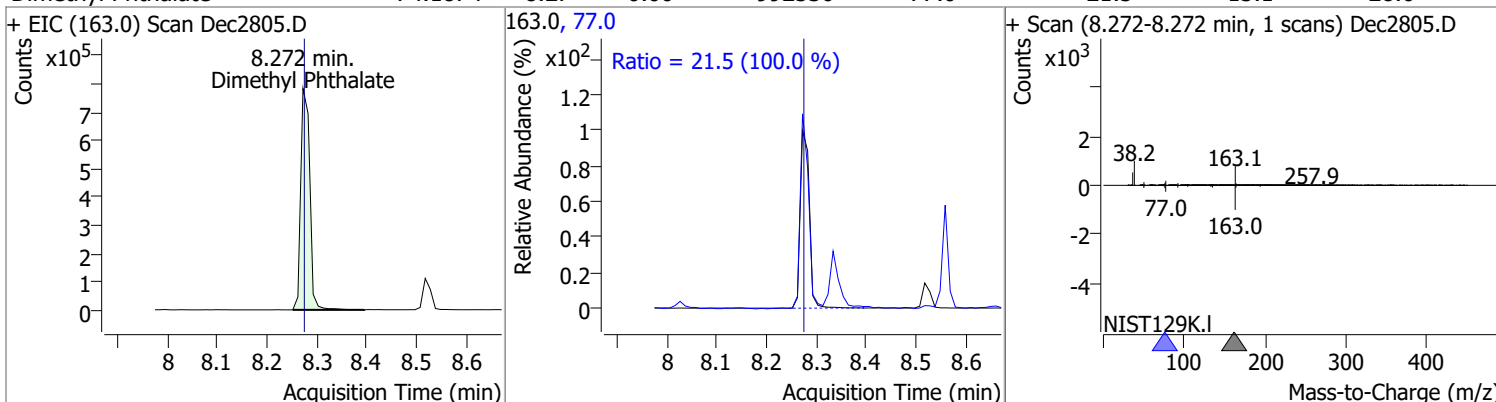
Compound	Conc.	RT	Dev(Min)	Resp.	QIon	QRatio	Lower	Upper
2-Chloronaphthalene	71.3935	7.86	0.00	1054504	127.0	39.2	27.4	50.9
					164.0	32.2	22.6	41.9



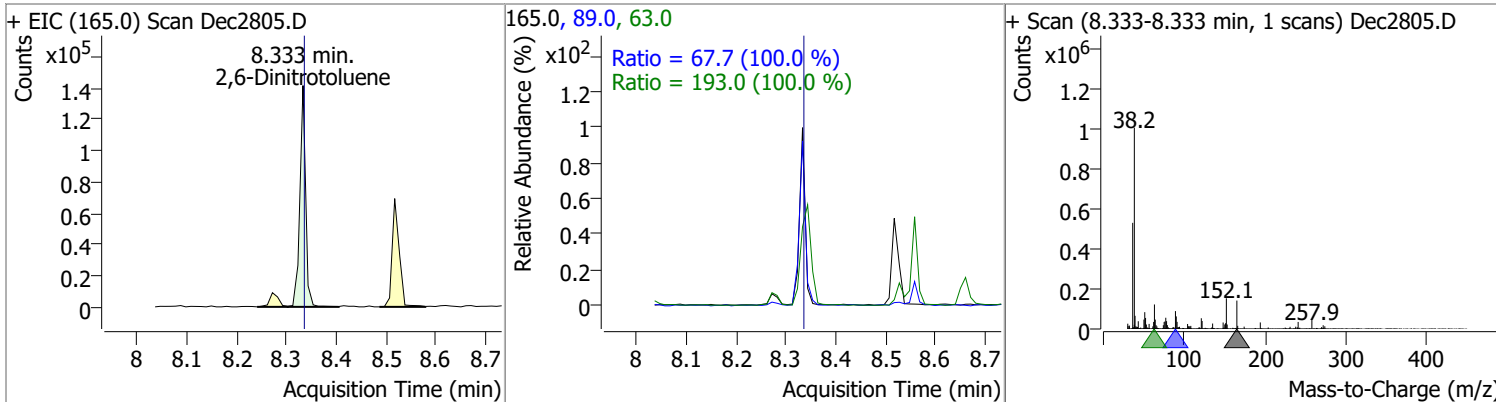
Compound	Conc.	RT	Dev(Min)	Resp.	QIon	QRatio	Lower	Upper
2-Nitroaniline	71.5268	8.03	0.00	167618	138.0	99.6	69.7	129.5



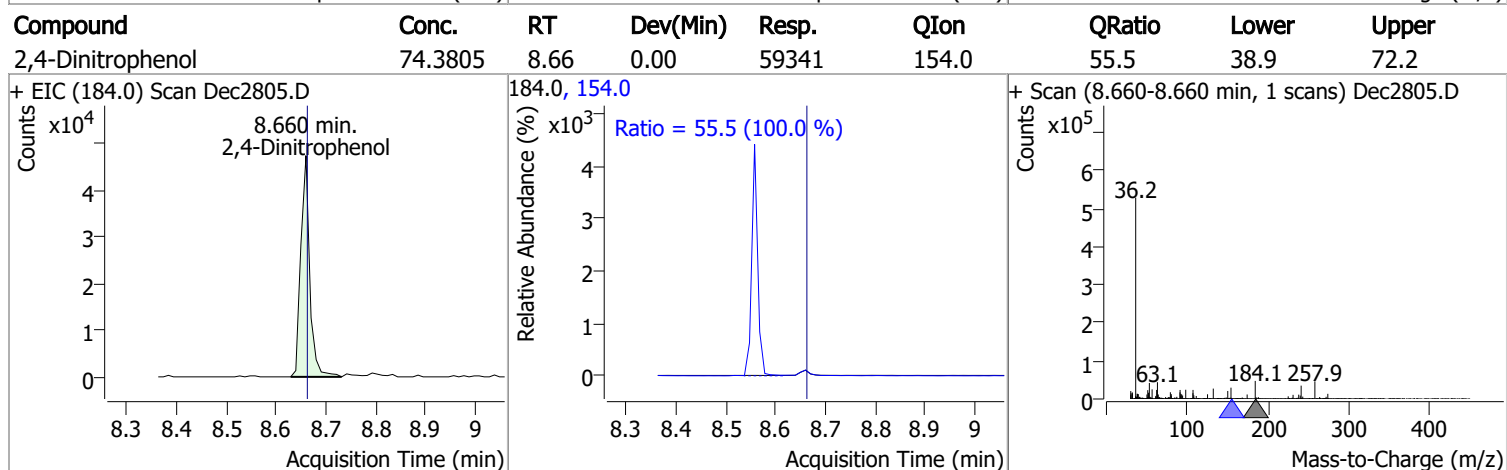
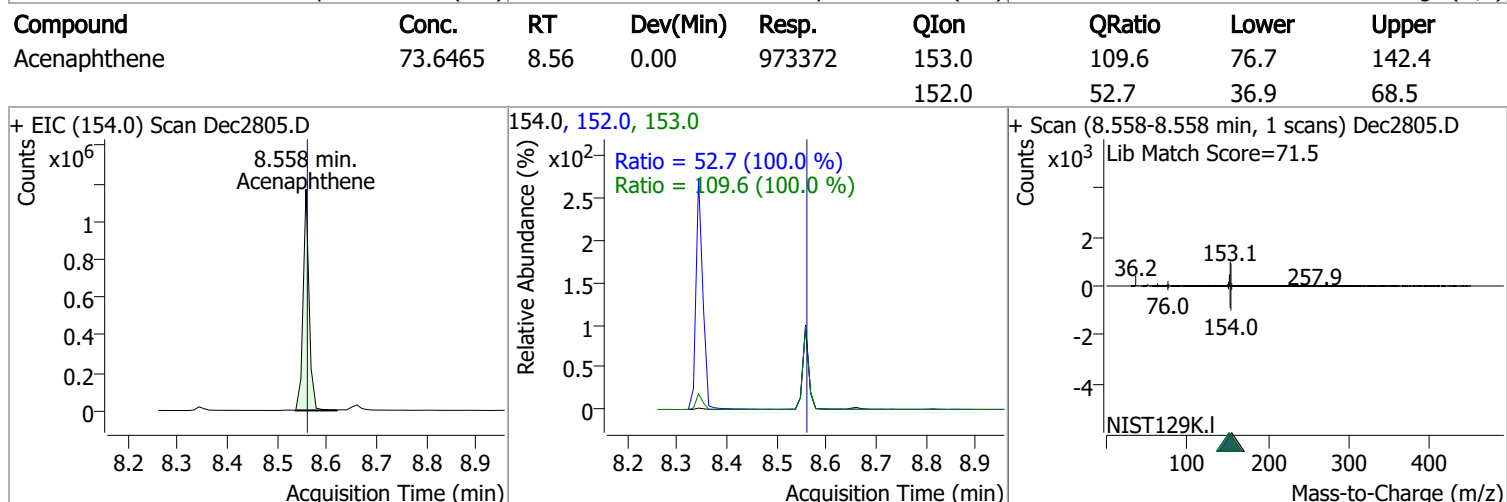
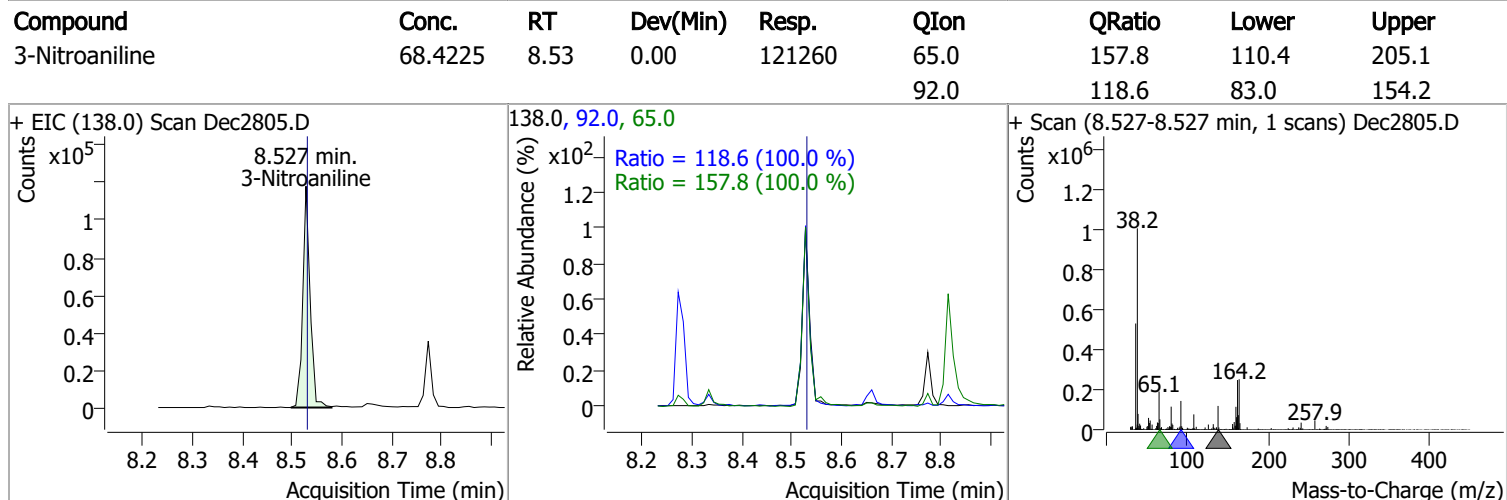
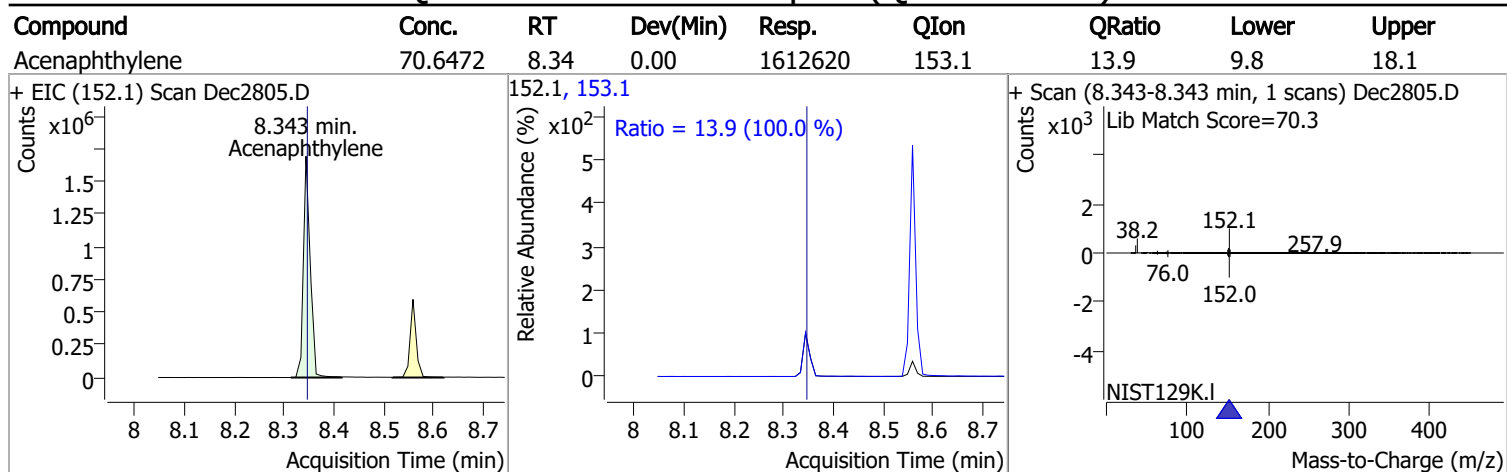
Compound	Conc.	RT	Dev(Min)	Resp.	QIon	QRatio	Lower	Upper
Dimethyl Phthalate	74.1874	8.27	0.00	992530	77.0	21.5	15.1	28.0



Compound	Conc.	RT	Dev(Min)	Resp.	QIon	QRatio	Lower	Upper
2,6-Dinitrotoluene	74.3460	8.33	0.00	113854	63.0	193.0	135.1	250.9
					89.0	67.7	47.4	88.1

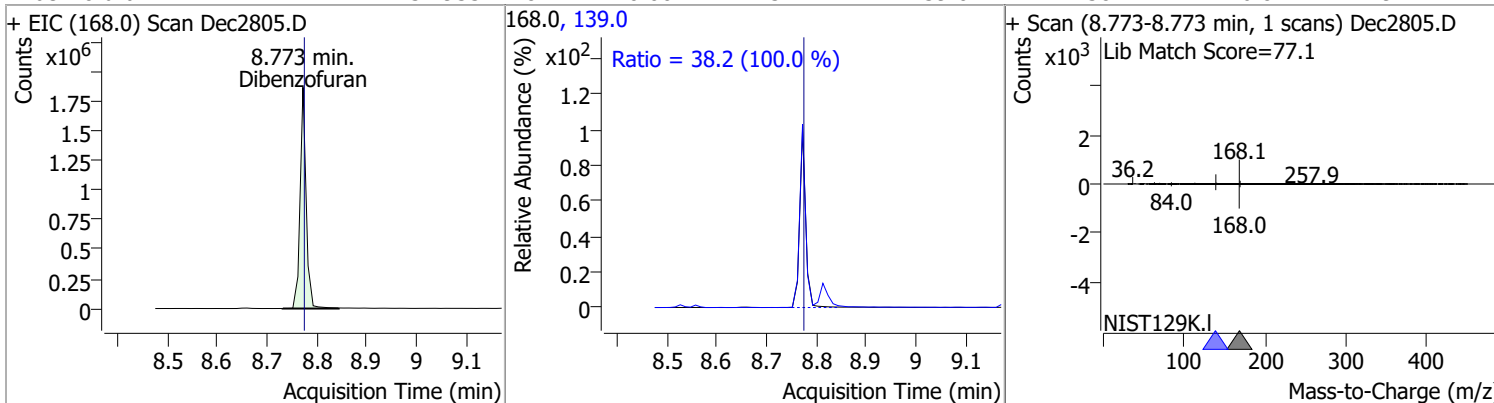


Quantitation Results Report (QT Reviewed)

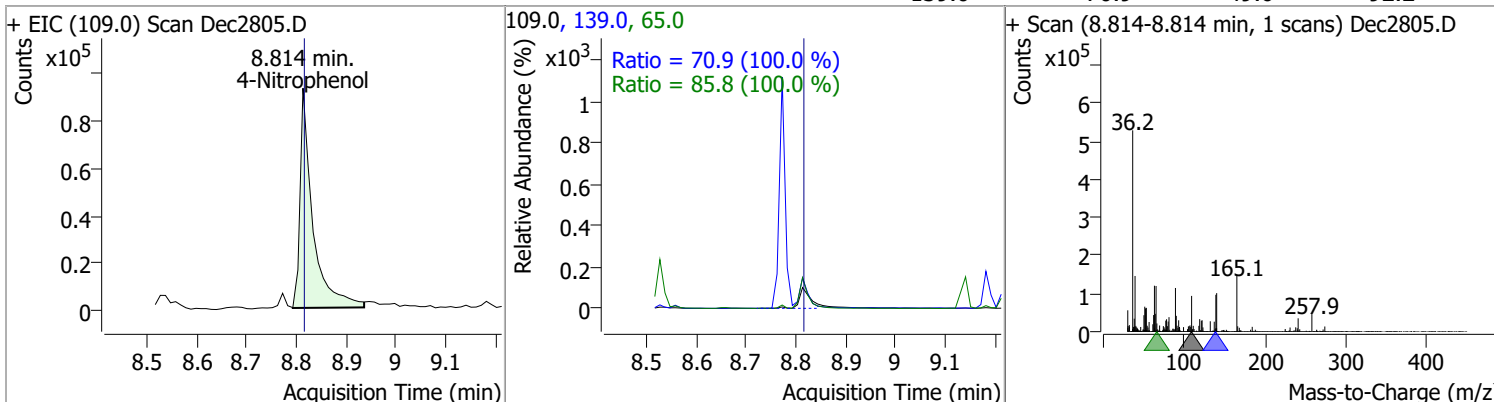


Quantitation Results Report (QT Reviewed)

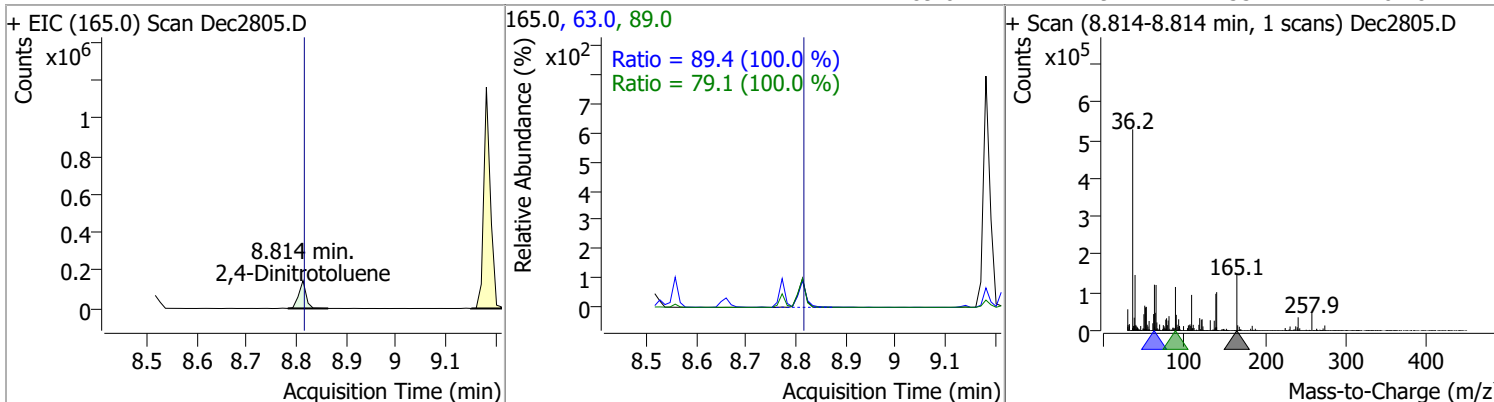
Compound	Conc.	RT	Dev(Min)	Resp.	QIon	QRatio	Lower	Upper
Dibenzofuran	73.7933	8.77	0.00	1572142	139.0	38.2	26.8	49.7



Compound	Conc.	RT	Dev(Min)	Resp.	QIon	QRatio	Lower	Upper
4-Nitrophenol	73.5781	8.81	0.00	165006	65.0	85.8	60.1	111.5
					139.0	70.9	49.6	92.2

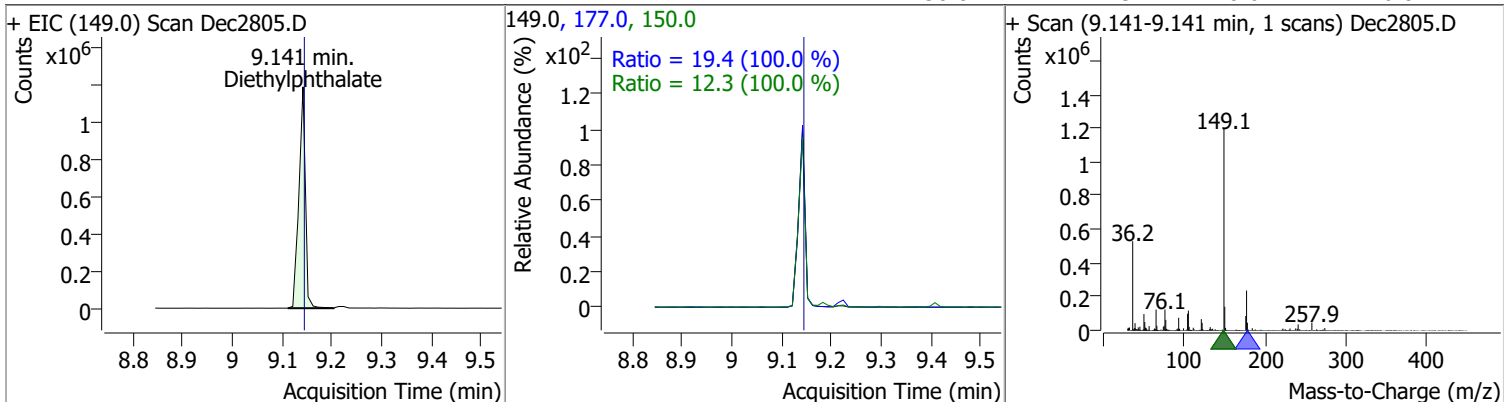


Compound	Conc.	RT	Dev(Min)	Resp.	QIon	QRatio	Lower	Upper
2,4-Dinitrotoluene	75.1453	8.81	0.00	147997	63.0	89.4	62.6	116.2
					89.0	79.1	55.4	102.8

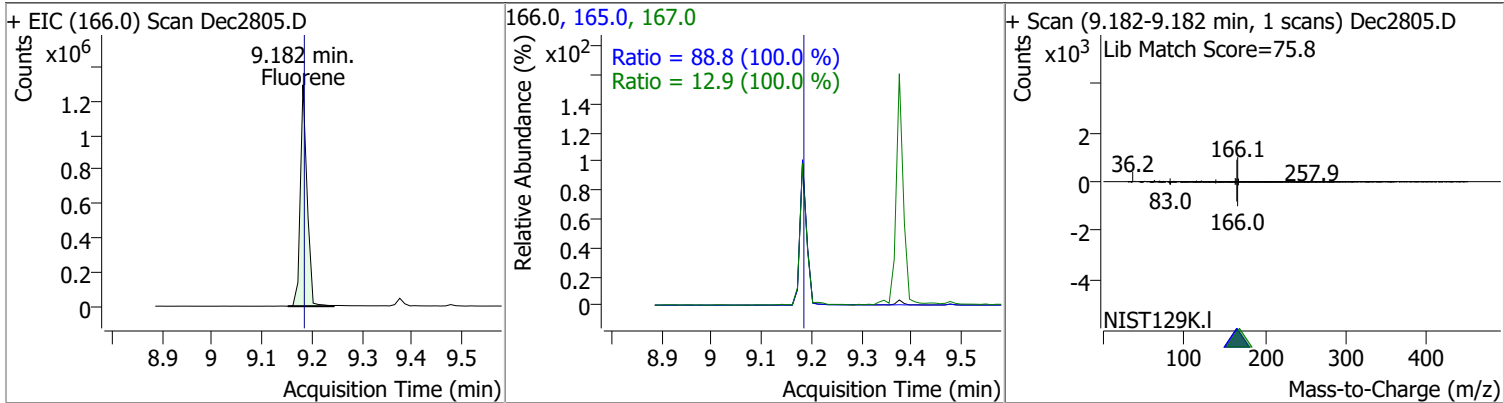


Quantitation Results Report (QT Reviewed)

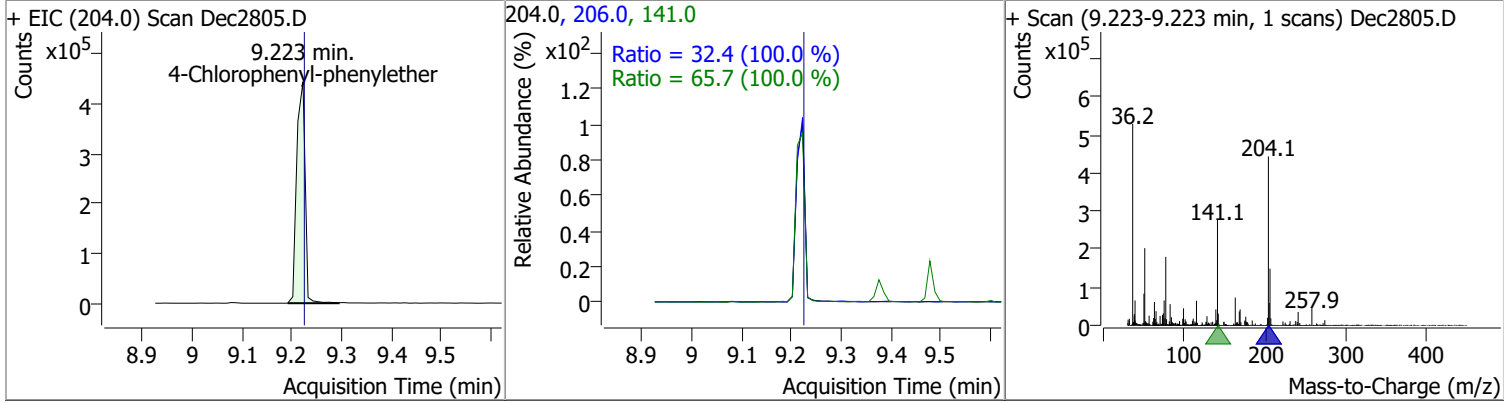
Compound	Conc.	RT	Dev(Min)	Resp.	QIon	QRatio	Lower	Upper
Diethylphthalate	74.9911	9.14	0.00	1086187	177.0	19.4	13.6	25.2
					150.0	12.3	8.6	16.0



Compound	Conc.	RT	Dev(Min)	Resp.	QIon	QRatio	Lower	Upper
Fluorene	72.0280	9.18	0.00	1224821	165.0	88.8	62.2	115.4
					167.0	12.9	9.1	16.8

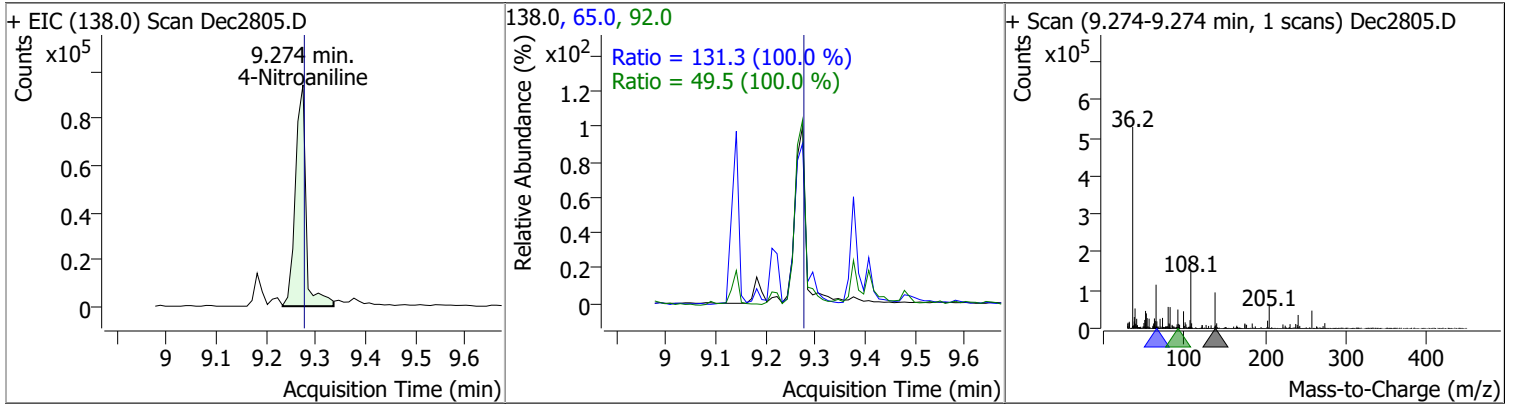


Compound	Conc.	RT	Dev(Min)	Resp.	QIon	QRatio	Lower	Upper
4-Chlorophenyl-phenylether	73.5400	9.22	0.00	519520	141.0	65.7	46.0	85.3
					206.0	32.4	22.7	42.1

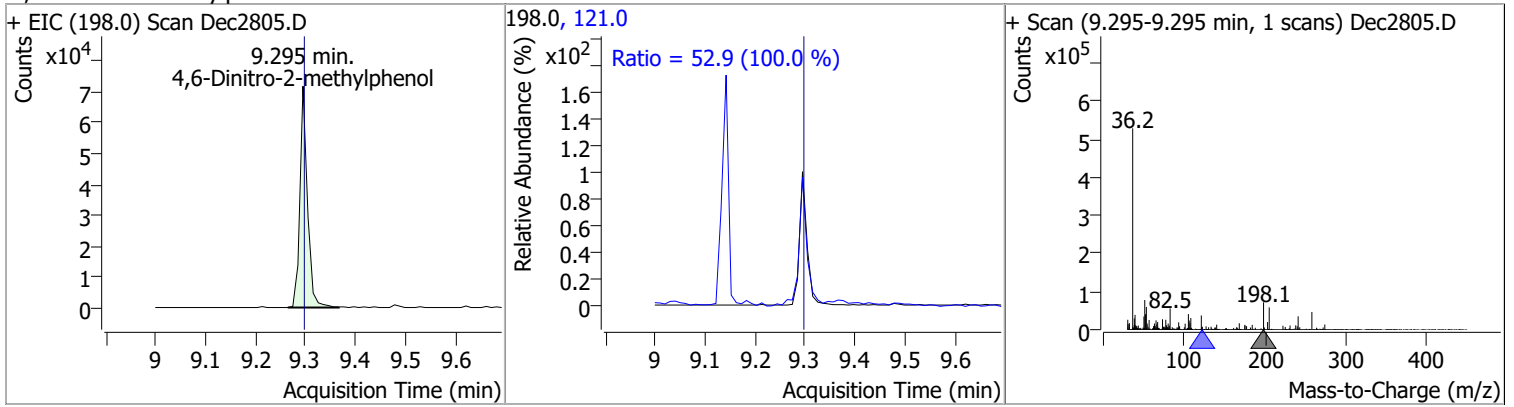


Quantitation Results Report (QT Reviewed)

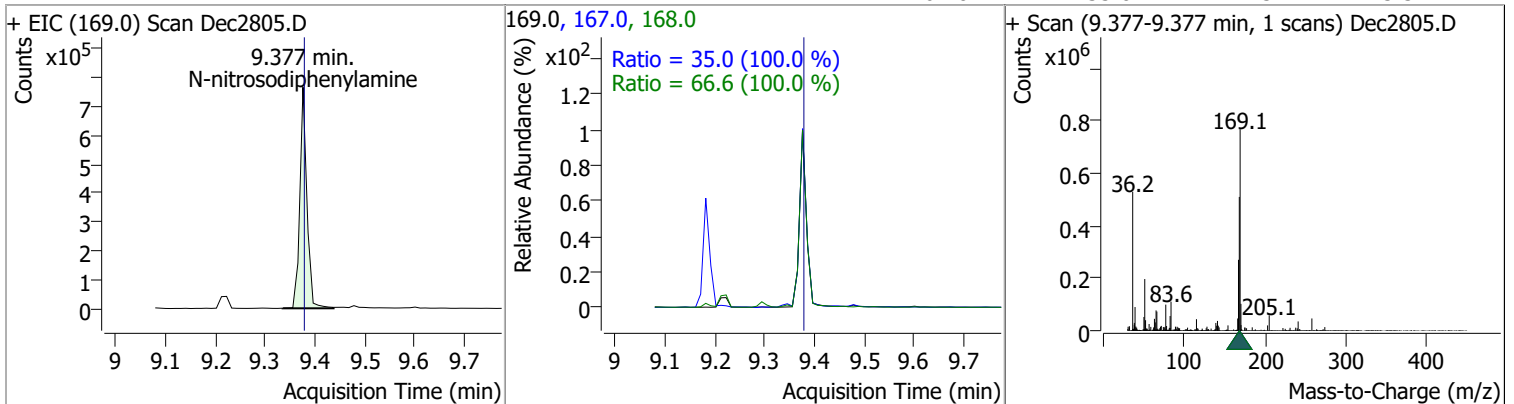
Compound	Conc.	RT	Dev(Min)	Resp.	QIon	QRatio	Lower	Upper
4-Nitroaniline	78.8666	9.27	0.00	140161	65.0	131.3	91.9	170.7
					92.0	49.5	34.6	64.3



Compound	Conc.	RT	Dev(Min)	Resp.	QIon	QRatio	Lower	Upper
4,6-Dinitro-2-methylphenol	75.7286	9.29	0.00	75737	121.0	52.9	37.1	68.8
					198.0	52.9 (100.0 %)	37.1	68.8

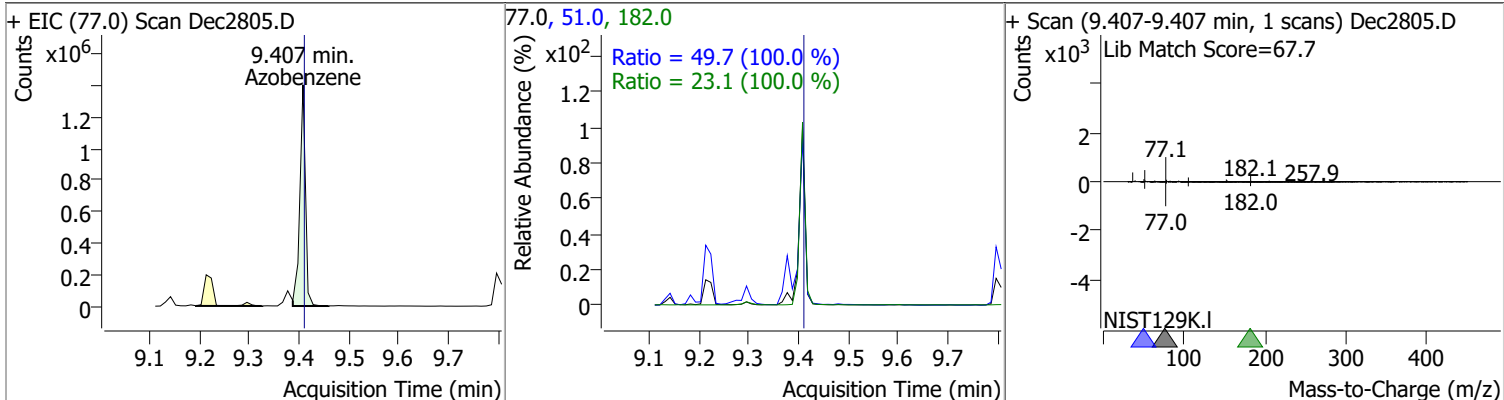


Compound	Conc.	RT	Dev(Min)	Resp.	QIon	QRatio	Lower	Upper
N-nitrosodiphenylamine	75.0830	9.38	0.00	755015	168.0	66.6	46.6	86.6
					167.0	35.0	24.5	45.5
					169.0	35.0 (100.0 %)	24.5	45.5

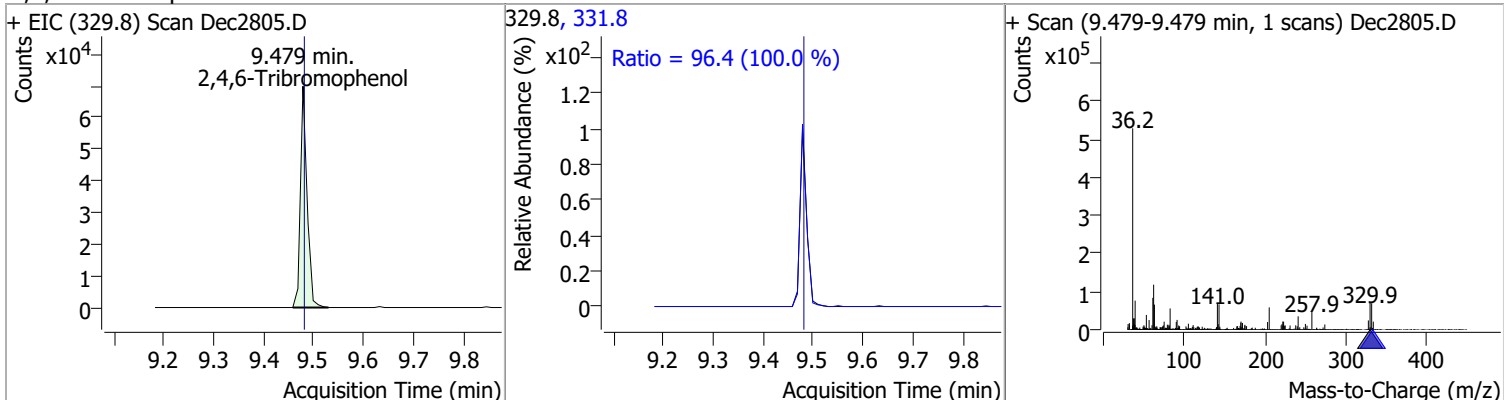


Quantitation Results Report (QT Reviewed)

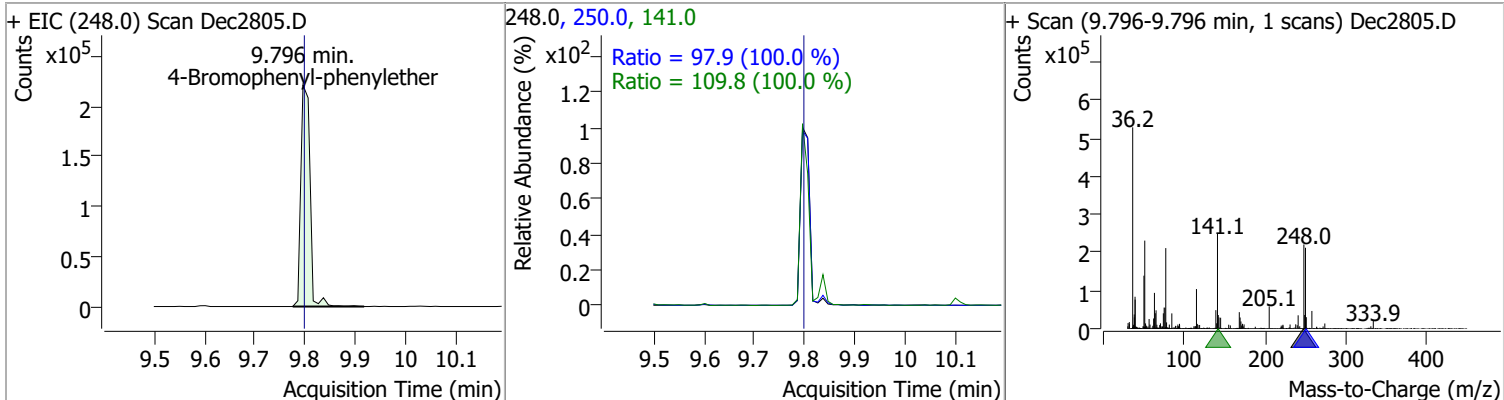
Compound	Conc.	RT	Dev(Min)	Resp.	QIon	QRatio	Lower	Upper
Azobenzene	80.2177	9.41	0.00	1098194	51.0	49.7	34.8	64.6
					182.0	23.1	16.2	30.1



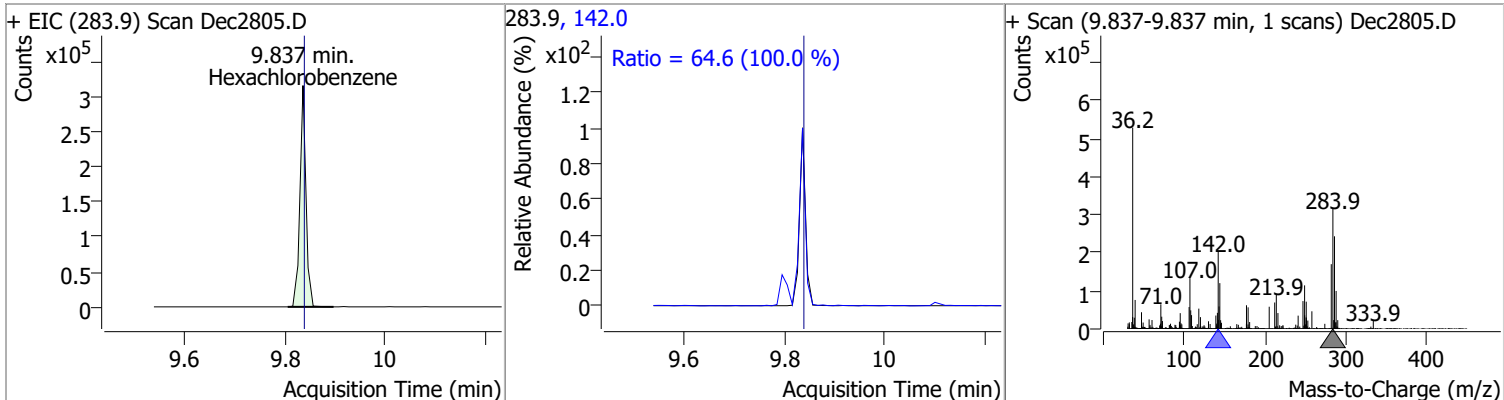
Compound	Conc.	RT	Dev(Min)	Resp.	QIon	QRatio	Lower	Upper
2,4,6-Tribromophenol	74.6907	9.48	0.00	64861	331.8	96.4	67.5	125.3



Compound	Conc.	RT	Dev(Min)	Resp.	QIon	QRatio	Lower	Upper
4-Bromophenyl-phenylether	75.7570	9.80	0.00	280063	141.0	109.8	76.9	142.8
					250.0	97.9	68.5	127.2

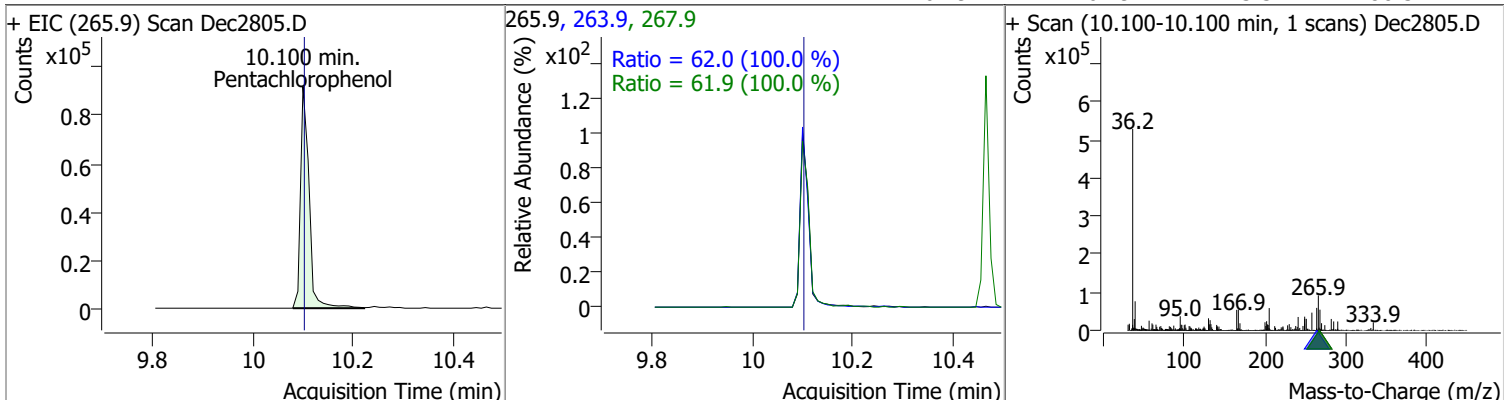


Compound	Conc.	RT	Dev(Min)	Resp.	QIon	QRatio	Lower	Upper
Hexachlorobenzene	76.2575	9.84	0.00	263433	142.0	64.6	45.2	83.9

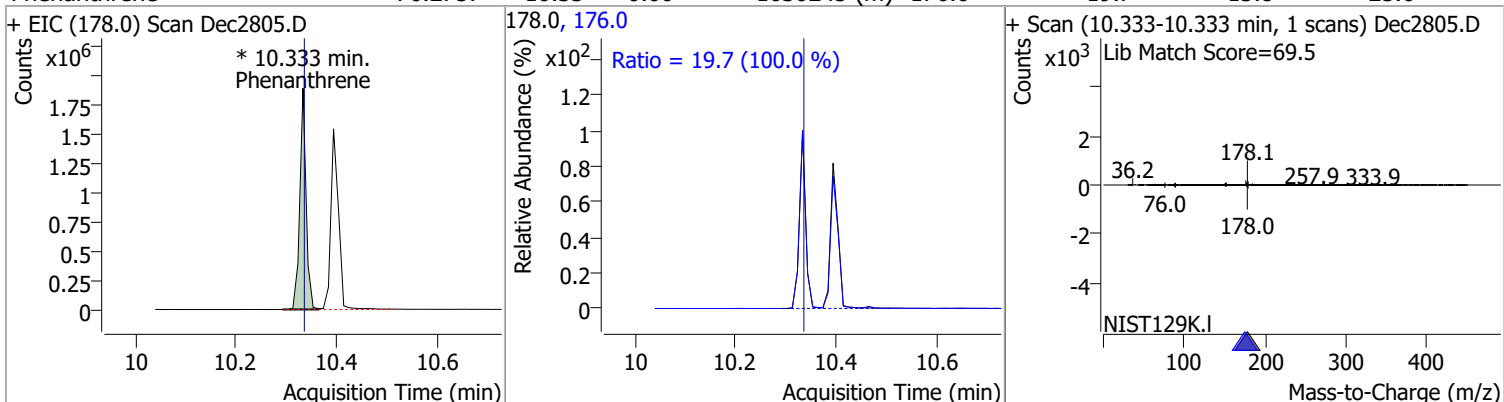


Quantitation Results Report (QT Reviewed)

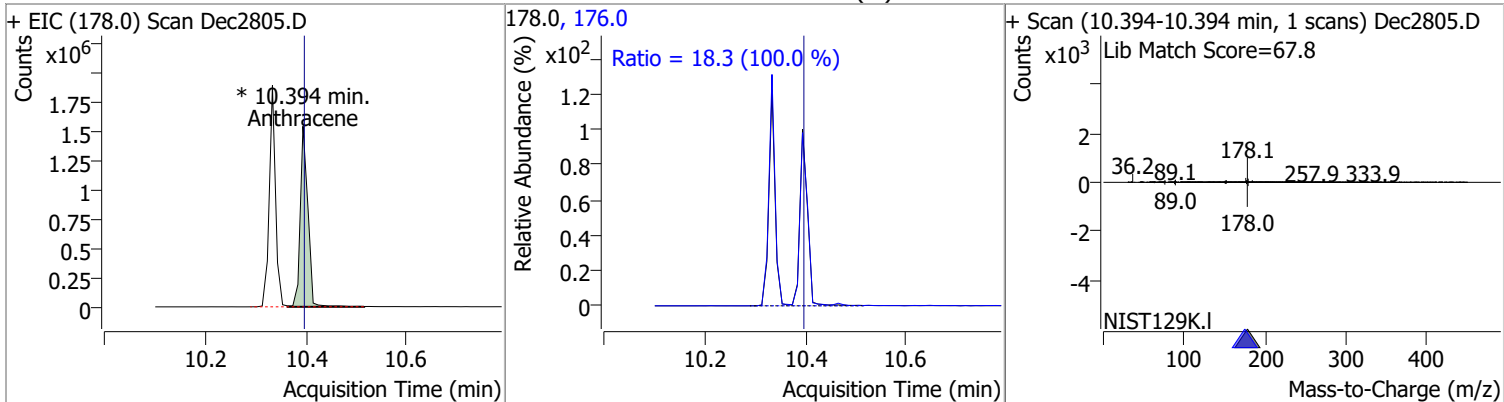
Compound	Conc.	RT	Dev(Min)	Resp.	QIon	QRatio	Lower	Upper
Pentachlorophenol	78.4772	10.10	0.00	108974	263.9	62.0	43.4	80.6
					267.9	61.9	43.3	80.5



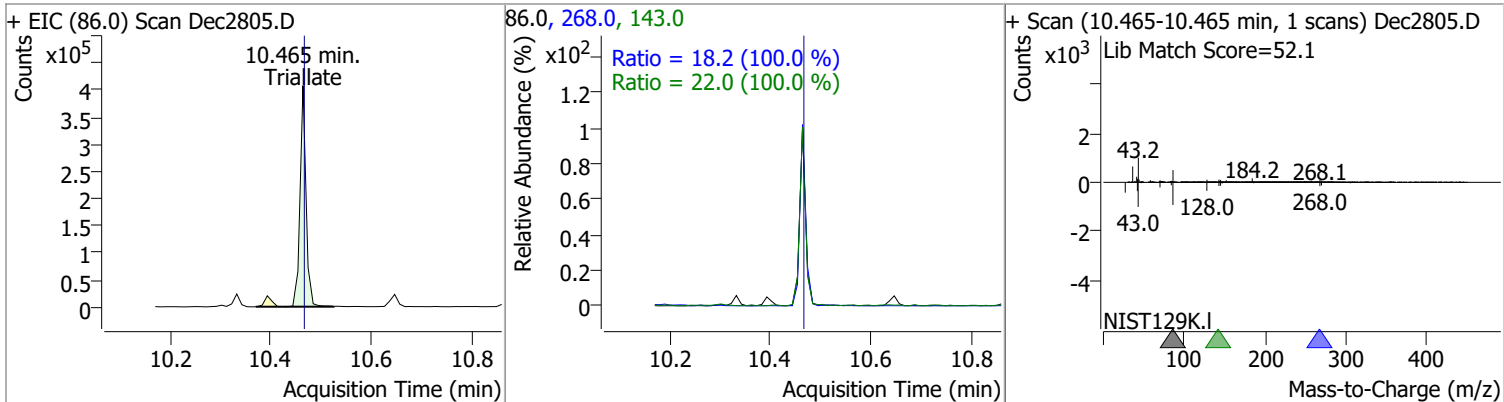
Compound	Conc.	RT	Dev(Min)	Resp.	QIon	QRatio	Lower	Upper
Phenanthrene	76.2757	10.33	0.00	1630245 (m)	176.0	19.7	13.8	25.6



Compound	Conc.	RT	Dev(Min)	Resp.	QIon	QRatio	Lower	Upper
Anthracene	77.7359	10.39	0.00	1623433 (m)	176.0	18.3	12.8	23.8

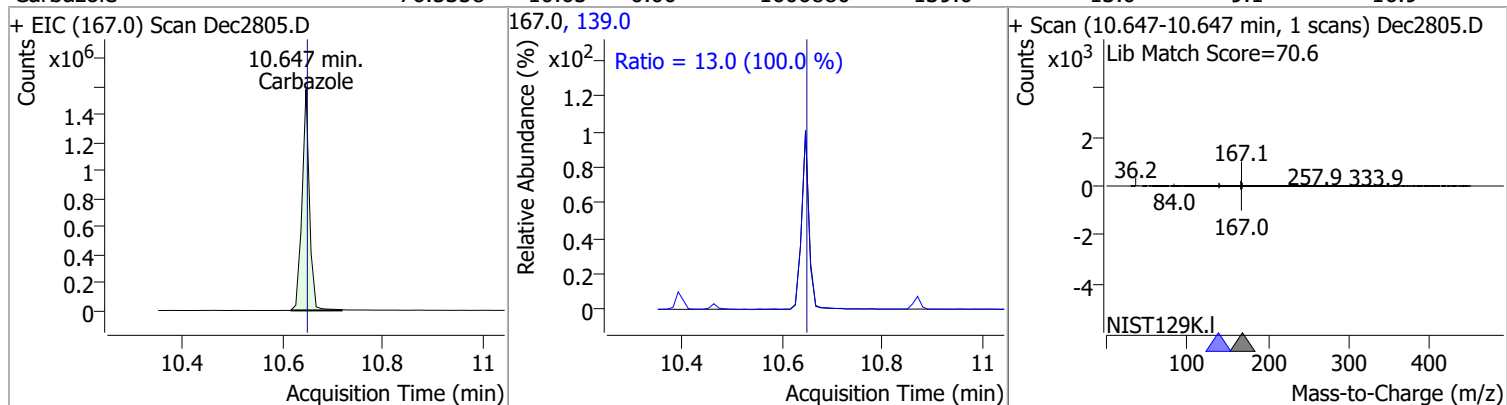


Compound	Conc.	RT	Dev(Min)	Resp.	QIon	QRatio	Lower	Upper
Triallate	78.3641	10.46	0.00	338494	143.0	22.0	15.4	28.6
					268.0	18.2	12.8	23.7

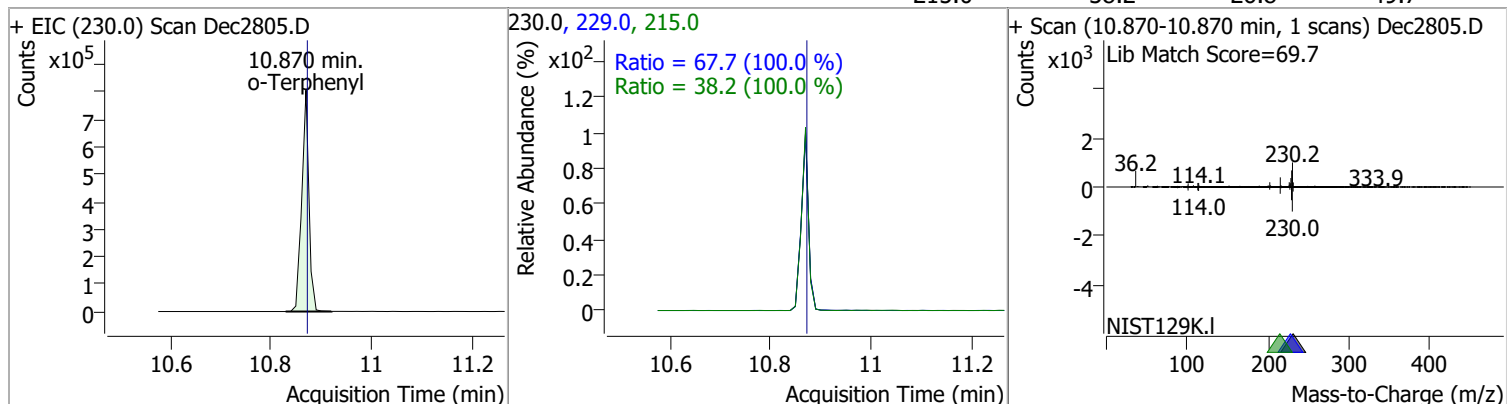


Quantitation Results Report (QT Reviewed)

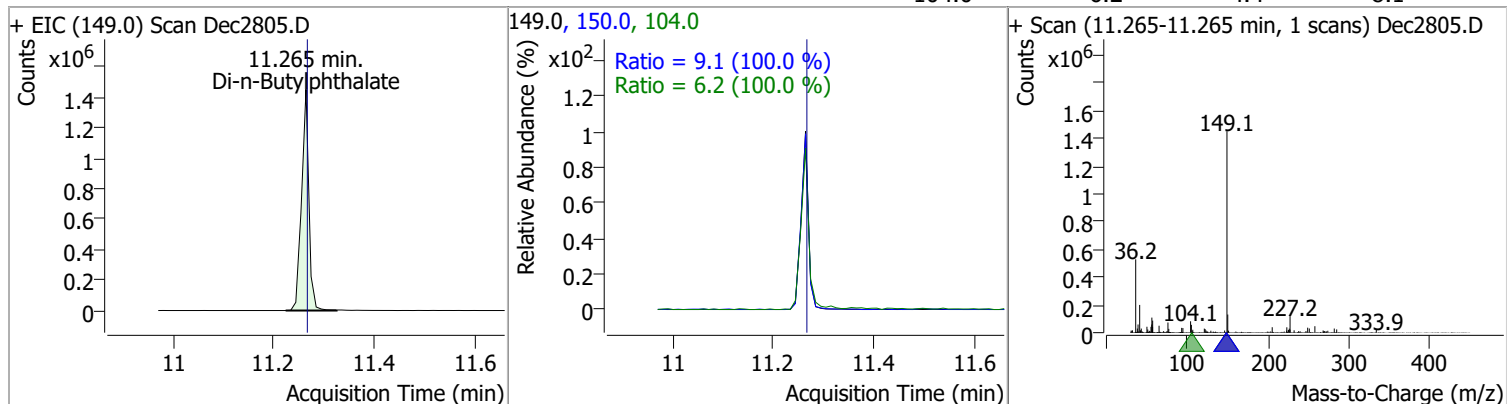
Compound	Conc.	RT	Dev(Min)	Resp.	QIon	QRatio	Lower	Upper
Carbazole	76.5358	10.65	0.00	1606880	139.0	13.0	9.1	16.9



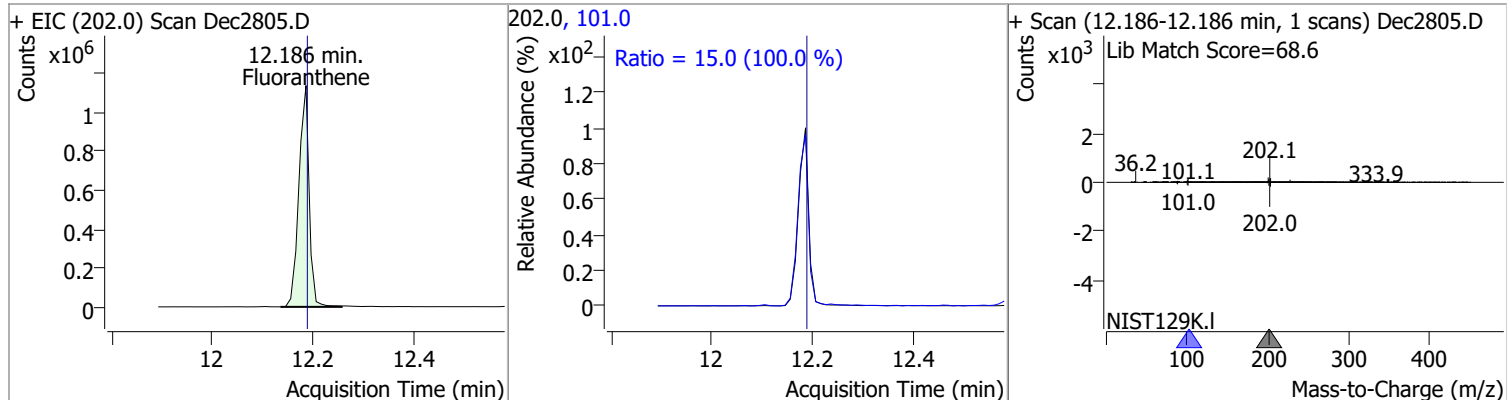
Compound	Conc.	RT	Dev(Min)	Resp.	QIon	QRatio	Lower	Upper
o-Terphenyl	76.6514	10.87	0.00	801512	229.0	67.7	47.4	88.0
					215.0	38.2	26.8	49.7



Compound	Conc.	RT	Dev(Min)	Resp.	QIon	QRatio	Lower	Upper
Di-n-Butylphthalate	76.5041	11.26	0.00	1466232	150.0	9.1	6.4	11.9
					104.0	6.2	4.4	8.1

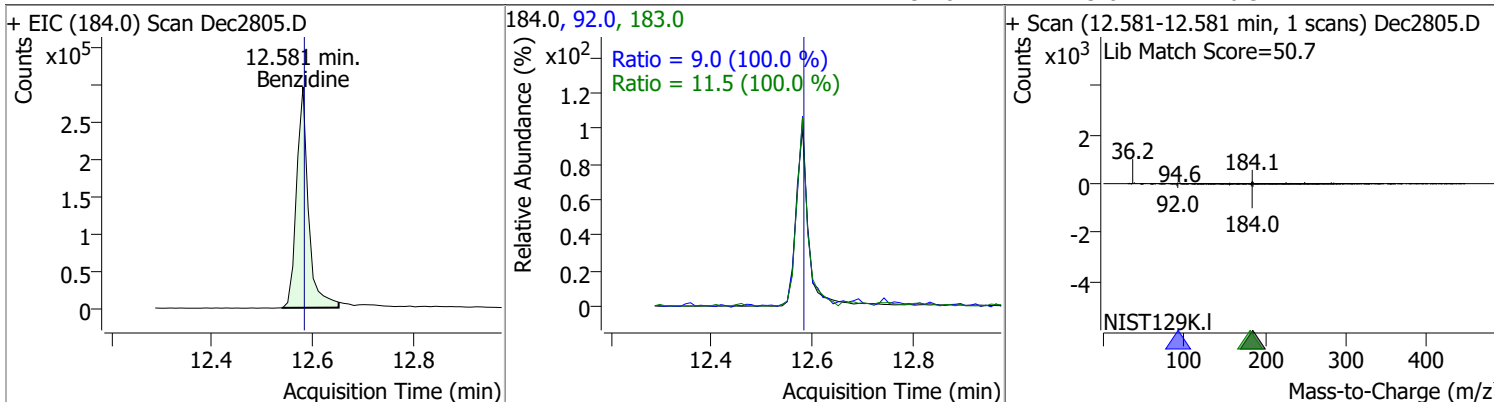


Compound	Conc.	RT	Dev(Min)	Resp.	QIon	QRatio	Lower	Upper
Fluoranthene	75.0996	12.19	0.00	1609940	101.0	15.0	10.5	19.5

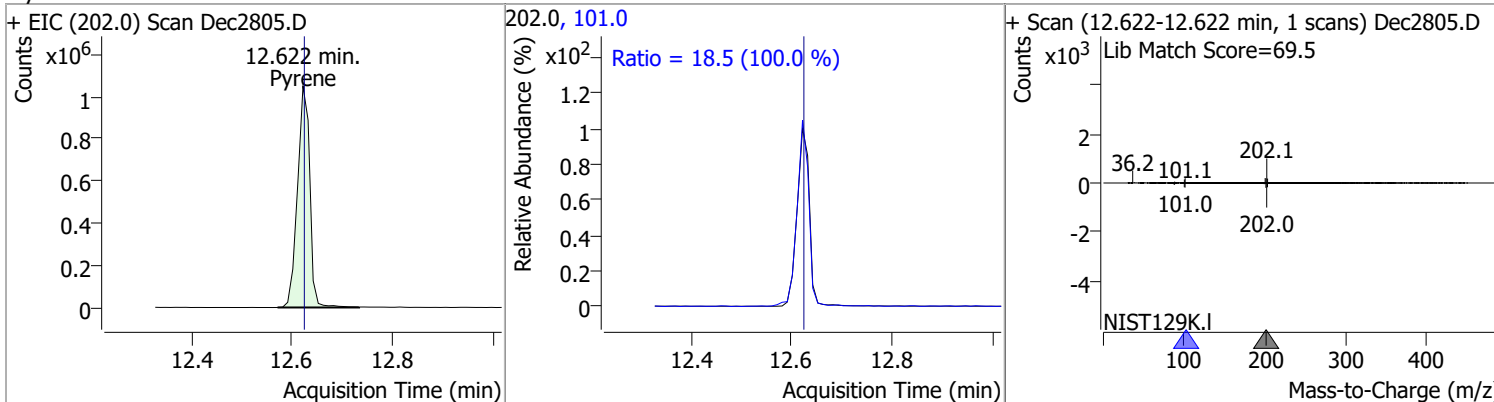


Quantitation Results Report (QT Reviewed)

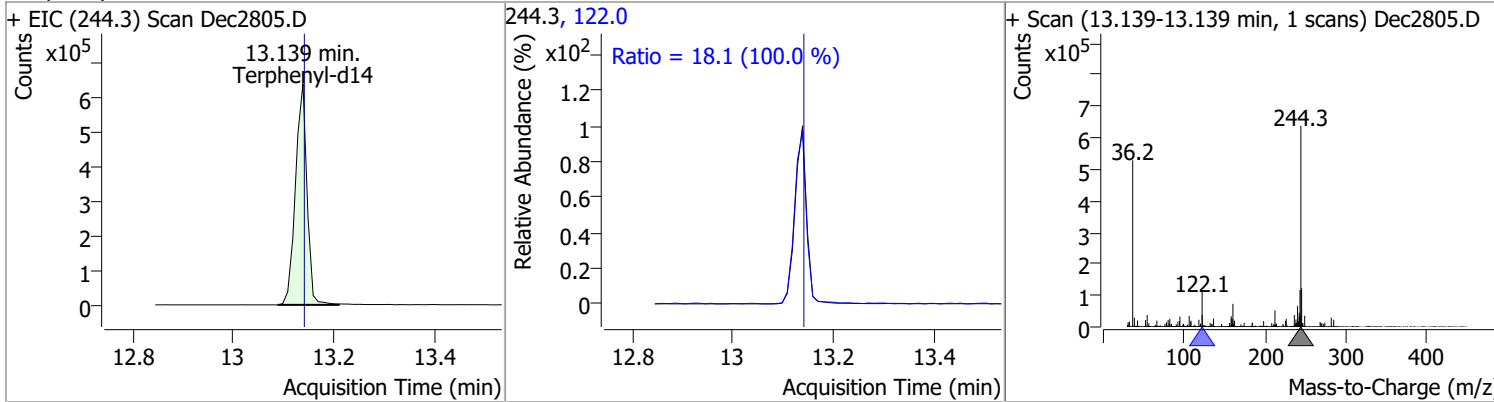
Compound	Conc.	RT	Dev(Min)	Resp.	QIon	QRatio	Lower	Upper
Benzidine	65.9357	12.58	0.00	487971	183.0	11.5	8.1	15.0
					92.0	9.0	6.3	11.7



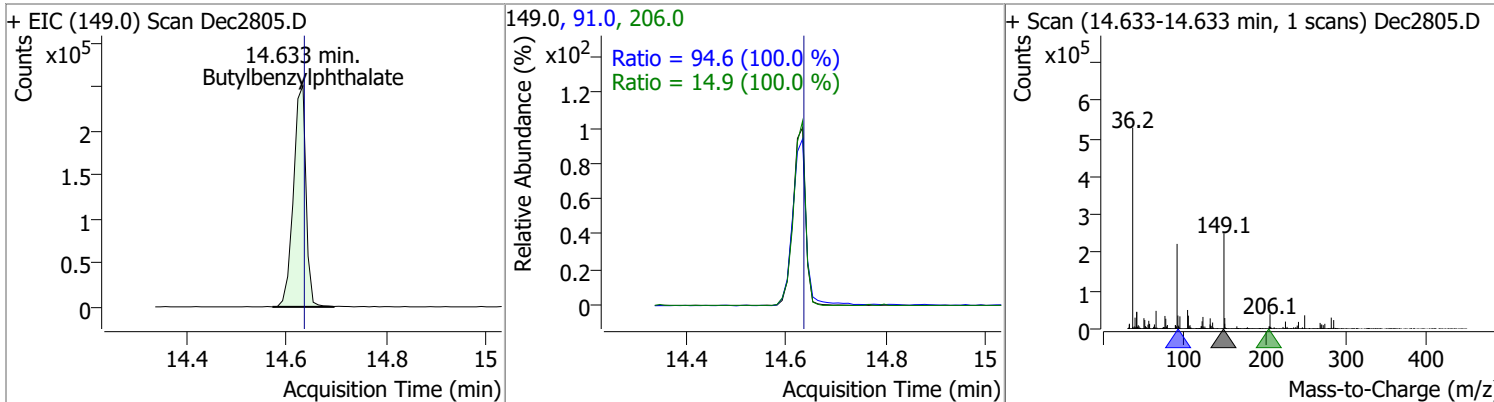
Compound	Conc.	RT	Dev(Min)	Resp.	QIon	QRatio	Lower	Upper
Pyrene	77.1748	12.62	0.00	1780968	101.0	18.5	12.9	24.0



Compound	Conc.	RT	Dev(Min)	Resp.	QIon	QRatio	Lower	Upper
Terphenyl-d14	73.3770	13.14	0.00	1013764	122.0	18.1	12.7	23.5

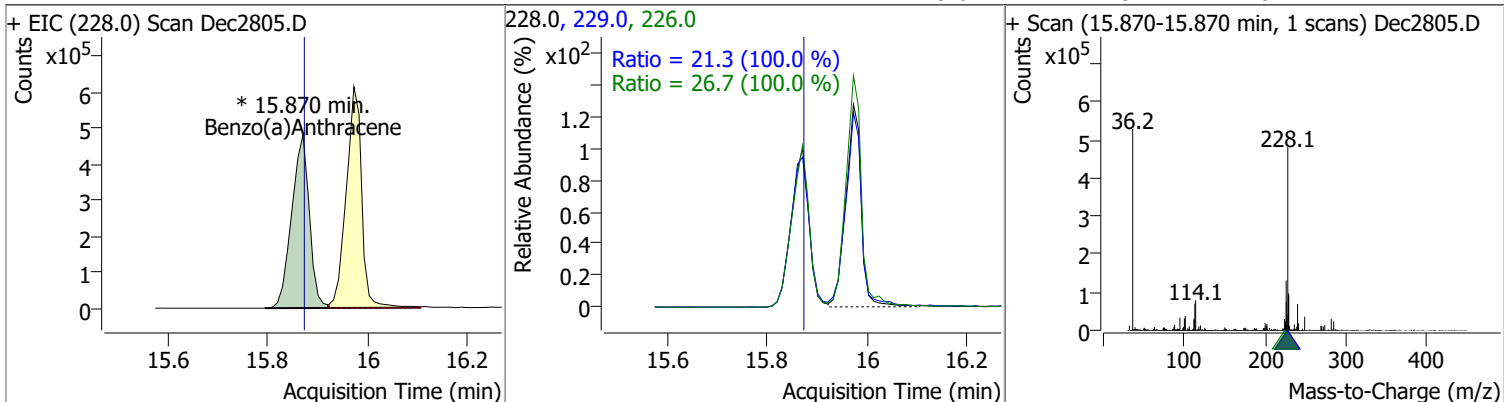


Compound	Conc.	RT	Dev(Min)	Resp.	QIon	QRatio	Lower	Upper
Butylbenzylphthalate	77.2394	14.63	0.00	437468	91.0	94.6	66.2	123.0
					206.0	14.9	10.4	19.4

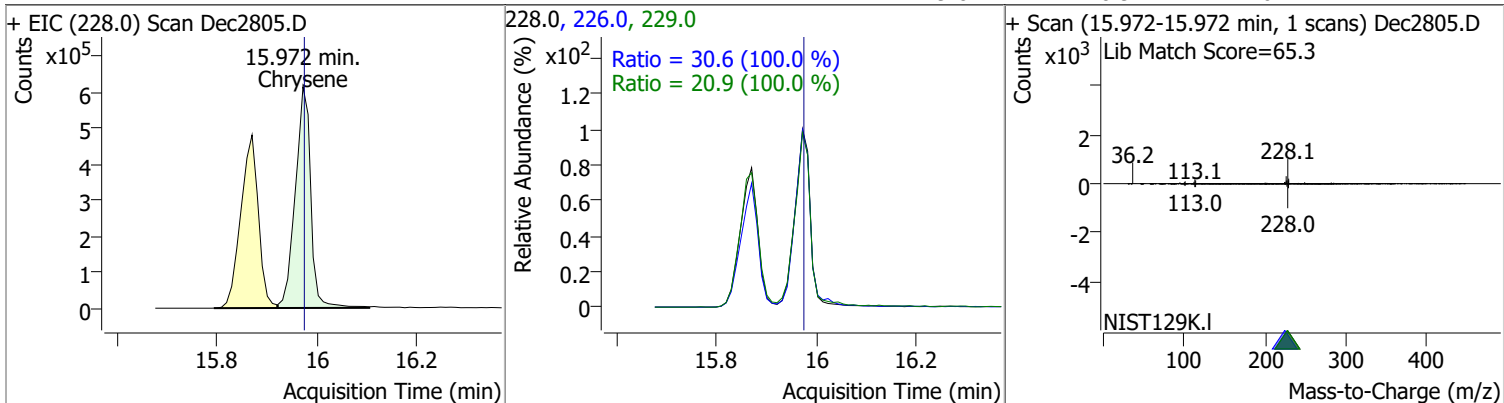


Quantitation Results Report (QT Reviewed)

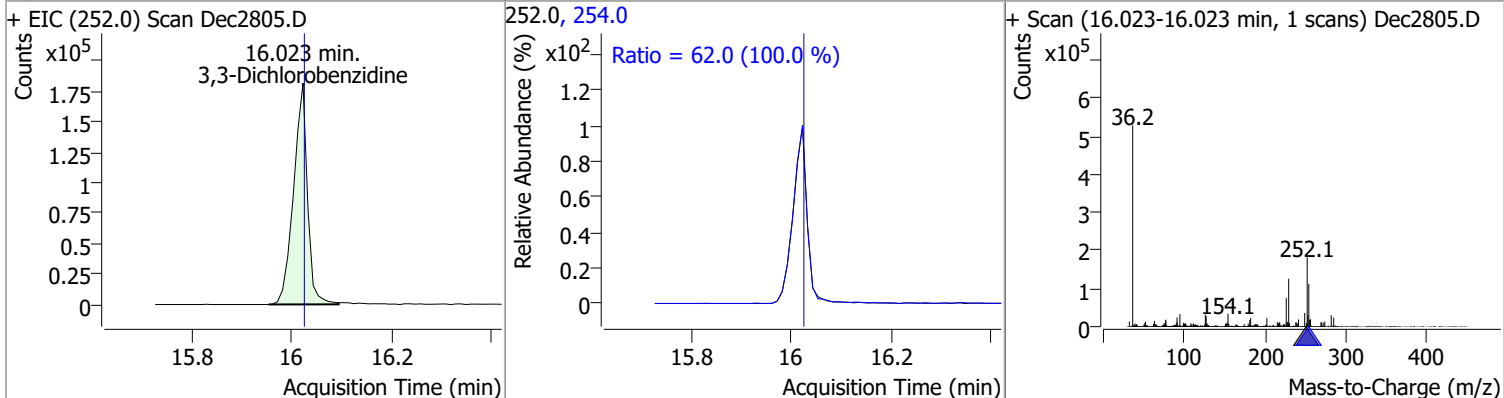
Compound	Conc.	RT	Dev(Min)	Resp.	QIon	QRatio	Lower	Upper
Benzo(a)Anthracene	75.1874	15.87	0.00	1178864 (m)	226.0	26.7	18.7	34.7
					229.0	21.3	14.9	27.7



Compound	Conc.	RT	Dev(Min)	Resp.	QIon	QRatio	Lower	Upper
Chrysene	74.0181	15.97	0.00	1325598	226.0	30.6	21.4	39.8
					229.0	20.9	14.6	27.1

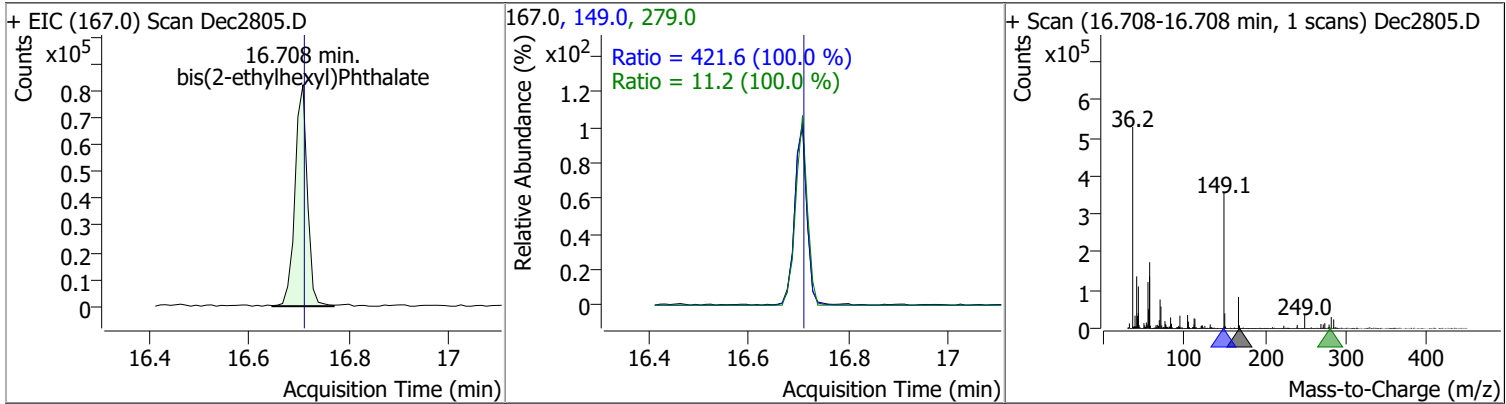


Compound	Conc.	RT	Dev(Min)	Resp.	QIon	QRatio	Lower	Upper
3,3-Dichlorobenzidine	74.8077	16.02	0.00	350810	254.0	62.0	43.4	80.6

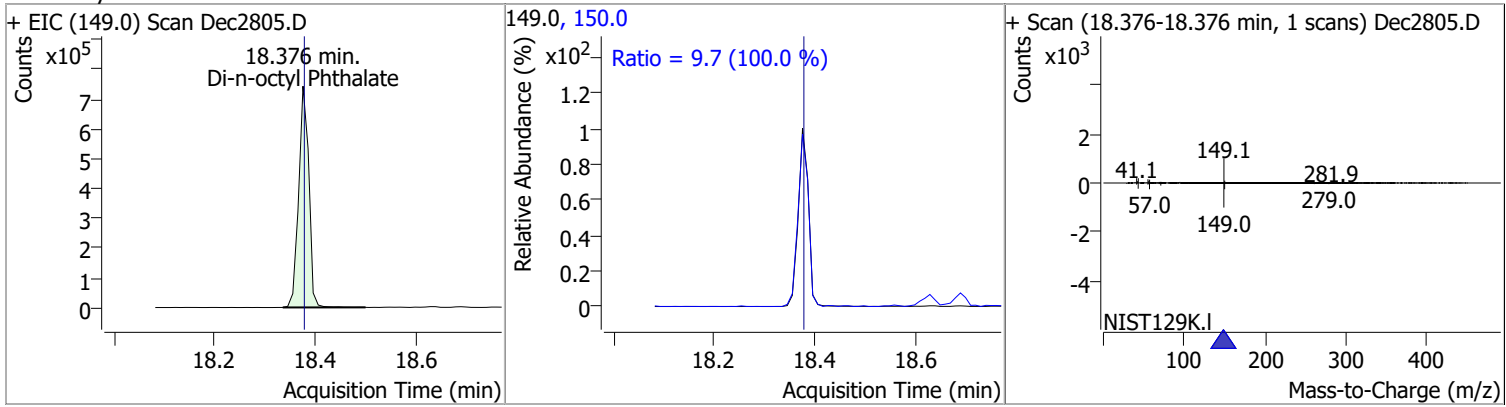


Quantitation Results Report (QT Reviewed)

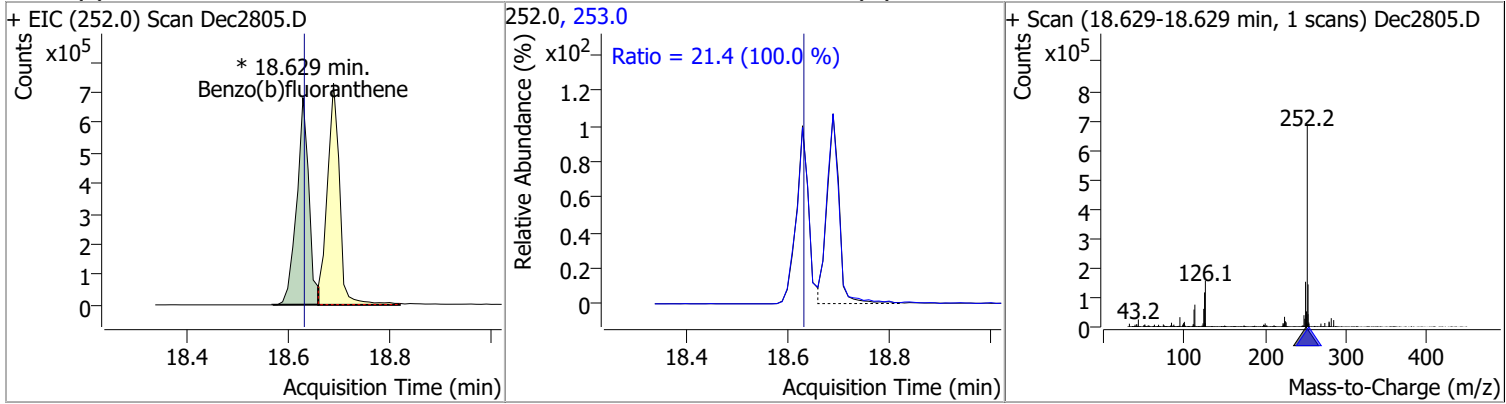
Compound	Conc.	RT	Dev(Min)	Resp.	QIon	QRatio	Lower	Upper
bis(2-ethylhexyl)Phthalate	76.0444	16.71	0.00	141948	149.0	421.6	295.1	548.1
					279.0	11.2	7.9	14.6



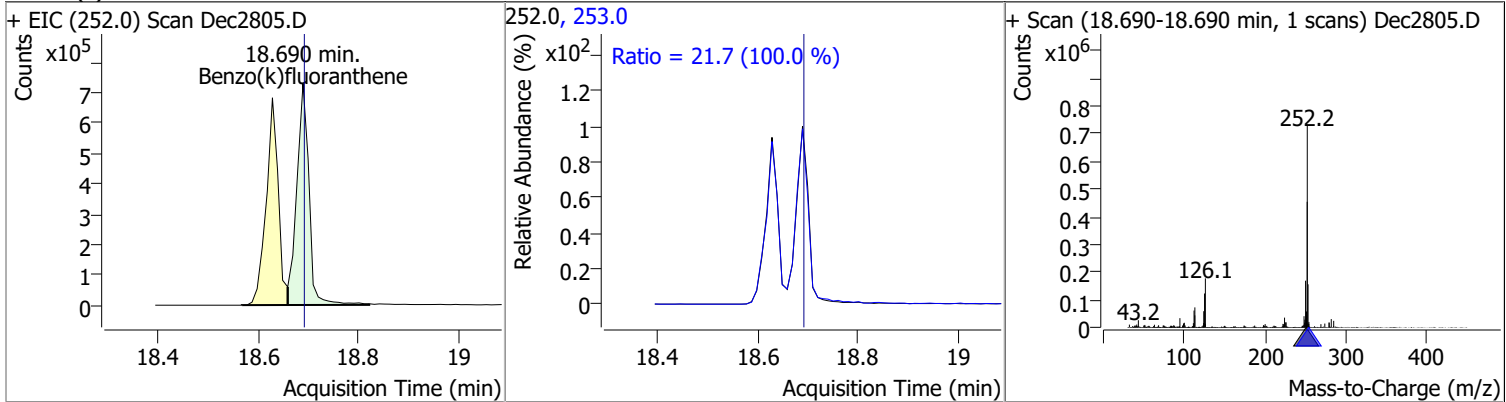
Compound	Conc.	RT	Dev(Min)	Resp.	QIon	QRatio	Lower	Upper
Di-n-octyl Phthalate	75.8308	18.38	0.00	1039627	150.0	9.7	6.8	12.6



Compound	Conc.	RT	Dev(Min)	Resp.	QIon	QRatio	Lower	Upper
Benzo(b)fluoranthene	75.2444	18.63	0.00	1135032 (m)	253.0	21.4	15.0	27.8

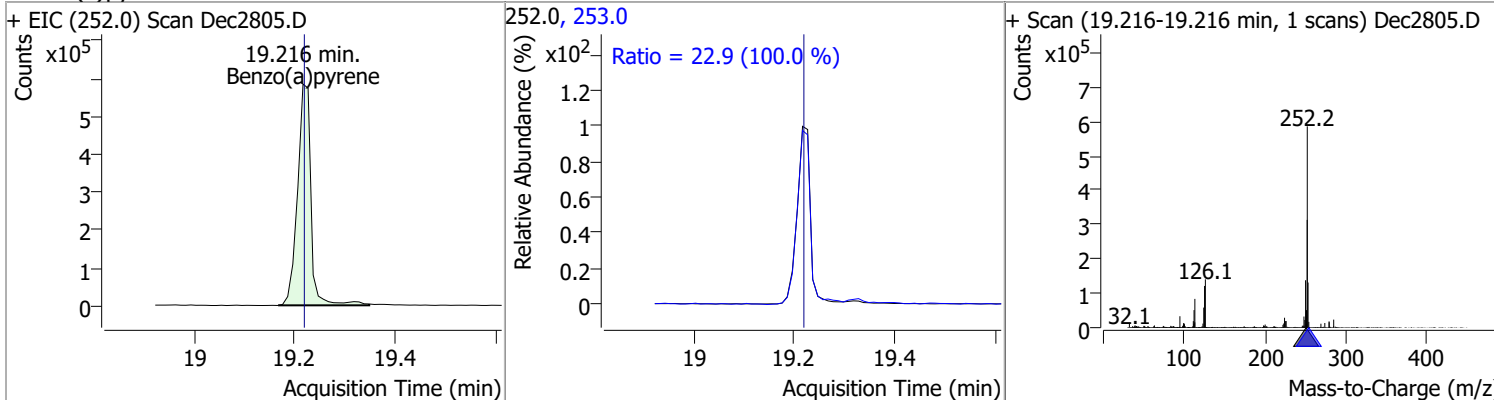


Compound	Conc.	RT	Dev(Min)	Resp.	QIon	QRatio	Lower	Upper
Benzo(k)fluoranthene	75.3152	18.69	0.00	1232144	253.0	21.7	15.2	28.2

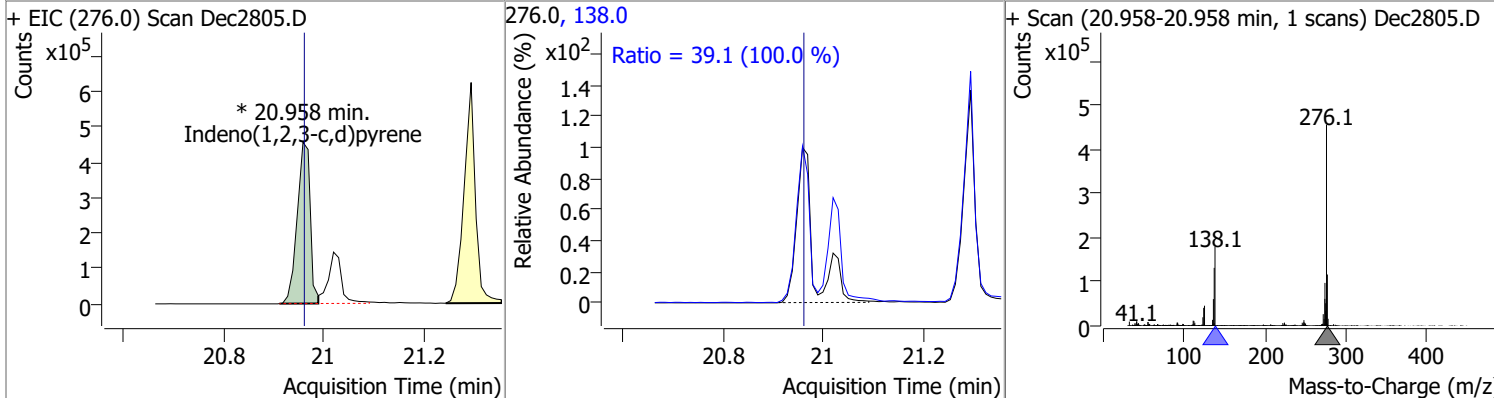


Quantitation Results Report (QT Reviewed)

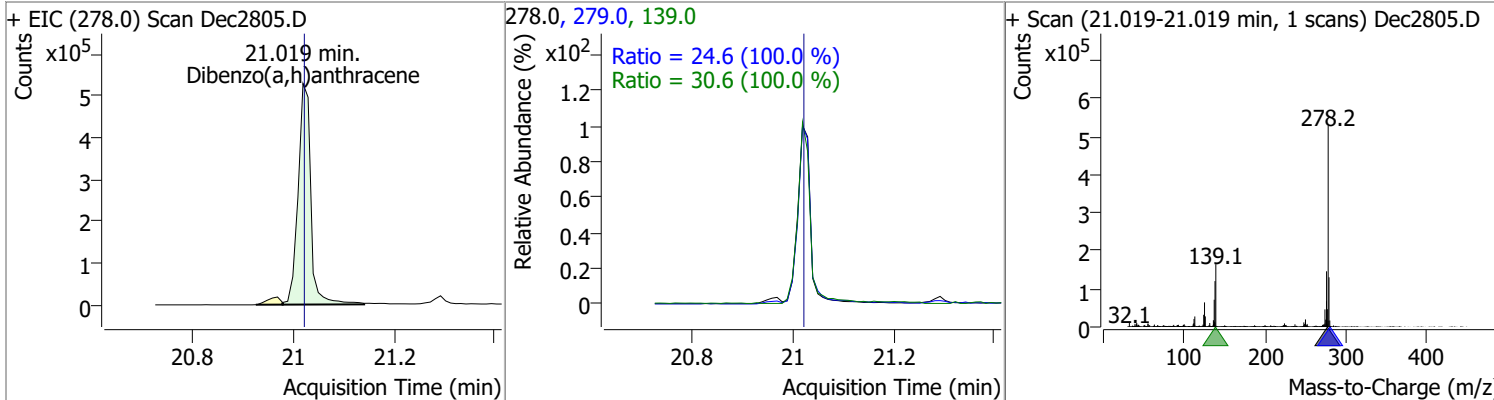
Compound	Conc.	RT	Dev(Min)	Resp.	QIon	QRatio	Lower	Upper
Benzo(a)pyrene	77.5419	19.22	0.00	1084549	253.0	22.9	16.1	29.8



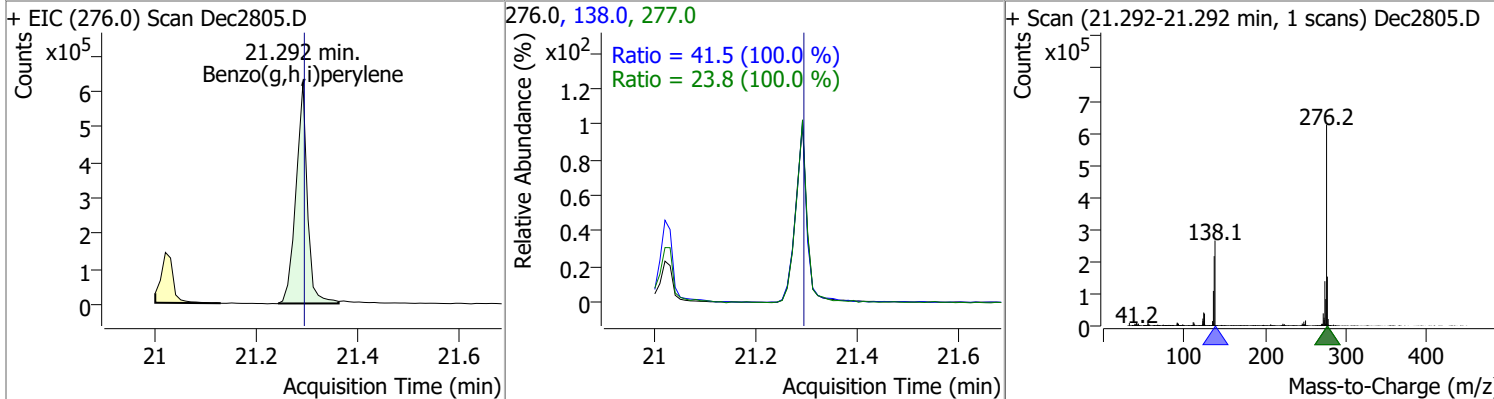
Compound	Conc.	RT	Dev(Min)	Resp.	QIon	QRatio	Lower	Upper
Indeno(1,2,3-c,d)pyrene	76.0007	20.96	0.00	815107 (m)	138.0	39.1	27.4	50.8



Compound	Conc.	RT	Dev(Min)	Resp.	QIon	QRatio	Lower	Upper
Dibenzo(a,h)anthracene	77.2236	21.02	0.00	927685	139.0	30.6	21.4	39.7
					279.0	24.6	17.2	32.0

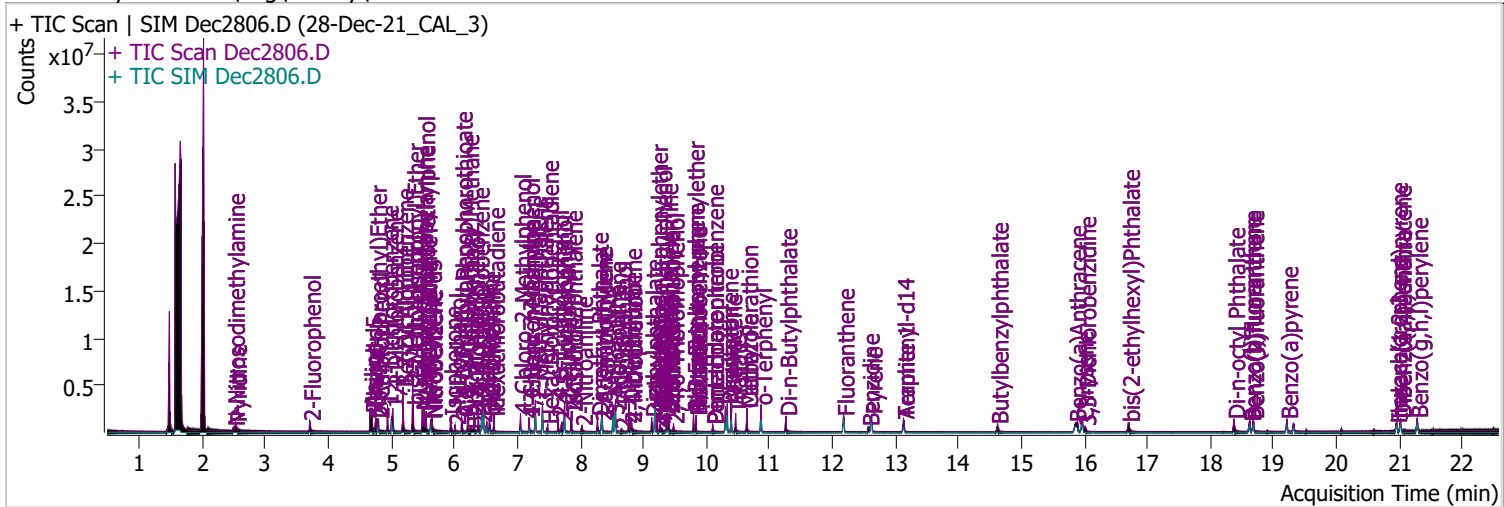


Compound	Conc.	RT	Dev(Min)	Resp.	QIon	QRatio	Lower	Upper
Benzo(g,h,i)perylene	73.6405	21.29	0.00	979101	138.0	41.5	29.0	53.9
					277.0	23.8	16.7	31.0



Quantitation Results Report (QT Reviewed)

Data File	Dec2806.D	Operator	LIMS import
Acq. Method	BNA+SIM.M	Acq. Date-Time	12/28/2021 4:34:38 PM
Sample Name	28-Dec-21_CAL_3	Instrument	Instrument #1
Vial	6	Multiplier	1.00
DA Method File		Comment	SVOC-8270-W-LARGO
Tune File	dftppdsm.u	Tune Date	11/24/2021 11:15:00 AM
Batch Name	122821 bna 1 CAL.batch.bin	Last Calib Update	12/29/2021 7:25:46 PM
Ref Library	D:\Org\Library\NIST129K.l		



Compound	RT	QIon	Resp.	Conc.	Units	Dev(Min)
----------	----	------	-------	-------	-------	----------

Internal Standards

System Monitoring Compounds

S 2-Fluorophenol	3.704	112.0	356677	50.6836	µg/L	0.000
Spiked Amount: 200.000	Range: 10.0 - 75.0%			Recovery = 25.34%		
S Phenol-d5	4.685	99.0	490430	46.3726	µg/L	0.000
Spiked Amount: 200.000	Range: 10.0 - 65.0%			Recovery = 23.19%		
S Nitrobenzene-d5	5.624	82.0	235877	45.7781	µg/L	0.000
Spiked Amount: 100.000	Range: 32.0 - 94.0%			Recovery = 45.78%		
S 2-Fluorobiphenyl	7.748	172.0	867264	48.7258	µg/L	0.000
Spiked Amount: 100.000	Range: 28.0 - 107.0%			Recovery = 48.73%		
S 2,4,6-Tribromophenol	9.479	329.8	41514	46.5392	µg/L	0.000
Spiked Amount: 200.000	Range: 25.0 - 140.0%			Recovery = 23.27%		*
S Terphenyl-d14	13.128	244.3	690609	47.8538	µg/L	-0.010
Spiked Amount: 100.000	Range: 32.0 - 122.0%			Recovery = 47.85%		

Target Compounds

Compound	RT	QIon	Resp.	Conc.	Units	QValue
T N-Nitrosodimethylamine	2.499	74.0	152937	45.9300	µg/L	m 99
T Pyridine	2.530	79.0	389795	47.6122	µg/L	87
T Aniline	4.664	93.0	690910	45.2721	µg/L	96
T Phenol	4.695	94.0	549306	47.4113	µg/L	95
T bis(-2-Chloroethyl)Ether	4.756	63.0	448120	45.3023	µg/L	m 100
T 2-Chlorophenol	4.797	128.0	411326	45.9706	µg/L	99
T 1,3-Dichlorobenzene	4.940	146.0	521538	47.5836	µg/L	99
T 1,4-Dichlorobenzene	5.022	146.0	518411	47.9598	µg/L	98
T 1,2-Dichlorobenzene	5.185	146.0	565230	49.9246	µg/L	m 99
T Benzyl Alcohol	5.185	108.0	237749	43.2433	µg/L	97
T bis(2-chloroisopropyl)Ether	5.348	121.0	168351	48.9521	µg/L	98
T 2-Methylphenol	5.338	107.0	407111	48.0435	µg/L	95
T N-nitroso-Di-n-propylamine	5.491	70.0	283771	43.2910	µg/L	98
T 4Methylphenol/3Methylphenol	5.522	107.0	544708	48.5170	µg/L	m 100
T Hexachloroethane	5.553	117.0	144330	48.2244	µg/L	99

Quantitation Results Report (QT Reviewed)

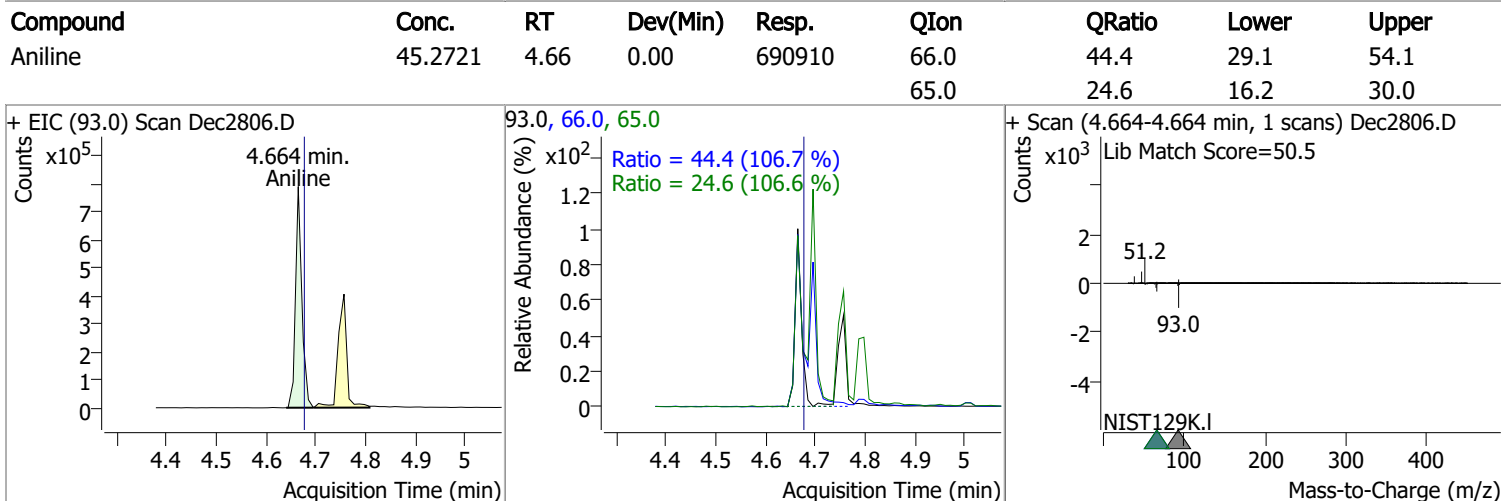
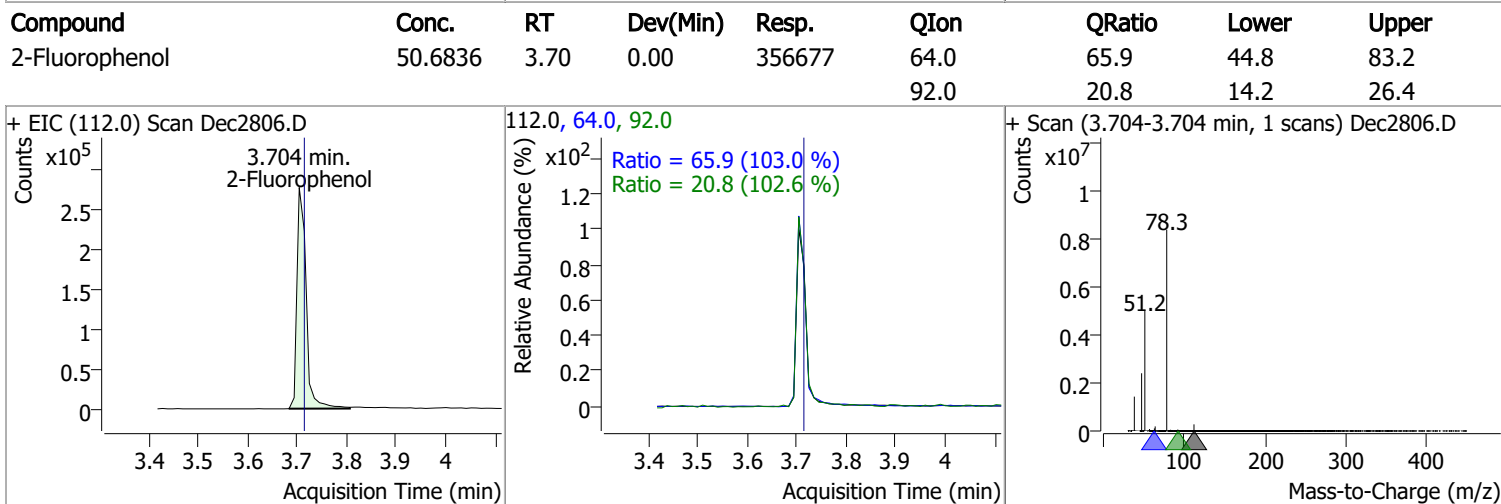
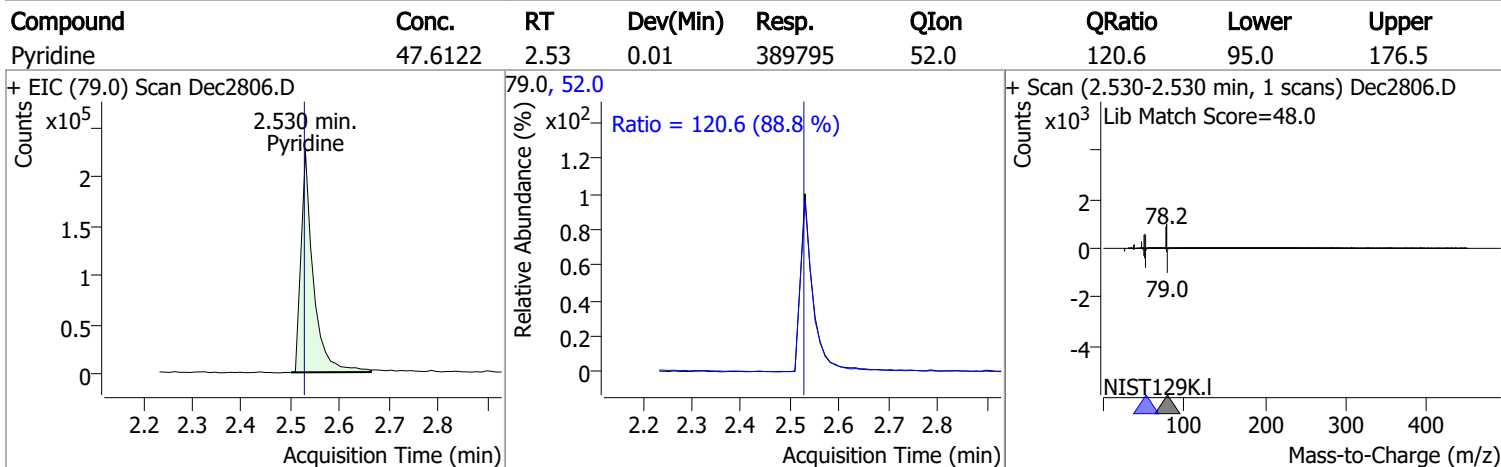
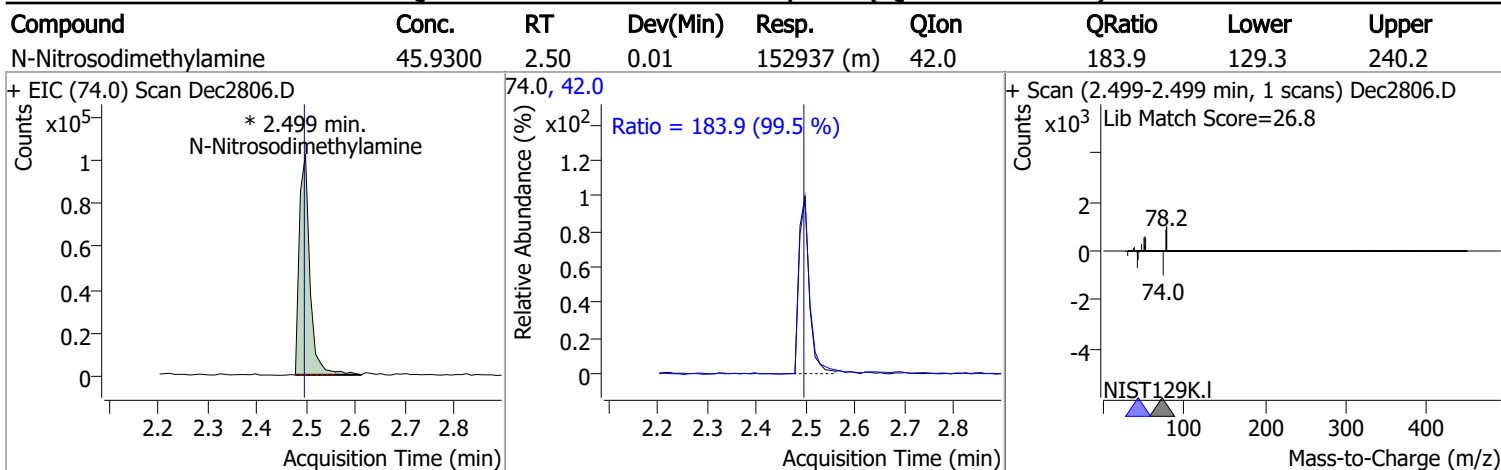
Compound	RT	QIon	Resp.	Conc.	Units	Dev(Min)	
T Nitrobenzene	5.645	123.1	113263	42.2817	µg/L	97	
T Isophorone	5.941	82.0	576232	48.0995	µg/L	99	
T 2-Nitrophenol	6.013	139.0	94470	46.7359	µg/L	95	
T 2,4-Dimethylphenol	6.116	122.0	318863	45.5006	µg/L	99	
T bis(-2-Chloroethoxy)Methane	6.218	93.0	426726	45.7598	µg/L	99	
T Benzoic Acid	6.290	105.0	172210	46.0822	µg/L	97	
T 2,4-Dichlorophenol	6.311	162.0	271360	47.6418	µg/L	97	
T 1,2,4-Trichlorobenzene	6.383	180.0	350550	47.9824	µg/L	98	
T Naphthalene	6.465	128.0	1150984	47.8772	µg/L	m	99
T 4-Chlorophenol	6.516	130.0	97517	48.9898	µg/L	m	97
T p-Chloroaniline	6.557	127.0	421556	49.0658	µg/L		95
T Hexachlorobutadiene	6.629	224.9	175169	46.7433	µg/L		97
T 4-Chloro-2-Methylphenol	7.050	107.0	286668	51.0973	µg/L	m	99
T 4-Chloro-3-Methylphenol	7.184	107.0	267358	47.9546	µg/L	m	96
T 2-Methylnaphthalene	7.286	141.0	699068	49.4455	µg/L		97
T 1-Methylnaphthalene	7.399	141.0	685085	48.5443	µg/L	m	98
T Hexachlorocyclopentadiene	7.481	236.9	84011	49.0379	µg/L		100
T 2,4,6-Trichlorophenol	7.646	196.0	161763	51.3233	µg/L		100
T 2,4,5-Trichlorophenol	7.707	196.0	180021	49.6186	µg/L		100
T 2-Chloronaphthalene	7.861	162.0	691754	49.2222	µg/L		98
T 2-Nitroaniline	8.026	65.0	106309	48.1915	µg/L		95
T Dimethyl Phthalate	8.272	163.0	606254	48.5904	µg/L		99
T 2,6-Dinitrotoluene	8.333	165.0	68895	47.5539	µg/L		88
T Acenaphthylene	8.343	152.1	1111124	52.1610	µg/L		100
T 3-Nitroaniline	8.527	138.0	85412	52.2718	µg/L		97
T Acenaphthene	8.558	154.0	661886	52.6799	µg/L		99
T 2,4-Dinitrophenol	8.650	184.0	32380	47.7983	µg/L		94
T Dibenzofuran	8.773	168.0	1054764	52.1737	µg/L		98
T 4-Nitrophenol	8.814	109.0	97136	45.0759	µg/L		93
T 2,4-Dinitrotoluene	8.803	165.0	84793	47.6637	µg/L		89
T Diethylphthalate	9.131	149.0	617191	45.1777	µg/L	m	99
T Fluorene	9.182	166.0	856957	53.9254	µg/L		99
T 4-Chlorophenyl-phenylether	9.213	204.0	322365	49.9044	µg/L		98
T 4-Nitroaniline	9.264	138.0	83010	45.6309	µg/L		97
T 4,6-Dinitro-2-methylphenol	9.284	198.0	44446	47.9753	µg/L		99
T N-nitrosodiphenylamine	9.376	169.0	502656	47.8539	µg/L		98
T Azobenzene	9.407	77.0	636779	44.3201	µg/L	m	99
T 4-Bromophenyl-phenylether	9.796	248.0	177328	47.5339	µg/L		100
T Hexachlorobenzene	9.836	283.9	172867	48.8619	µg/L		100
T Pentachlorophenol	10.100	265.9	65004	45.3259	µg/L		94
T Phenanthrene	10.333	178.0	1095090	49.6982	µg/L	m	99
T Anthracene	10.394	178.0	1029890	46.7384	µg/L	m	100
T Triallate	10.464	86.0	208245	47.9071	µg/L		99
T Carbazole	10.647	167.0	1056028	48.1523	µg/L		99
T o-Terphenyl	10.870	230.0	526845	48.8599	µg/L		98
T Di-n-Butylphthalate	11.265	149.0	851605	42.3012	µg/L		98
T Fluoranthene	12.176	202.0	1051419	46.9532	µg/L		98
T Benzidine	12.571	184.0	406985	53.4430	µg/L		99
T Pyrene	12.622	202.0	1160626	48.4188	µg/L		99
T Butylbenzylphthalate	14.623	149.0	251486	46.2057	µg/L		94
T Benzo(a)Anthracene	15.859	228.0	769912	48.7403	µg/L		99
T Chrysene	15.972	228.0	856742	47.4835	µg/L		100
T 3,3-Dichlorobenzidine	16.013	252.0	216731	47.6629	µg/L		98
T bis(2-ethylhexyl)Phthalate	16.707	167.0	81276	46.6731	µg/L		100
T Di-n-octyl Phthalate	18.375	149.0	597253	47.9498	µg/L		100

Quantitation Results Report (QT Reviewed)

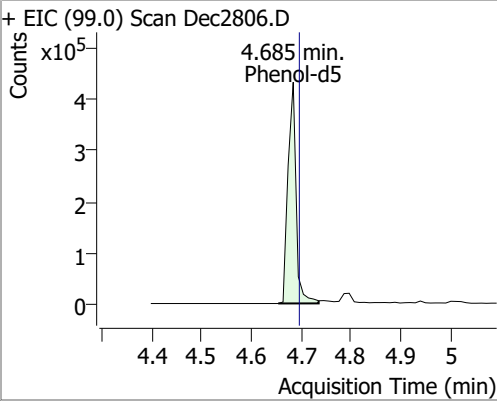
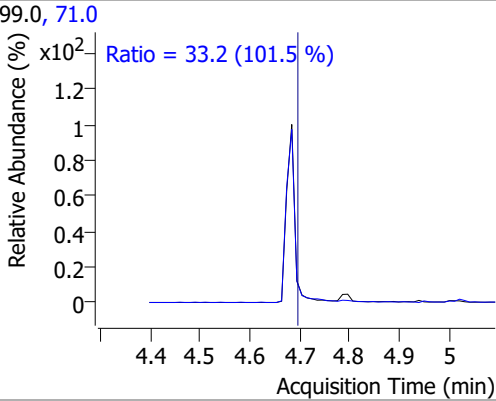
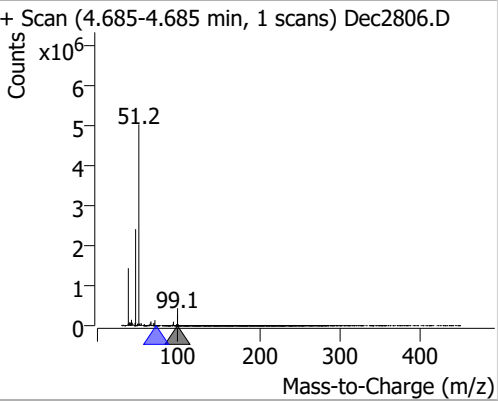
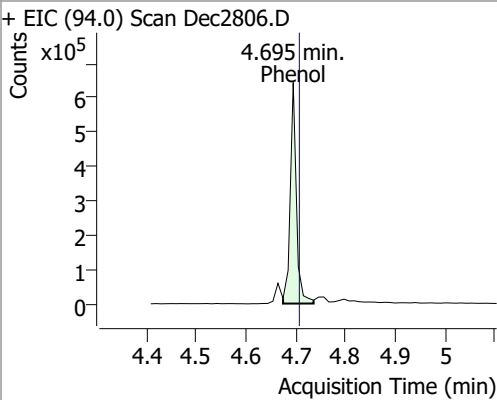
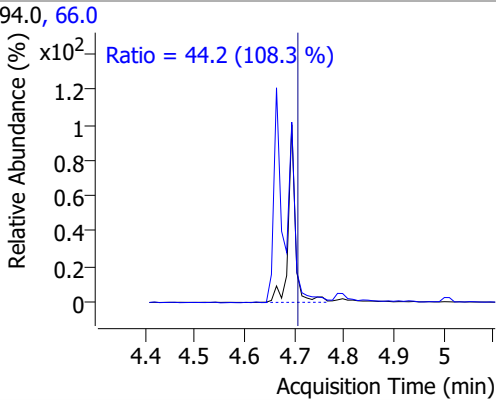
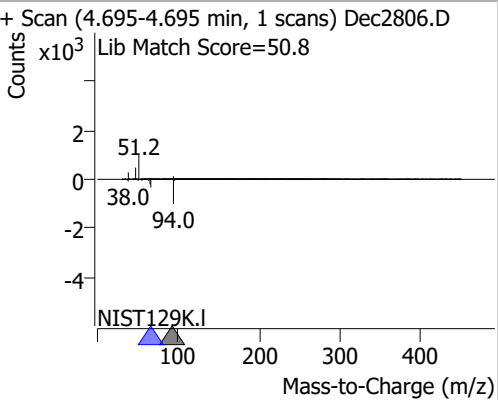
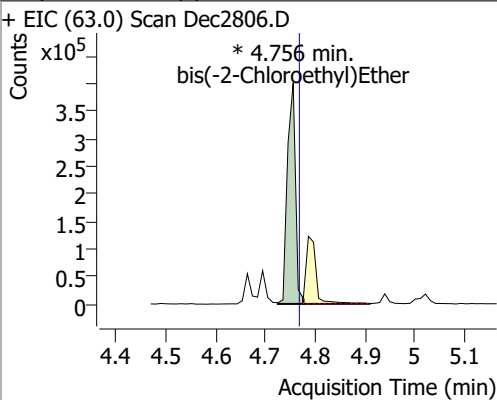
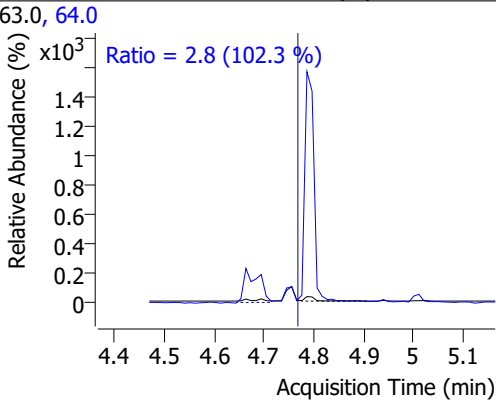
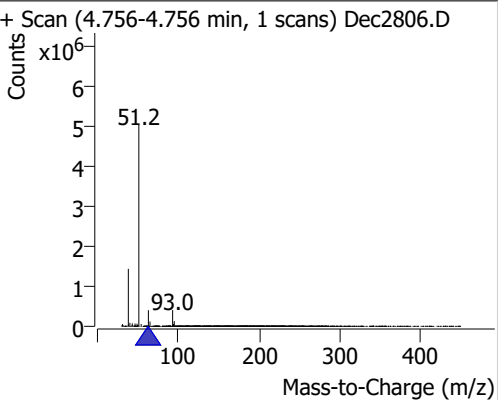
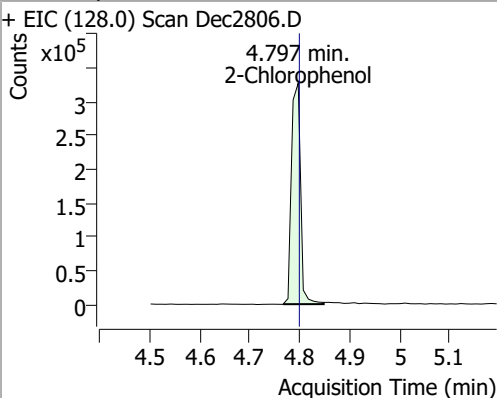
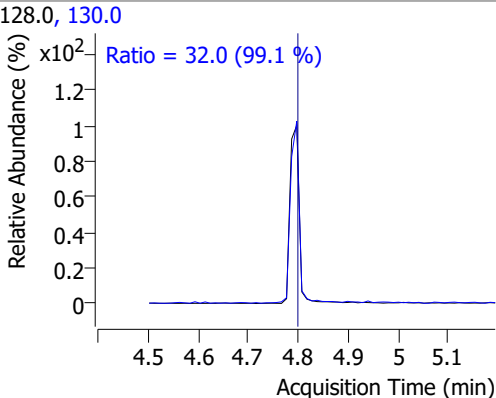
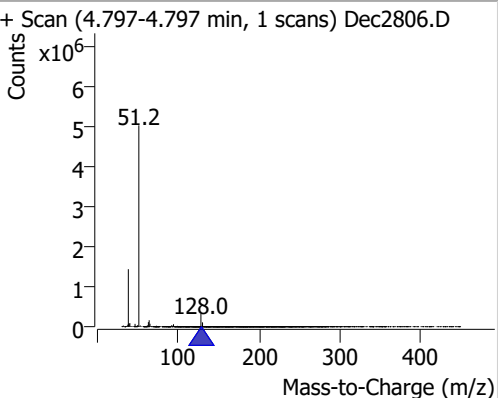
Compound	RT	QIon	Resp.	Conc.	Units	Dev(Min)
T Benzo(b)fluoranthene	18.629	252.0	714670	48.4815	µg/L	99
T Benzo(k)fluoranthene	18.679	252.0	782271	48.9307	µg/L	100
T Benzo(a)pyrene	19.216	252.0	649490	49.9159	µg/L	99
T Indeno(1,2,3-c,d)pyrene	20.958	276.0	506218	49.7134	µg/L	99
T Dibenzo(a,h)anthracene	21.018	278.0	575017	49.4836	µg/L	100
T Benzo(g,h,i)perylene	21.282	276.0	648415	50.5361	µg/L	99

(#) = Qualifier Out of Range; (m) = Manual Integration; (+) = Area Summed; (*) = Surrogate Percent Recovery Out of Range; (d): Zeroed Peak

Quantitation Results Report (QT Reviewed)

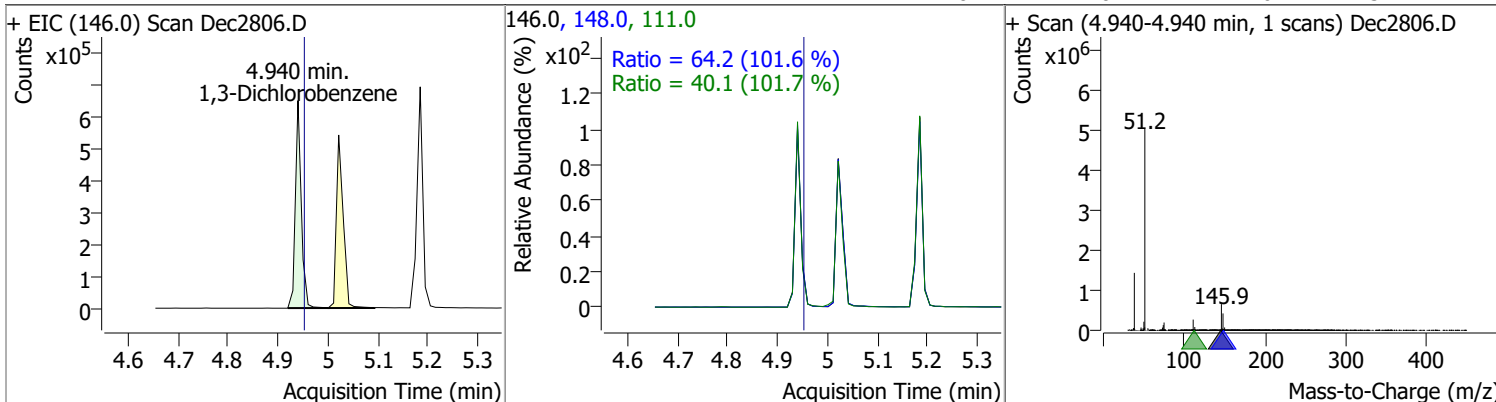


Quantitation Results Report (QT Reviewed)

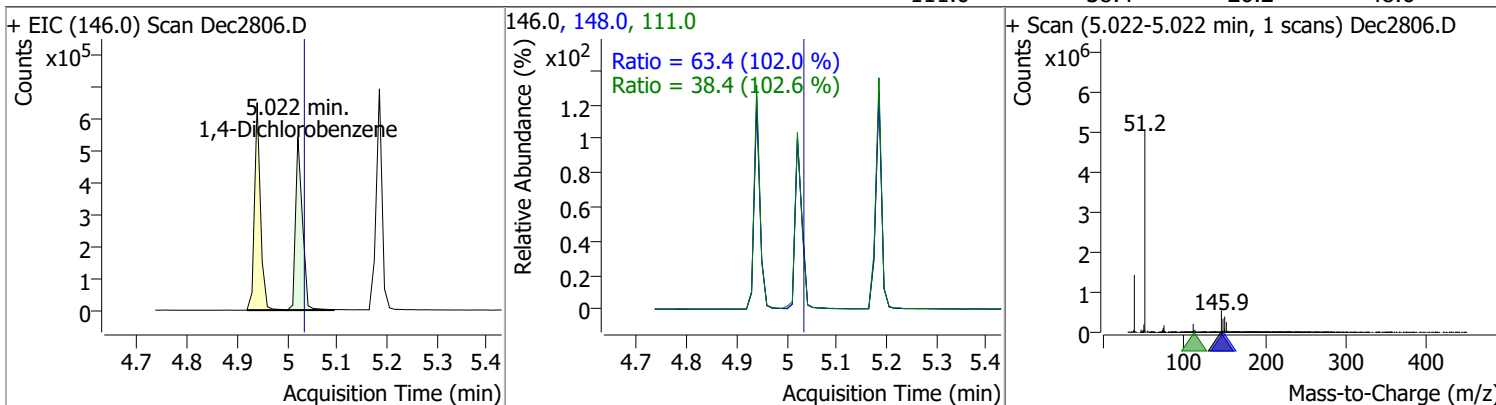
Compound	Conc.	RT	Dev(Min)	Resp.	QIon	QRatio	Lower	Upper
Phenol-d5	46.3726	4.68	0.00	490430	71.0	33.2	22.9	42.5
+ EIC (99.0) Scan Dec2806.D 			99.0, 71.0 			+ Scan (4.685-4.685 min, 1 scans) Dec2806.D 		
Phenol	47.4113	4.69	0.00	549306	66.0	44.2	28.6	53.1
+ EIC (94.0) Scan Dec2806.D 			94.0, 66.0 			+ Scan (4.695-4.695 min, 1 scans) Dec2806.D Lib Match Score=50.8 		
bis(-2-Chloroethyl)Ether	45.3023	4.76	0.00	448120 (m)	64.0	2.8	1.9	3.6
+ EIC (63.0) Scan Dec2806.D 			63.0, 64.0 			+ Scan (4.756-4.756 min, 1 scans) Dec2806.D 		
2-Chlorophenol	45.9706	4.80	0.01	411326	130.0	32.0	22.6	42.0
+ EIC (128.0) Scan Dec2806.D 			128.0, 130.0 			+ Scan (4.797-4.797 min, 1 scans) Dec2806.D 		

Quantitation Results Report (QT Reviewed)

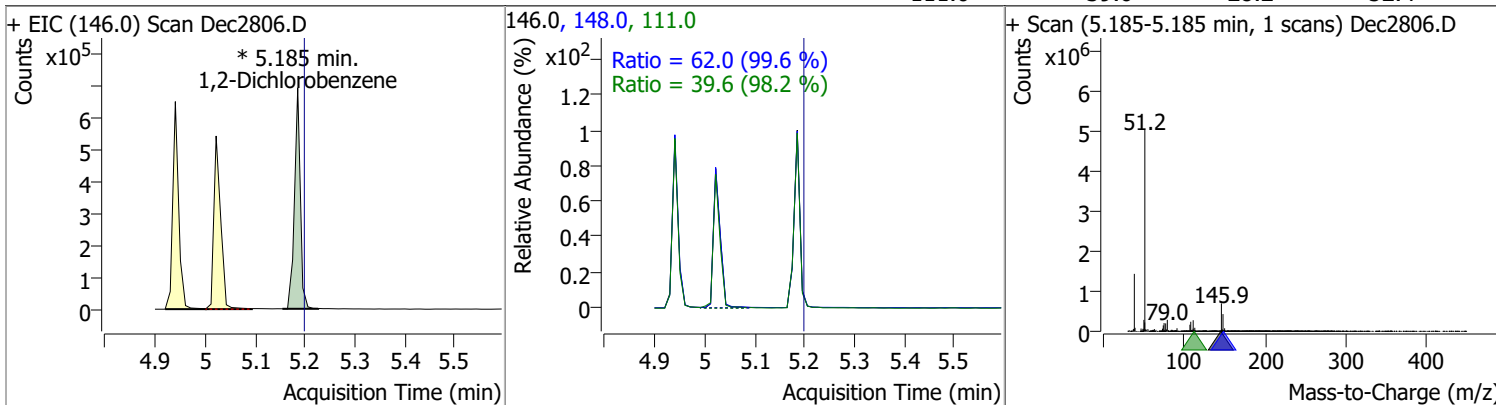
Compound	Conc.	RT	Dev(Min)	Resp.	QIon	QRatio	Lower	Upper
1,3-Dichlorobenzene	47.5836	4.94	0.00	521538	148.0	64.2	44.2	82.2
					111.0	40.1	27.6	51.2



Compound	Conc.	RT	Dev(Min)	Resp.	QIon	QRatio	Lower	Upper
1,4-Dichlorobenzene	47.9598	5.02	0.00	518411	148.0	63.4	43.6	80.9
					111.0	38.4	26.2	48.6

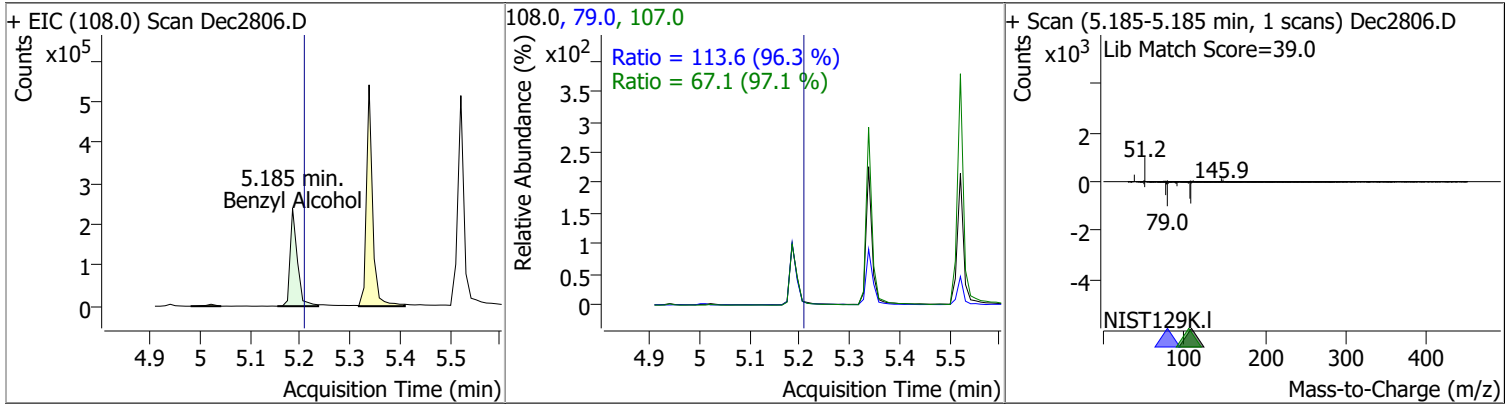


Compound	Conc.	RT	Dev(Min)	Resp.	QIon	QRatio	Lower	Upper
1,2-Dichlorobenzene	49.9246	5.19	0.00	565230 (m)	148.0	62.0	43.6	80.9
					111.0	39.6	28.2	52.4

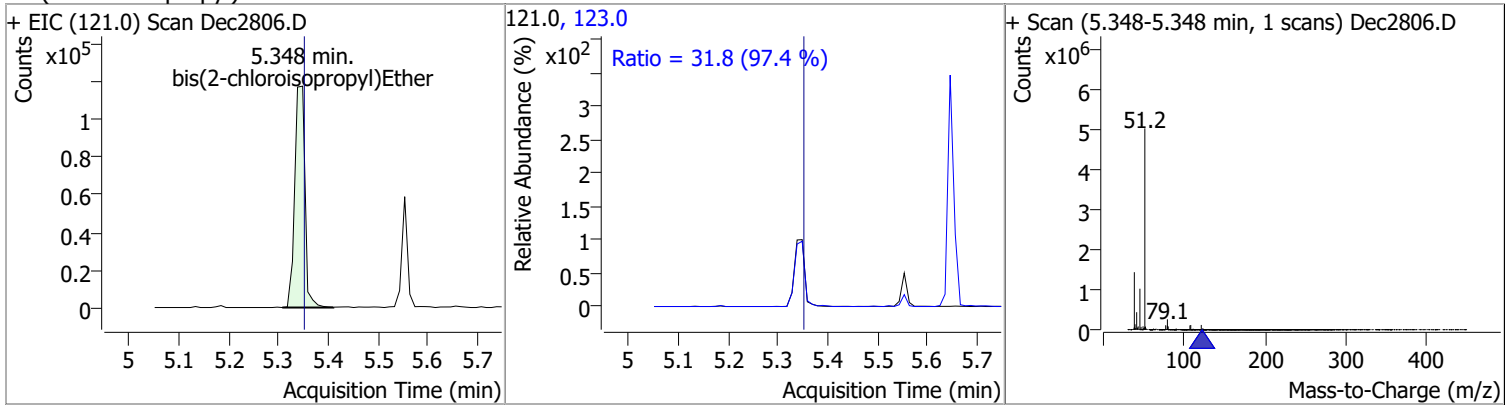


Quantitation Results Report (QT Reviewed)

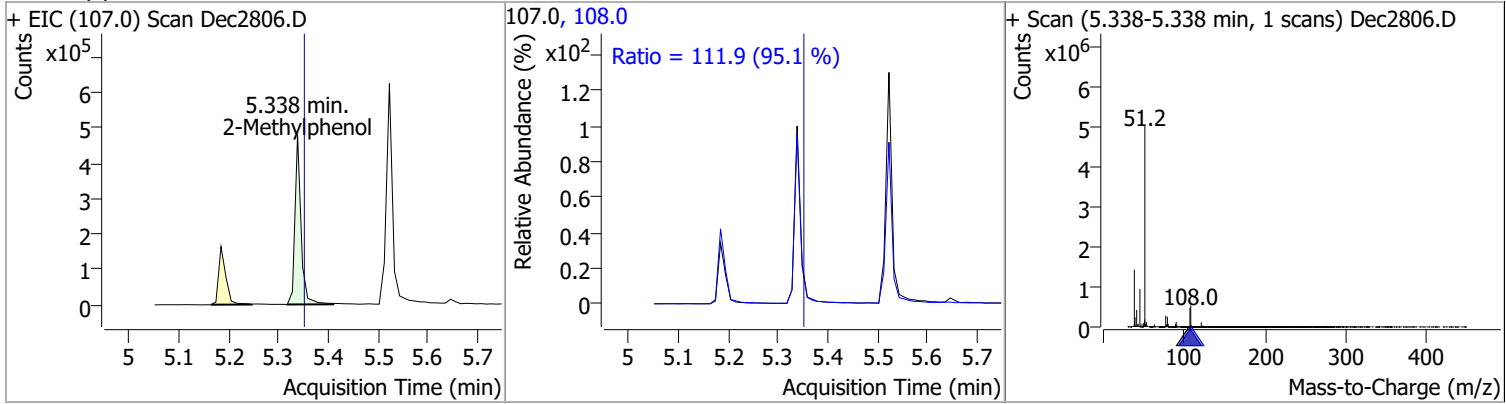
Compound	Conc.	RT	Dev(Min)	Resp.	QIon	QRatio	Lower	Upper
Benzyl Alcohol	43.2433	5.19	-0.01	237749	79.0	113.6	82.5	153.3
					107.0	67.1	48.4	89.9



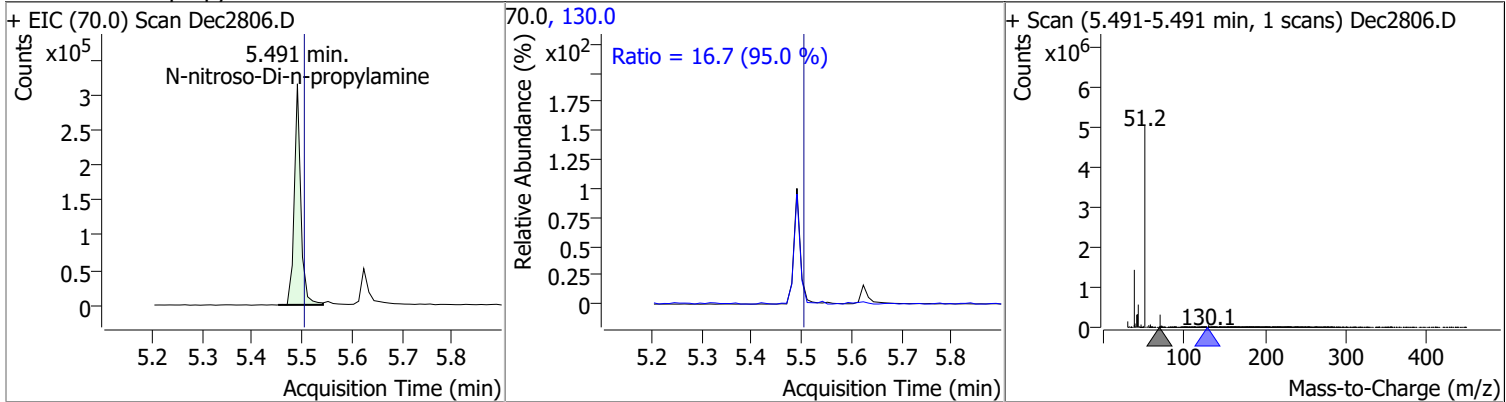
Compound	Conc.	RT	Dev(Min)	Resp.	QIon	QRatio	Lower	Upper
bis(2-chloroisopropyl)Ether	48.9521	5.35	0.01	168351	123.0	31.8	22.9	42.5



Compound	Conc.	RT	Dev(Min)	Resp.	QIon	QRatio	Lower	Upper
2-Methylphenol	48.0435	5.34	0.00	407111	108.0	111.9	82.3	152.8

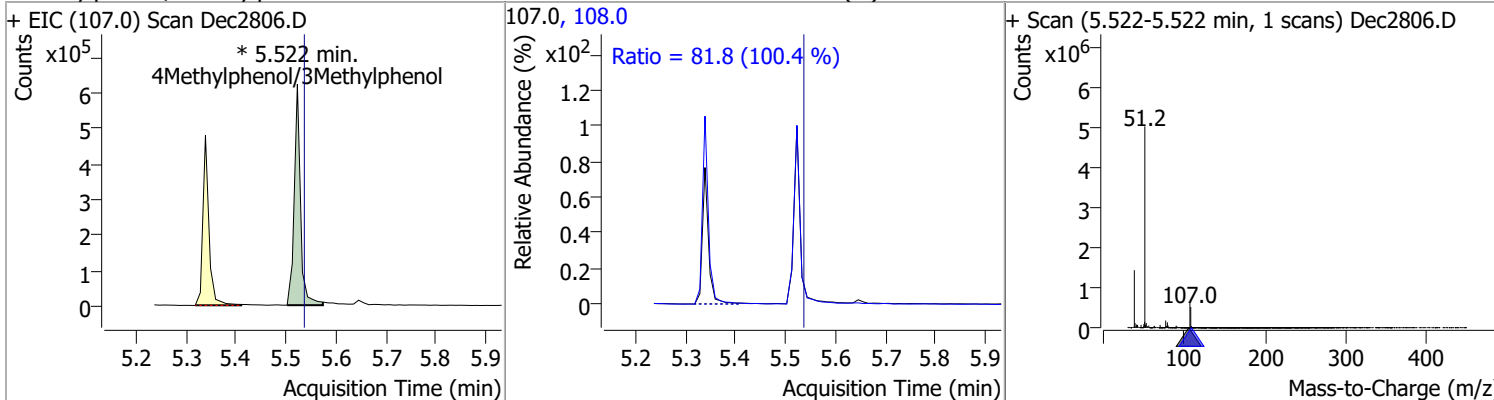


Compound	Conc.	RT	Dev(Min)	Resp.	QIon	QRatio	Lower	Upper
N-nitroso-Di-n-propylamine	43.2910	5.49	0.00	283771	130.0	16.7	0.0	35.2

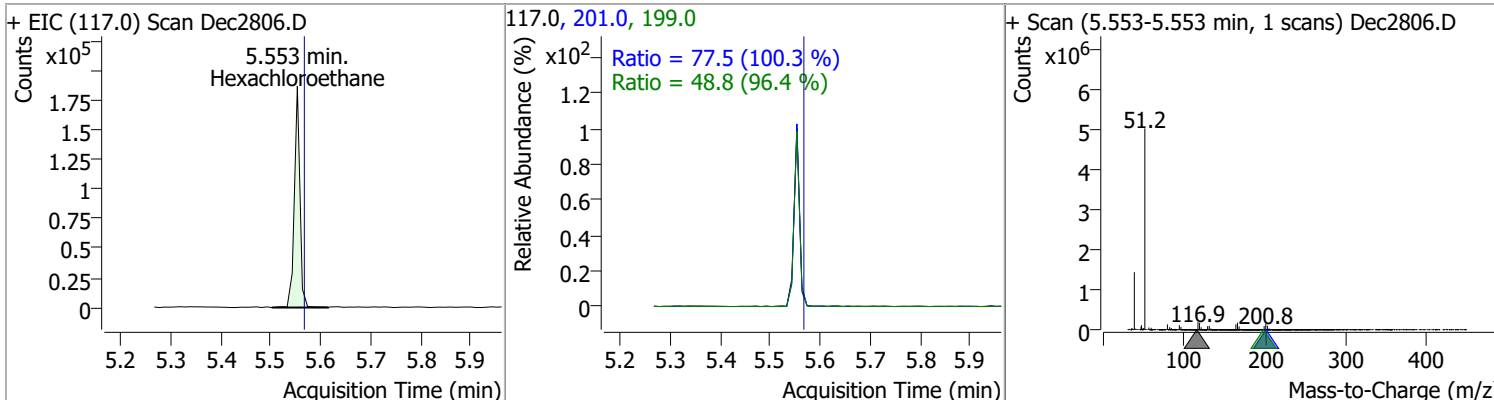


Quantitation Results Report (QT Reviewed)

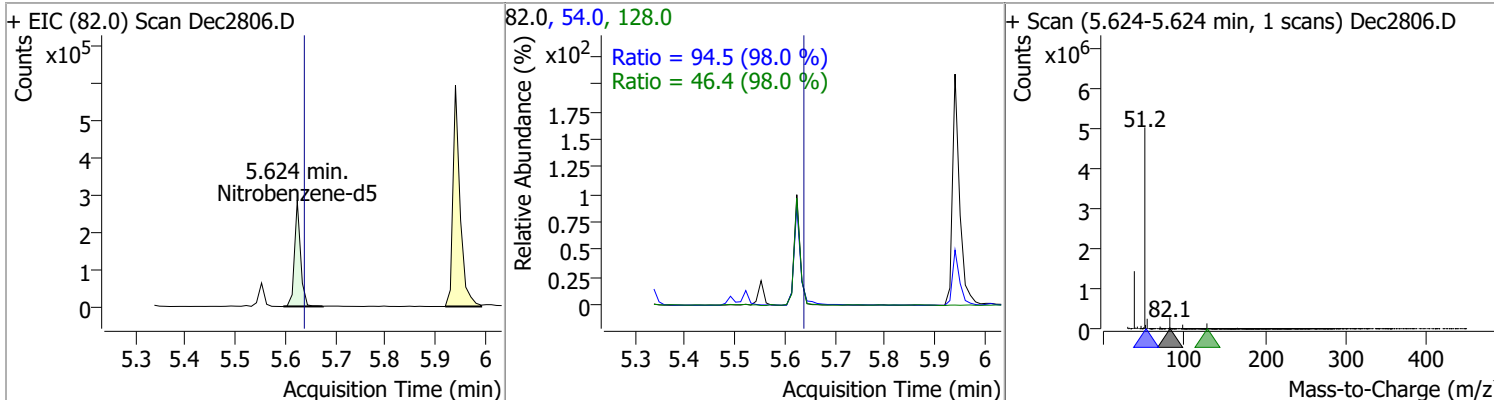
Compound	Conc.	RT	Dev(Min)	Resp.	QIon	QRatio	Lower	Upper
4Methylphenol/3Methylphenol	48.5170	5.52	0.00	544708 (m)	108.0	81.8	57.0	105.8



Compound	Conc.	RT	Dev(Min)	Resp.	QIon	QRatio	Lower	Upper
Hexachloroethane	48.2244	5.55	0.00	144330	201.0	77.5	54.1	100.4
					199.0	48.8	35.4	65.7

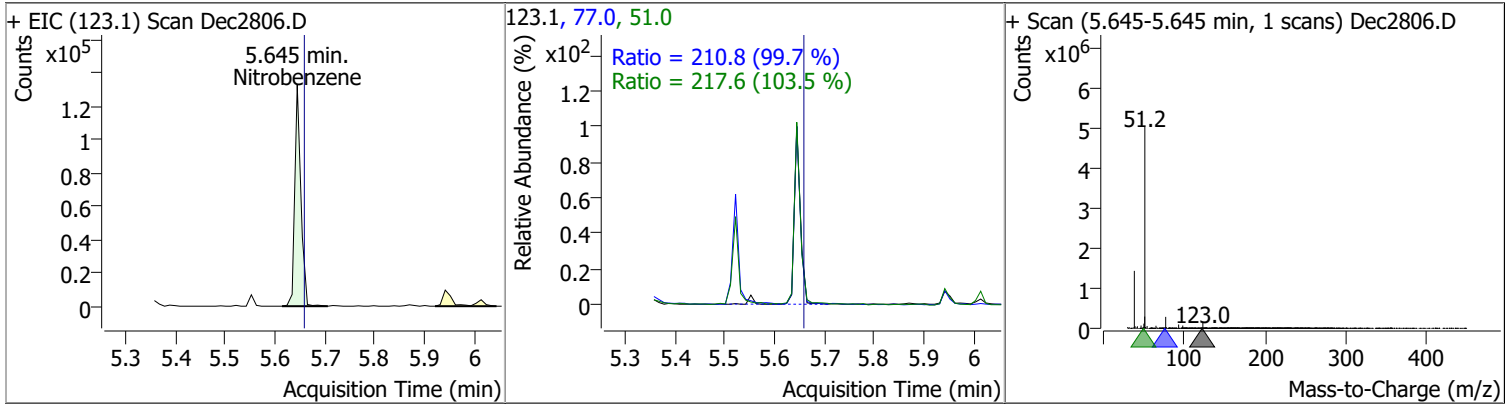


Compound	Conc.	RT	Dev(Min)	Resp.	QIon	QRatio	Lower	Upper
Nitrobenzene-d5	45.7781	5.62	0.00	235877	54.0	94.5	67.5	125.4
					128.0	46.4	33.2	61.6

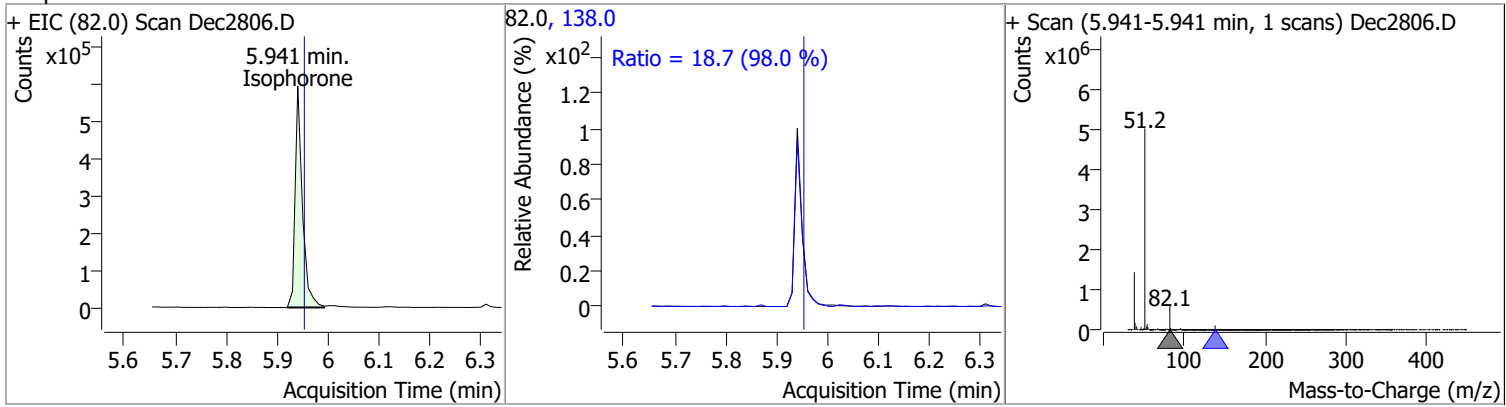


Quantitation Results Report (QT Reviewed)

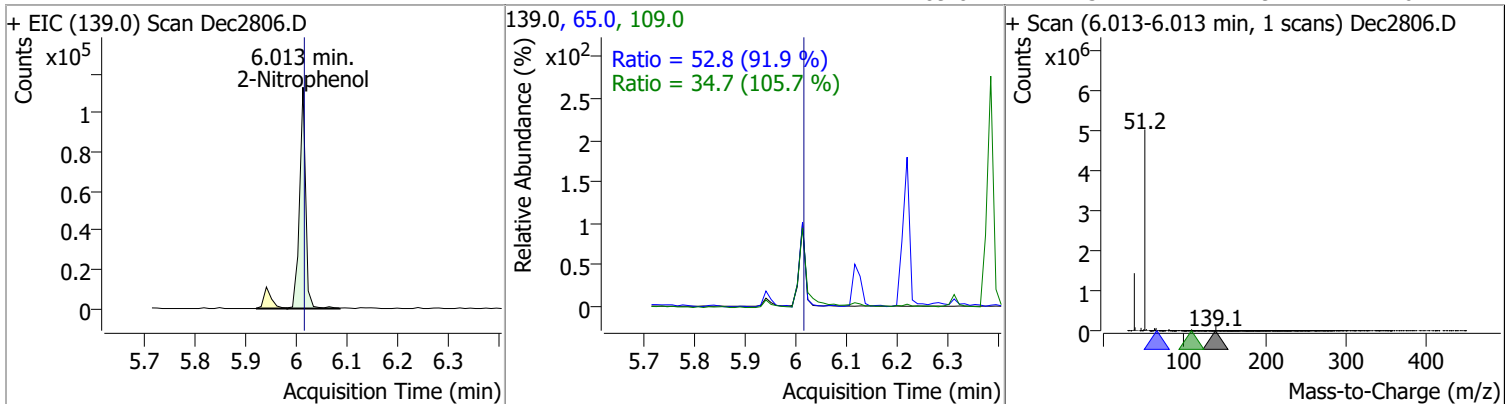
Compound	Conc.	RT	Dev(Min)	Resp.	QIon	QRatio	Lower	Upper
Nitrobenzene	42.2817	5.64	0.00	113263	77.0	210.8	148.0	274.8
					51.0	217.6	147.2	273.4



Compound	Conc.	RT	Dev(Min)	Resp.	QIon	QRatio	Lower	Upper
Isophorone	48.0995	5.94	-0.01	576232	138.0	18.7	13.3	24.8

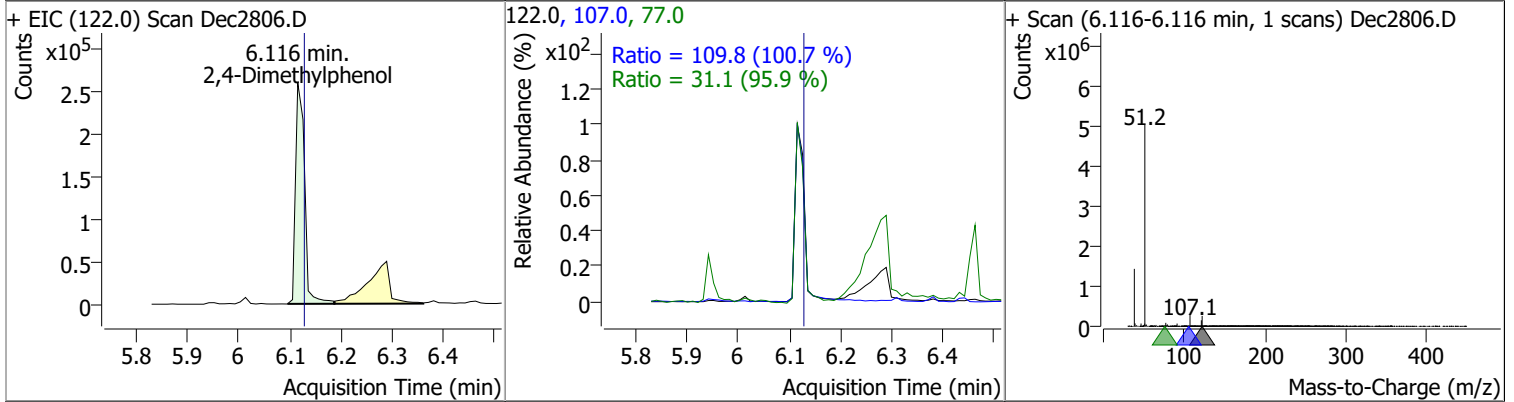


Compound	Conc.	RT	Dev(Min)	Resp.	QIon	QRatio	Lower	Upper
2-Nitrophenol	46.7359	6.01	0.00	94470	65.0	52.8	40.2	74.6
					109.0	34.7	22.9	42.6

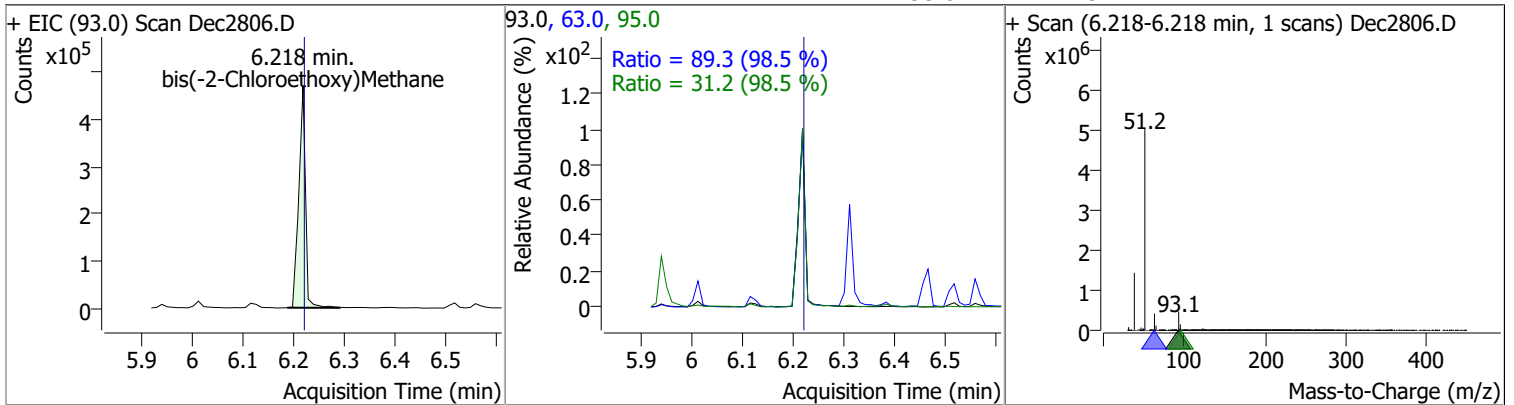


Quantitation Results Report (QT Reviewed)

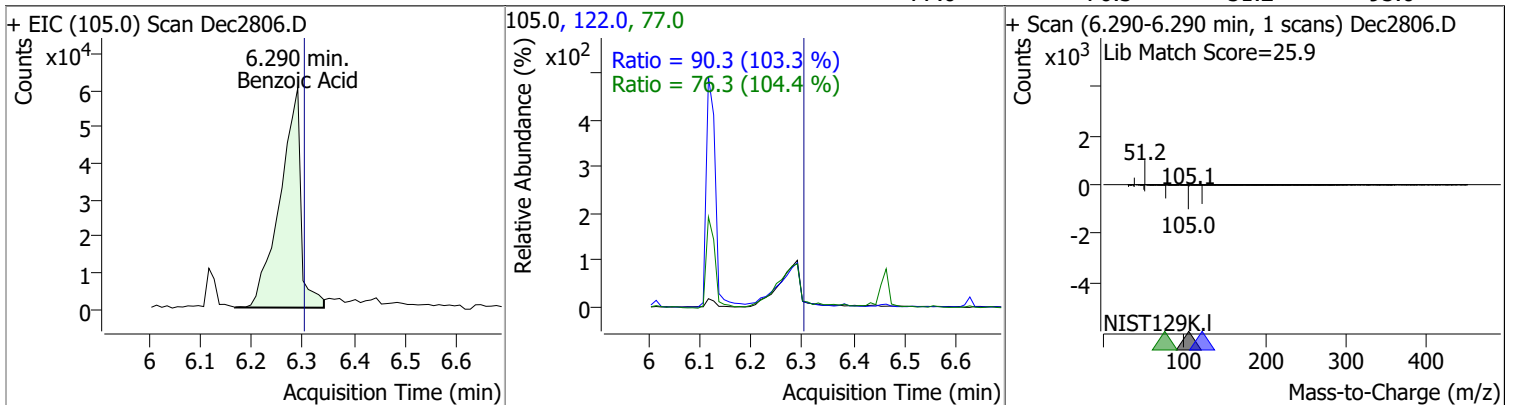
Compound	Conc.	RT	Dev(Min)	Resp.	QIon	QRatio	Lower	Upper
2,4-Dimethylphenol	45.5006	6.12	-0.01	318863	107.0	109.8	76.4	141.8
					77.0	31.1	22.7	42.1



Compound	Conc.	RT	Dev(Min)	Resp.	QIon	QRatio	Lower	Upper
bis(-2-Chloroethoxy)Methane	45.7598	6.22	0.00	426726	63.0	89.3	63.5	117.9
					95.0	31.2	22.2	41.1

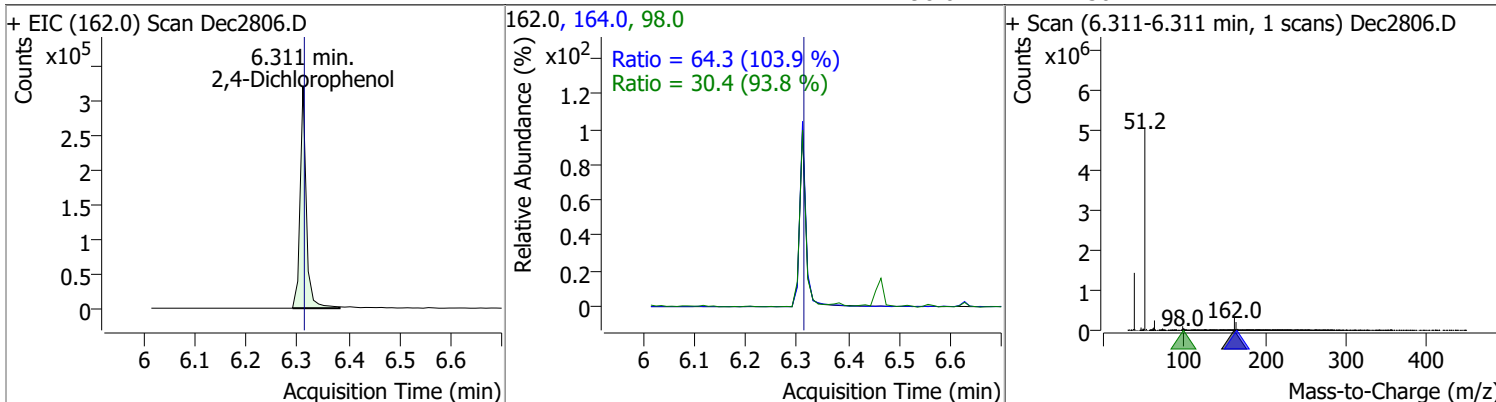


Compound	Conc.	RT	Dev(Min)	Resp.	QIon	QRatio	Lower	Upper
Benzoic Acid	46.0822	6.29	-0.01	172210	122.0	90.3	61.1	113.6
					77.0	76.3	51.2	95.0

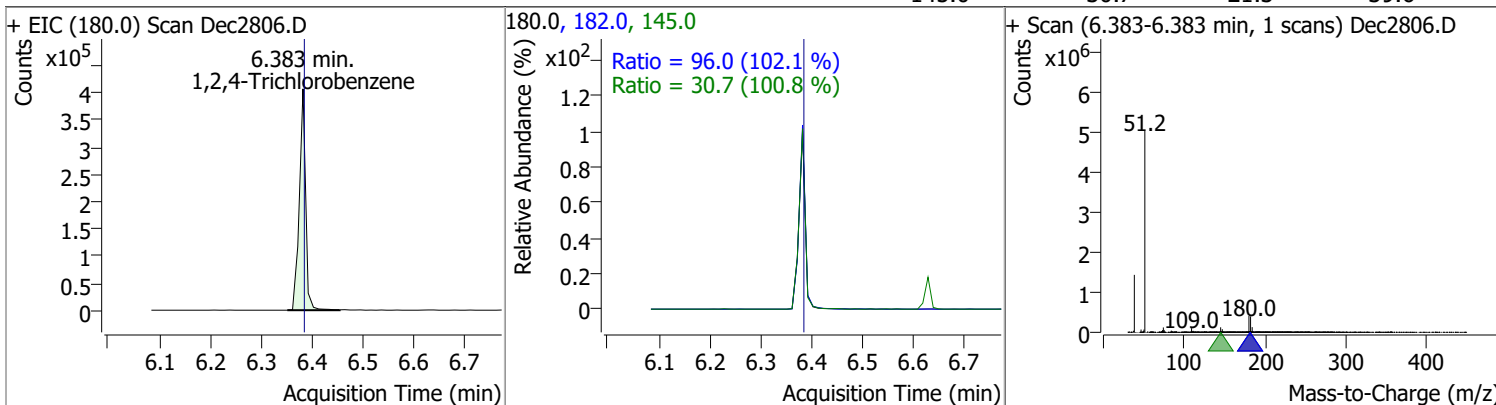


Quantitation Results Report (QT Reviewed)

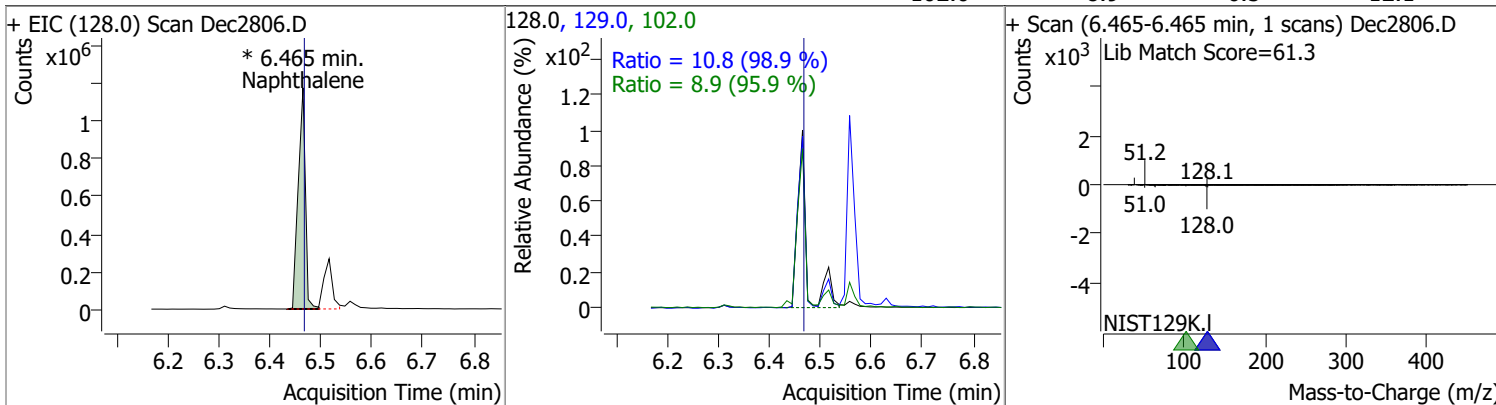
Compound	Conc.	RT	Dev(Min)	Resp.	QIon	QRatio	Lower	Upper
2,4-Dichlorophenol	47.6418	6.31	0.00	271360	164.0	64.3	43.4	80.5
					98.0	30.4	22.7	42.1



Compound	Conc.	RT	Dev(Min)	Resp.	QIon	QRatio	Lower	Upper
1,2,4-Trichlorobenzene	47.9824	6.38	0.00	350550	182.0	96.0	65.8	122.3
					145.0	30.7	21.3	39.6

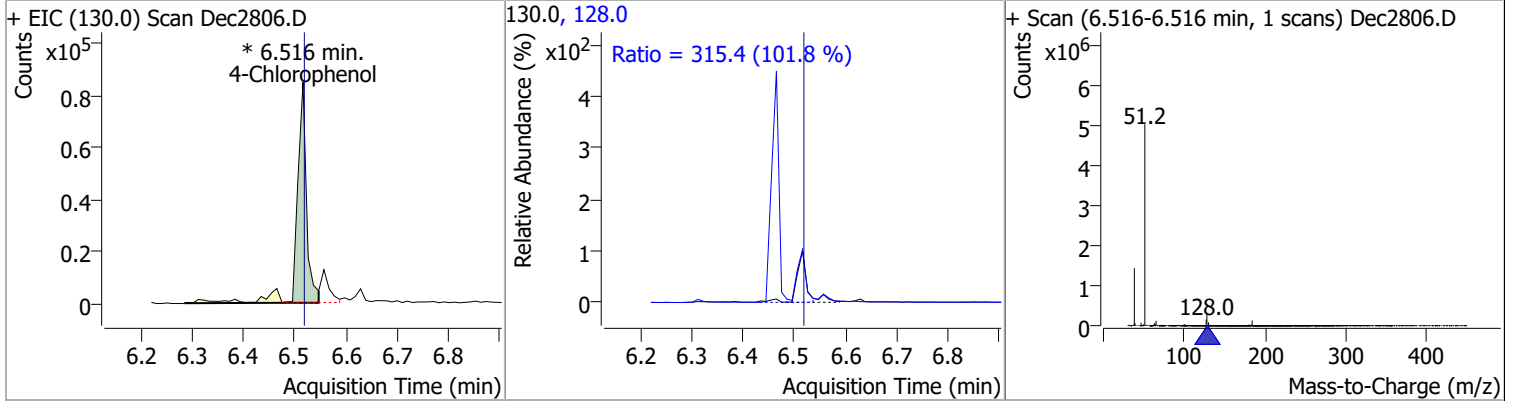


Compound	Conc.	RT	Dev(Min)	Resp.	QIon	QRatio	Lower	Upper
Naphthalene	47.8772	6.46	0.00	1150984 (m)	129.0	10.8	7.7	14.2
					102.0	8.9	6.5	12.1

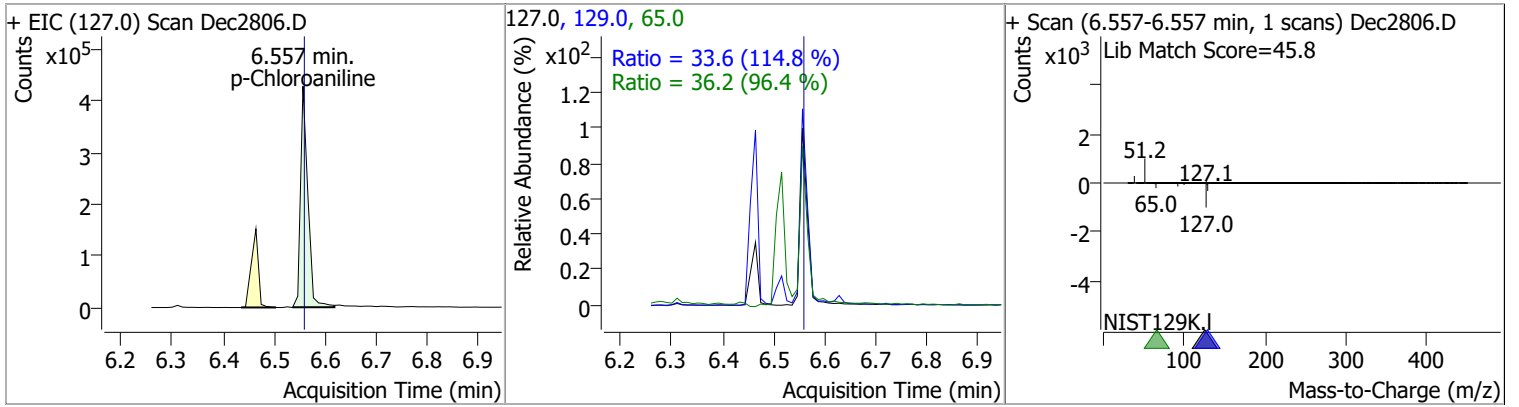


Quantitation Results Report (QT Reviewed)

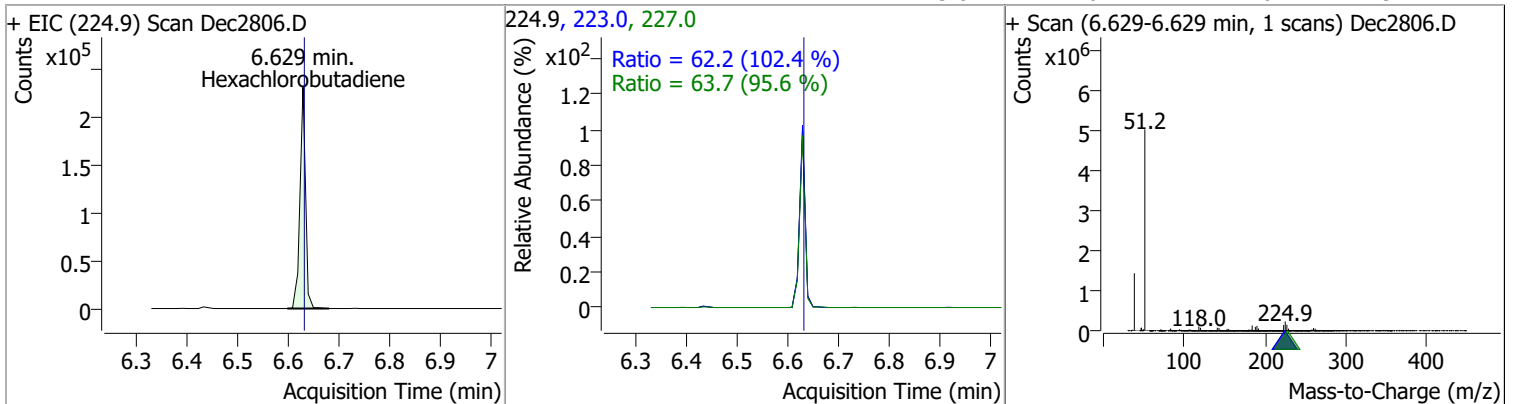
Compound	Conc.	RT	Dev(Min)	Resp.	QIon	QRatio	Lower	Upper
4-Chlorophenol	48.9898	6.52	0.00	97517 (m)	128.0	315.4	216.8	402.6



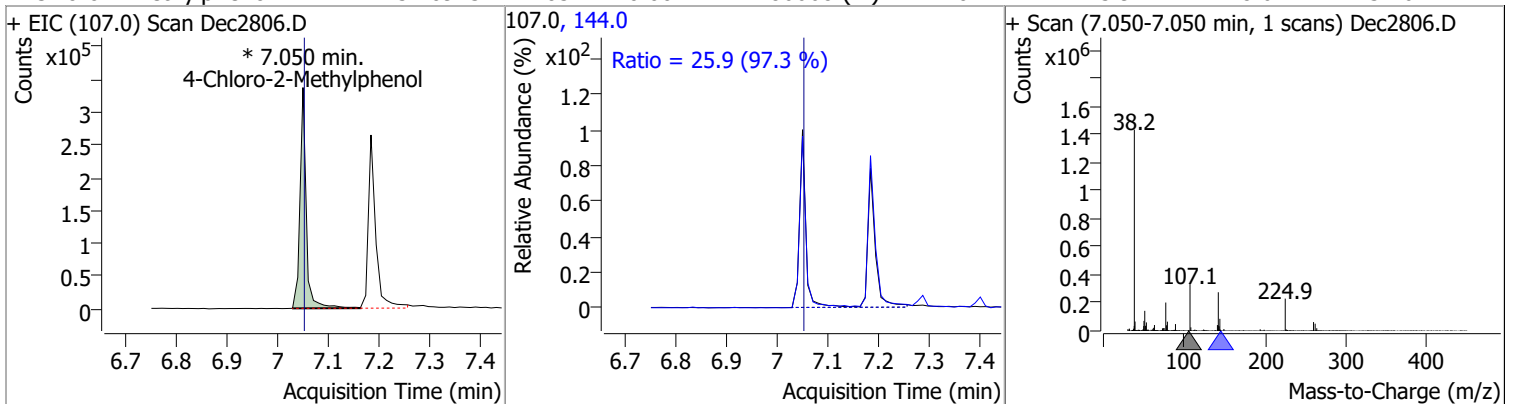
Compound	Conc.	RT	Dev(Min)	Resp.	QIon	QRatio	Lower	Upper
p-Chloroaniline	49.0658	6.56	0.00	421556	65.0	36.2	26.3	48.8
					129.0	33.6	20.5	38.0



Compound	Conc.	RT	Dev(Min)	Resp.	QIon	QRatio	Lower	Upper
Hexachlorobutadiene	46.7433	6.63	0.00	175169	227.0	63.7	46.6	86.6
					223.0	62.2	42.6	79.1

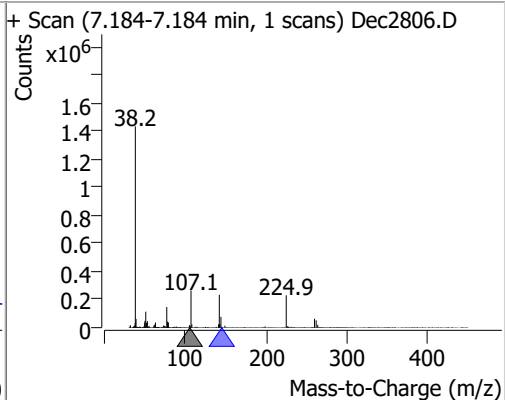
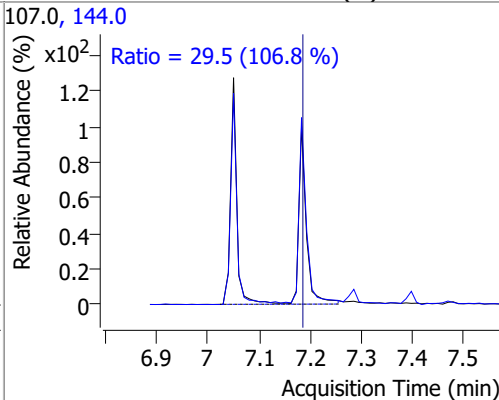
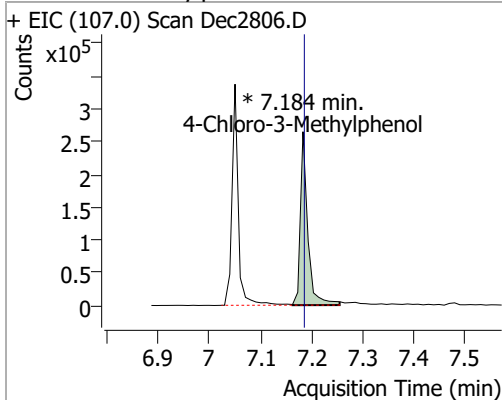


Compound	Conc.	RT	Dev(Min)	Resp.	QIon	QRatio	Lower	Upper
4-Chloro-2-Methylphenol	51.0973	7.05	0.00	286668 (m)	144.0	25.9	18.6	34.6

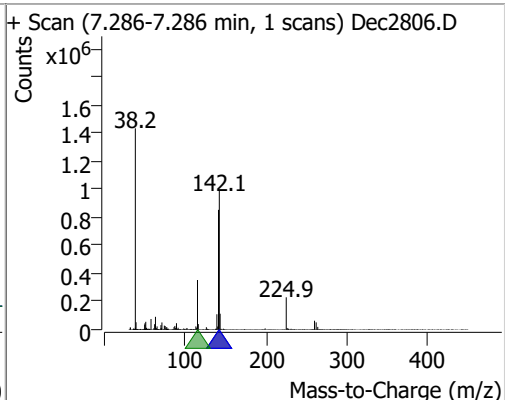
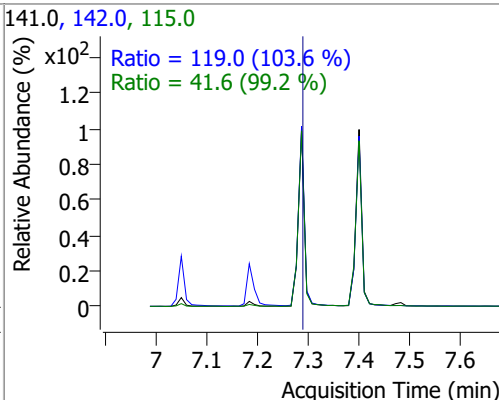
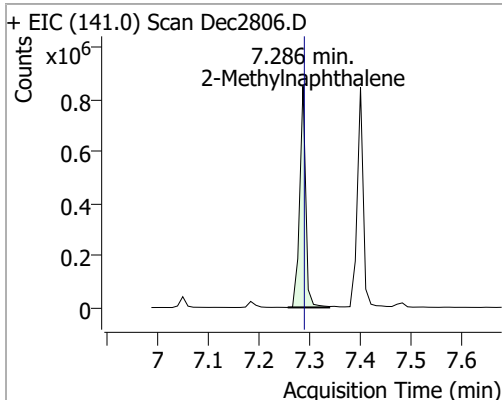


Quantitation Results Report (QT Reviewed)

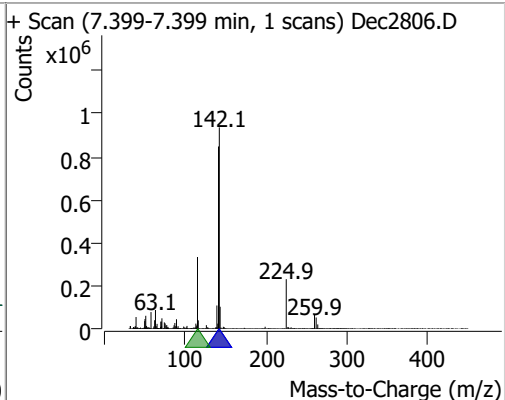
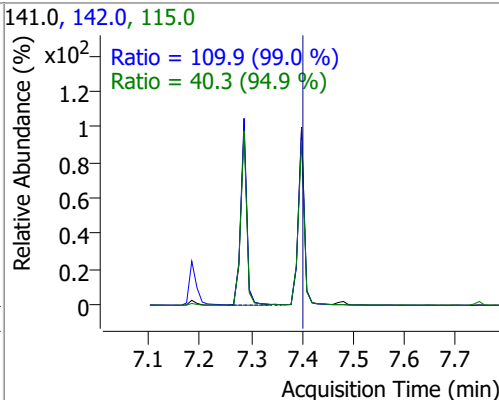
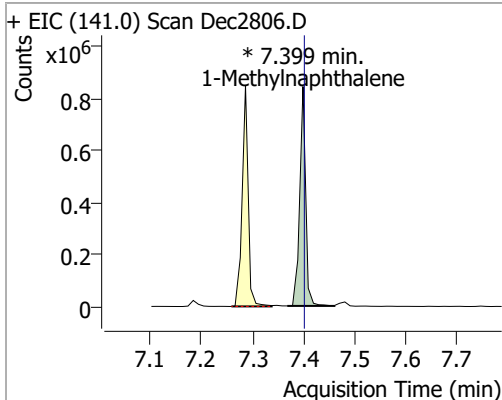
Compound	Conc.	RT	Dev(Min)	Resp.	QIon	QRatio	Lower	Upper
4-Chloro-3-Methylphenol	47.9546	7.18	0.00	267358 (m)	144.0	29.5	19.3	35.9



Compound	Conc.	RT	Dev(Min)	Resp.	QIon	QRatio	Lower	Upper
2-Methylnaphthalene	49.4455	7.29	0.00	699068	142.0	119.0	80.4	149.3
					115.0	41.6	29.4	54.6

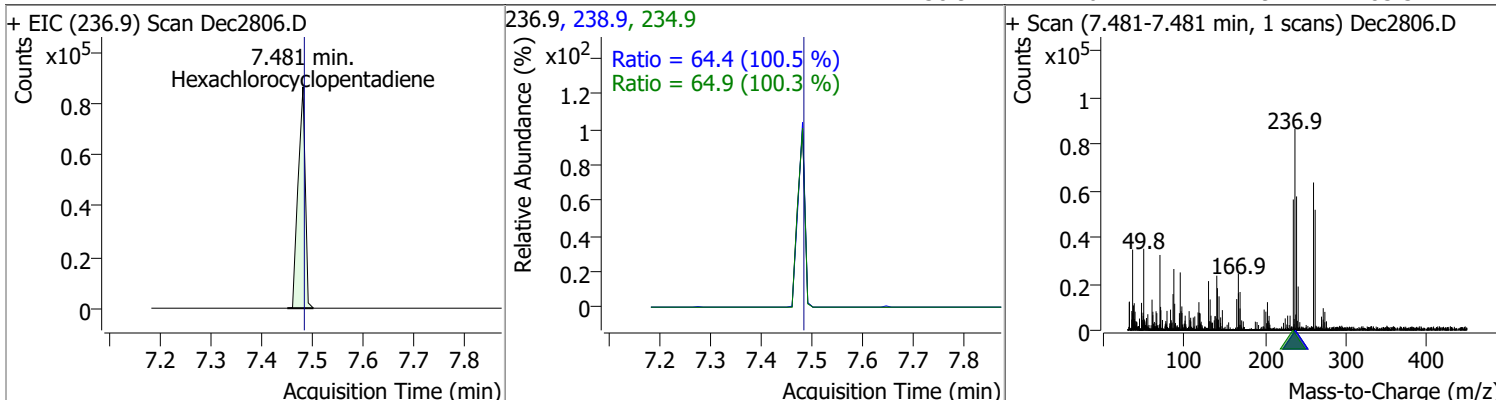


Compound	Conc.	RT	Dev(Min)	Resp.	QIon	QRatio	Lower	Upper
1-Methylnaphthalene	48.5443	7.40	0.00	685085 (m)	142.0	109.9	77.7	144.2
					115.0	40.3	29.7	55.2

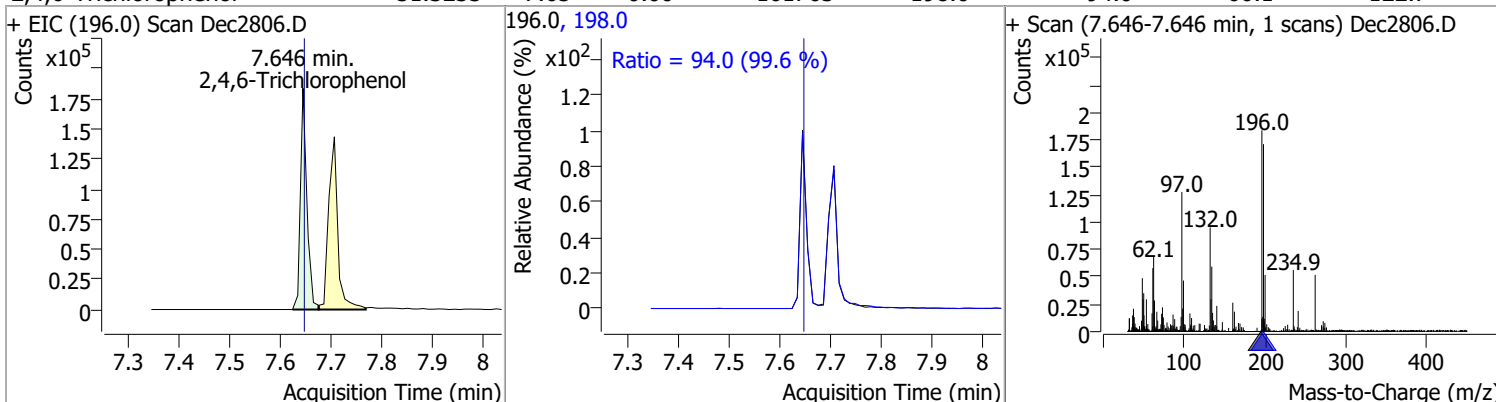


Quantitation Results Report (QT Reviewed)

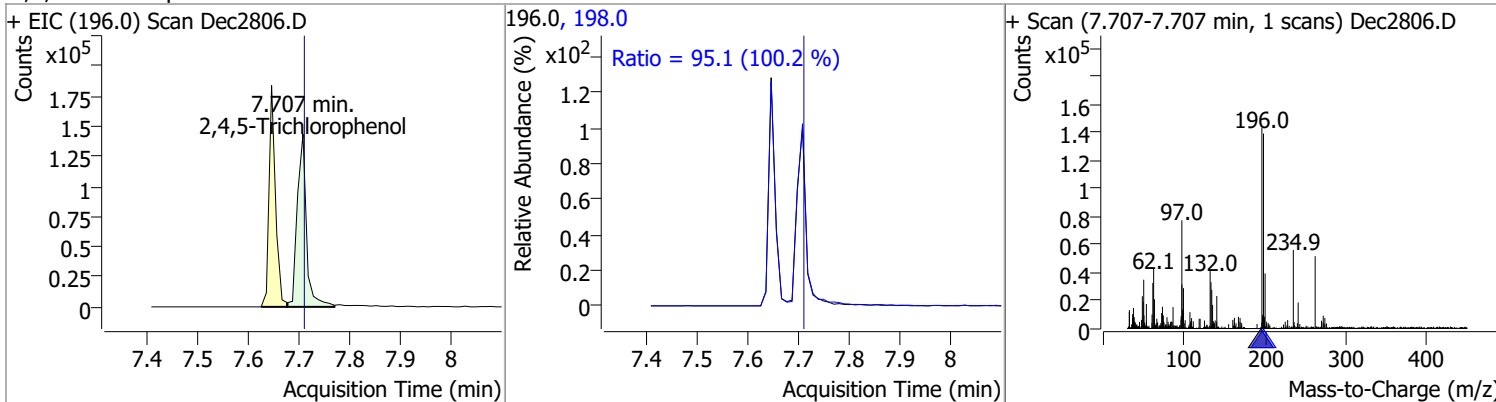
Compound	Conc.	RT	Dev(Min)	Resp.	QIon	QRatio	Lower	Upper
Hexachlorocyclopentadiene	49.0379	7.48	0.00	84011	234.9	64.9	45.3	84.1
					238.9	64.4	44.9	83.3



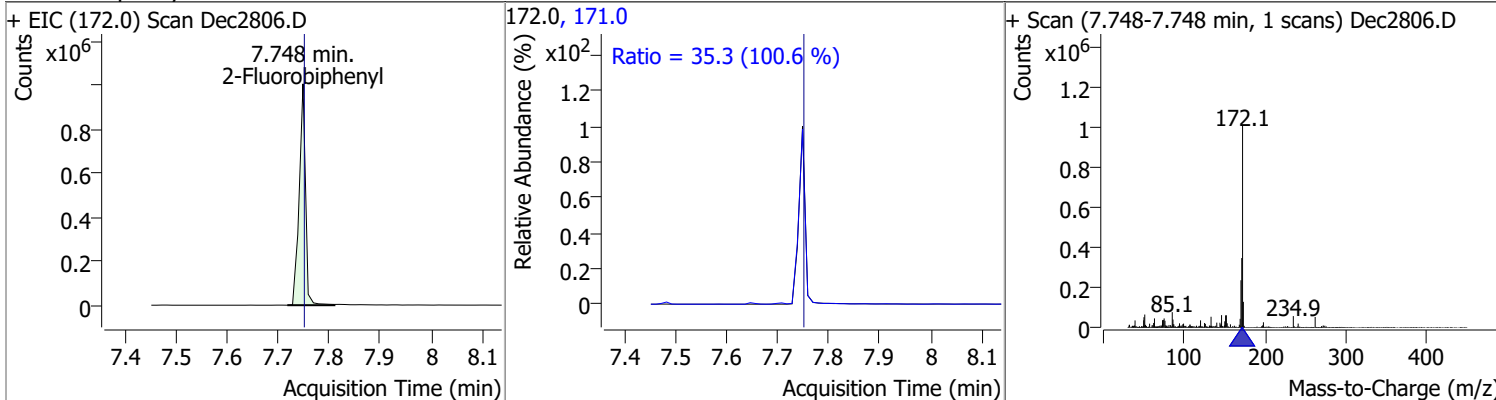
Compound	Conc.	RT	Dev(Min)	Resp.	QIon	QRatio	Lower	Upper
2,4,6-Trichlorophenol	51.3233	7.65	0.00	161763	198.0	94.0	66.1	122.7
					196.0	94.0	66.1	122.7



Compound	Conc.	RT	Dev(Min)	Resp.	QIon	QRatio	Lower	Upper
2,4,5-Trichlorophenol	49.6186	7.71	0.00	180021	198.0	95.1	66.4	123.4
					196.0	95.1	66.4	123.4

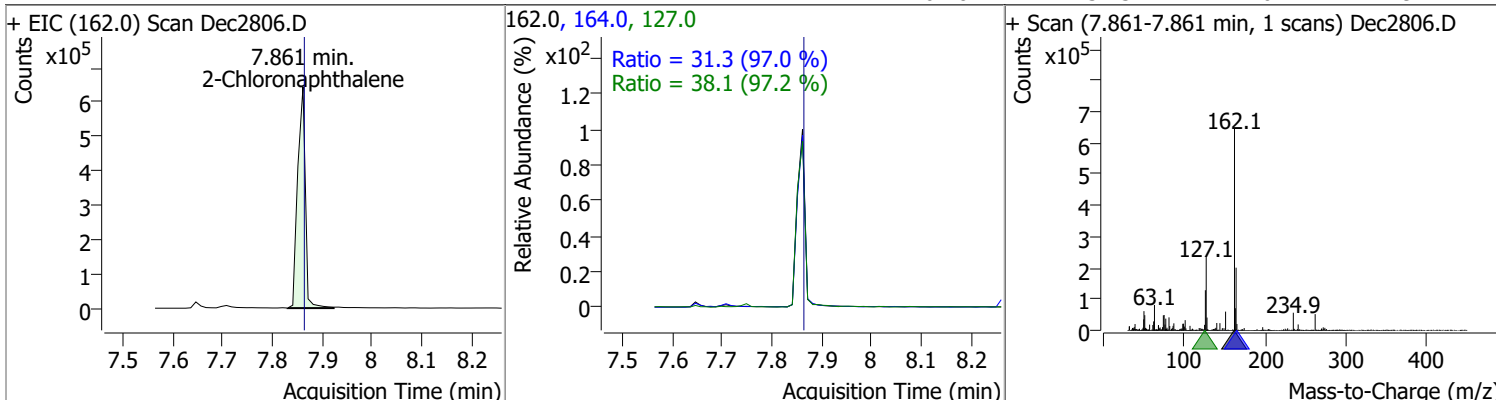


Compound	Conc.	RT	Dev(Min)	Resp.	QIon	QRatio	Lower	Upper
2-Fluorobiphenyl	48.7258	7.75	0.00	867264	171.0	35.3	24.5	45.6
					172.0	35.3	24.5	45.6

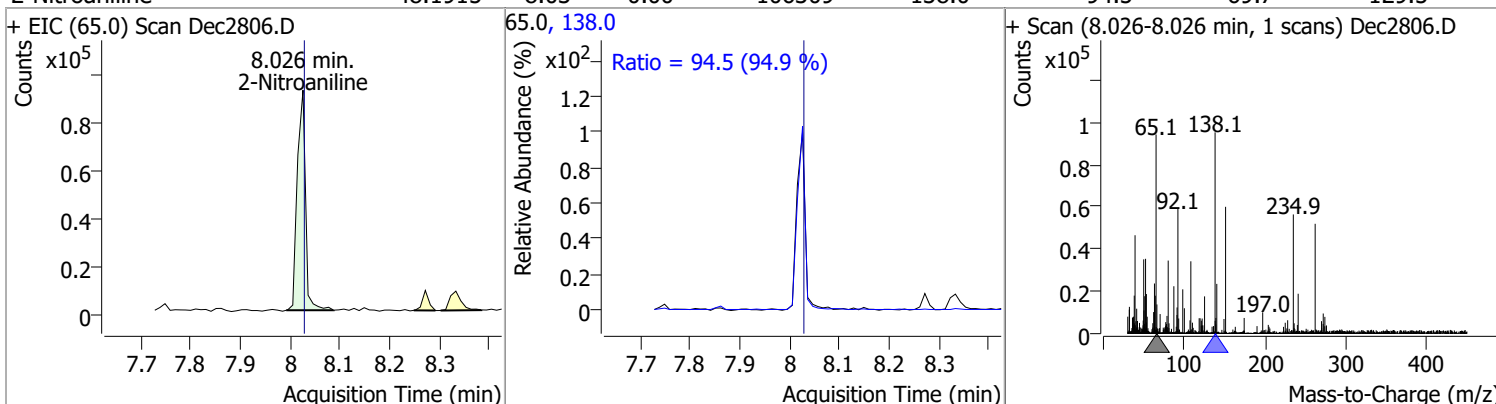


Quantitation Results Report (QT Reviewed)

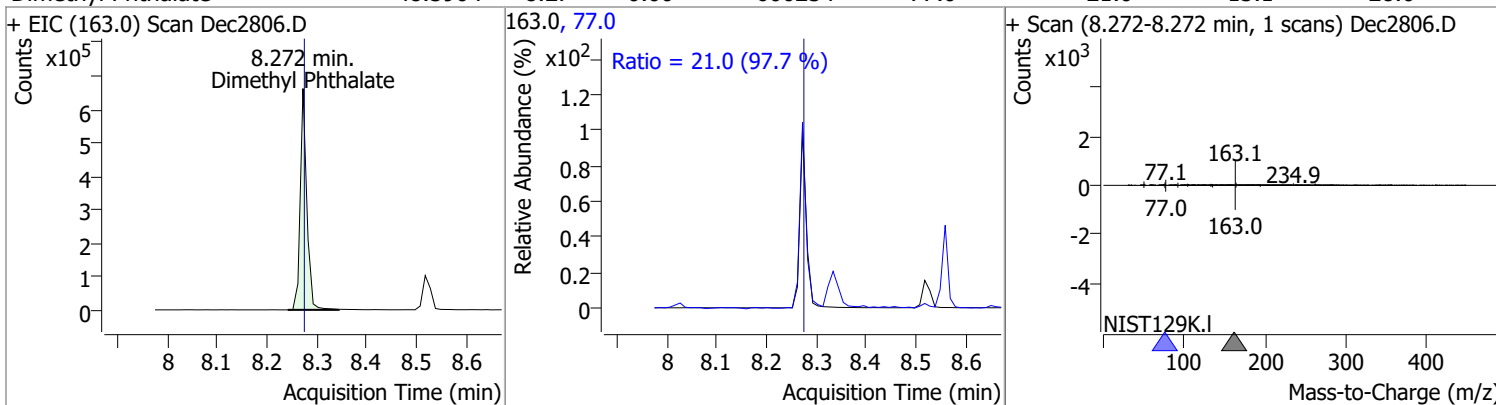
Compound	Conc.	RT	Dev(Min)	Resp.	QIon	QRatio	Lower	Upper
2-Chloronaphthalene	49.2222	7.86	0.00	691754	127.0	38.1	27.4	50.9
					164.0	31.3	22.6	41.9



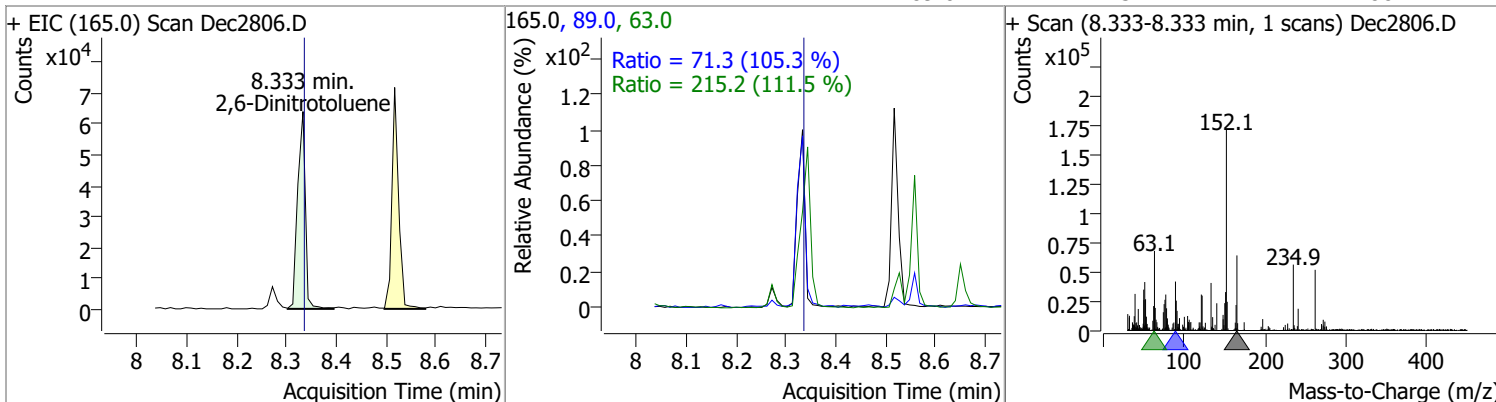
Compound	Conc.	RT	Dev(Min)	Resp.	QIon	QRatio	Lower	Upper
2-Nitroaniline	48.1915	8.03	0.00	106309	138.0	94.5	69.7	129.5



Compound	Conc.	RT	Dev(Min)	Resp.	QIon	QRatio	Lower	Upper
Dimethyl Phthalate	48.5904	8.27	0.00	606254	77.0	21.0	15.1	28.0

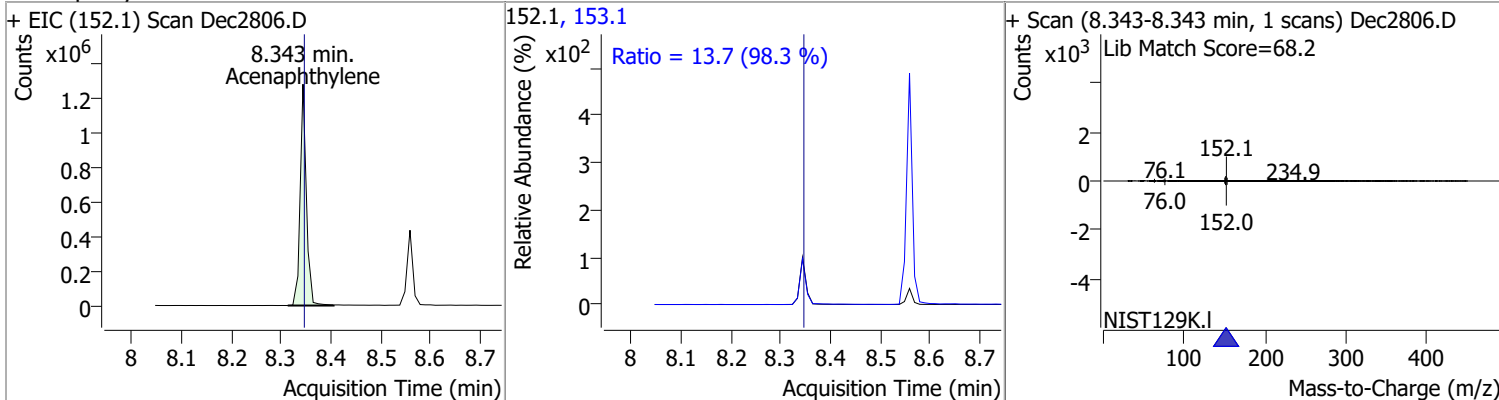


Compound	Conc.	RT	Dev(Min)	Resp.	QIon	QRatio	Lower	Upper
2,6-Dinitrotoluene	47.5539	8.33	0.00	68895	63.0	215.2	135.1	250.9
					89.0	71.3	47.4	88.1

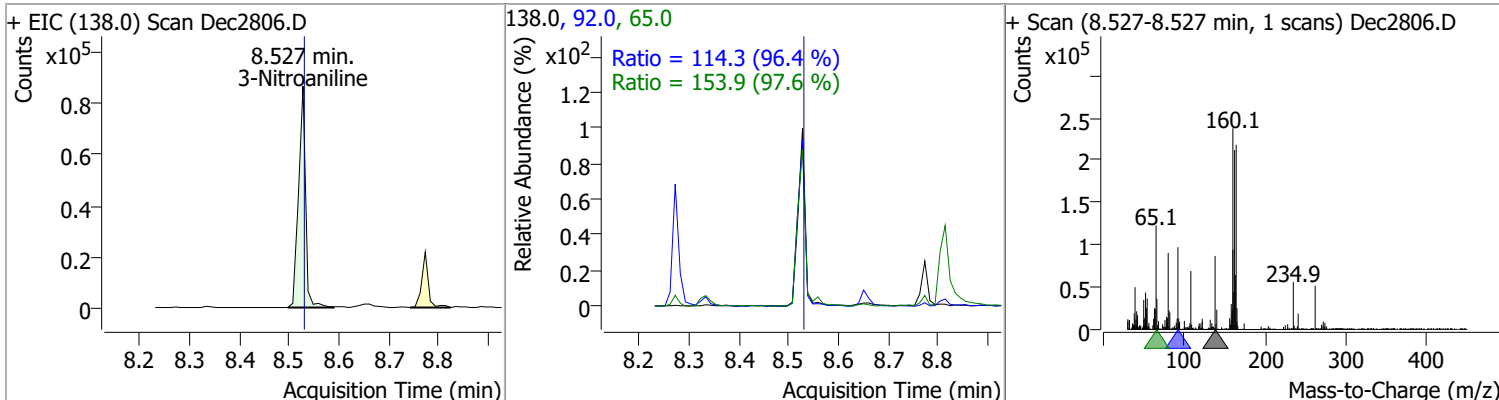


Quantitation Results Report (QT Reviewed)

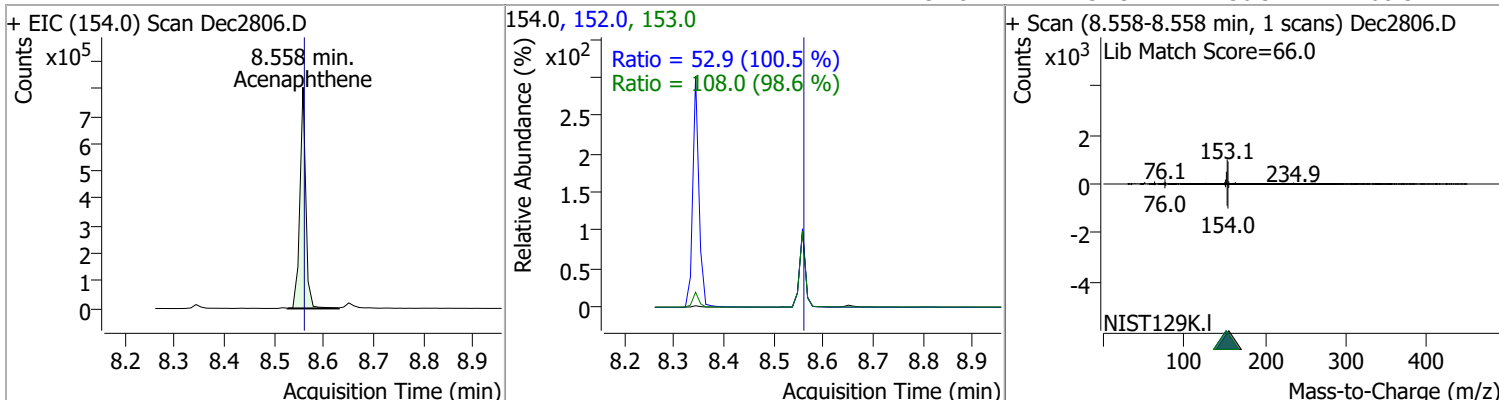
Compound	Conc.	RT	Dev(Min)	Resp.	QIon	QRatio	Lower	Upper
Acenaphthylene	52.1610	8.34	0.00	1111124	153.1	13.7	9.8	18.1



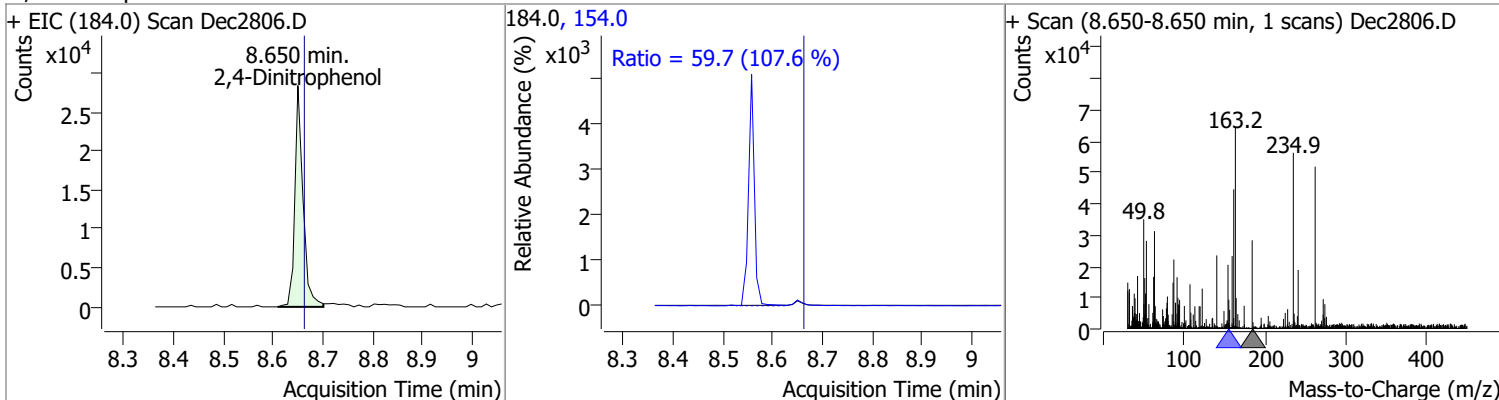
Compound	Conc.	RT	Dev(Min)	Resp.	QIon	QRatio	Lower	Upper
3-Nitroaniline	52.2718	8.53	0.00	85412	65.0	153.9	110.4	205.1
					92.0	114.3	83.0	154.2



Compound	Conc.	RT	Dev(Min)	Resp.	QIon	QRatio	Lower	Upper
Acenaphthene	52.6799	8.56	0.00	661886	153.0	108.0	76.7	142.4
					152.0	52.9	36.9	68.5

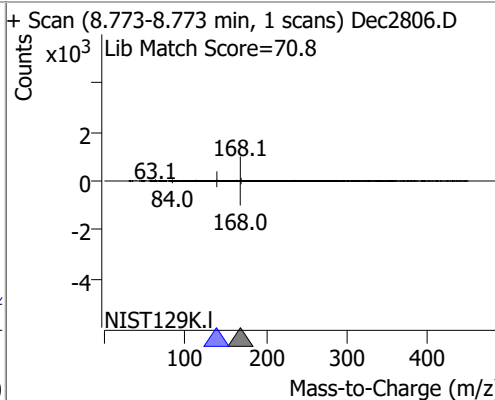
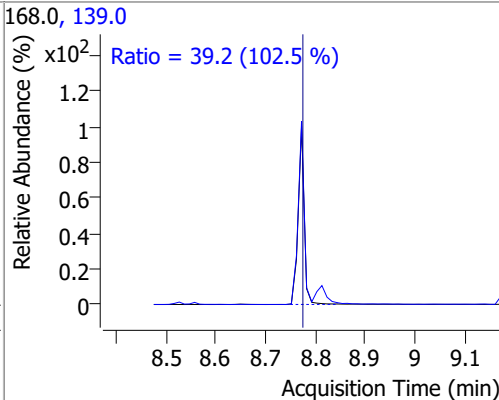
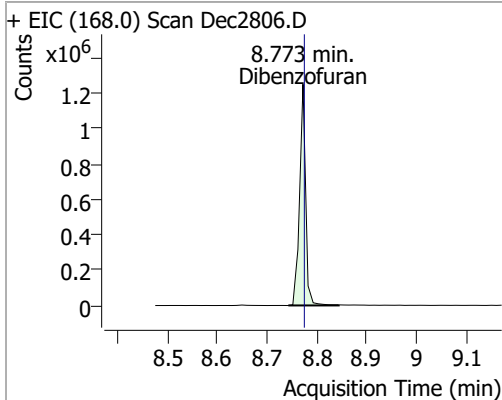


Compound	Conc.	RT	Dev(Min)	Resp.	QIon	QRatio	Lower	Upper
2,4-Dinitrophenol	47.7983	8.65	-0.01	32380	154.0	59.7	38.9	72.2

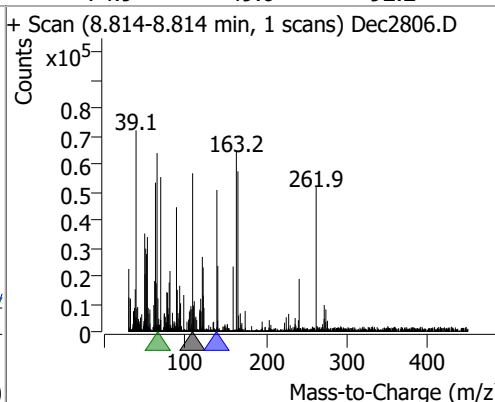
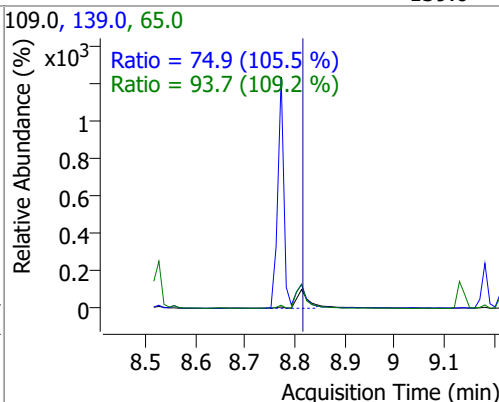
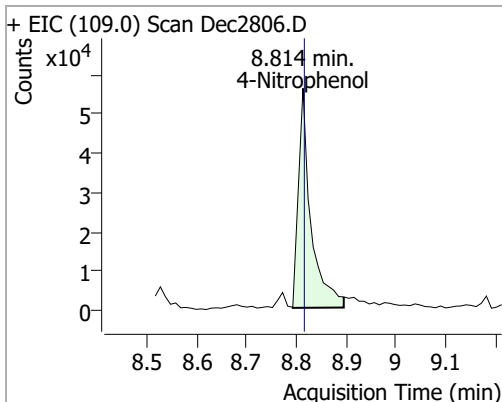


Quantitation Results Report (QT Reviewed)

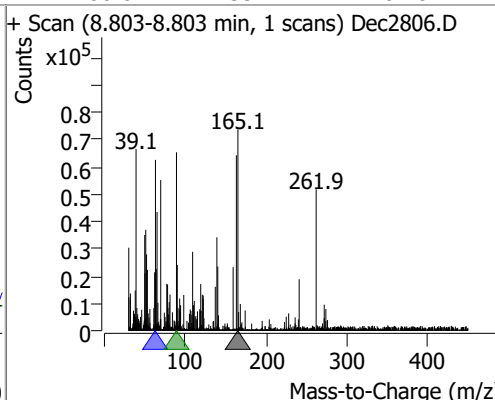
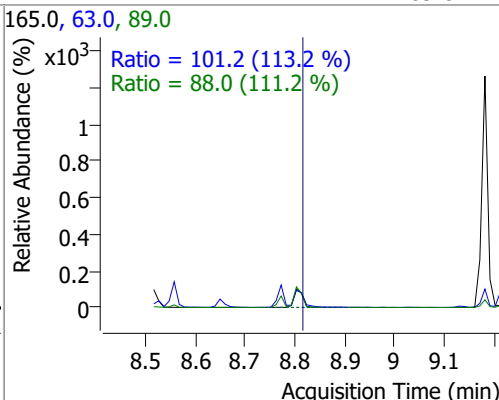
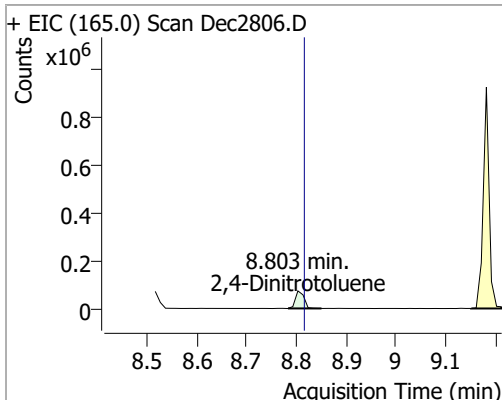
Compound	Conc.	RT	Dev(Min)	Resp.	QIon	QRatio	Lower	Upper
Dibenzofuran	52.1737	8.77	0.00	1054764	139.0	39.2	26.8	49.7



Compound	Conc.	RT	Dev(Min)	Resp.	QIon	QRatio	Lower	Upper
4-Nitrophenol	45.0759	8.81	0.00	97136	65.0	93.7	60.1	111.5
					139.0	74.9	49.6	92.2

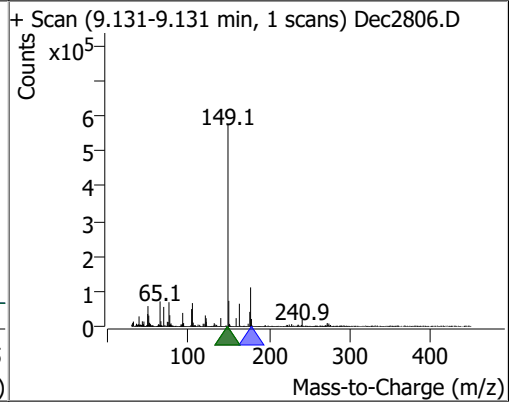
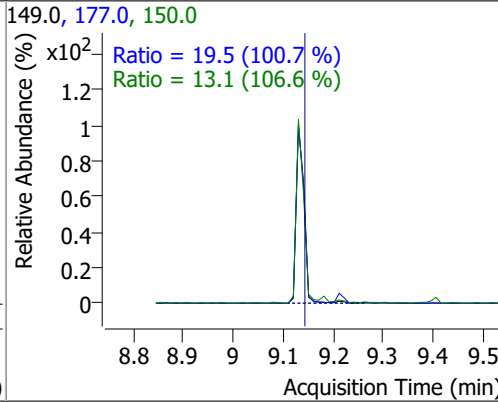
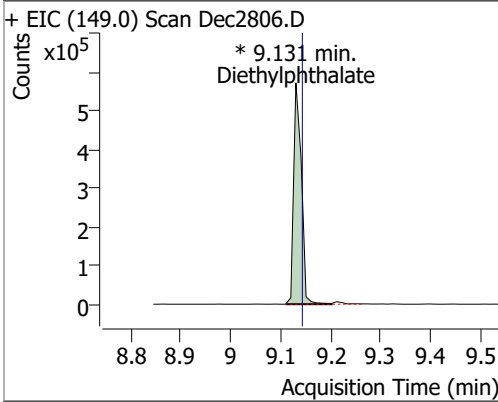


Compound	Conc.	RT	Dev(Min)	Resp.	QIon	QRatio	Lower	Upper
2,4-Dinitrotoluene	47.6637	8.80	-0.01	84793	63.0	101.2	62.6	116.2
					89.0	88.0	55.4	102.8

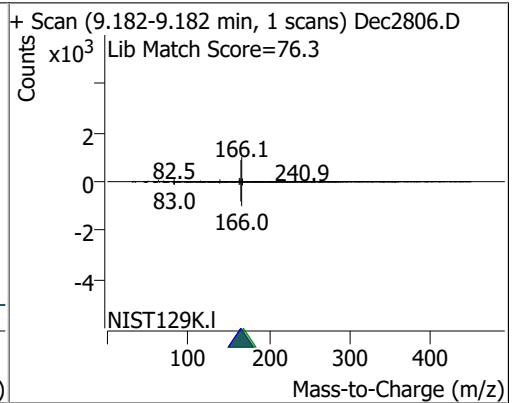
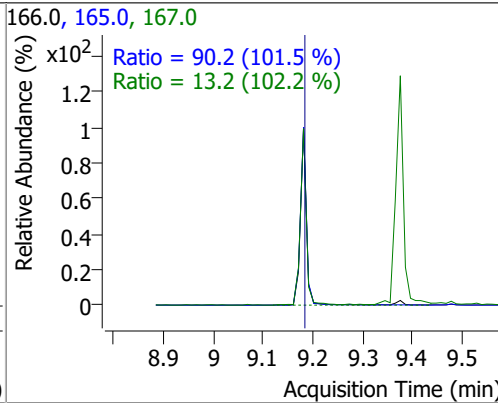
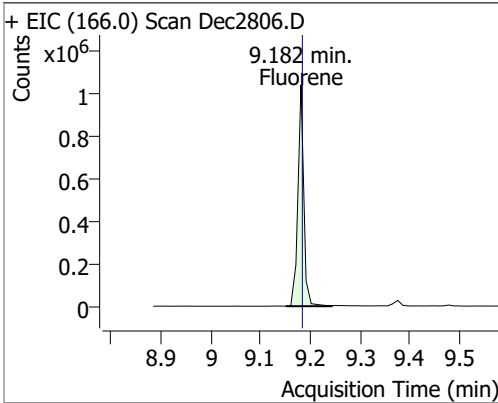


Quantitation Results Report (QT Reviewed)

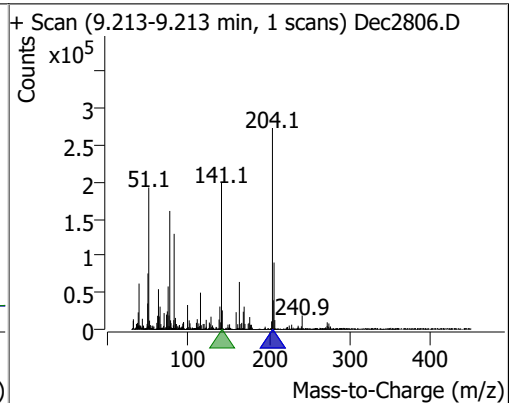
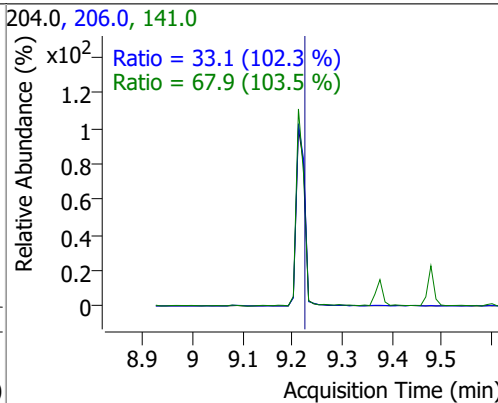
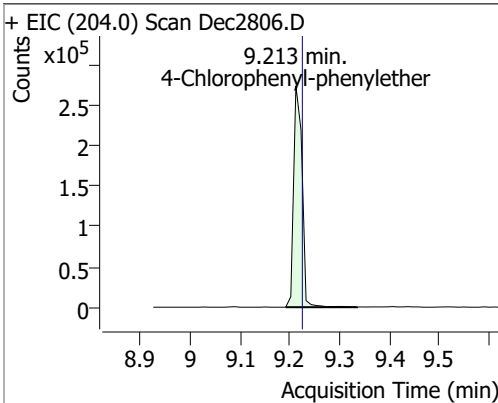
Compound	Conc.	RT	Dev(Min)	Resp.	QIon	QRatio	Lower	Upper
Diethylphthalate	45.1777	9.13	-0.01	617191 (m)	177.0	19.5	13.6	25.2
					150.0	13.1	8.6	16.0



Compound	Conc.	RT	Dev(Min)	Resp.	QIon	QRatio	Lower	Upper
Fluorene	53.9254	9.18	0.00	856957	165.0	90.2	62.2	115.4
					167.0	13.2	9.1	16.8

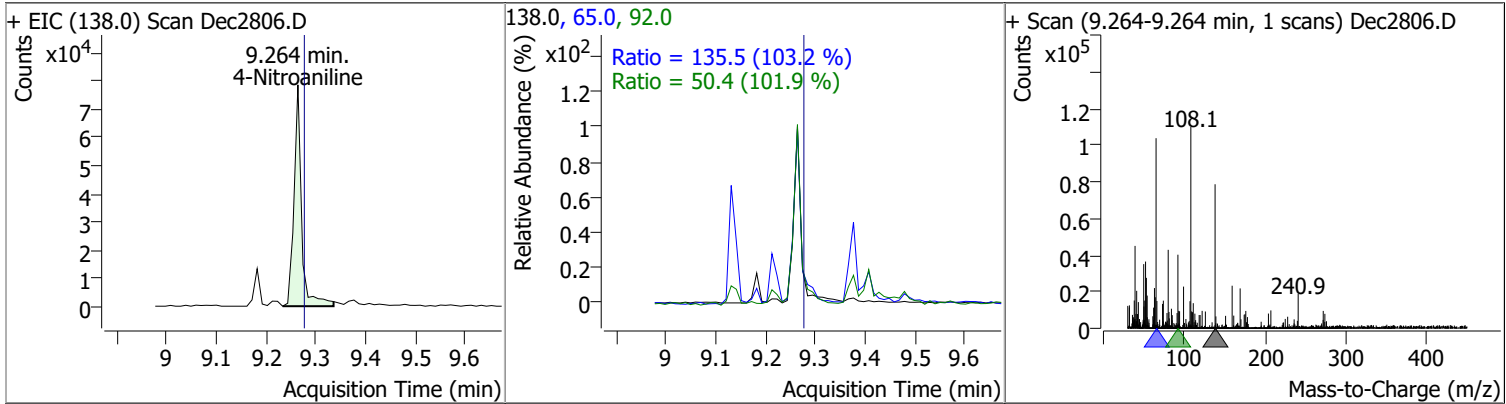


Compound	Conc.	RT	Dev(Min)	Resp.	QIon	QRatio	Lower	Upper
4-Chlorophenyl-phenylether	49.9044	9.21	-0.01	322365	141.0	67.9	46.0	85.3
					206.0	33.1	22.7	42.1

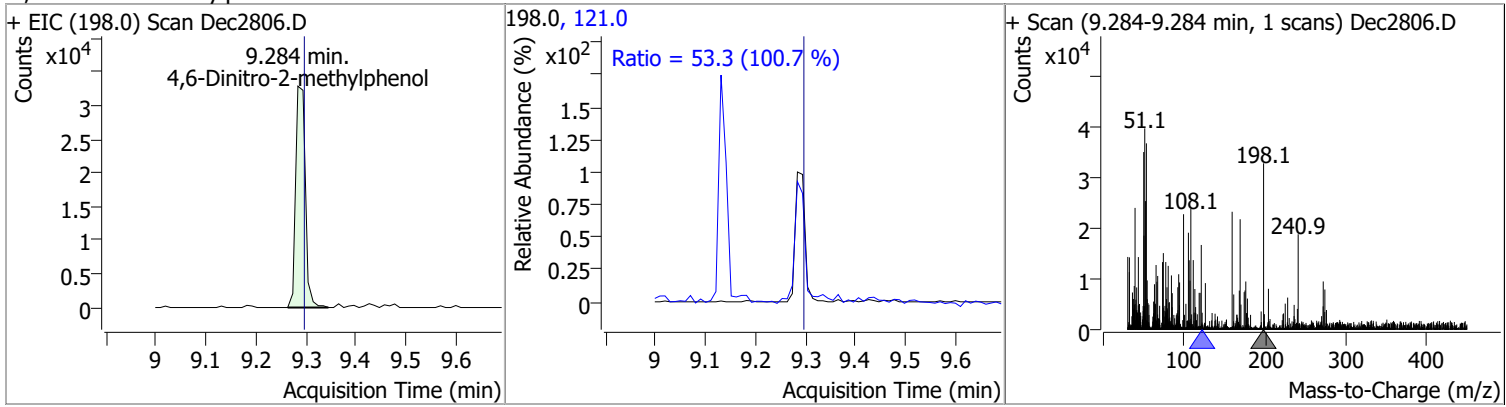


Quantitation Results Report (QT Reviewed)

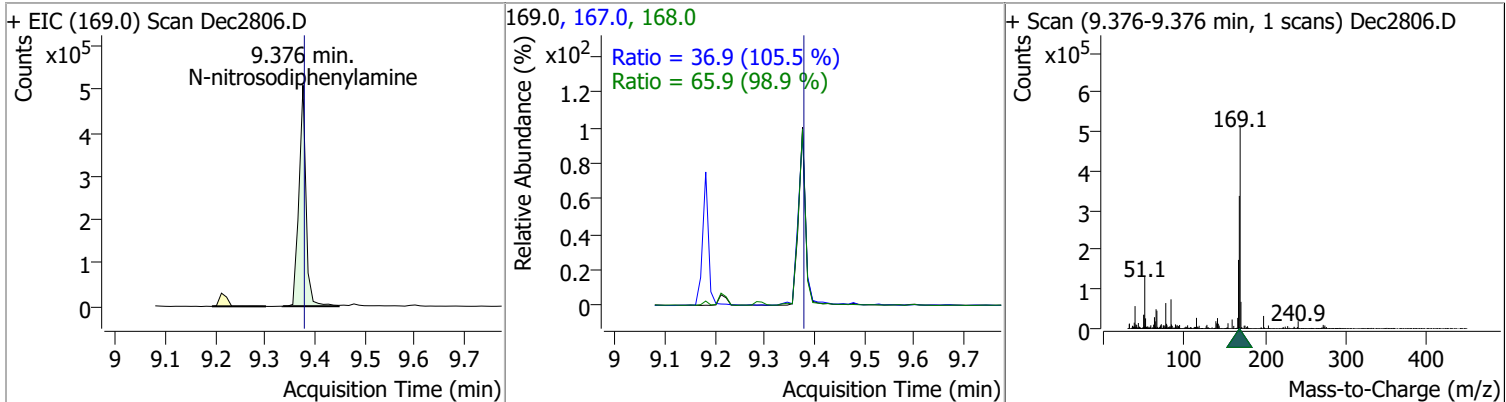
Compound	Conc.	RT	Dev(Min)	Resp.	QIon	QRatio	Lower	Upper
4-Nitroaniline	45.6309	9.26	-0.01	83010	65.0	135.5	91.9	170.7
					92.0	50.4	34.6	64.3



Compound	Conc.	RT	Dev(Min)	Resp.	QIon	QRatio	Lower	Upper
4,6-Dinitro-2-methylphenol	47.9753	9.28	-0.01	44446	121.0	53.3	37.1	68.8

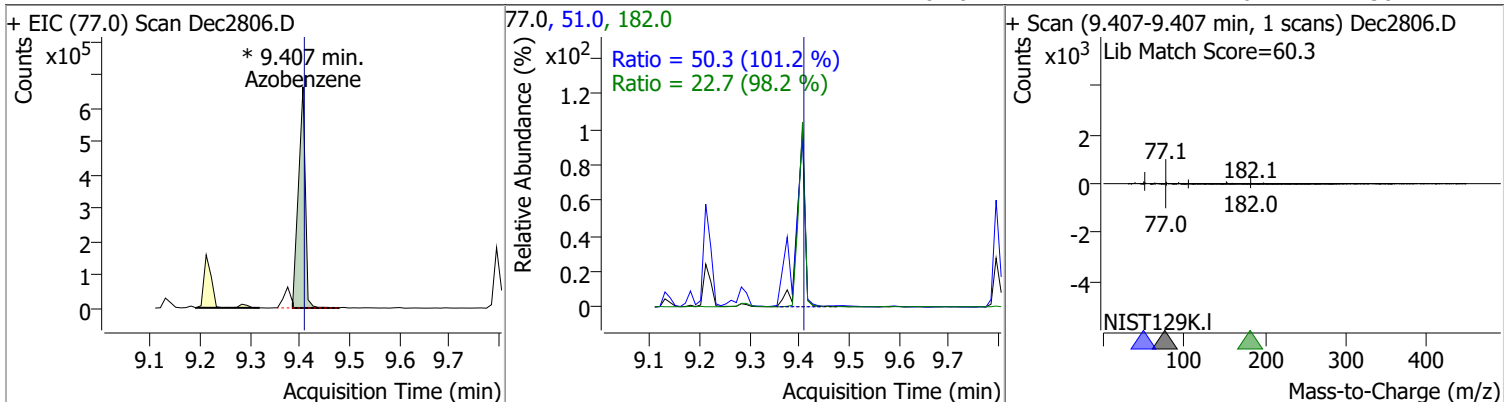


Compound	Conc.	RT	Dev(Min)	Resp.	QIon	QRatio	Lower	Upper
N-nitrosodiphenylamine	47.8539	9.38	0.00	502656	168.0	65.9	46.6	86.6
					167.0	36.9	24.5	45.5

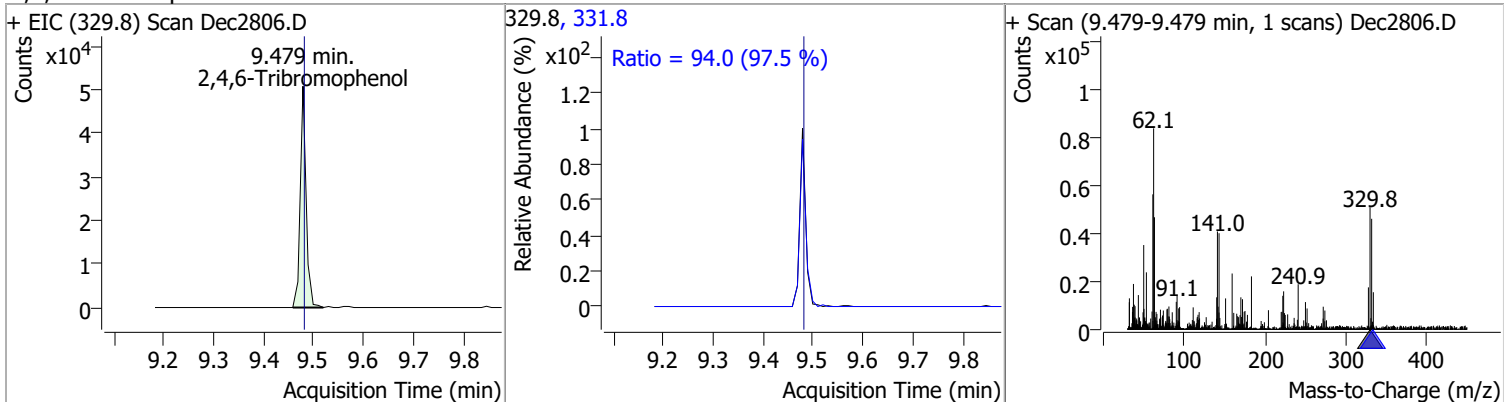


Quantitation Results Report (QT Reviewed)

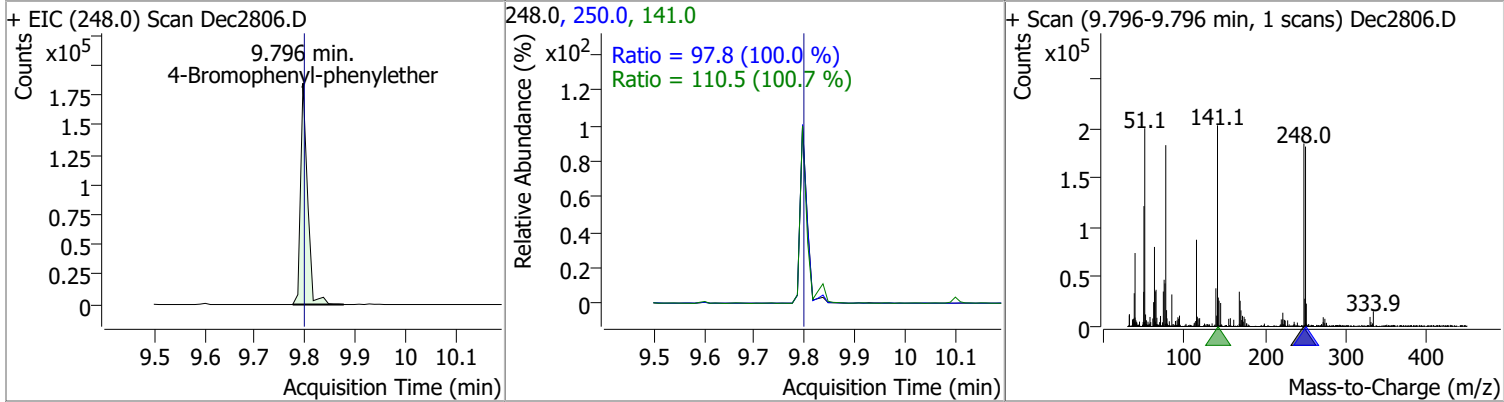
Compound	Conc.	RT	Dev(Min)	Resp.	QIon	QRatio	Lower	Upper
Azobenzene	44.3201	9.41	0.00	636779 (m)	51.0 182.0	50.3 22.7	34.8 16.2	64.6 30.1



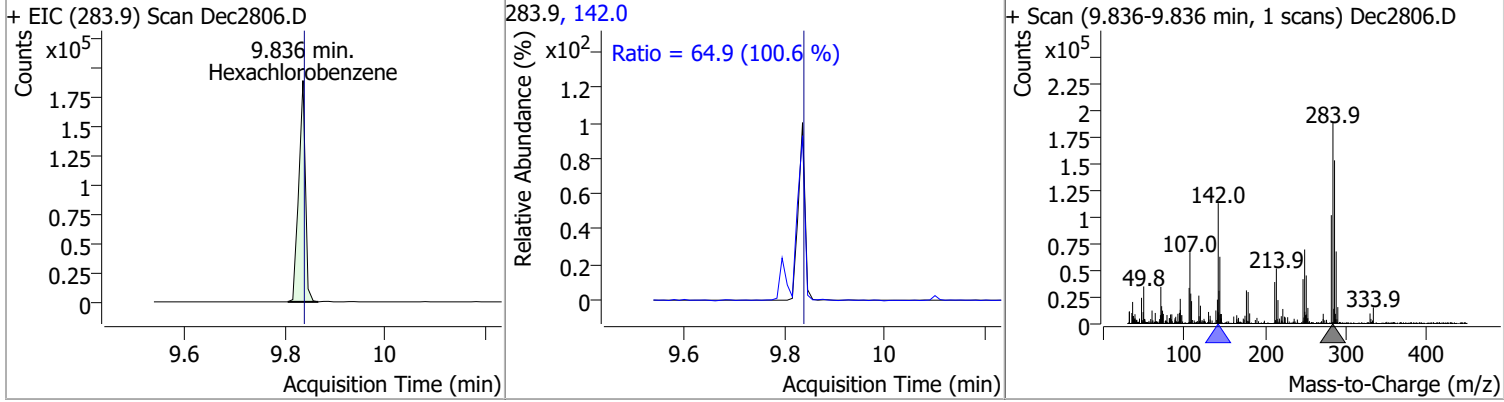
Compound	Conc.	RT	Dev(Min)	Resp.	QIon	QRatio	Lower	Upper
2,4,6-Tribromophenol	46.5392	9.48	0.00	41514	331.8	94.0	67.5	125.3



Compound	Conc.	RT	Dev(Min)	Resp.	QIon	QRatio	Lower	Upper
4-Bromophenyl-phenylether	47.5339	9.80	0.00	177328	141.0 250.0	110.5 97.8	76.9 68.5	142.8 127.2

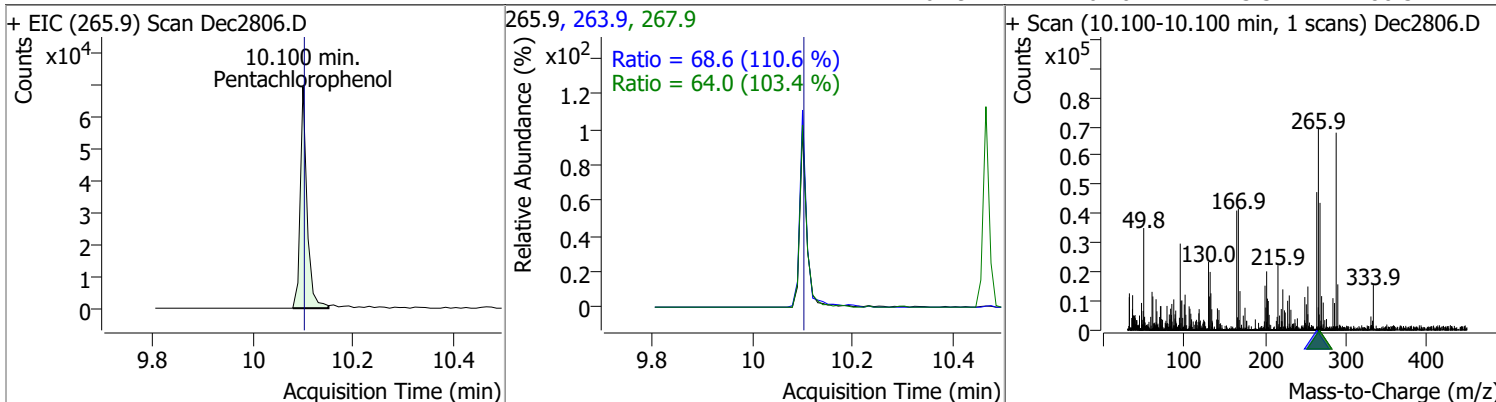


Compound	Conc.	RT	Dev(Min)	Resp.	QIon	QRatio	Lower	Upper
Hexachlorobenzene	48.8619	9.84	0.00	172867	142.0	64.9	45.2	83.9

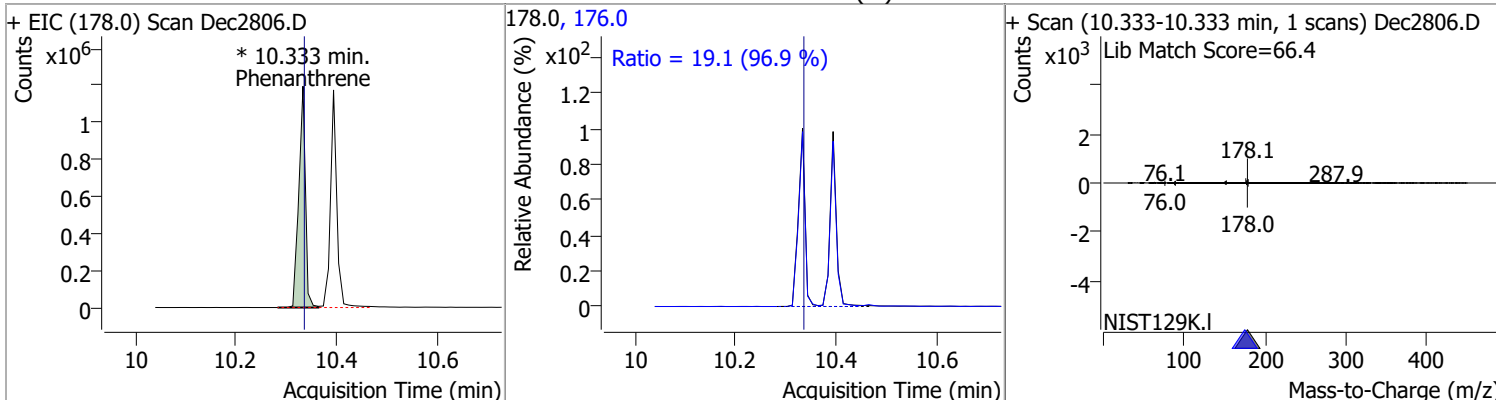


Quantitation Results Report (QT Reviewed)

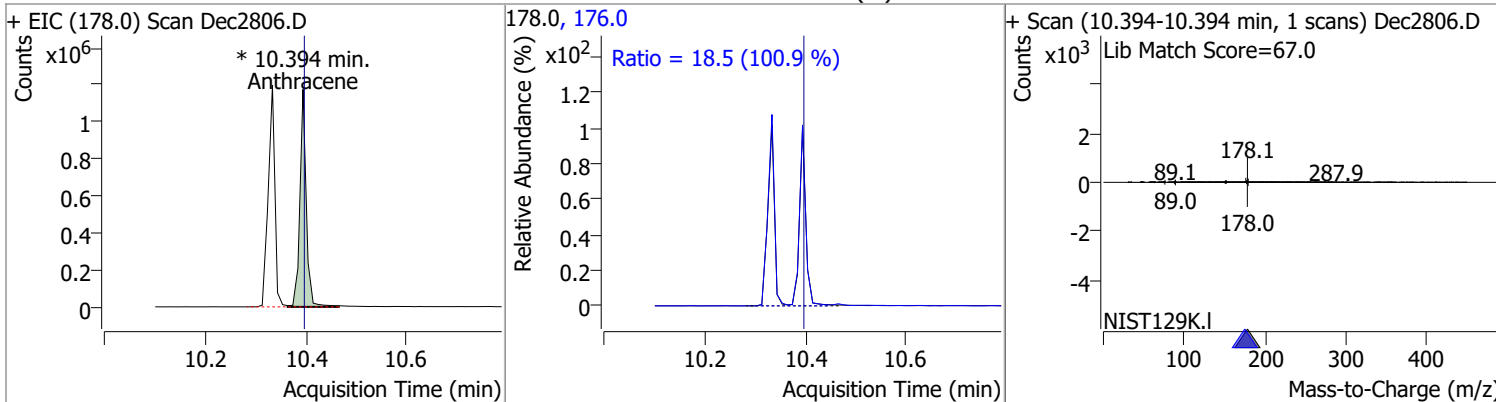
Compound	Conc.	RT	Dev(Min)	Resp.	QIon	QRatio	Lower	Upper
Pentachlorophenol	45.3259	10.10	0.00	65004	263.9	68.6	43.4	80.6
					267.9	64.0	43.3	80.5



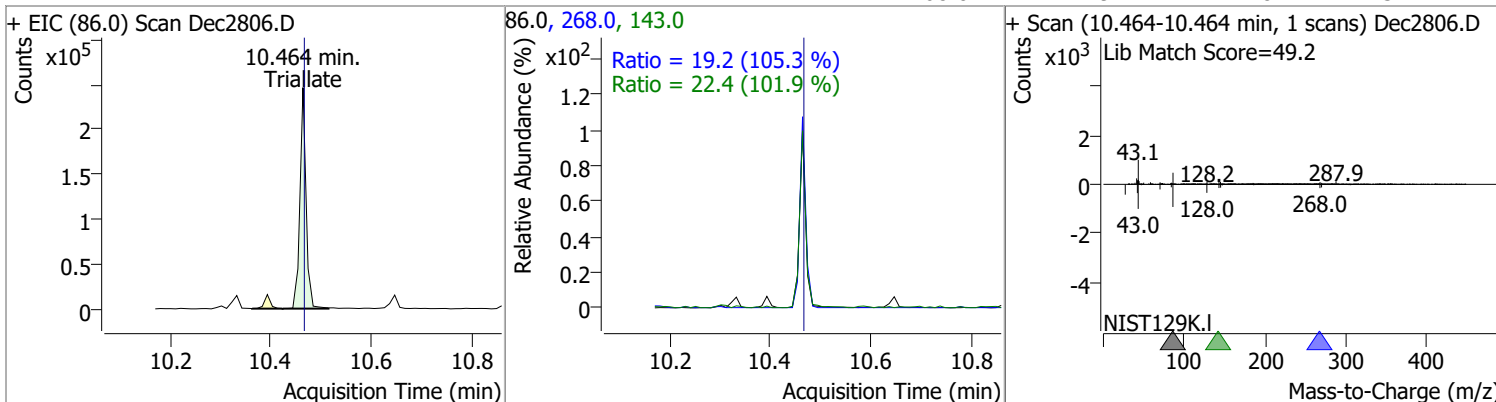
Compound	Conc.	RT	Dev(Min)	Resp.	QIon	QRatio	Lower	Upper
Phenanthrene	49.6982	10.33	0.00	1095090 (m)	176.0	19.1	13.8	25.6



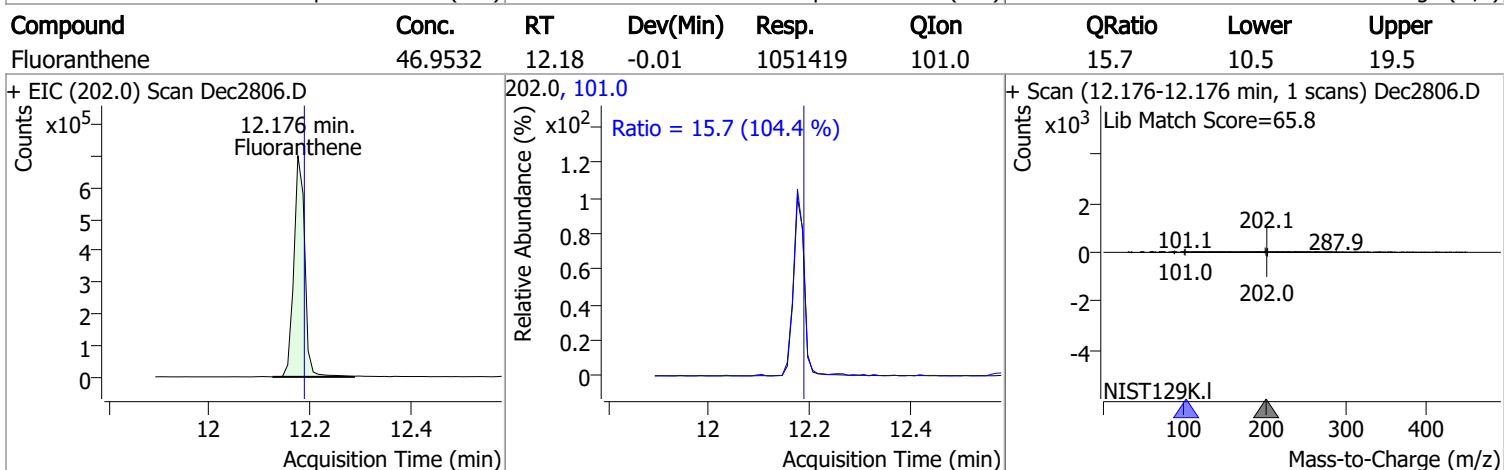
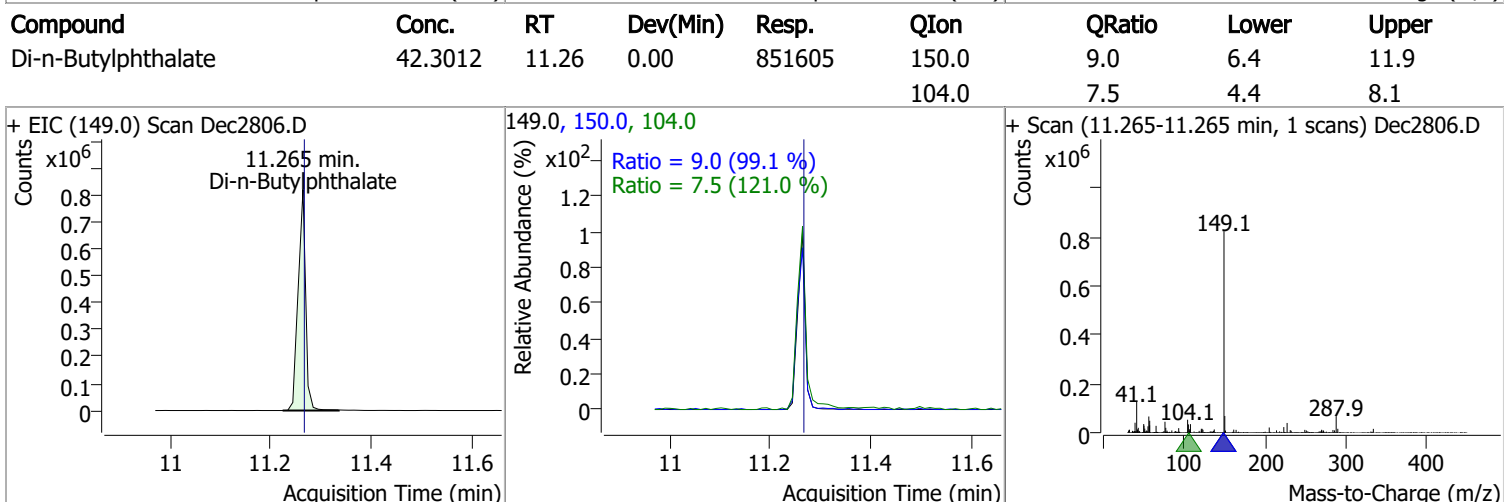
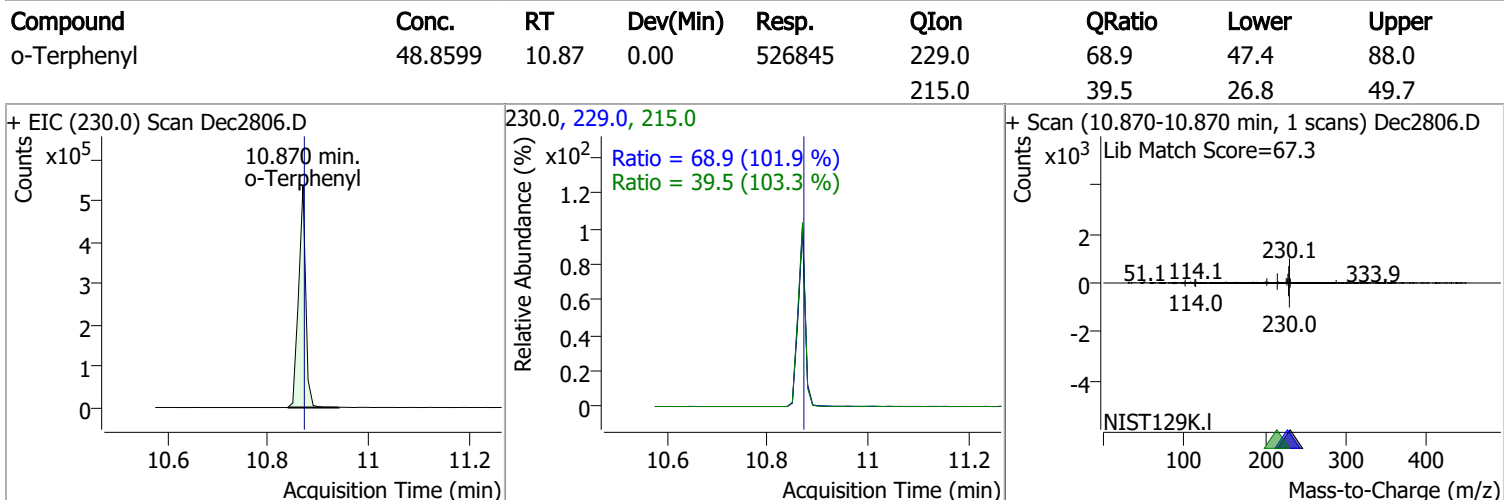
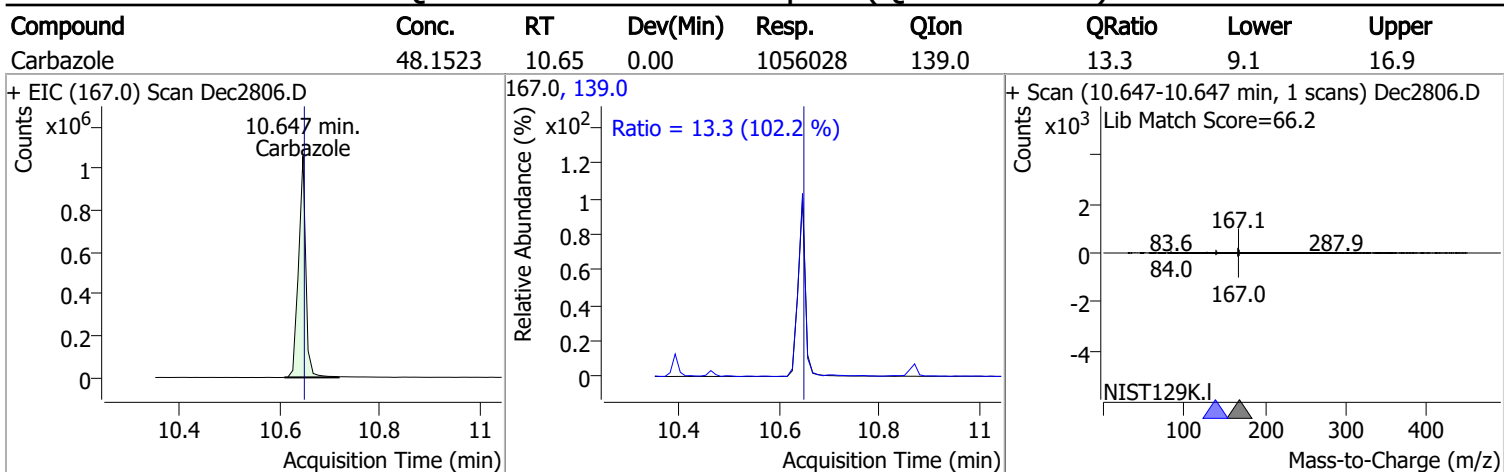
Compound	Conc.	RT	Dev(Min)	Resp.	QIon	QRatio	Lower	Upper
Anthracene	46.7384	10.39	0.00	1029890 (m)	176.0	18.5	12.8	23.8



Compound	Conc.	RT	Dev(Min)	Resp.	QIon	QRatio	Lower	Upper
Triallate	47.9071	10.46	0.00	208245	143.0	22.4	15.4	28.6
					268.0	19.2	12.8	23.7

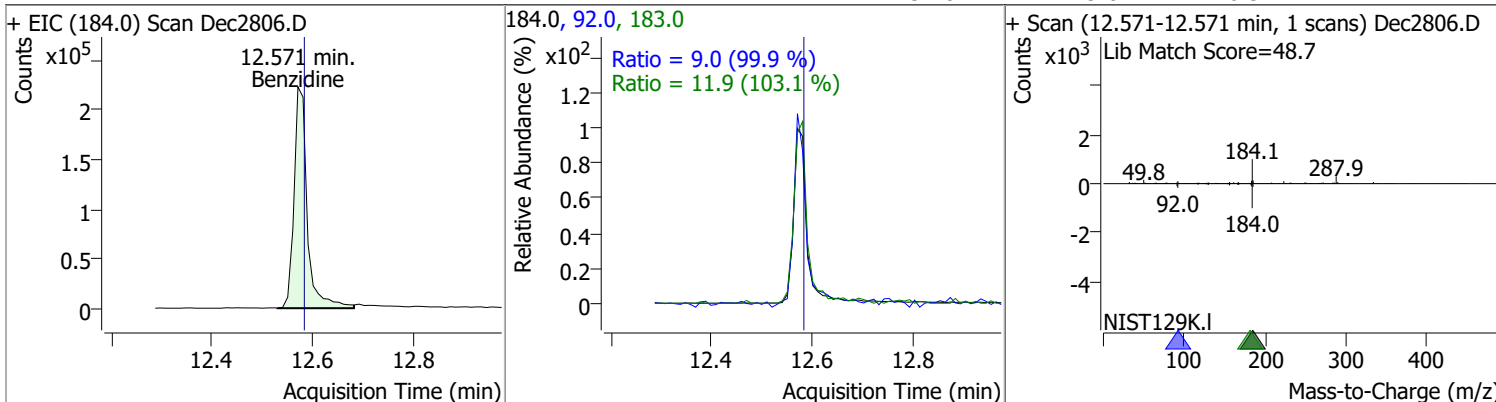


Quantitation Results Report (QT Reviewed)

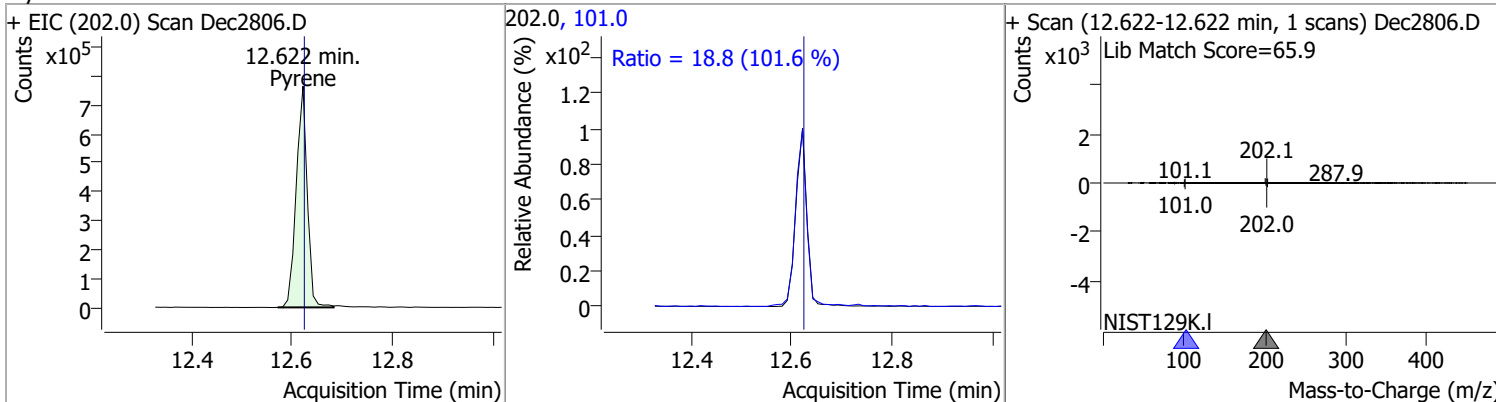


Quantitation Results Report (QT Reviewed)

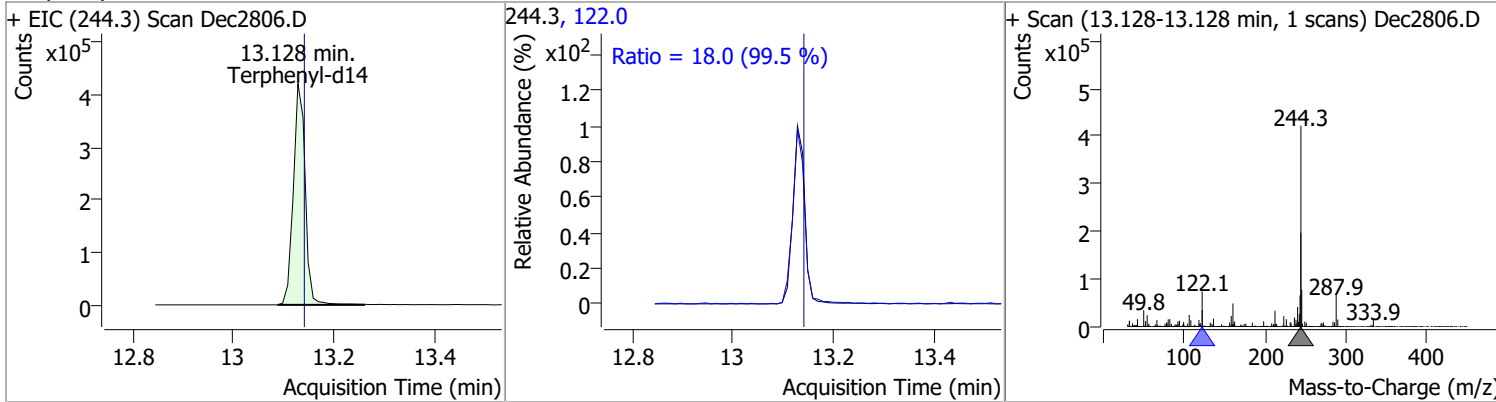
Compound	Conc.	RT	Dev(Min)	Resp.	QIon	QRatio	Lower	Upper
Benzidine	53.4430	12.57	-0.01	406985	183.0	11.9	8.1	15.0
					92.0	9.0	6.3	11.7



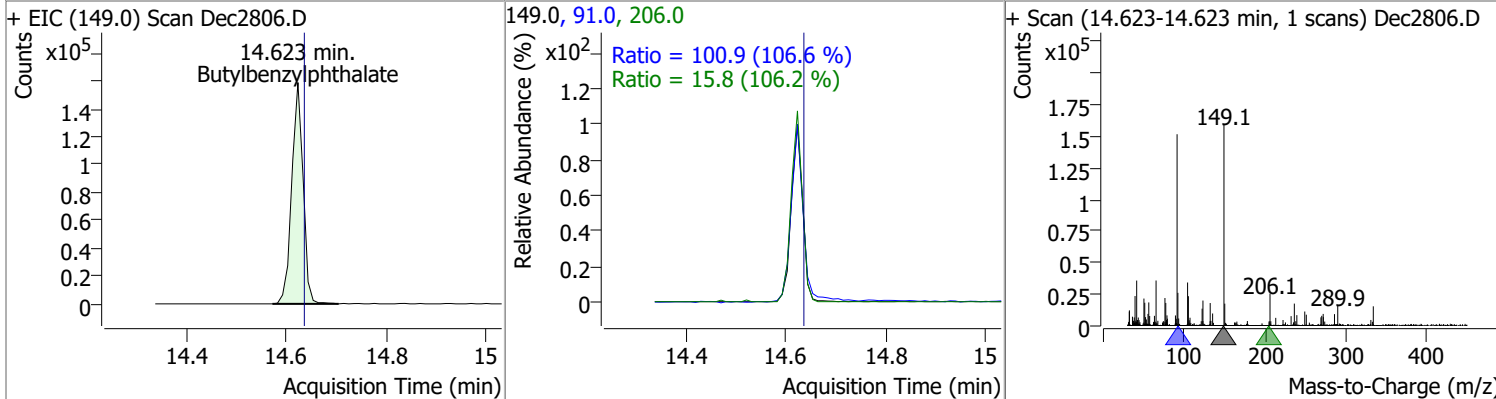
Compound	Conc.	RT	Dev(Min)	Resp.	QIon	QRatio	Lower	Upper
Pyrene	48.4188	12.62	0.00	1160626	101.0	18.8	12.9	24.0
					202.0	18.8	12.9	24.0



Compound	Conc.	RT	Dev(Min)	Resp.	QIon	QRatio	Lower	Upper
Terphenyl-d14	47.8538	13.13	-0.01	690609	122.0	18.0	12.7	23.5
					244.3	18.0	12.7	23.5

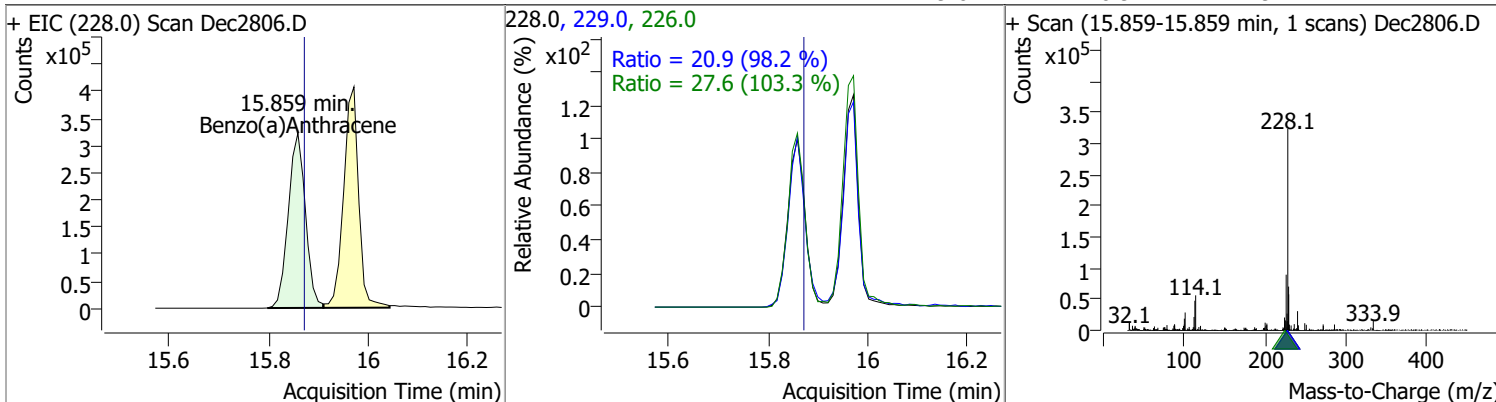


Compound	Conc.	RT	Dev(Min)	Resp.	QIon	QRatio	Lower	Upper
Butylbenzylphthalate	46.2057	14.62	-0.01	251486	91.0	100.9	66.2	123.0
					206.0	15.8	10.4	19.4
					149.0	100.9	66.2	123.0

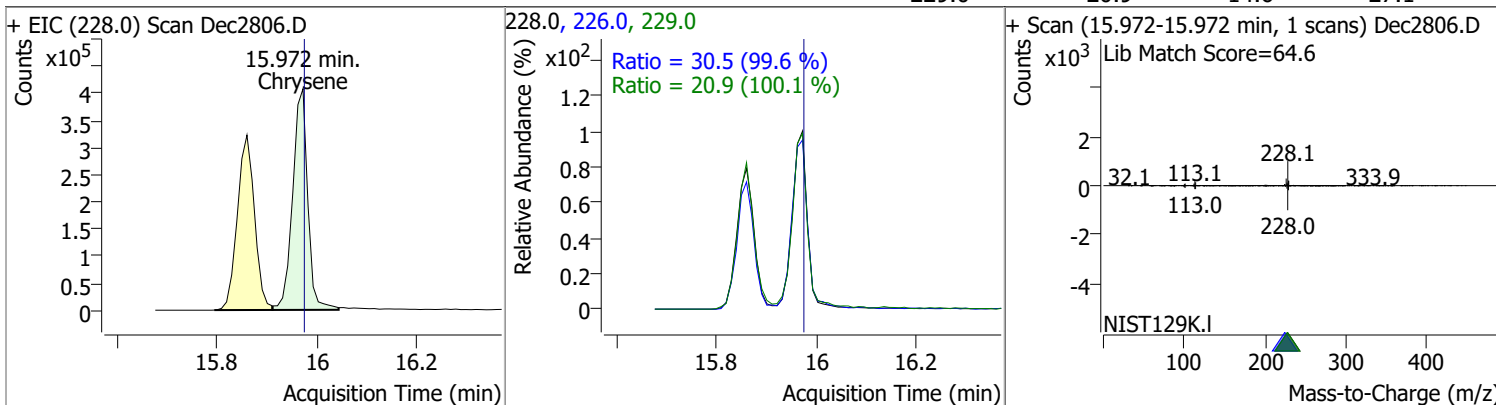


Quantitation Results Report (QT Reviewed)

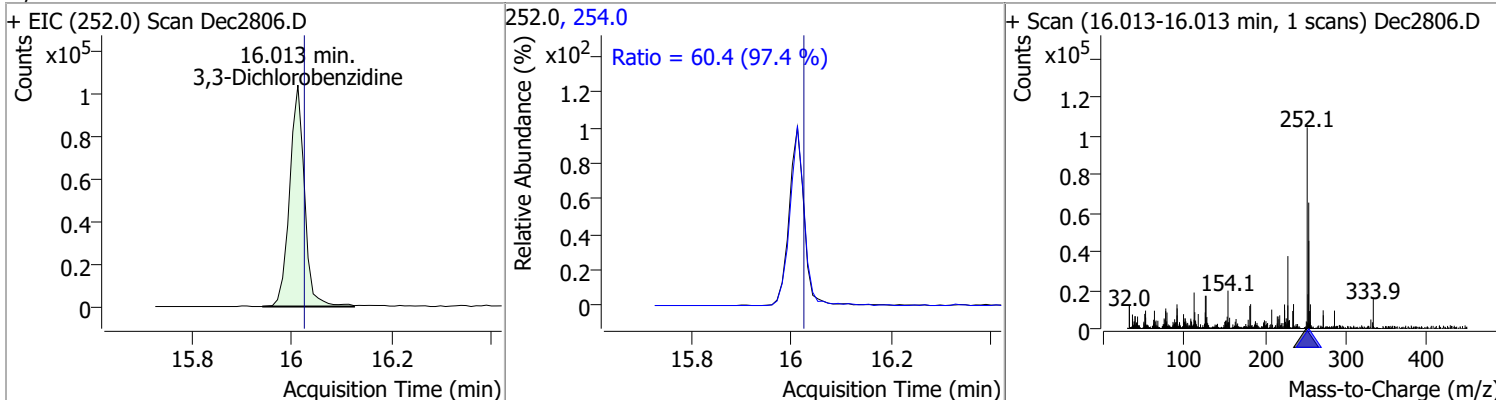
Compound	Conc.	RT	Dev(Min)	Resp.	QIon	QRatio	Lower	Upper
Benzo(a)Anthracene	48.7403	15.86	-0.01	769912	226.0	27.6	18.7	34.7
					229.0	20.9	14.9	27.7



Compound	Conc.	RT	Dev(Min)	Resp.	QIon	QRatio	Lower	Upper
Chrysene	47.4835	15.97	0.00	856742	226.0	30.5	21.4	39.8
					229.0	20.9	14.6	27.1

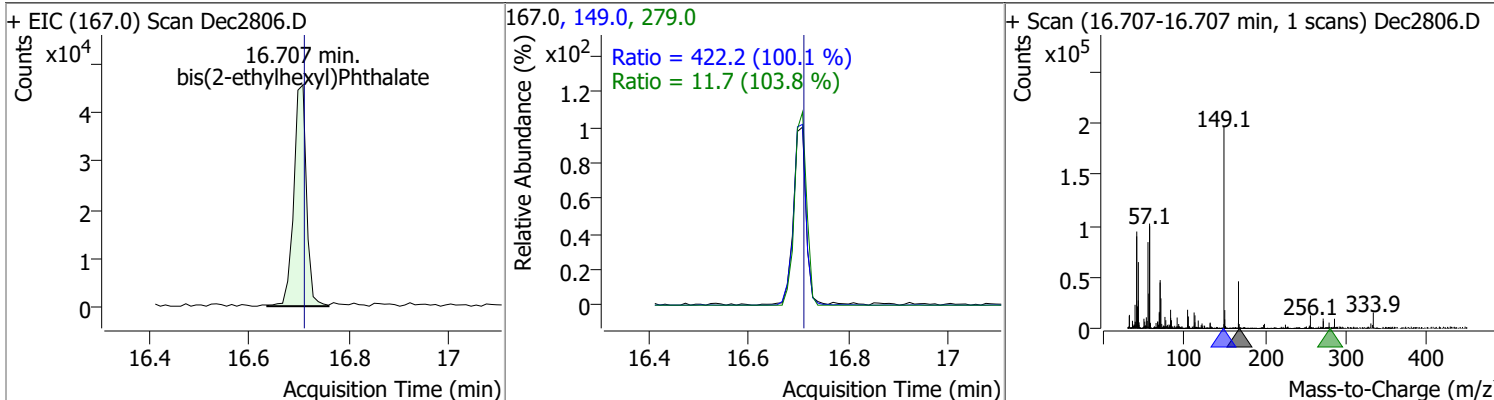


Compound	Conc.	RT	Dev(Min)	Resp.	QIon	QRatio	Lower	Upper
3,3-Dichlorobenzidine	47.6629	16.01	-0.01	216731	254.0	60.4	43.4	80.6

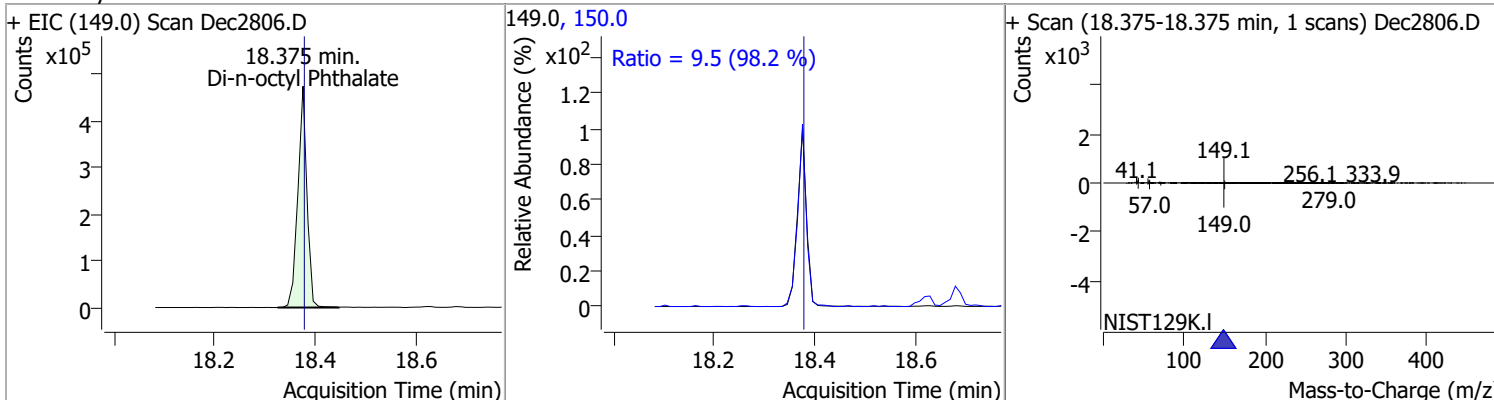


Quantitation Results Report (QT Reviewed)

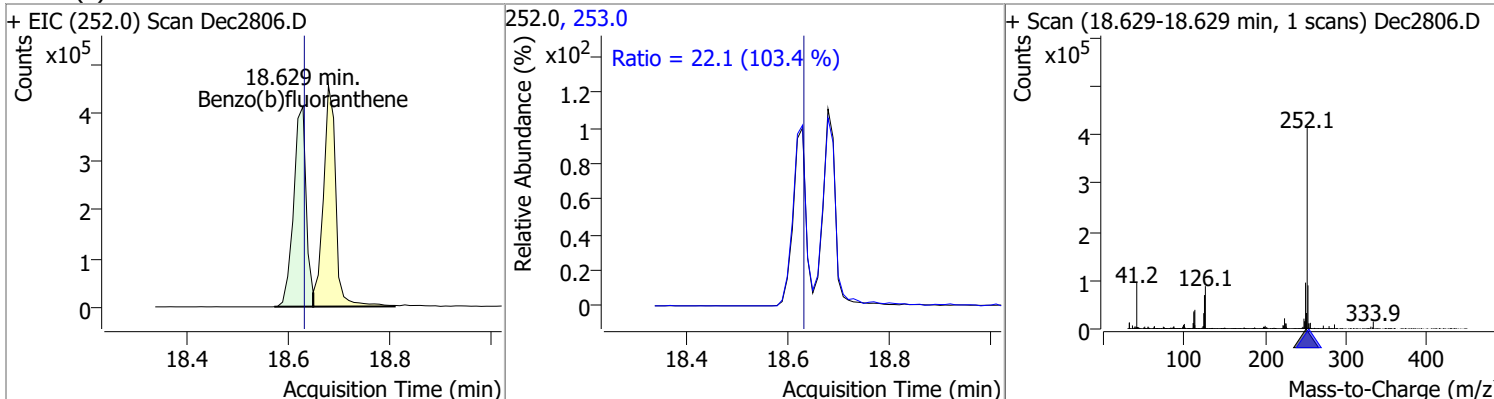
Compound	Conc.	RT	Dev(Min)	Resp.	QIon	QRatio	Lower	Upper
bis(2-ethylhexyl)Phthalate	46.6731	16.71	0.00	81276	149.0	422.2	295.1	548.1
					279.0	11.7	7.9	14.6



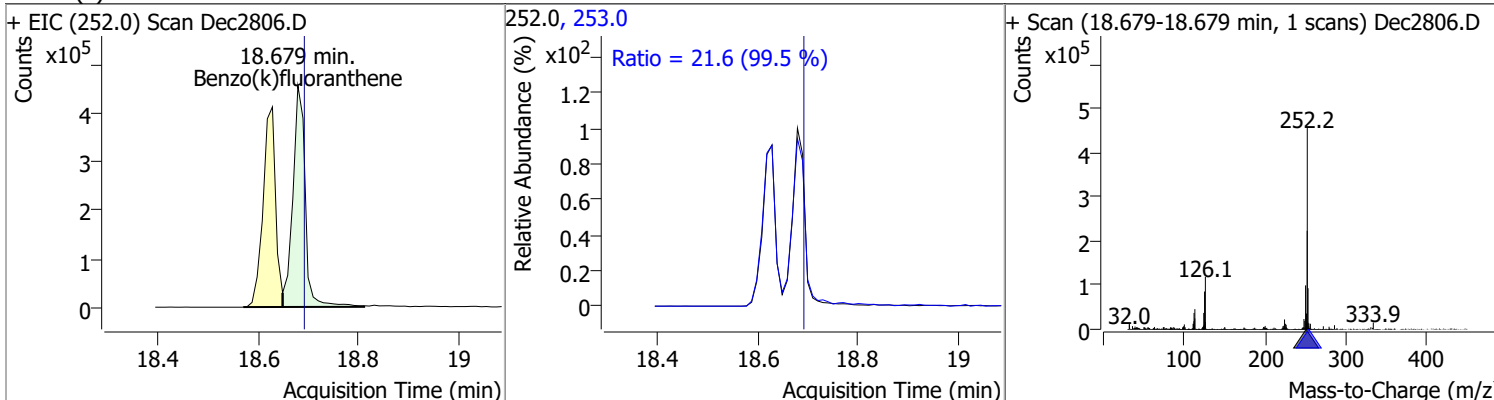
Compound	Conc.	RT	Dev(Min)	Resp.	QIon	QRatio	Lower	Upper
Di-n-octyl Phthalate	47.9498	18.38	0.00	597253	150.0	9.5	6.8	12.6



Compound	Conc.	RT	Dev(Min)	Resp.	QIon	QRatio	Lower	Upper
Benzo(b)fluoranthene	48.4815	18.63	0.00	714670	253.0	22.1	15.0	27.8

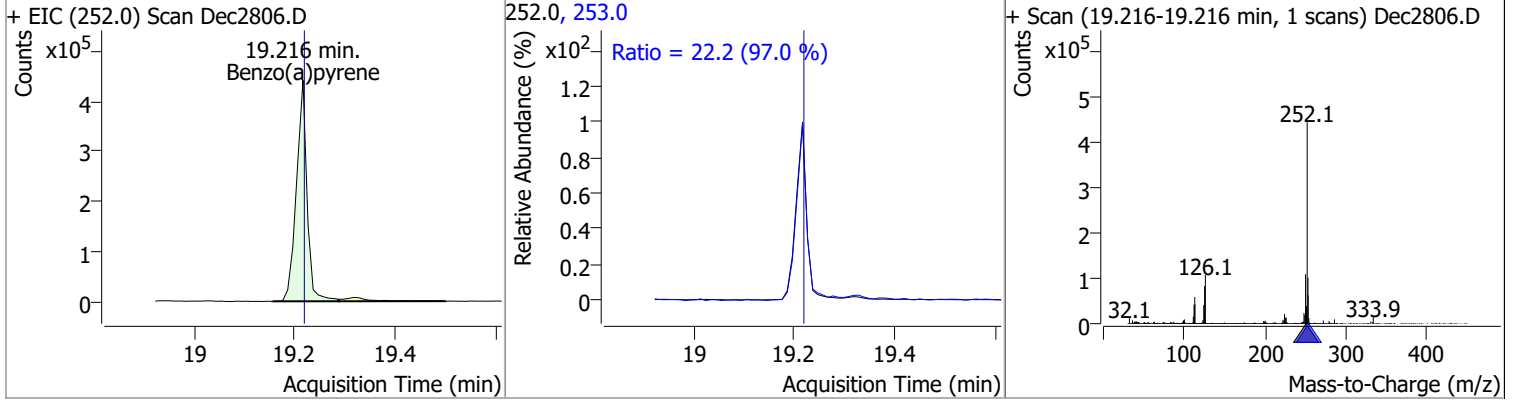


Compound	Conc.	RT	Dev(Min)	Resp.	QIon	QRatio	Lower	Upper
Benzo(k)fluoranthene	48.9307	18.68	-0.01	782271	253.0	21.6	15.2	28.2

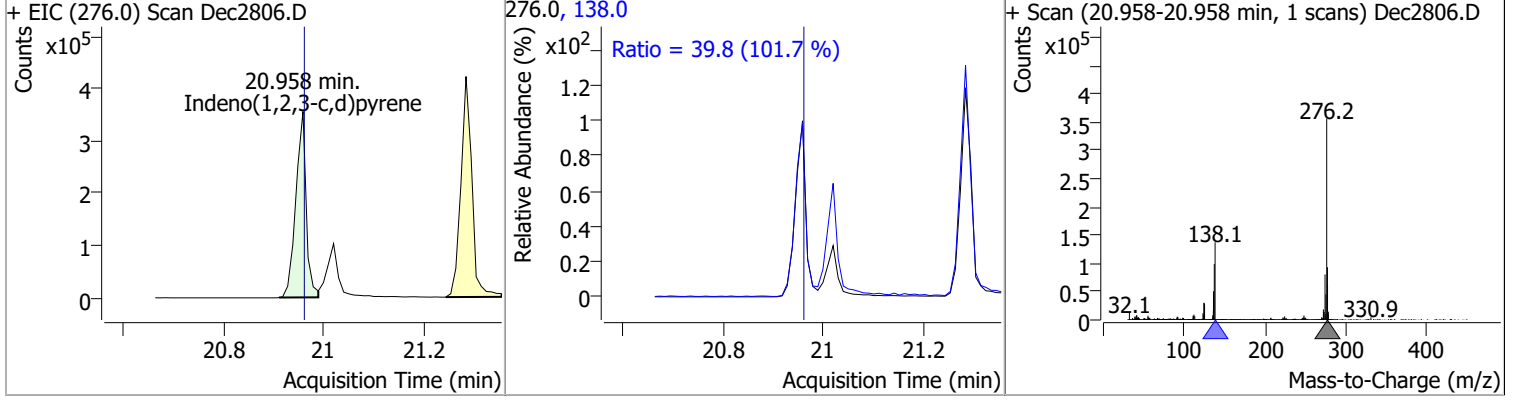


Quantitation Results Report (QT Reviewed)

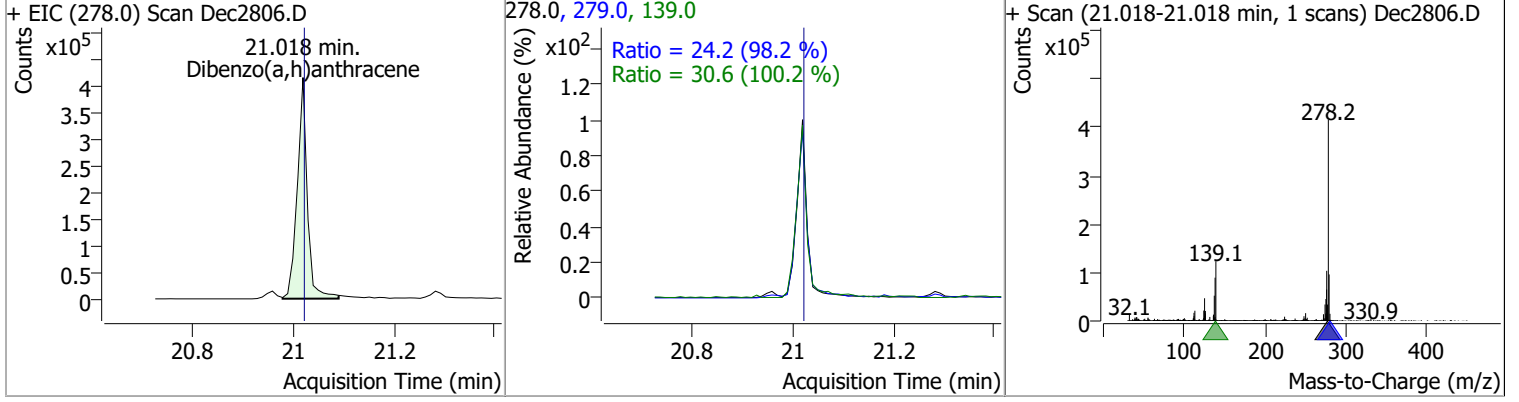
Compound	Conc.	RT	Dev(Min)	Resp.	QIon	QRatio	Lower	Upper
Benzo(a)pyrene	49.9159	19.22	0.00	649490	253.0	22.2	16.1	29.8



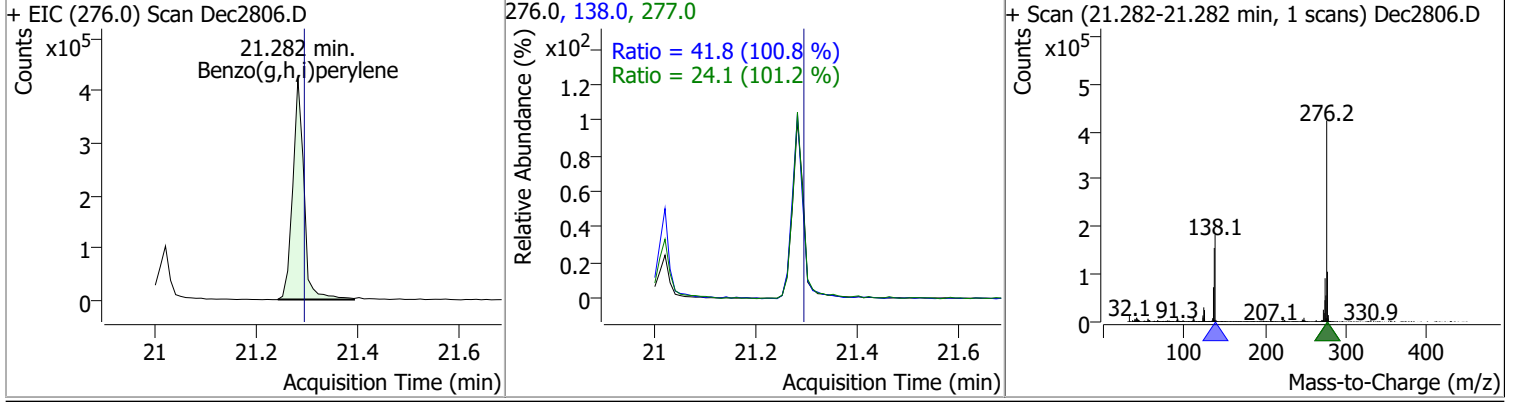
Compound	Conc.	RT	Dev(Min)	Resp.	QIon	QRatio	Lower	Upper
Indeno(1,2,3-c,d)pyrene	49.7134	20.96	0.00	506218	138.0	39.8	27.4	50.8



Compound	Conc.	RT	Dev(Min)	Resp.	QIon	QRatio	Lower	Upper
Dibenzo(a,h)anthracene	49.4836	21.02	0.00	575017	139.0	30.6	21.4	39.7
					279.0	24.2	17.2	32.0

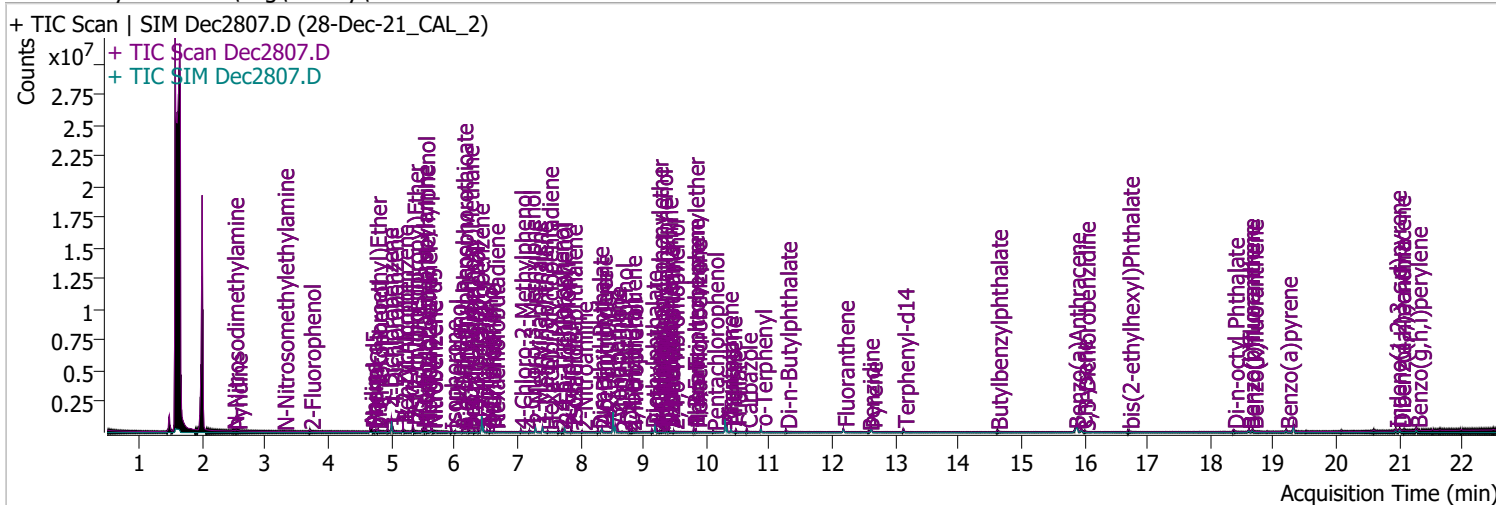


Compound	Conc.	RT	Dev(Min)	Resp.	QIon	QRatio	Lower	Upper
Benzo(g,h,i)perylene	50.5361	21.28	-0.01	648415	138.0	41.8	29.0	53.9
					277.0	24.1	16.7	31.0



Quantitation Results Report (QT Reviewed)

Data File	Dec2807.D	Operator	LIMS import
Acq. Method	BNA+SIM.M	Acq. Date-Time	12/28/2021 5:07:14 PM
Sample Name	28-Dec-21_CAL_2	Instrument	Instrument #1
Vial	7	Multiplier	1.00
DA Method File		Comment	SVOC-8270-W-LARGO
Tune File	dftppdsm.u	Tune Date	11/24/2021 11:15:00 AM
Batch Name	122821 bna 1 CAL.batch.bin	Last Calib Update	12/29/2021 7:25:46 PM
Ref Library	D:\Org\Library\NIST129K.l		



Compound	RT	QIon	Resp.	Conc.	Units	Dev(Min)
Internal Standards						
System Monitoring Compounds						
S 2-Fluorophenol	3.704	112.0	50442	9.3601	µg/L	0.000
Spiked Amount: 200.000	Range: 10.0 - 75.0%			Recovery = 4.68%	*	
S Phenol-d5	4.685	99.0	72240	9.3805	µg/L	0.000
Spiked Amount: 200.000	Range: 10.0 - 65.0%			Recovery = 4.69%	*	
S Nitrobenzene-d5	5.624	82.0	41252	9.9655	µg/L	0.000
Spiked Amount: 100.000	Range: 32.0 - 94.0%			Recovery = 9.97%	*	
S 2-Fluorobiphenyl	7.749	172.0	169761	10.0526	µg/L	0.000
Spiked Amount: 100.000	Range: 28.0 - 107.0%			Recovery = 10.05%	*	
S 2,4,6-Tribromophenol	9.479	329.8	6676	9.8497	µg/L	0.000
Spiked Amount: 200.000	Range: 25.0 - 140.0%			Recovery = 4.92%	*	
S Terphenyl-d14	13.128	244.3	123289	9.3657	µg/L	-0.010
Spiked Amount: 100.000	Range: 32.0 - 122.0%			Recovery = 9.37%	*	
Target Compounds						
T N-Nitrosodimethylamine	2.489	74.0	19325	8.4103	µg/L	80
T Pyridine	2.540	79.0	46110	8.4220	µg/L	99
T Aniline	4.664	93.0	111697	9.5901	µg/L	94
T Phenol	4.695	94.0	78375	9.4014	µg/L	m 87
T bis(-2-Chloroethyl)Ether	4.756	63.0	76522	9.8831	µg/L	m 99
T 2-Chlorophenol	4.787	128.0	65522	9.6777	µg/L	97
T 1,3-Dichlorobenzene	4.940	146.0	87124	10.0819	µg/L	99
T 1,4-Dichlorobenzene	5.022	146.0	85619	10.0464	µg/L	93
T 1,2-Dichlorobenzene	5.185	146.0	91119	10.2079	µg/L	m 97
T Benzyl Alcohol	5.185	108.0	31783	9.1906	µg/L	96
T bis(2-chloroisopropyl)Ether	5.349	121.0	29790	10.9865	µg/L	97
T 2-Methylphenol	5.338	107.0	61876	9.7364	µg/L	94
T N-nitroso-Di-n-propylamine	5.492	70.0	48099	9.5973	µg/L	94
T 4Methylphenol/3Methylphenol	5.522	107.0	91042	10.2403	µg/L	m 97
T Hexachloroethane	5.553	117.0	21528	9.2485	µg/L	96

Quantitation Results Report (QT Reviewed)

Compound	RT	QIon	Resp.	Conc.	Units	Dev(Min)
T Nitrobenzene	5.645	123.1	19708	10.0839	µg/L	92
T Isophorone	5.941	82.0	91235	9.3932	µg/L	97
T 2-Nitrophenol	6.013	139.0	14778	9.5317	µg/L #	80
T 2,4-Dimethylphenol	6.116	122.0	54520	9.2121	µg/L	94
T bis(-2-Chloroethoxy)Methane	6.218	93.0	74011	9.6421	µg/L	95
T Benzoic Acid	6.229	105.0	20997	8.0096	µg/L #	71
T 2,4-Dichlorophenol	6.311	162.0	44890	9.2955	µg/L	98
T 1,2,4-Trichlorobenzene	6.383	180.0	61314	9.5079	µg/L	98
T Naphthalene	6.455	128.0	207443	9.7758	µg/L m	98
T 4-Chlorophenol	6.516	130.0	15416	8.0284	µg/L m	91
T p-Chloroaniline	6.568	127.0	72756	9.5909	µg/L	95
T Hexachlorobutadiene	6.629	224.9	30818	9.3166	µg/L	94
T 4-Chloro-2-Methylphenol	7.050	107.0	46719	9.4342	µg/L	100
T 4-Chloro-3-Methylphenol	7.194	107.0	43792	8.8986	µg/L m	99
T 2-Methylnaphthalene	7.286	141.0	125750	9.4840	µg/L	92
T 1-Methylnaphthalene	7.399	141.0	129730	9.5755	µg/L	98
T Hexachlorocyclopentadiene	7.482	236.9	13155	9.5883	µg/L	97
T 2,4,6-Trichlorophenol	7.646	196.0	27088	9.5718	µg/L	100
T 2,4,5-Trichlorophenol	7.708	196.0	33585	10.1607	µg/L	95
T 2-Chloronaphthalene	7.862	162.0	129340	10.0828	µg/L	99
T 2-Nitroaniline	8.026	65.0	17635	9.8065	µg/L	89
T Dimethyl Phthalate	8.282	163.0	98315	9.6106	µg/L	96
T 2,6-Dinitrotoluene	8.333	165.0	11734	9.5070	µg/L	81
T Acenaphthylene	8.343	152.1	212537	10.7233	µg/L	98
T 3-Nitroaniline	8.527	138.0	11734	9.0998	µg/L	83
T Acenaphthene	8.558	154.0	127284	10.1839	µg/L	97
T 2,4-Dinitrophenol	8.660	184.0	3150	10.2175	µg/L	87
T Dibenzofuran	8.773	168.0	199426	10.3272	µg/L	93
T 4-Nitrophenol	8.824	109.0	18343	10.0467	µg/L	80
T 2,4-Dinitrotoluene	8.804	165.0	12927	9.4560	µg/L	91
T Diethylphthalate	9.131	149.0	100238	9.4380	µg/L	97
T Fluorene	9.182	166.0	159955	10.3865	µg/L	95
T 4-Chlorophenyl-phenylether	9.223	204.0	64533	10.7528	µg/L	94
T 4-Nitroaniline	9.254	138.0	10804	8.3034	µg/L	84
T 4,6-Dinitro-2-methylphenol	9.295	198.0	5494	8.9490	µg/L	82
T N-nitrosodiphenylamine	9.377	169.0	98049	10.2335	µg/L	98
T Azobenzene	9.407	77.0	94341	8.6489	µg/L	95
T 4-Bromophenyl-phenylether	9.796	248.0	32944	9.9134	µg/L	96
T Hexachlorobenzene	9.837	283.9	33617	10.2371	µg/L	98
T Pentachlorophenol	10.110	265.9	9351	8.8934	µg/L	96
T Phenanthrene	10.333	178.0	210303	10.1187	µg/L	97
T Anthracene	10.394	178.0	169178	9.0084	µg/L m	97
T Triallate	10.465	86.0	28381	8.5564	µg/L	98
T Carbazole	10.637	167.0	184323	9.2141	µg/L	99
T o-Terphenyl	10.870	230.0	104985	10.3048	µg/L	98
T Di-n-Butylphthalate	11.265	149.0	118476	8.5541	µg/L #	95
T Fluoranthene	12.176	202.0	201689	9.8743	µg/L	99
T Benzidine	12.571	184.0	54477	9.0915	µg/L	98
T Pyrene	12.622	202.0	219828	9.8261	µg/L	99
T Butylbenzylphthalate	14.613	149.0	36348	8.7139	µg/L	76
T Benzo(a)Anthracene	15.849	228.0	138832	9.4288	µg/L	98
T Chrysene	15.951	228.0	159229	9.4675	µg/L	97
T 3,3-Dichlorobenzidine	16.002	252.0	31355	8.8836	µg/L	98
T bis(2-ethylhexyl)Phthalate	16.697	167.0	12906	9.2767	µg/L	85
T Di-n-octyl Phthalate	18.366	149.0	85510	8.8854	µg/L	99

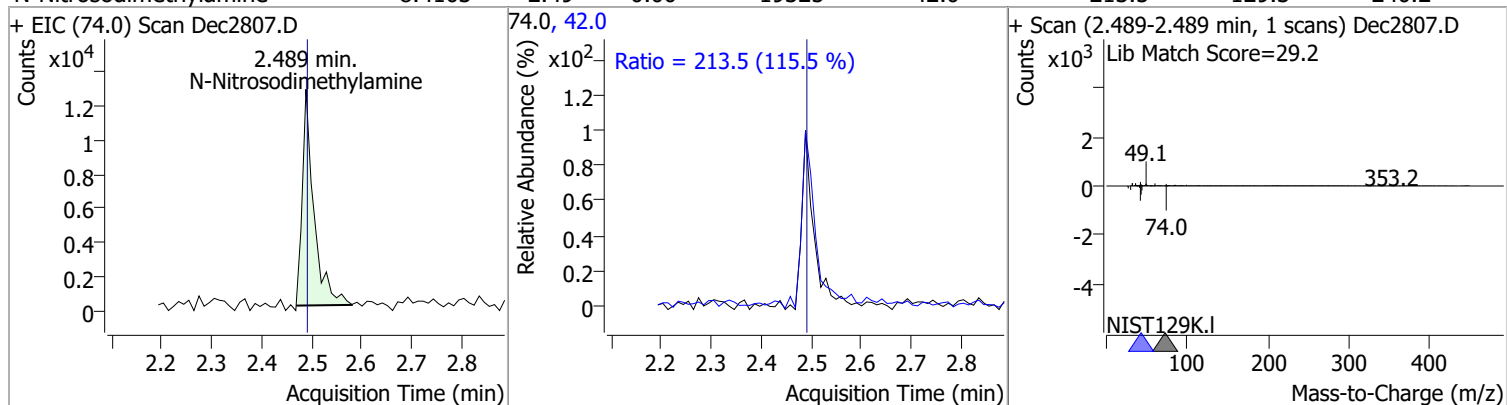
Quantitation Results Report (QT Reviewed)

Compound	RT	QIon	Resp.	Conc.	Units	Dev(Min)
T Benzo(b)fluoranthene	18.609	252.0	133022	9.6251	µg/L	100
T Benzo(k)fluoranthene	18.669	252.0	145051	9.6774	µg/L	98
T Benzo(a)pyrene	19.206	252.0	106256	9.5211	µg/L	96
T Indeno(1,2,3-c,d)pyrene	20.938	276.0	86021	9.8138	µg/L m	100
T Dibenzo(a,h)anthracene	21.008	278.0	90361	8.9886	µg/L	95
T Benzo(g,h,i)perylene	21.272	276.0	109541	9.3297	µg/L	99

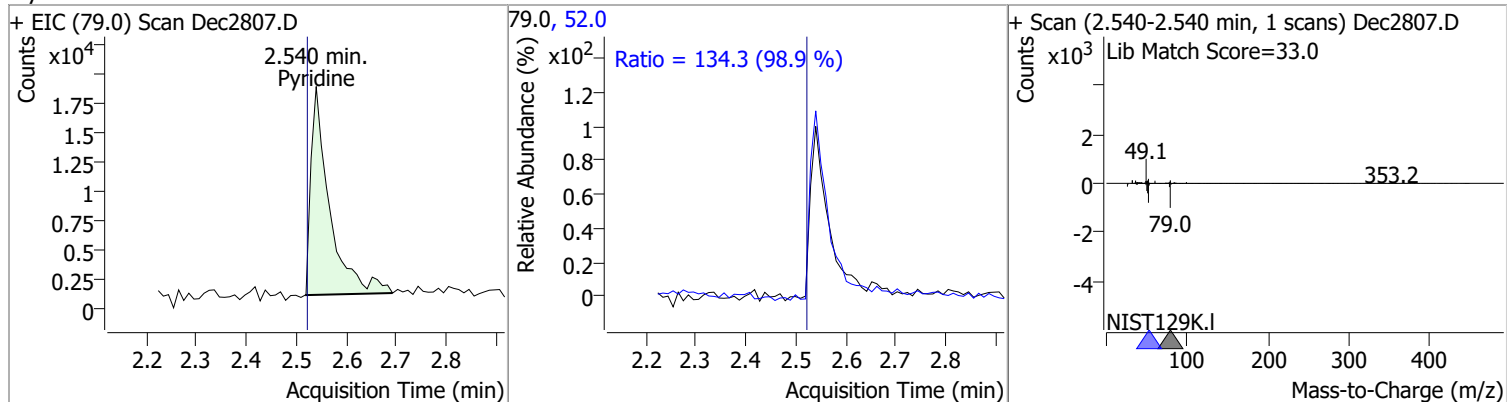
(#) = Qualifier Out of Range; (m) = Manual Integration; (+) = Area Summed; (*) = Surrogate Percent Recovery Out of Range; (d): Zeroed Peak

Quantitation Results Report (QT Reviewed)

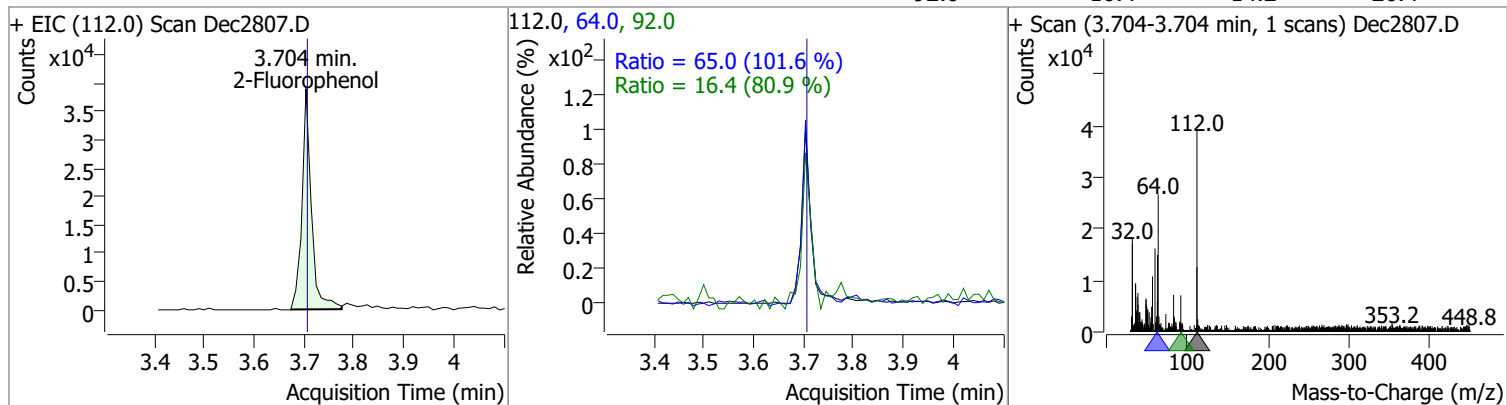
Compound	Conc.	RT	Dev(Min)	Resp.	QIon	QRatio	Lower	Upper
N-Nitrosodimethylamine	8.4103	2.49	0.00	19325	42.0	213.5	129.3	240.2



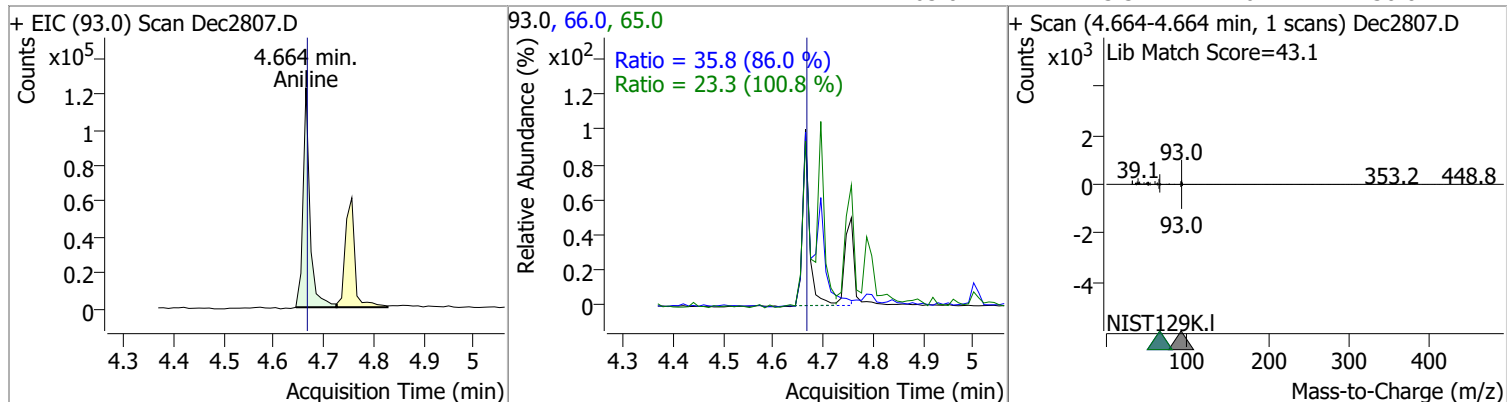
Compound	Conc.	RT	Dev(Min)	Resp.	QIon	QRatio	Lower	Upper
Pyridine	8.4220	2.54	0.02	46110	52.0	134.3	95.0	176.5



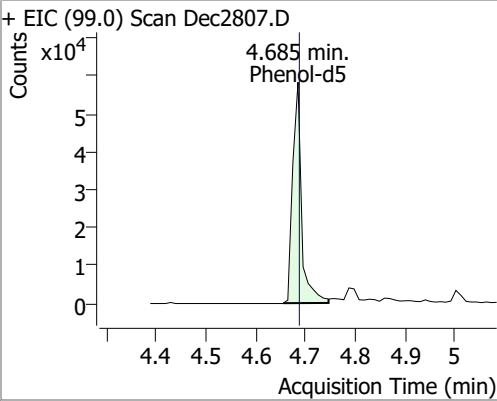
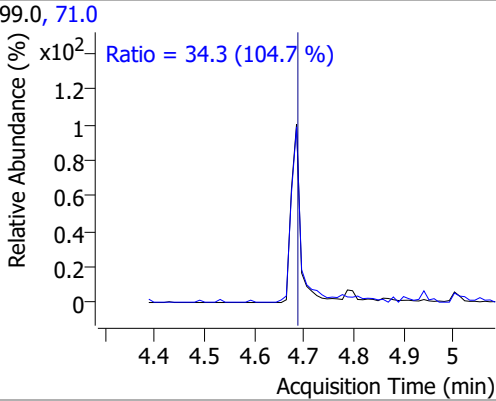
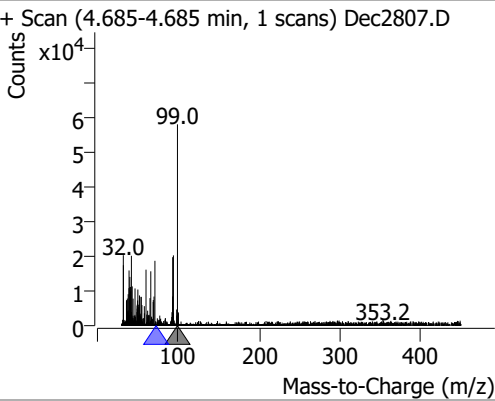
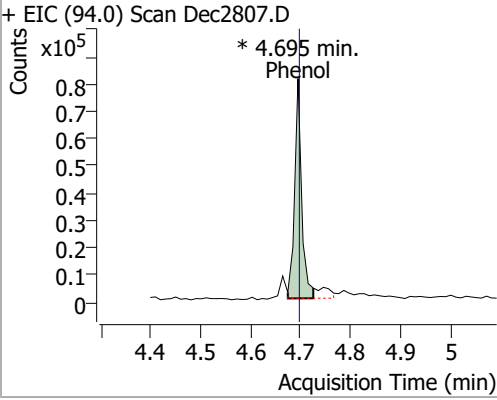
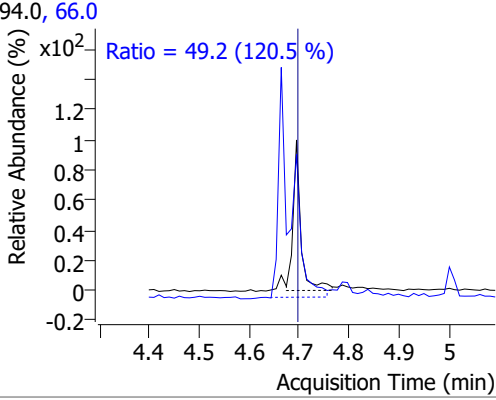
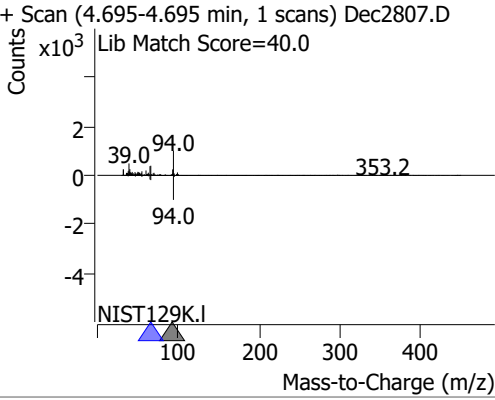
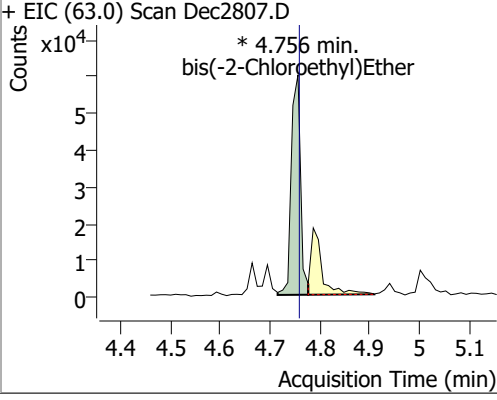
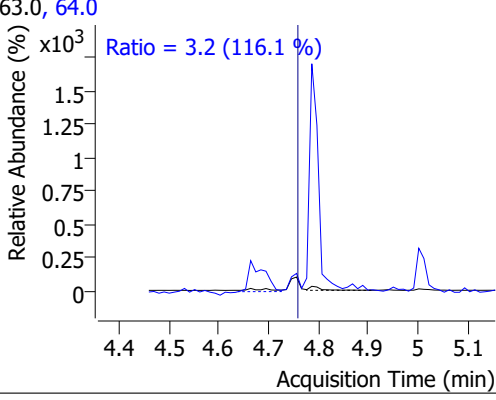
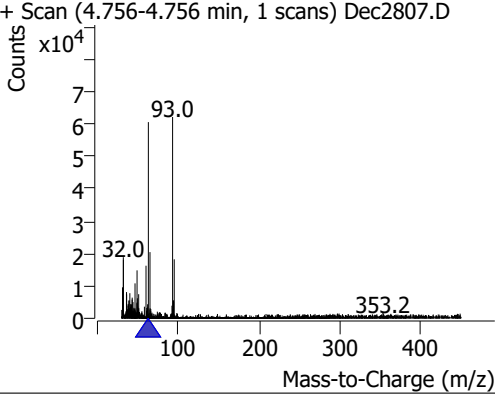
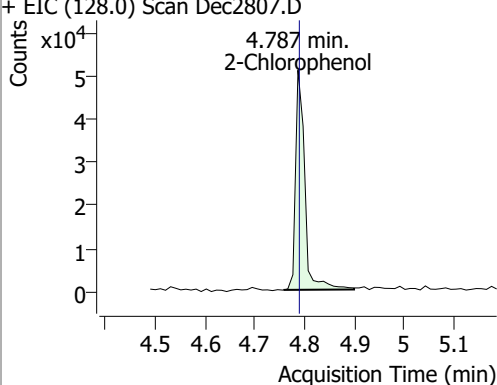
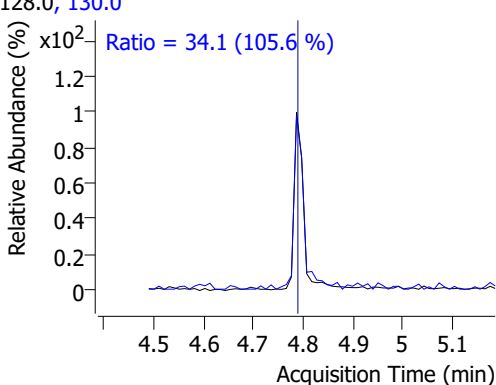
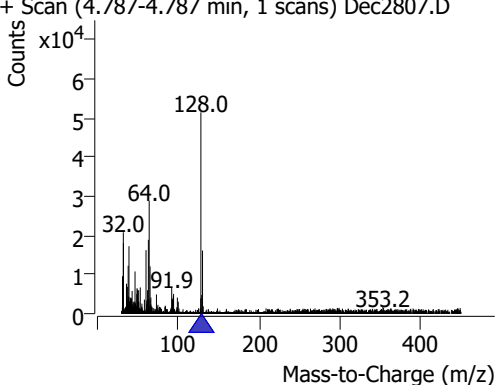
Compound	Conc.	RT	Dev(Min)	Resp.	QIon	QRatio	Lower	Upper
2-Fluorophenol	9.3601	3.70	0.00	50442	64.0	65.0	44.8	83.2
					92.0	16.4	14.2	26.4



Compound	Conc.	RT	Dev(Min)	Resp.	QIon	QRatio	Lower	Upper
Aniline	9.5901	4.66	0.00	111697	66.0	35.8	29.1	54.1
					65.0	23.3	16.2	30.0

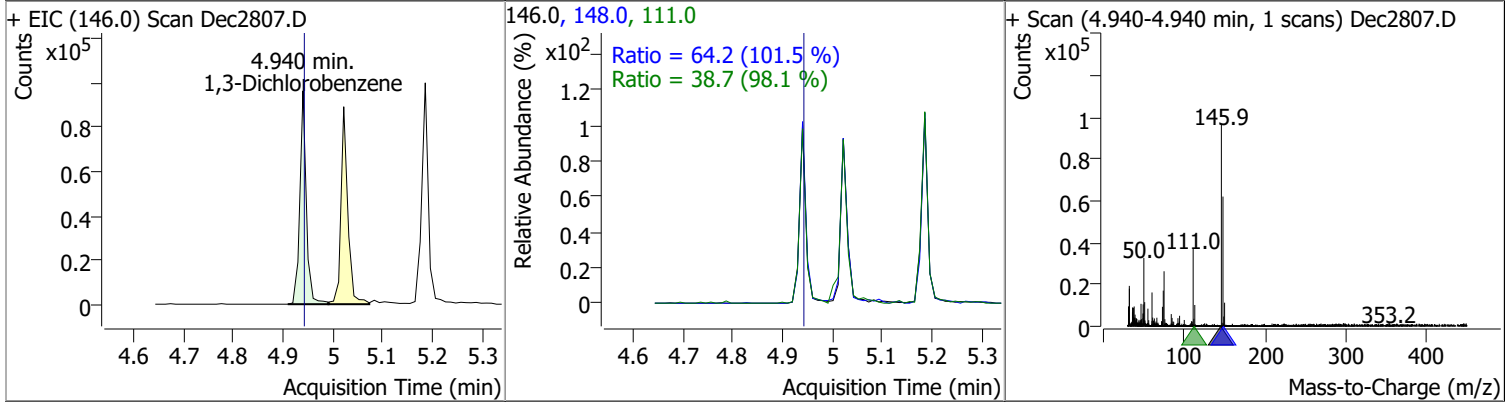


Quantitation Results Report (QT Reviewed)

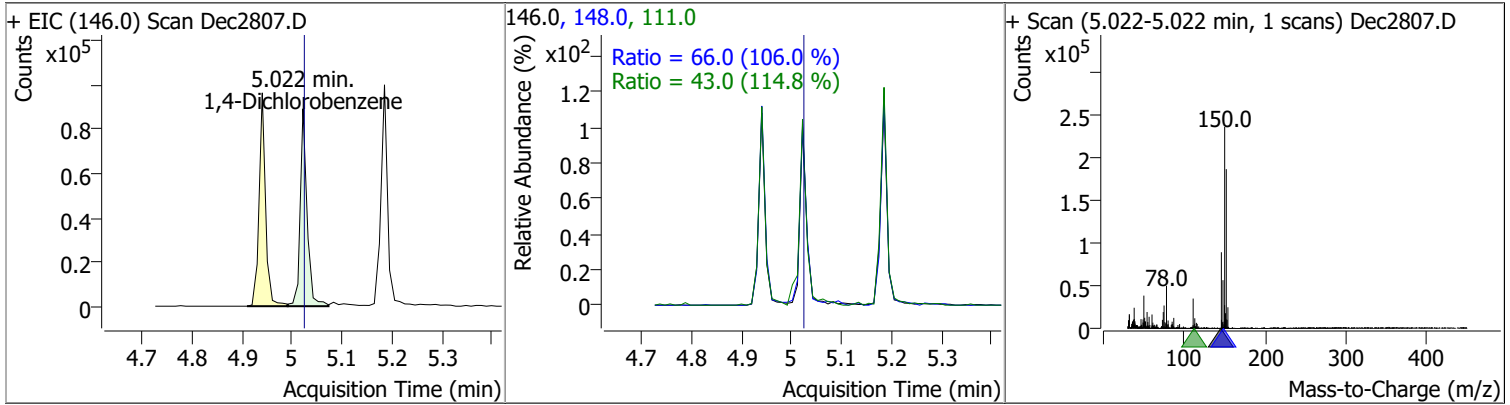
Compound	Conc.	RT	Dev(Min)	Resp.	QIon	QRatio	Lower	Upper
Phenol-d5	9.3805	4.68	0.00	72240	71.0	34.3	22.9	42.5
+ EIC (99.0) Scan Dec2807.D			99.0, 71.0			+ Scan (4.685-4.685 min, 1 scans) Dec2807.D		
			Ratio = 34.3 (104.7 %)					
Phenol	9.4014	4.70	0.00	78375 (m)	66.0	49.2	28.6	53.1
+ EIC (94.0) Scan Dec2807.D			94.0, 66.0			+ Scan (4.695-4.695 min, 1 scans) Dec2807.D		
			Ratio = 49.2 (120.5 %)					
bis(-2-Chloroethyl)Ether	9.8831	4.76	0.00	76522 (m)	64.0	3.2	1.9	3.6
+ EIC (63.0) Scan Dec2807.D			63.0, 64.0			+ Scan (4.756-4.756 min, 1 scans) Dec2807.D		
			Ratio = 3.2 (116.1 %)					
2-Chlorophenol	9.6777	4.79	0.00	65522	130.0	34.1	22.6	42.0
+ EIC (128.0) Scan Dec2807.D			128.0, 130.0			+ Scan (4.787-4.787 min, 1 scans) Dec2807.D		
			Ratio = 34.1 (105.6 %)					

Quantitation Results Report (QT Reviewed)

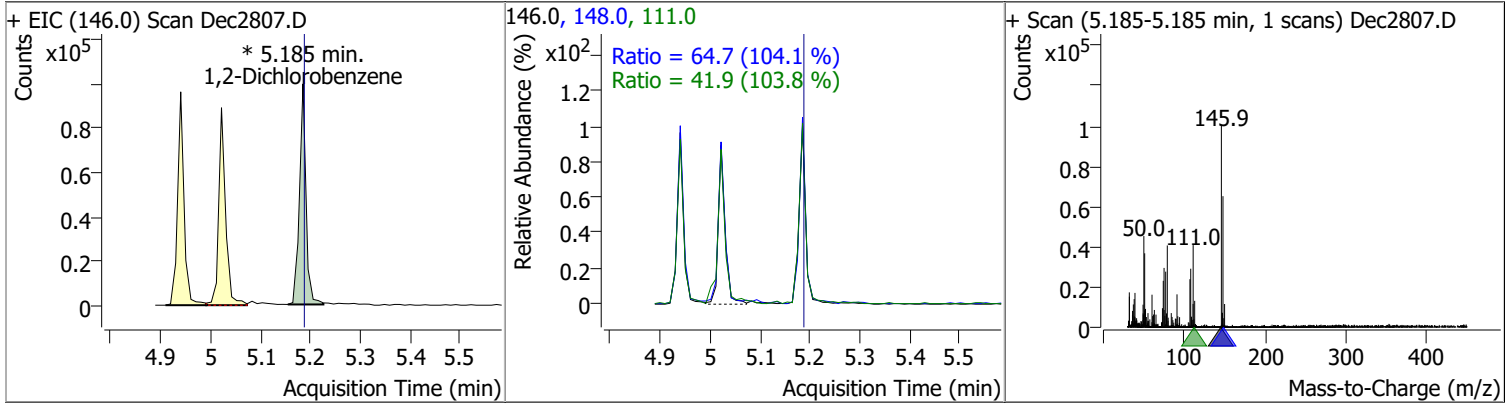
Compound	Conc.	RT	Dev(Min)	Resp.	QIon	QRatio	Lower	Upper
1,3-Dichlorobenzene	10.0819	4.94	0.00	87124	148.0	64.2	44.2	82.2
					111.0	38.7	27.6	51.2



Compound	Conc.	RT	Dev(Min)	Resp.	QIon	QRatio	Lower	Upper
1,4-Dichlorobenzene	10.0464	5.02	0.00	85619	148.0	66.0	43.6	80.9
					111.0	43.0	26.2	48.6

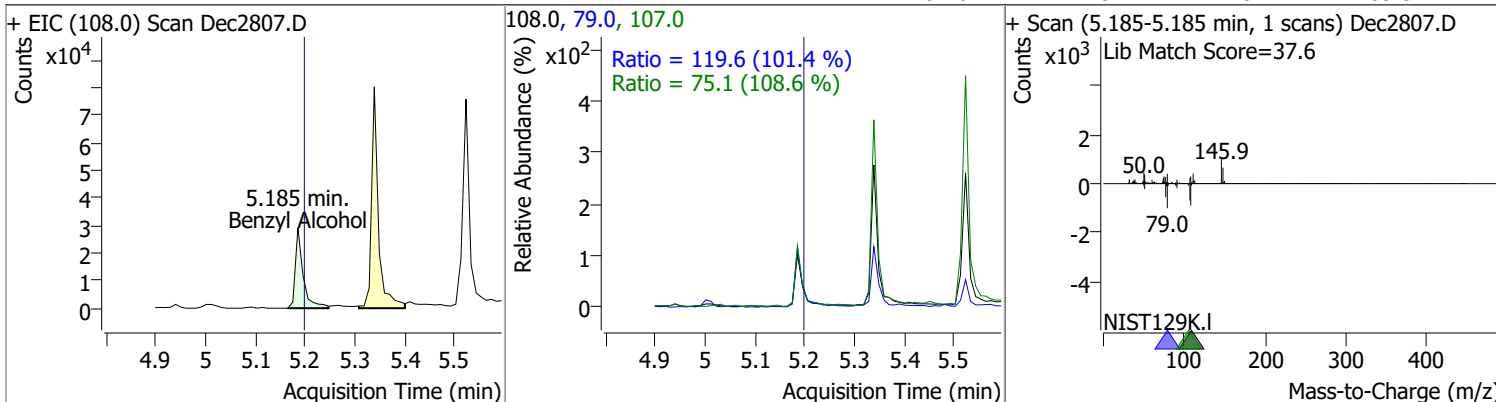


Compound	Conc.	RT	Dev(Min)	Resp.	QIon	QRatio	Lower	Upper
1,2-Dichlorobenzene	10.2079	5.19	0.00	91119 (m)	148.0	64.7	43.6	80.9
					111.0	41.9	28.2	52.4

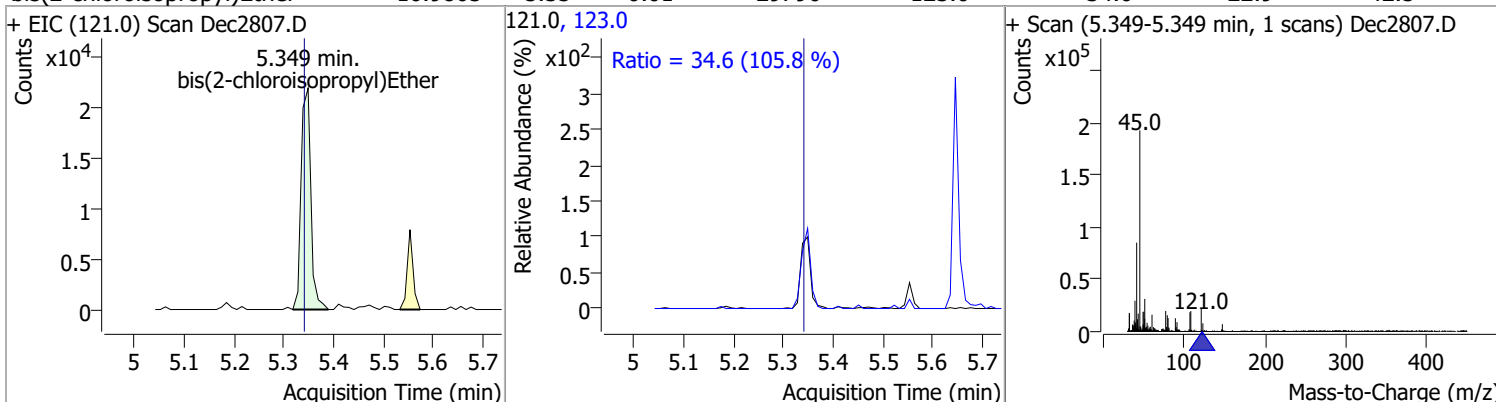


Quantitation Results Report (QT Reviewed)

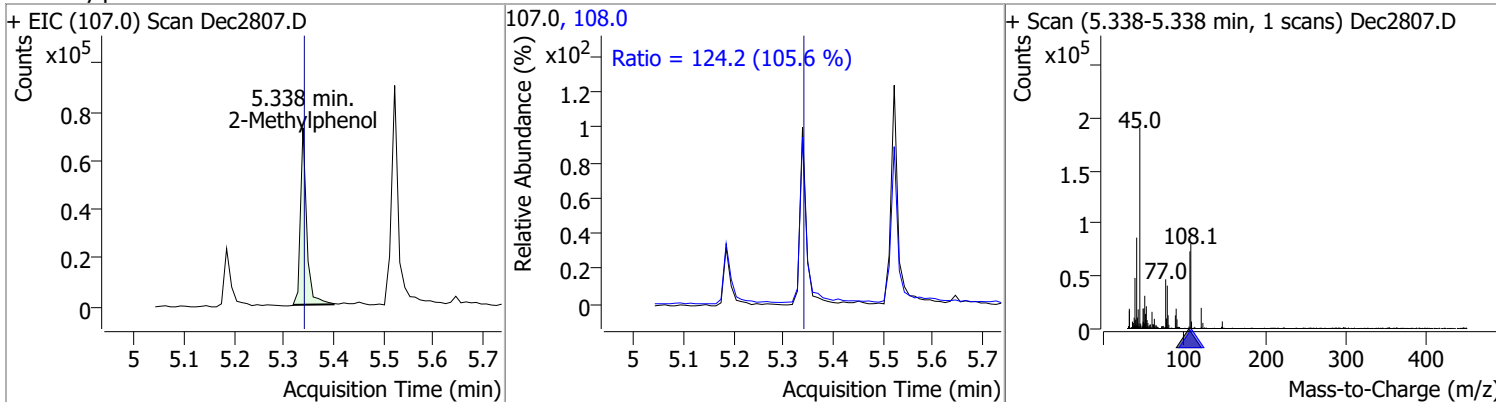
Compound	Conc.	RT	Dev(Min)	Resp.	QIon	QRatio	Lower	Upper
Benzyl Alcohol	9.1906	5.19	-0.01	31783	79.0	119.6	82.5	153.3
					107.0	75.1	48.4	89.9



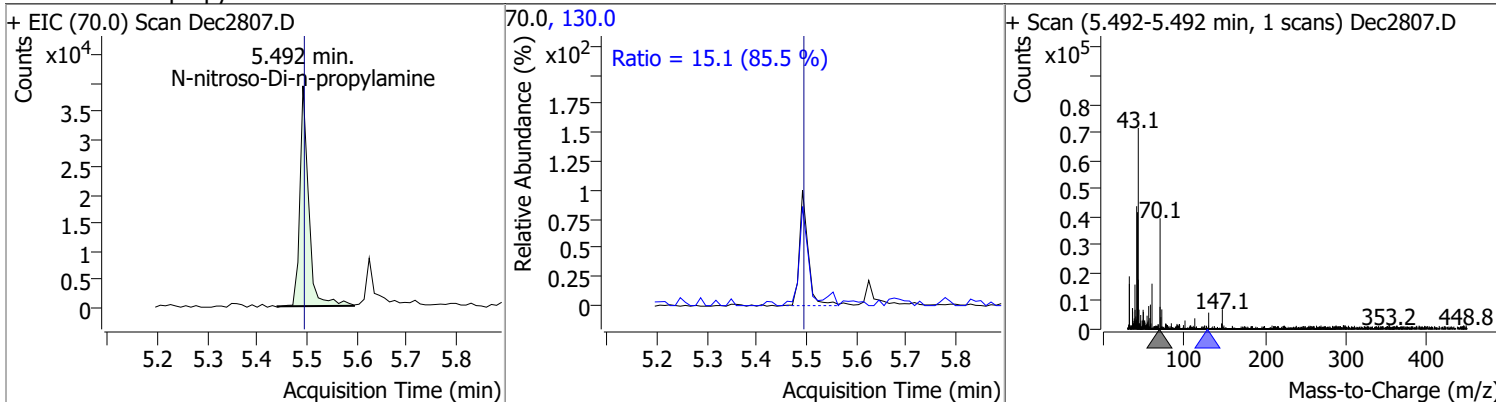
Compound	Conc.	RT	Dev(Min)	Resp.	QIon	QRatio	Lower	Upper
bis(2-chloroisopropyl)Ether	10.9865	5.35	0.01	29790	123.0	34.6	22.9	42.5



Compound	Conc.	RT	Dev(Min)	Resp.	QIon	QRatio	Lower	Upper
2-Methylphenol	9.7364	5.34	0.00	61876	108.0	124.2	82.3	152.8

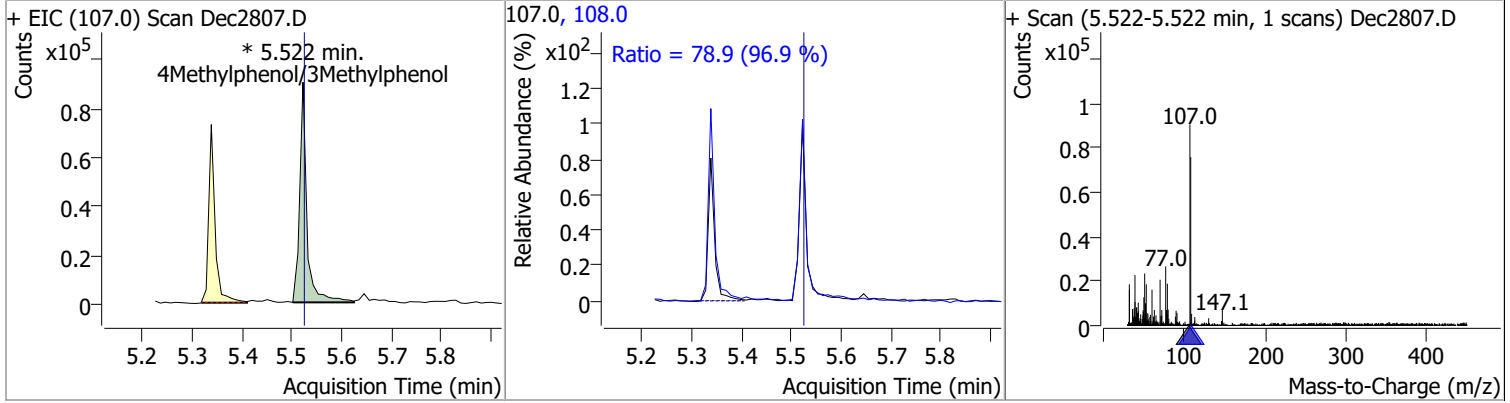


Compound	Conc.	RT	Dev(Min)	Resp.	QIon	QRatio	Lower	Upper
N-nitroso-Di-n-propylamine	9.5973	5.49	0.00	48099	130.0	15.1	0.0	35.2

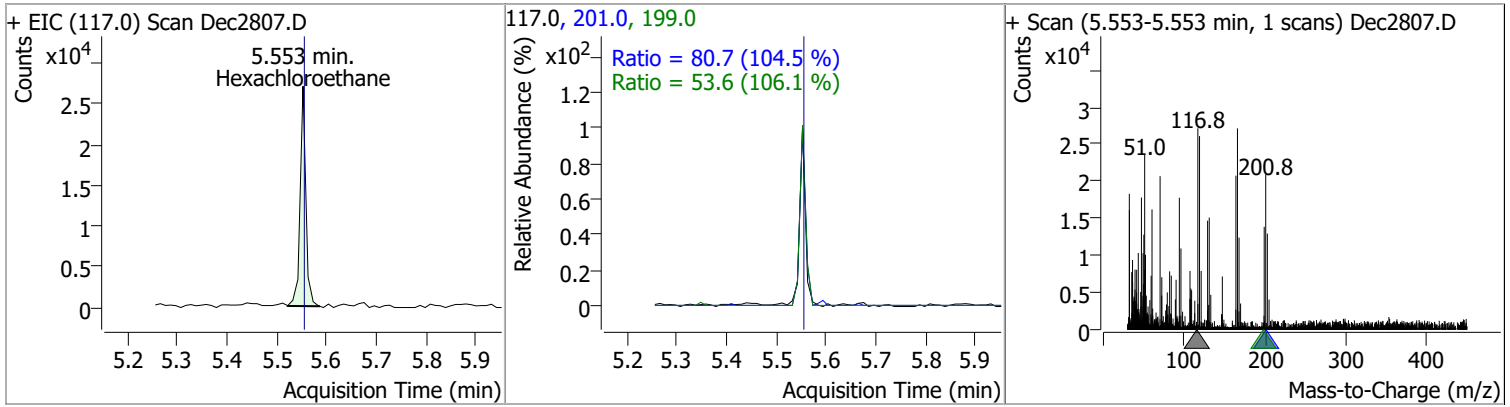


Quantitation Results Report (QT Reviewed)

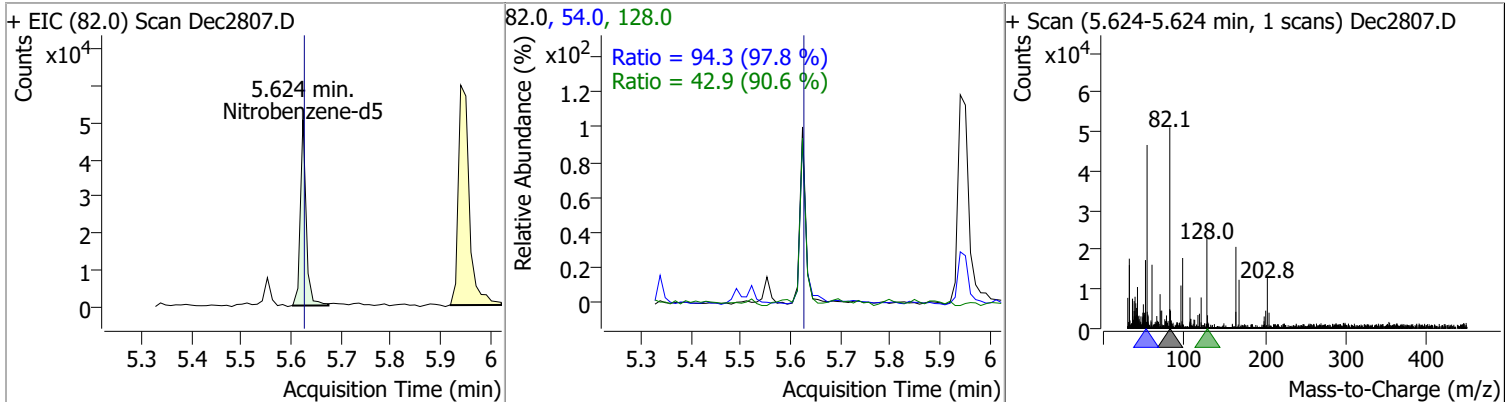
Compound	Conc.	RT	Dev(Min)	Resp.	QIon	QRatio	Lower	Upper
4Methylphenol/3Methylphenol	10.2403	5.52	0.00	91042 (m)	108.0	78.9	57.0	105.8



Compound	Conc.	RT	Dev(Min)	Resp.	QIon	QRatio	Lower	Upper
Hexachloroethane	9.2485	5.55	0.00	21528	201.0	80.7	54.1	100.4
					199.0	53.6	35.4	65.7

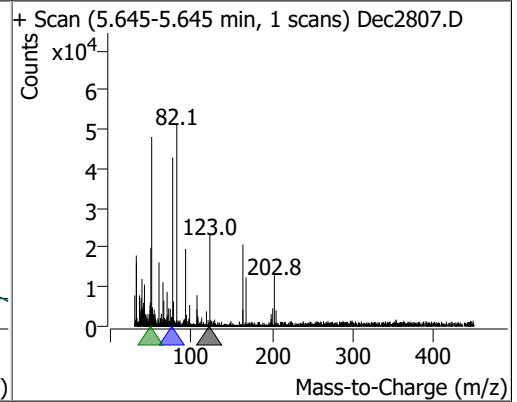
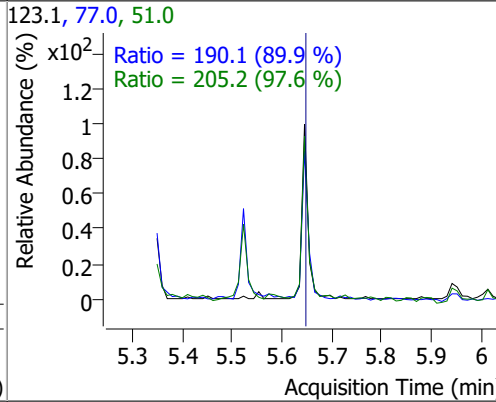
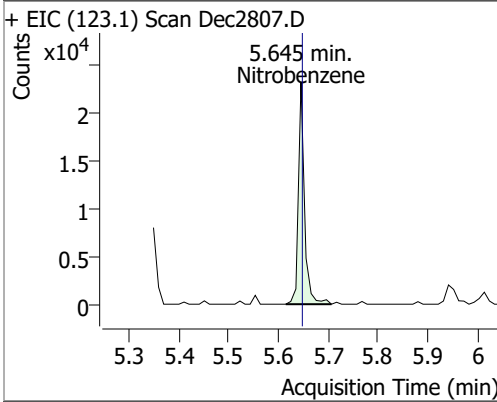


Compound	Conc.	RT	Dev(Min)	Resp.	QIon	QRatio	Lower	Upper
Nitrobenzene-d5	9.9655	5.62	0.00	41252	54.0	94.3	67.5	125.4
					128.0	42.9	33.2	61.6

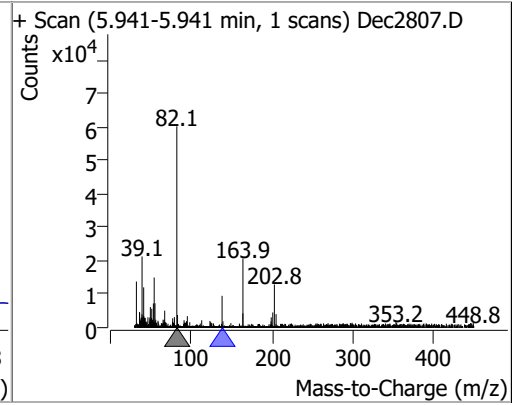
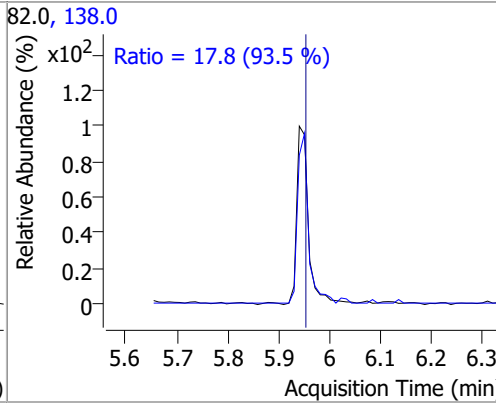
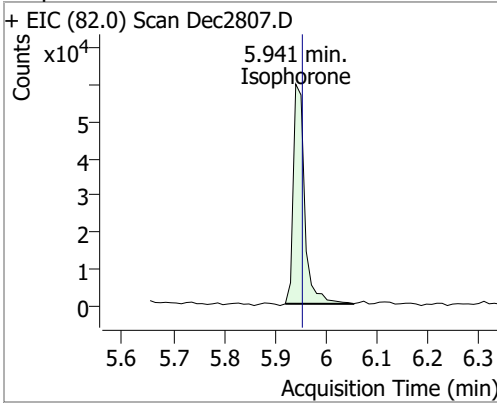


Quantitation Results Report (QT Reviewed)

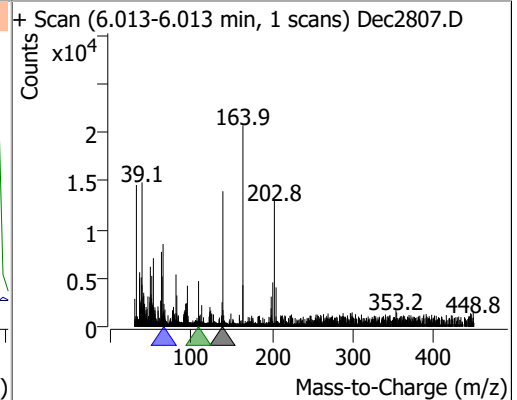
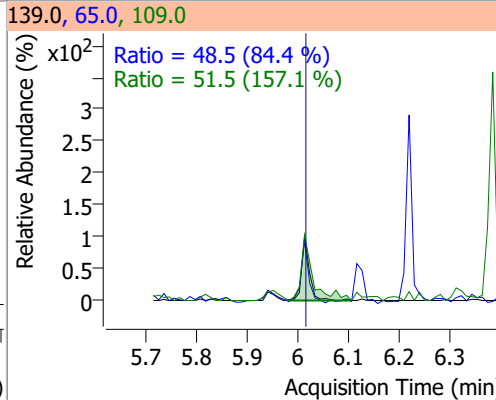
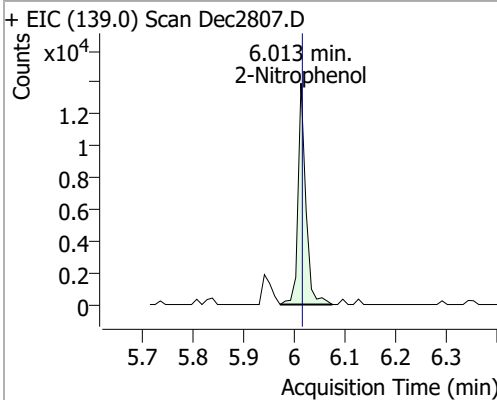
Compound	Conc.	RT	Dev(Min)	Resp.	QIon	QRatio	Lower	Upper
Nitrobenzene	10.0839	5.64	0.00	19708	77.0	190.1	148.0	274.8
					51.0	205.2	147.2	273.4



Compound	Conc.	RT	Dev(Min)	Resp.	QIon	QRatio	Lower	Upper
Isophorone	9.3932	5.94	-0.01	91235	138.0	17.8	13.3	24.8

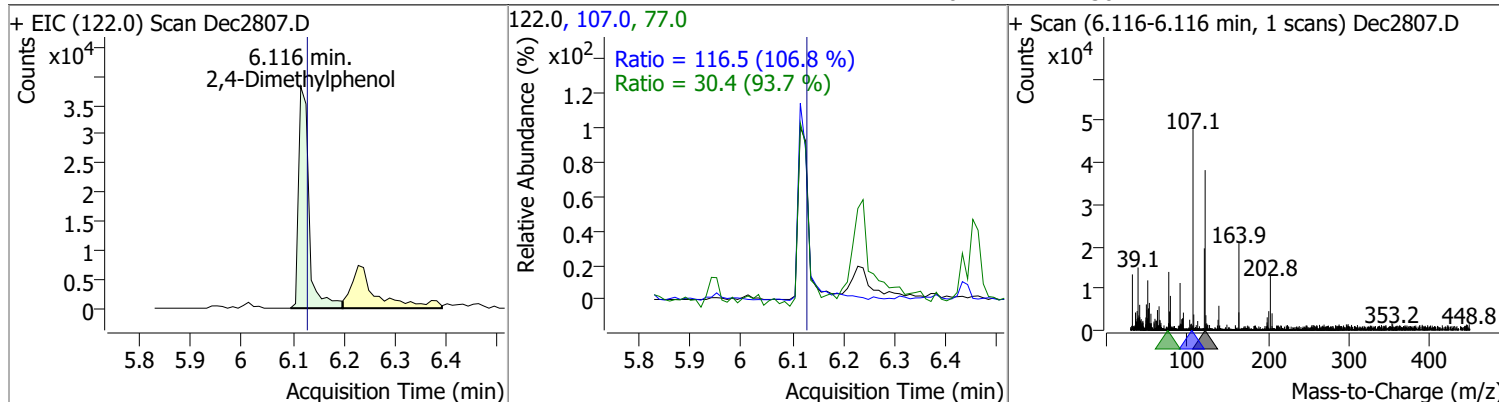


Compound	Conc.	RT	Dev(Min)	Resp.	QIon	QRatio	Lower	Upper
2-Nitrophenol	9.5317	6.01	0.00	14778	65.0	48.5	40.2	74.6
					109.0	51.5	22.9	42.6

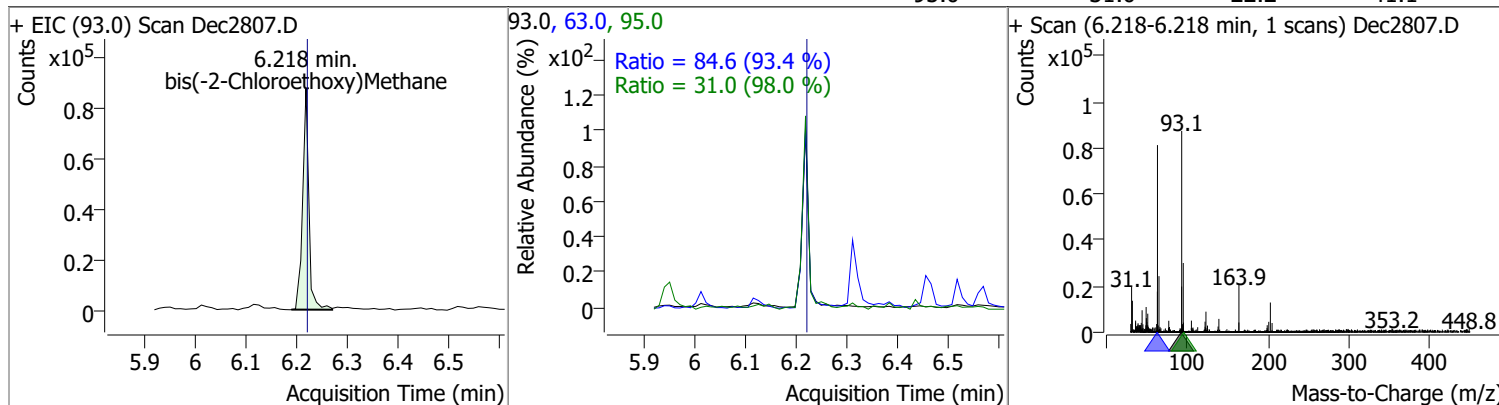


Quantitation Results Report (QT Reviewed)

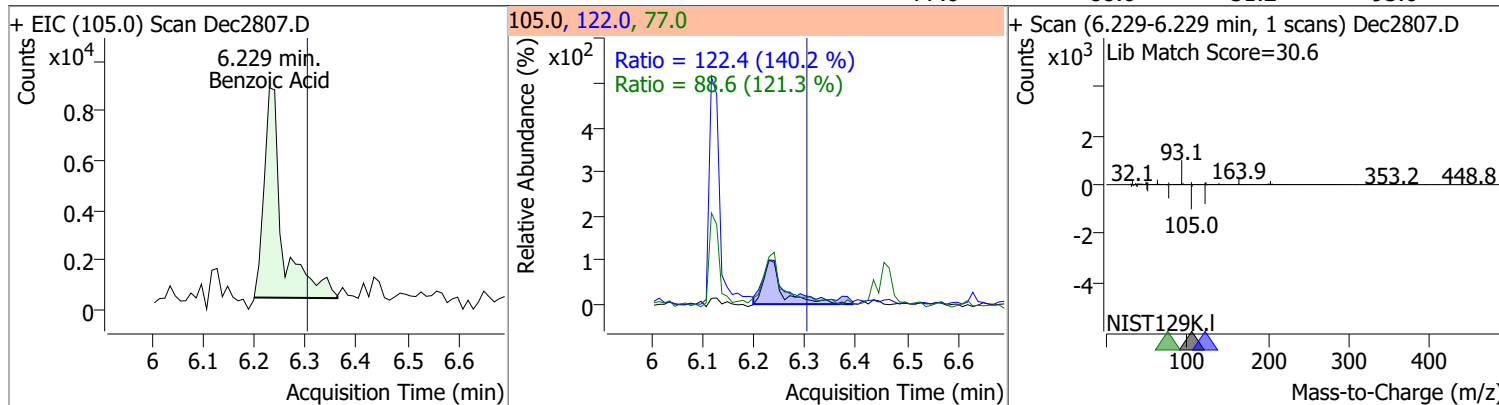
Compound	Conc.	RT	Dev(Min)	Resp.	QIon	QRatio	Lower	Upper
2,4-Dimethylphenol	9.2121	6.12	-0.01	54520	107.0	116.5	76.4	141.8
					77.0	30.4	22.7	42.1



Compound	Conc.	RT	Dev(Min)	Resp.	QIon	QRatio	Lower	Upper
bis(-2-Chloroethoxy)Methane	9.6421	6.22	0.00	74011	63.0	84.6	63.5	117.9
					95.0	31.0	22.2	41.1

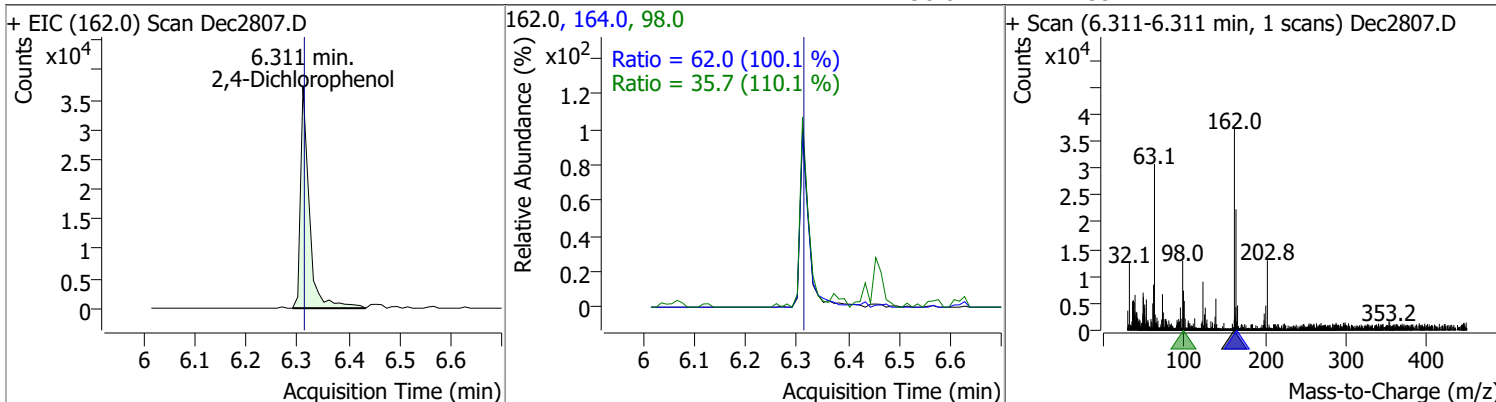


Compound	Conc.	RT	Dev(Min)	Resp.	QIon	QRatio	Lower	Upper
Benzoic Acid	8.0096	6.23	-0.07	20997	122.0	122.4	61.1	113.6
					77.0	88.6	51.2	95.0

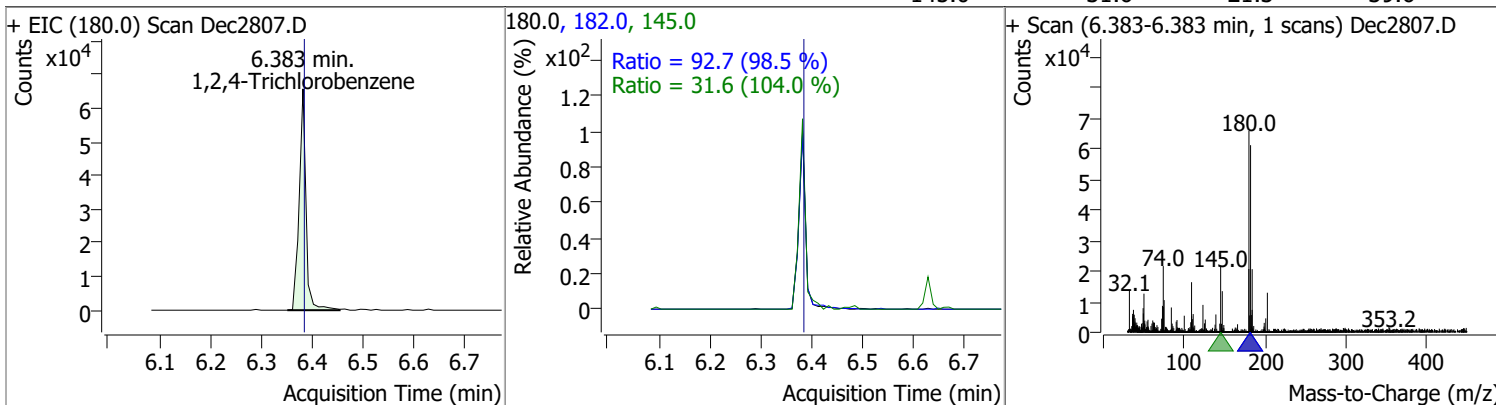


Quantitation Results Report (QT Reviewed)

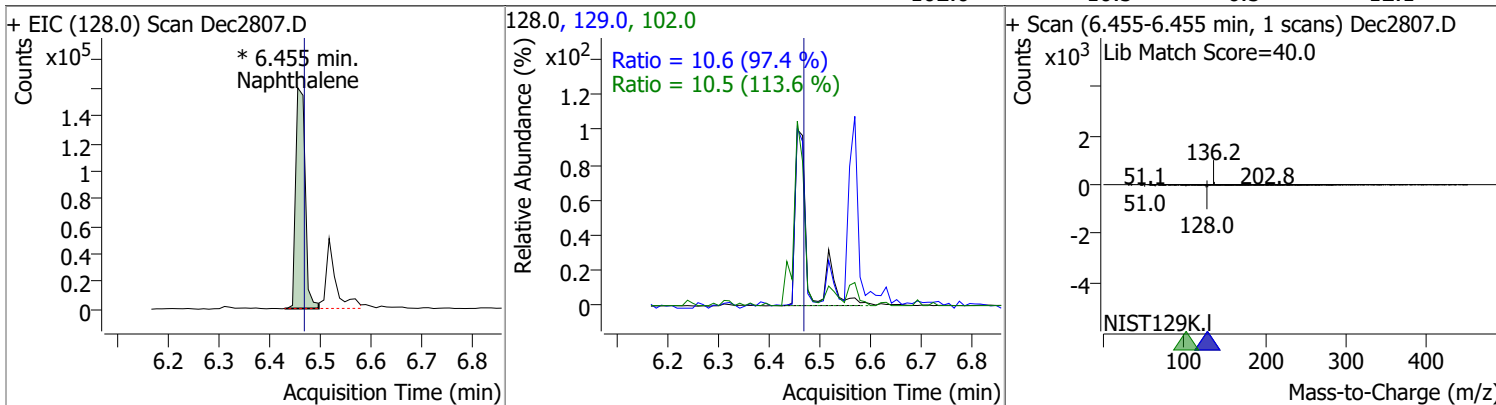
Compound	Conc.	RT	Dev(Min)	Resp.	QIon	QRatio	Lower	Upper
2,4-Dichlorophenol	9.2955	6.31	0.00	44890	164.0	62.0	43.4	80.5
					98.0	35.7	22.7	42.1



Compound	Conc.	RT	Dev(Min)	Resp.	QIon	QRatio	Lower	Upper
1,2,4-Trichlorobenzene	9.5079	6.38	0.00	61314	182.0	92.7	65.8	122.3
					145.0	31.6	21.3	39.6

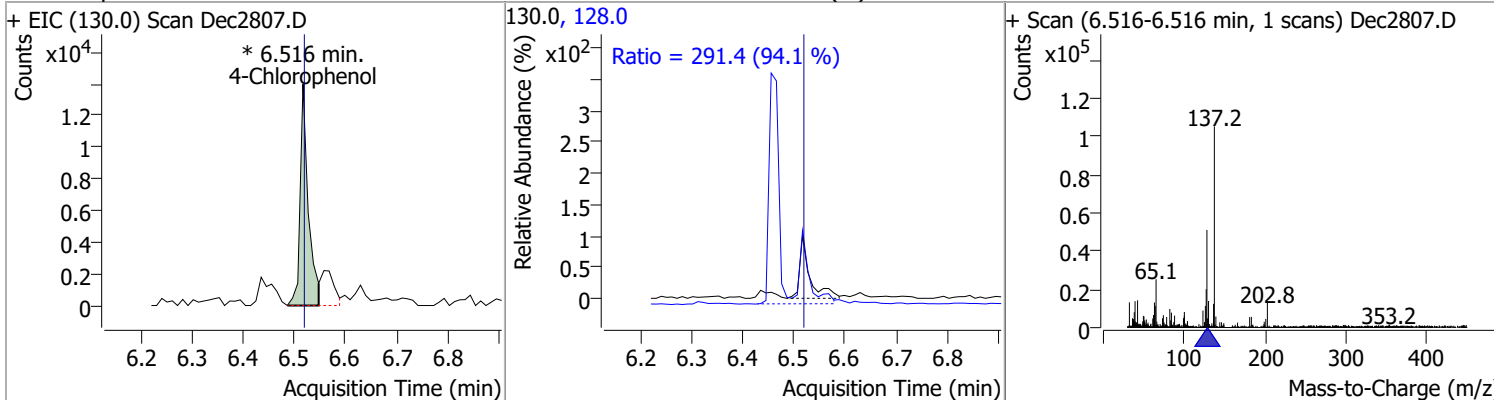


Compound	Conc.	RT	Dev(Min)	Resp.	QIon	QRatio	Lower	Upper
Naphthalene	9.7758	6.45	-0.01	207443 (m)	129.0	10.6	7.7	14.2
					102.0	10.5	6.5	12.1

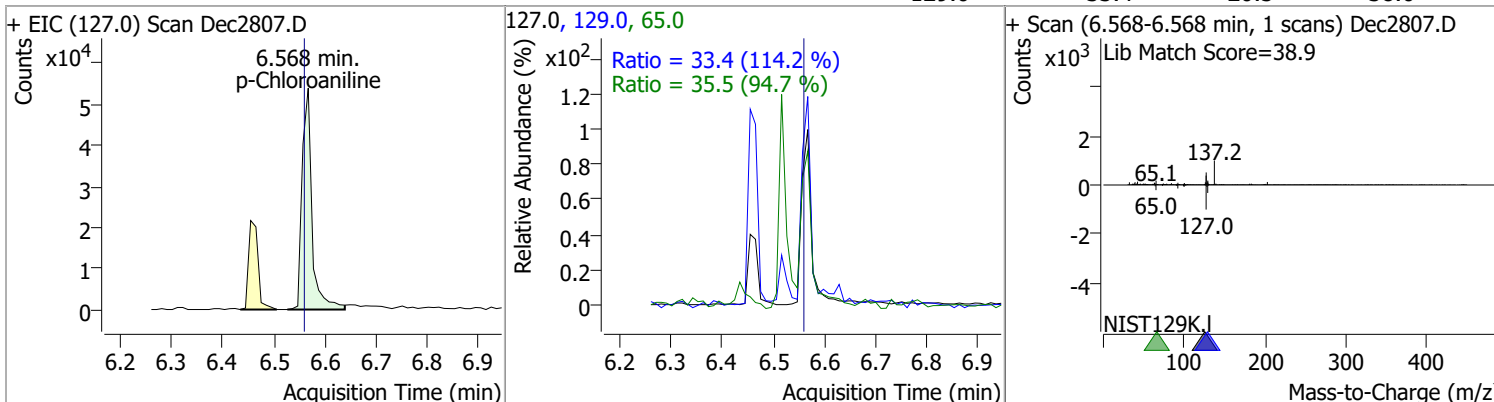


Quantitation Results Report (QT Reviewed)

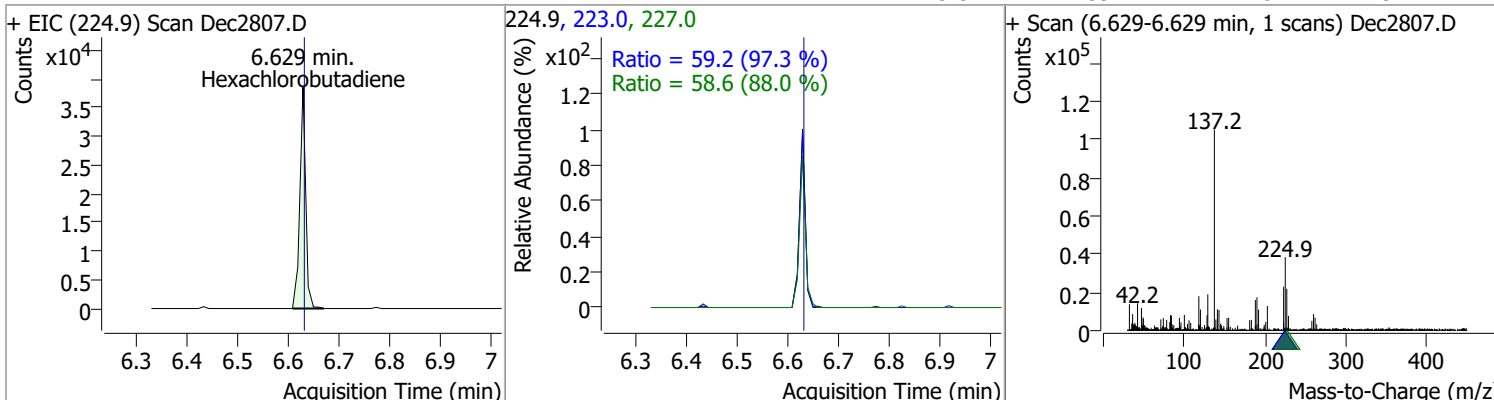
Compound	Conc.	RT	Dev(Min)	Resp.	QIon	QRatio	Lower	Upper
4-Chlorophenol	8.0284	6.52	0.00	15416 (m)	128.0	291.4	216.8	402.6



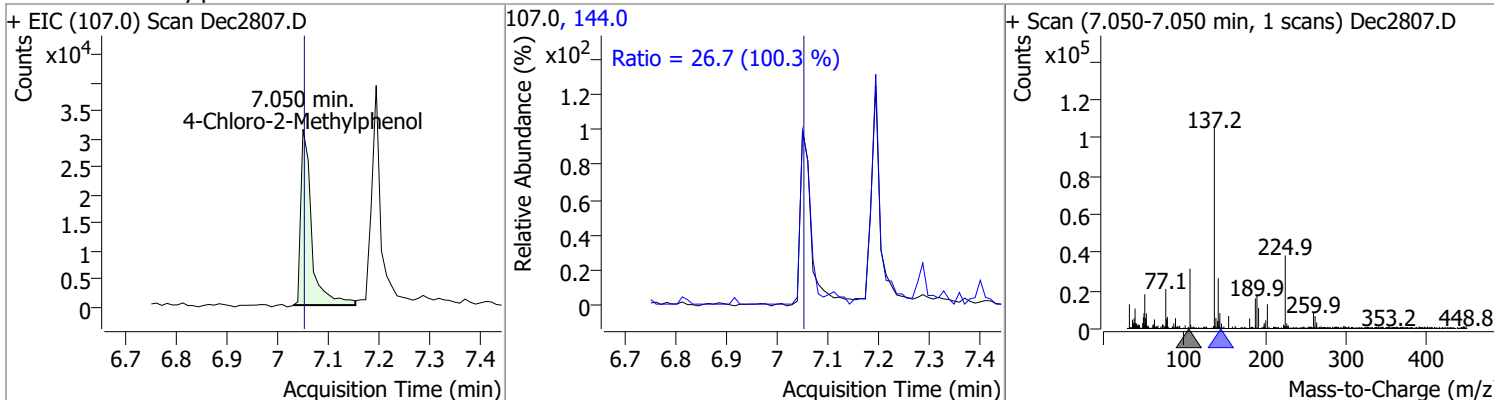
Compound	Conc.	RT	Dev(Min)	Resp.	QIon	QRatio	Lower	Upper
p-Chloroaniline	9.5909	6.57	0.01	72756	65.0	33.4	26.3	48.8



Compound	Conc.	RT	Dev(Min)	Resp.	QIon	QRatio	Lower	Upper
Hexachlorobutadiene	9.3166	6.63	0.00	30818	227.0	59.2	42.6	79.1

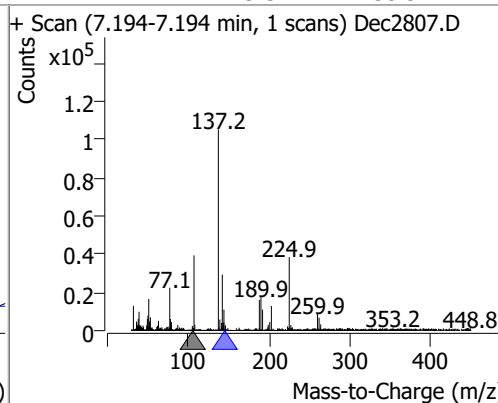
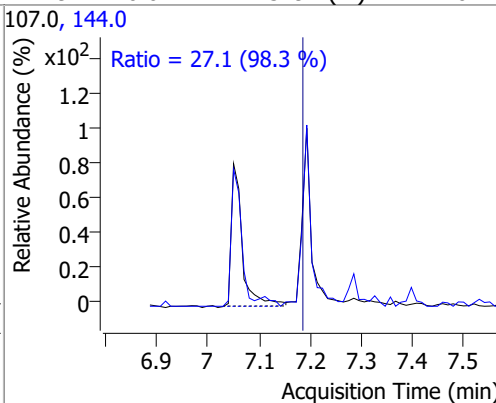
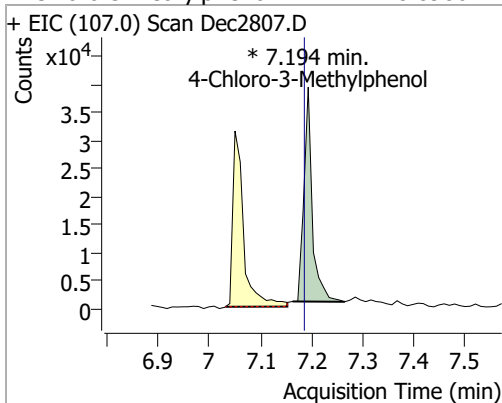


Compound	Conc.	RT	Dev(Min)	Resp.	QIon	QRatio	Lower	Upper
4-Chloro-2-Methylphenol	9.4342	7.05	0.00	46719	144.0	26.7	18.6	34.6

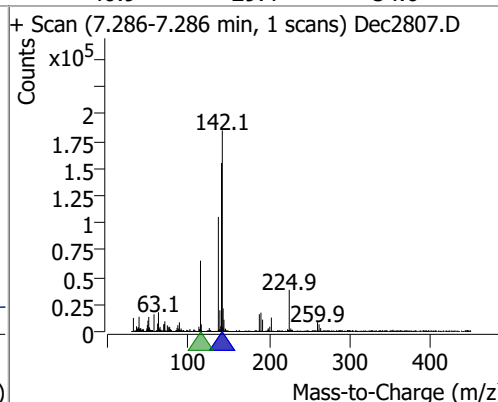
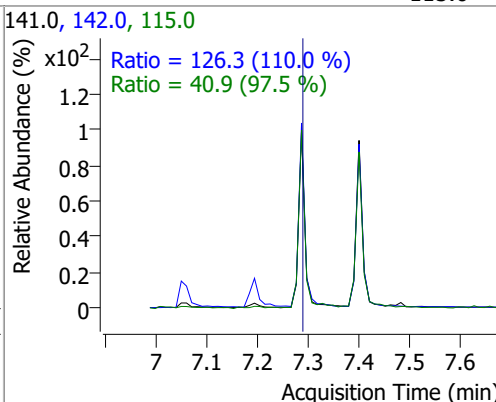
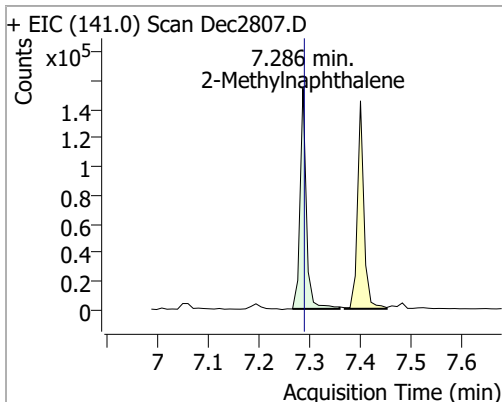


Quantitation Results Report (QT Reviewed)

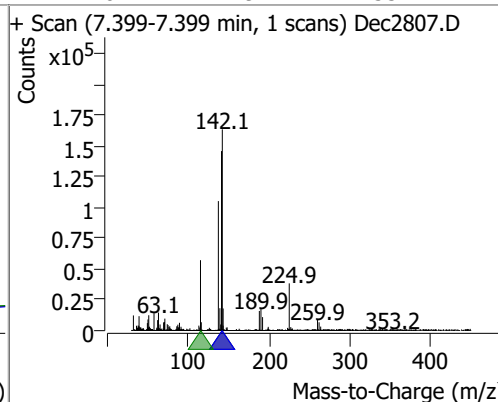
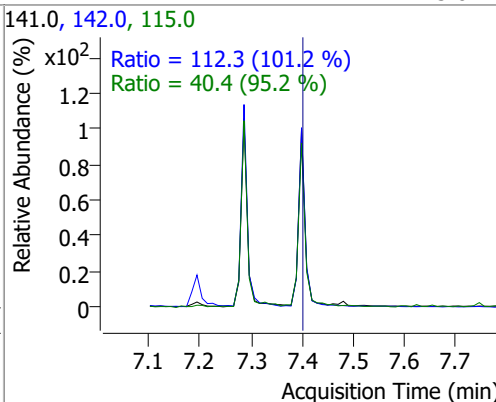
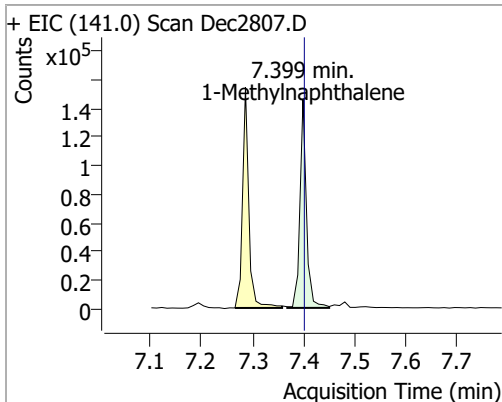
Compound	Conc.	RT	Dev(Min)	Resp.	QIon	QRatio	Lower	Upper
4-Chloro-3-Methylphenol	8.8986	7.19	0.01	43792 (m)	144.0	27.1	19.3	35.9



Compound	Conc.	RT	Dev(Min)	Resp.	QIon	QRatio	Lower	Upper
2-Methylnaphthalene	9.4840	7.29	0.00	125750	142.0	126.3	80.4	149.3
					115.0	40.9	29.4	54.6

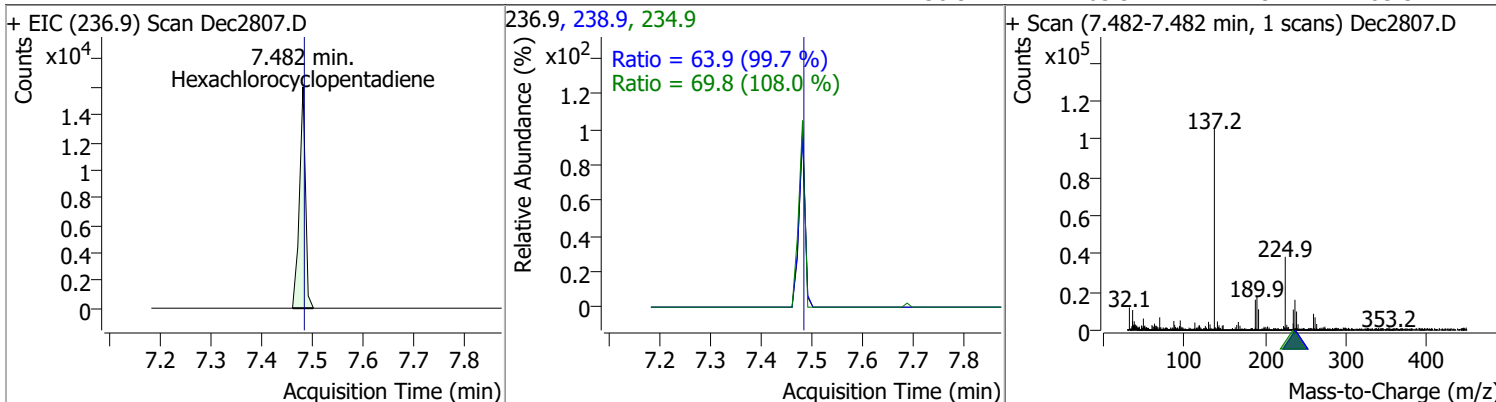


Compound	Conc.	RT	Dev(Min)	Resp.	QIon	QRatio	Lower	Upper
1-Methylnaphthalene	9.5755	7.40	0.00	129730	142.0	112.3	77.7	144.2
					115.0	40.4	29.7	55.2

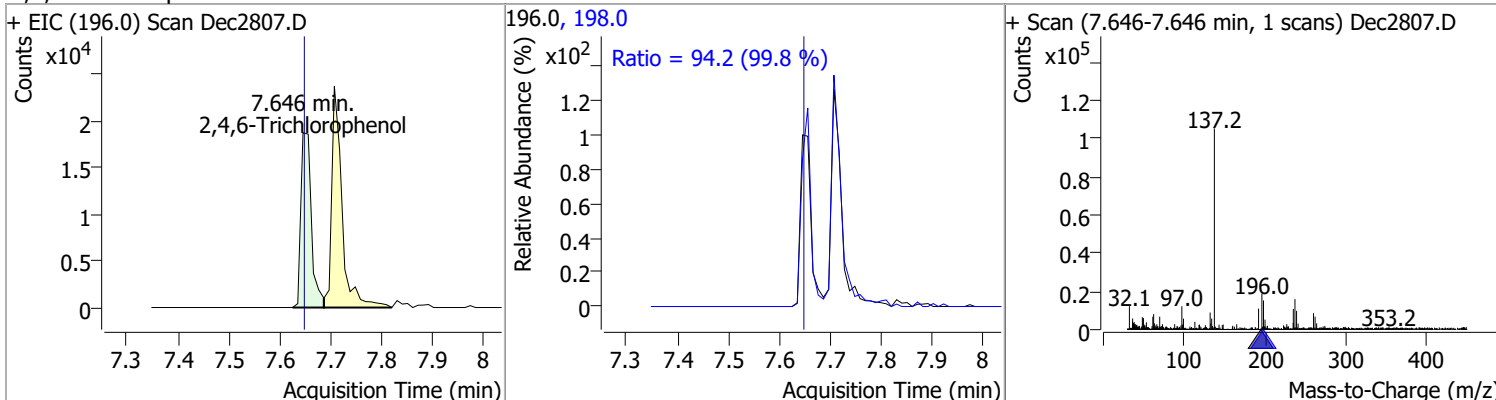


Quantitation Results Report (QT Reviewed)

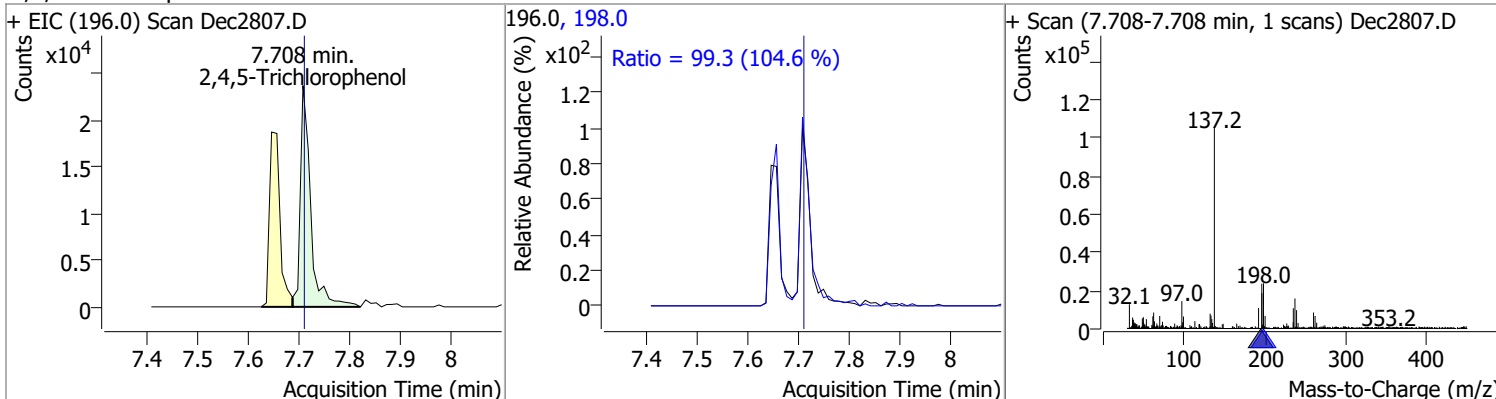
Compound	Conc.	RT	Dev(Min)	Resp.	QIon	QRatio	Lower	Upper
Hexachlorocyclopentadiene	9.5883	7.48	0.00	13155	234.9	69.8	45.3	84.1
					238.9	63.9	44.9	83.3



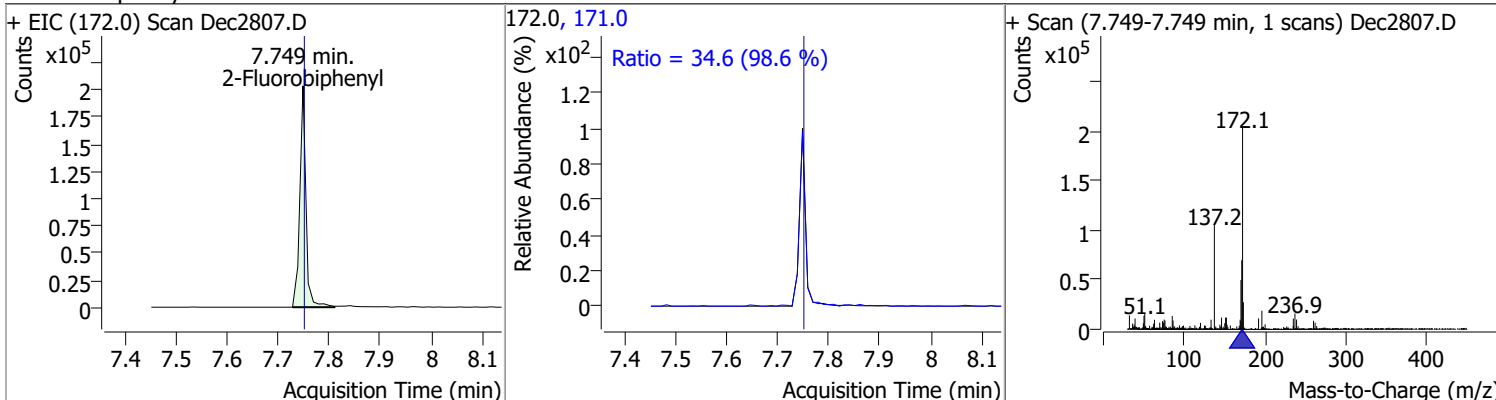
Compound	Conc.	RT	Dev(Min)	Resp.	QIon	QRatio	Lower	Upper
2,4,6-Trichlorophenol	9.5718	7.65	0.00	27088	198.0	94.2	66.1	122.7
					196.0	99.3	66.4	123.4



Compound	Conc.	RT	Dev(Min)	Resp.	QIon	QRatio	Lower	Upper
2,4,5-Trichlorophenol	10.1607	7.71	0.00	33585	198.0	99.3	66.4	123.4
					196.0	94.2	66.1	122.7

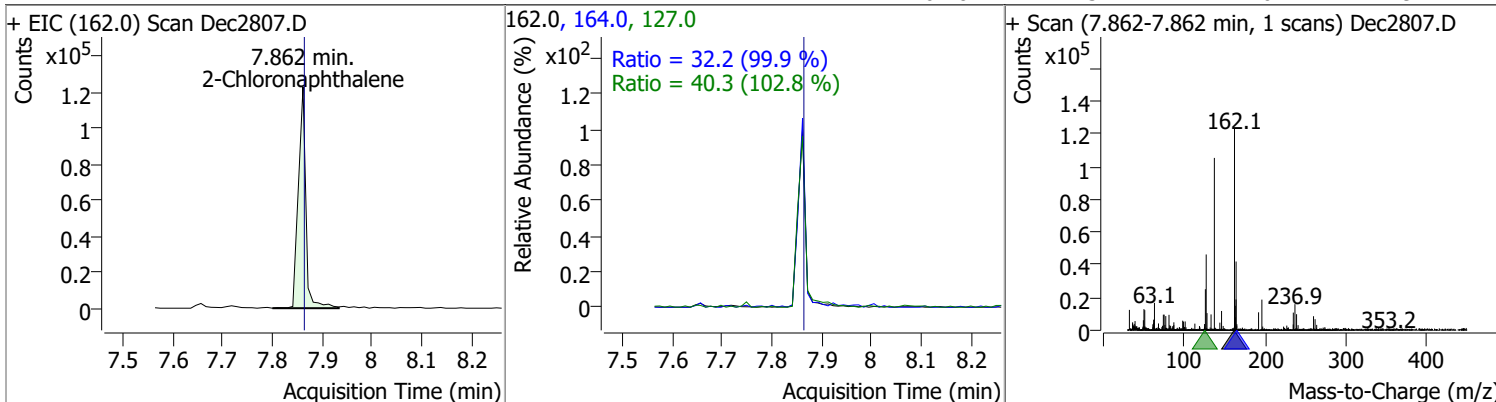


Compound	Conc.	RT	Dev(Min)	Resp.	QIon	QRatio	Lower	Upper
2-Fluorobiphenyl	10.0526	7.75	0.00	169761	171.0	34.6	24.5	45.6
					172.0	98.6	24.5	45.6

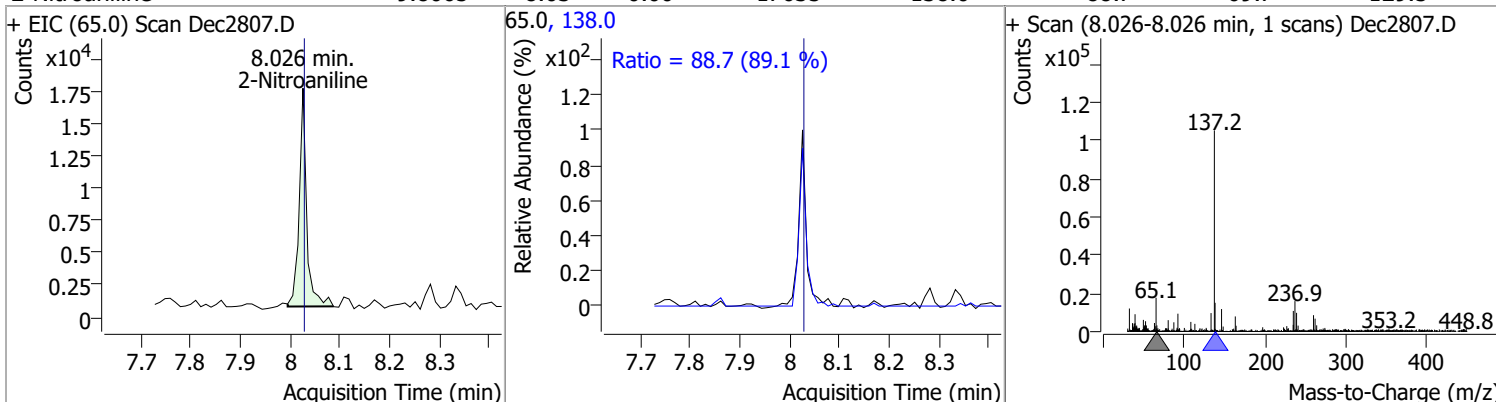


Quantitation Results Report (QT Reviewed)

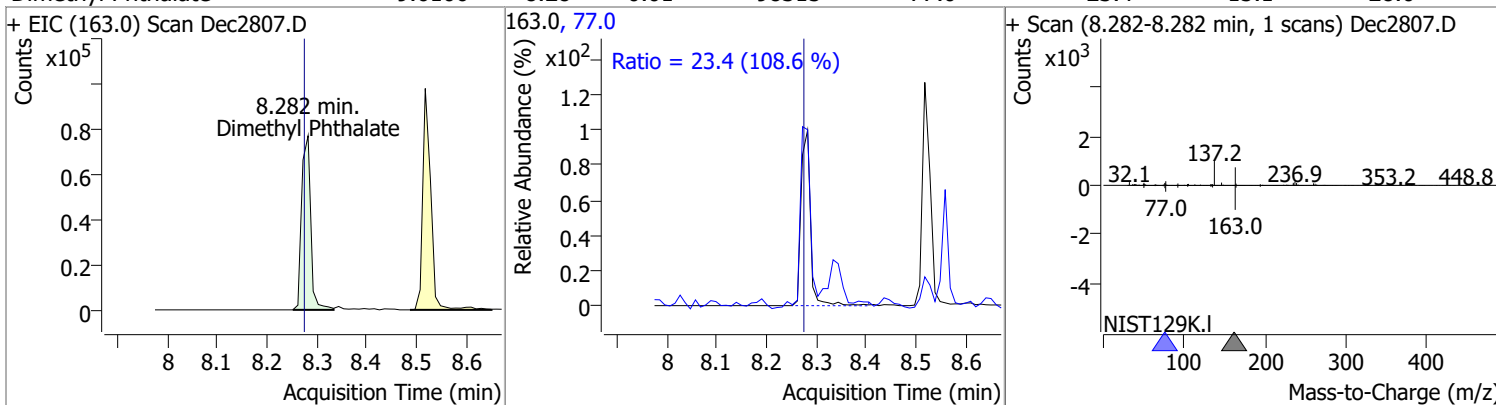
Compound	Conc.	RT	Dev(Min)	Resp.	QIon	QRatio	Lower	Upper
2-Chloronaphthalene	10.0828	7.86	0.00	129340	127.0	40.3	27.4	50.9
					164.0	32.2	22.6	41.9



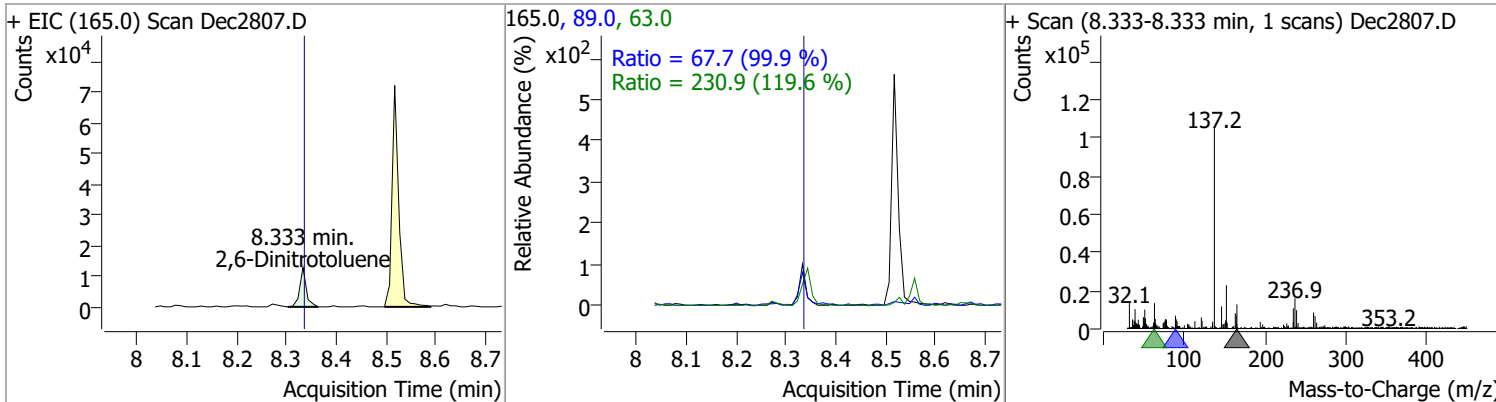
Compound	Conc.	RT	Dev(Min)	Resp.	QIon	QRatio	Lower	Upper
2-Nitroaniline	9.8065	8.03	0.00	17635	138.0	88.7	69.7	129.5



Compound	Conc.	RT	Dev(Min)	Resp.	QIon	QRatio	Lower	Upper
Dimethyl Phthalate	9.6106	8.28	0.01	98315	77.0	23.4	15.1	28.0

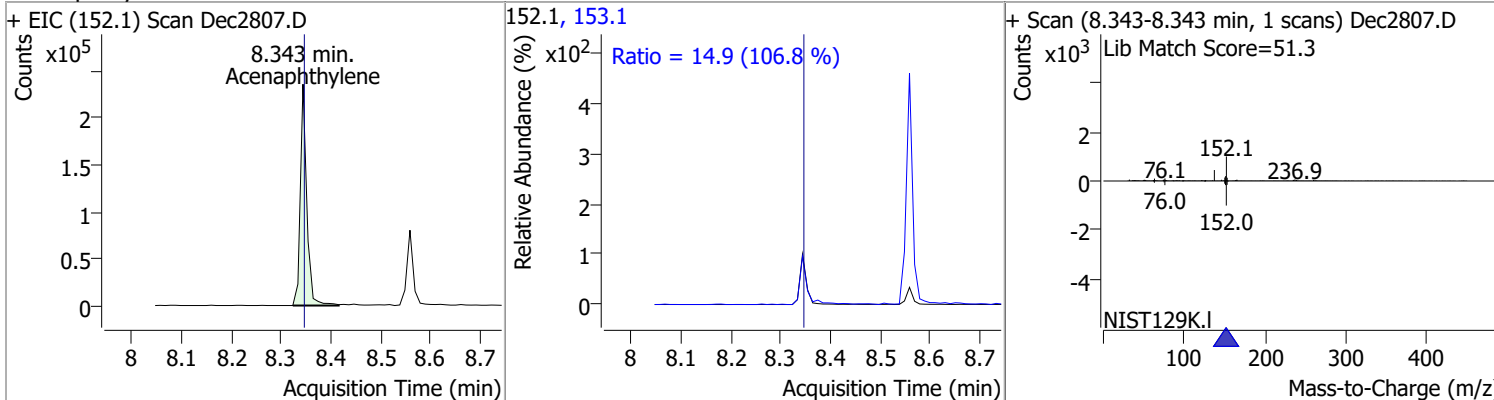


Compound	Conc.	RT	Dev(Min)	Resp.	QIon	QRatio	Lower	Upper
2,6-Dinitrotoluene	9.5070	8.33	0.00	11734	63.0	230.9	135.1	250.9
					89.0	67.7	47.4	88.1

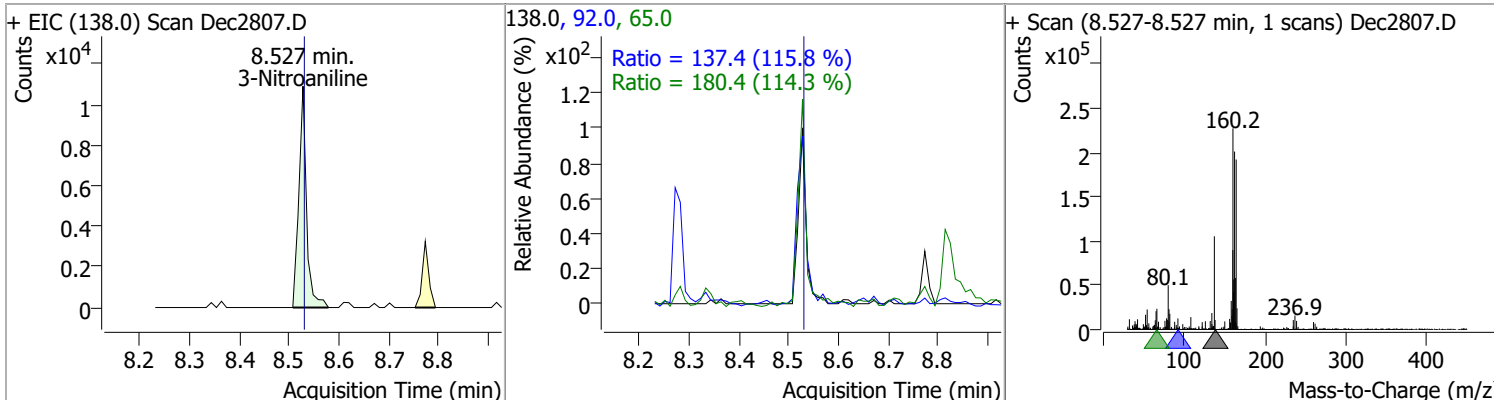


Quantitation Results Report (QT Reviewed)

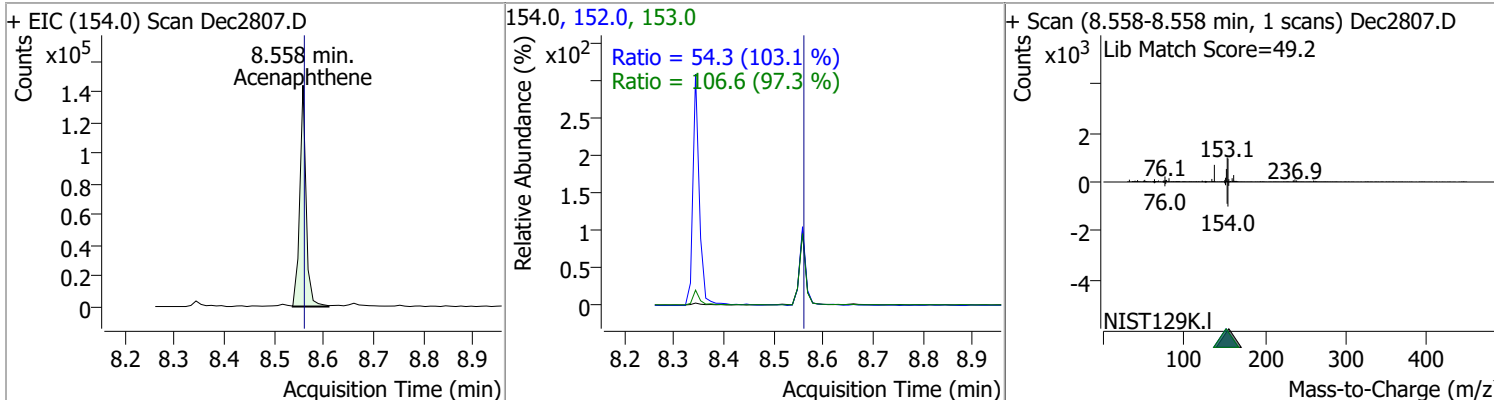
Compound	Conc.	RT	Dev(Min)	Resp.	QIon	QRatio	Lower	Upper
Acenaphthylene	10.7233	8.34	0.00	212537	153.1	14.9	9.8	18.1



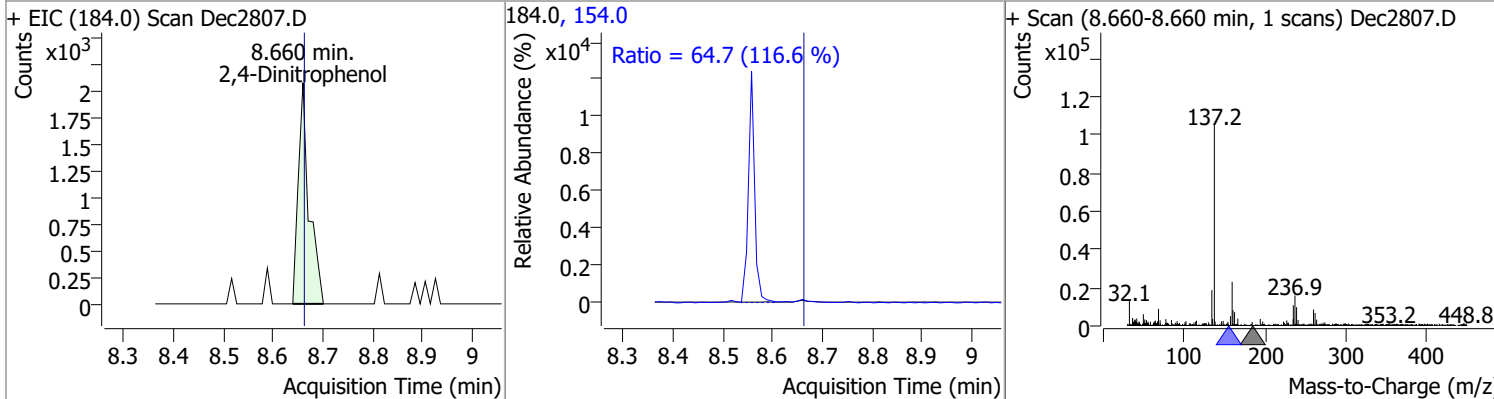
3-Nitroaniline	9.0998	8.53	0.00	11734	65.0	180.4	110.4	205.1
					92.0	137.4	83.0	154.2



Acenaphthene	10.1839	8.56	0.00	127284	153.0	106.6	76.7	142.4
					152.0	54.3	36.9	68.5

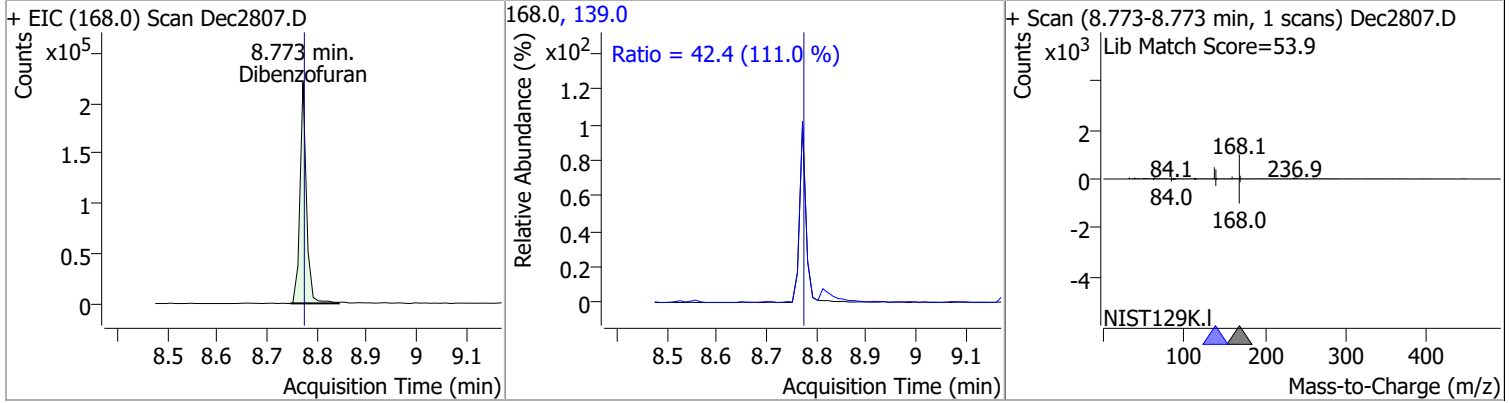


2,4-Dinitrophenol	10.2175	8.66	0.00	3150	154.0	64.7	38.9	72.2
-------------------	---------	------	------	------	-------	------	------	------

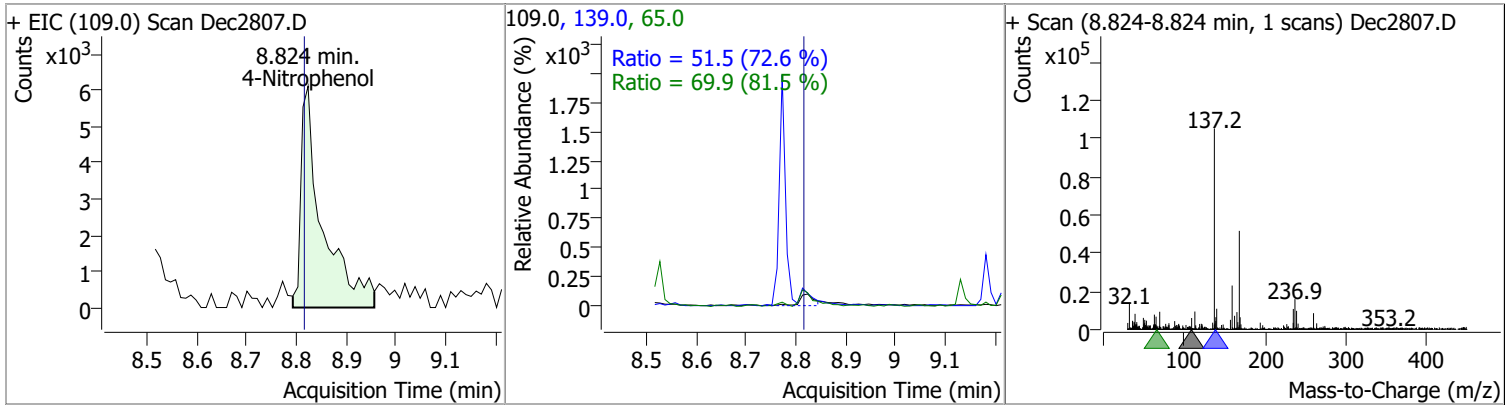


Quantitation Results Report (QT Reviewed)

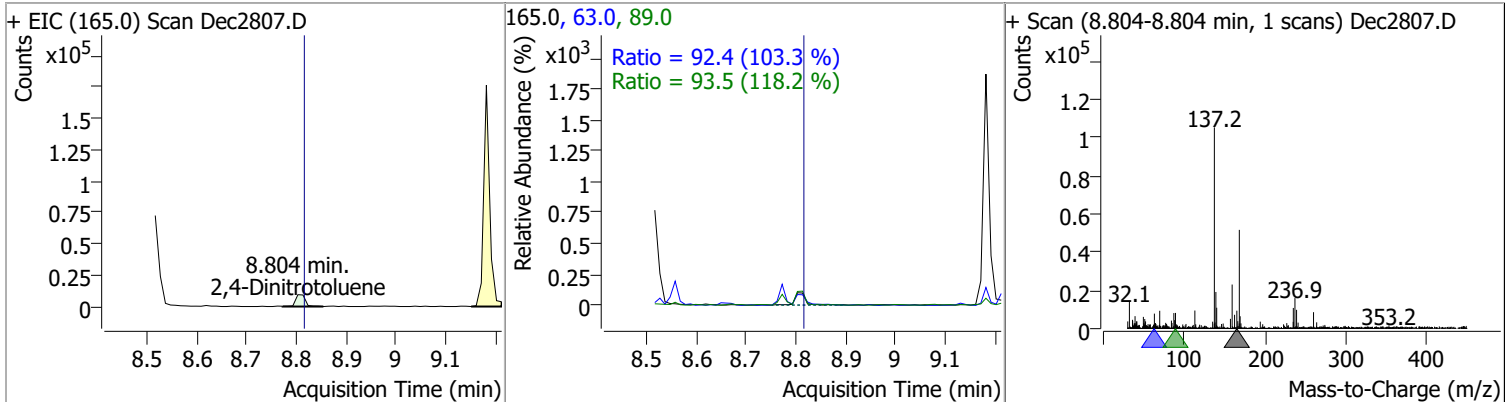
Compound	Conc.	RT	Dev(Min)	Resp.	QIon	QRatio	Lower	Upper
Dibenzofuran	10.3272	8.77	0.00	199426	139.0	42.4	26.8	49.7



Compound	Conc.	RT	Dev(Min)	Resp.	QIon	QRatio	Lower	Upper
4-Nitrophenol	10.0467	8.82	0.01	18343	65.0	69.9	60.1	111.5
					139.0	51.5	49.6	92.2

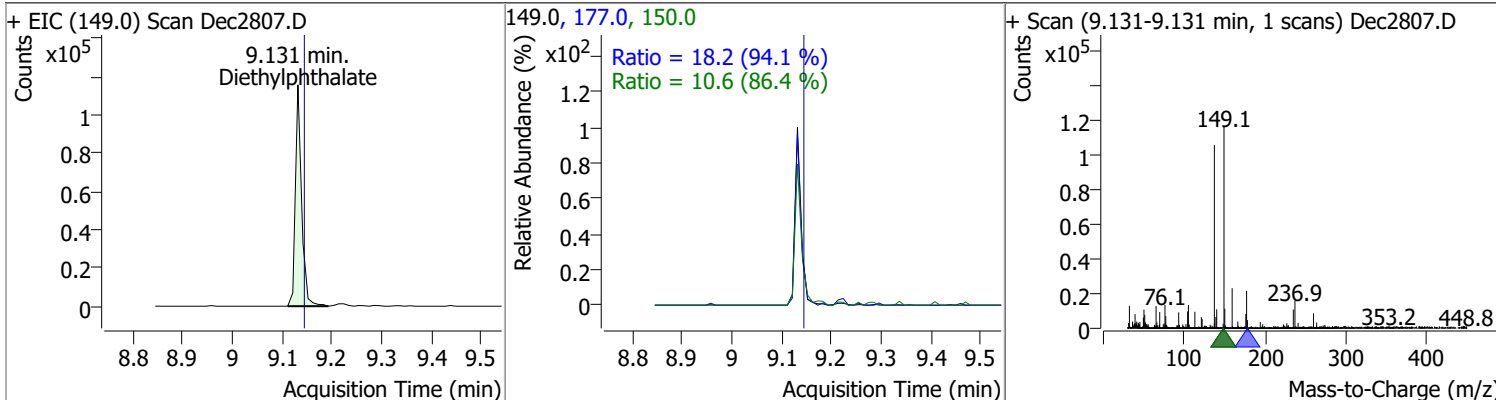


Compound	Conc.	RT	Dev(Min)	Resp.	QIon	QRatio	Lower	Upper
2,4-Dinitrotoluene	9.4560	8.80	-0.01	12927	63.0	92.4	62.6	116.2
					89.0	93.5	55.4	102.8

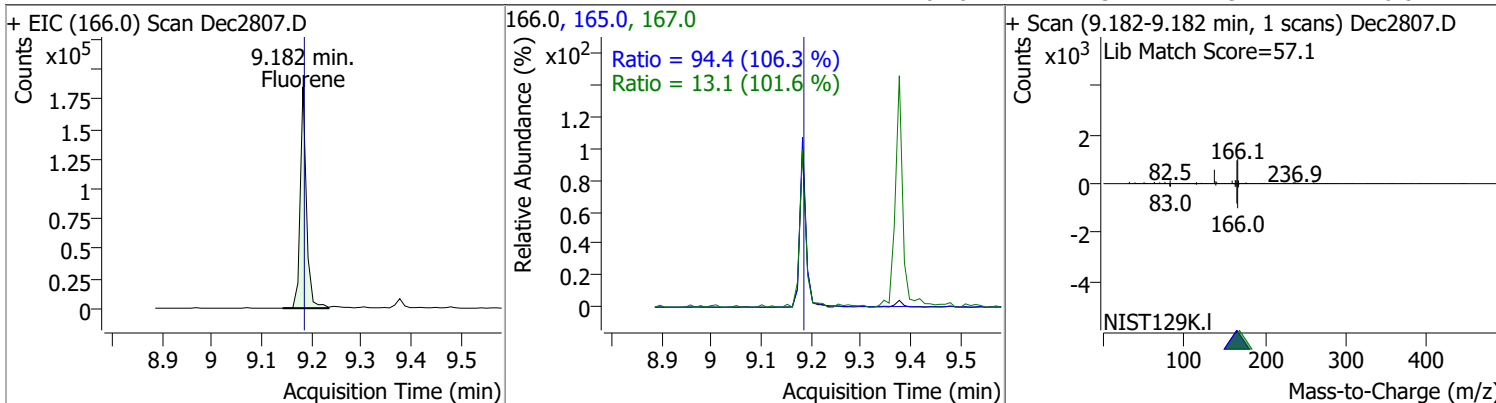


Quantitation Results Report (QT Reviewed)

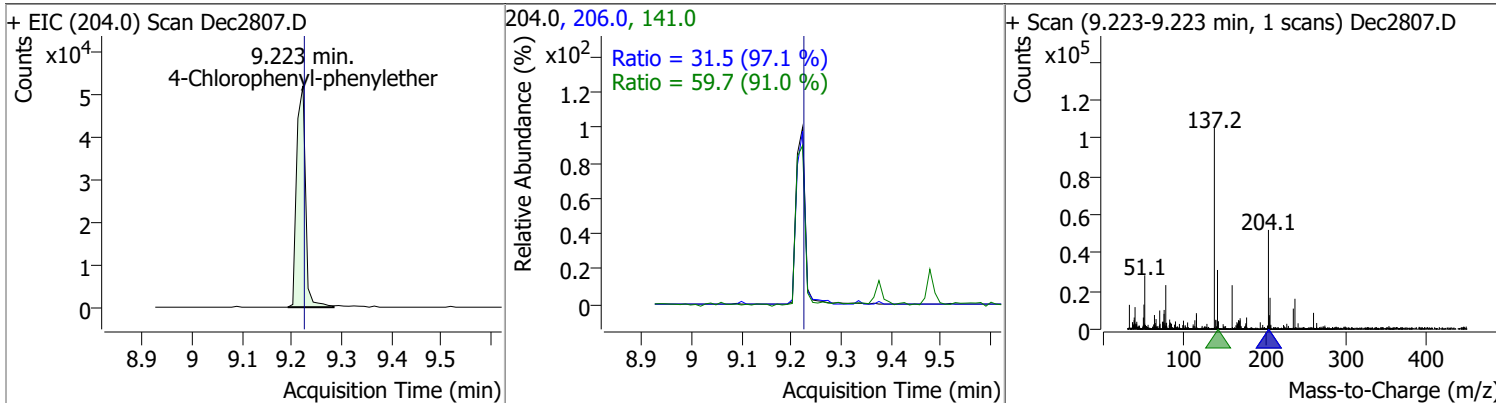
Compound	Conc.	RT	Dev(Min)	Resp.	QIon	QRatio	Lower	Upper
Diethylphthalate	9.4380	9.13	-0.01	100238	177.0	18.2	13.6	25.2
					150.0	10.6	8.6	16.0



Compound	Conc.	RT	Dev(Min)	Resp.	QIon	QRatio	Lower	Upper
Fluorene	10.3865	9.18	0.00	159955	165.0	94.4	62.2	115.4
					167.0	13.1	9.1	16.8

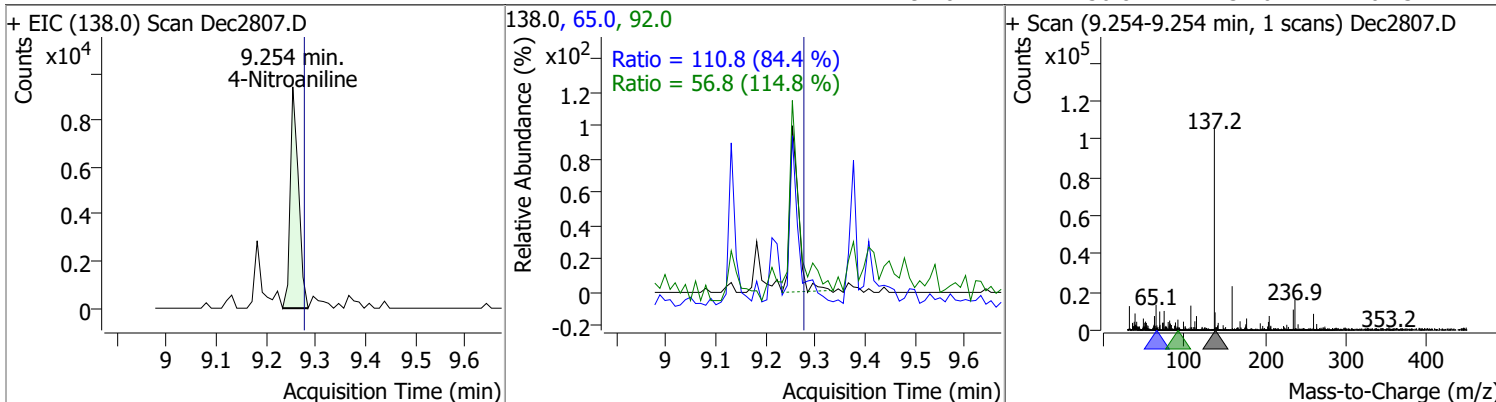


Compound	Conc.	RT	Dev(Min)	Resp.	QIon	QRatio	Lower	Upper
4-Chlorophenyl-phenylether	10.7528	9.22	0.00	64533	141.0	59.7	46.0	85.3
					206.0	31.5	22.7	42.1

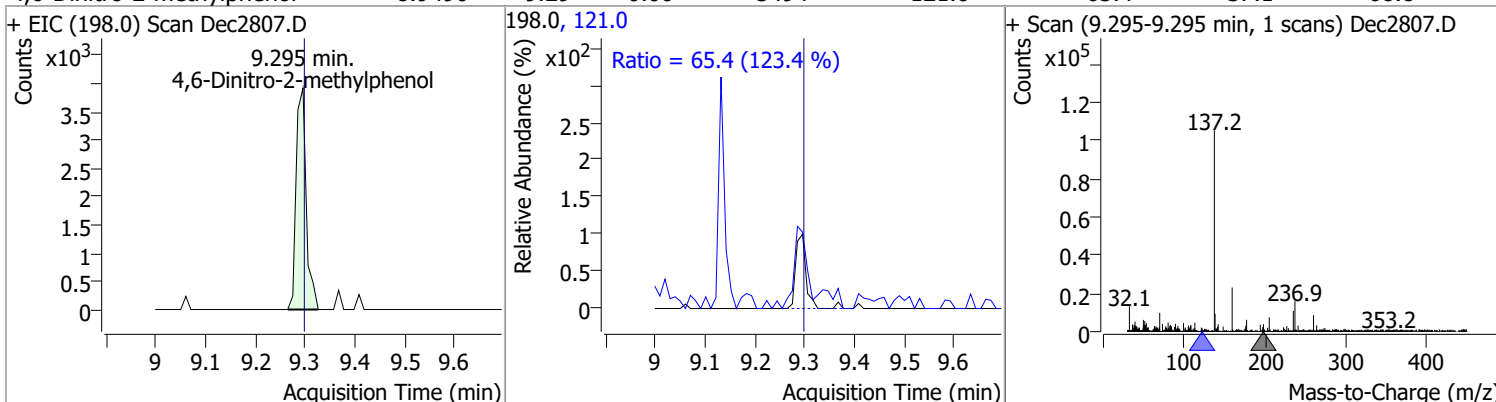


Quantitation Results Report (QT Reviewed)

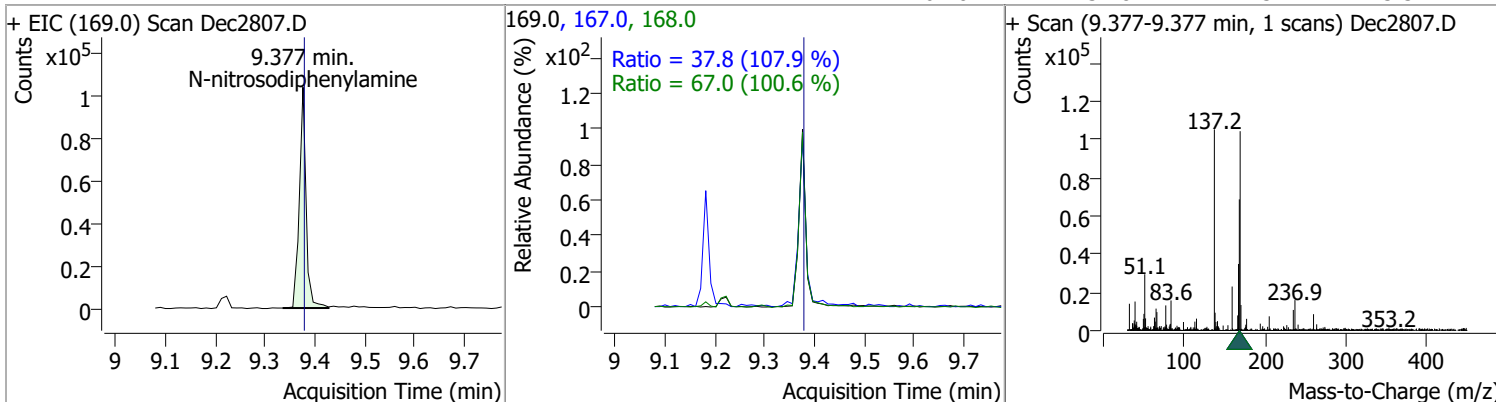
Compound	Conc.	RT	Dev(Min)	Resp.	QIon	QRatio	Lower	Upper
4-Nitroaniline	8.3034	9.25	-0.02	10804	65.0	110.8	91.9	170.7
					92.0	56.8	34.6	64.3



Compound	Conc.	RT	Dev(Min)	Resp.	QIon	QRatio	Lower	Upper
4,6-Dinitro-2-methylphenol	8.9490	9.29	0.00	5494	121.0	65.4	37.1	68.8

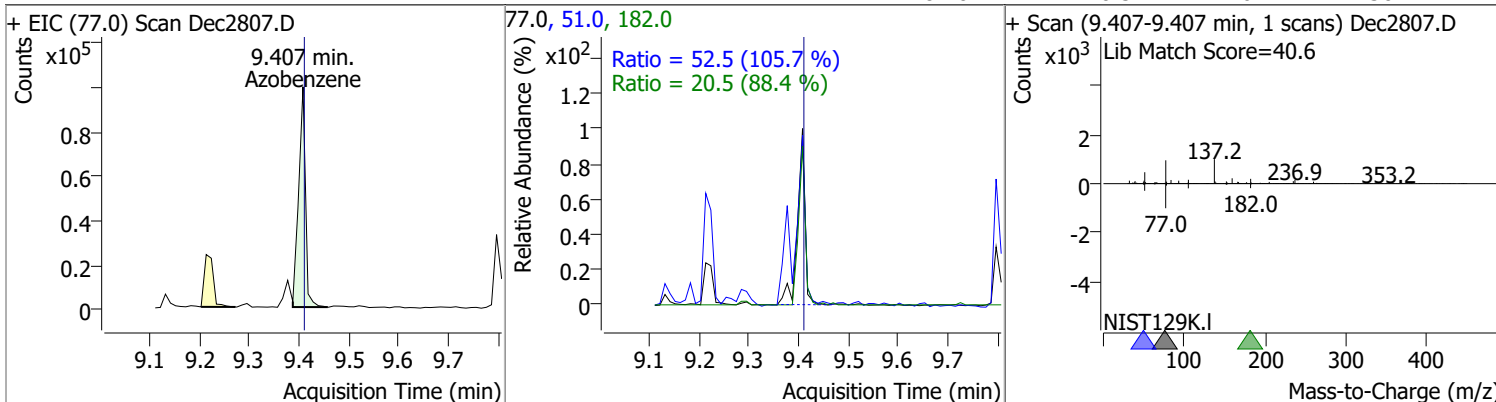


Compound	Conc.	RT	Dev(Min)	Resp.	QIon	QRatio	Lower	Upper
N-nitrosodiphenylamine	10.2335	9.38	0.00	98049	168.0	67.0	46.6	86.6
					167.0	37.8	24.5	45.5

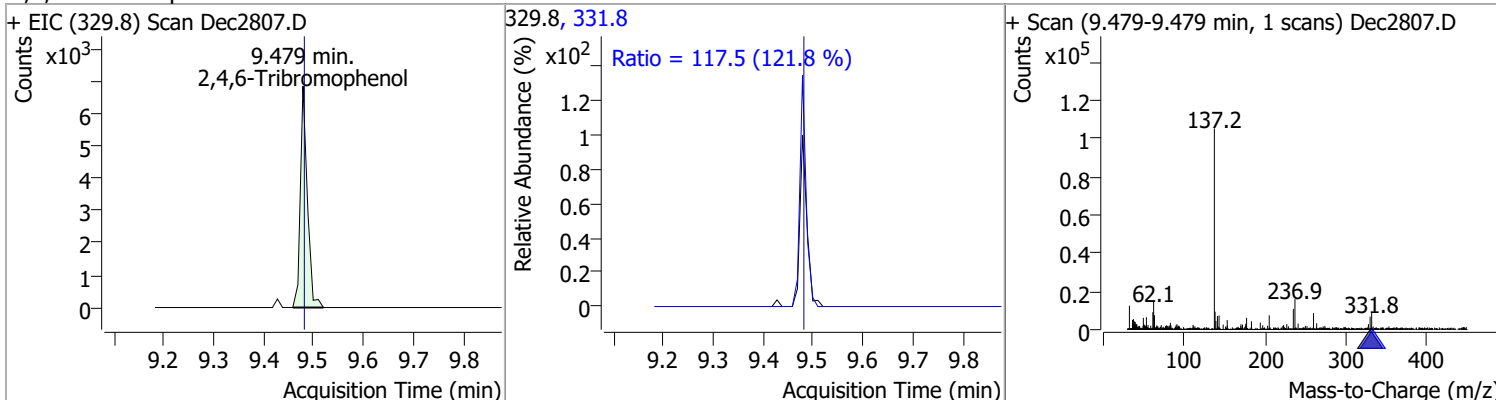


Quantitation Results Report (QT Reviewed)

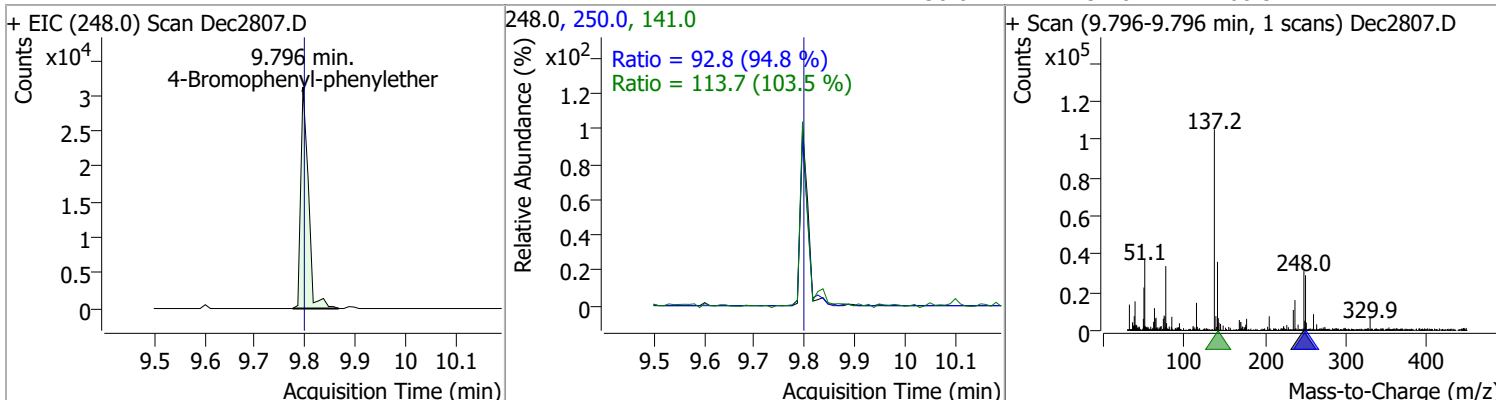
Compound	Conc.	RT	Dev(Min)	Resp.	QIon	QRatio	Lower	Upper
Azobenzene	8.6489	9.41	0.00	94341	51.0	52.5	34.8	64.6
					182.0	20.5	16.2	30.1



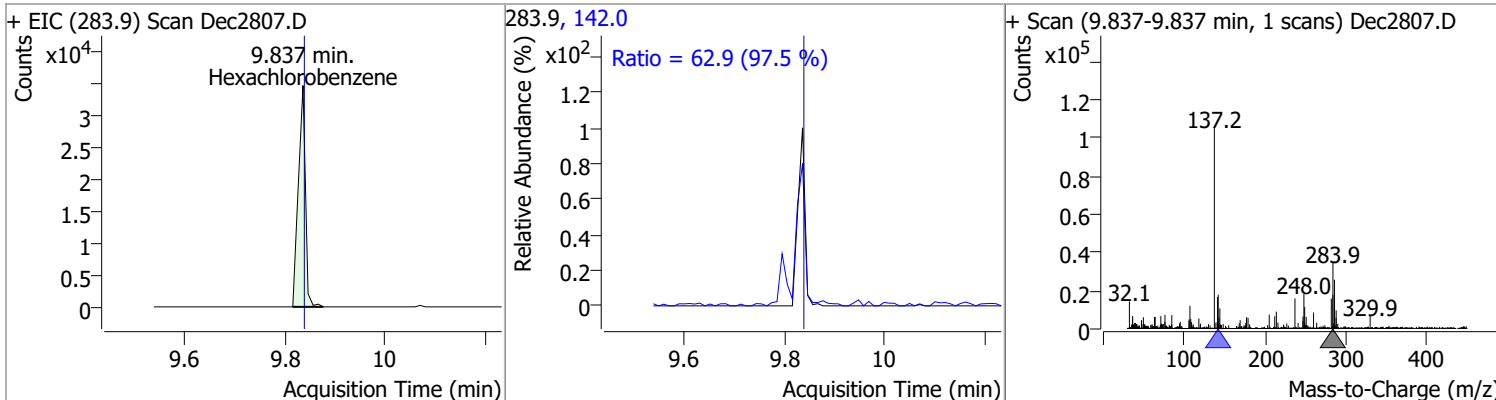
Compound	Conc.	RT	Dev(Min)	Resp.	QIon	QRatio	Lower	Upper
2,4,6-Tribromophenol	9.8497	9.48	0.00	6676	329.8	117.5	67.5	125.3
					331.8			



Compound	Conc.	RT	Dev(Min)	Resp.	QIon	QRatio	Lower	Upper
4-Bromophenyl-phenylether	9.9134	9.80	0.00	32944	141.0	113.7	76.9	142.8
					250.0	92.8	68.5	127.2

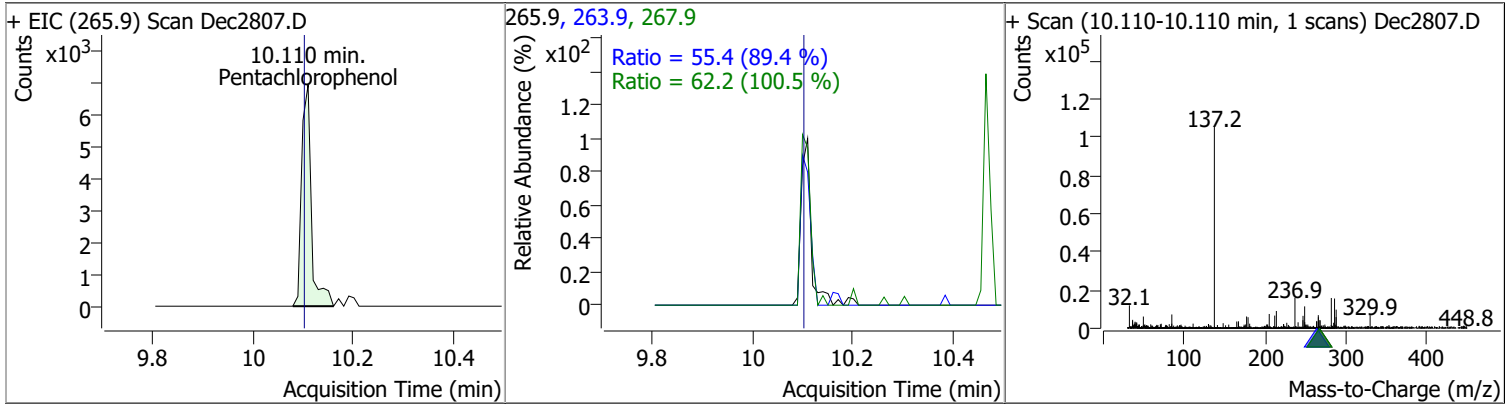


Compound	Conc.	RT	Dev(Min)	Resp.	QIon	QRatio	Lower	Upper
Hexachlorobenzene	10.2371	9.84	0.00	33617	142.0	62.9	45.2	83.9
					283.9			

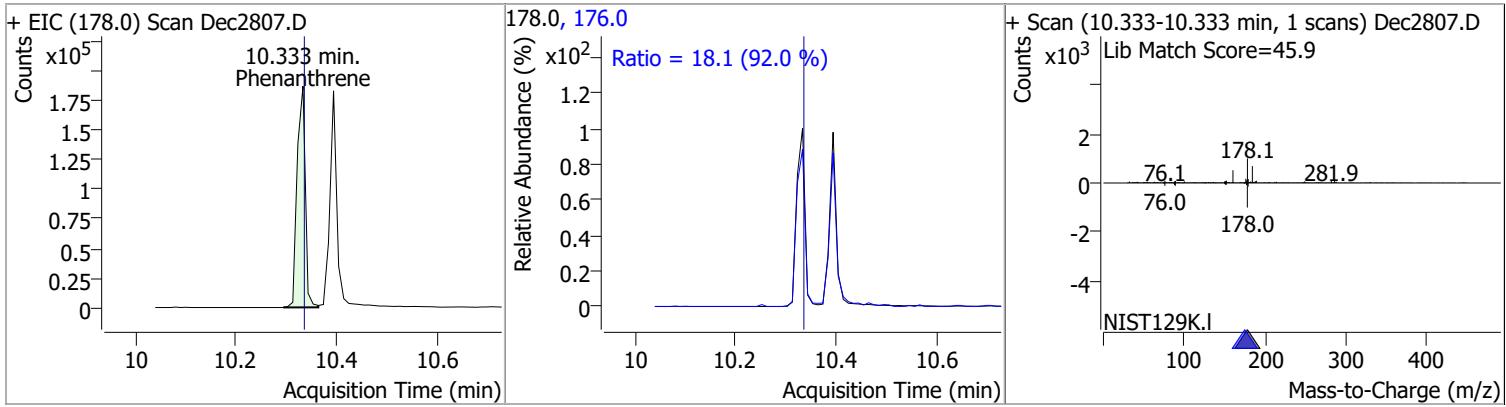


Quantitation Results Report (QT Reviewed)

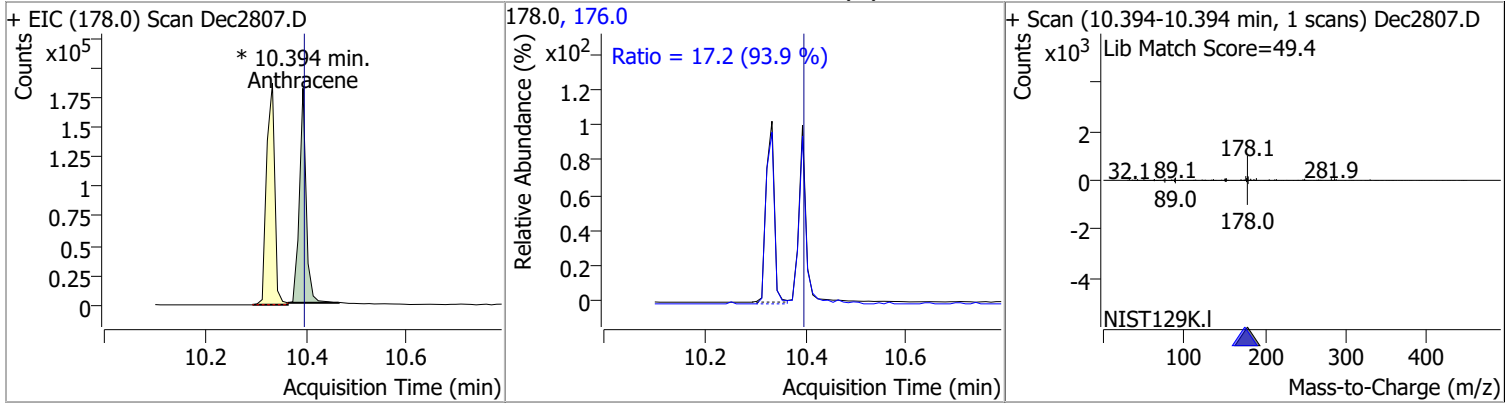
Compound	Conc.	RT	Dev(Min)	Resp.	QIon	QRatio	Lower	Upper
Pentachlorophenol	8.8934	10.11	0.01	9351	263.9	55.4	43.4	80.6
					267.9	62.2	43.3	80.5



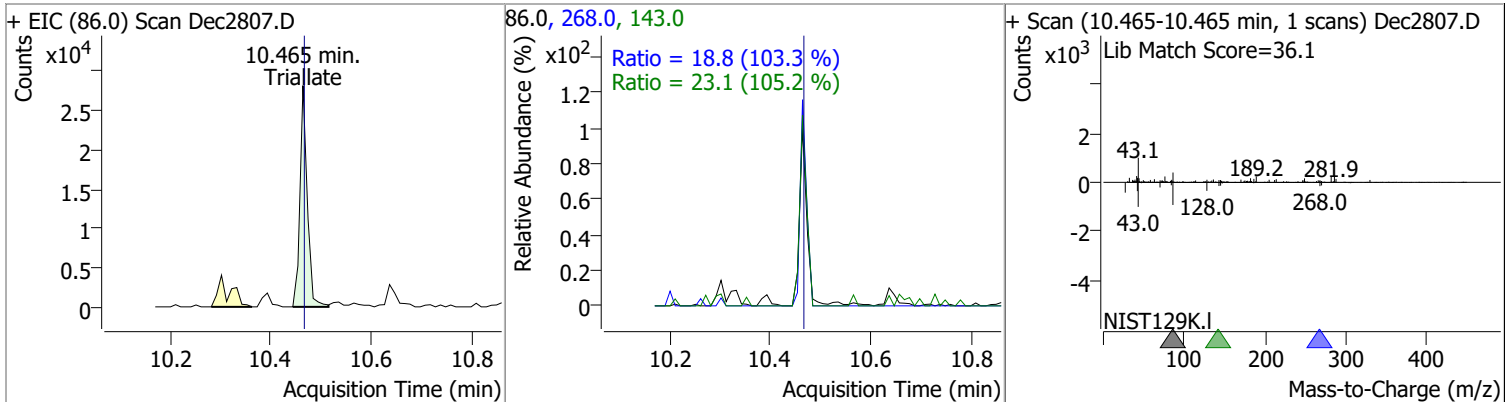
Compound	Conc.	RT	Dev(Min)	Resp.	QIon	QRatio	Lower	Upper
Phenanthrene	10.1187	10.33	0.00	210303	176.0	18.1	13.8	25.6



Compound	Conc.	RT	Dev(Min)	Resp.	QIon	QRatio	Lower	Upper
Anthracene	9.0084	10.39	0.00	169178 (m)	176.0	17.2	12.8	23.8

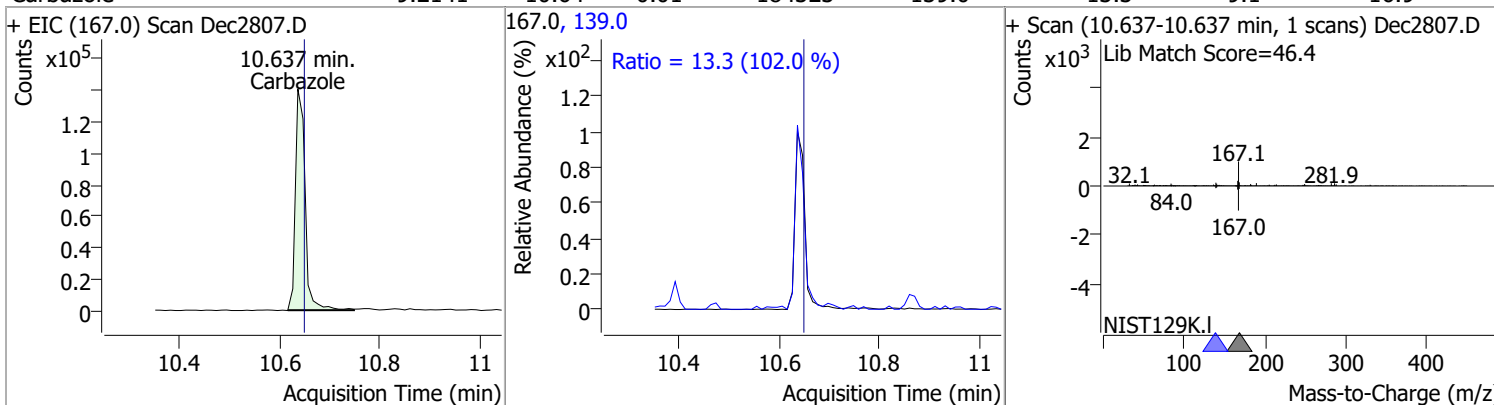


Compound	Conc.	RT	Dev(Min)	Resp.	QIon	QRatio	Lower	Upper
Triallate	8.5564	10.46	0.00	28381	143.0	23.1	15.4	28.6
					268.0	18.8	12.8	23.7

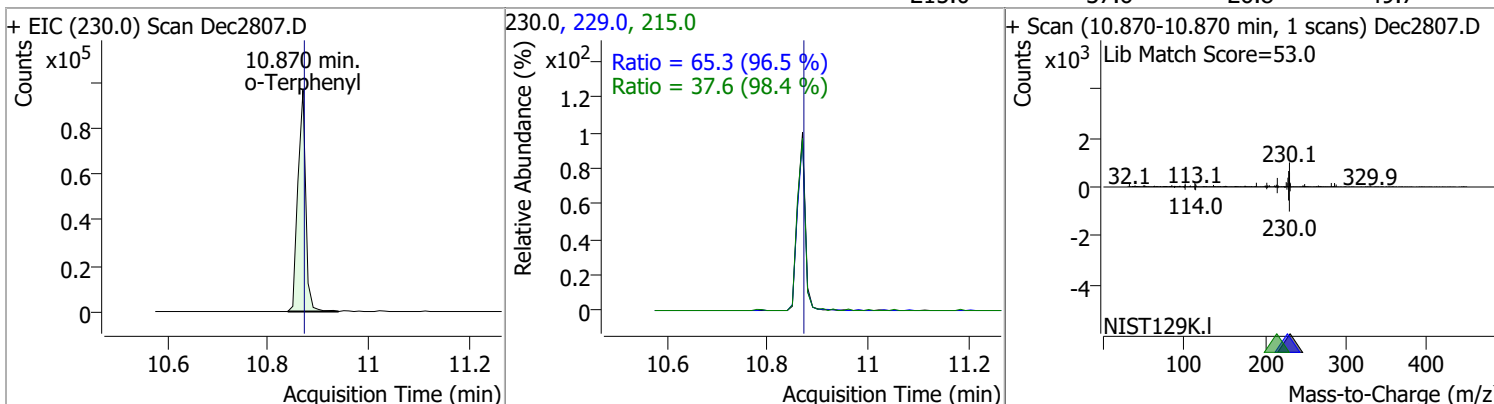


Quantitation Results Report (QT Reviewed)

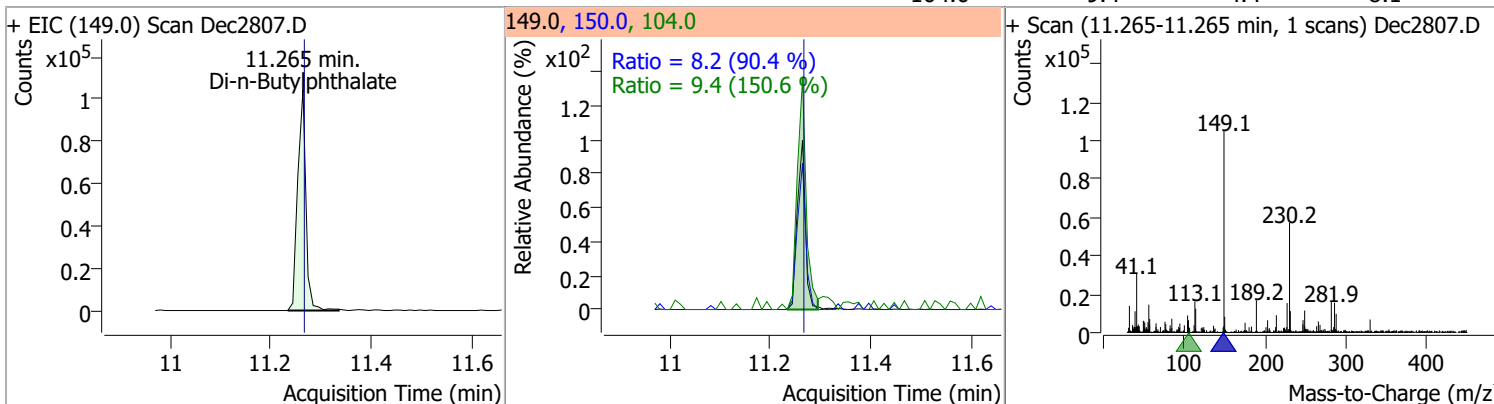
Compound	Conc.	RT	Dev(Min)	Resp.	QIon	QRatio	Lower	Upper
Carbazole	9.2141	10.64	-0.01	184323	139.0	13.3	9.1	16.9



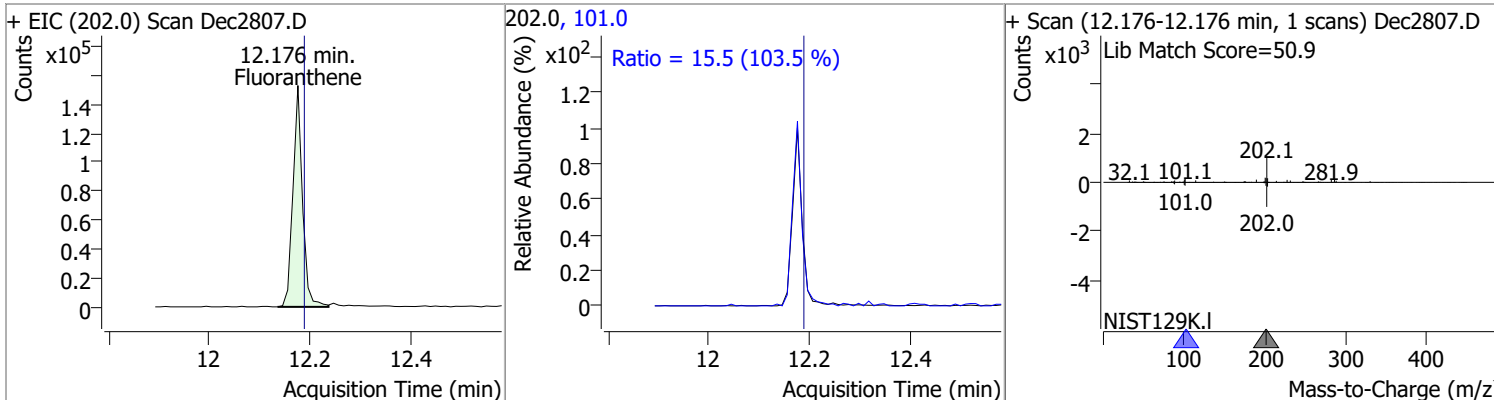
o-Terphenyl	10.3048	10.87	0.00	104985	229.0	65.3	47.4	88.0
					215.0	37.6	26.8	49.7



Di-n-Butylphthalate	8.5541	11.26	0.00	118476	150.0	8.2	6.4	11.9
					104.0	9.4	4.4	8.1

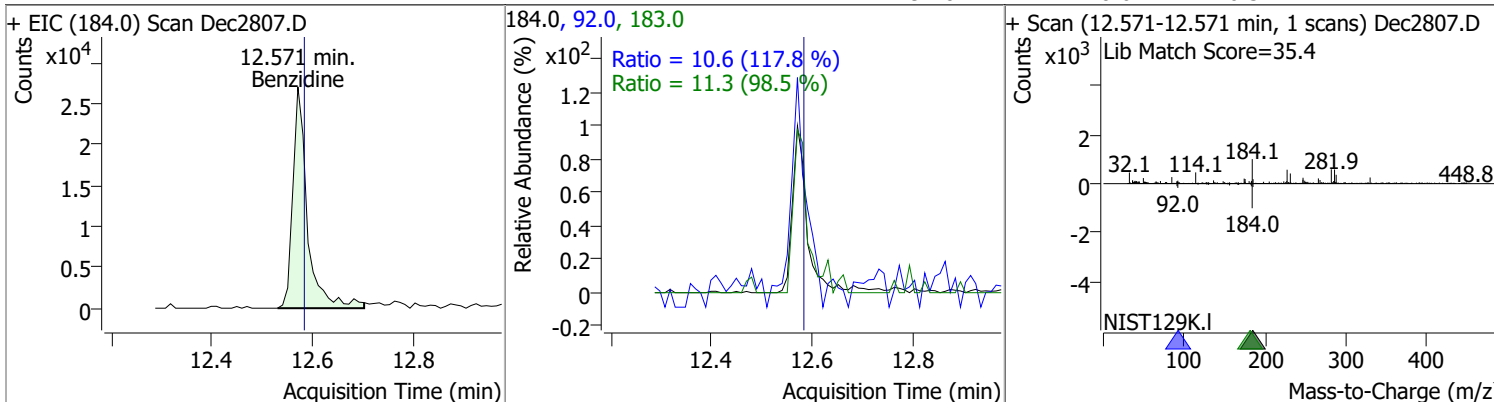


Fluoranthene	9.8743	12.18	-0.01	201689	101.0	15.5	10.5	19.5
--------------	--------	-------	-------	--------	-------	------	------	------

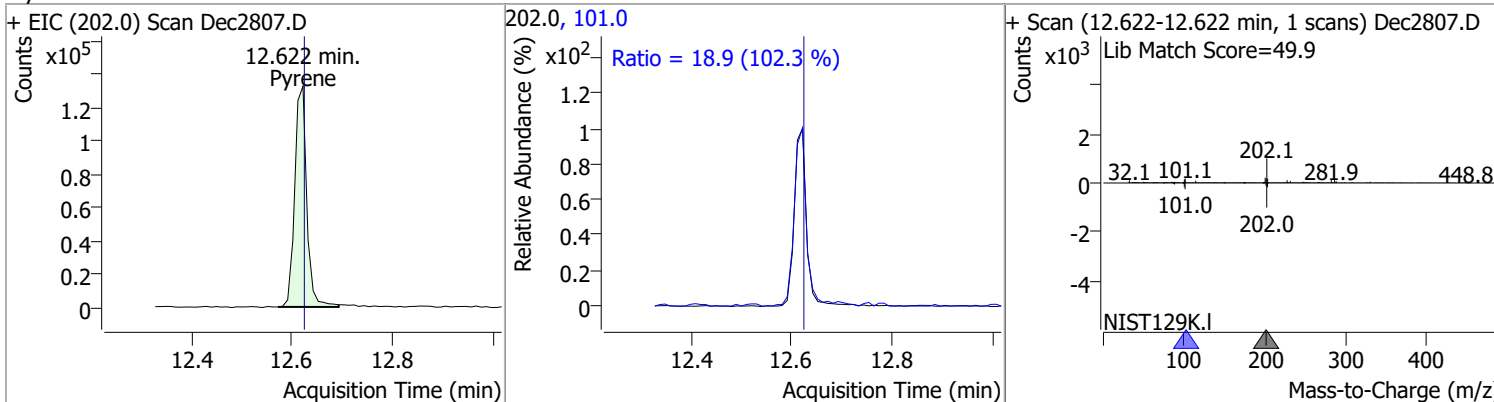


Quantitation Results Report (QT Reviewed)

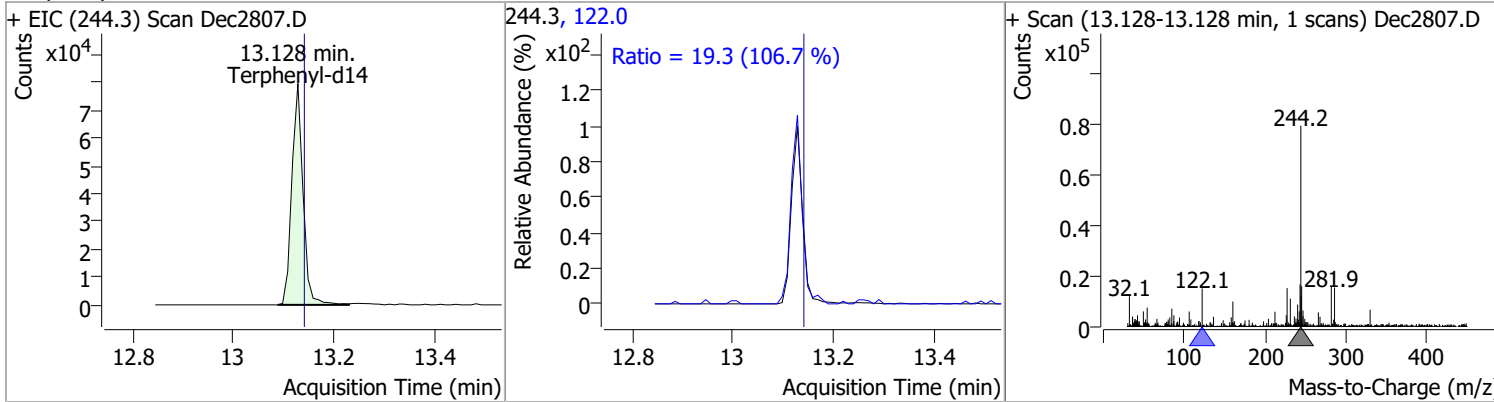
Compound	Conc.	RT	Dev(Min)	Resp.	QIon	QRatio	Lower	Upper
Benzidine	9.0915	12.57	-0.01	54477	183.0	11.3	8.1	15.0
					92.0	10.6	6.3	11.7



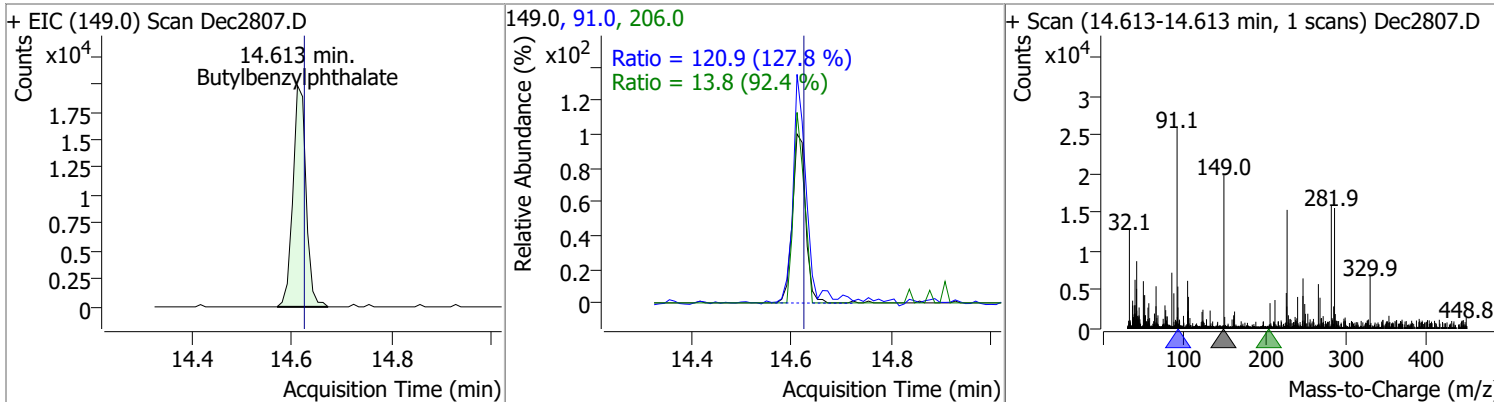
Compound	Conc.	RT	Dev(Min)	Resp.	QIon	QRatio	Lower	Upper
Pyrene	9.8261	12.62	0.00	219828	101.0	18.9	12.9	24.0



Compound	Conc.	RT	Dev(Min)	Resp.	QIon	QRatio	Lower	Upper
Terphenyl-d14	9.3657	13.13	-0.01	123289	122.0	19.3	12.7	23.5

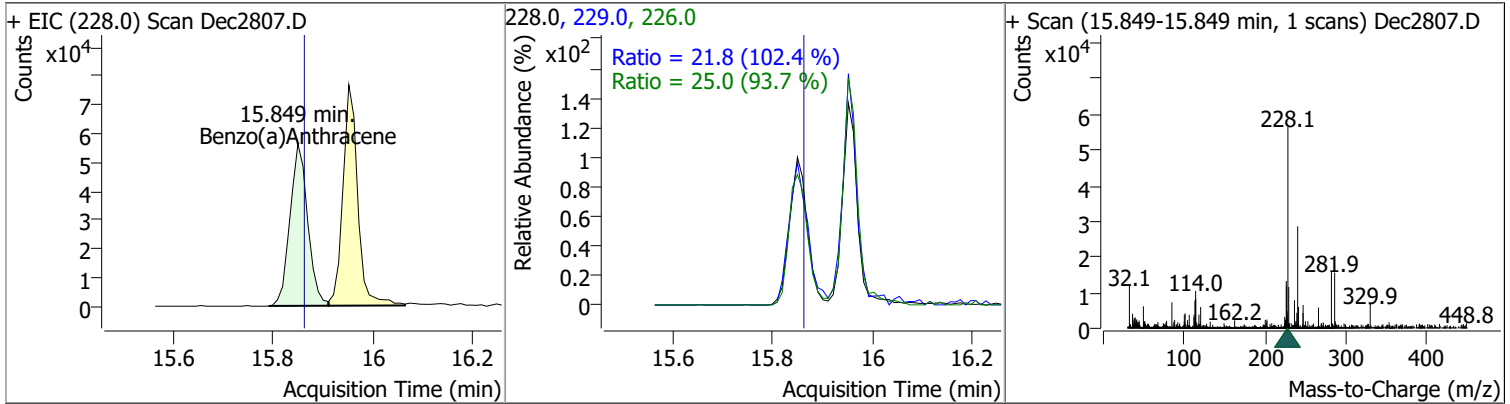


Compound	Conc.	RT	Dev(Min)	Resp.	QIon	QRatio	Lower	Upper
Butylbenzylphthalate	8.7139	14.61	-0.02	36348	91.0	120.9	66.2	123.0
					206.0	13.8	10.4	19.4

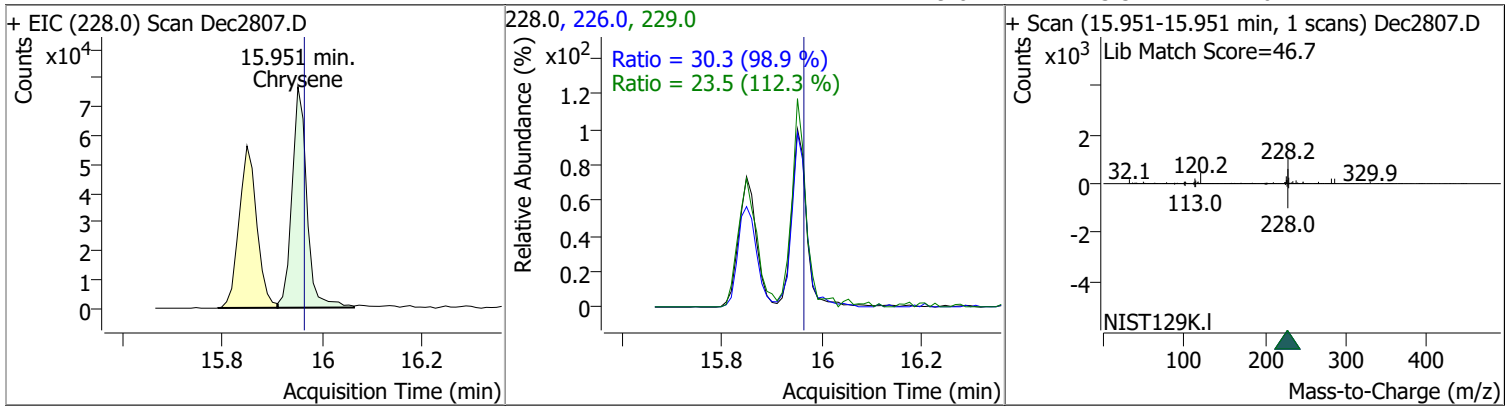


Quantitation Results Report (QT Reviewed)

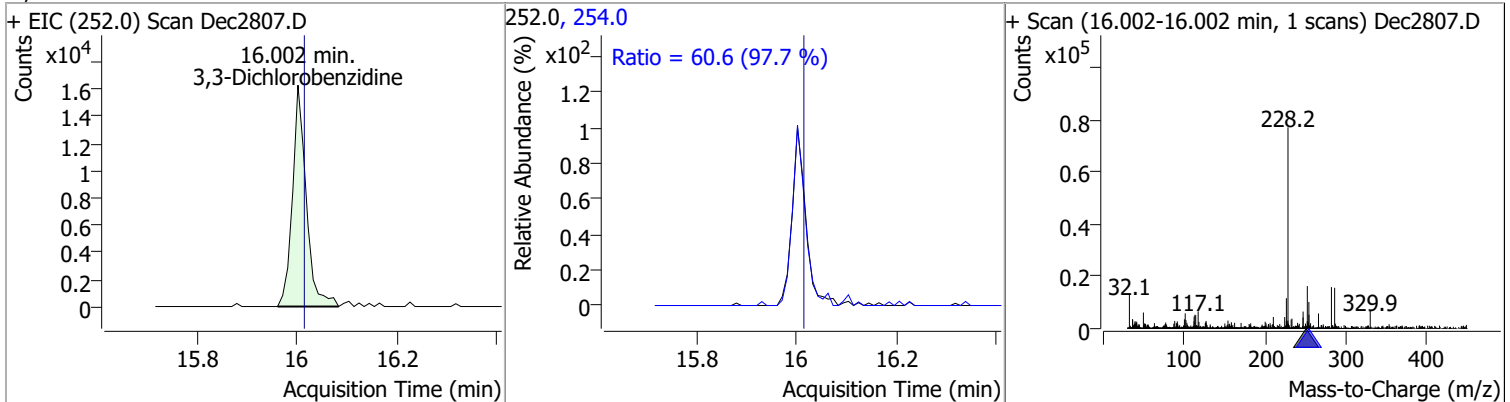
Compound	Conc.	RT	Dev(Min)	Resp.	QIon	QRatio	Lower	Upper
Benzo(a)Anthracene	9.4288	15.85	-0.02	138832	226.0	25.0	18.7	34.7
					229.0	21.8	14.9	27.7



Compound	Conc.	RT	Dev(Min)	Resp.	QIon	QRatio	Lower	Upper
Chrysene	9.4675	15.95	-0.02	159229	226.0	30.3	21.4	39.8
					229.0	23.5	14.6	27.1

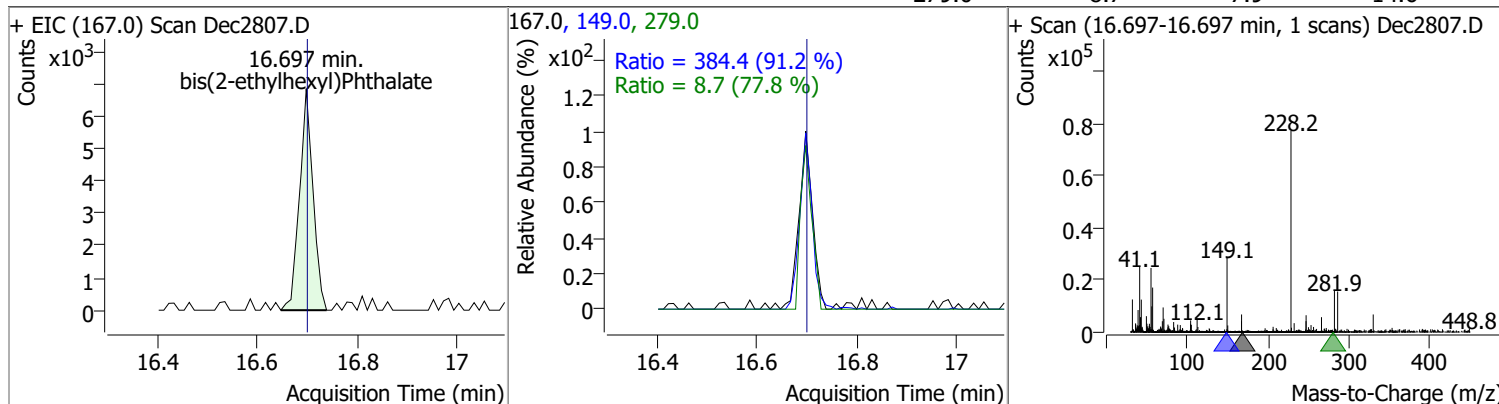


Compound	Conc.	RT	Dev(Min)	Resp.	QIon	QRatio	Lower	Upper
3,3-Dichlorobenzidine	8.8836	16.00	-0.02	31355	254.0	60.6	43.4	80.6

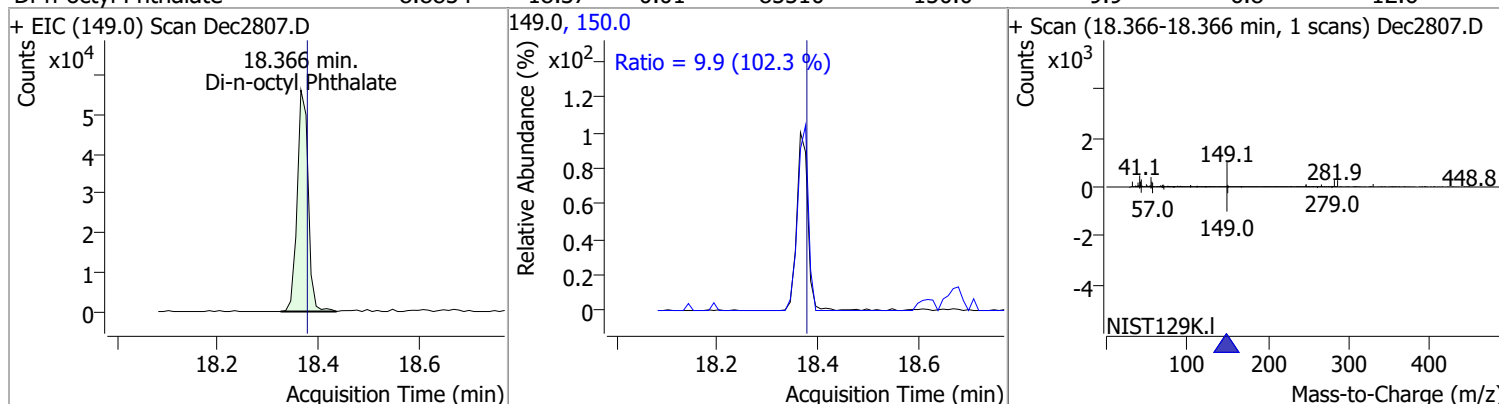


Quantitation Results Report (QT Reviewed)

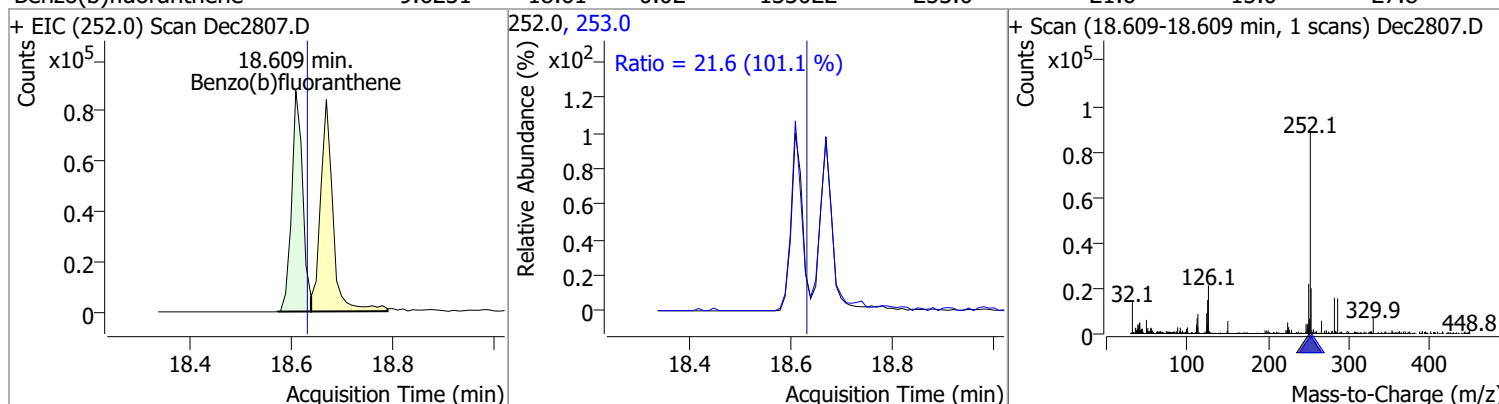
Compound	Conc.	RT	Dev(Min)	Resp.	QIon	QRatio	Lower	Upper
bis(2-ethylhexyl)Phthalate	9.2767	16.70	-0.01	12906	149.0 279.0	384.4 8.7	295.1 7.9	548.1 14.6



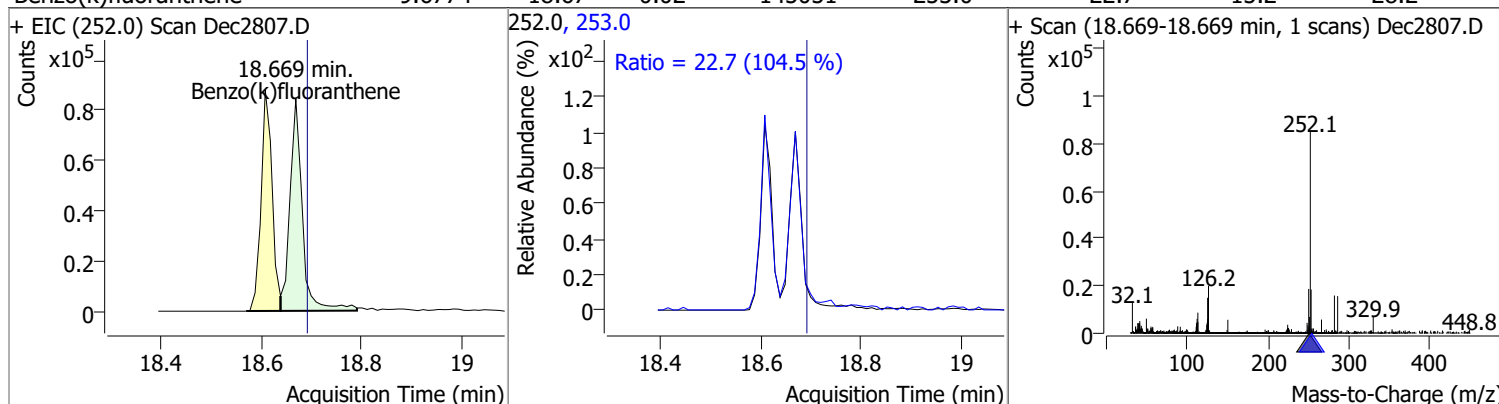
Compound	Conc.	RT	Dev(Min)	Resp.	QIon	QRatio	Lower	Upper
Di-n-octyl Phthalate	8.8854	18.37	-0.01	85510	150.0	9.9	6.8	12.6



Compound	Conc.	RT	Dev(Min)	Resp.	QIon	QRatio	Lower	Upper
Benzo(b)fluoranthene	9.6251	18.61	-0.02	133022	253.0	21.6	15.0	27.8

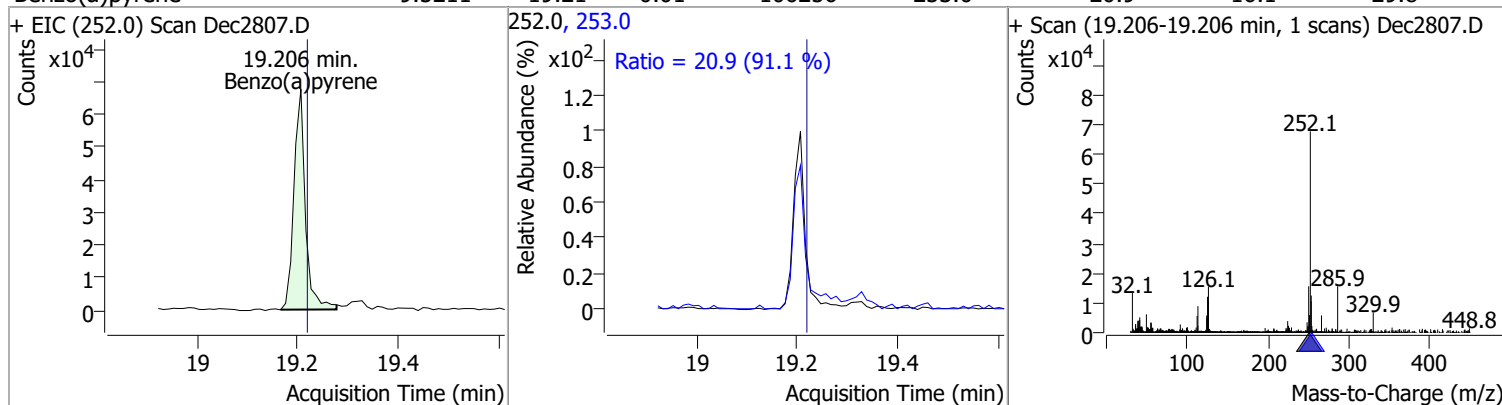


Compound	Conc.	RT	Dev(Min)	Resp.	QIon	QRatio	Lower	Upper
Benzo(k)fluoranthene	9.6774	18.67	-0.02	145051	253.0	22.7	15.2	28.2

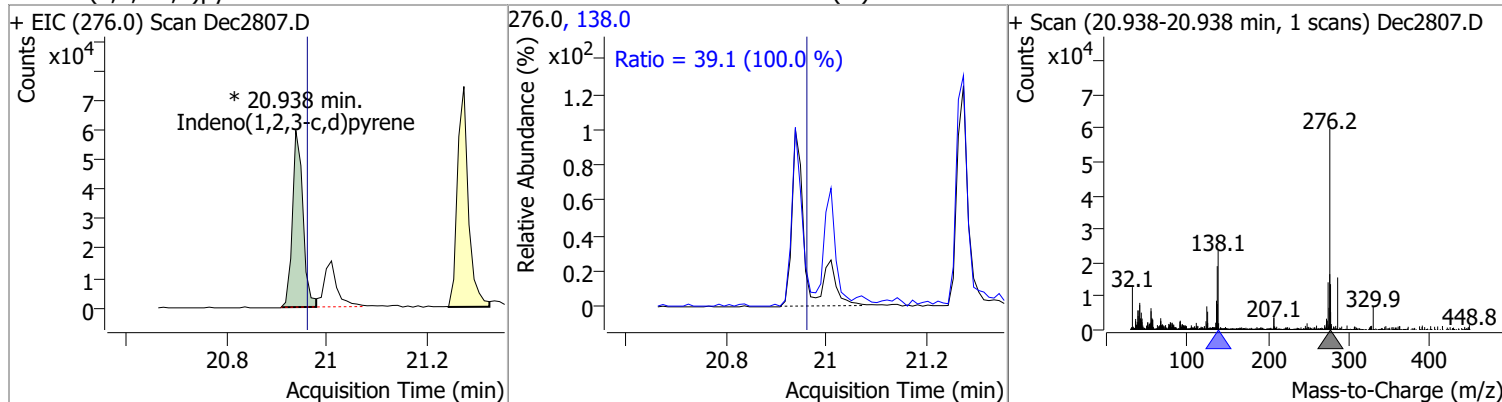


Quantitation Results Report (QT Reviewed)

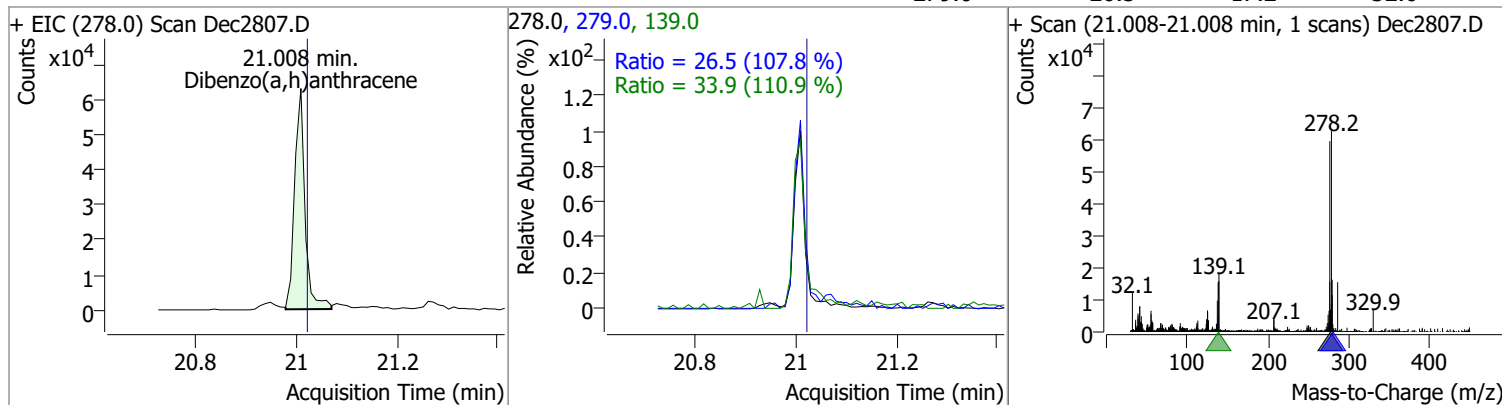
Compound	Conc.	RT	Dev(Min)	Resp.	QIon	QRatio	Lower	Upper
Benzo(a)pyrene	9.5211	19.21	-0.01	106256	253.0	20.9	16.1	29.8



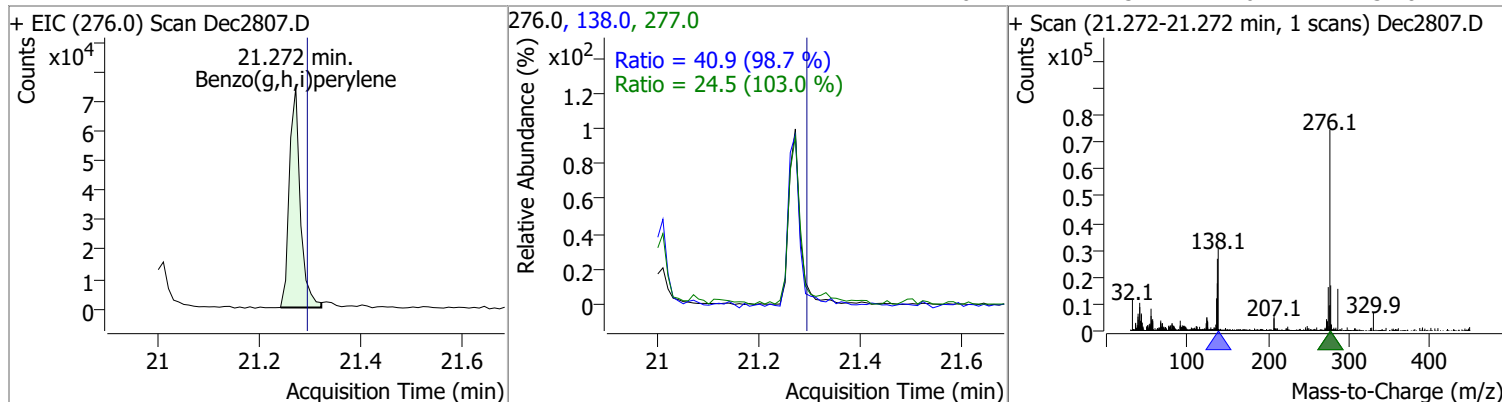
Compound	Conc.	RT	Dev(Min)	Resp.	QIon	QRatio	Lower	Upper
Indeno(1,2,3-c,d)pyrene	9.8138	20.94	-0.02	86021 (m)	138.0	39.1	27.4	50.8



Compound	Conc.	RT	Dev(Min)	Resp.	QIon	QRatio	Lower	Upper
Dibenzo(a,h)anthracene	8.9886	21.01	-0.01	90361	139.0	33.9	21.4	39.7
					279.0	26.5	17.2	32.0

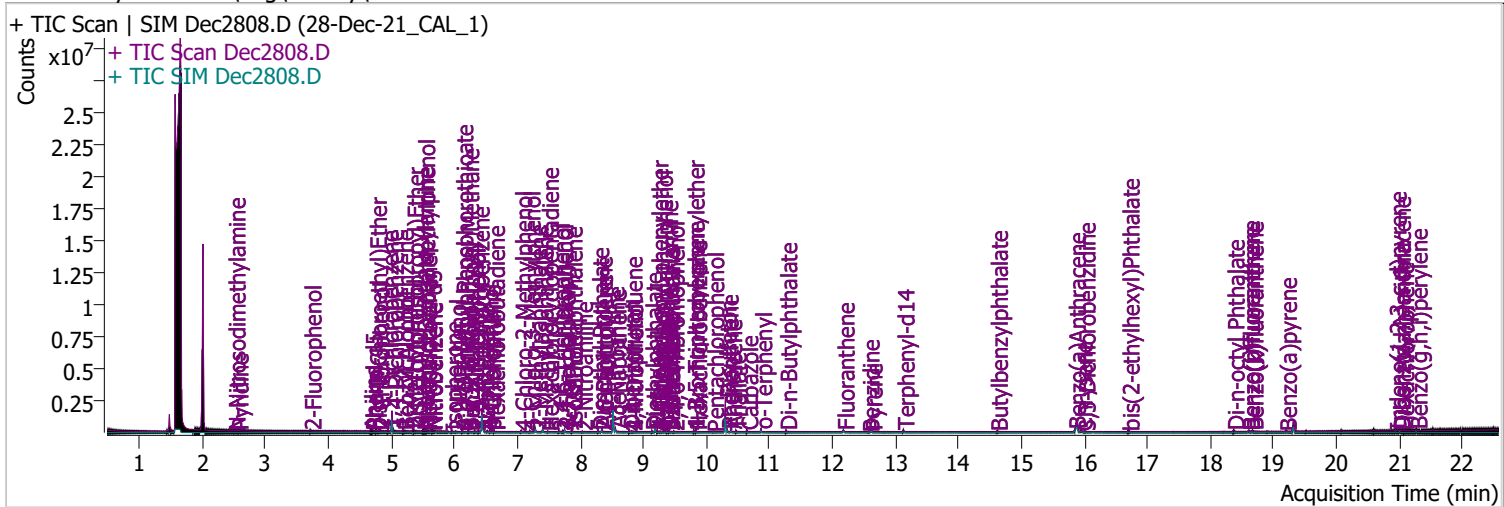


Compound	Conc.	RT	Dev(Min)	Resp.	QIon	QRatio	Lower	Upper
Benzo(g,h,i)perylene	9.3297	21.27	-0.02	109541	138.0	40.9	29.0	53.9
					277.0	24.5	16.7	31.0



Quantitation Results Report (QT Reviewed)

Data File	Dec2808.D	Operator	LIMS import
Acq. Method	BNA+SIM.M	Acq. Date-Time	12/28/2021 5:39:44 PM
Sample Name	28-Dec-21_CAL_1	Instrument	Instrument #1
Vial	8	Multiplier	1.00
DA Method File		Comment	SVOC-8270-W-LARGO
Tune File	dftppdsm.u	Tune Date	11/24/2021 11:15:00 AM
Batch Name	122821 bna 1 CAL.batch.bin	Last Calib Update	12/29/2021 7:25:46 PM
Ref Library	D:\Org\Library\NIST129K.I		



Compound	RT	QIon	Resp.	Conc.	Units	Dev(Min)
Internal Standards						
System Monitoring Compounds						
S 2-Fluorophenol	3.714	112.0	25199	4.2153	µg/L	0.010
Spiked Amount: 200.000	Range: 10.0 - 75.0%			Recovery = 2.11%		*
S Phenol-d5	4.685	99.0	30586	4.2864	µg/L	0.000
Spiked Amount: 200.000	Range: 10.0 - 65.0%			Recovery = 2.14%		*
S Nitrobenzene-d5	5.624	82.0	19437	4.1129	µg/L	0.000
Spiked Amount: 100.000	Range: 32.0 - 94.0%			Recovery = 4.11%		*
S 2-Fluorobiphenyl	7.748	172.0	76633	4.0273	µg/L	0.000
Spiked Amount: 100.000	Range: 28.0 - 107.0%			Recovery = 4.03%		*
S 2,4,6-Tribromophenol	9.479	329.8	2881	5.2197	µg/L	0.000
Spiked Amount: 200.000	Range: 25.0 - 140.0%			Recovery = 2.61%		*
S Terphenyl-d14	13.128	244.3	61005	4.4064	µg/L	-0.010
Spiked Amount: 100.000	Range: 32.0 - 122.0%			Recovery = 4.41%		*
Target Compounds						
T N-Nitrosodimethylamine	2.509	74.0	9914	4.6825	µg/L	86
T Pyridine	2.560	79.0	22237	4.6343	µg/L	93
T Aniline	4.664	93.0	51406	4.2431	µg/L	93
T Phenol	4.695	94.0	32179	4.2255	µg/L	m 87
T bis(-2-Chloroethyl)Ether	4.756	63.0	32469	4.1585	µg/L	#m 95
T 2-Chlorophenol	4.797	128.0	25799	4.1988	µg/L	88
T 1,3-Dichlorobenzene	4.940	146.0	43050	4.4070	µg/L	95
T 1,4-Dichlorobenzene	5.022	146.0	42160	4.3763	µg/L	92
T 1,2-Dichlorobenzene	5.185	146.0	44318	4.3921	µg/L	96
T Benzyl Alcohol	5.195	108.0	9902	4.4500	µg/L	83
T bis(2-chloroisopropyl)Ether	5.349	121.0	11129	3.6308	µg/L	98
T 2-Methylphenol	5.338	107.0	25324	4.1220	µg/L	96
T N-nitroso-Di-n-propylamine	5.502	70.0	21092	4.3037	µg/L	94
T 4Methylphenol/3Methylphenol	5.522	107.0	38140	3.9295	µg/L	98
T Hexachloroethane	5.553	117.0	10665	4.3009	µg/L	91

Quantitation Results Report (QT Reviewed)

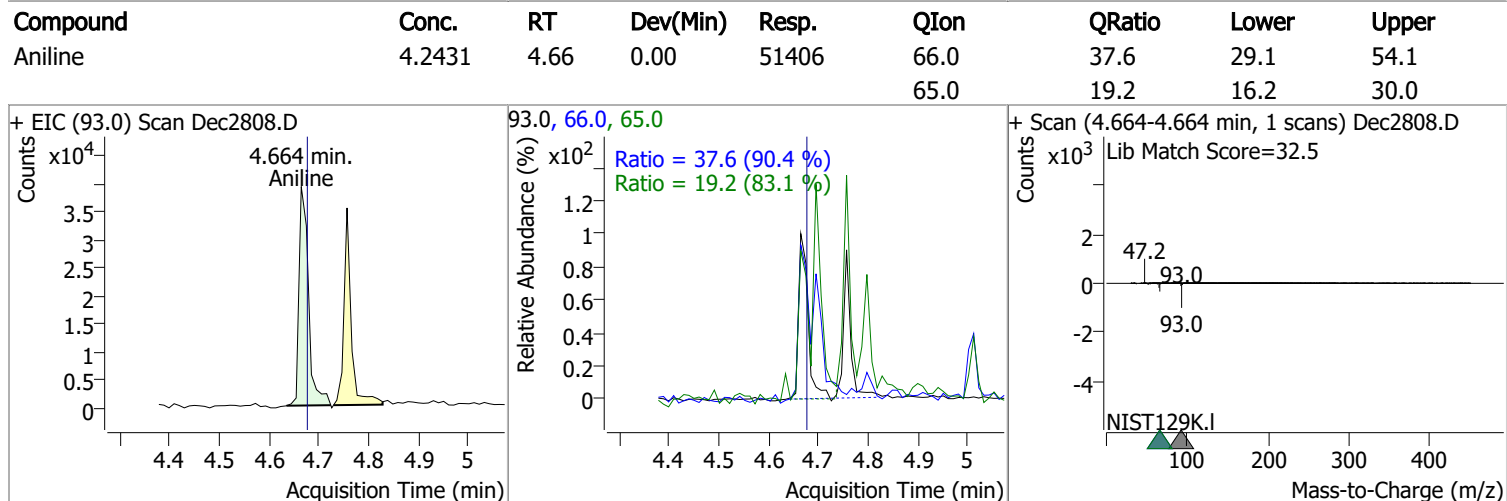
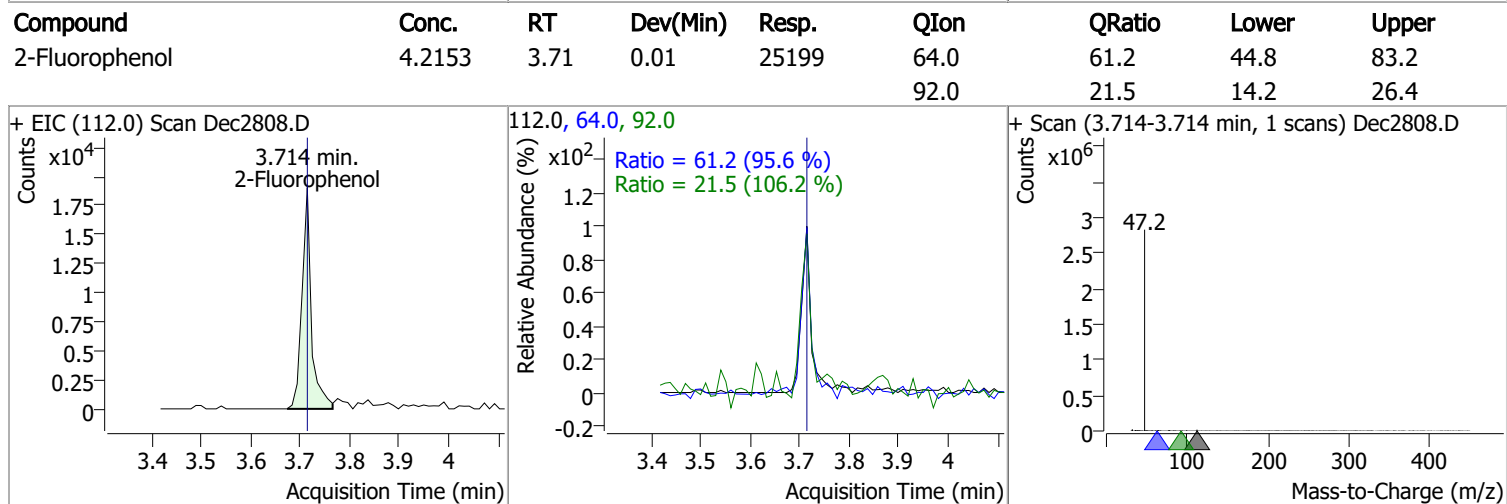
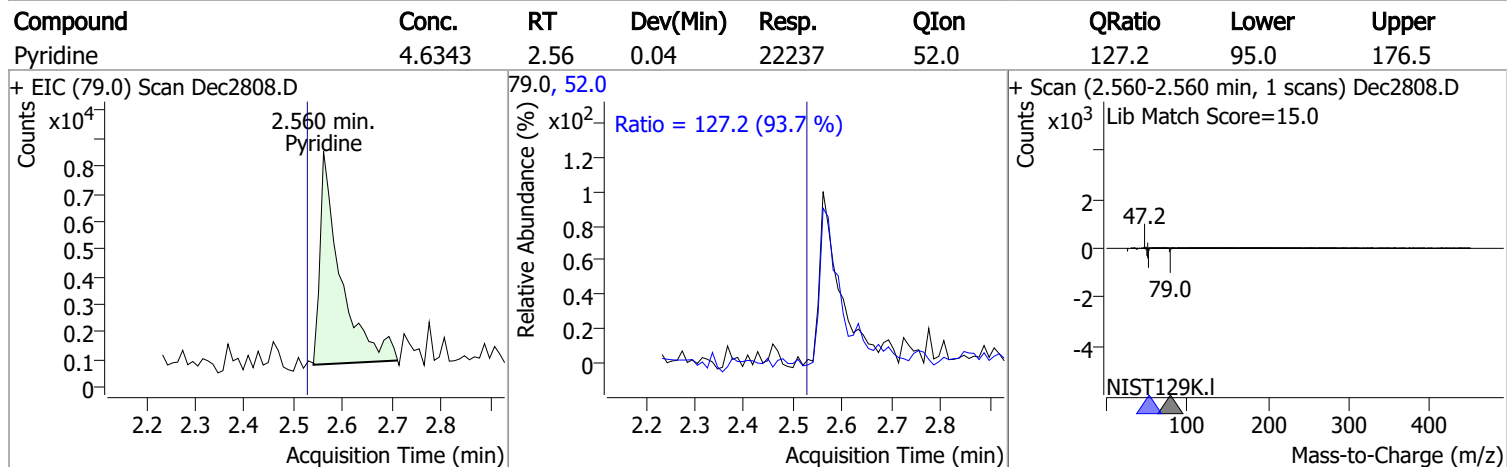
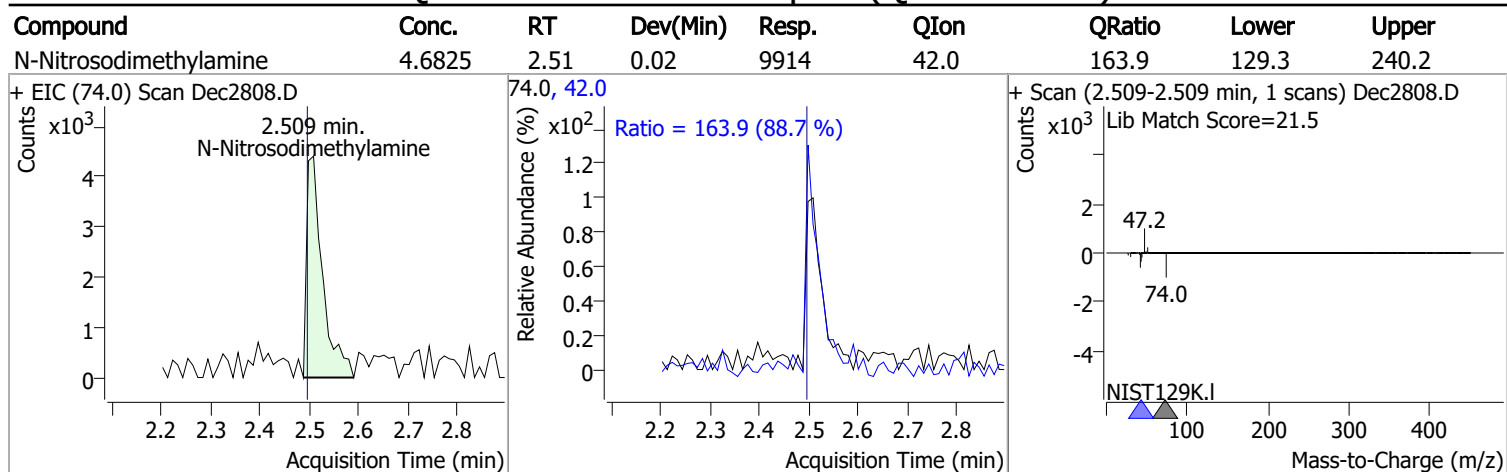
Compound	RT	QIon	Resp.	Conc.	Units	Dev(Min)
T Nitrobenzene	5.645	123.1	7300	4.1835	µg/L	78
T Isophorone	5.951	82.0	38130	4.2823	µg/L	97
T 2-Nitrophenol	6.013	139.0	5251	4.2523	µg/L #	85
T 2,4-Dimethylphenol	6.126	122.0	25126	4.4344	µg/L	97
T bis(-2-Chloroethoxy)Methane	6.218	93.0	27704	4.2527	µg/L	96
T Benzoic Acid	6.229	105.0	9900	4.7988	µg/L	87
T 2,4-Dichlorophenol	6.321	162.0	18452	4.3038	µg/L	94
T 1,2,4-Trichlorobenzene	6.383	180.0	30041	4.5411	µg/L	95
T Naphthalene	6.465	128.0	96787	4.4462	µg/L	98
T 4-Chlorophenol	6.526	130.0	10209	4.7449	µg/L	80
T p-Chloroaniline	6.567	127.0	34839	4.1838	µg/L	96
T Hexachlorobutadiene	6.629	224.9	14047	4.1395	µg/L	93
T 4-Chloro-2-Methylphenol	7.060	107.0	20848	4.1039	µg/L m	98
T 4-Chloro-3-Methylphenol	7.194	107.0	22157	4.3889	µg/L	99
T 2-Methylnaphthalene	7.286	141.0	59650	4.2152	µg/L	97
T 1-Methylnaphthalene	7.399	141.0	62786	4.1977	µg/L	98
T Hexachlorocyclopentadiene	7.481	236.9	6171	4.1979	µg/L	92
T 2,4,6-Trichlorophenol	7.656	196.0	12957	4.1228	µg/L m	100
T 2,4,5-Trichlorophenol	7.718	196.0	14951	4.0235	µg/L m	94
T 2-Chloronaphthalene	7.861	162.0	57924	4.0217	µg/L	98
T 2-Nitroaniline	8.026	65.0	6715	4.1499	µg/L	88
T Dimethyl Phthalate	8.282	163.0	40974	4.1912	µg/L	90
T 2,6-Dinitrotoluene	8.333	165.0	5240	4.2494	µg/L	69
T Acenaphthylene	8.343	152.1	95824	3.7025	µg/L	93
T 3-Nitroaniline	8.527	138.0	5628	4.3264	µg/L	71
T Acenaphthene	8.558	154.0	64733	3.8585	µg/L	94
T 2,4-Dinitrophenol	0.000		0	N.D.		
T Dibenzofuran	8.773	168.0	92859	3.8272	µg/L	99
T 4-Nitrophenol	8.824	109.0	8311	4.7416	µg/L	93
T 2,4-Dinitrotoluene	8.814	165.0	5374	4.2784	µg/L	96
T Diethylphthalate	9.131	149.0	36125	4.2341	µg/L	99
T Fluorene	9.182	166.0	80606	3.7510	µg/L	99
T 4-Chlorophenyl-phenylether	9.223	204.0	30708	3.7365	µg/L	95
T 4-Nitroaniline	9.264	138.0	4804	4.7163	µg/L	78
T 4,6-Dinitro-2-methylphenol	9.295	198.0	2291	4.4741	µg/L #	62
T N-nitrosodiphenylamine	9.376	169.0	43255	4.2925	µg/L	98
T Azobenzene	9.407	77.0	39656	4.6065	µg/L	95
T 4-Bromophenyl-phenylether	9.796	248.0	14937	4.1038	µg/L	95
T Hexachlorobenzene	9.837	283.9	14966	3.9421	µg/L	94
T Pentachlorophenol	10.110	265.9	3436	4.5067	µg/L	87
T Phenanthrene	10.333	178.0	96351	3.9615	µg/L	95
T Anthracene	10.394	178.0	77101	4.4254	µg/L m	97
T Triallate	10.465	86.0	13258	4.5654	µg/L	94
T Carbazole	10.647	167.0	86277	4.1008	µg/L	99
T o-Terphenyl	10.870	230.0	46926	3.9094	µg/L	97
T Di-n-Butylphthalate	11.265	149.0	44949	4.8166	µg/L #	90
T Fluoranthene	12.176	202.0	93501	4.3525	µg/L	96
T Benzidine	12.571	184.0	22905	4.3049	µg/L #	90
T Pyrene	12.622	202.0	101939	4.0918	µg/L	92
T Butylbenzylphthalate	14.612	149.0	15598	4.5689	µg/L #	71
T Benzo(a)Anthracene	15.849	228.0	61944	4.1699	µg/L	97
T Chrysene	15.951	228.0	78947	4.6527	µg/L	98
T 3,3-Dichlorobenzidine	16.002	252.0	12933	4.4795	µg/L	98
T bis(2-ethylhexyl)Phthalate	16.697	167.0	5581	4.3751	µg/L #	94
T Di-n-octyl Phthalate	18.365	149.0	38603	4.4751	µg/L	94

Quantitation Results Report (QT Reviewed)

Compound	RT	QIon	Resp.	Conc.	Units	Dev(Min)
T Benzo(b)fluoranthene	18.608	252.0	59168	4.1574	µg/L	96
T Benzo(k)fluoranthene	18.669	252.0	57805	3.7451	µg/L	94
T Benzo(a)pyrene	19.196	252.0	46172	4.1552	µg/L	99
T Indeno(1,2,3-c,d)pyrene	20.937	276.0	33442	4.0651	µg/L m	95
T Dibenzo(a,h)anthracene	21.008	278.0	40671	4.3642	µg/L #	85
T Benzo(g,h,i)perylene	21.272	276.0	50982	4.2389	µg/L	98

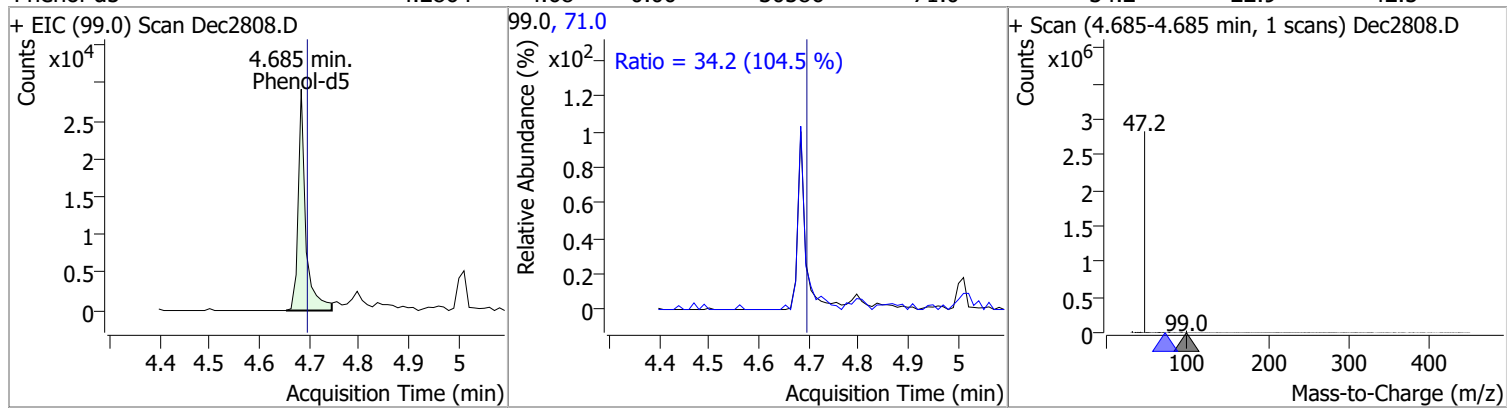
(#) = Qualifier Out of Range; (m) = Manual Integration; (+) = Area Summed; (*) = Surrogate Percent Recovery Out of Range; (d): Zeroed Peak

Quantitation Results Report (QT Reviewed)

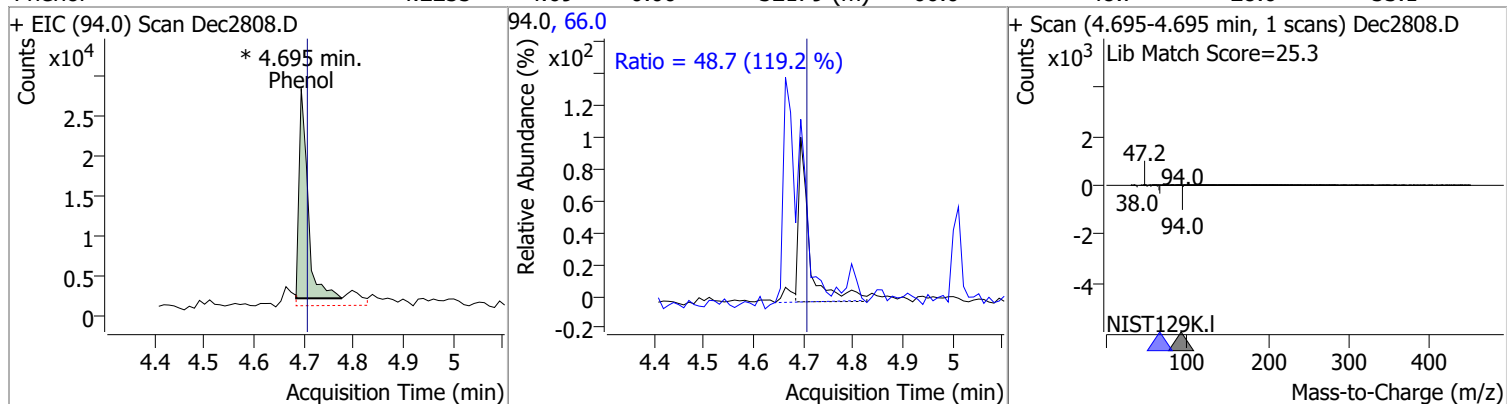


Quantitation Results Report (QT Reviewed)

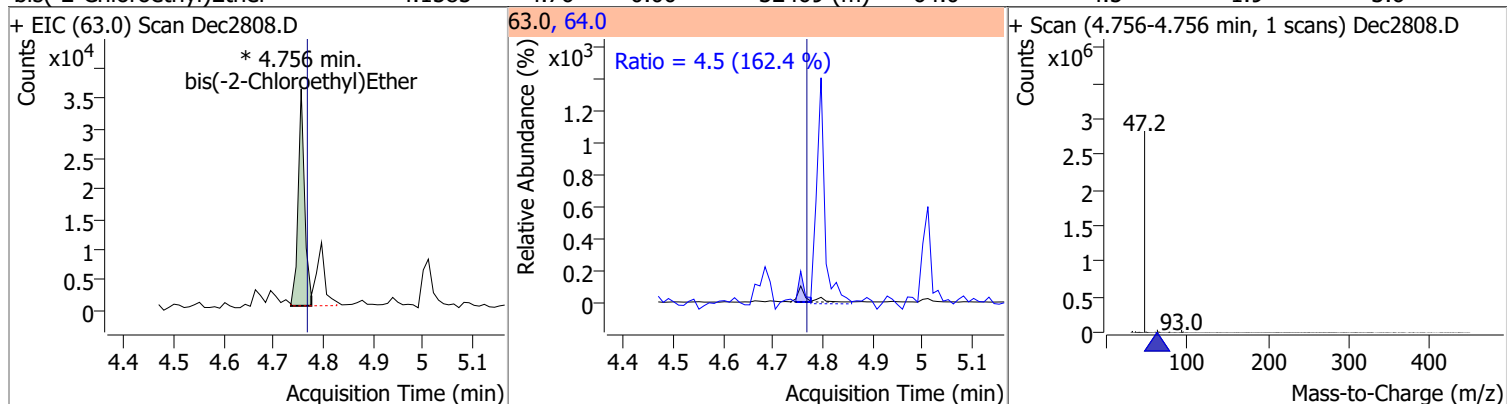
Compound	Conc.	RT	Dev(Min)	Resp.	QIon	QRatio	Lower	Upper
Phenol-d5	4.2864	4.68	0.00	30586	71.0	34.2	22.9	42.5



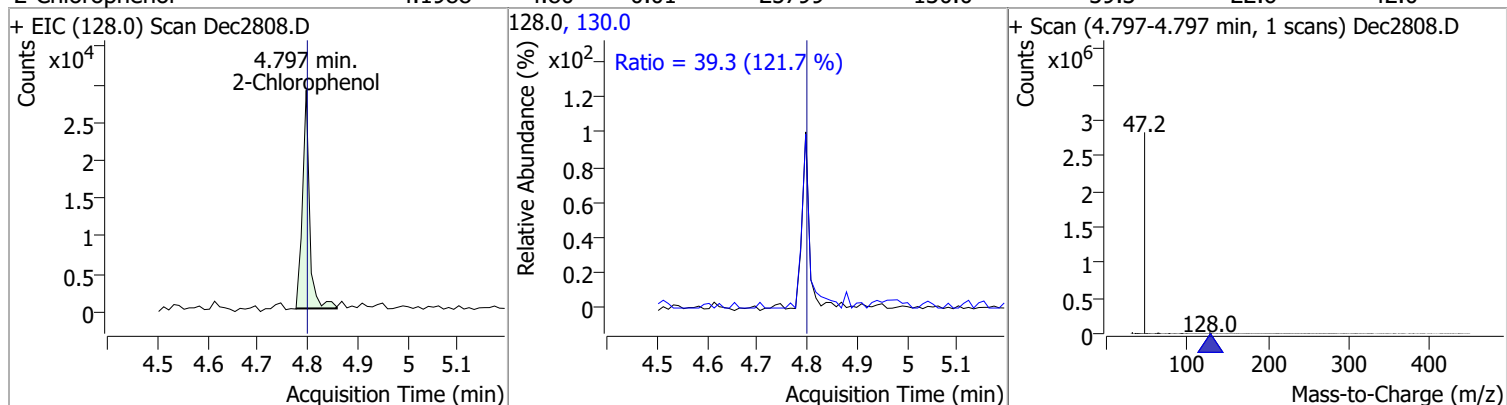
Compound	Conc.	RT	Dev(Min)	Resp.	QIon	QRatio	Lower	Upper
Phenol	4.2255	4.69	0.00	32179 (m)	66.0	48.7	28.6	53.1



Compound	Conc.	RT	Dev(Min)	Resp.	QIon	QRatio	Lower	Upper
bis(-2-Chloroethyl)Ether	4.1585	4.76	0.00	32469 (m)	64.0	4.5	1.9	3.6

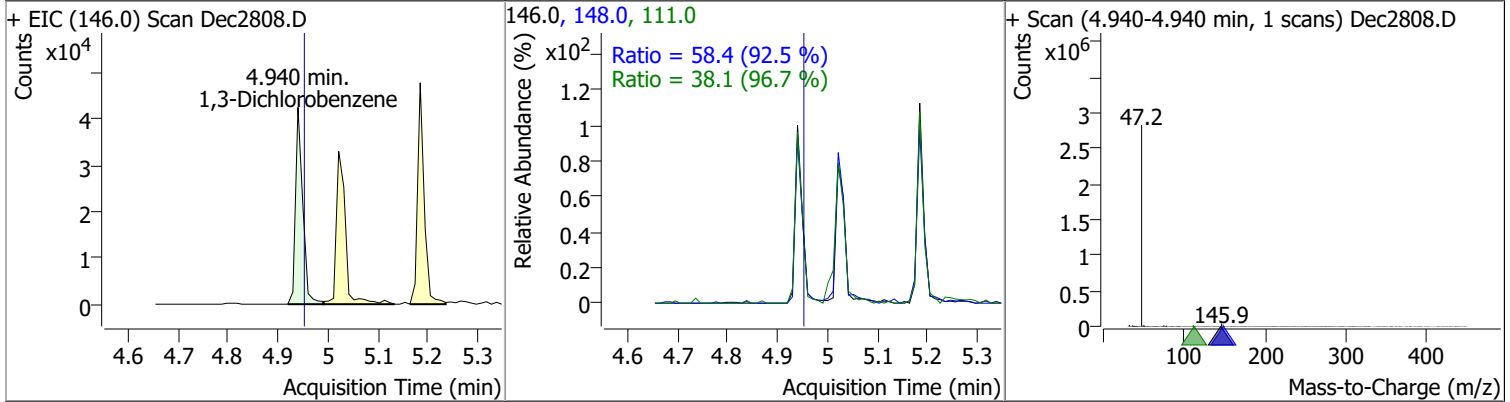


Compound	Conc.	RT	Dev(Min)	Resp.	QIon	QRatio	Lower	Upper
2-Chlorophenol	4.1988	4.80	0.01	25799	130.0	39.3	22.6	42.0

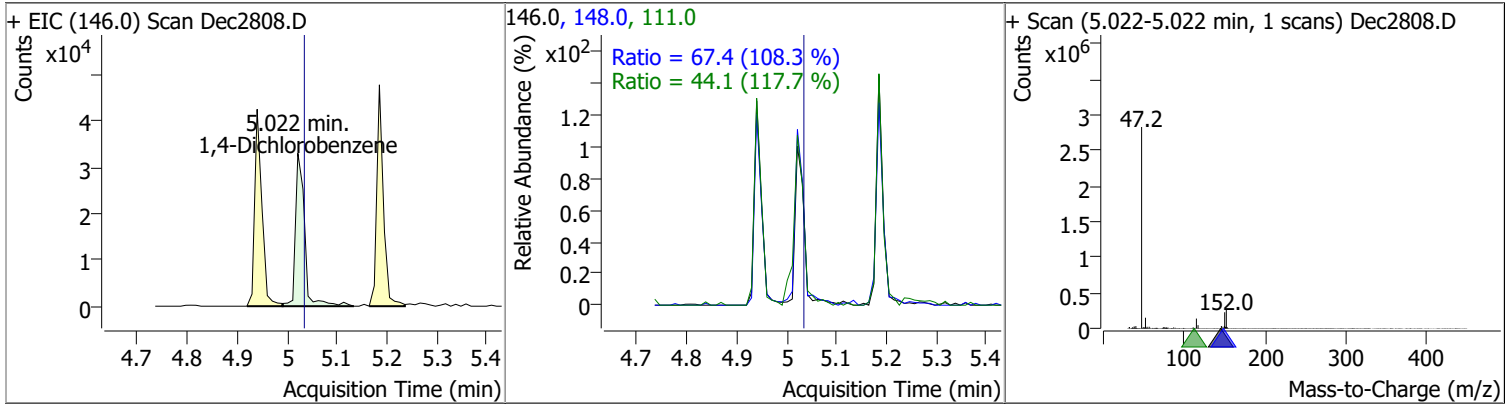


Quantitation Results Report (QT Reviewed)

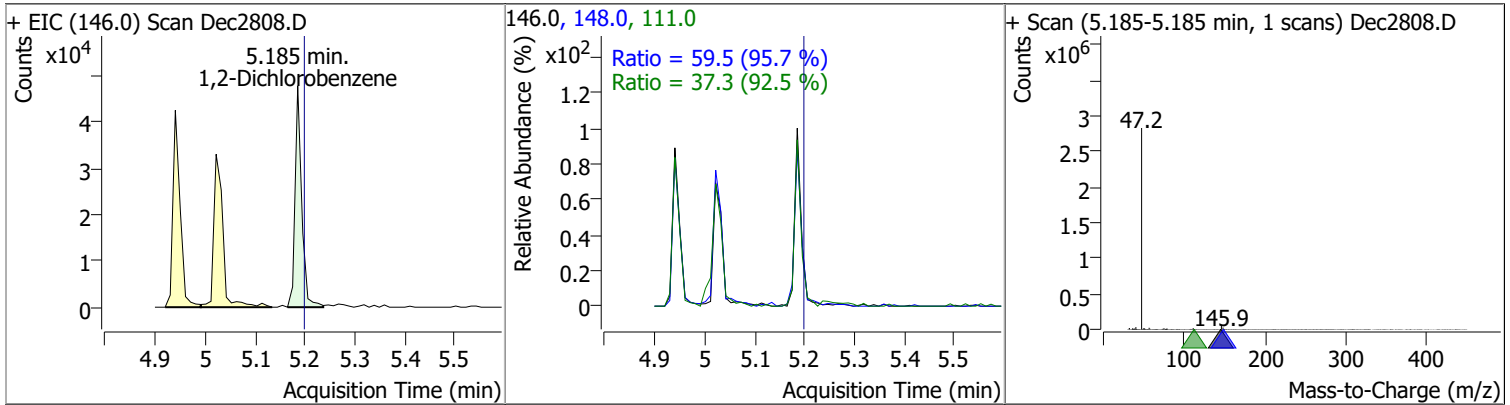
Compound	Conc.	RT	Dev(Min)	Resp.	QIon	QRatio	Lower	Upper
1,3-Dichlorobenzene	4.4070	4.94	0.00	43050	148.0	58.4	44.2	82.2
					111.0	38.1	27.6	51.2



Compound	Conc.	RT	Dev(Min)	Resp.	QIon	QRatio	Lower	Upper
1,4-Dichlorobenzene	4.3763	5.02	0.00	42160	148.0	67.4	43.6	80.9
					111.0	44.1	26.2	48.6

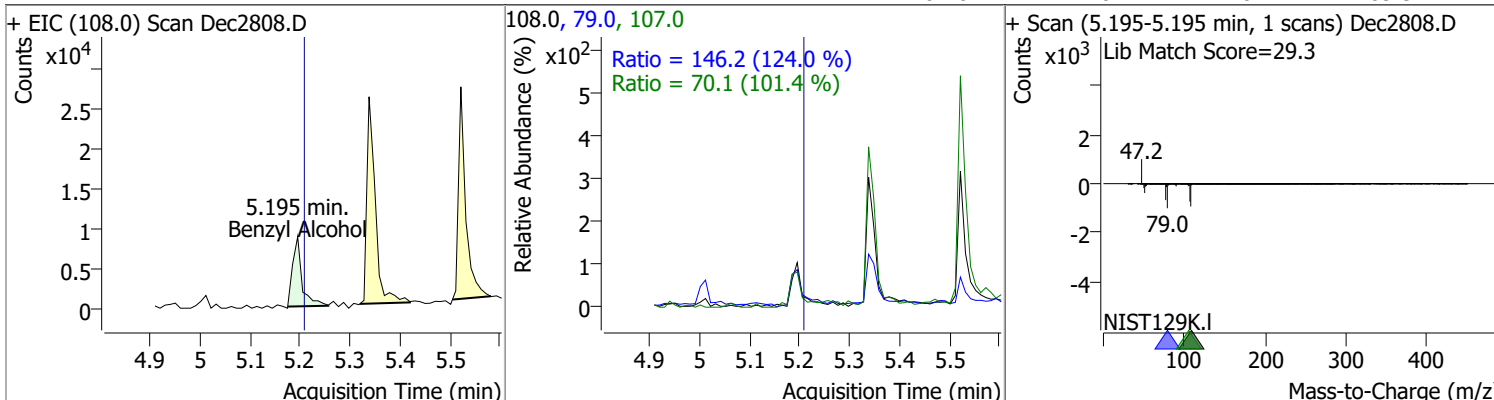


Compound	Conc.	RT	Dev(Min)	Resp.	QIon	QRatio	Lower	Upper
1,2-Dichlorobenzene	4.3921	5.19	0.00	44318	148.0	59.5	43.6	80.9
					111.0	37.3	28.2	52.4

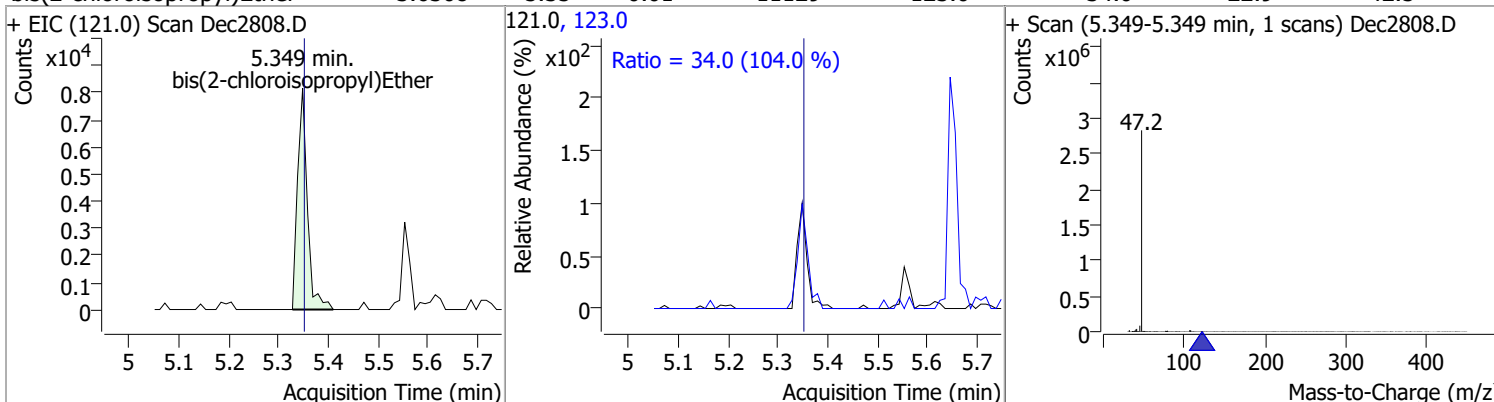


Quantitation Results Report (QT Reviewed)

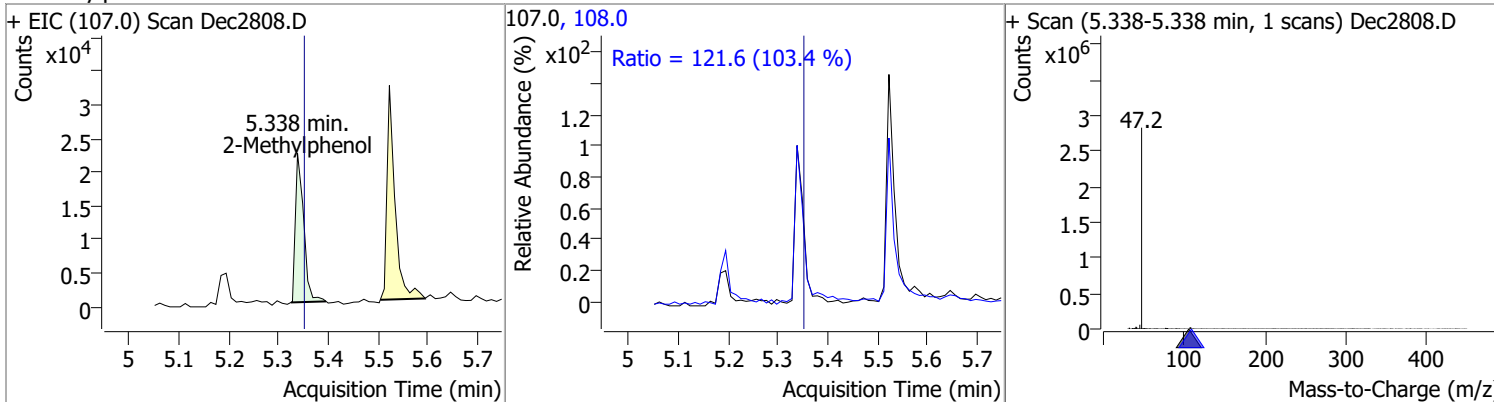
Compound	Conc.	RT	Dev(Min)	Resp.	QIon	QRatio	Lower	Upper
Benzyl Alcohol	4.4500	5.20	0.00	9902	79.0	146.2	82.5	153.3
					107.0	70.1	48.4	89.9



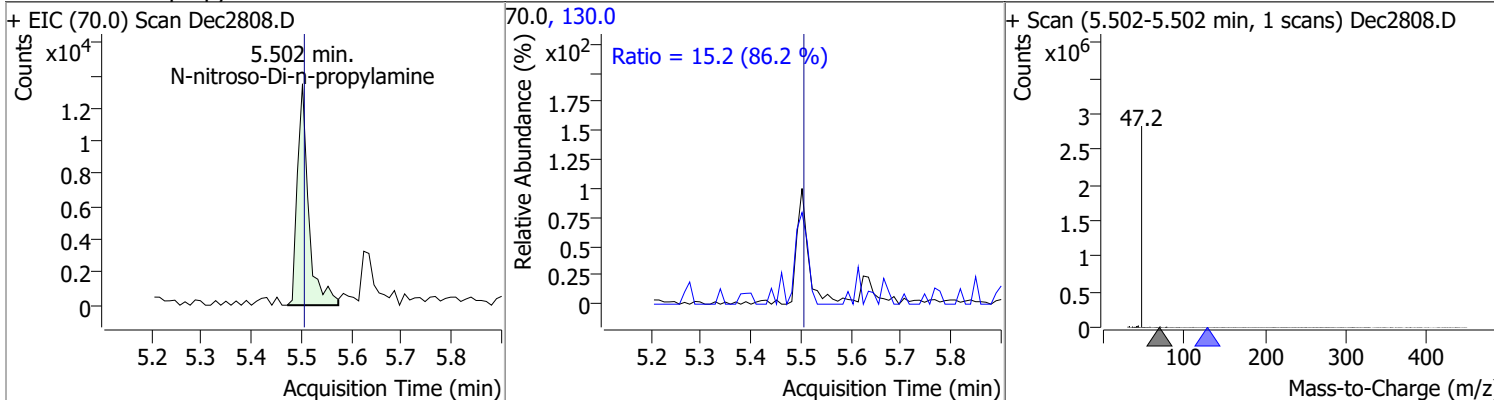
Compound	Conc.	RT	Dev(Min)	Resp.	QIon	QRatio	Lower	Upper
bis(2-chloroisopropyl)Ether	3.6308	5.35	0.01	11129	123.0	34.0	22.9	42.5



Compound	Conc.	RT	Dev(Min)	Resp.	QIon	QRatio	Lower	Upper
2-Methylphenol	4.1220	5.34	0.00	25324	108.0	121.6	82.3	152.8

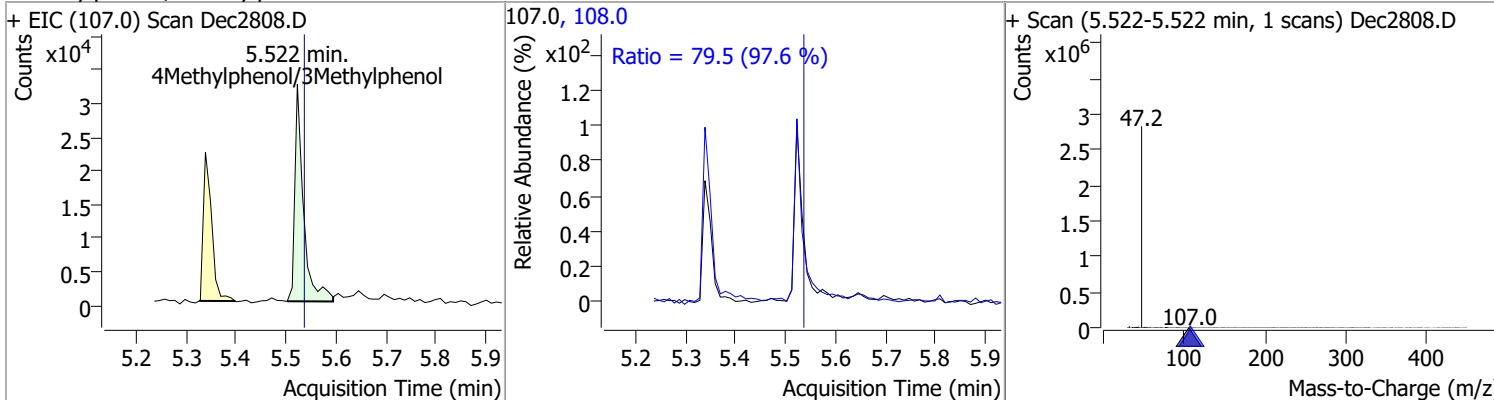


Compound	Conc.	RT	Dev(Min)	Resp.	QIon	QRatio	Lower	Upper
N-nitroso-Di-n-propylamine	4.3037	5.50	0.01	21092	130.0	15.2	0.0	35.2

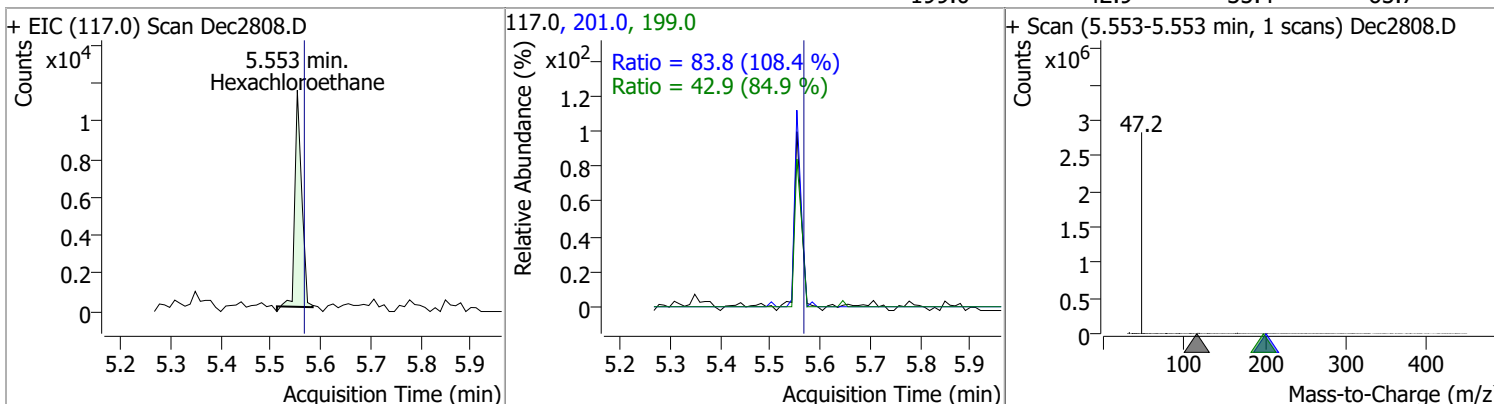


Quantitation Results Report (QT Reviewed)

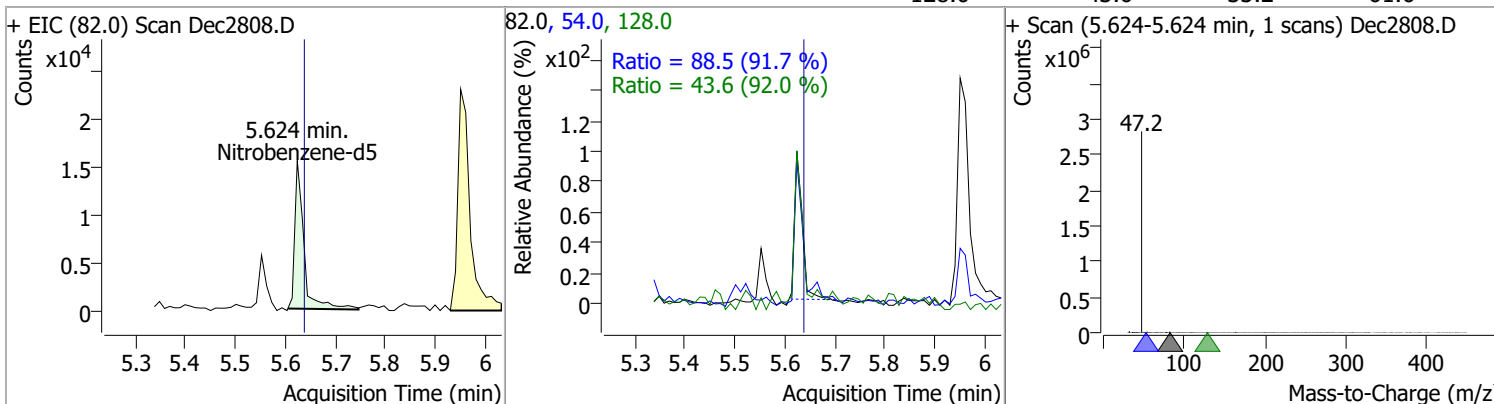
Compound	Conc.	RT	Dev(Min)	Resp.	QIon	QRatio	Lower	Upper
4Methylphenol/3Methylphenol	3.9295	5.52	0.00	38140	108.0	79.5	57.0	105.8



Compound	Conc.	RT	Dev(Min)	Resp.	QIon	QRatio	Lower	Upper
Hexachloroethane	4.3009	5.55	0.00	10665	201.0	83.8	54.1	100.4
					199.0	42.9	35.4	65.7

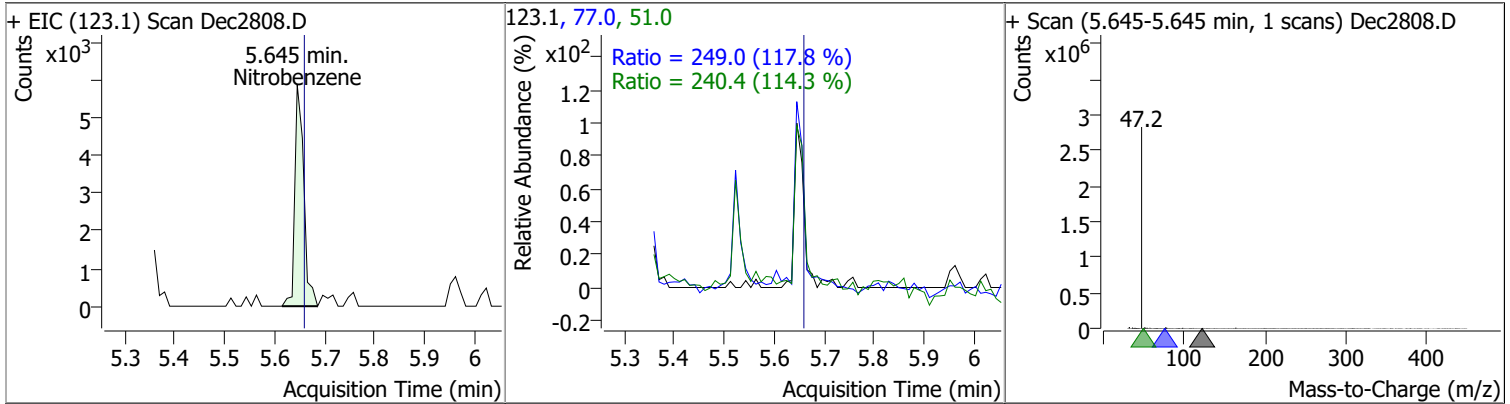


Compound	Conc.	RT	Dev(Min)	Resp.	QIon	QRatio	Lower	Upper
Nitrobenzene-d5	4.1129	5.62	0.00	19437	54.0	88.5	67.5	125.4
					128.0	43.6	33.2	61.6

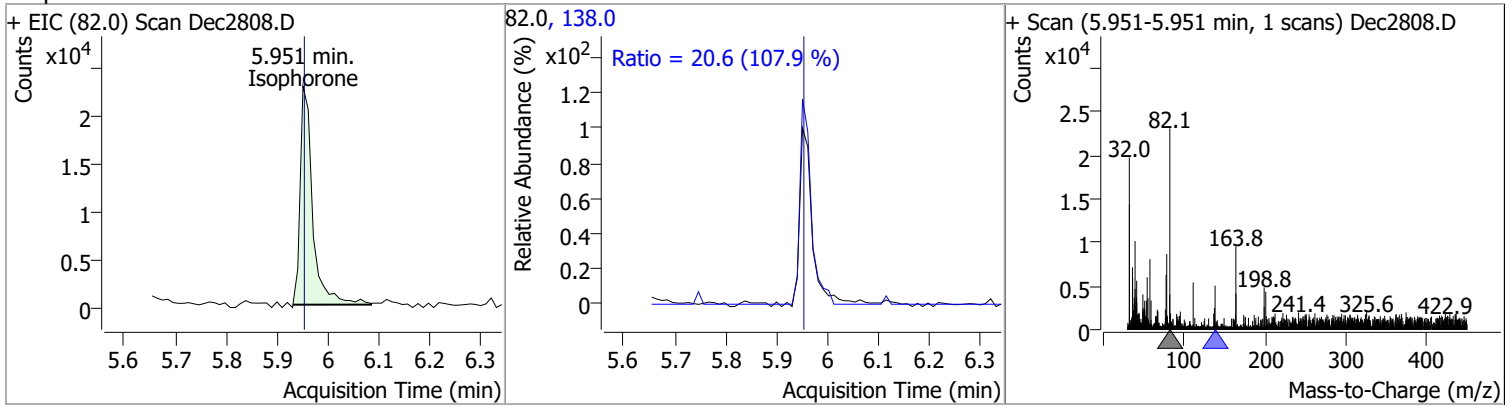


Quantitation Results Report (QT Reviewed)

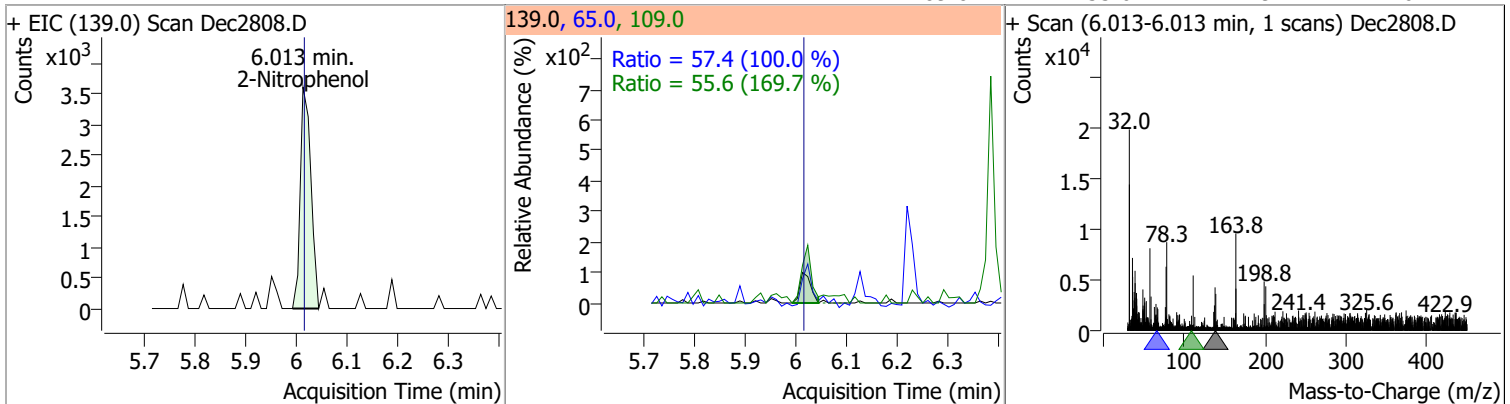
Compound	Conc.	RT	Dev(Min)	Resp.	QIon	QRatio	Lower	Upper
Nitrobenzene	4.1835	5.64	0.00	7300	77.0	249.0	148.0	274.8
					51.0	240.4	147.2	273.4



Compound	Conc.	RT	Dev(Min)	Resp.	QIon	QRatio	Lower	Upper
Isophorone	4.2823	5.95	0.00	38130	138.0	20.6	13.3	24.8

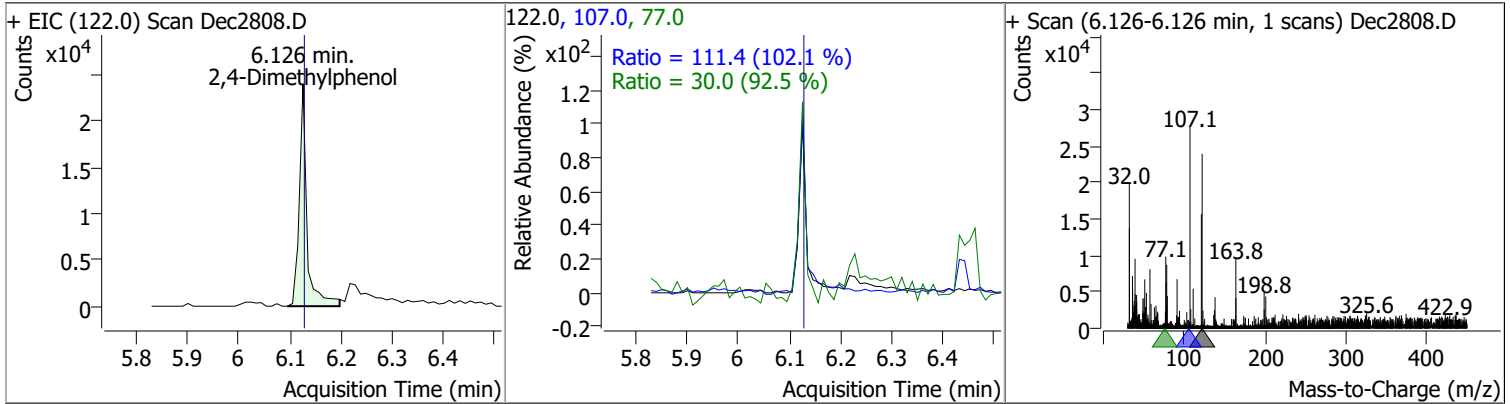


Compound	Conc.	RT	Dev(Min)	Resp.	QIon	QRatio	Lower	Upper
2-Nitrophenol	4.2523	6.01	0.00	5251	65.0	57.4	40.2	74.6
					109.0	55.6	22.9	42.6

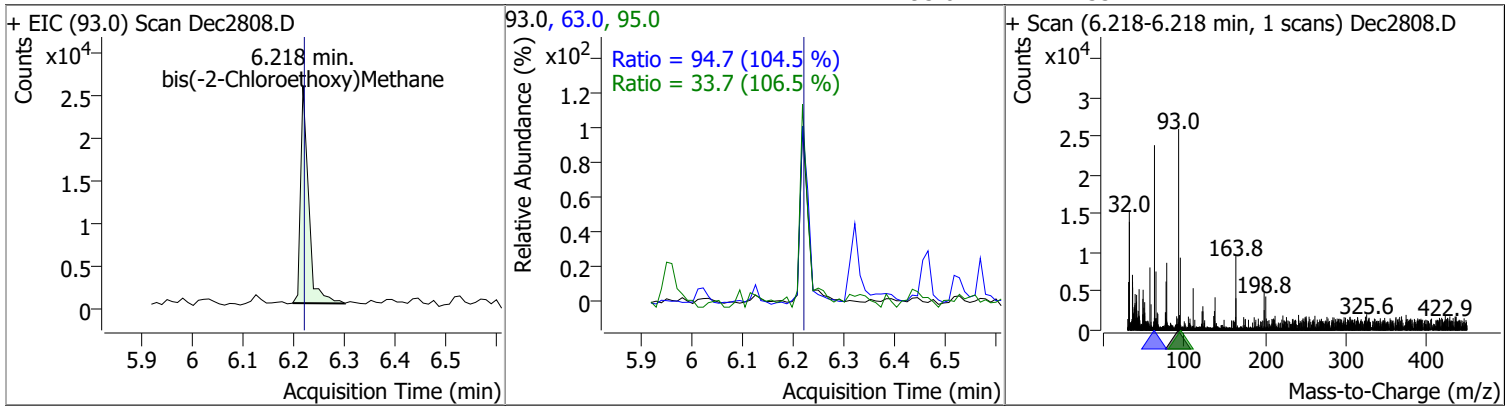


Quantitation Results Report (QT Reviewed)

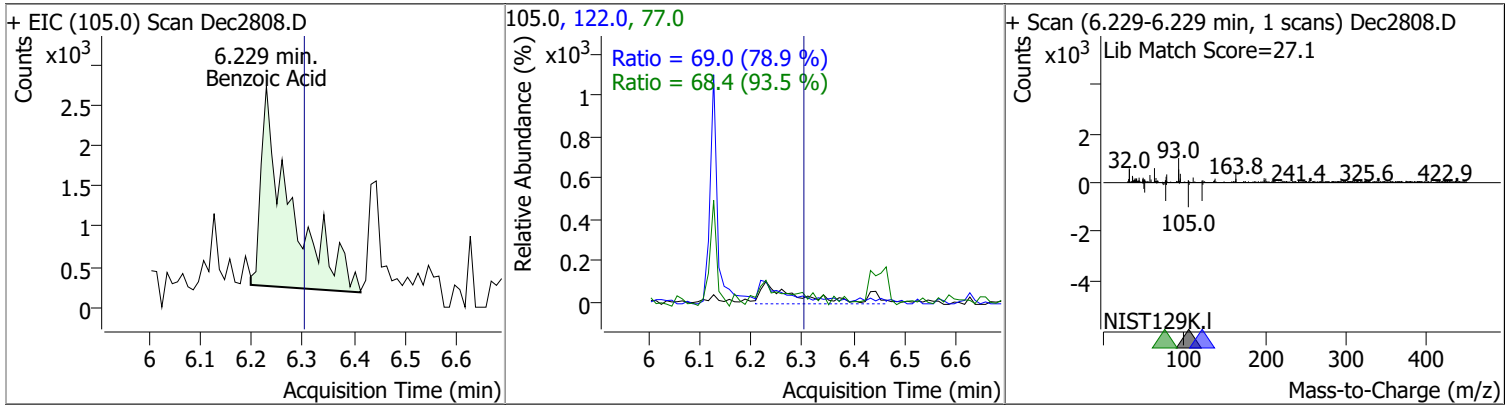
Compound	Conc.	RT	Dev(Min)	Resp.	QIon	QRatio	Lower	Upper
2,4-Dimethylphenol	4.4344	6.13	0.00	25126	107.0	111.4	76.4	141.8
					77.0	30.0	22.7	42.1



Compound	Conc.	RT	Dev(Min)	Resp.	QIon	QRatio	Lower	Upper
bis(-2-Chloroethoxy)Methane	4.2527	6.22	0.00	27704	63.0	94.7	63.5	117.9
					95.0	33.7	22.2	41.1

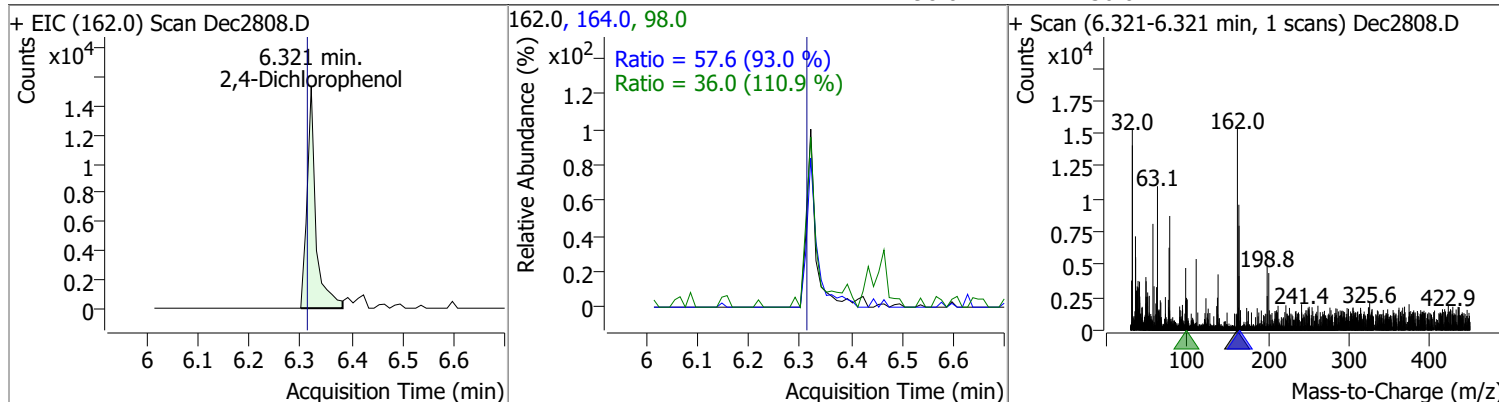


Compound	Conc.	RT	Dev(Min)	Resp.	QIon	QRatio	Lower	Upper
Benzoic Acid	4.7988	6.23	-0.07	9900	122.0	69.0	61.1	113.6
					77.0	68.4	51.2	95.0

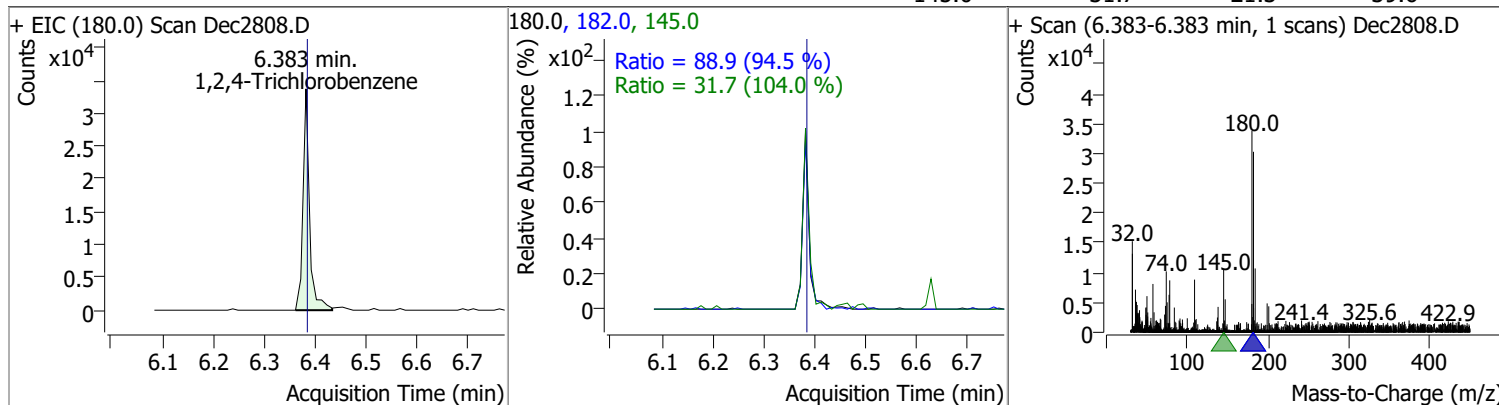


Quantitation Results Report (QT Reviewed)

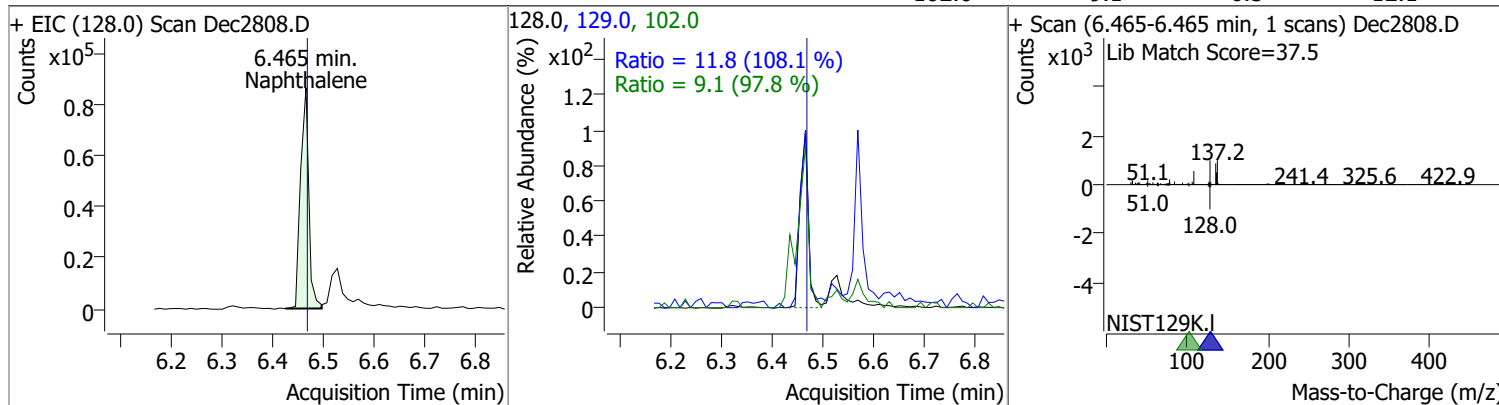
Compound	Conc.	RT	Dev(Min)	Resp.	QIon	QRatio	Lower	Upper
2,4-Dichlorophenol	4.3038	6.32	0.01	18452	164.0	57.6	43.4	80.5
					98.0	36.0	22.7	42.1



Compound	Conc.	RT	Dev(Min)	Resp.	QIon	QRatio	Lower	Upper
1,2,4-Trichlorobenzene	4.5411	6.38	0.00	30041	182.0	88.9	65.8	122.3
					145.0	31.7	21.3	39.6

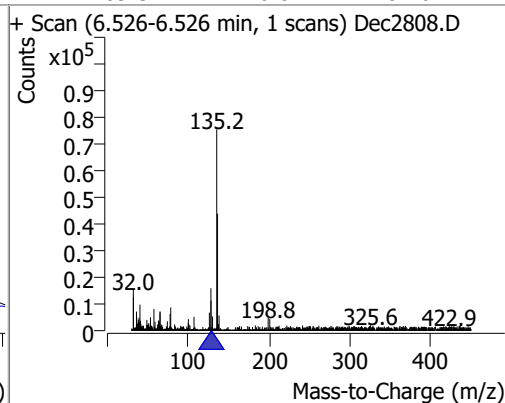
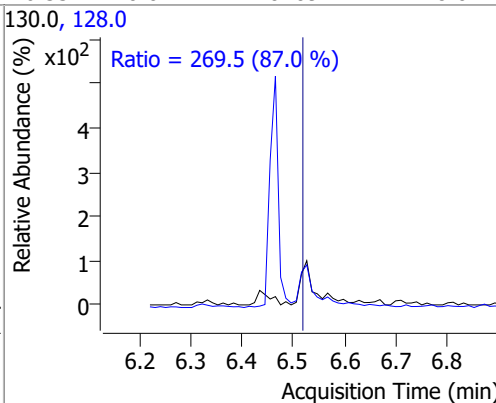
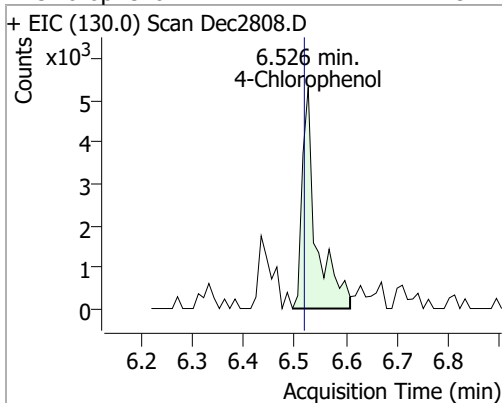


Compound	Conc.	RT	Dev(Min)	Resp.	QIon	QRatio	Lower	Upper
Naphthalene	4.4462	6.46	0.00	96787	129.0	11.8	7.7	14.2
					102.0	9.1	6.5	12.1

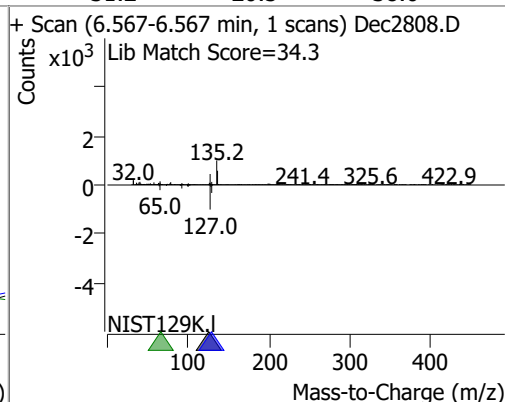
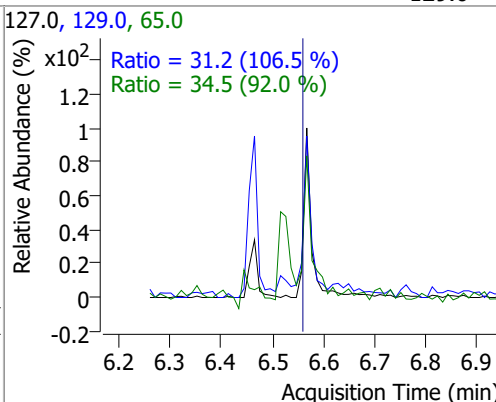
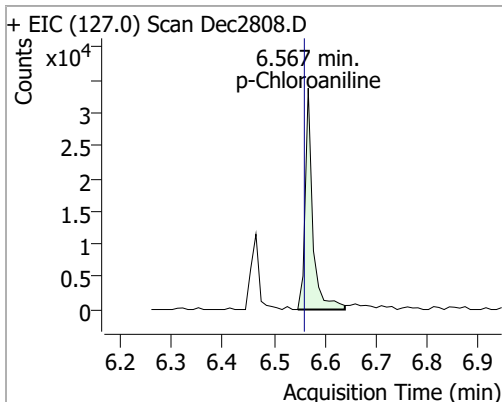


Quantitation Results Report (QT Reviewed)

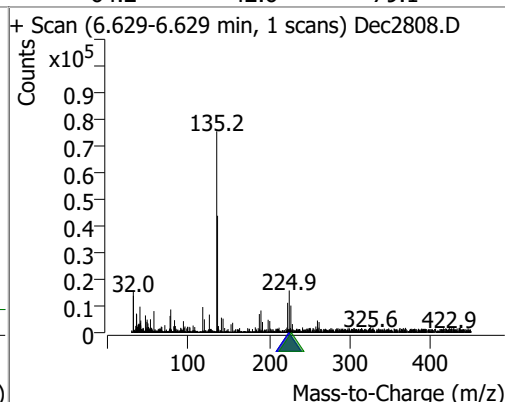
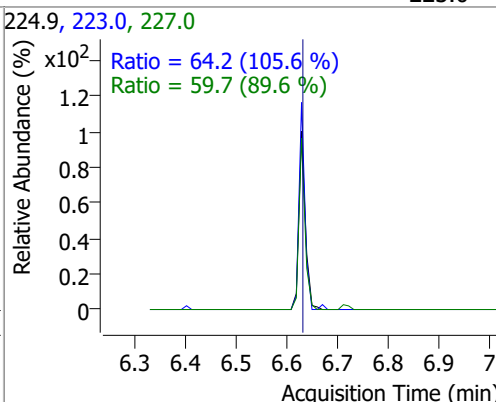
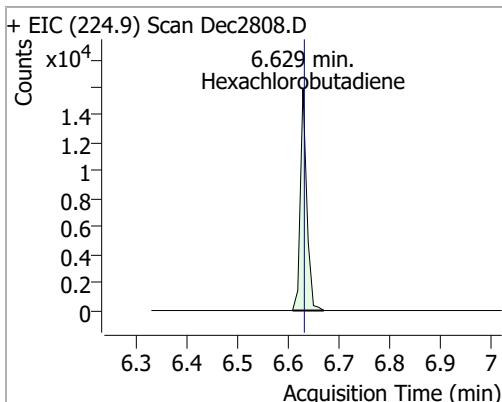
Compound	Conc.	RT	Dev(Min)	Resp.	QIon	QRatio	Lower	Upper
4-Chlorophenol	4.7449	6.53	0.01	10209	128.0	269.5	216.8	402.6



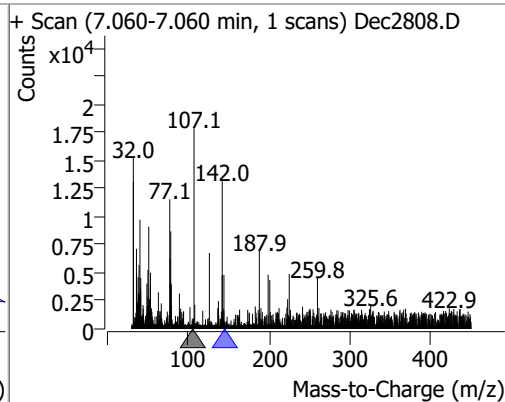
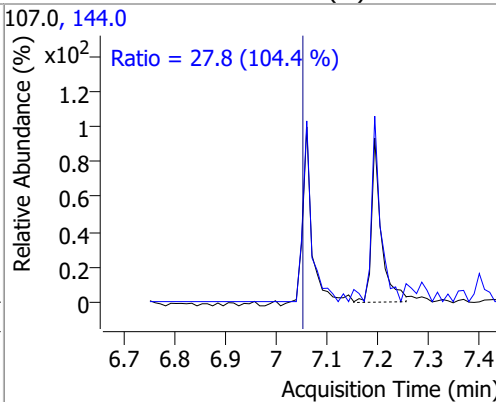
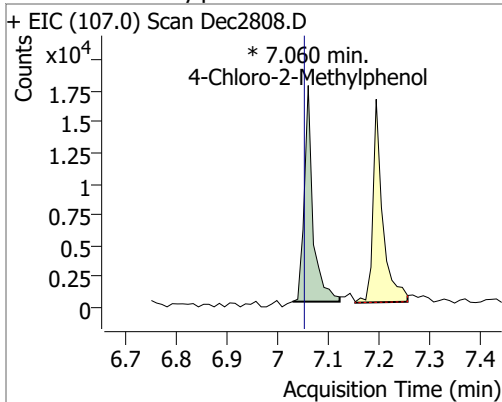
Compound	Conc.	RT	Dev(Min)	Resp.	QIon	QRatio	Lower	Upper
p-Chloroaniline	4.1838	6.57	0.01	34839	65.0	34.5	26.3	48.8
					129.0	31.2	20.5	38.0



Compound	Conc.	RT	Dev(Min)	Resp.	QIon	QRatio	Lower	Upper
Hexachlorobutadiene	4.1395	6.63	0.00	14047	227.0	59.7	46.6	86.6
					223.0	64.2	42.6	79.1

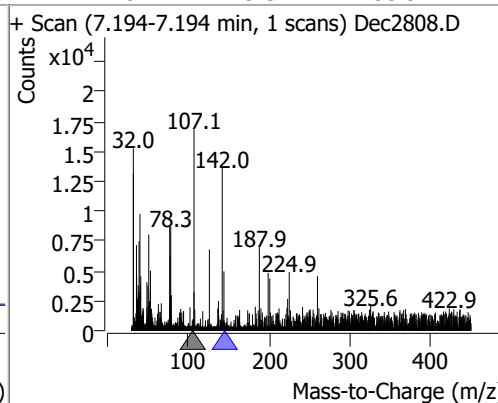
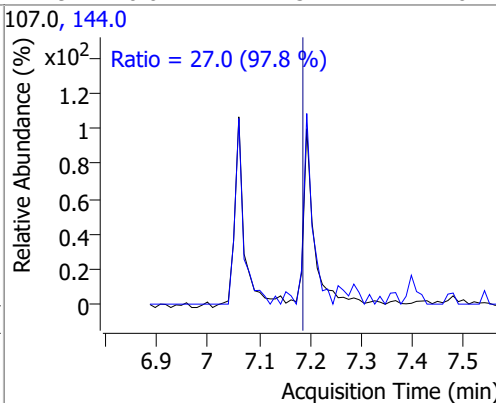
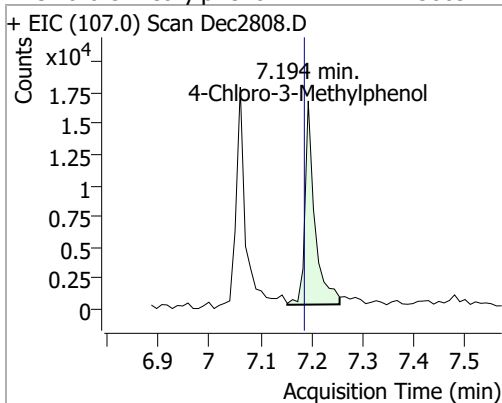


Compound	Conc.	RT	Dev(Min)	Resp.	QIon	QRatio	Lower	Upper
4-Chloro-2-Methylphenol	4.1039	7.06	0.01	20848 (m)	144.0	27.8	18.6	34.6

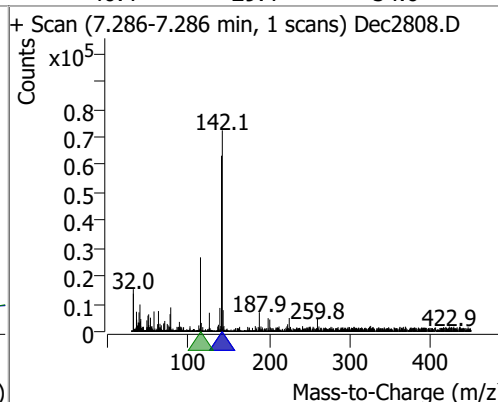
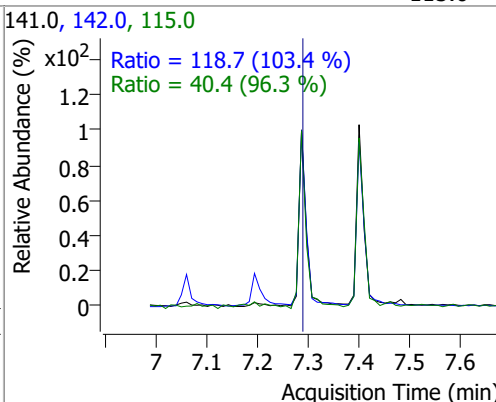
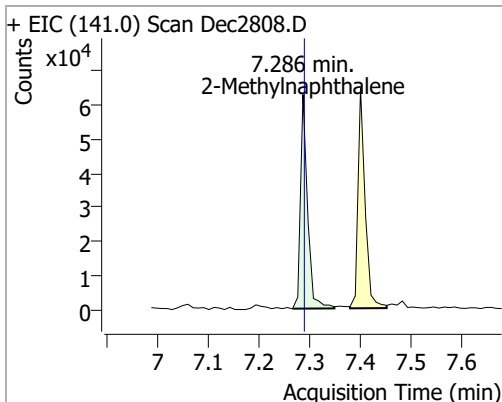


Quantitation Results Report (QT Reviewed)

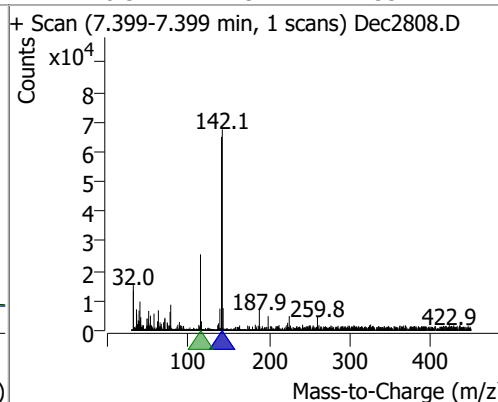
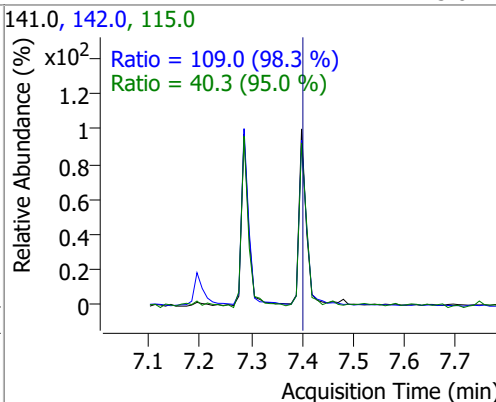
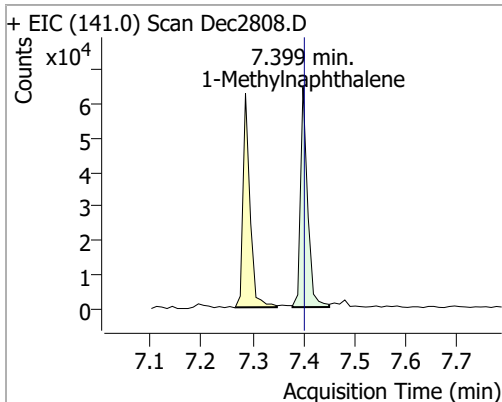
Compound	Conc.	RT	Dev(Min)	Resp.	QIon	QRatio	Lower	Upper
4-Chloro-3-Methylphenol	4.3889	7.19	0.01	22157	144.0	27.0	19.3	35.9



Compound	Conc.	RT	Dev(Min)	Resp.	QIon	QRatio	Lower	Upper
2-Methylnaphthalene	4.2152	7.29	0.00	59650	142.0	118.7	80.4	149.3
					115.0	40.4	29.4	54.6

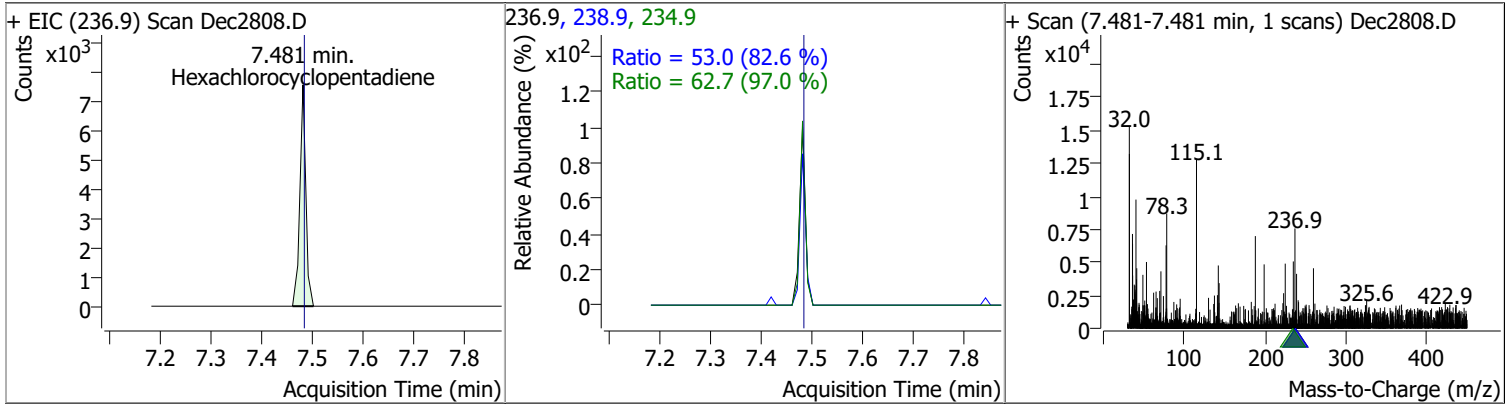


Compound	Conc.	RT	Dev(Min)	Resp.	QIon	QRatio	Lower	Upper
1-Methylnaphthalene	4.1977	7.40	0.00	62786	142.0	109.0	77.7	144.2
					115.0	40.3	29.7	55.2

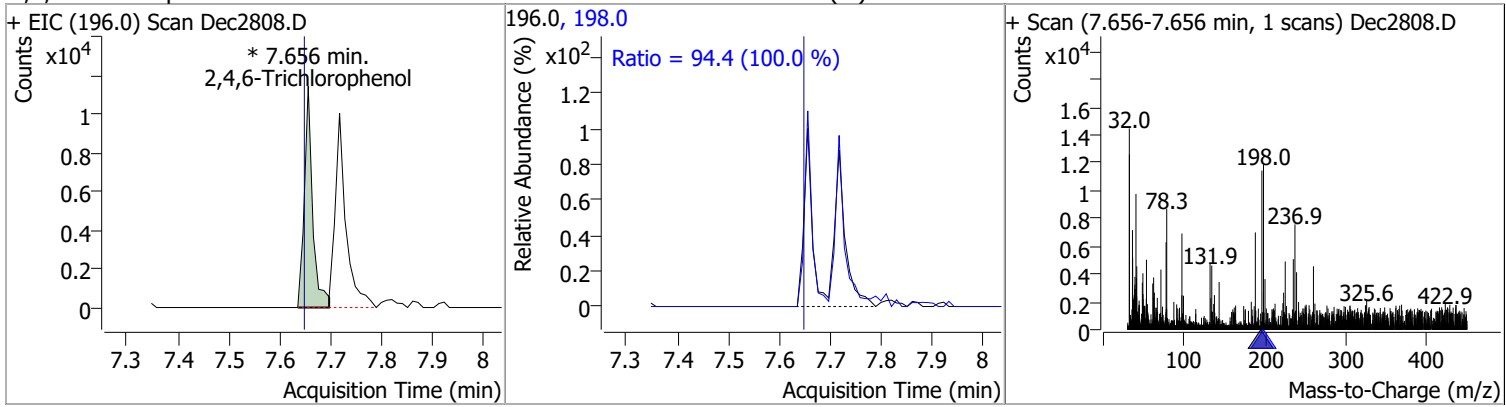


Quantitation Results Report (QT Reviewed)

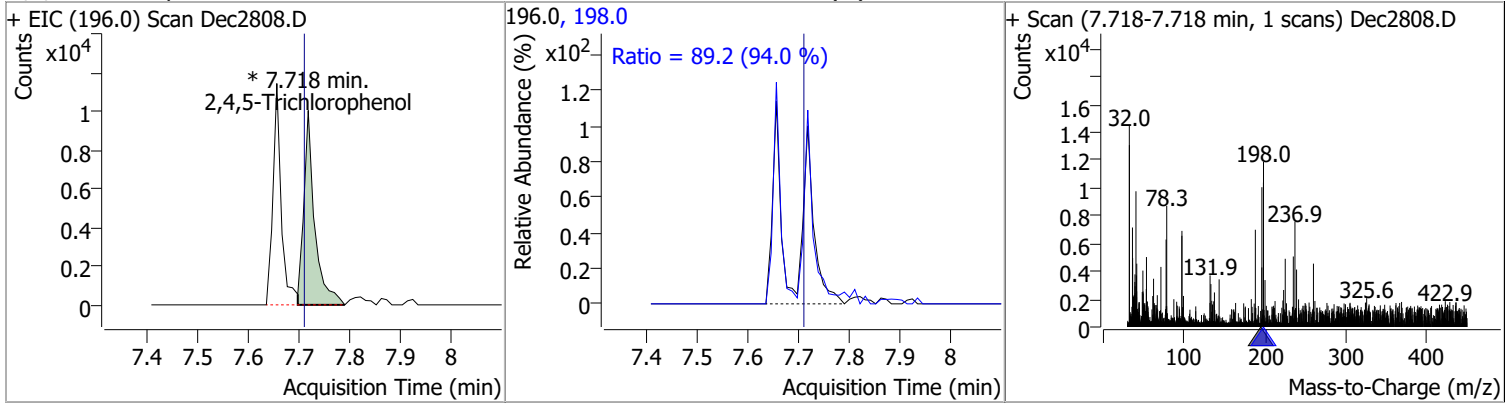
Compound	Conc.	RT	Dev(Min)	Resp.	QIon	QRatio	Lower	Upper
Hexachlorocyclopentadiene	4.1979	7.48	0.00	6171	234.9	62.7	45.3	84.1
					238.9	53.0	44.9	83.3



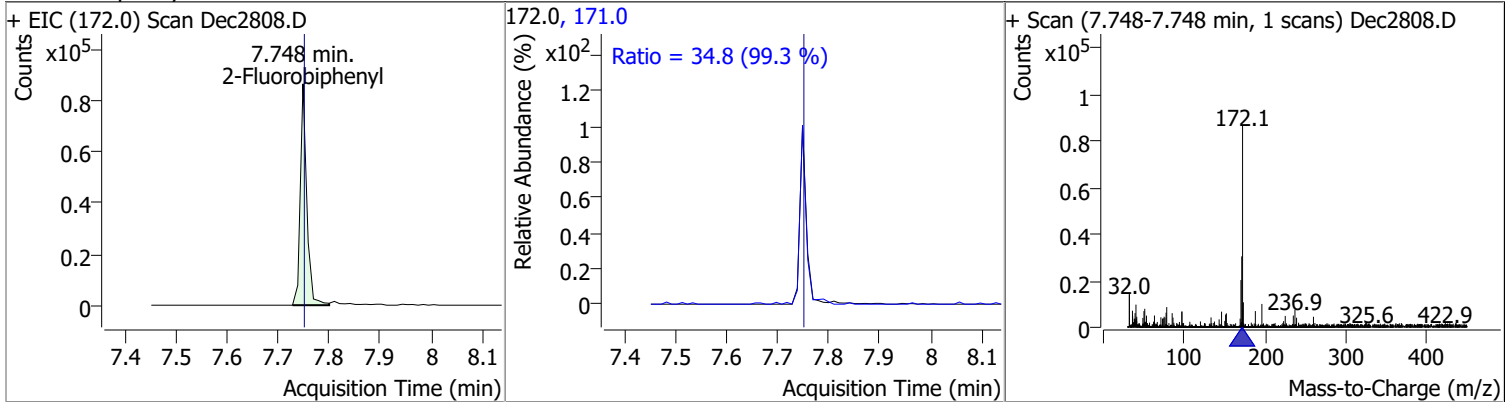
Compound	Conc.	RT	Dev(Min)	Resp.	QIon	QRatio	Lower	Upper
2,4,6-Trichlorophenol	4.1228	7.66	0.01	12957 (m)	198.0	94.4	66.1	122.7



Compound	Conc.	RT	Dev(Min)	Resp.	QIon	QRatio	Lower	Upper
2,4,5-Trichlorophenol	4.0235	7.72	0.01	14951 (m)	198.0	89.2	66.4	123.4

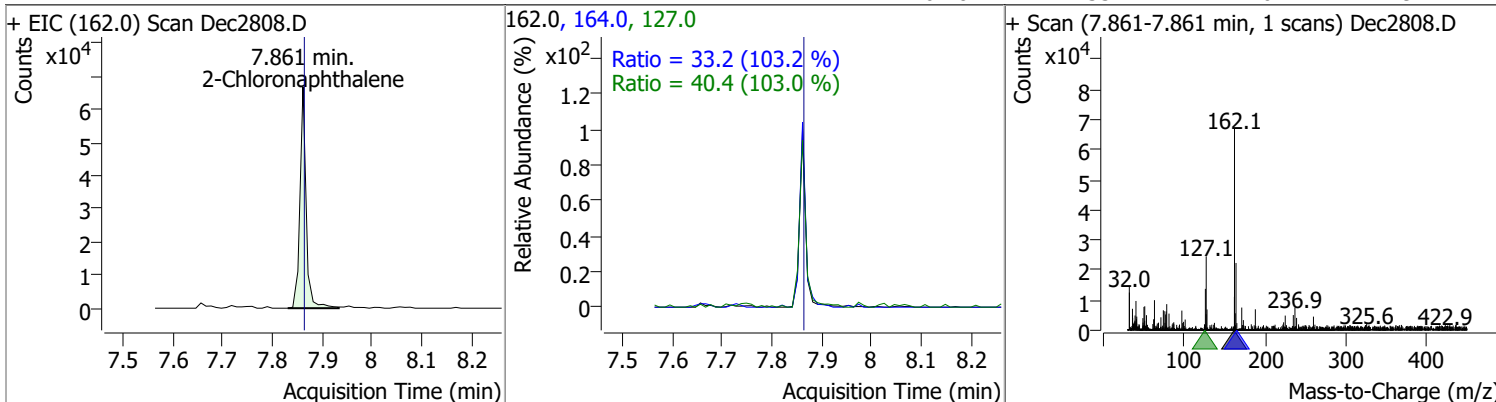


Compound	Conc.	RT	Dev(Min)	Resp.	QIon	QRatio	Lower	Upper
2-Fluorobiphenyl	4.0273	7.75	0.00	76633	171.0	34.8	24.5	45.6

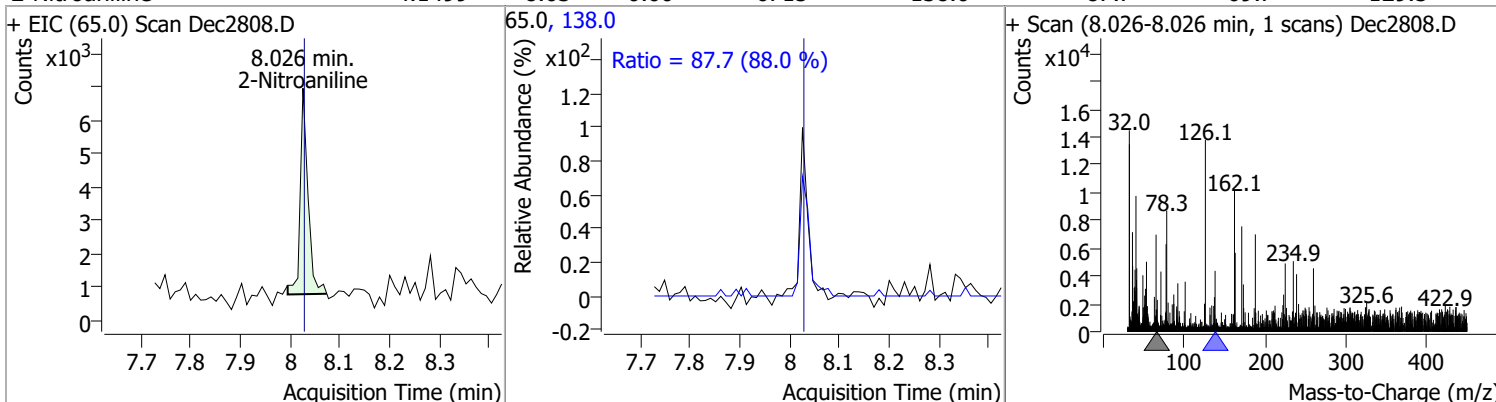


Quantitation Results Report (QT Reviewed)

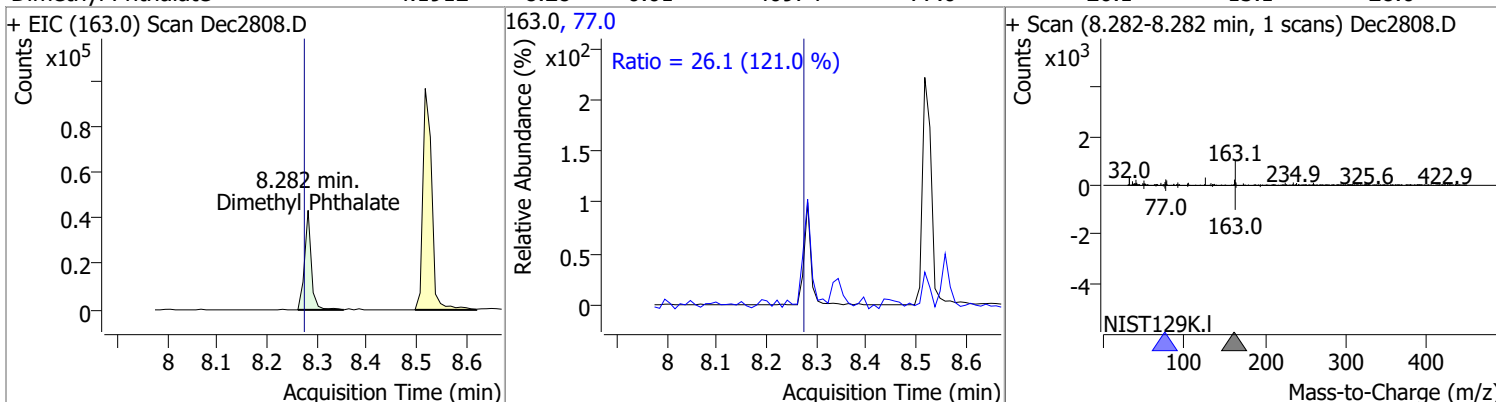
Compound	Conc.	RT	Dev(Min)	Resp.	QIon	QRatio	Lower	Upper
2-Chloronaphthalene	4.0217	7.86	0.00	57924	127.0	40.4	27.4	50.9
					164.0	33.2	22.6	41.9



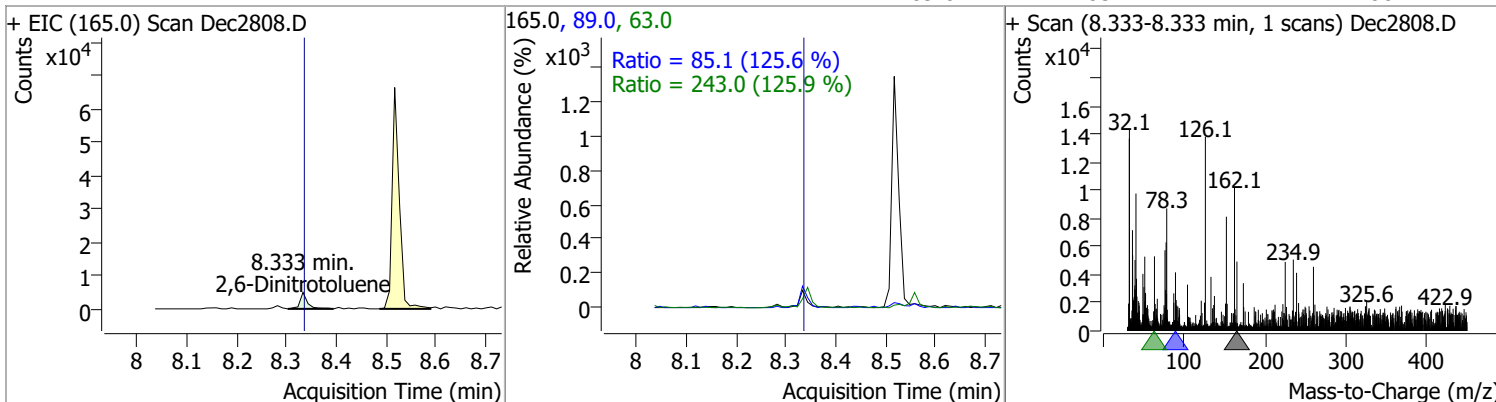
Compound	Conc.	RT	Dev(Min)	Resp.	QIon	QRatio	Lower	Upper
2-Nitroaniline	4.1499	8.03	0.00	6715	138.0	87.7	69.7	129.5



Compound	Conc.	RT	Dev(Min)	Resp.	QIon	QRatio	Lower	Upper
Dimethyl Phthalate	4.1912	8.28	0.01	40974	77.0	26.1	15.1	28.0

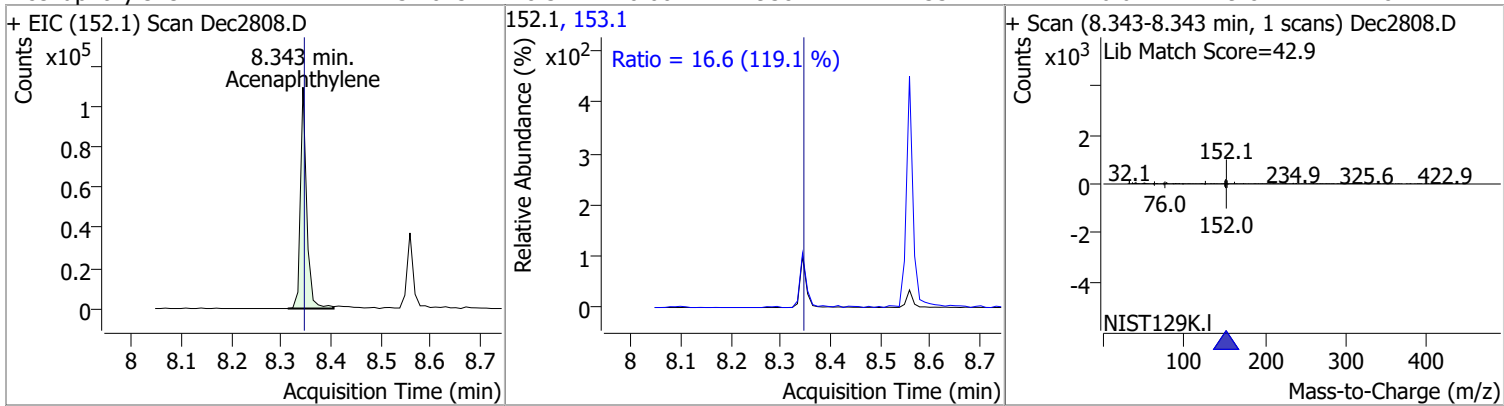


Compound	Conc.	RT	Dev(Min)	Resp.	QIon	QRatio	Lower	Upper
2,6-Dinitrotoluene	4.2494	8.33	0.00	5240	63.0	243.0	135.1	250.9
					89.0	85.1	47.4	88.1

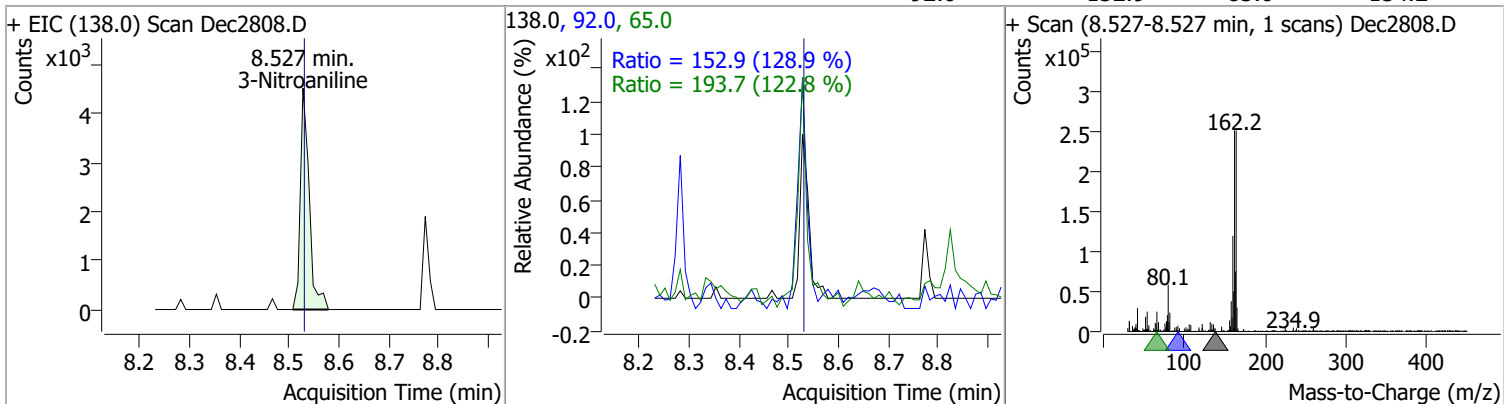


Quantitation Results Report (QT Reviewed)

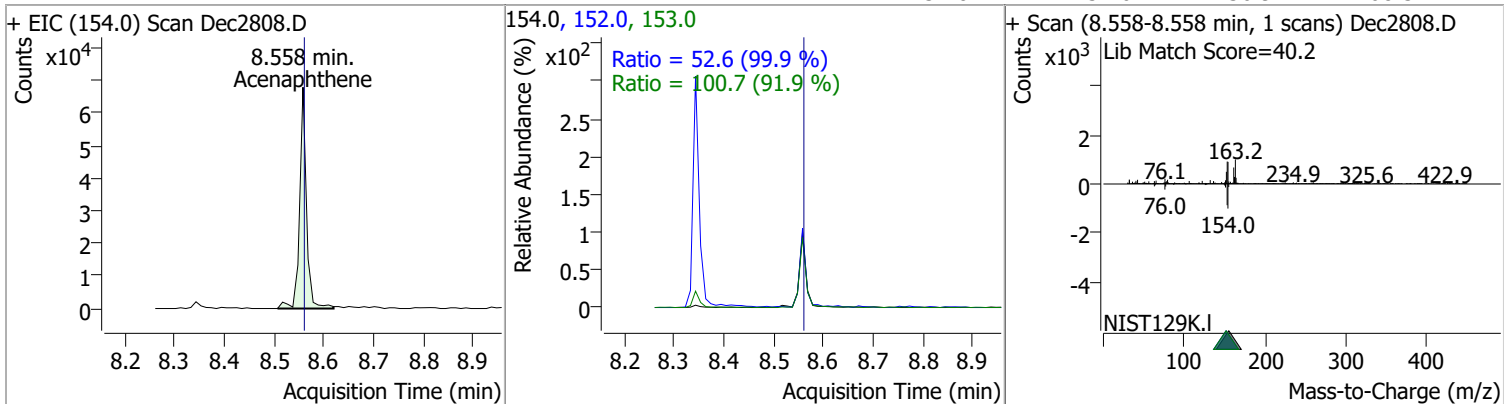
Compound	Conc.	RT	Dev(Min)	Resp.	QIon	QRatio	Lower	Upper
Acenaphthylene	3.7025	8.34	0.00	95824	153.1	16.6	9.8	18.1



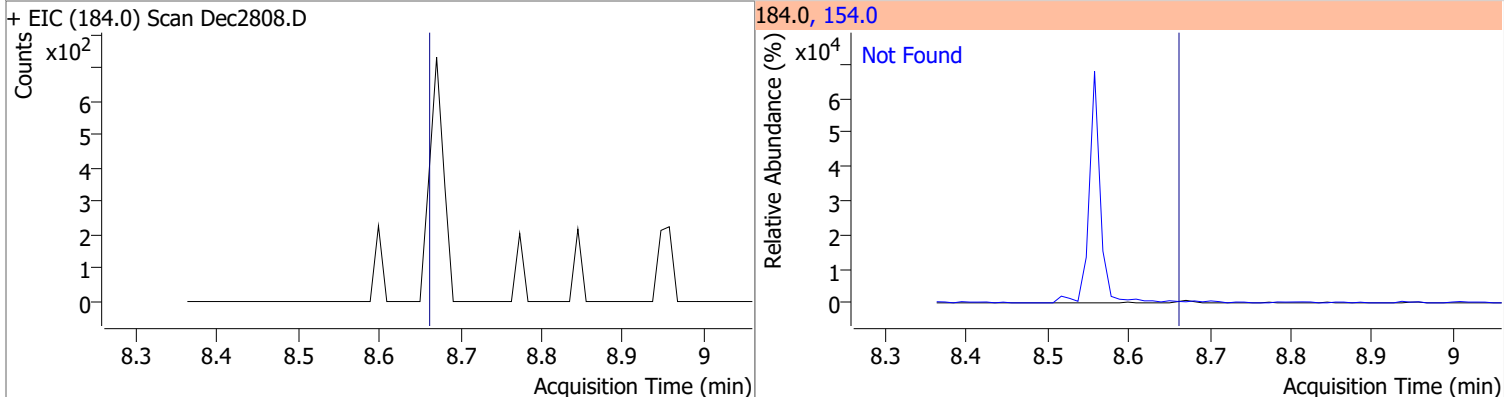
Compound	Conc.	RT	Dev(Min)	Resp.	QIon	QRatio	Lower	Upper
3-Nitroaniline	4.3264	8.53	0.00	5628	65.0	193.7	110.4	205.1
					92.0	152.9	83.0	154.2



Compound	Conc.	RT	Dev(Min)	Resp.	QIon	QRatio	Lower	Upper
Acenaphthene	3.8585	8.56	0.00	64733	153.0	100.7	76.7	142.4
					152.0	52.6	36.9	68.5

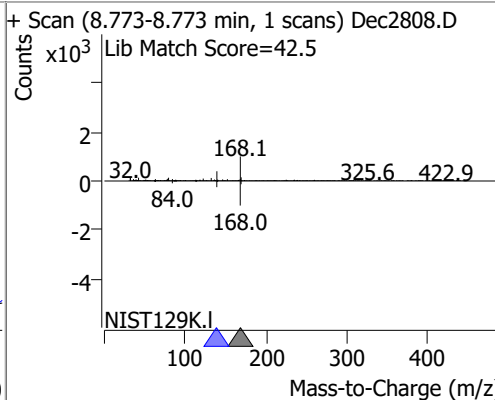
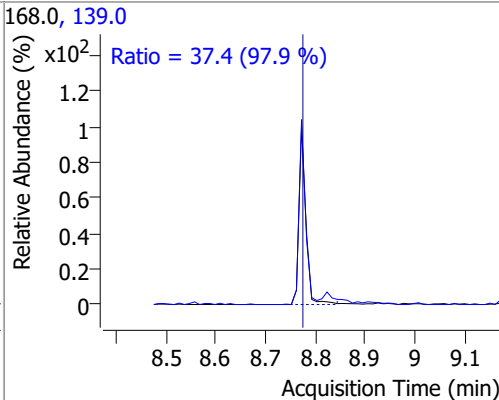
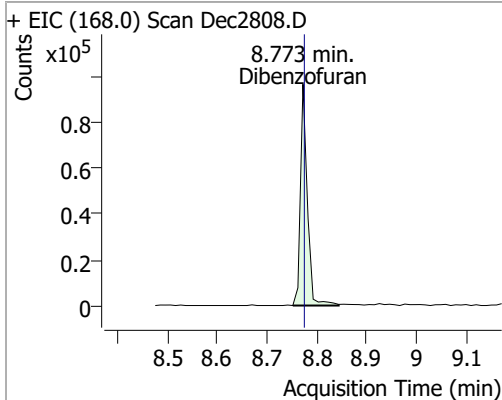


Compound	Conc.	Exp RT	QIon	Exp Ratio
2,4-Dinitrophenol	N.D.	8.66	154.0	55.5

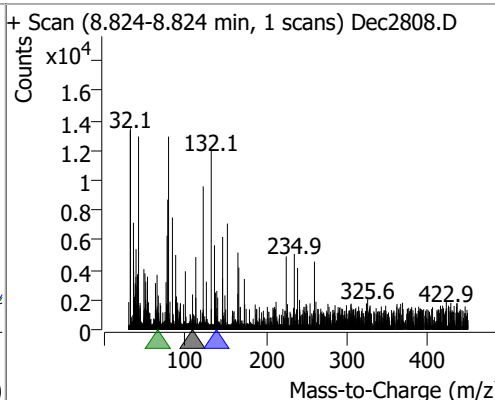
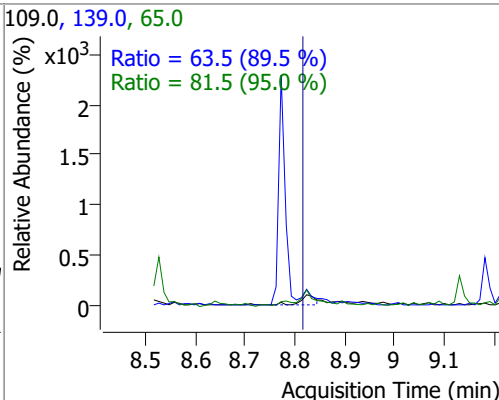
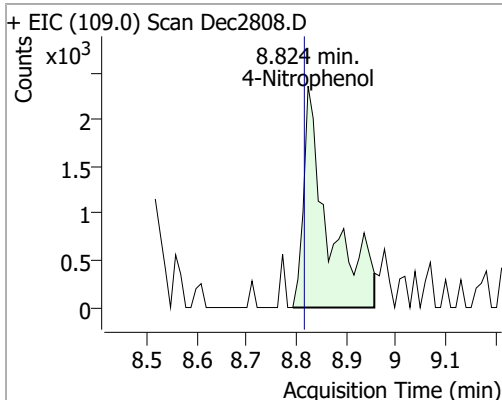


Quantitation Results Report (QT Reviewed)

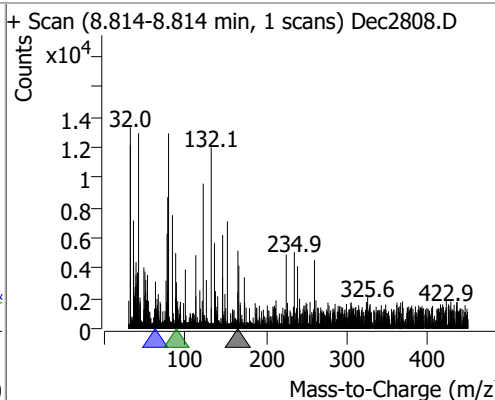
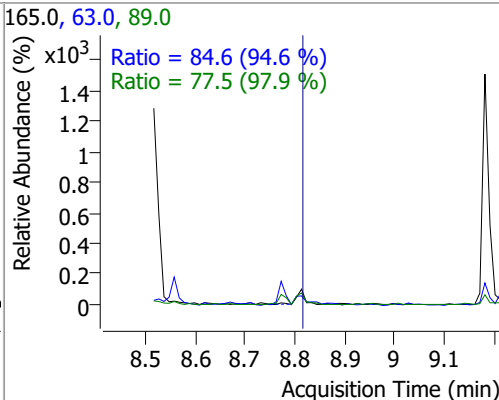
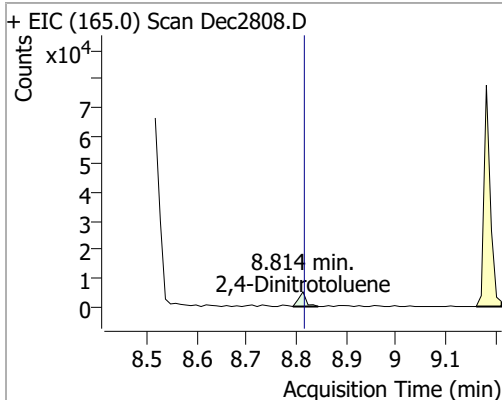
Compound	Conc.	RT	Dev(Min)	Resp.	QIon	QRatio	Lower	Upper
Dibenzofuran	3.8272	8.77	0.00	92859	139.0	37.4	26.8	49.7



Compound	Conc.	RT	Dev(Min)	Resp.	QIon	QRatio	Lower	Upper
4-Nitrophenol	4.7416	8.82	0.01	8311	65.0	81.5	60.1	111.5
					139.0	63.5	49.6	92.2

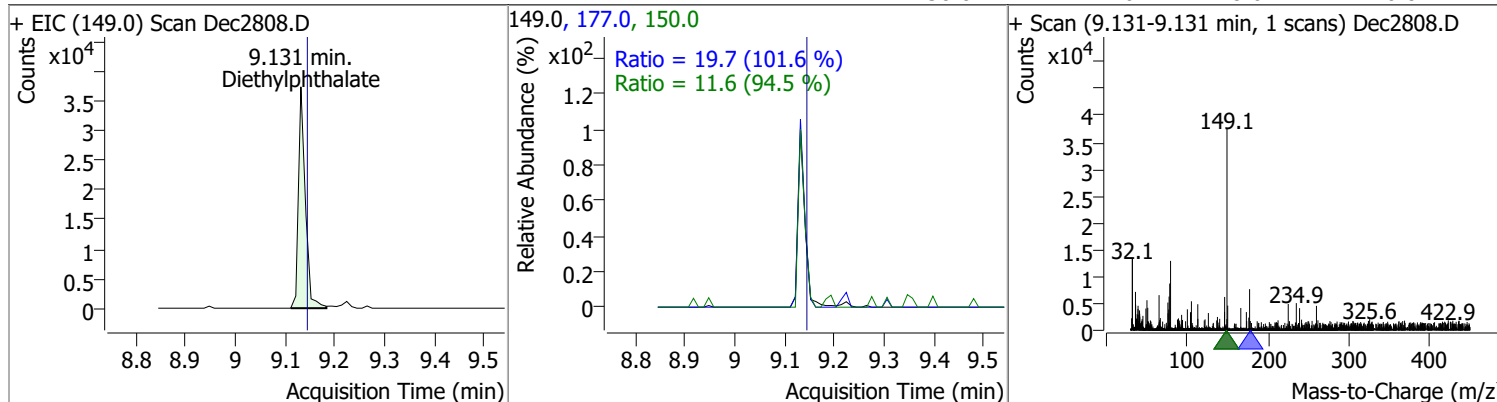


Compound	Conc.	RT	Dev(Min)	Resp.	QIon	QRatio	Lower	Upper
2,4-Dinitrotoluene	4.2784	8.81	0.00	5374	63.0	84.6	62.6	116.2
					89.0	77.5	55.4	102.8

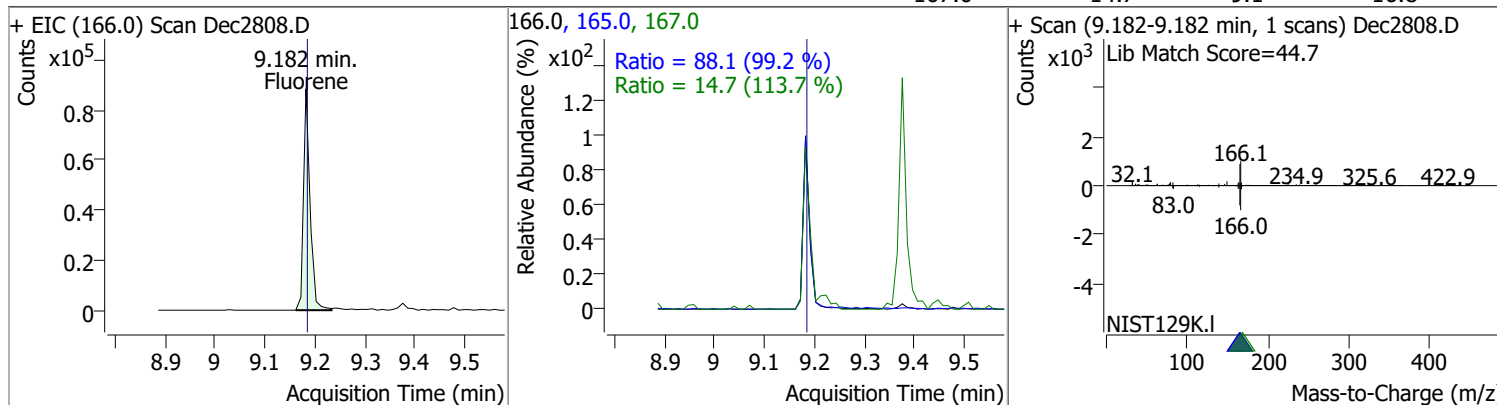


Quantitation Results Report (QT Reviewed)

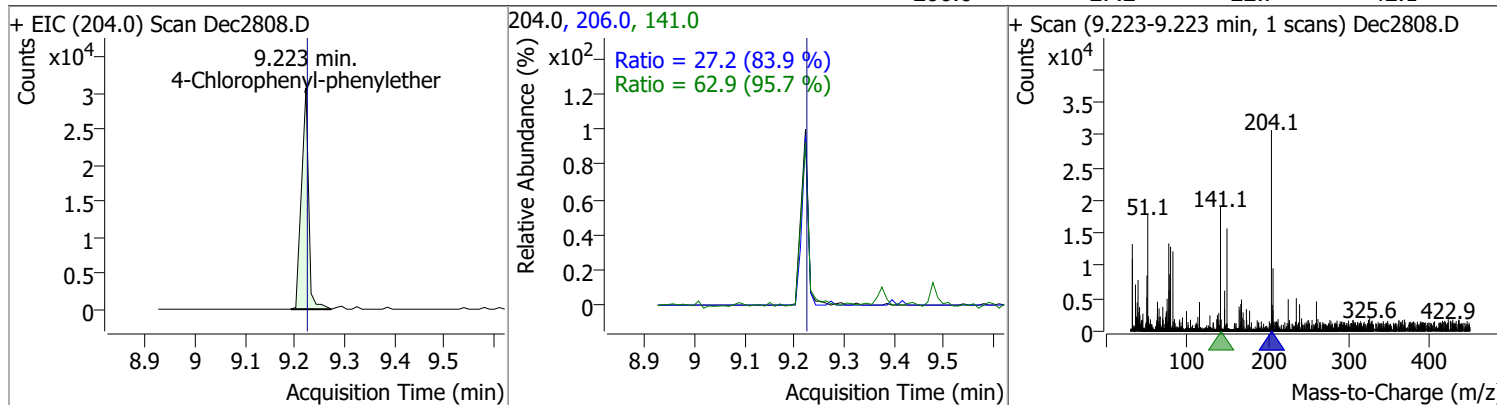
Compound	Conc.	RT	Dev(Min)	Resp.	QIon	QRatio	Lower	Upper
Diethylphthalate	4.2341	9.13	-0.01	36125	177.0	19.7	13.6	25.2
					150.0	11.6	8.6	16.0



Compound	Conc.	RT	Dev(Min)	Resp.	QIon	QRatio	Lower	Upper
Fluorene	3.7510	9.18	0.00	80606	165.0	88.1	62.2	115.4
					167.0	14.7	9.1	16.8

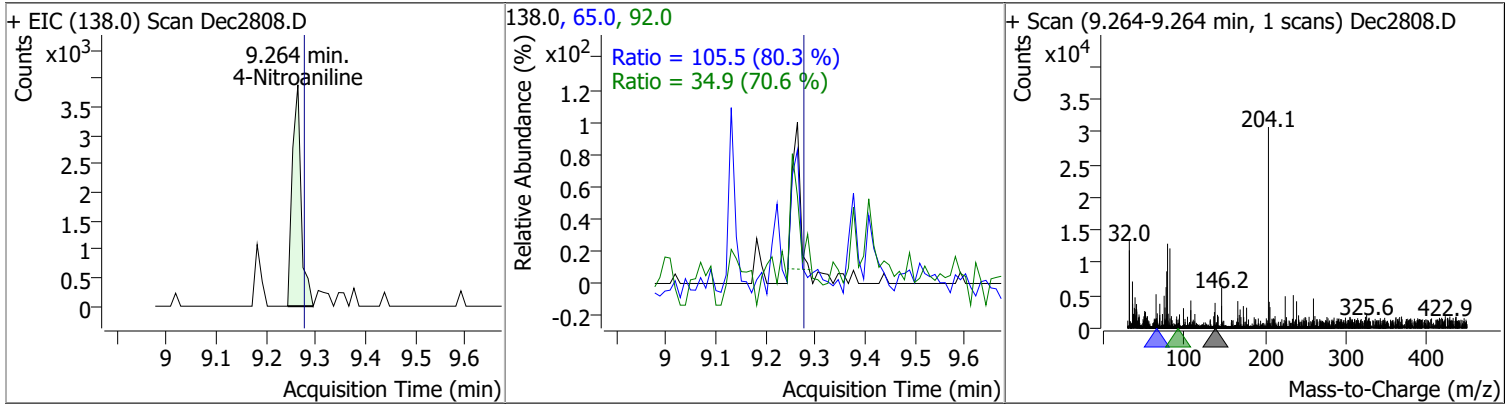


Compound	Conc.	RT	Dev(Min)	Resp.	QIon	QRatio	Lower	Upper
4-Chlorophenyl-phenylether	3.7365	9.22	0.00	30708	141.0	62.9	46.0	85.3
					206.0	27.2	22.7	42.1

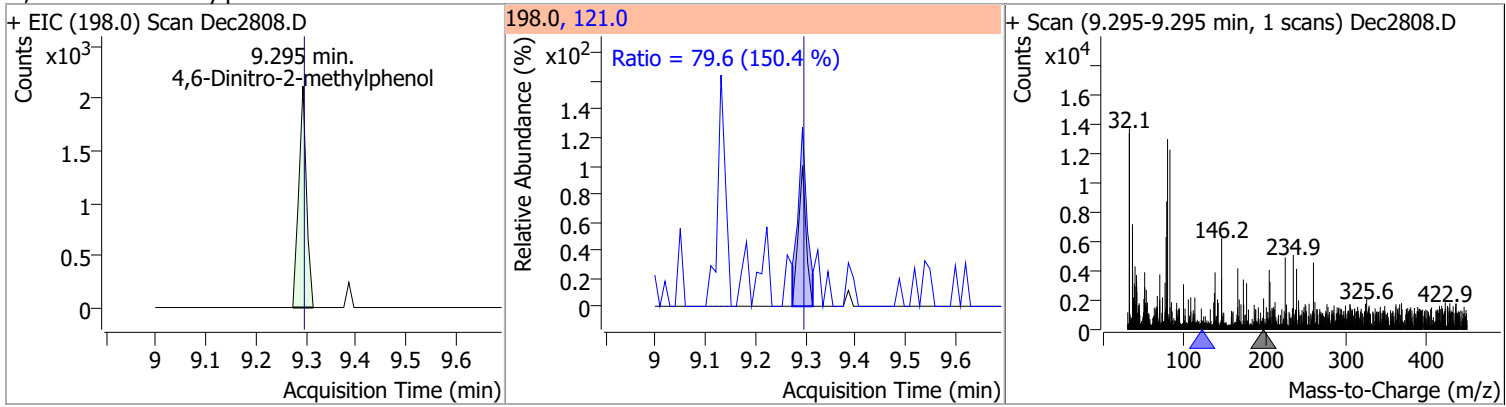


Quantitation Results Report (QT Reviewed)

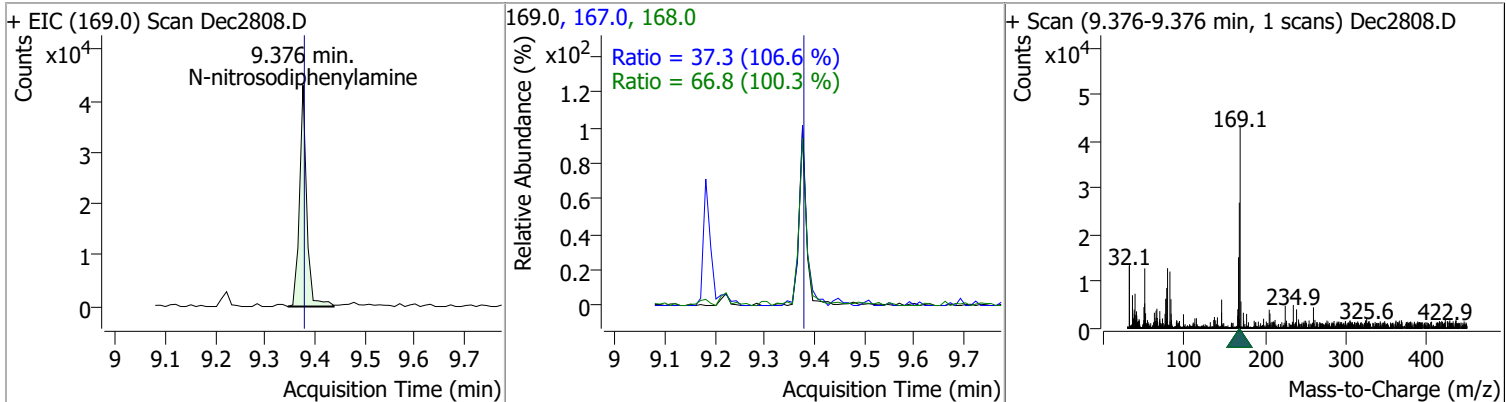
Compound	Conc.	RT	Dev(Min)	Resp.	QIon	QRatio	Lower	Upper
4-Nitroaniline	4.7163	9.26	-0.01	4804	65.0	105.5	91.9	170.7
					92.0	34.9	34.6	64.3



Compound	Conc.	RT	Dev(Min)	Resp.	QIon	QRatio	Lower	Upper
4,6-Dinitro-2-methylphenol	4.4741	9.29	0.00	2291	121.0	79.6	37.1	68.8
					198.0	79.6	37.1	68.8

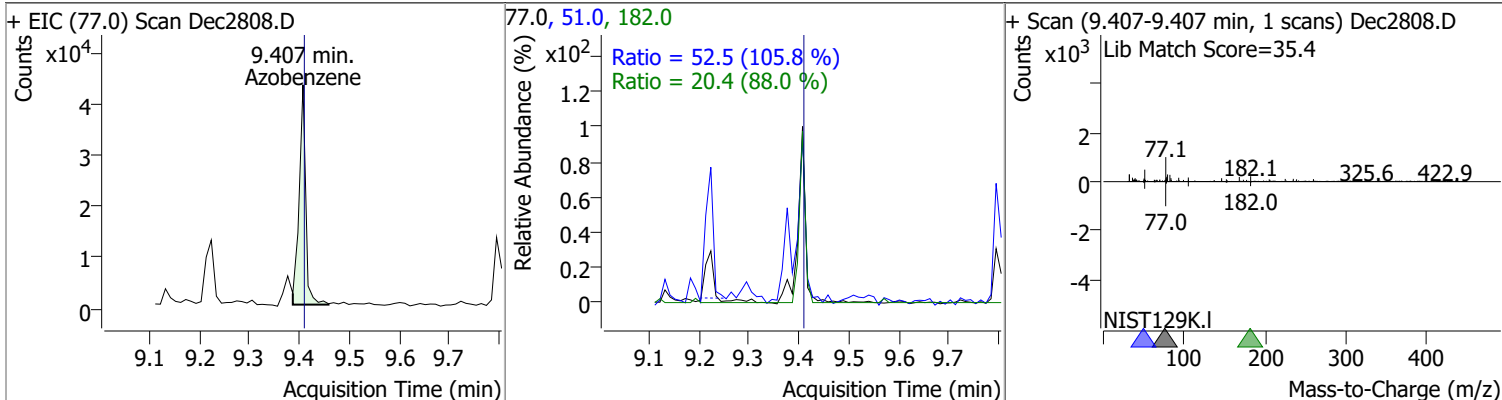


Compound	Conc.	RT	Dev(Min)	Resp.	QIon	QRatio	Lower	Upper
N-nitrosodiphenylamine	4.2925	9.38	0.00	43255	168.0	66.8	46.6	86.6
					167.0	37.3	24.5	45.5
					169.0	37.3	24.5	45.5

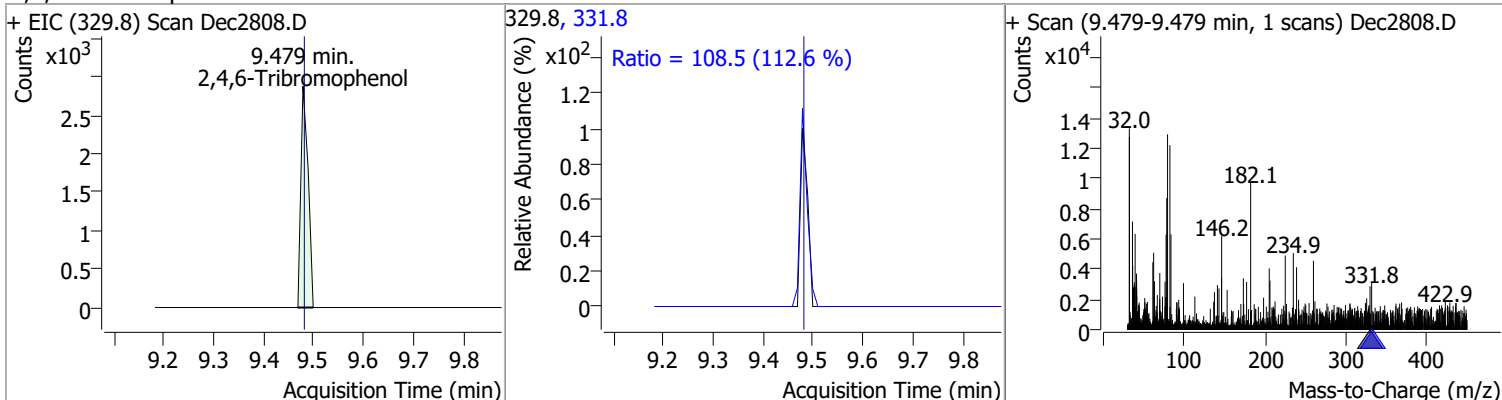


Quantitation Results Report (QT Reviewed)

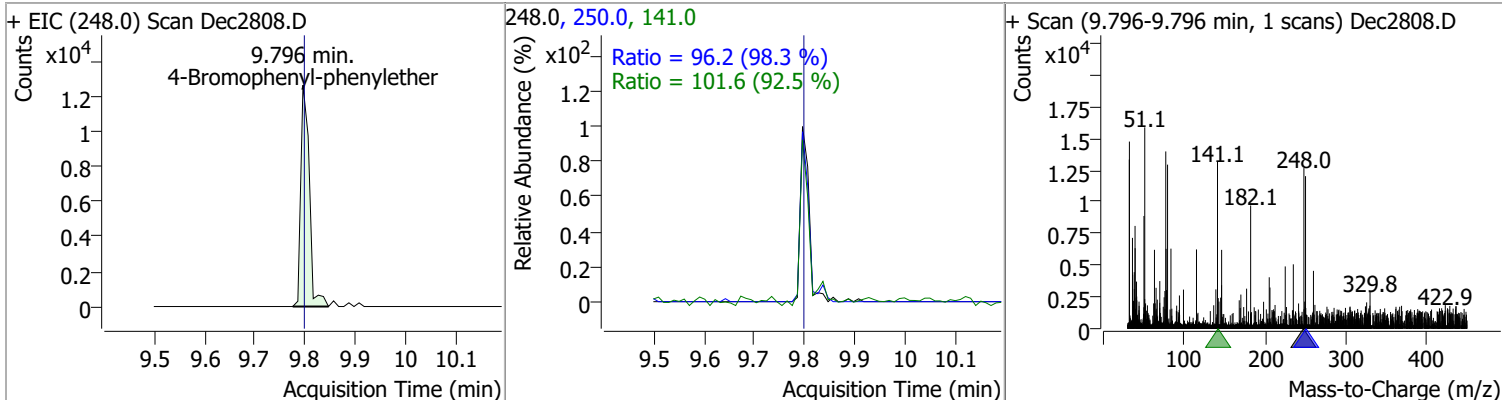
Compound	Conc.	RT	Dev(Min)	Resp.	QIon	QRatio	Lower	Upper
Azobenzene	4.6065	9.41	0.00	39656	51.0	52.5	34.8	64.6
					182.0	20.4	16.2	30.1



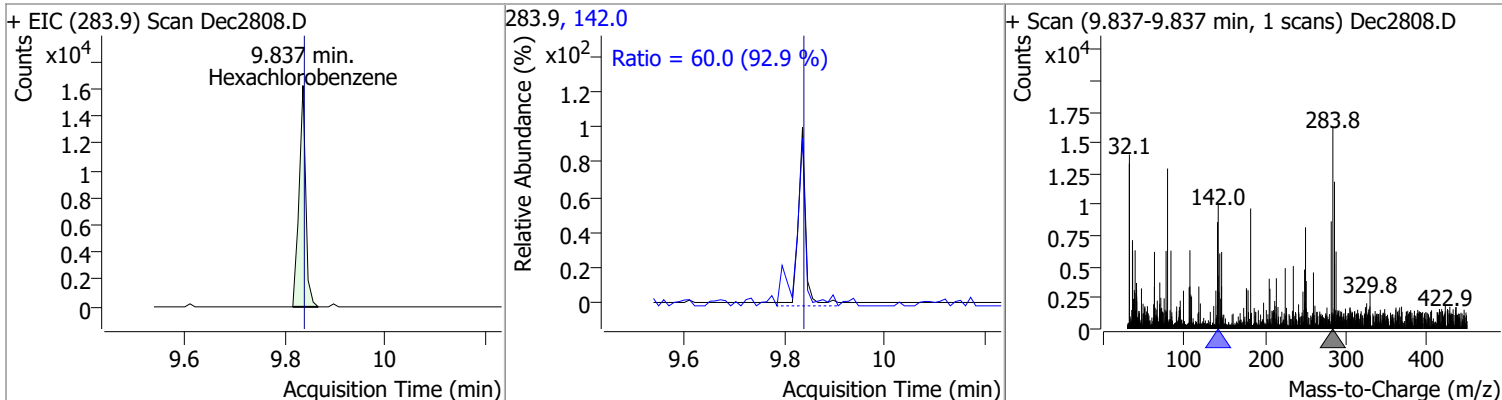
Compound	Conc.	RT	Dev(Min)	Resp.	QIon	QRatio	Lower	Upper
2,4,6-Tribromophenol	5.2197	9.48	0.00	2881	331.8	108.5	67.5	125.3



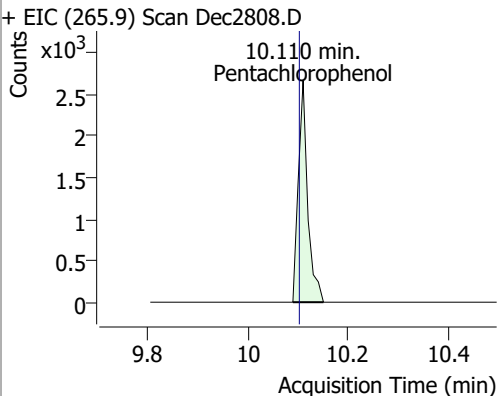
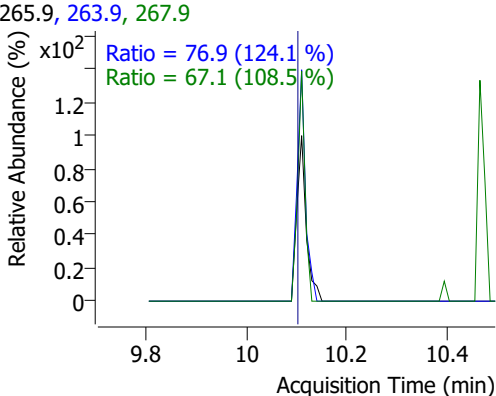
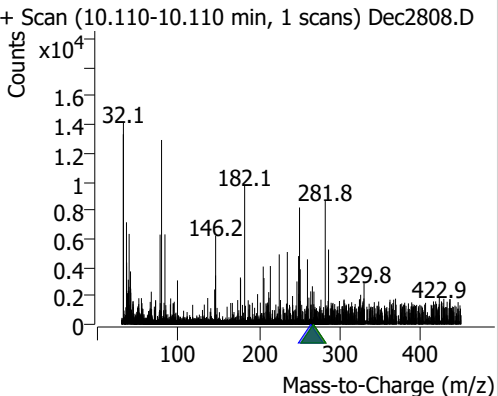
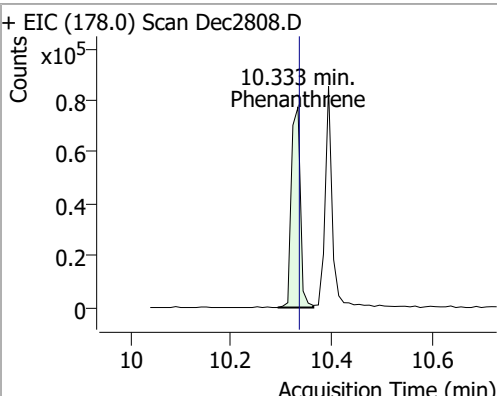
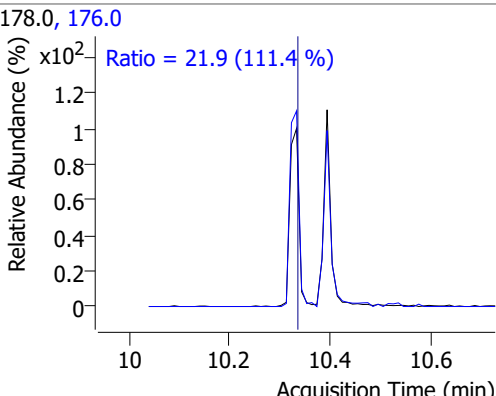
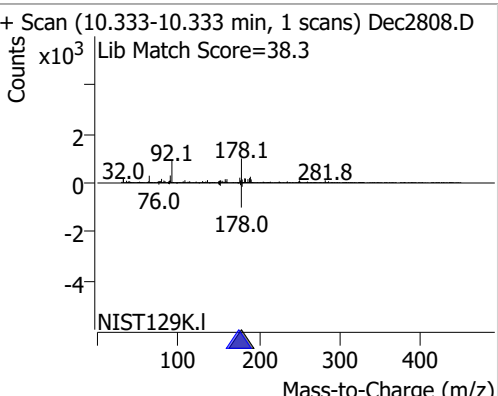
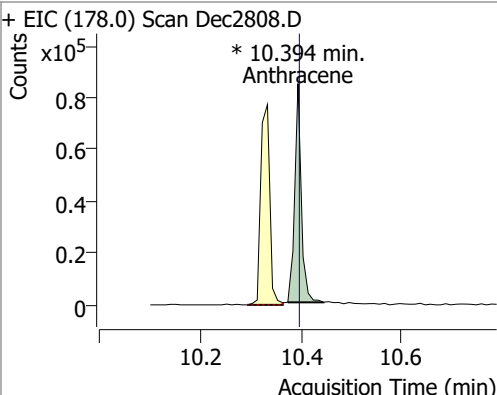
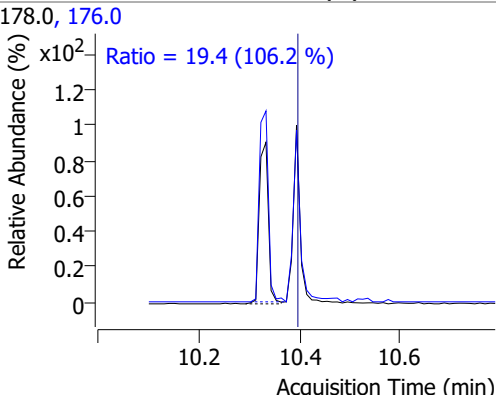
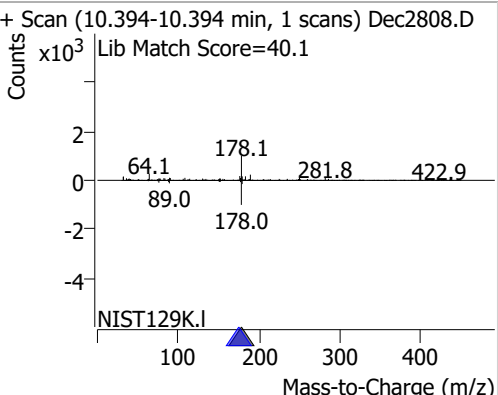
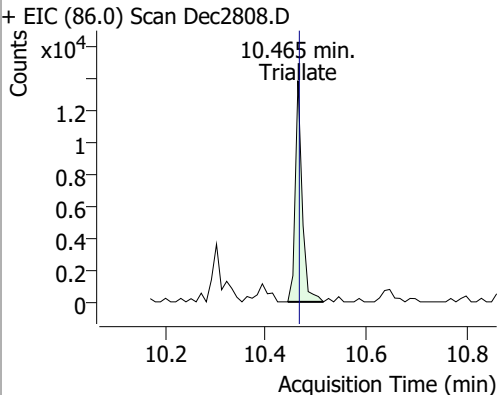
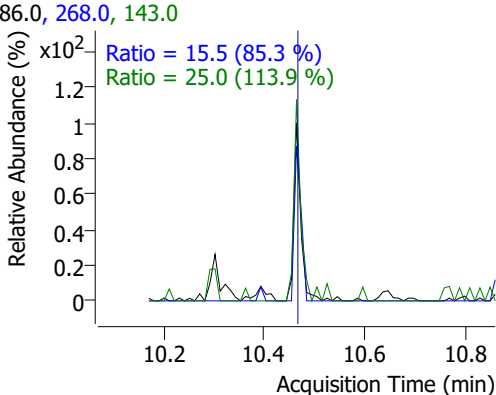
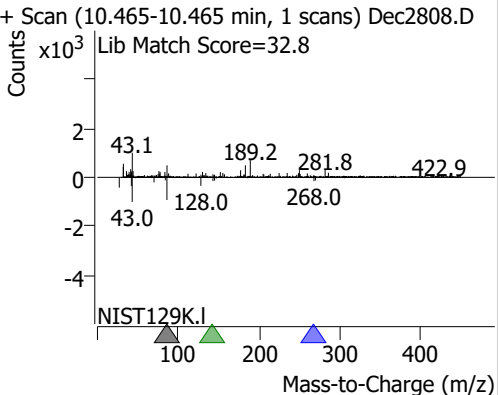
Compound	Conc.	RT	Dev(Min)	Resp.	QIon	QRatio	Lower	Upper
4-Bromophenyl-phenylether	4.1038	9.80	0.00	14937	141.0	101.6	76.9	142.8
					250.0	96.2	68.5	127.2



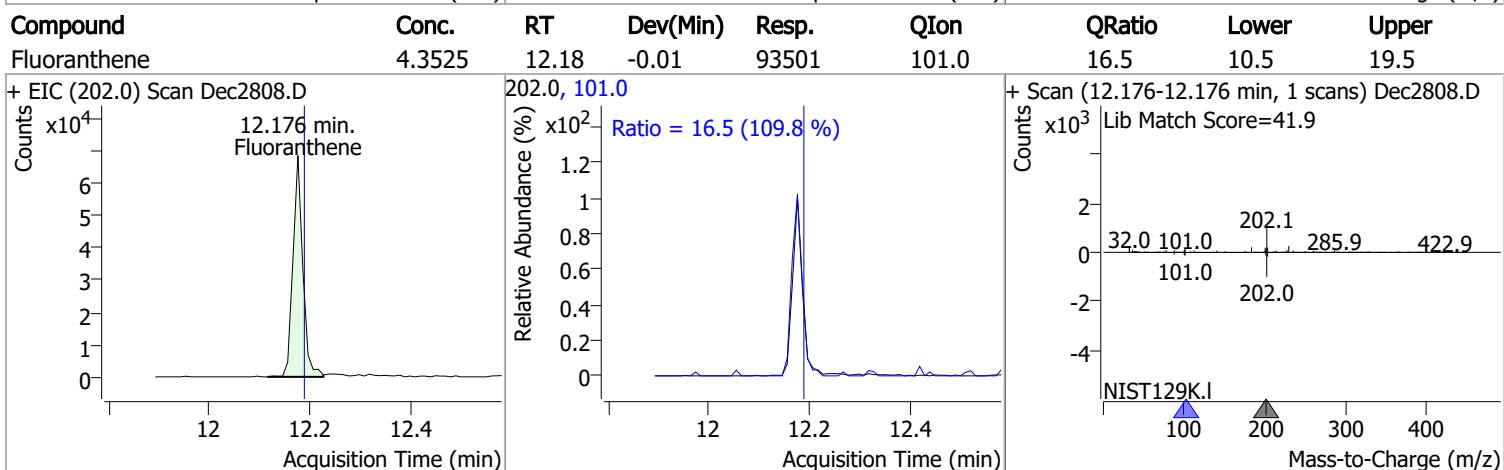
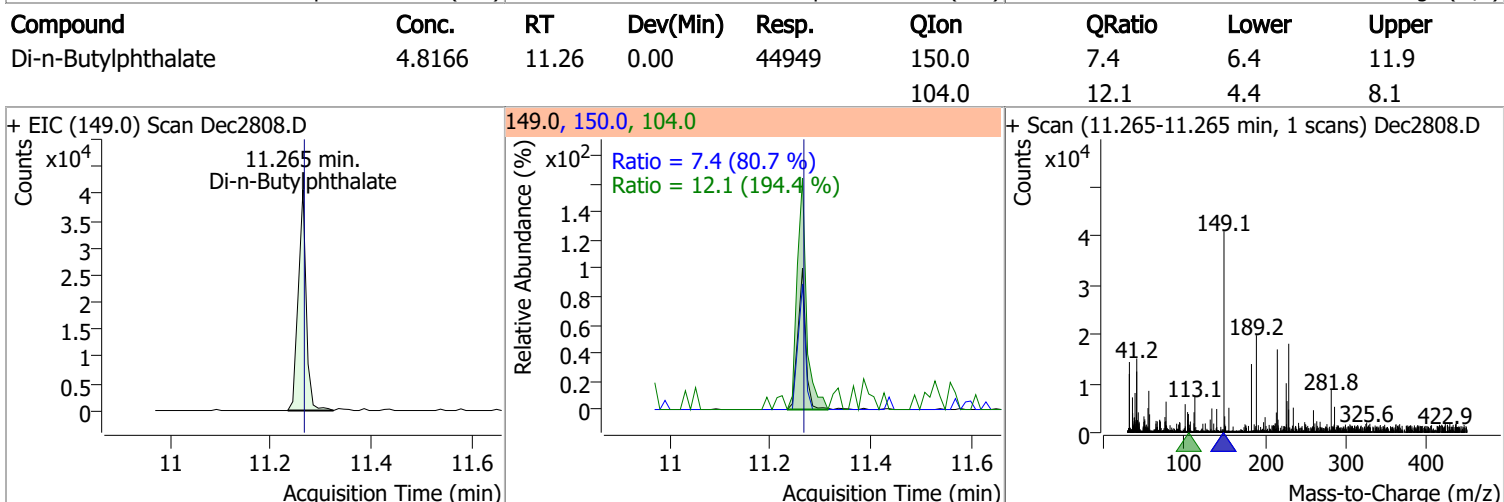
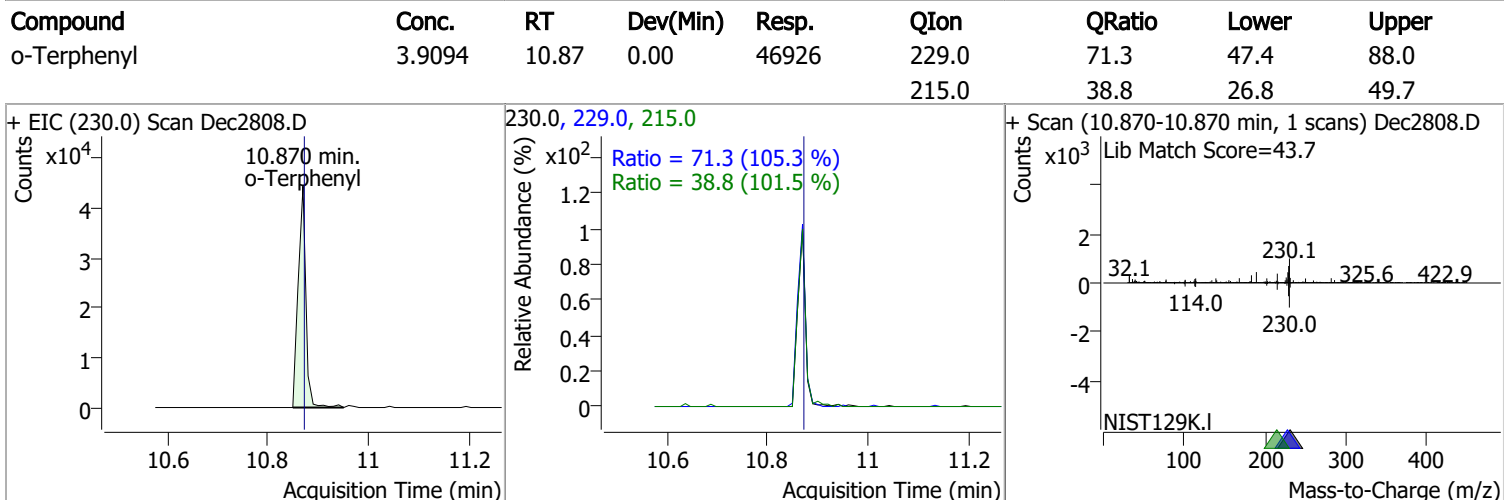
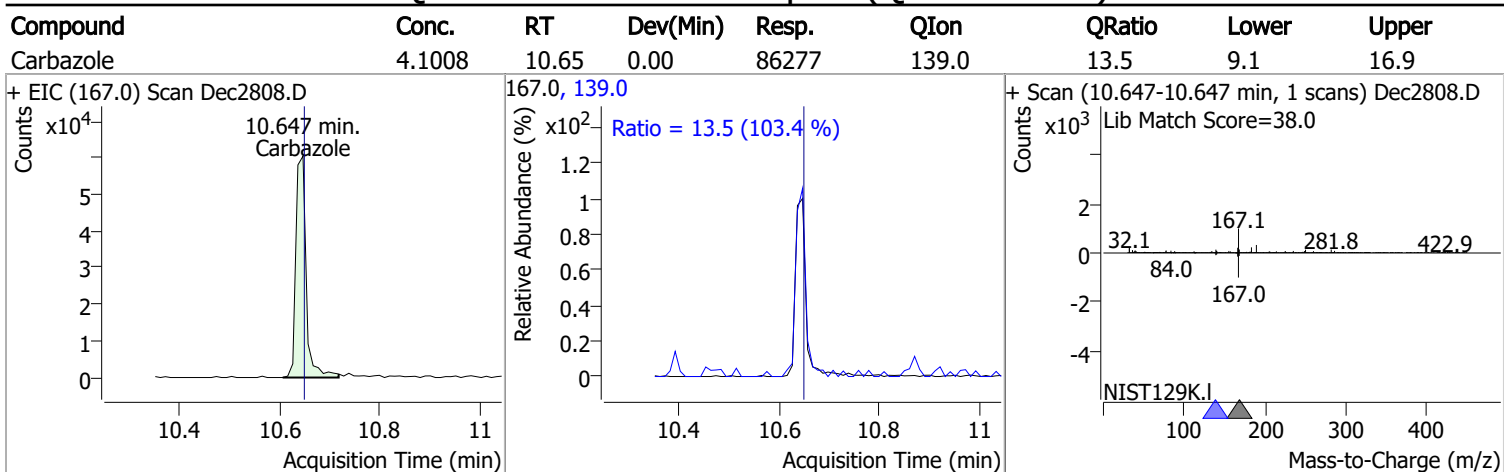
Compound	Conc.	RT	Dev(Min)	Resp.	QIon	QRatio	Lower	Upper
Hexachlorobenzene	3.9421	9.84	0.00	14966	142.0	60.0	45.2	83.9



Quantitation Results Report (QT Reviewed)

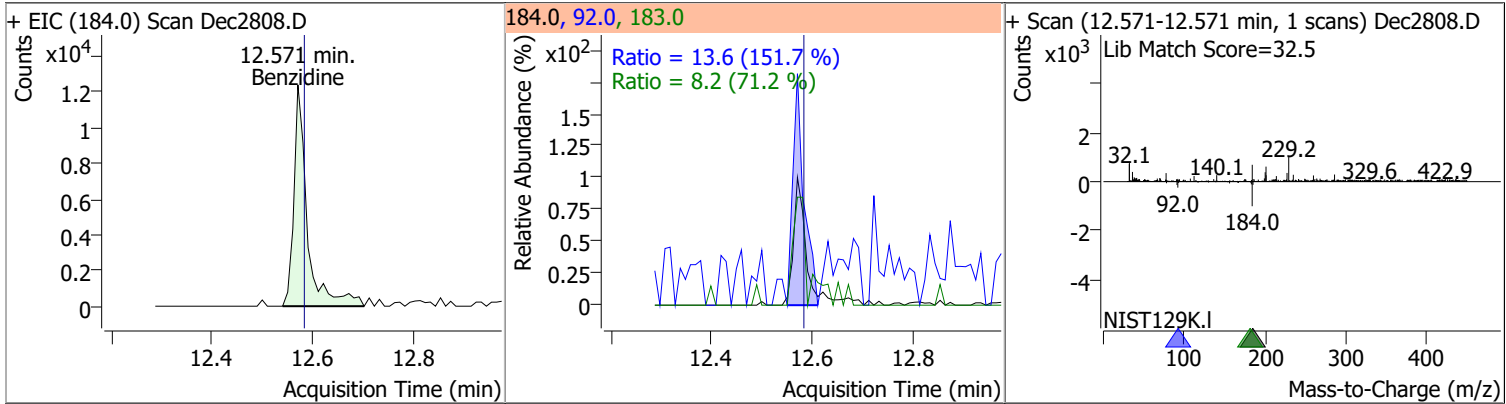
Compound	Conc.	RT	Dev(Min)	Resp.	QIon	QRatio	Lower	Upper
Pentachlorophenol	4.5067	10.11	0.01	3436	263.9 267.9	76.9 67.1	43.4 43.3	80.6 80.5
+ EIC (265.9) Scan Dec2808.D			265.9, 263.9, 267.9			+ Scan (10.110-10.110 min, 1 scans) Dec2808.D		
								
Phenanthrene	3.9615	10.33	0.00	96351	176.0	21.9	13.8	25.6
+ EIC (178.0) Scan Dec2808.D			178.0, 176.0			+ Scan (10.333-10.333 min, 1 scans) Dec2808.D		
								
Anthracene	4.4254	10.39	0.00	77101 (m)	176.0	19.4	12.8	23.8
+ EIC (178.0) Scan Dec2808.D			178.0, 176.0			+ Scan (10.394-10.394 min, 1 scans) Dec2808.D		
								
Triallate	4.5654	10.46	0.00	13258	143.0 268.0	25.0 15.5	15.4 12.8	28.6 23.7
+ EIC (86.0) Scan Dec2808.D			86.0, 268.0, 143.0			+ Scan (10.465-10.465 min, 1 scans) Dec2808.D		
								

Quantitation Results Report (QT Reviewed)

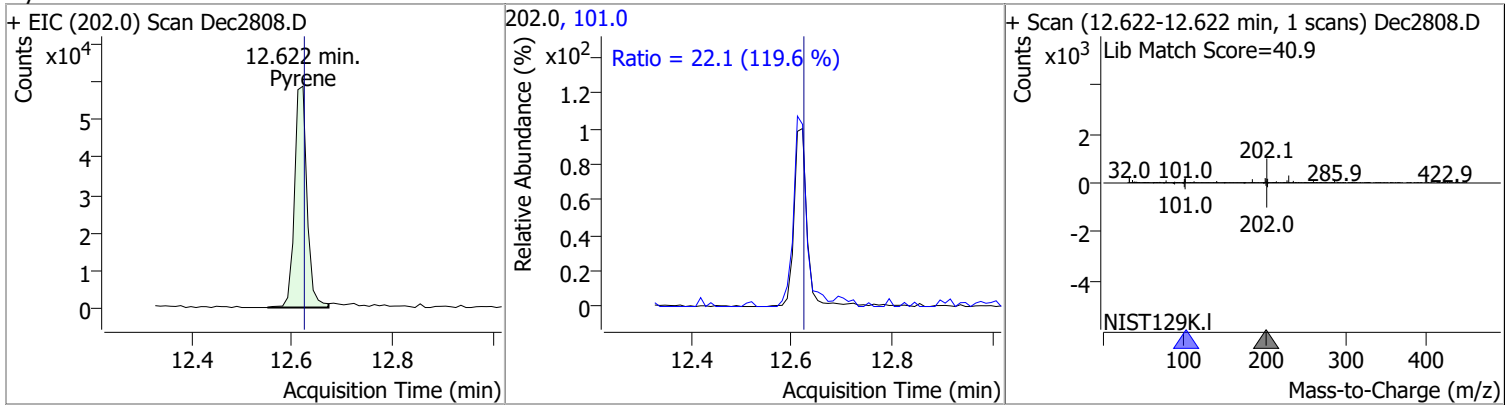


Quantitation Results Report (QT Reviewed)

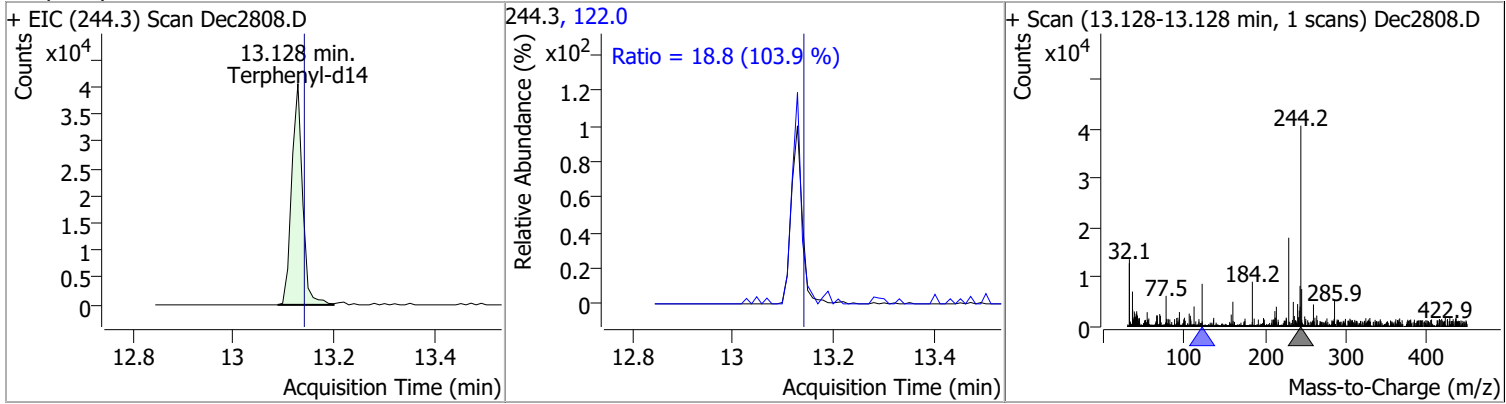
Compound	Conc.	RT	Dev(Min)	Resp.	QIon	QRatio	Lower	Upper
Benzidine	4.3049	12.57	-0.01	22905	183.0	8.2	8.1	15.0
					92.0	13.6	6.3	11.7



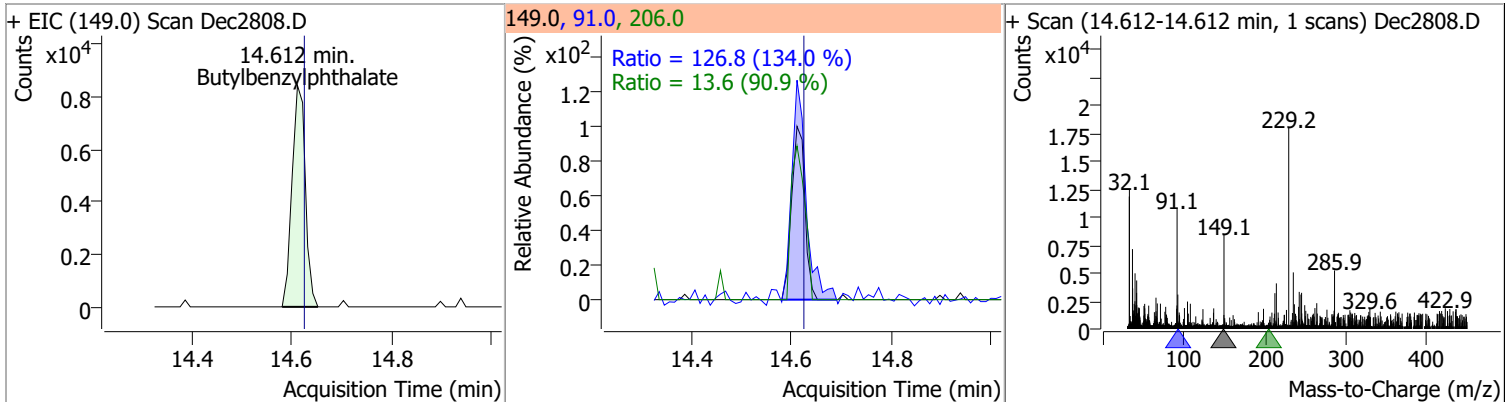
Compound	Conc.	RT	Dev(Min)	Resp.	QIon	QRatio	Lower	Upper
Pyrene	4.0918	12.62	0.00	101939	101.0	22.1	12.9	24.0



Compound	Conc.	RT	Dev(Min)	Resp.	QIon	QRatio	Lower	Upper
Terphenyl-d14	4.4064	13.13	-0.01	61005	122.0	18.8	12.7	23.5

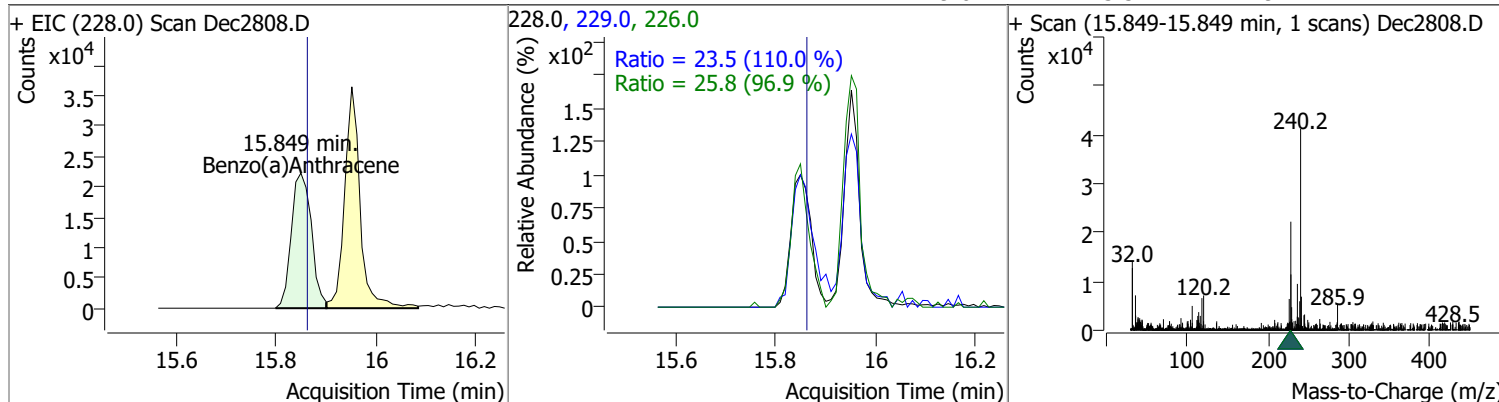


Compound	Conc.	RT	Dev(Min)	Resp.	QIon	QRatio	Lower	Upper
Butylbenzylphthalate	4.5689	14.61	-0.02	15598	91.0	126.8	66.2	123.0
					206.0	13.6	10.4	19.4

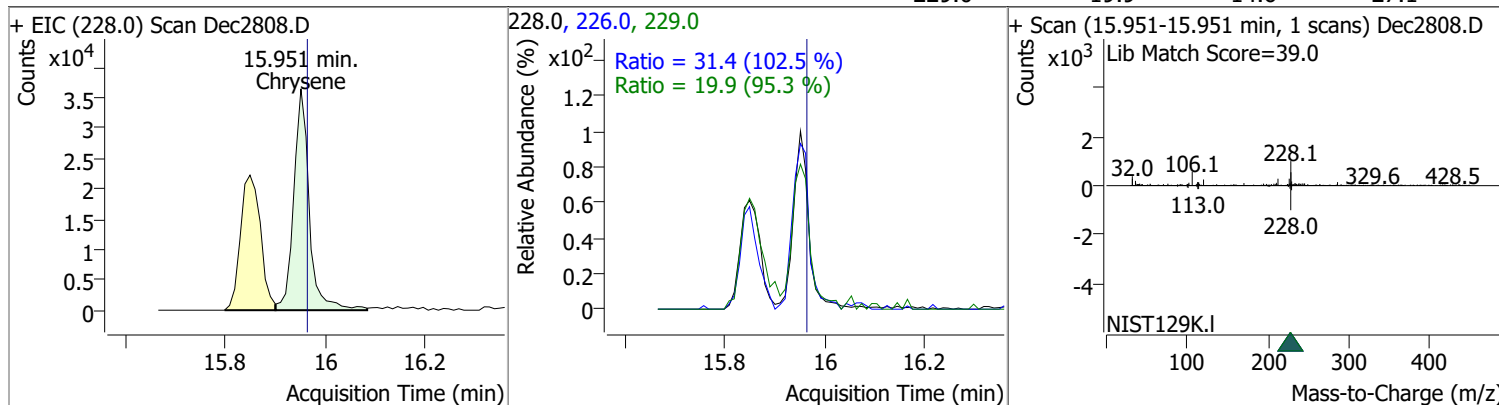


Quantitation Results Report (QT Reviewed)

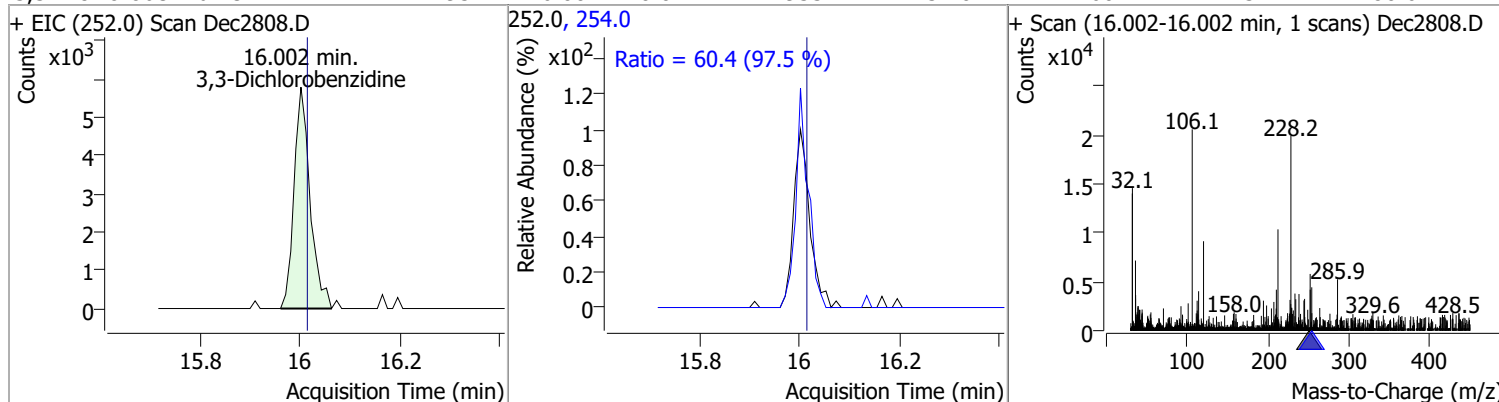
Compound	Conc.	RT	Dev(Min)	Resp.	QIon	QRatio	Lower	Upper
Benzo(a)Anthracene	4.1699	15.85	-0.02	61944	226.0	25.8	18.7	34.7
					229.0	23.5	14.9	27.7



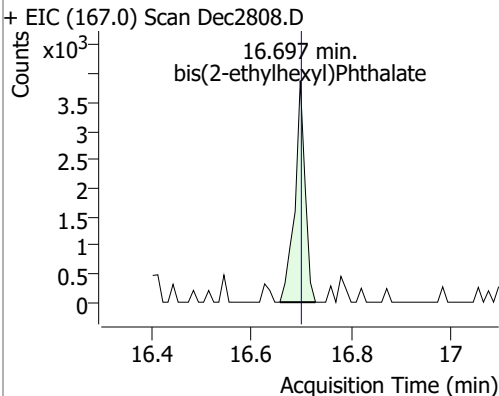
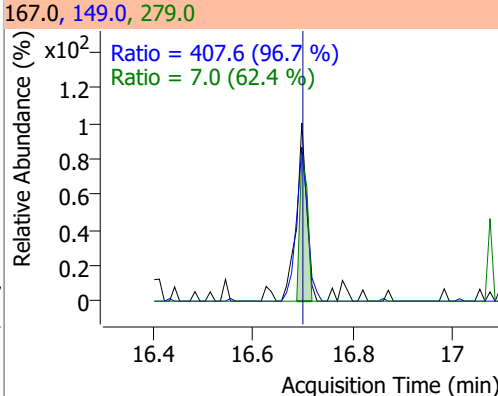
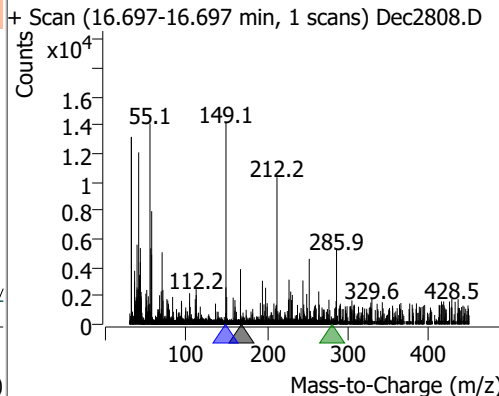
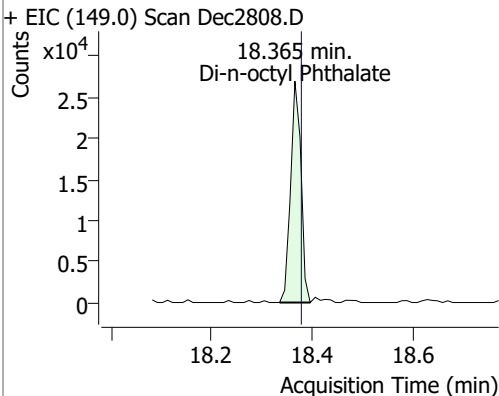
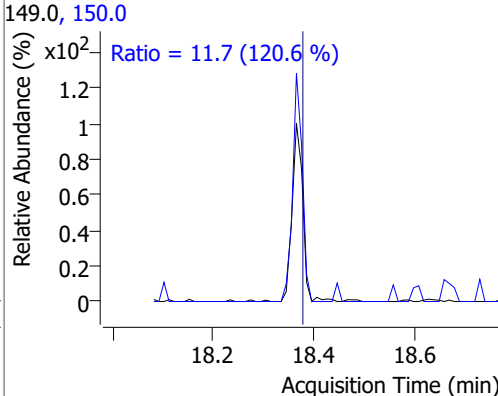
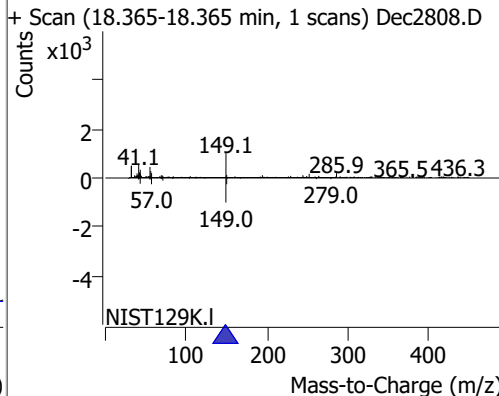
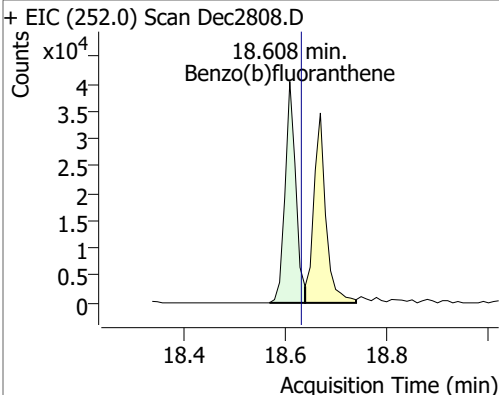
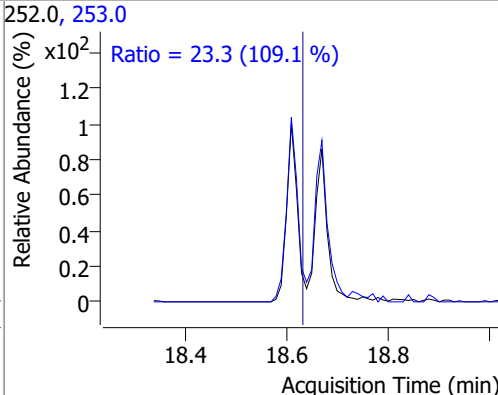
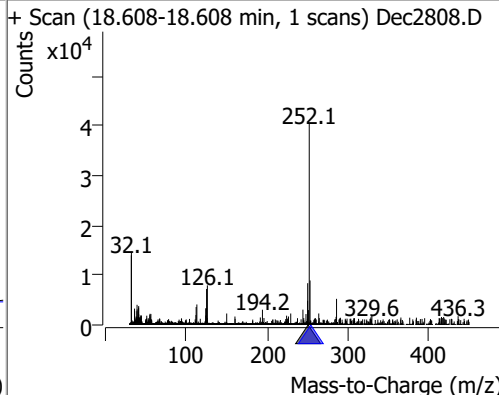
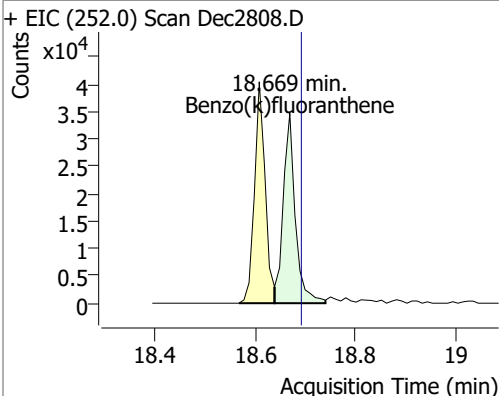
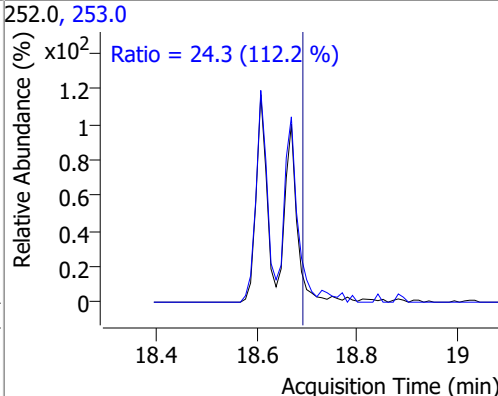
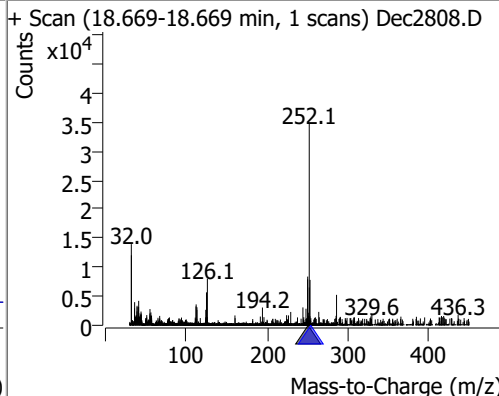
Compound	Conc.	RT	Dev(Min)	Resp.	QIon	QRatio	Lower	Upper
Chrysene	4.6527	15.95	-0.02	78947	226.0	31.4	21.4	39.8
					229.0	19.9	14.6	27.1



Compound	Conc.	RT	Dev(Min)	Resp.	QIon	QRatio	Lower	Upper
3,3-Dichlorobenzidine	4.4795	16.00	-0.02	12933	254.0	60.4	43.4	80.6

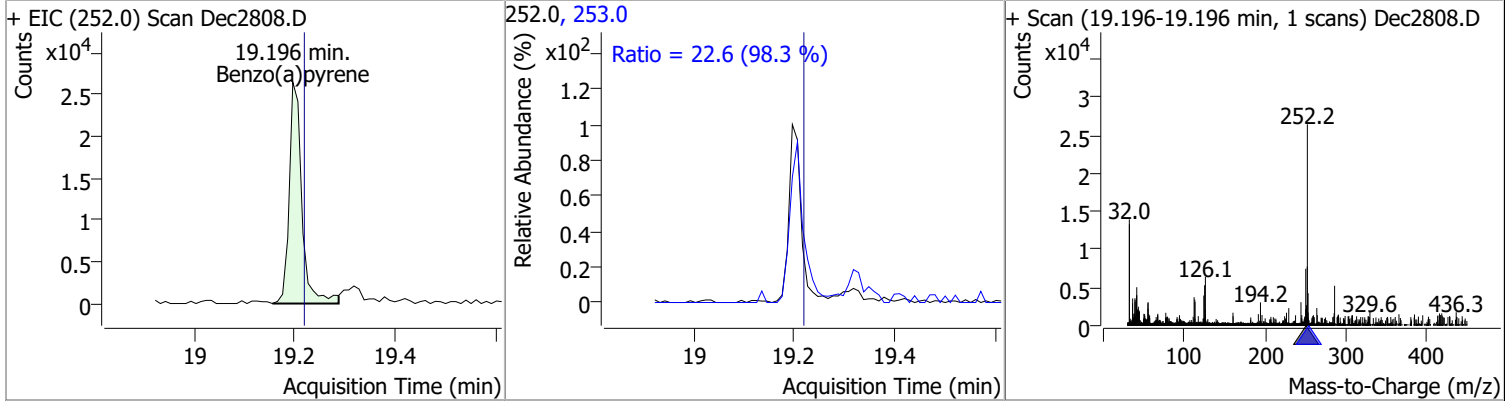


Quantitation Results Report (QT Reviewed)

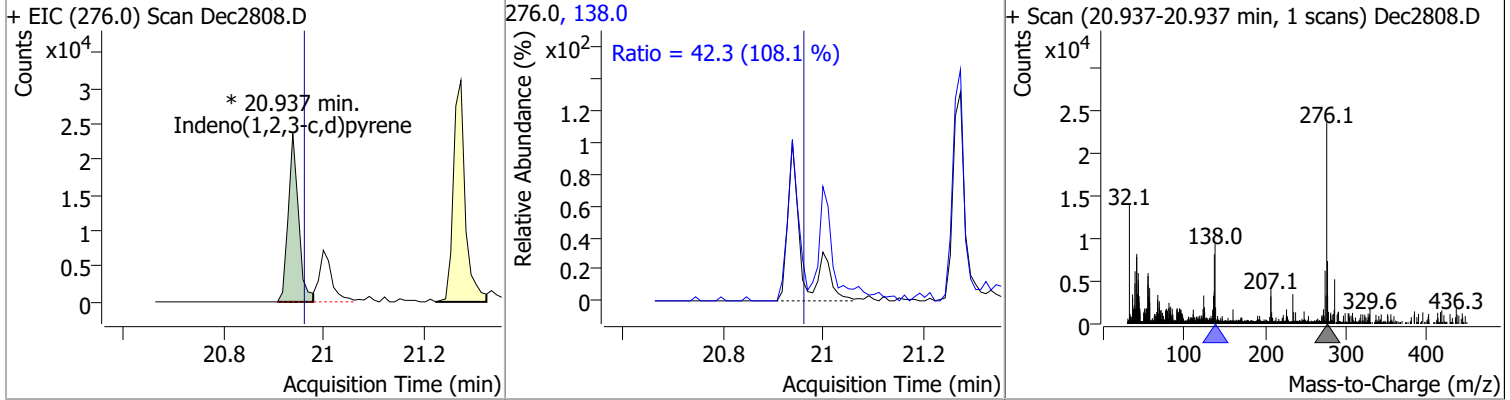
Compound	Conc.	RT	Dev(Min)	Resp.	QIon	QRatio	Lower	Upper
bis(2-ethylhexyl)Phthalate	4.3751	16.70	-0.01	5581	149.0 279.0	407.6 7.0	295.1 7.9	548.1 14.6
+ EIC (167.0) Scan Dec2808.D 			167.0, 149.0, 279.0 			+ Scan (16.697-16.697 min, 1 scans) Dec2808.D 		
Di-n-octyl Phthalate	4.4751	18.37	-0.01	38603	150.0	11.7	6.8	12.6
+ EIC (149.0) Scan Dec2808.D 			149.0, 150.0 			+ Scan (18.365-18.365 min, 1 scans) Dec2808.D 		
Benzo(b)fluoranthene	4.1574	18.61	-0.02	59168	253.0	23.3	15.0	27.8
+ EIC (252.0) Scan Dec2808.D 			252.0, 253.0 			+ Scan (18.608-18.608 min, 1 scans) Dec2808.D 		
Benzo(k)fluoranthene	3.7451	18.67	-0.02	57805	253.0	24.3	15.2	28.2
+ EIC (252.0) Scan Dec2808.D 			252.0, 253.0 			+ Scan (18.669-18.669 min, 1 scans) Dec2808.D 		

Quantitation Results Report (QT Reviewed)

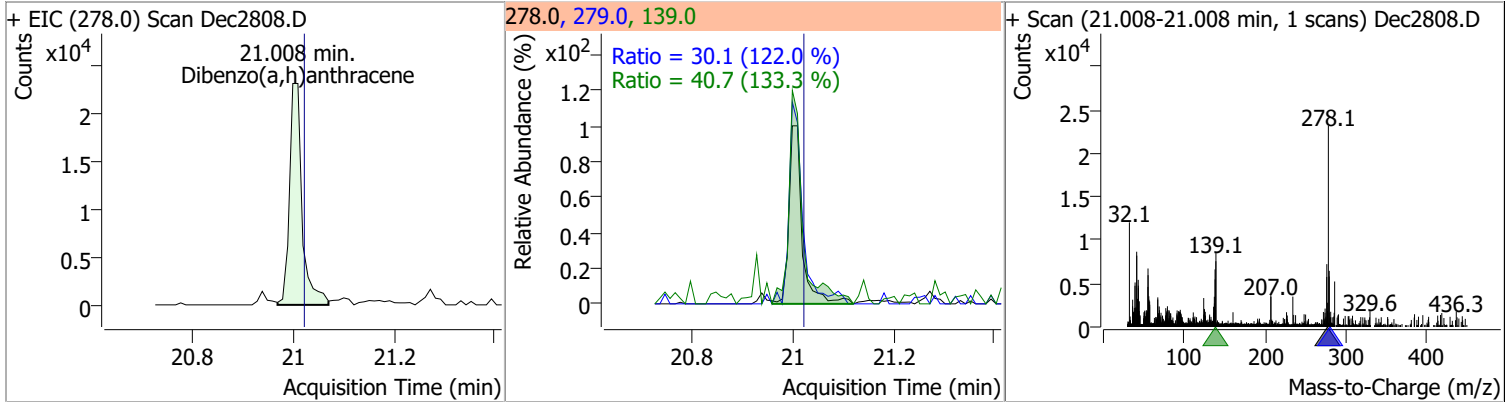
Compound	Conc.	RT	Dev(Min)	Resp.	QIon	QRatio	Lower	Upper
Benzo(a)pyrene	4.1552	19.20	-0.02	46172	253.0	22.6	16.1	29.8



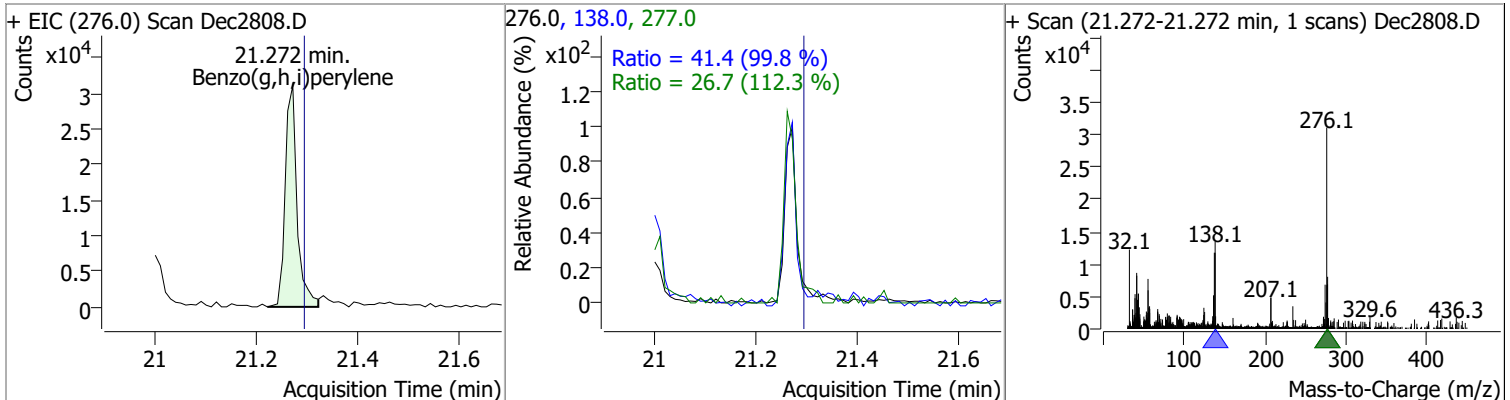
Compound	Conc.	RT	Dev(Min)	Resp.	QIon	QRatio	Lower	Upper
Indeno(1,2,3-c,d)pyrene	4.0651	20.94	-0.02	33442 (m)	138.0	42.3	27.4	50.8



Compound	Conc.	RT	Dev(Min)	Resp.	QIon	QRatio	Lower	Upper
Dibenzo(a,h)anthracene	4.3642	21.01	-0.01	40671	139.0	40.7	21.4	39.7
					279.0	30.1	17.2	32.0

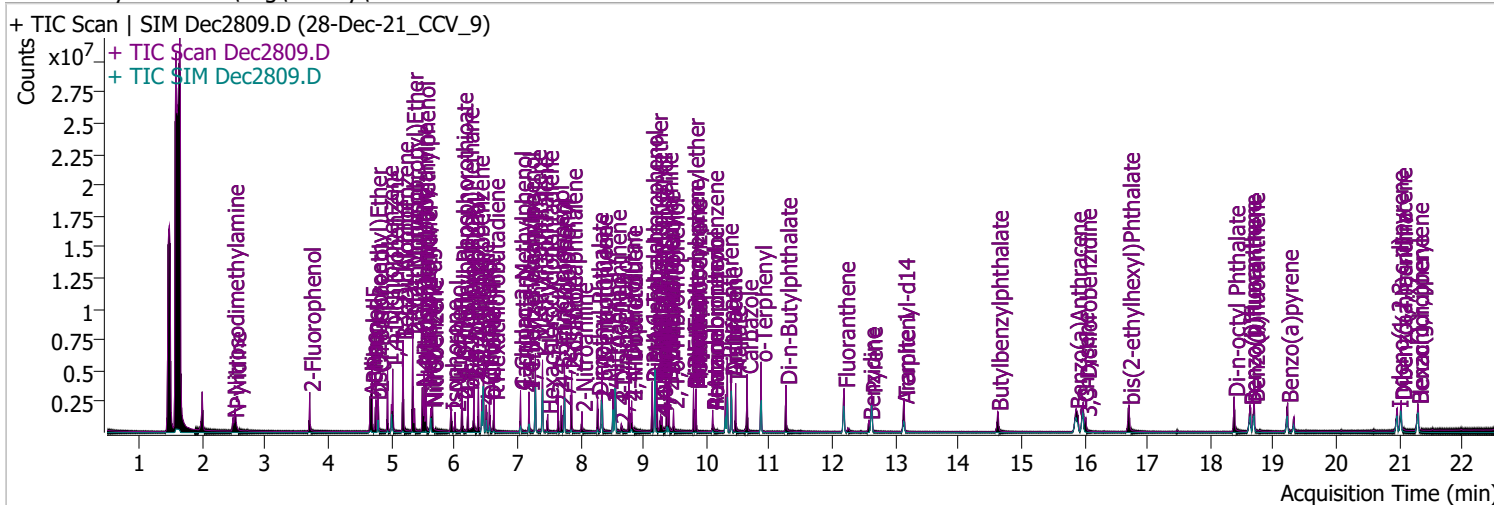


Compound	Conc.	RT	Dev(Min)	Resp.	QIon	QRatio	Lower	Upper
Benzo(g,h,i)perylene	4.2389	21.27	-0.02	50982	138.0	41.4	29.0	53.9
					277.0	26.7	16.7	31.0



Quantitation Results Report (QT Reviewed)

Data File	Dec2809.D	Operator	LIMS import
Acq. Method	BNA+SIM.M	Acq. Date-Time	12/28/2021 6:12:18 PM
Sample Name	28-Dec-21_CCV_9	Instrument	Instrument #1
Vial	9	Multiplier	1.00
DA Method File		Comment	SVOC-8270-W-LARGO
Tune File	dftppdsm.u	Tune Date	11/24/2021 11:15:00 AM
Batch Name	122821 bna 1 CAL.batch.bin	Last Calib Update	12/29/2021 7:25:46 PM
Ref Library	D:\Org\Library\NIST129K.I		



Compound	RT	QIon	Resp.	Conc.	Units	Dev(Min)
----------	----	------	-------	-------	-------	----------

Internal Standards

System Monitoring Compounds

S 2-Fluorophenol	3.704	112.0	751580	89.6098	µg/L	0.000
Spiked Amount: 200.000	Range: 10.0 - 75.0%			Recovery = 44.80%		
S Phenol-d5	4.685	99.0	1009053	83.7043	µg/L	0.000
Spiked Amount: 200.000	Range: 10.0 - 65.0%			Recovery = 41.85%		
S Nitrobenzene-d5	5.624	82.0	412776	69.1242	µg/L	0.000
Spiked Amount: 100.000	Range: 32.0 - 94.0%			Recovery = 69.12%		
S 2-Fluorobiphenyl	7.749	172.0	1498238	73.0209	µg/L	0.000
Spiked Amount: 100.000	Range: 28.0 - 107.0%			Recovery = 73.02%		
S 2,4,6-Tribromophenol	9.479	329.8	91228	89.4200	µg/L	0.000
Spiked Amount: 200.000	Range: 25.0 - 140.0%			Recovery = 44.71%		
S Terphenyl-d14	13.139	244.3	1264052	78.2298	µg/L	0.000
Spiked Amount: 100.000	Range: 32.0 - 122.0%			Recovery = 78.23%		

Target Compounds

Compound	RT	QIon	Resp.	Conc.	Units	QValue
T N-Nitrosodimethylamine	2.489	74.0	339107	90.1982	µg/L	100
T Pyridine	2.520	79.0	750095	79.8261	µg/L	99
T Aniline	4.664	93.0	810240	45.3533	µg/L	m 94
T Phenol	4.695	94.0	1097466	82.1541	µg/L	m 84
T bis(-2-Chloroethyl)Ether	4.756	63.0	835485	75.3748	µg/L	100
T 2-Chlorophenol	4.787	128.0	835205	86.2431	µg/L	99
T 1,3-Dichlorobenzene	4.940	146.0	1034928	80.6603	µg/L	m 100
T 1,4-Dichlorobenzene	5.022	146.0	987430	78.0348	µg/L	m 99
T 1,2-Dichlorobenzene	5.185	146.0	1008894	76.1226	µg/L	m 98
T Benzyl Alcohol	5.185	108.0	499754	80.0689	µg/L	99
T bis(2-chloroisopropyl)Ether	5.339	121.0	259287	64.4045	µg/L	100
T 2-Methylphenol	5.339	107.0	749528	76.9700	µg/L	98
T N-nitroso-Di-n-propylamine	5.492	70.0	565171	77.3557	µg/L	99
T 4Methylphenol/3Methylphenol	5.522	107.0	1009108	78.0235	µg/L	m 99
T Hexachloroethane	5.553	117.0	268496	78.0667	µg/L	96

Quantitation Results Report (QT Reviewed)

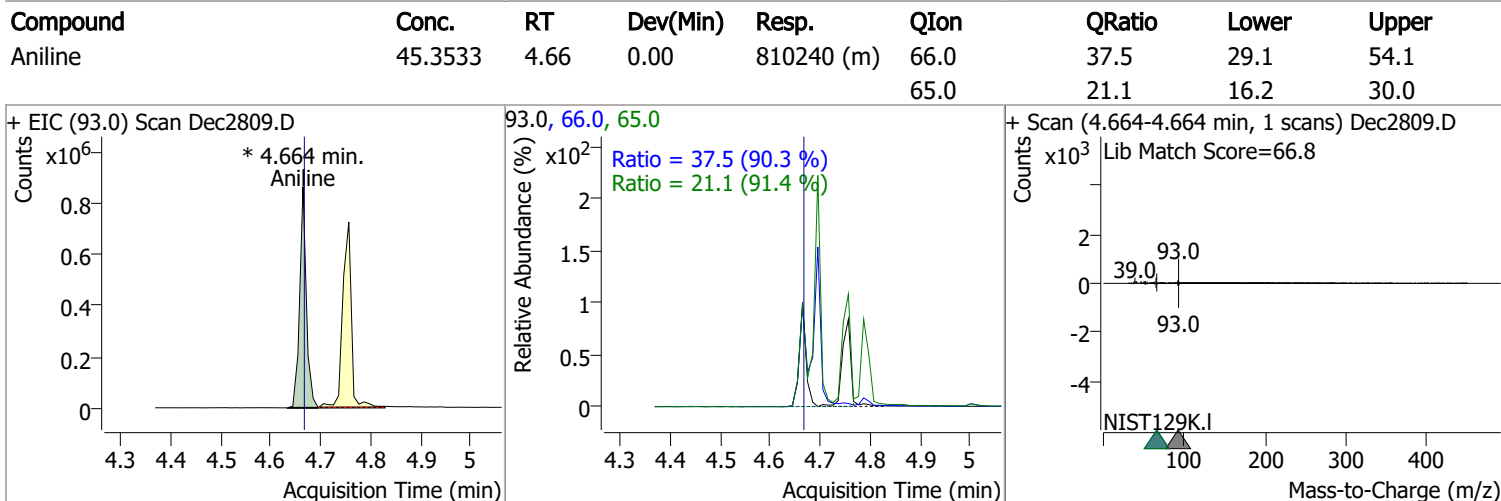
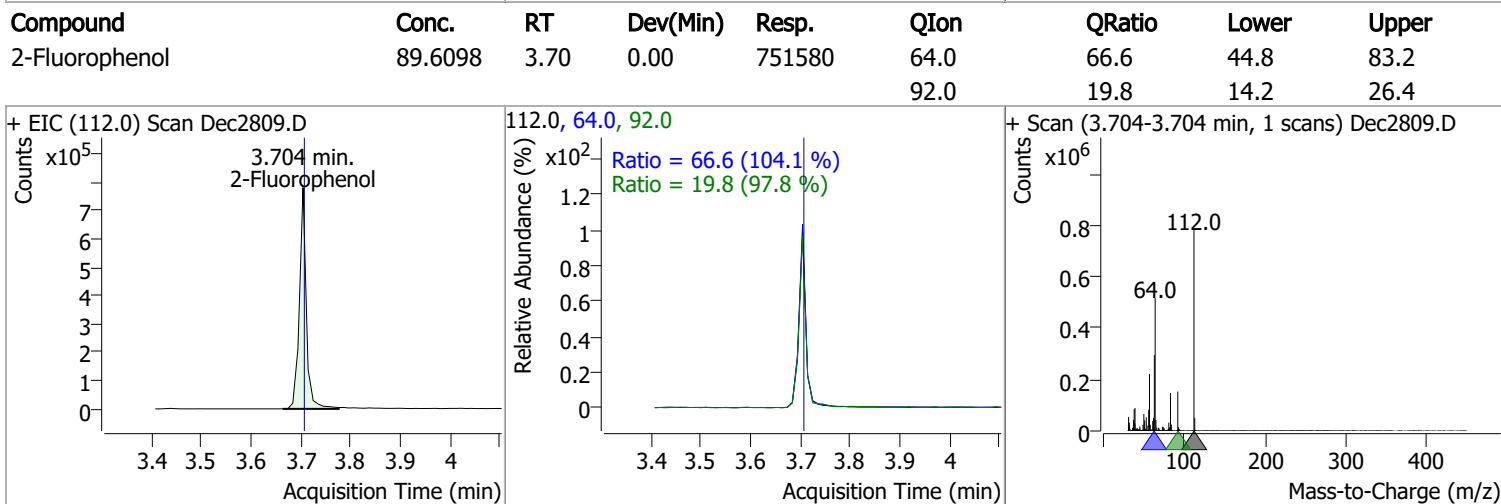
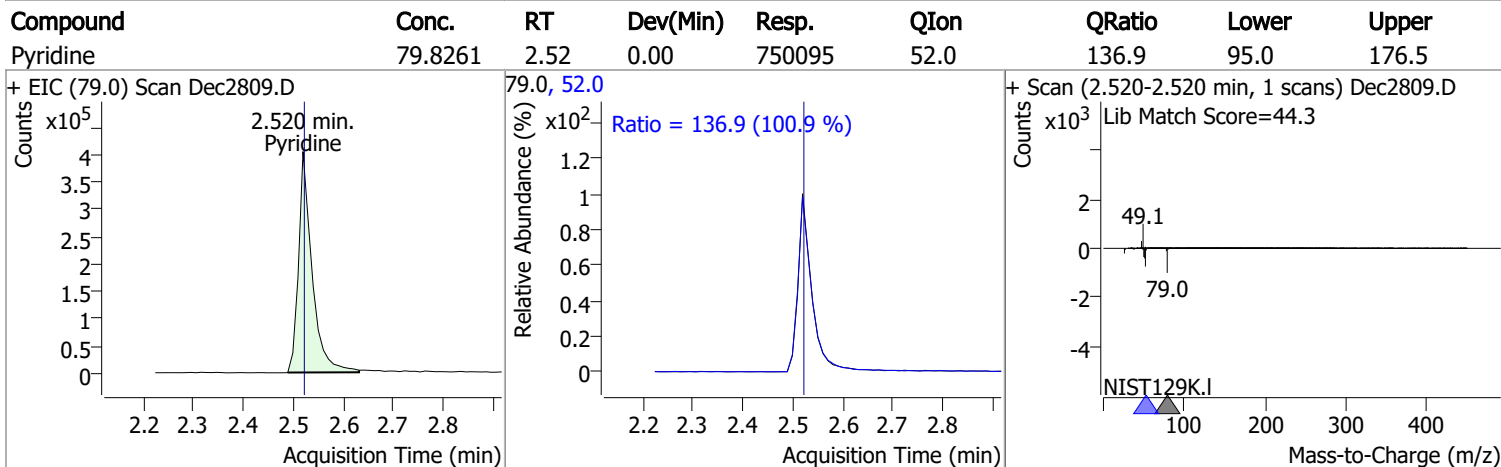
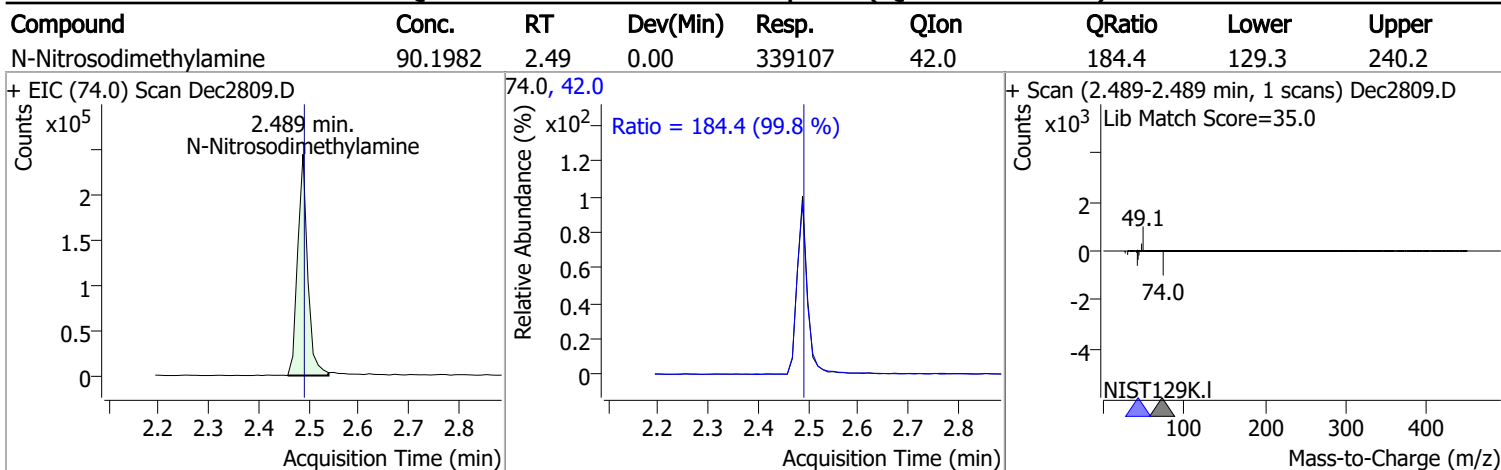
Compound	RT	QIon	Resp.	Conc.	Units	Dev(Min)	
T Nitrobenzene	5.655	123.1	237524	77.4047	µg/L	94	
T Isophorone	5.951	82.0	1036223	73.7628	µg/L	100	
T 2-Nitrophenol	6.013	139.0	197298	82.9132	µg/L	94	
T 2,4-Dimethylphenol	6.126	122.0	618506	76.4449	µg/L	97	
T bis(-2-Chloroethoxy)Methane	6.218	93.0	826059	78.4775	µg/L	97	
T Benzoic Acid	6.311	105.0	333579	77.5355	µg/L	98	
T 2,4-Dichlorophenol	6.311	162.0	509756	80.6832	µg/L	92	
T 1,2,4-Trichlorobenzene	6.383	180.0	660717	78.4201	µg/L	98	
T Naphthalene	6.465	128.0	2261482	81.5704	µg/L	99	
T 4-Chlorophenol	6.506	130.0	200133	85.6246	µg/L	m	96
T p-Chloroaniline	6.557	127.0	713003	70.4046	µg/L		95
T Hexachlorobutadiene	6.629	224.9	345289	79.8962	µg/L		96
T 4-Chloro-2-Methylphenol	7.050	107.0	503568	77.8317	µg/L	m	99
T 4-Chloro-3-Methylphenol	7.184	107.0	531201	82.6183	µg/L	m	99
T 2-Methylnaphthalene	7.287	141.0	1287207	81.6291	µg/L		96
T 1-Methylnaphthalene	7.399	141.0	1209904	76.8591	µg/L	m	99
T Hexachlorocyclopentadiene	7.482	236.9	167464	76.7555	µg/L		97
T 2,4,6-Trichlorophenol	7.646	196.0	324710	86.3208	µg/L		98
T 2,4,5-Trichlorophenol	7.697	196.0	354943	82.5489	µg/L		100
T 2-Chloronaphthalene	7.862	162.0	1360805	81.8878	µg/L		99
T 2-Nitroaniline	8.026	65.0	227370	85.8899	µg/L		95
T Dimethyl Phthalate	8.272	163.0	1315239	86.6656	µg/L		99
T 2,6-Dinitrotoluene	8.333	165.0	147862	85.6996	µg/L		100
T Acenaphthylene	8.343	152.1	2008469	77.5866	µg/L		99
T 3-Nitroaniline	8.528	138.0	155794	76.9214	µg/L		95
T Acenaphthene	8.558	154.0	1288898	86.4976	µg/L		99
T 2,4-Dinitrophenol	8.650	184.0	75967	82.3084	µg/L		93
T Dibenzofuran	8.773	168.0	1986047	82.7020	µg/L		98
T 4-Nitrophenol	8.814	109.0	222710	89.0146	µg/L		99
T 2,4-Dinitrotoluene	8.814	165.0	193566	85.7807	µg/L		95
T Diethylphthalate	9.141	149.0	1491733	91.5297	µg/L		99
T Fluorene	9.182	166.0	1453127	75.6214	µg/L		96
T 4-Chlorophenyl-phenylether	9.213	204.0	626269	78.1221	µg/L		99
T 4-Nitroaniline	9.274	138.0	179038	85.9408	µg/L		97
T 4,6-Dinitro-2-methylphenol	9.295	198.0	96551	80.8910	µg/L		99
T N-nitrosodiphenylamine	9.377	169.0	1077388	91.6099	µg/L		98
T Azobenzene	9.407	77.0	1355208	84.8010	µg/L		98
T 4-Bromophenyl-phenylether	9.796	248.0	330785	76.4415	µg/L		98
T Hexachlorobenzene	9.837	283.9	315362	77.9527	µg/L		99
T Pentachlorophenol	10.100	265.9	144134	88.7247	µg/L		96
T Phenanthrene	10.333	178.0	2061064	82.1765	µg/L	m	98
T Anthracene	10.394	178.0	1951879	79.9937	µg/L	m	99
T Triallate	10.465	86.0	443593	87.0192	µg/L		99
T Carbazole	10.647	167.0	1968441	80.1656	µg/L		99
T o-Terphenyl	10.870	230.0	1010462	82.3675	µg/L		98
T Di-n-Butylphthalate	11.265	149.0	1988685	89.4905	µg/L		100
T Fluoranthene	12.187	202.0	2009342	80.1432	µg/L		98
T Benzidine	12.582	184.0	579384	66.8679	µg/L		98
T Pyrene	12.622	202.0	2173505	80.4674	µg/L		98
T Butylbenzylphthalate	14.623	149.0	583201	87.0502	µg/L		99
T Benzo(a)Anthracene	15.870	228.0	1580181	86.2932	µg/L		99
T Chrysene	15.982	228.0	1696332	81.1009	µg/L		99
T 3,3-Dichlorobenzidine	16.023	252.0	409690	74.8033	µg/L		99
T bis(2-ethylhexyl)Phthalate	16.708	167.0	197695	88.0812	µg/L		95
T Di-n-octyl Phthalate	18.376	149.0	1409700	83.9922	µg/L		100

Quantitation Results Report (QT Reviewed)

Compound	RT	QIon	Resp.	Conc.	Units	Dev(Min)
T Benzo(b)fluoranthene	18.629	252.0	1493136	82.4568	µg/L	100
T Benzo(k)fluoranthene	18.690	252.0	1527054	77.7564	µg/L	100
T Benzo(a)pyrene	19.226	252.0	1329307	78.9769	µg/L	98
T Indeno(1,2,3-c,d)pyrene	20.968	276.0	1034213	79.9996	µg/L	100
T Dibenzo(a,h)anthracene	21.029	278.0	1189036	82.3326	µg/L	99
T Benzo(g,h,i)perylene	21.292	276.0	1311371	81.8033	µg/L	99

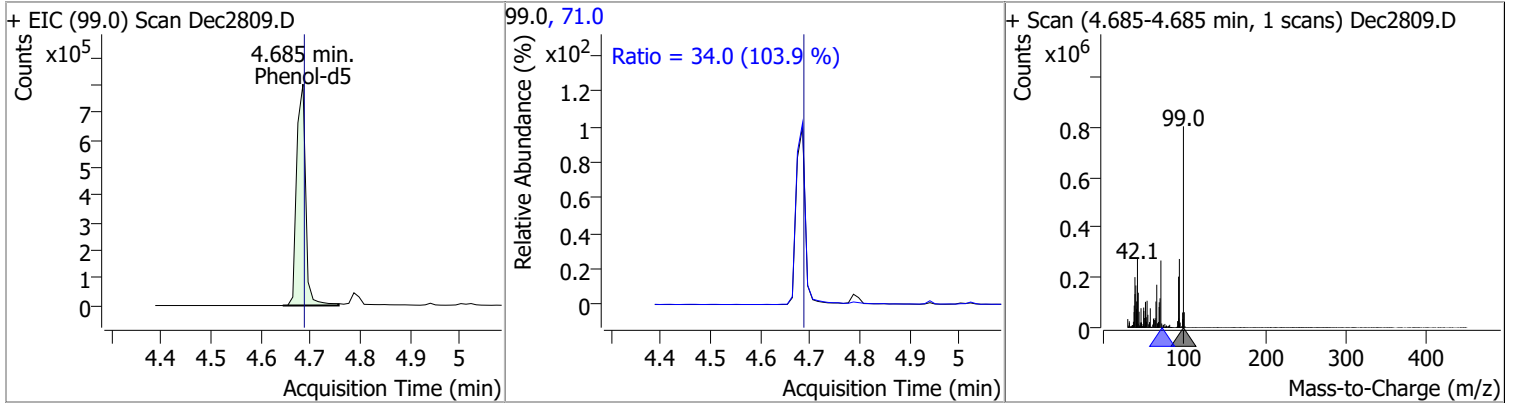
(#) = Qualifier Out of Range; (m) = Manual Integration; (+) = Area Summed; (*) = Surrogate Percent Recovery Out of Range; (d): Zeroed Peak

Quantitation Results Report (QT Reviewed)

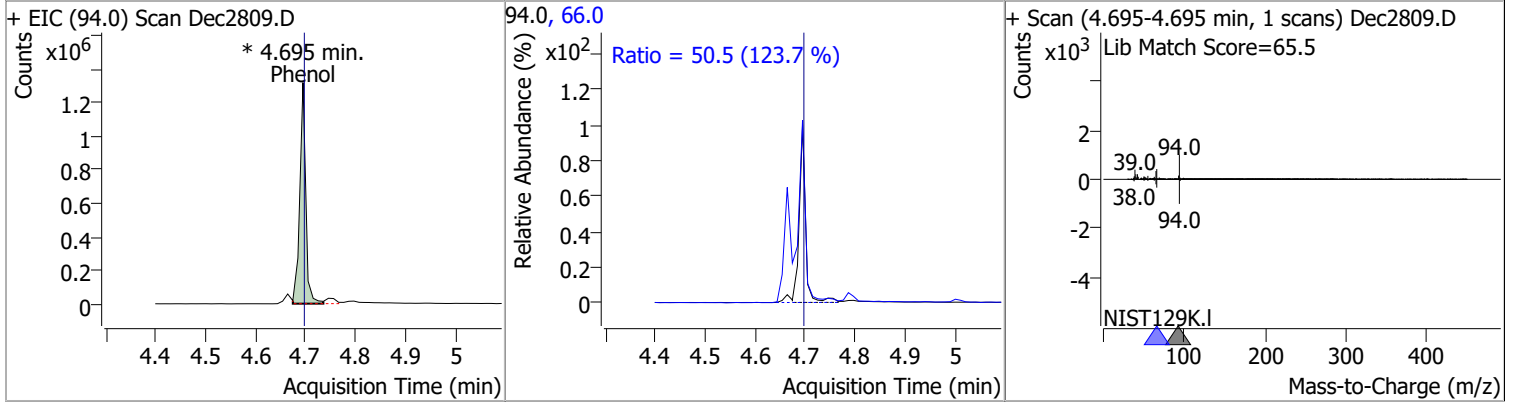


Quantitation Results Report (QT Reviewed)

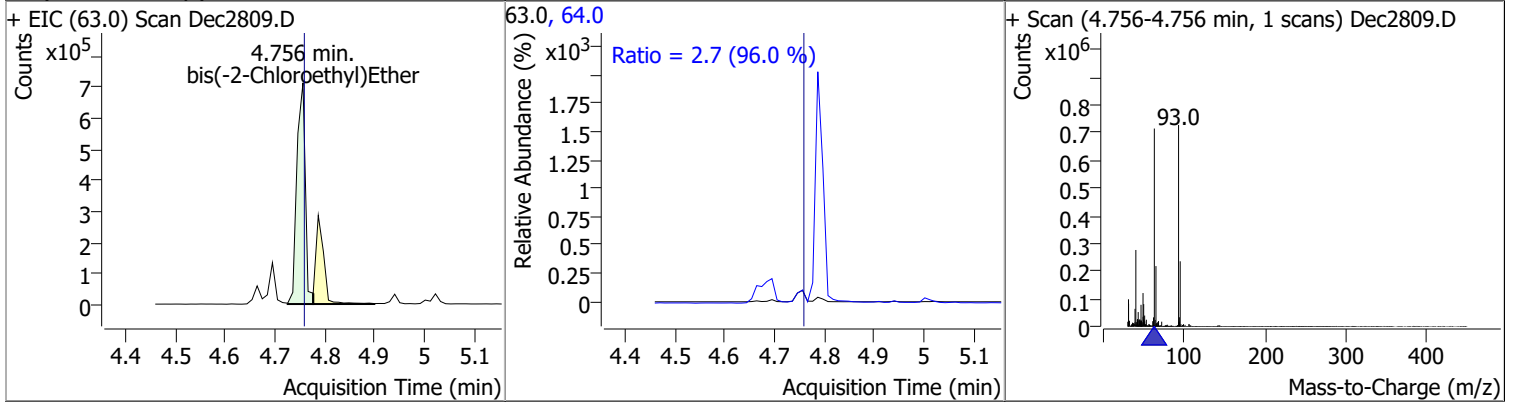
Compound	Conc.	RT	Dev(Min)	Resp.	QIon	QRatio	Lower	Upper
Phenol-d5	83.7043	4.68	0.00	1009053	71.0	34.0	22.9	42.5



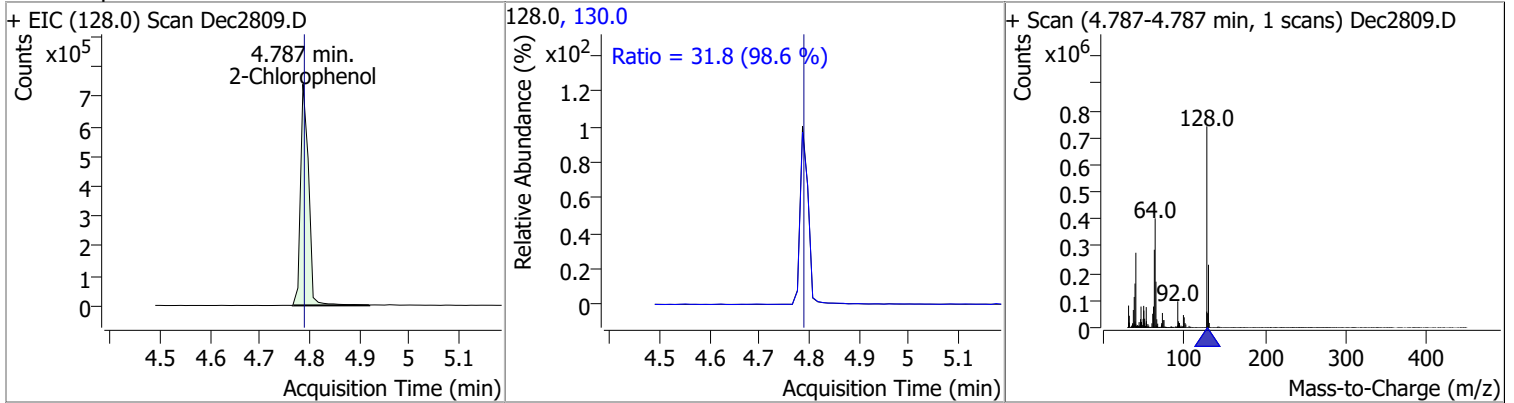
Compound	Conc.	RT	Dev(Min)	Resp.	QIon	QRatio	Lower	Upper
Phenol	82.1541	4.70	0.00	1097466 (m)	66.0	50.5	28.6	53.1



Compound	Conc.	RT	Dev(Min)	Resp.	QIon	QRatio	Lower	Upper
bis(-2-Chloroethyl)Ether	75.3748	4.76	0.00	835485	64.0	2.7	1.9	3.6

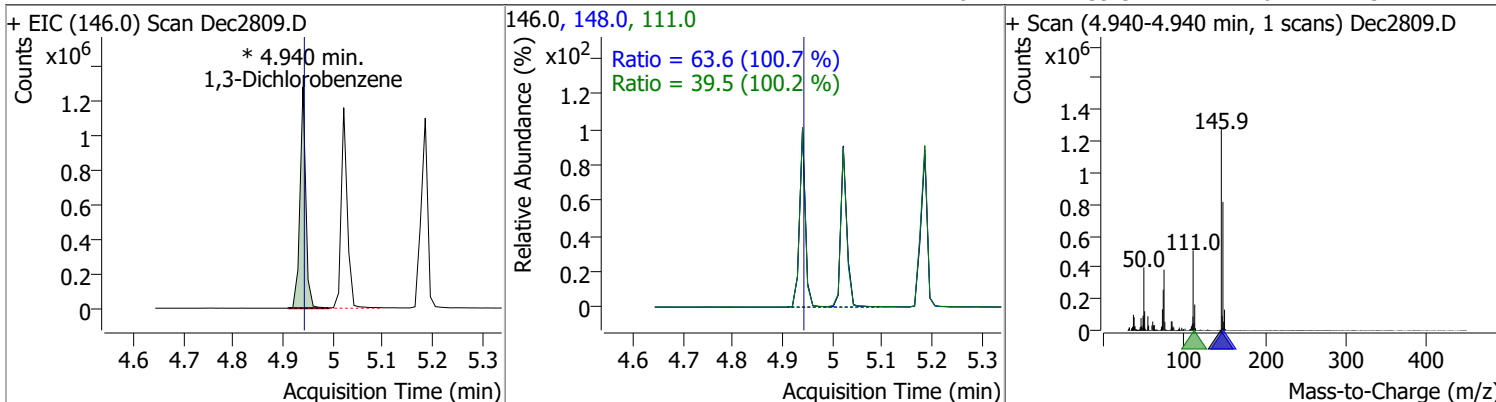


Compound	Conc.	RT	Dev(Min)	Resp.	QIon	QRatio	Lower	Upper
2-Chlorophenol	86.2431	4.79	0.00	835205	130.0	31.8	22.6	42.0

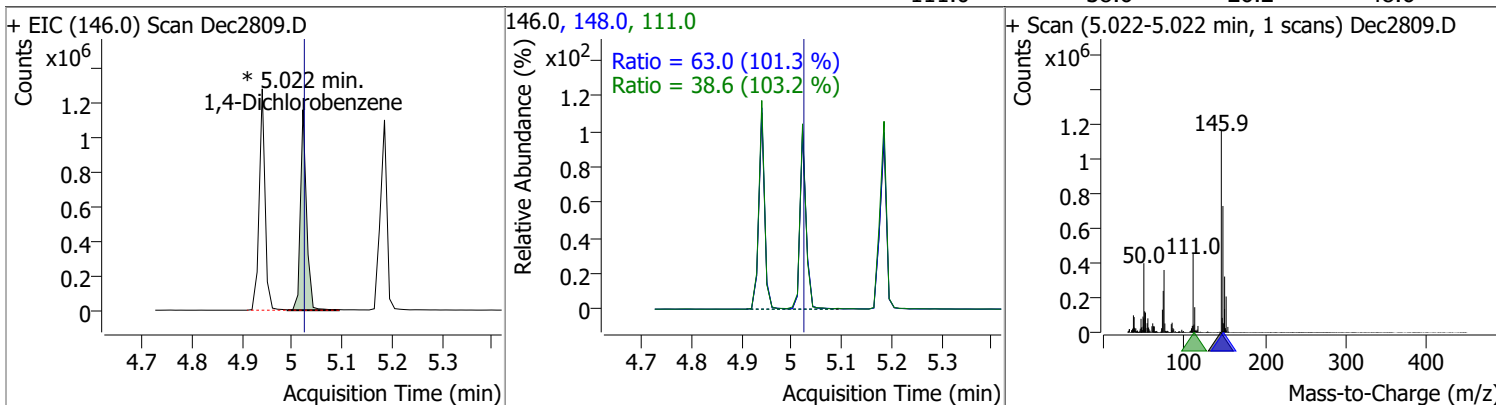


Quantitation Results Report (QT Reviewed)

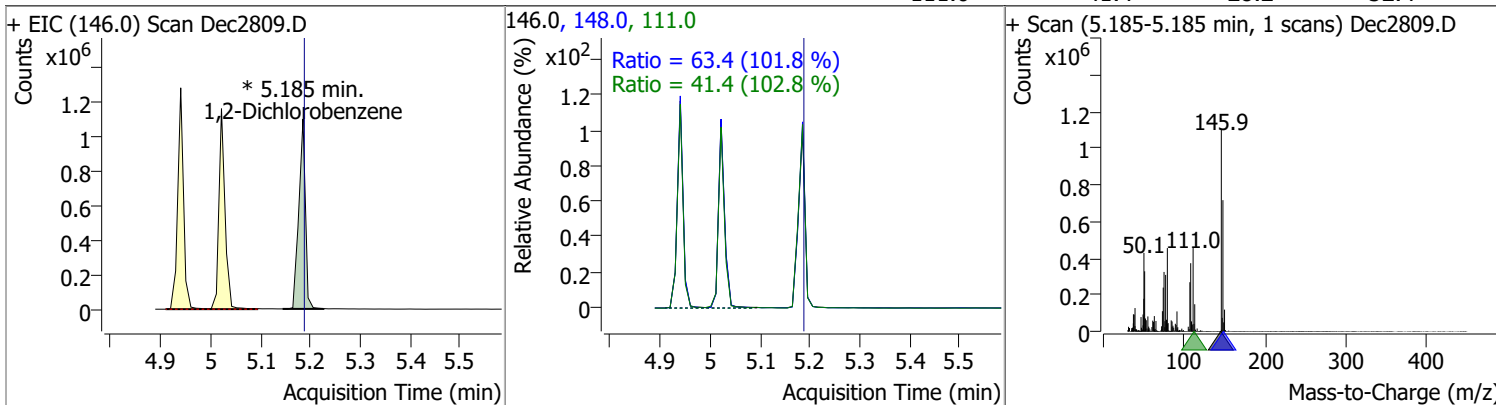
Compound	Conc.	RT	Dev(Min)	Resp.	QIon	QRatio	Lower	Upper
1,3-Dichlorobenzene	80.6603	4.94	0.00	1034928 (m)	148.0	63.6	44.2	82.2
					111.0	39.5	27.6	51.2



Compound	Conc.	RT	Dev(Min)	Resp.	QIon	QRatio	Lower	Upper
1,4-Dichlorobenzene	78.0348	5.02	0.00	987430 (m)	148.0	63.0	43.6	80.9
					111.0	38.6	26.2	48.6

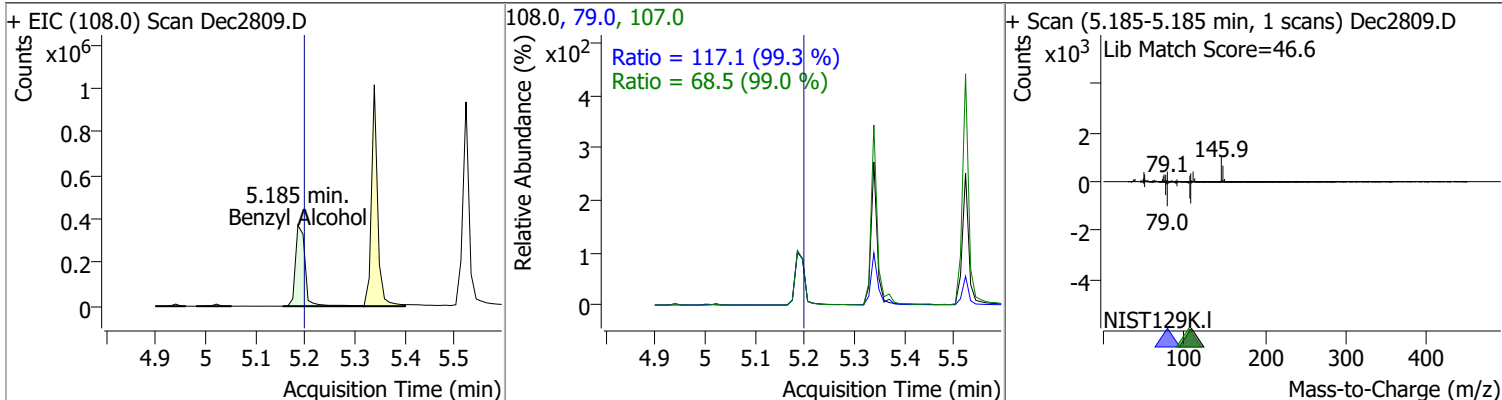


Compound	Conc.	RT	Dev(Min)	Resp.	QIon	QRatio	Lower	Upper
1,2-Dichlorobenzene	76.1226	5.19	0.00	1008894 (m)	148.0	63.4	43.6	80.9
					111.0	41.4	28.2	52.4

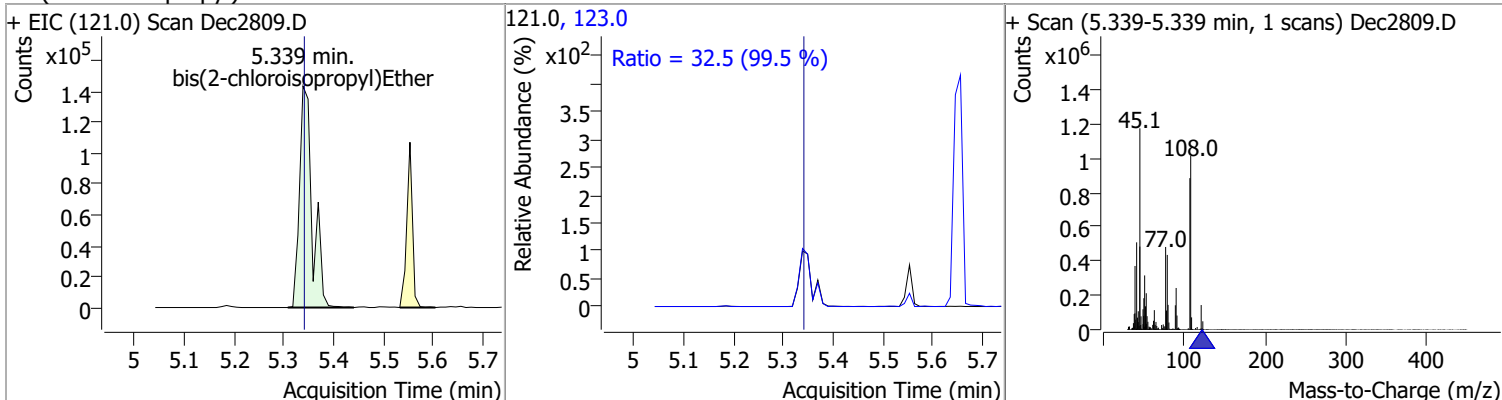


Quantitation Results Report (QT Reviewed)

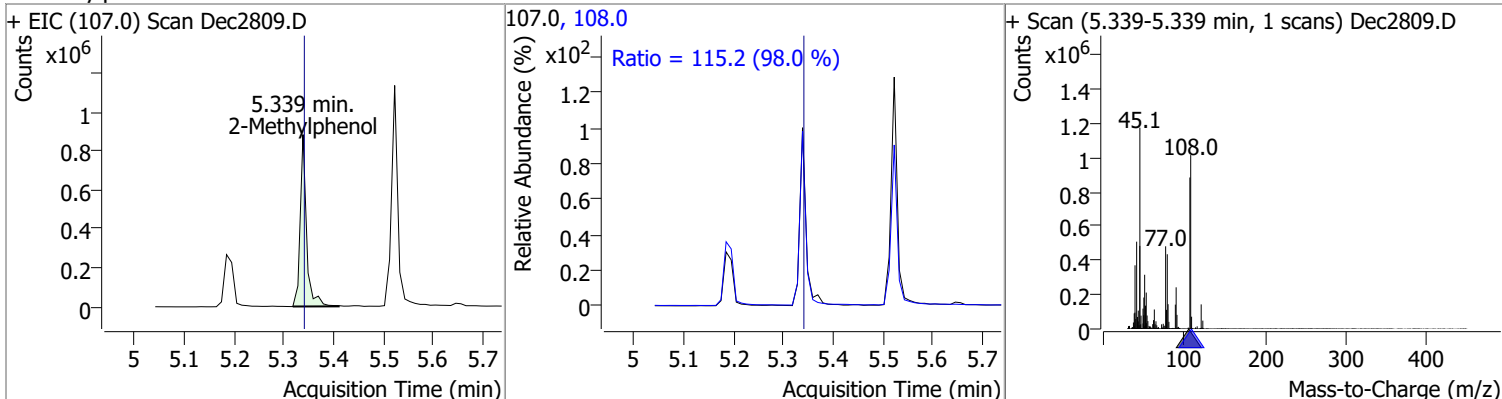
Compound	Conc.	RT	Dev(Min)	Resp.	QIon	QRatio	Lower	Upper
Benzyl Alcohol	80.0689	5.19	-0.01	499754	79.0	117.1	82.5	153.3
					107.0	68.5	48.4	89.9



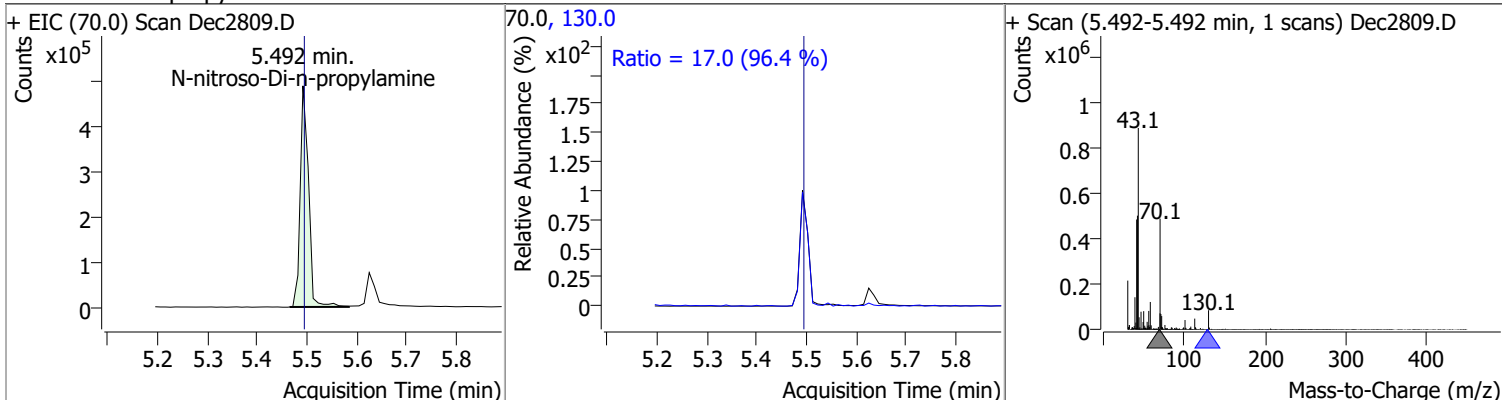
Compound	Conc.	RT	Dev(Min)	Resp.	QIon	QRatio	Lower	Upper
bis(2-chloroisopropyl)Ether	64.4045	5.34	0.00	259287	123.0	32.5	22.9	42.5



Compound	Conc.	RT	Dev(Min)	Resp.	QIon	QRatio	Lower	Upper
2-Methylphenol	76.9700	5.34	0.00	749528	108.0	115.2	82.3	152.8

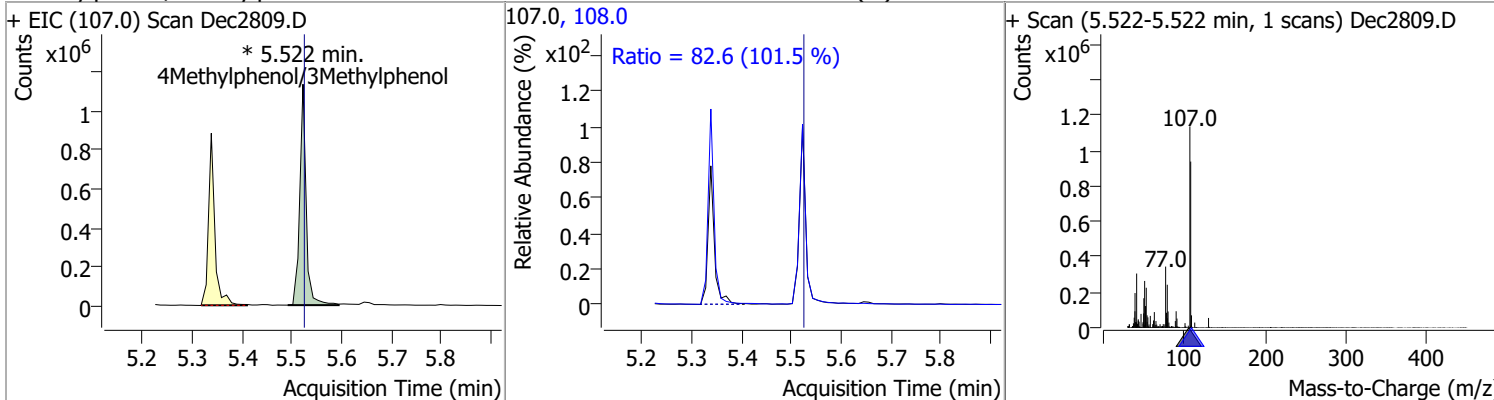


Compound	Conc.	RT	Dev(Min)	Resp.	QIon	QRatio	Lower	Upper
N-nitroso-Di-n-propylamine	77.3557	5.49	0.00	565171	130.0	17.0	0.0	35.2

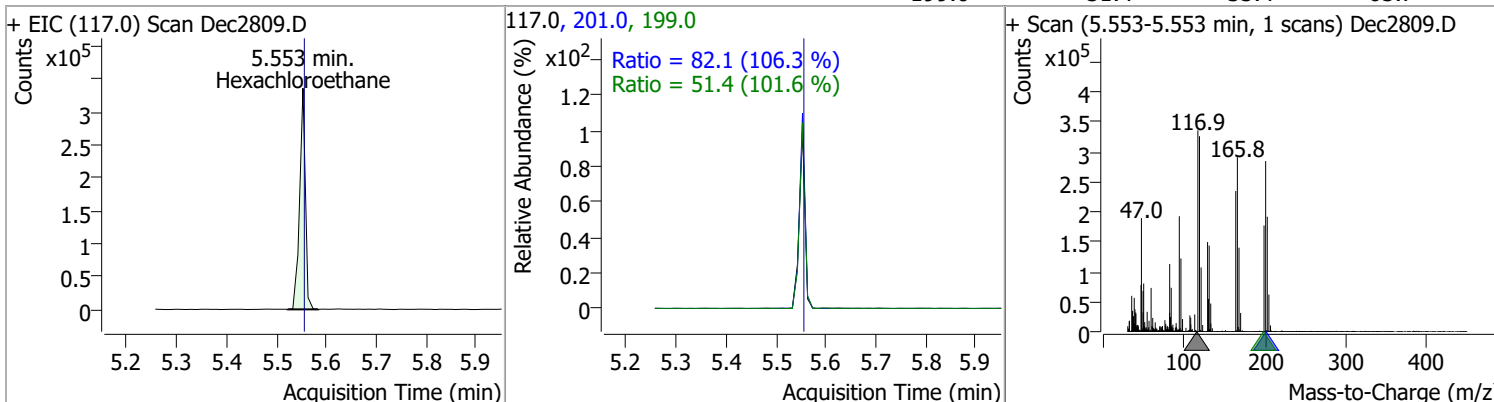


Quantitation Results Report (QT Reviewed)

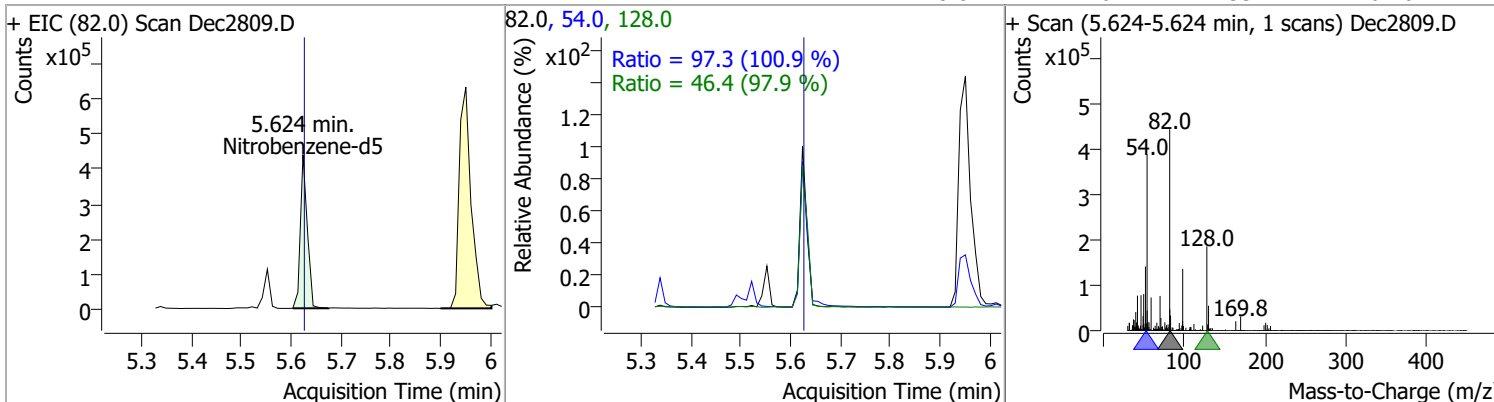
Compound	Conc.	RT	Dev(Min)	Resp.	QIon	QRatio	Lower	Upper
4Methylphenol/3Methylphenol	78.0235	5.52	0.00	1009108 (m)	108.0	82.6	57.0	105.8



Compound	Conc.	RT	Dev(Min)	Resp.	QIon	QRatio	Lower	Upper
Hexachloroethane	78.0667	5.55	0.00	268496	201.0 199.0	82.1 51.4	54.1 35.4	100.4 65.7

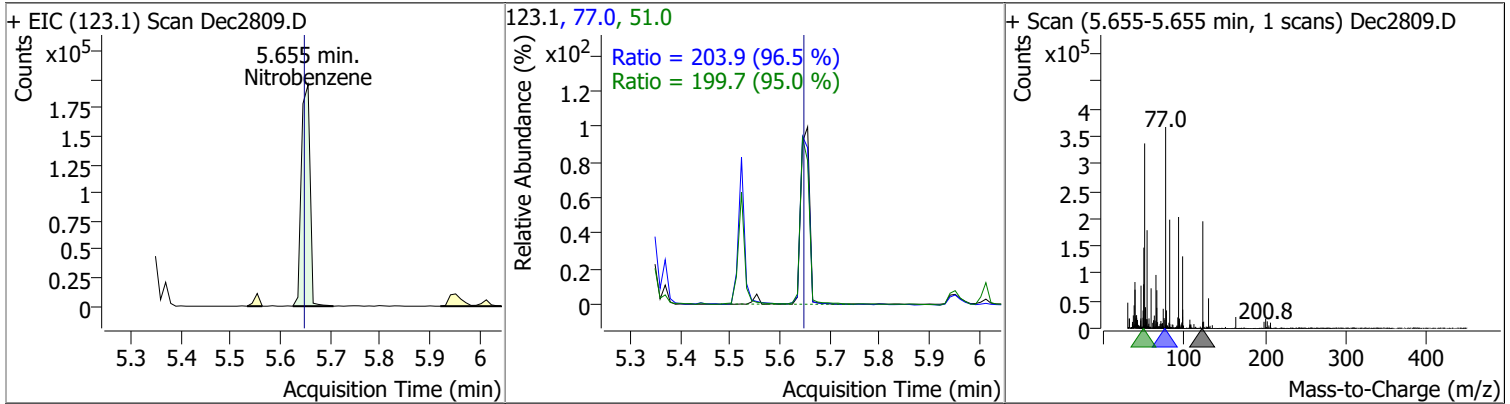


Compound	Conc.	RT	Dev(Min)	Resp.	QIon	QRatio	Lower	Upper
Nitrobenzene-d5	69.1242	5.62	0.00	412776	54.0 128.0	97.3 46.4	67.5 33.2	125.4 61.6

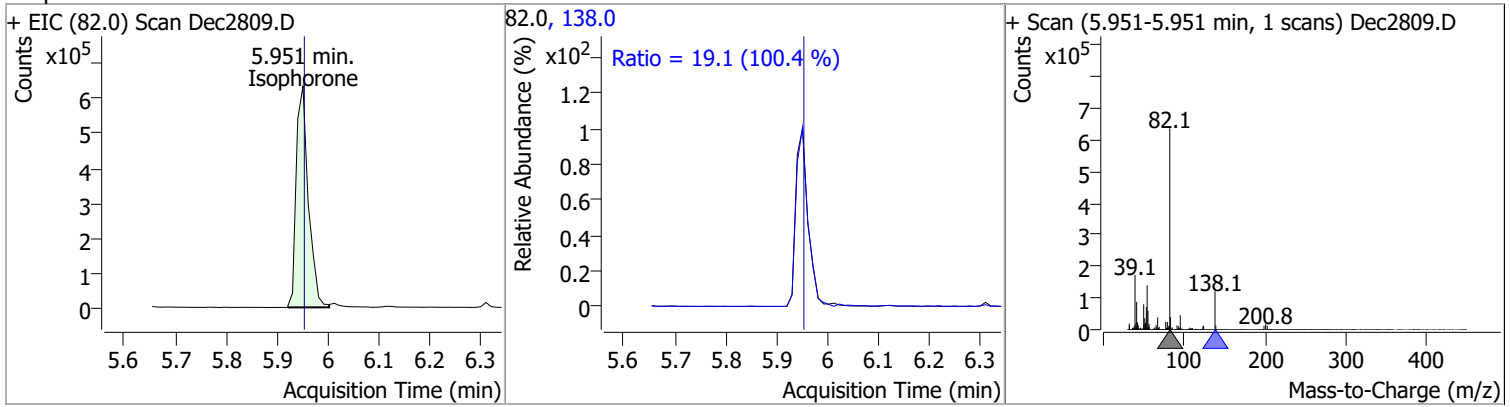


Quantitation Results Report (QT Reviewed)

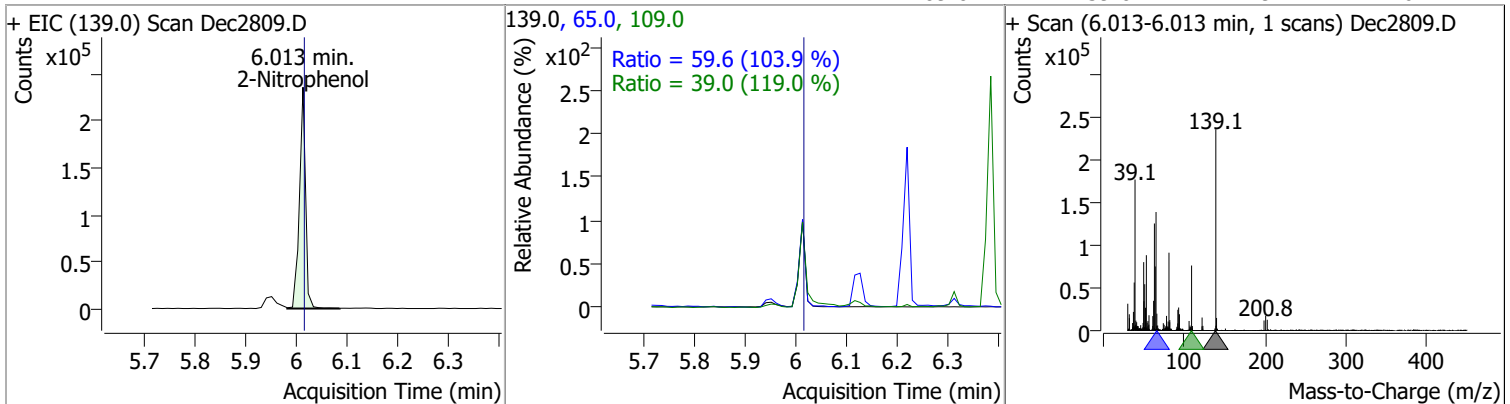
Compound	Conc.	RT	Dev(Min)	Resp.	QIon	QRatio	Lower	Upper
Nitrobenzene	77.4047	5.66	0.01	237524	77.0	203.9	148.0	274.8
					51.0	199.7	147.2	273.4



Compound	Conc.	RT	Dev(Min)	Resp.	QIon	QRatio	Lower	Upper
Isophorone	73.7628	5.95	0.00	1036223	138.0	19.1	13.3	24.8

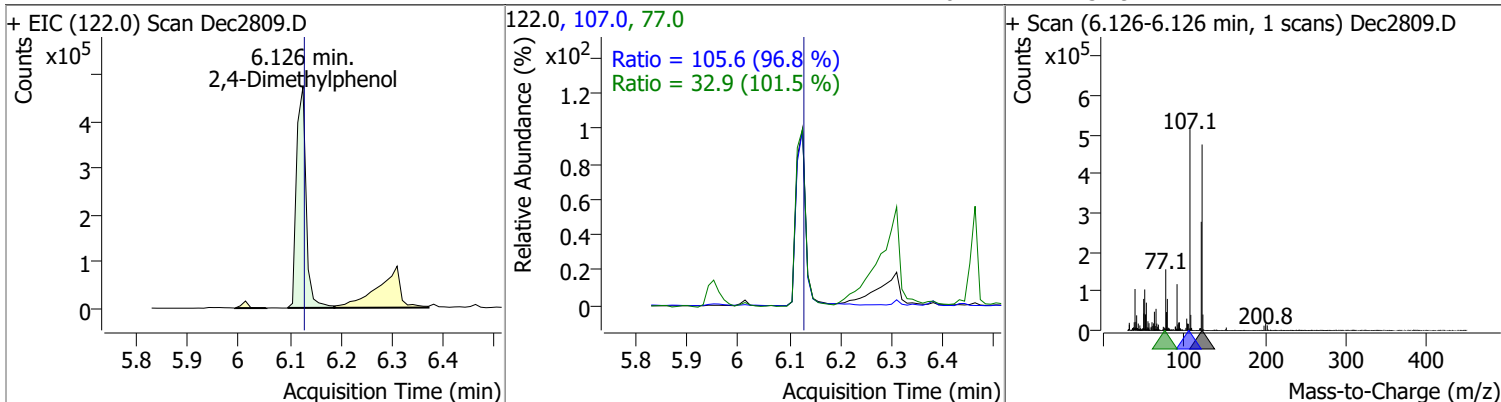


Compound	Conc.	RT	Dev(Min)	Resp.	QIon	QRatio	Lower	Upper
2-Nitrophenol	82.9132	6.01	0.00	197298	65.0	59.6	40.2	74.6
					109.0	39.0	22.9	42.6

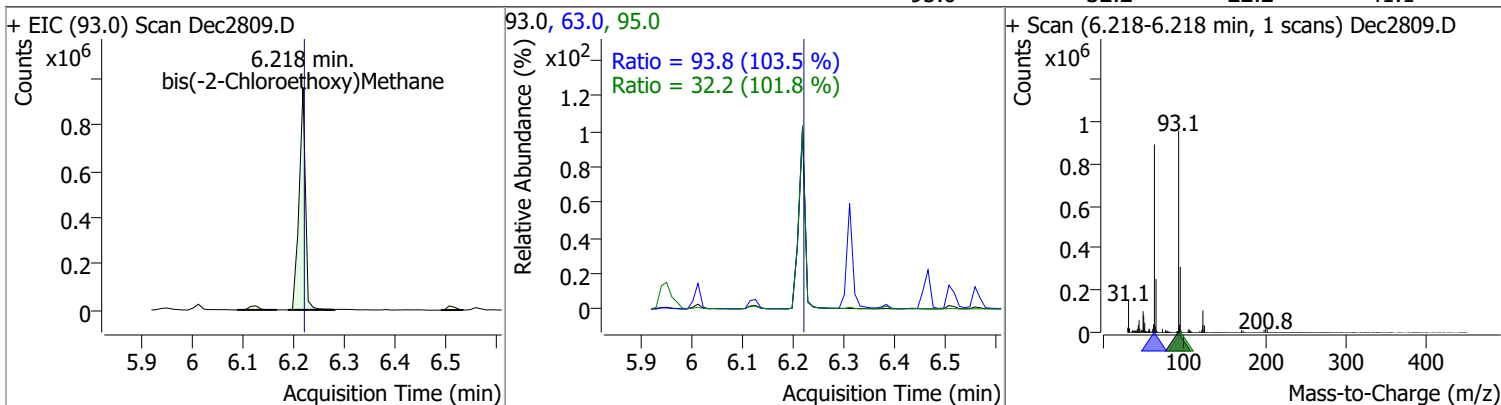


Quantitation Results Report (QT Reviewed)

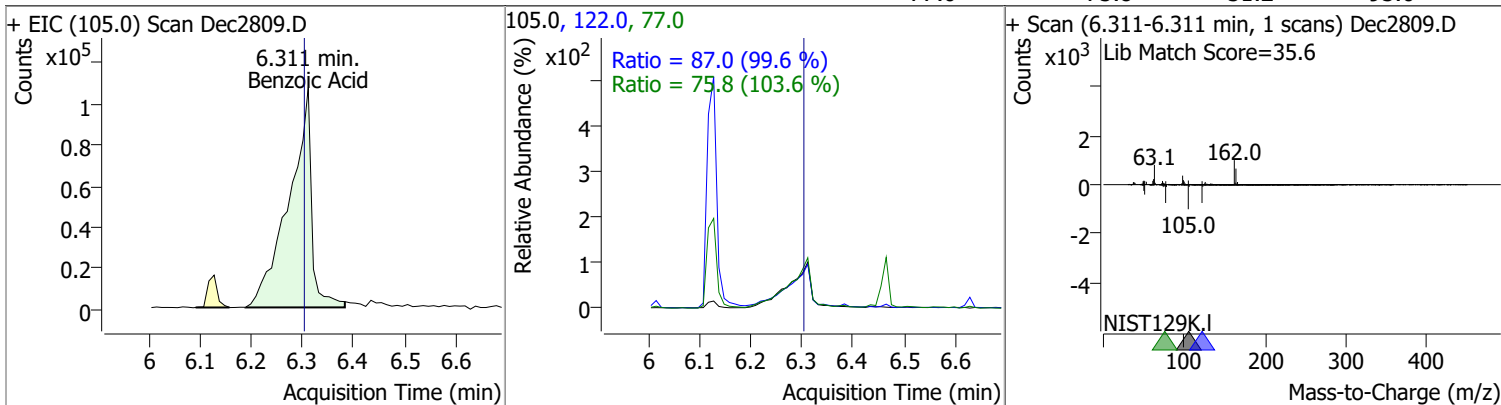
Compound	Conc.	RT	Dev(Min)	Resp.	QIon	QRatio	Lower	Upper
2,4-Dimethylphenol	76.4449	6.13	0.00	618506	107.0	105.6	76.4	141.8
					77.0	32.9	22.7	42.1



Compound	Conc.	RT	Dev(Min)	Resp.	QIon	QRatio	Lower	Upper
bis(-2-Chloroethoxy)Methane	78.4775	6.22	0.00	826059	63.0	93.8	63.5	117.9
					95.0	32.2	22.2	41.1

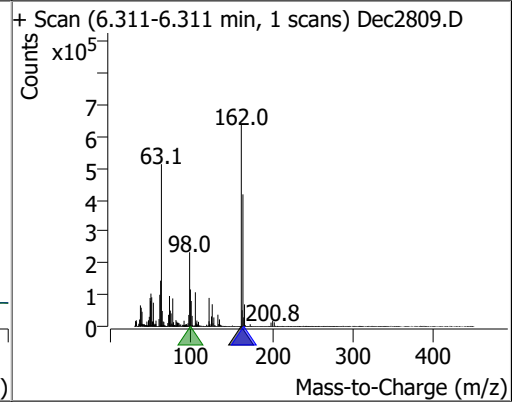
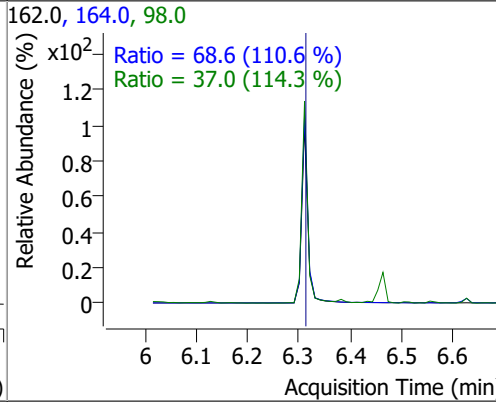
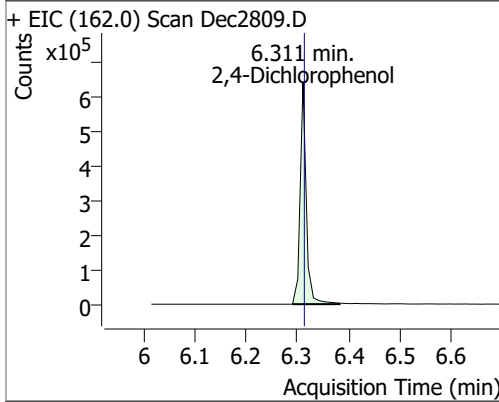


Compound	Conc.	RT	Dev(Min)	Resp.	QIon	QRatio	Lower	Upper
Benzoic Acid	77.5355	6.31	0.01	333579	122.0	87.0	61.1	113.6
					77.0	75.8	51.2	95.0

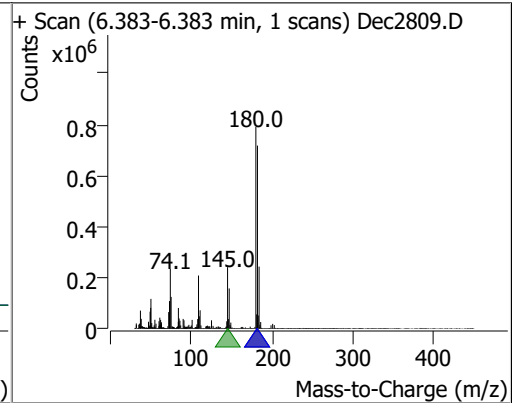
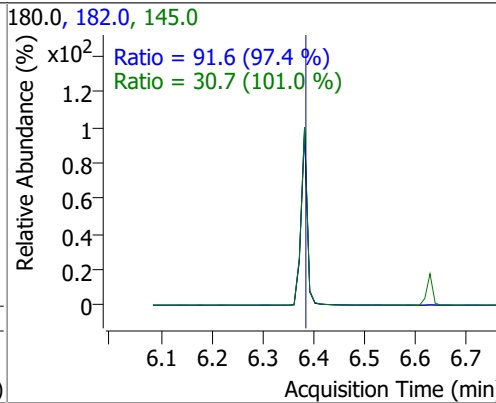
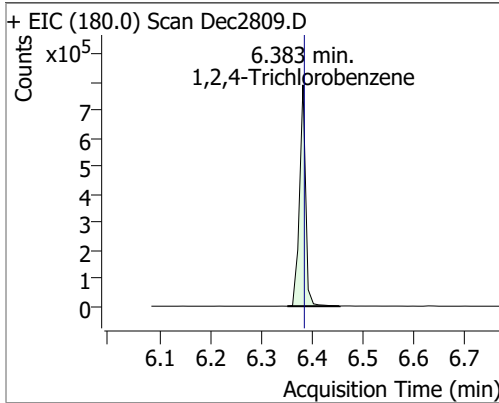


Quantitation Results Report (QT Reviewed)

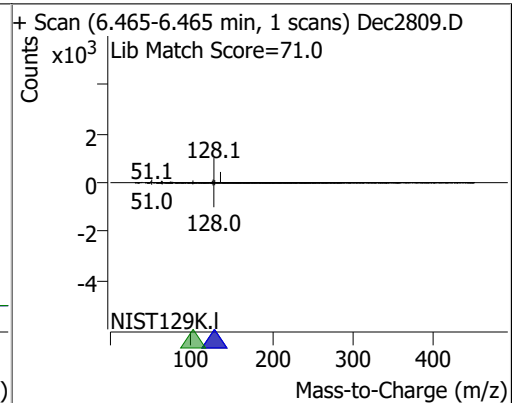
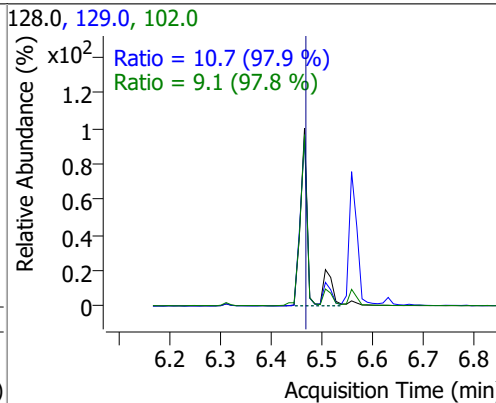
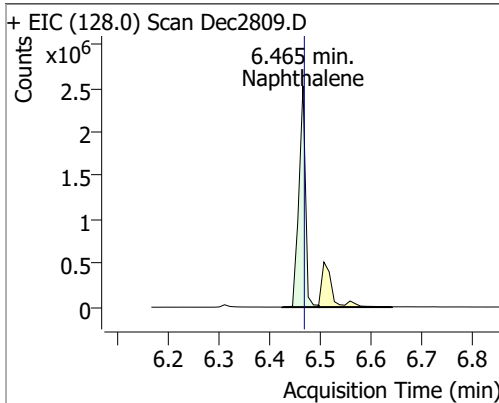
Compound	Conc.	RT	Dev(Min)	Resp.	QIon	QRatio	Lower	Upper
2,4-Dichlorophenol	80.6832	6.31	0.00	509756	164.0	68.6	43.4	80.5
					98.0	37.0	22.7	42.1



Compound	Conc.	RT	Dev(Min)	Resp.	QIon	QRatio	Lower	Upper
1,2,4-Trichlorobenzene	78.4201	6.38	0.00	660717	182.0	91.6	65.8	122.3
					145.0	30.7	21.3	39.6

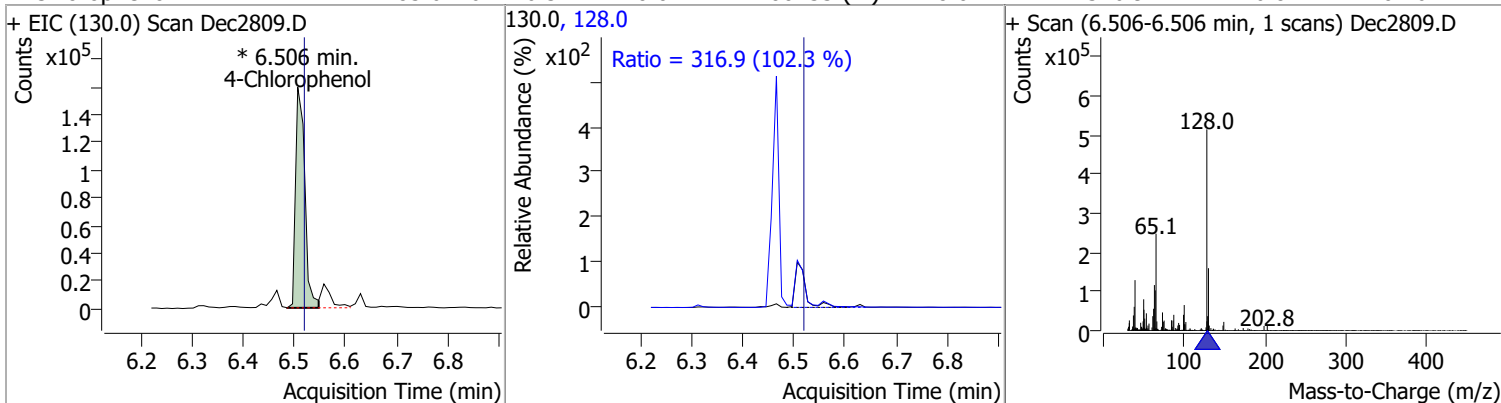


Compound	Conc.	RT	Dev(Min)	Resp.	QIon	QRatio	Lower	Upper
Naphthalene	81.5704	6.46	0.00	2261482	129.0	10.7	7.7	14.2
					102.0	9.1	6.5	12.1

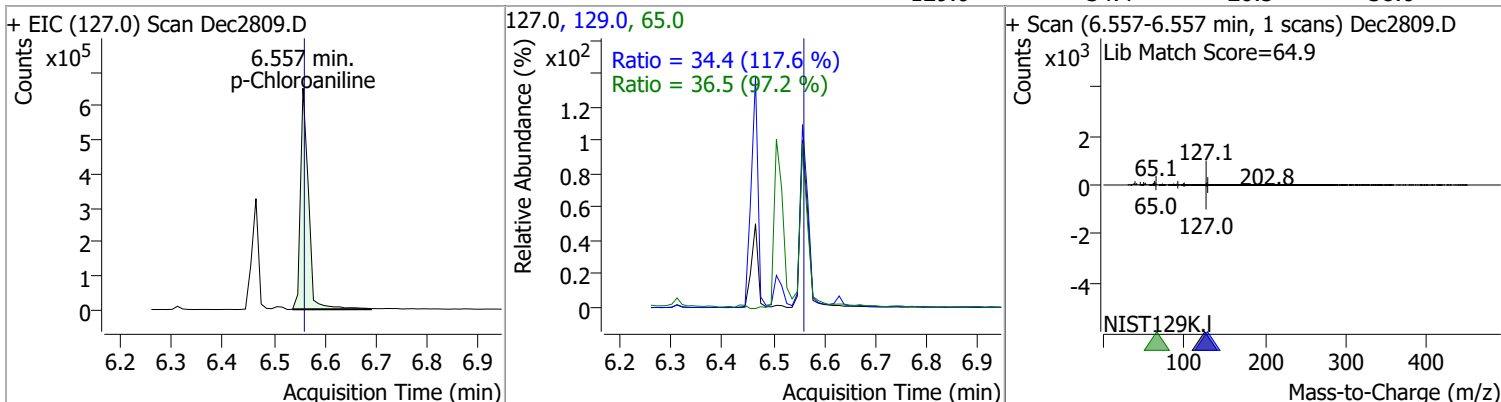


Quantitation Results Report (QT Reviewed)

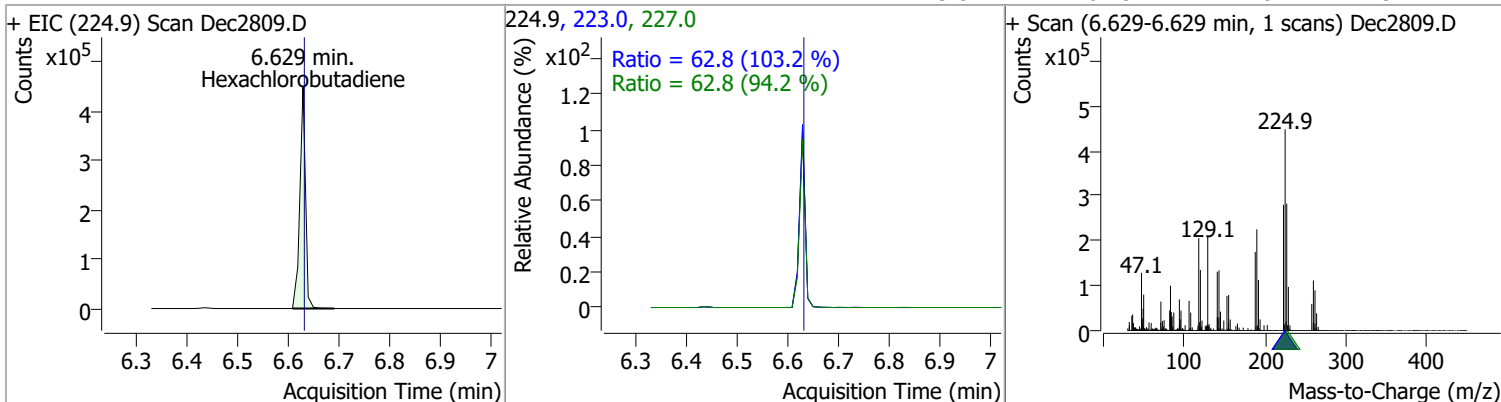
Compound	Conc.	RT	Dev(Min)	Resp.	QIon	QRatio	Lower	Upper
4-Chlorophenol	85.6246	6.51	-0.01	200133 (m)	128.0	316.9	216.8	402.6



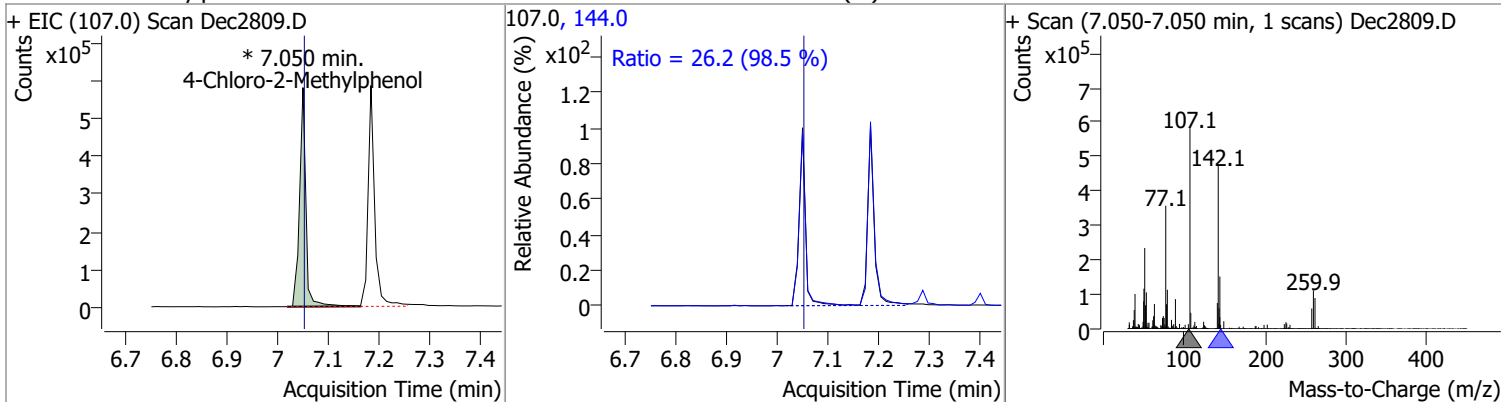
Compound	Conc.	RT	Dev(Min)	Resp.	QIon	QRatio	Lower	Upper
p-Chloroaniline	70.4046	6.56	0.00	713003	65.0	36.5	26.3	48.8
					129.0	34.4	20.5	38.0



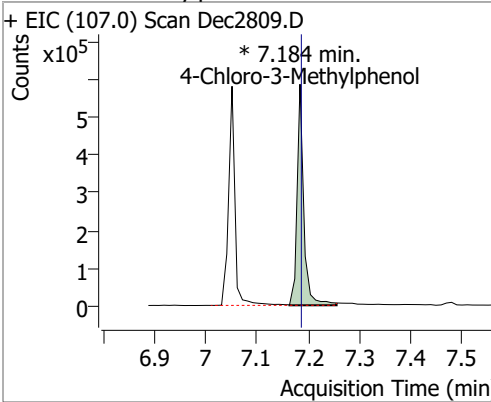
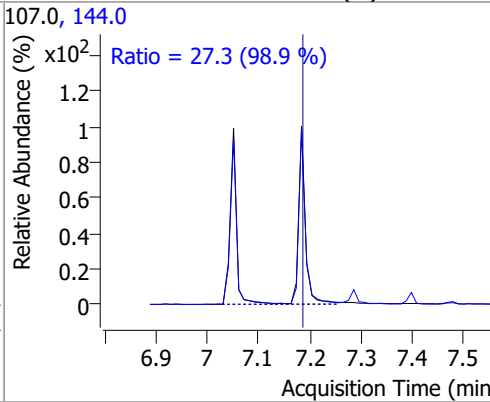
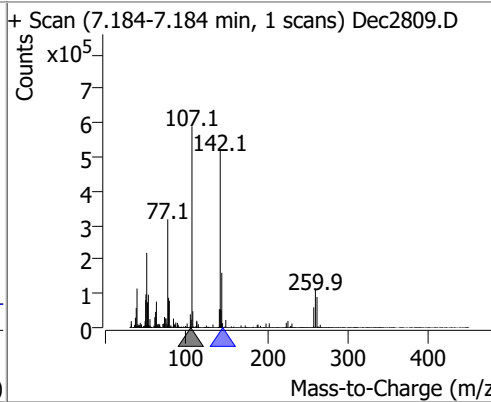
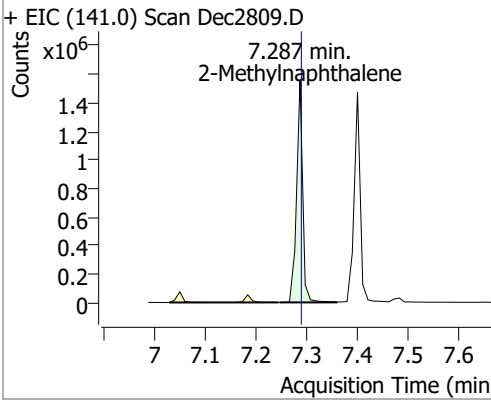
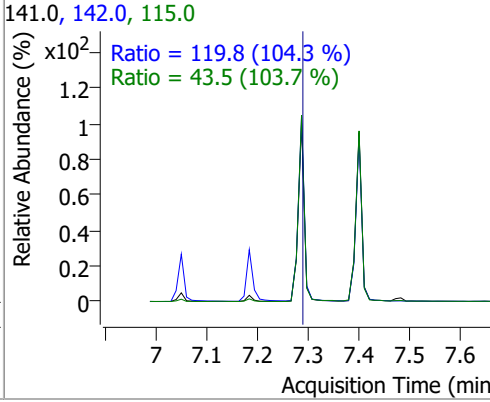
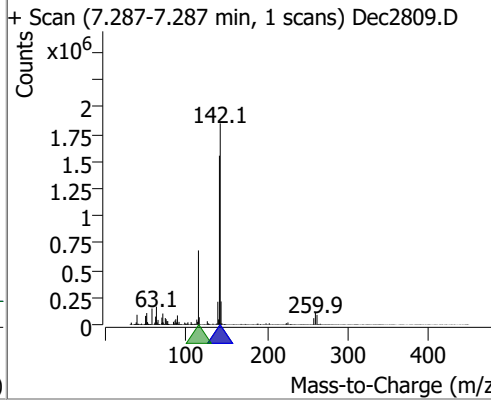
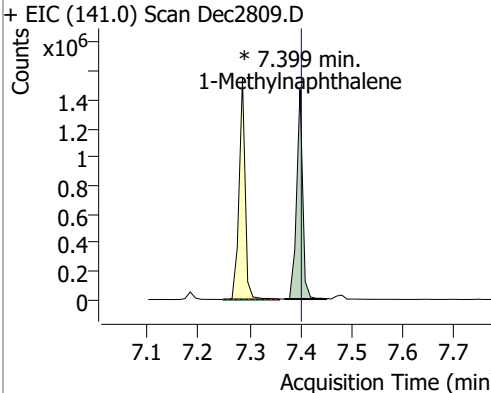
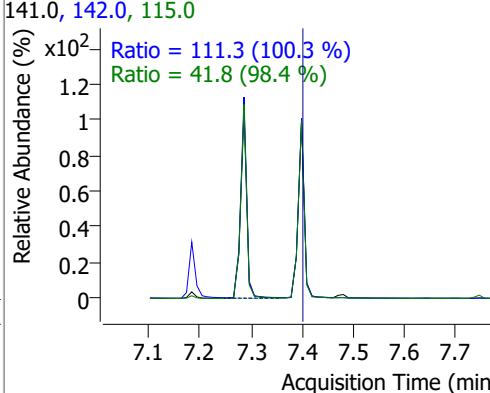
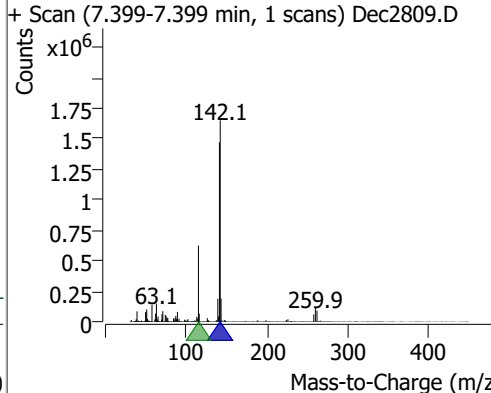
Compound	Conc.	RT	Dev(Min)	Resp.	QIon	QRatio	Lower	Upper
Hexachlorobutadiene	79.8962	6.63	0.00	345289	227.0	62.8	46.6	86.6
					223.0	62.8	42.6	79.1



Compound	Conc.	RT	Dev(Min)	Resp.	QIon	QRatio	Lower	Upper
4-Chloro-2-Methylphenol	77.8317	7.05	0.00	503568 (m)	144.0	26.2	18.6	34.6

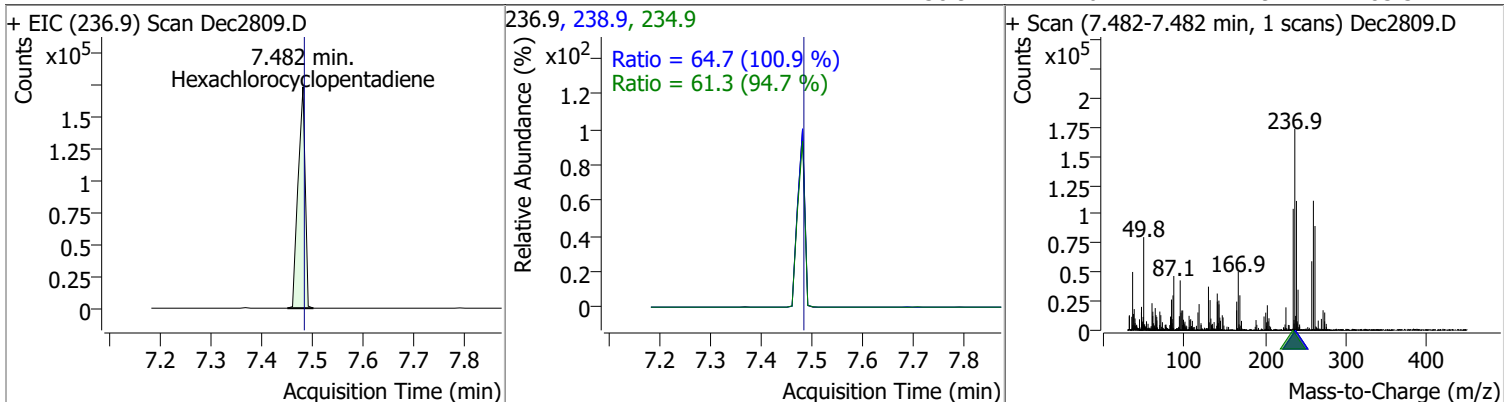


Quantitation Results Report (QT Reviewed)

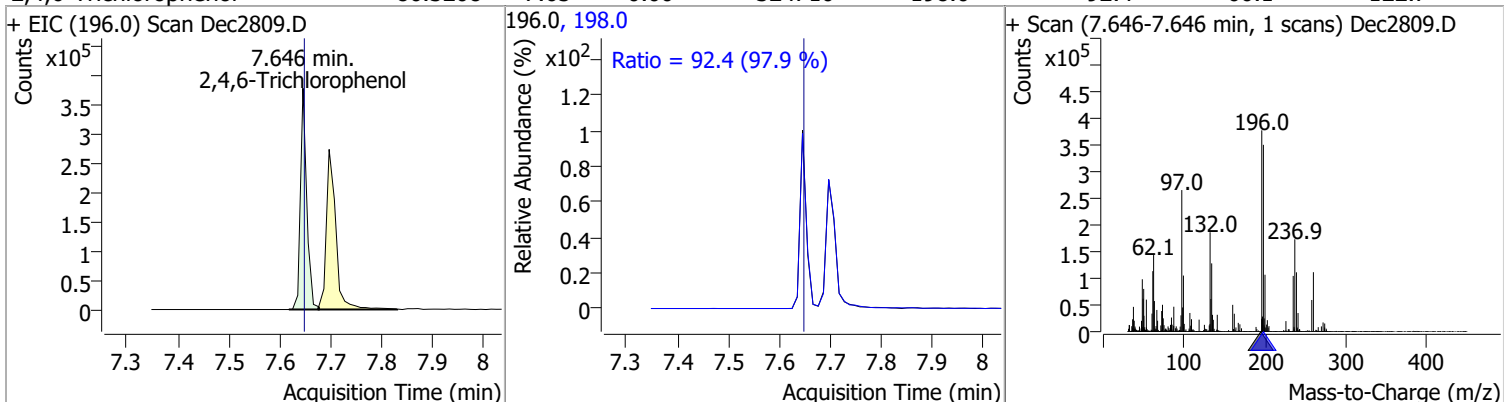
Compound	Conc.	RT	Dev(Min)	Resp.	QIon	QRatio	Lower	Upper
4-Chloro-3-Methylphenol	82.6183	7.18	0.00	531201 (m)	144.0	27.3	19.3	35.9
<div style="display: flex; justify-content: space-between;"> <div style="width: 30%;"> <p>+ EIC (107.0) Scan Dec2809.D</p>  <p style="text-align: center;">* 7.184 min. 4-Chloro-3-Methylphenol</p> </div> <div style="width: 30%;"> <p>107.0, 144.0</p>  <p style="text-align: center;">Ratio = 27.3 (98.9 %)</p> </div> <div style="width: 30%;"> <p>+ Scan (7.184-7.184 min, 1 scans) Dec2809.D</p>  </div> </div>								
2-Methylnaphthalene	81.6291	7.29	0.00	1287207	142.0	119.8	80.4	149.3
<div style="display: flex; justify-content: space-between;"> <div style="width: 30%;"> <p>+ EIC (141.0) Scan Dec2809.D</p>  <p style="text-align: center;">7.287 min. 2-Methylnaphthalene</p> </div> <div style="width: 30%;"> <p>141.0, 142.0, 115.0</p>  <p style="text-align: center;">Ratio = 119.8 (104.3 %) Ratio = 43.5 (103.7 %)</p> </div> <div style="width: 30%;"> <p>+ Scan (7.287-7.287 min, 1 scans) Dec2809.D</p>  </div> </div>								
1-Methylnaphthalene	76.8591	7.40	0.00	1209904 (m)	142.0	111.3	77.7	144.2
<div style="display: flex; justify-content: space-between;"> <div style="width: 30%;"> <p>+ EIC (141.0) Scan Dec2809.D</p>  <p style="text-align: center;">* 7.399 min. 1-Methylnaphthalene</p> </div> <div style="width: 30%;"> <p>141.0, 142.0, 115.0</p>  <p style="text-align: center;">Ratio = 111.3 (100.3 %) Ratio = 41.8 (98.4 %)</p> </div> <div style="width: 30%;"> <p>+ Scan (7.399-7.399 min, 1 scans) Dec2809.D</p>  </div> </div>								

Quantitation Results Report (QT Reviewed)

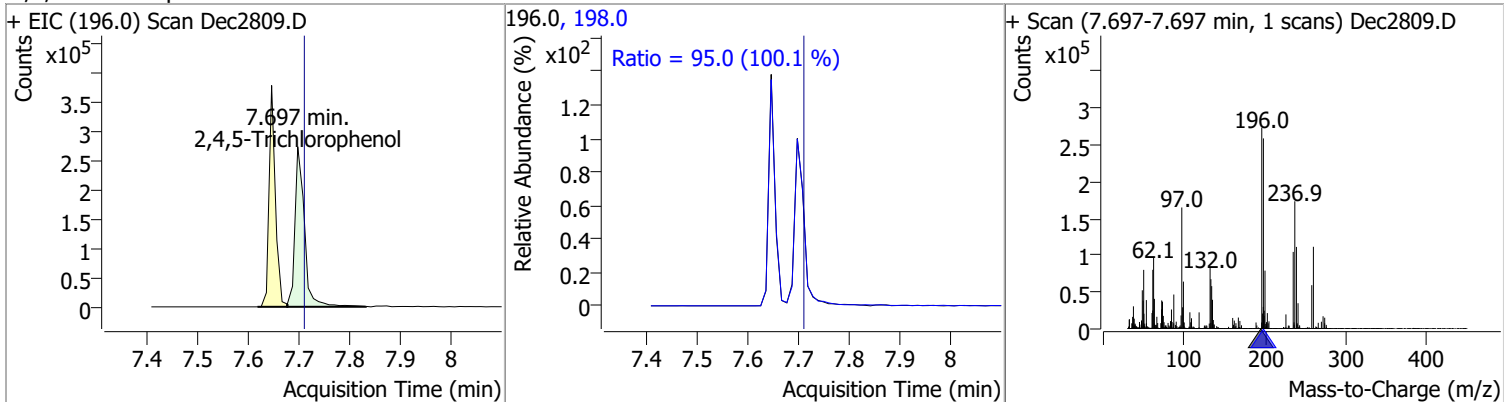
Compound	Conc.	RT	Dev(Min)	Resp.	QIon	QRatio	Lower	Upper
Hexachlorocyclopentadiene	76.7555	7.48	0.00	167464	234.9	61.3	45.3	84.1
					238.9	64.7	44.9	83.3



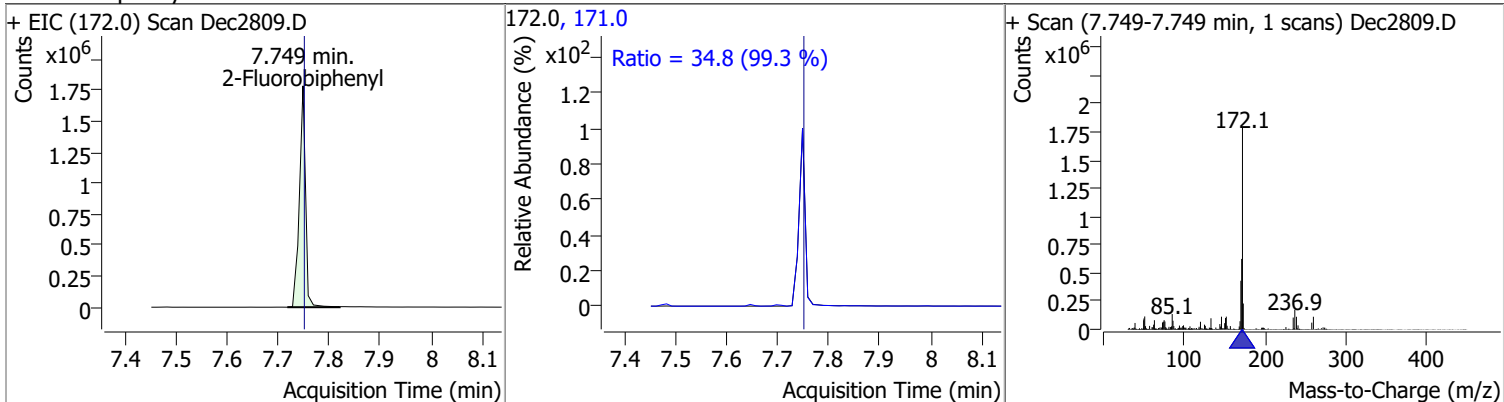
Compound	Conc.	RT	Dev(Min)	Resp.	QIon	QRatio	Lower	Upper
2,4,6-Trichlorophenol	86.3208	7.65	0.00	324710	198.0	92.4	66.1	122.7
					196.0	92.4	66.1	122.7



Compound	Conc.	RT	Dev(Min)	Resp.	QIon	QRatio	Lower	Upper
2,4,5-Trichlorophenol	82.5489	7.70	-0.01	354943	198.0	95.0	66.4	123.4
					196.0	95.0	66.4	123.4

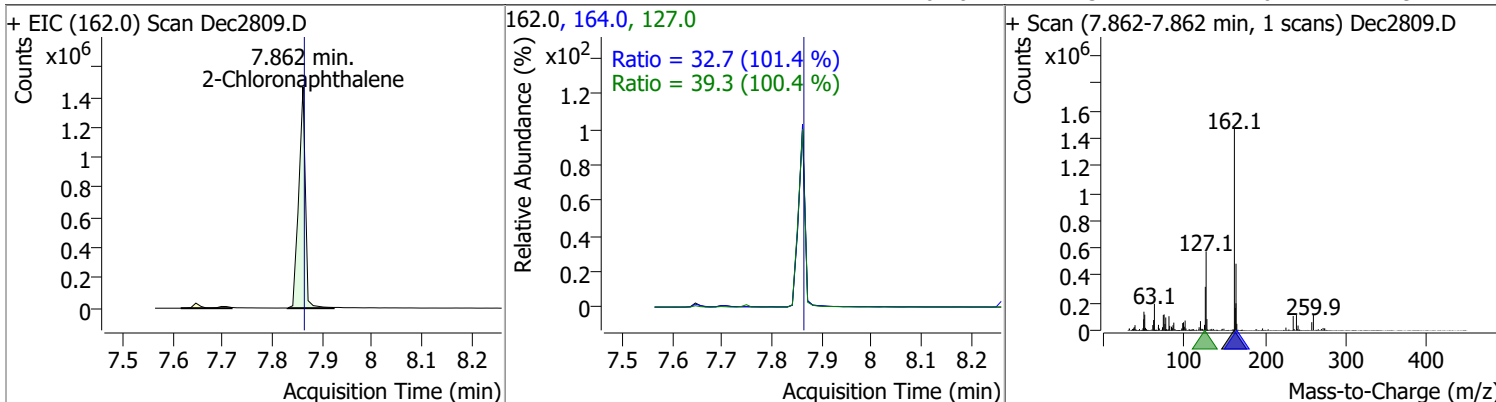


Compound	Conc.	RT	Dev(Min)	Resp.	QIon	QRatio	Lower	Upper
2-Fluorobiphenyl	73.0209	7.75	0.00	1498238	171.0	34.8	24.5	45.6
					172.0	34.8	24.5	45.6

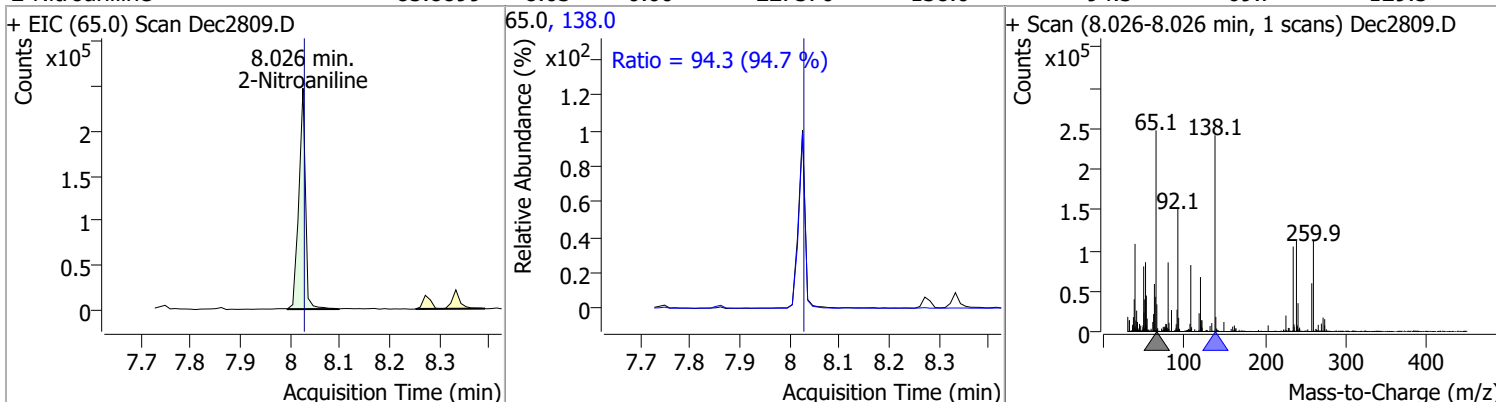


Quantitation Results Report (QT Reviewed)

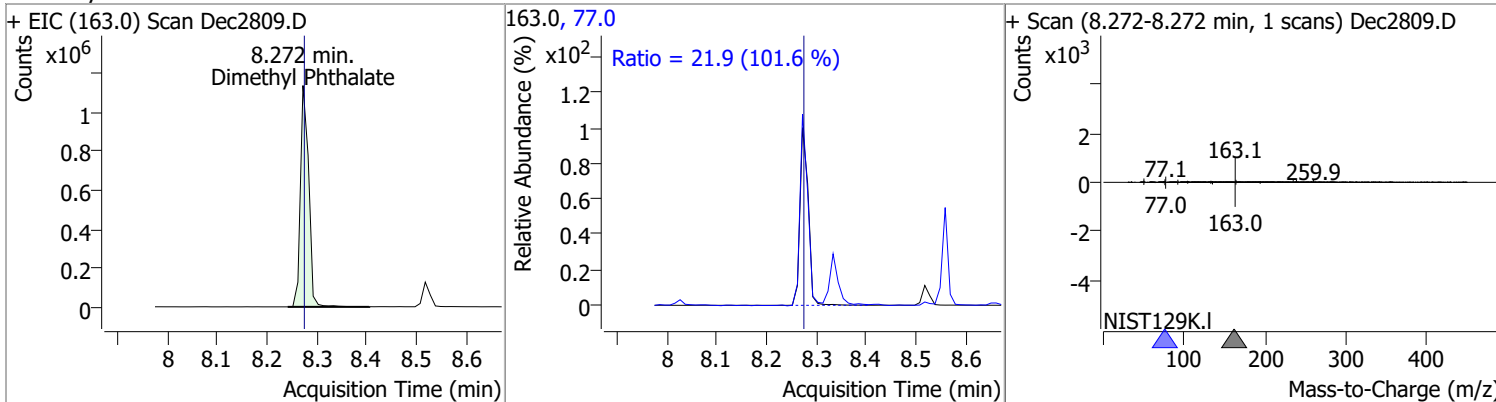
Compound	Conc.	RT	Dev(Min)	Resp.	QIon	QRatio	Lower	Upper
2-Chloronaphthalene	81.8878	7.86	0.00	1360805	127.0	39.3	27.4	50.9
					164.0	32.7	22.6	41.9



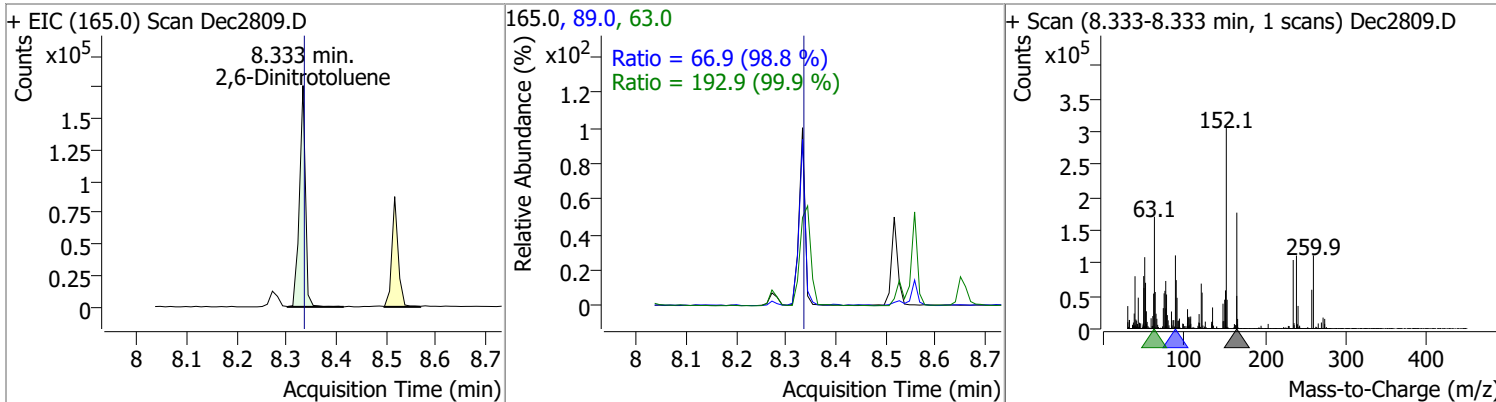
Compound	Conc.	RT	Dev(Min)	Resp.	QIon	QRatio	Lower	Upper
2-Nitroaniline	85.8899	8.03	0.00	227370	138.0	94.3	69.7	129.5
					65.0	21.9	15.1	28.0



Compound	Conc.	RT	Dev(Min)	Resp.	QIon	QRatio	Lower	Upper
Dimethyl Phthalate	86.6656	8.27	0.00	1315239	77.0	21.9	15.1	28.0
					163.0	21.9	15.1	28.0

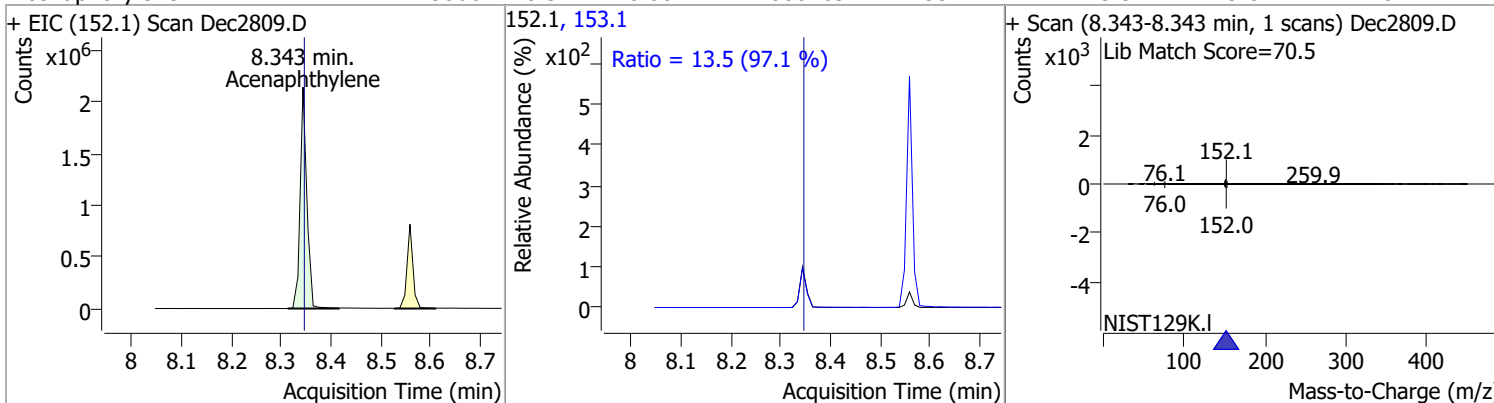


Compound	Conc.	RT	Dev(Min)	Resp.	QIon	QRatio	Lower	Upper
2,6-Dinitrotoluene	85.6996	8.33	0.00	147862	63.0	192.9	135.1	250.9
					89.0	66.9	47.4	88.1

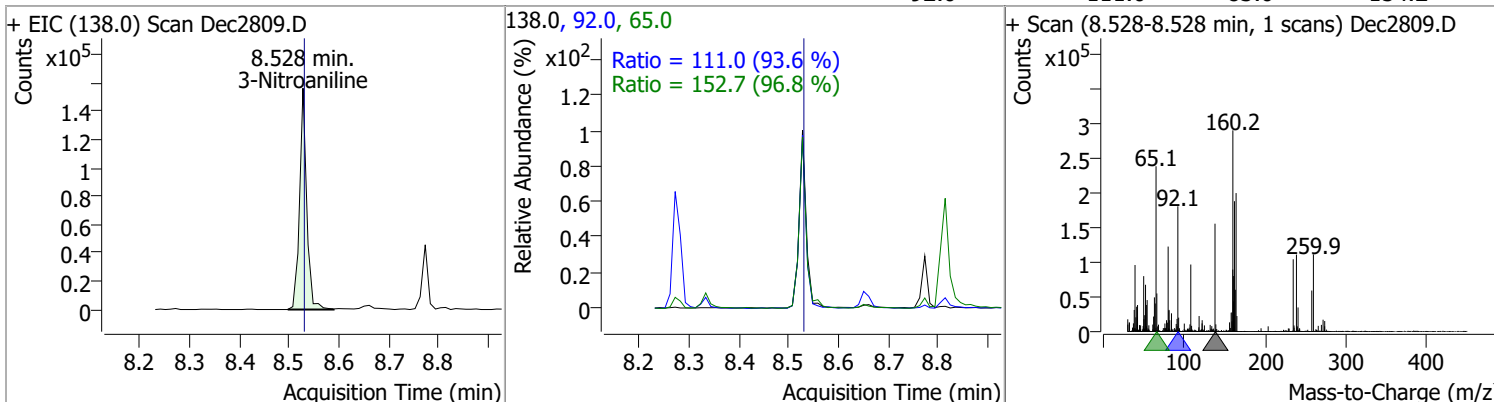


Quantitation Results Report (QT Reviewed)

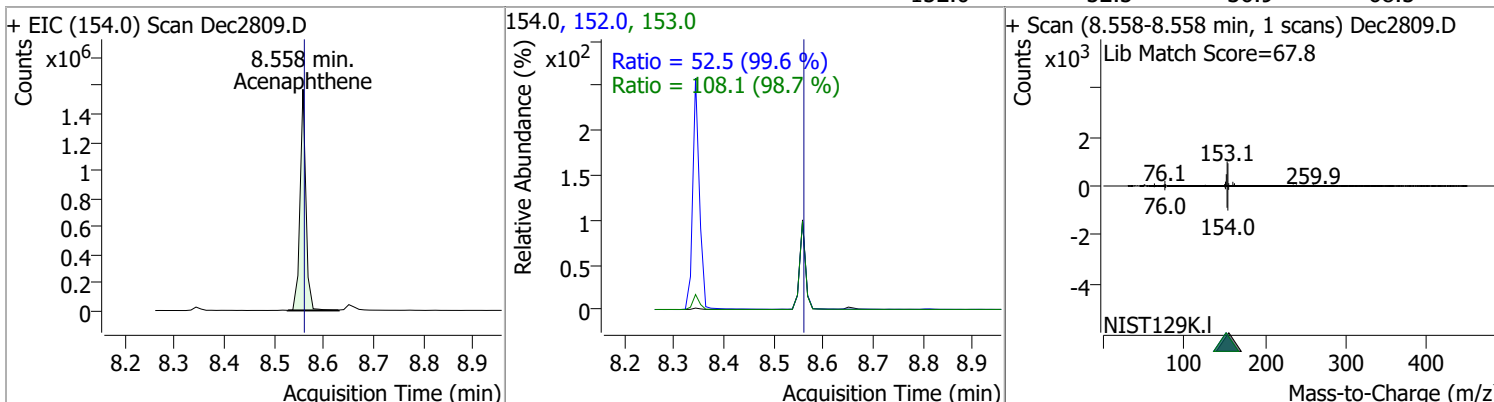
Compound	Conc.	RT	Dev(Min)	Resp.	QIon	QRatio	Lower	Upper
Acenaphthylene	77.5866	8.34	0.00	2008469	153.1	13.5	9.8	18.1



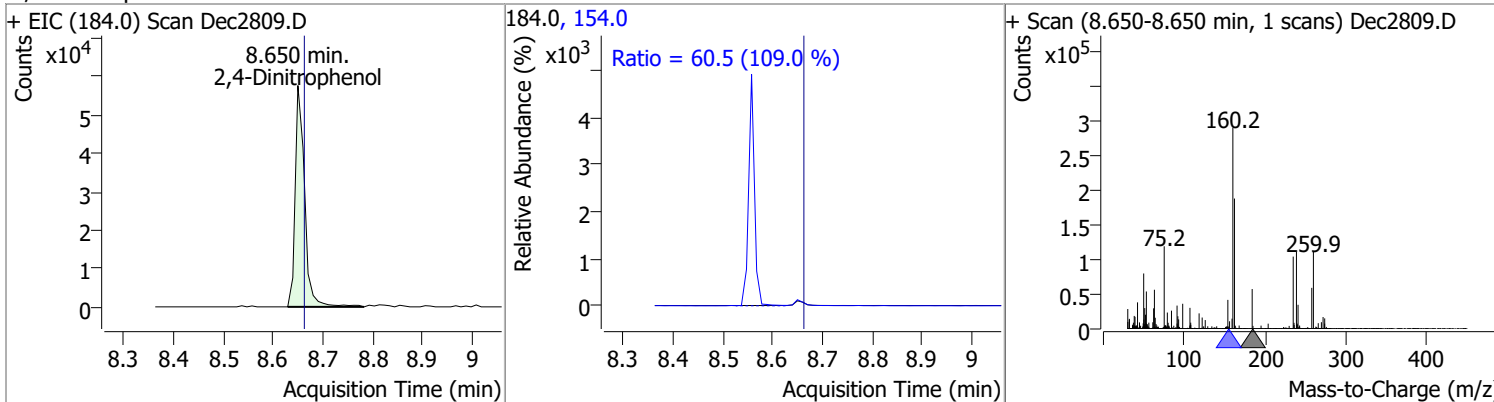
Compound	Conc.	RT	Dev(Min)	Resp.	QIon	QRatio	Lower	Upper
3-Nitroaniline	76.9214	8.53	0.00	155794	65.0	111.0	83.0	154.2



Compound	Conc.	RT	Dev(Min)	Resp.	QIon	QRatio	Lower	Upper
Acenaphthene	86.4976	8.56	0.00	1288898	153.0	108.1	76.7	142.4

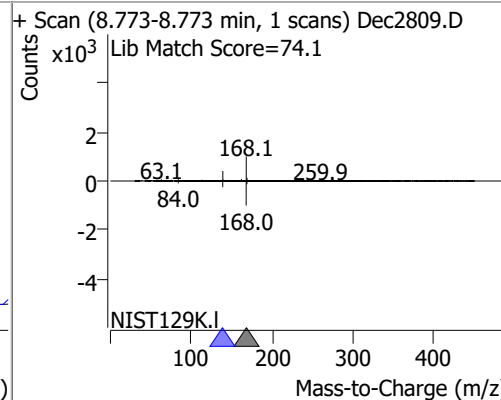
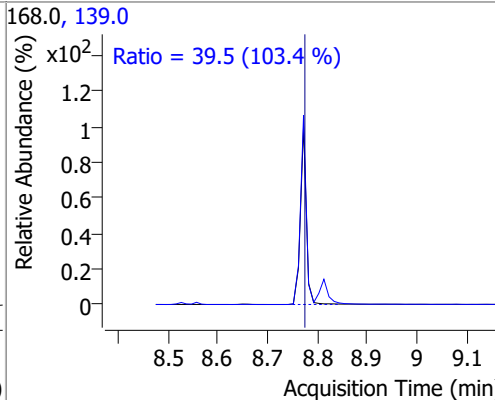
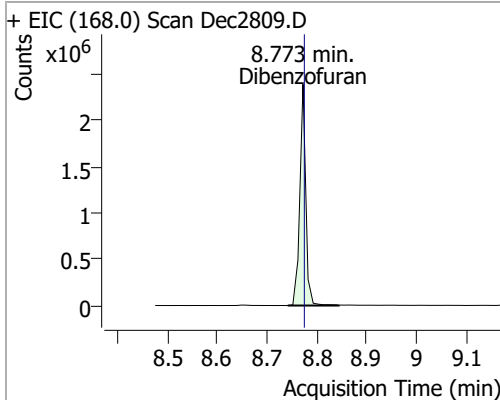


Compound	Conc.	RT	Dev(Min)	Resp.	QIon	QRatio	Lower	Upper
2,4-Dinitrophenol	82.3084	8.65	-0.01	75967	154.0	60.5	38.9	72.2

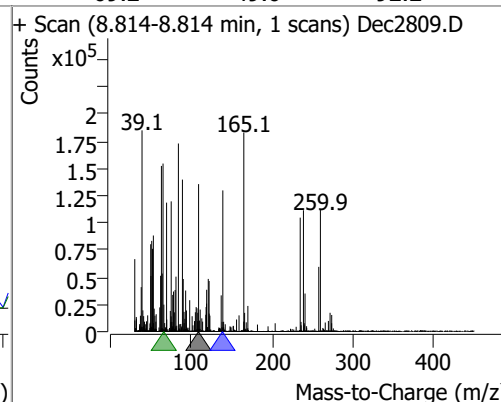
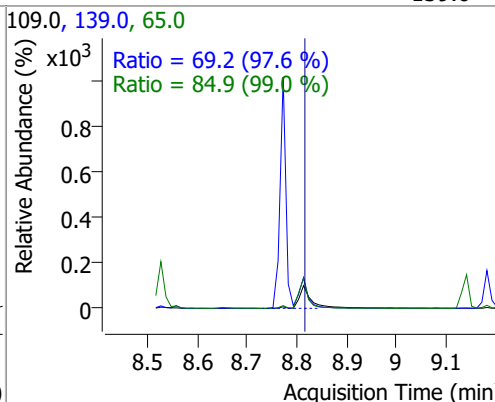
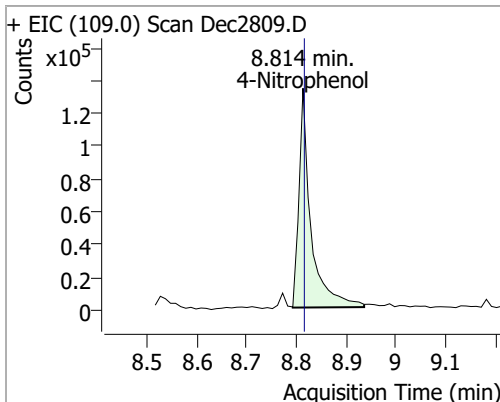


Quantitation Results Report (QT Reviewed)

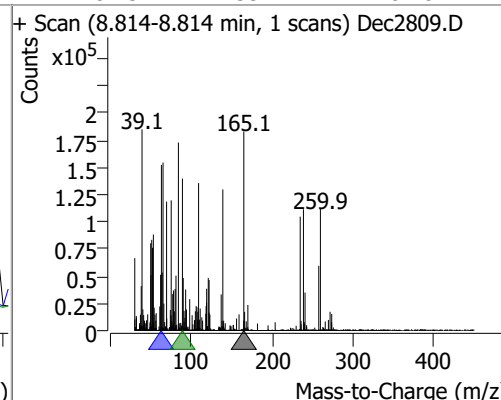
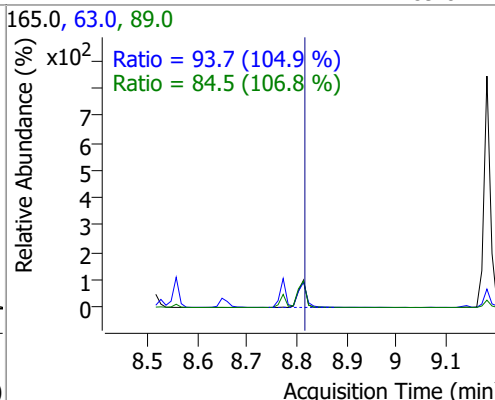
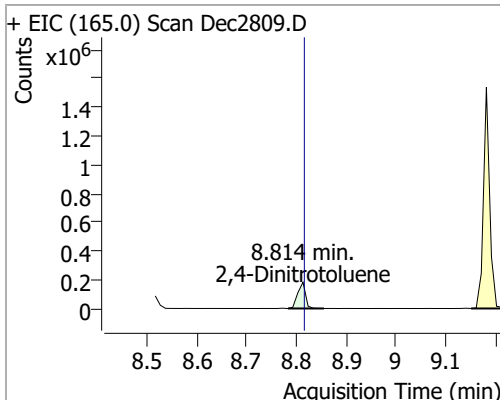
Compound	Conc.	RT	Dev(Min)	Resp.	QIon	QRatio	Lower	Upper
Dibenzofuran	82.7020	8.77	0.00	1986047	139.0	39.5	26.8	49.7



Compound	Conc.	RT	Dev(Min)	Resp.	QIon	QRatio	Lower	Upper
4-Nitrophenol	89.0146	8.81	0.00	222710	65.0	84.9	60.1	111.5
					139.0	69.2	49.6	92.2

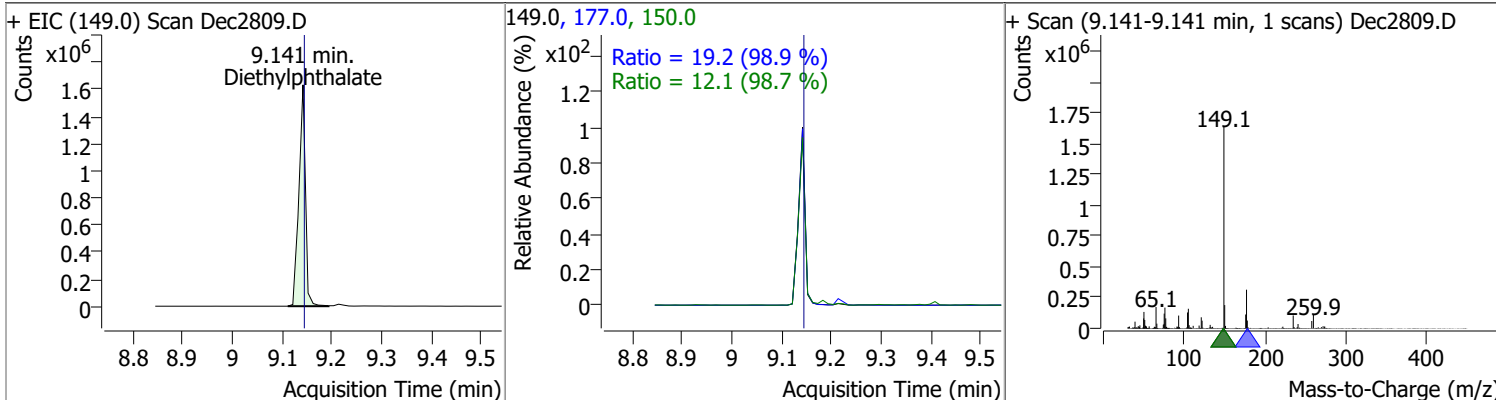


Compound	Conc.	RT	Dev(Min)	Resp.	QIon	QRatio	Lower	Upper
2,4-Dinitrotoluene	85.7807	8.81	0.00	193566	63.0	93.7	62.6	116.2
					89.0	84.5	55.4	102.8

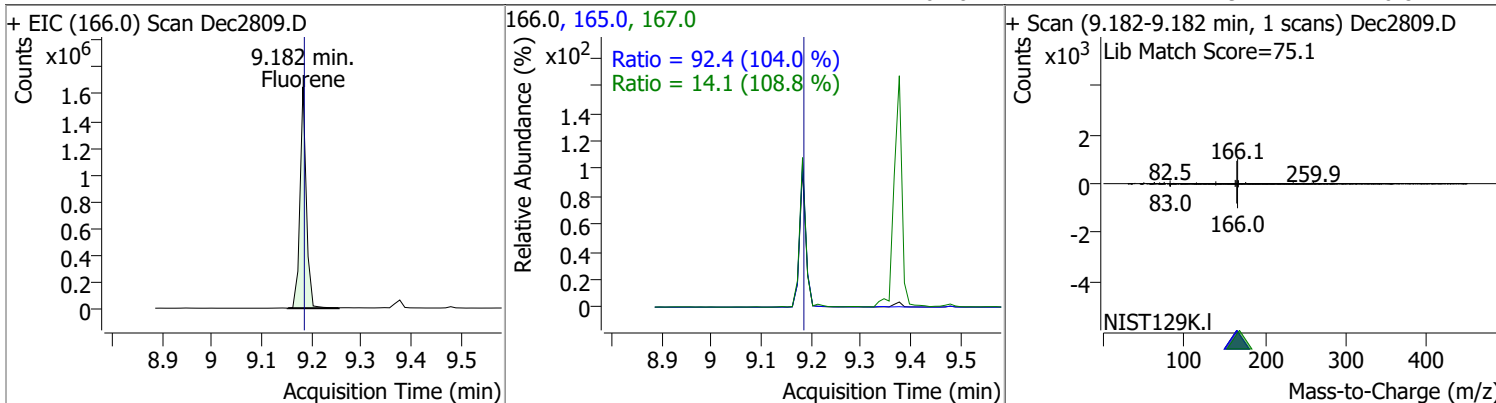


Quantitation Results Report (QT Reviewed)

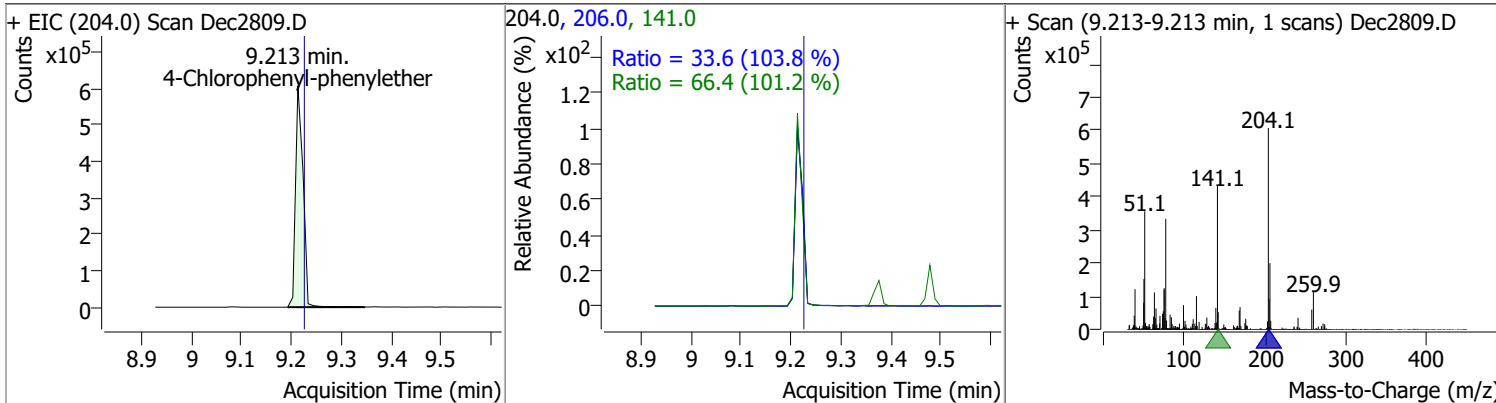
Compound	Conc.	RT	Dev(Min)	Resp.	QIon	QRatio	Lower	Upper
Diethylphthalate	91.5297	9.14	0.00	1491733	177.0	19.2	13.6	25.2
					150.0	12.1	8.6	16.0



Compound	Conc.	RT	Dev(Min)	Resp.	QIon	QRatio	Lower	Upper
Fluorene	75.6214	9.18	0.00	1453127	165.0	92.4	62.2	115.4
					167.0	14.1	9.1	16.8

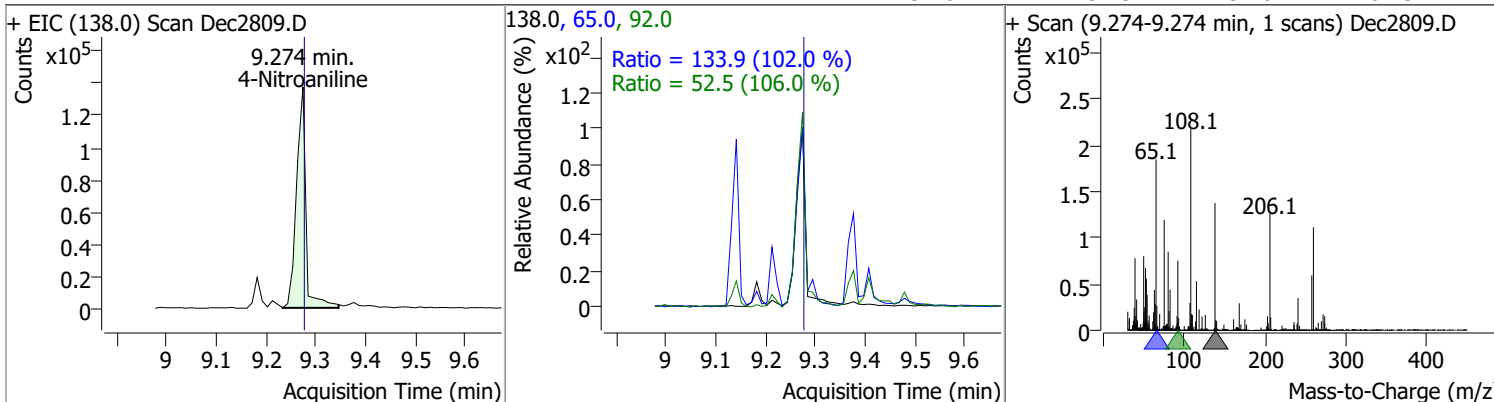


Compound	Conc.	RT	Dev(Min)	Resp.	QIon	QRatio	Lower	Upper
4-Chlorophenyl-phenylether	78.1221	9.21	-0.01	626269	141.0	66.4	46.0	85.3
					206.0	33.6	22.7	42.1

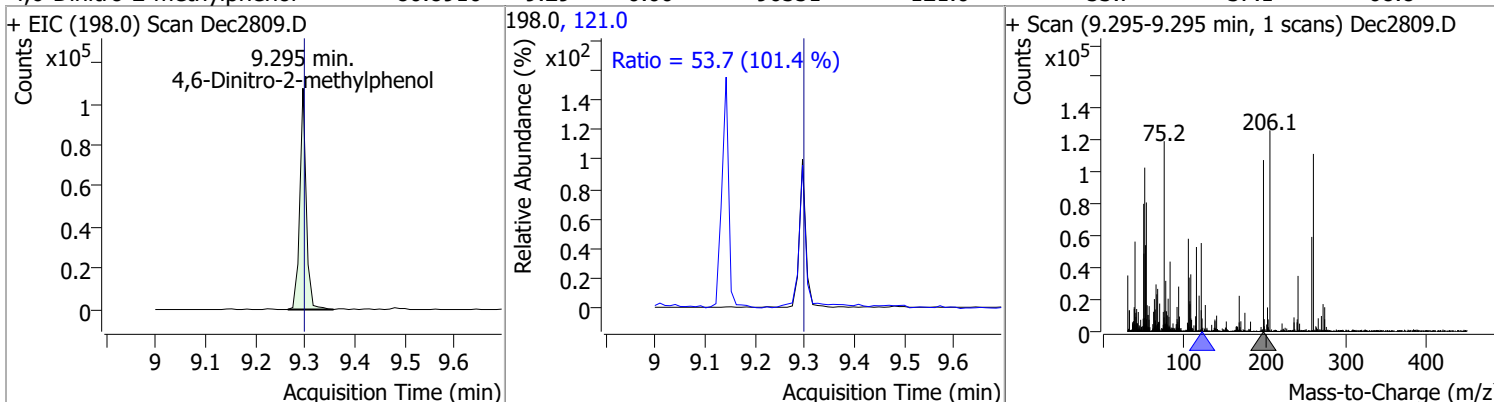


Quantitation Results Report (QT Reviewed)

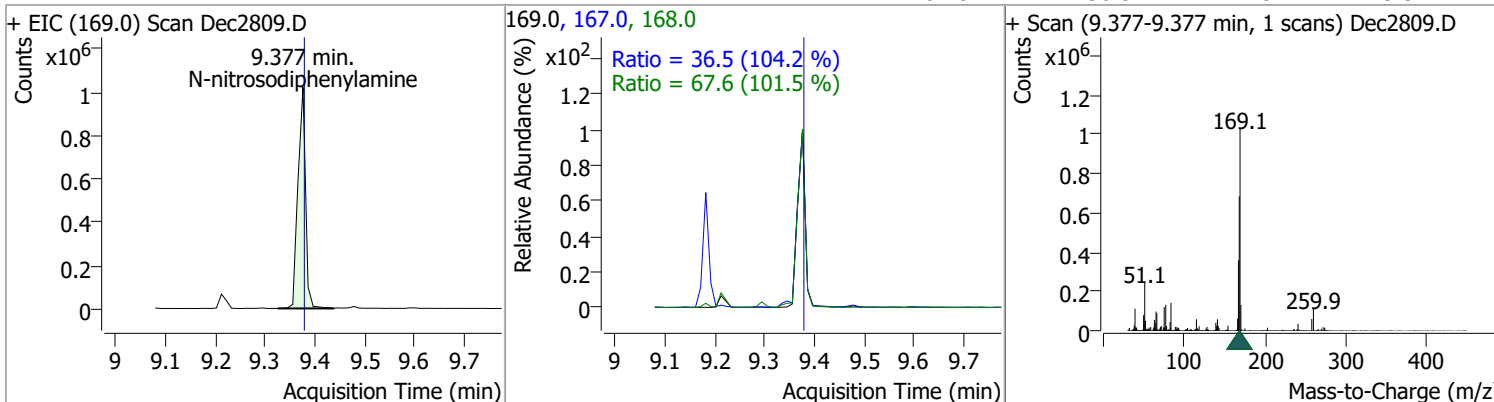
Compound	Conc.	RT	Dev(Min)	Resp.	QIon	QRatio	Lower	Upper
4-Nitroaniline	85.9408	9.27	0.00	179038	65.0	133.9	91.9	170.7
					92.0	52.5	34.6	64.3



Compound	Conc.	RT	Dev(Min)	Resp.	QIon	QRatio	Lower	Upper
4,6-Dinitro-2-methylphenol	80.8910	9.29	0.00	96551	121.0	53.7	37.1	68.8

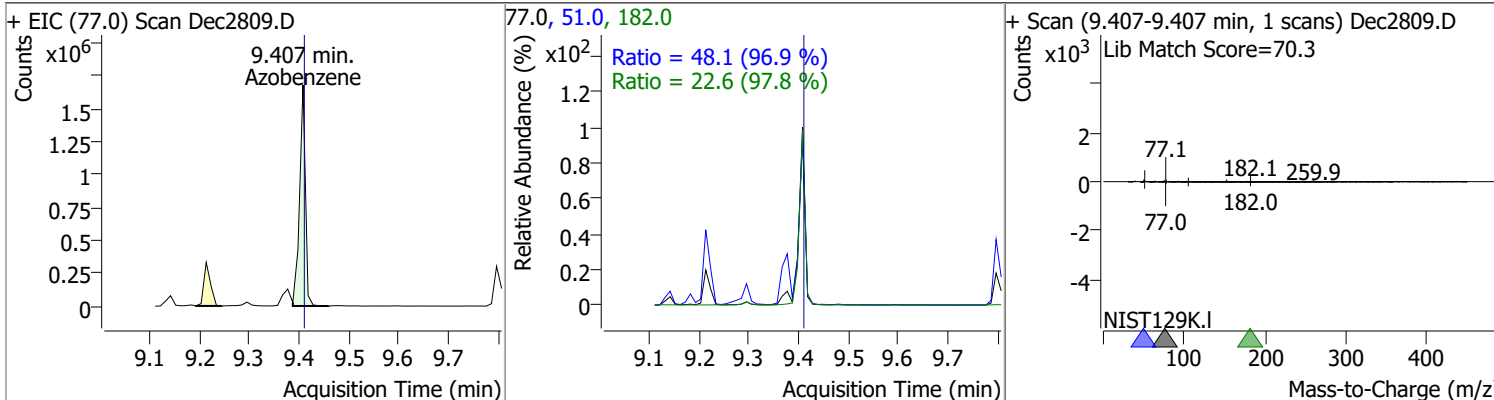


Compound	Conc.	RT	Dev(Min)	Resp.	QIon	QRatio	Lower	Upper
N-nitrosodiphenylamine	91.6099	9.38	0.00	1077388	168.0	67.6	46.6	86.6
					167.0	36.5	24.5	45.5

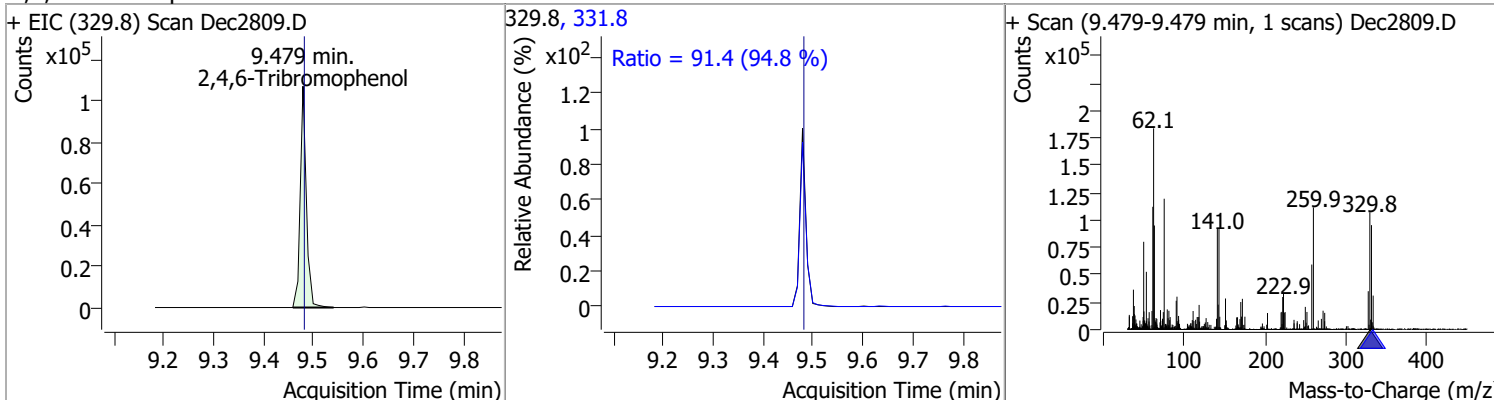


Quantitation Results Report (QT Reviewed)

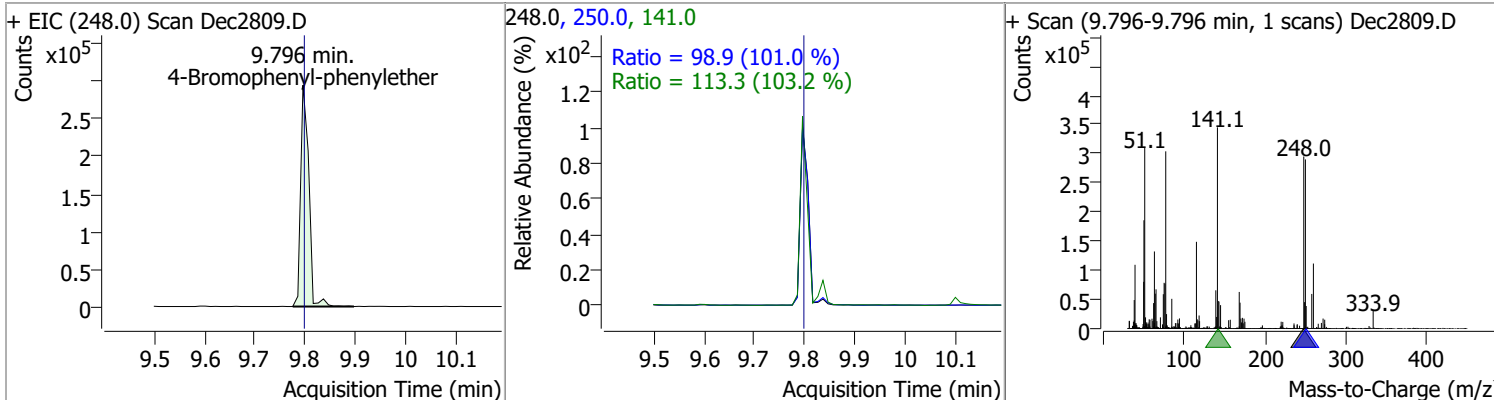
Compound	Conc.	RT	Dev(Min)	Resp.	QIon	QRatio	Lower	Upper
Azobenzene	84.8010	9.41	0.00	1355208	51.0	48.1	34.8	64.6
					182.0	22.6	16.2	30.1



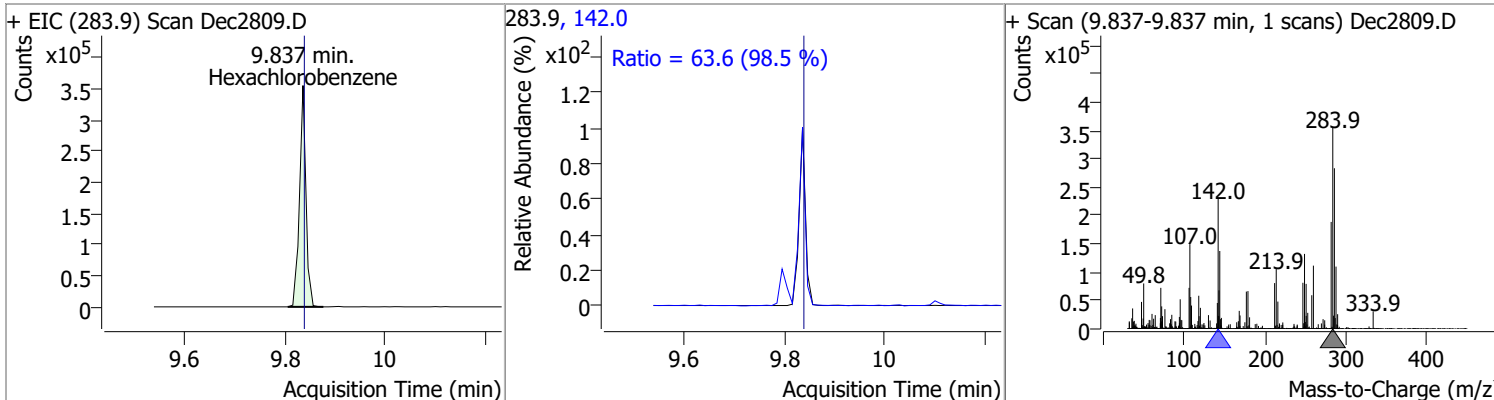
Compound	Conc.	RT	Dev(Min)	Resp.	QIon	QRatio	Lower	Upper
2,4,6-Tribromophenol	89.4200	9.48	0.00	91228	331.8	91.4	67.5	125.3



Compound	Conc.	RT	Dev(Min)	Resp.	QIon	QRatio	Lower	Upper
4-Bromophenyl-phenylether	76.4415	9.80	0.00	330785	141.0	113.3	76.9	142.8
					250.0	98.9	68.5	127.2

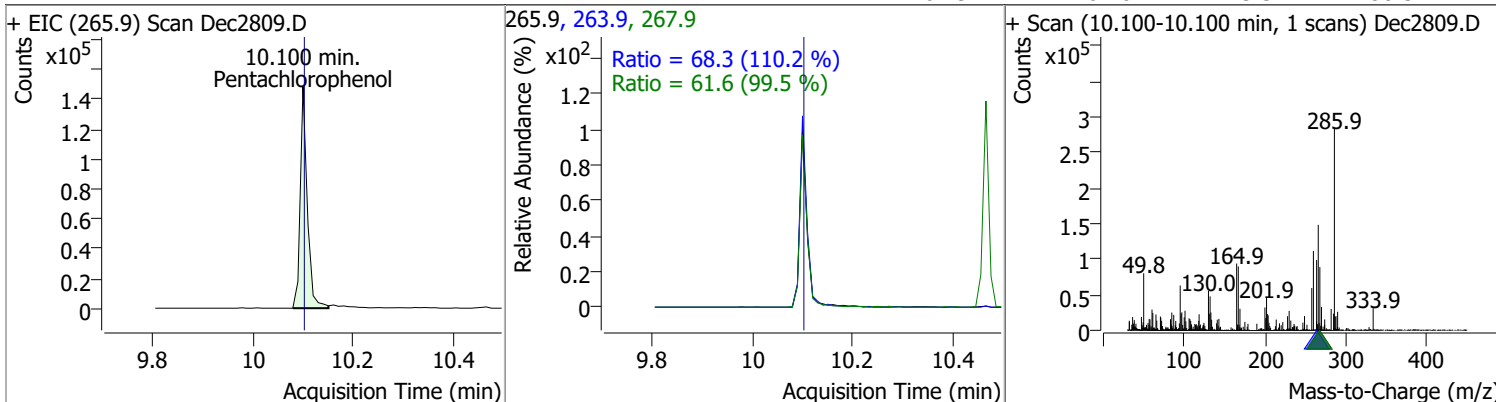


Compound	Conc.	RT	Dev(Min)	Resp.	QIon	QRatio	Lower	Upper
Hexachlorobenzene	77.9527	9.84	0.00	315362	142.0	63.6	45.2	83.9

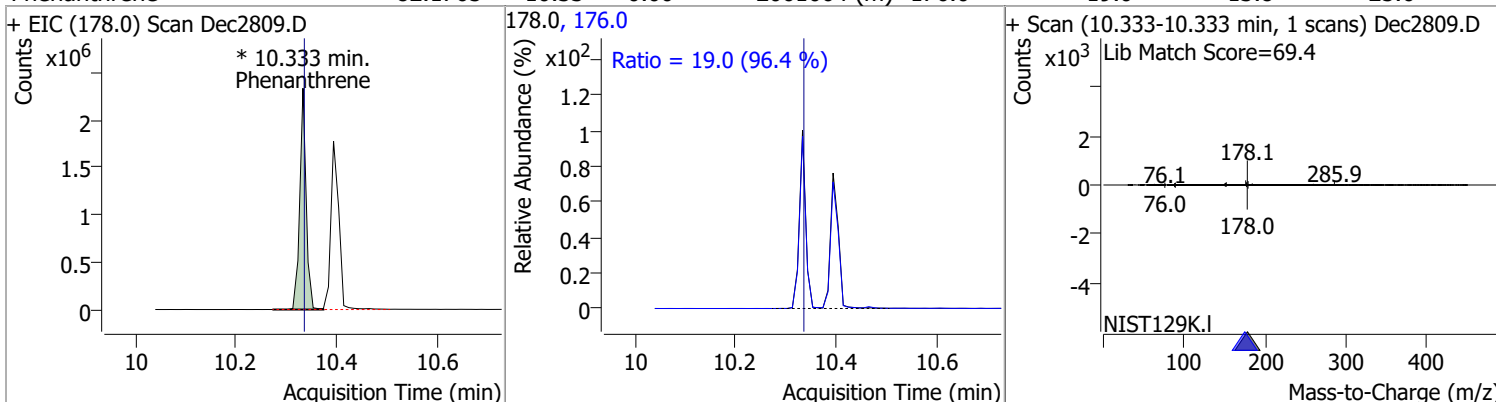


Quantitation Results Report (QT Reviewed)

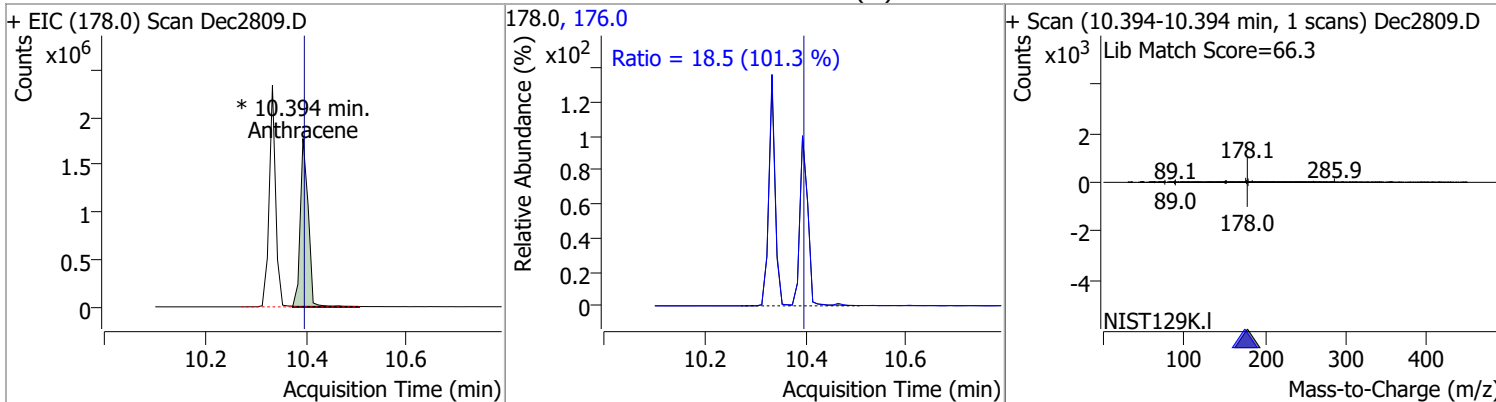
Compound	Conc.	RT	Dev(Min)	Resp.	QIon	QRatio	Lower	Upper
Pentachlorophenol	88.7247	10.10	0.00	144134	263.9	68.3	43.4	80.6
					267.9	61.6	43.3	80.5



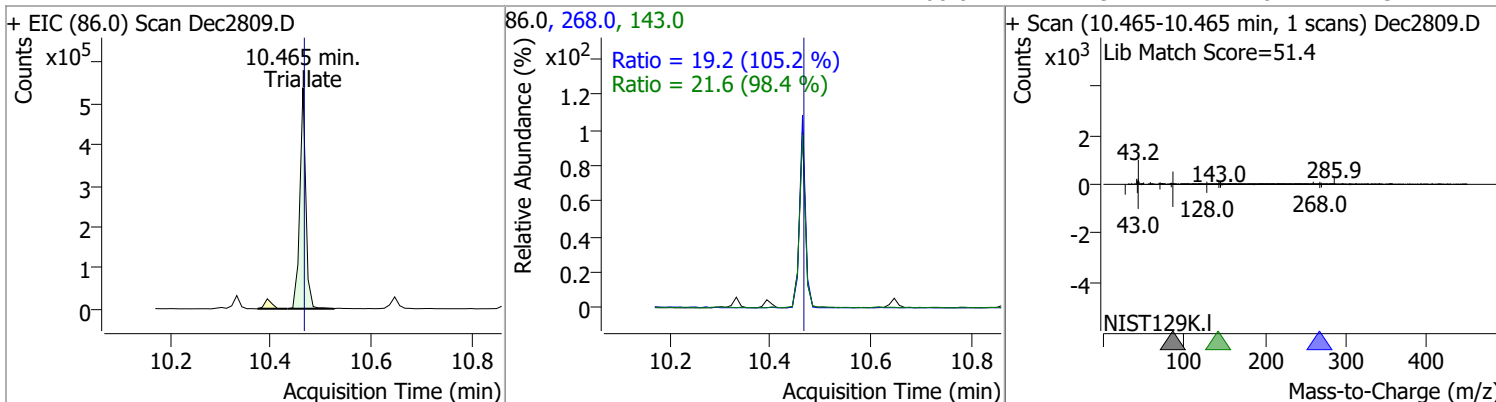
Compound	Conc.	RT	Dev(Min)	Resp.	QIon	QRatio	Lower	Upper
Phenanthrene	82.1765	10.33	0.00	2061064 (m)	176.0	19.0	13.8	25.6



Compound	Conc.	RT	Dev(Min)	Resp.	QIon	QRatio	Lower	Upper
Anthracene	79.9937	10.39	0.00	1951879 (m)	176.0	18.5	12.8	23.8

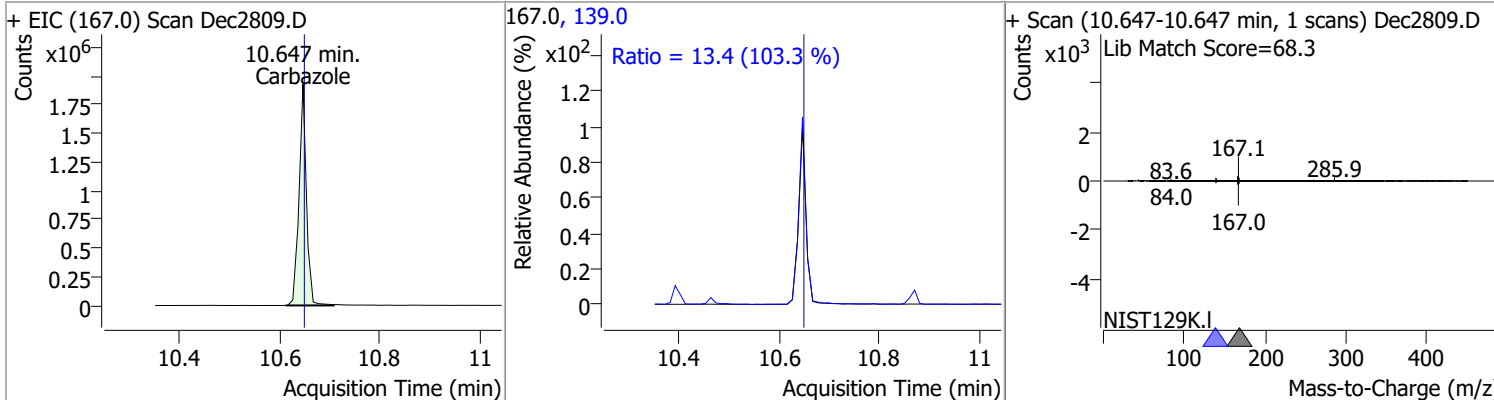


Compound	Conc.	RT	Dev(Min)	Resp.	QIon	QRatio	Lower	Upper
Triallate	87.0192	10.46	0.00	443593	143.0	21.6	15.4	28.6
					268.0	19.2	12.8	23.7

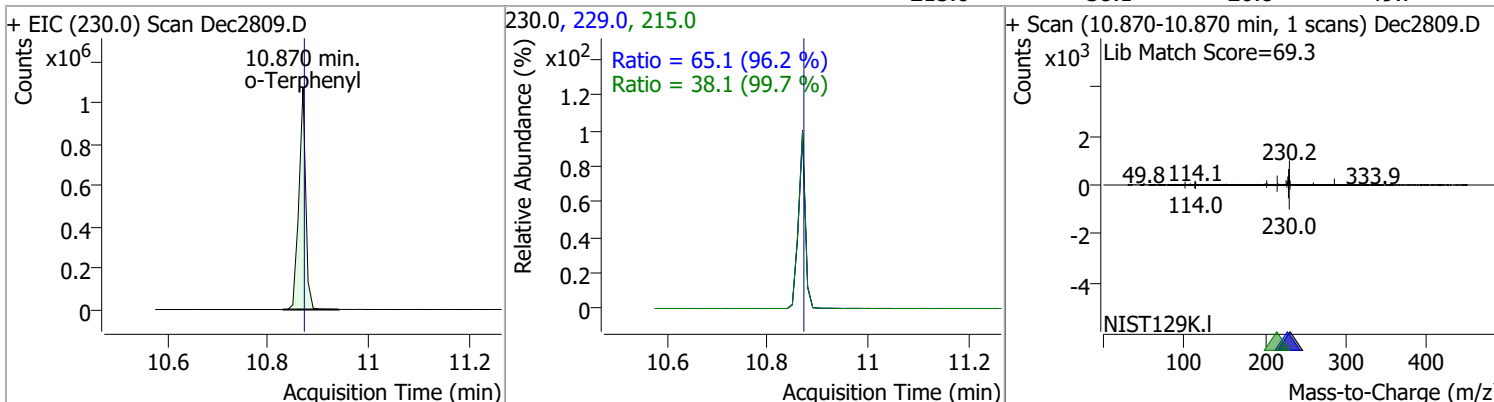


Quantitation Results Report (QT Reviewed)

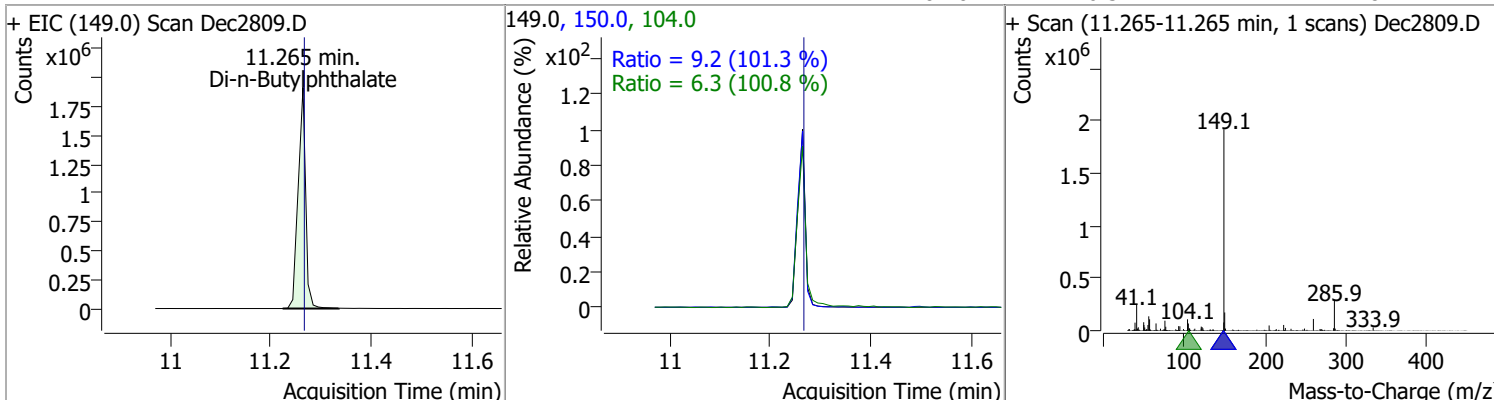
Compound	Conc.	RT	Dev(Min)	Resp.	QIon	QRatio	Lower	Upper
Carbazole	80.1656	10.65	0.00	1968441	139.0	13.4	9.1	16.9



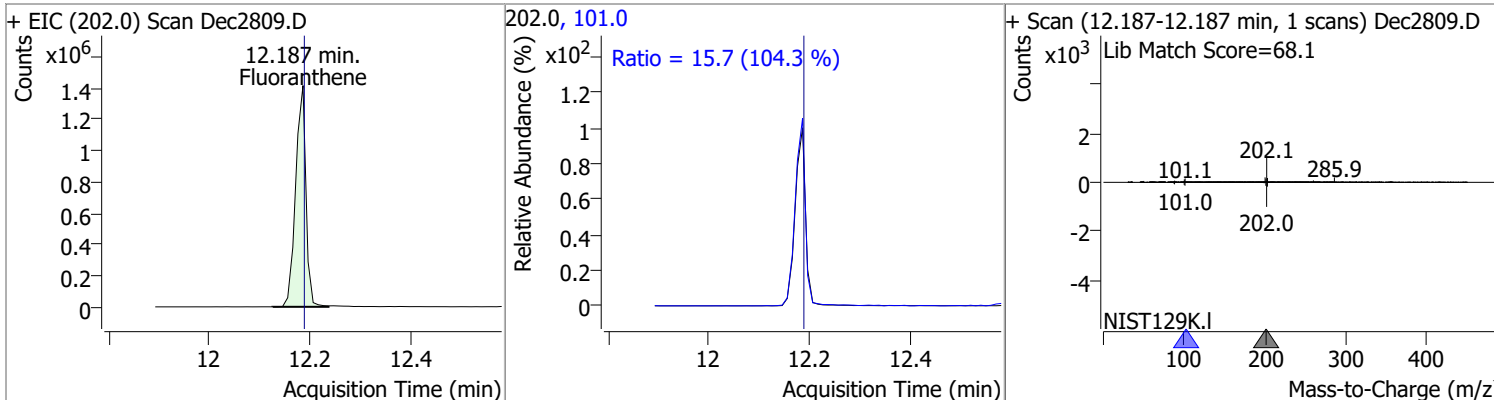
o-Terphenyl	82.3675	10.87	0.00	1010462	229.0 215.0	65.1 38.1	47.4 26.8	88.0 49.7
-------------	---------	-------	------	---------	----------------	--------------	--------------	--------------



Di-n-Butylphthalate	89.4905	11.26	0.00	1988685	150.0 104.0	9.2 6.3	6.4 4.4	11.9 8.1
---------------------	---------	-------	------	---------	----------------	------------	------------	-------------

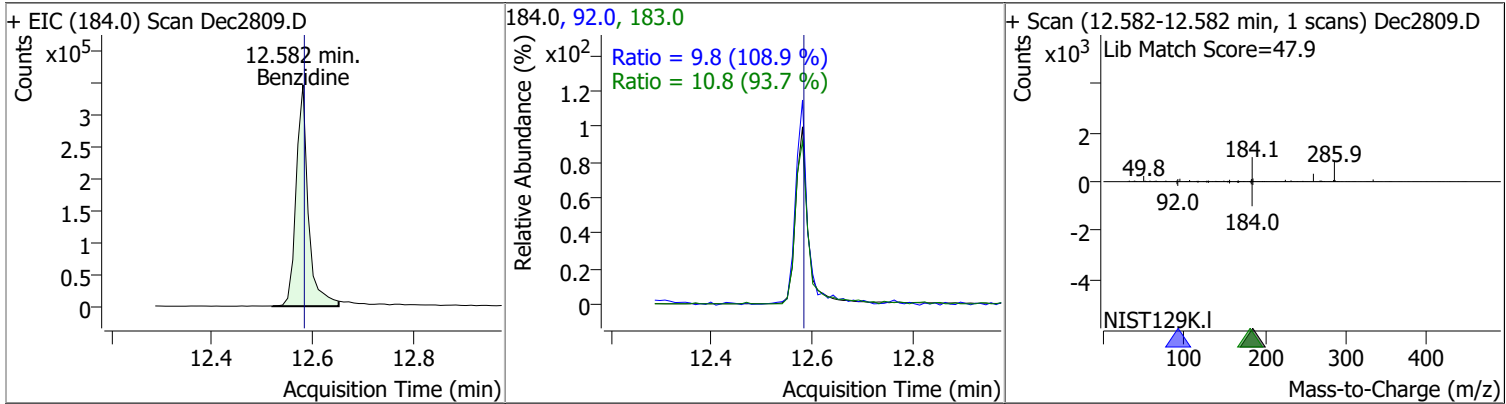


Fluoranthene	80.1432	12.19	0.00	2009342	101.0	15.7	10.5	19.5
--------------	---------	-------	------	---------	-------	------	------	------

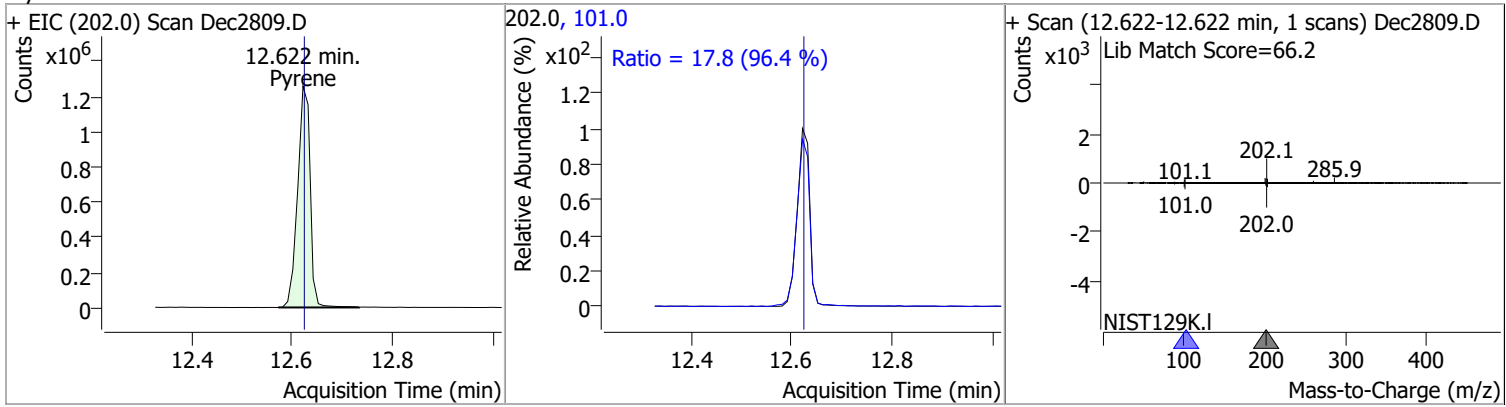


Quantitation Results Report (QT Reviewed)

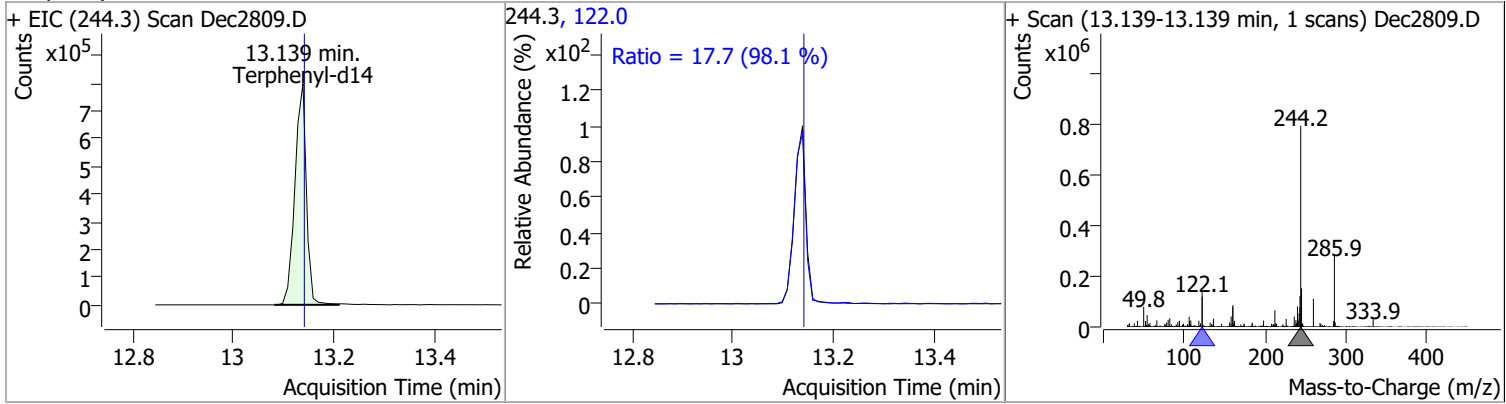
Compound	Conc.	RT	Dev(Min)	Resp.	QIon	QRatio	Lower	Upper
Benzidine	66.8679	12.58	0.00	579384	183.0	10.8	8.1	15.0
					92.0	9.8	6.3	11.7



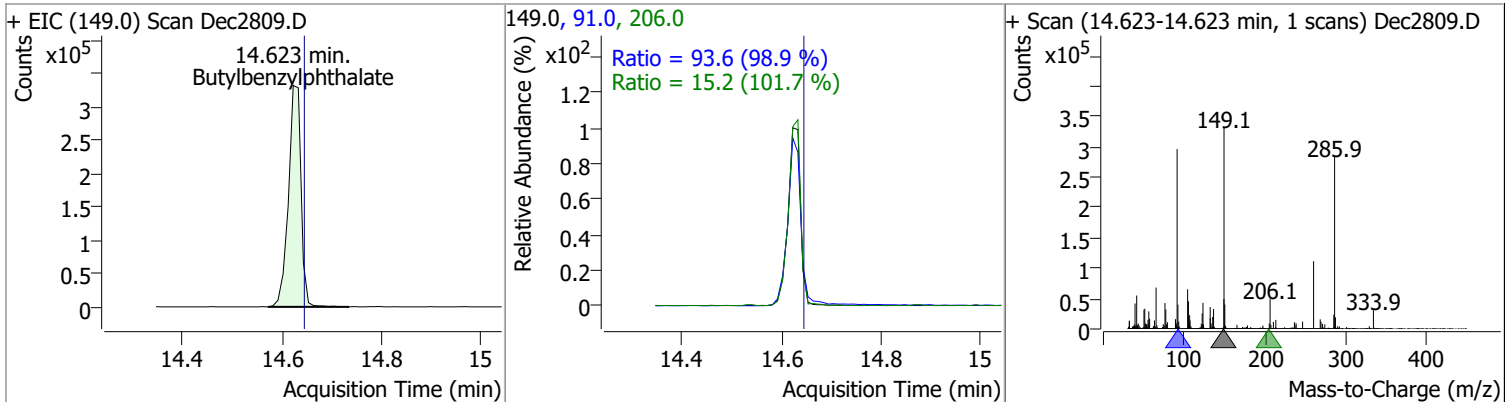
Compound	Conc.	RT	Dev(Min)	Resp.	QIon	QRatio	Lower	Upper
Pyrene	80.4674	12.62	0.00	2173505	101.0	17.8	12.9	24.0



Compound	Conc.	RT	Dev(Min)	Resp.	QIon	QRatio	Lower	Upper
Terphenyl-d14	78.2298	13.14	0.00	1264052	122.0	17.7	12.7	23.5

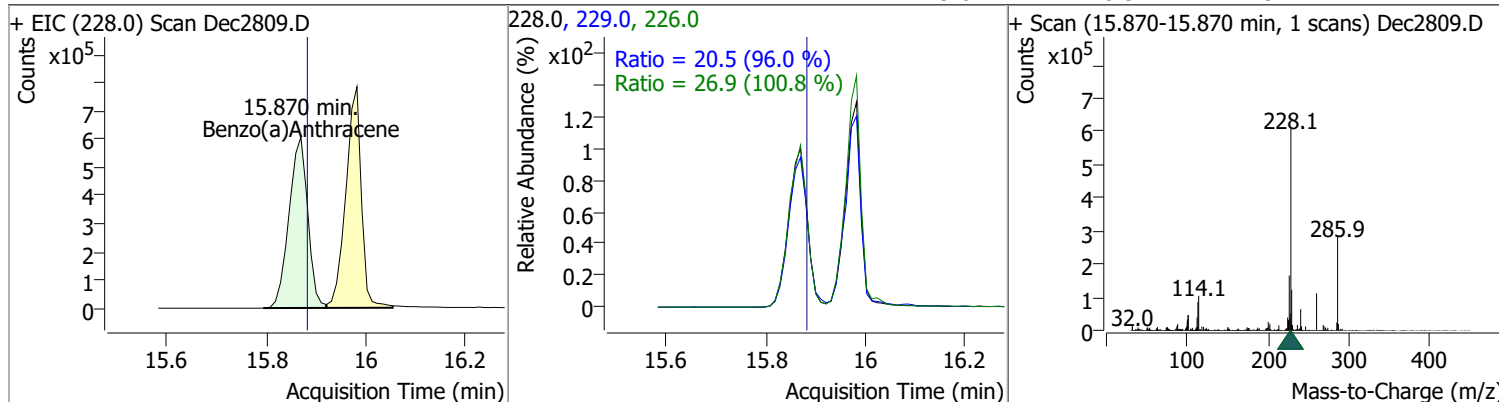


Compound	Conc.	RT	Dev(Min)	Resp.	QIon	QRatio	Lower	Upper
Butylbenzylphthalate	87.0502	14.62	-0.01	583201	91.0	93.6	66.2	123.0
					206.0	15.2	10.4	19.4

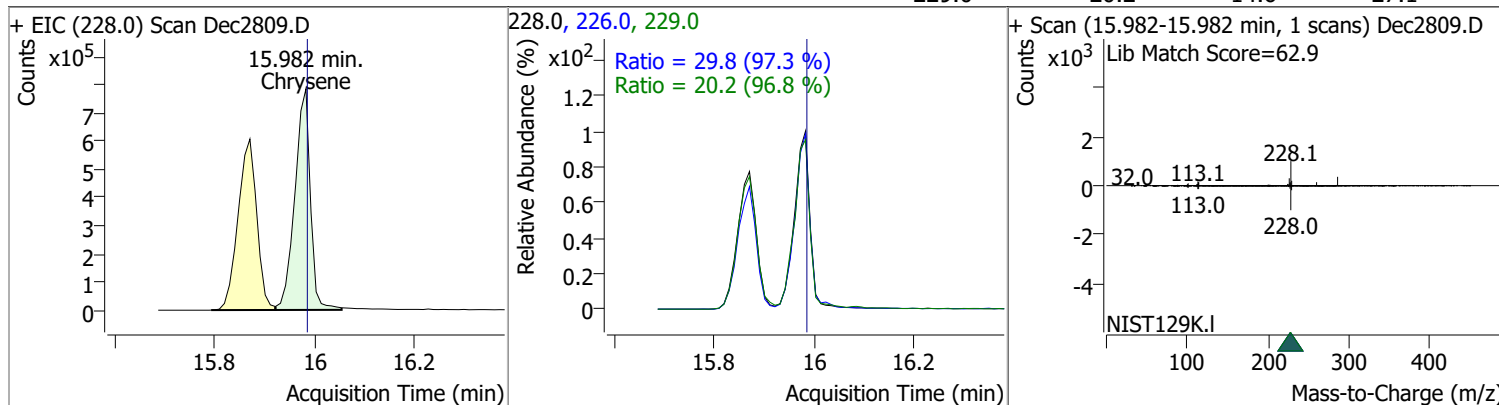


Quantitation Results Report (QT Reviewed)

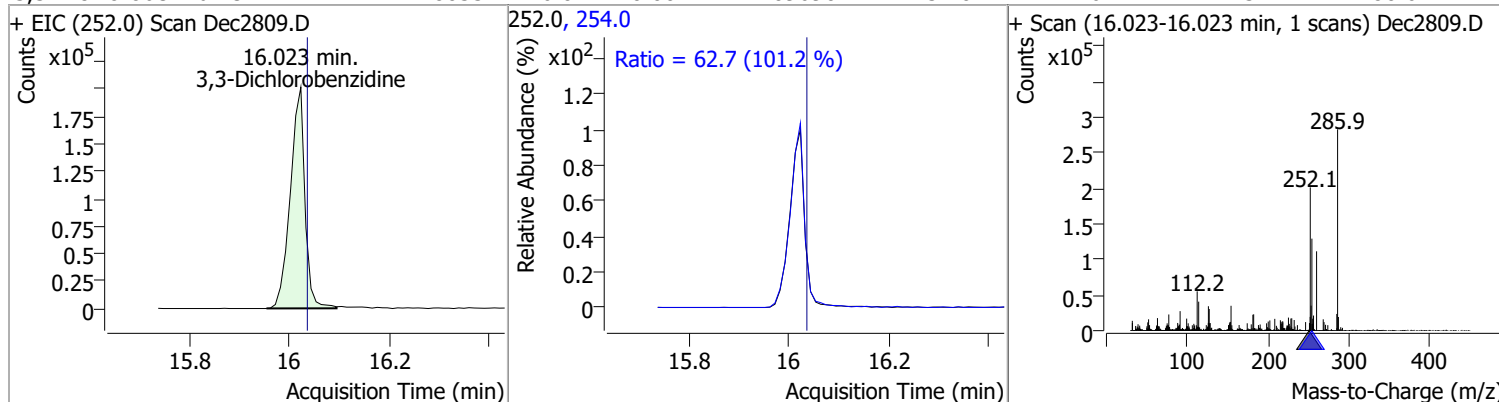
Compound	Conc.	RT	Dev(Min)	Resp.	QIon	QRatio	Lower	Upper
Benzo(a)Anthracene	86.2932	15.87	0.00	1580181	226.0	26.9	18.7	34.7
					229.0	20.5	14.9	27.7



Compound	Conc.	RT	Dev(Min)	Resp.	QIon	QRatio	Lower	Upper
Chrysene	81.1009	15.98	0.01	1696332	226.0	29.8	21.4	39.8
					229.0	20.2	14.6	27.1

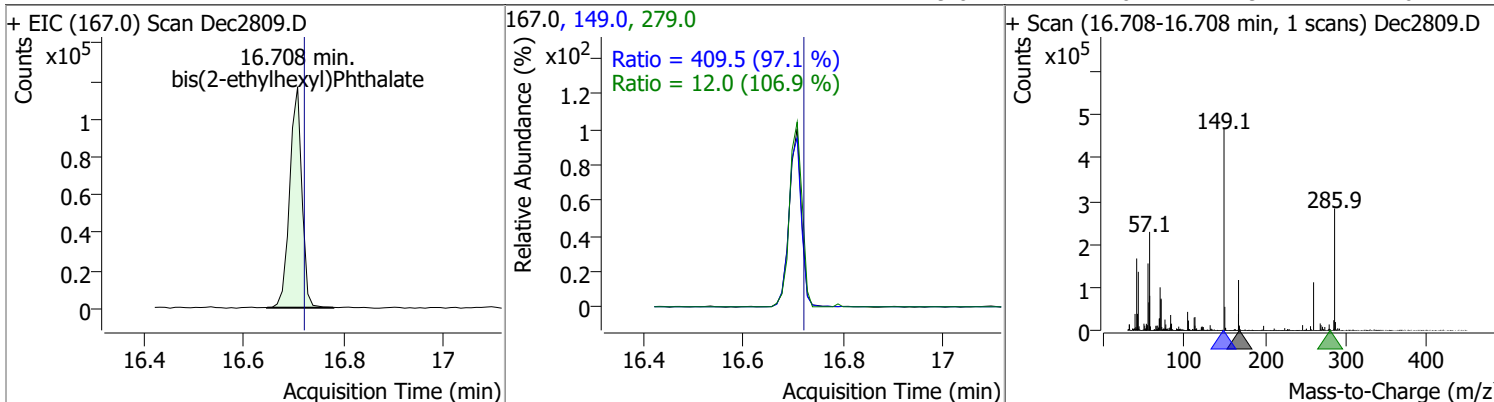


Compound	Conc.	RT	Dev(Min)	Resp.	QIon	QRatio	Lower	Upper
3,3-Dichlorobenzidine	74.8033	16.02	0.00	409690	254.0	62.7	43.4	80.6

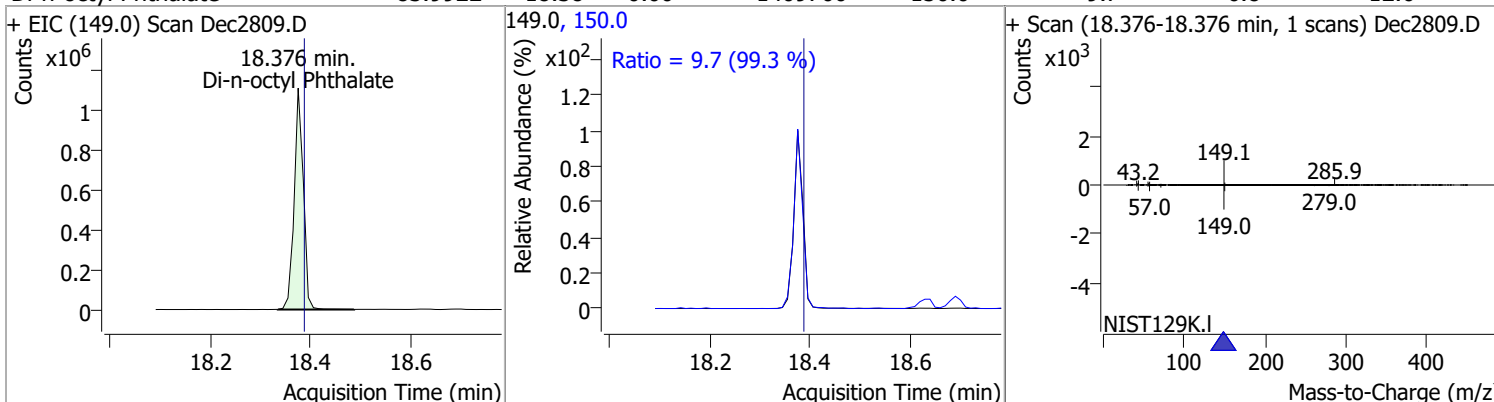


Quantitation Results Report (QT Reviewed)

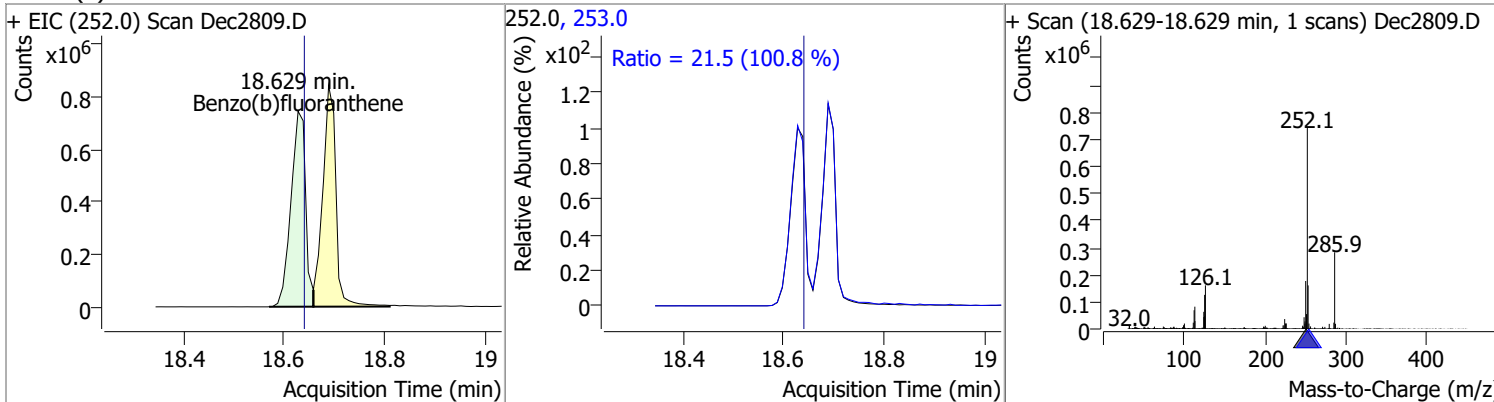
Compound	Conc.	RT	Dev(Min)	Resp.	QIon	QRatio	Lower	Upper
bis(2-ethylhexyl)Phthalate	88.0812	16.71	0.00	197695	149.0	409.5	295.1	548.1
					279.0	12.0	7.9	14.6



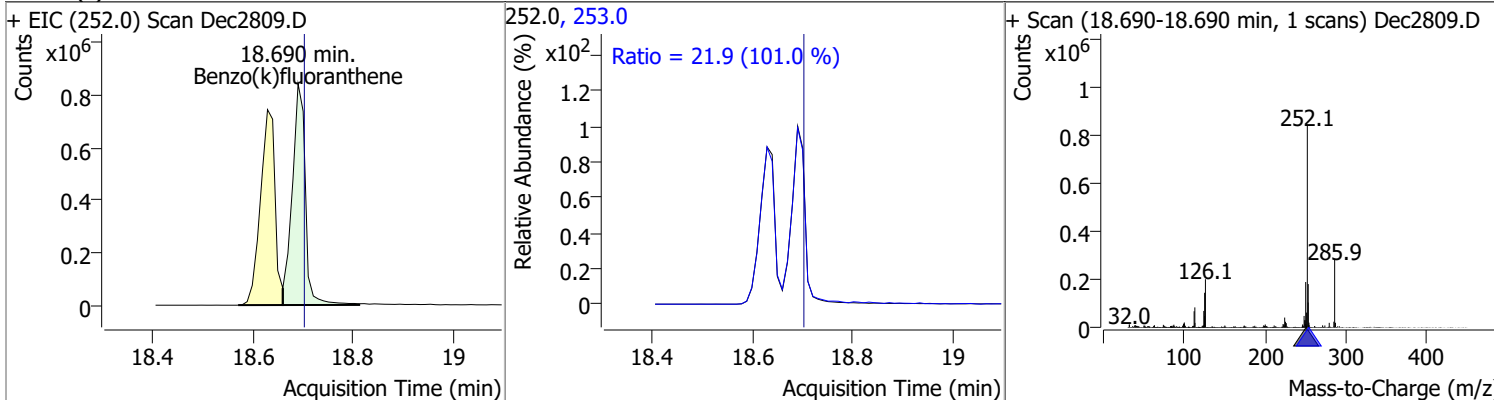
Compound	Conc.	RT	Dev(Min)	Resp.	QIon	QRatio	Lower	Upper
Di-n-octyl Phthalate	83.9922	18.38	0.00	1409700	150.0	9.7	6.8	12.6



Compound	Conc.	RT	Dev(Min)	Resp.	QIon	QRatio	Lower	Upper
Benzo(b)fluoranthene	82.4568	18.63	0.00	1493136	253.0	21.5	15.0	27.8

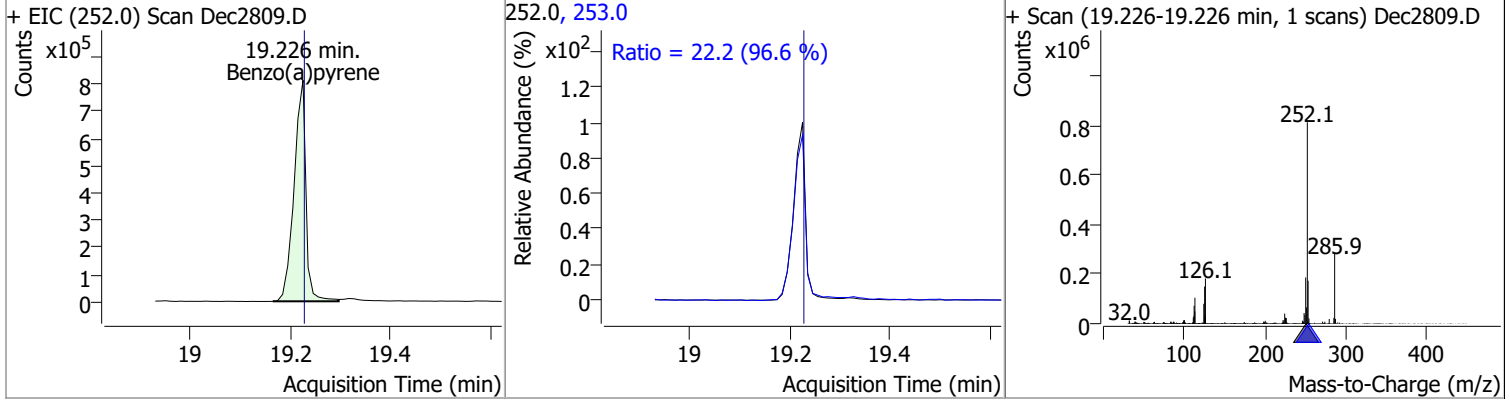


Compound	Conc.	RT	Dev(Min)	Resp.	QIon	QRatio	Lower	Upper
Benzo(k)fluoranthene	77.7564	18.69	0.00	1527054	253.0	21.9	15.2	28.2

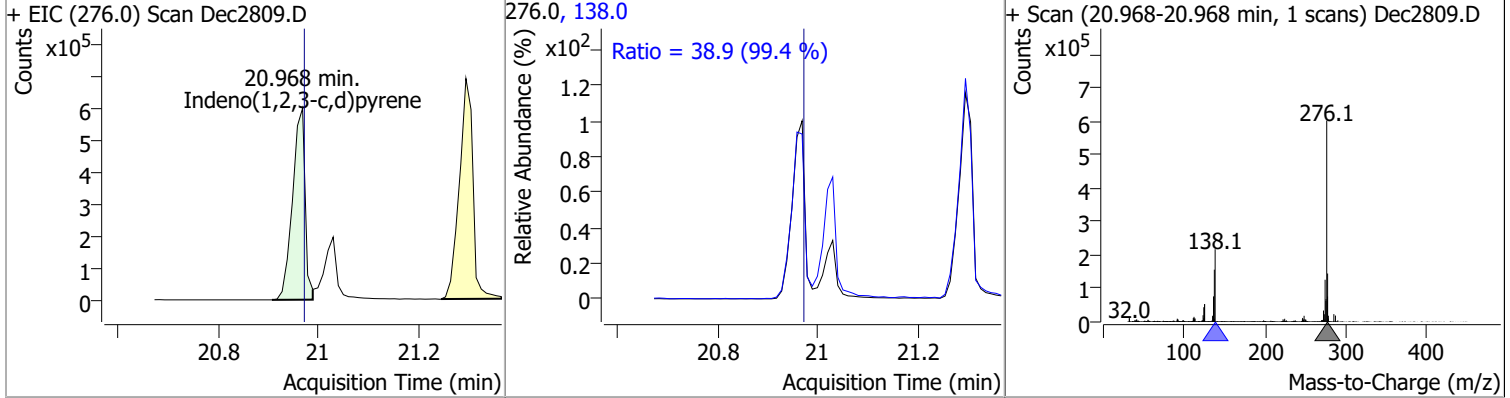


Quantitation Results Report (QT Reviewed)

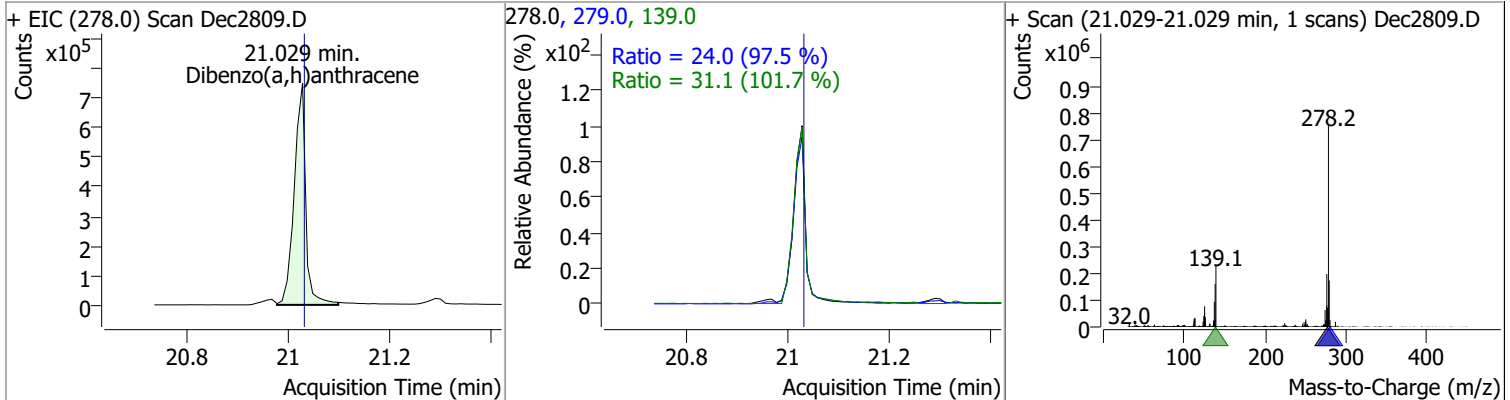
Compound	Conc.	RT	Dev(Min)	Resp.	QIon	QRatio	Lower	Upper
Benzo(a)pyrene	78.9769	19.23	0.01	1329307	253.0	22.2	16.1	29.8



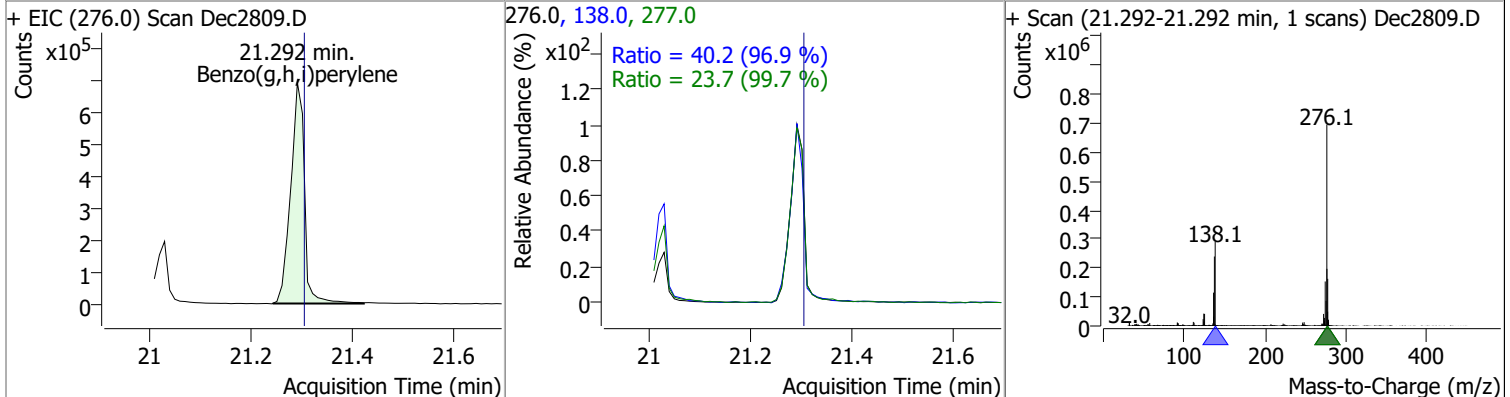
Compound	Conc.	RT	Dev(Min)	Resp.	QIon	QRatio	Lower	Upper
Indeno(1,2,3-c,d)pyrene	79.9996	20.97	0.01	1034213	138.0	38.9	27.4	50.8



Compound	Conc.	RT	Dev(Min)	Resp.	QIon	QRatio	Lower	Upper
Dibenzo(a,h)anthracene	82.3326	21.03	0.01	1189036	139.0	31.1	21.4	39.7
					279.0	24.0	17.2	32.0

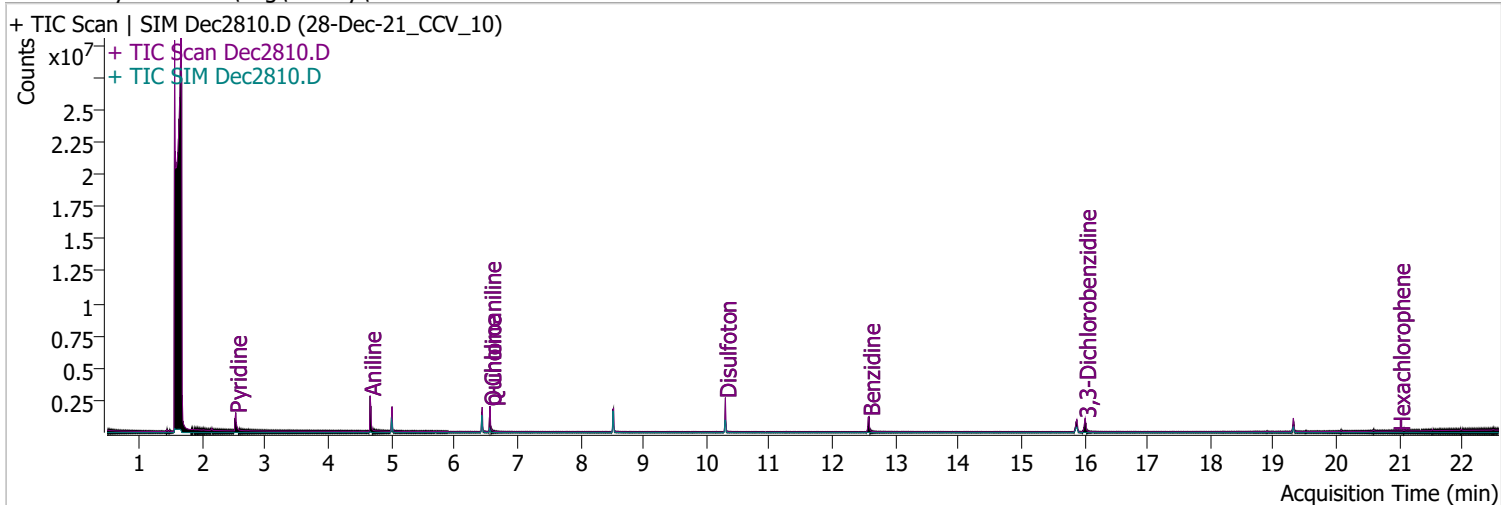


Compound	Conc.	RT	Dev(Min)	Resp.	QIon	QRatio	Lower	Upper
Benzo(g,h,i)perylene	81.8033	21.29	0.00	1311371	138.0	40.2	29.0	53.9
					277.0	23.7	16.7	31.0



Quantitation Results Report (QT Reviewed)

Data File	Dec2810.D	Operator	LIMS import
Acq. Method	BNA+SIM.M	Acq. Date-Time	12/28/2021 6:44:52 PM
Sample Name	28-Dec-21_CCV_10	Instrument	Instrument #1
Vial	10	Multiplier	1.00
DA Method File		Comment	SVOC-8270-W-LARGO
Tune File	dftppdsm.u	Tune Date	11/24/2021 11:15:00 AM
Batch Name	122821 bna 1 CAL.batch.bin	Last Calib Update	12/29/2021 7:25:46 PM
Ref Library	D:\Org\Library\NIST129K.I		



Compound	RT	QIon	Resp.	Conc.	Units	Dev(Min)
----------	----	------	-------	-------	-------	----------

Internal Standards

System Monitoring Compounds

S 2-Fluorophenol	0.000		0	N.D.		
Spiked Amount: 200.000	Range: 10.0 - 75.0%			Recovery = NA%		
S Phenol-d5	0.000		0	N.D.		
Spiked Amount: 200.000	Range: 10.0 - 65.0%			Recovery = NA%		
S Nitrobenzene-d5	0.000		0	N.D.		
Spiked Amount: 100.000	Range: 32.0 - 94.0%			Recovery = NA%		
S 2-Fluorobiphenyl	0.000		0	N.D.		
Spiked Amount: 100.000	Range: 28.0 - 107.0%			Recovery = NA%		
S 2,4,6-Tribromophenol	0.000		0	N.D.		
Spiked Amount: 200.000	Range: 25.0 - 140.0%			Recovery = NA%		
S Terphenyl-d14	0.000		0	N.D.		
Spiked Amount: 100.000	Range: 32.0 - 122.0%			Recovery = NA%		

Target Compounds

Compound	RT	QIon	Resp.	Conc.	Units	Dev(Min)	QValue
T N-Nitrosodimethylamine	0.000		0	N.D.			
T Pyridine	2.530	79.0	462459	54.2584	µg/L		100
T Aniline	4.664	93.0	1155663	73.2192	µg/L		98
T Phenol	4.664	94.0	0		µg/L	md	1
T bis(-2-Chloroethyl)Ether	4.664	63.0	0		µg/L	md	1
T 2-Chlorophenol	0.000		0	N.D.			
T 1,3-Dichlorobenzene	0.000		0	N.D.			
T 1,4-Dichlorobenzene	0.000		0	N.D.			
T 1,2-Dichlorobenzene	0.000		0	N.D.			
T Benzyl Alcohol	0.000		0	N.D.			
T bis(2-chloroisopropyl)Ether	0.000		0	N.D.			
T 2-Methylphenol	0.000		0	N.D.			
T N-nitroso-Di-n-propylamine	0.000		0	N.D.			
T 4Methylphenol/3Methylphenol	0.000		0	N.D.			
T Hexachloroethane	0.000		0	N.D.			

Quantitation Results Report (QT Reviewed)

Compound	RT	QIon	Resp.	Conc.	Units	Dev(Min)
T Nitrobenzene	0.000		0	N.D.		
T Isophorone	0.000		0	N.D.		
T 2-Nitrophenol	0.000		0	N.D.		
T 2,4-Dimethylphenol	0.000		0	N.D.		
T bis(-2-Chloroethoxy)Methane	6.568	93.0	0		µg/L md	1
T Benzoic Acid	0.000		0	N.D.		
T 2,4-Dichlorophenol	0.000		0	N.D.		
T 1,2,4-Trichlorobenzene	0.000		0	N.D.		
T Naphthalene	6.568	128.0	0		µg/L md	1
T 4-Chlorophenol	6.568	130.0	0		µg/L md	1
T p-Chloroaniline	6.568	127.0	665572	74.5814	µg/L	94
T Hexachlorobutadiene	0.000		0	N.D.		
T 4-Chloro-2-Methylphenol	0.000		0	N.D.		
T 4-Chloro-3-Methylphenol	0.000		0	N.D.		
T 2-Methylnaphthalene	0.000		0	N.D.		
T 1-Methylnaphthalene	0.000		0	N.D.		
T Hexachlorocyclopentadiene	0.000		0	N.D.		
T 2,4,6-Trichlorophenol	0.000		0	N.D.		
T 2,4,5-Trichlorophenol	0.000		0	N.D.		
T 2-Chloronaphthalene	0.000		0	N.D.		
T 2-Nitroaniline	0.000		0	N.D.		
T Dimethyl Phthalate	8.528	163.0	0		µg/L md	1
T 2,6-Dinitrotoluene	8.517	165.0	0		µg/L md	1
T Acenaphthylene	0.000		0	N.D.		
T 3-Nitroaniline	0.000		0	N.D.		
T Acenaphthene	0.000		0	N.D.		
T 2,4-Dinitrophenol	0.000		0	N.D.		
T Dibenzofuran	0.000		0	N.D.		
T 4-Nitrophenol	0.000		0	N.D.		
T 2,4-Dinitrotoluene	0.000		0	N.D.		
T Diethylphthalate	0.000		0	N.D.		
T Fluorene	0.000		0	N.D.		
T 4-Chlorophenyl-phenylether	0.000		0	N.D.		
T 4-Nitroaniline	0.000		0	N.D.		
T 4,6-Dinitro-2-methylphenol	0.000		0	N.D.		
T N-nitrosodiphenylamine	0.000		0	N.D.		
T Azobenzene	0.000		0	N.D.		
T 4-Bromophenyl-phenylether	0.000		0	N.D.		
T Hexachlorobenzene	0.000		0	N.D.		
T Pentachlorophenol	0.000		0	N.D.		
T Phenanthrene	0.000		0	N.D.		
T Anthracene	0.000		0	N.D.		
T Triallate	0.000		0	N.D.		
T Carbazole	0.000		0	N.D.		
T o-Terphenyl	0.000		0	N.D.		
T Di-n-Butylphthalate	0.000		0	N.D.		
T Fluoranthene	0.000		0	N.D.		
T Benzidine	12.582	184.0	795974	102.0761	µg/L	99
T Pyrene	0.000		0	N.D.		
T Butylbenzylphthalate	0.000		0	N.D.		
T Benzo(a)Anthracene	0.000		0	N.D.		
T Chrysene	0.000		0	N.D.		
T 3,3-Dichlorobenzidine	16.013	252.0	370690	76.1629	µg/L	99
T bis(2-ethylhexyl)Phthalate	0.000		0	N.D.		
T Di-n-octyl Phthalate	0.000		0	N.D.		

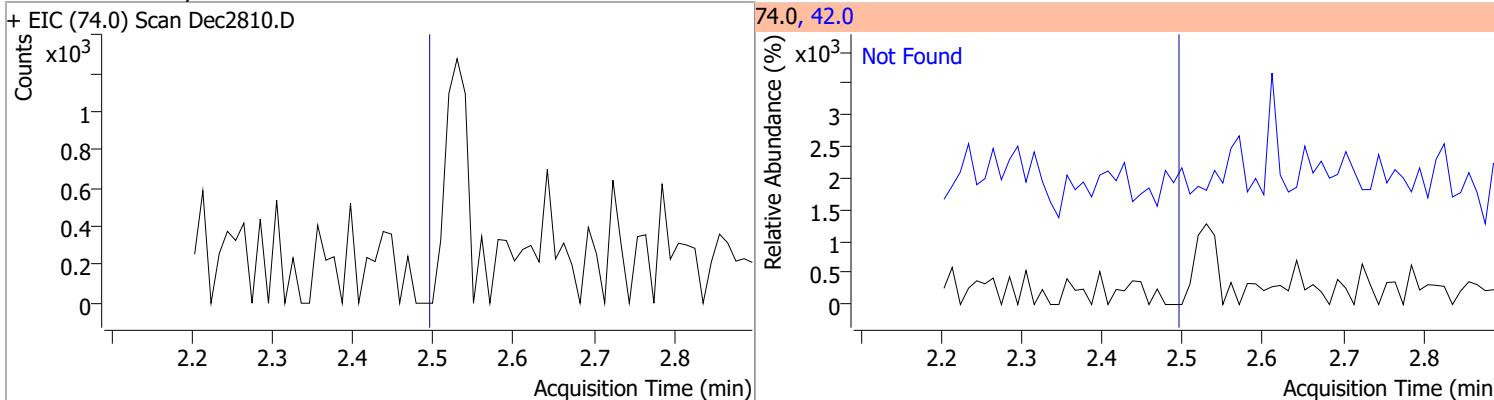
Quantitation Results Report (QT Reviewed)

Compound	RT	QIon	Resp.	Conc.	Units	Dev(Min)
T Benzo(b)fluoranthene	0.000		0	N.D.		
T Benzo(k)fluoranthene	0.000		0	N.D.		
T Benzo(a)pyrene	0.000		0	N.D.		
T Indeno(1,2,3-c,d)pyrene	0.000		0	N.D.		
T Dibenzo(a,h)anthracene	0.000		0	N.D.		
T Benzo(g,h,i)perylene	0.000		0	N.D.		

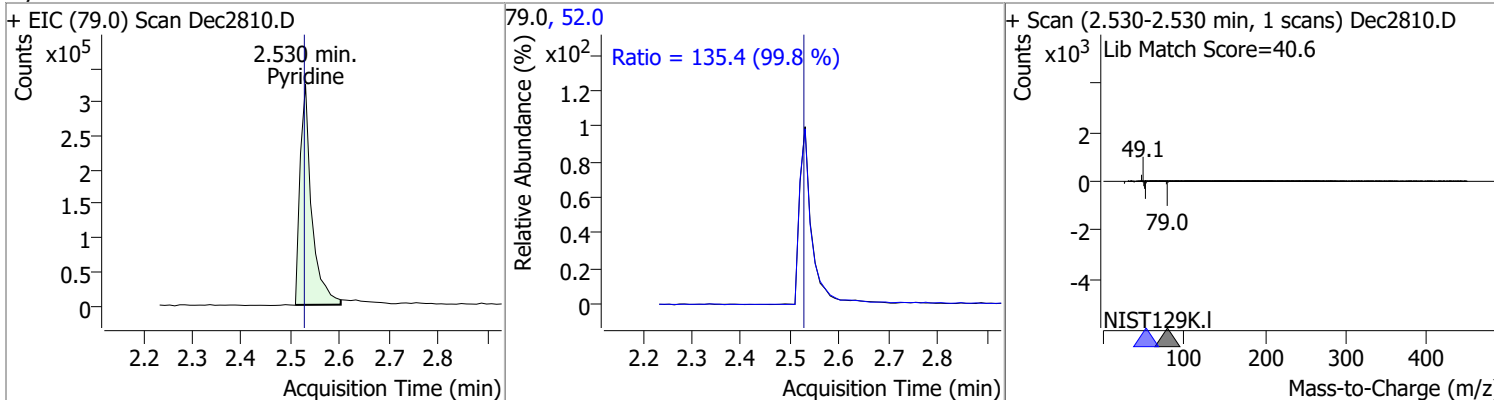
(#) = Qualifier Out of Range; (m) = Manual Integration; (+) = Area Summed; (*) = Surrogate Percent Recovery Out of Range; (d): Zeroed Peak

Quantitation Results Report (QT Reviewed)

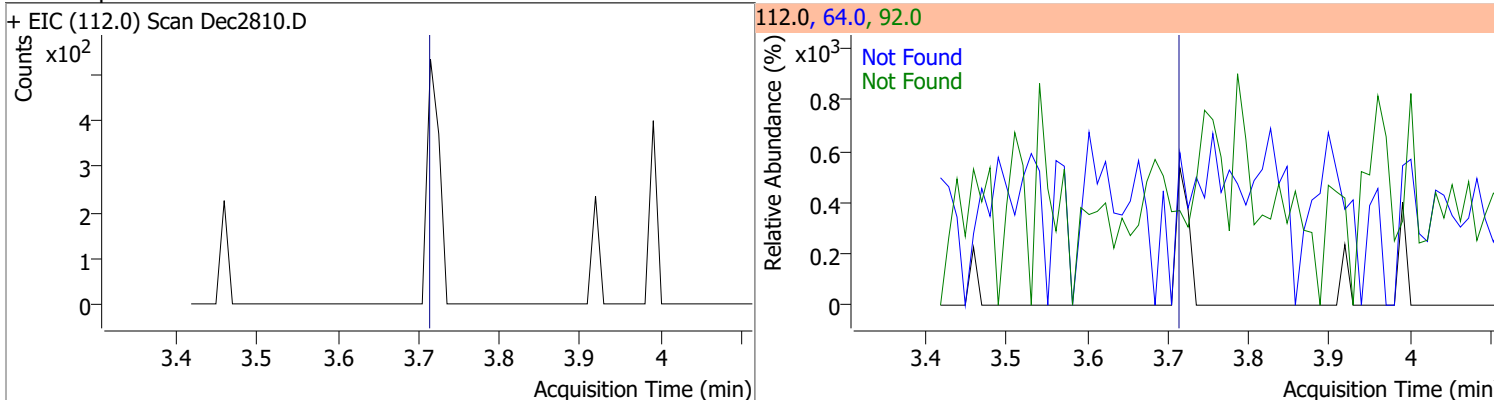
Compound	Conc.	Exp RT	QIon	Exp Ratio
N-Nitrosodimethylamine	N.D.	2.49	42.0	184.8



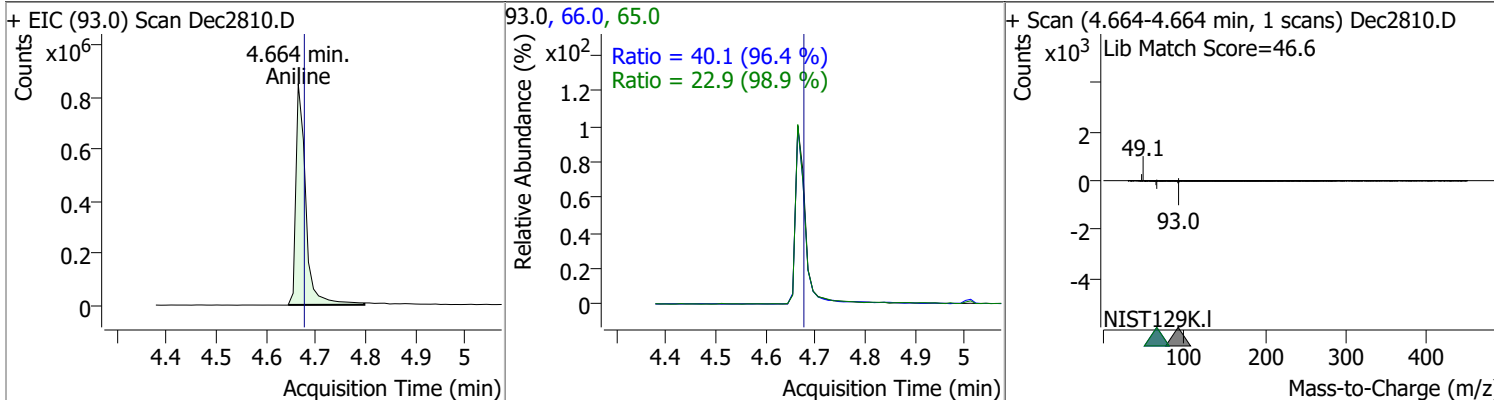
Compound	Conc.	RT	Dev(Min)	Resp.	QIon	QRatio	Lower	Upper
Pyridine	54.2584	2.53	0.01	462459	52.0	135.4	95.0	176.5



Compound	Conc.	Exp RT	QIon	Exp Ratio	QIon	Exp Ratio
2-Fluorophenol	N.D.	3.70	64.0	64.0	92.0	20.3

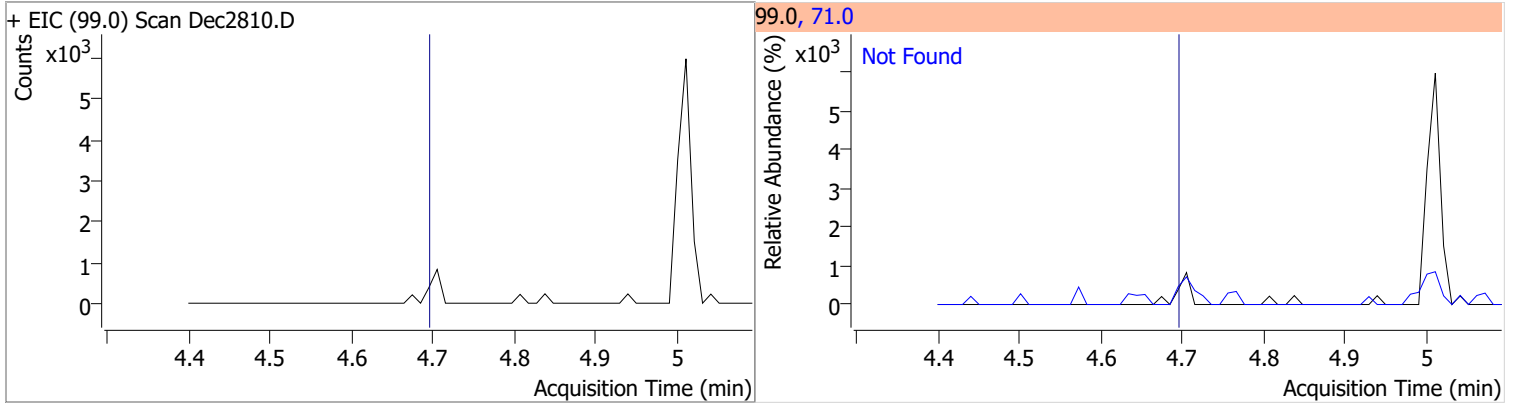


Compound	Conc.	RT	Dev(Min)	Resp.	QIon	QRatio	Lower	Upper
Aniline	73.2192	4.66	0.00	1155663	66.0	40.1	29.1	54.1
					65.0	22.9	16.2	30.0

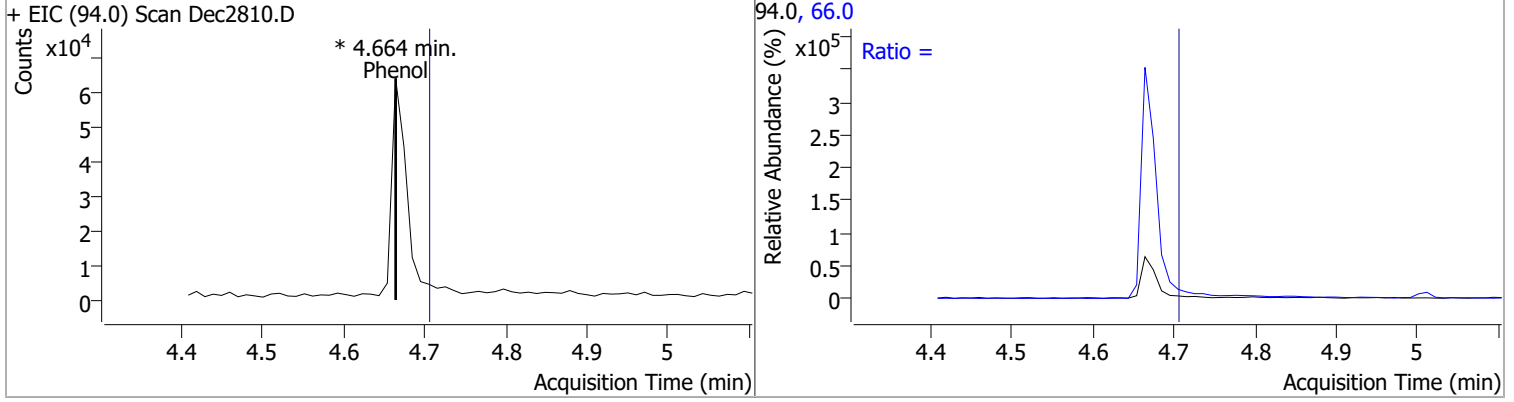


Quantitation Results Report (QT Reviewed)

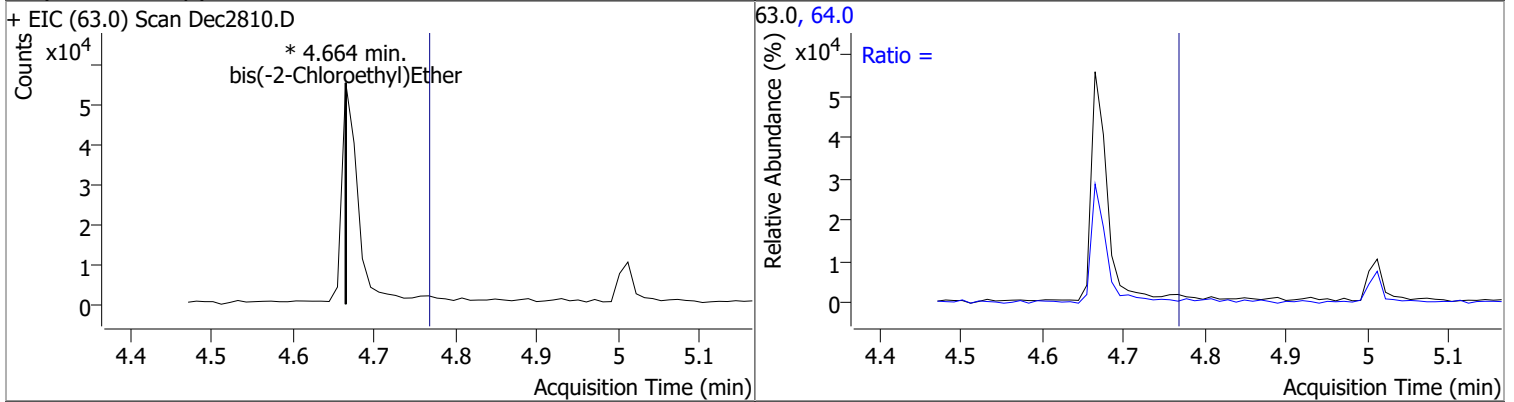
Compound	Conc.	Exp RT	QIon	Exp Ratio
Phenol-d5	N.D.	4.68	71.0	32.7



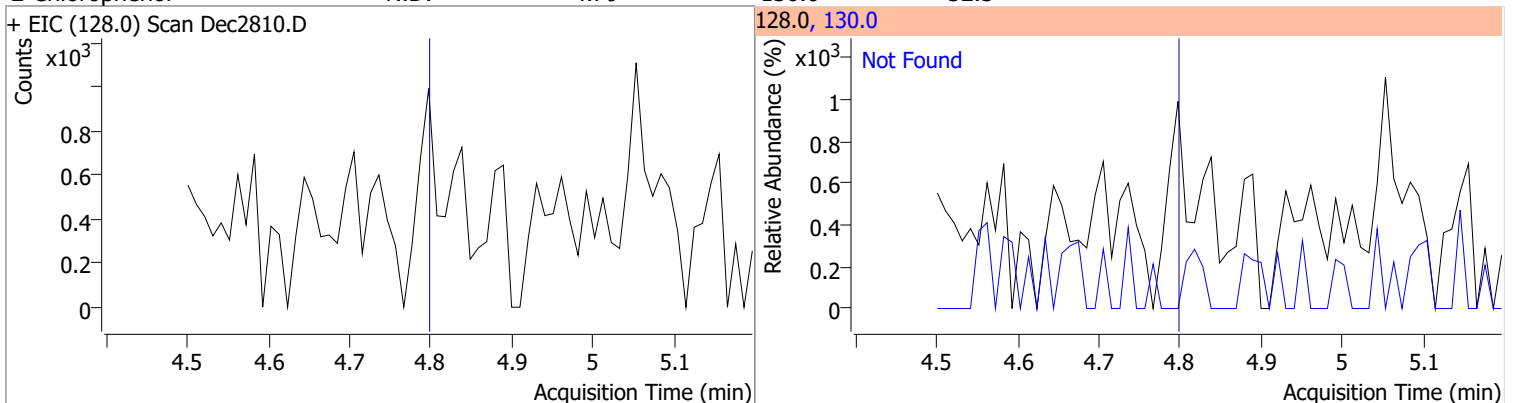
Compound	Conc.	RT	Dev(Min)	Resp.	QIon	QRatio	Lower	Upper
Phenol	0	0	0	0	66.0	0	28.6	53.1



Compound	Conc.	RT	Dev(Min)	Resp.	QIon	QRatio	Lower	Upper
bis(-2-Chloroethyl)Ether	0	0	0	0	64.0	0	1.9	3.6

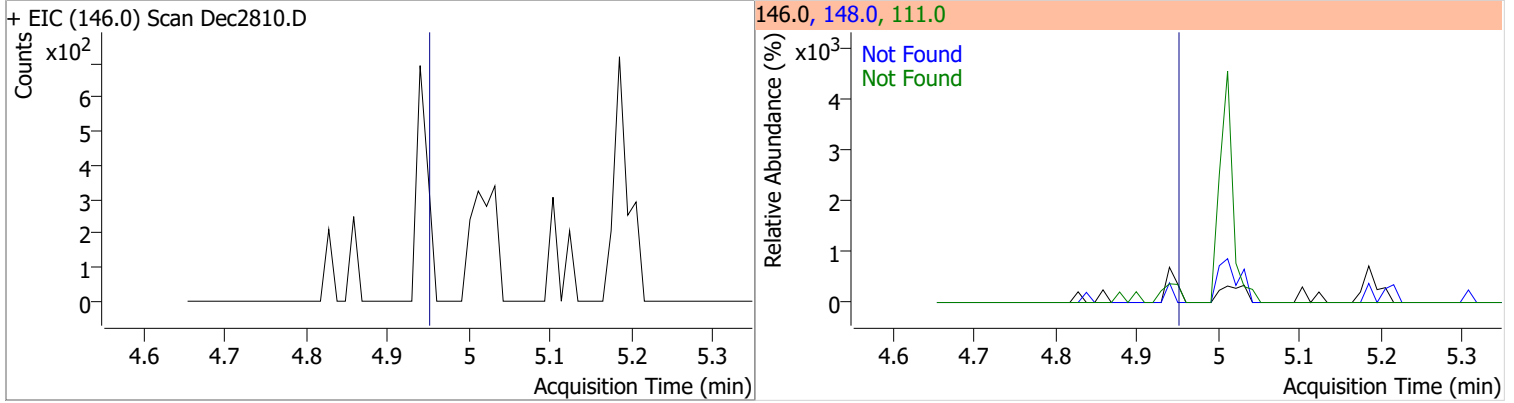


Compound	Conc.	Exp RT	QIon	Exp Ratio
2-Chlorophenol	N.D.	4.79	130.0	32.3

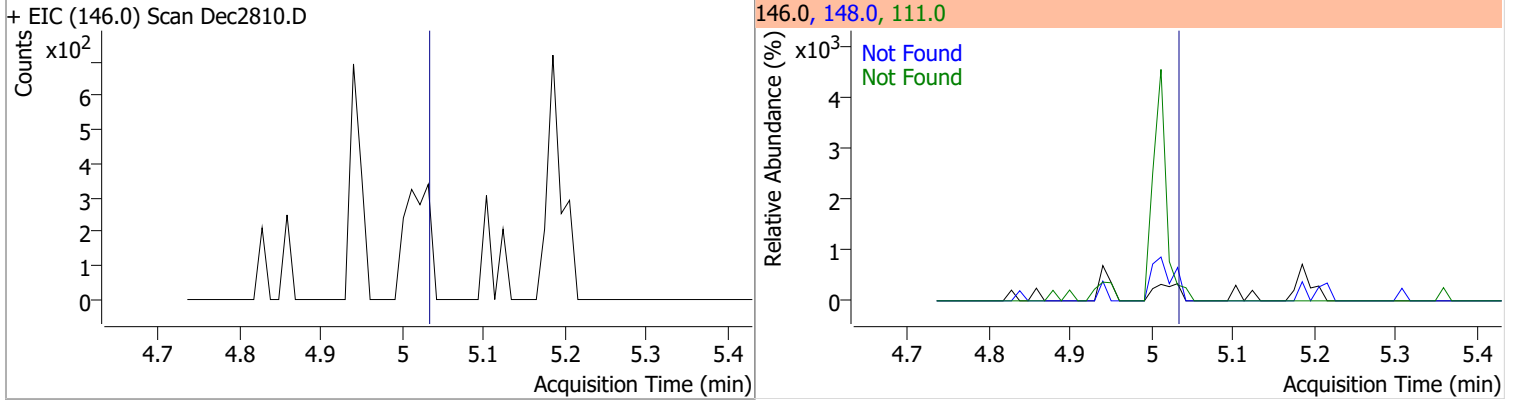


Quantitation Results Report (QT Reviewed)

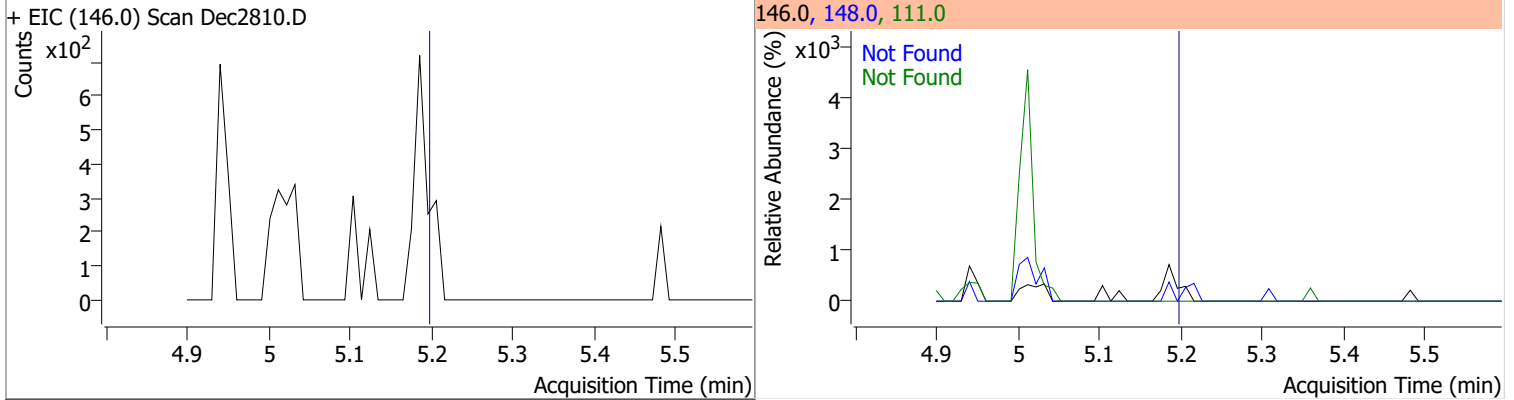
Compound	Conc.	Exp RT	QIon	Exp Ratio	QIon	Exp Ratio
1,3-Dichlorobenzene	N.D.	4.94	148.0	63.2	111.0	39.4



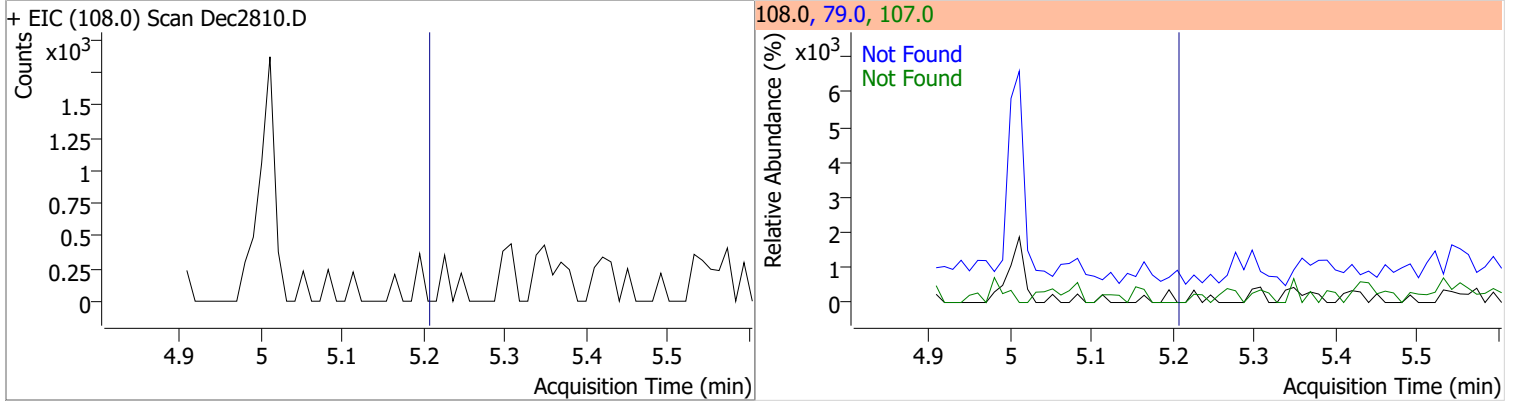
Compound	Conc.	Exp RT	QIon	Exp Ratio	QIon	Exp Ratio
1,4-Dichlorobenzene	N.D.	5.02	148.0	62.2	111.0	37.4



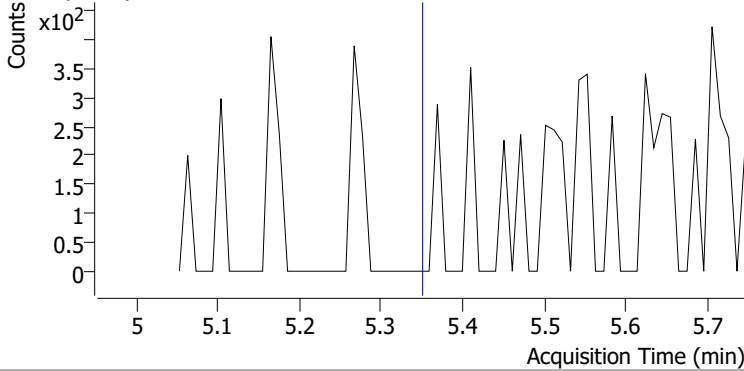
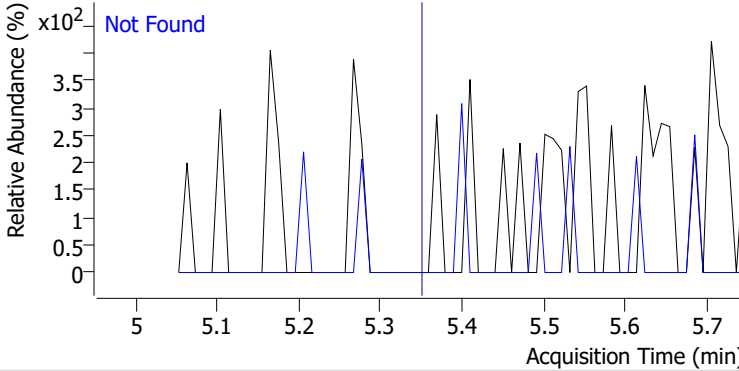
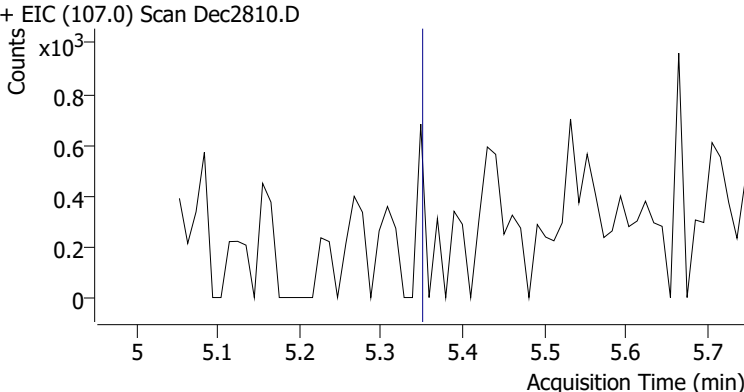
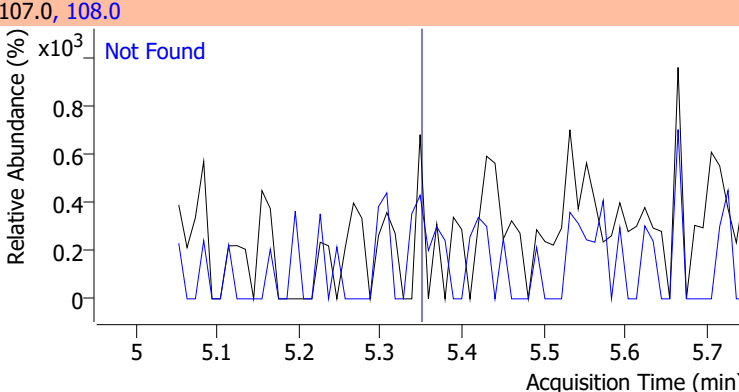
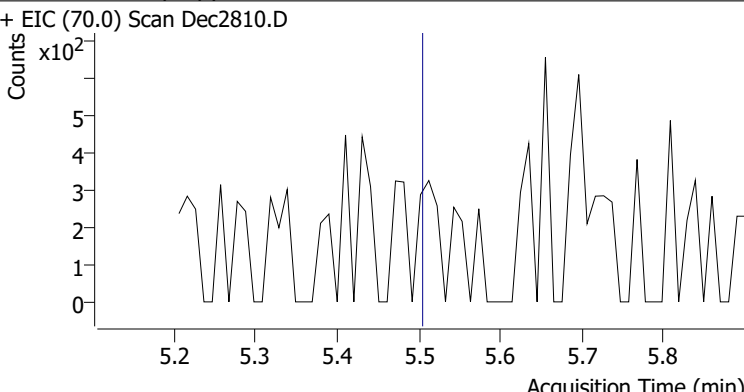
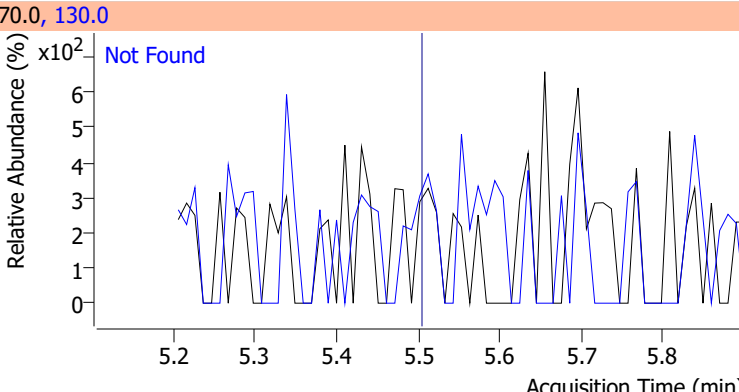
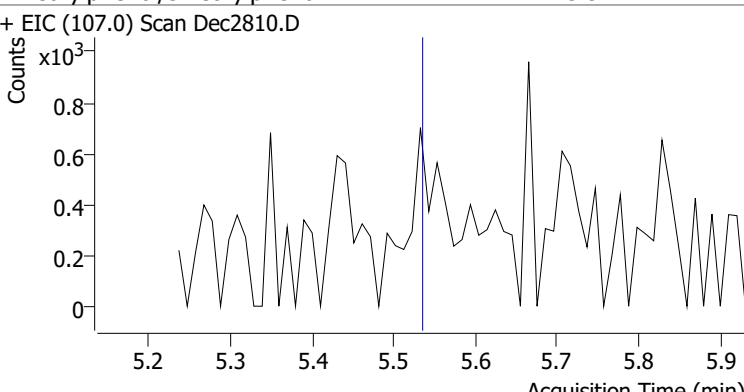
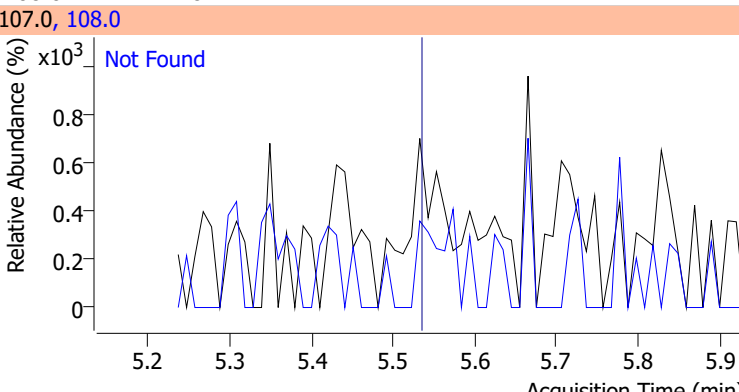
Compound	Conc.	Exp RT	QIon	Exp Ratio	QIon	Exp Ratio
1,2-Dichlorobenzene	N.D.	5.19	148.0	62.2	111.0	40.3



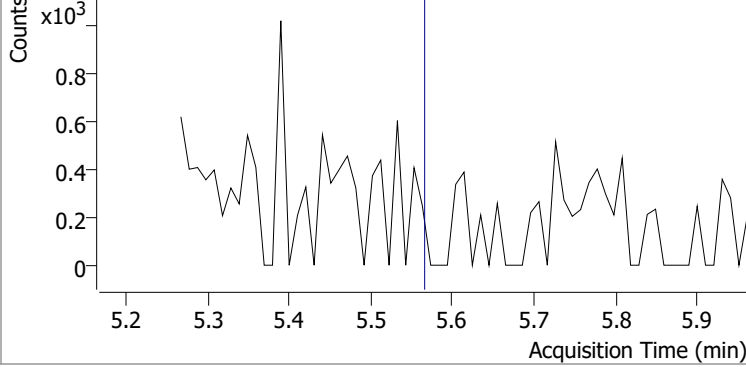
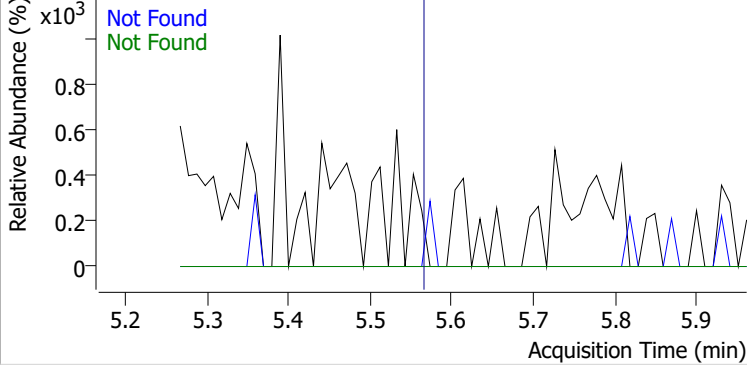
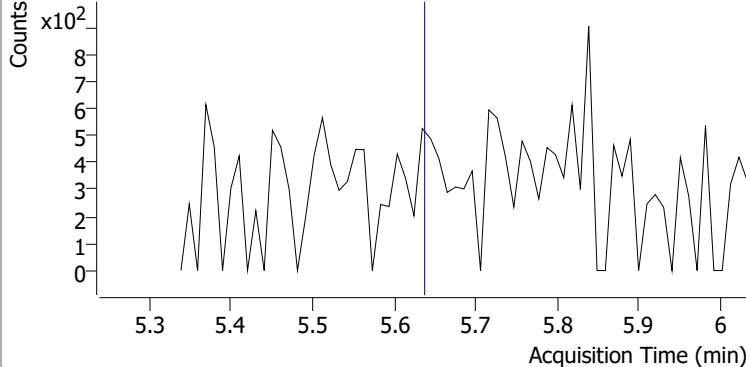
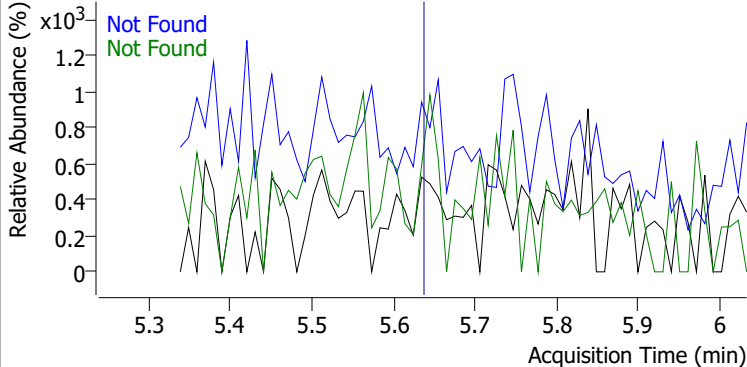
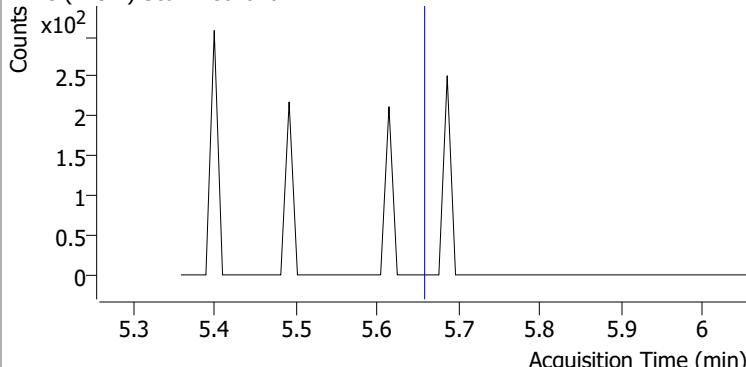
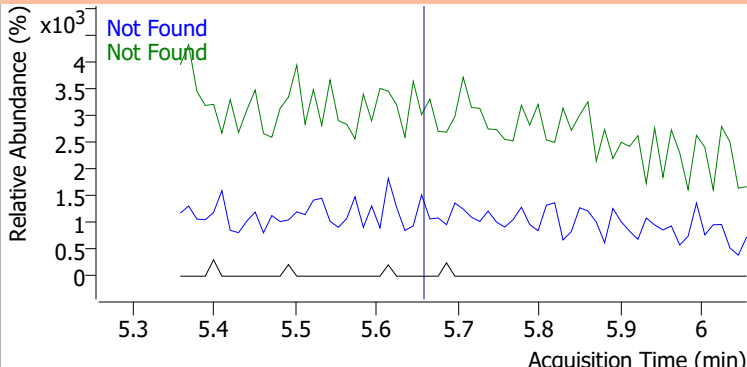
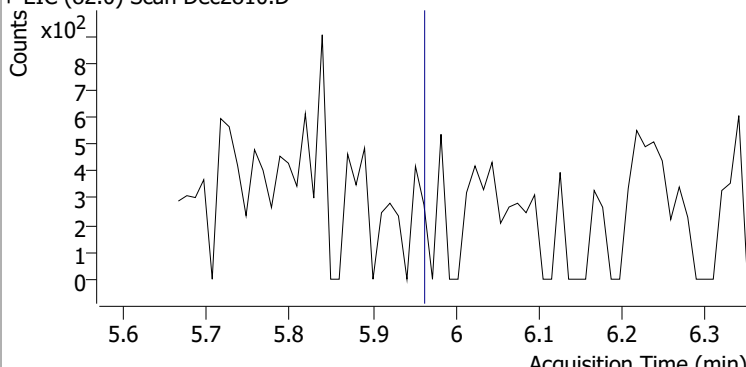
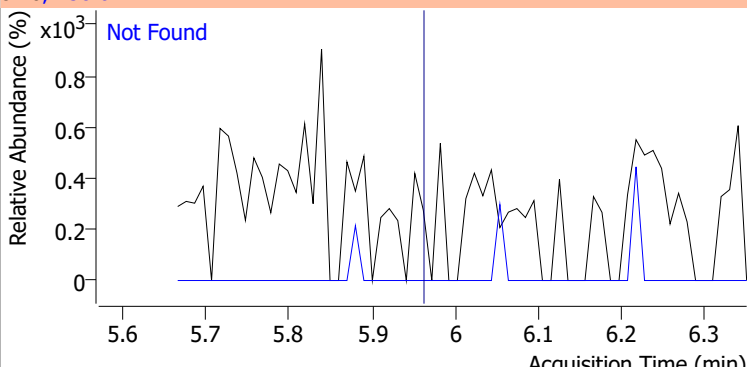
Compound	Conc.	Exp RT	QIon	Exp Ratio	QIon	Exp Ratio
Benzyl Alcohol	N.D.	5.20	79.0	117.9	107.0	69.2



Quantitation Results Report (QT Reviewed)

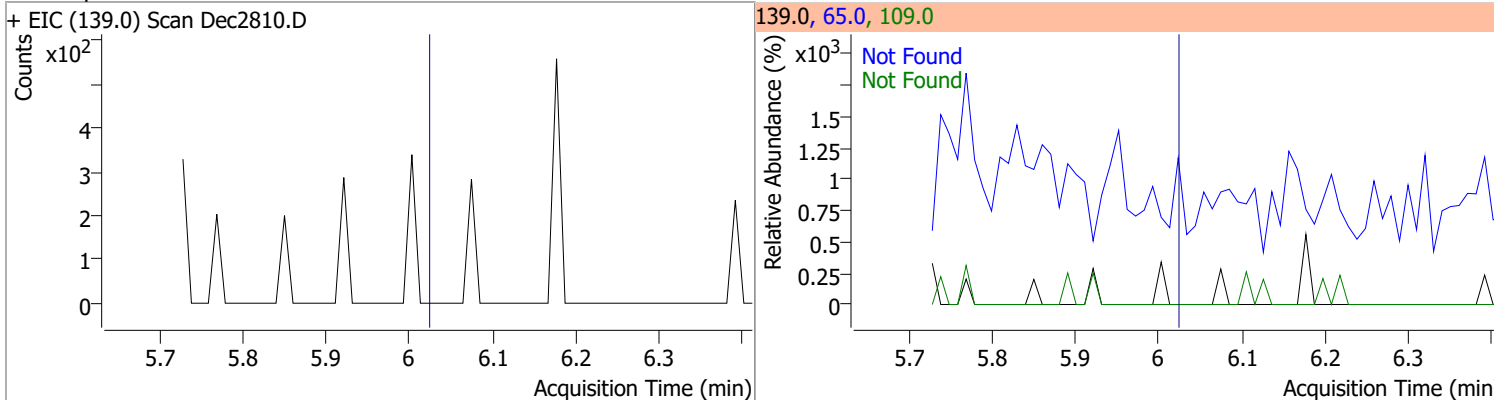
Compound	Conc.	Exp RT	QIon	Exp Ratio
bis(2-chloroisopropyl)Ether	N.D.	5.34	123.0	32.7
+ EIC (121.0) Scan Dec2810.D 			121.0, 123.0 	
2-Methylphenol	N.D.	5.34	108.0	117.6
+ EIC (107.0) Scan Dec2810.D 			107.0, 108.0 	
N-nitroso-Di-n-propylamine	N.D.	5.49	130.0	17.6
+ EIC (70.0) Scan Dec2810.D 			70.0, 130.0 	
4Methylphenol/3Methylphenol	N.D.	5.52	108.0	81.4
+ EIC (107.0) Scan Dec2810.D 			107.0, 108.0 	

Quantitation Results Report (QT Reviewed)

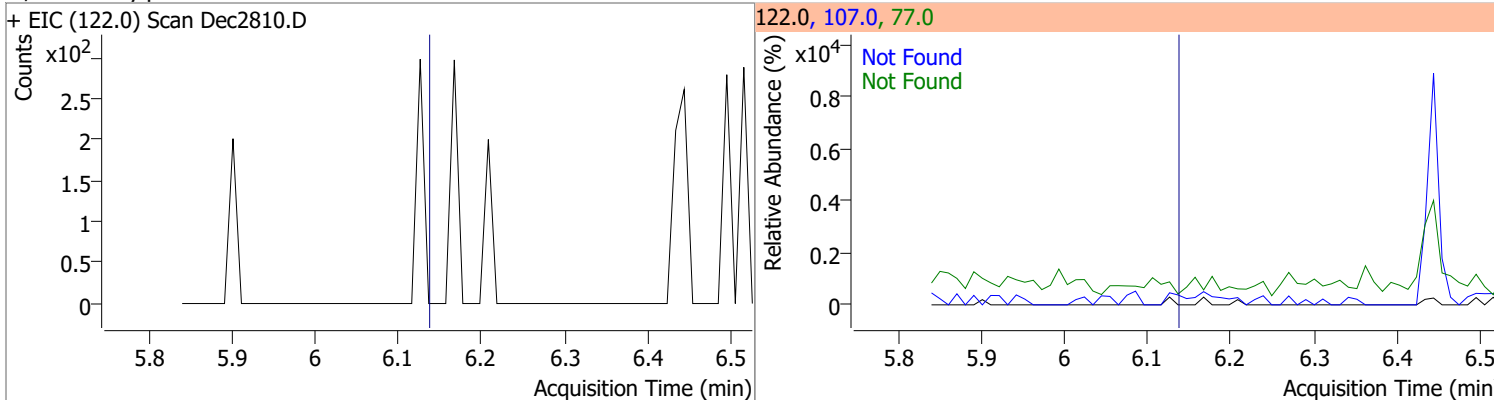
Compound	Conc.	Exp RT	QIon	Exp Ratio	QIon	Exp Ratio
Hexachloroethane	N.D.	5.55	201.0	77.2	199.0	50.6
+ EIC (117.0) Scan Dec2810.D			117.0, 201.0, 199.0			
						
Nitrobenzene-d5	N.D.	5.62	54.0	96.4	128.0	47.4
+ EIC (82.0) Scan Dec2810.D			82.0, 54.0, 128.0			
						
Nitrobenzene	N.D.	5.64	77.0	211.4	51.0	210.3
+ EIC (123.1) Scan Dec2810.D			123.1, 77.0, 51.0			
						
Isophorone	N.D.	5.95	138.0	19.1		
+ EIC (82.0) Scan Dec2810.D			82.0, 138.0			
						

Quantitation Results Report (QT Reviewed)

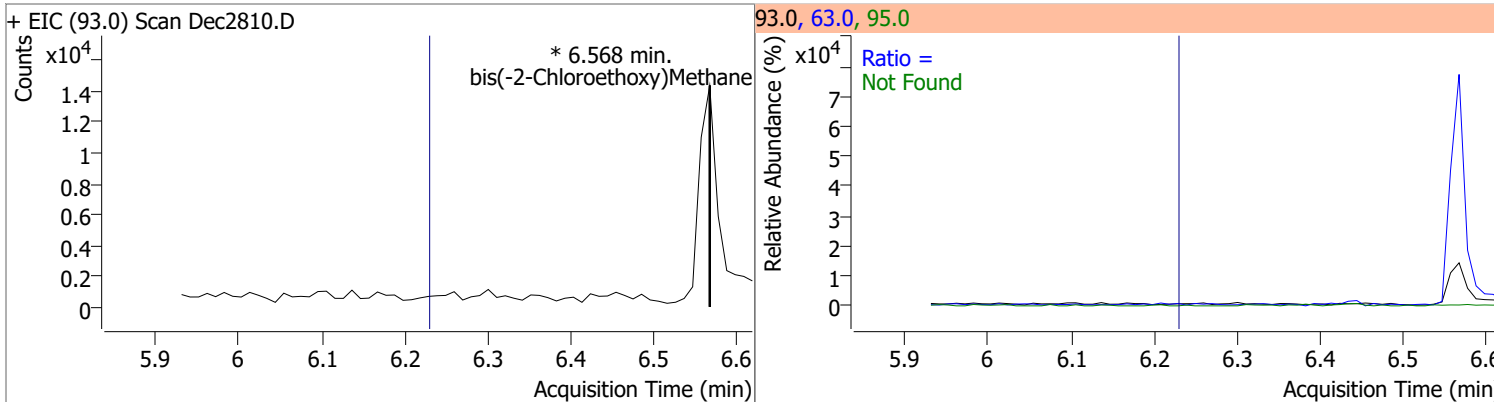
Compound	Conc.	Exp RT	QIon	Exp Ratio	QIon	Exp Ratio
2-Nitrophenol	N.D.	6.01	65.0	57.4	109.0	32.8



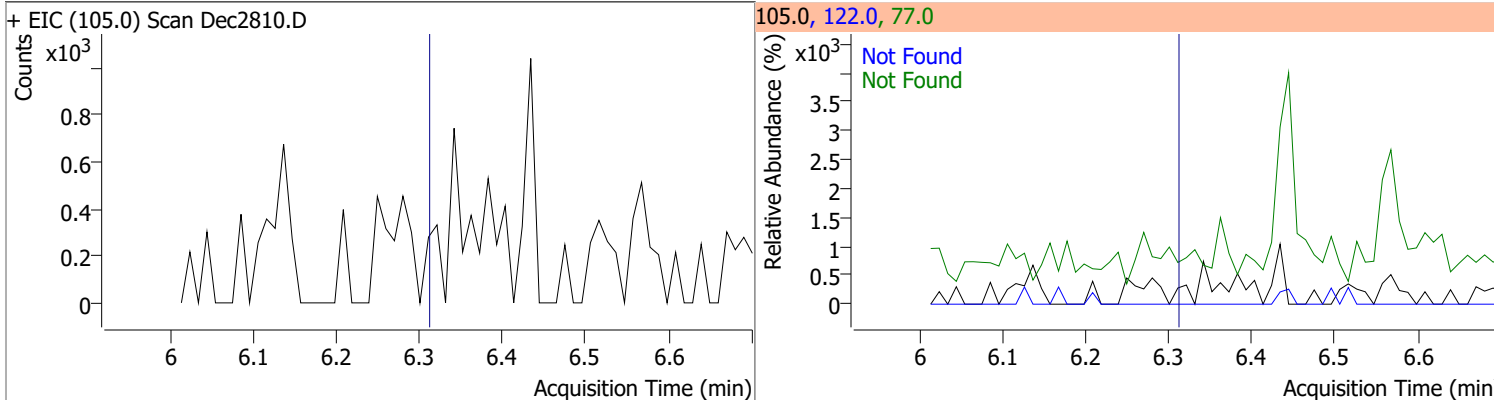
Compound	Conc.	Exp RT	QIon	Exp Ratio	QIon	Exp Ratio
2,4-Dimethylphenol	N.D.	6.13	107.0	109.1	77.0	32.4



Compound	Conc.	RT	Dev(Min)	Resp.	QIon	QRatio	Lower	Upper
bis(-2-Chloroethoxy)Methane		0		0	63.0 95.0		63.5 22.2	117.9 41.1

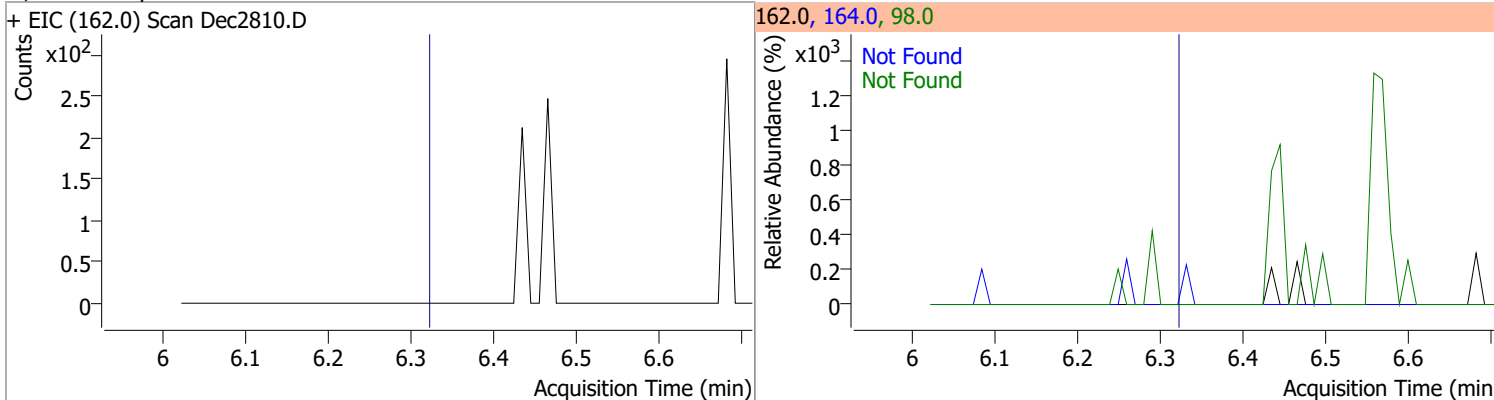


Compound	Conc.	Exp RT	QIon	Exp Ratio	QIon	Exp Ratio
Benzoic Acid	N.D.	6.30	122.0	87.4	77.0	73.1

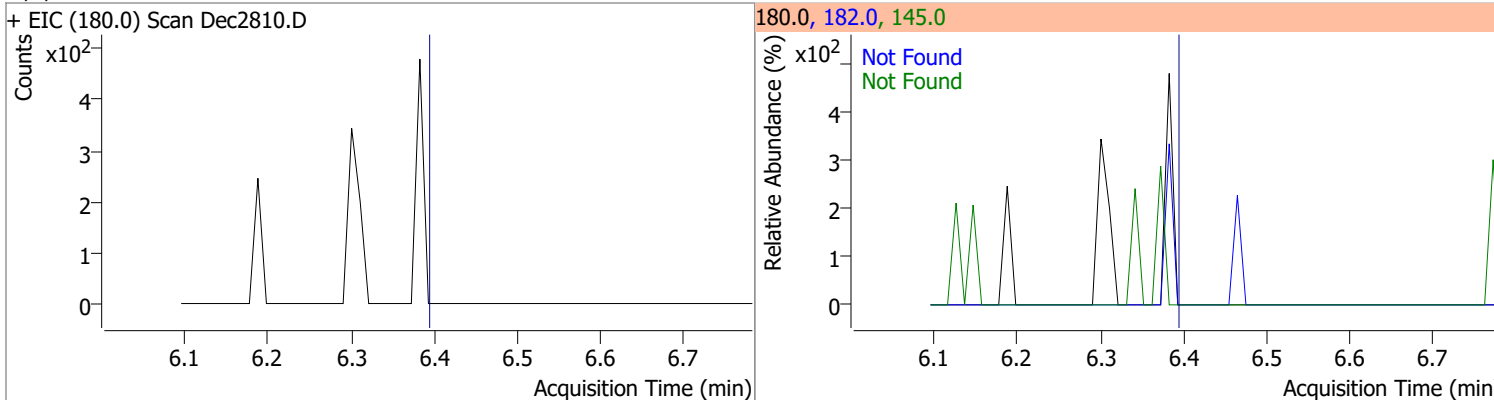


Quantitation Results Report (QT Reviewed)

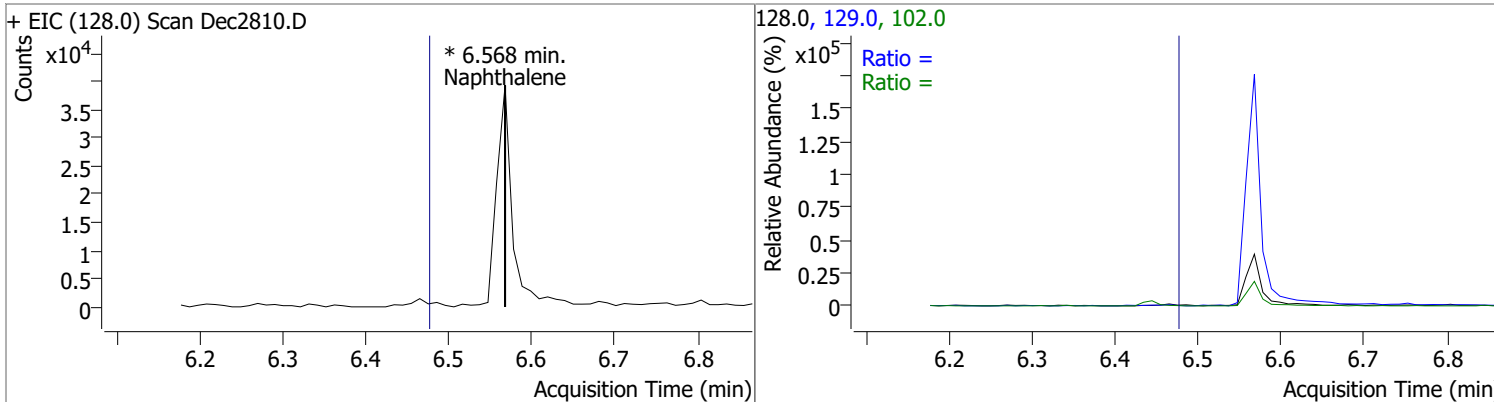
Compound	Conc.	Exp RT	QIon	Exp Ratio	QIon	Exp Ratio
2,4-Dichlorophenol	N.D.	6.31	164.0	62.0	98.0	32.4



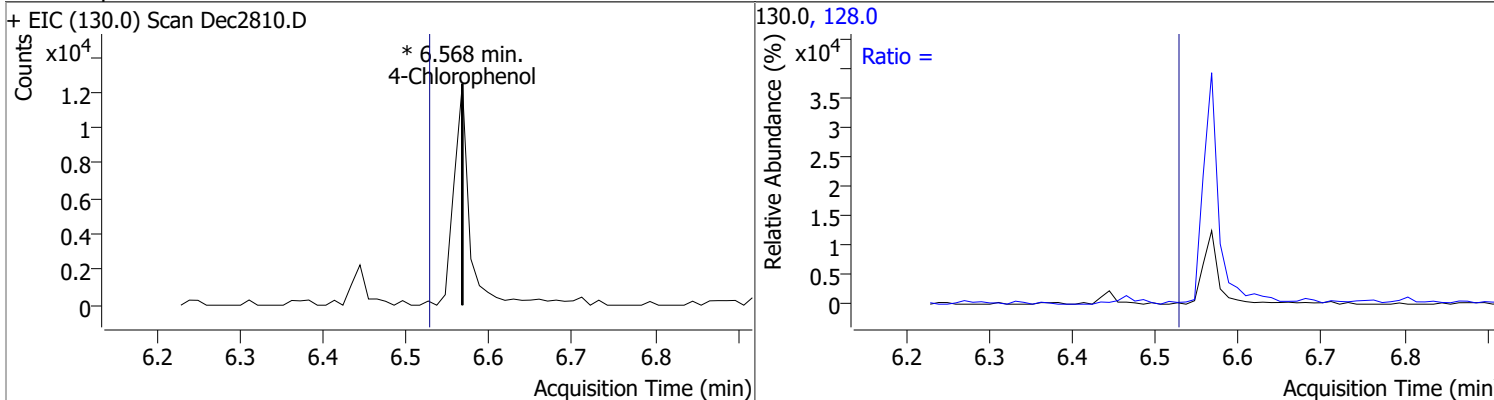
Compound	Conc.	Exp RT	QIon	Exp Ratio	QIon	Exp Ratio
1,2,4-Trichlorobenzene	N.D.	6.38	182.0	94.1	145.0	30.4



Compound	Conc.	RT	Dev(Min)	Resp.	QIon	QRatio	Lower	Upper
Naphthalene		0		0	129.0		7.7	14.2
					102.0		6.5	12.1

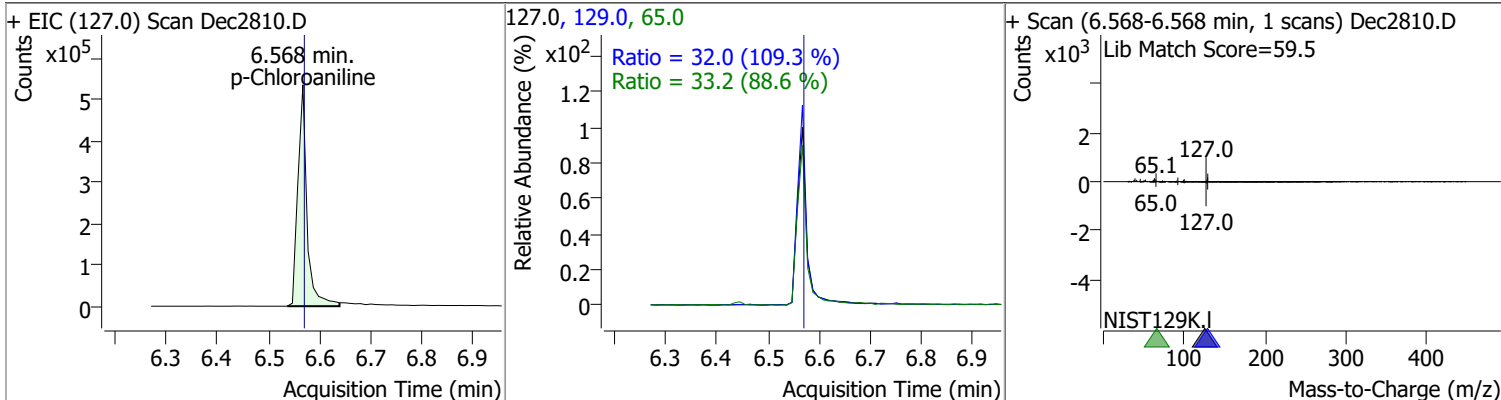


Compound	Conc.	RT	Dev(Min)	Resp.	QIon	QRatio	Lower	Upper
4-Chlorophenol		0		0	128.0		216.8	402.6

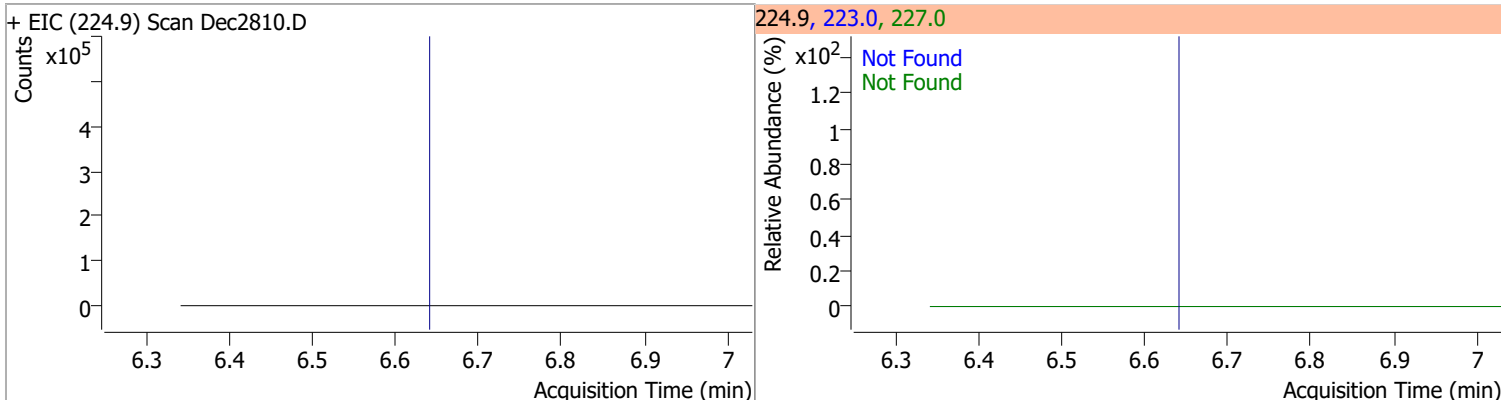


Quantitation Results Report (QT Reviewed)

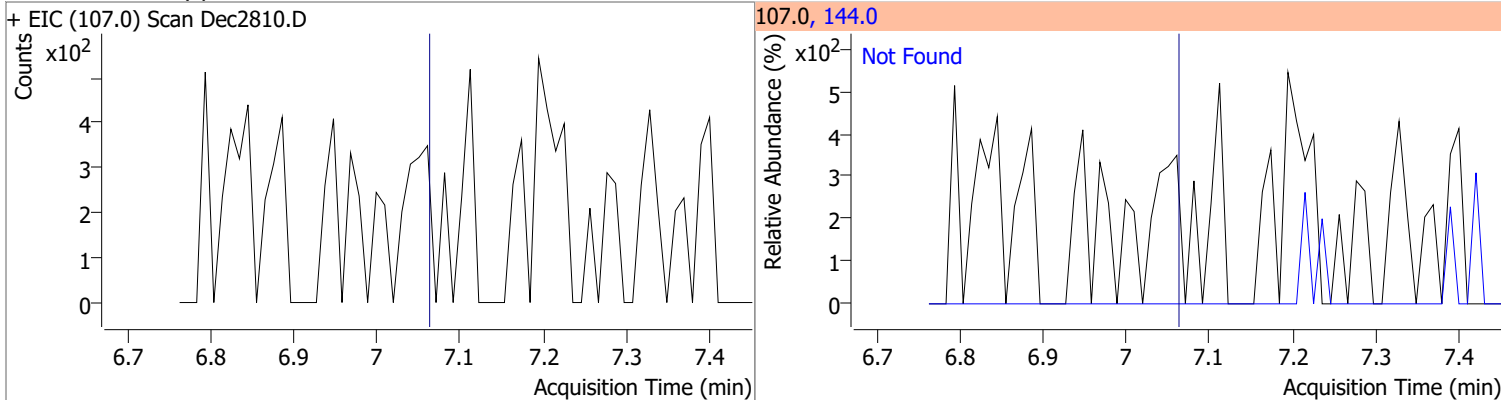
Compound	Conc.	RT	Dev(Min)	Resp.	QIon	QRatio	Lower	Upper
p-Chloroaniline	74.5814	6.57	0.01	665572	65.0	33.2	26.3	48.8
					129.0	32.0	20.5	38.0



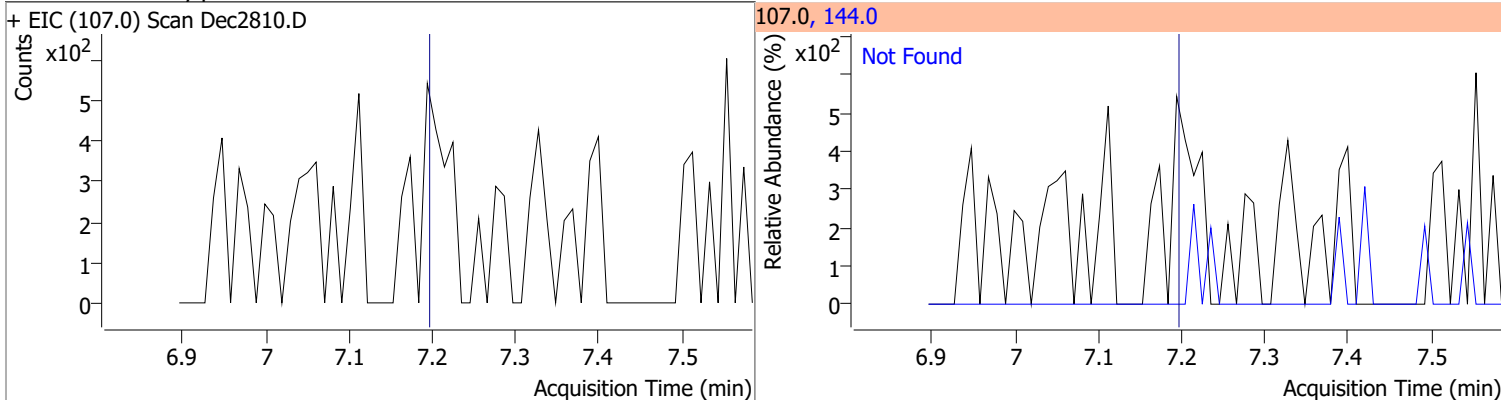
Compound	Conc.	Exp RT	QIon	Exp Ratio	QIon	Exp Ratio
Hexachlorobutadiene	N.D.	6.63	227.0	66.6	223.0	60.8



Compound	Conc.	Exp RT	QIon	Exp Ratio
4-Chloro-2-Methylphenol	N.D.	7.05	144.0	26.6

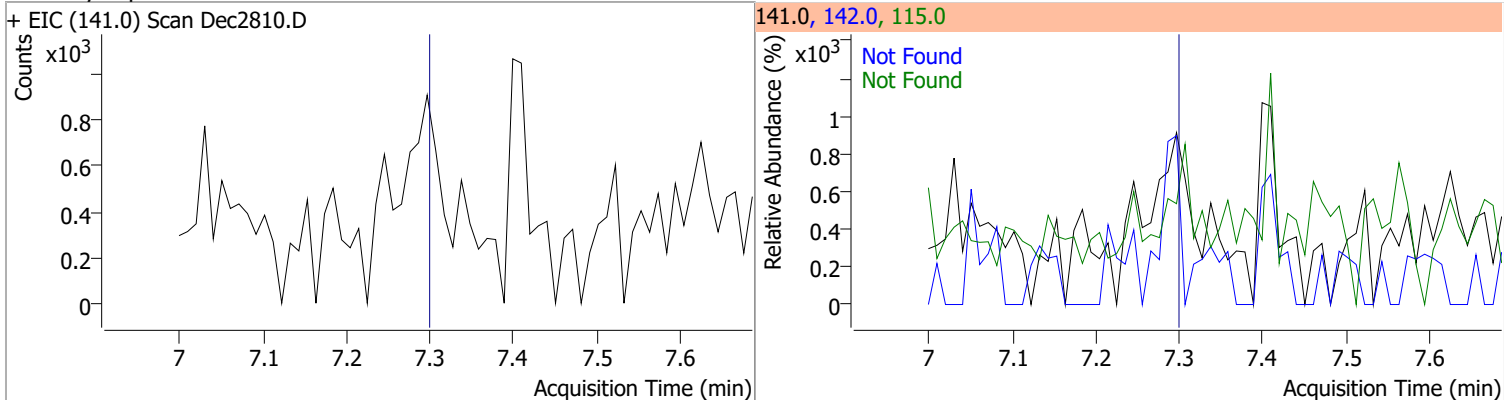


Compound	Conc.	Exp RT	QIon	Exp Ratio
4-Chloro-3-Methylphenol	N.D.	7.18	144.0	27.6

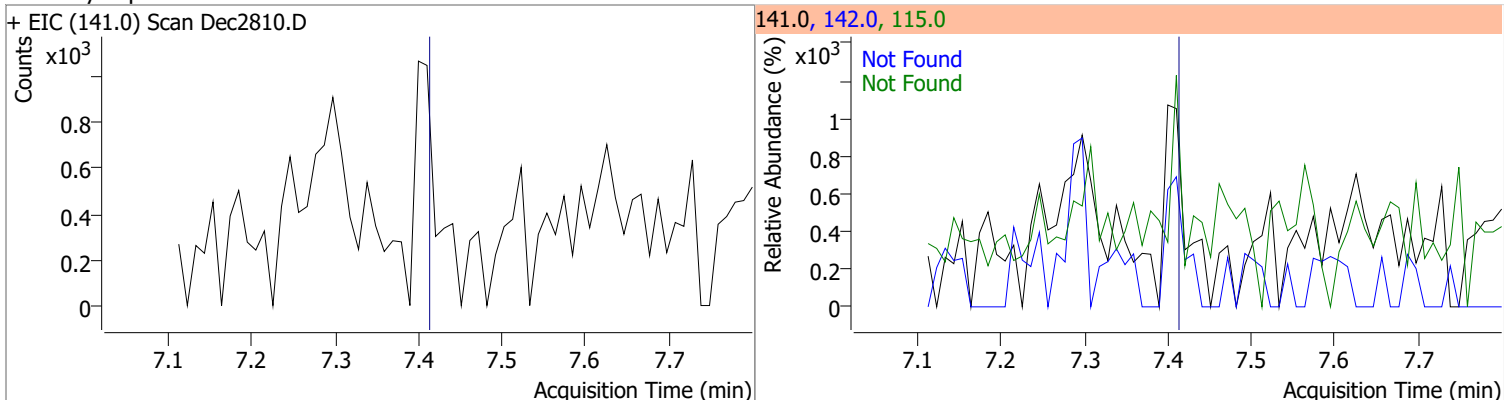


Quantitation Results Report (QT Reviewed)

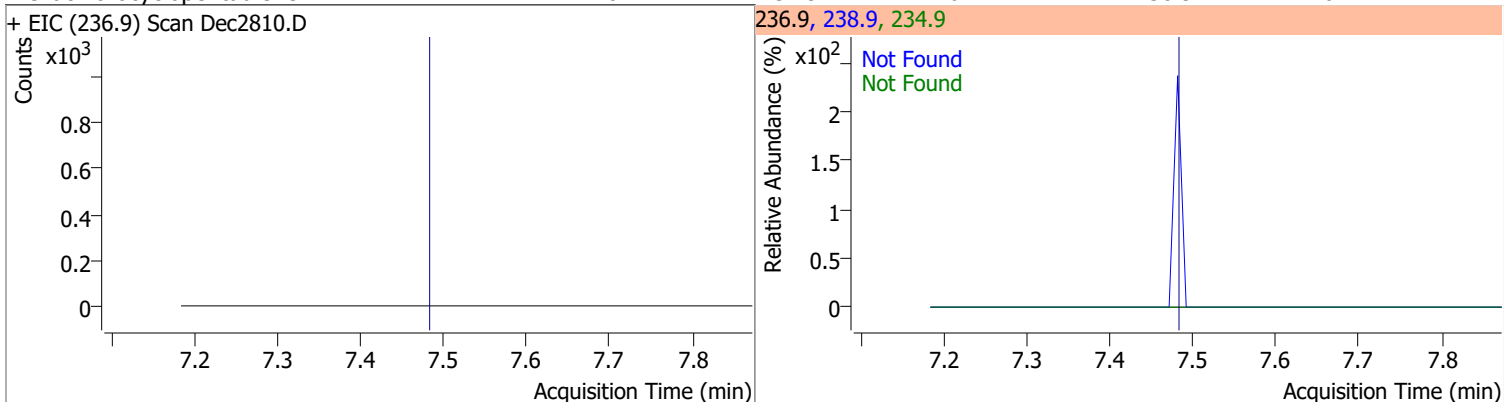
Compound	Conc.	Exp RT	QIon	Exp Ratio	QIon	Exp Ratio
2-Methylnaphthalene	N.D.	7.29	142.0	114.8	115.0	42.0



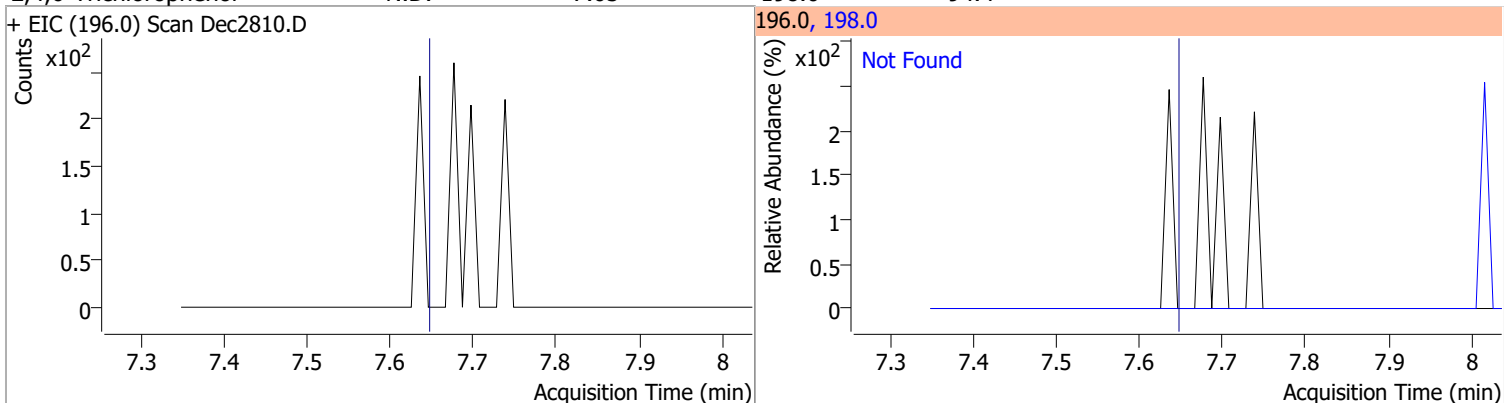
Compound	Conc.	Exp RT	QIon	Exp Ratio	QIon	Exp Ratio
1-Methylnaphthalene	N.D.	7.40	142.0	111.0	115.0	42.5



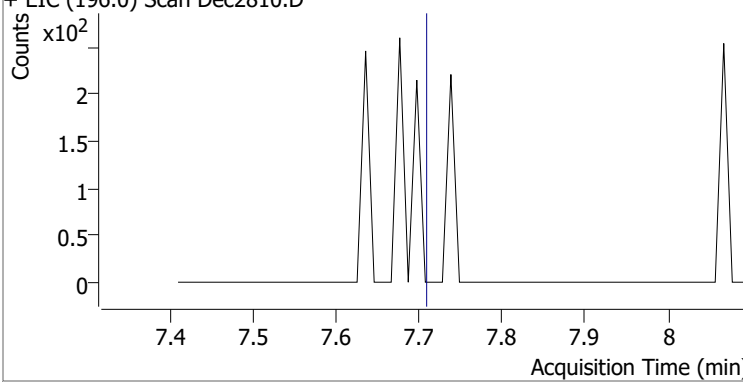
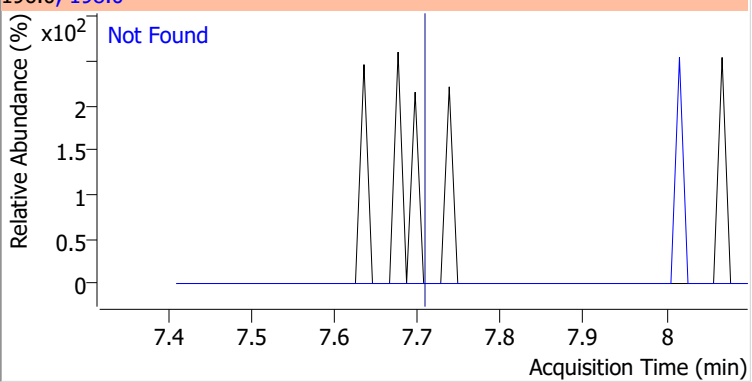
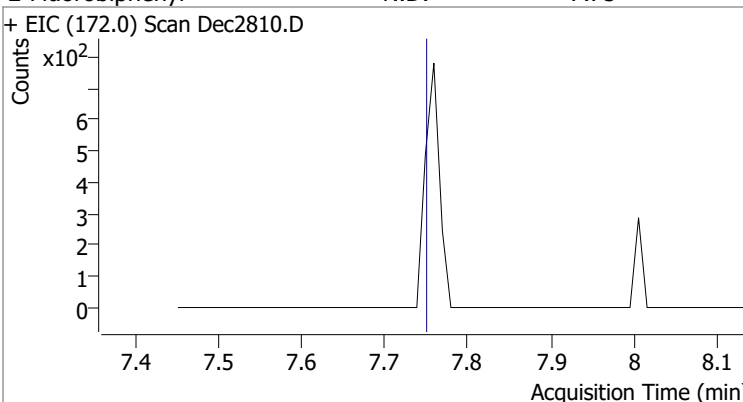
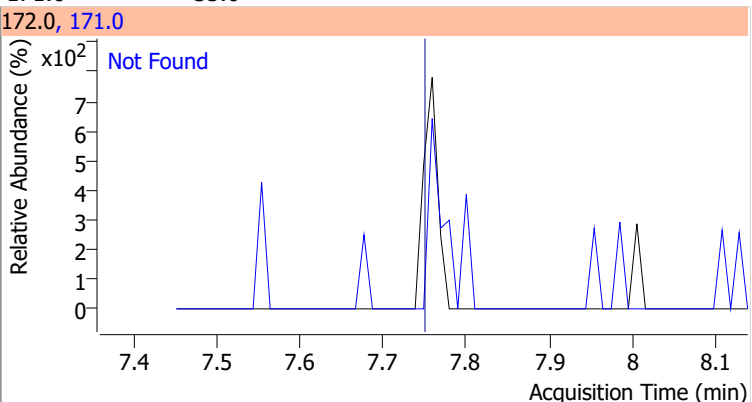
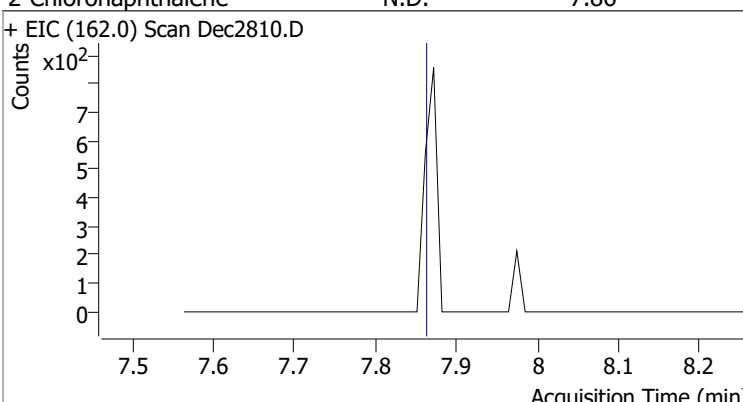
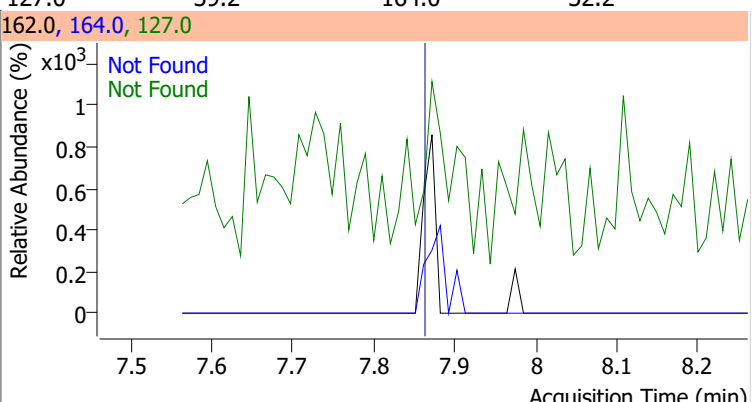
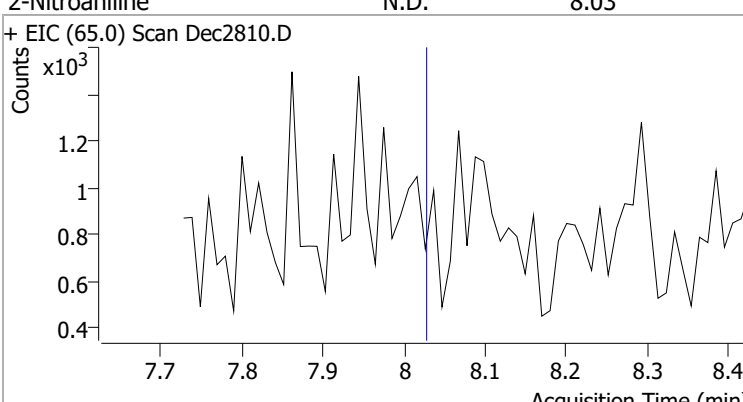
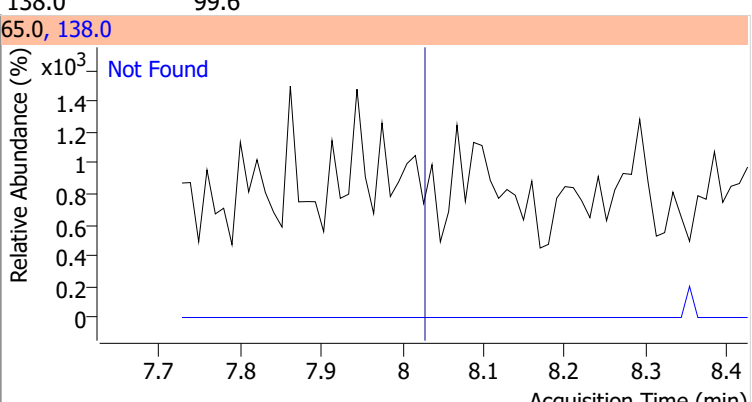
Compound	Conc.	Exp RT	QIon	Exp Ratio	QIon	Exp Ratio
Hexachlorocyclopentadiene	N.D.	7.48	234.9	64.7	238.9	64.1



Compound	Conc.	Exp RT	QIon	Exp Ratio
2,4,6-Trichlorophenol	N.D.	7.65	198.0	94.4

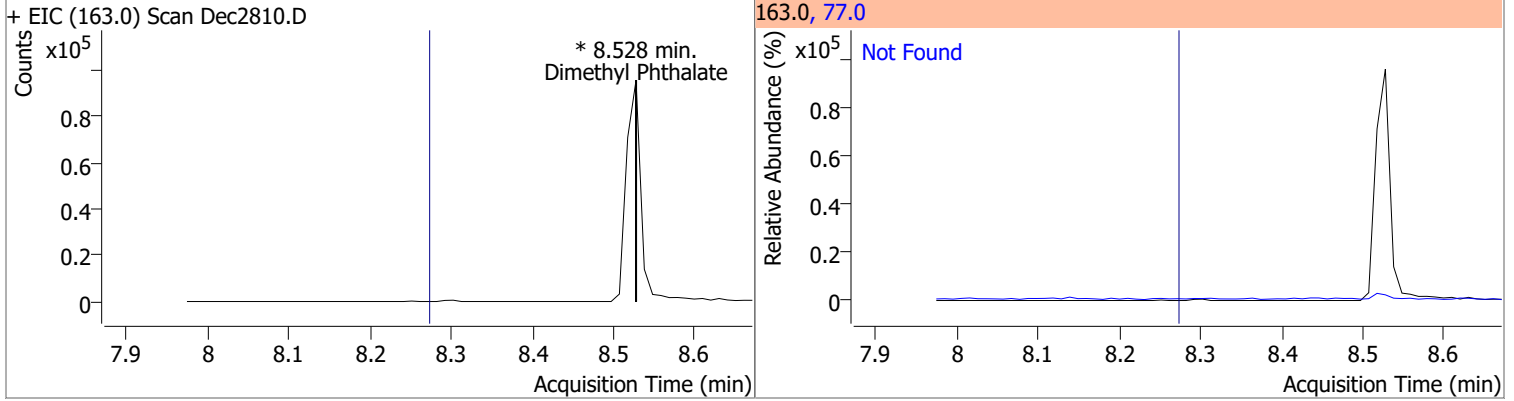


Quantitation Results Report (QT Reviewed)

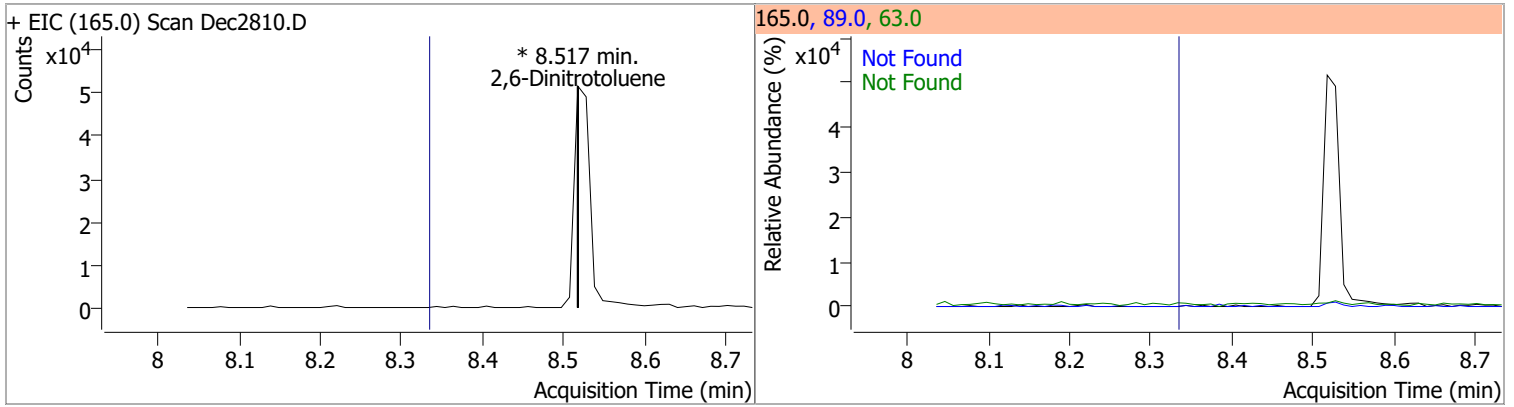
Compound	Conc.	Exp RT	QIon	Exp Ratio		
2,4,5-Trichlorophenol	N.D.	7.71	198.0	94.9		
+ EIC (196.0) Scan Dec2810.D			196.0, 198.0			
						
2-Fluorobiphenyl	N.D.	7.75	171.0	35.0		
+ EIC (172.0) Scan Dec2810.D			172.0, 171.0			
						
2-Chloronaphthalene	N.D.	7.86	127.0	39.2	QIon	Exp Ratio
+ EIC (162.0) Scan Dec2810.D			162.0, 164.0, 127.0			
						
2-Nitroaniline	N.D.	8.03	138.0	99.6		
+ EIC (65.0) Scan Dec2810.D			65.0, 138.0			
						

Quantitation Results Report (QT Reviewed)

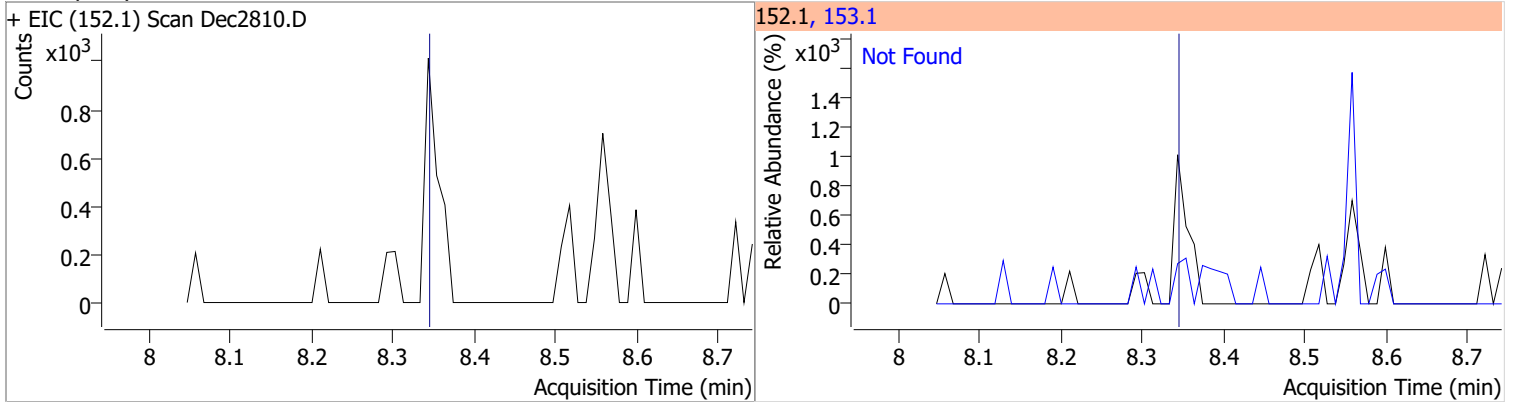
Compound	Conc.	RT	Dev(Min)	Resp.	QIon	QRatio	Lower	Upper
Dimethyl Phthalate	0	0		0	77.0		15.1	28.0



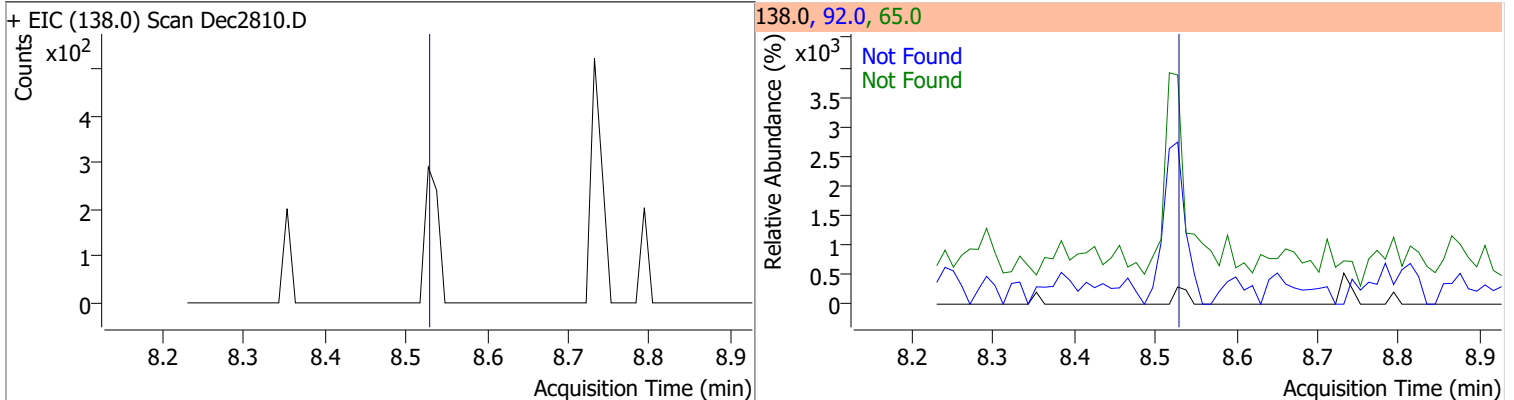
Compound	Conc.	RT	Dev(Min)	Resp.	QIon	QRatio	Lower	Upper
2,6-Dinitrotoluene	0	0		0	63.0 89.0		135.1 47.4	250.9 88.1



Compound	Conc.	Exp RT	QIon	Exp Ratio
Acenaphthylene	N.D.	8.34	153.1	13.9

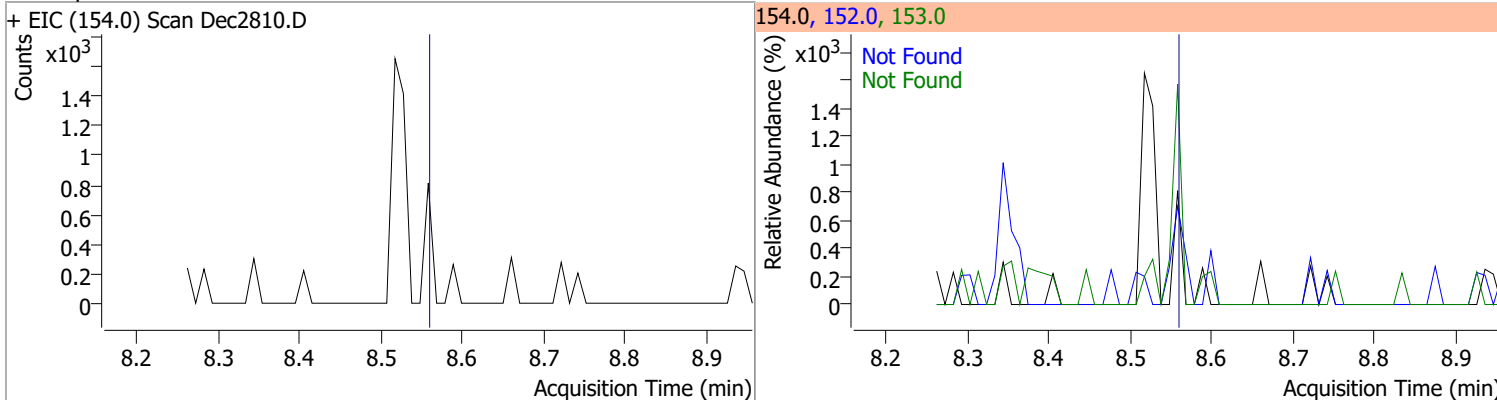


Compound	Conc.	Exp RT	QIon	Exp Ratio	QIon	Exp Ratio
3-Nitroaniline	N.D.	8.53	65.0	157.8	92.0	118.6

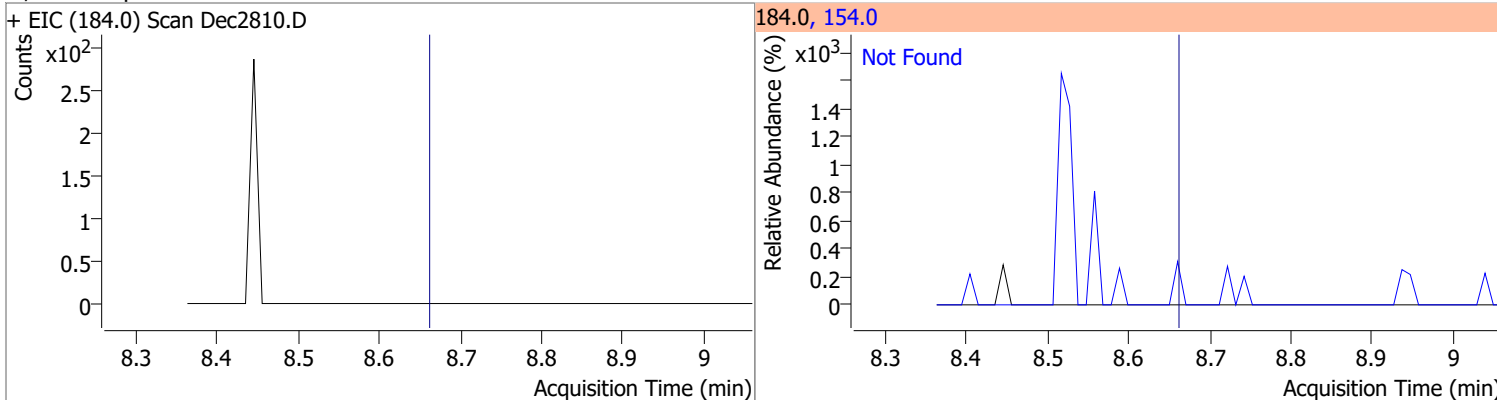


Quantitation Results Report (QT Reviewed)

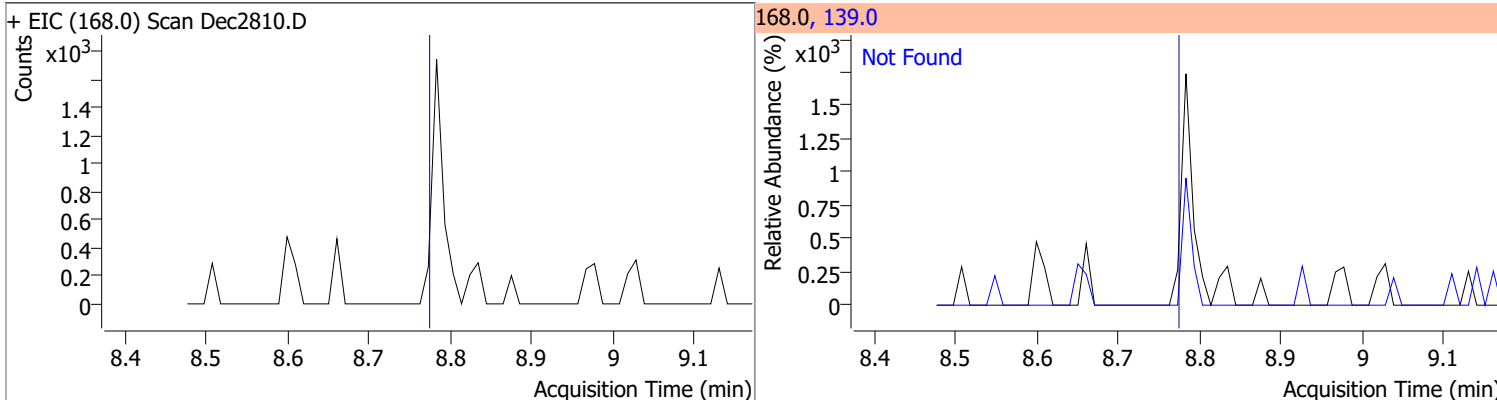
Compound	Conc.	Exp RT	QIon	Exp Ratio	QIon	Exp Ratio
Acenaphthene	N.D.	8.56	153.0	109.6	152.0	52.7



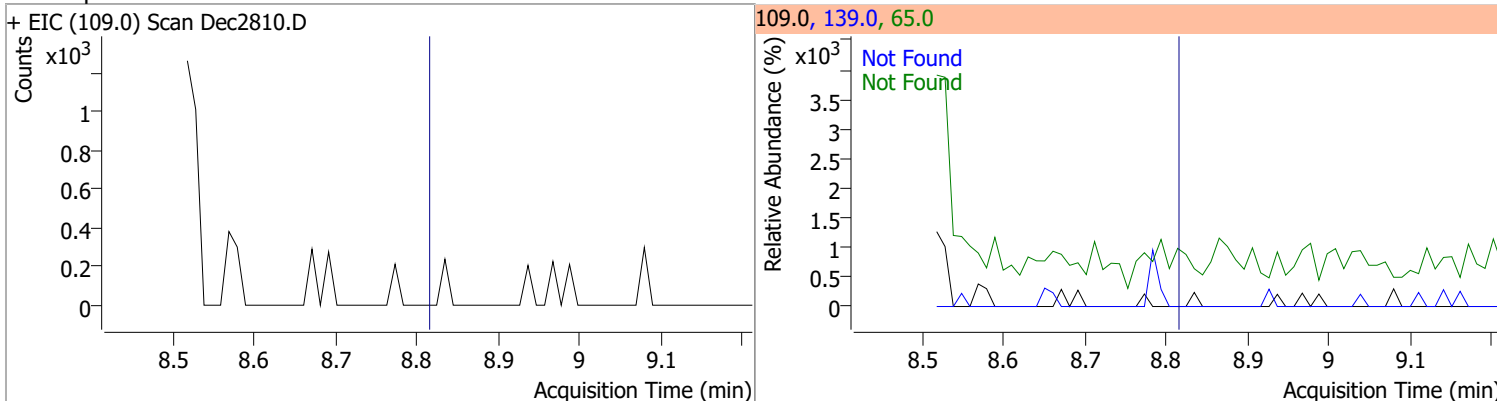
Compound	Conc.	Exp RT	QIon	Exp Ratio
2,4-Dinitrophenol	N.D.	8.66	154.0	55.5



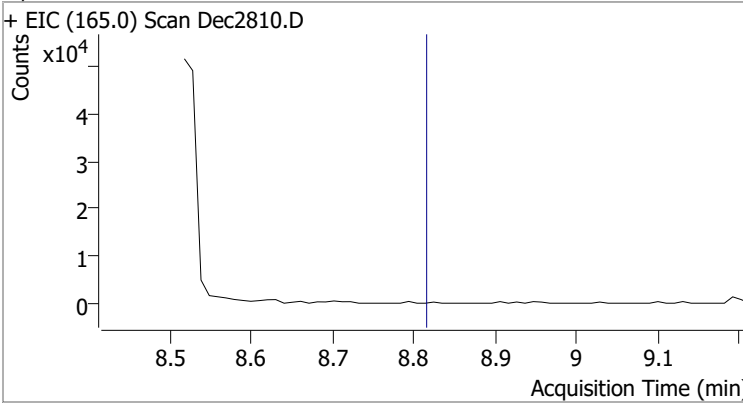
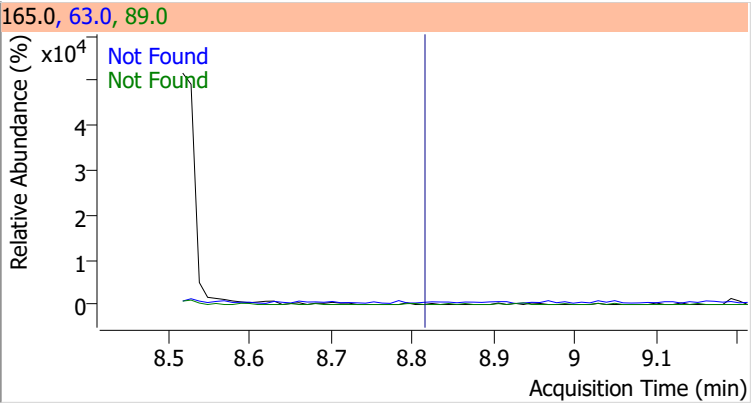
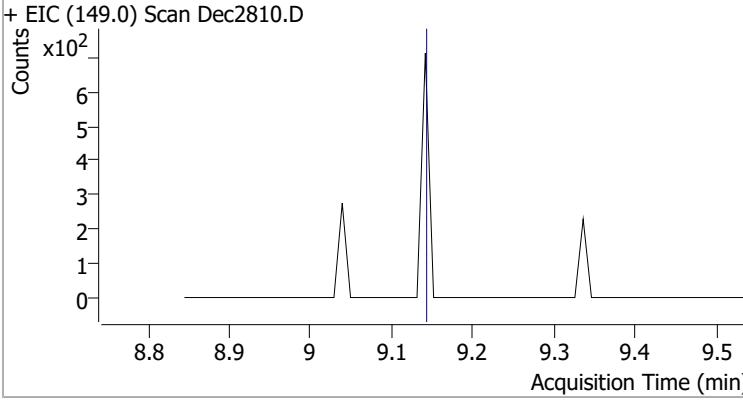
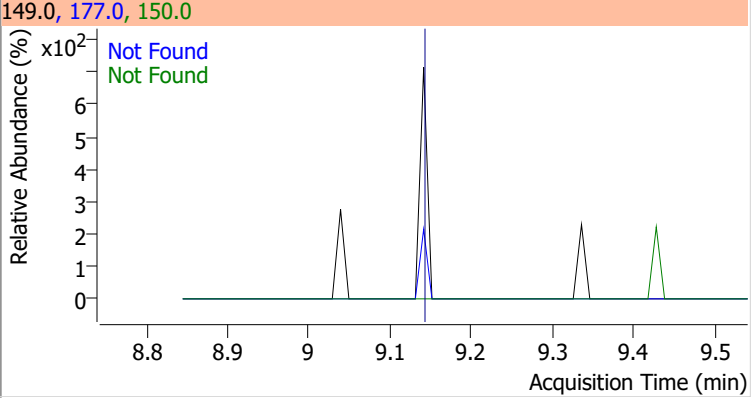
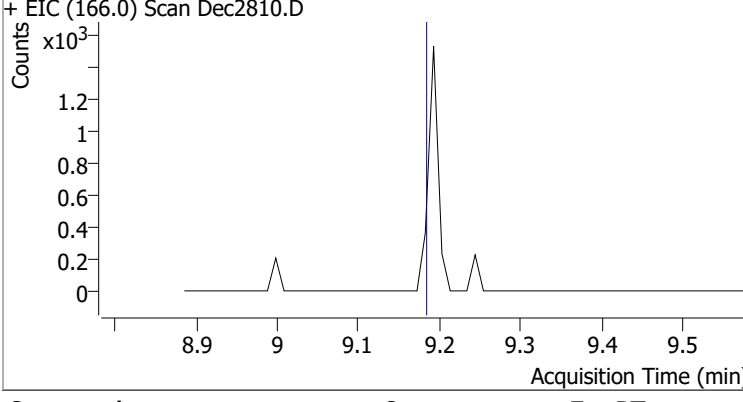
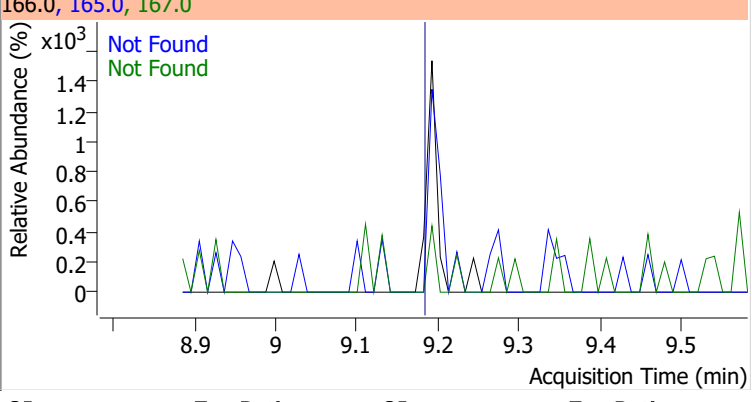
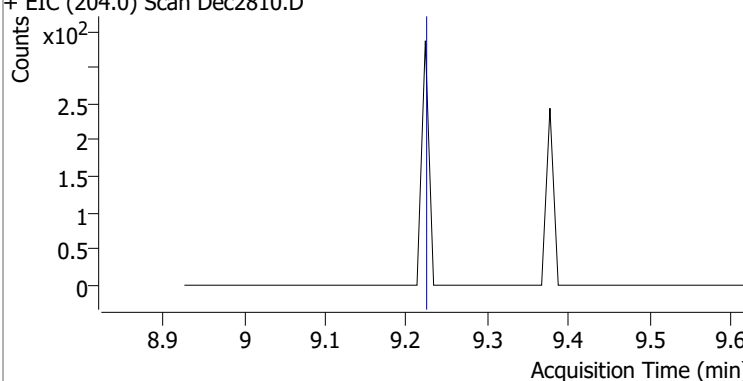
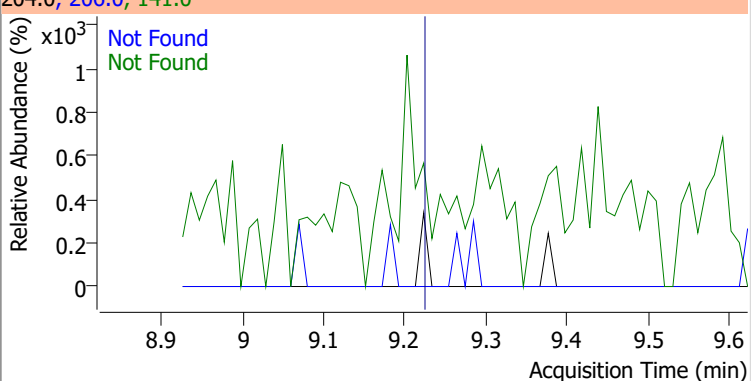
Compound	Conc.	Exp RT	QIon	Exp Ratio
Dibenzofuran	N.D.	8.77	139.0	38.2



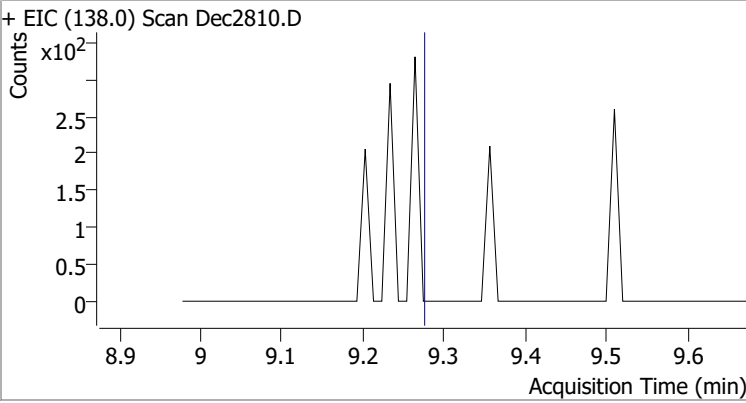
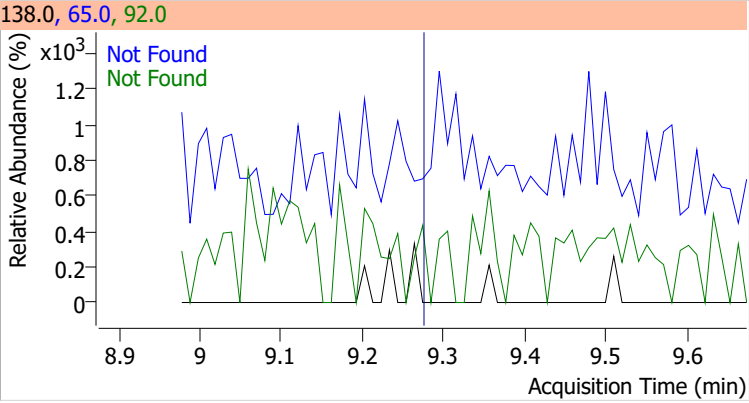
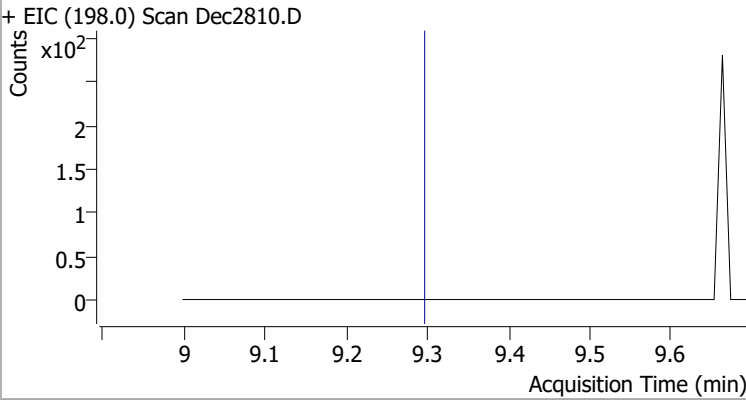
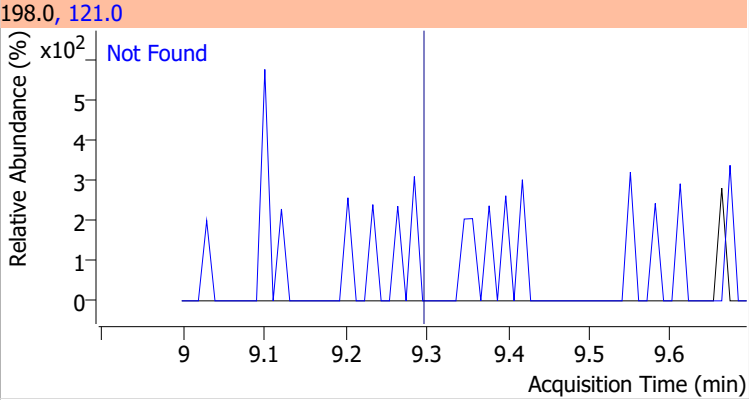
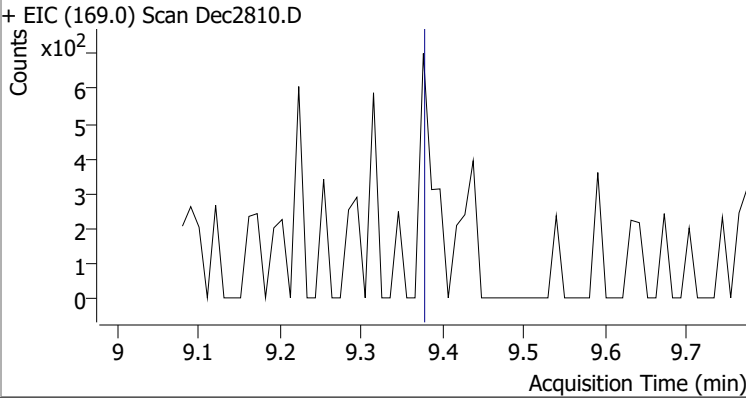
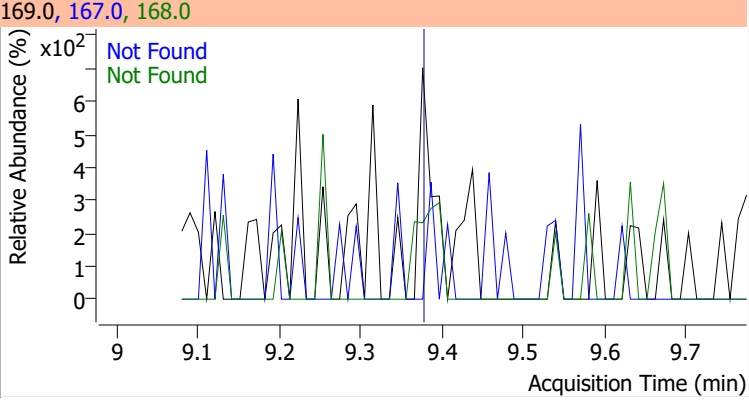
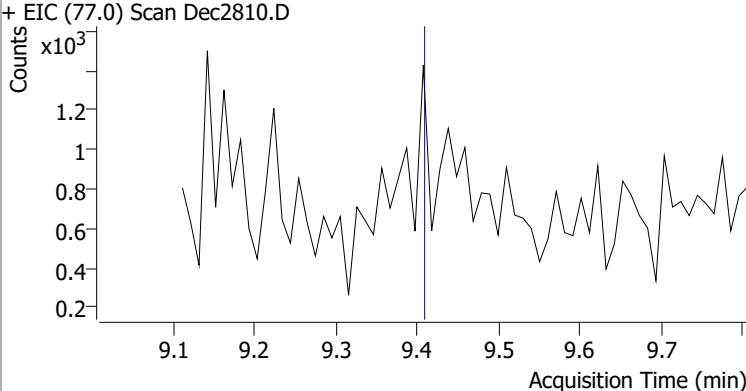
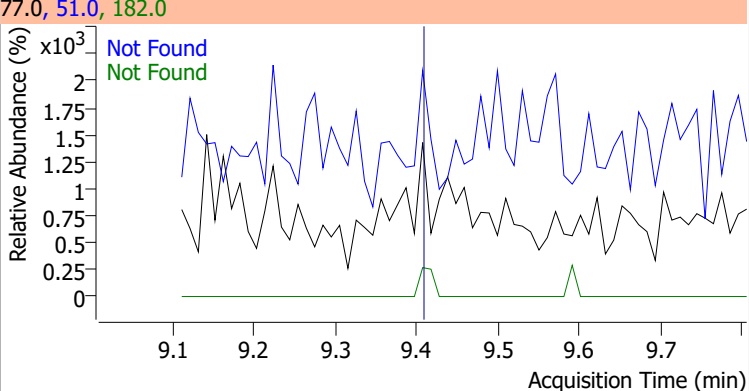
Compound	Conc.	Exp RT	QIon	Exp Ratio	QIon	Exp Ratio
4-Nitrophenol	N.D.	8.81	65.0	85.8	139.0	70.9



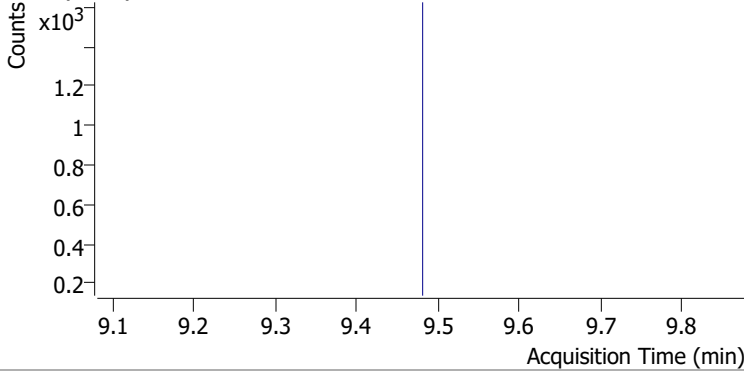
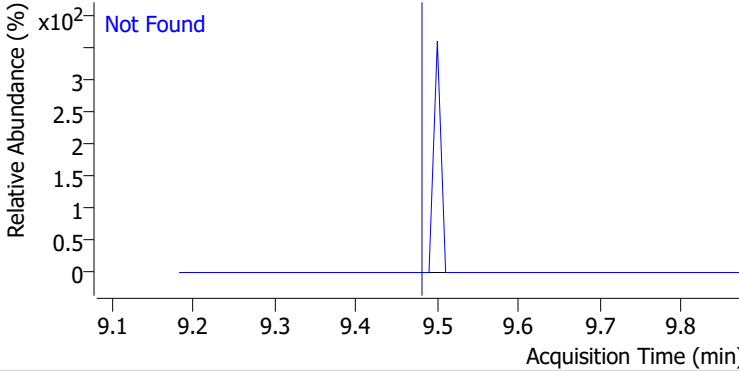
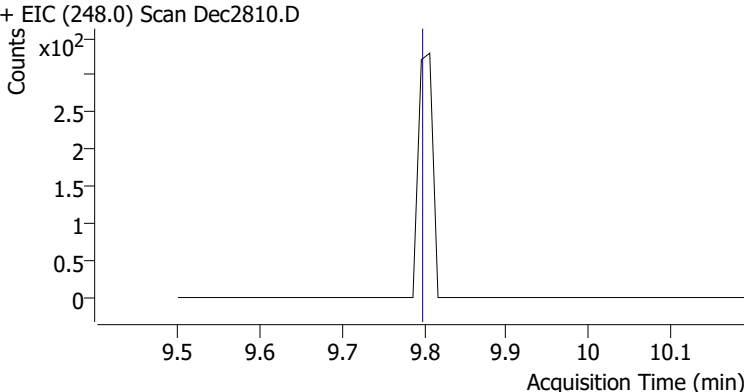
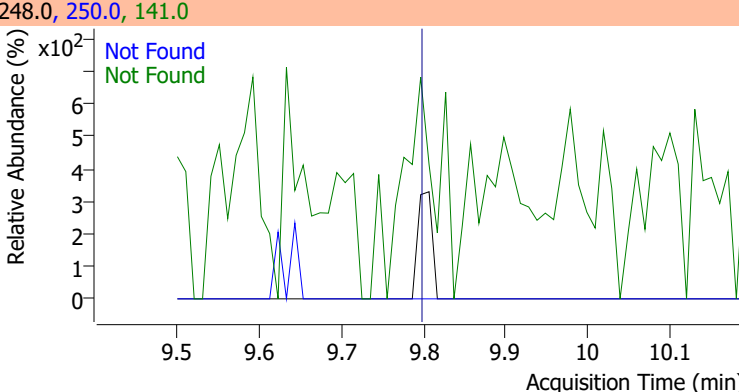
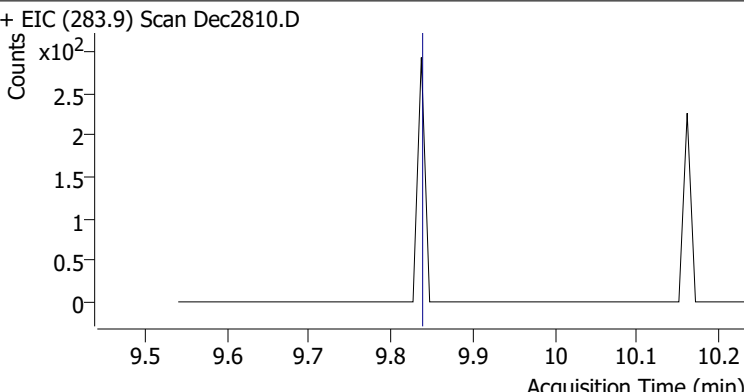
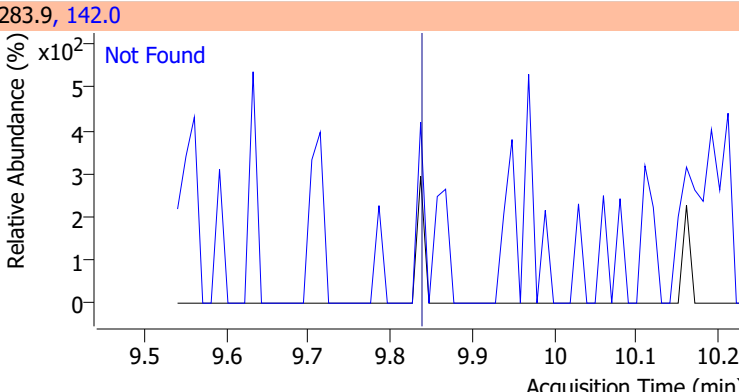
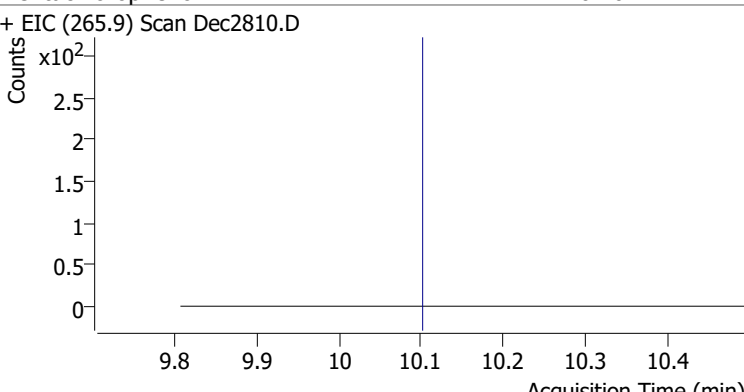
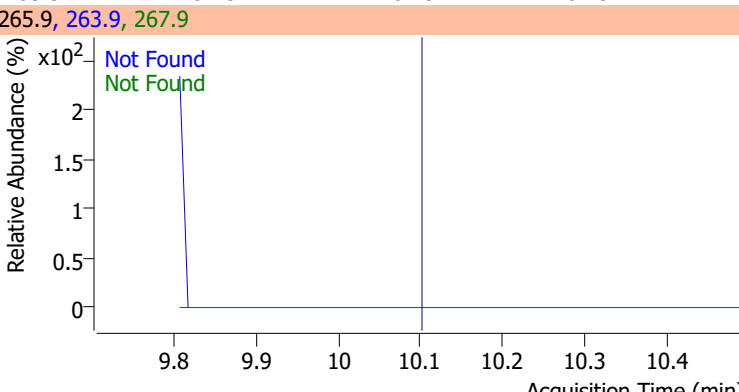
Quantitation Results Report (QT Reviewed)

Compound	Conc.	Exp RT	QIon	Exp Ratio	QIon	Exp Ratio
2,4-Dinitrotoluene	N.D.	8.81	63.0	89.4	89.0	79.1
+ EIC (165.0) Scan Dec2810.D			165.0, 63.0, 89.0			
						
Diethylphthalate	N.D.	9.14	177.0	19.4	150.0	12.3
+ EIC (149.0) Scan Dec2810.D			149.0, 177.0, 150.0			
						
Fluorene	N.D.	9.18	165.0	88.8	167.0	12.9
+ EIC (166.0) Scan Dec2810.D			166.0, 165.0, 167.0			
						
4-Chlorophenyl-phenylether	N.D.	9.22	141.0	65.7	206.0	32.4
+ EIC (204.0) Scan Dec2810.D			204.0, 206.0, 141.0			
						

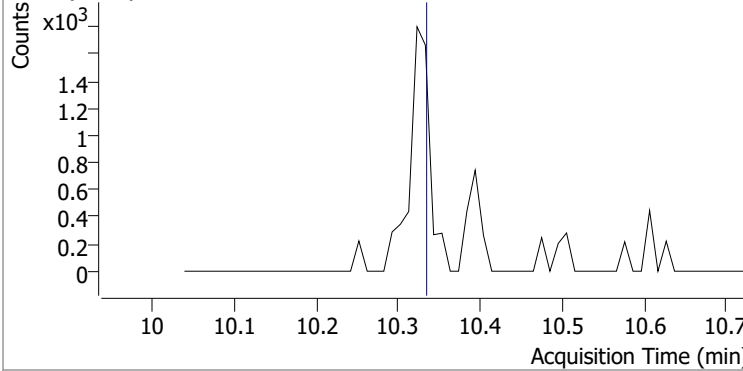
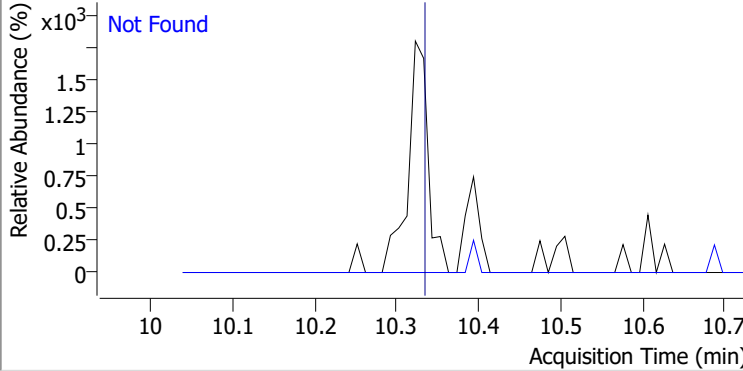
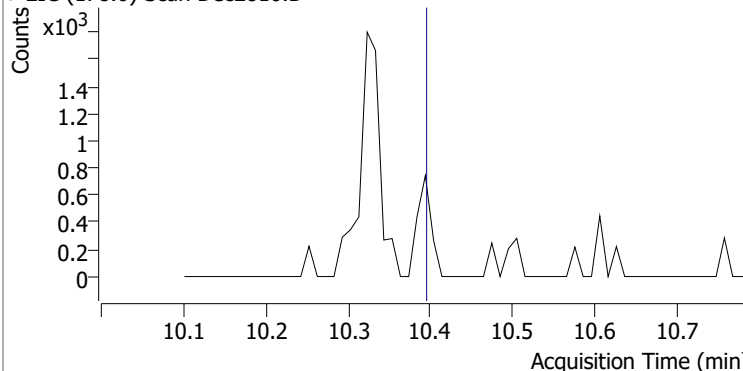
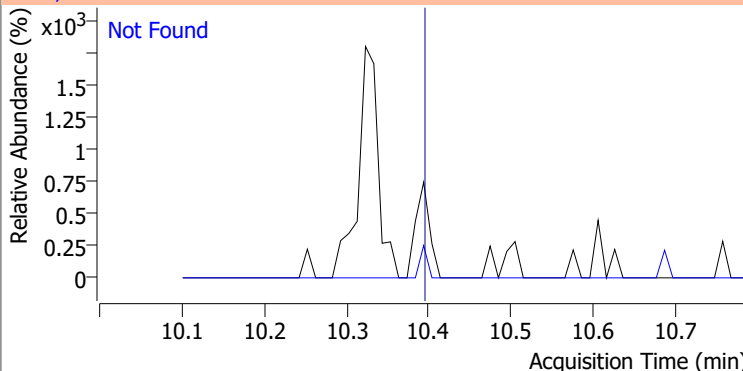
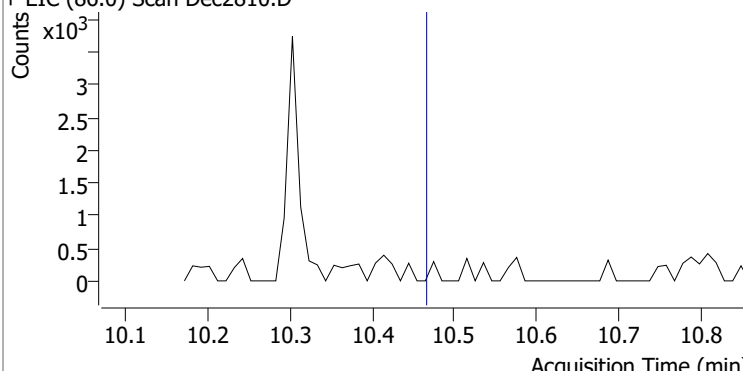
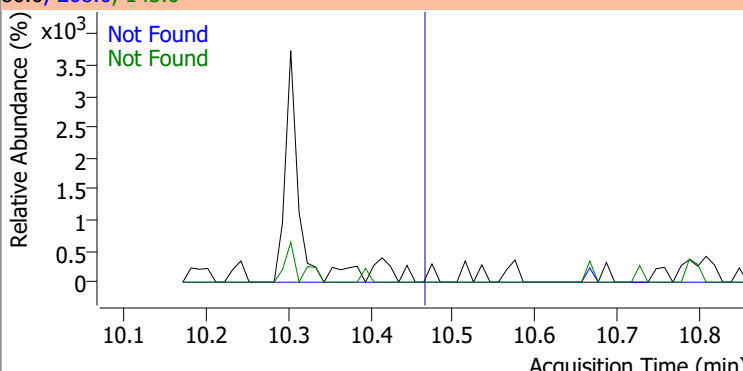
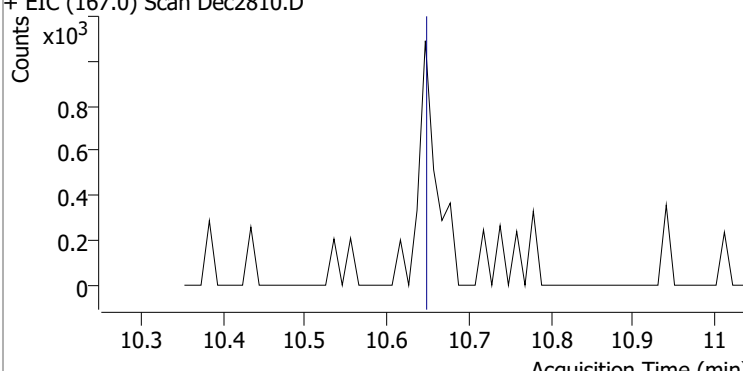
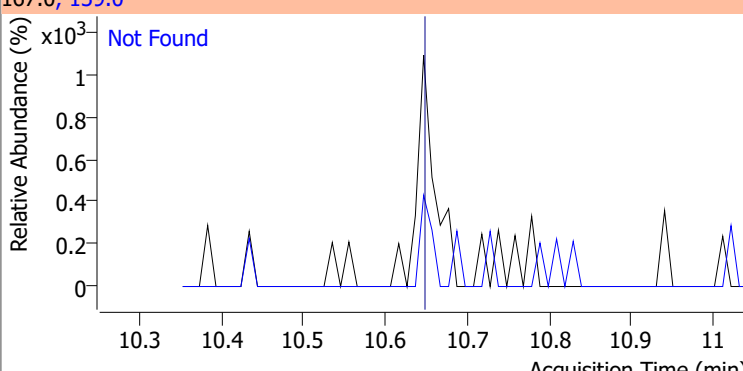
Quantitation Results Report (QT Reviewed)

Compound	Conc.	Exp RT	QIon	Exp Ratio	QIon	Exp Ratio
4-Nitroaniline	N.D.	9.27	65.0	131.3	92.0	49.5
+ EIC (138.0) Scan Dec2810.D			138.0, 65.0, 92.0			
						
4,6-Dinitro-2-methylphenol	N.D.	9.29	121.0	52.9		
+ EIC (198.0) Scan Dec2810.D			198.0, 121.0			
						
N-nitrosodiphenylamine	N.D.	9.38	168.0	66.6	167.0	35.0
+ EIC (169.0) Scan Dec2810.D			169.0, 167.0, 168.0			
						
Azobenzene	N.D.	9.41	51.0	49.7	182.0	23.1
+ EIC (77.0) Scan Dec2810.D			77.0, 51.0, 182.0			
						

Quantitation Results Report (QT Reviewed)

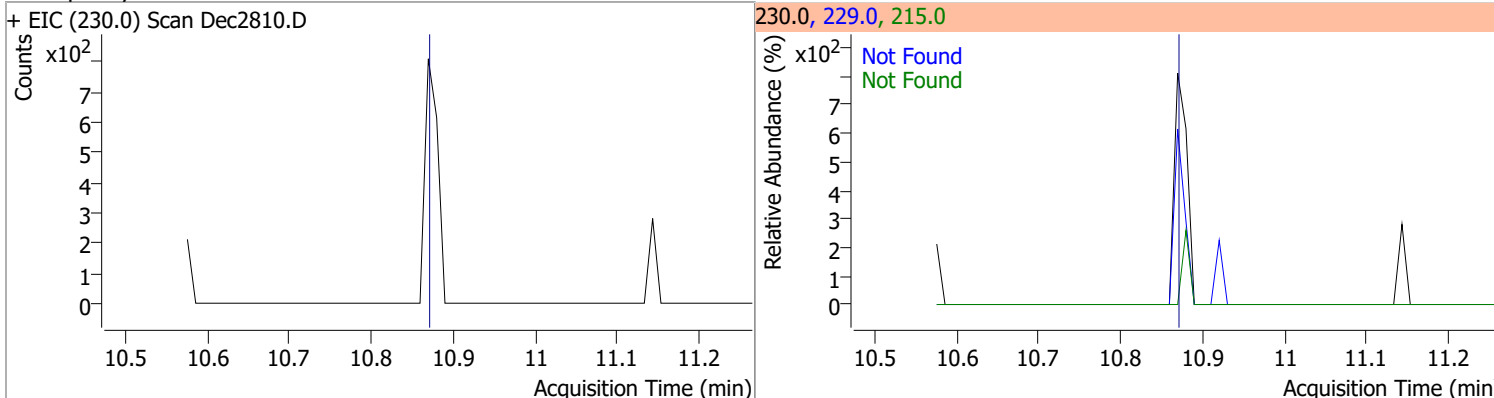
Compound	Conc.	Exp RT	QIon	Exp Ratio		
2,4,6-Tribromophenol	N.D.	9.48	331.8	96.4		
+ EIC (329.8) Scan Dec2810.D			329.8, 331.8			
						
4-Bromophenyl-phenylether	N.D.	9.80	141.0	109.8	250.0	97.9
+ EIC (248.0) Scan Dec2810.D			248.0, 250.0, 141.0			
						
Hexachlorobenzene	N.D.	9.84	142.0	64.6		
+ EIC (283.9) Scan Dec2810.D			283.9, 142.0			
						
Pentachlorophenol	N.D.	10.10	263.9	62.0	267.9	61.9
+ EIC (265.9) Scan Dec2810.D			265.9, 263.9, 267.9			
						

Quantitation Results Report (QT Reviewed)

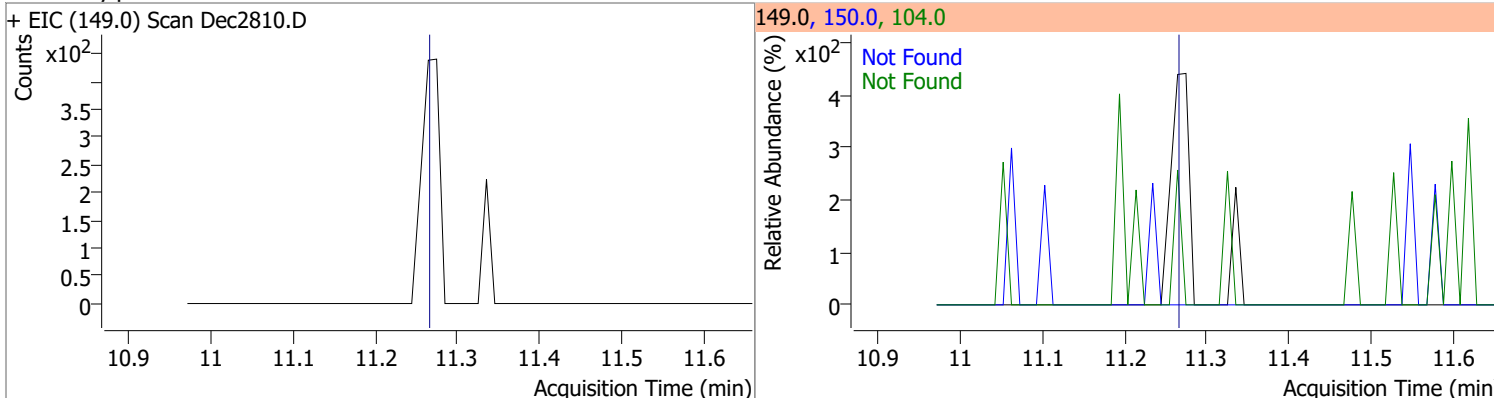
Compound	Conc.	Exp RT	QIon	Exp Ratio		
Phenanthrene	N.D.	10.33	176.0	19.7		
+ EIC (178.0) Scan Dec2810.D			178.0, 176.0			
						
Anthracene	N.D.	10.39	176.0	18.3		
+ EIC (178.0) Scan Dec2810.D			178.0, 176.0			
						
Triallate	N.D.	10.46	143.0	22.0	QIon	Exp Ratio
+ EIC (86.0) Scan Dec2810.D			86.0, 268.0, 143.0			
						
Carbazole	N.D.	10.65	139.0	13.0		
+ EIC (167.0) Scan Dec2810.D			167.0, 139.0			
						

Quantitation Results Report (QT Reviewed)

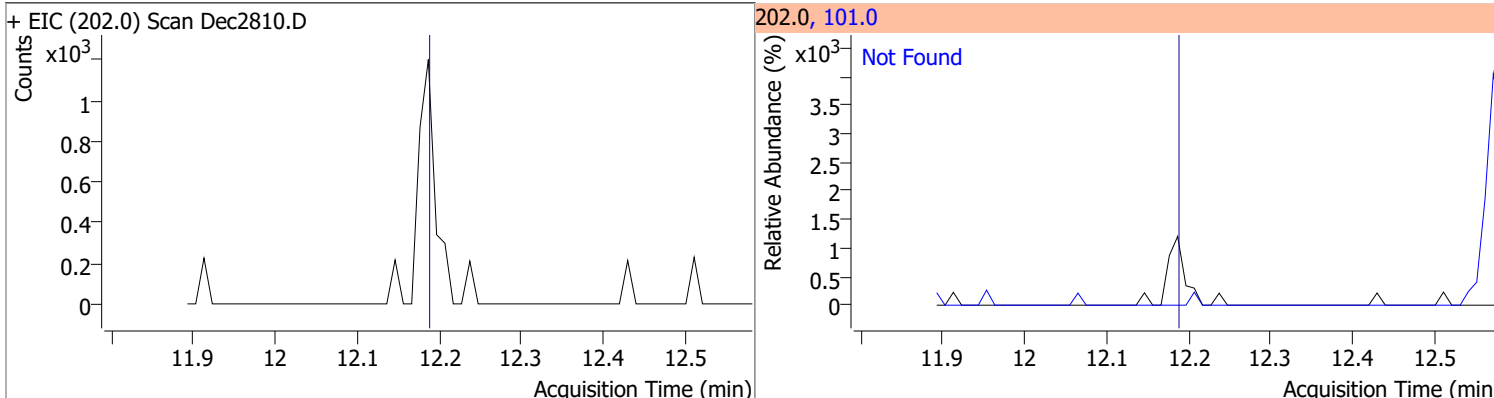
Compound	Conc.	Exp RT	QIon	Exp Ratio	QIon	Exp Ratio
o-Terphenyl	N.D.	10.87	229.0	67.7	215.0	38.2



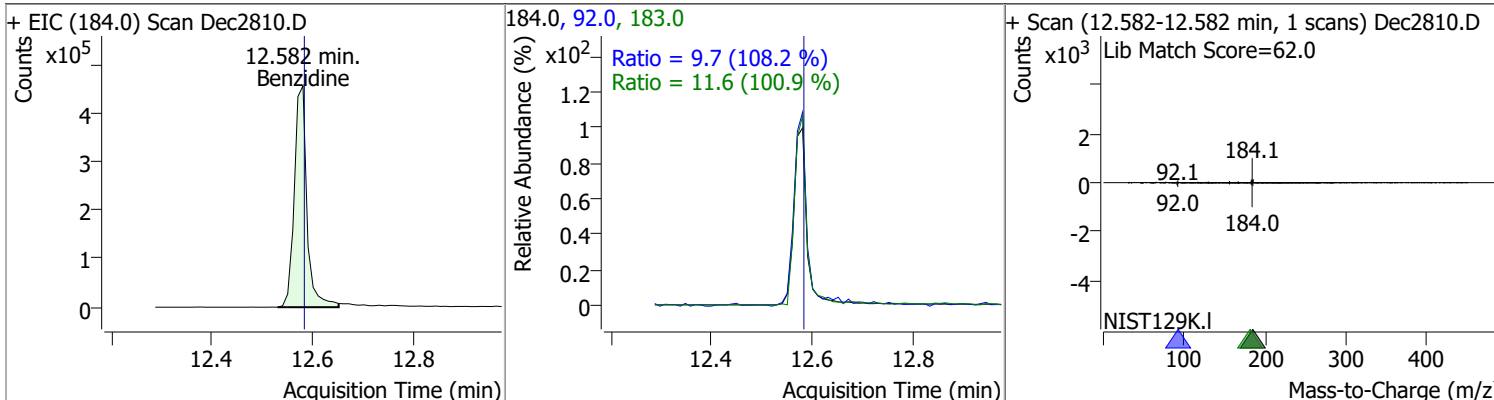
Compound	Conc.	Exp RT	QIon	Exp Ratio	QIon	Exp Ratio
Di-n-Butylphthalate	N.D.	11.26	150.0	9.1	104.0	6.2



Compound	Conc.	Exp RT	QIon	Exp Ratio
Fluoranthene	N.D.	12.19	101.0	15.0



Compound	Conc.	RT	Dev(Min)	Resp.	QIon	QRatio	Lower	Upper
Benzidine	102.0761	12.58	0.00	795974	183.0	11.6	8.1	15.0
					92.0	9.7	6.3	11.7

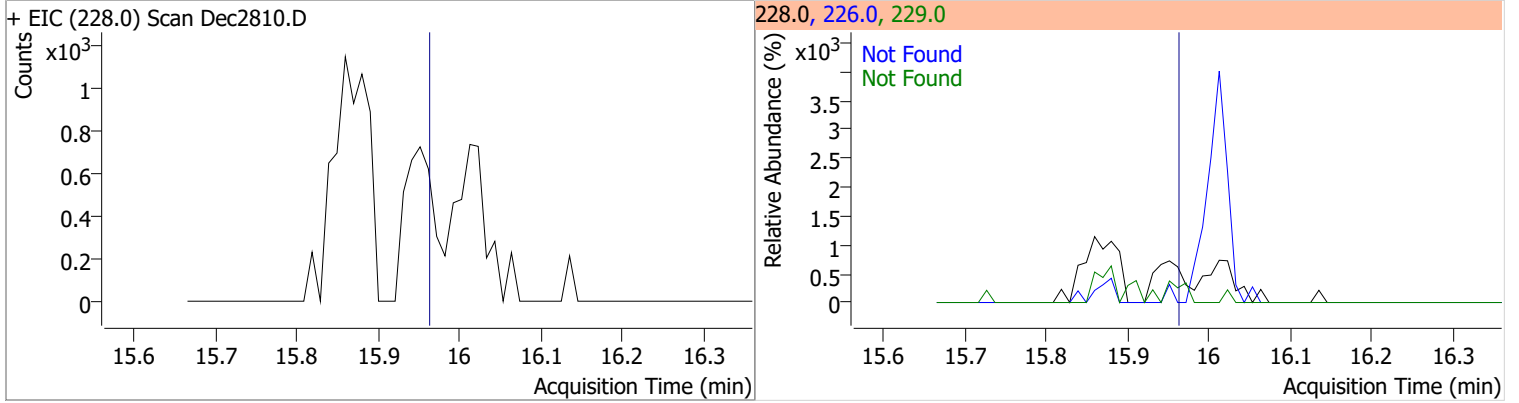


Quantitation Results Report (QT Reviewed)

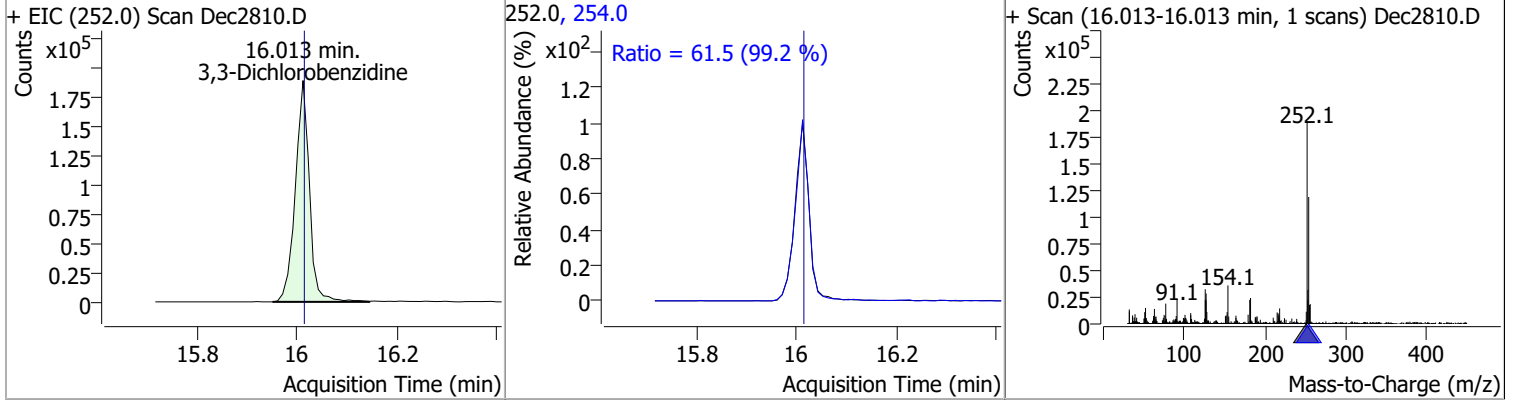
Compound	Conc.	Exp RT	QIon	Exp Ratio		
Pyrene	N.D.	12.62	101.0	18.5		
+ EIC (202.0) Scan Dec2810.D			202.0, 101.0			
Terphenyl-d14	N.D.	13.14	122.0	18.1		
+ EIC (244.3) Scan Dec2810.D			244.3, 122.0			
Butylbenzylphthalate	N.D.	14.63	91.0	94.6	QIon	Exp Ratio
					206.0	14.9
+ EIC (149.0) Scan Dec2810.D			149.0, 91.0, 206.0			
Benzo(a)Anthracene	N.D.	15.87	226.0	26.7	QIon	Exp Ratio
					229.0	21.3
+ EIC (228.0) Scan Dec2810.D			228.0, 229.0, 226.0			

Quantitation Results Report (QT Reviewed)

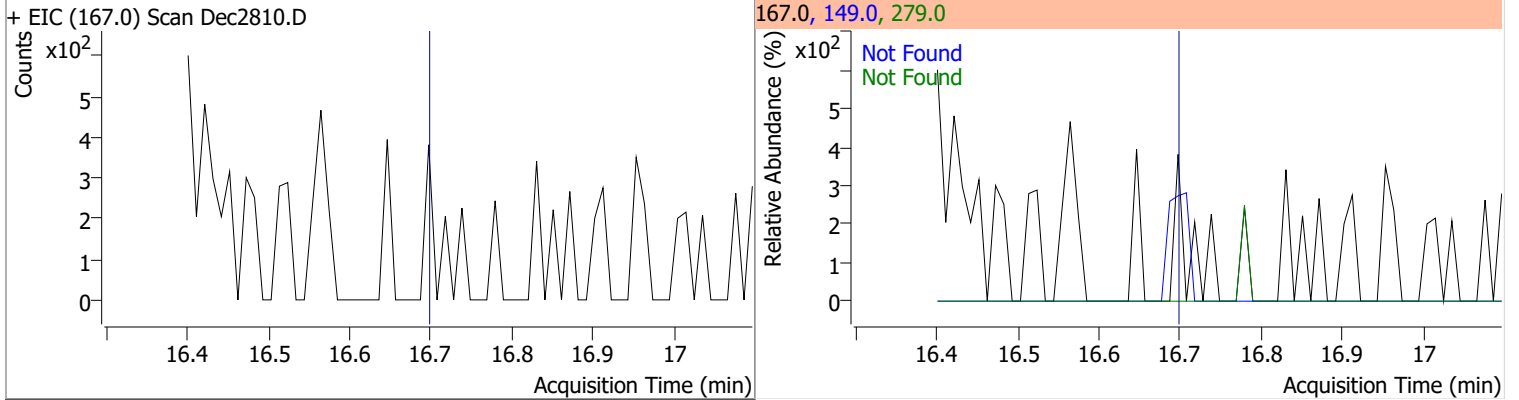
Compound	Conc.	Exp RT	QIon	Exp Ratio	QIon	Exp Ratio
Chrysene	N.D.	15.97	226.0	30.6	229.0	20.9



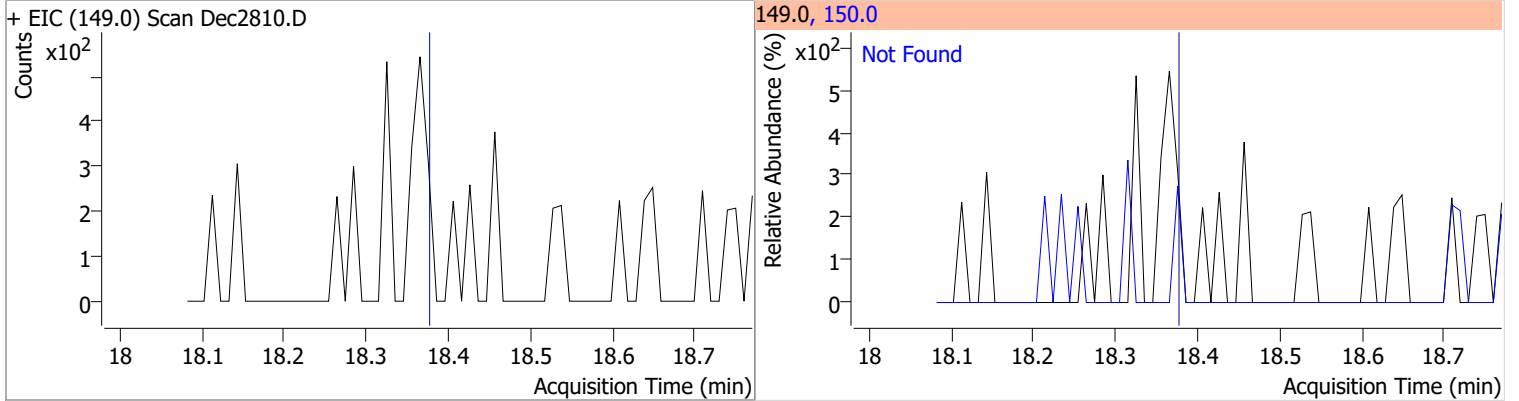
Compound	Conc.	RT	Dev(Min)	Resp.	QIon	QRatio	Lower	Upper
3,3-Dichlorobenzidine	76.1629	16.01	-0.01	370690	254.0	61.5	43.4	80.6



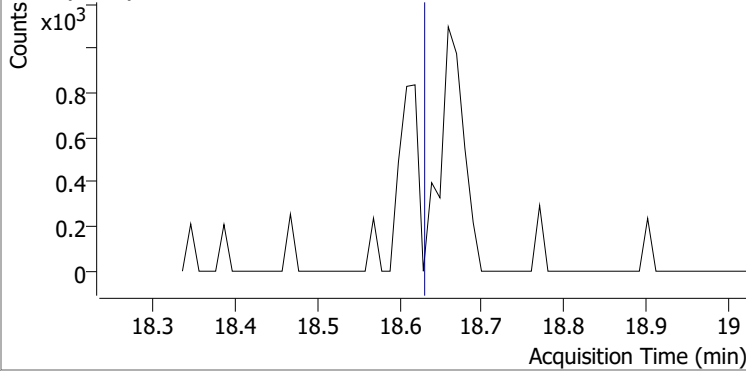
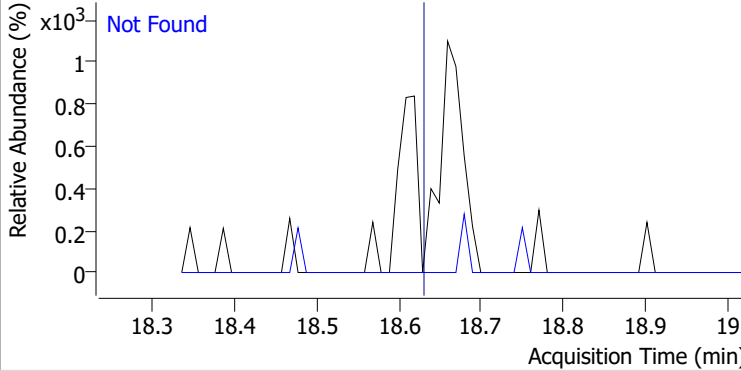
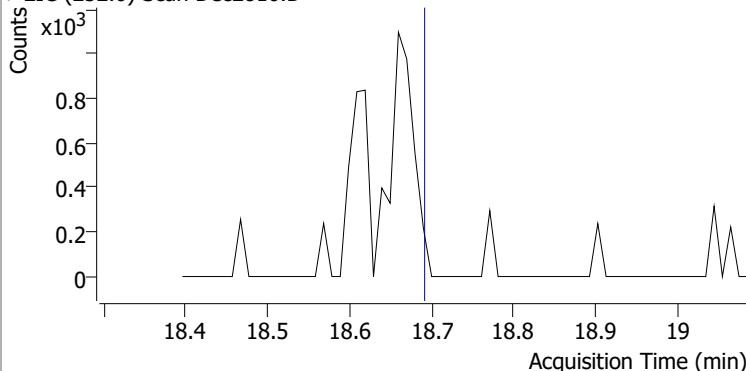
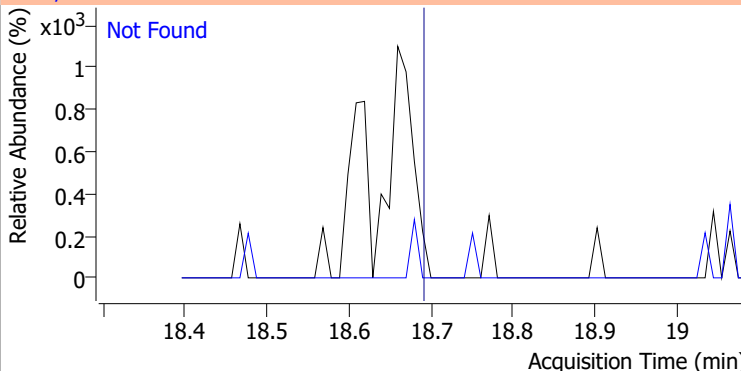
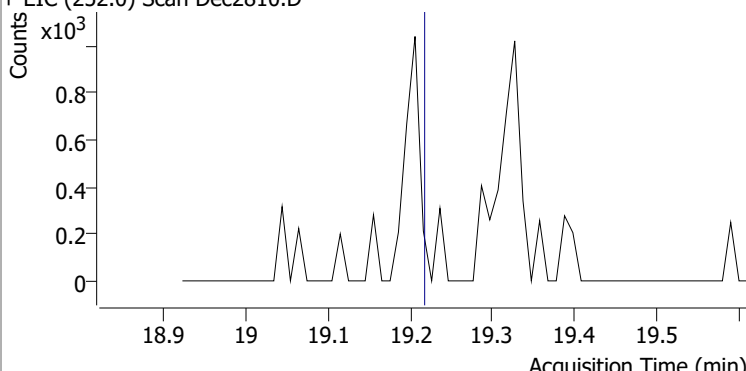
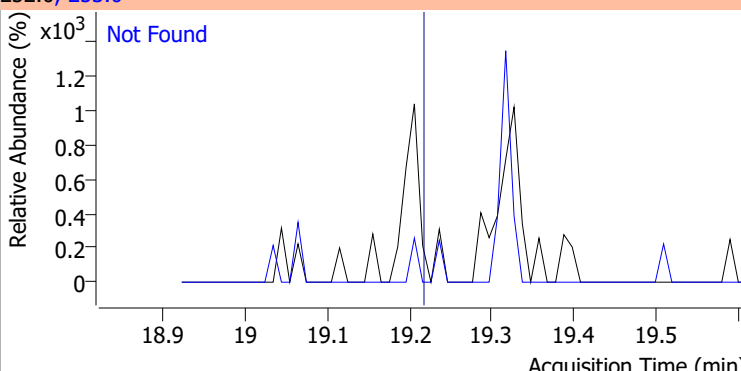
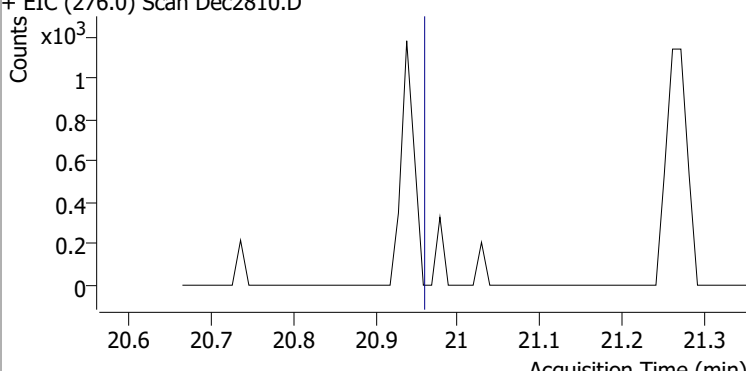
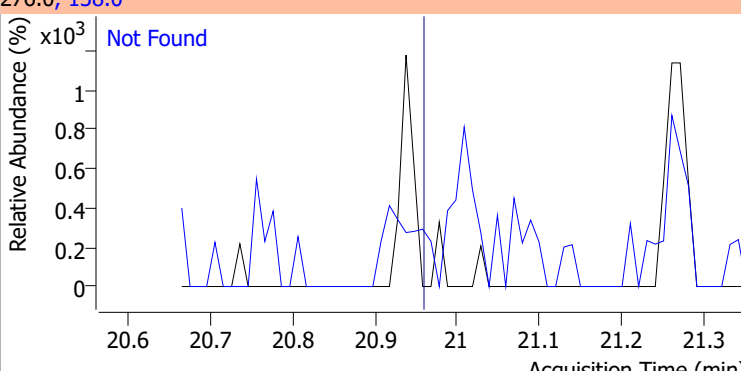
Compound	Conc.	Exp RT	QIon	Exp Ratio	QIon	Exp Ratio
bis(2-ethylhexyl)Phthalate	N.D.	16.71	149.0	421.6	279.0	11.2



Compound	Conc.	Exp RT	QIon	Exp Ratio
Di-n-octyl Phthalate	N.D.	18.38	150.0	9.7

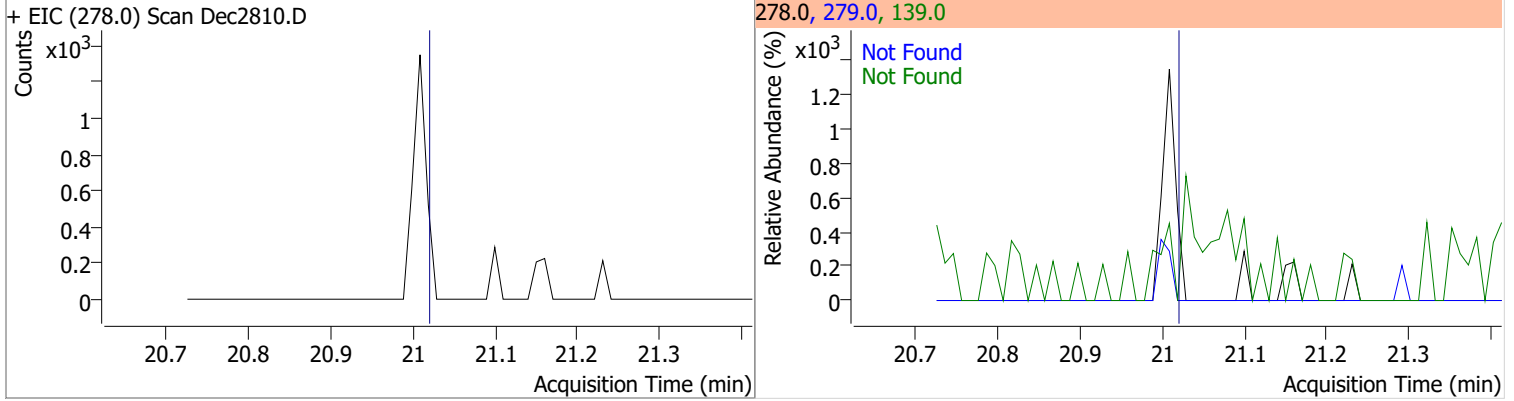


Quantitation Results Report (QT Reviewed)

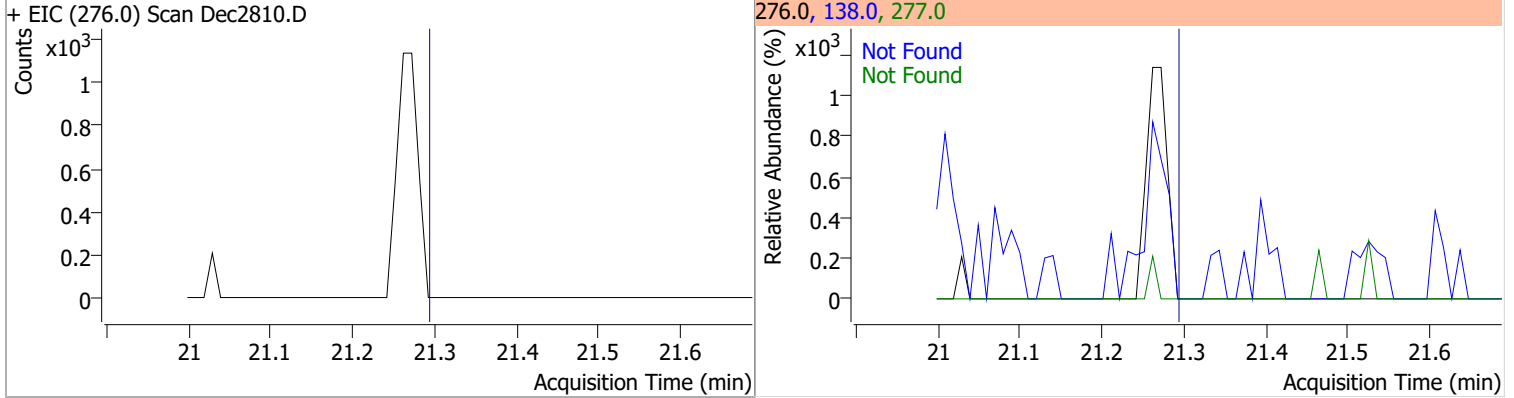
Compound	Conc.	Exp RT	QIon	Exp Ratio
Benzo(b)fluoranthene	N.D.	18.63	253.0	21.4
+ EIC (252.0) Scan Dec2810.D			252.0, 253.0	
				
Benzo(k)fluoranthene	N.D.	18.69	253.0	21.7
+ EIC (252.0) Scan Dec2810.D			252.0, 253.0	
				
Benzo(a)pyrene	N.D.	19.22	253.0	22.9
+ EIC (252.0) Scan Dec2810.D			252.0, 253.0	
				
Indeno(1,2,3-c,d)pyrene	N.D.	20.96	138.0	39.1
+ EIC (276.0) Scan Dec2810.D			276.0, 138.0	
				

Quantitation Results Report (QT Reviewed)

Compound	Conc.	Exp RT	QIon	Exp Ratio	QIon	Exp Ratio
Dibenzo(a,h)anthracene	N.D.	21.02	139.0	30.6	279.0	24.6



Compound	Conc.	Exp RT	QIon	Exp Ratio	QIon	Exp Ratio
Benzo(g,h,i)perylene	N.D.	21.29	138.0	41.5	277.0	23.8



Audit Trail report

Batch name and path: \\MASSHUNTER\Org\Data\SV5973N.I\sd122821\1 DOD bna\QuantResults\122821 bna 1 CAL.batch.bin
Quant batch version: 10.0
Quant reporting version: 10.0

Name	User	Time	Action	Reason	Comment	Succeed	Exception
CmdNewBatchTable	BL2000\jheine	12/29/2021 5:16:25 PM	Create new batch \\MASSHUNTER\Org\Data\SV5973N.I\sd122821\1 DOD bna\122821 bna 1 CAL.batch.bin			✓	
CmdImportSamplesFromWorklist	BL2000\jheine	12/29/2021 5:17:52 PM	Add samples from worklist: \\MASSHUNTER\Org\Data\SV5973N.I\sd122821\1 DOD bna\Dec2810.D, \\MASSHUNTER\Org\Data\SV5973N.I\sd122821\1 DOD bna\Dec2809.D, \\MASSHUNTER\Org\Data\SV5973N.I\sd122821\1 DOD bna\Dec2808.D, \\MASSHUNTER\Org\Data\SV5973N.I\sd122821\1 DOD bna\Dec2807.D, \\MASSHUNTER\Org\Data\SV5973N.I\sd122821\1 DOD bna\Dec2806.D, \\MASSHUNTER\Org\Data\SV5973N.I\sd122821\1 DOD bna\Dec2805.D, \\MASSHUNTER\Org\Data\SV5973N.I\sd122821\1 DOD bna\Dec2804.D, \\MASSHUNTER\Org\Data\SV5973N.I\sd122821\1 DOD bna\Dec2803.D, \\MASSHUNTER\Org\Data\SV5973N.I\sd122821\1 DOD bna\Dec2802.D, \\MASSHUNTER\Org\Data\SV5973N.I\sd122821\1 DOD bna\Dec2801.D			✓	
CmdSetSampleAttribute	BL2000\jheine	12/29/2021 5:18:01 PM	Set SampleType = TuneCheck for sample Dec2801.D; previous value = Sample			✓	
CmdStartMethodEditing	BL2000\jheine	12/29/2021 5:19:07 PM	Start method editing			✓	
CmdImportMethodFromBatch	BL2000\jheine	12/29/2021 5:19:08 PM	Import method from batch \\MASSHUNTER\Org\Data\SV5973N.I\sd122721\1 DoD bna\122721 bna 1.batch.bin			✓	
CmdApplyMethodToAllSamples	BL2000\jheine	12/29/2021 5:19:22 PM	Apply method to all samples			✓	
CmdMethodClear	BL2000\jheine	12/29/2021 5:19:23 PM	Clear method			✓	
CmdEndMethodEditing	BL2000\jheine	12/29/2021 5:19:23 PM	End method editing			✓	
CmdQuantitate	BL2000\jheine	12/29/2021 5:19:55 PM	Quantitate all compounds in all samples			✓	
CmdSetSampleAttribute	BL2000\jheine	12/29/2021 5:20:46 PM	Set SampleType = Calibration for sample Dec2802.D; previous value = Sample			✓	
CmdSetSampleAttribute	BL2000\jheine	12/29/2021 5:20:53 PM	Set SampleType = Calibration for sample Dec2803.D; previous value = Sample			✓	
CmdSetSampleAttribute	BL2000\jheine	12/29/2021 5:21:01 PM	Set SampleType = Calibration for sample Dec2804.D; previous value = Sample			✓	

Audit Trail report

Name	User	Time	Action	Reason	Comment	Succeed	Exception
CmdSetSampleAttribute	BL2000\jheine	12/29/2021 5:21:17 PM	Set SampleType = Calibration for sample Dec2805.D; previous value = Sample			✓	
CmdSetSampleAttribute	BL2000\jheine	12/29/2021 5:21:25 PM	Set SampleType = Calibration for sample Dec2806.D; previous value = Sample			✓	
CmdSetSampleAttribute	BL2000\jheine	12/29/2021 5:21:34 PM	Set SampleType = Calibration for sample Dec2807.D; previous value = Sample			✓	
CmdSetSampleAttribute	BL2000\jheine	12/29/2021 5:21:42 PM	Set SampleType = Calibration for sample Dec2808.D; previous value = Sample			✓	
CmdSetSampleAttribute	BL2000\jheine	12/29/2021 5:21:50 PM	Set SampleType = Calibration for sample Dec2809.D; previous value = Sample			✓	
CmdSetSampleAttribute	BL2000\jheine	12/29/2021 5:21:59 PM	Set SampleType = QC for sample Dec2809.D; previous value = Calibration			✓	
CmdSetSampleAttribute	BL2000\jheine	12/29/2021 5:22:11 PM	Set LevelName = ICV for sample Dec2809.D; previous value =			✓	
CmdSetSampleAttribute	BL2000\jheine	12/29/2021 5:22:20 PM	Set LevelName = 1 for sample Dec2808.D; previous value =			✓	
CmdSetSampleAttribute	BL2000\jheine	12/29/2021 5:22:28 PM	Set LevelName = 2 for sample Dec2807.D; previous value =			✓	
CmdSetSampleAttribute	BL2000\jheine	12/29/2021 5:22:37 PM	Set LevelName = 3 for sample Dec2806.D; previous value =			✓	
CmdSetSampleAttribute	BL2000\jheine	12/29/2021 5:22:49 PM	Set LevelName = 4 for sample Dec2805.D; previous value =			✓	
CmdSetSampleAttribute	BL2000\jheine	12/29/2021 5:22:58 PM	Set LevelName = 5 for sample Dec2804.D; previous value =			✓	
CmdSetSampleAttribute	BL2000\jheine	12/29/2021 5:23:07 PM	Set LevelName = 6 for sample Dec2803.D; previous value =			✓	
CmdSetSampleAttribute	BL2000\jheine	12/29/2021 5:23:15 PM	Set LevelName = 7 for sample Dec2802.D; previous value =			✓	
CmdQuantitate	BL2000\jheine	12/29/2021 5:23:41 PM	Quantitate all compounds in all samples			✓	
CmdManuallyIntegrate QualifierPeak	BL2000\jheine	12/29/2021 5:25:39 PM	Manually integrate qualifier 66.0 of compound Aniline in sample Dec2805.D, from x, y = 4.634, 927 to 4.685, 43181, result = 392364; previous integration is from x, y = 4.634, 927 to 4.766, 1294 and previous response = 803016.			✓	
CmdManuallyIntegrate DropBaseline	BL2000\jheine	12/29/2021 5:25:40 PM	Drop baseline for qualifier 66.0 of compound Aniline in sample Dec2805.D to y = 927, new integration is from x, y = 4.634, 927 to 4.685, 927 and new response = 456950; previous integration is from x, y = 4.634, 927 to 4.685, 43181 and previous response = 392364.			✓	

Audit Trail report

Name	User	Time	Action	Reason	Comment	Succeed	Exception
CmdManuallyIntegrateQualifierPeak	BL2000\jheine	12/29/2021 5:25:44 PM	Manually integrate qualifier 65.0 of compound Aniline in sample Dec2805.D, from x, y = 4.635, 1376 to 4.685, 30443, result = 210882; previous integration is from x, y = 4.635, 1376 to 4.726, 1560 and previous response = 509161.			✓	
CmdManuallyIntegrateDropBaseline	BL2000\jheine	12/29/2021 5:25:46 PM	Drop baseline for qualifier 65.0 of compound Aniline in sample Dec2805.D to y = 1376, new integration is from x, y = 4.635, 1376 to 4.685, 1376 and new response = 254018; previous integration is from x, y = 4.635, 1376 to 4.685, 30443 and previous response = 210882.			✓	
CmdManuallyIntegrateQualifierPeak	BL2000\jheine	12/29/2021 5:26:02 PM	Manually integrate qualifier 66.0 of compound Phenol in sample Dec2805.D, from x, y = 4.685, 32636 to 4.766, 1291, result = 270424; previous integration is from x, y = 4.634, 926 to 4.766, 1291 and previous response = 803029.			✓	
CmdManuallyIntegrateDropBaseline	BL2000\jheine	12/29/2021 5:26:04 PM	Drop baseline for qualifier 66.0 of compound Phenol in sample Dec2805.D to y = 1291, new integration is from x, y = 4.685, 1291 to 4.766, 1291 and new response = 347250; previous integration is from x, y = 4.685, 32636 to 4.766, 1291 and previous response = 270424.			✓	
CmdManuallyIntegrateQualifierPeak	BL2000\jheine	12/29/2021 5:26:12 PM	Manually integrate qualifier 64.0 of compound bis(-2-Chloroethyl)Ether in sample Dec2805.D, from x, y = 4.726, 8652 to 4.766, 28133, result = -21410; previous integration is from x, y = 4.634, 466 to 4.715, 547 and previous response = 80632.			✓	
CmdManuallyIntegrateSnapBaseline	BL2000\jheine	12/29/2021 5:26:15 PM	Snap baseline for qualifier 64.0 of compound bis(-2-Chloroethyl)Ether in sample Dec2805.D from x = 4.726 to x = 4.766, new integration is from x, y = 4.726, 2270 to 4.766, 2571 and new response = 17738; previous integration is from x, y = 4.726, 8652 to 4.766, 28133 and previous response = -21410.			✓	
CmdManuallyIntegrateDropBaseline	BL2000\jheine	12/29/2021 5:26:16 PM	Drop baseline for qualifier 64.0 of compound bis(-2-Chloroethyl)Ether in sample Dec2805.D to y = 2270, new integration is from x, y = 4.726, 2270 to 4.766, 2270 and new response = 18107; previous integration is from x, y = 4.726, 2270 to 4.766, 2571 and previous response = 17738.			✓	

Audit Trail report

Name	User	Time	Action	Reason	Comment	Succeed	Exception
CmdManuallyIntegrateSplit	BL2000\jheine	12/29/2021 5:26:29 PM	Split peak for compound 1,3-Dichlorobenzene in sample Dec2805.D and keep left peak, new integration is from x, y = 4.909, 0 to 5.001, 0 and new response = 745868, previous integration is from x, y = 4.909, 0 to 5.093, 0 and previous response = 1474907.			✓	
CmdSetTargetCompoundAttribute	BL2000\jheine	12/29/2021 5:26:31 PM	Set UserAnnotation = CO for compound 1,3-Dichlorobenzene in sample Dec2805.D; previous value =			✓	
CmdManuallyIntegrateSplit	BL2000\jheine	12/29/2021 5:26:35 PM	Split qualifier 148.0 of compound 1,3-Dichlorobenzene in sample Dec2805.D and keep left peak, new integration is from x, y = 4.910, 160.983835150488 to 4.991, 253.256360758269 and new response = 471402, previous integration is from x, y = 4.910, 161 to 5.083, 358 and previous response = 922846.			✓	
CmdManuallyIntegrateSplit	BL2000\jheine	12/29/2021 5:26:37 PM	Split qualifier 111.0 of compound 1,3-Dichlorobenzene in sample Dec2805.D and keep left peak, new integration is from x, y = 4.899, 0 to 4.981, 0 and new response = 293969, previous integration is from x, y = 4.899, 0 to 5.093, 0 and previous response = 566439.			✓	
CmdManuallyIntegrateSplit	BL2000\jheine	12/29/2021 5:26:45 PM	Split peak for compound 1,4-Dichlorobenzene in sample Dec2805.D and keep right peak, new integration is from x, y = 5.001, 115.288531848643 to 5.093, 176.36555361137 and new response = 728234, previous integration is from x, y = 4.910, 54 to 5.093, 176 and previous response = 1472052.			✓	
CmdManuallyIntegrateSplit	BL2000\jheine	12/29/2021 5:26:47 PM	Split qualifier 148.0 of compound 1,4-Dichlorobenzene in sample Dec2805.D and keep right peak, new integration is from x, y = 4.991, 152.906121808009 to 5.083, 226.675276031202 and new response = 453087, previous integration is from x, y = 4.910, 88 to 5.083, 227 and previous response = 923864.			✓	
CmdManuallyIntegrateSplit	BL2000\jheine	12/29/2021 5:26:50 PM	Split qualifier 111.0 of compound 1,4-Dichlorobenzene in sample Dec2805.D and keep right peak, new integration is from x, y = 4.981, 0 to 5.093, 0 and new response = 272471, previous integration is from x, y = 4.899, 0 to 5.093, 0 and previous response = 566439.			✓	

Audit Trail report

Name	User	Time	Action	Reason	Comment	Succeed	Exception
CmdManuallyIntegratePeak	BL2000\jheine	12/29/2021 5:26:56 PM	Manually integrate compound 1,2-Dichlorobenzene in sample Dec2805.D, from x, y = 5.155, 27724 to 5.257, 85812, result = 422234; previous integration is from x, y = 4.910, 40 to 5.093, 146 and previous response = 1472286.			✓	
CmdManuallyIntegrateSnapBaseline	BL2000\jheine	12/29/2021 5:26:58 PM	Snap baseline for compound 1,2-Dichlorobenzene in sample Dec2805.D, from x = 5.155 to x = 5.257, new integration is from x, y = 5.155, 826 to 5.257, 1466 and new response = 763084; previous integration is from x, y = 5.155, 27724 to 5.257, 85812 and previous response = 422234.			✓	
CmdManuallyIntegrateDropBaseline	BL2000\jheine	12/29/2021 5:26:58 PM	Drop baseline for compound 1,2-Dichlorobenzene in sample Dec2805.D to y = 826, new integration is from x, y = 5.155, 826 to 5.257, 826 and new response = 765045; previous integration is from x, y = 5.155, 826 to 5.257, 1466 and previous response = 763084.			✓	
CmdManuallyIntegrateQualifierPeak	BL2000\jheine	12/29/2021 5:27:01 PM	Manually integrate qualifier 148.0 of compound 1,2-Dichlorobenzene in sample Dec2805.D from x, y = 5.144, 35086 to 5.226, 72219; result = 218017			✓	
CmdManuallyIntegrateSnapBaseline	BL2000\jheine	12/29/2021 5:27:03 PM	Snap baseline for qualifier 148.0 of compound 1,2-Dichlorobenzene in sample Dec2805.D from x = 5.144 to x = 5.226, new integration is from x, y = 5.144, 1015 to 5.226, 1673 and new response = 474433; previous integration is from x, y = 5.144, 35086 to 5.226, 72219 and previous response = 218017.			✓	
CmdManuallyIntegrateDropBaseline	BL2000\jheine	12/29/2021 5:27:03 PM	Drop baseline for qualifier 148.0 of compound 1,2-Dichlorobenzene in sample Dec2805.D to y = 1015, new integration is from x, y = 5.144, 1015 to 5.226, 1015 and new response = 476046; previous integration is from x, y = 5.144, 1015 to 5.226, 1673 and previous response = 474433.			✓	
CmdManuallyIntegrateQualifierPeak	BL2000\jheine	12/29/2021 5:27:08 PM	Manually integrate qualifier 111.0 of compound 1,2-Dichlorobenzene in sample Dec2805.D from x, y = 5.155, 12137 to 5.226, 34740; result = 208971			✓	

Audit Trail report

Name	User	Time	Action	Reason	Comment	Succeed	Exception
CmdManuallyIntegrateSnapBaseline	BL2000\jheine	12/29/2021 5:27:09 PM	Snap baseline for qualifier 111.0 of compound 1,2-Dichlorobenzene in sample Dec2805.D from x = 5.155 to x = 5.226, new integration is from x, y = 5.155, 207 to 5.226, 2497 and new response = 303699; previous integration is from x, y = 5.155, 12137 to 5.226, 34740 and previous response = 208971.			✓	
CmdManuallyIntegrateDropBaseline	BL2000\jheine	12/29/2021 5:27:10 PM	Drop baseline for qualifier 111.0 of compound 1,2-Dichlorobenzene in sample Dec2805.D to y = 207, new integration is from x, y = 5.155, 207 to 5.226, 207 and new response = 308610; previous integration is from x, y = 5.155, 207 to 5.226, 2497 and previous response = 303699.			✓	
CmdManuallyIntegrateQualifierPeak	BL2000\jheine	12/29/2021 5:27:20 PM	Manually integrate qualifier 107.0 of compound Benzyl Alcohol in sample Dec2805.D from x, y = 5.165, 46824 to 5.246, 91613; result = -75452			✓	
CmdManuallyIntegrateSnapBaseline	BL2000\jheine	12/29/2021 5:27:22 PM	Snap baseline for qualifier 107.0 of compound Benzyl Alcohol in sample Dec2805.D from x = 5.165 to x = 5.246, new integration is from x, y = 5.165, 222 to 5.246, 3096 and new response = 255726; previous integration is from x, y = 5.165, 46824 to 5.246, 91613 and previous response = -75452.			✓	
CmdManuallyIntegrateDropBaseline	BL2000\jheine	12/29/2021 5:27:24 PM	Drop baseline for qualifier 107.0 of compound Benzyl Alcohol in sample Dec2805.D to y = 222, new integration is from x, y = 5.165, 222 to 5.246, 222 and new response = 262770; previous integration is from x, y = 5.165, 222 to 5.246, 3096 and previous response = 255726.			✓	
CmdManuallyIntegrateSplit	BL2000\jheine	12/29/2021 5:27:41 PM	Split qualifier 77.0 of compound Nitrobenzene in sample Dec2805.D and keep right peak, new integration is from x, y = 5.614, 2730.33243249691 to 5.732, 2471.79732575186 and new response = 380193, previous integration is from x, y = 5.502, 2976 to 5.732, 2472 and previous response = 606779.			✓	
CmdManuallyIntegrateSplit	BL2000\jheine	12/29/2021 5:27:44 PM	Split qualifier 51.0 of compound Nitrobenzene in sample Dec2805.D and keep right peak, new integration is from x, y = 5.604, 4537.30401493818 to 5.757, 4104.92937988629 and new response = 378191, previous integration is from x, y = 5.483, 4878 to 5.757, 4105 and previous response = 557996.			✓	

Audit Trail report

Name	User	Time	Action	Reason	Comment	Succeed	Exception
CmdManuallyIntegrateQualifierPeak	BL2000\jheine	12/29/2021 5:27:53 PM	Manually integrate qualifier 65.0 of compound 2-Nitrophenol in sample Dec2805.D, from x, y = 5.992, 14519 to 6.044, 22502, result = 39739; previous integration is from x, y = 5.928, 2258 to 5.985, 2387 and previous response = 15773.			✓	
CmdManuallyIntegrateSnapBaseline	BL2000\jheine	12/29/2021 5:27:55 PM	Snap baseline for qualifier 65.0 of compound 2-Nitrophenol in sample Dec2805.D from x = 5.992 to x = 6.044, new integration is from x, y = 5.992, 1843 to 6.044, 3004 and new response = 89303; previous integration is from x, y = 5.992, 14519 to 6.044, 22502 and previous response = 39739.			✓	
CmdManuallyIntegrateDropBaseline	BL2000\jheine	12/29/2021 5:27:56 PM	Drop baseline for qualifier 65.0 of compound 2-Nitrophenol in sample Dec2805.D to y = 1843, new integration is from x, y = 5.992, 1843 to 6.044, 1843 and new response = 91091; previous integration is from x, y = 5.992, 1843 to 6.044, 3004 and previous response = 89303.			✓	
CmdManuallyIntegrateSplit	BL2000\jheine	12/29/2021 5:28:12 PM	Split peak for compound Naphthalene in sample Dec2805.D and keep left peak, new integration is from x, y = 6.434, 1090.01900408202 to 6.496, 1291.0007778662 and new response = 1800978, previous integration is from x, y = 6.434, 1090 to 6.537, 1425 and previous response = 2272132.			✓	
CmdManuallyIntegrateSplit	BL2000\jheine	12/29/2021 5:28:14 PM	Split qualifier 129.0 of compound Naphthalene in sample Dec2805.D and keep left peak, new integration is from x, y = 6.424, 526.666496249281 to 6.485, 589.225005593762 and new response = 196858, previous integration is from x, y = 6.424, 527 to 6.691, 800 and previous response = 444529.			✓	
CmdManuallyIntegrateSplit	BL2000\jheine	12/29/2021 5:28:20 PM	Split qualifier 102.0 of compound Naphthalene in sample Dec2805.D and keep left peak, new integration is from x, y = 6.424, 0 to 6.496, 0 and new response = 167123, previous integration is from x, y = 6.424, 0 to 6.537, 0 and previous response = 187568.			✓	
CmdSetTargetCompoundAttribute	BL2000\jheine	12/29/2021 5:28:23 PM	Set UserAnnotation = CO for compound Naphthalene in sample Dec2805.D; previous value =			✓	

Audit Trail report

Name	User	Time	Action	Reason	Comment	Succeed	Exception
CmdManuallyIntegrateSplit	BL2000\jheine	12/29/2021 5:28:30 PM	Split peak for compound 4-Chlorophenol in sample Dec2805.D and keep left peak, new integration is from x, y = 6.485, 389.55524333805 to 6.547, 449.572357599636 and new response = 152036, previous integration is from x, y = 6.485, 390 to 6.588, 490 and previous response = 173772.			✓	
CmdSetTargetCompoundAttribute	BL2000\jheine	12/29/2021 5:28:35 PM	Set UserAnnotation = CO for compound 4-Chlorophenol in sample Dec2805.D; previous value =			✓	
CmdManuallyIntegrateSplit	BL2000\jheine	12/29/2021 5:28:37 PM	Split qualifier 128.0 of compound 4-Chlorophenol in sample Dec2805.D and keep right peak, new integration is from x, y = 6.496, 1389.60710400722 to 6.537, 1537.92450992298 and new response = 470893, previous integration is from x, y = 6.434, 1167 to 6.537, 1538 and previous response = 2271547.			✓	
CmdManuallyIntegrateQualifierPeak	BL2000\jheine	12/29/2021 5:29:01 PM	Manually integrate qualifier 129.0 of compound p-Chloroaniline in sample Dec2805.D, from x, y = 6.537, 14072 to 6.609, 18834, result = 132336; previous integration is from x, y = 6.422, 490 to 6.691, 646 and previous response = 446095.			✓	
CmdManuallyIntegrateSnapBaseline	BL2000\jheine	12/29/2021 5:29:03 PM	Snap baseline for qualifier 129.0 of compound p-Chloroaniline in sample Dec2805.D from x = 6.537 to x = 6.609, new integration is from x, y = 6.537, 2281 to 6.609, 2746 and new response = 192470; previous integration is from x, y = 6.537, 14072 to 6.609, 18834 and previous response = 132336.			✓	
CmdManuallyIntegrateDropBaseline	BL2000\jheine	12/29/2021 5:29:05 PM	Drop baseline for qualifier 129.0 of compound p-Chloroaniline in sample Dec2805.D to y = 2281, new integration is from x, y = 6.537, 2281 to 6.609, 2281 and new response = 193473; previous integration is from x, y = 6.537, 2281 to 6.609, 2746 and previous response = 192470.			✓	
CmdManuallyIntegrateSplit	BL2000\jheine	12/29/2021 5:29:30 PM	Split qualifier 144.0 of compound 4-Chloro-3-Methylphenol in sample Dec2805.D and keep left peak, new integration is from x, y = 7.163, 0 to 7.256, 0 and new response = 117619, previous integration is from x, y = 7.163, 0 to 7.317, 0 and previous response = 130835.			✓	

Audit Trail report

Name	User	Time	Action	Reason	Comment	Succeed	Exception
CmdManuallyIntegrateSplit	BL2000\jheine	12/29/2021 5:29:39 PM	Split peak for compound 2-Methylnaphthalene in sample Dec2805.D and keep left peak, new integration is from x, y = 7.260, 1393.71401490323 to 7.369, 1533.64379718444 and new response = 995823, previous integration is from x, y = 7.260, 1394 to 7.461, 1652 and previous response = 1999047.			✓	
CmdSetTargetCompoundAttribute	BL2000\jheine	12/29/2021 5:29:42 PM	Set UserAnnotation = CO for compound 2-Methylnaphthalene in sample Dec2805.D; previous value =			✓	
CmdManuallyIntegrateQualifierPeak	BL2000\jheine	12/29/2021 5:29:49 PM	Manually integrate qualifier 142.0 of compound 2-Methylnaphthalene in sample Dec2805.D, from x, y = 7.266, 121217 to 7.338, 167196, result = 550093; previous integration is from x, y = 7.153, 634 to 7.256, 902 and previous response = 342824.			✓	
CmdManuallyIntegrateSnapBaseline	BL2000\jheine	12/29/2021 5:29:51 PM	Snap baseline for qualifier 142.0 of compound 2-Methylnaphthalene in sample Dec2805.D from x = 7.266 to x = 7.338, new integration is from x, y = 7.266, 6654 to 7.338, 8322 and new response = 1139760; previous integration is from x, y = 7.266, 121217 to 7.338, 167196 and previous response = 550093.			✓	
CmdManuallyIntegrateDropBaseline	BL2000\jheine	12/29/2021 5:29:52 PM	Drop baseline for qualifier 142.0 of compound 2-Methylnaphthalene in sample Dec2805.D to y = 6654, new integration is from x, y = 7.266, 6654 to 7.338, 6654 and new response = 1143357; previous integration is from x, y = 7.266, 6654 to 7.338, 8322 and previous response = 1139760.			✓	
CmdManuallyIntegrateSplit	BL2000\jheine	12/29/2021 5:29:56 PM	Split qualifier 115.0 of compound 2-Methylnaphthalene in sample Dec2805.D and keep left peak, new integration is from x, y = 7.256, 350.380991628321 to 7.358, 540.465009778805 and new response = 417897, previous integration is from x, y = 7.256, 350 to 7.471, 750 and previous response = 846817.			✓	
CmdManuallyIntegrateSplit	BL2000\jheine	12/29/2021 5:30:03 PM	Split peak for compound 1-Methylnaphthalene in sample Dec2805.D and keep right peak, new integration is from x, y = 7.369, 1031.63660786511 to 7.461, 1135.24073543266 and new response = 1006179, previous integration is from x, y = 7.257, 907 to 7.461, 1135 and previous response = 2004914.			✓	

Audit Trail report

Name	User	Time	Action	Reason	Comment	Succeed	Exception
CmdSetTargetCompoundAttribute	BL2000\jheine	12/29/2021 5:30:07 PM	Set UserAnnotation = CO for compound 1-Methylnaphthalene in sample Dec2805.D; previous value =			✓	
CmdManuallyIntegrateSplit	BL2000\jheine	12/29/2021 5:30:10 PM	Split qualifier 142.0 of compound 1-Methylnaphthalene in sample Dec2805.D and keep right peak, new integration is from x, y = 7.358, 1963.80017311228 to 7.461, 1948.21030711183 and new response = 1116465, previous integration is from x, y = 7.256, 1979 to 7.461, 1948 and previous response = 2289175.			✓	
CmdManuallyIntegrateSplit	BL2000\jheine	12/29/2021 5:30:14 PM	Split qualifier 115.0 of compound 1-Methylnaphthalene in sample Dec2805.D and keep right peak, new integration is from x, y = 7.358, 929.763842901283 to 7.471, 1009.59185378518 and new response = 427178, previous integration is from x, y = 7.259, 860 to 7.471, 1010 and previous response = 842165.			✓	
CmdManuallyIntegrateSplit	BL2000\jheine	12/29/2021 5:30:51 PM	Split qualifier 77.0 of compound Dimethyl Phthalate in sample Dec2805.D and keep left peak, new integration is from x, y = 8.244, 1822.55985308097 to 8.313, 1932.28065530266 and new response = 213854, previous integration is from x, y = 8.244, 1823 to 8.394, 2064 and previous response = 283677.			✓	
CmdManuallyIntegrateApplyTargetRtToQualifier	BL2000\jheine	12/29/2021 5:31:02 PM	Apply target integration range 8.313-8.415 to qualifier 153.1 for compound Acenaphthylene in sample Dec2805.D, new integration is from x, y = 8.313, 0 to 8.415, 954 and new response = 224862; previously no peak.			✓	
CmdManuallyIntegrateQualifierPeak	BL2000\jheine	12/29/2021 5:31:20 PM	Manually integrate qualifier 154.0 of compound 2,4-Dinitrophenol in sample Dec2805.D, from x, y = 8.640, 72278 to 8.691, 150358, result = -300678; previous integration is from x, y = 8.538, 704 to 8.619, 698 and previous response = 972610.			✓	
CmdManuallyIntegrateSnapBaseline	BL2000\jheine	12/29/2021 5:31:22 PM	Snap baseline for qualifier 154.0 of compound 2,4-Dinitrophenol in sample Dec2805.D from x = 8.640 to x = 8.691, new integration is from x, y = 8.640, 3421 to 8.691, 2614 and new response = 31697; previous integration is from x, y = 8.640, 72278 to 8.691, 150358 and previous response = -300678.			✓	

Audit Trail report

Name	User	Time	Action	Reason	Comment	Succeed	Exception
CmdManuallyIntegrateDropBaseline	BL2000\jheine	12/29/2021 5:31:22 PM	Drop baseline for qualifier 154.0 of compound 2,4-Dinitrophenol in sample Dec2805.D to y = 2614, new integration is from x, y = 8.640, 2614 to 8.691, 2614 and new response = 32936; previous integration is from x, y = 8.640, 3421 to 8.691, 2614 and previous response = 31697.			✓	
CmdManuallyIntegrateSplit	BL2000\jheine	12/29/2021 5:31:31 PM	Split qualifier 139.0 of compound Dibenzofuran in sample Dec2805.D and keep left peak, new integration is from x, y = 8.722, 0 to 8.793, 0 and new response = 600974, previous integration is from x, y = 8.722, 0 to 8.845, 0 and previous response = 717998.			✓	
CmdManuallyIntegrateSplit	BL2000\jheine	12/29/2021 5:31:41 PM	Split qualifier 139.0 of compound 4-Nitrophenol in sample Dec2805.D and keep right peak, new integration is from x, y = 8.793, 0 to 8.845, 0 and new response = 117024, previous integration is from x, y = 8.722, 0 to 8.845, 0 and previous response = 717998.			✓	
CmdManuallyIntegrateSplit	BL2000\jheine	12/29/2021 5:31:50 PM	Split qualifier 63.0 of compound 2,4-Dinitrotoluene in sample Dec2805.D and keep right peak, new integration is from x, y = 8.793, 2012.9473753291 to 8.875, 1923.38324592844 and new response = 132350, previous integration is from x, y = 8.753, 2058 to 8.875, 1923 and previous response = 229986.			✓	
CmdManuallyIntegrateSplit	BL2000\jheine	12/29/2021 5:32:31 PM	Split peak for compound Phenanthrene in sample Dec2805.D and keep left peak, new integration is from x, y = 10.292, 377.631988223871 to 10.363, 540.492524331981 and new response = 1630245, previous integration is from x, y = 10.292, 378 to 10.515, 886 and previous response = 3252072.			✓	
CmdManuallyIntegrateSplit	BL2000\jheine	12/29/2021 5:32:35 PM	Split qualifier 176.0 of compound Phenanthrene in sample Dec2805.D and keep left peak, new integration is from x, y = 10.303, 0 to 10.373, 0 and new response = 320839, previous integration is from x, y = 10.303, 0 to 10.515, 0 and previous response = 617819.			✓	
CmdSetTargetCompoundAttribute	BL2000\jheine	12/29/2021 5:32:43 PM	Set UserAnnotation = CO for compound Phenanthrene in sample Dec2805.D; previous value =			✓	

Audit Trail report

Name	User	Time	Action	Reason	Comment	Succeed	Exception
CmdManuallyIntegrateSplit	BL2000\jheine	12/29/2021 5:32:49 PM	Split peak for compound Anthracene in sample Dec2805.D and keep right peak, new integration is from x, y = 10.363, 409.110063624578 to 10.515, 687.880860806994 and new response = 1623433, previous integration is from x, y = 10.289, 273 to 10.515, 688 and previous response = 3254128.			✓	
CmdSetTargetCompoundAttribute	BL2000\jheine	12/29/2021 5:32:54 PM	Set UserAnnotation = CO for compound Anthracene in sample Dec2805.D; previous value =			✓	
CmdManuallyIntegrateSplit	BL2000\jheine	12/29/2021 5:32:57 PM	Split qualifier 176.0 of compound Anthracene in sample Dec2805.D and keep right peak, new integration is from x, y = 10.373, 0 to 10.515, 0 and new response = 296980, previous integration is from x, y = 10.303, 0 to 10.515, 0 and previous response = 617819.			✓	
CmdManuallyIntegrateSplit	BL2000\jheine	12/29/2021 5:34:07 PM	Split peak for compound Indeno(1,2,3-c,d)pyrene in sample Dec2805.D and keep left peak, new integration is from x, y = 20.911, 651.205234392663 to 20.988, 1028.55875297627 and new response = 815107, previous integration is from x, y = 20.911, 651 to 21.089, 1523 and previous response = 1081511.			✓	

Audit Trail report

Name	User	Time	Action	Reason	Comment	Succeed	Exception
CmdUpdateRetentionTimes	BL2000\jheine	12/29/2021 5:34:39 PM	Update retention time for compound Perylene-d12; Chrysene-d12; Phenanthrene-d10; Acenaphthene-d10; Naphthalene-d8; Terphenyl-d14; 2,4,6-Tribromophenol; 2-Fluorobiphenyl; Nitrobenzene-d5; Phenol-d5; 2-Fluorophenol; Benzo(g,h,i)perylene; Dibenzo(a,h)anthracene; Indeno(1,2,3-c,d)pyrene; Benzo(a)pyrene; Benzo(k)fluoranthene; Benzo(b)fluoranthene; Di-n-octyl Phthalate; bis(2-ethylhexyl)Phthalate; 3,3-Dichlorobenzidine; Chrysene; Benzo(a)Anthracene; Butylbenzylphthalate; Pyrene; Benzidine; Fluoranthene; Di-n-Butylphthalate; Triallate; Anthracene; Phenanthrene; Pentachlorophenol; Hexachlorobenzene; 4-Bromophenylphenylether; Azobenzene; N-nitrosodiphenylamine; 4,6-Dinitro-2-methylphenol; 4-Nitroaniline; Diethylphthalate; 4-Chlorophenylphenylether; Fluorene; 2,4-Dinitrotoluene; 4-Nitrophenol; Dibenzofuran; 2,4-Dinitrophenol; 3-Nitroaniline; Acenaphthene; 2,6-Dinitrotoluene; Acenaphthylene; Dimethyl Phthalate; 2-Nitroaniline; 2-Chloronaphthalene; 2,4,5-Trichlorophenol; 2,4,6-Trichlorophenol; Hexachlorocyclopentadiene; 4-Chloro-2-Methylphenol; 1-Methylnaphthalene; 2-Methylnaphthalene; 4-Chloro-3-Methylphenol; Hexachlorobutadiene; p-Chloroaniline; 4-Chlorophenol; Naphthalene; 1,2,4-Trichlorobenzene; 2,4-Dichlorophenol; bis(-2-Chloroethoxy)Methane; 2,4-Dimethylphenol; 2-Nitrophenol; Isophorone; Nitrobenzene; N-nitroso-Di-n-propylamine; Hexachloroethane; 4Methylphenol/3Methylphenol; 2-Methylphenol; bis(2-chloroisopropyl)Ether; Benzyl Alcohol; 1,2-Dichlorobenzene; 1,4-Dichlorobenzene; 1,3-Dichlorobenzene; 2-Chlorophenol; bis(-2-Chloroethyl)Ether; Phenol; Aniline; Pyridine; Carbazole; Benzoic Acid; o-Terphenyl; N-Nitrosodimethylamine; 1,4-Dichlorobenzene-d4;			✓	
CmdQuantitate	BL2000\jheine	12/29/2021 5:35:20 PM	Quantitate all compounds in all samples			✓	
CmdSelectPeak	BL2000\jheine	12/29/2021 5:36:53 PM	Select peak for compound 2,4,6-Trichlorophenol in sample Dec2805.D			✓	

Audit Trail report

Name	User	Time	Action	Reason	Comment	Succeed	Exception
CmdSetTargetCompoundAttribute	BL2000\jheine	12/29/2021 5:36:56 PM	Set UserAnnotation = RT for compound 2,4,6-Trichlorophenol in sample Dec2805.D; previous value =			✓	
CmdSelectPeak	BL2000\jheine	12/29/2021 5:39:06 PM	Select peak for compound Benzo(a)Anthracene in sample Dec2805.D			✓	
CmdSetTargetCompoundAttribute	BL2000\jheine	12/29/2021 5:39:08 PM	Set UserAnnotation = RT for compound Benzo(a)Anthracene in sample Dec2805.D; previous value =			✓	
CmdSelectPeak	BL2000\jheine	12/29/2021 5:39:34 PM	Select peak for compound Benzo(b)fluoranthene in sample Dec2805.D			✓	
CmdSetTargetCompoundAttribute	BL2000\jheine	12/29/2021 5:39:36 PM	Set UserAnnotation = RT for compound Benzo(b)fluoranthene in sample Dec2805.D; previous value =			✓	

Audit Trail report

Name	User	Time	Action	Reason	Comment	Succeed	Exception
CmdUpdateRetentionTimes	BL2000\jheine	12/29/2021 5:51:24 PM	Update retention time for compound Perylene-d12; Chrysene-d12; Phenanthrene-d10; Acenaphthene-d10; Naphthalene-d8; Terphenyl-d14; 2,4,6-Tribromophenol; 2-Fluorobiphenyl; Nitrobenzene-d5; Phenol-d5; 2-Fluorophenol; Benzo(g,h,i)perylene; Dibenzo(a,h)anthracene; Indeno(1,2,3-c,d)pyrene; Benzo(a)pyrene; Benzo(k)fluoranthene; Benzo(b)fluoranthene; Di-n-octyl Phthalate; bis(2-ethylhexyl)Phthalate; 3,3-Dichlorobenzidine; Chrysene; Benzo(a)Anthracene; Butylbenzylphthalate; Pyrene; Benzidine; Fluoranthene; Di-n-Butylphthalate; Triallate; Anthracene; Phenanthrene; Pentachlorophenol; Hexachlorobenzene; 4-Bromophenylphenylether; Azobenzene; N-nitrosodiphenylamine; 4,6-Dinitro-2-methylphenol; 4-Nitroaniline; Diethylphthalate; 4-Chlorophenylphenylether; Fluorene; 2,4-Dinitrotoluene; 4-Nitrophenol; Dibenzofuran; 2,4-Dinitrophenol; 3-Nitroaniline; Acenaphthene; 2,6-Dinitrotoluene; Acenaphthylene; Dimethyl Phthalate; 2-Nitroaniline; 2-Chloronaphthalene; 2,4,5-Trichlorophenol; 2,4,6-Trichlorophenol; Hexachlorocyclopentadiene; 4-Chloro-2-Methylphenol; 1-Methylnaphthalene; 2-Methylnaphthalene; 4-Chloro-3-Methylphenol; Hexachlorobutadiene; p-Chloroaniline; 4-Chlorophenol; Naphthalene; 1,2,4-Trichlorobenzene; 2,4-Dichlorophenol; bis(-2-Chloroethoxy)Methane; 2,4-Dimethylphenol; 2-Nitrophenol; Isophorone; Nitrobenzene; N-nitroso-Di-n-propylamine; Hexachloroethane; 4Methylphenol/3Methylphenol; 2-Methylphenol; bis(2-chloroisopropyl)Ether; Benzyl Alcohol; 1,2-Dichlorobenzene; 1,4-Dichlorobenzene; 1,3-Dichlorobenzene; 2-Chlorophenol; bis(-2-Chloroethyl)Ether; Phenol; Aniline; Pyridine; Carbazole; Benzoic Acid; o-Terphenyl; N-Nitrosodimethylamine; 1,4-Dichlorobenzene-d4;			✓	
CmdQuantitate	BL2000\jheine	12/29/2021 5:52:54 PM	Quantitate all compounds in all samples			✓	

Audit Trail report

Name	User	Time	Action	Reason	Comment	Succeed	Exception
CmdUpdateQualifierRatios	BL2000\jheine	12/29/2021 6:00:30 PM	Update qualifier ratios for compound Perylene-d12; Update qualifier ratios for compound Chrysene-d12; Update qualifier ratios for compound Phenanthrene-d10; Update qualifier ratios for compound Acenaphthene-d10; Update qualifier ratios for compound Naphthalene-d8; Update qualifier ratios for compound Terphenyl-d14; Update qualifier ratios for compound 2,4,6-Tribromophenol; Update qualifier ratios for compound 2-Fluorobiphenyl; Update qualifier ratios for compound Nitrobenzene-d5; Update qualifier ratios for compound Phenol-d5; Update qualifier ratios for compound 2-Fluorophenol; Update qualifier ratios for compound Benzo(g,h,i)perylene; Update qualifier ratios for compound Dibenzo(a,h)anthracene; Update qualifier ratios for compound Indeno(1,2,3-c,d)pyrene; Update qualifier ratios for compound Benzo(a)pyrene; Update qualifier ratios for compound Benzo(k)fluoranthene; Update qualifier ratios for compound Benzo(b)fluoranthene; Update qualifier ratios for compound Di-n-octyl Phthalate; Update qualifier ratios for compound bis(2-ethylhexyl)Phthalate; Update qualifier ratios for compound 3,3-Dichlorobenzidine; Update qualifier ratios for compound Chrysene; Update qualifier ratios for compound Benzo(a)Anthracene; Update qualifier ratios for compound Butylbenzylphthalate; Update qualifier ratios for compound Pyrene; Update qualifier ratios for compound Benzidine; Update qualifier ratios for compound Fluoranthene; Update qualifier ratios for compound Di-n-Butylphthalate; Update qualifier ratios for compound Triallate; Update qualifier ratios for compound Anthracene; Update qualifier ratios for compound Phenanthrene; Update qualifier ratios for compound Pentachlorophenol; Update qualifier ratios for compound Hexachlorobenzene; Update qualifier ratios for compound 4-Bromophenylphenylether; Update qualifier ratios for compound Azobenzene; Update qualifier ratios for compound N-nitrosodiphenylamine; Update qualifier ratios for compound 4,6-Dinitro-2-			✓	

Audit Trail report

Name	User	Time	Action	Reason	Comment	Succeed	Exception
			methylphenol; Update qualifier ratios for compound 4-Nitroaniline; Update qualifier ratios for compound Diethylphthalate; Update qualifier ratios for compound 4-Chlorophenylphenylether; Update qualifier ratios for compound Fluorene; Update qualifier ratios for compound 2,4-Dinitrotoluene; Update qualifier ratios for compound 4-Nitrophenol; Update qualifier ratios for compound Dibenzofuran; Update qualifier ratios for compound 2,4-Dinitrophenol; Update qualifier ratios for compound 3-Nitroaniline; Update qualifier ratios for compound Acenaphthene; Update qualifier ratios for compound 2,6-Dinitrotoluene; Update qualifier ratios for compound Acenaphthylene; Update qualifier ratios for compound Dimethyl Phthalate; Update qualifier ratios for compound 2-Nitroaniline; Update qualifier ratios for compound 2-Chloronaphthalene; Update qualifier ratios for compound 2,4,5-Trichlorophenol; Update qualifier ratios for compound 2,4,6-Trichlorophenol; Update qualifier ratios for compound Hexachlorocyclopentadiene; Update qualifier ratios for compound 4-Chloro-2-Methylphenol; Update qualifier ratios for compound 1-Methylnaphthalene; Update qualifier ratios for compound 2-Methylnaphthalene; Update qualifier ratios for compound 4-Chloro-3-Methylphenol; Update qualifier ratios for compound Hexachlorobutadiene; Update qualifier ratios for compound p-Chloroaniline; Update qualifier ratios for compound 4-Chlorophenol; Update qualifier ratios for compound Naphthalene; Update qualifier ratios for compound 1,2,4-Trichlorobenzene; Update qualifier ratios for compound 2,4-Dichlorophenol; Update qualifier ratios for compound bis(-2-Chloroethoxy)Methane; Update qualifier ratios for compound 2,4-Dimethylphenol; Update qualifier ratios for compound 2-Nitrophenol; Update qualifier ratios for compound Isophorone; Update qualifier ratios for compound Nitrobenzene; Update qualifier ratios for compound N-nitroso-Di-n-propylamine; Update qualifier ratios for compound Hexachloroethane; Update qualifier ratios for compound 4Methylphenol/3Methylphenol; Update				

Audit Trail report

Name	User	Time	Action	Reason	Comment	Succeed	Exception
			qualifier ratios for compound 2-Methylphenol; Update qualifier ratios for compound bis(2-chloroisopropyl)Ether; Update qualifier ratios for compound Benzyl Alcohol; Update qualifier ratios for compound 1,2-Dichlorobenzene; Update qualifier ratios for compound 1,4-Dichlorobenzene; Update qualifier ratios for compound 1,3-Dichlorobenzene; Update qualifier ratios for compound 2-Chlorophenol; Update qualifier ratios for compound bis(-2-Chloroethyl)Ether; Update qualifier ratios for compound Phenol; Update qualifier ratios for compound Aniline; Update qualifier ratios for compound Pyridine; Update qualifier ratios for compound Carbazole; Update qualifier ratios for compound Benzoic Acid; Update qualifier ratios for compound o-Terphenyl; Update qualifier ratios for compound N-Nitrosodimethylamine; Update qualifier ratios for compound 1,4-Dichlorobenzene-d4;				
CmdQuantitate	BL2000\jheine	12/29/2021 6:01:07 PM	Quantitate all compounds in all samples			✓	
CmdManuallyIntegrateQualifierPeak	BL2000\jheine	12/29/2021 6:01:53 PM	Manually integrate qualifier 66.0 of compound Aniline in sample Dec2802.D, from x, y = 4.644, 1526 to 4.685, 84712, result = 862164; previous integration is from x, y = 4.644, 1526 to 4.777, 2041 and previous response = 1893599.			✓	
CmdManuallyIntegrateDropBaseline	BL2000\jheine	12/29/2021 6:01:55 PM	Drop baseline for qualifier 66.0 of compound Aniline in sample Dec2802.D to y = 1526, new integration is from x, y = 4.644, 1526 to 4.685, 1526 and new response = 963481; previous integration is from x, y = 4.644, 1526 to 4.685, 84712 and previous response = 862164.			✓	
CmdManuallyIntegrateQualifierPeak	BL2000\jheine	12/29/2021 6:02:00 PM	Manually integrate qualifier 65.0 of compound Aniline in sample Dec2802.D, from x, y = 4.644, 1903 to 4.685, 31774, result = 490113; previous integration is from x, y = 4.644, 1903 to 4.736, 2203 and previous response = 1193005.			✓	

Audit Trail report

Name	User	Time	Action	Reason	Comment	Succeed	Exception
CmdManuallyIntegrateDropBaseline	BL2000\jheine	12/29/2021 6:02:01 PM	Drop baseline for qualifier 65.0 of compound Aniline in sample Dec2802.D to y = 1903, new integration is from x, y = 4.644, 1903 to 4.685, 1903 and new response = 526479; previous integration is from x, y = 4.644, 1903 to 4.685, 31774 and previous response = 490113.			✓	
CmdManuallyIntegrateQualifierPeak	BL2000\jheine	12/29/2021 6:02:21 PM	Manually integrate qualifier 66.0 of compound Phenol in sample Dec2802.D, from x, y = 4.685, 93430 to 4.777, 2194, result = 683895; previous integration is from x, y = 4.644, 1596 to 4.777, 2194 and previous response = 1892757.			✓	
CmdManuallyIntegrateDropBaseline	BL2000\jheine	12/29/2021 6:02:22 PM	Drop baseline for qualifier 66.0 of compound Phenol in sample Dec2802.D to y = 2194, new integration is from x, y = 4.685, 2194 to 4.777, 2194 and new response = 935480; previous integration is from x, y = 4.685, 93430 to 4.777, 2194 and previous response = 683895.			✓	
CmdManuallyIntegrateQualifierPeak	BL2000\jheine	12/29/2021 6:02:44 PM	Manually integrate qualifier 64.0 of compound bis(-2-Chloroethyl)Ether in sample Dec2802.D from x, y = 4.736, 30313 to 4.777, 101875; result = -109684			✓	
CmdManuallyIntegrateSnapBaseline	BL2000\jheine	12/29/2021 6:02:46 PM	Snap baseline for qualifier 64.0 of compound bis(-2-Chloroethyl)Ether in sample Dec2802.D from x = 4.736 to x = 4.777, new integration is from x, y = 4.736, 3759 to 4.777, 4419 and new response = 42290; previous integration is from x, y = 4.736, 30313 to 4.777, 101875 and previous response = -109684.			✓	
CmdManuallyIntegrateDropBaseline	BL2000\jheine	12/29/2021 6:02:46 PM	Drop baseline for qualifier 64.0 of compound bis(-2-Chloroethyl)Ether in sample Dec2802.D to y = 3759, new integration is from x, y = 4.736, 3759 to 4.777, 3759 and new response = 43099; previous integration is from x, y = 4.736, 3759 to 4.777, 4419 and previous response = 42290.			✓	
CmdManuallyIntegratePeak	BL2000\jheine	12/29/2021 6:03:15 PM	Manually integrate compound 1,4-Dichlorobenzene in sample Dec2802.D, from x, y = 5.001, 170314 to 5.073, 305512, result = 976046; previous integration is from x, y = 4.920, 386 to 5.001, 526 and previous response = 1919442.			✓	

Audit Trail report

Name	User	Time	Action	Reason	Comment	Succeed	Exception
CmdManuallyIntegrateSnapBaseline	BL2000\jheine	12/29/2021 6:03:17 PM	Snap baseline for compound 1,4-Dichlorobenzene in sample Dec2802.D, from x = 5.001 to x = 5.073, new integration is from x, y = 5.001, 3027 to 5.073, 5532 and new response = 1978102; previous integration is from x, y = 5.001, 170314 to 5.073, 305512 and previous response = 976046.			✓	
CmdManuallyIntegrateDropBaseline	BL2000\jheine	12/29/2021 6:03:17 PM	Drop baseline for compound 1,4-Dichlorobenzene in sample Dec2802.D to y = 3027, new integration is from x, y = 5.001, 3027 to 5.073, 3027 and new response = 1983474; previous integration is from x, y = 5.001, 3027 to 5.073, 5532 and previous response = 1978102.			✓	
CmdManuallyIntegrateQualifierPeak	BL2000\jheine	12/29/2021 6:03:24 PM	Manually integrate qualifier 148.0 of compound 1,4-Dichlorobenzene in sample Dec2802.D from x, y = 5.001, 79467 to 5.073, 124995; result = 835633			✓	
CmdManuallyIntegrateSnapBaseline	BL2000\jheine	12/29/2021 6:03:26 PM	Snap baseline for qualifier 148.0 of compound 1,4-Dichlorobenzene in sample Dec2802.D from x = 5.001 to x = 5.073, new integration is from x, y = 5.001, 1934 to 5.073, 3366 and new response = 1262736; previous integration is from x, y = 5.001, 79467 to 5.073, 124995 and previous response = 835633.			✓	
CmdManuallyIntegrateDropBaseline	BL2000\jheine	12/29/2021 6:03:27 PM	Drop baseline for qualifier 148.0 of compound 1,4-Dichlorobenzene in sample Dec2802.D to y = 1934, new integration is from x, y = 5.001, 1934 to 5.073, 1934 and new response = 1265807; previous integration is from x, y = 5.001, 1934 to 5.073, 3366 and previous response = 1262736.			✓	
CmdManuallyIntegrateQualifierPeak	BL2000\jheine	12/29/2021 6:03:31 PM	Manually integrate qualifier 111.0 of compound 1,4-Dichlorobenzene in sample Dec2802.D from x, y = 4.991, 33638 to 5.063, 89139; result = 504664			✓	
CmdManuallyIntegrateSnapBaseline	BL2000\jheine	12/29/2021 6:03:33 PM	Snap baseline for qualifier 111.0 of compound 1,4-Dichlorobenzene in sample Dec2802.D from x = 4.991 to x = 5.063, new integration is from x, y = 4.991, 1365 to 5.063, 3438 and new response = 757719; previous integration is from x, y = 4.991, 33638 to 5.063, 89139 and previous response = 504664.			✓	

Audit Trail report

Name	User	Time	Action	Reason	Comment	Succeed	Exception
CmdManuallyIntegrateDropBaseline	BL2000\jheine	12/29/2021 6:03:34 PM	Drop baseline for qualifier 111.0 of compound 1,4-Dichlorobenzene in sample Dec2802.D to y = 1365, new integration is from x, y = 4.991, 1365 to 5.063, 1365 and new response = 762165; previous integration is from x, y = 4.991, 1365 to 5.063, 3438 and previous response = 757719.			✓	
CmdManuallyIntegrateSplit	BL2000\jheine	12/29/2021 6:03:53 PM	Split peak for compound 4Methylphenol/3Methylphenol in sample Dec2802.D and keep right peak, new integration is from x, y = 5.502, 3053.08194440428 to 5.604, 3010.89178614818 and new response = 1908599, previous integration is from x, y = 5.318, 3129 to 5.604, 3011 and previous response = 3345909.			✓	
CmdManuallyIntegrateQualifierPeak	BL2000\jheine	12/29/2021 6:03:57 PM	Manually integrate qualifier 108.0 of compound 4Methylphenol/3Methylphenol in sample Dec2802.D, from x, y = 5.502, 68644 to 5.614, 154658, result = 870327; previous integration is from x, y = 5.319, 4556 to 5.420, 4281 and previous response = 1624117.			✓	
CmdManuallyIntegrateSnapBaseline	BL2000\jheine	12/29/2021 6:03:59 PM	Snap baseline for qualifier 108.0 of compound 4Methylphenol/3Methylphenol in sample Dec2802.D from x = 5.502 to x = 5.614, new integration is from x, y = 5.502, 6355 to 5.614, 17816 and new response = 1541499; previous integration is from x, y = 5.502, 68644 to 5.614, 154658 and previous response = 870327.			✓	
CmdManuallyIntegrateDropBaseline	BL2000\jheine	12/29/2021 6:03:59 PM	Drop baseline for qualifier 108.0 of compound 4Methylphenol/3Methylphenol in sample Dec2802.D to y = 6355, new integration is from x, y = 5.502, 6355 to 5.614, 6355 and new response = 1580129; previous integration is from x, y = 5.502, 6355 to 5.614, 17816 and previous response = 1541499.			✓	
CmdSetTargetCompoundAttribute	BL2000\jheine	12/29/2021 6:04:01 PM	Set UserAnnotation = CO for compound 4Methylphenol/3Methylphenol in sample Dec2802.D; previous value =			✓	

Audit Trail report

Name	User	Time	Action	Reason	Comment	Succeed	Exception
CmdManuallyIntegrateSplit	BL2000\jheine	12/29/2021 6:04:11 PM	Split qualifier 77.0 of compound Nitrobenzene in sample Dec2802.D and keep right peak, new integration is from x, y = 5.624, 4668.04313704016 to 5.727, 4078.47721890958 and new response = 808781, previous integration is from x, y = 5.502, 5375 to 5.727, 4078 and previous response = 1341853.			✓	
CmdManuallyIntegrateSplit	BL2000\jheine	12/29/2021 6:04:24 PM	Split qualifier 109.0 of compound 2-Nitrophenol in sample Dec2802.D and keep left peak, new integration is from x, y = 5.993, 797.559452155089 to 6.095, 930.003738352043 and new response = 114174, previous integration is from x, y = 5.993, 798 to 6.147, 996 and previous response = 122384.			✓	
CmdManuallyIntegrateSplit	BL2000\jheine	12/29/2021 6:04:49 PM	Split peak for compound Naphthalene in sample Dec2802.D and keep left peak, new integration is from x, y = 6.434, 1966.68585880997 to 6.496, 2390.9501067125 and new response = 3552299, previous integration is from x, y = 6.434, 1967 to 6.537, 2674 and previous response = 4624420.			✓	
CmdSetTargetCompoundAttribute	BL2000\jheine	12/29/2021 6:04:51 PM	Set UserAnnotation = CO for compound Naphthalene in sample Dec2802.D; previous value =			✓	
CmdManuallyIntegrateSplit	BL2000\jheine	12/29/2021 6:04:56 PM	Split qualifier 129.0 of compound Naphthalene in sample Dec2802.D and keep left peak, new integration is from x, y = 6.434, 843.547425011251 to 6.496, 963.546075634528 and new response = 400271, previous integration is from x, y = 6.434, 844 to 6.537, 1044 and previous response = 475973.			✓	
CmdManuallyIntegrateSplit	BL2000\jheine	12/29/2021 6:05:00 PM	Split qualifier 102.0 of compound Naphthalene in sample Dec2802.D and keep left peak, new integration is from x, y = 6.424, 455.585112301249 to 6.496, 483.08712635681 and new response = 329030, previous integration is from x, y = 6.424, 456 to 6.537, 499 and previous response = 373751.			✓	

Audit Trail report

Name	User	Time	Action	Reason	Comment	Succeed	Exception
CmdManuallyIntegrateSplit	BL2000\jheine	12/29/2021 6:05:07 PM	Split peak for compound 4-Chlorophenol in sample Dec2802.D and keep left peak, new integration is from x, y = 6.485, 635.056470284792 to 6.537, 698.552208960081 and new response = 331924, previous integration is from x, y = 6.485, 635 to 6.588, 762 and previous response = 395389.			✓	
CmdManuallyIntegratePeak	BL2000\jheine	12/29/2021 6:05:14 PM	Manually integrate compound 4-Chlorophenol in sample Dec2802.D, from x, y = 6.485, 635 to 6.547, 8220, result = 328793; previous integration is from x, y = 6.485, 635 to 6.537, 699 and previous response = 331924.			✓	
CmdManuallyIntegrateDropBaseline	BL2000\jheine	12/29/2021 6:05:16 PM	Drop baseline for compound 4-Chlorophenol in sample Dec2802.D to y = 635, new integration is from x, y = 6.485, 635 to 6.547, 635 and new response = 342814; previous integration is from x, y = 6.485, 635 to 6.547, 8220 and previous response = 328793.			✓	
CmdSetTargetCompoundAttribute	BL2000\jheine	12/29/2021 6:05:18 PM	Set UserAnnotation = CO for compound 4-Chlorophenol in sample Dec2802.D; previous value =			✓	
CmdManuallyIntegrateSplit	BL2000\jheine	12/29/2021 6:05:22 PM	Split qualifier 128.0 of compound 4-Chlorophenol in sample Dec2802.D and keep right peak, new integration is from x, y = 6.496, 1757.57020835816 to 6.537, 1968.69885568606 and new response = 1073769, previous integration is from x, y = 6.434, 1441 to 6.537, 1969 and previous response = 4628212.			✓	
CmdManuallyIntegrateQualifierPeak	BL2000\jheine	12/29/2021 6:05:29 PM	Manually integrate qualifier 129.0 of compound p-Chloroaniline in sample Dec2802.D from x, y = 6.537, 33502 to 6.609, 36811; result = 362623			✓	
CmdManuallyIntegrateSnapBaseline	BL2000\jheine	12/29/2021 6:05:31 PM	Snap baseline for qualifier 129.0 of compound p-Chloroaniline in sample Dec2802.D from x = 6.537 to x = 6.609, new integration is from x, y = 6.537, 5266 to 6.609, 4596 and new response = 492986; previous integration is from x, y = 6.537, 33502 to 6.609, 36811 and previous response = 362623.			✓	
CmdManuallyIntegrateDropBaseline	BL2000\jheine	12/29/2021 6:05:31 PM	Drop baseline for qualifier 129.0 of compound p-Chloroaniline in sample Dec2802.D to y = 4596, new integration is from x, y = 6.537, 4596 to 6.609, 4596 and new response = 494431; previous integration is from x, y = 6.537, 5266 to 6.609, 4596 and previous response = 492986.			✓	

Audit Trail report

Name	User	Time	Action	Reason	Comment	Succeed	Exception
CmdManuallyIntegrateQualifierPeak	BL2000\jheine	12/29/2021 6:05:35 PM	Manually integrate qualifier 65.0 of compound p-Chloroaniline in sample Dec2802.D, from x, y = 6.537, 14155 to 6.619, 5401, result = 522995; previous integration is from x, y = 6.496, 5957 to 6.619, 5401 and previous response = 941252.			✓	
CmdManuallyIntegrateDropBaseline	BL2000\jheine	12/29/2021 6:05:37 PM	Drop baseline for qualifier 65.0 of compound p-Chloroaniline in sample Dec2802.D to y = 5401, new integration is from x, y = 6.537, 5401 to 6.619, 5401 and new response = 544572; previous integration is from x, y = 6.537, 14155 to 6.619, 5401 and previous response = 522995.			✓	
CmdManuallyIntegrateSplit	BL2000\jheine	12/29/2021 6:05:49 PM	Split qualifier 144.0 of compound 4-Chloro-3-Methylphenol in sample Dec2802.D and keep left peak, new integration is from x, y = 7.163, 327.181141072584 to 7.266, 489.983636391987 and new response = 244607, previous integration is from x, y = 7.163, 327 to 7.317, 571 and previous response = 268671.			✓	
CmdManuallyIntegrateSplit	BL2000\jheine	12/29/2021 6:06:15 PM	Split qualifier 77.0 of compound Dimethyl Phthalate in sample Dec2802.D and keep left peak, new integration is from x, y = 8.251, 2959.23019184391 to 8.313, 3037.54487775586 and new response = 444448, previous integration is from x, y = 8.251, 2959 to 8.354, 3090 and previous response = 558084.			✓	
CmdManuallyIntegrateQualifierPeak	BL2000\jheine	12/29/2021 6:06:26 PM	Manually integrate qualifier 153.1 of compound Acenaphthylene in sample Dec2802.D from x, y = 8.323, 174618 to 8.384, 294427; result = -310066			✓	
CmdManuallyIntegrateSnapBaseline	BL2000\jheine	12/29/2021 6:06:28 PM	Snap baseline for qualifier 153.1 of compound Acenaphthylene in sample Dec2802.D from x = 8.323 to x = 8.384, new integration is from x, y = 8.323, 549 to 8.384, 3849 and new response = 545581; previous integration is from x, y = 8.323, 174618 to 8.384, 294427 and previous response = -310066.			✓	
CmdManuallyIntegrateDropBaseline	BL2000\jheine	12/29/2021 6:06:29 PM	Drop baseline for qualifier 153.1 of compound Acenaphthylene in sample Dec2802.D to y = 549, new integration is from x, y = 8.323, 549 to 8.384, 549 and new response = 551658; previous integration is from x, y = 8.323, 549 to 8.384, 3849 and previous response = 545581.			✓	

Audit Trail report

Name	User	Time	Action	Reason	Comment	Succeed	Exception
CmdManuallyIntegrateSplit	BL2000\jheine	12/29/2021 6:06:41 PM	Split peak for compound Acenaphthene in sample Dec2802.D and keep left peak, new integration is from x, y = 8.527, 705.022239191587 to 8.620, 837.884341935855 and new response = 2155396, previous integration is from x, y = 8.527, 705 to 8.691, 941 and previous response = 2262054.			✓	
CmdSetTargetCompoundAttribute	BL2000\jheine	12/29/2021 6:06:43 PM	Set UserAnnotation = CO for compound Acenaphthene in sample Dec2802.D; previous value =			✓	
CmdManuallyIntegrateSplit	BL2000\jheine	12/29/2021 6:06:50 PM	Split qualifier 154.0 of compound 2,4-Dinitrophenol in sample Dec2802.D and keep right peak, new integration is from x, y = 8.620, 1261.87566643479 to 8.691, 1291.24998517027 and new response = 104995, previous integration is from x, y = 8.527, 1224 to 8.691, 1291 and previous response = 2257786.			✓	
CmdManuallyIntegrateSplit	BL2000\jheine	12/29/2021 6:06:57 PM	Split qualifier 139.0 of compound Dibenzofuran in sample Dec2802.D and keep left peak, new integration is from x, y = 8.744, 492.664236903369 to 8.793, 637.776275510086 and new response = 1295666, previous integration is from x, y = 8.744, 493 to 8.906, 966 and previous response = 1592353.			✓	
CmdManuallyIntegrateQualifierPeak	BL2000\jheine	12/29/2021 6:07:07 PM	Manually integrate qualifier 139.0 of compound 4-Nitrophenol in sample Dec2802.D, from x, y = 8.793, 127128 to 8.906, 1165, result = -130645; previous integration is from x, y = 8.745, 726 to 8.906, 1165 and previous response = 1590383.			✓	
CmdManuallyIntegrateDropBaseline	BL2000\jheine	12/29/2021 6:07:09 PM	Drop baseline for qualifier 139.0 of compound 4-Nitrophenol in sample Dec2802.D to y = 1165, new integration is from x, y = 8.793, 1165 to 8.906, 1165 and new response = 294604; previous integration is from x, y = 8.793, 127128 to 8.906, 1165 and previous response = -130645.			✓	
CmdManuallyIntegrateSplit	BL2000\jheine	12/29/2021 6:07:26 PM	Split peak for compound Diethylphthalate in sample Dec2802.D and keep left peak, new integration is from x, y = 9.111, 79.5614156798756 to 9.203, 126.256483306393 and new response = 2225622, previous integration is from x, y = 9.111, 80 to 9.254, 152 and previous response = 2251277.			✓	

Audit Trail report

Name	User	Time	Action	Reason	Comment	Succeed	Exception
CmdSetTargetCompoundAttribute	BL2000\jheine	12/29/2021 6:07:28 PM	Set UserAnnotation = CO for compound Diethylphthalate in sample Dec2802.D; previous value =			✓	
CmdManuallyIntegrateSplit	BL2000\jheine	12/29/2021 6:07:30 PM	Split qualifier 177.0 of compound Diethylphthalate in sample Dec2802.D and keep left peak, new integration is from x, y = 9.111, 0 to 9.203, 0 and new response = 442547, previous integration is from x, y = 9.111, 0 to 9.264, 0 and previous response = 463492.			✓	
CmdManuallyIntegrateQualifierPeak	BL2000\jheine	12/29/2021 6:08:11 PM	Manually integrate qualifier 51.0 of compound Azobenzene in sample Dec2802.D, from x, y = 9.397, 52763 to 9.469, 5632, result = 784954; previous integration is from x, y = 9.346, 5908 to 9.469, 5632 and previous response = 1280432.			✓	
CmdManuallyIntegrateDropBaseline	BL2000\jheine	12/29/2021 6:08:13 PM	Drop baseline for qualifier 51.0 of compound Azobenzene in sample Dec2802.D to y = 5632, new integration is from x, y = 9.397, 5632 to 9.469, 5632 and new response = 886191; previous integration is from x, y = 9.397, 52763 to 9.469, 5632 and previous response = 784954.			✓	
CmdManuallyIntegratePeak	BL2000\jheine	12/29/2021 6:08:39 PM	Manually integrate compound Anthracene in sample Dec2802.D, from x, y = 10.373, 227450 to 10.444, 468320, result = 1925279; previous integration is from x, y = 10.282, 0 to 10.373, 0 and previous response = 3788593.			✓	
CmdManuallyIntegrateSnapBaseline	BL2000\jheine	12/29/2021 6:08:41 PM	Snap baseline for compound Anthracene in sample Dec2802.D, from x = 10.373 to x = 10.444, new integration is from x, y = 10.373, 12112 to 10.444, 15660 and new response = 3346443; previous integration is from x, y = 10.373, 227450 to 10.444, 468320 and previous response = 1925279.			✓	
CmdManuallyIntegrateDropBaseline	BL2000\jheine	12/29/2021 6:08:42 PM	Drop baseline for compound Anthracene in sample Dec2802.D to y = 12112, new integration is from x, y = 10.373, 12112 to 10.444, 12112 and new response = 3353992; previous integration is from x, y = 10.373, 12112 to 10.444, 15660 and previous response = 3346443.			✓	
CmdSetTargetCompoundAttribute	BL2000\jheine	12/29/2021 6:08:45 PM	Set UserAnnotation = NI for compound Anthracene in sample Dec2802.D; previous value =			✓	

Audit Trail report

Name	User	Time	Action	Reason	Comment	Succeed	Exception
CmdManuallyIntegrateQualifierPeak	BL2000\jheine	12/29/2021 6:08:49 PM	Manually integrate qualifier 176.0 of compound Anthracene in sample Dec2802.D from x, y = 10.373, 24602 to 10.444, 54671; result = 468190			✓	
CmdManuallyIntegrateSnapBaseline	BL2000\jheine	12/29/2021 6:08:50 PM	Snap baseline for qualifier 176.0 of compound Anthracene in sample Dec2802.D from x = 10.373 to x = 10.444, new integration is from x, y = 10.373, 2705 to 10.444, 3329 and new response = 624006; previous integration is from x, y = 10.373, 24602 to 10.444, 54671 and previous response = 468190.			✓	
CmdManuallyIntegrateDropBaseline	BL2000\jheine	12/29/2021 6:08:51 PM	Drop baseline for qualifier 176.0 of compound Anthracene in sample Dec2802.D to y = 2705, new integration is from x, y = 10.373, 2705 to 10.444, 2705 and new response = 625334; previous integration is from x, y = 10.373, 2705 to 10.444, 3329 and previous response = 624006.			✓	
CmdManuallyIntegrateSplit	BL2000\jheine	12/29/2021 6:10:22 PM	Split peak for compound Aniline in sample Dec2803.D and keep left peak, new integration is from x, y = 4.634, 913.187712642781 to 4.726, 1212.03310914818 and new response = 1991952, previous integration is from x, y = 4.634, 913 to 4.777, 1378 and previous response = 3221380.			✓	
CmdManuallyIntegrateQualifierPeak	BL2000\jheine	12/29/2021 6:10:28 PM	Manually integrate qualifier 66.0 of compound Aniline in sample Dec2803.D, from x, y = 4.635, 989 to 4.685, 81073, result = 667593; previous integration is from x, y = 4.635, 989 to 4.971, 2643 and previous response = 1513323.			✓	
CmdManuallyIntegrateDropBaseline	BL2000\jheine	12/29/2021 6:10:29 PM	Drop baseline for qualifier 66.0 of compound Aniline in sample Dec2803.D to y = 989, new integration is from x, y = 4.635, 989 to 4.685, 989 and new response = 787958; previous integration is from x, y = 4.635, 989 to 4.685, 81073 and previous response = 667593.			✓	
CmdSetTargetCompoundAttribute	BL2000\jheine	12/29/2021 6:10:32 PM	Set UserAnnotation = CO for compound Aniline in sample Dec2803.D; previous value =			✓	
CmdManuallyIntegrateQualifierPeak	BL2000\jheine	12/29/2021 6:10:37 PM	Manually integrate qualifier 65.0 of compound Aniline in sample Dec2803.D, from x, y = 4.636, 1635 to 4.685, 22699, result = 403621; previous integration is from x, y = 4.636, 1635 to 4.828, 2258 and previous response = 1517531.			✓	

Audit Trail report

Name	User	Time	Action	Reason	Comment	Succeed	Exception
CmdManuallyIntegrateDropBaseline	BL2000\jheine	12/29/2021 6:10:39 PM	Drop baseline for qualifier 65.0 of compound Aniline in sample Dec2803.D to y = 1635, new integration is from x, y = 4.636, 1635 to 4.685, 1635 and new response = 434632; previous integration is from x, y = 4.636, 1635 to 4.685, 22699 and previous response = 403621.			✓	
CmdManuallyIntegrateQualifierPeak	BL2000\jheine	12/29/2021 6:10:51 PM	Manually integrate qualifier 66.0 of compound Phenol in sample Dec2803.D, from x, y = 4.685, 211718 to 4.766, 89547, result = -116229; previous integration is from x, y = 4.636, 1370 to 4.971, 2518 and previous response = 1510974.			✓	
CmdManuallyIntegrateSnapBaseline	BL2000\jheine	12/29/2021 6:10:53 PM	Snap baseline for qualifier 66.0 of compound Phenol in sample Dec2803.D from x = 4.685 to x = 4.766, new integration is from x, y = 4.685, 138816 to 4.766, 10739 and new response = 255611; previous integration is from x, y = 4.685, 211718 to 4.766, 89547 and previous response = -116229.			✓	
CmdManuallyIntegrateDropBaseline	BL2000\jheine	12/29/2021 6:10:54 PM	Drop baseline for qualifier 66.0 of compound Phenol in sample Dec2803.D to y = 10739, new integration is from x, y = 4.685, 10739 to 4.766, 10739 and new response = 569528; previous integration is from x, y = 4.685, 138816 to 4.766, 10739 and previous response = 255611.			✓	
CmdManuallyIntegrateSplit	BL2000\jheine	12/29/2021 6:10:58 PM	Split peak for compound Phenol in sample Dec2803.D and keep left peak, new integration is from x, y = 4.675, 2827.94273833201 to 4.736, 3162.25554969533 and new response = 1382075, previous integration is from x, y = 4.675, 2828 to 4.777, 3385 and previous response = 1468578.			✓	
CmdSetTargetCompoundAttribute	BL2000\jheine	12/29/2021 6:11:00 PM	Set UserAnnotation = CO for compound Phenol in sample Dec2803.D; previous value =			✓	
CmdManuallyIntegrateSplit	BL2000\jheine	12/29/2021 6:11:07 PM	Split peak for compound bis(-2-Chloroethyl)Ether in sample Dec2803.D and keep left peak, new integration is from x, y = 4.726, 1294.92444762839 to 4.777, 1359.30513919713 and new response = 1242545, previous integration is from x, y = 4.726, 1295 to 4.828, 1424 and previous response = 1635389.			✓	

Audit Trail report

Name	User	Time	Action	Reason	Comment	Succeed	Exception
CmdSetTargetCompoundAttribute	BL2000\jheine	12/29/2021 6:11:11 PM	Set UserAnnotation = CO for compound bis(-2-Chloroethyl)Ether in sample Dec2803.D; previous value =			✓	
CmdManuallyIntegrateQualifierPeak	BL2000\jheine	12/29/2021 6:11:15 PM	Manually integrate qualifier 64.0 of compound bis(-2-Chloroethyl)Ether in sample Dec2803.D, from x, y = 4.736, 23529 to 4.766, 57360, result = -34204; previous integration is from x, y = 4.766, 783 to 4.858, 837 and previous response = 557256.			✓	
CmdManuallyIntegrateSnapBaseline	BL2000\jheine	12/29/2021 6:11:16 PM	Snap baseline for qualifier 64.0 of compound bis(-2-Chloroethyl)Ether in sample Dec2803.D from x = 4.736 to x = 4.766, new integration is from x, y = 4.736, 3587 to 4.766, 4300 and new response = 32921; previous integration is from x, y = 4.736, 23529 to 4.766, 57360 and previous response = -34204.			✓	
CmdManuallyIntegrateDropBaseline	BL2000\jheine	12/29/2021 6:11:17 PM	Drop baseline for qualifier 64.0 of compound bis(-2-Chloroethyl)Ether in sample Dec2803.D to y = 3587, new integration is from x, y = 4.736, 3587 to 4.766, 3587 and new response = 33577; previous integration is from x, y = 4.736, 3587 to 4.766, 4300 and previous response = 32921.			✓	
CmdManuallyIntegratePeak	BL2000\jheine	12/29/2021 6:11:31 PM	Manually integrate compound 1,2-Dichlorobenzene in sample Dec2803.D, from x, y = 5.165, 95302 to 5.246, 114934, result = 1010509; previous integration is from x, y = 5.001, 97 to 5.155, 185 and previous response = 1365992.			✓	
CmdManuallyIntegrateSnapBaseline	BL2000\jheine	12/29/2021 6:11:33 PM	Snap baseline for compound 1,2-Dichlorobenzene in sample Dec2803.D, from x = 5.165 to x = 5.246, new integration is from x, y = 5.165, 7719 to 5.246, 2048 and new response = 1501959; previous integration is from x, y = 5.165, 95302 to 5.246, 114934 and previous response = 1010509.			✓	
CmdManuallyIntegrateSnapBaseline	BL2000\jheine	12/29/2021 6:11:34 PM	Snap baseline for compound 1,2-Dichlorobenzene in sample Dec2803.D, from x = 5.165 to x = 5.246, new integration is from x, y = 5.165, 7719 to 5.246, 2048 and new response = 1501959; previous integration is from x, y = 5.165, 7719 to 5.246, 2048 and previous response = 1501959.			✓	
CmdSetTargetCompoundAttribute	BL2000\jheine	12/29/2021 6:11:36 PM	Set UserAnnotation = NI for compound 1,2-Dichlorobenzene in sample Dec2803.D; previous value =			✓	

Audit Trail report

Name	User	Time	Action	Reason	Comment	Succeed	Exception
CmdManuallyIntegrateQualifierPeak	BL2000\jheine	12/29/2021 6:11:39 PM	Manually integrate qualifier 148.0 of compound 1,2-Dichlorobenzene in sample Dec2803.D from x, y = 5.165, 66595 to 5.216, 127844; result = 673254			✓	
CmdManuallyIntegrateSnapBaseline	BL2000\jheine	12/29/2021 6:11:42 PM	Snap baseline for qualifier 148.0 of compound 1,2-Dichlorobenzene in sample Dec2803.D from x = 5.165 to x = 5.216, new integration is from x, y = 5.165, 4305 to 5.216, 4099 and new response = 958259; previous integration is from x, y = 5.165, 66595 to 5.216, 127844 and previous response = 673254.			✓	
CmdManuallyIntegrateDropBaseline	BL2000\jheine	12/29/2021 6:11:43 PM	Drop baseline for qualifier 148.0 of compound 1,2-Dichlorobenzene in sample Dec2803.D to y = 4099, new integration is from x, y = 5.165, 4099 to 5.216, 4099 and new response = 958574; previous integration is from x, y = 5.165, 4305 to 5.216, 4099 and previous response = 958259.			✓	
CmdManuallyIntegrateApplyTargetRtToQualifier	BL2000\jheine	12/29/2021 6:11:46 PM	Apply target integration range 5.165-5.246 to qualifier 111.0 for compound 1,2-Dichlorobenzene in sample Dec2803.D, new integration is from x, y = 5.165, 3362 to 5.246, 804 and new response = 627705; previously no peak.			✓	
CmdManuallyIntegrateDropBaseline	BL2000\jheine	12/29/2021 6:11:50 PM	Drop baseline for qualifier 111.0 of compound 1,2-Dichlorobenzene in sample Dec2803.D to y = 804, new integration is from x, y = 5.165, 804 to 5.246, 804 and new response = 633976; previous integration is from x, y = 5.165, 3362 to 5.246, 804 and previous response = 627705.			✓	
CmdManuallyIntegrateDropBaseline	BL2000\jheine	12/29/2021 6:11:53 PM	Drop baseline for compound 1,2-Dichlorobenzene in sample Dec2803.D to y = 2048, new integration is from x, y = 5.165, 2048 to 5.246, 2048 and new response = 1515861; previous integration is from x, y = 5.165, 7719 to 5.246, 2048 and previous response = 1501959.			✓	
CmdManuallyIntegratePeak	BL2000\jheine	12/29/2021 6:12:01 PM	Manually integrate compound Benzyl Alcohol in sample Dec2803.D, from x, y = 5.155, 35952 to 5.298, 119209, result = 33030; previous integration is from x, y = 5.308, 2860 to 5.466, 4802 and previous response = 1196578.			✓	

Audit Trail report

Name	User	Time	Action	Reason	Comment	Succeed	Exception
CmdManuallyIntegrateSnapBaseline	BL2000\jheine	12/29/2021 6:12:04 PM	Snap baseline for compound Benzyl Alcohol in sample Dec2803.D, from x = 5.155 to x = 5.298, new integration is from x, y = 5.155, 216 to 5.298, 3143 and new response = 684184; previous integration is from x, y = 5.155, 35952 to 5.298, 119209 and previous response = 33030.			✓	
CmdManuallyIntegrateDropBaseline	BL2000\jheine	12/29/2021 6:12:04 PM	Drop baseline for compound Benzyl Alcohol in sample Dec2803.D to y = 216, new integration is from x, y = 5.155, 216 to 5.298, 216 and new response = 696740; previous integration is from x, y = 5.155, 216 to 5.298, 3143 and previous response = 684184.			✓	
CmdSetTargetCompoundAttribute	BL2000\jheine	12/29/2021 6:12:08 PM	Set UserAnnotation = NI for compound Benzyl Alcohol in sample Dec2803.D; previous value =			✓	
CmdManuallyIntegrateApplyTargetRtToQualifier	BL2000\jheine	12/29/2021 6:12:15 PM	Apply target integration range 5.155-5.298 to qualifier 107.0 for compound Benzyl Alcohol in sample Dec2803.D, new integration is from x, y = 5.155, 210 to 5.298, 2661 and new response = 480451; previously no peak.			✓	
CmdManuallyIntegrateSplit	BL2000\jheine	12/29/2021 6:12:28 PM	Split qualifier 108.0 of compound 2-Methylphenol in sample Dec2803.D and keep right peak, new integration is from x, y = 5.308, 2249.58987175101 to 5.451, 3729.74881262796 and new response = 1202318, previous integration is from x, y = 5.165, 772 to 5.451, 3730 and previous response = 1883839.			✓	
CmdManuallyIntegrateSplit	BL2000\jheine	12/29/2021 6:12:35 PM	Split qualifier 130.0 of compound N-nitroso-Di-n-propylamine in sample Dec2803.D and keep left peak, new integration is from x, y = 5.461, 303.735529949431 to 5.522, 281.494272794364 and new response = 142095, previous integration is from x, y = 5.461, 304 to 5.571, 264 and previous response = 148917.			✓	
CmdManuallyIntegrateApplyTargetRtToQualifier	BL2000\jheine	12/29/2021 6:12:59 PM	Apply target integration range 5.992-6.064 to qualifier 65.0 for compound 2-Nitrophenol in sample Dec2803.D, new integration is from x, y = 5.992, 3048 to 6.064, 3504 and new response = 155712; previously no peak.			✓	

Audit Trail report

Name	User	Time	Action	Reason	Comment	Succeed	Exception
CmdManuallyIntegrateSplit	BL2000\jheine	12/29/2021 6:13:09 PM	Split qualifier 63.0 of compound bis(-2-Chloroethoxy)Methane in sample Dec2803.D and keep left peak, new integration is from x, y = 6.189, 2565.0027623803 to 6.280, 3339.99573056667 and new response = 1018405, previous integration is from x, y = 6.189, 2565 to 6.362, 4042 and previous response = 1508542.			✓	
CmdManuallyIntegrateQualifierPeak	BL2000\jheine	12/29/2021 6:13:23 PM	Manually integrate qualifier 129.0 of compound Naphthalene in sample Dec2803.D from x, y = 6.426, 648 to 6.496, 61580; result = 203630			✓	
CmdManuallyIntegrateDropBaseline	BL2000\jheine	12/29/2021 6:13:25 PM	Drop baseline for qualifier 129.0 of compound Naphthalene in sample Dec2803.D to y = 648, new integration is from x, y = 6.426, 648 to 6.496, 648 and new response = 329935; previous integration is from x, y = 6.426, 648 to 6.496, 61580 and previous response = 203630.			✓	
CmdManuallyIntegrateSplit	BL2000\jheine	12/29/2021 6:13:30 PM	Split qualifier 102.0 of compound Naphthalene in sample Dec2803.D and keep left peak, new integration is from x, y = 6.424, 209.64701009143 to 6.496, 232.723848147111 and new response = 286807, previous integration is from x, y = 6.424, 210 to 6.537, 246 and previous response = 323300.			✓	
CmdManuallyIntegrateSplit	BL2000\jheine	12/29/2021 6:13:37 PM	Split peak for compound 4-Chlorophenol in sample Dec2803.D and keep left peak, new integration is from x, y = 6.485, 734.23330617471 to 6.547, 835.197934616555 and new response = 262993, previous integration is from x, y = 6.485, 734 to 6.588, 903 and previous response = 298131.			✓	
CmdManuallyIntegrateSplit	BL2000\jheine	12/29/2021 6:13:42 PM	Split qualifier 128.0 of compound 4-Chlorophenol in sample Dec2803.D and keep left peak, new integration is from x, y = 6.496, 1468.29368208399 to 6.547, 1667.25202398165 and new response = 848594, previous integration is from x, y = 6.496, 1468 to 6.588, 1826 and previous response = 985334.			✓	

Audit Trail report

Name	User	Time	Action	Reason	Comment	Succeed	Exception
CmdManuallyIntegrateSplit	BL2000\jheine	12/29/2021 6:15:22 PM	Split qualifier 129.0 of compound p-Chloroaniline in sample Dec2803.D and keep right peak, new integration is from x, y = 6.496, 665.343738050074 to 6.609, 772.4622765821 and new response = 441288, previous integration is from x, y = 6.425, 598 to 6.609, 772 and previous response = 771211.			✓	
CmdManuallyIntegrateQualifierPeak	BL2000\jheine	12/29/2021 6:15:28 PM	Manually integrate qualifier 129.0 of compound p-Chloroaniline in sample Dec2803.D, from x, y = 6.537, 51618 to 6.609, 772, result = 275127; previous integration is from x, y = 6.496, 665 to 6.609, 772 and previous response = 441288.			✓	
CmdManuallyIntegrateDropBaseline	BL2000\jheine	12/29/2021 6:15:30 PM	Drop baseline for qualifier 129.0 of compound p-Chloroaniline in sample Dec2803.D to y = 772, new integration is from x, y = 6.537, 772 to 6.609, 772 and new response = 384775; previous integration is from x, y = 6.537, 51618 to 6.609, 772 and previous response = 275127.			✓	
CmdManuallyIntegrateSplit	BL2000\jheine	12/29/2021 6:15:42 PM	Split qualifier 144.0 of compound 4-Chloro-3-Methylphenol in sample Dec2803.D and keep left peak, new integration is from x, y = 7.163, 334.748837033507 to 7.266, 476.223395107193 and new response = 194687, previous integration is from x, y = 7.163, 335 to 7.317, 547 and previous response = 210642.			✓	
CmdManuallyIntegrateSplit	BL2000\jheine	12/29/2021 6:15:51 PM	Split peak for compound 2-Methylnaphthalene in sample Dec2803.D and keep left peak, new integration is from x, y = 7.153, 815.691056452812 to 7.369, 1401.49510469009 and new response = 1691720, previous integration is from x, y = 7.153, 816 to 7.461, 1653 and previous response = 3307383.			✓	
CmdManuallyIntegrateSplit	BL2000\jheine	12/29/2021 6:15:55 PM	Split peak for compound 2-Methylnaphthalene in sample Dec2803.D and keep right peak, new integration is from x, y = 7.256, 1094.62596186976 to 7.369, 1401.49510469009 and new response = 1632756, previous integration is from x, y = 7.153, 816 to 7.369, 1401 and previous response = 1691720.			✓	
CmdSetTargetCompoundAttribute	BL2000\jheine	12/29/2021 6:15:57 PM	Set UserAnnotation = CO for compound 2-Methylnaphthalene in sample Dec2803.D; previous value =			✓	

Audit Trail report

Name	User	Time	Action	Reason	Comment	Succeed	Exception
CmdManuallyIntegrateSplit	BL2000\jheine	12/29/2021 6:16:00 PM	Split qualifier 115.0 of compound 2-Methylnaphthalene in sample Dec2803.D and keep right peak, new integration is from x, y = 7.358, 912.246595772367 to 7.471, 1033.14910787909 and new response = 675704, previous integration is from x, y = 7.256, 803 to 7.471, 1033 and previous response = 1359222.			✓	
CmdClearManualIntegration	BL2000\jheine	12/29/2021 6:16:04 PM	Clear manual integration of qualifier 115.0 for compound 2-Methylnaphthalene in sample Dec2803.D			✓	
CmdManuallyIntegrateSplit	BL2000\jheine	12/29/2021 6:16:07 PM	Split qualifier 115.0 of compound 2-Methylnaphthalene in sample Dec2803.D and keep left peak, new integration is from x, y = 7.256, 802.956290124996 to 7.358, 912.246595772367 and new response = 683932, previous integration is from x, y = 7.256, 803 to 7.471, 1033 and previous response = 1359222.			✓	
CmdManuallyIntegrateSplit	BL2000\jheine	12/29/2021 6:16:14 PM	Split peak for compound 1-Methylnaphthalene in sample Dec2803.D and keep right peak, new integration is from x, y = 7.369, 1412.07393746922 to 7.461, 1503.29197724544 and new response = 1616047, previous integration is from x, y = 7.256, 1301 to 7.461, 1503 and previous response = 3247144.			✓	
CmdManuallyIntegrateApplyTargetRtToQualifier	BL2000\jheine	12/29/2021 6:16:18 PM	Apply target integration range 7.369-7.461 to qualifier 142.0 for compound 1-Methylnaphthalene in sample Dec2803.D, new integration is from x, y = 7.369, 7468 to 7.461, 11836 and new response = 1764999; previous integration is from x, y = 7.256, 3890 to 7.358, 3570 and previous response = 1920851.			✓	
CmdManuallyIntegrateApplyTargetRtToQualifier	BL2000\jheine	12/29/2021 6:16:19 PM	Apply target integration range 7.369-7.461 to qualifier 142.0 for compound 1-Methylnaphthalene in sample Dec2803.D, new integration is from x, y = 7.369, 7468 to 7.461, 11836 and new response = 1764999; previous integration is from x, y = 7.369, 7468 to 7.461, 11836 and previous response = 1764999.			✓	

Audit Trail report

Name	User	Time	Action	Reason	Comment	Succeed	Exception
CmdManuallyIntegrateDropBaseline	BL2000\jheine	12/29/2021 6:16:23 PM	Drop baseline for qualifier 142.0 of compound 1-Methylnaphthalene in sample Dec2803.D to y = 7468, new integration is from x, y = 7.369, 7468 to 7.461, 7468 and new response = 1777111; previous integration is from x, y = 7.369, 7468 to 7.461, 11836 and previous response = 1764999.			✓	
CmdManuallyIntegrateSplit	BL2000\jheine	12/29/2021 6:16:27 PM	Split qualifier 115.0 of compound 1-Methylnaphthalene in sample Dec2803.D and keep right peak, new integration is from x, y = 7.358, 928.008526800522 to 7.471, 1065.55954337599 and new response = 675541, previous integration is from x, y = 7.256, 804 to 7.471, 1066 and previous response = 1359009.			✓	
CmdManuallyIntegrateApplyTargetRtToQualifier	BL2000\jheine	12/29/2021 6:16:58 PM	Apply target integration range 8.314-8.476 to qualifier 153.1 for compound Acenaphthylene in sample Dec2803.D, new integration is from x, y = 8.314, 0 to 8.476, 1591 and new response = 404783; previously no peak.			✓	
CmdManuallyIntegrateApplyTargetRtToQualifier	BL2000\jheine	12/29/2021 6:17:09 PM	Apply target integration range 8.609-8.722 to qualifier 154.0 for compound 2,4-Dinitrophenol in sample Dec2803.D, new integration is from x, y = 8.609, 7650 to 8.722, 2247 and new response = 59183; previous integration is from x, y = 8.527, 992 to 8.630, 1027 and previous response = 1573238.			✓	
CmdManuallyIntegrateQualifierPeak	BL2000\jheine	12/29/2021 6:17:16 PM	Manually integrate qualifier 154.0 of compound 2,4-Dinitrophenol in sample Dec2803.D, from x, y = 8.630, 14680 to 8.712, 35798, result = -39868; previous integration is from x, y = 8.609, 7650 to 8.722, 2247 and previous response = 59183.			✓	
CmdManuallyIntegrateSnapBaseline	BL2000\jheine	12/29/2021 6:17:18 PM	Snap baseline for qualifier 154.0 of compound 2,4-Dinitrophenol in sample Dec2803.D from x = 8.630 to x = 8.712, new integration is from x, y = 8.630, 4092 to 8.712, 3153 and new response = 66269; previous integration is from x, y = 8.630, 14680 to 8.712, 35798 and previous response = -39868.			✓	
CmdManuallyIntegrateDropBaseline	BL2000\jheine	12/29/2021 6:17:19 PM	Drop baseline for qualifier 154.0 of compound 2,4-Dinitrophenol in sample Dec2803.D to y = 3153, new integration is from x, y = 8.630, 3153 to 8.712, 3153 and new response = 68575; previous integration is from x, y = 8.630, 4092 to 8.712, 3153 and previous response = 66269.			✓	

Audit Trail report

Name	User	Time	Action	Reason	Comment	Succeed	Exception
CmdManuallyIntegrateSplit	BL2000\jheine	12/29/2021 6:17:28 PM	Split qualifier 139.0 of compound Dibenzofuran in sample Dec2803.D and keep left peak, new integration is from x, y = 8.743, 380.911792282324 to 8.793, 470.291752898846 and new response = 996693, previous integration is from x, y = 8.743, 381 to 8.845, 561 and previous response = 1210675.			✓	
CmdManuallyIntegrateSplit	BL2000\jheine	12/29/2021 6:17:41 PM	Split peak for compound 2,4-Dinitrotoluene in sample Dec2803.D and keep left peak, new integration is from x, y = 8.783, 462.032290012228 to 8.845, 445.72156422129 and new response = 263865, previous integration is from x, y = 8.783, 462 to 8.875, 438 and previous response = 264598.			✓	
CmdClearManualIntegration	BL2000\jheine	12/29/2021 6:17:45 PM	Clear manual integration of target signal for compound 2,4-Dinitrotoluene in sample Dec2803.D			✓	
CmdManuallyIntegrateSplit	BL2000\jheine	12/29/2021 6:17:50 PM	Split qualifier 139.0 of compound 4-Nitrophenol in sample Dec2803.D and keep right peak, new integration is from x, y = 8.793, 727.561915755913 to 8.845, 836.154597820875 and new response = 213592, previous integration is from x, y = 8.744, 623 to 8.845, 836 and previous response = 1209243.			✓	
CmdManuallyIntegrateSplit	BL2000\jheine	12/29/2021 6:17:58 PM	Split qualifier 63.0 of compound 2,4-Dinitrotoluene in sample Dec2803.D and keep right peak, new integration is from x, y = 8.722, 2361.30394518524 to 8.865, 2134.64844653436 and new response = 395758, previous integration is from x, y = 8.722, 2361 to 8.865, 2135 and previous response = 395758.			✓	
CmdManuallyIntegrateQualifierPeak	BL2000\jheine	12/29/2021 6:18:05 PM	Manually integrate qualifier 63.0 of compound 2,4-Dinitrotoluene in sample Dec2803.D, from x, y = 8.793, 6224 to 8.865, 2135, result = 225600; previous integration is from x, y = 8.722, 2361 to 8.865, 2135 and previous response = 395758.			✓	
CmdManuallyIntegrateDropBaseline	BL2000\jheine	12/29/2021 6:18:07 PM	Drop baseline for qualifier 63.0 of compound 2,4-Dinitrotoluene in sample Dec2803.D to y = 2135, new integration is from x, y = 8.793, 2135 to 8.865, 2135 and new response = 234387; previous integration is from x, y = 8.793, 6224 to 8.865, 2135 and previous response = 225600.			✓	

Audit Trail report

Name	User	Time	Action	Reason	Comment	Succeed	Exception
CmdManuallyIntegrateQualifierPeak	BL2000\jheine	12/29/2021 6:18:53 PM	Manually integrate qualifier 51.0 of compound Azobenzene in sample Dec2803.D, from x, y = 9.387, 61493 to 9.469, 3843, result = 701488; previous integration is from x, y = 9.346, 3880 to 9.469, 3843 and previous response = 1098397.			✓	
CmdManuallyIntegrateDropBaseline	BL2000\jheine	12/29/2021 6:18:55 PM	Drop baseline for qualifier 51.0 of compound Azobenzene in sample Dec2803.D to y = 3843, new integration is from x, y = 9.387, 3843 to 9.469, 3843 and new response = 843017; previous integration is from x, y = 9.387, 61493 to 9.469, 3843 and previous response = 701488.			✓	
CmdManuallyIntegrateSplit	BL2000\jheine	12/29/2021 6:20:10 PM	Split peak for compound Indeno(1,2,3-c,d)pyrene in sample Dec2803.D and keep left peak, new integration is from x, y = 20.916, 1170.67140611346 to 20.998, 1899.48127691737 and new response = 1428035, previous integration is from x, y = 20.916, 1171 to 21.100, 2794 and previous response = 1898062.			✓	
CmdSetTargetCompoundAttribute	BL2000\jheine	12/29/2021 6:20:12 PM	Set UserAnnotation = CO for compound Indeno(1,2,3-c,d)pyrene in sample Dec2803.D; previous value =			✓	
CmdManuallyIntegrateQualifierPeak	BL2000\jheine	12/29/2021 6:20:33 PM	Manually integrate qualifier 66.0 of compound Aniline in sample Dec2804.D, from x, y = 4.623, 1067 to 4.685, 38020, result = 552767; previous integration is from x, y = 4.623, 1067 to 4.767, 1499 and previous response = 1110266.			✓	
CmdManuallyIntegrateDropBaseline	BL2000\jheine	12/29/2021 6:20:35 PM	Drop baseline for qualifier 66.0 of compound Aniline in sample Dec2804.D to y = 1067, new integration is from x, y = 4.623, 1067 to 4.685, 1067 and new response = 621724; previous integration is from x, y = 4.623, 1067 to 4.685, 38020 and previous response = 552767.			✓	
CmdManuallyIntegrateQualifierPeak	BL2000\jheine	12/29/2021 6:20:39 PM	Manually integrate qualifier 65.0 of compound Aniline in sample Dec2804.D, from x, y = 4.635, 1350 to 4.685, 35796, result = 287319; previous integration is from x, y = 4.635, 1350 to 4.726, 1669 and previous response = 694282.			✓	

Audit Trail report

Name	User	Time	Action	Reason	Comment	Succeed	Exception
CmdManuallyIntegrateDropBaseline	BL2000\jheine	12/29/2021 6:20:41 PM	Drop baseline for qualifier 65.0 of compound Aniline in sample Dec2804.D to y = 1350, new integration is from x, y = 4.635, 1350 to 4.685, 1350 and new response = 339322; previous integration is from x, y = 4.635, 1350 to 4.685, 35796 and previous response = 287319.			✓	
CmdManuallyIntegrateQualifierPeak	BL2000\jheine	12/29/2021 6:20:51 PM	Manually integrate qualifier 66.0 of compound Phenol in sample Dec2804.D, from x, y = 4.685, 43953 to 4.767, 1533, result = 384223; previous integration is from x, y = 4.626, 1189 to 4.767, 1533 and previous response = 1109635.			✓	
CmdManuallyIntegrateDropBaseline	BL2000\jheine	12/29/2021 6:20:53 PM	Drop baseline for qualifier 66.0 of compound Phenol in sample Dec2804.D to y = 1533, new integration is from x, y = 4.685, 1533 to 4.767, 1533 and new response = 488194; previous integration is from x, y = 4.685, 43953 to 4.767, 1533 and previous response = 384223.			✓	
CmdManuallyIntegrateQualifierPeak	BL2000\jheine	12/29/2021 6:21:00 PM	Manually integrate qualifier 64.0 of compound bis(-2-Chloroethyl)Ether in sample Dec2804.D, from x, y = 4.726, 21344 to 4.767, 35555, result = -36935; previous integration is from x, y = 4.636, 667 to 4.726, 718 and previous response = 112919.			✓	
CmdManuallyIntegrateSnapBaseline	BL2000\jheine	12/29/2021 6:21:02 PM	Snap baseline for qualifier 64.0 of compound bis(-2-Chloroethyl)Ether in sample Dec2804.D from x = 4.726 to x = 4.767, new integration is from x, y = 4.726, 2303 to 4.767, 3210 and new response = 26039; previous integration is from x, y = 4.726, 21344 to 4.767, 35555 and previous response = -36935.			✓	
CmdManuallyIntegrateDropBaseline	BL2000\jheine	12/29/2021 6:21:03 PM	Drop baseline for qualifier 64.0 of compound bis(-2-Chloroethyl)Ether in sample Dec2804.D to y = 2303, new integration is from x, y = 4.726, 2303 to 4.767, 2303 and new response = 27151; previous integration is from x, y = 4.726, 2303 to 4.767, 3210 and previous response = 26039.			✓	
CmdManuallyIntegrateQualifierPeak	BL2000\jheine	12/29/2021 6:21:14 PM	Manually integrate qualifier 111.0 of compound 1,3-Dichlorobenzene in sample Dec2804.D from x, y = 4.910, 0 to 4.991, 45657; result = 301042			✓	

Audit Trail report

Name	User	Time	Action	Reason	Comment	Succeed	Exception
CmdManuallyIntegrateDropBaseline	BL2000\jheine	12/29/2021 6:21:15 PM	Drop baseline for qualifier 111.0 of compound 1,3-Dichlorobenzene in sample Dec2804.D to y = 0, new integration is from x, y = 4.910, 0 to 4.991, 0 and new response = 412947; previous integration is from x, y = 4.910, 0 to 4.991, 45657 and previous response = 301042.			✓	
CmdManuallyIntegrateSplit	BL2000\jheine	12/29/2021 6:21:27 PM	Split qualifier 111.0 of compound 1,4-Dichlorobenzene in sample Dec2804.D and keep right peak, new integration is from x, y = 4.991, 0 to 5.083, 0 and new response = 391172, previous integration is from x, y = 4.910, 0 to 5.083, 0 and previous response = 804119.			✓	
CmdManuallyIntegratePeak	BL2000\jheine	12/29/2021 6:21:34 PM	Manually integrate compound 1,2-Dichlorobenzene in sample Dec2804.D, from x, y = 5.155, 24023 to 5.236, 86200, result = 811964; previous integration is from x, y = 5.001, 105 to 5.083, 167 and previous response = 1031175.			✓	
CmdManuallyIntegrateSnapBaseline	BL2000\jheine	12/29/2021 6:21:36 PM	Snap baseline for compound 1,2-Dichlorobenzene in sample Dec2804.D, from x = 5.155 to x = 5.236, new integration is from x, y = 5.155, 1045 to 5.236, 3249 and new response = 1071597; previous integration is from x, y = 5.155, 24023 to 5.236, 86200 and previous response = 811964.			✓	
CmdManuallyIntegrateDropBaseline	BL2000\jheine	12/29/2021 6:21:37 PM	Drop baseline for compound 1,2-Dichlorobenzene in sample Dec2804.D to y = 1045, new integration is from x, y = 5.155, 1045 to 5.236, 1045 and new response = 1076999; previous integration is from x, y = 5.155, 1045 to 5.236, 3249 and previous response = 1071597.			✓	
CmdSetTargetCompoundAttribute	BL2000\jheine	12/29/2021 6:21:40 PM	Set UserAnnotation = NI for compound 1,2-Dichlorobenzene in sample Dec2804.D; previous value =			✓	
CmdManuallyIntegrateApplyTargetRtToQualifier	BL2000\jheine	12/29/2021 6:21:44 PM	Apply target integration range 5.155-5.236 to qualifier 148.0 for compound 1,2-Dichlorobenzene in sample Dec2804.D, new integration is from x, y = 5.155, 920 to 5.236, 1468 and new response = 688700; previously no peak.			✓	
CmdManuallyIntegrateApplyTargetRtToQualifier	BL2000\jheine	12/29/2021 6:21:48 PM	Apply target integration range 5.155-5.236 to qualifier 111.0 for compound 1,2-Dichlorobenzene in sample Dec2804.D, new integration is from x, y = 5.155, 937 to 5.236, 867 and new response = 436673; previously no peak.			✓	

Audit Trail report

Name	User	Time	Action	Reason	Comment	Succeed	Exception
CmdManuallyIntegratePeak	BL2000\jheine	12/29/2021 6:22:03 PM	Manually integrate compound Benzyl Alcohol in sample Dec2804.D, from x, y = 5.155, 18794 to 5.287, 75546, result = 180900; previous integration is from x, y = 4.984, 165 to 5.042, 216 and previous response = 9591.			✓	
CmdManuallyIntegrateSnapBaseline	BL2000\jheine	12/29/2021 6:22:06 PM	Snap baseline for compound Benzyl Alcohol in sample Dec2804.D, from x = 5.155 to x = 5.287, new integration is from x, y = 5.155, 0 to 5.287, 3045 and new response = 544531; previous integration is from x, y = 5.155, 18794 to 5.287, 75546 and previous response = 180900.			✓	
CmdManuallyIntegrateDropBaseline	BL2000\jheine	12/29/2021 6:22:07 PM	Drop baseline for compound Benzyl Alcohol in sample Dec2804.D to y = 0, new integration is from x, y = 5.155, 0 to 5.287, 0 and new response = 556659; previous integration is from x, y = 5.155, 0 to 5.287, 3045 and previous response = 544531.			✓	
CmdSetTargetCompoundAttribute	BL2000\jheine	12/29/2021 6:22:10 PM	Set UserAnnotation = NI for compound Benzyl Alcohol in sample Dec2804.D; previous value =			✓	
CmdManuallyIntegrateApplyTargetRtToQualifier	BL2000\jheine	12/29/2021 6:22:14 PM	Apply target integration range 5.155-5.287 to qualifier 107.0 for compound Benzyl Alcohol in sample Dec2804.D, new integration is from x, y = 5.155, 0 to 5.287, 3001 and new response = 378515; previously no peak.			✓	
CmdManuallyIntegrateApplyTargetRtToQualifier	BL2000\jheine	12/29/2021 6:23:32 PM	Apply target integration range 5.982-6.075 to qualifier 65.0 for compound 2-Nitrophenol in sample Dec2804.D, new integration is from x, y = 5.982, 2500 to 6.075, 2978 and new response = 120836; previously no peak.			✓	
CmdManuallyIntegrateQualifierPeak	BL2000\jheine	12/29/2021 6:23:52 PM	Manually integrate qualifier 129.0 of compound Naphthalene in sample Dec2804.D from x, y = 6.436, 831 to 6.485, 65881; result = 162886			✓	
CmdManuallyIntegrateDropBaseline	BL2000\jheine	12/29/2021 6:23:54 PM	Drop baseline for qualifier 129.0 of compound Naphthalene in sample Dec2804.D to y = 831, new integration is from x, y = 6.436, 831 to 6.485, 831 and new response = 258788; previous integration is from x, y = 6.436, 831 to 6.485, 65881 and previous response = 162886.			✓	

Audit Trail report

Name	User	Time	Action	Reason	Comment	Succeed	Exception
CmdManuallyIntegrateSplit	BL2000\jheine	12/29/2021 6:24:34 PM	Split peak for compound 4-Chlorophenol in sample Dec2804.D and keep left peak, new integration is from x, y = 6.485, 431.769788821965 to 6.547, 516.99243137616 and new response = 204718, previous integration is from x, y = 6.485, 432 to 6.588, 574 and previous response = 233437.			✓	
CmdManuallyIntegrateSplit	BL2000\jheine	12/29/2021 6:24:39 PM	Split qualifier 128.0 of compound 4-Chlorophenol in sample Dec2804.D and keep left peak, new integration is from x, y = 6.496, 1419.16828894639 to 6.547, 1605.98639538836 and new response = 677636, previous integration is from x, y = 6.496, 1419 to 6.588, 1755 and previous response = 777269.			✓	
CmdManuallyIntegrateSplit	BL2000\jheine	12/29/2021 6:24:47 PM	Split qualifier 129.0 of compound p-Chloroaniline in sample Dec2804.D and keep right peak, new integration is from x, y = 6.496, 764.540992445853 to 6.609, 816.658446930707 and new response = 329195, previous integration is from x, y = 6.436, 737 to 6.609, 817 and previous response = 589233.			✓	
CmdManuallyIntegrateSplit	BL2000\jheine	12/29/2021 6:24:52 PM	Split qualifier 129.0 of compound p-Chloroaniline in sample Dec2804.D and keep right peak, new integration is from x, y = 6.537, 783.494891133544 to 6.609, 816.658446930707 and new response = 282738, previous integration is from x, y = 6.496, 765 to 6.609, 817 and previous response = 329195.			✓	
CmdManuallyIntegrateSplit	BL2000\jheine	12/29/2021 6:25:03 PM	Split qualifier 144.0 of compound 4-Chloro-3-Methylphenol in sample Dec2804.D and keep left peak, new integration is from x, y = 7.163, 368.85850242588 to 7.235, 449.208296160474 and new response = 149273, previous integration is from x, y = 7.163, 369 to 7.317, 541 and previous response = 168213.			✓	
CmdManuallyIntegrateSplit	BL2000\jheine	12/29/2021 6:25:11 PM	Split peak for compound 2-Methylnaphthalene in sample Dec2804.D and keep left peak, new integration is from x, y = 7.153, 709.234663323938 to 7.369, 1181.61418415117 and new response = 1435938, previous integration is from x, y = 7.153, 709 to 7.451, 1362 and previous response = 2805185.			✓	

Audit Trail report

Name	User	Time	Action	Reason	Comment	Succeed	Exception
CmdManuallyIntegrateSplit	BL2000\jheine	12/29/2021 6:25:15 PM	Split peak for compound 2-Methylnaphthalene in sample Dec2804.D and keep right peak, new integration is from x, y = 7.245, 911.672598480209 to 7.369, 1181.61418415117 and new response = 1387396, previous integration is from x, y = 7.153, 709 to 7.369, 1182 and previous response = 1435938.			✓	
CmdManuallyIntegrateApplyTargetRtToQualifier	BL2000\jheine	12/29/2021 6:25:21 PM	Apply target integration range 7.245-7.369 to qualifier 142.0 for compound 2-Methylnaphthalene in sample Dec2804.D, new integration is from x, y = 7.245, 8564 to 7.369, 5974 and new response = 1577372; previous integration is from x, y = 7.163, 896 to 7.256, 1248 and previous response = 467217.			✓	
CmdManuallyIntegrateApplyTargetRtToQualifier	BL2000\jheine	12/29/2021 6:25:30 PM	Apply target integration range 7.245-7.369 to qualifier 115.0 for compound 2-Methylnaphthalene in sample Dec2804.D, new integration is from x, y = 7.245, 846 to 7.369, 3395 and new response = 582581; previously no peak.			✓	
CmdManuallyIntegrateSplit	BL2000\jheine	12/29/2021 6:25:43 PM	Split peak for compound 1-Methylnaphthalene in sample Dec2804.D and keep right peak, new integration is from x, y = 7.369, 1020.71054197252 to 7.451, 1053.4654379161 and new response = 1370402, previous integration is from x, y = 7.164, 939 to 7.451, 1053 and previous response = 2805412.			✓	
CmdManuallyIntegrateSplit	BL2000\jheine	12/29/2021 6:25:50 PM	Split qualifier 115.0 of compound 1-Methylnaphthalene in sample Dec2804.D and keep right peak, new integration is from x, y = 7.358, 792.924504776752 to 7.451, 876.374578580122 and new response = 581588, previous integration is from x, y = 7.240, 686 to 7.451, 876 and previous response = 1172992.			✓	
CmdSetTargetCompoundAttribute	BL2000\jheine	12/29/2021 6:25:54 PM	Set UserAnnotation = CO for compound 1-Methylnaphthalene in sample Dec2804.D; previous value =			✓	
CmdSetTargetCompoundAttribute	BL2000\jheine	12/29/2021 6:25:59 PM	Set UserAnnotation = CO for compound 2-Methylnaphthalene in sample Dec2804.D; previous value =			✓	

Audit Trail report

Name	User	Time	Action	Reason	Comment	Succeed	Exception
CmdManuallyIntegrateSplit	BL2000\jheine	12/29/2021 6:26:55 PM	Split qualifier 77.0 of compound Dimethyl Phthalate in sample Dec2804.D and keep left peak, new integration is from x, y = 8.252, 1978.28312036434 to 8.313, 2086.06132042546 and new response = 284273, previous integration is from x, y = 8.252, 1978 to 8.405, 2248 and previous response = 373587.			✓	
CmdManuallyIntegratePeak	BL2000\jheine	12/29/2021 6:27:03 PM	Manually integrate compound 2,6-Dinitrotoluene in sample Dec2804.D, from x, y = 8.302, 3350 to 8.374, 15499, result = 117910; previous integration is from x, y = 8.479, 347 to 8.589, 398 and previous response = 68147.			✓	
CmdManuallyIntegrateSnapBaseline	BL2000\jheine	12/29/2021 6:27:05 PM	Snap baseline for compound 2,6-Dinitrotoluene in sample Dec2804.D, from x = 8.302 to x = 8.374, new integration is from x, y = 8.302, 214 to 8.374, 517 and new response = 156829; previous integration is from x, y = 8.302, 3350 to 8.374, 15499 and previous response = 117910.			✓	
CmdManuallyIntegrateDropBaseline	BL2000\jheine	12/29/2021 6:27:06 PM	Drop baseline for compound 2,6-Dinitrotoluene in sample Dec2804.D to y = 214, new integration is from x, y = 8.302, 214 to 8.374, 214 and new response = 157480; previous integration is from x, y = 8.302, 214 to 8.374, 517 and previous response = 156829.			✓	
CmdSetTargetCompoundAttribute	BL2000\jheine	12/29/2021 6:27:14 PM	Set UserAnnotation = NI for compound 2,6-Dinitrotoluene in sample Dec2804.D; previous value =			✓	
CmdManuallyIntegrateApplyTargetRtToQualifier	BL2000\jheine	12/29/2021 6:27:20 PM	Apply target integration range 8.317-8.476 to qualifier 153.1 for compound Acenaphthylene in sample Dec2804.D, new integration is from x, y = 8.317, 0 to 8.476, 1648 and new response = 311073; previously no peak.			✓	
CmdManuallyIntegrateApplyTargetRtToQualifier	BL2000\jheine	12/29/2021 6:27:42 PM	Apply target integration range 8.630-8.712 to qualifier 154.0 for compound 2,4-Dinitrophenol in sample Dec2804.D, new integration is from x, y = 8.630, 4544 to 8.712, 2965 and new response = 42688; previous integration is from x, y = 8.528, 854 to 8.630, 874 and previous response = 1260229.			✓	

Audit Trail report

Name	User	Time	Action	Reason	Comment	Succeed	Exception
CmdManuallyIntegrateSplit	BL2000\jheine	12/29/2021 6:27:53 PM	Split qualifier 139.0 of compound Dibenzofuran in sample Dec2804.D and keep left peak, new integration is from x, y = 8.744, 503.392167397524 to 8.794, 576.573983526822 and new response = 766949, previous integration is from x, y = 8.744, 503 to 8.845, 653 and previous response = 925150.			✓	
CmdManuallyIntegrateSplit	BL2000\jheine	12/29/2021 6:28:02 PM	Split qualifier 139.0 of compound 4-Nitrophenol in sample Dec2804.D and keep right peak, new integration is from x, y = 8.794, 661.556642698894 to 8.845, 746.752256306765 and new response = 158182, previous integration is from x, y = 8.745, 581 to 8.845, 747 and previous response = 924675.			✓	
CmdManuallyIntegrateSplit	BL2000\jheine	12/29/2021 6:28:12 PM	Split qualifier 63.0 of compound 2,4-Dinitrotoluene in sample Dec2804.D and keep right peak, new integration is from x, y = 8.743, 2616.53445303775 to 8.865, 2272.46481994931 and new response = 319033, previous integration is from x, y = 8.743, 2617 to 8.865, 2272 and previous response = 319033.			✓	
CmdManuallyIntegrateQualifierPeak	BL2000\jheine	12/29/2021 6:28:17 PM	Manually integrate qualifier 63.0 of compound 2,4-Dinitrotoluene in sample Dec2804.D, from x, y = 8.794, 7104 to 8.865, 2272, result = 177739; previous integration is from x, y = 8.743, 2617 to 8.865, 2272 and previous response = 319033.			✓	
CmdManuallyIntegrateDropBaseline	BL2000\jheine	12/29/2021 6:28:18 PM	Drop baseline for qualifier 63.0 of compound 2,4-Dinitrotoluene in sample Dec2804.D to y = 2272, new integration is from x, y = 8.794, 2272 to 8.865, 2272 and new response = 188120; previous integration is from x, y = 8.794, 7104 to 8.865, 2272 and previous response = 177739.			✓	
CmdManuallyIntegrateQualifierPeak	BL2000\jheine	12/29/2021 6:28:45 PM	Manually integrate qualifier 51.0 of compound Azobenzene in sample Dec2804.D from x, y = 9.387, 170106 to 9.448, 164892; result = 88752			✓	
CmdManuallyIntegrateSnapBaseline	BL2000\jheine	12/29/2021 6:28:46 PM	Snap baseline for qualifier 51.0 of compound Azobenzene in sample Dec2804.D from x = 9.387 to x = 9.448, new integration is from x, y = 9.387, 102888 to 9.448, 6785 and new response = 503688; previous integration is from x, y = 9.387, 170106 to 9.448, 164892 and previous response = 88752.			✓	

Audit Trail report

Name	User	Time	Action	Reason	Comment	Succeed	Exception
CmdManuallyIntegrate DropBaseline	BL2000\jheine	12/29/2021 6:28:47 PM	Drop baseline for qualifier 51.0 of compound Azobenzene in sample Dec2804.D to y = 6785, new integration is from x, y = 9.387, 6785 to 9.448, 6785 and new response = 680662; previous integration is from x, y = 9.387, 102888 to 9.448, 6785 and previous response = 503688.			✓	
CmdManuallyIntegrate QualifierPeak	BL2000\jheine	12/29/2021 6:30:43 PM	Manually integrate qualifier 66.0 of compound Aniline in sample Dec2806.D, from x, y = 4.644, 1086 to 4.685, 29460, result = 271745; previous integration is from x, y = 4.644, 1086 to 4.766, 1287 and previous response = 536756.			✓	
CmdManuallyIntegrate DropBaseline	BL2000\jheine	12/29/2021 6:30:45 PM	Drop baseline for qualifier 66.0 of compound Aniline in sample Dec2806.D to y = 1086, new integration is from x, y = 4.644, 1086 to 4.685, 1086 and new response = 306461; previous integration is from x, y = 4.644, 1086 to 4.685, 29460 and previous response = 271745.			✓	
CmdManuallyIntegrate QualifierPeak	BL2000\jheine	12/29/2021 6:30:50 PM	Manually integrate qualifier 65.0 of compound Aniline in sample Dec2806.D, from x, y = 4.644, 1163 to 4.685, 21440, result = 145521; previous integration is from x, y = 4.644, 1163 to 4.736, 1347 and previous response = 347101.			✓	
CmdManuallyIntegrate DropBaseline	BL2000\jheine	12/29/2021 6:30:52 PM	Drop baseline for qualifier 65.0 of compound Aniline in sample Dec2806.D to y = 1163, new integration is from x, y = 4.644, 1163 to 4.685, 1163 and new response = 170289; previous integration is from x, y = 4.644, 1163 to 4.685, 21440 and previous response = 145521.			✓	
CmdManuallyIntegrate QualifierPeak	BL2000\jheine	12/29/2021 6:31:02 PM	Manually integrate qualifier 66.0 of compound Phenol in sample Dec2806.D, from x, y = 4.685, 28776 to 4.766, 1231, result = 175339; previous integration is from x, y = 4.644, 1038 to 4.766, 1231 and previous response = 537105.			✓	
CmdManuallyIntegrate DropBaseline	BL2000\jheine	12/29/2021 6:31:04 PM	Drop baseline for qualifier 66.0 of compound Phenol in sample Dec2806.D to y = 1231, new integration is from x, y = 4.685, 1231 to 4.766, 1231 and new response = 242852; previous integration is from x, y = 4.685, 28776 to 4.766, 1231 and previous response = 175339.			✓	
CmdSelectPeak	BL2000\jheine	12/29/2021 6:31:11 PM	Select peak for compound bis(-2-Chloroethyl)Ether in sample Dec2806.D			✓	

Audit Trail report

Name	User	Time	Action	Reason	Comment	Succeed	Exception
CmdSetTargetCompoundAttribute	BL2000\jheine	12/29/2021 6:31:14 PM	Set UserAnnotation = RT for compound bis(-2-Chloroethyl)Ether in sample Dec2806.D; previous value =			✓	
CmdManuallyIntegrateQualifierPeak	BL2000\jheine	12/29/2021 6:31:17 PM	Manually integrate qualifier 64.0 of compound bis(-2-Chloroethyl)Ether in sample Dec2806.D, from x, y = 4.736, 9743 to 4.766, 22646, result = -14132; previous integration is from x, y = 4.645, 517 to 4.715, 579 and previous response = 53221.			✓	
CmdManuallyIntegrateSnapBaseline	BL2000\jheine	12/29/2021 6:31:19 PM	Snap baseline for qualifier 64.0 of compound bis(-2-Chloroethyl)Ether in sample Dec2806.D from x = 4.736 to x = 4.766, new integration is from x, y = 4.736, 1596 to 4.766, 1841 and new response = 12475; previous integration is from x, y = 4.736, 9743 to 4.766, 22646 and previous response = -14132.			✓	
CmdManuallyIntegrateDropBaseline	BL2000\jheine	12/29/2021 6:31:20 PM	Drop baseline for qualifier 64.0 of compound bis(-2-Chloroethyl)Ether in sample Dec2806.D to y = 1596, new integration is from x, y = 4.736, 1596 to 4.766, 1596 and new response = 12700; previous integration is from x, y = 4.736, 1596 to 4.766, 1841 and previous response = 12475.			✓	
CmdManuallyIntegratePeak	BL2000\jheine	12/29/2021 6:31:34 PM	Manually integrate compound 1,2-Dichlorobenzene in sample Dec2806.D, from x, y = 5.154, 57302 to 5.226, 82107, result = 271693; previous integration is from x, y = 5.001, 192 to 5.093, 216 and previous response = 519028.			✓	
CmdManuallyIntegrateSnapBaseline	BL2000\jheine	12/29/2021 6:31:36 PM	Snap baseline for compound 1,2-Dichlorobenzene in sample Dec2806.D, from x = 5.154 to x = 5.226, new integration is from x, y = 5.154, 1281 to 5.226, 2377 and new response = 562880; previous integration is from x, y = 5.154, 57302 to 5.226, 82107 and previous response = 271693.			✓	
CmdManuallyIntegrateDropBaseline	BL2000\jheine	12/29/2021 6:31:37 PM	Drop baseline for compound 1,2-Dichlorobenzene in sample Dec2806.D to y = 1281, new integration is from x, y = 5.154, 1281 to 5.226, 1281 and new response = 565230; previous integration is from x, y = 5.154, 1281 to 5.226, 2377 and previous response = 562880.			✓	
CmdManuallyIntegrateQualifierPeak	BL2000\jheine	12/29/2021 6:31:39 PM	Manually integrate qualifier 148.0 of compound 1,2-Dichlorobenzene in sample Dec2806.D from x, y = 5.154, 16018 to 5.226, 48614; result = 214070			✓	

Audit Trail report

Name	User	Time	Action	Reason	Comment	Succeed	Exception
CmdManuallyIntegrateSnapBaseline	BL2000\jheine	12/29/2021 6:31:41 PM	Snap baseline for qualifier 148.0 of compound 1,2-Dichlorobenzene in sample Dec2806.D from x = 5.154 to x = 5.226, new integration is from x, y = 5.154, 585 to 5.226, 1361 and new response = 348532; previous integration is from x, y = 5.154, 16018 to 5.226, 48614 and previous response = 214070.			✓	
CmdManuallyIntegrateDropBaseline	BL2000\jheine	12/29/2021 6:31:42 PM	Drop baseline for qualifier 148.0 of compound 1,2-Dichlorobenzene in sample Dec2806.D to y = 585, new integration is from x, y = 5.154, 585 to 5.226, 585 and new response = 350196; previous integration is from x, y = 5.154, 585 to 5.226, 1361 and previous response = 348532.			✓	
CmdSetTargetCompoundAttribute	BL2000\jheine	12/29/2021 6:31:44 PM	Set UserAnnotation = NI for compound 1,2-Dichlorobenzene in sample Dec2806.D; previous value =			✓	
CmdManuallyIntegrateApplyTargetRtToQualifier	BL2000\jheine	12/29/2021 6:31:48 PM	Apply target integration range 5.154-5.226 to qualifier 111.0 for compound 1,2-Dichlorobenzene in sample Dec2806.D, new integration is from x, y = 5.154, 407 to 5.226, 1625 and new response = 223865; previously no peak.			✓	
CmdManuallyIntegratePeak	BL2000\jheine	12/29/2021 6:32:07 PM	Manually integrate compound 4Methylphenol/3Methylphenol in sample Dec2806.D, from x, y = 5.502, 63013 to 5.573, 97099, result = 209854; previous integration is from x, y = 5.318, 1714 to 5.410, 1655 and previous response = 394350.			✓	
CmdManuallyIntegrateSnapBaseline	BL2000\jheine	12/29/2021 6:32:09 PM	Snap baseline for compound 4Methylphenol/3Methylphenol in sample Dec2806.D, from x = 5.502 to x = 5.573, new integration is from x, y = 5.502, 1983 to 5.573, 10833 and new response = 525729; previous integration is from x, y = 5.502, 63013 to 5.573, 97099 and previous response = 209854.			✓	
CmdManuallyIntegrateDropBaseline	BL2000\jheine	12/29/2021 6:32:09 PM	Drop baseline for compound 4Methylphenol/3Methylphenol in sample Dec2806.D to y = 1983, new integration is from x, y = 5.502, 1983 to 5.573, 1983 and new response = 544708; previous integration is from x, y = 5.502, 1983 to 5.573, 10833 and previous response = 525729.			✓	
CmdSetTargetCompoundAttribute	BL2000\jheine	12/29/2021 6:32:13 PM	Set UserAnnotation = NI for compound 4Methylphenol/3Methylphenol in sample Dec2806.D; previous value =			✓	

Audit Trail report

Name	User	Time	Action	Reason	Comment	Succeed	Exception
CmdManuallyIntegrateQualifierPeak	BL2000\jheine	12/29/2021 6:32:16 PM	Manually integrate qualifier 108.0 of compound 4Methylphenol/3Methylphenol in sample Dec2806.D from x, y = 5.491, 26183 to 5.573, 53830; result = 262443			✓	
CmdManuallyIntegrateSnapBaseline	BL2000\jheine	12/29/2021 6:32:17 PM	Snap baseline for qualifier 108.0 of compound 4Methylphenol/3Methylphenol in sample Dec2806.D from x = 5.491 to x = 5.573, new integration is from x, y = 5.491, 2704 to 5.573, 7716 and new response = 433016; previous integration is from x, y = 5.491, 26183 to 5.573, 53830 and previous response = 262443.			✓	
CmdManuallyIntegrateDropBaseline	BL2000\jheine	12/29/2021 6:32:17 PM	Drop baseline for qualifier 108.0 of compound 4Methylphenol/3Methylphenol in sample Dec2806.D to y = 2704, new integration is from x, y = 5.491, 2704 to 5.573, 2704 and new response = 445300; previous integration is from x, y = 5.491, 2704 to 5.573, 7716 and previous response = 433016.			✓	
CmdManuallyIntegrateSplit	BL2000\jheine	12/29/2021 6:32:28 PM	Split qualifier 77.0 of compound Nitrobenzene in sample Dec2806.D and keep right peak, new integration is from x, y = 5.614, 2474.33681827497 to 5.706, 2307.95076860104 and new response = 238724, previous integration is from x, y = 5.502, 2678 to 5.706, 2308 and previous response = 383819.			✓	
CmdManuallyIntegrateSplit	BL2000\jheine	12/29/2021 6:32:49 PM	Split peak for compound Naphthalene in sample Dec2806.D and keep left peak, new integration is from x, y = 6.434, 1008.65026026157 to 6.496, 1203.14138810533 and new response = 1150984, previous integration is from x, y = 6.434, 1009 to 6.537, 1333 and previous response = 1457886.			✓	
CmdManuallyIntegrateSplit	BL2000\jheine	12/29/2021 6:32:52 PM	Split qualifier 102.0 of compound Naphthalene in sample Dec2806.D and keep left peak, new integration is from x, y = 6.413, 0 to 6.485, 0 and new response = 102436, previous integration is from x, y = 6.413, 0 to 6.537, 0 and previous response = 117158.			✓	

Audit Trail report

Name	User	Time	Action	Reason	Comment	Succeed	Exception
CmdManuallyIntegrateSplit	BL2000\jheine	12/29/2021 6:33:01 PM	Split peak for compound 4-Chlorophenol in sample Dec2806.D and keep left peak, new integration is from x, y = 6.475, 281.953753528771 to 6.537, 333.524912310079 and new response = 93924, previous integration is from x, y = 6.475, 282 to 6.588, 377 and previous response = 111754.			✓	
CmdManuallyIntegratePeak	BL2000\jheine	12/29/2021 6:33:06 PM	Manually integrate compound 4-Chlorophenol in sample Dec2806.D, from x, y = 6.475, 282 to 6.547, 3348, result = 90905; previous integration is from x, y = 6.475, 282 to 6.537, 334 and previous response = 93924.			✓	
CmdManuallyIntegrateDropBaseline	BL2000\jheine	12/29/2021 6:33:07 PM	Drop baseline for compound 4-Chlorophenol in sample Dec2806.D to y = 282, new integration is from x, y = 6.475, 282 to 6.547, 282 and new response = 97517; previous integration is from x, y = 6.475, 282 to 6.547, 3348 and previous response = 90905.			✓	
CmdSetTargetCompoundAttribute	BL2000\jheine	12/29/2021 6:33:10 PM	Set UserAnnotation = CO for compound 4-Chlorophenol in sample Dec2806.D; previous value =			✓	
CmdManuallyIntegrateSplit	BL2000\jheine	12/29/2021 6:33:13 PM	Split qualifier 128.0 of compound 4-Chlorophenol in sample Dec2806.D and keep right peak, new integration is from x, y = 6.496, 950.397633272988 to 6.537, 1052.62413260864 and new response = 307558, previous integration is from x, y = 6.424, 772 to 6.537, 1053 and previous response = 1459612.			✓	
CmdManuallyIntegrateSplit	BL2000\jheine	12/29/2021 6:34:20 PM	Split peak for compound 4-Chloro-2-Methylphenol in sample Dec2806.D and keep left peak, new integration is from x, y = 7.029, 775.666692644529 to 7.163, 1040.0055480412 and new response = 286668, previous integration is from x, y = 7.029, 776 to 7.255, 1222 and previous response = 553020.			✓	
CmdSetTargetCompoundAttribute	BL2000\jheine	12/29/2021 6:34:22 PM	Set UserAnnotation = CO for compound 4-Chloro-2-Methylphenol in sample Dec2806.D; previous value =			✓	
CmdManuallyIntegrateSplit	BL2000\jheine	12/29/2021 6:34:25 PM	Split qualifier 144.0 of compound 4-Chloro-2-Methylphenol in sample Dec2806.D and keep left peak, new integration is from x, y = 7.030, 138.141316147631 to 7.142, 240.641535290869 and new response = 74254, previous integration is from x, y = 7.030, 138 to 7.255, 343 and previous response = 148319.			✓	

Audit Trail report

Name	User	Time	Action	Reason	Comment	Succeed	Exception
CmdManuallyIntegrateSplit	BL2000\jheine	12/29/2021 6:34:32 PM	Split peak for compound 4-Chloro-3-Methylphenol in sample Dec2806.D and keep right peak, new integration is from x, y = 7.163, 885.04879272709 to 7.255, 1032.89300987447 and new response = 267358, previous integration is from x, y = 7.023, 662 to 7.255, 1033 and previous response = 555082.			✓	
CmdManuallyIntegrateSplit	BL2000\jheine	12/29/2021 6:34:35 PM	Split qualifier 144.0 of compound 4-Chloro-3-Methylphenol in sample Dec2806.D and keep right peak, new integration is from x, y = 7.142, 115.34733942581 to 7.255, 185.620555083986 and new response = 78819, previous integration is from x, y = 7.030, 45 to 7.255, 186 and previous response = 149959.			✓	
CmdManuallyIntegratePeak	BL2000\jheine	12/29/2021 6:34:46 PM	Manually integrate compound 1-Methylnaphthalene in sample Dec2806.D, from x, y = 7.368, 17051 to 7.461, 67038, result = 467580; previous integration is from x, y = 7.259, 938 to 7.338, 963 and previous response = 698277.			✓	
CmdManuallyIntegrateSnapBaseline	BL2000\jheine	12/29/2021 6:34:48 PM	Snap baseline for compound 1-Methylnaphthalene in sample Dec2806.D, from x = 7.368 to x = 7.461, new integration is from x, y = 7.368, 2826 to 7.461, 4235 and new response = 681178; previous integration is from x, y = 7.368, 17051 to 7.461, 67038 and previous response = 467580.			✓	
CmdManuallyIntegrateDropBaseline	BL2000\jheine	12/29/2021 6:34:49 PM	Drop baseline for compound 1-Methylnaphthalene in sample Dec2806.D to y = 2826, new integration is from x, y = 7.368, 2826 to 7.461, 2826 and new response = 685085; previous integration is from x, y = 7.368, 2826 to 7.461, 4235 and previous response = 681178.			✓	
CmdManuallyIntegrateApplyTargetRtToQualifier	BL2000\jheine	12/29/2021 6:35:23 PM	Apply target integration range 7.368-7.461 to qualifier 142.0 for compound 1-Methylnaphthalene in sample Dec2806.D, new integration is from x, y = 7.368, 4610 to 7.461, 4796 and new response = 752696; previously no peak.			✓	
CmdManuallyIntegrateApplyTargetRtToQualifier	BL2000\jheine	12/29/2021 6:35:27 PM	Apply target integration range 7.368-7.461 to qualifier 115.0 for compound 1-Methylnaphthalene in sample Dec2806.D, new integration is from x, y = 7.368, 1588 to 7.461, 1747 and new response = 275947; previously no peak.			✓	

Audit Trail report

Name	User	Time	Action	Reason	Comment	Succeed	Exception
CmdManuallyIntegrateQualifierPeak	BL2000\jheine	12/29/2021 6:36:17 PM	Manually integrate qualifier 152.0 of compound Acenaphthene in sample Dec2806.D from x, y = 8.538, 58230 to 8.589, 129108; result = 69860			✓	
CmdManuallyIntegrateSnapBaseline	BL2000\jheine	12/29/2021 6:36:19 PM	Snap baseline for qualifier 152.0 of compound Acenaphthene in sample Dec2806.D from x = 8.538 to x = 8.589, new integration is from x, y = 8.538, 2301 to 8.589, 3952 and new response = 347735; previous integration is from x, y = 8.538, 58230 to 8.589, 129108 and previous response = 69860.			✓	
CmdManuallyIntegrateDropBaseline	BL2000\jheine	12/29/2021 6:36:20 PM	Drop baseline for qualifier 152.0 of compound Acenaphthene in sample Dec2806.D to y = 2301, new integration is from x, y = 8.538, 2301 to 8.589, 2301 and new response = 350269; previous integration is from x, y = 8.538, 2301 to 8.589, 3952 and previous response = 347735.			✓	
CmdManuallyIntegrateApplyTargetRtToQualifier	BL2000\jheine	12/29/2021 6:36:30 PM	Apply target integration range 8.609-8.701 to qualifier 154.0 for compound 2,4-Dinitrophenol in sample Dec2806.D, new integration is from x, y = 8.609, 3315 to 8.701, 1687 and new response = 17963; previous integration is from x, y = 8.527, 541 to 8.630, 539 and previous response = 660416.			✓	
CmdManuallyIntegrateQualifierPeak	BL2000\jheine	12/29/2021 6:36:38 PM	Manually integrate qualifier 154.0 of compound 2,4-Dinitrophenol in sample Dec2806.D, from x, y = 8.630, 4694 to 8.681, 9172, result = 4333; previous integration is from x, y = 8.609, 3315 to 8.701, 1687 and previous response = 17963.			✓	
CmdManuallyIntegrateSnapBaseline	BL2000\jheine	12/29/2021 6:36:40 PM	Snap baseline for qualifier 154.0 of compound 2,4-Dinitrophenol in sample Dec2806.D from x = 8.630 to x = 8.681, new integration is from x, y = 8.630, 2046 to 8.681, 2310 and new response = 18932; previous integration is from x, y = 8.630, 4694 to 8.681, 9172 and previous response = 4333.			✓	
CmdManuallyIntegrateDropBaseline	BL2000\jheine	12/29/2021 6:36:41 PM	Drop baseline for qualifier 154.0 of compound 2,4-Dinitrophenol in sample Dec2806.D to y = 2046, new integration is from x, y = 8.630, 2046 to 8.681, 2046 and new response = 19337; previous integration is from x, y = 8.630, 2046 to 8.681, 2310 and previous response = 18932.			✓	

Audit Trail report

Name	User	Time	Action	Reason	Comment	Succeed	Exception
CmdManuallyIntegrateSplit	BL2000\jheine	12/29/2021 6:36:50 PM	Split qualifier 139.0 of compound Dibenzofuran in sample Dec2806.D and keep left peak, new integration is from x, y = 8.742, 0 to 8.793, 0 and new response = 413094, previous integration is from x, y = 8.742, 0 to 8.844, 0 and previous response = 485802.			✓	
CmdManuallyIntegrateSplit	BL2000\jheine	12/29/2021 6:37:00 PM	Split qualifier 139.0 of compound 4-Nitrophenol in sample Dec2806.D and keep right peak, new integration is from x, y = 8.793, 0 to 8.844, 0 and new response = 72708, previous integration is from x, y = 8.742, 0 to 8.844, 0 and previous response = 485802.			✓	
CmdManuallyIntegrateQualifierPeak	BL2000\jheine	12/29/2021 6:37:29 PM	Manually integrate qualifier 63.0 of compound 2,4-Dinitrotoluene in sample Dec2806.D, from x, y = 8.793, 5334 to 8.906, 1351, result = 72395; previous integration is from x, y = 8.742, 1427 to 8.906, 1351 and previous response = 157032.			✓	
CmdManuallyIntegrateDropBaseline	BL2000\jheine	12/29/2021 6:37:31 PM	Drop baseline for qualifier 63.0 of compound 2,4-Dinitrotoluene in sample Dec2806.D to y = 1351, new integration is from x, y = 8.793, 1351 to 8.906, 1351 and new response = 85839; previous integration is from x, y = 8.793, 5334 to 8.906, 1351 and previous response = 72395.			✓	
CmdManuallyIntegrateQualifierPeak	BL2000\jheine	12/29/2021 6:37:35 PM	Manually integrate qualifier 89.0 of compound 2,4-Dinitrotoluene in sample Dec2806.D, from x, y = 8.783, 829 to 8.854, 381, result = 73637; previous integration is from x, y = 8.752, 378 to 8.854, 381 and previous response = 100100.			✓	
CmdManuallyIntegrateDropBaseline	BL2000\jheine	12/29/2021 6:37:42 PM	Drop baseline for qualifier 89.0 of compound 2,4-Dinitrotoluene in sample Dec2806.D to y = 381, new integration is from x, y = 8.783, 381 to 8.854, 381 and new response = 74588; previous integration is from x, y = 8.783, 829 to 8.854, 381 and previous response = 73637.			✓	
CmdManuallyIntegrateSplit	BL2000\jheine	12/29/2021 6:38:00 PM	Split peak for compound Diethylphthalate in sample Dec2806.D and keep left peak, new integration is from x, y = 9.110, 0 to 9.202, 0 and new response = 617191, previous integration is from x, y = 9.110, 0 to 9.264, 0 and previous response = 626240.			✓	

Audit Trail report

Name	User	Time	Action	Reason	Comment	Succeed	Exception
CmdManuallyIntegrateSplit	BL2000\jheine	12/29/2021 6:38:05 PM	Split qualifier 177.0 of compound Diethylphthalate in sample Dec2806.D and keep left peak, new integration is from x, y = 9.110, 0 to 9.192, 0 and new response = 120395, previous integration is from x, y = 9.110, 0 to 9.233, 0 and previous response = 126532.			✓	
CmdSetTargetCompoundAttribute	BL2000\jheine	12/29/2021 6:38:11 PM	Set UserAnnotation = CO for compound Diethylphthalate in sample Dec2806.D; previous value =			✓	
CmdManuallyIntegrateSplit	BL2000\jheine	12/29/2021 6:38:18 PM	Split qualifier 167.0 of compound Fluorene in sample Dec2806.D and keep left peak, new integration is from x, y = 9.121, 0 to 9.254, 0 and new response = 113359, previous integration is from x, y = 9.121, 0 to 9.438, 0 and previous response = 302990.			✓	
CmdManuallyIntegratePeak	BL2000\jheine	12/29/2021 6:38:41 PM	Manually integrate compound Azobenzene in sample Dec2806.D, from x, y = 9.387, 100300 to 9.479, 2114, result = 365538; previous integration is from x, y = 9.356, 2291 to 9.479, 2114 and previous response = 696006.			✓	
CmdManuallyIntegrateDropBaseline	BL2000\jheine	12/29/2021 6:38:43 PM	Drop baseline for compound Azobenzene in sample Dec2806.D to y = 2114, new integration is from x, y = 9.387, 2114 to 9.479, 2114 and new response = 636779; previous integration is from x, y = 9.387, 100300 to 9.479, 2114 and previous response = 365538.			✓	
CmdSetTargetCompoundAttribute	BL2000\jheine	12/29/2021 6:38:44 PM	Set UserAnnotation = CO for compound Azobenzene in sample Dec2806.D; previous value =			✓	
CmdManuallyIntegrateQualifierPeak	BL2000\jheine	12/29/2021 6:38:47 PM	Manually integrate qualifier 51.0 of compound Azobenzene in sample Dec2806.D, from x, y = 9.387, 21108 to 9.448, 3169, result = 287007; previous integration is from x, y = 9.356, 3264 to 9.448, 3169 and previous response = 446725.			✓	
CmdManuallyIntegrateDropBaseline	BL2000\jheine	12/29/2021 6:38:49 PM	Drop baseline for qualifier 51.0 of compound Azobenzene in sample Dec2806.D to y = 3169, new integration is from x, y = 9.387, 3169 to 9.448, 3169 and new response = 320042; previous integration is from x, y = 9.387, 21108 to 9.448, 3169 and previous response = 287007.			✓	

Audit Trail report

Name	User	Time	Action	Reason	Comment	Succeed	Exception
CmdManuallyIntegrateSplit	BL2000\jheine	12/29/2021 6:39:12 PM	Split peak for compound Phenanthrene in sample Dec2806.D and keep left peak, new integration is from x, y = 10.282, 0 to 10.363, 0 and new response = 1095090, previous integration is from x, y = 10.282, 0 to 10.464, 0 and previous response = 2124980.			✓	
CmdSetTargetCompoundAttribute	BL2000\jheine	12/29/2021 6:39:15 PM	Set UserAnnotation = CO for compound Phenanthrene in sample Dec2806.D; previous value =			✓	
CmdManuallyIntegrateSplit	BL2000\jheine	12/29/2021 6:39:18 PM	Split qualifier 176.0 of compound Phenanthrene in sample Dec2806.D and keep left peak, new integration is from x, y = 10.303, 39.0698020999407 to 10.363, 56.4627337490953 and new response = 208935, previous integration is from x, y = 10.303, 39 to 10.444, 80 and previous response = 398290.			✓	
CmdManuallyIntegrateSplit	BL2000\jheine	12/29/2021 6:39:26 PM	Split peak for compound Anthracene in sample Dec2806.D and keep right peak, new integration is from x, y = 10.363, 0 to 10.464, 0 and new response = 1029890, previous integration is from x, y = 10.282, 0 to 10.464, 0 and previous response = 2124980.			✓	
CmdSetTargetCompoundAttribute	BL2000\jheine	12/29/2021 6:39:28 PM	Set UserAnnotation = CO for compound Anthracene in sample Dec2806.D; previous value =			✓	
CmdManuallyIntegrateSplit	BL2000\jheine	12/29/2021 6:39:31 PM	Split qualifier 176.0 of compound Anthracene in sample Dec2806.D and keep right peak, new integration is from x, y = 10.363, 0 to 10.444, 0 and new response = 190135, previous integration is from x, y = 10.302, 0 to 10.444, 0 and previous response = 399244.			✓	
CmdManuallyIntegrateQualifierPeak	BL2000\jheine	12/29/2021 6:40:58 PM	Manually integrate qualifier 66.0 of compound Aniline in sample Dec2807.D, from x, y = 4.644, 789 to 4.675, 3545, result = 37439; previous integration is from x, y = 4.644, 789 to 4.756, 843 and previous response = 83115.			✓	
CmdManuallyIntegrateDropBaseline	BL2000\jheine	12/29/2021 6:41:00 PM	Drop baseline for qualifier 66.0 of compound Aniline in sample Dec2807.D to y = 789, new integration is from x, y = 4.644, 789 to 4.675, 789 and new response = 39955; previous integration is from x, y = 4.644, 789 to 4.675, 3545 and previous response = 37439.			✓	

Audit Trail report

Name	User	Time	Action	Reason	Comment	Succeed	Exception
CmdManuallyIntegrateQualifierPeak	BL2000\jheine	12/29/2021 6:41:06 PM	Manually integrate qualifier 65.0 of compound Aniline in sample Dec2807.D, from x, y = 4.644, 1000 to 4.685, 3419, result = 23076; previous integration is from x, y = 4.644, 1000 to 4.726, 1071 and previous response = 50981.			✓	
CmdManuallyIntegrateDropBaseline	BL2000\jheine	12/29/2021 6:41:08 PM	Drop baseline for qualifier 65.0 of compound Aniline in sample Dec2807.D to y = 1000, new integration is from x, y = 4.644, 1000 to 4.685, 1000 and new response = 26035; previous integration is from x, y = 4.644, 1000 to 4.685, 3419 and previous response = 23076.			✓	
CmdManuallyIntegrateQualifierPeak	BL2000\jheine	12/29/2021 6:41:22 PM	Manually integrate qualifier 66.0 of compound Phenol in sample Dec2807.D, from x, y = 4.675, 3654 to 4.756, 835, result = 38686; previous integration is from x, y = 4.644, 763 to 4.756, 835 and previous response = 83214.			✓	
CmdManuallyIntegrateDropBaseline	BL2000\jheine	12/29/2021 6:41:24 PM	Drop baseline for qualifier 66.0 of compound Phenol in sample Dec2807.D to y = 835, new integration is from x, y = 4.675, 835 to 4.756, 835 and new response = 45595; previous integration is from x, y = 4.675, 3654 to 4.756, 835 and previous response = 38686.			✓	
CmdManuallyIntegrateSplit	BL2000\jheine	12/29/2021 6:41:29 PM	Split peak for compound Phenol in sample Dec2807.D and keep left peak, new integration is from x, y = 4.675, 1505.53888775732 to 4.726, 1558.15972076232 and new response = 78375, previous integration is from x, y = 4.675, 1506 to 4.767, 1600 and previous response = 86372.			✓	
CmdSetTargetCompoundAttribute	BL2000\jheine	12/29/2021 6:41:32 PM	Set UserAnnotation = CO for compound Phenol in sample Dec2807.D; previous value =			✓	
CmdSelectPeak	BL2000\jheine	12/29/2021 6:41:37 PM	Select peak for compound bis(-2-Chloroethyl)Ether in sample Dec2807.D			✓	
CmdSetTargetCompoundAttribute	BL2000\jheine	12/29/2021 6:41:40 PM	Set UserAnnotation = NI for compound bis(-2-Chloroethyl)Ether in sample Dec2807.D; previous value =			✓	
CmdManuallyIntegrateQualifierPeak	BL2000\jheine	12/29/2021 6:41:45 PM	Manually integrate qualifier 64.0 of compound bis(-2-Chloroethyl)Ether in sample Dec2807.D, from x, y = 4.726, 1309 to 4.767, 4378, result = -3030; previous integration is from x, y = 4.639, 438 to 4.726, 452 and previous response = 8287.			✓	

Audit Trail report

Name	User	Time	Action	Reason	Comment	Succeed	Exception
CmdManuallyIntegrateSnapBaseline	BL2000\jheine	12/29/2021 6:41:47 PM	Snap baseline for qualifier 64.0 of compound bis(-2-Chloroethyl)Ether in sample Dec2807.D from x = 4.726 to x = 4.767, new integration is from x, y = 4.726, 603 to 4.767, 850 and new response = 2158; previous integration is from x, y = 4.726, 1309 to 4.767, 4378 and previous response = -3030.			✓	
CmdManuallyIntegrateDropBaseline	BL2000\jheine	12/29/2021 6:41:48 PM	Drop baseline for qualifier 64.0 of compound bis(-2-Chloroethyl)Ether in sample Dec2807.D to y = 603, new integration is from x, y = 4.726, 603 to 4.767, 603 and new response = 2461; previous integration is from x, y = 4.726, 603 to 4.767, 850 and previous response = 2158.			✓	
CmdManuallyIntegrateSnapBaseline	BL2000\jheine	12/29/2021 6:41:55 PM	Snap baseline for qualifier 66.0 of compound Phenol in sample Dec2807.D from x = 4.675 to x = 4.756, new integration is from x, y = 4.675, 14403 to 4.756, 2267 and new response = 8829; previous integration is from x, y = 4.675, 835 to 4.756, 835 and previous response = 45595.			✓	
CmdManuallyIntegrateDropBaseline	BL2000\jheine	12/29/2021 6:41:56 PM	Drop baseline for qualifier 66.0 of compound Phenol in sample Dec2807.D to y = 2267, new integration is from x, y = 4.675, 2267 to 4.756, 2267 and new response = 38575; previous integration is from x, y = 4.675, 14403 to 4.756, 2267 and previous response = 8829.			✓	
CmdManuallyIntegratePeak	BL2000\jheine	12/29/2021 6:42:15 PM	Manually integrate compound 1,2-Dichlorobenzene in sample Dec2807.D, from x, y = 5.155, 2992 to 5.226, 10118, result = 64463; previous integration is from x, y = 4.991, 0 to 5.073, 0 and previous response = 85619.			✓	
CmdManuallyIntegrateSnapBaseline	BL2000\jheine	12/29/2021 6:42:17 PM	Snap baseline for compound 1,2-Dichlorobenzene in sample Dec2807.D, from x = 5.155 to x = 5.226, new integration is from x, y = 5.155, 340 to 5.226, 1027 and new response = 89646; previous integration is from x, y = 5.155, 2992 to 5.226, 10118 and previous response = 64463.			✓	
CmdManuallyIntegrateDropBaseline	BL2000\jheine	12/29/2021 6:42:18 PM	Drop baseline for compound 1,2-Dichlorobenzene in sample Dec2807.D to y = 340, new integration is from x, y = 5.155, 340 to 5.226, 340 and new response = 91119; previous integration is from x, y = 5.155, 340 to 5.226, 1027 and previous response = 89646.			✓	

Audit Trail report

Name	User	Time	Action	Reason	Comment	Succeed	Exception
CmdManuallyIntegrateQualifierPeak	BL2000\jheine	12/29/2021 6:42:27 PM	Manually integrate qualifier 107.0 of compound Benzyl Alcohol in sample Dec2807.D from x, y = 5.165, 6543 to 5.236, 11379; result = -14555			✓	
CmdManuallyIntegrateSnapBaseline	BL2000\jheine	12/29/2021 6:42:30 PM	Snap baseline for qualifier 107.0 of compound Benzyl Alcohol in sample Dec2807.D from x = 5.165 to x = 5.236, new integration is from x, y = 5.165, 0 to 5.236, 515 and new response = 22774; previous integration is from x, y = 5.165, 6543 to 5.236, 11379 and previous response = -14555.			✓	
CmdManuallyIntegrateDropBaseline	BL2000\jheine	12/29/2021 6:42:31 PM	Drop baseline for qualifier 107.0 of compound Benzyl Alcohol in sample Dec2807.D to y = 0, new integration is from x, y = 5.165, 0 to 5.236, 0 and new response = 23878; previous integration is from x, y = 5.165, 0 to 5.236, 515 and previous response = 22774.			✓	
CmdManuallyIntegrateSplit	BL2000\jheine	12/29/2021 6:43:00 PM	Split qualifier 130.0 of compound N-nitroso-Di-n-propylamine in sample Dec2807.D and keep left peak, new integration is from x, y = 5.451, 0 to 5.563, 0 and new response = 8373, previous integration is from x, y = 5.451, 0 to 5.563, 0 and previous response = 8373.			✓	
CmdManuallyIntegrateQualifierPeak	BL2000\jheine	12/29/2021 6:43:15 PM	Manually integrate qualifier 130.0 of compound N-nitroso-Di-n-propylamine in sample Dec2807.D, from x, y = 5.451, 0 to 5.522, 816, result = 5489; previous integration is from x, y = 5.451, 0 to 5.563, 0 and previous response = 8373.			✓	
CmdManuallyIntegrateDropBaseline	BL2000\jheine	12/29/2021 6:43:19 PM	Drop baseline for qualifier 130.0 of compound N-nitroso-Di-n-propylamine in sample Dec2807.D to y = 0, new integration is from x, y = 5.451, 0 to 5.522, 0 and new response = 7239; previous integration is from x, y = 5.451, 0 to 5.522, 816 and previous response = 5489.			✓	
CmdManuallyIntegratePeak	BL2000\jheine	12/29/2021 6:43:44 PM	Manually integrate compound 4Methylphenol/3Methylphenol in sample Dec2807.D, from x, y = 5.502, 5324 to 5.584, 14041, result = 44681; previous integration is from x, y = 5.318, 685 to 5.410, 708 and previous response = 63254.			✓	

Audit Trail report

Name	User	Time	Action	Reason	Comment	Succeed	Exception
CmdManuallyIntegrateSnapBaseline	BL2000\jheine	12/29/2021 6:43:50 PM	Snap baseline for compound 4Methylphenol/3Methylphenol in sample Dec2807.D, from x = 5.502 to x = 5.584, new integration is from x, y = 5.502, 823 to 5.584, 2457 and new response = 84105; previous integration is from x, y = 5.502, 5324 to 5.584, 14041 and previous response = 44681.			✓	
CmdManuallyIntegrateDropBaseline	BL2000\jheine	12/29/2021 6:43:51 PM	Drop baseline for compound 4Methylphenol/3Methylphenol in sample Dec2807.D to y = 823, new integration is from x, y = 5.502, 823 to 5.584, 823 and new response = 88110; previous integration is from x, y = 5.502, 823 to 5.584, 2457 and previous response = 84105.			✓	
CmdSetTargetCompoundAttribute	BL2000\jheine	12/29/2021 6:43:54 PM	Set UserAnnotation = NI for compound 4Methylphenol/3Methylphenol in sample Dec2807.D; previous value =			✓	
CmdManuallyIntegrateQualifierPeak	BL2000\jheine	12/29/2021 6:44:01 PM	Manually integrate qualifier 108.0 of compound 4Methylphenol/3Methylphenol in sample Dec2807.D from x, y = 5.492, 2996 to 5.563, 10576; result = 46064			✓	
CmdManuallyIntegrateSnapBaseline	BL2000\jheine	12/29/2021 6:44:03 PM	Snap baseline for qualifier 108.0 of compound 4Methylphenol/3Methylphenol in sample Dec2807.D from x = 5.492 to x = 5.563, new integration is from x, y = 5.492, 782 to 5.563, 2858 and new response = 67362; previous integration is from x, y = 5.492, 2996 to 5.563, 10576 and previous response = 46064.			✓	
CmdManuallyIntegrateDropBaseline	BL2000\jheine	12/29/2021 6:44:04 PM	Drop baseline for qualifier 108.0 of compound 4Methylphenol/3Methylphenol in sample Dec2807.D to y = 782, new integration is from x, y = 5.492, 782 to 5.563, 782 and new response = 71814; previous integration is from x, y = 5.492, 782 to 5.563, 2858 and previous response = 67362.			✓	
CmdManuallyIntegratePeak	BL2000\jheine	12/29/2021 6:44:09 PM	Manually integrate compound 4Methylphenol/3Methylphenol in sample Dec2807.D, from x, y = 5.635, 82896 to 5.645, 83093, result = -48966; previous integration is from x, y = 5.502, 823 to 5.584, 823 and previous response = 88110.			✓	

Audit Trail report

Name	User	Time	Action	Reason	Comment	Succeed	Exception
CmdSetTargetCompoundAttribute	BL2000\jheine	12/29/2021 6:44:10 PM	Set UserAnnotation = NI for compound 4Methylphenol/3Methylphenol in sample Dec2807.D; previous value = NI			✓	
CmdManuallyIntegrateSplit	BL2000\jheine	12/29/2021 6:44:55 PM	Split peak for compound Naphthalene in sample Dec2807.D and keep left peak, new integration is from x, y = 6.429, 468.306974192391 to 6.496, 526.648709351281 and new response = 207443, previous integration is from x, y = 6.429, 468 to 6.578, 598 and previous response = 274483.			✓	
CmdManuallyIntegrateSplit	BL2000\jheine	12/29/2021 6:44:58 PM	Split qualifier 102.0 of compound Naphthalene in sample Dec2807.D and keep left peak, new integration is from x, y = 6.424, 0 to 6.496, 0 and new response = 21863, previous integration is from x, y = 6.424, 0 to 6.598, 0 and previous response = 27303.			✓	
CmdManuallyIntegratePeak	BL2000\jheine	12/29/2021 6:45:11 PM	Manually integrate compound 4-Chlorophenol in sample Dec2807.D, from x, y = 6.485, 0 to 6.547, 770, result = 13992; previous integration is from x, y = 6.485, 0 to 6.588, 0 and previous response = 19434.			✓	
CmdManuallyIntegrateDropBaseline	BL2000\jheine	12/29/2021 6:45:12 PM	Drop baseline for compound 4-Chlorophenol in sample Dec2807.D to y = 0, new integration is from x, y = 6.485, 0 to 6.547, 0 and new response = 15416; previous integration is from x, y = 6.485, 0 to 6.547, 770 and previous response = 13992.			✓	
CmdManuallyIntegrateQualifierPeak	BL2000\jheine	12/29/2021 6:45:17 PM	Manually integrate qualifier 128.0 of compound 4-Chlorophenol in sample Dec2807.D, from x, y = 6.496, 4307 to 6.547, 5339, result = 43334; previous integration is from x, y = 6.428, 437 to 6.578, 560 and previous response = 274778.			✓	
CmdManuallyIntegrateSnapBaseline	BL2000\jheine	12/29/2021 6:45:19 PM	Snap baseline for qualifier 128.0 of compound 4-Chlorophenol in sample Dec2807.D from x = 6.496 to x = 6.547, new integration is from x, y = 6.496, 4307 to 6.547, 5339 and new response = 43334; previous integration is from x, y = 6.496, 4307 to 6.547, 5339 and previous response = 43334.			✓	

Audit Trail report

Name	User	Time	Action	Reason	Comment	Succeed	Exception
CmdManuallyIntegrateDropBaseline	BL2000\jheine	12/29/2021 6:45:19 PM	Drop baseline for qualifier 128.0 of compound 4-Chlorophenol in sample Dec2807.D to y = 4307, new integration is from x, y = 6.496, 4307 to 6.547, 4307 and new response = 44924; previous integration is from x, y = 6.496, 4307 to 6.547, 5339 and previous response = 43334.			✓	
CmdManuallyIntegratePeak	BL2000\jheine	12/29/2021 6:45:52 PM	Manually integrate compound 4-Chloro-3-Methylphenol in sample Dec2807.D, from x, y = 7.163, 2586 to 7.266, 3413, result = 32896; previous integration is from x, y = 7.031, 314 to 7.153, 348 and previous response = 46594.			✓	
CmdManuallyIntegrateSnapBaseline	BL2000\jheine	12/29/2021 6:45:55 PM	Snap baseline for compound 4-Chloro-3-Methylphenol in sample Dec2807.D, from x = 7.163 to x = 7.266, new integration is from x, y = 7.163, 1258 to 7.266, 1204 and new response = 43792; previous integration is from x, y = 7.163, 2586 to 7.266, 3413 and previous response = 32896.			✓	
CmdManuallyIntegrateQualifierPeak	BL2000\jheine	12/29/2021 6:46:01 PM	Manually integrate qualifier 144.0 of compound 4-Chloro-3-Methylphenol in sample Dec2807.D from x, y = 7.163, 636 to 7.256, 884; result = 9148			✓	
CmdManuallyIntegrateSnapBaseline	BL2000\jheine	12/29/2021 6:46:02 PM	Snap baseline for qualifier 144.0 of compound 4-Chloro-3-Methylphenol in sample Dec2807.D from x = 7.163 to x = 7.256, new integration is from x, y = 7.163, 266 to 7.256, 281 and new response = 11845; previous integration is from x, y = 7.163, 636 to 7.256, 884 and previous response = 9148.			✓	
CmdManuallyIntegrateDropBaseline	BL2000\jheine	12/29/2021 6:46:03 PM	Drop baseline for qualifier 144.0 of compound 4-Chloro-3-Methylphenol in sample Dec2807.D to y = 266, new integration is from x, y = 7.163, 266 to 7.256, 266 and new response = 11886; previous integration is from x, y = 7.163, 266 to 7.256, 281 and previous response = 11845.			✓	
CmdManuallyIntegrateSplit	BL2000\jheine	12/29/2021 6:47:08 PM	Split qualifier 77.0 of compound Dimethyl Phthalate in sample Dec2807.D and keep left peak, new integration is from x, y = 8.251, 890.228361984448 to 8.302, 885.474508166618 and new response = 23003, previous integration is from x, y = 8.251, 890 to 8.405, 876 and previous response = 32398.			✓	

Audit Trail report

Name	User	Time	Action	Reason	Comment	Succeed	Exception
CmdManuallyIntegrateQualifierPeak	BL2000\jheine	12/29/2021 6:47:25 PM	Manually integrate qualifier 152.0 of compound Acenaphthene in sample Dec2807.D from x, y = 8.538, 9763 to 8.589, 24759; result = 18021			✓	
CmdManuallyIntegrateSnapBaseline	BL2000\jheine	12/29/2021 6:47:27 PM	Snap baseline for qualifier 152.0 of compound Acenaphthene in sample Dec2807.D from x = 8.538 to x = 8.589, new integration is from x, y = 8.538, 603 to 8.589, 1524 and new response = 67731; previous integration is from x, y = 8.538, 9763 to 8.589, 24759 and previous response = 18021.			✓	
CmdManuallyIntegrateDropBaseline	BL2000\jheine	12/29/2021 6:47:28 PM	Drop baseline for qualifier 152.0 of compound Acenaphthene in sample Dec2807.D to y = 603, new integration is from x, y = 8.538, 603 to 8.589, 603 and new response = 69145; previous integration is from x, y = 8.538, 603 to 8.589, 1524 and previous response = 67731.			✓	
CmdManuallyIntegrateApplyTargetRtToQualifier	BL2000\jheine	12/29/2021 6:47:49 PM	Apply target integration range 8.640-8.701 to qualifier 154.0 for compound 2,4-Dinitrophenol in sample Dec2807.D, new integration is from x, y = 8.640, 462 to 8.701, 464 and new response = 2038; previous integration is from x, y = 8.538, 180 to 8.609, 186 and previous response = 126498.			✓	
CmdManuallyIntegrateSplit	BL2000\jheine	12/29/2021 6:48:06 PM	Split qualifier 139.0 of compound 4-Nitrophenol in sample Dec2807.D and keep right peak, new integration is from x, y = 8.804, 0 to 8.845, 0 and new response = 9447, previous integration is from x, y = 8.732, 0 to 8.845, 0 and previous response = 84655.			✓	
CmdManuallyIntegrateQualifierPeak	BL2000\jheine	12/29/2021 6:48:16 PM	Manually integrate qualifier 63.0 of compound 2,4-Dinitrotoluene in sample Dec2807.D, from x, y = 8.793, 1147 to 8.895, 710, result = 10607; previous integration is from x, y = 8.753, 765 to 8.895, 710 and previous response = 22922.			✓	
CmdManuallyIntegrateDropBaseline	BL2000\jheine	12/29/2021 6:48:17 PM	Drop baseline for qualifier 63.0 of compound 2,4-Dinitrotoluene in sample Dec2807.D to y = 710, new integration is from x, y = 8.793, 710 to 8.895, 710 and new response = 11940; previous integration is from x, y = 8.793, 1147 to 8.895, 710 and previous response = 10607.			✓	

Audit Trail report

Name	User	Time	Action	Reason	Comment	Succeed	Exception
CmdManuallyIntegrate QualifierPeak	BL2000\jheine	12/29/2021 6:48:22 PM	Manually integrate qualifier 89.0 of compound 2,4-Dinitrotoluene in sample Dec2807.D, from x, y = 8.793, 141 to 8.896, 0, result = 11654; previous integration is from x, y = 8.753, 0 to 8.896, 0 and previous response = 18322.			✓	
CmdManuallyIntegrate DropBaseline	BL2000\jheine	12/29/2021 6:48:24 PM	Drop baseline for qualifier 89.0 of compound 2,4-Dinitrotoluene in sample Dec2807.D to y = 0, new integration is from x, y = 8.793, 0 to 8.896, 0 and new response = 12087; previous integration is from x, y = 8.793, 141 to 8.896, 0 and previous response = 11654.			✓	
CmdManuallyIntegrate QualifierPeak	BL2000\jheine	12/29/2021 6:48:53 PM	Manually integrate qualifier 92.0 of compound 4-Nitroaniline in sample Dec2807.D, from x, y = 9.233, 229 to 9.285, 380, result = 5909; previous integration is from x, y = 9.233, 229 to 9.335, 285 and previous response = 7258.			✓	
CmdManuallyIntegrate DropBaseline	BL2000\jheine	12/29/2021 6:48:55 PM	Drop baseline for qualifier 92.0 of compound 4-Nitroaniline in sample Dec2807.D to y = 229, new integration is from x, y = 9.233, 229 to 9.285, 229 and new response = 6140; previous integration is from x, y = 9.233, 229 to 9.285, 380 and previous response = 5909.			✓	
CmdManuallyIntegrate QualifierPeak	BL2000\jheine	12/29/2021 6:49:10 PM	Manually integrate qualifier 121.0 of compound 4,6-Dinitro-2-methylphenol in sample Dec2807.D, from x, y = 9.254, 0 to 9.315, 883, result = 2288; previous integration is from x, y = 9.254, 0 to 9.377, 0 and previous response = 5342.			✓	
CmdManuallyIntegrate DropBaseline	BL2000\jheine	12/29/2021 6:49:12 PM	Drop baseline for qualifier 121.0 of compound 4,6-Dinitro-2-methylphenol in sample Dec2807.D to y = 0, new integration is from x, y = 9.254, 0 to 9.315, 0 and new response = 3914; previous integration is from x, y = 9.254, 0 to 9.315, 883 and previous response = 2288.			✓	
CmdManuallyIntegrate QualifierPeak	BL2000\jheine	12/29/2021 6:49:24 PM	Manually integrate qualifier 121.0 of compound 4,6-Dinitro-2-methylphenol in sample Dec2807.D, from x, y = 9.274, 147 to 9.315, 0, result = 3410; previous integration is from x, y = 9.254, 0 to 9.315, 0 and previous response = 3914.			✓	

Audit Trail report

Name	User	Time	Action	Reason	Comment	Succeed	Exception
CmdManuallyIntegrateDropBaseline	BL2000\jheine	12/29/2021 6:49:26 PM	Drop baseline for qualifier 121.0 of compound 4,6-Dinitro-2-methylphenol in sample Dec2807.D to y = 0, new integration is from x, y = 9.274, 0 to 9.315, 0 and new response = 3590; previous integration is from x, y = 9.274, 147 to 9.315, 0 and previous response = 3410.			✓	
CmdManuallyIntegrateQualifierPeak	BL2000\jheine	12/29/2021 6:49:37 PM	Manually integrate qualifier 51.0 of compound Azobenzene in sample Dec2807.D, from x, y = 9.397, 3312 to 9.469, 1847, result = 37645; previous integration is from x, y = 9.356, 1950 to 9.469, 1847 and previous response = 71595.			✓	
CmdManuallyIntegrateQualifierPeak	BL2000\jheine	12/29/2021 6:49:40 PM	Manually integrate qualifier 51.0 of compound Azobenzene in sample Dec2807.D, from x, y = 9.387, 3567 to 9.469, 1847, result = 45329; previous integration is from x, y = 9.397, 3312 to 9.469, 1847 and previous response = 37645.			✓	
CmdManuallyIntegrateDropBaseline	BL2000\jheine	12/29/2021 6:49:42 PM	Drop baseline for qualifier 51.0 of compound Azobenzene in sample Dec2807.D to y = 1847, new integration is from x, y = 9.387, 1847 to 9.469, 1847 and new response = 49551; previous integration is from x, y = 9.387, 3567 to 9.469, 1847 and previous response = 45329.			✓	
CmdManuallyIntegratePeak	BL2000\jheine	12/29/2021 6:50:05 PM	Manually integrate compound Anthracene in sample Dec2807.D, from x, y = 10.363, 7167 to 10.465, 11874, result = 122042; previous integration is from x, y = 10.293, 76 to 10.363, 127 and previous response = 210369.			✓	
CmdManuallyIntegrateSnapBaseline	BL2000\jheine	12/29/2021 6:50:07 PM	Snap baseline for compound Anthracene in sample Dec2807.D, from x = 10.363 to x = 10.465, new integration is from x, y = 10.363, 1764 to 10.465, 2110 and new response = 168127; previous integration is from x, y = 10.363, 7167 to 10.465, 11874 and previous response = 122042.			✓	
CmdManuallyIntegrateDropBaseline	BL2000\jheine	12/29/2021 6:50:08 PM	Drop baseline for compound Anthracene in sample Dec2807.D to y = 1764, new integration is from x, y = 10.363, 1764 to 10.465, 1764 and new response = 169178; previous integration is from x, y = 10.363, 1764 to 10.465, 2110 and previous response = 168127.			✓	

Audit Trail report

Name	User	Time	Action	Reason	Comment	Succeed	Exception
CmdManuallyIntegrateQualifierPeak	BL2000\jheine	12/29/2021 6:50:13 PM	Manually integrate qualifier 176.0 of compound Anthracene in sample Dec2807.D from x, y = 10.363, 1808 to 10.434, 3471; result = 20559			✓	
CmdManuallyIntegrateSnapBaseline	BL2000\jheine	12/29/2021 6:50:15 PM	Snap baseline for qualifier 176.0 of compound Anthracene in sample Dec2807.D from x = 10.363 to x = 10.434, new integration is from x, y = 10.363, 638 to 10.434, 638 and new response = 29074; previous integration is from x, y = 10.363, 1808 to 10.434, 3471 and previous response = 20559.			✓	
CmdManuallyIntegrateDropBaseline	BL2000\jheine	12/29/2021 6:50:15 PM	Drop baseline for qualifier 176.0 of compound Anthracene in sample Dec2807.D to y = 638, new integration is from x, y = 10.363, 638 to 10.434, 638 and new response = 29074; previous integration is from x, y = 10.363, 638 to 10.434, 638 and previous response = 29074.			✓	
CmdManuallyIntegrateQualifierPeak	BL2000\jheine	12/29/2021 6:51:02 PM	Manually integrate qualifier 91.0 of compound Butylbenzylphthalate in sample Dec2807.D, from x, y = 14.562, 590 to 14.653, 3394, result = 36212; previous integration is from x, y = 14.562, 590 to 14.725, 551 and previous response = 47440.			✓	
CmdManuallyIntegrateDropBaseline	BL2000\jheine	12/29/2021 6:51:03 PM	Drop baseline for qualifier 91.0 of compound Butylbenzylphthalate in sample Dec2807.D to y = 590, new integration is from x, y = 14.562, 590 to 14.653, 590 and new response = 43950; previous integration is from x, y = 14.562, 590 to 14.653, 3394 and previous response = 36212.			✓	
CmdManuallyIntegrateQualifierPeak	BL2000\jheine	12/29/2021 6:51:10 PM	Manually integrate qualifier 104.0 of compound Di-n-Butylphthalate in sample Dec2807.D, from x, y = 11.234, 0 to 11.295, 1374, result = 8629; previous integration is from x, y = 11.234, 0 to 11.336, 0 and previous response = 12027.			✓	
CmdManuallyIntegrateDropBaseline	BL2000\jheine	12/29/2021 6:51:13 PM	Drop baseline for qualifier 104.0 of compound Di-n-Butylphthalate in sample Dec2807.D to y = 0, new integration is from x, y = 11.234, 0 to 11.295, 0 and new response = 11135; previous integration is from x, y = 11.234, 0 to 11.295, 1374 and previous response = 8629.			✓	

Audit Trail report

Name	User	Time	Action	Reason	Comment	Succeed	Exception
CmdManuallyIntegrateSplit	BL2000\jheine	12/29/2021 6:51:57 PM	Split peak for compound Indeno(1,2,3-c,d)pyrene in sample Dec2807.D and keep left peak, new integration is from x, y = 20.908, 215.735519100879 to 20.978, 312.979076073455 and new response = 86021, previous integration is from x, y = 20.908, 216 to 21.069, 440 and previous response = 113594.			✓	
CmdSetTargetCompoundAttribute	BL2000\jheine	12/29/2021 6:51:59 PM	Set UserAnnotation = CO for compound Indeno(1,2,3-c,d)pyrene in sample Dec2807.D; previous value =			✓	
CmdManuallyIntegrateQualifierPeak	BL2000\jheine	12/29/2021 6:52:24 PM	Manually integrate qualifier 66.0 of compound Aniline in sample Dec2808.D, from x, y = 4.642, 768 to 4.685, 2118, result = 17584; previous integration is from x, y = 4.642, 768 to 4.822, 946 and previous response = 40376.			✓	
CmdManuallyIntegrateDropBaseline	BL2000\jheine	12/29/2021 6:52:26 PM	Drop baseline for qualifier 66.0 of compound Aniline in sample Dec2808.D to y = 768, new integration is from x, y = 4.642, 768 to 4.685, 768 and new response = 19315; previous integration is from x, y = 4.642, 768 to 4.685, 2118 and previous response = 17584.			✓	
CmdManuallyIntegrateQualifierPeak	BL2000\jheine	12/29/2021 6:52:30 PM	Manually integrate qualifier 65.0 of compound Aniline in sample Dec2808.D, from x, y = 4.645, 839 to 4.685, 1583, result = 8986; previous integration is from x, y = 4.645, 839 to 4.736, 852 and previous response = 22755.			✓	
CmdManuallyIntegrateDropBaseline	BL2000\jheine	12/29/2021 6:52:32 PM	Drop baseline for qualifier 65.0 of compound Aniline in sample Dec2808.D to y = 839, new integration is from x, y = 4.645, 839 to 4.685, 839 and new response = 9875; previous integration is from x, y = 4.645, 839 to 4.685, 1583 and previous response = 8986.			✓	
CmdManuallyIntegratePeak	BL2000\jheine	12/29/2021 6:52:45 PM	Manually integrate compound Phenol in sample Dec2808.D, from x, y = 4.685, 1344 to 4.777, 3965, result = 30065; previous integration is from x, y = 4.685, 1344 to 4.828, 1405 and previous response = 41267.			✓	
CmdManuallyIntegrateSnapBaseline	BL2000\jheine	12/29/2021 6:52:48 PM	Snap baseline for compound Phenol in sample Dec2808.D, from x = 4.685 to x = 4.777, new integration is from x, y = 4.685, 2631 to 4.777, 2271 and new response = 31186; previous integration is from x, y = 4.685, 1344 to 4.777, 3965 and previous response = 30065.			✓	

Audit Trail report

Name	User	Time	Action	Reason	Comment	Succeed	Exception
CmdManuallyIntegrateDropBaseline	BL2000\jheine	12/29/2021 6:52:49 PM	Drop baseline for compound Phenol in sample Dec2808.D to y = 2271, new integration is from x, y = 4.685, 2271 to 4.777, 2271 and new response = 32179; previous integration is from x, y = 4.685, 2631 to 4.777, 2271 and previous response = 31186.			✓	
CmdManuallyIntegrateQualifierPeak	BL2000\jheine	12/29/2021 6:53:03 PM	Manually integrate qualifier 66.0 of compound Phenol in sample Dec2808.D, from x, y = 4.685, 7931 to 4.756, 5707, result = -8376; previous integration is from x, y = 4.643, 783 to 4.823, 924 and previous response = 40406.			✓	
CmdManuallyIntegrateSnapBaseline	BL2000\jheine	12/29/2021 6:53:04 PM	Snap baseline for qualifier 66.0 of compound Phenol in sample Dec2808.D from x = 4.685 to x = 4.756, new integration is from x, y = 4.685, 6123 to 4.756, 1215 and new response = 5139; previous integration is from x, y = 4.685, 7931 to 4.756, 5707 and previous response = -8376.			✓	
CmdManuallyIntegrateDropBaseline	BL2000\jheine	12/29/2021 6:53:05 PM	Drop baseline for qualifier 66.0 of compound Phenol in sample Dec2808.D to y = 1215, new integration is from x, y = 4.685, 1215 to 4.756, 1215 and new response = 15666; previous integration is from x, y = 4.685, 6123 to 4.756, 1215 and previous response = 5139.			✓	
CmdSetTargetCompoundAttribute	BL2000\jheine	12/29/2021 6:53:11 PM	Set UserAnnotation = BA for compound Phenol in sample Dec2808.D; previous value =			✓	
CmdManuallyIntegrateSplit	BL2000\jheine	12/29/2021 6:53:17 PM	Split peak for compound bis(-2-Chloroethyl)Ether in sample Dec2808.D and keep left peak, new integration is from x, y = 4.736, 714.091954201409 to 4.777, 731.493191457515 and new response = 32469, previous integration is from x, y = 4.736, 714 to 4.828, 753 and previous response = 44761.			✓	
CmdSetTargetCompoundAttribute	BL2000\jheine	12/29/2021 6:53:22 PM	Set UserAnnotation = CO for compound bis(-2-Chloroethyl)Ether in sample Dec2808.D; previous value =			✓	
CmdManuallyIntegrateQualifierPeak	BL2000\jheine	12/29/2021 6:53:25 PM	Manually integrate qualifier 64.0 of compound bis(-2-Chloroethyl)Ether in sample Dec2808.D, from x, y = 4.746, 449 to 4.777, 449, result = 1460; previous integration is from x, y = 4.777, 343 to 4.858, 332 and previous response = 16203.			✓	

Audit Trail report

Name	User	Time	Action	Reason	Comment	Succeed	Exception
CmdManuallyIntegrate DropBaseline	BL2000\jheine	12/29/2021 6:53:27 PM	Drop baseline for qualifier 64.0 of compound bis(-2-Chloroethyl)Ether in sample Dec2808.D to y = 449, new integration is from x, y = 4.746, 449 to 4.777, 449 and new response = 1460; previous integration is from x, y = 4.746, 449 to 4.777, 449 and previous response = 1460.			✓	
CmdManuallyIntegrate QualifierPeak	BL2000\jheine	12/29/2021 6:53:46 PM	Manually integrate qualifier 107.0 of compound Benzyl Alcohol in sample Dec2808.D from x, y = 5.175, 369 to 5.236, 282; result = 6783			✓	
CmdManuallyIntegrate DropBaseline	BL2000\jheine	12/29/2021 6:53:48 PM	Drop baseline for qualifier 107.0 of compound Benzyl Alcohol in sample Dec2808.D to y = 282, new integration is from x, y = 5.175, 282 to 5.236, 282 and new response = 6944; previous integration is from x, y = 5.175, 369 to 5.236, 282 and previous response = 6783.			✓	
CmdManuallyIntegrate QualifierPeak	BL2000\jheine	12/29/2021 6:54:23 PM	Manually integrate qualifier 54.0 of compound Nitrobenzene-d5 in sample Dec2808.D, from x, y = 5.604, 620 to 5.686, 878, result = 16564; previous integration is from x, y = 5.614, 1042 to 5.703, 987 and previous response = 11450.			✓	
CmdManuallyIntegrate DropBaseline	BL2000\jheine	12/29/2021 6:54:25 PM	Drop baseline for qualifier 54.0 of compound Nitrobenzene-d5 in sample Dec2808.D to y = 620, new integration is from x, y = 5.604, 620 to 5.686, 620 and new response = 17195; previous integration is from x, y = 5.604, 620 to 5.686, 878 and previous response = 16564.			✓	
CmdManuallyIntegrate QualifierPeak	BL2000\jheine	12/29/2021 6:55:18 PM	Manually integrate qualifier 109.0 of compound 2-Nitrophenol in sample Dec2808.D, from x, y = 5.992, 0 to 6.044, 923, result = 1498; previous integration is from x, y = 5.992, 0 to 6.105, 0 and previous response = 3900.			✓	
CmdManuallyIntegrateSnapBaseline	BL2000\jheine	12/29/2021 6:55:25 PM	Snap baseline for qualifier 109.0 of compound 2-Nitrophenol in sample Dec2808.D from x = 5.992 to x = 6.044, new integration is from x, y = 5.992, 0 to 6.044, 244 and new response = 2545; previous integration is from x, y = 5.992, 0 to 6.044, 923 and previous response = 1498.			✓	

Audit Trail report

Name	User	Time	Action	Reason	Comment	Succeed	Exception
CmdManuallyIntegrateDropBaseline	BL2000\jheine	12/29/2021 6:55:26 PM	Drop baseline for qualifier 109.0 of compound 2-Nitrophenol in sample Dec2808.D to y = 0, new integration is from x, y = 5.992, 0 to 6.044, 0 and new response = 2921; previous integration is from x, y = 5.992, 0 to 6.044, 244 and previous response = 2545.			✓	
CmdManuallyIntegrateQualifierPeak	BL2000\jheine	12/29/2021 6:55:59 PM	Manually integrate qualifier 122.0 of compound Benzoic Acid in sample Dec2808.D, from x, y = 6.208, 1367 to 6.321, 1676, result = -2314; previous integration is from x, y = 6.208, 0 to 6.465, 0 and previous response = 11930.			✓	
CmdManuallyIntegrateSnapBaseline	BL2000\jheine	12/29/2021 6:56:01 PM	Snap baseline for qualifier 122.0 of compound Benzoic Acid in sample Dec2808.D from x = 6.208 to x = 6.321, new integration is from x, y = 6.208, 512 to 6.321, 381 and new response = 4972; previous integration is from x, y = 6.208, 1367 to 6.321, 1676 and previous response = -2314.			✓	
CmdManuallyIntegrateDropBaseline	BL2000\jheine	12/29/2021 6:56:02 PM	Drop baseline for qualifier 122.0 of compound Benzoic Acid in sample Dec2808.D to y = 381, new integration is from x, y = 6.208, 381 to 6.321, 381 and new response = 5416; previous integration is from x, y = 6.208, 512 to 6.321, 381 and previous response = 4972.			✓	
CmdManuallyIntegrateQualifierPeak	BL2000\jheine	12/29/2021 6:56:11 PM	Manually integrate qualifier 122.0 of compound Benzoic Acid in sample Dec2808.D, from x, y = 6.208, 173 to 6.321, 269, result = 6500; previous integration is from x, y = 6.208, 381 to 6.321, 381 and previous response = 5416.			✓	
CmdManuallyIntegrateDropBaseline	BL2000\jheine	12/29/2021 6:56:13 PM	Drop baseline for qualifier 122.0 of compound Benzoic Acid in sample Dec2808.D to y = 173, new integration is from x, y = 6.208, 173 to 6.321, 173 and new response = 6827; previous integration is from x, y = 6.208, 173 to 6.321, 269 and previous response = 6500.			✓	
CmdManuallyIntegrateQualifierPeak	BL2000\jheine	12/29/2021 6:56:37 PM	Manually integrate qualifier 102.0 of compound Naphthalene in sample Dec2808.D, from x, y = 6.444, 514 to 6.496, 0, result = 7995; previous integration is from x, y = 6.413, 0 to 6.496, 0 and previous response = 11703.			✓	

Audit Trail report

Name	User	Time	Action	Reason	Comment	Succeed	Exception
CmdManuallyIntegrateDropBaseline	BL2000\jheine	12/29/2021 6:56:39 PM	Drop baseline for qualifier 102.0 of compound Naphthalene in sample Dec2808.D to y = 0, new integration is from x, y = 6.444, 0 to 6.496, 0 and new response = 8787; previous integration is from x, y = 6.444, 514 to 6.496, 0 and previous response = 7995.			✓	
CmdManuallyIntegrateQualifierPeak	BL2000\jheine	12/29/2021 6:57:09 PM	Manually integrate qualifier 128.0 of compound 4-Chlorophenol in sample Dec2808.D from x, y = 6.496, 5523 to 6.557, 9065; result = 248			✓	
CmdManuallyIntegrateSnapBaseline	BL2000\jheine	12/29/2021 6:57:25 PM	Snap baseline for qualifier 128.0 of compound 4-Chlorophenol in sample Dec2808.D from x = 6.496 to x = 6.557, new integration is from x, y = 6.496, 1729 to 6.557, 2917 and new response = 18625; previous integration is from x, y = 6.496, 5523 to 6.557, 9065 and previous response = 248.			✓	
CmdManuallyIntegrateDropBaseline	BL2000\jheine	12/29/2021 6:57:27 PM	Drop baseline for qualifier 128.0 of compound 4-Chlorophenol in sample Dec2808.D to y = 1729, new integration is from x, y = 6.496, 1729 to 6.557, 1729 and new response = 20821; previous integration is from x, y = 6.496, 1729 to 6.557, 2917 and previous response = 18625.			✓	
CmdManuallyIntegrateQualifierPeak	BL2000\jheine	12/29/2021 6:57:50 PM	Manually integrate qualifier 128.0 of compound 4-Chlorophenol in sample Dec2808.D, from x, y = 6.496, 2336 to 6.598, 973, result = 23315; previous integration is from x, y = 6.496, 1729 to 6.557, 1729 and previous response = 20821.			✓	
CmdManuallyIntegrateDropBaseline	BL2000\jheine	12/29/2021 6:57:53 PM	Drop baseline for qualifier 128.0 of compound 4-Chlorophenol in sample Dec2808.D to y = 973, new integration is from x, y = 6.496, 973 to 6.598, 973 and new response = 27514; previous integration is from x, y = 6.496, 2336 to 6.598, 973 and previous response = 23315.			✓	
CmdManuallyIntegrateQualifierPeak	BL2000\jheine	12/29/2021 6:58:03 PM	Manually integrate qualifier 65.0 of compound p-Chloroaniline in sample Dec2808.D from x, y = 6.547, 823 to 6.609, 987; result = 11721			✓	
CmdManuallyIntegrateDropBaseline	BL2000\jheine	12/29/2021 6:58:04 PM	Drop baseline for qualifier 65.0 of compound p-Chloroaniline in sample Dec2808.D to y = 823, new integration is from x, y = 6.547, 823 to 6.609, 823 and new response = 12024; previous integration is from x, y = 6.547, 823 to 6.609, 987 and previous response = 11721.			✓	

Audit Trail report

Name	User	Time	Action	Reason	Comment	Succeed	Exception
CmdManuallyIntegratePeak	BL2000\jheine	12/29/2021 6:58:14 PM	Manually integrate compound 4-Chloro-2-Methylphenol in sample Dec2808.D, from x, y = 7.030, 839 to 7.122, 575, result = 19284; previous integration is from x, y = 7.153, 336 to 7.256, 416 and previous response = 21828.			✓	
CmdManuallyIntegrateSnapBaseline	BL2000\jheine	12/29/2021 6:58:16 PM	Snap baseline for compound 4-Chloro-2-Methylphenol in sample Dec2808.D, from x = 7.030 to x = 7.122, new integration is from x, y = 7.030, 425 to 7.122, 811 and new response = 19778; previous integration is from x, y = 7.030, 839 to 7.122, 575 and previous response = 19284.			✓	
CmdManuallyIntegrateDropBaseline	BL2000\jheine	12/29/2021 6:58:17 PM	Drop baseline for compound 4-Chloro-2-Methylphenol in sample Dec2808.D to y = 425, new integration is from x, y = 7.030, 425 to 7.122, 425 and new response = 20848; previous integration is from x, y = 7.030, 425 to 7.122, 811 and previous response = 19778.			✓	
CmdSetTargetCompoundAttribute	BL2000\jheine	12/29/2021 6:58:20 PM	Set UserAnnotation = NI for compound 4-Chloro-2-Methylphenol in sample Dec2808.D; previous value =			✓	
CmdManuallyIntegrateSplit	BL2000\jheine	12/29/2021 6:58:34 PM	Split peak for compound 2,4,6-Trichlorophenol in sample Dec2808.D and keep left peak, new integration is from x, y = 7.636, 0 to 7.697, 0 and new response = 12957, previous integration is from x, y = 7.636, 0 to 7.790, 0 and previous response = 27909.			✓	
CmdSetTargetCompoundAttribute	BL2000\jheine	12/29/2021 6:58:36 PM	Set UserAnnotation = CO for compound 2,4,6-Trichlorophenol in sample Dec2808.D; previous value =			✓	
CmdManuallyIntegrateSplit	BL2000\jheine	12/29/2021 6:58:42 PM	Split peak for compound 2,4,5-Trichlorophenol in sample Dec2808.D and keep right peak, new integration is from x, y = 7.697, 0 to 7.790, 0 and new response = 14951, previous integration is from x, y = 7.636, 0 to 7.790, 0 and previous response = 27909.			✓	
CmdSetTargetCompoundAttribute	BL2000\jheine	12/29/2021 6:58:44 PM	Set UserAnnotation = CO for compound 2,4,5-Trichlorophenol in sample Dec2808.D; previous value =			✓	

Audit Trail report

Name	User	Time	Action	Reason	Comment	Succeed	Exception
CmdManuallyIntegrateApplyTargetRtToQualifier	BL2000\jheine	12/29/2021 6:59:22 PM	Apply target integration range 8.650-8.691 to qualifier 154.0 for compound 2,4-Dinitrophenol in sample Dec2808.D, new integration is from x, y = 8.650, 619 to 8.691, 301 and new response = -49; previous integration is from x, y = 8.507, 0 to 8.619, 0 and previous response = 64733.			✓	
CmdManuallyIntegrateQualifierPeak	BL2000\jheine	12/29/2021 6:59:31 PM	Manually integrate qualifier 154.0 of compound 2,4-Dinitrophenol in sample Dec2808.D, from x, y = 8.640, 265 to 8.671, 265, result = 331; previous integration is from x, y = 8.650, 619 to 8.691, 301 and previous response = -49.			✓	
CmdManuallyIntegrateDropBaseline	BL2000\jheine	12/29/2021 6:59:34 PM	Drop baseline for qualifier 154.0 of compound 2,4-Dinitrophenol in sample Dec2808.D to y = 265, new integration is from x, y = 8.640, 265 to 8.671, 265 and new response = 331; previous integration is from x, y = 8.640, 265 to 8.671, 265 and previous response = 331.			✓	
CmdManuallyIntegrateQualifierPeak	BL2000\jheine	12/29/2021 6:59:41 PM	Manually integrate qualifier 154.0 of compound 2,4-Dinitrophenol in sample Dec2808.D, from x, y = 8.640, 205 to 8.671, 213, result = 436; previous integration is from x, y = 8.640, 265 to 8.671, 265 and previous response = 331.			✓	
CmdManuallyIntegrateDropBaseline	BL2000\jheine	12/29/2021 6:59:43 PM	Drop baseline for qualifier 154.0 of compound 2,4-Dinitrophenol in sample Dec2808.D to y = 205, new integration is from x, y = 8.640, 205 to 8.671, 205 and new response = 443; previous integration is from x, y = 8.640, 205 to 8.671, 213 and previous response = 436.			✓	
CmdManuallyIntegrateQualifierPeak	BL2000\jheine	12/29/2021 6:59:54 PM	Manually integrate qualifier 139.0 of compound Dibenzofuran in sample Dec2808.D, from x, y = 8.752, 0 to 8.804, 4505, result = 27842; previous integration is from x, y = 8.752, 0 to 8.845, 0 and previous response = 38502.			✓	
CmdManuallyIntegrateDropBaseline	BL2000\jheine	12/29/2021 6:59:55 PM	Drop baseline for qualifier 139.0 of compound Dibenzofuran in sample Dec2808.D to y = 0, new integration is from x, y = 8.752, 0 to 8.804, 0 and new response = 34757; previous integration is from x, y = 8.752, 0 to 8.804, 4505 and previous response = 27842.			✓	

Audit Trail report

Name	User	Time	Action	Reason	Comment	Succeed	Exception
CmdManuallyIntegrateQualifierPeak	BL2000\jheine	12/29/2021 7:00:04 PM	Manually integrate qualifier 139.0 of compound 4-Nitrophenol in sample Dec2808.D, from x, y = 8.804, 2110 to 8.875, 3349, result = -6389; previous integration is from x, y = 8.752, 0 to 8.845, 0 and previous response = 38502.			✓	
CmdManuallyIntegrateSnapBaseline	BL2000\jheine	12/29/2021 7:00:06 PM	Snap baseline for qualifier 139.0 of compound 4-Nitrophenol in sample Dec2808.D from x = 8.804 to x = 8.875, new integration is from x, y = 8.804, 824 to 8.875, 296 and new response = 2930; previous integration is from x, y = 8.804, 2110 to 8.875, 3349 and previous response = -6389.			✓	
CmdManuallyIntegrateDropBaseline	BL2000\jheine	12/29/2021 7:00:07 PM	Drop baseline for qualifier 139.0 of compound 4-Nitrophenol in sample Dec2808.D to y = 296, new integration is from x, y = 8.804, 296 to 8.875, 296 and new response = 4065; previous integration is from x, y = 8.804, 824 to 8.875, 296 and previous response = 2930.			✓	
CmdManuallyIntegrateQualifierPeak	BL2000\jheine	12/29/2021 7:00:17 PM	Manually integrate qualifier 139.0 of compound 4-Nitrophenol in sample Dec2808.D, from x, y = 8.804, 14 to 8.875, 31, result = 5240; previous integration is from x, y = 8.804, 296 to 8.875, 296 and previous response = 4065.			✓	
CmdManuallyIntegrateDropBaseline	BL2000\jheine	12/29/2021 7:00:19 PM	Drop baseline for qualifier 139.0 of compound 4-Nitrophenol in sample Dec2808.D to y = 14, new integration is from x, y = 8.804, 14 to 8.875, 14 and new response = 5275; previous integration is from x, y = 8.804, 14 to 8.875, 31 and previous response = 5240.			✓	
CmdManuallyIntegrateQualifierPeak	BL2000\jheine	12/29/2021 7:00:30 PM	Manually integrate qualifier 63.0 of compound 2,4-Dinitrotoluene in sample Dec2808.D, from x, y = 8.793, 2445 to 8.855, 2259, result = -2144; previous integration is from x, y = 8.754, 599 to 8.793, 588 and previous response = 5258.			✓	
CmdManuallyIntegrateSnapBaseline	BL2000\jheine	12/29/2021 7:00:32 PM	Snap baseline for qualifier 63.0 of compound 2,4-Dinitrotoluene in sample Dec2808.D from x = 8.793 to x = 8.855, new integration is from x, y = 8.793, 536 to 8.855, 668 and new response = 4301; previous integration is from x, y = 8.793, 2445 to 8.855, 2259 and previous response = -2144.			✓	

Audit Trail report

Name	User	Time	Action	Reason	Comment	Succeed	Exception
CmdManuallyIntegrate DropBaseline	BL2000\jheine	12/29/2021 7:00:32 PM	Drop baseline for qualifier 63.0 of compound 2,4-Dinitrotoluene in sample Dec2808.D to y = 536, new integration is from x, y = 8.793, 536 to 8.855, 536 and new response = 4544; previous integration is from x, y = 8.793, 536 to 8.855, 668 and previous response = 4301.			✓	
CmdManuallyIntegrate QualifierPeak	BL2000\jheine	12/29/2021 7:00:51 PM	Manually integrate qualifier 92.0 of compound 4-Nitroaniline in sample Dec2808.D, from x, y = 9.243, 259 to 9.274, 271, result = 1668; previous integration is from x, y = 9.244, 435 to 9.293, 423 and previous response = 1144.			✓	
CmdManuallyIntegrate DropBaseline	BL2000\jheine	12/29/2021 7:00:54 PM	Drop baseline for qualifier 92.0 of compound 4-Nitroaniline in sample Dec2808.D to y = 259, new integration is from x, y = 9.243, 259 to 9.274, 259 and new response = 1679; previous integration is from x, y = 9.243, 259 to 9.274, 271 and previous response = 1668.			✓	
CmdManuallyIntegrate QualifierPeak	BL2000\jheine	12/29/2021 7:01:03 PM	Manually integrate qualifier 121.0 of compound 4,6-Dinitro-2-methylphenol in sample Dec2808.D, from x, y = 9.274, 2 to 9.315, 6, result = 1820; previous integration is from x, y = 9.100, 0 to 9.151, 0 and previous response = 2045.			✓	
CmdManuallyIntegrate DropBaseline	BL2000\jheine	12/29/2021 7:01:04 PM	Drop baseline for qualifier 121.0 of compound 4,6-Dinitro-2-methylphenol in sample Dec2808.D to y = 2, new integration is from x, y = 9.274, 2 to 9.315, 2 and new response = 1824; previous integration is from x, y = 9.274, 2 to 9.315, 6 and previous response = 1820.			✓	
CmdManuallyIntegrate QualifierPeak	BL2000\jheine	12/29/2021 7:01:19 PM	Manually integrate qualifier 51.0 of compound Azobenzene in sample Dec2808.D, from x, y = 9.397, 7460 to 9.448, 7195, result = -948; previous integration is from x, y = 9.203, 1929 to 9.252, 1898 and previous response = 13483.			✓	
CmdManuallyIntegrate QualifierPeak	BL2000\jheine	12/29/2021 7:01:24 PM	Manually integrate qualifier 51.0 of compound Azobenzene in sample Dec2808.D, from x, y = 9.387, 8559 to 9.448, 7195, result = -3164; previous integration is from x, y = 9.397, 7460 to 9.448, 7195 and previous response = -948.			✓	

Audit Trail report

Name	User	Time	Action	Reason	Comment	Succeed	Exception
CmdManuallyIntegrateSnapBaseline	BL2000\jheine	12/29/2021 7:01:25 PM	Snap baseline for qualifier 51.0 of compound Azobenzene in sample Dec2808.D from x = 9.387 to x = 9.448, new integration is from x, y = 9.387, 4984 to 9.448, 1362 and new response = 14162; previous integration is from x, y = 9.387, 8559 to 9.448, 7195 and previous response = -3164.			✓	
CmdManuallyIntegrateDropBaseline	BL2000\jheine	12/29/2021 7:01:26 PM	Drop baseline for qualifier 51.0 of compound Azobenzene in sample Dec2808.D to y = 1362, new integration is from x, y = 9.387, 1362 to 9.448, 1362 and new response = 20832; previous integration is from x, y = 9.387, 4984 to 9.448, 1362 and previous response = 14162.			✓	
CmdManuallyIntegrateQualifierPeak	BL2000\jheine	12/29/2021 7:01:43 PM	Manually integrate qualifier 142.0 of compound Hexachlorobenzene in sample Dec2808.D, from x, y = 9.816, 1389 to 9.857, 1518, result = 5936; previous integration is from x, y = 9.786, 0 to 9.907, 0 and previous response = 12953.			✓	
CmdManuallyIntegrateSnapBaseline	BL2000\jheine	12/29/2021 7:01:45 PM	Snap baseline for qualifier 142.0 of compound Hexachlorobenzene in sample Dec2808.D from x = 9.816 to x = 9.857, new integration is from x, y = 9.816, 491 to 9.857, 202 and new response = 8627; previous integration is from x, y = 9.816, 1389 to 9.857, 1518 and previous response = 5936.			✓	
CmdManuallyIntegrateSnapBaseline	BL2000\jheine	12/29/2021 7:01:46 PM	Snap baseline for qualifier 142.0 of compound Hexachlorobenzene in sample Dec2808.D from x = 9.816 to x = 9.857, new integration is from x, y = 9.816, 491 to 9.857, 202 and new response = 8627; previous integration is from x, y = 9.816, 491 to 9.857, 202 and previous response = 8627.			✓	
CmdManuallyIntegrateDropBaseline	BL2000\jheine	12/29/2021 7:01:56 PM	Drop baseline for qualifier 142.0 of compound Hexachlorobenzene in sample Dec2808.D to y = 202, new integration is from x, y = 9.816, 202 to 9.857, 202 and new response = 8978; previous integration is from x, y = 9.816, 491 to 9.857, 202 and previous response = 8627.			✓	
CmdManuallyIntegratePeak	BL2000\jheine	12/29/2021 7:02:18 PM	Manually integrate compound Anthracene in sample Dec2808.D, from x, y = 10.373, 6135 to 10.444, 10252, result = 46402; previous integration is from x, y = 10.292, 0 to 10.363, 0 and previous response = 96351.			✓	

Audit Trail report

Name	User	Time	Action	Reason	Comment	Succeed	Exception
CmdManuallyIntegrateSnapBaseline	BL2000\jheine	12/29/2021 7:02:19 PM	Snap baseline for compound Anthracene in sample Dec2808.D, from x = 10.373 to x = 10.444, new integration is from x, y = 10.373, 977 to 10.444, 1048 and new response = 76950; previous integration is from x, y = 10.373, 6135 to 10.444, 10252 and previous response = 46402.			✓	
CmdManuallyIntegrateDropBaseline	BL2000\jheine	12/29/2021 7:02:20 PM	Drop baseline for compound Anthracene in sample Dec2808.D to y = 977, new integration is from x, y = 10.373, 977 to 10.444, 977 and new response = 77101; previous integration is from x, y = 10.373, 977 to 10.444, 1048 and previous response = 76950.			✓	
CmdSetTargetCompoundAttribute	BL2000\jheine	12/29/2021 7:02:23 PM	Set UserAnnotation = NI for compound Anthracene in sample Dec2808.D; previous value =			✓	
CmdManuallyIntegrateQualifierPeak	BL2000\jheine	12/29/2021 7:02:26 PM	Manually integrate qualifier 176.0 of compound Anthracene in sample Dec2808.D from x, y = 10.373, 1410 to 10.444, 2094; result = 7532			✓	
CmdManuallyIntegrateSnapBaseline	BL2000\jheine	12/29/2021 7:02:28 PM	Snap baseline for qualifier 176.0 of compound Anthracene in sample Dec2808.D from x = 10.373 to x = 10.444, new integration is from x, y = 10.373, 0 to 10.444, 288 and new response = 14373; previous integration is from x, y = 10.373, 1410 to 10.444, 2094 and previous response = 7532.			✓	
CmdManuallyIntegrateDropBaseline	BL2000\jheine	12/29/2021 7:02:29 PM	Drop baseline for qualifier 176.0 of compound Anthracene in sample Dec2808.D to y = 0, new integration is from x, y = 10.373, 0 to 10.444, 0 and new response = 14986; previous integration is from x, y = 10.373, 0 to 10.444, 288 and previous response = 14373.			✓	
CmdManuallyIntegrateSplit	BL2000\jheine	12/29/2021 7:03:56 PM	Split peak for compound Indeno(1,2,3-c,d)pyrene in sample Dec2808.D and keep left peak, new integration is from x, y = 20.907, 0 to 20.978, 0 and new response = 33442, previous integration is from x, y = 20.907, 0 to 21.059, 0 and previous response = 46196.			✓	
CmdManuallyIntegratePeak	BL2000\jheine	12/29/2021 7:04:19 PM	Manually integrate compound Aniline in sample Dec2809.D, from x, y = 4.634, 31403 to 4.695, 109580, result = 551043; previous integration is from x, y = 4.696, 1196 to 4.828, 1654 and previous response = 873856.			✓	

Audit Trail report

Name	User	Time	Action	Reason	Comment	Succeed	Exception
CmdManuallyIntegrateSnapBaseline	BL2000\jheine	12/29/2021 7:04:20 PM	Snap baseline for compound Aniline in sample Dec2809.D, from x = 4.634 to x = 4.695, new integration is from x, y = 4.634, 344 to 4.695, 0 and new response = 809607; previous integration is from x, y = 4.634, 31403 to 4.695, 109580 and previous response = 551043.			✓	
CmdManuallyIntegrateDropBaseline	BL2000\jheine	12/29/2021 7:04:21 PM	Drop baseline for compound Aniline in sample Dec2809.D to y = 0, new integration is from x, y = 4.634, 0 to 4.695, 0 and new response = 810240; previous integration is from x, y = 4.634, 344 to 4.695, 0 and previous response = 809607.			✓	
CmdManuallyIntegrateQualifierPeak	BL2000\jheine	12/29/2021 7:04:26 PM	Manually integrate qualifier 66.0 of compound Aniline in sample Dec2809.D, from x, y = 4.634, 942 to 4.675, 49036, result = 245879; previous integration is from x, y = 4.634, 942 to 4.767, 1330 and previous response = 858342.			✓	
CmdManuallyIntegrateDropBaseline	BL2000\jheine	12/29/2021 7:04:28 PM	Drop baseline for qualifier 66.0 of compound Aniline in sample Dec2809.D to y = 942, new integration is from x, y = 4.634, 942 to 4.675, 942 and new response = 304211; previous integration is from x, y = 4.634, 942 to 4.675, 49036 and previous response = 245879.			✓	
CmdSetTargetCompoundAttribute	BL2000\jheine	12/29/2021 7:04:30 PM	Set UserAnnotation = NI for compound Aniline in sample Dec2809.D; previous value =			✓	
CmdManuallyIntegrateQualifierPeak	BL2000\jheine	12/29/2021 7:04:33 PM	Manually integrate qualifier 65.0 of compound Aniline in sample Dec2809.D from x, y = 4.632, 1075 to 4.675, 16327; result = 151409			✓	
CmdManuallyIntegrateDropBaseline	BL2000\jheine	12/29/2021 7:04:35 PM	Drop baseline for qualifier 65.0 of compound Aniline in sample Dec2809.D to y = 1075, new integration is from x, y = 4.632, 1075 to 4.675, 1075 and new response = 171077; previous integration is from x, y = 4.632, 1075 to 4.675, 16327 and previous response = 151409.			✓	
CmdManuallyIntegratePeak	BL2000\jheine	12/29/2021 7:04:45 PM	Manually integrate compound Phenol in sample Dec2809.D, from x, y = 4.879, 613455 to 4.879, 585778, result = 0; previous integration is from x, y = 4.675, 2100 to 4.767, 2503 and previous response = 1142214.			✓	
CmdClearManualIntegration	BL2000\jheine	12/29/2021 7:04:50 PM	Clear manual integration of target signal for compound Phenol in sample Dec2809.D			✓	

Audit Trail report

Name	User	Time	Action	Reason	Comment	Succeed	Exception
CmdManuallyIntegrateSplit	BL2000\jheine	12/29/2021 7:04:52 PM	Split peak for compound Phenol in sample Dec2809.D and keep left peak, new integration is from x, y = 4.675, 2099.62592010868 to 4.736, 2368.44379076385 and new response = 1097466, previous integration is from x, y = 4.675, 2100 to 4.767, 2503 and previous response = 1142214.			✓	
CmdSetTargetCompoundAttribute	BL2000\jheine	12/29/2021 7:04:55 PM	Set UserAnnotation = CO for compound Phenol in sample Dec2809.D; previous value =			✓	
CmdManuallyIntegrateQualifierPeak	BL2000\jheine	12/29/2021 7:04:59 PM	Manually integrate qualifier 66.0 of compound Phenol in sample Dec2809.D, from x, y = 4.675, 43358 to 4.767, 1302, result = 438360; previous integration is from x, y = 4.634, 983 to 4.767, 1302 and previous response = 858312.			✓	
CmdManuallyIntegrateDropBaseline	BL2000\jheine	12/29/2021 7:05:00 PM	Drop baseline for qualifier 66.0 of compound Phenol in sample Dec2809.D to y = 1302, new integration is from x, y = 4.675, 1302 to 4.767, 1302 and new response = 554330; previous integration is from x, y = 4.675, 43358 to 4.767, 1302 and previous response = 438360.			✓	
CmdManuallyIntegrateQualifierPeak	BL2000\jheine	12/29/2021 7:05:09 PM	Manually integrate qualifier 64.0 of compound bis(-2-Chloroethyl)Ether in sample Dec2809.D from x, y = 4.736, 14399 to 4.767, 44922; result = -27451			✓	
CmdManuallyIntegrateSnapBaseline	BL2000\jheine	12/29/2021 7:05:10 PM	Snap baseline for qualifier 64.0 of compound bis(-2-Chloroethyl)Ether in sample Dec2809.D from x = 4.736 to x = 4.767, new integration is from x, y = 4.736, 3617 to 4.767, 2654 and new response = 21328; previous integration is from x, y = 4.736, 14399 to 4.767, 44922 and previous response = -27451.			✓	
CmdManuallyIntegrateDropBaseline	BL2000\jheine	12/29/2021 7:05:11 PM	Drop baseline for qualifier 64.0 of compound bis(-2-Chloroethyl)Ether in sample Dec2809.D to y = 2654, new integration is from x, y = 4.736, 2654 to 4.767, 2654 and new response = 22214; previous integration is from x, y = 4.736, 3617 to 4.767, 2654 and previous response = 21328.			✓	

Audit Trail report

Name	User	Time	Action	Reason	Comment	Succeed	Exception
CmdManuallyIntegrateSplit	BL2000\jheine	12/29/2021 7:05:21 PM	Split peak for compound 1,3-Dichlorobenzene in sample Dec2809.D and keep left peak, new integration is from x, y = 4.910, 0 to 4.991, 0 and new response = 1034928, previous integration is from x, y = 4.910, 0 to 5.093, 0 and previous response = 2022358.			✓	
CmdSetTargetCompoundAttribute	BL2000\jheine	12/29/2021 7:05:23 PM	Set UserAnnotation = CO for compound 1,3-Dichlorobenzene in sample Dec2809.D; previous value =			✓	
CmdManuallyIntegrateSplit	BL2000\jheine	12/29/2021 7:05:26 PM	Split qualifier 148.0 of compound 1,3-Dichlorobenzene in sample Dec2809.D and keep left peak, new integration is from x, y = 4.911, 278.703233315375 to 4.991, 433.729790346864 and new response = 658479, previous integration is from x, y = 4.911, 279 to 5.083, 611 and previous response = 1277352.			✓	
CmdManuallyIntegrateSplit	BL2000\jheine	12/29/2021 7:05:30 PM	Split qualifier 111.0 of compound 1,3-Dichlorobenzene in sample Dec2809.D and keep left peak, new integration is from x, y = 4.910, 0 to 4.991, 0 and new response = 408713, previous integration is from x, y = 4.910, 0 to 5.083, 0 and previous response = 790057.			✓	
CmdManuallyIntegrateSplit	BL2000\jheine	12/29/2021 7:05:37 PM	Split peak for compound 1,4-Dichlorobenzene in sample Dec2809.D and keep right peak, new integration is from x, y = 4.991, 0 to 5.093, 0 and new response = 987430, previous integration is from x, y = 4.910, 0 to 5.093, 0 and previous response = 2022358.			✓	
CmdManuallyIntegrateSplit	BL2000\jheine	12/29/2021 7:05:41 PM	Split qualifier 148.0 of compound 1,4-Dichlorobenzene in sample Dec2809.D and keep right peak, new integration is from x, y = 4.991, 0 to 5.083, 0 and new response = 622229, previous integration is from x, y = 4.910, 0 to 5.083, 0 and previous response = 1282448.			✓	
CmdManuallyIntegrateSplit	BL2000\jheine	12/29/2021 7:05:44 PM	Split qualifier 111.0 of compound 1,4-Dichlorobenzene in sample Dec2809.D and keep right peak, new integration is from x, y = 4.991, 0 to 5.083, 0 and new response = 381344, previous integration is from x, y = 4.910, 0 to 5.083, 0 and previous response = 790057.			✓	

Audit Trail report

Name	User	Time	Action	Reason	Comment	Succeed	Exception
CmdManuallyIntegratePeak	BL2000\jheine	12/29/2021 7:05:53 PM	Manually integrate compound 1,2-Dichlorobenzene in sample Dec2809.D, from x, y = 5.144, 24829 to 5.226, 134611, result = 626019; previous integration is from x, y = 4.910, 105 to 5.093, 233 and previous response = 2019576.			✓	
CmdManuallyIntegrateSnapBaseline	BL2000\jheine	12/29/2021 7:05:55 PM	Snap baseline for compound 1,2-Dichlorobenzene in sample Dec2809.D, from x = 5.144 to x = 5.226, new integration is from x, y = 5.144, 1614 to 5.226, 3478 and new response = 1004325; previous integration is from x, y = 5.144, 24829 to 5.226, 134611 and previous response = 626019.			✓	
CmdManuallyIntegrateDropBaseline	BL2000\jheine	12/29/2021 7:05:55 PM	Drop baseline for compound 1,2-Dichlorobenzene in sample Dec2809.D to y = 1614, new integration is from x, y = 5.144, 1614 to 5.226, 1614 and new response = 1008894; previous integration is from x, y = 5.144, 1614 to 5.226, 3478 and previous response = 1004325.			✓	
CmdManuallyIntegrateApplyTargetRtToQualifier	BL2000\jheine	12/29/2021 7:05:59 PM	Apply target integration range 5.144-5.226 to qualifier 148.0 for compound 1,2-Dichlorobenzene in sample Dec2809.D, new integration is from x, y = 5.144, 1064 to 5.226, 2457 and new response = 639368; previously no peak.			✓	
CmdManuallyIntegrateApplyTargetRtToQualifier	BL2000\jheine	12/29/2021 7:06:04 PM	Apply target integration range 5.144-5.226 to qualifier 111.0 for compound 1,2-Dichlorobenzene in sample Dec2809.D, new integration is from x, y = 5.144, 465 to 5.226, 2133 and new response = 418178; previously no peak.			✓	
CmdManuallyIntegratePeak	BL2000\jheine	12/29/2021 7:06:20 PM	Manually integrate compound 4Methylphenol/3Methylphenol in sample Dec2809.D, from x, y = 5.492, 20776 to 5.594, 103973, result = 646286; previous integration is from x, y = 5.318, 2326 to 5.410, 2284 and previous response = 749335.			✓	
CmdManuallyIntegrateSnapBaseline	BL2000\jheine	12/29/2021 7:06:22 PM	Snap baseline for compound 4Methylphenol/3Methylphenol in sample Dec2809.D, from x = 5.492 to x = 5.594, new integration is from x, y = 5.492, 3167 to 5.594, 8336 and new response = 993270; previous integration is from x, y = 5.492, 20776 to 5.594, 103973 and previous response = 646286.			✓	

Audit Trail report

Name	User	Time	Action	Reason	Comment	Succeed	Exception
CmdManuallyIntegrateDropBaseline	BL2000\jheine	12/29/2021 7:06:23 PM	Drop baseline for compound 4Methylphenol/3Methylphenol in sample Dec2809.D to y = 3167, new integration is from x, y = 5.492, 3167 to 5.594, 3167 and new response = 1009108; previous integration is from x, y = 5.492, 3167 to 5.594, 8336 and previous response = 993270.			✓	
CmdManuallyIntegrateQualifierPeak	BL2000\jheine	12/29/2021 7:06:33 PM	Manually integrate qualifier 108.0 of compound 4Methylphenol/3Methylphenol in sample Dec2809.D from x, y = 5.492, 36696 to 5.584, 109397; result = 447249			✓	
CmdManuallyIntegrateSnapBaseline	BL2000\jheine	12/29/2021 7:06:37 PM	Snap baseline for qualifier 108.0 of compound 4Methylphenol/3Methylphenol in sample Dec2809.D from x = 5.492 to x = 5.584, new integration is from x, y = 5.492, 2930 to 5.584, 9613 and new response = 815515; previous integration is from x, y = 5.492, 36696 to 5.584, 109397 and previous response = 447249.			✓	
CmdManuallyIntegrateDropBaseline	BL2000\jheine	12/29/2021 7:06:38 PM	Drop baseline for qualifier 108.0 of compound 4Methylphenol/3Methylphenol in sample Dec2809.D to y = 2930, new integration is from x, y = 5.492, 2930 to 5.584, 2930 and new response = 833943; previous integration is from x, y = 5.492, 2930 to 5.584, 9613 and previous response = 815515.			✓	
CmdManuallyIntegrateSplit	BL2000\jheine	12/29/2021 7:07:08 PM	Split qualifier 51.0 of compound Nitrobenzene in sample Dec2809.D and keep right peak, new integration is from x, y = 5.614, 4611.69619462119 to 5.747, 4226.69750498953 and new response = 474276, previous integration is from x, y = 5.481, 4999 to 5.747, 4227 and previous response = 709725.			✓	
CmdManuallyIntegrateSplit	BL2000\jheine	12/29/2021 7:08:40 PM	Split qualifier 129.0 of compound Naphthalene in sample Dec2809.D and keep left peak, new integration is from x, y = 6.428, 585.434850900365 to 6.485, 660.723408117754 and new response = 241889, previous integration is from x, y = 6.428, 585 to 6.537, 728 and previous response = 285200.			✓	

Audit Trail report

Name	User	Time	Action	Reason	Comment	Succeed	Exception
CmdManuallyIntegrateSplit	BL2000\jheine	12/29/2021 7:08:45 PM	Split qualifier 102.0 of compound Naphthalene in sample Dec2809.D and keep left peak, new integration is from x, y = 6.444, 0 to 6.496, 0 and new response = 205237, previous integration is from x, y = 6.444, 0 to 6.537, 0 and previous response = 232378.			✓	
CmdManuallyIntegrateSplit	BL2000\jheine	12/29/2021 7:08:52 PM	Split peak for compound 4-Chlorophenol in sample Dec2809.D and keep left peak, new integration is from x, y = 6.485, 469.482939387515 to 6.547, 517.04937202198 and new response = 200133, previous integration is from x, y = 6.485, 469 to 6.609, 565 and previous response = 223564.			✓	
CmdManuallyIntegrateSplit	BL2000\jheine	12/29/2021 7:08:58 PM	Split qualifier 128.0 of compound 4-Chlorophenol in sample Dec2809.D and keep left peak, new integration is from x, y = 6.496, 1291.9117975531 to 6.547, 1460.47034260756 and new response = 634199, previous integration is from x, y = 6.496, 1292 to 6.640, 1764 and previous response = 737253.			✓	
CmdManuallyIntegrateSplit	BL2000\jheine	12/29/2021 7:09:11 PM	Split peak for compound 4-Chloro-2-Methylphenol in sample Dec2809.D and keep left peak, new integration is from x, y = 7.019, 839.706790607182 to 7.163, 1584.4284466246 and new response = 503568, previous integration is from x, y = 7.019, 840 to 7.256, 2061 and previous response = 1030510.			✓	
CmdSetTargetCompoundAttribute	BL2000\jheine	12/29/2021 7:09:13 PM	Set UserAnnotation = CO for compound 4-Chloro-2-Methylphenol in sample Dec2809.D; previous value =			✓	
CmdManuallyIntegrateSplit	BL2000\jheine	12/29/2021 7:09:16 PM	Split qualifier 144.0 of compound 4-Chloro-2-Methylphenol in sample Dec2809.D and keep left peak, new integration is from x, y = 7.030, 141.734515677993 to 7.132, 219.949770794987 and new response = 132082, previous integration is from x, y = 7.030, 142 to 7.256, 314 and previous response = 277695.			✓	
CmdManuallyIntegrateSplit	BL2000\jheine	12/29/2021 7:09:21 PM	Split peak for compound 4-Chloro-3-Methylphenol in sample Dec2809.D and keep right peak, new integration is from x, y = 7.163, 976.071729951906 to 7.256, 1137.23415062123 and new response = 531201, previous integration is from x, y = 7.009, 707 to 7.256, 1137 and previous response = 1037952.			✓	

Audit Trail report

Name	User	Time	Action	Reason	Comment	Succeed	Exception
CmdSetTargetCompoundAttribute	BL2000\jheine	12/29/2021 7:09:25 PM	Set UserAnnotation = CO for compound 4-Chloro-3-Methylphenol in sample Dec2809.D; previous value =			✓	
CmdManuallyIntegrateSplit	BL2000\jheine	12/29/2021 7:09:27 PM	Split qualifier 144.0 of compound 4-Chloro-3-Methylphenol in sample Dec2809.D and keep right peak, new integration is from x, y = 7.132, 281.611929328229 to 7.256, 423.574475961473 and new response = 144978, previous integration is from x, y = 7.030, 163 to 7.256, 424 and previous response = 276804.			✓	
CmdManuallyIntegratePeak	BL2000\jheine	12/29/2021 7:09:37 PM	Manually integrate compound 1-Methylnaphthalene in sample Dec2809.D, from x, y = 7.369, 56798 to 7.451, 125052, result = 782420; previous integration is from x, y = 7.248, 859 to 7.358, 941 and previous response = 1287274.			✓	
CmdManuallyIntegrateSnapBaseline	BL2000\jheine	12/29/2021 7:09:38 PM	Snap baseline for compound 1-Methylnaphthalene in sample Dec2809.D, from x = 7.369 to x = 7.451, new integration is from x, y = 7.369, 4214 to 7.451, 7713 and new response = 1201279; previous integration is from x, y = 7.369, 56798 to 7.451, 125052 and previous response = 782420.			✓	
CmdManuallyIntegrateDropBaseline	BL2000\jheine	12/29/2021 7:09:39 PM	Drop baseline for compound 1-Methylnaphthalene in sample Dec2809.D to y = 4214, new integration is from x, y = 7.369, 4214 to 7.451, 4214 and new response = 1209904; previous integration is from x, y = 7.369, 4214 to 7.451, 7713 and previous response = 1201279.			✓	
CmdManuallyIntegrateQualifierPeak	BL2000\jheine	12/29/2021 7:09:42 PM	Manually integrate qualifier 142.0 of compound 1-Methylnaphthalene in sample Dec2809.D from x, y = 7.369, 39630 to 7.441, 103993; result = 1060634			✓	
CmdManuallyIntegrateSnapBaseline	BL2000\jheine	12/29/2021 7:09:43 PM	Snap baseline for qualifier 142.0 of compound 1-Methylnaphthalene in sample Dec2809.D from x = 7.369 to x = 7.441, new integration is from x, y = 7.369, 5473 to 7.441, 10823 and new response = 1335215; previous integration is from x, y = 7.369, 39630 to 7.441, 103993 and previous response = 1060634.			✓	

Audit Trail report

Name	User	Time	Action	Reason	Comment	Succeed	Exception
CmdManuallyIntegrateDropBaseline	BL2000\jheine	12/29/2021 7:09:44 PM	Drop baseline for qualifier 142.0 of compound 1-Methylnaphthalene in sample Dec2809.D to y = 5473, new integration is from x, y = 7.369, 5473 to 7.441, 5473 and new response = 1346752; previous integration is from x, y = 7.369, 5473 to 7.441, 10823 and previous response = 1335215.			✓	
CmdManuallyIntegrateQualifierPeak	BL2000\jheine	12/29/2021 7:09:46 PM	Manually integrate qualifier 115.0 of compound 1-Methylnaphthalene in sample Dec2809.D from x, y = 7.369, 24220 to 7.441, 36789; result = 385214			✓	
CmdManuallyIntegrateSnapBaseline	BL2000\jheine	12/29/2021 7:09:47 PM	Snap baseline for qualifier 115.0 of compound 1-Methylnaphthalene in sample Dec2809.D from x = 7.369 to x = 7.441, new integration is from x, y = 7.369, 2624 to 7.441, 4746 and new response = 500886; previous integration is from x, y = 7.369, 24220 to 7.441, 36789 and previous response = 385214.			✓	
CmdManuallyIntegrateDropBaseline	BL2000\jheine	12/29/2021 7:09:48 PM	Drop baseline for qualifier 115.0 of compound 1-Methylnaphthalene in sample Dec2809.D to y = 2624, new integration is from x, y = 7.369, 2624 to 7.441, 2624 and new response = 505462; previous integration is from x, y = 7.369, 2624 to 7.441, 4746 and previous response = 500886.			✓	
CmdManuallyIntegrateSplit	BL2000\jheine	12/29/2021 7:10:09 PM	Split qualifier 77.0 of compound Dimethyl Phthalate in sample Dec2809.D and keep left peak, new integration is from x, y = 8.250, 1765.29379672484 to 8.313, 1818.26661192796 and new response = 287831, previous integration is from x, y = 8.250, 1765 to 8.405, 1896 and previous response = 374356.			✓	
CmdManuallyIntegrateApplyTargetRtToQualifier	BL2000\jheine	12/29/2021 7:10:53 PM	Apply target integration range 8.630-8.783 to qualifier 154.0 for compound 2,4-Dinitrophenol in sample Dec2809.D, new integration is from x, y = 8.630, 3530 to 8.783, 1600 and new response = 43471; previous integration is from x, y = 8.528, 708 to 8.630, 702 and previous response = 1288626.			✓	
CmdManuallyIntegrateQualifierPeak	BL2000\jheine	12/29/2021 7:11:14 PM	Manually integrate qualifier 154.0 of compound 2,4-Dinitrophenol in sample Dec2809.D, from x, y = 8.630, 9112 to 8.701, 15186, result = 4845; previous integration is from x, y = 8.630, 3530 to 8.783, 1600 and previous response = 43471.			✓	

Audit Trail report

Name	User	Time	Action	Reason	Comment	Succeed	Exception
CmdManuallyIntegrateSnapBaseline	BL2000\jheine	12/29/2021 7:11:15 PM	Snap baseline for qualifier 154.0 of compound 2,4-Dinitrophenol in sample Dec2809.D from x = 8.630 to x = 8.701, new integration is from x, y = 8.630, 3530 to 8.701, 2574 and new response = 43925; previous integration is from x, y = 8.630, 9112 to 8.701, 15186 and previous response = 4845.			✓	
CmdManuallyIntegrateDropBaseline	BL2000\jheine	12/29/2021 7:11:16 PM	Drop baseline for qualifier 154.0 of compound 2,4-Dinitrophenol in sample Dec2809.D to y = 2574, new integration is from x, y = 8.630, 2574 to 8.701, 2574 and new response = 45979; previous integration is from x, y = 8.630, 3530 to 8.701, 2574 and previous response = 43925.			✓	
CmdManuallyIntegrateSplit	BL2000\jheine	12/29/2021 7:11:25 PM	Split qualifier 139.0 of compound Dibenzofuran in sample Dec2809.D and keep left peak, new integration is from x, y = 8.732, 139.866739830839 to 8.794, 260.223732393546 and new response = 785221, previous integration is from x, y = 8.732, 140 to 8.845, 361 and previous response = 939353.			✓	
CmdManuallyIntegrateSplit	BL2000\jheine	12/29/2021 7:11:39 PM	Split qualifier 139.0 of compound 4-Nitrophenol in sample Dec2809.D and keep right peak, new integration is from x, y = 8.794, 274.75969917348 to 8.845, 372.39789141351 and new response = 154092, previous integration is from x, y = 8.732, 158 to 8.845, 372 and previous response = 939253.			✓	
CmdManuallyIntegrateSplit	BL2000\jheine	12/29/2021 7:11:47 PM	Split qualifier 63.0 of compound 2,4-Dinitrotoluene in sample Dec2809.D and keep right peak, new integration is from x, y = 8.794, 1959.78159475638 to 8.875, 1812.65836551932 and new response = 181441, previous integration is from x, y = 8.744, 2049 to 8.875, 1813 and previous response = 324321.			✓	
CmdManuallyIntegrateSplit	BL2000\jheine	12/29/2021 7:12:39 PM	Split peak for compound Phenanthrene in sample Dec2809.D and keep left peak, new integration is from x, y = 10.272, 0 to 10.374, 0 and new response = 2061064, previous integration is from x, y = 10.272, 0 to 10.505, 0 and previous response = 4012944.			✓	
CmdSetTargetCompoundAttribute	BL2000\jheine	12/29/2021 7:12:40 PM	Set UserAnnotation = CO for compound Phenanthrene in sample Dec2809.D; previous value =			✓	

Audit Trail report

Name	User	Time	Action	Reason	Comment	Succeed	Exception
CmdManuallyIntegrateSplit	BL2000\jheine	12/29/2021 7:12:48 PM	Split peak for compound Anthracene in sample Dec2809.D and keep right peak, new integration is from x, y = 10.374, 0 to 10.505, 0 and new response = 1951879, previous integration is from x, y = 10.272, 0 to 10.505, 0 and previous response = 4012944.			✓	
CmdZeroOutPeak	BL2000\jheine	12/29/2021 7:15:09 PM	Zero out primary peak of compound 2,6-Dinitrotoluene in sample Dec2810.D			✓	
CmdZeroOutPeak	BL2000\jheine	12/29/2021 7:15:11 PM	Zero out primary peak of compound Dimethyl Phthalate in sample Dec2810.D			✓	
CmdZeroOutPeak	BL2000\jheine	12/29/2021 7:15:13 PM	Zero out primary peak of compound bis(-2-Chloroethyl)Ether in sample Dec2810.D			✓	
CmdZeroOutPeak	BL2000\jheine	12/29/2021 7:15:15 PM	Zero out primary peak of compound 4-Chlorophenol in sample Dec2810.D			✓	
CmdZeroOutPeak	BL2000\jheine	12/29/2021 7:15:18 PM	Zero out primary peak of compound Phenol in sample Dec2810.D			✓	
CmdZeroOutPeak	BL2000\jheine	12/29/2021 7:15:20 PM	Zero out primary peak of compound bis(-2-Chloroethoxy)Methane in sample Dec2810.D			✓	
CmdZeroOutPeak	BL2000\jheine	12/29/2021 7:15:22 PM	Zero out primary peak of compound Naphthalene in sample Dec2810.D			✓	

Audit Trail report

Name	User	Time	Action	Reason	Comment	Succeed	Exception
CmdCalibrate	BL2000\jheine	12/29/2021 7:15:51 PM	Replace level ICV with QC sample Dec2809.D for compounds {Terphenyl-d14, 2,4,6-Tribromophenol, 2-Fluorobiphenyl, Nitrobenzene-d5, Phenol-d5, 2-Fluorophenol, Benzo(g,h,i)perylene, Dibenzo(a,h)anthracene, Indeno(1,2,3-c,d)pyrene, Benzo(a)pyrene, Benzo(k)fluoranthene, Benzo(b)fluoranthene, Di-n-octyl Phthalate, bis(2-ethylhexyl)Phthalate, 3,3-Dichlorobenzidine, Chrysene, Benzo(a)Anthracene, Butylbenzylphthalate, Pyrene, Benzidine, Fluoranthene, Di-n-Butylphthalate, Triallate, Anthracene, Phenanthrene, Pentachlorophenol, Hexachlorobenzene, 4-Bromophenylphenylether, Azobenzene, N-nitrosodiphenylamine, 4,6-Dinitro-2-methylphenol, 4-Nitroaniline, Diethylphthalate, 4-Chlorophenylphenylether, Fluorene, 2,4-Dinitrotoluene, 4-Nitrophenol, Dibenzofuran, 2,4-Dinitrophenol, 3-Nitroaniline, Acenaphthene, 2,6-Dinitrotoluene, Acenaphthylene, Dimethyl Phthalate, 2-Nitroaniline, 2-Chloronaphthalene, 2,4,5-Trichlorophenol, 2,4,6-Trichlorophenol, Hexachlorocyclopentadiene, 4-Chloro-2-Methylphenol, 1-Methylnaphthalene, 2-Methylnaphthalene, 4-Chloro-3-Methylphenol, Hexachlorobutadiene, p-Chloroaniline, 4-Chlorophenol, Naphthalene, 1,2,4-Trichlorobenzene, 2,4-Dichlorophenol, bis(-2-Chloroethoxy)Methane, 2,4-Dimethylphenol, 2-Nitrophenol, Isophorone, Nitrobenzene, N-nitroso-Di-n-propylamine, Hexachloroethane, 4Methylphenol/3Methylphenol, 2-Methylphenol, bis(2-chloroisopropyl)Ether, Benzyl Alcohol, 1,2-Dichlorobenzene, 1,4-Dichlorobenzene, 1,3-Dichlorobenzene, 2-Chlorophenol, bis(-2-Chloroethyl)Ether, Phenol, Aniline, Pyridine, Carbazole, Benzoic Acid, o-Terphenyl, N-Nitrosodimethylamine}; Replace level 1 with Calibration sample Dec2808.D for compounds {Terphenyl-d14, 2,4,6-Tribromophenol, 2-Fluorobiphenyl, Nitrobenzene-d5, Phenol-d5, 2-Fluorophenol, Benzo(g,h,i)perylene, Dibenzo(a,h)anthracene, Indeno(1,2,3-c,d)pyrene,			✓	

Audit Trail report

Name	User	Time	Action	Reason	Comment	Succeed	Exception
			Benzo(a)pyrene, Benzo(k)fluoranthene, Benzo(b)fluoranthene, Di-n-octyl Phthalate, bis(2-ethylhexyl)Phthalate, 3,3-Dichlorobenzidine, Chrysene, Benzo(a)Anthracene, Butylbenzylphthalate, Pyrene, Benzidine, Fluoranthene, Di-n- Butylphthalate, Triallate, Anthracene, Phenanthrene, Pentachlorophenol, Hexachlorobenzene, 4-Bromophenyl- phenylether, Azobenzene, N- nitrosodiphenylamine, 4,6-Dinitro-2- methylphenol, 4-Nitroaniline, Diethylphthalate, 4-Chlorophenyl- phenylether, Fluorene, 2,4- Dinitrotoluene, 4-Nitrophenol, Dibenzofuran, 2,4-Dinitrophenol, 3- Nitroaniline, Acenaphthene, 2,6- Dinitrotoluene, Acenaphthylene, Dimethyl Phthalate, 2-Nitroaniline, 2- Chloronaphthalene, 2,4,5- Trichlorophenol, 2,4,6-Trichlorophenol, Hexachlorocyclopentadiene, 4-Chloro- 2-Methylphenol, 1-Methylnaphthalene, 2-Methylnaphthalene, 4-Chloro-3- Methylphenol, Hexachlorobutadiene, p- Chloroaniline, 4-Chlorophenol, Naphthalene, 1,2,4-Trichlorobenzene, 2,4-Dichlorophenol, bis(-2- Chloroethoxy)Methane, 2,4- Dimethylphenol, 2-Nitrophenol, Isophorone, Nitrobenzene, N-nitroso- Di-n-propylamine, Hexachloroethane, 4Methylphenol/3Methylphenol, 2- Methylphenol, bis(2- chloroisopropyl)Ether, Benzyl Alcohol, 1,2-Dichlorobenzene, 1,4- Dichlorobenzene, 1,3-Dichlorobenzene, 2-Chlorophenol, bis(-2- Chloroethyl)Ether, Phenol, Aniline, Pyridine, Carbazole, Benzoic Acid, o- Terphenyl, N-Nitrosodimethylamine}; Replace level 2 with Calibration sample Dec2807.D for compounds {Terphenyl- d14, 2,4,6-Tribromophenol, 2- Fluorobiphenyl, Nitrobenzene-d5, Phenol-d5, 2-Fluorophenol, Benzo(g,h,i)perylene, Dibenzo(a,h)anthracene, Indeno(1,2,3-c,d)pyrene, Benzo(a)pyrene, Benzo(k)fluoranthene, Benzo(b)fluoranthene, Di-n-octyl Phthalate, bis(2-ethylhexyl)Phthalate, 3,3-Dichlorobenzidine, Chrysene, Benzo(a)Anthracene, Butylbenzylphthalate, Pyrene, Benzidine, Fluoranthene, Di-n-				

Audit Trail report

Name	User	Time	Action	Reason	Comment	Succeed	Exception
			Butylphthalate, Triallate, Anthracene, Phenanthrene, Pentachlorophenol, Hexachlorobenzene, 4-Bromophenylphenylether, Azobenzene, N-nitrosodiphenylamine, 4,6-Dinitro-2-methylphenol, 4-Nitroaniline, Diethylphthalate, 4-Chlorophenylphenylether, Fluorene, 2,4-Dinitrotoluene, 4-Nitrophenol, Dibenzofuran, 2,4-Dinitrophenol, 3-Nitroaniline, Acenaphthene, 2,6-Dinitrotoluene, Acenaphthylene, Dimethyl Phthalate, 2-Nitroaniline, 2-Chloronaphthalene, 2,4,5-Trichlorophenol, 2,4,6-Trichlorophenol, Hexachlorocyclopentadiene, 4-Chloro-2-Methylphenol, 1-Methylnaphthalene, 2-Methylnaphthalene, 4-Chloro-3-Methylphenol, Hexachlorobutadiene, p-Chloroaniline, 4-Chlorophenol, Naphthalene, 1,2,4-Trichlorobenzene, 2,4-Dichlorophenol, bis(-2-Chloroethoxy)Methane, 2,4-Dimethylphenol, 2-Nitrophenol, Isophorone, Nitrobenzene, N-nitroso-Di-n-propylamine, Hexachloroethane, 4Methylphenol/3Methylphenol, 2-Methylphenol, bis(2-chloroisopropyl)Ether, Benzyl Alcohol, 1,2-Dichlorobenzene, 1,4-Dichlorobenzene, 1,3-Dichlorobenzene, 2-Chlorophenol, bis(-2-Chloroethyl)Ether, Phenol, Aniline, Pyridine, Carbazole, Benzoic Acid, o-Terphenyl, N-Nitrosodimethylamine}; Replace level 3 with Calibration sample Dec2806.D for compounds {Terphenyl-d14, 2,4,6-Tribromophenol, 2-Fluorobiphenyl, Nitrobenzene-d5, Phenol-d5, 2-Fluorophenol, Benzo(g,h,i)perylene, Dibenzo(a,h)anthracene, Indeno(1,2,3-c,d)pyrene, Benzo(a)pyrene, Benzo(k)fluoranthene, Benzo(b)fluoranthene, Di-n-octyl Phthalate, bis(2-ethylhexyl)Phthalate, 3,3-Dichlorobenzidine, Chrysene, Benzo(a)Anthracene, Butylbenzylphthalate, Pyrene, Benzidine, Fluoranthene, Di-n-Butylphthalate, Triallate, Anthracene, Phenanthrene, Pentachlorophenol, Hexachlorobenzene, 4-Bromophenylphenylether, Azobenzene, N-nitrosodiphenylamine, 4,6-Dinitro-2-methylphenol, 4-Nitroaniline, Diethylphthalate, 4-Chlorophenylphenylether, Fluorene, 2,4-				

Audit Trail report

Name	User	Time	Action	Reason	Comment	Succeed	Exception
			Dinitrotoluene, 4-Nitrophenol, Dibenzofuran, 2,4-Dinitrophenol, 3-Nitroaniline, Acenaphthene, 2,6-Dinitrotoluene, Acenaphthylene, Dimethyl Phthalate, 2-Nitroaniline, 2-Chloronaphthalene, 2,4,5-Trichlorophenol, 2,4,6-Trichlorophenol, Hexachlorocyclopentadiene, 4-Chloro-2-Methylphenol, 1-Methylnaphthalene, 2-Methylnaphthalene, 4-Chloro-3-Methylphenol, Hexachlorobutadiene, p-Chloroaniline, 4-Chlorophenol, Naphthalene, 1,2,4-Trichlorobenzene, 2,4-Dichlorophenol, bis(-2-Chloroethoxy)Methane, 2,4-Dimethylphenol, 2-Nitrophenol, Isophorone, Nitrobenzene, N-nitroso-Di-n-propylamine, Hexachloroethane, 4Methylphenol/3Methylphenol, 2-Methylphenol, bis(2-chloroisopropyl)Ether, Benzyl Alcohol, 1,2-Dichlorobenzene, 1,4-Dichlorobenzene, 1,3-Dichlorobenzene, 2-Chlorophenol, bis(-2-Chloroethyl)Ether, Phenol, Aniline, Pyridine, Carbazole, Benzoic Acid, o-Terphenyl, N-Nitrosodimethylamine}; Replace level 4 with Calibration sample Dec2805.D for compounds {Terphenyl-d14, 2,4,6-Tribromophenol, 2-Fluorobiphenyl, Nitrobenzene-d5, Phenol-d5, 2-Fluorophenol, Benzo(g,h,i)perylene, Dibenzo(a,h)anthracene, Indeno(1,2,3-c,d)pyrene, Benzo(a)pyrene, Benzo(k)fluoranthene, Benzo(b)fluoranthene, Di-n-octyl Phthalate, bis(2-ethylhexyl)Phthalate, 3,3-Dichlorobenzidine, Chrysene, Benzo(a)Anthracene, Butylbenzylphthalate, Pyrene, Benzidine, Fluoranthene, Di-n-Butylphthalate, Triallate, Anthracene, Phenanthrene, Pentachlorophenol, Hexachlorobenzene, 4-Bromophenylphenylether, Azobenzene, N-nitrosodiphenylamine, 4,6-Dinitro-2-methylphenol, 4-Nitroaniline, Diethylphthalate, 4-Chlorophenylphenylether, Fluorene, 2,4-Dinitrotoluene, 4-Nitrophenol, Dibenzofuran, 2,4-Dinitrophenol, 3-Nitroaniline, Acenaphthene, 2,6-Dinitrotoluene, Acenaphthylene, Dimethyl Phthalate, 2-Nitroaniline, 2-Chloronaphthalene, 2,4,5-Trichlorophenol, 2,4,6-Trichlorophenol, Hexachlorocyclopentadiene, 4-Chloro-				

Audit Trail report

Name	User	Time	Action	Reason	Comment	Succeed	Exception
			2-Methylphenol, 1-Methylnaphthalene, 2-Methylnaphthalene, 4-Chloro-3-Methylphenol, Hexachlorobutadiene, p-Chloroaniline, 4-Chlorophenol, Naphthalene, 1,2,4-Trichlorobenzene, 2,4-Dichlorophenol, bis(-2-Chloroethoxy)Methane, 2,4-Dimethylphenol, 2-Nitrophenol, Isophorone, Nitrobenzene, N-nitroso-Di-n-propylamine, Hexachloroethane, 4Methylphenol/3Methylphenol, 2-Methylphenol, bis(2-chloroisopropyl)Ether, Benzyl Alcohol, 1,2-Dichlorobenzene, 1,4-Dichlorobenzene, 1,3-Dichlorobenzene, 2-Chlorophenol, bis(-2-Chloroethyl)Ether, Phenol, Aniline, Pyridine, Carbazole, Benzoic Acid, o-Terphenyl, N-Nitrosodimethylamine}; Replace level 5 with Calibration sample Dec2804.D for compounds {Terphenyl-d14, 2,4,6-Tribromophenol, 2-Fluorobiphenyl, Nitrobenzene-d5, Phenol-d5, 2-Fluorophenol, Benzo(g,h,i)perylene, Dibenzo(a,h)anthracene, Indeno(1,2,3-c,d)pyrene, Benzo(a)pyrene, Benzo(k)fluoranthene, Benzo(b)fluoranthene, Di-n-octyl Phthalate, bis(2-ethylhexyl)Phthalate, 3,3-Dichlorobenzidine, Chrysene, Benzo(a)Anthracene, Butylbenzylphthalate, Pyrene, Benzidine, Fluoranthene, Di-n-Butylphthalate, Triallate, Anthracene, Phenanthrene, Pentachlorophenol, Hexachlorobenzene, 4-Bromophenylphenylether, Azobenzene, N-nitrosodiphenylamine, 4,6-Dinitro-2-methylphenol, 4-Nitroaniline, Diethylphthalate, 4-Chlorophenylphenylether, Fluorene, 2,4-Dinitrotoluene, 4-Nitrophenol, Dibenzofuran, 2,4-Dinitrophenol, 3-Nitroaniline, Acenaphthene, 2,6-Dinitrotoluene, Acenaphthylene, Dimethyl Phthalate, 2-Nitroaniline, 2-Chloronaphthalene, 2,4,5-Trichlorophenol, 2,4,6-Trichlorophenol, Hexachlorocyclopentadiene, 4-Chloro-2-Methylphenol, 1-Methylnaphthalene, 2-Methylnaphthalene, 4-Chloro-3-Methylphenol, Hexachlorobutadiene, p-Chloroaniline, 4-Chlorophenol, Naphthalene, 1,2,4-Trichlorobenzene, 2,4-Dichlorophenol, bis(-2-Chloroethoxy)Methane, 2,4-Dimethylphenol, 2-Nitrophenol,				

Audit Trail report

Name	User	Time	Action	Reason	Comment	Succeed	Exception
			Isophorone, Nitrobenzene, N-nitroso-Di-n-propylamine, Hexachloroethane, 4Methylphenol/3Methylphenol, 2-Methylphenol, bis(2-chloroisopropyl)Ether, Benzyl Alcohol, 1,2-Dichlorobenzene, 1,4-Dichlorobenzene, 1,3-Dichlorobenzene, 2-Chlorophenol, bis(-2-Chloroethyl)Ether, Phenol, Aniline, Pyridine, Carbazole, Benzoic Acid, o-Terphenyl, N-Nitrosodimethylamine}; Replace level 6 with Calibration sample Dec2803.D for compounds {Terphenyl-d14, 2,4,6-Tribromophenol, 2-Fluorobiphenyl, Nitrobenzene-d5, Phenol-d5, 2-Fluorophenol, Benzo(g,h,i)perylene, Dibenzo(a,h)anthracene, Indeno(1,2,3-c,d)pyrene, Benzo(a)pyrene, Benzo(k)fluoranthene, Benzo(b)fluoranthene, Di-n-octyl Phthalate, bis(2-ethylhexyl)Phthalate, 3,3-Dichlorobenzidine, Chrysene, Benzo(a)Anthracene, Butylbenzylphthalate, Pyrene, Benzidine, Fluoranthene, Di-n-Butylphthalate, Triallate, Anthracene, Phenanthrene, Pentachlorophenol, Hexachlorobenzene, 4-Bromophenylphenylether, Azobenzene, N-nitrosodiphenylamine, 4,6-Dinitro-2-methylphenol, 4-Nitroaniline, Diethylphthalate, 4-Chlorophenylphenylether, Fluorene, 2,4-Dinitrotoluene, 4-Nitrophenol, Dibenzofuran, 2,4-Dinitrophenol, 3-Nitroaniline, Acenaphthene, 2,6-Dinitrotoluene, Acenaphthylene, Dimethyl Phthalate, 2-Nitroaniline, 2-Chloronaphthalene, 2,4,5-Trichlorophenol, 2,4,6-Trichlorophenol, Hexachlorocyclopentadiene, 4-Chloro-2-Methylphenol, 1-Methylnaphthalene, 2-Methylnaphthalene, 4-Chloro-3-Methylphenol, Hexachlorobutadiene, p-Chloroaniline, 4-Chlorophenol, Naphthalene, 1,2,4-Trichlorobenzene, 2,4-Dichlorophenol, bis(-2-Chloroethoxy)Methane, 2,4-Dimethylphenol, 2-Nitrophenol, Isophorone, Nitrobenzene, N-nitroso-Di-n-propylamine, Hexachloroethane, 4Methylphenol/3Methylphenol, 2-Methylphenol, bis(2-chloroisopropyl)Ether, Benzyl Alcohol, 1,2-Dichlorobenzene, 1,4-Dichlorobenzene, 1,3-Dichlorobenzene, 2-Chlorophenol, bis(-2-				

Audit Trail report

Name	User	Time	Action	Reason	Comment	Succeed	Exception
			Chloroethyl)Ether, Phenol, Aniline, Pyridine, Carbazole, Benzoic Acid, o-Terphenyl, N-Nitrosodimethylamine}; Replace level 7 with Calibration sample Dec2802.D for compounds {Terphenyl-d14, 2,4,6-Tribromophenol, 2-Fluorobiphenyl, Nitrobenzene-d5, Phenol-d5, 2-Fluorophenol, Benzo(g,h,i)perylene, Dibenzo(a,h)anthracene, Indeno(1,2,3-c,d)pyrene, Benzo(a)pyrene, Benzo(k)fluoranthene, Benzo(b)fluoranthene, Di-n-octyl Phthalate, bis(2-ethylhexyl)Phthalate, 3,3-Dichlorobenzidine, Chrysene, Benzo(a)Anthracene, Butylbenzylphthalate, Pyrene, Benzidine, Fluoranthene, Di-n-Butylphthalate, Triallate, Anthracene, Phenanthrene, Pentachlorophenol, Hexachlorobenzene, 4-Bromophenylphenylether, Azobenzene, N-nitrosodiphenylamine, 4,6-Dinitro-2-methylphenol, 4-Nitroaniline, Diethylphthalate, 4-Chlorophenylphenylether, Fluorene, 2,4-Dinitrotoluene, 4-Nitrophenol, Dibenzofuran, 2,4-Dinitrophenol, 3-Nitroaniline, Acenaphthene, 2,6-Dinitrotoluene, Acenaphthylene, Dimethyl Phthalate, 2-Nitroaniline, 2-Chloronaphthalene, 2,4,5-Trichlorophenol, 2,4,6-Trichlorophenol, Hexachlorocyclopentadiene, 4-Chloro-2-Methylphenol, 1-Methylnaphthalene, 2-Methylnaphthalene, 4-Chloro-3-Methylphenol, Hexachlorobutadiene, p-Chloroaniline, 4-Chlorophenol, Naphthalene, 1,2,4-Trichlorobenzene, 2,4-Dichlorophenol, bis(-2-Chloroethoxy)Methane, 2,4-Dimethylphenol, 2-Nitrophenol, Isophorone, Nitrobenzene, N-nitroso-Di-n-propylamine, Hexachloroethane, 4Methylphenol/3Methylphenol, 2-Methylphenol, bis(2-chloroisopropyl)Ether, Benzyl Alcohol, 1,2-Dichlorobenzene, 1,4-Dichlorobenzene, 1,3-Dichlorobenzene, 2-Chlorophenol, bis(-2-Chloroethyl)Ether, Phenol, Aniline, Pyridine, Carbazole, Benzoic Acid, o-Terphenyl, N-Nitrosodimethylamine};				
CmdQuantitate	BL2000\jheine	12/29/2021 7:16:13 PM	Quantitate all compounds in all samples			✓	

Audit Trail report

Name	User	Time	Action	Reason	Comment	Succeed	Exception
CmdSetLevelEnable	BL2000\jheine	12/29/2021 7:16:44 PM	Set LevelEnable = False for calibration level 7, levelId = 396 of compound N-Nitrosodimethylamine in sample Dec2805.D; previous value = True			✓	
CmdSetTargetCompoundAttribute	BL2000\jheine	12/29/2021 7:16:49 PM	Set CurveFit = fitAverageOfResponseFactors for compound N-Nitrosodimethylamine in all samples; previous value = fitQuadratic			✓	
CmdSetTargetCompoundAttribute	BL2000\jheine	12/29/2021 7:16:52 PM	Set CurveFitOrigin = originIgnore for compound N-Nitrosodimethylamine in all samples; previous value = originInclude			✓	
CmdSetTargetCompoundAttribute	BL2000\jheine	12/29/2021 7:16:54 PM	Set CurveFitWeight = weightEqual for compound N-Nitrosodimethylamine in all samples; previous value = weightOneOverX			✓	
CmdSetTargetCompoundAttribute	BL2000\jheine	12/29/2021 7:16:58 PM	Set CurveFit = fitLinear for compound N-Nitrosodimethylamine in all samples; previous value = fitQuadratic			✓	
CmdSetTargetCompoundAttribute	BL2000\jheine	12/29/2021 7:17:02 PM	Set CurveFitOrigin = originInclude for compound N-Nitrosodimethylamine in all samples; previous value = originInclude			✓	
CmdSetTargetCompoundAttribute	BL2000\jheine	12/29/2021 7:17:04 PM	Set CurveFitWeight = weightOneOverX for compound N-Nitrosodimethylamine in all samples; previous value = weightOneOverX			✓	
CmdQuantitate	BL2000\jheine	12/29/2021 7:17:27 PM	Quantitate all compounds in all samples			✓	
CmdManuallyIntegratePeak	BL2000\jheine	12/29/2021 7:18:02 PM	Manually integrate compound N-Nitrosodimethylamine in sample Dec2806.D, from x, y = 2.479, 603 to 2.611, 1721, result = 148480; previous integration is from x, y = 2.479, 603 to 2.560, 610 and previous response = 123949.			✓	
CmdManuallyIntegrateDropBaseline	BL2000\jheine	12/29/2021 7:18:04 PM	Drop baseline for compound N-Nitrosodimethylamine in sample Dec2806.D to y = 603, new integration is from x, y = 2.479, 603 to 2.611, 603 and new response = 152937; previous integration is from x, y = 2.479, 603 to 2.611, 1721 and previous response = 148480.			✓	
CmdSetTargetCompoundAttribute	BL2000\jheine	12/29/2021 7:18:09 PM	Set UserAnnotation = LT for compound N-Nitrosodimethylamine in sample Dec2806.D; previous value =			✓	

Audit Trail report

Name	User	Time	Action	Reason	Comment	Succeed	Exception
CmdCalibrate	BL2000\jheine	12/29/2021 7:18:39 PM	Replace level ICV with QC sample Dec2809.D for compounds {Terphenyl-d14, 2,4,6-Tribromophenol, 2-Fluorobiphenyl, Nitrobenzene-d5, Phenol-d5, 2-Fluorophenol, Benzo(g,h,i)perylene, Dibenzo(a,h)anthracene, Indeno(1,2,3-c,d)pyrene, Benzo(a)pyrene, Benzo(k)fluoranthene, Benzo(b)fluoranthene, Di-n-octyl Phthalate, bis(2-ethylhexyl)Phthalate, 3,3-Dichlorobenzidine, Chrysene, Benzo(a)Anthracene, Butylbenzylphthalate, Pyrene, Benzidine, Fluoranthene, Di-n-Butylphthalate, Triallate, Anthracene, Phenanthrene, Pentachlorophenol, Hexachlorobenzene, 4-Bromophenylphenylether, Azobenzene, N-nitrosodiphenylamine, 4,6-Dinitro-2-methylphenol, 4-Nitroaniline, Diethylphthalate, 4-Chlorophenylphenylether, Fluorene, 2,4-Dinitrotoluene, 4-Nitrophenol, Dibenzofuran, 2,4-Dinitrophenol, 3-Nitroaniline, Acenaphthene, 2,6-Dinitrotoluene, Acenaphthylene, Dimethyl Phthalate, 2-Nitroaniline, 2-Chloronaphthalene, 2,4,5-Trichlorophenol, 2,4,6-Trichlorophenol, Hexachlorocyclopentadiene, 4-Chloro-2-Methylphenol, 1-Methylnaphthalene, 2-Methylnaphthalene, 4-Chloro-3-Methylphenol, Hexachlorobutadiene, p-Chloroaniline, 4-Chlorophenol, Naphthalene, 1,2,4-Trichlorobenzene, 2,4-Dichlorophenol, bis(-2-Chloroethoxy)Methane, 2,4-Dimethylphenol, 2-Nitrophenol, Isophorone, Nitrobenzene, N-nitroso-Di-n-propylamine, Hexachloroethane, 4Methylphenol/3Methylphenol, 2-Methylphenol, bis(2-chloroisopropyl)Ether, Benzyl Alcohol, 1,2-Dichlorobenzene, 1,4-Dichlorobenzene, 1,3-Dichlorobenzene, 2-Chlorophenol, bis(-2-Chloroethyl)Ether, Phenol, Aniline, Pyridine, Carbazole, Benzoic Acid, o-Terphenyl, N-Nitrosodimethylamine}; Replace level 1 with Calibration sample Dec2808.D for compounds {Terphenyl-d14, 2,4,6-Tribromophenol, 2-Fluorobiphenyl, Nitrobenzene-d5, Phenol-d5, 2-Fluorophenol, Benzo(g,h,i)perylene, Dibenzo(a,h)anthracene, Indeno(1,2,3-c,d)pyrene,			✓	

Audit Trail report

Name	User	Time	Action	Reason	Comment	Succeed	Exception
			Benzo(a)pyrene, Benzo(k)fluoranthene, Benzo(b)fluoranthene, Di-n-octyl Phthalate, bis(2-ethylhexyl)Phthalate, 3,3-Dichlorobenzidine, Chrysene, Benzo(a)Anthracene, Butylbenzylphthalate, Pyrene, Benzidine, Fluoranthene, Di-n- Butylphthalate, Triallate, Anthracene, Phenanthrene, Pentachlorophenol, Hexachlorobenzene, 4-Bromophenyl- phenylether, Azobenzene, N- nitrosodiphenylamine, 4,6-Dinitro-2- methylphenol, 4-Nitroaniline, Diethylphthalate, 4-Chlorophenyl- phenylether, Fluorene, 2,4- Dinitrotoluene, 4-Nitrophenol, Dibenzofuran, 2,4-Dinitrophenol, 3- Nitroaniline, Acenaphthene, 2,6- Dinitrotoluene, Acenaphthylene, Dimethyl Phthalate, 2-Nitroaniline, 2- Chloronaphthalene, 2,4,5- Trichlorophenol, 2,4,6-Trichlorophenol, Hexachlorocyclopentadiene, 4-Chloro- 2-Methylphenol, 1-Methylnaphthalene, 2-Methylnaphthalene, 4-Chloro-3- Methylphenol, Hexachlorobutadiene, p- Chloroaniline, 4-Chlorophenol, Naphthalene, 1,2,4-Trichlorobenzene, 2,4-Dichlorophenol, bis(-2- Chloroethoxy)Methane, 2,4- Dimethylphenol, 2-Nitrophenol, Isophorone, Nitrobenzene, N-nitroso- Di-n-propylamine, Hexachloroethane, 4Methylphenol/3Methylphenol, 2- Methylphenol, bis(2- chloroisopropyl)Ether, Benzyl Alcohol, 1,2-Dichlorobenzene, 1,4- Dichlorobenzene, 1,3-Dichlorobenzene, 2-Chlorophenol, bis(-2- Chloroethyl)Ether, Phenol, Aniline, Pyridine, Carbazole, Benzoic Acid, o- Terphenyl, N-Nitrosodimethylamine}; Replace level 2 with Calibration sample Dec2807.D for compounds {Terphenyl- d14, 2,4,6-Tribromophenol, 2- Fluorobiphenyl, Nitrobenzene-d5, Phenol-d5, 2-Fluorophenol, Benzo(g,h,i)perylene, Dibenzo(a,h)anthracene, Indeno(1,2,3-c,d)pyrene, Benzo(a)pyrene, Benzo(k)fluoranthene, Benzo(b)fluoranthene, Di-n-octyl Phthalate, bis(2-ethylhexyl)Phthalate, 3,3-Dichlorobenzidine, Chrysene, Benzo(a)Anthracene, Butylbenzylphthalate, Pyrene, Benzidine, Fluoranthene, Di-n-				

Audit Trail report

Name	User	Time	Action	Reason	Comment	Succeed	Exception
			Butylphthalate, Triallate, Anthracene, Phenanthrene, Pentachlorophenol, Hexachlorobenzene, 4-Bromophenylphenylether, Azobenzene, N-nitrosodiphenylamine, 4,6-Dinitro-2-methylphenol, 4-Nitroaniline, Diethylphthalate, 4-Chlorophenylphenylether, Fluorene, 2,4-Dinitrotoluene, 4-Nitrophenol, Dibenzofuran, 2,4-Dinitrophenol, 3-Nitroaniline, Acenaphthene, 2,6-Dinitrotoluene, Acenaphthylene, Dimethyl Phthalate, 2-Nitroaniline, 2-Chloronaphthalene, 2,4,5-Trichlorophenol, 2,4,6-Trichlorophenol, Hexachlorocyclopentadiene, 4-Chloro-2-Methylphenol, 1-Methylnaphthalene, 2-Methylnaphthalene, 4-Chloro-3-Methylphenol, Hexachlorobutadiene, p-Chloroaniline, 4-Chlorophenol, Naphthalene, 1,2,4-Trichlorobenzene, 2,4-Dichlorophenol, bis(-2-Chloroethoxy)Methane, 2,4-Dimethylphenol, 2-Nitrophenol, Isophorone, Nitrobenzene, N-nitroso-Di-n-propylamine, Hexachloroethane, 4Methylphenol/3Methylphenol, 2-Methylphenol, bis(2-chloroisopropyl)Ether, Benzyl Alcohol, 1,2-Dichlorobenzene, 1,4-Dichlorobenzene, 1,3-Dichlorobenzene, 2-Chlorophenol, bis(-2-Chloroethyl)Ether, Phenol, Aniline, Pyridine, Carbazole, Benzoic Acid, o-Terphenyl, N-Nitrosodimethylamine}; Replace level 3 with Calibration sample Dec2806.D for compounds {Terphenyl-d14, 2,4,6-Tribromophenol, 2-Fluorobiphenyl, Nitrobenzene-d5, Phenol-d5, 2-Fluorophenol, Benzo(g,h,i)perylene, Dibenzo(a,h)anthracene, Indeno(1,2,3-c,d)pyrene, Benzo(a)pyrene, Benzo(k)fluoranthene, Benzo(b)fluoranthene, Di-n-octyl Phthalate, bis(2-ethylhexyl)Phthalate, 3,3-Dichlorobenzidine, Chrysene, Benzo(a)Anthracene, Butylbenzylphthalate, Pyrene, Benzidine, Fluoranthene, Di-n-Butylphthalate, Triallate, Anthracene, Phenanthrene, Pentachlorophenol, Hexachlorobenzene, 4-Bromophenylphenylether, Azobenzene, N-nitrosodiphenylamine, 4,6-Dinitro-2-methylphenol, 4-Nitroaniline, Diethylphthalate, 4-Chlorophenylphenylether, Fluorene, 2,4-				

Audit Trail report

Name	User	Time	Action	Reason	Comment	Succeed	Exception
			Dinitrotoluene, 4-Nitrophenol, Dibenzofuran, 2,4-Dinitrophenol, 3-Nitroaniline, Acenaphthene, 2,6-Dinitrotoluene, Acenaphthylene, Dimethyl Phthalate, 2-Nitroaniline, 2-Chloronaphthalene, 2,4,5-Trichlorophenol, 2,4,6-Trichlorophenol, Hexachlorocyclopentadiene, 4-Chloro-2-Methylphenol, 1-Methylnaphthalene, 2-Methylnaphthalene, 4-Chloro-3-Methylphenol, Hexachlorobutadiene, p-Chloroaniline, 4-Chlorophenol, Naphthalene, 1,2,4-Trichlorobenzene, 2,4-Dichlorophenol, bis(-2-Chloroethoxy)Methane, 2,4-Dimethylphenol, 2-Nitrophenol, Isophorone, Nitrobenzene, N-nitroso-Di-n-propylamine, Hexachloroethane, 4Methylphenol/3Methylphenol, 2-Methylphenol, bis(2-chloroisopropyl)Ether, Benzyl Alcohol, 1,2-Dichlorobenzene, 1,4-Dichlorobenzene, 1,3-Dichlorobenzene, 2-Chlorophenol, bis(-2-Chloroethyl)Ether, Phenol, Aniline, Pyridine, Carbazole, Benzoic Acid, o-Terphenyl, N-Nitrosodimethylamine}; Replace level 4 with Calibration sample Dec2805.D for compounds {Terphenyl-d14, 2,4,6-Tribromophenol, 2-Fluorobiphenyl, Nitrobenzene-d5, Phenol-d5, 2-Fluorophenol, Benzo(g,h,i)perylene, Dibenzo(a,h)anthracene, Indeno(1,2,3-c,d)pyrene, Benzo(a)pyrene, Benzo(k)fluoranthene, Benzo(b)fluoranthene, Di-n-octyl Phthalate, bis(2-ethylhexyl)Phthalate, 3,3-Dichlorobenzidine, Chrysene, Benzo(a)Anthracene, Butylbenzylphthalate, Pyrene, Benzidine, Fluoranthene, Di-n-Butylphthalate, Triallate, Anthracene, Phenanthrene, Pentachlorophenol, Hexachlorobenzene, 4-Bromophenylphenylether, Azobenzene, N-nitrosodiphenylamine, 4,6-Dinitro-2-methylphenol, 4-Nitroaniline, Diethylphthalate, 4-Chlorophenylphenylether, Fluorene, 2,4-Dinitrotoluene, 4-Nitrophenol, Dibenzofuran, 2,4-Dinitrophenol, 3-Nitroaniline, Acenaphthene, 2,6-Dinitrotoluene, Acenaphthylene, Dimethyl Phthalate, 2-Nitroaniline, 2-Chloronaphthalene, 2,4,5-Trichlorophenol, 2,4,6-Trichlorophenol, Hexachlorocyclopentadiene, 4-Chloro-				

Audit Trail report

Name	User	Time	Action	Reason	Comment	Succeed	Exception
			2-Methylphenol, 1-Methylnaphthalene, 2-Methylnaphthalene, 4-Chloro-3-Methylphenol, Hexachlorobutadiene, p-Chloroaniline, 4-Chlorophenol, Naphthalene, 1,2,4-Trichlorobenzene, 2,4-Dichlorophenol, bis(-2-Chloroethoxy)Methane, 2,4-Dimethylphenol, 2-Nitrophenol, Isophorone, Nitrobenzene, N-nitroso-Di-n-propylamine, Hexachloroethane, 4Methylphenol/3Methylphenol, 2-Methylphenol, bis(2-chloroisopropyl)Ether, Benzyl Alcohol, 1,2-Dichlorobenzene, 1,4-Dichlorobenzene, 1,3-Dichlorobenzene, 2-Chlorophenol, bis(-2-Chloroethyl)Ether, Phenol, Aniline, Pyridine, Carbazole, Benzoic Acid, o-Terphenyl, N-Nitrosodimethylamine}; Replace level 5 with Calibration sample Dec2804.D for compounds {Terphenyl-d14, 2,4,6-Tribromophenol, 2-Fluorobiphenyl, Nitrobenzene-d5, Phenol-d5, 2-Fluorophenol, Benzo(g,h,i)perylene, Dibenzo(a,h)anthracene, Indeno(1,2,3-c,d)pyrene, Benzo(a)pyrene, Benzo(k)fluoranthene, Benzo(b)fluoranthene, Di-n-octyl Phthalate, bis(2-ethylhexyl)Phthalate, 3,3-Dichlorobenzidine, Chrysene, Benzo(a)Anthracene, Butylbenzylphthalate, Pyrene, Benzidine, Fluoranthene, Di-n-Butylphthalate, Triallate, Anthracene, Phenanthrene, Pentachlorophenol, Hexachlorobenzene, 4-Bromophenylphenylether, Azobenzene, N-nitrosodiphenylamine, 4,6-Dinitro-2-methylphenol, 4-Nitroaniline, Diethylphthalate, 4-Chlorophenylphenylether, Fluorene, 2,4-Dinitrotoluene, 4-Nitrophenol, Dibenzofuran, 2,4-Dinitrophenol, 3-Nitroaniline, Acenaphthene, 2,6-Dinitrotoluene, Acenaphthylene, Dimethyl Phthalate, 2-Nitroaniline, 2-Chloronaphthalene, 2,4,5-Trichlorophenol, 2,4,6-Trichlorophenol, Hexachlorocyclopentadiene, 4-Chloro-2-Methylphenol, 1-Methylnaphthalene, 2-Methylnaphthalene, 4-Chloro-3-Methylphenol, Hexachlorobutadiene, p-Chloroaniline, 4-Chlorophenol, Naphthalene, 1,2,4-Trichlorobenzene, 2,4-Dichlorophenol, bis(-2-Chloroethoxy)Methane, 2,4-Dimethylphenol, 2-Nitrophenol,				

Audit Trail report

Name	User	Time	Action	Reason	Comment	Succeed	Exception
			Isophorone, Nitrobenzene, N-nitroso-Di-n-propylamine, Hexachloroethane, 4Methylphenol/3Methylphenol, 2-Methylphenol, bis(2-chloroisopropyl)Ether, Benzyl Alcohol, 1,2-Dichlorobenzene, 1,4-Dichlorobenzene, 1,3-Dichlorobenzene, 2-Chlorophenol, bis(-2-Chloroethyl)Ether, Phenol, Aniline, Pyridine, Carbazole, Benzoic Acid, o-Terphenyl, N-Nitrosodimethylamine}; Replace level 6 with Calibration sample Dec2803.D for compounds {Terphenyl-d14, 2,4,6-Tribromophenol, 2-Fluorobiphenyl, Nitrobenzene-d5, Phenol-d5, 2-Fluorophenol, Benzo(g,h,i)perylene, Dibenzo(a,h)anthracene, Indeno(1,2,3-c,d)pyrene, Benzo(a)pyrene, Benzo(k)fluoranthene, Benzo(b)fluoranthene, Di-n-octyl Phthalate, bis(2-ethylhexyl)Phthalate, 3,3-Dichlorobenzidine, Chrysene, Benzo(a)Anthracene, Butylbenzylphthalate, Pyrene, Benzidine, Fluoranthene, Di-n-Butylphthalate, Triallate, Anthracene, Phenanthrene, Pentachlorophenol, Hexachlorobenzene, 4-Bromophenylphenylether, Azobenzene, N-nitrosodiphenylamine, 4,6-Dinitro-2-methylphenol, 4-Nitroaniline, Diethylphthalate, 4-Chlorophenylphenylether, Fluorene, 2,4-Dinitrotoluene, 4-Nitrophenol, Dibenzofuran, 2,4-Dinitrophenol, 3-Nitroaniline, Acenaphthene, 2,6-Dinitrotoluene, Acenaphthylene, Dimethyl Phthalate, 2-Nitroaniline, 2-Chloronaphthalene, 2,4,5-Trichlorophenol, 2,4,6-Trichlorophenol, Hexachlorocyclopentadiene, 4-Chloro-2-Methylphenol, 1-Methylnaphthalene, 2-Methylnaphthalene, 4-Chloro-3-Methylphenol, Hexachlorobutadiene, p-Chloroaniline, 4-Chlorophenol, Naphthalene, 1,2,4-Trichlorobenzene, 2,4-Dichlorophenol, bis(-2-Chloroethoxy)Methane, 2,4-Dimethylphenol, 2-Nitrophenol, Isophorone, Nitrobenzene, N-nitroso-Di-n-propylamine, Hexachloroethane, 4Methylphenol/3Methylphenol, 2-Methylphenol, bis(2-chloroisopropyl)Ether, Benzyl Alcohol, 1,2-Dichlorobenzene, 1,4-Dichlorobenzene, 1,3-Dichlorobenzene, 2-Chlorophenol, bis(-2-				

Audit Trail report

Name	User	Time	Action	Reason	Comment	Succeed	Exception
			Chloroethyl)Ether, Phenol, Aniline, Pyridine, Carbazole, Benzoic Acid, o-Terphenyl, N-Nitrosodimethylamine}; Replace level 7 with Calibration sample Dec2802.D for compounds {Terphenyl-d14, 2,4,6-Tribromophenol, 2-Fluorobiphenyl, Nitrobenzene-d5, Phenol-d5, 2-Fluorophenol, Benzo(g,h,i)perylene, Dibenzo(a,h)anthracene, Indeno(1,2,3-c,d)pyrene, Benzo(a)pyrene, Benzo(k)fluoranthene, Benzo(b)fluoranthene, Di-n-octyl Phthalate, bis(2-ethylhexyl)Phthalate, 3,3-Dichlorobenzidine, Chrysene, Benzo(a)Anthracene, Butylbenzylphthalate, Pyrene, Benzidine, Fluoranthene, Di-n-Butylphthalate, Triallate, Anthracene, Phenanthrene, Pentachlorophenol, Hexachlorobenzene, 4-Bromophenylphenylether, Azobenzene, N-nitrosodiphenylamine, 4,6-Dinitro-2-methylphenol, 4-Nitroaniline, Diethylphthalate, 4-Chlorophenylphenylether, Fluorene, 2,4-Dinitrotoluene, 4-Nitrophenol, Dibenzofuran, 2,4-Dinitrophenol, 3-Nitroaniline, Acenaphthene, 2,6-Dinitrotoluene, Acenaphthylene, Dimethyl Phthalate, 2-Nitroaniline, 2-Chloronaphthalene, 2,4,5-Trichlorophenol, 2,4,6-Trichlorophenol, Hexachlorocyclopentadiene, 4-Chloro-2-Methylphenol, 1-Methylnaphthalene, 2-Methylnaphthalene, 4-Chloro-3-Methylphenol, Hexachlorobutadiene, p-Chloroaniline, 4-Chlorophenol, Naphthalene, 1,2,4-Trichlorobenzene, 2,4-Dichlorophenol, bis(-2-Chloroethoxy)Methane, 2,4-Dimethylphenol, 2-Nitrophenol, Isophorone, Nitrobenzene, N-nitroso-Di-n-propylamine, Hexachloroethane, 4Methylphenol/3Methylphenol, 2-Methylphenol, bis(2-chloroisopropyl)Ether, Benzyl Alcohol, 1,2-Dichlorobenzene, 1,4-Dichlorobenzene, 1,3-Dichlorobenzene, 2-Chlorophenol, bis(-2-Chloroethyl)Ether, Phenol, Aniline, Pyridine, Carbazole, Benzoic Acid, o-Terphenyl, N-Nitrosodimethylamine};				
CmdQuantitate	BL2000\jheine	12/29/2021 7:19:01 PM	Quantitate all compounds in all samples			✓	

Audit Trail report

Name	User	Time	Action	Reason	Comment	Succeed	Exception
CmdSetTargetCompoundAttribute	BL2000\jheine	12/29/2021 7:19:07 PM	Set CurveFit = fitQuadratic for compound N-Nitrosodimethylamine in all samples; previous value = fitQuadratic			✓	
CmdSetTargetCompoundAttribute	BL2000\jheine	12/29/2021 7:19:13 PM	Set CurveFitWeight = weightOneOverXSquared for compound N-Nitrosodimethylamine in all samples; previous value = weightOneOverX			✓	
CmdSetTargetCompoundAttribute	BL2000\jheine	12/29/2021 7:19:16 PM	Set CurveFitWeight = weightOneOverX for compound N-Nitrosodimethylamine in all samples; previous value = weightOneOverX			✓	
CmdSetTargetCompoundAttribute	BL2000\jheine	12/29/2021 7:19:21 PM	Set CurveFit = fitAverageOfResponseFactors for compound N-Nitrosodimethylamine in all samples; previous value = fitQuadratic			✓	
CmdSetTargetCompoundAttribute	BL2000\jheine	12/29/2021 7:19:26 PM	Set CurveFitWeight = weightEqual for compound N-Nitrosodimethylamine in all samples; previous value = weightOneOverX			✓	

Audit Trail report

Name	User	Time	Action	Reason	Comment	Succeed	Exception
CmdRemoveCalibration	BL2000\jheine	12/29/2021 7:20:10 PM	Remove Calibration for compounds {Terphenyl-d14, 2,4,6-Tribromophenol, 2-Fluorobiphenyl, Nitrobenzene-d5, Phenol-d5, 2-Fluorophenol, Benzo(g,h,i)perylene, Dibenzo(a,h)anthracene, Indeno(1,2,3-c,d)pyrene, Benzo(a)pyrene, Benzo(k)fluoranthene, Benzo(b)fluoranthene, Di-n-octyl Phthalate, bis(2-ethylhexyl)Phthalate, 3,3-Dichlorobenzidine, Chrysene, Benzo(a)Anthracene, Butylbenzylphthalate, Pyrene, Benzidine, Fluoranthene, Di-n-Butylphthalate, Triallate, Anthracene, Phenanthrene, Pentachlorophenol, Hexachlorobenzene, 4-Bromophenylphenylether, Azobenzene, N-nitrosodiphenylamine, 4,6-Dinitro-2-methylphenol, 4-Nitroaniline, Diethylphthalate, 4-Chlorophenylphenylether, Fluorene, 2,4-Dinitrotoluene, 4-Nitrophenol, Dibenzofuran, 2,4-Dinitrophenol, 3-Nitroaniline, Acenaphthene, 2,6-Dinitrotoluene, Acenaphthylene, Dimethyl Phthalate, 2-Nitroaniline, 2-Chloronaphthalene, 2,4,5-Trichlorophenol, 2,4,6-Trichlorophenol, Hexachlorocyclopentadiene, 4-Chloro-2-Methylphenol, 1-Methylnaphthalene, 2-Methylnaphthalene, 4-Chloro-3-Methylphenol, Hexachlorobutadiene, p-Chloroaniline, 4-Chlorophenol, Naphthalene, 1,2,4-Trichlorobenzene, 2,4-Dichlorophenol, bis(-2-Chloroethoxy)Methane, 2,4-Dimethylphenol, 2-Nitrophenol, Isophorone, Nitrobenzene, N-nitroso-Di-n-propylamine, Hexachloroethane, 4Methylphenol/3Methylphenol, 2-Methylphenol, bis(2-chloroisopropyl)Ether, Benzyl Alcohol, 1,2-Dichlorobenzene, 1,4-Dichlorobenzene, 1,3-Dichlorobenzene, 2-Chlorophenol, bis(-2-Chloroethyl)Ether, Phenol, Aniline, Pyridine, Carbazole, Benzoic Acid, o-Terphenyl, N-Nitrosodimethylamine} at level QC CCV;			✓	
CmdQuantitate	BL2000\jheine	12/29/2021 7:20:34 PM	Quantitate all compounds in all samples			✓	
CmdSetTargetCompoundAttribute	BL2000\jheine	12/29/2021 7:20:41 PM	Set CurveFit = fitQuadratic for compound N-Nitrosodimethylamine in all samples; previous value = fitQuadratic			✓	

Audit Trail report

Name	User	Time	Action	Reason	Comment	Succeed	Exception
CmdSetLevelEnable	BL2000\jheine	12/29/2021 7:20:43 PM	Set LevelEnable = True for calibration level 7, levelId = 396 of compound N-Nitrosodimethylamine in sample Dec2805.D; previous value = False			✓	
CmdSetTargetCompoundAttribute	BL2000\jheine	12/29/2021 7:20:47 PM	Set CurveFitWeight = weightOneOverX for compound N-Nitrosodimethylamine in all samples; previous value = weightOneOverX			✓	
CmdQuantitate	BL2000\jheine	12/29/2021 7:21:06 PM	Quantitate all compounds in all samples			✓	
CmdSetTargetCompoundAttribute	BL2000\jheine	12/29/2021 7:21:15 PM	Set CurveFitWeight = weightEqual for compound N-Nitrosodimethylamine in all samples; previous value = weightOneOverX			✓	
CmdQuantitate	BL2000\jheine	12/29/2021 7:21:34 PM	Quantitate all compounds in all samples			✓	
CmdSetTargetCompoundAttribute	BL2000\jheine	12/29/2021 7:21:39 PM	Set CurveFitWeight = weightOneOverX for compound N-Nitrosodimethylamine in all samples; previous value = weightOneOverX			✓	
CmdQuantitate	BL2000\jheine	12/29/2021 7:21:58 PM	Quantitate all compounds in all samples			✓	
CmdClearManualIntegration	BL2000\jheine	12/29/2021 7:25:01 PM	Clear manual integration of target signal for compound 4Methylphenol/3Methylphenol in sample Dec2807.D			✓	
CmdSetTargetCompoundAttribute	BL2000\jheine	12/29/2021 7:25:02 PM	Set UserAnnotation = for compound 4Methylphenol/3Methylphenol in sample Dec2807.D; previous value = NI			✓	
CmdManuallyIntegratePeak	BL2000\jheine	12/29/2021 7:25:07 PM	Manually integrate compound 4Methylphenol/3Methylphenol in sample Dec2807.D, from x, y = 5.502, 2528 to 5.624, 8832, result = 55329; previous integration is from x, y = 5.318, 685 to 5.410, 708 and previous response = 63254.			✓	
CmdManuallyIntegrateSnapBaseline	BL2000\jheine	12/29/2021 7:25:08 PM	Snap baseline for compound 4Methylphenol/3Methylphenol in sample Dec2807.D, from x = 5.502 to x = 5.624, new integration is from x, y = 5.502, 823 to 5.624, 1326 and new response = 89193; previous integration is from x, y = 5.502, 2528 to 5.624, 8832 and previous response = 55329.			✓	
CmdManuallyIntegrateDropBaseline	BL2000\jheine	12/29/2021 7:25:09 PM	Drop baseline for compound 4Methylphenol/3Methylphenol in sample Dec2807.D to y = 823, new integration is from x, y = 5.502, 823 to 5.624, 823 and new response = 91042; previous integration is from x, y = 5.502, 823 to 5.624, 1326 and previous response = 89193.			✓	

Audit Trail report

Name	User	Time	Action	Reason	Comment	Succeed	Exception
CmdSetTargetCompoundAttribute	BL2000\jheine	12/29/2021 7:25:16 PM	Set UserAnnotation = NI for compound 4Methylphenol/3Methylphenol in sample Dec2807.D; previous value =			✓	

Audit Trail report

Name	User	Time	Action	Reason	Comment	Succeed	Exception
CmdCalibrate	BL2000\jheine	12/29/2021 7:25:47 PM	Replace level ICV with QC sample Dec2809.D for compounds {Terphenyl-d14, 2,4,6-Tribromophenol, 2-Fluorobiphenyl, Nitrobenzene-d5, Phenol-d5, 2-Fluorophenol, Benzo(g,h,i)perylene, Dibenzo(a,h)anthracene, Indeno(1,2,3-c,d)pyrene, Benzo(a)pyrene, Benzo(k)fluoranthene, Benzo(b)fluoranthene, Di-n-octyl Phthalate, bis(2-ethylhexyl)Phthalate, 3,3-Dichlorobenzidine, Chrysene, Benzo(a)Anthracene, Butylbenzylphthalate, Pyrene, Benzidine, Fluoranthene, Di-n-Butylphthalate, Triallate, Anthracene, Phenanthrene, Pentachlorophenol, Hexachlorobenzene, 4-Bromophenylphenylether, Azobenzene, N-nitrosodiphenylamine, 4,6-Dinitro-2-methylphenol, 4-Nitroaniline, Diethylphthalate, 4-Chlorophenylphenylether, Fluorene, 2,4-Dinitrotoluene, 4-Nitrophenol, Dibenzofuran, 2,4-Dinitrophenol, 3-Nitroaniline, Acenaphthene, 2,6-Dinitrotoluene, Acenaphthylene, Dimethyl Phthalate, 2-Nitroaniline, 2-Chloronaphthalene, 2,4,5-Trichlorophenol, 2,4,6-Trichlorophenol, Hexachlorocyclopentadiene, 4-Chloro-2-Methylphenol, 1-Methylnaphthalene, 2-Methylnaphthalene, 4-Chloro-3-Methylphenol, Hexachlorobutadiene, p-Chloroaniline, 4-Chlorophenol, Naphthalene, 1,2,4-Trichlorobenzene, 2,4-Dichlorophenol, bis(-2-Chloroethoxy)Methane, 2,4-Dimethylphenol, 2-Nitrophenol, Isophorone, Nitrobenzene, N-nitroso-Di-n-propylamine, Hexachloroethane, 4Methylphenol/3Methylphenol, 2-Methylphenol, bis(2-chloroisopropyl)Ether, Benzyl Alcohol, 1,2-Dichlorobenzene, 1,4-Dichlorobenzene, 1,3-Dichlorobenzene, 2-Chlorophenol, bis(-2-Chloroethyl)Ether, Phenol, Aniline, Pyridine, Carbazole, Benzoic Acid, o-Terphenyl, N-Nitrosodimethylamine}; Replace level 1 with Calibration sample Dec2808.D for compounds {Terphenyl-d14, 2,4,6-Tribromophenol, 2-Fluorobiphenyl, Nitrobenzene-d5, Phenol-d5, 2-Fluorophenol, Benzo(g,h,i)perylene, Dibenzo(a,h)anthracene, Indeno(1,2,3-c,d)pyrene,			✓	

Audit Trail report

Name	User	Time	Action	Reason	Comment	Succeed	Exception
			Benzo(a)pyrene, Benzo(k)fluoranthene, Benzo(b)fluoranthene, Di-n-octyl Phthalate, bis(2-ethylhexyl)Phthalate, 3,3-Dichlorobenzidine, Chrysene, Benzo(a)Anthracene, Butylbenzylphthalate, Pyrene, Benzidine, Fluoranthene, Di-n- Butylphthalate, Triallate, Anthracene, Phenanthrene, Pentachlorophenol, Hexachlorobenzene, 4-Bromophenyl- phenylether, Azobenzene, N- nitrosodiphenylamine, 4,6-Dinitro-2- methylphenol, 4-Nitroaniline, Diethylphthalate, 4-Chlorophenyl- phenylether, Fluorene, 2,4- Dinitrotoluene, 4-Nitrophenol, Dibenzofuran, 2,4-Dinitrophenol, 3- Nitroaniline, Acenaphthene, 2,6- Dinitrotoluene, Acenaphthylene, Dimethyl Phthalate, 2-Nitroaniline, 2- Chloronaphthalene, 2,4,5- Trichlorophenol, 2,4,6-Trichlorophenol, Hexachlorocyclopentadiene, 4-Chloro- 2-Methylphenol, 1-Methylnaphthalene, 2-Methylnaphthalene, 4-Chloro-3- Methylphenol, Hexachlorobutadiene, p- Chloroaniline, 4-Chlorophenol, Naphthalene, 1,2,4-Trichlorobenzene, 2,4-Dichlorophenol, bis(-2- Chloroethoxy)Methane, 2,4- Dimethylphenol, 2-Nitrophenol, Isophorone, Nitrobenzene, N-nitroso- Di-n-propylamine, Hexachloroethane, 4Methylphenol/3Methylphenol, 2- Methylphenol, bis(2- chloroisopropyl)Ether, Benzyl Alcohol, 1,2-Dichlorobenzene, 1,4- Dichlorobenzene, 1,3-Dichlorobenzene, 2-Chlorophenol, bis(-2- Chloroethyl)Ether, Phenol, Aniline, Pyridine, Carbazole, Benzoic Acid, o- Terphenyl, N-Nitrosodimethylamine}; Replace level 2 with Calibration sample Dec2807.D for compounds {Terphenyl- d14, 2,4,6-Tribromophenol, 2- Fluorobiphenyl, Nitrobenzene-d5, Phenol-d5, 2-Fluorophenol, Benzo(g,h,i)perylene, Dibenzo(a,h)anthracene, Indeno(1,2,3-c,d)pyrene, Benzo(a)pyrene, Benzo(k)fluoranthene, Benzo(b)fluoranthene, Di-n-octyl Phthalate, bis(2-ethylhexyl)Phthalate, 3,3-Dichlorobenzidine, Chrysene, Benzo(a)Anthracene, Butylbenzylphthalate, Pyrene, Benzidine, Fluoranthene, Di-n-				

Audit Trail report

Name	User	Time	Action	Reason	Comment	Succeed	Exception
			Butylphthalate, Triallate, Anthracene, Phenanthrene, Pentachlorophenol, Hexachlorobenzene, 4-Bromophenylphenylether, Azobenzene, N-nitrosodiphenylamine, 4,6-Dinitro-2-methylphenol, 4-Nitroaniline, Diethylphthalate, 4-Chlorophenylphenylether, Fluorene, 2,4-Dinitrotoluene, 4-Nitrophenol, Dibenzofuran, 2,4-Dinitrophenol, 3-Nitroaniline, Acenaphthene, 2,6-Dinitrotoluene, Acenaphthylene, Dimethyl Phthalate, 2-Nitroaniline, 2-Chloronaphthalene, 2,4,5-Trichlorophenol, 2,4,6-Trichlorophenol, Hexachlorocyclopentadiene, 4-Chloro-2-Methylphenol, 1-Methylnaphthalene, 2-Methylnaphthalene, 4-Chloro-3-Methylphenol, Hexachlorobutadiene, p-Chloroaniline, 4-Chlorophenol, Naphthalene, 1,2,4-Trichlorobenzene, 2,4-Dichlorophenol, bis(-2-Chloroethoxy)Methane, 2,4-Dimethylphenol, 2-Nitrophenol, Isophorone, Nitrobenzene, N-nitroso-Di-n-propylamine, Hexachloroethane, 4Methylphenol/3Methylphenol, 2-Methylphenol, bis(2-chloroisopropyl)Ether, Benzyl Alcohol, 1,2-Dichlorobenzene, 1,4-Dichlorobenzene, 1,3-Dichlorobenzene, 2-Chlorophenol, bis(-2-Chloroethyl)Ether, Phenol, Aniline, Pyridine, Carbazole, Benzoic Acid, o-Terphenyl, N-Nitrosodimethylamine}; Replace level 3 with Calibration sample Dec2806.D for compounds {Terphenyl-d14, 2,4,6-Tribromophenol, 2-Fluorobiphenyl, Nitrobenzene-d5, Phenol-d5, 2-Fluorophenol, Benzo(g,h,i)perylene, Dibenzo(a,h)anthracene, Indeno(1,2,3-c,d)pyrene, Benzo(a)pyrene, Benzo(k)fluoranthene, Benzo(b)fluoranthene, Di-n-octyl Phthalate, bis(2-ethylhexyl)Phthalate, 3,3-Dichlorobenzidine, Chrysene, Benzo(a)Anthracene, Butylbenzylphthalate, Pyrene, Benzidine, Fluoranthene, Di-n-Butylphthalate, Triallate, Anthracene, Phenanthrene, Pentachlorophenol, Hexachlorobenzene, 4-Bromophenylphenylether, Azobenzene, N-nitrosodiphenylamine, 4,6-Dinitro-2-methylphenol, 4-Nitroaniline, Diethylphthalate, 4-Chlorophenylphenylether, Fluorene, 2,4-				

Audit Trail report

Name	User	Time	Action	Reason	Comment	Succeed	Exception
			Dinitrotoluene, 4-Nitrophenol, Dibenzofuran, 2,4-Dinitrophenol, 3-Nitroaniline, Acenaphthene, 2,6-Dinitrotoluene, Acenaphthylene, Dimethyl Phthalate, 2-Nitroaniline, 2-Chloronaphthalene, 2,4,5-Trichlorophenol, 2,4,6-Trichlorophenol, Hexachlorocyclopentadiene, 4-Chloro-2-Methylphenol, 1-Methylnaphthalene, 2-Methylnaphthalene, 4-Chloro-3-Methylphenol, Hexachlorobutadiene, p-Chloroaniline, 4-Chlorophenol, Naphthalene, 1,2,4-Trichlorobenzene, 2,4-Dichlorophenol, bis(-2-Chloroethoxy)Methane, 2,4-Dimethylphenol, 2-Nitrophenol, Isophorone, Nitrobenzene, N-nitroso-Di-n-propylamine, Hexachloroethane, 4Methylphenol/3Methylphenol, 2-Methylphenol, bis(2-chloroisopropyl)Ether, Benzyl Alcohol, 1,2-Dichlorobenzene, 1,4-Dichlorobenzene, 1,3-Dichlorobenzene, 2-Chlorophenol, bis(-2-Chloroethyl)Ether, Phenol, Aniline, Pyridine, Carbazole, Benzoic Acid, o-Terphenyl, N-Nitrosodimethylamine}; Replace level 4 with Calibration sample Dec2805.D for compounds {Terphenyl-d14, 2,4,6-Tribromophenol, 2-Fluorobiphenyl, Nitrobenzene-d5, Phenol-d5, 2-Fluorophenol, Benzo(g,h,i)perylene, Dibenzo(a,h)anthracene, Indeno(1,2,3-c,d)pyrene, Benzo(a)pyrene, Benzo(k)fluoranthene, Benzo(b)fluoranthene, Di-n-octyl Phthalate, bis(2-ethylhexyl)Phthalate, 3,3-Dichlorobenzidine, Chrysene, Benzo(a)Anthracene, Butylbenzylphthalate, Pyrene, Benzidine, Fluoranthene, Di-n-Butylphthalate, Triallate, Anthracene, Phenanthrene, Pentachlorophenol, Hexachlorobenzene, 4-Bromophenylphenylether, Azobenzene, N-nitrosodiphenylamine, 4,6-Dinitro-2-methylphenol, 4-Nitroaniline, Diethylphthalate, 4-Chlorophenylphenylether, Fluorene, 2,4-Dinitrotoluene, 4-Nitrophenol, Dibenzofuran, 2,4-Dinitrophenol, 3-Nitroaniline, Acenaphthene, 2,6-Dinitrotoluene, Acenaphthylene, Dimethyl Phthalate, 2-Nitroaniline, 2-Chloronaphthalene, 2,4,5-Trichlorophenol, 2,4,6-Trichlorophenol, Hexachlorocyclopentadiene, 4-Chloro-				

Audit Trail report

Name	User	Time	Action	Reason	Comment	Succeed	Exception
			2-Methylphenol, 1-Methylnaphthalene, 2-Methylnaphthalene, 4-Chloro-3- Methylphenol, Hexachlorobutadiene, p- Chloroaniline, 4-Chlorophenol, Naphthalene, 1,2,4-Trichlorobenzene, 2,4-Dichlorophenol, bis(-2- Chloroethoxy)Methane, 2,4- Dimethylphenol, 2-Nitrophenol, Isophorone, Nitrobenzene, N-nitroso- Di-n-propylamine, Hexachloroethane, 4Methylphenol/3Methylphenol, 2- Methylphenol, bis(2- chloroisopropyl)Ether, Benzyl Alcohol, 1,2-Dichlorobenzene, 1,4- Dichlorobenzene, 1,3-Dichlorobenzene, 2-Chlorophenol, bis(-2- Chloroethyl)Ether, Phenol, Aniline, Pyridine, Carbazole, Benzoic Acid, o- Terphenyl, N-Nitrosodimethylamine}; Replace level 5 with Calibration sample Dec2804.D for compounds {Terphenyl- d14, 2,4,6-Tribromophenol, 2- Fluorobiphenyl, Nitrobenzene-d5, Phenol-d5, 2-Fluorophenol, Benzo(g,h,i)perylene, Dibenzo(a,h)anthracene, Indeno(1,2,3-c,d)pyrene, Benzo(a)pyrene, Benzo(k)fluoranthene, Benzo(b)fluoranthene, Di-n-octyl Phthalate, bis(2-ethylhexyl)Phthalate, 3,3-Dichlorobenzidine, Chrysene, Benzo(a)Anthracene, Butylbenzylphthalate, Pyrene, Benzidine, Fluoranthene, Di-n- Butylphthalate, Triallate, Anthracene, Phenanthrene, Pentachlorophenol, Hexachlorobenzene, 4-Bromophenyl- phenylether, Azobenzene, N- nitrosodiphenylamine, 4,6-Dinitro-2- methylphenol, 4-Nitroaniline, Diethylphthalate, 4-Chlorophenyl- phenylether, Fluorene, 2,4- Dinitrotoluene, 4-Nitrophenol, Dibenzofuran, 2,4-Dinitrophenol, 3- Nitroaniline, Acenaphthene, 2,6- Dinitrotoluene, Acenaphthylene, Dimethyl Phthalate, 2-Nitroaniline, 2- Chloronaphthalene, 2,4,5- Trichlorophenol, 2,4,6-Trichlorophenol, Hexachlorocyclopentadiene, 4-Chloro- 2-Methylphenol, 1-Methylnaphthalene, 2-Methylnaphthalene, 4-Chloro-3- Methylphenol, Hexachlorobutadiene, p- Chloroaniline, 4-Chlorophenol, Naphthalene, 1,2,4-Trichlorobenzene, 2,4-Dichlorophenol, bis(-2- Chloroethoxy)Methane, 2,4- Dimethylphenol, 2-Nitrophenol,				

Audit Trail report

Name	User	Time	Action	Reason	Comment	Succeed	Exception
			Isophorone, Nitrobenzene, N-nitroso-Di-n-propylamine, Hexachloroethane, 4Methylphenol/3Methylphenol, 2-Methylphenol, bis(2-chloroisopropyl)Ether, Benzyl Alcohol, 1,2-Dichlorobenzene, 1,4-Dichlorobenzene, 1,3-Dichlorobenzene, 2-Chlorophenol, bis(-2-Chloroethyl)Ether, Phenol, Aniline, Pyridine, Carbazole, Benzoic Acid, o-Terphenyl, N-Nitrosodimethylamine}; Replace level 6 with Calibration sample Dec2803.D for compounds {Terphenyl-d14, 2,4,6-Tribromophenol, 2-Fluorobiphenyl, Nitrobenzene-d5, Phenol-d5, 2-Fluorophenol, Benzo(g,h,i)perylene, Dibenzo(a,h)anthracene, Indeno(1,2,3-c,d)pyrene, Benzo(a)pyrene, Benzo(k)fluoranthene, Benzo(b)fluoranthene, Di-n-octyl Phthalate, bis(2-ethylhexyl)Phthalate, 3,3-Dichlorobenzidine, Chrysene, Benzo(a)Anthracene, Butylbenzylphthalate, Pyrene, Benzidine, Fluoranthene, Di-n-Butylphthalate, Triallate, Anthracene, Phenanthrene, Pentachlorophenol, Hexachlorobenzene, 4-Bromophenylphenylether, Azobenzene, N-nitrosodiphenylamine, 4,6-Dinitro-2-methylphenol, 4-Nitroaniline, Diethylphthalate, 4-Chlorophenylphenylether, Fluorene, 2,4-Dinitrotoluene, 4-Nitrophenol, Dibenzofuran, 2,4-Dinitrophenol, 3-Nitroaniline, Acenaphthene, 2,6-Dinitrotoluene, Acenaphthylene, Dimethyl Phthalate, 2-Nitroaniline, 2-Chloronaphthalene, 2,4,5-Trichlorophenol, 2,4,6-Trichlorophenol, Hexachlorocyclopentadiene, 4-Chloro-2-Methylphenol, 1-Methylnaphthalene, 2-Methylnaphthalene, 4-Chloro-3-Methylphenol, Hexachlorobutadiene, p-Chloroaniline, 4-Chlorophenol, Naphthalene, 1,2,4-Trichlorobenzene, 2,4-Dichlorophenol, bis(-2-Chloroethoxy)Methane, 2,4-Dimethylphenol, 2-Nitrophenol, Isophorone, Nitrobenzene, N-nitroso-Di-n-propylamine, Hexachloroethane, 4Methylphenol/3Methylphenol, 2-Methylphenol, bis(2-chloroisopropyl)Ether, Benzyl Alcohol, 1,2-Dichlorobenzene, 1,4-Dichlorobenzene, 1,3-Dichlorobenzene, 2-Chlorophenol, bis(-2-				

Audit Trail report

Name	User	Time	Action	Reason	Comment	Succeed	Exception
			Chloroethyl)Ether, Phenol, Aniline, Pyridine, Carbazole, Benzoic Acid, o-Terphenyl, N-Nitrosodimethylamine}; Replace level 7 with Calibration sample Dec2802.D for compounds {Terphenyl-d14, 2,4,6-Tribromophenol, 2-Fluorobiphenyl, Nitrobenzene-d5, Phenol-d5, 2-Fluorophenol, Benzo(g,h,i)perylene, Dibenzo(a,h)anthracene, Indeno(1,2,3-c,d)pyrene, Benzo(a)pyrene, Benzo(k)fluoranthene, Benzo(b)fluoranthene, Di-n-octyl Phthalate, bis(2-ethylhexyl)Phthalate, 3,3-Dichlorobenzidine, Chrysene, Benzo(a)Anthracene, Butylbenzylphthalate, Pyrene, Benzidine, Fluoranthene, Di-n-Butylphthalate, Triallate, Anthracene, Phenanthrene, Pentachlorophenol, Hexachlorobenzene, 4-Bromophenylphenylether, Azobenzene, N-nitrosodiphenylamine, 4,6-Dinitro-2-methylphenol, 4-Nitroaniline, Diethylphthalate, 4-Chlorophenylphenylether, Fluorene, 2,4-Dinitrotoluene, 4-Nitrophenol, Dibenzofuran, 2,4-Dinitrophenol, 3-Nitroaniline, Acenaphthene, 2,6-Dinitrotoluene, Acenaphthylene, Dimethyl Phthalate, 2-Nitroaniline, 2-Chloronaphthalene, 2,4,5-Trichlorophenol, 2,4,6-Trichlorophenol, Hexachlorocyclopentadiene, 4-Chloro-2-Methylphenol, 1-Methylnaphthalene, 2-Methylnaphthalene, 4-Chloro-3-Methylphenol, Hexachlorobutadiene, p-Chloroaniline, 4-Chlorophenol, Naphthalene, 1,2,4-Trichlorobenzene, 2,4-Dichlorophenol, bis(-2-Chloroethoxy)Methane, 2,4-Dimethylphenol, 2-Nitrophenol, Isophorone, Nitrobenzene, N-nitroso-Di-n-propylamine, Hexachloroethane, 4Methylphenol/3Methylphenol, 2-Methylphenol, bis(2-chloroisopropyl)Ether, Benzyl Alcohol, 1,2-Dichlorobenzene, 1,4-Dichlorobenzene, 1,3-Dichlorobenzene, 2-Chlorophenol, bis(-2-Chloroethyl)Ether, Phenol, Aniline, Pyridine, Carbazole, Benzoic Acid, o-Terphenyl, N-Nitrosodimethylamine};				
CmdQuantitate	BL2000\jheine	12/29/2021 7:26:04 PM	Quantitate all compounds in all samples			✓	

Audit Trail report

Name	User	Time	Action	Reason	Comment	Succeed	Exception
CmdSetTargetCompoundAttribute	BL2000\jheine	12/29/2021 7:31:04 PM	Set CurveFit = fitAverageOfResponseFactors for compound 4-Nitrophenol in all samples; previous value = fitQuadratic			✓	
CmdSetTargetCompoundAttribute	BL2000\jheine	12/29/2021 7:31:07 PM	Set CurveFitOrigin = originIgnore for compound 4-Nitrophenol in all samples; previous value = originInclude			✓	
CmdSetTargetCompoundAttribute	BL2000\jheine	12/29/2021 7:31:09 PM	Set CurveFitWeight = weightEqual for compound 4-Nitrophenol in all samples; previous value = weightOneOverX			✓	
CmdSetTargetCompoundAttribute	BL2000\jheine	12/29/2021 7:31:21 PM	Set CurveFit = fitQuadratic for compound 4-Nitrophenol in all samples; previous value = fitQuadratic			✓	
CmdSetTargetCompoundAttribute	BL2000\jheine	12/29/2021 7:31:25 PM	Set CurveFitOrigin = originInclude for compound 4-Nitrophenol in all samples; previous value = originInclude			✓	
CmdSetTargetCompoundAttribute	BL2000\jheine	12/29/2021 7:31:28 PM	Set CurveFitWeight = weightOneOverX for compound 4-Nitrophenol in all samples; previous value = weightOneOverX			✓	
CmdSetTargetCompoundAttribute	BL2000\jheine	12/29/2021 7:31:31 PM	Set CurveFitWeight = weightOneOverXSquared for compound 4-Nitrophenol in all samples; previous value = weightOneOverX			✓	
CmdSetTargetCompoundAttribute	BL2000\jheine	12/29/2021 7:31:34 PM	Set CurveFitWeight = weightOneOverX for compound 4-Nitrophenol in all samples; previous value = weightOneOverX			✓	
CmdSetTargetCompoundAttribute	BL2000\jheine	12/29/2021 7:31:37 PM	Set CurveFitWeight = weightEqual for compound 4-Nitrophenol in all samples; previous value = weightOneOverX			✓	
CmdQuantitate	BL2000\jheine	12/29/2021 7:31:57 PM	Quantitate all compounds in all samples			✓	
CmdSetTargetCompoundAttribute	BL2000\jheine	12/29/2021 7:32:50 PM	Set CurveFitWeight = weightOneOverXSquared for compound Diethylphthalate in all samples; previous value = weightOneOverX			✓	
CmdSetTargetCompoundAttribute	BL2000\jheine	12/29/2021 7:32:54 PM	Set CurveFitWeight = weightEqual for compound Diethylphthalate in all samples; previous value = weightOneOverX			✓	
CmdQuantitate	BL2000\jheine	12/29/2021 7:33:14 PM	Quantitate all compounds in all samples			✓	
CmdSetTargetCompoundAttribute	BL2000\jheine	12/29/2021 7:33:23 PM	Set CurveFitOrigin = originIgnore for compound Diethylphthalate in all samples; previous value = originInclude			✓	

Audit Trail report

Name	User	Time	Action	Reason	Comment	Succeed	Exception
CmdQuantitate	BL2000\jheine	12/29/2021 7:33:42 PM	Quantitate all compounds in all samples			✓	
CmdSetTargetCompoundAttribute	BL2000\jheine	12/29/2021 7:33:52 PM	Set CurveFitWeight = weightOneOverX for compound Diethylphthalate in all samples; previous value = weightOneOverX			✓	
CmdSetTargetCompoundAttribute	BL2000\jheine	12/29/2021 7:33:56 PM	Set CurveFitWeight = weightOneOverY for compound Diethylphthalate in all samples; previous value = weightOneOverX			✓	
CmdSetTargetCompoundAttribute	BL2000\jheine	12/29/2021 7:34:00 PM	Set CurveFitWeight = weightOneOverYSquared for compound Diethylphthalate in all samples; previous value = weightOneOverX			✓	
CmdSetTargetCompoundAttribute	BL2000\jheine	12/29/2021 7:34:05 PM	Set CurveFitWeight = weightOneOverX for compound Diethylphthalate in all samples; previous value = weightOneOverX			✓	
CmdSetTargetCompoundAttribute	BL2000\jheine	12/29/2021 7:34:08 PM	Set CurveFitWeight = weightEqual for compound Diethylphthalate in all samples; previous value = weightOneOverX			✓	
CmdSetTargetCompoundAttribute	BL2000\jheine	12/29/2021 7:34:12 PM	Set CurveFitOrigin = originInclude for compound Diethylphthalate in all samples; previous value = originInclude			✓	
CmdQuantitate	BL2000\jheine	12/29/2021 7:34:32 PM	Quantitate all compounds in all samples			✓	
CmdSetTargetCompoundAttribute	BL2000\jheine	12/29/2021 7:35:48 PM	Set CurveFit = fitAverageOfResponseFactors for compound N-nitrosodiphenylamine in all samples; previous value = fitQuadratic			✓	
CmdSetTargetCompoundAttribute	BL2000\jheine	12/29/2021 7:35:51 PM	Set CurveFitOrigin = originIgnore for compound N-nitrosodiphenylamine in all samples; previous value = originInclude			✓	
CmdSetTargetCompoundAttribute	BL2000\jheine	12/29/2021 7:35:53 PM	Set CurveFitWeight = weightEqual for compound N-nitrosodiphenylamine in all samples; previous value = weightOneOverX			✓	
CmdQuantitate	BL2000\jheine	12/29/2021 7:36:12 PM	Quantitate all compounds in all samples			✓	
CmdSetTargetCompoundAttribute	BL2000\jheine	12/29/2021 7:36:20 PM	Set CurveFitOrigin = originInclude for compound N-nitrosodiphenylamine in all samples; previous value = originInclude			✓	
CmdQuantitate	BL2000\jheine	12/29/2021 7:36:42 PM	Quantitate all compounds in all samples			✓	

Audit Trail report

Name	User	Time	Action	Reason	Comment	Succeed	Exception
CmdSetTargetCompoundAttribute	BL2000\jheine	12/29/2021 7:37:09 PM	Set CurveFit = fitQuadratic for compound N-nitrosodiphenylamine in all samples; previous value = fitQuadratic			✓	
CmdSetTargetCompoundAttribute	BL2000\jheine	12/29/2021 7:37:15 PM	Set CurveFitWeight = weightOneOverXSquared for compound N-nitrosodiphenylamine in all samples; previous value = weightOneOverX			✓	
CmdSetTargetCompoundAttribute	BL2000\jheine	12/29/2021 7:37:18 PM	Set CurveFitWeight = weightOneOverX for compound N-nitrosodiphenylamine in all samples; previous value = weightOneOverX			✓	
CmdSetTargetCompoundAttribute	BL2000\jheine	12/29/2021 7:37:22 PM	Set CurveFitWeight = weightEqual for compound N-nitrosodiphenylamine in all samples; previous value = weightOneOverX			✓	
CmdQuantitate	BL2000\jheine	12/29/2021 7:37:41 PM	Quantitate all compounds in all samples			✓	
CmdSetTargetCompoundAttribute	BL2000\jheine	12/29/2021 7:37:52 PM	Set CurveFitWeight = weightOneOverX for compound N-nitrosodiphenylamine in all samples; previous value = weightOneOverX			✓	
CmdSetTargetCompoundAttribute	BL2000\jheine	12/29/2021 7:37:57 PM	Set CurveFit = fitAverageOfResponseFactors for compound N-nitrosodiphenylamine in all samples; previous value = fitQuadratic			✓	
CmdSetTargetCompoundAttribute	BL2000\jheine	12/29/2021 7:38:01 PM	Set CurveFitWeight = weightEqual for compound N-nitrosodiphenylamine in all samples; previous value = weightOneOverX			✓	
CmdQuantitate	BL2000\jheine	12/29/2021 7:38:19 PM	Quantitate all compounds in all samples			✓	
CmdSetTargetCompoundAttribute	BL2000\jheine	12/29/2021 7:39:05 PM	Set CurveFitWeight = weightEqual for compound Di-n-Butylphthalate in all samples; previous value = weightOneOverX			✓	
CmdQuantitate	BL2000\jheine	12/29/2021 7:39:25 PM	Quantitate all compounds in all samples			✓	
CmdSetTargetCompoundAttribute	BL2000\jheine	12/29/2021 7:39:54 PM	Set CurveFit = fitAverageOfResponseFactors for compound 2,4,6-Tribromophenol in all samples; previous value = fitQuadratic			✓	
CmdSetTargetCompoundAttribute	BL2000\jheine	12/29/2021 7:39:59 PM	Set CurveFit = fitQuadratic for compound 2,4,6-Tribromophenol in all samples; previous value = fitQuadratic			✓	
CmdSetTargetCompoundAttribute	BL2000\jheine	12/29/2021 7:40:02 PM	Set CurveFitWeight = weightOneOverXSquared for compound 2,4,6-Tribromophenol in all samples; previous value = weightOneOverX			✓	

Audit Trail report

Name	User	Time	Action	Reason	Comment	Succeed	Exception
CmdSetTargetCompoundAttribute	BL2000\jheine	12/29/2021 7:40:04 PM	Set CurveFitWeight = weightEqual for compound 2,4,6-Tribromophenol in all samples; previous value = weightOneOverX			✓	
CmdQuantitate	BL2000\jheine	12/29/2021 7:40:24 PM	Quantitate all compounds in all samples			✓	
CmdSetTargetCompoundAttribute	BL2000\jheine	12/29/2021 7:40:55 PM	Set CurveFit = fitLinear for compound 2,4,6-Tribromophenol in all samples; previous value = fitQuadratic			✓	
CmdSetTargetCompoundAttribute	BL2000\jheine	12/29/2021 7:41:00 PM	Set CurveFitWeight = weightOneOverX for compound 2,4,6-Tribromophenol in all samples; previous value = weightOneOverX			✓	
CmdSetTargetCompoundAttribute	BL2000\jheine	12/29/2021 7:41:03 PM	Set CurveFitWeight = weightEqual for compound 2,4,6-Tribromophenol in all samples; previous value = weightOneOverX			✓	
CmdQuantitate	BL2000\jheine	12/29/2021 7:41:24 PM	Quantitate all compounds in all samples			✓	
CmdSaveBatchTable	BL2000\jheine	12/29/2021 7:43:16 PM	Save batch \\MASSHUNTER\Org\Data\SV5973N.I\sd122821\1 DOD bna\QuantResults\122821 bna 1 CAL.batch.bin			✓	
CmdImportSamplesFromWorklist	BL2000\jheine	12/29/2021 7:46:11 PM	Add samples from worklist: \\MASSHUNTER\Org\Data\SV5973N.I\sd122821\1 DOD bna\Dec2824.D, \\MASSHUNTER\Org\Data\SV5973N.I\sd122821\1 DOD bna\Dec2823.D, \\MASSHUNTER\Org\Data\SV5973N.I\sd122821\1 DOD bna\Dec2822.D, \\MASSHUNTER\Org\Data\SV5973N.I\sd122821\1 DOD bna\Dec2821.D, \\MASSHUNTER\Org\Data\SV5973N.I\sd122821\1 DOD bna\Dec2820.D, \\MASSHUNTER\Org\Data\SV5973N.I\sd122821\1 DOD bna\Dec2819.D, \\MASSHUNTER\Org\Data\SV5973N.I\sd122821\1 DOD bna\Dec2818.D, \\MASSHUNTER\Org\Data\SV5973N.I\sd122821\1 DOD bna\Dec2817.D, \\MASSHUNTER\Org\Data\SV5973N.I\sd122821\1 DOD bna\Dec2816.D, \\MASSHUNTER\Org\Data\SV5973N.I\sd122821\1 DOD bna\Dec2815.D, \\MASSHUNTER\Org\Data\SV5973N.I\sd122821\1 DOD bna\Dec2814.D, \\MASSHUNTER\Org\Data\SV5973N.I\sd122821\1 DOD bna\Dec2813.D, \\MASSHUNTER\Org\Data\SV5973N.I\sd122821\1 DOD bna\Dec2812.D, \\MASSHUNTER\Org\Data\SV5973N.I\sd122821\1 DOD bna\Dec2811.D			✓	

Audit Trail report

Name	User	Time	Action	Reason	Comment	Succeed	Exception
CmdRemoveSamples	BL2000\jheine	12/29/2021 7:46:35 PM	Remove 13 sample(s): Remove Sample sample 28-Dec-21_TUNE_12, data file Dec2812.D ; Remove Sample sample 28-Dec-21_CCV_13, data file Dec2813.D ; Remove Sample sample 28-Dec-21_ISTBLK_14, data file Dec2814.D ; Remove Sample sample MB-162392, data file Dec2815.D ; Remove Sample sample LCS-162392, data file Dec2816.D ; Remove Sample sample LCSD-162392, data file Dec2817.D ; Remove Sample sample B21121605-001B, data file Dec2818.D ; Remove Sample sample B21121605-001BMS, data file Dec2819.D ; Remove Sample sample B21121605-002B, data file Dec2820.D ; Remove Sample sample B21121605-003B, data file Dec2821.D ; Remove Sample sample B21121606-001D, data file Dec2822.D ; Remove Sample sample B21121606-002D, data file Dec2823.D ; Remove Sample sample B21121606-003D, data file Dec2824.D ;			✓	
CmdQuantitate	BL2000\jheine	12/29/2021 7:47:11 PM	Quantitate all compounds in all samples			✓	
CmdQuantitate	BL2000\jheine	12/29/2021 7:47:44 PM	Quantitate all compounds in all samples			✓	
CmdStartMethodEditing	BL2000\jheine	12/29/2021 7:48:03 PM	Start method editing			✓	
CmdImportMethodFromSample	BL2000\jheine	12/29/2021 7:48:03 PM	Import method from sample Dec2811.D			✓	
CmdSetMethodTargetCompoundAttribute	BL2000\jheine	12/29/2021 7:48:33 PM	No parameter change for PeakFilterThreshold			✓	
CmdSetMethodTargetCompoundAttribute	BL2000\jheine	12/29/2021 7:48:33 PM	Set PeakFilterThresholdValue = 4956.77225000002 for compound N-Nitrosodimethylamine; previous value = 4012.78927170814			✓	
CmdSetMethodTargetCompoundAttribute	BL2000\jheine	12/29/2021 7:48:34 PM	No parameter change for ThresholdNumberOfPeaks			✓	
CmdSetMethodTargetQualifierAttribute	BL2000\jheine	12/29/2021 7:48:34 PM	No parameter change for PeakFilterThreshold			✓	
CmdSetMethodTargetQualifierAttribute	BL2000\jheine	12/29/2021 7:48:34 PM	Set PeakFilterThresholdValue = 9159.23152484087 for qualifier 42.0 of compound N-Nitrosodimethylamine; previous value = 6353.96087626328			✓	
CmdSetMethodTargetQualifierAttribute	BL2000\jheine	12/29/2021 7:48:35 PM	No parameter change for ThresholdNumberOfPeaks			✓	
CmdSetMethodTargetCompoundAttribute	BL2000\jheine	12/29/2021 7:48:35 PM	No parameter change for PeakFilterThreshold			✓	
CmdSetMethodTargetCompoundAttribute	BL2000\jheine	12/29/2021 7:48:36 PM	No parameter change for PeakFilterThresholdValue			✓	
CmdSetMethodTargetCompoundAttribute	BL2000\jheine	12/29/2021 7:48:36 PM	No parameter change for ThresholdNumberOfPeaks			✓	

Audit Trail report

Name	User	Time	Action	Reason	Comment	Succeed	Exception
CmdSetMethodTargetQualifierAttribute	BL2000\jheine	12/29/2021 7:48:36 PM	No parameter change for PeakFilterThreshold			✓	
CmdSetMethodTargetQualifierAttribute	BL2000\jheine	12/29/2021 7:48:36 PM	No parameter change for PeakFilterThresholdValue			✓	
CmdSetMethodTargetQualifierAttribute	BL2000\jheine	12/29/2021 7:48:37 PM	No parameter change for ThresholdNumberOfPeaks			✓	
CmdSetMethodTargetQualifierAttribute	BL2000\jheine	12/29/2021 7:48:37 PM	No parameter change for PeakFilterThreshold			✓	
CmdSetMethodTargetQualifierAttribute	BL2000\jheine	12/29/2021 7:48:37 PM	No parameter change for PeakFilterThresholdValue			✓	
CmdSetMethodTargetQualifierAttribute	BL2000\jheine	12/29/2021 7:48:38 PM	No parameter change for ThresholdNumberOfPeaks			✓	
CmdSetMethodTargetCompoundAttribute	BL2000\jheine	12/29/2021 7:48:38 PM	No parameter change for PeakFilterThreshold			✓	
CmdSetMethodTargetCompoundAttribute	BL2000\jheine	12/29/2021 7:48:39 PM	No parameter change for PeakFilterThresholdValue			✓	
CmdSetMethodTargetCompoundAttribute	BL2000\jheine	12/29/2021 7:48:39 PM	No parameter change for ThresholdNumberOfPeaks			✓	
CmdSetMethodTargetQualifierAttribute	BL2000\jheine	12/29/2021 7:48:39 PM	No parameter change for PeakFilterThreshold			✓	
CmdSetMethodTargetQualifierAttribute	BL2000\jheine	12/29/2021 7:48:40 PM	No parameter change for PeakFilterThresholdValue			✓	
CmdSetMethodTargetQualifierAttribute	BL2000\jheine	12/29/2021 7:48:40 PM	No parameter change for ThresholdNumberOfPeaks			✓	
CmdSetMethodTargetQualifierAttribute	BL2000\jheine	12/29/2021 7:48:40 PM	No parameter change for PeakFilterThreshold			✓	
CmdSetMethodTargetQualifierAttribute	BL2000\jheine	12/29/2021 7:48:41 PM	No parameter change for PeakFilterThresholdValue			✓	
CmdSetMethodTargetQualifierAttribute	BL2000\jheine	12/29/2021 7:48:41 PM	No parameter change for ThresholdNumberOfPeaks			✓	
CmdSetMethodTargetCompoundAttribute	BL2000\jheine	12/29/2021 7:48:41 PM	No parameter change for PeakFilterThreshold			✓	
CmdSetMethodTargetCompoundAttribute	BL2000\jheine	12/29/2021 7:48:42 PM	No parameter change for PeakFilterThresholdValue			✓	
CmdSetMethodTargetCompoundAttribute	BL2000\jheine	12/29/2021 7:48:42 PM	No parameter change for ThresholdNumberOfPeaks			✓	
CmdSetMethodTargetQualifierAttribute	BL2000\jheine	12/29/2021 7:48:42 PM	No parameter change for PeakFilterThreshold			✓	
CmdSetMethodTargetQualifierAttribute	BL2000\jheine	12/29/2021 7:48:43 PM	No parameter change for PeakFilterThresholdValue			✓	
CmdSetMethodTargetQualifierAttribute	BL2000\jheine	12/29/2021 7:48:43 PM	No parameter change for ThresholdNumberOfPeaks			✓	
CmdSetMethodTargetQualifierAttribute	BL2000\jheine	12/29/2021 7:48:43 PM	No parameter change for PeakFilterThreshold			✓	
CmdSetMethodTargetQualifierAttribute	BL2000\jheine	12/29/2021 7:48:44 PM	No parameter change for PeakFilterThresholdValue			✓	
CmdSetMethodTargetQualifierAttribute	BL2000\jheine	12/29/2021 7:48:44 PM	No parameter change for ThresholdNumberOfPeaks			✓	

Audit Trail report

Name	User	Time	Action	Reason	Comment	Succeed	Exception
CmdSetMethodTargetCompoundAttribute	BL2000\jheine	12/29/2021 7:48:44 PM	No parameter change for PeakFilterThreshold			✓	
CmdSetMethodTargetCompoundAttribute	BL2000\jheine	12/29/2021 7:48:44 PM	No parameter change for PeakFilterThresholdValue			✓	
CmdSetMethodTargetCompoundAttribute	BL2000\jheine	12/29/2021 7:48:44 PM	No parameter change for ThresholdNumberOfPeaks			✓	
CmdSetMethodTargetQualifierAttribute	BL2000\jheine	12/29/2021 7:48:45 PM	No parameter change for PeakFilterThreshold			✓	
CmdSetMethodTargetQualifierAttribute	BL2000\jheine	12/29/2021 7:48:45 PM	No parameter change for PeakFilterThresholdValue			✓	
CmdSetMethodTargetQualifierAttribute	BL2000\jheine	12/29/2021 7:48:45 PM	No parameter change for ThresholdNumberOfPeaks			✓	
CmdSetMethodTargetQualifierAttribute	BL2000\jheine	12/29/2021 7:48:46 PM	No parameter change for PeakFilterThreshold			✓	
CmdSetMethodTargetQualifierAttribute	BL2000\jheine	12/29/2021 7:48:46 PM	No parameter change for PeakFilterThresholdValue			✓	
CmdSetMethodTargetQualifierAttribute	BL2000\jheine	12/29/2021 7:48:46 PM	No parameter change for ThresholdNumberOfPeaks			✓	
CmdSetMethodTargetCompoundAttribute	BL2000\jheine	12/29/2021 7:48:46 PM	No parameter change for PeakFilterThreshold			✓	
CmdSetMethodTargetCompoundAttribute	BL2000\jheine	12/29/2021 7:48:47 PM	No parameter change for PeakFilterThresholdValue			✓	
CmdSetMethodTargetCompoundAttribute	BL2000\jheine	12/29/2021 7:48:47 PM	No parameter change for ThresholdNumberOfPeaks			✓	
CmdSetMethodTargetQualifierAttribute	BL2000\jheine	12/29/2021 7:48:47 PM	No parameter change for PeakFilterThreshold			✓	
CmdSetMethodTargetQualifierAttribute	BL2000\jheine	12/29/2021 7:48:48 PM	No parameter change for PeakFilterThresholdValue			✓	
CmdSetMethodTargetQualifierAttribute	BL2000\jheine	12/29/2021 7:48:48 PM	No parameter change for ThresholdNumberOfPeaks			✓	
CmdSetMethodTargetQualifierAttribute	BL2000\jheine	12/29/2021 7:48:48 PM	No parameter change for PeakFilterThreshold			✓	
CmdSetMethodTargetQualifierAttribute	BL2000\jheine	12/29/2021 7:48:49 PM	No parameter change for PeakFilterThresholdValue			✓	
CmdSetMethodTargetQualifierAttribute	BL2000\jheine	12/29/2021 7:48:49 PM	No parameter change for ThresholdNumberOfPeaks			✓	
CmdSetMethodTargetCompoundAttribute	BL2000\jheine	12/29/2021 7:48:49 PM	No parameter change for PeakFilterThreshold			✓	
CmdSetMethodTargetCompoundAttribute	BL2000\jheine	12/29/2021 7:48:50 PM	No parameter change for PeakFilterThresholdValue			✓	
CmdSetMethodTargetCompoundAttribute	BL2000\jheine	12/29/2021 7:48:50 PM	No parameter change for ThresholdNumberOfPeaks			✓	
CmdSetMethodTargetQualifierAttribute	BL2000\jheine	12/29/2021 7:48:50 PM	No parameter change for PeakFilterThreshold			✓	
CmdSetMethodTargetQualifierAttribute	BL2000\jheine	12/29/2021 7:48:51 PM	No parameter change for PeakFilterThresholdValue			✓	
CmdSetMethodTargetQualifierAttribute	BL2000\jheine	12/29/2021 7:48:51 PM	No parameter change for ThresholdNumberOfPeaks			✓	

Audit Trail report

Name	User	Time	Action	Reason	Comment	Succeed	Exception
CmdSetMethodTargetQualifierAttribute	BL2000\jheine	12/29/2021 7:48:52 PM	No parameter change for PeakFilterThreshold			✓	
CmdSetMethodTargetQualifierAttribute	BL2000\jheine	12/29/2021 7:48:52 PM	No parameter change for PeakFilterThresholdValue			✓	
CmdSetMethodTargetQualifierAttribute	BL2000\jheine	12/29/2021 7:48:52 PM	No parameter change for ThresholdNumberOfPeaks			✓	
CmdSetMethodTargetCompoundAttribute	BL2000\jheine	12/29/2021 7:48:53 PM	No parameter change for PeakFilterThreshold			✓	
CmdSetMethodTargetCompoundAttribute	BL2000\jheine	12/29/2021 7:48:53 PM	No parameter change for PeakFilterThresholdValue			✓	
CmdSetMethodTargetCompoundAttribute	BL2000\jheine	12/29/2021 7:48:53 PM	No parameter change for ThresholdNumberOfPeaks			✓	
CmdSetMethodTargetQualifierAttribute	BL2000\jheine	12/29/2021 7:48:54 PM	No parameter change for PeakFilterThreshold			✓	
CmdSetMethodTargetQualifierAttribute	BL2000\jheine	12/29/2021 7:48:54 PM	No parameter change for PeakFilterThresholdValue			✓	
CmdSetMethodTargetQualifierAttribute	BL2000\jheine	12/29/2021 7:48:54 PM	No parameter change for ThresholdNumberOfPeaks			✓	
CmdSetMethodTargetQualifierAttribute	BL2000\jheine	12/29/2021 7:48:55 PM	No parameter change for PeakFilterThreshold			✓	
CmdSetMethodTargetQualifierAttribute	BL2000\jheine	12/29/2021 7:48:55 PM	No parameter change for PeakFilterThresholdValue			✓	
CmdSetMethodTargetQualifierAttribute	BL2000\jheine	12/29/2021 7:48:55 PM	No parameter change for ThresholdNumberOfPeaks			✓	
CmdSetMethodTargetCompoundAttribute	BL2000\jheine	12/29/2021 7:48:56 PM	No parameter change for PeakFilterThreshold			✓	
CmdSetMethodTargetCompoundAttribute	BL2000\jheine	12/29/2021 7:48:56 PM	No parameter change for PeakFilterThresholdValue			✓	
CmdSetMethodTargetCompoundAttribute	BL2000\jheine	12/29/2021 7:48:56 PM	No parameter change for ThresholdNumberOfPeaks			✓	
CmdSetMethodTargetQualifierAttribute	BL2000\jheine	12/29/2021 7:48:57 PM	No parameter change for PeakFilterThreshold			✓	
CmdSetMethodTargetQualifierAttribute	BL2000\jheine	12/29/2021 7:48:57 PM	No parameter change for PeakFilterThresholdValue			✓	
CmdSetMethodTargetQualifierAttribute	BL2000\jheine	12/29/2021 7:48:57 PM	No parameter change for ThresholdNumberOfPeaks			✓	
CmdSetMethodTargetQualifierAttribute	BL2000\jheine	12/29/2021 7:48:58 PM	No parameter change for PeakFilterThreshold			✓	
CmdSetMethodTargetQualifierAttribute	BL2000\jheine	12/29/2021 7:48:58 PM	No parameter change for PeakFilterThresholdValue			✓	
CmdSetMethodTargetQualifierAttribute	BL2000\jheine	12/29/2021 7:48:58 PM	No parameter change for ThresholdNumberOfPeaks			✓	
CmdSetMethodTargetCompoundAttribute	BL2000\jheine	12/29/2021 7:48:58 PM	No parameter change for PeakFilterThreshold			✓	
CmdSetMethodTargetCompoundAttribute	BL2000\jheine	12/29/2021 7:48:59 PM	No parameter change for PeakFilterThresholdValue			✓	
CmdSetMethodTargetCompoundAttribute	BL2000\jheine	12/29/2021 7:48:59 PM	No parameter change for ThresholdNumberOfPeaks			✓	

Audit Trail report

Name	User	Time	Action	Reason	Comment	Succeed	Exception
CmdSetMethodTargetQualifierAttribute	BL2000\jheine	12/29/2021 7:48:59 PM	No parameter change for PeakFilterThreshold			✓	
CmdSetMethodTargetQualifierAttribute	BL2000\jheine	12/29/2021 7:49:00 PM	No parameter change for PeakFilterThresholdValue			✓	
CmdSetMethodTargetQualifierAttribute	BL2000\jheine	12/29/2021 7:49:00 PM	No parameter change for ThresholdNumberOfPeaks			✓	
CmdSetMethodTargetQualifierAttribute	BL2000\jheine	12/29/2021 7:49:01 PM	No parameter change for PeakFilterThreshold			✓	
CmdSetMethodTargetQualifierAttribute	BL2000\jheine	12/29/2021 7:49:01 PM	No parameter change for PeakFilterThresholdValue			✓	
CmdSetMethodTargetQualifierAttribute	BL2000\jheine	12/29/2021 7:49:01 PM	No parameter change for ThresholdNumberOfPeaks			✓	
CmdSetMethodTargetCompoundAttribute	BL2000\jheine	12/29/2021 7:49:01 PM	No parameter change for PeakFilterThreshold			✓	
CmdSetMethodTargetCompoundAttribute	BL2000\jheine	12/29/2021 7:49:02 PM	No parameter change for PeakFilterThresholdValue			✓	
CmdSetMethodTargetCompoundAttribute	BL2000\jheine	12/29/2021 7:49:02 PM	No parameter change for ThresholdNumberOfPeaks			✓	
CmdSetMethodTargetQualifierAttribute	BL2000\jheine	12/29/2021 7:49:03 PM	No parameter change for PeakFilterThreshold			✓	
CmdSetMethodTargetQualifierAttribute	BL2000\jheine	12/29/2021 7:49:03 PM	No parameter change for PeakFilterThresholdValue			✓	
CmdSetMethodTargetQualifierAttribute	BL2000\jheine	12/29/2021 7:49:03 PM	No parameter change for ThresholdNumberOfPeaks			✓	
CmdSetMethodTargetQualifierAttribute	BL2000\jheine	12/29/2021 7:49:04 PM	No parameter change for PeakFilterThreshold			✓	
CmdSetMethodTargetQualifierAttribute	BL2000\jheine	12/29/2021 7:49:04 PM	No parameter change for PeakFilterThresholdValue			✓	
CmdSetMethodTargetQualifierAttribute	BL2000\jheine	12/29/2021 7:49:04 PM	No parameter change for ThresholdNumberOfPeaks			✓	
CmdSetMethodTargetCompoundAttribute	BL2000\jheine	12/29/2021 7:49:05 PM	No parameter change for PeakFilterThreshold			✓	
CmdSetMethodTargetCompoundAttribute	BL2000\jheine	12/29/2021 7:49:05 PM	Set PeakFilterThresholdValue = 23084.1874999994 for compound Benzo(j)fluoranthene; previous value = 41448.7115000004			✓	
CmdSetMethodTargetCompoundAttribute	BL2000\jheine	12/29/2021 7:49:06 PM	No parameter change for ThresholdNumberOfPeaks			✓	
CmdSetMethodTargetQualifierAttribute	BL2000\jheine	12/29/2021 7:49:06 PM	No parameter change for PeakFilterThreshold			✓	
CmdSetMethodTargetQualifierAttribute	BL2000\jheine	12/29/2021 7:49:06 PM	Set PeakFilterThresholdValue = 5062.67282658504 for qualifier 253.0 of compound Benzo(j)fluoranthene; previous value = 10451.5865136171			✓	
CmdSetMethodTargetQualifierAttribute	BL2000\jheine	12/29/2021 7:49:07 PM	No parameter change for ThresholdNumberOfPeaks			✓	
CmdSetMethodTargetCompoundAttribute	BL2000\jheine	12/29/2021 7:49:07 PM	No parameter change for PeakFilterThreshold			✓	

Audit Trail report

Name	User	Time	Action	Reason	Comment	Succeed	Exception
CmdSetMethodTargetCompoundAttribute	BL2000\jheine	12/29/2021 7:49:07 PM	Set PeakFilterThresholdValue = 23463.0270000011 for compound o-Terphenyl; previous value = 22599.8565000005			✓	
CmdSetMethodTargetCompoundAttribute	BL2000\jheine	12/29/2021 7:49:08 PM	No parameter change for ThresholdNumberOfPeaks			✓	
CmdSetMethodTargetQualifierAttribute	BL2000\jheine	12/29/2021 7:49:08 PM	No parameter change for PeakFilterThreshold			✓	
CmdSetMethodTargetQualifierAttribute	BL2000\jheine	12/29/2021 7:49:08 PM	Set PeakFilterThresholdValue = 15873.9088507358 for qualifier 229.0 of compound o-Terphenyl; previous value = 15021.6977956247			✓	
CmdSetMethodTargetQualifierAttribute	BL2000\jheine	12/29/2021 7:49:09 PM	No parameter change for ThresholdNumberOfPeaks			✓	
CmdSetMethodTargetQualifierAttribute	BL2000\jheine	12/29/2021 7:49:09 PM	No parameter change for PeakFilterThreshold			✓	
CmdSetMethodTargetQualifierAttribute	BL2000\jheine	12/29/2021 7:49:09 PM	Set PeakFilterThresholdValue = 8968.48129839532 for qualifier 215.0 of compound o-Terphenyl; previous value = 8644.90152092289			✓	
CmdSetMethodTargetQualifierAttribute	BL2000\jheine	12/29/2021 7:49:10 PM	No parameter change for ThresholdNumberOfPeaks			✓	
CmdSetMethodTargetCompoundAttribute	BL2000\jheine	12/29/2021 7:49:10 PM	No parameter change for PeakFilterThreshold			✓	
CmdSetMethodTargetCompoundAttribute	BL2000\jheine	12/29/2021 7:49:10 PM	No parameter change for PeakFilterThresholdValue			✓	
CmdSetMethodTargetCompoundAttribute	BL2000\jheine	12/29/2021 7:49:11 PM	No parameter change for ThresholdNumberOfPeaks			✓	
CmdSetMethodTargetQualifierAttribute	BL2000\jheine	12/29/2021 7:49:11 PM	No parameter change for PeakFilterThreshold			✓	
CmdSetMethodTargetQualifierAttribute	BL2000\jheine	12/29/2021 7:49:11 PM	No parameter change for PeakFilterThresholdValue			✓	
CmdSetMethodTargetQualifierAttribute	BL2000\jheine	12/29/2021 7:49:12 PM	No parameter change for ThresholdNumberOfPeaks			✓	
CmdSetMethodTargetQualifierAttribute	BL2000\jheine	12/29/2021 7:49:12 PM	No parameter change for PeakFilterThreshold			✓	
CmdSetMethodTargetQualifierAttribute	BL2000\jheine	12/29/2021 7:49:12 PM	No parameter change for PeakFilterThresholdValue			✓	
CmdSetMethodTargetQualifierAttribute	BL2000\jheine	12/29/2021 7:49:13 PM	No parameter change for ThresholdNumberOfPeaks			✓	
CmdSetMethodTargetCompoundAttribute	BL2000\jheine	12/29/2021 7:49:13 PM	No parameter change for PeakFilterThreshold			✓	
CmdSetMethodTargetCompoundAttribute	BL2000\jheine	12/29/2021 7:49:13 PM	Set PeakFilterThresholdValue = 4949.89492808098 for compound Benzoic Acid; previous value = 3979.31215481927			✓	
CmdSetMethodTargetCompoundAttribute	BL2000\jheine	12/29/2021 7:49:13 PM	No parameter change for ThresholdNumberOfPeaks			✓	
CmdSetMethodTargetQualifierAttribute	BL2000\jheine	12/29/2021 7:49:14 PM	No parameter change for PeakFilterThreshold			✓	

Audit Trail report

Name	User	Time	Action	Reason	Comment	Succeed	Exception
CmdSetMethodTargetQualifierAttribute	BL2000\jheine	12/29/2021 7:49:14 PM	Set PeakFilterThresholdValue = 4323.8268834638 for qualifier 122.0 of compound Benzoic Acid; previous value = 3409.24601289522			✓	
CmdSetMethodTargetQualifierAttribute	BL2000\jheine	12/29/2021 7:49:14 PM	No parameter change for ThresholdNumberOfPeaks			✓	
CmdSetMethodTargetQualifierAttribute	BL2000\jheine	12/29/2021 7:49:15 PM	No parameter change for PeakFilterThreshold			✓	
CmdSetMethodTargetQualifierAttribute	BL2000\jheine	12/29/2021 7:49:15 PM	Set PeakFilterThresholdValue = 3618.14342066167 for qualifier 77.0 of compound Benzoic Acid; previous value = 3074.30246410386			✓	
CmdSetMethodTargetQualifierAttribute	BL2000\jheine	12/29/2021 7:49:15 PM	No parameter change for ThresholdNumberOfPeaks			✓	
CmdSetMethodTargetCompoundAttribute	BL2000\jheine	12/29/2021 7:49:15 PM	No parameter change for PeakFilterThreshold			✓	
CmdSetMethodTargetCompoundAttribute	BL2000\jheine	12/29/2021 7:49:15 PM	Set PeakFilterThresholdValue = 43138.4617499999 for compound Carbazole; previous value = 38890.1130000005			✓	
CmdSetMethodTargetCompoundAttribute	BL2000\jheine	12/29/2021 7:49:16 PM	No parameter change for ThresholdNumberOfPeaks			✓	
CmdSetMethodTargetQualifierAttribute	BL2000\jheine	12/29/2021 7:49:16 PM	No parameter change for PeakFilterThreshold			✓	
CmdSetMethodTargetQualifierAttribute	BL2000\jheine	12/29/2021 7:49:16 PM	Set PeakFilterThresholdValue = 5616.00176220402 for qualifier 139.0 of compound Carbazole; previous value = 5198.83514428908			✓	
CmdSetMethodTargetQualifierAttribute	BL2000\jheine	12/29/2021 7:49:16 PM	No parameter change for ThresholdNumberOfPeaks			✓	
CmdSetMethodTargetCompoundAttribute	BL2000\jheine	12/29/2021 7:49:16 PM	No parameter change for PeakFilterThreshold			✓	
CmdSetMethodTargetCompoundAttribute	BL2000\jheine	12/29/2021 7:49:17 PM	Set PeakFilterThresholdValue = 21240.1222499997 for compound Quinoline; previous value = 41947.8615576922			✓	
CmdSetMethodTargetCompoundAttribute	BL2000\jheine	12/29/2021 7:49:17 PM	No parameter change for ThresholdNumberOfPeaks			✓	
CmdSetMethodTargetQualifierAttribute	BL2000\jheine	12/29/2021 7:49:17 PM	No parameter change for PeakFilterThreshold			✓	
CmdSetMethodTargetQualifierAttribute	BL2000\jheine	12/29/2021 7:49:18 PM	Set PeakFilterThresholdValue = 5581.23826592272 for qualifier 102.0 of compound Quinoline; previous value = 10775.2435226223			✓	
CmdSetMethodTargetQualifierAttribute	BL2000\jheine	12/29/2021 7:49:18 PM	No parameter change for ThresholdNumberOfPeaks			✓	
CmdSetMethodTargetCompoundAttribute	BL2000\jheine	12/29/2021 7:49:18 PM	No parameter change for PeakFilterThreshold			✓	

Audit Trail report

Name	User	Time	Action	Reason	Comment	Succeed	Exception
CmdSetMethodTargetCompoundAttribute	BL2000\jheine	12/29/2021 7:49:19 PM	Set PeakFilterThresholdValue = 34974.3342499996 for compound Indene; previous value = 67207.0267499995			✓	
CmdSetMethodTargetCompoundAttribute	BL2000\jheine	12/29/2021 7:49:19 PM	No parameter change for ThresholdNumberOfPeaks			✓	
CmdSetMethodTargetQualifierAttribute	BL2000\jheine	12/29/2021 7:49:19 PM	No parameter change for PeakFilterThreshold			✓	
CmdSetMethodTargetQualifierAttribute	BL2000\jheine	12/29/2021 7:49:20 PM	Set PeakFilterThresholdValue = 36155.5137215194 for qualifier 115.0 of compound Indene; previous value = 70065.1073119192			✓	
CmdSetMethodTargetQualifierAttribute	BL2000\jheine	12/29/2021 7:49:20 PM	No parameter change for ThresholdNumberOfPeaks			✓	
CmdSetMethodTargetCompoundAttribute	BL2000\jheine	12/29/2021 7:49:20 PM	No parameter change for PeakFilterThreshold			✓	
CmdSetMethodTargetCompoundAttribute	BL2000\jheine	12/29/2021 7:49:21 PM	Set PeakFilterThresholdValue = 23772.2337499999 for compound 6-Methylchrysene; previous value = 84936.1324999998			✓	
CmdSetMethodTargetCompoundAttribute	BL2000\jheine	12/29/2021 7:49:21 PM	No parameter change for ThresholdNumberOfPeaks			✓	
CmdSetMethodTargetQualifierAttribute	BL2000\jheine	12/29/2021 7:49:22 PM	No parameter change for PeakFilterThreshold			✓	
CmdSetMethodTargetQualifierAttribute	BL2000\jheine	12/29/2021 7:49:22 PM	Set PeakFilterThresholdValue = 4780.98250200202 for qualifier 243.0 of compound 6-Methylchrysene; previous value = 17580.708797255			✓	
CmdSetMethodTargetQualifierAttribute	BL2000\jheine	12/29/2021 7:49:22 PM	No parameter change for ThresholdNumberOfPeaks			✓	
CmdSetMethodTargetCompoundAttribute	BL2000\jheine	12/29/2021 7:49:23 PM	No parameter change for PeakFilterThreshold			✓	
CmdSetMethodTargetCompoundAttribute	BL2000\jheine	12/29/2021 7:49:23 PM	Set PeakFilterThresholdValue = 11973.2189999999 for compound Thiophenol; previous value = 24335.4564999998			✓	
CmdSetMethodTargetCompoundAttribute	BL2000\jheine	12/29/2021 7:49:23 PM	No parameter change for ThresholdNumberOfPeaks			✓	
CmdSetMethodTargetQualifierAttribute	BL2000\jheine	12/29/2021 7:49:23 PM	No parameter change for PeakFilterThreshold			✓	
CmdSetMethodTargetQualifierAttribute	BL2000\jheine	12/29/2021 7:49:24 PM	Set PeakFilterThresholdValue = 3037.1066913987 for qualifier 109.0 of compound Thiophenol; previous value = 5955.74535840753			✓	
CmdSetMethodTargetQualifierAttribute	BL2000\jheine	12/29/2021 7:49:24 PM	No parameter change for ThresholdNumberOfPeaks			✓	
CmdSetMethodTargetCompoundAttribute	BL2000\jheine	12/29/2021 7:49:25 PM	No parameter change for PeakFilterThreshold			✓	

Audit Trail report

Name	User	Time	Action	Reason	Comment	Succeed	Exception
CmdSetMethodTargetCompoundAttribute	BL2000\jheine	12/29/2021 7:49:25 PM	Set PeakFilterThresholdValue = 10207.1292500003 for compound Dibenz(a,h)acridine; previous value = 63091.6609999997			✓	
CmdSetMethodTargetCompoundAttribute	BL2000\jheine	12/29/2021 7:49:25 PM	No parameter change for ThresholdNumberOfPeaks			✓	
CmdSetMethodTargetQualifierAttribute	BL2000\jheine	12/29/2021 7:49:25 PM	No parameter change for PeakFilterThreshold			✓	
CmdSetMethodTargetQualifierAttribute	BL2000\jheine	12/29/2021 7:49:26 PM	Set PeakFilterThresholdValue = 3398.46117074335 for qualifier 139.0 of compound Dibenz(a,h)acridine; previous value = 12018.5740078565			✓	
CmdSetMethodTargetQualifierAttribute	BL2000\jheine	12/29/2021 7:49:26 PM	No parameter change for ThresholdNumberOfPeaks			✓	
CmdSetMethodTargetCompoundAttribute	BL2000\jheine	12/29/2021 7:49:26 PM	No parameter change for PeakFilterThreshold			✓	
CmdSetMethodTargetCompoundAttribute	BL2000\jheine	12/29/2021 7:49:27 PM	Set PeakFilterThresholdValue = 11118.365165636 for compound Pyridine; previous value = 12353.2060378049			✓	
CmdSetMethodTargetCompoundAttribute	BL2000\jheine	12/29/2021 7:49:27 PM	No parameter change for ThresholdNumberOfPeaks			✓	
CmdSetMethodTargetQualifierAttribute	BL2000\jheine	12/29/2021 7:49:27 PM	No parameter change for PeakFilterThreshold			✓	
CmdSetMethodTargetQualifierAttribute	BL2000\jheine	12/29/2021 7:49:27 PM	Set PeakFilterThresholdValue = 15094.681808254 for qualifier 52.0 of compound Pyridine; previous value = 15724.2026728011			✓	
CmdSetMethodTargetQualifierAttribute	BL2000\jheine	12/29/2021 7:49:28 PM	No parameter change for ThresholdNumberOfPeaks			✓	
CmdSetMethodTargetCompoundAttribute	BL2000\jheine	12/29/2021 7:49:28 PM	No parameter change for PeakFilterThreshold			✓	
CmdSetMethodTargetCompoundAttribute	BL2000\jheine	12/29/2021 7:49:28 PM	No parameter change for PeakFilterThresholdValue			✓	
CmdSetMethodTargetCompoundAttribute	BL2000\jheine	12/29/2021 7:49:28 PM	No parameter change for ThresholdNumberOfPeaks			✓	
CmdSetMethodTargetQualifierAttribute	BL2000\jheine	12/29/2021 7:49:28 PM	No parameter change for PeakFilterThreshold			✓	
CmdSetMethodTargetQualifierAttribute	BL2000\jheine	12/29/2021 7:49:29 PM	No parameter change for PeakFilterThresholdValue			✓	
CmdSetMethodTargetQualifierAttribute	BL2000\jheine	12/29/2021 7:49:29 PM	No parameter change for ThresholdNumberOfPeaks			✓	
CmdSetMethodTargetCompoundAttribute	BL2000\jheine	12/29/2021 7:49:29 PM	No parameter change for PeakFilterThreshold			✓	
CmdSetMethodTargetCompoundAttribute	BL2000\jheine	12/29/2021 7:49:29 PM	No parameter change for PeakFilterThresholdValue			✓	
CmdSetMethodTargetCompoundAttribute	BL2000\jheine	12/29/2021 7:49:30 PM	No parameter change for ThresholdNumberOfPeaks			✓	
CmdSetMethodTargetQualifierAttribute	BL2000\jheine	12/29/2021 7:49:30 PM	No parameter change for PeakFilterThreshold			✓	

Audit Trail report

Name	User	Time	Action	Reason	Comment	Succeed	Exception
CmdSetMethodTargetQualifierAttribute	BL2000\jheine	12/29/2021 7:49:30 PM	No parameter change for PeakFilterThresholdValue			✓	
CmdSetMethodTargetQualifierAttribute	BL2000\jheine	12/29/2021 7:49:31 PM	No parameter change for ThresholdNumberOfPeaks			✓	
CmdSetMethodTargetCompoundAttribute	BL2000\jheine	12/29/2021 7:49:31 PM	No parameter change for PeakFilterThreshold			✓	
CmdSetMethodTargetCompoundAttribute	BL2000\jheine	12/29/2021 7:49:31 PM	No parameter change for PeakFilterThresholdValue			✓	
CmdSetMethodTargetCompoundAttribute	BL2000\jheine	12/29/2021 7:49:31 PM	No parameter change for ThresholdNumberOfPeaks			✓	
CmdSetMethodTargetQualifierAttribute	BL2000\jheine	12/29/2021 7:49:32 PM	No parameter change for PeakFilterThreshold			✓	
CmdSetMethodTargetQualifierAttribute	BL2000\jheine	12/29/2021 7:49:32 PM	No parameter change for PeakFilterThresholdValue			✓	
CmdSetMethodTargetQualifierAttribute	BL2000\jheine	12/29/2021 7:49:32 PM	No parameter change for ThresholdNumberOfPeaks			✓	
CmdSetMethodTargetQualifierAttribute	BL2000\jheine	12/29/2021 7:49:33 PM	No parameter change for PeakFilterThreshold			✓	
CmdSetMethodTargetQualifierAttribute	BL2000\jheine	12/29/2021 7:49:33 PM	No parameter change for PeakFilterThresholdValue			✓	
CmdSetMethodTargetQualifierAttribute	BL2000\jheine	12/29/2021 7:49:34 PM	No parameter change for ThresholdNumberOfPeaks			✓	
CmdSetMethodTargetCompoundAttribute	BL2000\jheine	12/29/2021 7:49:34 PM	No parameter change for PeakFilterThreshold			✓	
CmdSetMethodTargetCompoundAttribute	BL2000\jheine	12/29/2021 7:49:34 PM	No parameter change for PeakFilterThresholdValue			✓	
CmdSetMethodTargetCompoundAttribute	BL2000\jheine	12/29/2021 7:49:35 PM	No parameter change for ThresholdNumberOfPeaks			✓	
CmdSetMethodTargetQualifierAttribute	BL2000\jheine	12/29/2021 7:49:35 PM	No parameter change for PeakFilterThreshold			✓	
CmdSetMethodTargetQualifierAttribute	BL2000\jheine	12/29/2021 7:49:35 PM	No parameter change for PeakFilterThresholdValue			✓	
CmdSetMethodTargetQualifierAttribute	BL2000\jheine	12/29/2021 7:49:36 PM	No parameter change for ThresholdNumberOfPeaks			✓	
CmdSetMethodTargetCompoundAttribute	BL2000\jheine	12/29/2021 7:49:36 PM	No parameter change for PeakFilterThreshold			✓	
CmdSetMethodTargetCompoundAttribute	BL2000\jheine	12/29/2021 7:49:36 PM	No parameter change for PeakFilterThresholdValue			✓	
CmdSetMethodTargetCompoundAttribute	BL2000\jheine	12/29/2021 7:49:37 PM	No parameter change for ThresholdNumberOfPeaks			✓	
CmdSetMethodTargetQualifierAttribute	BL2000\jheine	12/29/2021 7:49:37 PM	No parameter change for PeakFilterThreshold			✓	
CmdSetMethodTargetQualifierAttribute	BL2000\jheine	12/29/2021 7:49:37 PM	No parameter change for PeakFilterThresholdValue			✓	
CmdSetMethodTargetQualifierAttribute	BL2000\jheine	12/29/2021 7:49:38 PM	No parameter change for ThresholdNumberOfPeaks			✓	
CmdSetMethodTargetCompoundAttribute	BL2000\jheine	12/29/2021 7:49:38 PM	No parameter change for PeakFilterThreshold			✓	

Audit Trail report

Name	User	Time	Action	Reason	Comment	Succeed	Exception
CmdSetMethodTargetCompoundAttribute	BL2000\jheine	12/29/2021 7:49:38 PM	Set PeakFilterThresholdValue = 25702.878351246 for compound Aniline; previous value = 23761.2319224764			✓	
CmdSetMethodTargetCompoundAttribute	BL2000\jheine	12/29/2021 7:49:38 PM	No parameter change for ThresholdNumberOfPeaks			✓	
CmdSetMethodTargetQualifierAttribute	BL2000\jheine	12/29/2021 7:49:39 PM	No parameter change for PeakFilterThreshold			✓	
CmdSetMethodTargetQualifierAttribute	BL2000\jheine	12/29/2021 7:49:39 PM	Set PeakFilterThresholdValue = 10686.4980583148 for qualifier 66.0 of compound Aniline; previous value = 15640.3400856806			✓	
CmdSetMethodTargetQualifierAttribute	BL2000\jheine	12/29/2021 7:49:39 PM	No parameter change for ThresholdNumberOfPeaks			✓	
CmdSetMethodTargetQualifierAttribute	BL2000\jheine	12/29/2021 7:49:39 PM	No parameter change for PeakFilterThreshold			✓	
CmdSetMethodTargetQualifierAttribute	BL2000\jheine	12/29/2021 7:49:40 PM	Set PeakFilterThresholdValue = 5940.6057204255 for qualifier 65.0 of compound Aniline; previous value = 9390.18659441867			✓	
CmdSetMethodTargetQualifierAttribute	BL2000\jheine	12/29/2021 7:49:40 PM	No parameter change for ThresholdNumberOfPeaks			✓	
CmdSetMethodTargetCompoundAttribute	BL2000\jheine	12/29/2021 7:49:40 PM	No parameter change for PeakFilterThreshold			✓	
CmdSetMethodTargetCompoundAttribute	BL2000\jheine	12/29/2021 7:49:41 PM	Set PeakFilterThresholdValue = 16089.5567499998 for compound Phenol; previous value = 16094.2482500002			✓	
CmdSetMethodTargetCompoundAttribute	BL2000\jheine	12/29/2021 7:49:41 PM	No parameter change for ThresholdNumberOfPeaks			✓	
CmdSetMethodTargetQualifierAttribute	BL2000\jheine	12/29/2021 7:49:41 PM	No parameter change for PeakFilterThreshold			✓	
CmdSetMethodTargetQualifierAttribute	BL2000\jheine	12/29/2021 7:49:42 PM	Set PeakFilterThresholdValue = 6569.32399308557 for qualifier 66.0 of compound Phenol; previous value = 19056.9727998862			✓	
CmdSetMethodTargetQualifierAttribute	BL2000\jheine	12/29/2021 7:49:42 PM	No parameter change for ThresholdNumberOfPeaks			✓	
CmdSetMethodTargetCompoundAttribute	BL2000\jheine	12/29/2021 7:49:42 PM	No parameter change for PeakFilterThreshold			✓	
CmdSetMethodTargetCompoundAttribute	BL2000\jheine	12/29/2021 7:49:43 PM	Set PeakFilterThresholdValue = 16234.2919519975 for compound bis(-2-Chloroethyl)Ether; previous value = 12796.0465777971			✓	
CmdSetMethodTargetCompoundAttribute	BL2000\jheine	12/29/2021 7:49:43 PM	No parameter change for ThresholdNumberOfPeaks			✓	
CmdSetMethodTargetQualifierAttribute	BL2000\jheine	12/29/2021 7:49:43 PM	No parameter change for PeakFilterThreshold			✓	

Audit Trail report

Name	User	Time	Action	Reason	Comment	Succeed	Exception
CmdSetMethodTargetQualifierAttribute	BL2000\jheine	12/29/2021 7:49:43 PM	Set PeakFilterThresholdValue = 449.58355924452 for qualifier 64.0 of compound bis(-2-Chloroethyl)Ether; previous value = 448.324053709157			✓	
CmdSetMethodTargetQualifierAttribute	BL2000\jheine	12/29/2021 7:49:44 PM	No parameter change for ThresholdNumberOfPeaks			✓	
CmdSetMethodTargetCompoundAttribute	BL2000\jheine	12/29/2021 7:49:44 PM	No parameter change for PeakFilterThreshold			✓	
CmdSetMethodTargetCompoundAttribute	BL2000\jheine	12/29/2021 7:49:44 PM	Set PeakFilterThresholdValue = 12899.314666615 for compound 2-Chlorophenol; previous value = 13773.8721601085			✓	
CmdSetMethodTargetCompoundAttribute	BL2000\jheine	12/29/2021 7:49:44 PM	No parameter change for ThresholdNumberOfPeaks			✓	
CmdSetMethodTargetQualifierAttribute	BL2000\jheine	12/29/2021 7:49:45 PM	No parameter change for PeakFilterThreshold			✓	
CmdSetMethodTargetQualifierAttribute	BL2000\jheine	12/29/2021 7:49:45 PM	Set PeakFilterThresholdValue = 4163.13881960462 for qualifier 130.0 of compound 2-Chlorophenol; previous value = 4492.28711917471			✓	
CmdSetMethodTargetQualifierAttribute	BL2000\jheine	12/29/2021 7:49:45 PM	No parameter change for ThresholdNumberOfPeaks			✓	
CmdSetMethodTargetCompoundAttribute	BL2000\jheine	12/29/2021 7:49:45 PM	No parameter change for PeakFilterThreshold			✓	
CmdSetMethodTargetCompoundAttribute	BL2000\jheine	12/29/2021 7:49:45 PM	Set PeakFilterThresholdValue = 21524.8377499999 for compound 1,3-Dichlorobenzene; previous value = 22403.2397499998			✓	
CmdSetMethodTargetCompoundAttribute	BL2000\jheine	12/29/2021 7:49:46 PM	No parameter change for ThresholdNumberOfPeaks			✓	
CmdSetMethodTargetQualifierAttribute	BL2000\jheine	12/29/2021 7:49:46 PM	No parameter change for PeakFilterThreshold			✓	
CmdSetMethodTargetQualifierAttribute	BL2000\jheine	12/29/2021 7:49:46 PM	Set PeakFilterThresholdValue = 13604.0870821013 for qualifier 148.0 of compound 1,3-Dichlorobenzene; previous value = 14285.6699506214			✓	
CmdSetMethodTargetQualifierAttribute	BL2000\jheine	12/29/2021 7:49:46 PM	No parameter change for ThresholdNumberOfPeaks			✓	
CmdSetMethodTargetQualifierAttribute	BL2000\jheine	12/29/2021 7:49:46 PM	No parameter change for PeakFilterThreshold			✓	
CmdSetMethodTargetQualifierAttribute	BL2000\jheine	12/29/2021 7:49:47 PM	Set PeakFilterThresholdValue = 8483.56568777193 for qualifier 111.0 of compound 1,3-Dichlorobenzene; previous value = 9134.65954330429			✓	
CmdSetMethodTargetQualifierAttribute	BL2000\jheine	12/29/2021 7:49:47 PM	No parameter change for ThresholdNumberOfPeaks			✓	
CmdSetMethodTargetCompoundAttribute	BL2000\jheine	12/29/2021 7:49:47 PM	No parameter change for PeakFilterThreshold			✓	

Audit Trail report

Name	User	Time	Action	Reason	Comment	Succeed	Exception
CmdSetMethodTargetCompoundAttribute	BL2000\jheine	12/29/2021 7:49:47 PM	Set PeakFilterThresholdValue = 21080.0627499998 for compound 1,4-Dichlorobenzene; previous value = 25171.2252500005			✓	
CmdSetMethodTargetCompoundAttribute	BL2000\jheine	12/29/2021 7:49:47 PM	No parameter change for ThresholdNumberOfPeaks			✓	
CmdSetMethodTargetQualifierAttribute	BL2000\jheine	12/29/2021 7:49:48 PM	No parameter change for PeakFilterThreshold			✓	
CmdSetMethodTargetQualifierAttribute	BL2000\jheine	12/29/2021 7:49:48 PM	Set PeakFilterThresholdValue = 13115.4319698342 for qualifier 148.0 of compound 1,4-Dichlorobenzene; previous value = 15980.1695323886			✓	
CmdSetMethodTargetQualifierAttribute	BL2000\jheine	12/29/2021 7:49:48 PM	No parameter change for ThresholdNumberOfPeaks			✓	
CmdSetMethodTargetQualifierAttribute	BL2000\jheine	12/29/2021 7:49:48 PM	No parameter change for PeakFilterThreshold			✓	
CmdSetMethodTargetQualifierAttribute	BL2000\jheine	12/29/2021 7:49:49 PM	Set PeakFilterThresholdValue = 7887.16280346673 for qualifier 111.0 of compound 1,4-Dichlorobenzene; previous value = 9513.87272585767			✓	
CmdSetMethodTargetQualifierAttribute	BL2000\jheine	12/29/2021 7:49:49 PM	No parameter change for ThresholdNumberOfPeaks			✓	
CmdSetMethodTargetCompoundAttribute	BL2000\jheine	12/29/2021 7:49:49 PM	No parameter change for PeakFilterThreshold			✓	
CmdSetMethodTargetCompoundAttribute	BL2000\jheine	12/29/2021 7:49:49 PM	Set PeakFilterThresholdValue = 22159.12675 for compound 1,2-Dichlorobenzene; previous value = 21003.6659999996			✓	
CmdSetMethodTargetCompoundAttribute	BL2000\jheine	12/29/2021 7:49:49 PM	No parameter change for ThresholdNumberOfPeaks			✓	
CmdSetMethodTargetQualifierAttribute	BL2000\jheine	12/29/2021 7:49:50 PM	No parameter change for PeakFilterThreshold			✓	
CmdSetMethodTargetQualifierAttribute	BL2000\jheine	12/29/2021 7:49:50 PM	Set PeakFilterThresholdValue = 13788.416288439 for qualifier 148.0 of compound 1,2-Dichlorobenzene; previous value = 13799.2031966962			✓	
CmdSetMethodTargetQualifierAttribute	BL2000\jheine	12/29/2021 7:49:50 PM	No parameter change for ThresholdNumberOfPeaks			✓	
CmdSetMethodTargetQualifierAttribute	BL2000\jheine	12/29/2021 7:49:50 PM	No parameter change for PeakFilterThreshold			✓	
CmdSetMethodTargetQualifierAttribute	BL2000\jheine	12/29/2021 7:49:50 PM	Set PeakFilterThresholdValue = 8938.73724136173 for qualifier 111.0 of compound 1,2-Dichlorobenzene; previous value = 8649.16422934593			✓	
CmdSetMethodTargetQualifierAttribute	BL2000\jheine	12/29/2021 7:49:51 PM	No parameter change for ThresholdNumberOfPeaks			✓	
CmdSetMethodTargetCompoundAttribute	BL2000\jheine	12/29/2021 7:49:51 PM	No parameter change for PeakFilterThreshold			✓	

Audit Trail report

Name	User	Time	Action	Reason	Comment	Succeed	Exception
CmdSetMethodTargetCompoundAttribute	BL2000\jheine	12/29/2021 7:49:51 PM	Set PeakFilterThresholdValue = 4950.75321912901 for compound Benzyl Alcohol; previous value = 6725.11174999995			✓	
CmdSetMethodTargetCompoundAttribute	BL2000\jheine	12/29/2021 7:49:52 PM	No parameter change for ThresholdNumberOfPeaks			✓	
CmdSetMethodTargetQualifierAttribute	BL2000\jheine	12/29/2021 7:49:52 PM	No parameter change for PeakFilterThreshold			✓	
CmdSetMethodTargetQualifierAttribute	BL2000\jheine	12/29/2021 7:49:52 PM	Set PeakFilterThresholdValue = 5837.28050071484 for qualifier 79.0 of compound Benzyl Alcohol; previous value = 7882.12591515052			✓	
CmdSetMethodTargetQualifierAttribute	BL2000\jheine	12/29/2021 7:49:53 PM	No parameter change for ThresholdNumberOfPeaks			✓	
CmdSetMethodTargetQualifierAttribute	BL2000\jheine	12/29/2021 7:49:53 PM	No parameter change for PeakFilterThreshold			✓	
CmdSetMethodTargetQualifierAttribute	BL2000\jheine	12/29/2021 7:49:53 PM	Set PeakFilterThresholdValue = 3424.25409056345 for qualifier 107.0 of compound Benzyl Alcohol; previous value = 4666.62622376001			✓	
CmdSetMethodTargetQualifierAttribute	BL2000\jheine	12/29/2021 7:49:54 PM	No parameter change for ThresholdNumberOfPeaks			✓	
CmdSetMethodTargetCompoundAttribute	BL2000\jheine	12/29/2021 7:49:54 PM	No parameter change for PeakFilterThreshold			✓	
CmdSetMethodTargetCompoundAttribute	BL2000\jheine	12/29/2021 7:49:54 PM	Set PeakFilterThresholdValue = 5564.29625000007 for compound bis(2-chloroisopropyl)Ether; previous value = 5689.8235000001			✓	
CmdSetMethodTargetCompoundAttribute	BL2000\jheine	12/29/2021 7:49:55 PM	No parameter change for ThresholdNumberOfPeaks			✓	
CmdSetMethodTargetQualifierAttribute	BL2000\jheine	12/29/2021 7:49:55 PM	No parameter change for PeakFilterThreshold			✓	
CmdSetMethodTargetQualifierAttribute	BL2000\jheine	12/29/2021 7:49:55 PM	Set PeakFilterThresholdValue = 1817.47499695705 for qualifier 123.0 of compound bis(2-chloroisopropyl)Ether; previous value = 1731.61991491469			✓	
CmdSetMethodTargetQualifierAttribute	BL2000\jheine	12/29/2021 7:49:56 PM	No parameter change for ThresholdNumberOfPeaks			✓	
CmdSetMethodTargetCompoundAttribute	BL2000\jheine	12/29/2021 7:49:56 PM	No parameter change for PeakFilterThreshold			✓	
CmdSetMethodTargetCompoundAttribute	BL2000\jheine	12/29/2021 7:49:56 PM	Set PeakFilterThresholdValue = 12661.7657982909 for compound 2-Methylphenol; previous value = 12989.7685000001			✓	
CmdSetMethodTargetCompoundAttribute	BL2000\jheine	12/29/2021 7:49:57 PM	No parameter change for ThresholdNumberOfPeaks			✓	
CmdSetMethodTargetQualifierAttribute	BL2000\jheine	12/29/2021 7:49:57 PM	No parameter change for PeakFilterThreshold			✓	

Audit Trail report

Name	User	Time	Action	Reason	Comment	Succeed	Exception
CmdSetMethodTargetQualifierAttribute	BL2000\jheine	12/29/2021 7:49:57 PM	Set PeakFilterThresholdValue = 14886.8579762847 for qualifier 108.0 of compound 2-Methylphenol; previous value = 15243.7323263093			✓	
CmdSetMethodTargetQualifierAttribute	BL2000\jheine	12/29/2021 7:49:58 PM	No parameter change for ThresholdNumberOfPeaks			✓	
CmdSetMethodTargetCompoundAttribute	BL2000\jheine	12/29/2021 7:49:58 PM	No parameter change for PeakFilterThreshold			✓	
CmdSetMethodTargetCompoundAttribute	BL2000\jheine	12/29/2021 7:49:58 PM	No parameter change for PeakFilterThresholdValue			✓	
CmdSetMethodTargetCompoundAttribute	BL2000\jheine	12/29/2021 7:49:58 PM	No parameter change for ThresholdNumberOfPeaks			✓	
CmdSetMethodTargetQualifierAttribute	BL2000\jheine	12/29/2021 7:49:59 PM	No parameter change for PeakFilterThreshold			✓	
CmdSetMethodTargetQualifierAttribute	BL2000\jheine	12/29/2021 7:49:59 PM	No parameter change for PeakFilterThresholdValue			✓	
CmdSetMethodTargetQualifierAttribute	BL2000\jheine	12/29/2021 7:49:59 PM	No parameter change for ThresholdNumberOfPeaks			✓	
CmdSetMethodTargetQualifierAttribute	BL2000\jheine	12/29/2021 7:49:59 PM	No parameter change for PeakFilterThreshold			✓	
CmdSetMethodTargetQualifierAttribute	BL2000\jheine	12/29/2021 7:50:00 PM	No parameter change for PeakFilterThresholdValue			✓	
CmdSetMethodTargetQualifierAttribute	BL2000\jheine	12/29/2021 7:50:00 PM	No parameter change for ThresholdNumberOfPeaks			✓	
CmdSetMethodTargetCompoundAttribute	BL2000\jheine	12/29/2021 7:50:00 PM	No parameter change for PeakFilterThreshold			✓	
CmdSetMethodTargetCompoundAttribute	BL2000\jheine	12/29/2021 7:50:01 PM	Set PeakFilterThresholdValue = 19069.8463042744 for compound 4Methylphenol/3Methylphenol; previous value = 16832.8894224353			✓	
CmdSetMethodTargetCompoundAttribute	BL2000\jheine	12/29/2021 7:50:01 PM	No parameter change for ThresholdNumberOfPeaks			✓	
CmdSetMethodTargetQualifierAttribute	BL2000\jheine	12/29/2021 7:50:01 PM	No parameter change for PeakFilterThreshold			✓	
CmdSetMethodTargetQualifierAttribute	BL2000\jheine	12/29/2021 7:50:02 PM	Set PeakFilterThresholdValue = 15521.9743414033 for qualifier 108.0 of compound 4Methylphenol/3Methylphenol; previous value = 13966.9207307693			✓	
CmdSetMethodTargetQualifierAttribute	BL2000\jheine	12/29/2021 7:50:02 PM	No parameter change for ThresholdNumberOfPeaks			✓	
CmdSetMethodTargetCompoundAttribute	BL2000\jheine	12/29/2021 7:50:02 PM	No parameter change for PeakFilterThreshold			✓	
CmdSetMethodTargetCompoundAttribute	BL2000\jheine	12/29/2021 7:50:03 PM	Set PeakFilterThresholdValue = 5332.51518060881 for compound Hexachloroethane; previous value = 7241.70300000001			✓	
CmdSetMethodTargetCompoundAttribute	BL2000\jheine	12/29/2021 7:50:03 PM	No parameter change for ThresholdNumberOfPeaks			✓	

Audit Trail report

Name	User	Time	Action	Reason	Comment	Succeed	Exception
CmdSetMethodTargetQualifierAttribute	BL2000\jheine	12/29/2021 7:50:03 PM	No parameter change for PeakFilterThreshold			✓	
CmdSetMethodTargetQualifierAttribute	BL2000\jheine	12/29/2021 7:50:04 PM	Set PeakFilterThresholdValue = 4118.84494881206 for qualifier 201.0 of compound Hexachloroethane; previous value = 5698.72842500908			✓	
CmdSetMethodTargetQualifierAttribute	BL2000\jheine	12/29/2021 7:50:04 PM	No parameter change for ThresholdNumberOfPeaks			✓	
CmdSetMethodTargetQualifierAttribute	BL2000\jheine	12/29/2021 7:50:04 PM	No parameter change for PeakFilterThreshold			✓	
CmdSetMethodTargetQualifierAttribute	BL2000\jheine	12/29/2021 7:50:04 PM	Set PeakFilterThresholdValue = 2696.60631202215 for qualifier 199.0 of compound Hexachloroethane; previous value = 3573.76464391363			✓	
CmdSetMethodTargetQualifierAttribute	BL2000\jheine	12/29/2021 7:50:05 PM	No parameter change for ThresholdNumberOfPeaks			✓	
CmdSetMethodTargetCompoundAttribute	BL2000\jheine	12/29/2021 7:50:05 PM	No parameter change for PeakFilterThreshold			✓	
CmdSetMethodTargetCompoundAttribute	BL2000\jheine	12/29/2021 7:50:06 PM	No parameter change for PeakFilterThresholdValue			✓	
CmdSetMethodTargetCompoundAttribute	BL2000\jheine	12/29/2021 7:50:06 PM	No parameter change for ThresholdNumberOfPeaks			✓	
CmdSetMethodTargetQualifierAttribute	BL2000\jheine	12/29/2021 7:50:06 PM	No parameter change for PeakFilterThreshold			✓	
CmdSetMethodTargetQualifierAttribute	BL2000\jheine	12/29/2021 7:50:07 PM	No parameter change for PeakFilterThresholdValue			✓	
CmdSetMethodTargetQualifierAttribute	BL2000\jheine	12/29/2021 7:50:07 PM	No parameter change for ThresholdNumberOfPeaks			✓	
CmdSetMethodTargetCompoundAttribute	BL2000\jheine	12/29/2021 7:50:07 PM	No parameter change for PeakFilterThreshold			✓	
CmdSetMethodTargetCompoundAttribute	BL2000\jheine	12/29/2021 7:50:08 PM	No parameter change for PeakFilterThresholdValue			✓	
CmdSetMethodTargetCompoundAttribute	BL2000\jheine	12/29/2021 7:50:08 PM	No parameter change for ThresholdNumberOfPeaks			✓	
CmdSetMethodTargetQualifierAttribute	BL2000\jheine	12/29/2021 7:50:08 PM	No parameter change for PeakFilterThreshold			✓	
CmdSetMethodTargetQualifierAttribute	BL2000\jheine	12/29/2021 7:50:09 PM	No parameter change for PeakFilterThresholdValue			✓	
CmdSetMethodTargetQualifierAttribute	BL2000\jheine	12/29/2021 7:50:09 PM	No parameter change for ThresholdNumberOfPeaks			✓	
CmdSetMethodTargetCompoundAttribute	BL2000\jheine	12/29/2021 7:50:10 PM	No parameter change for PeakFilterThreshold			✓	
CmdSetMethodTargetCompoundAttribute	BL2000\jheine	12/29/2021 7:50:10 PM	No parameter change for PeakFilterThresholdValue			✓	
CmdSetMethodTargetCompoundAttribute	BL2000\jheine	12/29/2021 7:50:10 PM	No parameter change for ThresholdNumberOfPeaks			✓	
CmdSetMethodTargetQualifierAttribute	BL2000\jheine	12/29/2021 7:50:11 PM	No parameter change for PeakFilterThreshold			✓	

Audit Trail report

Name	User	Time	Action	Reason	Comment	Succeed	Exception
CmdSetMethodTargetQualifierAttribute	BL2000\jheine	12/29/2021 7:50:11 PM	No parameter change for PeakFilterThresholdValue			✓	
CmdSetMethodTargetQualifierAttribute	BL2000\jheine	12/29/2021 7:50:11 PM	No parameter change for ThresholdNumberOfPeaks			✓	
CmdSetMethodTargetQualifierAttribute	BL2000\jheine	12/29/2021 7:50:12 PM	No parameter change for PeakFilterThreshold			✓	
CmdSetMethodTargetQualifierAttribute	BL2000\jheine	12/29/2021 7:50:12 PM	No parameter change for PeakFilterThresholdValue			✓	
CmdSetMethodTargetQualifierAttribute	BL2000\jheine	12/29/2021 7:50:12 PM	No parameter change for ThresholdNumberOfPeaks			✓	
CmdSetMethodTargetCompoundAttribute	BL2000\jheine	12/29/2021 7:50:12 PM	No parameter change for PeakFilterThreshold			✓	
CmdSetMethodTargetCompoundAttribute	BL2000\jheine	12/29/2021 7:50:13 PM	Set PeakFilterThresholdValue = 10546.2090000002 for compound N-nitroso-Di-n-propylamine; previous value = 8506.00833014812			✓	
CmdSetMethodTargetCompoundAttribute	BL2000\jheine	12/29/2021 7:50:13 PM	No parameter change for ThresholdNumberOfPeaks			✓	
CmdSetMethodTargetQualifierAttribute	BL2000\jheine	12/29/2021 7:50:13 PM	No parameter change for PeakFilterThreshold			✓	
CmdSetMethodTargetQualifierAttribute	BL2000\jheine	12/29/2021 7:50:14 PM	Set PeakFilterThresholdValue = 1856.57449277634 for qualifier 130.0 of compound N-nitroso-Di-n-propylamine; previous value = 1714.5318333861			✓	
CmdSetMethodTargetQualifierAttribute	BL2000\jheine	12/29/2021 7:50:14 PM	No parameter change for ThresholdNumberOfPeaks			✓	
CmdSetMethodTargetCompoundAttribute	BL2000\jheine	12/29/2021 7:50:14 PM	No parameter change for PeakFilterThreshold			✓	
CmdSetMethodTargetCompoundAttribute	BL2000\jheine	12/29/2021 7:50:14 PM	Set PeakFilterThresholdValue = 3649.77500000009 for compound Nitrobenzene; previous value = 3912.07100000002			✓	
CmdSetMethodTargetCompoundAttribute	BL2000\jheine	12/29/2021 7:50:14 PM	No parameter change for ThresholdNumberOfPeaks			✓	
CmdSetMethodTargetQualifierAttribute	BL2000\jheine	12/29/2021 7:50:15 PM	No parameter change for PeakFilterThreshold			✓	
CmdSetMethodTargetQualifierAttribute	BL2000\jheine	12/29/2021 7:50:15 PM	Set PeakFilterThresholdValue = 7715.29885385306 for qualifier 77.0 of compound Nitrobenzene; previous value = 7950.86142517955			✓	
CmdSetMethodTargetQualifierAttribute	BL2000\jheine	12/29/2021 7:50:15 PM	No parameter change for ThresholdNumberOfPeaks			✓	
CmdSetMethodTargetQualifierAttribute	BL2000\jheine	12/29/2021 7:50:15 PM	No parameter change for PeakFilterThreshold			✓	
CmdSetMethodTargetQualifierAttribute	BL2000\jheine	12/29/2021 7:50:16 PM	Set PeakFilterThresholdValue = 7674.67787657946 for qualifier 51.0 of compound Nitrobenzene; previous value = 7475.00008200633			✓	
CmdSetMethodTargetQualifierAttribute	BL2000\jheine	12/29/2021 7:50:16 PM	No parameter change for ThresholdNumberOfPeaks			✓	

Audit Trail report

Name	User	Time	Action	Reason	Comment	Succeed	Exception
CmdSetMethodTargetCompoundAttribute	BL2000\jheine	12/29/2021 7:50:17 PM	No parameter change for PeakFilterThreshold			✓	
CmdSetMethodTargetCompoundAttribute	BL2000\jheine	12/29/2021 7:50:17 PM	No parameter change for PeakFilterThresholdValue			✓	
CmdSetMethodTargetCompoundAttribute	BL2000\jheine	12/29/2021 7:50:17 PM	No parameter change for ThresholdNumberOfPeaks			✓	
CmdSetMethodTargetQualifierAttribute	BL2000\jheine	12/29/2021 7:50:17 PM	No parameter change for PeakFilterThreshold			✓	
CmdSetMethodTargetQualifierAttribute	BL2000\jheine	12/29/2021 7:50:18 PM	No parameter change for PeakFilterThresholdValue			✓	
CmdSetMethodTargetQualifierAttribute	BL2000\jheine	12/29/2021 7:50:18 PM	No parameter change for ThresholdNumberOfPeaks			✓	
CmdSetMethodTargetCompoundAttribute	BL2000\jheine	12/29/2021 7:50:19 PM	No parameter change for PeakFilterThreshold			✓	
CmdSetMethodTargetCompoundAttribute	BL2000\jheine	12/29/2021 7:50:19 PM	Set PeakFilterThresholdValue = 19065.0693854879 for compound Isophorone; previous value = 15828.5098042226			✓	
CmdSetMethodTargetCompoundAttribute	BL2000\jheine	12/29/2021 7:50:19 PM	No parameter change for ThresholdNumberOfPeaks			✓	
CmdSetMethodTargetQualifierAttribute	BL2000\jheine	12/29/2021 7:50:19 PM	No parameter change for PeakFilterThreshold			✓	
CmdSetMethodTargetQualifierAttribute	BL2000\jheine	12/29/2021 7:50:20 PM	Set PeakFilterThresholdValue = 3633.8546919157 for qualifier 138.0 of compound Isophorone; previous value = 3029.48507584336			✓	
CmdSetMethodTargetQualifierAttribute	BL2000\jheine	12/29/2021 7:50:20 PM	No parameter change for ThresholdNumberOfPeaks			✓	
CmdSetMethodTargetCompoundAttribute	BL2000\jheine	12/29/2021 7:50:21 PM	No parameter change for PeakFilterThreshold			✓	
CmdSetMethodTargetCompoundAttribute	BL2000\jheine	12/29/2021 7:50:21 PM	Set PeakFilterThresholdValue = 2625.52825 for compound 2-Nitrophenol; previous value = 2898.58549999999			✓	
CmdSetMethodTargetCompoundAttribute	BL2000\jheine	12/29/2021 7:50:21 PM	No parameter change for ThresholdNumberOfPeaks			✓	
CmdSetMethodTargetQualifierAttribute	BL2000\jheine	12/29/2021 7:50:22 PM	No parameter change for PeakFilterThreshold			✓	
CmdSetMethodTargetQualifierAttribute	BL2000\jheine	12/29/2021 7:50:22 PM	Set PeakFilterThresholdValue = 1506.74042260779 for qualifier 65.0 of compound 2-Nitrophenol; previous value = 1661.13073913382			✓	
CmdSetMethodTargetQualifierAttribute	BL2000\jheine	12/29/2021 7:50:22 PM	No parameter change for ThresholdNumberOfPeaks			✓	
CmdSetMethodTargetQualifierAttribute	BL2000\jheine	12/29/2021 7:50:23 PM	No parameter change for PeakFilterThreshold			✓	
CmdSetMethodTargetQualifierAttribute	BL2000\jheine	12/29/2021 7:50:23 PM	Set PeakFilterThresholdValue = 860.749041355821 for qualifier 109.0 of compound 2-Nitrophenol; previous value = 1140.63587596959			✓	

Audit Trail report

Name	User	Time	Action	Reason	Comment	Succeed	Exception
CmdSetMethodTargetQualifierAttribute	BL2000\jheine	12/29/2021 7:50:24 PM	No parameter change for ThresholdNumberOfPeaks			✓	
CmdSetMethodTargetCompoundAttribute	BL2000\jheine	12/29/2021 7:50:24 PM	No parameter change for PeakFilterThreshold			✓	
CmdSetMethodTargetCompoundAttribute	BL2000\jheine	12/29/2021 7:50:24 PM	Set PeakFilterThresholdValue = 12563.1492499998 for compound 2,4-Dimethylphenol; previous value = 11126.05375			✓	
CmdSetMethodTargetCompoundAttribute	BL2000\jheine	12/29/2021 7:50:25 PM	No parameter change for ThresholdNumberOfPeaks			✓	
CmdSetMethodTargetQualifierAttribute	BL2000\jheine	12/29/2021 7:50:25 PM	No parameter change for PeakFilterThreshold			✓	
CmdSetMethodTargetQualifierAttribute	BL2000\jheine	12/29/2021 7:50:26 PM	Set PeakFilterThresholdValue = 13703.7177940456 for qualifier 107.0 of compound 2,4-Dimethylphenol; previous value = 10819.1246970346			✓	
CmdSetMethodTargetQualifierAttribute	BL2000\jheine	12/29/2021 7:50:26 PM	No parameter change for ThresholdNumberOfPeaks			✓	
CmdSetMethodTargetQualifierAttribute	BL2000\jheine	12/29/2021 7:50:26 PM	No parameter change for PeakFilterThreshold			✓	
CmdSetMethodTargetQualifierAttribute	BL2000\jheine	12/29/2021 7:50:27 PM	Set PeakFilterThresholdValue = 4071.7547843487 for qualifier 77.0 of compound 2,4-Dimethylphenol; previous value = 3309.33129432984			✓	
CmdSetMethodTargetQualifierAttribute	BL2000\jheine	12/29/2021 7:50:27 PM	No parameter change for ThresholdNumberOfPeaks			✓	
CmdSetMethodTargetCompoundAttribute	BL2000\jheine	12/29/2021 7:50:27 PM	No parameter change for PeakFilterThreshold			✓	
CmdSetMethodTargetCompoundAttribute	BL2000\jheine	12/29/2021 7:50:28 PM	Set PeakFilterThresholdValue = 13852.1325941468 for compound bis(-2-Chloroethoxy)Methane; previous value = 11441.1156675538			✓	
CmdSetMethodTargetCompoundAttribute	BL2000\jheine	12/29/2021 7:50:28 PM	No parameter change for ThresholdNumberOfPeaks			✓	
CmdSetMethodTargetQualifierAttribute	BL2000\jheine	12/29/2021 7:50:28 PM	No parameter change for PeakFilterThreshold			✓	
CmdSetMethodTargetQualifierAttribute	BL2000\jheine	12/29/2021 7:50:29 PM	Set PeakFilterThresholdValue = 12558.4068148495 for qualifier 63.0 of compound bis(-2-Chloroethoxy)Methane; previous value = 10597.4640291616			✓	
CmdSetMethodTargetQualifierAttribute	BL2000\jheine	12/29/2021 7:50:29 PM	No parameter change for ThresholdNumberOfPeaks			✓	
CmdSetMethodTargetQualifierAttribute	BL2000\jheine	12/29/2021 7:50:29 PM	No parameter change for PeakFilterThreshold			✓	
CmdSetMethodTargetQualifierAttribute	BL2000\jheine	12/29/2021 7:50:29 PM	Set PeakFilterThresholdValue = 4384.32352970215 for qualifier 95.0 of compound bis(-2-Chloroethoxy)Methane; previous value = 3740.85693184797			✓	

Audit Trail report

Name	User	Time	Action	Reason	Comment	Succeed	Exception
CmdSetMethodTargetQualifierAttribute	BL2000\jheine	12/29/2021 7:50:30 PM	No parameter change for ThresholdNumberOfPeaks			✓	
CmdSetMethodTargetCompoundAttribute	BL2000\jheine	12/29/2021 7:50:30 PM	No parameter change for PeakFilterThreshold			✓	
CmdSetMethodTargetCompoundAttribute	BL2000\jheine	12/29/2021 7:50:30 PM	No parameter change for PeakFilterThresholdValue			✓	
CmdSetMethodTargetCompoundAttribute	BL2000\jheine	12/29/2021 7:50:31 PM	No parameter change for ThresholdNumberOfPeaks			✓	
CmdSetMethodTargetQualifierAttribute	BL2000\jheine	12/29/2021 7:50:31 PM	No parameter change for PeakFilterThreshold			✓	
CmdSetMethodTargetQualifierAttribute	BL2000\jheine	12/29/2021 7:50:31 PM	No parameter change for PeakFilterThresholdValue			✓	
CmdSetMethodTargetQualifierAttribute	BL2000\jheine	12/29/2021 7:50:31 PM	No parameter change for ThresholdNumberOfPeaks			✓	
CmdSetMethodTargetQualifierAttribute	BL2000\jheine	12/29/2021 7:50:32 PM	No parameter change for PeakFilterThreshold			✓	
CmdSetMethodTargetQualifierAttribute	BL2000\jheine	12/29/2021 7:50:32 PM	No parameter change for PeakFilterThresholdValue			✓	
CmdSetMethodTargetQualifierAttribute	BL2000\jheine	12/29/2021 7:50:32 PM	No parameter change for ThresholdNumberOfPeaks			✓	
CmdSetMethodTargetCompoundAttribute	BL2000\jheine	12/29/2021 7:50:32 PM	No parameter change for PeakFilterThreshold			✓	
CmdSetMethodTargetCompoundAttribute	BL2000\jheine	12/29/2021 7:50:32 PM	No parameter change for PeakFilterThresholdValue			✓	
CmdSetMethodTargetCompoundAttribute	BL2000\jheine	12/29/2021 7:50:33 PM	No parameter change for ThresholdNumberOfPeaks			✓	
CmdSetMethodTargetQualifierAttribute	BL2000\jheine	12/29/2021 7:50:33 PM	No parameter change for PeakFilterThreshold			✓	
CmdSetMethodTargetQualifierAttribute	BL2000\jheine	12/29/2021 7:50:33 PM	No parameter change for PeakFilterThresholdValue			✓	
CmdSetMethodTargetQualifierAttribute	BL2000\jheine	12/29/2021 7:50:33 PM	No parameter change for ThresholdNumberOfPeaks			✓	
CmdSetMethodTargetCompoundAttribute	BL2000\jheine	12/29/2021 7:50:34 PM	No parameter change for PeakFilterThreshold			✓	
CmdSetMethodTargetCompoundAttribute	BL2000\jheine	12/29/2021 7:50:34 PM	Set PeakFilterThresholdValue = 9225.81425000006 for compound 2,4-Dichlorophenol; previous value = 8029.46524999996			✓	
CmdSetMethodTargetCompoundAttribute	BL2000\jheine	12/29/2021 7:50:35 PM	No parameter change for ThresholdNumberOfPeaks			✓	
CmdSetMethodTargetQualifierAttribute	BL2000\jheine	12/29/2021 7:50:35 PM	No parameter change for PeakFilterThreshold			✓	
CmdSetMethodTargetQualifierAttribute	BL2000\jheine	12/29/2021 7:50:35 PM	Set PeakFilterThresholdValue = 5716.10422591885 for qualifier 164.0 of compound 2,4-Dichlorophenol; previous value = 4987.23280830406			✓	
CmdSetMethodTargetQualifierAttribute	BL2000\jheine	12/29/2021 7:50:36 PM	No parameter change for ThresholdNumberOfPeaks			✓	

Audit Trail report

Name	User	Time	Action	Reason	Comment	Succeed	Exception
CmdSetMethodTargetQualifierAttribute	BL2000\jheine	12/29/2021 7:50:36 PM	No parameter change for PeakFilterThreshold			✓	
CmdSetMethodTargetQualifierAttribute	BL2000\jheine	12/29/2021 7:50:36 PM	Set PeakFilterThresholdValue = 2990.39660128305 for qualifier 98.0 of compound 2,4-Dichlorophenol; previous value = 2689.6300533417			✓	
CmdSetMethodTargetQualifierAttribute	BL2000\jheine	12/29/2021 7:50:37 PM	No parameter change for ThresholdNumberOfPeaks			✓	
CmdSetMethodTargetCompoundAttribute	BL2000\jheine	12/29/2021 7:50:37 PM	No parameter change for PeakFilterThreshold			✓	
CmdSetMethodTargetCompoundAttribute	BL2000\jheine	12/29/2021 7:50:37 PM	Set PeakFilterThresholdValue = 15020.4057500002 for compound 1,2,4-Trichlorobenzene; previous value = 13795.4677499998			✓	
CmdSetMethodTargetCompoundAttribute	BL2000\jheine	12/29/2021 7:50:38 PM	No parameter change for ThresholdNumberOfPeaks			✓	
CmdSetMethodTargetQualifierAttribute	BL2000\jheine	12/29/2021 7:50:38 PM	No parameter change for PeakFilterThreshold			✓	
CmdSetMethodTargetQualifierAttribute	BL2000\jheine	12/29/2021 7:50:39 PM	Set PeakFilterThresholdValue = 14129.1435772023 for qualifier 182.0 of compound 1,2,4-Trichlorobenzene; previous value = 12849.2509306864			✓	
CmdSetMethodTargetQualifierAttribute	BL2000\jheine	12/29/2021 7:50:39 PM	No parameter change for ThresholdNumberOfPeaks			✓	
CmdSetMethodTargetQualifierAttribute	BL2000\jheine	12/29/2021 7:50:39 PM	No parameter change for PeakFilterThreshold			✓	
CmdSetMethodTargetQualifierAttribute	BL2000\jheine	12/29/2021 7:50:40 PM	Set PeakFilterThresholdValue = 4570.46307588268 for qualifier 145.0 of compound 1,2,4-Trichlorobenzene; previous value = 4264.09090296971			✓	
CmdSetMethodTargetQualifierAttribute	BL2000\jheine	12/29/2021 7:50:40 PM	No parameter change for ThresholdNumberOfPeaks			✓	
CmdSetMethodTargetCompoundAttribute	BL2000\jheine	12/29/2021 7:50:41 PM	No parameter change for PeakFilterThreshold			✓	
CmdSetMethodTargetCompoundAttribute	BL2000\jheine	12/29/2021 7:50:41 PM	Set PeakFilterThresholdValue = 48393.4167762879 for compound Naphthalene; previous value = 46031.1500177518			✓	
CmdSetMethodTargetCompoundAttribute	BL2000\jheine	12/29/2021 7:50:41 PM	No parameter change for ThresholdNumberOfPeaks			✓	
CmdSetMethodTargetQualifierAttribute	BL2000\jheine	12/29/2021 7:50:41 PM	No parameter change for PeakFilterThreshold			✓	
CmdSetMethodTargetQualifierAttribute	BL2000\jheine	12/29/2021 7:50:42 PM	Set PeakFilterThresholdValue = 5289.68451593228 for qualifier 129.0 of compound Naphthalene; previous value = 4615.4849203986			✓	
CmdSetMethodTargetQualifierAttribute	BL2000\jheine	12/29/2021 7:50:42 PM	No parameter change for ThresholdNumberOfPeaks			✓	
CmdSetMethodTargetQualifierAttribute	BL2000\jheine	12/29/2021 7:50:42 PM	No parameter change for PeakFilterThreshold			✓	

Audit Trail report

Name	User	Time	Action	Reason	Comment	Succeed	Exception
CmdSetMethodTargetQualifierAttribute	BL2000\jheine	12/29/2021 7:50:43 PM	Set PeakFilterThresholdValue = 4490.69454030834 for qualifier 102.0 of compound Naphthalene; previous value = 3645.82875733333			✓	
CmdSetMethodTargetQualifierAttribute	BL2000\jheine	12/29/2021 7:50:43 PM	No parameter change for ThresholdNumberOfPeaks			✓	
CmdSetMethodTargetCompoundAttribute	BL2000\jheine	12/29/2021 7:50:43 PM	No parameter change for PeakFilterThreshold			✓	
CmdSetMethodTargetCompoundAttribute	BL2000\jheine	12/29/2021 7:50:43 PM	Set PeakFilterThresholdValue = 5104.29750000002 for compound 4-Chlorophenol; previous value = 2344.1355			✓	
CmdSetMethodTargetCompoundAttribute	BL2000\jheine	12/29/2021 7:50:44 PM	No parameter change for ThresholdNumberOfPeaks			✓	
CmdSetMethodTargetQualifierAttribute	BL2000\jheine	12/29/2021 7:50:44 PM	No parameter change for PeakFilterThreshold			✓	
CmdSetMethodTargetQualifierAttribute	BL2000\jheine	12/29/2021 7:50:44 PM	Set PeakFilterThresholdValue = 15809.3122108197 for qualifier 128.0 of compound 4-Chlorophenol; previous value = 7495.6768164594			✓	
CmdSetMethodTargetQualifierAttribute	BL2000\jheine	12/29/2021 7:50:45 PM	No parameter change for ThresholdNumberOfPeaks			✓	
CmdSetMethodTargetCompoundAttribute	BL2000\jheine	12/29/2021 7:50:45 PM	No parameter change for PeakFilterThreshold			✓	
CmdSetMethodTargetCompoundAttribute	BL2000\jheine	12/29/2021 7:50:45 PM	No parameter change for PeakFilterThresholdValue			✓	
CmdSetMethodTargetCompoundAttribute	BL2000\jheine	12/29/2021 7:50:46 PM	No parameter change for ThresholdNumberOfPeaks			✓	
CmdSetMethodTargetQualifierAttribute	BL2000\jheine	12/29/2021 7:50:46 PM	No parameter change for PeakFilterThreshold			✓	
CmdSetMethodTargetQualifierAttribute	BL2000\jheine	12/29/2021 7:50:46 PM	No parameter change for PeakFilterThresholdValue			✓	
CmdSetMethodTargetQualifierAttribute	BL2000\jheine	12/29/2021 7:50:47 PM	No parameter change for ThresholdNumberOfPeaks			✓	
CmdSetMethodTargetQualifierAttribute	BL2000\jheine	12/29/2021 7:50:47 PM	No parameter change for PeakFilterThreshold			✓	
CmdSetMethodTargetQualifierAttribute	BL2000\jheine	12/29/2021 7:50:47 PM	No parameter change for PeakFilterThresholdValue			✓	
CmdSetMethodTargetQualifierAttribute	BL2000\jheine	12/29/2021 7:50:47 PM	No parameter change for ThresholdNumberOfPeaks			✓	
CmdSetMethodTargetCompoundAttribute	BL2000\jheine	12/29/2021 7:50:48 PM	No parameter change for PeakFilterThreshold			✓	
CmdSetMethodTargetCompoundAttribute	BL2000\jheine	12/29/2021 7:50:48 PM	Set PeakFilterThresholdValue = 17419.49250000002 for compound p-Chloroaniline; previous value = 12983.658			✓	
CmdSetMethodTargetCompoundAttribute	BL2000\jheine	12/29/2021 7:50:49 PM	No parameter change for ThresholdNumberOfPeaks			✓	
CmdSetMethodTargetQualifierAttribute	BL2000\jheine	12/29/2021 7:50:49 PM	No parameter change for PeakFilterThreshold			✓	

Audit Trail report

Name	User	Time	Action	Reason	Comment	Succeed	Exception
CmdSetMethodTargetQualifierAttribute	BL2000\jheine	12/29/2021 7:50:49 PM	Set PeakFilterThresholdValue = 5094.75069127018 for qualifier 129.0 of compound p-Chloroaniline; previous value = 4235.40856494203			✓	
CmdSetMethodTargetQualifierAttribute	BL2000\jheine	12/29/2021 7:50:50 PM	No parameter change for ThresholdNumberOfPeaks			✓	
CmdSetMethodTargetQualifierAttribute	BL2000\jheine	12/29/2021 7:50:50 PM	No parameter change for PeakFilterThreshold			✓	
CmdSetMethodTargetQualifierAttribute	BL2000\jheine	12/29/2021 7:50:50 PM	Set PeakFilterThresholdValue = 6536.11902918833 for qualifier 65.0 of compound p-Chloroaniline; previous value = 4372.80019236554			✓	
CmdSetMethodTargetQualifierAttribute	BL2000\jheine	12/29/2021 7:50:51 PM	No parameter change for ThresholdNumberOfPeaks			✓	
CmdSetMethodTargetCompoundAttribute	BL2000\jheine	12/29/2021 7:50:51 PM	No parameter change for PeakFilterThreshold			✓	
CmdSetMethodTargetCompoundAttribute	BL2000\jheine	12/29/2021 7:50:52 PM	No parameter change for PeakFilterThresholdValue			✓	
CmdSetMethodTargetCompoundAttribute	BL2000\jheine	12/29/2021 7:50:52 PM	No parameter change for ThresholdNumberOfPeaks			✓	
CmdSetMethodTargetQualifierAttribute	BL2000\jheine	12/29/2021 7:50:52 PM	No parameter change for PeakFilterThreshold			✓	
CmdSetMethodTargetQualifierAttribute	BL2000\jheine	12/29/2021 7:50:52 PM	No parameter change for PeakFilterThresholdValue			✓	
CmdSetMethodTargetQualifierAttribute	BL2000\jheine	12/29/2021 7:50:53 PM	No parameter change for ThresholdNumberOfPeaks			✓	
CmdSetMethodTargetQualifierAttribute	BL2000\jheine	12/29/2021 7:50:53 PM	No parameter change for PeakFilterThreshold			✓	
CmdSetMethodTargetQualifierAttribute	BL2000\jheine	12/29/2021 7:50:53 PM	No parameter change for PeakFilterThresholdValue			✓	
CmdSetMethodTargetQualifierAttribute	BL2000\jheine	12/29/2021 7:50:54 PM	No parameter change for ThresholdNumberOfPeaks			✓	
CmdSetMethodTargetCompoundAttribute	BL2000\jheine	12/29/2021 7:50:54 PM	No parameter change for PeakFilterThreshold			✓	
CmdSetMethodTargetCompoundAttribute	BL2000\jheine	12/29/2021 7:50:54 PM	Set PeakFilterThresholdValue = 7023.28100000001 for compound Hexachlorobutadiene; previous value = 7027.03074999999			✓	
CmdSetMethodTargetCompoundAttribute	BL2000\jheine	12/29/2021 7:50:55 PM	No parameter change for ThresholdNumberOfPeaks			✓	
CmdSetMethodTargetQualifierAttribute	BL2000\jheine	12/29/2021 7:50:55 PM	No parameter change for PeakFilterThreshold			✓	
CmdSetMethodTargetQualifierAttribute	BL2000\jheine	12/29/2021 7:50:55 PM	Set PeakFilterThresholdValue = 4270.89885243334 for qualifier 223.0 of compound Hexachlorobutadiene; previous value = 4557.21082866987			✓	
CmdSetMethodTargetQualifierAttribute	BL2000\jheine	12/29/2021 7:50:55 PM	No parameter change for ThresholdNumberOfPeaks			✓	
CmdSetMethodTargetQualifierAttribute	BL2000\jheine	12/29/2021 7:50:56 PM	No parameter change for PeakFilterThreshold			✓	

Audit Trail report

Name	User	Time	Action	Reason	Comment	Succeed	Exception
CmdSetMethodTargetQualifierAttribute	BL2000\jheine	12/29/2021 7:50:56 PM	Set PeakFilterThresholdValue = 4679.72605284104 for qualifier 227.0 of compound Hexachlorobutadiene; previous value = 4575.16004776042			✓	
CmdSetMethodTargetQualifierAttribute	BL2000\jheine	12/29/2021 7:50:56 PM	No parameter change for ThresholdNumberOfPeaks			✓	
CmdSetMethodTargetCompoundAttribute	BL2000\jheine	12/29/2021 7:50:57 PM	No parameter change for PeakFilterThreshold			✓	
CmdSetMethodTargetCompoundAttribute	BL2000\jheine	12/29/2021 7:50:57 PM	No parameter change for PeakFilterThresholdValue			✓	
CmdSetMethodTargetCompoundAttribute	BL2000\jheine	12/29/2021 7:50:57 PM	No parameter change for ThresholdNumberOfPeaks			✓	
CmdSetMethodTargetQualifierAttribute	BL2000\jheine	12/29/2021 7:50:58 PM	No parameter change for PeakFilterThreshold			✓	
CmdSetMethodTargetQualifierAttribute	BL2000\jheine	12/29/2021 7:50:58 PM	No parameter change for PeakFilterThresholdValue			✓	
CmdSetMethodTargetQualifierAttribute	BL2000\jheine	12/29/2021 7:50:58 PM	No parameter change for ThresholdNumberOfPeaks			✓	
CmdSetMethodTargetCompoundAttribute	BL2000\jheine	12/29/2021 7:50:59 PM	No parameter change for PeakFilterThreshold			✓	
CmdSetMethodTargetCompoundAttribute	BL2000\jheine	12/29/2021 7:50:59 PM	No parameter change for PeakFilterThresholdValue			✓	
CmdSetMethodTargetCompoundAttribute	BL2000\jheine	12/29/2021 7:50:59 PM	No parameter change for ThresholdNumberOfPeaks			✓	
CmdSetMethodTargetQualifierAttribute	BL2000\jheine	12/29/2021 7:50:59 PM	No parameter change for PeakFilterThreshold			✓	
CmdSetMethodTargetQualifierAttribute	BL2000\jheine	12/29/2021 7:51:00 PM	No parameter change for PeakFilterThresholdValue			✓	
CmdSetMethodTargetQualifierAttribute	BL2000\jheine	12/29/2021 7:51:00 PM	No parameter change for ThresholdNumberOfPeaks			✓	
CmdSetMethodTargetQualifierAttribute	BL2000\jheine	12/29/2021 7:51:01 PM	No parameter change for PeakFilterThreshold			✓	
CmdSetMethodTargetQualifierAttribute	BL2000\jheine	12/29/2021 7:51:01 PM	No parameter change for PeakFilterThresholdValue			✓	
CmdSetMethodTargetQualifierAttribute	BL2000\jheine	12/29/2021 7:51:01 PM	No parameter change for ThresholdNumberOfPeaks			✓	
CmdSetMethodTargetCompoundAttribute	BL2000\jheine	12/29/2021 7:51:02 PM	No parameter change for PeakFilterThreshold			✓	
CmdSetMethodTargetCompoundAttribute	BL2000\jheine	12/29/2021 7:51:02 PM	Set PeakFilterThresholdValue = 11078.3529777312 for compound 4-Chloro-3-Methylphenol; previous value = 11625.7033687016			✓	
CmdSetMethodTargetCompoundAttribute	BL2000\jheine	12/29/2021 7:51:02 PM	No parameter change for ThresholdNumberOfPeaks			✓	
CmdSetMethodTargetQualifierAttribute	BL2000\jheine	12/29/2021 7:51:03 PM	No parameter change for PeakFilterThreshold			✓	

Audit Trail report

Name	User	Time	Action	Reason	Comment	Succeed	Exception
CmdSetMethodTargetQualifierAttribute	BL2000\jheine	12/29/2021 7:51:03 PM	Set PeakFilterThresholdValue = 3058.27179598031 for qualifier 144.0 of compound 4-Chloro-3-Methylphenol; previous value = 3251.55394206143			✓	
CmdSetMethodTargetQualifierAttribute	BL2000\jheine	12/29/2021 7:51:03 PM	No parameter change for ThresholdNumberOfPeaks			✓	
CmdSetMethodTargetCompoundAttribute	BL2000\jheine	12/29/2021 7:51:04 PM	No parameter change for PeakFilterThreshold			✓	
CmdSetMethodTargetCompoundAttribute	BL2000\jheine	12/29/2021 7:51:04 PM	No parameter change for PeakFilterThresholdValue			✓	
CmdSetMethodTargetCompoundAttribute	BL2000\jheine	12/29/2021 7:51:04 PM	No parameter change for ThresholdNumberOfPeaks			✓	
CmdSetMethodTargetQualifierAttribute	BL2000\jheine	12/29/2021 7:51:05 PM	No parameter change for PeakFilterThreshold			✓	
CmdSetMethodTargetQualifierAttribute	BL2000\jheine	12/29/2021 7:51:05 PM	No parameter change for PeakFilterThresholdValue			✓	
CmdSetMethodTargetQualifierAttribute	BL2000\jheine	12/29/2021 7:51:05 PM	No parameter change for ThresholdNumberOfPeaks			✓	
CmdSetMethodTargetQualifierAttribute	BL2000\jheine	12/29/2021 7:51:06 PM	No parameter change for PeakFilterThreshold			✓	
CmdSetMethodTargetQualifierAttribute	BL2000\jheine	12/29/2021 7:51:06 PM	No parameter change for PeakFilterThresholdValue			✓	
CmdSetMethodTargetQualifierAttribute	BL2000\jheine	12/29/2021 7:51:06 PM	No parameter change for ThresholdNumberOfPeaks			✓	
CmdSetMethodTargetCompoundAttribute	BL2000\jheine	12/29/2021 7:51:07 PM	No parameter change for PeakFilterThreshold			✓	
CmdSetMethodTargetCompoundAttribute	BL2000\jheine	12/29/2021 7:51:07 PM	Set PeakFilterThresholdValue = 29825.0110109442 for compound 2-Methylnaphthalene; previous value = 29199.7653752302			✓	
CmdSetMethodTargetCompoundAttribute	BL2000\jheine	12/29/2021 7:51:07 PM	No parameter change for ThresholdNumberOfPeaks			✓	
CmdSetMethodTargetQualifierAttribute	BL2000\jheine	12/29/2021 7:51:07 PM	No parameter change for PeakFilterThreshold			✓	
CmdSetMethodTargetQualifierAttribute	BL2000\jheine	12/29/2021 7:51:08 PM	Set PeakFilterThresholdValue = 34243.6835595072 for qualifier 142.0 of compound 2-Methylnaphthalene; previous value = 34349.5320151702			✓	
CmdSetMethodTargetQualifierAttribute	BL2000\jheine	12/29/2021 7:51:08 PM	No parameter change for ThresholdNumberOfPeaks			✓	
CmdSetMethodTargetQualifierAttribute	BL2000\jheine	12/29/2021 7:51:08 PM	No parameter change for PeakFilterThreshold			✓	
CmdSetMethodTargetQualifierAttribute	BL2000\jheine	12/29/2021 7:51:09 PM	Set PeakFilterThresholdValue = 12516.056142521 for qualifier 115.0 of compound 2-Methylnaphthalene; previous value = 11738.6314533163			✓	
CmdSetMethodTargetQualifierAttribute	BL2000\jheine	12/29/2021 7:51:09 PM	No parameter change for ThresholdNumberOfPeaks			✓	

Audit Trail report

Name	User	Time	Action	Reason	Comment	Succeed	Exception
CmdSetMethodTargetCompoundAttribute	BL2000\jheine	12/29/2021 7:51:09 PM	No parameter change for PeakFilterThreshold			✓	
CmdSetMethodTargetCompoundAttribute	BL2000\jheine	12/29/2021 7:51:10 PM	Set PeakFilterThresholdValue = 31392.8938341894 for compound 1-Methylnaphthalene; previous value = 30472.4534944057			✓	
CmdSetMethodTargetCompoundAttribute	BL2000\jheine	12/29/2021 7:51:10 PM	No parameter change for ThresholdNumberOfPeaks			✓	
CmdSetMethodTargetQualifierAttribute	BL2000\jheine	12/29/2021 7:51:11 PM	No parameter change for PeakFilterThreshold			✓	
CmdSetMethodTargetQualifierAttribute	BL2000\jheine	12/29/2021 7:51:11 PM	Set PeakFilterThresholdValue = 34833.8347126123 for qualifier 142.0 of compound 1-Methylnaphthalene; previous value = 33459.5373350527			✓	
CmdSetMethodTargetQualifierAttribute	BL2000\jheine	12/29/2021 7:51:11 PM	No parameter change for ThresholdNumberOfPeaks			✓	
CmdSetMethodTargetQualifierAttribute	BL2000\jheine	12/29/2021 7:51:12 PM	No parameter change for PeakFilterThreshold			✓	
CmdSetMethodTargetQualifierAttribute	BL2000\jheine	12/29/2021 7:51:12 PM	Set PeakFilterThresholdValue = 13328.0005957795 for qualifier 115.0 of compound 1-Methylnaphthalene; previous value = 12675.1076971598			✓	
CmdSetMethodTargetQualifierAttribute	BL2000\jheine	12/29/2021 7:51:12 PM	No parameter change for ThresholdNumberOfPeaks			✓	
CmdSetMethodTargetCompoundAttribute	BL2000\jheine	12/29/2021 7:51:13 PM	No parameter change for PeakFilterThreshold			✓	
CmdSetMethodTargetCompoundAttribute	BL2000\jheine	12/29/2021 7:51:13 PM	Set PeakFilterThresholdValue = 10423.9837499999 for compound 4-Chloro-2-Methylphenol; previous value = 10557.9850000001			✓	
CmdSetMethodTargetCompoundAttribute	BL2000\jheine	12/29/2021 7:51:13 PM	No parameter change for ThresholdNumberOfPeaks			✓	
CmdSetMethodTargetQualifierAttribute	BL2000\jheine	12/29/2021 7:51:14 PM	No parameter change for PeakFilterThreshold			✓	
CmdSetMethodTargetQualifierAttribute	BL2000\jheine	12/29/2021 7:51:14 PM	Set PeakFilterThresholdValue = 2775.01339276278 for qualifier 144.0 of compound 4-Chloro-2-Methylphenol; previous value = 2625.6551707412			✓	
CmdSetMethodTargetQualifierAttribute	BL2000\jheine	12/29/2021 7:51:14 PM	No parameter change for ThresholdNumberOfPeaks			✓	
CmdSetMethodTargetCompoundAttribute	BL2000\jheine	12/29/2021 7:51:15 PM	No parameter change for PeakFilterThreshold			✓	
CmdSetMethodTargetCompoundAttribute	BL2000\jheine	12/29/2021 7:51:15 PM	No parameter change for PeakFilterThresholdValue			✓	
CmdSetMethodTargetCompoundAttribute	BL2000\jheine	12/29/2021 7:51:15 PM	No parameter change for ThresholdNumberOfPeaks			✓	
CmdSetMethodTargetQualifierAttribute	BL2000\jheine	12/29/2021 7:51:15 PM	No parameter change for PeakFilterThreshold			✓	
CmdSetMethodTargetQualifierAttribute	BL2000\jheine	12/29/2021 7:51:15 PM	No parameter change for PeakFilterThresholdValue			✓	

Audit Trail report

Name	User	Time	Action	Reason	Comment	Succeed	Exception
CmdSetMethodTargetQualifierAttribute	BL2000\jheine	12/29/2021 7:51:16 PM	No parameter change for ThresholdNumberOfPeaks			✓	
CmdSetMethodTargetQualifierAttribute	BL2000\jheine	12/29/2021 7:51:16 PM	No parameter change for PeakFilterThreshold			✓	
CmdSetMethodTargetQualifierAttribute	BL2000\jheine	12/29/2021 7:51:16 PM	No parameter change for PeakFilterThresholdValue			✓	
CmdSetMethodTargetQualifierAttribute	BL2000\jheine	12/29/2021 7:51:16 PM	No parameter change for ThresholdNumberOfPeaks			✓	
CmdSetMethodTargetCompoundAttribute	BL2000\jheine	12/29/2021 7:51:17 PM	No parameter change for PeakFilterThreshold			✓	
CmdSetMethodTargetCompoundAttribute	BL2000\jheine	12/29/2021 7:51:17 PM	Set PeakFilterThresholdValue = 3085.54400000005 for compound Hexachlorocyclopentadiene; previous value = 2143.98799999999			✓	
CmdSetMethodTargetCompoundAttribute	BL2000\jheine	12/29/2021 7:51:17 PM	No parameter change for ThresholdNumberOfPeaks			✓	
CmdSetMethodTargetQualifierAttribute	BL2000\jheine	12/29/2021 7:51:18 PM	No parameter change for PeakFilterThreshold			✓	
CmdSetMethodTargetQualifierAttribute	BL2000\jheine	12/29/2021 7:51:18 PM	Set PeakFilterThresholdValue = 1978.13756678577 for qualifier 238.9 of compound Hexachlorocyclopentadiene; previous value = 1392.45823339227			✓	
CmdSetMethodTargetQualifierAttribute	BL2000\jheine	12/29/2021 7:51:18 PM	No parameter change for ThresholdNumberOfPeaks			✓	
CmdSetMethodTargetQualifierAttribute	BL2000\jheine	12/29/2021 7:51:19 PM	No parameter change for PeakFilterThreshold			✓	
CmdSetMethodTargetQualifierAttribute	BL2000\jheine	12/29/2021 7:51:19 PM	Set PeakFilterThresholdValue = 1995.35685480697 for qualifier 234.9 of compound Hexachlorocyclopentadiene; previous value = 1344.76320370188			✓	
CmdSetMethodTargetQualifierAttribute	BL2000\jheine	12/29/2021 7:51:20 PM	No parameter change for ThresholdNumberOfPeaks			✓	
CmdSetMethodTargetCompoundAttribute	BL2000\jheine	12/29/2021 7:51:20 PM	No parameter change for PeakFilterThreshold			✓	
CmdSetMethodTargetCompoundAttribute	BL2000\jheine	12/29/2021 7:51:20 PM	Set PeakFilterThresholdValue = 6478.61975000006 for compound 2,4,6-Trichlorophenol; previous value = 4906.81150000003			✓	
CmdSetMethodTargetCompoundAttribute	BL2000\jheine	12/29/2021 7:51:20 PM	No parameter change for ThresholdNumberOfPeaks			✓	
CmdSetMethodTargetQualifierAttribute	BL2000\jheine	12/29/2021 7:51:21 PM	No parameter change for PeakFilterThreshold			✓	
CmdSetMethodTargetQualifierAttribute	BL2000\jheine	12/29/2021 7:51:21 PM	Set PeakFilterThresholdValue = 6116.98325162853 for qualifier 198.0 of compound 2,4,6-Trichlorophenol; previous value = 4749.2406337014			✓	
CmdSetMethodTargetQualifierAttribute	BL2000\jheine	12/29/2021 7:51:21 PM	No parameter change for ThresholdNumberOfPeaks			✓	

Audit Trail report

Name	User	Time	Action	Reason	Comment	Succeed	Exception
CmdSetMethodTargetCompoundAttribute	BL2000\jheine	12/29/2021 7:51:21 PM	No parameter change for PeakFilterThreshold			✓	
CmdSetMethodTargetCompoundAttribute	BL2000\jheine	12/29/2021 7:51:22 PM	Set PeakFilterThresholdValue = 7475.69000000006 for compound 2,4,5-Trichlorophenol; previous value = 7648.79950000002			✓	
CmdSetMethodTargetCompoundAttribute	BL2000\jheine	12/29/2021 7:51:22 PM	No parameter change for ThresholdNumberOfPeaks			✓	
CmdSetMethodTargetQualifierAttribute	BL2000\jheine	12/29/2021 7:51:22 PM	No parameter change for PeakFilterThreshold			✓	
CmdSetMethodTargetQualifierAttribute	BL2000\jheine	12/29/2021 7:51:23 PM	Set PeakFilterThresholdValue = 7096.22688018077 for qualifier 198.0 of compound 2,4,5-Trichlorophenol; previous value = 7407.03856982834			✓	
CmdSetMethodTargetQualifierAttribute	BL2000\jheine	12/29/2021 7:51:23 PM	No parameter change for ThresholdNumberOfPeaks			✓	
CmdSetMethodTargetCompoundAttribute	BL2000\jheine	12/29/2021 7:51:23 PM	No parameter change for PeakFilterThreshold			✓	
CmdSetMethodTargetCompoundAttribute	BL2000\jheine	12/29/2021 7:51:24 PM	No parameter change for PeakFilterThresholdValue			✓	
CmdSetMethodTargetCompoundAttribute	BL2000\jheine	12/29/2021 7:51:24 PM	No parameter change for ThresholdNumberOfPeaks			✓	
CmdSetMethodTargetQualifierAttribute	BL2000\jheine	12/29/2021 7:51:24 PM	No parameter change for PeakFilterThreshold			✓	
CmdSetMethodTargetQualifierAttribute	BL2000\jheine	12/29/2021 7:51:25 PM	No parameter change for PeakFilterThresholdValue			✓	
CmdSetMethodTargetQualifierAttribute	BL2000\jheine	12/29/2021 7:51:25 PM	No parameter change for ThresholdNumberOfPeaks			✓	
CmdSetMethodTargetQualifierAttribute	BL2000\jheine	12/29/2021 7:51:26 PM	No parameter change for PeakFilterThreshold			✓	
CmdSetMethodTargetQualifierAttribute	BL2000\jheine	12/29/2021 7:51:26 PM	No parameter change for PeakFilterThresholdValue			✓	
CmdSetMethodTargetQualifierAttribute	BL2000\jheine	12/29/2021 7:51:26 PM	No parameter change for ThresholdNumberOfPeaks			✓	
CmdSetMethodTargetCompoundAttribute	BL2000\jheine	12/29/2021 7:51:27 PM	No parameter change for PeakFilterThreshold			✓	
CmdSetMethodTargetCompoundAttribute	BL2000\jheine	12/29/2021 7:51:27 PM	Set PeakFilterThresholdValue = 28961.7825 for compound 2-Chloronaphthalene; previous value = 27048.3497500001			✓	
CmdSetMethodTargetCompoundAttribute	BL2000\jheine	12/29/2021 7:51:27 PM	No parameter change for ThresholdNumberOfPeaks			✓	
CmdSetMethodTargetQualifierAttribute	BL2000\jheine	12/29/2021 7:51:28 PM	No parameter change for PeakFilterThreshold			✓	
CmdSetMethodTargetQualifierAttribute	BL2000\jheine	12/29/2021 7:51:28 PM	Set PeakFilterThresholdValue = 9332.38198024856 for qualifier 164.0 of compound 2-Chloronaphthalene; previous value = 8671.83492673649			✓	
CmdSetMethodTargetQualifierAttribute	BL2000\jheine	12/29/2021 7:51:28 PM	No parameter change for ThresholdNumberOfPeaks			✓	

Audit Trail report

Name	User	Time	Action	Reason	Comment	Succeed	Exception
CmdSetMethodTargetQualifierAttribute	BL2000\jheine	12/29/2021 7:51:29 PM	No parameter change for PeakFilterThreshold			✓	
CmdSetMethodTargetQualifierAttribute	BL2000\jheine	12/29/2021 7:51:29 PM	Set PeakFilterThresholdValue = 11348.1079158317 for qualifier 127.0 of compound 2-Chloronaphthalene; previous value = 10601.3465099822			✓	
CmdSetMethodTargetQualifierAttribute	BL2000\jheine	12/29/2021 7:51:29 PM	No parameter change for ThresholdNumberOfPeaks			✓	
CmdSetMethodTargetCompoundAttribute	BL2000\jheine	12/29/2021 7:51:30 PM	No parameter change for PeakFilterThreshold			✓	
CmdSetMethodTargetCompoundAttribute	BL2000\jheine	12/29/2021 7:51:30 PM	Set PeakFilterThresholdValue = 3357.73157925091 for compound 2-Nitroaniline; previous value = 3288.49718230273			✓	
CmdSetMethodTargetCompoundAttribute	BL2000\jheine	12/29/2021 7:51:30 PM	No parameter change for ThresholdNumberOfPeaks			✓	
CmdSetMethodTargetQualifierAttribute	BL2000\jheine	12/29/2021 7:51:31 PM	No parameter change for PeakFilterThreshold			✓	
CmdSetMethodTargetQualifierAttribute	BL2000\jheine	12/29/2021 7:51:31 PM	Set PeakFilterThresholdValue = 3344.09939478366 for qualifier 138.0 of compound 2-Nitroaniline; previous value = 3244.79109695994			✓	
CmdSetMethodTargetQualifierAttribute	BL2000\jheine	12/29/2021 7:51:31 PM	No parameter change for ThresholdNumberOfPeaks			✓	
CmdSetMethodTargetCompoundAttribute	BL2000\jheine	12/29/2021 7:51:31 PM	No parameter change for PeakFilterThreshold			✓	
CmdSetMethodTargetCompoundAttribute	BL2000\jheine	12/29/2021 7:51:32 PM	No parameter change for PeakFilterThresholdValue			✓	
CmdSetMethodTargetCompoundAttribute	BL2000\jheine	12/29/2021 7:51:32 PM	No parameter change for ThresholdNumberOfPeaks			✓	
CmdSetMethodTargetQualifierAttribute	BL2000\jheine	12/29/2021 7:51:32 PM	No parameter change for PeakFilterThreshold			✓	
CmdSetMethodTargetQualifierAttribute	BL2000\jheine	12/29/2021 7:51:33 PM	No parameter change for PeakFilterThresholdValue			✓	
CmdSetMethodTargetQualifierAttribute	BL2000\jheine	12/29/2021 7:51:33 PM	No parameter change for ThresholdNumberOfPeaks			✓	
CmdSetMethodTargetQualifierAttribute	BL2000\jheine	12/29/2021 7:51:33 PM	No parameter change for PeakFilterThreshold			✓	
CmdSetMethodTargetQualifierAttribute	BL2000\jheine	12/29/2021 7:51:34 PM	No parameter change for PeakFilterThresholdValue			✓	
CmdSetMethodTargetQualifierAttribute	BL2000\jheine	12/29/2021 7:51:34 PM	No parameter change for ThresholdNumberOfPeaks			✓	
CmdSetMethodTargetCompoundAttribute	BL2000\jheine	12/29/2021 7:51:34 PM	No parameter change for PeakFilterThreshold			✓	
CmdSetMethodTargetCompoundAttribute	BL2000\jheine	12/29/2021 7:51:35 PM	Set PeakFilterThresholdValue = 20487.1190000004 for compound Dimethyl Phthalate; previous value = 16567.9514999997			✓	
CmdSetMethodTargetCompoundAttribute	BL2000\jheine	12/29/2021 7:51:35 PM	No parameter change for ThresholdNumberOfPeaks			✓	

Audit Trail report

Name	User	Time	Action	Reason	Comment	Succeed	Exception
CmdSetMethodTargetQualifierAttribute	BL2000\jheine	12/29/2021 7:51:35 PM	No parameter change for PeakFilterThreshold			✓	
CmdSetMethodTargetQualifierAttribute	BL2000\jheine	12/29/2021 7:51:35 PM	Set PeakFilterThresholdValue = 4414.22413116414 for qualifier 77.0 of compound Dimethyl Phthalate; previous value = 3538.15925899254			✓	
CmdSetMethodTargetQualifierAttribute	BL2000\jheine	12/29/2021 7:51:36 PM	No parameter change for ThresholdNumberOfPeaks			✓	
CmdSetMethodTargetCompoundAttribute	BL2000\jheine	12/29/2021 7:51:36 PM	No parameter change for PeakFilterThreshold			✓	
CmdSetMethodTargetCompoundAttribute	BL2000\jheine	12/29/2021 7:51:36 PM	Set PeakFilterThresholdValue = 47911.7905000008 for compound Acenaphthylene; previous value = 42347.9292500007			✓	
CmdSetMethodTargetCompoundAttribute	BL2000\jheine	12/29/2021 7:51:37 PM	No parameter change for ThresholdNumberOfPeaks			✓	
CmdSetMethodTargetQualifierAttribute	BL2000\jheine	12/29/2021 7:51:37 PM	No parameter change for PeakFilterThreshold			✓	
CmdSetMethodTargetQualifierAttribute	BL2000\jheine	12/29/2021 7:51:37 PM	Set PeakFilterThresholdValue = 6680.75440451911 for qualifier 153.1 of compound Acenaphthylene; previous value = 5886.29111080953			✓	
CmdSetMethodTargetQualifierAttribute	BL2000\jheine	12/29/2021 7:51:38 PM	No parameter change for ThresholdNumberOfPeaks			✓	
CmdSetMethodTargetCompoundAttribute	BL2000\jheine	12/29/2021 7:51:38 PM	No parameter change for PeakFilterThreshold			✓	
CmdSetMethodTargetCompoundAttribute	BL2000\jheine	12/29/2021 7:51:38 PM	No parameter change for PeakFilterThresholdValue			✓	
CmdSetMethodTargetCompoundAttribute	BL2000\jheine	12/29/2021 7:51:39 PM	No parameter change for ThresholdNumberOfPeaks			✓	
CmdSetMethodTargetQualifierAttribute	BL2000\jheine	12/29/2021 7:51:39 PM	No parameter change for PeakFilterThreshold			✓	
CmdSetMethodTargetQualifierAttribute	BL2000\jheine	12/29/2021 7:51:40 PM	No parameter change for PeakFilterThresholdValue			✓	
CmdSetMethodTargetQualifierAttribute	BL2000\jheine	12/29/2021 7:51:40 PM	No parameter change for ThresholdNumberOfPeaks			✓	
CmdSetMethodTargetQualifierAttribute	BL2000\jheine	12/29/2021 7:51:40 PM	No parameter change for PeakFilterThreshold			✓	
CmdSetMethodTargetQualifierAttribute	BL2000\jheine	12/29/2021 7:51:41 PM	No parameter change for PeakFilterThresholdValue			✓	
CmdSetMethodTargetQualifierAttribute	BL2000\jheine	12/29/2021 7:51:41 PM	No parameter change for ThresholdNumberOfPeaks			✓	
CmdSetMethodTargetCompoundAttribute	BL2000\jheine	12/29/2021 7:51:41 PM	No parameter change for PeakFilterThreshold			✓	
CmdSetMethodTargetCompoundAttribute	BL2000\jheine	12/29/2021 7:51:42 PM	Set PeakFilterThresholdValue = 2620.05325000006 for compound 2,6-Dinitrotoluene; previous value = 2102.73174999993			✓	
CmdSetMethodTargetCompoundAttribute	BL2000\jheine	12/29/2021 7:51:42 PM	No parameter change for ThresholdNumberOfPeaks			✓	

Audit Trail report

Name	User	Time	Action	Reason	Comment	Succeed	Exception
CmdSetMethodTargetQualifierAttribute	BL2000\jheine	12/29/2021 7:51:42 PM	No parameter change for PeakFilterThreshold			✓	
CmdSetMethodTargetQualifierAttribute	BL2000\jheine	12/29/2021 7:51:43 PM	Set PeakFilterThresholdValue = 1774.9976174988 for qualifier 89.0 of compound 2,6-Dinitrotoluene; previous value = 1391.14433615182			✓	
CmdSetMethodTargetQualifierAttribute	BL2000\jheine	12/29/2021 7:51:43 PM	No parameter change for ThresholdNumberOfPeaks			✓	
CmdSetMethodTargetQualifierAttribute	BL2000\jheine	12/29/2021 7:51:43 PM	No parameter change for PeakFilterThreshold			✓	
CmdSetMethodTargetQualifierAttribute	BL2000\jheine	12/29/2021 7:51:44 PM	Set PeakFilterThresholdValue = 5056.70032867739 for qualifier 63.0 of compound 2,6-Dinitrotoluene; previous value = 3855.18589637854			✓	
CmdSetMethodTargetQualifierAttribute	BL2000\jheine	12/29/2021 7:51:44 PM	No parameter change for ThresholdNumberOfPeaks			✓	
CmdSetMethodTargetCompoundAttribute	BL2000\jheine	12/29/2021 7:51:44 PM	No parameter change for PeakFilterThreshold			✓	
CmdSetMethodTargetCompoundAttribute	BL2000\jheine	12/29/2021 7:51:45 PM	Set PeakFilterThresholdValue = 32366.3645000008 for compound Acenaphthene; previous value = 28274.6157500005			✓	
CmdSetMethodTargetCompoundAttribute	BL2000\jheine	12/29/2021 7:51:45 PM	No parameter change for ThresholdNumberOfPeaks			✓	
CmdSetMethodTargetQualifierAttribute	BL2000\jheine	12/29/2021 7:51:45 PM	No parameter change for PeakFilterThreshold			✓	
CmdSetMethodTargetQualifierAttribute	BL2000\jheine	12/29/2021 7:51:46 PM	Set PeakFilterThresholdValue = 17047.8446061673 for qualifier 152.0 of compound Acenaphthene; previous value = 15382.4604374614			✓	
CmdSetMethodTargetQualifierAttribute	BL2000\jheine	12/29/2021 7:51:46 PM	No parameter change for ThresholdNumberOfPeaks			✓	
CmdSetMethodTargetQualifierAttribute	BL2000\jheine	12/29/2021 7:51:46 PM	No parameter change for PeakFilterThreshold			✓	
CmdSetMethodTargetQualifierAttribute	BL2000\jheine	12/29/2021 7:51:47 PM	Set PeakFilterThresholdValue = 35457.4917107671 for qualifier 153.0 of compound Acenaphthene; previous value = 30935.7416378097			✓	
CmdSetMethodTargetQualifierAttribute	BL2000\jheine	12/29/2021 7:51:47 PM	No parameter change for ThresholdNumberOfPeaks			✓	
CmdSetMethodTargetCompoundAttribute	BL2000\jheine	12/29/2021 7:51:47 PM	No parameter change for PeakFilterThreshold			✓	
CmdSetMethodTargetCompoundAttribute	BL2000\jheine	12/29/2021 7:51:48 PM	Set PeakFilterThresholdValue = 2813.83774999998 for compound 3-Nitroaniline; previous value = 2083.54225000003			✓	
CmdSetMethodTargetCompoundAttribute	BL2000\jheine	12/29/2021 7:51:48 PM	No parameter change for ThresholdNumberOfPeaks			✓	
CmdSetMethodTargetQualifierAttribute	BL2000\jheine	12/29/2021 7:51:48 PM	No parameter change for PeakFilterThreshold			✓	

Audit Trail report

Name	User	Time	Action	Reason	Comment	Succeed	Exception
CmdSetMethodTargetQualifierAttribute	BL2000\jheine	12/29/2021 7:51:48 PM	Set PeakFilterThresholdValue = 3337.81714398362 for qualifier 92.0 of compound 3-Nitroaniline; previous value = 2315.7177223833			✓	
CmdSetMethodTargetQualifierAttribute	BL2000\jheine	12/29/2021 7:51:49 PM	No parameter change for ThresholdNumberOfPeaks			✓	
CmdSetMethodTargetQualifierAttribute	BL2000\jheine	12/29/2021 7:51:49 PM	No parameter change for PeakFilterThreshold			✓	
CmdSetMethodTargetQualifierAttribute	BL2000\jheine	12/29/2021 7:51:50 PM	Set PeakFilterThresholdValue = 4439.58652424204 for qualifier 65.0 of compound 3-Nitroaniline; previous value = 3081.66866188637			✓	
CmdSetMethodTargetQualifierAttribute	BL2000\jheine	12/29/2021 7:51:50 PM	No parameter change for ThresholdNumberOfPeaks			✓	
CmdSetMethodTargetCompoundAttribute	BL2000\jheine	12/29/2021 7:51:50 PM	No parameter change for PeakFilterThreshold			✓	
CmdSetMethodTargetCompoundAttribute	BL2000\jheine	12/29/2021 7:51:51 PM	Set PeakFilterThresholdValue = 1575.11250000001 for compound 2,4-Dinitrophenol; previous value = 639.387			✓	
CmdSetMethodTargetCompoundAttribute	BL2000\jheine	12/29/2021 7:51:51 PM	No parameter change for ThresholdNumberOfPeaks			✓	
CmdSetMethodTargetQualifierAttribute	BL2000\jheine	12/29/2021 7:51:51 PM	No parameter change for PeakFilterThreshold			✓	
CmdSetMethodTargetQualifierAttribute	BL2000\jheine	12/29/2021 7:51:52 PM	Set PeakFilterThresholdValue = 874.228551983516 for qualifier 154.0 of compound 2,4-Dinitrophenol; previous value = 410.838537364506			✓	
CmdSetMethodTargetQualifierAttribute	BL2000\jheine	12/29/2021 7:51:52 PM	No parameter change for ThresholdNumberOfPeaks			✓	
CmdSetMethodTargetCompoundAttribute	BL2000\jheine	12/29/2021 7:51:52 PM	No parameter change for PeakFilterThreshold			✓	
CmdSetMethodTargetCompoundAttribute	BL2000\jheine	12/29/2021 7:51:53 PM	Set PeakFilterThresholdValue = 46429.709999999 for compound Dibenzofuran; previous value = 43487.8682500009			✓	
CmdSetMethodTargetCompoundAttribute	BL2000\jheine	12/29/2021 7:51:53 PM	No parameter change for ThresholdNumberOfPeaks			✓	
CmdSetMethodTargetQualifierAttribute	BL2000\jheine	12/29/2021 7:51:53 PM	No parameter change for PeakFilterThreshold			✓	
CmdSetMethodTargetQualifierAttribute	BL2000\jheine	12/29/2021 7:51:54 PM	Set PeakFilterThresholdValue = 17748.4162656116 for qualifier 139.0 of compound Dibenzofuran; previous value = 19559.2784961642			✓	
CmdSetMethodTargetQualifierAttribute	BL2000\jheine	12/29/2021 7:51:54 PM	No parameter change for ThresholdNumberOfPeaks			✓	
CmdSetMethodTargetCompoundAttribute	BL2000\jheine	12/29/2021 7:51:54 PM	No parameter change for PeakFilterThreshold			✓	
CmdSetMethodTargetCompoundAttribute	BL2000\jheine	12/29/2021 7:51:55 PM	No parameter change for PeakFilterThresholdValue			✓	

Audit Trail report

Name	User	Time	Action	Reason	Comment	Succeed	Exception
CmdSetMethodTargetCompoundAttribute	BL2000\jheine	12/29/2021 7:51:55 PM	No parameter change for ThresholdNumberOfPeaks			✓	
CmdSetMethodTargetQualifierAttribute	BL2000\jheine	12/29/2021 7:51:55 PM	No parameter change for PeakFilterThreshold			✓	
CmdSetMethodTargetQualifierAttribute	BL2000\jheine	12/29/2021 7:51:56 PM	No parameter change for PeakFilterThresholdValue			✓	
CmdSetMethodTargetQualifierAttribute	BL2000\jheine	12/29/2021 7:51:56 PM	No parameter change for ThresholdNumberOfPeaks			✓	
CmdSetMethodTargetQualifierAttribute	BL2000\jheine	12/29/2021 7:51:56 PM	No parameter change for PeakFilterThreshold			✓	
CmdSetMethodTargetQualifierAttribute	BL2000\jheine	12/29/2021 7:51:57 PM	No parameter change for PeakFilterThresholdValue			✓	
CmdSetMethodTargetQualifierAttribute	BL2000\jheine	12/29/2021 7:51:57 PM	No parameter change for ThresholdNumberOfPeaks			✓	
CmdSetMethodTargetCompoundAttribute	BL2000\jheine	12/29/2021 7:51:57 PM	No parameter change for PeakFilterThreshold			✓	
CmdSetMethodTargetCompoundAttribute	BL2000\jheine	12/29/2021 7:51:58 PM	Set PeakFilterThresholdValue = 4155.37724999998 for compound 4-Nitrophenol; previous value = 2019.92464627659			✓	
CmdSetMethodTargetCompoundAttribute	BL2000\jheine	12/29/2021 7:51:58 PM	No parameter change for ThresholdNumberOfPeaks			✓	
CmdSetMethodTargetQualifierAttribute	BL2000\jheine	12/29/2021 7:51:58 PM	No parameter change for PeakFilterThreshold			✓	
CmdSetMethodTargetQualifierAttribute	BL2000\jheine	12/29/2021 7:51:59 PM	Set PeakFilterThresholdValue = 2947.05702933002 for qualifier 139.0 of compound 4-Nitrophenol; previous value = 10258.7609121723			✓	
CmdSetMethodTargetQualifierAttribute	BL2000\jheine	12/29/2021 7:51:59 PM	No parameter change for ThresholdNumberOfPeaks			✓	
CmdSetMethodTargetQualifierAttribute	BL2000\jheine	12/29/2021 7:51:59 PM	No parameter change for PeakFilterThreshold			✓	
CmdSetMethodTargetQualifierAttribute	BL2000\jheine	12/29/2021 7:51:59 PM	Set PeakFilterThresholdValue = 3565.18510408723 for qualifier 65.0 of compound 4-Nitrophenol; previous value = 1790.14096211599			✓	
CmdSetMethodTargetQualifierAttribute	BL2000\jheine	12/29/2021 7:52:00 PM	No parameter change for ThresholdNumberOfPeaks			✓	
CmdSetMethodTargetCompoundAttribute	BL2000\jheine	12/29/2021 7:52:00 PM	No parameter change for PeakFilterThreshold			✓	
CmdSetMethodTargetCompoundAttribute	BL2000\jheine	12/29/2021 7:52:01 PM	Set PeakFilterThresholdValue = 2686.81549999999 for compound 2,4-Dinitrotoluene; previous value = 1604.2315076759			✓	
CmdSetMethodTargetCompoundAttribute	BL2000\jheine	12/29/2021 7:52:01 PM	No parameter change for ThresholdNumberOfPeaks			✓	
CmdSetMethodTargetQualifierAttribute	BL2000\jheine	12/29/2021 7:52:01 PM	No parameter change for PeakFilterThreshold			✓	

Audit Trail report

Name	User	Time	Action	Reason	Comment	Succeed	Exception
CmdSetMethodTargetQualifierAttribute	BL2000\jheine	12/29/2021 7:52:02 PM	Set PeakFilterThresholdValue = 2401.7361208313 for qualifier 63.0 of compound 2,4-Dinitrotoluene; previous value = 1121.02123692575			✓	
CmdSetMethodTargetQualifierAttribute	BL2000\jheine	12/29/2021 7:52:02 PM	No parameter change for ThresholdNumberOfPeaks			✓	
CmdSetMethodTargetQualifierAttribute	BL2000\jheine	12/29/2021 7:52:02 PM	No parameter change for PeakFilterThreshold			✓	
CmdSetMethodTargetQualifierAttribute	BL2000\jheine	12/29/2021 7:52:02 PM	Set PeakFilterThresholdValue = 2125.5798457823 for qualifier 89.0 of compound 2,4-Dinitrotoluene; previous value = 1276.80519903209			✓	
CmdSetMethodTargetQualifierAttribute	BL2000\jheine	12/29/2021 7:52:03 PM	No parameter change for ThresholdNumberOfPeaks			✓	
CmdSetMethodTargetCompoundAttribute	BL2000\jheine	12/29/2021 7:52:03 PM	No parameter change for PeakFilterThreshold			✓	
CmdSetMethodTargetCompoundAttribute	BL2000\jheine	12/29/2021 7:52:03 PM	No parameter change for PeakFilterThresholdValue			✓	
CmdSetMethodTargetCompoundAttribute	BL2000\jheine	12/29/2021 7:52:03 PM	No parameter change for ThresholdNumberOfPeaks			✓	
CmdSetMethodTargetQualifierAttribute	BL2000\jheine	12/29/2021 7:52:04 PM	No parameter change for PeakFilterThreshold			✓	
CmdSetMethodTargetQualifierAttribute	BL2000\jheine	12/29/2021 7:52:04 PM	No parameter change for PeakFilterThresholdValue			✓	
CmdSetMethodTargetQualifierAttribute	BL2000\jheine	12/29/2021 7:52:05 PM	No parameter change for ThresholdNumberOfPeaks			✓	
CmdSetMethodTargetCompoundAttribute	BL2000\jheine	12/29/2021 7:52:05 PM	No parameter change for PeakFilterThreshold			✓	
CmdSetMethodTargetCompoundAttribute	BL2000\jheine	12/29/2021 7:52:05 PM	No parameter change for PeakFilterThresholdValue			✓	
CmdSetMethodTargetCompoundAttribute	BL2000\jheine	12/29/2021 7:52:06 PM	No parameter change for ThresholdNumberOfPeaks			✓	
CmdSetMethodTargetQualifierAttribute	BL2000\jheine	12/29/2021 7:52:06 PM	No parameter change for PeakFilterThreshold			✓	
CmdSetMethodTargetQualifierAttribute	BL2000\jheine	12/29/2021 7:52:06 PM	No parameter change for PeakFilterThresholdValue			✓	
CmdSetMethodTargetQualifierAttribute	BL2000\jheine	12/29/2021 7:52:07 PM	No parameter change for ThresholdNumberOfPeaks			✓	
CmdSetMethodTargetCompoundAttribute	BL2000\jheine	12/29/2021 7:52:07 PM	No parameter change for PeakFilterThreshold			✓	
CmdSetMethodTargetCompoundAttribute	BL2000\jheine	12/29/2021 7:52:07 PM	No parameter change for PeakFilterThresholdValue			✓	
CmdSetMethodTargetCompoundAttribute	BL2000\jheine	12/29/2021 7:52:08 PM	No parameter change for ThresholdNumberOfPeaks			✓	
CmdSetMethodTargetQualifierAttribute	BL2000\jheine	12/29/2021 7:52:08 PM	No parameter change for PeakFilterThreshold			✓	
CmdSetMethodTargetQualifierAttribute	BL2000\jheine	12/29/2021 7:52:09 PM	No parameter change for PeakFilterThresholdValue			✓	

Audit Trail report

Name	User	Time	Action	Reason	Comment	Succeed	Exception
CmdSetMethodTargetQualifierAttribute	BL2000\jheine	12/29/2021 7:52:09 PM	No parameter change for ThresholdNumberOfPeaks			✓	
CmdSetMethodTargetQualifierAttribute	BL2000\jheine	12/29/2021 7:52:09 PM	No parameter change for PeakFilterThreshold			✓	
CmdSetMethodTargetQualifierAttribute	BL2000\jheine	12/29/2021 7:52:09 PM	No parameter change for PeakFilterThresholdValue			✓	
CmdSetMethodTargetQualifierAttribute	BL2000\jheine	12/29/2021 7:52:10 PM	No parameter change for ThresholdNumberOfPeaks			✓	
CmdSetMethodTargetCompoundAttribute	BL2000\jheine	12/29/2021 7:52:10 PM	No parameter change for PeakFilterThreshold			✓	
CmdSetMethodTargetCompoundAttribute	BL2000\jheine	12/29/2021 7:52:10 PM	Set PeakFilterThresholdValue = 40302.7842500008 for compound Fluorene; previous value = 36589.6737500011			✓	
CmdSetMethodTargetCompoundAttribute	BL2000\jheine	12/29/2021 7:52:11 PM	No parameter change for ThresholdNumberOfPeaks			✓	
CmdSetMethodTargetQualifierAttribute	BL2000\jheine	12/29/2021 7:52:11 PM	No parameter change for PeakFilterThreshold			✓	
CmdSetMethodTargetQualifierAttribute	BL2000\jheine	12/29/2021 7:52:11 PM	Set PeakFilterThresholdValue = 35786.6926845115 for qualifier 165.0 of compound Fluorene; previous value = 33485.3497709712			✓	
CmdSetMethodTargetQualifierAttribute	BL2000\jheine	12/29/2021 7:52:12 PM	No parameter change for ThresholdNumberOfPeaks			✓	
CmdSetMethodTargetQualifierAttribute	BL2000\jheine	12/29/2021 7:52:12 PM	No parameter change for PeakFilterThreshold			✓	
CmdSetMethodTargetQualifierAttribute	BL2000\jheine	12/29/2021 7:52:12 PM	Set PeakFilterThresholdValue = 5215.44348005177 for qualifier 167.0 of compound Fluorene; previous value = 5007.20992940436			✓	
CmdSetMethodTargetQualifierAttribute	BL2000\jheine	12/29/2021 7:52:13 PM	No parameter change for ThresholdNumberOfPeaks			✓	
CmdSetMethodTargetCompoundAttribute	BL2000\jheine	12/29/2021 7:52:13 PM	No parameter change for PeakFilterThreshold			✓	
CmdSetMethodTargetCompoundAttribute	BL2000\jheine	12/29/2021 7:52:13 PM	Set PeakFilterThresholdValue = 15353.8842499997 for compound 4-Chlorophenyl-phenylether; previous value = 12584.01175			✓	
CmdSetMethodTargetCompoundAttribute	BL2000\jheine	12/29/2021 7:52:13 PM	No parameter change for ThresholdNumberOfPeaks			✓	
CmdSetMethodTargetQualifierAttribute	BL2000\jheine	12/29/2021 7:52:14 PM	No parameter change for PeakFilterThreshold			✓	
CmdSetMethodTargetQualifierAttribute	BL2000\jheine	12/29/2021 7:52:14 PM	Set PeakFilterThresholdValue = 4972.75373841062 for qualifier 206.0 of compound 4-Chlorophenyl-phenylether; previous value = 4134.71393720602			✓	
CmdSetMethodTargetQualifierAttribute	BL2000\jheine	12/29/2021 7:52:14 PM	No parameter change for ThresholdNumberOfPeaks			✓	
CmdSetMethodTargetQualifierAttribute	BL2000\jheine	12/29/2021 7:52:14 PM	No parameter change for PeakFilterThreshold			✓	

Audit Trail report

Name	User	Time	Action	Reason	Comment	Succeed	Exception
CmdSetMethodTargetQualifierAttribute	BL2000\jheine	12/29/2021 7:52:15 PM	Set PeakFilterThresholdValue = 10079.9607820802 for qualifier 141.0 of compound 4-Chlorophenylphenylether; previous value = 8189.82170422102			✓	
CmdSetMethodTargetQualifierAttribute	BL2000\jheine	12/29/2021 7:52:15 PM	No parameter change for ThresholdNumberOfPeaks			✓	
CmdSetMethodTargetCompoundAttribute	BL2000\jheine	12/29/2021 7:52:15 PM	No parameter change for PeakFilterThreshold			✓	
CmdSetMethodTargetCompoundAttribute	BL2000\jheine	12/29/2021 7:52:15 PM	Set PeakFilterThresholdValue = 18062.4695000005 for compound Diethylphthalate; previous value = 14421.1442500004			✓	
CmdSetMethodTargetCompoundAttribute	BL2000\jheine	12/29/2021 7:52:16 PM	No parameter change for ThresholdNumberOfPeaks			✓	
CmdSetMethodTargetQualifierAttribute	BL2000\jheine	12/29/2021 7:52:16 PM	No parameter change for PeakFilterThreshold			✓	
CmdSetMethodTargetQualifierAttribute	BL2000\jheine	12/29/2021 7:52:16 PM	Set PeakFilterThresholdValue = 3499.75773439898 for qualifier 177.0 of compound Diethylphthalate; previous value = 2773.24477676402			✓	
CmdSetMethodTargetQualifierAttribute	BL2000\jheine	12/29/2021 7:52:17 PM	No parameter change for ThresholdNumberOfPeaks			✓	
CmdSetMethodTargetQualifierAttribute	BL2000\jheine	12/29/2021 7:52:17 PM	No parameter change for PeakFilterThreshold			✓	
CmdSetMethodTargetQualifierAttribute	BL2000\jheine	12/29/2021 7:52:17 PM	Set PeakFilterThresholdValue = 2216.82464016499 for qualifier 150.0 of compound Diethylphthalate; previous value = 1894.12739970943			✓	
CmdSetMethodTargetQualifierAttribute	BL2000\jheine	12/29/2021 7:52:18 PM	No parameter change for ThresholdNumberOfPeaks			✓	
CmdSetMethodTargetCompoundAttribute	BL2000\jheine	12/29/2021 7:52:18 PM	No parameter change for PeakFilterThreshold			✓	
CmdSetMethodTargetCompoundAttribute	BL2000\jheine	12/29/2021 7:52:19 PM	No parameter change for PeakFilterThresholdValue			✓	
CmdSetMethodTargetCompoundAttribute	BL2000\jheine	12/29/2021 7:52:19 PM	No parameter change for ThresholdNumberOfPeaks			✓	
CmdSetMethodTargetQualifierAttribute	BL2000\jheine	12/29/2021 7:52:19 PM	No parameter change for PeakFilterThreshold			✓	
CmdSetMethodTargetQualifierAttribute	BL2000\jheine	12/29/2021 7:52:20 PM	No parameter change for PeakFilterThresholdValue			✓	
CmdSetMethodTargetQualifierAttribute	BL2000\jheine	12/29/2021 7:52:20 PM	No parameter change for ThresholdNumberOfPeaks			✓	
CmdSetMethodTargetQualifierAttribute	BL2000\jheine	12/29/2021 7:52:20 PM	No parameter change for PeakFilterThreshold			✓	
CmdSetMethodTargetQualifierAttribute	BL2000\jheine	12/29/2021 7:52:21 PM	No parameter change for PeakFilterThresholdValue			✓	
CmdSetMethodTargetQualifierAttribute	BL2000\jheine	12/29/2021 7:52:21 PM	No parameter change for ThresholdNumberOfPeaks			✓	

Audit Trail report

Name	User	Time	Action	Reason	Comment	Succeed	Exception
CmdSetMethodTargetCompoundAttribute	BL2000\jheine	12/29/2021 7:52:22 PM	No parameter change for PeakFilterThreshold			✓	
CmdSetMethodTargetCompoundAttribute	BL2000\jheine	12/29/2021 7:52:22 PM	No parameter change for PeakFilterThresholdValue			✓	
CmdSetMethodTargetCompoundAttribute	BL2000\jheine	12/29/2021 7:52:22 PM	No parameter change for ThresholdNumberOfPeaks			✓	
CmdSetMethodTargetQualifierAttribute	BL2000\jheine	12/29/2021 7:52:23 PM	No parameter change for PeakFilterThreshold			✓	
CmdSetMethodTargetQualifierAttribute	BL2000\jheine	12/29/2021 7:52:23 PM	No parameter change for PeakFilterThresholdValue			✓	
CmdSetMethodTargetQualifierAttribute	BL2000\jheine	12/29/2021 7:52:23 PM	No parameter change for ThresholdNumberOfPeaks			✓	
CmdSetMethodTargetCompoundAttribute	BL2000\jheine	12/29/2021 7:52:24 PM	No parameter change for PeakFilterThreshold			✓	
CmdSetMethodTargetCompoundAttribute	BL2000\jheine	12/29/2021 7:52:24 PM	Set PeakFilterThresholdValue = 2402.14324999992 for compound 4-Nitroaniline; previous value = 1807.34825000001			✓	
CmdSetMethodTargetCompoundAttribute	BL2000\jheine	12/29/2021 7:52:24 PM	No parameter change for ThresholdNumberOfPeaks			✓	
CmdSetMethodTargetQualifierAttribute	BL2000\jheine	12/29/2021 7:52:25 PM	No parameter change for PeakFilterThreshold			✓	
CmdSetMethodTargetQualifierAttribute	BL2000\jheine	12/29/2021 7:52:25 PM	Set PeakFilterThresholdValue = 3154.42021373304 for qualifier 65.0 of compound 4-Nitroaniline; previous value = 2789.63871583554			✓	
CmdSetMethodTargetQualifierAttribute	BL2000\jheine	12/29/2021 7:52:25 PM	No parameter change for ThresholdNumberOfPeaks			✓	
CmdSetMethodTargetQualifierAttribute	BL2000\jheine	12/29/2021 7:52:26 PM	No parameter change for PeakFilterThreshold			✓	
CmdSetMethodTargetQualifierAttribute	BL2000\jheine	12/29/2021 7:52:26 PM	Set PeakFilterThresholdValue = 1188.67570344964 for qualifier 92.0 of compound 4-Nitroaniline; previous value = 924.92964427949			✓	
CmdSetMethodTargetQualifierAttribute	BL2000\jheine	12/29/2021 7:52:27 PM	No parameter change for ThresholdNumberOfPeaks			✓	
CmdSetMethodTargetCompoundAttribute	BL2000\jheine	12/29/2021 7:52:27 PM	No parameter change for PeakFilterThreshold			✓	
CmdSetMethodTargetCompoundAttribute	BL2000\jheine	12/29/2021 7:52:27 PM	Set PeakFilterThresholdValue = 1145.41700000003 for compound 4,6-Dinitro-2-methylphenol; previous value = 736.66900000002			✓	
CmdSetMethodTargetCompoundAttribute	BL2000\jheine	12/29/2021 7:52:28 PM	No parameter change for ThresholdNumberOfPeaks			✓	
CmdSetMethodTargetQualifierAttribute	BL2000\jheine	12/29/2021 7:52:28 PM	No parameter change for PeakFilterThreshold			✓	
CmdSetMethodTargetQualifierAttribute	BL2000\jheine	12/29/2021 7:52:28 PM	Set PeakFilterThresholdValue = 606.408903418217 for qualifier 121.0 of compound 4,6-Dinitro-2-methylphenol; previous value = 393.753469392973			✓	

Audit Trail report

Name	User	Time	Action	Reason	Comment	Succeed	Exception
CmdSetMethodTargetQualifierAttribute	BL2000\jheine	12/29/2021 7:52:28 PM	No parameter change for ThresholdNumberOfPeaks			✓	
CmdSetMethodTargetCompoundAttribute	BL2000\jheine	12/29/2021 7:52:29 PM	No parameter change for PeakFilterThreshold			✓	
CmdSetMethodTargetCompoundAttribute	BL2000\jheine	12/29/2021 7:52:29 PM	Set PeakFilterThresholdValue = 21627.5847499989 for compound N-nitrosodiphenylamine; previous value = 21292.7997499996			✓	
CmdSetMethodTargetCompoundAttribute	BL2000\jheine	12/29/2021 7:52:29 PM	No parameter change for ThresholdNumberOfPeaks			✓	
CmdSetMethodTargetQualifierAttribute	BL2000\jheine	12/29/2021 7:52:29 PM	No parameter change for PeakFilterThreshold			✓	
CmdSetMethodTargetQualifierAttribute	BL2000\jheine	12/29/2021 7:52:30 PM	Set PeakFilterThresholdValue = 7572.87776965176 for qualifier 167.0 of compound N-nitrosodiphenylamine; previous value = 7382.47835812395			✓	
CmdSetMethodTargetQualifierAttribute	BL2000\jheine	12/29/2021 7:52:30 PM	No parameter change for ThresholdNumberOfPeaks			✓	
CmdSetMethodTargetQualifierAttribute	BL2000\jheine	12/29/2021 7:52:30 PM	No parameter change for PeakFilterThreshold			✓	
CmdSetMethodTargetQualifierAttribute	BL2000\jheine	12/29/2021 7:52:31 PM	Set PeakFilterThresholdValue = 14411.9776019449 for qualifier 168.0 of compound N-nitrosodiphenylamine; previous value = 13819.5172934901			✓	
CmdSetMethodTargetQualifierAttribute	BL2000\jheine	12/29/2021 7:52:31 PM	No parameter change for ThresholdNumberOfPeaks			✓	
CmdSetMethodTargetCompoundAttribute	BL2000\jheine	12/29/2021 7:52:31 PM	No parameter change for PeakFilterThreshold			✓	
CmdSetMethodTargetCompoundAttribute	BL2000\jheine	12/29/2021 7:52:31 PM	Set PeakFilterThresholdValue = 19828.2277904887 for compound Azobenzene; previous value = 16884.9865490004			✓	
CmdSetMethodTargetCompoundAttribute	BL2000\jheine	12/29/2021 7:52:32 PM	No parameter change for ThresholdNumberOfPeaks			✓	
CmdSetMethodTargetQualifierAttribute	BL2000\jheine	12/29/2021 7:52:32 PM	No parameter change for PeakFilterThreshold			✓	
CmdSetMethodTargetQualifierAttribute	BL2000\jheine	12/29/2021 7:52:32 PM	Set PeakFilterThresholdValue = 9849.4499221946 for qualifier 51.0 of compound Azobenzene; previous value = 7731.18897949232			✓	
CmdSetMethodTargetQualifierAttribute	BL2000\jheine	12/29/2021 7:52:33 PM	No parameter change for ThresholdNumberOfPeaks			✓	
CmdSetMethodTargetQualifierAttribute	BL2000\jheine	12/29/2021 7:52:33 PM	No parameter change for PeakFilterThreshold			✓	
CmdSetMethodTargetQualifierAttribute	BL2000\jheine	12/29/2021 7:52:33 PM	Set PeakFilterThresholdValue = 4588.00148572992 for qualifier 182.0 of compound Azobenzene; previous value = 3818.65151151453			✓	
CmdSetMethodTargetQualifierAttribute	BL2000\jheine	12/29/2021 7:52:34 PM	No parameter change for ThresholdNumberOfPeaks			✓	

Audit Trail report

Name	User	Time	Action	Reason	Comment	Succeed	Exception
CmdSetMethodTargetCompoundAttribute	BL2000\jheine	12/29/2021 7:52:34 PM	No parameter change for PeakFilterThreshold			✓	
CmdSetMethodTargetCompoundAttribute	BL2000\jheine	12/29/2021 7:52:34 PM	No parameter change for PeakFilterThresholdValue			✓	
CmdSetMethodTargetCompoundAttribute	BL2000\jheine	12/29/2021 7:52:35 PM	No parameter change for ThresholdNumberOfPeaks			✓	
CmdSetMethodTargetQualifierAttribute	BL2000\jheine	12/29/2021 7:52:35 PM	No parameter change for PeakFilterThreshold			✓	
CmdSetMethodTargetQualifierAttribute	BL2000\jheine	12/29/2021 7:52:35 PM	No parameter change for PeakFilterThresholdValue			✓	
CmdSetMethodTargetQualifierAttribute	BL2000\jheine	12/29/2021 7:52:36 PM	No parameter change for ThresholdNumberOfPeaks			✓	
CmdSetMethodTargetQualifierAttribute	BL2000\jheine	12/29/2021 7:52:36 PM	No parameter change for PeakFilterThreshold			✓	
CmdSetMethodTargetQualifierAttribute	BL2000\jheine	12/29/2021 7:52:37 PM	No parameter change for PeakFilterThresholdValue			✓	
CmdSetMethodTargetQualifierAttribute	BL2000\jheine	12/29/2021 7:52:37 PM	No parameter change for ThresholdNumberOfPeaks			✓	
CmdSetMethodTargetCompoundAttribute	BL2000\jheine	12/29/2021 7:52:37 PM	No parameter change for PeakFilterThreshold			✓	
CmdSetMethodTargetCompoundAttribute	BL2000\jheine	12/29/2021 7:52:38 PM	No parameter change for PeakFilterThresholdValue			✓	
CmdSetMethodTargetCompoundAttribute	BL2000\jheine	12/29/2021 7:52:38 PM	No parameter change for ThresholdNumberOfPeaks			✓	
CmdSetMethodTargetQualifierAttribute	BL2000\jheine	12/29/2021 7:52:38 PM	No parameter change for PeakFilterThreshold			✓	
CmdSetMethodTargetQualifierAttribute	BL2000\jheine	12/29/2021 7:52:39 PM	No parameter change for PeakFilterThresholdValue			✓	
CmdSetMethodTargetQualifierAttribute	BL2000\jheine	12/29/2021 7:52:39 PM	No parameter change for ThresholdNumberOfPeaks			✓	
CmdSetMethodTargetQualifierAttribute	BL2000\jheine	12/29/2021 7:52:39 PM	No parameter change for PeakFilterThreshold			✓	
CmdSetMethodTargetQualifierAttribute	BL2000\jheine	12/29/2021 7:52:40 PM	No parameter change for PeakFilterThresholdValue			✓	
CmdSetMethodTargetQualifierAttribute	BL2000\jheine	12/29/2021 7:52:40 PM	No parameter change for ThresholdNumberOfPeaks			✓	
CmdSetMethodTargetCompoundAttribute	BL2000\jheine	12/29/2021 7:52:41 PM	No parameter change for PeakFilterThreshold			✓	
CmdSetMethodTargetCompoundAttribute	BL2000\jheine	12/29/2021 7:52:41 PM	No parameter change for PeakFilterThresholdValue			✓	
CmdSetMethodTargetCompoundAttribute	BL2000\jheine	12/29/2021 7:52:41 PM	No parameter change for ThresholdNumberOfPeaks			✓	
CmdSetMethodTargetQualifierAttribute	BL2000\jheine	12/29/2021 7:52:41 PM	No parameter change for PeakFilterThreshold			✓	
CmdSetMethodTargetQualifierAttribute	BL2000\jheine	12/29/2021 7:52:42 PM	No parameter change for PeakFilterThresholdValue			✓	
CmdSetMethodTargetQualifierAttribute	BL2000\jheine	12/29/2021 7:52:42 PM	No parameter change for ThresholdNumberOfPeaks			✓	

Audit Trail report

Name	User	Time	Action	Reason	Comment	Succeed	Exception
CmdSetMethodTargetQualifierAttribute	BL2000\jheine	12/29/2021 7:52:42 PM	No parameter change for PeakFilterThreshold			✓	
CmdSetMethodTargetQualifierAttribute	BL2000\jheine	12/29/2021 7:52:43 PM	No parameter change for PeakFilterThresholdValue			✓	
CmdSetMethodTargetQualifierAttribute	BL2000\jheine	12/29/2021 7:52:43 PM	No parameter change for ThresholdNumberOfPeaks			✓	
CmdSetMethodTargetCompoundAttribute	BL2000\jheine	12/29/2021 7:52:43 PM	No parameter change for PeakFilterThreshold			✓	
CmdSetMethodTargetCompoundAttribute	BL2000\jheine	12/29/2021 7:52:43 PM	Set PeakFilterThresholdValue = 7468.72950000006 for compound 4-Bromophenyl-phenylether; previous value = 6570.46275			✓	
CmdSetMethodTargetCompoundAttribute	BL2000\jheine	12/29/2021 7:52:44 PM	No parameter change for ThresholdNumberOfPeaks			✓	
CmdSetMethodTargetQualifierAttribute	BL2000\jheine	12/29/2021 7:52:44 PM	No parameter change for PeakFilterThreshold			✓	
CmdSetMethodTargetQualifierAttribute	BL2000\jheine	12/29/2021 7:52:44 PM	Set PeakFilterThresholdValue = 7309.38637289704 for qualifier 250.0 of compound 4-Bromophenyl-phenylether; previous value = 6471.59305551626			✓	
CmdSetMethodTargetQualifierAttribute	BL2000\jheine	12/29/2021 7:52:44 PM	No parameter change for ThresholdNumberOfPeaks			✓	
CmdSetMethodTargetQualifierAttribute	BL2000\jheine	12/29/2021 7:52:45 PM	No parameter change for PeakFilterThreshold			✓	
CmdSetMethodTargetQualifierAttribute	BL2000\jheine	12/29/2021 7:52:45 PM	Set PeakFilterThresholdValue = 8203.32451064846 for qualifier 141.0 of compound 4-Bromophenyl-phenylether; previous value = 7197.79624532			✓	
CmdSetMethodTargetQualifierAttribute	BL2000\jheine	12/29/2021 7:52:45 PM	No parameter change for ThresholdNumberOfPeaks			✓	
CmdSetMethodTargetCompoundAttribute	BL2000\jheine	12/29/2021 7:52:46 PM	No parameter change for PeakFilterThreshold			✓	
CmdSetMethodTargetCompoundAttribute	BL2000\jheine	12/29/2021 7:52:46 PM	No parameter change for PeakFilterThresholdValue			✓	
CmdSetMethodTargetCompoundAttribute	BL2000\jheine	12/29/2021 7:52:46 PM	No parameter change for ThresholdNumberOfPeaks			✓	
CmdSetMethodTargetQualifierAttribute	BL2000\jheine	12/29/2021 7:52:46 PM	No parameter change for PeakFilterThreshold			✓	
CmdSetMethodTargetQualifierAttribute	BL2000\jheine	12/29/2021 7:52:47 PM	No parameter change for PeakFilterThresholdValue			✓	
CmdSetMethodTargetQualifierAttribute	BL2000\jheine	12/29/2021 7:52:47 PM	No parameter change for ThresholdNumberOfPeaks			✓	
CmdSetMethodTargetQualifierAttribute	BL2000\jheine	12/29/2021 7:52:47 PM	No parameter change for PeakFilterThreshold			✓	
CmdSetMethodTargetQualifierAttribute	BL2000\jheine	12/29/2021 7:52:48 PM	No parameter change for PeakFilterThresholdValue			✓	
CmdSetMethodTargetQualifierAttribute	BL2000\jheine	12/29/2021 7:52:48 PM	No parameter change for ThresholdNumberOfPeaks			✓	

Audit Trail report

Name	User	Time	Action	Reason	Comment	Succeed	Exception
CmdSetMethodTargetCompoundAttribute	BL2000\jheine	12/29/2021 7:52:48 PM	No parameter change for PeakFilterThreshold			✓	
CmdSetMethodTargetCompoundAttribute	BL2000\jheine	12/29/2021 7:52:48 PM	No parameter change for PeakFilterThresholdValue			✓	
CmdSetMethodTargetCompoundAttribute	BL2000\jheine	12/29/2021 7:52:48 PM	No parameter change for ThresholdNumberOfPeaks			✓	
CmdSetMethodTargetQualifierAttribute	BL2000\jheine	12/29/2021 7:52:49 PM	No parameter change for PeakFilterThreshold			✓	
CmdSetMethodTargetQualifierAttribute	BL2000\jheine	12/29/2021 7:52:49 PM	No parameter change for PeakFilterThresholdValue			✓	
CmdSetMethodTargetQualifierAttribute	BL2000\jheine	12/29/2021 7:52:50 PM	No parameter change for ThresholdNumberOfPeaks			✓	
CmdSetMethodTargetCompoundAttribute	BL2000\jheine	12/29/2021 7:52:50 PM	No parameter change for PeakFilterThreshold			✓	
CmdSetMethodTargetCompoundAttribute	BL2000\jheine	12/29/2021 7:52:50 PM	No parameter change for PeakFilterThresholdValue			✓	
CmdSetMethodTargetCompoundAttribute	BL2000\jheine	12/29/2021 7:52:50 PM	No parameter change for ThresholdNumberOfPeaks			✓	
CmdSetMethodTargetQualifierAttribute	BL2000\jheine	12/29/2021 7:52:51 PM	No parameter change for PeakFilterThreshold			✓	
CmdSetMethodTargetQualifierAttribute	BL2000\jheine	12/29/2021 7:52:51 PM	No parameter change for PeakFilterThresholdValue			✓	
CmdSetMethodTargetQualifierAttribute	BL2000\jheine	12/29/2021 7:52:51 PM	No parameter change for ThresholdNumberOfPeaks			✓	
CmdSetMethodTargetQualifierAttribute	BL2000\jheine	12/29/2021 7:52:51 PM	No parameter change for PeakFilterThreshold			✓	
CmdSetMethodTargetQualifierAttribute	BL2000\jheine	12/29/2021 7:52:52 PM	No parameter change for PeakFilterThresholdValue			✓	
CmdSetMethodTargetQualifierAttribute	BL2000\jheine	12/29/2021 7:52:52 PM	No parameter change for ThresholdNumberOfPeaks			✓	
CmdSetMethodTargetCompoundAttribute	BL2000\jheine	12/29/2021 7:52:53 PM	No parameter change for PeakFilterThreshold			✓	
CmdSetMethodTargetCompoundAttribute	BL2000\jheine	12/29/2021 7:52:53 PM	Set PeakFilterThresholdValue = 7482.87199999995 for compound Hexachlorobenzene; previous value = 7712.97824999976			✓	
CmdSetMethodTargetCompoundAttribute	BL2000\jheine	12/29/2021 7:52:53 PM	No parameter change for ThresholdNumberOfPeaks			✓	
CmdSetMethodTargetQualifierAttribute	BL2000\jheine	12/29/2021 7:52:54 PM	No parameter change for PeakFilterThreshold			✓	
CmdSetMethodTargetQualifierAttribute	BL2000\jheine	12/29/2021 7:52:54 PM	Set PeakFilterThresholdValue = 4830.28983804747 for qualifier 142.0 of compound Hexachlorobenzene; previous value = 4710.19934749474			✓	
CmdSetMethodTargetQualifierAttribute	BL2000\jheine	12/29/2021 7:52:54 PM	No parameter change for ThresholdNumberOfPeaks			✓	
CmdSetMethodTargetCompoundAttribute	BL2000\jheine	12/29/2021 7:52:55 PM	No parameter change for PeakFilterThreshold			✓	

Audit Trail report

Name	User	Time	Action	Reason	Comment	Succeed	Exception
CmdSetMethodTargetCompoundAttribute	BL2000\jheine	12/29/2021 7:52:55 PM	No parameter change for PeakFilterThresholdValue			✓	
CmdSetMethodTargetCompoundAttribute	BL2000\jheine	12/29/2021 7:52:55 PM	No parameter change for ThresholdNumberOfPeaks			✓	
CmdSetMethodTargetQualifierAttribute	BL2000\jheine	12/29/2021 7:52:55 PM	No parameter change for PeakFilterThreshold			✓	
CmdSetMethodTargetQualifierAttribute	BL2000\jheine	12/29/2021 7:52:56 PM	No parameter change for PeakFilterThresholdValue			✓	
CmdSetMethodTargetQualifierAttribute	BL2000\jheine	12/29/2021 7:52:56 PM	No parameter change for ThresholdNumberOfPeaks			✓	
CmdSetMethodTargetCompoundAttribute	BL2000\jheine	12/29/2021 7:52:56 PM	No parameter change for PeakFilterThreshold			✓	
CmdSetMethodTargetCompoundAttribute	BL2000\jheine	12/29/2021 7:52:57 PM	No parameter change for PeakFilterThresholdValue			✓	
CmdSetMethodTargetCompoundAttribute	BL2000\jheine	12/29/2021 7:52:57 PM	No parameter change for ThresholdNumberOfPeaks			✓	
CmdSetMethodTargetQualifierAttribute	BL2000\jheine	12/29/2021 7:52:58 PM	No parameter change for PeakFilterThreshold			✓	
CmdSetMethodTargetQualifierAttribute	BL2000\jheine	12/29/2021 7:52:58 PM	No parameter change for PeakFilterThresholdValue			✓	
CmdSetMethodTargetQualifierAttribute	BL2000\jheine	12/29/2021 7:52:58 PM	No parameter change for ThresholdNumberOfPeaks			✓	
CmdSetMethodTargetQualifierAttribute	BL2000\jheine	12/29/2021 7:52:59 PM	No parameter change for PeakFilterThreshold			✓	
CmdSetMethodTargetQualifierAttribute	BL2000\jheine	12/29/2021 7:52:59 PM	No parameter change for PeakFilterThresholdValue			✓	
CmdSetMethodTargetQualifierAttribute	BL2000\jheine	12/29/2021 7:52:59 PM	No parameter change for ThresholdNumberOfPeaks			✓	
CmdSetMethodTargetCompoundAttribute	BL2000\jheine	12/29/2021 7:53:00 PM	No parameter change for PeakFilterThreshold			✓	
CmdSetMethodTargetCompoundAttribute	BL2000\jheine	12/29/2021 7:53:00 PM	Set PeakFilterThresholdValue = 1718.03550000002 for compound Pentachlorophenol; previous value = 870.124000000029			✓	
CmdSetMethodTargetCompoundAttribute	BL2000\jheine	12/29/2021 7:53:00 PM	No parameter change for ThresholdNumberOfPeaks			✓	
CmdSetMethodTargetQualifierAttribute	BL2000\jheine	12/29/2021 7:53:01 PM	No parameter change for PeakFilterThreshold			✓	
CmdSetMethodTargetQualifierAttribute	BL2000\jheine	12/29/2021 7:53:01 PM	Set PeakFilterThresholdValue = 1064.74918914915 for qualifier 263.9 of compound Pentachlorophenol; previous value = 558.064101687311			✓	
CmdSetMethodTargetQualifierAttribute	BL2000\jheine	12/29/2021 7:53:01 PM	No parameter change for ThresholdNumberOfPeaks			✓	
CmdSetMethodTargetQualifierAttribute	BL2000\jheine	12/29/2021 7:53:02 PM	No parameter change for PeakFilterThreshold			✓	
CmdSetMethodTargetQualifierAttribute	BL2000\jheine	12/29/2021 7:53:02 PM	Set PeakFilterThresholdValue = 1063.33518722286 for qualifier 267.9 of compound Pentachlorophenol; previous value = 528.839960021049			✓	

Audit Trail report

Name	User	Time	Action	Reason	Comment	Succeed	Exception
CmdSetMethodTargetQualifierAttribute	BL2000\jheine	12/29/2021 7:53:02 PM	No parameter change for ThresholdNumberOfPeaks			✓	
CmdSetMethodTargetCompoundAttribute	BL2000\jheine	12/29/2021 7:53:02 PM	No parameter change for PeakFilterThreshold			✓	
CmdSetMethodTargetCompoundAttribute	BL2000\jheine	12/29/2021 7:53:03 PM	No parameter change for PeakFilterThresholdValue			✓	
CmdSetMethodTargetCompoundAttribute	BL2000\jheine	12/29/2021 7:53:03 PM	No parameter change for ThresholdNumberOfPeaks			✓	
CmdSetMethodTargetQualifierAttribute	BL2000\jheine	12/29/2021 7:53:03 PM	No parameter change for PeakFilterThreshold			✓	
CmdSetMethodTargetQualifierAttribute	BL2000\jheine	12/29/2021 7:53:04 PM	No parameter change for PeakFilterThresholdValue			✓	
CmdSetMethodTargetQualifierAttribute	BL2000\jheine	12/29/2021 7:53:04 PM	No parameter change for ThresholdNumberOfPeaks			✓	
CmdSetMethodTargetQualifierAttribute	BL2000\jheine	12/29/2021 7:53:04 PM	No parameter change for PeakFilterThreshold			✓	
CmdSetMethodTargetQualifierAttribute	BL2000\jheine	12/29/2021 7:53:05 PM	No parameter change for PeakFilterThresholdValue			✓	
CmdSetMethodTargetQualifierAttribute	BL2000\jheine	12/29/2021 7:53:05 PM	No parameter change for ThresholdNumberOfPeaks			✓	
CmdSetMethodTargetCompoundAttribute	BL2000\jheine	12/29/2021 7:53:05 PM	No parameter change for PeakFilterThreshold			✓	
CmdSetMethodTargetCompoundAttribute	BL2000\jheine	12/29/2021 7:53:06 PM	No parameter change for PeakFilterThresholdValue			✓	
CmdSetMethodTargetCompoundAttribute	BL2000\jheine	12/29/2021 7:53:06 PM	No parameter change for ThresholdNumberOfPeaks			✓	
CmdSetMethodTargetQualifierAttribute	BL2000\jheine	12/29/2021 7:53:06 PM	No parameter change for PeakFilterThreshold			✓	
CmdSetMethodTargetQualifierAttribute	BL2000\jheine	12/29/2021 7:53:07 PM	No parameter change for PeakFilterThresholdValue			✓	
CmdSetMethodTargetQualifierAttribute	BL2000\jheine	12/29/2021 7:53:07 PM	No parameter change for ThresholdNumberOfPeaks			✓	
CmdSetMethodTargetQualifierAttribute	BL2000\jheine	12/29/2021 7:53:07 PM	No parameter change for PeakFilterThreshold			✓	
CmdSetMethodTargetQualifierAttribute	BL2000\jheine	12/29/2021 7:53:08 PM	No parameter change for PeakFilterThresholdValue			✓	
CmdSetMethodTargetQualifierAttribute	BL2000\jheine	12/29/2021 7:53:08 PM	No parameter change for ThresholdNumberOfPeaks			✓	
CmdSetMethodTargetCompoundAttribute	BL2000\jheine	12/29/2021 7:53:08 PM	No parameter change for PeakFilterThreshold			✓	
CmdSetMethodTargetCompoundAttribute	BL2000\jheine	12/29/2021 7:53:09 PM	Set PeakFilterThresholdValue = 48175.6507500022 for compound Phenanthrene; previous value = 45447.7838502165			✓	
CmdSetMethodTargetCompoundAttribute	BL2000\jheine	12/29/2021 7:53:09 PM	No parameter change for ThresholdNumberOfPeaks			✓	
CmdSetMethodTargetQualifierAttribute	BL2000\jheine	12/29/2021 7:53:09 PM	No parameter change for PeakFilterThreshold			✓	

Audit Trail report

Name	User	Time	Action	Reason	Comment	Succeed	Exception
CmdSetMethodTargetQualifierAttribute	BL2000\jheine	12/29/2021 7:53:10 PM	Set PeakFilterThresholdValue = 9481.16303261573 for qualifier 176.0 of compound Phenanthrene; previous value = 8773.34113945616			✓	
CmdSetMethodTargetQualifierAttribute	BL2000\jheine	12/29/2021 7:53:10 PM	No parameter change for ThresholdNumberOfPeaks			✓	
CmdSetMethodTargetCompoundAttribute	BL2000\jheine	12/29/2021 7:53:11 PM	No parameter change for PeakFilterThreshold			✓	
CmdSetMethodTargetCompoundAttribute	BL2000\jheine	12/29/2021 7:53:11 PM	Set PeakFilterThresholdValue = 38550.386250001 for compound Anthracene; previous value = 38184.6687499993			✓	
CmdSetMethodTargetCompoundAttribute	BL2000\jheine	12/29/2021 7:53:11 PM	No parameter change for ThresholdNumberOfPeaks			✓	
CmdSetMethodTargetQualifierAttribute	BL2000\jheine	12/29/2021 7:53:12 PM	No parameter change for PeakFilterThreshold			✓	
CmdSetMethodTargetQualifierAttribute	BL2000\jheine	12/29/2021 7:53:12 PM	Set PeakFilterThresholdValue = 7052.14579403095 for qualifier 176.0 of compound Anthracene; previous value = 7094.32901233381			✓	
CmdSetMethodTargetQualifierAttribute	BL2000\jheine	12/29/2021 7:53:12 PM	No parameter change for ThresholdNumberOfPeaks			✓	
CmdSetMethodTargetCompoundAttribute	BL2000\jheine	12/29/2021 7:53:13 PM	No parameter change for PeakFilterThreshold			✓	
CmdSetMethodTargetCompoundAttribute	BL2000\jheine	12/29/2021 7:53:13 PM	No parameter change for PeakFilterThresholdValue			✓	
CmdSetMethodTargetCompoundAttribute	BL2000\jheine	12/29/2021 7:53:13 PM	No parameter change for ThresholdNumberOfPeaks			✓	
CmdSetMethodTargetQualifierAttribute	BL2000\jheine	12/29/2021 7:53:13 PM	No parameter change for PeakFilterThreshold			✓	
CmdSetMethodTargetQualifierAttribute	BL2000\jheine	12/29/2021 7:53:14 PM	No parameter change for PeakFilterThresholdValue			✓	
CmdSetMethodTargetQualifierAttribute	BL2000\jheine	12/29/2021 7:53:14 PM	No parameter change for ThresholdNumberOfPeaks			✓	
CmdSetMethodTargetQualifierAttribute	BL2000\jheine	12/29/2021 7:53:14 PM	No parameter change for PeakFilterThreshold			✓	
CmdSetMethodTargetQualifierAttribute	BL2000\jheine	12/29/2021 7:53:14 PM	No parameter change for PeakFilterThresholdValue			✓	
CmdSetMethodTargetQualifierAttribute	BL2000\jheine	12/29/2021 7:53:15 PM	No parameter change for ThresholdNumberOfPeaks			✓	
CmdSetMethodTargetCompoundAttribute	BL2000\jheine	12/29/2021 7:53:15 PM	No parameter change for PeakFilterThreshold			✓	
CmdSetMethodTargetCompoundAttribute	BL2000\jheine	12/29/2021 7:53:15 PM	Set PeakFilterThresholdValue = 6629.18400000022 for compound Triallate; previous value = 5447.55517055015			✓	
CmdSetMethodTargetCompoundAttribute	BL2000\jheine	12/29/2021 7:53:15 PM	No parameter change for ThresholdNumberOfPeaks			✓	
CmdSetMethodTargetQualifierAttribute	BL2000\jheine	12/29/2021 7:53:15 PM	No parameter change for PeakFilterThreshold			✓	

Audit Trail report

Name	User	Time	Action	Reason	Comment	Succeed	Exception
CmdSetMethodTargetQualifierAttribute	BL2000\jheine	12/29/2021 7:53:16 PM	Set PeakFilterThresholdValue = 1207.56620760242 for qualifier 268.0 of compound Triallate; previous value = 1104.72103949352			✓	
CmdSetMethodTargetQualifierAttribute	BL2000\jheine	12/29/2021 7:53:16 PM	No parameter change for ThresholdNumberOfPeaks			✓	
CmdSetMethodTargetQualifierAttribute	BL2000\jheine	12/29/2021 7:53:16 PM	No parameter change for PeakFilterThreshold			✓	
CmdSetMethodTargetQualifierAttribute	BL2000\jheine	12/29/2021 7:53:16 PM	Set PeakFilterThresholdValue = 1455.89458334019 for qualifier 143.0 of compound Triallate; previous value = 1204.61398921417			✓	
CmdSetMethodTargetQualifierAttribute	BL2000\jheine	12/29/2021 7:53:17 PM	No parameter change for ThresholdNumberOfPeaks			✓	
CmdSetMethodTargetCompoundAttribute	BL2000\jheine	12/29/2021 7:53:17 PM	No parameter change for PeakFilterThreshold			✓	
CmdSetMethodTargetCompoundAttribute	BL2000\jheine	12/29/2021 7:53:17 PM	No parameter change for PeakFilterThresholdValue			✓	
CmdSetMethodTargetCompoundAttribute	BL2000\jheine	12/29/2021 7:53:18 PM	No parameter change for ThresholdNumberOfPeaks			✓	
CmdSetMethodTargetQualifierAttribute	BL2000\jheine	12/29/2021 7:53:18 PM	No parameter change for PeakFilterThreshold			✓	
CmdSetMethodTargetQualifierAttribute	BL2000\jheine	12/29/2021 7:53:19 PM	No parameter change for PeakFilterThresholdValue			✓	
CmdSetMethodTargetQualifierAttribute	BL2000\jheine	12/29/2021 7:53:19 PM	No parameter change for ThresholdNumberOfPeaks			✓	
CmdSetMethodTargetQualifierAttribute	BL2000\jheine	12/29/2021 7:53:19 PM	No parameter change for PeakFilterThreshold			✓	
CmdSetMethodTargetQualifierAttribute	BL2000\jheine	12/29/2021 7:53:20 PM	No parameter change for PeakFilterThresholdValue			✓	
CmdSetMethodTargetQualifierAttribute	BL2000\jheine	12/29/2021 7:53:20 PM	No parameter change for ThresholdNumberOfPeaks			✓	
CmdSetMethodTargetCompoundAttribute	BL2000\jheine	12/29/2021 7:53:20 PM	No parameter change for PeakFilterThreshold			✓	
CmdSetMethodTargetCompoundAttribute	BL2000\jheine	12/29/2021 7:53:21 PM	Set PeakFilterThresholdValue = 22474.2815000009 for compound Di-n-Butylphthalate; previous value = 17973.3979999998			✓	
CmdSetMethodTargetCompoundAttribute	BL2000\jheine	12/29/2021 7:53:21 PM	No parameter change for ThresholdNumberOfPeaks			✓	
CmdSetMethodTargetQualifierAttribute	BL2000\jheine	12/29/2021 7:53:21 PM	No parameter change for PeakFilterThreshold			✓	
CmdSetMethodTargetQualifierAttribute	BL2000\jheine	12/29/2021 7:53:22 PM	Set PeakFilterThresholdValue = 2050.13582348466 for qualifier 150.0 of compound Di-n-Butylphthalate; previous value = 1615.45306427698			✓	
CmdSetMethodTargetQualifierAttribute	BL2000\jheine	12/29/2021 7:53:22 PM	No parameter change for ThresholdNumberOfPeaks			✓	
CmdSetMethodTargetQualifierAttribute	BL2000\jheine	12/29/2021 7:53:23 PM	No parameter change for PeakFilterThreshold			✓	

Audit Trail report

Name	User	Time	Action	Reason	Comment	Succeed	Exception
CmdSetMethodTargetQualifierAttribute	BL2000\jheine	12/29/2021 7:53:23 PM	Set PeakFilterThresholdValue = 1402.47698589473 for qualifier 104.0 of compound Di-n-Butylphthalate; previous value = 1188.37254445749			✓	
CmdSetMethodTargetQualifierAttribute	BL2000\jheine	12/29/2021 7:53:23 PM	No parameter change for ThresholdNumberOfPeaks			✓	
CmdSetMethodTargetCompoundAttribute	BL2000\jheine	12/29/2021 7:53:24 PM	No parameter change for PeakFilterThreshold			✓	
CmdSetMethodTargetCompoundAttribute	BL2000\jheine	12/29/2021 7:53:24 PM	No parameter change for PeakFilterThresholdValue			✓	
CmdSetMethodTargetCompoundAttribute	BL2000\jheine	12/29/2021 7:53:24 PM	No parameter change for ThresholdNumberOfPeaks			✓	
CmdSetMethodTargetQualifierAttribute	BL2000\jheine	12/29/2021 7:53:25 PM	No parameter change for PeakFilterThreshold			✓	
CmdSetMethodTargetQualifierAttribute	BL2000\jheine	12/29/2021 7:53:25 PM	No parameter change for PeakFilterThresholdValue			✓	
CmdSetMethodTargetQualifierAttribute	BL2000\jheine	12/29/2021 7:53:26 PM	No parameter change for ThresholdNumberOfPeaks			✓	
CmdSetMethodTargetQualifierAttribute	BL2000\jheine	12/29/2021 7:53:26 PM	No parameter change for PeakFilterThreshold			✓	
CmdSetMethodTargetQualifierAttribute	BL2000\jheine	12/29/2021 7:53:26 PM	No parameter change for PeakFilterThresholdValue			✓	
CmdSetMethodTargetQualifierAttribute	BL2000\jheine	12/29/2021 7:53:27 PM	No parameter change for ThresholdNumberOfPeaks			✓	
CmdSetMethodTargetCompoundAttribute	BL2000\jheine	12/29/2021 7:53:27 PM	No parameter change for PeakFilterThreshold			✓	
CmdSetMethodTargetCompoundAttribute	BL2000\jheine	12/29/2021 7:53:27 PM	No parameter change for PeakFilterThresholdValue			✓	
CmdSetMethodTargetCompoundAttribute	BL2000\jheine	12/29/2021 7:53:27 PM	No parameter change for ThresholdNumberOfPeaks			✓	
CmdSetMethodTargetQualifierAttribute	BL2000\jheine	12/29/2021 7:53:27 PM	No parameter change for PeakFilterThreshold			✓	
CmdSetMethodTargetQualifierAttribute	BL2000\jheine	12/29/2021 7:53:28 PM	No parameter change for PeakFilterThresholdValue			✓	
CmdSetMethodTargetQualifierAttribute	BL2000\jheine	12/29/2021 7:53:28 PM	No parameter change for ThresholdNumberOfPeaks			✓	
CmdSetMethodTargetQualifierAttribute	BL2000\jheine	12/29/2021 7:53:28 PM	No parameter change for PeakFilterThreshold			✓	
CmdSetMethodTargetQualifierAttribute	BL2000\jheine	12/29/2021 7:53:28 PM	No parameter change for PeakFilterThresholdValue			✓	
CmdSetMethodTargetQualifierAttribute	BL2000\jheine	12/29/2021 7:53:28 PM	No parameter change for ThresholdNumberOfPeaks			✓	
CmdSetMethodTargetCompoundAttribute	BL2000\jheine	12/29/2021 7:53:29 PM	No parameter change for PeakFilterThreshold			✓	
CmdSetMethodTargetCompoundAttribute	BL2000\jheine	12/29/2021 7:53:29 PM	No parameter change for PeakFilterThresholdValue			✓	
CmdSetMethodTargetCompoundAttribute	BL2000\jheine	12/29/2021 7:53:29 PM	No parameter change for ThresholdNumberOfPeaks			✓	

Audit Trail report

Name	User	Time	Action	Reason	Comment	Succeed	Exception
CmdSetMethodTargetQualifierAttribute	BL2000\jheine	12/29/2021 7:53:29 PM	No parameter change for PeakFilterThreshold			✓	
CmdSetMethodTargetQualifierAttribute	BL2000\jheine	12/29/2021 7:53:29 PM	No parameter change for PeakFilterThresholdValue			✓	
CmdSetMethodTargetQualifierAttribute	BL2000\jheine	12/29/2021 7:53:30 PM	No parameter change for ThresholdNumberOfPeaks			✓	
CmdSetMethodTargetQualifierAttribute	BL2000\jheine	12/29/2021 7:53:30 PM	No parameter change for PeakFilterThreshold			✓	
CmdSetMethodTargetQualifierAttribute	BL2000\jheine	12/29/2021 7:53:30 PM	No parameter change for PeakFilterThresholdValue			✓	
CmdSetMethodTargetQualifierAttribute	BL2000\jheine	12/29/2021 7:53:30 PM	No parameter change for ThresholdNumberOfPeaks			✓	
CmdSetMethodTargetCompoundAttribute	BL2000\jheine	12/29/2021 7:53:31 PM	No parameter change for PeakFilterThreshold			✓	
CmdSetMethodTargetCompoundAttribute	BL2000\jheine	12/29/2021 7:53:31 PM	Set PeakFilterThresholdValue = 46750.672499992 for compound Fluoranthene; previous value = 45447.9792500001			✓	
CmdSetMethodTargetCompoundAttribute	BL2000\jheine	12/29/2021 7:53:31 PM	No parameter change for ThresholdNumberOfPeaks			✓	
CmdSetMethodTargetQualifierAttribute	BL2000\jheine	12/29/2021 7:53:32 PM	No parameter change for PeakFilterThreshold			✓	
CmdSetMethodTargetQualifierAttribute	BL2000\jheine	12/29/2021 7:53:32 PM	Set PeakFilterThresholdValue = 7018.47027186934 for qualifier 101.0 of compound Fluoranthene; previous value = 6724.86054722421			✓	
CmdSetMethodTargetQualifierAttribute	BL2000\jheine	12/29/2021 7:53:32 PM	No parameter change for ThresholdNumberOfPeaks			✓	
CmdSetMethodTargetCompoundAttribute	BL2000\jheine	12/29/2021 7:53:33 PM	No parameter change for PeakFilterThreshold			✓	
CmdSetMethodTargetCompoundAttribute	BL2000\jheine	12/29/2021 7:53:33 PM	Set PeakFilterThresholdValue = 11452.6697499999 for compound Benzidine; previous value = 10091.1245000001			✓	
CmdSetMethodTargetCompoundAttribute	BL2000\jheine	12/29/2021 7:53:33 PM	No parameter change for ThresholdNumberOfPeaks			✓	
CmdSetMethodTargetQualifierAttribute	BL2000\jheine	12/29/2021 7:53:34 PM	No parameter change for PeakFilterThreshold			✓	
CmdSetMethodTargetQualifierAttribute	BL2000\jheine	12/29/2021 7:53:34 PM	Set PeakFilterThresholdValue = 1029.39909472608 for qualifier 92.0 of compound Benzidine; previous value = 970.173191908148			✓	
CmdSetMethodTargetQualifierAttribute	BL2000\jheine	12/29/2021 7:53:35 PM	No parameter change for ThresholdNumberOfPeaks			✓	
CmdSetMethodTargetQualifierAttribute	BL2000\jheine	12/29/2021 7:53:35 PM	No parameter change for PeakFilterThreshold			✓	
CmdSetMethodTargetQualifierAttribute	BL2000\jheine	12/29/2021 7:53:35 PM	Set PeakFilterThresholdValue = 1318.6904060914 for qualifier 183.0 of compound Benzidine; previous value = 1195.88501510996			✓	

Audit Trail report

Name	User	Time	Action	Reason	Comment	Succeed	Exception
CmdSetMethodTargetQualifierAttribute	BL2000\jheine	12/29/2021 7:53:36 PM	No parameter change for ThresholdNumberOfPeaks			✓	
CmdSetMethodTargetCompoundAttribute	BL2000\jheine	12/29/2021 7:53:36 PM	No parameter change for PeakFilterThreshold			✓	
CmdSetMethodTargetCompoundAttribute	BL2000\jheine	12/29/2021 7:53:37 PM	Set PeakFilterThresholdValue = 50969.4335000017 for compound Pyrene; previous value = 50116.1364999996			✓	
CmdSetMethodTargetCompoundAttribute	BL2000\jheine	12/29/2021 7:53:37 PM	No parameter change for ThresholdNumberOfPeaks			✓	
CmdSetMethodTargetQualifierAttribute	BL2000\jheine	12/29/2021 7:53:37 PM	No parameter change for PeakFilterThreshold			✓	
CmdSetMethodTargetQualifierAttribute	BL2000\jheine	12/29/2021 7:53:38 PM	Set PeakFilterThresholdValue = 9413.42294961551 for qualifier 101.0 of compound Pyrene; previous value = 9076.55794285134			✓	
CmdSetMethodTargetQualifierAttribute	BL2000\jheine	12/29/2021 7:53:38 PM	No parameter change for ThresholdNumberOfPeaks			✓	
CmdSetMethodTargetCompoundAttribute	BL2000\jheine	12/29/2021 7:53:38 PM	No parameter change for PeakFilterThreshold			✓	
CmdSetMethodTargetCompoundAttribute	BL2000\jheine	12/29/2021 7:53:39 PM	No parameter change for PeakFilterThresholdValue			✓	
CmdSetMethodTargetCompoundAttribute	BL2000\jheine	12/29/2021 7:53:39 PM	No parameter change for ThresholdNumberOfPeaks			✓	
CmdSetMethodTargetQualifierAttribute	BL2000\jheine	12/29/2021 7:53:39 PM	No parameter change for PeakFilterThreshold			✓	
CmdSetMethodTargetQualifierAttribute	BL2000\jheine	12/29/2021 7:53:40 PM	No parameter change for PeakFilterThresholdValue			✓	
CmdSetMethodTargetQualifierAttribute	BL2000\jheine	12/29/2021 7:53:40 PM	No parameter change for ThresholdNumberOfPeaks			✓	
CmdSetMethodTargetQualifierAttribute	BL2000\jheine	12/29/2021 7:53:40 PM	No parameter change for PeakFilterThreshold			✓	
CmdSetMethodTargetQualifierAttribute	BL2000\jheine	12/29/2021 7:53:41 PM	No parameter change for PeakFilterThresholdValue			✓	
CmdSetMethodTargetQualifierAttribute	BL2000\jheine	12/29/2021 7:53:41 PM	No parameter change for ThresholdNumberOfPeaks			✓	
CmdSetMethodTargetCompoundAttribute	BL2000\jheine	12/29/2021 7:53:41 PM	No parameter change for PeakFilterThreshold			✓	
CmdSetMethodTargetCompoundAttribute	BL2000\jheine	12/29/2021 7:53:41 PM	No parameter change for PeakFilterThresholdValue			✓	
CmdSetMethodTargetCompoundAttribute	BL2000\jheine	12/29/2021 7:53:42 PM	No parameter change for ThresholdNumberOfPeaks			✓	
CmdSetMethodTargetQualifierAttribute	BL2000\jheine	12/29/2021 7:53:42 PM	No parameter change for PeakFilterThreshold			✓	
CmdSetMethodTargetQualifierAttribute	BL2000\jheine	12/29/2021 7:53:42 PM	No parameter change for PeakFilterThresholdValue			✓	
CmdSetMethodTargetQualifierAttribute	BL2000\jheine	12/29/2021 7:53:43 PM	No parameter change for ThresholdNumberOfPeaks			✓	

Audit Trail report

Name	User	Time	Action	Reason	Comment	Succeed	Exception
CmdSetMethodTargetQualifierAttribute	BL2000\jheine	12/29/2021 7:53:43 PM	No parameter change for PeakFilterThreshold			✓	
CmdSetMethodTargetQualifierAttribute	BL2000\jheine	12/29/2021 7:53:43 PM	No parameter change for PeakFilterThresholdValue			✓	
CmdSetMethodTargetQualifierAttribute	BL2000\jheine	12/29/2021 7:53:44 PM	No parameter change for ThresholdNumberOfPeaks			✓	
CmdSetMethodTargetCompoundAttribute	BL2000\jheine	12/29/2021 7:53:44 PM	No parameter change for PeakFilterThreshold			✓	
CmdSetMethodTargetCompoundAttribute	BL2000\jheine	12/29/2021 7:53:44 PM	No parameter change for PeakFilterThresholdValue			✓	
CmdSetMethodTargetCompoundAttribute	BL2000\jheine	12/29/2021 7:53:45 PM	No parameter change for ThresholdNumberOfPeaks			✓	
CmdSetMethodTargetQualifierAttribute	BL2000\jheine	12/29/2021 7:53:45 PM	No parameter change for PeakFilterThreshold			✓	
CmdSetMethodTargetQualifierAttribute	BL2000\jheine	12/29/2021 7:53:45 PM	No parameter change for PeakFilterThresholdValue			✓	
CmdSetMethodTargetQualifierAttribute	BL2000\jheine	12/29/2021 7:53:46 PM	No parameter change for ThresholdNumberOfPeaks			✓	
CmdSetMethodTargetQualifierAttribute	BL2000\jheine	12/29/2021 7:53:46 PM	No parameter change for PeakFilterThreshold			✓	
CmdSetMethodTargetQualifierAttribute	BL2000\jheine	12/29/2021 7:53:46 PM	No parameter change for PeakFilterThresholdValue			✓	
CmdSetMethodTargetQualifierAttribute	BL2000\jheine	12/29/2021 7:53:47 PM	No parameter change for ThresholdNumberOfPeaks			✓	
CmdSetMethodTargetCompoundAttribute	BL2000\jheine	12/29/2021 7:53:47 PM	No parameter change for PeakFilterThreshold			✓	
CmdSetMethodTargetCompoundAttribute	BL2000\jheine	12/29/2021 7:53:47 PM	No parameter change for PeakFilterThresholdValue			✓	
CmdSetMethodTargetCompoundAttribute	BL2000\jheine	12/29/2021 7:53:48 PM	No parameter change for ThresholdNumberOfPeaks			✓	
CmdSetMethodTargetQualifierAttribute	BL2000\jheine	12/29/2021 7:53:48 PM	No parameter change for PeakFilterThreshold			✓	
CmdSetMethodTargetQualifierAttribute	BL2000\jheine	12/29/2021 7:53:48 PM	No parameter change for PeakFilterThresholdValue			✓	
CmdSetMethodTargetQualifierAttribute	BL2000\jheine	12/29/2021 7:53:49 PM	No parameter change for ThresholdNumberOfPeaks			✓	
CmdSetMethodTargetQualifierAttribute	BL2000\jheine	12/29/2021 7:53:49 PM	No parameter change for PeakFilterThreshold			✓	
CmdSetMethodTargetQualifierAttribute	BL2000\jheine	12/29/2021 7:53:50 PM	No parameter change for PeakFilterThresholdValue			✓	
CmdSetMethodTargetQualifierAttribute	BL2000\jheine	12/29/2021 7:53:50 PM	No parameter change for ThresholdNumberOfPeaks			✓	
CmdSetMethodTargetCompoundAttribute	BL2000\jheine	12/29/2021 7:53:50 PM	No parameter change for PeakFilterThreshold			✓	
CmdSetMethodTargetCompoundAttribute	BL2000\jheine	12/29/2021 7:53:51 PM	No parameter change for PeakFilterThresholdValue			✓	
CmdSetMethodTargetCompoundAttribute	BL2000\jheine	12/29/2021 7:53:51 PM	No parameter change for ThresholdNumberOfPeaks			✓	

Audit Trail report

Name	User	Time	Action	Reason	Comment	Succeed	Exception
CmdSetMethodTargetQualifierAttribute	BL2000\jheine	12/29/2021 7:53:51 PM	No parameter change for PeakFilterThreshold			✓	
CmdSetMethodTargetQualifierAttribute	BL2000\jheine	12/29/2021 7:53:52 PM	No parameter change for PeakFilterThresholdValue			✓	
CmdSetMethodTargetQualifierAttribute	BL2000\jheine	12/29/2021 7:53:52 PM	No parameter change for ThresholdNumberOfPeaks			✓	
CmdSetMethodTargetQualifierAttribute	BL2000\jheine	12/29/2021 7:53:52 PM	No parameter change for PeakFilterThreshold			✓	
CmdSetMethodTargetQualifierAttribute	BL2000\jheine	12/29/2021 7:53:53 PM	No parameter change for PeakFilterThresholdValue			✓	
CmdSetMethodTargetQualifierAttribute	BL2000\jheine	12/29/2021 7:53:53 PM	No parameter change for ThresholdNumberOfPeaks			✓	
CmdSetMethodTargetCompoundAttribute	BL2000\jheine	12/29/2021 7:53:53 PM	No parameter change for PeakFilterThreshold			✓	
CmdSetMethodTargetCompoundAttribute	BL2000\jheine	12/29/2021 7:53:54 PM	No parameter change for PeakFilterThresholdValue			✓	
CmdSetMethodTargetCompoundAttribute	BL2000\jheine	12/29/2021 7:53:54 PM	No parameter change for ThresholdNumberOfPeaks			✓	
CmdSetMethodTargetQualifierAttribute	BL2000\jheine	12/29/2021 7:53:54 PM	No parameter change for PeakFilterThreshold			✓	
CmdSetMethodTargetQualifierAttribute	BL2000\jheine	12/29/2021 7:53:55 PM	No parameter change for PeakFilterThresholdValue			✓	
CmdSetMethodTargetQualifierAttribute	BL2000\jheine	12/29/2021 7:53:55 PM	No parameter change for ThresholdNumberOfPeaks			✓	
CmdSetMethodTargetQualifierAttribute	BL2000\jheine	12/29/2021 7:53:55 PM	No parameter change for PeakFilterThreshold			✓	
CmdSetMethodTargetQualifierAttribute	BL2000\jheine	12/29/2021 7:53:56 PM	No parameter change for PeakFilterThresholdValue			✓	
CmdSetMethodTargetQualifierAttribute	BL2000\jheine	12/29/2021 7:53:56 PM	No parameter change for ThresholdNumberOfPeaks			✓	
CmdSetMethodTargetCompoundAttribute	BL2000\jheine	12/29/2021 7:53:56 PM	No parameter change for PeakFilterThreshold			✓	
CmdSetMethodTargetCompoundAttribute	BL2000\jheine	12/29/2021 7:53:56 PM	Set PeakFilterThresholdValue = 7798.98974999994 for compound Butylbenzylphthalate; previous value = 6924.60424999999			✓	
CmdSetMethodTargetCompoundAttribute	BL2000\jheine	12/29/2021 7:53:57 PM	No parameter change for ThresholdNumberOfPeaks			✓	
CmdSetMethodTargetQualifierAttribute	BL2000\jheine	12/29/2021 7:53:57 PM	No parameter change for PeakFilterThreshold			✓	
CmdSetMethodTargetQualifierAttribute	BL2000\jheine	12/29/2021 7:53:57 PM	Set PeakFilterThresholdValue = 7378.56519771341 for qualifier 91.0 of compound Butylbenzylphthalate; previous value = 6550.65088012104			✓	
CmdSetMethodTargetQualifierAttribute	BL2000\jheine	12/29/2021 7:53:57 PM	No parameter change for ThresholdNumberOfPeaks			✓	
CmdSetMethodTargetQualifierAttribute	BL2000\jheine	12/29/2021 7:53:58 PM	No parameter change for PeakFilterThreshold			✓	

Audit Trail report

Name	User	Time	Action	Reason	Comment	Succeed	Exception
CmdSetMethodTargetQualifierAttribute	BL2000\jheine	12/29/2021 7:53:58 PM	Set PeakFilterThresholdValue = 1163.09959895196 for qualifier 206.0 of compound Butylbenzylphthalate; previous value = 1072.79585768802			✓	
CmdSetMethodTargetQualifierAttribute	BL2000\jheine	12/29/2021 7:53:59 PM	No parameter change for ThresholdNumberOfPeaks			✓	
CmdSetMethodTargetCompoundAttribute	BL2000\jheine	12/29/2021 7:53:59 PM	No parameter change for PeakFilterThreshold			✓	
CmdSetMethodTargetCompoundAttribute	BL2000\jheine	12/29/2021 7:53:59 PM	No parameter change for PeakFilterThresholdValue			✓	
CmdSetMethodTargetCompoundAttribute	BL2000\jheine	12/29/2021 7:53:59 PM	No parameter change for ThresholdNumberOfPeaks			✓	
CmdSetMethodTargetQualifierAttribute	BL2000\jheine	12/29/2021 7:53:59 PM	No parameter change for PeakFilterThreshold			✓	
CmdSetMethodTargetQualifierAttribute	BL2000\jheine	12/29/2021 7:54:00 PM	No parameter change for PeakFilterThresholdValue			✓	
CmdSetMethodTargetQualifierAttribute	BL2000\jheine	12/29/2021 7:54:00 PM	No parameter change for ThresholdNumberOfPeaks			✓	
CmdSetMethodTargetQualifierAttribute	BL2000\jheine	12/29/2021 7:54:00 PM	No parameter change for PeakFilterThreshold			✓	
CmdSetMethodTargetQualifierAttribute	BL2000\jheine	12/29/2021 7:54:01 PM	No parameter change for PeakFilterThresholdValue			✓	
CmdSetMethodTargetQualifierAttribute	BL2000\jheine	12/29/2021 7:54:01 PM	No parameter change for ThresholdNumberOfPeaks			✓	
CmdSetMethodTargetCompoundAttribute	BL2000\jheine	12/29/2021 7:54:02 PM	No parameter change for PeakFilterThreshold			✓	
CmdSetMethodTargetCompoundAttribute	BL2000\jheine	12/29/2021 7:54:02 PM	Set PeakFilterThresholdValue = 30972.0912499998 for compound Benzo(a)Anthracene; previous value = 29068.9682499999			✓	
CmdSetMethodTargetCompoundAttribute	BL2000\jheine	12/29/2021 7:54:02 PM	No parameter change for ThresholdNumberOfPeaks			✓	
CmdSetMethodTargetQualifierAttribute	BL2000\jheine	12/29/2021 7:54:02 PM	No parameter change for PeakFilterThreshold			✓	
CmdSetMethodTargetQualifierAttribute	BL2000\jheine	12/29/2021 7:54:03 PM	Set PeakFilterThresholdValue = 6601.91893577213 for qualifier 229.0 of compound Benzo(a)Anthracene; previous value = 6057.63916145881			✓	
CmdSetMethodTargetQualifierAttribute	BL2000\jheine	12/29/2021 7:54:03 PM	No parameter change for ThresholdNumberOfPeaks			✓	
CmdSetMethodTargetQualifierAttribute	BL2000\jheine	12/29/2021 7:54:03 PM	No parameter change for PeakFilterThreshold			✓	
CmdSetMethodTargetQualifierAttribute	BL2000\jheine	12/29/2021 7:54:04 PM	Set PeakFilterThresholdValue = 8259.6748779631 for qualifier 226.0 of compound Benzo(a)Anthracene; previous value = 7633.4819433028			✓	
CmdSetMethodTargetQualifierAttribute	BL2000\jheine	12/29/2021 7:54:04 PM	No parameter change for ThresholdNumberOfPeaks			✓	
CmdSetMethodTargetCompoundAttribute	BL2000\jheine	12/29/2021 7:54:04 PM	No parameter change for PeakFilterThreshold			✓	

Audit Trail report

Name	User	Time	Action	Reason	Comment	Succeed	Exception
CmdSetMethodTargetCompoundAttribute	BL2000\jheine	12/29/2021 7:54:05 PM	Set PeakFilterThresholdValue = 39473.4794999999 for compound Chrysene; previous value = 36394.1819999999			✓	
CmdSetMethodTargetCompoundAttribute	BL2000\jheine	12/29/2021 7:54:05 PM	No parameter change for ThresholdNumberOfPeaks			✓	
CmdSetMethodTargetQualifierAttribute	BL2000\jheine	12/29/2021 7:54:05 PM	No parameter change for PeakFilterThreshold			✓	
CmdSetMethodTargetQualifierAttribute	BL2000\jheine	12/29/2021 7:54:06 PM	Set PeakFilterThresholdValue = 12079.2748909925 for qualifier 226.0 of compound Chrysene; previous value = 11079.7036311616			✓	
CmdSetMethodTargetQualifierAttribute	BL2000\jheine	12/29/2021 7:54:06 PM	No parameter change for ThresholdNumberOfPeaks			✓	
CmdSetMethodTargetQualifierAttribute	BL2000\jheine	12/29/2021 7:54:07 PM	No parameter change for PeakFilterThreshold			✓	
CmdSetMethodTargetQualifierAttribute	BL2000\jheine	12/29/2021 7:54:07 PM	Set PeakFilterThresholdValue = 8243.45202691593 for qualifier 229.0 of compound Chrysene; previous value = 7513.10680017911			✓	
CmdSetMethodTargetQualifierAttribute	BL2000\jheine	12/29/2021 7:54:07 PM	No parameter change for ThresholdNumberOfPeaks			✓	
CmdSetMethodTargetCompoundAttribute	BL2000\jheine	12/29/2021 7:54:08 PM	No parameter change for PeakFilterThreshold			✓	
CmdSetMethodTargetCompoundAttribute	BL2000\jheine	12/29/2021 7:54:08 PM	Set PeakFilterThresholdValue = 6466.51399999983 for compound 3,3-Dichlorobenzidine; previous value = 5583.85225			✓	
CmdSetMethodTargetCompoundAttribute	BL2000\jheine	12/29/2021 7:54:08 PM	No parameter change for ThresholdNumberOfPeaks			✓	
CmdSetMethodTargetQualifierAttribute	BL2000\jheine	12/29/2021 7:54:09 PM	No parameter change for PeakFilterThreshold			✓	
CmdSetMethodTargetQualifierAttribute	BL2000\jheine	12/29/2021 7:54:09 PM	Set PeakFilterThresholdValue = 4008.81297456299 for qualifier 254.0 of compound 3,3-Dichlorobenzidine; previous value = 3470.51497762139			✓	
CmdSetMethodTargetQualifierAttribute	BL2000\jheine	12/29/2021 7:54:10 PM	No parameter change for ThresholdNumberOfPeaks			✓	
CmdSetMethodTargetCompoundAttribute	BL2000\jheine	12/29/2021 7:54:10 PM	No parameter change for PeakFilterThreshold			✓	
CmdSetMethodTargetCompoundAttribute	BL2000\jheine	12/29/2021 7:54:10 PM	Set PeakFilterThresholdValue = 2790.40599999999 for compound bis(2-ethylhexyl)Phthalate; previous value = 2726.21749999997			✓	
CmdSetMethodTargetCompoundAttribute	BL2000\jheine	12/29/2021 7:54:11 PM	No parameter change for ThresholdNumberOfPeaks			✓	
CmdSetMethodTargetQualifierAttribute	BL2000\jheine	12/29/2021 7:54:11 PM	No parameter change for PeakFilterThreshold			✓	

Audit Trail report

Name	User	Time	Action	Reason	Comment	Succeed	Exception
CmdSetMethodTargetQualifierAttribute	BL2000\jheine	12/29/2021 7:54:11 PM	Set PeakFilterThresholdValue = 11764.4714283085 for qualifier 149.0 of compound bis(2-ethylhexyl)Phthalate; previous value = 11142.0429080814			✓	
CmdSetMethodTargetQualifierAttribute	BL2000\jheine	12/29/2021 7:54:11 PM	No parameter change for ThresholdNumberOfPeaks			✓	
CmdSetMethodTargetQualifierAttribute	BL2000\jheine	12/29/2021 7:54:12 PM	No parameter change for PeakFilterThreshold			✓	
CmdSetMethodTargetQualifierAttribute	BL2000\jheine	12/29/2021 7:54:12 PM	Set PeakFilterThresholdValue = 313.208325526434 for qualifier 279.0 of compound bis(2-ethylhexyl)Phthalate; previous value = 347.490185578513			✓	
CmdSetMethodTargetQualifierAttribute	BL2000\jheine	12/29/2021 7:54:12 PM	No parameter change for ThresholdNumberOfPeaks			✓	
CmdSetMethodTargetCompoundAttribute	BL2000\jheine	12/29/2021 7:54:12 PM	No parameter change for PeakFilterThreshold			✓	
CmdSetMethodTargetCompoundAttribute	BL2000\jheine	12/29/2021 7:54:13 PM	Set PeakFilterThresholdValue = 19301.5534999998 for compound Di-n-octyl Phthalate; previous value = 18570.8537500003			✓	
CmdSetMethodTargetCompoundAttribute	BL2000\jheine	12/29/2021 7:54:13 PM	No parameter change for ThresholdNumberOfPeaks			✓	
CmdSetMethodTargetQualifierAttribute	BL2000\jheine	12/29/2021 7:54:13 PM	No parameter change for PeakFilterThreshold			✓	
CmdSetMethodTargetQualifierAttribute	BL2000\jheine	12/29/2021 7:54:13 PM	Set PeakFilterThresholdValue = 1877.31156988303 for qualifier 150.0 of compound Di-n-octyl Phthalate; previous value = 1765.43611948196			✓	
CmdSetMethodTargetQualifierAttribute	BL2000\jheine	12/29/2021 7:54:14 PM	No parameter change for ThresholdNumberOfPeaks			✓	
CmdSetMethodTargetCompoundAttribute	BL2000\jheine	12/29/2021 7:54:14 PM	No parameter change for PeakFilterThreshold			✓	
CmdSetMethodTargetCompoundAttribute	BL2000\jheine	12/29/2021 7:54:14 PM	Set PeakFilterThresholdValue = 29583.9632500008 for compound Benzo(b)fluoranthene; previous value = 26006.5204999994			✓	
CmdSetMethodTargetCompoundAttribute	BL2000\jheine	12/29/2021 7:54:14 PM	No parameter change for ThresholdNumberOfPeaks			✓	
CmdSetMethodTargetQualifierAttribute	BL2000\jheine	12/29/2021 7:54:15 PM	No parameter change for PeakFilterThreshold			✓	
CmdSetMethodTargetQualifierAttribute	BL2000\jheine	12/29/2021 7:54:15 PM	Set PeakFilterThresholdValue = 6318.29078880933 for qualifier 253.0 of compound Benzo(b)fluoranthene; previous value = 5621.47225490131			✓	
CmdSetMethodTargetQualifierAttribute	BL2000\jheine	12/29/2021 7:54:16 PM	No parameter change for ThresholdNumberOfPeaks			✓	
CmdSetMethodTargetCompoundAttribute	BL2000\jheine	12/29/2021 7:54:16 PM	No parameter change for PeakFilterThreshold			✓	

Audit Trail report

Name	User	Time	Action	Reason	Comment	Succeed	Exception
CmdSetMethodTargetCompoundAttribute	BL2000\jheine	12/29/2021 7:54:16 PM	Set PeakFilterThresholdValue = 10372.9414999996 for compound 7,12-Dimethylbenz[a]anthracene SknBN; previous value = 41180.9218461534			✓	
CmdSetMethodTargetCompoundAttribute	BL2000\jheine	12/29/2021 7:54:17 PM	No parameter change for ThresholdNumberOfPeaks			✓	
CmdSetMethodTargetQualifierAttribute	BL2000\jheine	12/29/2021 7:54:17 PM	No parameter change for PeakFilterThreshold			✓	
CmdSetMethodTargetQualifierAttribute	BL2000\jheine	12/29/2021 7:54:17 PM	Set PeakFilterThresholdValue = 6488.35370045272 for qualifier 241.0 of compound 7,12-Dimethylbenz[a]anthracene SknBN; previous value = 24067.4234944294			✓	
CmdSetMethodTargetQualifierAttribute	BL2000\jheine	12/29/2021 7:54:18 PM	No parameter change for ThresholdNumberOfPeaks			✓	
CmdSetMethodTargetQualifierAttribute	BL2000\jheine	12/29/2021 7:54:18 PM	No parameter change for PeakFilterThreshold			✓	
CmdSetMethodTargetQualifierAttribute	BL2000\jheine	12/29/2021 7:54:19 PM	Set PeakFilterThresholdValue = 3970.35461651474 for qualifier 240.0 of compound 7,12-Dimethylbenz[a]anthracene SknBN; previous value = 13910.6091189918			✓	
CmdSetMethodTargetQualifierAttribute	BL2000\jheine	12/29/2021 7:54:19 PM	No parameter change for ThresholdNumberOfPeaks			✓	
CmdSetMethodTargetCompoundAttribute	BL2000\jheine	12/29/2021 7:54:19 PM	No parameter change for PeakFilterThreshold			✓	
CmdSetMethodTargetCompoundAttribute	BL2000\jheine	12/29/2021 7:54:20 PM	Set PeakFilterThresholdValue = 28902.3299999992 for compound Benzo(k)fluoranthene; previous value = 30901.1832500002			✓	
CmdSetMethodTargetCompoundAttribute	BL2000\jheine	12/29/2021 7:54:20 PM	No parameter change for ThresholdNumberOfPeaks			✓	
CmdSetMethodTargetQualifierAttribute	BL2000\jheine	12/29/2021 7:54:20 PM	No parameter change for PeakFilterThreshold			✓	
CmdSetMethodTargetQualifierAttribute	BL2000\jheine	12/29/2021 7:54:21 PM	Set PeakFilterThresholdValue = 6266.47057582704 for qualifier 253.0 of compound Benzo(k)fluoranthene; previous value = 6659.04912774826			✓	
CmdSetMethodTargetQualifierAttribute	BL2000\jheine	12/29/2021 7:54:21 PM	No parameter change for ThresholdNumberOfPeaks			✓	
CmdSetMethodTargetCompoundAttribute	BL2000\jheine	12/29/2021 7:54:21 PM	No parameter change for PeakFilterThreshold			✓	
CmdSetMethodTargetCompoundAttribute	BL2000\jheine	12/29/2021 7:54:22 PM	No parameter change for PeakFilterThresholdValue			✓	
CmdSetMethodTargetCompoundAttribute	BL2000\jheine	12/29/2021 7:54:22 PM	No parameter change for ThresholdNumberOfPeaks			✓	
CmdSetMethodTargetQualifierAttribute	BL2000\jheine	12/29/2021 7:54:22 PM	No parameter change for PeakFilterThreshold			✓	
CmdSetMethodTargetQualifierAttribute	BL2000\jheine	12/29/2021 7:54:23 PM	No parameter change for PeakFilterThresholdValue			✓	

Audit Trail report

Name	User	Time	Action	Reason	Comment	Succeed	Exception
CmdSetMethodTargetQualifierAttribute	BL2000\jheine	12/29/2021 7:54:23 PM	No parameter change for ThresholdNumberOfPeaks			✓	
CmdSetMethodTargetQualifierAttribute	BL2000\jheine	12/29/2021 7:54:23 PM	No parameter change for PeakFilterThreshold			✓	
CmdSetMethodTargetQualifierAttribute	BL2000\jheine	12/29/2021 7:54:24 PM	No parameter change for PeakFilterThresholdValue			✓	
CmdSetMethodTargetQualifierAttribute	BL2000\jheine	12/29/2021 7:54:24 PM	No parameter change for ThresholdNumberOfPeaks			✓	
CmdSetMethodTargetCompoundAttribute	BL2000\jheine	12/29/2021 7:54:25 PM	No parameter change for PeakFilterThreshold			✓	
CmdSetMethodTargetCompoundAttribute	BL2000\jheine	12/29/2021 7:54:25 PM	Set PeakFilterThresholdValue = 23085.8714999995 for compound Benzo(a)pyrene; previous value = 21542.4312500004			✓	
CmdSetMethodTargetCompoundAttribute	BL2000\jheine	12/29/2021 7:54:25 PM	No parameter change for ThresholdNumberOfPeaks			✓	
CmdSetMethodTargetQualifierAttribute	BL2000\jheine	12/29/2021 7:54:25 PM	No parameter change for PeakFilterThreshold			✓	
CmdSetMethodTargetQualifierAttribute	BL2000\jheine	12/29/2021 7:54:26 PM	Set PeakFilterThresholdValue = 5296.51594566183 for qualifier 253.0 of compound Benzo(a)pyrene; previous value = 4751.48258288484			✓	
CmdSetMethodTargetQualifierAttribute	BL2000\jheine	12/29/2021 7:54:26 PM	No parameter change for ThresholdNumberOfPeaks			✓	
CmdSetMethodTargetCompoundAttribute	BL2000\jheine	12/29/2021 7:54:26 PM	No parameter change for PeakFilterThreshold			✓	
CmdSetMethodTargetCompoundAttribute	BL2000\jheine	12/29/2021 7:54:26 PM	No parameter change for PeakFilterThresholdValue			✓	
CmdSetMethodTargetCompoundAttribute	BL2000\jheine	12/29/2021 7:54:26 PM	No parameter change for ThresholdNumberOfPeaks			✓	
CmdSetMethodTargetQualifierAttribute	BL2000\jheine	12/29/2021 7:54:26 PM	No parameter change for PeakFilterThreshold			✓	
CmdSetMethodTargetQualifierAttribute	BL2000\jheine	12/29/2021 7:54:27 PM	No parameter change for PeakFilterThresholdValue			✓	
CmdSetMethodTargetQualifierAttribute	BL2000\jheine	12/29/2021 7:54:27 PM	No parameter change for ThresholdNumberOfPeaks			✓	
CmdSetMethodTargetQualifierAttribute	BL2000\jheine	12/29/2021 7:54:27 PM	No parameter change for PeakFilterThreshold			✓	
CmdSetMethodTargetQualifierAttribute	BL2000\jheine	12/29/2021 7:54:27 PM	No parameter change for PeakFilterThresholdValue			✓	
CmdSetMethodTargetQualifierAttribute	BL2000\jheine	12/29/2021 7:54:28 PM	No parameter change for ThresholdNumberOfPeaks			✓	
CmdSetMethodTargetCompoundAttribute	BL2000\jheine	12/29/2021 7:54:28 PM	No parameter change for PeakFilterThreshold			✓	
CmdSetMethodTargetCompoundAttribute	BL2000\jheine	12/29/2021 7:54:28 PM	No parameter change for PeakFilterThresholdValue			✓	
CmdSetMethodTargetCompoundAttribute	BL2000\jheine	12/29/2021 7:54:29 PM	No parameter change for ThresholdNumberOfPeaks			✓	

Audit Trail report

Name	User	Time	Action	Reason	Comment	Succeed	Exception
CmdSetMethodTargetQualifierAttribute	BL2000\jheine	12/29/2021 7:54:29 PM	No parameter change for PeakFilterThreshold			✓	
CmdSetMethodTargetQualifierAttribute	BL2000\jheine	12/29/2021 7:54:29 PM	No parameter change for PeakFilterThresholdValue			✓	
CmdSetMethodTargetQualifierAttribute	BL2000\jheine	12/29/2021 7:54:30 PM	No parameter change for ThresholdNumberOfPeaks			✓	
CmdSetMethodTargetQualifierAttribute	BL2000\jheine	12/29/2021 7:54:30 PM	No parameter change for PeakFilterThreshold			✓	
CmdSetMethodTargetQualifierAttribute	BL2000\jheine	12/29/2021 7:54:30 PM	No parameter change for PeakFilterThresholdValue			✓	
CmdSetMethodTargetQualifierAttribute	BL2000\jheine	12/29/2021 7:54:31 PM	No parameter change for ThresholdNumberOfPeaks			✓	
CmdSetMethodTargetCompoundAttribute	BL2000\jheine	12/29/2021 7:54:31 PM	No parameter change for PeakFilterThreshold			✓	
CmdSetMethodTargetCompoundAttribute	BL2000\jheine	12/29/2021 7:54:31 PM	Set PeakFilterThresholdValue = 16721.175 for compound Indeno(1,2,3-c,d)pyrene; previous value = 17302.0124999995			✓	
CmdSetMethodTargetCompoundAttribute	BL2000\jheine	12/29/2021 7:54:32 PM	No parameter change for ThresholdNumberOfPeaks			✓	
CmdSetMethodTargetQualifierAttribute	BL2000\jheine	12/29/2021 7:54:32 PM	No parameter change for PeakFilterThreshold			✓	
CmdSetMethodTargetQualifierAttribute	BL2000\jheine	12/29/2021 7:54:32 PM	Set PeakFilterThresholdValue = 6536.63162464427 for qualifier 138.0 of compound Indeno(1,2,3-c,d)pyrene; previous value = 6225.4182448732			✓	
CmdSetMethodTargetQualifierAttribute	BL2000\jheine	12/29/2021 7:54:33 PM	No parameter change for ThresholdNumberOfPeaks			✓	
CmdSetMethodTargetCompoundAttribute	BL2000\jheine	12/29/2021 7:54:33 PM	No parameter change for PeakFilterThreshold			✓	
CmdSetMethodTargetCompoundAttribute	BL2000\jheine	12/29/2021 7:54:33 PM	Set PeakFilterThresholdValue = 20335.6587499994 for compound Dibenzo(a,h)anthracene; previous value = 21397.5637500003			✓	
CmdSetMethodTargetCompoundAttribute	BL2000\jheine	12/29/2021 7:54:34 PM	No parameter change for ThresholdNumberOfPeaks			✓	
CmdSetMethodTargetQualifierAttribute	BL2000\jheine	12/29/2021 7:54:34 PM	No parameter change for PeakFilterThreshold			✓	
CmdSetMethodTargetQualifierAttribute	BL2000\jheine	12/29/2021 7:54:34 PM	Set PeakFilterThresholdValue = 5008.7326093396 for qualifier 279.0 of compound Dibenzo(a,h)anthracene; previous value = 5321.24919620063			✓	
CmdSetMethodTargetQualifierAttribute	BL2000\jheine	12/29/2021 7:54:35 PM	No parameter change for ThresholdNumberOfPeaks			✓	
CmdSetMethodTargetQualifierAttribute	BL2000\jheine	12/29/2021 7:54:35 PM	No parameter change for PeakFilterThreshold			✓	
CmdSetMethodTargetQualifierAttribute	BL2000\jheine	12/29/2021 7:54:36 PM	Set PeakFilterThresholdValue = 6217.174502674 for qualifier 139.0 of compound Dibenzo(a,h)anthracene; previous value = 6579.97972400791			✓	

Audit Trail report

Name	User	Time	Action	Reason	Comment	Succeed	Exception
CmdSetMethodTargetQualifierAttribute	BL2000\jheine	12/29/2021 7:54:36 PM	No parameter change for ThresholdNumberOfPeaks			✓	
CmdSetMethodTargetCompoundAttribute	BL2000\jheine	12/29/2021 7:54:36 PM	No parameter change for PeakFilterThreshold			✓	
CmdSetMethodTargetCompoundAttribute	BL2000\jheine	12/29/2021 7:54:37 PM	Set PeakFilterThresholdValue = 25490.7714999992 for compound Benzo(g,h,i)perylene; previous value = 27610.4770432288			✓	
CmdSetMethodTargetCompoundAttribute	BL2000\jheine	12/29/2021 7:54:37 PM	No parameter change for ThresholdNumberOfPeaks			✓	
CmdSetMethodTargetQualifierAttribute	BL2000\jheine	12/29/2021 7:54:37 PM	No parameter change for PeakFilterThreshold			✓	
CmdSetMethodTargetQualifierAttribute	BL2000\jheine	12/29/2021 7:54:38 PM	Set PeakFilterThresholdValue = 10568.2983949751 for qualifier 138.0 of compound Benzo(g,h,i)perylene; previous value = 10986.5082509001			✓	
CmdSetMethodTargetQualifierAttribute	BL2000\jheine	12/29/2021 7:54:38 PM	No parameter change for ThresholdNumberOfPeaks			✓	
CmdSetMethodTargetQualifierAttribute	BL2000\jheine	12/29/2021 7:54:38 PM	No parameter change for PeakFilterThreshold			✓	
CmdSetMethodTargetQualifierAttribute	BL2000\jheine	12/29/2021 7:54:39 PM	Set PeakFilterThresholdValue = 6070.24484315667 for qualifier 277.0 of compound Benzo(g,h,i)perylene; previous value = 6634.22271222913			✓	
CmdSetMethodTargetQualifierAttribute	BL2000\jheine	12/29/2021 7:54:39 PM	No parameter change for ThresholdNumberOfPeaks			✓	
CmdSetMethodTargetCompoundAttribute	BL2000\jheine	12/29/2021 7:54:39 PM	No parameter change for PeakFilterThreshold			✓	
CmdSetMethodTargetCompoundAttribute	BL2000\jheine	12/29/2021 7:54:39 PM	Set PeakFilterThresholdValue = 12599.38175 for compound 2-Fluorophenol; previous value = 12775.7657500001			✓	
CmdSetMethodTargetCompoundAttribute	BL2000\jheine	12/29/2021 7:54:40 PM	No parameter change for ThresholdNumberOfPeaks			✓	
CmdSetMethodTargetQualifierAttribute	BL2000\jheine	12/29/2021 7:54:40 PM	No parameter change for PeakFilterThreshold			✓	
CmdSetMethodTargetQualifierAttribute	BL2000\jheine	12/29/2021 7:54:40 PM	Set PeakFilterThresholdValue = 8063.39011576865 for qualifier 64.0 of compound 2-Fluorophenol; previous value = 8512.39829111936			✓	
CmdSetMethodTargetQualifierAttribute	BL2000\jheine	12/29/2021 7:54:41 PM	No parameter change for ThresholdNumberOfPeaks			✓	
CmdSetMethodTargetQualifierAttribute	BL2000\jheine	12/29/2021 7:54:41 PM	No parameter change for PeakFilterThreshold			✓	
CmdSetMethodTargetQualifierAttribute	BL2000\jheine	12/29/2021 7:54:41 PM	Set PeakFilterThresholdValue = 2557.2555579866 for qualifier 92.0 of compound 2-Fluorophenol; previous value = 2560.74004697305			✓	
CmdSetMethodTargetQualifierAttribute	BL2000\jheine	12/29/2021 7:54:42 PM	No parameter change for ThresholdNumberOfPeaks			✓	

Audit Trail report

Name	User	Time	Action	Reason	Comment	Succeed	Exception
CmdSetMethodTargetCompoundAttribute	BL2000\jheine	12/29/2021 7:54:42 PM	No parameter change for PeakFilterThreshold			✓	
CmdSetMethodTargetCompoundAttribute	BL2000\jheine	12/29/2021 7:54:42 PM	Set PeakFilterThresholdValue = 15292.8909999999 for compound Phenol-d5; previous value = 17499.8930030165			✓	
CmdSetMethodTargetCompoundAttribute	BL2000\jheine	12/29/2021 7:54:43 PM	No parameter change for ThresholdNumberOfPeaks			✓	
CmdSetMethodTargetQualifierAttribute	BL2000\jheine	12/29/2021 7:54:43 PM	No parameter change for PeakFilterThreshold			✓	
CmdSetMethodTargetQualifierAttribute	BL2000\jheine	12/29/2021 7:54:43 PM	Set PeakFilterThresholdValue = 5005.47851464533 for qualifier 71.0 of compound Phenol-d5; previous value = 5687.55904541479			✓	
CmdSetMethodTargetQualifierAttribute	BL2000\jheine	12/29/2021 7:54:43 PM	No parameter change for ThresholdNumberOfPeaks			✓	
CmdSetMethodTargetCompoundAttribute	BL2000\jheine	12/29/2021 7:54:43 PM	No parameter change for PeakFilterThreshold			✓	
CmdSetMethodTargetCompoundAttribute	BL2000\jheine	12/29/2021 7:54:44 PM	Set PeakFilterThresholdValue = 9718.29465761121 for compound Nitrobenzene-d5; previous value = 7544.20409285957			✓	
CmdSetMethodTargetCompoundAttribute	BL2000\jheine	12/29/2021 7:54:44 PM	No parameter change for ThresholdNumberOfPeaks			✓	
CmdSetMethodTargetQualifierAttribute	BL2000\jheine	12/29/2021 7:54:44 PM	No parameter change for PeakFilterThreshold			✓	
CmdSetMethodTargetQualifierAttribute	BL2000\jheine	12/29/2021 7:54:44 PM	Set PeakFilterThresholdValue = 9372.0865082565 for qualifier 54.0 of compound Nitrobenzene-d5; previous value = 7070.1899351389			✓	
CmdSetMethodTargetQualifierAttribute	BL2000\jheine	12/29/2021 7:54:45 PM	No parameter change for ThresholdNumberOfPeaks			✓	
CmdSetMethodTargetQualifierAttribute	BL2000\jheine	12/29/2021 7:54:45 PM	No parameter change for PeakFilterThreshold			✓	
CmdSetMethodTargetQualifierAttribute	BL2000\jheine	12/29/2021 7:54:46 PM	Set PeakFilterThresholdValue = 4607.73140568157 for qualifier 128.0 of compound Nitrobenzene-d5; previous value = 3619.18758255978			✓	
CmdSetMethodTargetQualifierAttribute	BL2000\jheine	12/29/2021 7:54:46 PM	No parameter change for ThresholdNumberOfPeaks			✓	
CmdSetMethodTargetCompoundAttribute	BL2000\jheine	12/29/2021 7:54:46 PM	No parameter change for PeakFilterThreshold			✓	
CmdSetMethodTargetCompoundAttribute	BL2000\jheine	12/29/2021 7:54:47 PM	Set PeakFilterThresholdValue = 38316.4654999999 for compound 2-Fluorobiphenyl; previous value = 34869.5912499999			✓	
CmdSetMethodTargetCompoundAttribute	BL2000\jheine	12/29/2021 7:54:47 PM	No parameter change for ThresholdNumberOfPeaks			✓	
CmdSetMethodTargetQualifierAttribute	BL2000\jheine	12/29/2021 7:54:47 PM	No parameter change for PeakFilterThreshold			✓	

Audit Trail report

Name	User	Time	Action	Reason	Comment	Succeed	Exception
CmdSetMethodTargetQualifierAttribute	BL2000\jheine	12/29/2021 7:54:48 PM	Set PeakFilterThresholdValue = 13429.7126263112 for qualifier 171.0 of compound 2-Fluorobiphenyl; previous value = 11810.8809105467			✓	
CmdSetMethodTargetQualifierAttribute	BL2000\jheine	12/29/2021 7:54:48 PM	No parameter change for ThresholdNumberOfPeaks			✓	
CmdSetMethodTargetCompoundAttribute	BL2000\jheine	12/29/2021 7:54:48 PM	No parameter change for PeakFilterThreshold			✓	
CmdSetMethodTargetCompoundAttribute	BL2000\jheine	12/29/2021 7:54:49 PM	Set PeakFilterThresholdValue = 1440.60449999997 for compound 2,4,6-Tribromophenol; previous value = 1271.91324999995			✓	
CmdSetMethodTargetCompoundAttribute	BL2000\jheine	12/29/2021 7:54:49 PM	No parameter change for ThresholdNumberOfPeaks			✓	
CmdSetMethodTargetQualifierAttribute	BL2000\jheine	12/29/2021 7:54:49 PM	No parameter change for PeakFilterThreshold			✓	
CmdSetMethodTargetQualifierAttribute	BL2000\jheine	12/29/2021 7:54:50 PM	Set PeakFilterThresholdValue = 1388.70892866622 for qualifier 331.8 of compound 2,4,6-Tribromophenol; previous value = 1256.10597600601			✓	
CmdSetMethodTargetQualifierAttribute	BL2000\jheine	12/29/2021 7:54:50 PM	No parameter change for ThresholdNumberOfPeaks			✓	
CmdSetMethodTargetCompoundAttribute	BL2000\jheine	12/29/2021 7:54:50 PM	No parameter change for PeakFilterThreshold			✓	
CmdSetMethodTargetCompoundAttribute	BL2000\jheine	12/29/2021 7:54:51 PM	Set PeakFilterThresholdValue = 30502.6832499999 for compound Terphenyl-d14; previous value = 25776.6602499994			✓	
CmdSetMethodTargetCompoundAttribute	BL2000\jheine	12/29/2021 7:54:51 PM	No parameter change for ThresholdNumberOfPeaks			✓	
CmdSetMethodTargetQualifierAttribute	BL2000\jheine	12/29/2021 7:54:51 PM	No parameter change for PeakFilterThreshold			✓	
CmdSetMethodTargetQualifierAttribute	BL2000\jheine	12/29/2021 7:54:52 PM	Set PeakFilterThresholdValue = 5515.82639698641 for qualifier 122.0 of compound Terphenyl-d14; previous value = 4478.28270675555			✓	
CmdSetMethodTargetQualifierAttribute	BL2000\jheine	12/29/2021 7:54:52 PM	No parameter change for ThresholdNumberOfPeaks			✓	
CmdSetMethodTargetCompoundAttribute	BL2000\jheine	12/29/2021 7:54:52 PM	No parameter change for PeakFilterThreshold			✓	
CmdSetMethodTargetCompoundAttribute	BL2000\jheine	12/29/2021 7:54:53 PM	No parameter change for PeakFilterThresholdValue			✓	
CmdSetMethodTargetCompoundAttribute	BL2000\jheine	12/29/2021 7:54:53 PM	No parameter change for ThresholdNumberOfPeaks			✓	
CmdSetMethodTargetQualifierAttribute	BL2000\jheine	12/29/2021 7:54:53 PM	No parameter change for PeakFilterThreshold			✓	
CmdSetMethodTargetQualifierAttribute	BL2000\jheine	12/29/2021 7:54:54 PM	No parameter change for PeakFilterThresholdValue			✓	
CmdSetMethodTargetQualifierAttribute	BL2000\jheine	12/29/2021 7:54:54 PM	No parameter change for ThresholdNumberOfPeaks			✓	

Audit Trail report

Name	User	Time	Action	Reason	Comment	Succeed	Exception
CmdSetMethodTargetQualifierAttribute	BL2000\jheine	12/29/2021 7:54:54 PM	No parameter change for PeakFilterThreshold			✓	
CmdSetMethodTargetQualifierAttribute	BL2000\jheine	12/29/2021 7:54:55 PM	No parameter change for PeakFilterThresholdValue			✓	
CmdSetMethodTargetQualifierAttribute	BL2000\jheine	12/29/2021 7:54:55 PM	No parameter change for ThresholdNumberOfPeaks			✓	
CmdSetMethodTargetCompoundAttribute	BL2000\jheine	12/29/2021 7:54:55 PM	No parameter change for PeakFilterThreshold			✓	
CmdSetMethodTargetCompoundAttribute	BL2000\jheine	12/29/2021 7:54:56 PM	No parameter change for PeakFilterThresholdValue			✓	
CmdSetMethodTargetCompoundAttribute	BL2000\jheine	12/29/2021 7:54:56 PM	No parameter change for ThresholdNumberOfPeaks			✓	
CmdSetMethodTargetQualifierAttribute	BL2000\jheine	12/29/2021 7:54:56 PM	No parameter change for PeakFilterThreshold			✓	
CmdSetMethodTargetQualifierAttribute	BL2000\jheine	12/29/2021 7:54:57 PM	No parameter change for PeakFilterThresholdValue			✓	
CmdSetMethodTargetQualifierAttribute	BL2000\jheine	12/29/2021 7:54:57 PM	No parameter change for ThresholdNumberOfPeaks			✓	
CmdSetMethodTargetQualifierAttribute	BL2000\jheine	12/29/2021 7:54:57 PM	No parameter change for PeakFilterThreshold			✓	
CmdSetMethodTargetQualifierAttribute	BL2000\jheine	12/29/2021 7:54:58 PM	No parameter change for PeakFilterThresholdValue			✓	
CmdSetMethodTargetQualifierAttribute	BL2000\jheine	12/29/2021 7:54:58 PM	No parameter change for ThresholdNumberOfPeaks			✓	
CmdApplyMethodToAllSamples	BL2000\jheine	12/29/2021 7:56:39 PM	Apply method to all samples			✓	
CmdMethodClear	BL2000\jheine	12/29/2021 7:56:39 PM	Clear method			✓	
CmdEndMethodEditing	BL2000\jheine	12/29/2021 7:56:40 PM	End method editing			✓	
CmdQuantitate	BL2000\jheine	12/29/2021 7:57:15 PM	Quantitate all compounds in all samples			✓	
CmdQuantitate	BL2000\jheine	12/29/2021 7:58:46 PM	Quantitate all compounds in all samples			✓	
CmdZeroOutPeak	BL2000\jheine	12/29/2021 7:59:01 PM	Zero out primary peak of compound 2,6-Dinitrotoluene in sample Dec2811.D			✓	
CmdZeroOutPeak	BL2000\jheine	12/29/2021 7:59:04 PM	Zero out primary peak of compound Dimethyl Phthalate in sample Dec2811.D			✓	
CmdSaveBatchTable	BL2000\jheine	12/29/2021 7:59:08 PM	Save batch \\MASSHUNTER\Org\Data\SV5973N.I\sd122821\1 DOD bna\QuantResults\122821 bna 1 CAL.batch.bin			✓	
CmdSetSampleAttribute	BL2000\jheine	12/29/2021 7:59:12 PM	Set SampleApproved = True for sample Dec2801.D; previous value = False			✓	
CmdSetSampleAttribute	BL2000\jheine	12/29/2021 7:59:14 PM	Set SampleApproved = True for sample Dec2802.D; previous value = False			✓	

Audit Trail report

Name	User	Time	Action	Reason	Comment	Succeed	Exception
CmdSetSampleAttribute	BL2000\jheine	12/29/2021 7:59:14 PM	Set SampleApproved = True for sample Dec2803.D; previous value = False			✓	
CmdSetSampleAttribute	BL2000\jheine	12/29/2021 7:59:15 PM	Set SampleApproved = True for sample Dec2804.D; previous value = False			✓	
CmdSetSampleAttribute	BL2000\jheine	12/29/2021 7:59:16 PM	Set SampleApproved = True for sample Dec2805.D; previous value = False			✓	
CmdSetSampleAttribute	BL2000\jheine	12/29/2021 7:59:17 PM	Set SampleApproved = True for sample Dec2806.D; previous value = False			✓	
CmdSetSampleAttribute	BL2000\jheine	12/29/2021 7:59:18 PM	Set SampleApproved = True for sample Dec2807.D; previous value = False			✓	
CmdSetSampleAttribute	BL2000\jheine	12/29/2021 7:59:18 PM	Set SampleApproved = True for sample Dec2808.D; previous value = False			✓	
CmdSetSampleAttribute	BL2000\jheine	12/29/2021 7:59:19 PM	Set SampleApproved = True for sample Dec2809.D; previous value = False			✓	
CmdSetSampleAttribute	BL2000\jheine	12/29/2021 7:59:20 PM	Set SampleApproved = True for sample Dec2810.D; previous value = False			✓	
CmdSetSampleAttribute	BL2000\jheine	12/29/2021 7:59:21 PM	Set SampleApproved = True for sample Dec2811.D; previous value = False			✓	
CmdSaveBatchTable	BL2000\jheine	12/29/2021 7:59:27 PM	Save batch \\MASSHUNTER\Org\Data\SV5973N.I\sd122821\1 DOD bna\QuantResults\122821 bna 1 CAL.batch.bin			✓	
CmdOpenBatchTable	BL2000\jheine	1/4/2022 2:11:18 PM	Open batch \\MASSHUNTER\Org\Data\SV5973N.I\sd122821\1 DOD bna\122821 bna 1 CAL.batch.bin			✓	
CmdSaveBatchTable	BL2000\jheine	1/4/2022 2:21:03 PM	Save batch \\MASSHUNTER\Org\Data\SV5973N.I\sd122821\1 DOD bna\QuantResults\122821 bna 1 CAL.batch.bin			✓	
CmdOpenBatchTable	BL2000\sean	1/26/2022 3:42:48 PM	Open batch \\MASSHUNTER\Org\Data\SV5973N.I\sd122821\1 DOD bna\122821 bna 1 CAL.batch.bin			✓	
CmdQuantitate	BL2000\sean	1/26/2022 3:44:07 PM	Quantitate all compounds in all samples			✓	
CmdSaveBatchTable	BL2000\sean	1/26/2022 3:44:30 PM	Save batch \\MASSHUNTER\Org\Data\SV5973N.I\sd122821\1 DOD bna\QuantResults\122821 bna 1 CAL.batch.bin			✓	

Audit Trail report

Name	User	Time	Action	Reason	Comment	Succeed	Exception
GenerateReport	BL2000\sean	1/26/2022 3:46:30 PM	Generates report - Method: \\MASSHUNTER\Org\reports\LevelIV_Reports\Calibration\01_Init_Cal+Gen_Calibration+Gen_ResultsSummary.m, Output Path: \\MASSHUNTER\Org\Data\SV5973N.I\sd122821\1 DOD bna\QuantReports\122821 bna 1 CAL			✓	

Energy Laboratories Inc

ANALYTICAL RUN Summary

26-Jan-22

Run ID SV5973N.I_211230A

Run Start Date: 12/30/2021
Analyst: Sean McGrew
Ical: 0
Column ID: XT1-5
Comments:

Std ID	Std Name	Std Amount	Std Units	Samp Amount	Samp Units	SampType	Expiration Date
dcmsvoc13	DCM						11/17/2022
sv100507	BNA mix	37.5	ul	62.5	ul	CCV	3/31/2022
sv100516	BNA Internals 2000 ug/mL	2	ul	100	ul	all HL SVOC	6/30/2023
sv100714	BNA 2nd source 200 ug/mL	37.5	ul	62.5	ul	ICV	10/1/2022
sv83311	DFTPP 1000 ug/mL	50	ul	50	ul	TUNE	10/31/2022
sv90820	BNA 2nd source short (new)	37.5	ul	62.5	ul	ICV	3/16/2023

Seq No	Lab ID	Test Code	Sample Typ	File ID	Analysis Date	DF	Batch ID	Prep Date	SPKref	RPDref	pmoist					
14959248	Dec3001_D_TU	SVOC-8270-DF	TUNE	\\SV5973N.I\sd12	12/30/2021 12:1	1	R372614		0	0						
Analyte	T	Units	RAW	Final	Text	Spike	SPKref	RPDref	MDL	PQL	UQL	%REC	LOW	HIGH	%RPD	Q
127, % of mass 198	A	%	56.4	56.4		100	0	0	0	0.01	0	56%	40	60	0%	
197, % of mass 198	A	%	0	0		100	0	0	0	0.01	0	0%	0	0.99	0%	
198, Base Peak	A	%	100	100		100	0	0	0	0.01	0	100%	100	100	0%	
199, % of mass 198	A	%	6.9	6.9		100	0	0	0	0.01	0	7%	5	9	0%	
275, % of mass 198	A	%	25.8	25.8		100	0	0	0	0.01	0	26%	10	30	0%	
365, % of mass 198	A	%	2.8	2.8		100	0	0	0	0.01	0	3%	1	99.99	0%	
441, % of mass 443	A	%	17.2	17.2		100	0	0	0	0.01	0	17%	0.01	150	0%	
442, % of mass 198	A	%	40.1	40.1		100	0	0	0	0.01	0	40%	40	100	0%	
443, % of mass 442	A	%	20.6	20.6		100	0	0	0	0.01	0	21%	17	23	0%	
51, % of mass 198	A	%	42.4	42.4		100	0	0	0	0.01	0	42%	30	60	0%	
68, % of mass 69	A	%	0.9	0.9		100	0	0	0	0.01	0	1%	0	1.99	0%	
70, % of mass 69	A	%	1.5	1.5		100	0	0	0	0.01	0	2%	0	1.99	0%	

Seq No	Lab ID	Test Code	Sample Typ	File ID	Analysis Date	DF	Batch ID	Prep Date	SPKref	RPDref	pmoist					
14960282	30-Dec-21_CCV	SVOC-8270-W-	CCV	\\SV5973N.I\sd12\12/30/2021 12:3		1	R372614		0	0						
Analyte	T	Units	RAW	Final	Text	Spike	SPKref	RPDref	MDL	PQL	UQL	%REC	LOW	HIGH	%RPD	Q
1,2,4-Trichlorobenzene	A	ug/L	71.48096	71.48096		75	0	0	1.9	10	150	95%	80	120	0%	
1,2-Dichlorobenzene	A	ug/L	69.46917	69.46917		75	0	0	1.97	10	150	93%	80	120	0%	
1,3-Dichlorobenzene	A	ug/L	70.70554	70.70554		75	0	0	2.13	10	150	94%	80	120	0%	
1,4-Dichlorobenzene	A	ug/L	71.26424	71.26424		75	0	0	2.02	10	150	95%	80	120	0%	
1-Methylnaphthalene	A	ug/L	70.75412	70.75412		75	0	0	2.39	10	150	94%	80	120	0%	
2,2'-Oxybis(1-Chloropropane)	A	ug/L	67.5919	67.5919		75	0	0	1.45	10	150	90%	80	120	0%	
2,4,5-Trichlorophenol	A	ug/L	63.85659	63.85659		75	0	0	2.23	10	150	85%	80	120	0%	
2,4,6-Trichlorophenol	A	ug/L	64.8447	64.8447		75	0	0	2.64	10	150	86%	80	120	0%	
2,4-Dichlorophenol	A	ug/L	62.43835	62.43835		75	0	0	1.69	10	150	83%	80	120	0%	
2,4-Dimethylphenol	A	ug/L	74.80581	74.80581		75	0	0	1.69	10	150	100%	80	120	0%	
2,4-Dinitrophenol	A	ug/L	71.43606	71.43606		75	0	0	4.26	10	150	95%	80	120	0%	
2,4-Dinitrotoluene	A	ug/L	75.66328	75.66328		75	0	0	3.04	10	150	101%	80	120	0%	
2,6-Dinitrotoluene	A	ug/L	70.238	70.238		75	0	0	3.2	10	150	94%	80	120	0%	
2-Chloronaphthalene	A	ug/L	66.6317	66.6317		75	0	0	2.14	10	150	89%	80	120	0%	
2-Chlorophenol	A	ug/L	60.73584	60.73584		75	0	0	2.48	10	150	81%	80	120	0%	
2-Methylnaphthalene	A	ug/L	73.045	73.045		75	0	0	1.92	10	150	97%	80	120	0%	
2-Nitroaniline	A	ug/L	68.45054	68.45054		75	0	0	2.4	10	150	91%	80	120	0%	
2-Nitrophenol	A	ug/L	73.57936	73.57936		75	0	0	2.36	10	150	98%	80	120	0%	
3,3'-Dichlorobenzidine	A	ug/L	69.36518	69.36518		75	0	0	2.11	10	150	92%	80	120	0%	
3-Nitroaniline	A	ug/L	72.07545	72.07545		75	0	0	2.77	10	150	96%	80	120	0%	
4,6-Dinitro-2-methylphenol	A	ug/L	76.62344	76.62344		75	0	0	2.33	10	150	102%	80	120	0%	
4-Bromophenyl phenyl ether	A	ug/L	74.44936	74.44936		75	0	0	1.74	10	150	99%	80	120	0%	
4-Chloro-2-methylphenol	A	ug/L	70.26223	70.26223		75	0	0	1.6	10	150	94%	80	120	0%	
4-Chloro-3-methylphenol	A	ug/L	72.20604	72.20604		75	0	0	1.46	10	150	96%	80	120	0%	
4-Chlorophenol	A	ug/L	68.55897	68.55897		75	0	0	2.64	10	150	91%	80	120	0%	
4-Chlorophenyl phenyl ether	A	ug/L	73.15895	73.15895		75	0	0	2.03	10	150	98%	80	120	0%	
4-Nitroaniline	A	ug/L	66.79322	66.79322		75	0	0	1.63	10	150	89%	80	120	0%	
4-Nitrophenol	A	ug/L	61.95899	61.95899		75	0	0	2.5	10	150	83%	80	120	0%	
Acenaphthene	A	ug/L	73.81825	73.81825		75	0	0	1.89	10	150	98%	80	120	0%	
Acenaphthylene	A	ug/L	76.86792	76.86792		75	0	0	1.57	10	150	102%	80	120	0%	
Aniline	A	ug/L	71.87728	71.87728		75	0	0	3.74	10	150	96%	80	120	0%	
Anthracene	A	ug/L	70.1413	70.1413		75	0	0	1.23	10	150	94%	80	120	0%	
Azobenzene	A	ug/L	64.36044	64.36044		75	0	0	1.09	10	150	86%	80	120	0%	
Benzidine	A	ug/L	78.17927	78.17927		75	0	0	6.72	10	150	104%	80	120	0%	
Benzo(a)anthracene	A	ug/L	75.20485	75.20485		75	0	0	0.856	10	150	100%	80	120	0%	

Seq No	Lab ID	Test Code	Sample Typ	File ID	Analysis Date	DF	Batch ID	Prep Date	SPKref	RPDref	pmoist					
14960282	30-Dec-21_CCV	SVOC-8270-W-	CCV	\\SV5973N.I\sd12	12/30/2021 12:3	1	R372614		0	0						
Analyte	T	Units	RAW	Final	Text	Spike	SPKref	RPDref	MDL	PQL	UQL	%REC	LOW	HIGH	%RPD	Q
Benzo(a)pyrene	A	ug/L	77.3355	77.3355		75	0	0	1.24	10	150	103%	80	120	0%	
Benzo(b)fluoranthene	A	ug/L	76.98175	76.98175		75	0	0	0.903	10	150	103%	80	120	0%	
Benzo(g,h,i)perylene	A	ug/L	72.59548	72.59548		75	0	0	1.01	10	150	97%	80	120	0%	
Benzo(k)fluoranthene	A	ug/L	71.94498	71.94498		75	0	0	0.97	10	150	96%	80	120	0%	
Benzoic acid	A	ug/L	70.0349	70.0349		75	0	0	1.51	10	150	93%	80	120	0%	
Benzyl alcohol	A	ug/L	62.13653	62.13653		75	0	0	3.13	10	150	83%	80	120	0%	
bis(-2-chloroethoxy)Methane	A	ug/L	65.70065	65.70065		75	0	0	1.36	10	150	88%	80	120	0%	
bis(-2-chloroethyl)Ether	A	ug/L	60.95219	60.95219		75	0	0	2.57	10	150	81%	80	120	0%	
bis(2-chloroisopropyl)Ether	A	ug/L	67.5919	67.5919		75	0	0	1.49	10	150	90%	80	120	0%	
bis(2-ethylhexyl)Phthalate	A	ug/L	71.5034	71.5034		75	0	0	1.91	10	150	95%	80	120	0%	
Butylbenzylphthalate	A	ug/L	71.15266	71.15266		75	0	0	1.57	10	150	95%	80	120	0%	
Carbazole	A	ug/L	73.45634	73.45634		75	0	0	0.842	10	150	98%	80	120	0%	
Chrysene	A	ug/L	72.02741	72.02741		75	0	0	1.17	10	150	96%	80	120	0%	
Di-n-butyl phthalate	A	ug/L	63.19982	63.19982		75	0	0	0.932	10	150	84%	80	120	0%	
Di-n-octyl phthalate	A	ug/L	73.40033	73.40033		75	0	0	1.34	10	150	98%	80	120	0%	
Dibenzo(a,h)anthracene	A	ug/L	74.57788	74.57788		75	0	0	1.17	10	150	99%	80	120	0%	
Dibenzofuran	A	ug/L	71.37089	71.37089		75	0	0	1.74	10	150	95%	80	120	0%	
Diethyl phthalate	A	ug/L	62.43383	62.43383		75	0	0	2.18	10	150	83%	80	120	0%	
Dimethyl phthalate	A	ug/L	69.12529	69.12529		75	0	0	1.72	10	150	92%	80	120	0%	
Fluoranthene	A	ug/L	73.22912	73.22912		75	0	0	0.883	10	150	98%	80	120	0%	
Fluorene	A	ug/L	73.51898	73.51898		75	0	0	1.82	10	150	98%	80	120	0%	
Hexachlorobenzene	A	ug/L	78.38072	78.38072		75	0	0	1.33	10	150	105%	80	120	0%	
Hexachlorobutadiene	A	ug/L	68.64371	68.64371		75	0	0	2.32	10	150	92%	80	120	0%	
Hexachlorocyclopentadiene	A	ug/L	67.8659	67.8659		75	0	0	2.97	10	150	90%	80	120	0%	
Hexachloroethane	A	ug/L	69.54653	69.54653		75	0	0	1.79	10	150	93%	80	120	0%	
Indeno(1,2,3-cd)pyrene	A	ug/L	73.35918	73.35918		75	0	0	1.25	10	150	98%	80	120	0%	
Isophorone	A	ug/L	72.04811	72.04811		75	0	0	1.67	10	150	96%	80	120	0%	
m+p-Cresols	A	ug/L	67.56579	67.56579		75	0	0	1.78	10	150	90%	80	120	0%	
n-Nitroso-di-n-propylamine	A	ug/L	60.74176	60.74176		75	0	0	1.54	10	150	81%	80	120	0%	
n-Nitrosodimethylamine	A	ug/L	63.22109	63.22109		75	0	0	1.53	10	150	84%	80	120	0%	
n-Nitrosodiphenylamine	A	ug/L	75.9164	75.9164		75	0	0	1.16	10	150	101%	80	120	0%	
Naphthalene	A	ug/L	72.02584	72.02584		75	0	0	1.74	10	150	96%	80	120	0%	
Nitrobenzene	A	ug/L	62.36305	62.36305		75	0	0	2.31	10	150	83%	80	120	0%	
o-Cresol	A	ug/L	70.84429	70.84429		75	0	0	1.83	10	150	94%	80	120	0%	
o-Terphenyl	A	ug/L	73.71803	73.71803		75	0	0	1.27	10	150	98%	80	120	0%	

Seq No	Lab ID	Test Code	Sample Typ	File ID	Analysis Date	DF	Batch ID	Prep Date	SPKref	RPDref	pmoist					
14960282	30-Dec-21_CC	SVOC-8270-W-	CCV	SV5973N.I	12/30/2021 12:3	1	R372614		0	0						
Analyte	T	Units	RAW	Final	Text	Spike	SPKref	RPDref	MDL	PQL	UQL	%REC	LOW	HIGH	%RPD	Q
p-Chloroaniline	A	ug/L	77.54022	77.54022		75	0	0	1.52	10	150	103%	80	120	0%	
Pentachlorophenol	A	ug/L	68.83026	68.83026		75	0	0	4.24	10	150	92%	80	120	0%	
Phenanthrene	A	ug/L	75.80551	75.80551		75	0	0	0.784	10	150	101%	80	120	0%	
Phenol	A	ug/L	68.38394	68.38394		75	0	0	1.46	10	150	91%	80	120	0%	
Pyrene	A	ug/L	73.47184	73.47184		75	0	0	0.921	10	150	98%	80	120	0%	
Pyridine	A	ug/L	61.39326	61.39326		75	0	0	3.22	10	150	82%	80	120	0%	
Triallate	A	ug/L	71.13707	71.13707		75	0	0	1.51	10	150	95%	80	120	0%	
1,4-Dichlorobenzene-d4	I	ug/L	40	40		0	0	0	0	10	150	0%	80	120	0%	
Acenaphthene-d10	I	ug/L	40	40		0	0	0	0	10	150	0%	80	120	0%	
Chrysene-d12	I	ug/L	40	40		0	0	0	0	10	150	0%	80	120	0%	
Naphthalene-d8	I	ug/L	40	40		0	0	0	0	10	150	0%	80	120	0%	
Perylene-d12	I	ug/L	40	40		0	0	0	0	10	150	0%	80	120	0%	
Phenanthrene-d10	I	ug/L	40	40		0	0	0	0	10	150	0%	80	120	0%	
2,4,6-Tribromophenol	S	ug/L	69.66397	69.66397		75	0	0	2.88	10	0	93%	80	120	0%	
2-Fluorobiphenyl	S	ug/L	67.17842	67.17842		75	0	0	0.724	10	0	90%	80	120	0%	
2-Fluorophenol	S	ug/L	72.2453	72.2453		75	0	0	3.52	10	0	96%	80	120	0%	
Nitrobenzene-d5	S	ug/L	65.51078	65.51078		75	0	0	2.34	10	0	87%	80	120	0%	
Phenol-d5	S	ug/L	68.23432	68.23432		75	0	0	2.06	10	0	91%	80	120	0%	
Terphenyl-d14	S	ug/L	74.0353	74.0353		75	0	0	1.17	10	0	99%	80	120	0%	
4-Chloroaniline	X	ug/L	77.54022	77.54022		75	0	0	1.61	10	150	103%	80	120	0%	

Seq No	Lab ID	Test Code	Sample Typ	File ID	Analysis Date	DF	Batch ID	Prep Date	SPKref	RPDref	pmoist					
14960284	30-Dec-21_IST	SVOC-8270-W-	SAMP	SV5973N.I	12/30/2021 1:13:	1	R372614		0	0						
Analyte	T	Units	RAW	Final	Text	Spike	SPKref	RPDref	MDL	PQL	UQL	%REC	LOW	HIGH	%RPD	Q
1,2,4-Trichlorobenzene	A	ug/L	0	0		0	0	0	1.9	10	150	0%	0	0	0%	
1,2-Dichlorobenzene	A	ug/L	0	0		0	0	0	1.97	10	150	0%	0	0	0%	
1,3-Dichlorobenzene	A	ug/L	0	0		0	0	0	2.13	10	150	0%	0	0	0%	
1,4-Dichlorobenzene	A	ug/L	0	0		0	0	0	2.02	10	150	0%	0	0	0%	
1-Methylnaphthalene	A	ug/L	0	0		0	0	0	2.39	10	150	0%	0	0	0%	
2,2'-Oxybis(1-Chloropropane)	A	ug/L	0	0		0	0	0	1.45	10	150	0%	0	0	0%	
2,4,5-Trichlorophenol	A	ug/L	0	0		0	0	0	2.23	10	150	0%	0	0	0%	
2,4,6-Trichlorophenol	A	ug/L	0	0		0	0	0	2.64	10	150	0%	0	0	0%	
2,4-Dichlorophenol	A	ug/L	0	0		0	0	0	1.69	10	150	0%	0	0	0%	
2,4-Dimethylphenol	A	ug/L	0	0		0	0	0	1.69	10	150	0%	0	0	0%	

Seq No	Lab ID	Test Code	Sample Typ	File ID	Analysis Date	DF	Batch ID	Prep Date	SPKref	RPDref	pmoist					
14960284	30-Dec-21_ISTB	SVOC-8270-W-	SAMP	SV5973N.I	sd12:12/30/2021 1:13:	1	R372614		0	0						
Analyte	T	Units	RAW	Final	Text	Spike	SPKref	RPDref	MDL	PQL	UQL	%REC	LOW	HIGH	%RPD	Q
2,4-Dinitrophenol	A	ug/L	0	0		0	0	0	4.26	10	150	0%	0	0	0%	
2,4-Dinitrotoluene	A	ug/L	0	0		0	0	0	3.04	10	150	0%	0	0	0%	
2,6-Dinitrotoluene	A	ug/L	0	0		0	0	0	3.2	10	150	0%	0	0	0%	
2-Chloronaphthalene	A	ug/L	0	0		0	0	0	2.14	10	150	0%	0	0	0%	
2-Chlorophenol	A	ug/L	0	0		0	0	0	2.48	10	150	0%	0	0	0%	
2-Methylnaphthalene	A	ug/L	0	0		0	0	0	1.92	10	150	0%	0	0	0%	
2-Nitroaniline	A	ug/L	0	0		0	0	0	2.4	10	150	0%	0	0	0%	
2-Nitrophenol	A	ug/L	0	0		0	0	0	2.36	10	150	0%	0	0	0%	
3,3'-Dichlorobenzidine	A	ug/L	0	0		0	0	0	2.11	10	150	0%	0	0	0%	
3-Nitroaniline	A	ug/L	0	0		0	0	0	2.77	10	150	0%	0	0	0%	
4,6-Dinitro-2-methylphenol	A	ug/L	0	0		0	0	0	2.33	10	150	0%	0	0	0%	
4-Bromophenyl phenyl ether	A	ug/L	0	0		0	0	0	1.74	10	150	0%	0	0	0%	
4-Chloro-2-methylphenol	A	ug/L	0	0		0	0	0	1.6	10	150	0%	0	0	0%	
4-Chloro-3-methylphenol	A	ug/L	0	0		0	0	0	1.46	10	150	0%	0	0	0%	
4-Chlorophenol	A	ug/L	0	0		0	0	0	2.64	10	150	0%	0	0	0%	
4-Chlorophenyl phenyl ether	A	ug/L	0	0		0	0	0	2.03	10	150	0%	0	0	0%	
4-Nitroaniline	A	ug/L	0	0		0	0	0	1.63	10	150	0%	0	0	0%	
4-Nitrophenol	A	ug/L	0	0		0	0	0	2.5	10	150	0%	0	0	0%	
Acenaphthene	A	ug/L	0	0		0	0	0	1.89	10	150	0%	0	0	0%	
Acenaphthylene	A	ug/L	0	0		0	0	0	1.57	10	150	0%	0	0	0%	
Aniline	A	ug/L	0	0		0	0	0	3.74	10	150	0%	0	0	0%	
Anthracene	A	ug/L	0	0		0	0	0	1.23	10	150	0%	0	0	0%	
Azobenzene	A	ug/L	0	0		0	0	0	1.09	10	150	0%	0	0	0%	
Benzidine	A	ug/L	0	0		0	0	0	6.72	10	150	0%	0	0	0%	
Benzo(a)anthracene	A	ug/L	0	0		0	0	0	0.856	10	150	0%	0	0	0%	
Benzo(a)pyrene	A	ug/L	0	0		0	0	0	1.24	10	150	0%	0	0	0%	
Benzo(b)fluoranthene	A	ug/L	0	0		0	0	0	0.903	10	150	0%	0	0	0%	
Benzo(g,h,i)perylene	A	ug/L	0	0		0	0	0	1.01	10	150	0%	0	0	0%	
Benzo(k)fluoranthene	A	ug/L	0	0		0	0	0	0.97	10	150	0%	0	0	0%	
Benzoic acid	A	ug/L	0	0		0	0	0	1.51	10	150	0%	0	0	0%	
Benzyl alcohol	A	ug/L	0	0		0	0	0	3.13	10	150	0%	0	0	0%	
bis(-2-chloroethoxy)Methane	A	ug/L	0	0		0	0	0	1.36	10	150	0%	0	0	0%	
bis(-2-chloroethyl)Ether	A	ug/L	0	0		0	0	0	2.57	10	150	0%	0	0	0%	
bis(2-chloroisopropyl)Ether	A	ug/L	0	0		0	0	0	1.49	10	150	0%	0	0	0%	
bis(2-ethylhexyl)Phthalate	A	ug/L	0	0		0	0	0	1.91	10	150	0%	0	0	0%	

Seq No	Lab ID	Test Code	Sample Typ	File ID	Analysis Date	DF	Batch ID	Prep Date	SPKref	RPDref	pmoist					
14960284	30-Dec-21	ISTB SVOC-8270-W-	SAMP	SV5973N.I	12/30/2021 1:13:	1	R372614		0	0						
Analyte	T	Units	RAW	Final	Text	Spike	SPKref	RPDref	MDL	PQL	UQL	%REC	LOW	HIGH	%RPD	Q
Butylbenzylphthalate	A	ug/L	0	0		0	0	0	1.57	10	150	0%	0	0	0%	
Carbazole	A	ug/L	0	0		0	0	0	0.842	10	150	0%	0	0	0%	
Chrysene	A	ug/L	0	0		0	0	0	1.17	10	150	0%	0	0	0%	
Di-n-butyl phthalate	A	ug/L	0	0		0	0	0	0.932	10	150	0%	0	0	0%	
Di-n-octyl phthalate	A	ug/L	0	0		0	0	0	1.34	10	150	0%	0	0	0%	
Dibenzo(a,h)anthracene	A	ug/L	0	0		0	0	0	1.17	10	150	0%	0	0	0%	
Dibenzofuran	A	ug/L	0	0		0	0	0	1.74	10	150	0%	0	0	0%	
Diethyl phthalate	A	ug/L	0	0		0	0	0	2.18	10	150	0%	0	0	0%	
Dimethyl phthalate	A	ug/L	0	0		0	0	0	1.72	10	150	0%	0	0	0%	
Fluoranthene	A	ug/L	0	0		0	0	0	0.883	10	150	0%	0	0	0%	
Fluorene	A	ug/L	0	0		0	0	0	1.82	10	150	0%	0	0	0%	
Hexachlorobenzene	A	ug/L	0	0		0	0	0	1.33	10	150	0%	0	0	0%	
Hexachlorobutadiene	A	ug/L	0	0		0	0	0	2.32	10	150	0%	0	0	0%	
Hexachlorocyclopentadiene	A	ug/L	0	0		0	0	0	2.97	10	150	0%	0	0	0%	
Hexachloroethane	A	ug/L	0	0		0	0	0	1.79	10	150	0%	0	0	0%	
Indeno(1,2,3-cd)pyrene	A	ug/L	0	0		0	0	0	1.25	10	150	0%	0	0	0%	
Isophorone	A	ug/L	0	0		0	0	0	1.67	10	150	0%	0	0	0%	
m+p-Cresols	A	ug/L	0	0		0	0	0	1.78	10	150	0%	0	0	0%	
n-Nitroso-di-n-propylamine	A	ug/L	0	0		0	0	0	1.54	10	150	0%	0	0	0%	
n-Nitrosodimethylamine	A	ug/L	0	0		0	0	0	1.53	10	150	0%	0	0	0%	
n-Nitrosodiphenylamine	A	ug/L	0	0		0	0	0	1.16	10	150	0%	0	0	0%	
Naphthalene	A	ug/L	0	0		0	0	0	1.74	10	150	0%	0	0	0%	
Nitrobenzene	A	ug/L	0	0		0	0	0	2.31	10	150	0%	0	0	0%	
o-Cresol	A	ug/L	0	0		0	0	0	1.83	10	150	0%	0	0	0%	
p-Chloroaniline	A	ug/L	0	0		0	0	0	1.52	10	150	0%	0	0	0%	
Pentachlorophenol	A	ug/L	0	0		0	0	0	4.24	10	150	0%	0	0	0%	
Phenanthrene	A	ug/L	0	0		0	0	0	0.784	10	150	0%	0	0	0%	
Phenol	A	ug/L	0	0		0	0	0	1.46	10	150	0%	0	0	0%	
Pyrene	A	ug/L	0	0		0	0	0	0.921	10	150	0%	0	0	0%	
Pyridine	A	ug/L	0	0		0	0	0	3.22	10	150	0%	0	0	0%	
Triallate	A	ug/L	0	0		0	0	0	1.51	10	150	0%	0	0	0%	
1,4-Dichlorobenzene-d4	I	ug/L	40	40		0	0	0	0	10	150	0%	0	0	0%	
Acenaphthene-d10	I	ug/L	40	40		0	0	0	0	10	150	0%	0	0	0%	
Chrysene-d12	I	ug/L	40	40		0	0	0	0	10	150	0%	0	0	0%	
Naphthalene-d8	I	ug/L	40	40		0	0	0	0	10	150	0%	0	0	0%	

Seq No	Lab ID	Test Code	Sample Typ	File ID	Analysis Date	DF	Batch ID	Prep Date	SPKref	RPDref	pmoist					
14960284	30-Dec-21_ISTB	SVOC-8270-W-	SAMP	\\SV5973N.1\sd12	12/30/2021 1:13:	1	R372614		0	0						
Analyte	T	Units	RAW	Final	Text	Spike	SPKref	RPDref	MDL	PQL	UQL	%REC	LOW	HIGH	%RPD	Q
Perylene-d12	I	ug/L	40	40		0	0	0	0	10	150	0%	0	0	0%	
Phenanthrene-d10	I	ug/L	40	40		0	0	0	0	10	150	0%	0	0	0%	
2,4,6-Tribromophenol	S	ug/L	0	0		200	0	0	2.88	10	0	0%	25	140	0%	S
2-Fluorobiphenyl	S	ug/L	0	0		100	0	0	0.724	10	0	0%	28	107	0%	S
2-Fluorophenol	S	ug/L	0	0		200	0	0	3.52	10	0	0%	10	75	0%	S
Nitrobenzene-d5	S	ug/L	0	0		100	0	0	2.34	10	0	0%	32	94	0%	S
Phenol-d5	S	ug/L	0	0		200	0	0	2.06	10	0	0%	10	65	0%	S
Terphenyl-d14	S	ug/L	0	0		100	0	0	1.17	10	0	0%	32	122	0%	S
4-Chloroaniline	X	ug/L	0	0		0	0	0	1.61	10	150	0%	0	0	0%	
o-Terphenyl	X	ug/L	0	0		0	0	0	1.27	10	150	0%	0	0	0%	

Seq No	Lab ID	Test Code	Sample Typ	File ID	Analysis Date	DF	Batch ID	Prep Date	SPKref	RPDref	pmoist					
14960285	MB-162392	SVOC-8270-W-	MBLK	\\SV5973N.1\sd12	12/30/2021 1:45:	1	162392	12/21/2021	0	0						
Analyte	T	Units	RAW	Final	Text	Spike	SPKref	RPDref	MDL	PQL	UQL	%REC	LOW	HIGH	%RPD	Q
1,2,4-Trichlorobenzene	A	ug/L	0	0		0	0	0	1.9	5	150	0%	0	0	0%	
1,2-Dichlorobenzene	A	ug/L	0	0		0	0	0	1.97	5	150	0%	0	0	0%	
1,3-Dichlorobenzene	A	ug/L	0	0		0	0	0	2.13	5	150	0%	0	0	0%	
1,4-Dichlorobenzene	A	ug/L	0	0		0	0	0	2.02	5	150	0%	0	0	0%	
1-Methylnaphthalene	A	ug/L	0	0		0	0	0	2.39	5	150	0%	0	0	0%	
2,2'-Oxybis(1-Chloropropane)	A	ug/L	0	0		0	0	0	1.45	5	150	0%	0	0	0%	
2,4,5-Trichlorophenol	A	ug/L	0	0		0	0	0	2.23	5	150	0%	0	0	0%	
2,4,6-Trichlorophenol	A	ug/L	0	0		0	0	0	2.64	5	150	0%	0	0	0%	
2,4-Dichlorophenol	A	ug/L	0	0		0	0	0	1.69	5	150	0%	0	0	0%	
2,4-Dimethylphenol	A	ug/L	0	0		0	0	0	1.69	5	150	0%	0	0	0%	
2,4-Dinitrophenol	A	ug/L	0	0		0	0	0	4.26	10	150	0%	0	0	0%	
2,4-Dinitrotoluene	A	ug/L	0	0		0	0	0	3.04	5	150	0%	0	0	0%	
2,6-Dinitrotoluene	A	ug/L	0	0		0	0	0	3.2	5	150	0%	0	0	0%	
2-Chloronaphthalene	A	ug/L	0	0		0	0	0	2.14	5	150	0%	0	0	0%	
2-Chlorophenol	A	ug/L	0	0		0	0	0	2.48	5	150	0%	0	0	0%	
2-Methylnaphthalene	A	ug/L	0	0		0	0	0	1.92	5	150	0%	0	0	0%	
2-Nitroaniline	A	ug/L	0	0		0	0	0	2.4	5	150	0%	0	0	0%	
2-Nitrophenol	A	ug/L	0	0		0	0	0	2.36	5	150	0%	0	0	0%	
3,3'-Dichlorobenzidine	A	ug/L	0	0		0	0	0	2.11	10	150	0%	0	0	0%	
3-Nitroaniline	A	ug/L	0	0		0	0	0	2.77	5	150	0%	0	0	0%	

Seq No	Lab ID	Test Code	Sample Typ	File ID	Analysis Date	DF	Batch ID	Prep Date	SPKref	RPDref	pmoist					
14960285	MB-162392	SVOC-8270-W-	MBLK	SV5973N.I	12/30/2021 1:45:	1	162392	12/21/2021	0	0						
Analyte	T	Units	RAW	Final	Text	Spike	SPKref	RPDref	MDL	PQL	UQL	%REC	LOW	HIGH	%RPD	Q
4,6-Dinitro-2-methylphenol	A	ug/L	0	0		0	0	0	2.33	10	150	0%	0	0	0%	
4-Bromophenyl phenyl ether	A	ug/L	0	0		0	0	0	1.74	5	150	0%	0	0	0%	
4-Chloro-2-methylphenol	A	ug/L	0	0		0	0	0	1.6	5	150	0%	0	0	0%	
4-Chloro-3-methylphenol	A	ug/L	0	0		0	0	0	1.46	5	150	0%	0	0	0%	
4-Chlorophenol	A	ug/L	0	0		0	0	0	2.64	5	150	0%	0	0	0%	
4-Chlorophenyl phenyl ether	A	ug/L	0	0		0	0	0	2.03	5	150	0%	0	0	0%	
4-Nitroaniline	A	ug/L	0	0		0	0	0	1.63	5	150	0%	0	0	0%	
4-Nitrophenol	A	ug/L	0	0		0	0	0	2.5	10	150	0%	0	0	0%	
Acenaphthene	A	ug/L	0	0		0	0	0	1.89	5	150	0%	0	0	0%	
Acenaphthylene	A	ug/L	0	0		0	0	0	1.57	5	150	0%	0	0	0%	
Aniline	A	ug/L	0	0		0	0	0	3.74	5	150	0%	0	0	0%	
Anthracene	A	ug/L	0	0		0	0	0	1.23	5	150	0%	0	0	0%	
Azobenzene	A	ug/L	0	0		0	0	0	1.09	5	150	0%	0	0	0%	
Benzidine	A	ug/L	0	0		0	0	0	6.72	10	150	0%	0	0	0%	
Benzo(a)anthracene	A	ug/L	0	0		0	0	0	0.856	5	150	0%	0	0	0%	
Benzo(a)pyrene	A	ug/L	0	0		0	0	0	1.24	5	150	0%	0	0	0%	
Benzo(b)fluoranthene	A	ug/L	0	0		0	0	0	0.903	5	150	0%	0	0	0%	
Benzo(g,h,i)perylene	A	ug/L	0	0		0	0	0	1.01	5	150	0%	0	0	0%	
Benzo(k)fluoranthene	A	ug/L	0	0		0	0	0	0.97	5	150	0%	0	0	0%	
Benzoic acid	A	ug/L	0	0		0	0	0	1.51	5	150	0%	0	0	0%	
Benzyl alcohol	A	ug/L	0	0		0	0	0	3.13	5	150	0%	0	0	0%	
bis(-2-chloroethoxy)Methane	A	ug/L	0	0		0	0	0	1.36	5	150	0%	0	0	0%	
bis(-2-chloroethyl)Ether	A	ug/L	0	0		0	0	0	2.57	5	150	0%	0	0	0%	
bis(2-chloroisopropyl)Ether	A	ug/L	0	0		0	0	0	1.49	5	150	0%	0	0	0%	
bis(2-ethylhexyl)Phthalate	A	ug/L	0	0		0	0	0	1.91	5	150	0%	0	0	0%	
Butylbenzylphthalate	A	ug/L	0	0		0	0	0	1.57	5	150	0%	0	0	0%	
Carbazole	A	ug/L	0	0		0	0	0	0.842	5	150	0%	0	0	0%	
Chrysene	A	ug/L	0	0		0	0	0	1.17	5	150	0%	0	0	0%	
Di-n-butyl phthalate	A	ug/L	0	0		0	0	0	0.932	5	150	0%	0	0	0%	
Di-n-octyl phthalate	A	ug/L	0	0		0	0	0	1.34	5	150	0%	0	0	0%	
Dibenzo(a,h)anthracene	A	ug/L	0	0		0	0	0	1.17	5	150	0%	0	0	0%	
Dibenzofuran	A	ug/L	0	0		0	0	0	1.74	5	150	0%	0	0	0%	
Diethyl phthalate	A	ug/L	0	0		0	0	0	2.18	5	150	0%	0	0	0%	
Dimethyl phthalate	A	ug/L	0	0		0	0	0	1.72	5	150	0%	0	0	0%	
Fluoranthene	A	ug/L	0	0		0	0	0	0.883	5	150	0%	0	0	0%	

Seq No	Lab ID	Test Code	Sample Typ	File ID	Analysis Date	DF	Batch ID	Prep Date	SPKref	RPDref	pmoist					
Analyte	T	Units	RAW	Final	Text	Spike	SPKref	RPDref	MDL	PQL	UQL	%REC	LOW	HIGH	%RPD	Q
14960285	MB-162392	SVOC-8270-W-	MBLK	SV5973N.I	12/30/2021 1:45:	1	162392	12/21/2021	0	0						
Fluorene	A	ug/L	0	0		0	0	0	1.82	5	150	0%	0	0	0%	
Hexachlorobenzene	A	ug/L	0	0		0	0	0	1.33	5	150	0%	0	0	0%	
Hexachlorobutadiene	A	ug/L	0	0		0	0	0	2.32	5	150	0%	0	0	0%	
Hexachlorocyclopentadiene	A	ug/L	0	0		0	0	0	2.97	5	150	0%	0	0	0%	
Hexachloroethane	A	ug/L	0	0		0	0	0	1.79	5	150	0%	0	0	0%	
Indeno(1,2,3-cd)pyrene	A	ug/L	0	0		0	0	0	1.25	5	150	0%	0	0	0%	
Isophorone	A	ug/L	0	0		0	0	0	1.67	5	150	0%	0	0	0%	
m+p-Cresols	A	ug/L	0	0		0	0	0	1.78	5	150	0%	0	0	0%	
n-Nitroso-di-n-propylamine	A	ug/L	0	0		0	0	0	1.54	5	150	0%	0	0	0%	
n-Nitrosodimethylamine	A	ug/L	0	0		0	0	0	1.53	5	150	0%	0	0	0%	
n-Nitrosodiphenylamine	A	ug/L	0	0		0	0	0	1.16	10	150	0%	0	0	0%	
Naphthalene	A	ug/L	0	0		0	0	0	1.74	5	150	0%	0	0	0%	
Nitrobenzene	A	ug/L	0	0		0	0	0	2.31	5	150	0%	0	0	0%	
o-Cresol	A	ug/L	0	0		0	0	0	1.83	5	150	0%	0	0	0%	
p-Chloroaniline	A	ug/L	0	0		0	0	0	1.52	5	150	0%	0	0	0%	
Pentachlorophenol	A	ug/L	0	0		0	0	0	4.24	10	150	0%	0	0	0%	
Phenanthrene	A	ug/L	0	0		0	0	0	0.784	5	150	0%	0	0	0%	
Phenol	A	ug/L	0	0		0	0	0	1.46	5	150	0%	0	0	0%	
Pyrene	A	ug/L	0	0		0	0	0	0.921	5	150	0%	0	0	0%	
Pyridine	A	ug/L	0	0		0	0	0	3.22	5	150	0%	0	0	0%	
Triallate	A	ug/L	0	0		0	0	0	1.51	5	150	0%	0	0	0%	
1,4-Dichlorobenzene-d4	I	ug/L	40	40		0	0	0	0	5	150	0%	0	0	0%	
Acenaphthene-d10	I	ug/L	40	40		0	0	0	0	5	150	0%	0	0	0%	
Chrysene-d12	I	ug/L	40	40		0	0	0	0	5	150	0%	0	0	0%	
Naphthalene-d8	I	ug/L	40	40		0	0	0	0	5	150	0%	0	0	0%	
Perylene-d12	I	ug/L	40	40		0	0	0	0	5	150	0%	0	0	0%	
Phenanthrene-d10	I	ug/L	40	40		0	0	0	0	5	150	0%	0	0	0%	
2,4,6-Tribromophenol	S	ug/L	190.59401	190.59401		200	0	0	2.88	5	0	95%	43	140	0%	
2-Fluorobiphenyl	S	ug/L	45.29109	45.29109		100	0	0	0.724	5	0	45%	44	119	0%	
2-Fluorophenol	S	ug/L	91.16737	91.16737		200	0	0	3.52	5	0	46%	19	119	0%	
Nitrobenzene-d5	S	ug/L	54.27078	54.27078		100	0	0	2.34	5	0	54%	44	120	0%	
Phenol-d5	S	ug/L	68.13754	68.13754		200	0	0	2.06	5	0	34%	10	65	0%	
Terphenyl-d14	S	ug/L	100.44448	100.44448		100	0	0	1.17	5	0	100%	50	134	0%	
4-Chloroaniline	X	ug/L	0	0		0	0	0	1.61	5	150	0%	0	0	0%	
o-Terphenyl	X	ug/L	0	0		0	0	0	1.27	5	150	0%	0	0	0%	

Seq No	Lab ID	Test Code	Sample Typ	File ID	Analysis Date	DF	Batch ID	Prep Date	SPKref	RPDref	pmoist					
14960286	LCS-162392	SVOC-8270-W-	LCS-DOD	SV5973N.I	sd12:12/30/2021 2:18:	1	162392	12/21/2021	0	0						
Analyte	T	Units	RAW	Final	Text	Spike	SPKref	RPDref	MDL	PQL	UQL	%REC	LOW	HIGH	%RPD	Q
1,2,4-Trichlorobenzene	A	ug/L	56.69687	56.69687		100	0	0	1.9	10	150	57%	29	116	0%	
1,2-Dichlorobenzene	A	ug/L	52.52246	52.52246		100	0	0	1.97	10	150	53%	32	111	0%	
1,3-Dichlorobenzene	A	ug/L	53.27838	53.27838		100	0	0	2.13	10	150	53%	28	110	0%	
1,4-Dichlorobenzene	A	ug/L	54.00922	54.00922		100	0	0	2.02	10	150	54%	29	112	0%	
1-Methylnaphthalene	A	ug/L	68.94766	68.94766		100	0	0	2.39	10	150	69%	41	119	0%	
2,2'-Oxybis(1-Chloropropane)	A	ug/L	53.58435	53.58435		100	0	0	1.45	10	150	54%	37	130	0%	
2,4,5-Trichlorophenol	A	ug/L	76.89372	76.89372		100	0	0	2.23	10	150	77%	53	123	0%	
2,4,6-Trichlorophenol	A	ug/L	85.10182	85.10182		100	0	0	2.64	10	150	85%	50	125	0%	
2,4-Dichlorophenol	A	ug/L	71.37642	71.37642		100	0	0	1.69	10	150	71%	47	121	0%	
2,4-Dimethylphenol	A	ug/L	64.11928	64.11928		100	0	0	1.69	10	150	64%	31	124	0%	
2,4-Dinitrophenol	A	ug/L	86.718	86.718		100	0	0	4.26	10	150	87%	23	142	0%	
2,4-Dinitrotoluene	A	ug/L	84.53015	84.53015		100	0	0	3.04	10	150	85%	57	128	0%	
2,6-Dinitrotoluene	A	ug/L	78.18946	78.18946		100	0	0	3.2	10	150	78%	50	118	0%	
2-Chloronaphthalene	A	ug/L	68.97118	68.97118		100	0	0	2.14	10	150	69%	40	116	0%	
2-Chlorophenol	A	ug/L	66.33446	66.33446		100	0	0	2.48	10	150	66%	38	117	0%	
2-Methylnaphthalene	A	ug/L	74.13462	74.13462		100	0	0	1.92	10	150	74%	40	121	0%	
2-Nitroaniline	A	ug/L	78.16181	78.16181		100	0	0	2.4	10	150	78%	55	127	0%	
2-Nitrophenol	A	ug/L	71.1795	71.1795		100	0	0	2.36	10	150	71%	47	123	0%	
3,3'-Dichlorobenzidine	A	ug/L	77.49414	77.49414		100	0	0	2.11	10	150	77%	27	129	0%	
3-Nitroaniline	A	ug/L	83.75514	83.75514		100	0	0	2.77	10	150	84%	41	128	0%	
4,6-Dinitro-2-methylphenol	A	ug/L	85.66779	85.66779		100	0	0	2.33	10	150	86%	44	137	0%	
4-Bromophenyl phenyl ether	A	ug/L	82.84399	82.84399		100	0	0	1.74	10	150	83%	55	124	0%	
4-Chloro-2-methylphenol	A	ug/L	75.09952	75.09952		100	0	0	1.6	10	150	75%	49	89	0%	
4-Chloro-3-methylphenol	A	ug/L	86.30085	86.30085		100	0	0	1.46	10	150	86%	52	119	0%	
4-Chlorophenol	A	ug/L	77.27459	77.27459		100	0	0	2.64	10	150	77%	41	81	0%	
4-Chlorophenyl phenyl ether	A	ug/L	83.02282	83.02282		100	0	0	2.03	10	150	83%	53	121	0%	
4-Nitroaniline	A	ug/L	86.25821	86.25821		100	0	0	1.63	10	150	86%	57	101	0%	
4-Nitrophenol	A	ug/L	36.69202	36.69202		100	0	0	2.5	10	150	37%	15	36	0%	S
Acenaphthene	A	ug/L	92.47974	92.47974		100	0	0	1.89	10	150	92%	47	122	0%	
Acenaphthylene	A	ug/L	79.95946	79.95946		100	0	0	1.57	10	150	80%	41	130	0%	
Aniline	A	ug/L	26.22287	26.22287		100	0	0	3.74	10	150	26%	24	60	0%	
Anthracene	A	ug/L	86.35908	86.35908		100	0	0	1.23	10	150	86%	57	123	0%	
Azobenzene	A	ug/L	74.92112	74.92112		100	0	0	1.09	10	150	75%	61	116	0%	
Benzidine	A	ug/L	25.21893	25.21893		100	0	0	6.72	10	150	25%	10	100	0%	
Benzo(a)anthracene	A	ug/L	97.98689	97.98689		100	0	0	0.856	10	150	98%	58	125	0%	

Seq No	Lab ID	Test Code	Sample Typ	File ID	Analysis Date	DF	Batch ID	Prep Date	SPKref	RPDref	pmoist					
14960286	LCS-162392	SVOC-8270-W-	LCS-DOD	SV5973N.I	sd12:12/30/2021 2:18:	1	162392	12/21/2021	0	0						
Analyte	T	Units	RAW	Final	Text	Spike	SPKref	RPDref	MDL	PQL	UQL	%REC	LOW	HIGH	%RPD	Q
Benzo(a)pyrene	A	ug/L	93.29424	93.29424		100	0	0	1.24	10	150	93%	54	128	0%	
Benzo(b)fluoranthene	A	ug/L	95.70602	95.70602		100	0	0	0.903	10	150	96%	53	131	0%	
Benzo(g,h,i)perylene	A	ug/L	95.01856	95.01856		100	0	0	1.01	10	150	95%	50	134	0%	
Benzo(k)fluoranthene	A	ug/L	89.06452	89.06452		100	0	0	0.97	10	150	89%	57	129	0%	
Benzoic acid	A	ug/L	26.49622	26.49622		100	0	0	1.51	10	150	26%	10	30	0%	
Benzyl alcohol	A	ug/L	52.93046	52.93046		100	0	0	3.13	10	150	53%	31	112	0%	
bis(-2-chloroethoxy)Methane	A	ug/L	67.37051	67.37051		100	0	0	1.36	10	150	67%	48	120	0%	
bis(-2-chloroethyl)Ether	A	ug/L	60.29976	60.29976		100	0	0	2.57	10	150	60%	43	118	0%	
bis(2-chloroisopropyl)Ether	A	ug/L	53.58435	53.58435		100	0	0	1.49	10	150	54%	37	130	0%	
bis(2-ethylhexyl)Phthalate	A	ug/L	94.63952	94.63952		100	0	0	1.91	10	150	95%	55	135	0%	
Butylbenzylphthalate	A	ug/L	93.84595	93.84595		100	0	0	1.57	10	150	94%	53	134	0%	
Carbazole	A	ug/L	93.42628	93.42628		100	0	0	0.842	10	150	93%	60	122	0%	
Chrysene	A	ug/L	94.46032	94.46032		100	0	0	1.17	10	150	94%	59	123	0%	
Di-n-butyl phthalate	A	ug/L	89.10748	89.10748		100	0	0	0.932	10	150	89%	59	127	0%	
Di-n-octyl phthalate	A	ug/L	92.37101	92.37101		100	0	0	1.34	10	150	92%	51	140	0%	
Dibenzo(a,h)anthracene	A	ug/L	93.64318	93.64318		100	0	0	1.17	10	150	94%	51	134	0%	
Dibenzofuran	A	ug/L	87.53299	87.53299		100	0	0	1.74	10	150	88%	53	118	0%	
Diethyl phthalate	A	ug/L	87.24404	87.24404		100	0	0	2.18	10	150	87%	56	125	0%	
Dimethyl phthalate	A	ug/L	88.37189	88.37189		100	0	0	1.72	10	150	88%	45	127	0%	
Fluoranthene	A	ug/L	91.65219	91.65219		100	0	0	0.883	10	150	92%	57	128	0%	
Fluorene	A	ug/L	87.28054	87.28054		100	0	0	1.82	10	150	87%	52	124	0%	
Hexachlorobenzene	A	ug/L	86.97603	86.97603		100	0	0	1.33	10	150	87%	53	125	0%	
Hexachlorobutadiene	A	ug/L	51.12576	51.12576		100	0	0	2.32	10	150	51%	22	124	0%	
Hexachlorocyclopentadiene	A	ug/L	61.15951	61.15951		100	0	0	2.97	10	150	61%	39	91	0%	
Hexachloroethane	A	ug/L	47.51312	47.51312		100	0	0	1.79	10	150	48%	21	115	0%	
Indeno(1,2,3-cd)pyrene	A	ug/L	93.46178	93.46178		100	0	0	1.25	10	150	93%	52	134	0%	
Isophorone	A	ug/L	71.83431	71.83431		100	0	0	1.67	10	150	72%	42	124	0%	
m+p-Cresols	A	ug/L	68.33457	68.33457		100	0	0	1.78	10	150	68%	29	110	0%	
n-Nitroso-di-n-propylamine	A	ug/L	66.49855	66.49855		100	0	0	1.54	10	150	66%	49	119	0%	
n-Nitrosodimethylamine	A	ug/L	34.15259	34.15259		100	0	0	1.53	10	150	34%	20	45	0%	
n-Nitrosodiphenylamine	A	ug/L	97.01791	97.01791		100	0	0	1.16	10	150	97%	51	123	0%	
Naphthalene	A	ug/L	64.48258	64.48258		100	0	0	1.74	10	150	64%	40	121	0%	
Nitrobenzene	A	ug/L	65.35156	65.35156		100	0	0	2.31	10	150	65%	45	121	0%	
o-Cresol	A	ug/L	66.57498	66.57498		100	0	0	1.83	10	150	67%	30	117	0%	
p-Chloroaniline	A	ug/L	69.21785	69.21785		100	0	0	1.52	10	150	69%	33	117	0%	

Seq No	Lab ID	Test Code	Sample Typ	File ID	Analysis Date	DF	Batch ID	Prep Date	SPKref	RPDref	pmoist					
14960286	LCS-162392	SVOC-8270-W-	LCS-DOD	\SV5973N.I	sd12:12/30/2021 2:18:	1	162392	12/21/2021	0	0						
Analyte	T	Units	RAW	Final	Text	Spike	SPKref	RPDref	MDL	PQL	UQL	%REC	LOW	HIGH	%RPD	Q
Pentachlorophenol	A	ug/L	99.43127	99.43127		100	0	0	4.24	10	150	99%	35	138	0%	
Phenanthrene	A	ug/L	90.99958	90.99958		100	0	0	0.784	10	150	91%	59	120	0%	
Phenol	A	ug/L	45.48341	45.48341		100	0	0	1.46	10	150	45%	37	75	0%	
Pyrene	A	ug/L	86.89617	86.89617		100	0	0	0.921	10	150	87%	57	126	0%	
Pyridine	A	ug/L	28.95099	28.95099		100	0	0	3.22	10	150	29%	16	45	0%	
Triallate	A	ug/L	94.30008	94.30008		100	0	0	1.51	10	150	94%	59	105	0%	
1,4-Dichlorobenzene-d4	I	ug/L	40	40		0	0	0	0	10	150	0%				
Acenaphthene-d10	I	ug/L	40	40		0	0	0	0	10	150	0%				
Chrysene-d12	I	ug/L	40	40		0	0	0	0	10	150	0%				
Naphthalene-d8	I	ug/L	40	40		0	0	0	0	10	150	0%				
Perylene-d12	I	ug/L	40	40		0	0	0	0	10	150	0%				
Phenanthrene-d10	I	ug/L	40	40		0	0	0	0	10	150	0%				
2,4,6-Tribromophenol	S	ug/L	207.87082	207.87082		200	0	0	2.88	10	0	104%	43	140	0%	
2-Fluorobiphenyl	S	ug/L	60.42354	60.42354		100	0	0	0.724	10	0	60%	44	119	0%	
2-Fluorophenol	S	ug/L	101.13375	101.13375		200	0	0	3.52	10	0	51%	19	119	0%	
Nitrobenzene-d5	S	ug/L	59.03505	59.03505		100	0	0	2.34	10	0	59%	44	120	0%	
Phenol-d5	S	ug/L	83.19459	83.19459		200	0	0	2.06	10	0	42%	10	65	0%	
Terphenyl-d14	S	ug/L	91.69436	91.69436		100	0	0	1.17	10	0	92%	50	134	0%	
4-Chloroaniline	X	ug/L	69.21785	69.21785		100	0	0	1.61	10	150	69%	33	117	0%	
o-Terphenyl	X	ug/L	88.1677	88.1677		100	0	0	1.27	10	150	88%	40	140	0%	

Seq No	Lab ID	Test Code	Sample Typ	File ID	Analysis Date	DF	Batch ID	Prep Date	SPKref	RPDref	pmoist					
14960287	LCSD-162392	SVOC-8270-W-	LCSD-DOD	\SV5973N.I	sd12:12/30/2021 2:51:	1	162392	12/21/2021	0	1E+07						
Analyte	T	Units	RAW	Final	Text	Spike	SPKref	RPDref	MDL	PQL	UQL	%REC	LOW	HIGH	%RPD	Q
1,2,4-Trichlorobenzene	A	ug/L	64.55556	64.55556		100	0	56.69687	1.9	10	150	65%	29	116	13%	
1,2-Dichlorobenzene	A	ug/L	64.86442	64.86442		100	0	52.52246	1.97	10	150	65%	32	111	21%	R
1,3-Dichlorobenzene	A	ug/L	65.96519	65.96519		100	0	53.27838	2.13	10	150	66%	28	110	21%	R
1,4-Dichlorobenzene	A	ug/L	62.47132	62.47132		100	0	54.00922	2.02	10	150	62%	29	112	15%	
1-Methylnaphthalene	A	ug/L	82.09688	82.09688		100	0	68.94766	2.39	10	150	82%	41	119	17%	
2,2'-Oxybis(1-Chloropropane)	A	ug/L	60.85593	60.85593		100	0	53.58435	1.45	10	150	61%	37	130	13%	
2,4,5-Trichlorophenol	A	ug/L	91.61506	91.61506		100	0	76.89372	2.23	10	150	92%	53	123	17%	
2,4,6-Trichlorophenol	A	ug/L	98.40463	98.40463		100	0	85.10182	2.64	10	150	98%	50	125	14%	
2,4-Dichlorophenol	A	ug/L	83.60393	83.60393		100	0	71.37642	1.69	10	150	84%	47	121	16%	
2,4-Dimethylphenol	A	ug/L	71.37986	71.37986		100	0	64.11928	1.69	10	150	71%	31	124	11%	

Seq No	Lab ID	Test Code	Sample Typ	File ID	Analysis Date	DF	Batch ID	Prep Date	SPKref	RPDref	pmoist					
14960287	LCSD-162392	SVOC-8270-W-	LCSD-DOD	\SV5973N.I	sd12:12/30/2021 2:51:	1	162392	12/21/2021	0	1E+07						
Analyte	T	Units	RAW	Final	Text	Spike	SPKref	RPDref	MDL	PQL	UQL	%REC	LOW	HIGH	%RPD	Q
2,4-Dinitrophenol	A	ug/L	91.078	91.078		100	0	86.718	4.26	10	150	91%	23	142	5%	
2,4-Dinitrotoluene	A	ug/L	96.7791	96.7791		100	0	84.53015	3.04	10	150	97%	57	128	14%	
2,6-Dinitrotoluene	A	ug/L	84.08024	84.08024		100	0	78.18946	3.2	10	150	84%	50	118	7%	
2-Chloronaphthalene	A	ug/L	81.98353	81.98353		100	0	68.97118	2.14	10	150	82%	40	116	17%	
2-Chlorophenol	A	ug/L	81.0461	81.0461		100	0	66.33446	2.48	10	150	81%	38	117	20%	
2-Methylnaphthalene	A	ug/L	83.08711	83.08711		100	0	74.13462	1.92	10	150	83%	40	121	11%	
2-Nitroaniline	A	ug/L	89.9524	89.9524		100	0	78.16181	2.4	10	150	90%	55	127	14%	
2-Nitrophenol	A	ug/L	83.22881	83.22881		100	0	71.1795	2.36	10	150	83%	47	123	16%	
3,3'-Dichlorobenzidine	A	ug/L	79.04067	79.04067		100	0	77.49414	2.11	10	150	79%	27	129	2%	
3-Nitroaniline	A	ug/L	93.07094	93.07094		100	0	83.75514	2.77	10	150	93%	41	128	11%	
4,6-Dinitro-2-methylphenol	A	ug/L	89.58514	89.58514		100	0	85.66779	2.33	10	150	90%	44	137	4%	
4-Bromophenyl phenyl ether	A	ug/L	86.58004	86.58004		100	0	82.84399	1.74	10	150	87%	55	124	4%	
4-Chloro-2-methylphenol	A	ug/L	80.81229	80.81229		100	0	75.09952	1.6	10	150	81%	49	89	7%	
4-Chloro-3-methylphenol	A	ug/L	92.21704	92.21704		100	0	86.30085	1.46	10	150	92%	52	119	7%	
4-Chlorophenol	A	ug/L	83.22816	83.22816		100	0	77.27459	2.64	10	150	83%	41	81	7%	S
4-Chlorophenyl phenyl ether	A	ug/L	90.20822	90.20822		100	0	83.02282	2.03	10	150	90%	53	121	8%	
4-Nitroaniline	A	ug/L	90.77936	90.77936		100	0	86.25821	1.63	10	150	91%	57	101	5%	
4-Nitrophenol	A	ug/L	44.67523	44.67523		100	0	36.69202	2.5	10	150	45%	15	36	20%	S
Acenaphthene	A	ug/L	98.07969	98.07969		100	0	92.47974	1.89	10	150	98%	47	122	6%	
Acenaphthylene	A	ug/L	87.12542	87.12542		100	0	79.95946	1.57	10	150	87%	41	130	9%	
Aniline	A	ug/L	31.23973	31.23973		100	0	26.22287	3.74	10	150	31%	24	60	17%	
Anthracene	A	ug/L	87.70379	87.70379		100	0	86.35908	1.23	10	150	88%	57	123	2%	
Azobenzene	A	ug/L	86.06172	86.06172		100	0	74.92112	1.09	10	150	86%	61	116	14%	
Benzidine	A	ug/L	35.52191	35.52191		100	0	25.21893	6.72	10	150	36%	10	100	34%	R
Benzo(a)anthracene	A	ug/L	97.48267	97.48267		100	0	97.98689	0.856	10	150	97%	58	125	1%	
Benzo(a)pyrene	A	ug/L	93.02384	93.02384		100	0	93.29424	1.24	10	150	93%	54	128	0%	
Benzo(b)fluoranthene	A	ug/L	100.8321	100.8321		100	0	95.70602	0.903	10	150	101%	53	131	5%	
Benzo(g,h,i)perylene	A	ug/L	95.88642	95.88642		100	0	95.01856	1.01	10	150	96%	50	134	1%	
Benzo(k)fluoranthene	A	ug/L	94.70722	94.70722		100	0	89.06452	0.97	10	150	95%	57	129	6%	
Benzoic acid	A	ug/L	27.70392	27.70392		100	0	26.49622	1.51	10	150	28%	10	30	4%	
Benzyl alcohol	A	ug/L	63.123	63.123		100	0	52.93046	3.13	10	150	63%	31	112	18%	
bis(-2-chloroethoxy)Methane	A	ug/L	76.80743	76.80743		100	0	67.37051	1.36	10	150	77%	48	120	13%	
bis(-2-chloroethyl)Ether	A	ug/L	68.77417	68.77417		100	0	60.29976	2.57	10	150	69%	43	118	13%	
bis(2-chloroisopropyl)Ether	A	ug/L	60.85593	60.85593		100	0	53.58435	1.49	10	150	61%	37	130	13%	
bis(2-ethylhexyl)Phthalate	A	ug/L	95.89829	95.89829		100	0	94.63952	1.91	10	150	96%	55	135	1%	

Seq No	Lab ID	Test Code	Sample Typ	File ID	Analysis Date	DF	Batch ID	Prep Date	SPKref	RPDref	pmoist					
14960287	LCSD-162392	SVOC-8270-W-	LCSD-DOD	SV5973N.I	sd12:12/30/2021 2:51:	1	162392	12/21/2021	0	1E+07						
Analyte	T	Units	RAW	Final	Text	Spike	SPKref	RPDref	MDL	PQL	UQL	%REC	LOW	HIGH	%RPD	Q
Butylbenzylphthalate	A	ug/L	97.26805	97.26805		100	0	93.84595	1.57	10	150	97%	53	134	4%	
Carbazole	A	ug/L	98.53091	98.53091		100	0	93.42628	0.842	10	150	99%	60	122	5%	
Chrysene	A	ug/L	95.66219	95.66219		100	0	94.46032	1.17	10	150	96%	59	123	1%	
Di-n-butyl phthalate	A	ug/L	99.20612	99.20612		100	0	89.10748	0.932	10	150	99%	59	127	11%	
Di-n-octyl phthalate	A	ug/L	94.64004	94.64004		100	0	92.37101	1.34	10	150	95%	51	140	2%	
Dibenzo(a,h)anthracene	A	ug/L	98.69041	98.69041		100	0	93.64318	1.17	10	150	99%	51	134	5%	
Dibenzofuran	A	ug/L	97.42714	97.42714		100	0	87.53299	1.74	10	150	97%	53	118	11%	
Diethyl phthalate	A	ug/L	93.10478	93.10478		100	0	87.24404	2.18	10	150	93%	56	125	6%	
Dimethyl phthalate	A	ug/L	98.08977	98.08977		100	0	88.37189	1.72	10	150	98%	45	127	10%	
Fluoranthene	A	ug/L	97.47781	97.47781		100	0	91.65219	0.883	10	150	97%	57	128	6%	
Fluorene	A	ug/L	94.91622	94.91622		100	0	87.28054	1.82	10	150	95%	52	124	8%	
Hexachlorobenzene	A	ug/L	92.09198	92.09198		100	0	86.97603	1.33	10	150	92%	53	125	6%	
Hexachlorobutadiene	A	ug/L	58.87021	58.87021		100	0	51.12576	2.32	10	150	59%	22	124	14%	
Hexachlorocyclopentadiene	A	ug/L	70.37622	70.37622		100	0	61.15951	2.97	10	150	70%	39	91	14%	
Hexachloroethane	A	ug/L	56.6946	56.6946		100	0	47.51312	1.79	10	150	57%	21	115	18%	
Indeno(1,2,3-cd)pyrene	A	ug/L	98.50754	98.50754		100	0	93.46178	1.25	10	150	99%	52	134	5%	
Isophorone	A	ug/L	80.25824	80.25824		100	0	71.83431	1.67	10	150	80%	42	124	11%	
m+p-Cresols	A	ug/L	76.35146	76.35146		100	0	68.33457	1.78	10	150	76%	29	110	11%	
n-Nitroso-di-n-propylamine	A	ug/L	84.25367	84.25367		100	0	66.49855	1.54	10	150	84%	49	119	24%	R
n-Nitrosodimethylamine	A	ug/L	41.03802	41.03802		100	0	34.15259	1.53	10	150	41%	20	45	18%	
n-Nitrosodiphenylamine	A	ug/L	99.95412	99.95412		100	0	97.01791	1.16	10	150	100%	51	123	3%	
Naphthalene	A	ug/L	71.68595	71.68595		100	0	64.48258	1.74	10	150	72%	40	121	11%	
Nitrobenzene	A	ug/L	82.84697	82.84697		100	0	65.35156	2.31	10	150	83%	45	121	24%	R
o-Cresol	A	ug/L	72.89736	72.89736		100	0	66.57498	1.83	10	150	73%	30	117	9%	
p-Chloroaniline	A	ug/L	79.25311	79.25311		100	0	69.21785	1.52	10	150	79%	33	117	14%	
Pentachlorophenol	A	ug/L	112.20843	112.20843		100	0	99.43127	4.24	10	150	112%	35	138	12%	
Phenanthrene	A	ug/L	98.15502	98.15502		100	0	90.99958	0.784	10	150	98%	59	120	8%	
Phenol	A	ug/L	53.14387	53.14387		100	0	45.48341	1.46	10	150	53%	37	75	16%	
Pyrene	A	ug/L	95.26043	95.26043		100	0	86.89617	0.921	10	150	95%	57	126	9%	
Pyridine	A	ug/L	32.83428	32.83428		100	0	28.95099	3.22	10	150	33%	16	45	13%	
Triallate	A	ug/L	103.53689	103.53689		100	0	94.30008	1.51	10	150	104%	59	105	9%	
1,4-Dichlorobenzene-d4	I	ug/L	40	40		0	0	0	0	10	150	0%			0%	
Acenaphthene-d10	I	ug/L	40	40		0	0	0	0	10	150	0%			0%	
Chrysene-d12	I	ug/L	40	40		0	0	0	0	10	150	0%			0%	
Naphthalene-d8	I	ug/L	40	40		0	0	0	0	10	150	0%			0%	

Seq No	Lab ID	Test Code	Sample Typ	File ID	Analysis Date	DF	Batch ID	Prep Date	SPKref	RPDref	pmoist					
14960287	LCSD-162392	SVOC-8270-W-	LCSD-DOD	SV5973N.I	sd12:12/30/2021 2:51:	1	162392	12/21/2021	0	1E+07						
Analyte	T	Units	RAW	Final	Text	Spike	SPKref	RPDref	MDL	PQL	UQL	%REC	LOW	HIGH	%RPD	Q
Perylene-d12	I	ug/L	40	40		0	0	0	0	10	150	0%			0%	
Phenanthrene-d10	I	ug/L	40	40		0	0	0	0	10	150	0%			0%	
2,4,6-Tribromophenol	S	ug/L	217.38219	217.38219		200	0	0	2.88	10	0	109%	43	140	0%	
2-Fluorobiphenyl	S	ug/L	72.16703	72.16703		100	0	0	0.724	10	0	72%	44	119	0%	
2-Fluorophenol	S	ug/L	125.54997	125.54997		200	0	0	3.52	10	0	63%	19	119	0%	
Nitrobenzene-d5	S	ug/L	70.99812	70.99812		100	0	0	2.34	10	0	71%	44	120	0%	
Phenol-d5	S	ug/L	97.67562	97.67562		200	0	0	2.06	10	0	49%	10	65	0%	
Terphenyl-d14	S	ug/L	96.60244	96.60244		100	0	0	1.17	10	0	97%	50	134	0%	
4-Chloroaniline	X	ug/L	79.25311	79.25311		100	0	69.21785	1.61	10	150	79%	33	117	14%	
o-Terphenyl	X	ug/L	98.06328	98.06328		100	0	88.1677	1.27	10	150	98%	40	140	11%	

Seq No	Lab ID	Test Code	Sample Typ	File ID	Analysis Date	DF	Batch ID	Prep Date	SPKref	RPDref	pmoist					
14960288	B21121605-001	SVOC-8270-W	SAMP	SV5973N.I	sd12:12/30/2021 3:24:	1	162392	12/21/2021	0	0						
Analyte	T	Units	RAW	Final	Text	Spike	SPKref	RPDref	MDL	PQL	UQL	%REC	LOW	HIGH	%RPD	Q
1,2,4-Trichlorobenzene	A	ug/L	0	0		0	0	0	1.8449	10	150	0%	0	0	0%	U
1,2-Dichlorobenzene	A	ug/L	0	0		0	0	0	1.91287	10	150	0%	0	0	0%	U
1,3-Dichlorobenzene	A	ug/L	0	0		0	0	0	2.06823	10	150	0%	0	0	0%	U
1,4-Dichlorobenzene	A	ug/L	0	0		0	0	0	1.96142	10	150	0%	0	0	0%	U
1-Methylnaphthalene	A	ug/L	0	0		0	0	0	2.32069	10	150	0%	0	0	0%	U
2,4,5-Trichlorophenol	A	ug/L	0	0		0	0	0	2.16533	10	150	0%	0	0	0%	U
2,4,6-Trichlorophenol	A	ug/L	0	0		0	0	0	2.56344	10	150	0%	0	0	0%	U
2,4-Dichlorophenol	A	ug/L	0	0		0	0	0	1.64099	10	150	0%	0	0	0%	U
2,4-Dimethylphenol	A	ug/L	0	0		0	0	0	1.64099	10	150	0%	0	0	0%	U
2,4-Dinitrophenol	A	ug/L	0	0		0	0	0	4.13646	10	150	0%	0	0	0%	U
2,4-Dinitrotoluene	A	ug/L	0	0		0	0	0	2.95184	10	150	0%	0	0	0%	U
2,6-Dinitrotoluene	A	ug/L	0	0		0	0	0	3.1072	10	150	0%	0	0	0%	U
2-Chloronaphthalene	A	ug/L	0	0		0	0	0	2.07794	10	150	0%	0	0	0%	U
2-Chlorophenol	A	ug/L	0	0		0	0	0	2.40808	10	150	0%	0	0	0%	U
2-Methylnaphthalene	A	ug/L	0	0		0	0	0	1.86432	10	150	0%	0	0	0%	U
2-Nitrophenol	A	ug/L	0	0		0	0	0	2.29156	10	150	0%	0	0	0%	U
3,3'-Dichlorobenzidine	A	ug/L	0	0		0	0	0	2.04881	10	150	0%	0	0	0%	U
4,6-Dinitro-2-methylphenol	A	ug/L	0	0		0	0	0	2.26243	10	150	0%	0	0	0%	U
4-Bromophenyl phenyl ether	A	ug/L	0	0		0	0	0	1.68954	10	150	0%	0	0	0%	U
4-Chloro-3-methylphenol	A	ug/L	0	0		0	0	0	1.41766	10	150	0%	0	0	0%	U

Seq No	Lab ID	Test Code	Sample Typ	File ID	Analysis Date	DF	Batch ID	Prep Date	SPKref	RPDref	pmoist					
14960288	B21121605-001	SVOC-8270-W	SAMP	SV5973N.I	sd12:12/30/2021 3:24:	1	162392	12/21/2021	0	0						
Analyte	T	Units	RAW	Final	Text	Spike	SPKref	RPDref	MDL	PQL	UQL	%REC	LOW	HIGH	%RPD	Q
4-Chlorophenol	A	ug/L	0	0		0	0	0	2.56344	10	150	0%	0	0	0%	U
4-Chlorophenyl phenyl ether	A	ug/L	0	0		0	0	0	1.97113	10	150	0%	0	0	0%	U
4-Nitrophenol	A	ug/L	0	0		0	0	0	2.4275	10	150	0%	0	0	0%	U
Acenaphthene	A	ug/L	0	0		0	0	0	1.83519	10	150	0%	0	0	0%	U
Acenaphthylene	A	ug/L	0	0		0	0	0	1.52447	10	150	0%	0	0	0%	U
Anthracene	A	ug/L	0	0		0	0	0	1.19433	10	150	0%	0	0	0%	U
Azobenzene	A	ug/L	0	0		0	0	0	1.05839	10	150	0%	0	0	0%	U
Benzidine	A	ug/L	0	0		0	0	0	6.52512	10	150	0%	0	0	0%	U
Benzo(a)anthracene	A	ug/L	0	0		0	0	0	0.831176	10	150	0%	0	0	0%	U
Benzo(a)pyrene	A	ug/L	0	0		0	0	0	1.20404	10	150	0%	0	0	0%	U
Benzo(b)fluoranthene	A	ug/L	0	0		0	0	0	0.876813	10	150	0%	0	0	0%	U
Benzo(g,h,i)perylene	A	ug/L	0	0		0	0	0	0.98071	10	150	0%	0	0	0%	U
Benzo(k)fluoranthene	A	ug/L	0	0		0	0	0	0.94187	10	150	0%	0	0	0%	U
bis(-2-chloroethoxy)Methane	A	ug/L	0	0		0	0	0	1.32056	10	150	0%	0	0	0%	U
bis(-2-chloroethyl)Ether	A	ug/L	0	0		0	0	0	2.49547	10	150	0%	0	0	0%	U
bis(2-chloroisopropyl)Ether	A	ug/L	0	0		0	0	0	1.44679	10	150	0%	0	0	0%	U
bis(2-ethylhexyl)Phthalate	A	ug/L	0	0		0	0	0	1.85461	10	150	0%	0	0	0%	U
Butylbenzylphthalate	A	ug/L	0	0		0	0	0	1.52447	10	150	0%	0	0	0%	U
Chrysene	A	ug/L	0	0		0	0	0	1.13607	10	150	0%	0	0	0%	U
Di-n-butyl phthalate	A	ug/L	0	0		0	0	0	0.904972	10	150	0%	0	0	0%	U
Di-n-octyl phthalate	A	ug/L	0	0		0	0	0	1.30114	10	150	0%	0	0	0%	U
Dibenzo(a,h)anthracene	A	ug/L	0	0		0	0	0	1.13607	10	150	0%	0	0	0%	U
Diethyl phthalate	A	ug/L	0	0		0	0	0	2.11678	10	150	0%	0	0	0%	U
Dimethyl phthalate	A	ug/L	0	0		0	0	0	1.67012	10	150	0%	0	0	0%	U
Fluoranthene	A	ug/L	0	0		0	0	0	0.857393	10	150	0%	0	0	0%	U
Fluorene	A	ug/L	0	0		0	0	0	1.76722	10	150	0%	0	0	0%	U
Hexachlorobenzene	A	ug/L	0	0		0	0	0	1.29143	10	150	0%	0	0	0%	U
Hexachlorobutadiene	A	ug/L	0	0		0	0	0	2.25272	10	150	0%	0	0	0%	U
Hexachlorocyclopentadiene	A	ug/L	0	0		0	0	0	2.88387	10	150	0%	0	0	0%	U
Hexachloroethane	A	ug/L	0	0		0	0	0	1.73809	10	150	0%	0	0	0%	U
Indeno(1,2,3-cd)pyrene	A	ug/L	0	0		0	0	0	1.21375	10	150	0%	0	0	0%	U
Isophorone	A	ug/L	0	0		0	0	0	1.62157	10	150	0%	0	0	0%	U
m+p-Cresols	A	ug/L	0	0		0	0	0	1.72838	10	150	0%	0	0	0%	U
n-Nitroso-di-n-propylamine	A	ug/L	0	0		0	0	0	1.49534	10	150	0%	0	0	0%	U
n-Nitrosodimethylamine	A	ug/L	0	0		0	0	0	1.48563	10	150	0%	0	0	0%	U

Seq No	Lab ID	Test Code	Sample Typ	File ID	Analysis Date	DF	Batch ID	Prep Date	SPKref	RPDref	pmoist					
Analyte	T	Units	RAW	Final	Text	Spike	SPKref	RPDref	MDL	PQL	UQL	%REC	LOW	HIGH	%RPD	Q
14960288	B21121605-001	SVOC-8270-W	SAMP	SV5973N.I	sd12:12/30/2021 3:24:	1	162392	12/21/2021	0	0						
n-Nitrosodiphenylamine	A	ug/L	0	0		0	0	0	1.12636	10	150	0%	0	0	0%	U
Naphthalene	A	ug/L	0	0		0	0	0	1.68954	10	150	0%	0	0	0%	U
Nitrobenzene	A	ug/L	0	0		0	0	0	2.24301	10	150	0%	0	0	0%	U
o-Cresol	A	ug/L	0	0		0	0	0	1.77693	10	150	0%	0	0	0%	U
Pentachlorophenol	A	ug/L	0	0		0	0	0	4.11704	10	150	0%	0	0	0%	U
Phenanthrene	A	ug/L	0	0		0	0	0	0.761264	10	150	0%	0	0	0%	U
Phenol	A	ug/L	0	0		0	0	0	1.41766	10	150	0%	0	0	0%	U
Pyrene	A	ug/L	0	0		0	0	0	0.894291	10	150	0%	0	0	0%	U
Pyridine	A	ug/L	0	0		0	0	0	3.12662	10	150	0%	0	0	0%	U
1,4-Dichlorobenzene-d4	I	ug/L	40	38.84		0	0	0	0	10	150	0%	0	0	0%	
Acenaphthene-d10	I	ug/L	40	38.84		0	0	0	0	10	150	0%	0	0	0%	
Chrysene-d12	I	ug/L	40	38.84		0	0	0	0	10	150	0%	0	0	0%	
Naphthalene-d8	I	ug/L	40	38.84		0	0	0	0	10	150	0%	0	0	0%	
Perylene-d12	I	ug/L	40	38.84		0	0	0	0	10	150	0%	0	0	0%	
Phenanthrene-d10	I	ug/L	40	38.84		0	0	0	0	10	150	0%	0	0	0%	
2,4,6-Tribromophenol	S	ug/L	171.22117	166.255756		194.2	0	0	2.79648	10		86%	43	140	0%	
2-Fluorobiphenyl	S	ug/L	61.81223	60.0196753		97.1	0	0	0.703004	10		62%	44	119	0%	
2-Fluorophenol	S	ug/L	62.3392	60.5313632		194.2	0	0	3.41792	10		31%	19	119	0%	
Nitrobenzene-d5	S	ug/L	54.52976	52.948397		97.1	0	0	2.27214	10		55%	44	120	0%	
Phenol-d5	S	ug/L	58.35484	56.6625496		194.2	0	0	2.00026	10		29%	10	65	0%	
Terphenyl-d14	S	ug/L	91.14412	88.5009405		97.1	0	0	1.13607	10		91%	50	134	0%	
2,2'-Oxybis(1-Chloropropane)	X	ug/L	0	0		0	0	0	1.40795	10	150	0%	0	0	0%	U
2-Nitroaniline	X	ug/L	0	0		0	0	0	2.3304	10	150	0%	0	0	0%	U
3-Nitroaniline	X	ug/L	0	0		0	0	0	2.68967	10	150	0%	0	0	0%	U
4-Chloro-2-methylphenol	X	ug/L	0	0		0	0	0	1.5536	10	150	0%	0	0	0%	U
4-Chloroaniline	X	ug/L	0	0		0	0	0	1.56331	10	150	0%	0	0	0%	U
4-Nitroaniline	X	ug/L	0	0		0	0	0	1.58273	10	150	0%	0	0	0%	U
Carbazole	X	ug/L	0	0		0	0	0	0.817582	10	150	0%	0	0	0%	U
Dibenzofuran	X	ug/L	0	0		0	0	0	1.68954	10	150	0%	0	0	0%	U
p-Chloroaniline	X	ug/L	0	0		0	0	0	1.47592	10	150	0%	0	0	0%	U
Triallate	X	ug/L	0	0		0	0	0	1.46621	10	150	0%	0	0	0%	U

Seq No	Lab ID	Test Code	Sample Typ	File ID	Analysis Date	DF	Batch ID	Prep Date	SPKref	RPDref	pmoist					
14960289	B21121605-001	SVOC-8270-W-	MS-DOD	\\SV5973N.I\sd12	12/30/2021 3:56:	1	162392	12/21/2021	1E+07	0						
Analyte	T	Units	RAW	Final	Text	Spike	SPKref	RPDref	MDL	PQL	UQL	%REC	LOW	HIGH	%RPD	Q
1,2,4-Trichlorobenzene	A	ug/L	54.76513	53.1769412		97.1	0	0	1.8449	10	150	55%	29	116	0%	
1,2-Dichlorobenzene	A	ug/L	51.97998	50.4725606		97.1	0	0	1.91287	10	150	52%	32	111	0%	
1,3-Dichlorobenzene	A	ug/L	50.89951	49.4234242		97.1	0	0	2.06823	10	150	51%	28	110	0%	
1,4-Dichlorobenzene	A	ug/L	50.01076	48.560448		97.1	0	0	1.96142	10	150	50%	29	112	0%	
1-Methylnaphthalene	A	ug/L	63.46356	61.6231168		97.1	0	0	2.32069	10	150	63%	41	119	0%	
2,2'-Oxybis(1-Chloropropane)	A	ug/L	47.97617	46.5848611		97.1	0	0	1.40795	10	150	48%	37	130	0%	
2,4,5-Trichlorophenol	A	ug/L	70.98156	68.9230948		97.1	0	0	2.16533	10	150	71%	53	123	0%	
2,4,6-Trichlorophenol	A	ug/L	77.16017	74.9225251		97.1	0	0	2.56344	10	150	77%	50	125	0%	
2,4-Dichlorophenol	A	ug/L	62.33542	60.5276928		97.1	0	0	1.64099	10	150	62%	47	121	0%	
2,4-Dimethylphenol	A	ug/L	64.15141	62.2910191		97.1	0	0	1.64099	10	150	64%	31	124	0%	
2,4-Dinitrophenol	A	ug/L	71.94327	69.8569152		97.1	0	0	4.13646	10	150	72%	23	142	0%	
2,4-Dinitrotoluene	A	ug/L	78.93742	76.6482348		97.1	0	0	2.95184	10	150	79%	57	128	0%	
2,6-Dinitrotoluene	A	ug/L	67.55602	65.5968954		97.1	0	0	3.1072	10	150	68%	50	118	0%	
2-Chloronaphthalene	A	ug/L	65.01096	63.1256422		97.1	0	0	2.07794	10	150	65%	40	116	0%	
2-Chlorophenol	A	ug/L	55.61849	54.0055538		97.1	0	0	2.40808	10	150	56%	38	117	0%	
2-Methylnaphthalene	A	ug/L	68.31762	66.3364090		97.1	0	0	1.86432	10	150	68%	40	121	0%	
2-Nitroaniline	A	ug/L	72.93882	70.8235942		97.1	0	0	2.3304	10	150	73%	55	127	0%	
2-Nitrophenol	A	ug/L	62.41596	60.6058972		97.1	0	0	2.29156	10	150	62%	47	123	0%	
3,3'-Dichlorobenzidine	A	ug/L	46.85054	45.4918743		97.1	0	0	2.04881	10	150	47%	27	129	0%	
3-Nitroaniline	A	ug/L	64.29193	62.4274640		97.1	0	0	2.68967	10	150	64%	41	128	0%	
4,6-Dinitro-2-methylphenol	A	ug/L	74.6025	72.4390275		97.1	0	0	2.26243	10	150	75%	44	137	0%	
4-Bromophenyl phenyl ether	A	ug/L	73.25895	71.1344405		97.1	0	0	1.68954	10	150	73%	55	124	0%	
4-Chloro-2-methylphenol	A	ug/L	66.60527	64.6737172		97.1	0	0	1.5536	10	150	67%	49	89	0%	
4-Chloro-3-methylphenol	A	ug/L	74.25214	72.0988279		97.1	0	0	1.41766	10	150	74%	52	119	0%	
4-Chlorophenol	A	ug/L	59.05625	57.3436188		97.1	0	0	2.56344	10	150	59%	41	81	0%	
4-Chlorophenyl phenyl ether	A	ug/L	74.34499	72.1889853		97.1	0	0	1.97113	10	150	74%	53	121	0%	
4-Nitroaniline	A	ug/L	72.61462	70.5087960		97.1	0	0	1.58273	10	150	73%	57	101	0%	
4-Nitrophenol	A	ug/L	31.76037	30.8393193		97.1	0	0	2.4275	10	150	32%	15	36	0%	
Acenaphthene	A	ug/L	82.88261	80.4790143		97.1	0	0	1.83519	10	150	83%	47	122	0%	
Acenaphthylene	A	ug/L	74.82739	72.6573957		97.1	0	0	1.52447	10	150	75%	41	130	0%	
Aniline	A	ug/L	12.27749	11.9214428		97.1	0	0	3.63154	10	150	12%	24	60	0%	S
Anthracene	A	ug/L	77.88107	75.622519		97.1	0	0	1.19433	10	150	78%	57	123	0%	
Azobenzene	A	ug/L	66.16735	64.2484969		97.1	0	0	1.05839	10	150	66%	61	116	0%	
Benzidine	A	ug/L	0	0		97.1	0	0	6.52512	10	150	0%	10	100	0%	S
Benzo(a)anthracene	A	ug/L	84.8342	82.3740082		97.1	0	0	0.831176	10	150	85%	58	125	0%	

Seq No	Lab ID	Test Code	Sample Typ	File ID	Analysis Date	DF	Batch ID	Prep Date	SPKref	RPDref	pmoist					
14960289	B21121605-001	SVOC-8270-W-	MS-DOD	SV5973N.l\sd12	12/30/2021 3:56:	1	162392	12/21/2021	1E+07	0						
Analyte	T	Units	RAW	Final	Text	Spike	SPKref	RPDref	MDL	PQL	UQL	%REC	LOW	HIGH	%RPD	Q
Benzo(a)pyrene	A	ug/L	82.38317	79.9940581		97.1	0	0	1.20404	10	150	82%	54	128	0%	
Benzo(b)fluoranthene	A	ug/L	85.59396	83.1117352		97.1	0	0	0.876813	10	150	86%	53	131	0%	
Benzo(g,h,i)perylene	A	ug/L	84.2992	81.8545232		97.1	0	0	0.98071	10	150	84%	50	134	0%	
Benzo(k)fluoranthene	A	ug/L	77.44346	75.1975997		97.1	0	0	0.94187	10	150	77%	57	129	0%	
Benzoic acid	A	ug/L	25.47676	24.737934		97.1	0	0	1.46621	10	150	25%	10	30	0%	
Benzyl alcohol	A	ug/L	49.50874	48.0729865		97.1	0	0	3.03923	10	150	50%	31	112	0%	
bis(-2-chloroethoxy)Methane	A	ug/L	59.13688	57.4219105		97.1	0	0	1.32056	10	150	59%	48	120	0%	
bis(-2-chloroethyl)Ether	A	ug/L	54.59326	53.0100555		97.1	0	0	2.49547	10	150	55%	43	118	0%	
bis(2-chloroisopropyl)Ether	A	ug/L	47.97617	46.5848611		97.1	0	0	1.44679	10	150	48%	37	130	0%	
bis(2-ethylhexyl)Phthalate	A	ug/L	80.65355	78.3145971		97.1	0	0	1.85461	10	150	81%	55	135	0%	
Butylbenzylphthalate	A	ug/L	80.79805	78.4549066		97.1	0	0	1.52447	10	150	81%	53	134	0%	
Carbazole	A	ug/L	81.99187	79.6141058		97.1	0	0	0.817582	10	150	82%	60	122	0%	
Chrysene	A	ug/L	81.28644	78.9291332		97.1	0	0	1.13607	10	150	81%	59	123	0%	
Di-n-butyl phthalate	A	ug/L	81.39222	79.0318456		97.1	0	0	0.904972	10	150	81%	59	127	0%	
Di-n-octyl phthalate	A	ug/L	81.52769	79.163387		97.1	0	0	1.30114	10	150	82%	51	140	0%	
Dibenzo(a,h)anthracene	A	ug/L	80.84606	78.5015243		97.1	0	0	1.13607	10	150	81%	51	134	0%	
Dibenzofuran	A	ug/L	79.73842	77.4260058		97.1	0	0	1.68954	10	150	80%	53	118	0%	
Diethyl phthalate	A	ug/L	76.59167	74.3705116		97.1	0	0	2.11678	10	150	77%	56	125	0%	
Dimethyl phthalate	A	ug/L	82.66922	80.2718126		97.1	0	0	1.67012	10	150	83%	45	127	0%	
Fluoranthene	A	ug/L	80.40245	78.070779		97.1	0	0	0.857393	10	150	80%	57	128	0%	
Fluorene	A	ug/L	79.13333	76.8384634		97.1	0	0	1.76722	10	150	79%	52	124	0%	
Hexachlorobenzene	A	ug/L	74.60047	72.4370564		97.1	0	0	1.29143	10	150	75%	53	125	0%	
Hexachlorobutadiene	A	ug/L	49.3269	47.8964199		97.1	0	0	2.25272	10	150	49%	22	124	0%	
Hexachlorocyclopentadiene	A	ug/L	51.06641	49.5854841		97.1	0	0	2.88387	10	150	51%	39	91	0%	
Hexachloroethane	A	ug/L	44.65018	43.3553248		97.1	0	0	1.73809	10	150	45%	21	115	0%	
Indeno(1,2,3-cd)pyrene	A	ug/L	82.30563	79.9187667		97.1	0	0	1.21375	10	150	82%	52	134	0%	
Isophorone	A	ug/L	66.27897	64.3568799		97.1	0	0	1.62157	10	150	66%	42	124	0%	
m+p-Cresols	A	ug/L	59.30837	57.5884273		97.1	0	0	1.72838	10	150	59%	29	110	0%	
n-Nitroso-di-n-propylamine	A	ug/L	63.69063	61.8436017		97.1	0	0	1.49534	10	150	64%	49	119	0%	
n-Nitrosodimethylamine	A	ug/L	30.74313	29.8515792		97.1	0	0	1.48563	10	150	31%	20	45	0%	
n-Nitrosodiphenylamine	A	ug/L	83.21595	80.8026875		97.1	0	0	1.12636	10	150	83%	51	123	0%	
Naphthalene	A	ug/L	59.393	57.670603		97.1	0	0	1.68954	10	150	59%	40	121	0%	
Nitrobenzene	A	ug/L	62.39201	60.5826417		97.1	0	0	2.24301	10	150	62%	45	121	0%	
o-Cresol	A	ug/L	58.40633	56.7125464		97.1	0	0	1.77693	10	150	58%	30	117	0%	
p-Chloroaniline	A	ug/L	43.81493	42.5442970		97.1	0	0	1.47592	10	150	44%	33	117	0%	

Seq No	Lab ID	Test Code	Sample Typ	File ID	Analysis Date	DF	Batch ID	Prep Date	SPKref	RPDref	pmoist					
14960289	B21121605-001	SVOC-8270-W-	MS-DOD	SV5973N.I\sd12:12/30/2021	3:56:	1	162392	12/21/2021	1E+07	0						
Analyte	T	Units	RAW	Final	Text	Spike	SPKref	RPDref	MDL	PQL	UQL	%REC	LOW	HIGH	%RPD	Q
Pentachlorophenol	A	ug/L	91.38182	88.7317472		97.1	0	0	4.11704	10	150	91%	35	138	0%	
Phenanthrene	A	ug/L	83.48616	81.0650614		97.1	0	0	0.761264	10	150	83%	59	120	0%	
Phenol	A	ug/L	38.13327	37.0274052		97.1	0	0	1.41766	10	150	38%	37	75	0%	
Pyrene	A	ug/L	78.11576	75.850403		97.1	0	0	0.894291	10	150	78%	57	126	0%	
Pyridine	A	ug/L	11.01952	10.6999539		97.1	0	0	3.12662	10	150	11%	16	45	0%	S
Triallate	A	ug/L	83.51733	81.0953274		97.1	0	0	1.46621	10	150	84%	59	105	0%	
1,4-Dichlorobenzene-d4	I	ug/L	40	38.84		0	0	0	0	10	150	0%				
Acenaphthene-d10	I	ug/L	40	38.84		0	0	0	0	10	150	0%				
Chrysene-d12	I	ug/L	40	38.84		0	0	0	0	10	150	0%				
Naphthalene-d8	I	ug/L	40	38.84		0	0	0	0	10	150	0%				
Perylene-d12	I	ug/L	40	38.84		0	0	0	0	10	150	0%				
Phenanthrene-d10	I	ug/L	40	38.84		0	0	0	0	10	150	0%				
2,4,6-Tribromophenol	S	ug/L	172.37596	167.377057		194.2	0	0	2.79648	10	0	86%	43	140	0%	
2-Fluorobiphenyl	S	ug/L	55.25509	53.6526924		97.1	0	0	0.703004	10	0	55%	44	119	0%	
2-Fluorophenol	S	ug/L	71.45495	69.3827565		194.2	0	0	3.41792	10	0	36%	19	119	0%	
Nitrobenzene-d5	S	ug/L	55.10747	53.5093534		97.1	0	0	2.27214	10	0	55%	44	120	0%	
Phenol-d5	S	ug/L	67.15869	65.211088		194.2	0	0	2.00026	10	0	34%	10	65	0%	
Terphenyl-d14	S	ug/L	79.58988	77.2817735		97.1	0	0	1.13607	10	0	80%	50	134	0%	
4-Chloroaniline	X	ug/L	43.81493	42.5442970		97.1	0	0	1.56331	10	150	44%	33	117	0%	
o-Terphenyl	X	ug/L	81.41024	79.0493430		97.1	0	0	1.23317	10	150	81%	40	140	0%	

Seq No	Lab ID	Test Code	Sample Typ	File ID	Analysis Date	DF	Batch ID	Prep Date	SPKref	RPDref	pmoist					
14960290	B21121605-002	SVOC-8270-W	SAMP	SV5973N.I\sd12:12/30/2021	4:29:	1	162392	12/21/2021	0	0						
Analyte	T	Units	RAW	Final	Text	Spike	SPKref	RPDref	MDL	PQL	UQL	%REC	LOW	HIGH	%RPD	Q
1,2,4-Trichlorobenzene	A	ug/L	0	0		0	0	0	1.881	10	150	0%	0	0	0%	U
1,2-Dichlorobenzene	A	ug/L	0	0		0	0	0	1.9503	10	150	0%	0	0	0%	U
1,3-Dichlorobenzene	A	ug/L	0	0		0	0	0	2.1087	10	150	0%	0	0	0%	U
1,4-Dichlorobenzene	A	ug/L	0	0		0	0	0	1.9998	10	150	0%	0	0	0%	U
1-Methylnaphthalene	A	ug/L	0	0		0	0	0	2.3661	10	150	0%	0	0	0%	U
2,4,5-Trichlorophenol	A	ug/L	0	0		0	0	0	2.2077	10	150	0%	0	0	0%	U
2,4,6-Trichlorophenol	A	ug/L	0	0		0	0	0	2.6136	10	150	0%	0	0	0%	U
2,4-Dichlorophenol	A	ug/L	0	0		0	0	0	1.6731	10	150	0%	0	0	0%	U
2,4-Dimethylphenol	A	ug/L	0	0		0	0	0	1.6731	10	150	0%	0	0	0%	U
2,4-Dinitrophenol	A	ug/L	0	0		0	0	0	4.2174	10	150	0%	0	0	0%	U

Seq No	Lab ID	Test Code	Sample Typ	File ID	Analysis Date	DF	Batch ID	Prep Date	SPKref	RPDref	pmoist					
14960290	B21121605-002	SVOC-8270-W	SAMP	SV5973N.I	sd12:12/30/2021 4:29:	1	162392	12/21/2021	0	0						
Analyte	T	Units	RAW	Final	Text	Spike	SPKref	RPDref	MDL	PQL	UQL	%REC	LOW	HIGH	%RPD	Q
2,4-Dinitrotoluene	A	ug/L	0	0		0	0	0	3.0096	10	150	0%	0	0	0%	U
2,6-Dinitrotoluene	A	ug/L	0	0		0	0	0	3.168	10	150	0%	0	0	0%	U
2-Chloronaphthalene	A	ug/L	0	0		0	0	0	2.1186	10	150	0%	0	0	0%	U
2-Chlorophenol	A	ug/L	0	0		0	0	0	2.4552	10	150	0%	0	0	0%	U
2-Methylnaphthalene	A	ug/L	0	0		0	0	0	1.9008	10	150	0%	0	0	0%	U
2-Nitrophenol	A	ug/L	0	0		0	0	0	2.3364	10	150	0%	0	0	0%	U
3,3'-Dichlorobenzidine	A	ug/L	0	0		0	0	0	2.0889	10	150	0%	0	0	0%	U
4,6-Dinitro-2-methylphenol	A	ug/L	0	0		0	0	0	2.3067	10	150	0%	0	0	0%	U
4-Bromophenyl phenyl ether	A	ug/L	0	0		0	0	0	1.7226	10	150	0%	0	0	0%	U
4-Chloro-3-methylphenol	A	ug/L	0	0		0	0	0	1.4454	10	150	0%	0	0	0%	U
4-Chlorophenol	A	ug/L	0	0		0	0	0	2.6136	10	150	0%	0	0	0%	U
4-Chlorophenyl phenyl ether	A	ug/L	0	0		0	0	0	2.0097	10	150	0%	0	0	0%	U
4-Nitrophenol	A	ug/L	0	0		0	0	0	2.475	10	150	0%	0	0	0%	U
Acenaphthene	A	ug/L	0	0		0	0	0	1.8711	10	150	0%	0	0	0%	U
Acenaphthylene	A	ug/L	0	0		0	0	0	1.5543	10	150	0%	0	0	0%	U
Anthracene	A	ug/L	0	0		0	0	0	1.2177	10	150	0%	0	0	0%	U
Azobenzene	A	ug/L	0	0		0	0	0	1.0791	10	150	0%	0	0	0%	U
Benzidine	A	ug/L	0	0		0	0	0	6.6528	10	150	0%	0	0	0%	U
Benzo(a)anthracene	A	ug/L	0	0		0	0	0	0.84744	10	150	0%	0	0	0%	U
Benzo(a)pyrene	A	ug/L	0	0		0	0	0	1.2276	10	150	0%	0	0	0%	U
Benzo(b)fluoranthene	A	ug/L	0	0		0	0	0	0.89397	10	150	0%	0	0	0%	U
Benzo(g,h,i)perylene	A	ug/L	0	0		0	0	0	0.9999	10	150	0%	0	0	0%	U
Benzo(k)fluoranthene	A	ug/L	0	0		0	0	0	0.9603	10	150	0%	0	0	0%	U
bis(-2-chloroethoxy)Methane	A	ug/L	0	0		0	0	0	1.3464	10	150	0%	0	0	0%	U
bis(-2-chloroethyl)Ether	A	ug/L	0	0		0	0	0	2.5443	10	150	0%	0	0	0%	U
bis(2-chloroisopropyl)Ether	A	ug/L	0	0		0	0	0	1.4751	10	150	0%	0	0	0%	U
bis(2-ethylhexyl)Phthalate	A	ug/L	54.69236	54.1454364		0	0	0	1.8909	10	150	0%	0	0	0%	U
Butylbenzylphthalate	A	ug/L	0	0		0	0	0	1.5543	10	150	0%	0	0	0%	U
Chrysene	A	ug/L	0	0		0	0	0	1.1583	10	150	0%	0	0	0%	U
Di-n-butyl phthalate	A	ug/L	0	0		0	0	0	0.92268	10	150	0%	0	0	0%	U
Di-n-octyl phthalate	A	ug/L	0	0		0	0	0	1.3266	10	150	0%	0	0	0%	U
Dibenzo(a,h)anthracene	A	ug/L	0	0		0	0	0	1.1583	10	150	0%	0	0	0%	U
Diethyl phthalate	A	ug/L	0	0		0	0	0	2.1582	10	150	0%	0	0	0%	U
Dimethyl phthalate	A	ug/L	0	0		0	0	0	1.7028	10	150	0%	0	0	0%	U
Fluoranthene	A	ug/L	0	0		0	0	0	0.87417	10	150	0%	0	0	0%	U

Seq No	Lab ID	Test Code	Sample Typ	File ID	Analysis Date	DF	Batch ID	Prep Date	SPKref	RPDref	pmoist					
14960290	B21121605-002	SVOC-8270-W	SAMP	SV5973N.I	sd12:12/30/2021 4:29:	1	162392	12/21/2021	0	0						
Analyte	T	Units	RAW	Final	Text	Spike	SPKref	RPDref	MDL	PQL	UQL	%REC	LOW	HIGH	%RPD	Q
Fluorene	A	ug/L	0	0		0	0	0	1.8018	10	150	0%	0	0	0%	U
Hexachlorobenzene	A	ug/L	0	0		0	0	0	1.3167	10	150	0%	0	0	0%	U
Hexachlorobutadiene	A	ug/L	0	0		0	0	0	2.2968	10	150	0%	0	0	0%	U
Hexachlorocyclopentadiene	A	ug/L	0	0		0	0	0	2.9403	10	150	0%	0	0	0%	U
Hexachloroethane	A	ug/L	0	0		0	0	0	1.7721	10	150	0%	0	0	0%	U
Indeno(1,2,3-cd)pyrene	A	ug/L	0	0		0	0	0	1.2375	10	150	0%	0	0	0%	U
Isophorone	A	ug/L	0	0		0	0	0	1.6533	10	150	0%	0	0	0%	U
m+p-Cresols	A	ug/L	0	0		0	0	0	1.7622	10	150	0%	0	0	0%	U
n-Nitroso-di-n-propylamine	A	ug/L	0	0		0	0	0	1.5246	10	150	0%	0	0	0%	U
n-Nitrosodimethylamine	A	ug/L	0	0		0	0	0	1.5147	10	150	0%	0	0	0%	U
n-Nitrosodiphenylamine	A	ug/L	0	0		0	0	0	1.1484	10	150	0%	0	0	0%	U
Naphthalene	A	ug/L	0	0		0	0	0	1.7226	10	150	0%	0	0	0%	U
Nitrobenzene	A	ug/L	0	0		0	0	0	2.2869	10	150	0%	0	0	0%	U
o-Cresol	A	ug/L	0	0		0	0	0	1.8117	10	150	0%	0	0	0%	U
Pentachlorophenol	A	ug/L	0	0		0	0	0	4.1976	10	150	0%	0	0	0%	U
Phenanthrene	A	ug/L	0	0		0	0	0	0.77616	10	150	0%	0	0	0%	U
Phenol	A	ug/L	0	0		0	0	0	1.4454	10	150	0%	0	0	0%	U
Pyrene	A	ug/L	0	0		0	0	0	0.91179	10	150	0%	0	0	0%	U
Pyridine	A	ug/L	0	0		0	0	0	3.1878	10	150	0%	0	0	0%	U
1,4-Dichlorobenzene-d4	I	ug/L	40	39.6		0	0	0	0	10	150	0%	0	0	0%	
Acenaphthene-d10	I	ug/L	40	39.6		0	0	0	0	10	150	0%	0	0	0%	
Chrysene-d12	I	ug/L	40	39.6		0	0	0	0	10	150	0%	0	0	0%	
Naphthalene-d8	I	ug/L	40	39.6		0	0	0	0	10	150	0%	0	0	0%	
Perylene-d12	I	ug/L	40	39.6		0	0	0	0	10	150	0%	0	0	0%	
Phenanthrene-d10	I	ug/L	40	39.6		0	0	0	0	10	150	0%	0	0	0%	
2,4,6-Tribromophenol	S	ug/L	204.48653	202.441665		198	0	0	2.8512	10		102%	43	140	0%	
2-Fluorobiphenyl	S	ug/L	61.94603	61.3265697		99	0	0	0.71676	10		62%	44	119	0%	
2-Fluorophenol	S	ug/L	78.64907	77.8625793		198	0	0	3.4848	10		39%	19	119	0%	
Nitrobenzene-d5	S	ug/L	60.31649	59.7133251		99	0	0	2.3166	10		60%	44	120	0%	
Phenol-d5	S	ug/L	68.7191	68.031909		198	0	0	2.0394	10		34%	10	65	0%	
Terphenyl-d14	S	ug/L	90.09507	89.1941193		99	0	0	1.1583	10		90%	50	134	0%	
2,2'-Oxybis(1-Chloropropane)	X	ug/L	0	0		0	0	0	1.4355	10	150	0%	0	0	0%	U
2-Nitroaniline	X	ug/L	0	0		0	0	0	2.376	10	150	0%	0	0	0%	U
3-Nitroaniline	X	ug/L	0	0		0	0	0	2.7423	10	150	0%	0	0	0%	U
4-Chloro-2-methylphenol	X	ug/L	0	0		0	0	0	1.584	10	150	0%	0	0	0%	U

Seq No	Lab ID	Test Code	Sample Typ	File ID	Analysis Date	DF	Batch ID	Prep Date	SPKref	RPDref	pmoist					
14960290	B21121605-002	SVOC-8270-W	SAMP	\\SV5973N.I\sd12	12/30/2021 4:29:	1	162392	12/21/2021	0	0						
Analyte	T	Units	RAW	Final	Text	Spike	SPKref	RPDref	MDL	PQL	UQL	%REC	LOW	HIGH	%RPD	Q
4-Chloroaniline	X	ug/L	0	0		0	0	0	1.5939	10	150	0%	0	0	0%	U
4-Nitroaniline	X	ug/L	0	0		0	0	0	1.6137	10	150	0%	0	0	0%	U
Carbazole	X	ug/L	0	0		0	0	0	0.83358	10	150	0%	0	0	0%	U
Dibenzofuran	X	ug/L	0	0		0	0	0	1.7226	10	150	0%	0	0	0%	U
p-Chloroaniline	X	ug/L	0	0		0	0	0	1.5048	10	150	0%	0	0	0%	U
Triallate	X	ug/L	0	0		0	0	0	1.4949	10	150	0%	0	0	0%	U

Seq No	Lab ID	Test Code	Sample Typ	File ID	Analysis Date	DF	Batch ID	Prep Date	SPKref	RPDref	pmoist					
14960291	B21121605-003	SVOC-8270-W	SAMP	\\SV5973N.I\sd12	12/30/2021 5:02:	1	162392	12/21/2021	0	0						
Analyte	T	Units	RAW	Final	Text	Spike	SPKref	RPDref	MDL	PQL	UQL	%REC	LOW	HIGH	%RPD	Q
1,2,4-Trichlorobenzene	A	ug/L	0	0		0	0	0	1.881	10	150	0%	0	0	0%	U
1,2-Dichlorobenzene	A	ug/L	0	0		0	0	0	1.9503	10	150	0%	0	0	0%	U
1,3-Dichlorobenzene	A	ug/L	0	0		0	0	0	2.1087	10	150	0%	0	0	0%	U
1,4-Dichlorobenzene	A	ug/L	0	0		0	0	0	1.9998	10	150	0%	0	0	0%	U
1-Methylnaphthalene	A	ug/L	0	0		0	0	0	2.3661	10	150	0%	0	0	0%	U
2,4,5-Trichlorophenol	A	ug/L	0	0		0	0	0	2.2077	10	150	0%	0	0	0%	U
2,4,6-Trichlorophenol	A	ug/L	0	0		0	0	0	2.6136	10	150	0%	0	0	0%	U
2,4-Dichlorophenol	A	ug/L	0	0		0	0	0	1.6731	10	150	0%	0	0	0%	U
2,4-Dimethylphenol	A	ug/L	0	0		0	0	0	1.6731	10	150	0%	0	0	0%	U
2,4-Dinitrophenol	A	ug/L	0	0		0	0	0	4.2174	10	150	0%	0	0	0%	U
2,4-Dinitrotoluene	A	ug/L	0	0		0	0	0	3.0096	10	150	0%	0	0	0%	U
2,6-Dinitrotoluene	A	ug/L	0	0		0	0	0	3.168	10	150	0%	0	0	0%	U
2-Chloronaphthalene	A	ug/L	0	0		0	0	0	2.1186	10	150	0%	0	0	0%	U
2-Chlorophenol	A	ug/L	0	0		0	0	0	2.4552	10	150	0%	0	0	0%	U
2-Methylnaphthalene	A	ug/L	0	0		0	0	0	1.9008	10	150	0%	0	0	0%	U
2-Nitrophenol	A	ug/L	0	0		0	0	0	2.3364	10	150	0%	0	0	0%	U
3,3'-Dichlorobenzidine	A	ug/L	0	0		0	0	0	2.0889	10	150	0%	0	0	0%	U
4,6-Dinitro-2-methylphenol	A	ug/L	0	0		0	0	0	2.3067	10	150	0%	0	0	0%	U
4-Bromophenyl phenyl ether	A	ug/L	0	0		0	0	0	1.7226	10	150	0%	0	0	0%	U
4-Chloro-3-methylphenol	A	ug/L	0	0		0	0	0	1.4454	10	150	0%	0	0	0%	U
4-Chlorophenol	A	ug/L	0	0		0	0	0	2.6136	10	150	0%	0	0	0%	U
4-Chlorophenyl phenyl ether	A	ug/L	0	0		0	0	0	2.0097	10	150	0%	0	0	0%	U
4-Nitrophenol	A	ug/L	0	0		0	0	0	2.475	10	150	0%	0	0	0%	U
Acenaphthene	A	ug/L	0	0		0	0	0	1.8711	10	150	0%	0	0	0%	U

Seq No	Lab ID	Test Code	Sample Typ	File ID	Analysis Date	DF	Batch ID	Prep Date	SPKref	RPDref	pmoist					
14960291	B21121605-003	SVOC-8270-W	SAMP	SV5973N.I	12/30/2021 5:02:	1	162392	12/21/2021	0	0						
Analyte	T	Units	RAW	Final	Text	Spike	SPKref	RPDref	MDL	PQL	UQL	%REC	LOW	HIGH	%RPD	Q
Acenaphthylene	A	ug/L	0	0		0	0	0	1.5543	10	150	0%	0	0	0%	U
Anthracene	A	ug/L	0	0		0	0	0	1.2177	10	150	0%	0	0	0%	U
Azobenzene	A	ug/L	0	0		0	0	0	1.0791	10	150	0%	0	0	0%	U
Benzidine	A	ug/L	0	0		0	0	0	6.6528	10	150	0%	0	0	0%	U
Benzo(a)anthracene	A	ug/L	0	0		0	0	0	0.84744	10	150	0%	0	0	0%	U
Benzo(a)pyrene	A	ug/L	0	0		0	0	0	1.2276	10	150	0%	0	0	0%	U
Benzo(b)fluoranthene	A	ug/L	0	0		0	0	0	0.89397	10	150	0%	0	0	0%	U
Benzo(g,h,i)perylene	A	ug/L	0	0		0	0	0	0.9999	10	150	0%	0	0	0%	U
Benzo(k)fluoranthene	A	ug/L	0	0		0	0	0	0.9603	10	150	0%	0	0	0%	U
bis(-2-chloroethoxy)Methane	A	ug/L	0	0		0	0	0	1.3464	10	150	0%	0	0	0%	U
bis(-2-chloroethyl)Ether	A	ug/L	0	0		0	0	0	2.5443	10	150	0%	0	0	0%	U
bis(2-chloroisopropyl)Ether	A	ug/L	0	0		0	0	0	1.4751	10	150	0%	0	0	0%	U
bis(2-ethylhexyl)Phthalate	A	ug/L	119.348	118.15452		0	0	0	1.8909	10	150	0%	0	0	0%	
Butylbenzylphthalate	A	ug/L	0	0		0	0	0	1.5543	10	150	0%	0	0	0%	U
Chrysene	A	ug/L	0	0		0	0	0	1.1583	10	150	0%	0	0	0%	U
Di-n-butyl phthalate	A	ug/L	0	0		0	0	0	0.92268	10	150	0%	0	0	0%	U
Di-n-octyl phthalate	A	ug/L	0	0		0	0	0	1.3266	10	150	0%	0	0	0%	U
Dibenzo(a,h)anthracene	A	ug/L	0	0		0	0	0	1.1583	10	150	0%	0	0	0%	U
Diethyl phthalate	A	ug/L	0	0		0	0	0	2.1582	10	150	0%	0	0	0%	U
Dimethyl phthalate	A	ug/L	0	0		0	0	0	1.7028	10	150	0%	0	0	0%	U
Fluoranthene	A	ug/L	0	0		0	0	0	0.87417	10	150	0%	0	0	0%	U
Fluorene	A	ug/L	0	0		0	0	0	1.8018	10	150	0%	0	0	0%	U
Hexachlorobenzene	A	ug/L	0	0		0	0	0	1.3167	10	150	0%	0	0	0%	U
Hexachlorobutadiene	A	ug/L	0	0		0	0	0	2.2968	10	150	0%	0	0	0%	U
Hexachlorocyclopentadiene	A	ug/L	0	0		0	0	0	2.9403	10	150	0%	0	0	0%	U
Hexachloroethane	A	ug/L	0	0		0	0	0	1.7721	10	150	0%	0	0	0%	U
Indeno(1,2,3-cd)pyrene	A	ug/L	0	0		0	0	0	1.2375	10	150	0%	0	0	0%	U
Isophorone	A	ug/L	0	0		0	0	0	1.6533	10	150	0%	0	0	0%	U
m+p-Cresols	A	ug/L	0	0		0	0	0	1.7622	10	150	0%	0	0	0%	U
n-Nitroso-di-n-propylamine	A	ug/L	0	0		0	0	0	1.5246	10	150	0%	0	0	0%	U
n-Nitrosodimethylamine	A	ug/L	0	0		0	0	0	1.5147	10	150	0%	0	0	0%	U
n-Nitrosodiphenylamine	A	ug/L	0	0		0	0	0	1.1484	10	150	0%	0	0	0%	U
Naphthalene	A	ug/L	0	0		0	0	0	1.7226	10	150	0%	0	0	0%	U
Nitrobenzene	A	ug/L	0	0		0	0	0	2.2869	10	150	0%	0	0	0%	U
o-Cresol	A	ug/L	0	0		0	0	0	1.8117	10	150	0%	0	0	0%	U

Seq No	Lab ID	Test Code	Sample Typ	File ID	Analysis Date	DF	Batch ID	Prep Date	SPKref	RPDref	pmoist					
14960291	B21121605-003	SVOC-8270-W	SAMP	\\SV5973N.I\sd12	12/30/2021 5:02:	1	162392	12/21/2021	0	0						
Analyte	T	Units	RAW	Final	Text	Spike	SPKref	RPDref	MDL	PQL	UQL	%REC	LOW	HIGH	%RPD	Q
Pentachlorophenol	A	ug/L	0	0		0	0	0	4.1976	10	150	0%	0	0	0%	U
Phenanthrene	A	ug/L	0	0		0	0	0	0.77616	10	150	0%	0	0	0%	U
Phenol	A	ug/L	0	0		0	0	0	1.4454	10	150	0%	0	0	0%	U
Pyrene	A	ug/L	0	0		0	0	0	0.91179	10	150	0%	0	0	0%	U
Pyridine	A	ug/L	0	0		0	0	0	3.1878	10	150	0%	0	0	0%	U
1,4-Dichlorobenzene-d4	I	ug/L	40	39.6		0	0	0	0	10	150	0%	0	0	0%	
Acenaphthene-d10	I	ug/L	40	39.6		0	0	0	0	10	150	0%	0	0	0%	
Chrysene-d12	I	ug/L	40	39.6		0	0	0	0	10	150	0%	0	0	0%	
Naphthalene-d8	I	ug/L	40	39.6		0	0	0	0	10	150	0%	0	0	0%	
Perylene-d12	I	ug/L	40	39.6		0	0	0	0	10	150	0%	0	0	0%	
Phenanthrene-d10	I	ug/L	40	39.6		0	0	0	0	10	150	0%	0	0	0%	
2,4,6-Tribromophenol	S	ug/L	197.53256	195.557234		198	0	0	2.8512	10		99%	43	140	0%	
2-Fluorobiphenyl	S	ug/L	62.12366	61.5024234		99	0	0	0.71676	10		62%	44	119	0%	
2-Fluorophenol	S	ug/L	71.89871	71.1797229		198	0	0	3.4848	10		36%	19	119	0%	
Nitrobenzene-d5	S	ug/L	57.14195	56.5705305		99	0	0	2.3166	10		57%	44	120	0%	
Phenol-d5	S	ug/L	63.6487	63.012213		198	0	0	2.0394	10		32%	10	65	0%	
Terphenyl-d14	S	ug/L	97.82298	96.8447502		99	0	0	1.1583	10		98%	50	134	0%	
2,2'-Oxybis(1-Chloropropane)	X	ug/L	0	0		0	0	0	1.4355	10	150	0%	0	0	0%	U
2-Nitroaniline	X	ug/L	0	0		0	0	0	2.376	10	150	0%	0	0	0%	U
3-Nitroaniline	X	ug/L	0	0		0	0	0	2.7423	10	150	0%	0	0	0%	U
4-Chloro-2-methylphenol	X	ug/L	0	0		0	0	0	1.584	10	150	0%	0	0	0%	U
4-Chloroaniline	X	ug/L	0	0		0	0	0	1.5939	10	150	0%	0	0	0%	U
4-Nitroaniline	X	ug/L	0	0		0	0	0	1.6137	10	150	0%	0	0	0%	U
Carbazole	X	ug/L	0	0		0	0	0	0.83358	10	150	0%	0	0	0%	U
Dibenzofuran	X	ug/L	0	0		0	0	0	1.7226	10	150	0%	0	0	0%	U
p-Chloroaniline	X	ug/L	0	0		0	0	0	1.5048	10	150	0%	0	0	0%	U
Triallate	X	ug/L	0	0		0	0	0	1.4949	10	150	0%	0	0	0%	U
Seq No	Lab ID	Test Code	Sample Typ	File ID	Analysis Date	DF	Batch ID	Prep Date	SPKref	RPDref	pmoist					
14960292	B21121606-001	SVOC-8270-W	SAMP	\\SV5973N.I\sd12	12/30/2021 5:35:	1	162392	12/21/2021	0	0						
Analyte	T	Units	RAW	Final	Text	Spike	SPKref	RPDref	MDL	PQL	UQL	%REC	LOW	HIGH	%RPD	Q
1,2,4-Trichlorobenzene	A	ug/L	0	0		0	0	0	1.919	10	150	0%	0	0	0%	
1,2-Dichlorobenzene	A	ug/L	0	0		0	0	0	1.9897	10	150	0%	0	0	0%	
1,3-Dichlorobenzene	A	ug/L	0	0		0	0	0	2.1513	10	150	0%	0	0	0%	

Seq No	Lab ID	Test Code	Sample Typ	File ID	Analysis Date	DF	Batch ID	Prep Date	SPKref	RPDref	pmoist					
14960292	B21121606-001	SVOC-8270-W	SAMP	SV5973N.I	sd12:12/30/2021 5:35:	1	162392	12/21/2021	0	0						
Analyte	T	Units	RAW	Final	Text	Spike	SPKref	RPDref	MDL	PQL	UQL	%REC	LOW	HIGH	%RPD	Q
1,4-Dichlorobenzene	A	ug/L	0	0		0	0	0	2.0402	10	150	0%	0	0	0%	
1-Methylnaphthalene	A	ug/L	0	0		0	0	0	2.4139	10	150	0%	0	0	0%	
2,4,5-Trichlorophenol	A	ug/L	0	0		0	0	0	2.2523	10	150	0%	0	0	0%	
2,4,6-Trichlorophenol	A	ug/L	0	0		0	0	0	2.6664	10	150	0%	0	0	0%	
2,4-Dichlorophenol	A	ug/L	0	0		0	0	0	1.7069	10	150	0%	0	0	0%	
2,4-Dimethylphenol	A	ug/L	0	0		0	0	0	1.7069	10	150	0%	0	0	0%	
2,4-Dinitrophenol	A	ug/L	0	0		0	0	0	4.3026	10.1	150	0%	0	0	0%	
2,4-Dinitrotoluene	A	ug/L	0	0		0	0	0	3.0704	10	150	0%	0	0	0%	
2,6-Dinitrotoluene	A	ug/L	0	0		0	0	0	3.232	10	150	0%	0	0	0%	
2-Chloronaphthalene	A	ug/L	0	0		0	0	0	2.1614	10	150	0%	0	0	0%	
2-Chlorophenol	A	ug/L	0	0		0	0	0	2.5048	10	150	0%	0	0	0%	
2-Methylnaphthalene	A	ug/L	0	0		0	0	0	1.9392	10	150	0%	0	0	0%	
2-Nitrophenol	A	ug/L	0	0		0	0	0	2.3836	10	150	0%	0	0	0%	
3,3'-Dichlorobenzidine	A	ug/L	0	0		0	0	0	2.1311	10.1	150	0%	0	0	0%	
4,6-Dinitro-2-methylphenol	A	ug/L	0	0		0	0	0	2.3533	10.1	150	0%	0	0	0%	
4-Bromophenyl phenyl ether	A	ug/L	0	0		0	0	0	1.7574	10	150	0%	0	0	0%	
4-Chloro-3-methylphenol	A	ug/L	0	0		0	0	0	1.4746	10	150	0%	0	0	0%	
4-Chlorophenol	A	ug/L	0	0		0	0	0	2.6664	10	150	0%	0	0	0%	
4-Chlorophenyl phenyl ether	A	ug/L	0	0		0	0	0	2.0503	10	150	0%	0	0	0%	
4-Nitrophenol	A	ug/L	0	0		0	0	0	2.525	10.1	150	0%	0	0	0%	
Acenaphthene	A	ug/L	0	0		0	0	0	1.9089	10	150	0%	0	0	0%	
Acenaphthylene	A	ug/L	0	0		0	0	0	1.5857	10	150	0%	0	0	0%	
Anthracene	A	ug/L	0	0		0	0	0	1.2423	10	150	0%	0	0	0%	
Azobenzene	A	ug/L	0	0		0	0	0	1.1009	10	150	0%	0	0	0%	
Benzidine	A	ug/L	0	0		0	0	0	6.7872	10.1	150	0%	0	0	0%	
Benzo(a)anthracene	A	ug/L	0	0		0	0	0	0.86456	10	150	0%	0	0	0%	
Benzo(a)pyrene	A	ug/L	0	0		0	0	0	1.2524	10	150	0%	0	0	0%	
Benzo(b)fluoranthene	A	ug/L	0	0		0	0	0	0.91203	10	150	0%	0	0	0%	
Benzo(g,h,i)perylene	A	ug/L	0	0		0	0	0	1.0201	10	150	0%	0	0	0%	
Benzo(k)fluoranthene	A	ug/L	0	0		0	0	0	0.9797	10	150	0%	0	0	0%	
bis(-2-chloroethoxy)Methane	A	ug/L	0	0		0	0	0	1.3736	10	150	0%	0	0	0%	
bis(-2-chloroethyl)Ether	A	ug/L	0	0		0	0	0	2.5957	10	150	0%	0	0	0%	
bis(2-chloroisopropyl)Ether	A	ug/L	0	0		0	0	0	1.5049	10	150	0%	0	0	0%	
bis(2-ethylhexyl)Phthalate	A	ug/L	0	0		0	0	0	1.9291	10	150	0%	0	0	0%	
Butylbenzylphthalate	A	ug/L	0	0		0	0	0	1.5857	10	150	0%	0	0	0%	

Seq No	Lab ID	Test Code	Sample Typ	File ID	Analysis Date	DF	Batch ID	Prep Date	SPKref	RPDref	pmoist					
14960292	B21121606-001	SVOC-8270-W	SAMP	SV5973N.I	sd12:12/30/2021 5:35:	1	162392	12/21/2021	0	0						
Analyte	T	Units	RAW	Final	Text	Spike	SPKref	RPDref	MDL	PQL	UQL	%REC	LOW	HIGH	%RPD	Q
Chrysene	A	ug/L	0	0		0	0	0	1.1817	10	150	0%	0	0	0%	
Di-n-butyl phthalate	A	ug/L	0	0		0	0	0	0.94132	10	150	0%	0	0	0%	
Di-n-octyl phthalate	A	ug/L	0	0		0	0	0	1.3534	10	150	0%	0	0	0%	
Dibenzo(a,h)anthracene	A	ug/L	0	0		0	0	0	1.1817	10	150	0%	0	0	0%	
Diethyl phthalate	A	ug/L	0	0		0	0	0	2.2018	10	150	0%	0	0	0%	
Dimethyl phthalate	A	ug/L	0	0		0	0	0	1.7372	10	150	0%	0	0	0%	
Fluoranthene	A	ug/L	0	0		0	0	0	0.89183	10	150	0%	0	0	0%	
Fluorene	A	ug/L	0	0		0	0	0	1.8382	10	150	0%	0	0	0%	
Hexachlorobenzene	A	ug/L	0	0		0	0	0	1.3433	10	150	0%	0	0	0%	
Hexachlorobutadiene	A	ug/L	0	0		0	0	0	2.3432	10	150	0%	0	0	0%	
Hexachlorocyclopentadiene	A	ug/L	0	0		0	0	0	2.9997	10	150	0%	0	0	0%	
Hexachloroethane	A	ug/L	0	0		0	0	0	1.8079	10	150	0%	0	0	0%	
Indeno(1,2,3-cd)pyrene	A	ug/L	0	0		0	0	0	1.2625	10	150	0%	0	0	0%	
Isophorone	A	ug/L	0	0		0	0	0	1.6867	10	150	0%	0	0	0%	
m+p-Cresols	A	ug/L	0	0		0	0	0	1.7978	10	150	0%	0	0	0%	
n-Nitroso-di-n-propylamine	A	ug/L	0	0		0	0	0	1.5554	10	150	0%	0	0	0%	
n-Nitrosodimethylamine	A	ug/L	0	0		0	0	0	1.5453	10	150	0%	0	0	0%	
n-Nitrosodiphenylamine	A	ug/L	0	0		0	0	0	1.1716	10	150	0%	0	0	0%	
Naphthalene	A	ug/L	0	0		0	0	0	1.7574	10	150	0%	0	0	0%	
Nitrobenzene	A	ug/L	0	0		0	0	0	2.3331	10	150	0%	0	0	0%	
o-Cresol	A	ug/L	0	0		0	0	0	1.8483	10	150	0%	0	0	0%	
Pentachlorophenol	A	ug/L	0	0		0	0	0	4.2824	10.1	150	0%	0	0	0%	
Phenanthrene	A	ug/L	0	0		0	0	0	0.79184	10	150	0%	0	0	0%	
Phenol	A	ug/L	0	0		0	0	0	1.4746	10	150	0%	0	0	0%	
Pyrene	A	ug/L	0	0		0	0	0	0.93021	10	150	0%	0	0	0%	
Pyridine	A	ug/L	0	0		0	0	0	3.2522	10	150	0%	0	0	0%	
1,4-Dichlorobenzene-d4	I	ug/L	40	40.4		0	0	0	0	10	150	0%	0	0	0%	
Acenaphthene-d10	I	ug/L	40	40.4		0	0	0	0	10	150	0%	0	0	0%	
Chrysene-d12	I	ug/L	40	40.4		0	0	0	0	10	150	0%	0	0	0%	
Naphthalene-d8	I	ug/L	40	40.4		0	0	0	0	10	150	0%	0	0	0%	
Perylene-d12	I	ug/L	40	40.4		0	0	0	0	10	150	0%	0	0	0%	
Phenanthrene-d10	I	ug/L	40	40.4		0	0	0	0	10	150	0%	0	0	0%	
2,4,6-Tribromophenol	S	ug/L	192.78675	194.714618		202	0	0	2.9088	10		96%	43	140	0%	
2-Fluorobiphenyl	S	ug/L	57.94679	58.5262579		101	0	0	0.73124	10		58%	44	119	0%	
2-Fluorophenol	S	ug/L	93.12341	94.0546441		202	0	0	3.5552	10		47%	19	119	0%	

Seq No	Lab ID	Test Code	Sample Typ	File ID	Analysis Date	DF	Batch ID	Prep Date	SPKref	RPDref	pmoist					
14960292	B21121606-001	SVOC-8270-W	SAMP	SV5973N.I\sd12:12/30/2021 5:35:		1	162392	12/21/2021	0	0						
Analyte	T	Units	RAW	Final	Text	Spike	SPKref	RPDref	MDL	PQL	UQL	%REC	LOW	HIGH	%RPD	Q
Nitrobenzene-d5	S	ug/L	52.50362	53.0286562		101	0	0	2.3634	10		53%	44	120	0%	
Phenol-d5	S	ug/L	67.9802	68.660002		202	0	0	2.0806	10		34%	10	65	0%	
Terphenyl-d14	S	ug/L	89.22257	90.1147957		101	0	0	1.1817	10		89%	50	134	0%	
2,2'-Oxybis(1-Chloropropane)	X	ug/L	0	0		0	0	0	1.4645	10	150	0%	0	0	0%	
2-Nitroaniline	X	ug/L	0	0		0	0	0	2.424	10	150	0%	0	0	0%	
3-Nitroaniline	X	ug/L	0	0		0	0	0	2.7977	10	150	0%	0	0	0%	
4-Chloro-2-methylphenol	X	ug/L	0	0		0	0	0	1.616	10	150	0%	0	0	0%	
4-Chloroaniline	X	ug/L	0	0		0	0	0	1.6261	10	150	0%	0	0	0%	
4-Nitroaniline	X	ug/L	0	0		0	0	0	1.6463	10	150	0%	0	0	0%	
Carbazole	X	ug/L	0	0		0	0	0	0.85042	10	150	0%	0	0	0%	
Dibenzofuran	X	ug/L	0	0		0	0	0	1.7574	10	150	0%	0	0	0%	
p-Chloroaniline	X	ug/L	0	0		0	0	0	1.5352	10	150	0%	0	0	0%	
Triallate	X	ug/L	0	0		0	0	0	1.5251	10	150	0%	0	0	0%	

Seq No	Lab ID	Test Code	Sample Typ	File ID	Analysis Date	DF	Batch ID	Prep Date	SPKref	RPDref	pmoist					
14960293	B21121606-002	SVOC-8270-W	SAMP	SV5973N.I\sd12:12/30/2021 6:07:		1	162392	12/21/2021	0	0						
Analyte	T	Units	RAW	Final	Text	Spike	SPKref	RPDref	MDL	PQL	UQL	%REC	LOW	HIGH	%RPD	Q
1,2,4-Trichlorobenzene	A	ug/L	0	0		0	0	0	1.8449	10	150	0%	0	0	0%	
1,2-Dichlorobenzene	A	ug/L	0	0		0	0	0	1.91287	10	150	0%	0	0	0%	
1,3-Dichlorobenzene	A	ug/L	0	0		0	0	0	2.06823	10	150	0%	0	0	0%	
1,4-Dichlorobenzene	A	ug/L	0	0		0	0	0	1.96142	10	150	0%	0	0	0%	
1-Methylnaphthalene	A	ug/L	0	0		0	0	0	2.32069	10	150	0%	0	0	0%	
2,4,5-Trichlorophenol	A	ug/L	0	0		0	0	0	2.16533	10	150	0%	0	0	0%	
2,4,6-Trichlorophenol	A	ug/L	0	0		0	0	0	2.56344	10	150	0%	0	0	0%	
2,4-Dichlorophenol	A	ug/L	0	0		0	0	0	1.64099	10	150	0%	0	0	0%	
2,4-Dimethylphenol	A	ug/L	0	0		0	0	0	1.64099	10	150	0%	0	0	0%	
2,4-Dinitrophenol	A	ug/L	0	0		0	0	0	4.13646	10	150	0%	0	0	0%	
2,4-Dinitrotoluene	A	ug/L	0	0		0	0	0	2.95184	10	150	0%	0	0	0%	
2,6-Dinitrotoluene	A	ug/L	0	0		0	0	0	3.1072	10	150	0%	0	0	0%	
2-Chloronaphthalene	A	ug/L	0	0		0	0	0	2.07794	10	150	0%	0	0	0%	
2-Chlorophenol	A	ug/L	0	0		0	0	0	2.40808	10	150	0%	0	0	0%	
2-Methylnaphthalene	A	ug/L	0	0		0	0	0	1.86432	10	150	0%	0	0	0%	
2-Nitrophenol	A	ug/L	0	0		0	0	0	2.29156	10	150	0%	0	0	0%	
3,3'-Dichlorobenzidine	A	ug/L	0	0		0	0	0	2.04881	10	150	0%	0	0	0%	

Seq No	Lab ID	Test Code	Sample Typ	File ID	Analysis Date	DF	Batch ID	Prep Date	SPKref	RPDref	pmoist					
14960293	B21121606-002	SVOC-8270-W	SAMP	\\SV5973N.I\sd12	12/30/2021 6:07:	1	162392	12/21/2021	0	0						
Analyte	T	Units	RAW	Final	Text	Spike	SPKref	RPDref	MDL	PQL	UQL	%REC	LOW	HIGH	%RPD	Q
4,6-Dinitro-2-methylphenol	A	ug/L	0	0		0	0	0	2.26243	10	150	0%	0	0	0%	
4-Bromophenyl phenyl ether	A	ug/L	0	0		0	0	0	1.68954	10	150	0%	0	0	0%	
4-Chloro-3-methylphenol	A	ug/L	0	0		0	0	0	1.41766	10	150	0%	0	0	0%	
4-Chlorophenol	A	ug/L	0	0		0	0	0	2.56344	10	150	0%	0	0	0%	
4-Chlorophenyl phenyl ether	A	ug/L	0	0		0	0	0	1.97113	10	150	0%	0	0	0%	
4-Nitrophenol	A	ug/L	0	0		0	0	0	2.4275	10	150	0%	0	0	0%	
Acenaphthene	A	ug/L	0	0		0	0	0	1.83519	10	150	0%	0	0	0%	
Acenaphthylene	A	ug/L	0	0		0	0	0	1.52447	10	150	0%	0	0	0%	
Anthracene	A	ug/L	0	0		0	0	0	1.19433	10	150	0%	0	0	0%	
Azobenzene	A	ug/L	0	0		0	0	0	1.05839	10	150	0%	0	0	0%	
Benzidine	A	ug/L	0	0		0	0	0	6.52512	10	150	0%	0	0	0%	
Benzo(a)anthracene	A	ug/L	0	0		0	0	0	0.831176	10	150	0%	0	0	0%	
Benzo(a)pyrene	A	ug/L	0	0		0	0	0	1.20404	10	150	0%	0	0	0%	
Benzo(b)fluoranthene	A	ug/L	0	0		0	0	0	0.876813	10	150	0%	0	0	0%	
Benzo(g,h,i)perylene	A	ug/L	0	0		0	0	0	0.98071	10	150	0%	0	0	0%	
Benzo(k)fluoranthene	A	ug/L	0	0		0	0	0	0.94187	10	150	0%	0	0	0%	
bis(-2-chloroethoxy)Methane	A	ug/L	0	0		0	0	0	1.32056	10	150	0%	0	0	0%	
bis(-2-chloroethyl)Ether	A	ug/L	0	0		0	0	0	2.49547	10	150	0%	0	0	0%	
bis(2-chloroisopropyl)Ether	A	ug/L	0	0		0	0	0	1.44679	10	150	0%	0	0	0%	
bis(2-ethylhexyl)Phthalate	A	ug/L	0	0		0	0	0	1.85461	10	150	0%	0	0	0%	
Butylbenzylphthalate	A	ug/L	0	0		0	0	0	1.52447	10	150	0%	0	0	0%	
Chrysene	A	ug/L	0	0		0	0	0	1.13607	10	150	0%	0	0	0%	
Di-n-butyl phthalate	A	ug/L	0	0		0	0	0	0.904972	10	150	0%	0	0	0%	
Di-n-octyl phthalate	A	ug/L	0	0		0	0	0	1.30114	10	150	0%	0	0	0%	
Dibenzo(a,h)anthracene	A	ug/L	0	0		0	0	0	1.13607	10	150	0%	0	0	0%	
Diethyl phthalate	A	ug/L	0	0		0	0	0	2.11678	10	150	0%	0	0	0%	
Dimethyl phthalate	A	ug/L	0	0		0	0	0	1.67012	10	150	0%	0	0	0%	
Fluoranthene	A	ug/L	0	0		0	0	0	0.857393	10	150	0%	0	0	0%	
Fluorene	A	ug/L	0	0		0	0	0	1.76722	10	150	0%	0	0	0%	
Hexachlorobenzene	A	ug/L	0	0		0	0	0	1.29143	10	150	0%	0	0	0%	
Hexachlorobutadiene	A	ug/L	0	0		0	0	0	2.25272	10	150	0%	0	0	0%	
Hexachlorocyclopentadiene	A	ug/L	0	0		0	0	0	2.88387	10	150	0%	0	0	0%	
Hexachloroethane	A	ug/L	0	0		0	0	0	1.73809	10	150	0%	0	0	0%	
Indeno(1,2,3-cd)pyrene	A	ug/L	0	0		0	0	0	1.21375	10	150	0%	0	0	0%	
Isophorone	A	ug/L	0	0		0	0	0	1.62157	10	150	0%	0	0	0%	

Seq No	Lab ID	Test Code	Sample Typ	File ID	Analysis Date	DF	Batch ID	Prep Date	SPKref	RPDref	pmoist					
14960293	B21121606-002	SVOC-8270-W	SAMP	\\SV5973N.I\sd12	12/30/2021 6:07:	1	162392	12/21/2021	0	0						
Analyte	T	Units	RAW	Final	Text	Spike	SPKref	RPDref	MDL	PQL	UQL	%REC	LOW	HIGH	%RPD	Q
m+p-Cresols	A	ug/L	0	0		0	0	0	1.72838	10	150	0%	0	0	0%	
n-Nitroso-di-n-propylamine	A	ug/L	0	0		0	0	0	1.49534	10	150	0%	0	0	0%	
n-Nitrosodimethylamine	A	ug/L	0	0		0	0	0	1.48563	10	150	0%	0	0	0%	
n-Nitrosodiphenylamine	A	ug/L	0	0		0	0	0	1.12636	10	150	0%	0	0	0%	
Naphthalene	A	ug/L	0	0		0	0	0	1.68954	10	150	0%	0	0	0%	
Nitrobenzene	A	ug/L	0	0		0	0	0	2.24301	10	150	0%	0	0	0%	
o-Cresol	A	ug/L	0	0		0	0	0	1.77693	10	150	0%	0	0	0%	
Pentachlorophenol	A	ug/L	0	0		0	0	0	4.11704	10	150	0%	0	0	0%	
Phenanthrene	A	ug/L	0	0		0	0	0	0.761264	10	150	0%	0	0	0%	
Phenol	A	ug/L	0	0		0	0	0	1.41766	10	150	0%	0	0	0%	
Pyrene	A	ug/L	0	0		0	0	0	0.894291	10	150	0%	0	0	0%	
Pyridine	A	ug/L	0	0		0	0	0	3.12662	10	150	0%	0	0	0%	
1,4-Dichlorobenzene-d4	I	ug/L	40	38.84		0	0	0	0	10	150	0%	0	0	0%	
Acenaphthene-d10	I	ug/L	40	38.84		0	0	0	0	10	150	0%	0	0	0%	
Chrysene-d12	I	ug/L	40	38.84		0	0	0	0	10	150	0%	0	0	0%	
Naphthalene-d8	I	ug/L	40	38.84		0	0	0	0	10	150	0%	0	0	0%	
Perylene-d12	I	ug/L	40	38.84		0	0	0	0	10	150	0%	0	0	0%	
Phenanthrene-d10	I	ug/L	40	38.84		0	0	0	0	10	150	0%	0	0	0%	
2,4,6-Tribromophenol	S	ug/L	151.15893	146.775321		194.2	0	0	2.79648	10		76%	43	140	0%	
2-Fluorobiphenyl	S	ug/L	47.77028	46.3849419		97.1	0	0	0.703004	10		48%	44	119	0%	
2-Fluorophenol	S	ug/L	70.47925	68.4353518		194.2	0	0	3.41792	10		35%	19	119	0%	
Nitrobenzene-d5	S	ug/L	42.60596	41.3703872		97.1	0	0	2.27214	10		43%	44	120	0%	S
Phenol-d5	S	ug/L	51.26682	49.7800822		194.2	0	0	2.00026	10		26%	10	65	0%	
Terphenyl-d14	S	ug/L	81.50026	79.1367525		97.1	0	0	1.13607	10		82%	50	134	0%	
2,2'-Oxybis(1-Chloropropane)	X	ug/L	0	0		0	0	0	1.40795	10	150	0%	0	0	0%	
2-Nitroaniline	X	ug/L	0	0		0	0	0	2.3304	10	150	0%	0	0	0%	
3-Nitroaniline	X	ug/L	0	0		0	0	0	2.68967	10	150	0%	0	0	0%	
4-Chloro-2-methylphenol	X	ug/L	0	0		0	0	0	1.5536	10	150	0%	0	0	0%	
4-Chloroaniline	X	ug/L	0	0		0	0	0	1.56331	10	150	0%	0	0	0%	
4-Nitroaniline	X	ug/L	0	0		0	0	0	1.58273	10	150	0%	0	0	0%	
Carbazole	X	ug/L	0	0		0	0	0	0.817582	10	150	0%	0	0	0%	
Dibenzofuran	X	ug/L	0	0		0	0	0	1.68954	10	150	0%	0	0	0%	
p-Chloroaniline	X	ug/L	0	0		0	0	0	1.47592	10	150	0%	0	0	0%	
Triallate	X	ug/L	0	0		0	0	0	1.46621	10	150	0%	0	0	0%	

Seq No	Lab ID	Test Code	Sample Typ	File ID	Analysis Date	DF	Batch ID	Prep Date	SPKref	RPDref	pmoist																	
14960294	B21121606-003	SVOC-8270-W	SAMP	\\SV5973N.I\sd12	12/30/2021 6:40:	1	162392	12/21/2021	0	0		Analyte	T	Units	RAW	Final	Text	Spike	SPKref	RPDref	MDL	PQL	UQL	%REC	LOW	HIGH	%RPD	Q
												1,2,4-Trichlorobenzene	A	ug/L	0	0		0	0	0	1.8088	10	150	0%	0	0	0%	
												1,2-Dichlorobenzene	A	ug/L	0	0		0	0	0	1.87544	10	150	0%	0	0	0%	
												1,3-Dichlorobenzene	A	ug/L	0	0		0	0	0	2.02776	10	150	0%	0	0	0%	
												1,4-Dichlorobenzene	A	ug/L	0	0		0	0	0	1.92304	10	150	0%	0	0	0%	
												1-Methylnaphthalene	A	ug/L	0	0		0	0	0	2.27528	10	150	0%	0	0	0%	
												2,4,5-Trichlorophenol	A	ug/L	0	0		0	0	0	2.12296	10	150	0%	0	0	0%	
												2,4,6-Trichlorophenol	A	ug/L	0	0		0	0	0	2.51328	10	150	0%	0	0	0%	
												2,4-Dichlorophenol	A	ug/L	0	0		0	0	0	1.60888	10	150	0%	0	0	0%	
												2,4-Dimethylphenol	A	ug/L	0	0		0	0	0	1.60888	10	150	0%	0	0	0%	
												2,4-Dinitrophenol	A	ug/L	0	0		0	0	0	4.05552	10	150	0%	0	0	0%	
												2,4-Dinitrotoluene	A	ug/L	0	0		0	0	0	2.89408	10	150	0%	0	0	0%	
												2,6-Dinitrotoluene	A	ug/L	0	0		0	0	0	3.0464	10	150	0%	0	0	0%	
												2-Chloronaphthalene	A	ug/L	0	0		0	0	0	2.03728	10	150	0%	0	0	0%	
												2-Chlorophenol	A	ug/L	0	0		0	0	0	2.36096	10	150	0%	0	0	0%	
												2-Methylnaphthalene	A	ug/L	0	0		0	0	0	1.82784	10	150	0%	0	0	0%	
												2-Nitrophenol	A	ug/L	0	0		0	0	0	2.24672	10	150	0%	0	0	0%	
												3,3'-Dichlorobenzidine	A	ug/L	0	0		0	0	0	2.00872	10	150	0%	0	0	0%	
												4,6-Dinitro-2-methylphenol	A	ug/L	0	0		0	0	0	2.21816	10	150	0%	0	0	0%	
												4-Bromophenyl phenyl ether	A	ug/L	0	0		0	0	0	1.65648	10	150	0%	0	0	0%	
												4-Chloro-3-methylphenol	A	ug/L	0	0		0	0	0	1.38992	10	150	0%	0	0	0%	
												4-Chlorophenol	A	ug/L	0	0		0	0	0	2.51328	10	150	0%	0	0	0%	
												4-Chlorophenyl phenyl ether	A	ug/L	0	0		0	0	0	1.93256	10	150	0%	0	0	0%	
												4-Nitrophenol	A	ug/L	0	0		0	0	0	2.38	10	150	0%	0	0	0%	
												Acenaphthene	A	ug/L	0	0		0	0	0	1.79928	10	150	0%	0	0	0%	
												Acenaphthylene	A	ug/L	0	0		0	0	0	1.49464	10	150	0%	0	0	0%	
												Anthracene	A	ug/L	0	0		0	0	0	1.17096	10	150	0%	0	0	0%	
												Azobenzene	A	ug/L	0	0		0	0	0	1.03768	10	150	0%	0	0	0%	
												Benzidine	A	ug/L	0	0		0	0	0	6.39744	10	150	0%	0	0	0%	
												Benzo(a)anthracene	A	ug/L	0	0		0	0	0	0.814912	10	150	0%	0	0	0%	
												Benzo(a)pyrene	A	ug/L	0	0		0	0	0	1.18048	10	150	0%	0	0	0%	
												Benzo(b)fluoranthene	A	ug/L	0	0		0	0	0	0.859656	10	150	0%	0	0	0%	
												Benzo(g,h,i)perylene	A	ug/L	0	0		0	0	0	0.96152	10	150	0%	0	0	0%	
												Benzo(k)fluoranthene	A	ug/L	0	0		0	0	0	0.92344	10	150	0%	0	0	0%	
												bis(-2-chloroethoxy)Methane	A	ug/L	0	0		0	0	0	1.29472	10	150	0%	0	0	0%	
												bis(-2-chloroethyl)Ether	A	ug/L	0	0		0	0	0	2.44664	10	150	0%	0	0	0%	

Seq No	Lab ID	Test Code	Sample Typ	File ID	Analysis Date	DF	Batch ID	Prep Date	SPKref	RPDref	pmoist					
14960294	B21121606-003	SVOC-8270-W	SAMP	SV5973N.I	sd12:12/30/2021 6:40:	1	162392	12/21/2021	0	0						
Analyte	T	Units	RAW	Final	Text	Spike	SPKref	RPDref	MDL	PQL	UQL	%REC	LOW	HIGH	%RPD	Q
bis(2-chloroisopropyl)Ether	A	ug/L	0	0		0	0	0	1.41848	10	150	0%	0	0	0%	
bis(2-ethylhexyl)Phthalate	A	ug/L	0	0		0	0	0	1.81832	10	150	0%	0	0	0%	
Butylbenzylphthalate	A	ug/L	0	0		0	0	0	1.49464	10	150	0%	0	0	0%	
Chrysene	A	ug/L	0	0		0	0	0	1.11384	10	150	0%	0	0	0%	
Di-n-butyl phthalate	A	ug/L	0	0		0	0	0	0.887264	10	150	0%	0	0	0%	
Di-n-octyl phthalate	A	ug/L	0	0		0	0	0	1.27568	10	150	0%	0	0	0%	
Dibenzo(a,h)anthracene	A	ug/L	0	0		0	0	0	1.11384	10	150	0%	0	0	0%	
Diethyl phthalate	A	ug/L	0	0		0	0	0	2.07536	10	150	0%	0	0	0%	
Dimethyl phthalate	A	ug/L	0	0		0	0	0	1.63744	10	150	0%	0	0	0%	
Fluoranthene	A	ug/L	0	0		0	0	0	0.840616	10	150	0%	0	0	0%	
Fluorene	A	ug/L	0	0		0	0	0	1.73264	10	150	0%	0	0	0%	
Hexachlorobenzene	A	ug/L	0	0		0	0	0	1.26616	10	150	0%	0	0	0%	
Hexachlorobutadiene	A	ug/L	0	0		0	0	0	2.20864	10	150	0%	0	0	0%	
Hexachlorocyclopentadiene	A	ug/L	0	0		0	0	0	2.82744	10	150	0%	0	0	0%	
Hexachloroethane	A	ug/L	0	0		0	0	0	1.70408	10	150	0%	0	0	0%	
Indeno(1,2,3-cd)pyrene	A	ug/L	0	0		0	0	0	1.19	10	150	0%	0	0	0%	
Isophorone	A	ug/L	0	0		0	0	0	1.58984	10	150	0%	0	0	0%	
m+p-Cresols	A	ug/L	0	0		0	0	0	1.69456	10	150	0%	0	0	0%	
n-Nitroso-di-n-propylamine	A	ug/L	0	0		0	0	0	1.46608	10	150	0%	0	0	0%	
n-Nitrosodimethylamine	A	ug/L	0	0		0	0	0	1.45656	10	150	0%	0	0	0%	
n-Nitrosodiphenylamine	A	ug/L	0	0		0	0	0	1.10432	10	150	0%	0	0	0%	
Naphthalene	A	ug/L	0	0		0	0	0	1.65648	10	150	0%	0	0	0%	
Nitrobenzene	A	ug/L	0	0		0	0	0	2.19912	10	150	0%	0	0	0%	
o-Cresol	A	ug/L	0	0		0	0	0	1.74216	10	150	0%	0	0	0%	
Pentachlorophenol	A	ug/L	0	0		0	0	0	4.03648	10	150	0%	0	0	0%	
Phenanthrene	A	ug/L	0	0		0	0	0	0.746368	10	150	0%	0	0	0%	
Phenol	A	ug/L	0	0		0	0	0	1.38992	10	150	0%	0	0	0%	
Pyrene	A	ug/L	0	0		0	0	0	0.876792	10	150	0%	0	0	0%	
Pyridine	A	ug/L	0	0		0	0	0	3.06544	10	150	0%	0	0	0%	
1,4-Dichlorobenzene-d4	I	ug/L	40	38.08		0	0	0	0	10	150	0%	0	0	0%	
Acenaphthene-d10	I	ug/L	40	38.08		0	0	0	0	10	150	0%	0	0	0%	
Chrysene-d12	I	ug/L	40	38.08		0	0	0	0	10	150	0%	0	0	0%	
Naphthalene-d8	I	ug/L	40	38.08		0	0	0	0	10	150	0%	0	0	0%	
Perylene-d12	I	ug/L	40	38.08		0	0	0	0	10	150	0%	0	0	0%	
Phenanthrene-d10	I	ug/L	40	38.08		0	0	0	0	10	150	0%	0	0	0%	

Seq No	Lab ID	Test Code	Sample Typ	File ID	Analysis Date	DF	Batch ID	Prep Date	SPKref	RPDref	pmoist					
14960294	B21121606-003	SVOC-8270-W	SAMP	SV5973N.I	sd12:12/30/2021 6:40:	1	162392	12/21/2021	0	0						
Analyte	T	Units	RAW	Final	Text	Spike	SPKref	RPDref	MDL	PQL	UQL	%REC	LOW	HIGH	%RPD	Q
2,4,6-Tribromophenol	S	ug/L	202.9411	193.199927		190.4	0	0	2.74176	10		101%	43	140	0%	
2-Fluorobiphenyl	S	ug/L	60.23865	57.3471948		95.2	0	0	0.689248	10		60%	44	119	0%	
2-Fluorophenol	S	ug/L	95.43781	90.8567951		190.4	0	0	3.35104	10		48%	19	119	0%	
Nitrobenzene-d5	S	ug/L	54.20396	51.6021699		95.2	0	0	2.22768	10		54%	44	120	0%	
Phenol-d5	S	ug/L	68.20619	64.9322929		190.4	0	0	1.96112	10		34%	10	65	0%	
Terphenyl-d14	S	ug/L	98.3516	93.6307232		95.2	0	0	1.11384	10		98%	50	134	0%	
2,2'-Oxybis(1-Chloropropane)	X	ug/L	0	0		0	0	0	1.3804	10	150	0%	0	0	0%	
2-Nitroaniline	X	ug/L	0	0		0	0	0	2.2848	10	150	0%	0	0	0%	
3-Nitroaniline	X	ug/L	0	0		0	0	0	2.63704	10	150	0%	0	0	0%	
4-Chloro-2-methylphenol	X	ug/L	0	0		0	0	0	1.5232	10	150	0%	0	0	0%	
4-Chloroaniline	X	ug/L	0	0		0	0	0	1.53272	10	150	0%	0	0	0%	
4-Nitroaniline	X	ug/L	0	0		0	0	0	1.55176	10	150	0%	0	0	0%	
Carbazole	X	ug/L	0	0		0	0	0	0.801584	10	150	0%	0	0	0%	
Dibenzofuran	X	ug/L	0	0		0	0	0	1.65648	10	150	0%	0	0	0%	
p-Chloroaniline	X	ug/L	0	0		0	0	0	1.44704	10	150	0%	0	0	0%	
Triallate	X	ug/L	0	0		0	0	0	1.43752	10	150	0%	0	0	0%	

Seq No	Lab ID	Test Code	Sample Typ	File ID	Analysis Date	DF	Batch ID	Prep Date	SPKref	RPDref	pmoist					
14960295	B21121606-004	SVOC-8270-W	SAMP	SV5973N.I	sd12:12/30/2021 7:13:	1	162392	12/21/2021	0	0						
Analyte	T	Units	RAW	Final	Text	Spike	SPKref	RPDref	MDL	PQL	UQL	%REC	LOW	HIGH	%RPD	Q
1,2,4-Trichlorobenzene	A	ug/L	0	0		0	0	0	2.185	10	150	0%	0	0	0%	
1,2-Dichlorobenzene	A	ug/L	0	0		0	0	0	2.2655	10	150	0%	0	0	0%	
1,3-Dichlorobenzene	A	ug/L	0	0		0	0	0	2.4495	10	150	0%	0	0	0%	
1,4-Dichlorobenzene	A	ug/L	0	0		0	0	0	2.323	10	150	0%	0	0	0%	
1-Methylnaphthalene	A	ug/L	0	0		0	0	0	2.7485	10	150	0%	0	0	0%	
2,4,5-Trichlorophenol	A	ug/L	0	0		0	0	0	2.5645	10	150	0%	0	0	0%	
2,4,6-Trichlorophenol	A	ug/L	0	0		0	0	0	3.036	10	150	0%	0	0	0%	
2,4-Dichlorophenol	A	ug/L	0	0		0	0	0	1.9435	10	150	0%	0	0	0%	
2,4-Dimethylphenol	A	ug/L	0	0		0	0	0	1.9435	10	150	0%	0	0	0%	
2,4-Dinitrophenol	A	ug/L	0	0		0	0	0	4.899	11.5	150	0%	0	0	0%	
2,4-Dinitrotoluene	A	ug/L	0	0		0	0	0	3.496	10	150	0%	0	0	0%	
2,6-Dinitrotoluene	A	ug/L	0	0		0	0	0	3.68	10	150	0%	0	0	0%	
2-Chloronaphthalene	A	ug/L	0	0		0	0	0	2.461	10	150	0%	0	0	0%	
2-Chlorophenol	A	ug/L	0	0		0	0	0	2.852	10	150	0%	0	0	0%	

Seq No	Lab ID	Test Code	Sample Typ	File ID	Analysis Date	DF	Batch ID	Prep Date	SPKref	RPDref	pmoist					
Analyte	T	Units	RAW	Final	Text	Spike	SPKref	RPDref	MDL	PQL	UQL	%REC	LOW	HIGH	%RPD	Q
14960295	B21121606-004	SVOC-8270-W	SAMP	\SV5973N.I	sd12:12/30/2021 7:13:	1	162392	12/21/2021	0	0						
2-Methylnaphthalene	A	ug/L	0	0		0	0	0	2.208	10	150	0%	0	0	0%	
2-Nitrophenol	A	ug/L	0	0		0	0	0	2.714	10	150	0%	0	0	0%	
3,3'-Dichlorobenzidine	A	ug/L	0	0		0	0	0	2.4265	11.5	150	0%	0	0	0%	
4,6-Dinitro-2-methylphenol	A	ug/L	0	0		0	0	0	2.6795	11.5	150	0%	0	0	0%	
4-Bromophenyl phenyl ether	A	ug/L	0	0		0	0	0	2.001	10	150	0%	0	0	0%	
4-Chloro-3-methylphenol	A	ug/L	0	0		0	0	0	1.679	10	150	0%	0	0	0%	
4-Chlorophenol	A	ug/L	0	0		0	0	0	3.036	10	150	0%	0	0	0%	
4-Chlorophenyl phenyl ether	A	ug/L	0	0		0	0	0	2.3345	10	150	0%	0	0	0%	
4-Nitrophenol	A	ug/L	0	0		0	0	0	2.875	11.5	150	0%	0	0	0%	
Acenaphthene	A	ug/L	0	0		0	0	0	2.1735	10	150	0%	0	0	0%	
Acenaphthylene	A	ug/L	0	0		0	0	0	1.8055	10	150	0%	0	0	0%	
Anthracene	A	ug/L	0	0		0	0	0	1.4145	10	150	0%	0	0	0%	
Azobenzene	A	ug/L	0	0		0	0	0	1.2535	10	150	0%	0	0	0%	
Benzidine	A	ug/L	0	0		0	0	0	7.728	11.5	150	0%	0	0	0%	
Benzo(a)anthracene	A	ug/L	0	0		0	0	0	0.9844	10	150	0%	0	0	0%	
Benzo(a)pyrene	A	ug/L	0	0		0	0	0	1.426	10	150	0%	0	0	0%	
Benzo(b)fluoranthene	A	ug/L	0	0		0	0	0	1.03845	10	150	0%	0	0	0%	
Benzo(g,h,i)perylene	A	ug/L	0	0		0	0	0	1.1615	10	150	0%	0	0	0%	
Benzo(k)fluoranthene	A	ug/L	0	0		0	0	0	1.1155	10	150	0%	0	0	0%	
bis(-2-chloroethoxy)Methane	A	ug/L	0	0		0	0	0	1.564	10	150	0%	0	0	0%	
bis(-2-chloroethyl)Ether	A	ug/L	0	0		0	0	0	2.9555	10	150	0%	0	0	0%	
bis(2-chloroisopropyl)Ether	A	ug/L	0	0		0	0	0	1.7135	10	150	0%	0	0	0%	
bis(2-ethylhexyl)Phthalate	A	ug/L	0	0		0	0	0	2.1965	10	150	0%	0	0	0%	
Butylbenzylphthalate	A	ug/L	0	0		0	0	0	1.8055	10	150	0%	0	0	0%	
Chrysene	A	ug/L	0	0		0	0	0	1.3455	10	150	0%	0	0	0%	
Di-n-butyl phthalate	A	ug/L	0	0		0	0	0	1.0718	10	150	0%	0	0	0%	
Di-n-octyl phthalate	A	ug/L	0	0		0	0	0	1.541	10	150	0%	0	0	0%	
Dibenzo(a,h)anthracene	A	ug/L	0	0		0	0	0	1.3455	10	150	0%	0	0	0%	
Diethyl phthalate	A	ug/L	0	0		0	0	0	2.507	10	150	0%	0	0	0%	
Dimethyl phthalate	A	ug/L	0	0		0	0	0	1.978	10	150	0%	0	0	0%	
Fluoranthene	A	ug/L	0	0		0	0	0	1.01545	10	150	0%	0	0	0%	
Fluorene	A	ug/L	0	0		0	0	0	2.093	10	150	0%	0	0	0%	
Hexachlorobenzene	A	ug/L	0	0		0	0	0	1.5295	10	150	0%	0	0	0%	
Hexachlorobutadiene	A	ug/L	0	0		0	0	0	2.668	10	150	0%	0	0	0%	
Hexachlorocyclopentadiene	A	ug/L	0	0		0	0	0	3.4155	10	150	0%	0	0	0%	

Seq No	Lab ID	Test Code	Sample Typ	File ID	Analysis Date	DF	Batch ID	Prep Date	SPKref	RPDref	pmoist					
14960295	B21121606-004	SVOC-8270-W	SAMP	SV5973N.I	12/30/2021 7:13:	1	162392	12/21/2021	0	0						
Analyte	T	Units	RAW	Final	Text	Spike	SPKref	RPDref	MDL	PQL	UQL	%REC	LOW	HIGH	%RPD	Q
Hexachloroethane	A	ug/L	0	0		0	0	0	2.0585	10	150	0%	0	0	0%	
Indeno(1,2,3-cd)pyrene	A	ug/L	0	0		0	0	0	1.4375	10	150	0%	0	0	0%	
Isophorone	A	ug/L	0	0		0	0	0	1.9205	10	150	0%	0	0	0%	
m+p-Cresols	A	ug/L	0	0		0	0	0	2.047	10	150	0%	0	0	0%	
n-Nitroso-di-n-propylamine	A	ug/L	0	0		0	0	0	1.771	10	150	0%	0	0	0%	
n-Nitrosodimethylamine	A	ug/L	0	0		0	0	0	1.7595	10	150	0%	0	0	0%	
n-Nitrosodiphenylamine	A	ug/L	0	0		0	0	0	1.334	10	150	0%	0	0	0%	
Naphthalene	A	ug/L	0	0		0	0	0	2.001	10	150	0%	0	0	0%	
Nitrobenzene	A	ug/L	0	0		0	0	0	2.6565	10	150	0%	0	0	0%	
o-Cresol	A	ug/L	0	0		0	0	0	2.1045	10	150	0%	0	0	0%	
Pentachlorophenol	A	ug/L	0	0		0	0	0	4.876	11.5	150	0%	0	0	0%	
Phenanthrene	A	ug/L	0	0		0	0	0	0.9016	10	150	0%	0	0	0%	
Phenol	A	ug/L	0	0		0	0	0	1.679	10	150	0%	0	0	0%	
Pyrene	A	ug/L	0	0		0	0	0	1.05915	10	150	0%	0	0	0%	
Pyridine	A	ug/L	0	0		0	0	0	3.703	10	150	0%	0	0	0%	
1,4-Dichlorobenzene-d4	I	ug/L	40	46		0	0	0	0	10	150	0%	0	0	0%	
Acenaphthene-d10	I	ug/L	40	46		0	0	0	0	10	150	0%	0	0	0%	
Chrysene-d12	I	ug/L	40	46		0	0	0	0	10	150	0%	0	0	0%	
Naphthalene-d8	I	ug/L	40	46		0	0	0	0	10	150	0%	0	0	0%	
Perylene-d12	I	ug/L	40	46		0	0	0	0	10	150	0%	0	0	0%	
Phenanthrene-d10	I	ug/L	40	46		0	0	0	0	10	150	0%	0	0	0%	
2,4,6-Tribromophenol	S	ug/L	182.71519	210.122469		230	0	0	3.312	10		91%	43	140	0%	
2-Fluorobiphenyl	S	ug/L	54.38145	62.5386675		115	0	0	0.8326	10		54%	44	119	0%	
2-Fluorophenol	S	ug/L	86.47233	99.4431795		230	0	0	4.048	10		43%	19	119	0%	
Nitrobenzene-d5	S	ug/L	51.33242	59.032283		115	0	0	2.691	10		51%	44	120	0%	
Phenol-d5	S	ug/L	68.32805	78.5772575		230	0	0	2.369	10		34%	10	65	0%	
Terphenyl-d14	S	ug/L	83.10195	95.5672425		115	0	0	1.3455	10		83%	50	134	0%	
2,2'-Oxybis(1-Chloropropane)	X	ug/L	0	0		0	0	0	1.6675	10	150	0%	0	0	0%	
2-Nitroaniline	X	ug/L	0	0		0	0	0	2.76	10	150	0%	0	0	0%	
3-Nitroaniline	X	ug/L	0	0		0	0	0	3.1855	10	150	0%	0	0	0%	
4-Chloro-2-methylphenol	X	ug/L	0	0		0	0	0	1.84	10	150	0%	0	0	0%	
4-Chloroaniline	X	ug/L	0	0		0	0	0	1.8515	10	150	0%	0	0	0%	
4-Nitroaniline	X	ug/L	0	0		0	0	0	1.8745	10	150	0%	0	0	0%	
Carbazole	X	ug/L	0	0		0	0	0	0.9683	10	150	0%	0	0	0%	
Dibenzofuran	X	ug/L	0	0		0	0	0	2.001	10	150	0%	0	0	0%	

Seq No	Lab ID	Test Code	Sample Typ	File ID	Analysis Date	DF	Batch ID	Prep Date	SPKref	RPDref	pmoist					
14960295	B21121606-004	SVOC-8270-W	SAMP	\SV5973N.I\sd12:12/30/2021 7:13:		1	162392	12/21/2021	0	0						
Analyte	T	Units	RAW	Final	Text	Spike	SPKref	RPDref	MDL	PQL	UQL	%REC	LOW	HIGH	%RPD	Q
p-Chloroaniline	X	ug/L	0	0		0	0	0	1.748	10	150	0%	0	0	0%	
Triallate	X	ug/L	0	0		0	0	0	1.7365	10	150	0%	0	0	0%	
Seq No	Lab ID	Test Code	Sample Typ	File ID	Analysis Date	DF	Batch ID	Prep Date	SPKref	RPDref	pmoist					
14960296	B21121606-005	SVOC-8270-W	SAMP	\SV5973N.I\sd12:12/30/2021 7:45:		1	162392	12/21/2021	0	0						
Analyte	T	Units	RAW	Final	Text	Spike	SPKref	RPDref	MDL	PQL	UQL	%REC	LOW	HIGH	%RPD	Q
1,2,4-Trichlorobenzene	A	ug/L	0	0		0	0	0	2.261	10	150	0%	0	0	0%	
1,2-Dichlorobenzene	A	ug/L	0	0		0	0	0	2.3443	10	150	0%	0	0	0%	
1,3-Dichlorobenzene	A	ug/L	0	0		0	0	0	2.5347	10	150	0%	0	0	0%	
1,4-Dichlorobenzene	A	ug/L	0	0		0	0	0	2.4038	10	150	0%	0	0	0%	
1-Methylnaphthalene	A	ug/L	0	0		0	0	0	2.8441	10	150	0%	0	0	0%	
2,4,5-Trichlorophenol	A	ug/L	0	0		0	0	0	2.6537	10	150	0%	0	0	0%	
2,4,6-Trichlorophenol	A	ug/L	0	0		0	0	0	3.1416	10	150	0%	0	0	0%	
2,4-Dichlorophenol	A	ug/L	0	0		0	0	0	2.0111	10	150	0%	0	0	0%	
2,4-Dimethylphenol	A	ug/L	0	0		0	0	0	2.0111	10	150	0%	0	0	0%	
2,4-Dinitrophenol	A	ug/L	0	0		0	0	0	5.0694	11.9	150	0%	0	0	0%	
2,4-Dinitrotoluene	A	ug/L	0	0		0	0	0	3.6176	10	150	0%	0	0	0%	
2,6-Dinitrotoluene	A	ug/L	0	0		0	0	0	3.808	10	150	0%	0	0	0%	
2-Chloronaphthalene	A	ug/L	0	0		0	0	0	2.5466	10	150	0%	0	0	0%	
2-Chlorophenol	A	ug/L	0	0		0	0	0	2.9512	10	150	0%	0	0	0%	
2-Methylnaphthalene	A	ug/L	0	0		0	0	0	2.2848	10	150	0%	0	0	0%	
2-Nitrophenol	A	ug/L	0	0		0	0	0	2.8084	10	150	0%	0	0	0%	
3,3'-Dichlorobenzidine	A	ug/L	0	0		0	0	0	2.5109	11.9	150	0%	0	0	0%	
4,6-Dinitro-2-methylphenol	A	ug/L	0	0		0	0	0	2.7727	11.9	150	0%	0	0	0%	
4-Bromophenyl phenyl ether	A	ug/L	0	0		0	0	0	2.0706	10	150	0%	0	0	0%	
4-Chloro-3-methylphenol	A	ug/L	0	0		0	0	0	1.7374	10	150	0%	0	0	0%	
4-Chlorophenol	A	ug/L	0	0		0	0	0	3.1416	10	150	0%	0	0	0%	
4-Chlorophenyl phenyl ether	A	ug/L	0	0		0	0	0	2.4157	10	150	0%	0	0	0%	
4-Nitrophenol	A	ug/L	0	0		0	0	0	2.975	11.9	150	0%	0	0	0%	
Acenaphthene	A	ug/L	0	0		0	0	0	2.2491	10	150	0%	0	0	0%	
Acenaphthylene	A	ug/L	0	0		0	0	0	1.8683	10	150	0%	0	0	0%	
Anthracene	A	ug/L	0	0		0	0	0	1.4637	10	150	0%	0	0	0%	
Azobenzene	A	ug/L	0	0		0	0	0	1.2971	10	150	0%	0	0	0%	
Benzidine	A	ug/L	0	0		0	0	0	7.9968	11.9	150	0%	0	0	0%	

Seq No	Lab ID	Test Code	Sample Typ	File ID	Analysis Date	DF	Batch ID	Prep Date	SPKref	RPDref	pmoist					
14960296	B21121606-005	SVOC-8270-W	SAMP	SV5973N.I	sd12:12/30/2021 7:45:	1	162392	12/21/2021	0	0						
Analyte	T	Units	RAW	Final	Text	Spike	SPKref	RPDref	MDL	PQL	UQL	%REC	LOW	HIGH	%RPD	Q
Benzo(a)anthracene	A	ug/L	0	0		0	0	0	1.01864	10	150	0%	0	0	0%	
Benzo(a)pyrene	A	ug/L	0	0		0	0	0	1.4756	10	150	0%	0	0	0%	
Benzo(b)fluoranthene	A	ug/L	0	0		0	0	0	1.07457	10	150	0%	0	0	0%	
Benzo(g,h,i)perylene	A	ug/L	0	0		0	0	0	1.2019	10	150	0%	0	0	0%	
Benzo(k)fluoranthene	A	ug/L	0	0		0	0	0	1.1543	10	150	0%	0	0	0%	
bis(-2-chloroethoxy)Methane	A	ug/L	0	0		0	0	0	1.6184	10	150	0%	0	0	0%	
bis(-2-chloroethyl)Ether	A	ug/L	0	0		0	0	0	3.0583	10	150	0%	0	0	0%	
bis(2-chloroisopropyl)Ether	A	ug/L	0	0		0	0	0	1.7731	10	150	0%	0	0	0%	
bis(2-ethylhexyl)Phthalate	A	ug/L	0	0		0	0	0	2.2729	10	150	0%	0	0	0%	
Butylbenzylphthalate	A	ug/L	0	0		0	0	0	1.8683	10	150	0%	0	0	0%	
Chrysene	A	ug/L	0	0		0	0	0	1.3923	10	150	0%	0	0	0%	
Di-n-butyl phthalate	A	ug/L	0	0		0	0	0	1.10908	10	150	0%	0	0	0%	
Di-n-octyl phthalate	A	ug/L	0	0		0	0	0	1.5946	10	150	0%	0	0	0%	
Dibenzo(a,h)anthracene	A	ug/L	0	0		0	0	0	1.3923	10	150	0%	0	0	0%	
Diethyl phthalate	A	ug/L	0	0		0	0	0	2.5942	10	150	0%	0	0	0%	
Dimethyl phthalate	A	ug/L	0	0		0	0	0	2.0468	10	150	0%	0	0	0%	
Fluoranthene	A	ug/L	0	0		0	0	0	1.05077	10	150	0%	0	0	0%	
Fluorene	A	ug/L	0	0		0	0	0	2.1658	10	150	0%	0	0	0%	
Hexachlorobenzene	A	ug/L	0	0		0	0	0	1.5827	10	150	0%	0	0	0%	
Hexachlorobutadiene	A	ug/L	0	0		0	0	0	2.7608	10	150	0%	0	0	0%	
Hexachlorocyclopentadiene	A	ug/L	0	0		0	0	0	3.5343	10	150	0%	0	0	0%	
Hexachloroethane	A	ug/L	0	0		0	0	0	2.1301	10	150	0%	0	0	0%	
Indeno(1,2,3-cd)pyrene	A	ug/L	0	0		0	0	0	1.4875	10	150	0%	0	0	0%	
Isophorone	A	ug/L	0	0		0	0	0	1.9873	10	150	0%	0	0	0%	
m+p-Cresols	A	ug/L	0	0		0	0	0	2.1182	10	150	0%	0	0	0%	
n-Nitroso-di-n-propylamine	A	ug/L	0	0		0	0	0	1.8326	10	150	0%	0	0	0%	
n-Nitrosodimethylamine	A	ug/L	0	0		0	0	0	1.8207	10	150	0%	0	0	0%	
n-Nitrosodiphenylamine	A	ug/L	0	0		0	0	0	1.3804	10	150	0%	0	0	0%	
Naphthalene	A	ug/L	0	0		0	0	0	2.0706	10	150	0%	0	0	0%	
Nitrobenzene	A	ug/L	0	0		0	0	0	2.7489	10	150	0%	0	0	0%	
o-Cresol	A	ug/L	0	0		0	0	0	2.1777	10	150	0%	0	0	0%	
Pentachlorophenol	A	ug/L	0	0		0	0	0	5.0456	11.9	150	0%	0	0	0%	
Phenanthrene	A	ug/L	0	0		0	0	0	0.93296	10	150	0%	0	0	0%	
Phenol	A	ug/L	0	0		0	0	0	1.7374	10	150	0%	0	0	0%	
Pyrene	A	ug/L	0	0		0	0	0	1.09599	10	150	0%	0	0	0%	

Seq No	Lab ID	Test Code	Sample Typ	File ID	Analysis Date	DF	Batch ID	Prep Date	SPKref	RPDref	pmoist					
14960296	B21121606-005	SVOC-8270-W	SAMP	\SV5973N.1	sd12:12/30/2021 7:45:	1	162392	12/21/2021	0	0						
Analyte	T	Units	RAW	Final	Text	Spike	SPKref	RPDref	MDL	PQL	UQL	%REC	LOW	HIGH	%RPD	Q
Pyridine	A	ug/L	0	0		0	0	0	3.8318	10	150	0%	0	0	0%	
1,4-Dichlorobenzene-d4	I	ug/L	40	47.6		0	0	0	0	10	150	0%	0	0	0%	
Acenaphthene-d10	I	ug/L	40	47.6		0	0	0	0	10	150	0%	0	0	0%	
Chrysene-d12	I	ug/L	40	47.6		0	0	0	0	10	150	0%	0	0	0%	
Naphthalene-d8	I	ug/L	40	47.6		0	0	0	0	10	150	0%	0	0	0%	
Perylene-d12	I	ug/L	40	47.6		0	0	0	0	10	150	0%	0	0	0%	
Phenanthrene-d10	I	ug/L	40	47.6		0	0	0	0	10	150	0%	0	0	0%	
2,4,6-Tribromophenol	S	ug/L	159.95368	190.344879		238	0	0	3.4272	10		80%	43	140	0%	
2-Fluorobiphenyl	S	ug/L	47.64463	56.6971097		119	0	0	0.86156	10		48%	44	119	0%	
2-Fluorophenol	S	ug/L	83.19506	99.0021214		238	0	0	4.1888	10		42%	19	119	0%	
Nitrobenzene-d5	S	ug/L	46.22765	55.0109035		119	0	0	2.7846	10		46%	44	120	0%	
Phenol-d5	S	ug/L	62.49544	74.3695736		238	0	0	2.4514	10		31%	10	65	0%	
Terphenyl-d14	S	ug/L	78.53042	93.4511998		119	0	0	1.3923	10		79%	50	134	0%	
2,2'-Oxybis(1-Chloropropane)	X	ug/L	0	0		0	0	0	1.7255	10	150	0%	0	0	0%	
2-Nitroaniline	X	ug/L	0	0		0	0	0	2.856	10	150	0%	0	0	0%	
3-Nitroaniline	X	ug/L	0	0		0	0	0	3.2963	10	150	0%	0	0	0%	
4-Chloro-2-methylphenol	X	ug/L	0	0		0	0	0	1.904	10	150	0%	0	0	0%	
4-Chloroaniline	X	ug/L	0	0		0	0	0	1.9159	10	150	0%	0	0	0%	
4-Nitroaniline	X	ug/L	0	0		0	0	0	1.9397	10	150	0%	0	0	0%	
Carbazole	X	ug/L	0	0		0	0	0	1.00198	10	150	0%	0	0	0%	
Dibenzofuran	X	ug/L	0	0		0	0	0	2.0706	10	150	0%	0	0	0%	
p-Chloroaniline	X	ug/L	0	0		0	0	0	1.8088	10	150	0%	0	0	0%	
Triallate	X	ug/L	0	0		0	0	0	1.7969	10	150	0%	0	0	0%	

Seq No	Lab ID	Test Code	Sample Typ	File ID	Analysis Date	DF	Batch ID	Prep Date	SPKref	RPDref	pmoist					
14960297	B21121609-001	SVOC-8270-W	SAMP	\SV5973N.1	sd12:12/30/2021 8:18:	1	162392	12/21/2021	0	0						
Analyte	T	Units	RAW	Final	Text	Spike	SPKref	RPDref	MDL	PQL	UQL	%REC	LOW	HIGH	%RPD	Q
1,2,4-Trichlorobenzene	A	ug/L	0	0		0	0	0	2.109	10	150	0%	0	0	0%	U
1,2-Dichlorobenzene	A	ug/L	0	0		0	0	0	2.1867	10	150	0%	0	0	0%	U
1,3-Dichlorobenzene	A	ug/L	0	0		0	0	0	2.3643	10	150	0%	0	0	0%	U
1,4-Dichlorobenzene	A	ug/L	0	0		0	0	0	2.2422	10	150	0%	0	0	0%	U
1-Methylnaphthalene	A	ug/L	0	0		0	0	0	2.6529	10	150	0%	0	0	0%	U
2,4,5-Trichlorophenol	A	ug/L	0	0		0	0	0	2.4753	10	150	0%	0	0	0%	U
2,4,6-Trichlorophenol	A	ug/L	0	0		0	0	0	2.9304	10	150	0%	0	0	0%	U

Seq No	Lab ID	Test Code	Sample Typ	File ID	Analysis Date	DF	Batch ID	Prep Date	SPKref	RPDref	pmoist					
14960297	B21121609-001	SVOC-8270-W	SAMP	SV5973N.I	12/30/2021 8:18:	1	162392	12/21/2021	0	0						
Analyte	T	Units	RAW	Final	Text	Spike	SPKref	RPDref	MDL	PQL	UQL	%REC	LOW	HIGH	%RPD	Q
2,4-Dichlorophenol	A	ug/L	0	0		0	0	0	1.8759	10	150	0%	0	0	0%	U
2,4-Dimethylphenol	A	ug/L	0	0		0	0	0	1.8759	10	150	0%	0	0	0%	U
2,4-Dinitrophenol	A	ug/L	0	0		0	0	0	4.7286	11.1	150	0%	0	0	0%	U
2,4-Dinitrotoluene	A	ug/L	0	0		0	0	0	3.3744	10	150	0%	0	0	0%	U
2,6-Dinitrotoluene	A	ug/L	0	0		0	0	0	3.552	10	150	0%	0	0	0%	U
2-Chloronaphthalene	A	ug/L	0	0		0	0	0	2.3754	10	150	0%	0	0	0%	U
2-Chlorophenol	A	ug/L	0	0		0	0	0	2.7528	10	150	0%	0	0	0%	U
2-Methylnaphthalene	A	ug/L	0	0		0	0	0	2.1312	10	150	0%	0	0	0%	U
2-Nitrophenol	A	ug/L	0	0		0	0	0	2.6196	10	150	0%	0	0	0%	U
3,3'-Dichlorobenzidine	A	ug/L	0	0		0	0	0	2.3421	11.1	150	0%	0	0	0%	U
4,6-Dinitro-2-methylphenol	A	ug/L	0	0		0	0	0	2.5863	11.1	150	0%	0	0	0%	U
4-Bromophenyl phenyl ether	A	ug/L	0	0		0	0	0	1.9314	10	150	0%	0	0	0%	U
4-Chloro-3-methylphenol	A	ug/L	0	0		0	0	0	1.6206	10	150	0%	0	0	0%	U
4-Chlorophenol	A	ug/L	0	0		0	0	0	2.9304	10	150	0%	0	0	0%	U
4-Chlorophenyl phenyl ether	A	ug/L	0	0		0	0	0	2.2533	10	150	0%	0	0	0%	U
4-Nitrophenol	A	ug/L	0	0		0	0	0	2.775	11.1	150	0%	0	0	0%	U
Acenaphthene	A	ug/L	0	0		0	0	0	2.0979	10	150	0%	0	0	0%	U
Acenaphthylene	A	ug/L	0	0		0	0	0	1.7427	10	150	0%	0	0	0%	U
Anthracene	A	ug/L	0	0		0	0	0	1.3653	10	150	0%	0	0	0%	U
Azobenzene	A	ug/L	0	0		0	0	0	1.2099	10	150	0%	0	0	0%	U
Benzidine	A	ug/L	0	0		0	0	0	7.4592	11.1	150	0%	0	0	0%	U
Benzo(a)anthracene	A	ug/L	0	0		0	0	0	0.95016	10	150	0%	0	0	0%	U
Benzo(a)pyrene	A	ug/L	0	0		0	0	0	1.3764	10	150	0%	0	0	0%	U
Benzo(b)fluoranthene	A	ug/L	0	0		0	0	0	1.00233	10	150	0%	0	0	0%	U
Benzo(g,h,i)perylene	A	ug/L	0	0		0	0	0	1.1211	10	150	0%	0	0	0%	U
Benzo(k)fluoranthene	A	ug/L	0	0		0	0	0	1.0767	10	150	0%	0	0	0%	U
bis(-2-chloroethoxy)Methane	A	ug/L	0	0		0	0	0	1.5096	10	150	0%	0	0	0%	U
bis(-2-chloroethyl)Ether	A	ug/L	0	0		0	0	0	2.8527	10	150	0%	0	0	0%	U
bis(2-chloroisopropyl)Ether	A	ug/L	0	0		0	0	0	1.6539	10	150	0%	0	0	0%	U
bis(2-ethylhexyl)Phthalate	A	ug/L	0	0		0	0	0	2.1201	10	150	0%	0	0	0%	U
Butylbenzylphthalate	A	ug/L	0	0		0	0	0	1.7427	10	150	0%	0	0	0%	U
Chrysene	A	ug/L	0	0		0	0	0	1.2987	10	150	0%	0	0	0%	U
Di-n-butyl phthalate	A	ug/L	0	0		0	0	0	1.03452	10	150	0%	0	0	0%	U
Di-n-octyl phthalate	A	ug/L	0	0		0	0	0	1.4874	10	150	0%	0	0	0%	U
Dibenzo(a,h)anthracene	A	ug/L	0	0		0	0	0	1.2987	10	150	0%	0	0	0%	U

Seq No	Lab ID	Test Code	Sample Typ	File ID	Analysis Date	DF	Batch ID	Prep Date	SPKref	RPDref	pmoist						
14960297	B21121609-001	SVOC-8270-W	SAMP	SV5973N.L	12/30/2021 8:18:	1	162392	12/21/2021	0	0							
Analyte	T	Units	RAW	Final	Text	Spike	SPKref	RPDref	MDL	PQL	UQL	%REC	LOW	HIGH	%RPD	Q	
Diethyl phthalate	A	ug/L	0	0		0	0	0	2.4198	10	150	0%	0	0	0%	U	
Dimethyl phthalate	A	ug/L	0	0		0	0	0	1.9092	10	150	0%	0	0	0%	U	
Fluoranthene	A	ug/L	0	0		0	0	0	0.98013	10	150	0%	0	0	0%	U	
Fluorene	A	ug/L	0	0		0	0	0	2.0202	10	150	0%	0	0	0%	U	
Hexachlorobenzene	A	ug/L	0	0		0	0	0	1.4763	10	150	0%	0	0	0%	U	
Hexachlorobutadiene	A	ug/L	0	0		0	0	0	2.5752	10	150	0%	0	0	0%	U	
Hexachlorocyclopentadiene	A	ug/L	0	0		0	0	0	3.2967	10	150	0%	0	0	0%	U	
Hexachloroethane	A	ug/L	0	0		0	0	0	1.9869	10	150	0%	0	0	0%	U	
Indeno(1,2,3-cd)pyrene	A	ug/L	0	0		0	0	0	1.3875	10	150	0%	0	0	0%	U	
Isophorone	A	ug/L	0	0		0	0	0	1.8537	10	150	0%	0	0	0%	U	
m+p-Cresols	A	ug/L	0	0		0	0	0	1.9758	10	150	0%	0	0	0%	U	
n-Nitroso-di-n-propylamine	A	ug/L	0	0		0	0	0	1.7094	10	150	0%	0	0	0%	U	
n-Nitrosodimethylamine	A	ug/L	0	0		0	0	0	1.6983	10	150	0%	0	0	0%	U	
n-Nitrosodiphenylamine	A	ug/L	0	0		0	0	0	1.2876	10	150	0%	0	0	0%	U	
Naphthalene	A	ug/L	0	0		0	0	0	1.9314	10	150	0%	0	0	0%	U	
Nitrobenzene	A	ug/L	0	0		0	0	0	2.5641	10	150	0%	0	0	0%	U	
o-Cresol	A	ug/L	0	0		0	0	0	2.0313	10	150	0%	0	0	0%	U	
Pentachlorophenol	A	ug/L	0	0		0	0	0	4.7064	11.1	150	0%	0	0	0%	U	
Phenanthrene	A	ug/L	0	0		0	0	0	0.87024	10	150	0%	0	0	0%	U	
Phenol	A	ug/L	0	0		0	0	0	1.6206	10	150	0%	0	0	0%	U	
Pyrene	A	ug/L	0	0		0	0	0	1.02231	10	150	0%	0	0	0%	U	
Pyridine	A	ug/L	0	0		0	0	0	3.5742	10	150	0%	0	0	0%	U	
1,4-Dichlorobenzene-d4	I	ug/L	40	44.4		0	0	0	0	10	150	0%	0	0	0%		
Acenaphthene-d10	I	ug/L	40	44.4		0	0	0	0	10	150	0%	0	0	0%		
Chrysene-d12	I	ug/L	40	44.4		0	0	0	0	10	150	0%	0	0	0%		
Naphthalene-d8	I	ug/L	40	44.4		0	0	0	0	10	150	0%	0	0	0%		
Perylene-d12	I	ug/L	40	44.4		0	0	0	0	10	150	0%	0	0	0%		
Phenanthrene-d10	I	ug/L	40	44.4		0	0	0	0	10	150	0%	0	0	0%		
2,4,6-Tribromophenol	S	ug/L	9.88842	10.9761462		11.1	0	0	3.1968	10		99%	43	140	0%		
2-Fluorobiphenyl	S	ug/L	2.4398	2.708178		5.55	0	0	0.80364	10		49%	44	119	0%	J	
2-Fluorophenol	S	ug/L	3.5231	3.910641		11.1	0	0	3.9072	10		35%	19	119	0%	J	
Nitrobenzene-d5	S	ug/L	3.10312	3.4444632		5.55	0	0	2.5974	10		62%	44	120	0%	J	
Phenol-d5	S	ug/L	4.2662	4.735482		11.1	0	0	2.2866	10		43%	10	65	0%	J	
Terphenyl-d14	S	ug/L	4.04281	4.4875191		5.55	0	0	1.2987	10		81%	50	134	0%	J	
2,2'-Oxybis(1-Chloropropane)	X	ug/L	0	0		0	0	0	1.6095	10	150	0%	0	0	0%	U	

Seq No	Lab ID	Test Code	Sample Typ	File ID	Analysis Date	DF	Batch ID	Prep Date	SPKref	RPDref	pmoist					
14960297	B21121609-001	SVOC-8270-W	SAMP	\\SV5973N.1\sd12:12/30/2021 8:18:		1	162392	12/21/2021	0	0						
Analyte	T	Units	RAW	Final	Text	Spike	SPKref	RPDref	MDL	PQL	UQL	%REC	LOW	HIGH	%RPD	Q
2-Nitroaniline	X	ug/L	0	0		0	0	0	2.664	10	150	0%	0	0	0%	U
3-Nitroaniline	X	ug/L	0	0		0	0	0	3.0747	10	150	0%	0	0	0%	U
4-Chloro-2-methylphenol	X	ug/L	0	0		0	0	0	1.776	10	150	0%	0	0	0%	U
4-Chloroaniline	X	ug/L	0	0		0	0	0	1.7871	10	150	0%	0	0	0%	U
4-Nitroaniline	X	ug/L	0	0		0	0	0	1.8093	10	150	0%	0	0	0%	U
Carbazole	X	ug/L	0	0		0	0	0	0.93462	10	150	0%	0	0	0%	U
Dibenzofuran	X	ug/L	0	0		0	0	0	1.9314	10	150	0%	0	0	0%	U
p-Chloroaniline	X	ug/L	0	0		0	0	0	1.6872	10	150	0%	0	0	0%	U
Triallate	X	ug/L	0	0		0	0	0	1.6761	10	150	0%	0	0	0%	U

Seq No	Lab ID	Test Code	Sample Typ	File ID	Analysis Date	DF	Batch ID	Prep Date	SPKref	RPDref	pmoist					
14960298	B21121611-001	SVOC-8270-W	SAMP	\\SV5973N.1\sd12:12/30/2021 8:51:		1	162392	12/21/2021	0	0						
Analyte	T	Units	RAW	Final	Text	Spike	SPKref	RPDref	MDL	PQL	UQL	%REC	LOW	HIGH	%RPD	Q
1,2,4-Trichlorobenzene	A	ug/L	0	0		0	0	0	1.9	10	150	0%	0	0	0%	U
1,2-Dichlorobenzene	A	ug/L	0	0		0	0	0	1.97	10	150	0%	0	0	0%	U
1,3-Dichlorobenzene	A	ug/L	0	0		0	0	0	2.13	10	150	0%	0	0	0%	U
1,4-Dichlorobenzene	A	ug/L	0	0		0	0	0	2.02	10	150	0%	0	0	0%	U
1-Methylnaphthalene	A	ug/L	0	0		0	0	0	2.39	10	150	0%	0	0	0%	U
2,4,5-Trichlorophenol	A	ug/L	0	0		0	0	0	2.23	10	150	0%	0	0	0%	U
2,4,6-Trichlorophenol	A	ug/L	0	0		0	0	0	2.64	10	150	0%	0	0	0%	U
2,4-Dichlorophenol	A	ug/L	0	0		0	0	0	1.69	10	150	0%	0	0	0%	U
2,4-Dimethylphenol	A	ug/L	0	0		0	0	0	1.69	10	150	0%	0	0	0%	U
2,4-Dinitrophenol	A	ug/L	0	0		0	0	0	4.26	10	150	0%	0	0	0%	U
2,4-Dinitrotoluene	A	ug/L	0	0		0	0	0	3.04	10	150	0%	0	0	0%	U
2,6-Dinitrotoluene	A	ug/L	0	0		0	0	0	3.2	10	150	0%	0	0	0%	U
2-Chloronaphthalene	A	ug/L	0	0		0	0	0	2.14	10	150	0%	0	0	0%	U
2-Chlorophenol	A	ug/L	0	0		0	0	0	2.48	10	150	0%	0	0	0%	U
2-Methylnaphthalene	A	ug/L	0	0		0	0	0	1.92	10	150	0%	0	0	0%	U
2-Nitrophenol	A	ug/L	0	0		0	0	0	2.36	10	150	0%	0	0	0%	U
3,3'-Dichlorobenzidine	A	ug/L	0	0		0	0	0	2.11	10	150	0%	0	0	0%	U
4,6-Dinitro-2-methylphenol	A	ug/L	0	0		0	0	0	2.33	10	150	0%	0	0	0%	U
4-Bromophenyl phenyl ether	A	ug/L	0	0		0	0	0	1.74	10	150	0%	0	0	0%	U
4-Chloro-3-methylphenol	A	ug/L	0	0		0	0	0	1.46	10	150	0%	0	0	0%	U
4-Chlorophenol	A	ug/L	0	0		0	0	0	2.64	10	150	0%	0	0	0%	U

Seq No	Lab ID	Test Code	Sample Typ	File ID	Analysis Date	DF	Batch ID	Prep Date	SPKref	RPDref	pmoist					
14960298	B21121611-001	SVOC-8270-W	SAMP	\SV5973N.I	12/30/2021 8:51:	1	162392	12/21/2021	0	0						
Analyte	T	Units	RAW	Final	Text	Spike	SPKref	RPDref	MDL	PQL	UQL	%REC	LOW	HIGH	%RPD	Q
4-Chlorophenyl phenyl ether	A	ug/L	0	0		0	0	0	2.03	10	150	0%	0	0	0%	U
4-Nitrophenol	A	ug/L	0	0		0	0	0	2.5	10	150	0%	0	0	0%	U
Acenaphthene	A	ug/L	0	0		0	0	0	1.89	10	150	0%	0	0	0%	U
Acenaphthylene	A	ug/L	0	0		0	0	0	1.57	10	150	0%	0	0	0%	U
Anthracene	A	ug/L	0	0		0	0	0	1.23	10	150	0%	0	0	0%	U
Azobenzene	A	ug/L	0	0		0	0	0	1.09	10	150	0%	0	0	0%	U
Benzidine	A	ug/L	0	0		0	0	0	6.72	10	150	0%	0	0	0%	U
Benzo(a)anthracene	A	ug/L	0	0		0	0	0	0.856	10	150	0%	0	0	0%	U
Benzo(a)pyrene	A	ug/L	0	0		0	0	0	1.24	10	150	0%	0	0	0%	U
Benzo(b)fluoranthene	A	ug/L	0	0		0	0	0	0.903	10	150	0%	0	0	0%	U
Benzo(g,h,i)perylene	A	ug/L	0	0		0	0	0	1.01	10	150	0%	0	0	0%	U
Benzo(k)fluoranthene	A	ug/L	0	0		0	0	0	0.97	10	150	0%	0	0	0%	U
bis(-2-chloroethoxy)Methane	A	ug/L	0	0		0	0	0	1.36	10	150	0%	0	0	0%	U
bis(-2-chloroethyl)Ether	A	ug/L	0	0		0	0	0	2.57	10	150	0%	0	0	0%	U
bis(2-chloroisopropyl)Ether	A	ug/L	0	0		0	0	0	1.49	10	150	0%	0	0	0%	U
bis(2-ethylhexyl)Phthalate	A	ug/L	0	0		0	0	0	1.91	10	150	0%	0	0	0%	U
Butylbenzylphthalate	A	ug/L	0	0		0	0	0	1.57	10	150	0%	0	0	0%	U
Chrysene	A	ug/L	0	0		0	0	0	1.17	10	150	0%	0	0	0%	U
Di-n-butyl phthalate	A	ug/L	0	0		0	0	0	0.932	10	150	0%	0	0	0%	U
Di-n-octyl phthalate	A	ug/L	0	0		0	0	0	1.34	10	150	0%	0	0	0%	U
Dibenzo(a,h)anthracene	A	ug/L	0	0		0	0	0	1.17	10	150	0%	0	0	0%	U
Diethyl phthalate	A	ug/L	0	0		0	0	0	2.18	10	150	0%	0	0	0%	U
Dimethyl phthalate	A	ug/L	0	0		0	0	0	1.72	10	150	0%	0	0	0%	U
Fluoranthene	A	ug/L	0	0		0	0	0	0.883	10	150	0%	0	0	0%	U
Fluorene	A	ug/L	0	0		0	0	0	1.82	10	150	0%	0	0	0%	U
Hexachlorobenzene	A	ug/L	0	0		0	0	0	1.33	10	150	0%	0	0	0%	U
Hexachlorobutadiene	A	ug/L	0	0		0	0	0	2.32	10	150	0%	0	0	0%	U
Hexachlorocyclopentadiene	A	ug/L	0	0		0	0	0	2.97	10	150	0%	0	0	0%	U
Hexachloroethane	A	ug/L	0	0		0	0	0	1.79	10	150	0%	0	0	0%	U
Indeno(1,2,3-cd)pyrene	A	ug/L	0	0		0	0	0	1.25	10	150	0%	0	0	0%	U
Isophorone	A	ug/L	0	0		0	0	0	1.67	10	150	0%	0	0	0%	U
m+p-Cresols	A	ug/L	0	0		0	0	0	1.78	10	150	0%	0	0	0%	U
n-Nitroso-di-n-propylamine	A	ug/L	0	0		0	0	0	1.54	10	150	0%	0	0	0%	U
n-Nitrosodimethylamine	A	ug/L	0	0		0	0	0	1.53	10	150	0%	0	0	0%	U
n-Nitrosodiphenylamine	A	ug/L	0	0		0	0	0	1.16	10	150	0%	0	0	0%	U

Seq No	Lab ID	Test Code	Sample Typ	File ID	Analysis Date	DF	Batch ID	Prep Date	SPKref	RPDref	pmoist					
14960298	B21121611-001	SVOC-8270-W	SAMP	\\SV5973N.I\sd12:12/30/2021 8:51:		1	162392	12/21/2021	0	0						
Analyte	T	Units	RAW	Final	Text	Spike	SPKref	RPDref	MDL	PQL	UQL	%REC	LOW	HIGH	%RPD	Q
Naphthalene	A	ug/L	0	0		0	0	0	1.74	10	150	0%	0	0	0%	U
Nitrobenzene	A	ug/L	0	0		0	0	0	2.31	10	150	0%	0	0	0%	U
o-Cresol	A	ug/L	0	0		0	0	0	1.83	10	150	0%	0	0	0%	U
Pentachlorophenol	A	ug/L	0	0		0	0	0	4.24	10	150	0%	0	0	0%	U
Phenanthrene	A	ug/L	0	0		0	0	0	0.784	10	150	0%	0	0	0%	U
Phenol	A	ug/L	0	0		0	0	0	1.46	10	150	0%	0	0	0%	U
Pyrene	A	ug/L	0	0		0	0	0	0.921	10	150	0%	0	0	0%	U
Pyridine	A	ug/L	0	0		0	0	0	3.22	10	150	0%	0	0	0%	U
1,4-Dichlorobenzene-d4	I	ug/L	40	40		0	0	0	0	10	150	0%	0	0	0%	
Acenaphthene-d10	I	ug/L	40	40		0	0	0	0	10	150	0%	0	0	0%	
Chrysene-d12	I	ug/L	40	40		0	0	0	0	10	150	0%	0	0	0%	
Naphthalene-d8	I	ug/L	40	40		0	0	0	0	10	150	0%	0	0	0%	
Perylene-d12	I	ug/L	40	40		0	0	0	0	10	150	0%	0	0	0%	
Phenanthrene-d10	I	ug/L	40	40		0	0	0	0	10	150	0%	0	0	0%	
2,4,6-Tribromophenol	S	ug/L	199.56736	199.56736		200	0	0	2.88	10		100%	43	140	0%	
2-Fluorobiphenyl	S	ug/L	53.49579	53.49579		100	0	0	0.724	10		53%	44	119	0%	
2-Fluorophenol	S	ug/L	79.79742	79.79742		200	0	0	3.52	10		40%	19	119	0%	
Nitrobenzene-d5	S	ug/L	51.40679	51.40679		100	0	0	2.34	10		51%	44	120	0%	
Phenol-d5	S	ug/L	63.1275	63.1275		200	0	0	2.06	10		32%	10	65	0%	
Terphenyl-d14	S	ug/L	95.28324	95.28324		100	0	0	1.17	10		95%	50	134	0%	
2,2'-Oxybis(1-Chloropropane)	X	ug/L	0	0		0	0	0	1.45	10	150	0%	0	0	0%	U
2-Nitroaniline	X	ug/L	0	0		0	0	0	2.4	10	150	0%	0	0	0%	U
3-Nitroaniline	X	ug/L	0	0		0	0	0	2.77	10	150	0%	0	0	0%	U
4-Chloro-2-methylphenol	X	ug/L	0	0		0	0	0	1.6	10	150	0%	0	0	0%	U
4-Chloroaniline	X	ug/L	0	0		0	0	0	1.61	10	150	0%	0	0	0%	U
4-Nitroaniline	X	ug/L	0	0		0	0	0	1.63	10	150	0%	0	0	0%	U
Carbazole	X	ug/L	0	0		0	0	0	0.842	10	150	0%	0	0	0%	U
Dibenzofuran	X	ug/L	0	0		0	0	0	1.74	10	150	0%	0	0	0%	U
p-Chloroaniline	X	ug/L	0	0		0	0	0	1.52	10	150	0%	0	0	0%	U
Triallate	X	ug/L	0	0		0	0	0	1.51	10	150	0%	0	0	0%	U

Seq No	Lab ID	Test Code	Sample Typ	File ID	Analysis Date	DF	Batch ID	Prep Date	SPKref	RPDref	pmoist					
14960299	B21121613-001	SVOC-8270-W	SAMP	\\SV5973N.I\sd12:12/30/2021 9:23:		1	162392	12/21/2021	0	0						
Analyte	T	Units	RAW	Final	Text	Spike	SPKref	RPDref	MDL	PQL	UQL	%REC	LOW	HIGH	%RPD	Q

Seq No	Lab ID	Test Code	Sample Typ	File ID	Analysis Date	DF	Batch ID	Prep Date	SPKref	RPDref	pmoist					
14960299	B21121613-001	SVOC-8270-W	SAMP	SV5973N.I	12/30/2021 9:23:	1	162392	12/21/2021	0	0						
Analyte	T	Units	RAW	Final	Text	Spike	SPKref	RPDref	MDL	PQL	UQL	%REC	LOW	HIGH	%RPD	Q
1,2,4-Trichlorobenzene	A	ug/L	0	0		0	0	0	1.919	10	150	0%	0	0	0%	U
1,2-Dichlorobenzene	A	ug/L	0	0		0	0	0	1.9897	10	150	0%	0	0	0%	U
1,3-Dichlorobenzene	A	ug/L	0	0		0	0	0	2.1513	10	150	0%	0	0	0%	U
1,4-Dichlorobenzene	A	ug/L	0	0		0	0	0	2.0402	10	150	0%	0	0	0%	U
1-Methylnaphthalene	A	ug/L	0	0		0	0	0	2.4139	10	150	0%	0	0	0%	U
2,4,5-Trichlorophenol	A	ug/L	0	0		0	0	0	2.2523	10	150	0%	0	0	0%	U
2,4,6-Trichlorophenol	A	ug/L	0	0		0	0	0	2.6664	10	150	0%	0	0	0%	U
2,4-Dichlorophenol	A	ug/L	0	0		0	0	0	1.7069	10	150	0%	0	0	0%	U
2,4-Dimethylphenol	A	ug/L	0	0		0	0	0	1.7069	10	150	0%	0	0	0%	U
2,4-Dinitrophenol	A	ug/L	0	0		0	0	0	4.3026	10.1	150	0%	0	0	0%	U
2,4-Dinitrotoluene	A	ug/L	0	0		0	0	0	3.0704	10	150	0%	0	0	0%	U
2,6-Dinitrotoluene	A	ug/L	0	0		0	0	0	3.232	10	150	0%	0	0	0%	U
2-Chloronaphthalene	A	ug/L	0	0		0	0	0	2.1614	10	150	0%	0	0	0%	U
2-Chlorophenol	A	ug/L	0	0		0	0	0	2.5048	10	150	0%	0	0	0%	U
2-Methylnaphthalene	A	ug/L	0	0		0	0	0	1.9392	10	150	0%	0	0	0%	U
2-Nitrophenol	A	ug/L	0	0		0	0	0	2.3836	10	150	0%	0	0	0%	U
3,3'-Dichlorobenzidine	A	ug/L	0	0		0	0	0	2.1311	10.1	150	0%	0	0	0%	U
4,6-Dinitro-2-methylphenol	A	ug/L	0	0		0	0	0	2.3533	10.1	150	0%	0	0	0%	U
4-Bromophenyl phenyl ether	A	ug/L	0	0		0	0	0	1.7574	10	150	0%	0	0	0%	U
4-Chloro-3-methylphenol	A	ug/L	0	0		0	0	0	1.4746	10	150	0%	0	0	0%	U
4-Chlorophenol	A	ug/L	0	0		0	0	0	2.6664	10	150	0%	0	0	0%	U
4-Chlorophenyl phenyl ether	A	ug/L	0	0		0	0	0	2.0503	10	150	0%	0	0	0%	U
4-Nitrophenol	A	ug/L	0	0		0	0	0	2.525	10.1	150	0%	0	0	0%	U
Acenaphthene	A	ug/L	0	0		0	0	0	1.9089	10	150	0%	0	0	0%	U
Acenaphthylene	A	ug/L	0	0		0	0	0	1.5857	10	150	0%	0	0	0%	U
Anthracene	A	ug/L	0	0		0	0	0	1.2423	10	150	0%	0	0	0%	U
Azobenzene	A	ug/L	0	0		0	0	0	1.1009	10	150	0%	0	0	0%	U
Benzidine	A	ug/L	0	0		0	0	0	6.7872	10.1	150	0%	0	0	0%	U
Benzo(a)anthracene	A	ug/L	0	0		0	0	0	0.86456	10	150	0%	0	0	0%	U
Benzo(a)pyrene	A	ug/L	0	0		0	0	0	1.2524	10	150	0%	0	0	0%	U
Benzo(b)fluoranthene	A	ug/L	0	0		0	0	0	0.91203	10	150	0%	0	0	0%	U
Benzo(g,h,i)perylene	A	ug/L	0	0		0	0	0	1.0201	10	150	0%	0	0	0%	U
Benzo(k)fluoranthene	A	ug/L	0	0		0	0	0	0.9797	10	150	0%	0	0	0%	U
bis(-2-chloroethoxy)Methane	A	ug/L	0	0		0	0	0	1.3736	10	150	0%	0	0	0%	U
bis(-2-chloroethyl)Ether	A	ug/L	0	0		0	0	0	2.5957	10	150	0%	0	0	0%	U

Seq No	Lab ID	Test Code	Sample Typ	File ID	Analysis Date	DF	Batch ID	Prep Date	SPKref	RPDref	pmoist					
14960299	B21121613-001	SVOC-8270-W	SAMP	SV5973N.I	12/30/2021 9:23:	1	162392	12/21/2021	0	0						
Analyte	T	Units	RAW	Final	Text	Spike	SPKref	RPDref	MDL	PQL	UQL	%REC	LOW	HIGH	%RPD	Q
bis(2-chloroisopropyl)Ether	A	ug/L	0	0		0	0	0	1.5049	10	150	0%	0	0	0%	U
bis(2-ethylhexyl)Phthalate	A	ug/L	0	0		0	0	0	1.9291	10	150	0%	0	0	0%	U
Butylbenzylphthalate	A	ug/L	0	0		0	0	0	1.5857	10	150	0%	0	0	0%	U
Chrysene	A	ug/L	0	0		0	0	0	1.1817	10	150	0%	0	0	0%	U
Di-n-butyl phthalate	A	ug/L	0	0		0	0	0	0.94132	10	150	0%	0	0	0%	U
Di-n-octyl phthalate	A	ug/L	0	0		0	0	0	1.3534	10	150	0%	0	0	0%	U
Dibenzo(a,h)anthracene	A	ug/L	0	0		0	0	0	1.1817	10	150	0%	0	0	0%	U
Diethyl phthalate	A	ug/L	0	0		0	0	0	2.2018	10	150	0%	0	0	0%	U
Dimethyl phthalate	A	ug/L	0	0		0	0	0	1.7372	10	150	0%	0	0	0%	U
Fluoranthene	A	ug/L	0	0		0	0	0	0.89183	10	150	0%	0	0	0%	U
Fluorene	A	ug/L	0	0		0	0	0	1.8382	10	150	0%	0	0	0%	U
Hexachlorobenzene	A	ug/L	0	0		0	0	0	1.3433	10	150	0%	0	0	0%	U
Hexachlorobutadiene	A	ug/L	0	0		0	0	0	2.3432	10	150	0%	0	0	0%	U
Hexachlorocyclopentadiene	A	ug/L	0	0		0	0	0	2.9997	10	150	0%	0	0	0%	U
Hexachloroethane	A	ug/L	0	0		0	0	0	1.8079	10	150	0%	0	0	0%	U
Indeno(1,2,3-cd)pyrene	A	ug/L	0	0		0	0	0	1.2625	10	150	0%	0	0	0%	U
Isophorone	A	ug/L	0	0		0	0	0	1.6867	10	150	0%	0	0	0%	U
m+p-Cresols	A	ug/L	0	0		0	0	0	1.7978	10	150	0%	0	0	0%	U
n-Nitroso-di-n-propylamine	A	ug/L	0	0		0	0	0	1.5554	10	150	0%	0	0	0%	U
n-Nitrosodimethylamine	A	ug/L	0	0		0	0	0	1.5453	10	150	0%	0	0	0%	U
n-Nitrosodiphenylamine	A	ug/L	0	0		0	0	0	1.1716	10	150	0%	0	0	0%	U
Naphthalene	A	ug/L	0	0		0	0	0	1.7574	10	150	0%	0	0	0%	U
Nitrobenzene	A	ug/L	0	0		0	0	0	2.3331	10	150	0%	0	0	0%	U
o-Cresol	A	ug/L	0	0		0	0	0	1.8483	10	150	0%	0	0	0%	U
Pentachlorophenol	A	ug/L	0	0		0	0	0	4.2824	10.1	150	0%	0	0	0%	U
Phenanthrene	A	ug/L	0	0		0	0	0	0.79184	10	150	0%	0	0	0%	U
Phenol	A	ug/L	0	0		0	0	0	1.4746	10	150	0%	0	0	0%	U
Pyrene	A	ug/L	0	0		0	0	0	0.93021	10	150	0%	0	0	0%	U
Pyridine	A	ug/L	0	0		0	0	0	3.2522	10	150	0%	0	0	0%	U
1,4-Dichlorobenzene-d4	I	ug/L	40	40.4		0	0	0	0	10	150	0%	0	0	0%	
Acenaphthene-d10	I	ug/L	40	40.4		0	0	0	0	10	150	0%	0	0	0%	
Chrysene-d12	I	ug/L	40	40.4		0	0	0	0	10	150	0%	0	0	0%	
Naphthalene-d8	I	ug/L	40	40.4		0	0	0	0	10	150	0%	0	0	0%	
Perylene-d12	I	ug/L	40	40.4		0	0	0	0	10	150	0%	0	0	0%	
Phenanthrene-d10	I	ug/L	40	40.4		0	0	0	0	10	150	0%	0	0	0%	

Seq No	Lab ID	Test Code	Sample Typ	File ID	Analysis Date	DF	Batch ID	Prep Date	SPKref	RPDref	pmoist					
14960299	B21121613-001	SVOC-8270-W	SAMP	SV5973N.I	sd12:12/30/2021 9:23:	1	162392	12/21/2021	0	0						
Analyte	T	Units	RAW	Final	Text	Spike	SPKref	RPDref	MDL	PQL	UQL	%REC	LOW	HIGH	%RPD	Q
2,4,6-Tribromophenol	S	ug/L	7.6081	7.684181		10.1	0	0	2.9088	10		76%	43	140	0%	J
2-Fluorobiphenyl	S	ug/L	2.54755	2.5730255		5.05	0	0	0.73124	10		51%	44	119	0%	J
2-Fluorophenol	S	ug/L	2.61615	2.6423115		10.1	0	0	0.35552	10		26%	19	119	0%	J
Nitrobenzene-d5	S	ug/L	2.29571	2.3186671		5.05	0	0	0.23634	10		46%	44	120	0%	J
Phenol-d5	S	ug/L	3.33238	3.3657038		10.1	0	0	2.0806	10		33%	10	65	0%	J
Terphenyl-d14	S	ug/L	3.37264	3.4063664		5.05	0	0	1.1817	10		67%	50	134	0%	J
2,2'-Oxybis(1-Chloropropane)	X	ug/L	0	0		0	0	0	1.4645	10	150	0%	0	0	0%	U
2-Nitroaniline	X	ug/L	0	0		0	0	0	2.424	10	150	0%	0	0	0%	U
3-Nitroaniline	X	ug/L	0	0		0	0	0	2.7977	10	150	0%	0	0	0%	U
4-Chloro-2-methylphenol	X	ug/L	0	0		0	0	0	1.616	10	150	0%	0	0	0%	U
4-Chloroaniline	X	ug/L	0	0		0	0	0	1.6261	10	150	0%	0	0	0%	U
4-Nitroaniline	X	ug/L	0	0		0	0	0	1.6463	10	150	0%	0	0	0%	U
Carbazole	X	ug/L	0	0		0	0	0	0.85042	10	150	0%	0	0	0%	U
Dibenzofuran	X	ug/L	0	0		0	0	0	1.7574	10	150	0%	0	0	0%	U
p-Chloroaniline	X	ug/L	0	0		0	0	0	1.5352	10	150	0%	0	0	0%	U
Triallate	X	ug/L	0	0		0	0	0	1.5251	10	150	0%	0	0	0%	U

Seq No	Lab ID	Test Code	Sample Typ	File ID	Analysis Date	DF	Batch ID	Prep Date	SPKref	RPDref	pmoist					
14960300	B21121613-002	SVOC-8270-W	SAMP	SV5973N.I	sd12:12/30/2021 9:56:	1	162392	12/21/2021	0	0						
Analyte	T	Units	RAW	Final	Text	Spike	SPKref	RPDref	MDL	PQL	UQL	%REC	LOW	HIGH	%RPD	Q
1,2,4-Trichlorobenzene	A	ug/L	0	0		0	0	0	1.8449	10	150	0%	0	0	0%	U
1,2-Dichlorobenzene	A	ug/L	0	0		0	0	0	1.91287	10	150	0%	0	0	0%	U
1,3-Dichlorobenzene	A	ug/L	0	0		0	0	0	2.06823	10	150	0%	0	0	0%	U
1,4-Dichlorobenzene	A	ug/L	0	0		0	0	0	1.96142	10	150	0%	0	0	0%	U
1-Methylnaphthalene	A	ug/L	0	0		0	0	0	2.32069	10	150	0%	0	0	0%	U
2,4,5-Trichlorophenol	A	ug/L	0	0		0	0	0	2.16533	10	150	0%	0	0	0%	U
2,4,6-Trichlorophenol	A	ug/L	0	0		0	0	0	2.56344	10	150	0%	0	0	0%	U
2,4-Dichlorophenol	A	ug/L	0	0		0	0	0	1.64099	10	150	0%	0	0	0%	U
2,4-Dimethylphenol	A	ug/L	0	0		0	0	0	1.64099	10	150	0%	0	0	0%	U
2,4-Dinitrophenol	A	ug/L	0	0		0	0	0	4.13646	10	150	0%	0	0	0%	U
2,4-Dinitrotoluene	A	ug/L	0	0		0	0	0	2.95184	10	150	0%	0	0	0%	U
2,6-Dinitrotoluene	A	ug/L	0	0		0	0	0	3.1072	10	150	0%	0	0	0%	U
2-Chloronaphthalene	A	ug/L	0	0		0	0	0	2.07794	10	150	0%	0	0	0%	U
2-Chlorophenol	A	ug/L	0	0		0	0	0	2.40808	10	150	0%	0	0	0%	U

Seq No	Lab ID	Test Code	Sample Typ	File ID	Analysis Date	DF	Batch ID	Prep Date	SPKref	RPDref	pmoist					
14960300	B21121613-002	SVOC-8270-W	SAMP	\\SV5973N.1\sd12	12/30/2021 9:56:	1	162392	12/21/2021	0	0						
Analyte	T	Units	RAW	Final	Text	Spike	SPKref	RPDref	MDL	PQL	UQL	%REC	LOW	HIGH	%RPD	Q
2-Methylnaphthalene	A	ug/L	0	0		0	0	0	1.86432	10	150	0%	0	0	0%	U
2-Nitrophenol	A	ug/L	0	0		0	0	0	2.29156	10	150	0%	0	0	0%	U
3,3'-Dichlorobenzidine	A	ug/L	0	0		0	0	0	2.04881	10	150	0%	0	0	0%	U
4,6-Dinitro-2-methylphenol	A	ug/L	0	0		0	0	0	2.26243	10	150	0%	0	0	0%	U
4-Bromophenyl phenyl ether	A	ug/L	0	0		0	0	0	1.68954	10	150	0%	0	0	0%	U
4-Chloro-3-methylphenol	A	ug/L	0	0		0	0	0	1.41766	10	150	0%	0	0	0%	U
4-Chlorophenol	A	ug/L	0	0		0	0	0	2.56344	10	150	0%	0	0	0%	U
4-Chlorophenyl phenyl ether	A	ug/L	0	0		0	0	0	1.97113	10	150	0%	0	0	0%	U
4-Nitrophenol	A	ug/L	0	0		0	0	0	2.4275	10	150	0%	0	0	0%	U
Acenaphthene	A	ug/L	0	0		0	0	0	1.83519	10	150	0%	0	0	0%	U
Acenaphthylene	A	ug/L	0	0		0	0	0	1.52447	10	150	0%	0	0	0%	U
Anthracene	A	ug/L	0	0		0	0	0	1.19433	10	150	0%	0	0	0%	U
Azobenzene	A	ug/L	0	0		0	0	0	1.05839	10	150	0%	0	0	0%	U
Benzidine	A	ug/L	0	0		0	0	0	6.52512	10	150	0%	0	0	0%	U
Benzo(a)anthracene	A	ug/L	0	0		0	0	0	0.831176	10	150	0%	0	0	0%	U
Benzo(a)pyrene	A	ug/L	0	0		0	0	0	1.20404	10	150	0%	0	0	0%	U
Benzo(b)fluoranthene	A	ug/L	0	0		0	0	0	0.876813	10	150	0%	0	0	0%	U
Benzo(g,h,i)perylene	A	ug/L	0	0		0	0	0	0.98071	10	150	0%	0	0	0%	U
Benzo(k)fluoranthene	A	ug/L	0	0		0	0	0	0.94187	10	150	0%	0	0	0%	U
bis(-2-chloroethoxy)Methane	A	ug/L	0	0		0	0	0	1.32056	10	150	0%	0	0	0%	U
bis(-2-chloroethyl)Ether	A	ug/L	0	0		0	0	0	2.49547	10	150	0%	0	0	0%	U
bis(2-chloroisopropyl)Ether	A	ug/L	0	0		0	0	0	1.44679	10	150	0%	0	0	0%	U
bis(2-ethylhexyl)Phthalate	A	ug/L	0	0		0	0	0	1.85461	10	150	0%	0	0	0%	U
Butylbenzylphthalate	A	ug/L	0	0		0	0	0	1.52447	10	150	0%	0	0	0%	U
Chrysene	A	ug/L	0	0		0	0	0	1.13607	10	150	0%	0	0	0%	U
Di-n-butyl phthalate	A	ug/L	0	0		0	0	0	0.904972	10	150	0%	0	0	0%	U
Di-n-octyl phthalate	A	ug/L	0	0		0	0	0	1.30114	10	150	0%	0	0	0%	U
Dibenzo(a,h)anthracene	A	ug/L	0	0		0	0	0	1.13607	10	150	0%	0	0	0%	U
Diethyl phthalate	A	ug/L	0	0		0	0	0	2.11678	10	150	0%	0	0	0%	U
Dimethyl phthalate	A	ug/L	0	0		0	0	0	1.67012	10	150	0%	0	0	0%	U
Fluoranthene	A	ug/L	0	0		0	0	0	0.857393	10	150	0%	0	0	0%	U
Fluorene	A	ug/L	0	0		0	0	0	1.76722	10	150	0%	0	0	0%	U
Hexachlorobenzene	A	ug/L	0	0		0	0	0	1.29143	10	150	0%	0	0	0%	U
Hexachlorobutadiene	A	ug/L	0	0		0	0	0	2.25272	10	150	0%	0	0	0%	U
Hexachlorocyclopentadiene	A	ug/L	0	0		0	0	0	2.88387	10	150	0%	0	0	0%	U

Seq No	Lab ID	Test Code	Sample Typ	File ID	Analysis Date	DF	Batch ID	Prep Date	SPKref	RPDref	pmoist					
14960300	B21121613-002	SVOC-8270-W	SAMP	\\SV5973N.I\sd12	12/30/2021 9:56:	1	162392	12/21/2021	0	0						
Analyte	T	Units	RAW	Final	Text	Spike	SPKref	RPDref	MDL	PQL	UQL	%REC	LOW	HIGH	%RPD	Q
Hexachloroethane	A	ug/L	0	0		0	0	0	1.73809	10	150	0%	0	0	0%	U
Indeno(1,2,3-cd)pyrene	A	ug/L	0	0		0	0	0	1.21375	10	150	0%	0	0	0%	U
Isophorone	A	ug/L	0	0		0	0	0	1.62157	10	150	0%	0	0	0%	U
m+p-Cresols	A	ug/L	0	0		0	0	0	1.72838	10	150	0%	0	0	0%	U
n-Nitroso-di-n-propylamine	A	ug/L	0	0		0	0	0	1.49534	10	150	0%	0	0	0%	U
n-Nitrosodimethylamine	A	ug/L	0	0		0	0	0	1.48563	10	150	0%	0	0	0%	U
n-Nitrosodiphenylamine	A	ug/L	0	0		0	0	0	1.12636	10	150	0%	0	0	0%	U
Naphthalene	A	ug/L	0	0		0	0	0	1.68954	10	150	0%	0	0	0%	U
Nitrobenzene	A	ug/L	0	0		0	0	0	2.24301	10	150	0%	0	0	0%	U
o-Cresol	A	ug/L	0	0		0	0	0	1.77693	10	150	0%	0	0	0%	U
Pentachlorophenol	A	ug/L	0	0		0	0	0	4.11704	10	150	0%	0	0	0%	U
Phenanthrene	A	ug/L	0	0		0	0	0	0.761264	10	150	0%	0	0	0%	U
Phenol	A	ug/L	0	0		0	0	0	1.41766	10	150	0%	0	0	0%	U
Pyrene	A	ug/L	0	0		0	0	0	0.894291	10	150	0%	0	0	0%	U
Pyridine	A	ug/L	0	0		0	0	0	3.12662	10	150	0%	0	0	0%	U
1,4-Dichlorobenzene-d4	I	ug/L	40	38.84		0	0	0	0	10	150	0%	0	0	0%	
Acenaphthene-d10	I	ug/L	40	38.84		0	0	0	0	10	150	0%	0	0	0%	
Chrysene-d12	I	ug/L	40	38.84		0	0	0	0	10	150	0%	0	0	0%	
Naphthalene-d8	I	ug/L	40	38.84		0	0	0	0	10	150	0%	0	0	0%	
Perylene-d12	I	ug/L	40	38.84		0	0	0	0	10	150	0%	0	0	0%	
Phenanthrene-d10	I	ug/L	40	38.84		0	0	0	0	10	150	0%	0	0	0%	
2,4,6-Tribromophenol	S	ug/L	180.86575	175.620643		194.2	0	0	2.79648	10		90%	43	140	0%	
2-Fluorobiphenyl	S	ug/L	50.49338	49.029072		97.1	0	0	0.703004	10		50%	44	119	0%	
2-Fluorophenol	S	ug/L	54.24754	52.6743613		194.2	0	0	3.41792	10		27%	19	119	0%	
Nitrobenzene-d5	S	ug/L	43.97483	42.6995599		97.1	0	0	2.27214	10		44%	44	120	0%	
Phenol-d5	S	ug/L	47.98347	46.5919494		194.2	0	0	2.00026	10		24%	10	65	0%	
Terphenyl-d14	S	ug/L	92.05681	89.3871625		97.1	0	0	1.13607	10		92%	50	134	0%	
2,2'-Oxybis(1-Chloropropane)	X	ug/L	0	0		0	0	0	1.40795	10	150	0%	0	0	0%	U
2-Nitroaniline	X	ug/L	0	0		0	0	0	2.3304	10	150	0%	0	0	0%	U
3-Nitroaniline	X	ug/L	0	0		0	0	0	2.68967	10	150	0%	0	0	0%	U
4-Chloro-2-methylphenol	X	ug/L	0	0		0	0	0	1.5536	10	150	0%	0	0	0%	U
4-Chloroaniline	X	ug/L	0	0		0	0	0	1.56331	10	150	0%	0	0	0%	U
4-Nitroaniline	X	ug/L	0	0		0	0	0	1.58273	10	150	0%	0	0	0%	U
Carbazole	X	ug/L	0	0		0	0	0	0.817582	10	150	0%	0	0	0%	U
Dibenzofuran	X	ug/L	0	0		0	0	0	1.68954	10	150	0%	0	0	0%	U

Seq No	Lab ID	Test Code	Sample Typ	File ID	Analysis Date	DF	Batch ID	Prep Date	SPKref	RPDref	pmoist					
14960300	B21121613-002	SVOC-8270-W	SAMP	SV5973N.L\sd12:12/30/2021 9:56:		1	162392	12/21/2021	0	0						
Analyte	T	Units	RAW	Final	Text	Spike	SPKref	RPDref	MDL	PQL	UQL	%REC	LOW	HIGH	%RPD	Q
p-Chloroaniline	X	ug/L	0	0		0	0	0	1.47592	10	150	0%	0	0	0%	U
Triallate	X	ug/L	0	0		0	0	0	1.46621	10	150	0%	0	0	0%	U

Seq No	Lab ID	Test Code	Sample Typ	File ID	Analysis Date	DF	Batch ID	Prep Date	SPKref	RPDref	pmoist					
14960804	B21121622-001	SVOC-8270-W	SAMP	SV5973N.L\sd12:12/30/2021 11:0		1	162392	12/21/2021	0	0						
Analyte	T	Units	RAW	Final	Text	Spike	SPKref	RPDref	MDL	PQL	UQL	%REC	LOW	HIGH	%RPD	Q
1,2,4-Trichlorobenzene	A	ug/L	0	0		0	0	0	1.8088	10	150	0%	0	0	0%	U
1,2-Dichlorobenzene	A	ug/L	0	0		0	0	0	1.87544	10	150	0%	0	0	0%	U
1,3-Dichlorobenzene	A	ug/L	0	0		0	0	0	2.02776	10	150	0%	0	0	0%	U
1,4-Dichlorobenzene	A	ug/L	0	0		0	0	0	1.92304	10	150	0%	0	0	0%	U
1-Methylnaphthalene	A	ug/L	0	0		0	0	0	2.27528	10	150	0%	0	0	0%	U
2,4,5-Trichlorophenol	A	ug/L	0	0		0	0	0	2.12296	10	150	0%	0	0	0%	U
2,4,6-Trichlorophenol	A	ug/L	0	0		0	0	0	2.51328	10	150	0%	0	0	0%	U
2,4-Dichlorophenol	A	ug/L	0	0		0	0	0	1.60888	10	150	0%	0	0	0%	U
2,4-Dimethylphenol	A	ug/L	0	0		0	0	0	1.60888	10	150	0%	0	0	0%	U
2,4-Dinitrophenol	A	ug/L	0	0		0	0	0	4.05552	10	150	0%	0	0	0%	U
2,4-Dinitrotoluene	A	ug/L	0	0		0	0	0	2.89408	10	150	0%	0	0	0%	U
2,6-Dinitrotoluene	A	ug/L	0	0		0	0	0	3.0464	10	150	0%	0	0	0%	U
2-Chloronaphthalene	A	ug/L	0	0		0	0	0	2.03728	10	150	0%	0	0	0%	U
2-Chlorophenol	A	ug/L	0	0		0	0	0	2.36096	10	150	0%	0	0	0%	U
2-Methylnaphthalene	A	ug/L	0	0		0	0	0	1.82784	10	150	0%	0	0	0%	U
2-Nitrophenol	A	ug/L	0	0		0	0	0	2.24672	10	150	0%	0	0	0%	U
3,3'-Dichlorobenzidine	A	ug/L	0	0		0	0	0	2.00872	10	150	0%	0	0	0%	U
4,6-Dinitro-2-methylphenol	A	ug/L	0	0		0	0	0	2.21816	10	150	0%	0	0	0%	U
4-Bromophenyl phenyl ether	A	ug/L	0	0		0	0	0	1.65648	10	150	0%	0	0	0%	U
4-Chloro-3-methylphenol	A	ug/L	0	0		0	0	0	1.38992	10	150	0%	0	0	0%	U
4-Chlorophenol	A	ug/L	0	0		0	0	0	2.51328	10	150	0%	0	0	0%	U
4-Chlorophenyl phenyl ether	A	ug/L	0	0		0	0	0	1.93256	10	150	0%	0	0	0%	U
4-Nitrophenol	A	ug/L	0	0		0	0	0	2.38	10	150	0%	0	0	0%	U
Acenaphthene	A	ug/L	0	0		0	0	0	1.79928	10	150	0%	0	0	0%	U
Acenaphthylene	A	ug/L	0	0		0	0	0	1.49464	10	150	0%	0	0	0%	U
Anthracene	A	ug/L	0	0		0	0	0	1.17096	10	150	0%	0	0	0%	U
Azobenzene	A	ug/L	0	0		0	0	0	1.03768	10	150	0%	0	0	0%	U
Benzidine	A	ug/L	0	0		0	0	0	6.39744	10	150	0%	0	0	0%	U

Seq No	Lab ID	Test Code	Sample Typ	File ID	Analysis Date	DF	Batch ID	Prep Date	SPKref	RPDref	pmoist					
14960804	B21121622-001	SVOC-8270-W	SAMP	SV5973N.I	sd12:12/30/2021 11:0	1	162392	12/21/2021	0	0						
Analyte	T	Units	RAW	Final	Text	Spike	SPKref	RPDref	MDL	PQL	UQL	%REC	LOW	HIGH	%RPD	Q
Benzo(a)anthracene	A	ug/L	0	0		0	0	0	0.814912	10	150	0%	0	0	0%	U
Benzo(a)pyrene	A	ug/L	0	0		0	0	0	1.18048	10	150	0%	0	0	0%	U
Benzo(b)fluoranthene	A	ug/L	0	0		0	0	0	0.859656	10	150	0%	0	0	0%	U
Benzo(g,h,i)perylene	A	ug/L	0	0		0	0	0	0.96152	10	150	0%	0	0	0%	U
Benzo(k)fluoranthene	A	ug/L	0	0		0	0	0	0.92344	10	150	0%	0	0	0%	U
bis(-2-chloroethoxy)Methane	A	ug/L	0	0		0	0	0	1.29472	10	150	0%	0	0	0%	U
bis(-2-chloroethyl)Ether	A	ug/L	0	0		0	0	0	2.44664	10	150	0%	0	0	0%	U
bis(2-chloroisopropyl)Ether	A	ug/L	0	0		0	0	0	1.41848	10	150	0%	0	0	0%	U
bis(2-ethylhexyl)Phthalate	A	ug/L	0	0		0	0	0	1.81832	10	150	0%	0	0	0%	U
Butylbenzylphthalate	A	ug/L	0	0		0	0	0	1.49464	10	150	0%	0	0	0%	U
Chrysene	A	ug/L	0	0		0	0	0	1.11384	10	150	0%	0	0	0%	U
Di-n-butyl phthalate	A	ug/L	0	0		0	0	0	0.887264	10	150	0%	0	0	0%	U
Di-n-octyl phthalate	A	ug/L	0	0		0	0	0	1.27568	10	150	0%	0	0	0%	U
Dibenzo(a,h)anthracene	A	ug/L	0	0		0	0	0	1.11384	10	150	0%	0	0	0%	U
Diethyl phthalate	A	ug/L	0	0		0	0	0	2.07536	10	150	0%	0	0	0%	U
Dimethyl phthalate	A	ug/L	0	0		0	0	0	1.63744	10	150	0%	0	0	0%	U
Fluoranthene	A	ug/L	0	0		0	0	0	0.840616	10	150	0%	0	0	0%	U
Fluorene	A	ug/L	0	0		0	0	0	1.73264	10	150	0%	0	0	0%	U
Hexachlorobenzene	A	ug/L	0	0		0	0	0	1.26616	10	150	0%	0	0	0%	U
Hexachlorobutadiene	A	ug/L	0	0		0	0	0	2.20864	10	150	0%	0	0	0%	U
Hexachlorocyclopentadiene	A	ug/L	0	0		0	0	0	2.82744	10	150	0%	0	0	0%	U
Hexachloroethane	A	ug/L	0	0		0	0	0	1.70408	10	150	0%	0	0	0%	U
Indeno(1,2,3-cd)pyrene	A	ug/L	0	0		0	0	0	1.19	10	150	0%	0	0	0%	U
Isophorone	A	ug/L	0	0		0	0	0	1.58984	10	150	0%	0	0	0%	U
m+p-Cresols	A	ug/L	0	0		0	0	0	1.69456	10	150	0%	0	0	0%	U
n-Nitroso-di-n-propylamine	A	ug/L	0	0		0	0	0	1.46608	10	150	0%	0	0	0%	U
n-Nitrosodimethylamine	A	ug/L	0	0		0	0	0	1.45656	10	150	0%	0	0	0%	U
n-Nitrosodiphenylamine	A	ug/L	0	0		0	0	0	1.10432	10	150	0%	0	0	0%	U
Naphthalene	A	ug/L	0	0		0	0	0	1.65648	10	150	0%	0	0	0%	U
Nitrobenzene	A	ug/L	0	0		0	0	0	2.19912	10	150	0%	0	0	0%	U
o-Cresol	A	ug/L	0	0		0	0	0	1.74216	10	150	0%	0	0	0%	U
Pentachlorophenol	A	ug/L	0	0		0	0	0	4.03648	10	150	0%	0	0	0%	U
Phenanthrene	A	ug/L	0	0		0	0	0	0.746368	10	150	0%	0	0	0%	U
Phenol	A	ug/L	0	0		0	0	0	1.38992	10	150	0%	0	0	0%	U
Pyrene	A	ug/L	0	0		0	0	0	0.876792	10	150	0%	0	0	0%	U

Seq No	Lab ID	Test Code	Sample Typ	File ID	Analysis Date	DF	Batch ID	Prep Date	SPKref	RPDref	pmoist					
14960804	B21121622-001	SVOC-8270-W	SAMP	SV5973N.I\sd12\12/30/2021	11:0	1	162392	12/21/2021	0	0						
Analyte	T	Units	RAW	Final	Text	Spike	SPKref	RPDref	MDL	PQL	UQL	%REC	LOW	HIGH	%RPD	Q
Pyridine	A	ug/L	0	0		0	0	0	3.06544	10	150	0%	0	0	0%	U
1,4-Dichlorobenzene-d4	I	ug/L	40	38.08		0	0	0	0	10	150	0%	0	0	0%	
Acenaphthene-d10	I	ug/L	40	38.08		0	0	0	0	10	150	0%	0	0	0%	
Chrysene-d12	I	ug/L	40	38.08		0	0	0	0	10	150	0%	0	0	0%	
Naphthalene-d8	I	ug/L	40	38.08		0	0	0	0	10	150	0%	0	0	0%	
Perylene-d12	I	ug/L	40	38.08		0	0	0	0	10	150	0%	0	0	0%	
Phenanthrene-d10	I	ug/L	40	38.08		0	0	0	0	10	150	0%	0	0	0%	
2,4,6-Tribromophenol	S	ug/L	7.46859	7.11009768		9.52	0	0	2.74176	10		75%	43	140	0%	J
2-Fluorobiphenyl	S	ug/L	2.66567	2.53771784		4.76	0	0	0.689248	10		53%	44	119	0%	J
2-Fluorophenol	S	ug/L	2.83088	2.69499776		9.52	0	0	0.335104	10		28%	19	119	0%	J
Nitrobenzene-d5	S	ug/L	2.20712	2.10117824		4.76	0	0	0.222768	10		44%	44	120	0%	J
Phenol-d5	S	ug/L	3.58741	3.41521432		9.52	0	0	1.96112	10		36%	10	65	0%	J
Terphenyl-d14	S	ug/L	3.37868	3.21650336		4.76	0	0	1.11384	10		68%	50	134	0%	J
2,2'-Oxybis(1-Chloropropane)	X	ug/L	0	0		0	0	0	1.3804	10	150	0%	0	0	0%	U
2-Nitroaniline	X	ug/L	0	0		0	0	0	2.2848	10	150	0%	0	0	0%	U
3-Nitroaniline	X	ug/L	0	0		0	0	0	2.63704	10	150	0%	0	0	0%	U
4-Chloro-2-methylphenol	X	ug/L	0	0		0	0	0	1.5232	10	150	0%	0	0	0%	U
4-Chloroaniline	X	ug/L	0	0		0	0	0	1.53272	10	150	0%	0	0	0%	U
4-Nitroaniline	X	ug/L	0	0		0	0	0	1.55176	10	150	0%	0	0	0%	U
Carbazole	X	ug/L	0	0		0	0	0	0.801584	10	150	0%	0	0	0%	U
Dibenzofuran	X	ug/L	0	0		0	0	0	1.65648	10	150	0%	0	0	0%	U
p-Chloroaniline	X	ug/L	0	0		0	0	0	1.44704	10	150	0%	0	0	0%	U
Triallate	X	ug/L	0	0		0	0	0	1.43752	10	150	0%	0	0	0%	U

Seq No	Lab ID	Test Code	Sample Typ	File ID	Analysis Date	DF	Batch ID	Prep Date	SPKref	RPDref	pmoist					
14960805	B21121622-002	SVOC-8270-W	SAMP	SV5973N.I\sd12\12/30/2021	11:3	1	162392	12/21/2021	0	0						
Analyte	T	Units	RAW	Final	Text	Spike	SPKref	RPDref	MDL	PQL	UQL	%REC	LOW	HIGH	%RPD	Q
1,2,4-Trichlorobenzene	A	ug/L	0	0		0	0	0	1.8088	10	150	0%	0	0	0%	U
1,2-Dichlorobenzene	A	ug/L	0	0		0	0	0	1.87544	10	150	0%	0	0	0%	U
1,3-Dichlorobenzene	A	ug/L	0	0		0	0	0	2.02776	10	150	0%	0	0	0%	U
1,4-Dichlorobenzene	A	ug/L	0	0		0	0	0	1.92304	10	150	0%	0	0	0%	U
1-Methylnaphthalene	A	ug/L	0	0		0	0	0	2.27528	10	150	0%	0	0	0%	U
2,4,5-Trichlorophenol	A	ug/L	0	0		0	0	0	2.12296	10	150	0%	0	0	0%	U
2,4,6-Trichlorophenol	A	ug/L	0	0		0	0	0	2.51328	10	150	0%	0	0	0%	U

Seq No	Lab ID	Test Code	Sample Typ	File ID	Analysis Date	DF	Batch ID	Prep Date	SPKref	RPDref	pmoist					
14960805	B21121622-002	SVOC-8270-W	SAMP	SV5973N.I\sd12	12/30/2021 11:3	1	162392	12/21/2021	0	0						
Analyte	T	Units	RAW	Final	Text	Spike	SPKref	RPDref	MDL	PQL	UQL	%REC	LOW	HIGH	%RPD	Q
2,4-Dichlorophenol	A	ug/L	0	0		0	0	0	1.60888	10	150	0%	0	0	0%	U
2,4-Dimethylphenol	A	ug/L	0	0		0	0	0	1.60888	10	150	0%	0	0	0%	U
2,4-Dinitrophenol	A	ug/L	0	0		0	0	0	4.05552	10	150	0%	0	0	0%	U
2,4-Dinitrotoluene	A	ug/L	0	0		0	0	0	2.89408	10	150	0%	0	0	0%	U
2,6-Dinitrotoluene	A	ug/L	0	0		0	0	0	3.0464	10	150	0%	0	0	0%	U
2-Chloronaphthalene	A	ug/L	0	0		0	0	0	2.03728	10	150	0%	0	0	0%	U
2-Chlorophenol	A	ug/L	0	0		0	0	0	2.36096	10	150	0%	0	0	0%	U
2-Methylnaphthalene	A	ug/L	0	0		0	0	0	1.82784	10	150	0%	0	0	0%	U
2-Nitrophenol	A	ug/L	0	0		0	0	0	2.24672	10	150	0%	0	0	0%	U
3,3'-Dichlorobenzidine	A	ug/L	0	0		0	0	0	2.00872	10	150	0%	0	0	0%	U
4,6-Dinitro-2-methylphenol	A	ug/L	0	0		0	0	0	2.21816	10	150	0%	0	0	0%	U
4-Bromophenyl phenyl ether	A	ug/L	0	0		0	0	0	1.65648	10	150	0%	0	0	0%	U
4-Chloro-3-methylphenol	A	ug/L	0	0		0	0	0	1.38992	10	150	0%	0	0	0%	U
4-Chlorophenol	A	ug/L	0	0		0	0	0	2.51328	10	150	0%	0	0	0%	U
4-Chlorophenyl phenyl ether	A	ug/L	0	0		0	0	0	1.93256	10	150	0%	0	0	0%	U
4-Nitrophenol	A	ug/L	0	0		0	0	0	2.38	10	150	0%	0	0	0%	U
Acenaphthene	A	ug/L	0	0		0	0	0	1.79928	10	150	0%	0	0	0%	U
Acenaphthylene	A	ug/L	0	0		0	0	0	1.49464	10	150	0%	0	0	0%	U
Anthracene	A	ug/L	0	0		0	0	0	1.17096	10	150	0%	0	0	0%	U
Azobenzene	A	ug/L	0	0		0	0	0	1.03768	10	150	0%	0	0	0%	U
Benzidine	A	ug/L	0	0		0	0	0	6.39744	10	150	0%	0	0	0%	U
Benzo(a)anthracene	A	ug/L	0	0		0	0	0	0.814912	10	150	0%	0	0	0%	U
Benzo(a)pyrene	A	ug/L	0	0		0	0	0	1.18048	10	150	0%	0	0	0%	U
Benzo(b)fluoranthene	A	ug/L	0	0		0	0	0	0.859656	10	150	0%	0	0	0%	U
Benzo(g,h,i)perylene	A	ug/L	0	0		0	0	0	0.96152	10	150	0%	0	0	0%	U
Benzo(k)fluoranthene	A	ug/L	0	0		0	0	0	0.92344	10	150	0%	0	0	0%	U
bis(-2-chloroethoxy)Methane	A	ug/L	0	0		0	0	0	1.29472	10	150	0%	0	0	0%	U
bis(-2-chloroethyl)Ether	A	ug/L	0	0		0	0	0	2.44664	10	150	0%	0	0	0%	U
bis(2-chloroisopropyl)Ether	A	ug/L	0	0		0	0	0	1.41848	10	150	0%	0	0	0%	U
bis(2-ethylhexyl)Phthalate	A	ug/L	0	0		0	0	0	1.81832	10	150	0%	0	0	0%	U
Butylbenzylphthalate	A	ug/L	0	0		0	0	0	1.49464	10	150	0%	0	0	0%	U
Chrysene	A	ug/L	0	0		0	0	0	1.11384	10	150	0%	0	0	0%	U
Di-n-butyl phthalate	A	ug/L	0	0		0	0	0	0.887264	10	150	0%	0	0	0%	U
Di-n-octyl phthalate	A	ug/L	0	0		0	0	0	1.27568	10	150	0%	0	0	0%	U
Dibenzo(a,h)anthracene	A	ug/L	0	0		0	0	0	1.11384	10	150	0%	0	0	0%	U

Seq No	Lab ID	Test Code	Sample Typ	File ID	Analysis Date	DF	Batch ID	Prep Date	SPKref	RPDref	pmoist					
14960805	B21121622-002	SVOC-8270-W	SAMP	SV5973N.I	sd12:12/30/2021 11:3	1	162392	12/21/2021	0	0						
Analyte	T	Units	RAW	Final	Text	Spike	SPKref	RPDref	MDL	PQL	UQL	%REC	LOW	HIGH	%RPD	Q
Diethyl phthalate	A	ug/L	0	0		0	0	0	2.07536	10	150	0%	0	0	0%	U
Dimethyl phthalate	A	ug/L	0	0		0	0	0	1.63744	10	150	0%	0	0	0%	U
Fluoranthene	A	ug/L	0	0		0	0	0	0.840616	10	150	0%	0	0	0%	U
Fluorene	A	ug/L	0	0		0	0	0	1.73264	10	150	0%	0	0	0%	U
Hexachlorobenzene	A	ug/L	0	0		0	0	0	1.26616	10	150	0%	0	0	0%	U
Hexachlorobutadiene	A	ug/L	0	0		0	0	0	2.20864	10	150	0%	0	0	0%	U
Hexachlorocyclopentadiene	A	ug/L	0	0		0	0	0	2.82744	10	150	0%	0	0	0%	U
Hexachloroethane	A	ug/L	0	0		0	0	0	1.70408	10	150	0%	0	0	0%	U
Indeno(1,2,3-cd)pyrene	A	ug/L	0	0		0	0	0	1.19	10	150	0%	0	0	0%	U
Isophorone	A	ug/L	0	0		0	0	0	1.58984	10	150	0%	0	0	0%	U
m+p-Cresols	A	ug/L	0	0		0	0	0	1.69456	10	150	0%	0	0	0%	U
n-Nitroso-di-n-propylamine	A	ug/L	0	0		0	0	0	1.46608	10	150	0%	0	0	0%	U
n-Nitrosodimethylamine	A	ug/L	0	0		0	0	0	1.45656	10	150	0%	0	0	0%	U
n-Nitrosodiphenylamine	A	ug/L	0	0		0	0	0	1.10432	10	150	0%	0	0	0%	U
Naphthalene	A	ug/L	0	0		0	0	0	1.65648	10	150	0%	0	0	0%	U
Nitrobenzene	A	ug/L	0	0		0	0	0	2.19912	10	150	0%	0	0	0%	U
o-Cresol	A	ug/L	0	0		0	0	0	1.74216	10	150	0%	0	0	0%	U
Pentachlorophenol	A	ug/L	0	0		0	0	0	4.03648	10	150	0%	0	0	0%	U
Phenanthrene	A	ug/L	0	0		0	0	0	0.746368	10	150	0%	0	0	0%	U
Phenol	A	ug/L	0	0		0	0	0	1.38992	10	150	0%	0	0	0%	U
Pyrene	A	ug/L	0	0		0	0	0	0.876792	10	150	0%	0	0	0%	U
Pyridine	A	ug/L	0	0		0	0	0	3.06544	10	150	0%	0	0	0%	U
1,4-Dichlorobenzene-d4	I	ug/L	40	38.08		0	0	0	0	10	150	0%	0	0	0%	
Acenaphthene-d10	I	ug/L	40	38.08		0	0	0	0	10	150	0%	0	0	0%	
Chrysene-d12	I	ug/L	40	38.08		0	0	0	0	10	150	0%	0	0	0%	
Naphthalene-d8	I	ug/L	40	38.08		0	0	0	0	10	150	0%	0	0	0%	
Perylene-d12	I	ug/L	40	38.08		0	0	0	0	10	150	0%	0	0	0%	
Phenanthrene-d10	I	ug/L	40	38.08		0	0	0	0	10	150	0%	0	0	0%	
2,4,6-Tribromophenol	S	ug/L	7.40447	7.04905544		9.52	0	0	2.74176	10		74%	43	140	0%	J
2-Fluorobiphenyl	S	ug/L	2.57918	2.45537936		4.76	0	0	0.689248	10		52%	44	119	0%	J
2-Fluorophenol	S	ug/L	2.95028	2.80866656		9.52	0	0	0.335104	10		30%	19	119	0%	J
Nitrobenzene-d5	S	ug/L	2.36069	2.24737688		4.76	0	0	2.22768	10		47%	44	120	0%	J
Phenol-d5	S	ug/L	3.64118	3.46640336		9.52	0	0	1.96112	10		36%	10	65	0%	J
Terphenyl-d14	S	ug/L	4.0631	3.8680712		4.76	0	0	1.11384	10		81%	50	134	0%	J
2,2'-Oxybis(1-Chloropropane)	X	ug/L	0	0		0	0	0	1.3804	10	150	0%	0	0	0%	U

Seq No	Lab ID	Test Code	Sample Typ	File ID	Analysis Date	DF	Batch ID	Prep Date	SPKref	RPDref	pmoist					
14960805	B21121622-002	SVOC-8270-W	SAMP	\\SV5973N.I\sd12\12/30/2021 11:3		1	162392	12/21/2021	0	0						
Analyte	T	Units	RAW	Final	Text	Spike	SPKref	RPDref	MDL	PQL	UQL	%REC	LOW	HIGH	%RPD	Q
2-Nitroaniline	X	ug/L	0	0		0	0	0	2.2848	10	150	0%	0	0	0%	U
3-Nitroaniline	X	ug/L	0	0		0	0	0	2.63704	10	150	0%	0	0	0%	U
4-Chloro-2-methylphenol	X	ug/L	0	0		0	0	0	1.5232	10	150	0%	0	0	0%	U
4-Chloroaniline	X	ug/L	0	0		0	0	0	1.53272	10	150	0%	0	0	0%	U
4-Nitroaniline	X	ug/L	0	0		0	0	0	1.55176	10	150	0%	0	0	0%	U
Carbazole	X	ug/L	0	0		0	0	0	0.801584	10	150	0%	0	0	0%	U
Dibenzofuran	X	ug/L	0	0		0	0	0	1.65648	10	150	0%	0	0	0%	U
p-Chloroaniline	X	ug/L	0	0		0	0	0	1.44704	10	150	0%	0	0	0%	U
Triallate	X	ug/L	0	0		0	0	0	1.43752	10	150	0%	0	0	0%	U

Seq No	Lab ID	Test Code	Sample Typ	File ID	Analysis Date	DF	Batch ID	Prep Date	SPKref	RPDref	pmoist					
14960806	B21121622-003	SVOC-8270-W	SAMP	\\SV5973N.I\sd12\12/31/2021 12:0		1	162392	12/21/2021	0	0						
Analyte	T	Units	RAW	Final	Text	Spike	SPKref	RPDref	MDL	PQL	UQL	%REC	LOW	HIGH	%RPD	Q
1,2,4-Trichlorobenzene	A	ug/L	0	0		0	0	0	2.014	10	150	0%	0	0	0%	U
1,2-Dichlorobenzene	A	ug/L	0	0		0	0	0	2.0882	10	150	0%	0	0	0%	U
1,3-Dichlorobenzene	A	ug/L	0	0		0	0	0	2.2578	10	150	0%	0	0	0%	U
1,4-Dichlorobenzene	A	ug/L	0	0		0	0	0	2.1412	10	150	0%	0	0	0%	U
1-Methylnaphthalene	A	ug/L	0	0		0	0	0	2.5334	10	150	0%	0	0	0%	U
2,4,5-Trichlorophenol	A	ug/L	0	0		0	0	0	2.3638	10	150	0%	0	0	0%	U
2,4,6-Trichlorophenol	A	ug/L	0	0		0	0	0	2.7984	10	150	0%	0	0	0%	U
2,4-Dichlorophenol	A	ug/L	0	0		0	0	0	1.7914	10	150	0%	0	0	0%	U
2,4-Dimethylphenol	A	ug/L	0	0		0	0	0	1.7914	10	150	0%	0	0	0%	U
2,4-Dinitrophenol	A	ug/L	0	0		0	0	0	4.5156	10.6	150	0%	0	0	0%	U
2,4-Dinitrotoluene	A	ug/L	0	0		0	0	0	3.2224	10	150	0%	0	0	0%	U
2,6-Dinitrotoluene	A	ug/L	0	0		0	0	0	3.392	10	150	0%	0	0	0%	U
2-Chloronaphthalene	A	ug/L	0	0		0	0	0	2.2684	10	150	0%	0	0	0%	U
2-Chlorophenol	A	ug/L	0	0		0	0	0	2.6288	10	150	0%	0	0	0%	U
2-Methylnaphthalene	A	ug/L	0	0		0	0	0	2.0352	10	150	0%	0	0	0%	U
2-Nitrophenol	A	ug/L	0	0		0	0	0	2.5016	10	150	0%	0	0	0%	U
3,3'-Dichlorobenzidine	A	ug/L	0	0		0	0	0	2.2366	10.6	150	0%	0	0	0%	U
4,6-Dinitro-2-methylphenol	A	ug/L	0	0		0	0	0	2.4698	10.6	150	0%	0	0	0%	U
4-Bromophenyl phenyl ether	A	ug/L	0	0		0	0	0	1.8444	10	150	0%	0	0	0%	U
4-Chloro-3-methylphenol	A	ug/L	0	0		0	0	0	1.5476	10	150	0%	0	0	0%	U
4-Chlorophenol	A	ug/L	0	0		0	0	0	2.7984	10	150	0%	0	0	0%	U

Seq No	Lab ID	Test Code	Sample Typ	File ID	Analysis Date	DF	Batch ID	Prep Date	SPKref	RPDref	pmoist					
14960806	B21121622-003	SVOC-8270-W	SAMP	\\SV5973N.I\sd12	12/31/2021 12:0	1	162392	12/21/2021	0	0						
Analyte	T	Units	RAW	Final	Text	Spike	SPKref	RPDref	MDL	PQL	UQL	%REC	LOW	HIGH	%RPD	Q
4-Chlorophenyl phenyl ether	A	ug/L	0	0		0	0	0	2.1518	10	150	0%	0	0	0%	U
4-Nitrophenol	A	ug/L	0	0		0	0	0	2.65	10.6	150	0%	0	0	0%	U
Acenaphthene	A	ug/L	0	0		0	0	0	2.0034	10	150	0%	0	0	0%	U
Acenaphthylene	A	ug/L	0	0		0	0	0	1.6642	10	150	0%	0	0	0%	U
Anthracene	A	ug/L	0	0		0	0	0	1.3038	10	150	0%	0	0	0%	U
Azobenzene	A	ug/L	0	0		0	0	0	1.1554	10	150	0%	0	0	0%	U
Benzidine	A	ug/L	0	0		0	0	0	7.1232	10.6	150	0%	0	0	0%	U
Benzo(a)anthracene	A	ug/L	0	0		0	0	0	0.90736	10	150	0%	0	0	0%	U
Benzo(a)pyrene	A	ug/L	0	0		0	0	0	1.3144	10	150	0%	0	0	0%	U
Benzo(b)fluoranthene	A	ug/L	0	0		0	0	0	0.95718	10	150	0%	0	0	0%	U
Benzo(g,h,i)perylene	A	ug/L	0	0		0	0	0	1.0706	10	150	0%	0	0	0%	U
Benzo(k)fluoranthene	A	ug/L	0	0		0	0	0	1.0282	10	150	0%	0	0	0%	U
bis(-2-chloroethoxy)Methane	A	ug/L	0	0		0	0	0	1.4416	10	150	0%	0	0	0%	U
bis(-2-chloroethyl)Ether	A	ug/L	0	0		0	0	0	2.7242	10	150	0%	0	0	0%	U
bis(2-chloroisopropyl)Ether	A	ug/L	0	0		0	0	0	1.5794	10	150	0%	0	0	0%	U
bis(2-ethylhexyl)Phthalate	A	ug/L	0	0		0	0	0	2.0246	10	150	0%	0	0	0%	U
Butylbenzylphthalate	A	ug/L	0	0		0	0	0	1.6642	10	150	0%	0	0	0%	U
Chrysene	A	ug/L	0	0		0	0	0	1.2402	10	150	0%	0	0	0%	U
Di-n-butyl phthalate	A	ug/L	0	0		0	0	0	0.98792	10	150	0%	0	0	0%	U
Di-n-octyl phthalate	A	ug/L	0	0		0	0	0	1.4204	10	150	0%	0	0	0%	U
Dibenzo(a,h)anthracene	A	ug/L	0	0		0	0	0	1.2402	10	150	0%	0	0	0%	U
Diethyl phthalate	A	ug/L	0	0		0	0	0	2.3108	10	150	0%	0	0	0%	U
Dimethyl phthalate	A	ug/L	0	0		0	0	0	1.8232	10	150	0%	0	0	0%	U
Fluoranthene	A	ug/L	0	0		0	0	0	0.93598	10	150	0%	0	0	0%	U
Fluorene	A	ug/L	0	0		0	0	0	1.9292	10	150	0%	0	0	0%	U
Hexachlorobenzene	A	ug/L	0	0		0	0	0	1.4098	10	150	0%	0	0	0%	U
Hexachlorobutadiene	A	ug/L	0	0		0	0	0	2.4592	10	150	0%	0	0	0%	U
Hexachlorocyclopentadiene	A	ug/L	0	0		0	0	0	3.1482	10	150	0%	0	0	0%	U
Hexachloroethane	A	ug/L	0	0		0	0	0	1.8974	10	150	0%	0	0	0%	U
Indeno(1,2,3-cd)pyrene	A	ug/L	0	0		0	0	0	1.325	10	150	0%	0	0	0%	U
Isophorone	A	ug/L	0	0		0	0	0	1.7702	10	150	0%	0	0	0%	U
m+p-Cresols	A	ug/L	0	0		0	0	0	1.8868	10	150	0%	0	0	0%	U
n-Nitroso-di-n-propylamine	A	ug/L	0	0		0	0	0	1.6324	10	150	0%	0	0	0%	U
n-Nitrosodimethylamine	A	ug/L	0	0		0	0	0	1.6218	10	150	0%	0	0	0%	U
n-Nitrosodiphenylamine	A	ug/L	0	0		0	0	0	1.2296	10	150	0%	0	0	0%	U

Seq No	Lab ID	Test Code	Sample Typ	File ID	Analysis Date	DF	Batch ID	Prep Date	SPKref	RPDref	pmoist					
14960806	B21121622-003	SVOC-8270-W	SAMP	SV5973N.I	12/31/2021 12:0	1	162392	12/21/2021	0	0						
Analyte	T	Units	RAW	Final	Text	Spike	SPKref	RPDref	MDL	PQL	UQL	%REC	LOW	HIGH	%RPD	Q
Naphthalene	A	ug/L	0	0		0	0	0	1.8444	10	150	0%	0	0	0%	U
Nitrobenzene	A	ug/L	0	0		0	0	0	2.4486	10	150	0%	0	0	0%	U
o-Cresol	A	ug/L	0	0		0	0	0	1.9398	10	150	0%	0	0	0%	U
Pentachlorophenol	A	ug/L	0	0		0	0	0	4.4944	10.6	150	0%	0	0	0%	U
Phenanthrene	A	ug/L	0	0		0	0	0	0.83104	10	150	0%	0	0	0%	U
Phenol	A	ug/L	0	0		0	0	0	1.5476	10	150	0%	0	0	0%	U
Pyrene	A	ug/L	0	0		0	0	0	0.97626	10	150	0%	0	0	0%	U
Pyridine	A	ug/L	0	0		0	0	0	3.4132	10	150	0%	0	0	0%	U
1,4-Dichlorobenzene-d4	I	ug/L	40	42.4		0	0	0	0	10	150	0%	0	0	0%	
Acenaphthene-d10	I	ug/L	40	42.4		0	0	0	0	10	150	0%	0	0	0%	
Chrysene-d12	I	ug/L	40	42.4		0	0	0	0	10	150	0%	0	0	0%	
Naphthalene-d8	I	ug/L	40	42.4		0	0	0	0	10	150	0%	0	0	0%	
Perylene-d12	I	ug/L	40	42.4		0	0	0	0	10	150	0%	0	0	0%	
Phenanthrene-d10	I	ug/L	40	42.4		0	0	0	0	10	150	0%	0	0	0%	
2,4,6-Tribromophenol	S	ug/L	200.99707	213.056894		212	0	0	3.0528	10		100%	43	140	0%	
2-Fluorobiphenyl	S	ug/L	40.55238	42.9855228		106	0	0	0.76744	10		41%	44	119	0%	S
2-Fluorophenol	S	ug/L	98.71018	104.632791		212	0	0	3.7312	10		49%	19	119	0%	
Nitrobenzene-d5	S	ug/L	52.31704	55.4560624		106	0	0	2.4804	10		52%	44	120	0%	
Phenol-d5	S	ug/L	69.62018	73.7973908		212	0	0	2.1836	10		35%	10	65	0%	
Terphenyl-d14	S	ug/L	93.56546	99.1793876		106	0	0	1.2402	10		94%	50	134	0%	
2,2'-Oxybis(1-Chloropropane)	X	ug/L	0	0		0	0	0	1.537	10	150	0%	0	0	0%	U
2-Nitroaniline	X	ug/L	0	0		0	0	0	2.544	10	150	0%	0	0	0%	U
3-Nitroaniline	X	ug/L	0	0		0	0	0	2.9362	10	150	0%	0	0	0%	U
4-Chloro-2-methylphenol	X	ug/L	0	0		0	0	0	1.696	10	150	0%	0	0	0%	U
4-Chloroaniline	X	ug/L	0	0		0	0	0	1.7066	10	150	0%	0	0	0%	U
4-Nitroaniline	X	ug/L	0	0		0	0	0	1.7278	10	150	0%	0	0	0%	U
Carbazole	X	ug/L	0	0		0	0	0	0.89252	10	150	0%	0	0	0%	U
Dibenzofuran	X	ug/L	0	0		0	0	0	1.8444	10	150	0%	0	0	0%	U
p-Chloroaniline	X	ug/L	0	0		0	0	0	1.6112	10	150	0%	0	0	0%	U
Triallate	X	ug/L	0	0		0	0	0	1.6006	10	150	0%	0	0	0%	U

Seq No	Lab ID	Test Code	Sample Typ	File ID	Analysis Date	DF	Batch ID	Prep Date	SPKref	RPDref	pmoist					
14960807	B21121623-001	SVOC-8270-W	SAMP	SV5973N.I	12/31/2021 12:3	1	162392	12/21/2021	0	0						
Analyte	T	Units	RAW	Final	Text	Spike	SPKref	RPDref	MDL	PQL	UQL	%REC	LOW	HIGH	%RPD	Q

Seq No	Lab ID	Test Code	Sample Typ	File ID	Analysis Date	DF	Batch ID	Prep Date	SPKref	RPDref	pmoist					
Analyte	T	Units	RAW	Final	Text	Spike	SPKref	RPDref	MDL	PQL	UQL	%REC	LOW	HIGH	%RPD	Q
14960807	B21121623-001	SVOC-8270-W	SAMP	\\SV5973N.I\sd12\12/31/2021 12:3		1	162392	12/21/2021	0	0						
1,2,4-Trichlorobenzene	A	ug/L	0	0		0	0	0	1.8088	10	150	0%	0	0	0%	U
1,2-Dichlorobenzene	A	ug/L	0	0		0	0	0	1.87544	10	150	0%	0	0	0%	U
1,3-Dichlorobenzene	A	ug/L	0	0		0	0	0	2.02776	10	150	0%	0	0	0%	U
1,4-Dichlorobenzene	A	ug/L	0	0		0	0	0	1.92304	10	150	0%	0	0	0%	U
1-Methylnaphthalene	A	ug/L	0	0		0	0	0	2.27528	10	150	0%	0	0	0%	U
2,4,5-Trichlorophenol	A	ug/L	0	0		0	0	0	2.12296	10	150	0%	0	0	0%	U
2,4,6-Trichlorophenol	A	ug/L	0	0		0	0	0	2.51328	10	150	0%	0	0	0%	U
2,4-Dichlorophenol	A	ug/L	0	0		0	0	0	1.60888	10	150	0%	0	0	0%	U
2,4-Dimethylphenol	A	ug/L	0	0		0	0	0	1.60888	10	150	0%	0	0	0%	U
2,4-Dinitrophenol	A	ug/L	0	0		0	0	0	4.05552	10	150	0%	0	0	0%	U
2,4-Dinitrotoluene	A	ug/L	0	0		0	0	0	2.89408	10	150	0%	0	0	0%	U
2,6-Dinitrotoluene	A	ug/L	0	0		0	0	0	3.0464	10	150	0%	0	0	0%	U
2-Chloronaphthalene	A	ug/L	0	0		0	0	0	2.03728	10	150	0%	0	0	0%	U
2-Chlorophenol	A	ug/L	0	0		0	0	0	2.36096	10	150	0%	0	0	0%	U
2-Methylnaphthalene	A	ug/L	0	0		0	0	0	1.82784	10	150	0%	0	0	0%	U
2-Nitrophenol	A	ug/L	0	0		0	0	0	2.24672	10	150	0%	0	0	0%	U
3,3'-Dichlorobenzidine	A	ug/L	0	0		0	0	0	2.00872	10	150	0%	0	0	0%	U
4,6-Dinitro-2-methylphenol	A	ug/L	0	0		0	0	0	2.21816	10	150	0%	0	0	0%	U
4-Bromophenyl phenyl ether	A	ug/L	0	0		0	0	0	1.65648	10	150	0%	0	0	0%	U
4-Chloro-3-methylphenol	A	ug/L	0	0		0	0	0	1.38992	10	150	0%	0	0	0%	U
4-Chlorophenol	A	ug/L	0	0		0	0	0	2.51328	10	150	0%	0	0	0%	U
4-Chlorophenyl phenyl ether	A	ug/L	0	0		0	0	0	1.93256	10	150	0%	0	0	0%	U
4-Nitrophenol	A	ug/L	0	0		0	0	0	2.38	10	150	0%	0	0	0%	U
Acenaphthene	A	ug/L	0	0		0	0	0	1.79928	10	150	0%	0	0	0%	U
Acenaphthylene	A	ug/L	0	0		0	0	0	1.49464	10	150	0%	0	0	0%	U
Anthracene	A	ug/L	0	0		0	0	0	1.17096	10	150	0%	0	0	0%	U
Azobenzene	A	ug/L	0	0		0	0	0	1.03768	10	150	0%	0	0	0%	U
Benzidine	A	ug/L	0	0		0	0	0	6.39744	10	150	0%	0	0	0%	U
Benzo(a)anthracene	A	ug/L	0	0		0	0	0	0.814912	10	150	0%	0	0	0%	U
Benzo(a)pyrene	A	ug/L	0	0		0	0	0	1.18048	10	150	0%	0	0	0%	U
Benzo(b)fluoranthene	A	ug/L	0	0		0	0	0	0.859656	10	150	0%	0	0	0%	U
Benzo(g,h,i)perylene	A	ug/L	0	0		0	0	0	0.96152	10	150	0%	0	0	0%	U
Benzo(k)fluoranthene	A	ug/L	0	0		0	0	0	0.92344	10	150	0%	0	0	0%	U
bis(-2-chloroethoxy)Methane	A	ug/L	0	0		0	0	0	1.29472	10	150	0%	0	0	0%	U
bis(-2-chloroethyl)Ether	A	ug/L	0	0		0	0	0	2.44664	10	150	0%	0	0	0%	U

Seq No	Lab ID	Test Code	Sample Typ	File ID	Analysis Date	DF	Batch ID	Prep Date	SPKref	RPDref	pmoist					
14960807	B21121623-001	SVOC-8270-W	SAMP	SV5973N.L\sd12	12/31/2021 12:3	1	162392	12/21/2021	0	0						
Analyte	T	Units	RAW	Final	Text	Spike	SPKref	RPDref	MDL	PQL	UQL	%REC	LOW	HIGH	%RPD	Q
bis(2-chloroisopropyl)Ether	A	ug/L	0	0		0	0	0	1.41848	10	150	0%	0	0	0%	U
bis(2-ethylhexyl)Phthalate	A	ug/L	0	0		0	0	0	1.81832	10	150	0%	0	0	0%	U
Butylbenzylphthalate	A	ug/L	0	0		0	0	0	1.49464	10	150	0%	0	0	0%	U
Chrysene	A	ug/L	0	0		0	0	0	1.11384	10	150	0%	0	0	0%	U
Di-n-butyl phthalate	A	ug/L	0	0		0	0	0	0.887264	10	150	0%	0	0	0%	U
Di-n-octyl phthalate	A	ug/L	0	0		0	0	0	1.27568	10	150	0%	0	0	0%	U
Dibenzo(a,h)anthracene	A	ug/L	0	0		0	0	0	1.11384	10	150	0%	0	0	0%	U
Diethyl phthalate	A	ug/L	0	0		0	0	0	2.07536	10	150	0%	0	0	0%	U
Dimethyl phthalate	A	ug/L	0	0		0	0	0	1.63744	10	150	0%	0	0	0%	U
Fluoranthene	A	ug/L	0	0		0	0	0	0.840616	10	150	0%	0	0	0%	U
Fluorene	A	ug/L	0	0		0	0	0	1.73264	10	150	0%	0	0	0%	U
Hexachlorobenzene	A	ug/L	0	0		0	0	0	1.26616	10	150	0%	0	0	0%	U
Hexachlorobutadiene	A	ug/L	0	0		0	0	0	2.20864	10	150	0%	0	0	0%	U
Hexachlorocyclopentadiene	A	ug/L	0	0		0	0	0	2.82744	10	150	0%	0	0	0%	U
Hexachloroethane	A	ug/L	0	0		0	0	0	1.70408	10	150	0%	0	0	0%	U
Indeno(1,2,3-cd)pyrene	A	ug/L	0	0		0	0	0	1.19	10	150	0%	0	0	0%	U
Isophorone	A	ug/L	0	0		0	0	0	1.58984	10	150	0%	0	0	0%	U
m+p-Cresols	A	ug/L	0	0		0	0	0	1.69456	10	150	0%	0	0	0%	U
n-Nitroso-di-n-propylamine	A	ug/L	0	0		0	0	0	1.46608	10	150	0%	0	0	0%	U
n-Nitrosodimethylamine	A	ug/L	0	0		0	0	0	1.45656	10	150	0%	0	0	0%	U
n-Nitrosodiphenylamine	A	ug/L	0	0		0	0	0	1.10432	10	150	0%	0	0	0%	U
Naphthalene	A	ug/L	0	0		0	0	0	1.65648	10	150	0%	0	0	0%	U
Nitrobenzene	A	ug/L	0	0		0	0	0	2.19912	10	150	0%	0	0	0%	U
o-Cresol	A	ug/L	0	0		0	0	0	1.74216	10	150	0%	0	0	0%	U
Pentachlorophenol	A	ug/L	0	0		0	0	0	4.03648	10	150	0%	0	0	0%	U
Phenanthrene	A	ug/L	0	0		0	0	0	0.746368	10	150	0%	0	0	0%	U
Phenol	A	ug/L	0	0		0	0	0	1.38992	10	150	0%	0	0	0%	U
Pyrene	A	ug/L	0	0		0	0	0	0.876792	10	150	0%	0	0	0%	U
Pyridine	A	ug/L	0	0		0	0	0	3.06544	10	150	0%	0	0	0%	U
1,4-Dichlorobenzene-d4	I	ug/L	40	38.08		0	0	0	0	10	150	0%	0	0	0%	
Acenaphthene-d10	I	ug/L	40	38.08		0	0	0	0	10	150	0%	0	0	0%	
Chrysene-d12	I	ug/L	40	38.08		0	0	0	0	10	150	0%	0	0	0%	
Naphthalene-d8	I	ug/L	40	38.08		0	0	0	0	10	150	0%	0	0	0%	
Perylene-d12	I	ug/L	40	38.08		0	0	0	0	10	150	0%	0	0	0%	
Phenanthrene-d10	I	ug/L	40	38.08		0	0	0	0	10	150	0%	0	0	0%	

Seq No	Lab ID	Test Code	Sample Typ	File ID	Analysis Date	DF	Batch ID	Prep Date	SPKref	RPDref	pmoist					
14960807	B21121623-001	SVOC-8270-W	SAMP	\\SV5973N.1\sd12	12/31/2021 12:3	1	162392	12/21/2021	0	0						
Analyte	T	Units	RAW	Final	Text	Spike	SPKref	RPDref	MDL	PQL	UQL	%REC	LOW	HIGH	%RPD	Q
2,4,6-Tribromophenol	S	ug/L	9.43215	8.9794068		9.52	0	0	2.74176	10		94%	43	140	0%	J
2-Fluorobiphenyl	S	ug/L	2.9988	2.8548576		4.76	0	0	0.689248	10		60%	44	119	0%	J
2-Fluorophenol	S	ug/L	5.08976	4.84545152		9.52	0	0	3.35104	10		51%	19	119	0%	J
Nitrobenzene-d5	S	ug/L	2.13294	2.03055888		4.76	0	0	0.222768	10		43%	44	120	0%	JS
Phenol-d5	S	ug/L	4.18344	3.98263488		9.52	0	0	1.96112	10		42%	10	65	0%	J
Terphenyl-d14	S	ug/L	4.17892	3.97833184		4.76	0	0	1.11384	10		84%	50	134	0%	J
2,2'-Oxybis(1-Chloropropane)	X	ug/L	0	0		0	0	0	1.3804	10	150	0%	0	0	0%	U
2-Nitroaniline	X	ug/L	0	0		0	0	0	2.2848	10	150	0%	0	0	0%	U
3-Nitroaniline	X	ug/L	0	0		0	0	0	2.63704	10	150	0%	0	0	0%	U
4-Chloro-2-methylphenol	X	ug/L	0	0		0	0	0	1.5232	10	150	0%	0	0	0%	U
4-Chloroaniline	X	ug/L	0	0		0	0	0	1.53272	10	150	0%	0	0	0%	U
4-Nitroaniline	X	ug/L	0	0		0	0	0	1.55176	10	150	0%	0	0	0%	U
Carbazole	X	ug/L	0	0		0	0	0	0.801584	10	150	0%	0	0	0%	U
Dibenzofuran	X	ug/L	0	0		0	0	0	1.65648	10	150	0%	0	0	0%	U
p-Chloroaniline	X	ug/L	0	0		0	0	0	1.44704	10	150	0%	0	0	0%	U
Triallate	X	ug/L	0	0		0	0	0	1.43752	10	150	0%	0	0	0%	U

Seq No	Lab ID	Test Code	Sample Typ	File ID	Analysis Date	DF	Batch ID	Prep Date	SPKref	RPDref	pmoist					
14960893	B21121616-001	SVOC-8270-W	SAMP	\\SV5973N.1\sd12	12/30/2021 10:2	1	162392	12/21/2021	0	0						
Analyte	T	Units	RAW	Final	Text	Spike	SPKref	RPDref	MDL	PQL	UQL	%REC	LOW	HIGH	%RPD	Q
1,2,4-Trichlorobenzene	A	ug/L	0	0		0	0	0	1.919	10	150	0%	0	0	0%	U
1,2-Dichlorobenzene	A	ug/L	0	0		0	0	0	1.9897	10	150	0%	0	0	0%	U
1,3-Dichlorobenzene	A	ug/L	0	0		0	0	0	2.1513	10	150	0%	0	0	0%	U
1,4-Dichlorobenzene	A	ug/L	0	0		0	0	0	2.0402	10	150	0%	0	0	0%	U
1-Methylnaphthalene	A	ug/L	0	0		0	0	0	2.4139	10	150	0%	0	0	0%	U
2,4,5-Trichlorophenol	A	ug/L	0	0		0	0	0	2.2523	10	150	0%	0	0	0%	U
2,4,6-Trichlorophenol	A	ug/L	0	0		0	0	0	2.6664	10	150	0%	0	0	0%	U
2,4-Dichlorophenol	A	ug/L	0	0		0	0	0	1.7069	10	150	0%	0	0	0%	U
2,4-Dimethylphenol	A	ug/L	0	0		0	0	0	1.7069	10	150	0%	0	0	0%	U
2,4-Dinitrophenol	A	ug/L	0	0		0	0	0	4.3026	10.1	150	0%	0	0	0%	U
2,4-Dinitrotoluene	A	ug/L	0	0		0	0	0	3.0704	10	150	0%	0	0	0%	U
2,6-Dinitrotoluene	A	ug/L	0	0		0	0	0	3.232	10	150	0%	0	0	0%	U
2-Chloronaphthalene	A	ug/L	0	0		0	0	0	2.1614	10	150	0%	0	0	0%	U
2-Chlorophenol	A	ug/L	0	0		0	0	0	2.5048	10	150	0%	0	0	0%	U

Seq No	Lab ID	Test Code	Sample Typ	File ID	Analysis Date	DF	Batch ID	Prep Date	SPKref	RPDref	pmoist					
Analyte	T	Units	RAW	Final	Text	Spike	SPKref	RPDref	MDL	PQL	UQL	%REC	LOW	HIGH	%RPD	Q
14960893	B21121616-001	SVOC-8270-W	SAMP	SV5973N.I	12/30/2021 10:2	1	162392	12/21/2021	0	0						
2-Methylnaphthalene	A	ug/L	0	0		0	0	0	1.9392	10	150	0%	0	0	0%	U
2-Nitrophenol	A	ug/L	0	0		0	0	0	2.3836	10	150	0%	0	0	0%	U
3,3'-Dichlorobenzidine	A	ug/L	0	0		0	0	0	2.1311	10.1	150	0%	0	0	0%	U
4,6-Dinitro-2-methylphenol	A	ug/L	0	0		0	0	0	2.3533	10.1	150	0%	0	0	0%	U
4-Bromophenyl phenyl ether	A	ug/L	0	0		0	0	0	1.7574	10	150	0%	0	0	0%	U
4-Chloro-3-methylphenol	A	ug/L	0	0		0	0	0	1.4746	10	150	0%	0	0	0%	U
4-Chlorophenol	A	ug/L	0	0		0	0	0	2.6664	10	150	0%	0	0	0%	U
4-Chlorophenyl phenyl ether	A	ug/L	0	0		0	0	0	2.0503	10	150	0%	0	0	0%	U
4-Nitrophenol	A	ug/L	0	0		0	0	0	2.525	10.1	150	0%	0	0	0%	U
Acenaphthene	A	ug/L	0	0		0	0	0	1.9089	10	150	0%	0	0	0%	U
Acenaphthylene	A	ug/L	0	0		0	0	0	1.5857	10	150	0%	0	0	0%	U
Anthracene	A	ug/L	0	0		0	0	0	1.2423	10	150	0%	0	0	0%	U
Azobenzene	A	ug/L	0	0		0	0	0	1.1009	10	150	0%	0	0	0%	U
Benzidine	A	ug/L	0	0		0	0	0	6.7872	10.1	150	0%	0	0	0%	U
Benzo(a)anthracene	A	ug/L	0	0		0	0	0	0.86456	10	150	0%	0	0	0%	U
Benzo(a)pyrene	A	ug/L	0	0		0	0	0	1.2524	10	150	0%	0	0	0%	U
Benzo(b)fluoranthene	A	ug/L	0	0		0	0	0	0.91203	10	150	0%	0	0	0%	U
Benzo(g,h,i)perylene	A	ug/L	0	0		0	0	0	1.0201	10	150	0%	0	0	0%	U
Benzo(k)fluoranthene	A	ug/L	0	0		0	0	0	0.9797	10	150	0%	0	0	0%	U
bis(-2-chloroethoxy)Methane	A	ug/L	0	0		0	0	0	1.3736	10	150	0%	0	0	0%	U
bis(-2-chloroethyl)Ether	A	ug/L	0	0		0	0	0	2.5957	10	150	0%	0	0	0%	U
bis(2-chloroisopropyl)Ether	A	ug/L	0	0		0	0	0	1.5049	10	150	0%	0	0	0%	U
bis(2-ethylhexyl)Phthalate	A	ug/L	0	0		0	0	0	1.9291	10	150	0%	0	0	0%	U
Butylbenzylphthalate	A	ug/L	0	0		0	0	0	1.5857	10	150	0%	0	0	0%	U
Chrysene	A	ug/L	0	0		0	0	0	1.1817	10	150	0%	0	0	0%	U
Di-n-butyl phthalate	A	ug/L	0	0		0	0	0	0.94132	10	150	0%	0	0	0%	U
Di-n-octyl phthalate	A	ug/L	0	0		0	0	0	1.3534	10	150	0%	0	0	0%	U
Dibenzo(a,h)anthracene	A	ug/L	0	0		0	0	0	1.1817	10	150	0%	0	0	0%	U
Diethyl phthalate	A	ug/L	0	0		0	0	0	2.2018	10	150	0%	0	0	0%	U
Dimethyl phthalate	A	ug/L	0	0		0	0	0	1.7372	10	150	0%	0	0	0%	U
Fluoranthene	A	ug/L	0	0		0	0	0	0.89183	10	150	0%	0	0	0%	U
Fluorene	A	ug/L	0	0		0	0	0	1.8382	10	150	0%	0	0	0%	U
Hexachlorobenzene	A	ug/L	0	0		0	0	0	1.3433	10	150	0%	0	0	0%	U
Hexachlorobutadiene	A	ug/L	0	0		0	0	0	2.3432	10	150	0%	0	0	0%	U
Hexachlorocyclopentadiene	A	ug/L	0	0		0	0	0	2.9997	10	150	0%	0	0	0%	U

Seq No	Lab ID	Test Code	Sample Typ	File ID	Analysis Date	DF	Batch ID	Prep Date	SPKref	RPDref	pmoist					
14960893	B21121616-001	SVOC-8270-W	SAMP	SV5973N.I	12/30/2021 10:2	1	162392	12/21/2021	0	0						
Analyte	T	Units	RAW	Final	Text	Spike	SPKref	RPDref	MDL	PQL	UQL	%REC	LOW	HIGH	%RPD	Q
Hexachloroethane	A	ug/L	0	0		0	0	0	1.8079	10	150	0%	0	0	0%	U
Indeno(1,2,3-cd)pyrene	A	ug/L	0	0		0	0	0	1.2625	10	150	0%	0	0	0%	U
Isophorone	A	ug/L	0	0		0	0	0	1.6867	10	150	0%	0	0	0%	U
m+p-Cresols	A	ug/L	0	0		0	0	0	1.7978	10	150	0%	0	0	0%	U
n-Nitroso-di-n-propylamine	A	ug/L	0	0		0	0	0	1.5554	10	150	0%	0	0	0%	U
n-Nitrosodimethylamine	A	ug/L	0	0		0	0	0	1.5453	10	150	0%	0	0	0%	U
n-Nitrosodiphenylamine	A	ug/L	0	0		0	0	0	1.1716	10	150	0%	0	0	0%	U
Naphthalene	A	ug/L	6.06916	6.1298516		0	0	0	1.7574	10	150	0%	0	0	0%	J
Nitrobenzene	A	ug/L	0	0		0	0	0	2.3331	10	150	0%	0	0	0%	U
o-Cresol	A	ug/L	0	0		0	0	0	1.8483	10	150	0%	0	0	0%	U
Pentachlorophenol	A	ug/L	0	0		0	0	0	4.2824	10.1	150	0%	0	0	0%	U
Phenanthrene	A	ug/L	0	0		0	0	0	0.79184	10	150	0%	0	0	0%	U
Phenol	A	ug/L	0	0		0	0	0	1.4746	10	150	0%	0	0	0%	U
Pyrene	A	ug/L	0	0		0	0	0	0.93021	10	150	0%	0	0	0%	U
Pyridine	A	ug/L	0	0		0	0	0	3.2522	10	150	0%	0	0	0%	U
1,4-Dichlorobenzene-d4	I	ug/L	40	40.4		0	0	0	0	10	150	0%	0	0	0%	
Acenaphthene-d10	I	ug/L	40	40.4		0	0	0	0	10	150	0%	0	0	0%	
Chrysene-d12	I	ug/L	40	40.4		0	0	0	0	10	150	0%	0	0	0%	
Naphthalene-d8	I	ug/L	40	40.4		0	0	0	0	10	150	0%	0	0	0%	
Perylene-d12	I	ug/L	40	40.4		0	0	0	0	10	150	0%	0	0	0%	
Phenanthrene-d10	I	ug/L	40	40.4		0	0	0	0	10	150	0%	0	0	0%	
2,4,6-Tribromophenol	S	ug/L	9.13428	9.2256228		10.1	0	0	2.9088	10		91%	43	140	0%	J
2-Fluorobiphenyl	S	ug/L	2.18007	2.2018707		5.05	0	0	0.73124	10		44%	44	119	0%	J
2-Fluorophenol	S	ug/L	2.95456	2.9841056		10.1	0	0	0.35552	10		30%	19	119	0%	J
Nitrobenzene-d5	S	ug/L	1.56857	1.5842557		5.05	0	0	0.23634	10		31%	44	120	0%	JS
Phenol-d5	S	ug/L	3.11756	3.1487356		10.1	0	0	2.0806	10		31%	10	65	0%	J
Terphenyl-d14	S	ug/L	3.78799	3.8258699		5.05	0	0	1.1817	10		76%	50	134	0%	J
2,2'-Oxybis(1-Chloropropane)	X	ug/L	0	0		0	0	0	1.4645	10	150	0%	0	0	0%	U
2-Nitroaniline	X	ug/L	0	0		0	0	0	2.424	10	150	0%	0	0	0%	U
3-Nitroaniline	X	ug/L	0	0		0	0	0	2.7977	10	150	0%	0	0	0%	U
4-Chloro-2-methylphenol	X	ug/L	0	0		0	0	0	1.616	10	150	0%	0	0	0%	U
4-Chloroaniline	X	ug/L	0	0		0	0	0	1.6261	10	150	0%	0	0	0%	U
4-Nitroaniline	X	ug/L	0	0		0	0	0	1.6463	10	150	0%	0	0	0%	U
Carbazole	X	ug/L	0	0		0	0	0	0.85042	10	150	0%	0	0	0%	U
Dibenzofuran	X	ug/L	0	0		0	0	0	1.7574	10	150	0%	0	0	0%	U

Seq No	Lab ID	Test Code	Sample Typ	File ID	Analysis Date	DF	Batch ID	Prep Date	SPKref	RPDref	pmoist					
14960893	B21121616-001	SVOC-8270-W	SAMP	\\SV5973N.I\sd12	12/30/2021 10:2	1	162392	12/21/2021	0	0						
Analyte	T	Units	RAW	Final	Text	Spike	SPKref	RPDref	MDL	PQL	UQL	%REC	LOW	HIGH	%RPD	Q
p-Chloroaniline	X	ug/L	0	0		0	0	0	1.5352	10	150	0%	0	0	0%	U
Triallate	X	ug/L	0	0		0	0	0	1.5251	10	150	0%	0	0	0%	U

Seq No	Lab ID	Test Code	Sample Typ	File ID	Analysis Date	DF	Batch ID	Prep Date	SPKref	RPDref	pmoist					
14960917	30-Dec-21_CCV	SVOC-8270-W	CCV	\\SV5973N.I\sd12	12/31/2021 1:11:	1	R372614		0	0						
Analyte	T	Units	RAW	Final	Text	Spike	SPKref	RPDref	MDL	PQL	UQL	%REC	LOW	HIGH	%RPD	Q
1,2,4-Trichlorobenzene	A	ug/L	67.70401	67.70401		75	0	0	1.9	10	150	90%	50	150	0%	
1,2-Dichlorobenzene	A	ug/L	72.19204	72.19204		75	0	0	1.97	10	150	96%	50	150	0%	
1,3-Dichlorobenzene	A	ug/L	75.5034	75.5034		75	0	0	2.13	10	150	101%	50	150	0%	
1,4-Dichlorobenzene	A	ug/L	73.2761	73.2761		75	0	0	2.02	10	150	98%	50	150	0%	
1-Methylnaphthalene	A	ug/L	68.42774	68.42774		75	0	0	2.39	10	150	91%	50	150	0%	
2,4,5-Trichlorophenol	A	ug/L	78.59968	78.59968		75	0	0	2.23	10	150	105%	50	150	0%	
2,4,6-Trichlorophenol	A	ug/L	78.18945	78.18945		75	0	0	2.64	10	150	104%	50	150	0%	
2,4-Dichlorophenol	A	ug/L	73.02337	73.02337		75	0	0	1.69	10	150	97%	50	150	0%	
2,4-Dimethylphenol	A	ug/L	69.68138	69.68138		75	0	0	1.69	10	150	93%	50	150	0%	
2,4-Dinitrophenol	A	ug/L	63.15989	63.15989		75	0	0	4.26	10	150	84%	50	150	0%	
2,4-Dinitrotoluene	A	ug/L	75.69078	75.69078		75	0	0	3.04	10	150	101%	50	150	0%	
2,6-Dinitrotoluene	A	ug/L	62.31916	62.31916		75	0	0	3.2	10	150	83%	50	150	0%	
2-Chloronaphthalene	A	ug/L	68.43434	68.43434		75	0	0	2.14	10	150	91%	50	150	0%	
2-Chlorophenol	A	ug/L	73.34256	73.34256		75	0	0	2.48	10	150	98%	50	150	0%	
2-Methylnaphthalene	A	ug/L	71.24862	71.24862		75	0	0	1.92	10	150	95%	50	150	0%	
2-Nitrophenol	A	ug/L	63.36346	63.36346		75	0	0	2.36	10	150	84%	50	150	0%	
3,3'-Dichlorobenzidine	A	ug/L	73.15949	73.15949		75	0	0	2.11	10	150	98%	50	150	0%	
4,6-Dinitro-2-methylphenol	A	ug/L	66.58309	66.58309		75	0	0	2.33	10	150	89%	50	150	0%	
4-Bromophenyl phenyl ether	A	ug/L	72.22502	72.22502		75	0	0	1.74	10	150	96%	50	150	0%	
4-Chloro-3-methylphenol	A	ug/L	71.43376	71.43376		75	0	0	1.46	10	150	95%	50	150	0%	
4-Chlorophenol	A	ug/L	75.636	75.636		75	0	0	2.64	10	150	101%	50	150	0%	
4-Chlorophenyl phenyl ether	A	ug/L	71.00793	71.00793		75	0	0	2.03	10	150	95%	50	150	0%	
4-Nitrophenol	A	ug/L	66.09697	66.09697		75	0	0	2.5	10	150	88%	50	150	0%	
Acenaphthene	A	ug/L	75.52709	75.52709		75	0	0	1.89	10	150	101%	50	150	0%	
Acenaphthylene	A	ug/L	75.35904	75.35904		75	0	0	1.57	10	150	100%	50	150	0%	
Anthracene	A	ug/L	74.08143	74.08143		75	0	0	1.23	10	150	99%	50	150	0%	
Azobenzene	A	ug/L	74.68922	74.68922		75	0	0	1.09	10	150	100%	50	150	0%	
Benzidine	A	ug/L	72.75337	72.75337		75	0	0	6.72	10	150	97%	50	150	0%	

Seq No	Lab ID	Test Code	Sample Typ	File ID	Analysis Date	DF	Batch ID	Prep Date	SPKref	RPDref	pmoist					
14960917	30-Dec-21_CC	SVOC-8270-W	CCV	\\SV5973N.I\sd12	12/31/2021 1:11:	1	R372614		0	0						
Analyte	T	Units	RAW	Final	Text	Spike	SPKref	RPDref	MDL	PQL	UQL	%REC	LOW	HIGH	%RPD	Q
Benzo(a)anthracene	A	ug/L	73.89498	73.89498		75	0	0	0.856	10	150	99%	50	150	0%	
Benzo(a)pyrene	A	ug/L	79.76636	79.76636		75	0	0	1.24	10	150	106%	50	150	0%	
Benzo(b)fluoranthene	A	ug/L	76.32729	76.32729		75	0	0	0.903	10	150	102%	50	150	0%	
Benzo(g,h,i)perylene	A	ug/L	80.17117	80.17117		75	0	0	1.01	10	150	107%	50	150	0%	
Benzo(k)fluoranthene	A	ug/L	74.05665	74.05665		75	0	0	0.97	10	150	99%	50	150	0%	
bis(-2-chloroethoxy)Methane	A	ug/L	61.09844	61.09844		75	0	0	1.36	10	150	81%	50	150	0%	
bis(-2-chloroethyl)Ether	A	ug/L	65.25631	65.25631		75	0	0	2.57	10	150	87%	50	150	0%	
bis(2-chloroisopropyl)Ether	A	ug/L	66.22228	66.22228		75	0	0	1.49	10	150	88%	50	150	0%	
bis(2-ethylhexyl)Phthalate	A	ug/L	69.37211	69.37211		75	0	0	1.91	10	150	92%	50	150	0%	
Butylbenzylphthalate	A	ug/L	69.46316	69.46316		75	0	0	1.57	10	150	93%	50	150	0%	
Chrysene	A	ug/L	71.79102	71.79102		75	0	0	1.17	10	150	96%	50	150	0%	
Di-n-butyl phthalate	A	ug/L	68.64667	68.64667		75	0	0	0.932	10	150	92%	50	150	0%	
Di-n-octyl phthalate	A	ug/L	73.72755	73.72755		75	0	0	1.34	10	150	98%	50	150	0%	
Dibenzo(a,h)anthracene	A	ug/L	78.47552	78.47552		75	0	0	1.17	10	150	105%	50	150	0%	
Diethyl phthalate	A	ug/L	68.80595	68.80595		75	0	0	2.18	10	150	92%	50	150	0%	
Dimethyl phthalate	A	ug/L	71.54873	71.54873		75	0	0	1.72	10	150	95%	50	150	0%	
Fluoranthene	A	ug/L	73.32461	73.32461		75	0	0	0.883	10	150	98%	50	150	0%	
Fluorene	A	ug/L	76.56814	76.56814		75	0	0	1.82	10	150	102%	50	150	0%	
Hexachlorobenzene	A	ug/L	79.06741	79.06741		75	0	0	1.33	10	150	105%	50	150	0%	
Hexachlorobutadiene	A	ug/L	65.77667	65.77667		75	0	0	2.32	10	150	88%	50	150	0%	
Hexachlorocyclopentadiene	A	ug/L	67.08752	67.08752		75	0	0	2.97	10	150	89%	50	150	0%	
Hexachloroethane	A	ug/L	70.6803	70.6803		75	0	0	1.79	10	150	94%	50	150	0%	
Indeno(1,2,3-cd)pyrene	A	ug/L	81.24859	81.24859		75	0	0	1.25	10	150	108%	50	150	0%	
Isophorone	A	ug/L	68.31726	68.31726		75	0	0	1.67	10	150	91%	50	150	0%	
m+p-Cresols	A	ug/L	68.77442	68.77442		75	0	0	1.78	10	150	92%	50	150	0%	
n-Nitroso-di-n-propylamine	A	ug/L	62.74368	62.74368		75	0	0	1.54	10	150	84%	50	150	0%	
n-Nitrosodimethylamine	A	ug/L	53.57059	53.57059		75	0	0	1.53	10	150	71%	50	150	0%	
n-Nitrosodiphenylamine	A	ug/L	78.99126	78.99126		75	0	0	1.16	10	150	105%	50	150	0%	
Naphthalene	A	ug/L	65.01968	65.01968		75	0	0	1.74	10	150	87%	50	150	0%	
Nitrobenzene	A	ug/L	71.21062	71.21062		75	0	0	2.31	10	150	95%	50	150	0%	
o-Cresol	A	ug/L	71.14107	71.14107		75	0	0	1.83	10	150	95%	50	150	0%	
Pentachlorophenol	A	ug/L	81.8704	81.8704		75	0	0	4.24	10	150	109%	50	150	0%	
Phenanthrene	A	ug/L	79.41677	79.41677		75	0	0	0.784	10	150	106%	50	150	0%	
Phenol	A	ug/L	77.0057	77.0057		75	0	0	1.46	10	150	103%	50	150	0%	
Pyrene	A	ug/L	75.13815	75.13815		75	0	0	0.921	10	150	100%	50	150	0%	

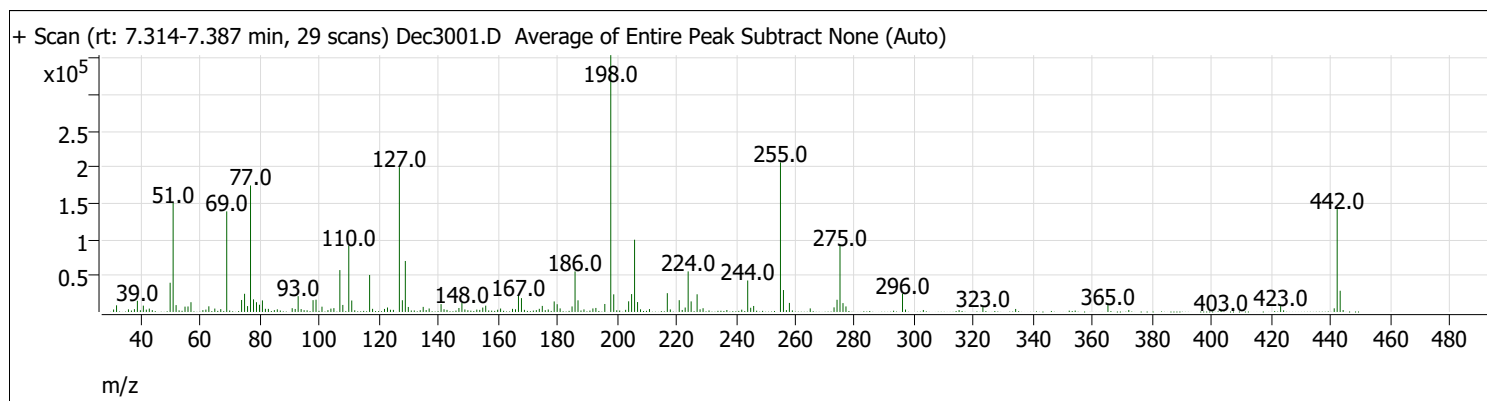
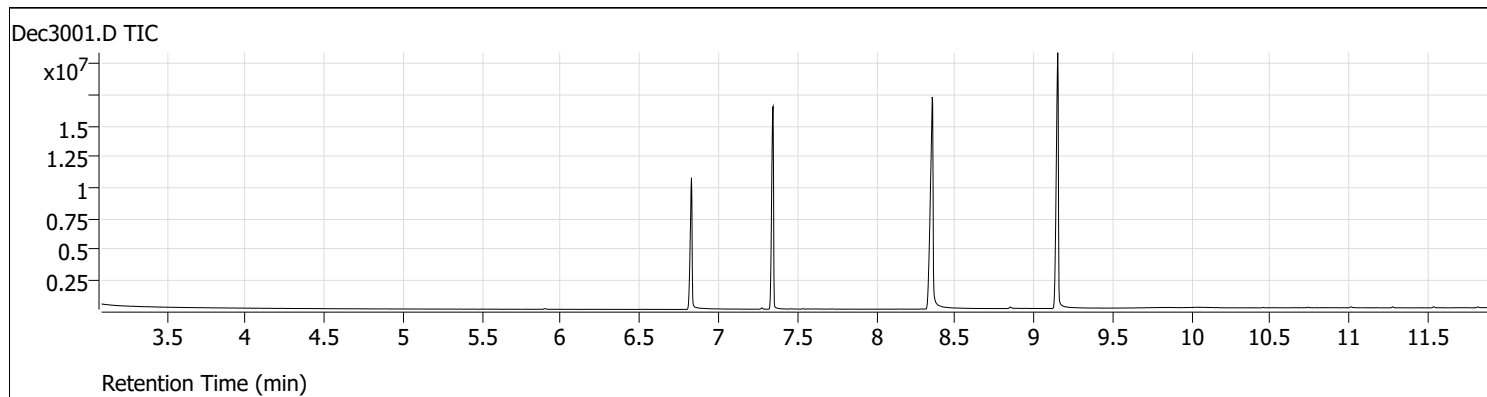
Seq No	Lab ID	Test Code	Sample Typ	File ID	Analysis Date	DF	Batch ID	Prep Date	SPKref	RPDref	pmoist					
14960917	30-Dec-21_CCV	SVOC-8270-W	CCV	\\SV5973N.I\sd12\12/31/2021 1:11:		1	R372614		0	0						
Analyte	T	Units	RAW	Final	Text	Spike	SPKref	RPDref	MDL	PQL	UQL	%REC	LOW	HIGH	%RPD	Q
Pyridine	A	ug/L	59.86288	59.86288		75	0	0	3.22	10	150	80%	50	150	0%	
1,4-Dichlorobenzene-d4	I	ug/L	40	40		0	0	0	0	10	150	0%	50	150	0%	
Acenaphthene-d10	I	ug/L	40	40		0	0	0	0	10	150	0%	50	150	0%	
Chrysene-d12	I	ug/L	40	40		0	0	0	0	10	150	0%	50	150	0%	
Naphthalene-d8	I	ug/L	40	40		0	0	0	0	10	150	0%	50	150	0%	
Perylene-d12	I	ug/L	40	40		0	0	0	0	10	150	0%	50	150	0%	
Phenanthrene-d10	I	ug/L	40	40		0	0	0	0	10	150	0%	50	150	0%	
2,4,6-Tribromophenol	S	ug/L	82.90677	82.90677		75	0	0	2.88	10		111%	50	150	0%	
2-Fluorobiphenyl	S	ug/L	71.20202	71.20202		75	0	0	0.724	10		95%	50	150	0%	
2-Fluorophenol	S	ug/L	81.42618	81.42618		75	0	0	3.52	10		109%	50	150	0%	
Nitrobenzene-d5	S	ug/L	68.38527	68.38527		75	0	0	2.34	10		91%	50	150	0%	
Phenol-d5	S	ug/L	76.77793	76.77793		75	0	0	2.06	10		102%	50	150	0%	
Terphenyl-d14	S	ug/L	73.57947	73.57947		75	0	0	1.17	10		98%	50	150	0%	
2,2'-Oxybis(1-Chloropropane)	X	ug/L	66.22228	66.22228		75	0	0	1.45	10	150	88%	50	150	0%	
2-Nitroaniline	X	ug/L	67.30265	67.30265		75	0	0	2.4	10	150	90%	50	150	0%	
3-Nitroaniline	X	ug/L	71.64329	71.64329		75	0	0	2.77	10	150	96%	50	150	0%	
4-Chloro-2-methylphenol	X	ug/L	68.61986	68.61986		75	0	0	1.6	10	150	91%	50	150	0%	
4-Chloroaniline	X	ug/L	70.40466	70.40466		75	0	0	1.61	10	150	94%	50	150	0%	
4-Nitroaniline	X	ug/L	70.62297	70.62297		75	0	0	1.63	10	150	94%	50	150	0%	
Carbazole	X	ug/L	73.40147	73.40147		75	0	0	0.842	10	150	98%	50	150	0%	
Dibenzofuran	X	ug/L	76.91586	76.91586		75	0	0	1.74	10	150	103%	50	150	0%	
p-Chloroaniline	X	ug/L	70.40466	70.40466		75	0	0	1.52	10	150	94%	50	150	0%	
Triallate	X	ug/L	79.00642	79.00642		75	0	0	1.51	10	150	105%	50	150	0%	

Write Sequence Insert Entries(Have the first cell for entries selected)

File Name	Sample Name	Line No.	Test Code	Multiplier	Divisor	Method Name
Dec3001.d	30-Dec-21_TUNE_1	1		1	1	5973NTUN.M
Dec3002.d	30-Dec-21_CCV_2	2	SVOC-8270-W	1	1	BNA+SIM.M
Dec3003.d	30-Dec-21_ISTBLK_3	3	SVOC-8270-W	1	1	BNA+SIM.M
Dec3004.d	MB-162392	4	SVOC-8270-W	1	1	BNA+SIM.M
Dec3005.d	LCS-162392	5	SVOC-8270-W	1	1	BNA+SIM.M
Dec3006.d	LCSD-162392	6	SVOC-8270-W	1	1	BNA+SIM.M
Dec3007.d	B21121605-001B	7	SVOC-8270-W	1	1	BNA+SIM.M
Dec3008.d	B21121605-001BMS	8	SVOC-8270-W	1	1	BNA+SIM.M
Dec3009.d	B21121605-002B	9	SVOC-8270-W	1	1	BNA+SIM.M
Dec3010.d	B21121605-003B	10	SVOC-8270-W	1	1	BNA+SIM.M
Dec3011.d	B21121606-001D	11	SVOC-8270-W	1	1	BNA+SIM.M
Dec3012.d	B21121606-002D	12	SVOC-8270-W	1	1	BNA+SIM.M
Dec3013.d	B21121606-003D	13	SVOC-8270-W	1	1	BNA+SIM.M
Dec3014.d	B21121606-004D	14	SVOC-8270-W	1	1	BNA+SIM.M
Dec3015.d	B21121606-005D	15	SVOC-8270-W	1	1	BNA+SIM.M
Dec3016.d	B21121609-001B	16	SVOC-8270-W	1	1	BNA+SIM.M
Dec3017.d	B21121611-001A	17	SVOC-8270-W	1	1	BNA+SIM.M
Dec3018.d	B21121613-001C	18	SVOC-8270-W	1	1	BNA+SIM.M
Dec3019.d	B21121613-002A	19	SVOC-8270-W	1	1	BNA+SIM.M
Dec3020.d	B21121616-001B	20	SVOC-8270-W	1	1	BNA+SIM.M
Dec3021.d	B21121622-001A	21	SVOC-8270-W	1	1	BNA+SIM.M
Dec3022.d	B21121622-002A	22	SVOC-8270-W	1	1	BNA+SIM.M
Dec3023.d	B21121622-003A	23	SVOC-8270-W	1	1	BNA+SIM.M
Dec3024.d	B21121623-001B	24	SVOC-8270-W	1	1	BNA+SIM.M
Dec3025.d	30-Dec-21_CCV_25	25	SVOC-8270-W	1	1	BNA+SIM.M

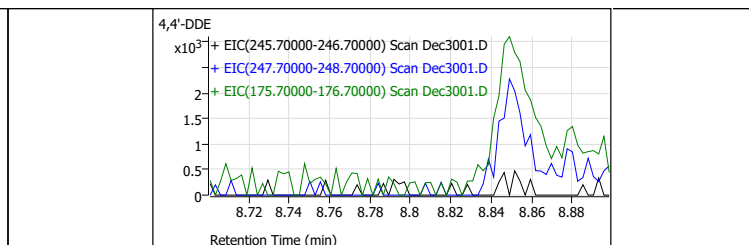
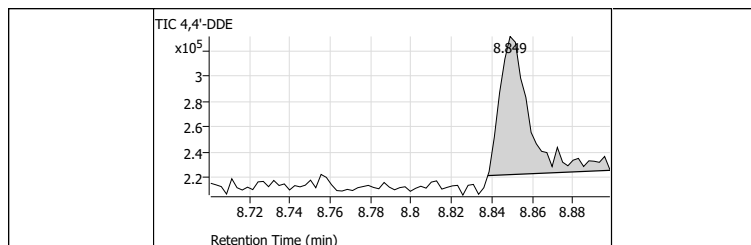
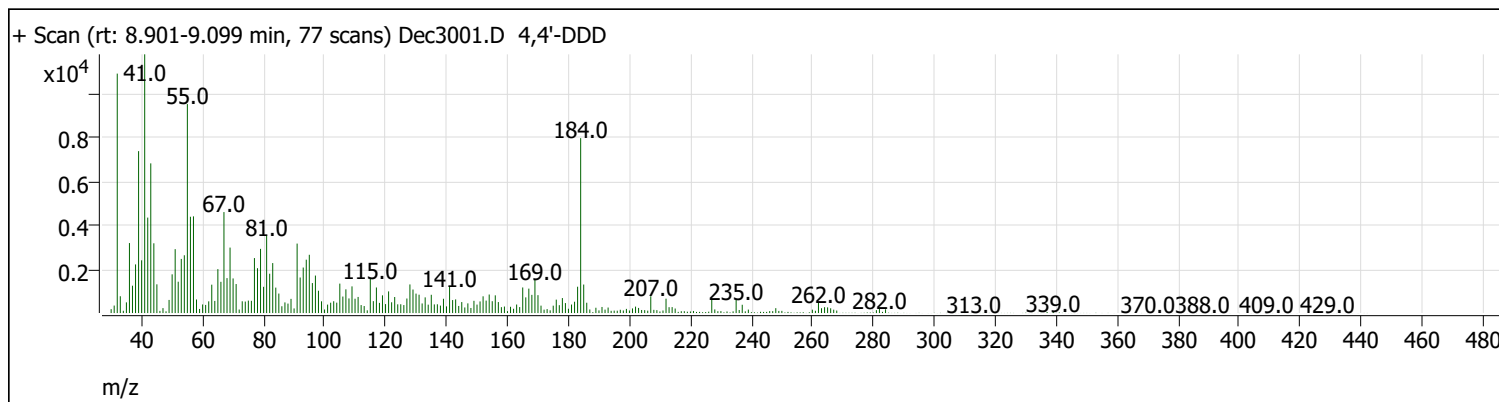
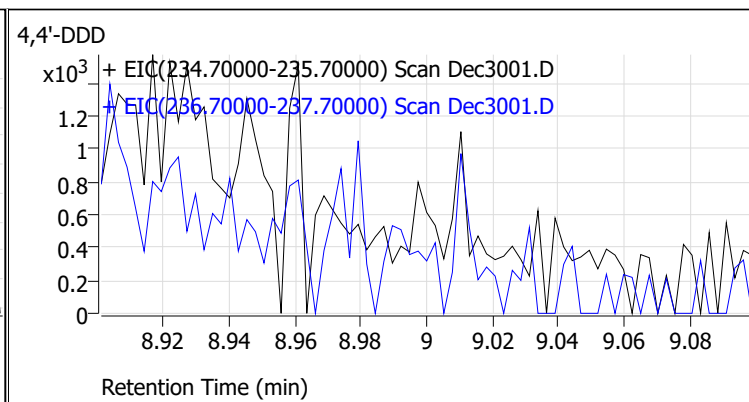
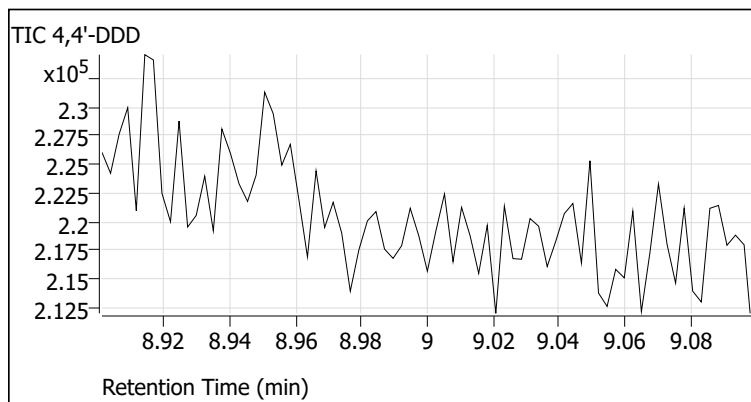
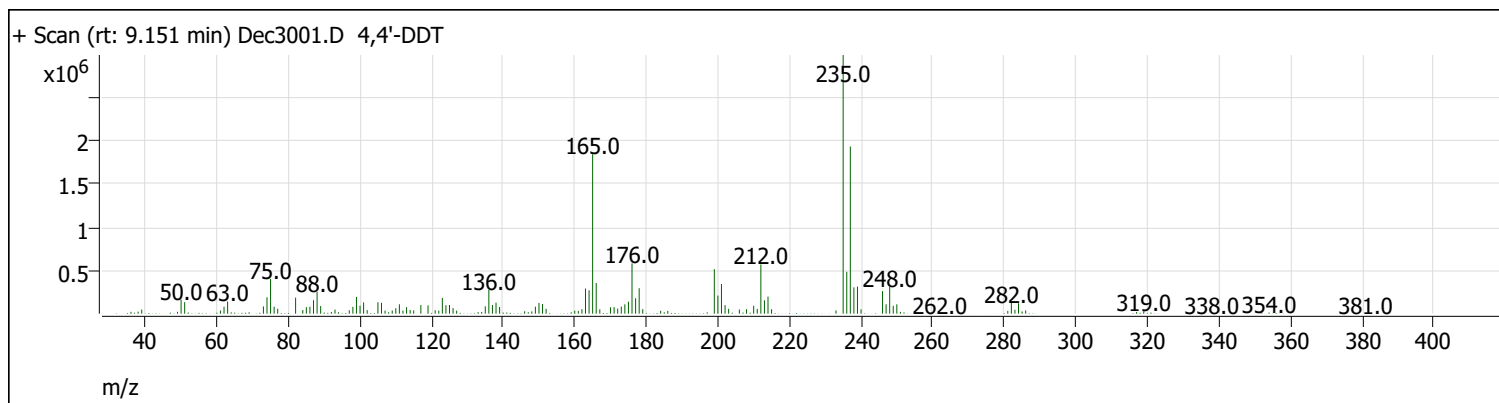
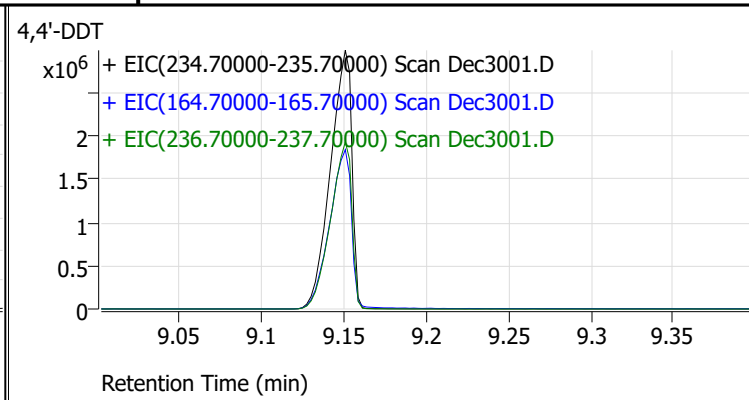
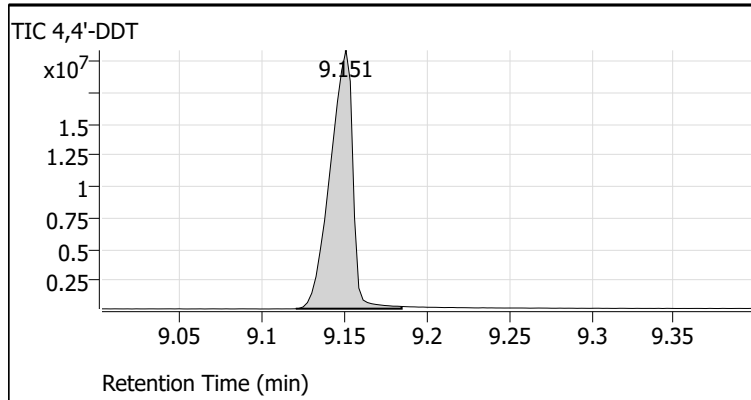
Tune Evaluation Report

Data Path: \\MASSHUNTER\Org\Data\SV5973N.I\sd123021\1 DoD bna\Dec3001.D
 Acq on: 12/30/2021 12:12:57 PM
 Operator: LIMS import
 Sample: 30-Dec-21_TUNE_1
 Inst Name: Instrument #1
 ALS Vial: 1
 Method: \\MASSHUNTER\Org\Data\SV5973N.I\DFTPP5973N625.m



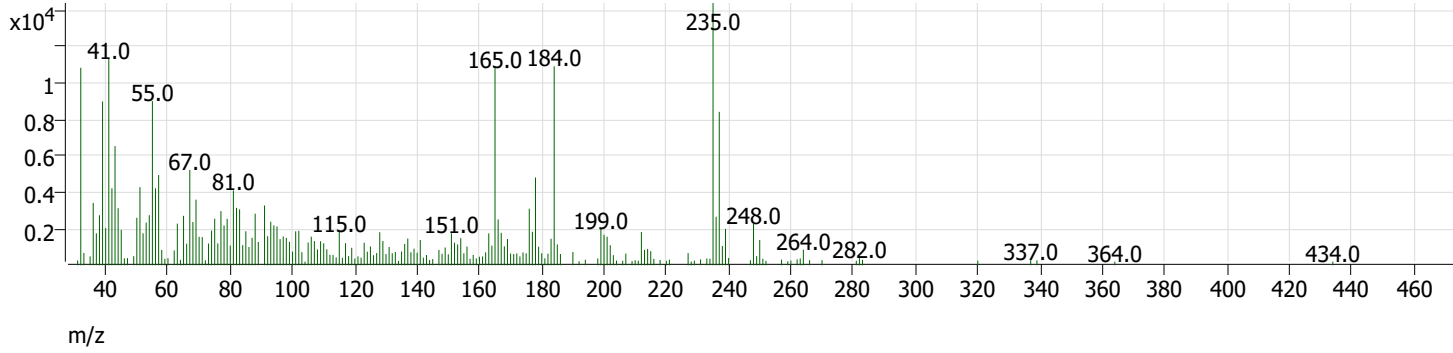
Target Mass	Rel. To Mass	Lower Limit%	Upper Limit%	Rel. Abn%	Raw Abn	Pass/Fail
51	198	30	60	42.4	150553	Pass
68	69	0	2	0.9	1247	Pass
70	69	0	2	1.5	2020	Pass
127	198	40	60	56.4	200061	Pass
197	198	0	1	0.0	117	Pass
198	198	100	100	100.0	354825	Pass
199	198	5	9	6.9	24383	Pass
275	198	10	30	25.8	91458	Pass
365	198	1	100	2.8	9768	Pass
441	443	1E-10	150	17.2	5046	Pass
442	198	40	100	40.1	142140	Pass
443	442	17	23	20.6	29336	Pass
69	69	100	100	100.0	139025	Pass

Tune Evaluation Report



Tune Evaluation Report

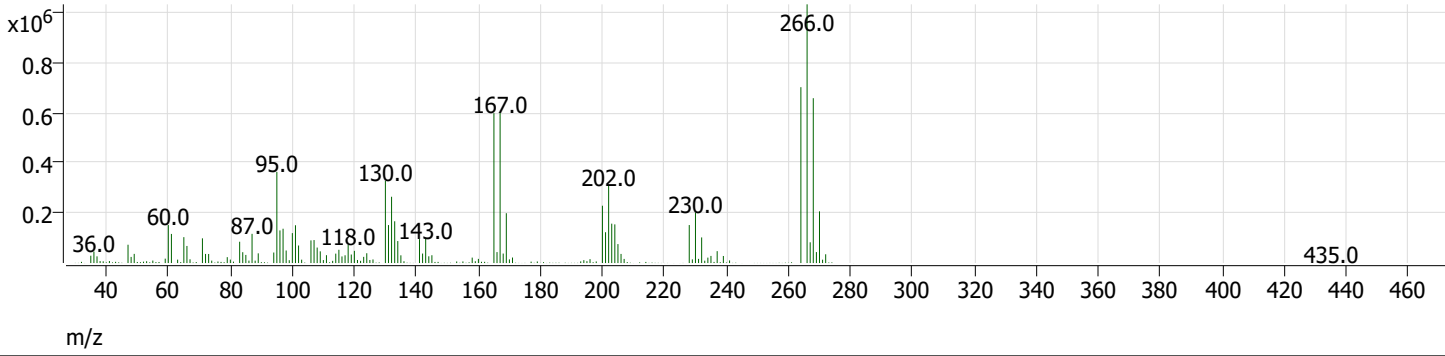
+ Scan (rt: 8.849 min) Dec3001.D 4,4'-DDE



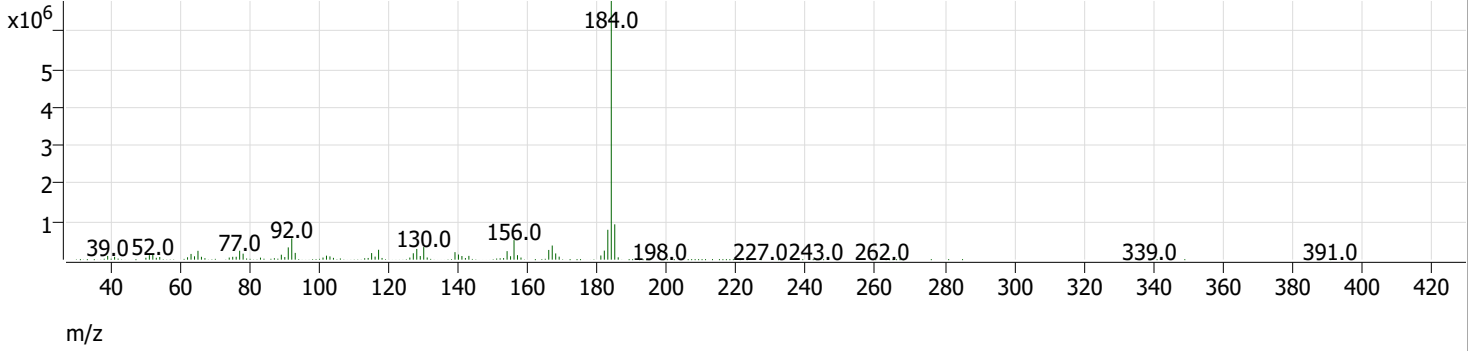
Compound Name	Expected RT	Observed RT	TIC Area	Breakdown %	Pass/Fail
4,4'-DDT	9.200	9.151	19734570	0.6	Pass
4,4'-DDD	9.000	0.000	0		
4,4'-DDE	8.800	8.849	112691		

Tune Evaluation Report

+ Scan (rt: 6.828 min) Dec3001.D Pentachlorophenol



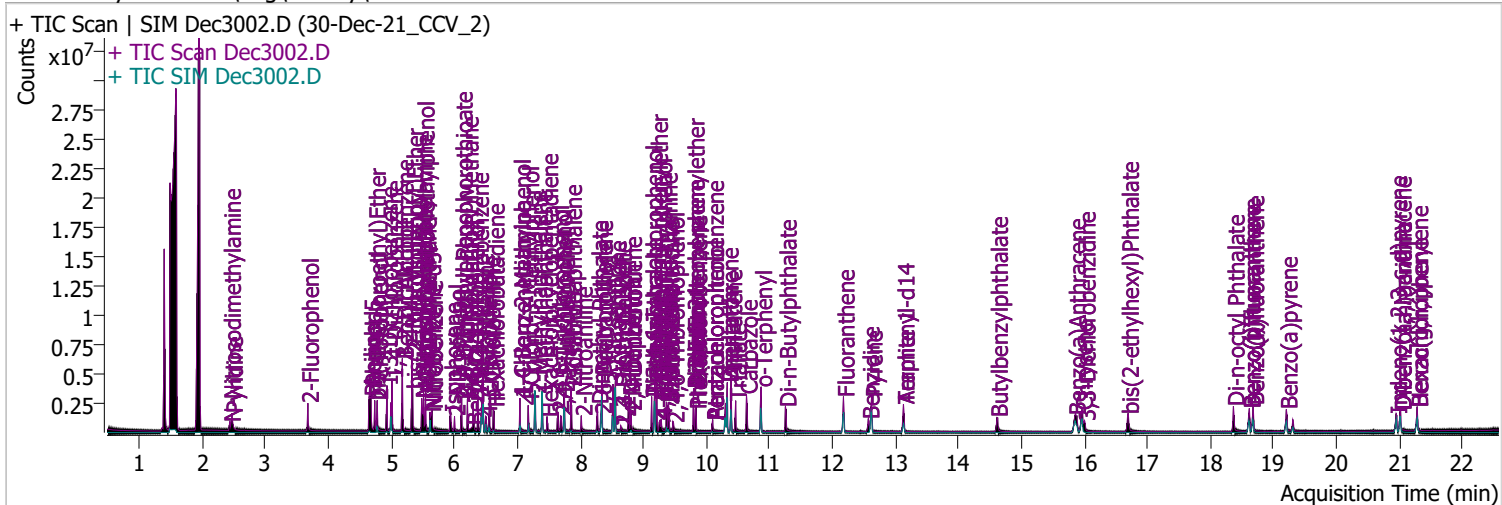
+ Scan (rt: 8.355 min) Dec3001.D Benzidine



Compound Name	Expected RT	Observed RT	Tailing Factor	PGF	Pass/Fail
Pentachlorophenol	6.900	6.828	0.5	4.8	Pass
Benzidine	8.500	8.355	0.4	3.3	Pass

Quantitation Results Report (QT Reviewed)

Data File	Dec3002.D	Operator	LIMS import
Acq. Method	BNA+SIM.M	Acq. Date-Time	12/30/2021 12:34:40 PM
Sample Name	30-Dec-21_CCV_2	Instrument	Instrument #1
Vial	2	Multiplier	1.00
DA Method File	122821 bna 1 CAL.batch.bin	Comment	SVOC-8270-W
Tune File	dftppdsm.u	Tune Date	11/24/2021 11:15:00 AM
Batch Name	123021 bna 1.batch.bin	Last Calib Update	1/3/2022 10:10:10 AM
Ref Library	D:\Org\Library\NIST129K.I		



Compound	RT	QIon	Resp.	Conc.	Units	Dev(Min)
----------	----	------	-------	-------	-------	----------

Internal Standards

System Monitoring Compounds

S 2-Fluorophenol	3.674	112.0	562494	72.2453	µg/L	-0.031
Spiked Amount: 200.000		Range: 10.0 - 75.0%		Recovery = 36.12%		
S Phenol-d5	4.664	99.0	779564	68.2343	µg/L	-0.020
Spiked Amount: 200.000		Range: 10.0 - 65.0%		Recovery = 34.12%		
S Nitrobenzene-d5	5.614	82.0	366567	65.5108	µg/L	-0.010
Spiked Amount: 100.000		Range: 32.0 - 94.0%		Recovery = 65.51%		
S 2-Fluorobiphenyl	7.738	172.0	1309542	67.1784	µg/L	-0.010
Spiked Amount: 100.000		Range: 28.0 - 107.0%		Recovery = 67.18%		
S 2,4,6-Tribromophenol	9.479	329.8	65267	69.6640	µg/L	0.000
Spiked Amount: 200.000		Range: 25.0 - 140.0%		Recovery = 34.83%		
S Terphenyl-d14	13.128	244.3	1105728	74.0353	µg/L	-0.010
Spiked Amount: 100.000		Range: 32.0 - 122.0%		Recovery = 74.04%		

Target Compounds

Compound	RT	QIon	Resp.	Conc.	Units	m	QValue
T N-Nitrosodimethylamine	2.438	74.0	228086	63.2211	µg/L	m	66
T Pyridine	2.469	79.0	547090	61.3933	µg/L		90
T Aniline	4.654	93.0	1191279	71.8773	µg/L		97
T Phenol	4.675	94.0	861153	68.3839	µg/L		97
T bis(-2-Chloroethyl)Ether	4.736	63.0	646249	60.9522	µg/L	m	99
T 2-Chlorophenol	4.777	128.0	580126	60.7358	µg/L	m	98
T 1,3-Dichlorobenzene	4.930	146.0	848770	70.7055	µg/L	m	99
T 1,4-Dichlorobenzene	5.012	146.0	843678	71.2642	µg/L	m	99
T 1,2-Dichlorobenzene	5.175	146.0	861411	69.4692	µg/L		99
T Benzyl Alcohol	5.175	108.0	370144	62.1365	µg/L	m	95
T bis(2-chloroisopropyl)Ether	5.338	121.0	254593	67.5919	µg/L		99
T 2-Methylphenol	5.328	107.0	648353	70.8443	µg/L	m	95
T N-nitroso-Di-n-propylamine	5.481	70.0	426064	60.7418	µg/L		100
T 4Methylphenol/3Methylphenol	5.512	107.0	822423	67.5658	µg/L		99
T Hexachloroethane	5.543	117.0	225057	69.5465	µg/L		92

Quantitation Results Report (QT Reviewed)

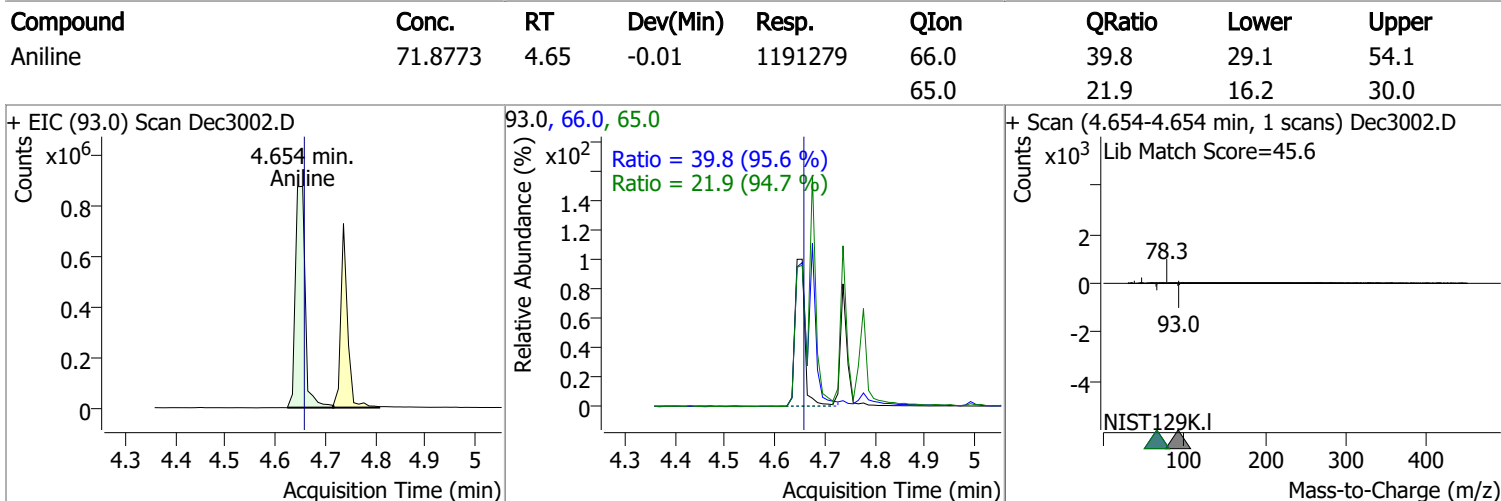
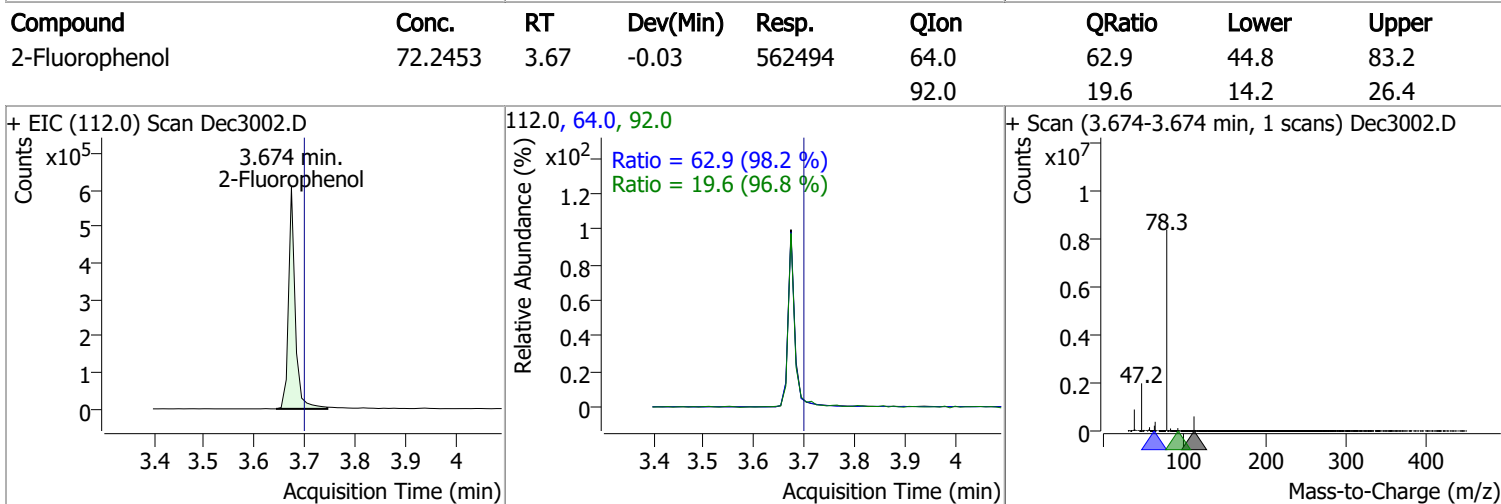
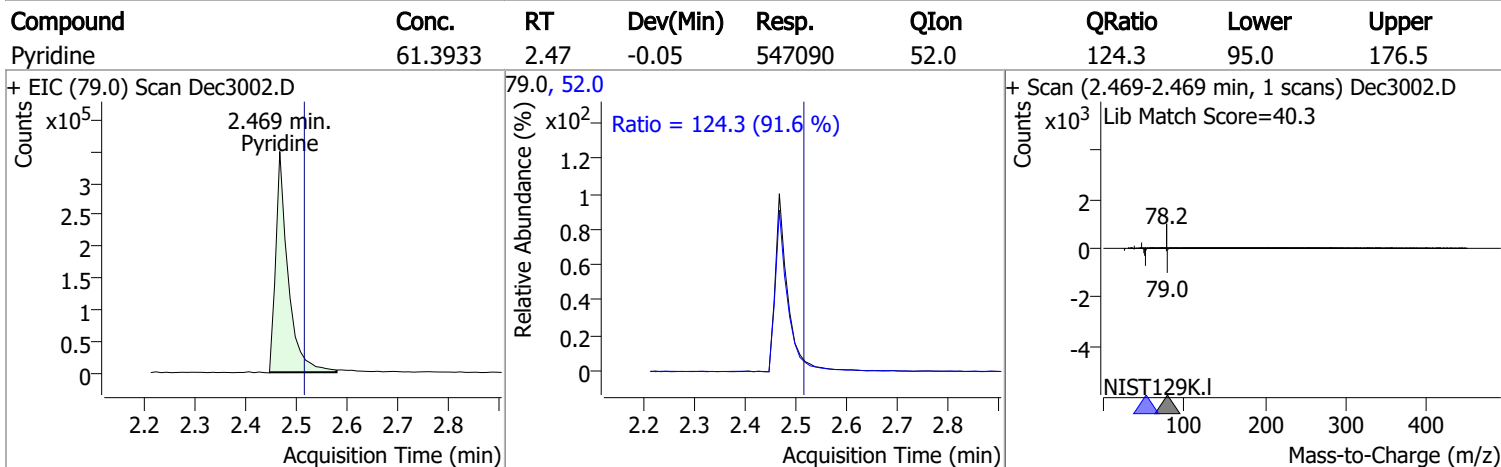
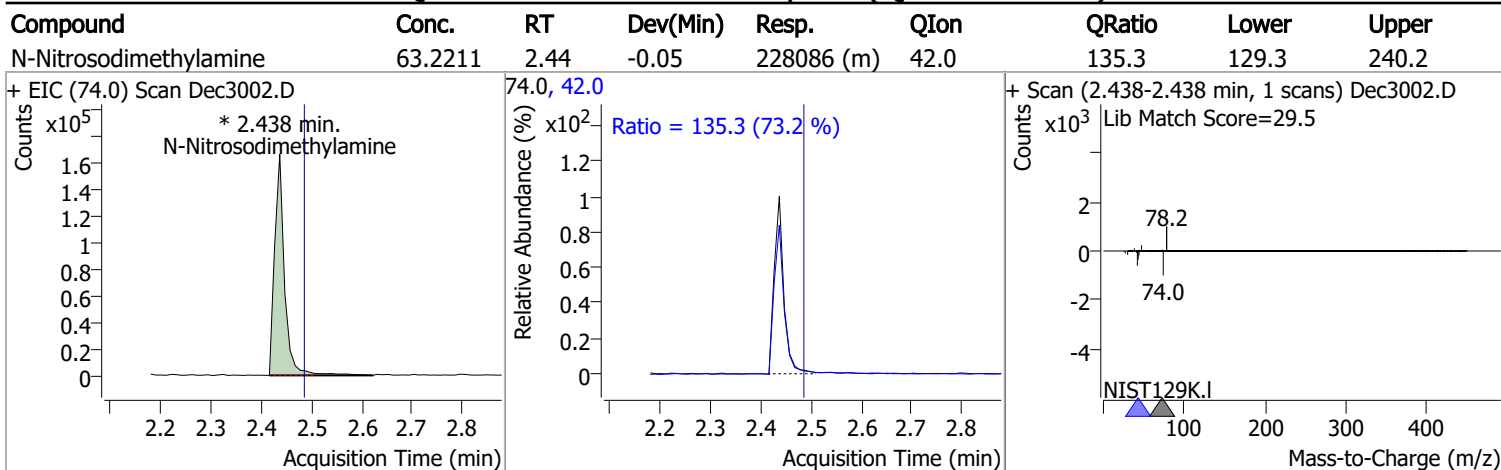
Compound	RT	QIon	Resp.	Conc.	Units	Dev(Min)	
T Nitrobenzene	5.645	123.1	181111	62.3630	µg/L	94	
T Isophorone	5.941	82.0	901032	72.0481	µg/L	100	
T 2-Nitrophenol	6.003	139.0	155401	73.5794	µg/L	96	
T 2,4-Dimethylphenol	6.116	122.0	539360	74.8058	µg/L	96	
T bis(-2-Chloroethoxy)Methane	6.208	93.0	622342	65.7007	µg/L	98	
T Benzoic Acid	6.290	105.0	269042	70.0349	µg/L	95	
T 2,4-Dichlorophenol	6.301	162.0	359679	62.4384	µg/L	97	
T 1,2,4-Trichlorobenzene	6.372	180.0	536671	71.4810	µg/L	99	
T Naphthalene	6.455	128.0	1779421	72.0258	µg/L	m	99
T 4-Chlorophenol	6.506	130.0	141412	68.5590	µg/L	m	95
T p-Chloroaniline	6.557	127.0	705112	77.5402	µg/L		96
T Hexachlorobutadiene	6.619	224.9	264355	68.6437	µg/L		97
T 4-Chloro-2-Methylphenol	7.040	107.0	405091	70.2622	µg/L		99
T 4-Chloro-3-Methylphenol	7.173	107.0	413701	72.2060	µg/L		98
T 2-Methylnaphthalene	7.286	141.0	1035508	73.0450	µg/L		98
T 1-Methylnaphthalene	7.389	141.0	999461	70.7541	µg/L	m	99
T Hexachlorocyclopentadiene	7.471	236.9	136638	67.8659	µg/L		99
T 2,4,6-Trichlorophenol	7.646	196.0	229219	64.8447	µg/L		97
T 2,4,5-Trichlorophenol	7.697	196.0	259107	63.8566	µg/L		99
T 2-Chloronaphthalene	7.851	162.0	1046042	66.6317	µg/L		99
T 2-Nitroaniline	8.016	65.0	170289	68.4505	µg/L		97
T Dimethyl Phthalate	8.272	163.0	979448	69.1253	µg/L		98
T 2,6-Dinitrotoluene	8.323	165.0	114248	70.2380	µg/L		99
T Acenaphthylene	8.343	152.1	1876390	76.8679	µg/L		99
T 3-Nitroaniline	8.517	138.0	136600	72.0754	µg/L		92
T Acenaphthene	8.558	154.0	1036646	73.8183	µg/L		98
T 2,4-Dinitrophenol	8.640	184.0	59916	71.4361	µg/L		95
T Dibenzofuran	8.773	168.0	1615169	71.3709	µg/L		99
T 4-Nitrophenol	8.793	109.0	148503	61.9590	µg/L	m	85
T 2,4-Dinitrotoluene	8.804	165.0	158470	75.6633	µg/L		97
T Diethylphthalate	9.131	149.0	959763	62.4338	µg/L		99
T Fluorene	9.182	166.0	1330322	73.5190	µg/L		97
T 4-Chlorophenyl-phenylether	9.213	204.0	548781	73.1590	µg/L		99
T 4-Nitroaniline	9.264	138.0	127679	66.7932	µg/L	m	95
T 4,6-Dinitro-2-methylphenol	9.284	198.0	83135	76.6234	µg/L		95
T N-nitrosodiphenylamine	9.366	169.0	825244	75.9164	µg/L		98
T Azobenzene	9.397	77.0	957230	64.3604	µg/L		95
T 4-Bromophenyl-phenylether	9.796	248.0	297047	74.4494	µg/L		99
T Hexachlorobenzene	9.837	283.9	293191	78.3807	µg/L		91
T Pentachlorophenol	10.100	265.9	103200	68.8303	µg/L		93
T Phenanthrene	10.333	178.0	1750998	75.8055	µg/L		98
T Anthracene	10.394	178.0	1588519	70.1413	µg/L	m	99
T Triallate	10.465	86.0	329555	71.1371	µg/L		97
T Carbazole	10.637	167.0	1667174	73.4563	µg/L		99
T o-Terphenyl	10.870	230.0	831987	73.7180	µg/L		100
T Di-n-Butylphthalate	11.255	149.0	1317669	63.1998	µg/L		100
T Fluoranthene	12.176	202.0	1697025	73.2291	µg/L		99
T Benzidine	12.571	184.0	633879	78.1793	µg/L		98
T Pyrene	12.622	202.0	1831290	73.4718	µg/L		97
T Butylbenzylphthalate	14.613	149.0	427624	71.1527	µg/L		99
T Benzo(a)Anthracene	15.849	228.0	1261584	75.2049	µg/L		99
T Chrysene	15.962	228.0	1380140	72.0274	µg/L		98
T 3,3-Dichlorobenzidine	16.002	252.0	345633	69.3652	µg/L		96
T bis(2-ethylhexyl)Phthalate	16.687	167.0	141201	71.5034	µg/L		92
T Di-n-octyl Phthalate	18.365	149.0	1035323	73.4003	µg/L		100

Quantitation Results Report (QT Reviewed)

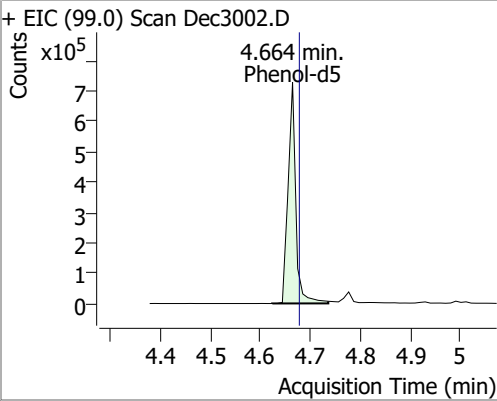
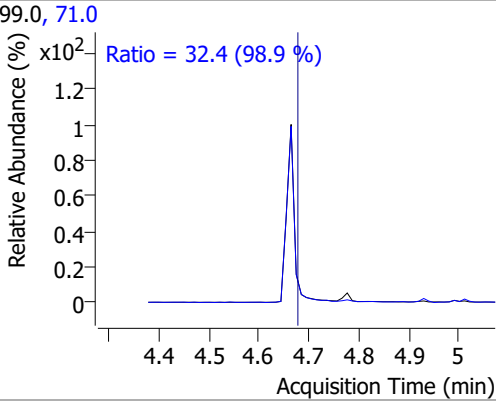
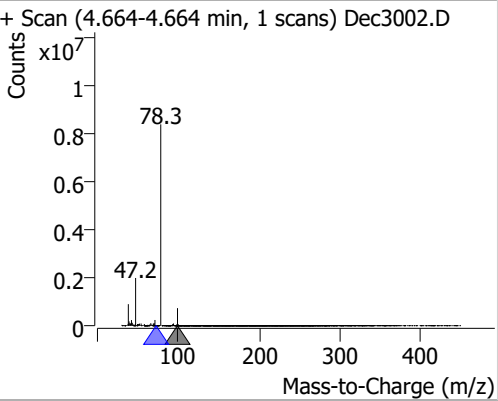
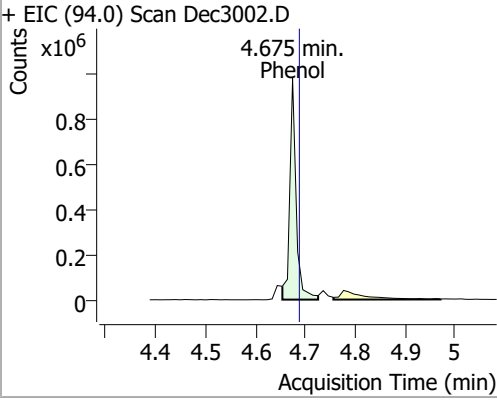
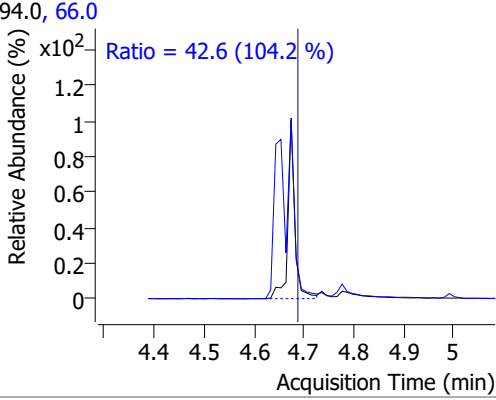
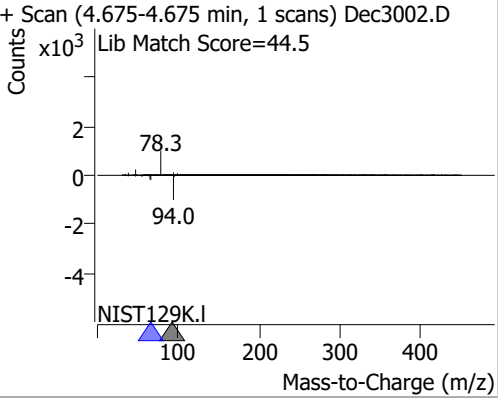
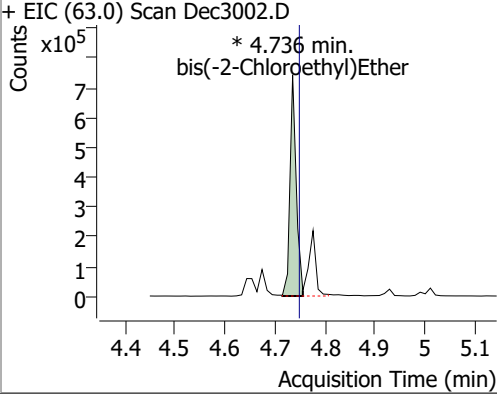
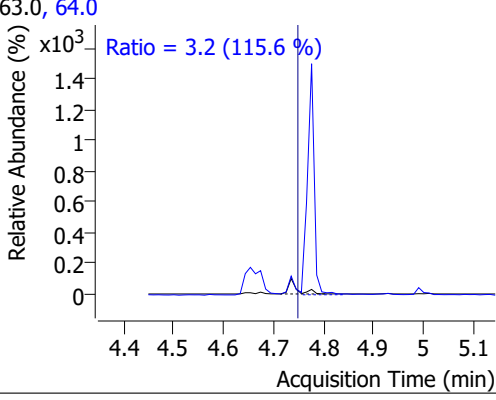
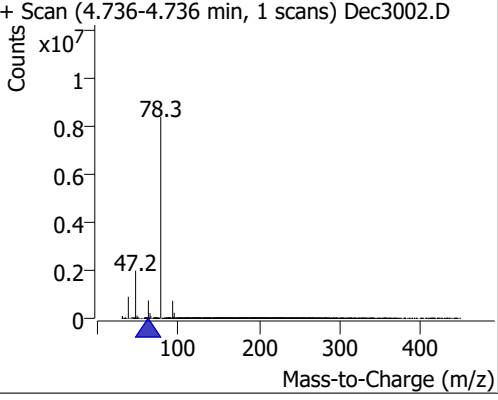
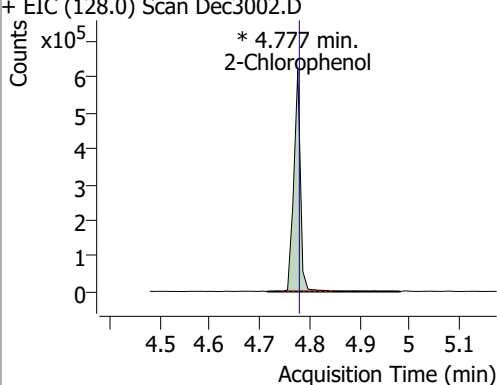
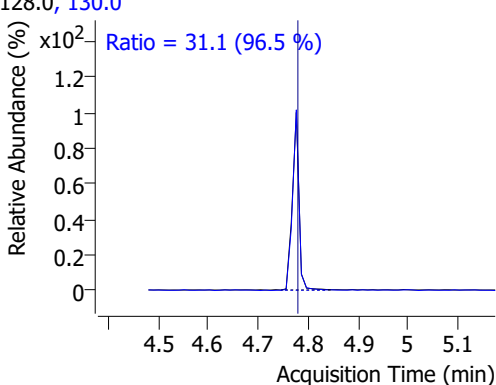
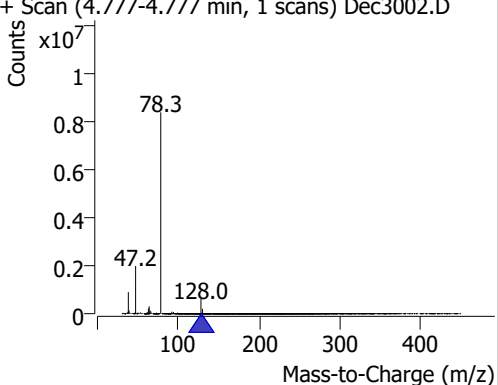
Compound	RT	QIon	Resp.	Conc.	Units	Dev(Min)
T Benzo(b)fluoranthene	18.619	252.0	1201865	76.9817	µg/L	100
T Benzo(k)fluoranthene	18.679	252.0	1218187	71.9450	µg/L	97
T Benzo(a)pyrene	19.206	252.0	1119107	77.3355	µg/L	98
T Indeno(1,2,3-c,d)pyrene	20.948	276.0	812069	73.3592	µg/L	98
T Dibenzo(a,h)anthracene	21.019	278.0	926515	74.5779	µg/L	99
T Benzo(g,h,i)perylene	21.282	276.0	998413	72.5955	µg/L	99

(#) = Qualifier Out of Range; (m) = Manual Integration; (+) = Area Summed; (*) = Surrogate Percent Recovery Out of Range; (d): Zeroed Peak

Quantitation Results Report (QT Reviewed)

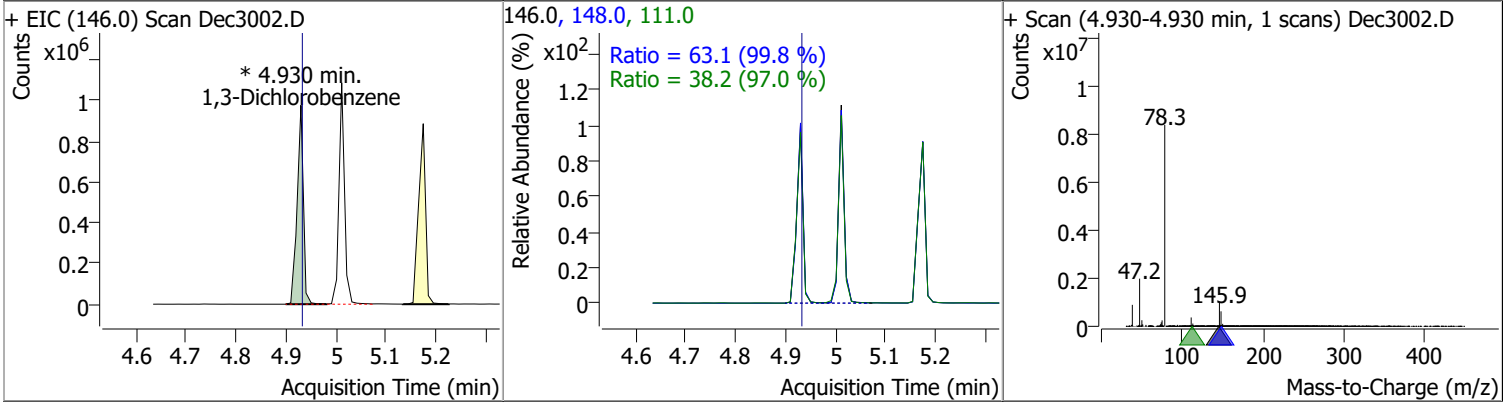


Quantitation Results Report (QT Reviewed)

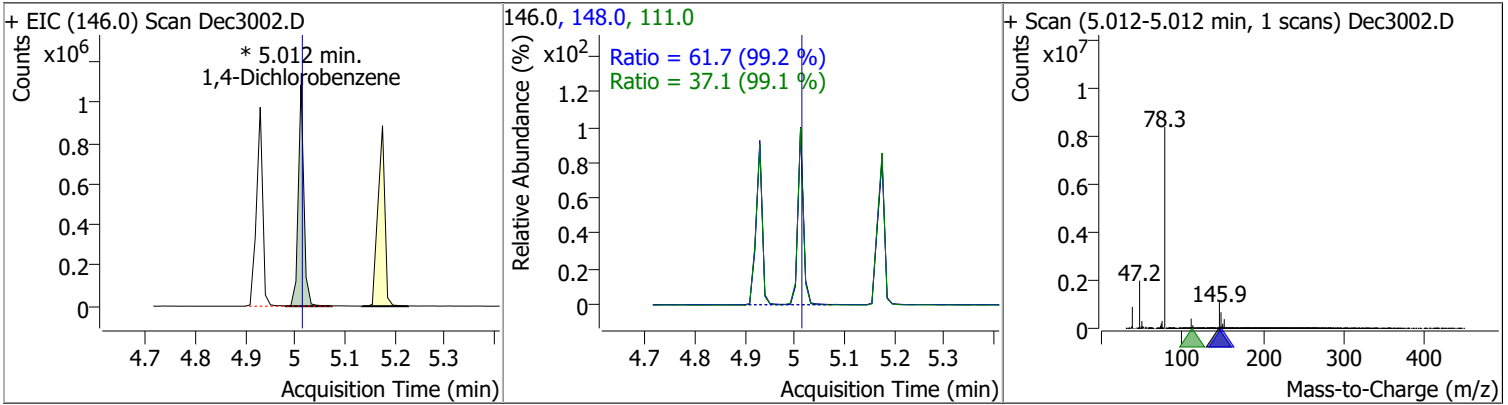
Compound	Conc.	RT	Dev(Min)	Resp.	QIon	QRatio	Lower	Upper
Phenol-d5	68.2343	4.66	-0.02	779564	71.0	32.4	22.9	42.5
+ EIC (99.0) Scan Dec3002.D			99.0, 71.0			+ Scan (4.664-4.664 min, 1 scans) Dec3002.D		
								
Phenol	68.3839	4.67	-0.02	861153	66.0	42.6	28.6	53.1
+ EIC (94.0) Scan Dec3002.D			94.0, 66.0			+ Scan (4.675-4.675 min, 1 scans) Dec3002.D		
								
bis(-2-Chloroethyl)Ether	60.9522	4.74	-0.02	646249 (m)	64.0	3.2	1.9	3.6
+ EIC (63.0) Scan Dec3002.D			63.0, 64.0			+ Scan (4.736-4.736 min, 1 scans) Dec3002.D		
								
2-Chlorophenol	60.7358	4.78	-0.01	580126 (m)	130.0	31.1	22.6	42.0
+ EIC (128.0) Scan Dec3002.D			128.0, 130.0			+ Scan (4.777-4.777 min, 1 scans) Dec3002.D		
								

Quantitation Results Report (QT Reviewed)

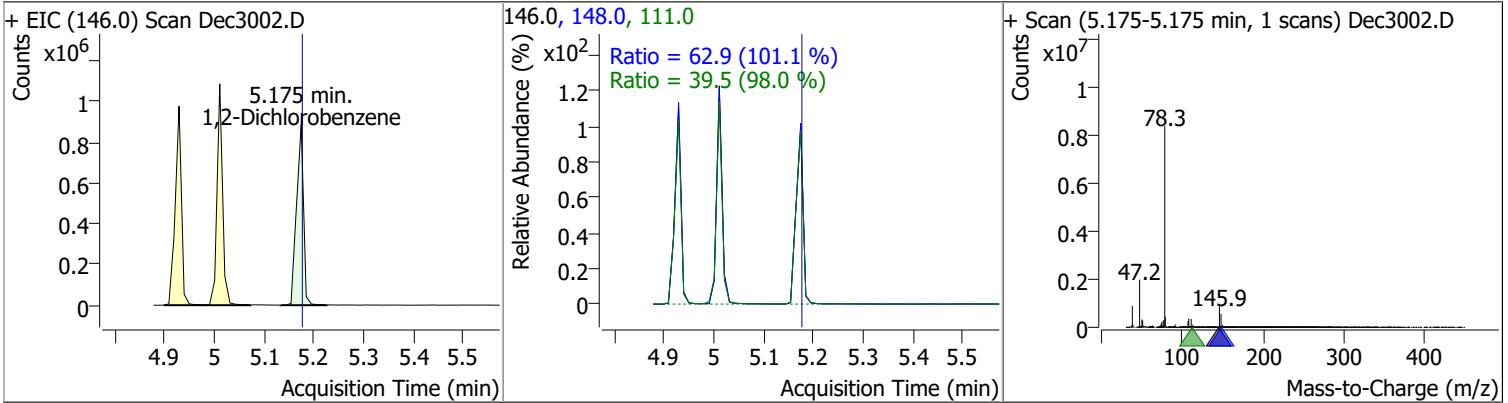
Compound	Conc.	RT	Dev(Min)	Resp.	QIon	QRatio	Lower	Upper
1,3-Dichlorobenzene	70.7055	4.93	-0.01	848770 (m)	148.0	63.1	44.2	82.2
					111.0	38.2	27.6	51.2



Compound	Conc.	RT	Dev(Min)	Resp.	QIon	QRatio	Lower	Upper
1,4-Dichlorobenzene	71.2642	5.01	-0.01	843678 (m)	148.0	61.7	43.6	80.9
					111.0	37.1	26.2	48.6

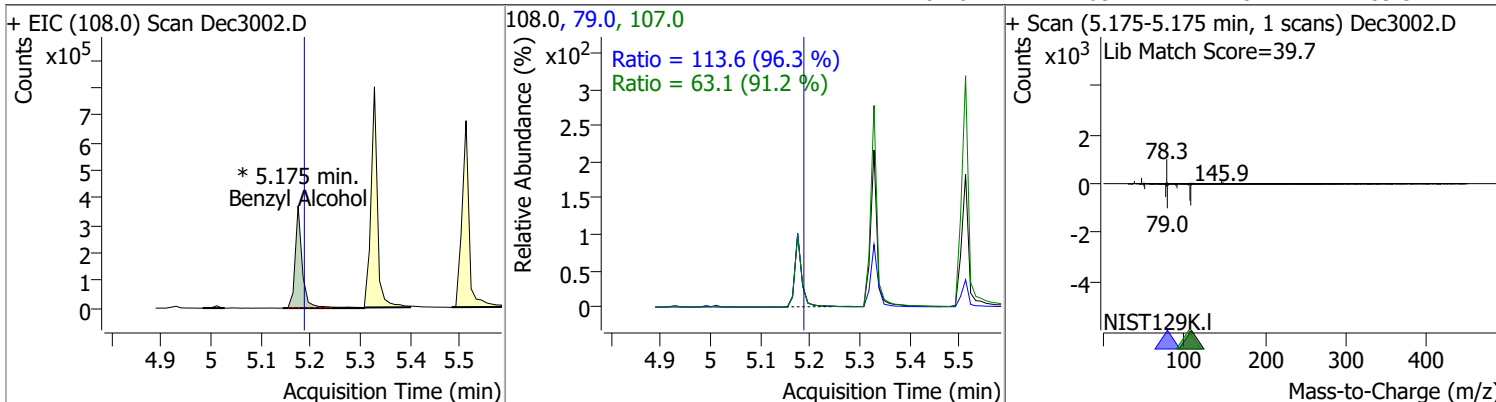


Compound	Conc.	RT	Dev(Min)	Resp.	QIon	QRatio	Lower	Upper
1,2-Dichlorobenzene	69.4692	5.17	-0.01	861411	148.0	62.9	43.6	80.9
					111.0	39.5	28.2	52.4

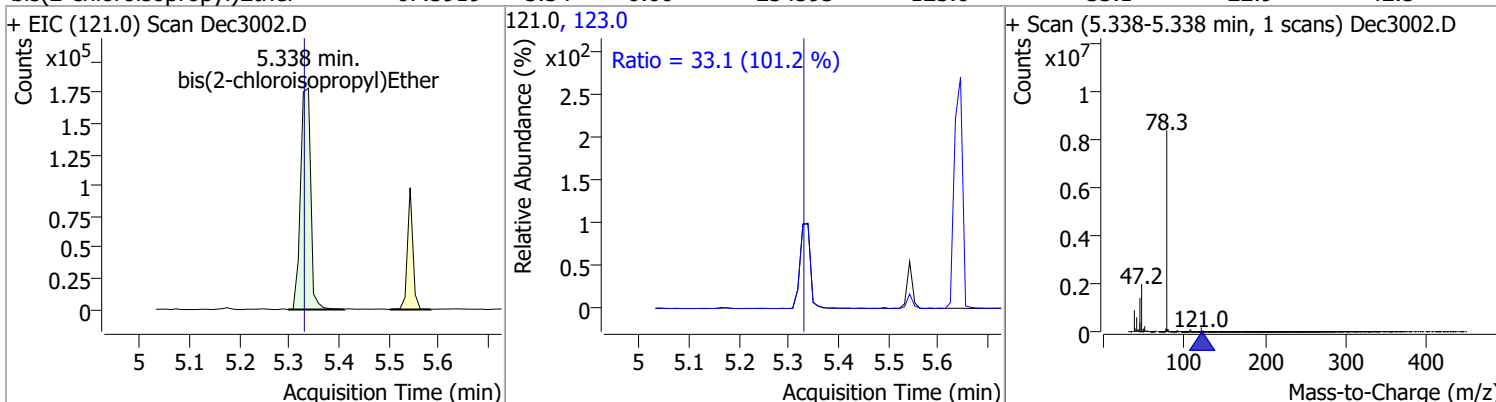


Quantitation Results Report (QT Reviewed)

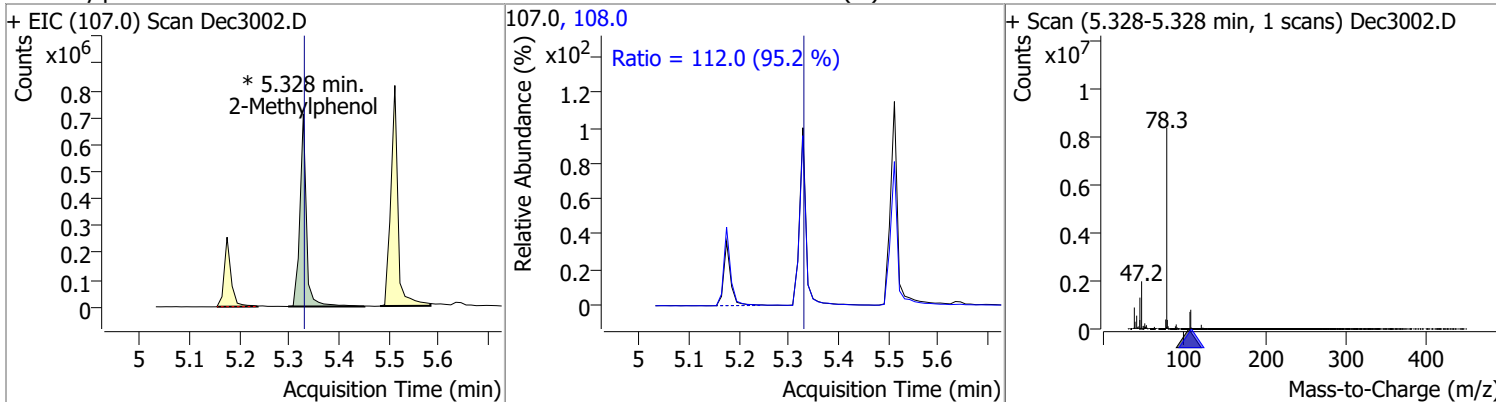
Compound	Conc.	RT	Dev(Min)	Resp.	QIon	QRatio	Lower	Upper
Benzyl Alcohol	62.1365	5.17	-0.02	370144 (m)	79.0	113.6	82.5	153.3
					107.0	63.1	48.4	89.9



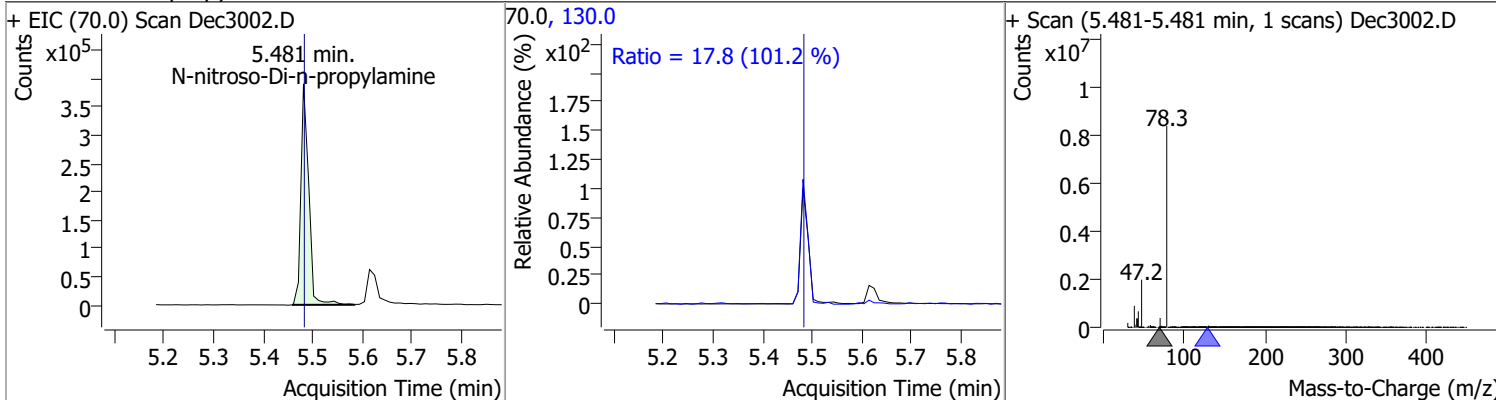
Compound	Conc.	RT	Dev(Min)	Resp.	QIon	QRatio	Lower	Upper
bis(2-chloroisopropyl)Ether	67.5919	5.34	0.00	254593	123.0	33.1	22.9	42.5



Compound	Conc.	RT	Dev(Min)	Resp.	QIon	QRatio	Lower	Upper
2-Methylphenol	70.8443	5.33	-0.01	648353 (m)	108.0	112.0	82.3	152.8

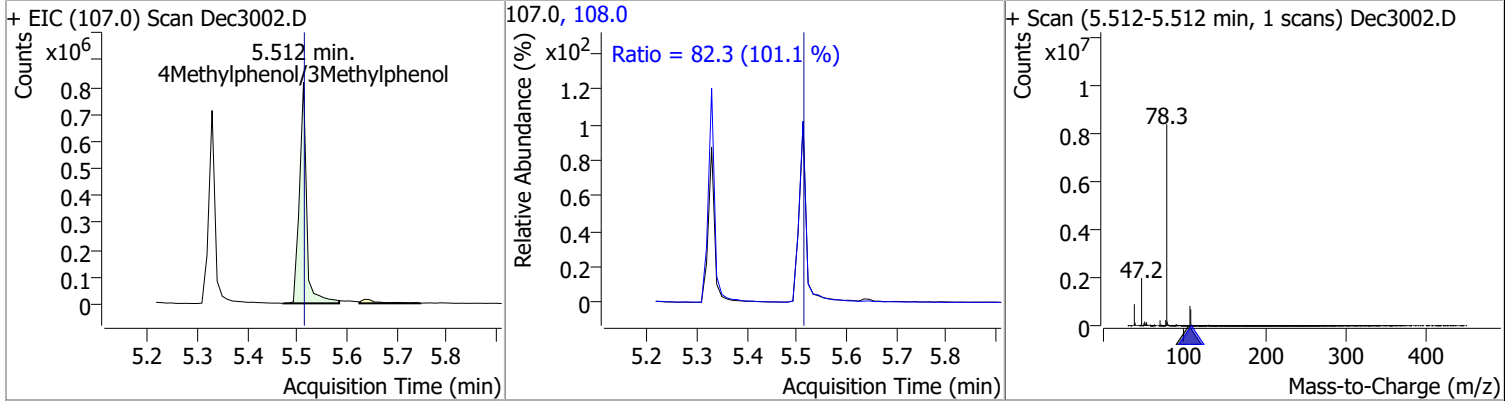


Compound	Conc.	RT	Dev(Min)	Resp.	QIon	QRatio	Lower	Upper
N-nitroso-Di-n-propylamine	60.7418	5.48	-0.01	426064	130.0	17.8	0.0	35.2

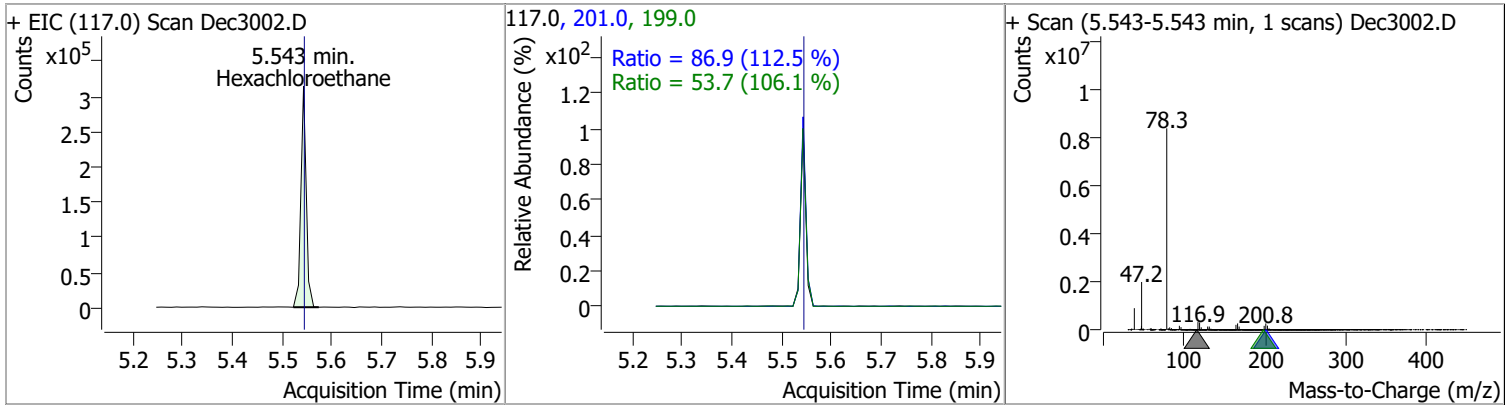


Quantitation Results Report (QT Reviewed)

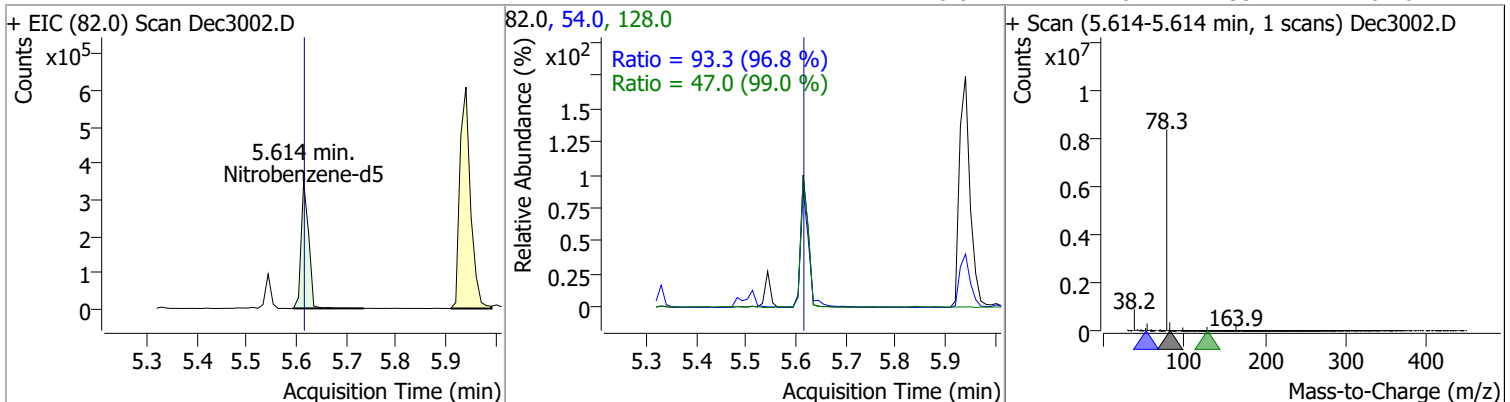
Compound	Conc.	RT	Dev(Min)	Resp.	QIon	QRatio	Lower	Upper
4Methylphenol/3Methylphenol	67.5658	5.51	-0.01	822423	108.0	82.3	57.0	105.8



Compound	Conc.	RT	Dev(Min)	Resp.	QIon	QRatio	Lower	Upper
Hexachloroethane	69.5465	5.54	-0.01	225057	201.0	86.9	54.1	100.4
					199.0	53.7	35.4	65.7

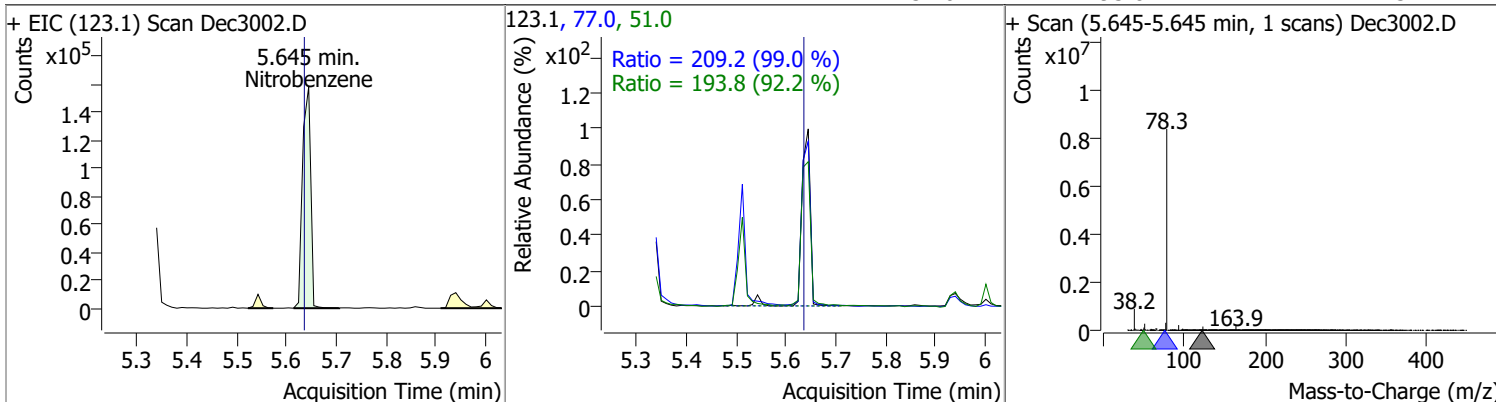


Compound	Conc.	RT	Dev(Min)	Resp.	QIon	QRatio	Lower	Upper
Nitrobenzene-d5	65.5108	5.61	-0.01	366567	54.0	93.3	67.5	125.4
					128.0	47.0	33.2	61.6

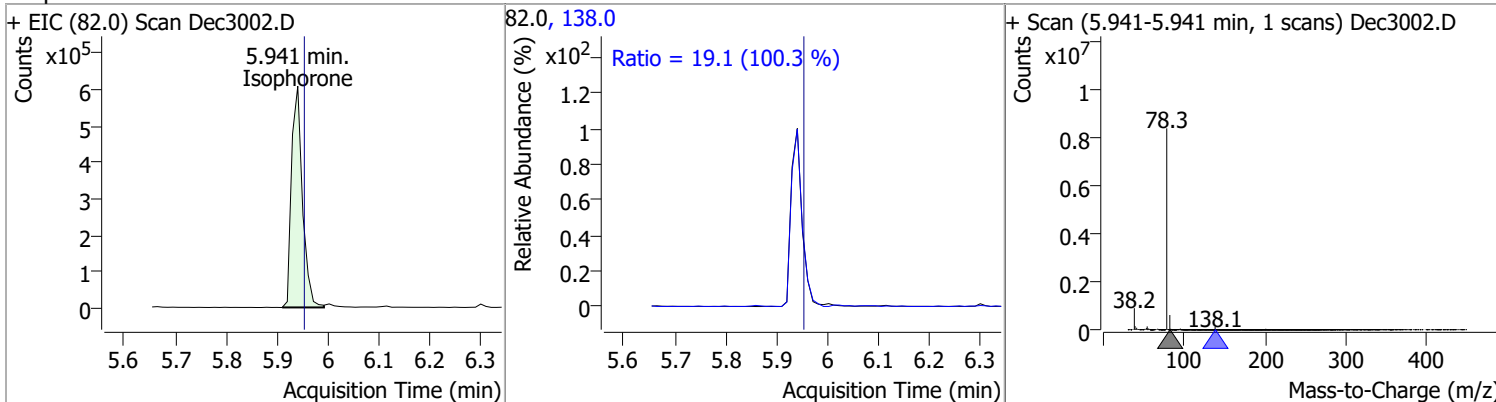


Quantitation Results Report (QT Reviewed)

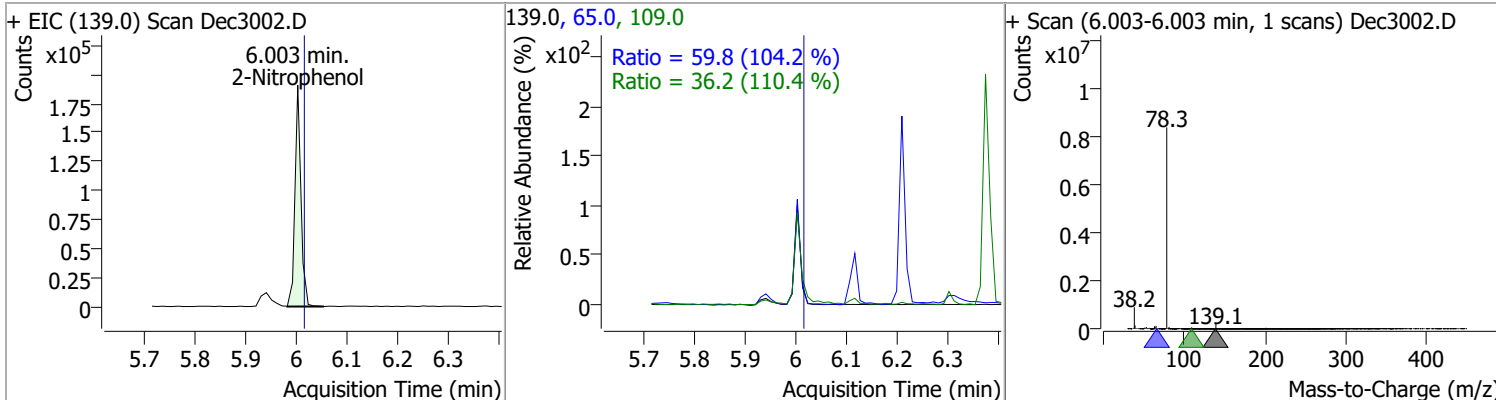
Compound	Conc.	RT	Dev(Min)	Resp.	QIon	QRatio	Lower	Upper
Nitrobenzene	62.3630	5.64	0.00	181111	77.0	209.2	148.0	274.8
					51.0	193.8	147.2	273.4



Compound	Conc.	RT	Dev(Min)	Resp.	QIon	QRatio	Lower	Upper
Isophorone	72.0481	5.94	-0.01	901032	138.0	19.1	13.3	24.8

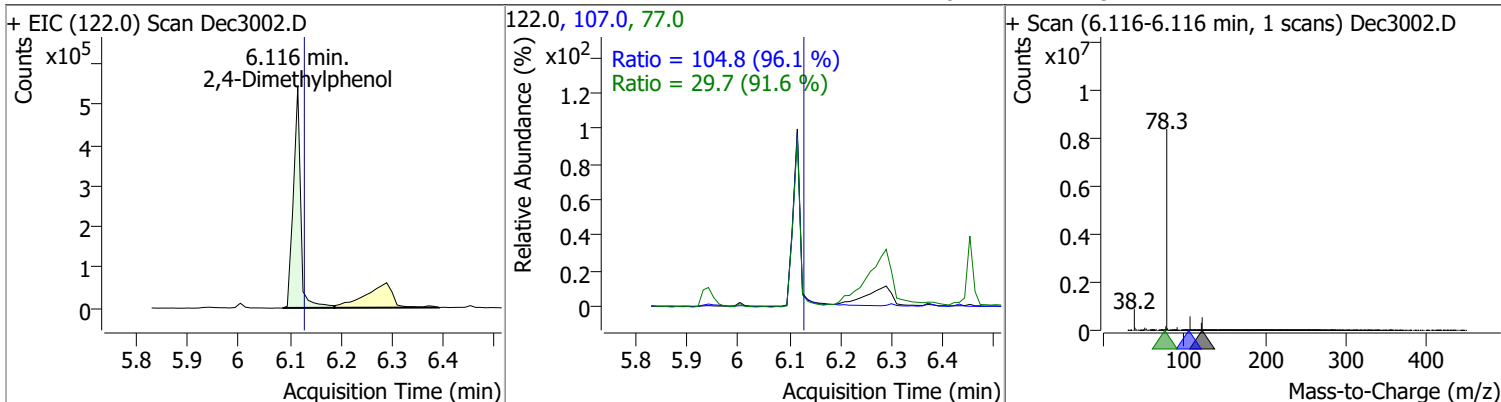


Compound	Conc.	RT	Dev(Min)	Resp.	QIon	QRatio	Lower	Upper
2-Nitrophenol	73.5794	6.00	-0.01	155401	65.0	59.8	40.2	74.6
					109.0	36.2	22.9	42.6

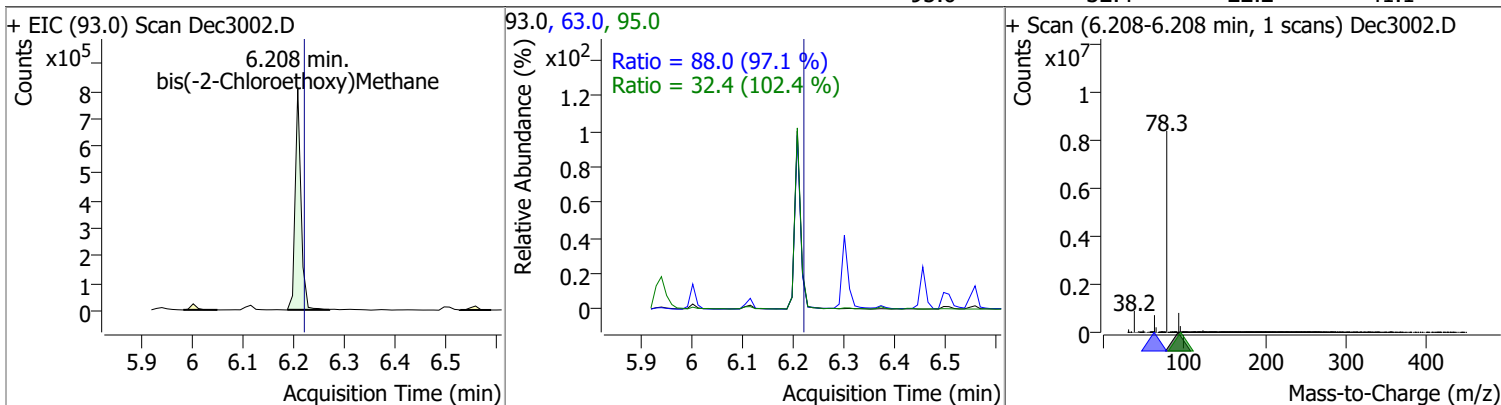


Quantitation Results Report (QT Reviewed)

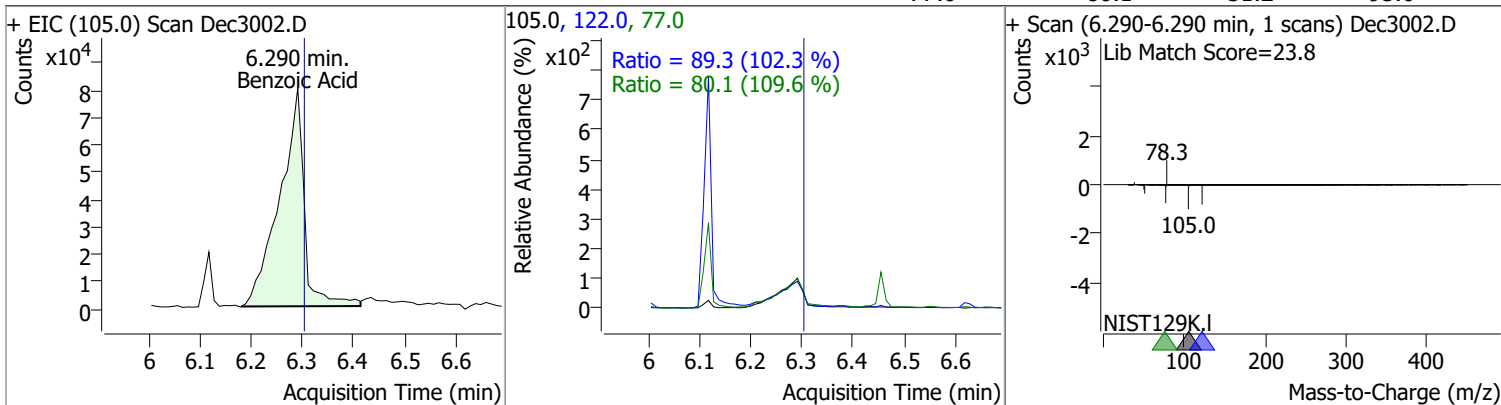
Compound	Conc.	RT	Dev(Min)	Resp.	QIon	QRatio	Lower	Upper
2,4-Dimethylphenol	74.8058	6.12	-0.01	539360	107.0	104.8	76.4	141.8
					77.0	29.7	22.7	42.1



Compound	Conc.	RT	Dev(Min)	Resp.	QIon	QRatio	Lower	Upper
bis(-2-Chloroethoxy)Methane	65.7007	6.21	-0.01	622342	63.0	88.0	63.5	117.9
					95.0	32.4	22.2	41.1

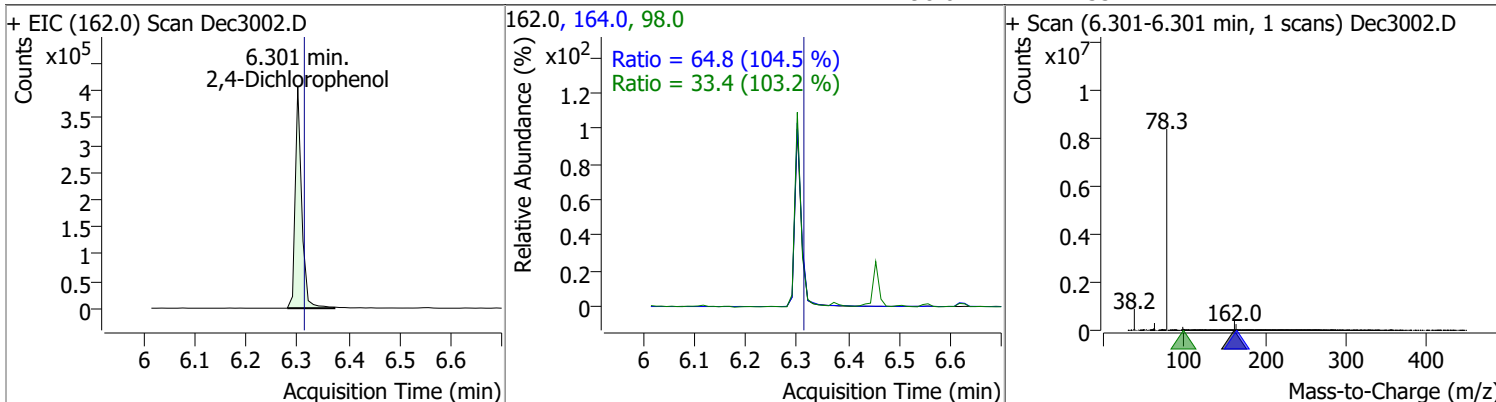


Compound	Conc.	RT	Dev(Min)	Resp.	QIon	QRatio	Lower	Upper
Benzoic Acid	70.0349	6.29	-0.01	269042	122.0	89.3	61.1	113.6
					77.0	80.1	51.2	95.0

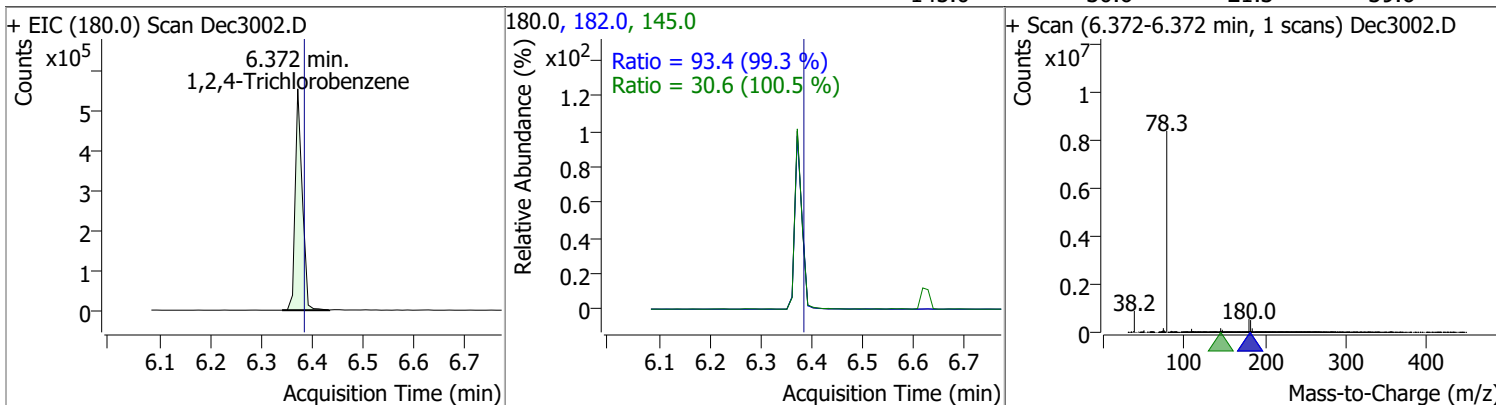


Quantitation Results Report (QT Reviewed)

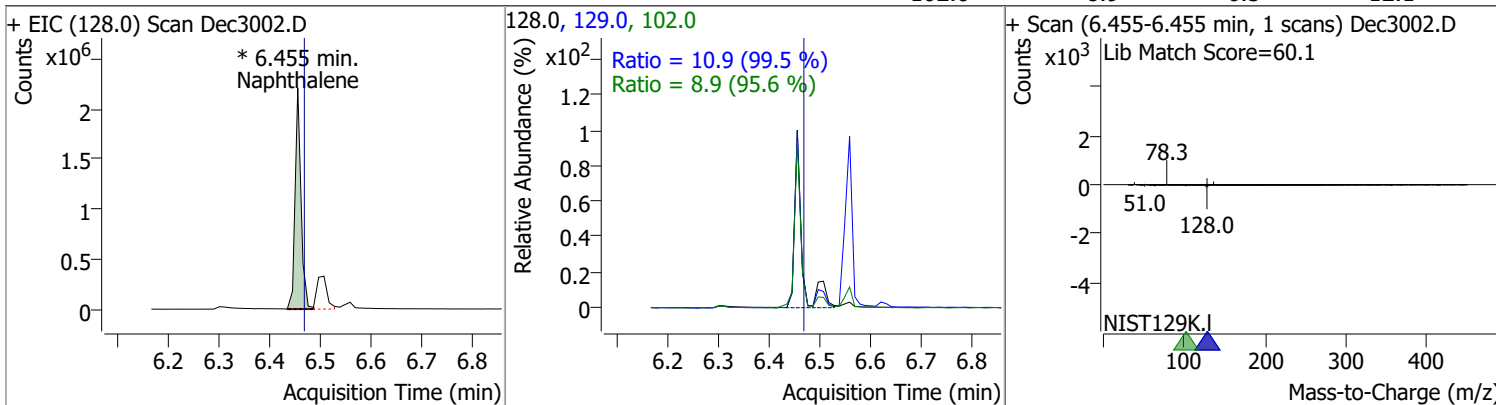
Compound	Conc.	RT	Dev(Min)	Resp.	QIon	QRatio	Lower	Upper
2,4-Dichlorophenol	62.4384	6.30	-0.01	359679	164.0	64.8	43.4	80.5
					98.0	33.4	22.7	42.1



Compound	Conc.	RT	Dev(Min)	Resp.	QIon	QRatio	Lower	Upper
1,2,4-Trichlorobenzene	71.4810	6.37	-0.01	536671	182.0	93.4	65.8	122.3
					145.0	30.6	21.3	39.6

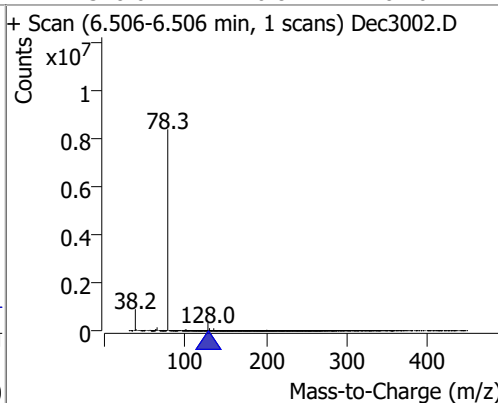
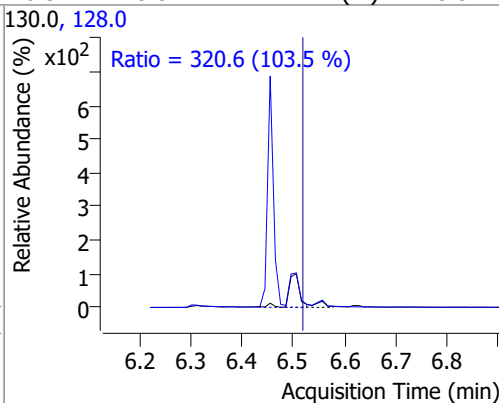
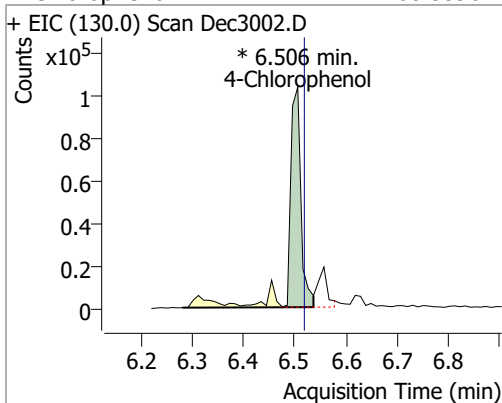


Compound	Conc.	RT	Dev(Min)	Resp.	QIon	QRatio	Lower	Upper
Naphthalene	72.0258	6.45	-0.01	1779421 (m)	129.0	10.9	7.7	14.2
					102.0	8.9	6.5	12.1

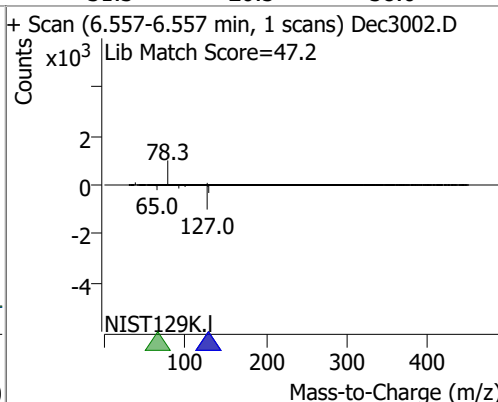
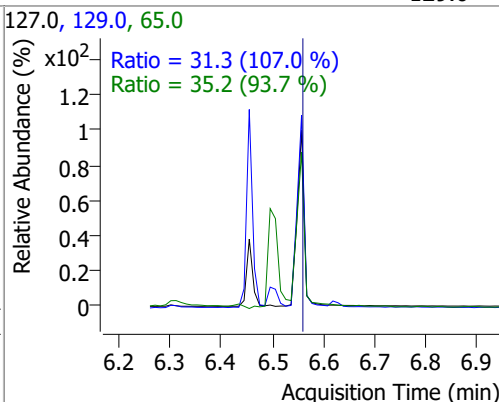
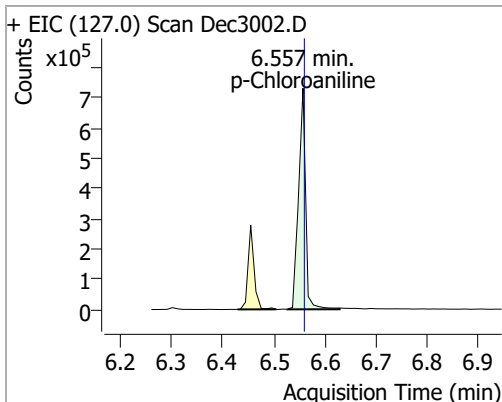


Quantitation Results Report (QT Reviewed)

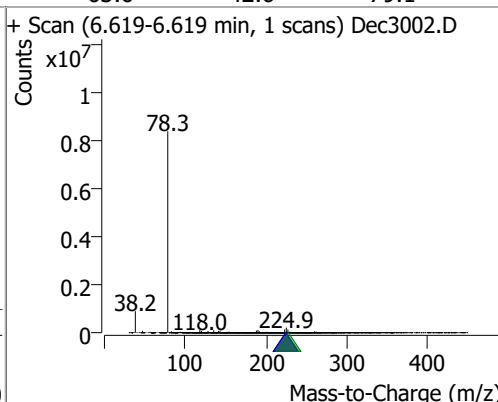
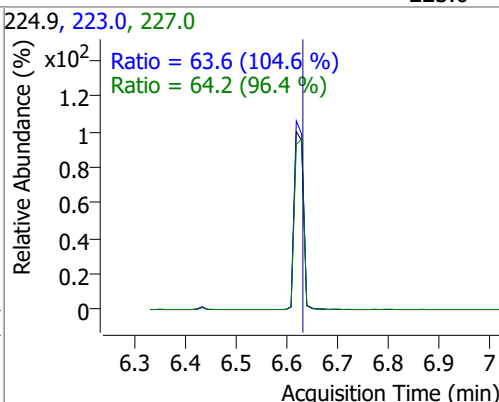
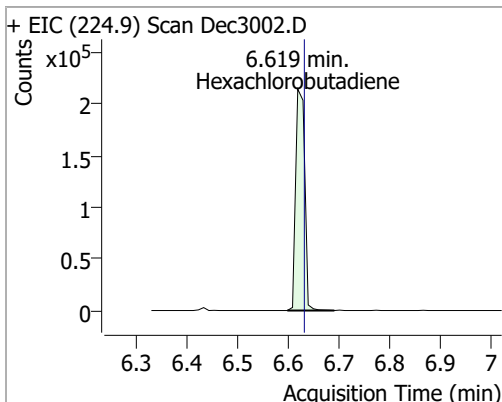
Compound	Conc.	RT	Dev(Min)	Resp.	QIon	QRatio	Lower	Upper
4-Chlorophenol	68.5590	6.51	-0.01	141412 (m)	128.0	320.6	216.8	402.6



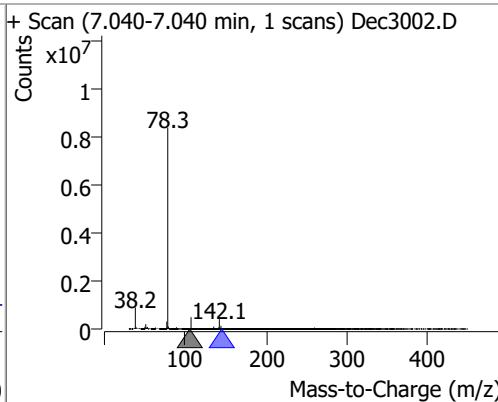
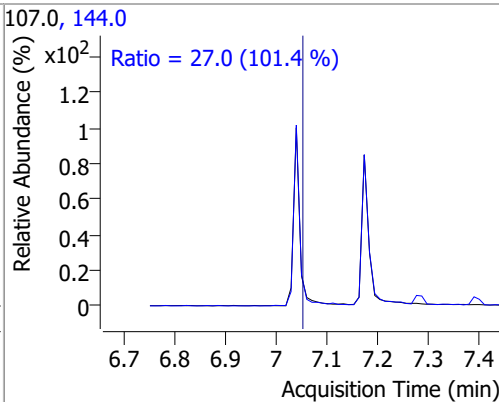
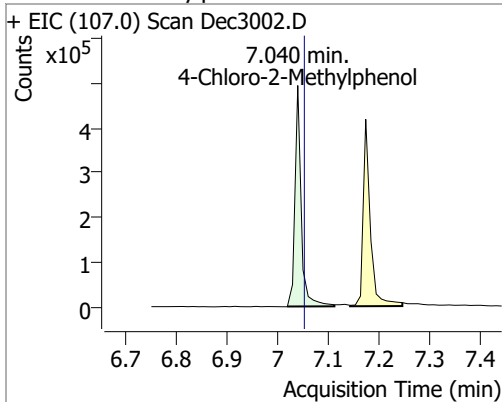
Compound	Conc.	RT	Dev(Min)	Resp.	QIon	QRatio	Lower	Upper
p-Chloroaniline	77.5402	6.56	0.00	705112	65.0	35.2	26.3	48.8
					129.0	31.3	20.5	38.0



Compound	Conc.	RT	Dev(Min)	Resp.	QIon	QRatio	Lower	Upper
Hexachlorobutadiene	68.6437	6.62	-0.01	264355	227.0	64.2	46.6	86.6
					223.0	63.6	42.6	79.1

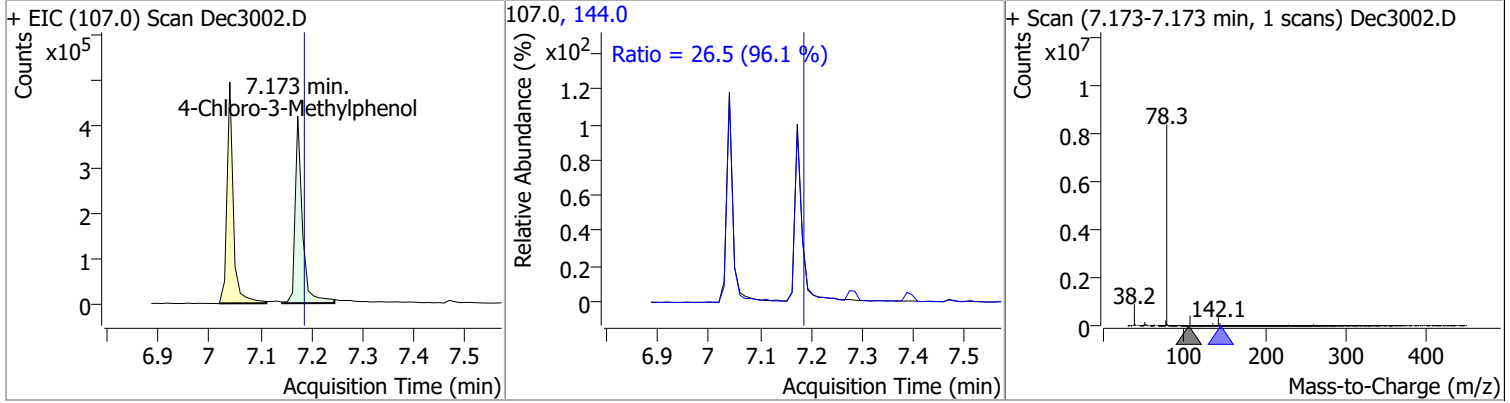


Compound	Conc.	RT	Dev(Min)	Resp.	QIon	QRatio	Lower	Upper
4-Chloro-2-Methylphenol	70.2622	7.04	-0.01	405091	144.0	27.0	18.6	34.6

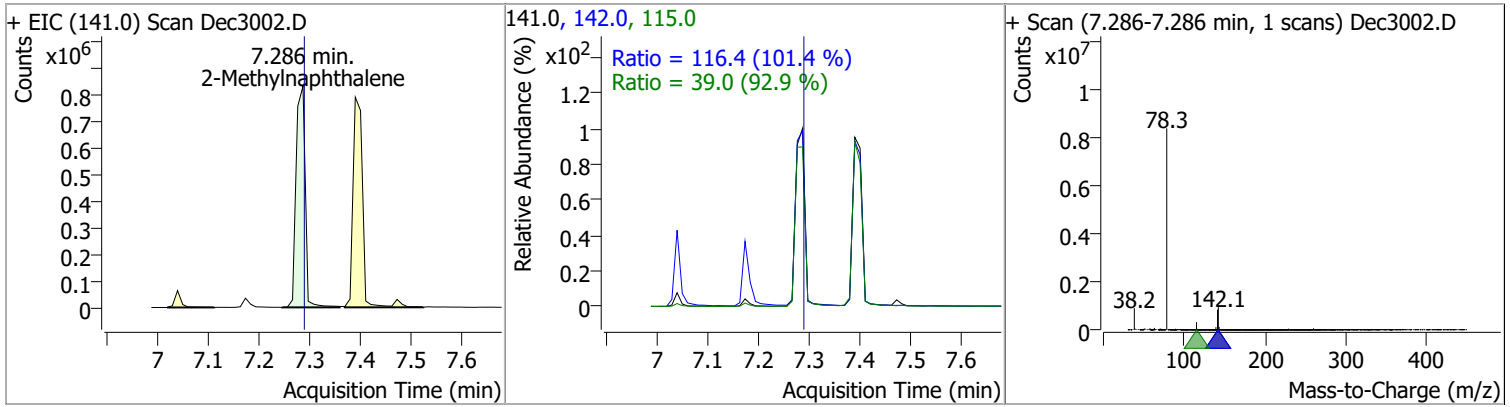


Quantitation Results Report (QT Reviewed)

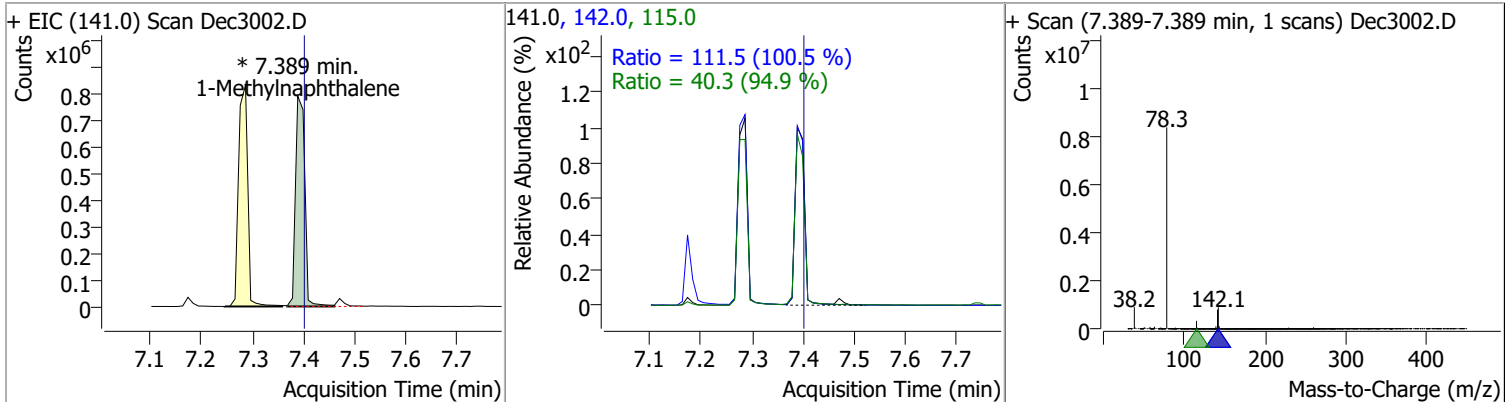
Compound	Conc.	RT	Dev(Min)	Resp.	QIon	QRatio	Lower	Upper
4-Chloro-3-Methylphenol	72.2060	7.17	-0.01	413701	144.0	26.5	19.3	35.9



Compound	Conc.	RT	Dev(Min)	Resp.	QIon	QRatio	Lower	Upper
2-Methylnaphthalene	73.0450	7.29	0.00	1035508	142.0	116.4	80.4	149.3
					115.0	39.0	29.4	54.6

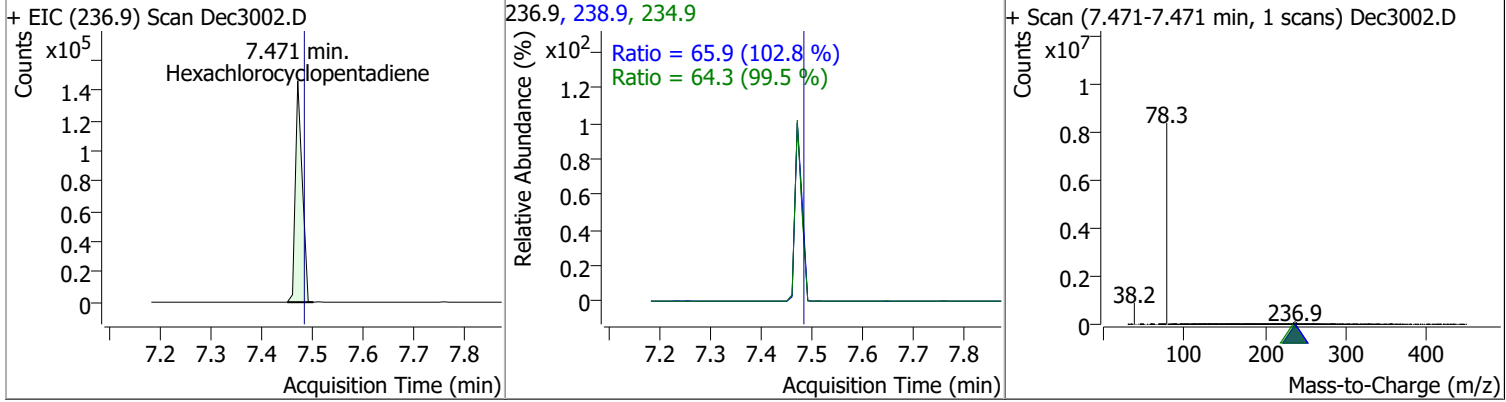


Compound	Conc.	RT	Dev(Min)	Resp.	QIon	QRatio	Lower	Upper
1-Methylnaphthalene	70.7541	7.39	-0.01	999461 (m)	142.0	111.5	77.7	144.2
					115.0	40.3	29.7	55.2

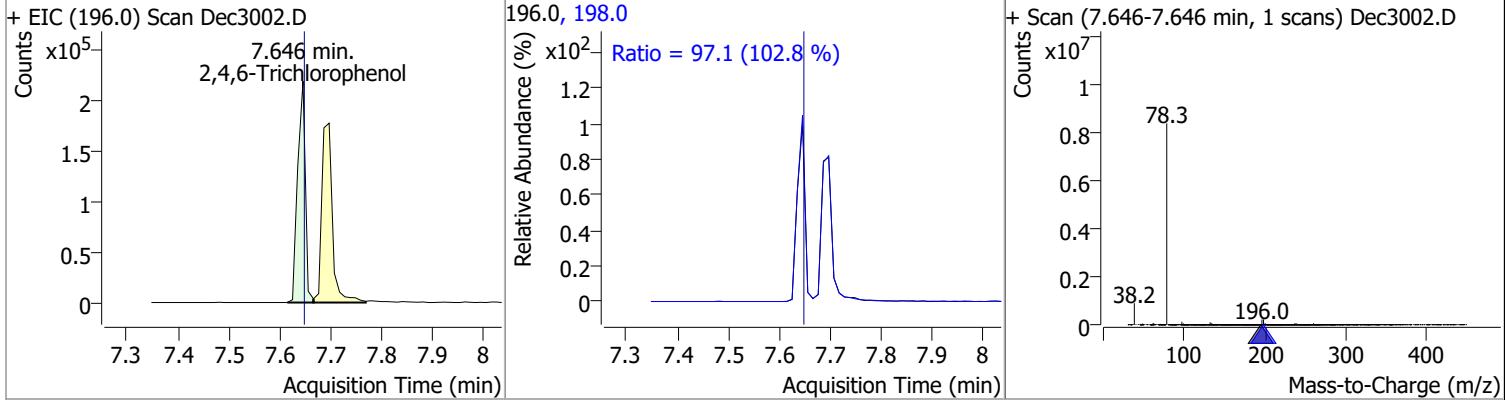


Quantitation Results Report (QT Reviewed)

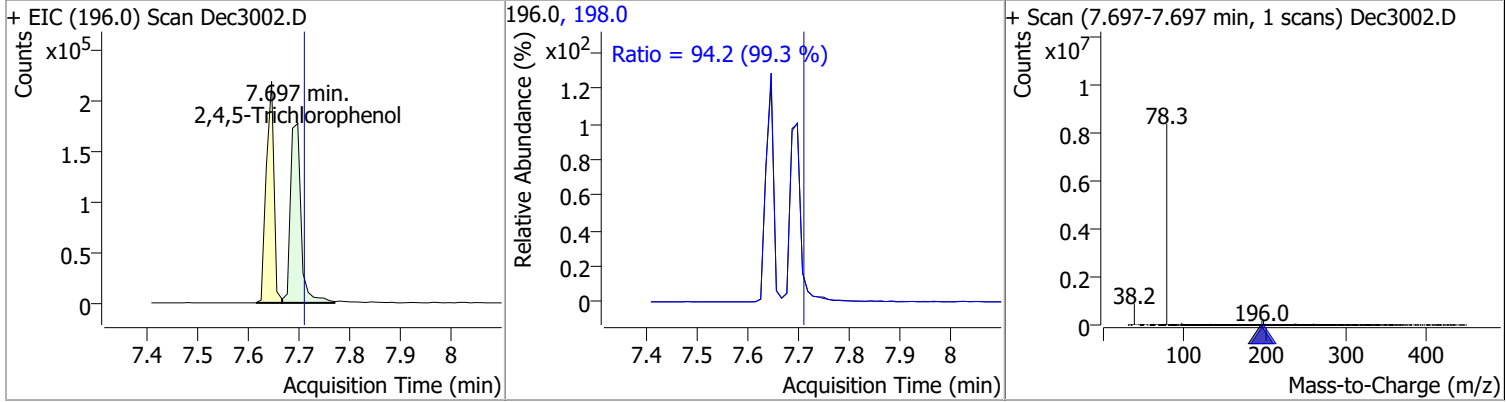
Compound	Conc.	RT	Dev(Min)	Resp.	QIon	QRatio	Lower	Upper
Hexachlorocyclopentadiene	67.8659	7.47	-0.01	136638	234.9	64.3	45.3	84.1
					238.9	65.9	44.9	83.3



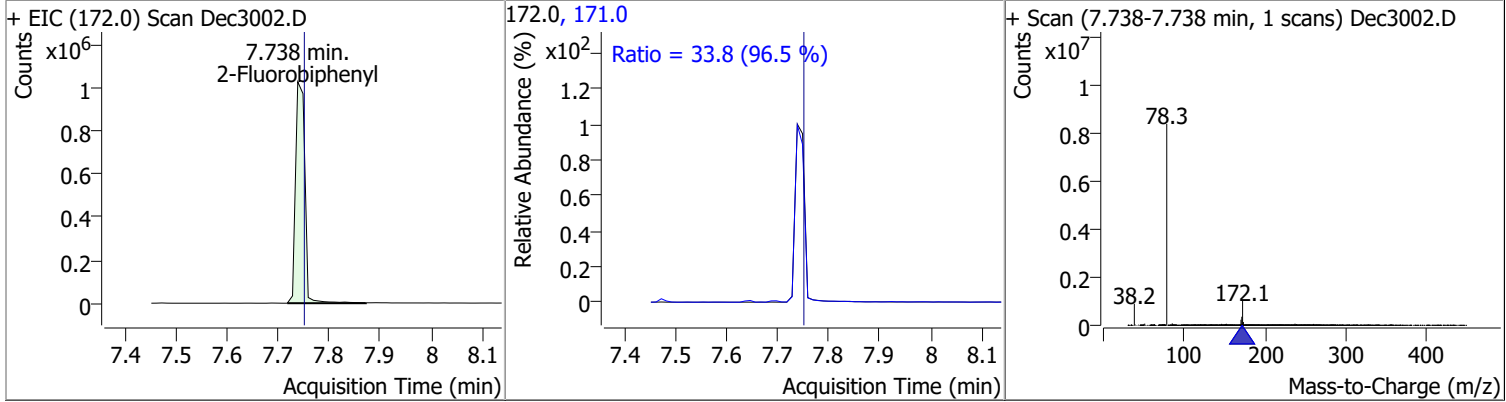
Compound	Conc.	RT	Dev(Min)	Resp.	QIon	QRatio	Lower	Upper
2,4,6-Trichlorophenol	64.8447	7.65	0.00	229219	198.0	97.1	66.1	122.7



Compound	Conc.	RT	Dev(Min)	Resp.	QIon	QRatio	Lower	Upper
2,4,5-Trichlorophenol	63.8566	7.70	-0.01	259107	198.0	94.2	66.4	123.4

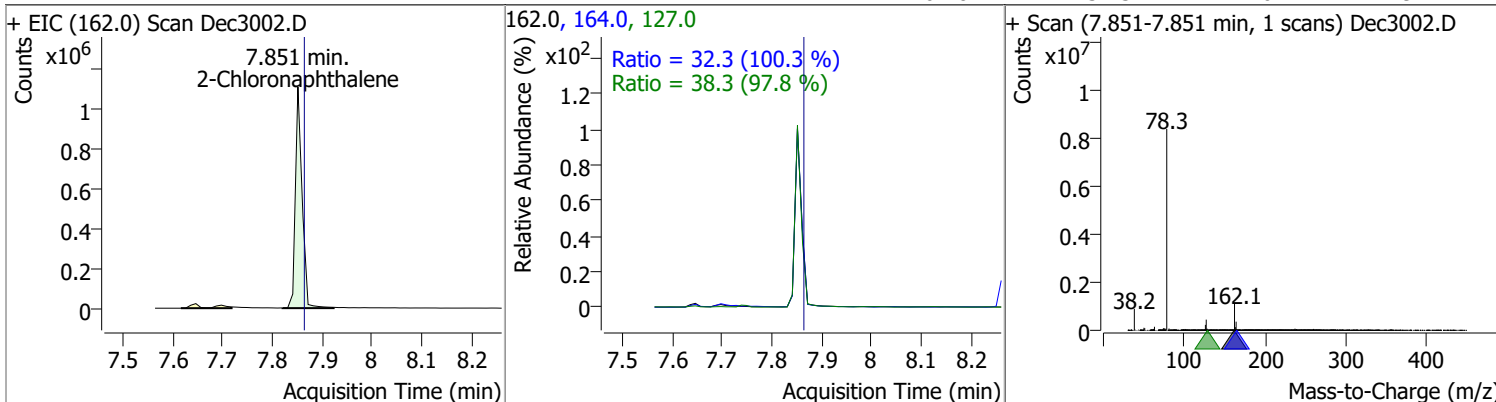


Compound	Conc.	RT	Dev(Min)	Resp.	QIon	QRatio	Lower	Upper
2-Fluorobiphenyl	67.1784	7.74	-0.01	1309542	171.0	33.8	24.5	45.6

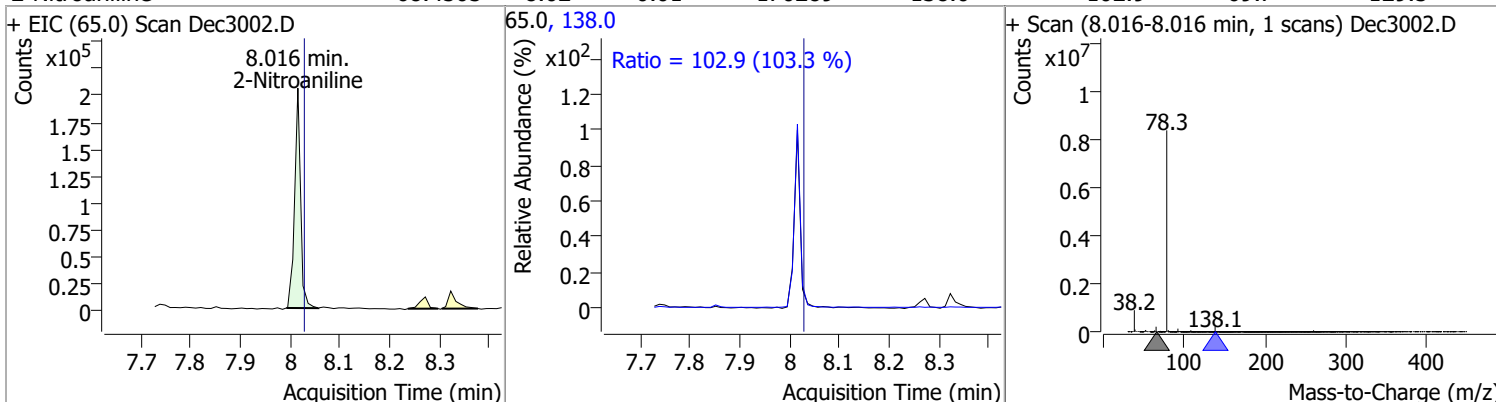


Quantitation Results Report (QT Reviewed)

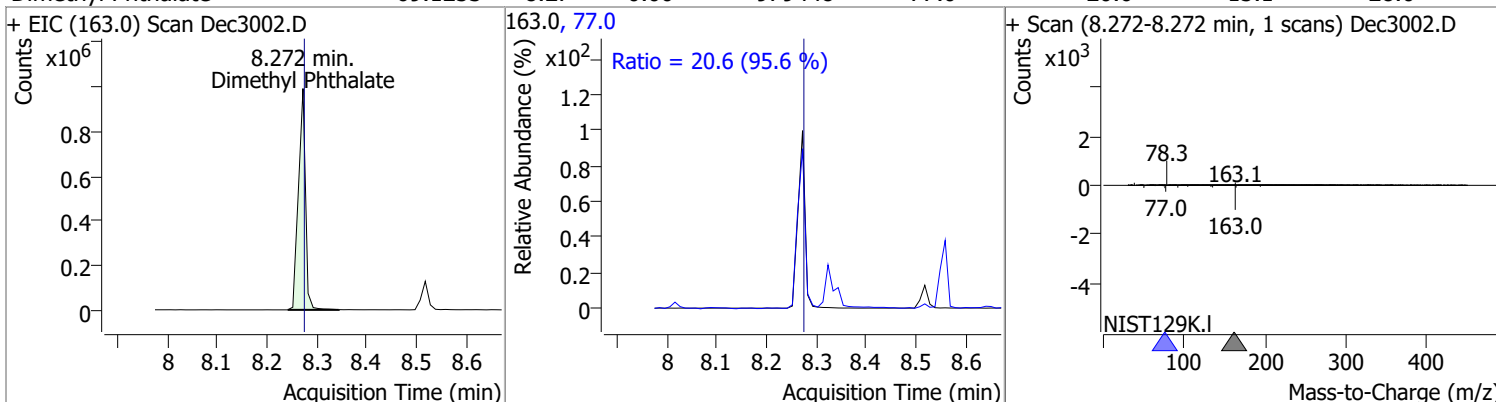
Compound	Conc.	RT	Dev(Min)	Resp.	QIon	QRatio	Lower	Upper
2-Chloronaphthalene	66.6317	7.85	-0.01	1046042	127.0	38.3	27.4	50.9
					164.0	32.3	22.6	41.9



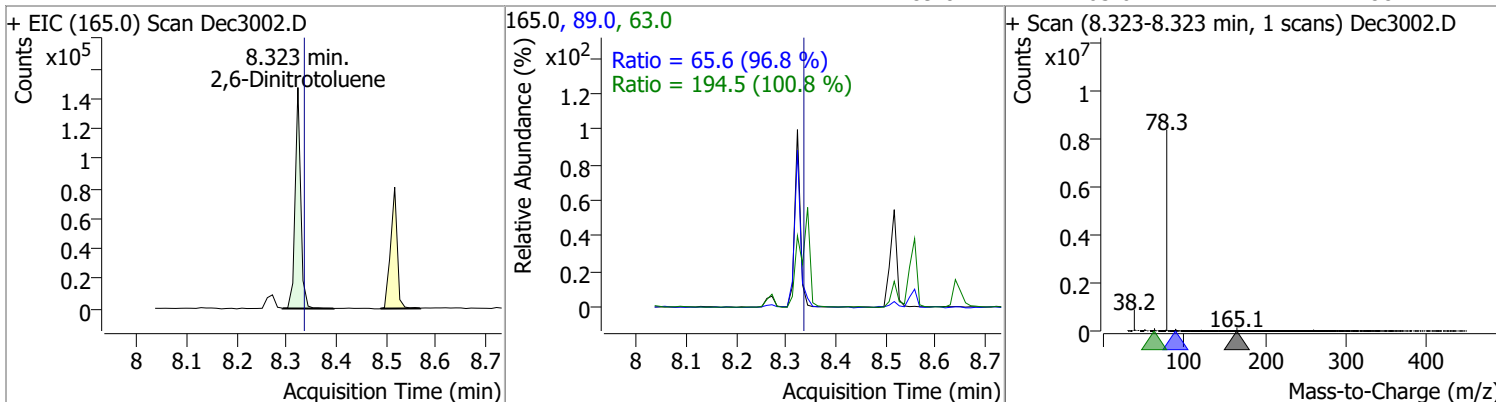
Compound	Conc.	RT	Dev(Min)	Resp.	QIon	QRatio	Lower	Upper
2-Nitroaniline	68.4505	8.02	-0.01	170289	138.0	102.9	69.7	129.5



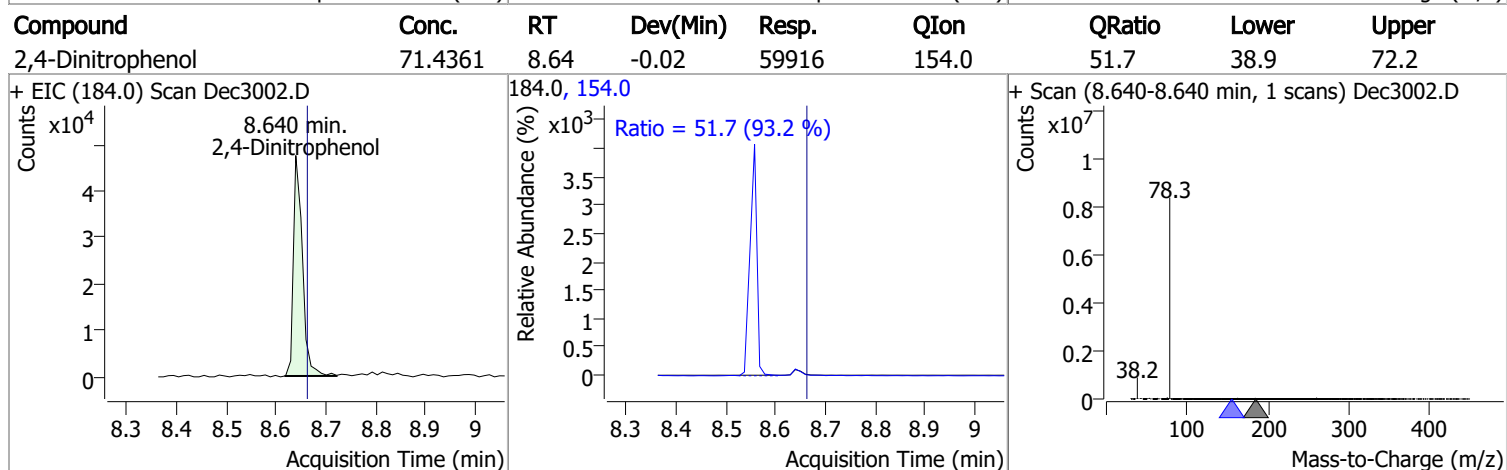
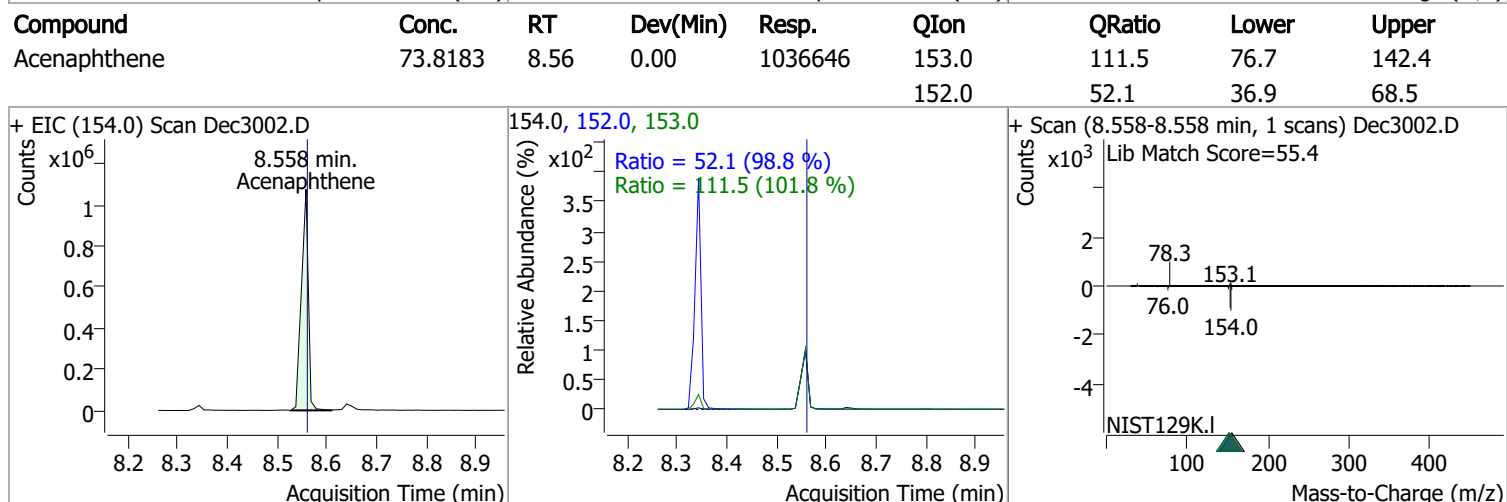
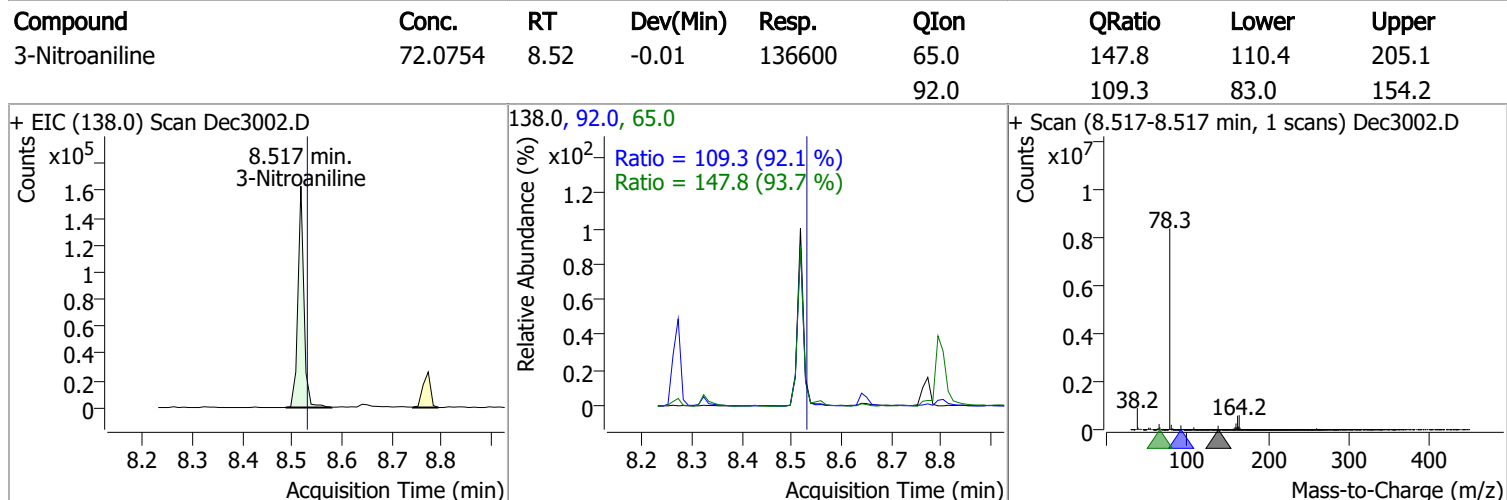
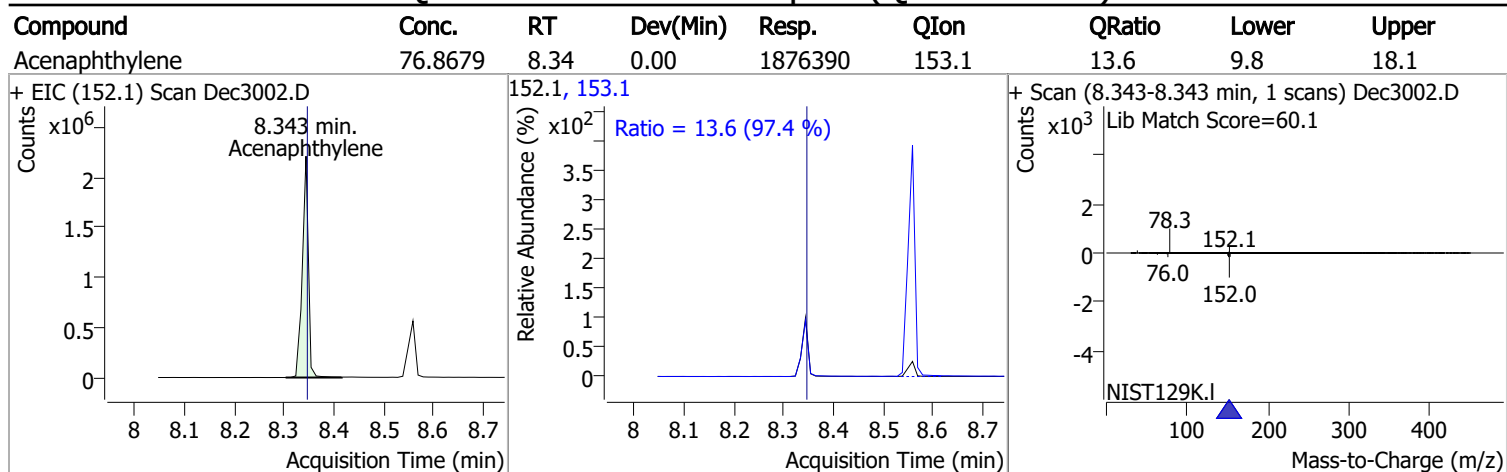
Compound	Conc.	RT	Dev(Min)	Resp.	QIon	QRatio	Lower	Upper
Dimethyl Phthalate	69.1253	8.27	0.00	979448	77.0	20.6	15.1	28.0



Compound	Conc.	RT	Dev(Min)	Resp.	QIon	QRatio	Lower	Upper
2,6-Dinitrotoluene	70.2380	8.32	-0.01	114248	63.0	194.5	135.1	250.9
					89.0	65.6	47.4	88.1

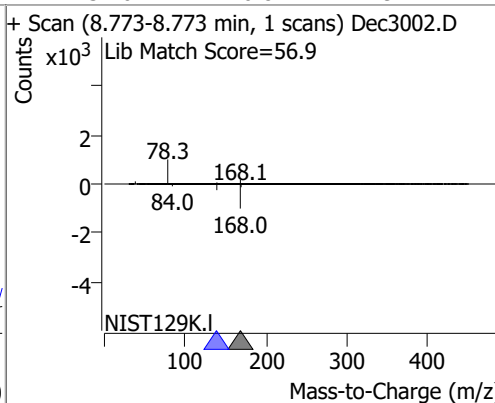
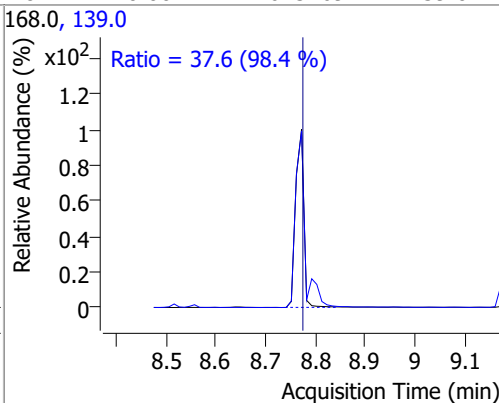
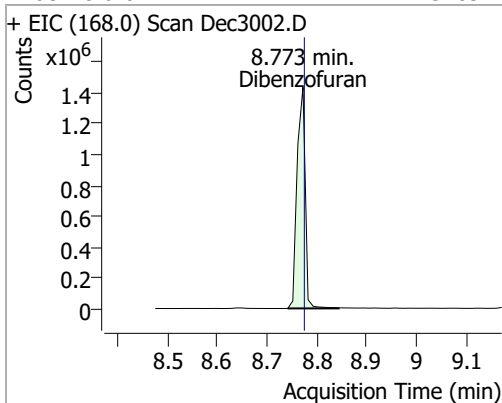


Quantitation Results Report (QT Reviewed)

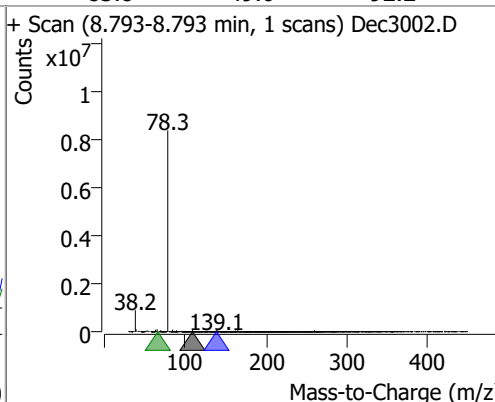
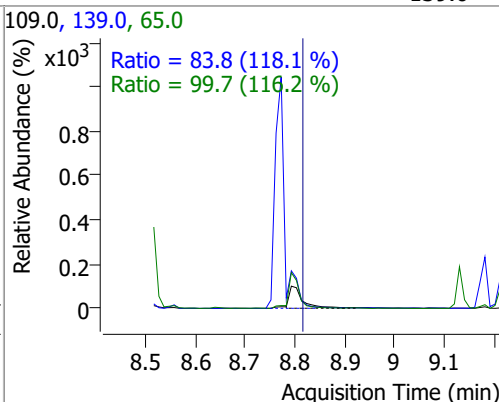
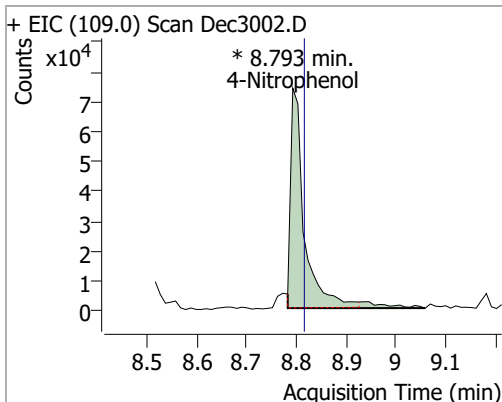


Quantitation Results Report (QT Reviewed)

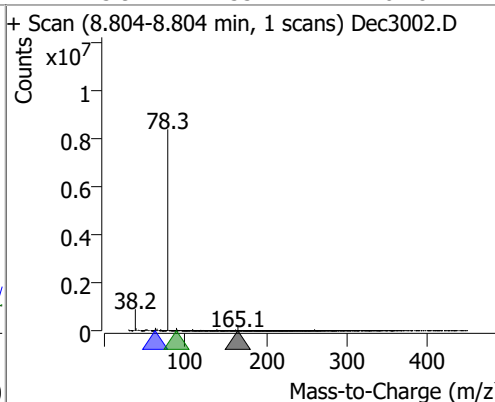
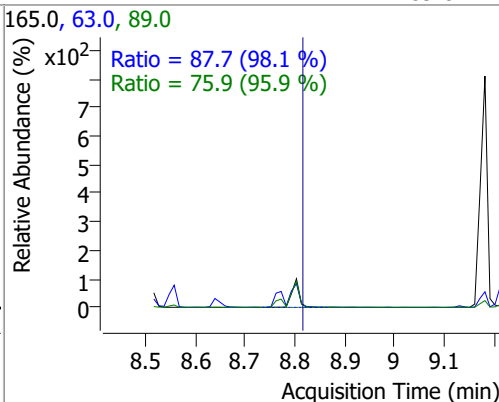
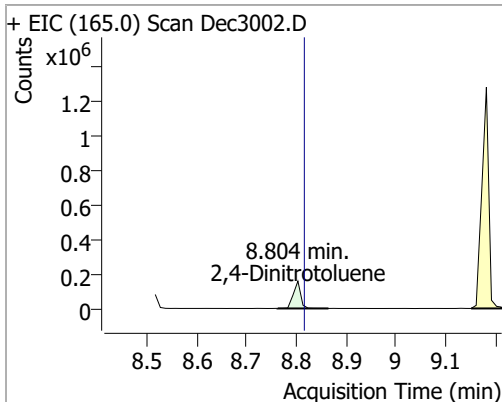
Compound	Conc.	RT	Dev(Min)	Resp.	QIon	QRatio	Lower	Upper
Dibenzofuran	71.3709	8.77	0.00	1615169	139.0	37.6	26.8	49.7



4-Nitrophenol	61.9590	8.79	-0.02	148503 (m)	65.0	99.7	60.1	111.5
					139.0	83.8	49.6	92.2

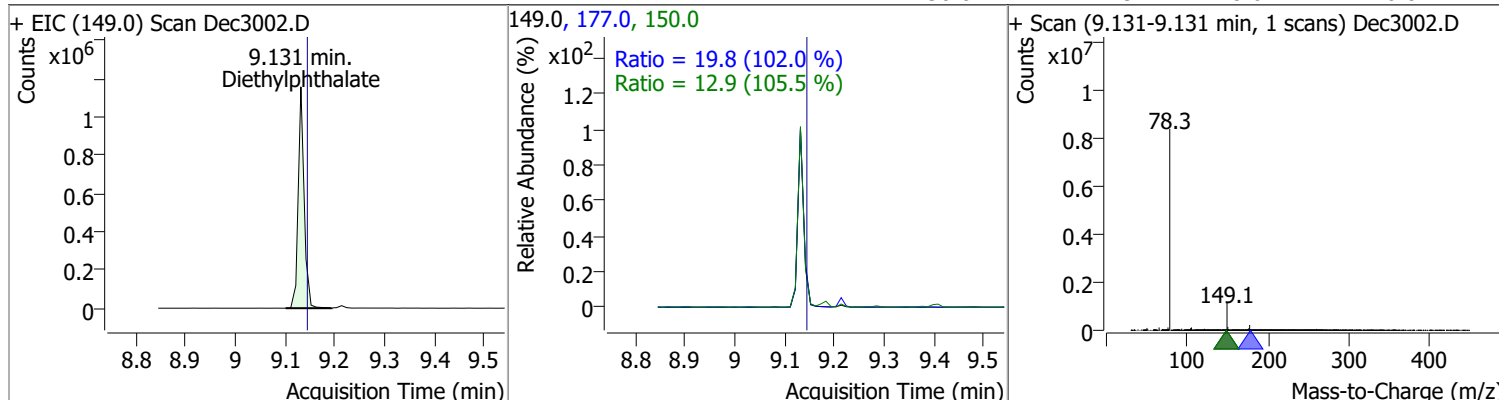


2,4-Dinitrotoluene	75.6633	8.80	-0.01	158470	63.0	87.7	62.6	116.2
					89.0	75.9	55.4	102.8

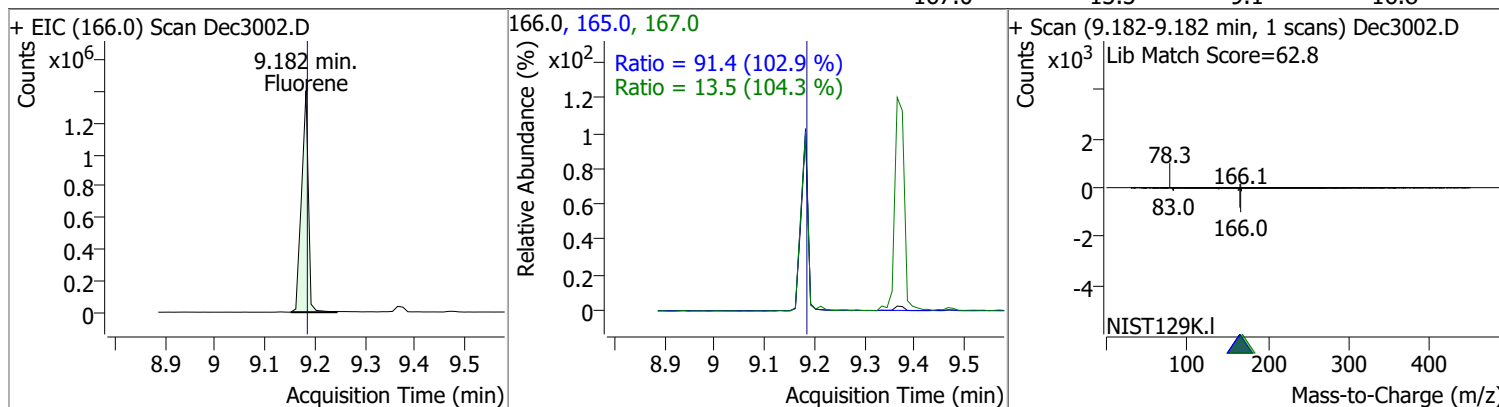


Quantitation Results Report (QT Reviewed)

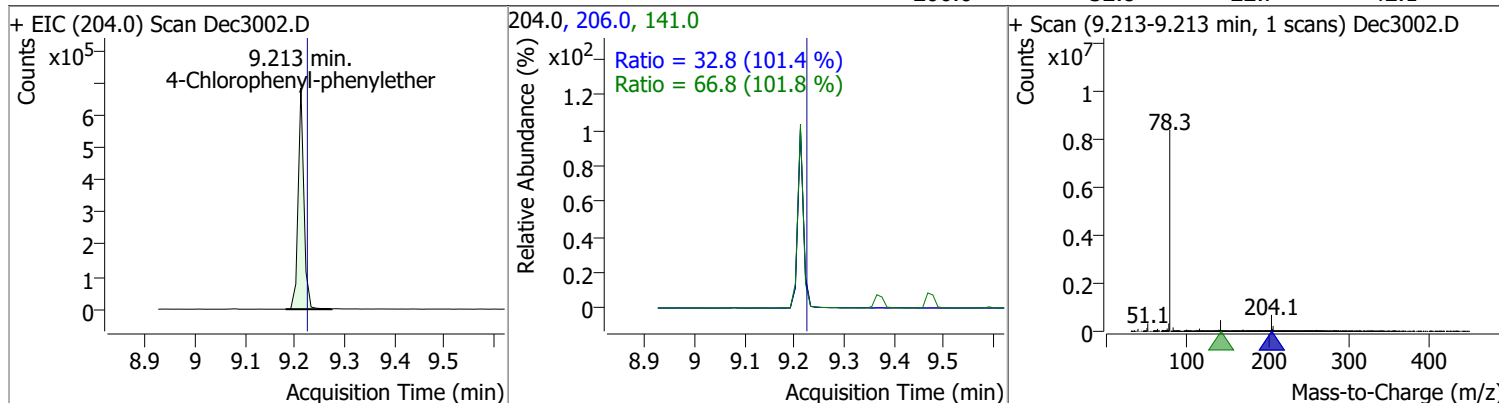
Compound	Conc.	RT	Dev(Min)	Resp.	QIon	QRatio	Lower	Upper
Diethylphthalate	62.4338	9.13	-0.01	959763	177.0	19.8	13.6	25.2
					150.0	12.9	8.6	16.0



Compound	Conc.	RT	Dev(Min)	Resp.	QIon	QRatio	Lower	Upper
Fluorene	73.5190	9.18	0.00	1330322	165.0	91.4	62.2	115.4
					167.0	13.5	9.1	16.8

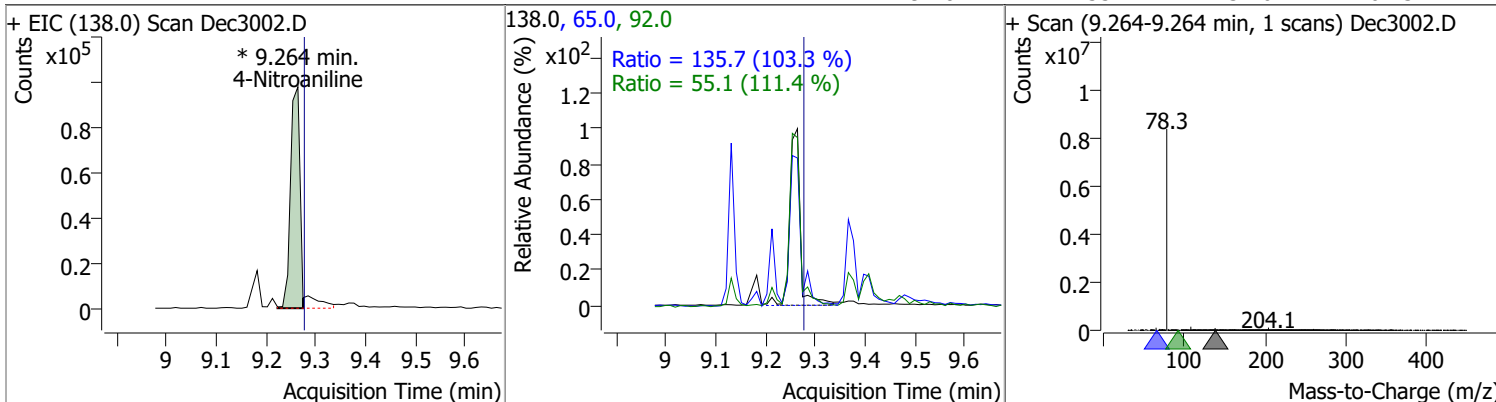


Compound	Conc.	RT	Dev(Min)	Resp.	QIon	QRatio	Lower	Upper
4-Chlorophenyl-phenylether	73.1590	9.21	-0.01	548781	141.0	66.8	46.0	85.3
					206.0	32.8	22.7	42.1

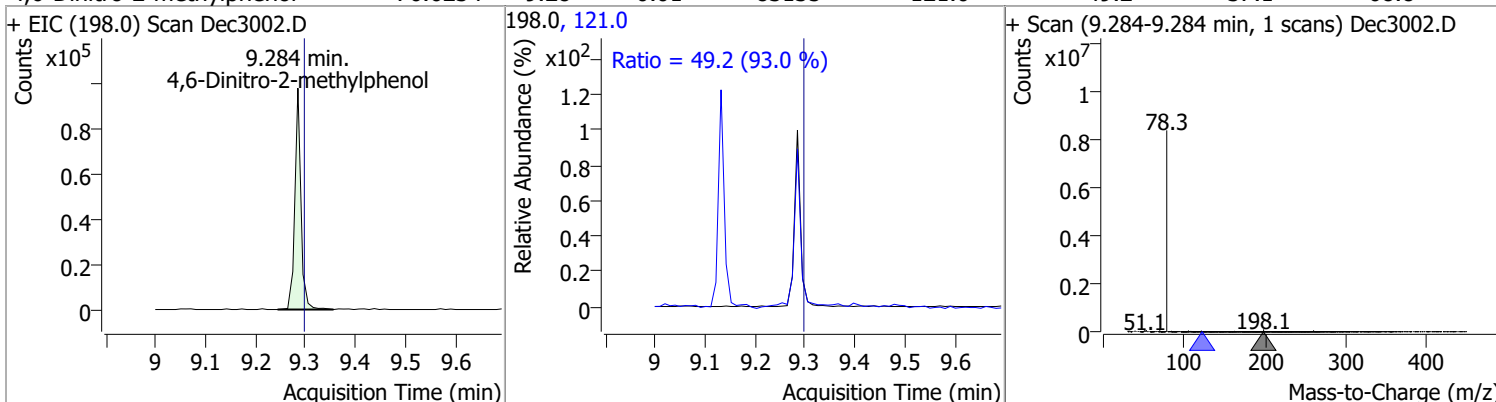


Quantitation Results Report (QT Reviewed)

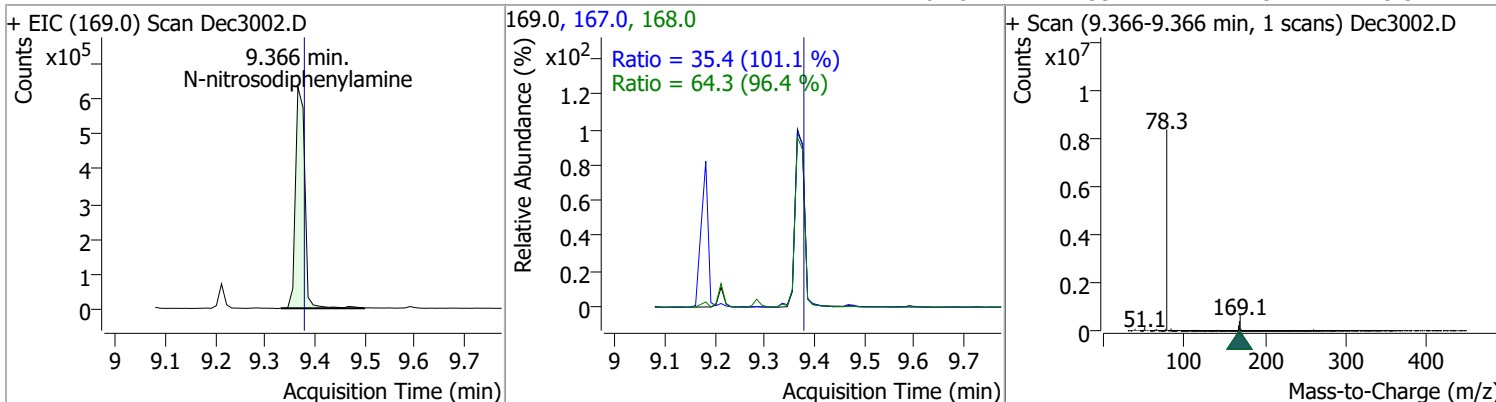
Compound	Conc.	RT	Dev(Min)	Resp.	QIon	QRatio	Lower	Upper
4-Nitroaniline	66.7932	9.26	-0.01	127679 (m)	65.0	135.7	91.9	170.7
					92.0	55.1	34.6	64.3



Compound	Conc.	RT	Dev(Min)	Resp.	QIon	QRatio	Lower	Upper
4,6-Dinitro-2-methylphenol	76.6234	9.28	-0.01	83135	121.0	49.2	37.1	68.8

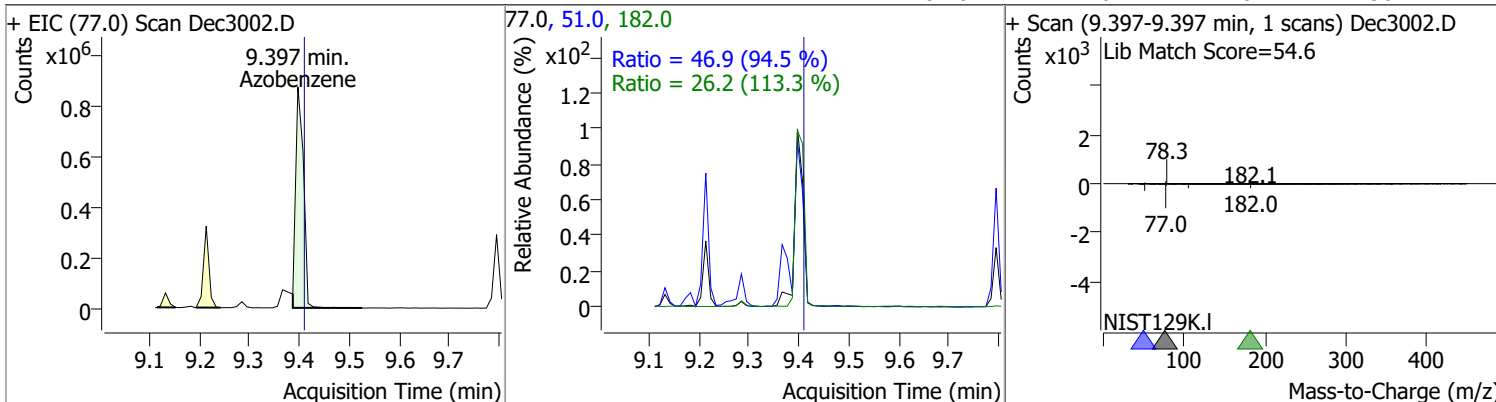


Compound	Conc.	RT	Dev(Min)	Resp.	QIon	QRatio	Lower	Upper
N-nitrosodiphenylamine	75.9164	9.37	-0.01	825244	168.0	64.3	46.6	86.6
					167.0	35.4	24.5	45.5

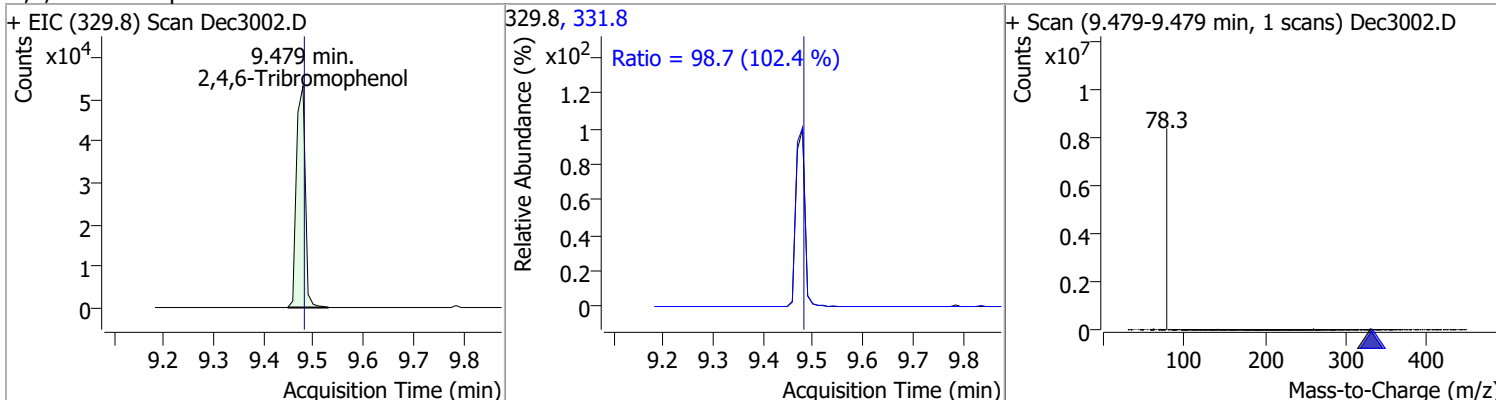


Quantitation Results Report (QT Reviewed)

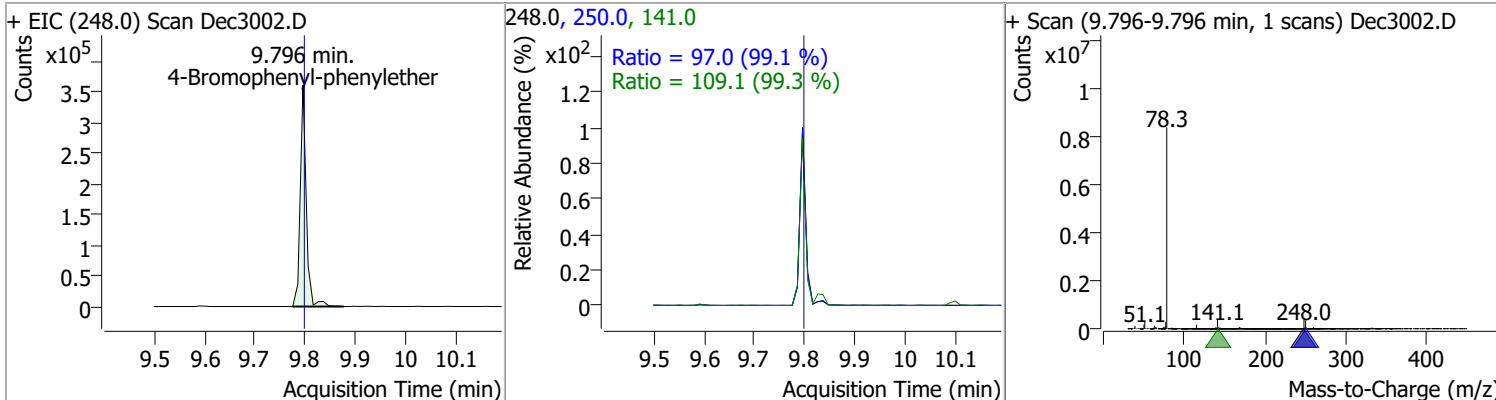
Compound	Conc.	RT	Dev(Min)	Resp.	QIon	QRatio	Lower	Upper
Azobenzene	64.3604	9.40	-0.01	957230	51.0	46.9	34.8	64.6
					182.0	26.2	16.2	30.1



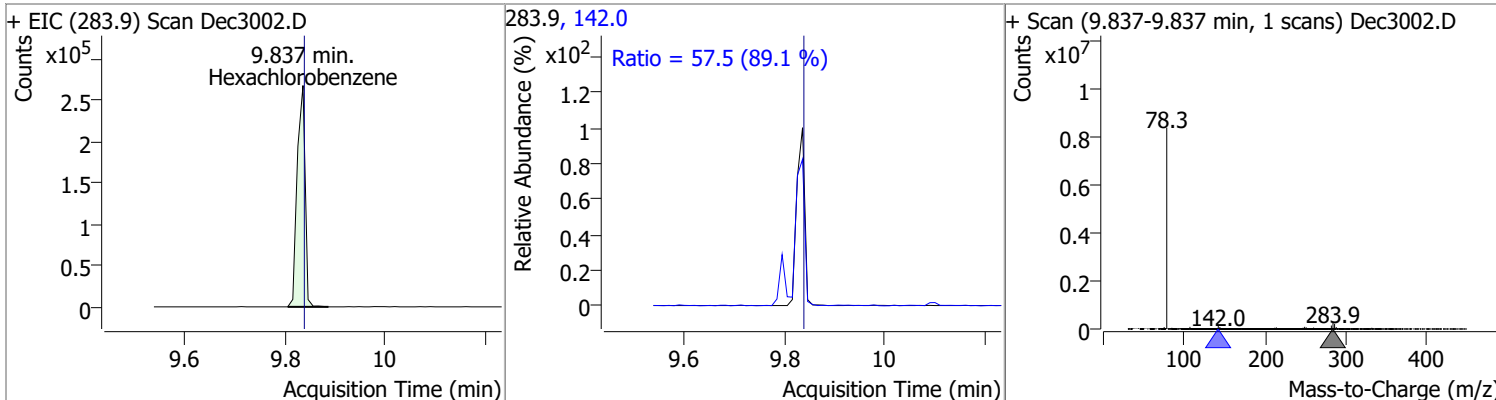
Compound	Conc.	RT	Dev(Min)	Resp.	QIon	QRatio	Lower	Upper
2,4,6-Tribromophenol	69.6640	9.48	0.00	65267	331.8	98.7	67.5	125.3



Compound	Conc.	RT	Dev(Min)	Resp.	QIon	QRatio	Lower	Upper
4-Bromophenyl-phenylether	74.4494	9.80	0.00	297047	141.0	109.1	76.9	142.8
					250.0	97.0	68.5	127.2

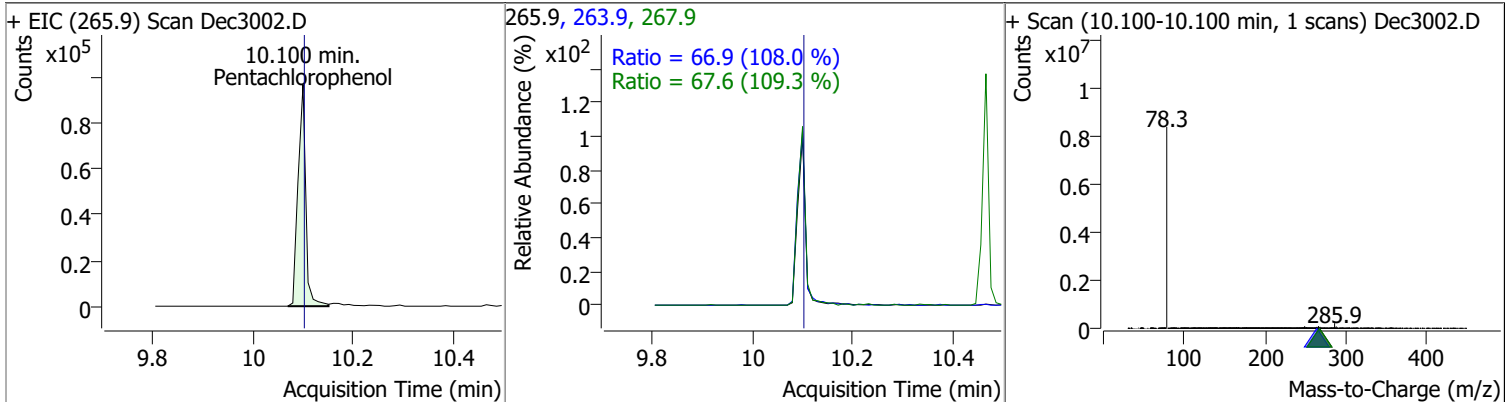


Compound	Conc.	RT	Dev(Min)	Resp.	QIon	QRatio	Lower	Upper
Hexachlorobenzene	78.3807	9.84	0.00	293191	142.0	57.5	45.2	83.9

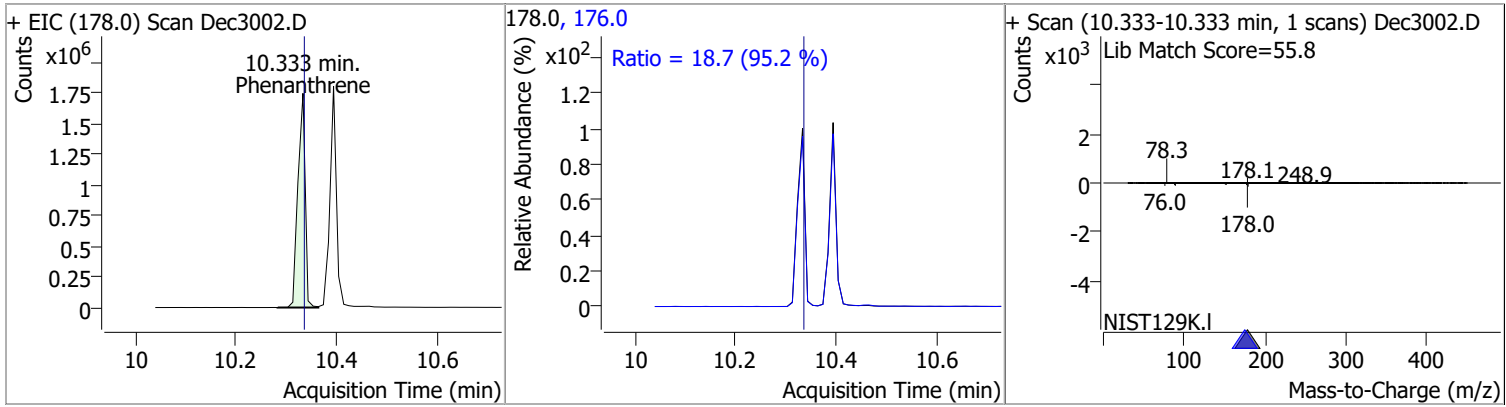


Quantitation Results Report (QT Reviewed)

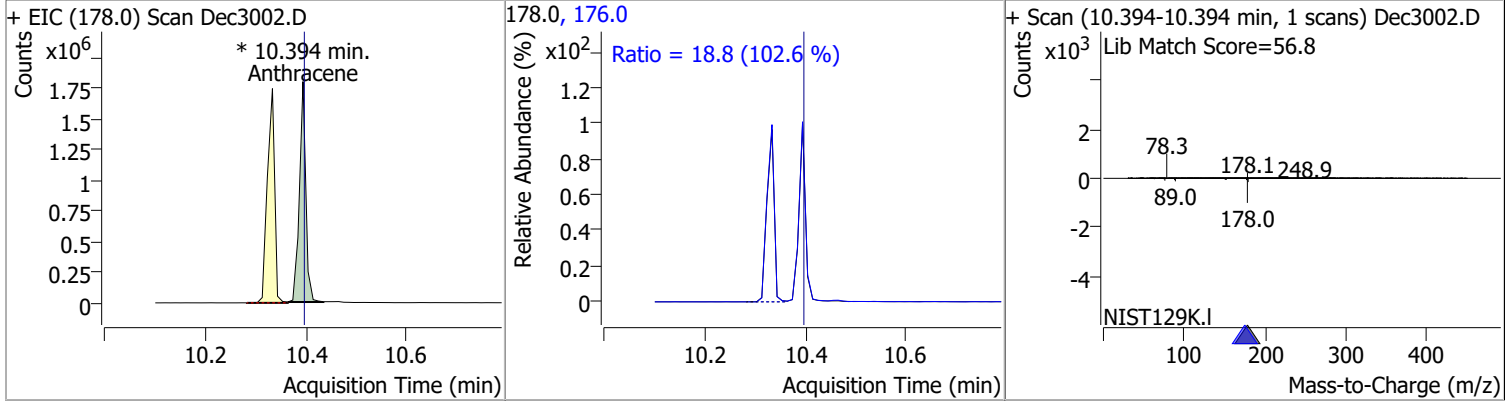
Compound	Conc.	RT	Dev(Min)	Resp.	QIon	QRatio	Lower	Upper
Pentachlorophenol	68.8303	10.10	0.00	103200	263.9	66.9	43.4	80.6
					267.9	67.6	43.3	80.5



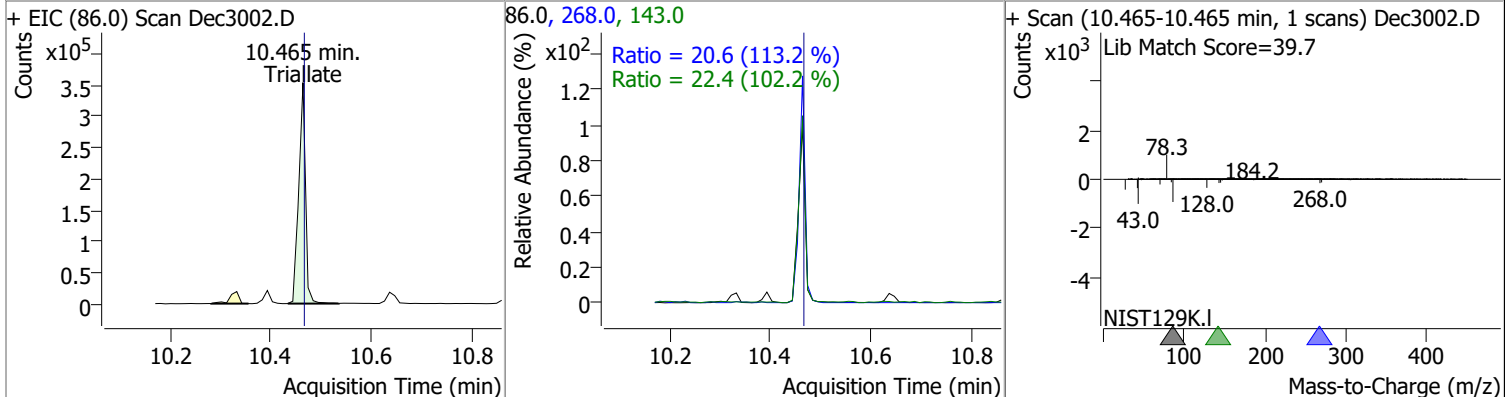
Compound	Conc.	RT	Dev(Min)	Resp.	QIon	QRatio	Lower	Upper
Phenanthrene	75.8055	10.33	0.00	1750998	176.0	18.7	13.8	25.6



Compound	Conc.	RT	Dev(Min)	Resp.	QIon	QRatio	Lower	Upper
Anthracene	70.1413	10.39	0.00	1588519 (m)	176.0	18.8	12.8	23.8

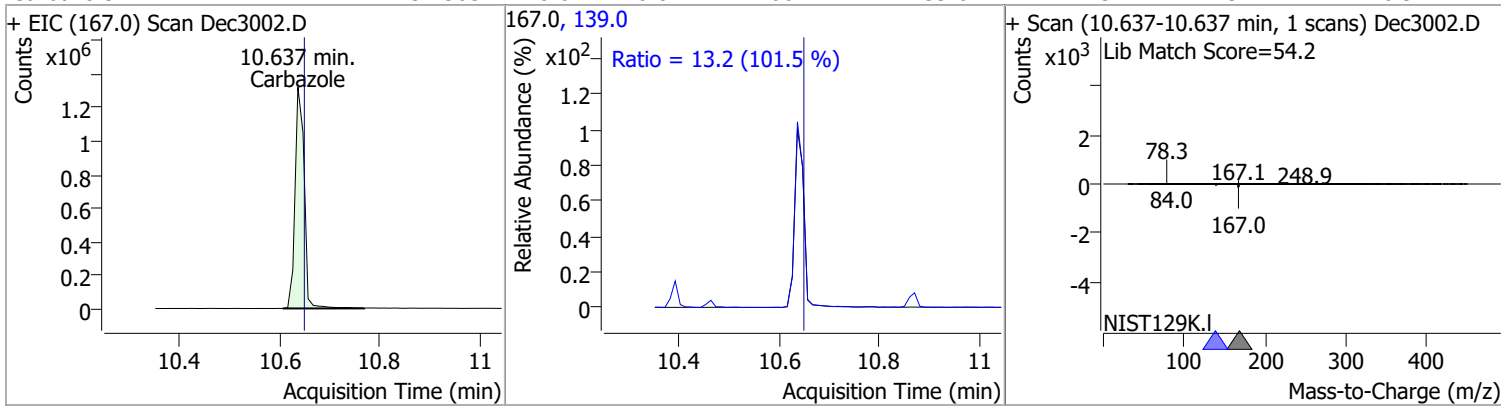


Compound	Conc.	RT	Dev(Min)	Resp.	QIon	QRatio	Lower	Upper
Triallate	71.1371	10.46	0.00	329555	143.0	22.4	15.4	28.6
					268.0	20.6	12.8	23.7

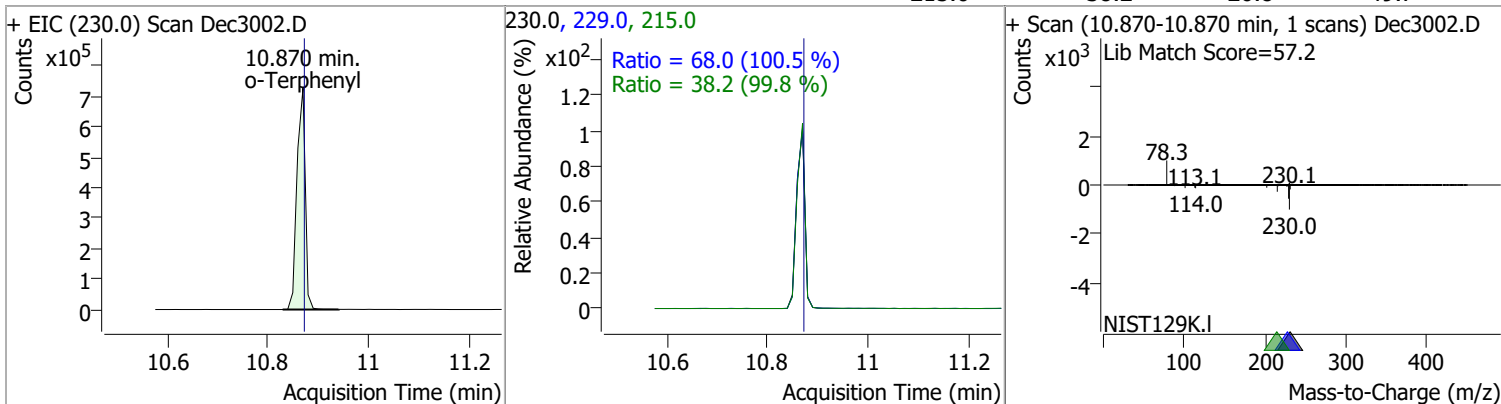


Quantitation Results Report (QT Reviewed)

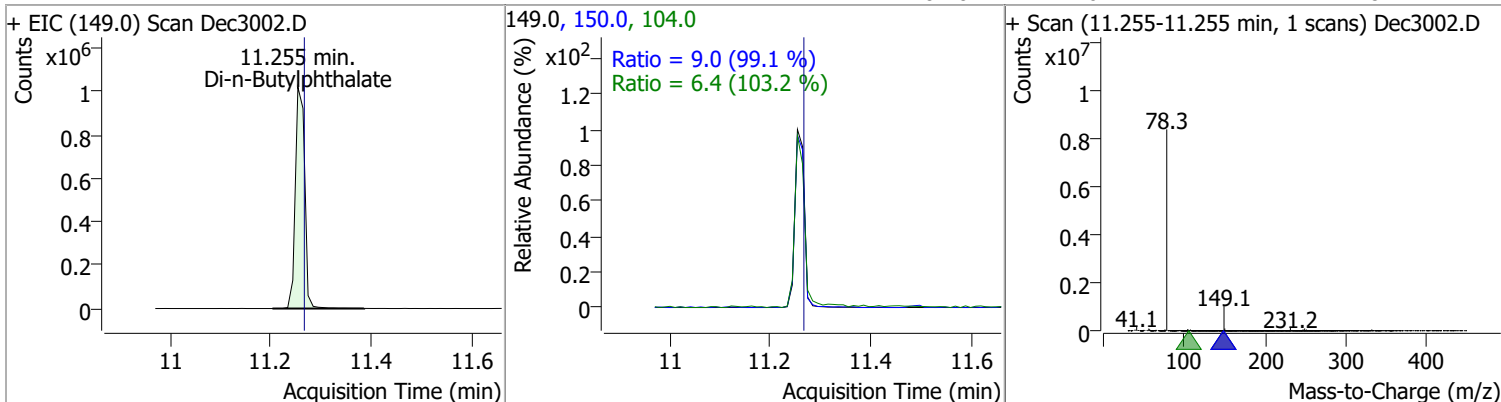
Compound	Conc.	RT	Dev(Min)	Resp.	QIon	QRatio	Lower	Upper
Carbazole	73.4563	10.64	-0.01	1667174	139.0	13.2	9.1	16.9



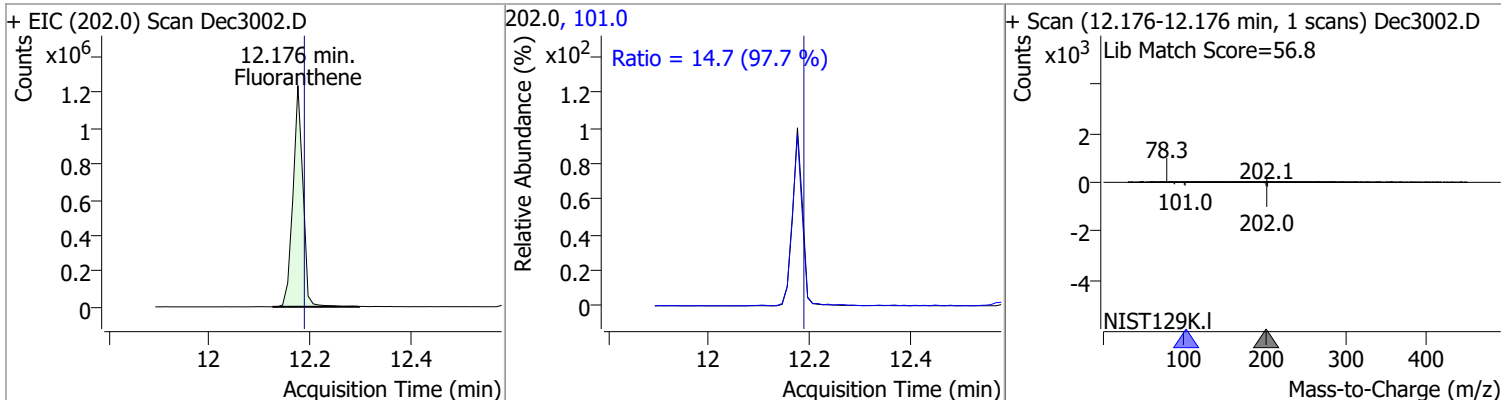
o-Terphenyl	73.7180	10.87	0.00	831987	229.0	68.0	47.4	88.0
					215.0	38.2	26.8	49.7



Di-n-Butylphthalate	63.1998	11.25	-0.01	1317669	150.0	9.0	6.4	11.9
					104.0	6.4	4.4	8.1

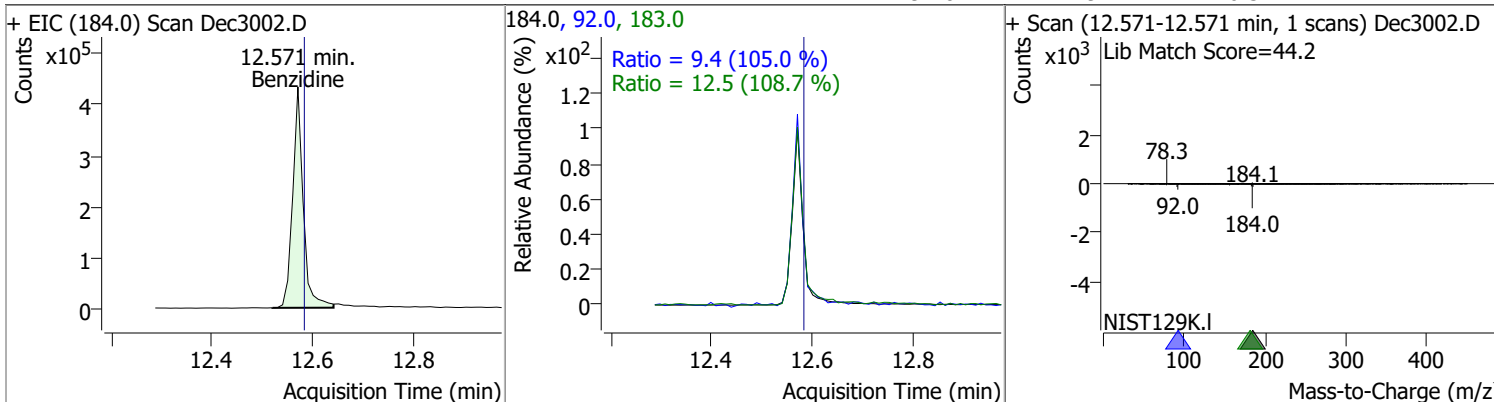


Fluoranthene	73.2291	12.18	-0.01	1697025	101.0	14.7	10.5	19.5
--------------	---------	-------	-------	---------	-------	------	------	------

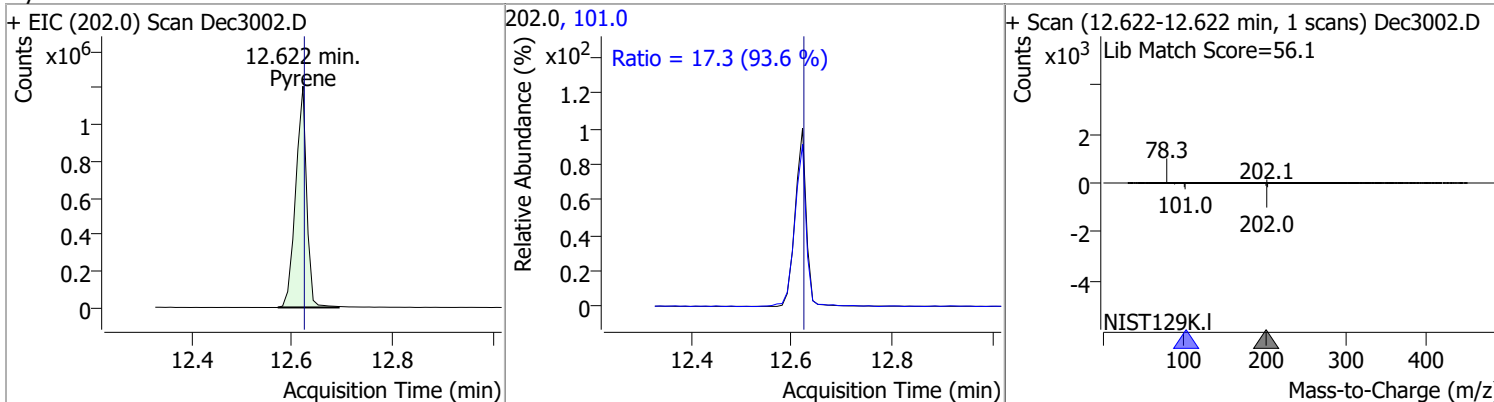


Quantitation Results Report (QT Reviewed)

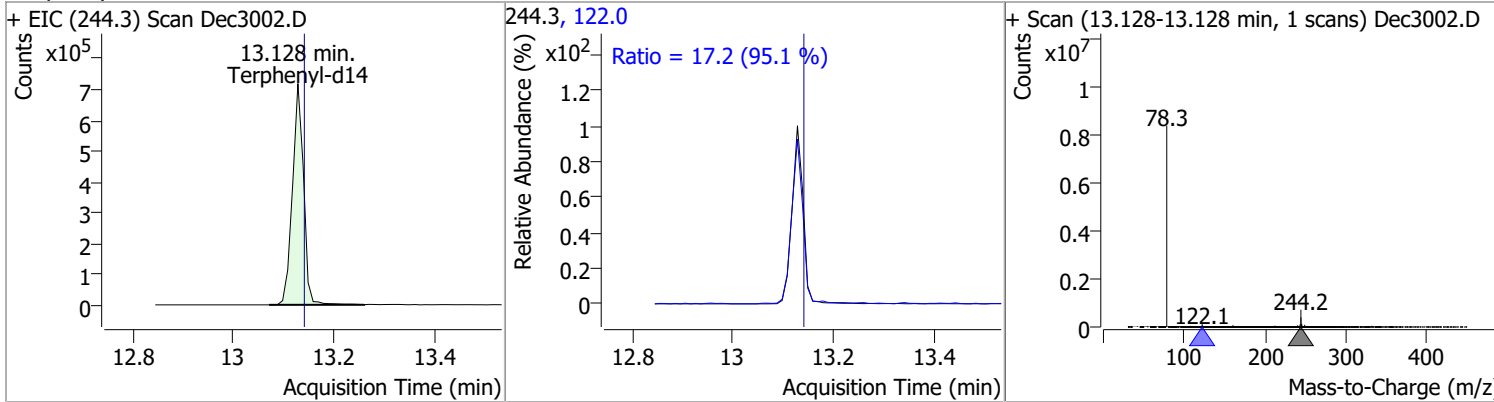
Compound	Conc.	RT	Dev(Min)	Resp.	QIon	QRatio	Lower	Upper
Benzidine	78.1793	12.57	-0.01	633879	183.0	12.5	8.1	15.0
					92.0	9.4	6.3	11.7



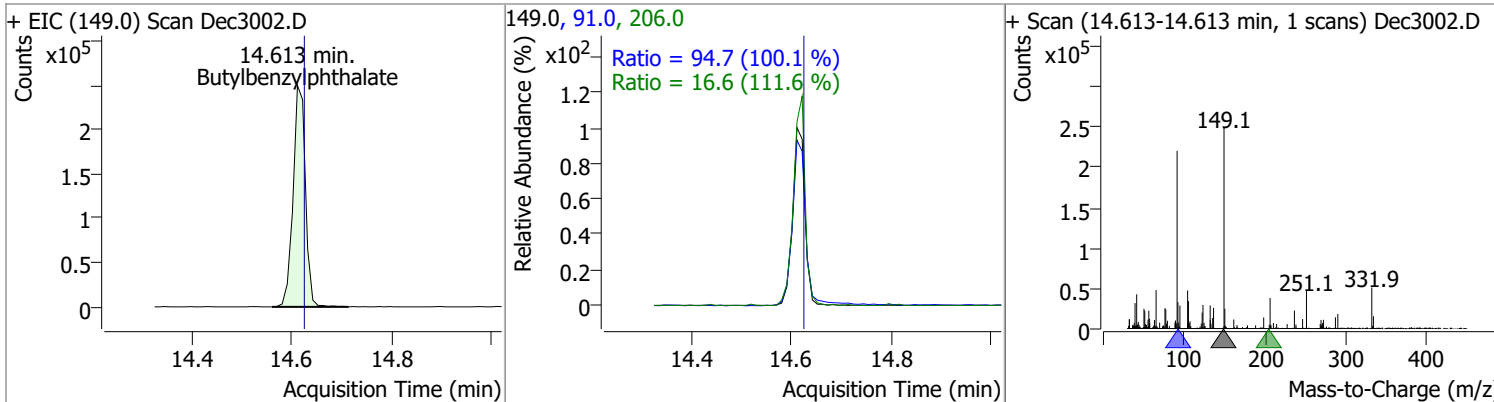
Compound	Conc.	RT	Dev(Min)	Resp.	QIon	QRatio	Lower	Upper
Pyrene	73.4718	12.62	0.00	1831290	101.0	17.3	12.9	24.0



Compound	Conc.	RT	Dev(Min)	Resp.	QIon	QRatio	Lower	Upper
Terphenyl-d14	74.0353	13.13	-0.01	1105728	122.0	17.2	12.7	23.5

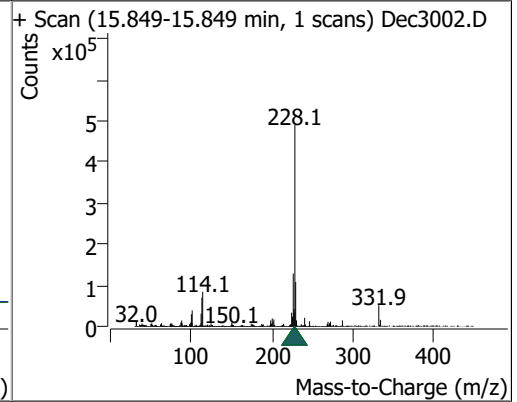
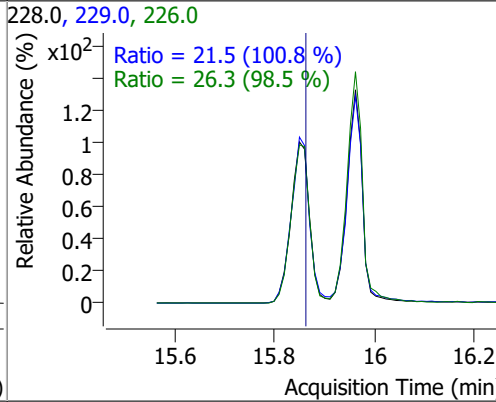
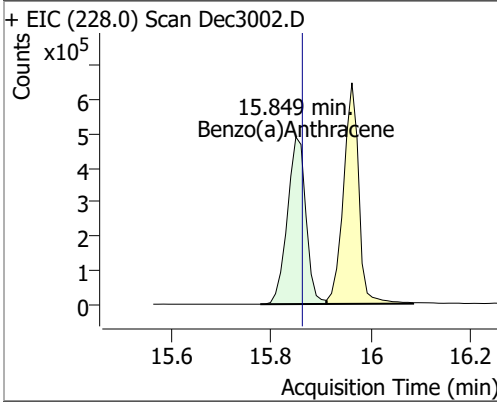


Compound	Conc.	RT	Dev(Min)	Resp.	QIon	QRatio	Lower	Upper
Butylbenzylphthalate	71.1527	14.61	-0.02	427624	91.0	94.7	66.2	123.0
					206.0	16.6	10.4	19.4

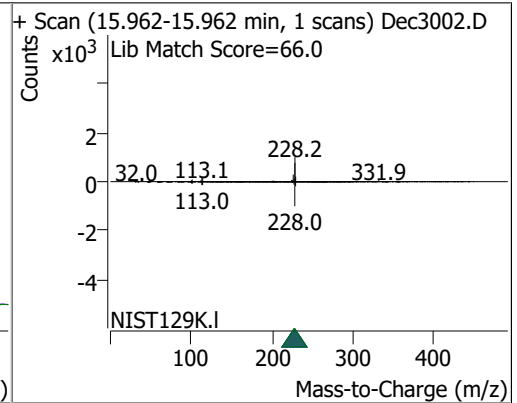
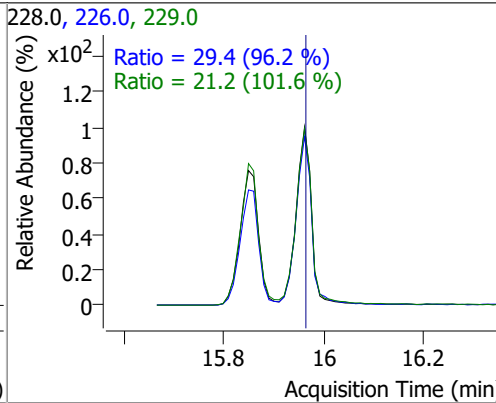
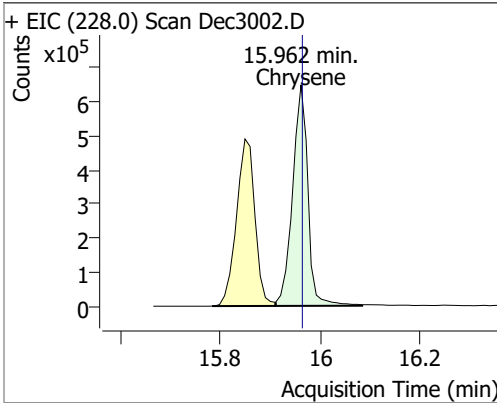


Quantitation Results Report (QT Reviewed)

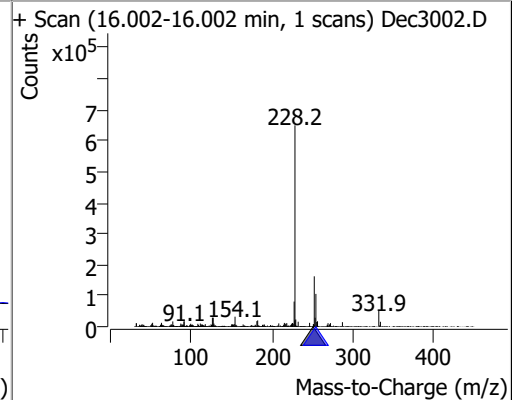
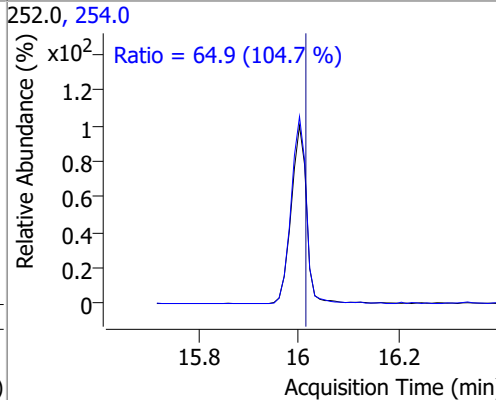
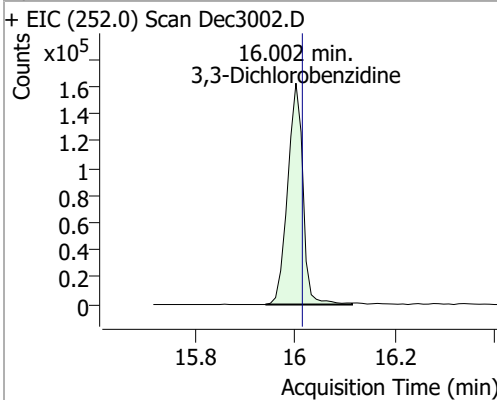
Compound	Conc.	RT	Dev(Min)	Resp.	QIon	QRatio	Lower	Upper
Benzo(a)Anthracene	75.2049	15.85	-0.02	1261584	226.0	26.3	18.7	34.7
					229.0	21.5	14.9	27.7



Compound	Conc.	RT	Dev(Min)	Resp.	QIon	QRatio	Lower	Upper
Chrysene	72.0274	15.96	-0.01	1380140	226.0	29.4	21.4	39.8
					229.0	21.2	14.6	27.1

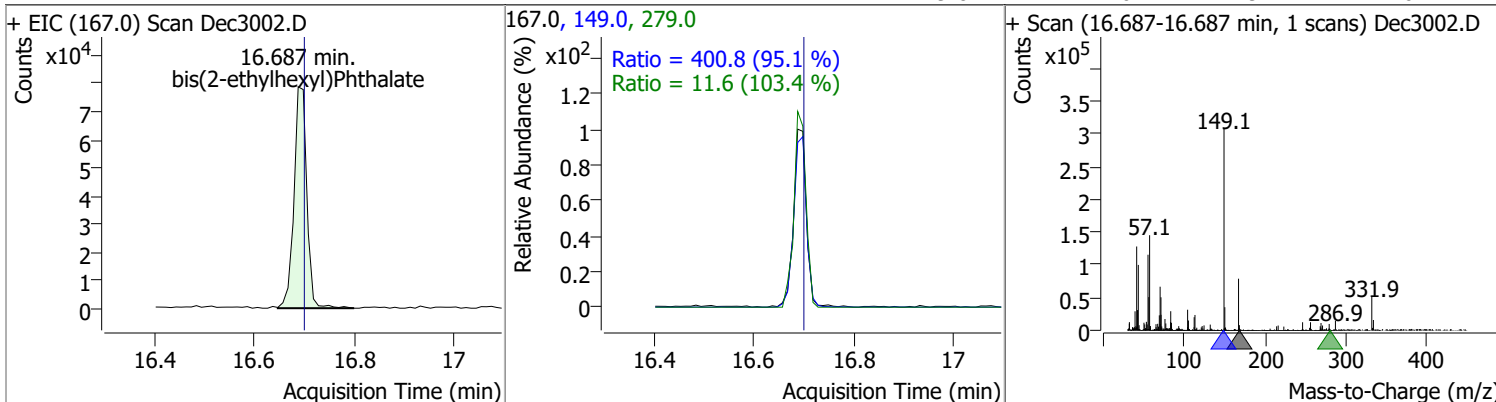


Compound	Conc.	RT	Dev(Min)	Resp.	QIon	QRatio	Lower	Upper
3,3-Dichlorobenzidine	69.3652	16.00	-0.02	345633	254.0	64.9	43.4	80.6

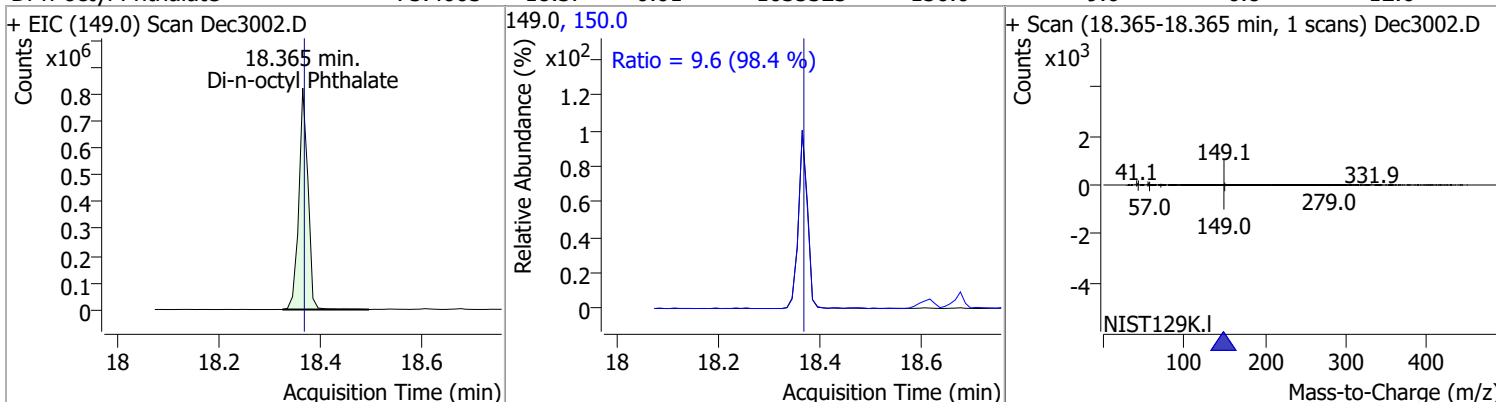


Quantitation Results Report (QT Reviewed)

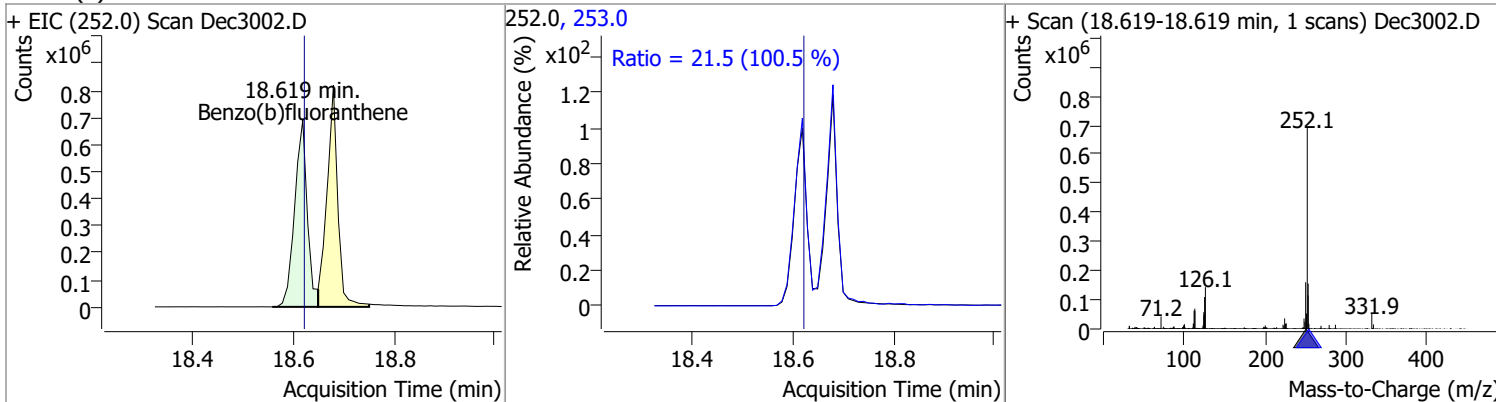
Compound	Conc.	RT	Dev(Min)	Resp.	QIon	QRatio	Lower	Upper
bis(2-ethylhexyl)Phthalate	71.5034	16.69	-0.02	141201	149.0	400.8	295.1	548.1
					279.0	11.6	7.9	14.6



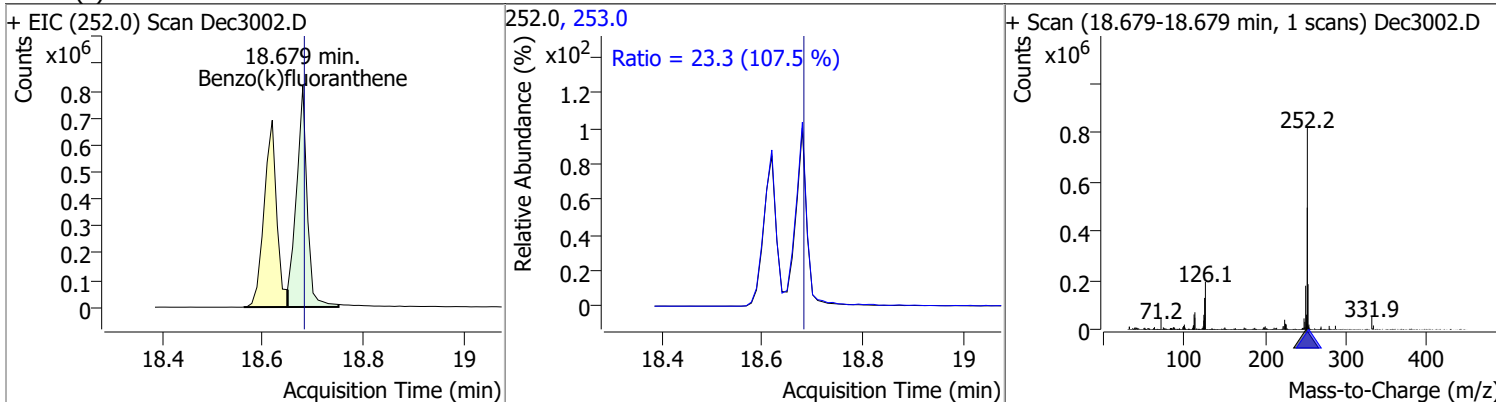
Compound	Conc.	RT	Dev(Min)	Resp.	QIon	QRatio	Lower	Upper
Di-n-octyl Phthalate	73.4003	18.37	-0.01	1035323	150.0	9.6	6.8	12.6



Compound	Conc.	RT	Dev(Min)	Resp.	QIon	QRatio	Lower	Upper
Benzo(b)fluoranthene	76.9817	18.62	-0.01	1201865	253.0	21.5	15.0	27.8

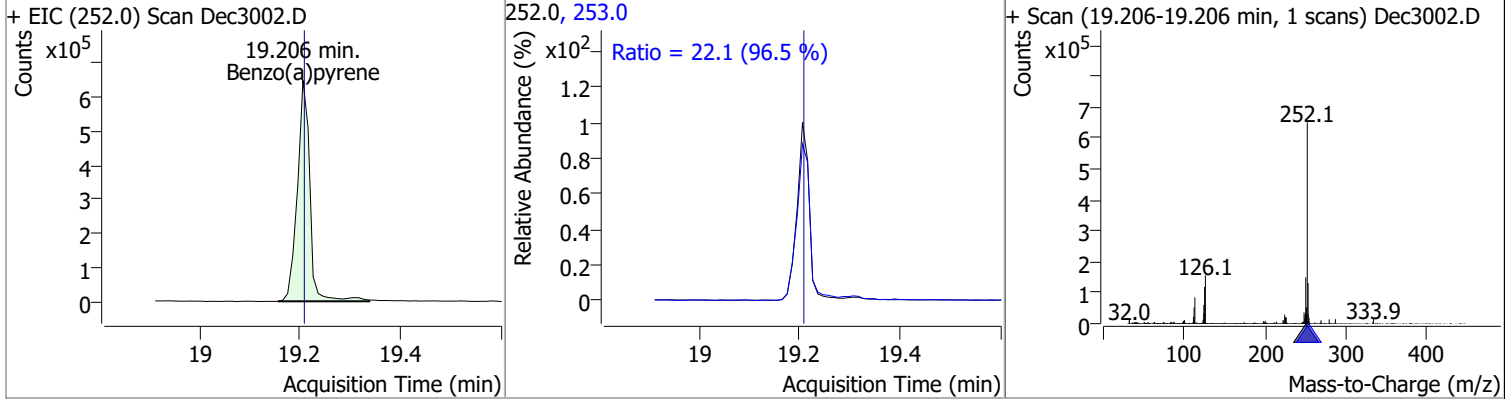


Compound	Conc.	RT	Dev(Min)	Resp.	QIon	QRatio	Lower	Upper
Benzo(k)fluoranthene	71.9450	18.68	-0.01	1218187	253.0	23.3	15.2	28.2

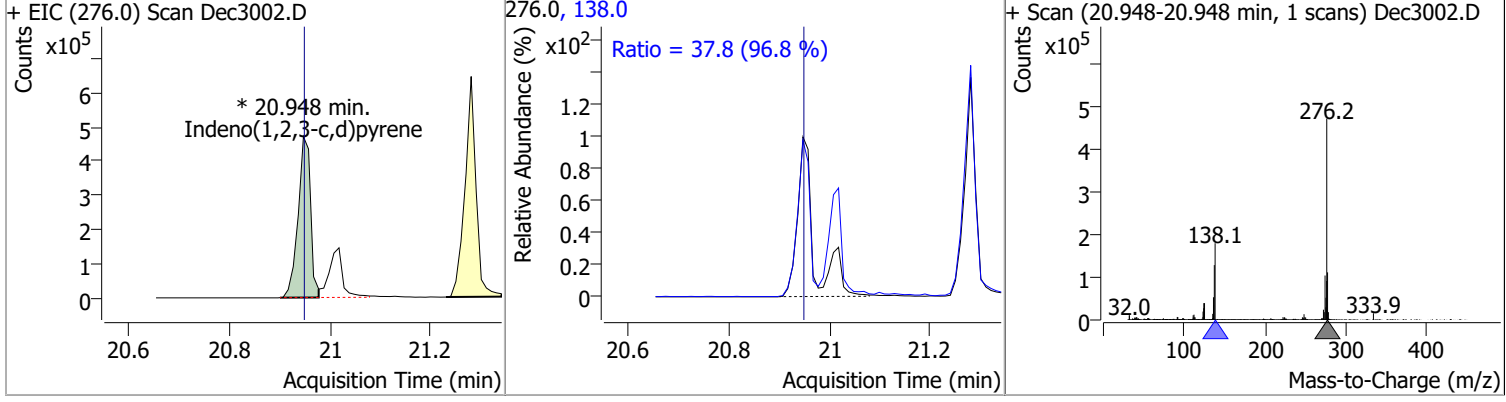


Quantitation Results Report (QT Reviewed)

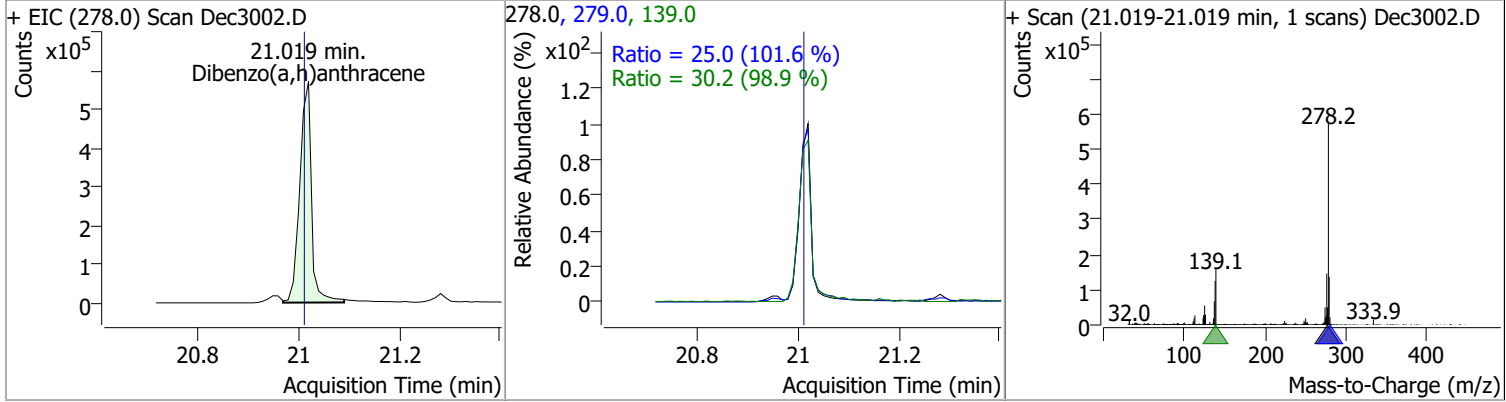
Compound	Conc.	RT	Dev(Min)	Resp.	QIon	QRatio	Lower	Upper
Benzo(a)pyrene	77.3355	19.21	-0.01	1119107	253.0	22.1	16.1	29.8



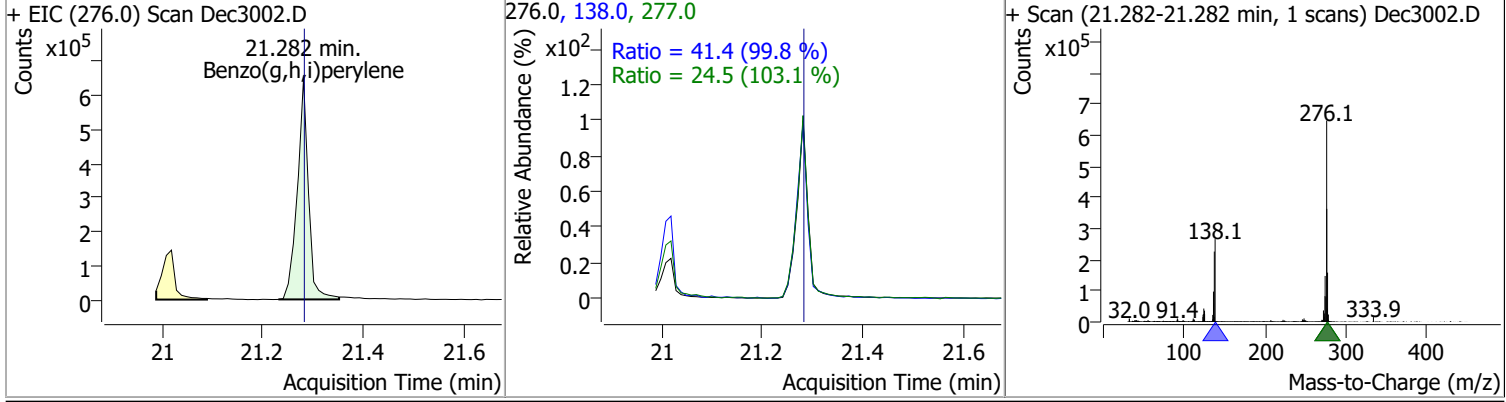
Compound	Conc.	RT	Dev(Min)	Resp.	QIon	QRatio	Lower	Upper
Indeno(1,2,3-c,d)pyrene	73.3592	20.95	-0.01	812069 (m)	138.0	37.8	27.4	50.8



Compound	Conc.	RT	Dev(Min)	Resp.	QIon	QRatio	Lower	Upper
Dibenzo(a,h)anthracene	74.5779	21.02	0.00	926515	139.0	30.2	21.4	39.7
					279.0	25.0	17.2	32.0

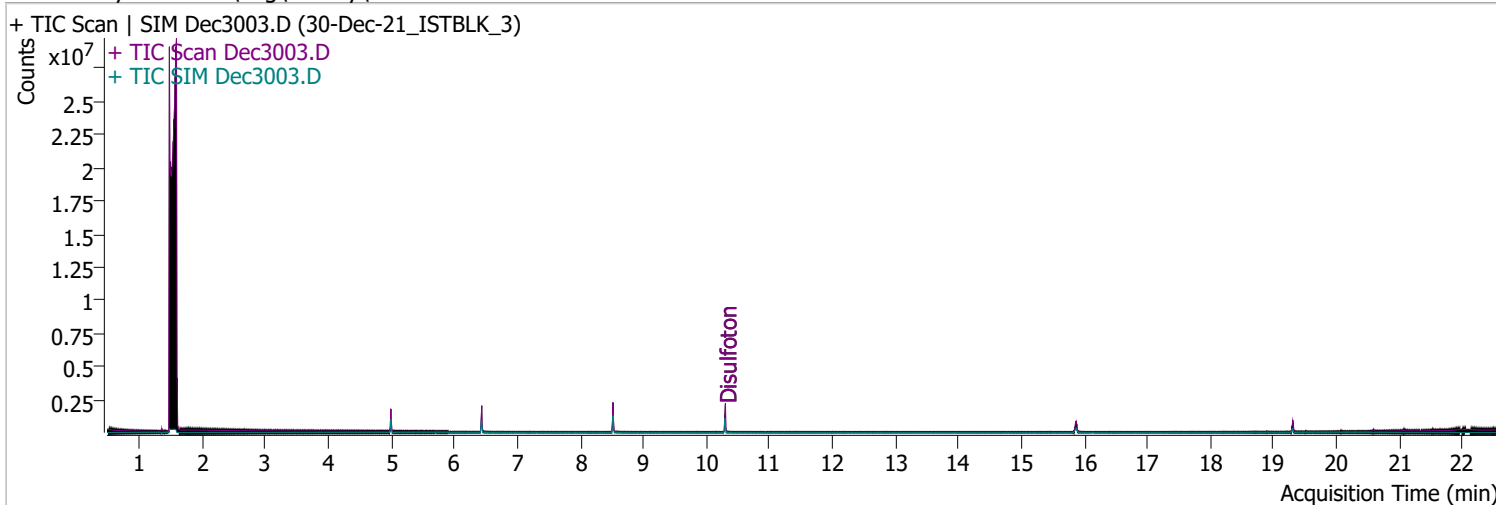


Compound	Conc.	RT	Dev(Min)	Resp.	QIon	QRatio	Lower	Upper
Benzo(g,h,i)perylene	72.5955	21.28	-0.01	998413	138.0	41.4	29.0	53.9
					277.0	24.5	16.7	31.0



Quantitation Results Report (QT Reviewed)

Data File	Dec3003.D	Operator	LIMS import
Acq. Method	BNA+SIM.M	Acq. Date-Time	12/30/2021 1:13:21 PM
Sample Name	30-Dec-21_ISTBLK_3	Instrument	Instrument #1
Vial	3	Multiplier	1.00
DA Method File	122821 bna 1 CAL.batch.bin	Comment	SVOC-8270-W
Tune File	dftppdsm.u	Tune Date	11/24/2021 11:15:00 AM
Batch Name	123021 bna 1.batch.bin	Last Calib Update	1/3/2022 10:10:10 AM
Ref Library	D:\Org\Library\NIST129K.l		



Compound	RT	QIon	Resp.	Conc.	Units	Dev(Min)
----------	----	------	-------	-------	-------	----------

Internal Standards

System Monitoring Compounds

S 2-Fluorophenol	0.000	0	N.D.
Spiked Amount: 200.000	Range: 10.0 - 75.0%		Recovery = NA%
S Phenol-d5	0.000	0	N.D.
Spiked Amount: 200.000	Range: 10.0 - 65.0%		Recovery = NA%
S Nitrobenzene-d5	0.000	0	N.D.
Spiked Amount: 100.000	Range: 32.0 - 94.0%		Recovery = NA%
S 2-Fluorobiphenyl	0.000	0	N.D.
Spiked Amount: 100.000	Range: 28.0 - 107.0%		Recovery = NA%
S 2,4,6-Tribromophenol	0.000	0	N.D.
Spiked Amount: 200.000	Range: 25.0 - 140.0%		Recovery = NA%
S Terphenyl-d14	0.000	0	N.D.
Spiked Amount: 100.000	Range: 32.0 - 122.0%		Recovery = NA%

Target Compounds

				QValue
T N-Nitrosodimethylamine	0.000	0	N.D.	
T Pyridine	0.000	0	N.D.	
T Aniline	0.000	0	N.D.	
T Phenol	0.000	0	N.D.	
T bis(-2-Chloroethyl)Ether	0.000	0	N.D.	
T 2-Chlorophenol	0.000	0	N.D.	
T 1,3-Dichlorobenzene	0.000	0	N.D.	
T 1,4-Dichlorobenzene	0.000	0	N.D.	
T 1,2-Dichlorobenzene	0.000	0	N.D.	
T Benzyl Alcohol	0.000	0	N.D.	
T bis(2-chloroisopropyl)Ether	0.000	0	N.D.	
T 2-Methylphenol	0.000	0	N.D.	
T N-nitroso-Di-n-propylamine	0.000	0	N.D.	
T 4Methylphenol/3Methylphenol	0.000	0	N.D.	
T Hexachloroethane	0.000	0	N.D.	

Quantitation Results Report (QT Reviewed)

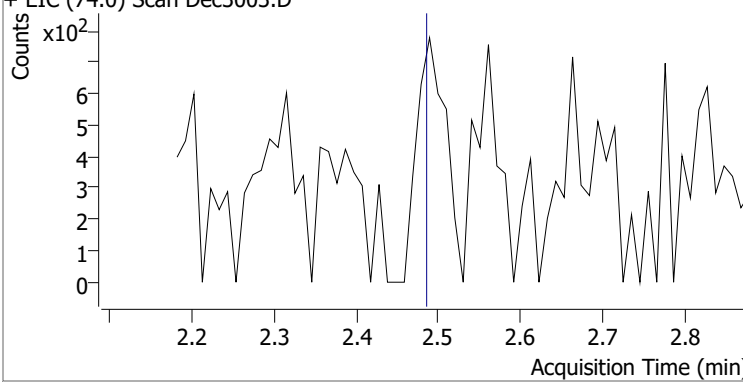
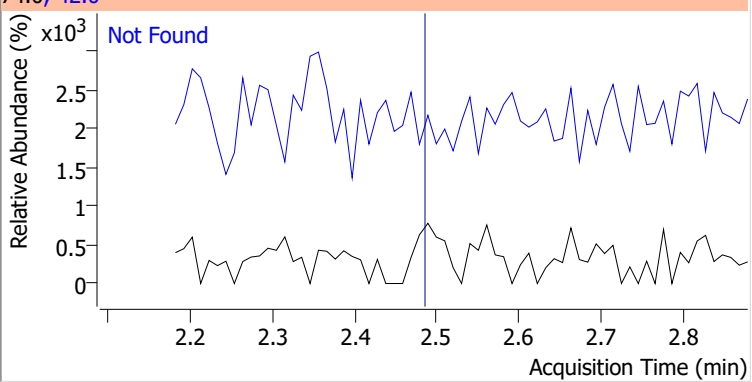
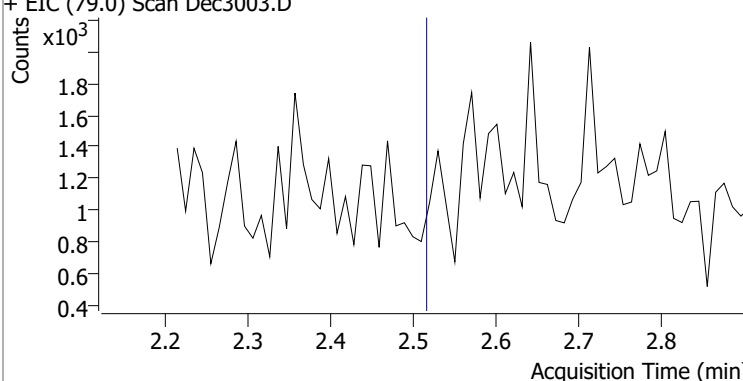
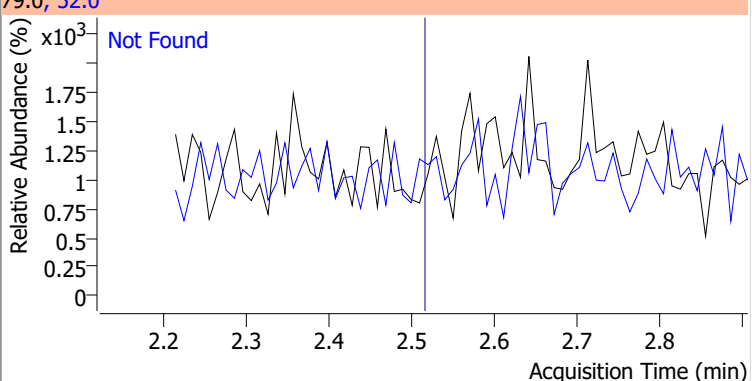
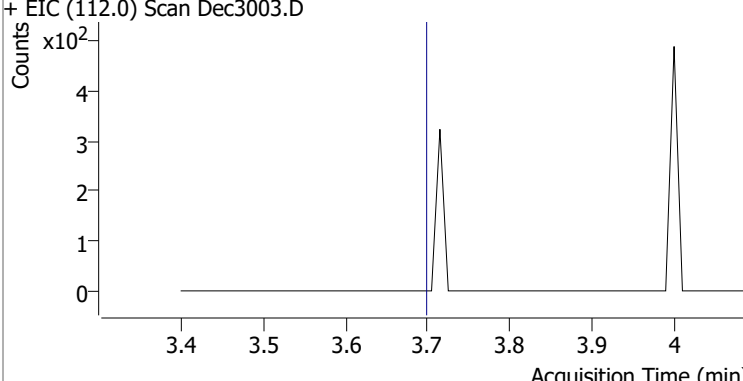
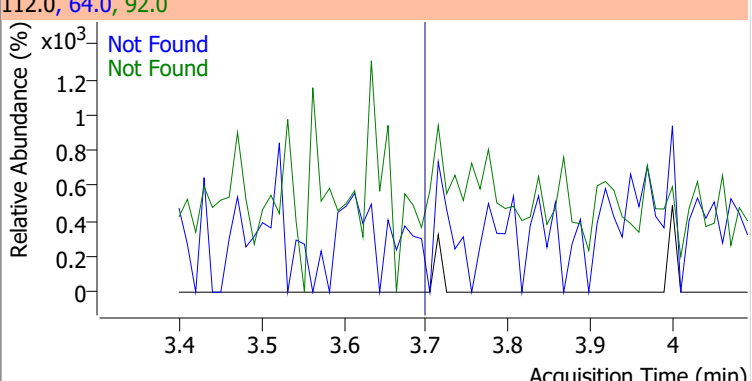
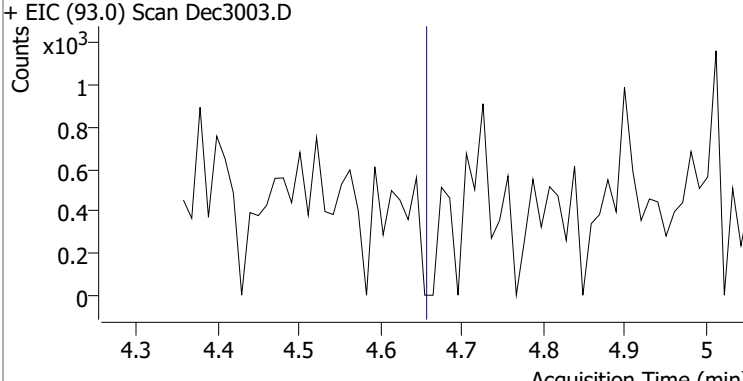
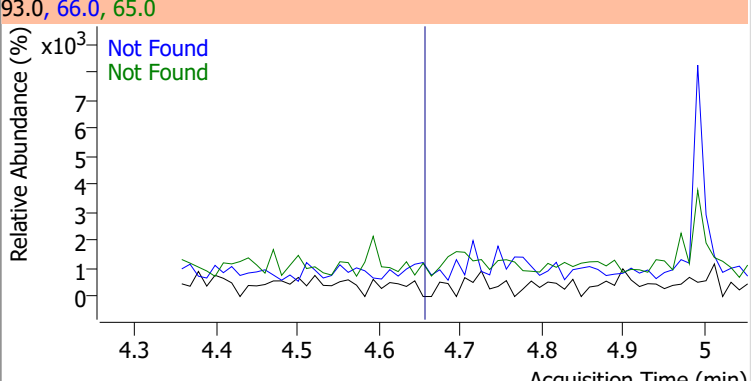
Compound	RT	QIon	Resp.	Conc.	Units	Dev(Min)
T Nitrobenzene	0.000		0	N.D.		
T Isophorone	0.000		0	N.D.		
T 2-Nitrophenol	0.000		0	N.D.		
T 2,4-Dimethylphenol	0.000		0	N.D.		
T bis(-2-Chloroethoxy)Methane	0.000		0	N.D.		
T Benzoic Acid	0.000		0	N.D.		
T 2,4-Dichlorophenol	0.000		0	N.D.		
T 1,2,4-Trichlorobenzene	0.000		0	N.D.		
T Naphthalene	0.000		0	N.D.		
T 4-Chlorophenol	0.000		0	N.D.		
T p-Chloroaniline	0.000		0	N.D.		
T Hexachlorobutadiene	0.000		0	N.D.		
T 4-Chloro-2-Methylphenol	0.000		0	N.D.		
T 4-Chloro-3-Methylphenol	0.000		0	N.D.		
T 2-Methylnaphthalene	0.000		0	N.D.		
T 1-Methylnaphthalene	0.000		0	N.D.		
T Hexachlorocyclopentadiene	0.000		0	N.D.		
T 2,4,6-Trichlorophenol	0.000		0	N.D.		
T 2,4,5-Trichlorophenol	0.000		0	N.D.		
T 2-Chloronaphthalene	0.000		0	N.D.		
T 2-Nitroaniline	0.000		0	N.D.		
T Dimethyl Phthalate	8.517	163.0	0		µg/L md	1
T 2,6-Dinitrotoluene	8.517	165.0	0		µg/L md	1
T Acenaphthylene	0.000		0	N.D.		
T 3-Nitroaniline	0.000		0	N.D.		
T Acenaphthene	0.000		0	N.D.		
T 2,4-Dinitrophenol	0.000		0	N.D.		
T Dibenzofuran	0.000		0	N.D.		
T 4-Nitrophenol	0.000		0	N.D.		
T 2,4-Dinitrotoluene	0.000		0	N.D.		
T Diethylphthalate	0.000		0	N.D.		
T Fluorene	0.000		0	N.D.		
T 4-Chlorophenyl-phenylether	0.000		0	N.D.		
T 4-Nitroaniline	0.000		0	N.D.		
T 4,6-Dinitro-2-methylphenol	0.000		0	N.D.		
T N-nitrosodiphenylamine	0.000		0	N.D.		
T Azobenzene	0.000		0	N.D.		
T 4-Bromophenyl-phenylether	0.000		0	N.D.		
T Hexachlorobenzene	0.000		0	N.D.		
T Pentachlorophenol	0.000		0	N.D.		
T Phenanthrene	0.000		0	N.D.		
T Anthracene	0.000		0	N.D.		
T Triallate	0.000		0	N.D.		
T Carbazole	0.000		0	N.D.		
T o-Terphenyl	0.000		0	N.D.		
T Di-n-Butylphthalate	0.000		0	N.D.		
T Fluoranthene	0.000		0	N.D.		
T Benzidine	0.000		0	N.D.		
T Pyrene	0.000		0	N.D.		
T Butylbenzylphthalate	0.000		0	N.D.		
T Benzo(a)Anthracene	0.000		0	N.D.		
T Chrysene	0.000		0	N.D.		
T 3,3-Dichlorobenzidine	0.000		0	N.D.		
T bis(2-ethylhexyl)Phthalate	0.000		0	N.D.		
T Di-n-octyl Phthalate	0.000		0	N.D.		

Quantitation Results Report (QT Reviewed)

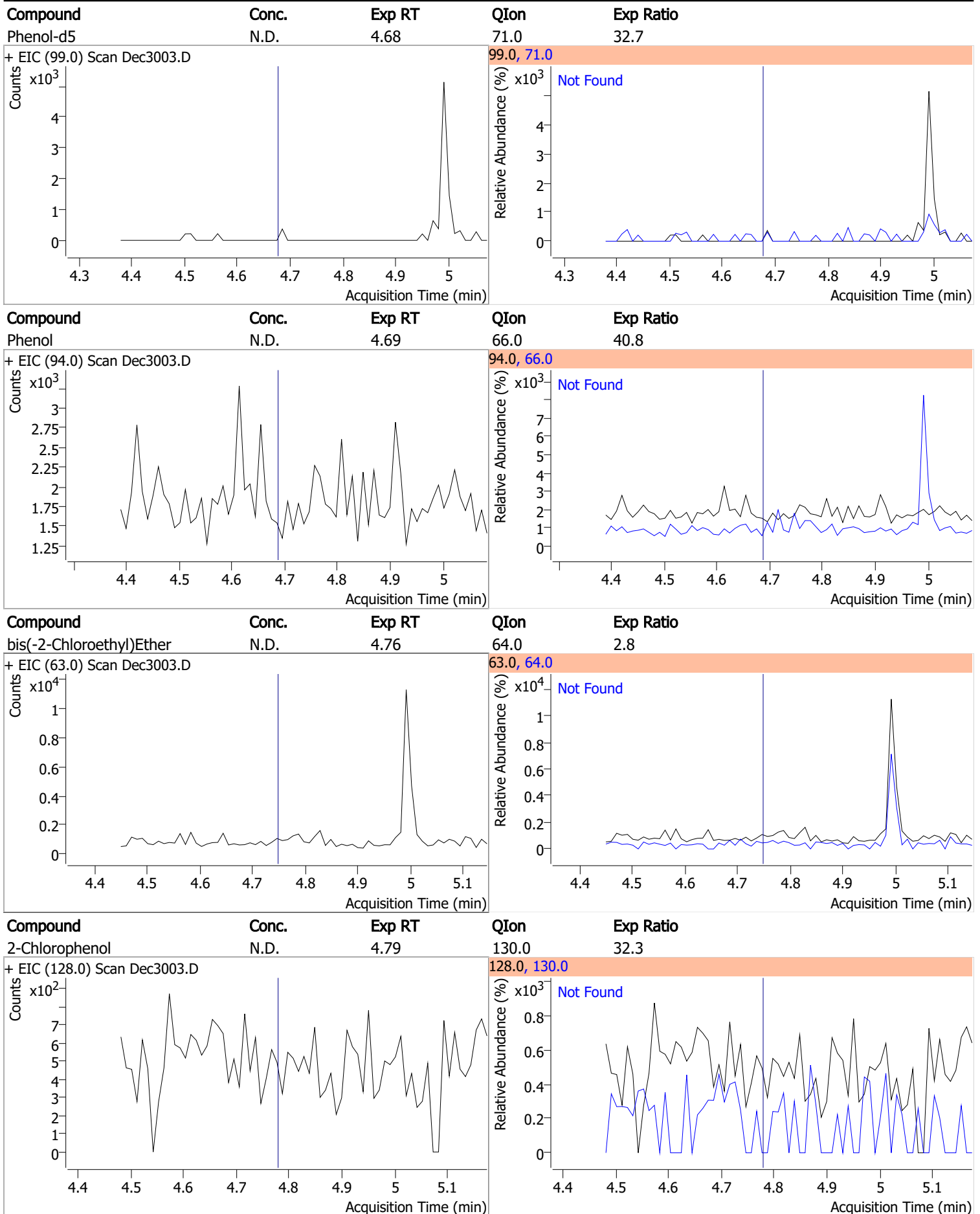
Compound	RT	QIon	Resp.	Conc.	Units	Dev(Min)
T Benzo(b)fluoranthene	0.000		0	N.D.		
T Benzo(k)fluoranthene	0.000		0	N.D.		
T Benzo(a)pyrene	0.000		0	N.D.		
T Indeno(1,2,3-c,d)pyrene	0.000		0	N.D.		
T Dibenzo(a,h)anthracene	0.000		0	N.D.		
T Benzo(g,h,i)perylene	0.000		0	N.D.		

(#) = Qualifier Out of Range; (m) = Manual Integration; (+) = Area Summed; (*) = Surrogate Percent Recovery Out of Range; (d): Zeroed Peak

Quantitation Results Report (QT Reviewed)

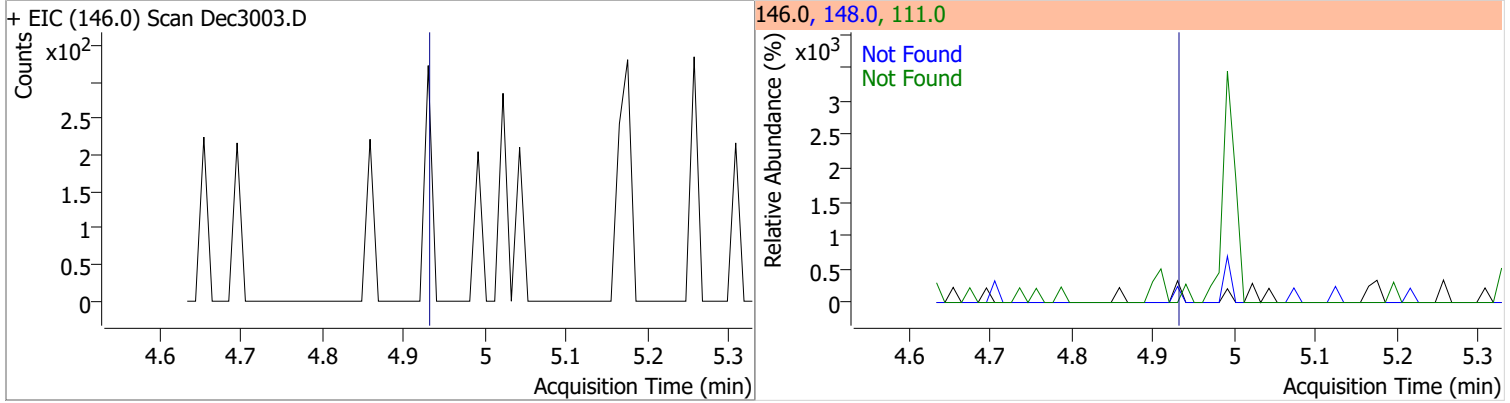
Compound	Conc.	Exp RT	QIon	Exp Ratio		
N-Nitrosodimethylamine	N.D.	2.49	42.0	184.8		
+ EIC (74.0) Scan Dec3003.D			74.0, 42.0			
						
Pyridine	N.D.	2.52	52.0	135.8		
+ EIC (79.0) Scan Dec3003.D			79.0, 52.0			
						
2-Fluorophenol	N.D.	3.70	64.0	64.0	QIon	Exp Ratio
					92.0	20.3
+ EIC (112.0) Scan Dec3003.D			112.0, 64.0, 92.0			
						
Aniline	N.D.	4.66	66.0	41.6	QIon	Exp Ratio
					65.0	23.1
+ EIC (93.0) Scan Dec3003.D			93.0, 66.0, 65.0			
						

Quantitation Results Report (QT Reviewed)

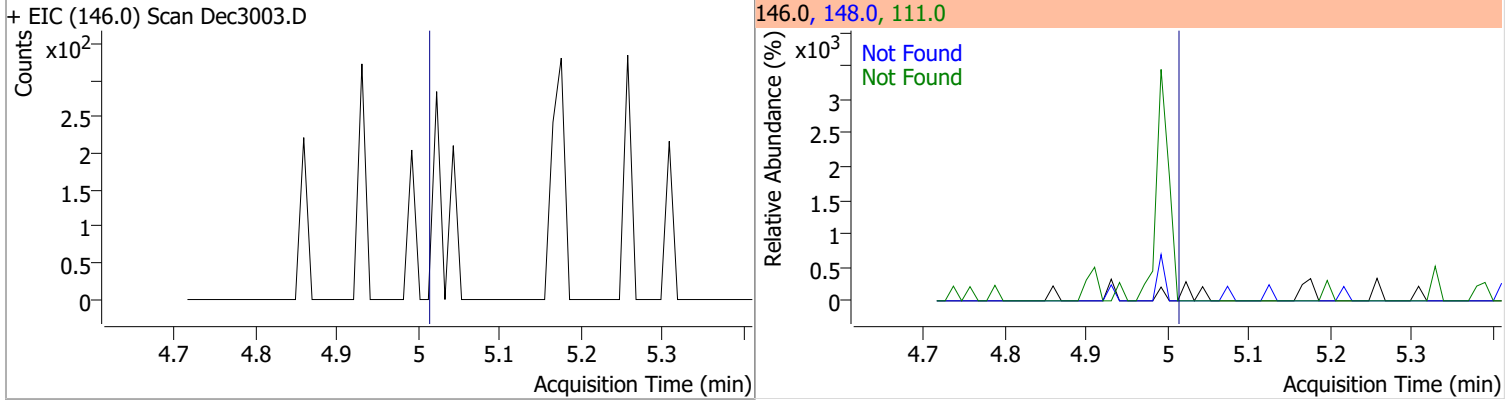


Quantitation Results Report (QT Reviewed)

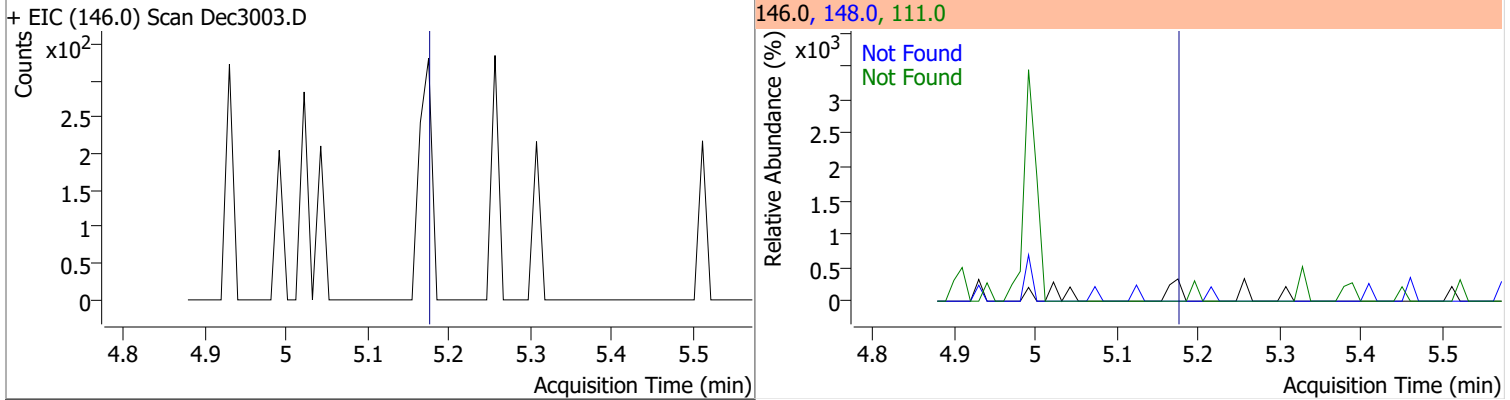
Compound	Conc.	Exp RT	QIon	Exp Ratio	QIon	Exp Ratio
1,3-Dichlorobenzene	N.D.	4.94	148.0	63.2	111.0	39.4



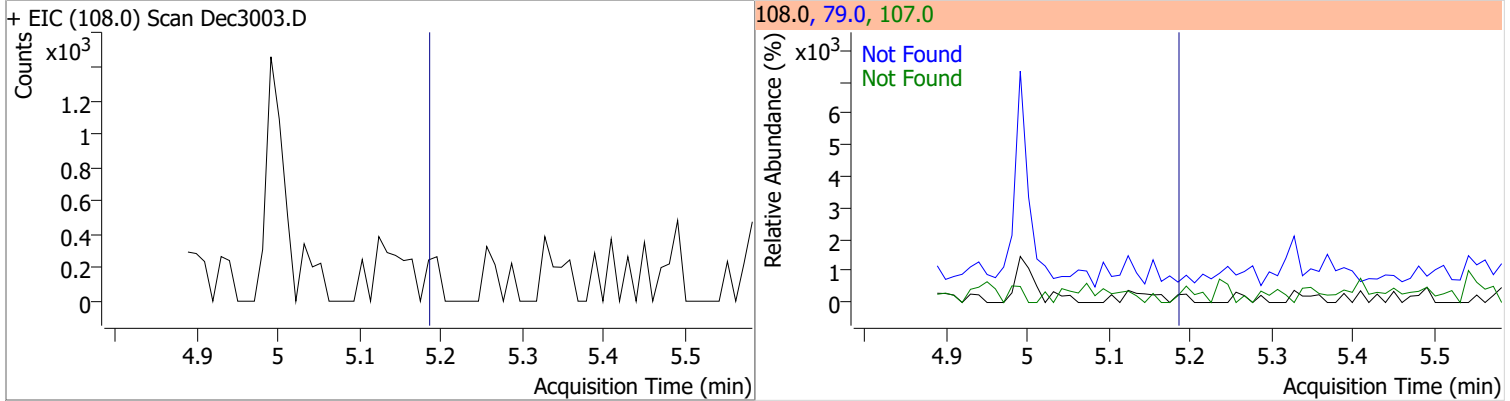
Compound	Conc.	Exp RT	QIon	Exp Ratio	QIon	Exp Ratio
1,4-Dichlorobenzene	N.D.	5.02	148.0	62.2	111.0	37.4



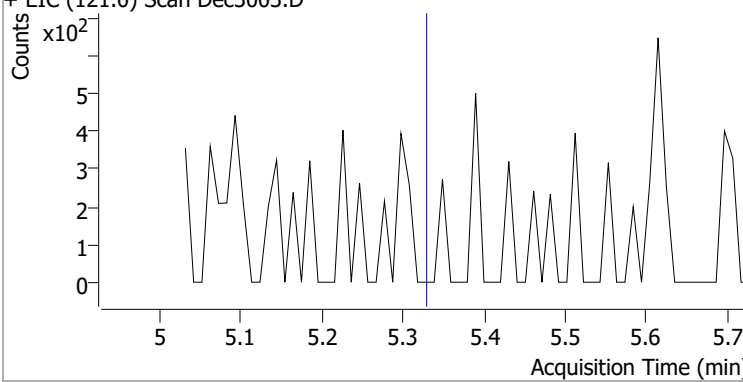
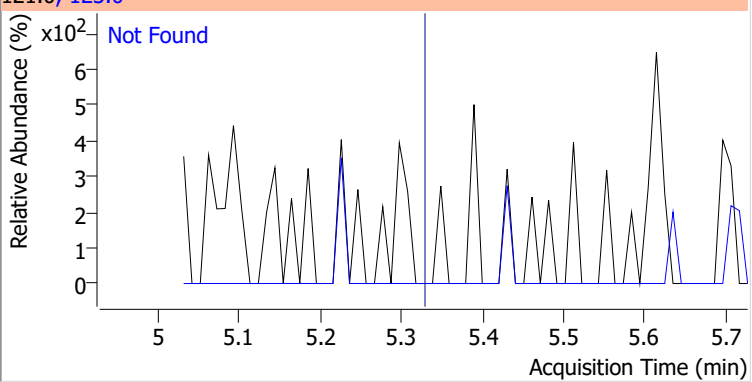
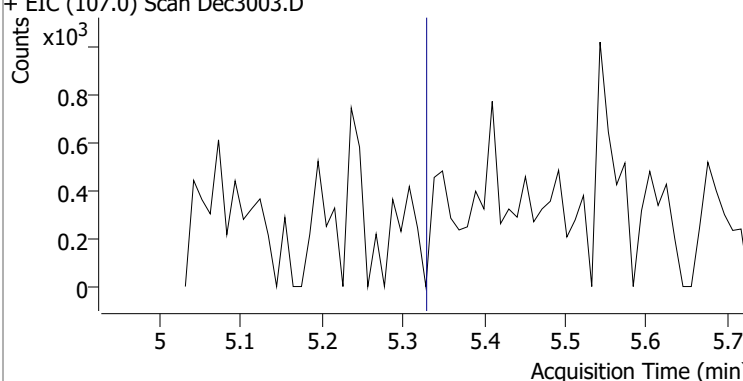
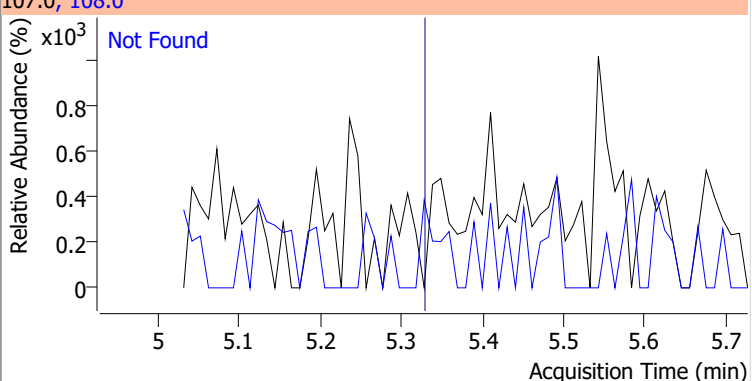
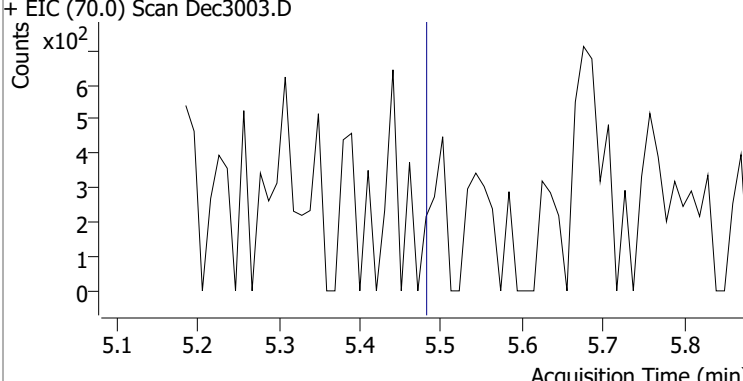
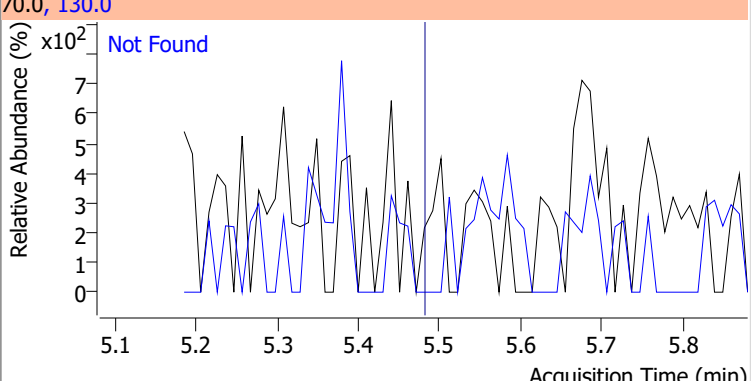
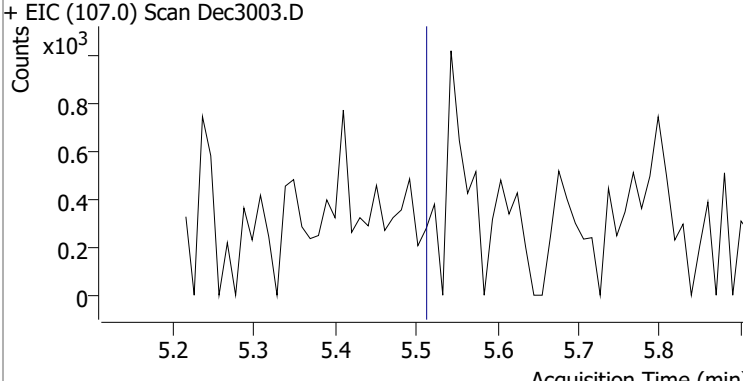
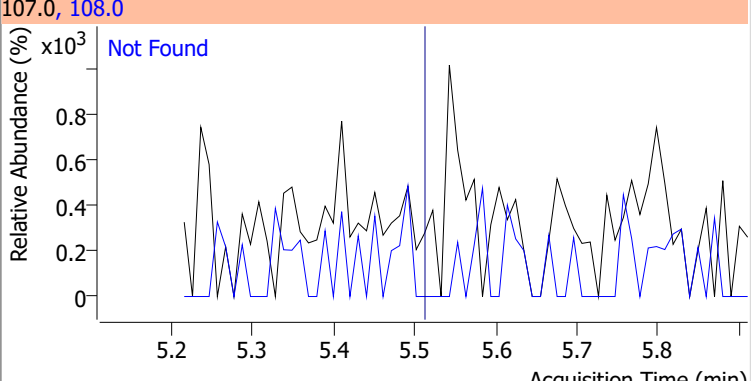
Compound	Conc.	Exp RT	QIon	Exp Ratio	QIon	Exp Ratio
1,2-Dichlorobenzene	N.D.	5.19	148.0	62.2	111.0	40.3



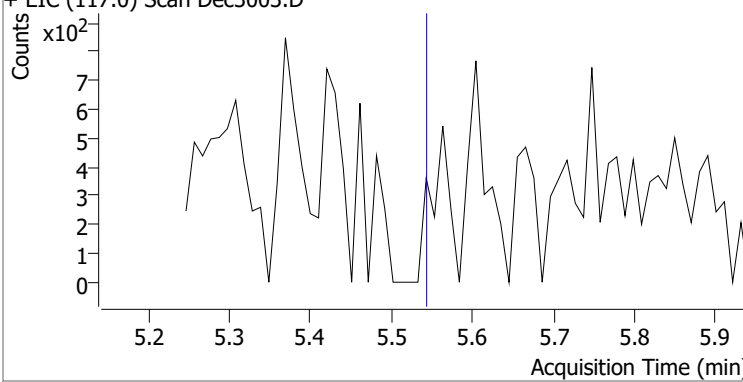
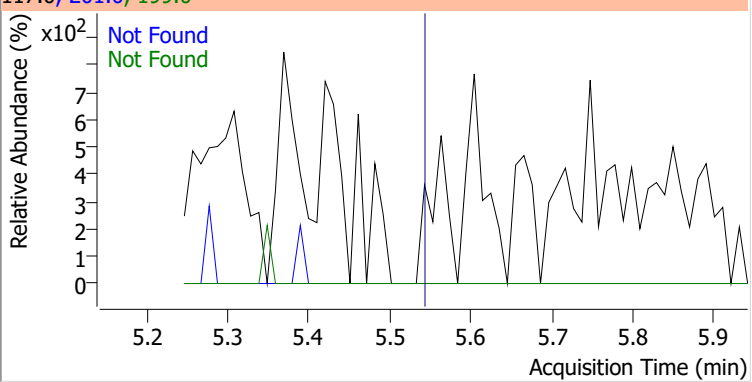
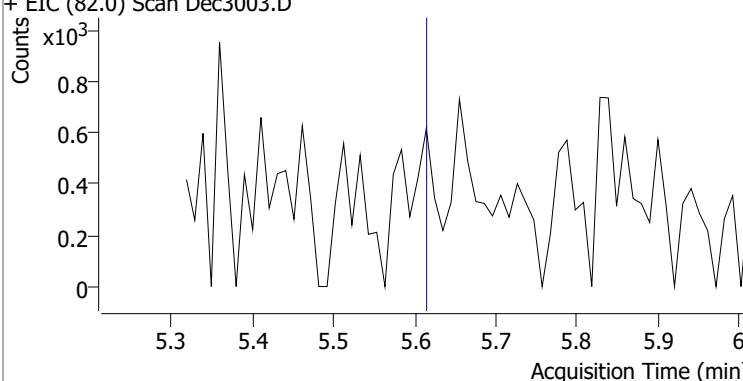
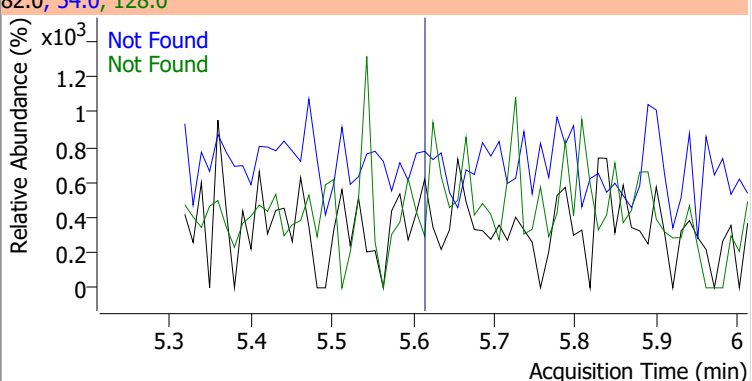
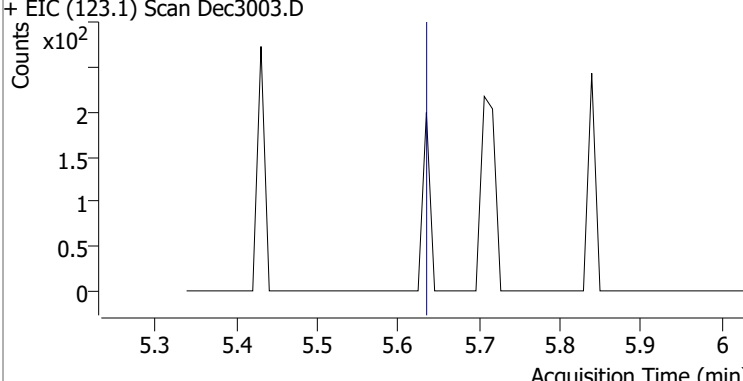
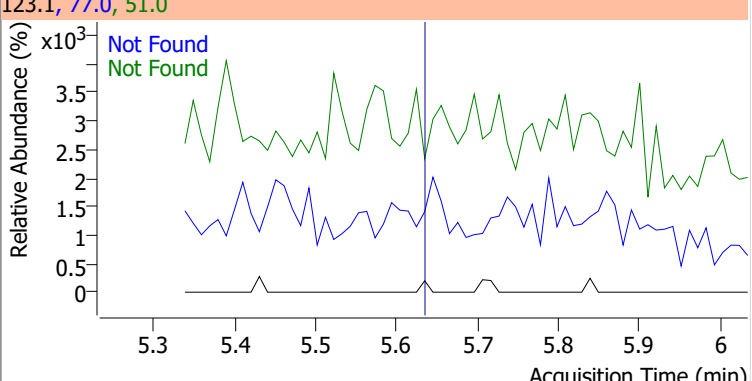
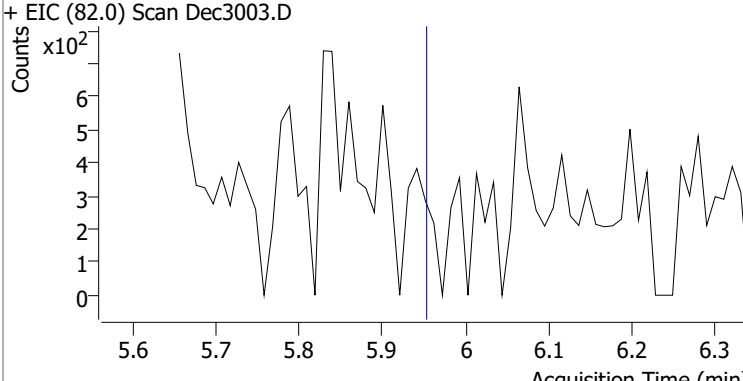
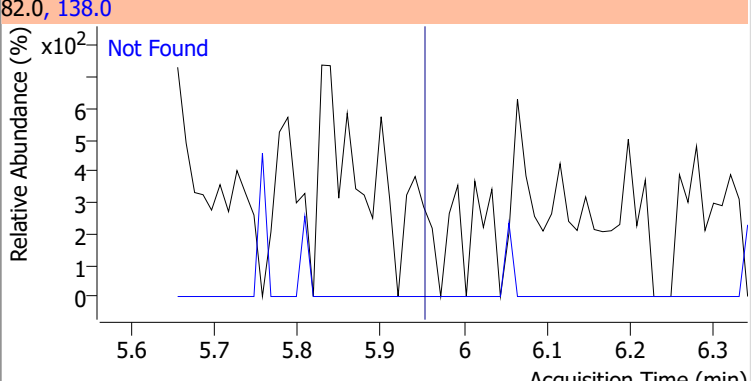
Compound	Conc.	Exp RT	QIon	Exp Ratio	QIon	Exp Ratio
Benzyl Alcohol	N.D.	5.20	79.0	117.9	107.0	69.2



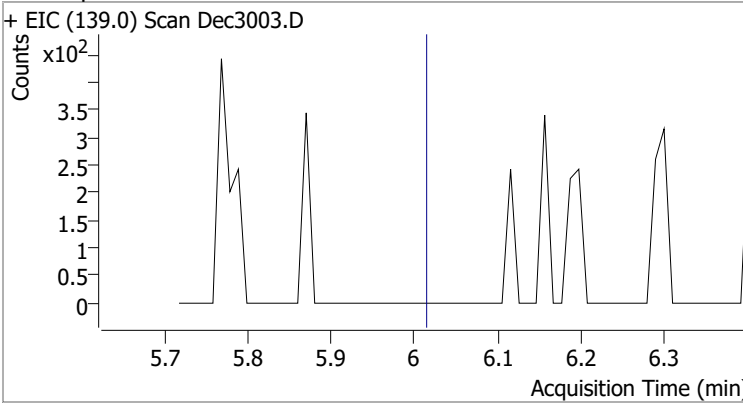
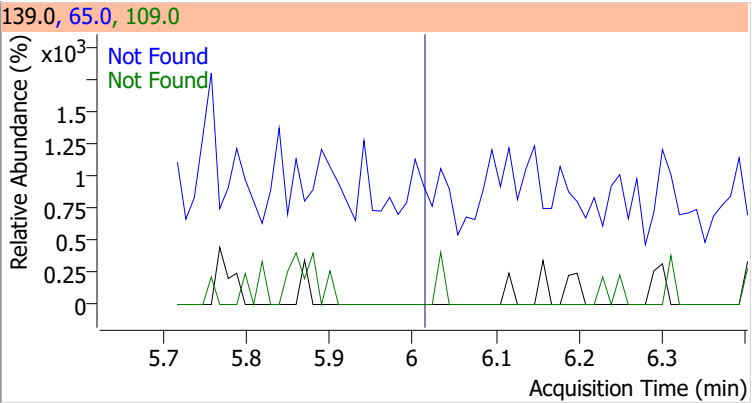
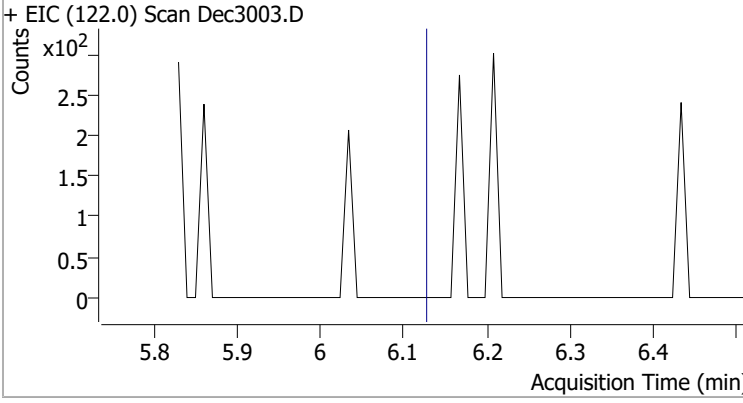
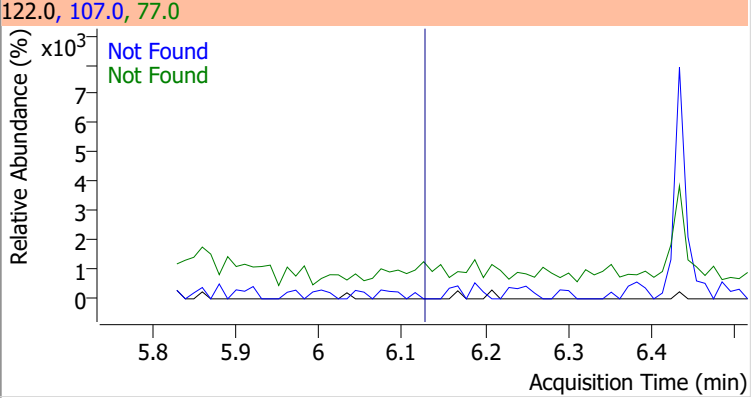
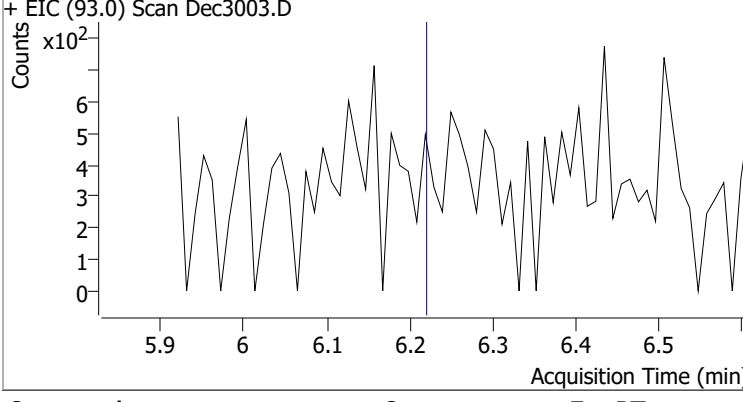
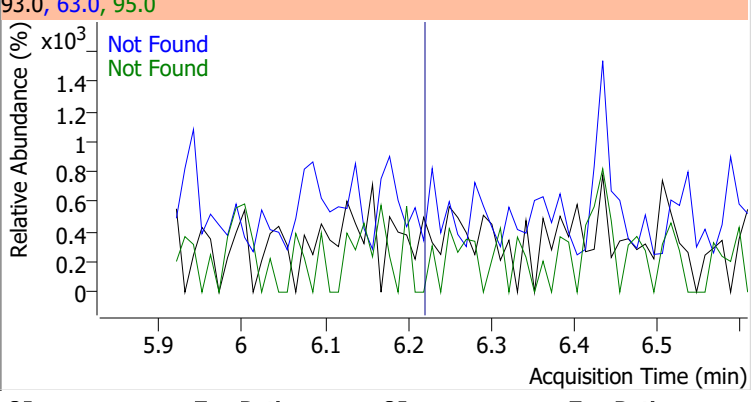
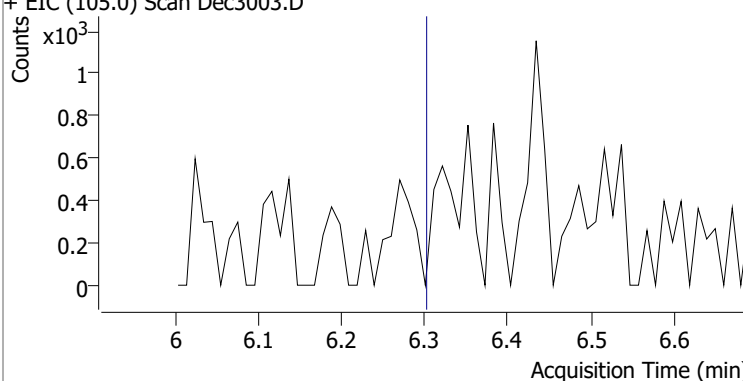
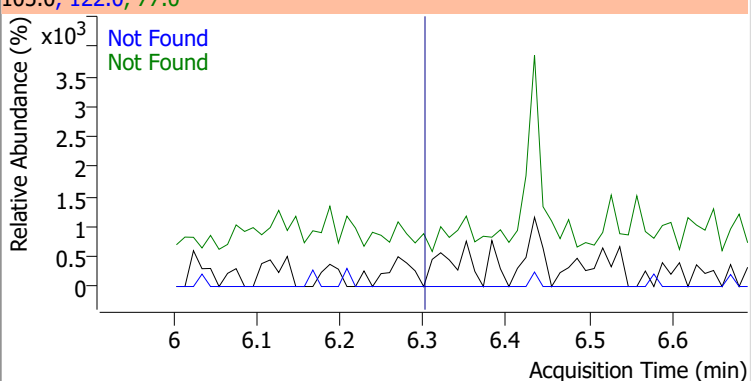
Quantitation Results Report (QT Reviewed)

Compound	Conc.	Exp RT	QIon	Exp Ratio
bis(2-chloroisopropyl)Ether	N.D.	5.34	123.0	32.7
+ EIC (121.0) Scan Dec3003.D			121.0, 123.0	
				
2-Methylphenol	N.D.	5.34	108.0	117.6
+ EIC (107.0) Scan Dec3003.D			107.0, 108.0	
				
N-nitroso-Di-n-propylamine	N.D.	5.49	130.0	17.6
+ EIC (70.0) Scan Dec3003.D			70.0, 130.0	
				
4Methylphenol/3Methylphenol	N.D.	5.52	108.0	81.4
+ EIC (107.0) Scan Dec3003.D			107.0, 108.0	
				

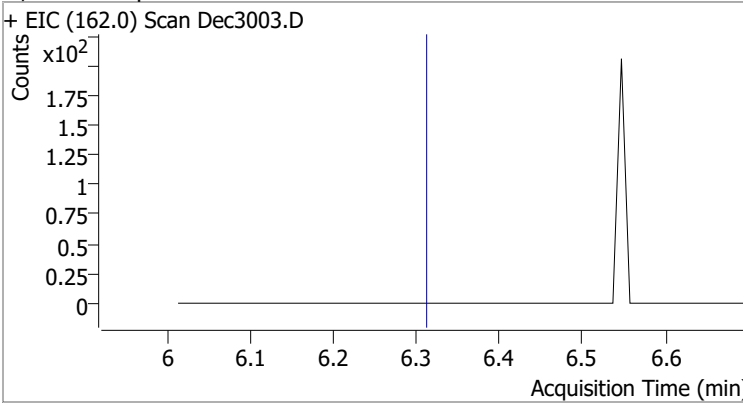
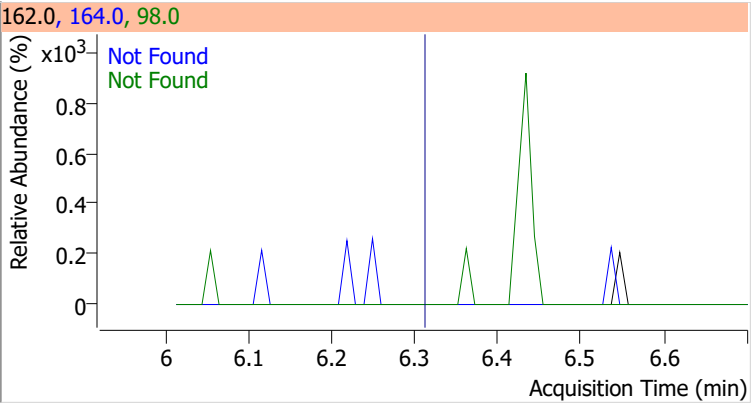
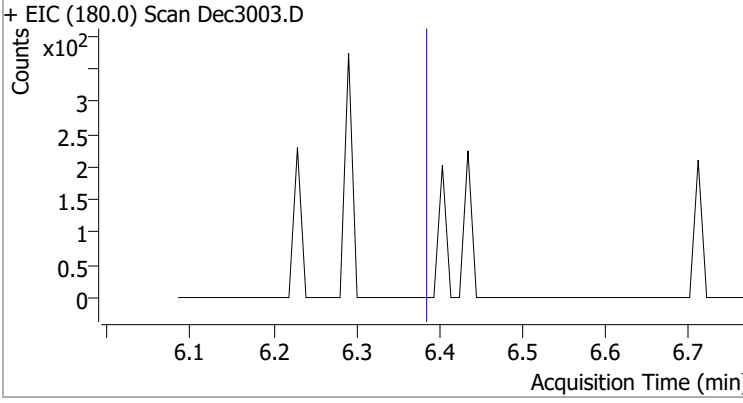
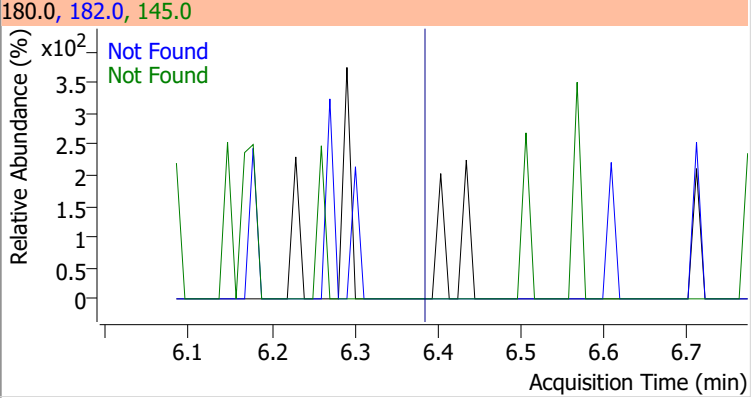
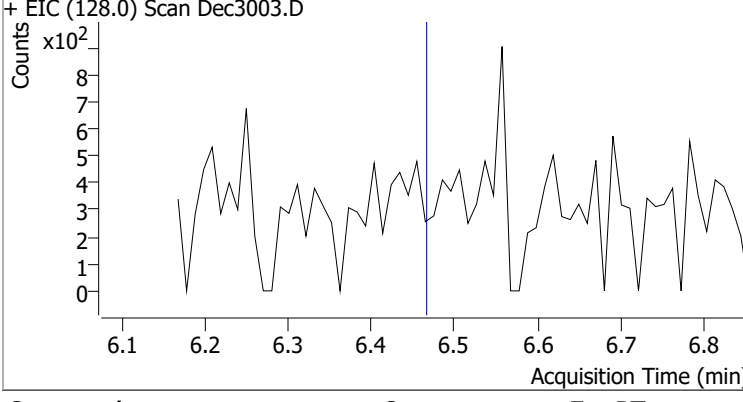
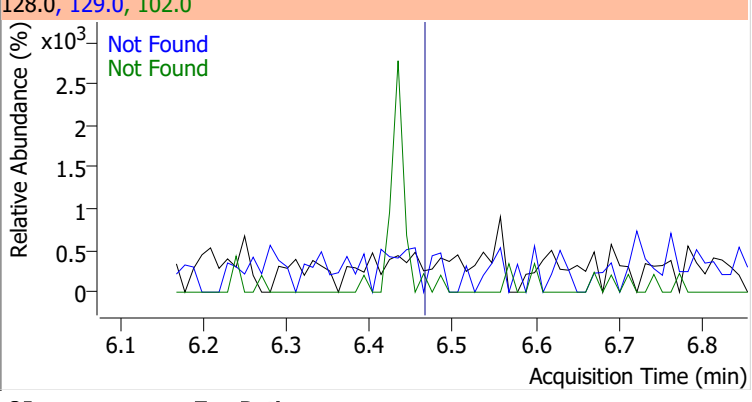
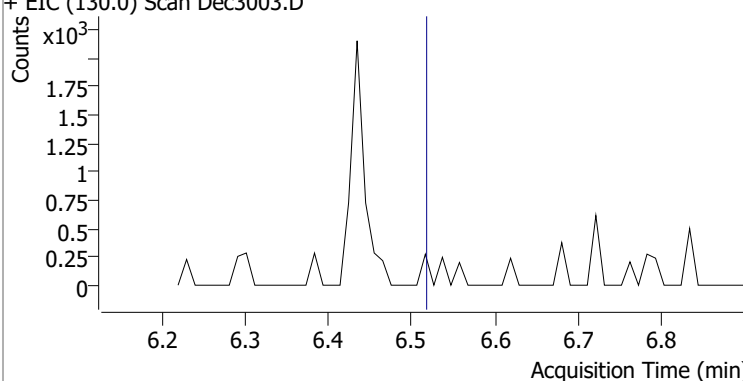
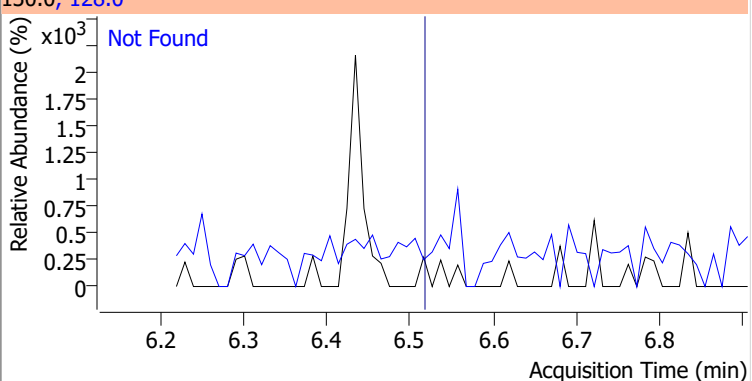
Quantitation Results Report (QT Reviewed)

Compound	Conc.	Exp RT	QIon	Exp Ratio	QIon	Exp Ratio
Hexachloroethane	N.D.	5.55	201.0	77.2	199.0	50.6
+ EIC (117.0) Scan Dec3003.D			117.0, 201.0, 199.0			
						
Nitrobenzene-d5	N.D.	5.62	54.0	96.4	128.0	47.4
+ EIC (82.0) Scan Dec3003.D			82.0, 54.0, 128.0			
						
Nitrobenzene	N.D.	5.64	77.0	211.4	51.0	210.3
+ EIC (123.1) Scan Dec3003.D			123.1, 77.0, 51.0			
						
Isophorone	N.D.	5.95	138.0	19.1		
+ EIC (82.0) Scan Dec3003.D			82.0, 138.0			
						

Quantitation Results Report (QT Reviewed)

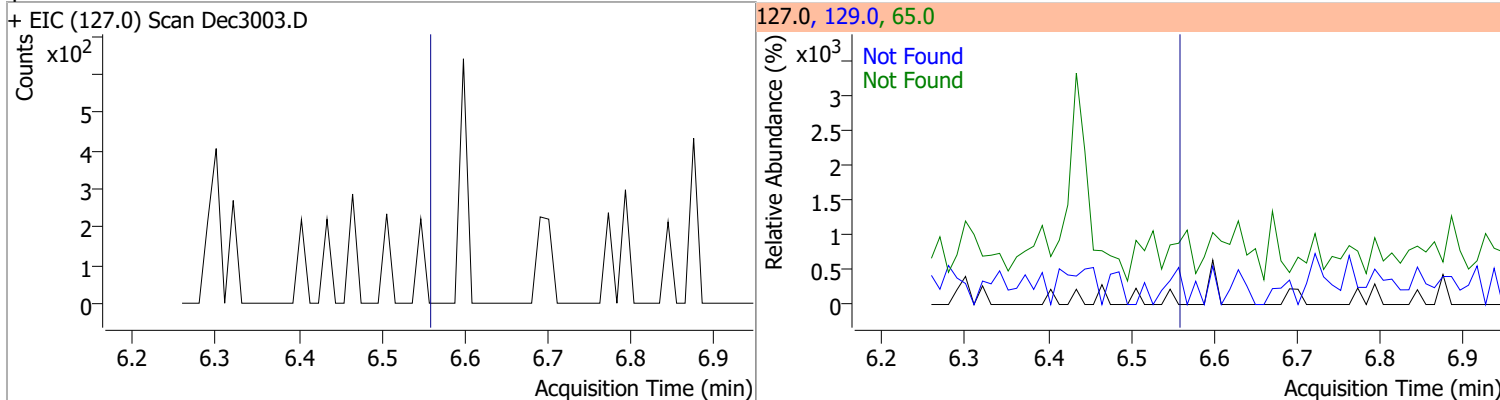
Compound	Conc.	Exp RT	QIon	Exp Ratio	QIon	Exp Ratio
2-Nitrophenol	N.D.	6.01	65.0	57.4	109.0	32.8
+ EIC (139.0) Scan Dec3003.D			139.0, 65.0, 109.0			
						
2,4-Dimethylphenol	N.D.	6.13	107.0	109.1	77.0	32.4
+ EIC (122.0) Scan Dec3003.D			122.0, 107.0, 77.0			
						
bis(-2-Chloroethoxy)Methane	N.D.	6.22	63.0	90.7	95.0	31.7
+ EIC (93.0) Scan Dec3003.D			93.0, 63.0, 95.0			
						
Benzoic Acid	N.D.	6.30	122.0	87.4	77.0	73.1
+ EIC (105.0) Scan Dec3003.D			105.0, 122.0, 77.0			
						

Quantitation Results Report (QT Reviewed)

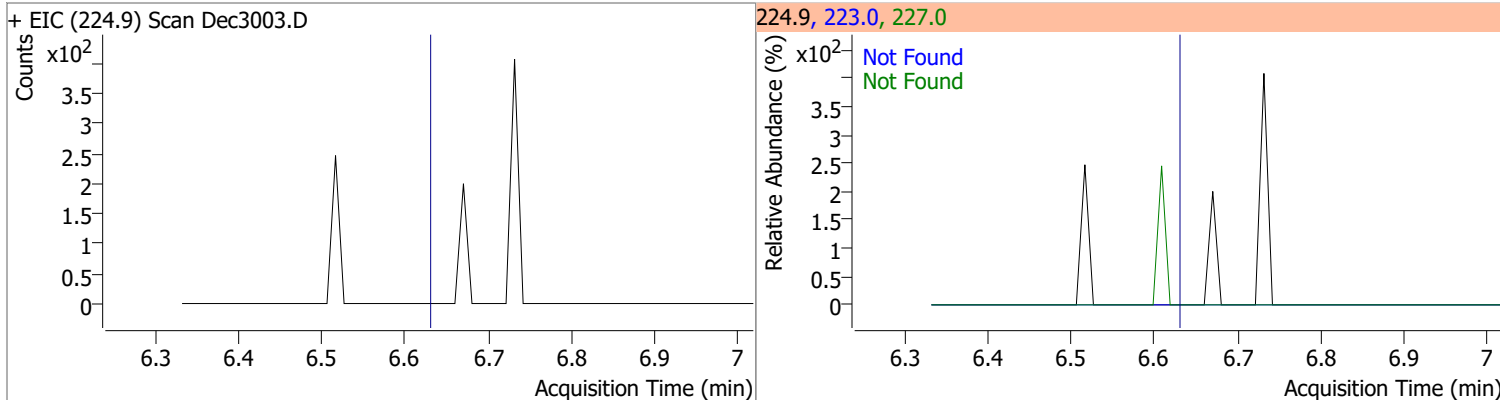
Compound	Conc.	Exp RT	QIon	Exp Ratio	QIon	Exp Ratio
2,4-Dichlorophenol	N.D.	6.31	164.0	62.0	98.0	32.4
+ EIC (162.0) Scan Dec3003.D			162.0, 164.0, 98.0			
						
1,2,4-Trichlorobenzene	N.D.	6.38	182.0	94.1	145.0	30.4
+ EIC (180.0) Scan Dec3003.D			180.0, 182.0, 145.0			
						
Naphthalene	N.D.	6.46	129.0	10.9	102.0	9.3
+ EIC (128.0) Scan Dec3003.D			128.0, 129.0, 102.0			
						
4-Chlorophenol	N.D.	6.52	128.0	309.7		
+ EIC (130.0) Scan Dec3003.D			130.0, 128.0			
						

Quantitation Results Report (QT Reviewed)

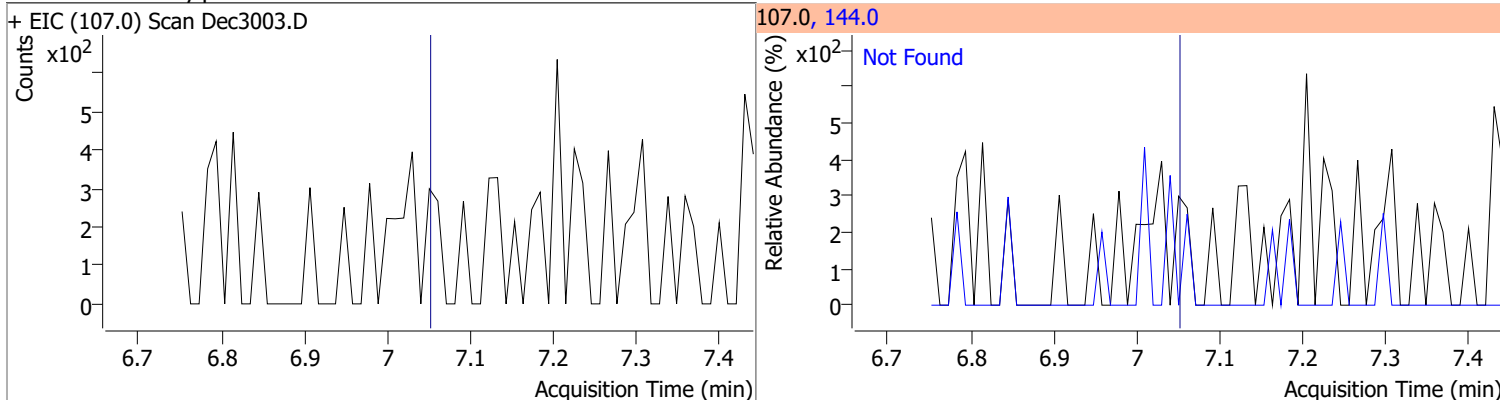
Compound	Conc.	Exp RT	QIon	Exp Ratio	QIon	Exp Ratio
p-Chloroaniline	N.D.	6.56	65.0	37.5	129.0	29.2



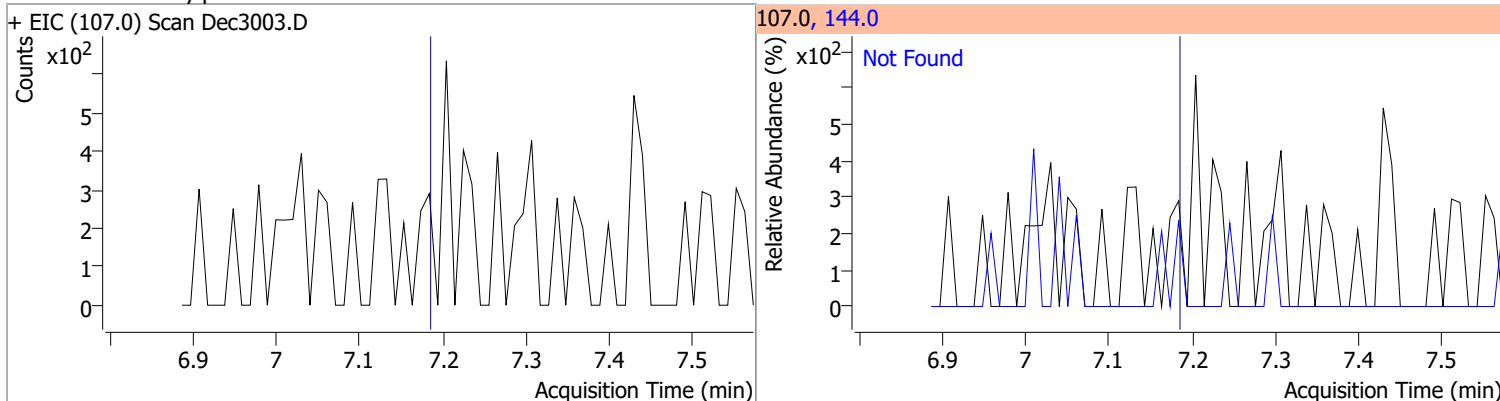
Compound	Conc.	Exp RT	QIon	Exp Ratio	QIon	Exp Ratio
Hexachlorobutadiene	N.D.	6.63	227.0	66.6	223.0	60.8



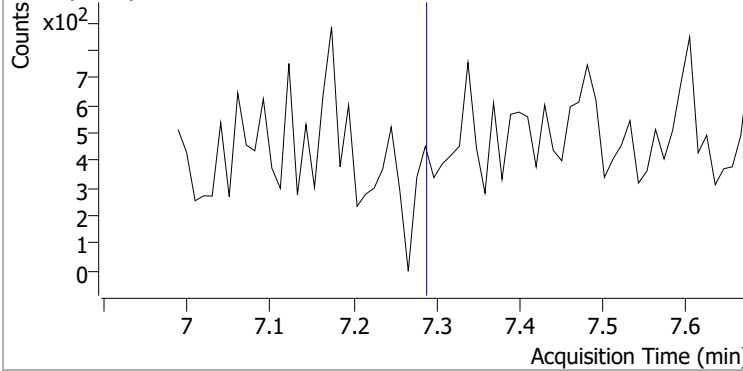
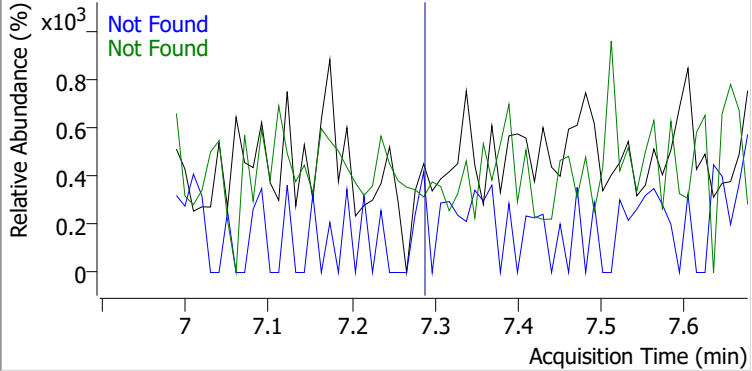
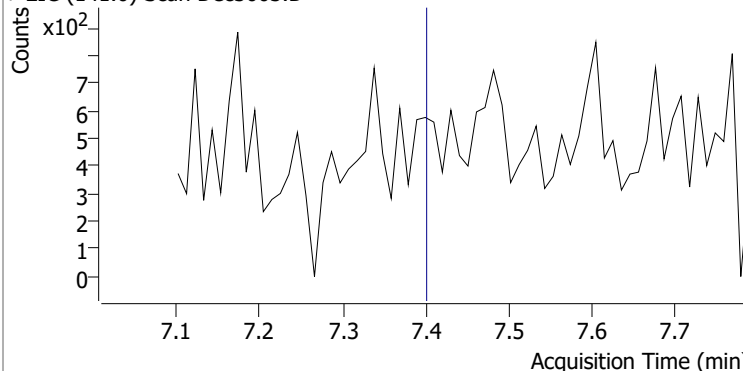
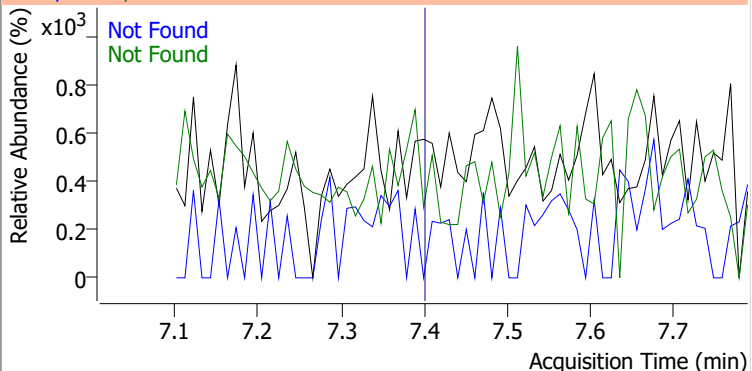
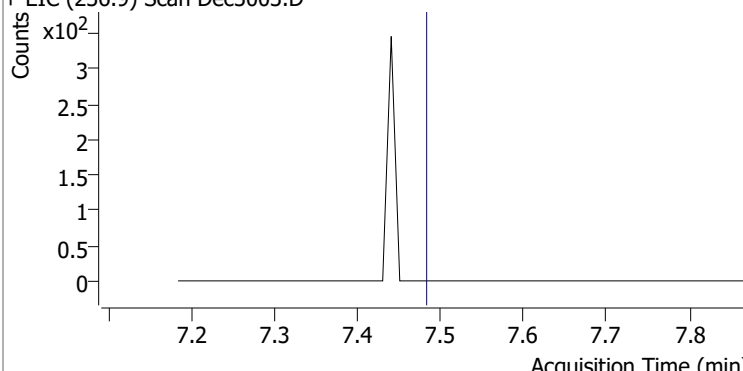
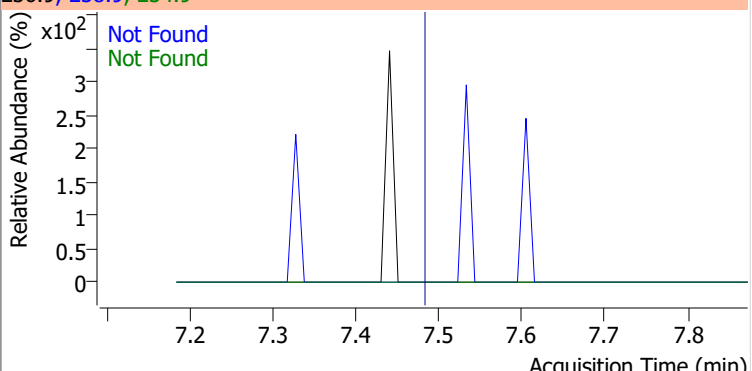
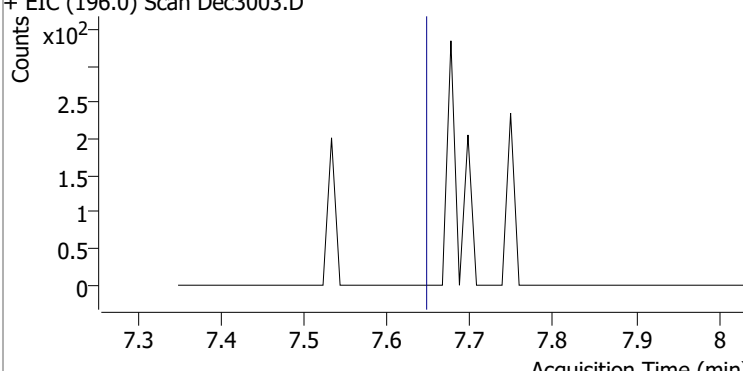
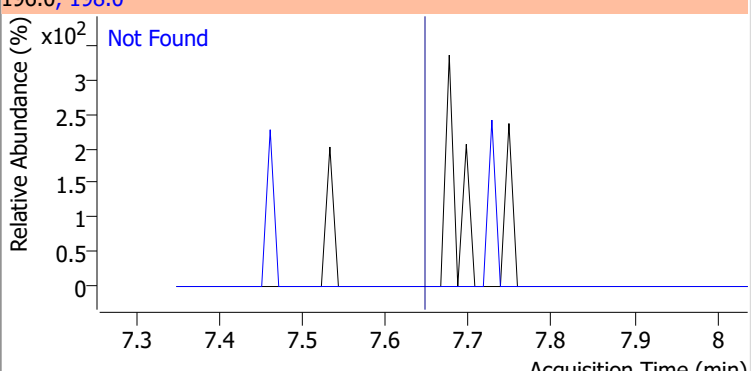
Compound	Conc.	Exp RT	QIon	Exp Ratio
4-Chloro-2-Methylphenol	N.D.	7.05	144.0	26.6



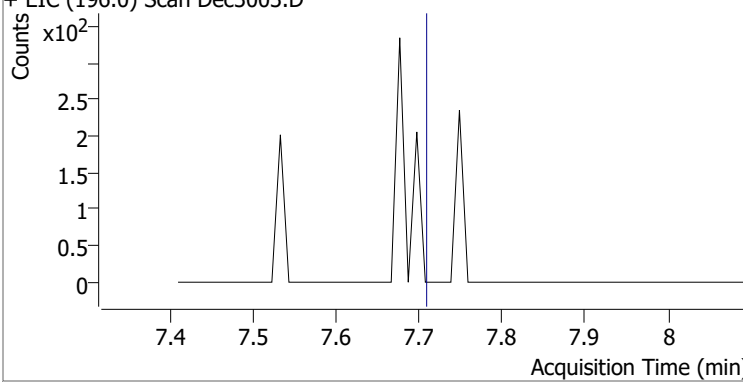
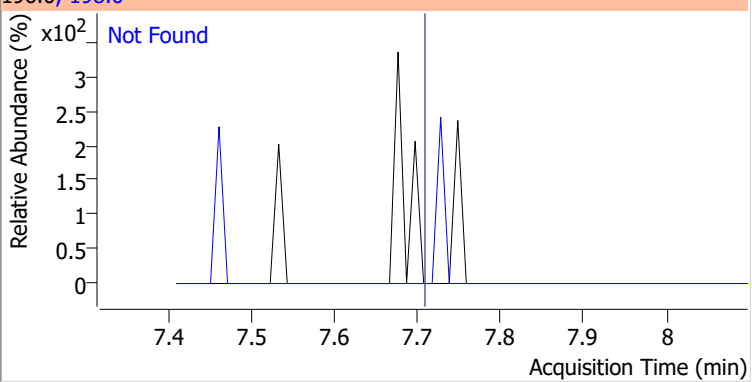
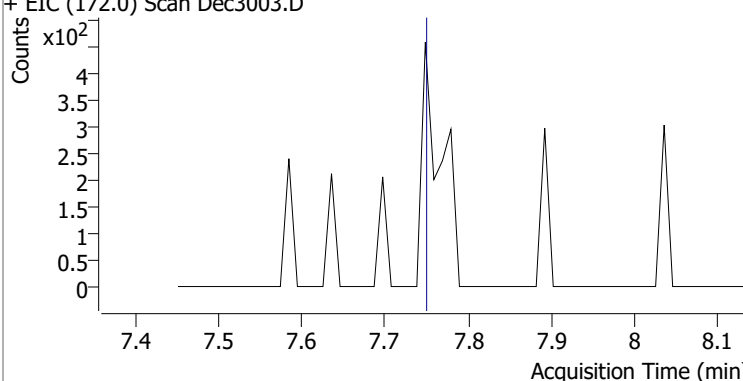
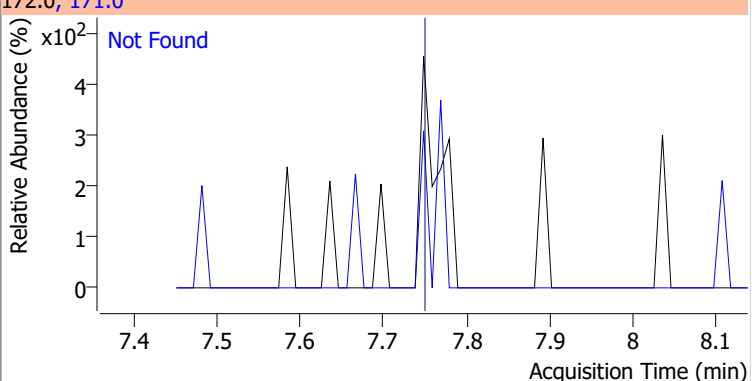
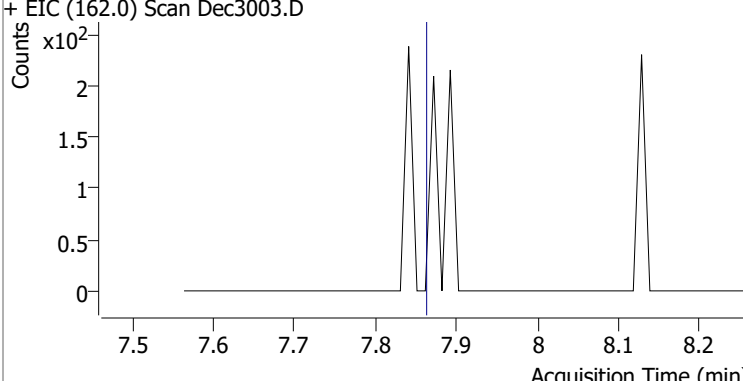
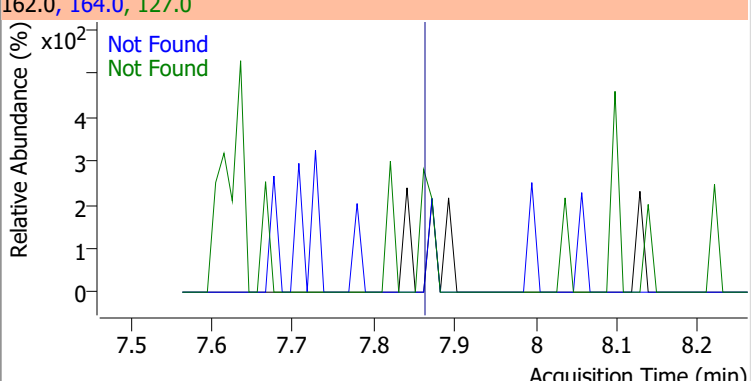
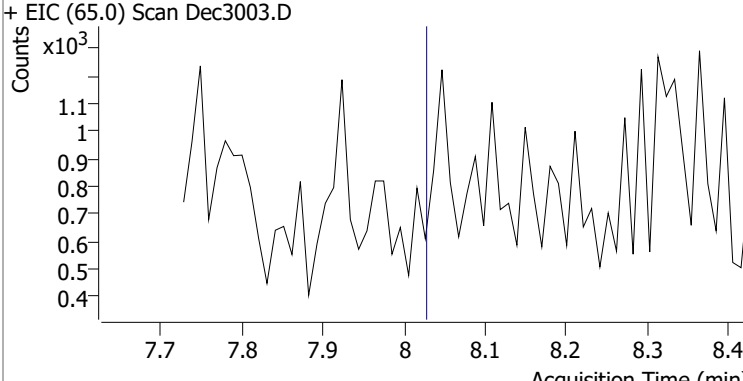
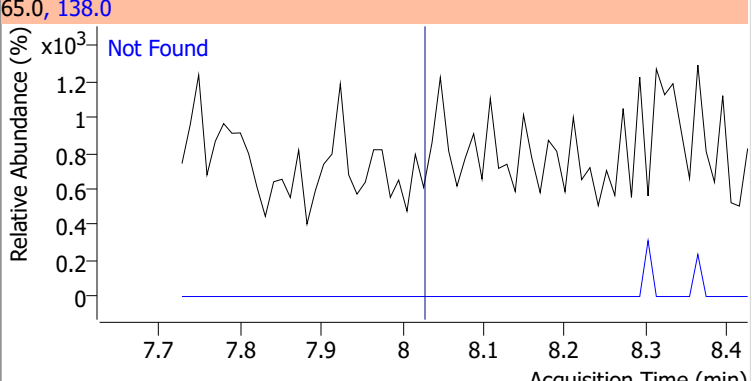
Compound	Conc.	Exp RT	QIon	Exp Ratio
4-Chloro-3-Methylphenol	N.D.	7.18	144.0	27.6



Quantitation Results Report (QT Reviewed)

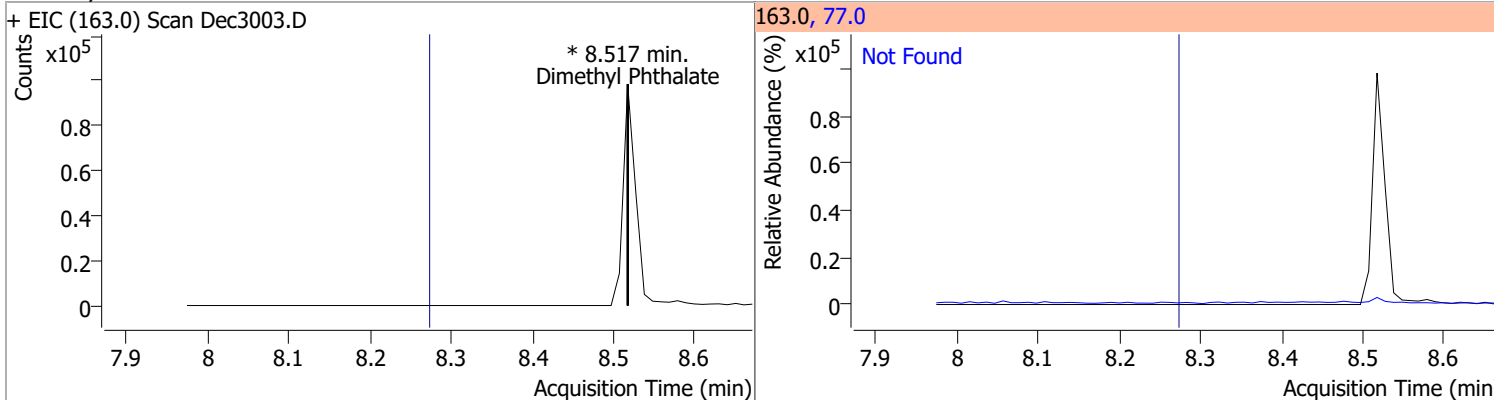
Compound	Conc.	Exp RT	QIon	Exp Ratio	QIon	Exp Ratio
2-Methylnaphthalene	N.D.	7.29	142.0	114.8	115.0	42.0
+ EIC (141.0) Scan Dec3003.D			141.0, 142.0, 115.0			
						
1-Methylnaphthalene	N.D.	7.40	142.0	111.0	115.0	42.5
+ EIC (141.0) Scan Dec3003.D			141.0, 142.0, 115.0			
						
Hexachlorocyclopentadiene	N.D.	7.48	234.9	64.7	238.9	64.1
+ EIC (236.9) Scan Dec3003.D			236.9, 238.9, 234.9			
						
2,4,6-Trichlorophenol	N.D.	7.65	198.0	94.4		
+ EIC (196.0) Scan Dec3003.D			196.0, 198.0			
						

Quantitation Results Report (QT Reviewed)

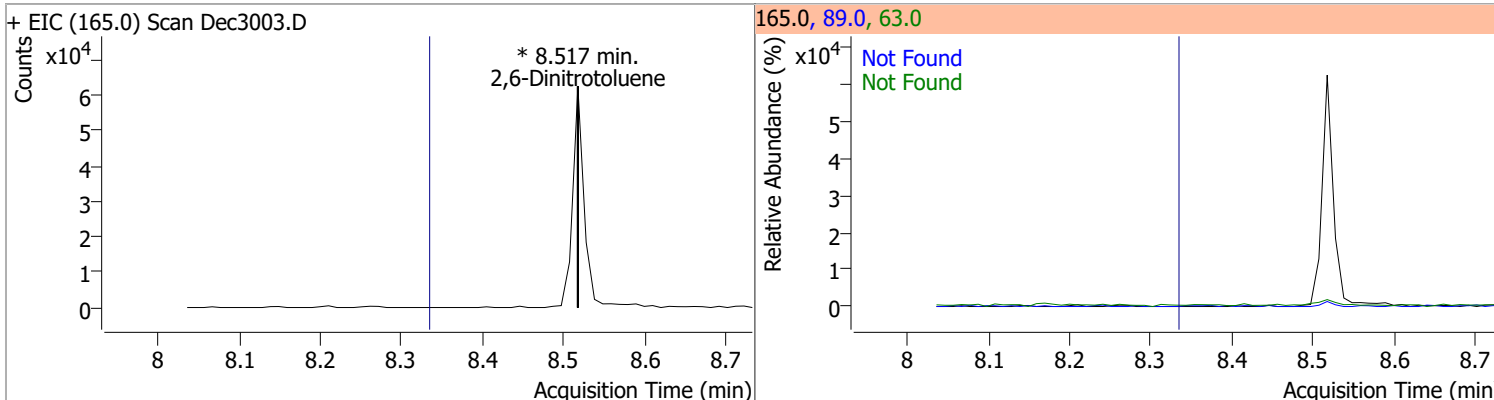
Compound	Conc.	Exp RT	QIon	Exp Ratio		
2,4,5-Trichlorophenol	N.D.	7.71	198.0	94.9		
+ EIC (196.0) Scan Dec3003.D			196.0, 198.0			
						
2-Fluorobiphenyl	N.D.	7.75	171.0	35.0		
+ EIC (172.0) Scan Dec3003.D			172.0, 171.0			
						
2-Chloronaphthalene	N.D.	7.86	127.0	39.2	QIon	Exp Ratio
+ EIC (162.0) Scan Dec3003.D			162.0, 164.0, 127.0		164.0	32.2
						
2-Nitroaniline	N.D.	8.03	138.0	99.6		
+ EIC (65.0) Scan Dec3003.D			65.0, 138.0			
						

Quantitation Results Report (QT Reviewed)

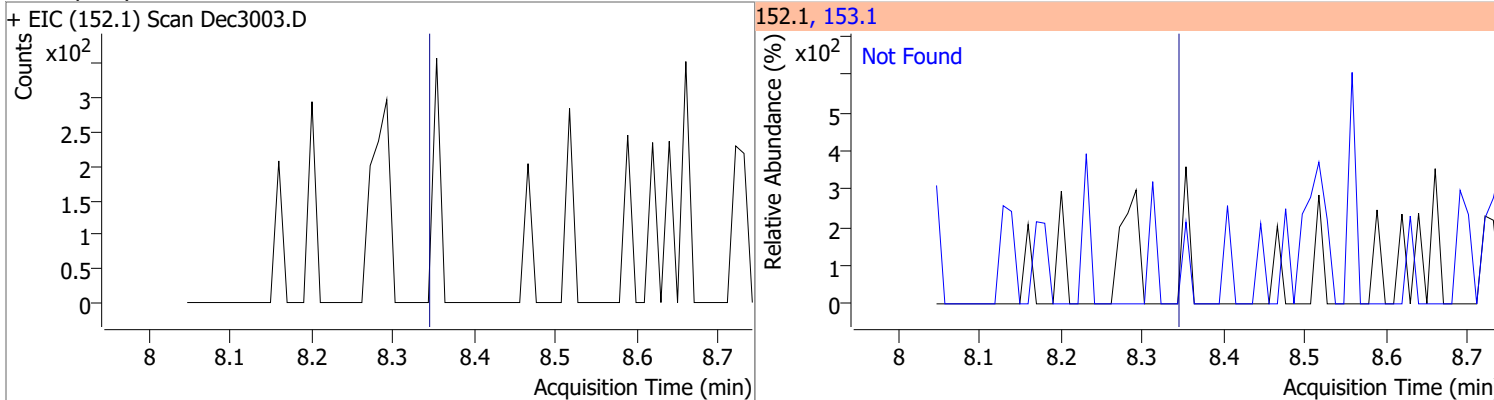
Compound	Conc.	RT	Dev(Min)	Resp.	QIon	QRatio	Lower	Upper
Dimethyl Phthalate	0	0		0	77.0		15.1	28.0



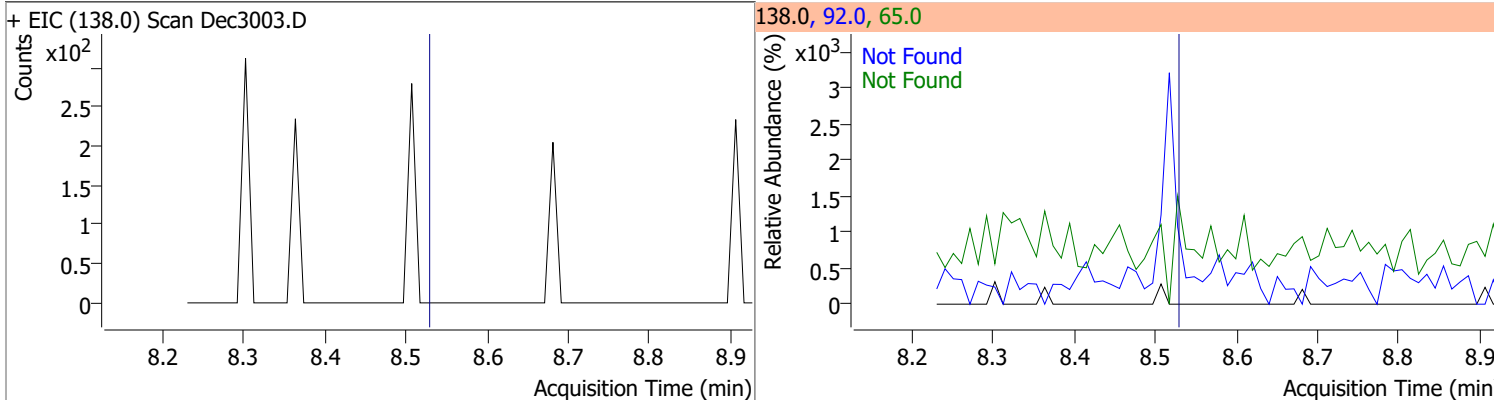
Compound	Conc.	RT	Dev(Min)	Resp.	QIon	QRatio	Lower	Upper
2,6-Dinitrotoluene	0	0		0	63.0 89.0		135.1 47.4	250.9 88.1



Compound	Conc.	Exp RT	QIon	Exp Ratio
Acenaphthylene	N.D.	8.34	153.1	13.9

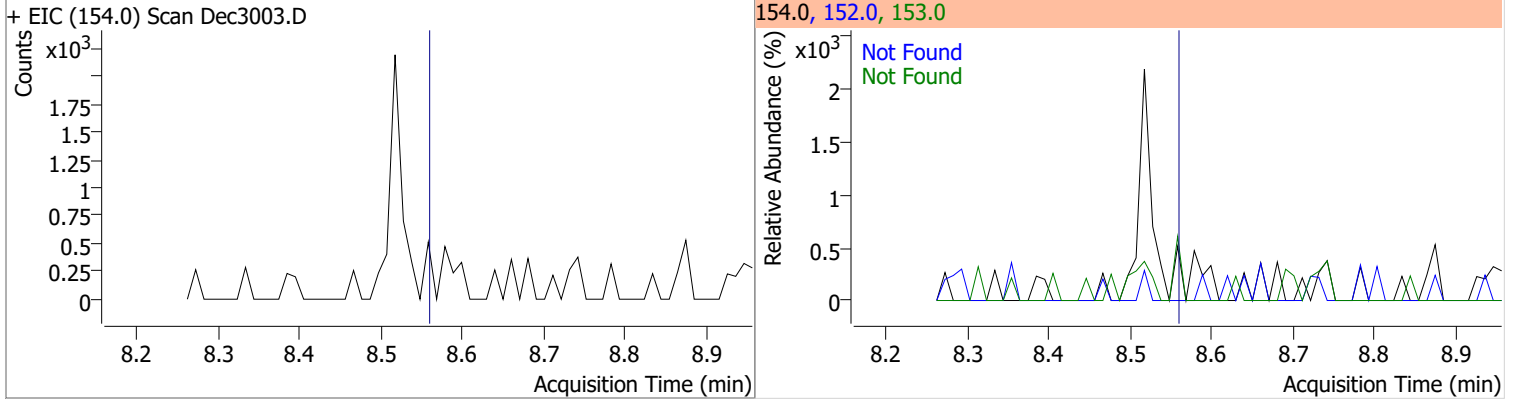


Compound	Conc.	Exp RT	QIon	Exp Ratio	QIon	Exp Ratio
3-Nitroaniline	N.D.	8.53	65.0	157.8	92.0	118.6

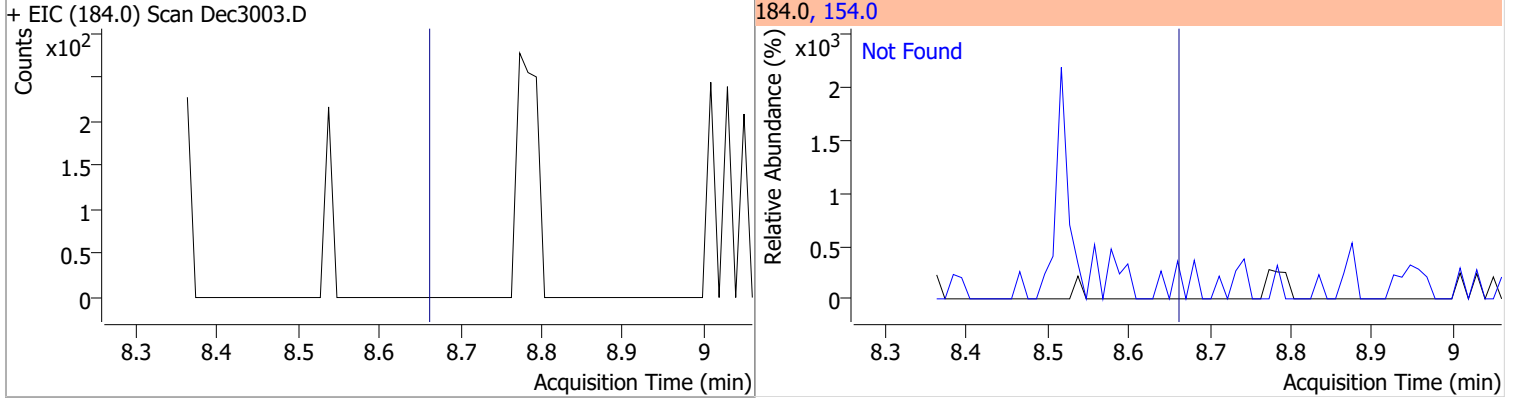


Quantitation Results Report (QT Reviewed)

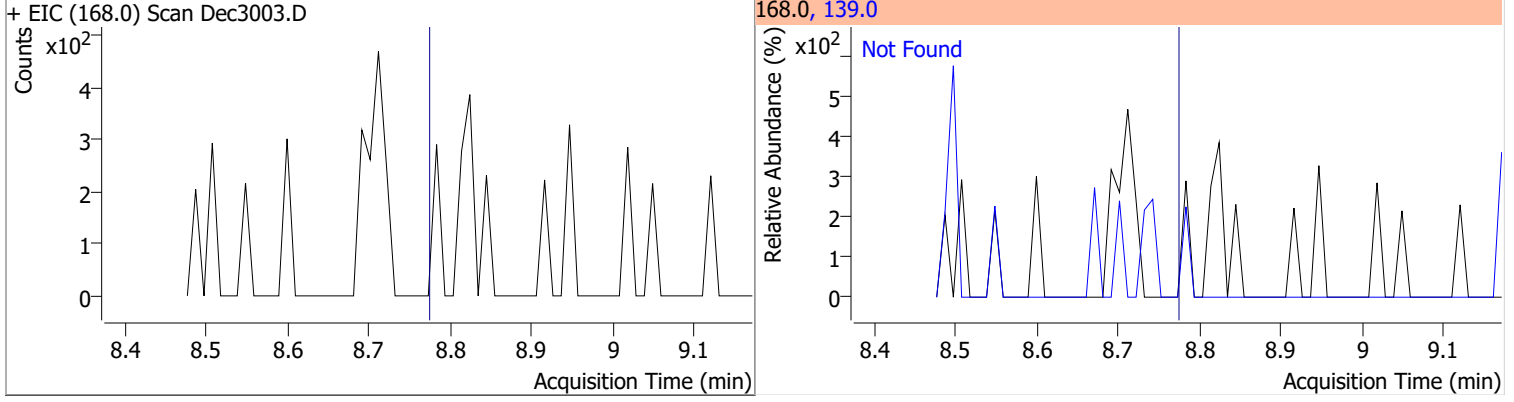
Compound	Conc.	Exp RT	QIon	Exp Ratio	QIon	Exp Ratio
Acenaphthene	N.D.	8.56	153.0	109.6	152.0	52.7



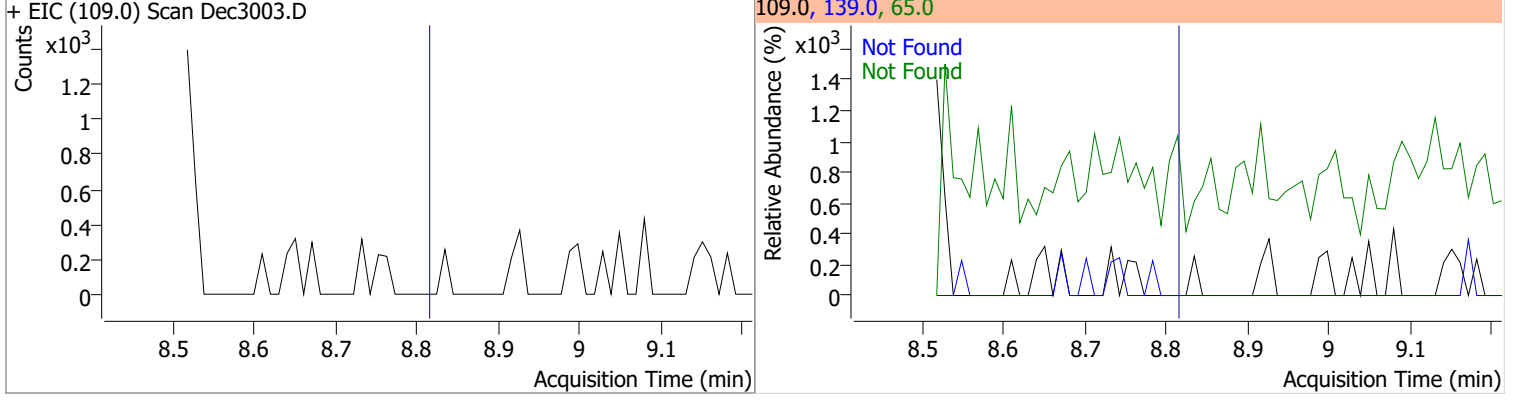
Compound	Conc.	Exp RT	QIon	Exp Ratio
2,4-Dinitrophenol	N.D.	8.66	154.0	55.5



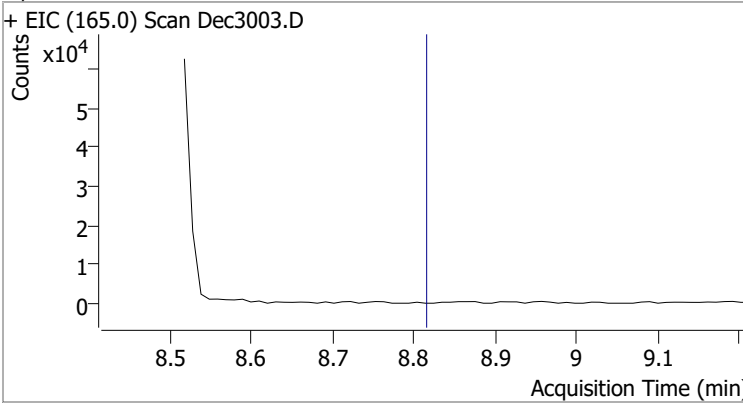
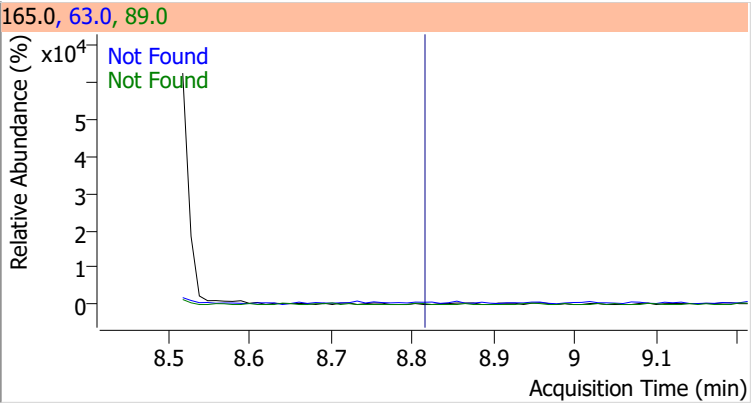
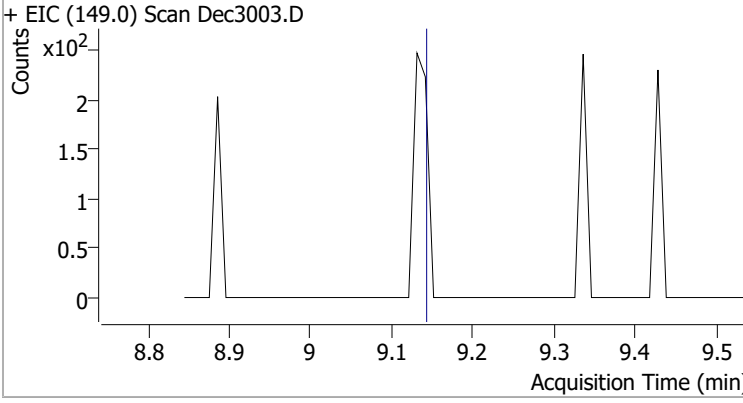
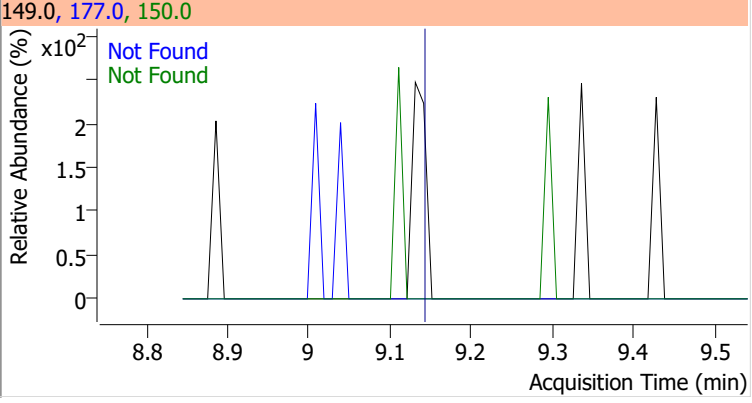
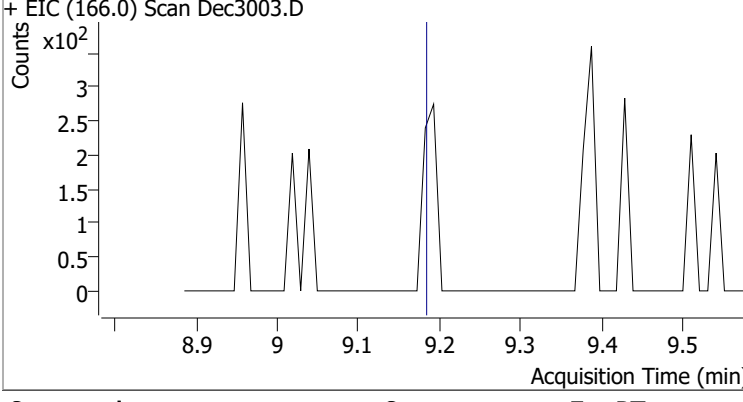
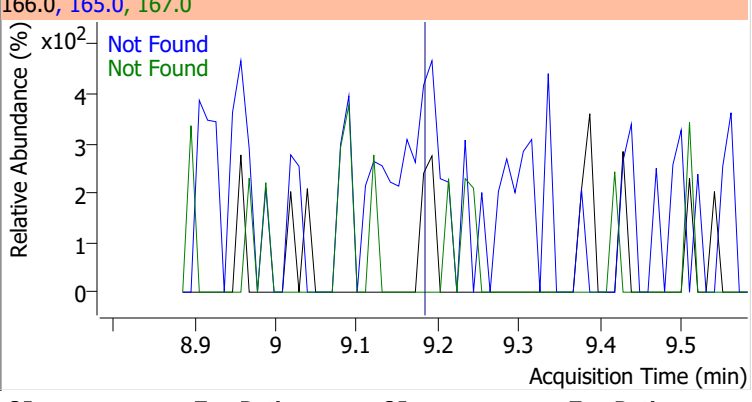
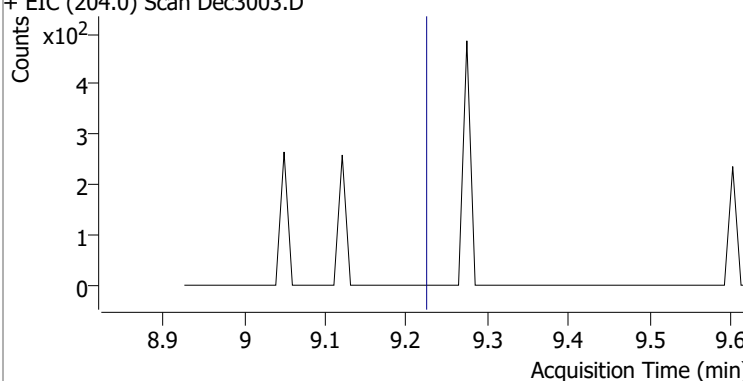
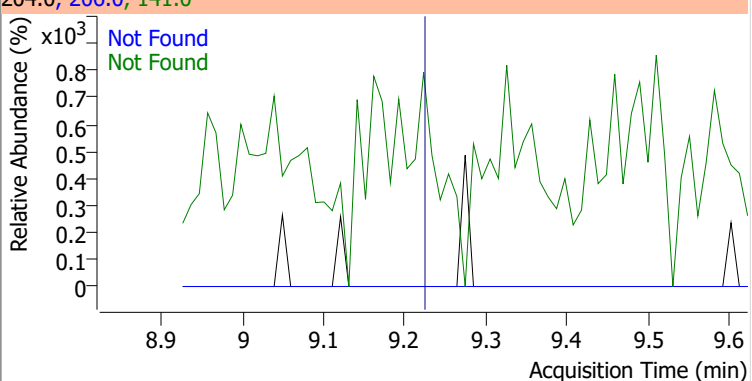
Compound	Conc.	Exp RT	QIon	Exp Ratio
Dibenzofuran	N.D.	8.77	139.0	38.2



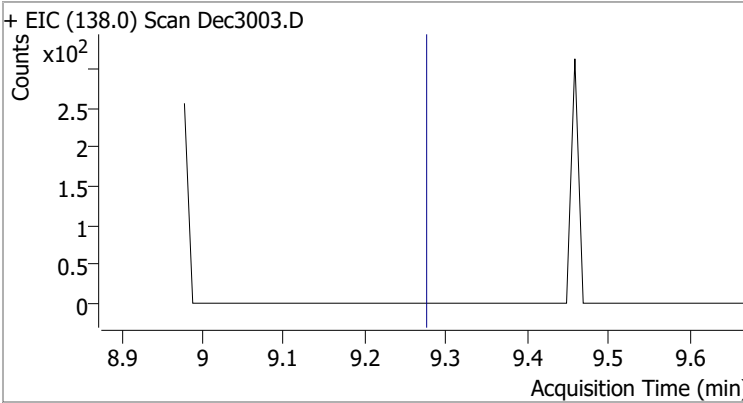
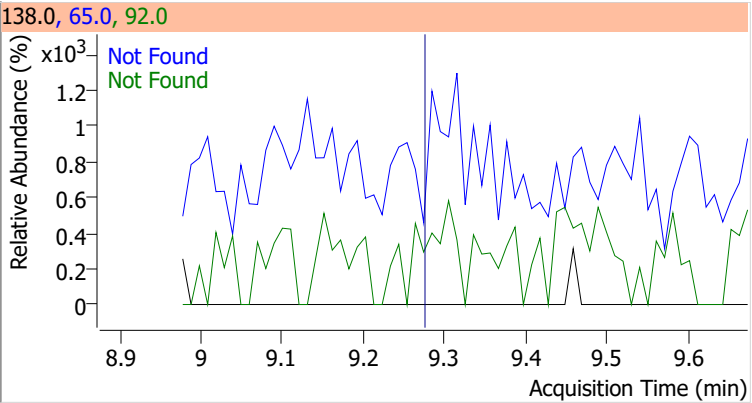
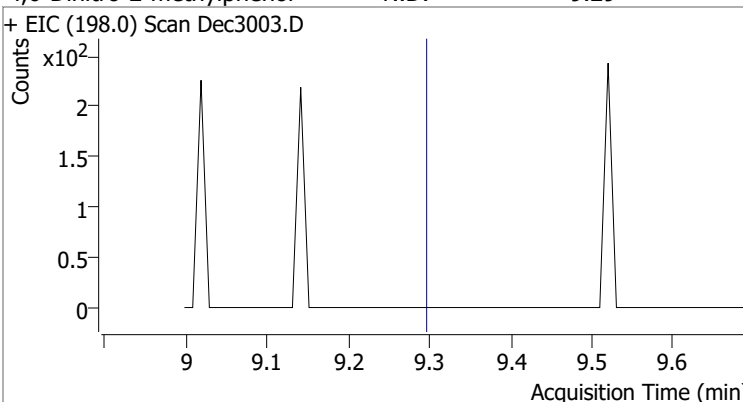
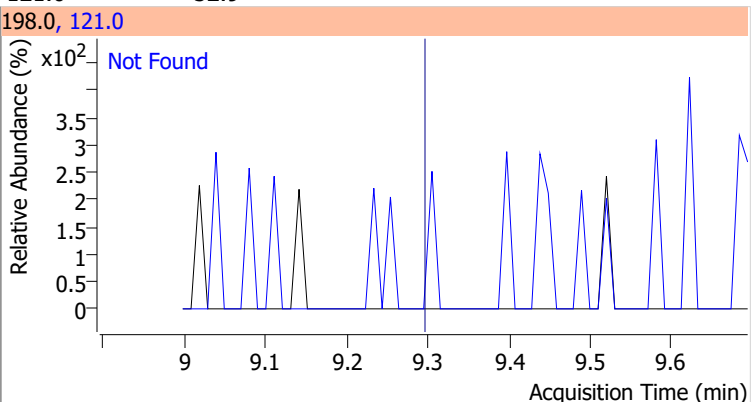
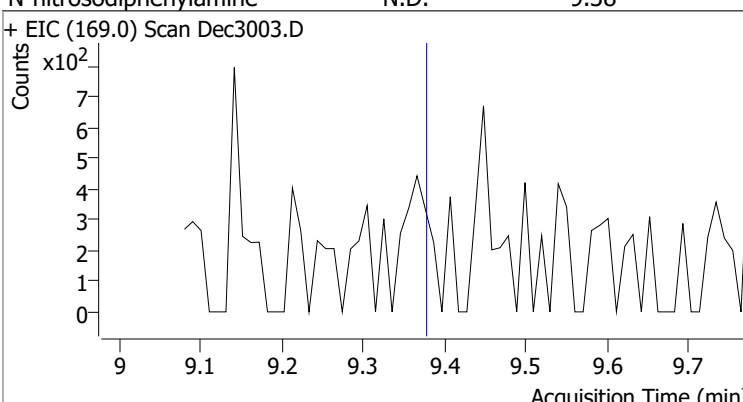
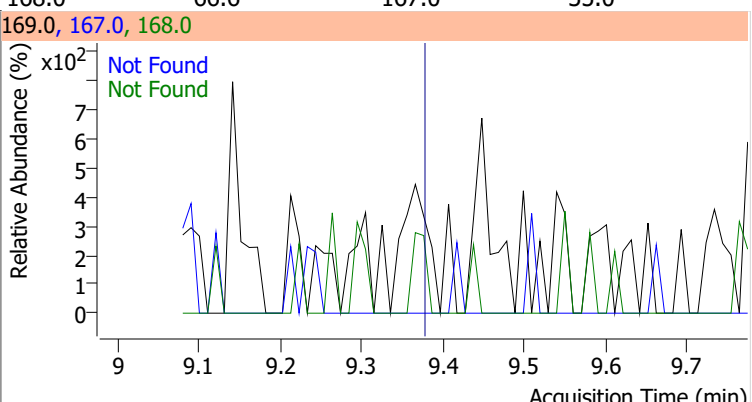
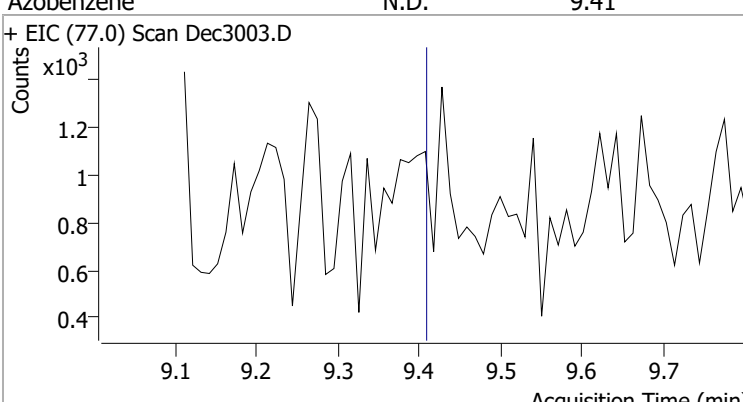
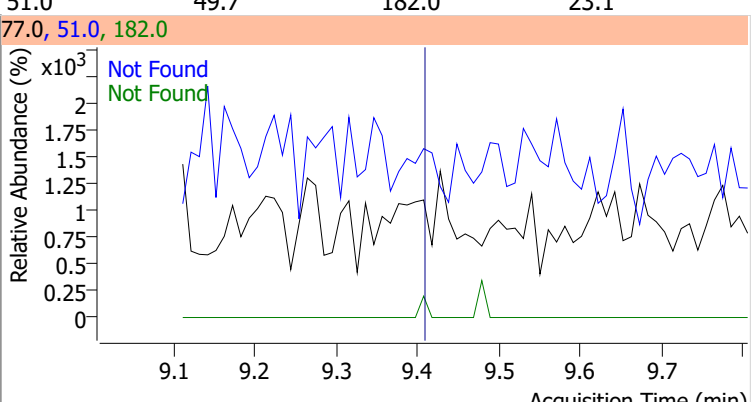
Compound	Conc.	Exp RT	QIon	Exp Ratio	QIon	Exp Ratio
4-Nitrophenol	N.D.	8.81	65.0	85.8	139.0	70.9



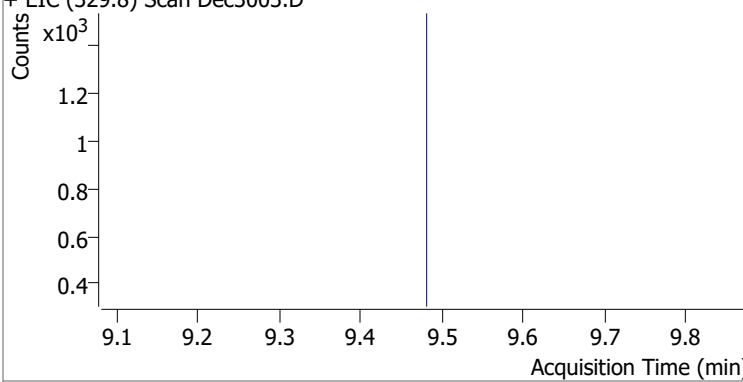
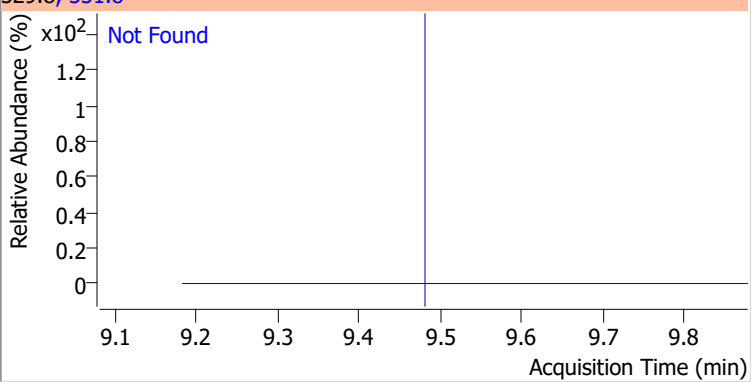
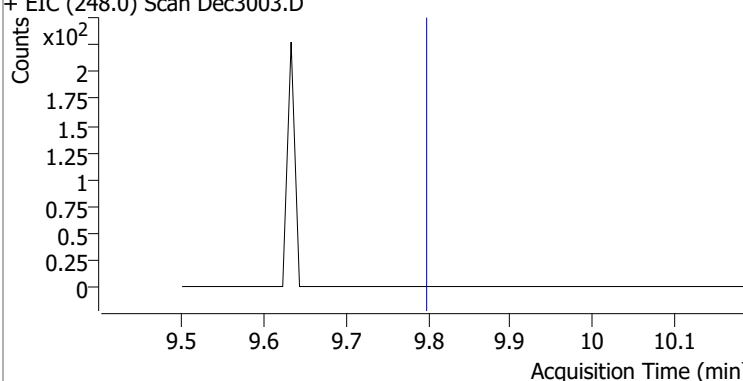
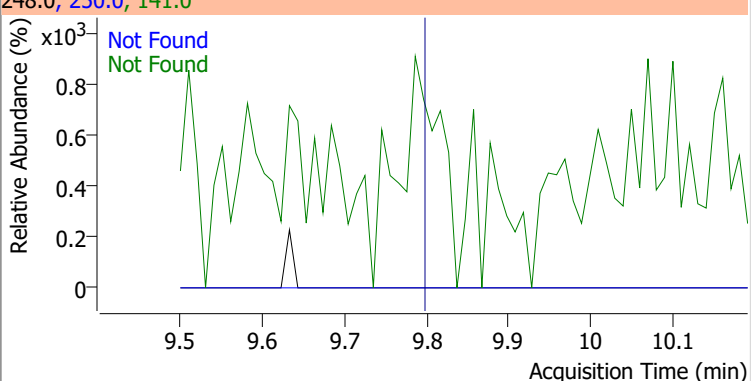
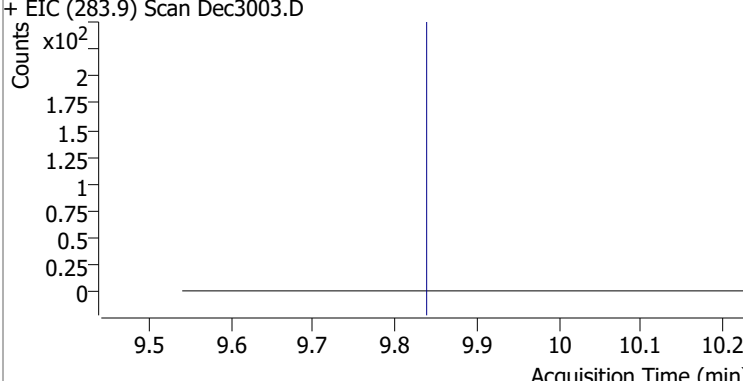
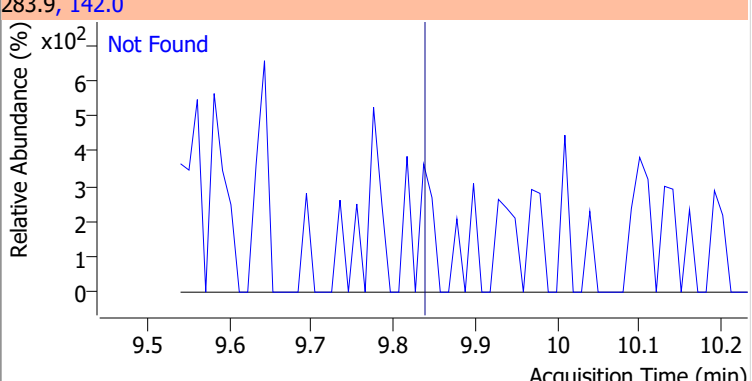
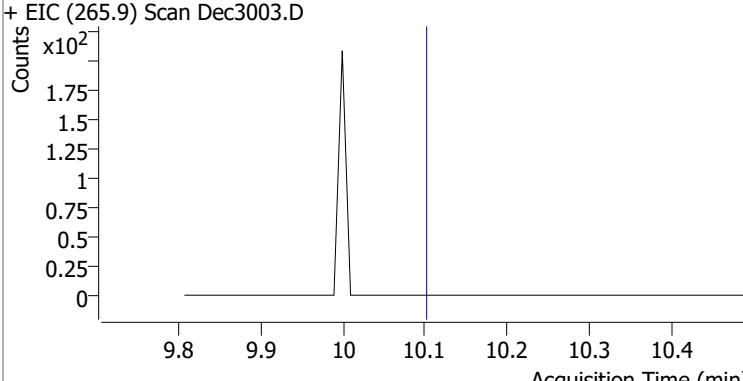
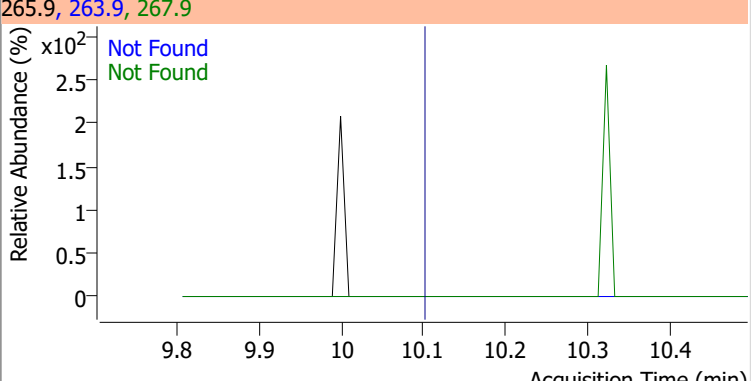
Quantitation Results Report (QT Reviewed)

Compound	Conc.	Exp RT	QIon	Exp Ratio	QIon	Exp Ratio
2,4-Dinitrotoluene	N.D.	8.81	63.0	89.4	89.0	79.1
+ EIC (165.0) Scan Dec3003.D			165.0, 63.0, 89.0			
						
Diethylphthalate	N.D.	9.14	177.0	19.4	150.0	12.3
+ EIC (149.0) Scan Dec3003.D			149.0, 177.0, 150.0			
						
Fluorene	N.D.	9.18	165.0	88.8	167.0	12.9
+ EIC (166.0) Scan Dec3003.D			166.0, 165.0, 167.0			
						
4-Chlorophenyl-phenylether	N.D.	9.22	141.0	65.7	206.0	32.4
+ EIC (204.0) Scan Dec3003.D			204.0, 206.0, 141.0			
						

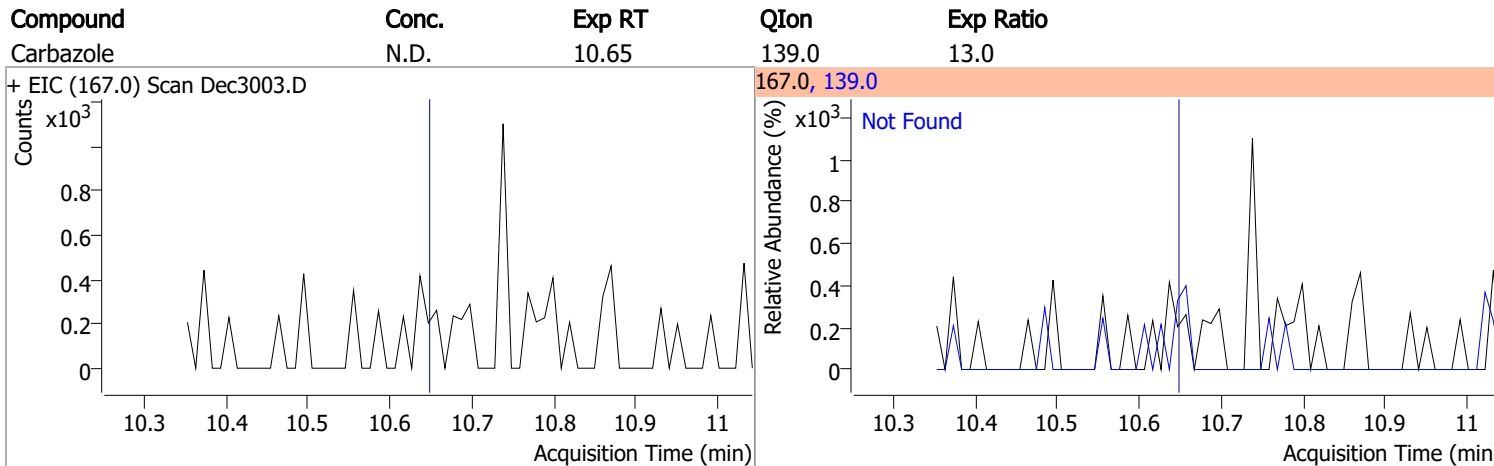
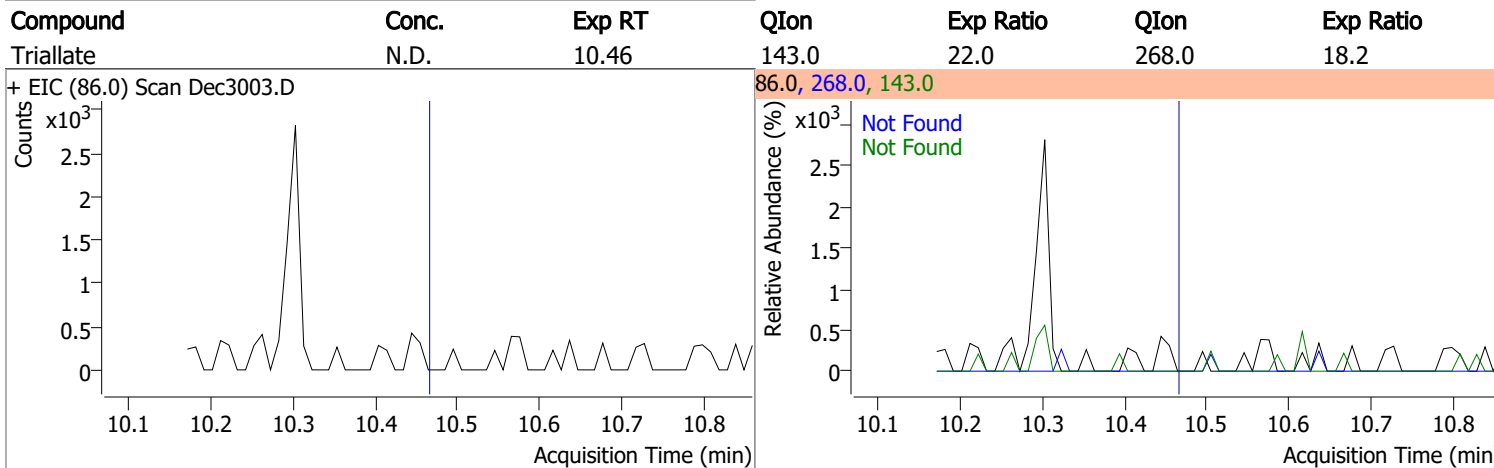
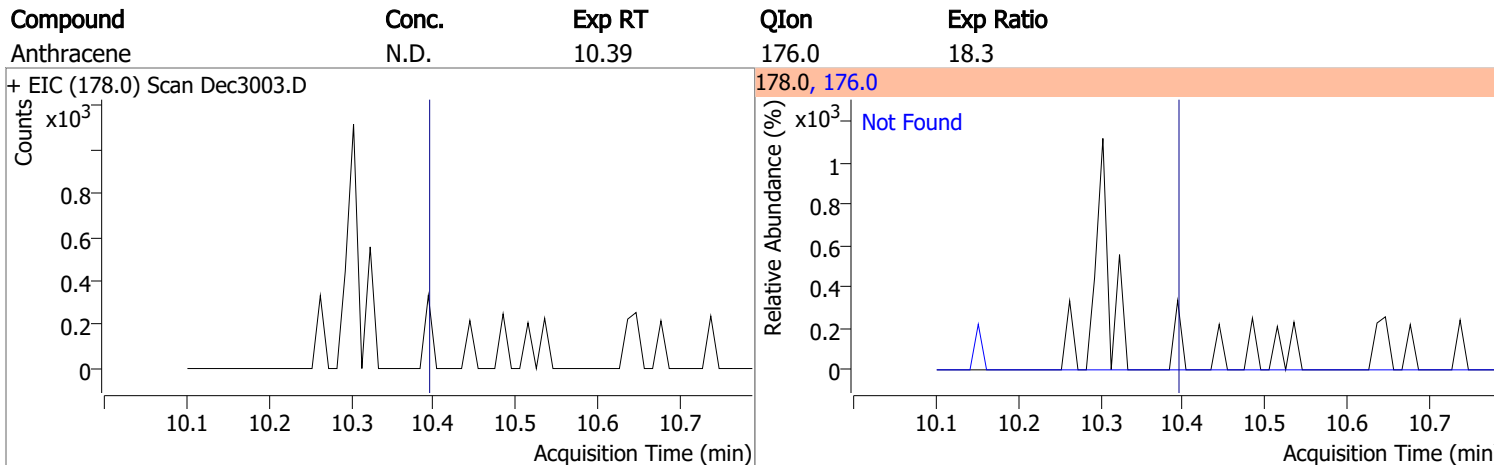
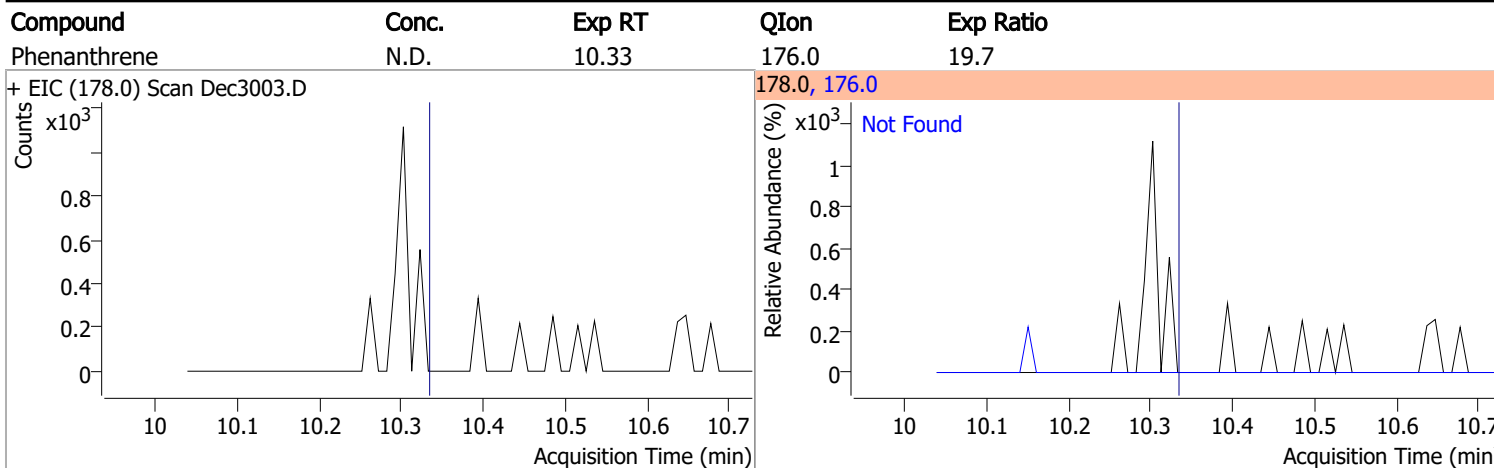
Quantitation Results Report (QT Reviewed)

Compound	Conc.	Exp RT	QIon	Exp Ratio	QIon	Exp Ratio
4-Nitroaniline	N.D.	9.27	65.0	131.3	92.0	49.5
+ EIC (138.0) Scan Dec3003.D			138.0, 65.0, 92.0			
						
4,6-Dinitro-2-methylphenol	N.D.	9.29	121.0	52.9		
+ EIC (198.0) Scan Dec3003.D			198.0, 121.0			
						
N-nitrosodiphenylamine	N.D.	9.38	168.0	66.6	167.0	35.0
+ EIC (169.0) Scan Dec3003.D			169.0, 167.0, 168.0			
						
Azobenzene	N.D.	9.41	51.0	49.7	182.0	23.1
+ EIC (77.0) Scan Dec3003.D			77.0, 51.0, 182.0			
						

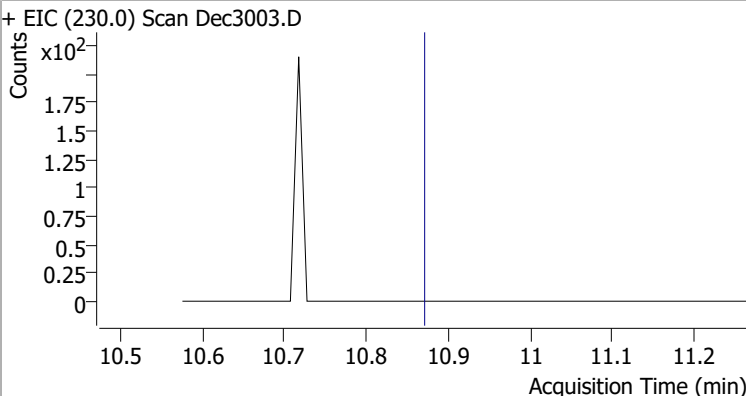
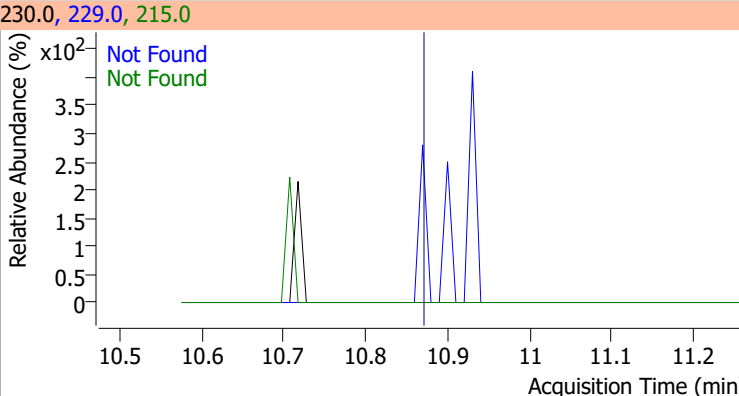
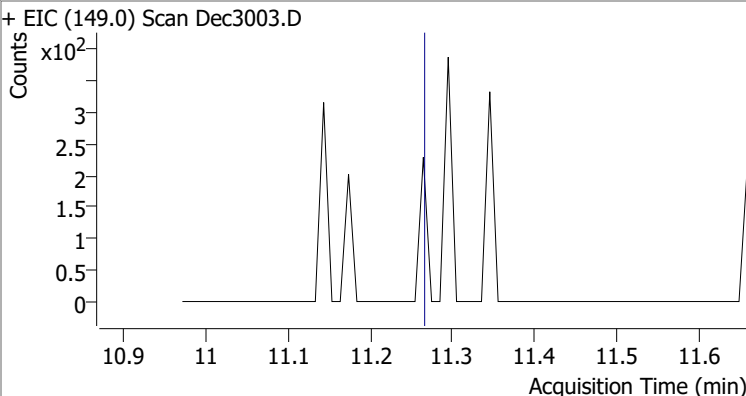
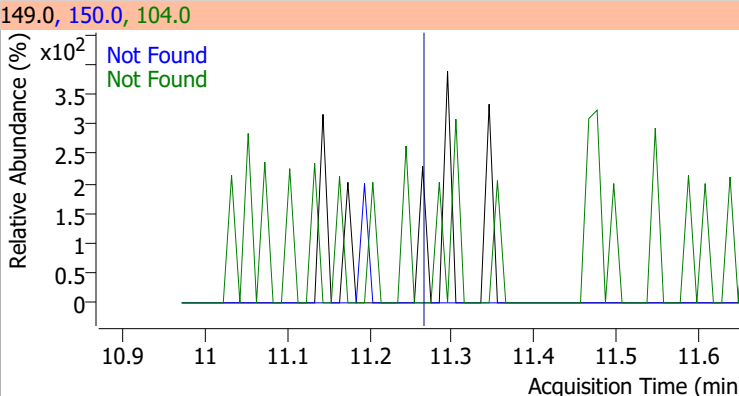
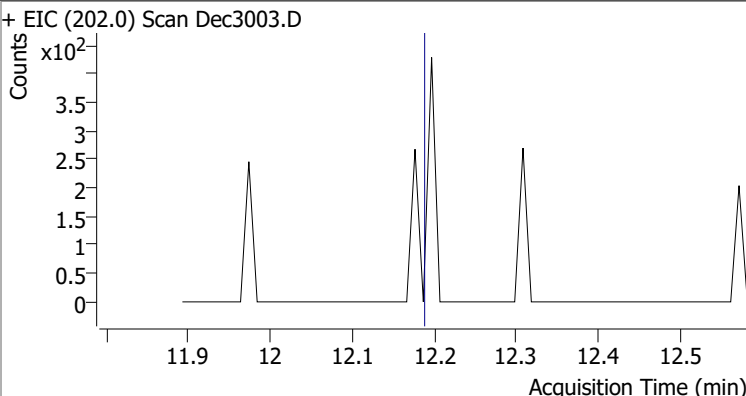
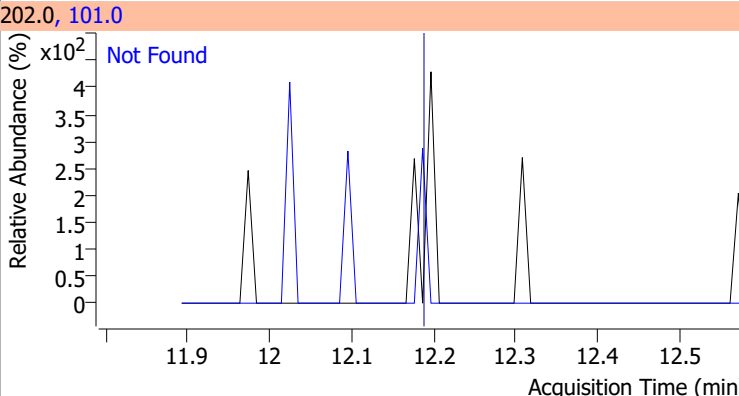
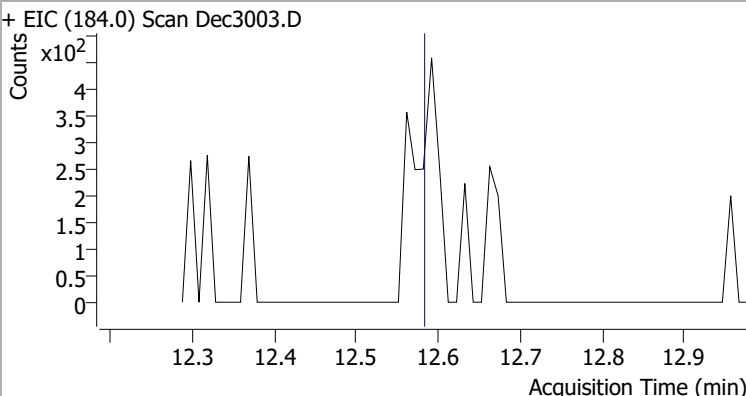
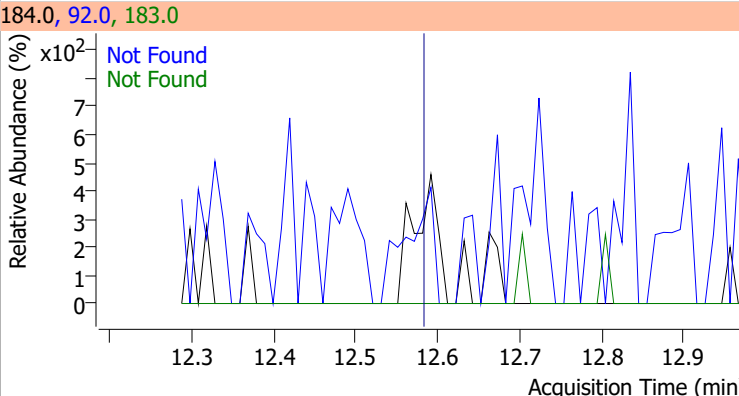
Quantitation Results Report (QT Reviewed)

Compound	Conc.	Exp RT	QIon	Exp Ratio		
2,4,6-Tribromophenol	N.D.	9.48	331.8	96.4		
+ EIC (329.8) Scan Dec3003.D			329.8, 331.8			
						
4-Bromophenyl-phenylether	N.D.	9.80	141.0	109.8	250.0	97.9
+ EIC (248.0) Scan Dec3003.D			248.0, 250.0, 141.0			
						
Hexachlorobenzene	N.D.	9.84	142.0	64.6		
+ EIC (283.9) Scan Dec3003.D			283.9, 142.0			
						
Pentachlorophenol	N.D.	10.10	263.9	62.0	267.9	61.9
+ EIC (265.9) Scan Dec3003.D			265.9, 263.9, 267.9			
						

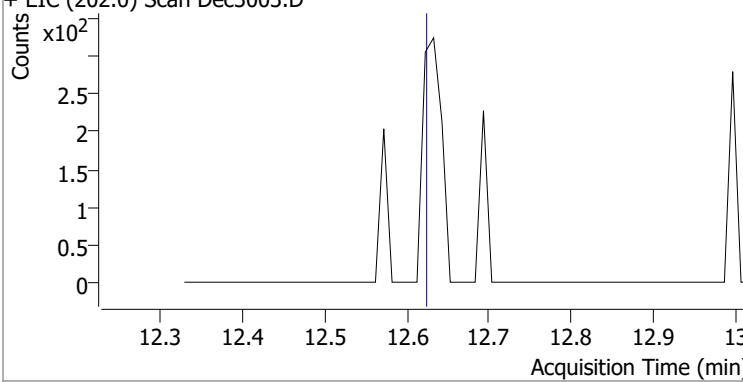
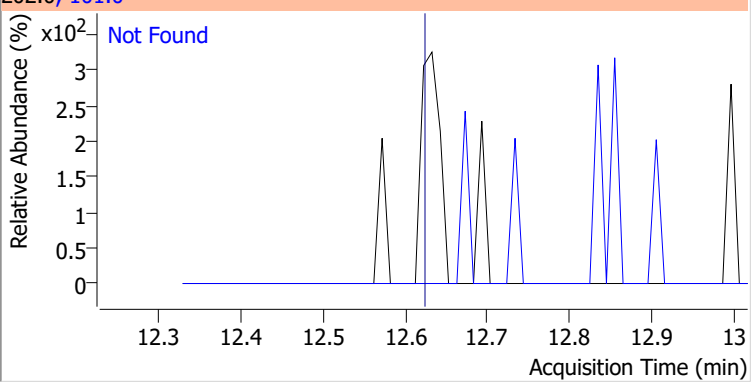
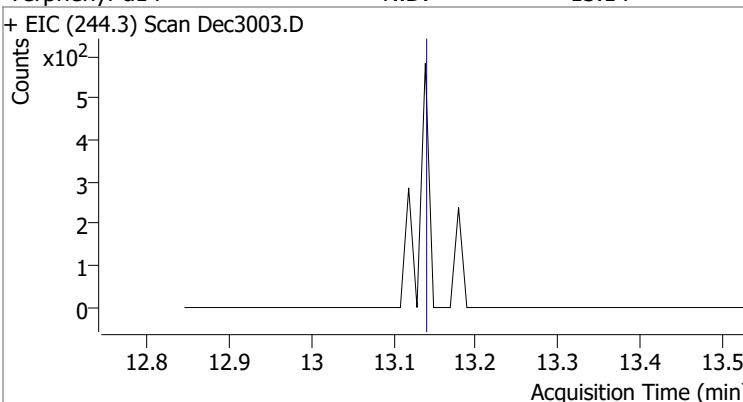
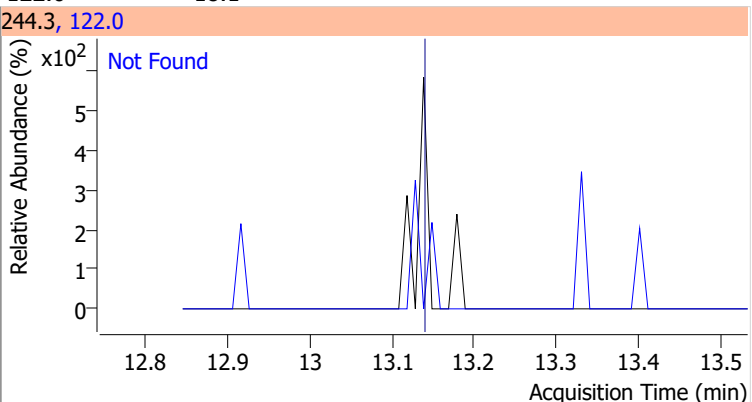
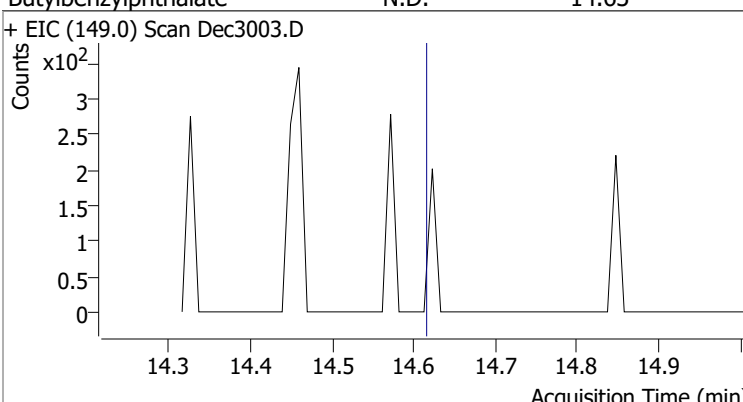
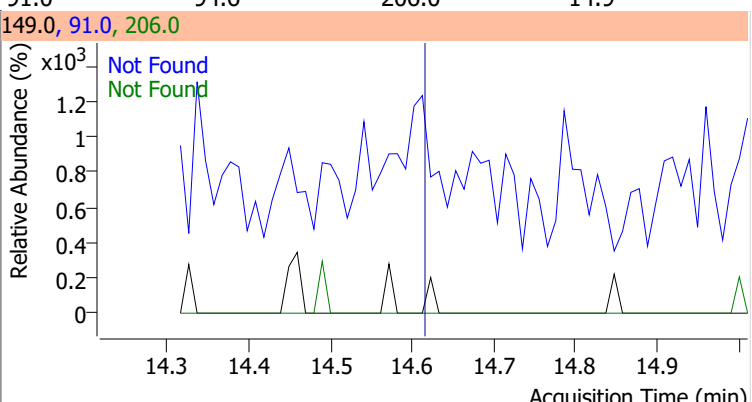
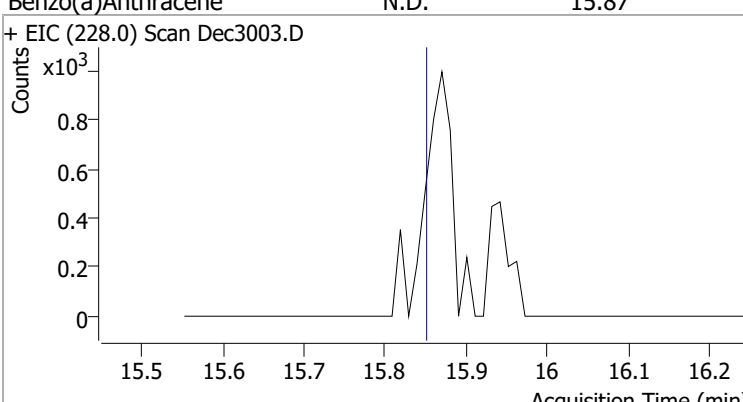
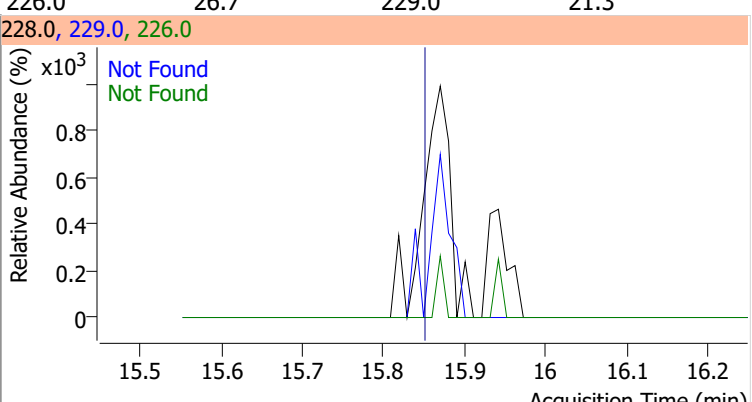
Quantitation Results Report (QT Reviewed)



Quantitation Results Report (QT Reviewed)

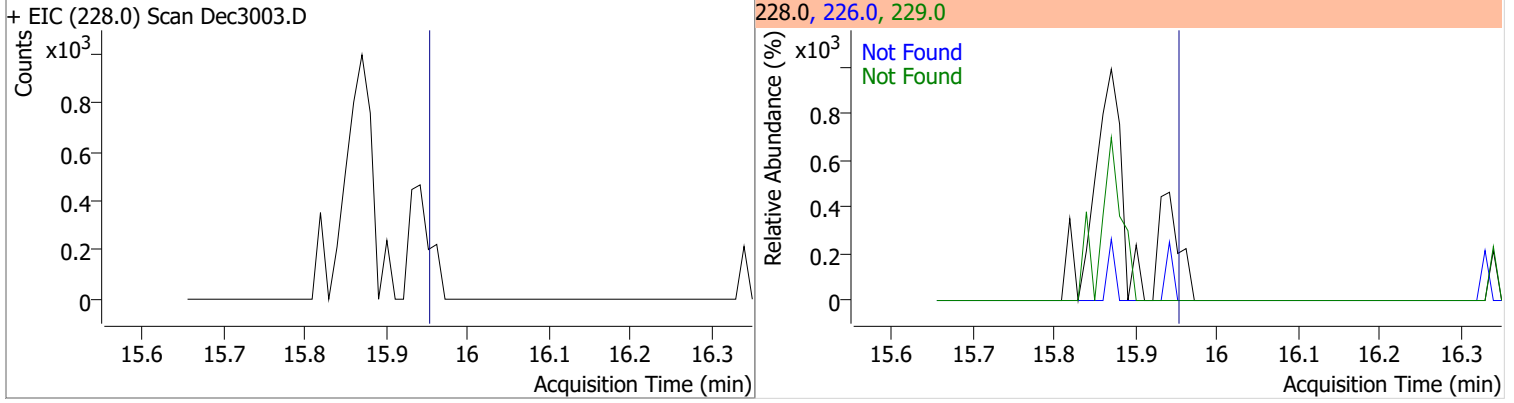
Compound	Conc.	Exp RT	QIon	Exp Ratio	QIon	Exp Ratio
o-Terphenyl	N.D.	10.87	229.0	67.7	215.0	38.2
+ EIC (230.0) Scan Dec3003.D			230.0, 229.0, 215.0			
						
Di-n-Butylphthalate	N.D.	11.26	150.0	9.1	104.0	6.2
+ EIC (149.0) Scan Dec3003.D			149.0, 150.0, 104.0			
						
Fluoranthene	N.D.	12.19	101.0	15.0		
+ EIC (202.0) Scan Dec3003.D			202.0, 101.0			
						
Benzidine	N.D.	12.58	183.0	11.5	92.0	9.0
+ EIC (184.0) Scan Dec3003.D			184.0, 92.0, 183.0			
						

Quantitation Results Report (QT Reviewed)

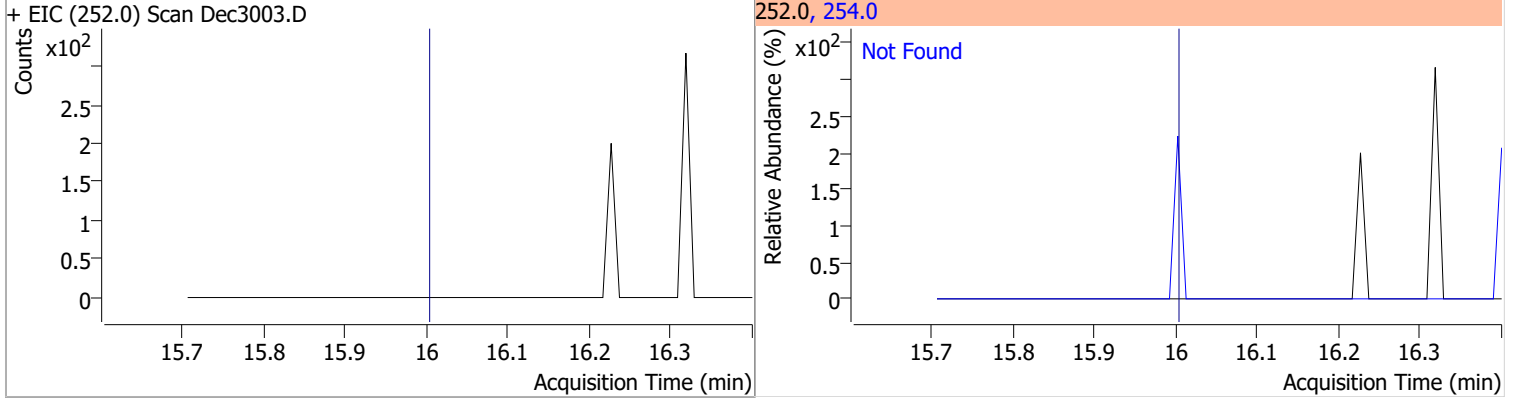
Compound	Conc.	Exp RT	QIon	Exp Ratio		
Pyrene	N.D.	12.62	101.0	18.5		
+ EIC (202.0) Scan Dec3003.D			202.0, 101.0			
						
Terphenyl-d14	N.D.	13.14	122.0	18.1		
+ EIC (244.3) Scan Dec3003.D			244.3, 122.0			
						
Butylbenzylphthalate	N.D.	14.63	91.0	94.6	QIon	Exp Ratio
			206.0	14.9		
+ EIC (149.0) Scan Dec3003.D			149.0, 91.0, 206.0			
						
Benzo(a)Anthracene	N.D.	15.87	226.0	26.7	QIon	Exp Ratio
			229.0	21.3		
+ EIC (228.0) Scan Dec3003.D			228.0, 229.0, 226.0			
						

Quantitation Results Report (QT Reviewed)

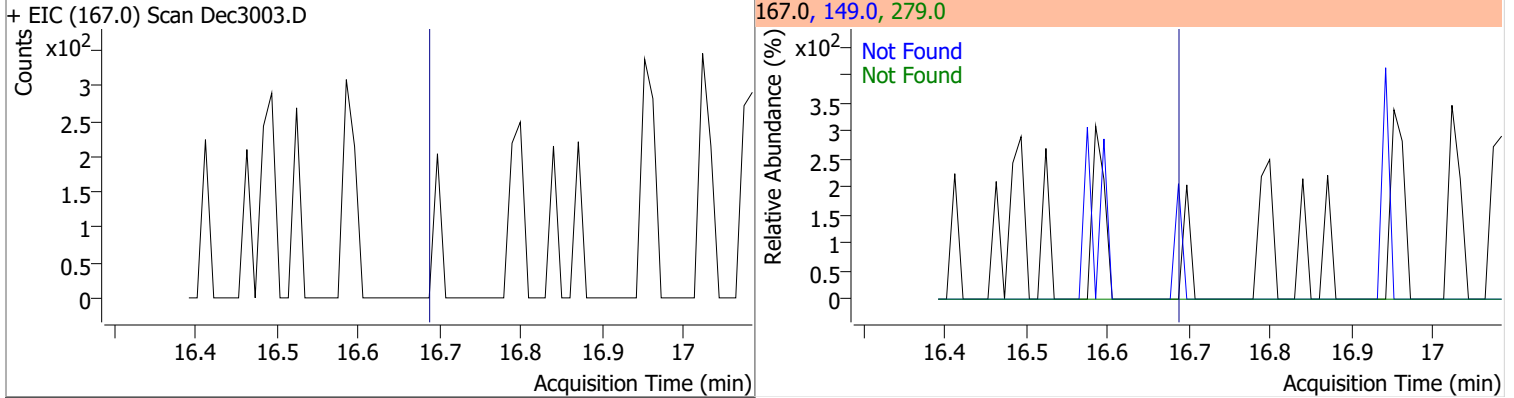
Compound	Conc.	Exp RT	QIon	Exp Ratio	QIon	Exp Ratio
Chrysene	N.D.	15.97	226.0	30.6	229.0	20.9



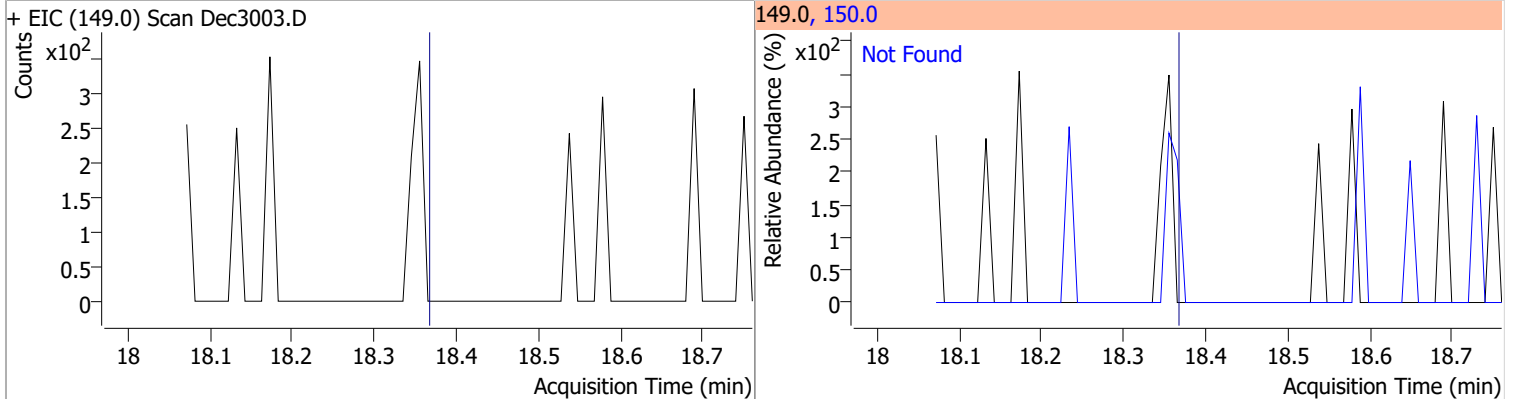
Compound	Conc.	Exp RT	QIon	Exp Ratio
3,3-Dichlorobenzidine	N.D.	16.02	254.0	62.0



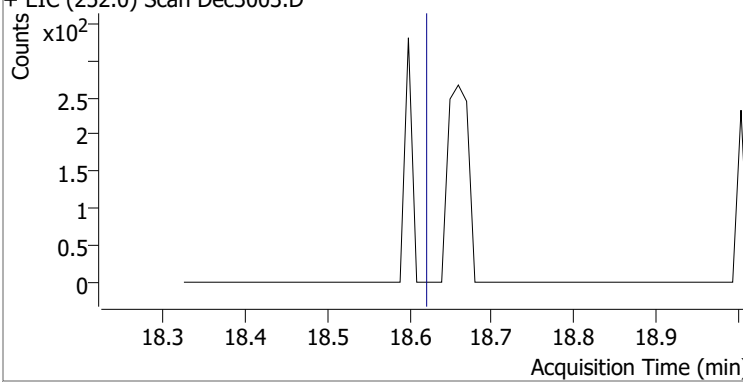
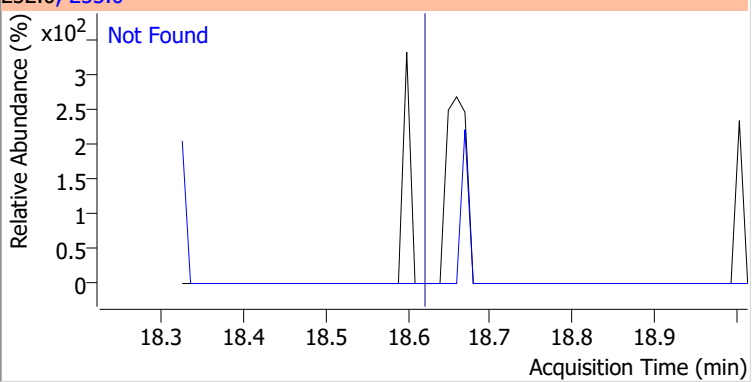
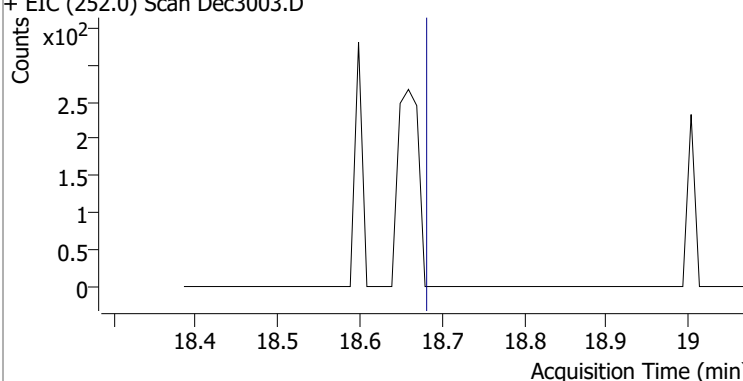
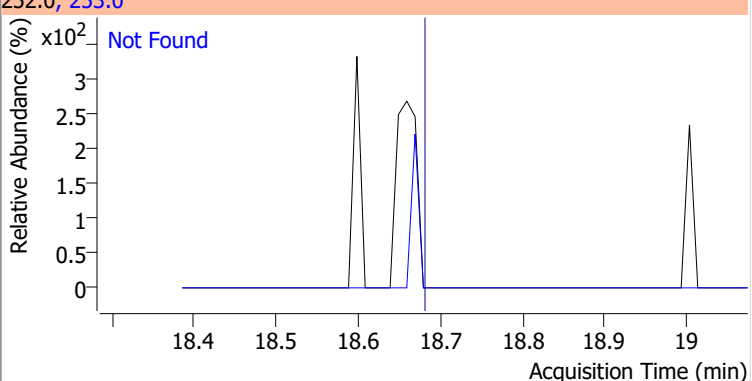
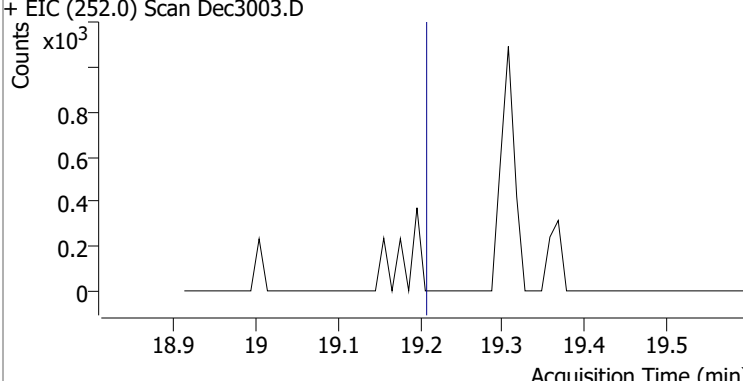
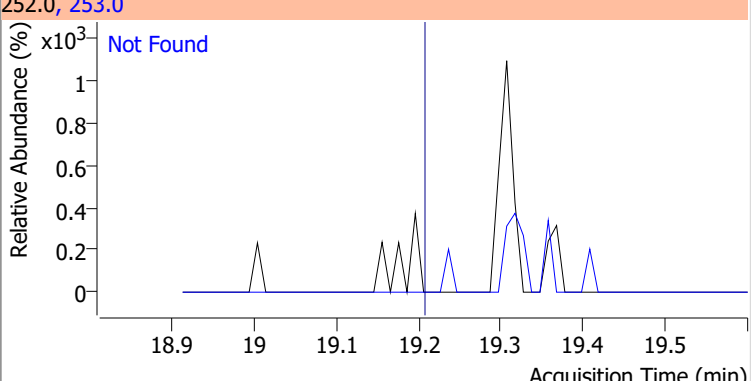
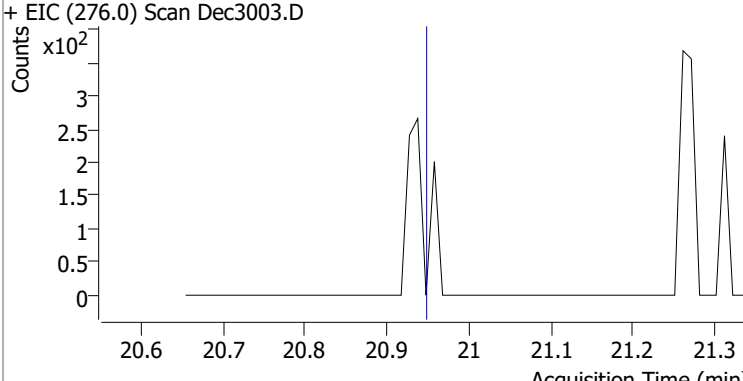
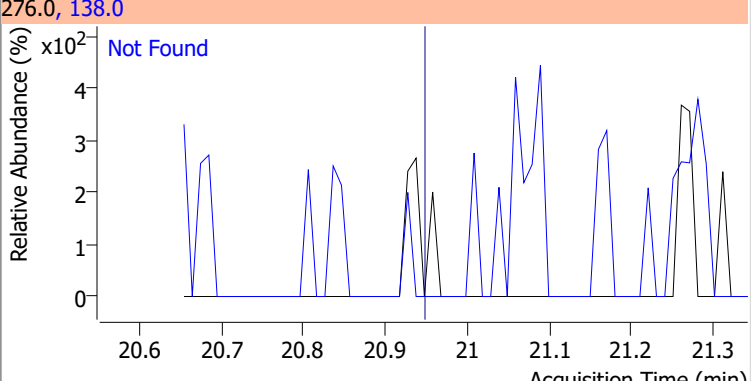
Compound	Conc.	Exp RT	QIon	Exp Ratio	QIon	Exp Ratio
bis(2-ethylhexyl)Phthalate	N.D.	16.71	149.0	421.6	279.0	11.2



Compound	Conc.	Exp RT	QIon	Exp Ratio
Di-n-octyl Phthalate	N.D.	18.38	150.0	9.7

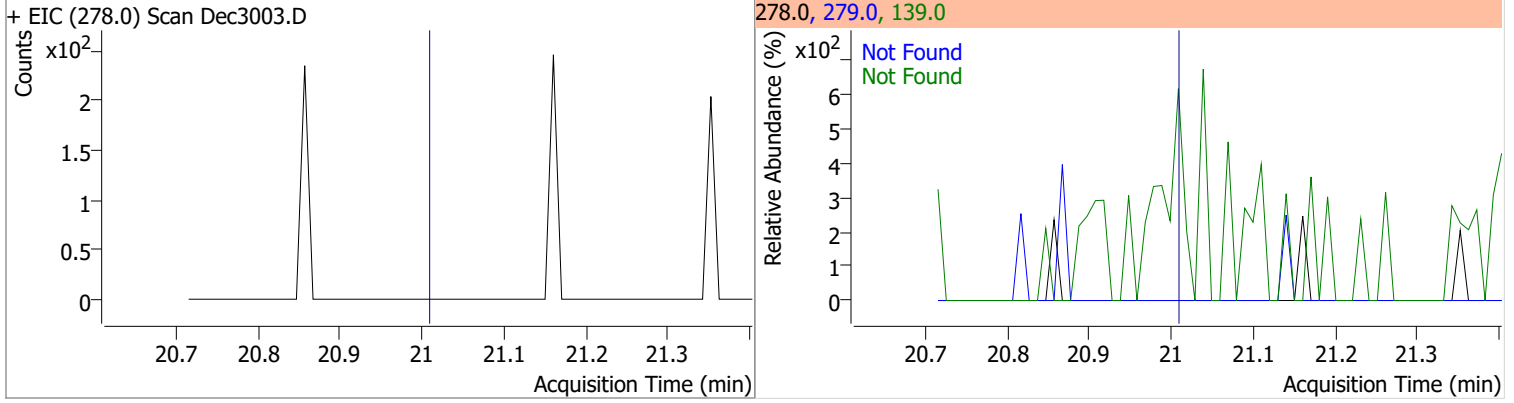


Quantitation Results Report (QT Reviewed)

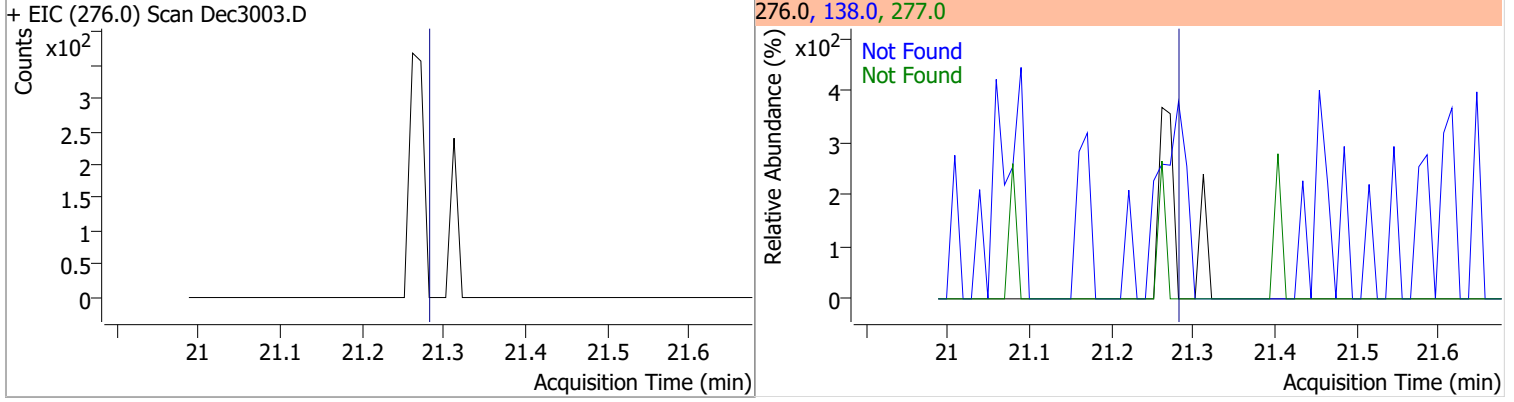
Compound	Conc.	Exp RT	QIon	Exp Ratio
Benzo(b)fluoranthene	N.D.	18.63	253.0	21.4
+ EIC (252.0) Scan Dec3003.D			252.0, 253.0	
				
Benzo(k)fluoranthene	N.D.	18.69	253.0	21.7
+ EIC (252.0) Scan Dec3003.D			252.0, 253.0	
				
Benzo(a)pyrene	N.D.	19.22	253.0	22.9
+ EIC (252.0) Scan Dec3003.D			252.0, 253.0	
				
Indeno(1,2,3-c,d)pyrene	N.D.	20.96	138.0	39.1
+ EIC (276.0) Scan Dec3003.D			276.0, 138.0	
				

Quantitation Results Report (QT Reviewed)

Compound	Conc.	Exp RT	QIon	Exp Ratio	QIon	Exp Ratio
Dibenzo(a,h)anthracene	N.D.	21.02	139.0	30.6	279.0	24.6

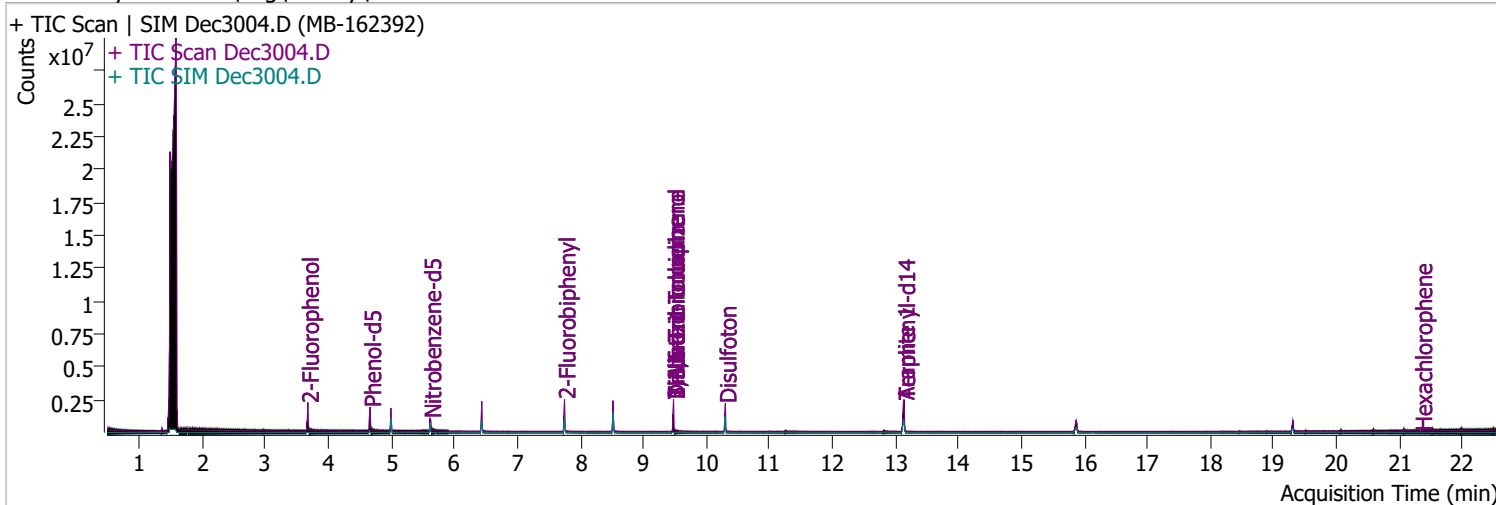


Compound	Conc.	Exp RT	QIon	Exp Ratio	QIon	Exp Ratio
Benzo(g,h,i)perylene	N.D.	21.29	138.0	41.5	277.0	23.8



Quantitation Results Report (QT Reviewed)

Data File	Dec3004.D	Operator	LIMS import
Acq. Method	BNA+SIM.M	Acq. Date-Time	12/30/2021 1:45:58 PM
Sample Name	MB-162392	Instrument	Instrument #1
Vial	4	Multiplier	1.00
DA Method File	122821 bna 1 CAL.batch.bin	Comment	SVOC-8270-W
Tune File	dftppdsm.u	Tune Date	11/24/2021 11:15:00 AM
Batch Name	123021 bna 1.batch.bin	Last Calib Update	1/3/2022 10:10:10 AM
Ref Library	D:\Org\Library\NIST129K.l		



Compound	RT	QIon	Resp.	Conc.	Units	Dev(Min)
----------	----	------	-------	-------	-------	----------

Internal Standards

System Monitoring Compounds

S 2-Fluorophenol	3.674	112.0	586120	91.1674	µg/L	-0.031
Spiked Amount: 200.000	Range: 10.0 - 75.0%			Recovery = 45.58%		
S Phenol-d5	4.664	99.0	637393	68.1375	µg/L	-0.021
Spiked Amount: 200.000	Range: 10.0 - 65.0%			Recovery = 34.07%		
S Nitrobenzene-d5	5.614	82.0	249828	54.2708	µg/L	-0.010
Spiked Amount: 100.000	Range: 32.0 - 94.0%			Recovery = 54.27%		
S 2-Fluorobiphenyl	7.748	172.0	788719	45.2911	µg/L	0.000
Spiked Amount: 100.000	Range: 28.0 - 107.0%			Recovery = 45.29%		
S 2,4,6-Tribromophenol	9.479	329.8	161620	190.5940	µg/L	0.000
Spiked Amount: 200.000	Range: 25.0 - 140.0%			Recovery = 95.30%		
S Terphenyl-d14	13.138	244.3	1332833	100.4445	µg/L	0.000
Spiked Amount: 100.000	Range: 32.0 - 122.0%			Recovery = 100.44%		

Target Compounds

Compound	RT	QIon	Resp.	Conc.	Units	Dev	QValue
T N-Nitrosodimethylamine	0.000		0	N.D.			
T Pyridine	0.000		0	N.D.			
T Aniline	0.000		0	N.D.			
T Phenol	0.000		0	N.D.			
T bis(-2-Chloroethyl)Ether	0.000		0	N.D.			
T 2-Chlorophenol	0.000		0	N.D.			
T 1,3-Dichlorobenzene	0.000		0	N.D.			
T 1,4-Dichlorobenzene	0.000		0	N.D.			
T 1,2-Dichlorobenzene	0.000		0	N.D.			
T Benzyl Alcohol	0.000		0	N.D.			
T bis(2-chloroisopropyl)Ether	5.543	121.0	0		µg/L	md	1
T 2-Methylphenol	0.000		0	N.D.			
T N-nitroso-Di-n-propylamine	5.614	70.0	0		µg/L	md	1
T 4Methylphenol/3Methylphenol	0.000		0	N.D.			
T Hexachloroethane	0.000		0	N.D.			

Quantitation Results Report (QT Reviewed)

Compound	RT	QIon	Resp.	Conc.	Units	Dev(Min)
T Nitrobenzene	0.000		0	N.D.		
T Isophorone	0.000		0	N.D.		
T 2-Nitrophenol	0.000		0	N.D.		
T 2,4-Dimethylphenol	0.000		0	N.D.		
T bis(-2-Chloroethoxy)Methane	0.000		0	N.D.		
T Benzoic Acid	0.000		0	N.D.		
T 2,4-Dichlorophenol	0.000		0	N.D.		
T 1,2,4-Trichlorobenzene	0.000		0	N.D.		
T Naphthalene	0.000		0	N.D.		
T 4-Chlorophenol	0.000		0	N.D.		
T p-Chloroaniline	0.000		0	N.D.		
T Hexachlorobutadiene	0.000		0	N.D.		
T 4-Chloro-2-Methylphenol	0.000		0	N.D.		
T 4-Chloro-3-Methylphenol	0.000		0	N.D.		
T 2-Methylnaphthalene	0.000		0	N.D.		
T 1-Methylnaphthalene	0.000		0	N.D.		
T Hexachlorocyclopentadiene	0.000		0	N.D.		
T 2,4,6-Trichlorophenol	0.000		0	N.D.		
T 2,4,5-Trichlorophenol	0.000		0	N.D.		
T 2-Chloronaphthalene	0.000		0	N.D.		
T 2-Nitroaniline	0.000		0	N.D.		
T Dimethyl Phthalate	8.517	163.0	0		µg/L md	1
T 2,6-Dinitrotoluene	8.517	165.0	0		µg/L md	1
T Acenaphthylene	0.000		0	N.D.		
T 3-Nitroaniline	0.000		0	N.D.		
T Acenaphthene	0.000		0	N.D.		
T 2,4-Dinitrophenol	0.000		0	N.D.		
T Dibenzofuran	0.000		0	N.D.		
T 4-Nitrophenol	0.000		0	N.D.		
T 2,4-Dinitrotoluene	0.000		0	N.D.		
T Diethylphthalate	0.000		0	N.D.		
T Fluorene	0.000		0	N.D.		
T 4-Chlorophenyl-phenylether	0.000		0	N.D.		
T 4-Nitroaniline	0.000		0	N.D.		
T 4,6-Dinitro-2-methylphenol	0.000		0	N.D.		
T N-nitrosodiphenylamine	0.000		0	N.D.		
T Azobenzene	0.000		0	N.D.		
T 4-Bromophenyl-phenylether	0.000		0	N.D.		
T Hexachlorobenzene	0.000		0	N.D.		
T Pentachlorophenol	0.000		0	N.D.		
T Phenanthrene	0.000		0	N.D.		
T Anthracene	0.000		0	N.D.		
T Triallate	0.000		0	N.D.		
T Carbazole	0.000		0	N.D.		
T o-Terphenyl	0.000		0	N.D.		
T Di-n-Butylphthalate	0.000		0	N.D.		
T Fluoranthene	0.000		0	N.D.		
T Benzidine	0.000		0	N.D.		
T Pyrene	0.000		0	N.D.		
T Butylbenzylphthalate	0.000		0	N.D.		
T Benzo(a)Anthracene	0.000		0	N.D.		
T Chrysene	0.000		0	N.D.		
T 3,3-Dichlorobenzidine	0.000		0	N.D.		
T bis(2-ethylhexyl)Phthalate	0.000		0	N.D.		
T Di-n-octyl Phthalate	0.000		0	N.D.		

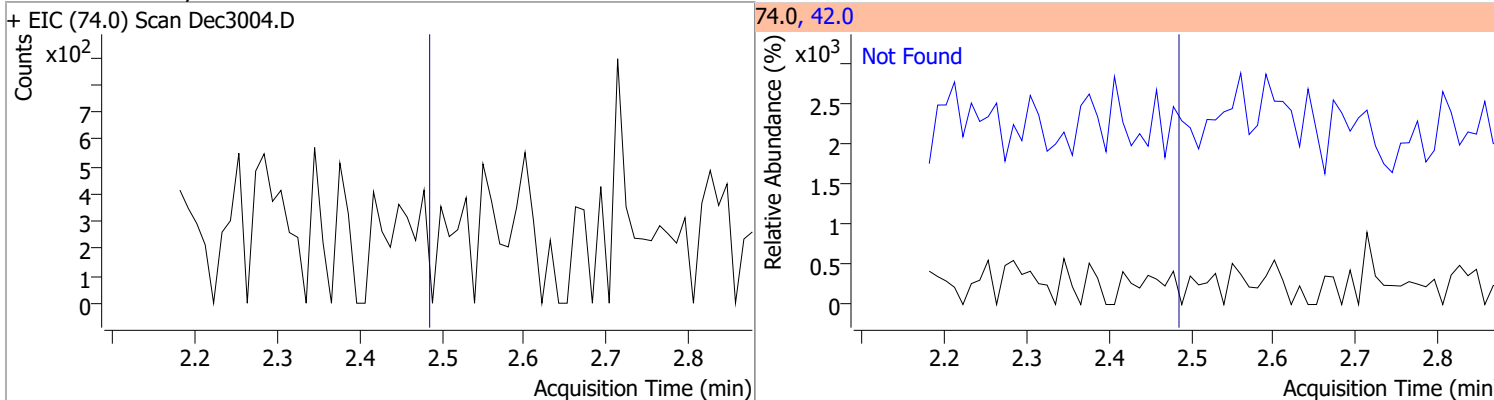
Quantitation Results Report (QT Reviewed)

Compound	RT	QIon	Resp.	Conc.	Units	Dev(Min)
T Benzo(b)fluoranthene	0.000		0	N.D.		
T Benzo(k)fluoranthene	0.000		0	N.D.		
T Benzo(a)pyrene	0.000		0	N.D.		
T Indeno(1,2,3-c,d)pyrene	0.000		0	N.D.		
T Dibenzo(a,h)anthracene	0.000		0	N.D.		
T Benzo(g,h,i)perylene	0.000		0	N.D.		

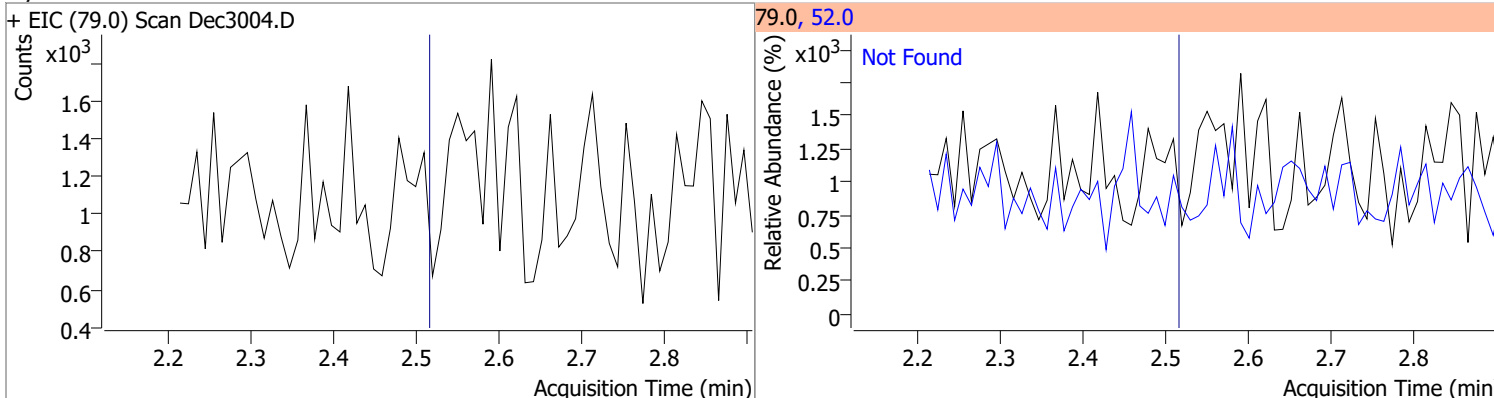
(#) = Qualifier Out of Range; (m) = Manual Integration; (+) = Area Summed; (*) = Surrogate Percent Recovery Out of Range; (d): Zeroed Peak

Quantitation Results Report (QT Reviewed)

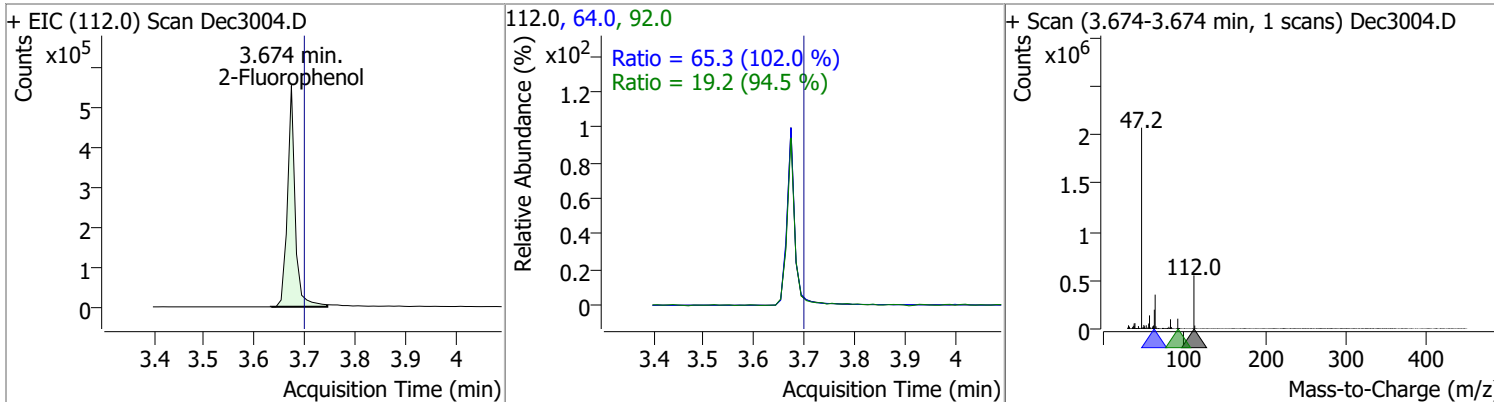
Compound	Conc.	Exp RT	QIon	Exp Ratio
N-Nitrosodimethylamine	N.D.	2.49	42.0	184.8



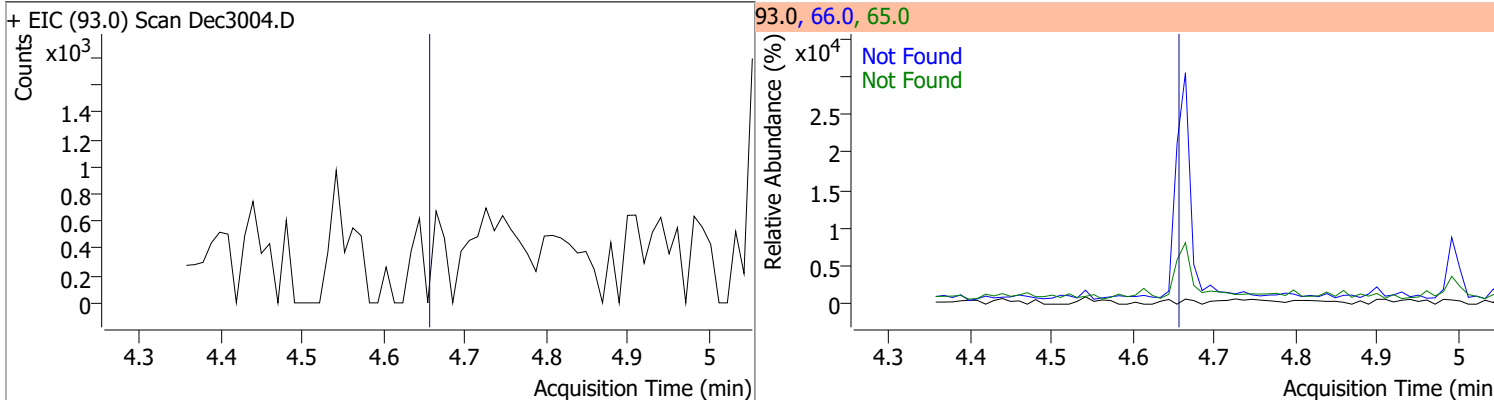
Compound	Conc.	Exp RT	QIon	Exp Ratio
Pyridine	N.D.	2.52	52.0	135.8



Compound	Conc.	RT	Dev(Min)	Resp.	QIon	QRatio	Lower	Upper
2-Fluorophenol	91.1674	3.67	-0.03	586120	64.0	65.3	44.8	83.2
					92.0	19.2	14.2	26.4

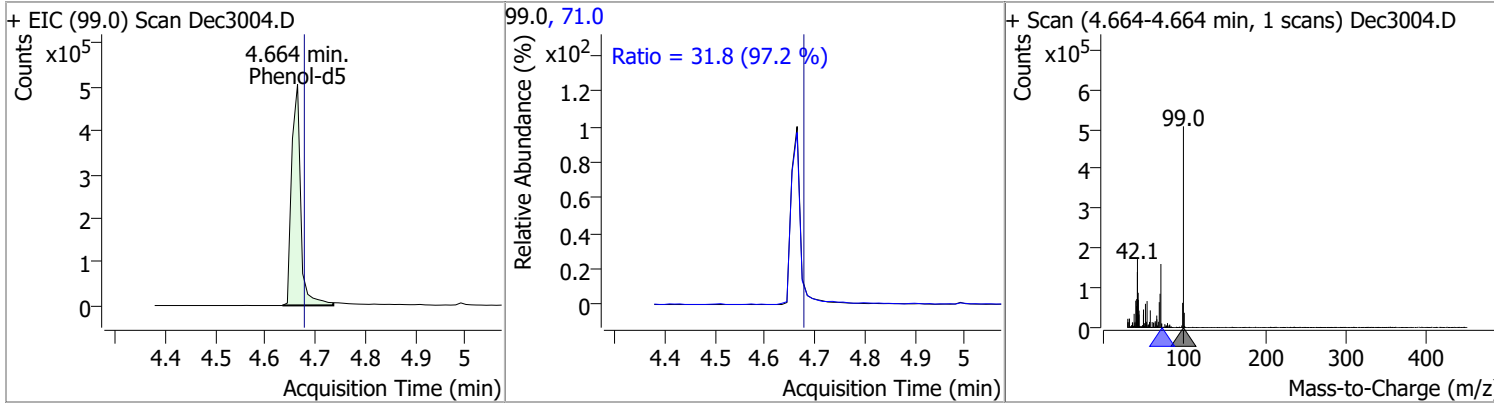


Compound	Conc.	Exp RT	QIon	Exp Ratio	QIon	Exp Ratio
Aniline	N.D.	4.66	66.0	41.6	65.0	23.1

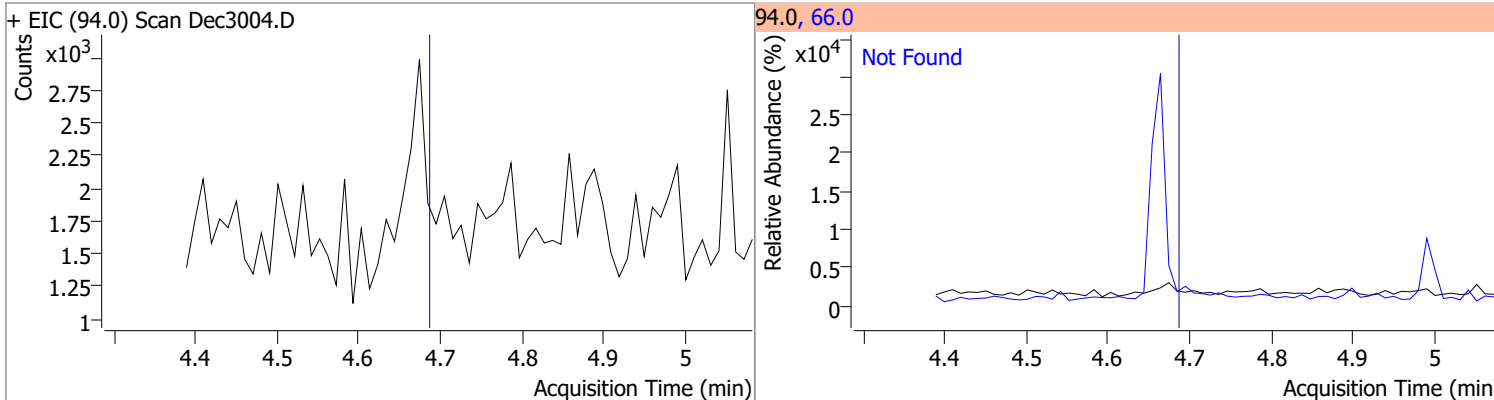


Quantitation Results Report (QT Reviewed)

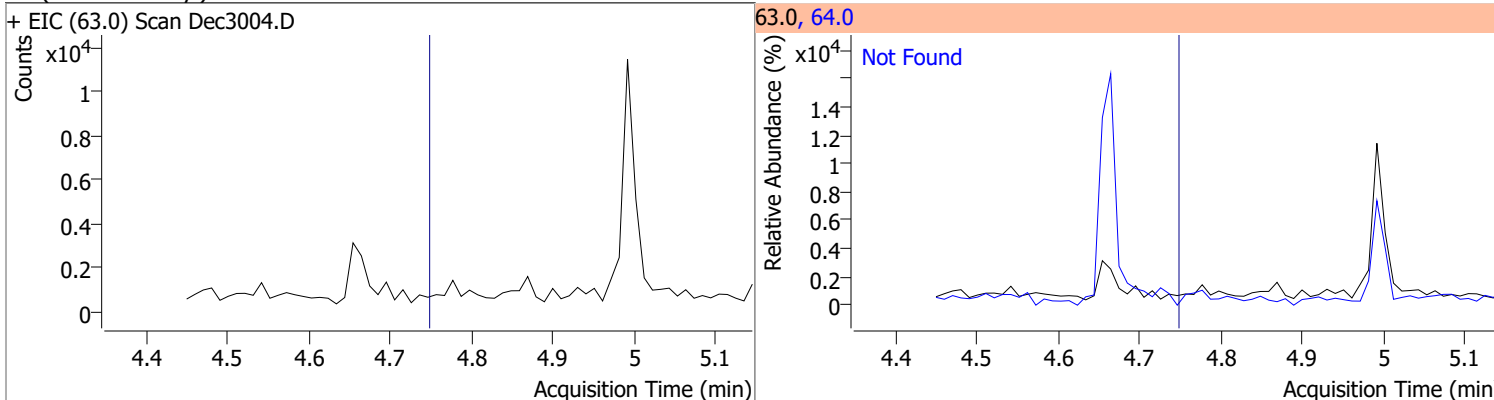
Compound	Conc.	RT	Dev(Min)	Resp.	QIon	QRatio	Lower	Upper
Phenol-d5	68.1375	4.66	-0.02	637393	71.0	31.8	22.9	42.5



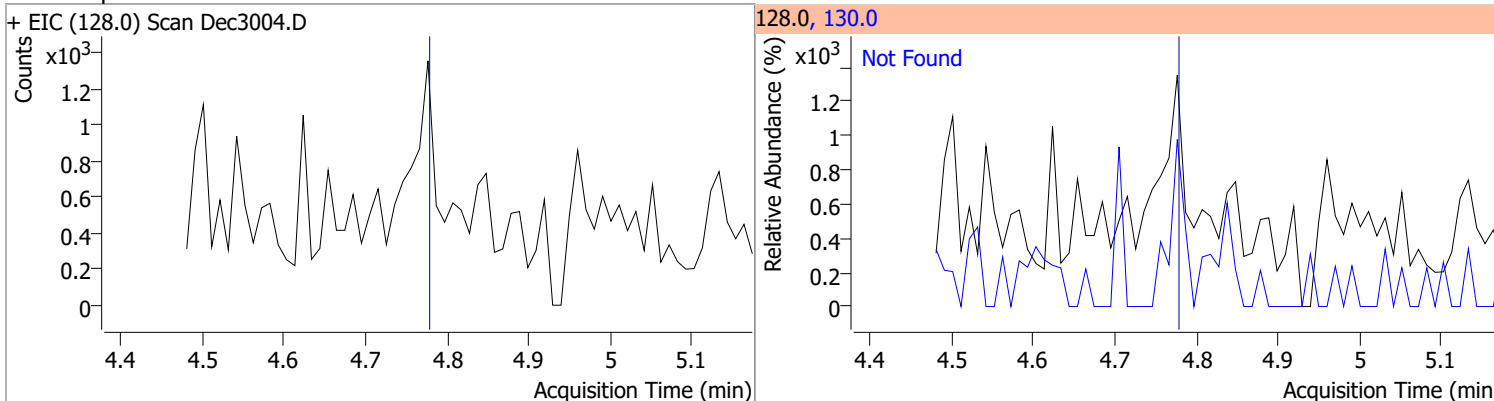
Compound	Conc.	Exp RT	QIon	Exp Ratio
Phenol	N.D.	4.69	66.0	40.8



Compound	Conc.	Exp RT	QIon	Exp Ratio
bis(-2-Chloroethyl)Ether	N.D.	4.76	64.0	2.8

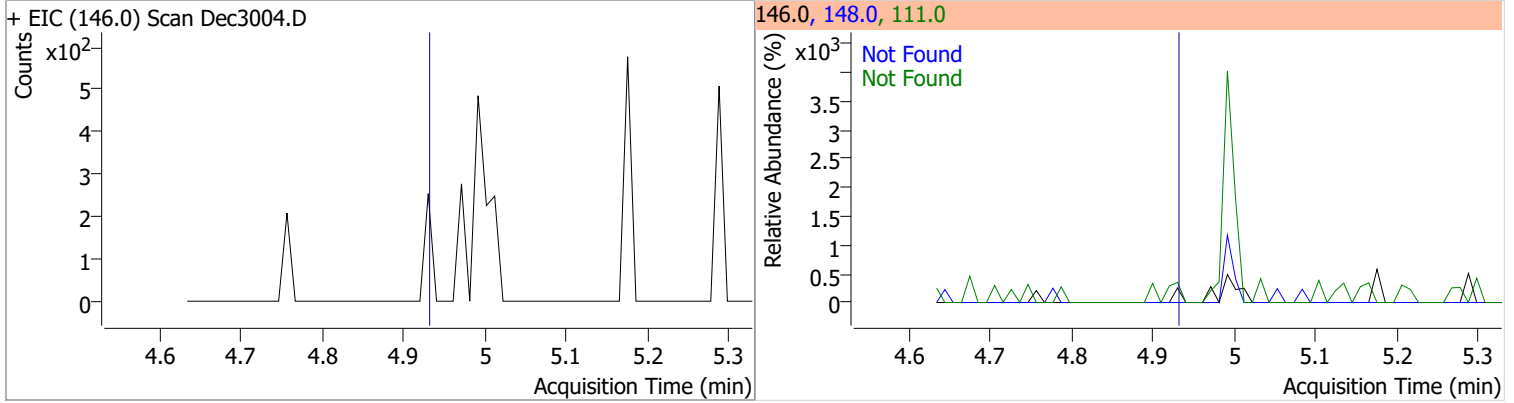


Compound	Conc.	Exp RT	QIon	Exp Ratio
2-Chlorophenol	N.D.	4.79	130.0	32.3

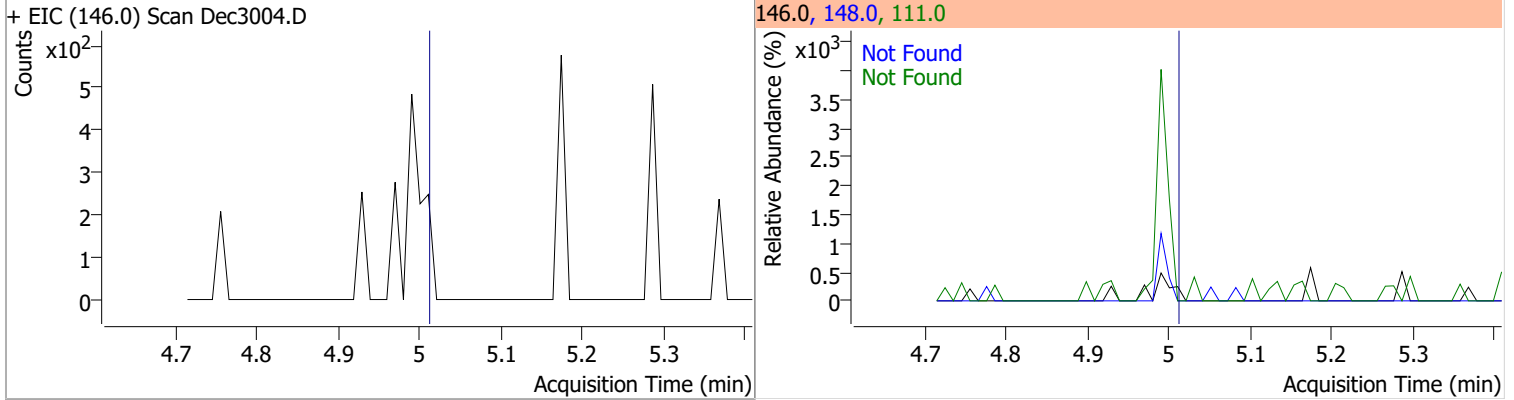


Quantitation Results Report (QT Reviewed)

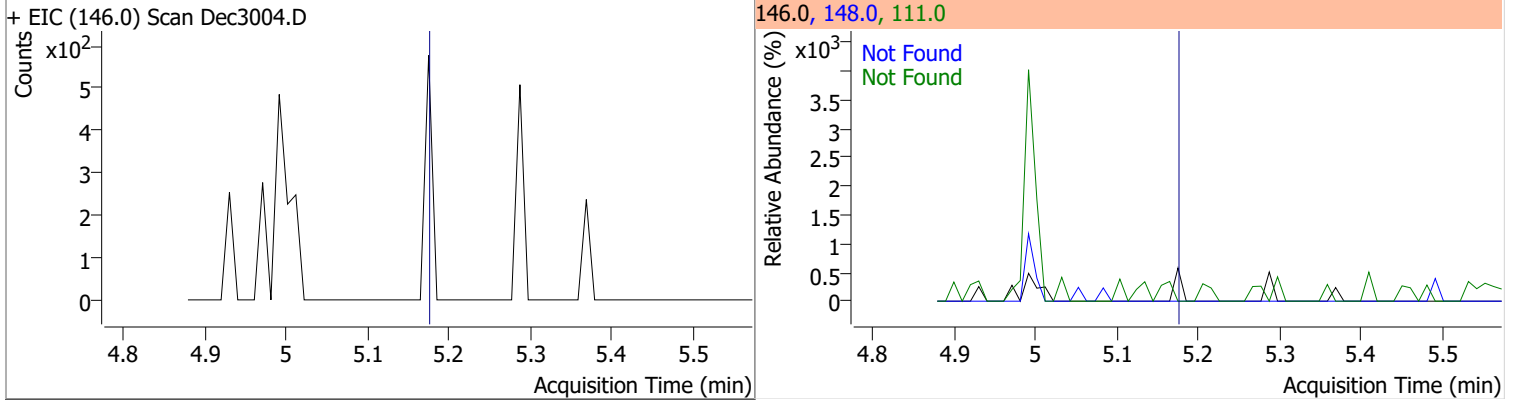
Compound	Conc.	Exp RT	QIon	Exp Ratio	QIon	Exp Ratio
1,3-Dichlorobenzene	N.D.	4.94	148.0	63.2	111.0	39.4



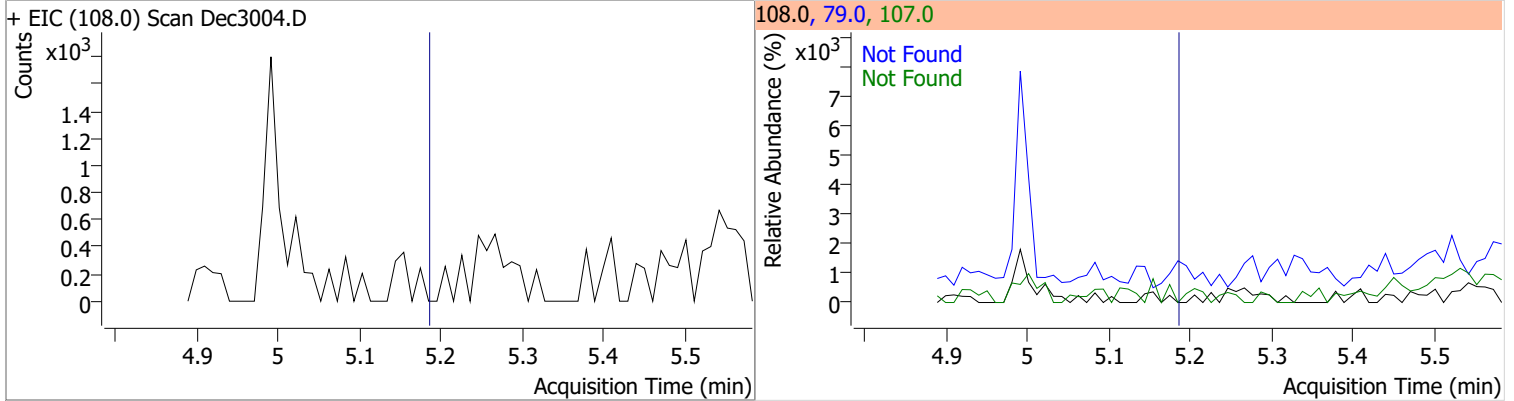
Compound	Conc.	Exp RT	QIon	Exp Ratio	QIon	Exp Ratio
1,4-Dichlorobenzene	N.D.	5.02	148.0	62.2	111.0	37.4



Compound	Conc.	Exp RT	QIon	Exp Ratio	QIon	Exp Ratio
1,2-Dichlorobenzene	N.D.	5.19	148.0	62.2	111.0	40.3

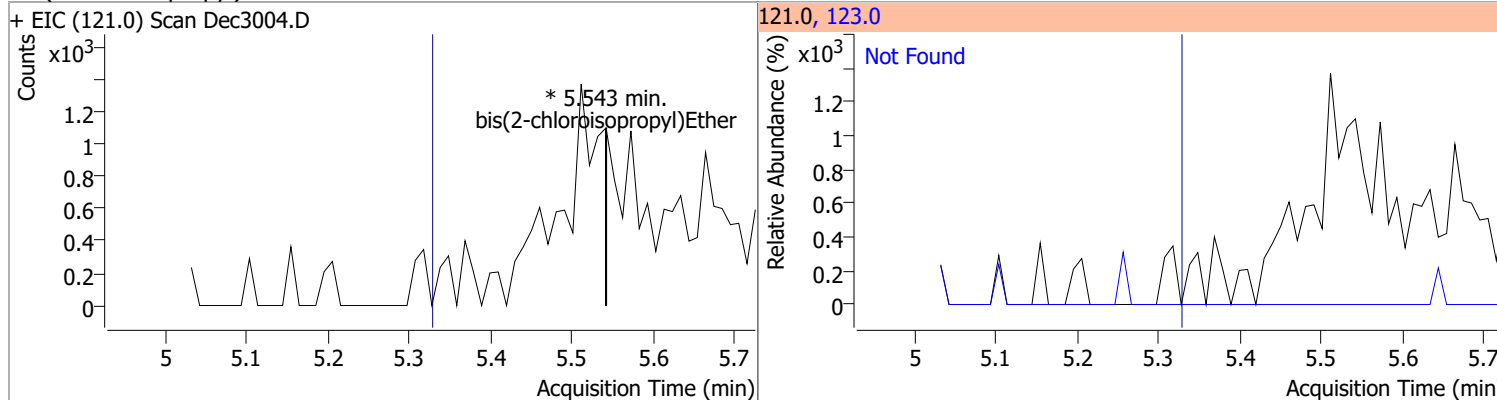


Compound	Conc.	Exp RT	QIon	Exp Ratio	QIon	Exp Ratio
Benzyl Alcohol	N.D.	5.20	79.0	117.9	107.0	69.2

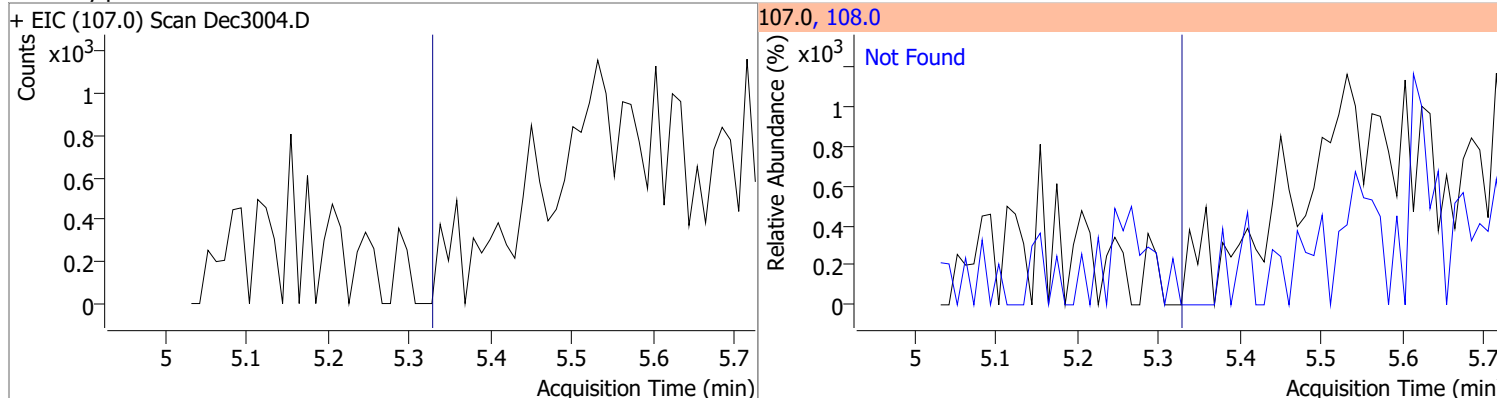


Quantitation Results Report (QT Reviewed)

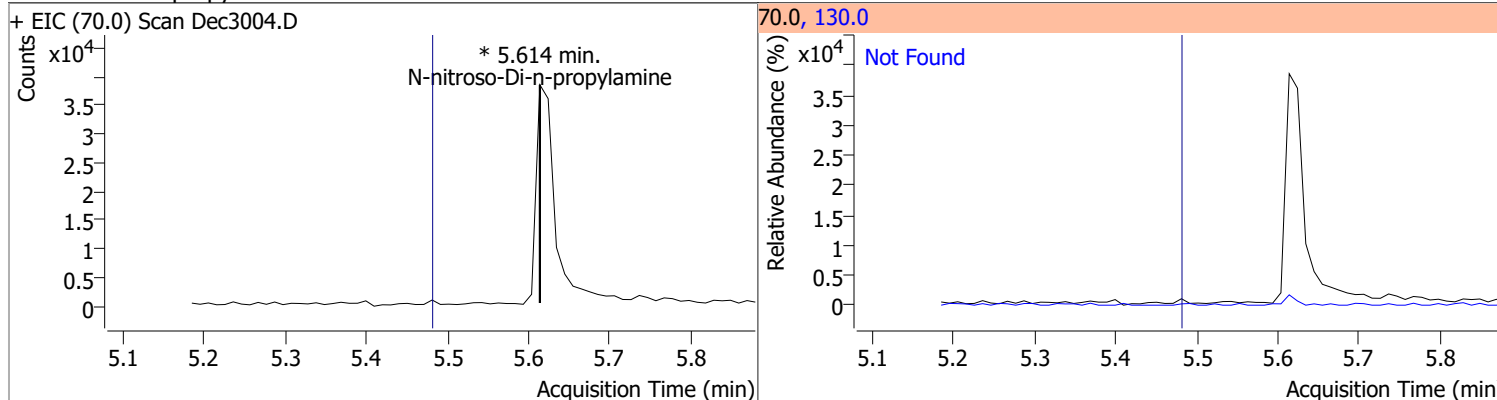
Compound	Conc.	RT	Dev(Min)	Resp.	QIon	QRatio	Lower	Upper
bis(2-chloroisopropyl)Ether		0		0	123.0		22.9	42.5



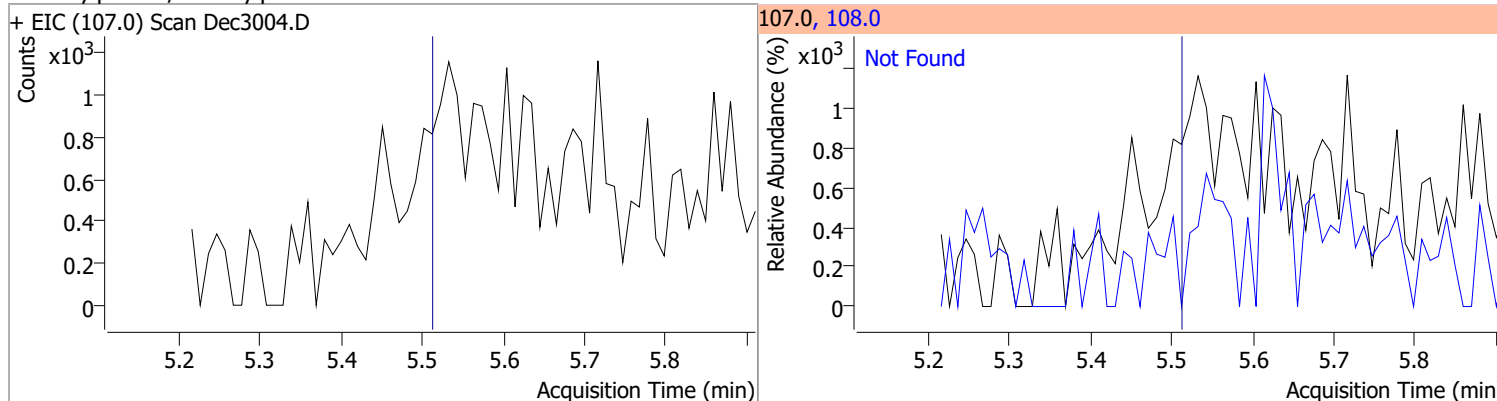
Compound	Conc.	Exp RT	QIon	Exp Ratio
2-Methylphenol	N.D.	5.34	108.0	117.6



Compound	Conc.	RT	Dev(Min)	Resp.	QIon	QRatio	Lower	Upper
N-nitroso-Di-n-propylamine		0		0	130.0		0.0	35.2

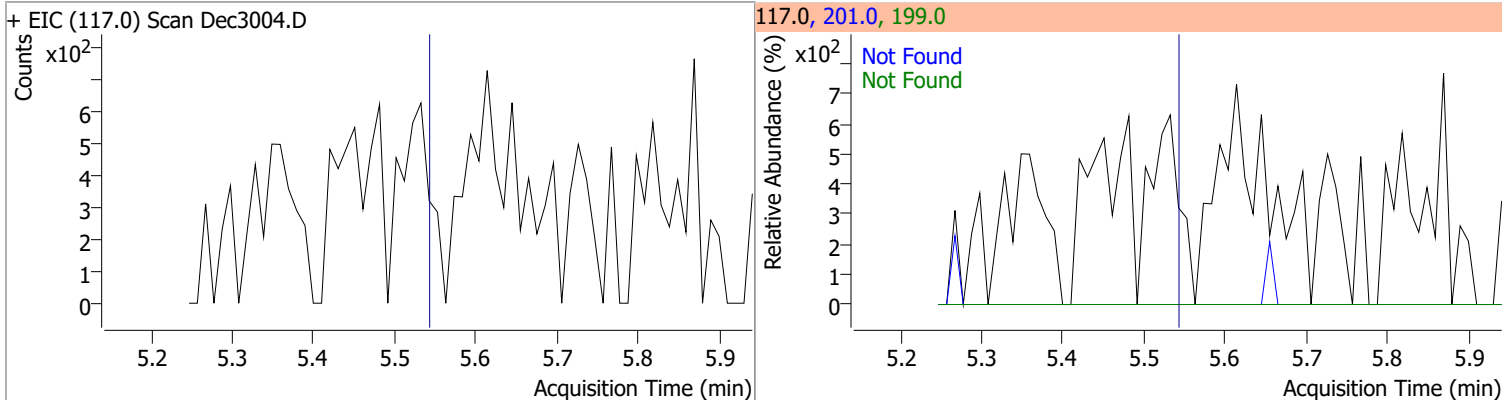


Compound	Conc.	Exp RT	QIon	Exp Ratio
4Methylphenol/3Methylphenol	N.D.	5.52	108.0	81.4

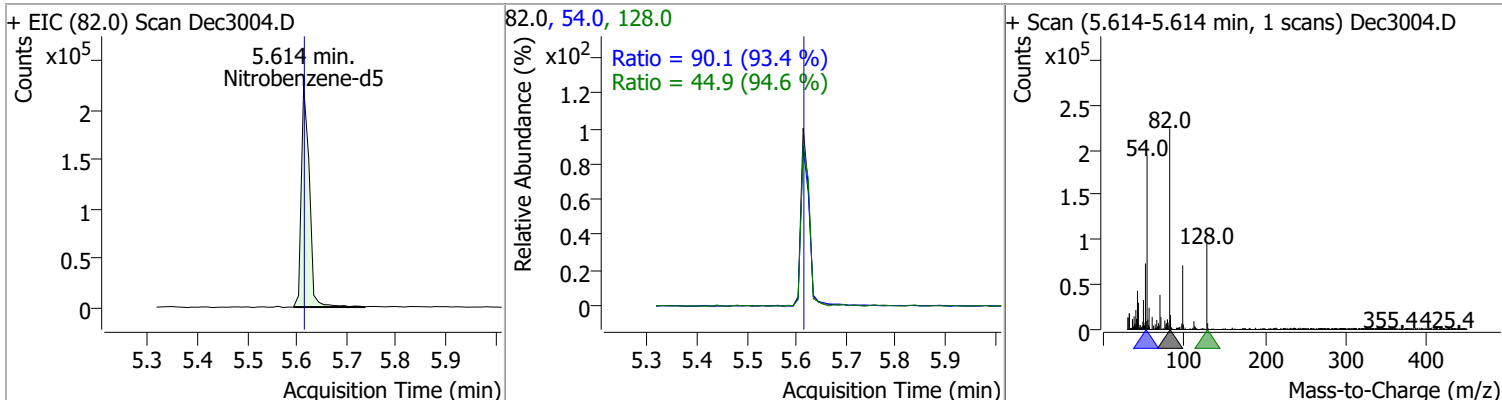


Quantitation Results Report (QT Reviewed)

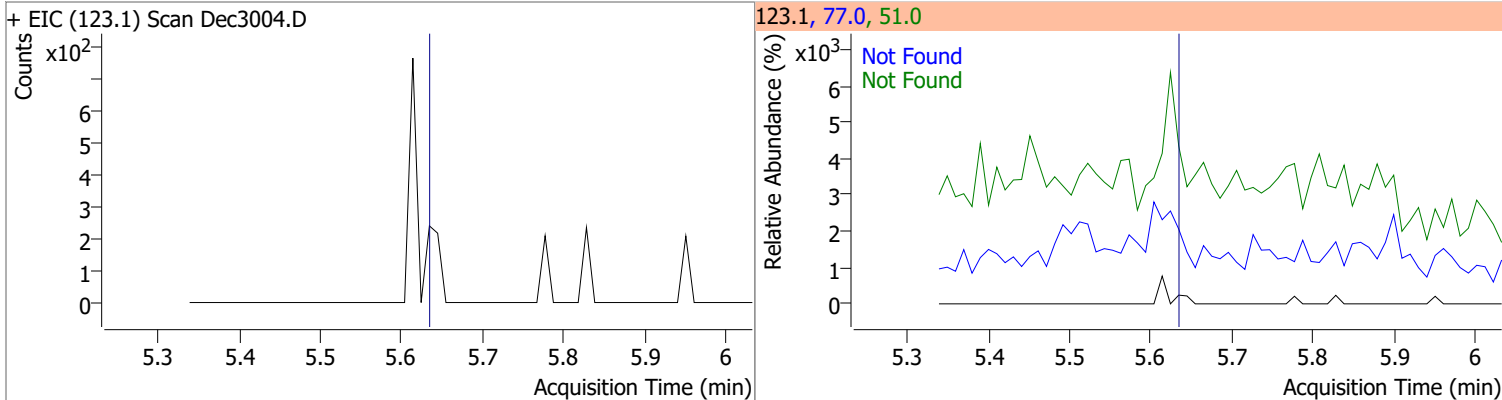
Compound	Conc.	Exp RT	QIon	Exp Ratio	QIon	Exp Ratio
Hexachloroethane	N.D.	5.55	201.0	77.2	199.0	50.6



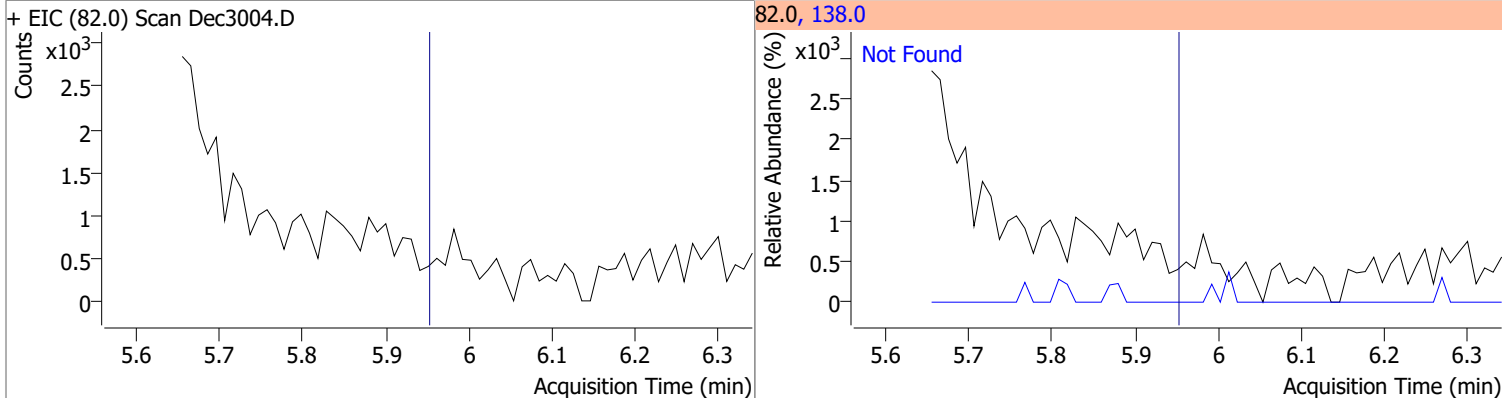
Compound	Conc.	RT	Dev(Min)	Resp.	QIon	QRatio	Lower	Upper
Nitrobenzene-d5	54.2708	5.61	-0.01	249828	54.0	90.1	67.5	125.4
					128.0	44.9	33.2	61.6



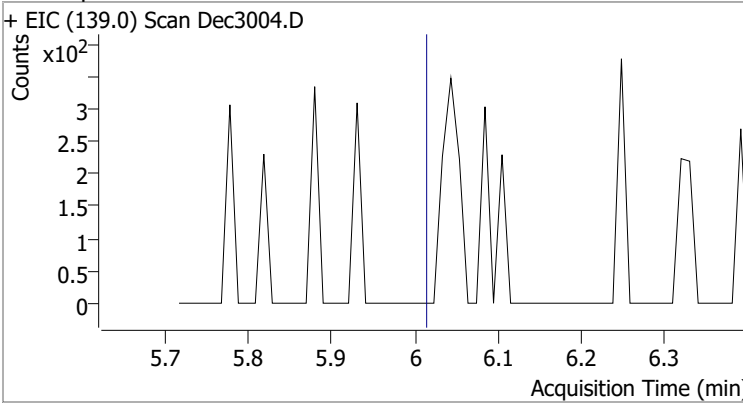
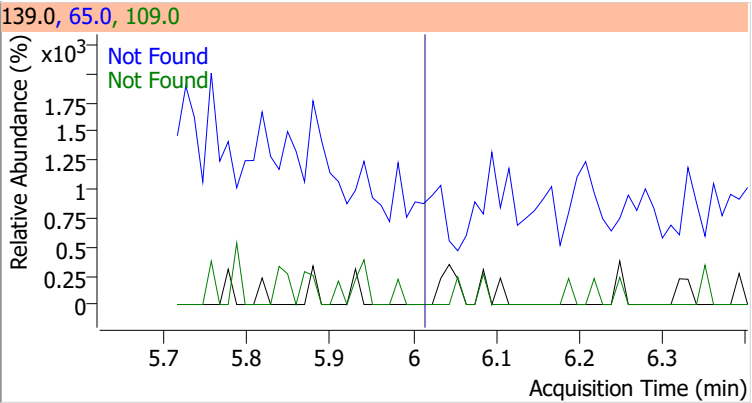
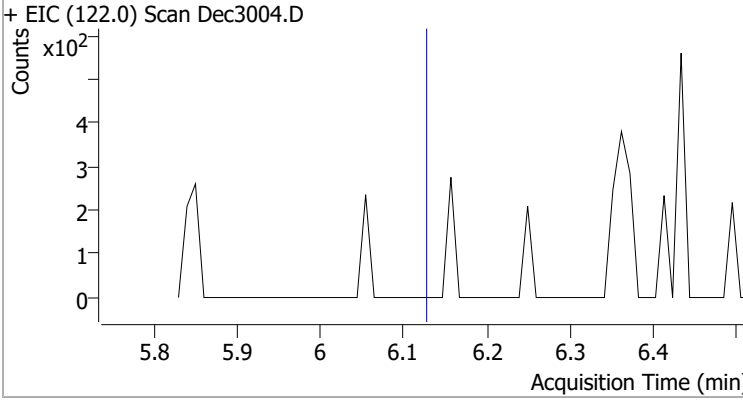
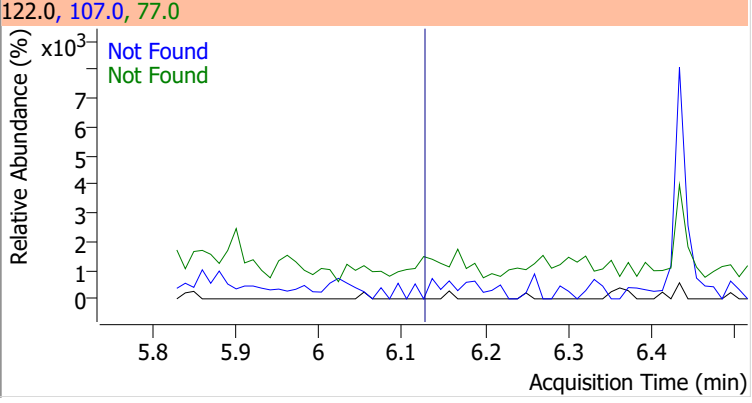
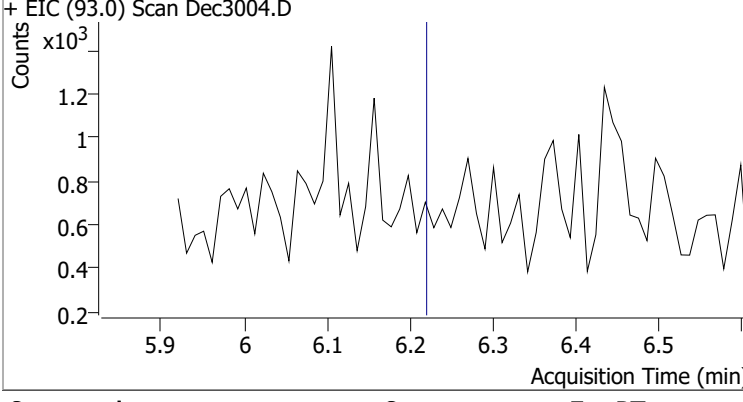
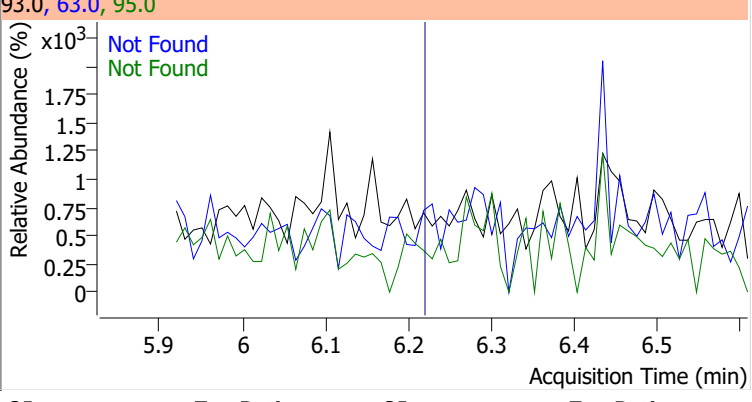
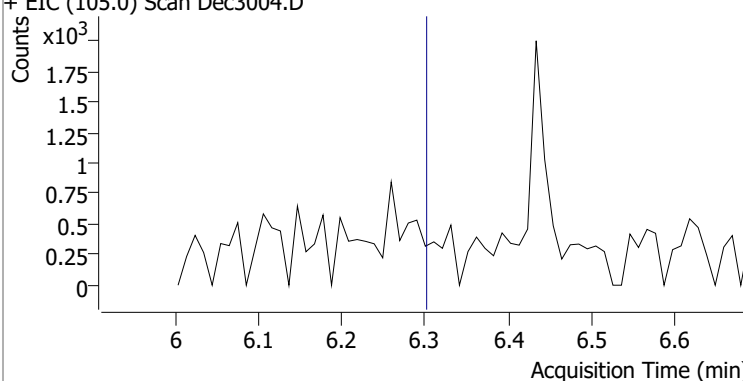
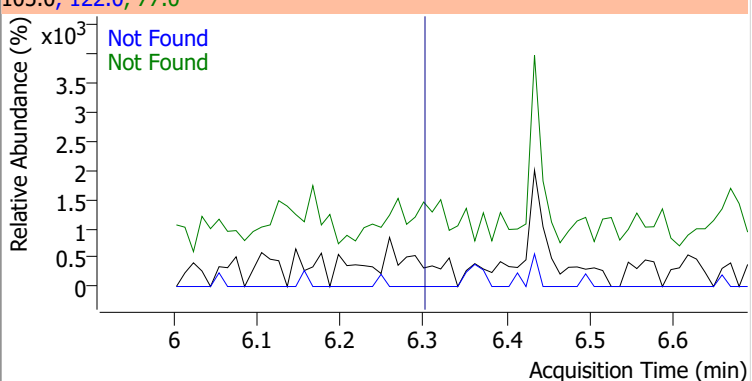
Compound	Conc.	Exp RT	QIon	Exp Ratio	QIon	Exp Ratio
Nitrobenzene	N.D.	5.64	77.0	211.4	51.0	210.3



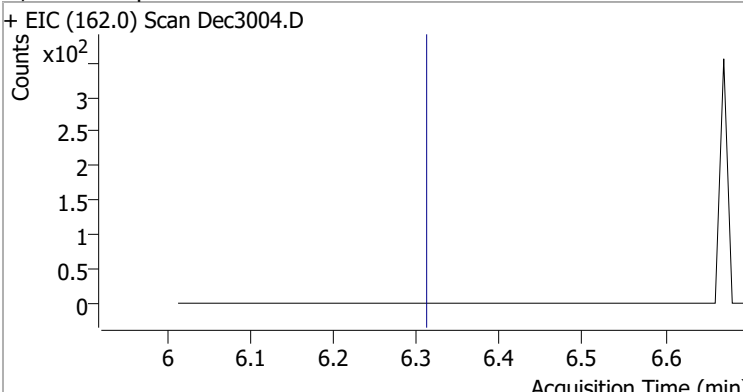
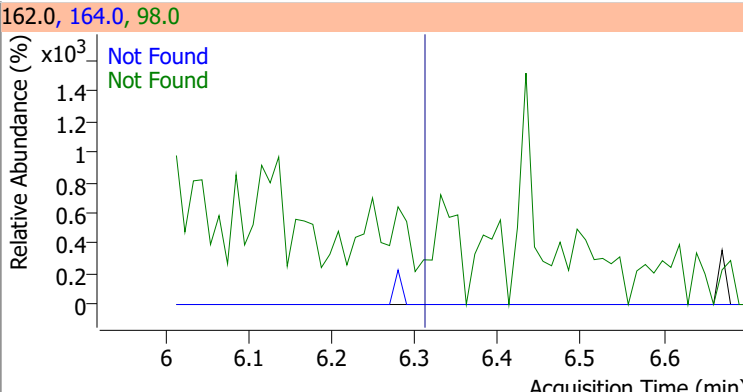
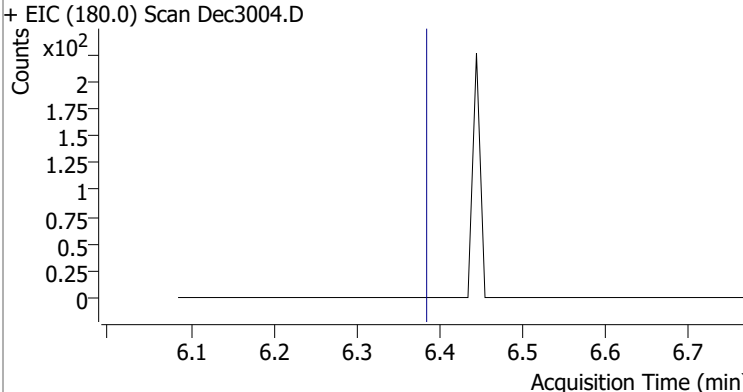
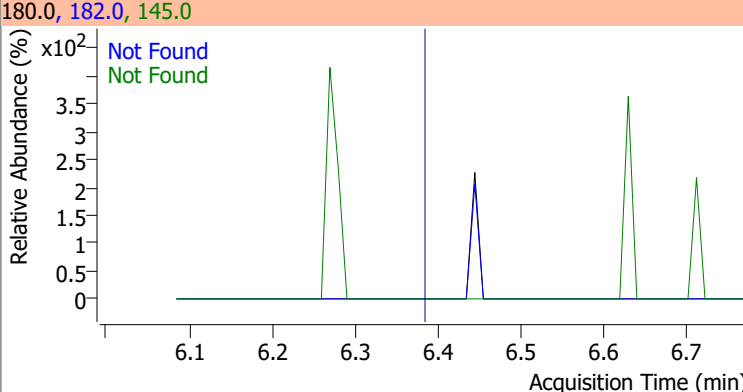
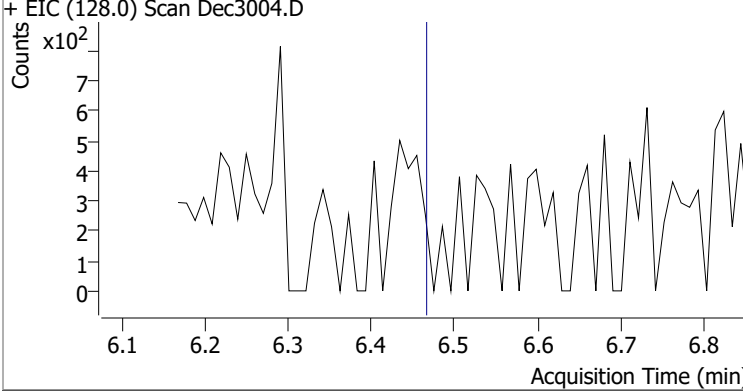
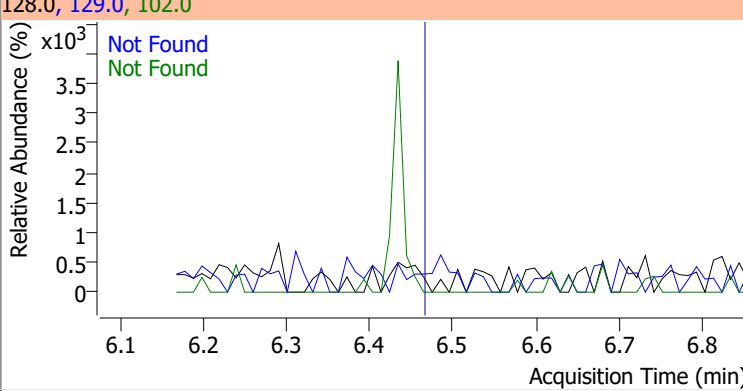
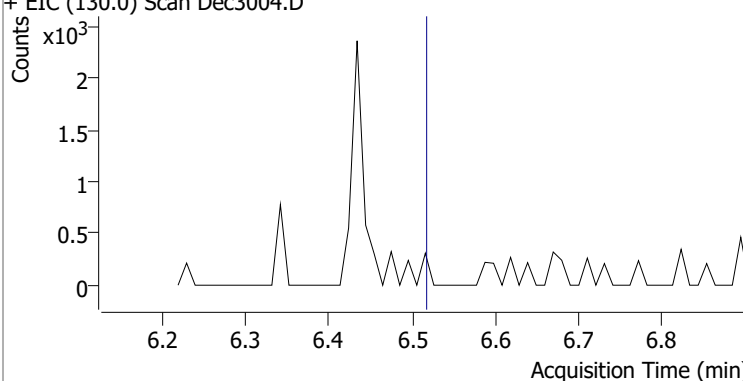
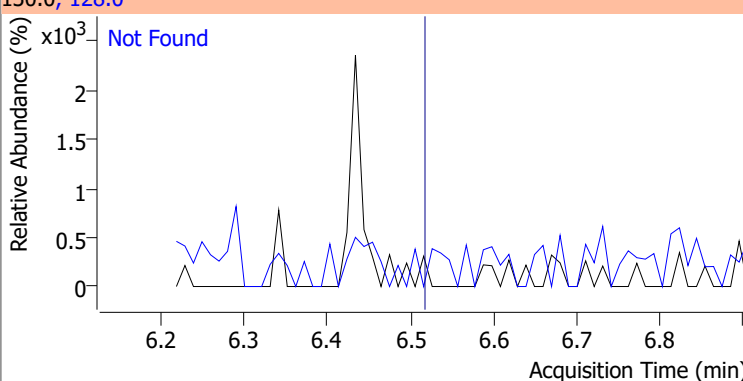
Compound	Conc.	Exp RT	QIon	Exp Ratio
Isophorone	N.D.	5.95	138.0	19.1



Quantitation Results Report (QT Reviewed)

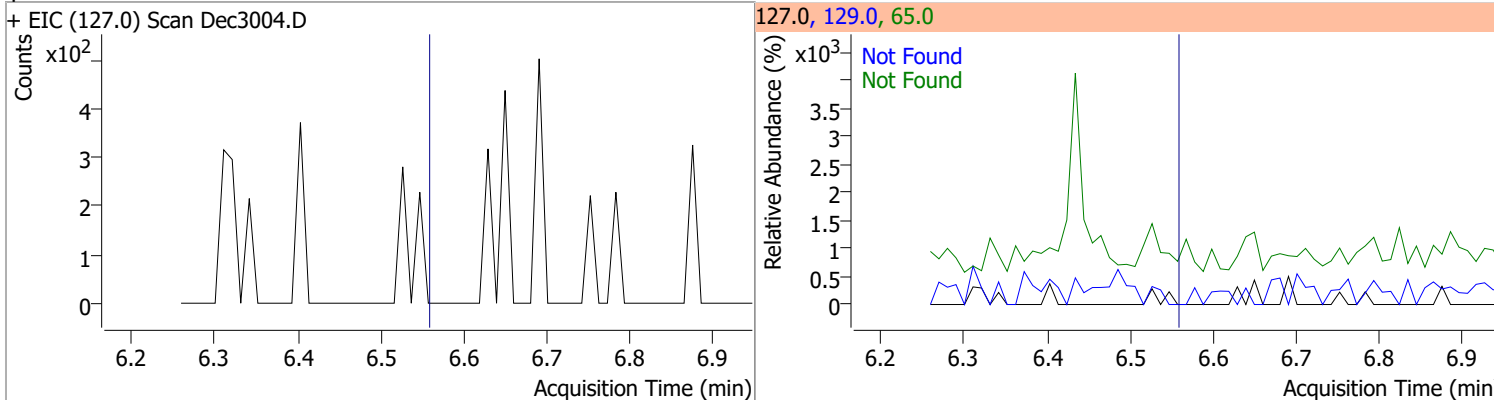
Compound	Conc.	Exp RT	QIon	Exp Ratio	QIon	Exp Ratio
2-Nitrophenol	N.D.	6.01	65.0	57.4	109.0	32.8
+ EIC (139.0) Scan Dec3004.D			139.0, 65.0, 109.0			
						
2,4-Dimethylphenol	N.D.	6.13	107.0	109.1	77.0	32.4
+ EIC (122.0) Scan Dec3004.D			122.0, 107.0, 77.0			
						
bis(-2-Chloroethoxy)Methane	N.D.	6.22	63.0	90.7	95.0	31.7
+ EIC (93.0) Scan Dec3004.D			93.0, 63.0, 95.0			
						
Benzoic Acid	N.D.	6.30	122.0	87.4	77.0	73.1
+ EIC (105.0) Scan Dec3004.D			105.0, 122.0, 77.0			
						

Quantitation Results Report (QT Reviewed)

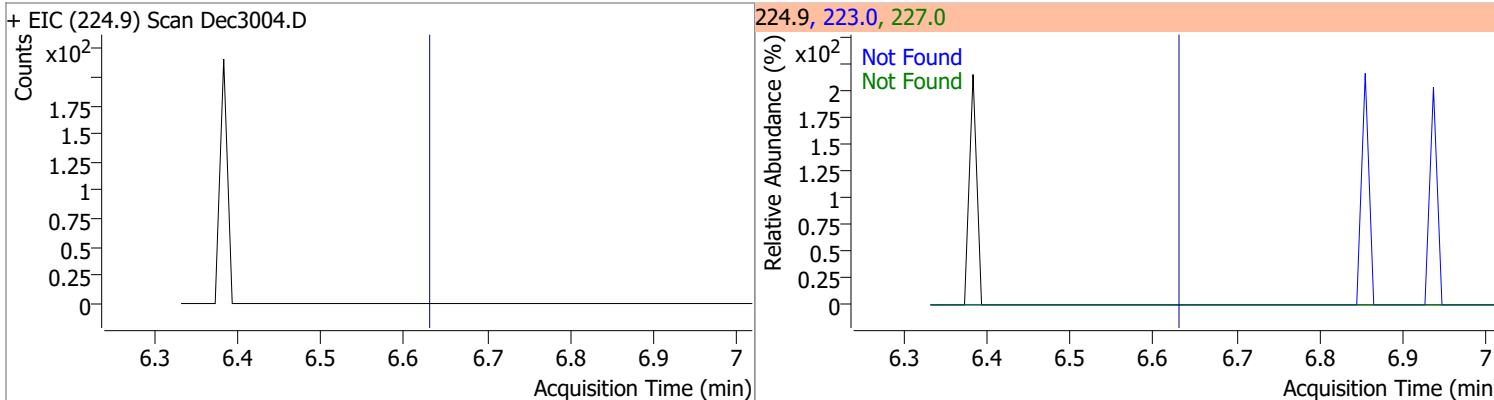
Compound	Conc.	Exp RT	QIon	Exp Ratio	QIon	Exp Ratio
2,4-Dichlorophenol	N.D.	6.31	164.0	62.0	98.0	32.4
+ EIC (162.0) Scan Dec3004.D			162.0, 164.0, 98.0			
						
1,2,4-Trichlorobenzene	N.D.	6.38	182.0	94.1	145.0	30.4
+ EIC (180.0) Scan Dec3004.D			180.0, 182.0, 145.0			
						
Naphthalene	N.D.	6.46	129.0	10.9	102.0	9.3
+ EIC (128.0) Scan Dec3004.D			128.0, 129.0, 102.0			
						
4-Chlorophenol	N.D.	6.52	128.0	309.7		
+ EIC (130.0) Scan Dec3004.D			130.0, 128.0			
						

Quantitation Results Report (QT Reviewed)

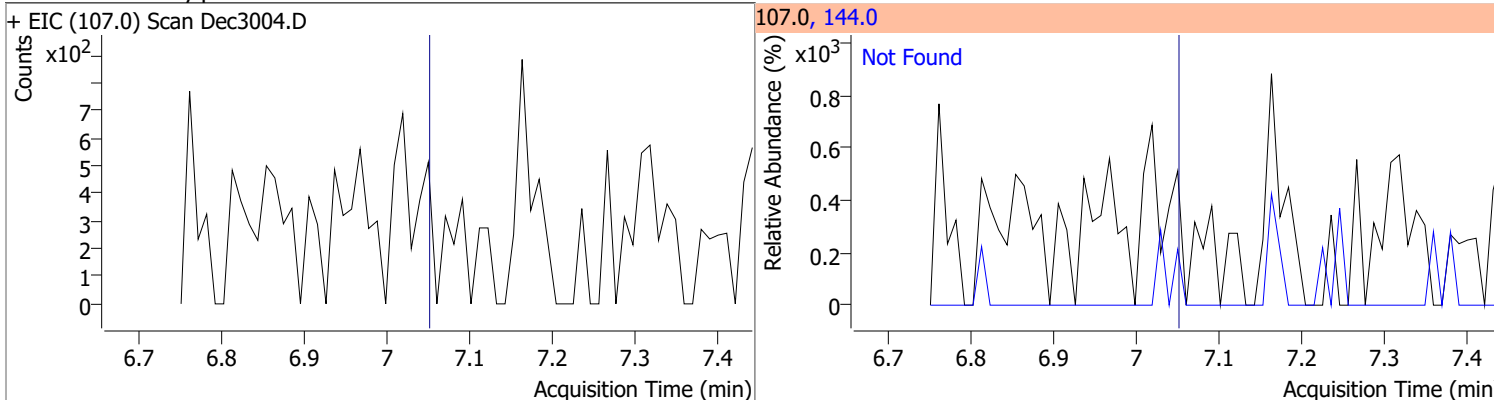
Compound	Conc.	Exp RT	QIon	Exp Ratio	QIon	Exp Ratio
p-Chloroaniline	N.D.	6.56	65.0	37.5	129.0	29.2



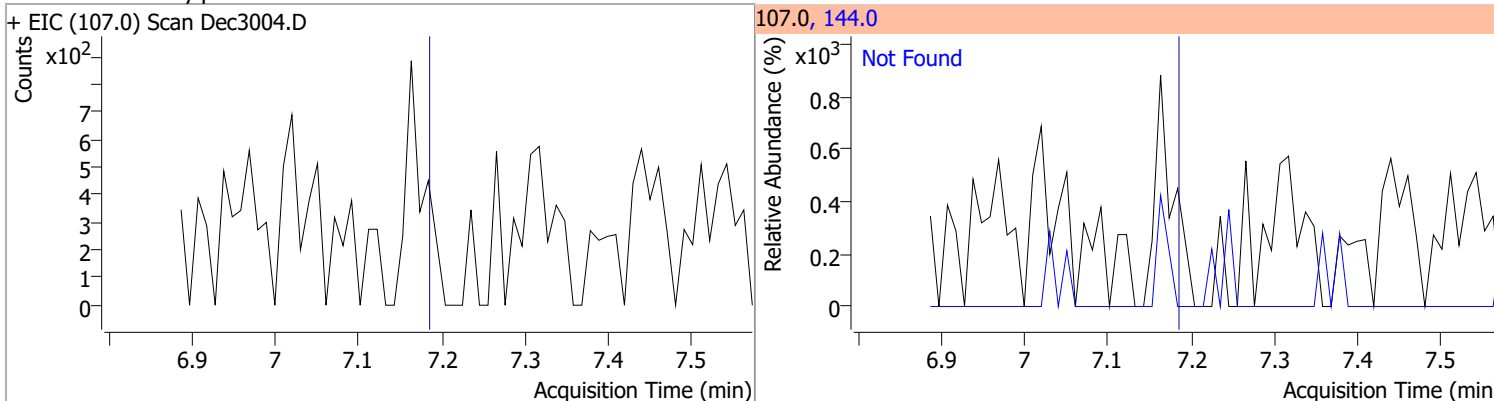
Compound	Conc.	Exp RT	QIon	Exp Ratio	QIon	Exp Ratio
Hexachlorobutadiene	N.D.	6.63	227.0	66.6	223.0	60.8



Compound	Conc.	Exp RT	QIon	Exp Ratio
4-Chloro-2-Methylphenol	N.D.	7.05	144.0	26.6



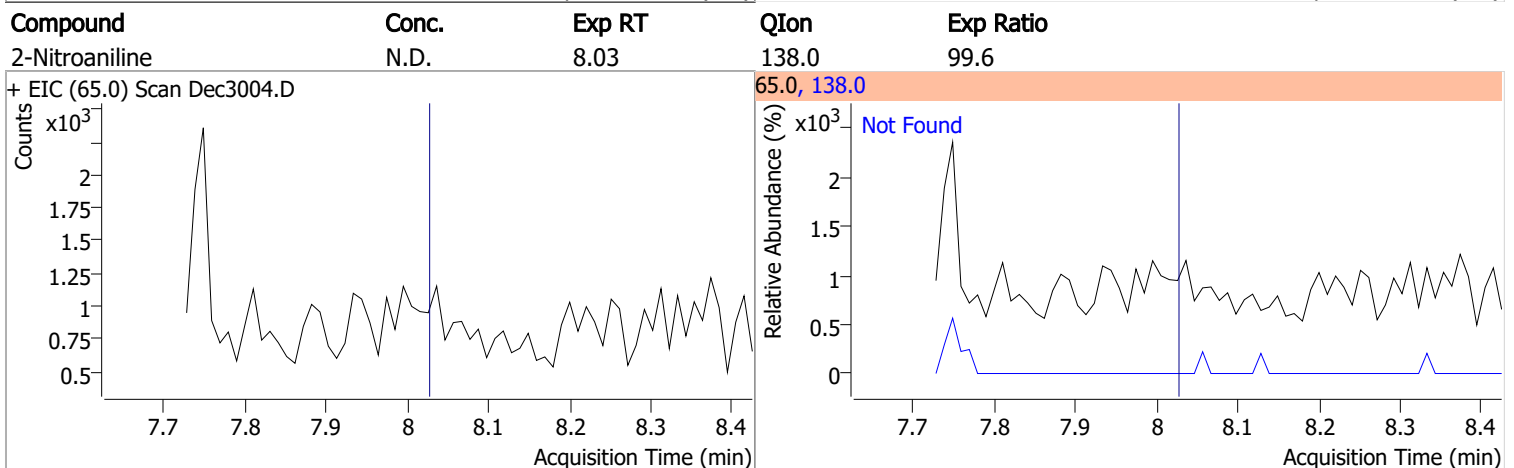
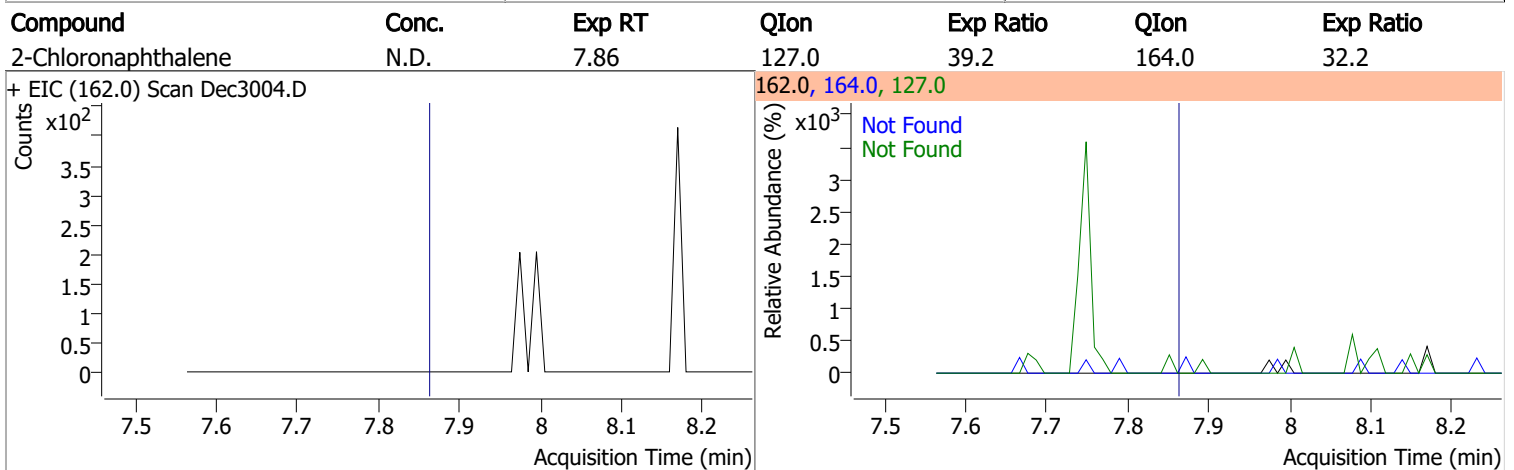
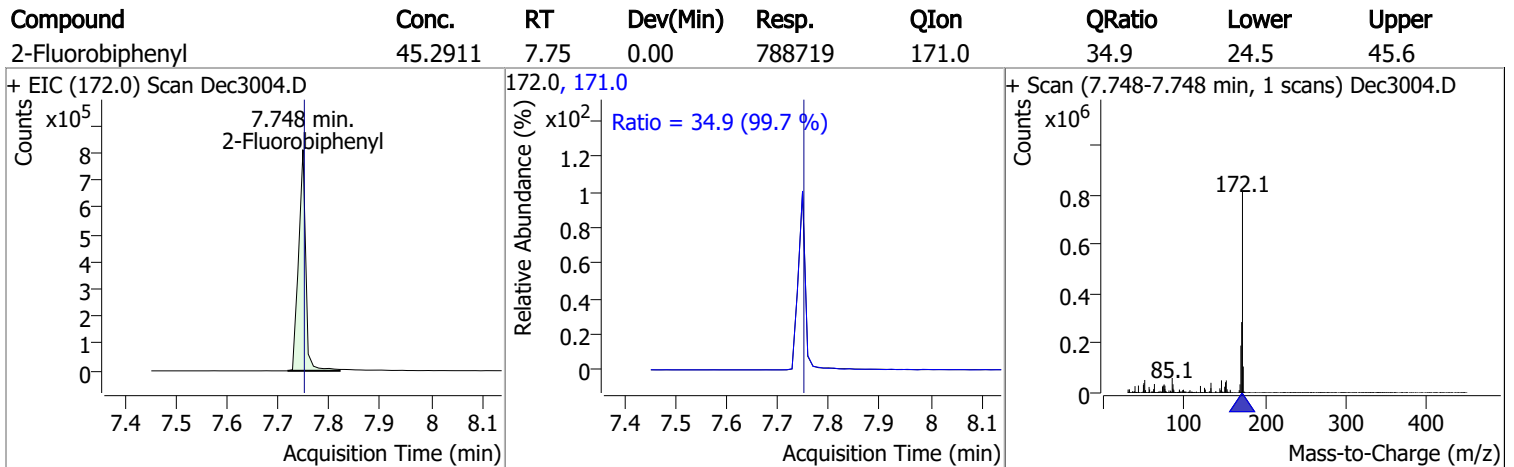
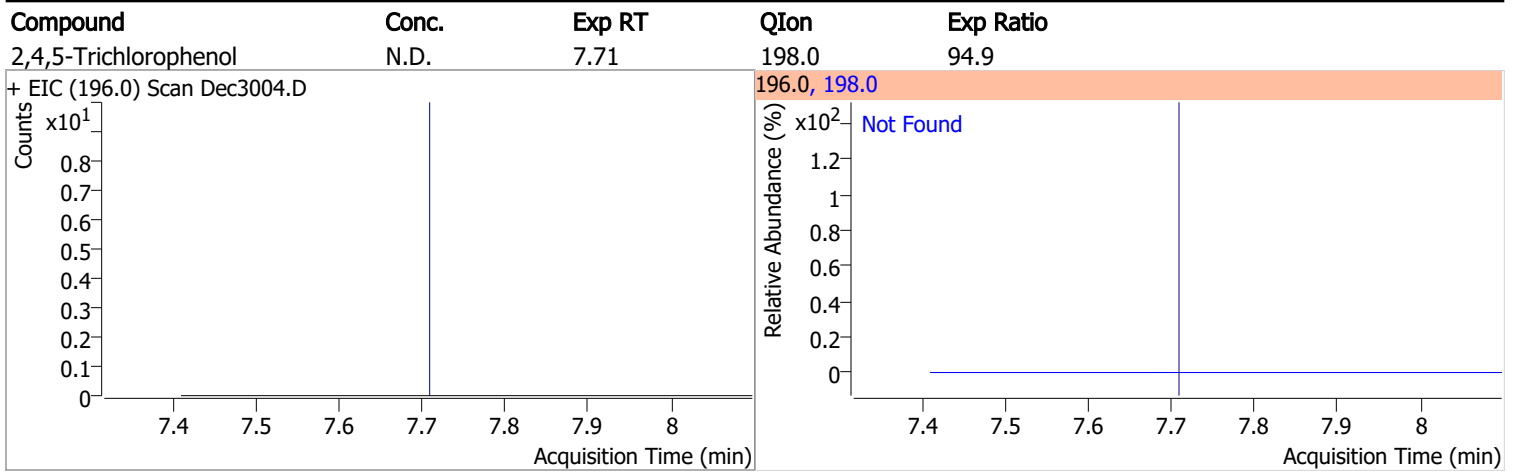
Compound	Conc.	Exp RT	QIon	Exp Ratio
4-Chloro-3-Methylphenol	N.D.	7.18	144.0	27.6



Quantitation Results Report (QT Reviewed)

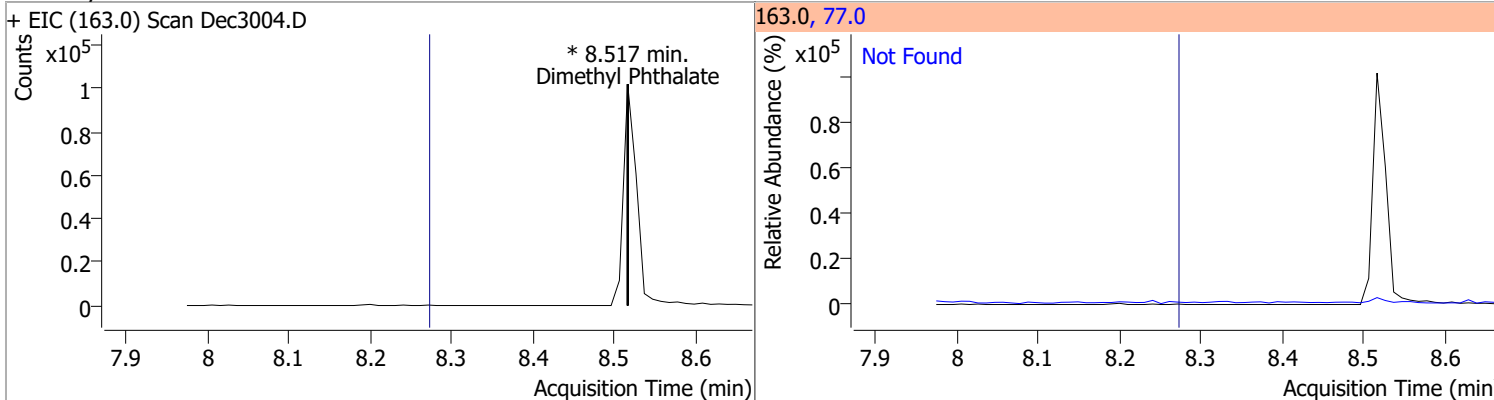
Compound	Conc.	Exp RT	QIon	Exp Ratio	QIon	Exp Ratio
2-Methylnaphthalene	N.D.	7.29	142.0	114.8	115.0	42.0
+ EIC (141.0) Scan Dec3004.D			141.0, 142.0, 115.0			
1-Methylnaphthalene	N.D.	7.40	142.0	111.0	115.0	42.5
+ EIC (141.0) Scan Dec3004.D			141.0, 142.0, 115.0			
Hexachlorocyclopentadiene	N.D.	7.48	234.9	64.7	238.9	64.1
+ EIC (236.9) Scan Dec3004.D			236.9, 238.9, 234.9			
2,4,6-Trichlorophenol	N.D.	7.65	198.0	94.4		
+ EIC (196.0) Scan Dec3004.D			196.0, 198.0			

Quantitation Results Report (QT Reviewed)

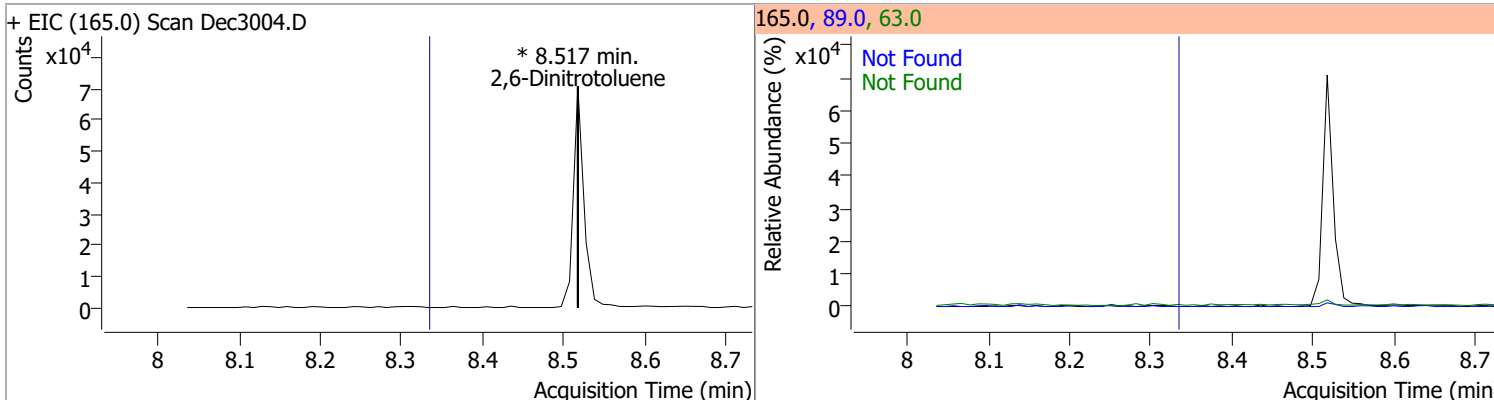


Quantitation Results Report (QT Reviewed)

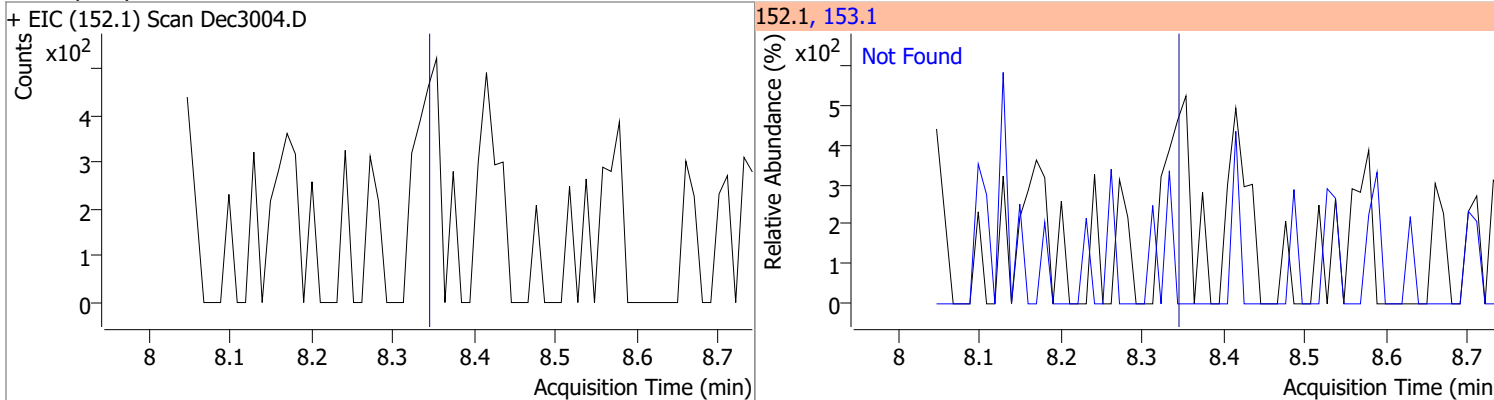
Compound	Conc.	RT	Dev(Min)	Resp.	QIon	QRatio	Lower	Upper
Dimethyl Phthalate	0	0		0	77.0		15.1	28.0



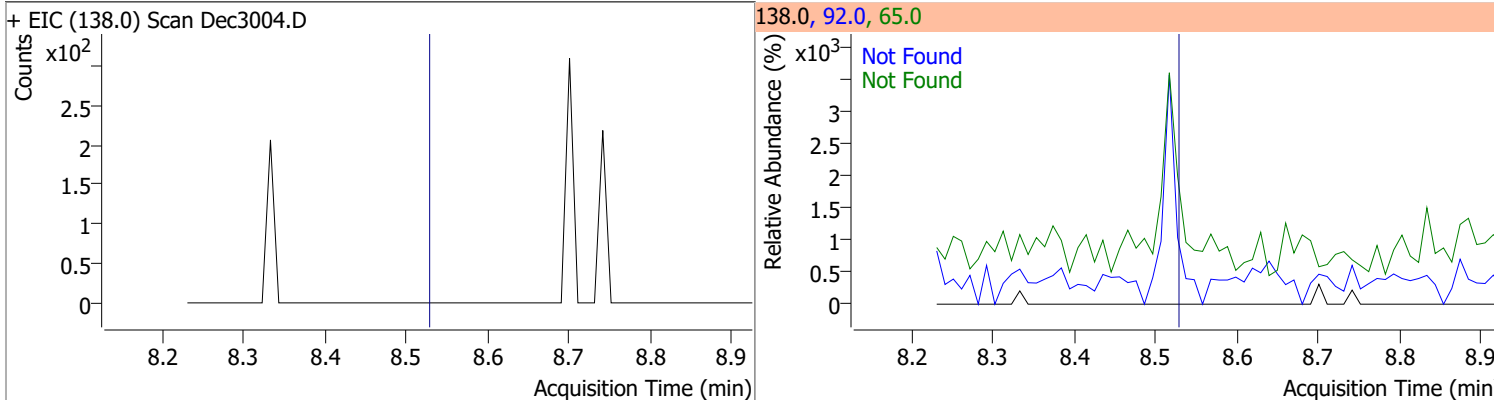
Compound	Conc.	RT	Dev(Min)	Resp.	QIon	QRatio	Lower	Upper
2,6-Dinitrotoluene	0	0		0	63.0 89.0		135.1 47.4	250.9 88.1



Compound	Conc.	Exp RT	QIon	Exp Ratio
Acenaphthylene	N.D.	8.34	153.1	13.9

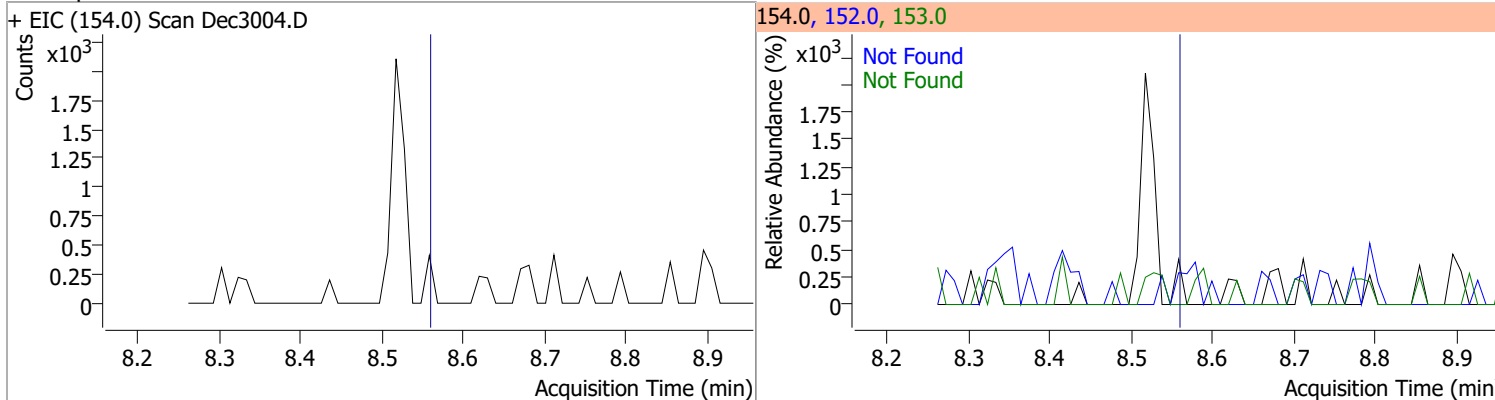


Compound	Conc.	Exp RT	QIon	Exp Ratio	QIon	Exp Ratio
3-Nitroaniline	N.D.	8.53	65.0	157.8	92.0	118.6

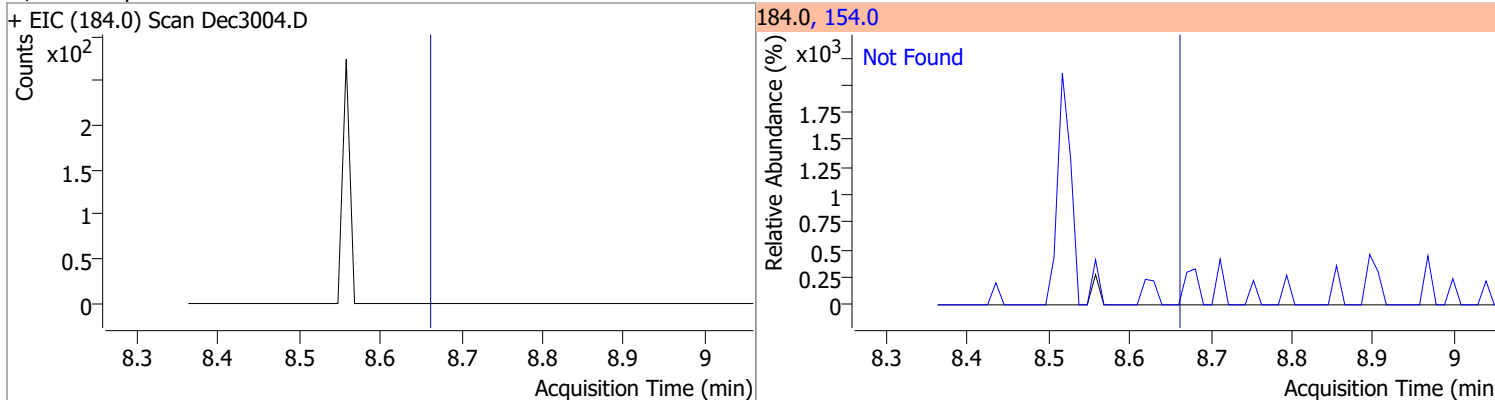


Quantitation Results Report (QT Reviewed)

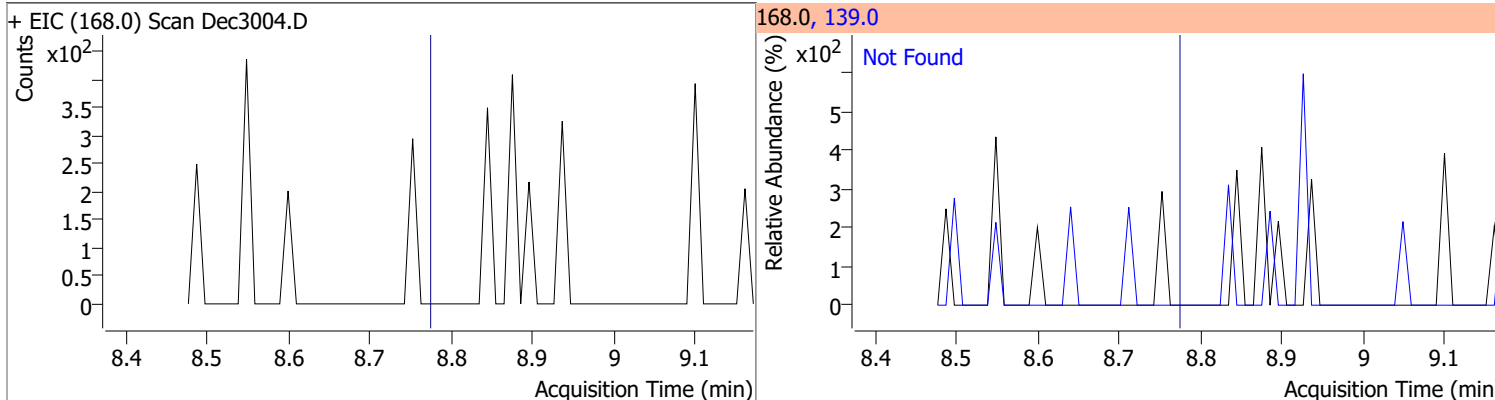
Compound	Conc.	Exp RT	QIon	Exp Ratio	QIon	Exp Ratio
Acenaphthene	N.D.	8.56	153.0	109.6	152.0	52.7



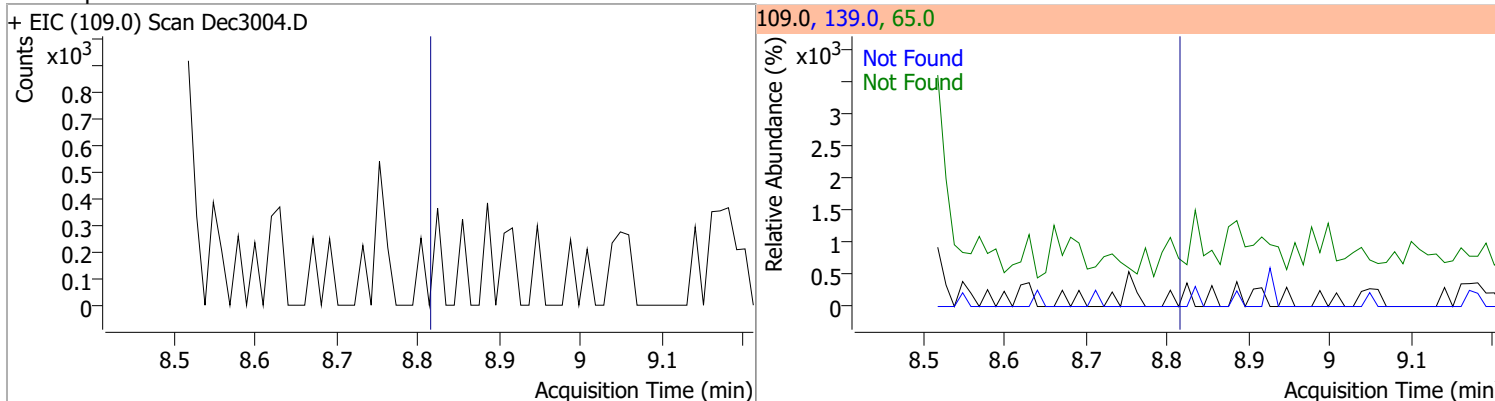
Compound	Conc.	Exp RT	QIon	Exp Ratio
2,4-Dinitrophenol	N.D.	8.66	154.0	55.5



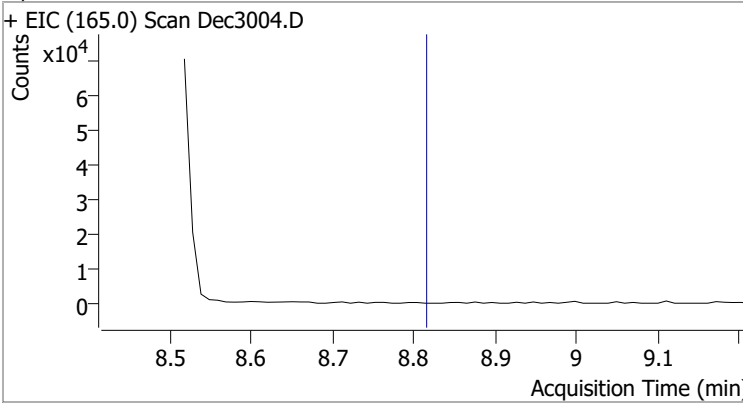
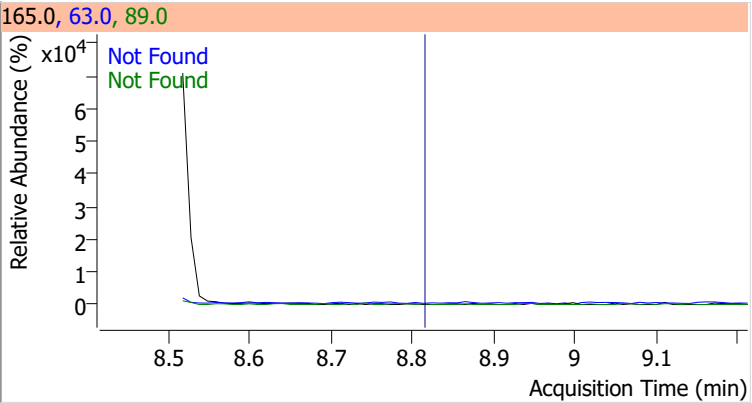
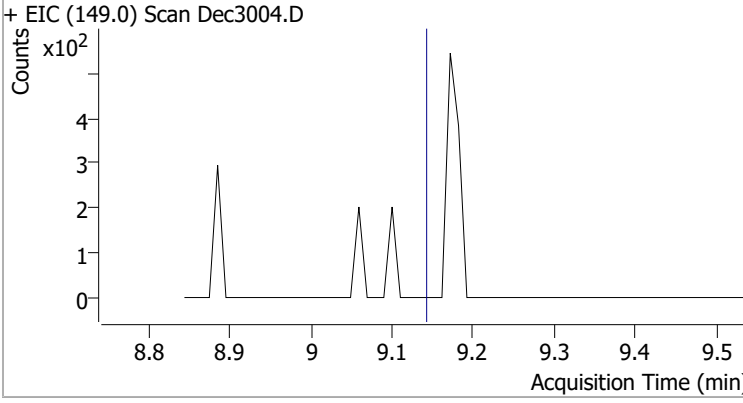
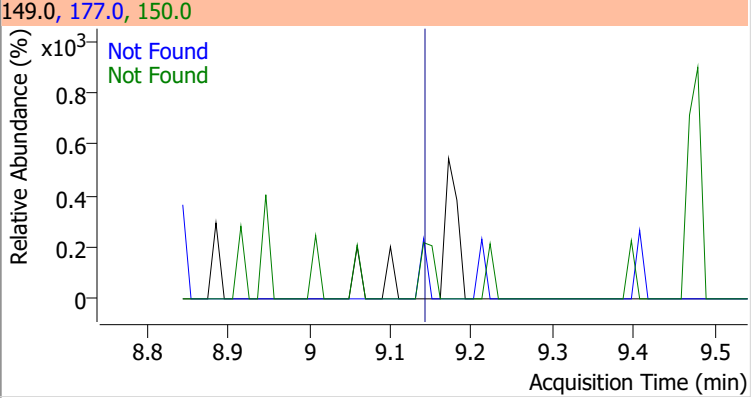
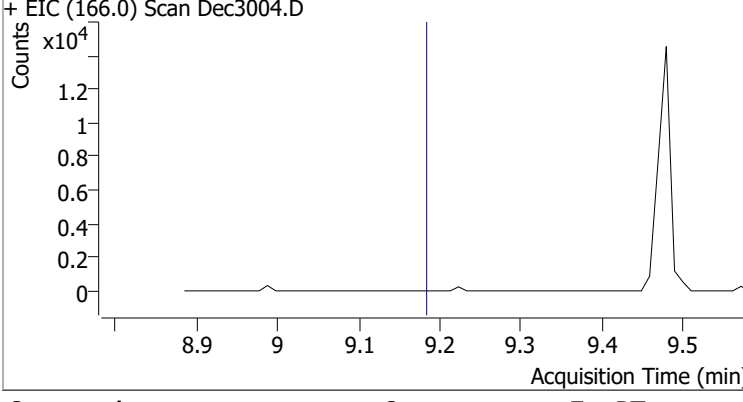
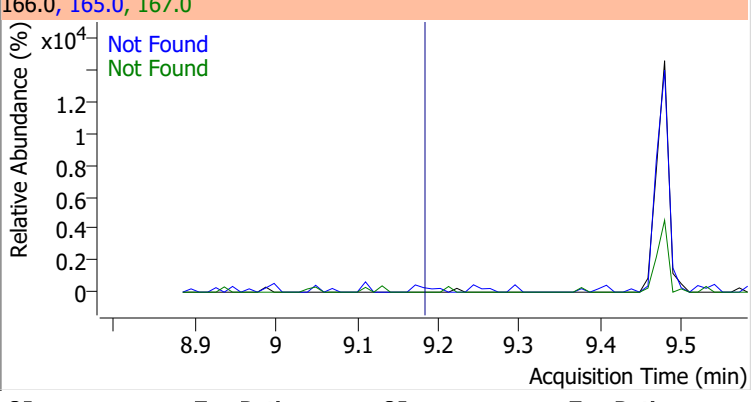
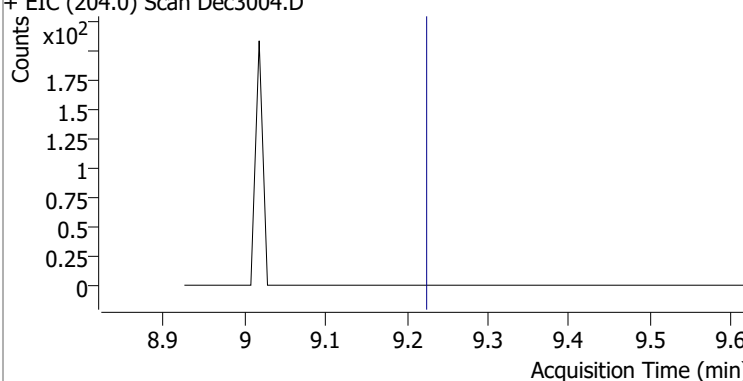
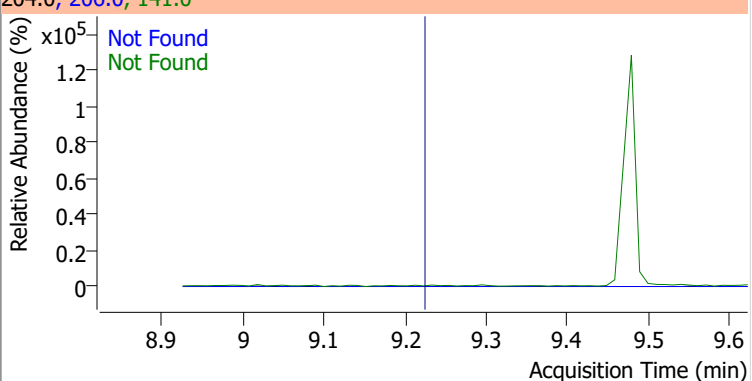
Compound	Conc.	Exp RT	QIon	Exp Ratio
Dibenzofuran	N.D.	8.77	139.0	38.2



Compound	Conc.	Exp RT	QIon	Exp Ratio	QIon	Exp Ratio
4-Nitrophenol	N.D.	8.81	65.0	85.8	139.0	70.9

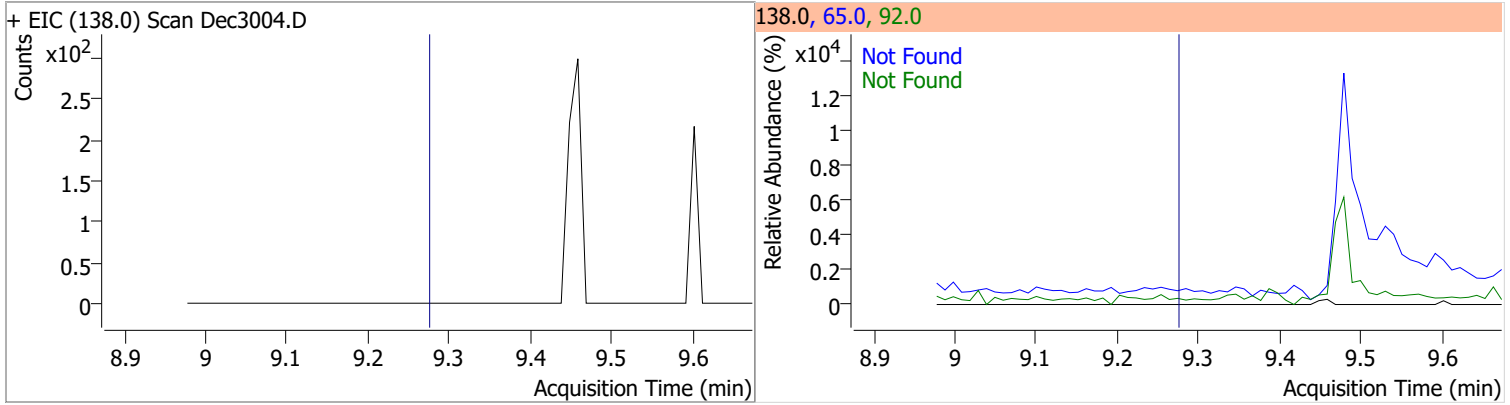


Quantitation Results Report (QT Reviewed)

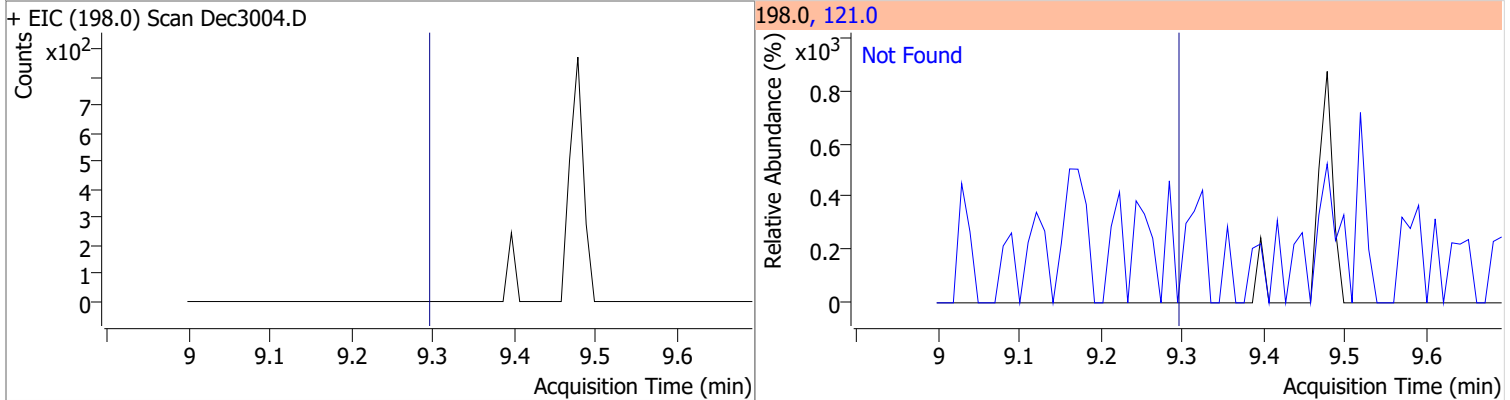
Compound	Conc.	Exp RT	QIon	Exp Ratio	QIon	Exp Ratio
2,4-Dinitrotoluene	N.D.	8.81	63.0	89.4	89.0	79.1
+ EIC (165.0) Scan Dec3004.D			165.0, 63.0, 89.0			
						
Diethylphthalate	N.D.	9.14	177.0	19.4	150.0	12.3
+ EIC (149.0) Scan Dec3004.D			149.0, 177.0, 150.0			
						
Fluorene	N.D.	9.18	165.0	88.8	167.0	12.9
+ EIC (166.0) Scan Dec3004.D			166.0, 165.0, 167.0			
						
4-Chlorophenyl-phenylether	N.D.	9.22	141.0	65.7	206.0	32.4
+ EIC (204.0) Scan Dec3004.D			204.0, 206.0, 141.0			
						

Quantitation Results Report (QT Reviewed)

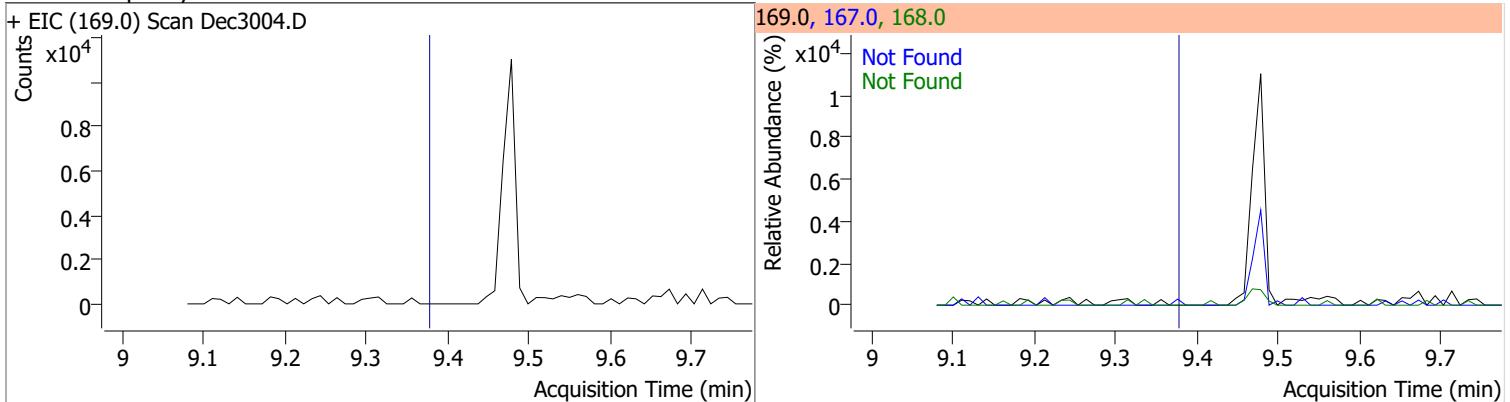
Compound	Conc.	Exp RT	QIon	Exp Ratio	QIon	Exp Ratio
4-Nitroaniline	N.D.	9.27	65.0	131.3	92.0	49.5



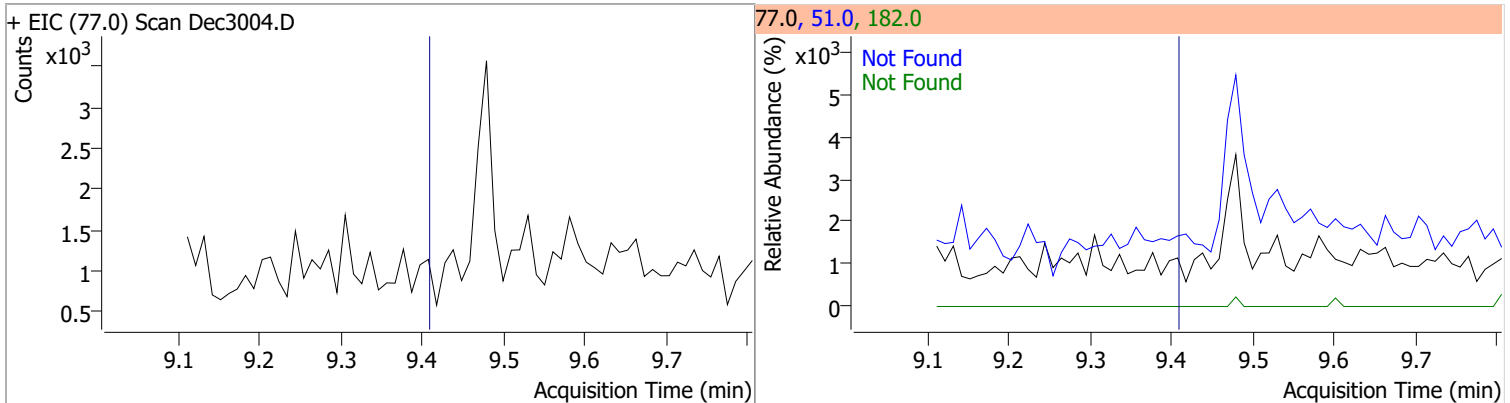
Compound	Conc.	Exp RT	QIon	Exp Ratio
4,6-Dinitro-2-methylphenol	N.D.	9.29	121.0	52.9



Compound	Conc.	Exp RT	QIon	Exp Ratio	QIon	Exp Ratio
N-nitrosodiphenylamine	N.D.	9.38	168.0	66.6	167.0	35.0

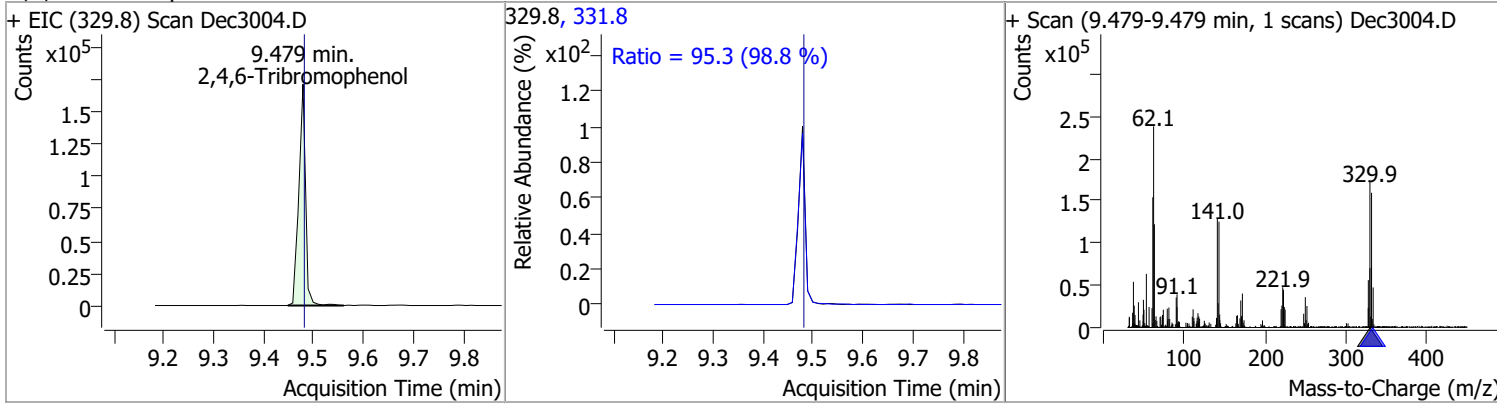


Compound	Conc.	Exp RT	QIon	Exp Ratio	QIon	Exp Ratio
Azobenzene	N.D.	9.41	51.0	49.7	182.0	23.1

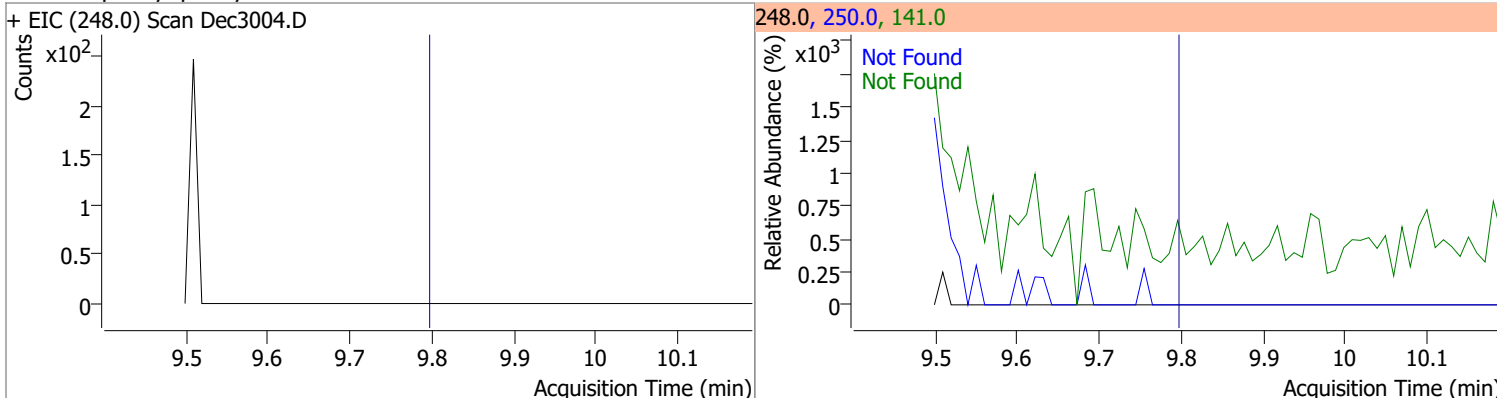


Quantitation Results Report (QT Reviewed)

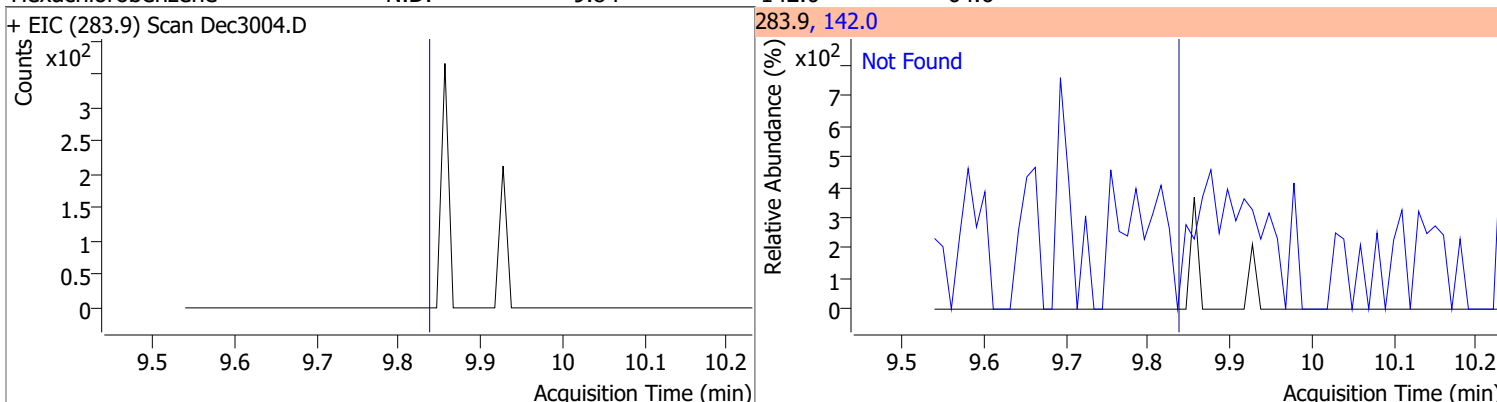
Compound	Conc.	RT	Dev(Min)	Resp.	QIon	QRatio	Lower	Upper
2,4,6-Tribromophenol	190.5940	9.48	0.00	161620	331.8	95.3	67.5	125.3



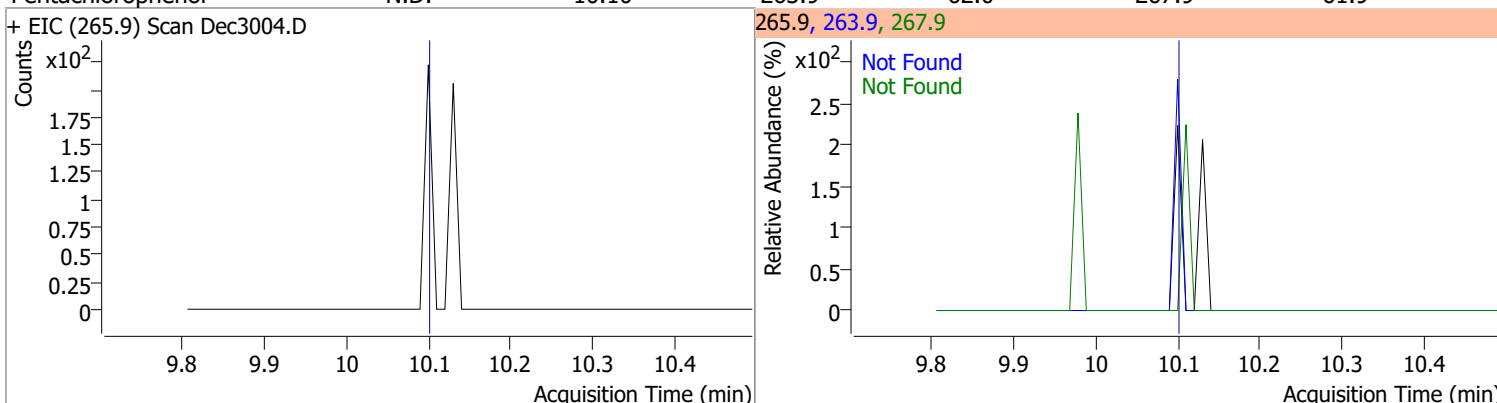
Compound	Conc.	Exp RT	QIon	Exp Ratio	QIon	Exp Ratio
4-Bromophenyl-phenylether	N.D.	9.80	141.0	109.8	250.0	97.9



Compound	Conc.	Exp RT	QIon	Exp Ratio
Hexachlorobenzene	N.D.	9.84	142.0	64.6

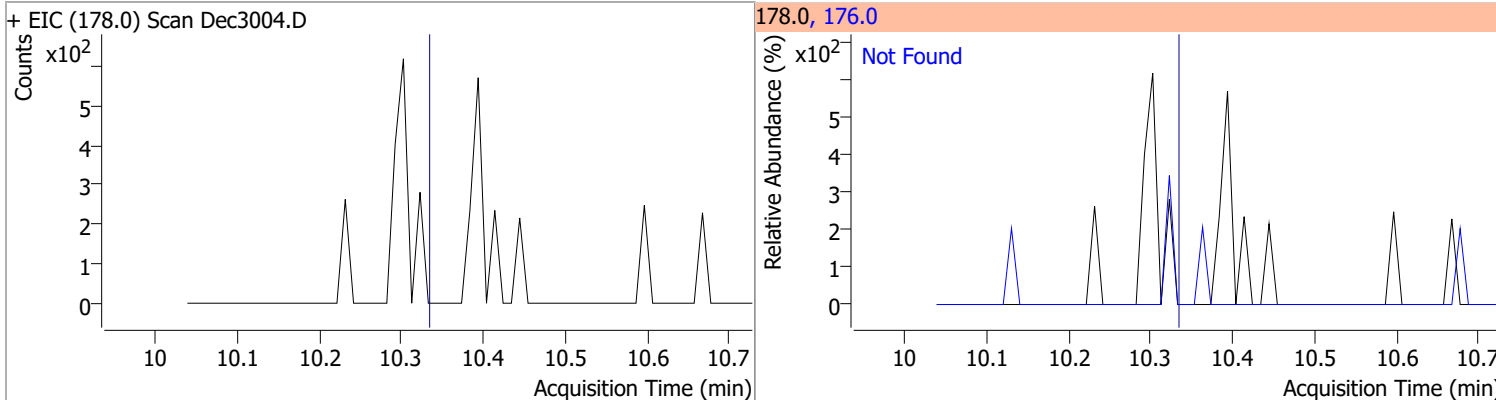


Compound	Conc.	Exp RT	QIon	Exp Ratio	QIon	Exp Ratio
Pentachlorophenol	N.D.	10.10	263.9	62.0	267.9	61.9

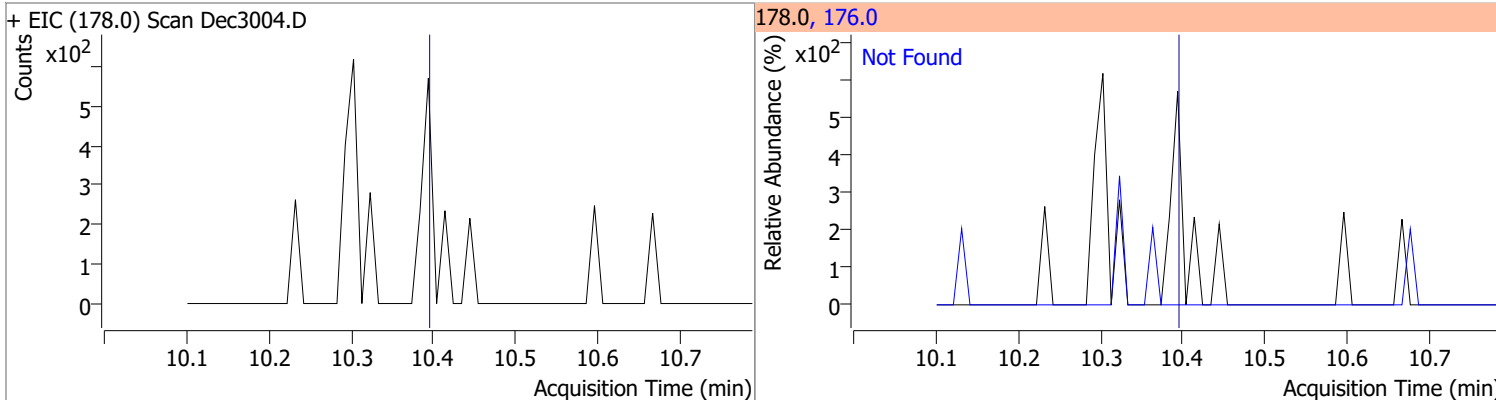


Quantitation Results Report (QT Reviewed)

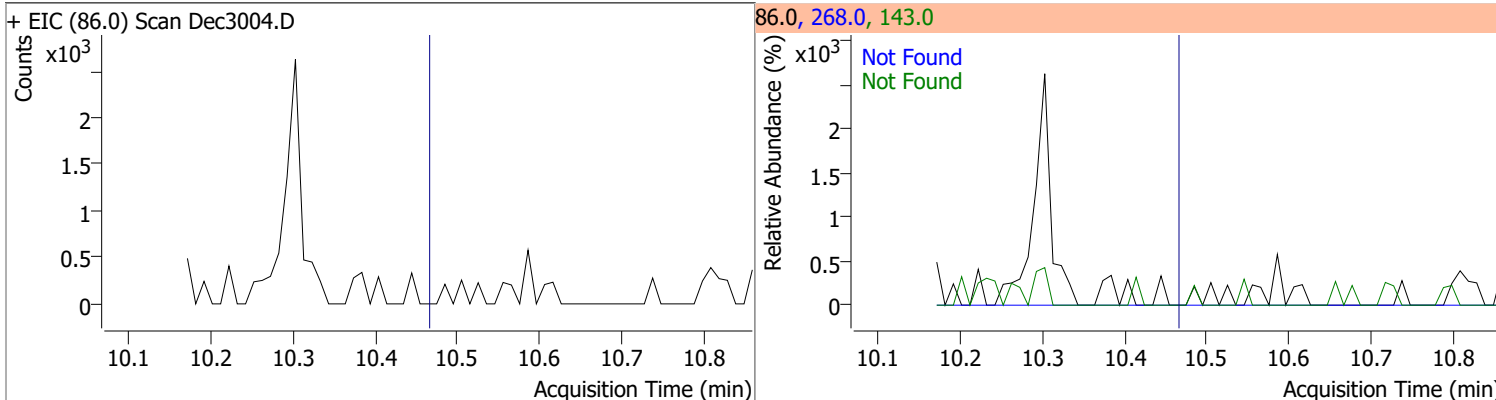
Compound	Conc.	Exp RT	QIon	Exp Ratio
Phenanthrene	N.D.	10.33	176.0	19.7



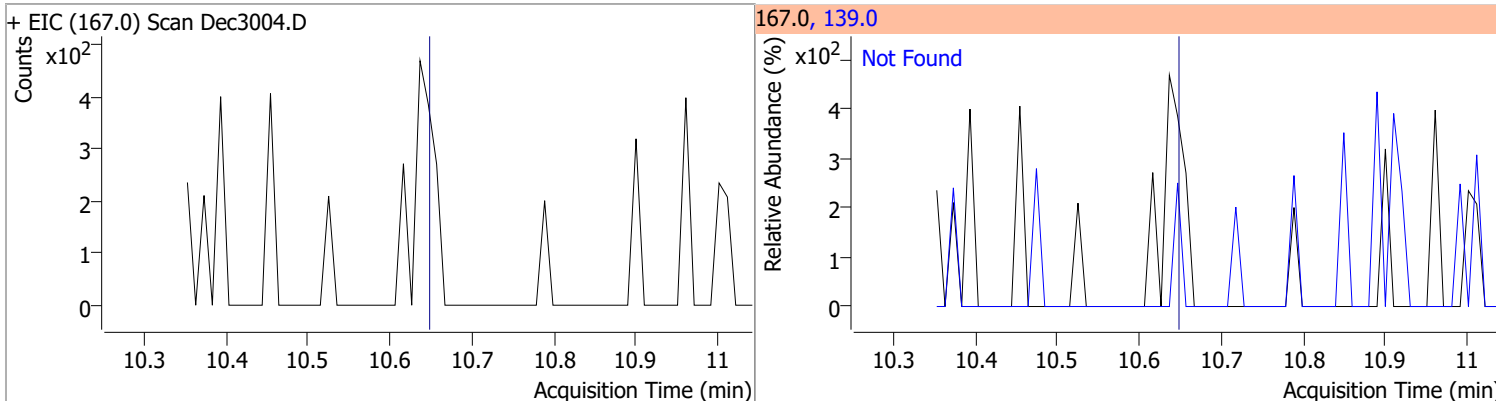
Compound	Conc.	Exp RT	QIon	Exp Ratio
Anthracene	N.D.	10.39	176.0	18.3



Compound	Conc.	Exp RT	QIon	Exp Ratio	QIon	Exp Ratio
Triallate	N.D.	10.46	143.0	22.0	268.0	18.2

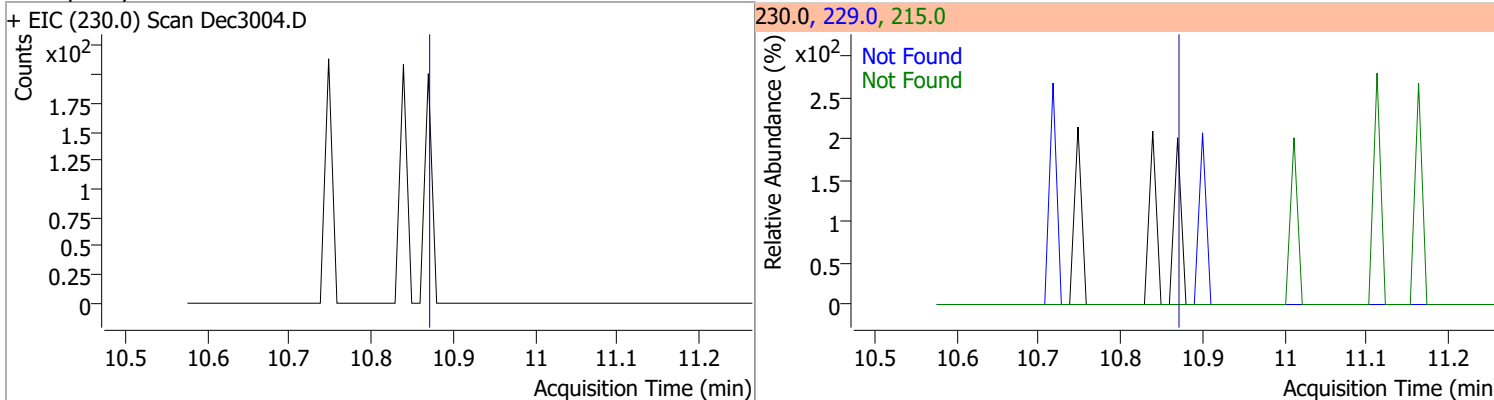


Compound	Conc.	Exp RT	QIon	Exp Ratio
Carbazole	N.D.	10.65	139.0	13.0

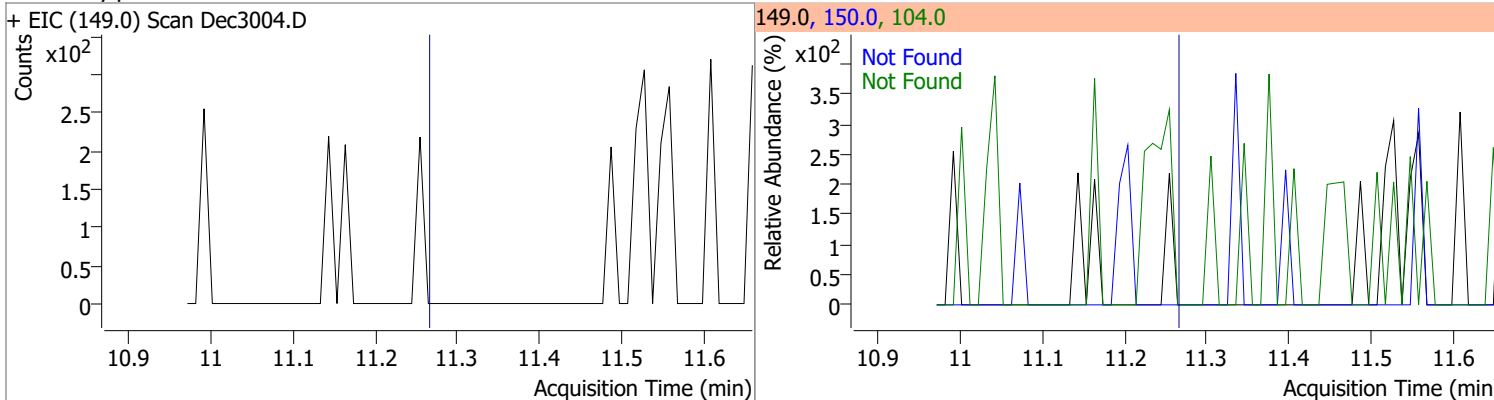


Quantitation Results Report (QT Reviewed)

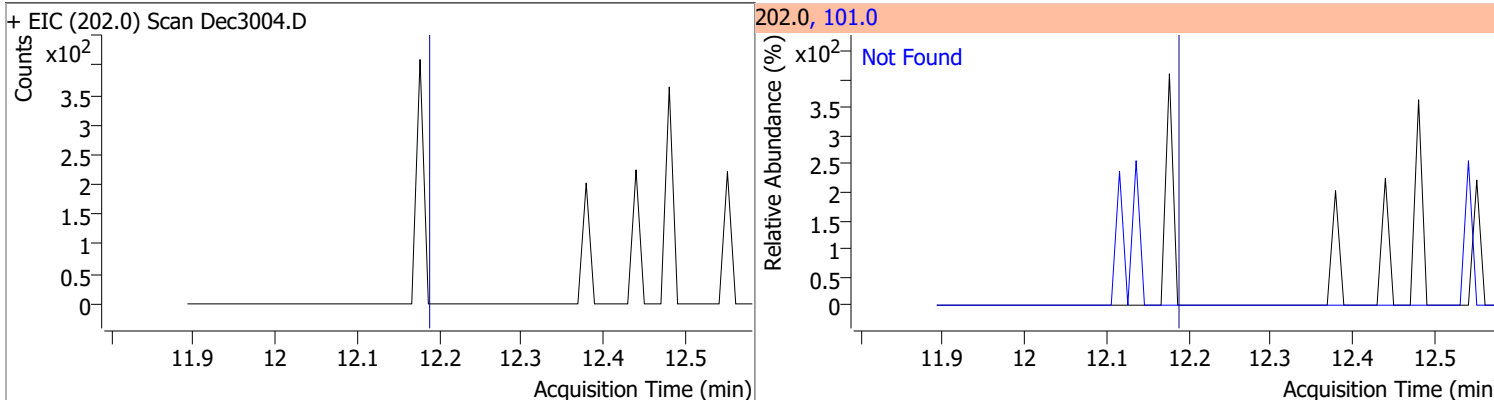
Compound	Conc.	Exp RT	QIon	Exp Ratio	QIon	Exp Ratio
o-Terphenyl	N.D.	10.87	229.0	67.7	215.0	38.2



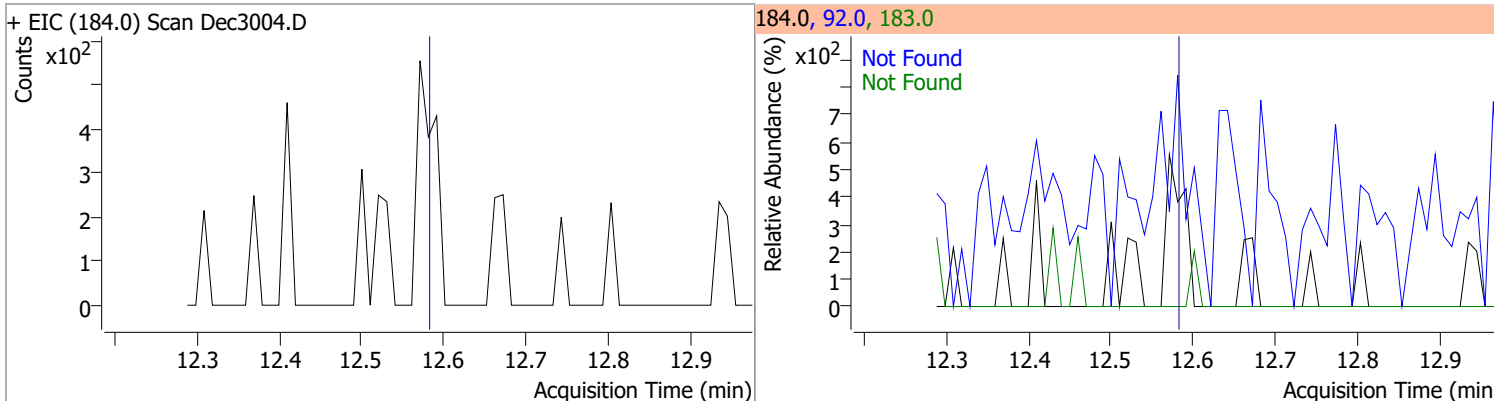
Compound	Conc.	Exp RT	QIon	Exp Ratio	QIon	Exp Ratio
Di-n-Butylphthalate	N.D.	11.26	150.0	9.1	104.0	6.2



Compound	Conc.	Exp RT	QIon	Exp Ratio
Fluoranthene	N.D.	12.19	101.0	15.0

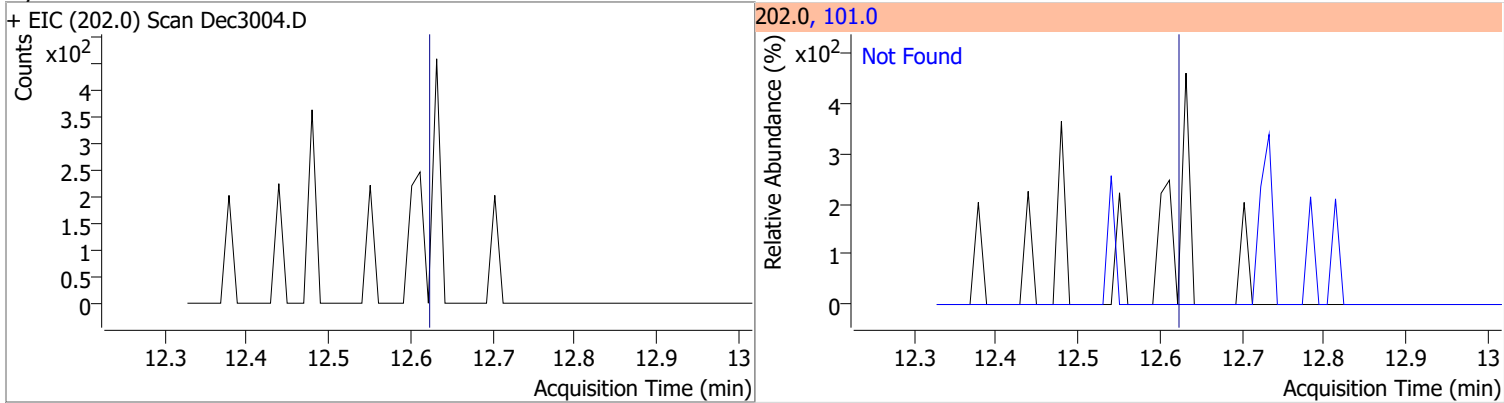


Compound	Conc.	Exp RT	QIon	Exp Ratio	QIon	Exp Ratio
Benzidine	N.D.	12.58	183.0	11.5	92.0	9.0

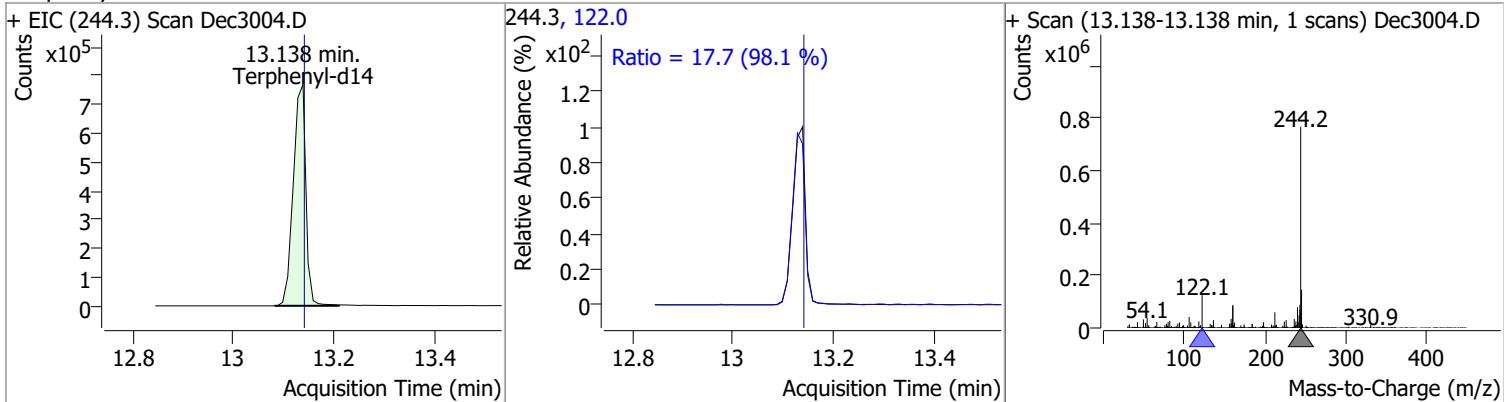


Quantitation Results Report (QT Reviewed)

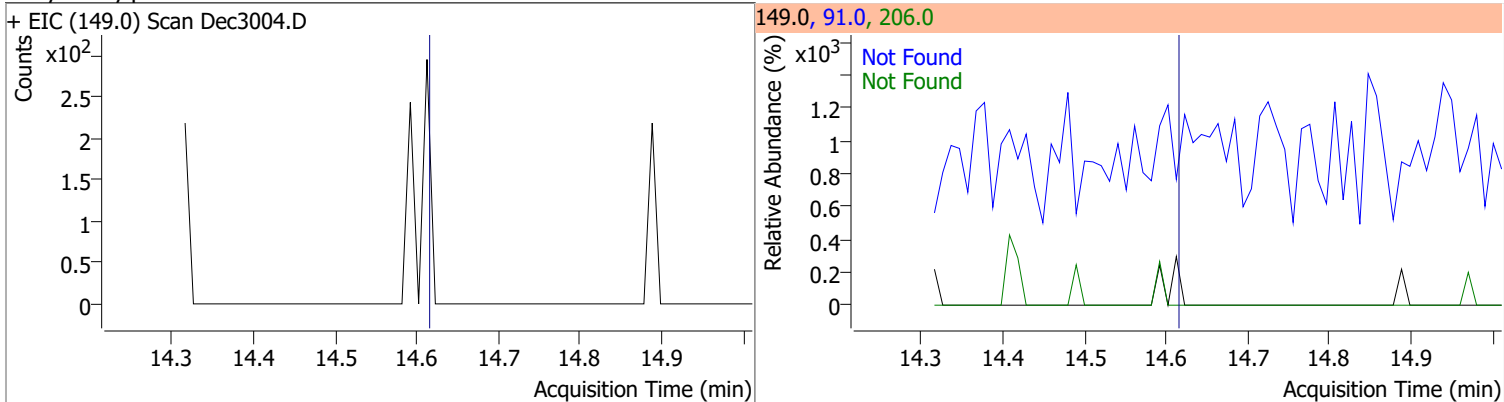
Compound	Conc.	Exp RT	QIon	Exp Ratio
Pyrene	N.D.	12.62	101.0	18.5



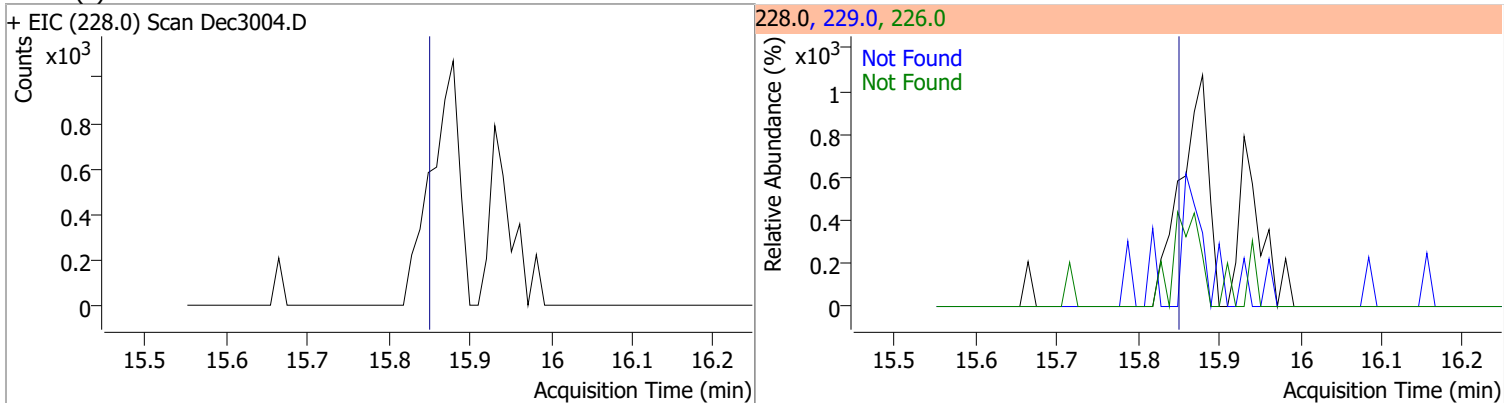
Compound	Conc.	RT	Dev(Min)	Resp.	QIon	QRatio	Lower	Upper
Terphenyl-d14	100.4445	13.14	0.00	1332833	122.0	17.7	12.7	23.5



Compound	Conc.	Exp RT	QIon	Exp Ratio	QIon	Exp Ratio
Butylbenzylphthalate	N.D.	14.63	91.0	94.6	206.0	14.9

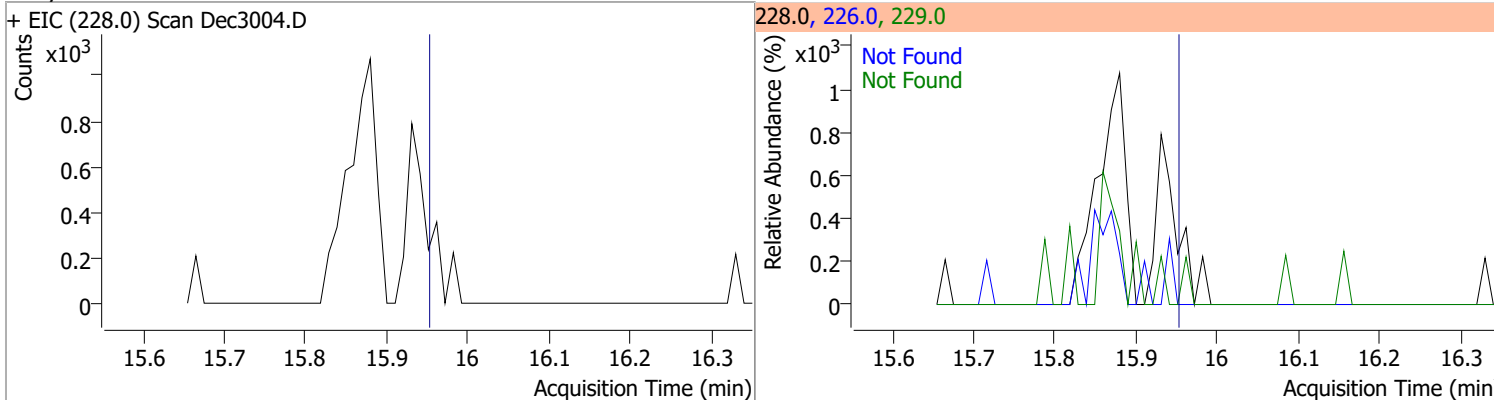


Compound	Conc.	Exp RT	QIon	Exp Ratio	QIon	Exp Ratio
Benzo(a)Anthracene	N.D.	15.87	226.0	26.7	229.0	21.3

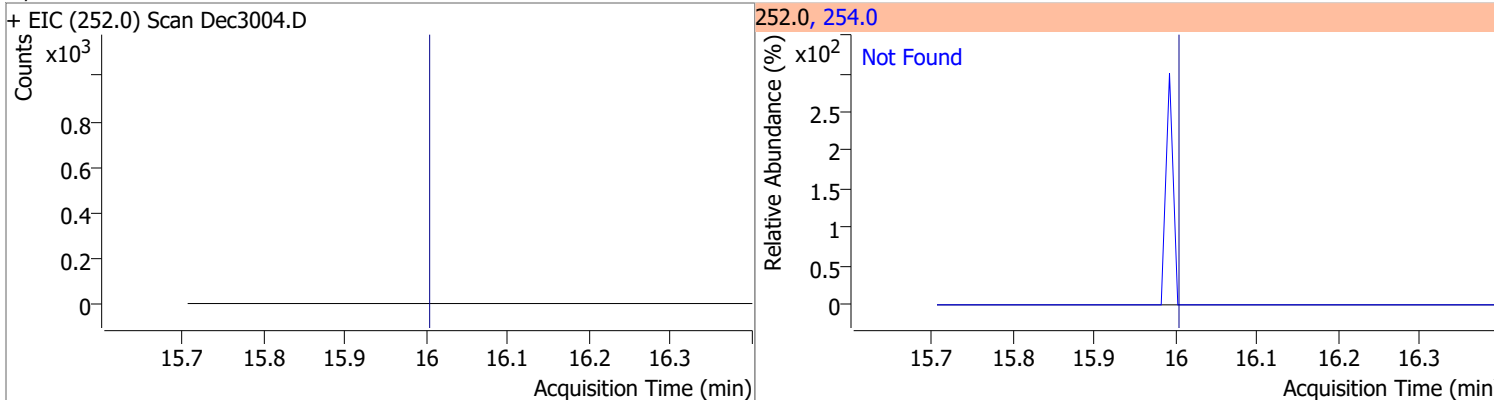


Quantitation Results Report (QT Reviewed)

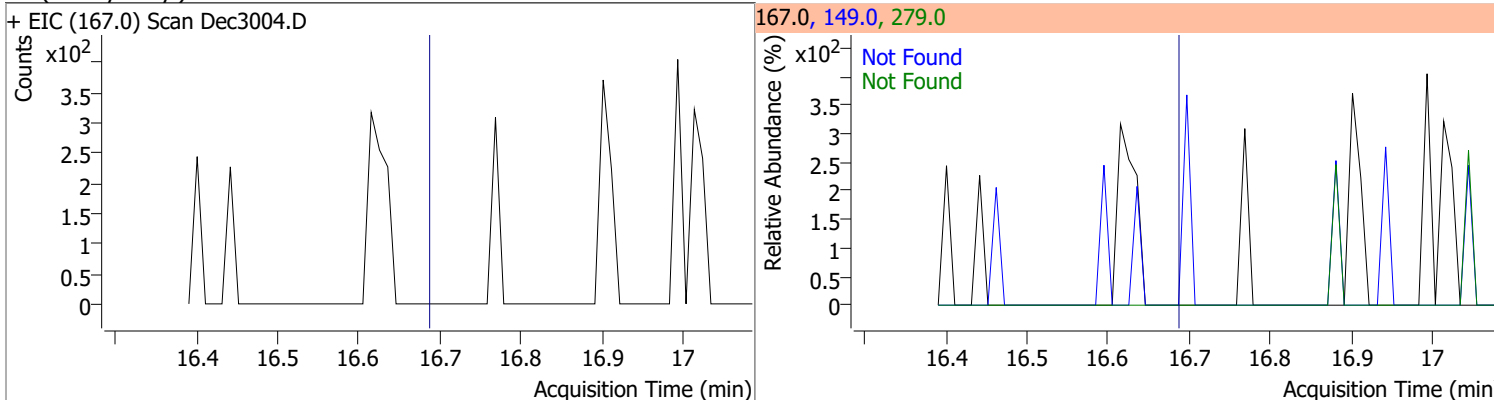
Compound	Conc.	Exp RT	QIon	Exp Ratio	QIon	Exp Ratio
Chrysene	N.D.	15.97	226.0	30.6	229.0	20.9



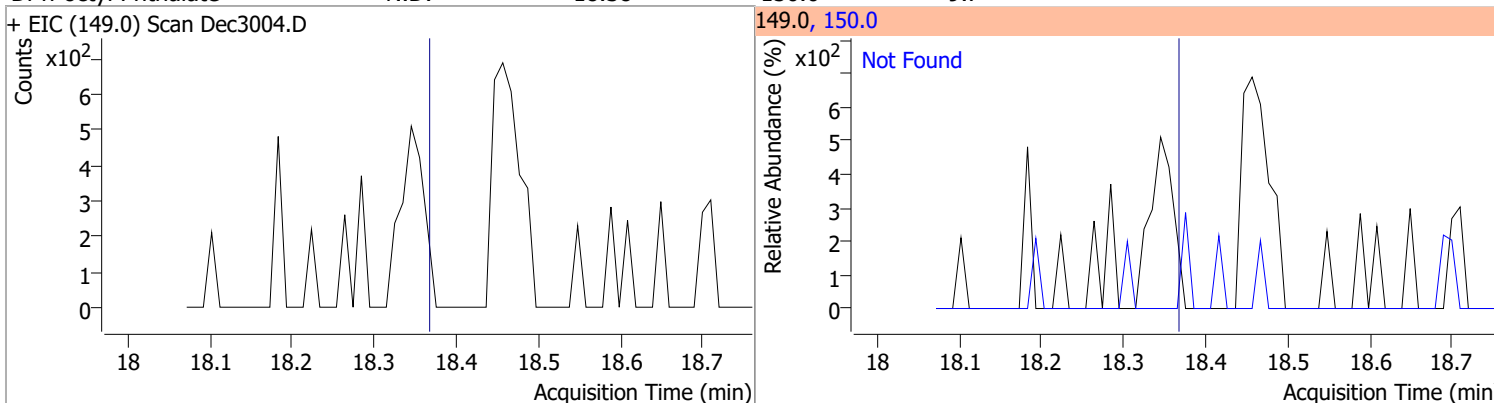
Compound	Conc.	Exp RT	QIon	Exp Ratio
3,3-Dichlorobenzidine	N.D.	16.02	254.0	62.0



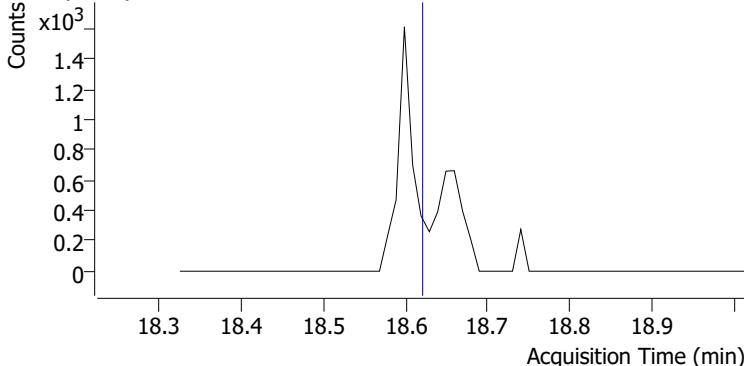
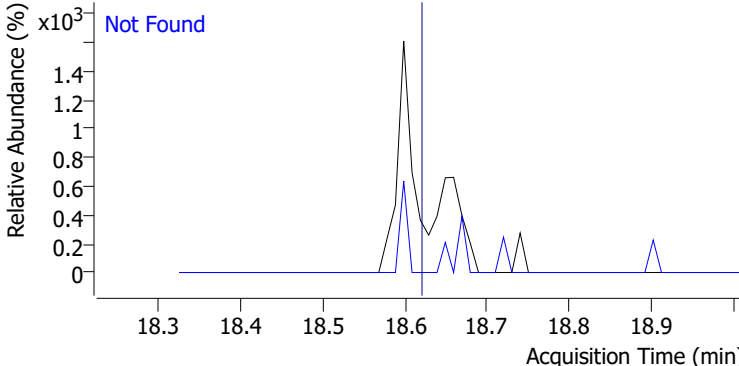
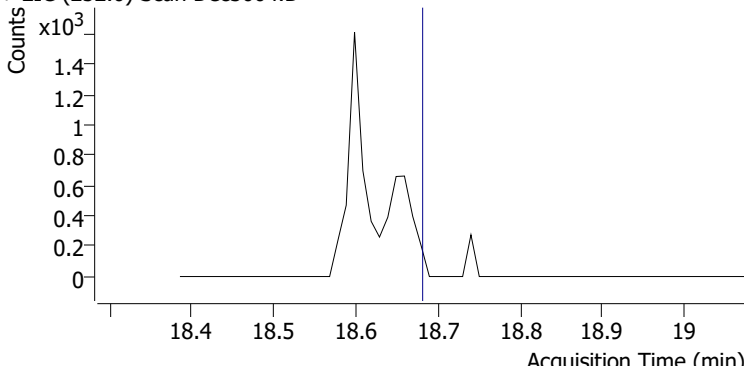
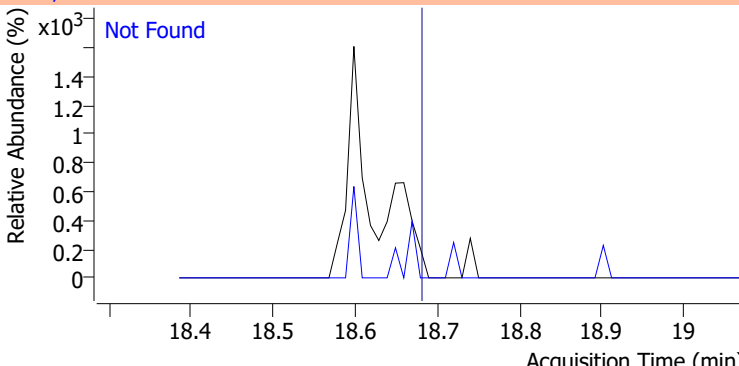
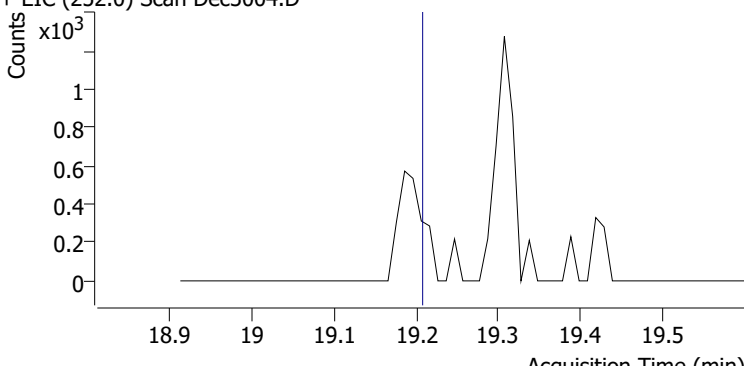
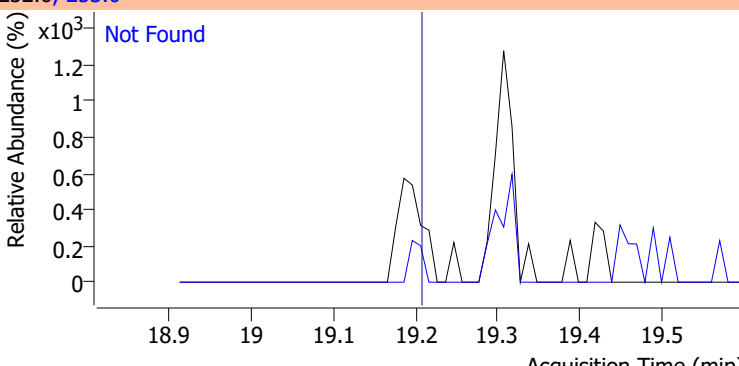
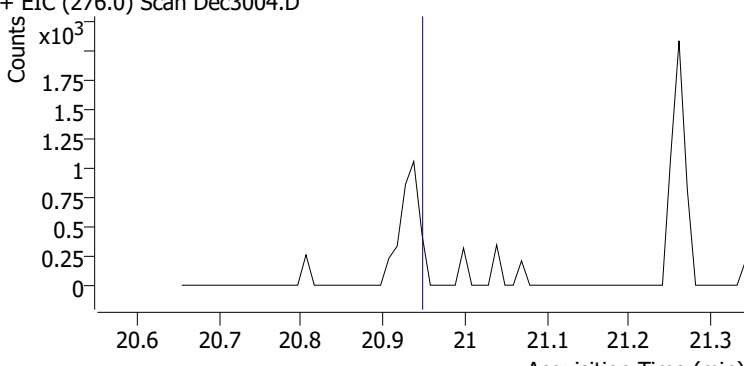
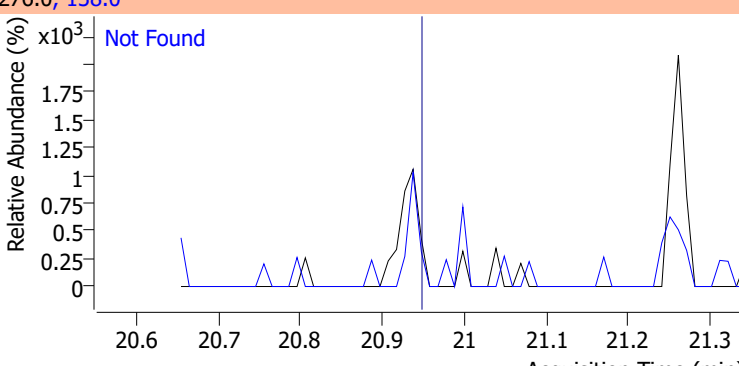
Compound	Conc.	Exp RT	QIon	Exp Ratio	QIon	Exp Ratio
bis(2-ethylhexyl)Phthalate	N.D.	16.71	149.0	421.6	279.0	11.2



Compound	Conc.	Exp RT	QIon	Exp Ratio
Di-n-octyl Phthalate	N.D.	18.38	150.0	9.7

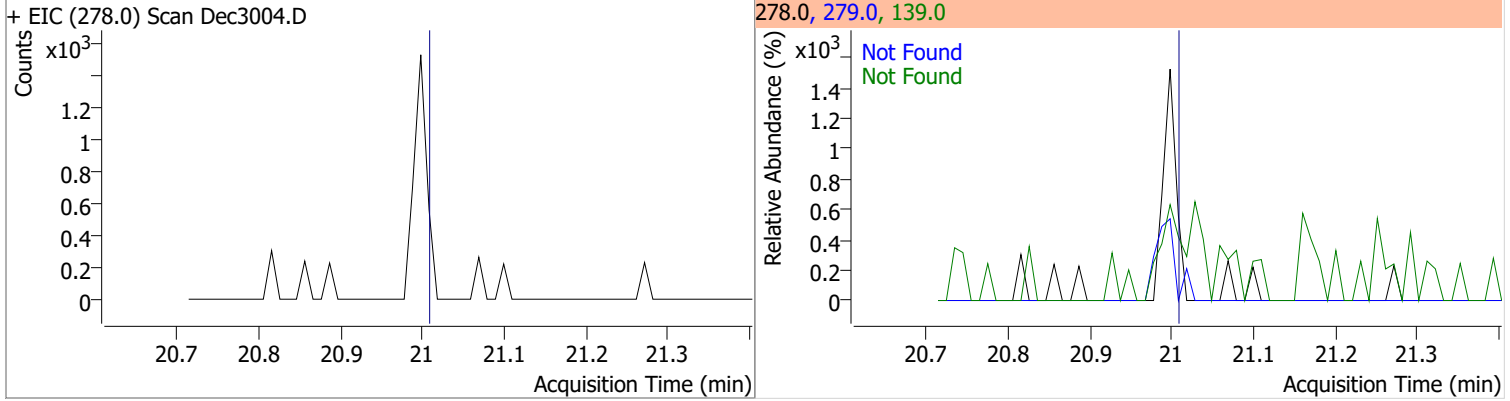


Quantitation Results Report (QT Reviewed)

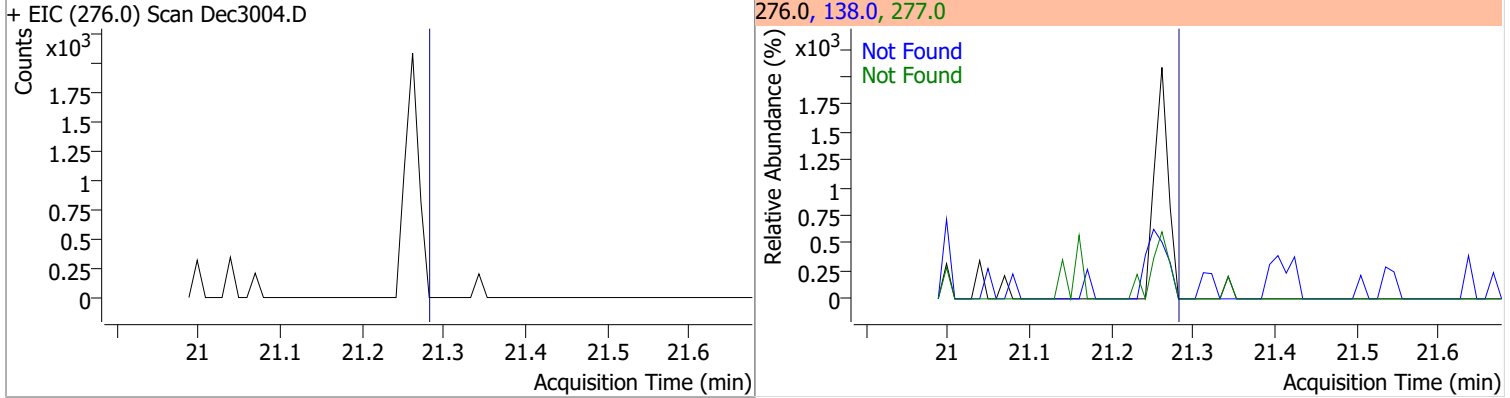
Compound	Conc.	Exp RT	QIon	Exp Ratio
Benzo(b)fluoranthene	N.D.	18.63	253.0	21.4
+ EIC (252.0) Scan Dec3004.D			252.0, 253.0	
				
Benzo(k)fluoranthene	N.D.	18.69	253.0	21.7
+ EIC (252.0) Scan Dec3004.D			252.0, 253.0	
				
Benzo(a)pyrene	N.D.	19.22	253.0	22.9
+ EIC (252.0) Scan Dec3004.D			252.0, 253.0	
				
Indeno(1,2,3-c,d)pyrene	N.D.	20.96	138.0	39.1
+ EIC (276.0) Scan Dec3004.D			276.0, 138.0	
				

Quantitation Results Report (QT Reviewed)

Compound	Conc.	Exp RT	QIon	Exp Ratio	QIon	Exp Ratio
Dibenzo(a,h)anthracene	N.D.	21.02	139.0	30.6	279.0	24.6

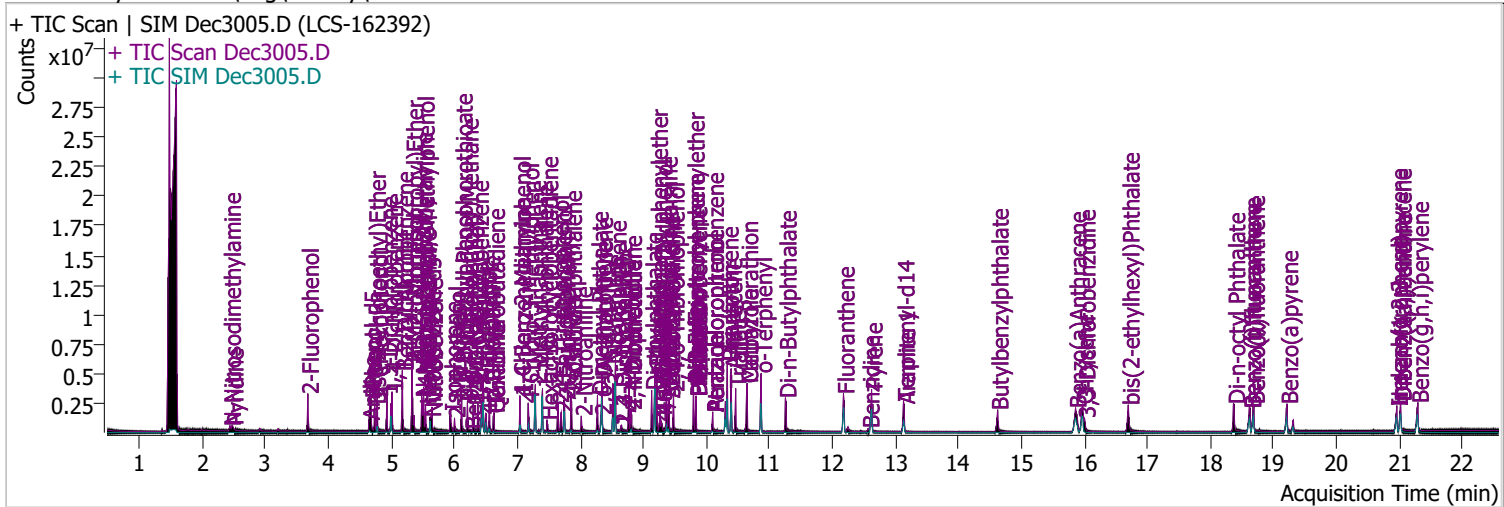


Compound	Conc.	Exp RT	QIon	Exp Ratio	QIon	Exp Ratio
Benzo(g,h,i)perylene	N.D.	21.29	138.0	41.5	277.0	23.8



Quantitation Results Report (QT Reviewed)

Data File	Dec3005.D	Operator	LIMS import
Acq. Method	BNA+SIM.M	Acq. Date-Time	12/30/2021 2:18:43 PM
Sample Name	LCS-162392	Instrument	Instrument #1
Vial	5	Multiplier	1.00
DA Method File	122821 bna 1 CAL.batch.bin	Comment	SVOC-8270-W
Tune File	dftppdsm.u	Tune Date	11/24/2021 11:15:00 AM
Batch Name	123021 bna 1.batch.bin	Last Calib Update	1/3/2022 10:10:10 AM
Ref Library	D:\Org\Library\NIST129K.I		



Compound	RT	QIon	Resp.	Conc.	Units	Dev(Min)
----------	----	------	-------	-------	-------	----------

Internal Standards

System Monitoring Compounds

S 2-Fluorophenol	3.674	112.0	784173	101.1337	µg/L	-0.031
Spiked Amount: 200.000	Range: 10.0 - 75.0%			Recovery = 50.57%		
S Phenol-d5	4.664	99.0	922865	83.1946	µg/L	-0.020
Spiked Amount: 200.000	Range: 10.0 - 65.0%			Recovery = 41.60%		
S Nitrobenzene-d5	5.614	82.0	325649	59.0351	µg/L	-0.010
Spiked Amount: 100.000	Range: 32.0 - 94.0%			Recovery = 59.04%		
S 2-Fluorobiphenyl	7.749	172.0	1132423	60.4235	µg/L	0.000
Spiked Amount: 100.000	Range: 28.0 - 107.0%			Recovery = 60.42%		
S 2,4,6-Tribromophenol	9.479	329.8	196118	207.8708	µg/L	0.000
Spiked Amount: 200.000	Range: 25.0 - 140.0%			Recovery = 103.94%		
S Terphenyl-d14	13.128	244.3	1352528	91.6944	µg/L	-0.010
Spiked Amount: 100.000	Range: 32.0 - 122.0%			Recovery = 91.69%		

Target Compounds

Compound	RT	QIon	Resp.	Conc.	Units	QValue	
T N-Nitrosodimethylamine	2.438	74.0	122597	34.1526	µg/L	95	
T Pyridine	2.479	79.0	253668	28.9510	µg/L	96	
T Aniline	4.644	93.0	430827	26.2229	µg/L	98	
T Phenol	4.675	94.0	567561	45.4834	µg/L	94	
T bis(-2-Chloroethyl)Ether	4.736	63.0	629126	60.2998	µg/L	m	99
T 2-Chlorophenol	4.777	128.0	616168	66.3345	µg/L	100	
T 1,3-Dichlorobenzene	4.930	146.0	628757	53.2784	µg/L	m	99
T 1,4-Dichlorobenzene	5.012	146.0	628590	54.0092	µg/L	m	98
T 1,2-Dichlorobenzene	5.175	146.0	640263	52.5225	µg/L	m	98
T Benzyl Alcohol	5.175	108.0	312208	52.9305	µg/L	94	
T bis(2-chloroisopropyl)Ether	5.328	121.0	198420	53.5844	µg/L	98	
T 2-Methylphenol	5.328	107.0	600778	66.5750	µg/L	m	92
T N-nitroso-Di-n-propylamine	5.481	70.0	454611	66.4986	µg/L	99	
T 4Methylphenol/3Methylphenol	5.512	107.0	817368	68.3346	µg/L	98	
T Hexachloroethane	5.543	117.0	153168	47.5131	µg/L	95	

Quantitation Results Report (QT Reviewed)

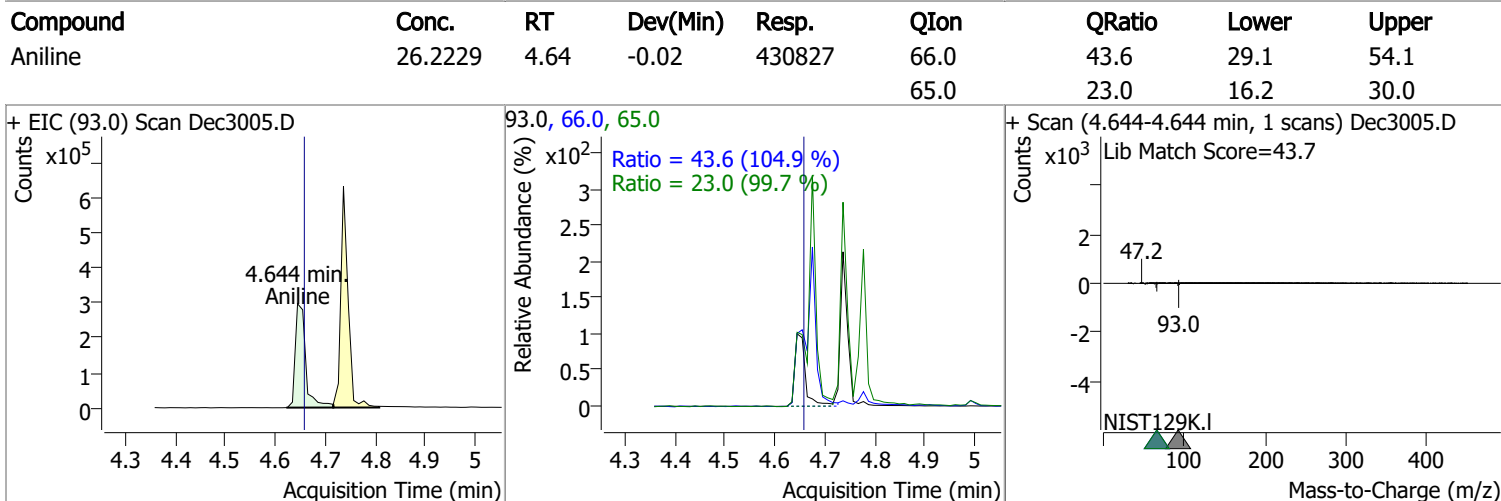
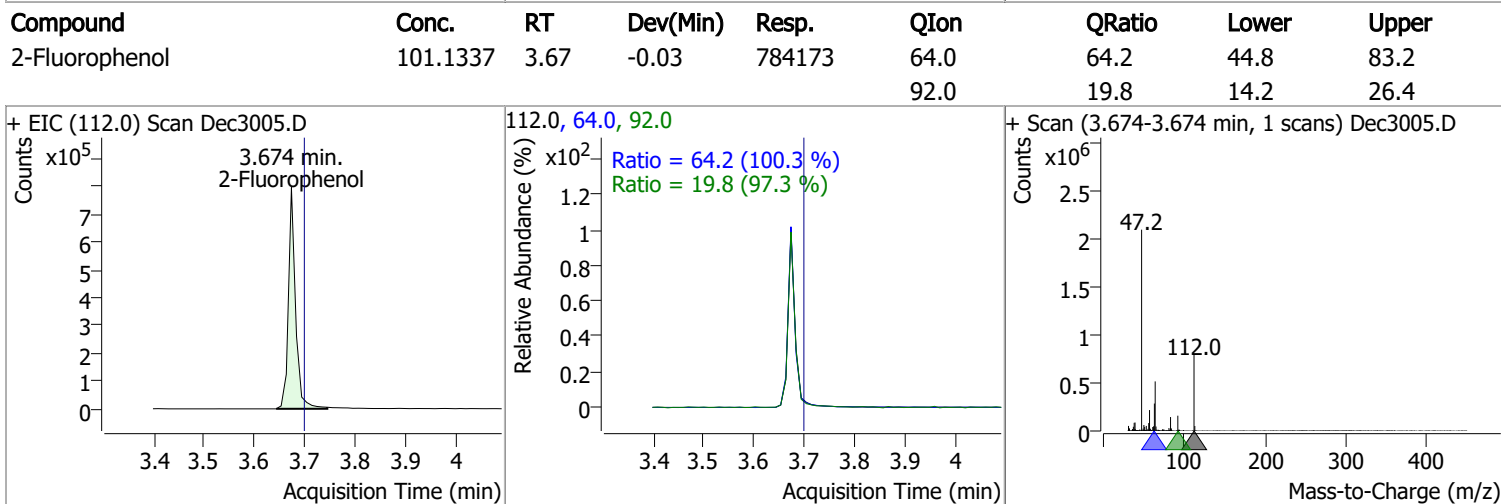
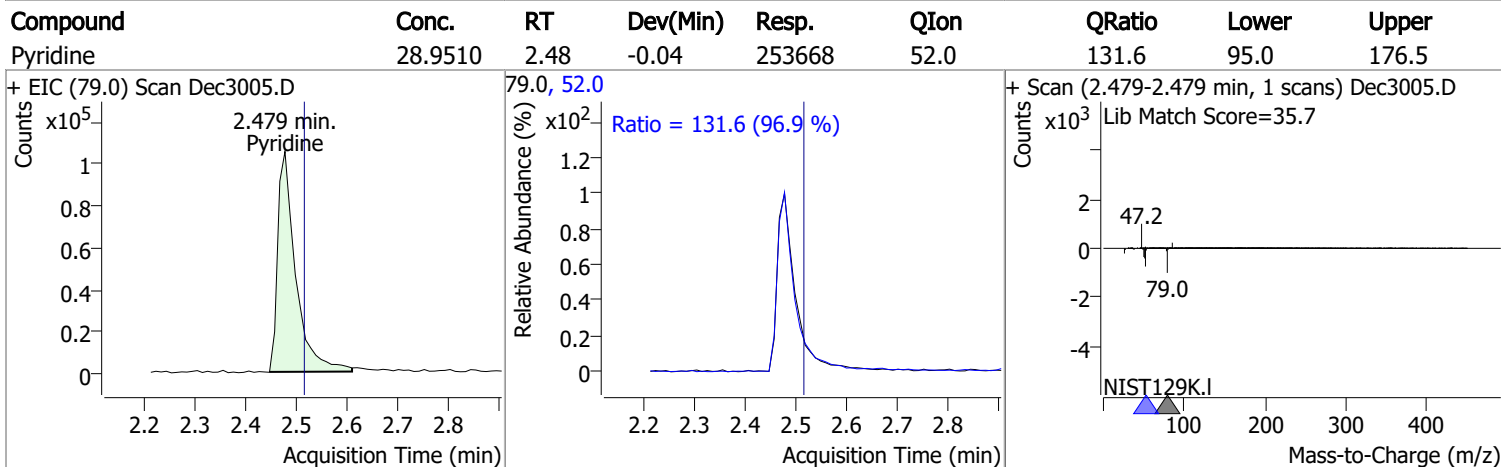
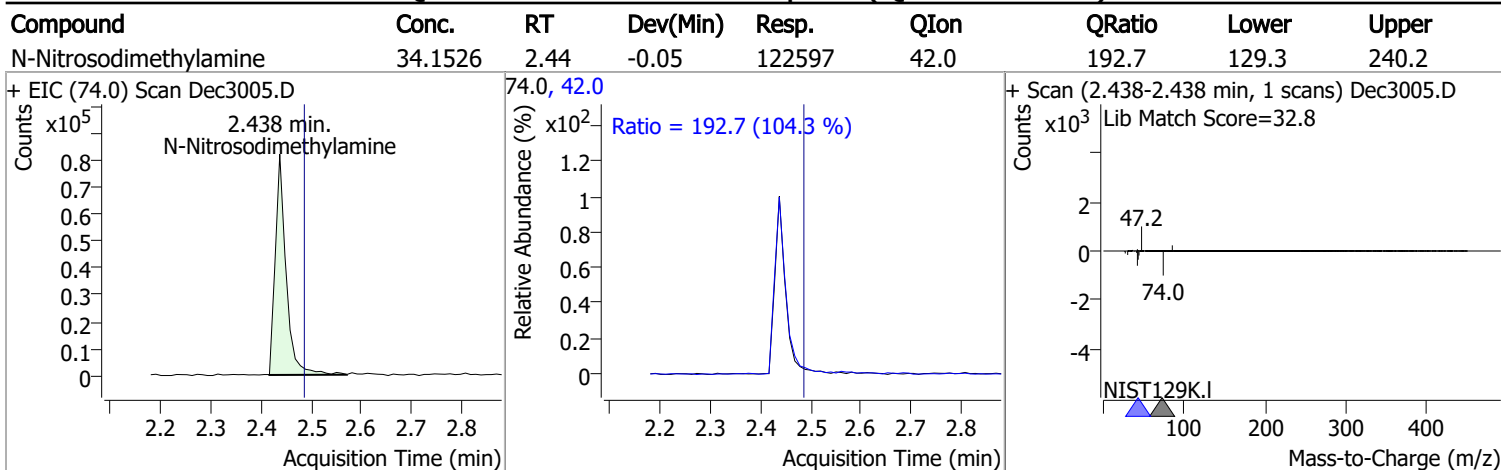
Compound	RT	QIon	Resp.	Conc.	Units	Dev(Min)	
T Nitrobenzene	5.645	123.1	186189	65.3516	µg/L	95	
T Isophorone	5.941	82.0	900052	71.8343	µg/L	99	
T 2-Nitrophenol	6.003	139.0	150466	71.1795	µg/L	96	
T 2,4-Dimethylphenol	6.116	122.0	463273	64.1193	µg/L	99	
T bis(-2-Chloroethoxy)Methane	6.208	93.0	638670	67.3705	µg/L	100	
T Benzoic Acid	6.260	105.0	99656	26.4962	µg/L	91	
T 2,4-Dichlorophenol	6.301	162.0	407526	71.3764	µg/L	98	
T 1,2,4-Trichlorobenzene	6.372	180.0	426530	56.6969	µg/L	99	
T Naphthalene	6.455	128.0	1596264	64.4826	µg/L	m	100
T 4-Chlorophenol	6.506	130.0	160477	77.2746	µg/L	m	96
T p-Chloroaniline	6.557	127.0	625120	69.2179	µg/L		94
T Hexachlorobutadiene	6.629	224.9	197287	51.1258	µg/L		97
T 4-Chloro-2-Methylphenol	7.040	107.0	433851	75.0995	µg/L		99
T 4-Chloro-3-Methylphenol	7.173	107.0	495450	86.3009	µg/L		99
T 2-Methylnaphthalene	7.286	141.0	1051888	74.1346	µg/L		97
T 1-Methylnaphthalene	7.399	141.0	977929	68.9477	µg/L		99
T Hexachlorocyclopentadiene	7.471	236.9	115459	61.1595	µg/L		98
T 2,4,6-Trichlorophenol	7.646	196.0	288138	85.1018	µg/L		98
T 2,4,5-Trichlorophenol	7.697	196.0	297660	76.8937	µg/L		99
T 2-Chloronaphthalene	7.851	162.0	1032809	68.9712	µg/L		98
T 2-Nitroaniline	8.016	65.0	185976	78.1618	µg/L		96
T Dimethyl Phthalate	8.272	163.0	1208586	88.3719	µg/L		99
T 2,6-Dinitrotoluene	8.323	165.0	121407	78.1895	µg/L		92
T Acenaphthylene	8.343	152.1	1868177	79.9595	µg/L		100
T 3-Nitroaniline	8.517	138.0	154516	83.7551	µg/L		98
T Acenaphthene	8.558	154.0	1241719	92.4797	µg/L		100
T 2,4-Dinitrophenol	8.650	184.0	73096	86.7180	µg/L		91
T Dibenzofuran	8.773	168.0	1893803	87.5330	µg/L		95
T 4-Nitrophenol	8.804	109.0	84375	36.6920	µg/L		80
T 2,4-Dinitrotoluene	8.804	165.0	171380	84.5302	µg/L		91
T Diethylphthalate	9.131	149.0	1280529	87.2440	µg/L		99
T Fluorene	9.182	166.0	1528595	87.2805	µg/L		99
T 4-Chlorophenyl-phenylether	9.213	204.0	604267	83.0228	µg/L		97
T 4-Nitroaniline	9.264	138.0	164058	86.2582	µg/L		95
T 4,6-Dinitro-2-methylphenol	9.285	198.0	95066	85.6678	µg/L		98
T N-nitrosodiphenylamine	9.366	169.0	1041581	97.0179	µg/L		96
T Azobenzene	9.407	77.0	1097215	74.9211	µg/L		98
T 4-Bromophenyl-phenylether	9.796	248.0	329857	82.8440	µg/L		97
T Hexachlorobenzene	9.837	283.9	323513	86.9760	µg/L		93
T Pentachlorophenol	10.100	265.9	147390	99.4313	µg/L		97
T Phenanthrene	10.333	178.0	2094340	90.9996	µg/L	m	99
T Anthracene	10.394	178.0	1918027	86.3591	µg/L	m	99
T Triallate	10.465	86.0	442043	94.3001	µg/L		99
T Carbazole	10.647	167.0	2094185	93.4263	µg/L		100
T o-Terphenyl	10.870	230.0	990604	88.1677	µg/L		99
T Di-n-Butylphthalate	11.255	149.0	1808158	89.1075	µg/L		99
T Fluoranthene	12.176	202.0	2097691	91.6522	µg/L		100
T Benzidine	12.571	184.0	186881	25.2189	µg/L		98
T Pyrene	12.622	202.0	2146081	86.8962	µg/L		98
T Butylbenzylphthalate	14.623	149.0	558553	93.8460	µg/L		99
T Benzo(a)Anthracene	15.859	228.0	1580571	97.9869	µg/L		99
T Chrysene	15.972	228.0	1740406	94.4603	µg/L		98
T 3,3-Dichlorobenzidine	16.002	252.0	375116	77.4941	µg/L		98
T bis(2-ethylhexyl)Phthalate	16.697	167.0	190018	94.6395	µg/L		91
T Di-n-octyl Phthalate	18.376	149.0	1337658	92.3710	µg/L		99

Quantitation Results Report (QT Reviewed)

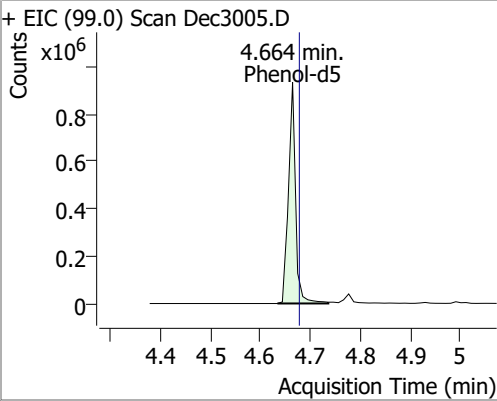
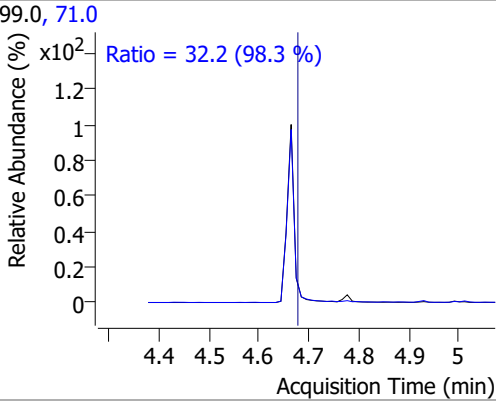
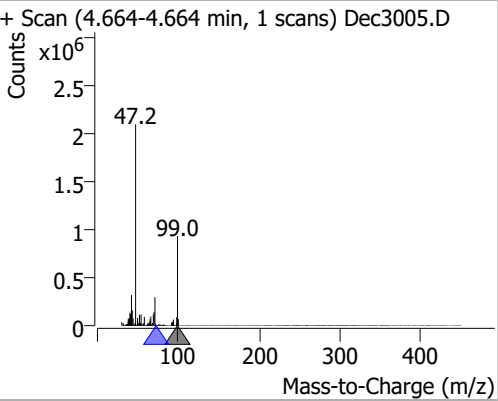
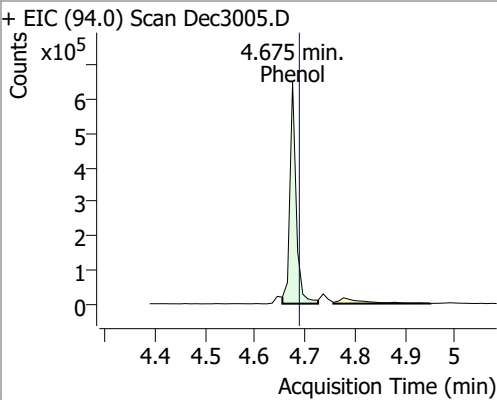
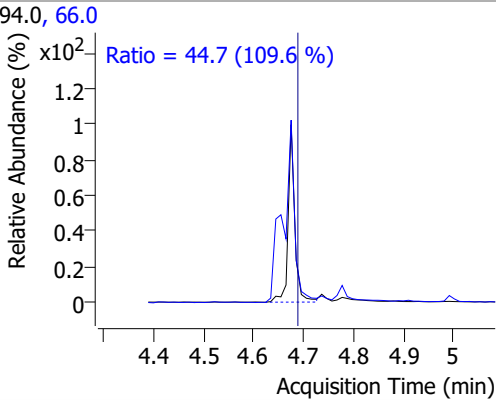
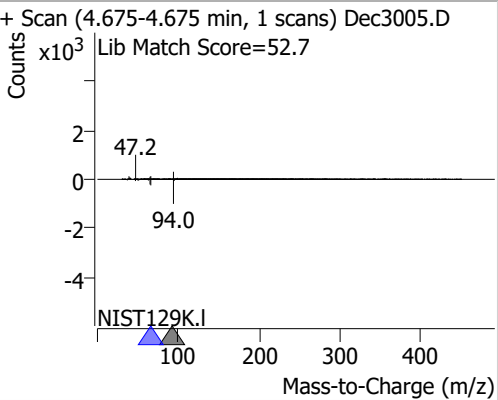
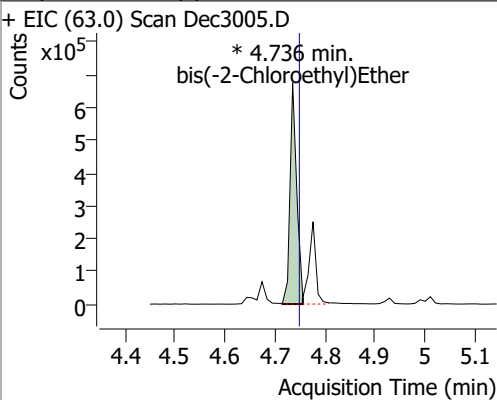
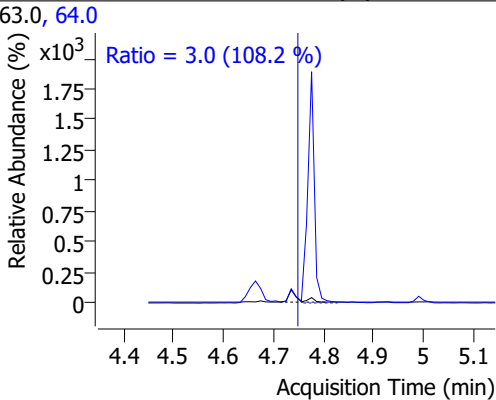
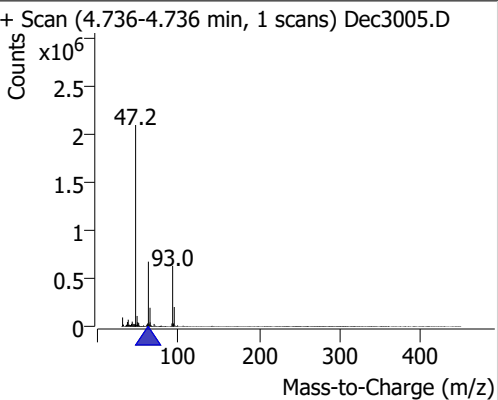
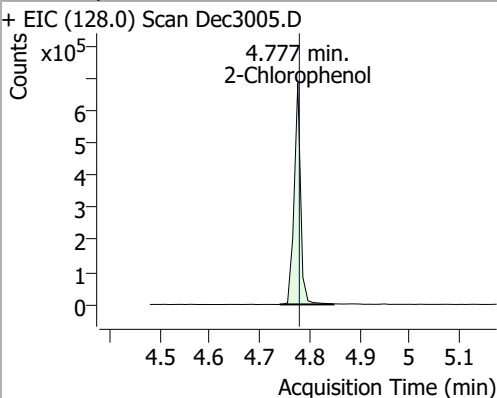
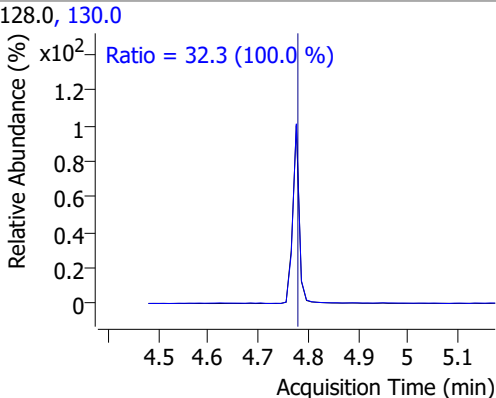
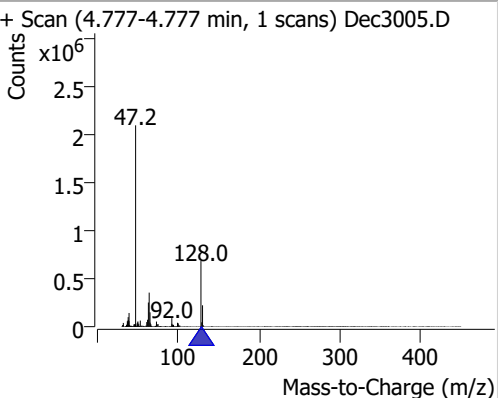
Compound	RT	QIon	Resp.	Conc.	Units	Dev(Min)
T Benzo(b)fluoranthene	18.629	252.0	1466357	95.7060	µg/L	100
T Benzo(k)fluoranthene	18.690	252.0	1479963	89.0645	µg/L	99
T Benzo(a)pyrene	19.216	252.0	1361294	93.2942	µg/L	97
T Indeno(1,2,3-c,d)pyrene	20.958	276.0	1036226	93.4618	µg/L	97
T Dibenzo(a,h)anthracene	21.019	278.0	1147683	93.6432	µg/L	99
T Benzo(g,h,i)perylene	21.292	276.0	1297936	95.0186	µg/L	99

(#) = Qualifier Out of Range; (m) = Manual Integration; (+) = Area Summed; (*) = Surrogate Percent Recovery Out of Range; (d): Zeroed Peak

Quantitation Results Report (QT Reviewed)

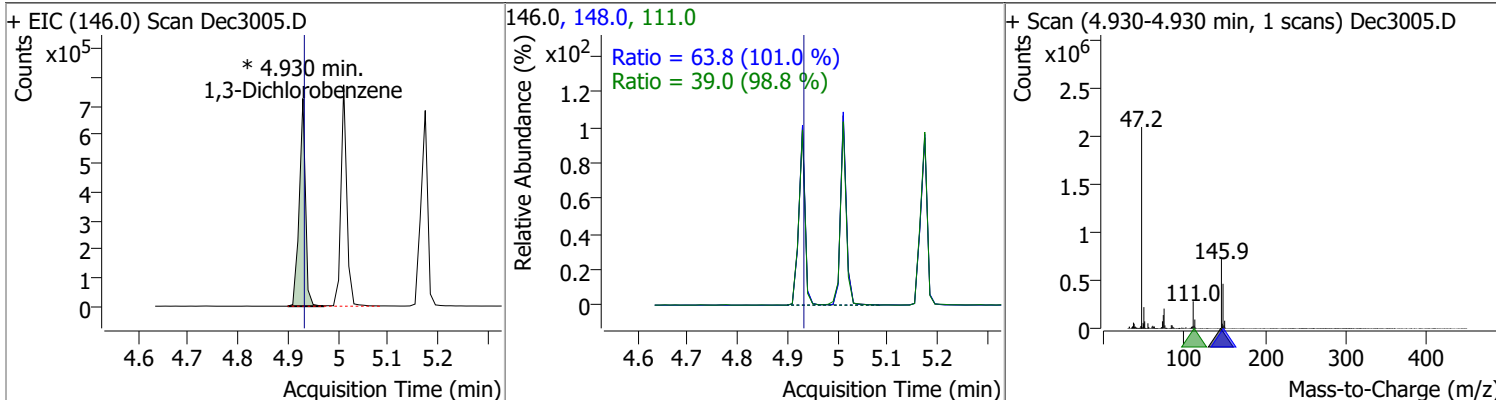


Quantitation Results Report (QT Reviewed)

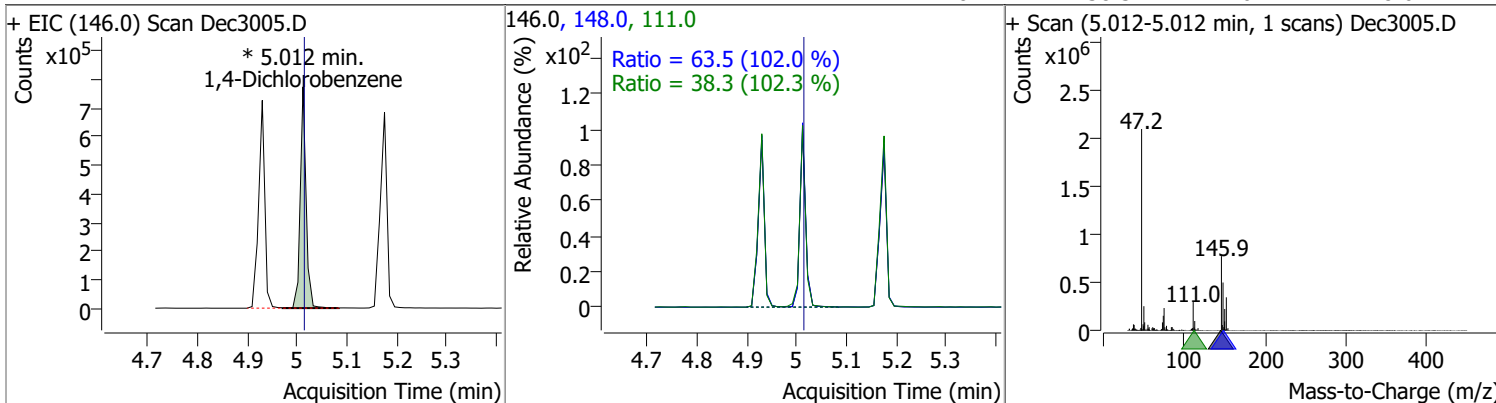
Compound	Conc.	RT	Dev(Min)	Resp.	QIon	QRatio	Lower	Upper
Phenol-d5	83.1946	4.66	-0.02	922865	71.0	32.2	22.9	42.5
+ EIC (99.0) Scan Dec3005.D			99.0, 71.0			+ Scan (4.664-4.664 min, 1 scans) Dec3005.D		
		Ratio = 32.2 (98.3 %)						
Phenol	45.4834	4.67	-0.02	567561	66.0	44.7	28.6	53.1
+ EIC (94.0) Scan Dec3005.D			94.0, 66.0			+ Scan (4.675-4.675 min, 1 scans) Dec3005.D		
		Ratio = 44.7 (109.6 %)						
bis(-2-Chloroethyl)Ether	60.2998	4.74	-0.02	629126 (m)	64.0	3.0	1.9	3.6
+ EIC (63.0) Scan Dec3005.D			63.0, 64.0			+ Scan (4.736-4.736 min, 1 scans) Dec3005.D		
		Ratio = 3.0 (108.2 %)						
2-Chlorophenol	66.3345	4.78	-0.01	616168	130.0	32.3	22.6	42.0
+ EIC (128.0) Scan Dec3005.D			128.0, 130.0			+ Scan (4.777-4.777 min, 1 scans) Dec3005.D		
		Ratio = 32.3 (100.0 %)						

Quantitation Results Report (QT Reviewed)

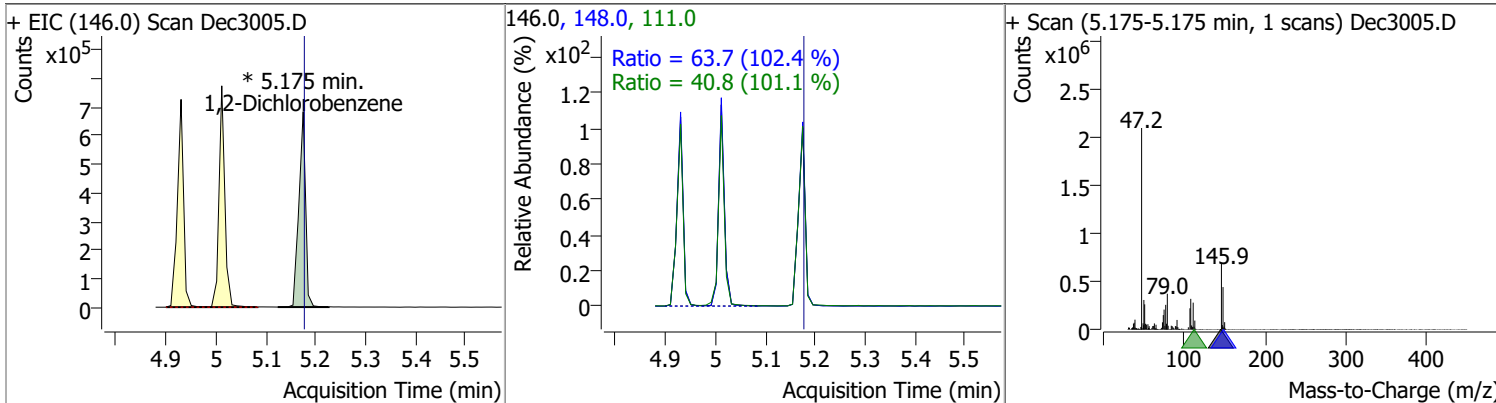
Compound	Conc.	RT	Dev(Min)	Resp.	QIon	QRatio	Lower	Upper
1,3-Dichlorobenzene	53.2784	4.93	-0.01	628757 (m)	148.0	63.8	44.2	82.2
					111.0	39.0	27.6	51.2



Compound	Conc.	RT	Dev(Min)	Resp.	QIon	QRatio	Lower	Upper
1,4-Dichlorobenzene	54.0092	5.01	-0.01	628590 (m)	148.0	63.5	43.6	80.9
					111.0	38.3	26.2	48.6

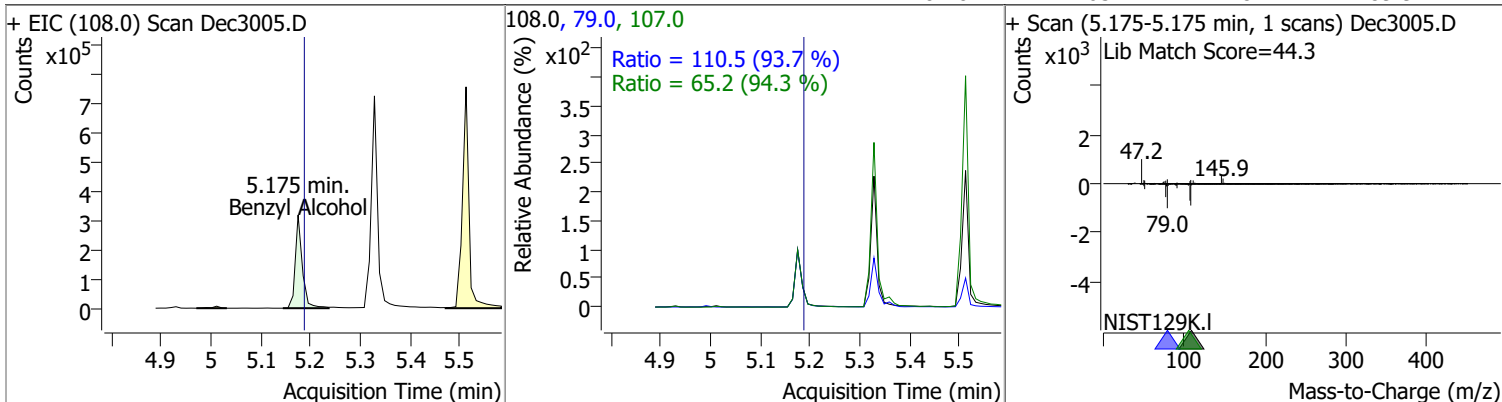


Compound	Conc.	RT	Dev(Min)	Resp.	QIon	QRatio	Lower	Upper
1,2-Dichlorobenzene	52.5225	5.18	-0.01	640263 (m)	148.0	63.7	43.6	80.9
					111.0	40.8	28.2	52.4

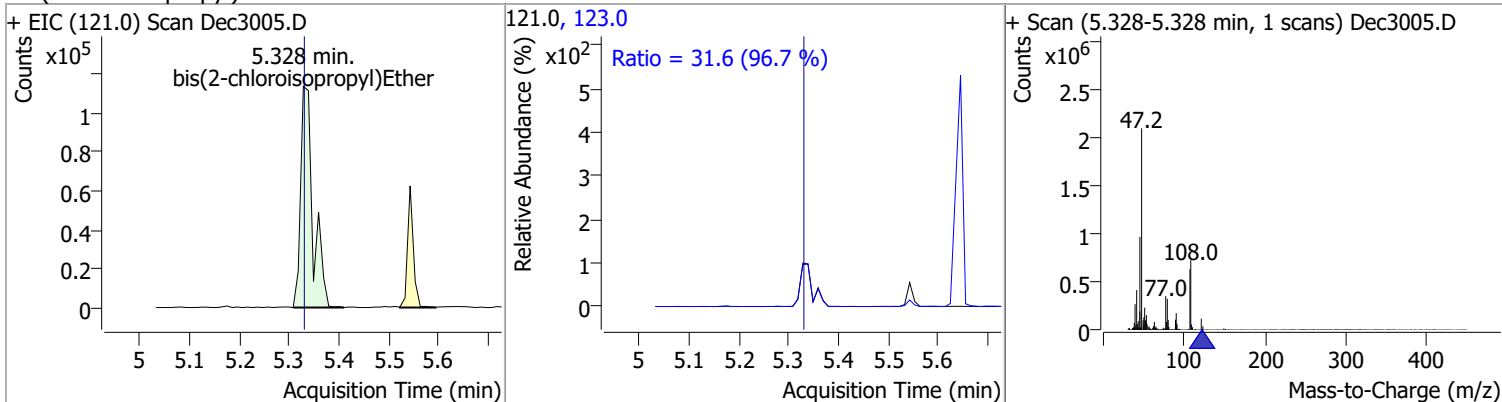


Quantitation Results Report (QT Reviewed)

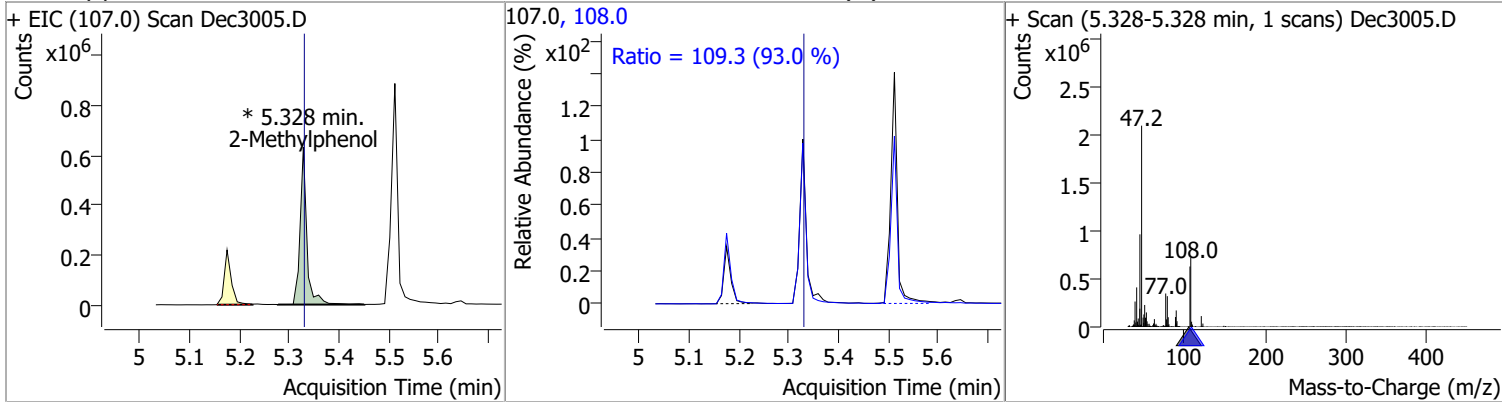
Compound	Conc.	RT	Dev(Min)	Resp.	QIon	QRatio	Lower	Upper
Benzyl Alcohol	52.9305	5.18	-0.02	312208	79.0	110.5	82.5	153.3
					107.0	65.2	48.4	89.9



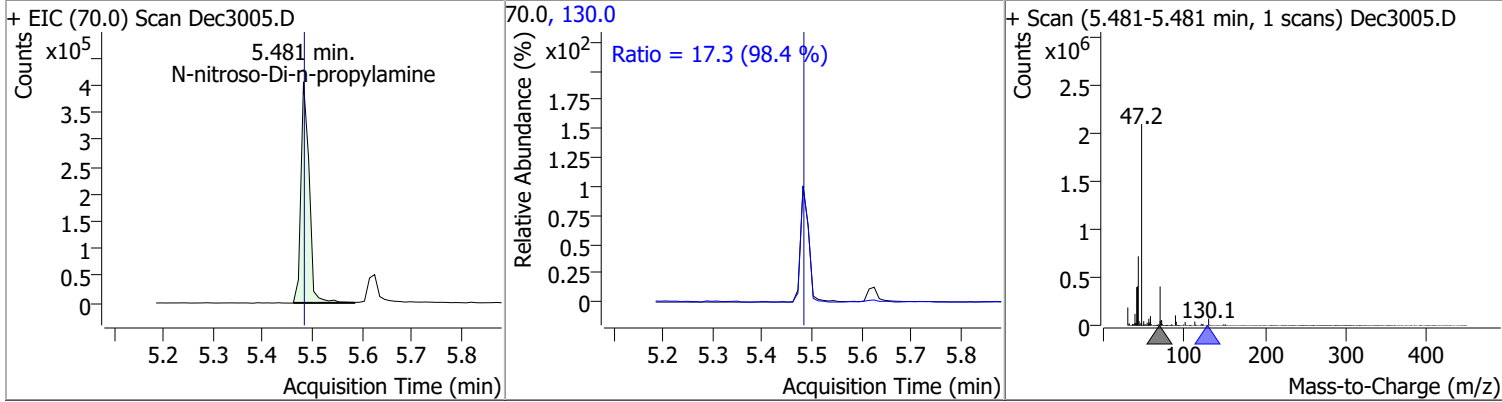
Compound	Conc.	RT	Dev(Min)	Resp.	QIon	QRatio	Lower	Upper
bis(2-chloroisopropyl)Ether	53.5844	5.33	-0.01	198420	123.0	31.6	22.9	42.5



Compound	Conc.	RT	Dev(Min)	Resp.	QIon	QRatio	Lower	Upper
2-Methylphenol	66.5750	5.33	-0.01	600778 (m)	108.0	109.3	82.3	152.8

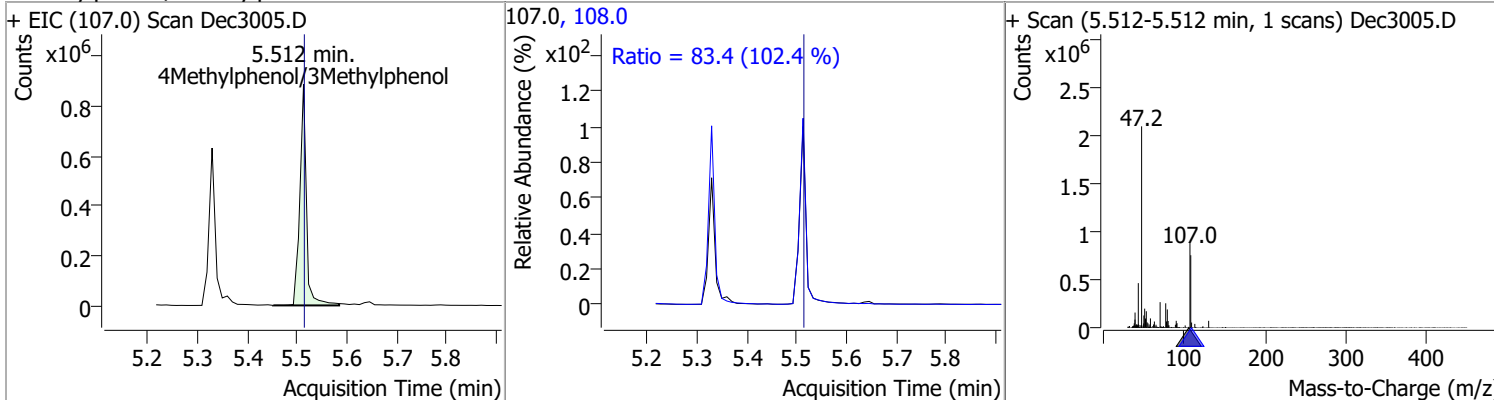


Compound	Conc.	RT	Dev(Min)	Resp.	QIon	QRatio	Lower	Upper
N-nitroso-Di-n-propylamine	66.4986	5.48	-0.01	454611	130.0	17.3	0.0	35.2

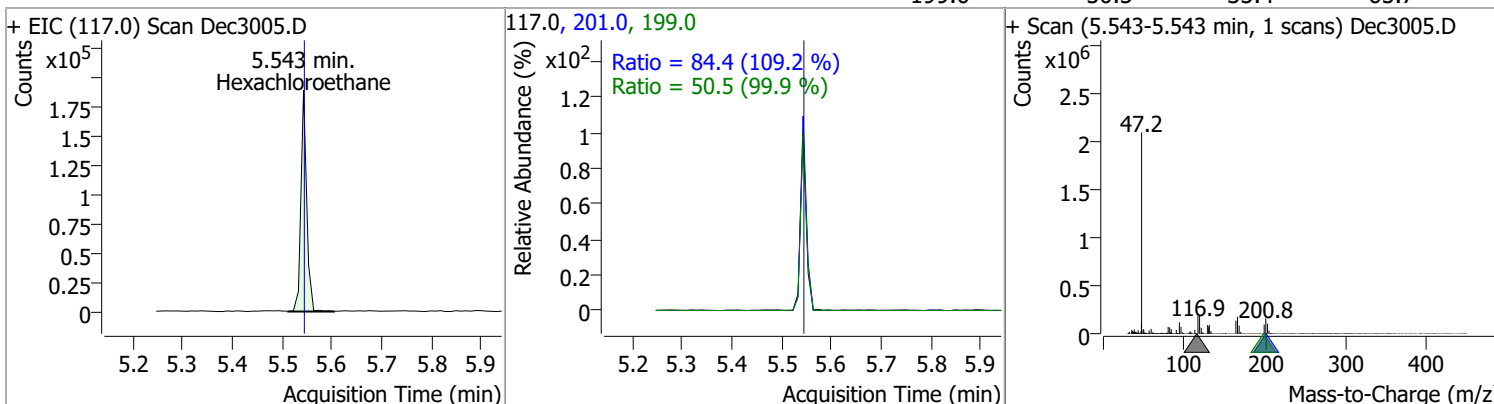


Quantitation Results Report (QT Reviewed)

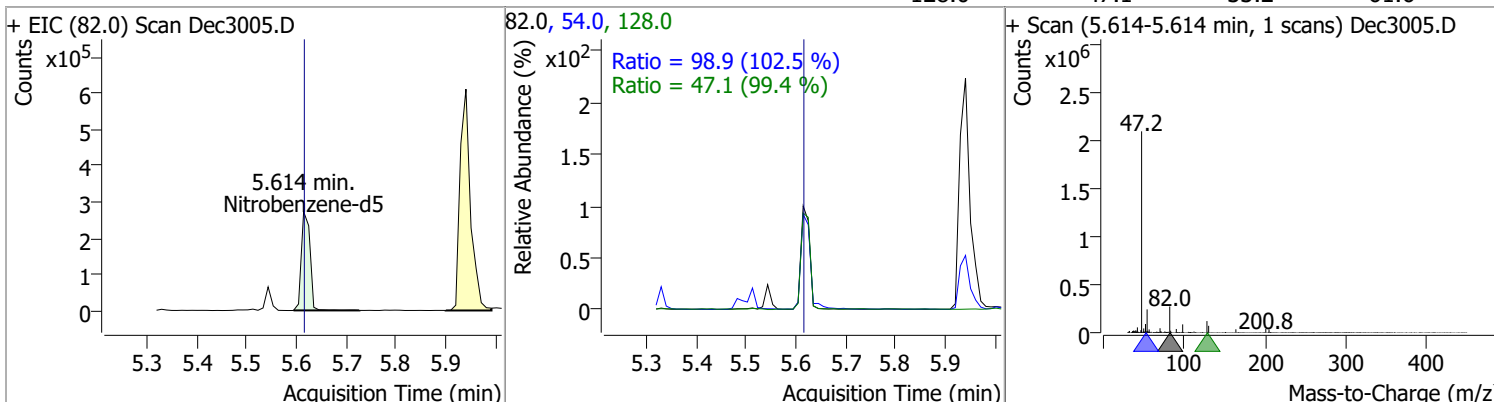
Compound	Conc.	RT	Dev(Min)	Resp.	QIon	QRatio	Lower	Upper
4Methylphenol/3Methylphenol	68.3346	5.51	-0.01	817368	108.0	83.4	57.0	105.8



Compound	Conc.	RT	Dev(Min)	Resp.	QIon	QRatio	Lower	Upper
Hexachloroethane	47.5131	5.54	-0.01	153168	201.0	84.4	54.1	100.4
					199.0	50.5	35.4	65.7

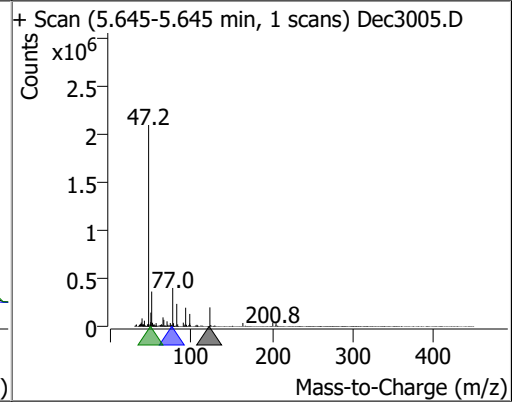
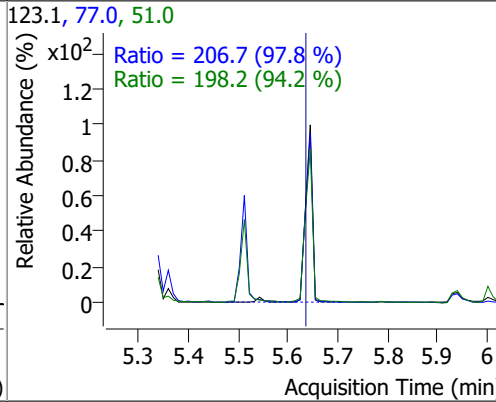
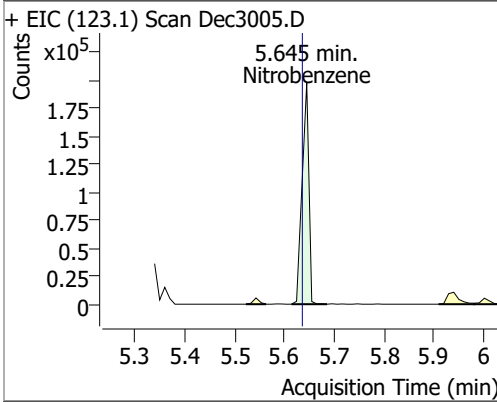


Compound	Conc.	RT	Dev(Min)	Resp.	QIon	QRatio	Lower	Upper
Nitrobenzene-d5	59.0351	5.61	-0.01	325649	54.0	98.9	67.5	125.4
					128.0	47.1	33.2	61.6

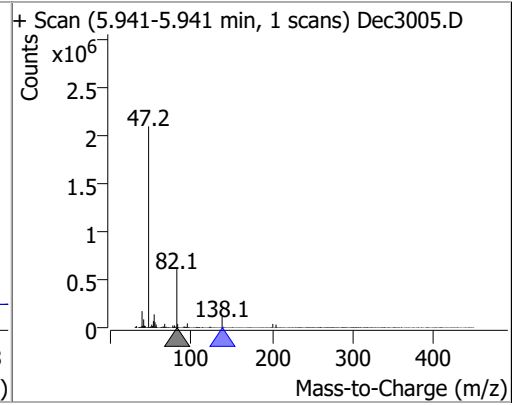
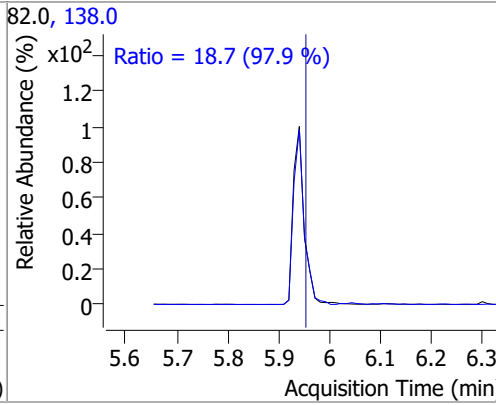
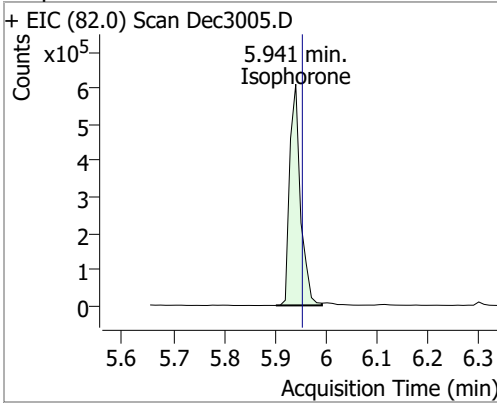


Quantitation Results Report (QT Reviewed)

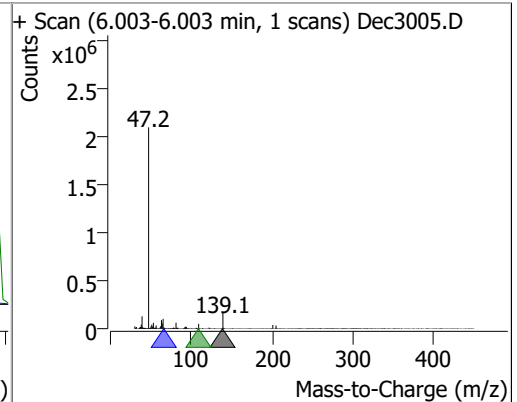
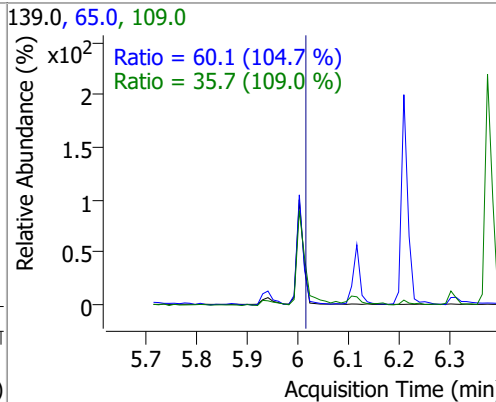
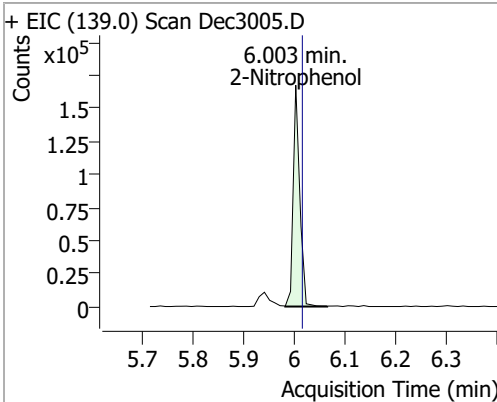
Compound	Conc.	RT	Dev(Min)	Resp.	QIon	QRatio	Lower	Upper
Nitrobenzene	65.3516	5.64	0.00	186189	77.0	206.7	148.0	274.8
					51.0	198.2	147.2	273.4



Compound	Conc.	RT	Dev(Min)	Resp.	QIon	QRatio	Lower	Upper
Isophorone	71.8343	5.94	-0.01	900052	138.0	18.7	13.3	24.8

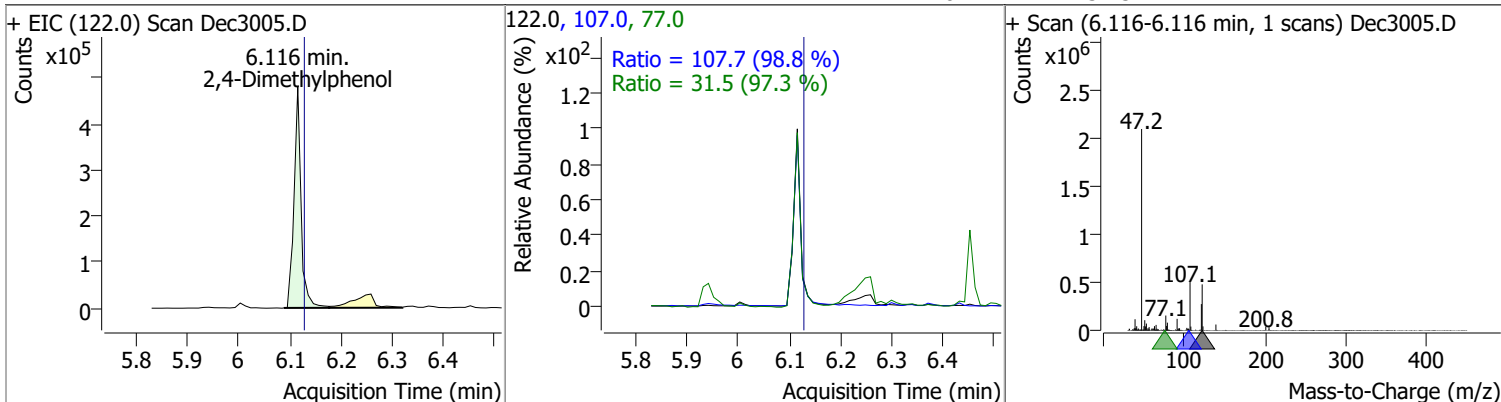


Compound	Conc.	RT	Dev(Min)	Resp.	QIon	QRatio	Lower	Upper
2-Nitrophenol	71.1795	6.00	-0.01	150466	65.0	60.1	40.2	74.6
					109.0	35.7	22.9	42.6

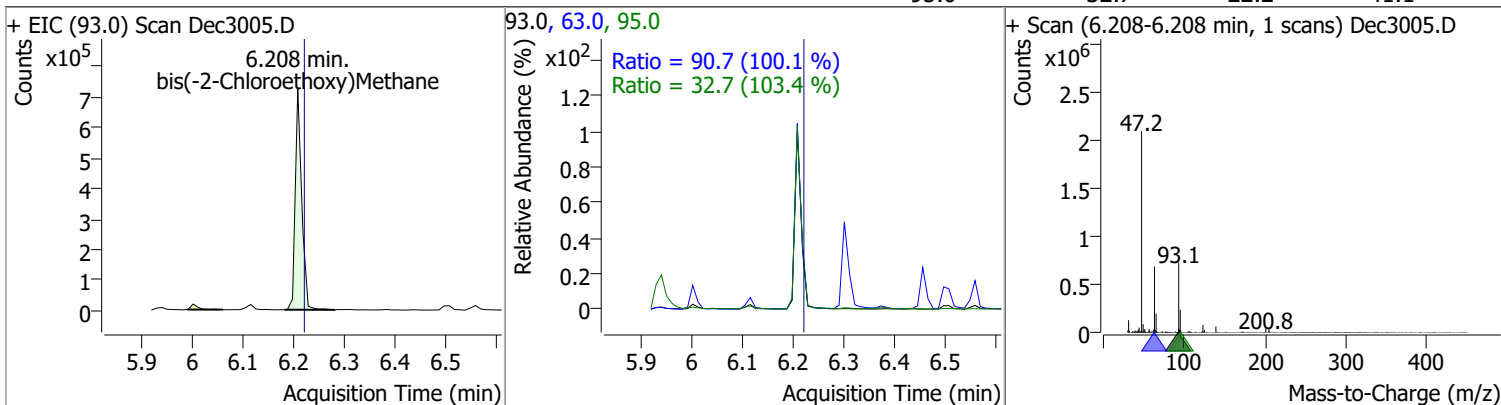


Quantitation Results Report (QT Reviewed)

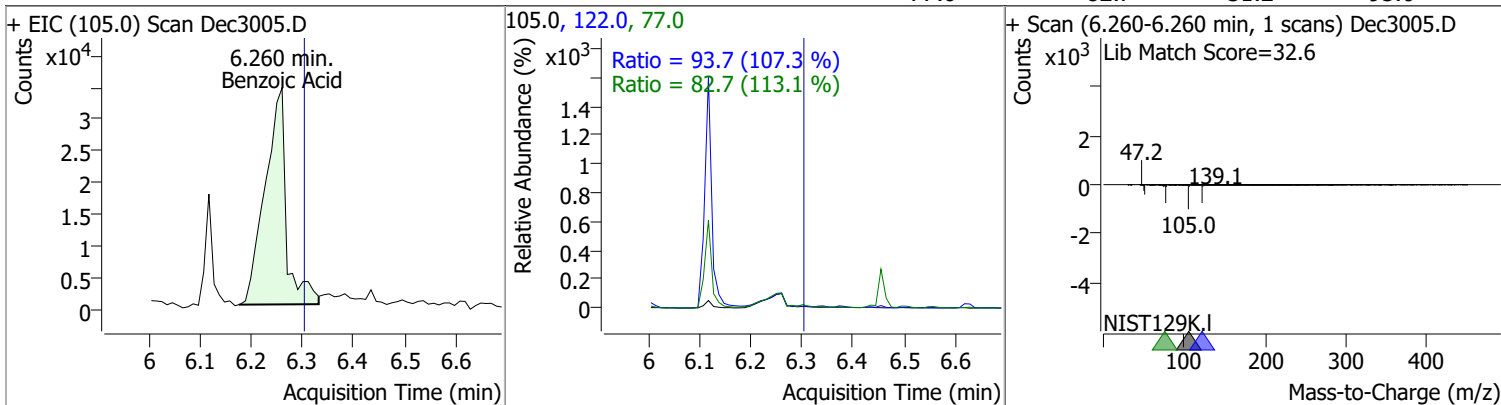
Compound	Conc.	RT	Dev(Min)	Resp.	QIon	QRatio	Lower	Upper
2,4-Dimethylphenol	64.1193	6.12	-0.01	463273	107.0	107.7	76.4	141.8
					77.0	31.5	22.7	42.1



Compound	Conc.	RT	Dev(Min)	Resp.	QIon	QRatio	Lower	Upper
bis(-2-Chloroethoxy)Methane	67.3705	6.21	-0.01	638670	63.0	90.7	63.5	117.9
					95.0	32.7	22.2	41.1

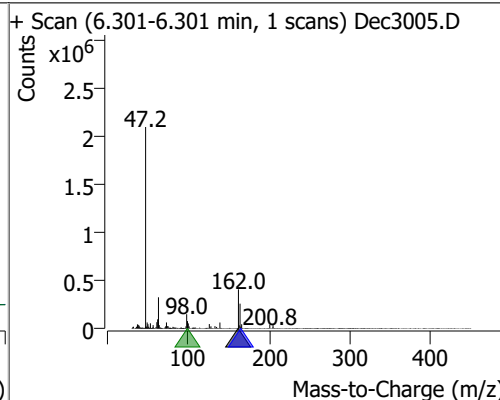
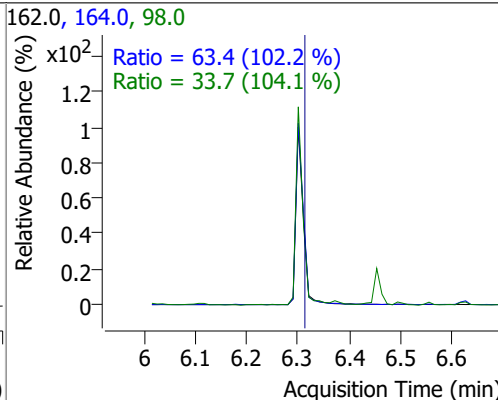
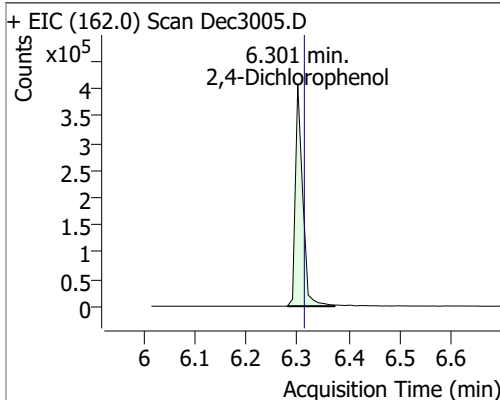


Compound	Conc.	RT	Dev(Min)	Resp.	QIon	QRatio	Lower	Upper
Benzoic Acid	26.4962	6.26	-0.04	99656	122.0	93.7	61.1	113.6
					77.0	82.7	51.2	95.0

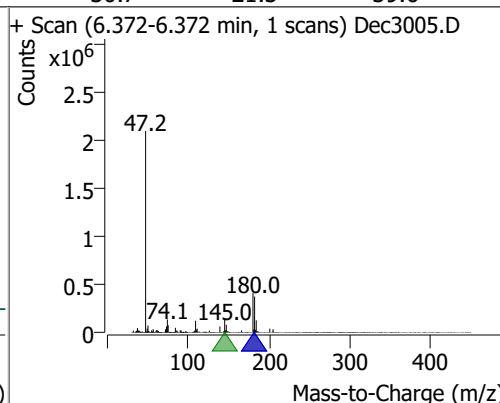
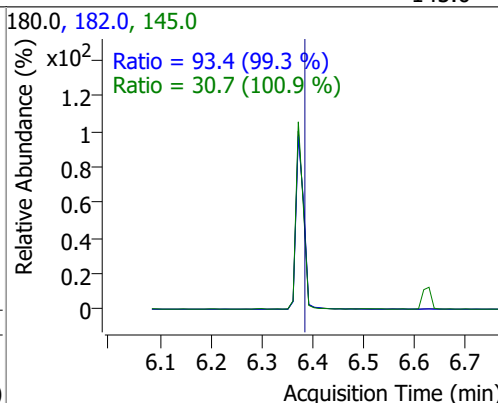
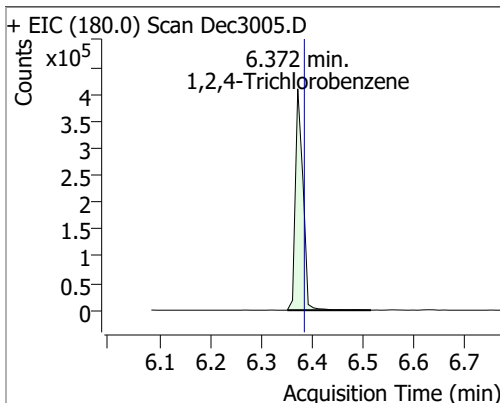


Quantitation Results Report (QT Reviewed)

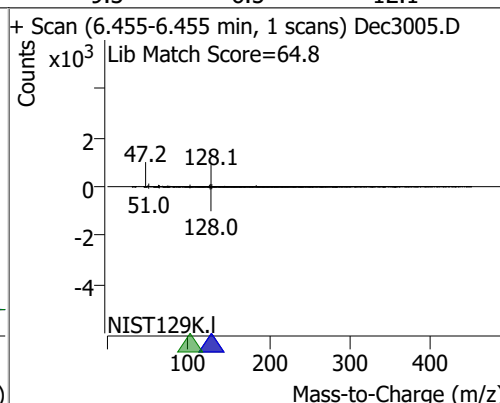
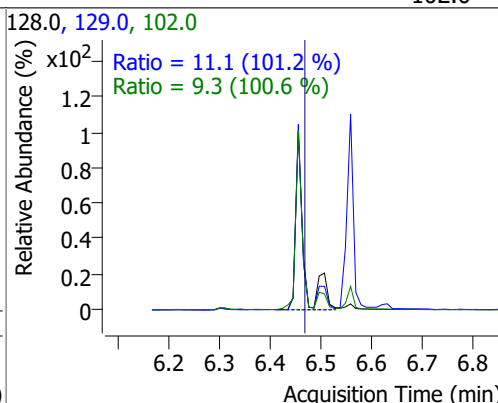
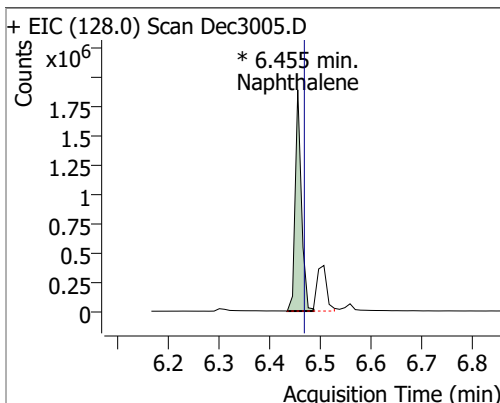
Compound	Conc.	RT	Dev(Min)	Resp.	QIon	QRatio	Lower	Upper
2,4-Dichlorophenol	71.3764	6.30	-0.01	407526	164.0	63.4	43.4	80.5
					98.0	33.7	22.7	42.1



Compound	Conc.	RT	Dev(Min)	Resp.	QIon	QRatio	Lower	Upper
1,2,4-Trichlorobenzene	56.6969	6.37	-0.01	426530	182.0	93.4	65.8	122.3
					145.0	30.7	21.3	39.6

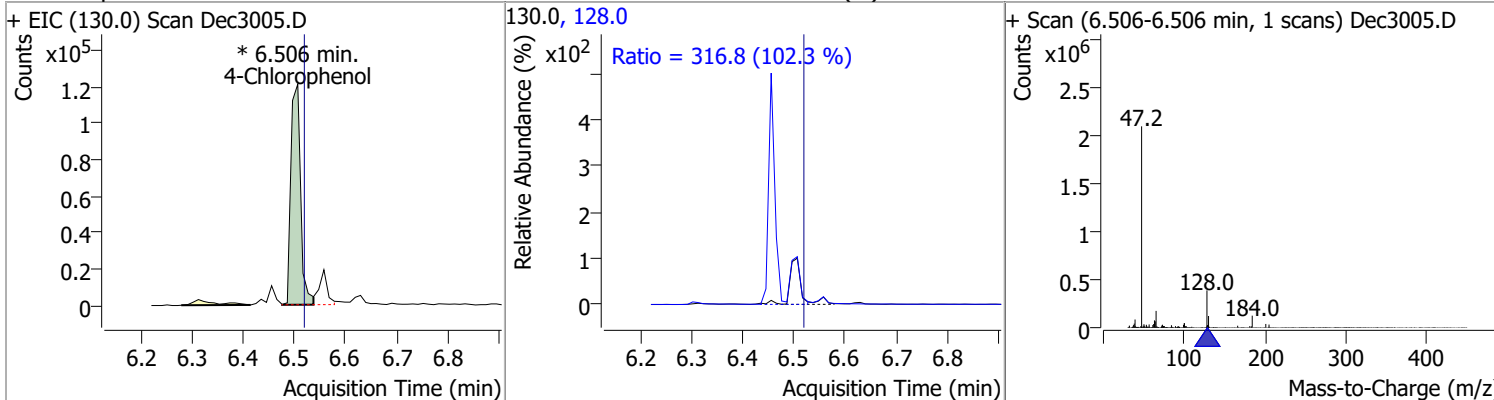


Compound	Conc.	RT	Dev(Min)	Resp.	QIon	QRatio	Lower	Upper
Naphthalene	64.4826	6.45	-0.01	1596264 (m)	129.0	11.1	7.7	14.2
					102.0	9.3	6.5	12.1

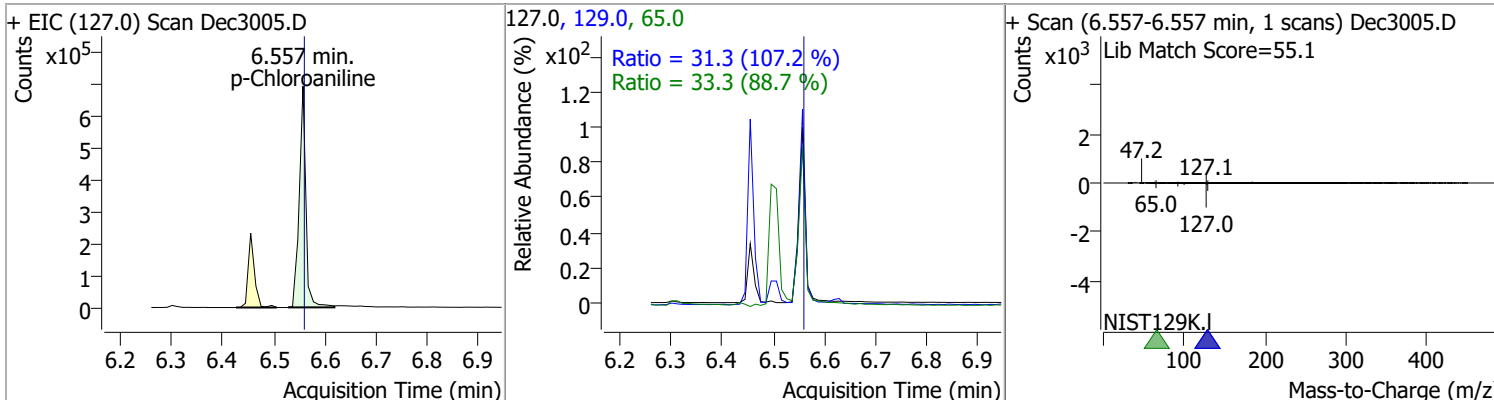


Quantitation Results Report (QT Reviewed)

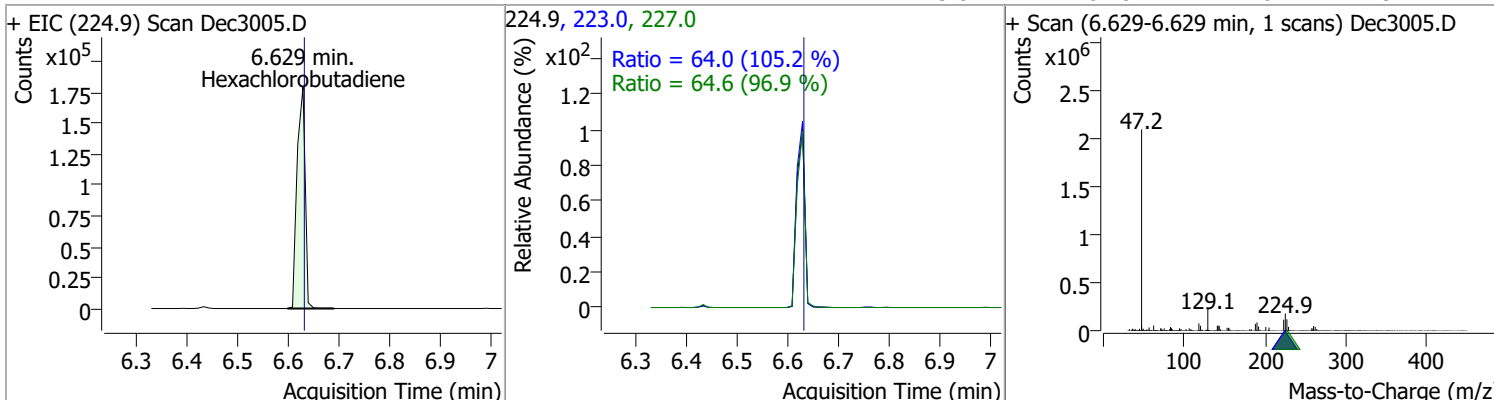
Compound	Conc.	RT	Dev(Min)	Resp.	QIon	QRatio	Lower	Upper
4-Chlorophenol	77.2746	6.51	-0.01	160477 (m)	128.0	316.8	216.8	402.6



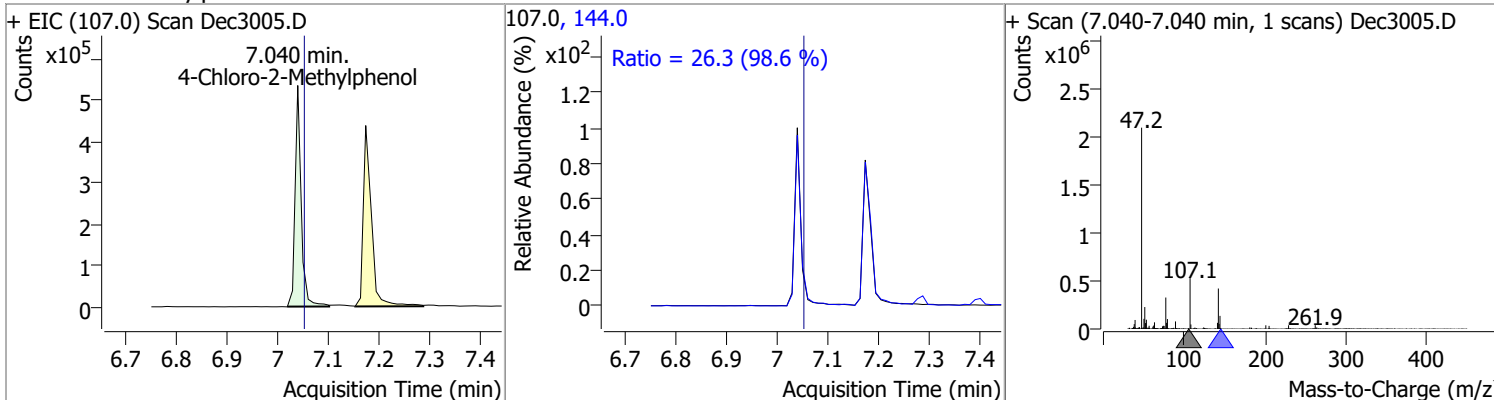
Compound	Conc.	RT	Dev(Min)	Resp.	QIon	QRatio	Lower	Upper
p-Chloroaniline	69.2179	6.56	0.00	625120	65.0	33.3	26.3	48.8
					129.0	31.3	20.5	38.0



Compound	Conc.	RT	Dev(Min)	Resp.	QIon	QRatio	Lower	Upper
Hexachlorobutadiene	51.1258	6.63	0.00	197287	227.0	64.6	46.6	86.6
					223.0	64.0	42.6	79.1

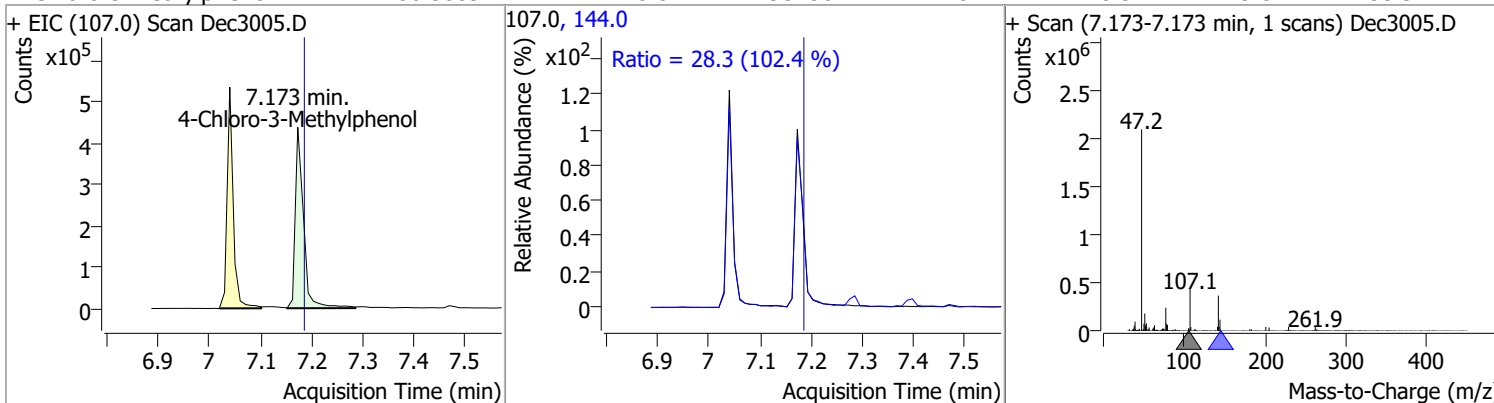


Compound	Conc.	RT	Dev(Min)	Resp.	QIon	QRatio	Lower	Upper
4-Chloro-2-Methylphenol	75.0995	7.04	-0.01	433851	144.0	26.3	18.6	34.6

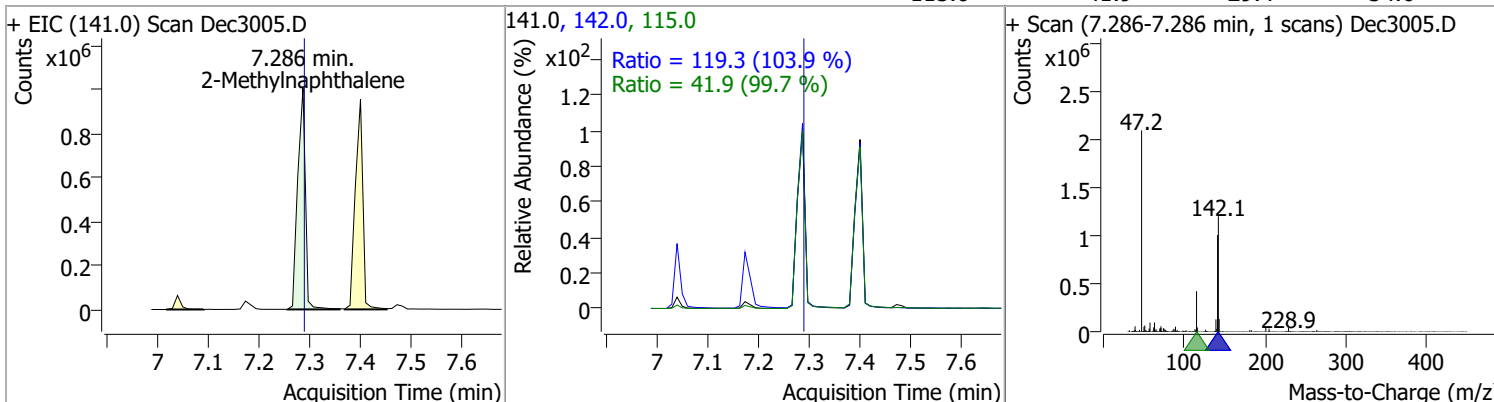


Quantitation Results Report (QT Reviewed)

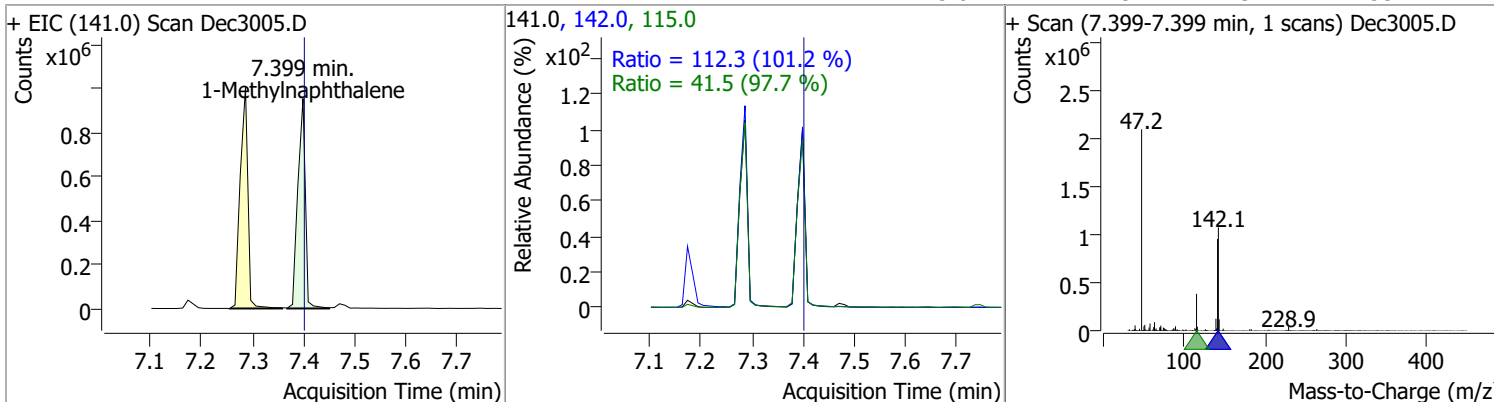
Compound	Conc.	RT	Dev(Min)	Resp.	QIon	QRatio	Lower	Upper
4-Chloro-3-Methylphenol	86.3009	7.17	-0.01	495450	144.0	28.3	19.3	35.9



Compound	Conc.	RT	Dev(Min)	Resp.	QIon	QRatio	Lower	Upper
2-Methylnaphthalene	74.1346	7.29	0.00	1051888	142.0	119.3	80.4	149.3
					115.0	41.9	29.4	54.6

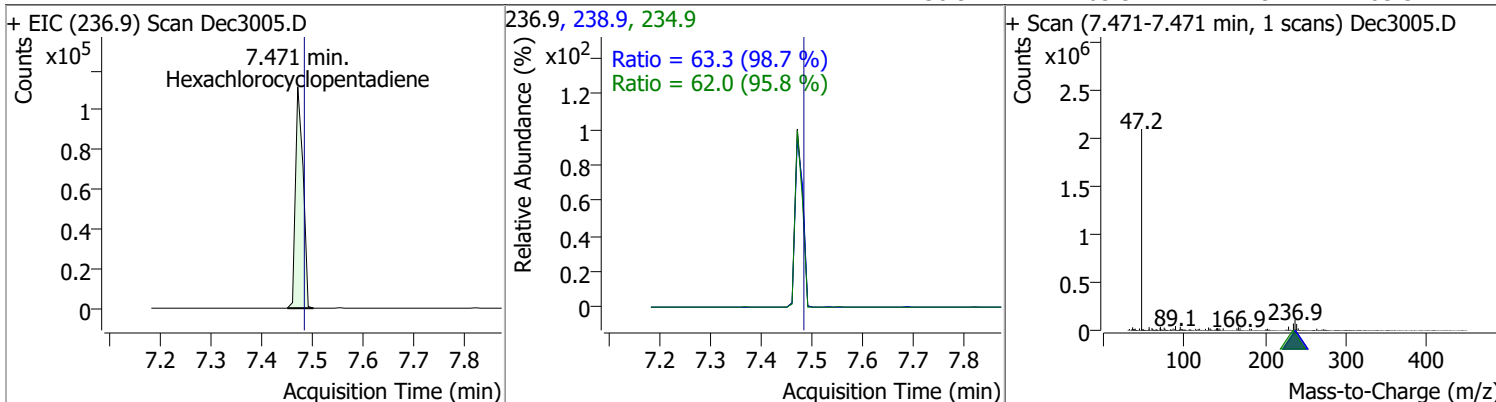


Compound	Conc.	RT	Dev(Min)	Resp.	QIon	QRatio	Lower	Upper
1-Methylnaphthalene	68.9477	7.40	0.00	977929	142.0	112.3	77.7	144.2
					115.0	41.5	29.7	55.2

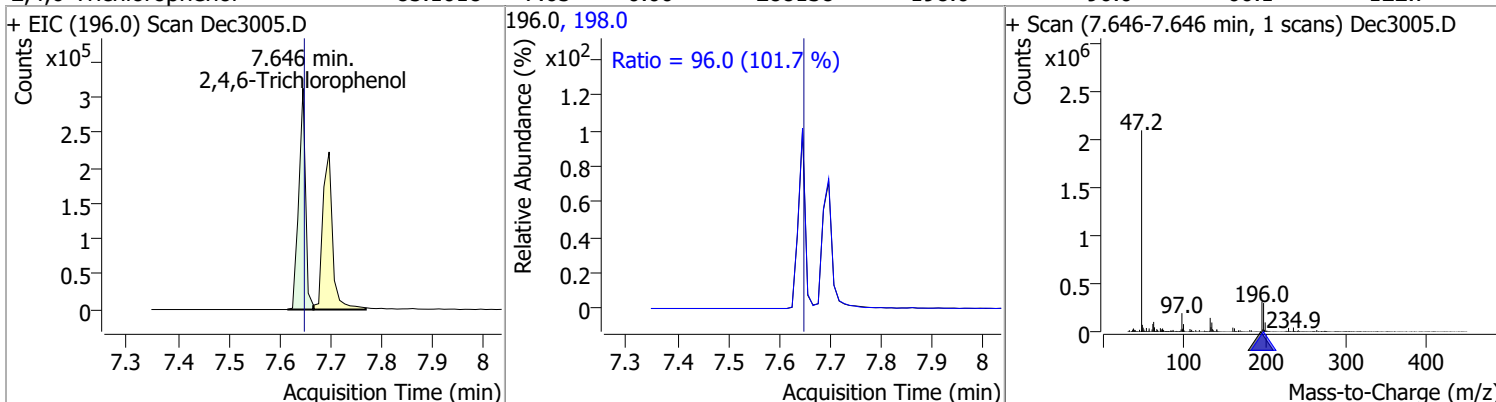


Quantitation Results Report (QT Reviewed)

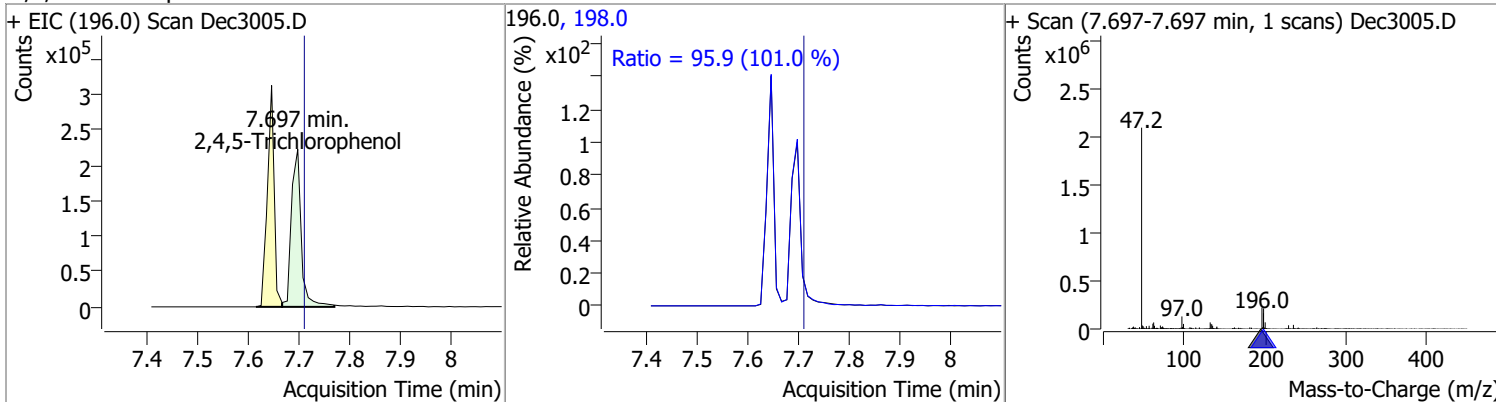
Compound	Conc.	RT	Dev(Min)	Resp.	QIon	QRatio	Lower	Upper
Hexachlorocyclopentadiene	61.1595	7.47	-0.01	115459	234.9	62.0	45.3	84.1
					238.9	63.3	44.9	83.3



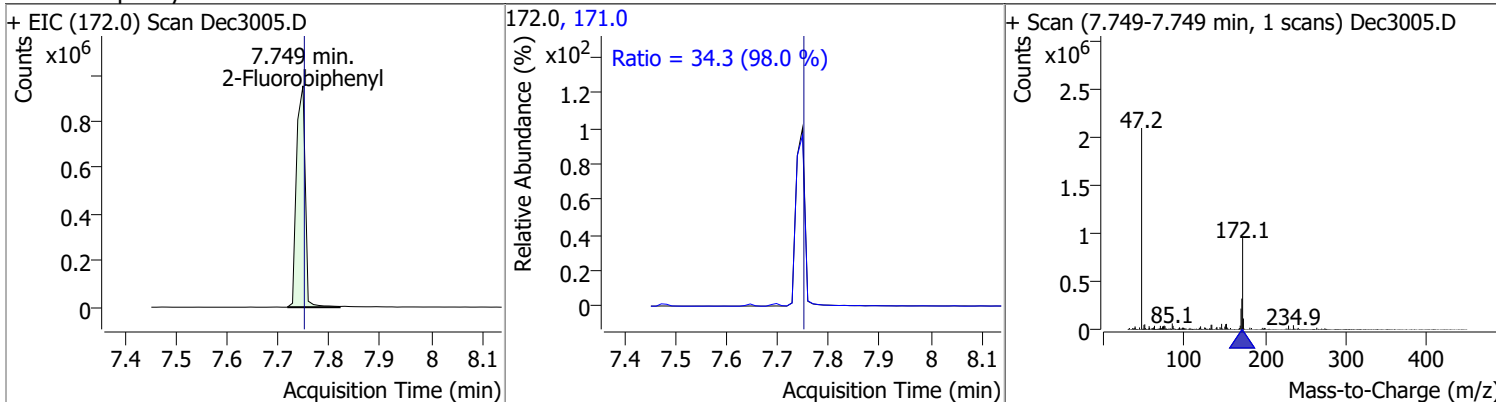
Compound	Conc.	RT	Dev(Min)	Resp.	QIon	QRatio	Lower	Upper
2,4,6-Trichlorophenol	85.1018	7.65	0.00	288138	198.0	96.0	66.1	122.7



Compound	Conc.	RT	Dev(Min)	Resp.	QIon	QRatio	Lower	Upper
2,4,5-Trichlorophenol	76.8937	7.70	-0.01	297660	198.0	95.9	66.4	123.4

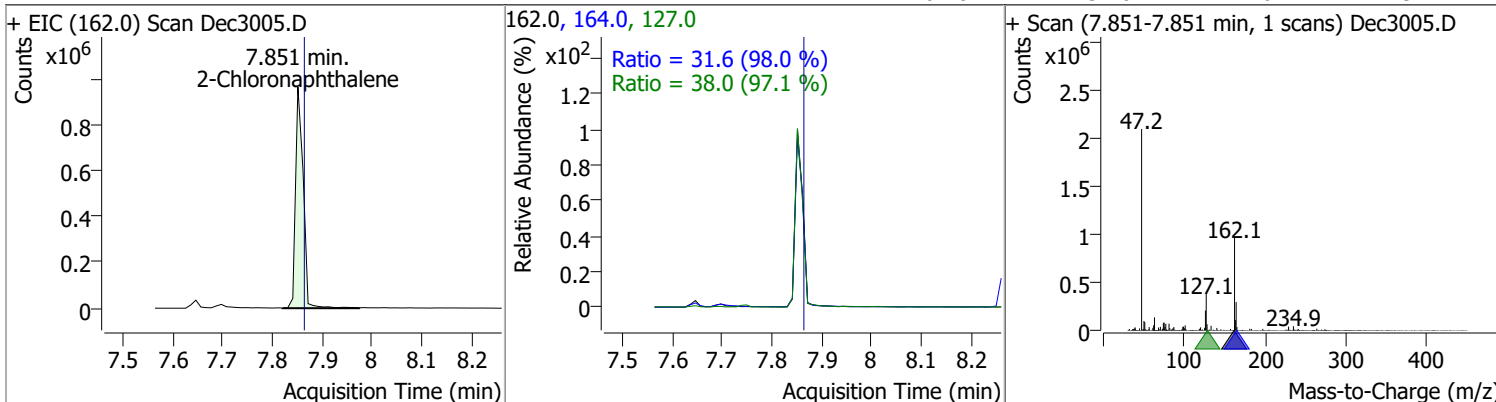


Compound	Conc.	RT	Dev(Min)	Resp.	QIon	QRatio	Lower	Upper
2-Fluorobiphenyl	60.4235	7.75	0.00	1132423	171.0	34.3	24.5	45.6

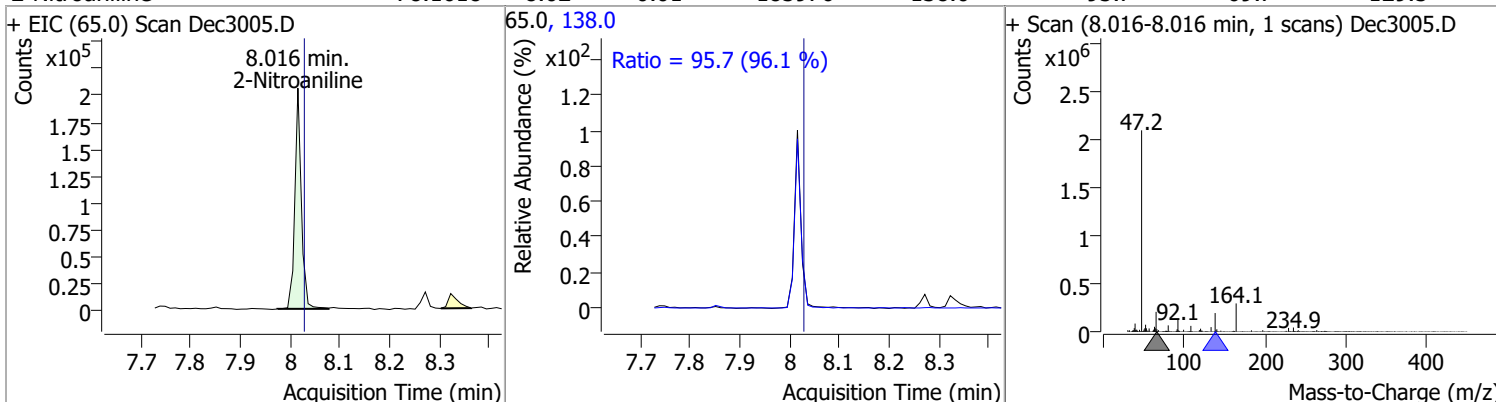


Quantitation Results Report (QT Reviewed)

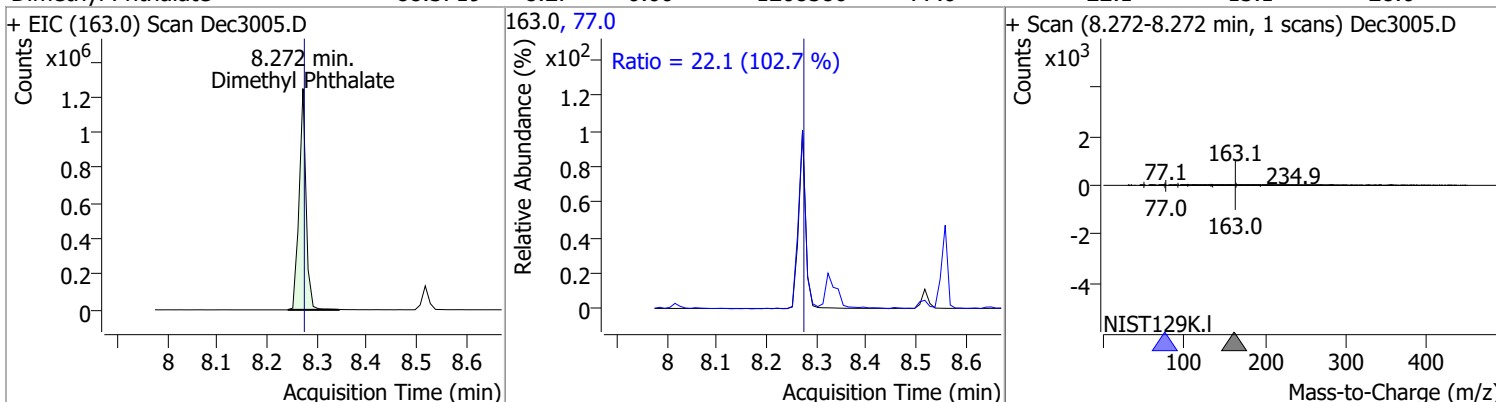
Compound	Conc.	RT	Dev(Min)	Resp.	QIon	QRatio	Lower	Upper
2-Chloronaphthalene	68.9712	7.85	-0.01	1032809	127.0	38.0	27.4	50.9
					164.0	31.6	22.6	41.9



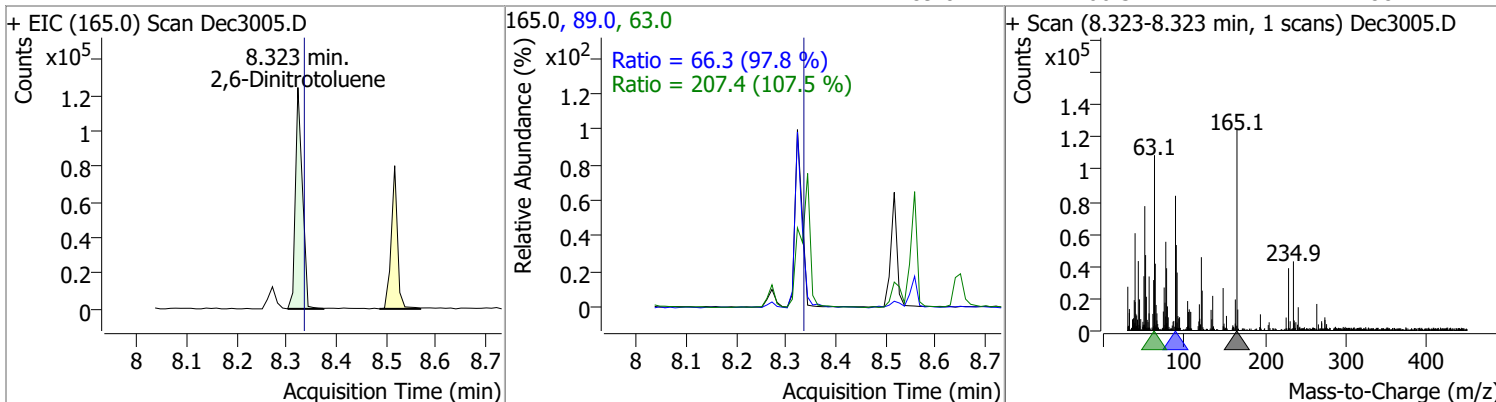
Compound	Conc.	RT	Dev(Min)	Resp.	QIon	QRatio	Lower	Upper
2-Nitroaniline	78.1618	8.02	-0.01	185976	138.0	95.7	69.7	129.5



Compound	Conc.	RT	Dev(Min)	Resp.	QIon	QRatio	Lower	Upper
Dimethyl Phthalate	88.3719	8.27	0.00	1208586	77.0	22.1	15.1	28.0

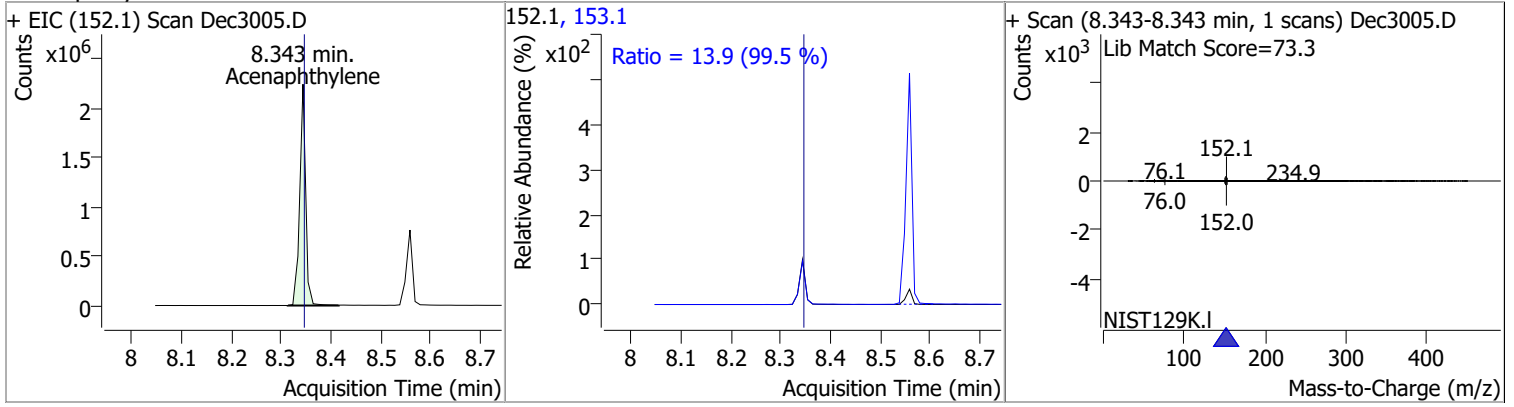


Compound	Conc.	RT	Dev(Min)	Resp.	QIon	QRatio	Lower	Upper
2,6-Dinitrotoluene	78.1895	8.32	-0.01	121407	63.0	207.4	135.1	250.9
					89.0	66.3	47.4	88.1

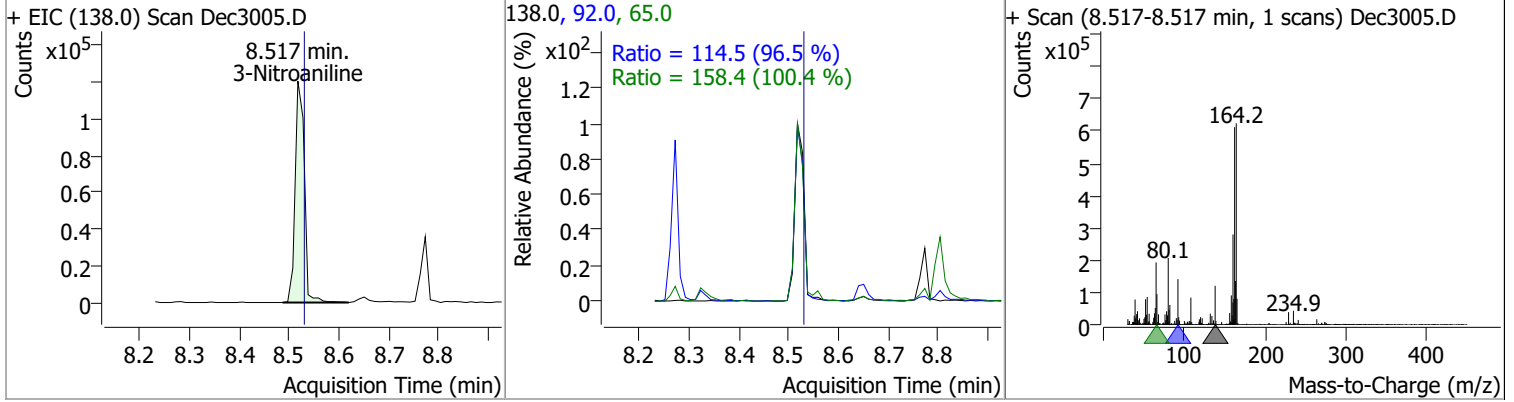


Quantitation Results Report (QT Reviewed)

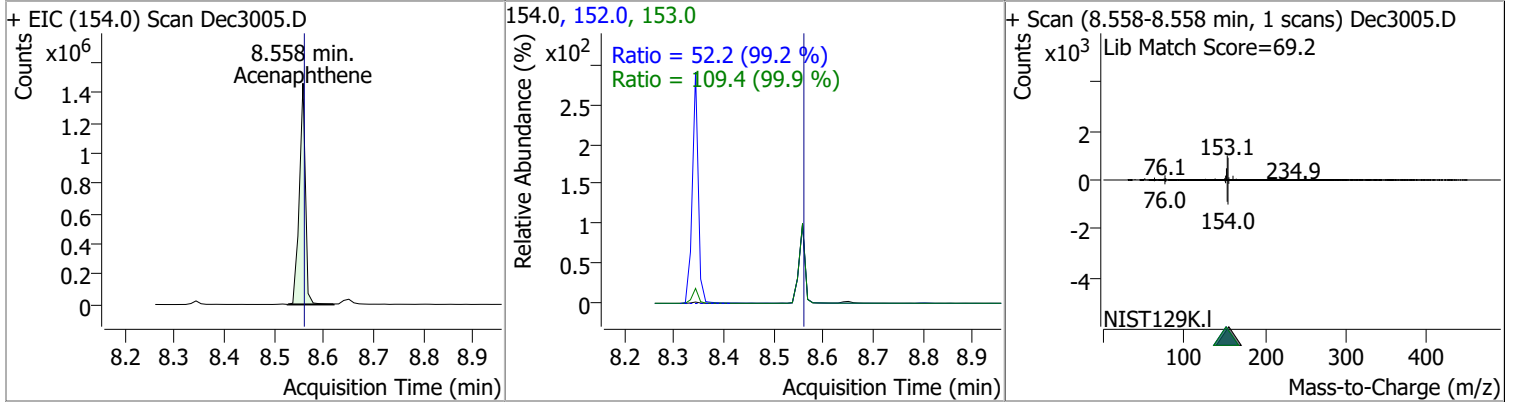
Compound	Conc.	RT	Dev(Min)	Resp.	QIon	QRatio	Lower	Upper
Acenaphthylene	79.9595	8.34	0.00	1868177	153.1	13.9	9.8	18.1



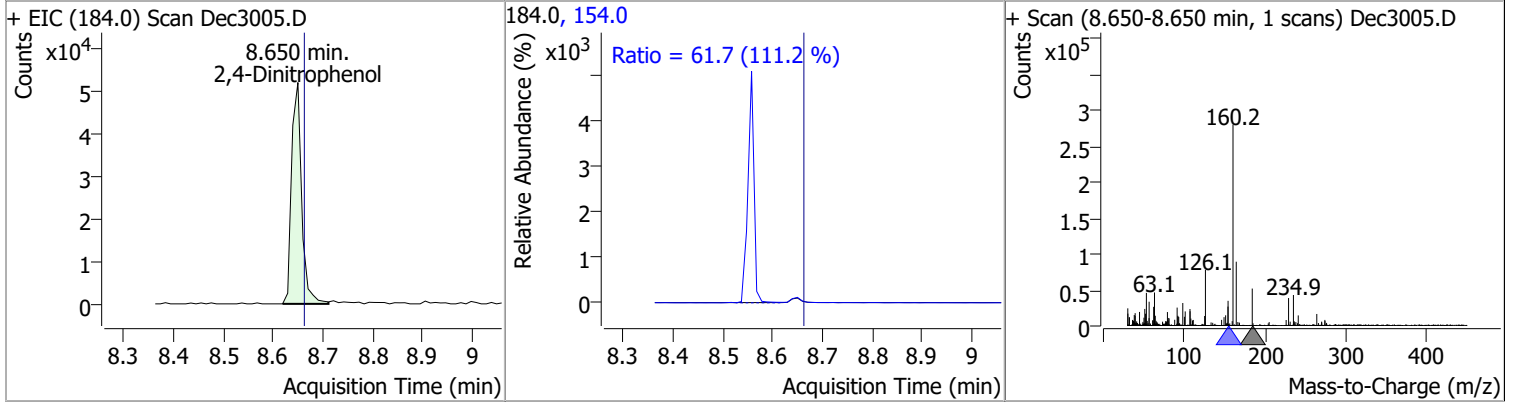
Compound	Conc.	RT	Dev(Min)	Resp.	QIon	QRatio	Lower	Upper
3-Nitroaniline	83.7551	8.52	-0.01	154516	65.0	158.4	110.4	205.1
					92.0	114.5	83.0	154.2



Compound	Conc.	RT	Dev(Min)	Resp.	QIon	QRatio	Lower	Upper
Acenaphthene	92.4797	8.56	0.00	1241719	153.0	109.4	76.7	142.4
					152.0	52.2	36.9	68.5

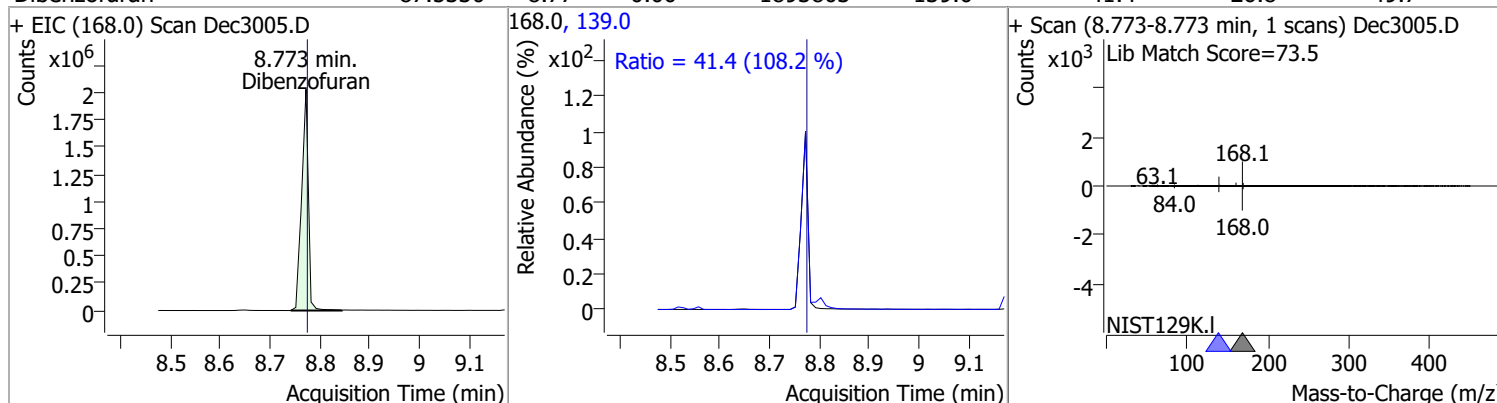


Compound	Conc.	RT	Dev(Min)	Resp.	QIon	QRatio	Lower	Upper
2,4-Dinitrophenol	86.7180	8.65	-0.01	73096	154.0	61.7	38.9	72.2

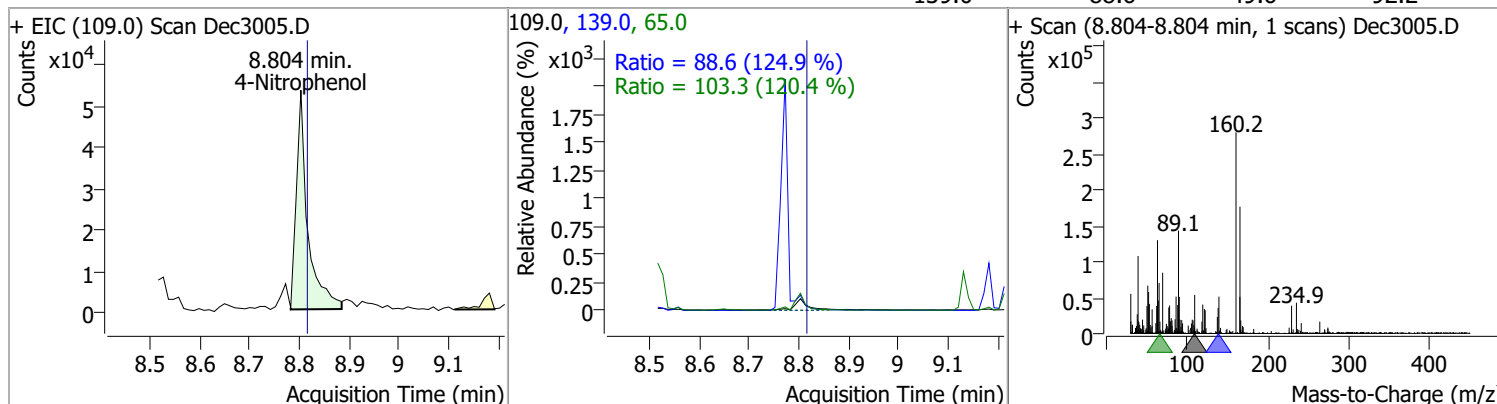


Quantitation Results Report (QT Reviewed)

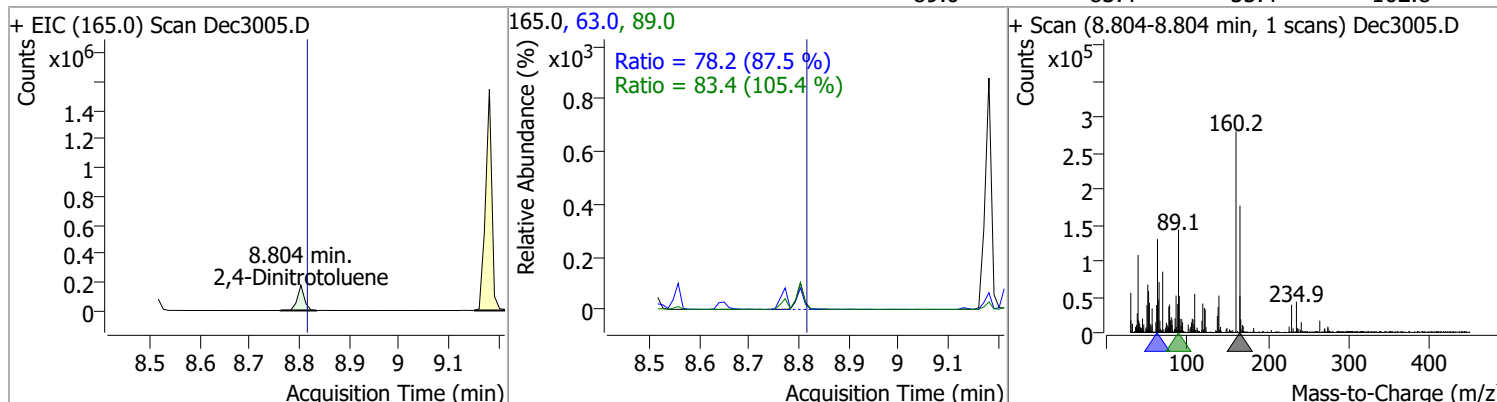
Compound	Conc.	RT	Dev(Min)	Resp.	QIon	QRatio	Lower	Upper
Dibenzofuran	87.5330	8.77	0.00	1893803	139.0	41.4	26.8	49.7



Compound	Conc.	RT	Dev(Min)	Resp.	QIon	QRatio	Lower	Upper
4-Nitrophenol	36.6920	8.80	-0.01	84375	65.0	103.3	60.1	111.5
					139.0	88.6	49.6	92.2

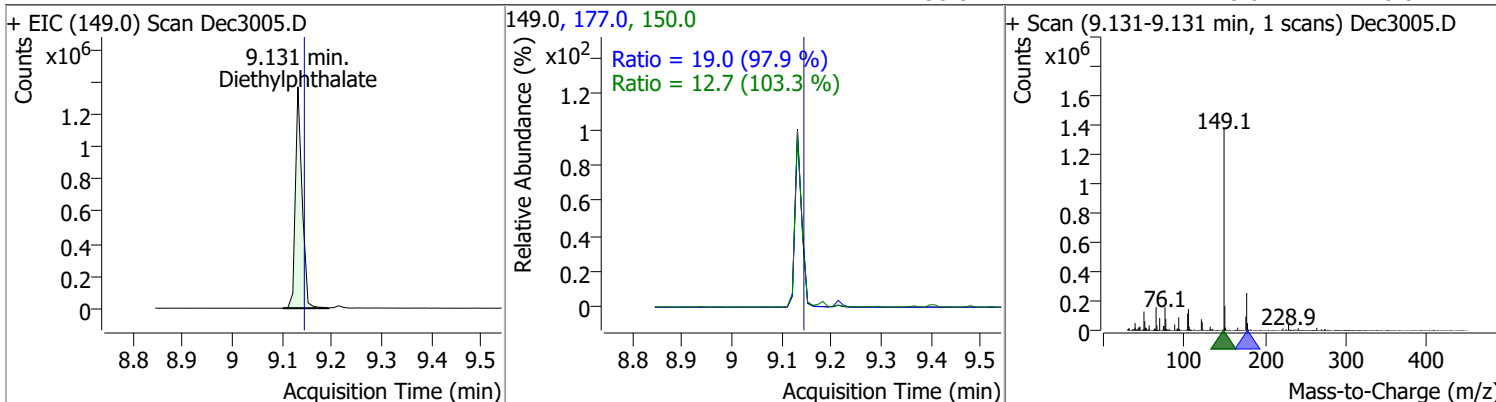


Compound	Conc.	RT	Dev(Min)	Resp.	QIon	QRatio	Lower	Upper
2,4-Dinitrotoluene	84.5302	8.80	-0.01	171380	63.0	78.2	62.6	116.2
					89.0	83.4	55.4	102.8

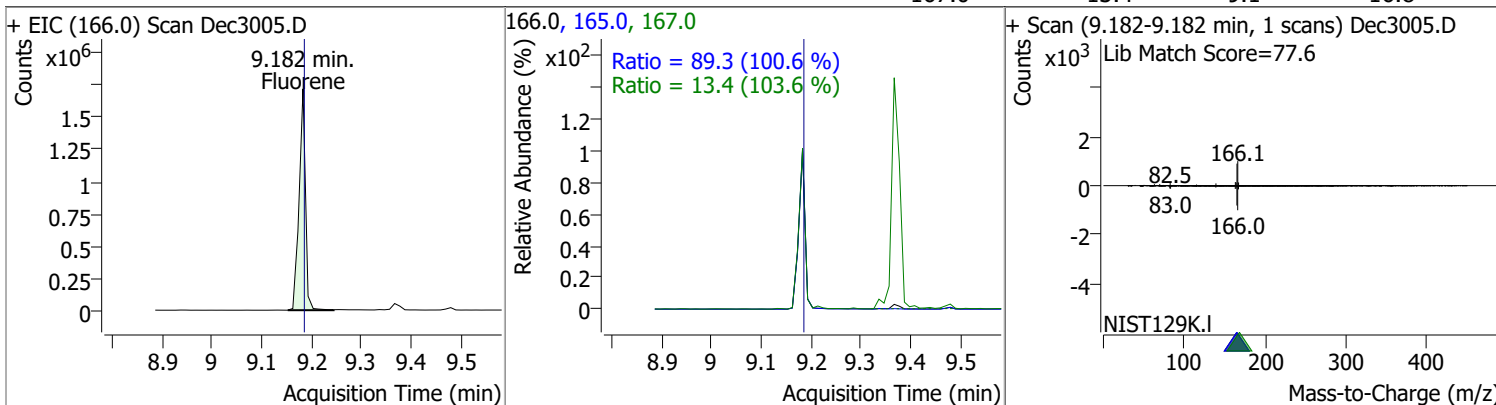


Quantitation Results Report (QT Reviewed)

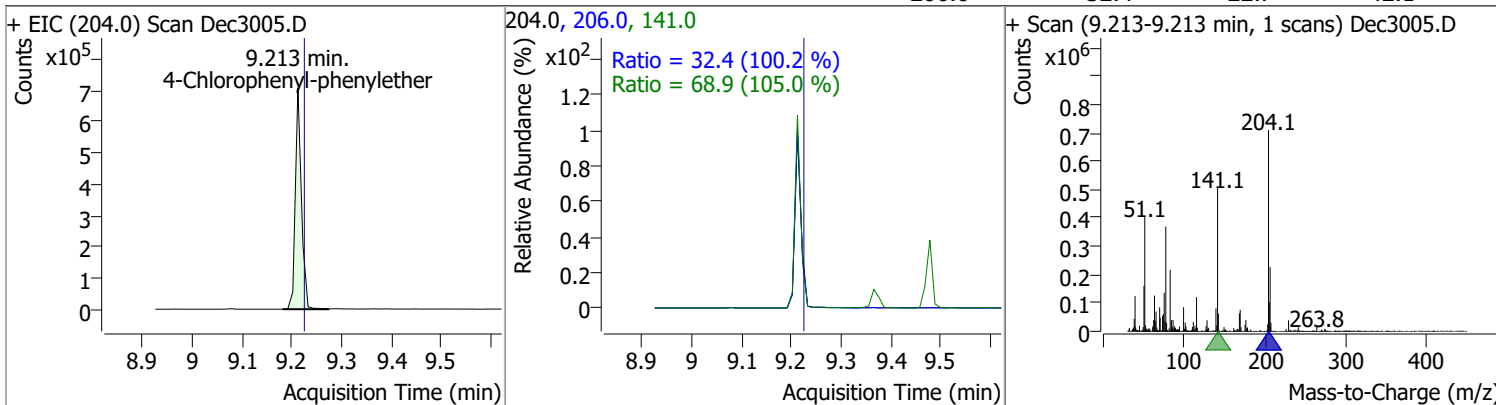
Compound	Conc.	RT	Dev(Min)	Resp.	QIon	QRatio	Lower	Upper
Diethylphthalate	87.2440	9.13	-0.01	1280529	177.0	19.0	13.6	25.2
					150.0	12.7	8.6	16.0



Compound	Conc.	RT	Dev(Min)	Resp.	QIon	QRatio	Lower	Upper
Fluorene	87.2805	9.18	0.00	1528595	165.0	89.3	62.2	115.4
					167.0	13.4	9.1	16.8

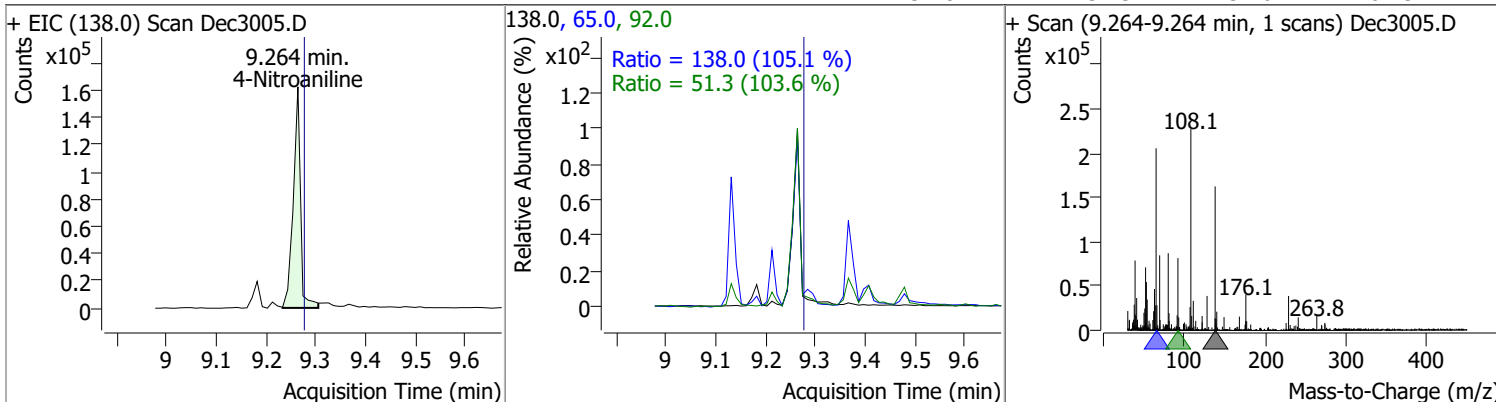


Compound	Conc.	RT	Dev(Min)	Resp.	QIon	QRatio	Lower	Upper
4-Chlorophenyl-phenylether	83.0228	9.21	-0.01	604267	141.0	68.9	46.0	85.3
					206.0	32.4	22.7	42.1

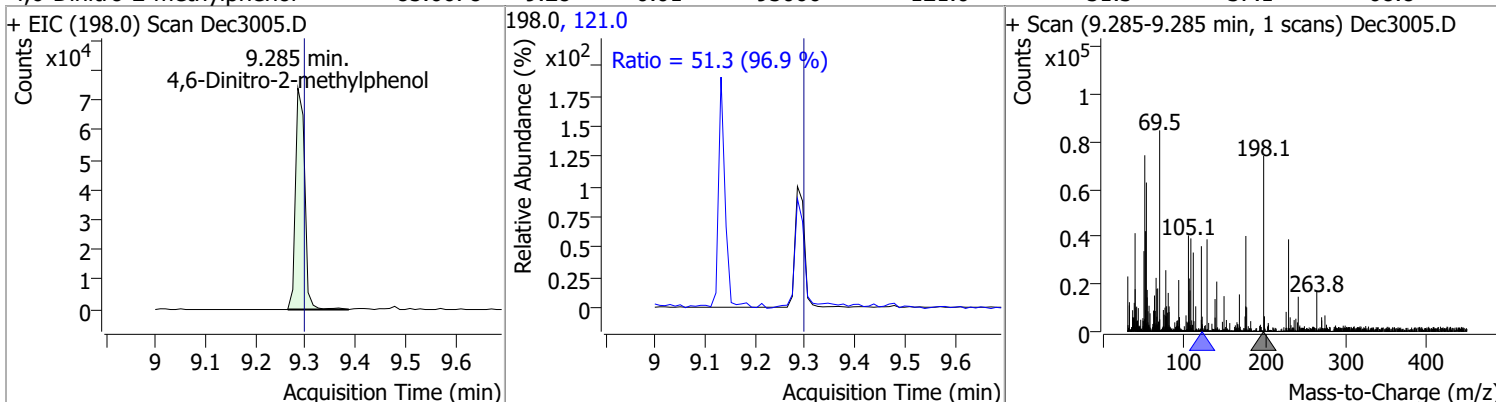


Quantitation Results Report (QT Reviewed)

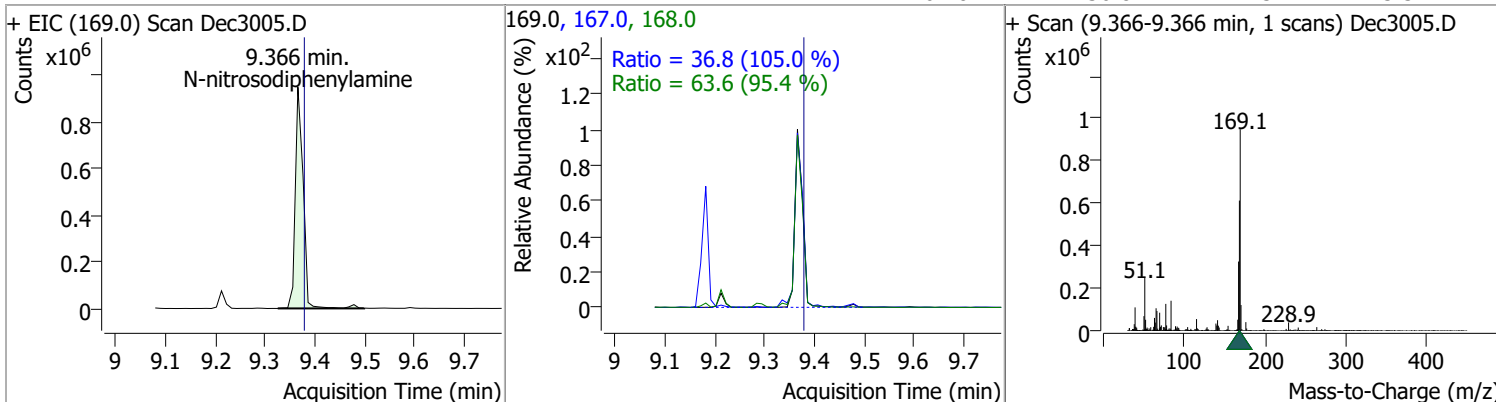
Compound	Conc.	RT	Dev(Min)	Resp.	QIon	QRatio	Lower	Upper
4-Nitroaniline	86.2582	9.26	-0.01	164058	65.0	138.0	91.9	170.7
					92.0	51.3	34.6	64.3



Compound	Conc.	RT	Dev(Min)	Resp.	QIon	QRatio	Lower	Upper
4,6-Dinitro-2-methylphenol	85.6678	9.28	-0.01	95066	121.0	51.3	37.1	68.8

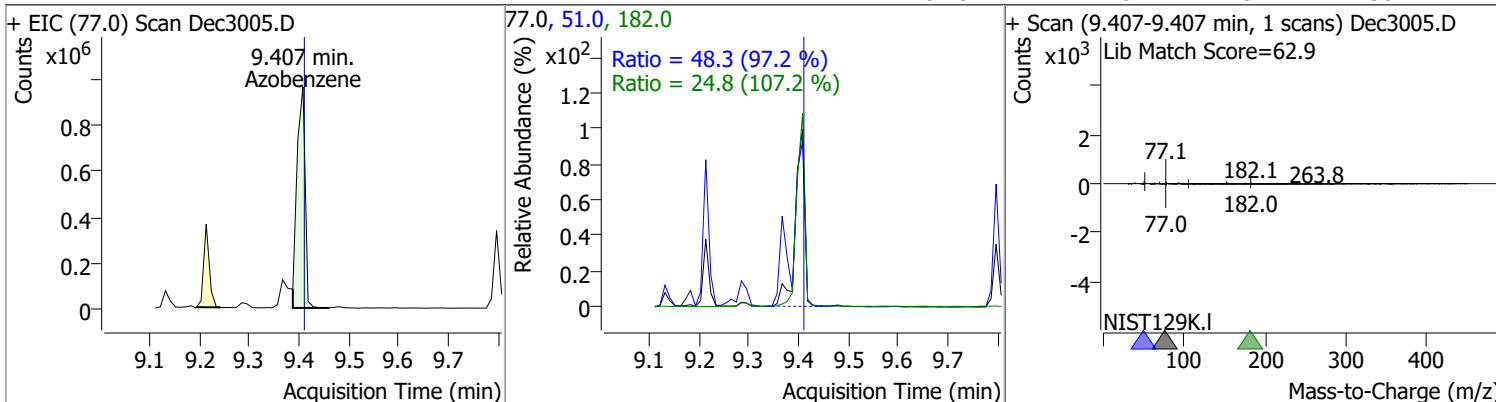


Compound	Conc.	RT	Dev(Min)	Resp.	QIon	QRatio	Lower	Upper
N-nitrosodiphenylamine	97.0179	9.37	-0.01	1041581	168.0	63.6	46.6	86.6
					167.0	36.8	24.5	45.5

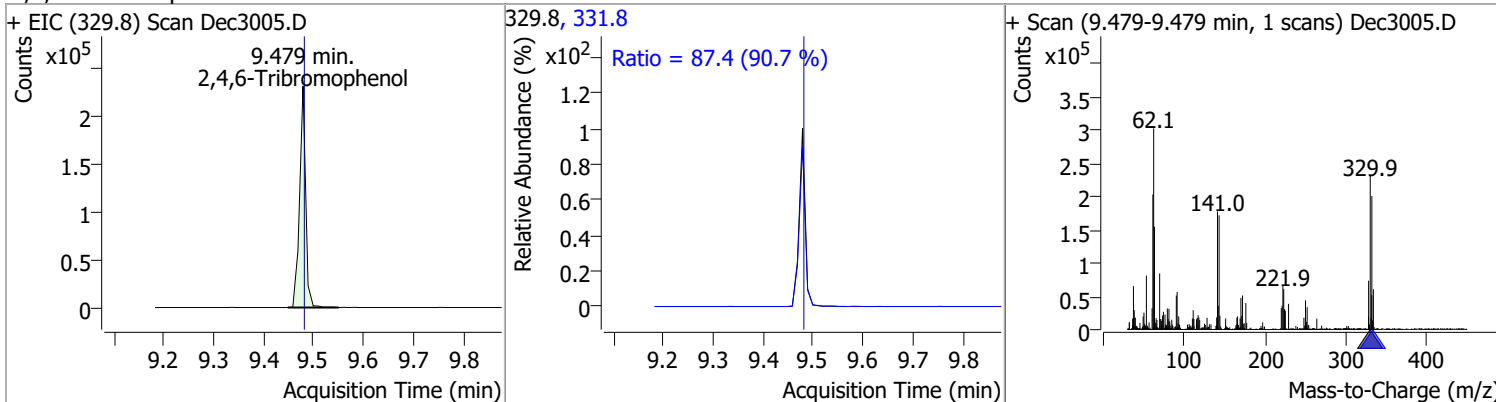


Quantitation Results Report (QT Reviewed)

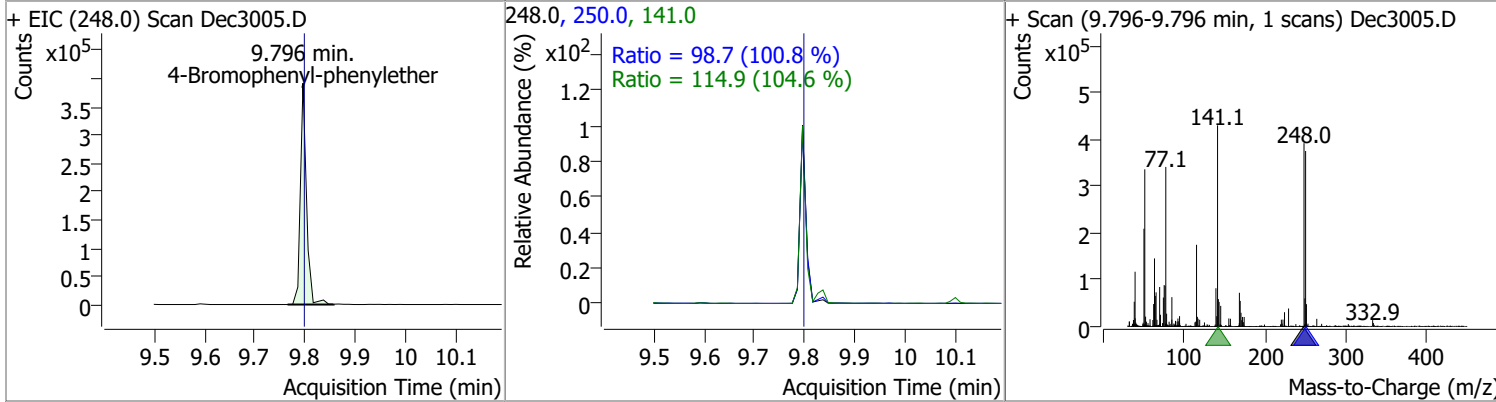
Compound	Conc.	RT	Dev(Min)	Resp.	QIon	QRatio	Lower	Upper
Azobenzene	74.9211	9.41	0.00	1097215	51.0	48.3	34.8	64.6
					182.0	24.8	16.2	30.1



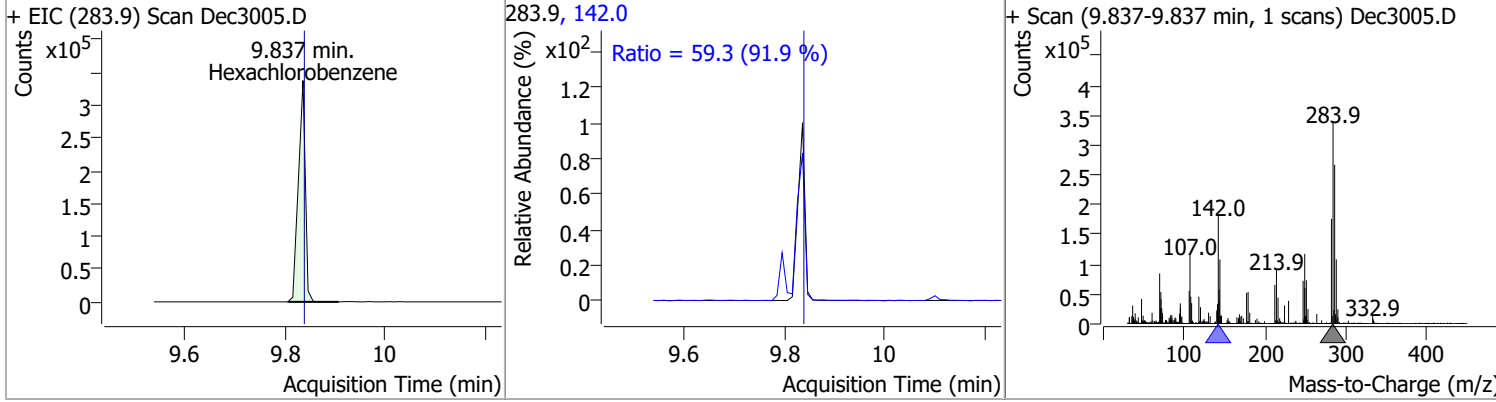
Compound	Conc.	RT	Dev(Min)	Resp.	QIon	QRatio	Lower	Upper
2,4,6-Tribromophenol	207.8708	9.48	0.00	196118	331.8	87.4	67.5	125.3



Compound	Conc.	RT	Dev(Min)	Resp.	QIon	QRatio	Lower	Upper
4-Bromophenyl-phenylether	82.8440	9.80	0.00	329857	141.0	114.9	76.9	142.8
					250.0	98.7	68.5	127.2

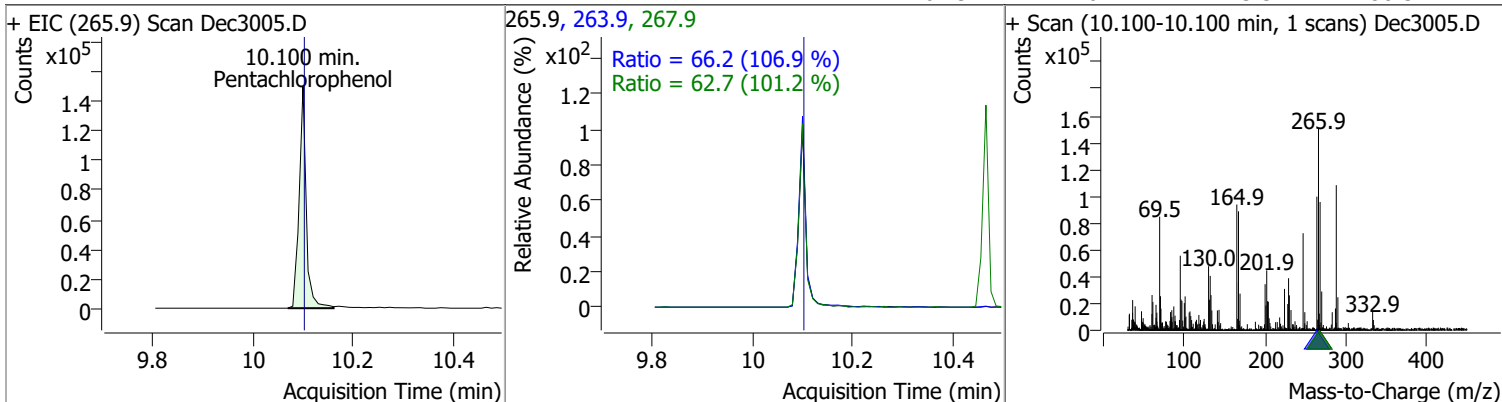


Compound	Conc.	RT	Dev(Min)	Resp.	QIon	QRatio	Lower	Upper
Hexachlorobenzene	86.9760	9.84	0.00	323513	142.0	59.3	45.2	83.9

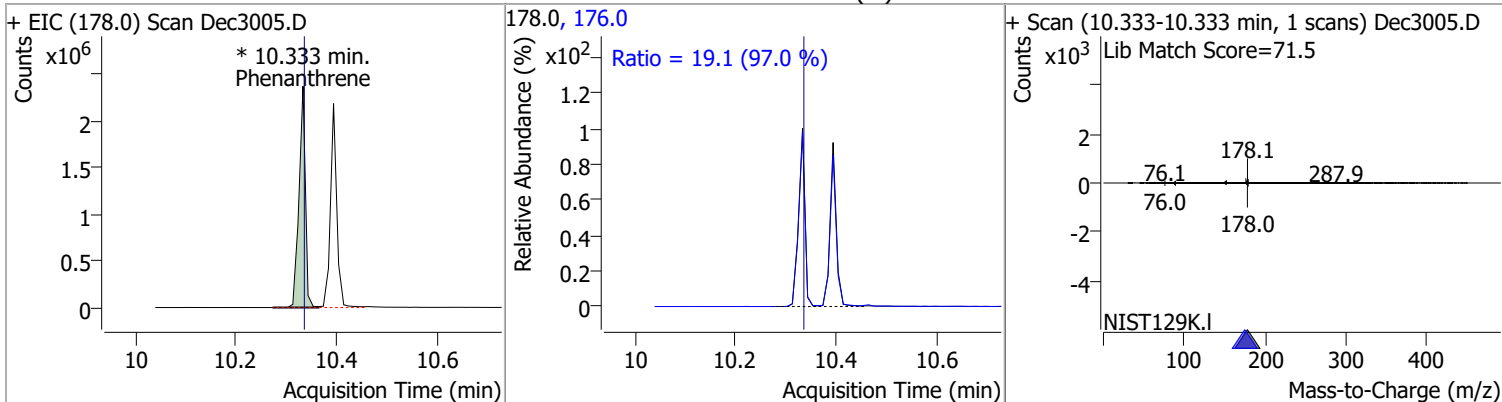


Quantitation Results Report (QT Reviewed)

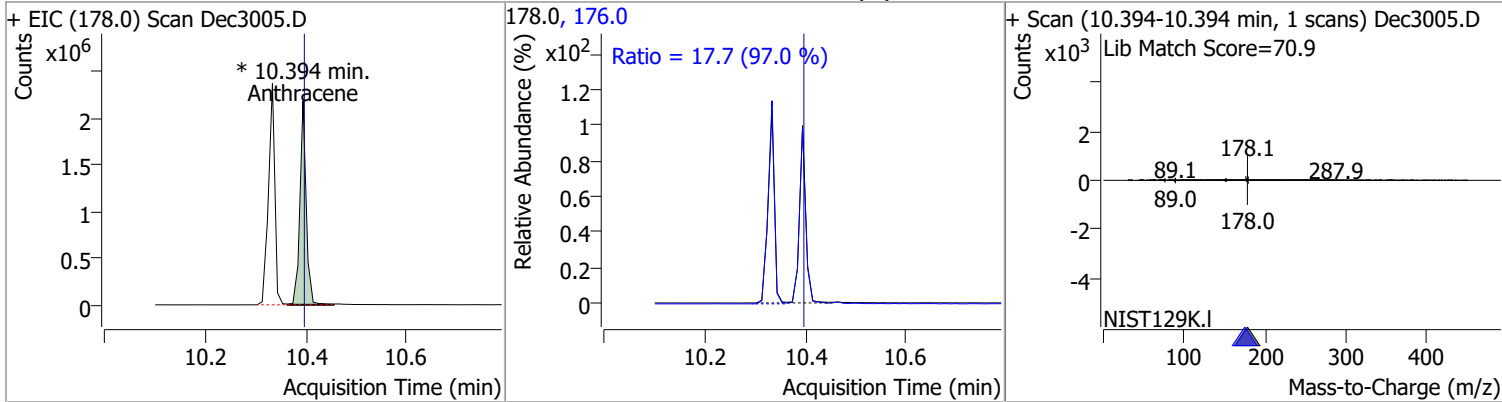
Compound	Conc.	RT	Dev(Min)	Resp.	QIon	QRatio	Lower	Upper
Pentachlorophenol	99.4313	10.10	0.00	147390	263.9	66.2	43.4	80.6
					267.9	62.7	43.3	80.5



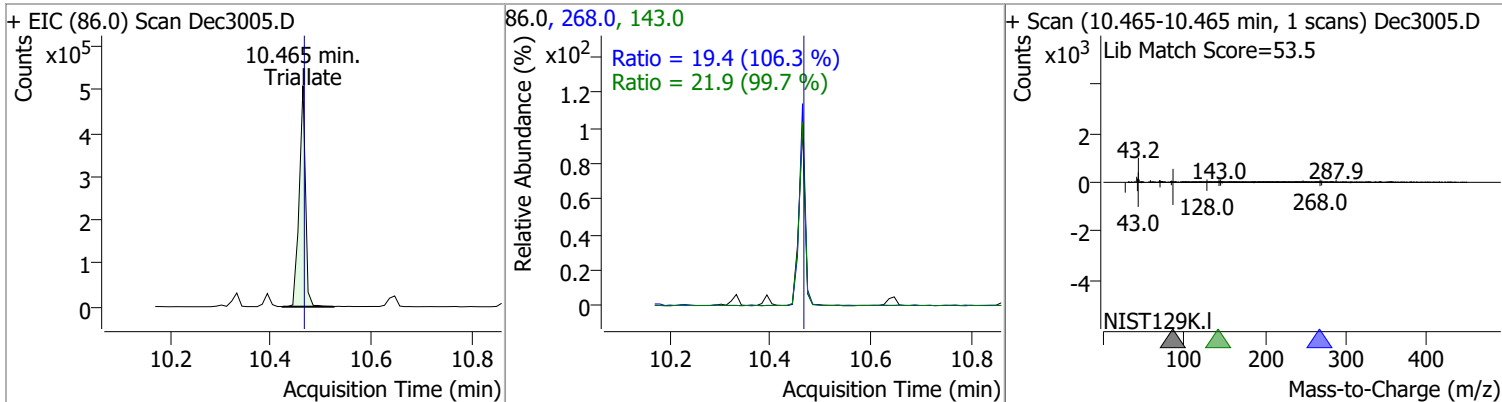
Compound	Conc.	RT	Dev(Min)	Resp.	QIon	QRatio	Lower	Upper
Phenanthrene	90.9996	10.33	0.00	2094340 (m)	176.0	19.1	13.8	25.6



Compound	Conc.	RT	Dev(Min)	Resp.	QIon	QRatio	Lower	Upper
Anthracene	86.3591	10.39	0.00	1918027 (m)	176.0	17.7	12.8	23.8

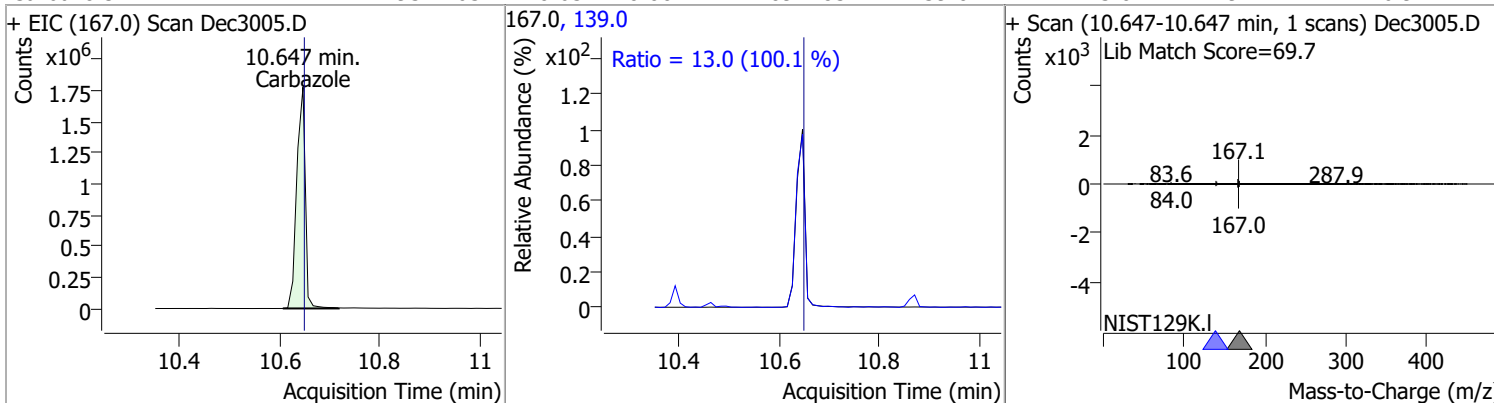


Compound	Conc.	RT	Dev(Min)	Resp.	QIon	QRatio	Lower	Upper
Triallate	94.3001	10.46	0.00	442043	143.0	21.9	15.4	28.6
					268.0	19.4	12.8	23.7

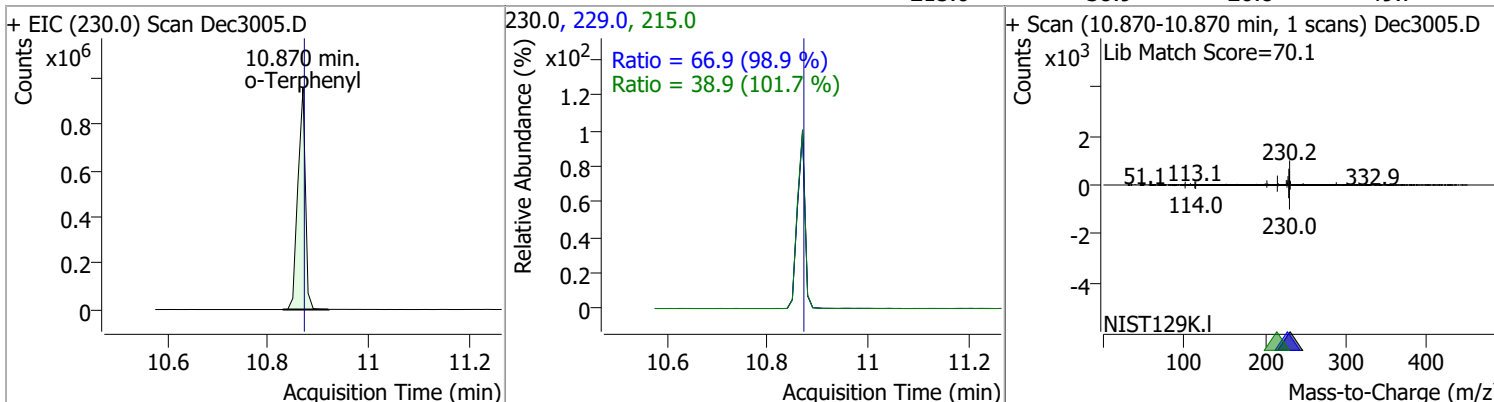


Quantitation Results Report (QT Reviewed)

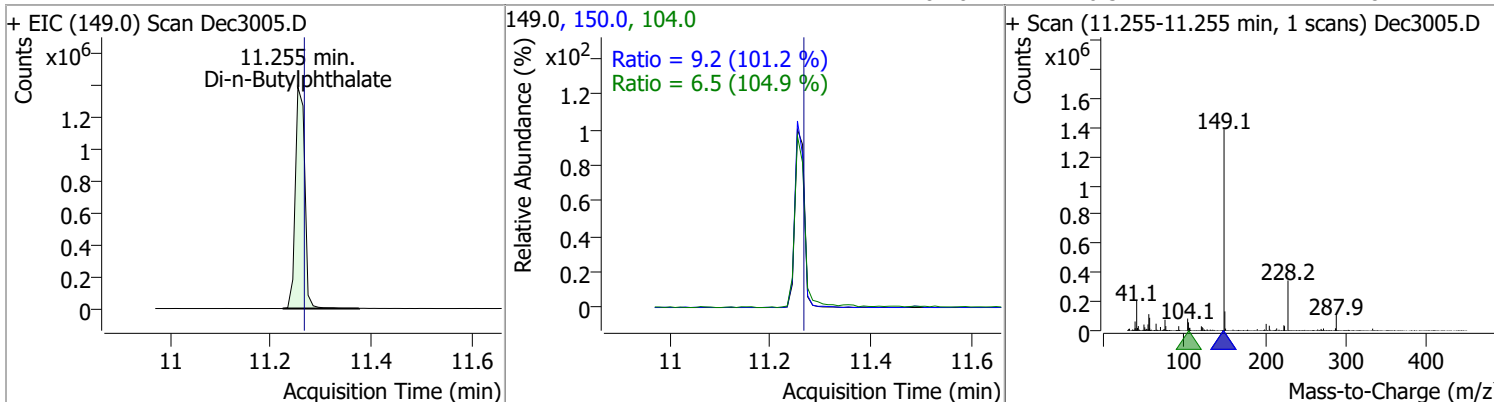
Compound	Conc.	RT	Dev(Min)	Resp.	QIon	QRatio	Lower	Upper
Carbazole	93.4263	10.65	0.00	2094185	139.0	13.0	9.1	16.9



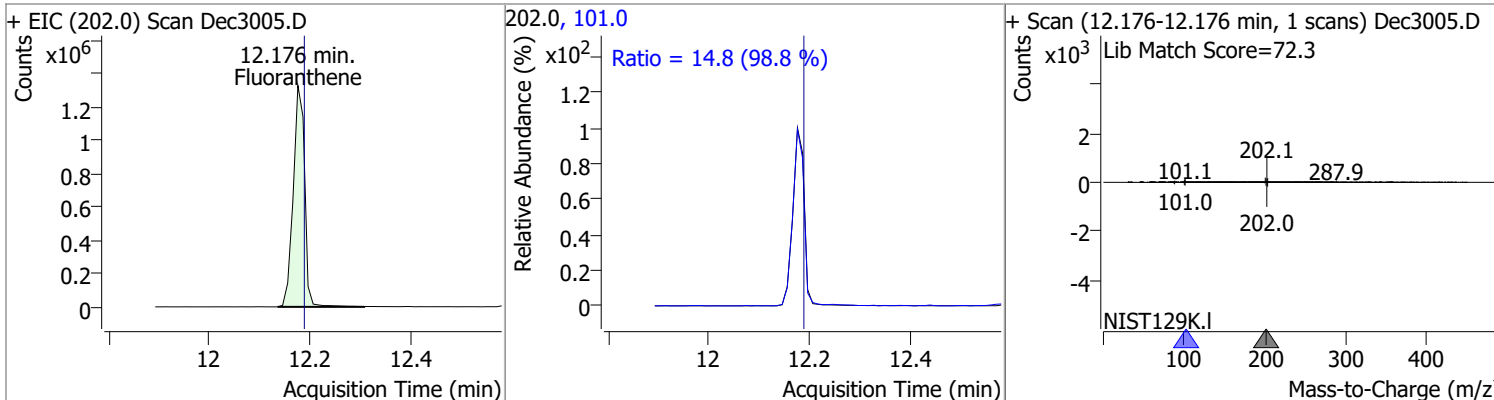
Compound	Conc.	RT	Dev(Min)	Resp.	QIon	QRatio	Lower	Upper
o-Terphenyl	88.1677	10.87	0.00	990604	229.0	66.9	47.4	88.0
					215.0	38.9	26.8	49.7



Compound	Conc.	RT	Dev(Min)	Resp.	QIon	QRatio	Lower	Upper
Di-n-Butylphthalate	89.1075	11.25	-0.01	1808158	150.0	9.2	6.4	11.9
					104.0	6.5	4.4	8.1

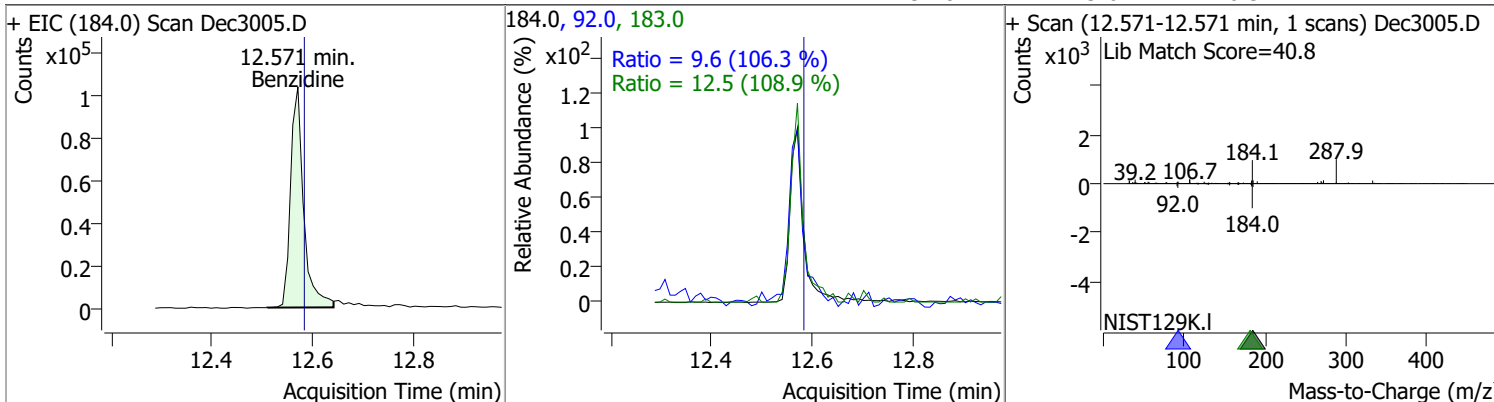


Compound	Conc.	RT	Dev(Min)	Resp.	QIon	QRatio	Lower	Upper
Fluoranthene	91.6522	12.18	-0.01	2097691	101.0	14.8	10.5	19.5

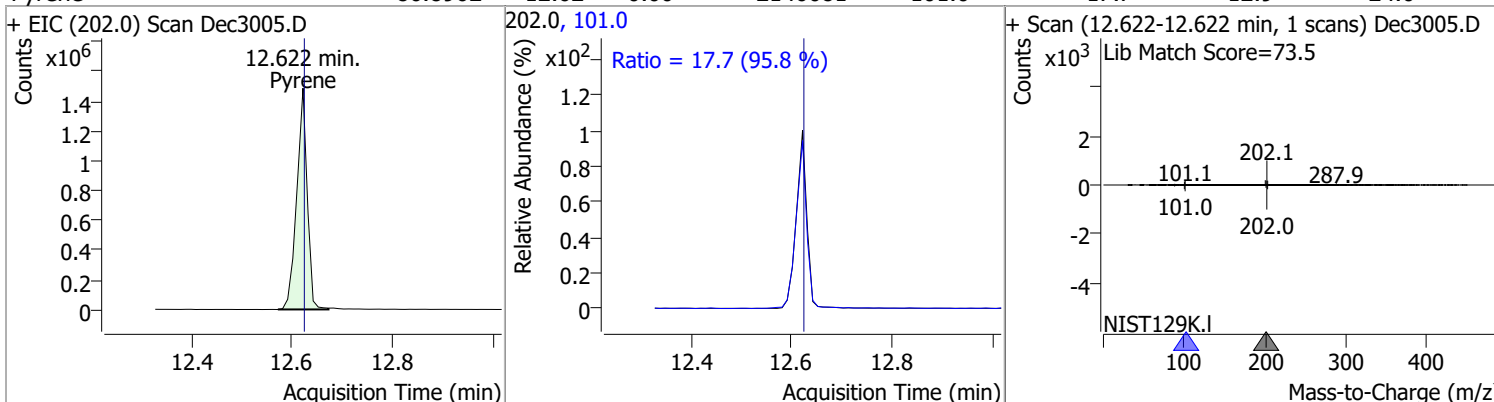


Quantitation Results Report (QT Reviewed)

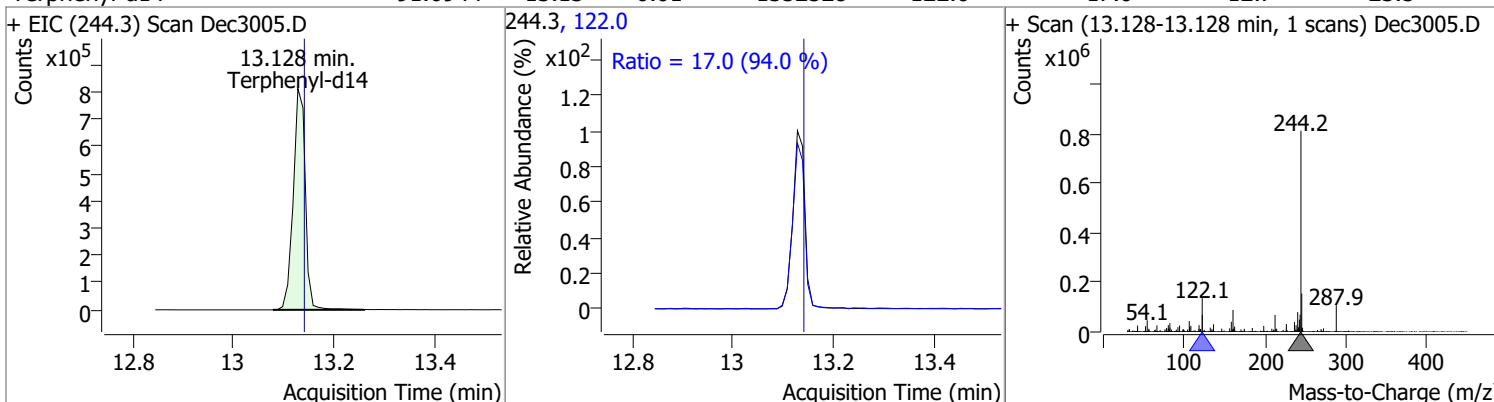
Compound	Conc.	RT	Dev(Min)	Resp.	QIon	QRatio	Lower	Upper
Benzidine	25.2189	12.57	-0.01	186881	183.0	12.5	8.1	15.0
					92.0	9.6	6.3	11.7



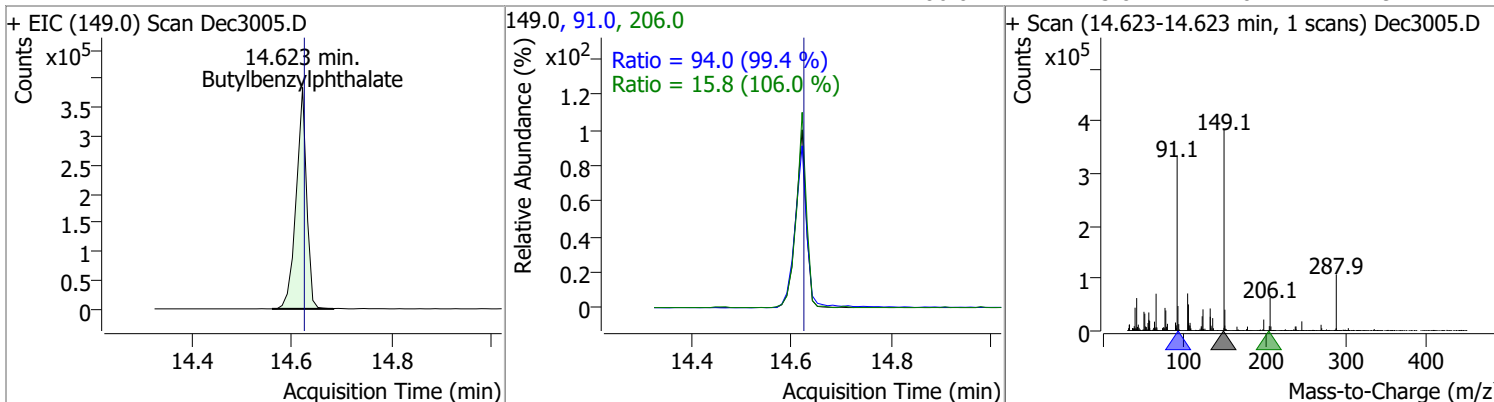
Compound	Conc.	RT	Dev(Min)	Resp.	QIon	QRatio	Lower	Upper
Pyrene	86.8962	12.62	0.00	2146081	101.0	17.7	12.9	24.0



Compound	Conc.	RT	Dev(Min)	Resp.	QIon	QRatio	Lower	Upper
Terphenyl-d14	91.6944	13.13	-0.01	1352528	122.0	17.0	12.7	23.5

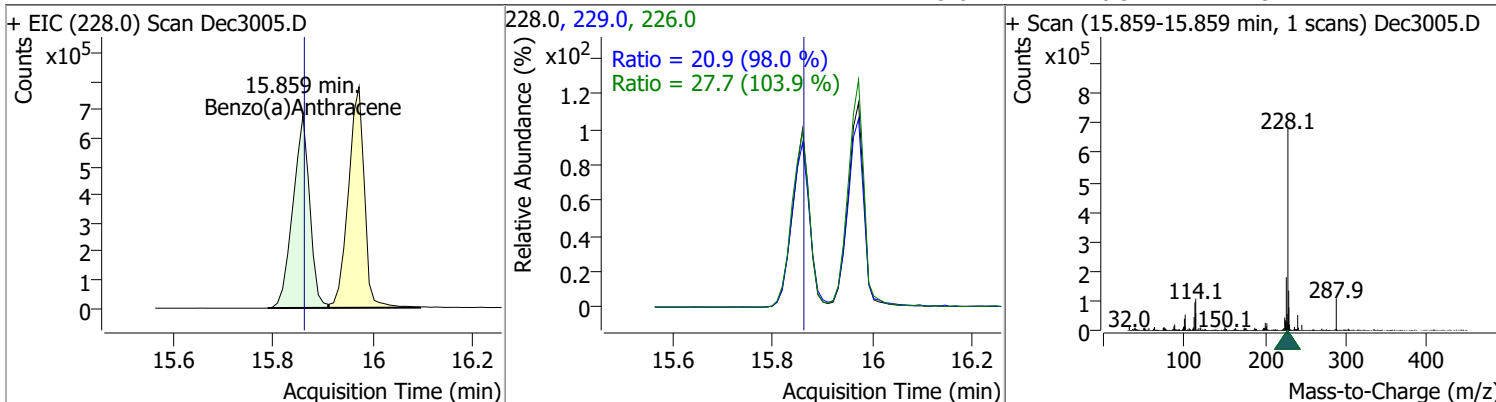


Compound	Conc.	RT	Dev(Min)	Resp.	QIon	QRatio	Lower	Upper
Butylbenzylphthalate	93.8460	14.62	-0.01	558553	91.0	94.0	66.2	123.0
					206.0	15.8	10.4	19.4

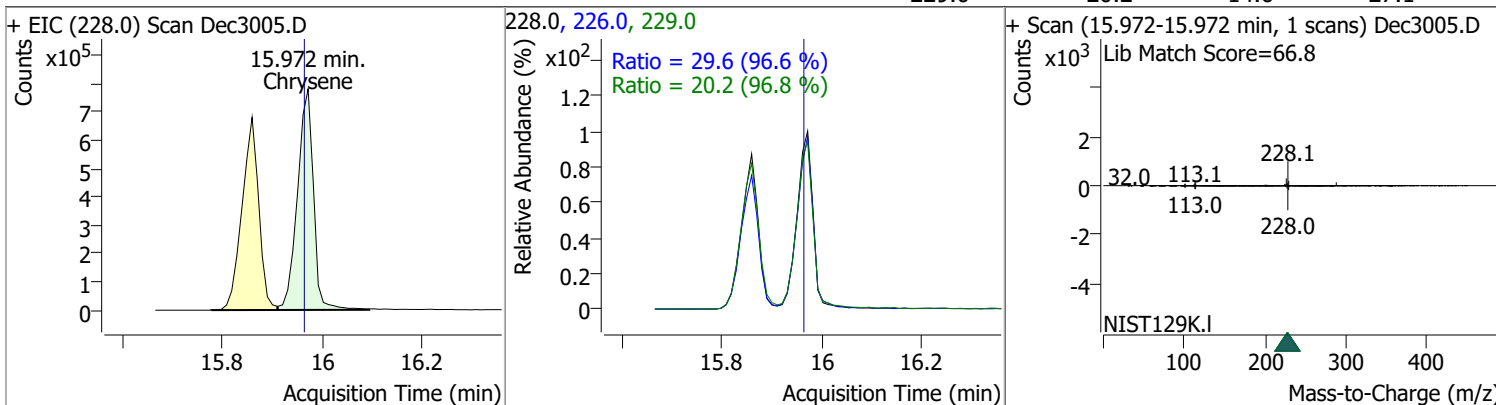


Quantitation Results Report (QT Reviewed)

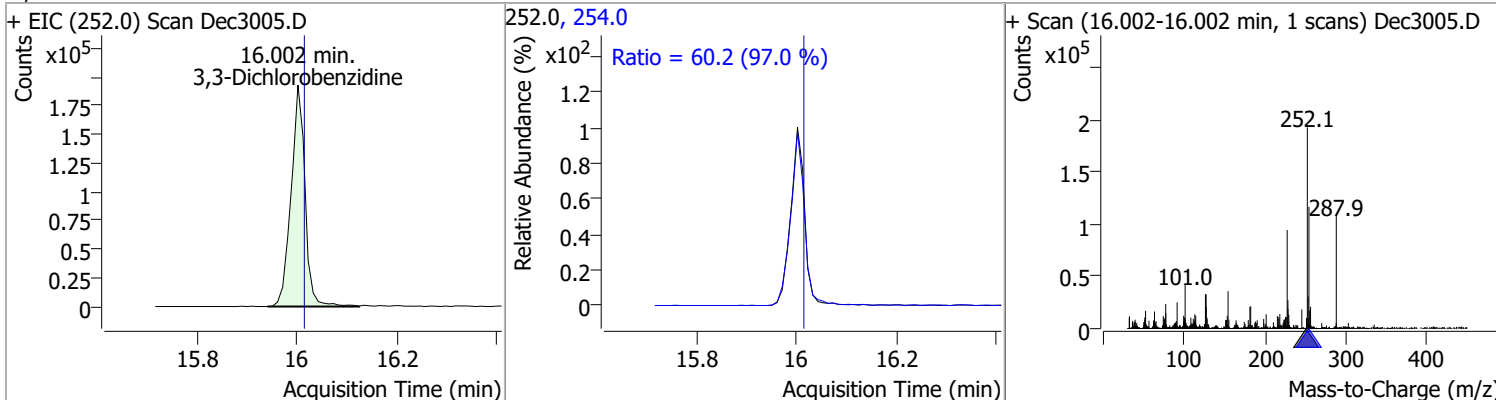
Compound	Conc.	RT	Dev(Min)	Resp.	QIon	QRatio	Lower	Upper
Benzo(a)Anthracene	97.9869	15.86	-0.01	1580571	226.0	27.7	18.7	34.7
					229.0	20.9	14.9	27.7



Compound	Conc.	RT	Dev(Min)	Resp.	QIon	QRatio	Lower	Upper
Chrysene	94.4603	15.97	0.00	1740406	226.0	29.6	21.4	39.8
					229.0	20.2	14.6	27.1

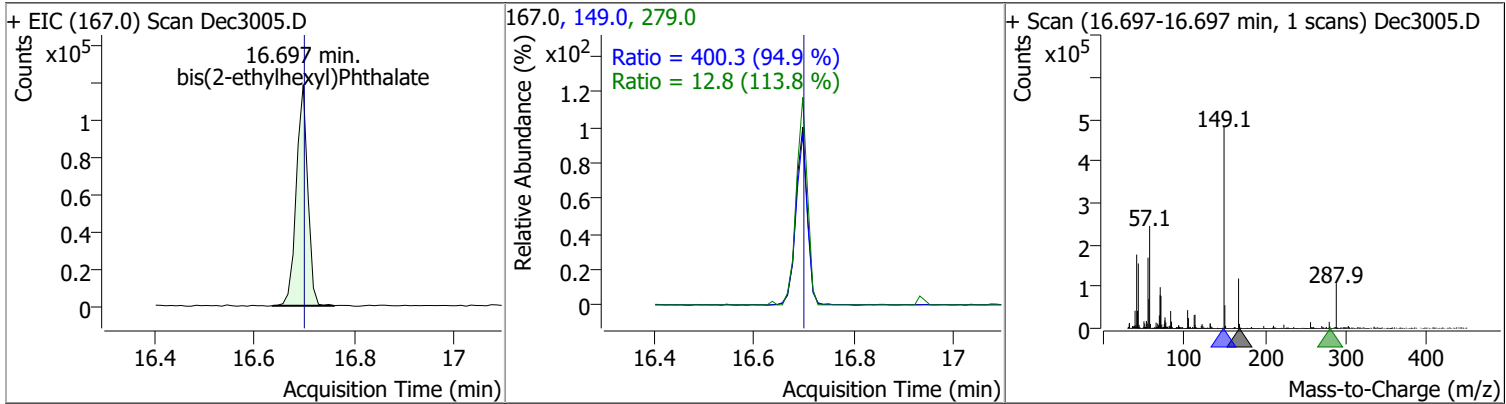


Compound	Conc.	RT	Dev(Min)	Resp.	QIon	QRatio	Lower	Upper
3,3-Dichlorobenzidine	77.4941	16.00	-0.02	375116	254.0	60.2	43.4	80.6

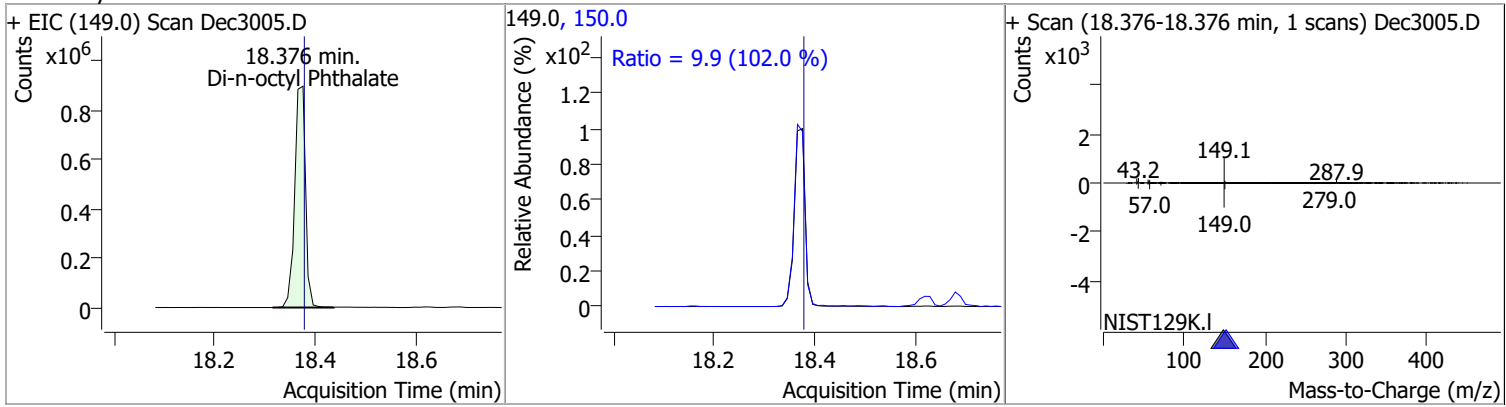


Quantitation Results Report (QT Reviewed)

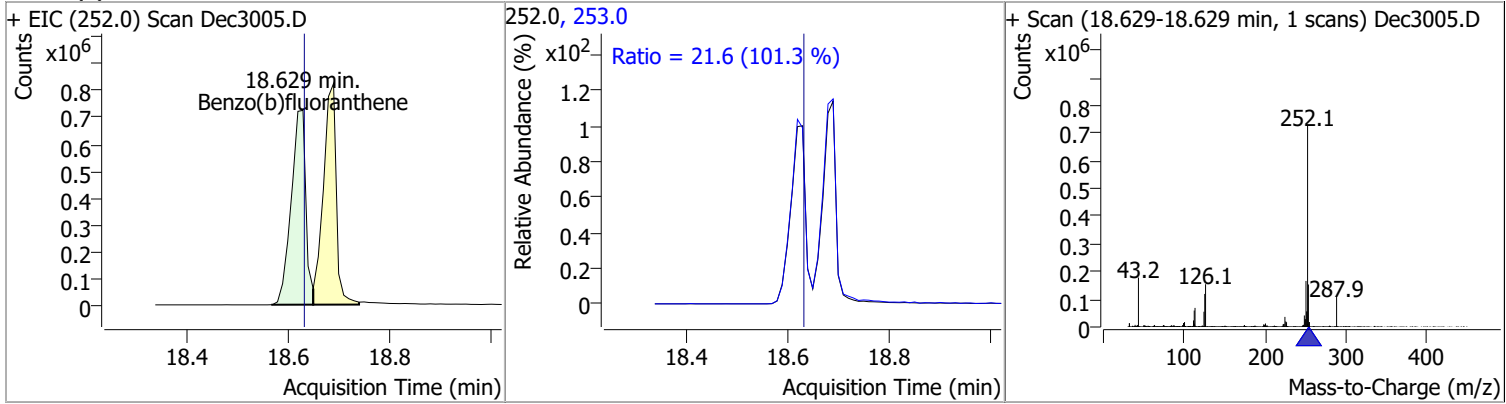
Compound	Conc.	RT	Dev(Min)	Resp.	QIon	QRatio	Lower	Upper
bis(2-ethylhexyl)Phthalate	94.6395	16.70	-0.01	190018	149.0 279.0	400.3 12.8	295.1 7.9	548.1 14.6



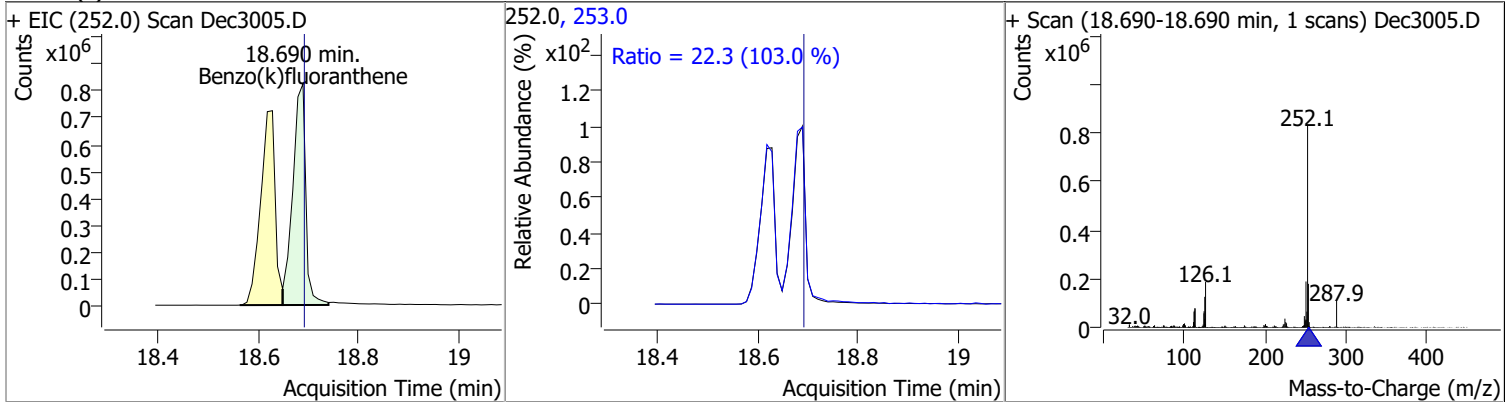
Compound	Conc.	RT	Dev(Min)	Resp.	QIon	QRatio	Lower	Upper
Di-n-octyl Phthalate	92.3710	18.38	0.00	1337658	150.0	9.9	6.8	12.6



Compound	Conc.	RT	Dev(Min)	Resp.	QIon	QRatio	Lower	Upper
Benzo(b)fluoranthene	95.7060	18.63	0.00	1466357	253.0	21.6	15.0	27.8

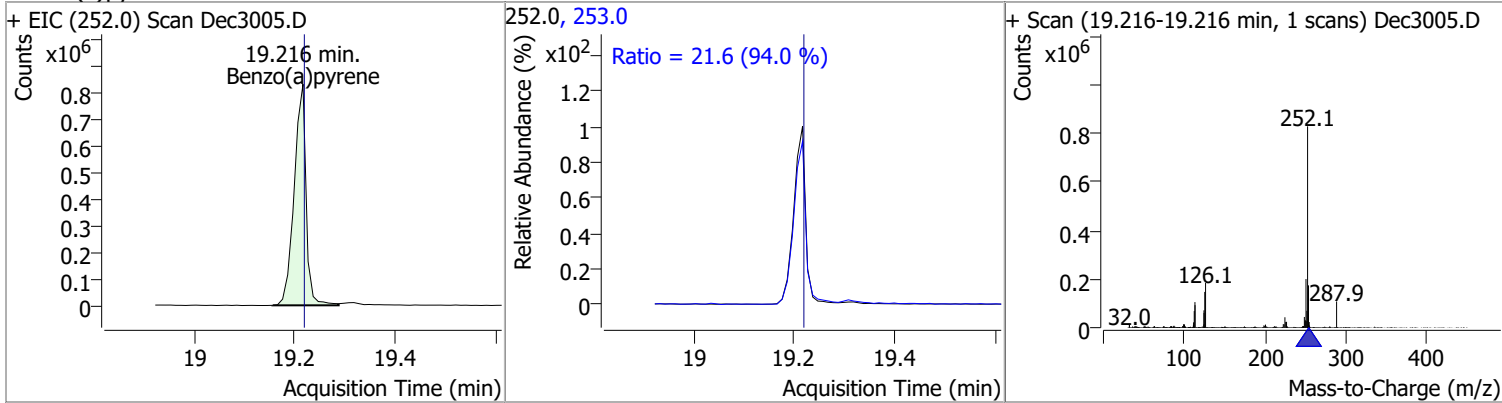


Compound	Conc.	RT	Dev(Min)	Resp.	QIon	QRatio	Lower	Upper
Benzo(k)fluoranthene	89.0645	18.69	0.00	1479963	253.0	22.3	15.2	28.2

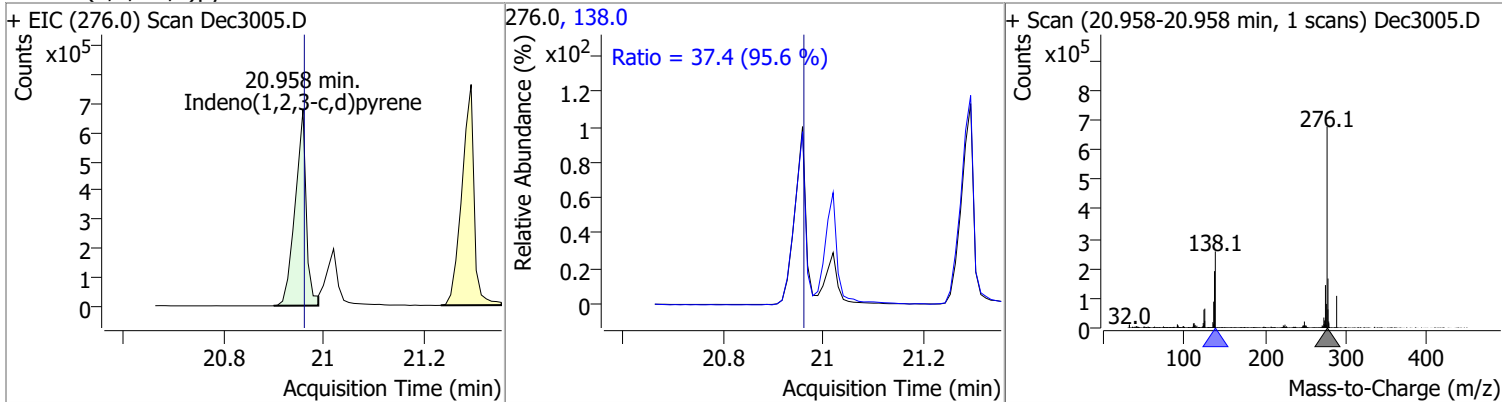


Quantitation Results Report (QT Reviewed)

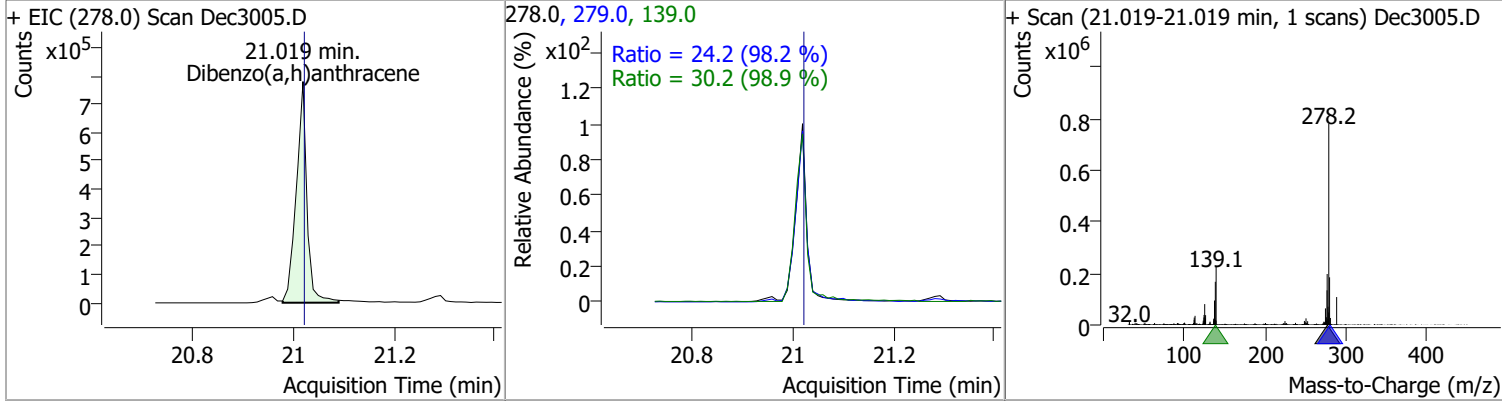
Compound	Conc.	RT	Dev(Min)	Resp.	QIon	QRatio	Lower	Upper
Benzo(a)pyrene	93.2942	19.22	0.00	1361294	253.0	21.6	16.1	29.8



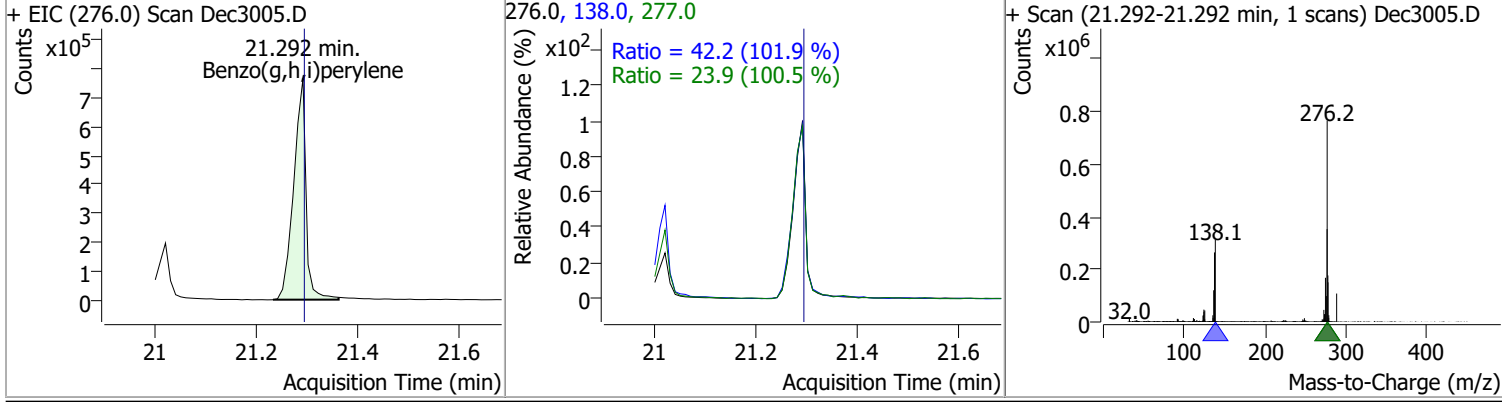
Compound	Conc.	RT	Dev(Min)	Resp.	QIon	QRatio	Lower	Upper
Indeno(1,2,3-c,d)pyrene	93.4618	20.96	0.00	1036226	138.0	37.4	27.4	50.8



Compound	Conc.	RT	Dev(Min)	Resp.	QIon	QRatio	Lower	Upper
Dibenzo(a,h)anthracene	93.6432	21.02	0.00	1147683	139.0	30.2	21.4	39.7
					279.0	24.2	17.2	32.0

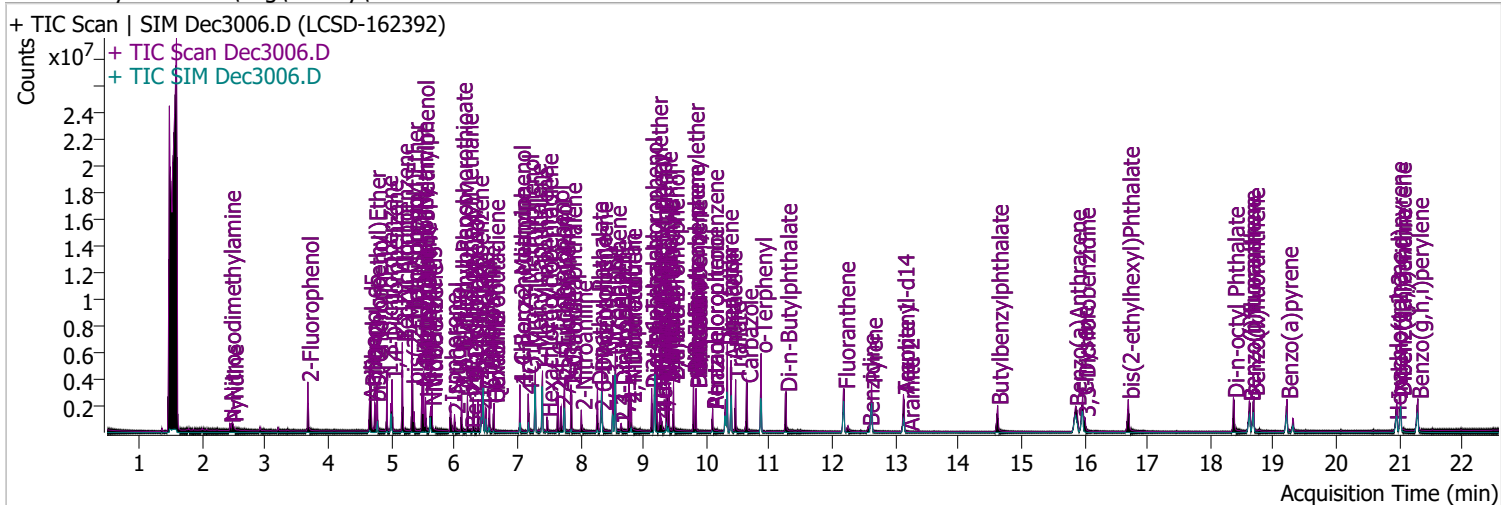


Compound	Conc.	RT	Dev(Min)	Resp.	QIon	QRatio	Lower	Upper
Benzo(g,h,i)perylene	95.0186	21.29	0.00	1297936	138.0	42.2	29.0	53.9
					277.0	23.9	16.7	31.0



Quantitation Results Report (QT Reviewed)

Data File	Dec3006.D	Operator	LIMS import
Acq. Method	BNA+SIM.M	Acq. Date-Time	12/30/2021 2:51:21 PM
Sample Name	LCS-D-162392	Instrument	Instrument #1
Vial	6	Multiplier	1.00
DA Method File	122821 bna 1 CAL.batch.bin	Comment	SVOC-8270-W
Tune File	dftppdsm.u	Tune Date	11/24/2021 11:15:00 AM
Batch Name	123021 bna 1.batch.bin	Last Calib Update	1/3/2022 10:10:10 AM
Ref Library	D:\Org\Library\NIST129K.I		



Compound	RT	QIon	Resp.	Conc.	Units	Dev(Min)
----------	----	------	-------	-------	-------	----------

Internal Standards

System Monitoring Compounds

S 2-Fluorophenol	3.674	112.0	1018554	125.5500	µg/L	-0.031
Spiked Amount: 200.000	Range: 10.0 - 75.0%			Recovery = 62.77%		
S Phenol-d5	4.664	99.0	1106884	97.6756	µg/L	-0.021
Spiked Amount: 200.000	Range: 10.0 - 65.0%			Recovery = 48.84%		
S Nitrobenzene-d5	5.624	82.0	403368	70.9981	µg/L	0.000
Spiked Amount: 100.000	Range: 32.0 - 94.0%			Recovery = 71.00%		
S 2-Fluorobiphenyl	7.748	172.0	1350884	72.1670	µg/L	0.000
Spiked Amount: 100.000	Range: 28.0 - 107.0%			Recovery = 72.17%		
S 2,4,6-Tribromophenol	9.479	329.8	205430	217.3822	µg/L	0.000
Spiked Amount: 200.000	Range: 25.0 - 140.0%			Recovery = 108.69%		
S Terphenyl-d14	13.128	244.3	1426671	96.6024	µg/L	-0.010
Spiked Amount: 100.000	Range: 32.0 - 122.0%			Recovery = 96.60%		

Target Compounds

Compound	RT	QIon	Resp.	Conc.	Units	QValue
T N-Nitrosodimethylamine	2.438	74.0	152533	41.0380	µg/L	99
T Pyridine	2.479	79.0	298966	32.8343	µg/L	98
T Aniline	4.654	93.0	531969	31.2397	µg/L	96
T Phenol	4.674	94.0	685369	53.1439	µg/L	92
T bis(-2-Chloroethyl)Ether	4.736	63.0	733403	68.7742	µg/L m	98
T 2-Chlorophenol	4.777	128.0	755894	81.0461	µg/L	100
T 1,3-Dichlorobenzene	4.930	146.0	805903	65.9652	µg/L m	99
T 1,4-Dichlorobenzene	5.012	146.0	752691	62.4713	µg/L m	98
T 1,2-Dichlorobenzene	5.175	146.0	818571	64.8644	µg/L m	99
T Benzyl Alcohol	5.175	108.0	382334	63.1230	µg/L	96
T bis(2-chloroisopropyl)Ether	5.338	121.0	233285	60.8559	µg/L	99
T 2-Methylphenol	5.328	107.0	677962	72.8974	µg/L	97
T N-nitroso-Di-n-propylamine	5.492	70.0	579491	84.2537	µg/L	98
T 4Methylphenol/3Methylphenol	5.512	107.0	941160	76.3515	µg/L m	98
T Hexachloroethane	5.543	117.0	188228	56.6946	µg/L	95

Quantitation Results Report (QT Reviewed)

Compound	RT	QIon	Resp.	Conc.	Units	Dev(Min)	
T Nitrobenzene	5.645	123.1	240956	82.8470	µg/L	95	
T Isophorone	5.941	82.0	1050969	80.2582	µg/L	99	
T 2-Nitrophenol	6.003	139.0	183964	83.2288	µg/L	93	
T 2,4-Dimethylphenol	6.116	122.0	536442	71.3799	µg/L	99	
T bis(-2-Chloroethoxy)Methane	6.208	93.0	751900	76.8074	µg/L	100	
T Benzoic Acid	6.259	105.0	108701	27.7039	µg/L	91	
T 2,4-Dichlorophenol	6.300	162.0	488678	83.6039	µg/L	97	
T 1,2,4-Trichlorobenzene	6.372	180.0	505158	64.5556	µg/L	99	
T Naphthalene	6.454	128.0	1845864	71.6859	µg/L	m	100
T 4-Chlorophenol	6.506	130.0	180413	83.2282	µg/L	m	91
T p-Chloroaniline	6.557	127.0	752527	79.2531	µg/L		94
T Hexachlorobutadiene	6.629	224.9	236297	58.8702	µg/L		96
T 4-Chloro-2-Methylphenol	7.040	107.0	485606	80.8123	µg/L		99
T 4-Chloro-3-Methylphenol	7.173	107.0	550680	92.2170	µg/L		97
T 2-Methylnaphthalene	7.286	141.0	1215045	83.0871	µg/L		98
T 1-Methylnaphthalene	7.399	141.0	1193184	82.0969	µg/L		99
T Hexachlorocyclopentadiene	7.471	236.9	137722	70.3762	µg/L		100
T 2,4,6-Trichlorophenol	7.646	196.0	338155	98.4046	µg/L	m	98
T 2,4,5-Trichlorophenol	7.697	196.0	359030	91.6151	µg/L	m	98
T 2-Chloronaphthalene	7.851	162.0	1241702	81.9835	µg/L		98
T 2-Nitroaniline	8.015	65.0	217196	89.9524	µg/L		97
T Dimethyl Phthalate	8.272	163.0	1365404	98.0898	µg/L		99
T 2,6-Dinitrotoluene	8.323	165.0	132208	84.0802	µg/L		92
T Acenaphthylene	8.343	152.1	2076571	87.1254	µg/L		99
T 3-Nitroaniline	8.517	138.0	176550	93.0709	µg/L		95
T Acenaphthene	8.558	154.0	1334420	98.0797	µg/L		99
T 2,4-Dinitrophenol	8.650	184.0	78794	91.0780	µg/L		93
T Dibenzofuran	8.773	168.0	2137338	97.4271	µg/L		95
T 4-Nitrophenol	8.804	109.0	103995	44.6752	µg/L		85
T 2,4-Dinitrotoluene	8.804	165.0	202521	96.7791	µg/L		92
T Diethylphthalate	9.131	149.0	1382788	93.1048	µg/L		98
T Fluorene	9.182	166.0	1696916	94.9162	µg/L		98
T 4-Chlorophenyl-phenylether	9.213	204.0	672989	90.2082	µg/L		99
T 4-Nitroaniline	9.264	138.0	173089	90.7794	µg/L		97
T 4,6-Dinitro-2-methylphenol	9.284	198.0	101008	89.5851	µg/L		98
T N-nitrosodiphenylamine	9.366	169.0	1074419	99.9541	µg/L		98
T Azobenzene	9.407	77.0	1256381	86.0617	µg/L		96
T 4-Bromophenyl-phenylether	9.796	248.0	346750	86.5800	µg/L		95
T Hexachlorobenzene	9.837	283.9	344372	92.0920	µg/L		97
T Pentachlorophenol	10.100	265.9	166334	112.2084	µg/L		97
T Phenanthrene	10.333	178.0	2271550	98.1550	µg/L		99
T Anthracene	10.394	178.0	1949048	87.7038	µg/L	m	99
T Triallate	10.464	86.0	490311	103.5369	µg/L		99
T Carbazole	10.647	167.0	2211314	98.5309	µg/L		99
T o-Terphenyl	10.870	230.0	1109451	98.0633	µg/L		100
T Di-n-Butylphthalate	11.265	149.0	1999915	99.2061	µg/L		100
T Fluoranthene	12.186	202.0	2233760	97.4778	µg/L		99
T Benzidine	12.571	184.0	269532	35.5219	µg/L		99
T Pyrene	12.622	202.0	2360615	95.2604	µg/L		98
T Butylbenzylphthalate	14.623	149.0	616818	97.2680	µg/L		100
T Benzo(a)Anthracene	15.859	228.0	1668373	97.4827	µg/L		98
T Chrysene	15.972	228.0	1870084	95.6622	µg/L		99
T 3,3-Dichlorobenzidine	16.002	252.0	406713	79.0407	µg/L		99
T bis(2-ethylhexyl)Phthalate	16.697	167.0	204892	95.8983	µg/L		91
T Di-n-octyl Phthalate	18.365	149.0	1419945	94.6400	µg/L		99

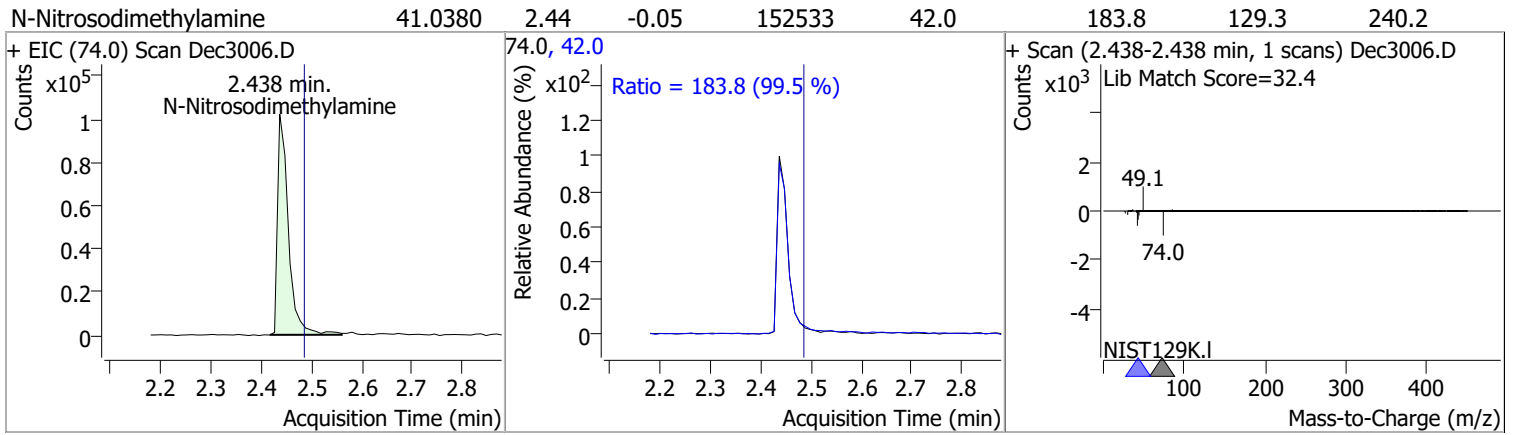
Quantitation Results Report (QT Reviewed)

Compound	RT	QIon	Resp.	Conc.	Units	Dev(Min)
T Benzo(b)fluoranthene	18.619	252.0	1592302	100.8321	µg/L	99
T Benzo(k)fluoranthene	18.689	252.0	1622016	94.7072	µg/L	99
T Benzo(a)pyrene	19.216	252.0	1398366	93.0238	µg/L	98
T Indeno(1,2,3-c,d)pyrene	20.958	276.0	1131275	98.5075	µg/L	98
T Dibenzo(a,h)anthracene	21.018	278.0	1248210	98.6904	µg/L	99
T Benzo(g,h,i)perylene	21.292	276.0	1350605	95.8864	µg/L	100

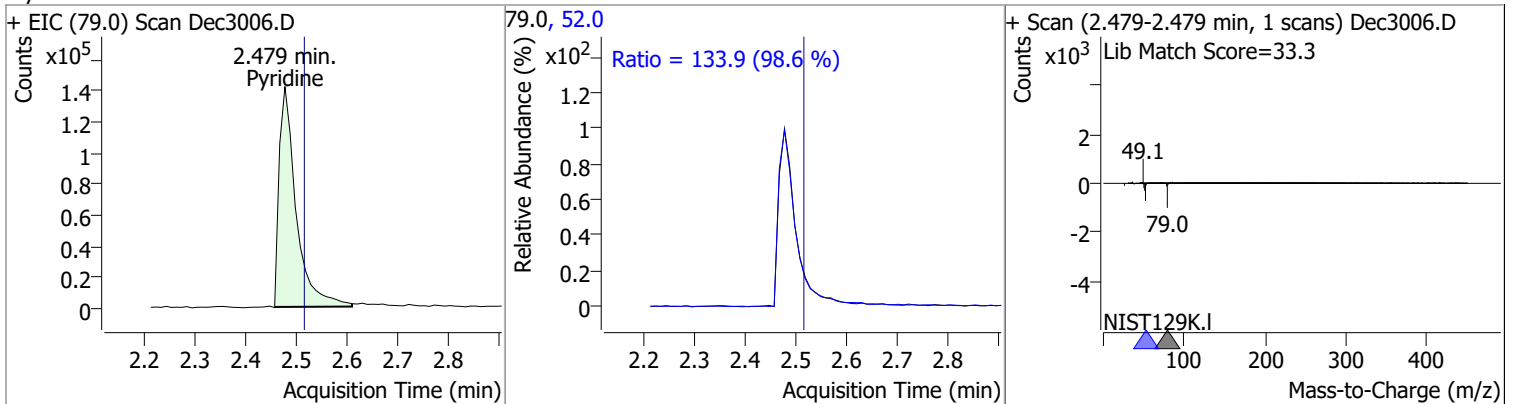
(#) = Qualifier Out of Range; (m) = Manual Integration; (+) = Area Summed; (*) = Surrogate Percent Recovery Out of Range; (d): Zeroed Peak

Quantitation Results Report (QT Reviewed)

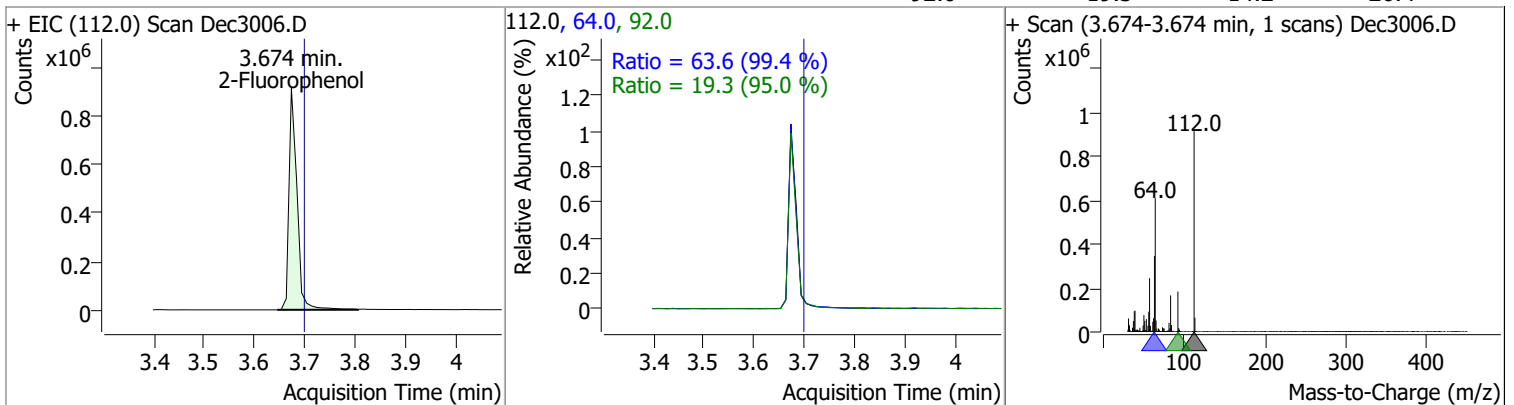
Compound	Conc.	RT	Dev(Min)	Resp.	QIon	QRatio	Lower	Upper
----------	-------	----	----------	-------	------	--------	-------	-------



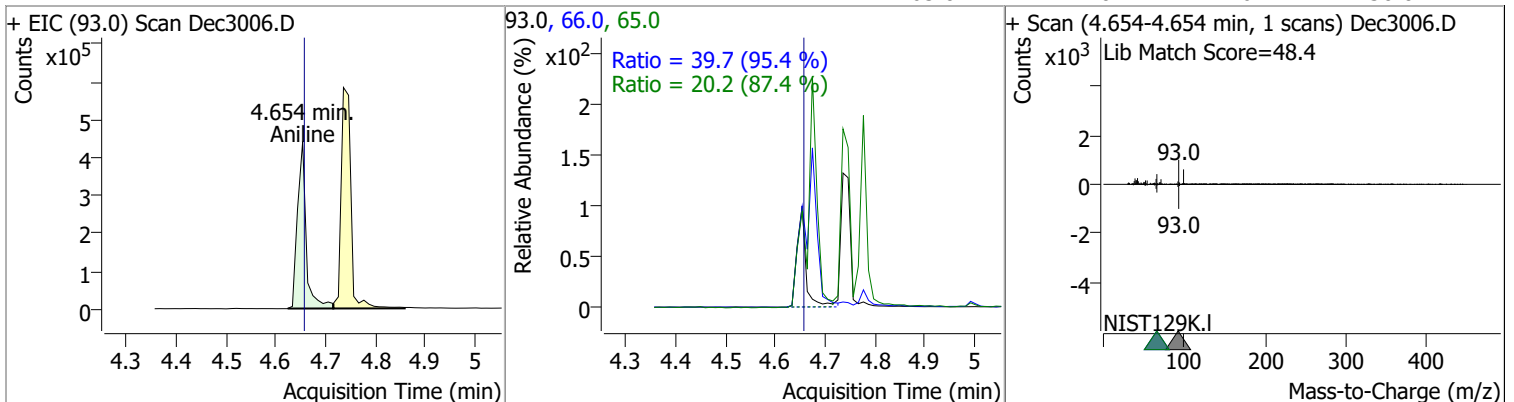
Compound	Conc.	RT	Dev(Min)	Resp.	QIon	QRatio	Lower	Upper
----------	-------	----	----------	-------	------	--------	-------	-------



Compound	Conc.	RT	Dev(Min)	Resp.	QIon	QRatio	Lower	Upper
----------	-------	----	----------	-------	------	--------	-------	-------

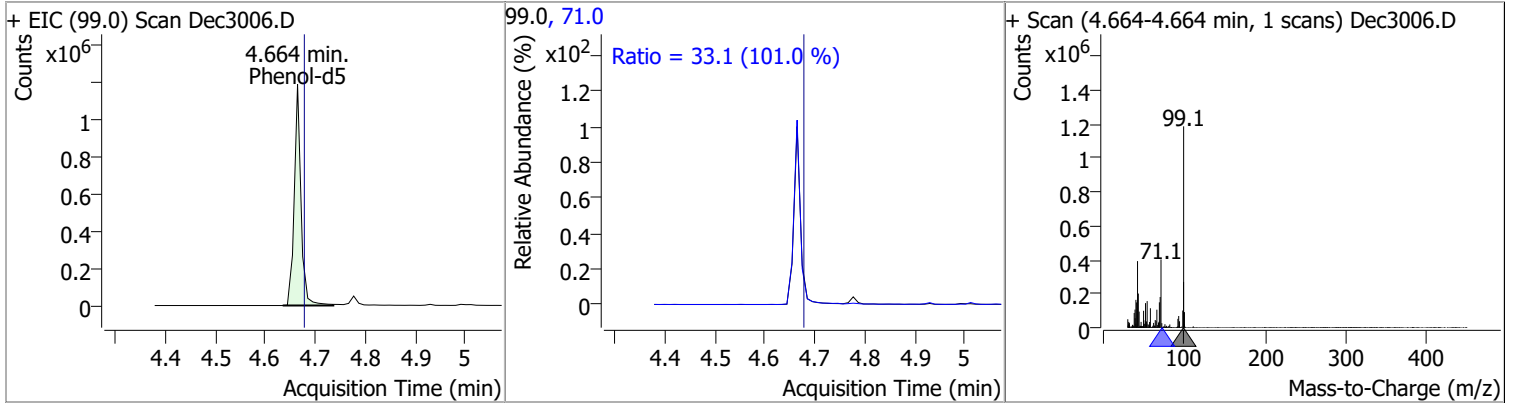


Compound	Conc.	RT	Dev(Min)	Resp.	QIon	QRatio	Lower	Upper
----------	-------	----	----------	-------	------	--------	-------	-------

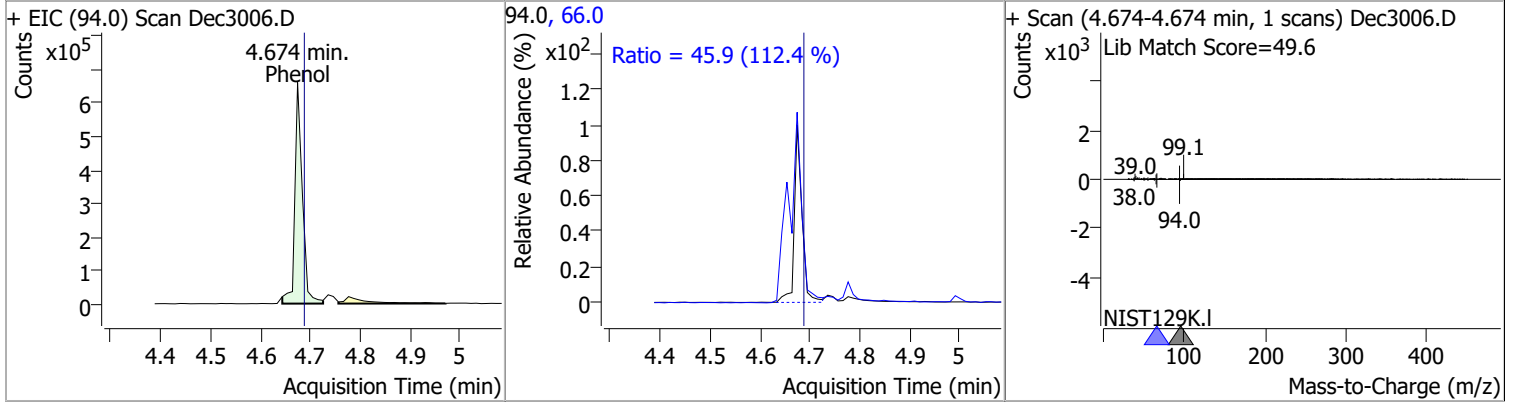


Quantitation Results Report (QT Reviewed)

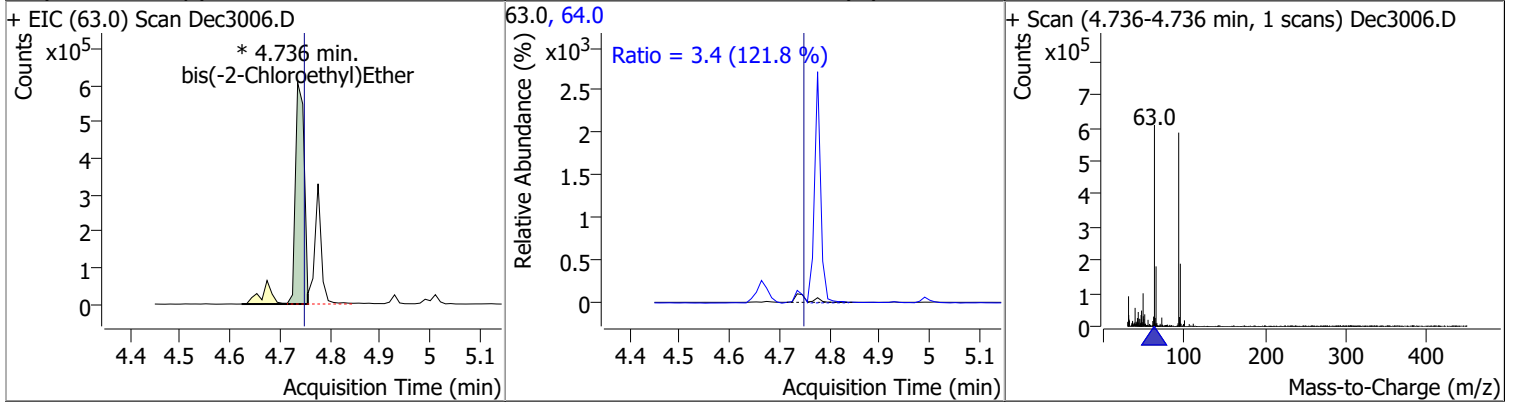
Compound	Conc.	RT	Dev(Min)	Resp.	QIon	QRatio	Lower	Upper
Phenol-d5	97.6756	4.66	-0.02	1106884	71.0	33.1	22.9	42.5



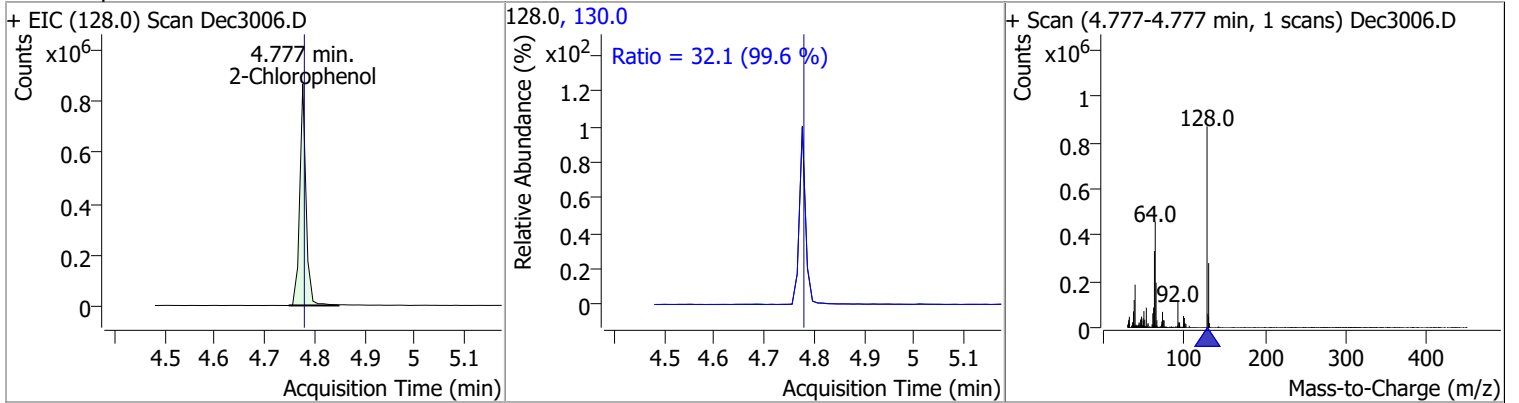
Compound	Conc.	RT	Dev(Min)	Resp.	QIon	QRatio	Lower	Upper
Phenol	53.1439	4.67	-0.02	685369	66.0	45.9	28.6	53.1



Compound	Conc.	RT	Dev(Min)	Resp.	QIon	QRatio	Lower	Upper
bis(-2-Chloroethyl)Ether	68.7742	4.74	-0.02	733403 (m)	64.0	3.4	1.9	3.6

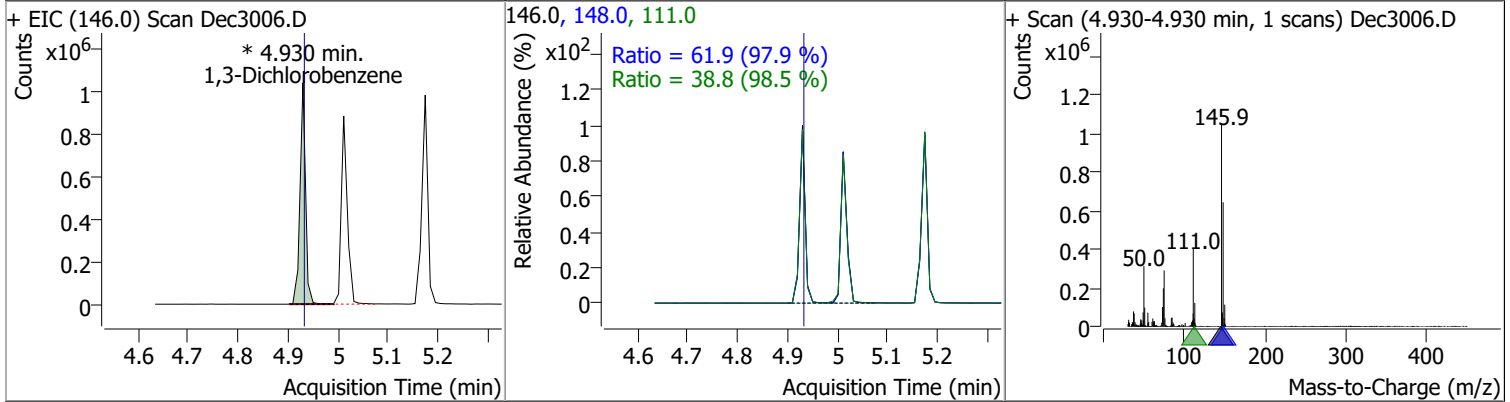


Compound	Conc.	RT	Dev(Min)	Resp.	QIon	QRatio	Lower	Upper
2-Chlorophenol	81.0461	4.78	-0.01	755894	130.0	32.1	22.6	42.0

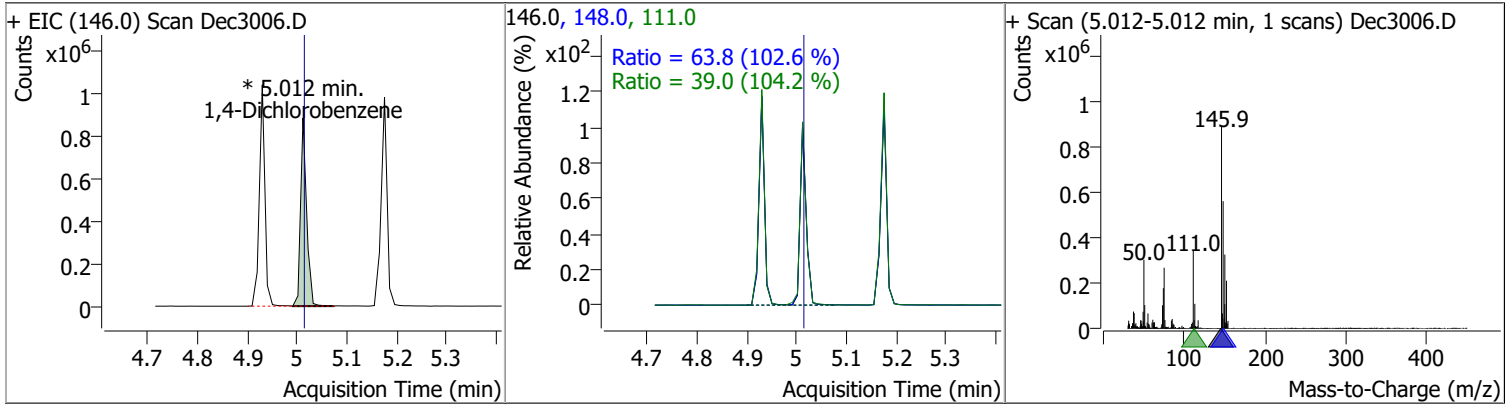


Quantitation Results Report (QT Reviewed)

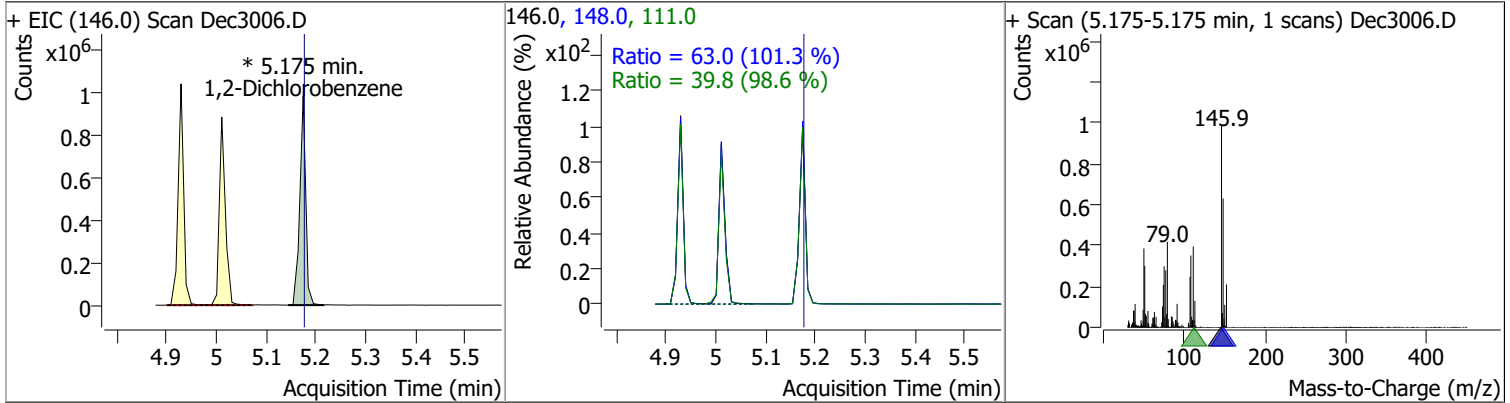
Compound	Conc.	RT	Dev(Min)	Resp.	QIon	QRatio	Lower	Upper
1,3-Dichlorobenzene	65.9652	4.93	-0.01	805903 (m)	148.0	61.9	44.2	82.2
					111.0	38.8	27.6	51.2



Compound	Conc.	RT	Dev(Min)	Resp.	QIon	QRatio	Lower	Upper
1,4-Dichlorobenzene	62.4713	5.01	-0.01	752691 (m)	148.0	63.8	43.6	80.9
					111.0	39.0	26.2	48.6

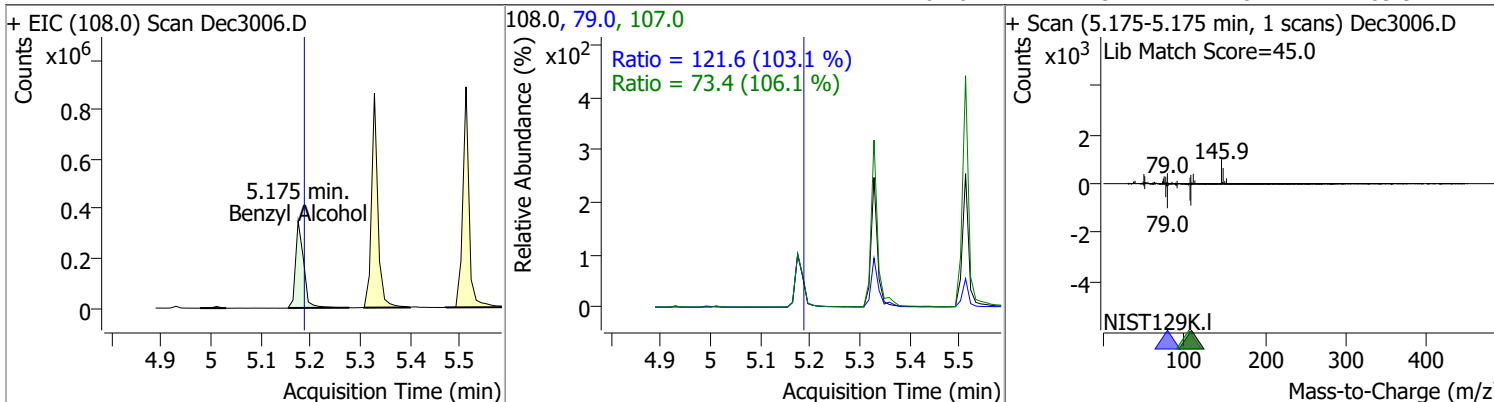


Compound	Conc.	RT	Dev(Min)	Resp.	QIon	QRatio	Lower	Upper
1,2-Dichlorobenzene	64.8644	5.17	-0.01	818571 (m)	148.0	63.0	43.6	80.9
					111.0	39.8	28.2	52.4

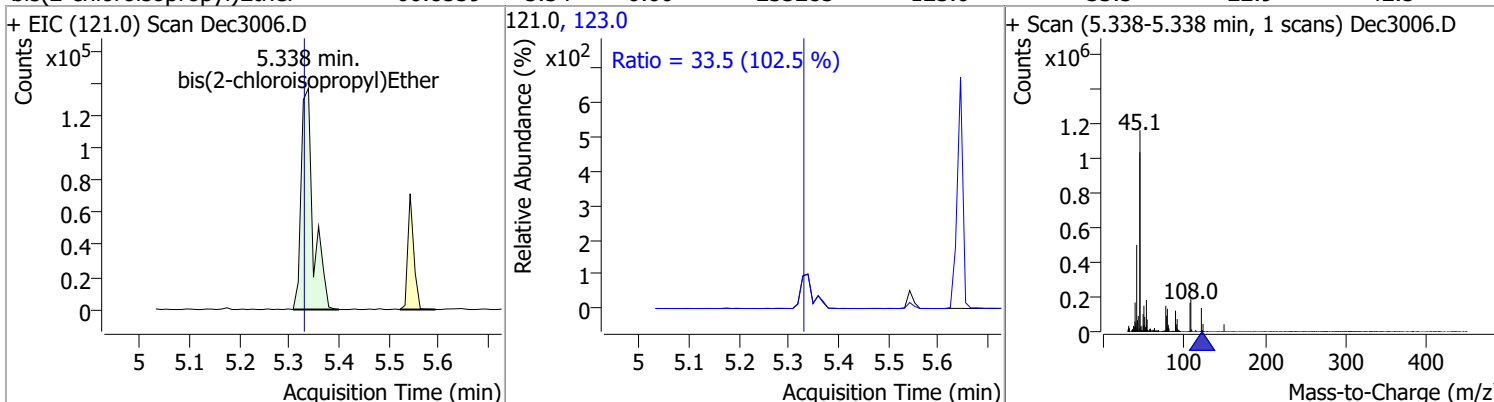


Quantitation Results Report (QT Reviewed)

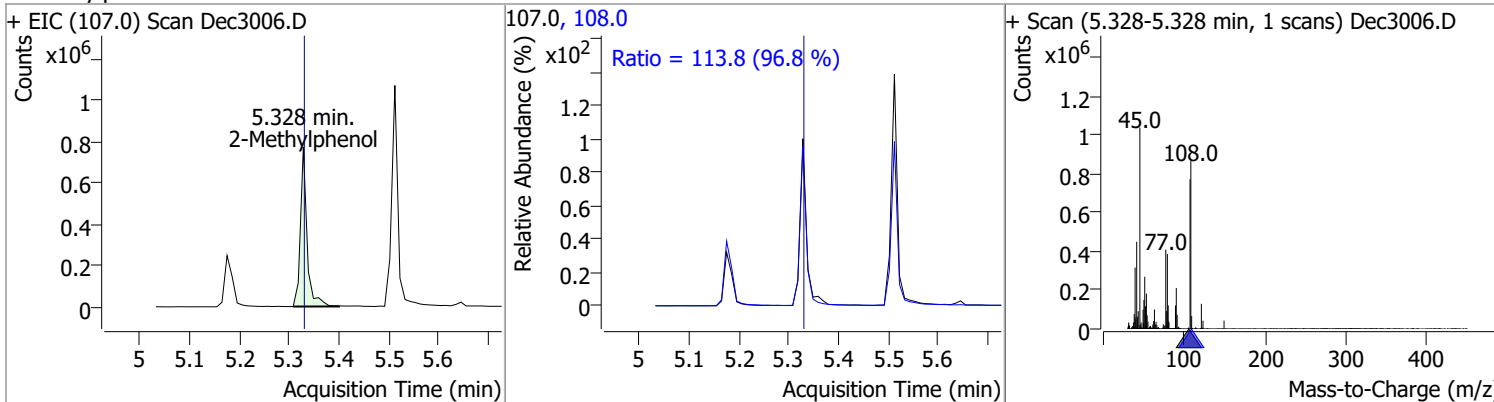
Compound	Conc.	RT	Dev(Min)	Resp.	QIon	QRatio	Lower	Upper
Benzyl Alcohol	63.1230	5.17	-0.02	382334	79.0	121.6	82.5	153.3
					107.0	73.4	48.4	89.9



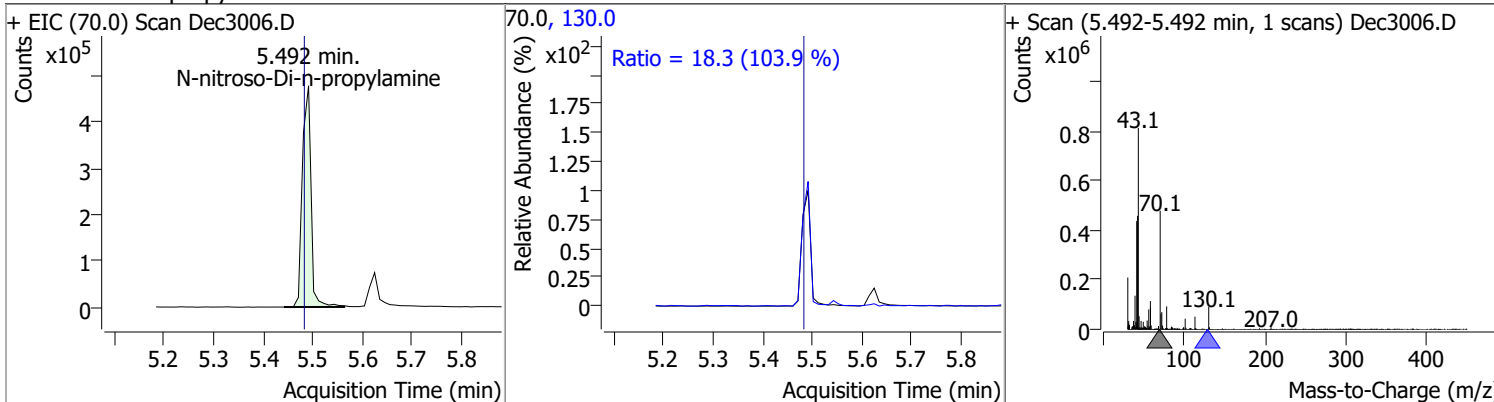
Compound	Conc.	RT	Dev(Min)	Resp.	QIon	QRatio	Lower	Upper
bis(2-chloroisopropyl)Ether	60.8559	5.34	0.00	233285	123.0	33.5	22.9	42.5



Compound	Conc.	RT	Dev(Min)	Resp.	QIon	QRatio	Lower	Upper
2-Methylphenol	72.8974	5.33	-0.01	677962	108.0	113.8	82.3	152.8

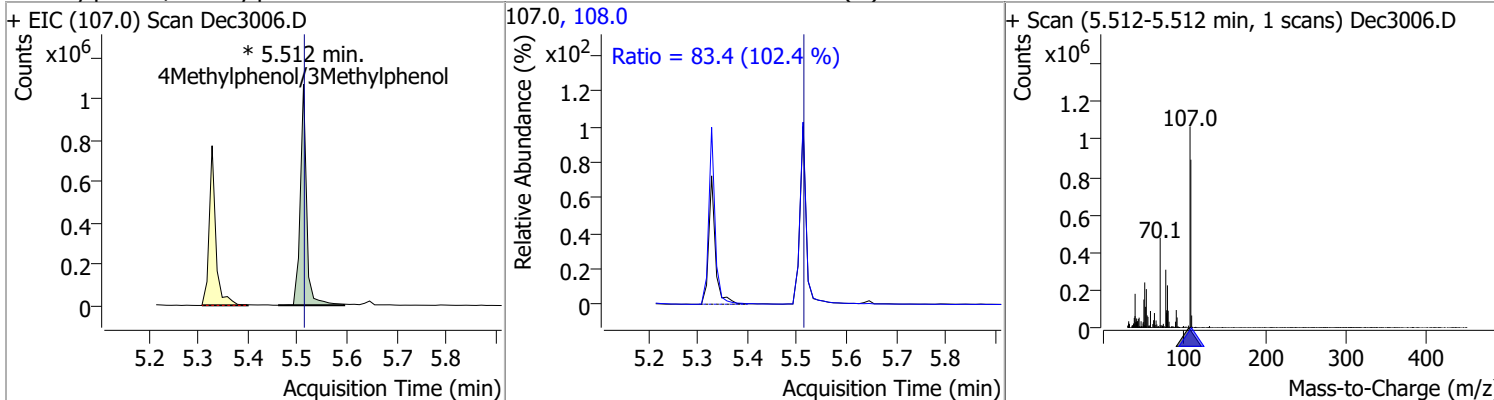


Compound	Conc.	RT	Dev(Min)	Resp.	QIon	QRatio	Lower	Upper
N-nitroso-Di-n-propylamine	84.2537	5.49	0.00	579491	130.0	18.3	0.0	35.2

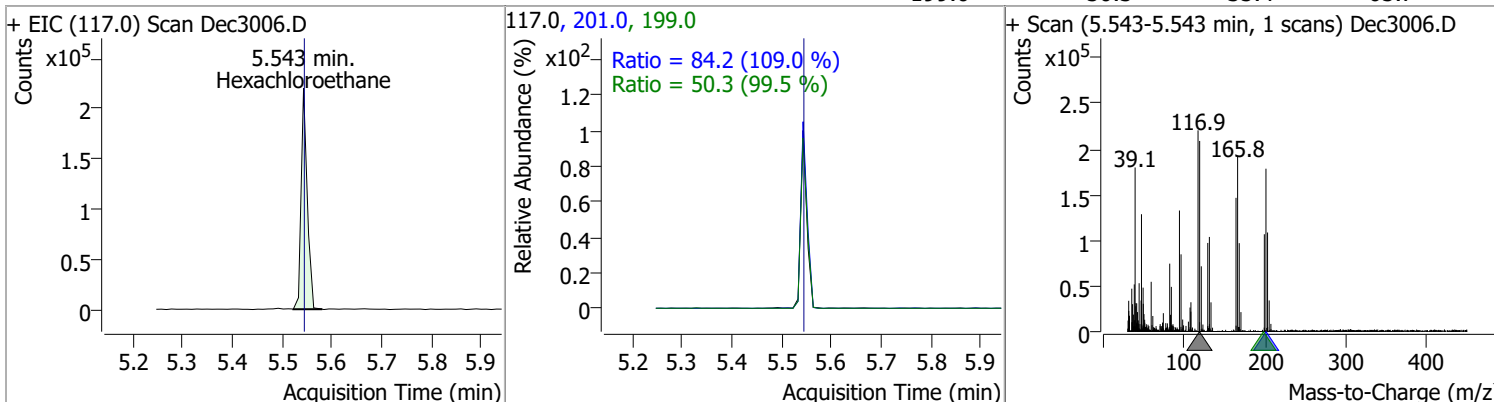


Quantitation Results Report (QT Reviewed)

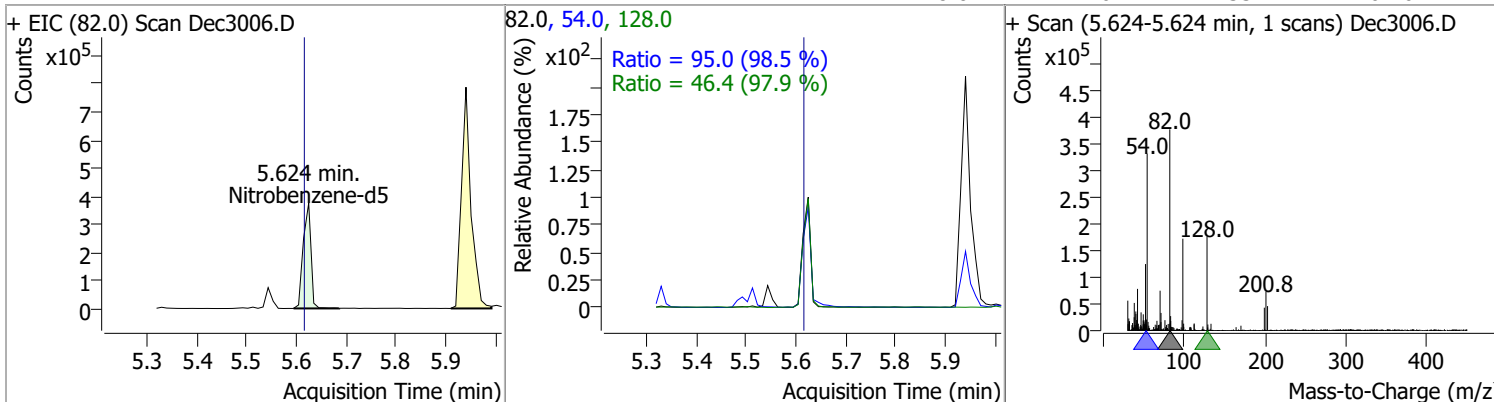
Compound	Conc.	RT	Dev(Min)	Resp.	QIon	QRatio	Lower	Upper
4Methylphenol/3Methylphenol	76.3515	5.51	-0.01	941160 (m)	108.0	83.4	57.0	105.8



Compound	Conc.	RT	Dev(Min)	Resp.	QIon	QRatio	Lower	Upper
Hexachloroethane	56.6946	5.54	-0.01	188228	201.0	84.2	54.1	100.4
					199.0	50.3	35.4	65.7

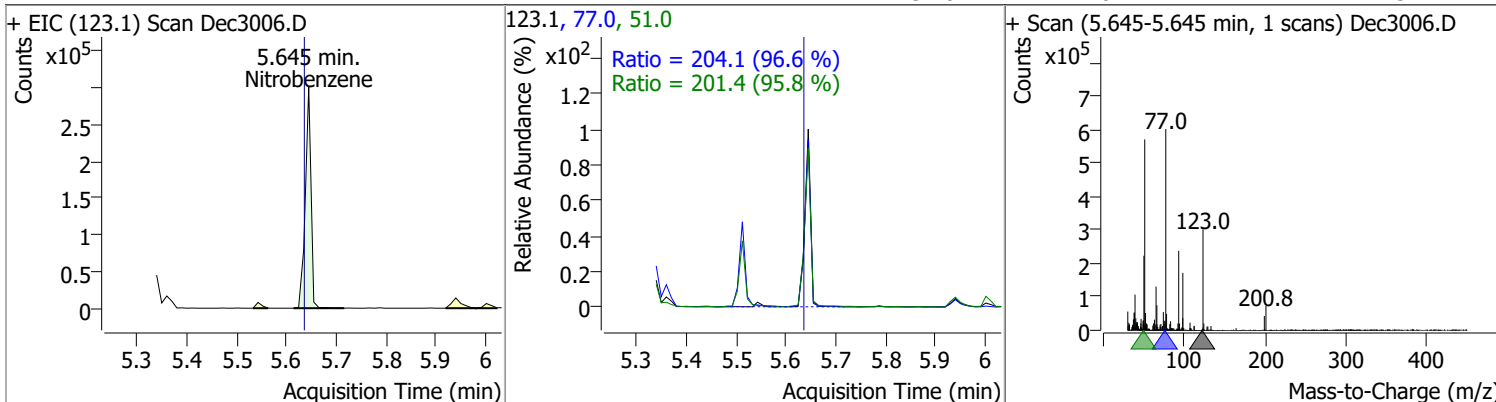


Compound	Conc.	RT	Dev(Min)	Resp.	QIon	QRatio	Lower	Upper
Nitrobenzene-d5	70.9981	5.62	0.00	403368	54.0	95.0	67.5	125.4
					128.0	46.4	33.2	61.6

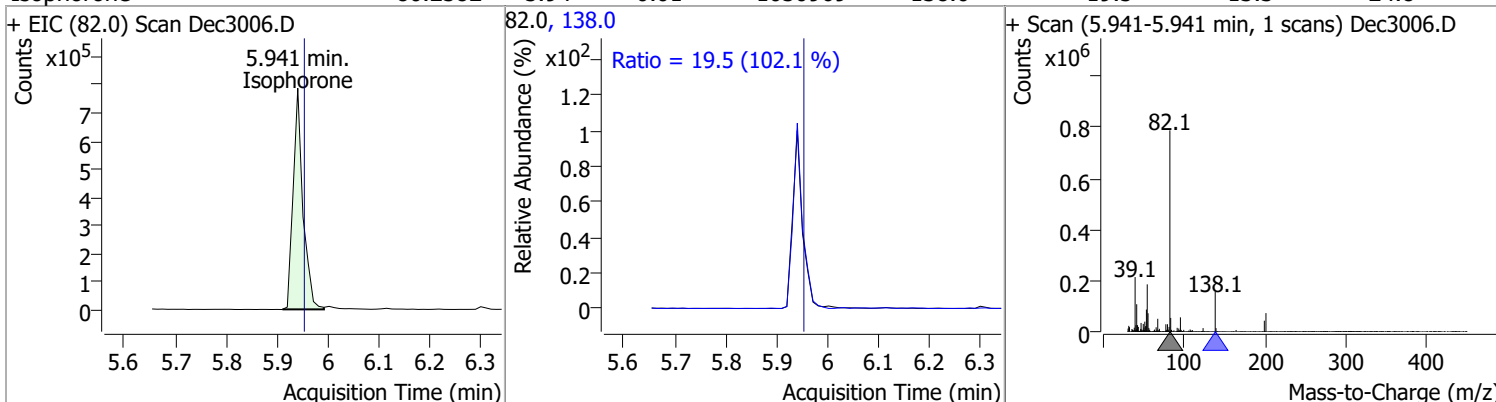


Quantitation Results Report (QT Reviewed)

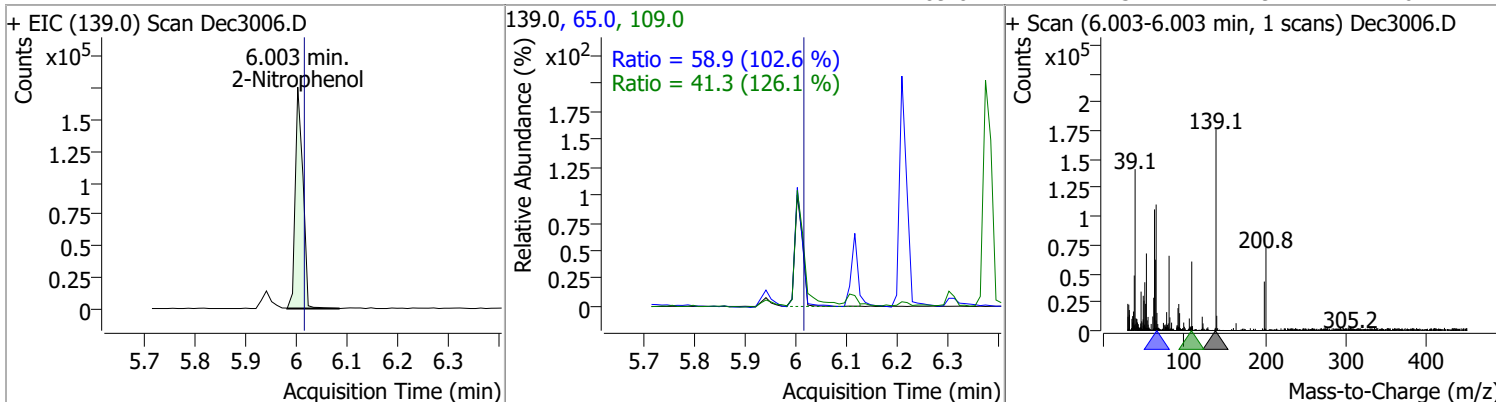
Compound	Conc.	RT	Dev(Min)	Resp.	QIon	QRatio	Lower	Upper
Nitrobenzene	82.8470	5.64	0.00	240956	77.0	204.1	148.0	274.8
					51.0	201.4	147.2	273.4



Compound	Conc.	RT	Dev(Min)	Resp.	QIon	QRatio	Lower	Upper
Isophorone	80.2582	5.94	-0.01	1050969	138.0	19.5	13.3	24.8

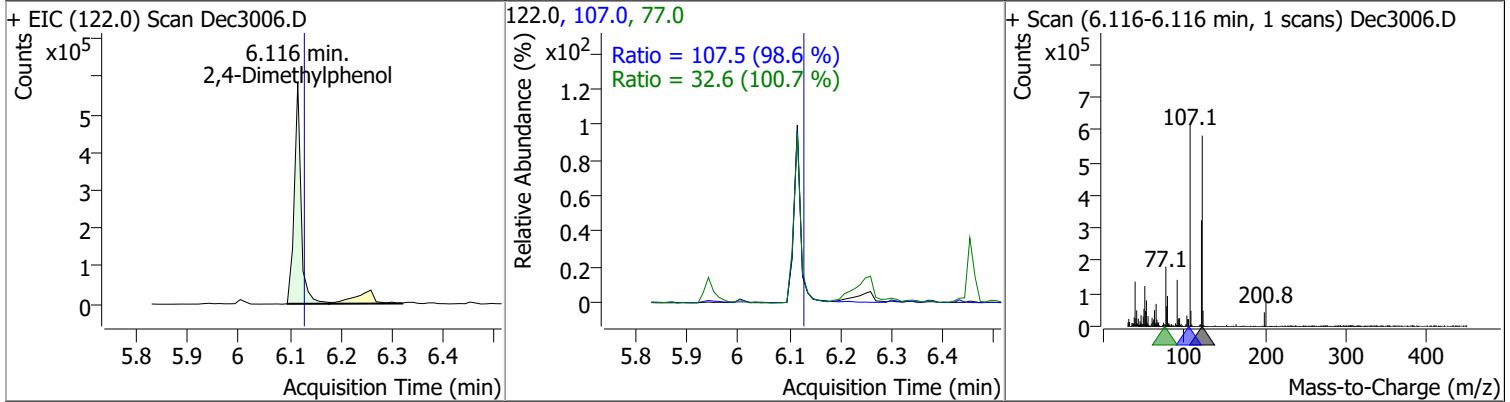


Compound	Conc.	RT	Dev(Min)	Resp.	QIon	QRatio	Lower	Upper
2-Nitrophenol	83.2288	6.00	-0.01	183964	65.0	58.9	40.2	74.6
					109.0	41.3	22.9	42.6

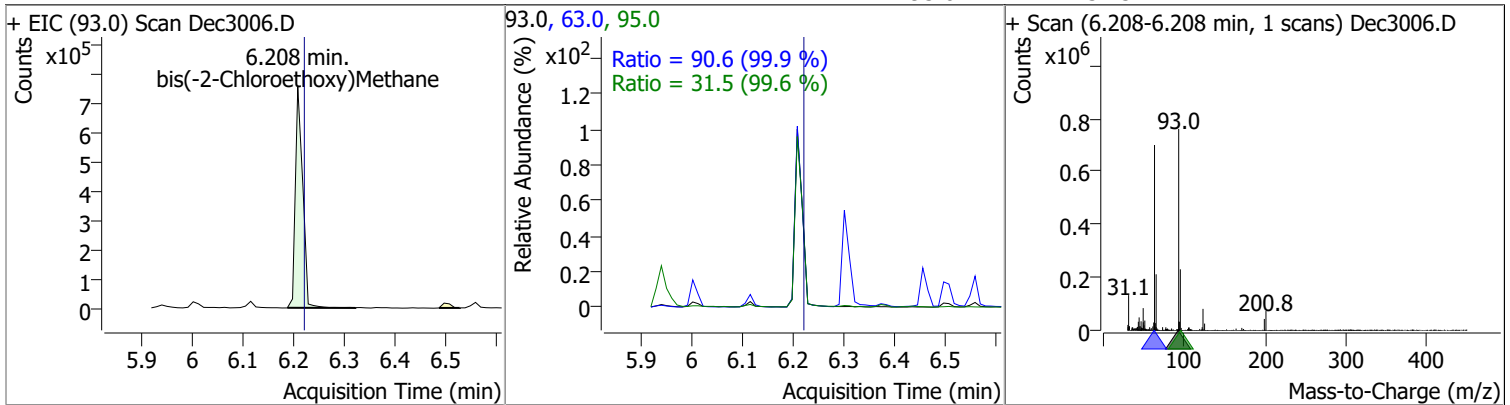


Quantitation Results Report (QT Reviewed)

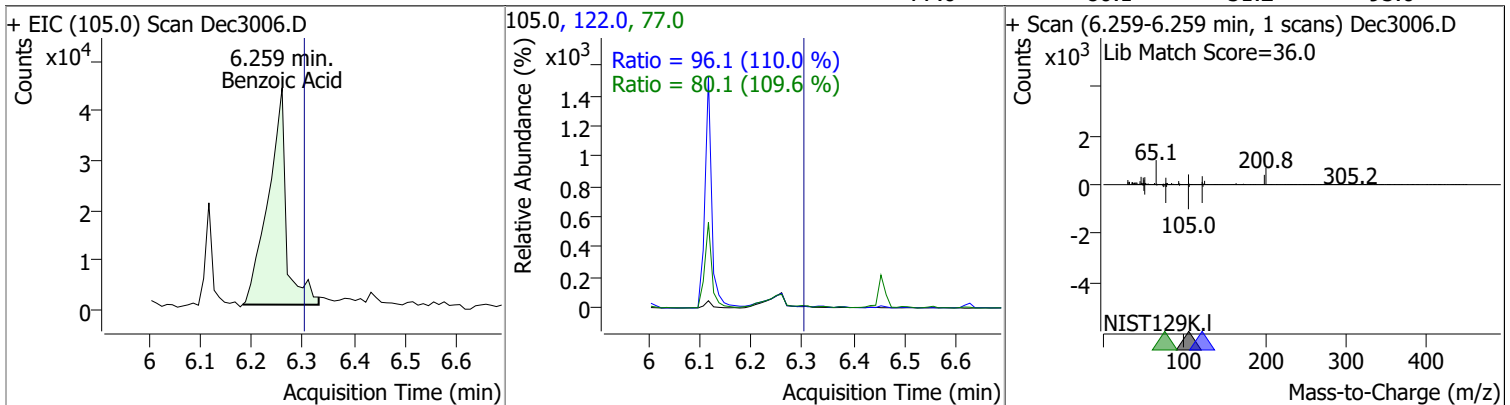
Compound	Conc.	RT	Dev(Min)	Resp.	QIon	QRatio	Lower	Upper
2,4-Dimethylphenol	71.3799	6.12	-0.01	536442	107.0	107.5	76.4	141.8
					77.0	32.6	22.7	42.1



Compound	Conc.	RT	Dev(Min)	Resp.	QIon	QRatio	Lower	Upper
bis(-2-Chloroethoxy)Methane	76.8074	6.21	-0.01	751900	63.0	90.6	63.5	117.9
					95.0	31.5	22.2	41.1

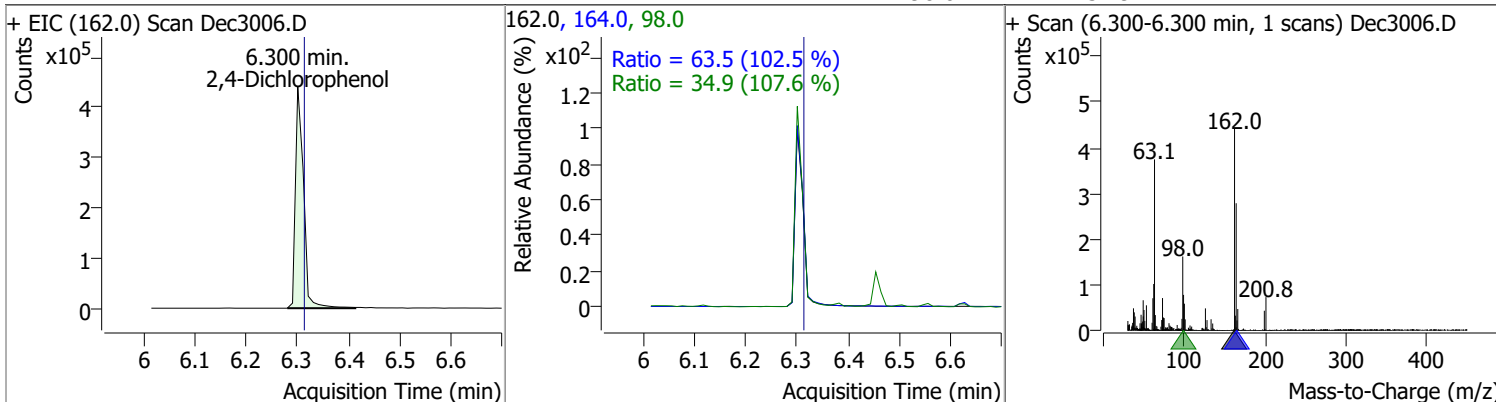


Compound	Conc.	RT	Dev(Min)	Resp.	QIon	QRatio	Lower	Upper
Benzoic Acid	27.7039	6.26	-0.04	108701	122.0	96.1	61.1	113.6
					77.0	80.1	51.2	95.0

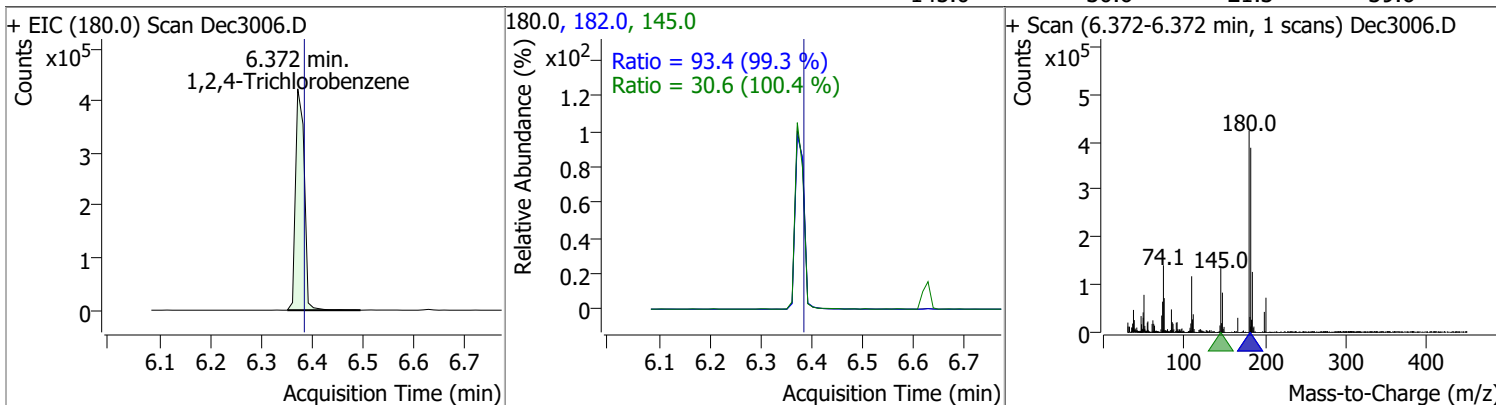


Quantitation Results Report (QT Reviewed)

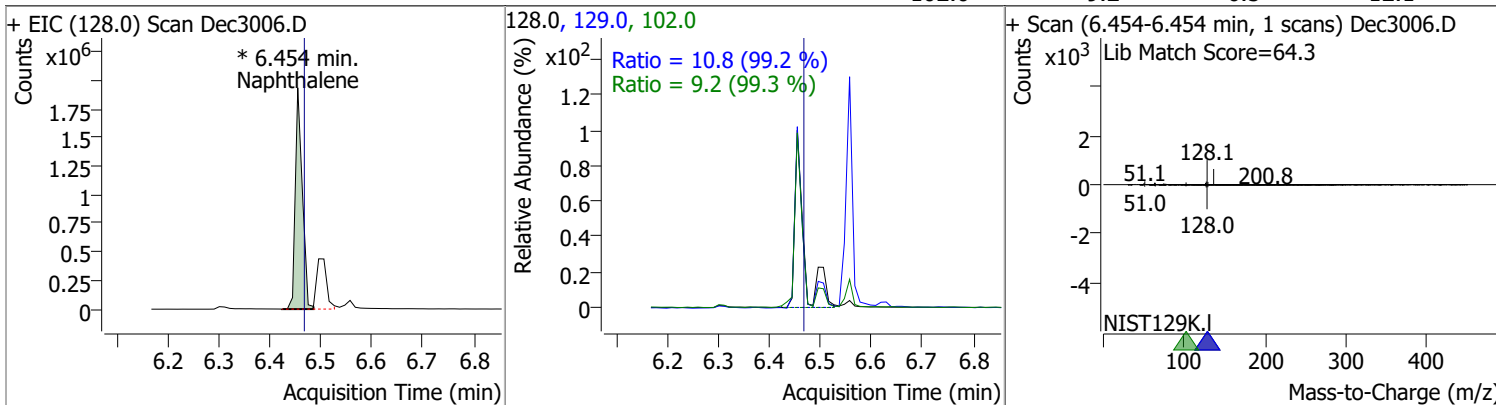
Compound	Conc.	RT	Dev(Min)	Resp.	QIon	QRatio	Lower	Upper
2,4-Dichlorophenol	83.6039	6.30	-0.01	488678	164.0	63.5	43.4	80.5
					98.0	34.9	22.7	42.1



Compound	Conc.	RT	Dev(Min)	Resp.	QIon	QRatio	Lower	Upper
1,2,4-Trichlorobenzene	64.5556	6.37	-0.01	505158	182.0	93.4	65.8	122.3
					145.0	30.6	21.3	39.6

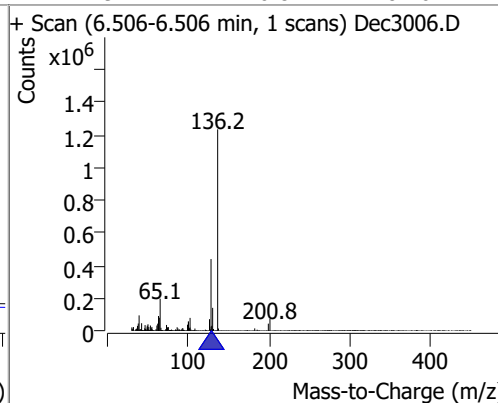
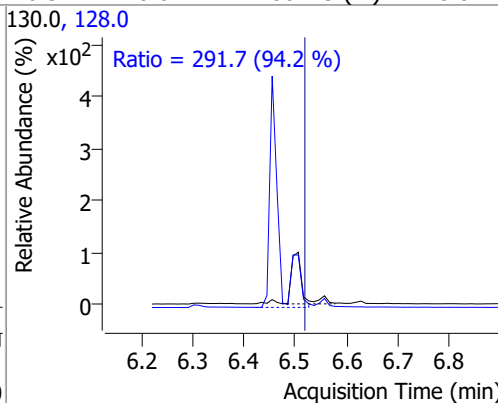
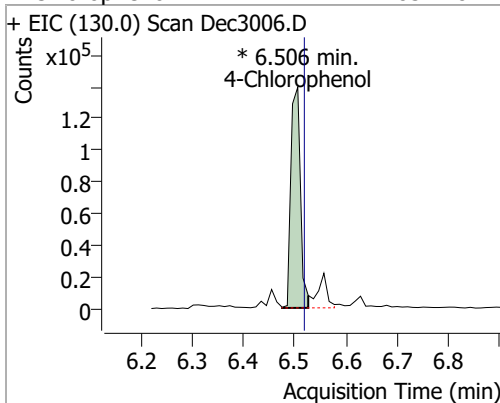


Compound	Conc.	RT	Dev(Min)	Resp.	QIon	QRatio	Lower	Upper
Naphthalene	71.6859	6.45	-0.01	1845864 (m)	129.0	10.8	7.7	14.2
					102.0	9.2	6.5	12.1

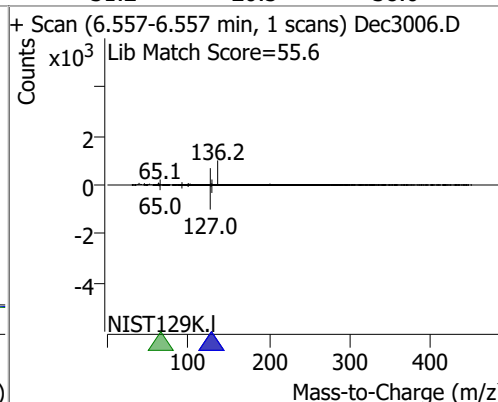
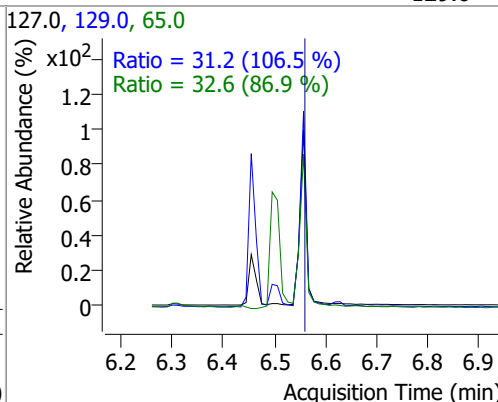
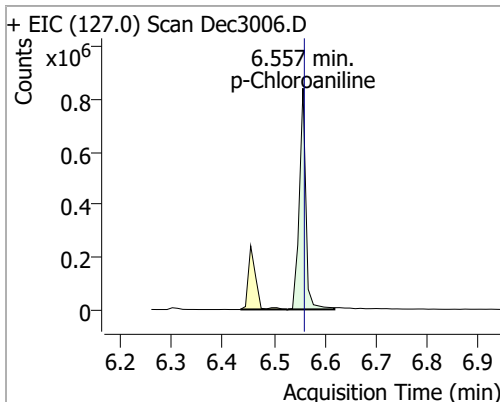


Quantitation Results Report (QT Reviewed)

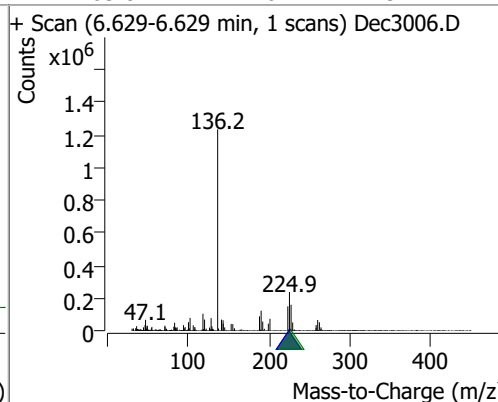
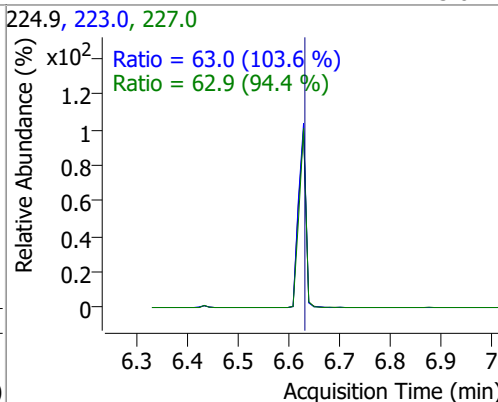
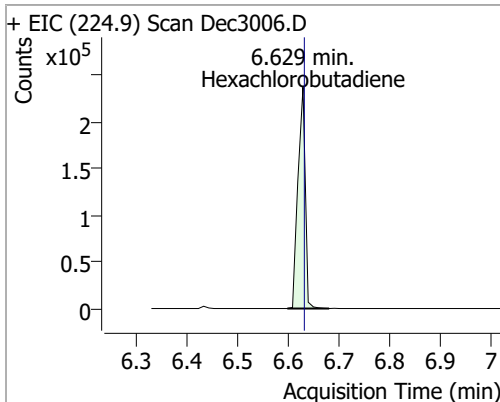
Compound	Conc.	RT	Dev(Min)	Resp.	QIon	QRatio	Lower	Upper
4-Chlorophenol	83.2282	6.51	-0.01	180413 (m)	128.0	291.7	216.8	402.6



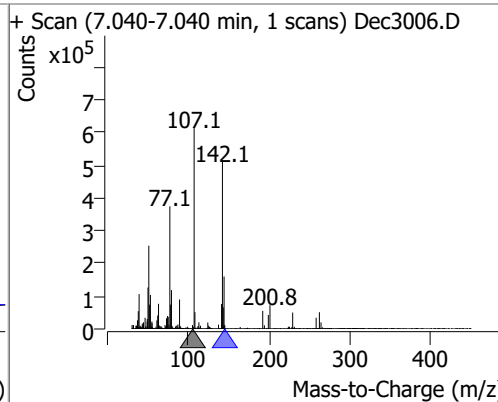
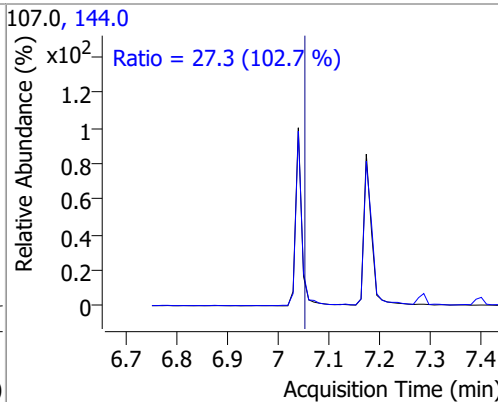
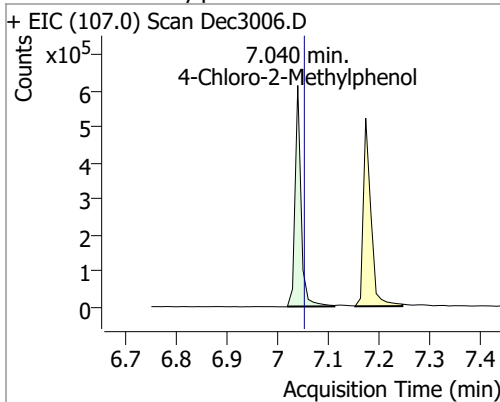
Compound	Conc.	RT	Dev(Min)	Resp.	QIon	QRatio	Lower	Upper
p-Chloroaniline	79.2531	6.56	0.00	752527	65.0	32.6	26.3	48.8
					129.0	31.2	20.5	38.0



Compound	Conc.	RT	Dev(Min)	Resp.	QIon	QRatio	Lower	Upper
Hexachlorobutadiene	58.8702	6.63	0.00	236297	227.0	62.9	46.6	86.6
					223.0	63.0	42.6	79.1

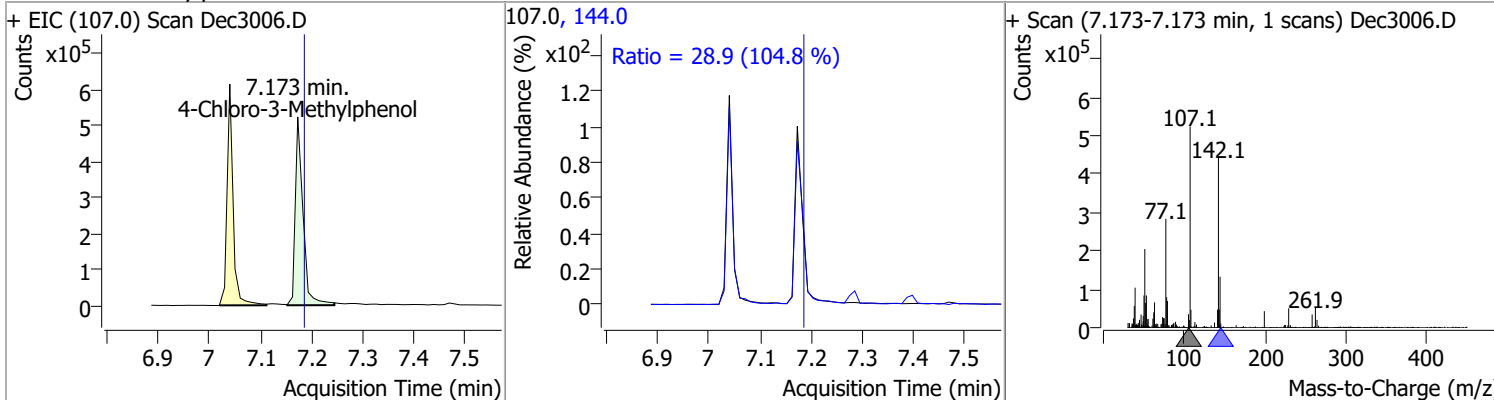


Compound	Conc.	RT	Dev(Min)	Resp.	QIon	QRatio	Lower	Upper
4-Chloro-2-Methylphenol	80.8123	7.04	-0.01	485606	144.0	27.3	18.6	34.6

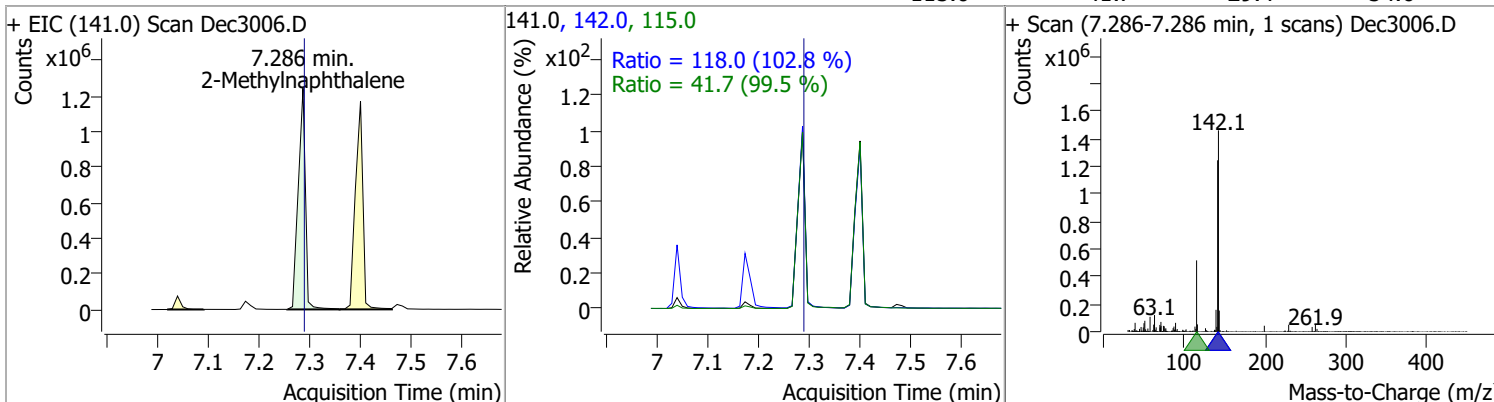


Quantitation Results Report (QT Reviewed)

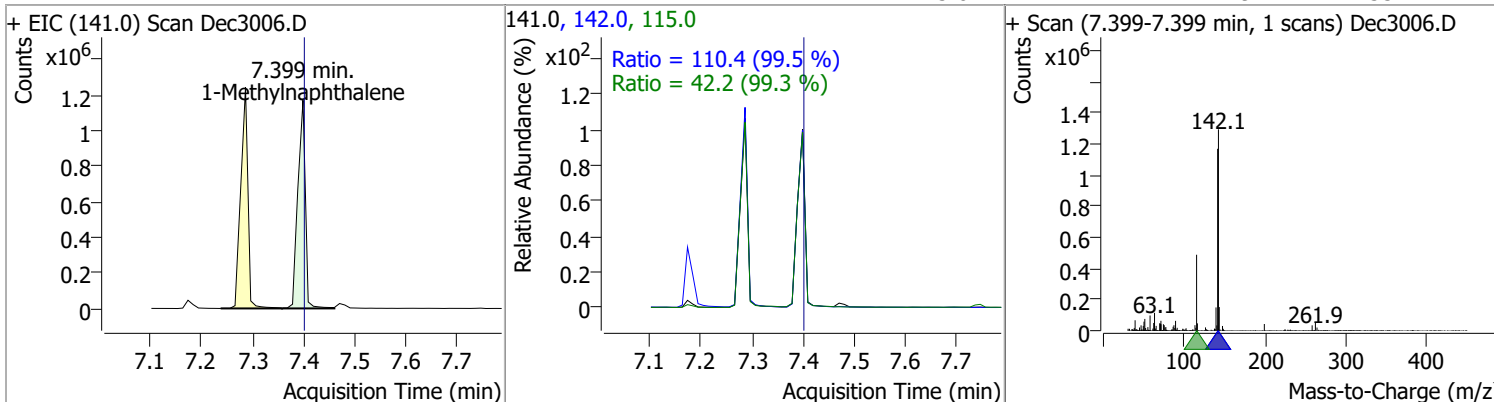
Compound	Conc.	RT	Dev(Min)	Resp.	QIon	QRatio	Lower	Upper
4-Chloro-3-Methylphenol	92.2170	7.17	-0.01	550680	144.0	28.9	19.3	35.9



Compound	Conc.	RT	Dev(Min)	Resp.	QIon	QRatio	Lower	Upper
2-Methylnaphthalene	83.0871	7.29	0.00	1215045	142.0	118.0	80.4	149.3
					115.0	41.7	29.4	54.6

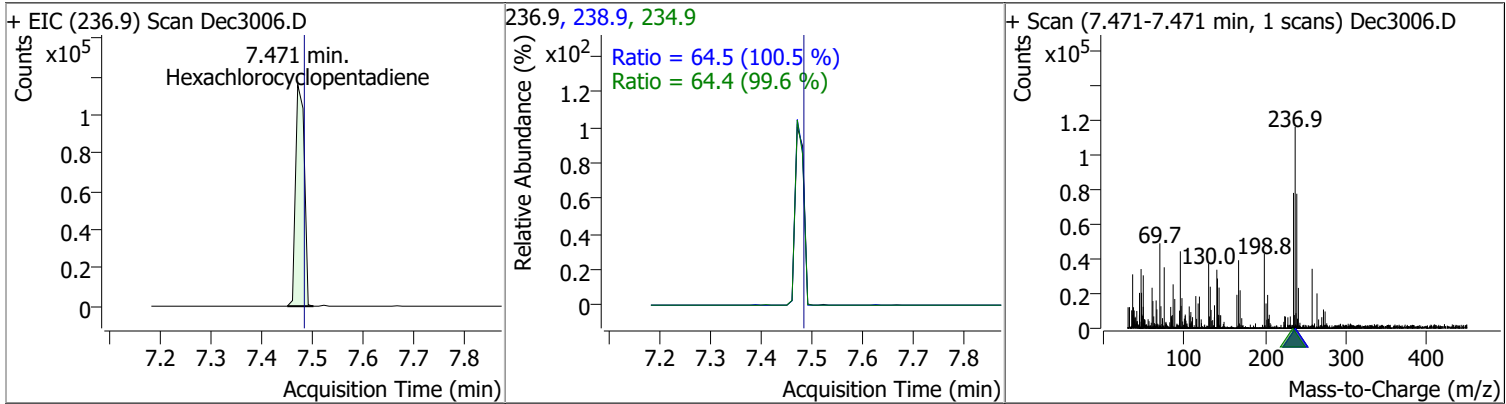


Compound	Conc.	RT	Dev(Min)	Resp.	QIon	QRatio	Lower	Upper
1-Methylnaphthalene	82.0969	7.40	0.00	1193184	142.0	110.4	77.7	144.2
					115.0	42.2	29.7	55.2

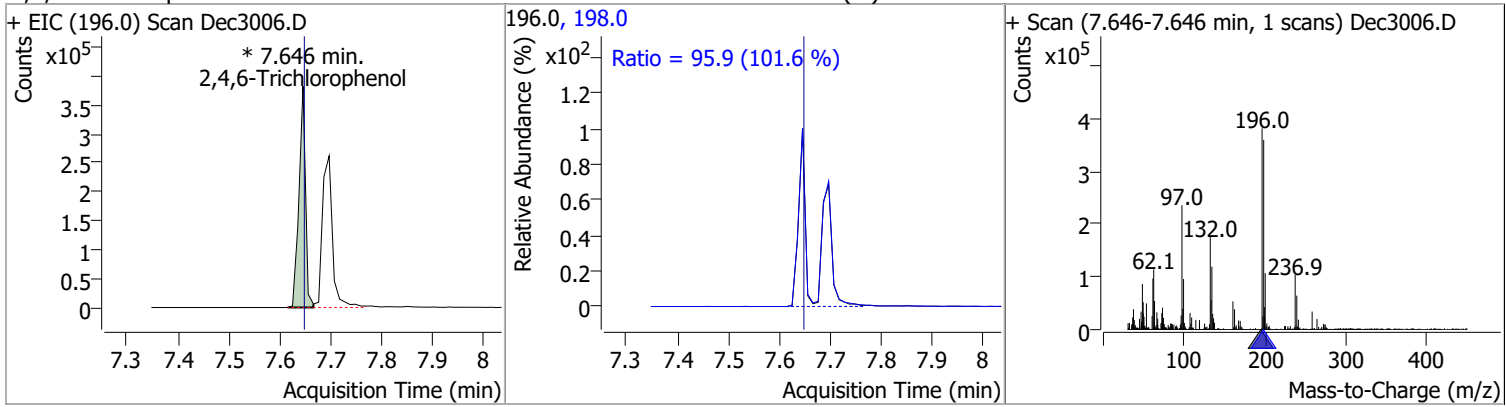


Quantitation Results Report (QT Reviewed)

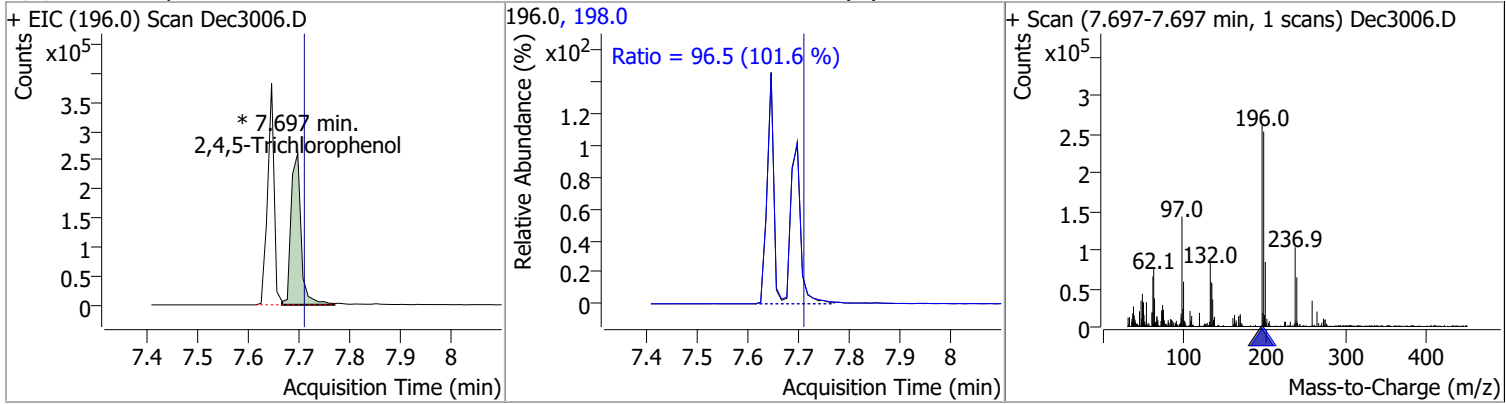
Compound	Conc.	RT	Dev(Min)	Resp.	QIon	QRatio	Lower	Upper
Hexachlorocyclopentadiene	70.3762	7.47	-0.01	137722	234.9	64.4	45.3	84.1
					238.9	64.5	44.9	83.3



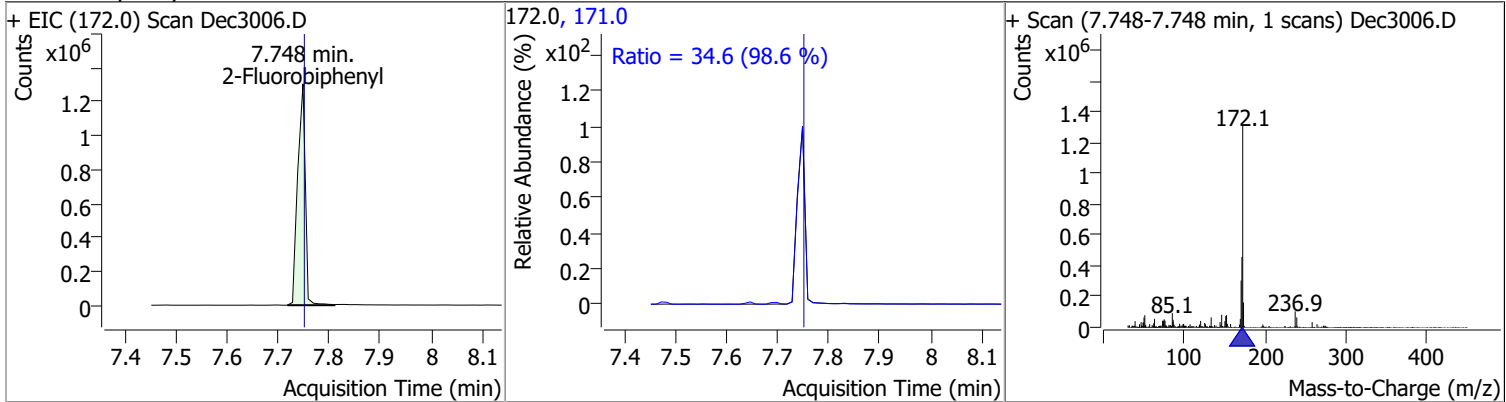
Compound	Conc.	RT	Dev(Min)	Resp.	QIon	QRatio	Lower	Upper
2,4,6-Trichlorophenol	98.4046	7.65	0.00	338155 (m)	198.0	95.9	66.1	122.7



Compound	Conc.	RT	Dev(Min)	Resp.	QIon	QRatio	Lower	Upper
2,4,5-Trichlorophenol	91.6151	7.70	-0.01	359030 (m)	198.0	96.5	66.4	123.4

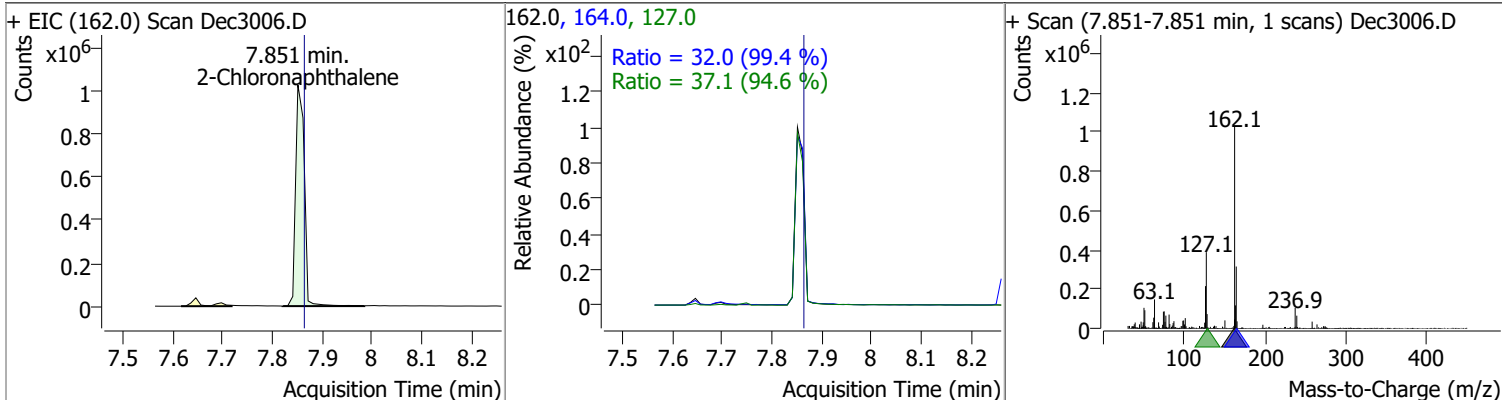


Compound	Conc.	RT	Dev(Min)	Resp.	QIon	QRatio	Lower	Upper
2-Fluorobiphenyl	72.1670	7.75	0.00	1350884	171.0	34.6	24.5	45.6

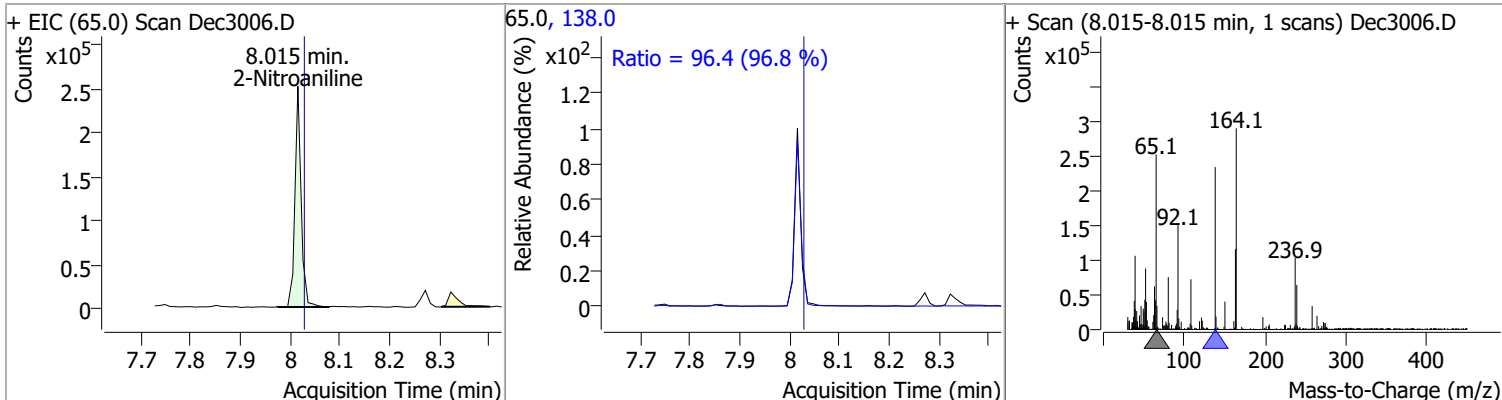


Quantitation Results Report (QT Reviewed)

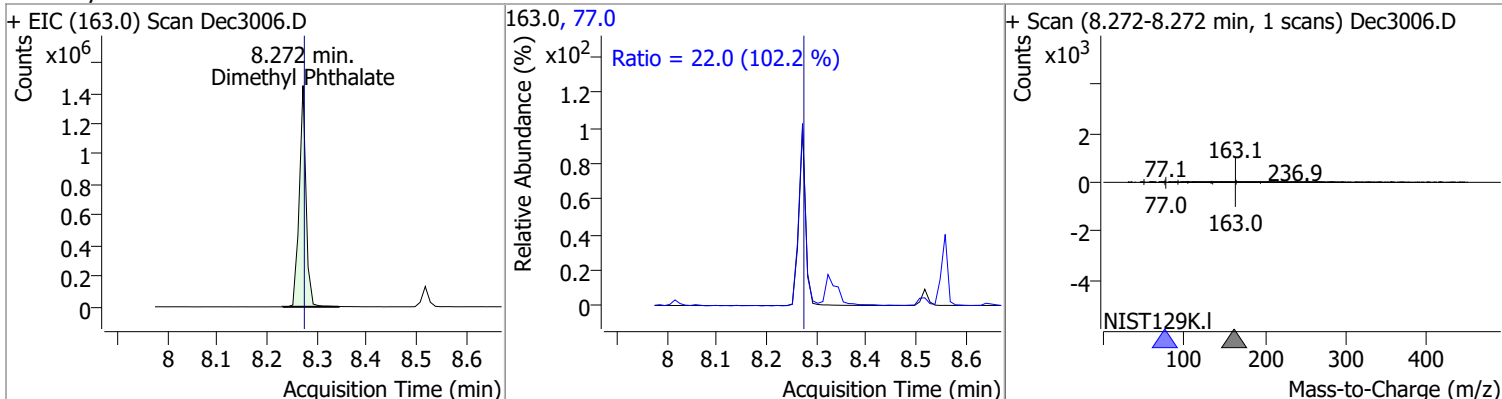
Compound	Conc.	RT	Dev(Min)	Resp.	QIon	QRatio	Lower	Upper
2-Chloronaphthalene	81.9835	7.85	-0.01	1241702	127.0	37.1	27.4	50.9
					164.0	32.0	22.6	41.9



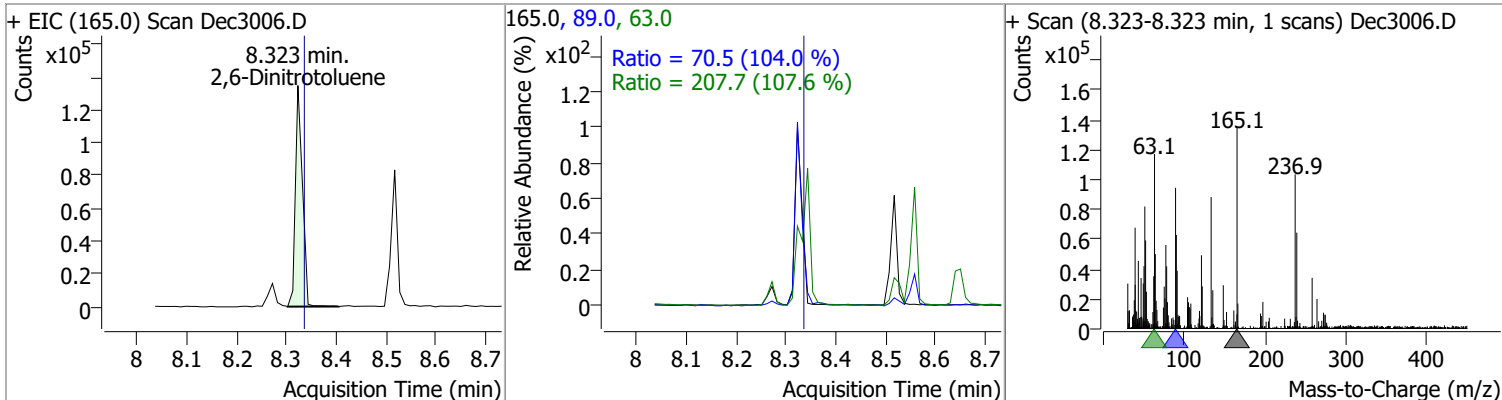
Compound	Conc.	RT	Dev(Min)	Resp.	QIon	QRatio	Lower	Upper
2-Nitroaniline	89.9524	8.02	-0.01	217196	138.0	96.4	69.7	129.5



Compound	Conc.	RT	Dev(Min)	Resp.	QIon	QRatio	Lower	Upper
Dimethyl Phthalate	98.0898	8.27	0.00	1365404	77.0	22.0	15.1	28.0

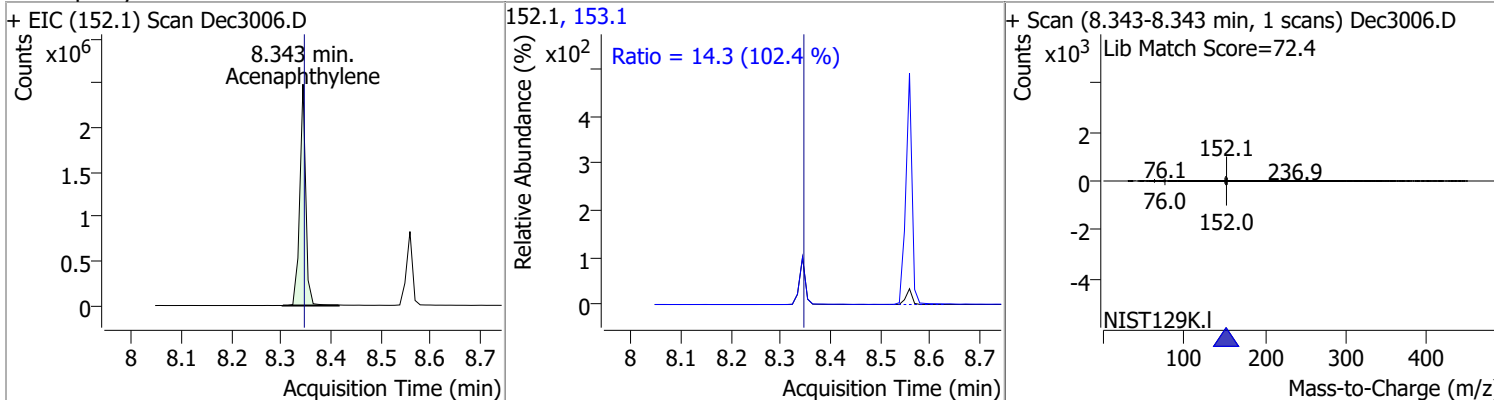


Compound	Conc.	RT	Dev(Min)	Resp.	QIon	QRatio	Lower	Upper
2,6-Dinitrotoluene	84.0802	8.32	-0.01	132208	63.0	207.7	135.1	250.9
					89.0	70.5	47.4	88.1

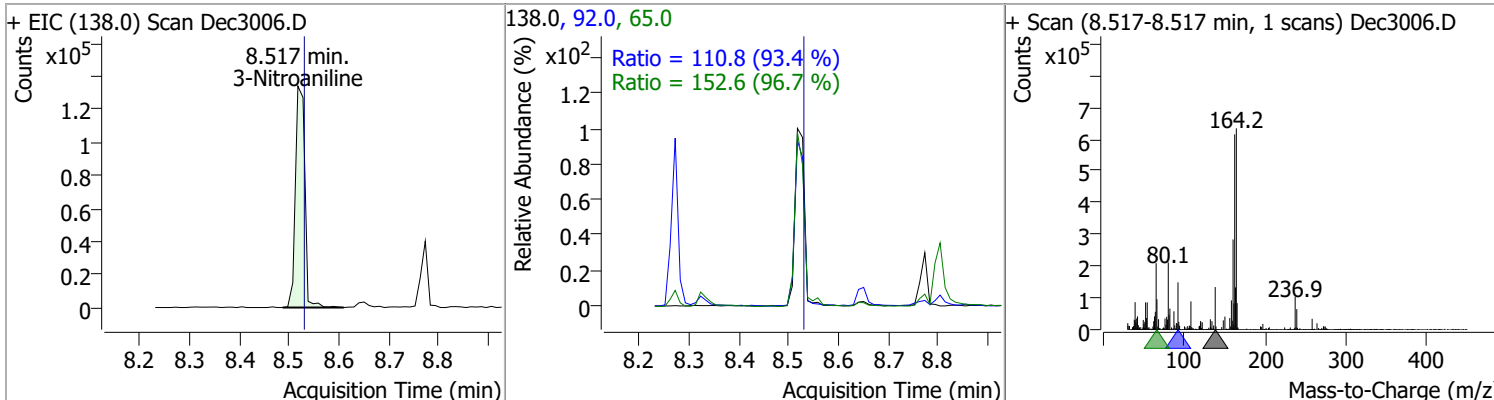


Quantitation Results Report (QT Reviewed)

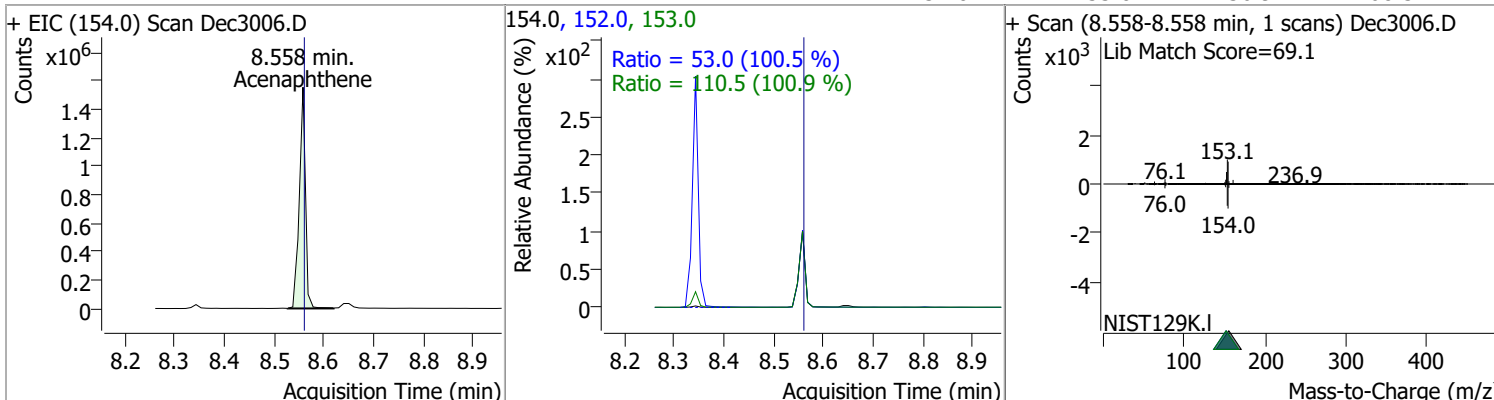
Compound	Conc.	RT	Dev(Min)	Resp.	QIon	QRatio	Lower	Upper
Acenaphthylene	87.1254	8.34	0.00	2076571	153.1	14.3	9.8	18.1



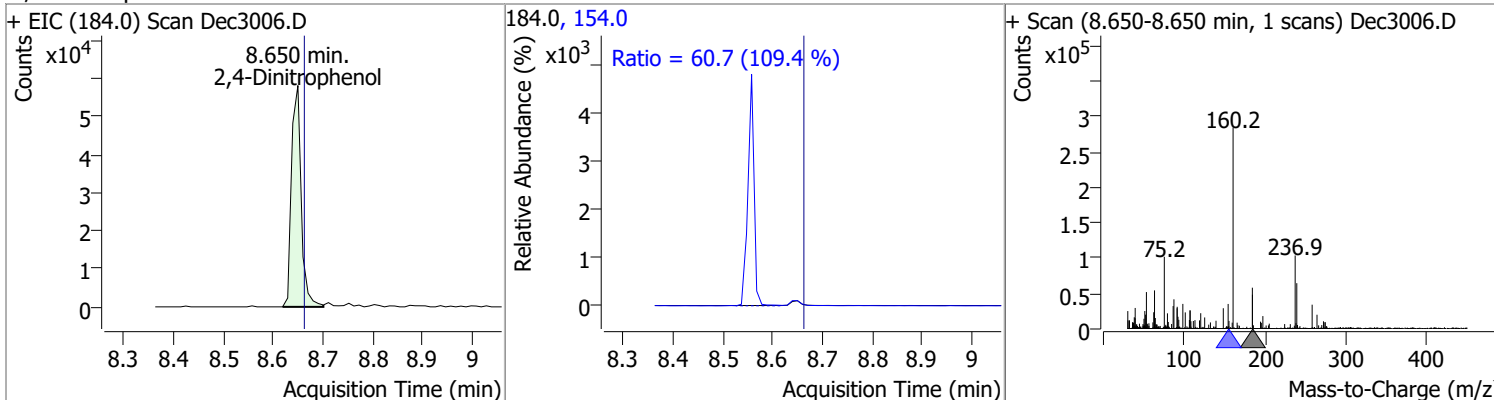
Compound	Conc.	RT	Dev(Min)	Resp.	QIon	QRatio	Lower	Upper
3-Nitroaniline	93.0709	8.52	-0.01	176550	65.0	152.6	110.4	205.1
					92.0	110.8	83.0	154.2



Compound	Conc.	RT	Dev(Min)	Resp.	QIon	QRatio	Lower	Upper
Acenaphthene	98.0797	8.56	0.00	1334420	153.0	110.5	76.7	142.4
					152.0	53.0	36.9	68.5

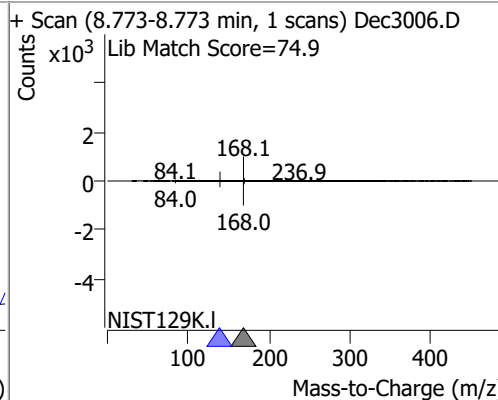
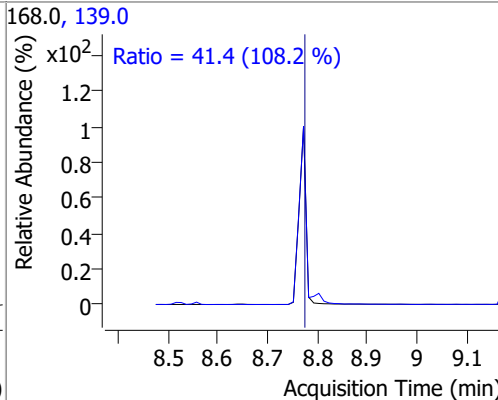
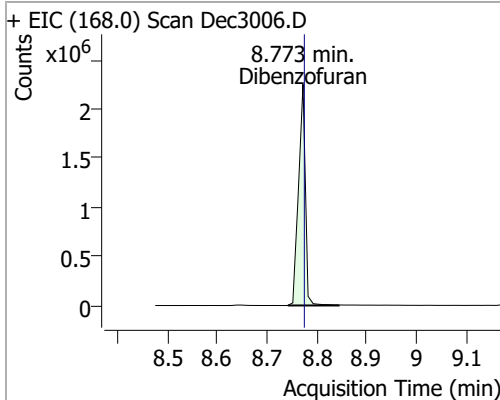


Compound	Conc.	RT	Dev(Min)	Resp.	QIon	QRatio	Lower	Upper
2,4-Dinitrophenol	91.0780	8.65	-0.01	78794	154.0	60.7	38.9	72.2

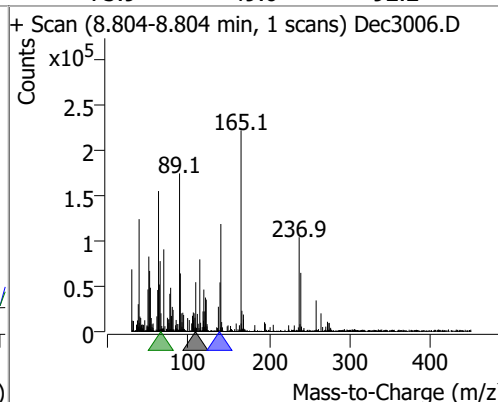
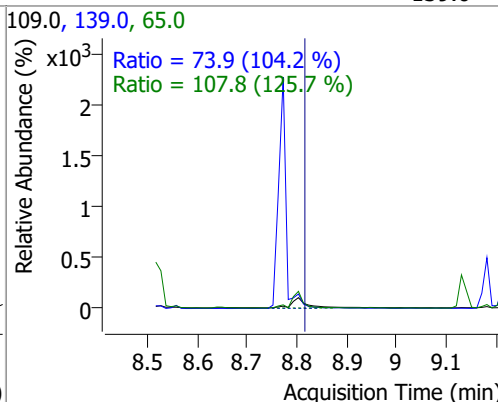
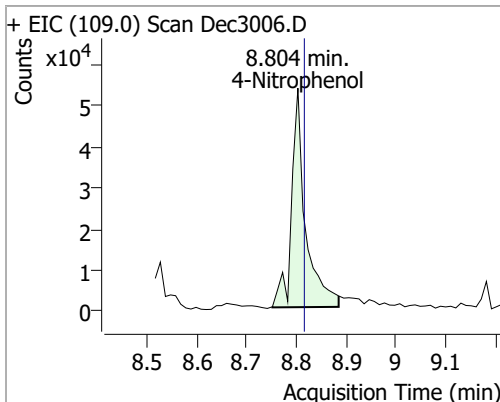


Quantitation Results Report (QT Reviewed)

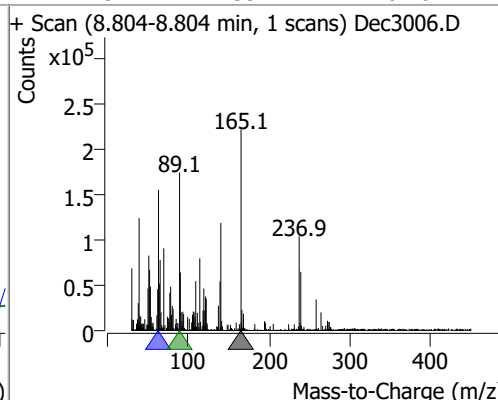
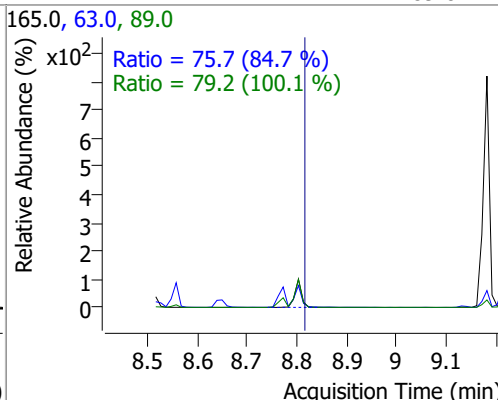
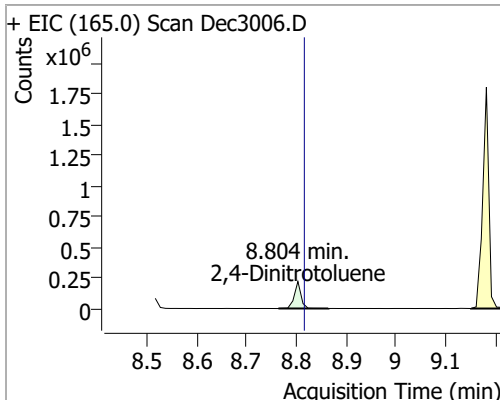
Compound	Conc.	RT	Dev(Min)	Resp.	QIon	QRatio	Lower	Upper
Dibenzofuran	97.4271	8.77	0.00	2137338	139.0	41.4	26.8	49.7



Compound	Conc.	RT	Dev(Min)	Resp.	QIon	QRatio	Lower	Upper
4-Nitrophenol	44.6752	8.80	-0.01	103995	65.0	107.8	60.1	111.5
					139.0	73.9	49.6	92.2

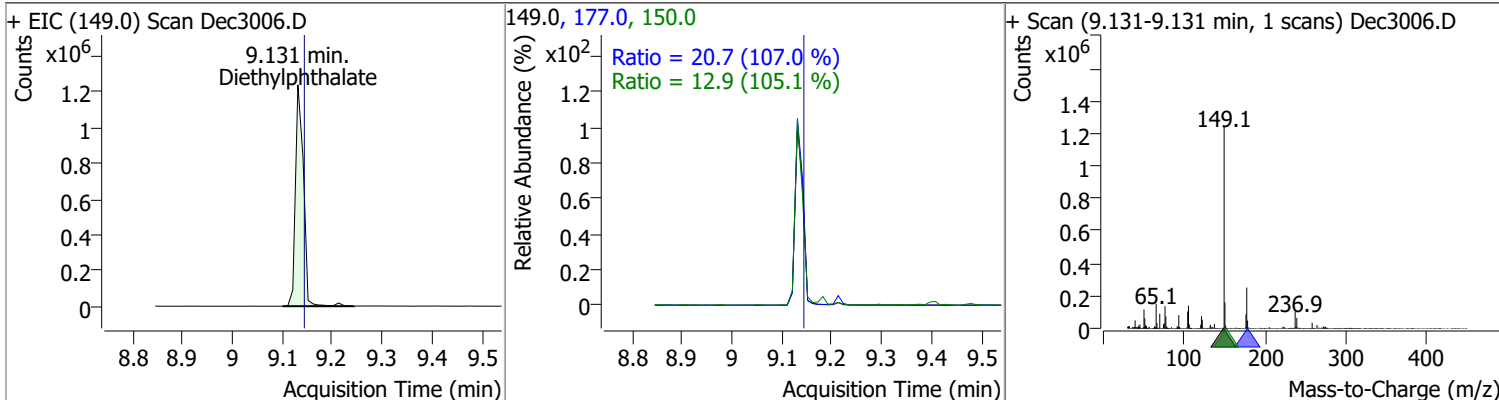


Compound	Conc.	RT	Dev(Min)	Resp.	QIon	QRatio	Lower	Upper
2,4-Dinitrotoluene	96.7791	8.80	-0.01	202521	63.0	75.7	62.6	116.2
					89.0	79.2	55.4	102.8

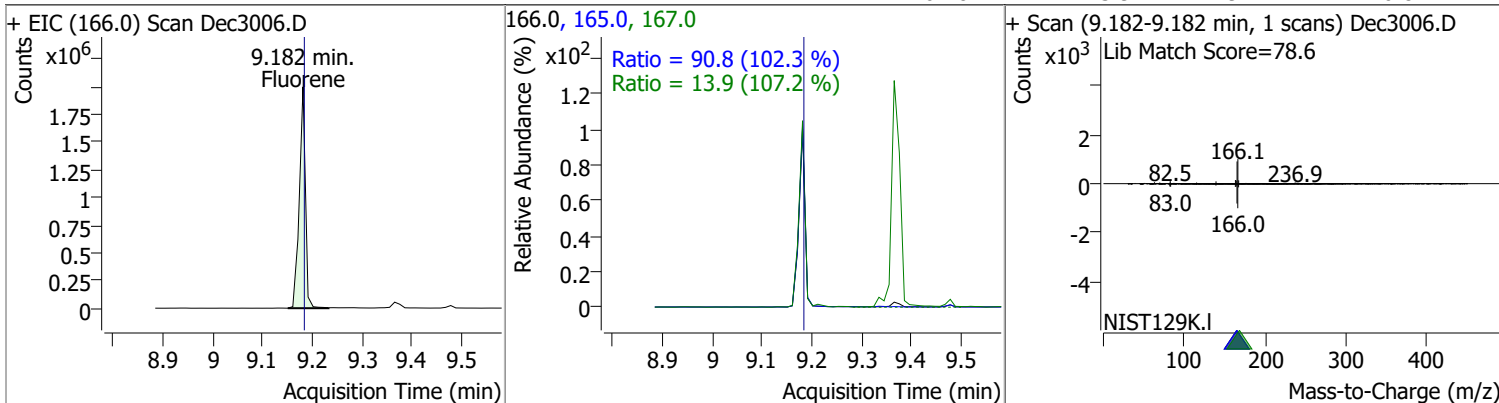


Quantitation Results Report (QT Reviewed)

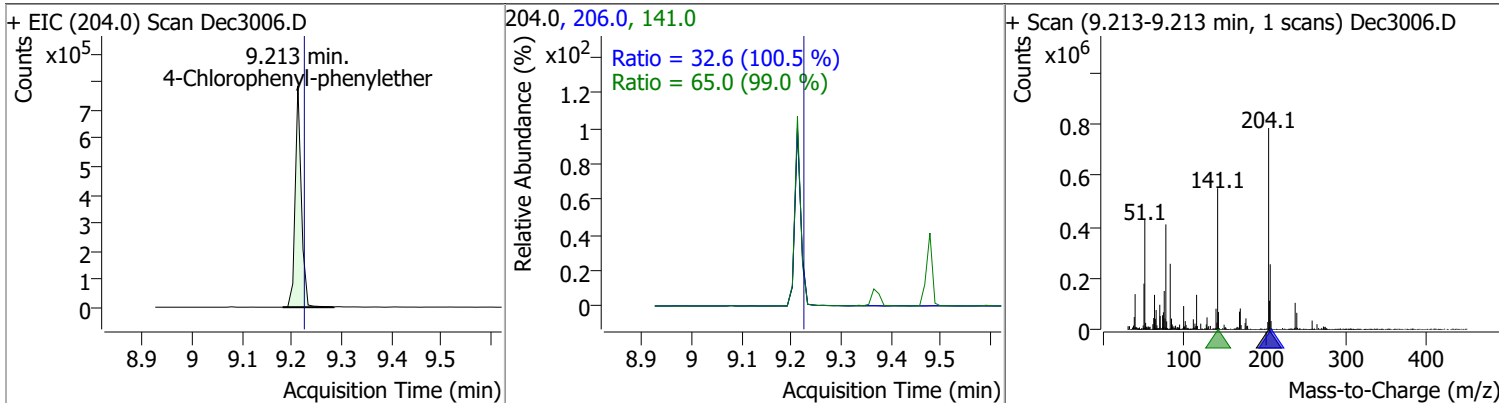
Compound	Conc.	RT	Dev(Min)	Resp.	QIon	QRatio	Lower	Upper
Diethylphthalate	93.1048	9.13	-0.01	1382788	177.0	20.7	13.6	25.2
					150.0	12.9	8.6	16.0



Compound	Conc.	RT	Dev(Min)	Resp.	QIon	QRatio	Lower	Upper
Fluorene	94.9162	9.18	0.00	1696916	165.0	90.8	62.2	115.4
					167.0	13.9	9.1	16.8

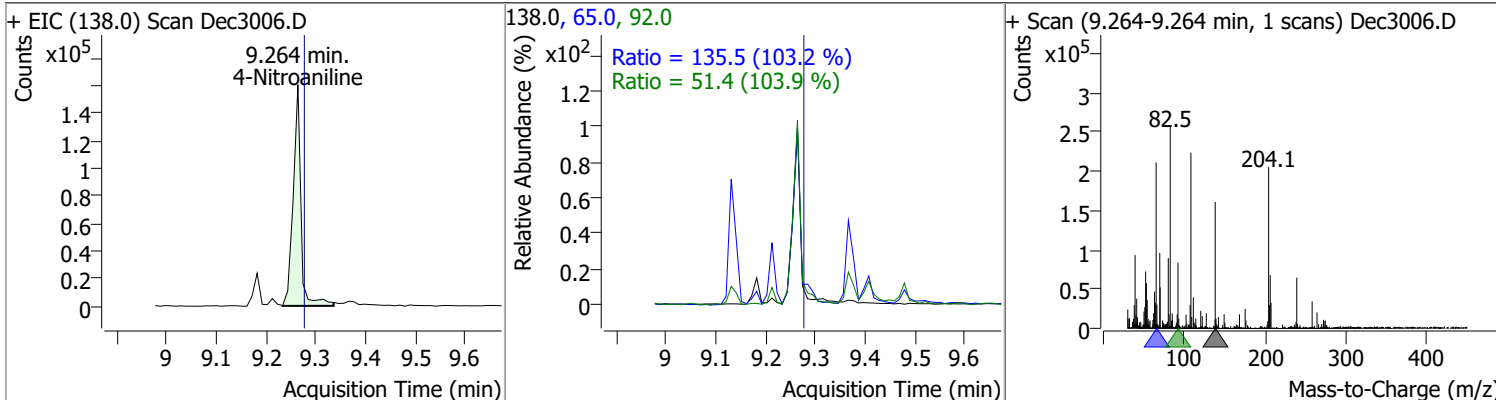


Compound	Conc.	RT	Dev(Min)	Resp.	QIon	QRatio	Lower	Upper
4-Chlorophenyl-phenylether	90.2082	9.21	-0.01	672989	141.0	65.0	46.0	85.3
					206.0	32.6	22.7	42.1

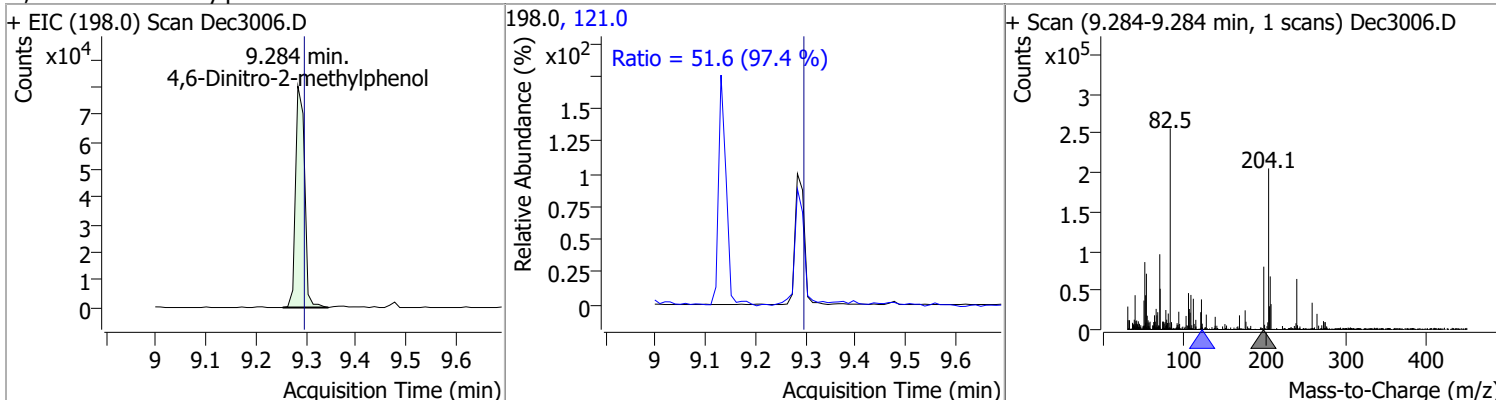


Quantitation Results Report (QT Reviewed)

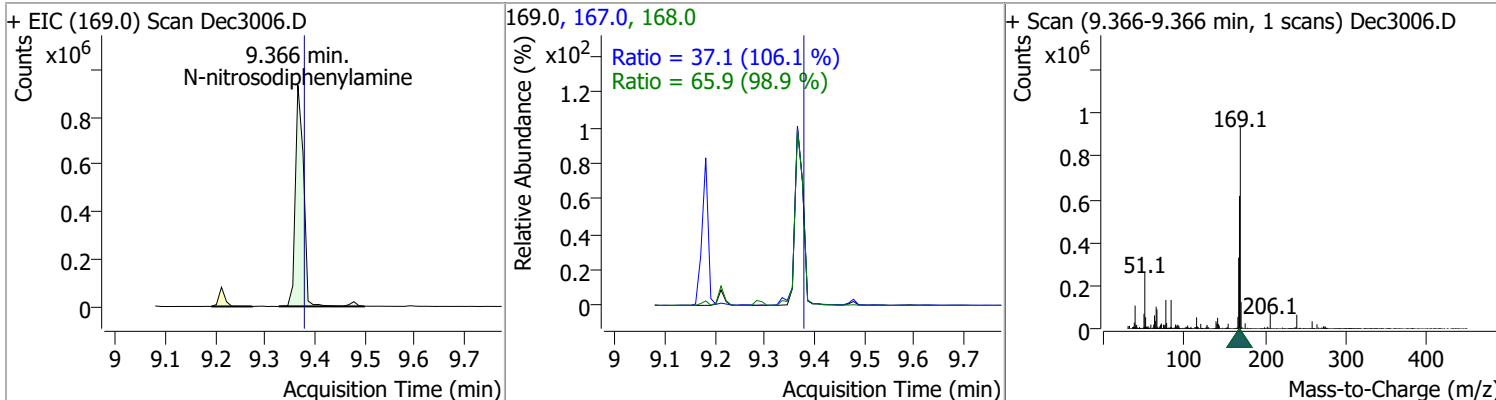
Compound	Conc.	RT	Dev(Min)	Resp.	QIon	QRatio	Lower	Upper
4-Nitroaniline	90.7794	9.26	-0.01	173089	65.0	135.5	91.9	170.7
					92.0	51.4	34.6	64.3



Compound	Conc.	RT	Dev(Min)	Resp.	QIon	QRatio	Lower	Upper
4,6-Dinitro-2-methylphenol	89.5851	9.28	-0.01	101008	121.0	51.6	37.1	68.8

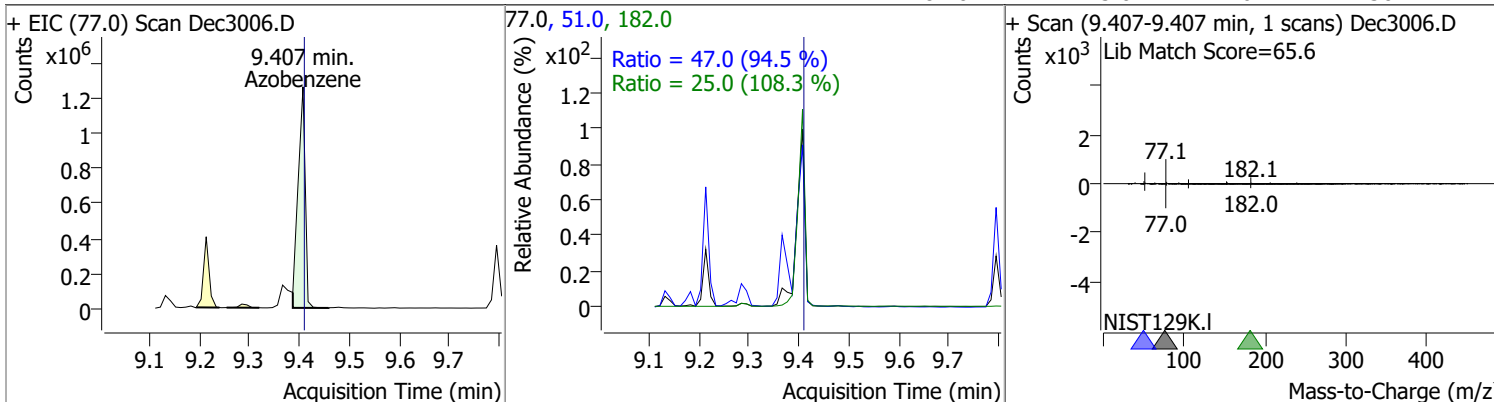


Compound	Conc.	RT	Dev(Min)	Resp.	QIon	QRatio	Lower	Upper
N-nitrosodiphenylamine	99.9541	9.37	-0.01	1074419	168.0	65.9	46.6	86.6
					167.0	37.1	24.5	45.5

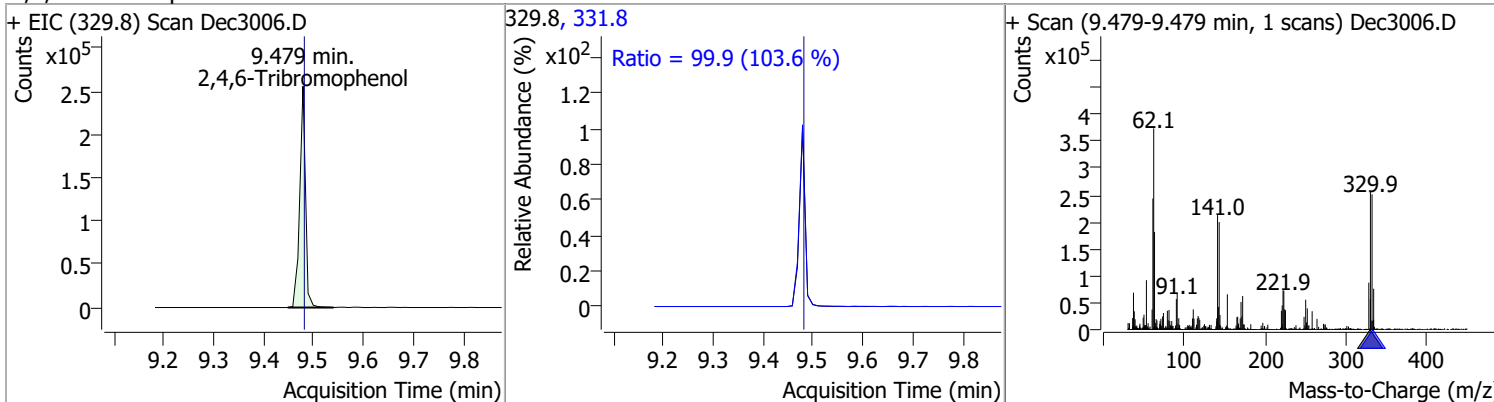


Quantitation Results Report (QT Reviewed)

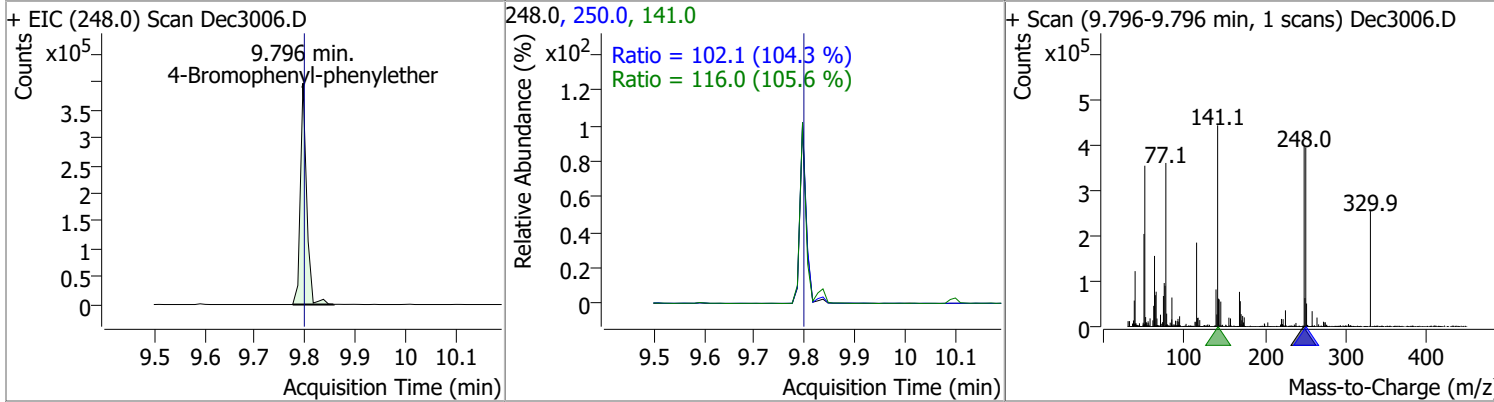
Compound	Conc.	RT	Dev(Min)	Resp.	QIon	QRatio	Lower	Upper
Azobenzene	86.0617	9.41	0.00	1256381	51.0	47.0	34.8	64.6
					182.0	25.0	16.2	30.1



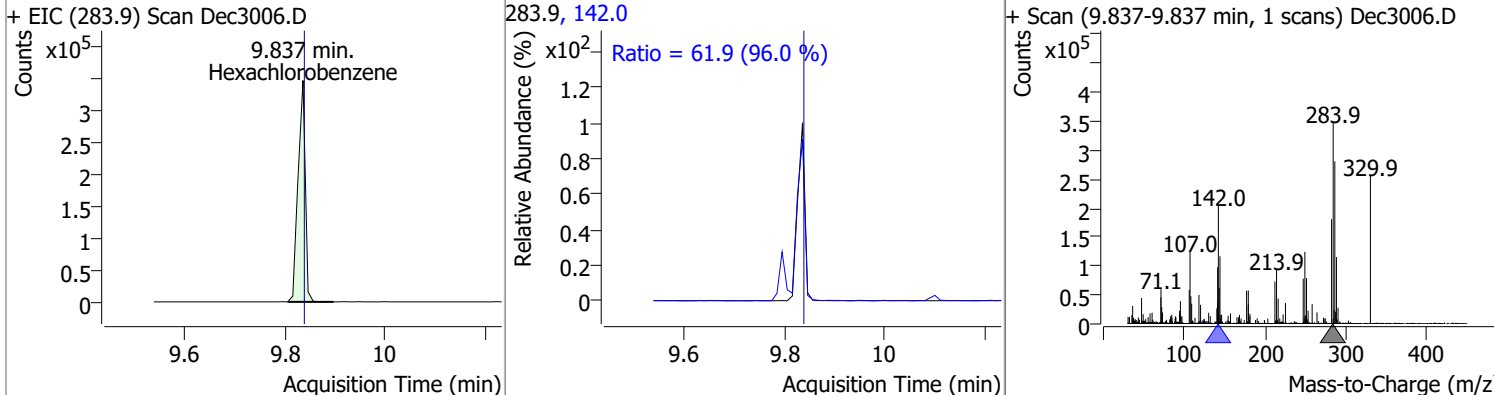
Compound	Conc.	RT	Dev(Min)	Resp.	QIon	QRatio	Lower	Upper
2,4,6-Tribromophenol	217.3822	9.48	0.00	205430	331.8	99.9	67.5	125.3



Compound	Conc.	RT	Dev(Min)	Resp.	QIon	QRatio	Lower	Upper
4-Bromophenyl-phenylether	86.5800	9.80	0.00	346750	141.0	116.0	76.9	142.8
					250.0	102.1	68.5	127.2

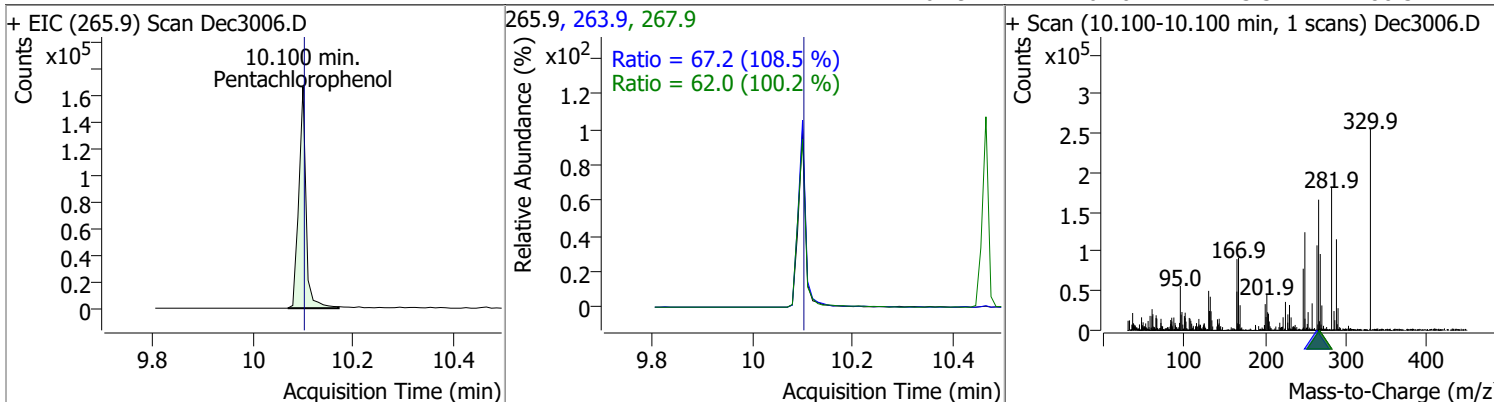


Compound	Conc.	RT	Dev(Min)	Resp.	QIon	QRatio	Lower	Upper
Hexachlorobenzene	92.0920	9.84	0.00	344372	142.0	61.9	45.2	83.9

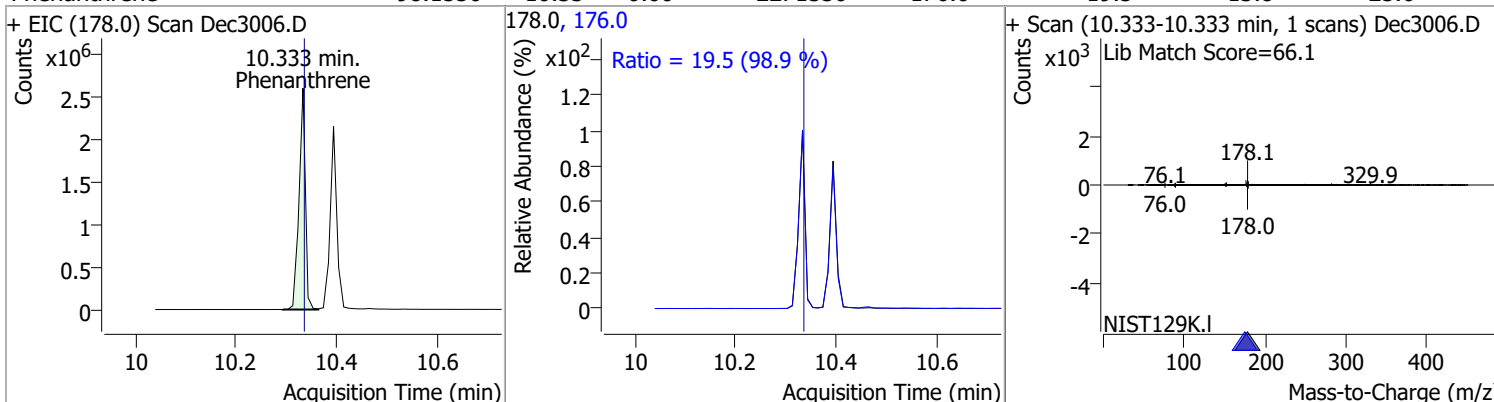


Quantitation Results Report (QT Reviewed)

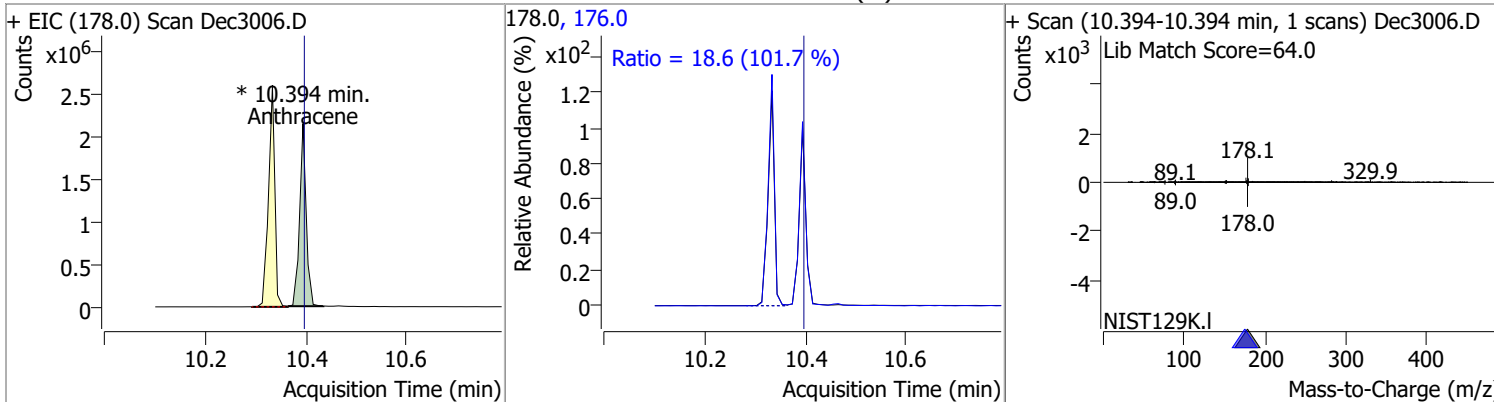
Compound	Conc.	RT	Dev(Min)	Resp.	QIon	QRatio	Lower	Upper
Pentachlorophenol	112.2084	10.10	0.00	166334	263.9	67.2	43.4	80.6
					267.9	62.0	43.3	80.5



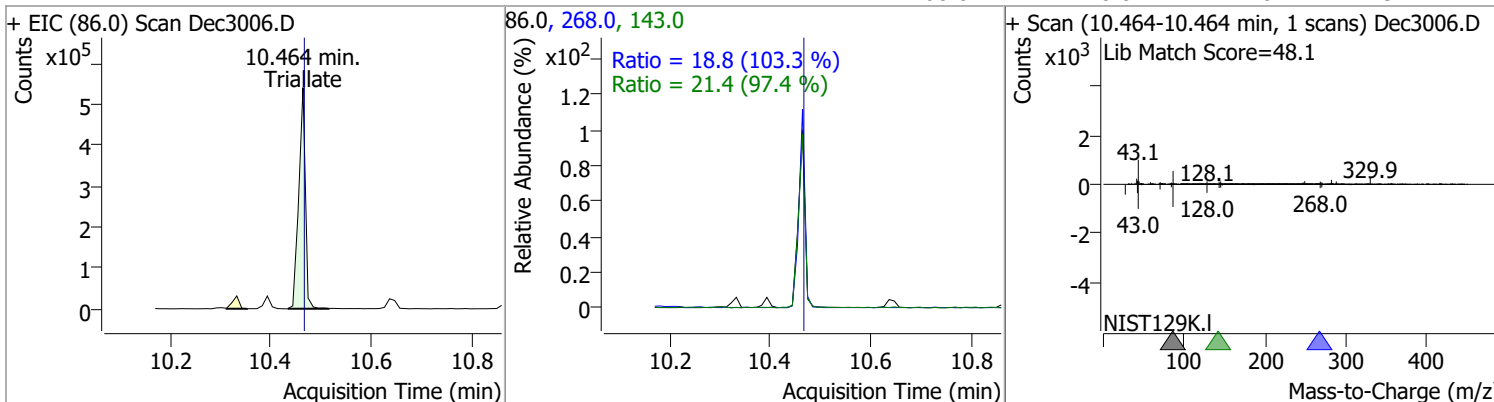
Compound	Conc.	RT	Dev(Min)	Resp.	QIon	QRatio	Lower	Upper
Phenanthrene	98.1550	10.33	0.00	2271550	176.0	19.5	13.8	25.6



Compound	Conc.	RT	Dev(Min)	Resp.	QIon	QRatio	Lower	Upper
Anthracene	87.7038	10.39	0.00	1949048 (m)	176.0	18.6	12.8	23.8

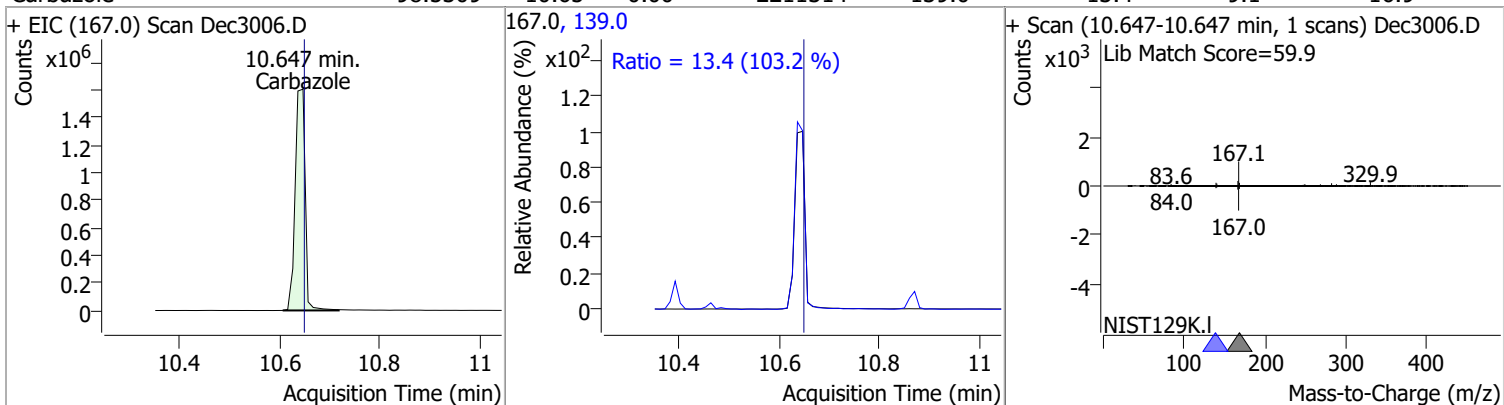


Compound	Conc.	RT	Dev(Min)	Resp.	QIon	QRatio	Lower	Upper
Triallate	103.5369	10.46	0.00	490311	143.0	21.4	15.4	28.6
					268.0	18.8	12.8	23.7

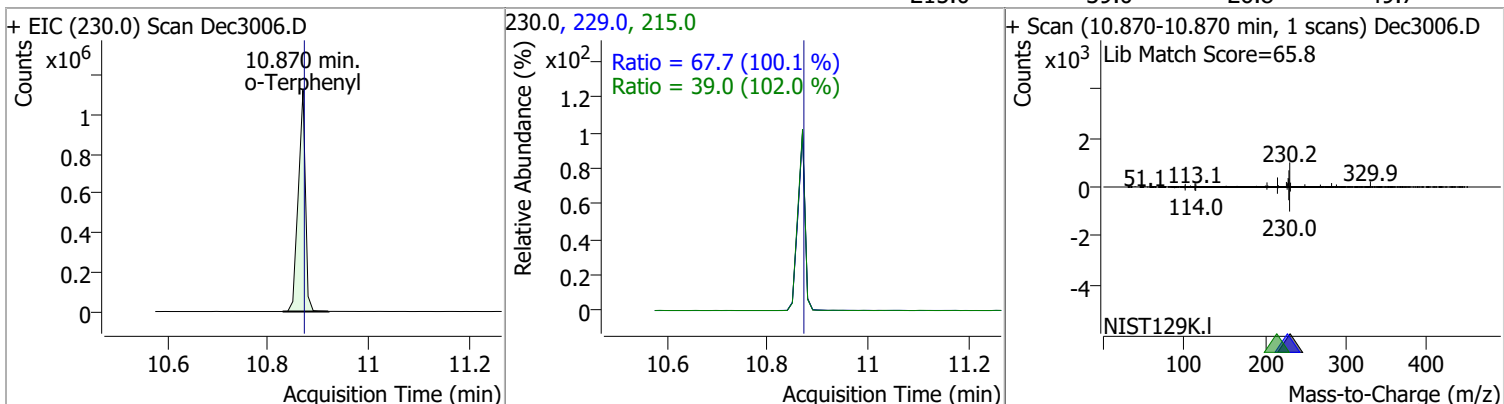


Quantitation Results Report (QT Reviewed)

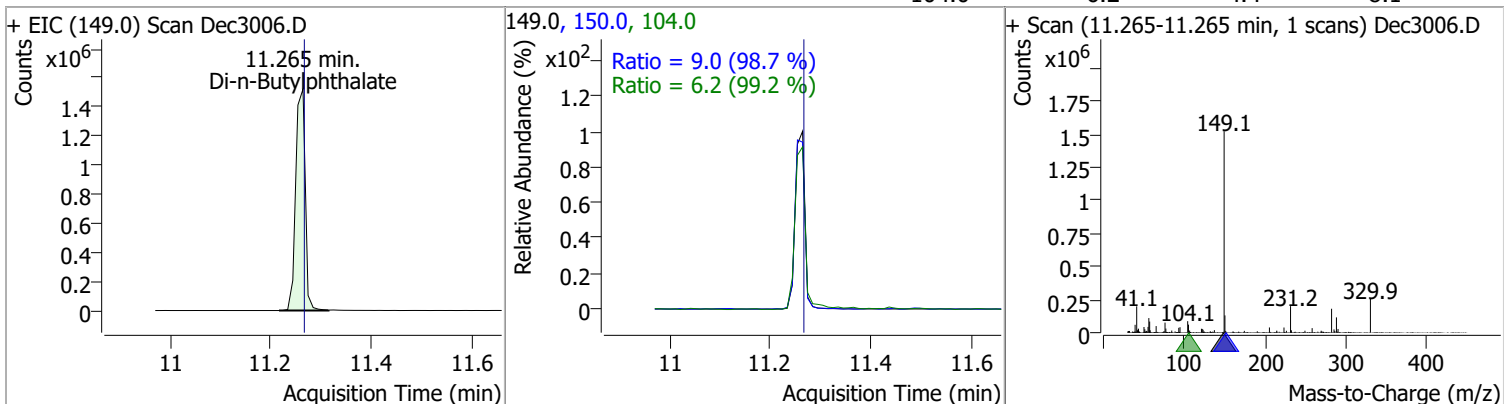
Compound	Conc.	RT	Dev(Min)	Resp.	QIon	QRatio	Lower	Upper
Carbazole	98.5309	10.65	0.00	2211314	139.0	13.4	9.1	16.9



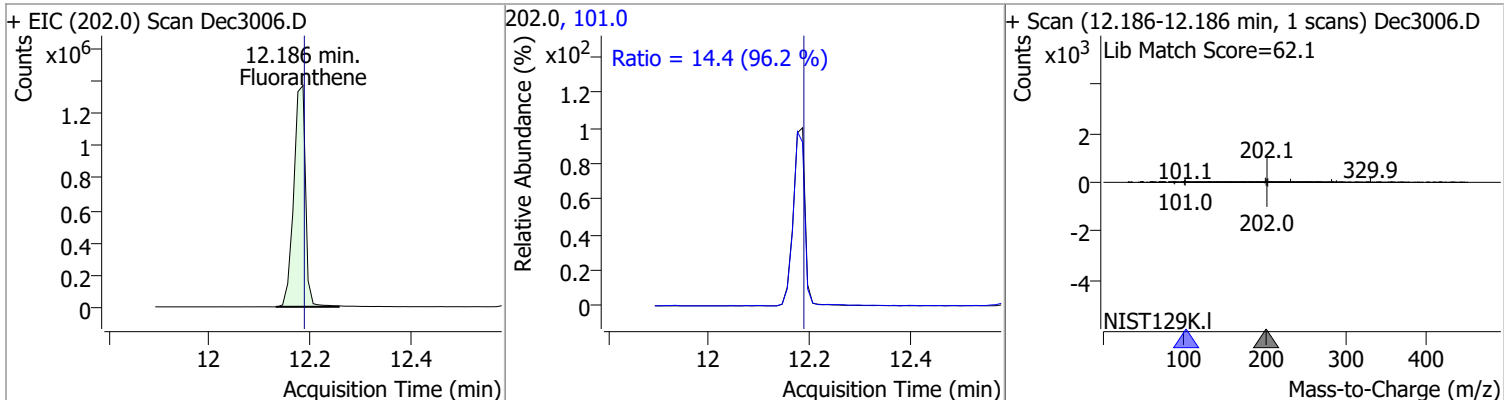
o-Terphenyl	98.0633	10.87	0.00	1109451	229.0 215.0	67.7 39.0	47.4 26.8	88.0 49.7
-------------	---------	-------	------	---------	----------------	--------------	--------------	--------------



Di-n-Butylphthalate	99.2061	11.26	0.00	1999915	150.0 104.0	9.0 6.2	6.4 4.4	11.9 8.1
---------------------	---------	-------	------	---------	----------------	------------	------------	-------------

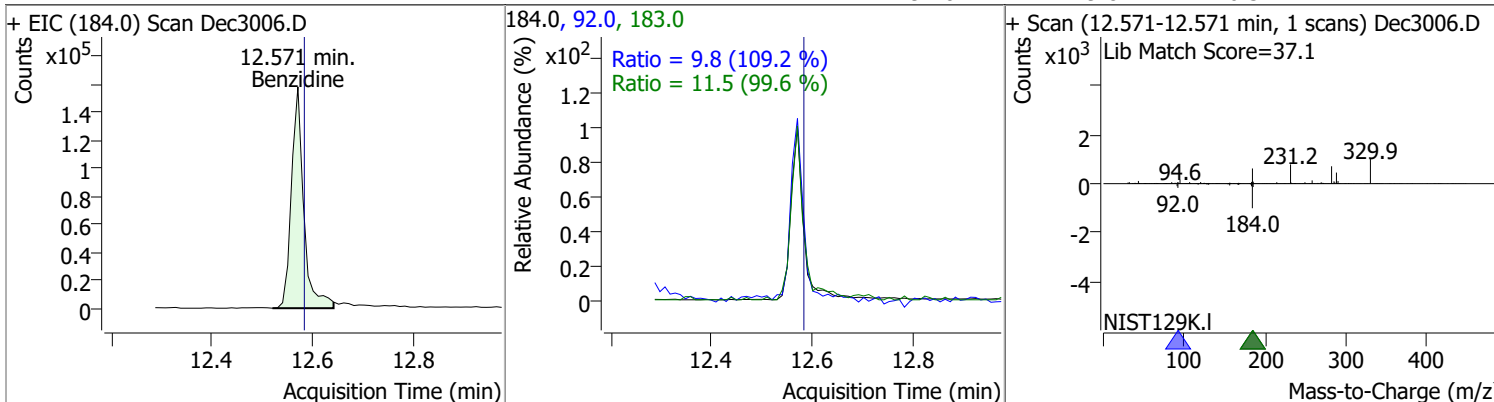


Fluoranthene	97.4778	12.19	0.00	2233760	101.0	14.4	10.5	19.5
--------------	---------	-------	------	---------	-------	------	------	------

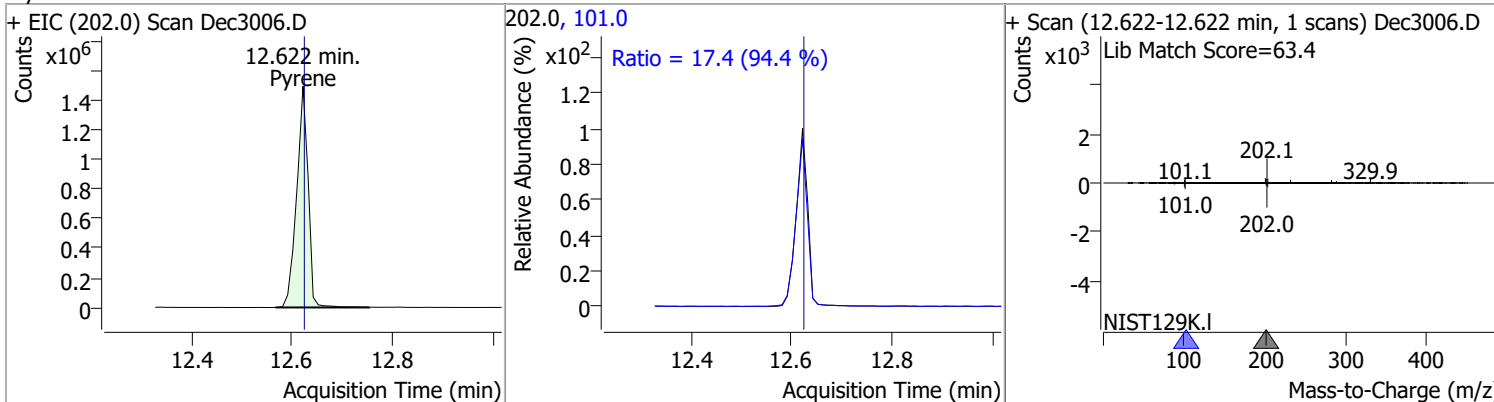


Quantitation Results Report (QT Reviewed)

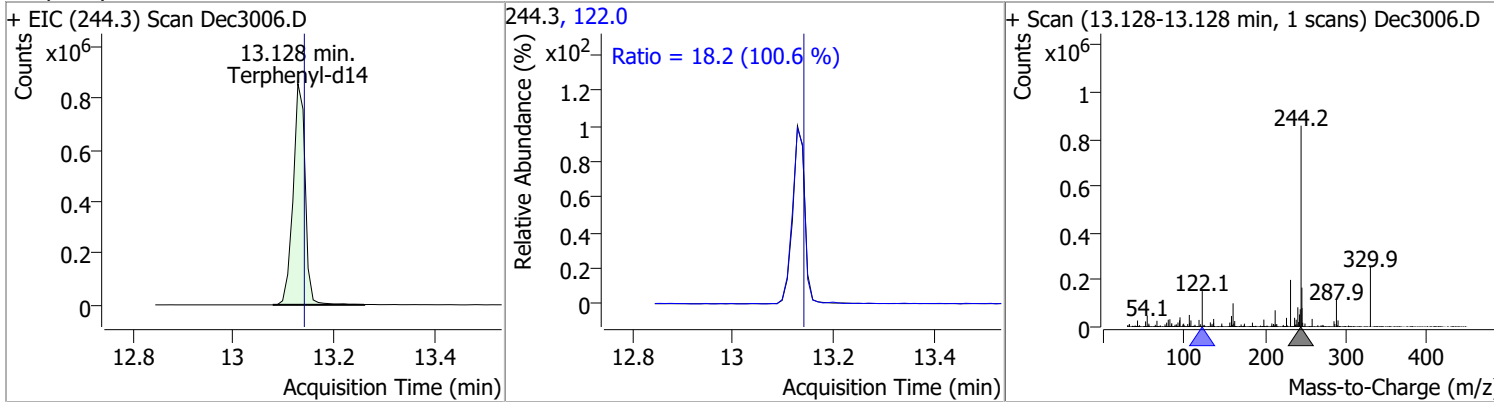
Compound	Conc.	RT	Dev(Min)	Resp.	QIon	QRatio	Lower	Upper
Benzidine	35.5219	12.57	-0.01	269532	183.0	11.5	8.1	15.0
					92.0	9.8	6.3	11.7



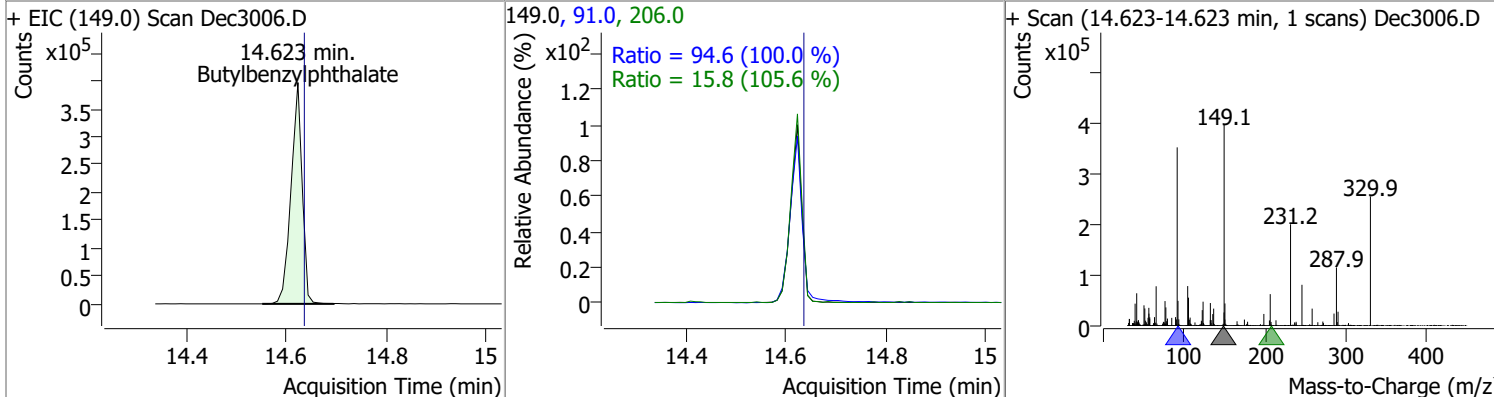
Compound	Conc.	RT	Dev(Min)	Resp.	QIon	QRatio	Lower	Upper
Pyrene	95.2604	12.62	0.00	2360615	101.0	17.4	12.9	24.0



Compound	Conc.	RT	Dev(Min)	Resp.	QIon	QRatio	Lower	Upper
Terphenyl-d14	96.6024	13.13	-0.01	1426671	122.0	18.2	12.7	23.5

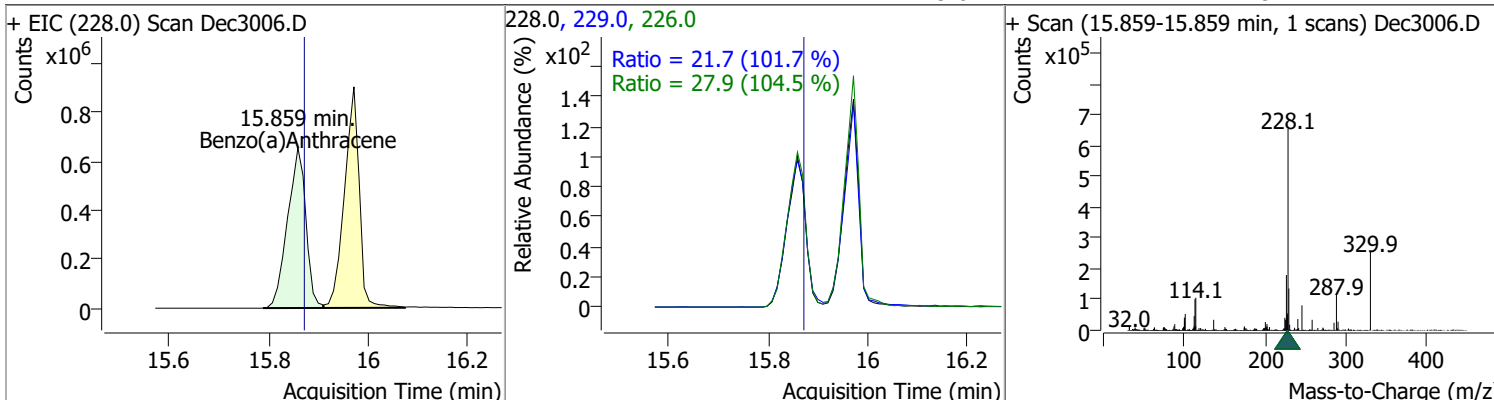


Compound	Conc.	RT	Dev(Min)	Resp.	QIon	QRatio	Lower	Upper
Butylbenzylphthalate	97.2680	14.62	-0.01	616818	91.0	94.6	66.2	123.0
					206.0	15.8	10.4	19.4

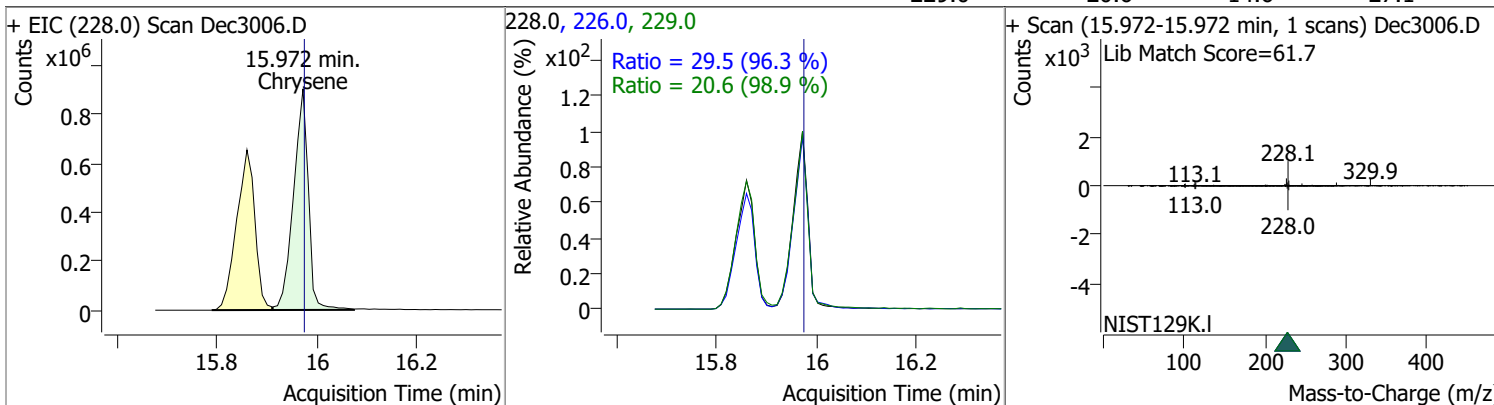


Quantitation Results Report (QT Reviewed)

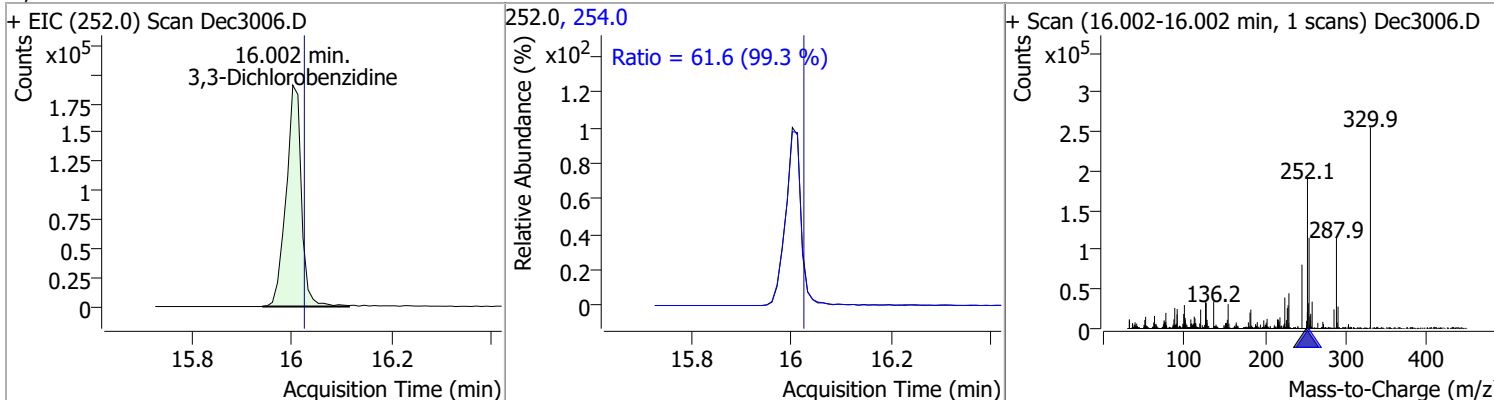
Compound	Conc.	RT	Dev(Min)	Resp.	QIon	QRatio	Lower	Upper
Benzo(a)Anthracene	97.4827	15.86	-0.01	1668373	226.0	27.9	18.7	34.7
					229.0	21.7	14.9	27.7



Compound	Conc.	RT	Dev(Min)	Resp.	QIon	QRatio	Lower	Upper
Chrysene	95.6622	15.97	0.00	1870084	226.0	29.5	21.4	39.8
					229.0	20.6	14.6	27.1

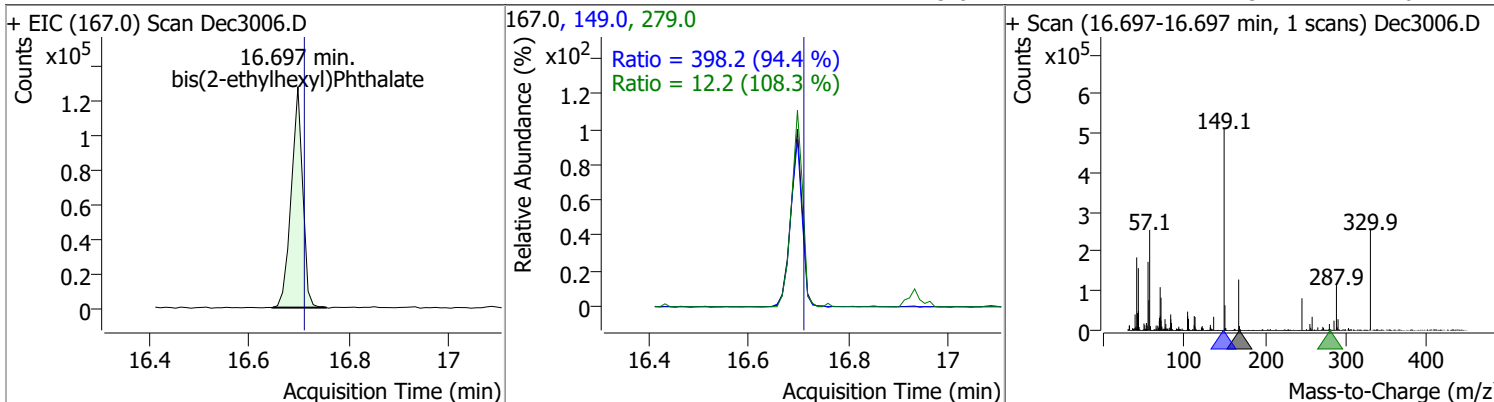


Compound	Conc.	RT	Dev(Min)	Resp.	QIon	QRatio	Lower	Upper
3,3-Dichlorobenzidine	79.0407	16.00	-0.02	406713	254.0	61.6	43.4	80.6

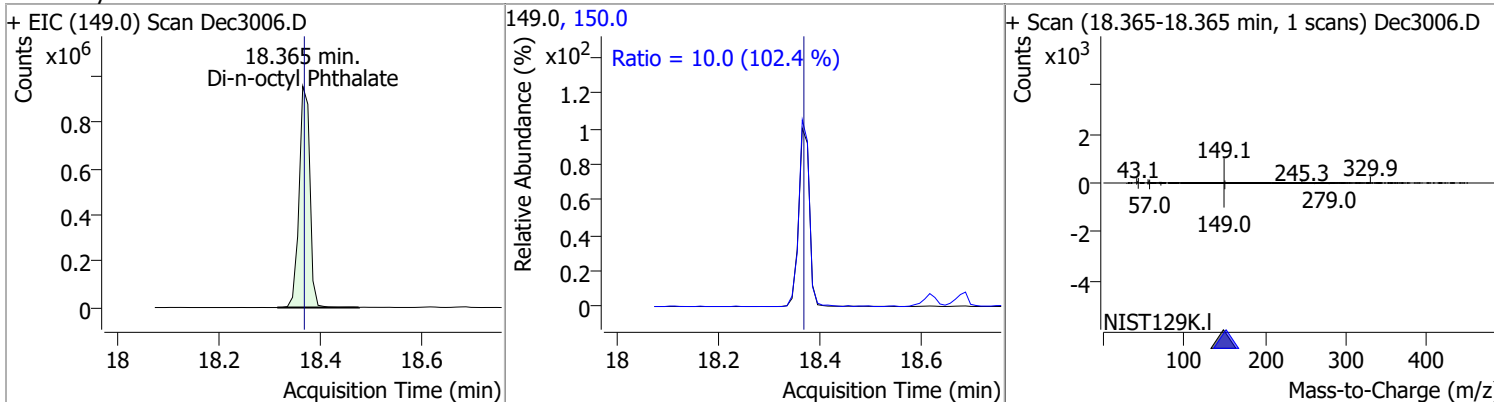


Quantitation Results Report (QT Reviewed)

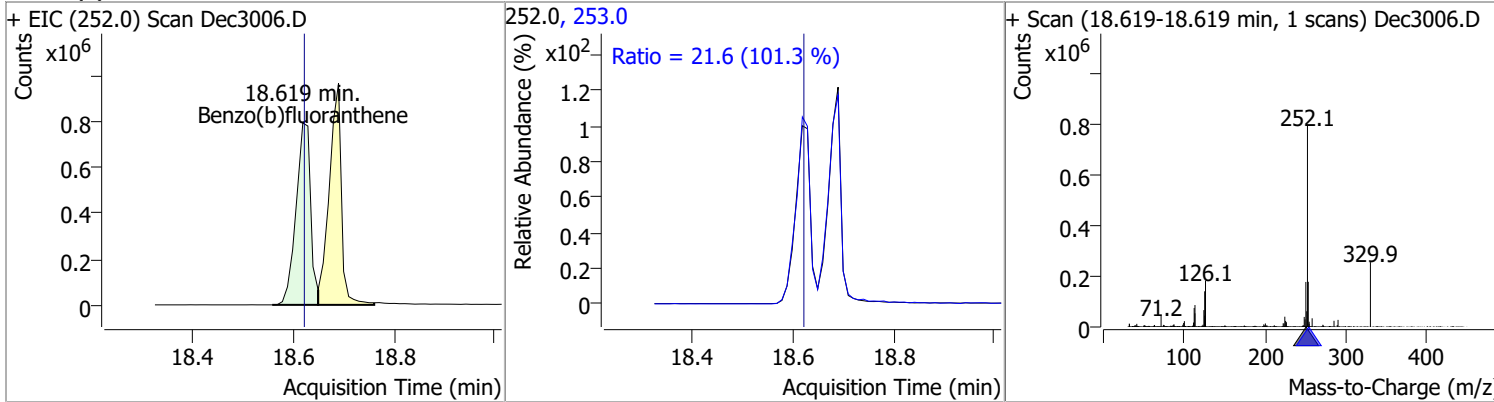
Compound	Conc.	RT	Dev(Min)	Resp.	QIon	QRatio	Lower	Upper
bis(2-ethylhexyl)Phthalate	95.8983	16.70	-0.01	204892	149.0	398.2	295.1	548.1
					279.0	12.2	7.9	14.6



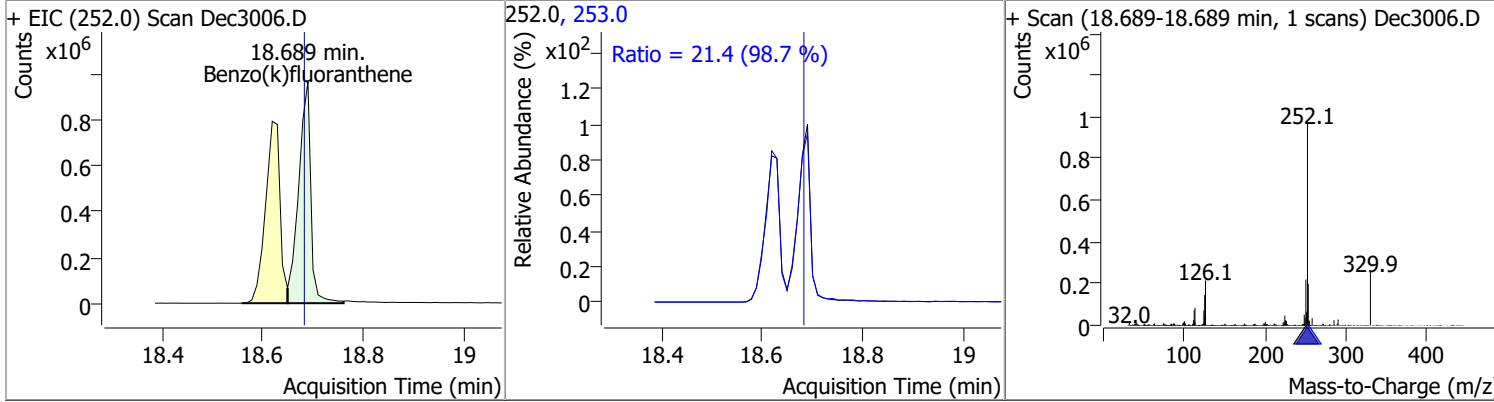
Compound	Conc.	RT	Dev(Min)	Resp.	QIon	QRatio	Lower	Upper
Di-n-octyl Phthalate	94.6400	18.37	-0.01	1419945	150.0	10.0	6.8	12.6



Compound	Conc.	RT	Dev(Min)	Resp.	QIon	QRatio	Lower	Upper
Benzo(b)fluoranthene	100.8321	18.62	-0.01	1592302	253.0	21.6	15.0	27.8

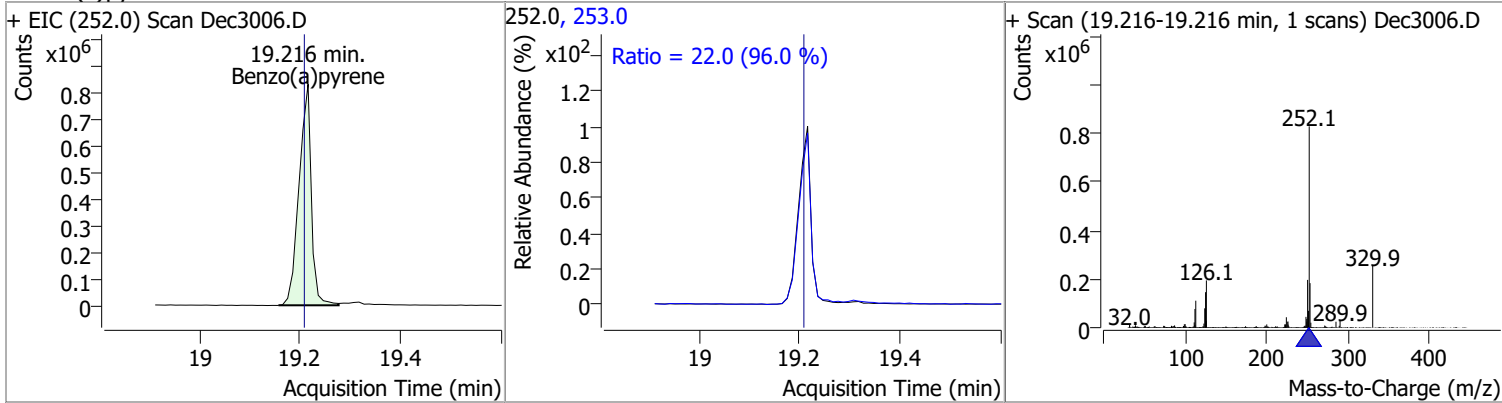


Compound	Conc.	RT	Dev(Min)	Resp.	QIon	QRatio	Lower	Upper
Benzo(k)fluoranthene	94.7072	18.69	0.00	1622016	253.0	21.4	15.2	28.2

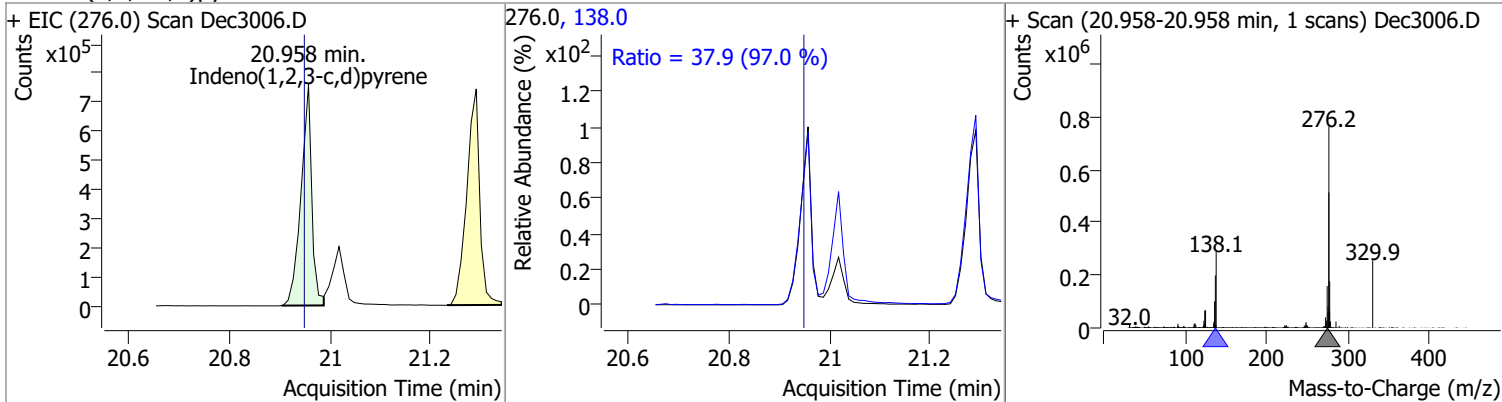


Quantitation Results Report (QT Reviewed)

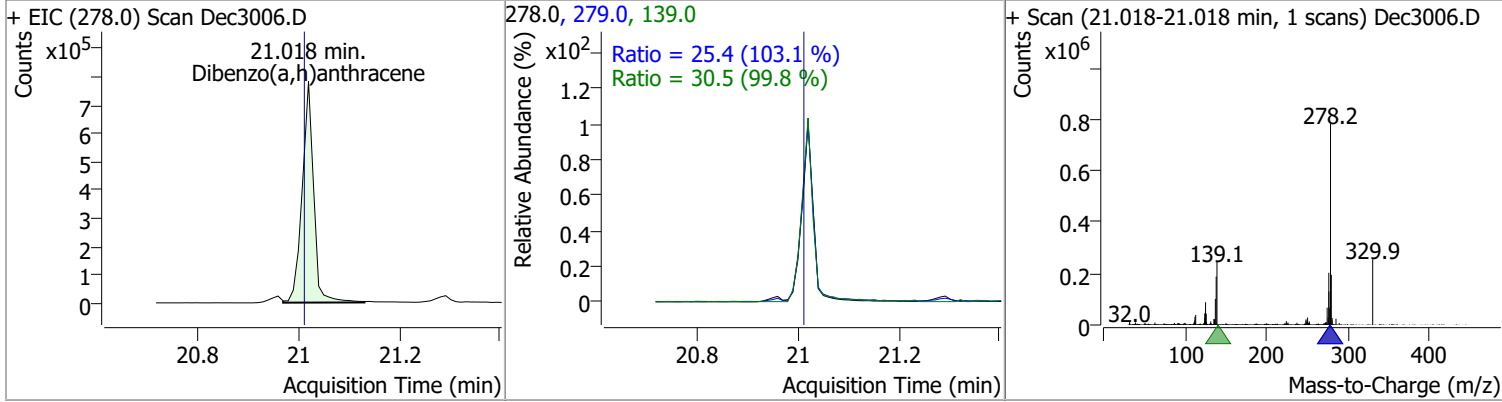
Compound	Conc.	RT	Dev(Min)	Resp.	QIon	QRatio	Lower	Upper
Benzo(a)pyrene	93.0238	19.22	0.00	1398366	253.0	22.0	16.1	29.8



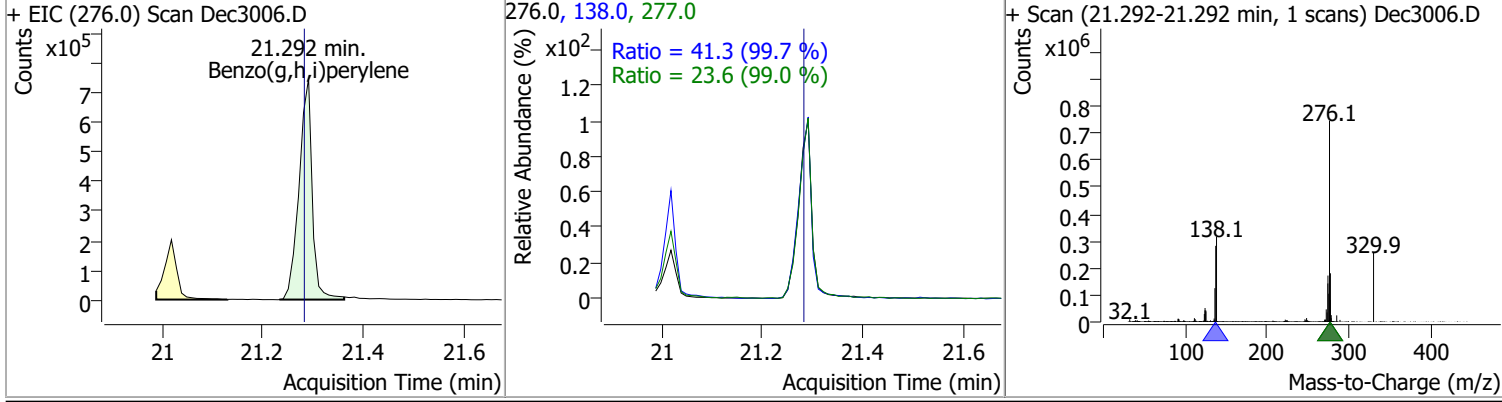
Compound	Conc.	RT	Dev(Min)	Resp.	QIon	QRatio	Lower	Upper
Indeno(1,2,3-c,d)pyrene	98.5075	20.96	0.00	1131275	138.0	37.9	27.4	50.8



Compound	Conc.	RT	Dev(Min)	Resp.	QIon	QRatio	Lower	Upper
Dibenzo(a,h)anthracene	98.6904	21.02	0.00	1248210	139.0	30.5	21.4	39.7
					279.0	25.4	17.2	32.0

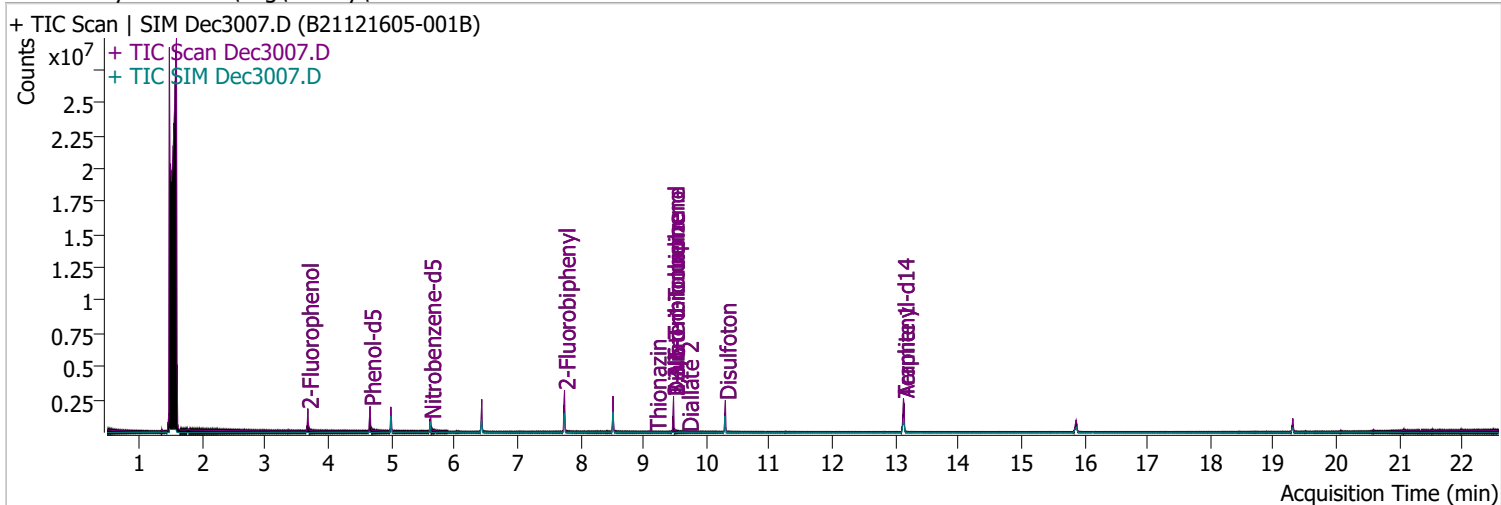


Compound	Conc.	RT	Dev(Min)	Resp.	QIon	QRatio	Lower	Upper
Benzo(g,h,i)perylene	95.8864	21.29	0.00	1350605	138.0	41.3	29.0	53.9
					277.0	23.6	16.7	31.0



Quantitation Results Report (QT Reviewed)

Data File	Dec3007.D	Operator	LIMS import
Acq. Method	BNA+SIM.M	Acq. Date-Time	12/30/2021 3:24:07 PM
Sample Name	B21121605-001B	Instrument	Instrument #1
Vial	7	Multiplier	1.00
DA Method File	122821 bna 1 CAL.batch.bin	Comment	SVOC-8270-W
Tune File	dftppdsm.u	Tune Date	11/24/2021 11:15:00 AM
Batch Name	123021 bna 1.batch.bin	Last Calib Update	1/3/2022 10:10:10 AM
Ref Library	D:\Org\Library\NIST129K.I		



Compound	RT	QIon	Resp.	Conc.	Units	Dev(Min)
----------	----	------	-------	-------	-------	----------

Internal Standards

System Monitoring Compounds

S 2-Fluorophenol	3.674	112.0	444147	62.3392	µg/L	-0.031
Spiked Amount: 200.000	Range: 10.0 - 75.0%			Recovery = 31.17%		
S Phenol-d5	4.664	99.0	617247	58.3548	µg/L	-0.020
Spiked Amount: 200.000	Range: 10.0 - 65.0%			Recovery = 29.18%		
S Nitrobenzene-d5	5.614	82.0	281814	54.5298	µg/L	-0.010
Spiked Amount: 100.000	Range: 32.0 - 94.0%			Recovery = 54.53%		
S 2-Fluorobiphenyl	7.749	172.0	1101918	61.8122	µg/L	0.000
Spiked Amount: 100.000	Range: 28.0 - 107.0%			Recovery = 61.81%		
S 2,4,6-Tribromophenol	9.479	329.8	153437	171.2212	µg/L	0.000
Spiked Amount: 200.000	Range: 25.0 - 140.0%			Recovery = 85.61%		
S Terphenyl-d14	13.128	244.3	1279629	91.1441	µg/L	-0.010
Spiked Amount: 100.000	Range: 32.0 - 122.0%			Recovery = 91.14%		

Target Compounds

Target Compound	RT	QIon	Resp.	Conc.	Units	Dev	QValue
T N-Nitrosodimethylamine	0.000		0	N.D.			
T Pyridine	0.000		0	N.D.			
T Aniline	0.000		0	N.D.			
T Phenol	0.000		0	N.D.			
T bis(-2-Chloroethyl)Ether	0.000		0	N.D.			
T 2-Chlorophenol	0.000		0	N.D.			
T 1,3-Dichlorobenzene	0.000		0	N.D.			
T 1,4-Dichlorobenzene	0.000		0	N.D.			
T 1,2-Dichlorobenzene	0.000		0	N.D.			
T Benzyl Alcohol	0.000		0	N.D.			
T bis(2-chloroisopropyl)Ether	0.000		0	N.D.			
T 2-Methylphenol	0.000		0	N.D.			
T N-nitroso-Di-n-propylamine	5.624	70.0	0		µg/L	md	1
T 4Methylphenol/3Methylphenol	0.000		0	N.D.			
T Hexachloroethane	0.000		0	N.D.			

Quantitation Results Report (QT Reviewed)

Compound	RT	QIon	Resp.	Conc.	Units	Dev(Min)
T Nitrobenzene	0.000		0	N.D.		
T Isophorone	0.000		0	N.D.		
T 2-Nitrophenol	0.000		0	N.D.		
T 2,4-Dimethylphenol	0.000		0	N.D.		
T bis(-2-Chloroethoxy)Methane	0.000		0	N.D.		
T Benzoic Acid	0.000		0	N.D.		
T 2,4-Dichlorophenol	0.000		0	N.D.		
T 1,2,4-Trichlorobenzene	0.000		0	N.D.		
T Naphthalene	0.000		0	N.D.		
T 4-Chlorophenol	0.000		0	N.D.		
T p-Chloroaniline	0.000		0	N.D.		
T Hexachlorobutadiene	0.000		0	N.D.		
T 4-Chloro-2-Methylphenol	0.000		0	N.D.		
T 4-Chloro-3-Methylphenol	0.000		0	N.D.		
T 2-Methylnaphthalene	0.000		0	N.D.		
T 1-Methylnaphthalene	0.000		0	N.D.		
T Hexachlorocyclopentadiene	0.000		0	N.D.		
T 2,4,6-Trichlorophenol	0.000		0	N.D.		
T 2,4,5-Trichlorophenol	0.000		0	N.D.		
T 2-Chloronaphthalene	0.000		0	N.D.		
T 2-Nitroaniline	0.000		0	N.D.		
T Dimethyl Phthalate	8.517	163.0	0		µg/L md	1
T 2,6-Dinitrotoluene	8.517	165.0	0		µg/L md	1
T Acenaphthylene	0.000		0	N.D.		
T 3-Nitroaniline	0.000		0	N.D.		
T Acenaphthene	0.000		0	N.D.		
T 2,4-Dinitrophenol	0.000		0	N.D.		
T Dibenzofuran	0.000		0	N.D.		
T 4-Nitrophenol	0.000		0	N.D.		
T 2,4-Dinitrotoluene	0.000		0	N.D.		
T Diethylphthalate	0.000		0	N.D.		
T Fluorene	0.000		0	N.D.		
T 4-Chlorophenyl-phenylether	0.000		0	N.D.		
T 4-Nitroaniline	0.000		0	N.D.		
T 4,6-Dinitro-2-methylphenol	0.000		0	N.D.		
T N-nitrosodiphenylamine	0.000		0	N.D.		
T Azobenzene	0.000		0	N.D.		
T 4-Bromophenyl-phenylether	0.000		0	N.D.		
T Hexachlorobenzene	0.000		0	N.D.		
T Pentachlorophenol	0.000		0	N.D.		
T Phenanthrene	0.000		0	N.D.		
T Anthracene	0.000		0	N.D.		
T Triallate	0.000		0	N.D.		
T Carbazole	0.000		0	N.D.		
T o-Terphenyl	0.000		0	N.D.		
T Di-n-Butylphthalate	0.000		0	N.D.		
T Fluoranthene	0.000		0	N.D.		
T Benzidine	0.000		0	N.D.		
T Pyrene	0.000		0	N.D.		
T Butylbenzylphthalate	0.000		0	N.D.		
T Benzo(a)Anthracene	0.000		0	N.D.		
T Chrysene	0.000		0	N.D.		
T 3,3-Dichlorobenzidine	0.000		0	N.D.		
T bis(2-ethylhexyl)Phthalate	0.000		0	N.D.		
T Di-n-octyl Phthalate	0.000		0	N.D.		

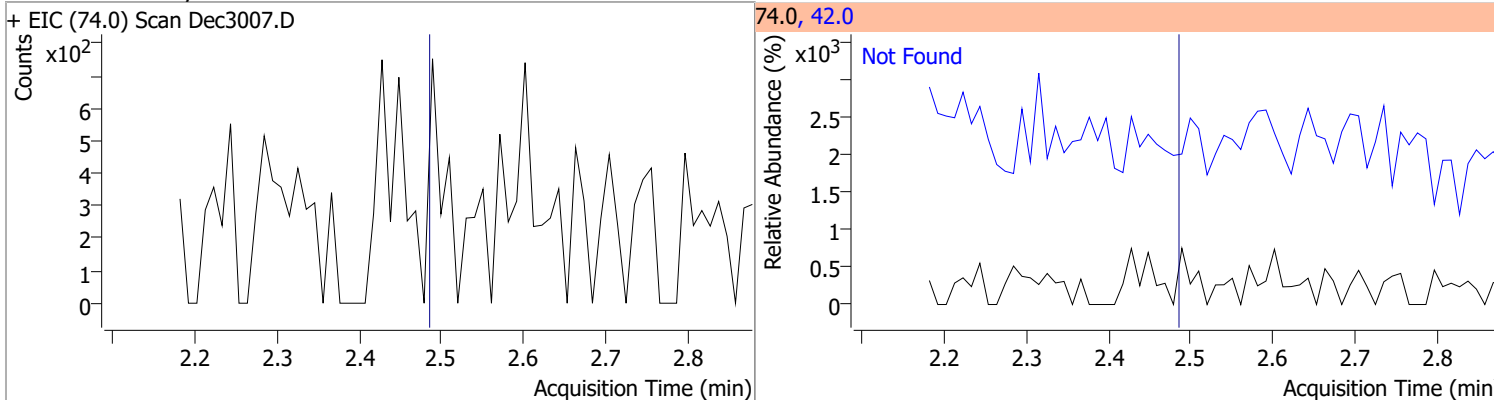
Quantitation Results Report (QT Reviewed)

Compound	RT	QIon	Resp.	Conc.	Units	Dev(Min)
T Benzo(b)fluoranthene	0.000		0	N.D.		
T Benzo(k)fluoranthene	0.000		0	N.D.		
T Benzo(a)pyrene	0.000		0	N.D.		
T Indeno(1,2,3-c,d)pyrene	0.000		0	N.D.		
T Dibenzo(a,h)anthracene	0.000		0	N.D.		
T Benzo(g,h,i)perylene	0.000		0	N.D.		

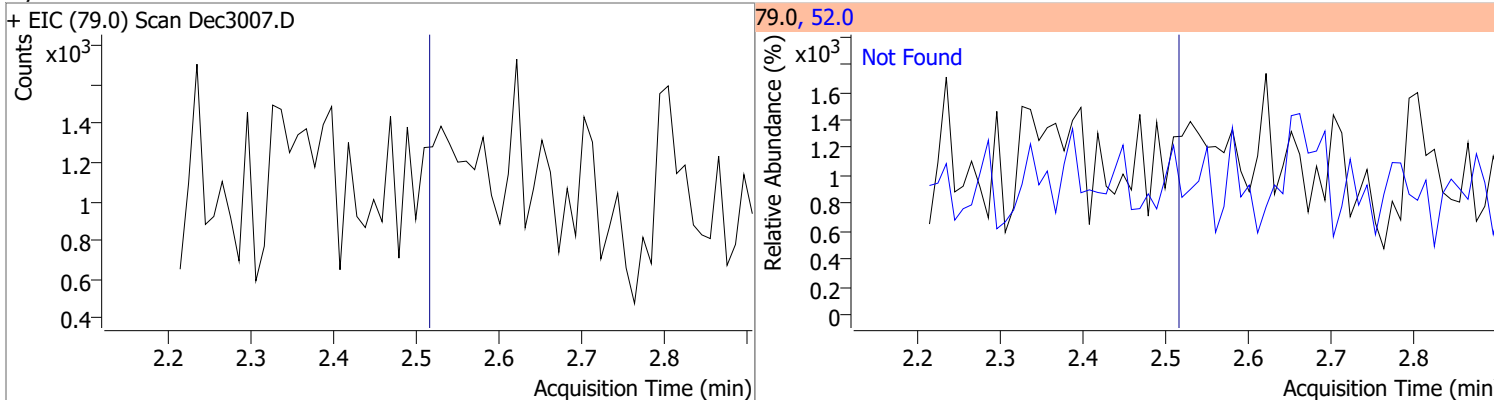
(#) = Qualifier Out of Range; (m) = Manual Integration; (+) = Area Summed; (*) = Surrogate Percent Recovery Out of Range; (d): Zeroed Peak

Quantitation Results Report (QT Reviewed)

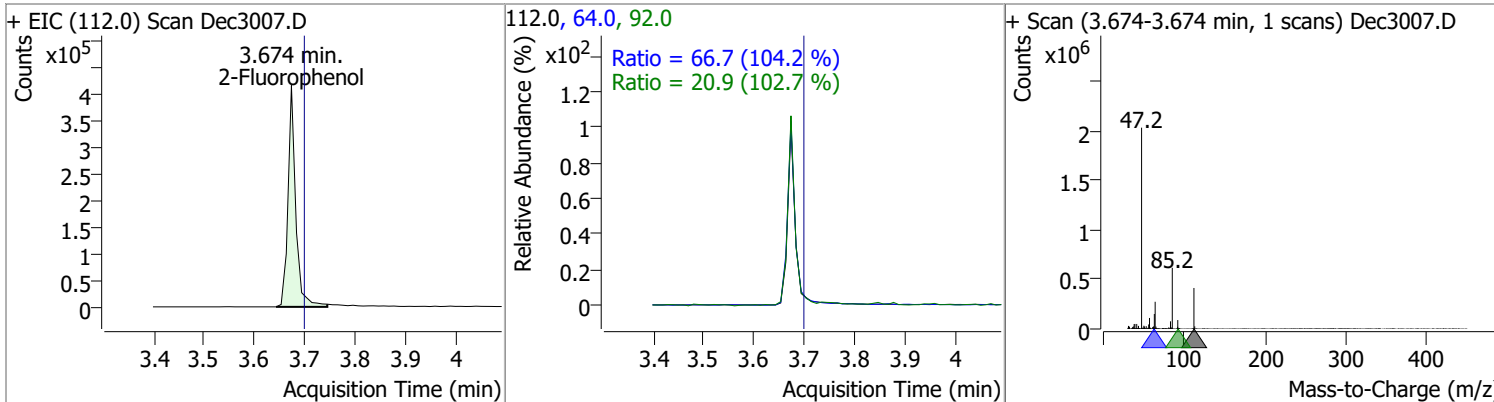
Compound	Conc.	Exp RT	QIon	Exp Ratio
N-Nitrosodimethylamine	N.D.	2.49	42.0	184.8



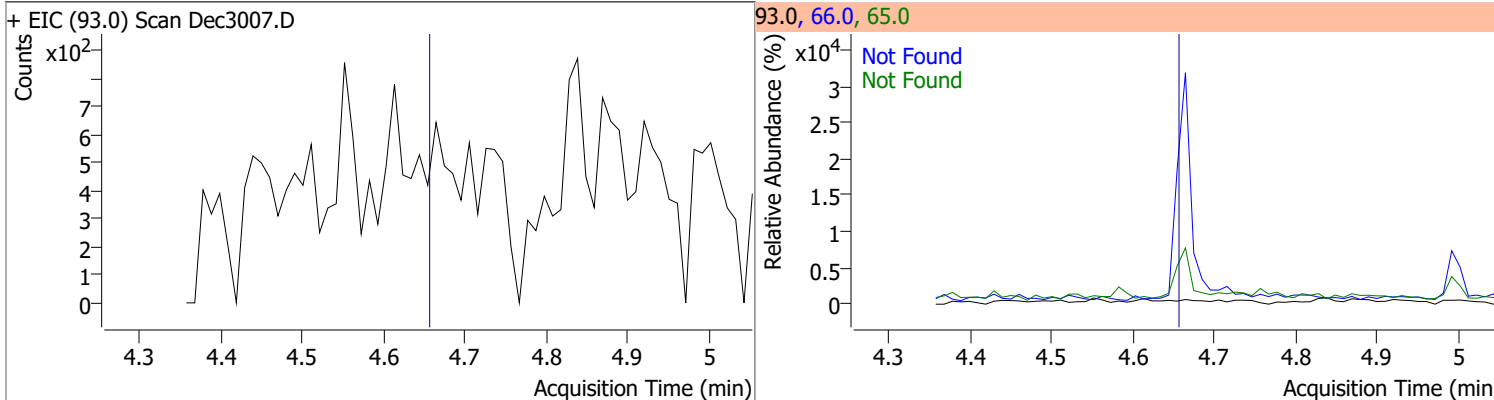
Compound	Conc.	Exp RT	QIon	Exp Ratio
Pyridine	N.D.	2.52	52.0	135.8



Compound	Conc.	RT	Dev(Min)	Resp.	QIon	QRatio	Lower	Upper
2-Fluorophenol	62.3392	3.67	-0.03	444147	64.0	66.7	44.8	83.2
					92.0	20.9	14.2	26.4

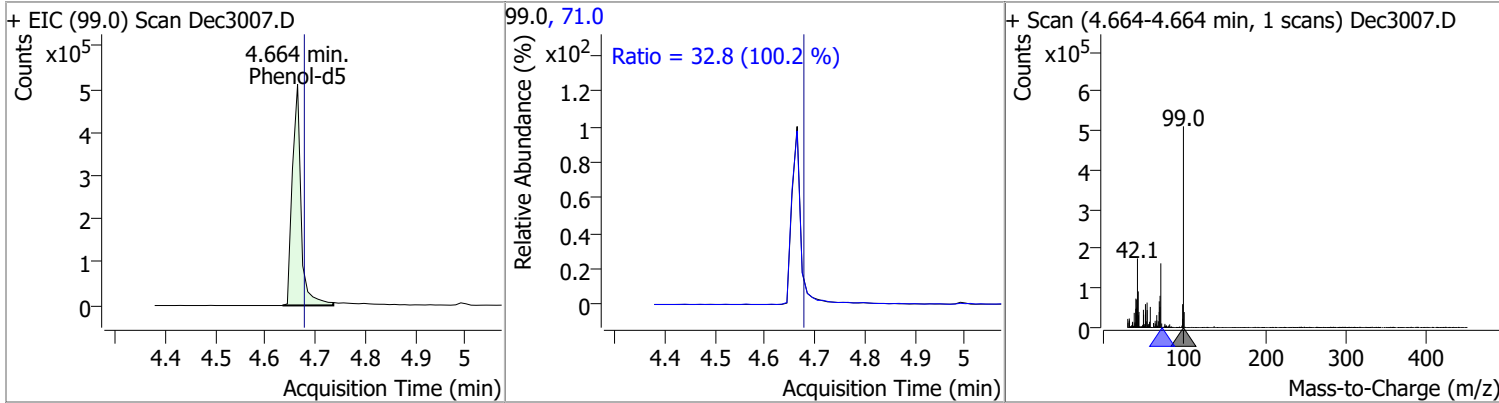


Compound	Conc.	Exp RT	QIon	Exp Ratio	QIon	Exp Ratio
Aniline	N.D.	4.66	66.0	41.6	65.0	23.1

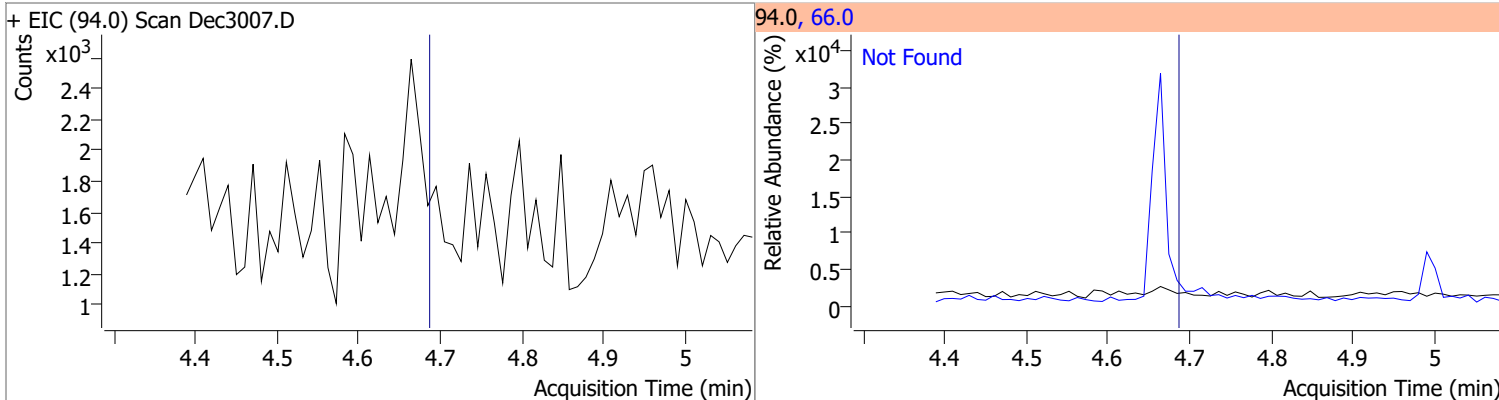


Quantitation Results Report (QT Reviewed)

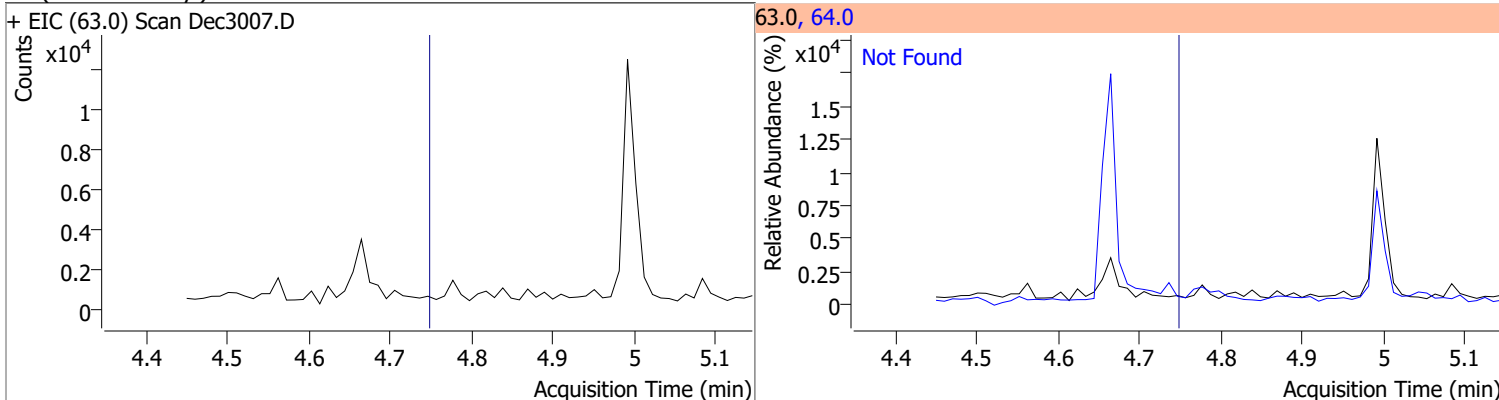
Compound	Conc.	RT	Dev(Min)	Resp.	QIon	QRatio	Lower	Upper
Phenol-d5	58.3548	4.66	-0.02	617247	71.0	32.8	22.9	42.5



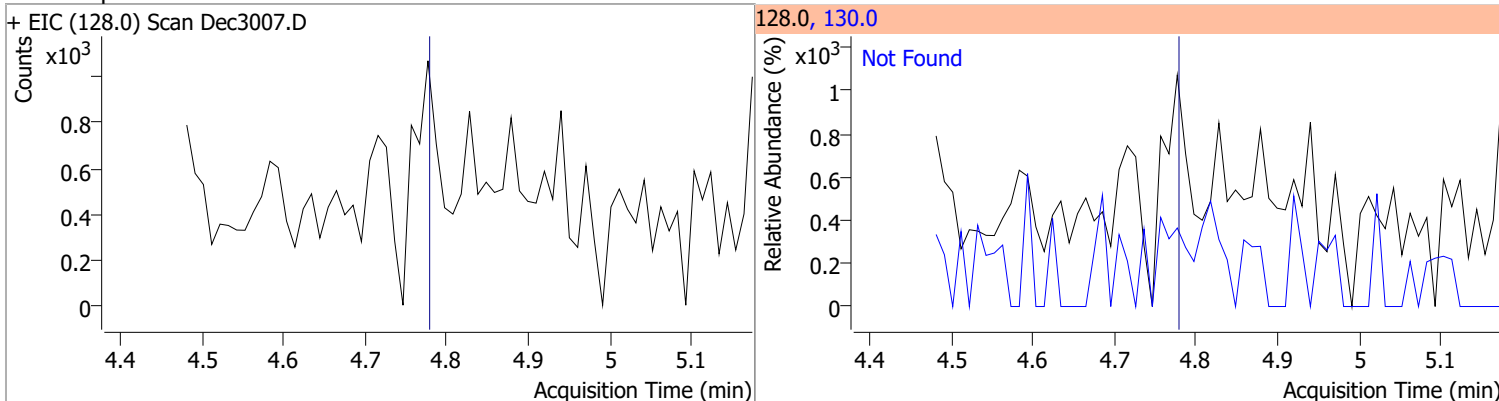
Compound	Conc.	Exp RT	QIon	Exp Ratio
Phenol	N.D.	4.69	66.0	40.8



Compound	Conc.	Exp RT	QIon	Exp Ratio
bis(-2-Chloroethyl)Ether	N.D.	4.76	64.0	2.8

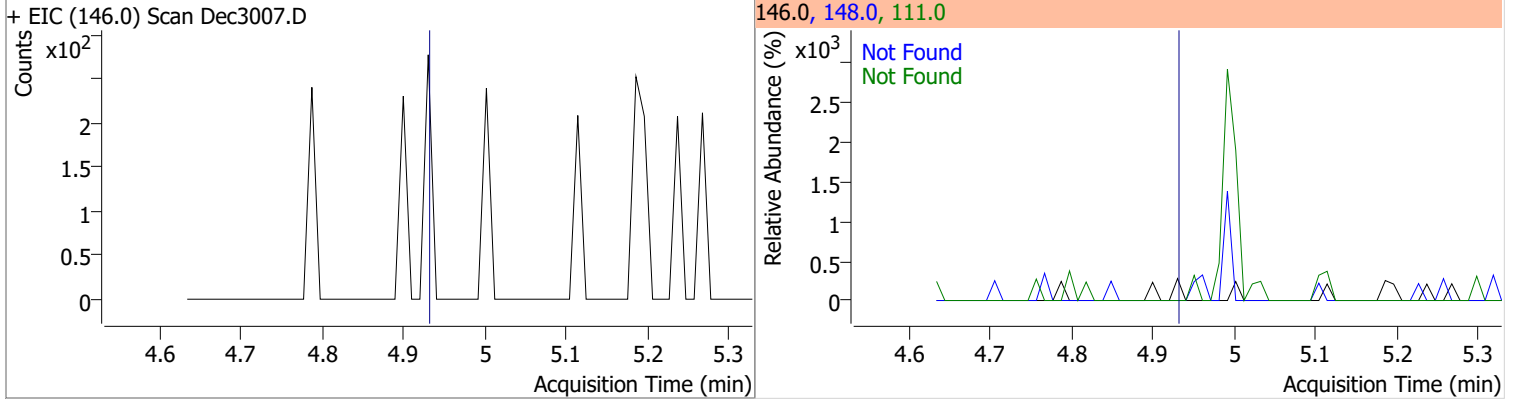


Compound	Conc.	Exp RT	QIon	Exp Ratio
2-Chlorophenol	N.D.	4.79	130.0	32.3

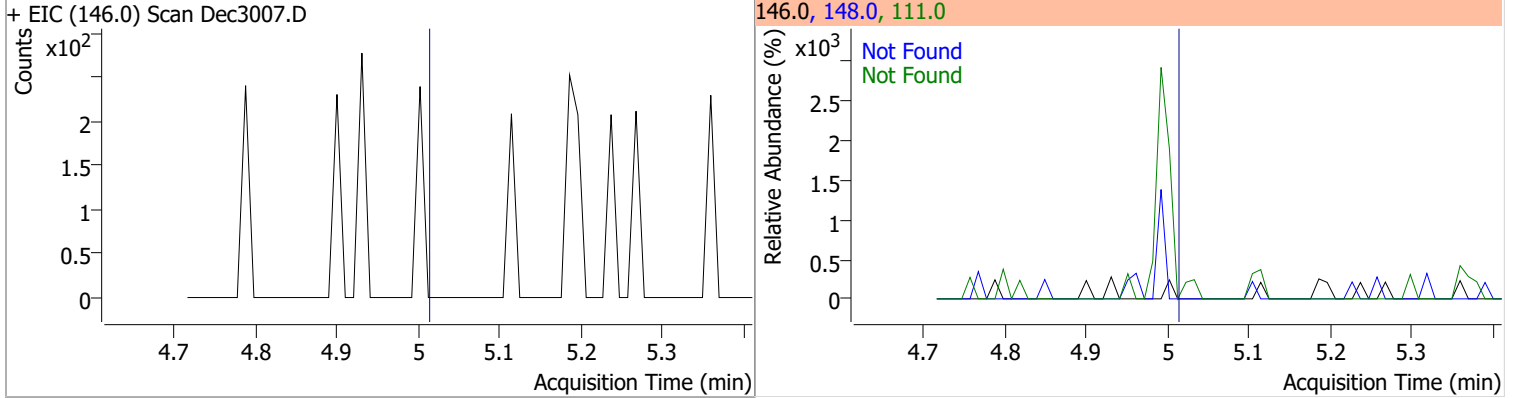


Quantitation Results Report (QT Reviewed)

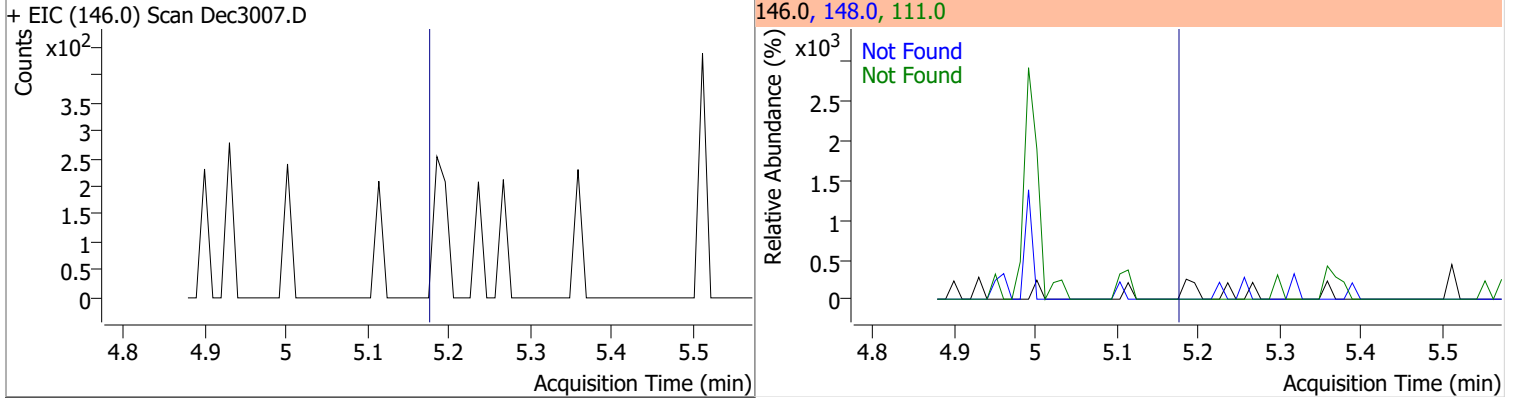
Compound	Conc.	Exp RT	QIon	Exp Ratio	QIon	Exp Ratio
1,3-Dichlorobenzene	N.D.	4.94	148.0	63.2	111.0	39.4



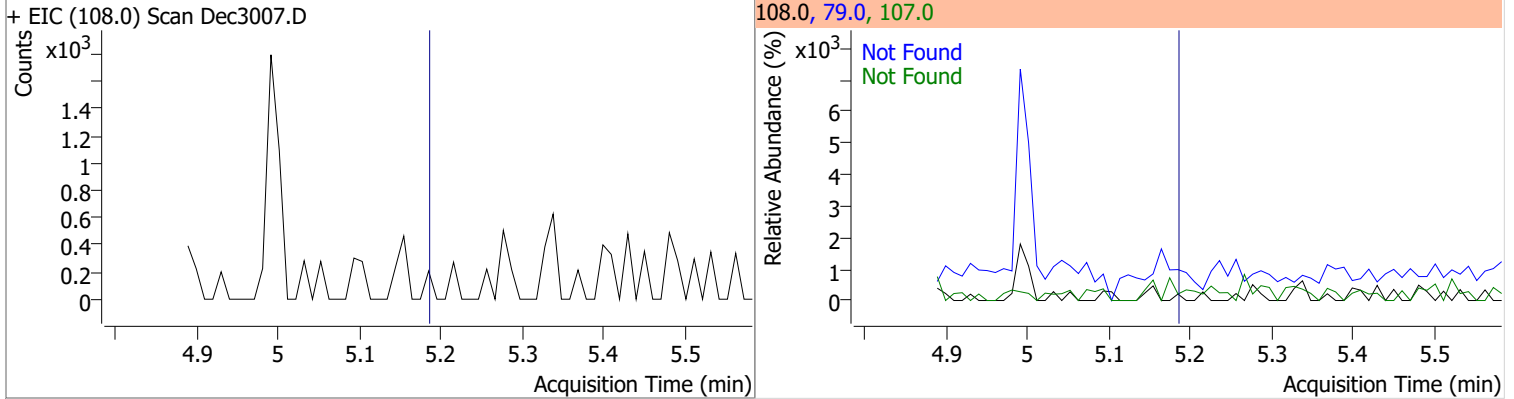
Compound	Conc.	Exp RT	QIon	Exp Ratio	QIon	Exp Ratio
1,4-Dichlorobenzene	N.D.	5.02	148.0	62.2	111.0	37.4



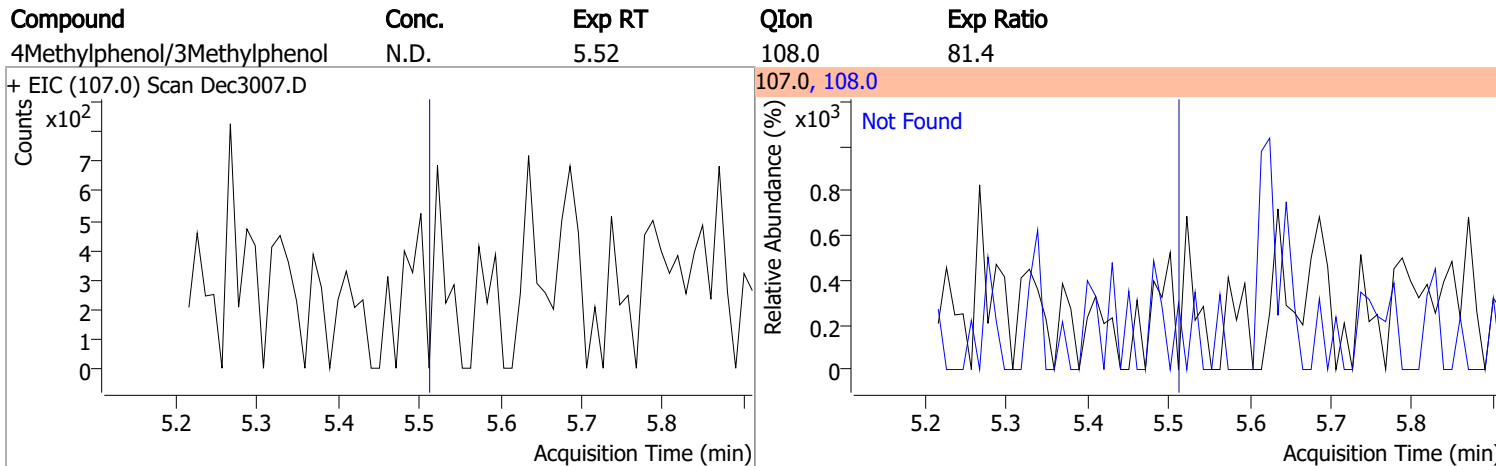
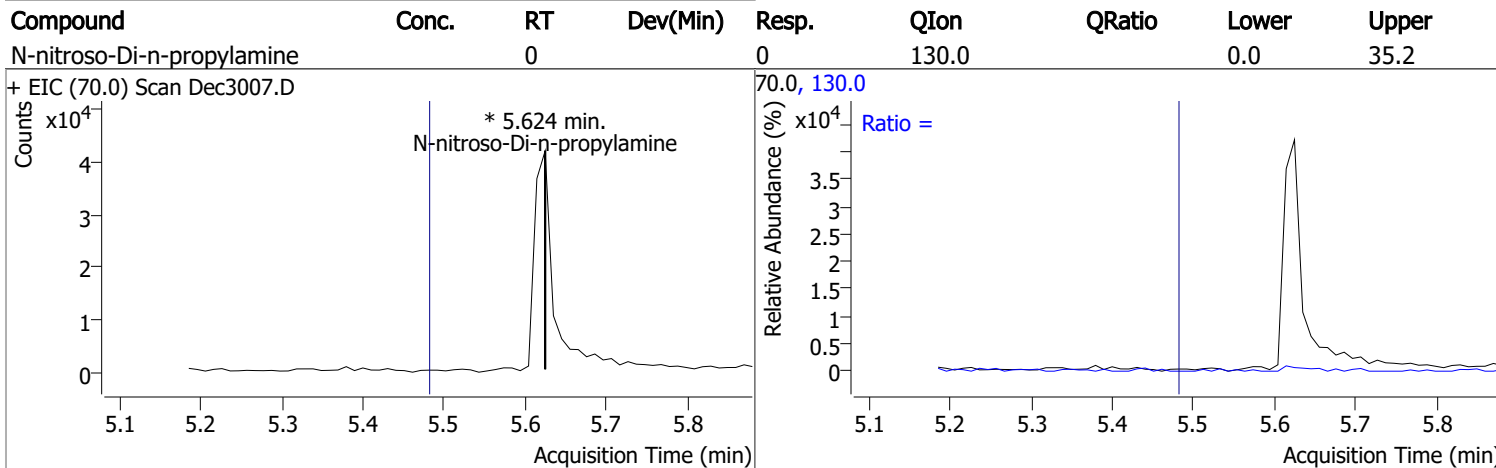
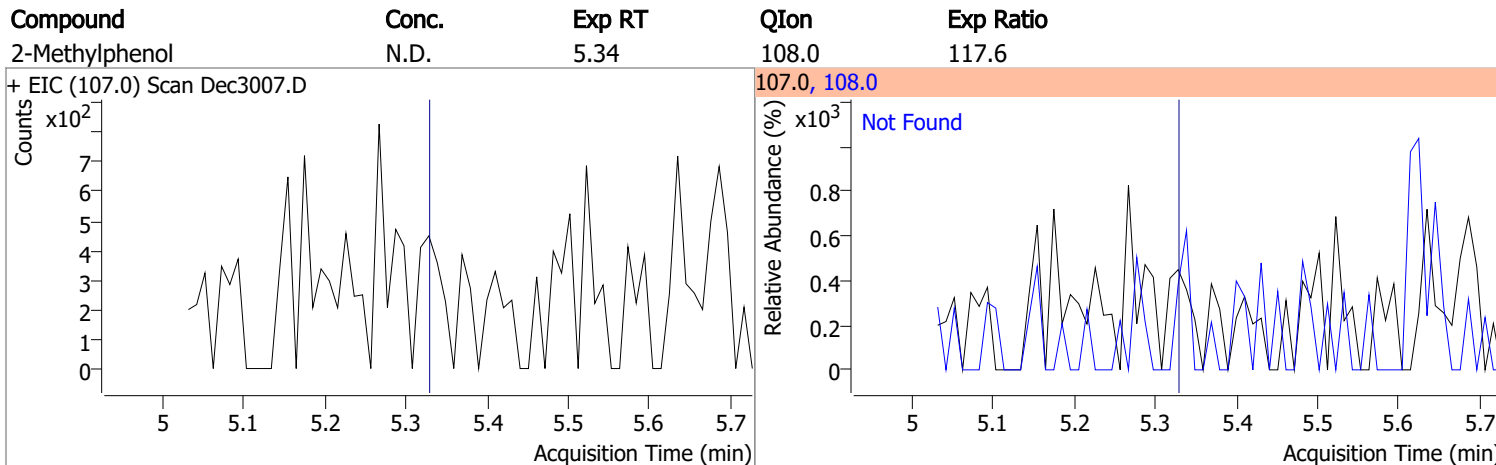
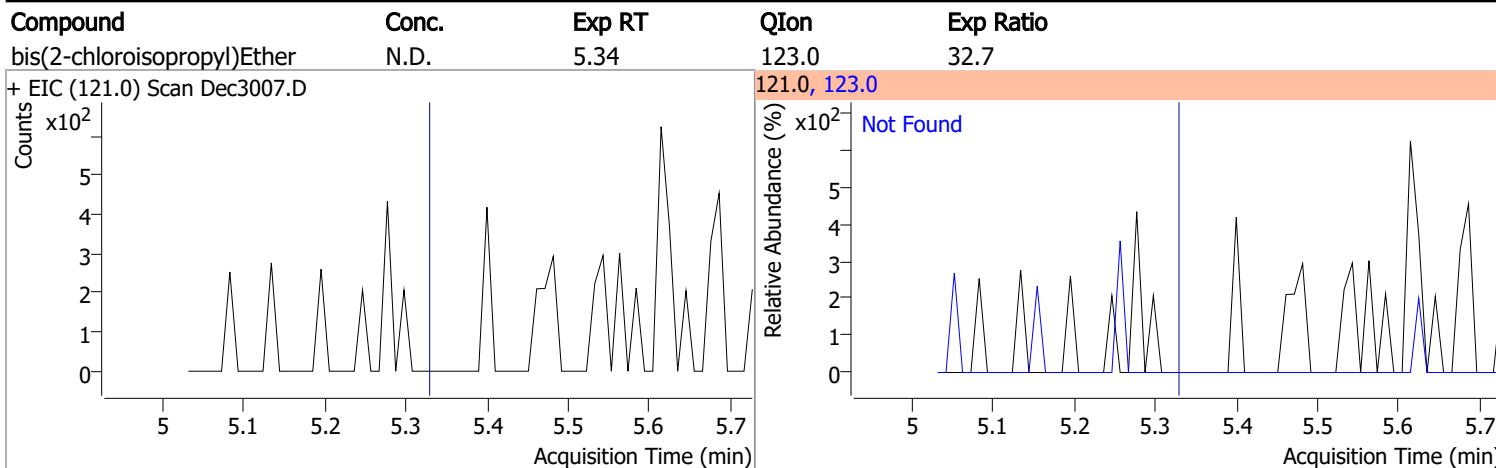
Compound	Conc.	Exp RT	QIon	Exp Ratio	QIon	Exp Ratio
1,2-Dichlorobenzene	N.D.	5.19	148.0	62.2	111.0	40.3



Compound	Conc.	Exp RT	QIon	Exp Ratio	QIon	Exp Ratio
Benzyl Alcohol	N.D.	5.20	79.0	117.9	107.0	69.2

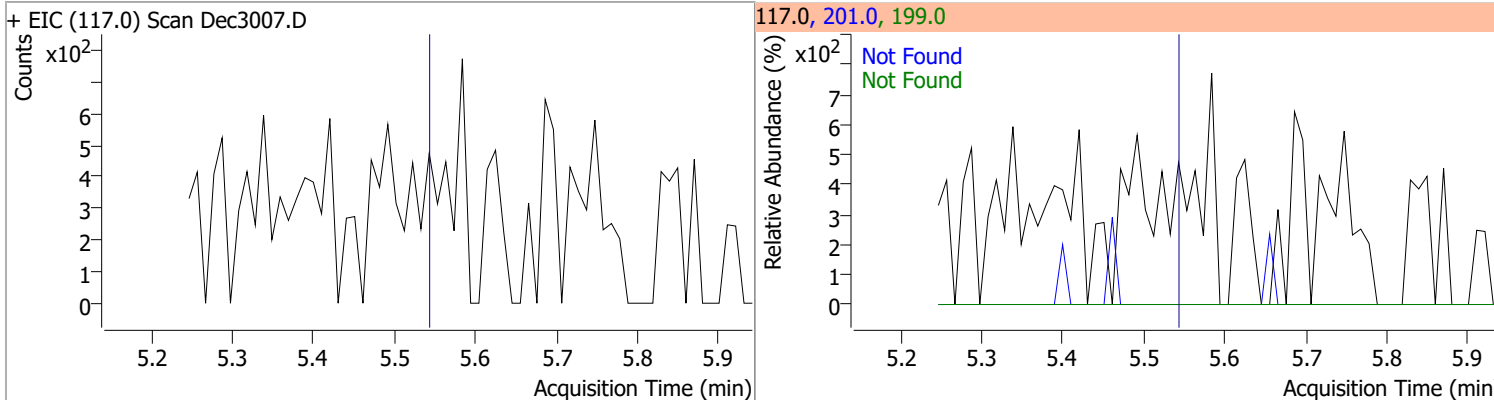


Quantitation Results Report (QT Reviewed)

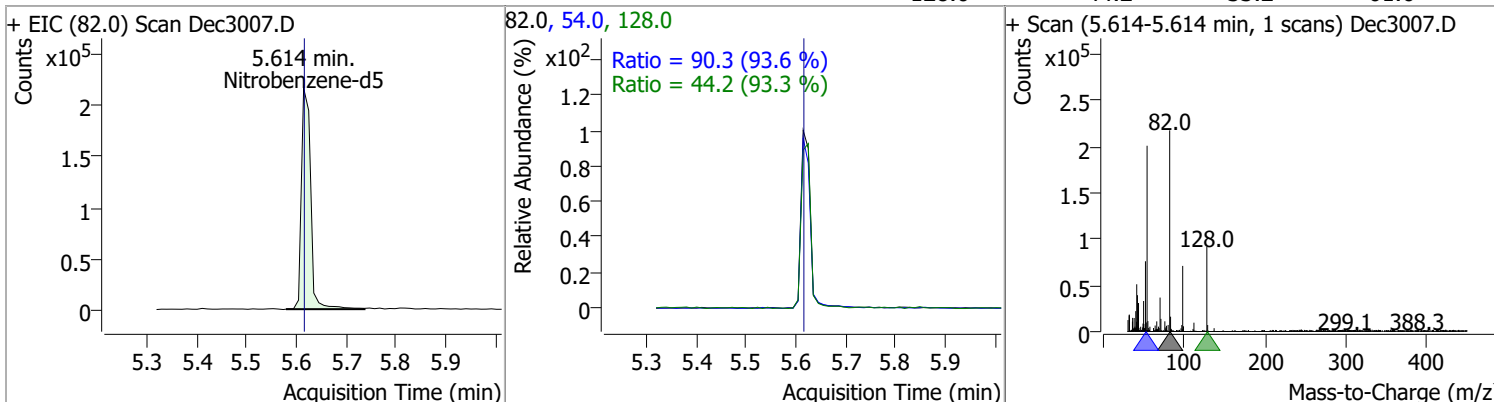


Quantitation Results Report (QT Reviewed)

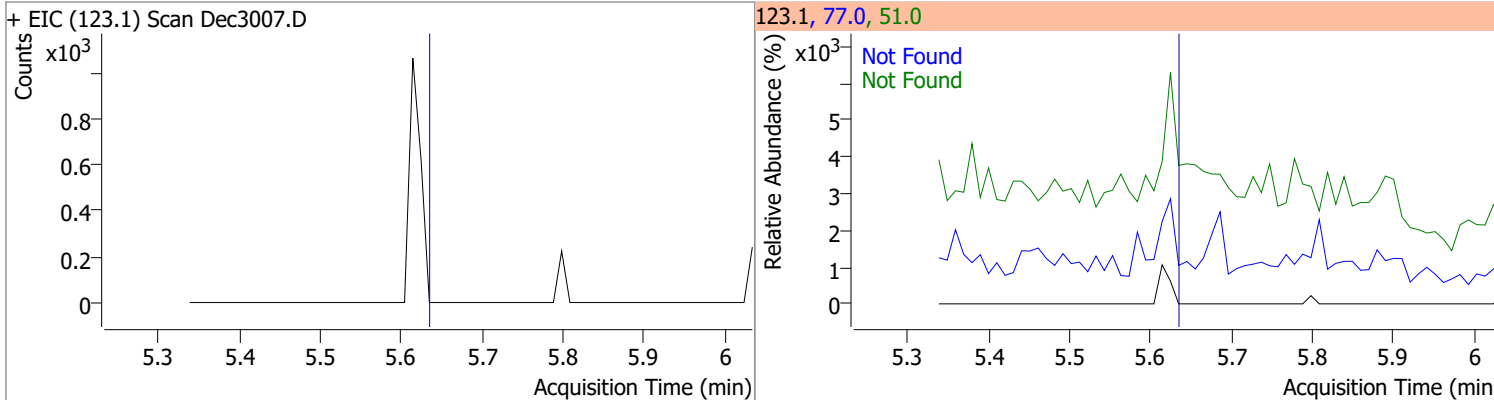
Compound	Conc.	Exp RT	QIon	Exp Ratio	QIon	Exp Ratio
Hexachloroethane	N.D.	5.55	201.0	77.2	199.0	50.6



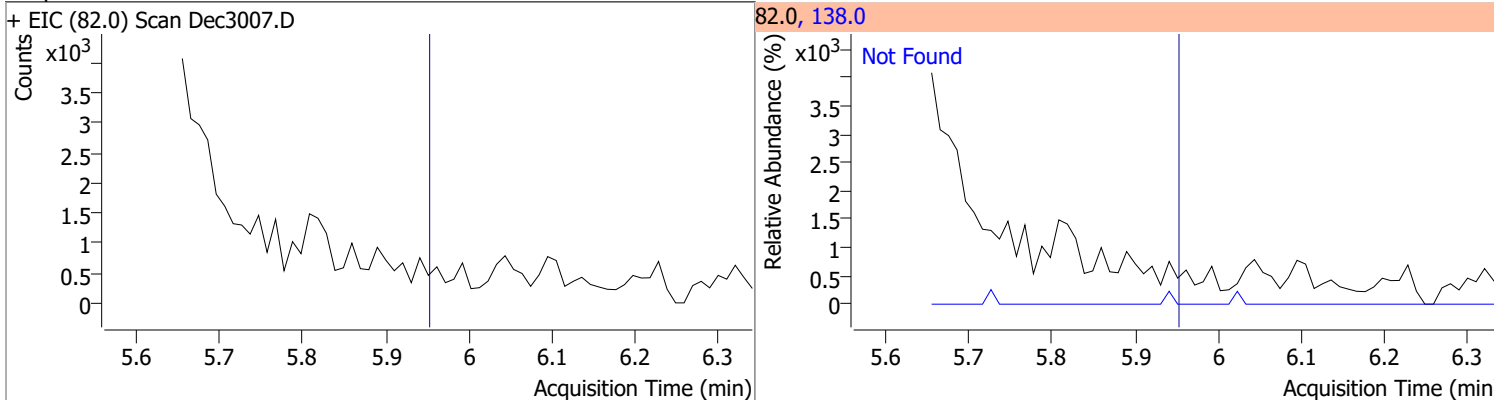
Compound	Conc.	RT	Dev(Min)	Resp.	QIon	QRatio	Lower	Upper
Nitrobenzene-d5	54.5298	5.61	-0.01	281814	54.0	90.3	67.5	125.4
					128.0	44.2	33.2	61.6



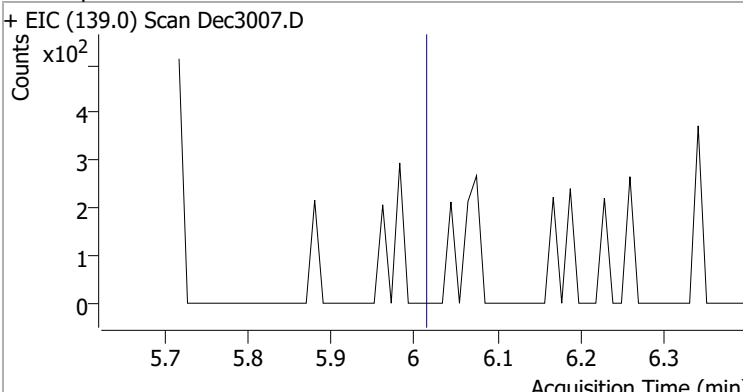
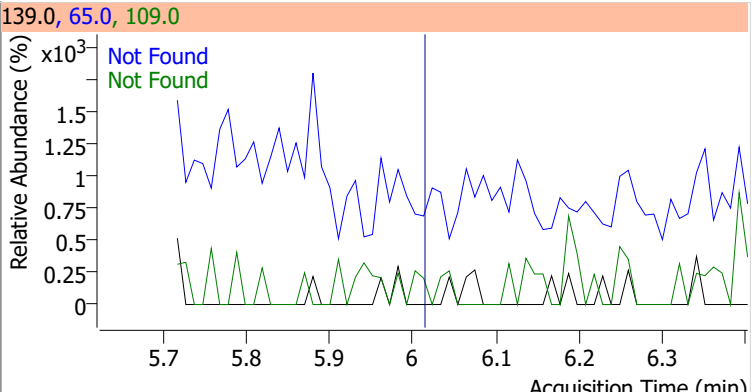
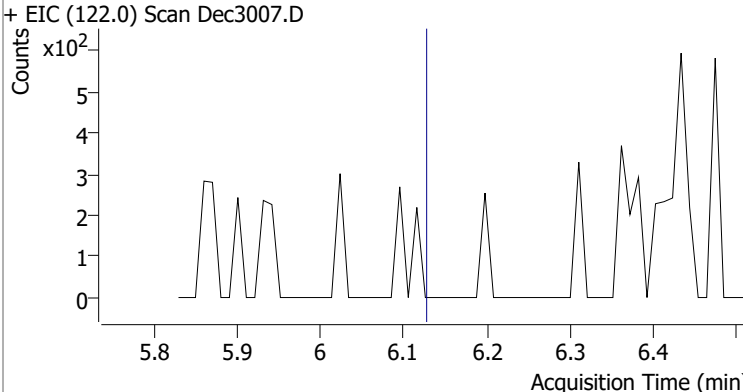
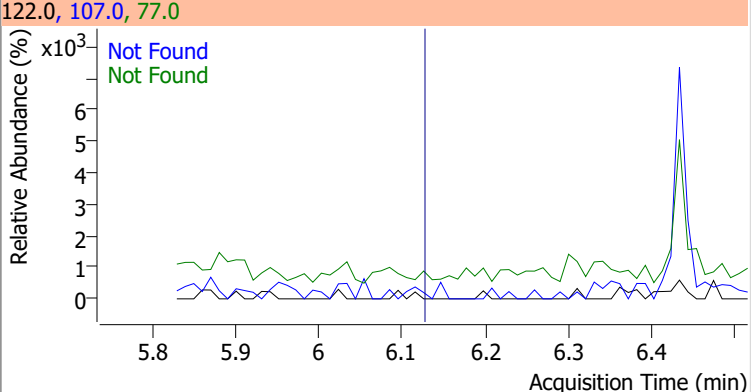
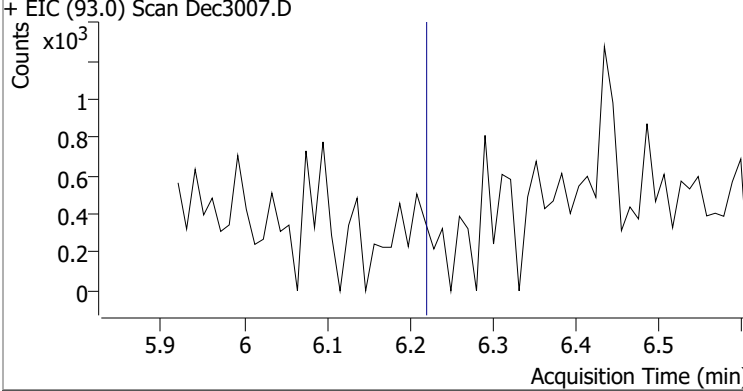
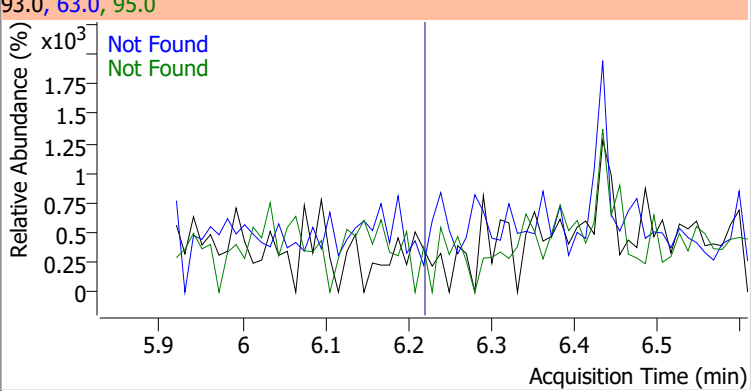
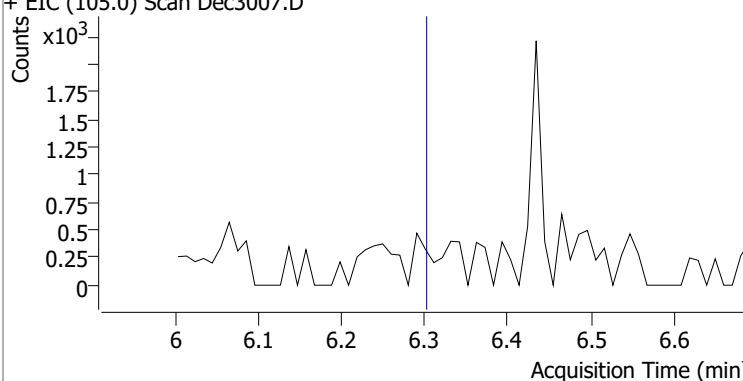
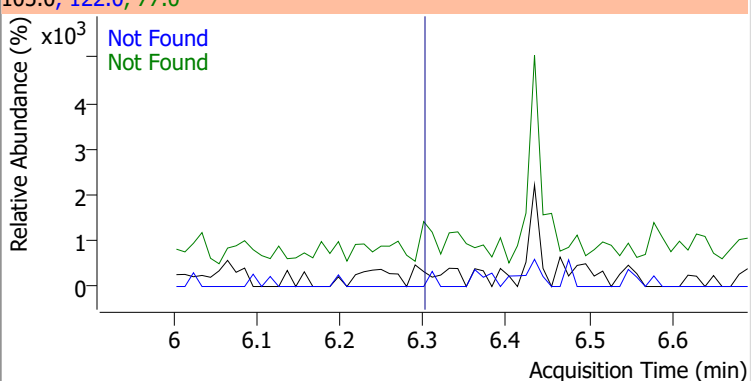
Compound	Conc.	Exp RT	QIon	Exp Ratio	QIon	Exp Ratio
Nitrobenzene	N.D.	5.64	77.0	211.4	51.0	210.3



Compound	Conc.	Exp RT	QIon	Exp Ratio
Isophorone	N.D.	5.95	138.0	19.1

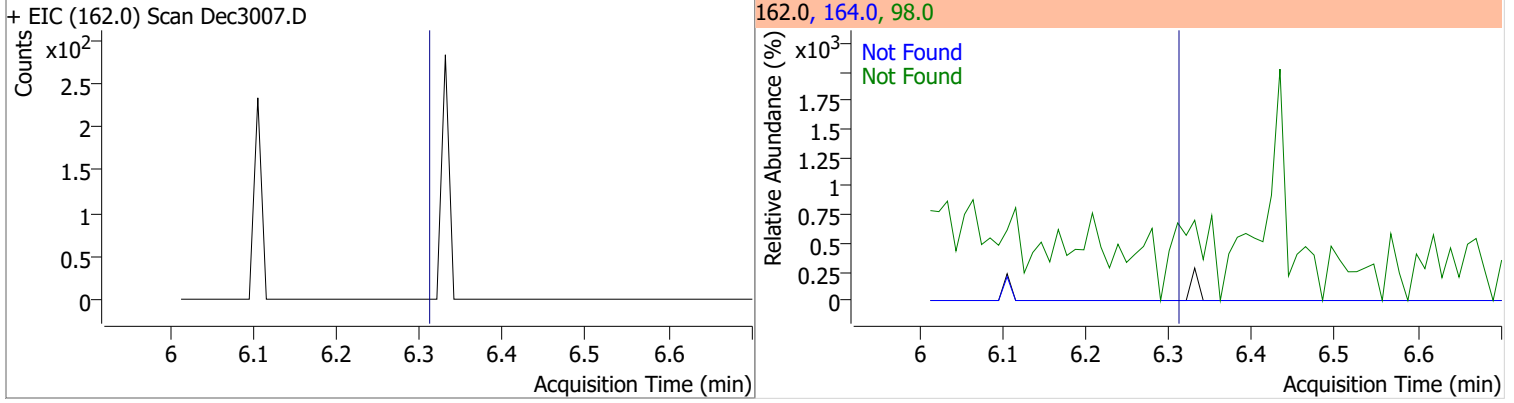


Quantitation Results Report (QT Reviewed)

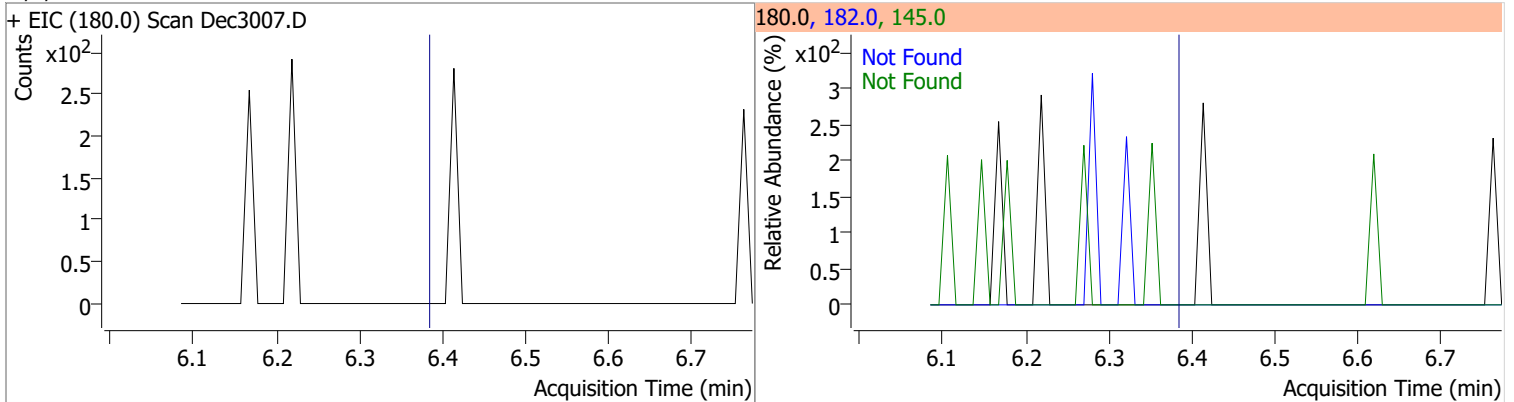
Compound	Conc.	Exp RT	QIon	Exp Ratio	QIon	Exp Ratio
2-Nitrophenol	N.D.	6.01	65.0	57.4	109.0	32.8
+ EIC (139.0) Scan Dec3007.D			139.0, 65.0, 109.0			
						
2,4-Dimethylphenol	N.D.	6.13	107.0	109.1	77.0	32.4
+ EIC (122.0) Scan Dec3007.D			122.0, 107.0, 77.0			
						
bis(-2-Chloroethoxy)Methane	N.D.	6.22	63.0	90.7	95.0	31.7
+ EIC (93.0) Scan Dec3007.D			93.0, 63.0, 95.0			
						
Benzoic Acid	N.D.	6.30	122.0	87.4	77.0	73.1
+ EIC (105.0) Scan Dec3007.D			105.0, 122.0, 77.0			
						

Quantitation Results Report (QT Reviewed)

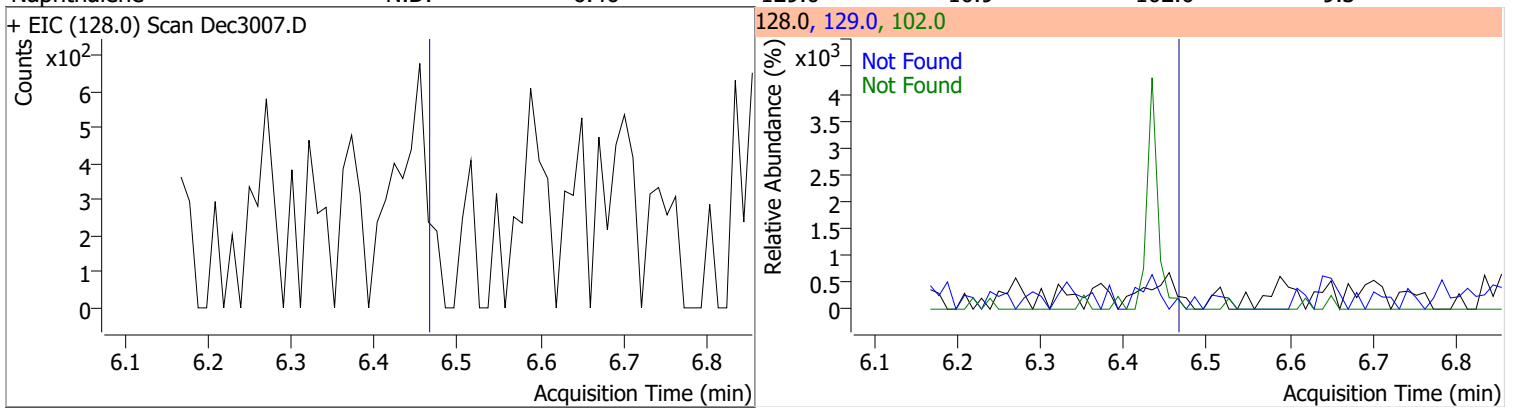
Compound	Conc.	Exp RT	QIon	Exp Ratio	QIon	Exp Ratio
2,4-Dichlorophenol	N.D.	6.31	164.0	62.0	98.0	32.4



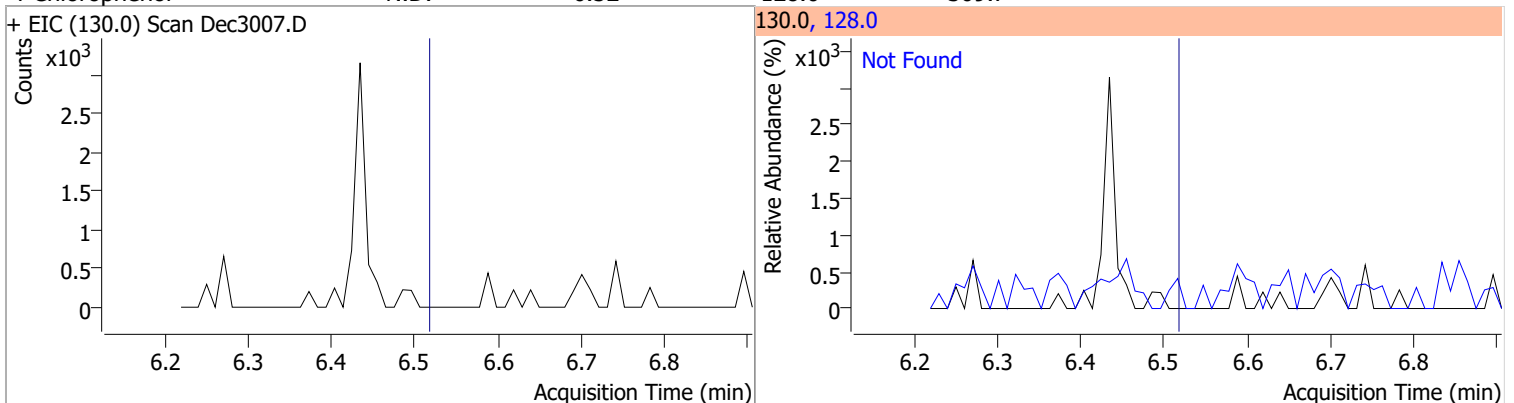
Compound	Conc.	Exp RT	QIon	Exp Ratio	QIon	Exp Ratio
1,2,4-Trichlorobenzene	N.D.	6.38	182.0	94.1	145.0	30.4



Compound	Conc.	Exp RT	QIon	Exp Ratio	QIon	Exp Ratio
Naphthalene	N.D.	6.46	129.0	10.9	102.0	9.3

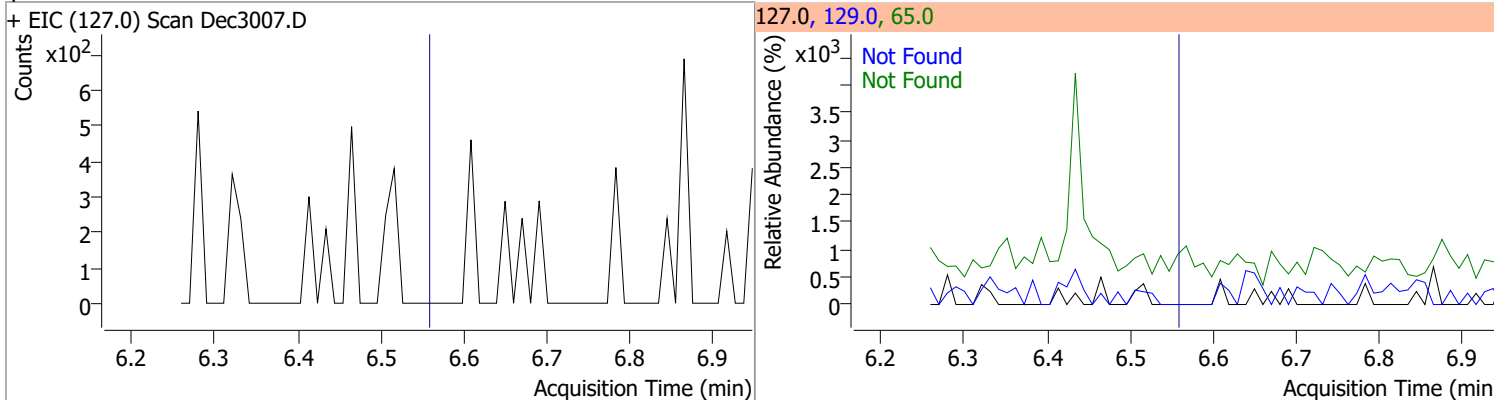


Compound	Conc.	Exp RT	QIon	Exp Ratio
4-Chlorophenol	N.D.	6.52	128.0	309.7

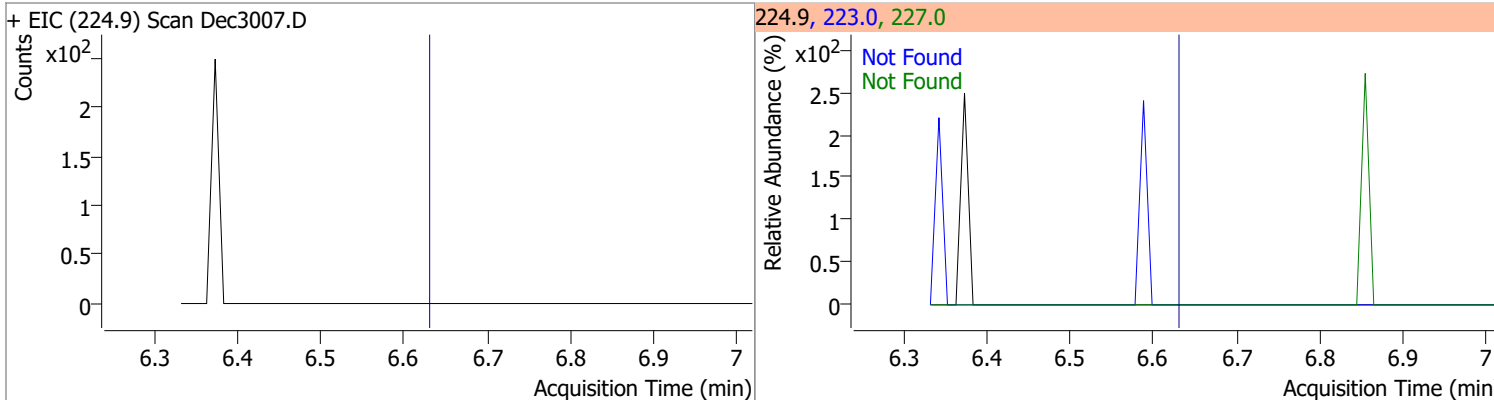


Quantitation Results Report (QT Reviewed)

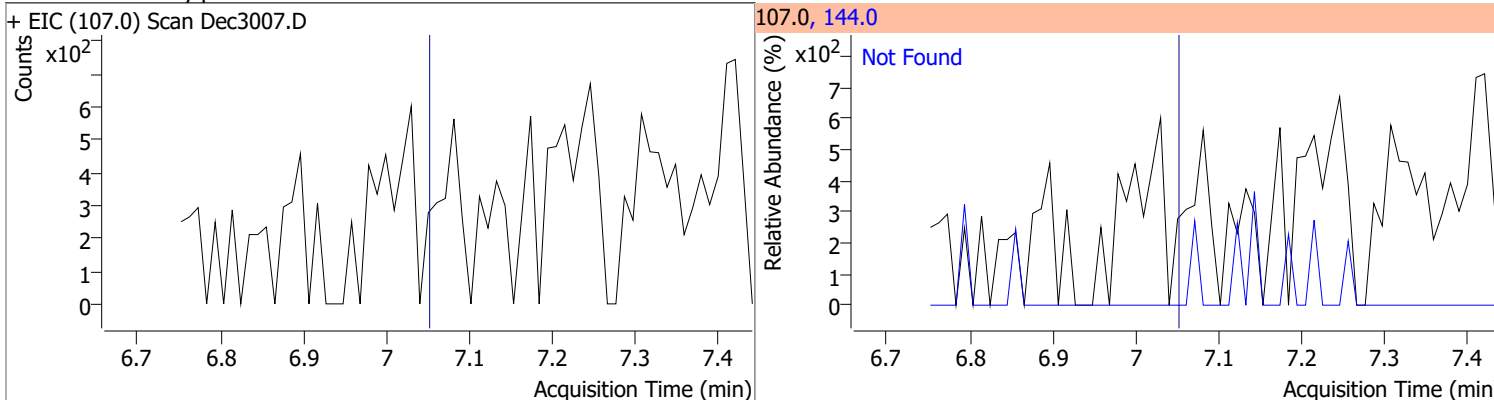
Compound	Conc.	Exp RT	QIon	Exp Ratio	QIon	Exp Ratio
p-Chloroaniline	N.D.	6.56	65.0	37.5	129.0	29.2



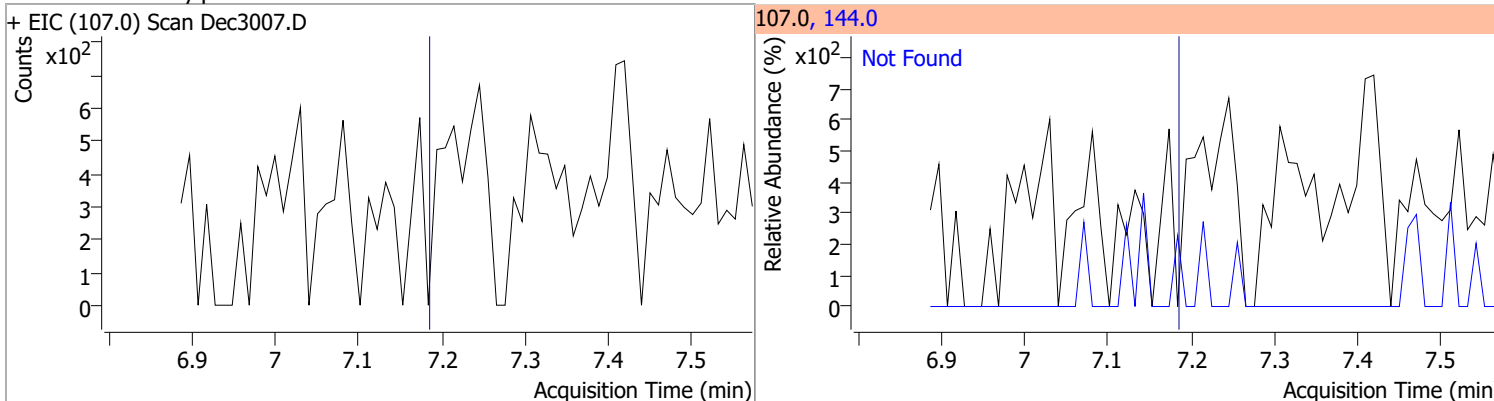
Compound	Conc.	Exp RT	QIon	Exp Ratio	QIon	Exp Ratio
Hexachlorobutadiene	N.D.	6.63	227.0	66.6	223.0	60.8



Compound	Conc.	Exp RT	QIon	Exp Ratio
4-Chloro-2-Methylphenol	N.D.	7.05	144.0	26.6

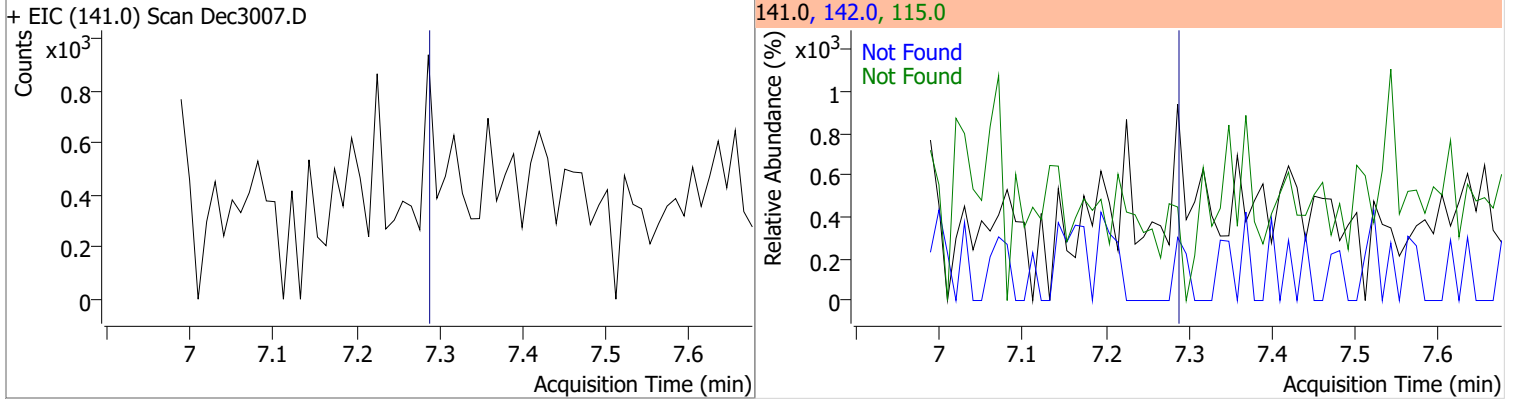


Compound	Conc.	Exp RT	QIon	Exp Ratio
4-Chloro-3-Methylphenol	N.D.	7.18	144.0	27.6

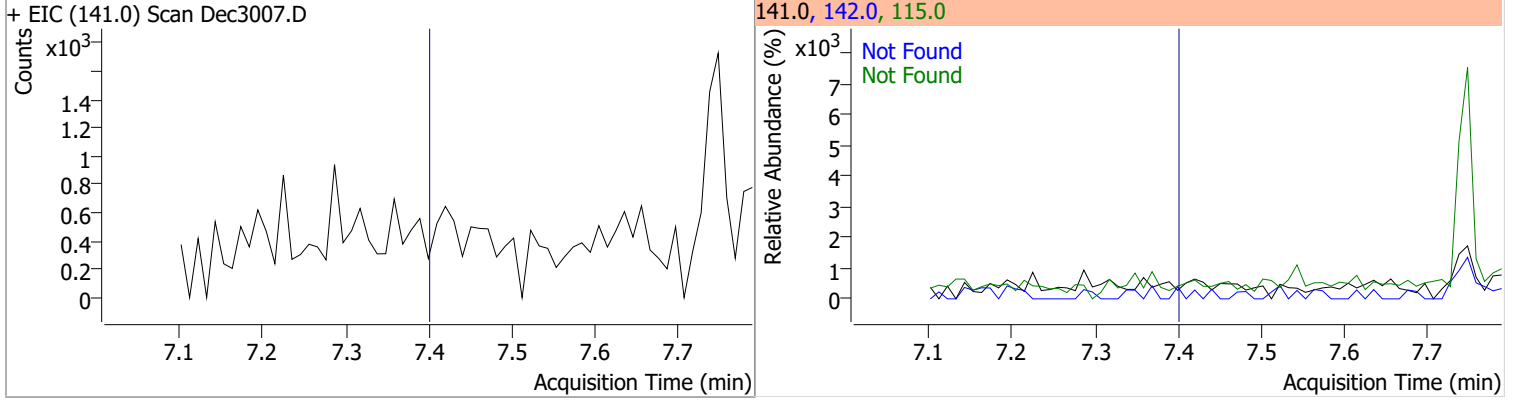


Quantitation Results Report (QT Reviewed)

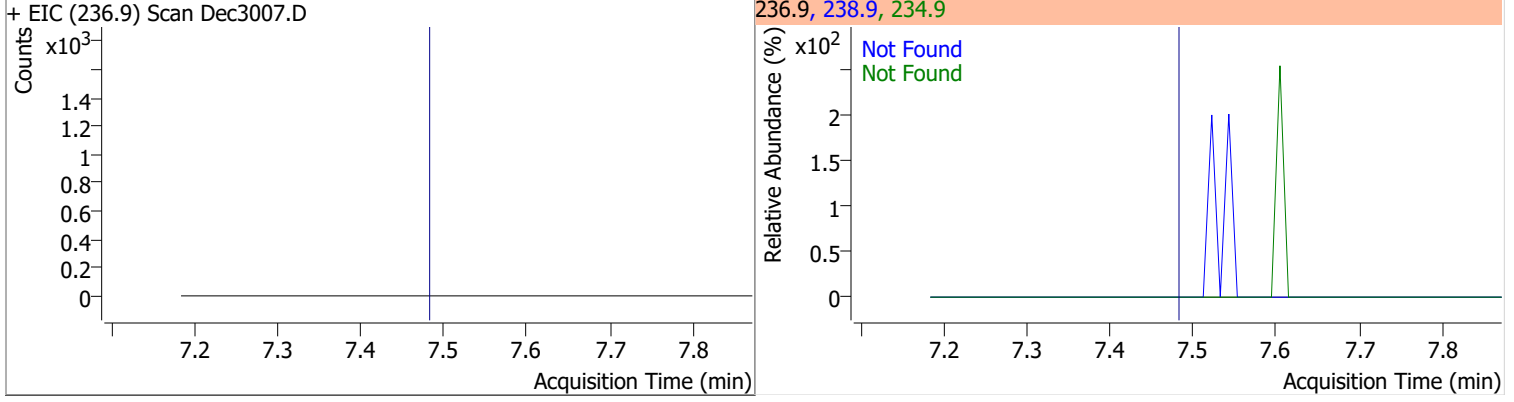
Compound	Conc.	Exp RT	QIon	Exp Ratio	QIon	Exp Ratio
2-Methylnaphthalene	N.D.	7.29	142.0	114.8	115.0	42.0



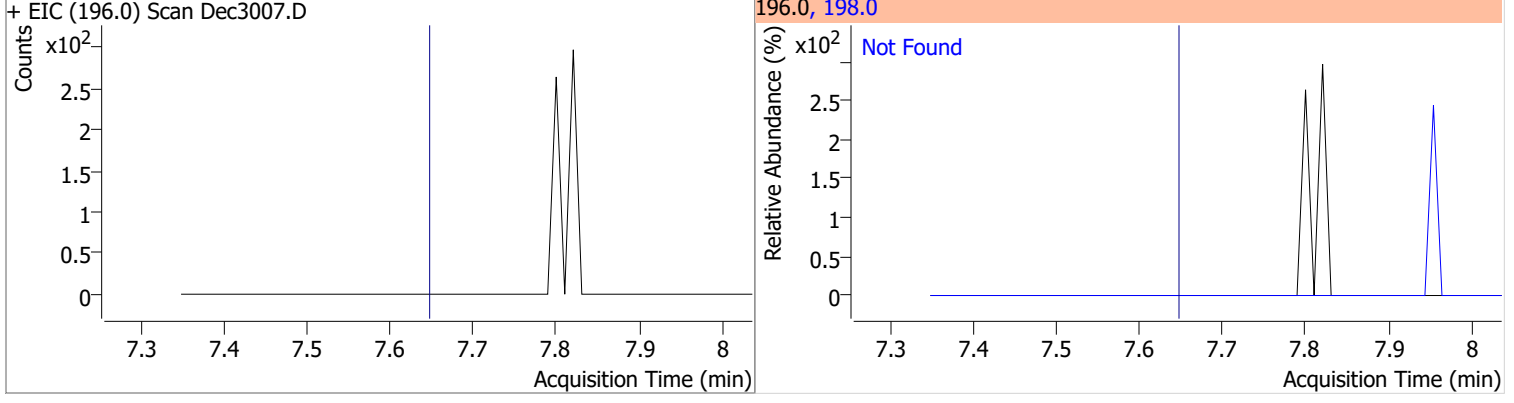
Compound	Conc.	Exp RT	QIon	Exp Ratio	QIon	Exp Ratio
1-Methylnaphthalene	N.D.	7.40	142.0	111.0	115.0	42.5



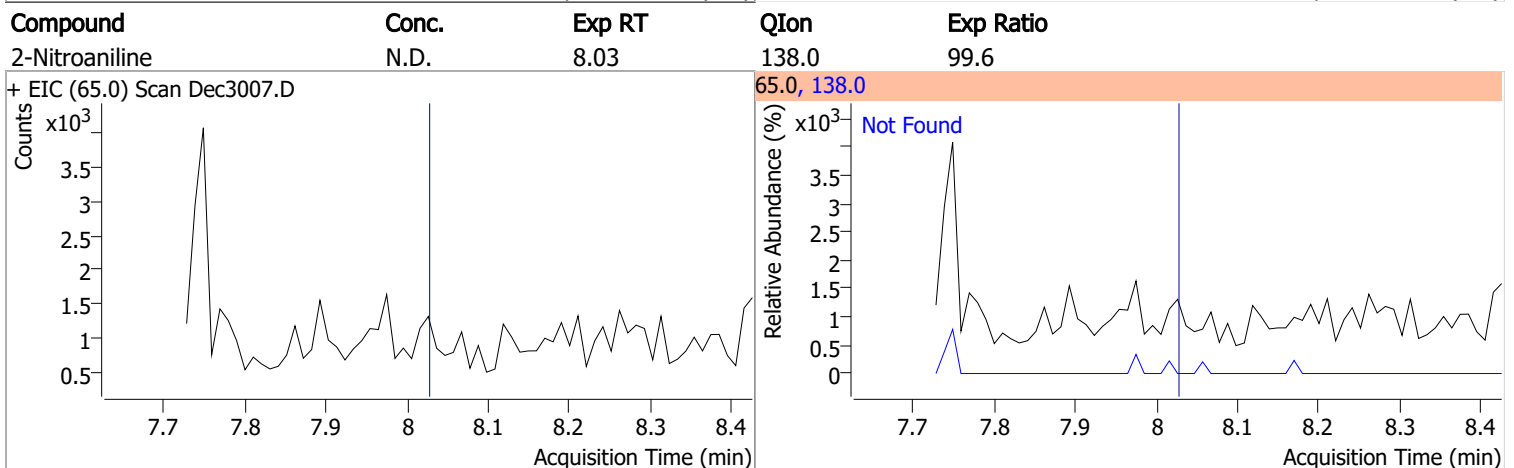
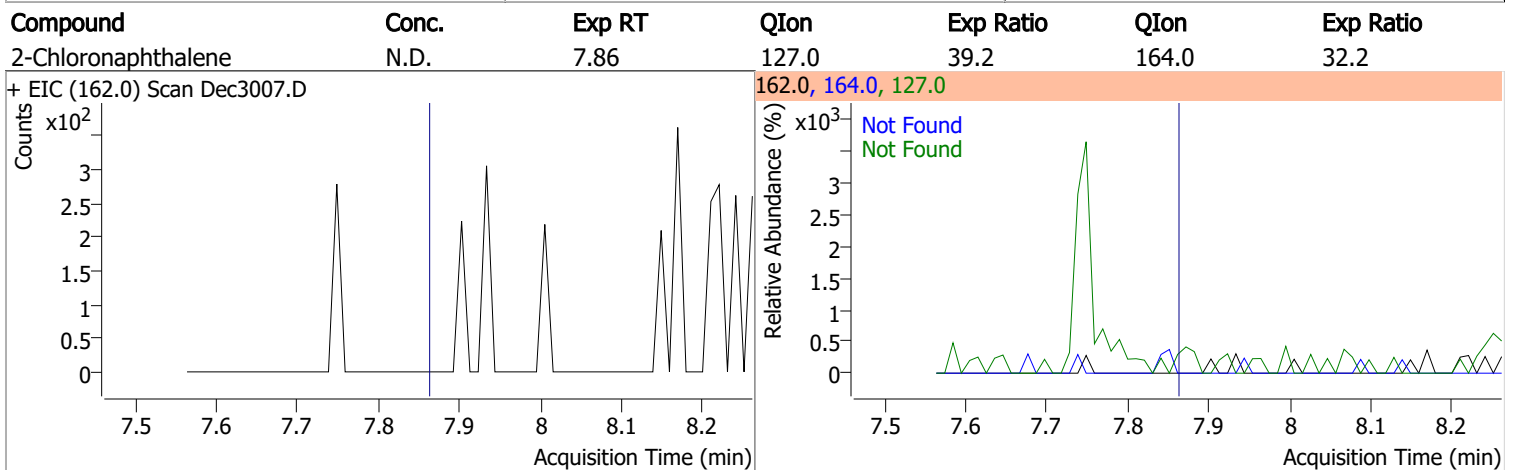
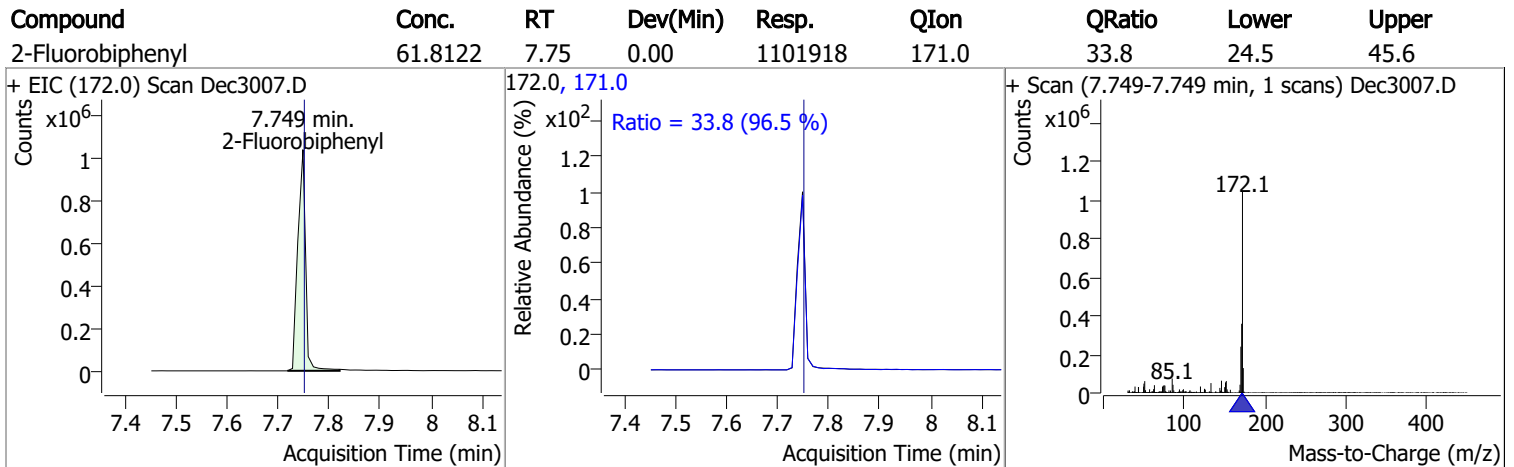
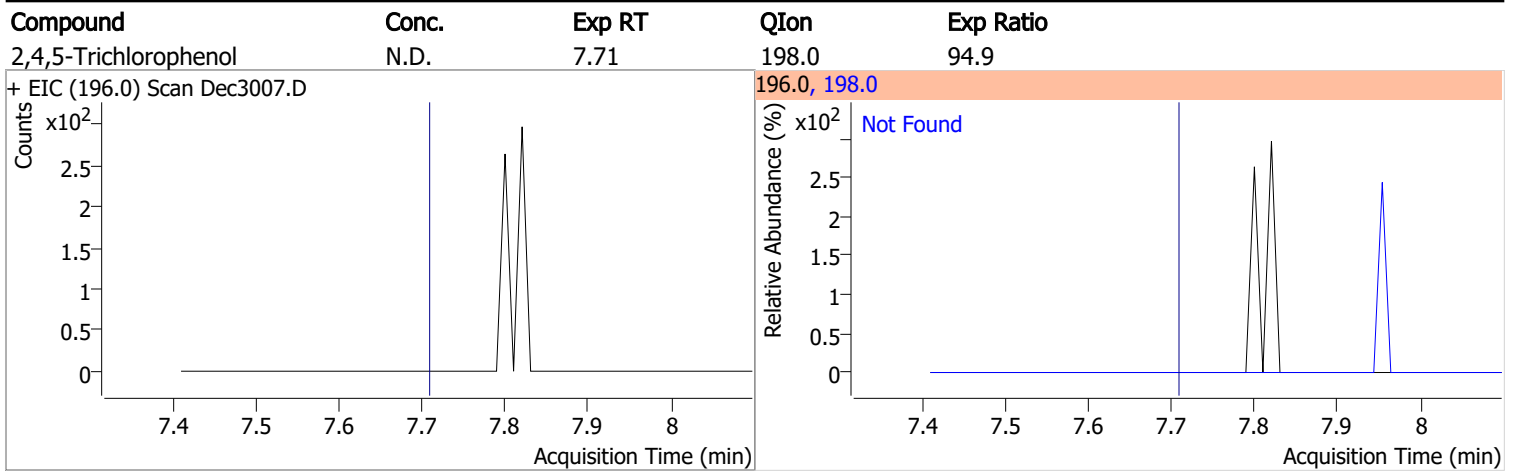
Compound	Conc.	Exp RT	QIon	Exp Ratio	QIon	Exp Ratio
Hexachlorocyclopentadiene	N.D.	7.48	234.9	64.7	238.9	64.1



Compound	Conc.	Exp RT	QIon	Exp Ratio
2,4,6-Trichlorophenol	N.D.	7.65	198.0	94.4

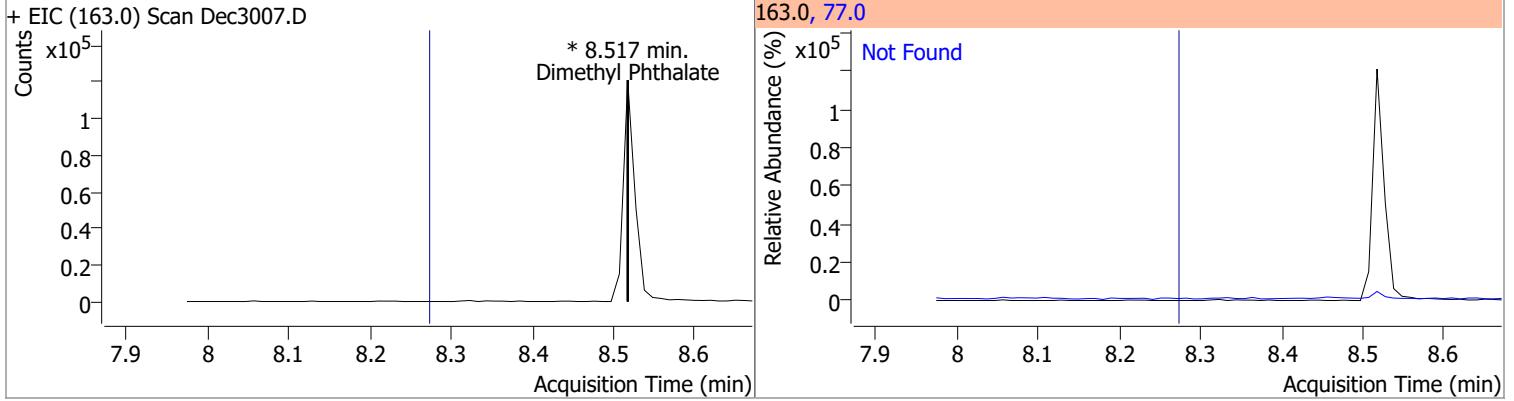


Quantitation Results Report (QT Reviewed)

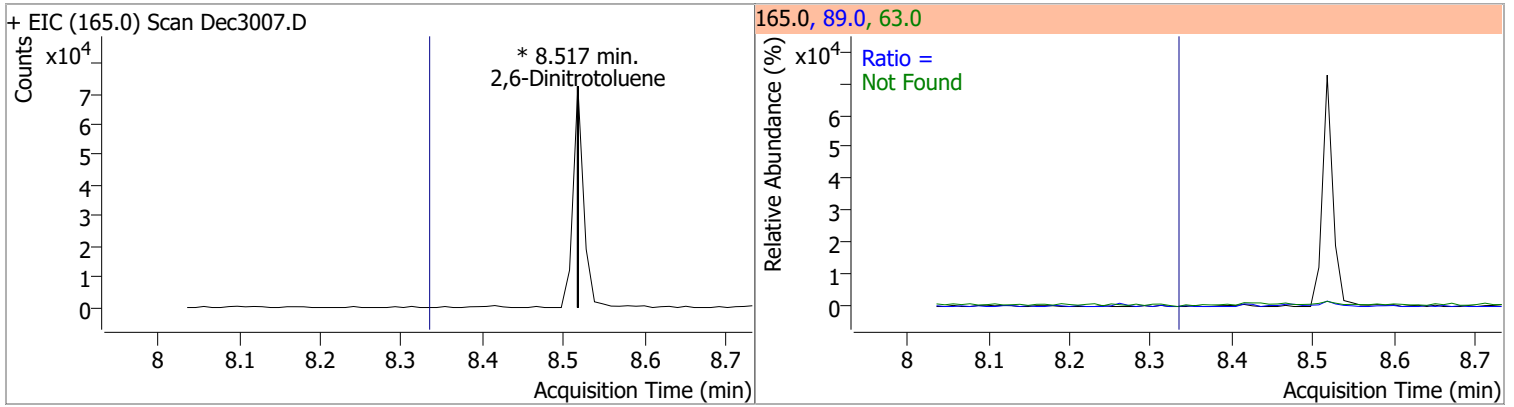


Quantitation Results Report (QT Reviewed)

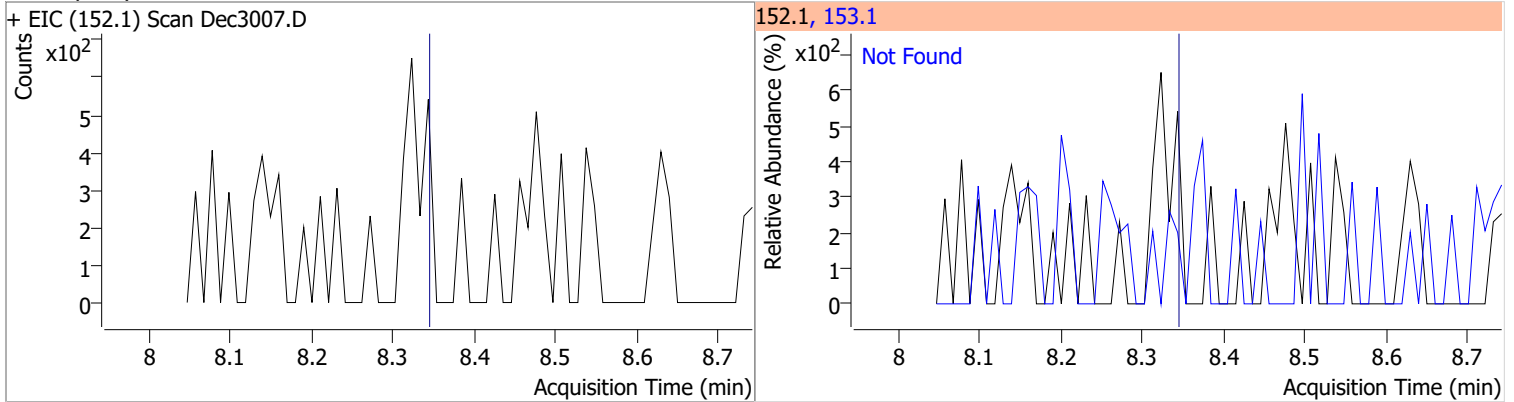
Compound	Conc.	RT	Dev(Min)	Resp.	QIon	QRatio	Lower	Upper
Dimethyl Phthalate	0	0		0	77.0		15.1	28.0



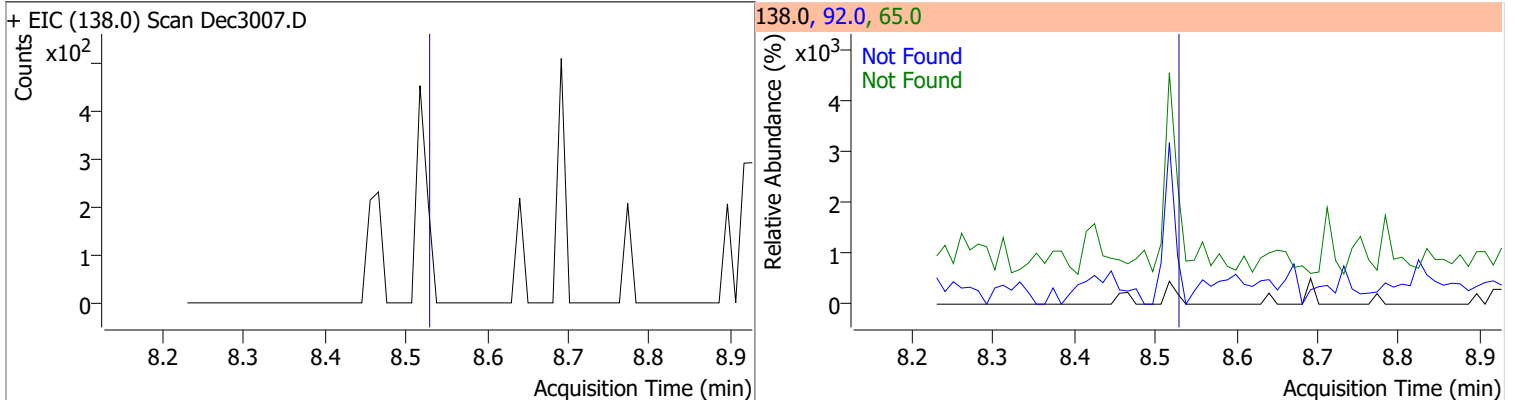
Compound	Conc.	RT	Dev(Min)	Resp.	QIon	QRatio	Lower	Upper
2,6-Dinitrotoluene	0	0		0	63.0 89.0		135.1 47.4	250.9 88.1



Compound	Conc.	Exp RT	QIon	Exp Ratio
Acenaphthylene	N.D.	8.34	153.1	13.9

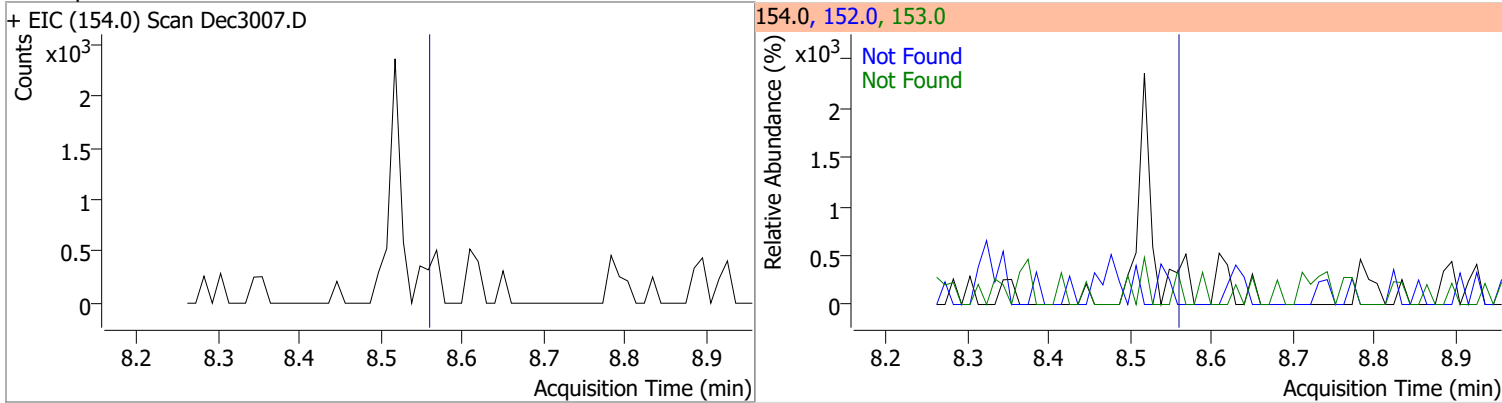


Compound	Conc.	Exp RT	QIon	Exp Ratio	QIon	Exp Ratio
3-Nitroaniline	N.D.	8.53	65.0	157.8	92.0	118.6

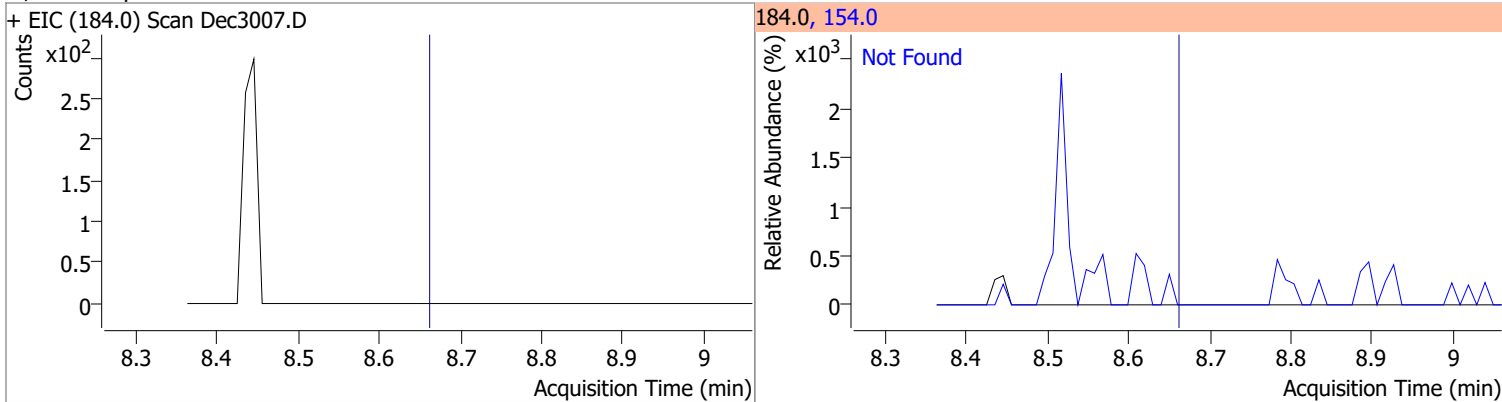


Quantitation Results Report (QT Reviewed)

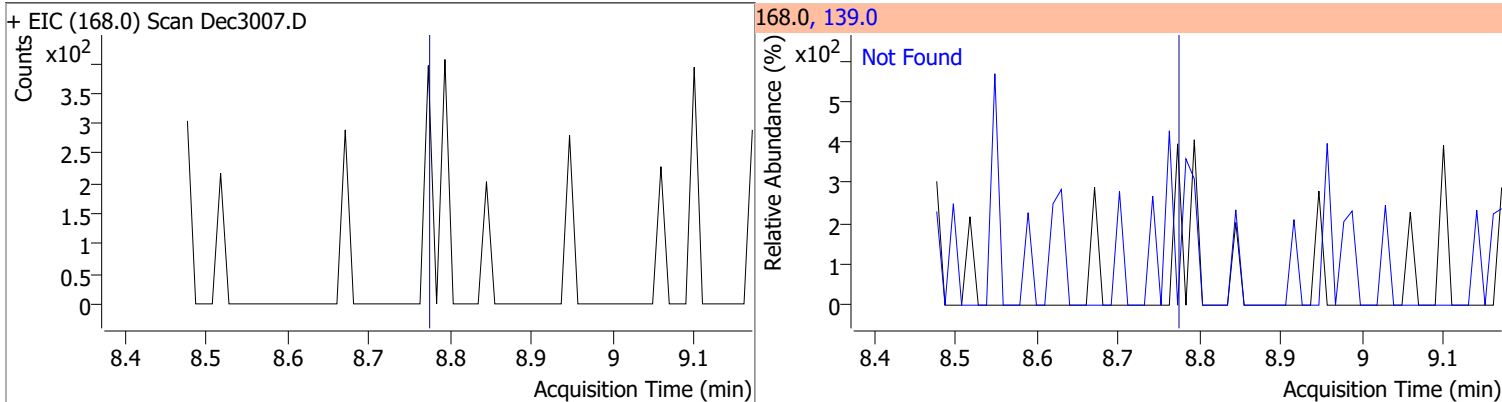
Compound	Conc.	Exp RT	QIon	Exp Ratio	QIon	Exp Ratio
Acenaphthene	N.D.	8.56	153.0	109.6	152.0	52.7



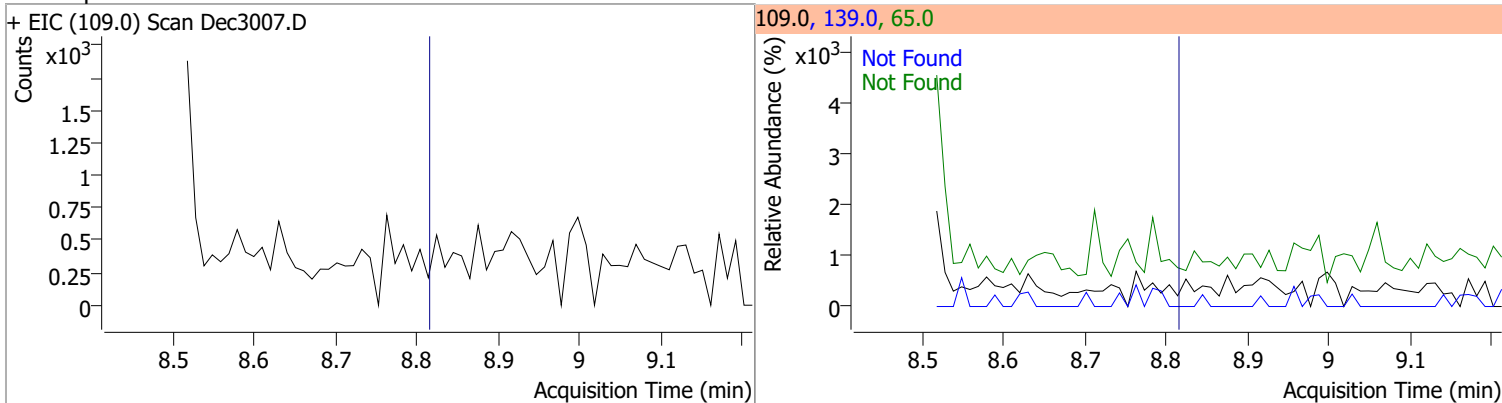
Compound	Conc.	Exp RT	QIon	Exp Ratio
2,4-Dinitrophenol	N.D.	8.66	154.0	55.5



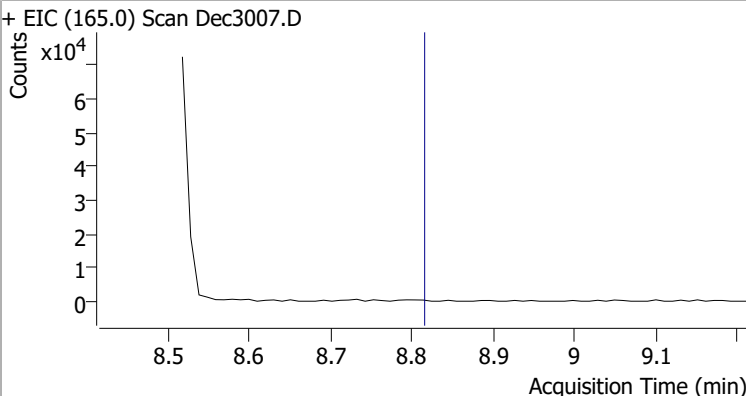
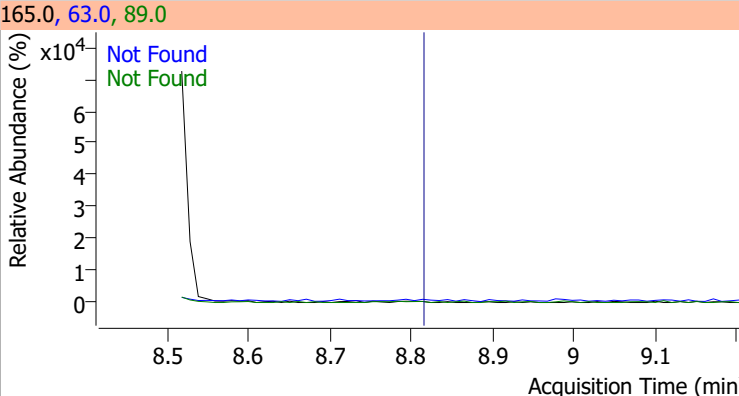
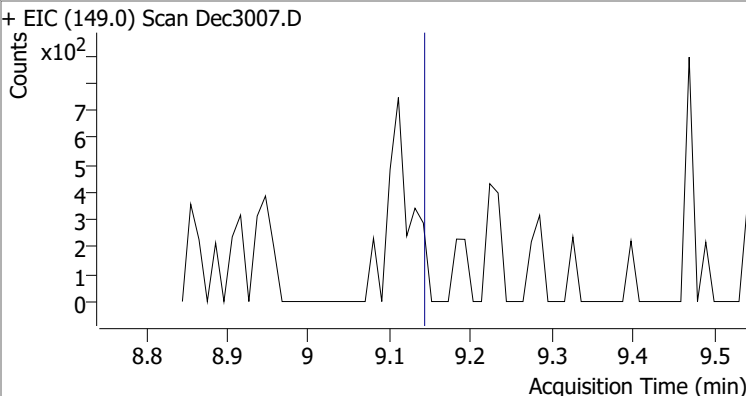
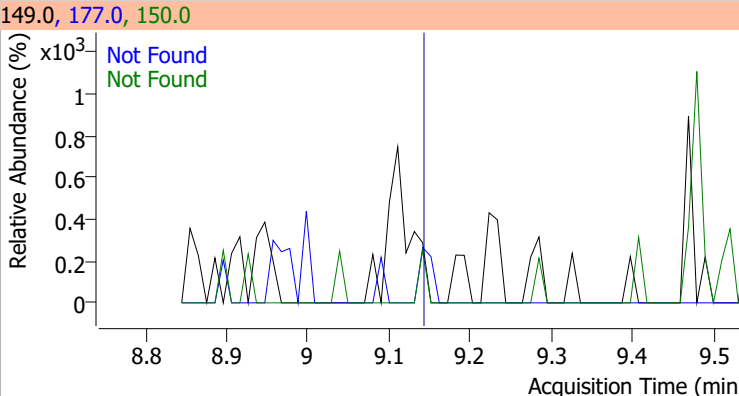
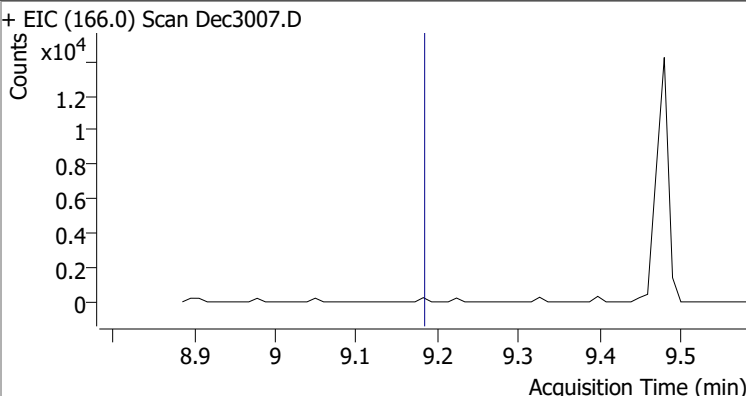
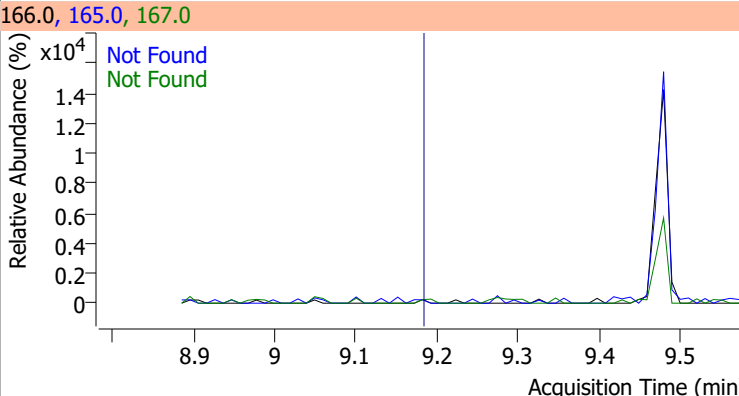
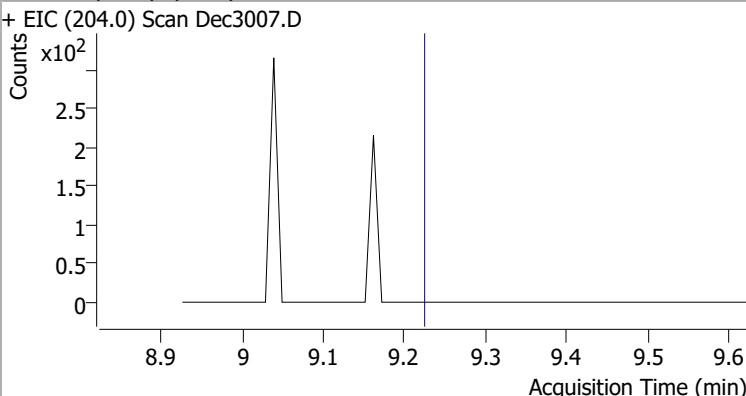
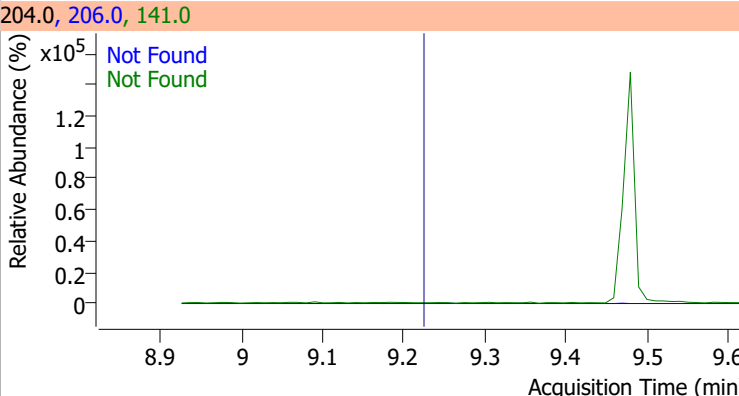
Compound	Conc.	Exp RT	QIon	Exp Ratio
Dibenzofuran	N.D.	8.77	139.0	38.2



Compound	Conc.	Exp RT	QIon	Exp Ratio	QIon	Exp Ratio
4-Nitrophenol	N.D.	8.81	65.0	85.8	139.0	70.9

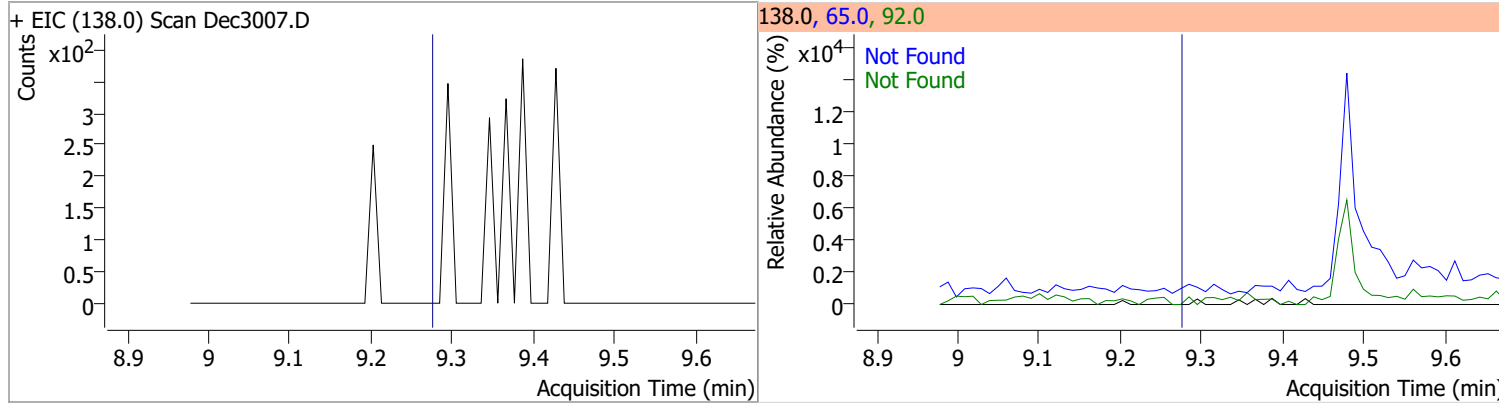


Quantitation Results Report (QT Reviewed)

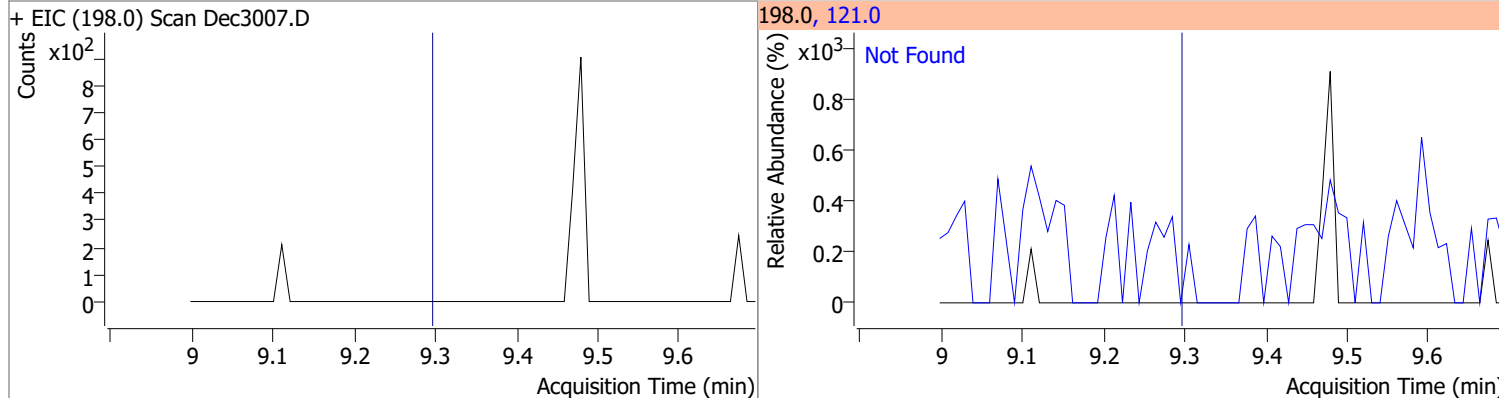
Compound	Conc.	Exp RT	QIon	Exp Ratio	QIon	Exp Ratio
2,4-Dinitrotoluene	N.D.	8.81	63.0	89.4	89.0	79.1
+ EIC (165.0) Scan Dec3007.D			165.0, 63.0, 89.0			
						
Diethylphthalate	N.D.	9.14	177.0	19.4	150.0	12.3
+ EIC (149.0) Scan Dec3007.D			149.0, 177.0, 150.0			
						
Fluorene	N.D.	9.18	165.0	88.8	167.0	12.9
+ EIC (166.0) Scan Dec3007.D			166.0, 165.0, 167.0			
						
4-Chlorophenyl-phenylether	N.D.	9.22	141.0	65.7	206.0	32.4
+ EIC (204.0) Scan Dec3007.D			204.0, 206.0, 141.0			
						

Quantitation Results Report (QT Reviewed)

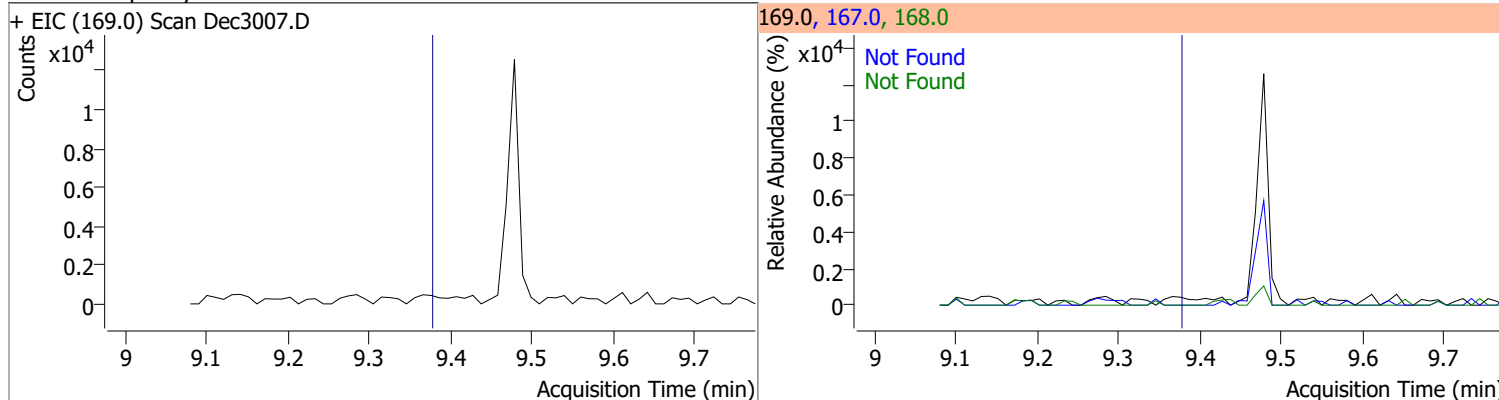
Compound	Conc.	Exp RT	QIon	Exp Ratio	QIon	Exp Ratio
4-Nitroaniline	N.D.	9.27	65.0	131.3	92.0	49.5



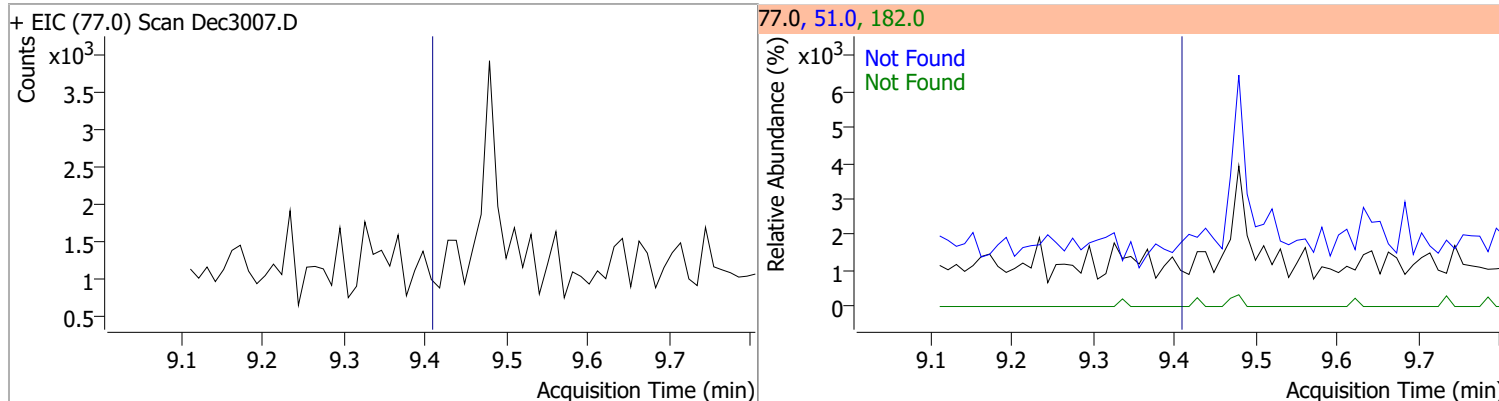
Compound	Conc.	Exp RT	QIon	Exp Ratio
4,6-Dinitro-2-methylphenol	N.D.	9.29	121.0	52.9



Compound	Conc.	Exp RT	QIon	Exp Ratio	QIon	Exp Ratio
N-nitrosodiphenylamine	N.D.	9.38	168.0	66.6	167.0	35.0

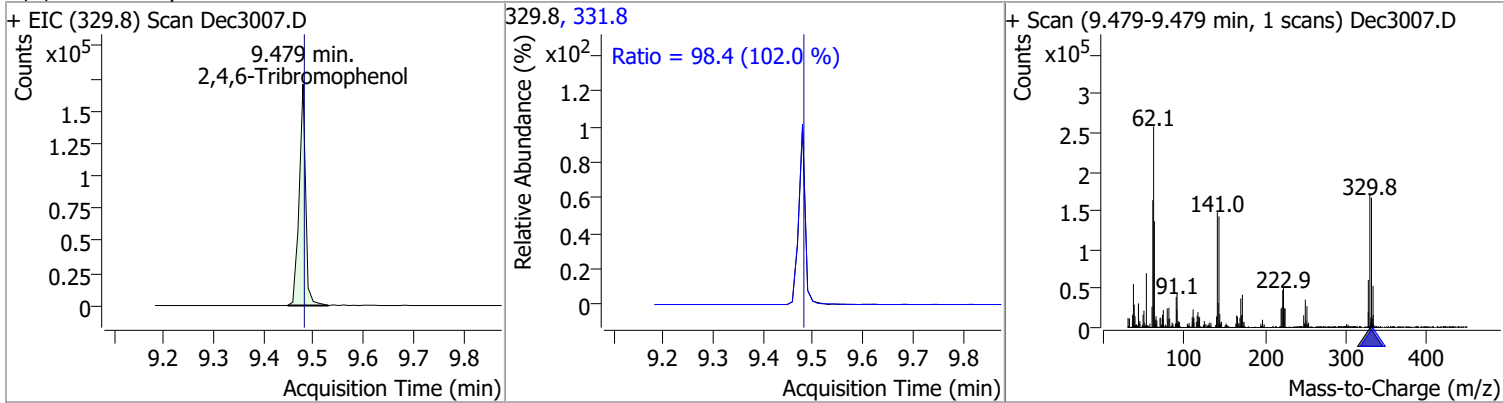


Compound	Conc.	Exp RT	QIon	Exp Ratio	QIon	Exp Ratio
Azobenzene	N.D.	9.41	51.0	49.7	182.0	23.1

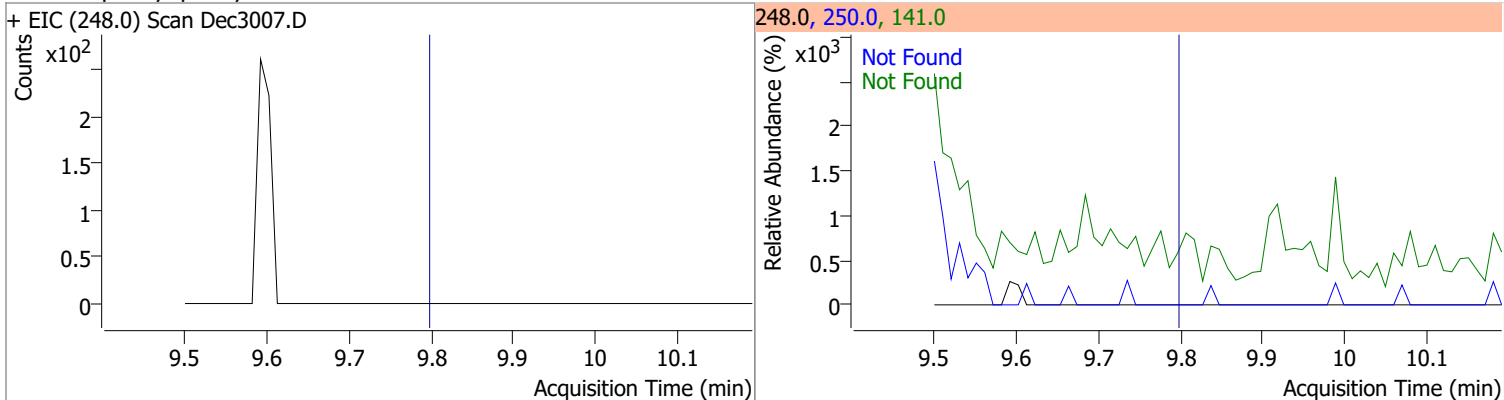


Quantitation Results Report (QT Reviewed)

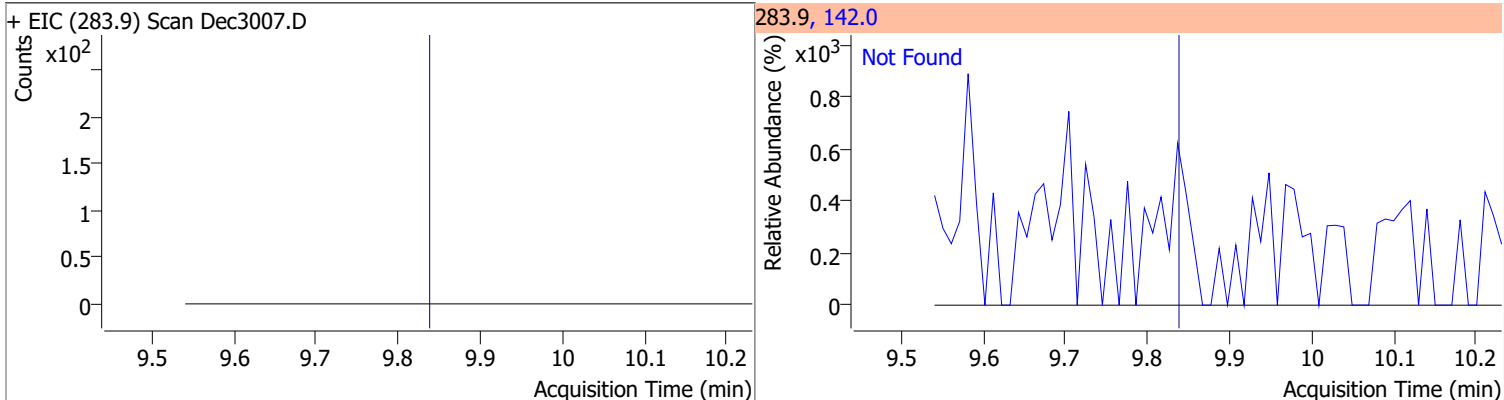
Compound	Conc.	RT	Dev(Min)	Resp.	QIon	QRatio	Lower	Upper
2,4,6-Tribromophenol	171.2212	9.48	0.00	153437	331.8	98.4	67.5	125.3



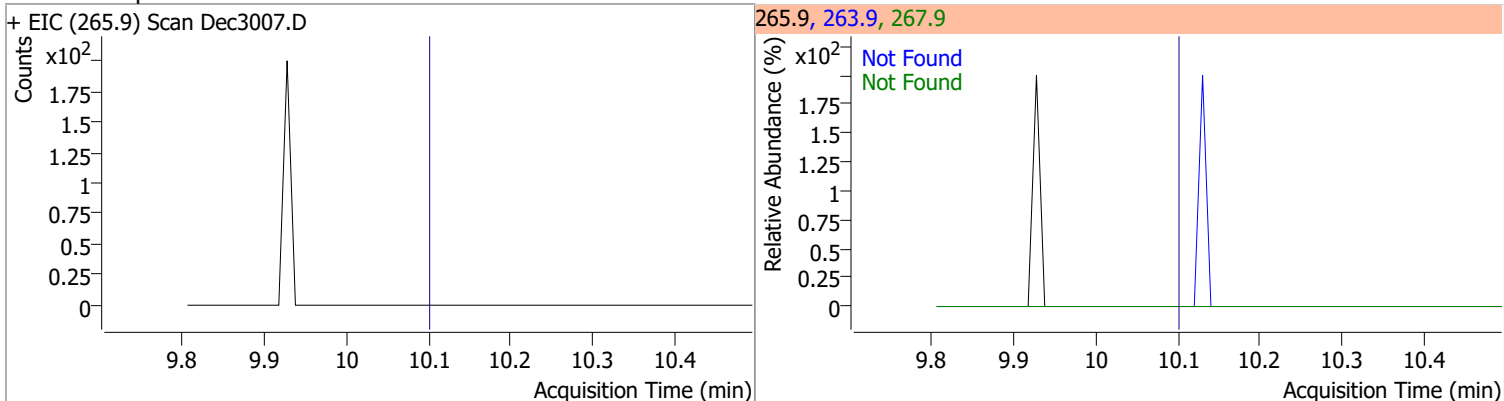
Compound	Conc.	Exp RT	QIon	Exp Ratio	QIon	Exp Ratio
4-Bromophenyl-phenylether	N.D.	9.80	141.0	109.8	250.0	97.9



Compound	Conc.	Exp RT	QIon	Exp Ratio
Hexachlorobenzene	N.D.	9.84	142.0	64.6

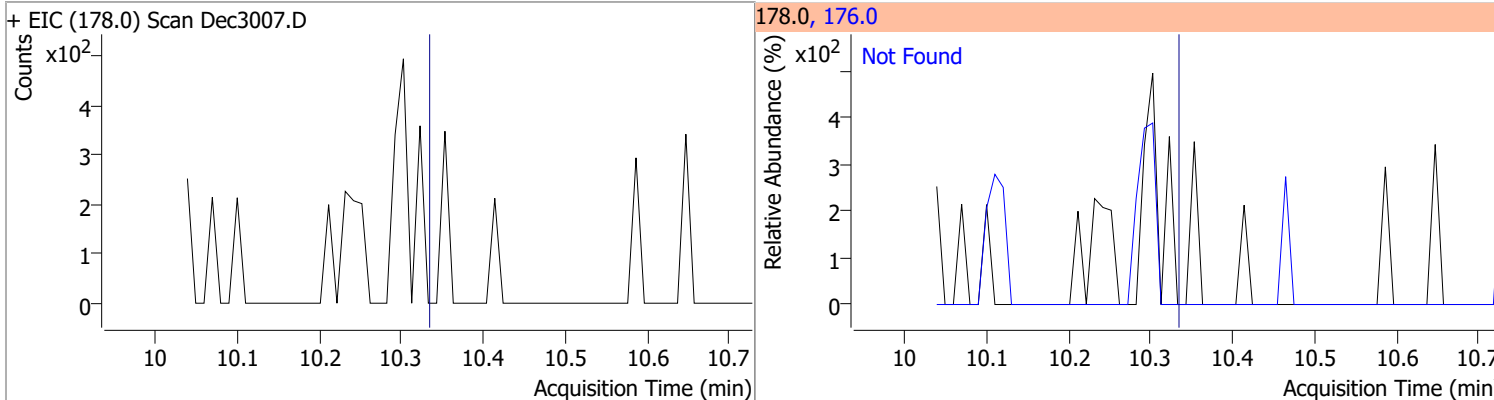


Compound	Conc.	Exp RT	QIon	Exp Ratio	QIon	Exp Ratio
Pentachlorophenol	N.D.	10.10	263.9	62.0	267.9	61.9

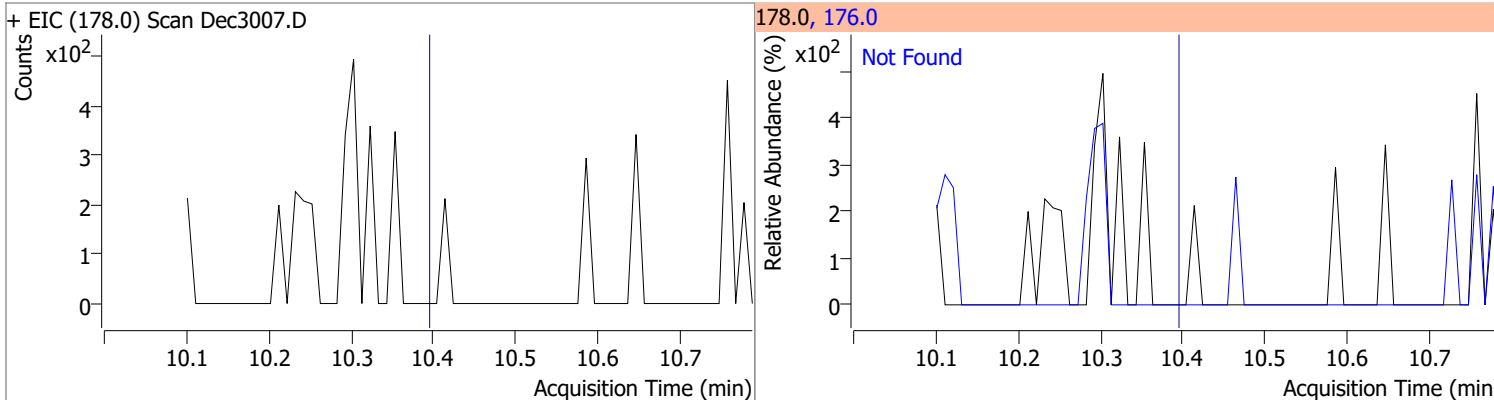


Quantitation Results Report (QT Reviewed)

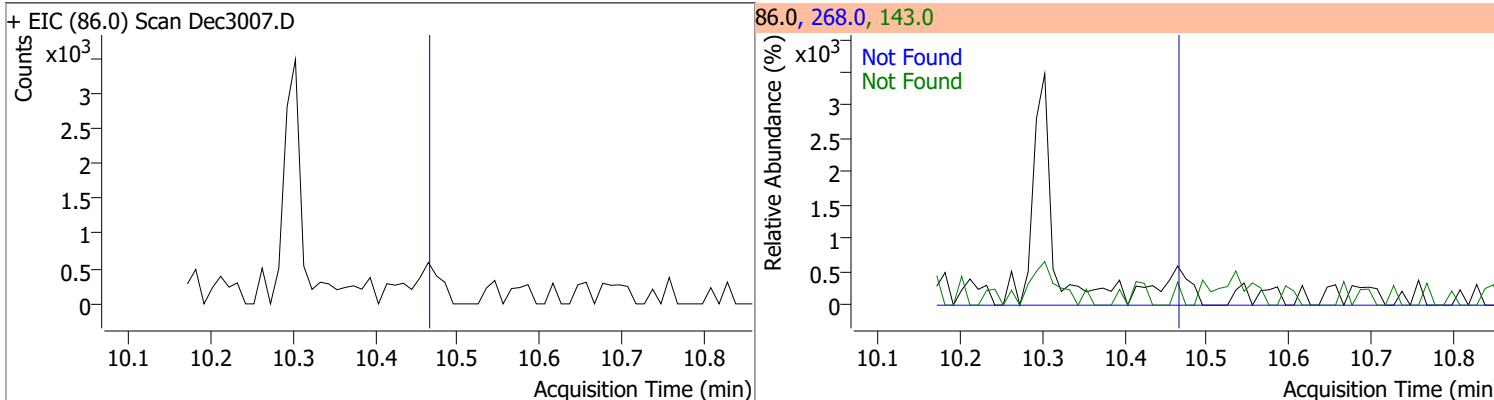
Compound	Conc.	Exp RT	QIon	Exp Ratio
Phenanthrene	N.D.	10.33	176.0	19.7



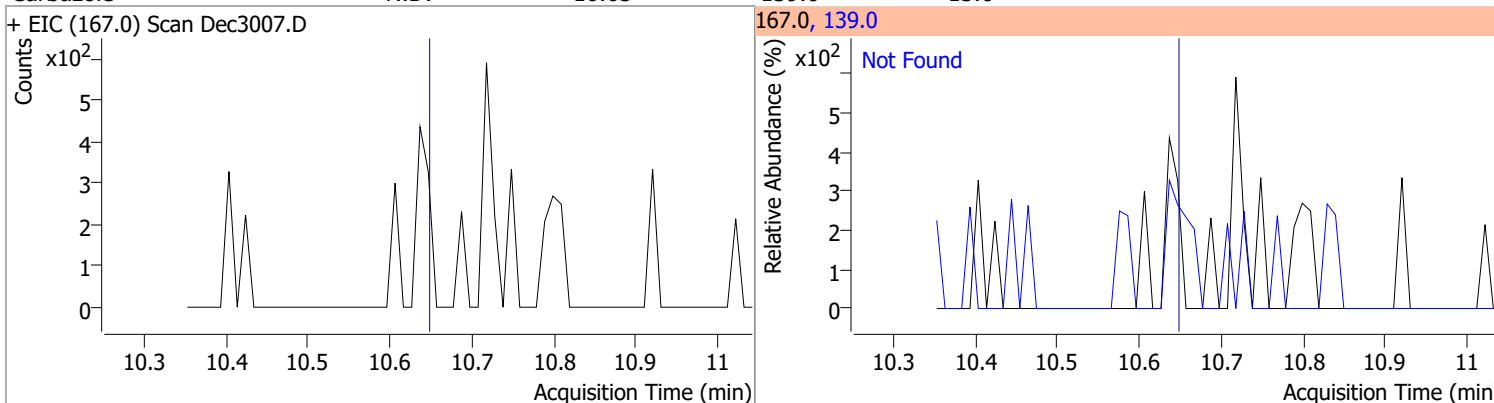
Compound	Conc.	Exp RT	QIon	Exp Ratio
Anthracene	N.D.	10.39	176.0	18.3



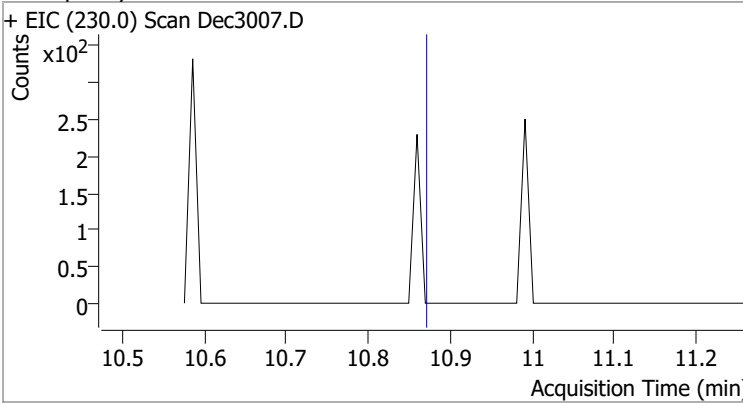
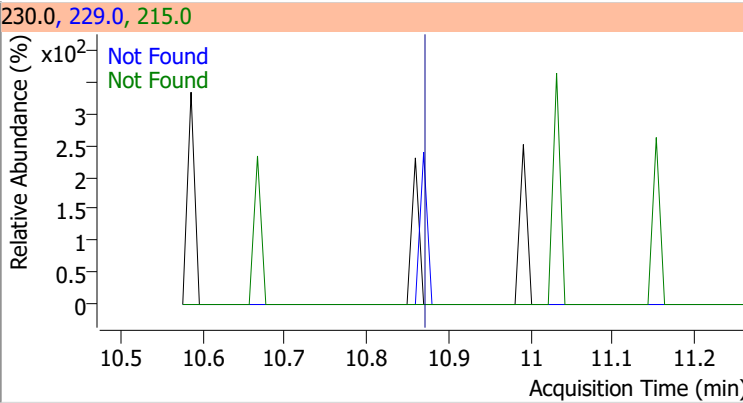
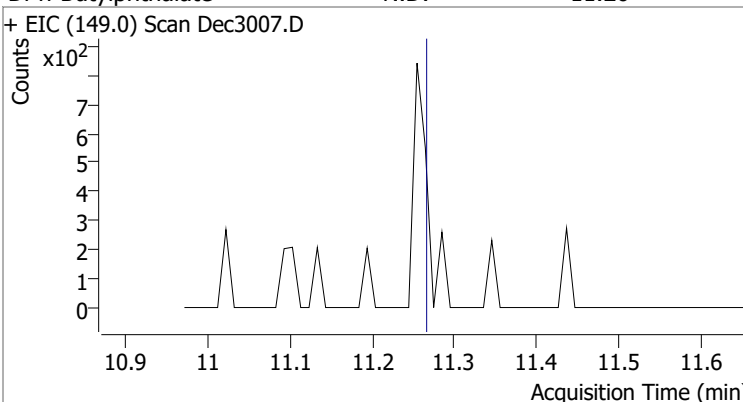
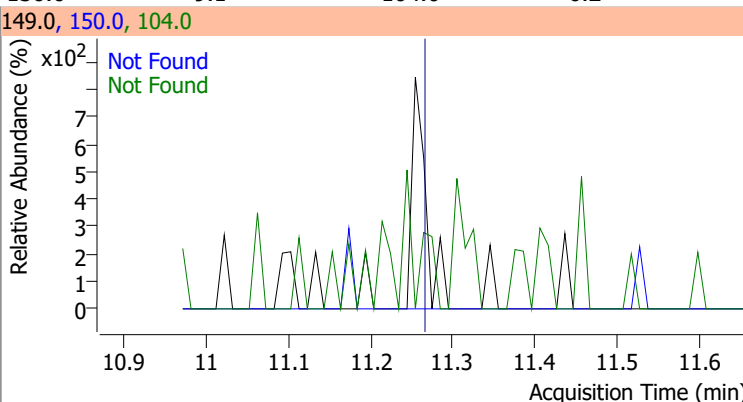
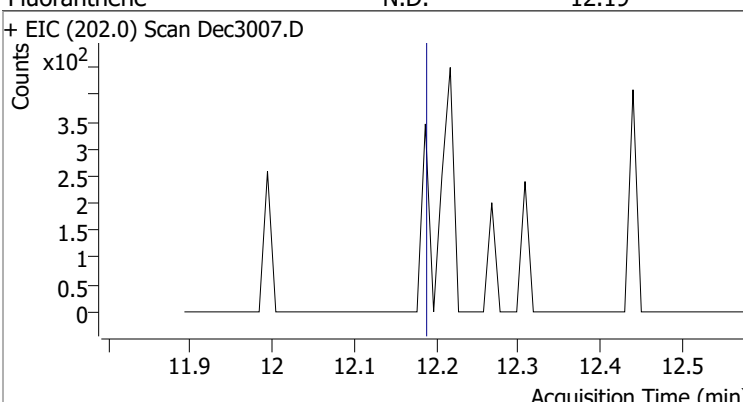
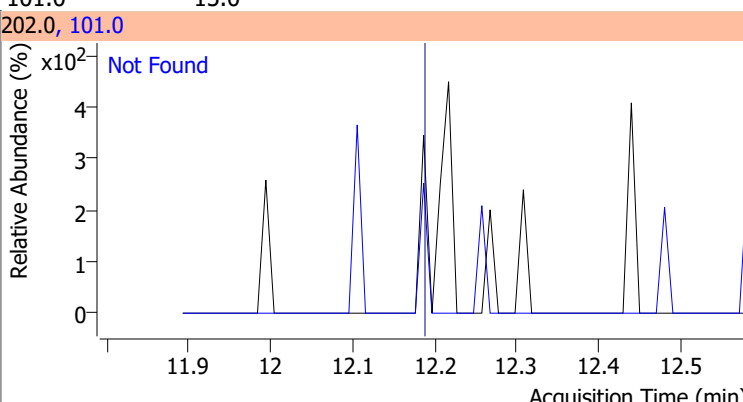
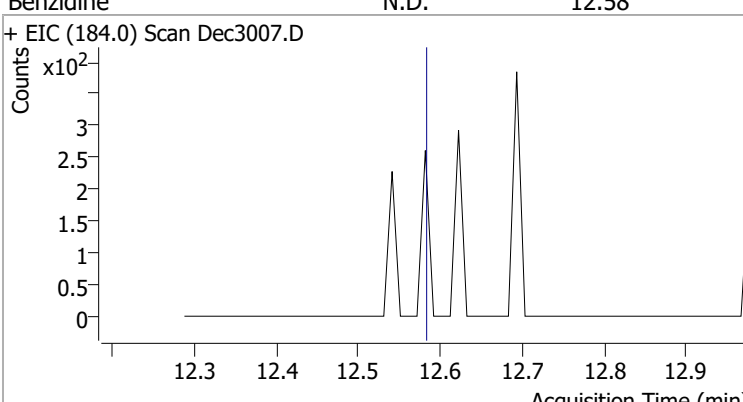
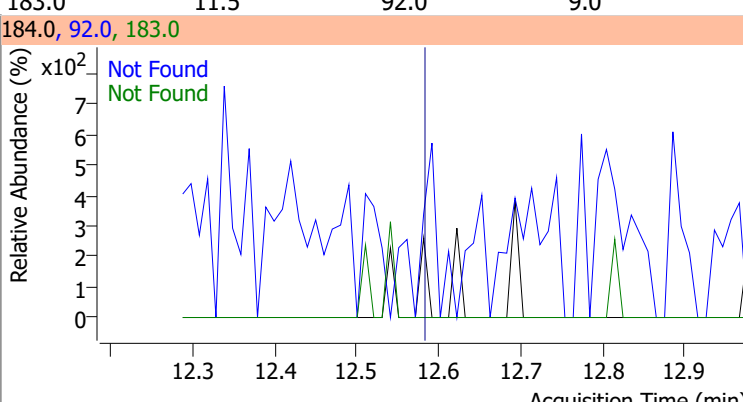
Compound	Conc.	Exp RT	QIon	Exp Ratio	QIon	Exp Ratio
Triallate	N.D.	10.46	143.0	22.0	268.0	18.2



Compound	Conc.	Exp RT	QIon	Exp Ratio
Carbazole	N.D.	10.65	139.0	13.0

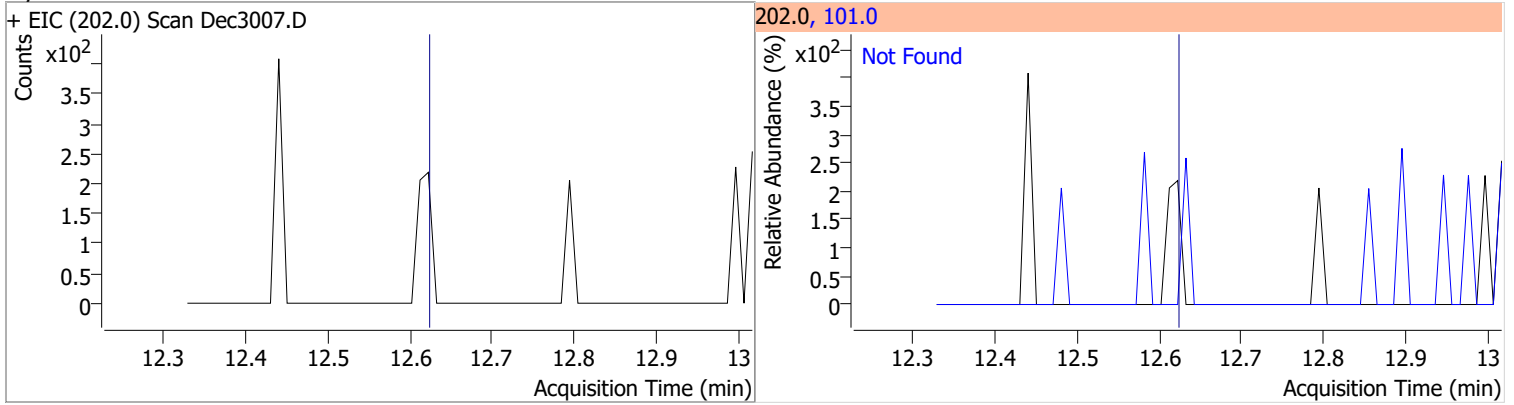


Quantitation Results Report (QT Reviewed)

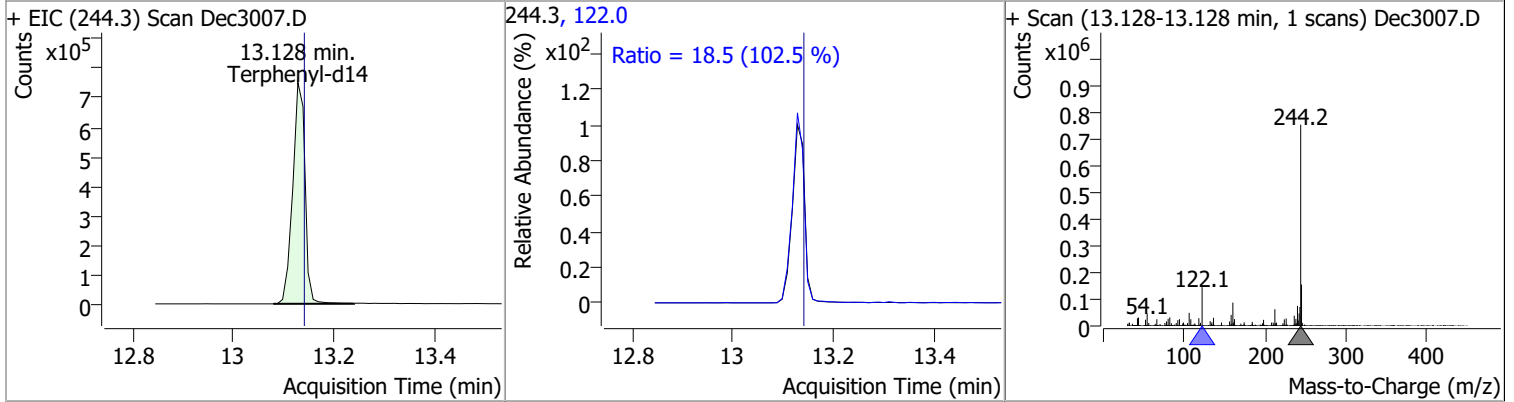
Compound	Conc.	Exp RT	QIon	Exp Ratio	QIon	Exp Ratio
o-Terphenyl	N.D.	10.87	229.0	67.7	215.0	38.2
+ EIC (230.0) Scan Dec3007.D			230.0, 229.0, 215.0			
						
Di-n-Butylphthalate	N.D.	11.26	150.0	9.1	104.0	6.2
+ EIC (149.0) Scan Dec3007.D			149.0, 150.0, 104.0			
						
Fluoranthene	N.D.	12.19	101.0	15.0		
+ EIC (202.0) Scan Dec3007.D			202.0, 101.0			
						
Benzidine	N.D.	12.58	183.0	11.5	92.0	9.0
+ EIC (184.0) Scan Dec3007.D			184.0, 92.0, 183.0			
						

Quantitation Results Report (QT Reviewed)

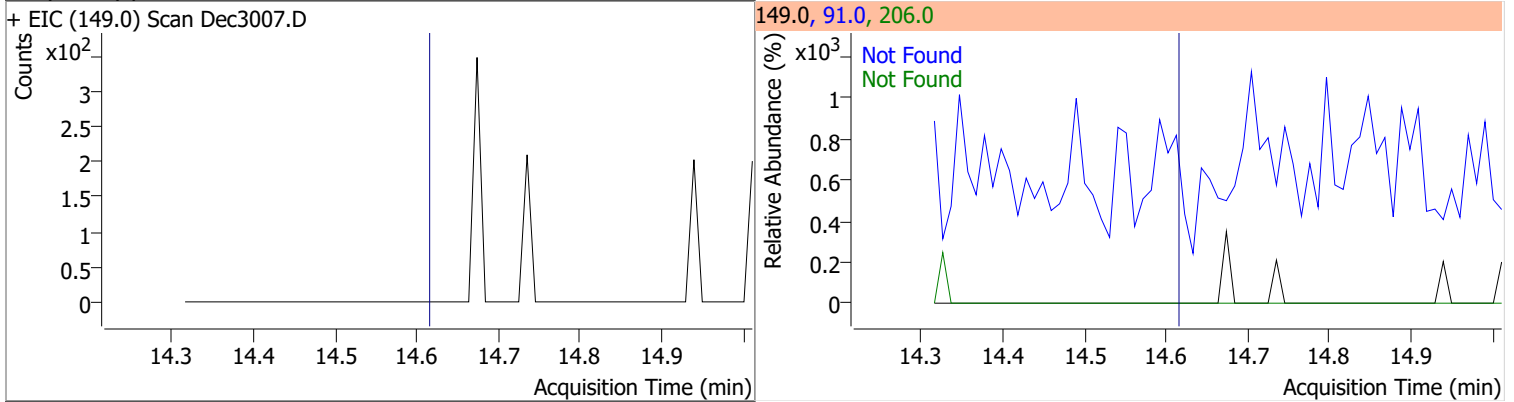
Compound	Conc.	Exp RT	QIon	Exp Ratio
Pyrene	N.D.	12.62	101.0	18.5



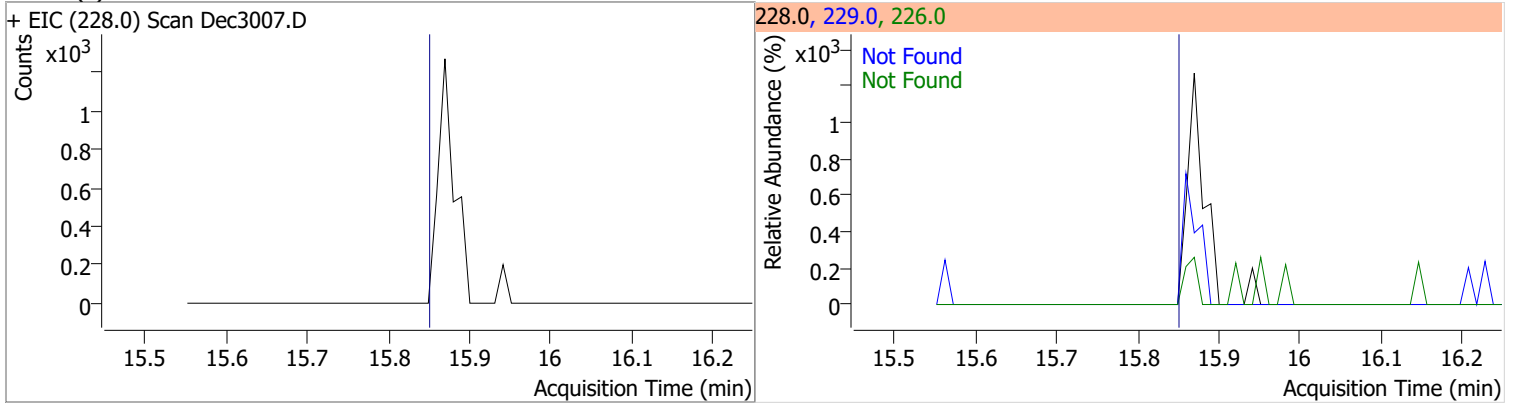
Compound	Conc.	RT	Dev(Min)	Resp.	QIon	QRatio	Lower	Upper
Terphenyl-d14	91.1441	13.13	-0.01	1279629	122.0	18.5	12.7	23.5



Compound	Conc.	Exp RT	QIon	Exp Ratio	QIon	Exp Ratio
Butylbenzylphthalate	N.D.	14.63	91.0	94.6	206.0	14.9

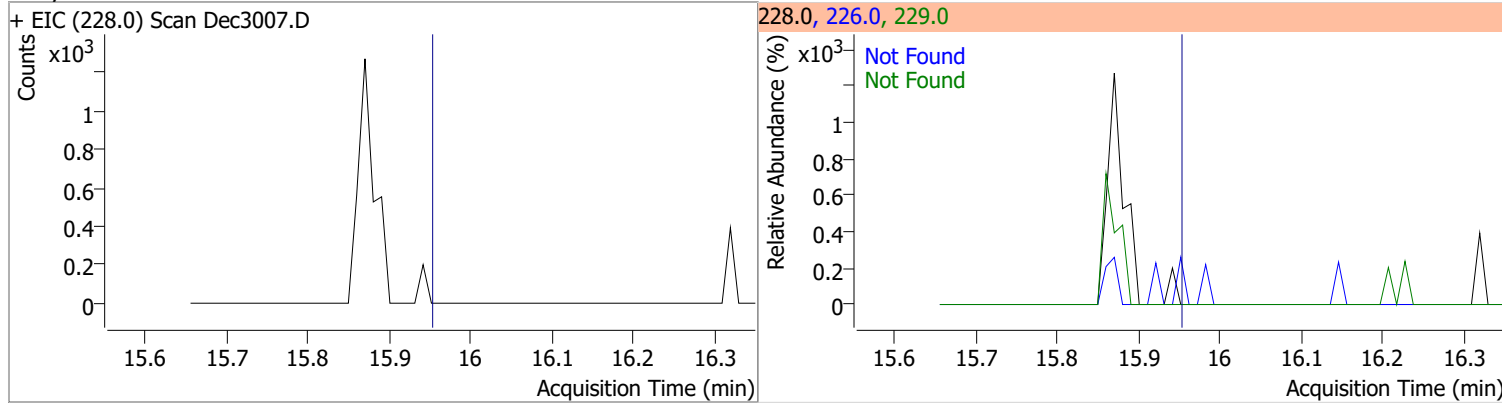


Compound	Conc.	Exp RT	QIon	Exp Ratio	QIon	Exp Ratio
Benzo(a)Anthracene	N.D.	15.87	226.0	26.7	229.0	21.3

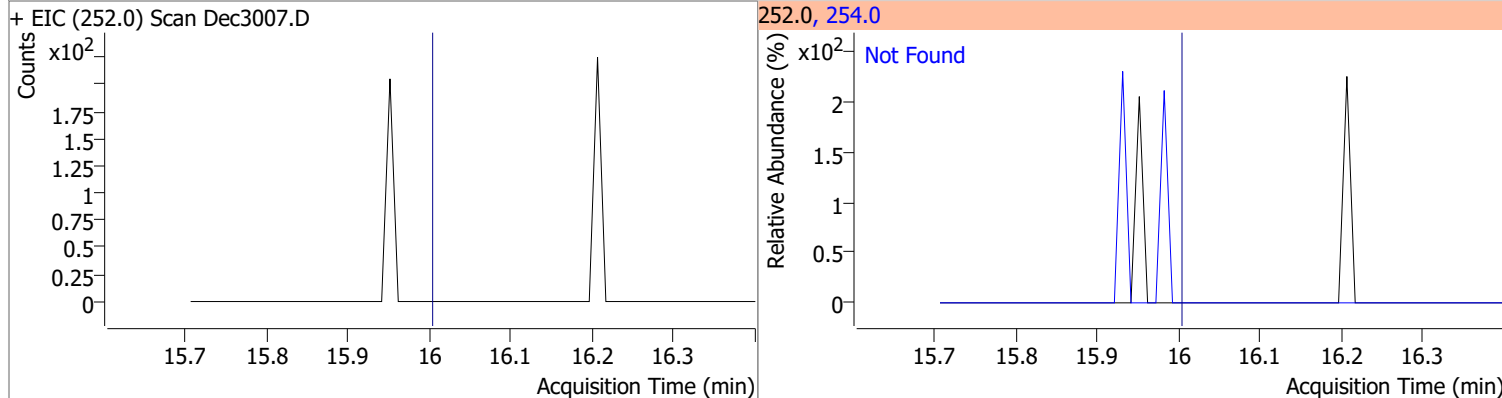


Quantitation Results Report (QT Reviewed)

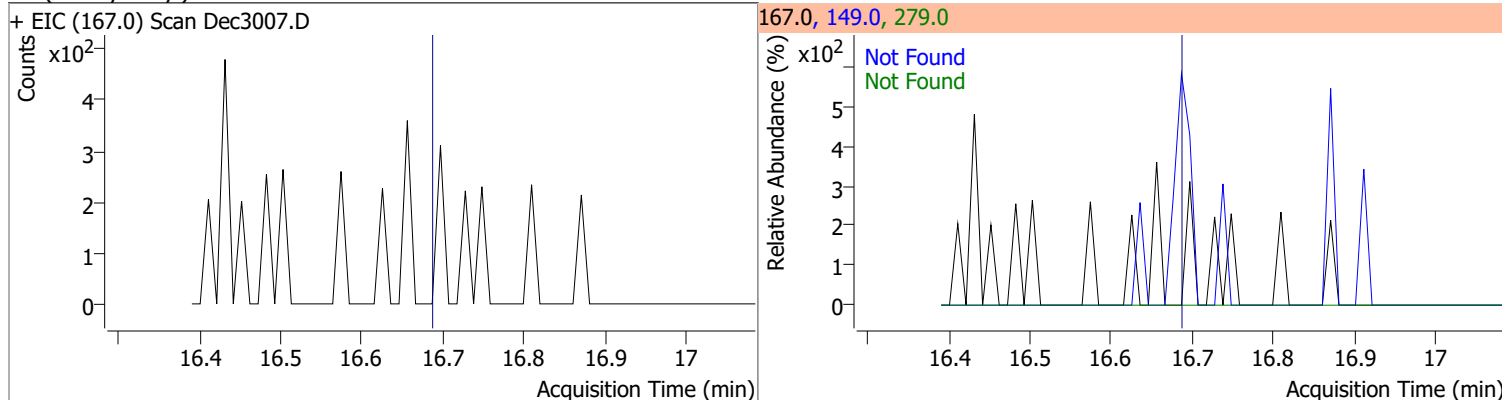
Compound	Conc.	Exp RT	QIon	Exp Ratio	QIon	Exp Ratio
Chrysene	N.D.	15.97	226.0	30.6	229.0	20.9



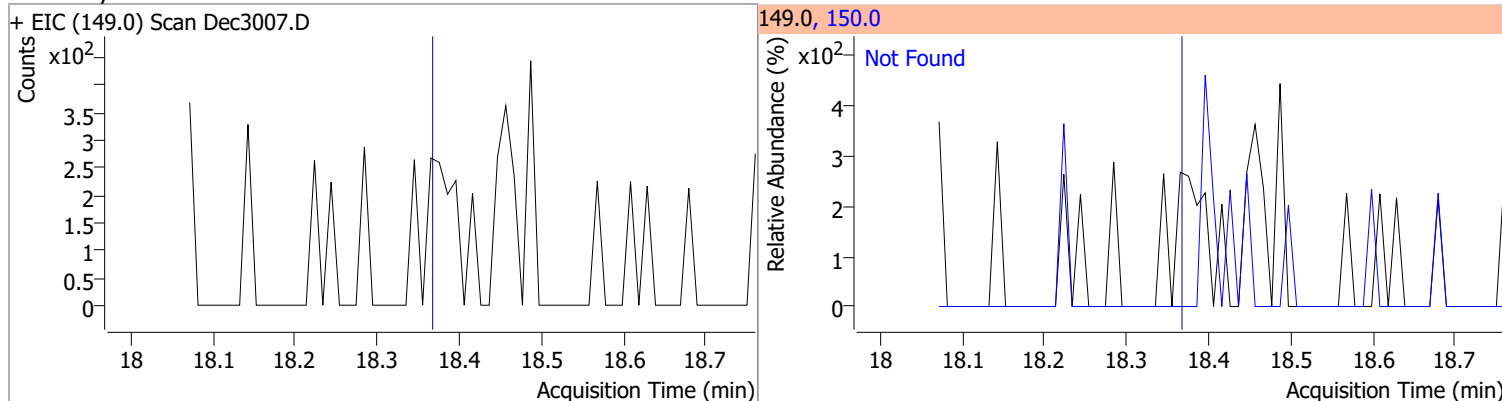
Compound	Conc.	Exp RT	QIon	Exp Ratio
3,3-Dichlorobenzidine	N.D.	16.02	254.0	62.0



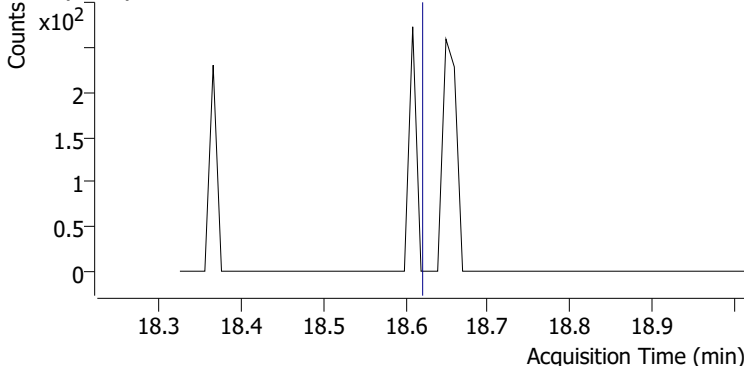
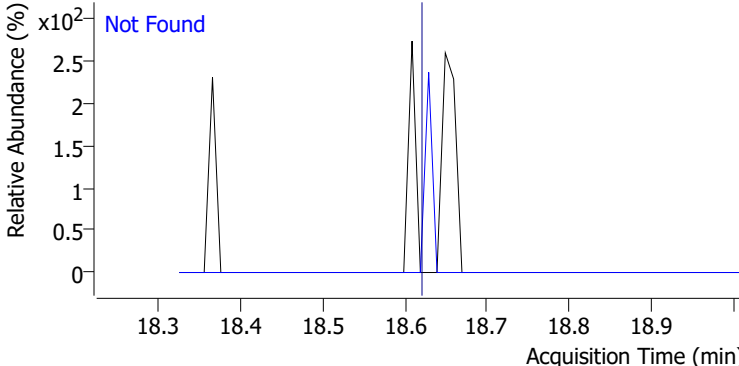
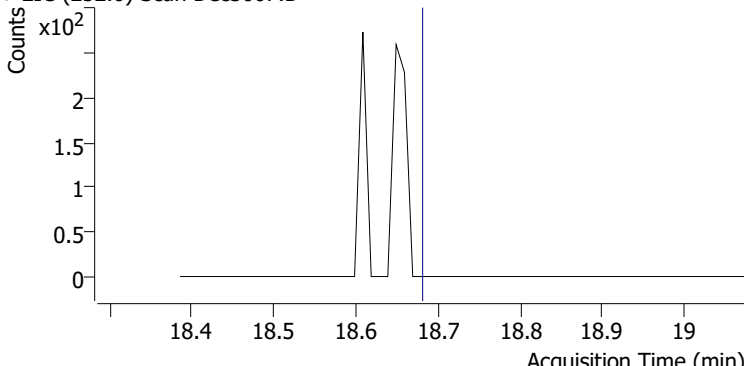
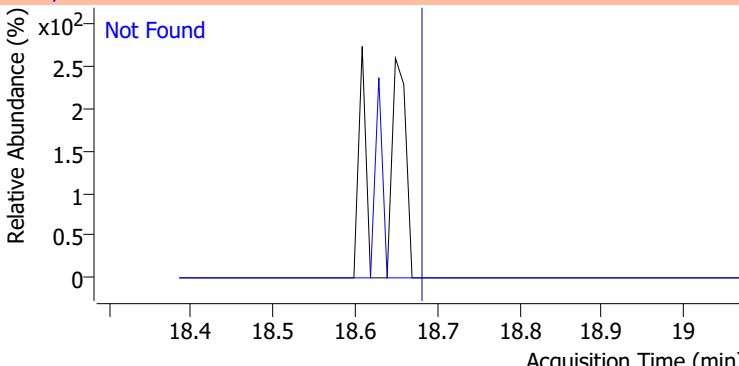
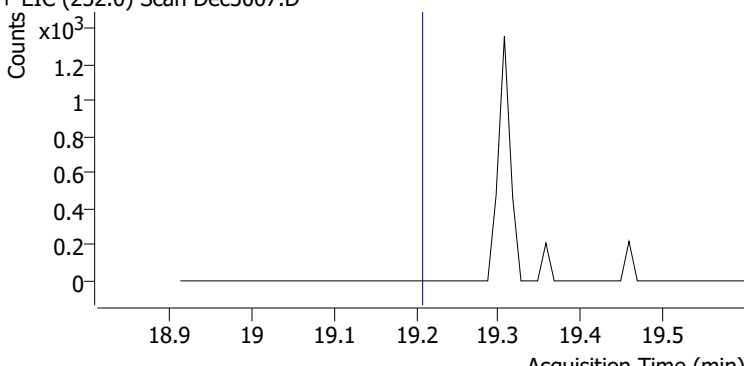
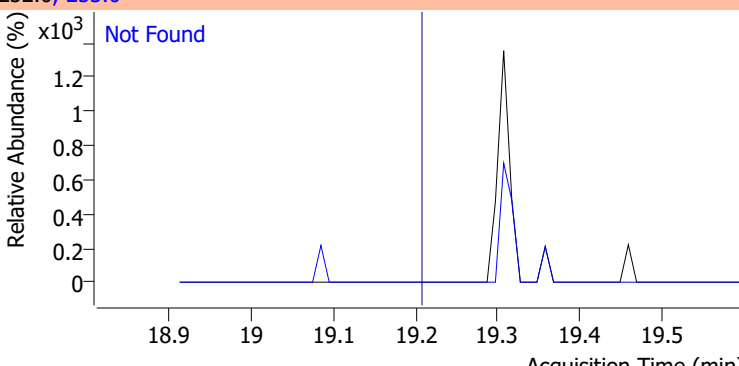
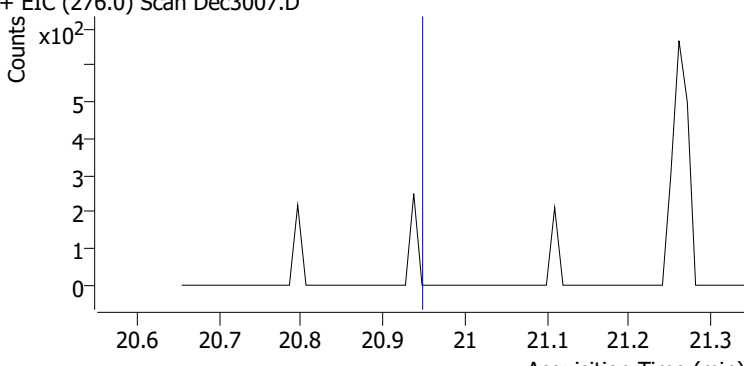
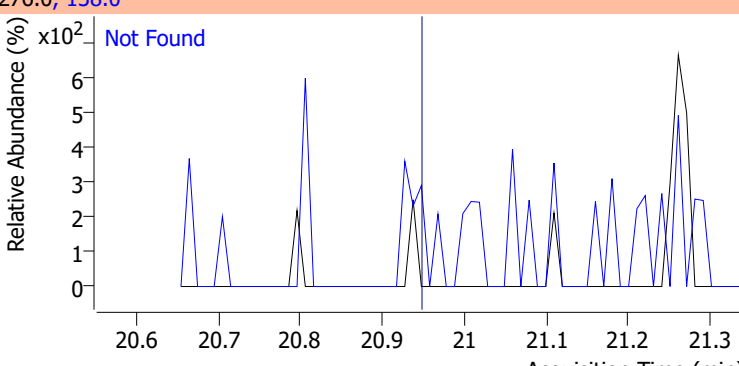
Compound	Conc.	Exp RT	QIon	Exp Ratio	QIon	Exp Ratio
bis(2-ethylhexyl)Phthalate	N.D.	16.71	149.0	421.6	279.0	11.2



Compound	Conc.	Exp RT	QIon	Exp Ratio
Di-n-octyl Phthalate	N.D.	18.38	150.0	9.7

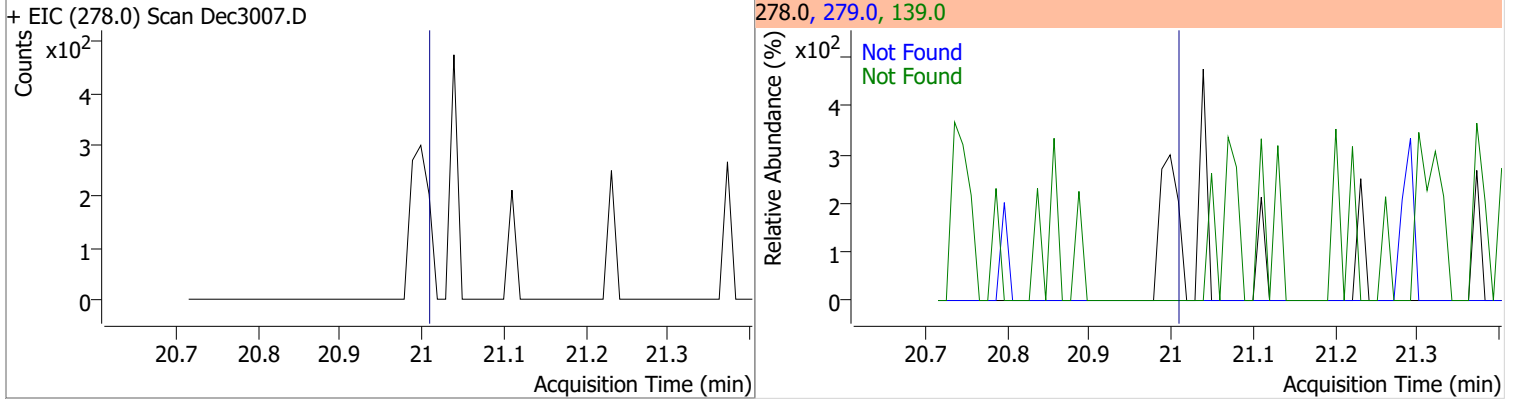


Quantitation Results Report (QT Reviewed)

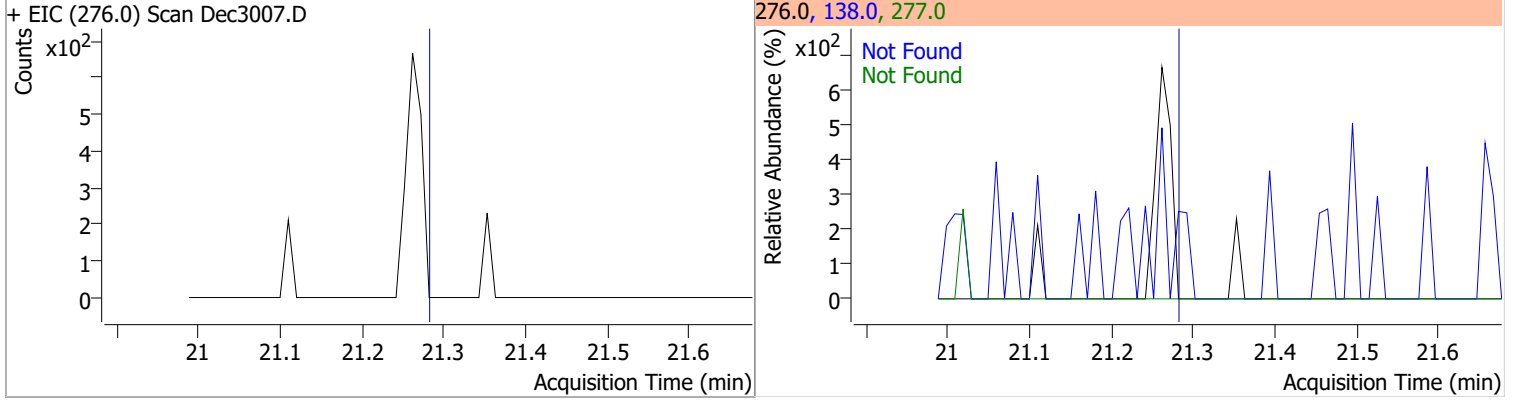
Compound	Conc.	Exp RT	QIon	Exp Ratio
Benzo(b)fluoranthene	N.D.	18.63	253.0	21.4
+ EIC (252.0) Scan Dec3007.D			252.0, 253.0	
				
Benzo(k)fluoranthene	N.D.	18.69	253.0	21.7
+ EIC (252.0) Scan Dec3007.D			252.0, 253.0	
				
Benzo(a)pyrene	N.D.	19.22	253.0	22.9
+ EIC (252.0) Scan Dec3007.D			252.0, 253.0	
				
Indeno(1,2,3-c,d)pyrene	N.D.	20.96	138.0	39.1
+ EIC (276.0) Scan Dec3007.D			276.0, 138.0	
				

Quantitation Results Report (QT Reviewed)

Compound	Conc.	Exp RT	QIon	Exp Ratio	QIon	Exp Ratio
Dibenzo(a,h)anthracene	N.D.	21.02	139.0	30.6	279.0	24.6

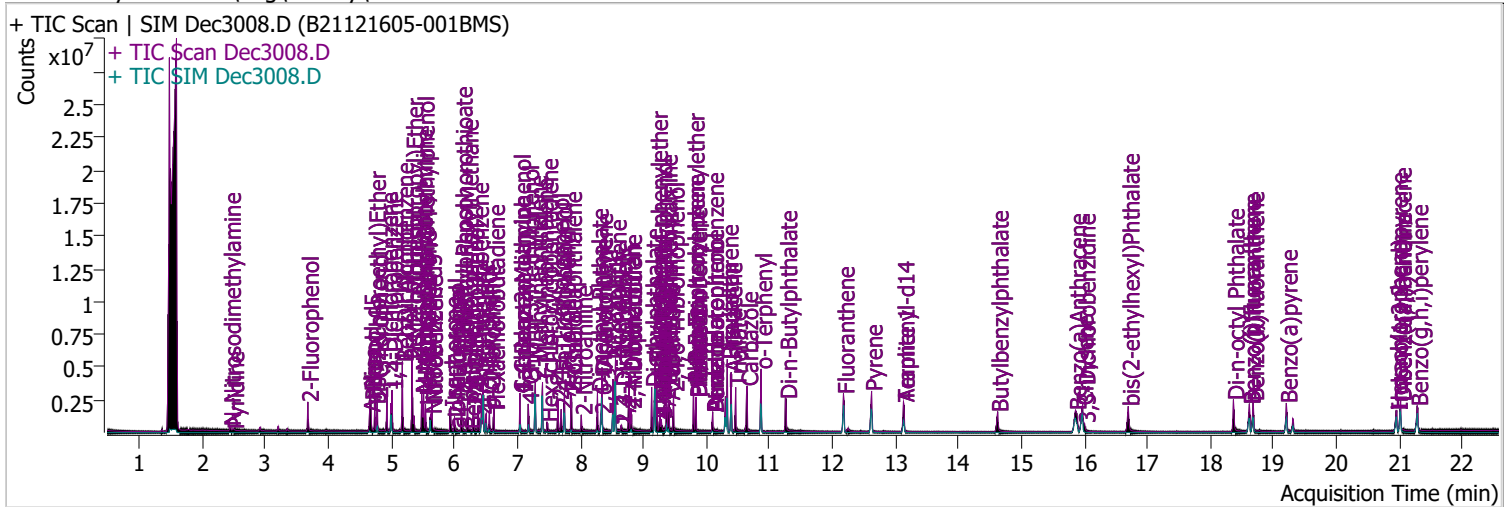


Compound	Conc.	Exp RT	QIon	Exp Ratio	QIon	Exp Ratio
Benzo(g,h,i)perylene	N.D.	21.29	138.0	41.5	277.0	23.8



Quantitation Results Report (QT Reviewed)

Data File	Dec3008.D	Operator	LIMS import
Acq. Method	BNA+SIM.M	Acq. Date-Time	12/30/2021 3:56:48 PM
Sample Name	B21121605-001BMS	Instrument	Instrument #1
Vial	8	Multiplier	1.00
DA Method File	122821 bna 1 CAL.batch.bin	Comment	SVOC-8270-W
Tune File	dftppdsm.u	Tune Date	11/24/2021 11:15:00 AM
Batch Name	123021 bna 1.batch.bin	Last Calib Update	1/3/2022 10:10:10 AM
Ref Library	D:\Org\Library\NIST129K.I		



Compound	RT	QIon	Resp.	Conc.	Units	Dev(Min)
----------	----	------	-------	-------	-------	----------

Internal Standards

System Monitoring Compounds

S 2-Fluorophenol	3.674	112.0	545222	71.4550	µg/L	-0.031
Spiked Amount: 200.000	Range: 10.0 - 75.0%			Recovery = 35.73%		
S Phenol-d5	4.664	99.0	752834	67.1587	µg/L	-0.021
Spiked Amount: 200.000	Range: 10.0 - 65.0%			Recovery = 33.58%		
S Nitrobenzene-d5	5.624	82.0	303653	55.1075	µg/L	0.000
Spiked Amount: 100.000	Range: 32.0 - 94.0%			Recovery = 55.11%		
S 2-Fluorobiphenyl	7.748	172.0	1046562	55.2551	µg/L	0.000
Spiked Amount: 100.000	Range: 28.0 - 107.0%			Recovery = 55.26%		
S 2,4,6-Tribromophenol	9.479	329.8	161060	172.3760	µg/L	0.000
Spiked Amount: 200.000	Range: 25.0 - 140.0%			Recovery = 86.19%		
S Terphenyl-d14	13.128	244.3	1164980	79.5899	µg/L	-0.010
Spiked Amount: 100.000	Range: 32.0 - 122.0%			Recovery = 79.59%		

Target Compounds

Target Compound	RT	QIon	Resp.	Conc.	Units	QValue
T N-Nitrosodimethylamine	2.438	74.0	109884	30.7431	µg/L	100
T Pyridine	2.489	79.0	87322	11.0195	µg/L	m 85
T Aniline	4.654	93.0	197265	12.2775	µg/L	m 90
T Phenol	4.674	94.0	474502	38.1333	µg/L	95
T bis(-2-Chloroethyl)Ether	4.736	63.0	572685	54.5933	µg/L	m 98
T 2-Chlorophenol	4.777	128.0	525761	55.6185	µg/L	99
T 1,3-Dichlorobenzene	4.930	146.0	599018	50.8995	µg/L	m 99
T 1,4-Dichlorobenzene	5.011	146.0	580441	50.0108	µg/L	m 97
T 1,2-Dichlorobenzene	5.175	146.0	631894	51.9800	µg/L	98
T Benzyl Alcohol	5.175	108.0	291755	49.5087	µg/L	94
T bis(2-chloroisopropyl)Ether	5.328	121.0	177160	47.9762	µg/L	100
T 2-Methylphenol	5.328	107.0	528412	58.4063	µg/L	93
T N-nitroso-Di-n-propylamine	5.481	70.0	436063	63.6906	µg/L	98
T 4Methylphenol/3Methylphenol	5.512	107.0	710950	59.3084	µg/L	m 99
T Hexachloroethane	5.543	117.0	143751	44.6502	µg/L	97

Quantitation Results Report (QT Reviewed)

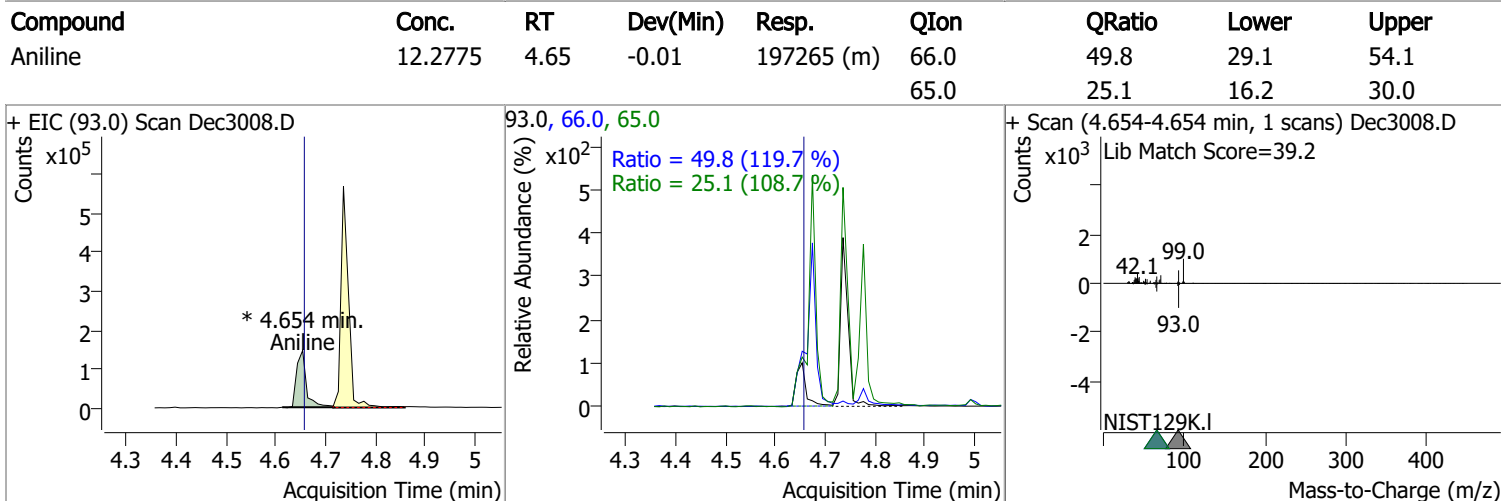
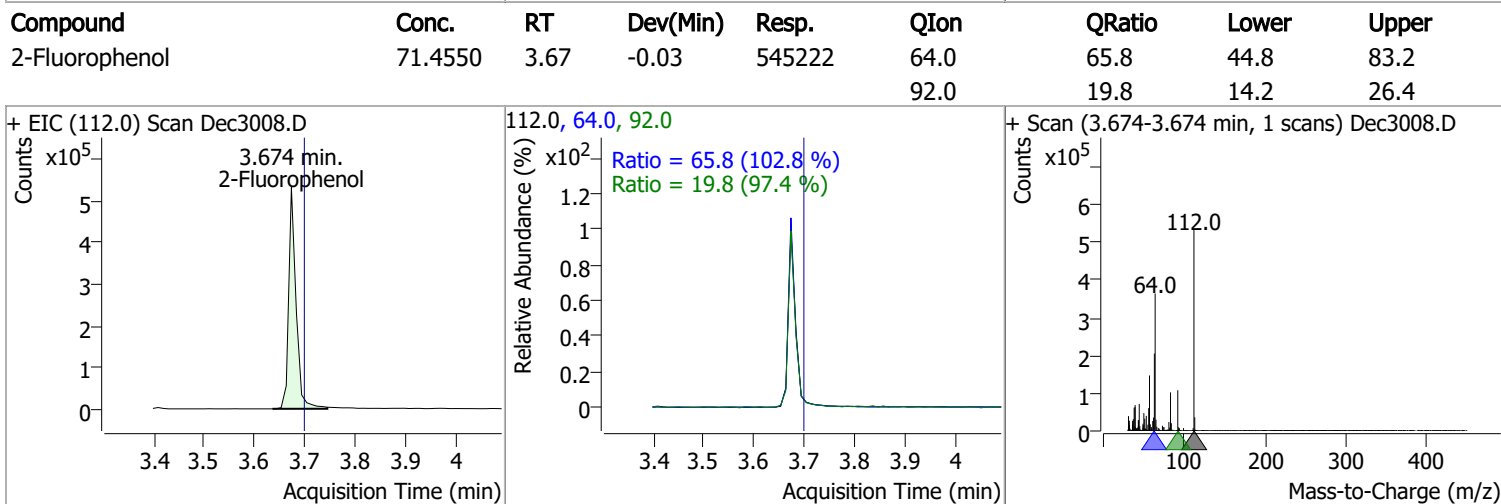
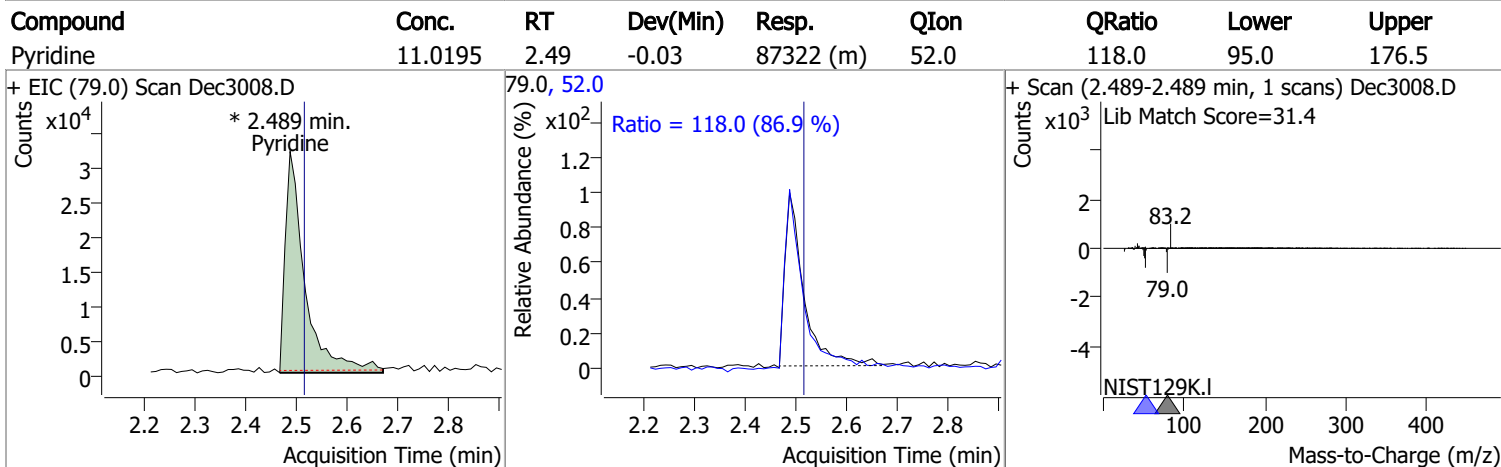
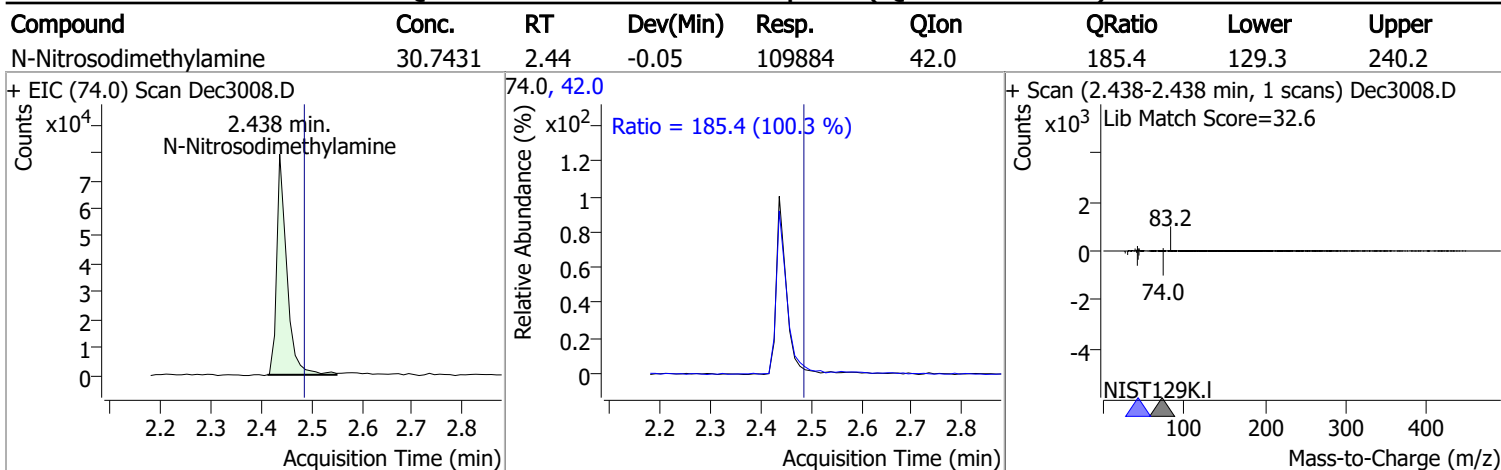
Compound	RT	QIon	Resp.	Conc.	Units	Dev(Min)
T Nitrobenzene	5.645	123.1	177634	62.3920	µg/L	97
T Isophorone	5.941	82.0	851583	66.2790	µg/L	99
T 2-Nitrophenol	6.003	139.0	135129	62.4160	µg/L	94
T 2,4-Dimethylphenol	6.116	122.0	476870	64.1514	µg/L	98
T bis(-2-Chloroethoxy)Methane	6.208	93.0	580068	59.1369	µg/L	99
T Benzoic Acid	6.249	105.0	98313	25.4768	µg/L	93
T 2,4-Dichlorophenol	6.300	162.0	370228	62.3354	µg/L	97
T 1,2,4-Trichlorobenzene	6.372	180.0	423877	54.7651	µg/L	99
T Naphthalene	6.454	128.0	1512667	59.3930	µg/L	m 100
T 4-Chlorophenol	6.506	130.0	125000	59.0562	µg/L	m 89
T p-Chloroaniline	6.557	127.0	396849	43.8149	µg/L	96
T Hexachlorobutadiene	6.629	224.9	195834	49.3269	µg/L	96
T 4-Chloro-2-Methylphenol	7.040	107.0	395874	66.6053	µg/L	98
T 4-Chloro-3-Methylphenol	7.173	107.0	438570	74.2521	µg/L	95
T 2-Methylnaphthalene	7.286	141.0	1003292	68.3176	µg/L	98
T 1-Methylnaphthalene	7.399	141.0	932003	63.4636	µg/L	m 100
T Hexachlorocyclopentadiene	7.471	236.9	94302	51.0664	µg/L	96
T 2,4,6-Trichlorophenol	7.646	196.0	262076	77.1602	µg/L	m 99
T 2,4,5-Trichlorophenol	7.697	196.0	276068	70.9816	µg/L	m 99
T 2-Chloronaphthalene	7.851	162.0	978364	65.0110	µg/L	100
T 2-Nitroaniline	8.015	65.0	174143	72.9388	µg/L	92
T Dimethyl Phthalate	8.272	163.0	1132188	82.6692	µg/L	99
T 2,6-Dinitrotoluene	8.323	165.0	105298	67.5560	µg/L	88
T Acenaphthylene	8.343	152.1	1747061	74.8274	µg/L	99
T 3-Nitroaniline	8.517	138.0	115180	64.2919	µg/L	94
T Acenaphthene	8.558	154.0	1116613	82.8826	µg/L	99
T 2,4-Dinitrophenol	8.650	184.0	57945	71.9433	µg/L	84
T Dibenzofuran	8.773	168.0	1731371	79.7384	µg/L	94
T 4-Nitrophenol	8.804	109.0	73269	31.7604	µg/L	81
T 2,4-Dinitrotoluene	8.804	165.0	159334	78.9374	µg/L	92
T Diethylphthalate	9.131	149.0	1129844	76.5917	µg/L	99
T Fluorene	9.182	166.0	1380448	79.1333	µg/L	97
T 4-Chlorophenyl-phenylether	9.213	204.0	535620	74.3450	µg/L	100
T 4-Nitroaniline	9.264	138.0	136397	72.6146	µg/L	98
T 4,6-Dinitro-2-methylphenol	9.284	198.0	78693	74.6025	µg/L	99
T N-nitrosodiphenylamine	9.366	169.0	886553	83.2160	µg/L	98
T Azobenzene	9.407	77.0	964082	66.1673	µg/L	98
T 4-Bromophenyl-phenylether	9.796	248.0	286046	73.2590	µg/L	100
T Hexachlorobenzene	9.836	283.9	272680	74.6005	µg/L	99
T Pentachlorophenol	10.100	265.9	134471	91.3818	µg/L	94
T Phenanthrene	10.333	178.0	1898263	83.4862	µg/L	98
T Anthracene	10.394	178.0	1723062	77.8811	µg/L	m 100
T Triallate	10.464	86.0	384282	83.5173	µg/L	99
T Carbazole	10.647	167.0	1823784	81.9919	µg/L	100
T o-Terphenyl	10.870	230.0	904234	81.4102	µg/L	99
T Di-n-Butylphthalate	11.265	149.0	1647682	81.3922	µg/L	99
T Fluoranthene	12.176	202.0	1826101	80.4024	µg/L	100
T Benzidine	0.000		0	N.D.		
T Pyrene	12.622	202.0	1910295	78.1158	µg/L	99
T Butylbenzylphthalate	14.623	149.0	476387	80.7981	µg/L	96
T Benzo(a)Anthracene	15.859	228.0	1378169	84.8342	µg/L	99
T Chrysene	15.972	228.0	1508359	81.2864	µg/L	99
T 3,3-Dichlorobenzidine	16.002	252.0	218799	46.8505	µg/L	98
T bis(2-ethylhexyl)Phthalate	16.697	167.0	157759	80.6536	µg/L	95
T Di-n-octyl Phthalate	18.365	149.0	1156408	81.5277	µg/L	100

Quantitation Results Report (QT Reviewed)

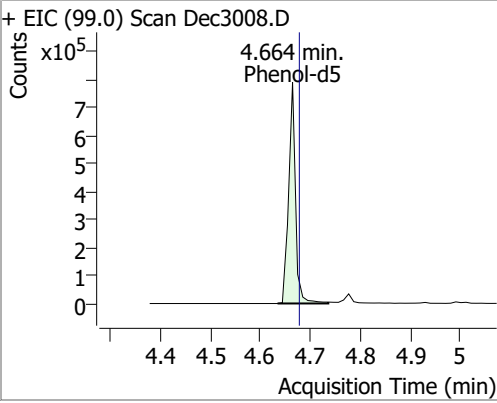
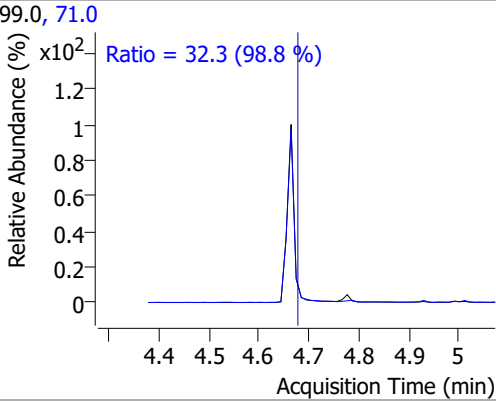
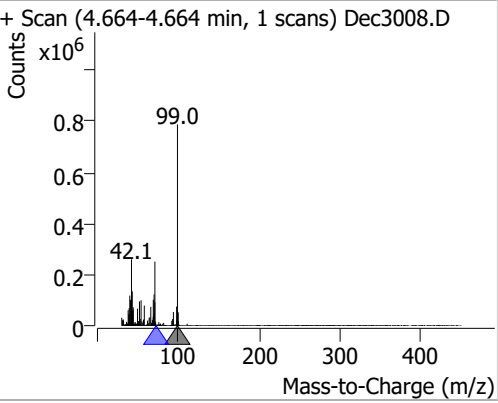
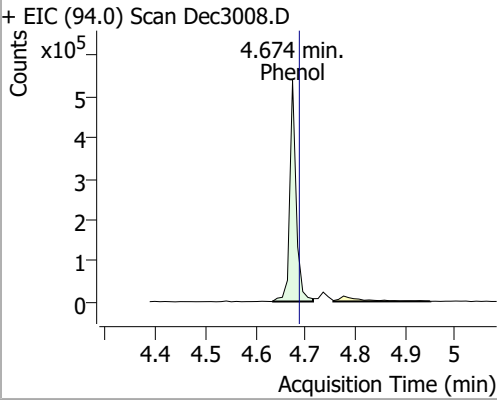
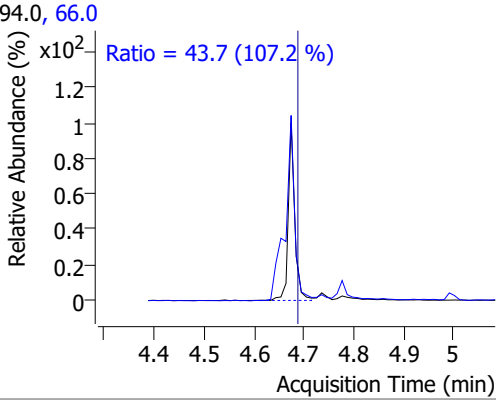
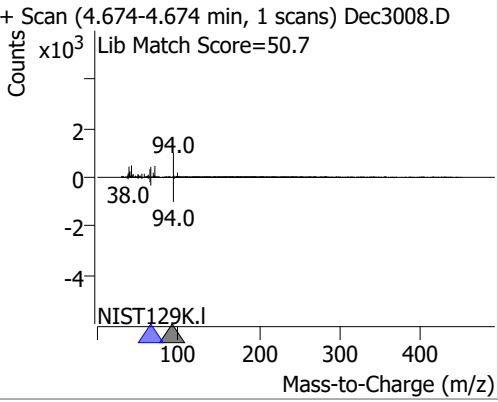
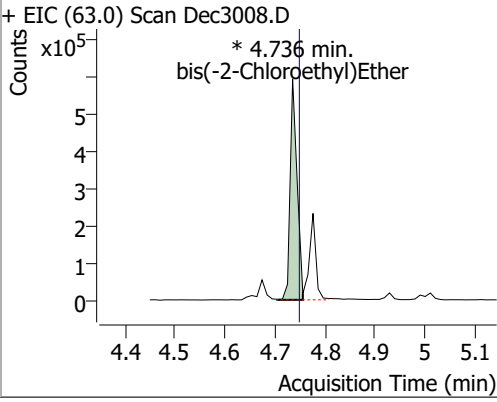
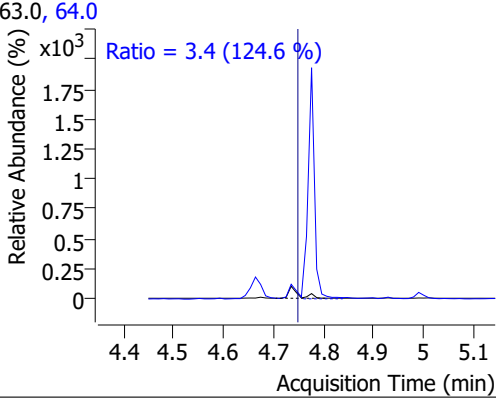
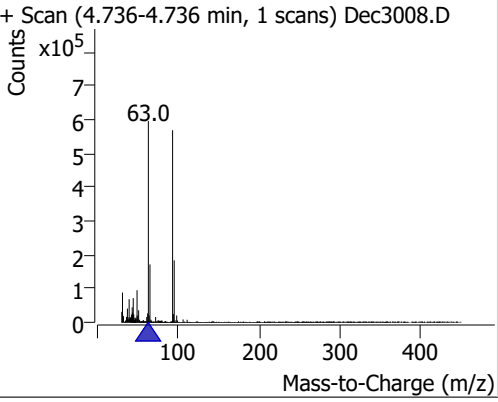
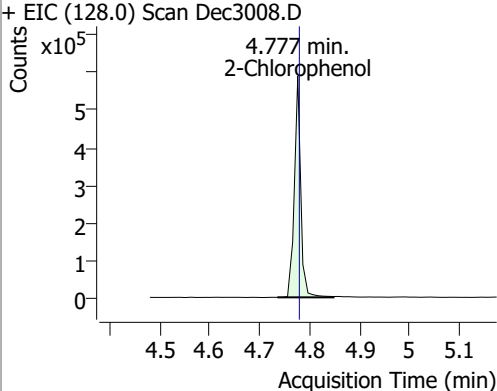
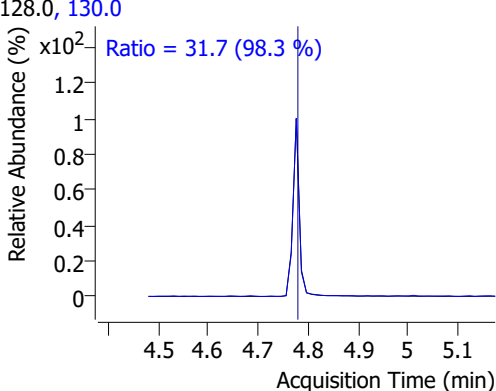
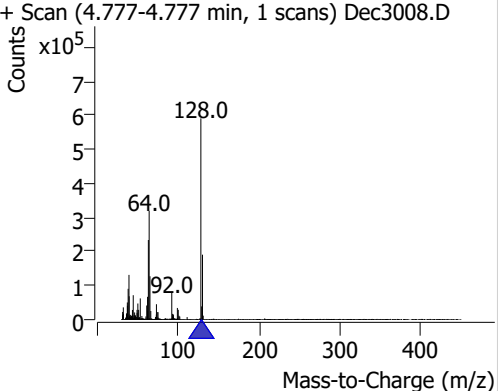
Compound	RT	QIon	Resp.	Conc.	Units	Dev(Min)
T Benzo(b)fluoranthene	18.619	252.0	1317586	85.5940	µg/L	99
T Benzo(k)fluoranthene	18.679	252.0	1292904	77.4435	µg/L	99
T Benzo(a)pyrene	19.206	252.0	1185668	82.3832	µg/L	100
T Indeno(1,2,3-c,d)pyrene	20.958	276.0	906642	82.3056	µg/L	96
T Dibenzo(a,h)anthracene	21.018	278.0	992120	80.8461	µg/L	97
T Benzo(g,h,i)perylene	21.282	276.0	1150329	84.2992	µg/L	99

(#) = Qualifier Out of Range; (m) = Manual Integration; (+) = Area Summed; (*) = Surrogate Percent Recovery Out of Range; (d): Zeroed Peak

Quantitation Results Report (QT Reviewed)

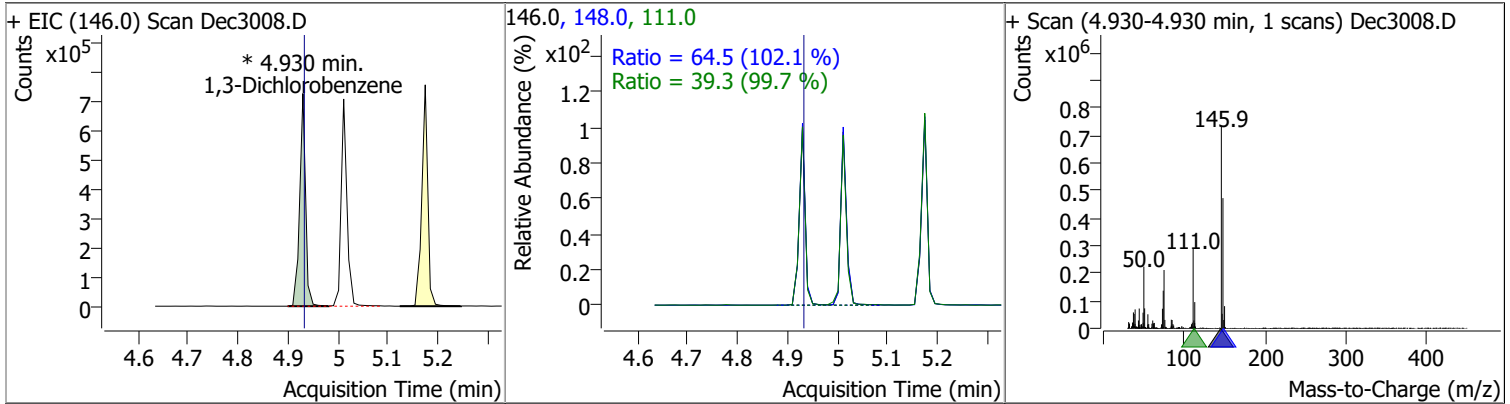


Quantitation Results Report (QT Reviewed)

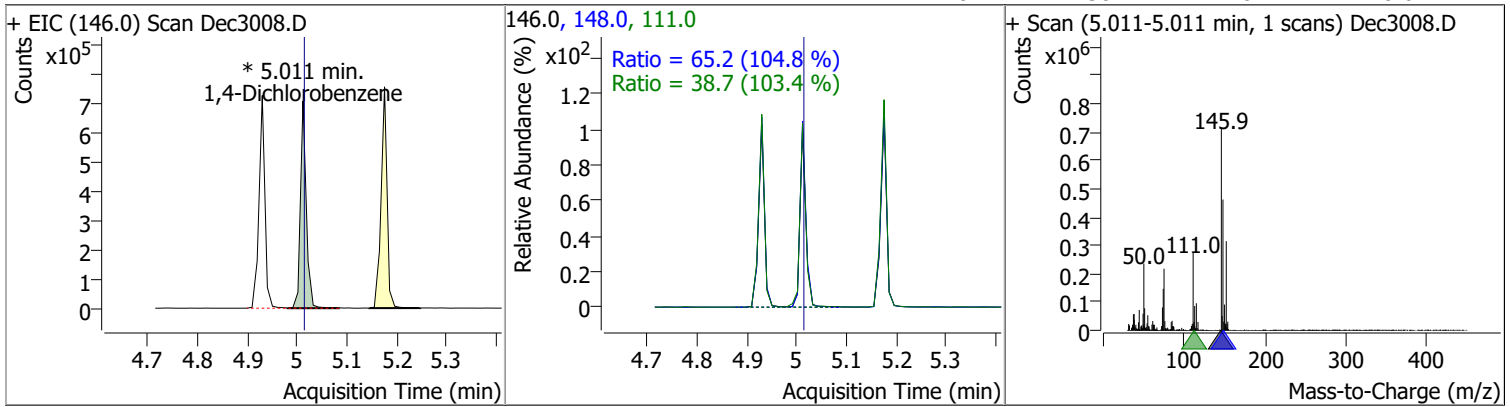
Compound	Conc.	RT	Dev(Min)	Resp.	QIon	QRatio	Lower	Upper
Phenol-d5	67.1587	4.66	-0.02	752834	71.0	32.3	22.9	42.5
+ EIC (99.0) Scan Dec3008.D			99.0, 71.0			+ Scan (4.664-4.664 min, 1 scans) Dec3008.D		
		Ratio = 32.3 (98.8 %)						
Phenol	38.1333	4.67	-0.02	474502	66.0	43.7	28.6	53.1
+ EIC (94.0) Scan Dec3008.D			94.0, 66.0			+ Scan (4.674-4.674 min, 1 scans) Dec3008.D		
		Ratio = 43.7 (107.2 %)						
				Lib Match Score=50.7				
				NIST129K.I				
bis(-2-Chloroethyl)Ether	54.5933	4.74	-0.02	572685 (m)	64.0	3.4	1.9	3.6
+ EIC (63.0) Scan Dec3008.D			63.0, 64.0			+ Scan (4.736-4.736 min, 1 scans) Dec3008.D		
		Ratio = 3.4 (124.6 %)						
				* 4.736 min.				
				bis(-2-Chloroethyl)Ether				
2-Chlorophenol	55.6185	4.78	-0.01	525761	130.0	31.7	22.6	42.0
+ EIC (128.0) Scan Dec3008.D			128.0, 130.0			+ Scan (4.777-4.777 min, 1 scans) Dec3008.D		
		Ratio = 31.7 (98.3 %)						

Quantitation Results Report (QT Reviewed)

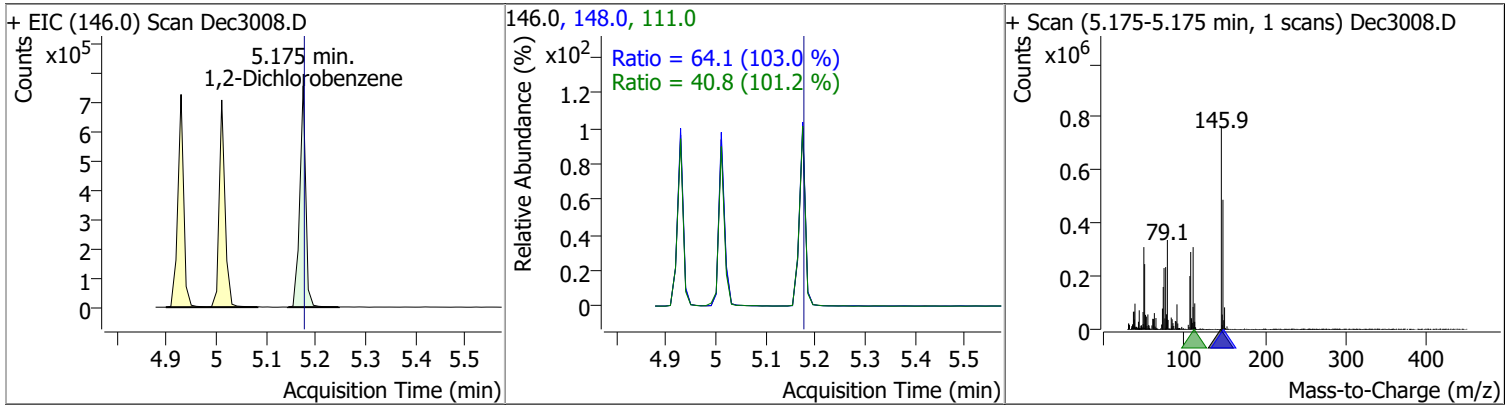
Compound	Conc.	RT	Dev(Min)	Resp.	QIon	QRatio	Lower	Upper
1,3-Dichlorobenzene	50.8995	4.93	-0.01	599018 (m)	148.0	64.5	44.2	82.2
					111.0	39.3	27.6	51.2



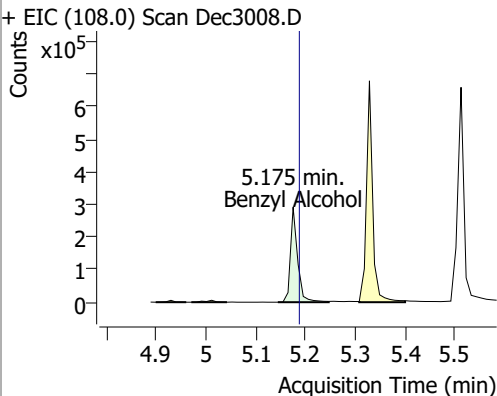
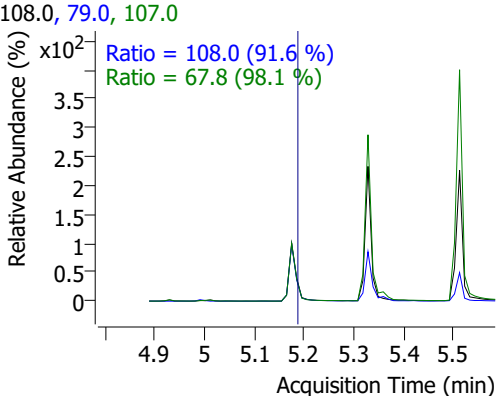
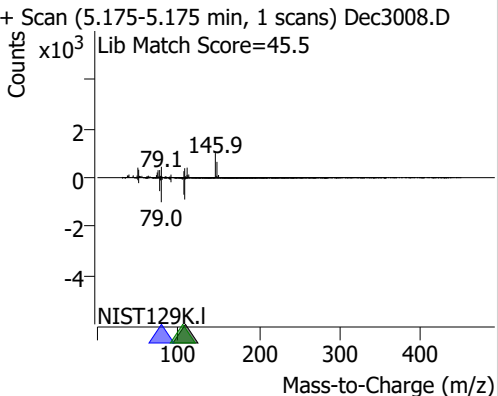
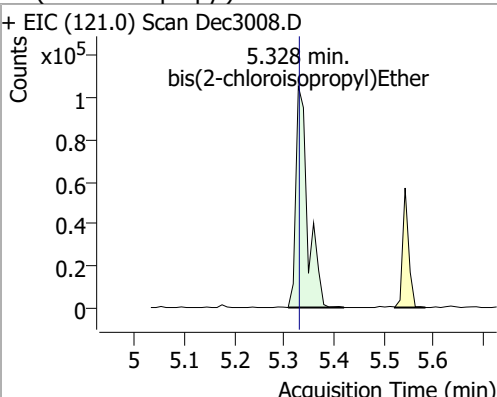
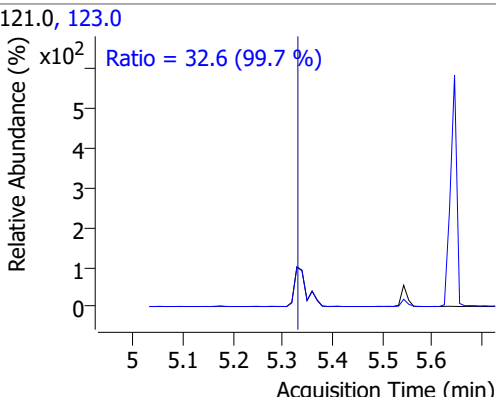
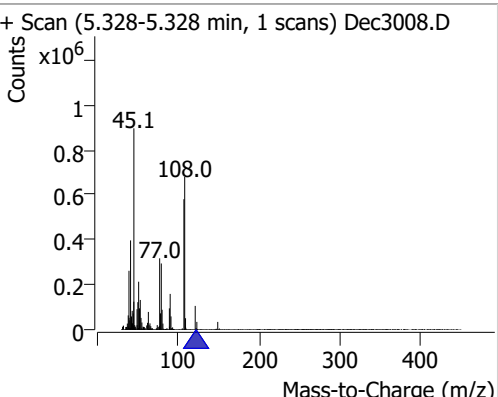
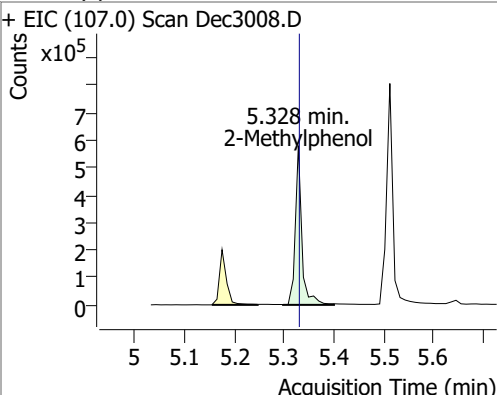
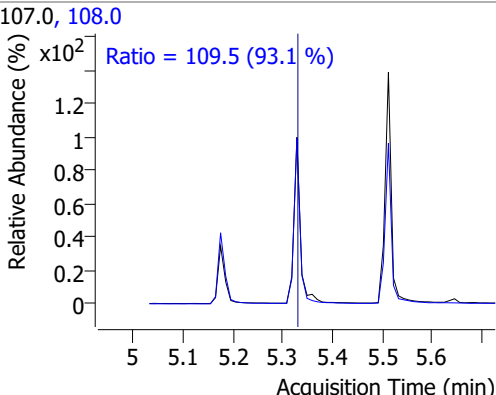
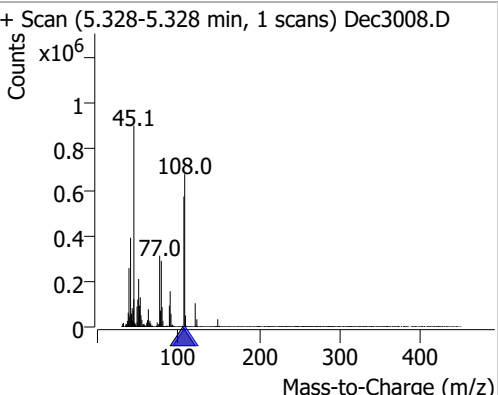
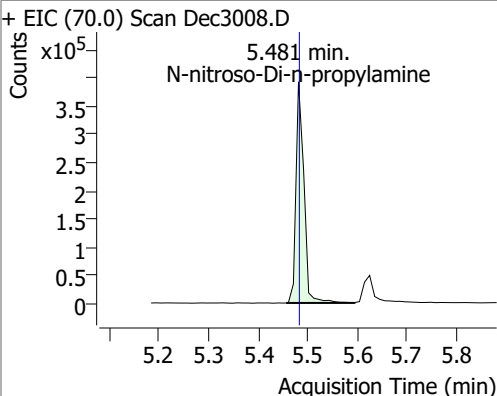
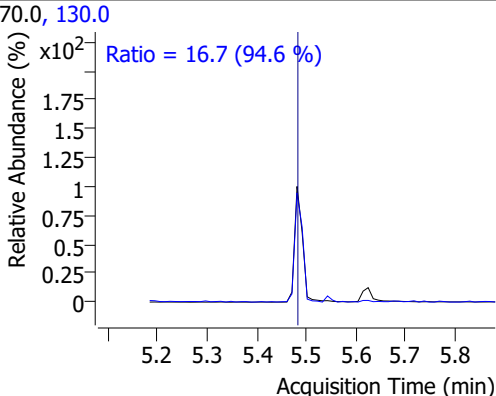
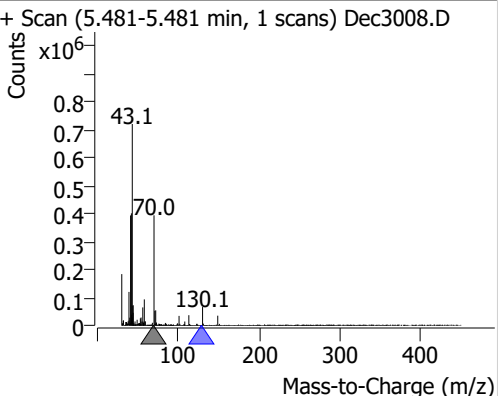
Compound	Conc.	RT	Dev(Min)	Resp.	QIon	QRatio	Lower	Upper
1,4-Dichlorobenzene	50.0108	5.01	-0.01	580441 (m)	148.0	65.2	43.6	80.9
					111.0	38.7	26.2	48.6



Compound	Conc.	RT	Dev(Min)	Resp.	QIon	QRatio	Lower	Upper
1,2-Dichlorobenzene	51.9800	5.17	-0.01	631894	148.0	64.1	43.6	80.9
					111.0	40.8	28.2	52.4

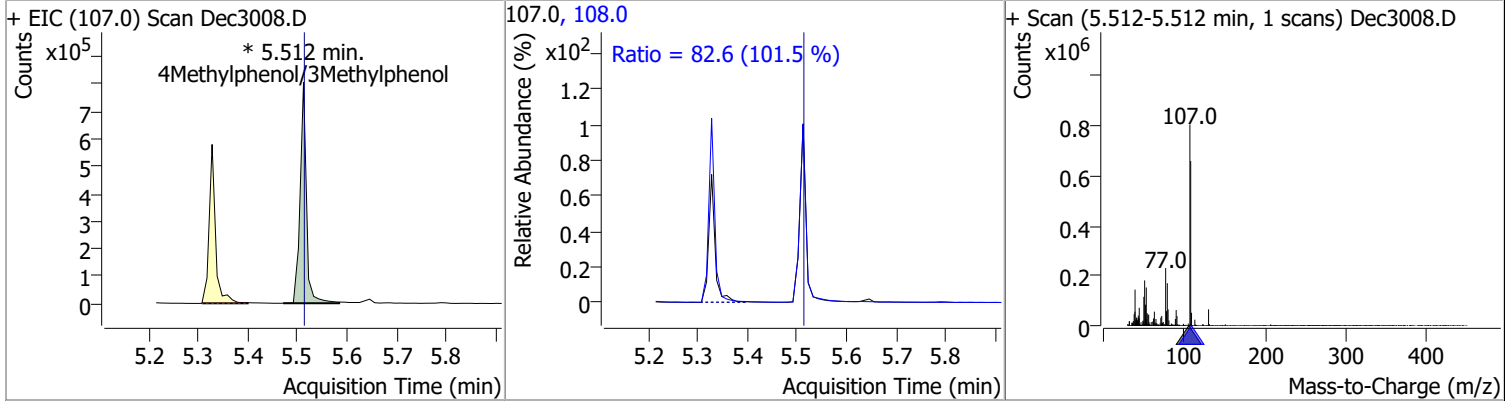


Quantitation Results Report (QT Reviewed)

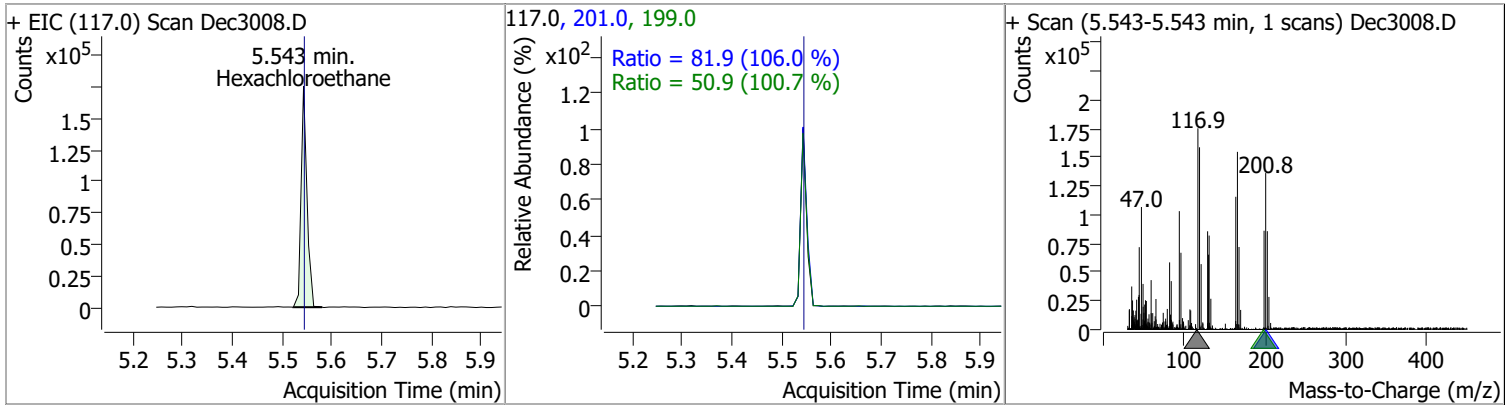
Compound	Conc.	RT	Dev(Min)	Resp.	QIon	QRatio	Lower	Upper
Benzyl Alcohol	49.5087	5.17	-0.02	291755	79.0 107.0	108.0 67.8	82.5 48.4	153.3 89.9
+ EIC (108.0) Scan Dec3008.D			108.0, 79.0, 107.0			+ Scan (5.175-5.175 min, 1 scans) Dec3008.D		
								
bis(2-chloroisopropyl)Ether	47.9762	5.33	-0.01	177160	123.0	32.6	22.9	42.5
+ EIC (121.0) Scan Dec3008.D			121.0, 123.0			+ Scan (5.328-5.328 min, 1 scans) Dec3008.D		
								
2-Methylphenol	58.4063	5.33	-0.01	528412	108.0	109.5	82.3	152.8
+ EIC (107.0) Scan Dec3008.D			107.0, 108.0			+ Scan (5.328-5.328 min, 1 scans) Dec3008.D		
								
N-nitroso-Di-n-propylamine	63.6906	5.48	-0.01	436063	130.0	16.7	0.0	35.2
+ EIC (70.0) Scan Dec3008.D			70.0, 130.0			+ Scan (5.481-5.481 min, 1 scans) Dec3008.D		
								

Quantitation Results Report (QT Reviewed)

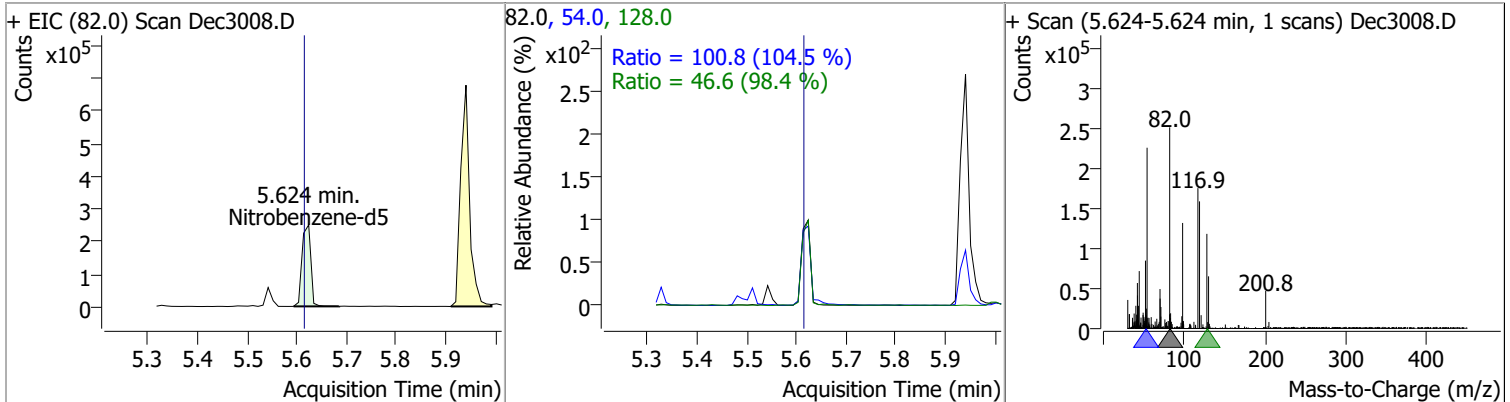
Compound	Conc.	RT	Dev(Min)	Resp.	QIon	QRatio	Lower	Upper
4Methylphenol/3Methylphenol	59.3084	5.51	-0.01	710950 (m)	108.0	82.6	57.0	105.8



Hexachloroethane	44.6502	5.54	-0.01	143751	201.0	81.9	54.1	100.4
					199.0	50.9	35.4	65.7

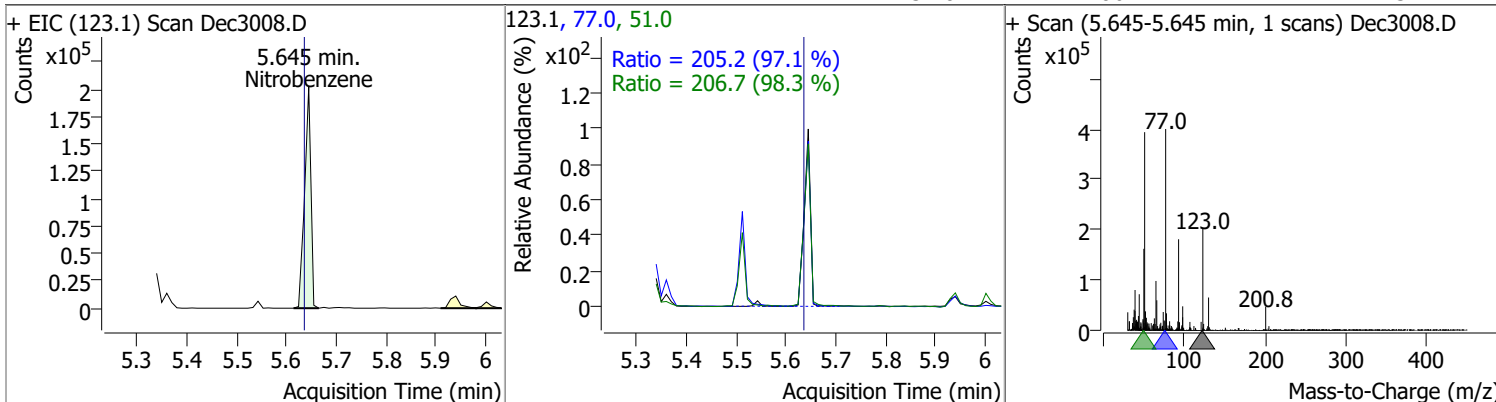


Nitrobenzene-d5	55.1075	5.62	0.00	303653	54.0	100.8	67.5	125.4
					128.0	46.6	33.2	61.6

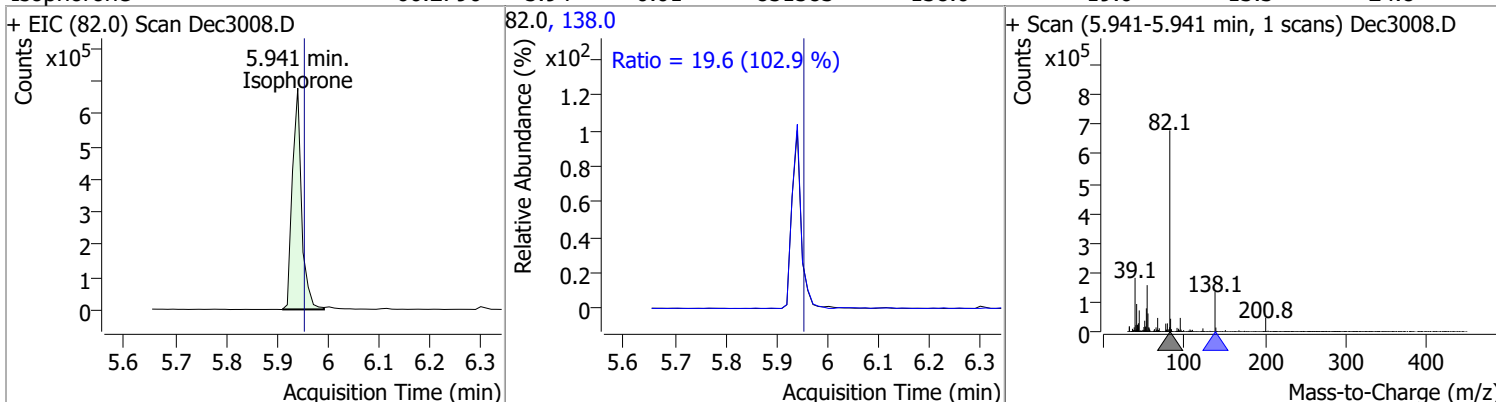


Quantitation Results Report (QT Reviewed)

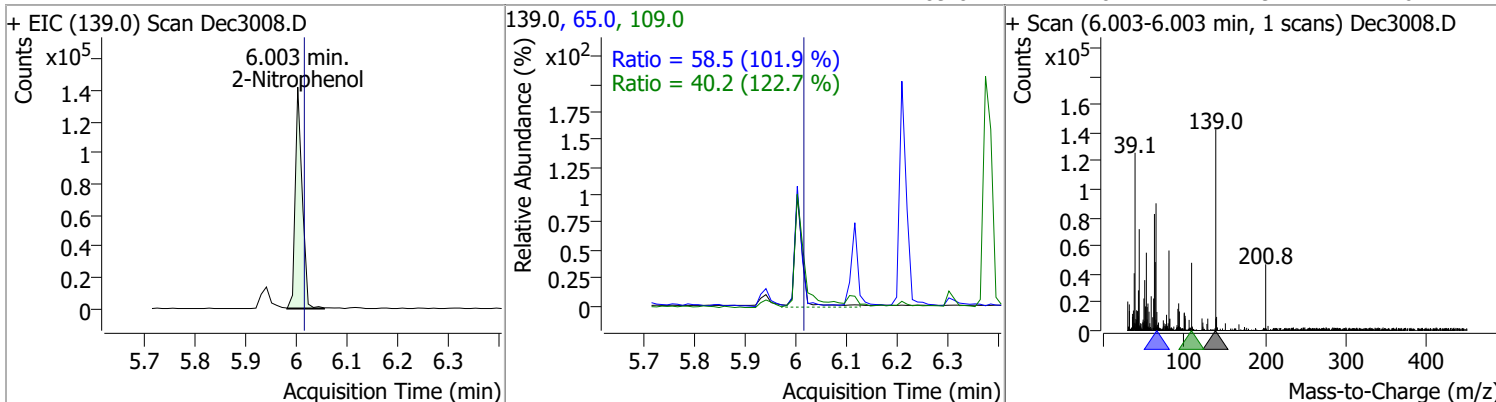
Compound	Conc.	RT	Dev(Min)	Resp.	QIon	QRatio	Lower	Upper
Nitrobenzene	62.3920	5.64	0.00	177634	77.0	205.2	148.0	274.8
					51.0	206.7	147.2	273.4



Compound	Conc.	RT	Dev(Min)	Resp.	QIon	QRatio	Lower	Upper
Isophorone	66.2790	5.94	-0.01	851583	138.0	19.6	13.3	24.8

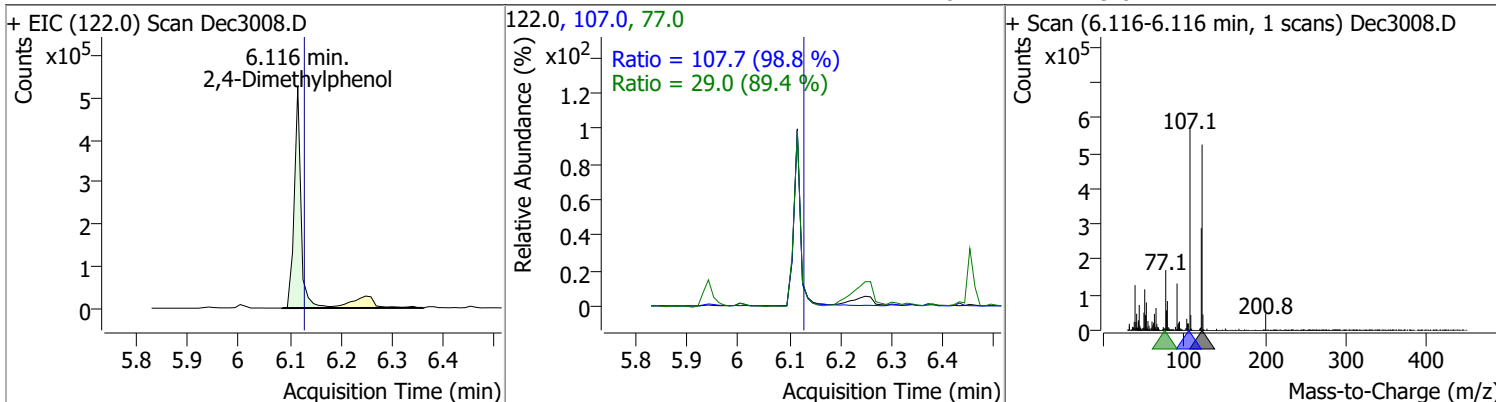


Compound	Conc.	RT	Dev(Min)	Resp.	QIon	QRatio	Lower	Upper
2-Nitrophenol	62.4160	6.00	-0.01	135129	65.0	58.5	40.2	74.6
					109.0	40.2	22.9	42.6

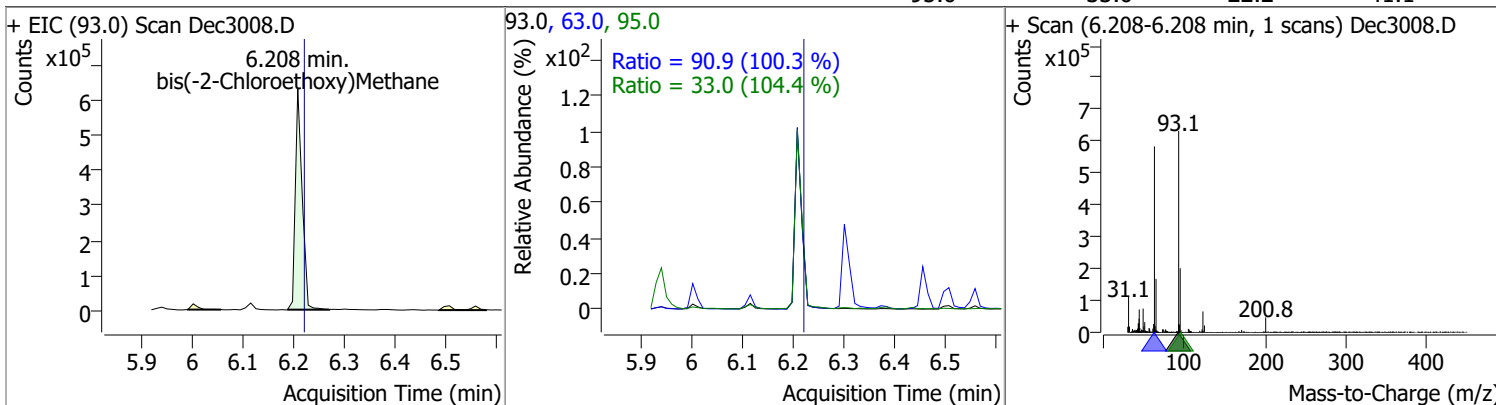


Quantitation Results Report (QT Reviewed)

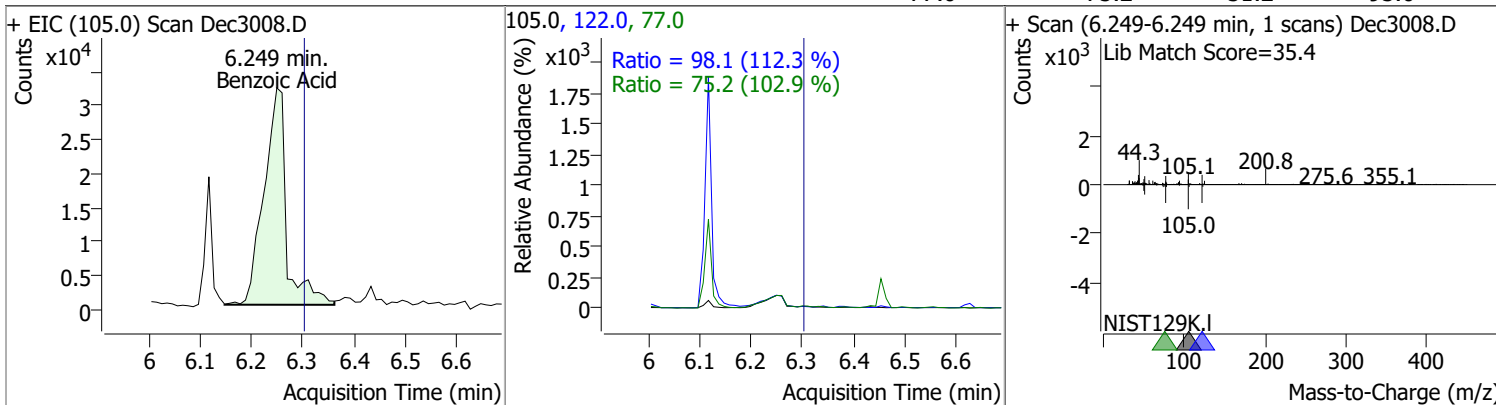
Compound	Conc.	RT	Dev(Min)	Resp.	QIon	QRatio	Lower	Upper
2,4-Dimethylphenol	64.1514	6.12	-0.01	476870	107.0	107.7	76.4	141.8
					77.0	29.0	22.7	42.1



Compound	Conc.	RT	Dev(Min)	Resp.	QIon	QRatio	Lower	Upper
bis(-2-Chloroethoxy)Methane	59.1369	6.21	-0.01	580068	63.0	90.9	63.5	117.9
					95.0	33.0	22.2	41.1

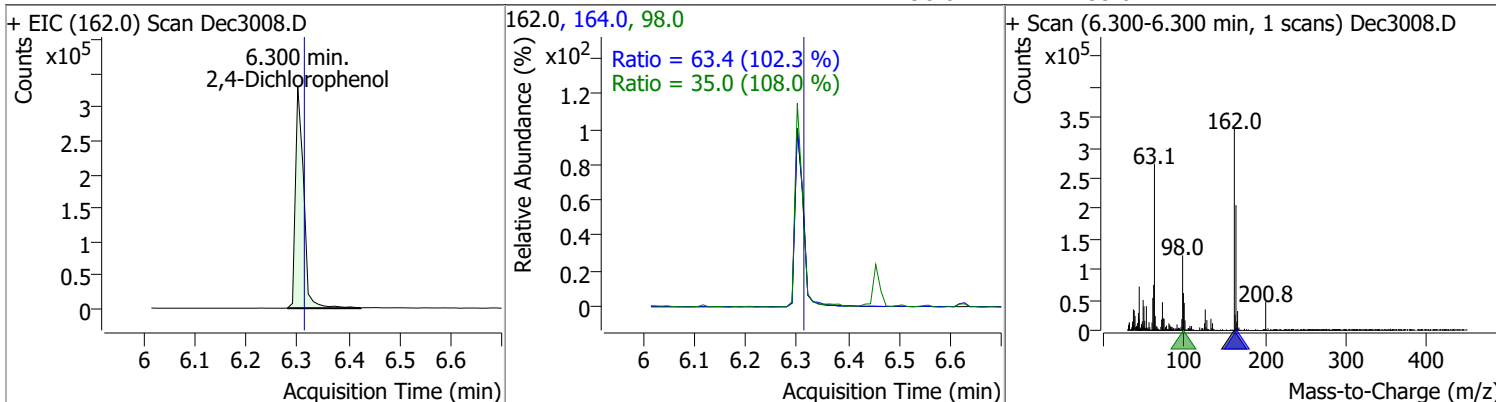


Compound	Conc.	RT	Dev(Min)	Resp.	QIon	QRatio	Lower	Upper
Benzoic Acid	25.4768	6.25	-0.05	98313	122.0	98.1	61.1	113.6
					77.0	75.2	51.2	95.0

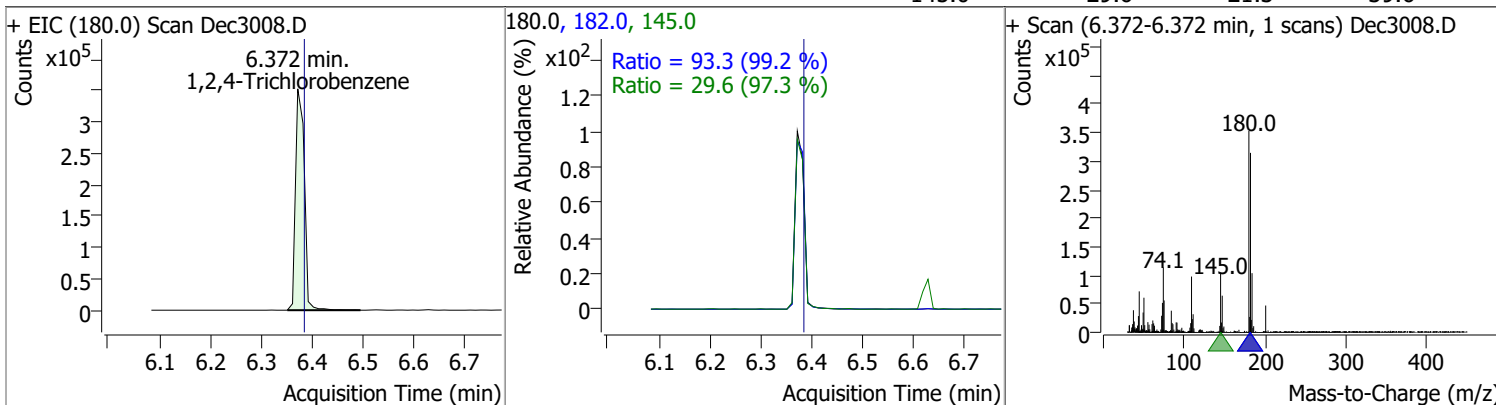


Quantitation Results Report (QT Reviewed)

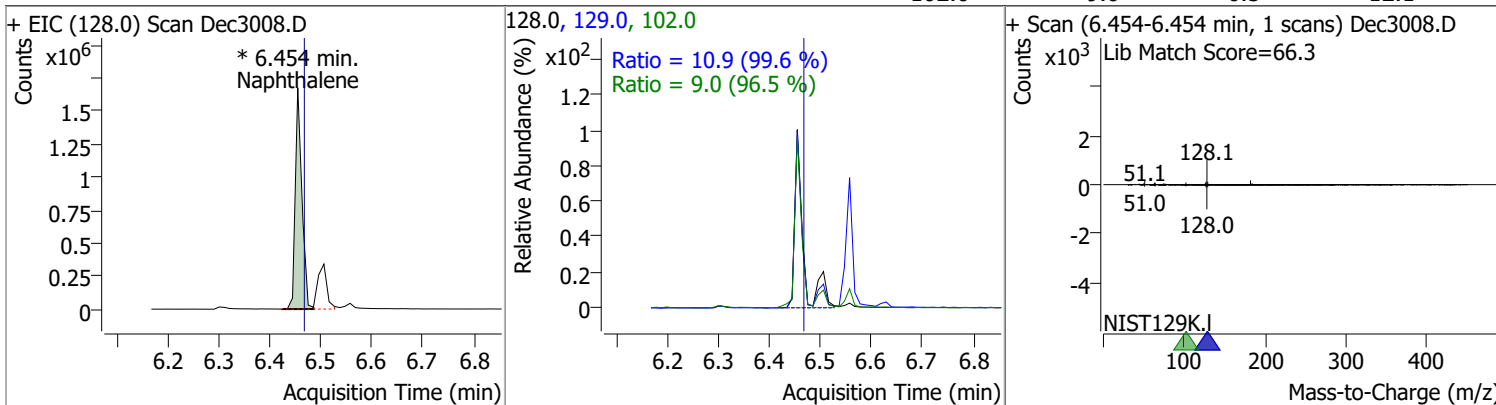
Compound	Conc.	RT	Dev(Min)	Resp.	QIon	QRatio	Lower	Upper
2,4-Dichlorophenol	62.3354	6.30	-0.01	370228	164.0	63.4	43.4	80.5
					98.0	35.0	22.7	42.1



Compound	Conc.	RT	Dev(Min)	Resp.	QIon	QRatio	Lower	Upper
1,2,4-Trichlorobenzene	54.7651	6.37	-0.01	423877	182.0	93.3	65.8	122.3
					145.0	29.6	21.3	39.6

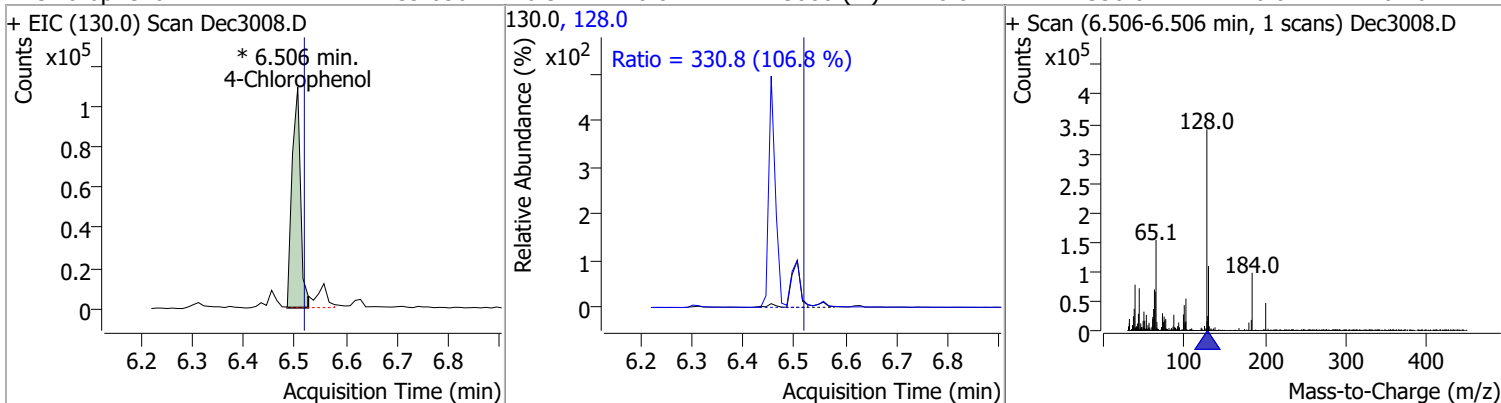


Compound	Conc.	RT	Dev(Min)	Resp.	QIon	QRatio	Lower	Upper
Naphthalene	59.3930	6.45	-0.01	1512667 (m)	129.0	10.9	7.7	14.2
					102.0	9.0	6.5	12.1

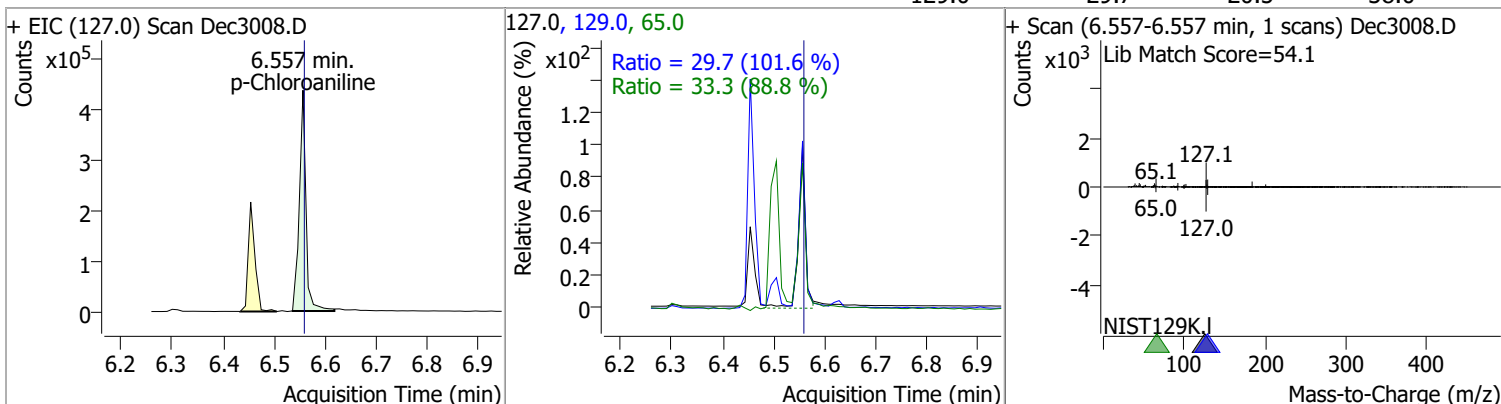


Quantitation Results Report (QT Reviewed)

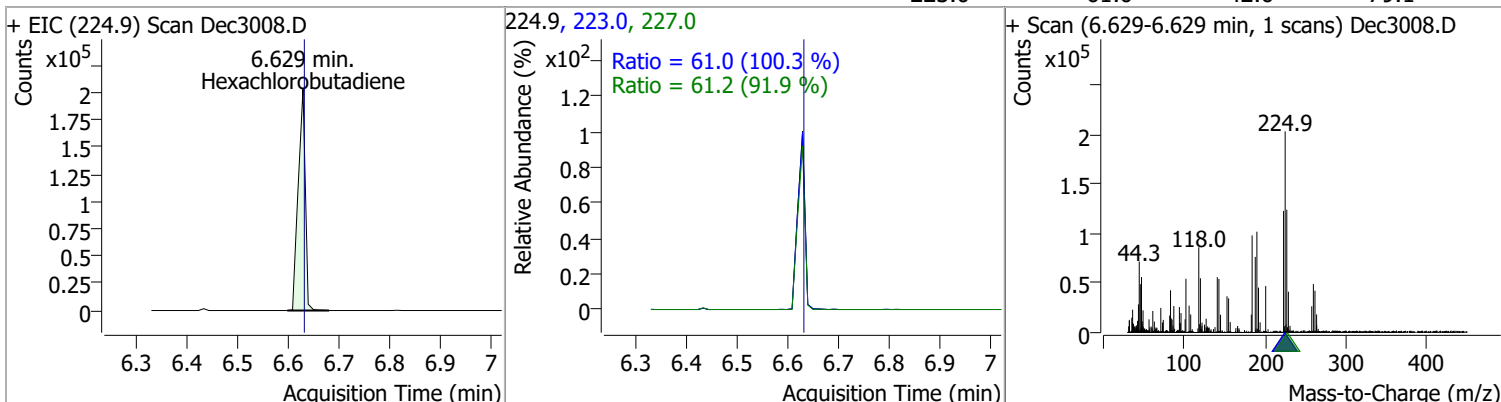
Compound	Conc.	RT	Dev(Min)	Resp.	QIon	QRatio	Lower	Upper
4-Chlorophenol	59.0562	6.51	-0.01	125000 (m)	128.0	330.8	216.8	402.6



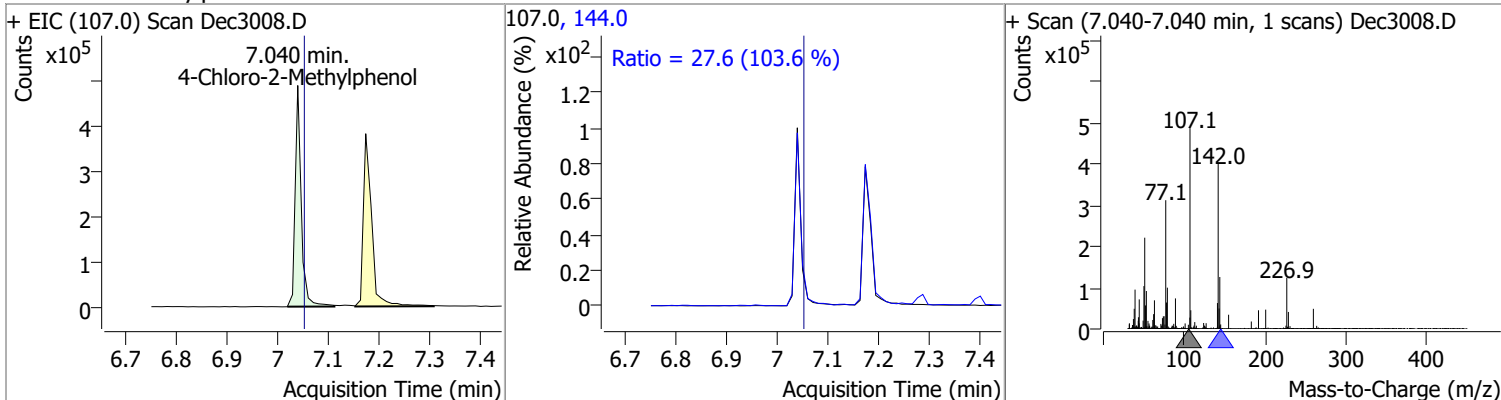
Compound	Conc.	RT	Dev(Min)	Resp.	QIon	QRatio	Lower	Upper
p-Chloroaniline	43.8149	6.56	0.00	396849	65.0	33.3	26.3	48.8
					129.0	29.7	20.5	38.0



Compound	Conc.	RT	Dev(Min)	Resp.	QIon	QRatio	Lower	Upper
Hexachlorobutadiene	49.3269	6.63	0.00	195834	227.0	61.2	46.6	86.6
					223.0	61.0	42.6	79.1

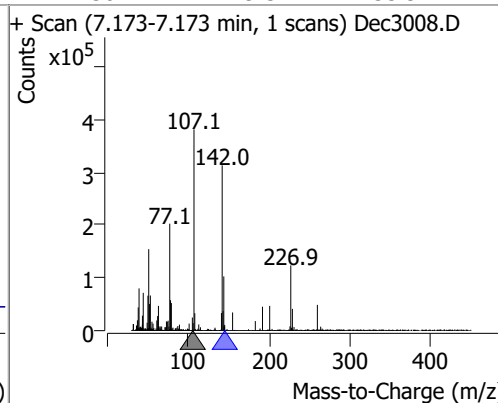
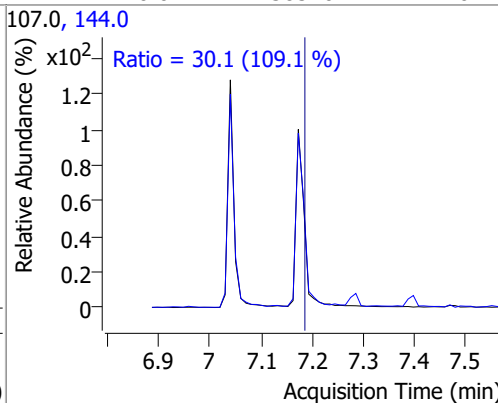
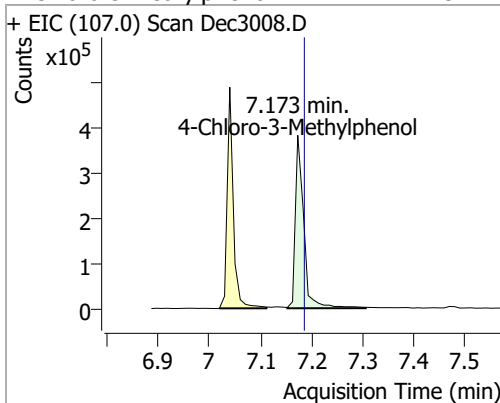


Compound	Conc.	RT	Dev(Min)	Resp.	QIon	QRatio	Lower	Upper
4-Chloro-2-Methylphenol	66.6053	7.04	-0.01	395874	144.0	27.6	18.6	34.6

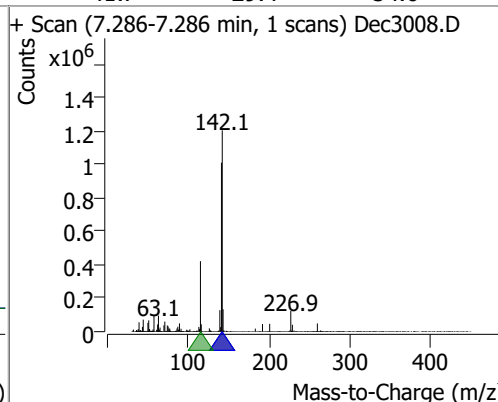
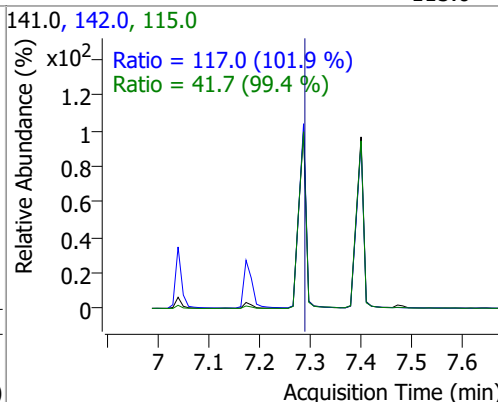
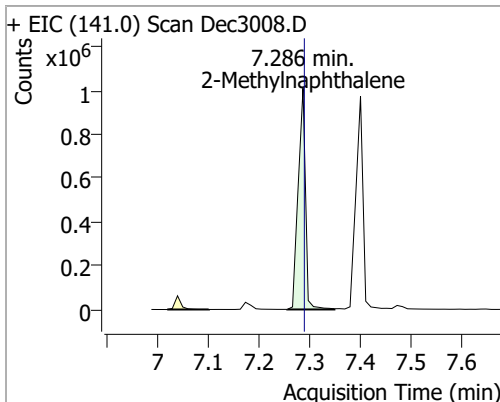


Quantitation Results Report (QT Reviewed)

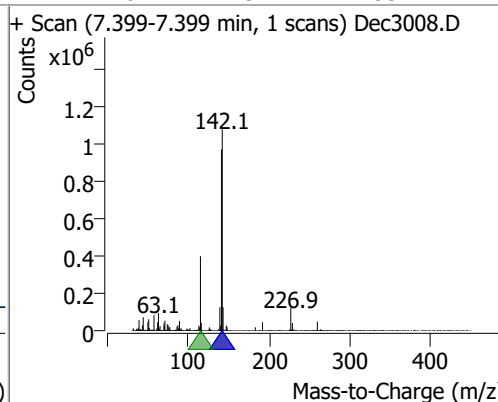
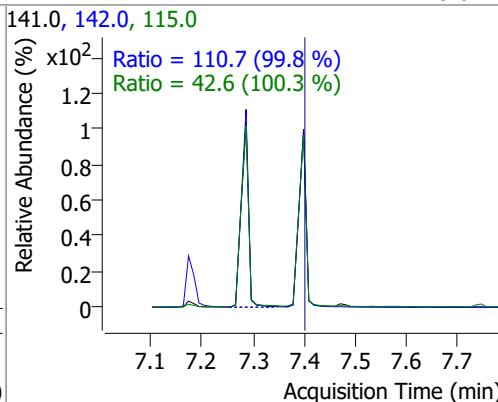
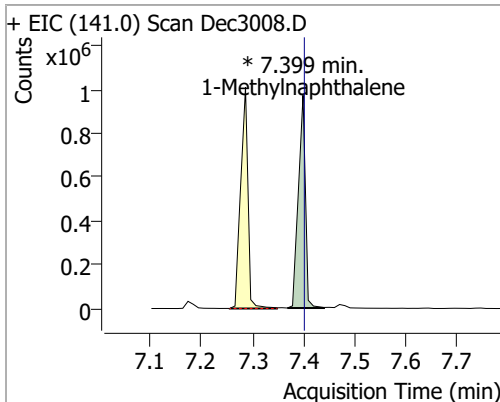
Compound	Conc.	RT	Dev(Min)	Resp.	QIon	QRatio	Lower	Upper
4-Chloro-3-Methylphenol	74.2521	7.17	-0.01	438570	144.0	30.1	19.3	35.9



Compound	Conc.	RT	Dev(Min)	Resp.	QIon	QRatio	Lower	Upper
2-Methylnaphthalene	68.3176	7.29	0.00	1003292	142.0	117.0	80.4	149.3
					115.0	41.7	29.4	54.6

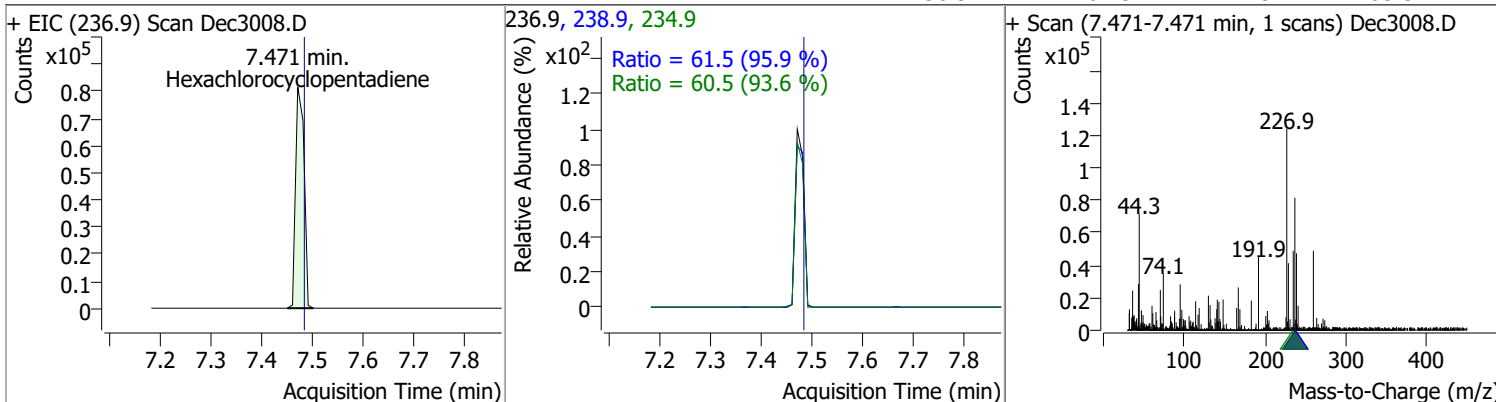


Compound	Conc.	RT	Dev(Min)	Resp.	QIon	QRatio	Lower	Upper
1-Methylnaphthalene	63.4636	7.40	0.00	932003 (m)	142.0	110.7	77.7	144.2
					115.0	42.6	29.7	55.2

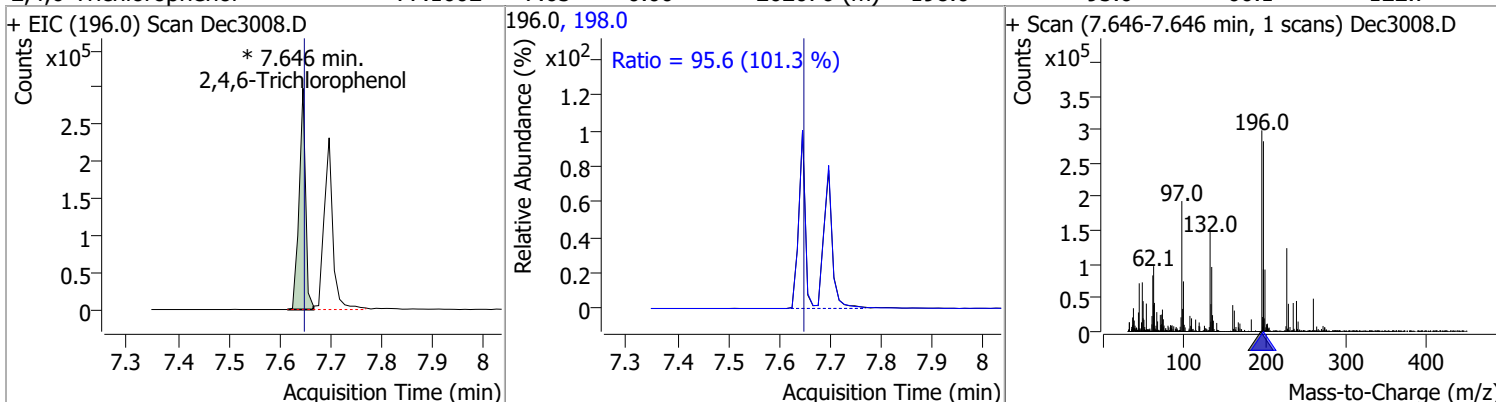


Quantitation Results Report (QT Reviewed)

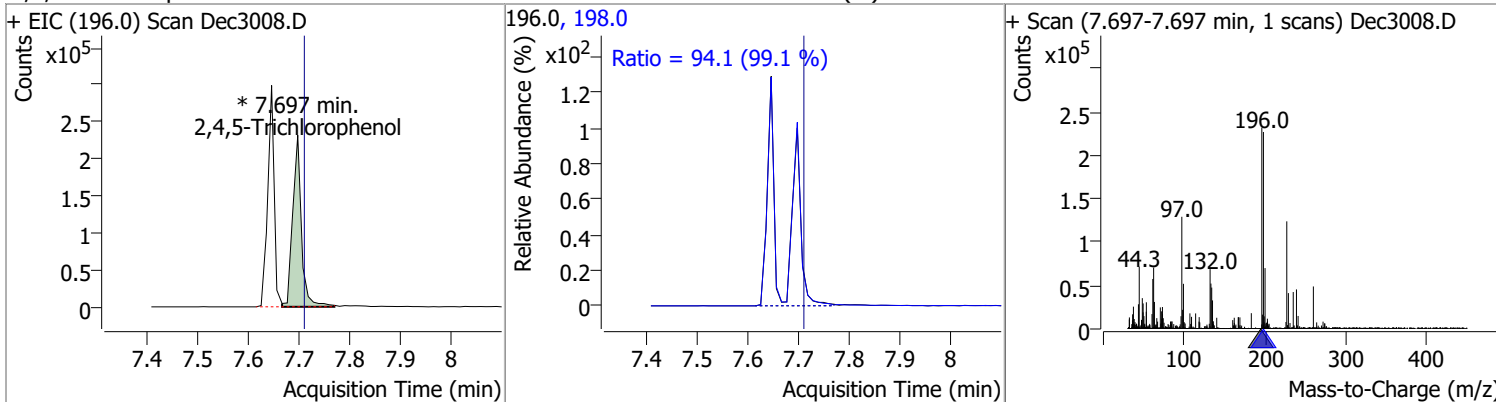
Compound	Conc.	RT	Dev(Min)	Resp.	QIon	QRatio	Lower	Upper
Hexachlorocyclopentadiene	51.0664	7.47	-0.01	94302	234.9	60.5	45.3	84.1
					238.9	61.5	44.9	83.3



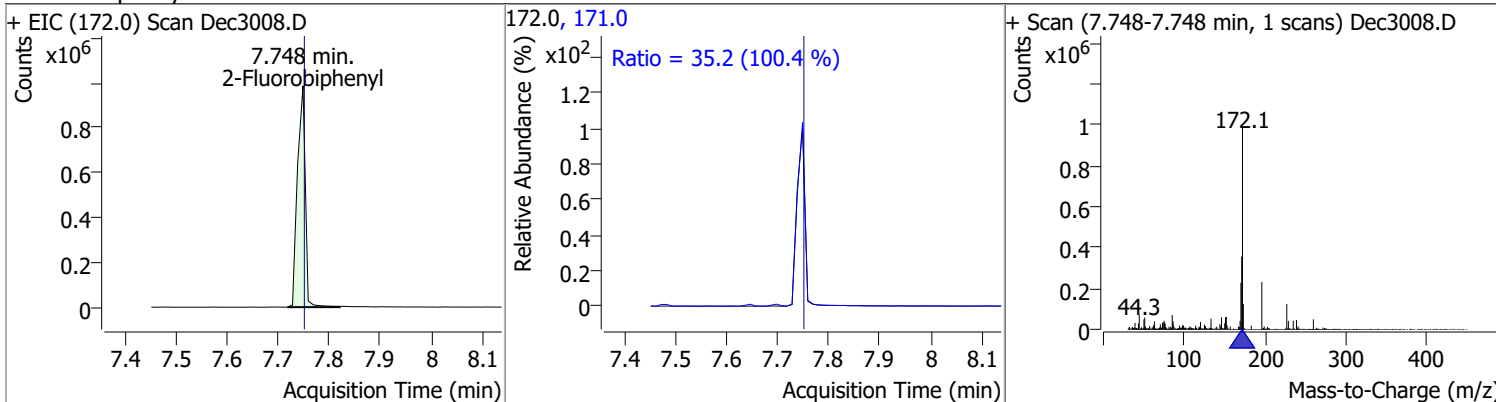
Compound	Conc.	RT	Dev(Min)	Resp.	QIon	QRatio	Lower	Upper
2,4,6-Trichlorophenol	77.1602	7.65	0.00	262076 (m)	198.0	95.6	66.1	122.7



Compound	Conc.	RT	Dev(Min)	Resp.	QIon	QRatio	Lower	Upper
2,4,5-Trichlorophenol	70.9816	7.70	-0.01	276068 (m)	198.0	94.1	66.4	123.4

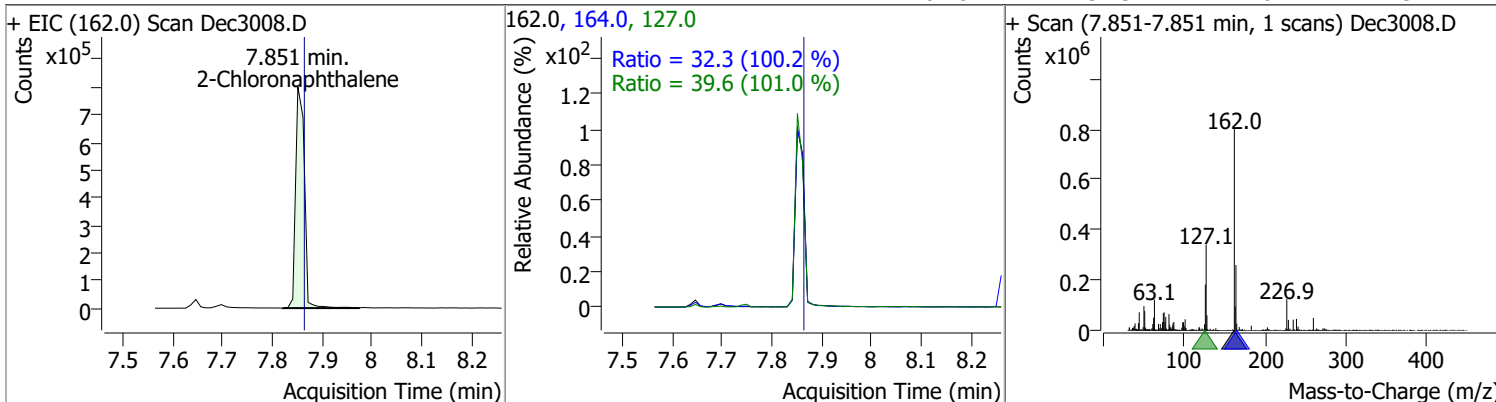


Compound	Conc.	RT	Dev(Min)	Resp.	QIon	QRatio	Lower	Upper
2-Fluorobiphenyl	55.2551	7.75	0.00	1046562	171.0	35.2	24.5	45.6

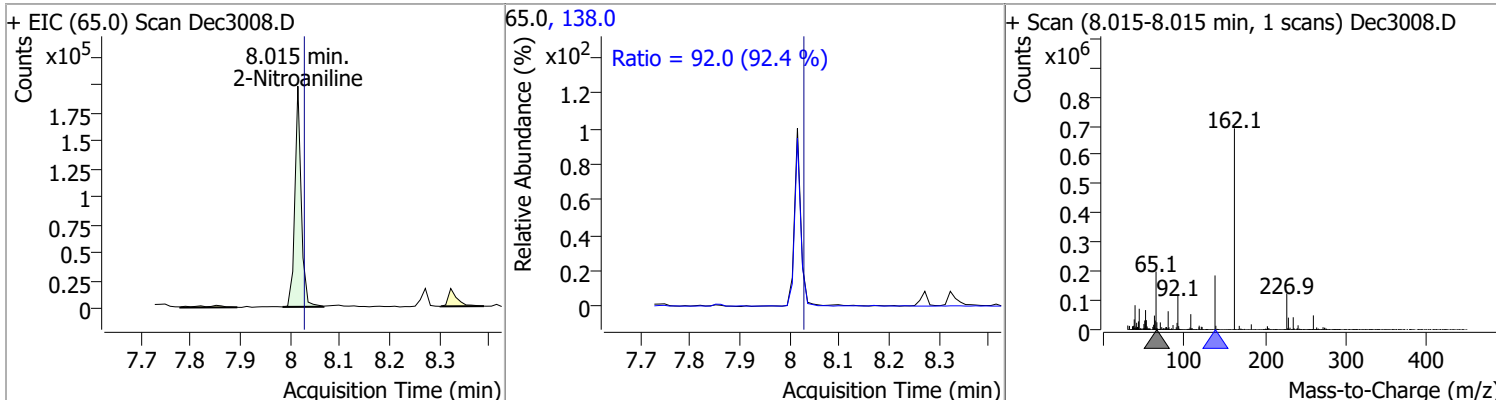


Quantitation Results Report (QT Reviewed)

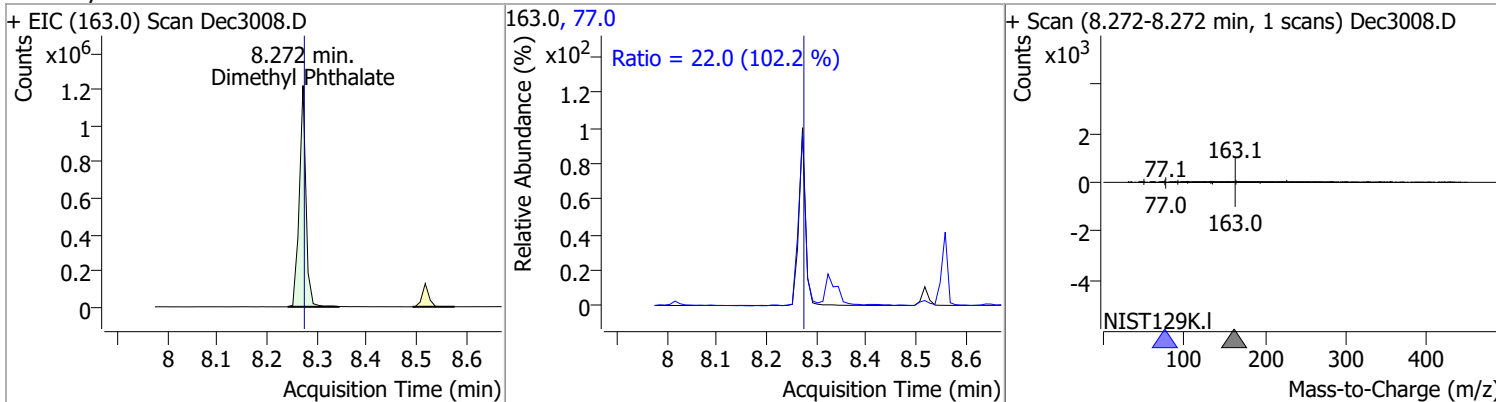
Compound	Conc.	RT	Dev(Min)	Resp.	QIon	QRatio	Lower	Upper
2-Chloronaphthalene	65.0110	7.85	-0.01	978364	127.0	39.6	27.4	50.9
					164.0	32.3	22.6	41.9



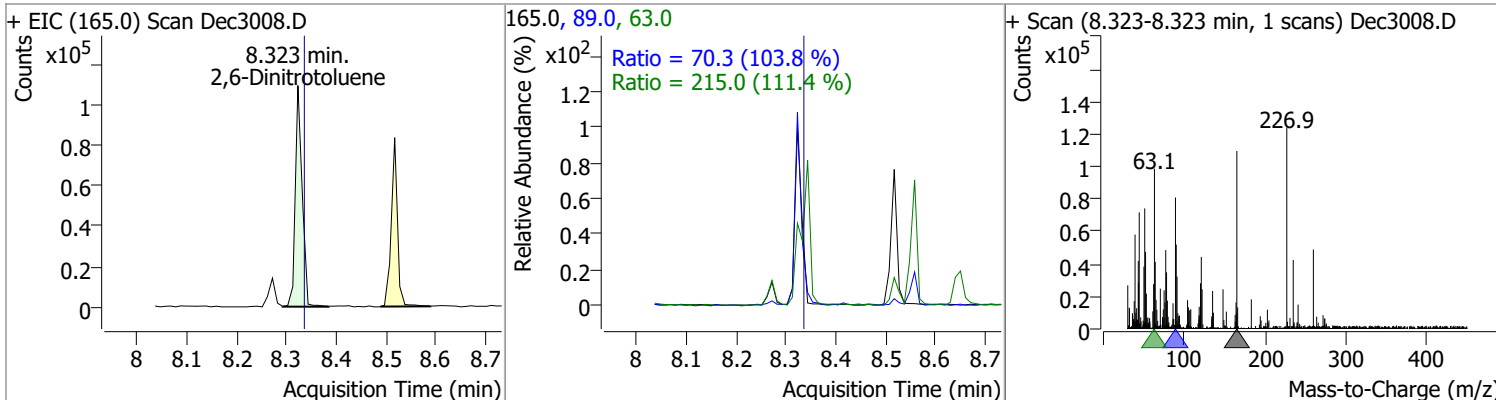
Compound	Conc.	RT	Dev(Min)	Resp.	QIon	QRatio	Lower	Upper
2-Nitroaniline	72.9388	8.02	-0.01	174143	138.0	92.0	69.7	129.5



Compound	Conc.	RT	Dev(Min)	Resp.	QIon	QRatio	Lower	Upper
Dimethyl Phthalate	82.6692	8.27	0.00	1132188	77.0	22.0	15.1	28.0

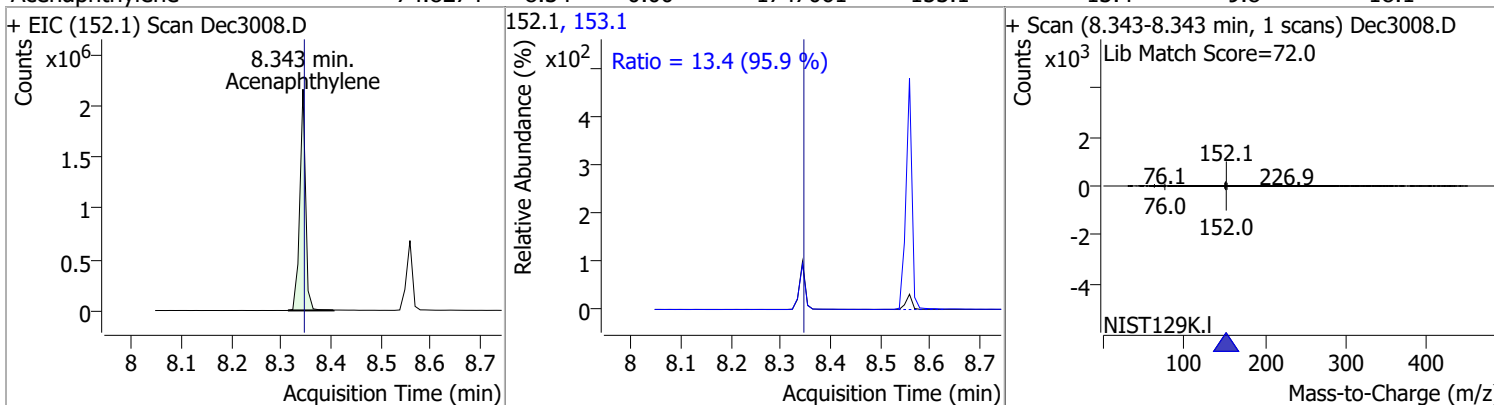


Compound	Conc.	RT	Dev(Min)	Resp.	QIon	QRatio	Lower	Upper
2,6-Dinitrotoluene	67.5560	8.32	-0.01	105298	63.0	215.0	135.1	250.9
					89.0	70.3	47.4	88.1

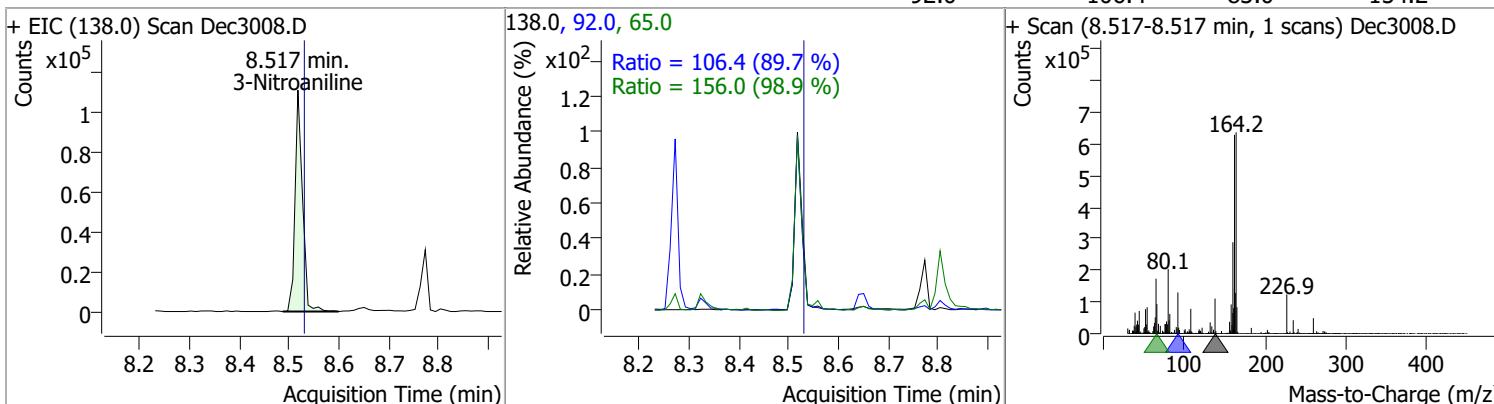


Quantitation Results Report (QT Reviewed)

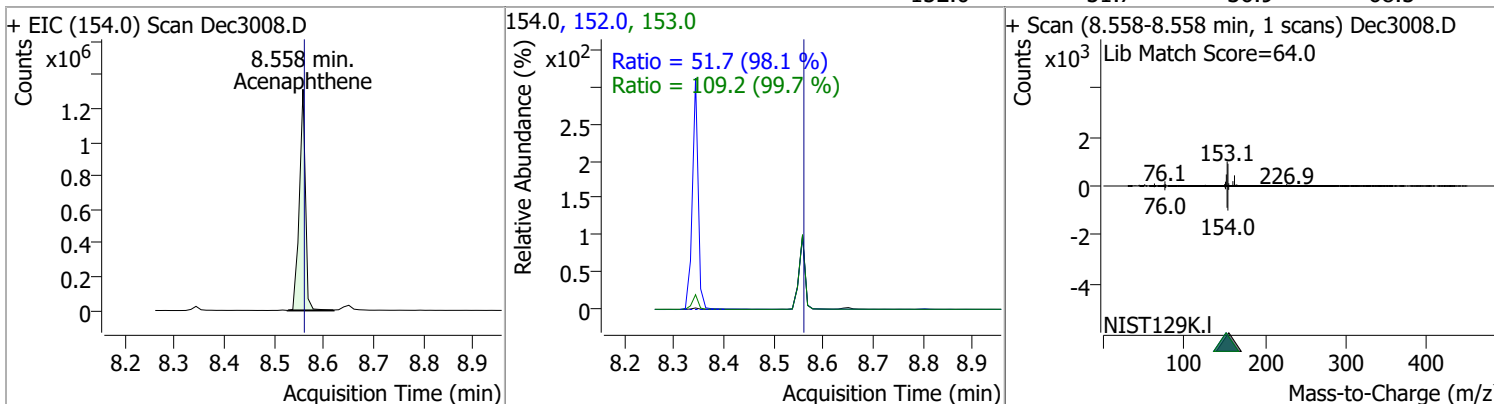
Compound	Conc.	RT	Dev(Min)	Resp.	QIon	QRatio	Lower	Upper
Acenaphthylene	74.8274	8.34	0.00	1747061	153.1	13.4	9.8	18.1



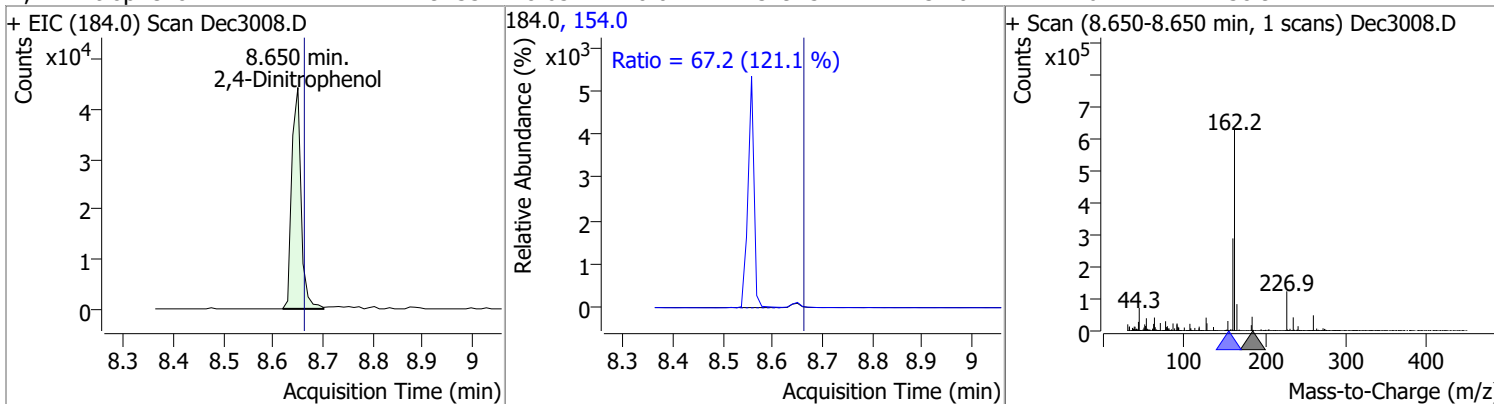
Compound	Conc.	RT	Dev(Min)	Resp.	QIon	QRatio	Lower	Upper
3-Nitroaniline	64.2919	8.52	-0.01	115180	65.0	156.0	110.4	205.1
					92.0	106.4	83.0	154.2



Compound	Conc.	RT	Dev(Min)	Resp.	QIon	QRatio	Lower	Upper
Acenaphthene	82.8826	8.56	0.00	1116613	153.0	109.2	76.7	142.4
					152.0	51.7	36.9	68.5

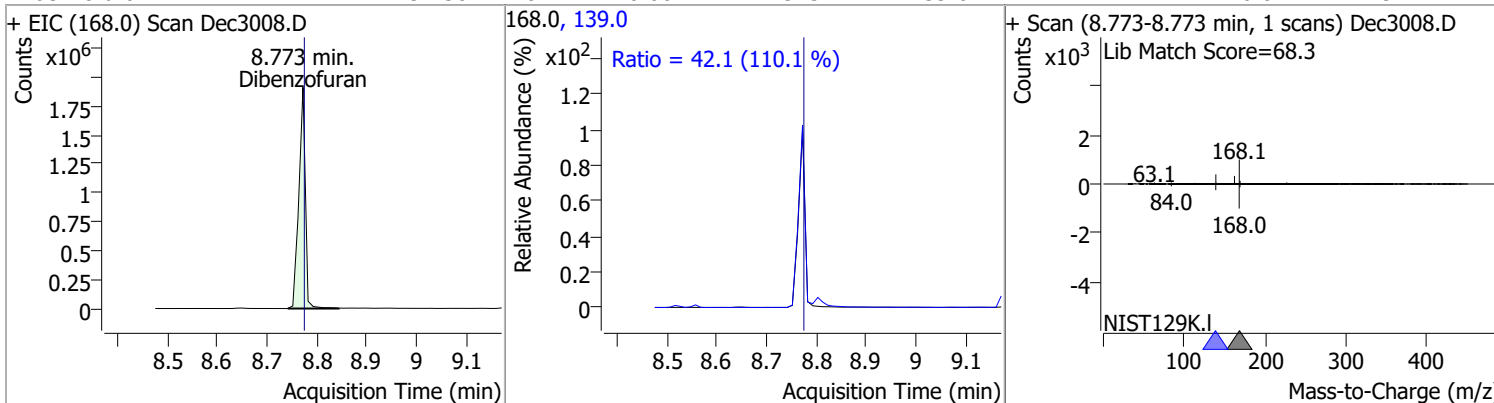


Compound	Conc.	RT	Dev(Min)	Resp.	QIon	QRatio	Lower	Upper
2,4-Dinitrophenol	71.9433	8.65	-0.01	57945	154.0	67.2	38.9	72.2

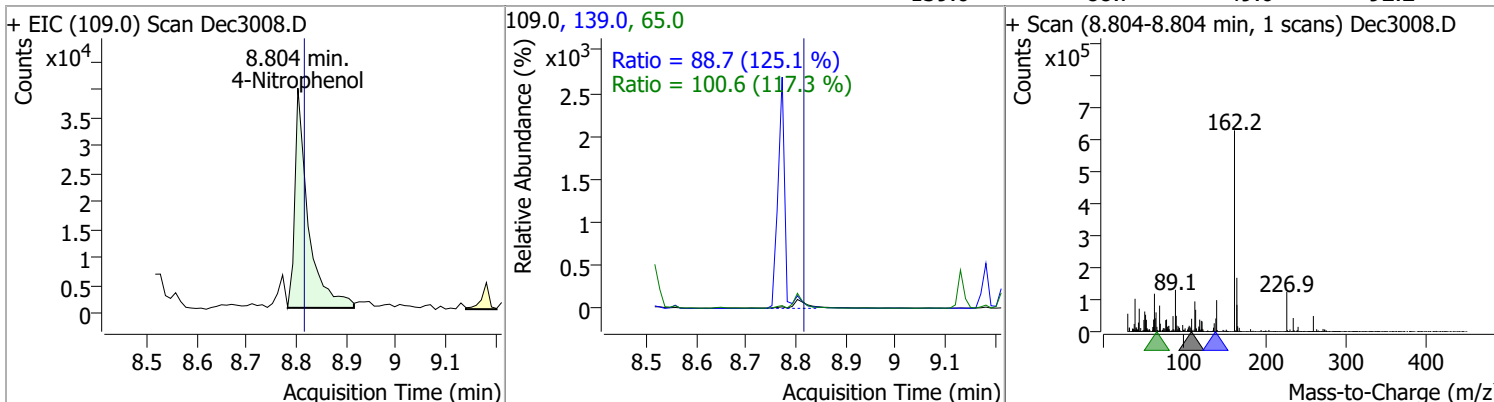


Quantitation Results Report (QT Reviewed)

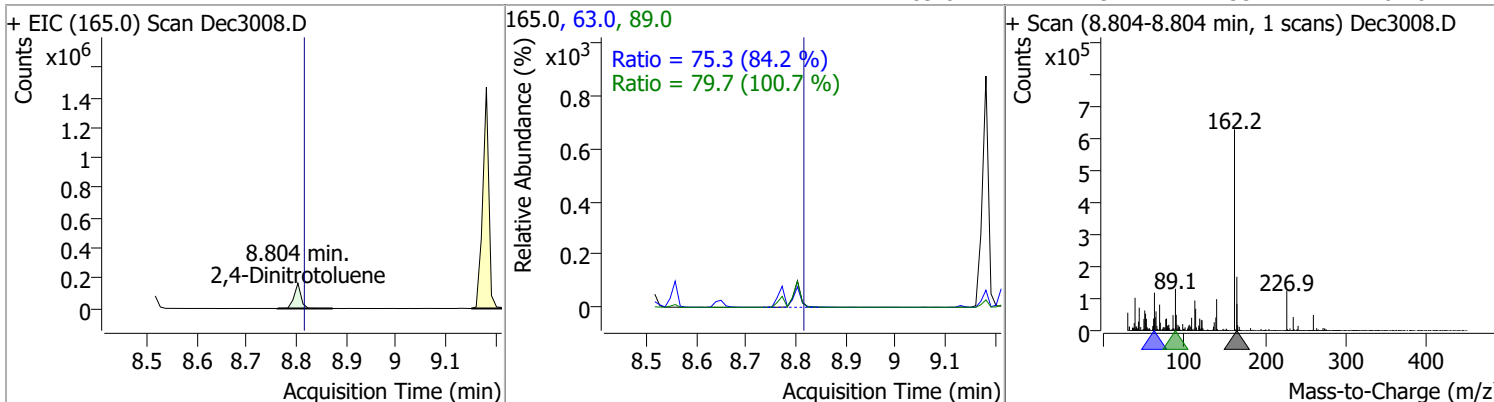
Compound	Conc.	RT	Dev(Min)	Resp.	QIon	QRatio	Lower	Upper
Dibenzofuran	79.7384	8.77	0.00	1731371	139.0	42.1	26.8	49.7



Compound	Conc.	RT	Dev(Min)	Resp.	QIon	QRatio	Lower	Upper
4-Nitrophenol	31.7604	8.80	-0.01	73269	65.0	100.6	60.1	111.5
					139.0	88.7	49.6	92.2

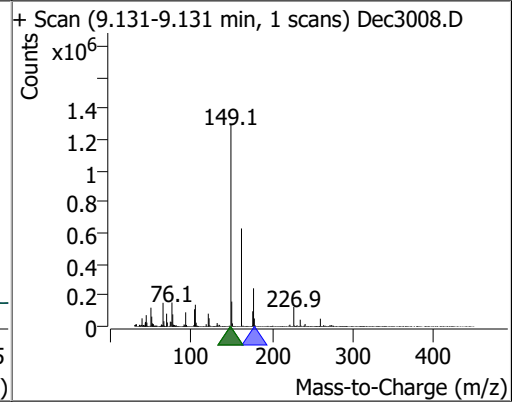
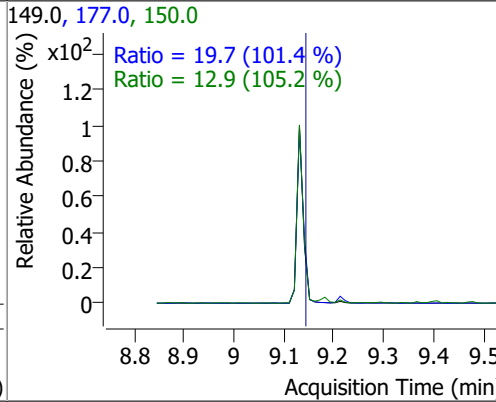
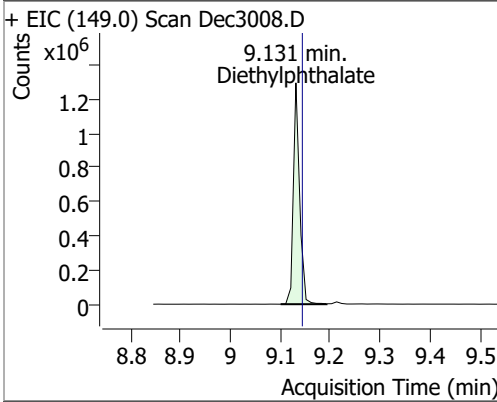


Compound	Conc.	RT	Dev(Min)	Resp.	QIon	QRatio	Lower	Upper
2,4-Dinitrotoluene	78.9374	8.80	-0.01	159334	63.0	75.3	62.6	116.2
					89.0	79.7	55.4	102.8

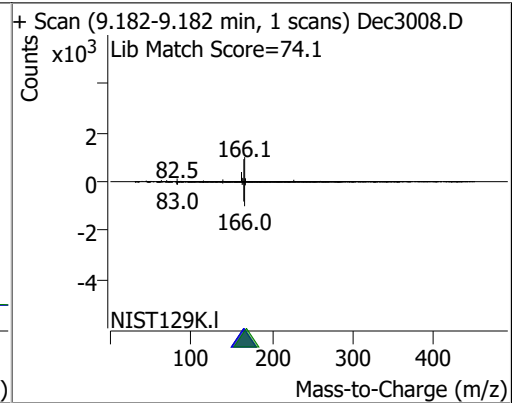
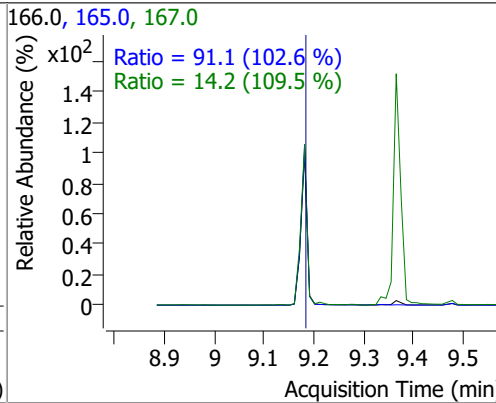
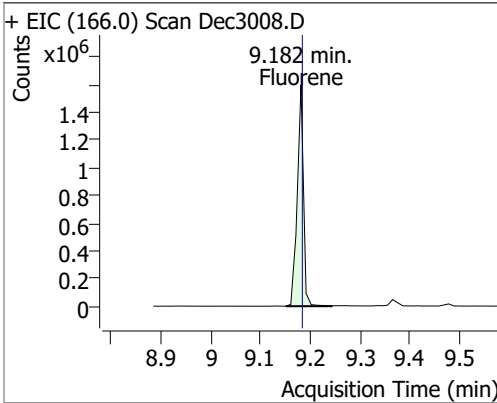


Quantitation Results Report (QT Reviewed)

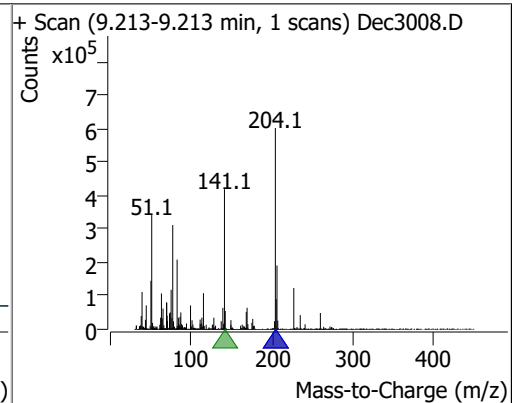
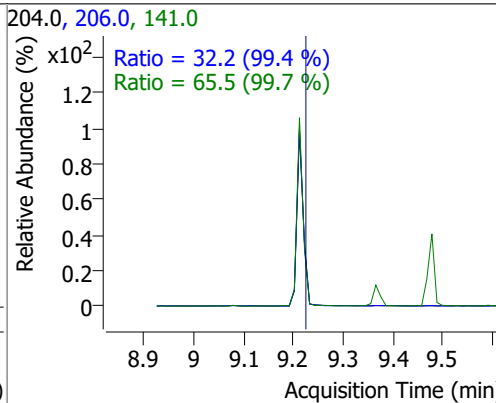
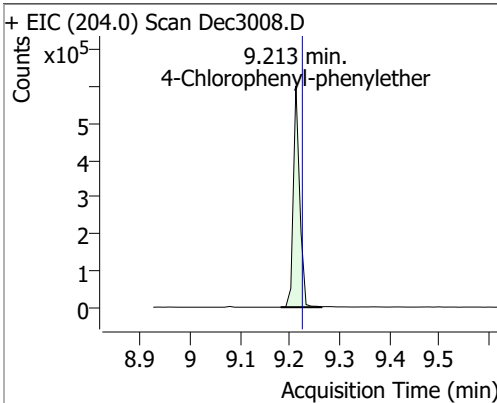
Compound	Conc.	RT	Dev(Min)	Resp.	QIon	QRatio	Lower	Upper
Diethylphthalate	76.5917	9.13	-0.01	1129844	177.0	19.7	13.6	25.2
					150.0	12.9	8.6	16.0



Compound	Conc.	RT	Dev(Min)	Resp.	QIon	QRatio	Lower	Upper
Fluorene	79.1333	9.18	0.00	1380448	165.0	91.1	62.2	115.4
					167.0	14.2	9.1	16.8

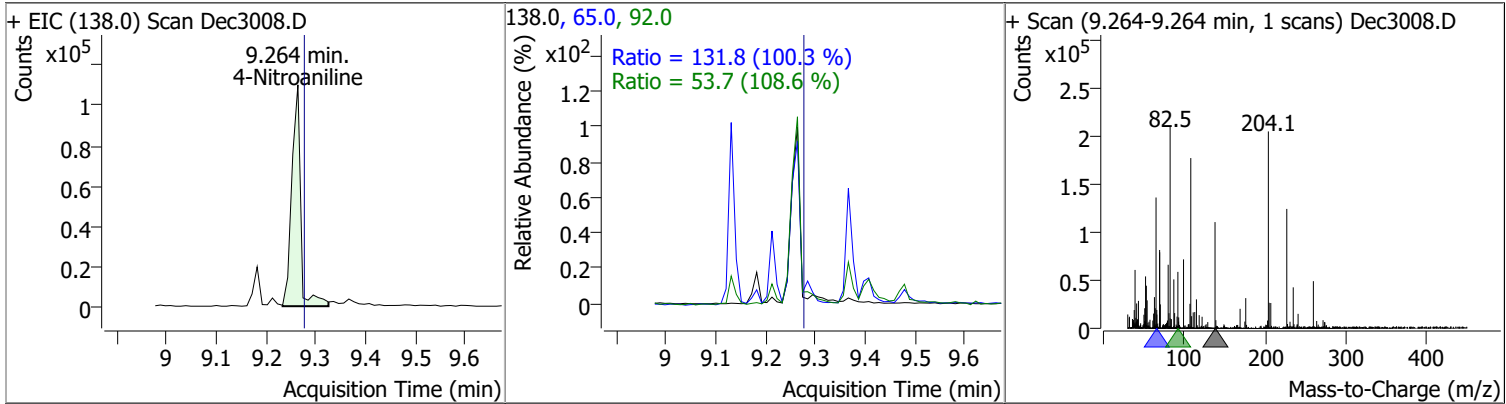


Compound	Conc.	RT	Dev(Min)	Resp.	QIon	QRatio	Lower	Upper
4-Chlorophenyl-phenylether	74.3450	9.21	-0.01	535620	141.0	65.5	46.0	85.3
					206.0	32.2	22.7	42.1

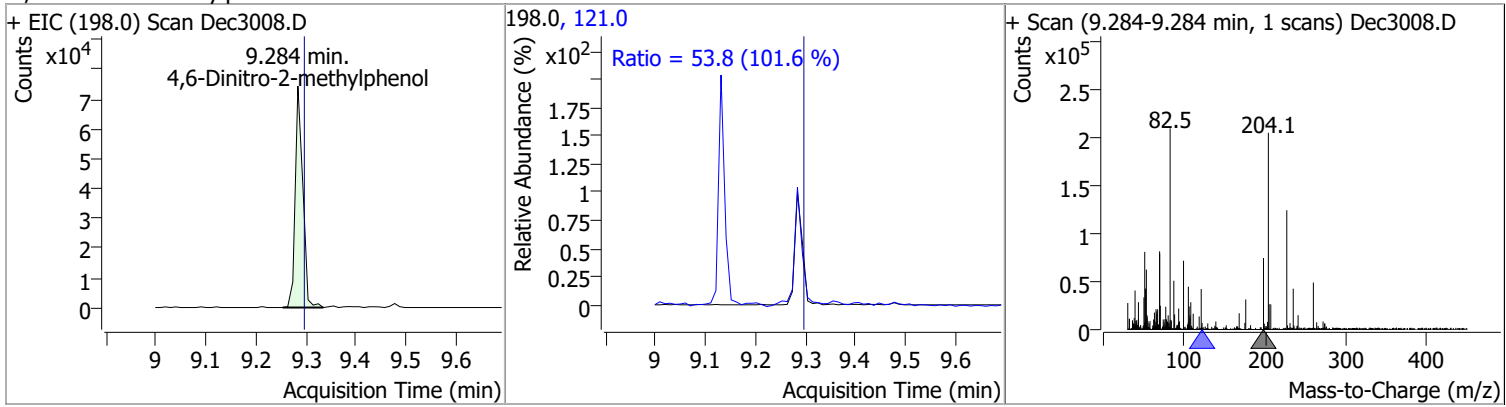


Quantitation Results Report (QT Reviewed)

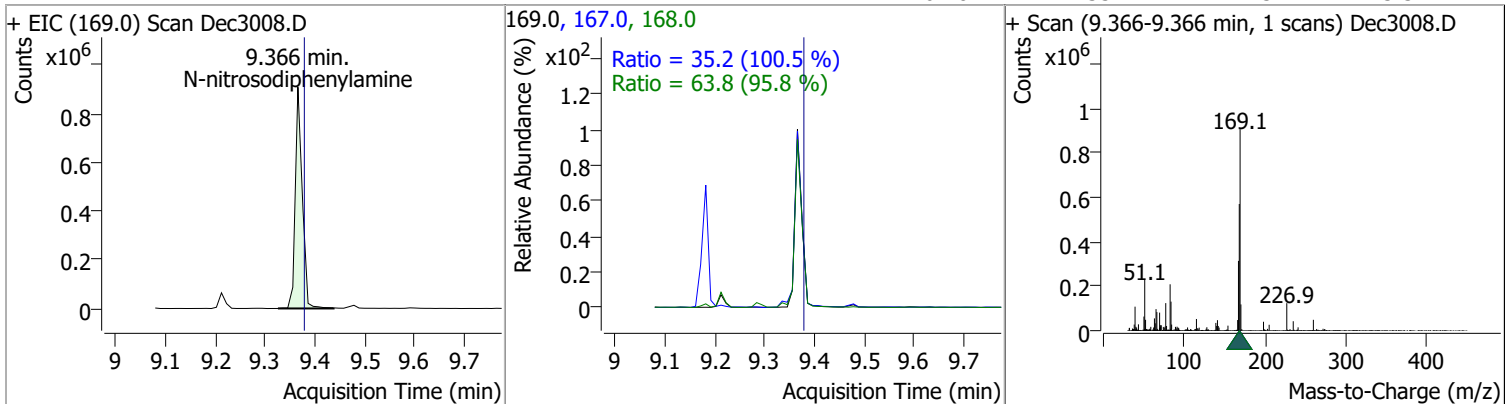
Compound	Conc.	RT	Dev(Min)	Resp.	QIon	QRatio	Lower	Upper
4-Nitroaniline	72.6146	9.26	-0.01	136397	65.0	131.8	91.9	170.7
					92.0	53.7	34.6	64.3



Compound	Conc.	RT	Dev(Min)	Resp.	QIon	QRatio	Lower	Upper
4,6-Dinitro-2-methylphenol	74.6025	9.28	-0.01	78693	121.0	53.8	37.1	68.8

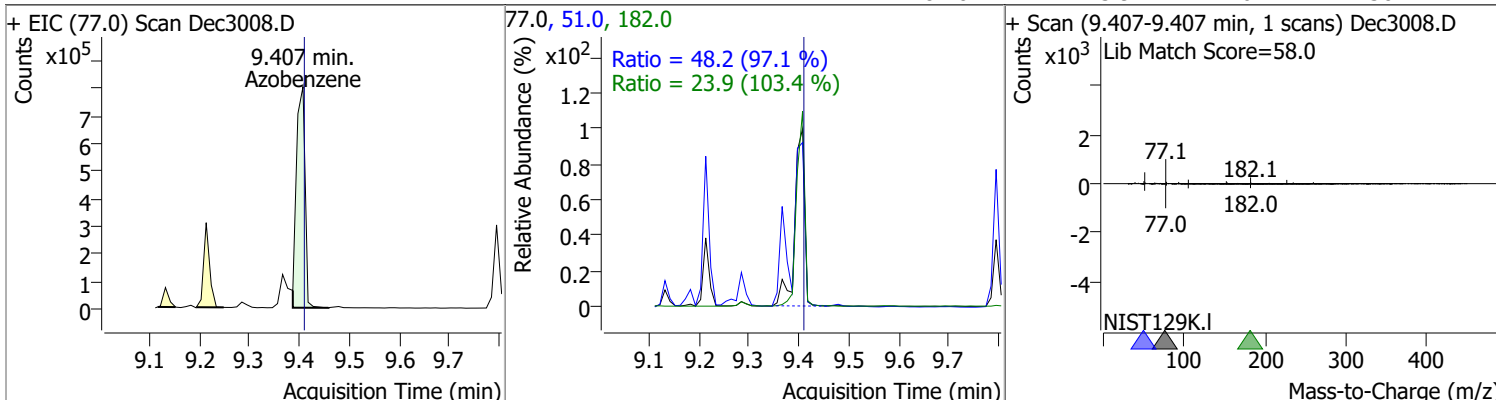


Compound	Conc.	RT	Dev(Min)	Resp.	QIon	QRatio	Lower	Upper
N-nitrosodiphenylamine	83.2160	9.37	-0.01	886553	168.0	63.8	46.6	86.6
					167.0	35.2	24.5	45.5

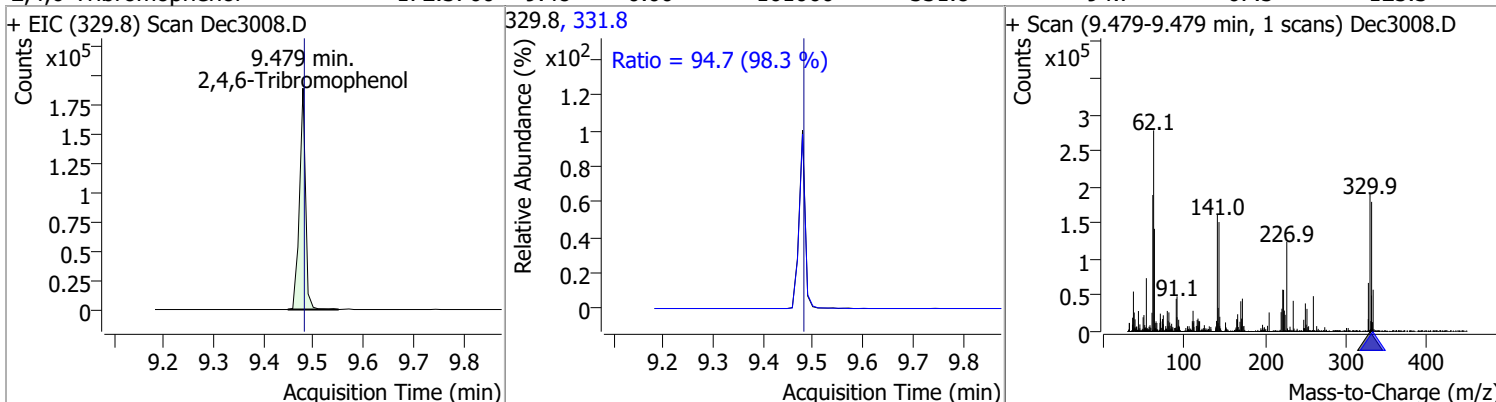


Quantitation Results Report (QT Reviewed)

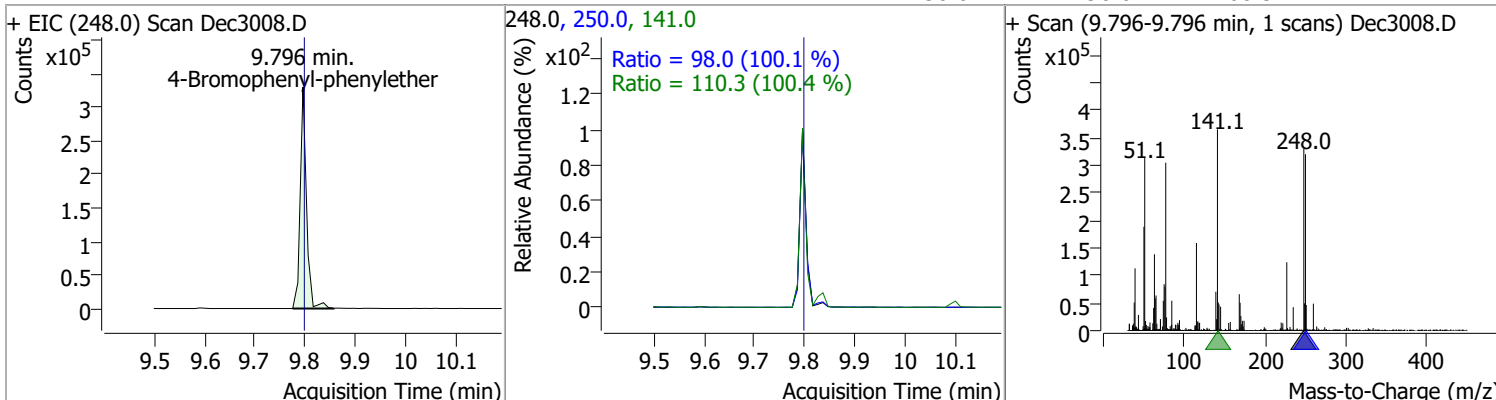
Compound	Conc.	RT	Dev(Min)	Resp.	QIon	QRatio	Lower	Upper
Azobenzene	66.1673	9.41	0.00	964082	51.0	48.2	34.8	64.6
					182.0	23.9	16.2	30.1



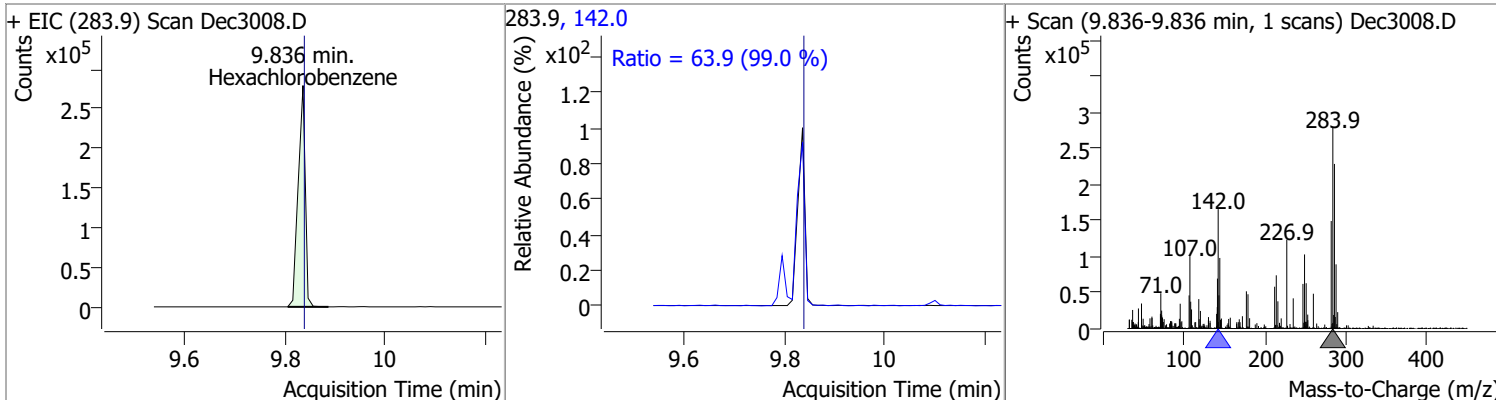
Compound	Conc.	RT	Dev(Min)	Resp.	QIon	QRatio	Lower	Upper
2,4,6-Tribromophenol	172.3760	9.48	0.00	161060	331.8	94.7	67.5	125.3



Compound	Conc.	RT	Dev(Min)	Resp.	QIon	QRatio	Lower	Upper
4-Bromophenyl-phenylether	73.2590	9.80	0.00	286046	141.0	110.3	76.9	142.8
					250.0	98.0	68.5	127.2

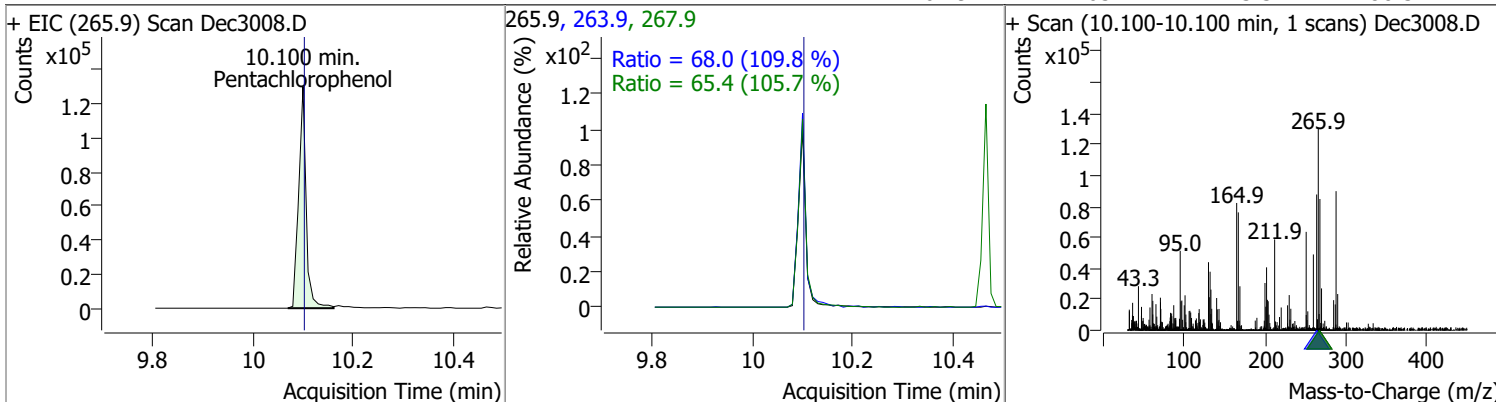


Compound	Conc.	RT	Dev(Min)	Resp.	QIon	QRatio	Lower	Upper
Hexachlorobenzene	74.6005	9.84	0.00	272680	142.0	63.9	45.2	83.9

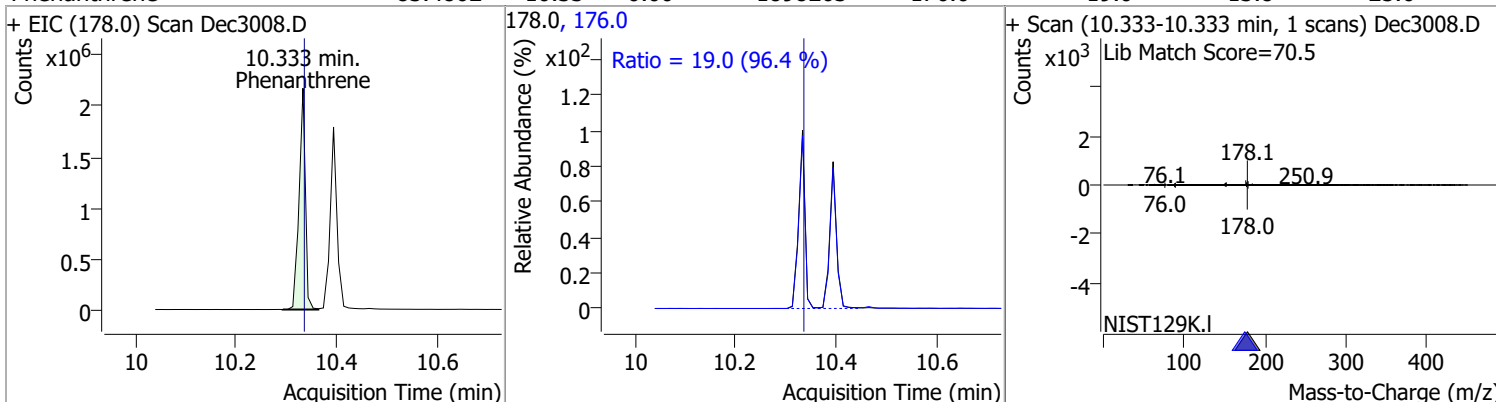


Quantitation Results Report (QT Reviewed)

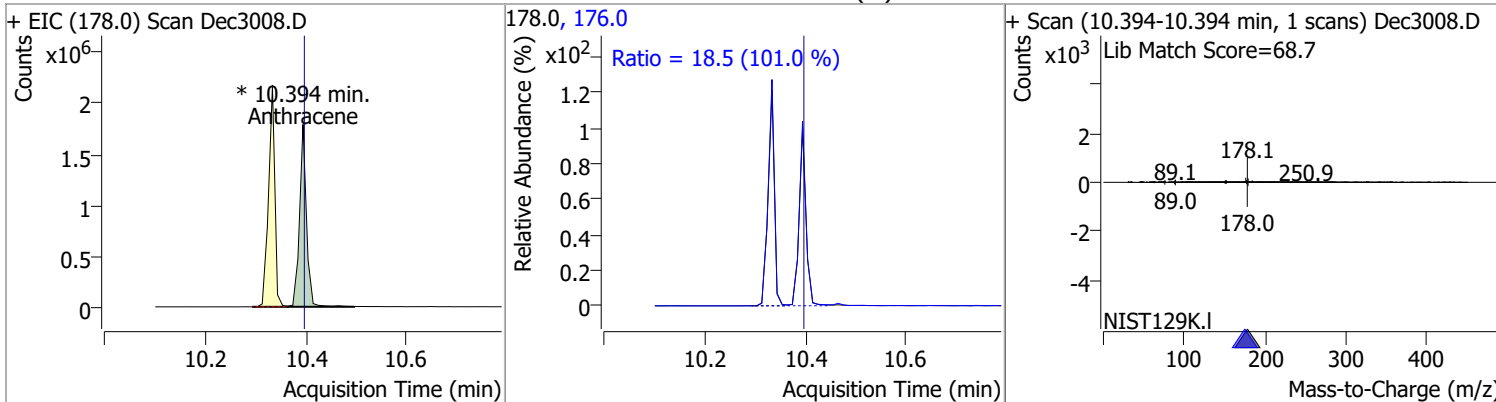
Compound	Conc.	RT	Dev(Min)	Resp.	QIon	QRatio	Lower	Upper
Pentachlorophenol	91.3818	10.10	0.00	134471	263.9	68.0	43.4	80.6
					267.9	65.4	43.3	80.5



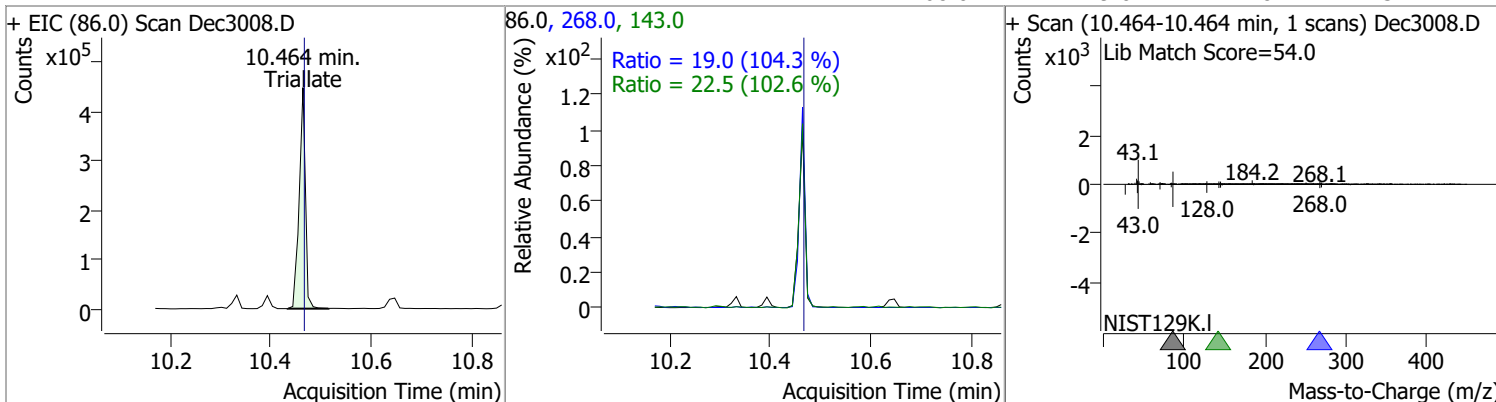
Compound	Conc.	RT	Dev(Min)	Resp.	QIon	QRatio	Lower	Upper
Phenanthrene	83.4862	10.33	0.00	1898263	176.0	19.0	13.8	25.6



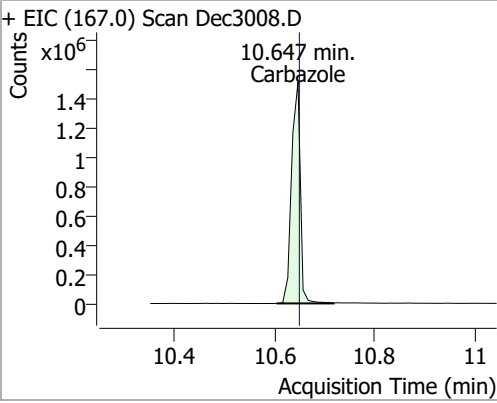
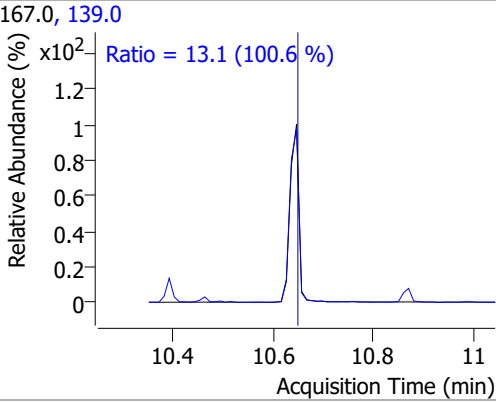
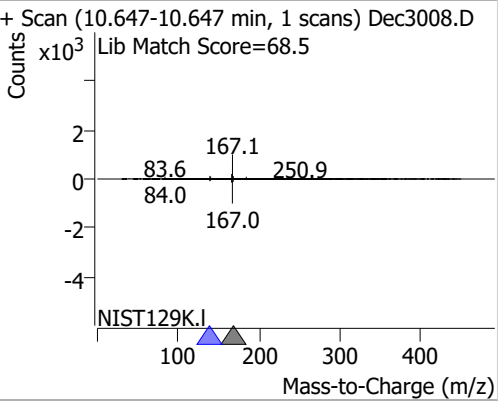
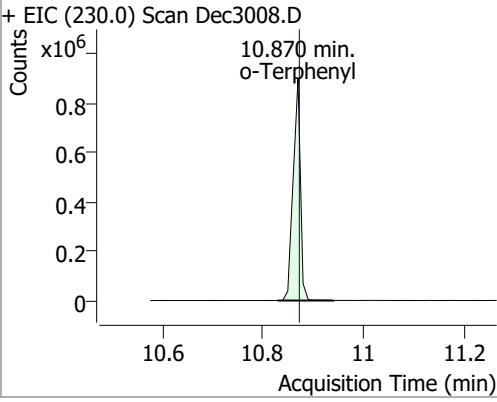
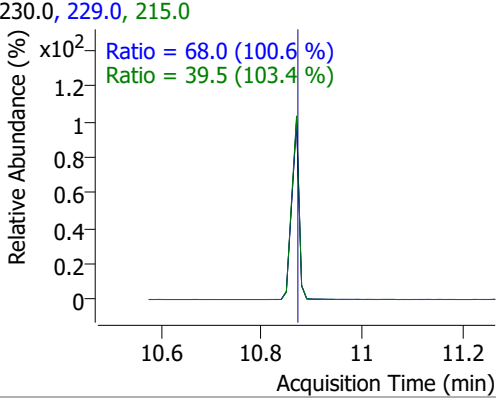
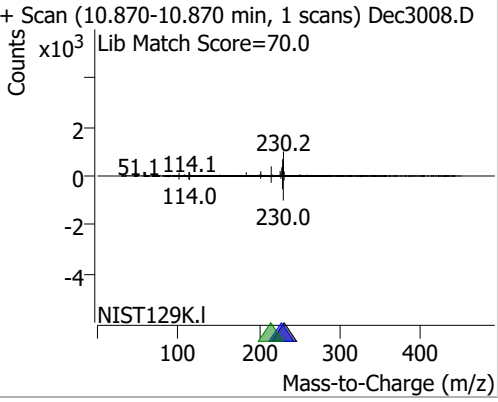
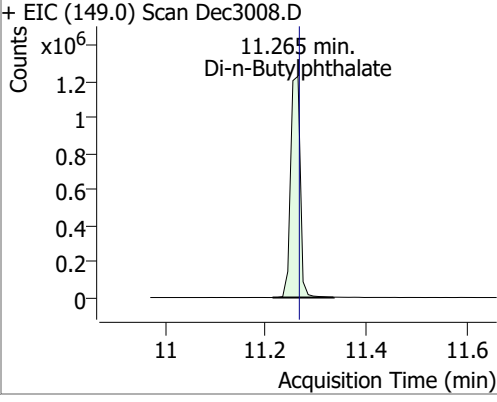
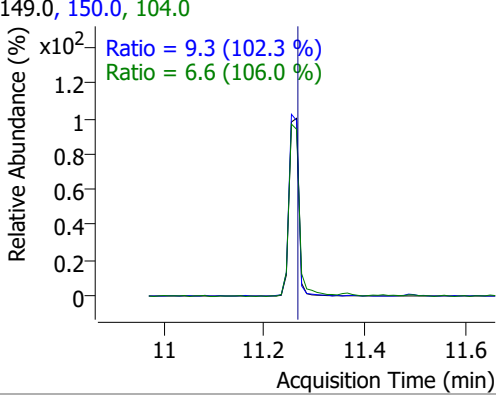
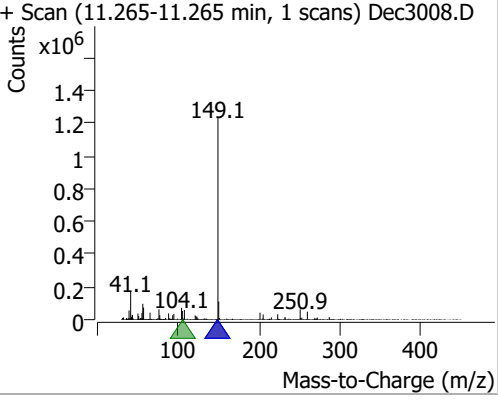
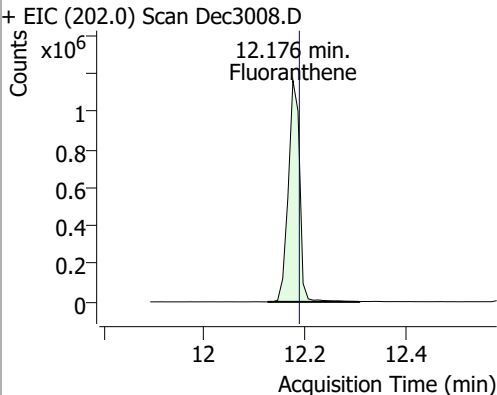
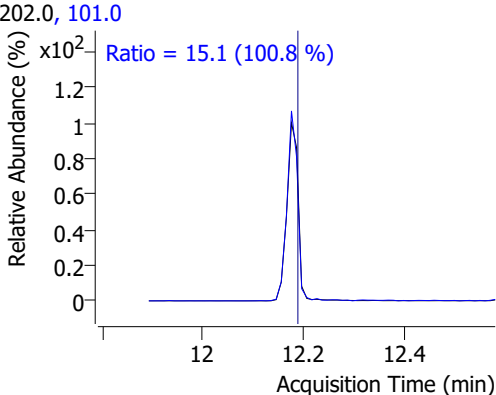
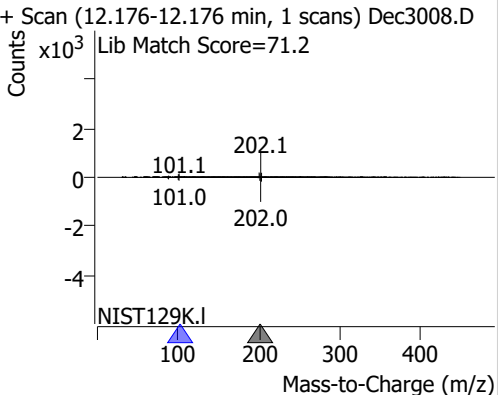
Compound	Conc.	RT	Dev(Min)	Resp.	QIon	QRatio	Lower	Upper
Anthracene	77.8811	10.39	0.00	1723062 (m)	176.0	18.5	12.8	23.8



Compound	Conc.	RT	Dev(Min)	Resp.	QIon	QRatio	Lower	Upper
Triallate	83.5173	10.46	0.00	384282	143.0	22.5	15.4	28.6
					268.0	19.0	12.8	23.7

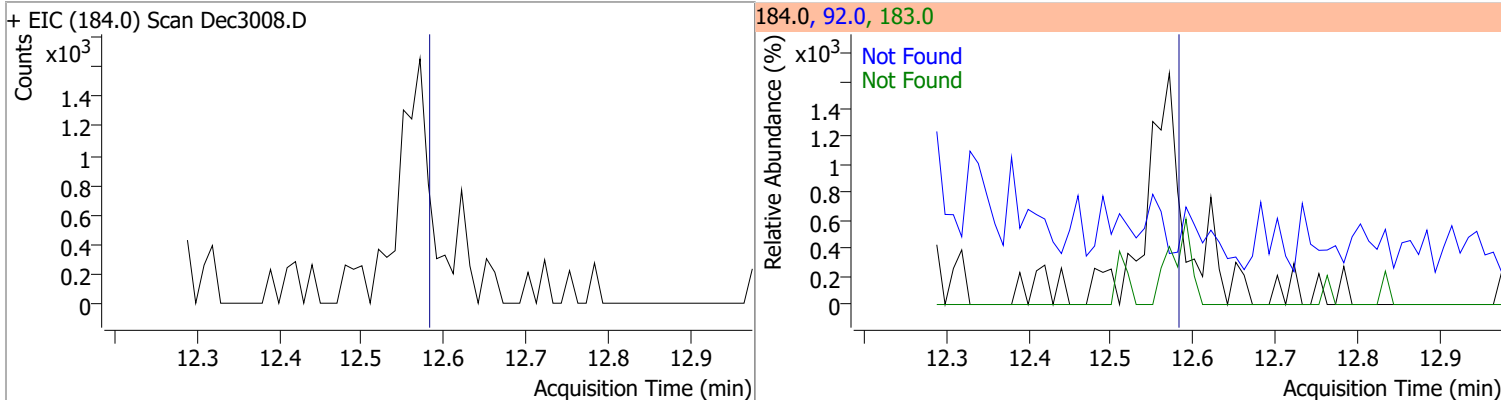


Quantitation Results Report (QT Reviewed)

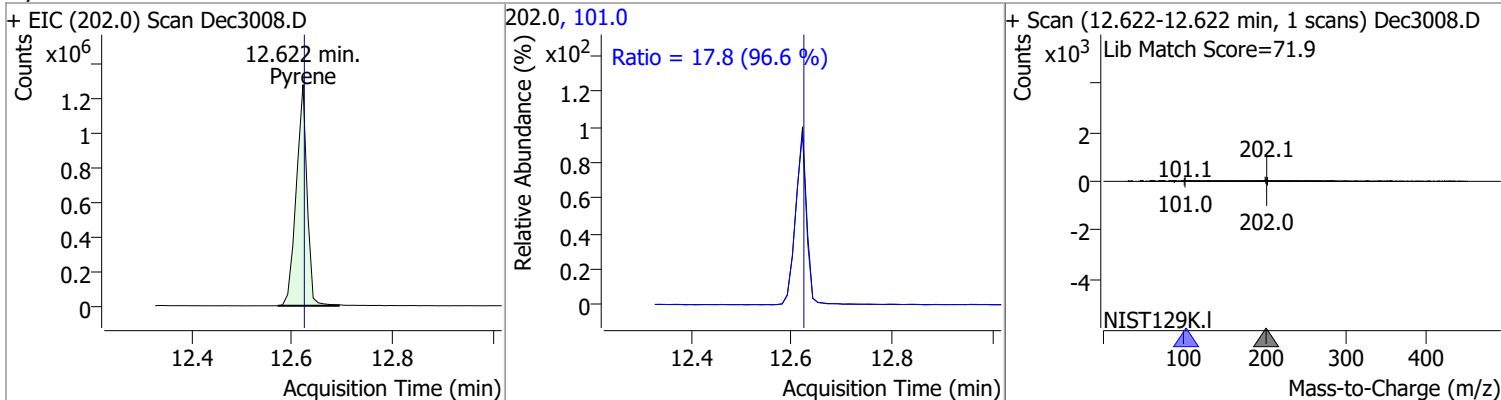
Compound	Conc.	RT	Dev(Min)	Resp.	QIon	QRatio	Lower	Upper
Carbazole	81.9919	10.65	0.00	1823784	139.0	13.1	9.1	16.9
+ EIC (167.0) Scan Dec3008.D			167.0, 139.0			+ Scan (10.647-10.647 min, 1 scans) Dec3008.D		
								
o-Terphenyl	81.4102	10.87	0.00	904234	229.0	68.0	47.4	88.0
+ EIC (230.0) Scan Dec3008.D			230.0, 229.0, 215.0			+ Scan (10.870-10.870 min, 1 scans) Dec3008.D		
								
Di-n-Butylphthalate	81.3922	11.26	0.00	1647682	150.0	9.3	6.4	11.9
+ EIC (149.0) Scan Dec3008.D			149.0, 150.0, 104.0			+ Scan (11.265-11.265 min, 1 scans) Dec3008.D		
								
Fluoranthene	80.4024	12.18	-0.01	1826101	101.0	15.1	10.5	19.5
+ EIC (202.0) Scan Dec3008.D			202.0, 101.0			+ Scan (12.176-12.176 min, 1 scans) Dec3008.D		
								

Quantitation Results Report (QT Reviewed)

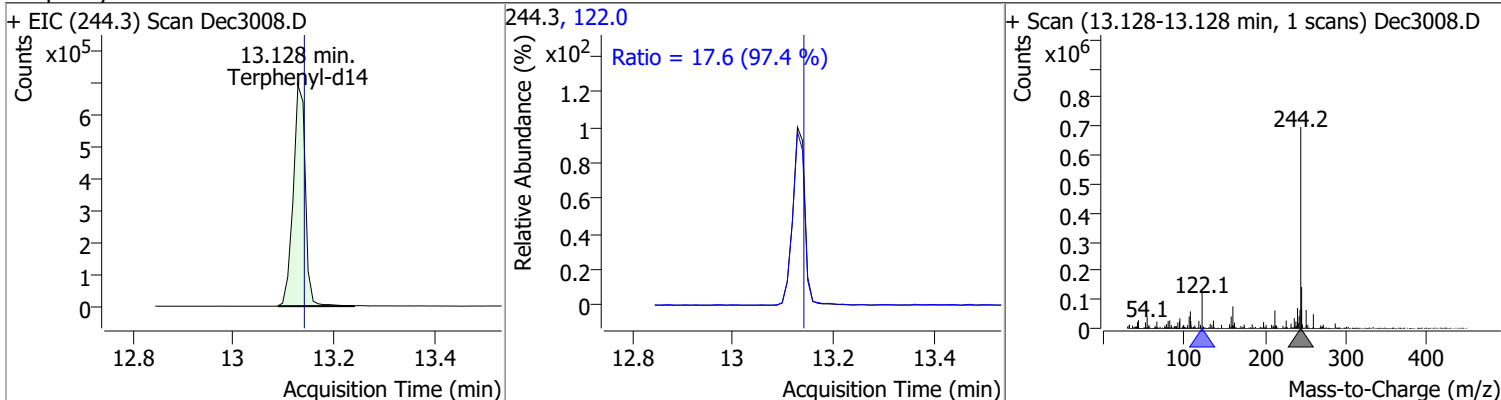
Compound	Conc.	Exp RT	QIon	Exp Ratio	QIon	Exp Ratio
Benzidine	N.D.	12.58	183.0	11.5	92.0	9.0



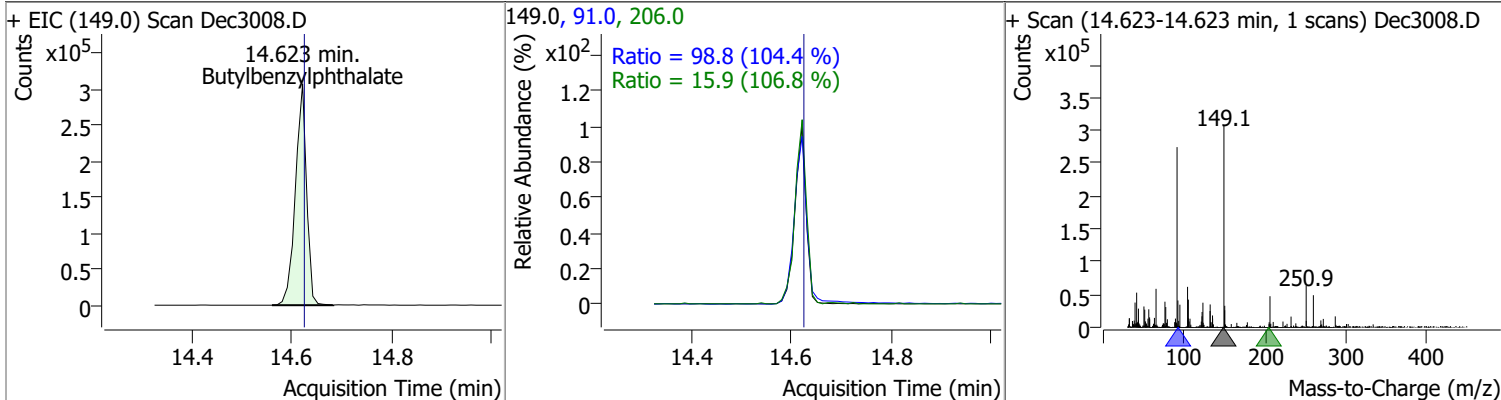
Compound	Conc.	RT	Dev(Min)	Resp.	QIon	QRatio	Lower	Upper
Pyrene	78.1158	12.62	0.00	1910295	101.0	17.8	12.9	24.0



Compound	Conc.	RT	Dev(Min)	Resp.	QIon	QRatio	Lower	Upper
Terphenyl-d14	79.5899	13.13	-0.01	1164980	122.0	17.6	12.7	23.5

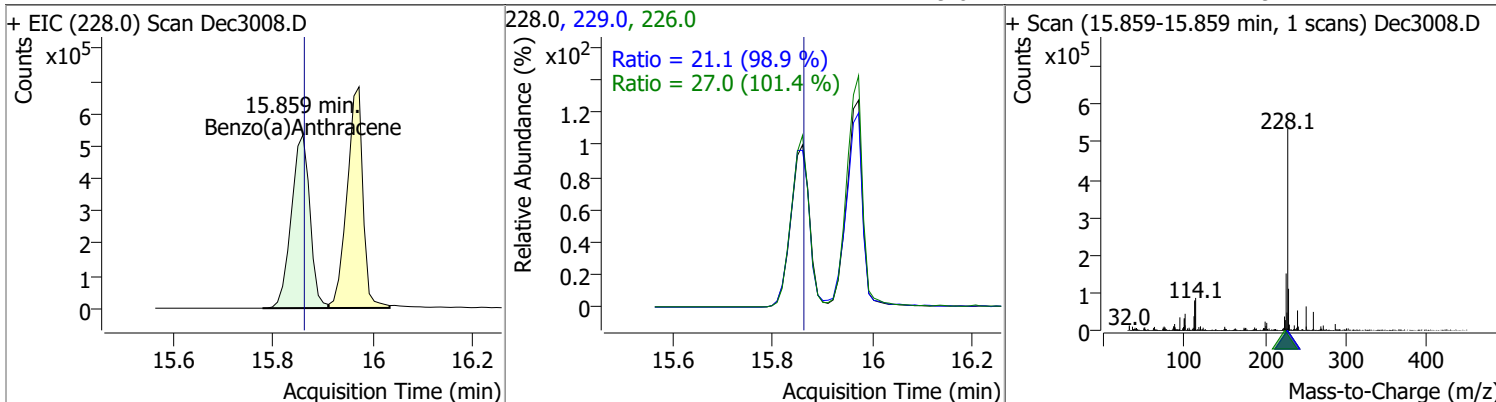


Compound	Conc.	RT	Dev(Min)	Resp.	QIon	QRatio	Lower	Upper
Butylbenzylphthalate	80.7981	14.62	-0.01	476387	91.0	98.8	66.2	123.0
					206.0	15.9	10.4	19.4

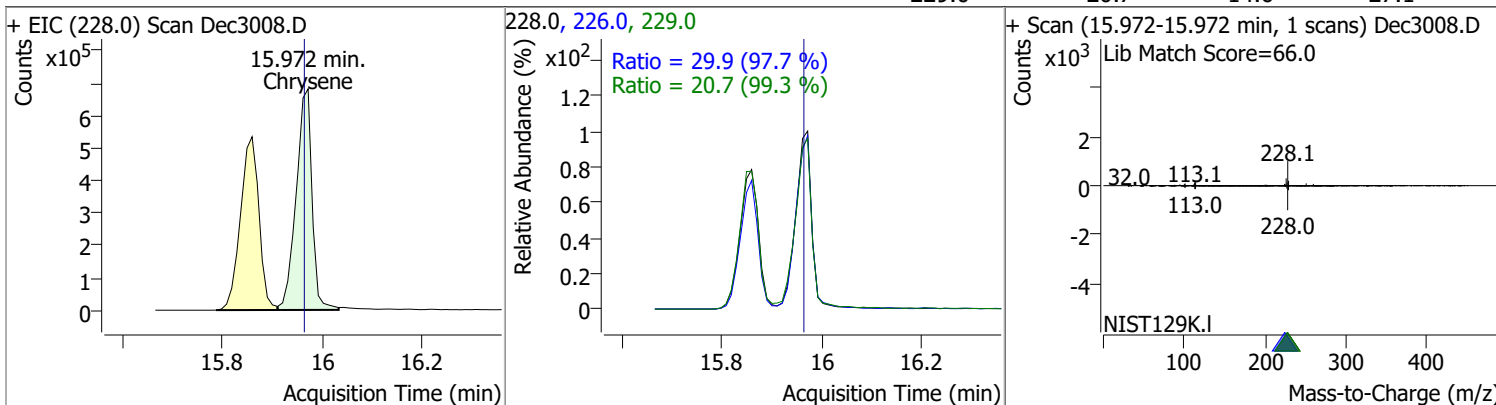


Quantitation Results Report (QT Reviewed)

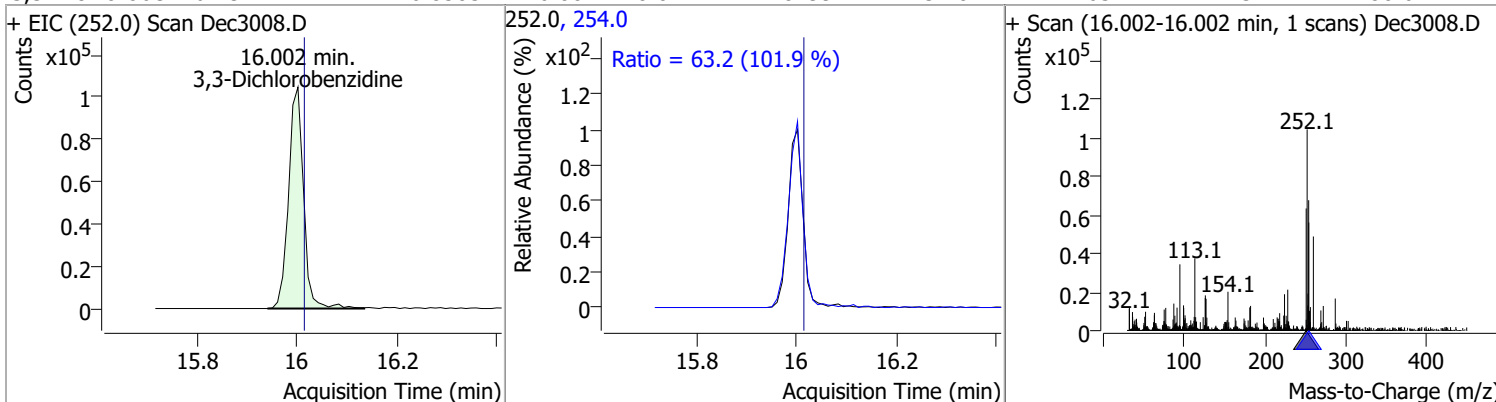
Compound	Conc.	RT	Dev(Min)	Resp.	QIon	QRatio	Lower	Upper
Benzo(a)Anthracene	84.8342	15.86	-0.01	1378169	226.0	27.0	18.7	34.7
					229.0	21.1	14.9	27.7



Compound	Conc.	RT	Dev(Min)	Resp.	QIon	QRatio	Lower	Upper
Chrysene	81.2864	15.97	0.00	1508359	226.0	29.9	21.4	39.8
					229.0	20.7	14.6	27.1

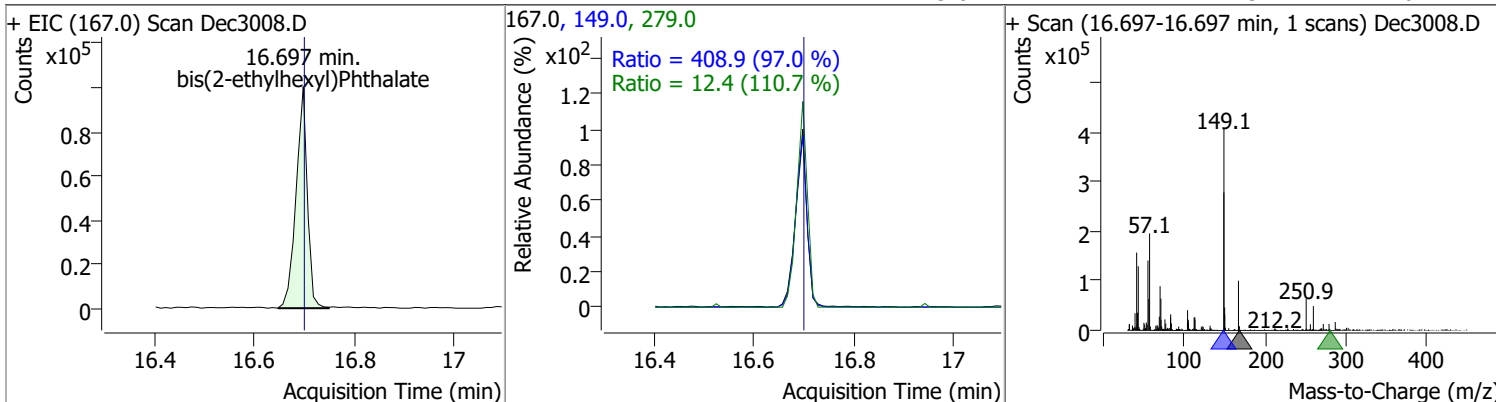


Compound	Conc.	RT	Dev(Min)	Resp.	QIon	QRatio	Lower	Upper
3,3-Dichlorobenzidine	46.8505	16.00	-0.02	218799	254.0	63.2	43.4	80.6

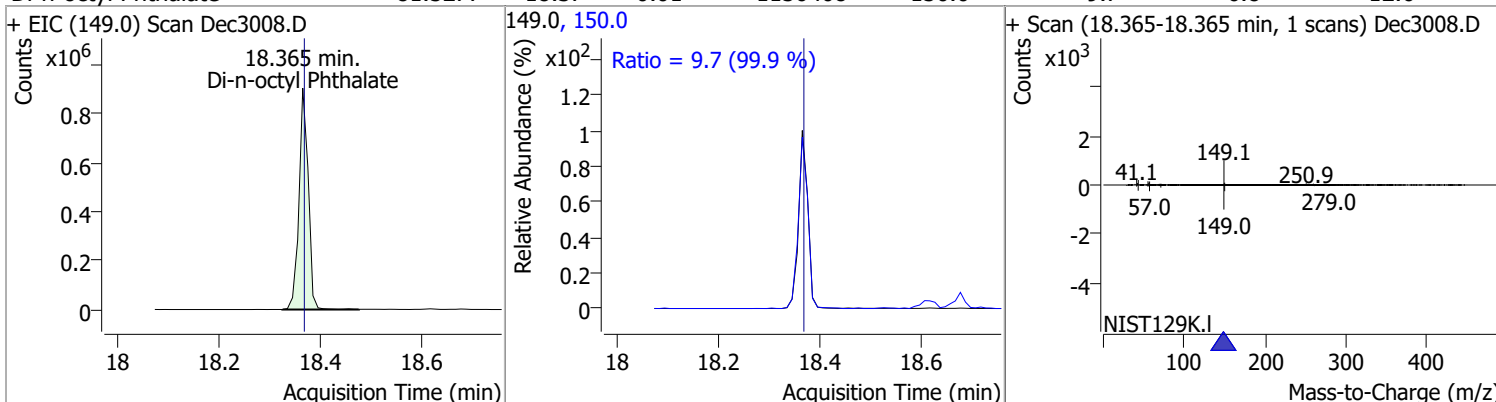


Quantitation Results Report (QT Reviewed)

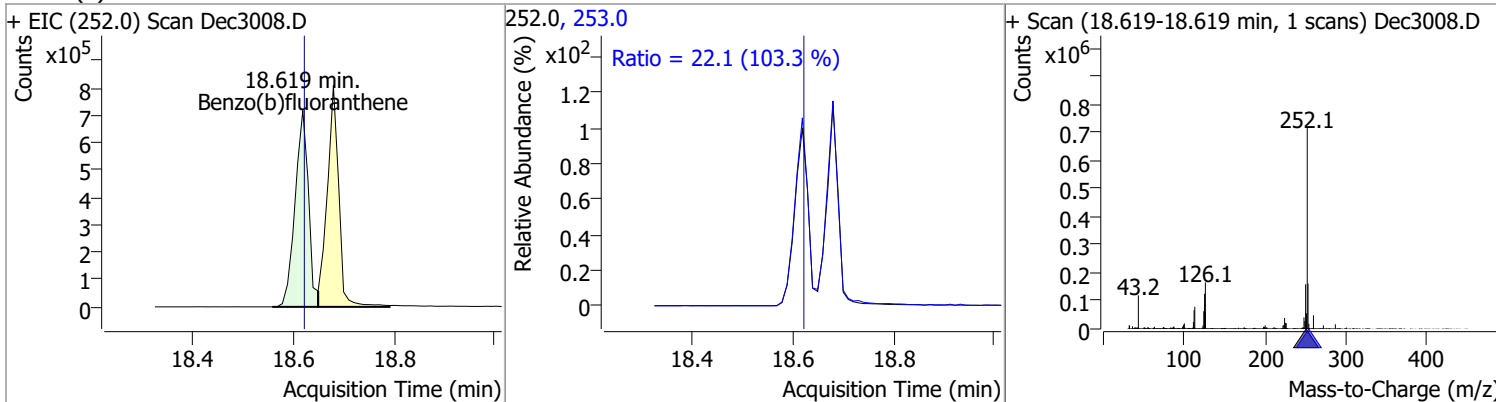
Compound	Conc.	RT	Dev(Min)	Resp.	QIon	QRatio	Lower	Upper
bis(2-ethylhexyl)Phthalate	80.6536	16.70	-0.01	157759	149.0	408.9	295.1	548.1
					279.0	12.4	7.9	14.6



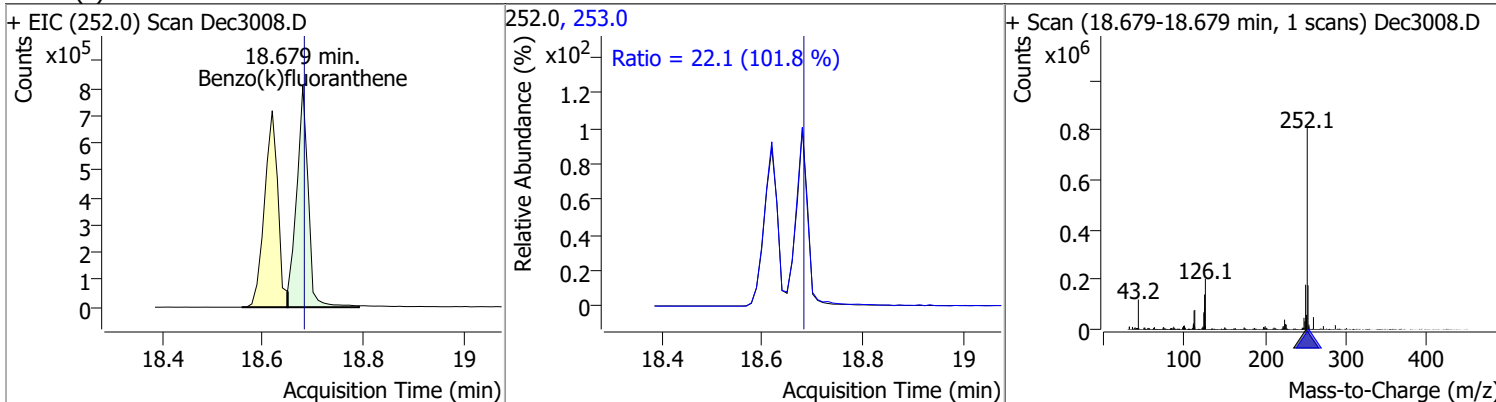
Compound	Conc.	RT	Dev(Min)	Resp.	QIon	QRatio	Lower	Upper
Di-n-octyl Phthalate	81.5277	18.37	-0.01	1156408	150.0	9.7	6.8	12.6



Compound	Conc.	RT	Dev(Min)	Resp.	QIon	QRatio	Lower	Upper
Benzo(b)fluoranthene	85.5940	18.62	-0.01	1317586	253.0	22.1	15.0	27.8

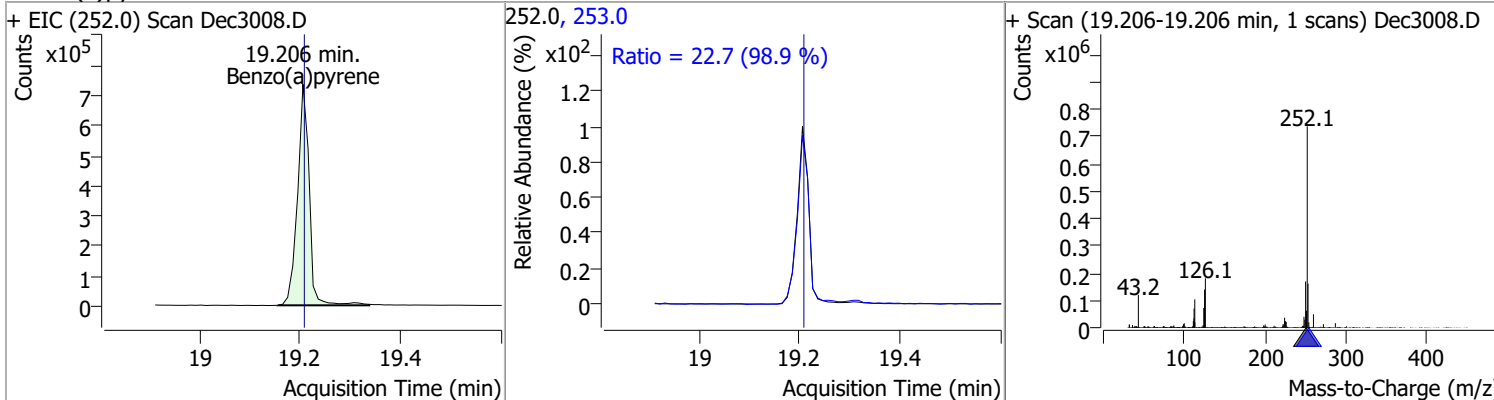


Compound	Conc.	RT	Dev(Min)	Resp.	QIon	QRatio	Lower	Upper
Benzo(k)fluoranthene	77.4435	18.68	-0.01	1292904	253.0	22.1	15.2	28.2

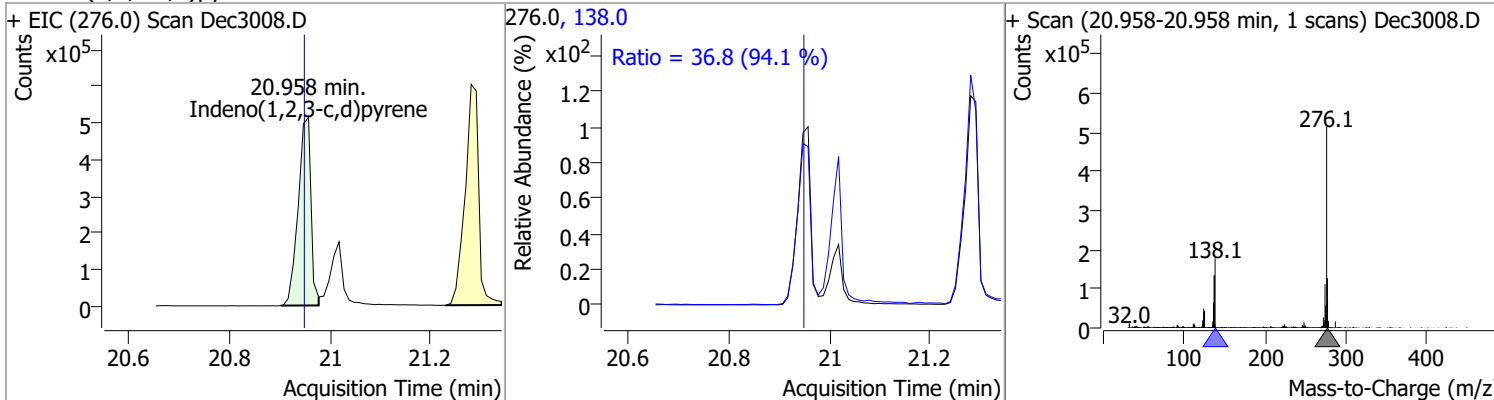


Quantitation Results Report (QT Reviewed)

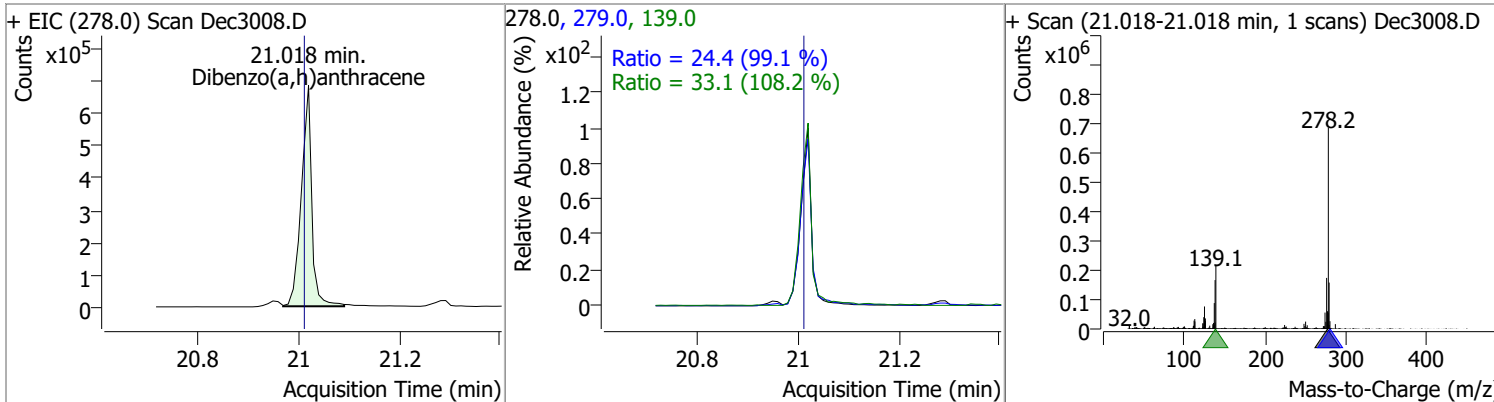
Compound	Conc.	RT	Dev(Min)	Resp.	QIon	QRatio	Lower	Upper
Benzo(a)pyrene	82.3832	19.21	-0.01	1185668	253.0	22.7	16.1	29.8



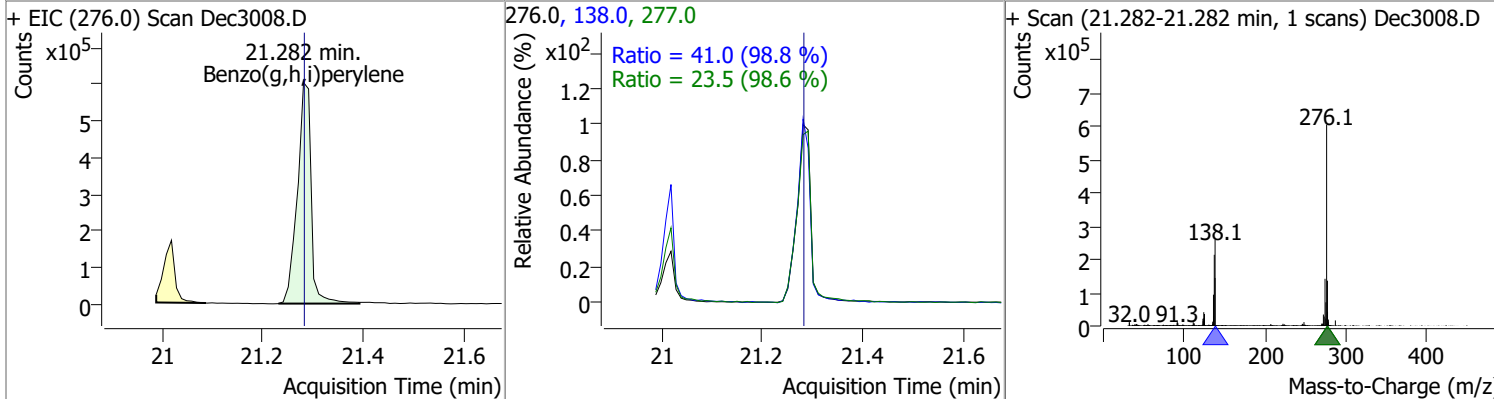
Compound	Conc.	RT	Dev(Min)	Resp.	QIon	QRatio	Lower	Upper
Indeno(1,2,3-c,d)pyrene	82.3056	20.96	0.00	906642	138.0	36.8	27.4	50.8



Compound	Conc.	RT	Dev(Min)	Resp.	QIon	QRatio	Lower	Upper
Dibenzo(a,h)anthracene	80.8461	21.02	0.00	992120	139.0	33.1	21.4	39.7
					279.0	24.4	17.2	32.0

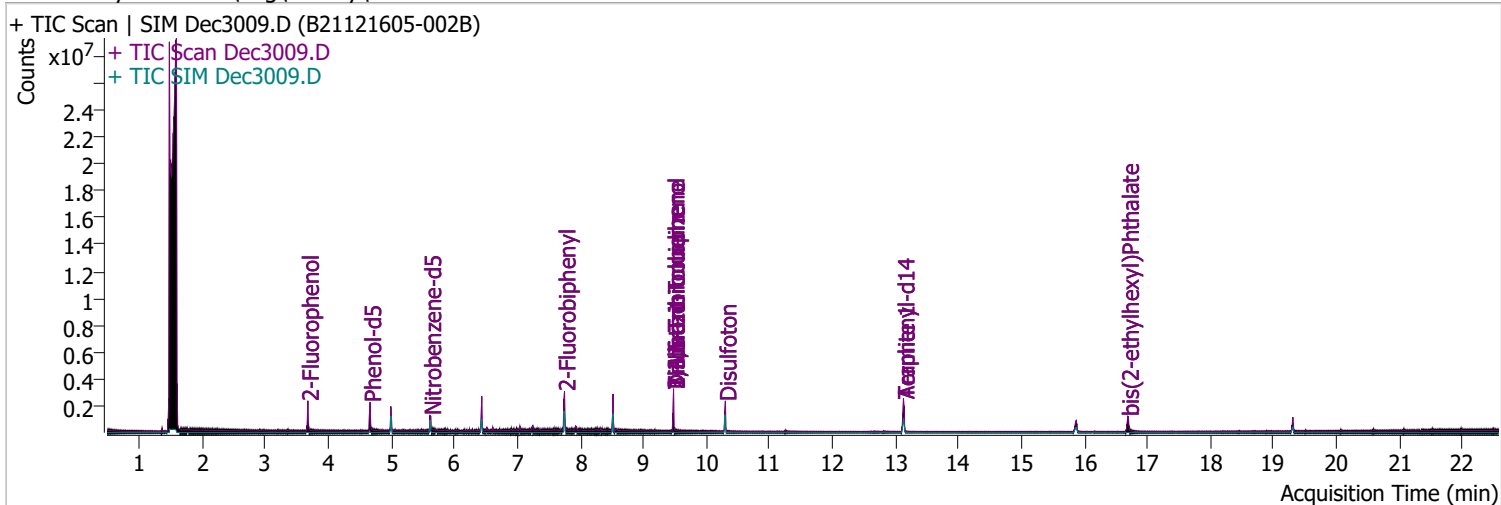


Compound	Conc.	RT	Dev(Min)	Resp.	QIon	QRatio	Lower	Upper
Benzo(g,h,i)perylene	84.2992	21.28	-0.01	1150329	138.0	41.0	29.0	53.9
					277.0	23.5	16.7	31.0



Quantitation Results Report (QT Reviewed)

Data File	Dec3009.D	Operator	LIMS import
Acq. Method	BNA+SIM.M	Acq. Date-Time	12/30/2021 4:29:35 PM
Sample Name	B21121605-002B	Instrument	Instrument #1
Vial	9	Multiplier	1.00
DA Method File	122821 bna 1 CAL.batch.bin	Comment	SVOC-8270-W
Tune File	dftppdsm.u	Tune Date	11/24/2021 11:15:00 AM
Batch Name	123021 bna 1.batch.bin	Last Calib Update	1/3/2022 10:10:10 AM
Ref Library	D:\Org\Library\NIST129K.I		



Compound	RT	QIon	Resp.	Conc.	Units	Dev(Min)
----------	----	------	-------	-------	-------	----------

Internal Standards

System Monitoring Compounds

S 2-Fluorophenol	3.674	112.0	571484	78.6491	µg/L	-0.031
Spiked Amount: 200.000	Range: 10.0 - 75.0%			Recovery = 39.32%		
S Phenol-d5	4.664	99.0	730300	68.7191	µg/L	-0.020
Spiked Amount: 200.000	Range: 10.0 - 65.0%			Recovery = 34.36%		
S Nitrobenzene-d5	5.614	82.0	314761	60.3165	µg/L	-0.010
Spiked Amount: 100.000	Range: 32.0 - 94.0%			Recovery = 60.32%		
S 2-Fluorobiphenyl	7.749	172.0	1090170	61.9460	µg/L	0.000
Spiked Amount: 100.000	Range: 28.0 - 107.0%			Recovery = 61.95%		
S 2,4,6-Tribromophenol	9.479	329.8	182726	204.4865	µg/L	0.000
Spiked Amount: 200.000	Range: 25.0 - 140.0%			Recovery = 102.24%		
S Terphenyl-d14	13.128	244.3	1258889	90.0951	µg/L	-0.010
Spiked Amount: 100.000	Range: 32.0 - 122.0%			Recovery = 90.10%		

Target Compounds

Compound	RT	QIon	Resp.	Conc.	Units	Dev(Min)	QValue
T N-Nitrosodimethylamine	0.000		0	N.D.			
T Pyridine	0.000		0	N.D.			
T Aniline	0.000		0	N.D.			
T Phenol	0.000		0	N.D.			
T bis(-2-Chloroethyl)Ether	0.000		0	N.D.			
T 2-Chlorophenol	0.000		0	N.D.			
T 1,3-Dichlorobenzene	0.000		0	N.D.			
T 1,4-Dichlorobenzene	0.000		0	N.D.			
T 1,2-Dichlorobenzene	0.000		0	N.D.			
T Benzyl Alcohol	0.000		0	N.D.			
T bis(2-chloroisopropyl)Ether	0.000		0	N.D.			
T 2-Methylphenol	0.000		0	N.D.			
T N-nitroso-Di-n-propylamine	5.614	70.0	0		µg/L	md	1
T 4Methylphenol/3Methylphenol	0.000		0	N.D.			
T Hexachloroethane	0.000		0	N.D.			

Quantitation Results Report (QT Reviewed)

Compound	RT	QIon	Resp.	Conc.	Units	Dev(Min)
T Nitrobenzene	0.000		0	N.D.		
T Isophorone	0.000		0	N.D.		
T 2-Nitrophenol	0.000		0	N.D.		
T 2,4-Dimethylphenol	0.000		0	N.D.		
T bis(-2-Chloroethoxy)Methane	0.000		0	N.D.		
T Benzoic Acid	0.000		0	N.D.		
T 2,4-Dichlorophenol	0.000		0	N.D.		
T 1,2,4-Trichlorobenzene	0.000		0	N.D.		
T Naphthalene	0.000		0	N.D.		
T 4-Chlorophenol	0.000		0	N.D.		
T p-Chloroaniline	0.000		0	N.D.		
T Hexachlorobutadiene	0.000		0	N.D.		
T 4-Chloro-2-Methylphenol	0.000		0	N.D.		
T 4-Chloro-3-Methylphenol	0.000		0	N.D.		
T 2-Methylnaphthalene	0.000		0	N.D.		
T 1-Methylnaphthalene	0.000		0	N.D.		
T Hexachlorocyclopentadiene	0.000		0	N.D.		
T 2,4,6-Trichlorophenol	0.000		0	N.D.		
T 2,4,5-Trichlorophenol	0.000		0	N.D.		
T 2-Chloronaphthalene	0.000		0	N.D.		
T 2-Nitroaniline	0.000		0	N.D.		
T Dimethyl Phthalate	8.517	163.0	0		µg/L md	1
T 2,6-Dinitrotoluene	8.517	165.0	0		µg/L md	1
T Acenaphthylene	0.000		0	N.D.		
T 3-Nitroaniline	0.000		0	N.D.		
T Acenaphthene	0.000		0	N.D.		
T 2,4-Dinitrophenol	0.000		0	N.D.		
T Dibenzofuran	0.000		0	N.D.		
T 4-Nitrophenol	0.000		0	N.D.		
T 2,4-Dinitrotoluene	0.000		0	N.D.		
T Diethylphthalate	0.000		0	N.D.		
T Fluorene	0.000		0	N.D.		
T 4-Chlorophenyl-phenylether	0.000		0	N.D.		
T 4-Nitroaniline	0.000		0	N.D.		
T 4,6-Dinitro-2-methylphenol	9.479	198.0	0		µg/L md	1
T N-nitrosodiphenylamine	0.000		0	N.D.		
T Azobenzene	0.000		0	N.D.		
T 4-Bromophenyl-phenylether	0.000		0	N.D.		
T Hexachlorobenzene	0.000		0	N.D.		
T Pentachlorophenol	0.000		0	N.D.		
T Phenanthrene	0.000		0	N.D.		
T Anthracene	0.000		0	N.D.		
T Triallate	0.000		0	N.D.		
T Carbazole	0.000		0	N.D.		
T o-Terphenyl	0.000		0	N.D.		
T Di-n-Butylphthalate	0.000		0	N.D.		
T Fluoranthene	0.000		0	N.D.		
T Benzidine	0.000		0	N.D.		
T Pyrene	0.000		0	N.D.		
T Butylbenzylphthalate	0.000		0	N.D.		
T Benzo(a)Anthracene	0.000		0	N.D.		
T Chrysene	0.000		0	N.D.		
T 3,3-Dichlorobenzidine	0.000		0	N.D.		
T bis(2-ethylhexyl)Phthalate	16.687	167.0	91095	54.6924	µg/L	99
T Di-n-octyl Phthalate	0.000		0	N.D.		

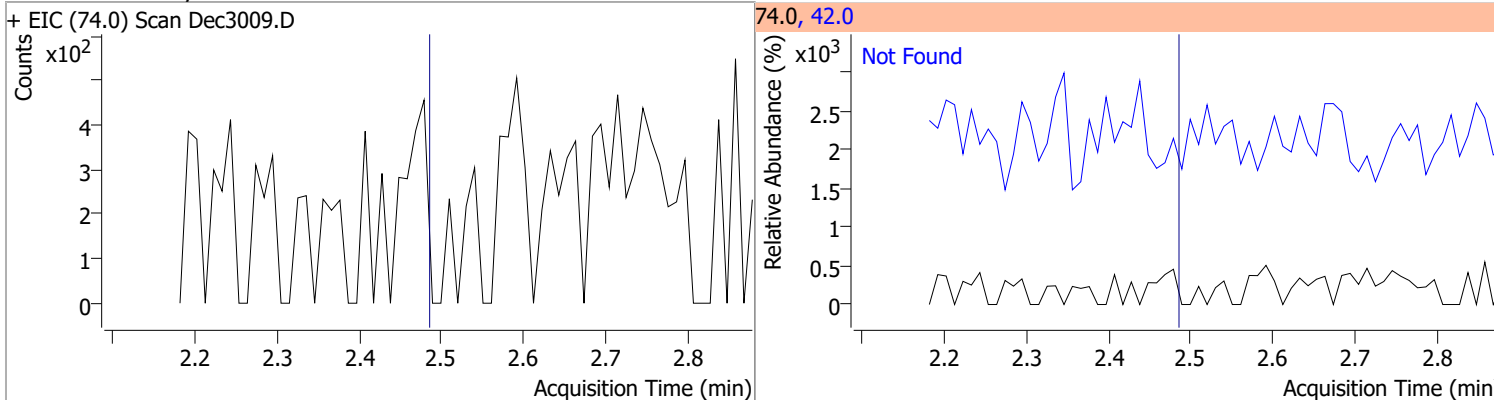
Quantitation Results Report (QT Reviewed)

Compound	RT	QIon	Resp.	Conc.	Units	Dev(Min)
T Benzo(b)fluoranthene	0.000		0	N.D.		
T Benzo(k)fluoranthene	0.000		0	N.D.		
T Benzo(a)pyrene	0.000		0	N.D.		
T Indeno(1,2,3-c,d)pyrene	0.000		0	N.D.		
T Dibenzo(a,h)anthracene	0.000		0	N.D.		
T Benzo(g,h,i)perylene	0.000		0	N.D.		

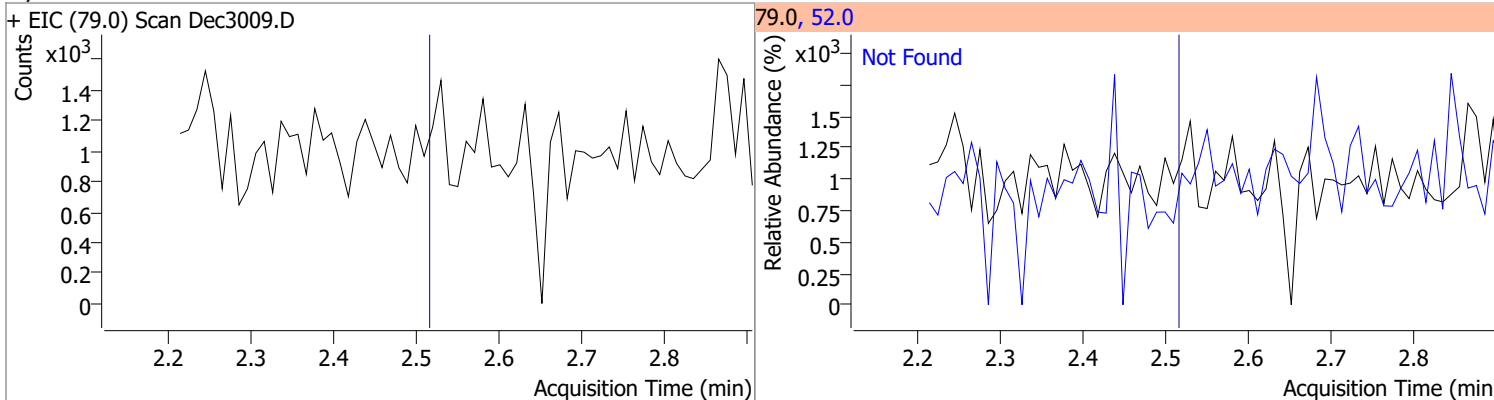
(#) = Qualifier Out of Range; (m) = Manual Integration; (+) = Area Summed; (*) = Surrogate Percent Recovery Out of Range; (d): Zeroed Peak

Quantitation Results Report (QT Reviewed)

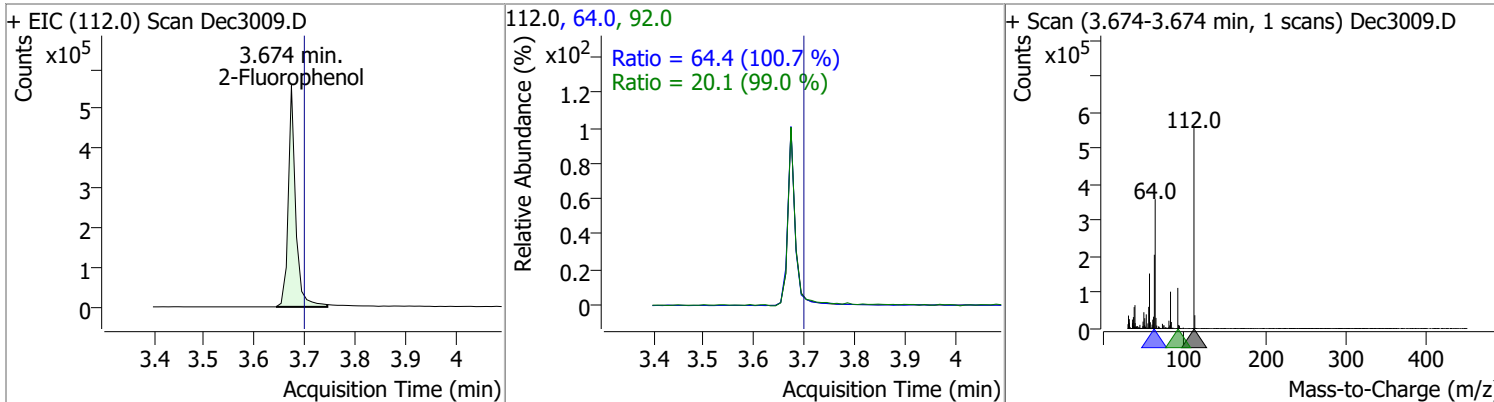
Compound	Conc.	Exp RT	QIon	Exp Ratio
N-Nitrosodimethylamine	N.D.	2.49	42.0	184.8



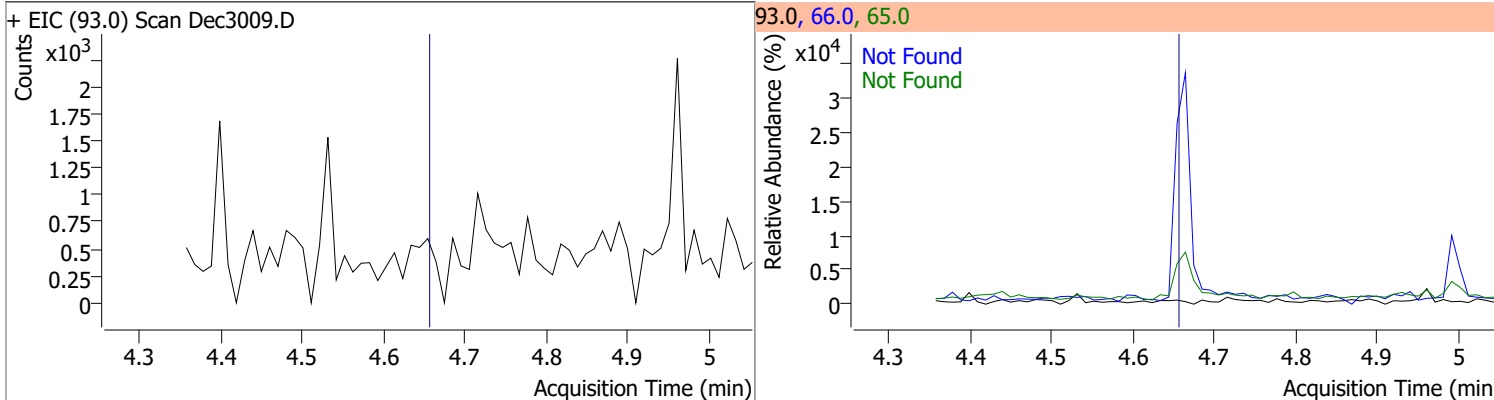
Compound	Conc.	Exp RT	QIon	Exp Ratio
Pyridine	N.D.	2.52	52.0	135.8



Compound	Conc.	RT	Dev(Min)	Resp.	QIon	QRatio	Lower	Upper
2-Fluorophenol	78.6491	3.67	-0.03	571484	64.0	64.4	44.8	83.2
					92.0	20.1	14.2	26.4

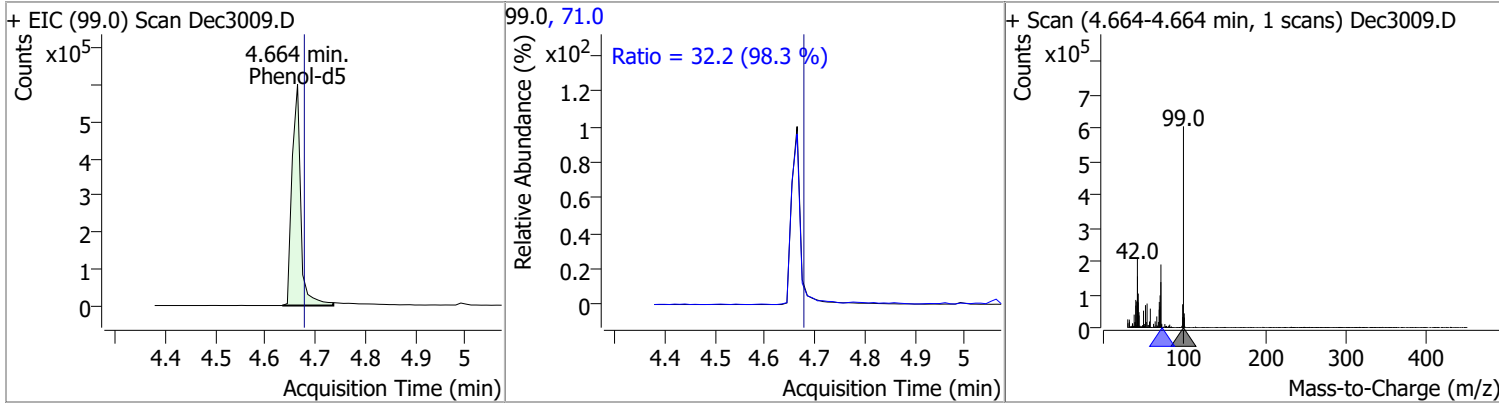


Compound	Conc.	Exp RT	QIon	Exp Ratio	QIon	Exp Ratio
Aniline	N.D.	4.66	66.0	41.6	65.0	23.1

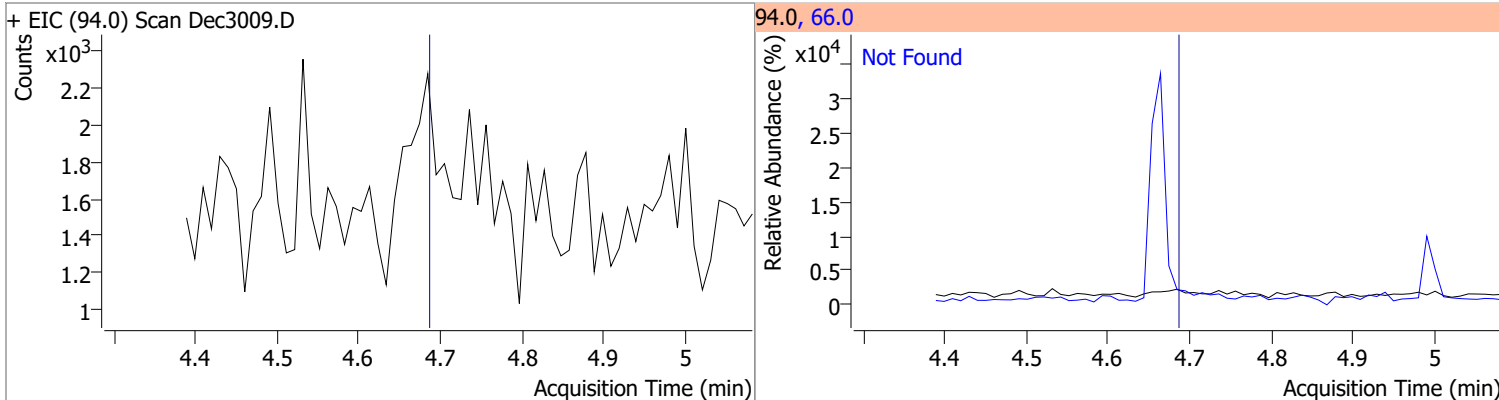


Quantitation Results Report (QT Reviewed)

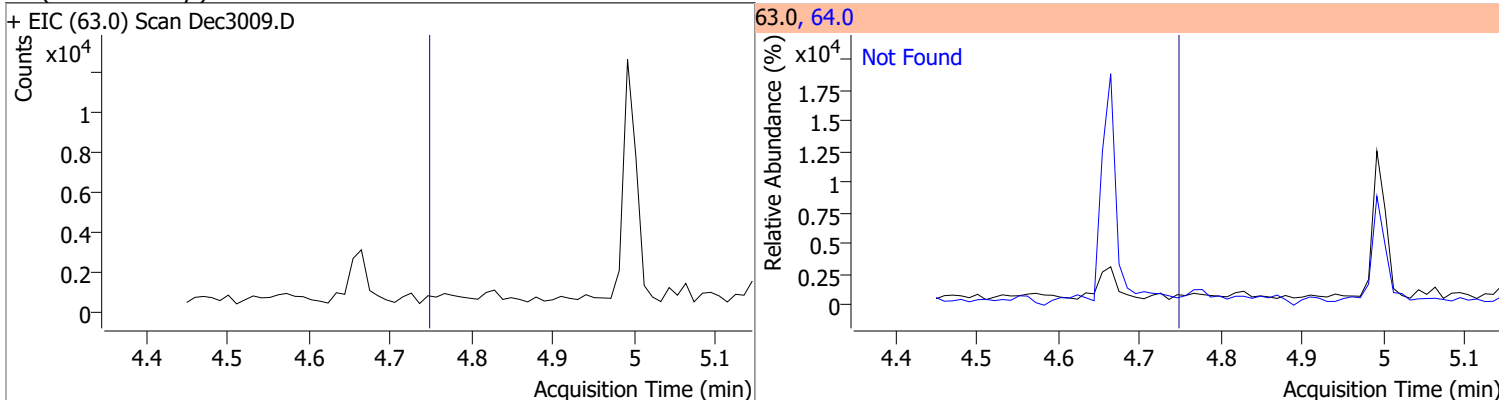
Compound	Conc.	RT	Dev(Min)	Resp.	QIon	QRatio	Lower	Upper
Phenol-d5	68.7191	4.66	-0.02	730300	71.0	32.2	22.9	42.5



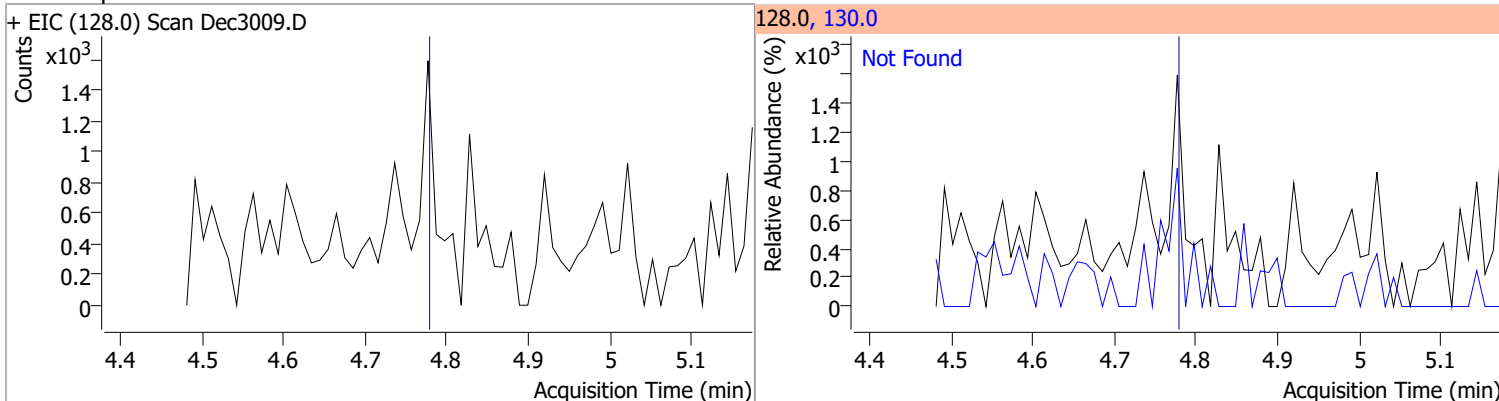
Compound	Conc.	Exp RT	QIon	Exp Ratio
Phenol	N.D.	4.69	66.0	40.8



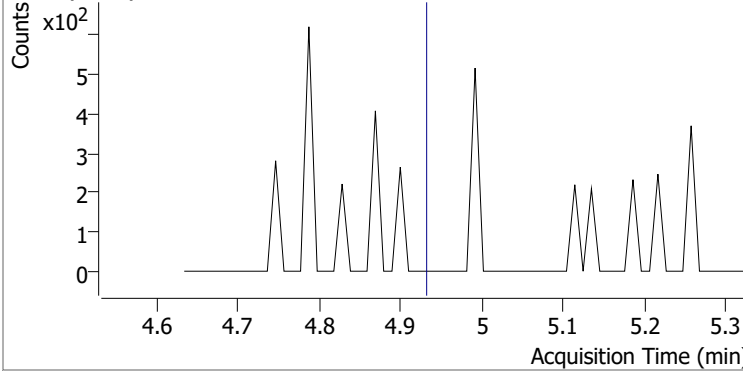
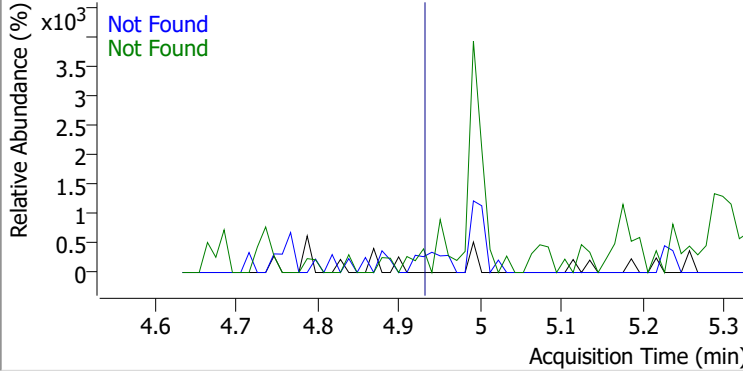
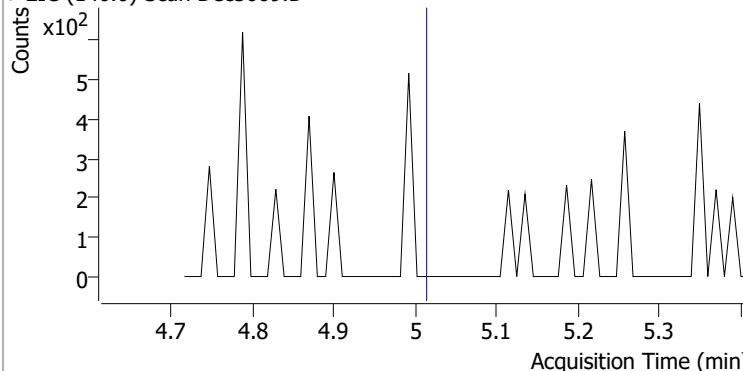
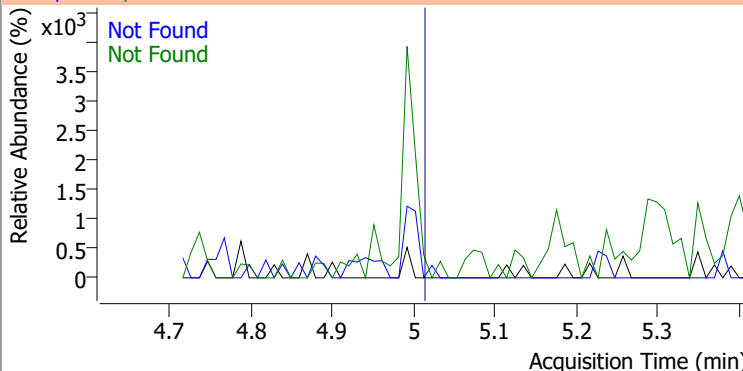
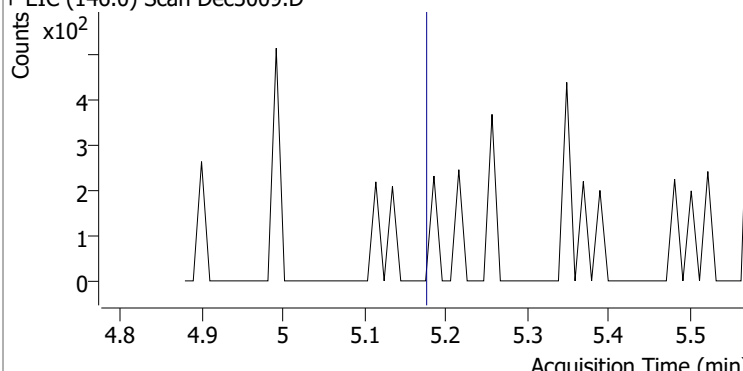
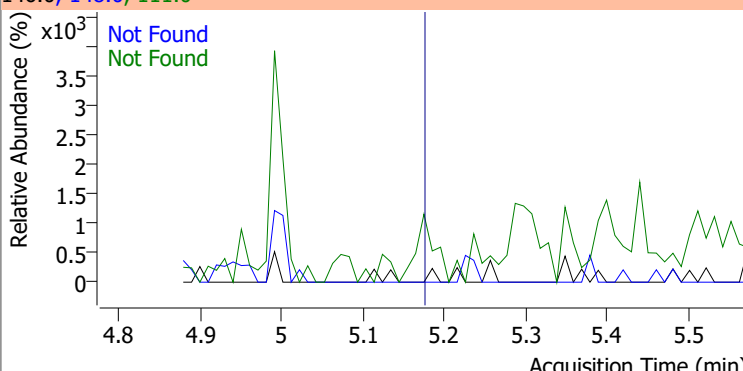
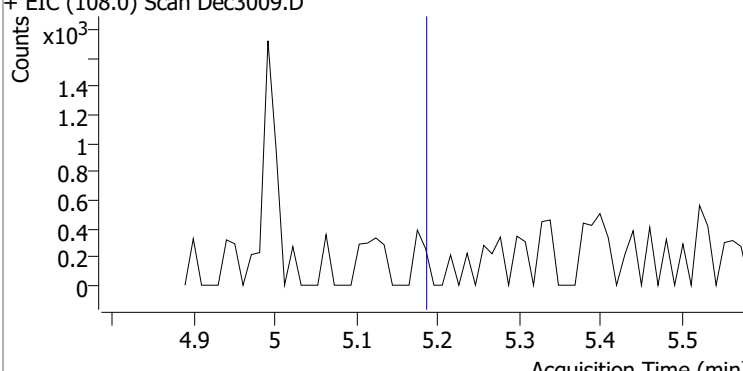
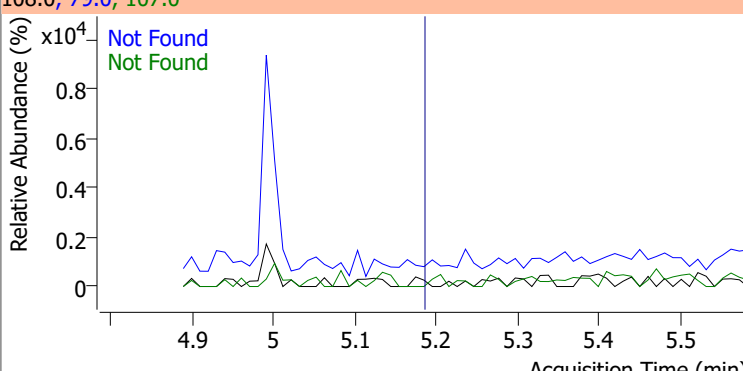
Compound	Conc.	Exp RT	QIon	Exp Ratio
bis(-2-Chloroethyl)Ether	N.D.	4.76	64.0	2.8



Compound	Conc.	Exp RT	QIon	Exp Ratio
2-Chlorophenol	N.D.	4.79	130.0	32.3

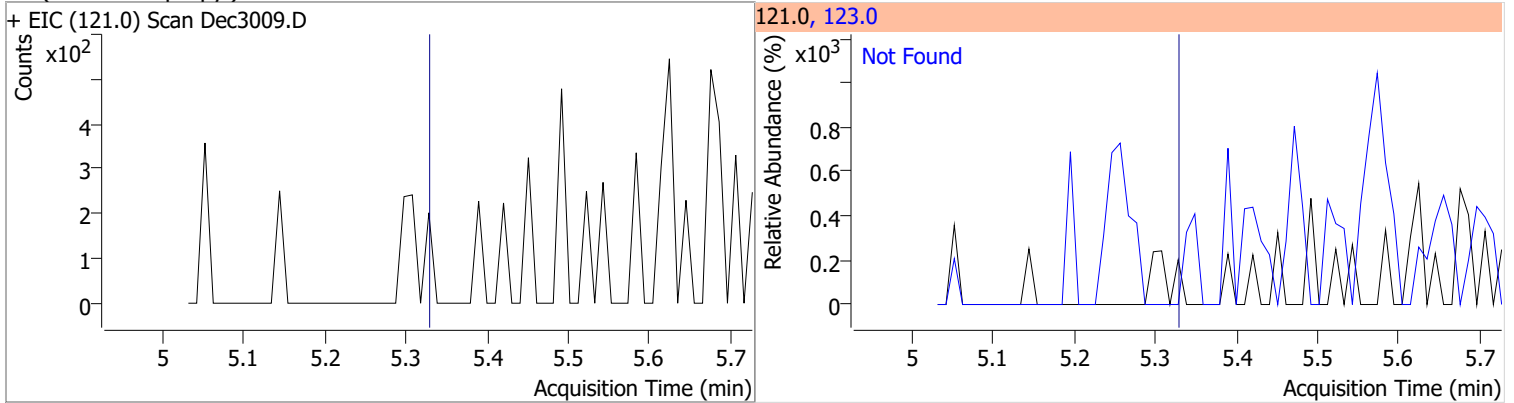


Quantitation Results Report (QT Reviewed)

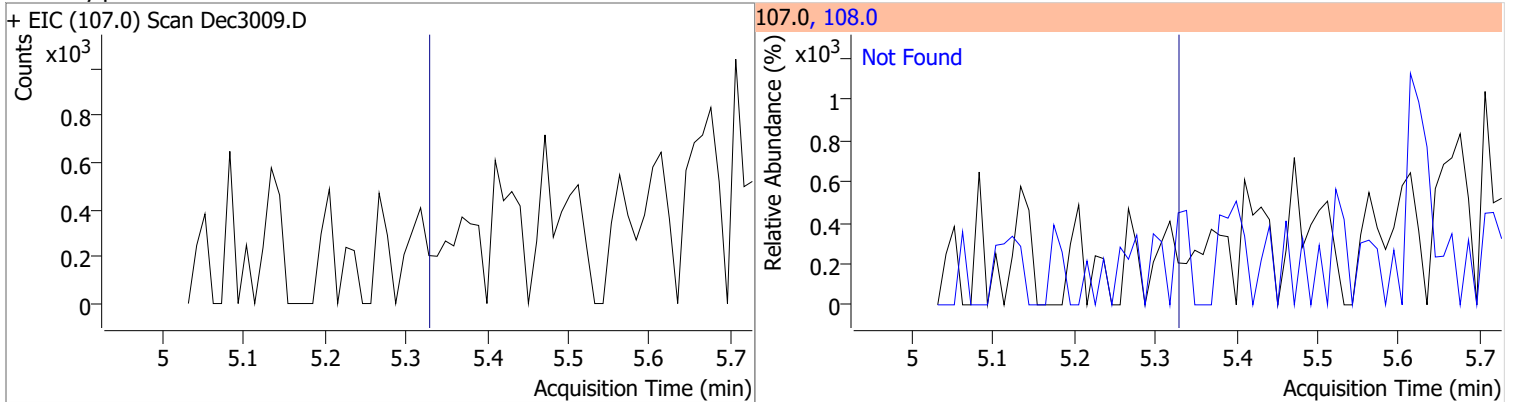
Compound	Conc.	Exp RT	QIon	Exp Ratio	QIon	Exp Ratio
1,3-Dichlorobenzene	N.D.	4.94	148.0	63.2	111.0	39.4
+ EIC (146.0) Scan Dec3009.D			146.0, 148.0, 111.0			
						
1,4-Dichlorobenzene	N.D.	5.02	148.0	62.2	111.0	37.4
+ EIC (146.0) Scan Dec3009.D			146.0, 148.0, 111.0			
						
1,2-Dichlorobenzene	N.D.	5.19	148.0	62.2	111.0	40.3
+ EIC (146.0) Scan Dec3009.D			146.0, 148.0, 111.0			
						
Benzyl Alcohol	N.D.	5.20	79.0	117.9	107.0	69.2
+ EIC (108.0) Scan Dec3009.D			108.0, 79.0, 107.0			
						

Quantitation Results Report (QT Reviewed)

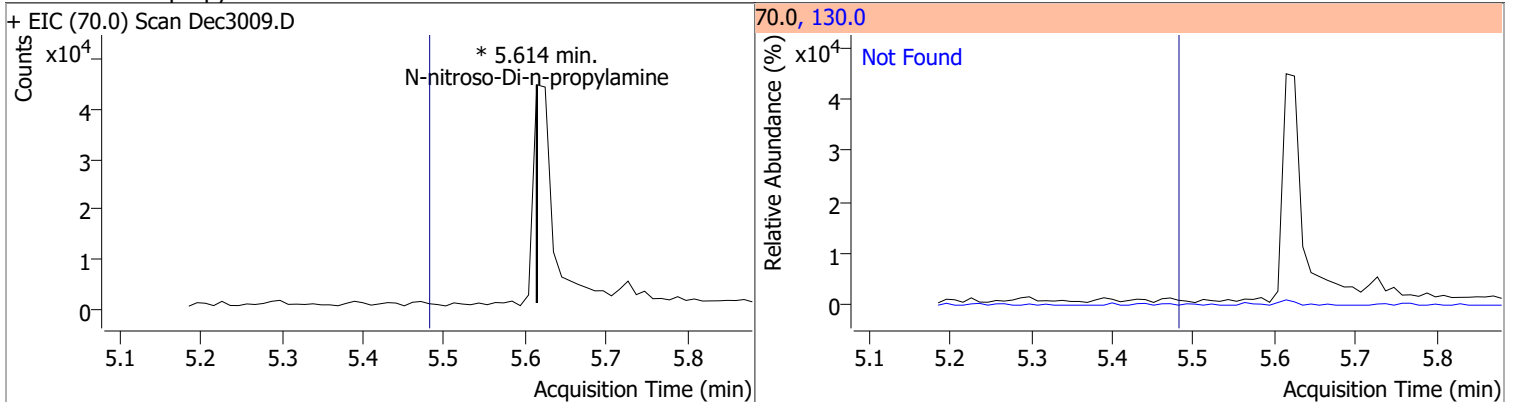
Compound	Conc.	Exp RT	QIon	Exp Ratio
bis(2-chloroisopropyl)Ether	N.D.	5.34	123.0	32.7



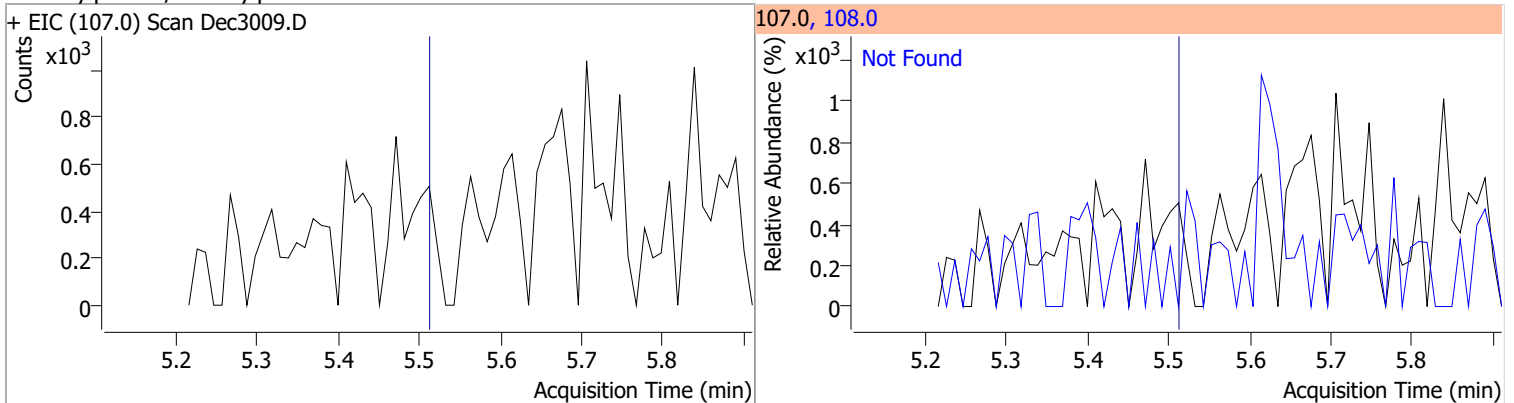
Compound	Conc.	Exp RT	QIon	Exp Ratio
2-Methylphenol	N.D.	5.34	108.0	117.6



Compound	Conc.	RT	Dev(Min)	Resp.	QIon	QRatio	Lower	Upper
N-nitroso-Di-n-propylamine		0		0	130.0		0.0	35.2

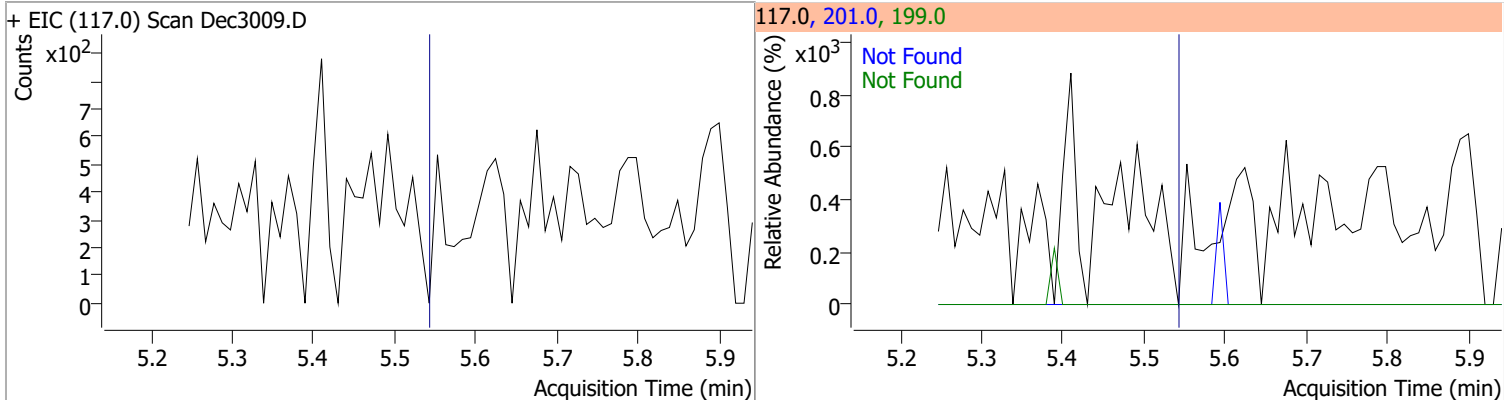


Compound	Conc.	Exp RT	QIon	Exp Ratio
4Methylphenol/3Methylphenol	N.D.	5.52	108.0	81.4

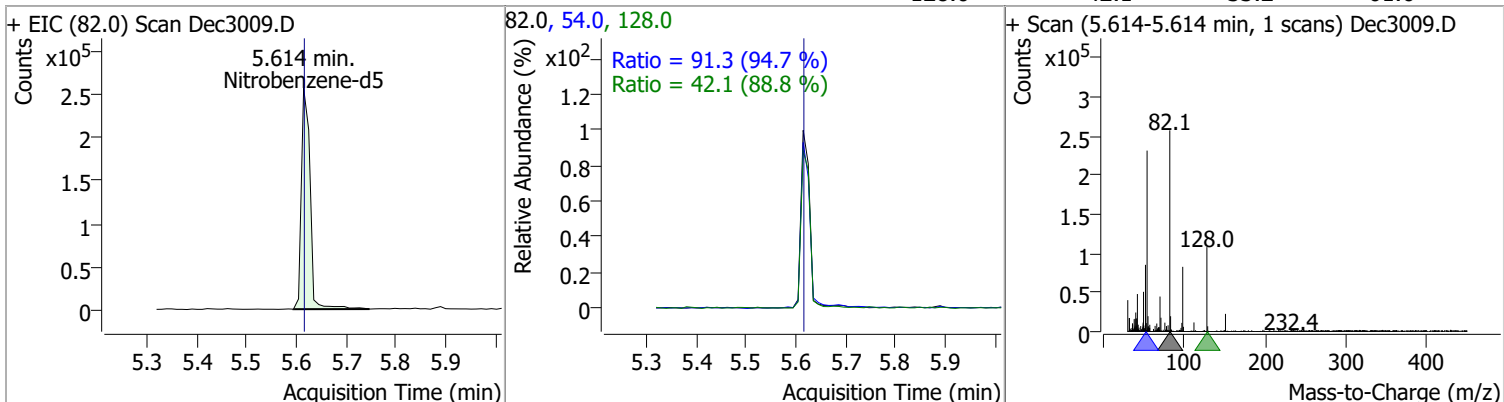


Quantitation Results Report (QT Reviewed)

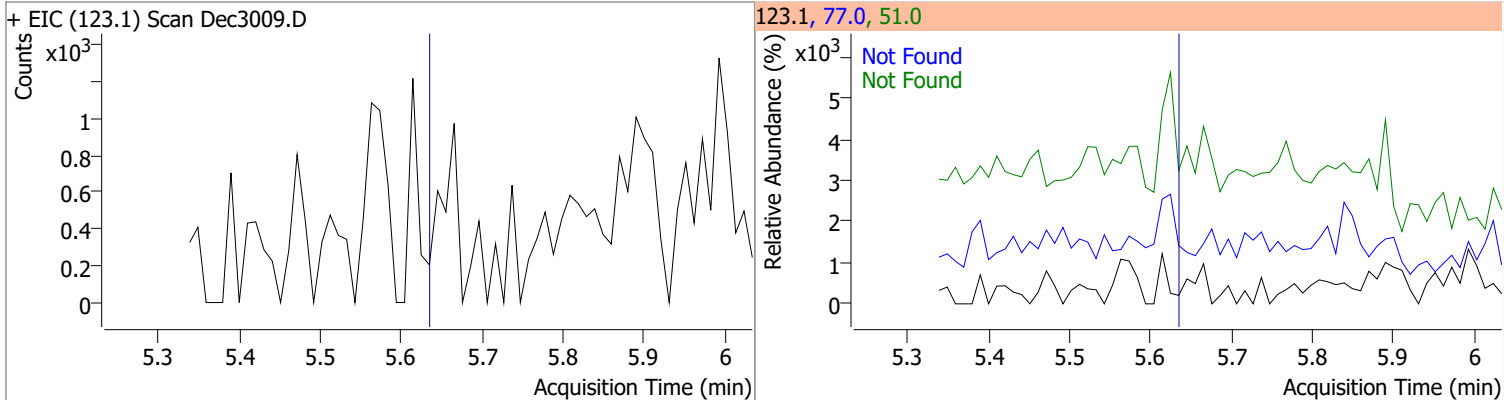
Compound	Conc.	Exp RT	QIon	Exp Ratio	QIon	Exp Ratio
Hexachloroethane	N.D.	5.55	201.0	77.2	199.0	50.6



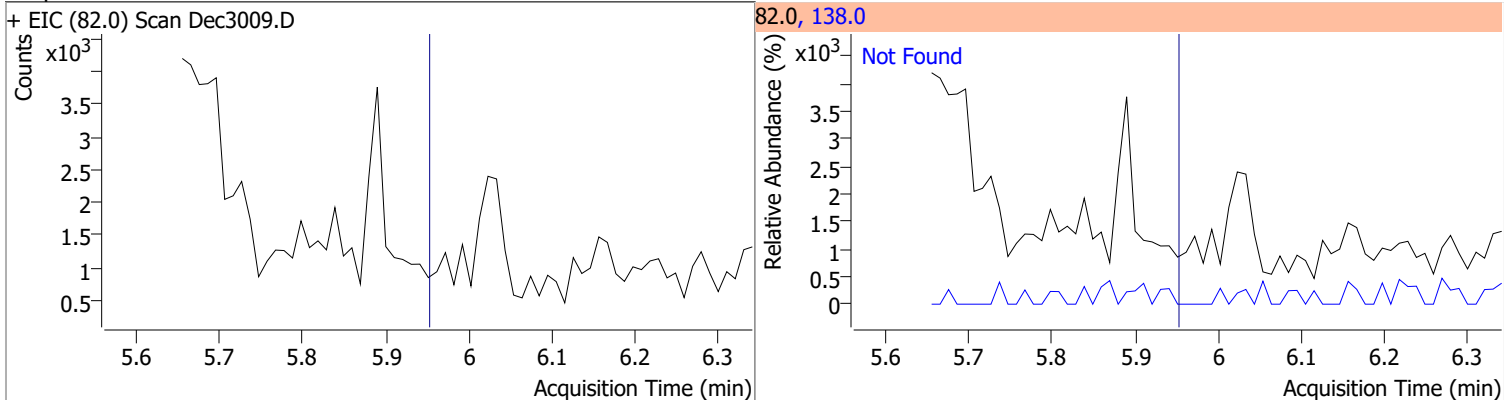
Compound	Conc.	RT	Dev(Min)	Resp.	QIon	QRatio	Lower	Upper
Nitrobenzene-d5	60.3165	5.61	-0.01	314761	54.0	91.3	67.5	125.4
					128.0	42.1	33.2	61.6



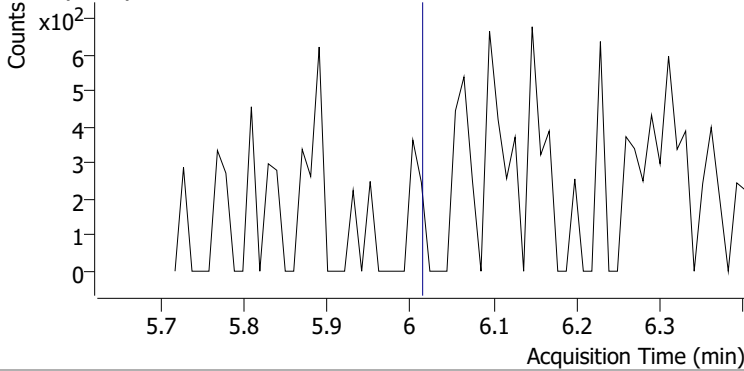
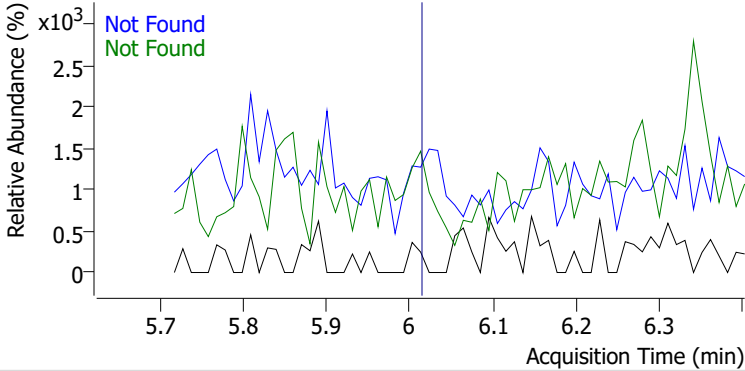
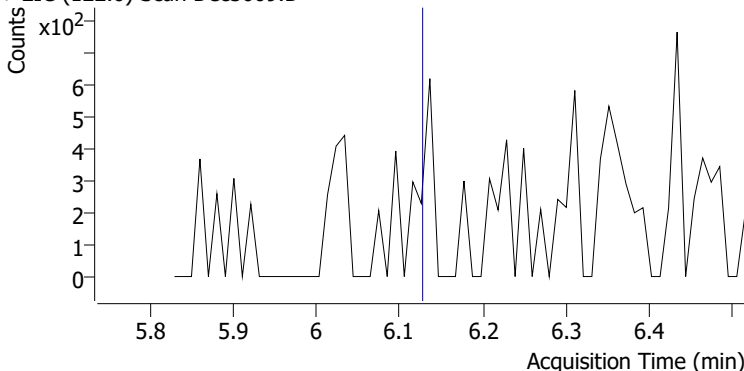
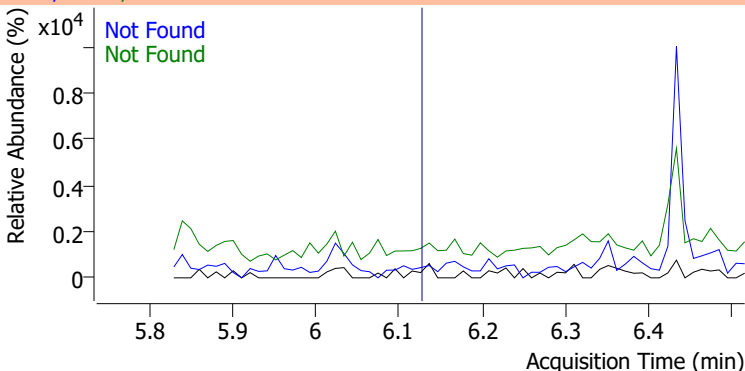
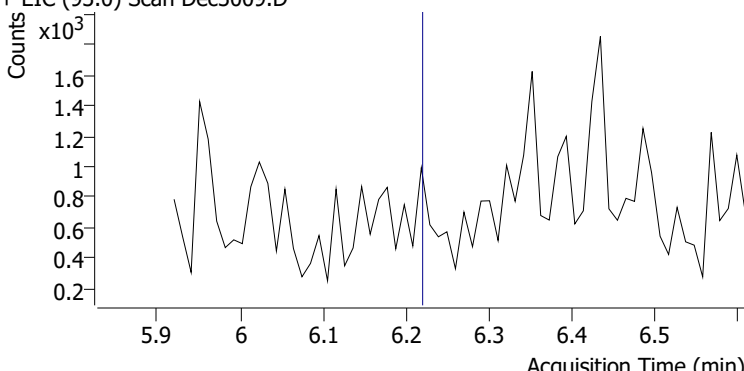
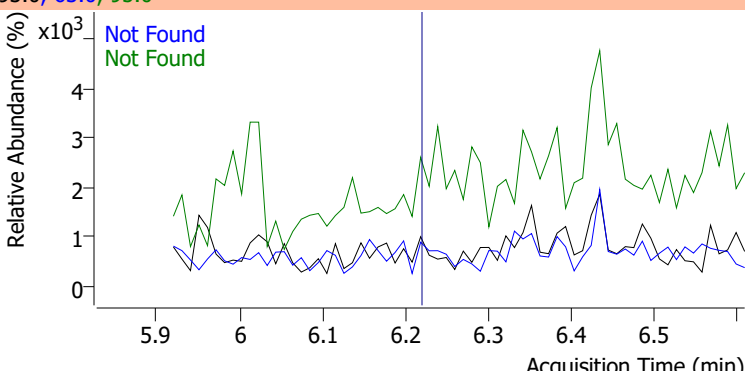
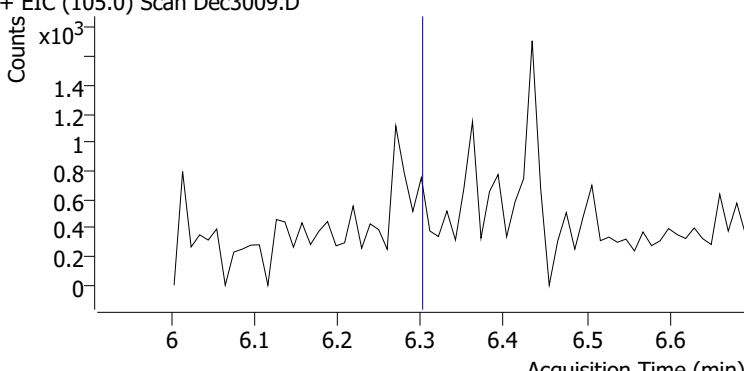
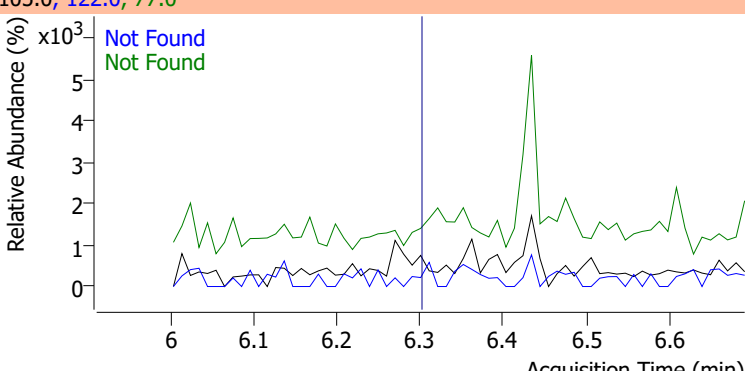
Compound	Conc.	Exp RT	QIon	Exp Ratio	QIon	Exp Ratio
Nitrobenzene	N.D.	5.64	77.0	211.4	51.0	210.3



Compound	Conc.	Exp RT	QIon	Exp Ratio
Isophorone	N.D.	5.95	138.0	19.1

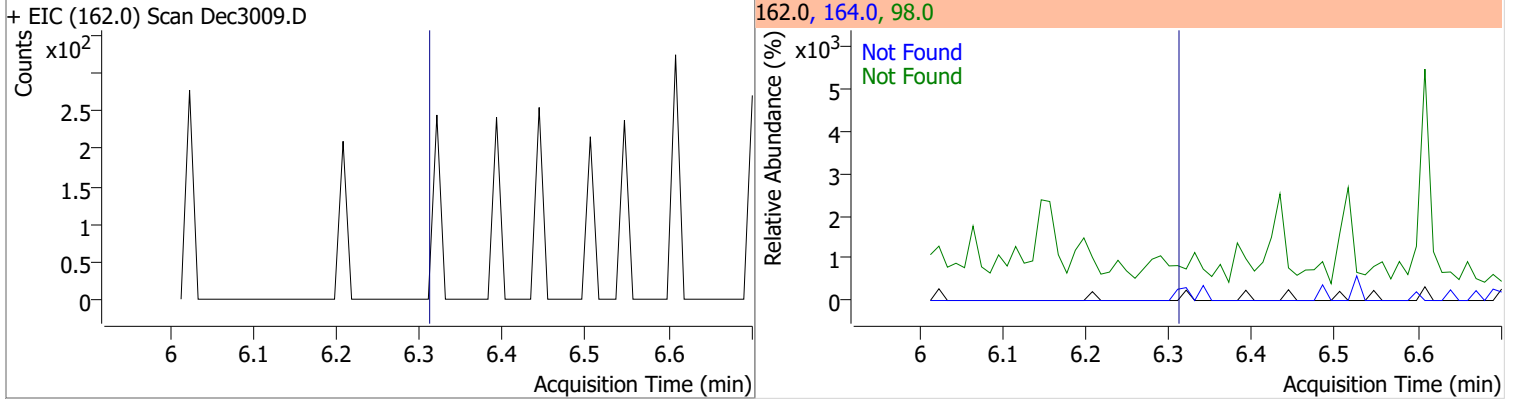


Quantitation Results Report (QT Reviewed)

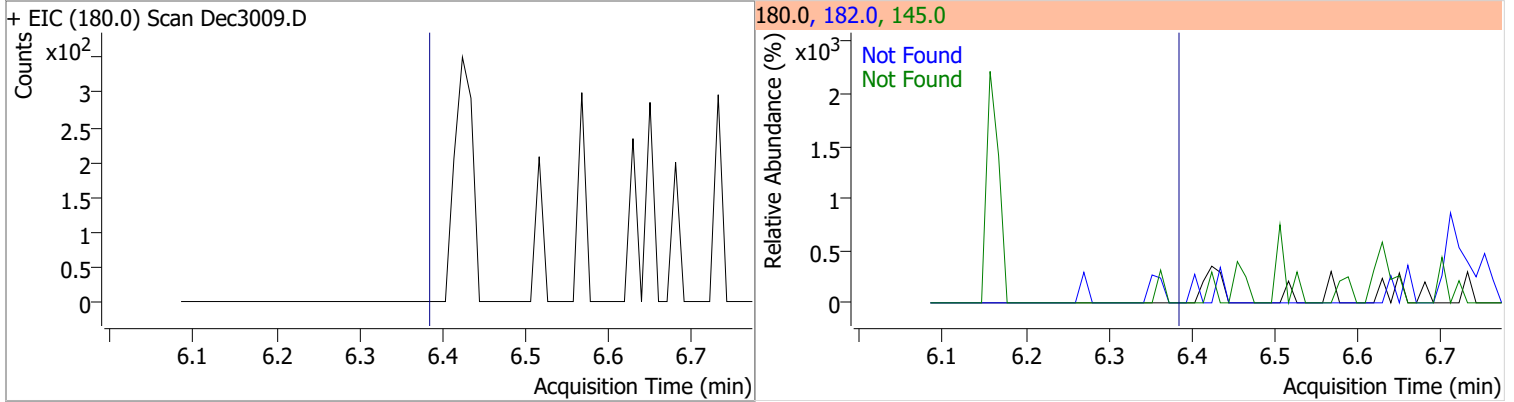
Compound	Conc.	Exp RT	QIon	Exp Ratio	QIon	Exp Ratio
2-Nitrophenol	N.D.	6.01	65.0	57.4	109.0	32.8
+ EIC (139.0) Scan Dec3009.D			139.0, 65.0, 109.0			
						
2,4-Dimethylphenol	N.D.	6.13	107.0	109.1	77.0	32.4
+ EIC (122.0) Scan Dec3009.D			122.0, 107.0, 77.0			
						
bis(-2-Chloroethoxy)Methane	N.D.	6.22	63.0	90.7	95.0	31.7
+ EIC (93.0) Scan Dec3009.D			93.0, 63.0, 95.0			
						
Benzoic Acid	N.D.	6.30	122.0	87.4	77.0	73.1
+ EIC (105.0) Scan Dec3009.D			105.0, 122.0, 77.0			
						

Quantitation Results Report (QT Reviewed)

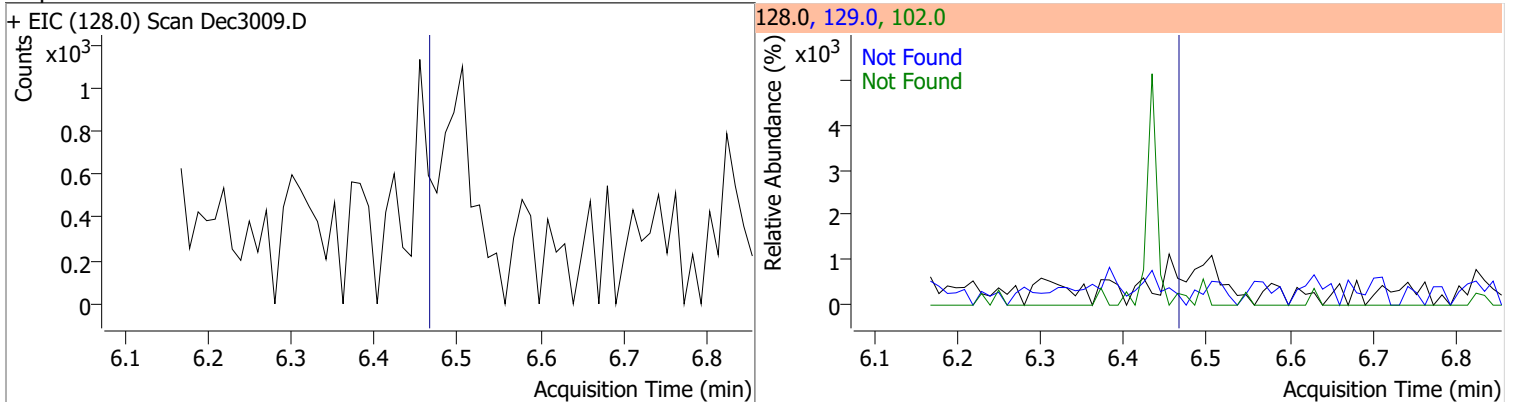
Compound	Conc.	Exp RT	QIon	Exp Ratio	QIon	Exp Ratio
2,4-Dichlorophenol	N.D.	6.31	164.0	62.0	98.0	32.4



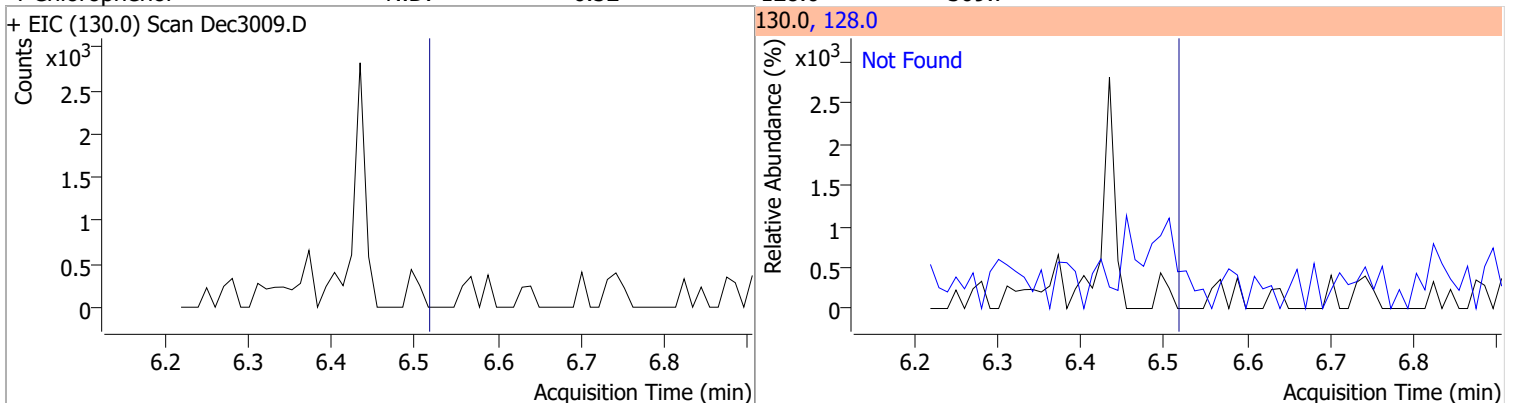
Compound	Conc.	Exp RT	QIon	Exp Ratio	QIon	Exp Ratio
1,2,4-Trichlorobenzene	N.D.	6.38	182.0	94.1	145.0	30.4



Compound	Conc.	Exp RT	QIon	Exp Ratio	QIon	Exp Ratio
Naphthalene	N.D.	6.46	129.0	10.9	102.0	9.3

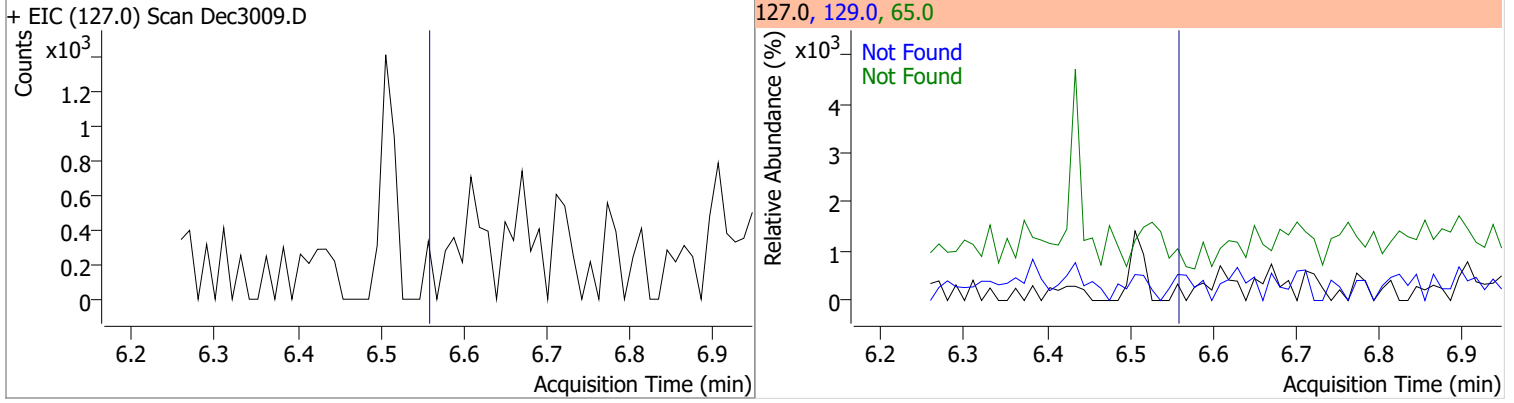


Compound	Conc.	Exp RT	QIon	Exp Ratio
4-Chlorophenol	N.D.	6.52	128.0	309.7

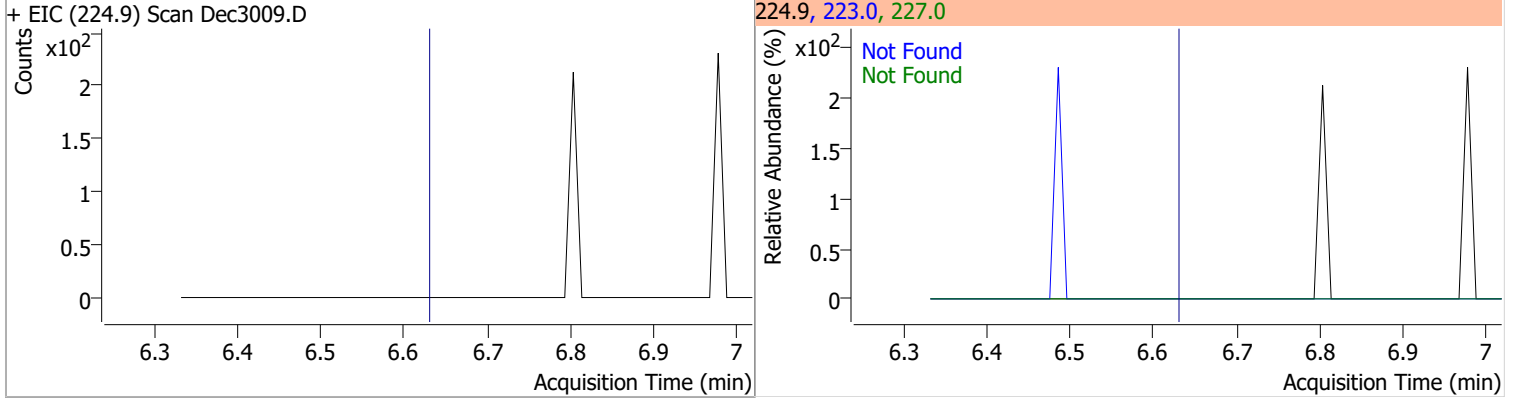


Quantitation Results Report (QT Reviewed)

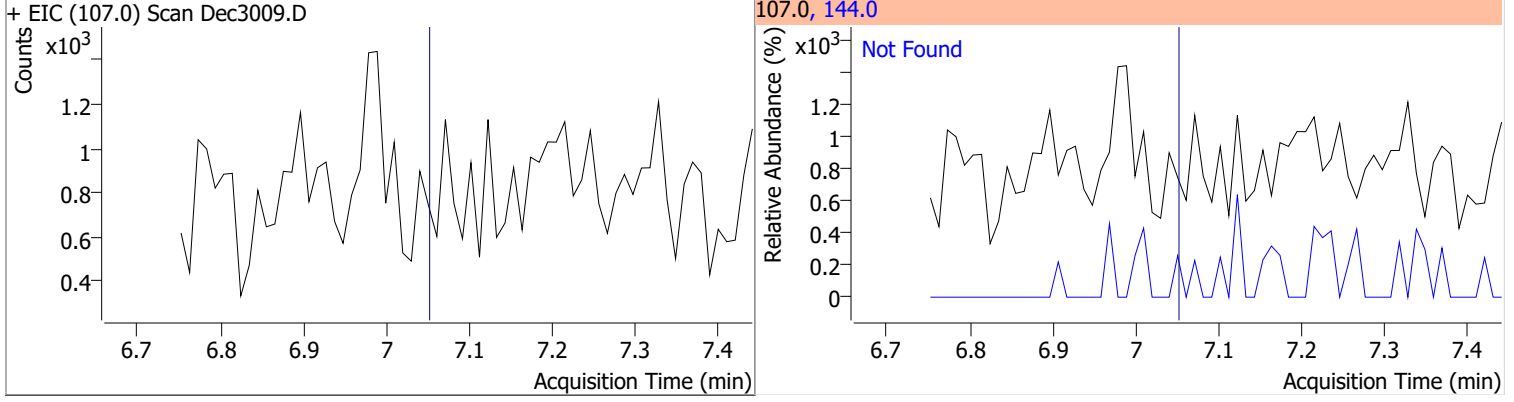
Compound	Conc.	Exp RT	QIon	Exp Ratio	QIon	Exp Ratio
p-Chloroaniline	N.D.	6.56	65.0	37.5	129.0	29.2



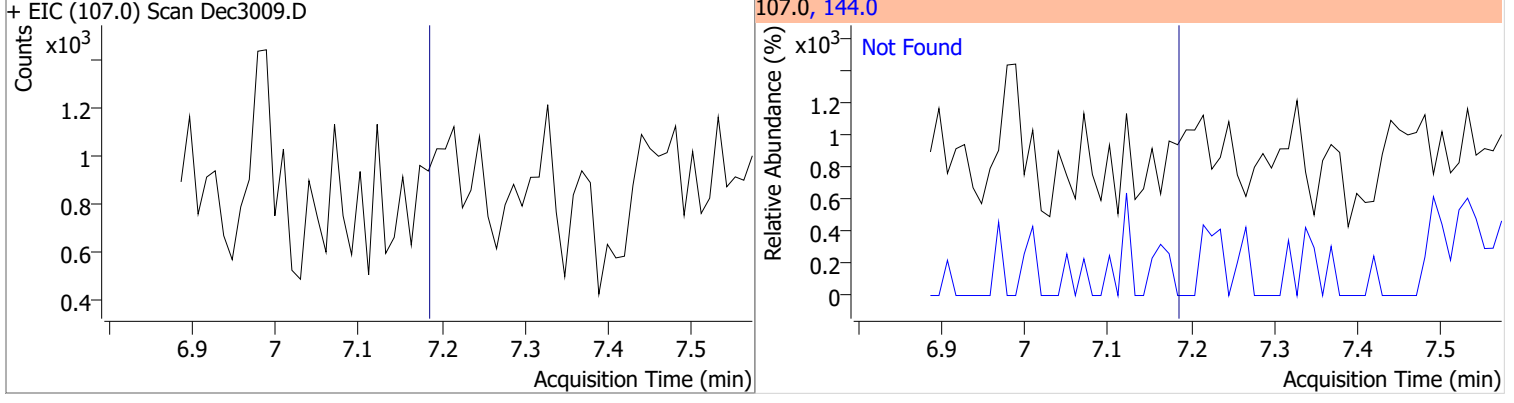
Compound	Conc.	Exp RT	QIon	Exp Ratio	QIon	Exp Ratio
Hexachlorobutadiene	N.D.	6.63	227.0	66.6	223.0	60.8



Compound	Conc.	Exp RT	QIon	Exp Ratio
4-Chloro-2-Methylphenol	N.D.	7.05	144.0	26.6



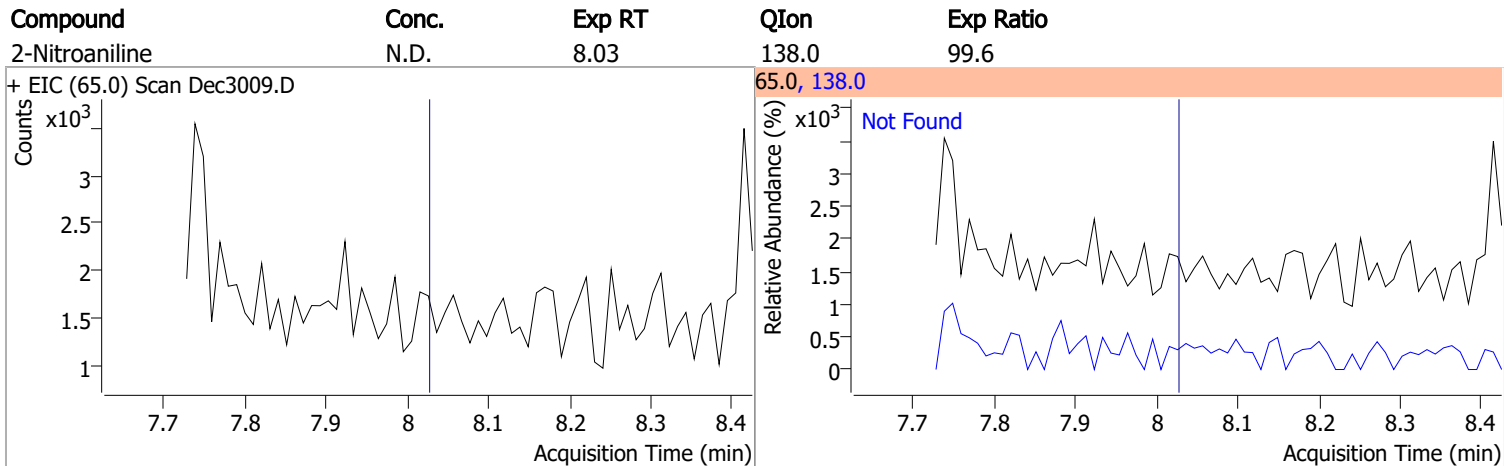
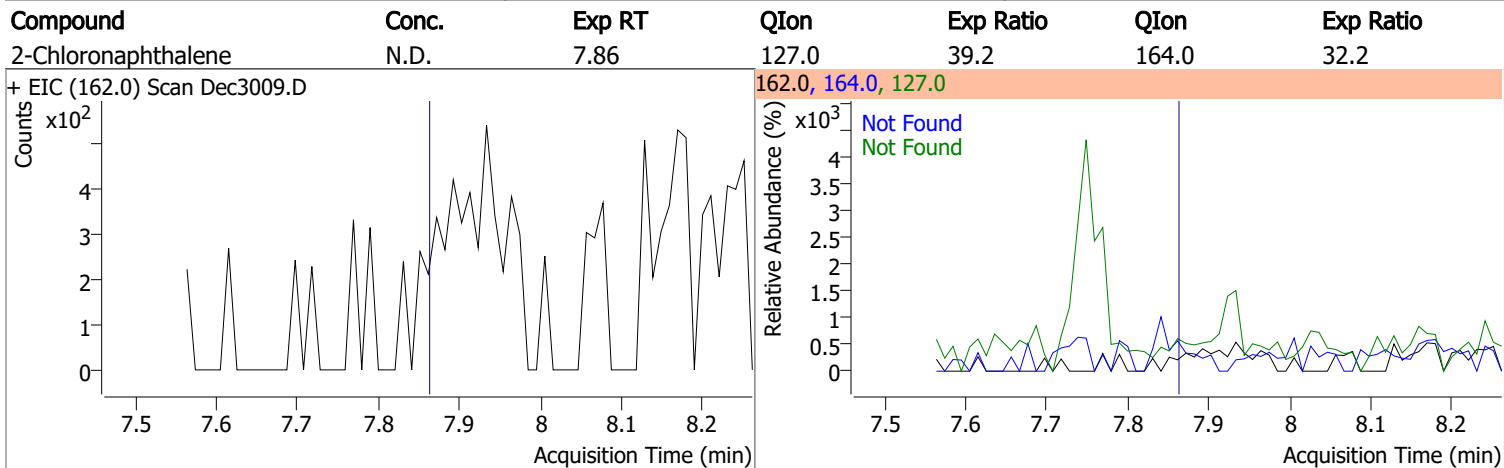
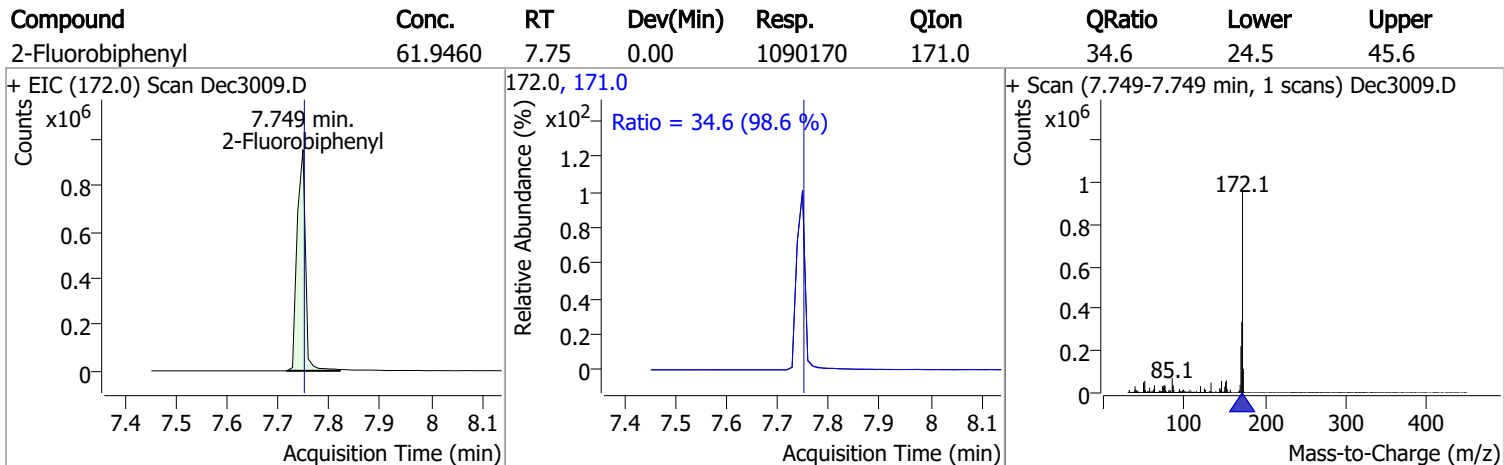
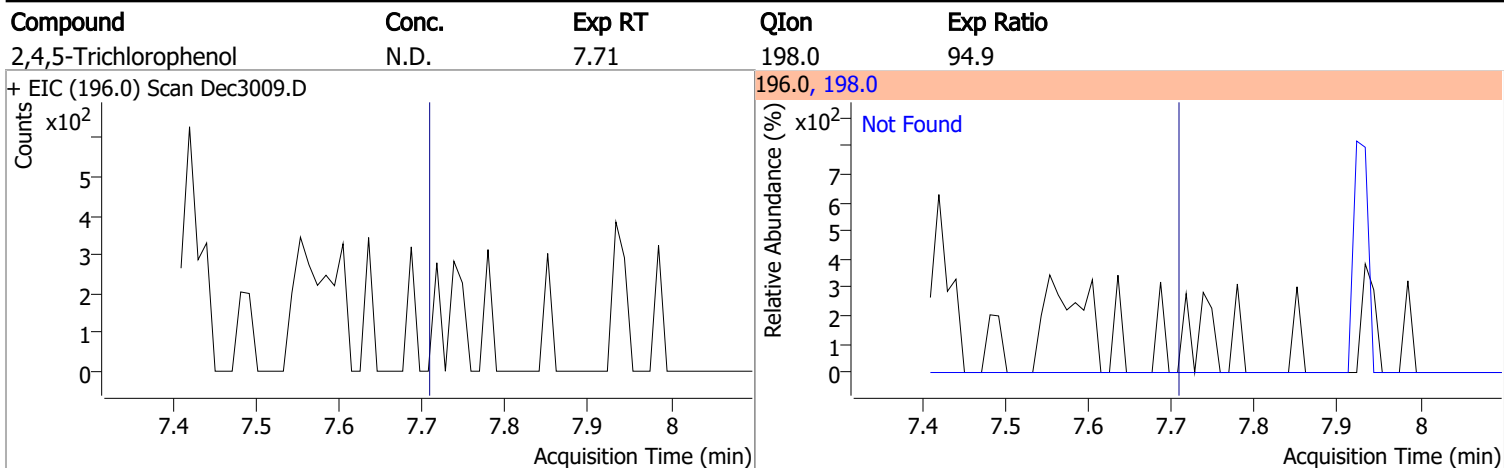
Compound	Conc.	Exp RT	QIon	Exp Ratio
4-Chloro-3-Methylphenol	N.D.	7.18	144.0	27.6



Quantitation Results Report (QT Reviewed)

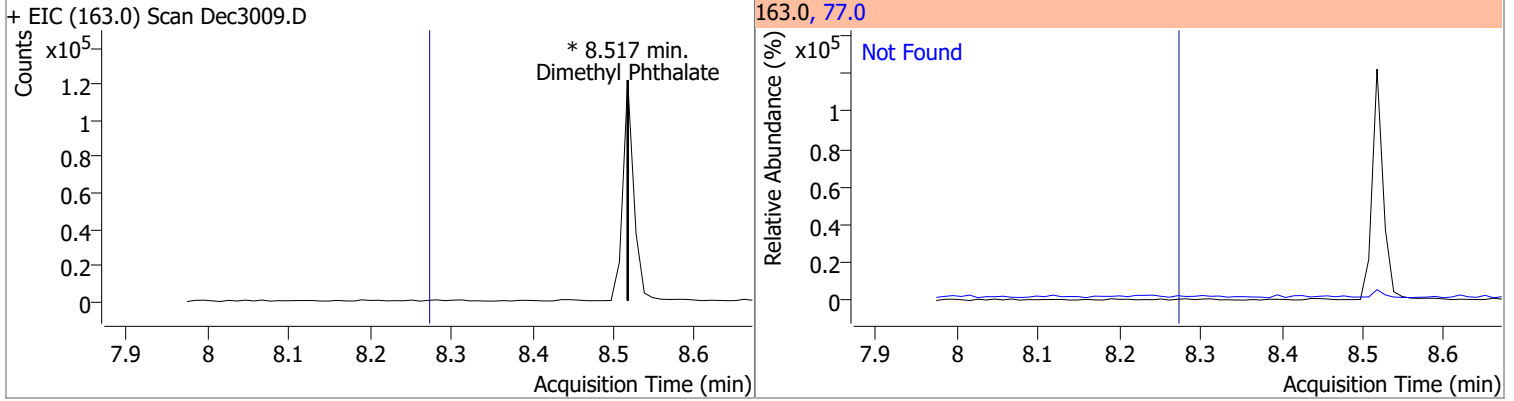
Compound	Conc.	Exp RT	QIon	Exp Ratio	QIon	Exp Ratio
2-Methylnaphthalene	N.D.	7.29	142.0	114.8	115.0	42.0
+ EIC (141.0) Scan Dec3009.D			141.0, 142.0, 115.0			
1-Methylnaphthalene	N.D.	7.40	142.0	111.0	115.0	42.5
+ EIC (141.0) Scan Dec3009.D			141.0, 142.0, 115.0			
Hexachlorocyclopentadiene	N.D.	7.48	234.9	64.7	238.9	64.1
+ EIC (236.9) Scan Dec3009.D			236.9, 238.9, 234.9			
2,4,6-Trichlorophenol	N.D.	7.65	198.0	94.4		
+ EIC (196.0) Scan Dec3009.D			196.0, 198.0			

Quantitation Results Report (QT Reviewed)

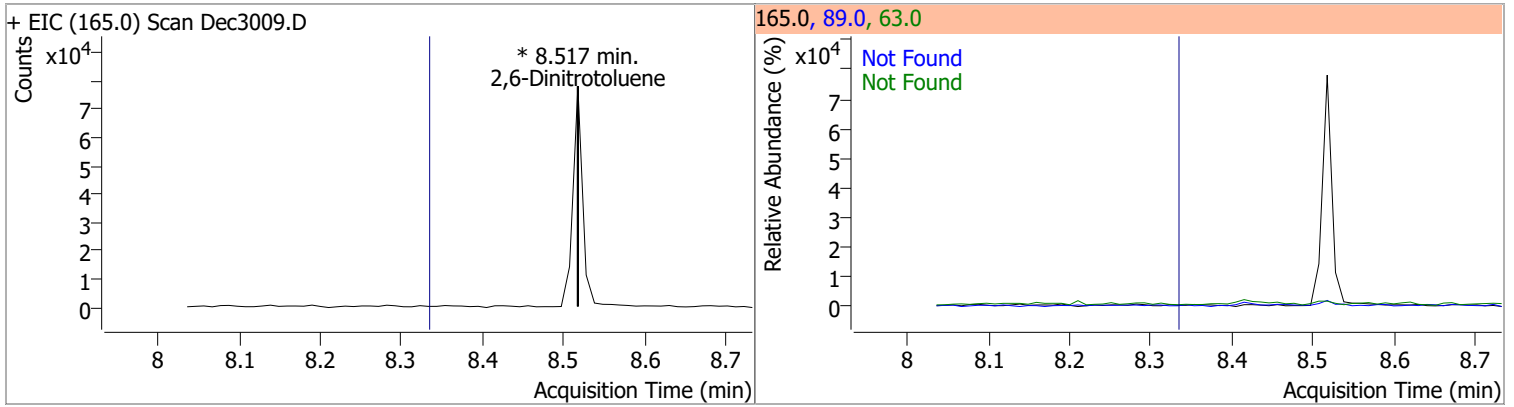


Quantitation Results Report (QT Reviewed)

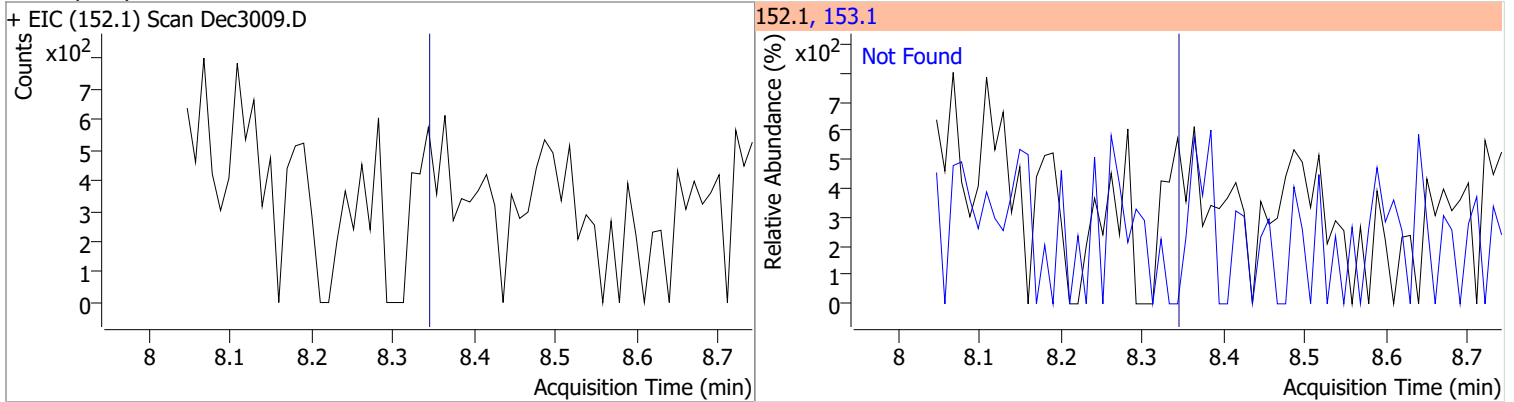
Compound	Conc.	RT	Dev(Min)	Resp.	QIon	QRatio	Lower	Upper
Dimethyl Phthalate	0	0		0	77.0		15.1	28.0



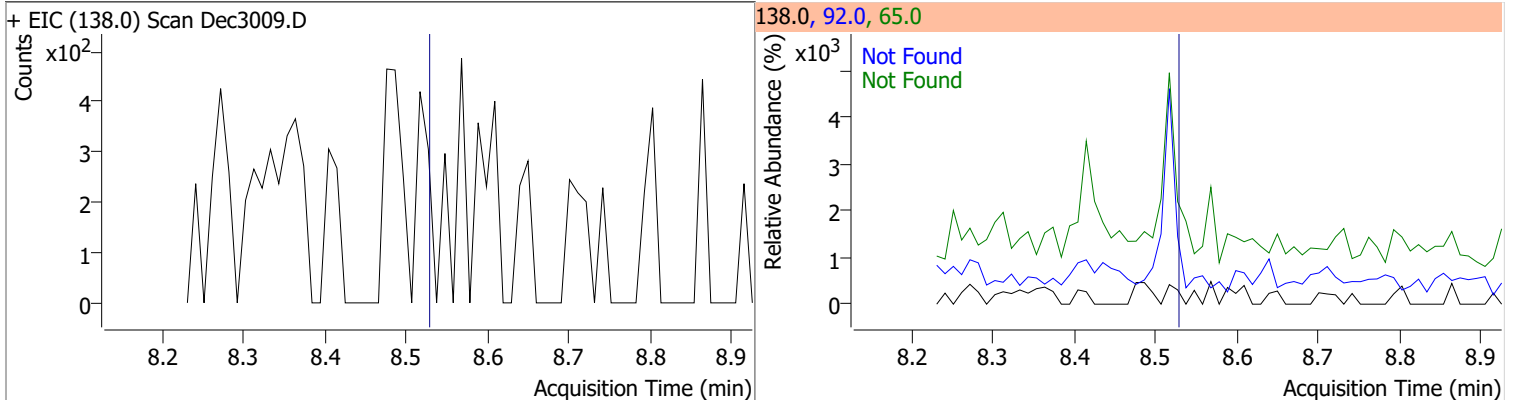
Compound	Conc.	RT	Dev(Min)	Resp.	QIon	QRatio	Lower	Upper
2,6-Dinitrotoluene	0	0		0	63.0 89.0		135.1 47.4	250.9 88.1



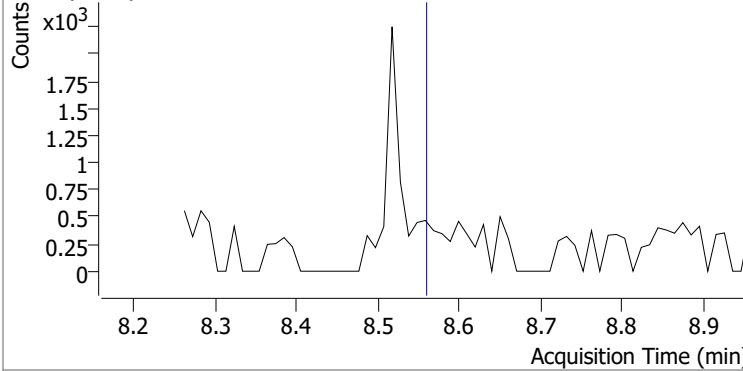
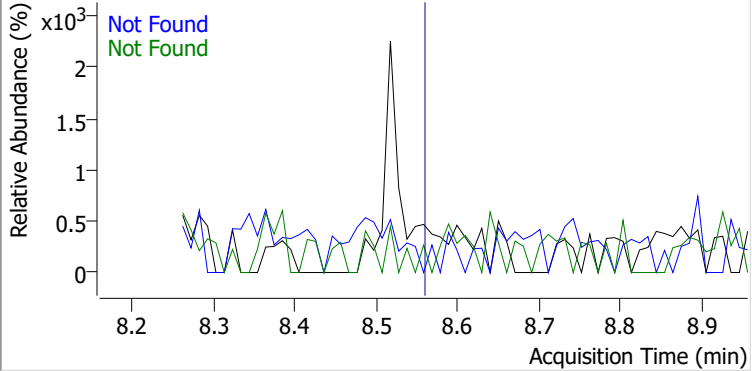
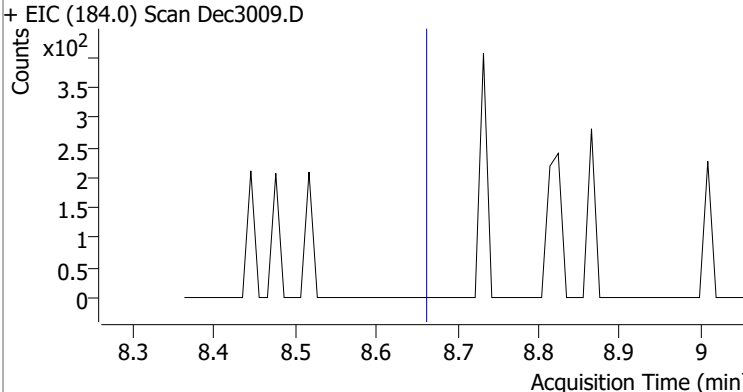
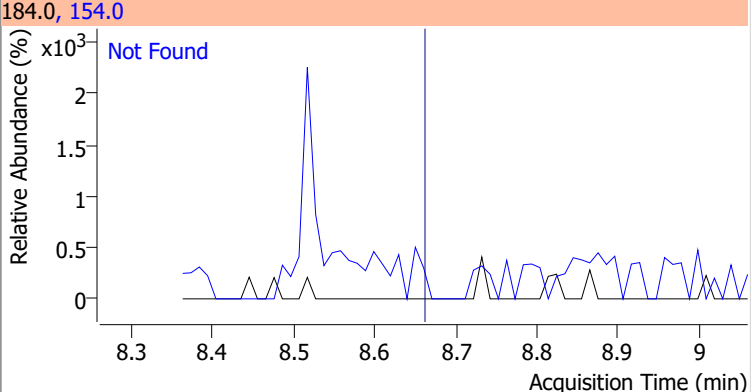
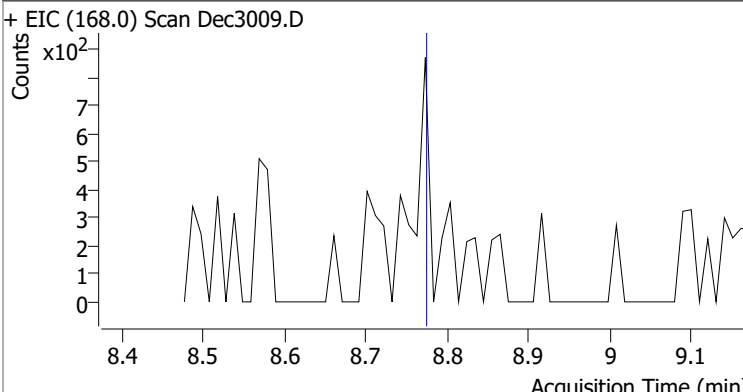
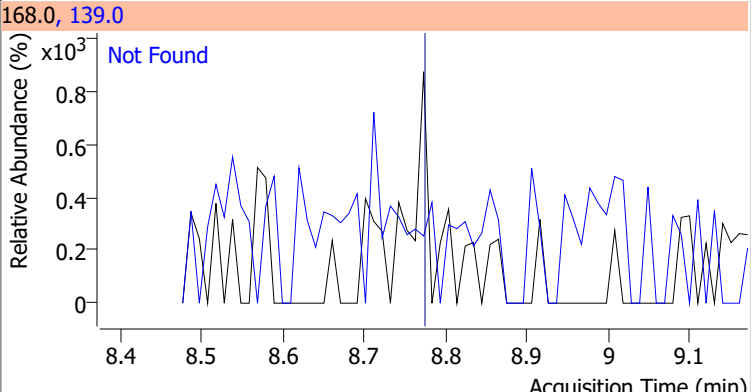
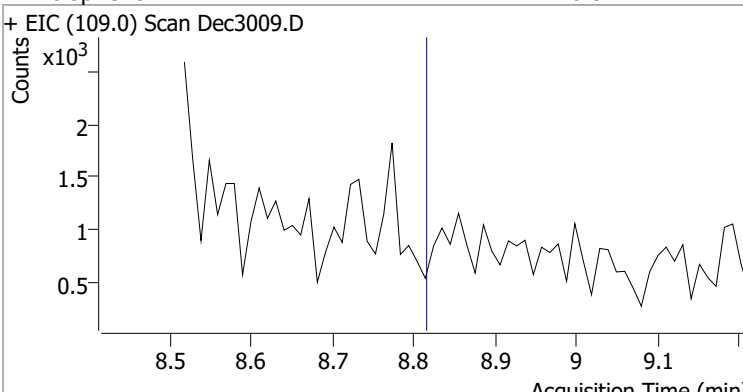
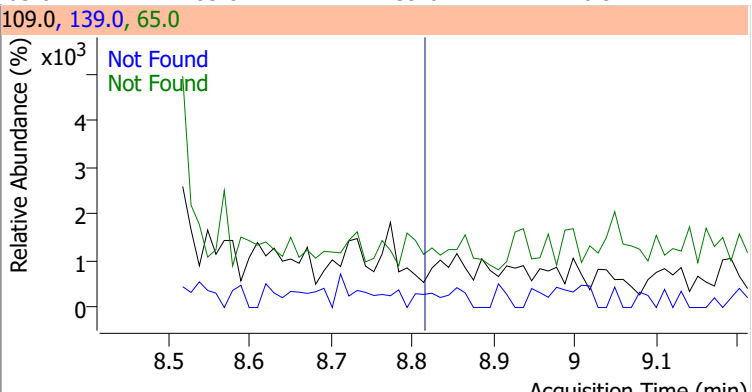
Compound	Conc.	Exp RT	QIon	Exp Ratio
Acenaphthylene	N.D.	8.34	153.1	13.9



Compound	Conc.	Exp RT	QIon	Exp Ratio	QIon	Exp Ratio
3-Nitroaniline	N.D.	8.53	65.0	157.8	92.0	118.6

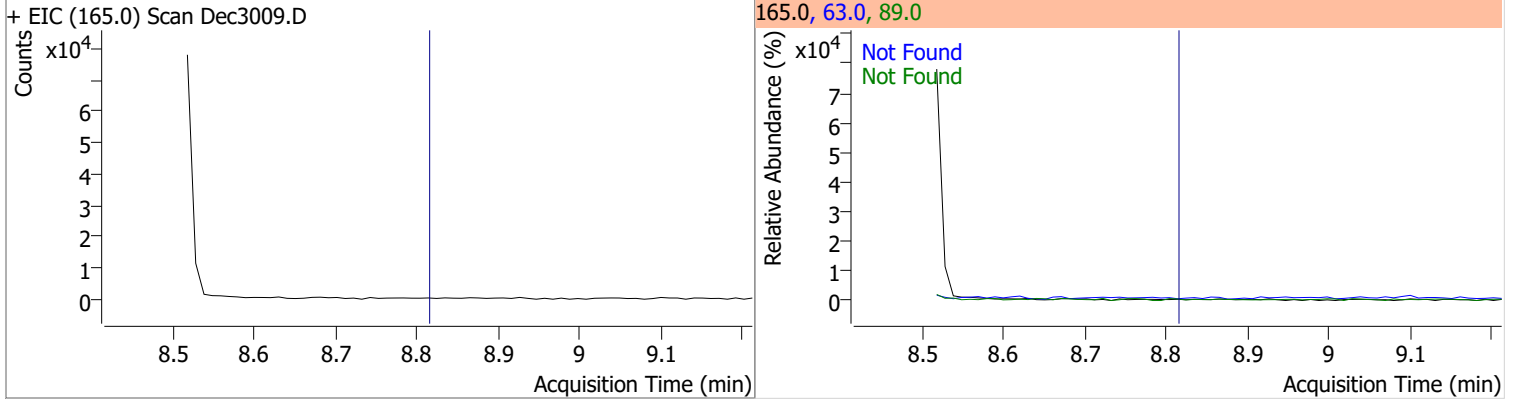


Quantitation Results Report (QT Reviewed)

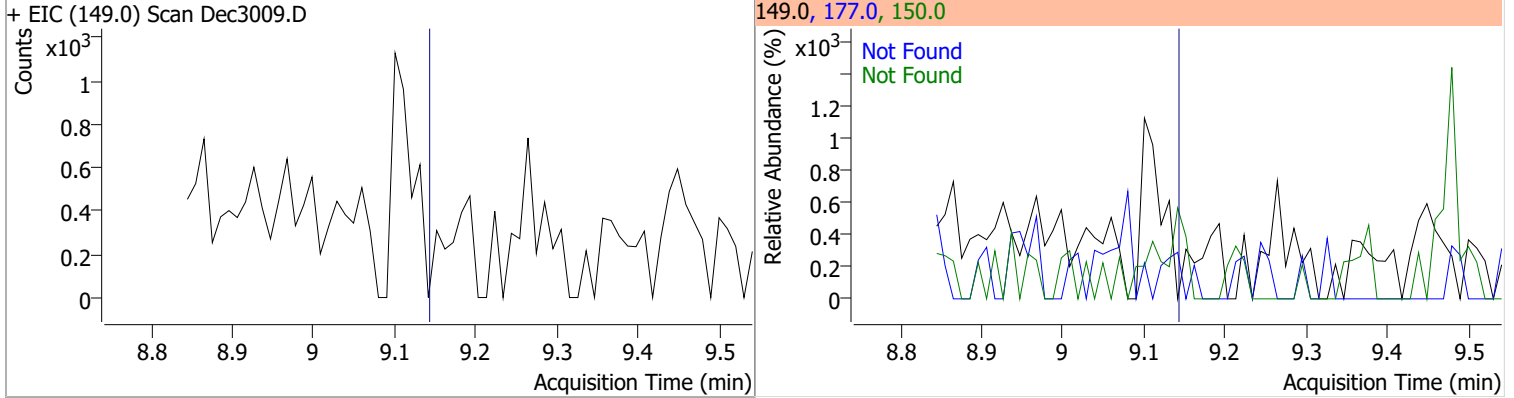
Compound	Conc.	Exp RT	QIon	Exp Ratio	QIon	Exp Ratio
Acenaphthene	N.D.	8.56	153.0	109.6	152.0	52.7
+ EIC (154.0) Scan Dec3009.D			154.0, 152.0, 153.0			
						
2,4-Dinitrophenol	N.D.	8.66	154.0	55.5		
+ EIC (184.0) Scan Dec3009.D			184.0, 154.0			
						
Dibenzofuran	N.D.	8.77	139.0	38.2		
+ EIC (168.0) Scan Dec3009.D			168.0, 139.0			
						
4-Nitrophenol	N.D.	8.81	65.0	85.8	139.0	70.9
+ EIC (109.0) Scan Dec3009.D			109.0, 139.0, 65.0			
						

Quantitation Results Report (QT Reviewed)

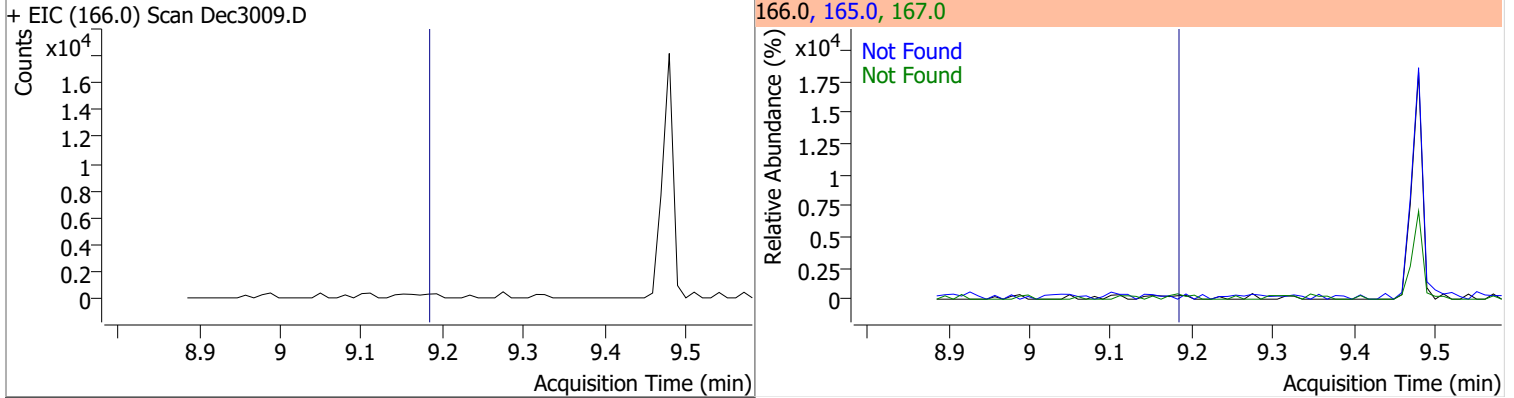
Compound	Conc.	Exp RT	QIon	Exp Ratio	QIon	Exp Ratio
2,4-Dinitrotoluene	N.D.	8.81	63.0	89.4	89.0	79.1



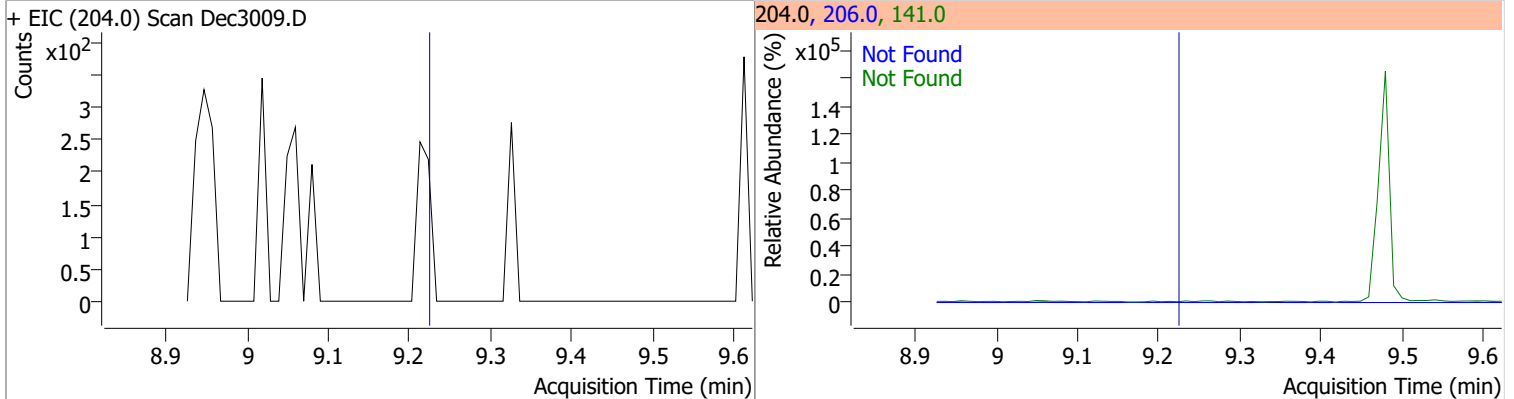
Compound	Conc.	Exp RT	QIon	Exp Ratio	QIon	Exp Ratio
Diethylphthalate	N.D.	9.14	177.0	19.4	150.0	12.3



Compound	Conc.	Exp RT	QIon	Exp Ratio	QIon	Exp Ratio
Fluorene	N.D.	9.18	165.0	88.8	167.0	12.9

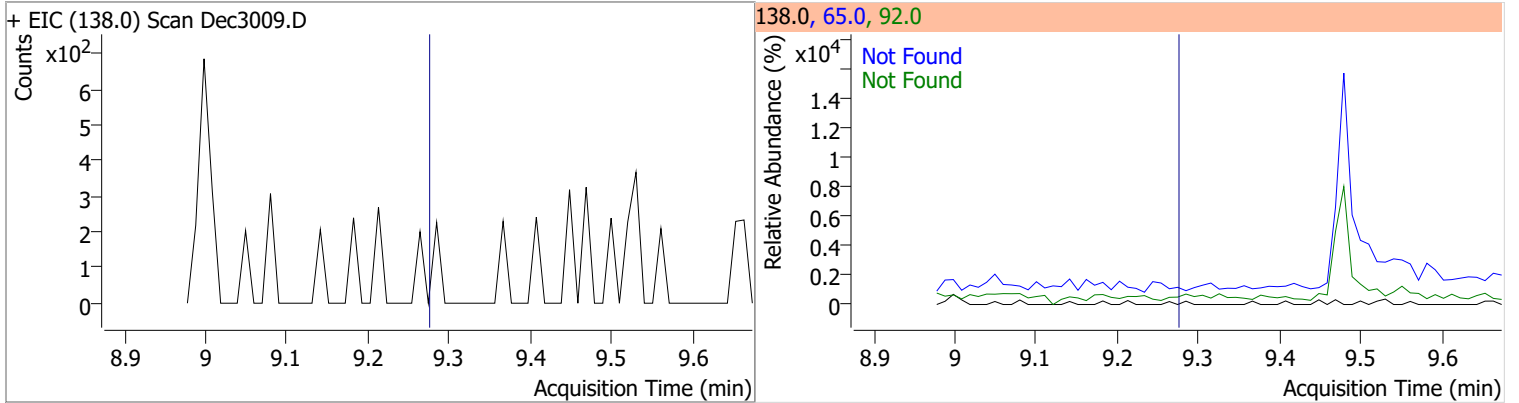


Compound	Conc.	Exp RT	QIon	Exp Ratio	QIon	Exp Ratio
4-Chlorophenyl-phenylether	N.D.	9.22	141.0	65.7	206.0	32.4

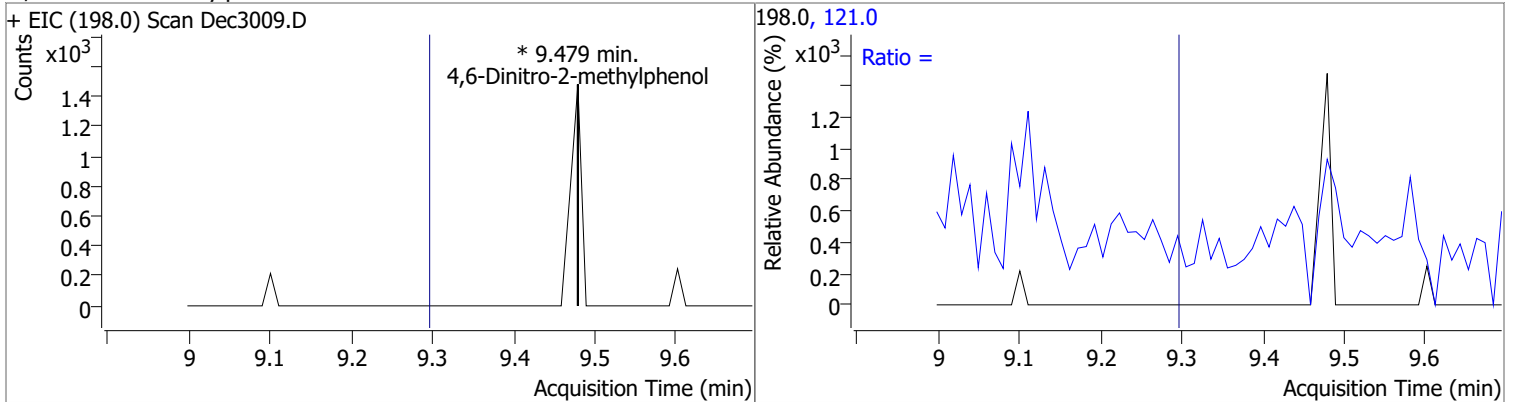


Quantitation Results Report (QT Reviewed)

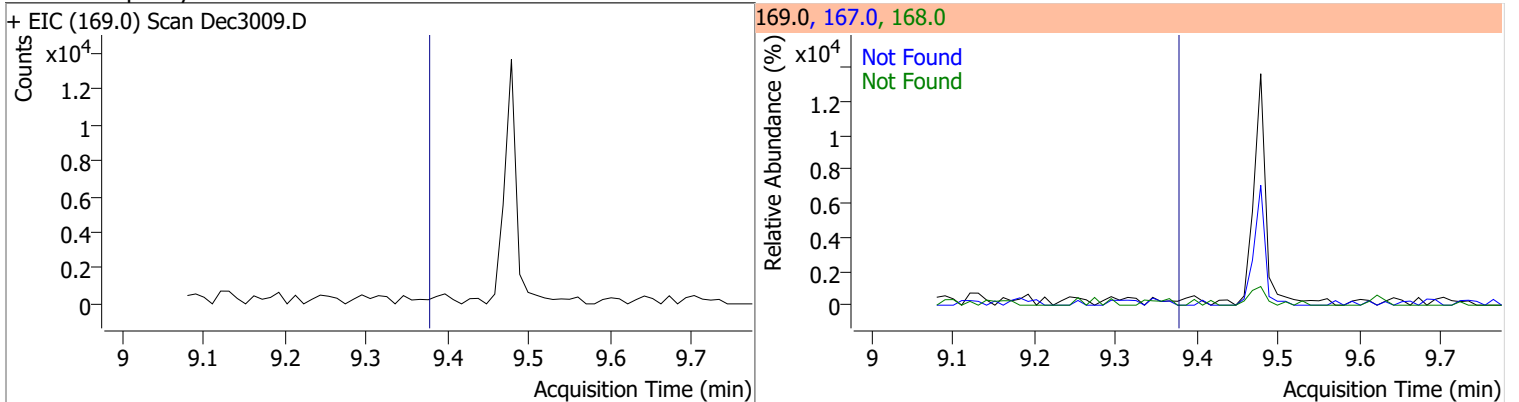
Compound	Conc.	Exp RT	QIon	Exp Ratio	QIon	Exp Ratio
4-Nitroaniline	N.D.	9.27	65.0	131.3	92.0	49.5



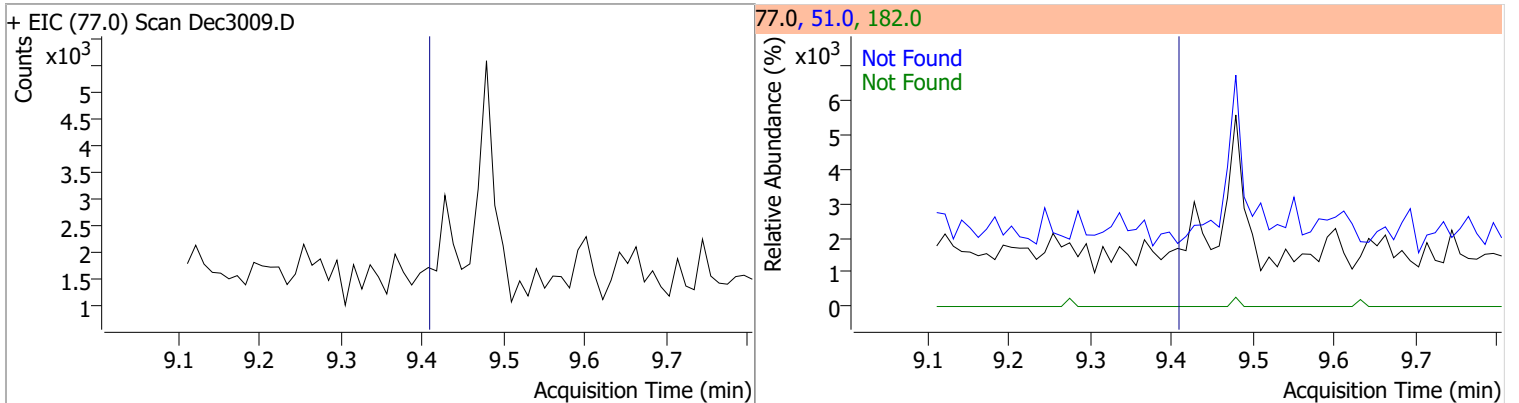
Compound	Conc.	RT	Dev(Min)	Resp.	QIon	QRatio	Lower	Upper
4,6-Dinitro-2-methylphenol	0	0		0	121.0		37.1	68.8



Compound	Conc.	Exp RT	QIon	Exp Ratio	QIon	Exp Ratio
N-nitrosodiphenylamine	N.D.	9.38	168.0	66.6	167.0	35.0

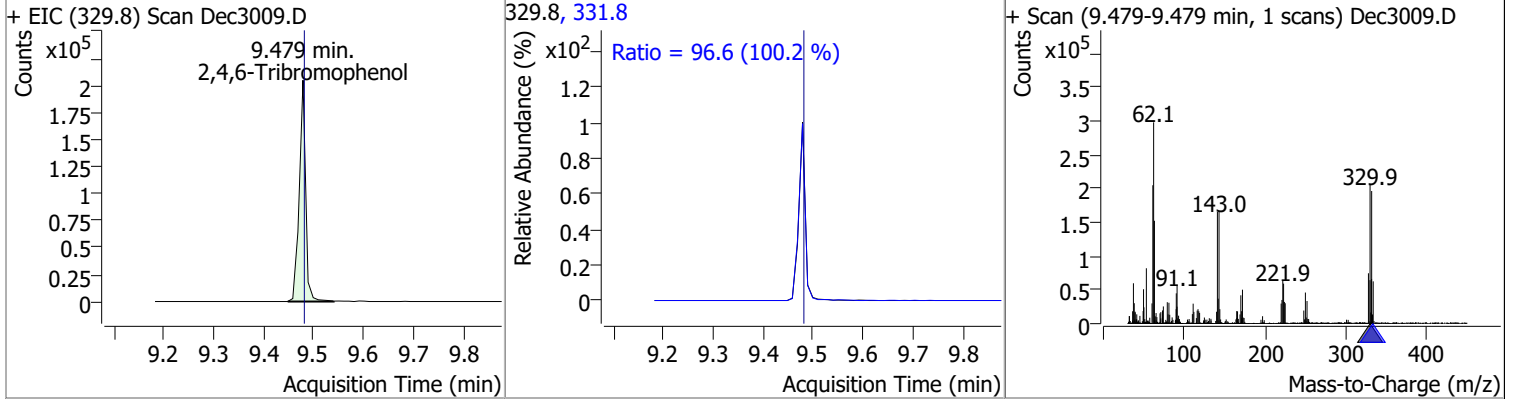


Compound	Conc.	Exp RT	QIon	Exp Ratio	QIon	Exp Ratio
Azobenzene	N.D.	9.41	51.0	49.7	182.0	23.1

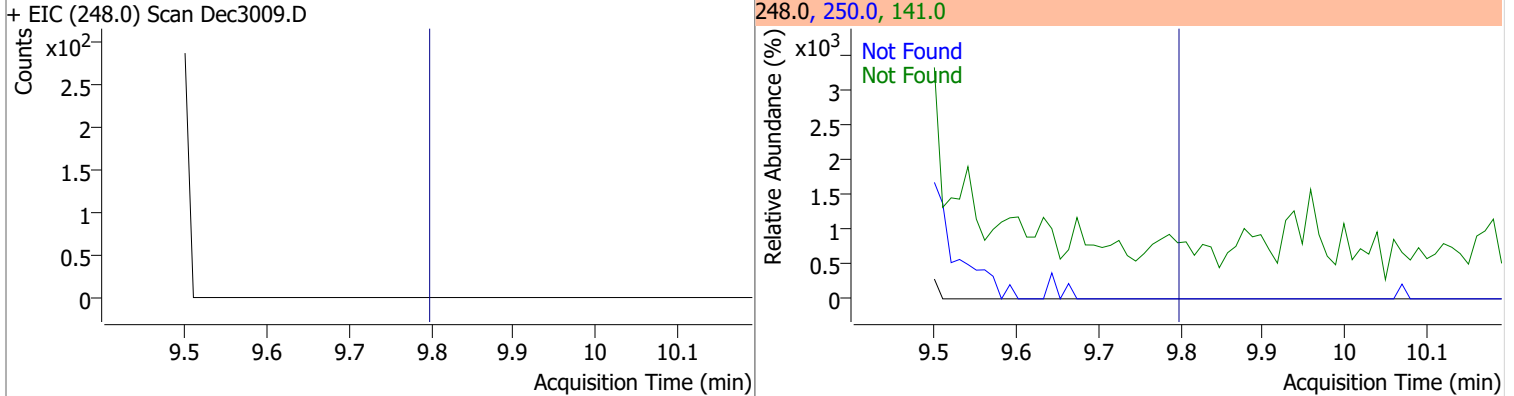


Quantitation Results Report (QT Reviewed)

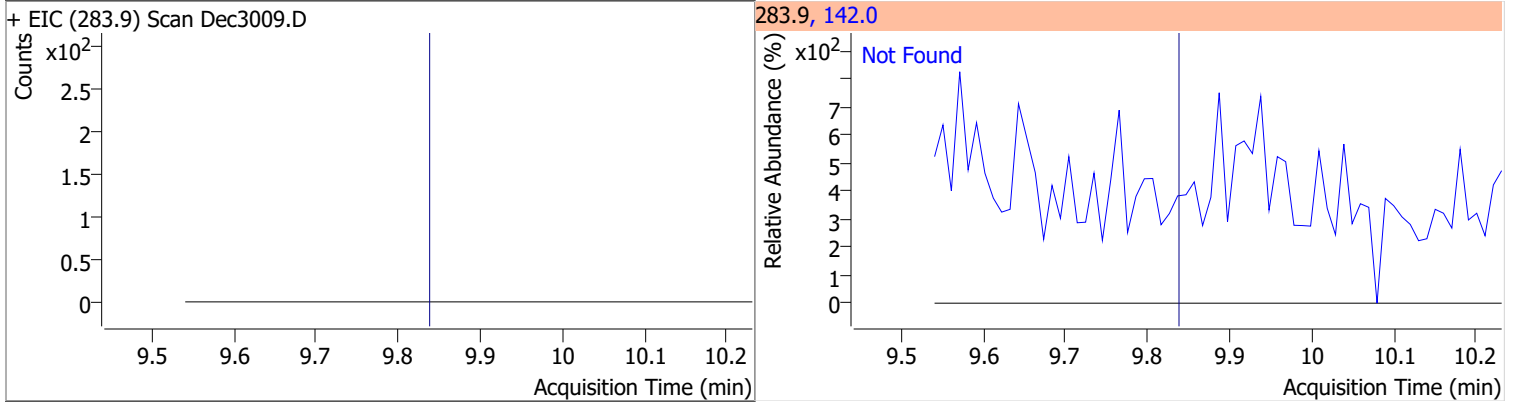
Compound	Conc.	RT	Dev(Min)	Resp.	QIon	QRatio	Lower	Upper
2,4,6-Tribromophenol	204.4865	9.48	0.00	182726	331.8	96.6	67.5	125.3



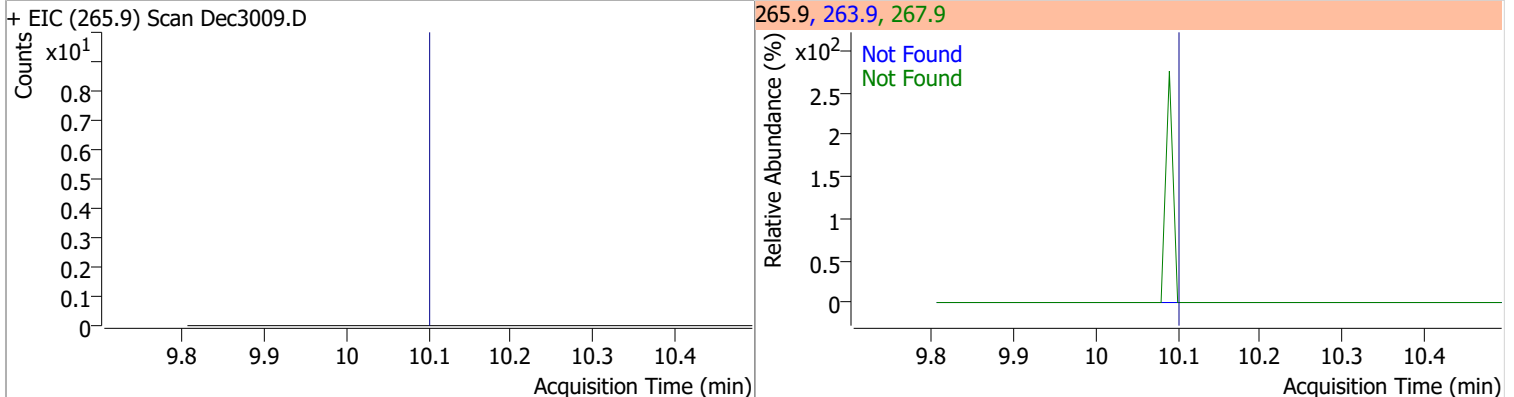
Compound	Conc.	Exp RT	QIon	Exp Ratio	QIon	Exp Ratio
4-Bromophenyl-phenylether	N.D.	9.80	141.0	109.8	250.0	97.9



Compound	Conc.	Exp RT	QIon	Exp Ratio	QIon	Exp Ratio
Hexachlorobenzene	N.D.	9.84	142.0	64.6		

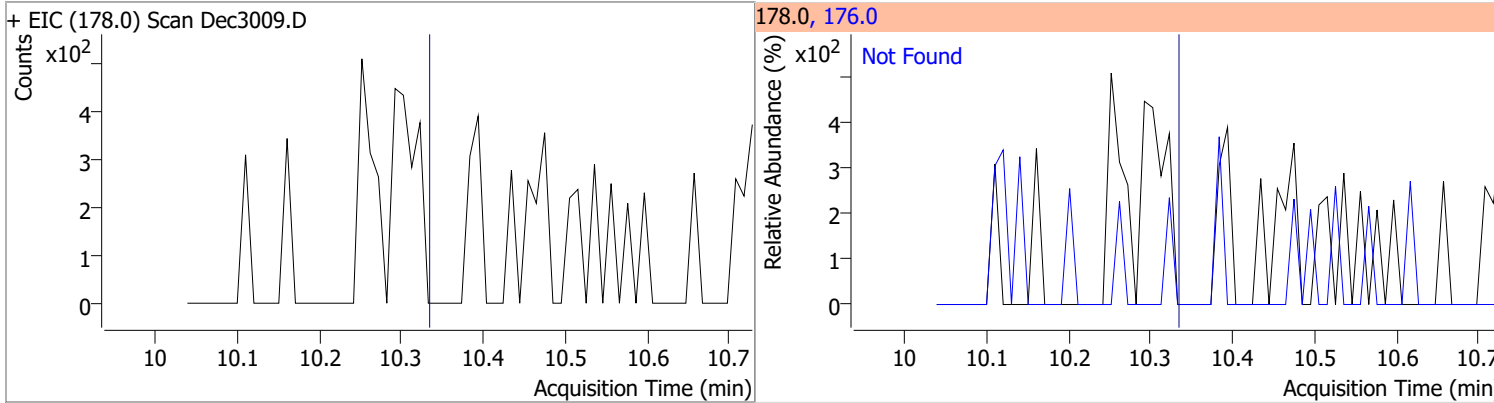


Compound	Conc.	Exp RT	QIon	Exp Ratio	QIon	Exp Ratio
Pentachlorophenol	N.D.	10.10	263.9	62.0	267.9	61.9

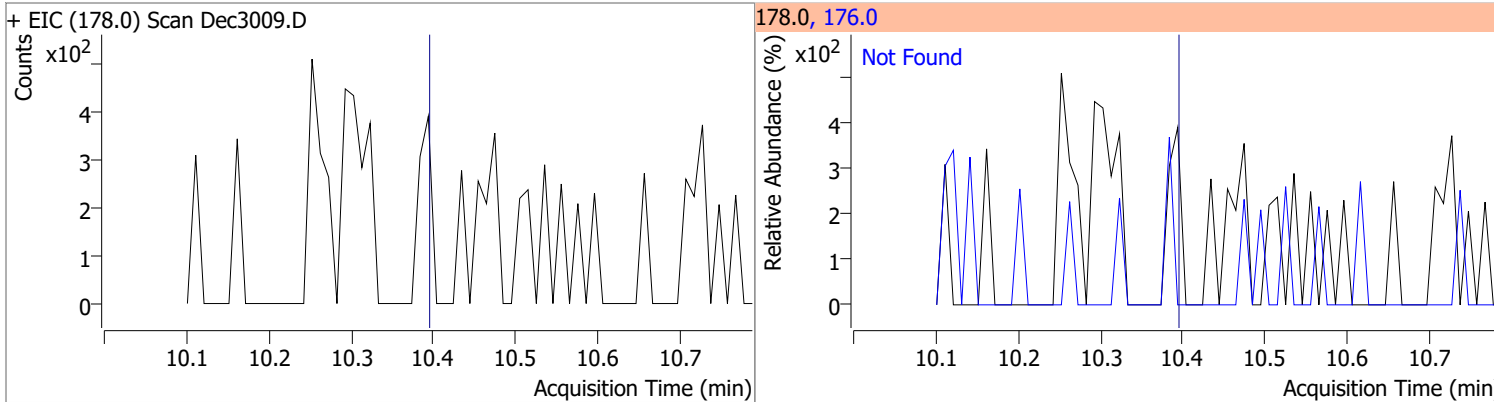


Quantitation Results Report (QT Reviewed)

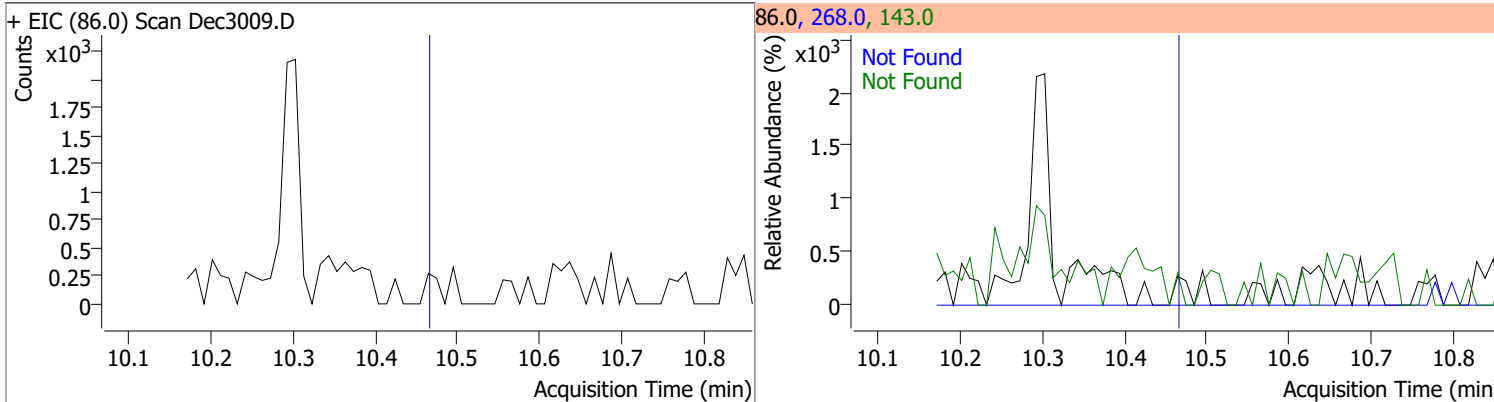
Compound	Conc.	Exp RT	QIon	Exp Ratio
Phenanthrene	N.D.	10.33	176.0	19.7



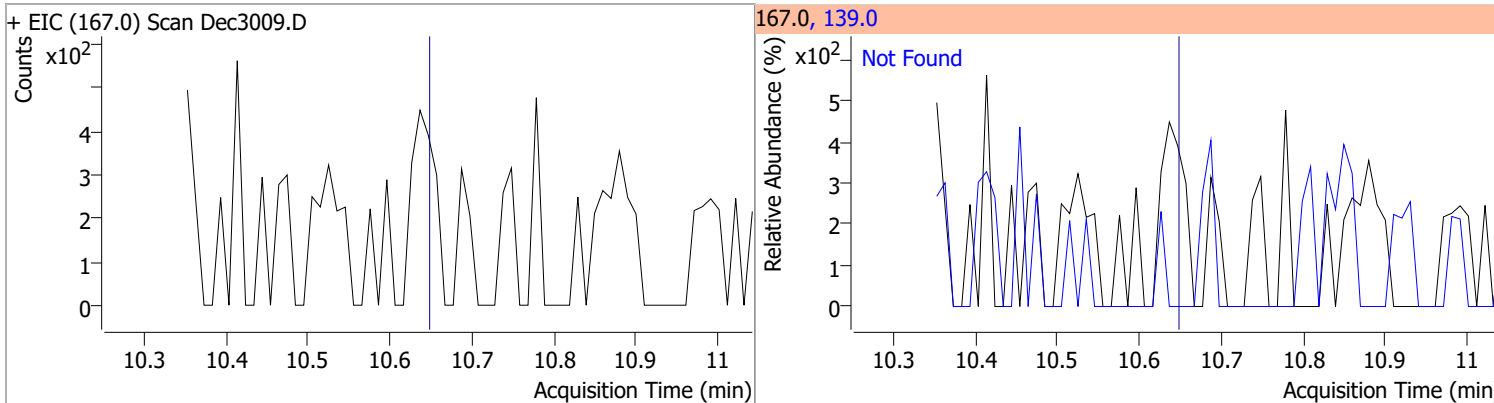
Compound	Conc.	Exp RT	QIon	Exp Ratio
Anthracene	N.D.	10.39	176.0	18.3



Compound	Conc.	Exp RT	QIon	Exp Ratio	QIon	Exp Ratio
Triallate	N.D.	10.46	143.0	22.0	268.0	18.2

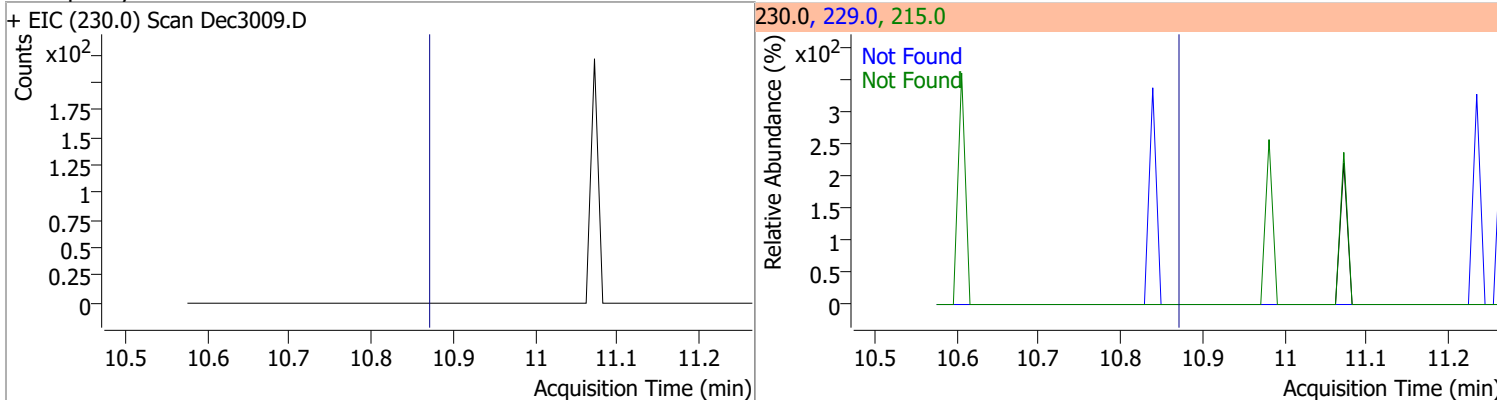


Compound	Conc.	Exp RT	QIon	Exp Ratio
Carbazole	N.D.	10.65	139.0	13.0

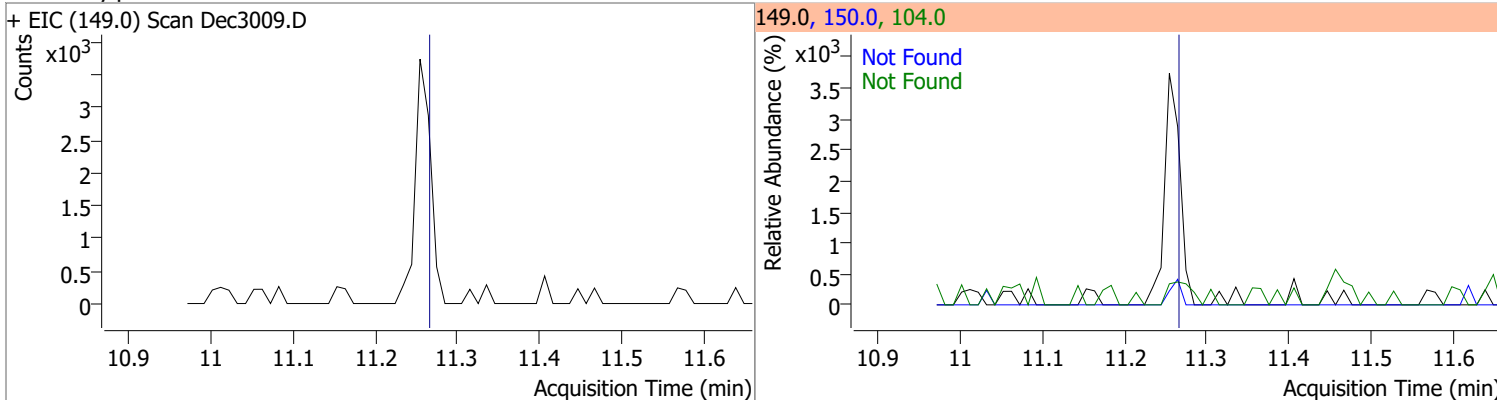


Quantitation Results Report (QT Reviewed)

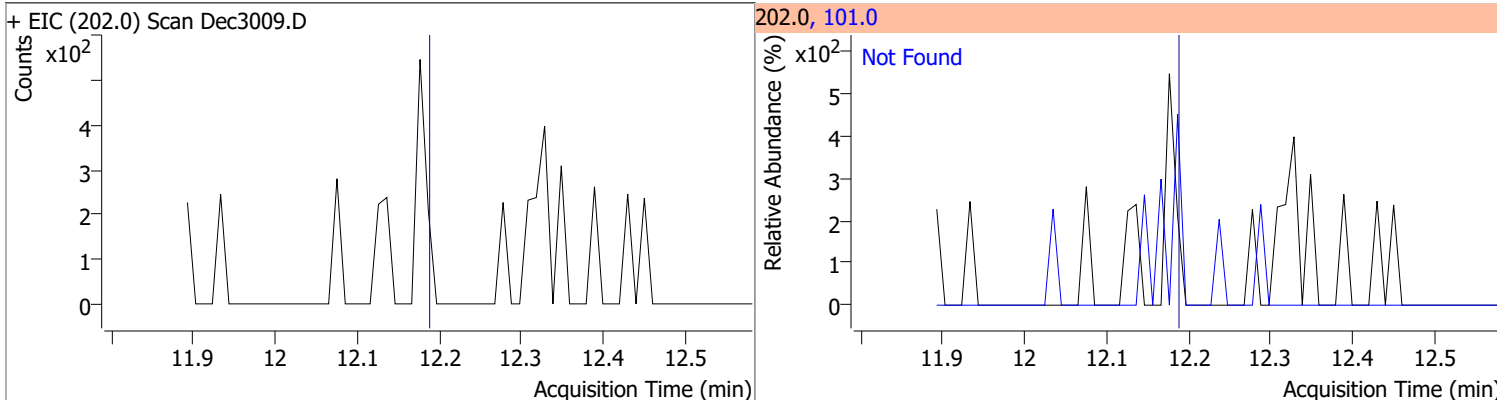
Compound	Conc.	Exp RT	QIon	Exp Ratio	QIon	Exp Ratio
o-Terphenyl	N.D.	10.87	229.0	67.7	215.0	38.2



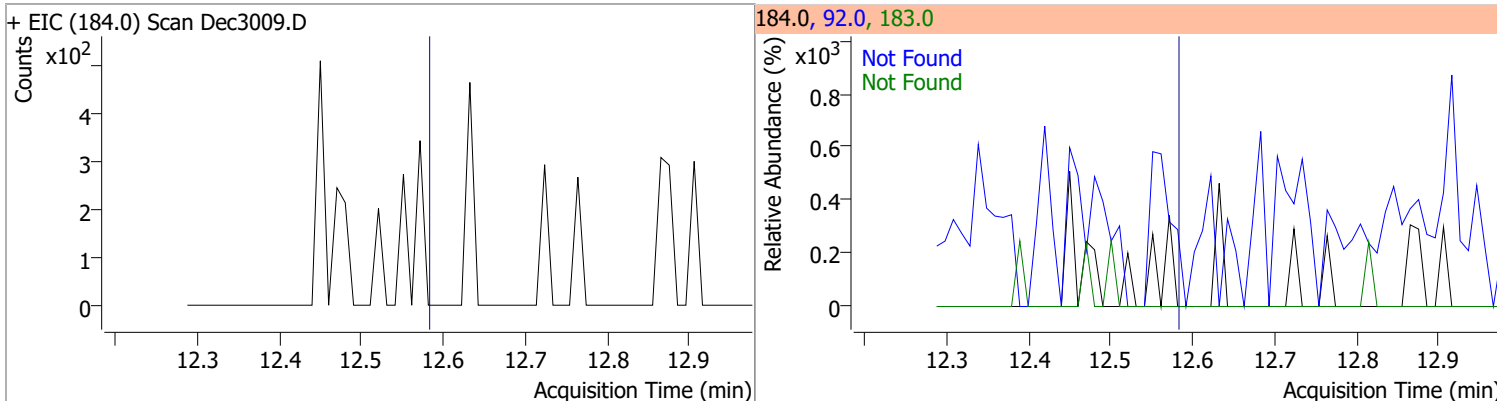
Compound	Conc.	Exp RT	QIon	Exp Ratio	QIon	Exp Ratio
Di-n-Butylphthalate	N.D.	11.26	150.0	9.1	104.0	6.2



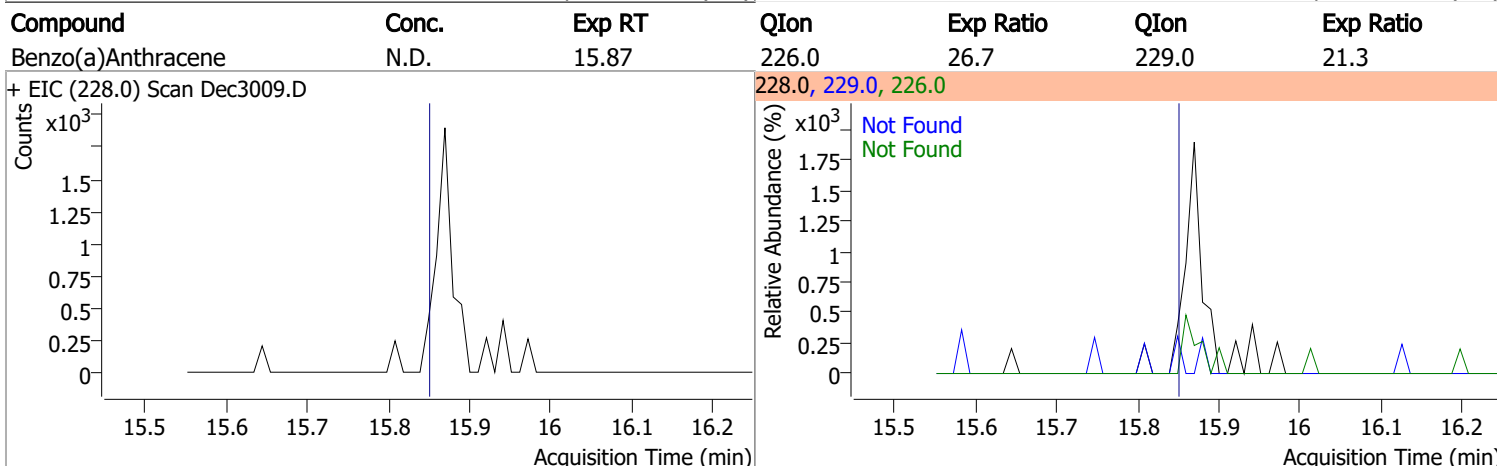
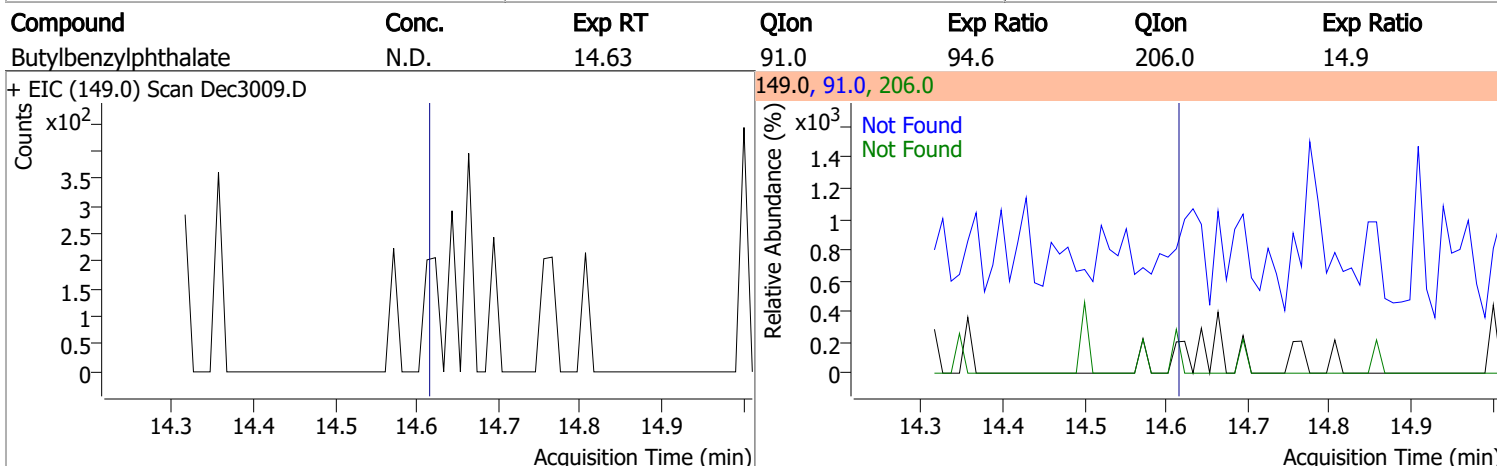
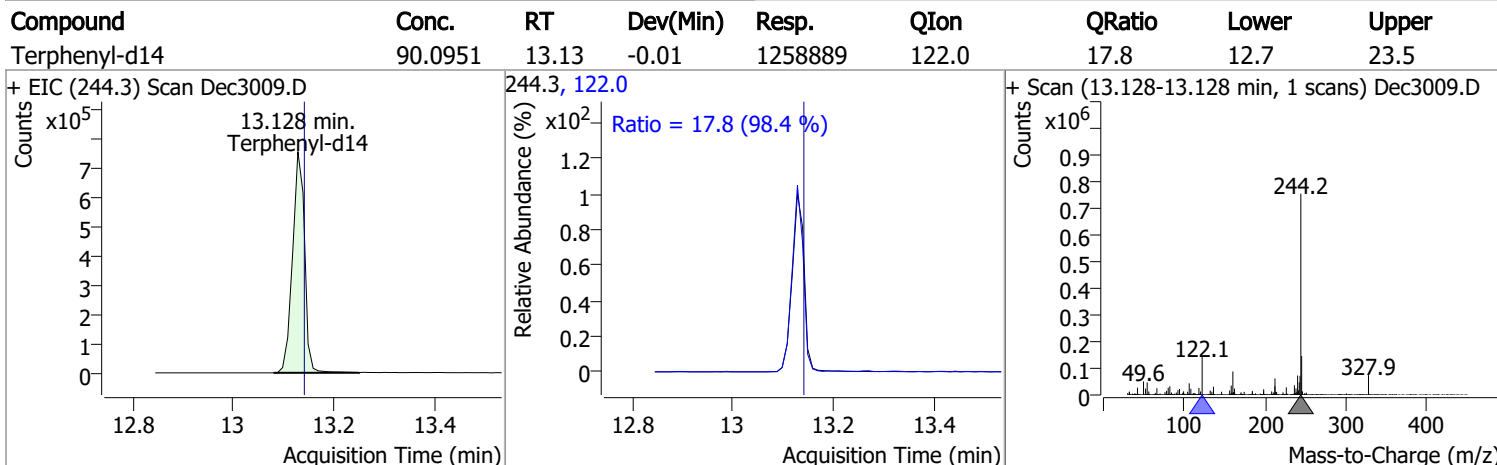
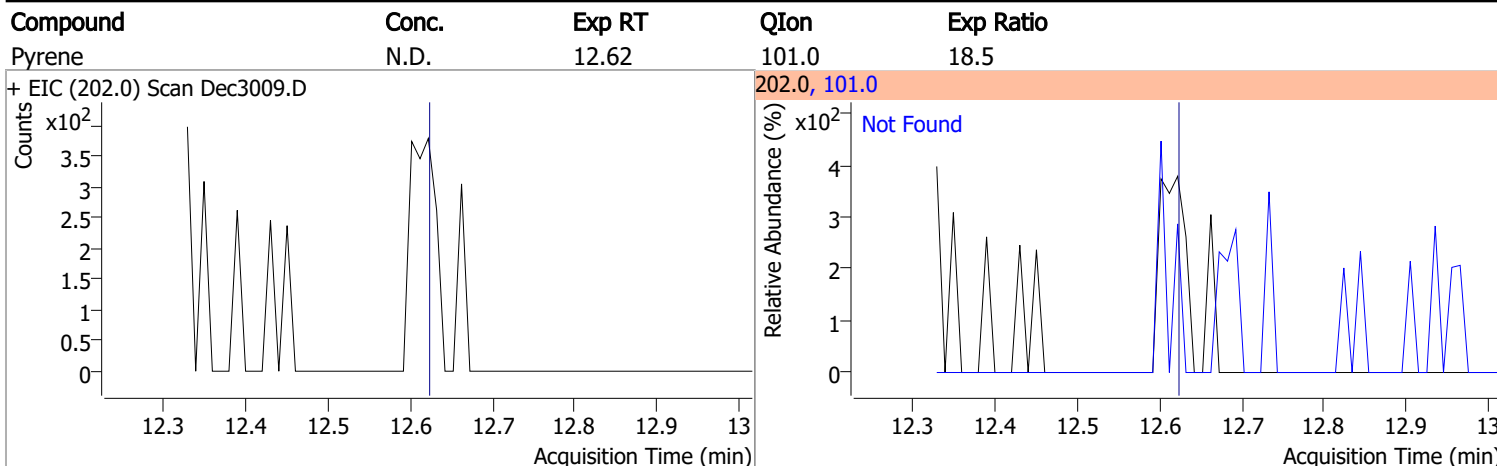
Compound	Conc.	Exp RT	QIon	Exp Ratio
Fluoranthene	N.D.	12.19	101.0	15.0



Compound	Conc.	Exp RT	QIon	Exp Ratio	QIon	Exp Ratio
Benzidine	N.D.	12.58	183.0	11.5	92.0	9.0

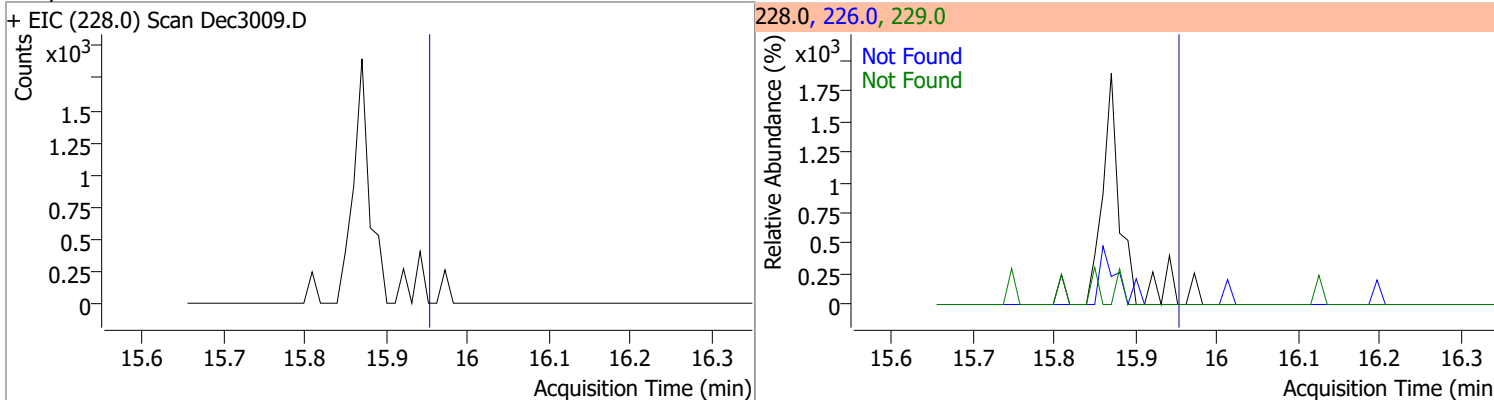


Quantitation Results Report (QT Reviewed)

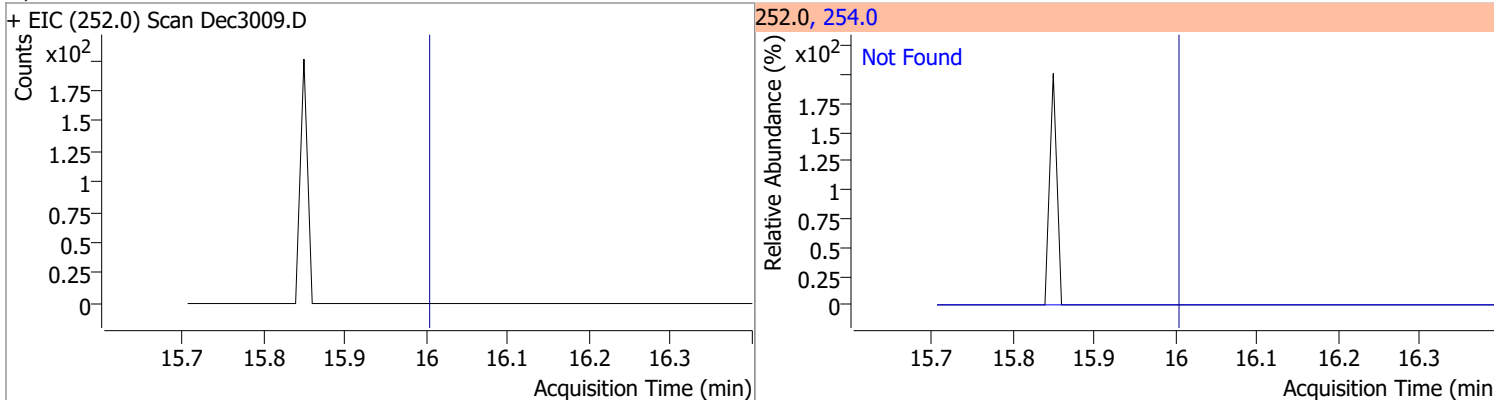


Quantitation Results Report (QT Reviewed)

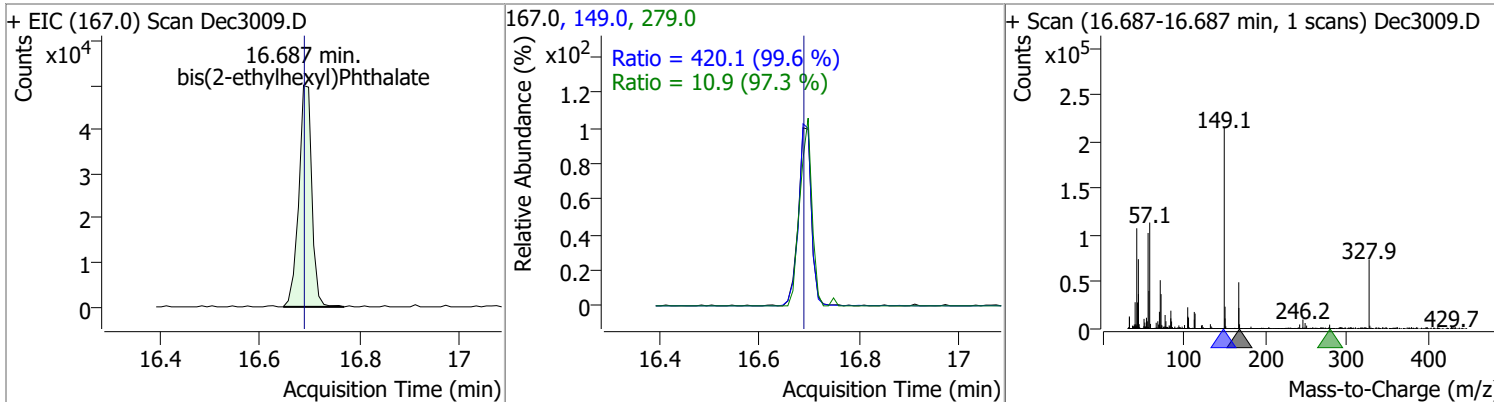
Compound	Conc.	Exp RT	QIon	Exp Ratio	QIon	Exp Ratio
Chrysene	N.D.	15.97	226.0	30.6	229.0	20.9



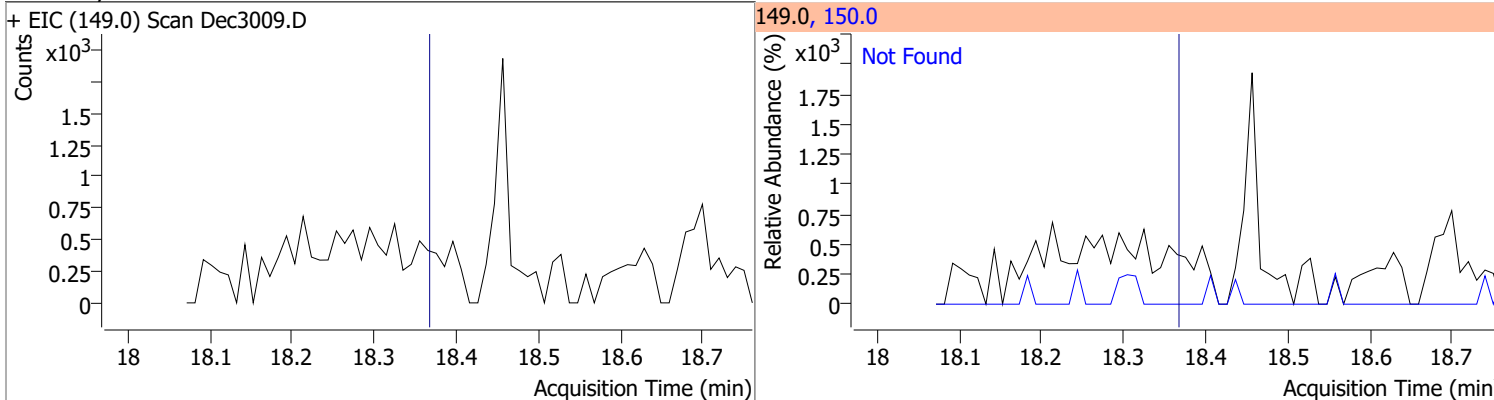
Compound	Conc.	Exp RT	QIon	Exp Ratio
3,3-Dichlorobenzidine	N.D.	16.02	254.0	62.0



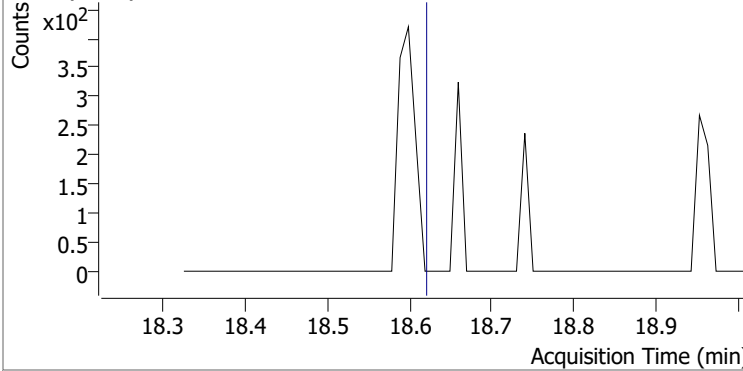
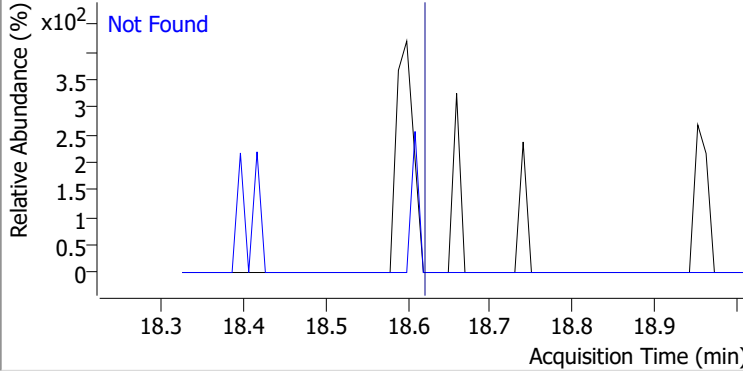
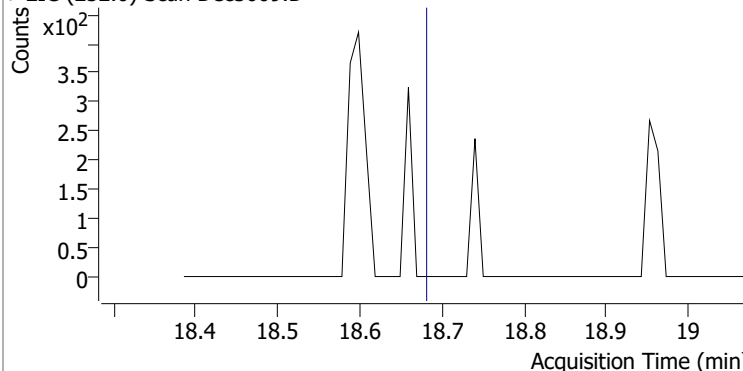
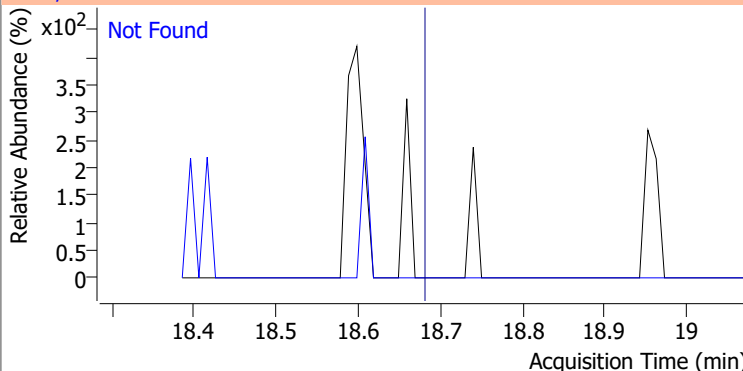
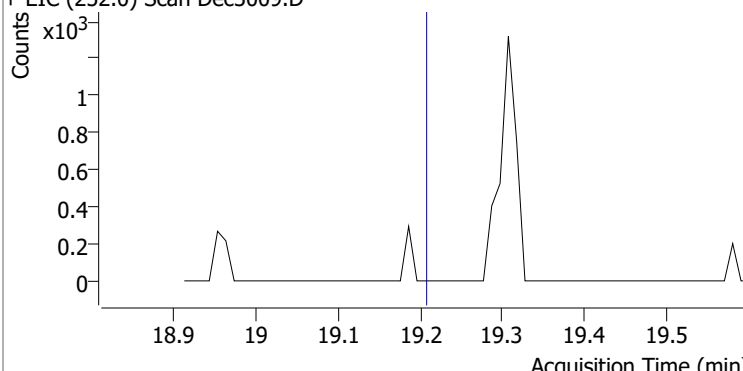
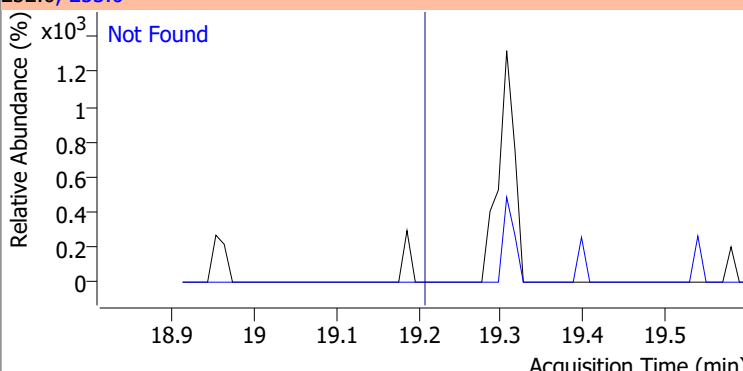
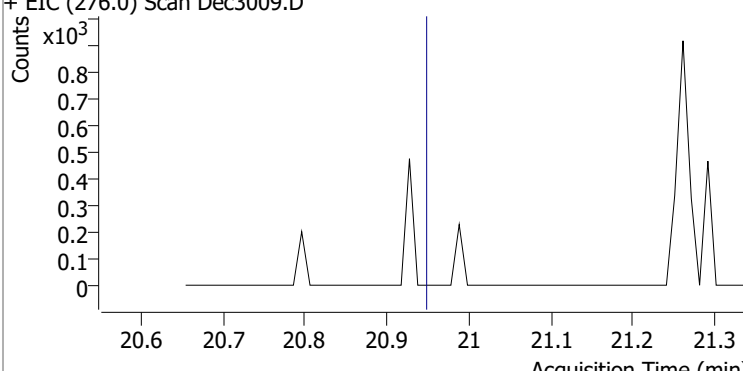
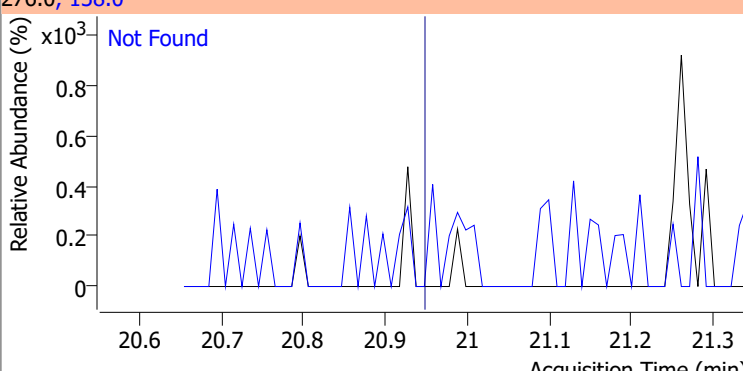
Compound	Conc.	RT	Dev(Min)	Resp.	QIon	QRatio	Lower	Upper
bis(2-ethylhexyl)Phthalate	54.6924	16.69	-0.02	91095	149.0	420.1	295.1	548.1
					279.0	10.9	7.9	14.6



Compound	Conc.	Exp RT	QIon	Exp Ratio
Di-n-octyl Phthalate	N.D.	18.38	150.0	9.7

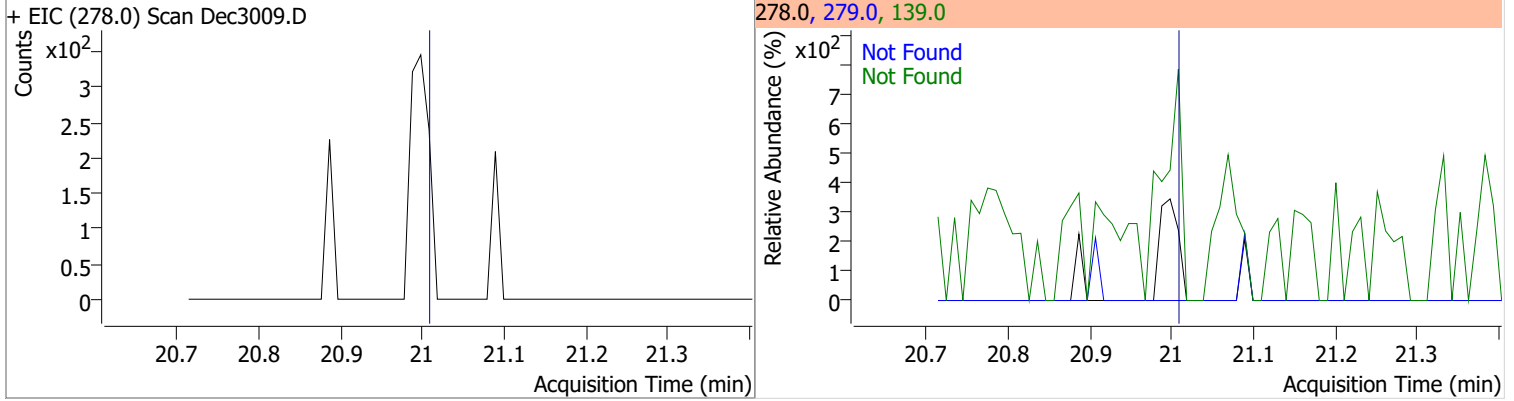


Quantitation Results Report (QT Reviewed)

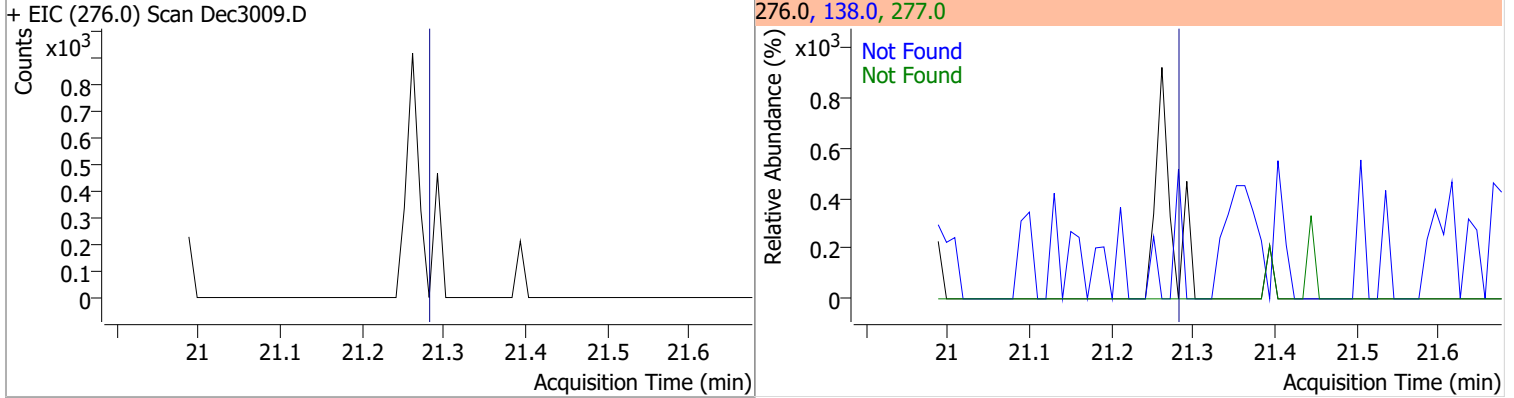
Compound	Conc.	Exp RT	QIon	Exp Ratio
Benzo(b)fluoranthene	N.D.	18.63	253.0	21.4
+ EIC (252.0) Scan Dec3009.D			252.0, 253.0	
				
Benzo(k)fluoranthene	N.D.	18.69	253.0	21.7
+ EIC (252.0) Scan Dec3009.D			252.0, 253.0	
				
Benzo(a)pyrene	N.D.	19.22	253.0	22.9
+ EIC (252.0) Scan Dec3009.D			252.0, 253.0	
				
Indeno(1,2,3-c,d)pyrene	N.D.	20.96	138.0	39.1
+ EIC (276.0) Scan Dec3009.D			276.0, 138.0	
				

Quantitation Results Report (QT Reviewed)

Compound	Conc.	Exp RT	QIon	Exp Ratio	QIon	Exp Ratio
Dibenzo(a,h)anthracene	N.D.	21.02	139.0	30.6	279.0	24.6

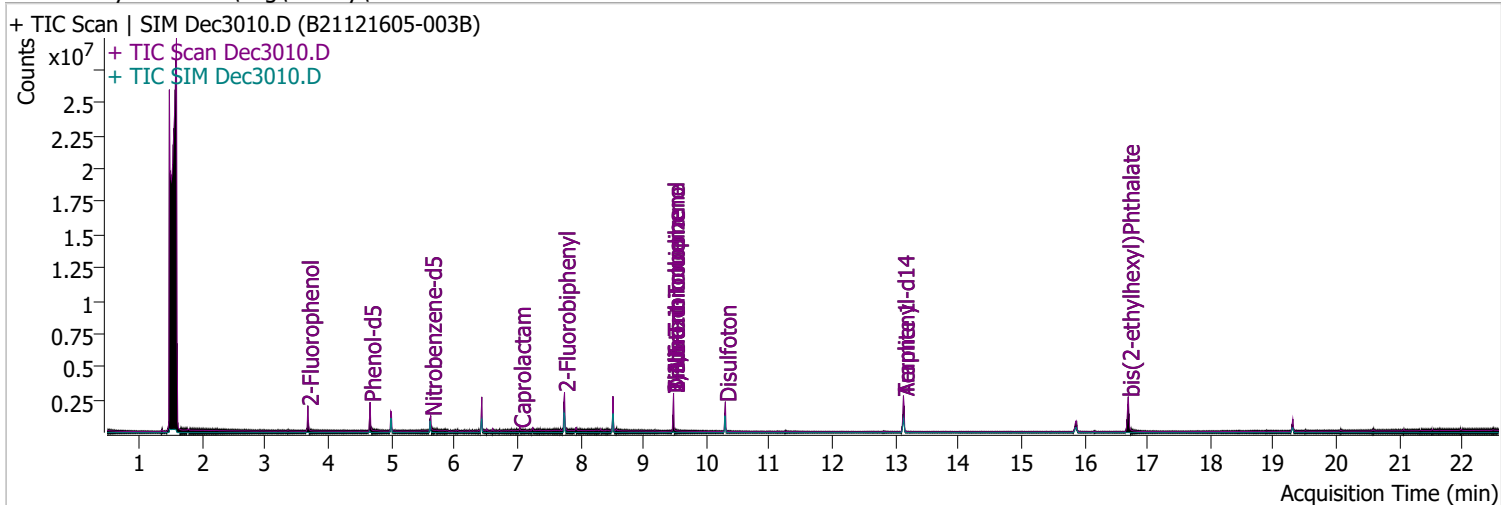


Compound	Conc.	Exp RT	QIon	Exp Ratio	QIon	Exp Ratio
Benzo(g,h,i)perylene	N.D.	21.29	138.0	41.5	277.0	23.8



Quantitation Results Report (QT Reviewed)

Data File	Dec3010.D	Operator	LIMS import
Acq. Method	BNA+SIM.M	Acq. Date-Time	12/30/2021 5:02:18 PM
Sample Name	B21121605-003B	Instrument	Instrument #1
Vial	10	Multiplier	1.00
DA Method File	122821 bna 1 CAL.batch.bin	Comment	SVOC-8270-W
Tune File	dftppdsm.u	Tune Date	11/24/2021 11:15:00 AM
Batch Name	123021 bna 1.batch.bin	Last Calib Update	1/3/2022 10:10:10 AM
Ref Library	D:\Org\Library\NIST129K.I		



Compound	RT	QIon	Resp.	Conc.	Units	Dev(Min)
----------	----	------	-------	-------	-------	----------

Internal Standards

System Monitoring Compounds

S 2-Fluorophenol	3.674	112.0	510685	71.8987	µg/L	-0.031
Spiked Amount: 200.000	Range: 10.0 - 75.0%			Recovery = 35.95%		
S Phenol-d5	4.664	99.0	665771	63.6487	µg/L	-0.021
Spiked Amount: 200.000	Range: 10.0 - 65.0%			Recovery = 31.82%		
S Nitrobenzene-d5	5.624	82.0	292783	57.1420	µg/L	0.000
Spiked Amount: 100.000	Range: 32.0 - 94.0%			Recovery = 57.14%		
S 2-Fluorobiphenyl	7.748	172.0	1061913	62.1237	µg/L	0.000
Spiked Amount: 100.000	Range: 28.0 - 107.0%			Recovery = 62.12%		
S 2,4,6-Tribromophenol	9.479	329.8	168051	197.5326	µg/L	0.000
Spiked Amount: 200.000	Range: 25.0 - 140.0%			Recovery = 98.77%		
S Terphenyl-d14	13.128	244.3	1301799	97.8230	µg/L	-0.010
Spiked Amount: 100.000	Range: 32.0 - 122.0%			Recovery = 97.82%		

Target Compounds

Compound	RT	QIon	Resp.	Conc.	Units	QValue
T N-Nitrosodimethylamine	0.000		0	N.D.		
T Pyridine	0.000		0	N.D.		
T Aniline	0.000		0	N.D.		
T Phenol	0.000		0	N.D.		
T bis(-2-Chloroethyl)Ether	0.000		0	N.D.		
T 2-Chlorophenol	0.000		0	N.D.		
T 1,3-Dichlorobenzene	0.000		0	N.D.		
T 1,4-Dichlorobenzene	0.000		0	N.D.		
T 1,2-Dichlorobenzene	0.000		0	N.D.		
T Benzyl Alcohol	0.000		0	N.D.		
T bis(2-chloroisopropyl)Ether	0.000		0	N.D.		
T 2-Methylphenol	0.000		0	N.D.		
T N-nitroso-Di-n-propylamine	5.624	70.0	0		µg/L md	1
T 4Methylphenol/3Methylphenol	0.000		0	N.D.		
T Hexachloroethane	0.000		0	N.D.		

Quantitation Results Report (QT Reviewed)

Compound	RT	QIon	Resp.	Conc.	Units	Dev(Min)
T Nitrobenzene	0.000		0	N.D.		
T Isophorone	0.000		0	N.D.		
T 2-Nitrophenol	0.000		0	N.D.		
T 2,4-Dimethylphenol	0.000		0	N.D.		
T bis(-2-Chloroethoxy)Methane	0.000		0	N.D.		
T Benzoic Acid	6.434	105.0	0		µg/L md	1
T 2,4-Dichlorophenol	0.000		0	N.D.		
T 1,2,4-Trichlorobenzene	0.000		0	N.D.		
T Naphthalene	0.000		0	N.D.		
T 4-Chlorophenol	0.000		0	N.D.		
T p-Chloroaniline	0.000		0	N.D.		
T Hexachlorobutadiene	0.000		0	N.D.		
T 4-Chloro-2-Methylphenol	0.000		0	N.D.		
T 4-Chloro-3-Methylphenol	0.000		0	N.D.		
T 2-Methylnaphthalene	0.000		0	N.D.		
T 1-Methylnaphthalene	0.000		0	N.D.		
T Hexachlorocyclopentadiene	0.000		0	N.D.		
T 2,4,6-Trichlorophenol	0.000		0	N.D.		
T 2,4,5-Trichlorophenol	0.000		0	N.D.		
T 2-Chloronaphthalene	0.000		0	N.D.		
T 2-Nitroaniline	0.000		0	N.D.		
T Dimethyl Phthalate	8.517	163.0	0		µg/L md	1
T 2,6-Dinitrotoluene	8.517	165.0	0		µg/L md	1
T Acenaphthylene	0.000		0	N.D.		
T 3-Nitroaniline	0.000		0	N.D.		
T Acenaphthene	0.000		0	N.D.		
T 2,4-Dinitrophenol	0.000		0	N.D.		
T Dibenzofuran	0.000		0	N.D.		
T 4-Nitrophenol	0.000		0	N.D.		
T 2,4-Dinitrotoluene	0.000		0	N.D.		
T Diethylphthalate	0.000		0	N.D.		
T Fluorene	0.000		0	N.D.		
T 4-Chlorophenyl-phenylether	0.000		0	N.D.		
T 4-Nitroaniline	0.000		0	N.D.		
T 4,6-Dinitro-2-methylphenol	0.000		0	N.D.		
T N-nitrosodiphenylamine	0.000		0	N.D.		
T Azobenzene	0.000		0	N.D.		
T 4-Bromophenyl-phenylether	0.000		0	N.D.		
T Hexachlorobenzene	0.000		0	N.D.		
T Pentachlorophenol	0.000		0	N.D.		
T Phenanthrene	0.000		0	N.D.		
T Anthracene	0.000		0	N.D.		
T Triallate	0.000		0	N.D.		
T Carbazole	0.000		0	N.D.		
T o-Terphenyl	0.000		0	N.D.		
T Di-n-Butylphthalate	0.000		0	N.D.		
T Fluoranthene	0.000		0	N.D.		
T Benzidine	0.000		0	N.D.		
T Pyrene	0.000		0	N.D.		
T Butylbenzylphthalate	0.000		0	N.D.		
T Benzo(a)Anthracene	0.000		0	N.D.		
T Chrysene	0.000		0	N.D.		
T 3,3-Dichlorobenzidine	0.000		0	N.D.		
T bis(2-ethylhexyl)Phthalate	16.697	167.0	227230	119.3480	µg/L	92
T Di-n-octyl Phthalate	0.000		0	N.D.		

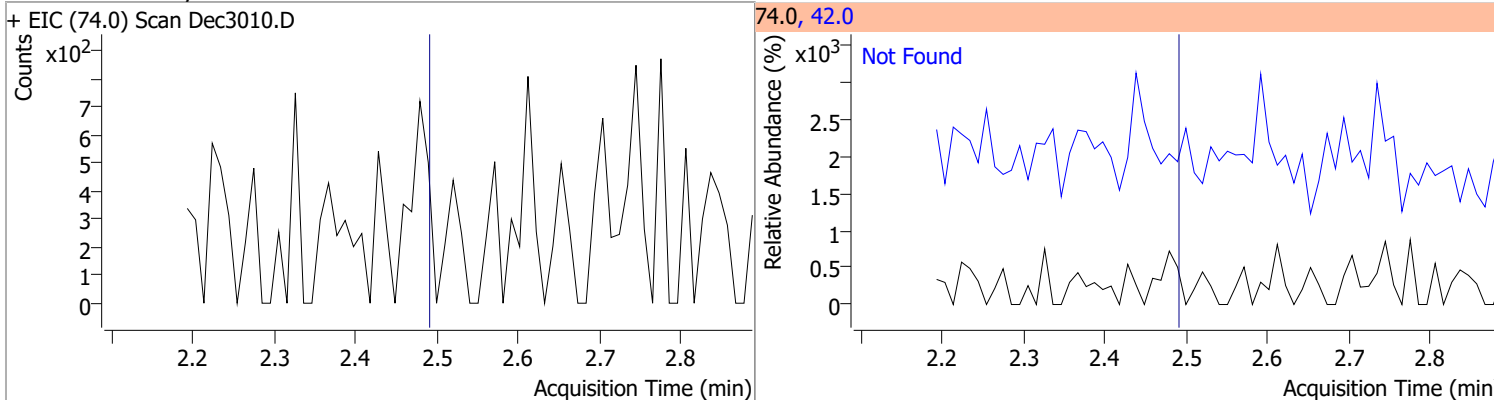
Quantitation Results Report (QT Reviewed)

Compound	RT	QIon	Resp.	Conc.	Units	Dev(Min)
T Benzo(b)fluoranthene	0.000		0	N.D.		
T Benzo(k)fluoranthene	0.000		0	N.D.		
T Benzo(a)pyrene	0.000		0	N.D.		
T Indeno(1,2,3-c,d)pyrene	0.000		0	N.D.		
T Dibenzo(a,h)anthracene	0.000		0	N.D.		
T Benzo(g,h,i)perylene	0.000		0	N.D.		

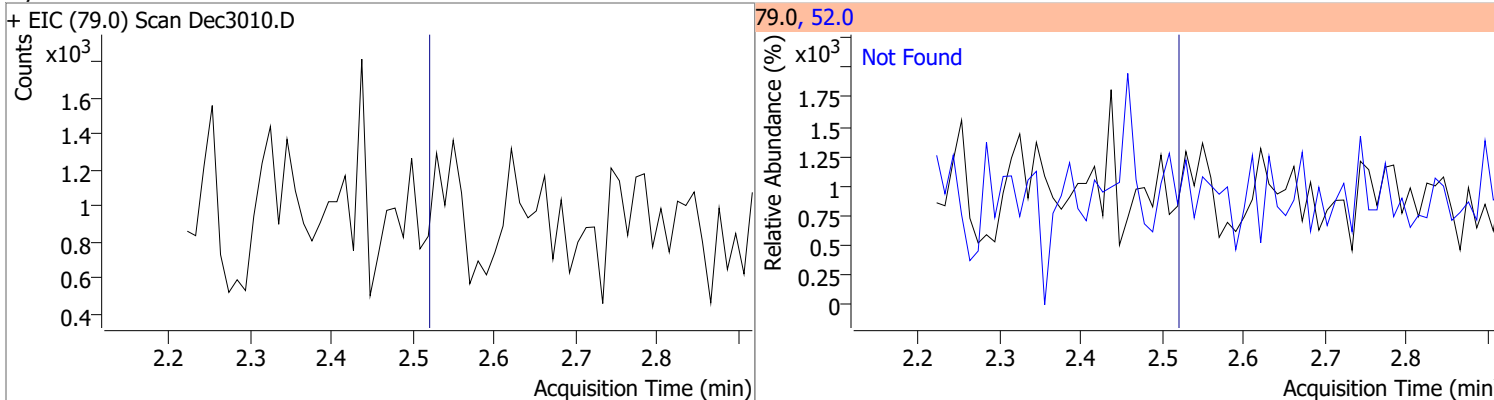
(#) = Qualifier Out of Range; (m) = Manual Integration; (+) = Area Summed; (*) = Surrogate Percent Recovery Out of Range; (d): Zeroed Peak

Quantitation Results Report (QT Reviewed)

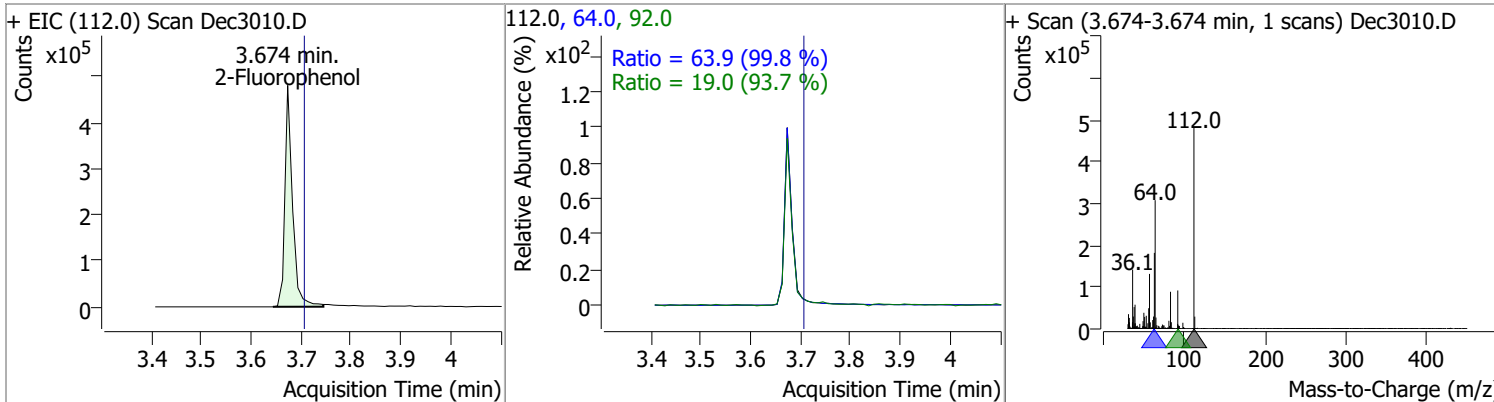
Compound	Conc.	Exp RT	QIon	Exp Ratio
N-Nitrosodimethylamine	N.D.	2.49	42.0	184.8



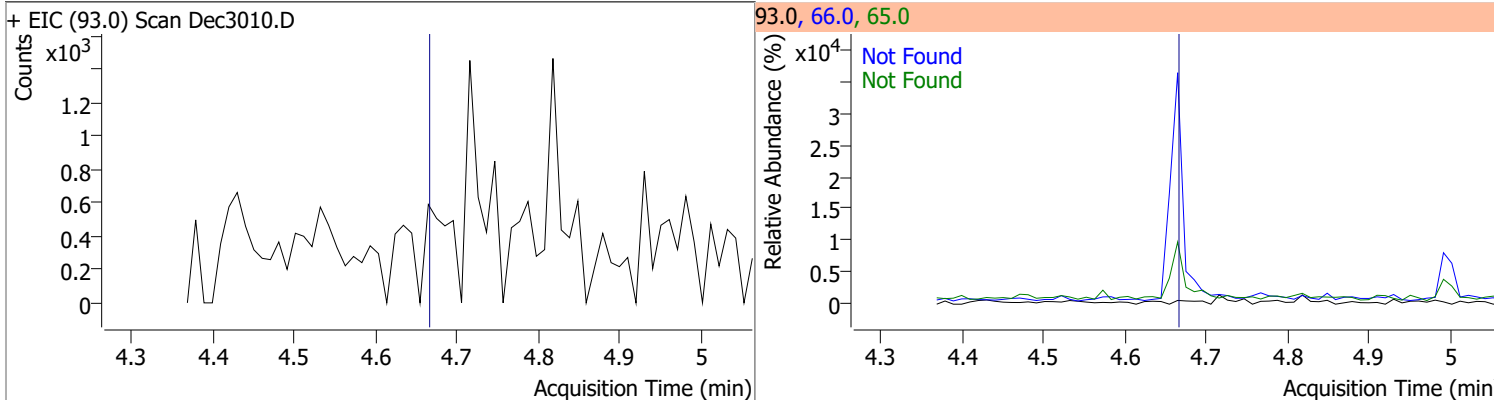
Compound	Conc.	Exp RT	QIon	Exp Ratio
Pyridine	N.D.	2.52	52.0	135.8



Compound	Conc.	RT	Dev(Min)	Resp.	QIon	QRatio	Lower	Upper
2-Fluorophenol	71.8987	3.67	-0.03	510685	64.0	63.9	44.8	83.2
					92.0	19.0	14.2	26.4

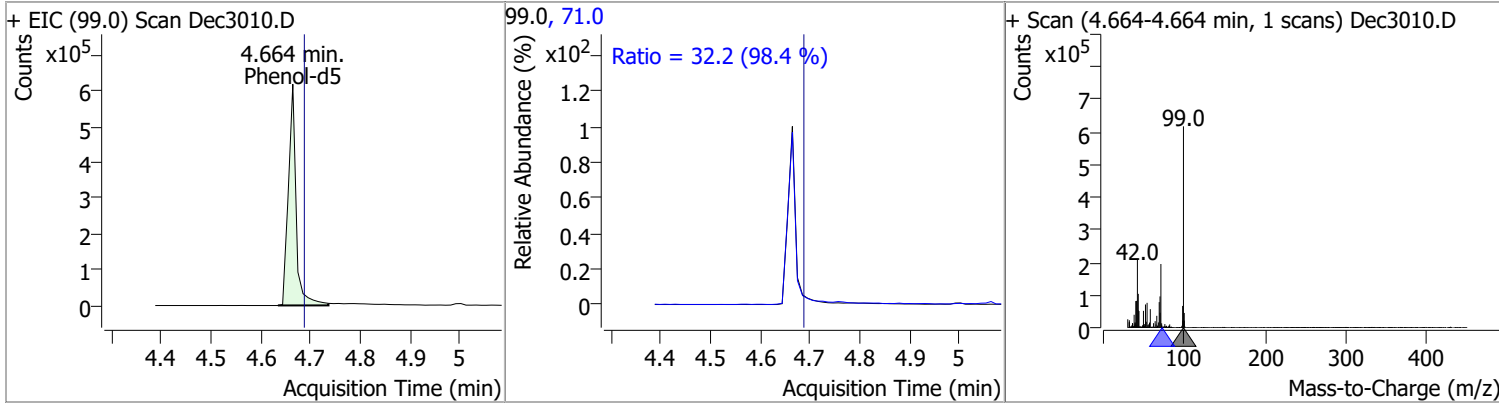


Compound	Conc.	Exp RT	QIon	Exp Ratio	QIon	Exp Ratio
Aniline	N.D.	4.66	66.0	41.6	65.0	23.1

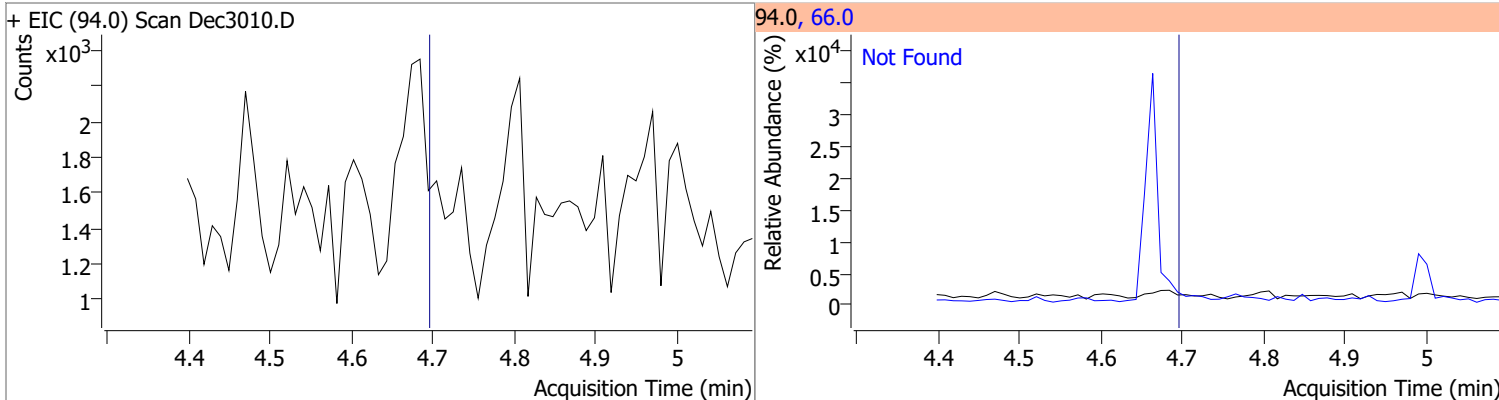


Quantitation Results Report (QT Reviewed)

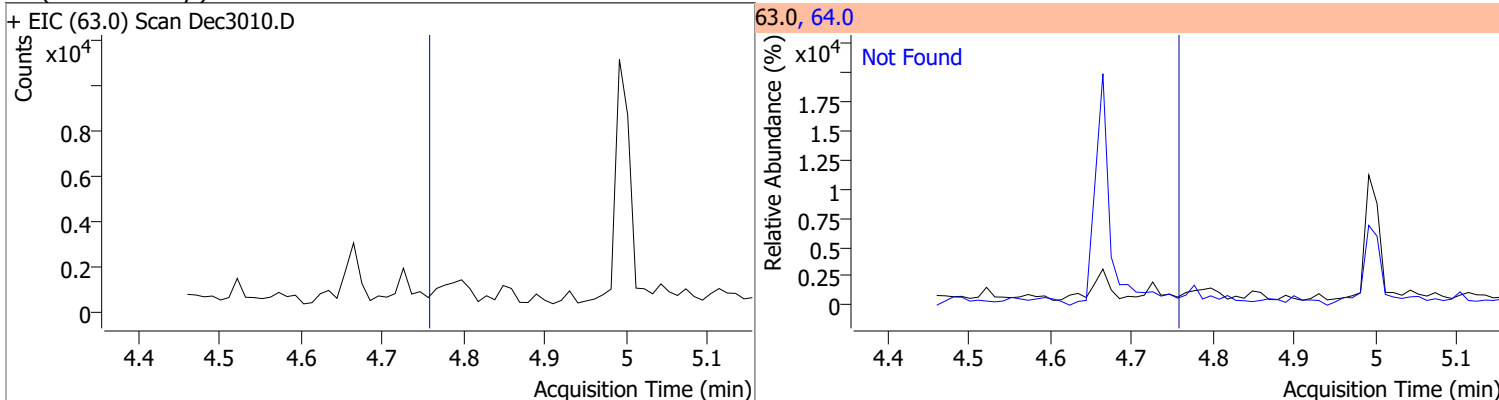
Compound	Conc.	RT	Dev(Min)	Resp.	QIon	QRatio	Lower	Upper
Phenol-d5	63.6487	4.66	-0.02	665771	71.0	32.2	22.9	42.5



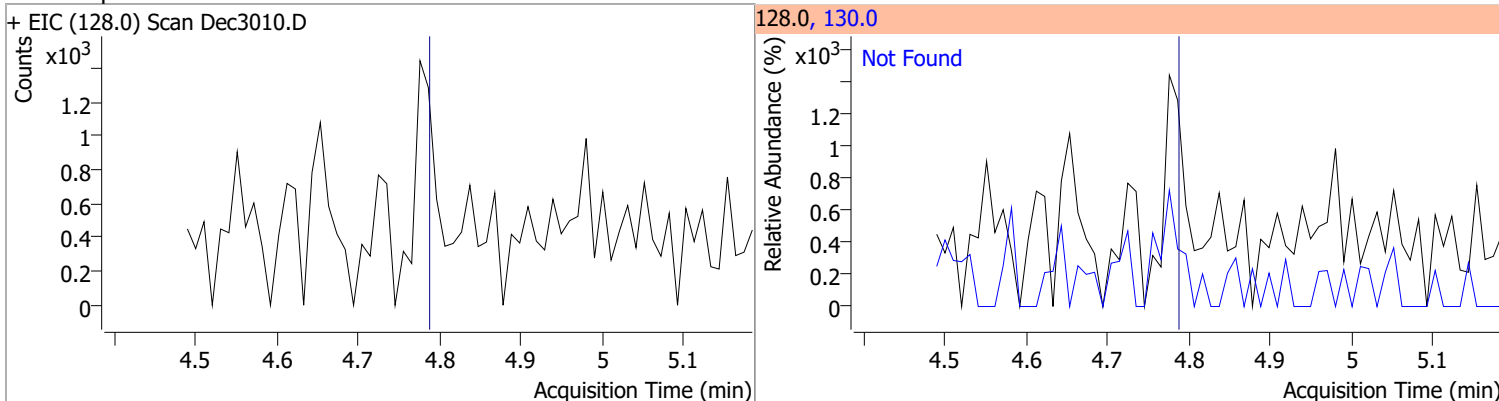
Compound	Conc.	Exp RT	QIon	Exp Ratio
Phenol	N.D.	4.69	66.0	40.8



Compound	Conc.	Exp RT	QIon	Exp Ratio
bis(-2-Chloroethyl)Ether	N.D.	4.76	64.0	2.8

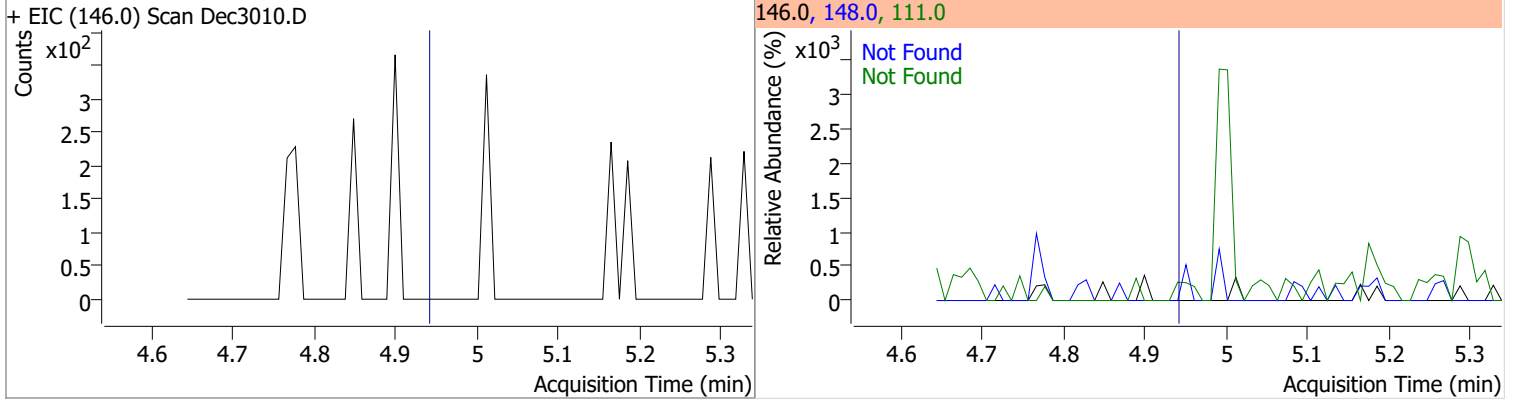


Compound	Conc.	Exp RT	QIon	Exp Ratio
2-Chlorophenol	N.D.	4.79	130.0	32.3

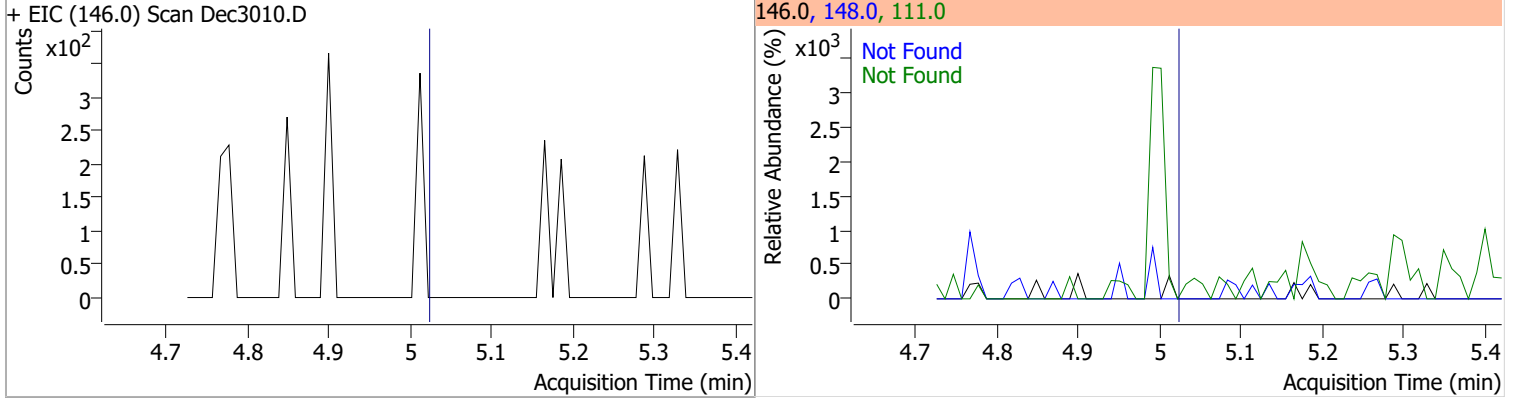


Quantitation Results Report (QT Reviewed)

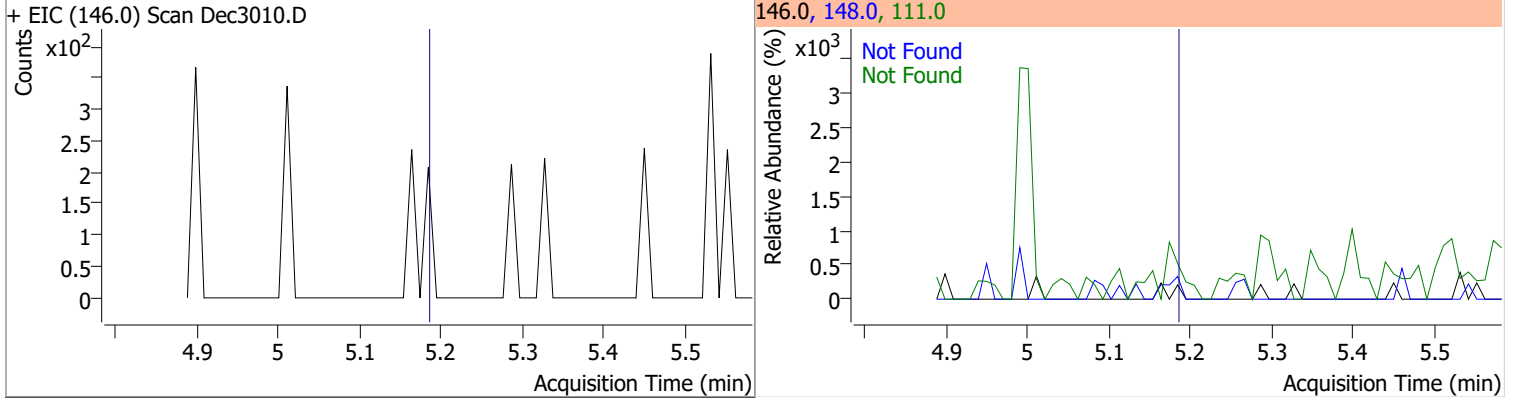
Compound	Conc.	Exp RT	QIon	Exp Ratio	QIon	Exp Ratio
1,3-Dichlorobenzene	N.D.	4.94	148.0	63.2	111.0	39.4



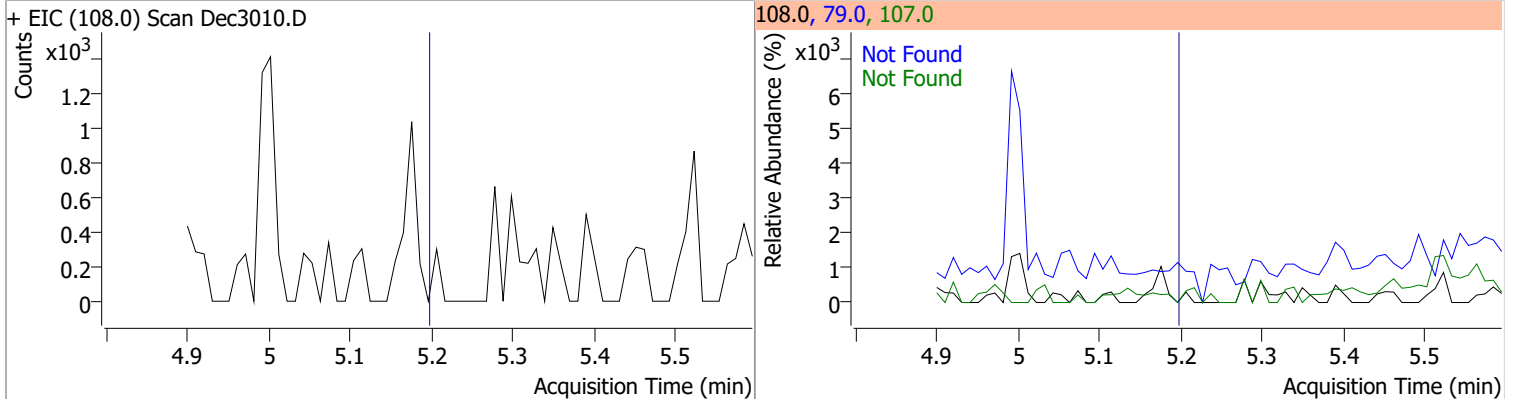
Compound	Conc.	Exp RT	QIon	Exp Ratio	QIon	Exp Ratio
1,4-Dichlorobenzene	N.D.	5.02	148.0	62.2	111.0	37.4



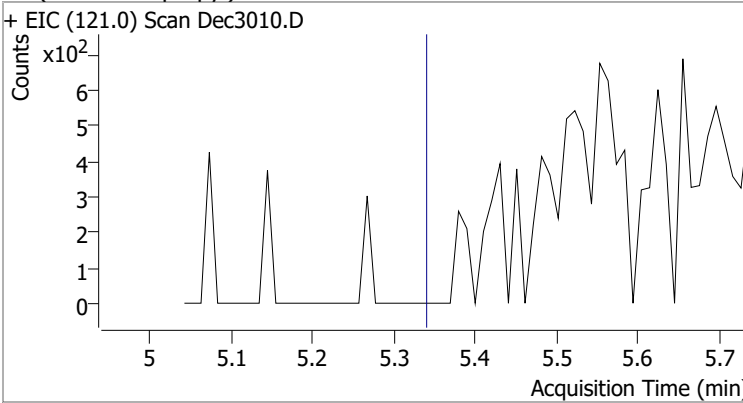
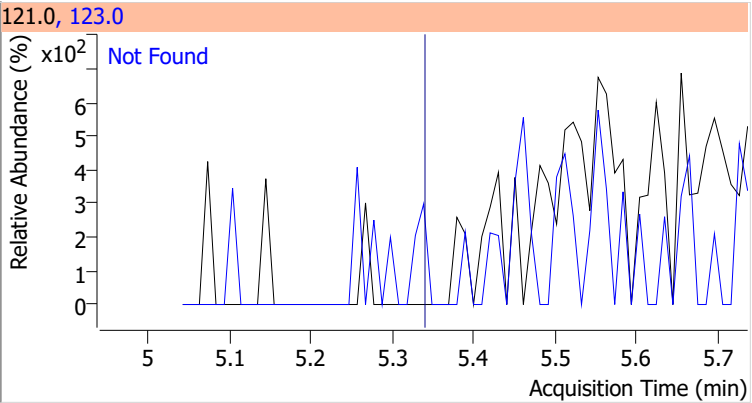
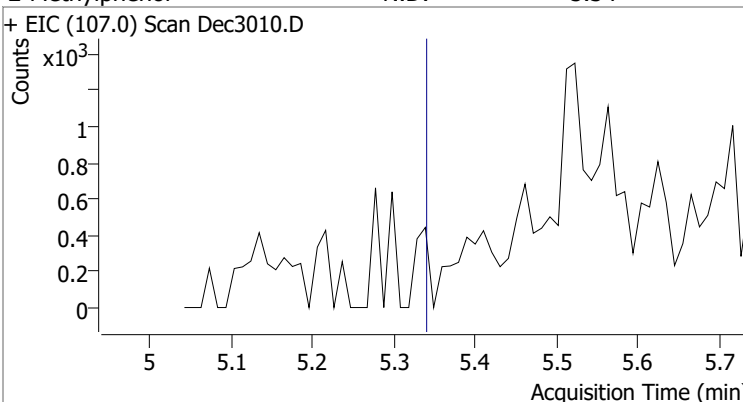
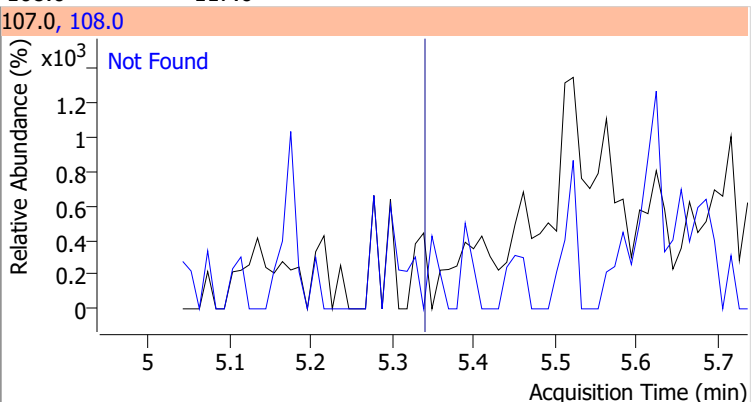
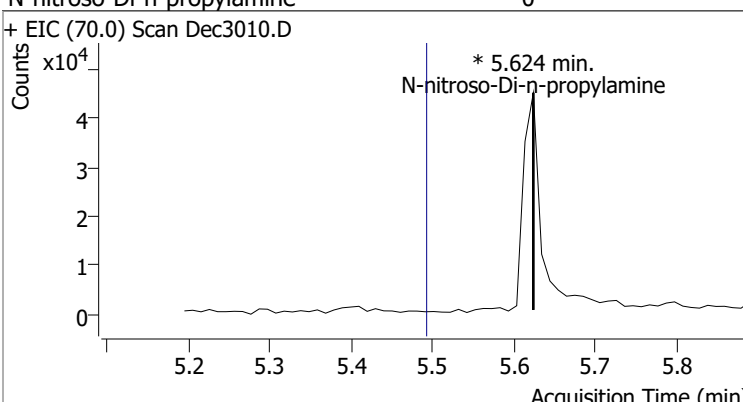
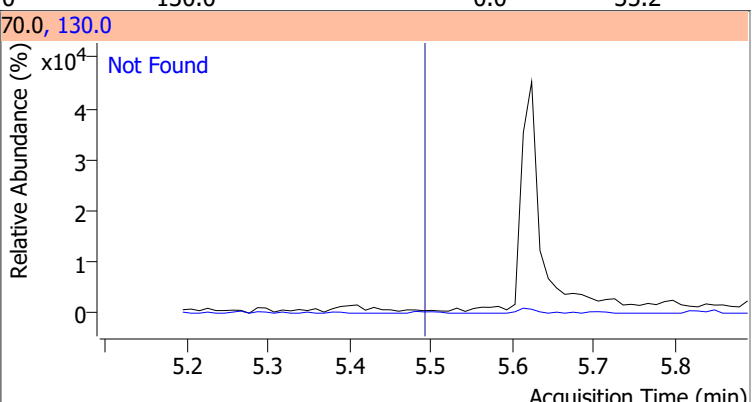
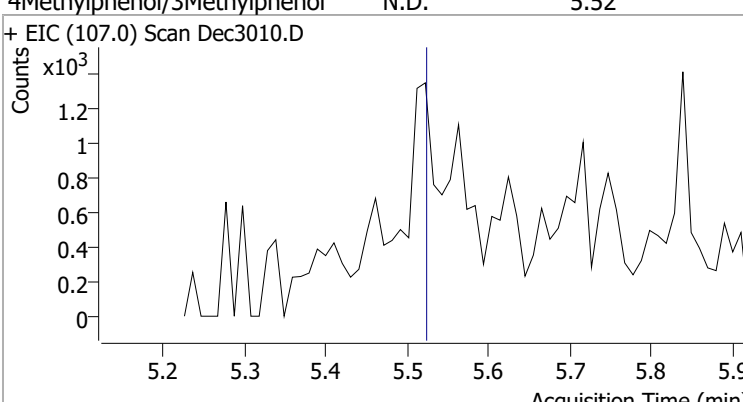
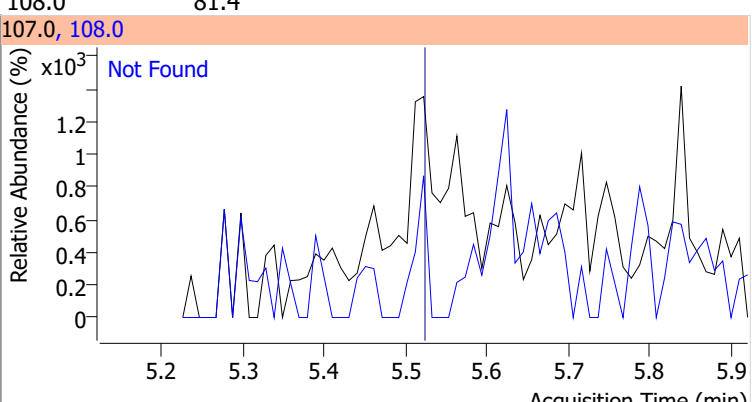
Compound	Conc.	Exp RT	QIon	Exp Ratio	QIon	Exp Ratio
1,2-Dichlorobenzene	N.D.	5.19	148.0	62.2	111.0	40.3



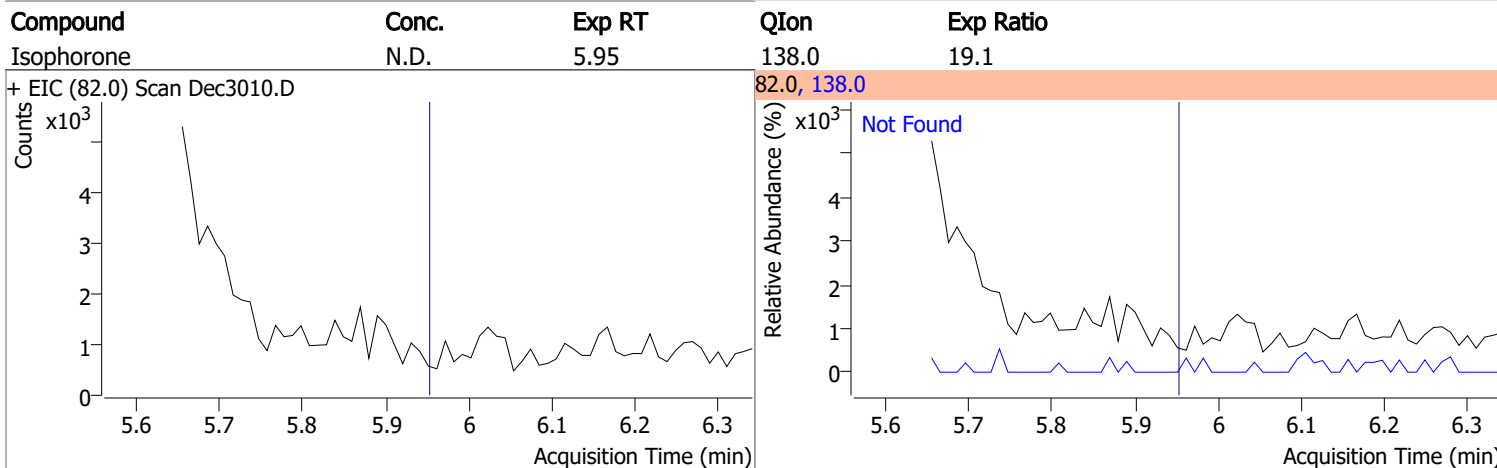
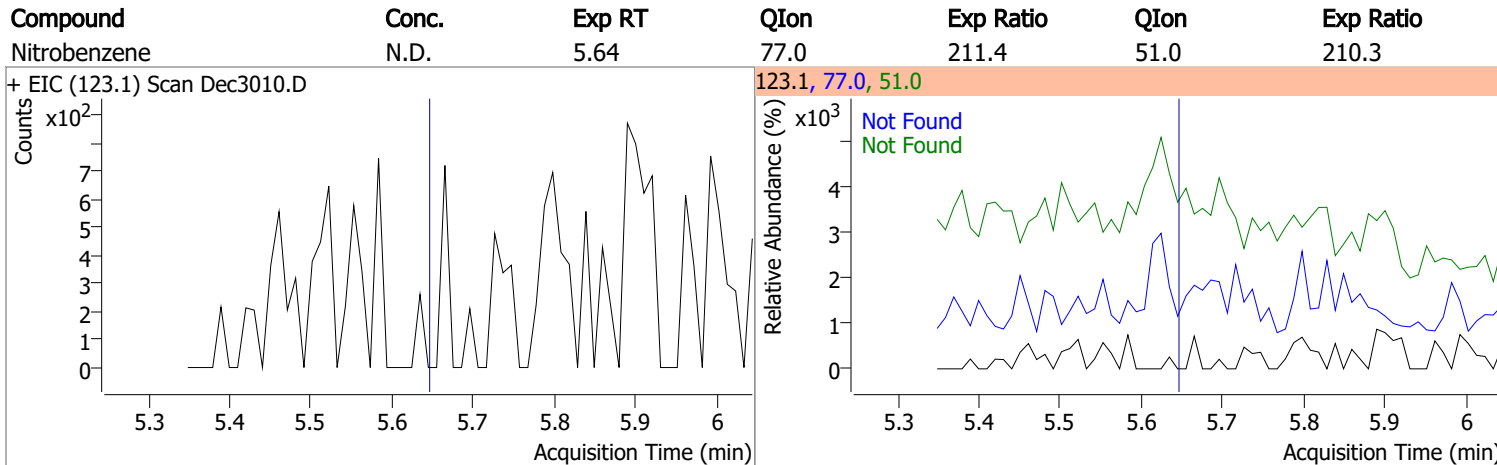
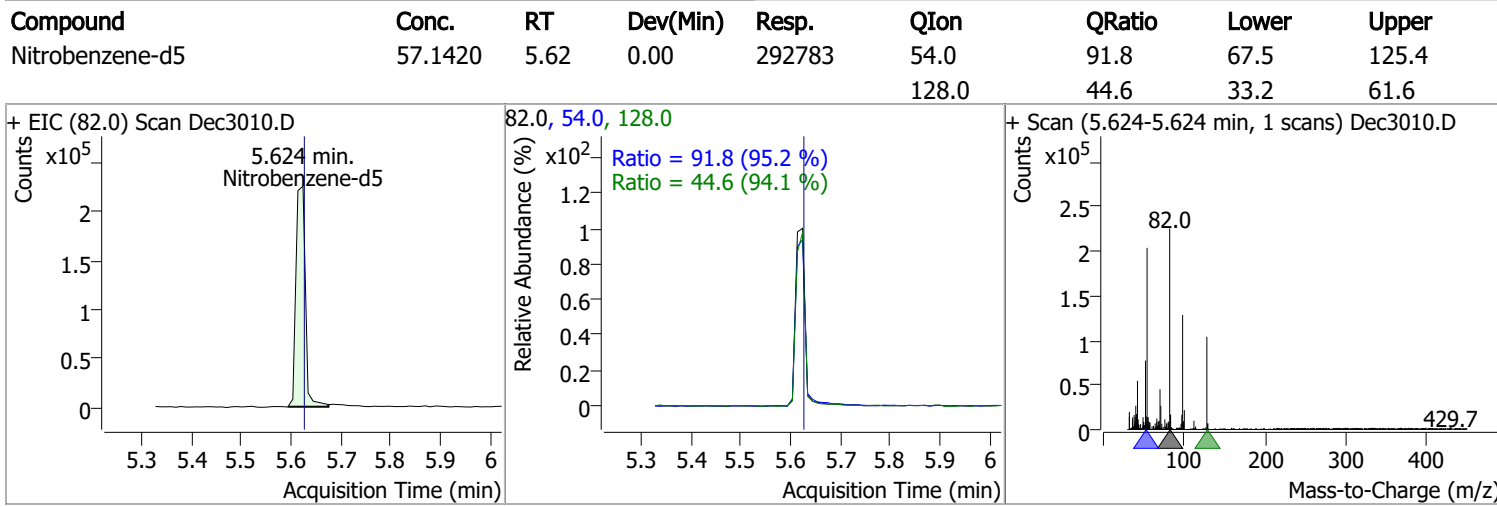
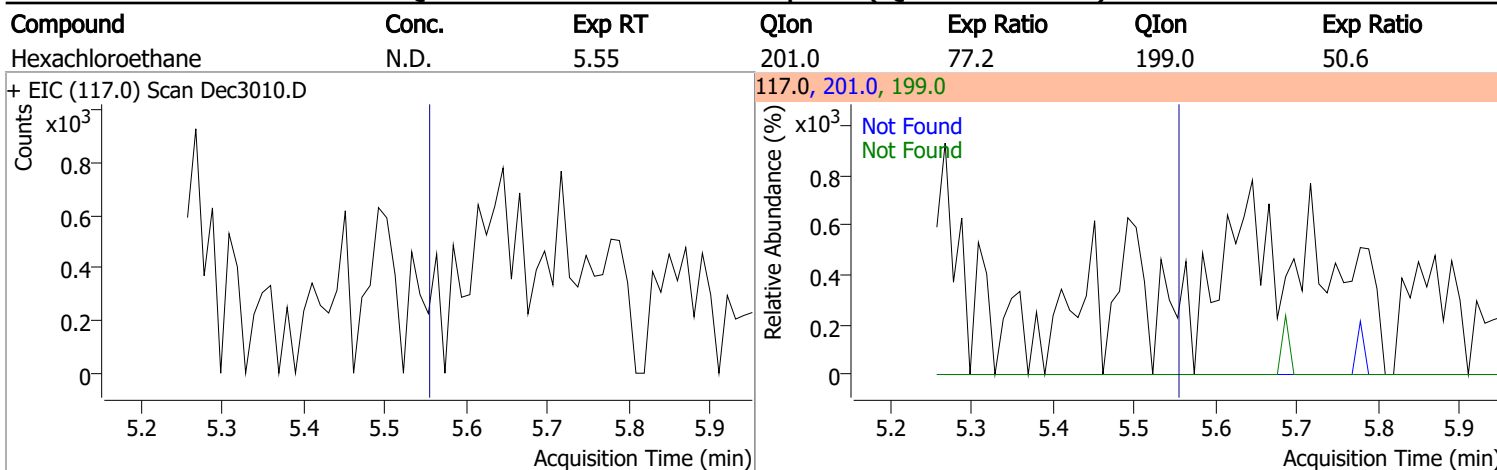
Compound	Conc.	Exp RT	QIon	Exp Ratio	QIon	Exp Ratio
Benzyl Alcohol	N.D.	5.20	79.0	117.9	107.0	69.2



Quantitation Results Report (QT Reviewed)

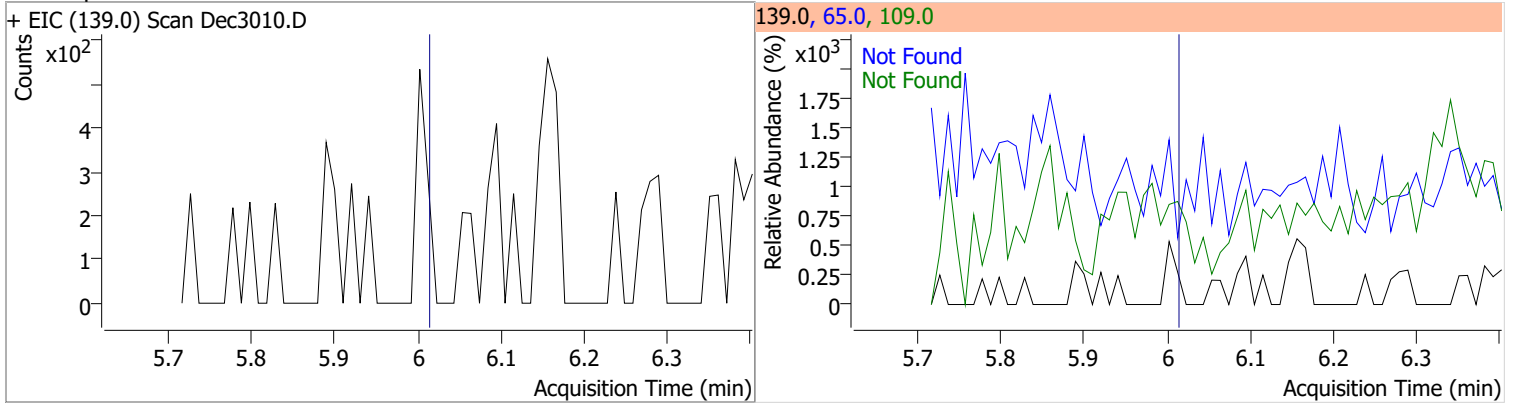
Compound	Conc.	Exp RT	QIon	Exp Ratio				
bis(2-chloroisopropyl)Ether	N.D.	5.34	123.0	32.7				
+ EIC (121.0) Scan Dec3010.D		121.0, 123.0						
								
2-Methylphenol	N.D.	5.34	108.0	117.6				
+ EIC (107.0) Scan Dec3010.D		107.0, 108.0						
								
Compound	Conc.	RT	Dev(Min)	Resp.	QIon	QRatio	Lower	Upper
N-nitroso-Di-n-propylamine		0		0	130.0		0.0	35.2
+ EIC (70.0) Scan Dec3010.D		70.0, 130.0						
								
4Methylphenol/3Methylphenol	N.D.	5.52			108.0			
+ EIC (107.0) Scan Dec3010.D		107.0, 108.0						
								

Quantitation Results Report (QT Reviewed)

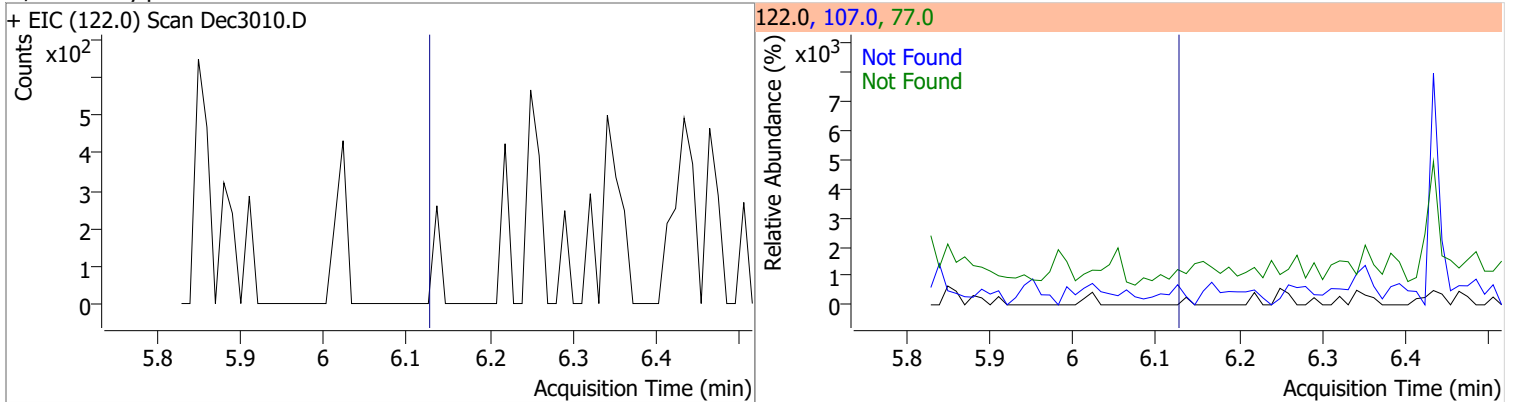


Quantitation Results Report (QT Reviewed)

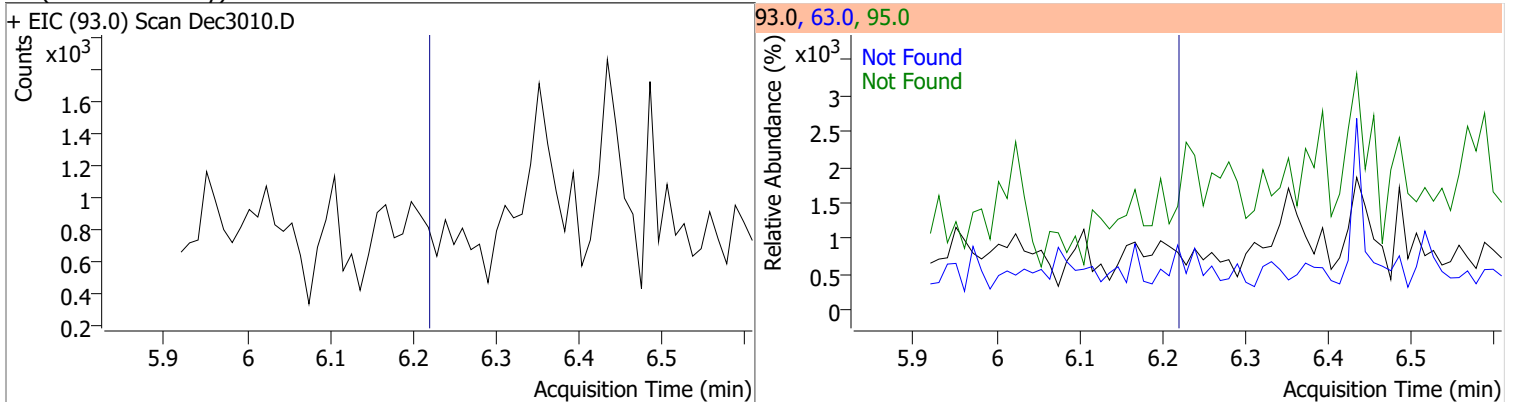
Compound	Conc.	Exp RT	QIon	Exp Ratio	QIon	Exp Ratio
2-Nitrophenol	N.D.	6.01	65.0	57.4	109.0	32.8



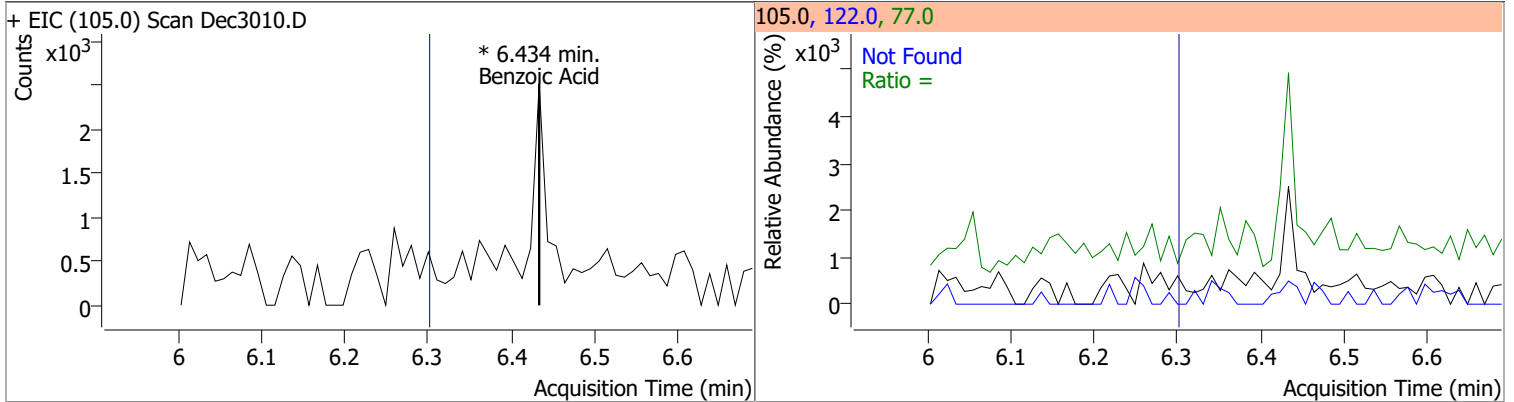
Compound	Conc.	Exp RT	QIon	Exp Ratio	QIon	Exp Ratio
2,4-Dimethylphenol	N.D.	6.13	107.0	109.1	77.0	32.4



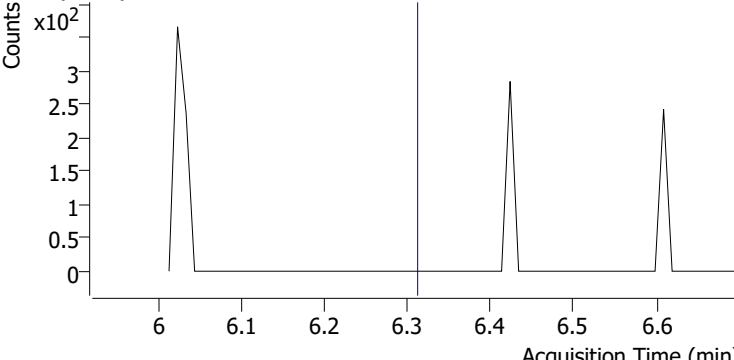
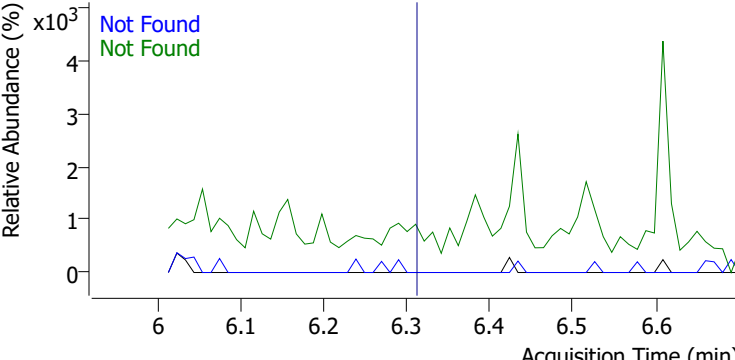
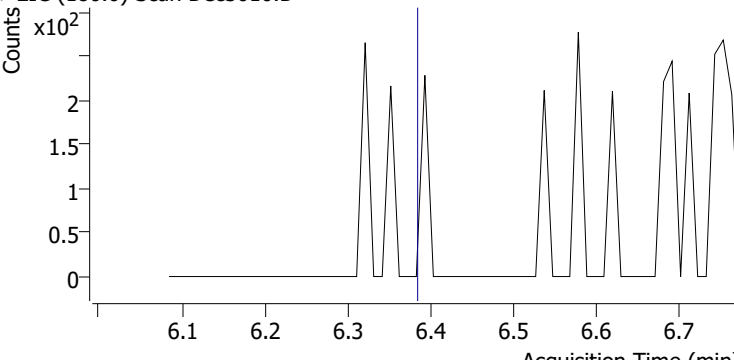
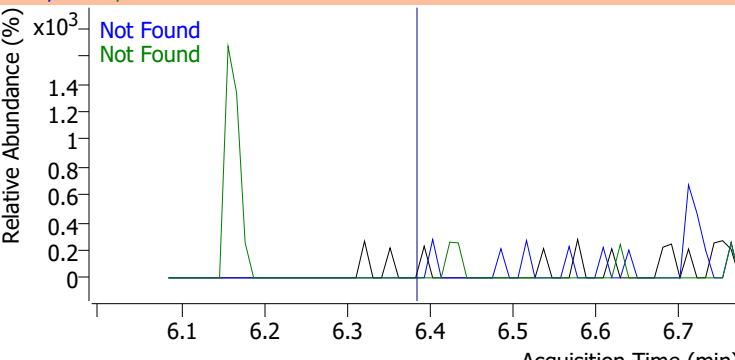
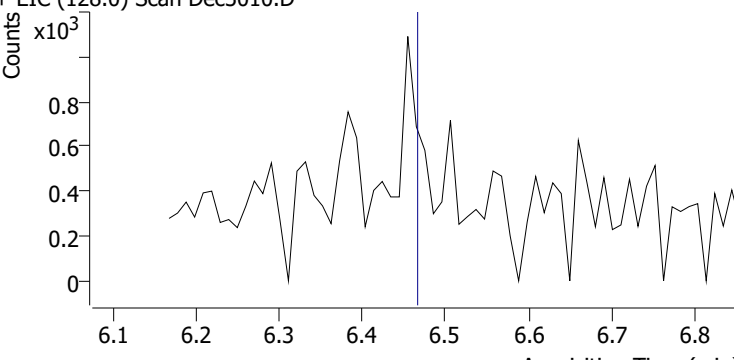
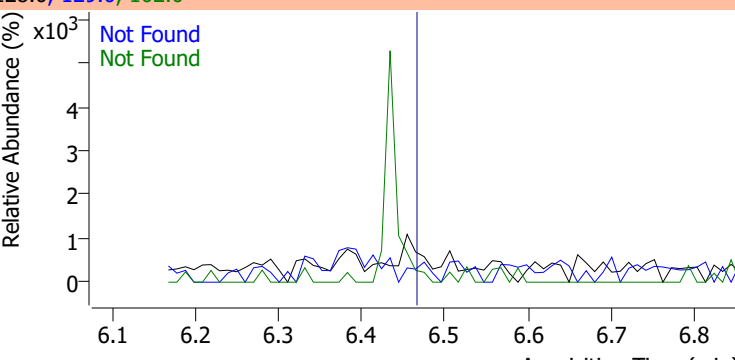
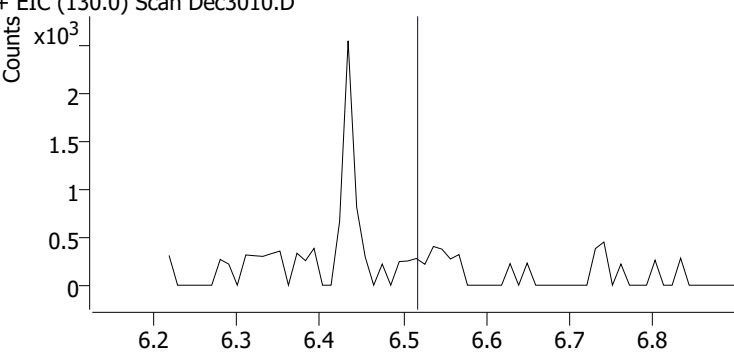
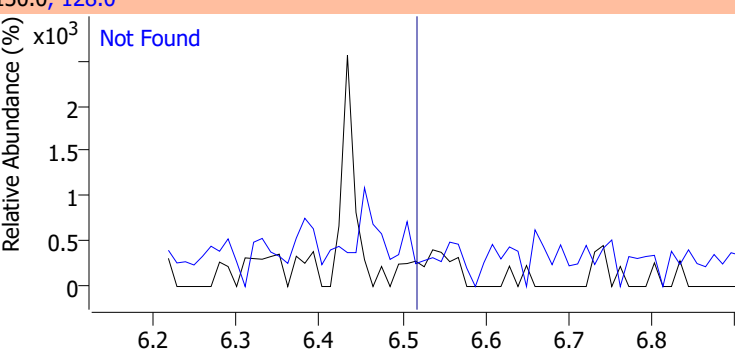
Compound	Conc.	Exp RT	QIon	Exp Ratio	QIon	Exp Ratio
bis(-2-Chloroethoxy)Methane	N.D.	6.22	63.0	90.7	95.0	31.7



Compound	Conc.	RT	Dev(Min)	Resp.	QIon	QRatio	Lower	Upper
Benzoic Acid		0		0	122.0		61.1	113.6
					77.0		51.2	95.0

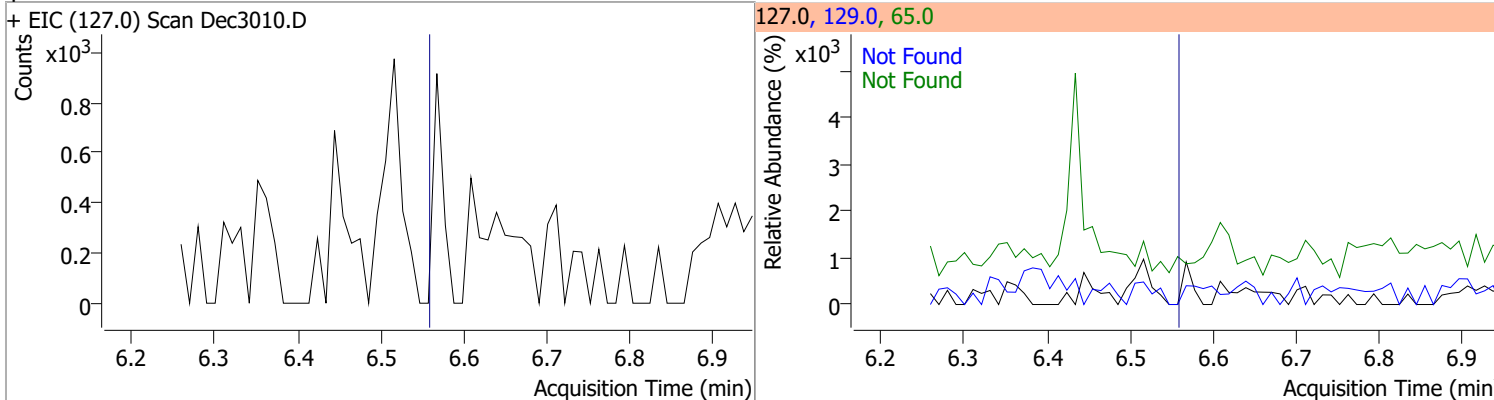


Quantitation Results Report (QT Reviewed)

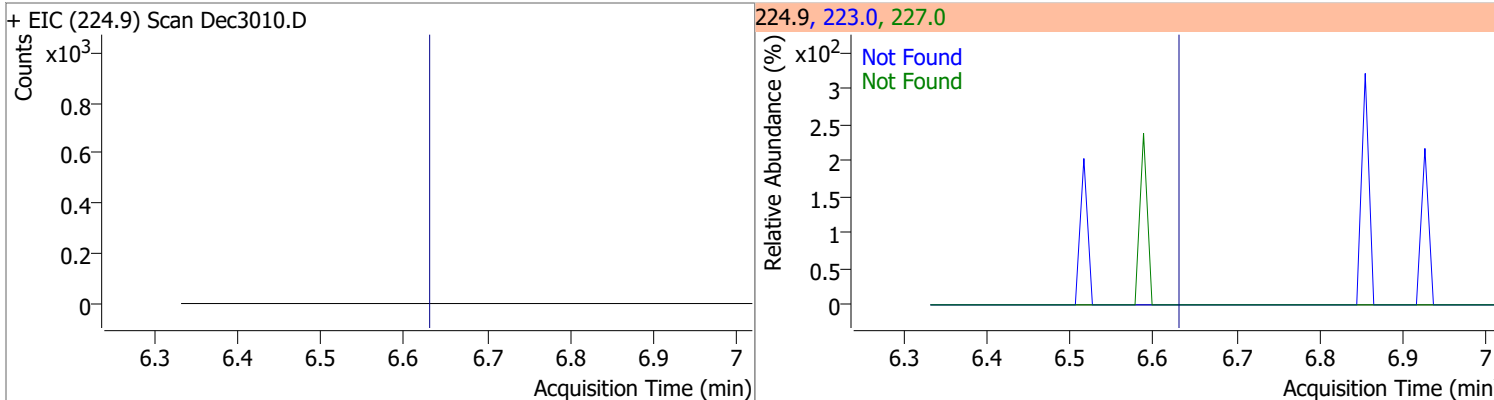
Compound	Conc.	Exp RT	QIon	Exp Ratio	QIon	Exp Ratio
2,4-Dichlorophenol	N.D.	6.31	164.0	62.0	98.0	32.4
+ EIC (162.0) Scan Dec3010.D			162.0, 164.0, 98.0			
						
1,2,4-Trichlorobenzene	N.D.	6.38	182.0	94.1	145.0	30.4
+ EIC (180.0) Scan Dec3010.D			180.0, 182.0, 145.0			
						
Naphthalene	N.D.	6.46	129.0	10.9	102.0	9.3
+ EIC (128.0) Scan Dec3010.D			128.0, 129.0, 102.0			
						
4-Chlorophenol	N.D.	6.52	128.0	309.7		
+ EIC (130.0) Scan Dec3010.D			130.0, 128.0			
						

Quantitation Results Report (QT Reviewed)

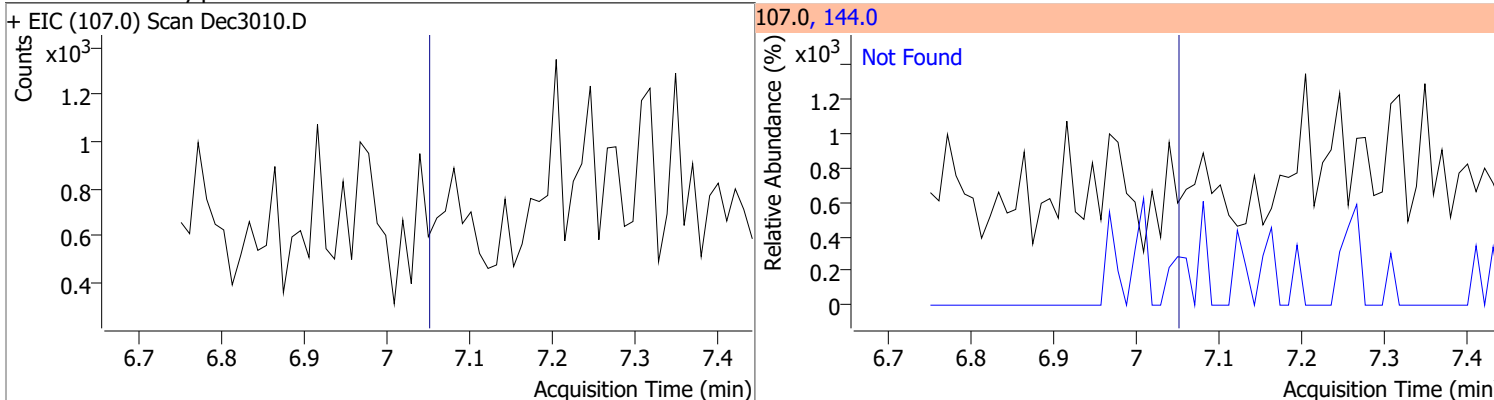
Compound	Conc.	Exp RT	QIon	Exp Ratio	QIon	Exp Ratio
p-Chloroaniline	N.D.	6.56	65.0	37.5	129.0	29.2



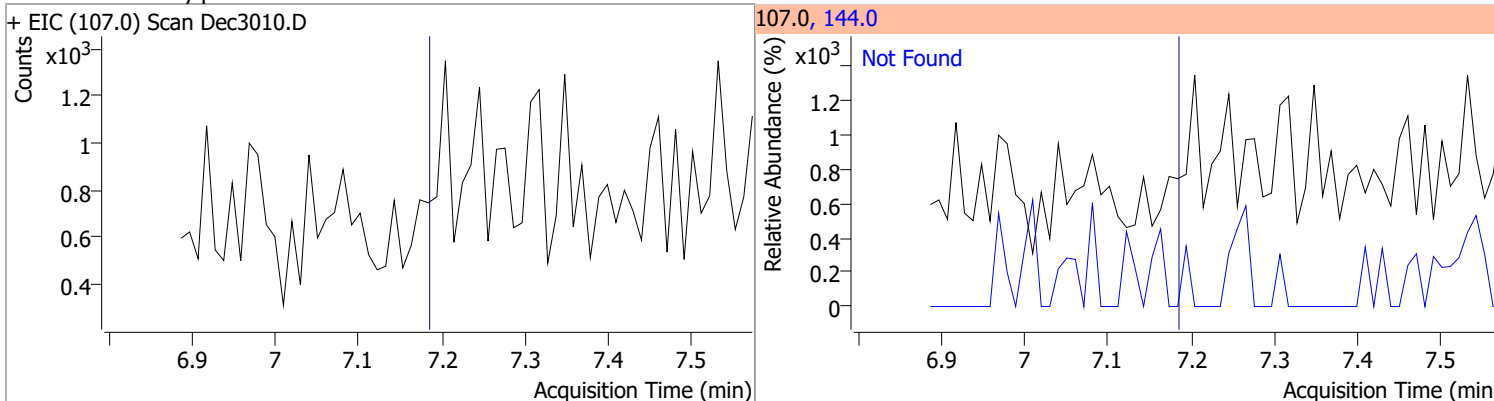
Compound	Conc.	Exp RT	QIon	Exp Ratio	QIon	Exp Ratio
Hexachlorobutadiene	N.D.	6.63	227.0	66.6	223.0	60.8



Compound	Conc.	Exp RT	QIon	Exp Ratio
4-Chloro-2-Methylphenol	N.D.	7.05	144.0	26.6

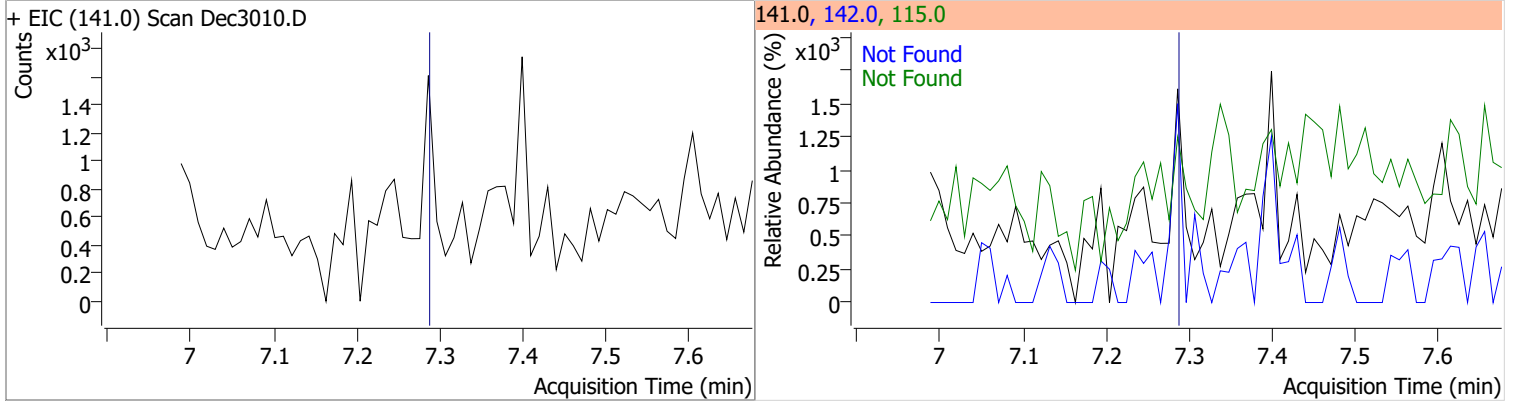


Compound	Conc.	Exp RT	QIon	Exp Ratio
4-Chloro-3-Methylphenol	N.D.	7.18	144.0	27.6

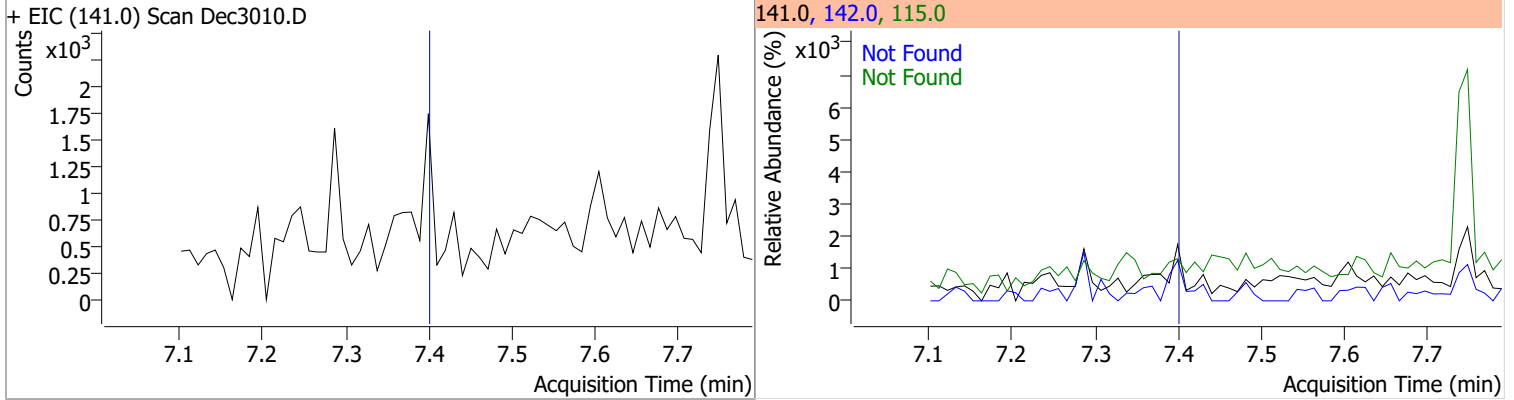


Quantitation Results Report (QT Reviewed)

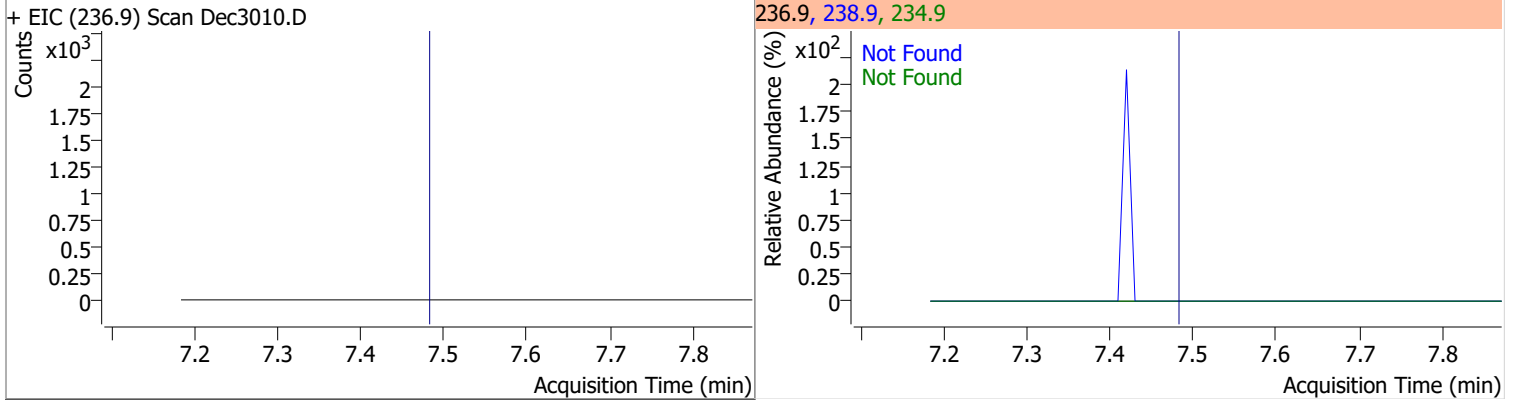
Compound	Conc.	Exp RT	QIon	Exp Ratio	QIon	Exp Ratio
2-Methylnaphthalene	N.D.	7.29	142.0	114.8	115.0	42.0



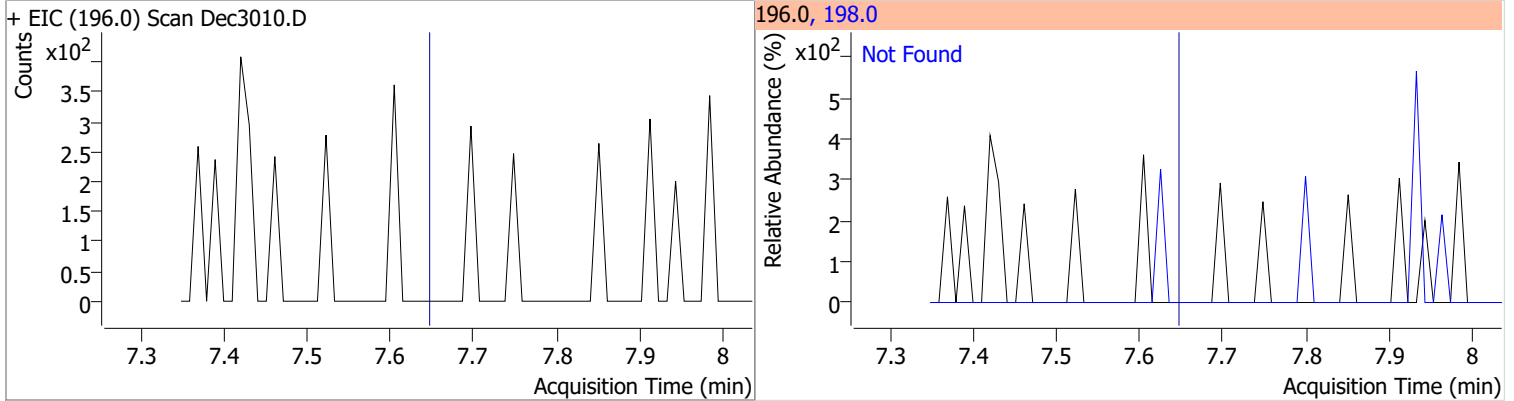
Compound	Conc.	Exp RT	QIon	Exp Ratio	QIon	Exp Ratio
1-Methylnaphthalene	N.D.	7.40	142.0	111.0	115.0	42.5



Compound	Conc.	Exp RT	QIon	Exp Ratio	QIon	Exp Ratio
Hexachlorocyclopentadiene	N.D.	7.48	234.9	64.7	238.9	64.1

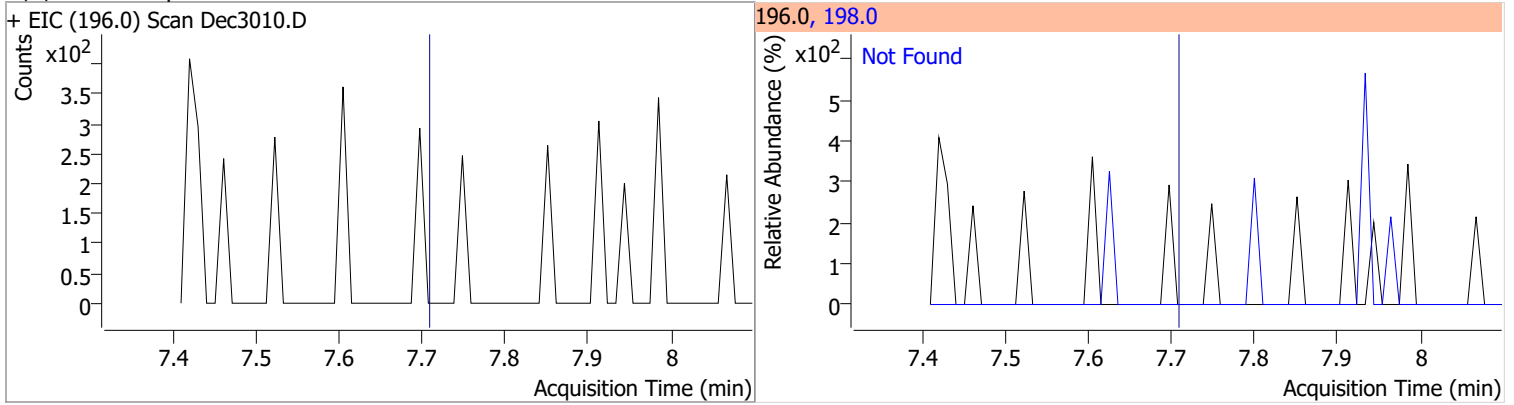


Compound	Conc.	Exp RT	QIon	Exp Ratio
2,4,6-Trichlorophenol	N.D.	7.65	198.0	94.4

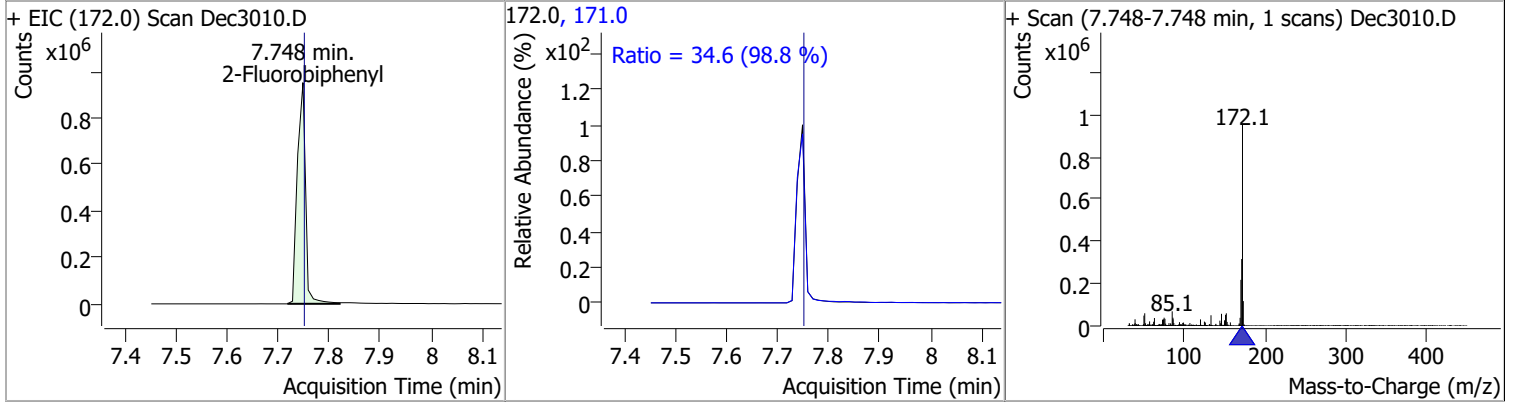


Quantitation Results Report (QT Reviewed)

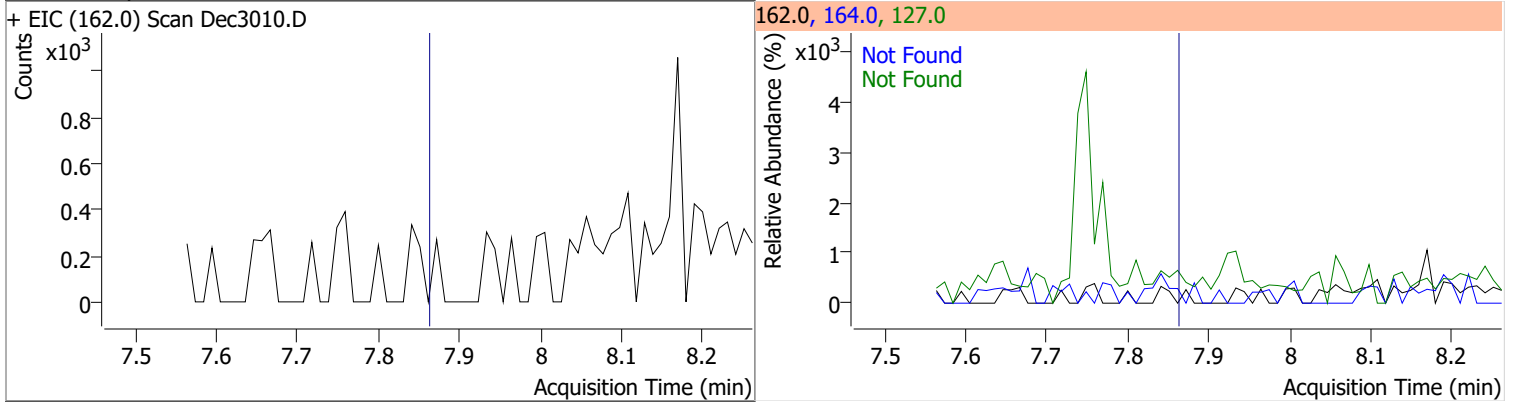
Compound	Conc.	Exp RT	QIon	Exp Ratio
2,4,5-Trichlorophenol	N.D.	7.71	198.0	94.9



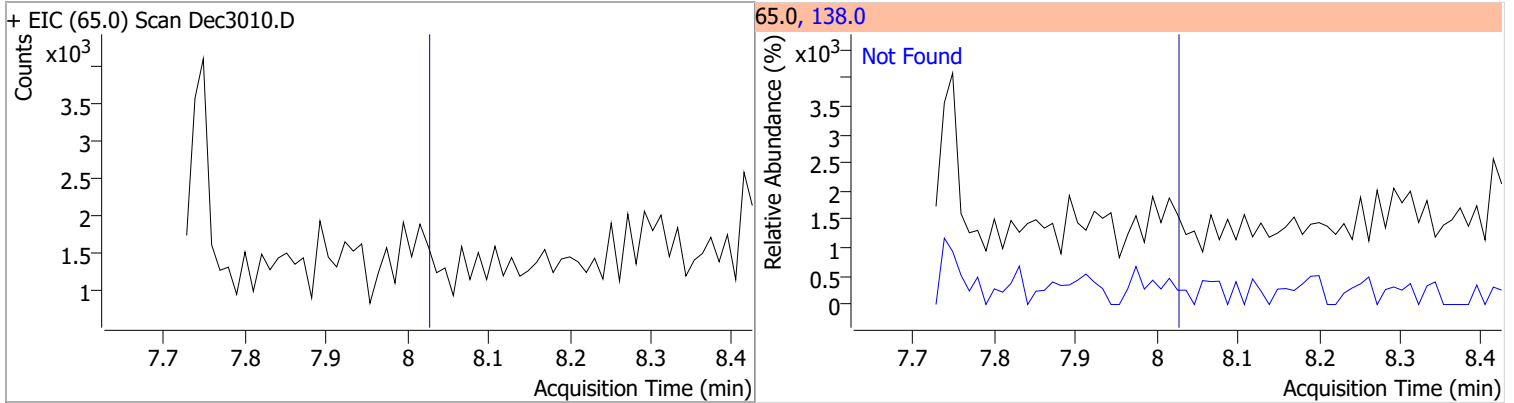
Compound	Conc.	RT	Dev(Min)	Resp.	QIon	QRatio	Lower	Upper
2-Fluorobiphenyl	62.1237	7.75	0.00	1061913	171.0	34.6	24.5	45.6



Compound	Conc.	Exp RT	QIon	Exp Ratio	QIon	Exp Ratio
2-Chloronaphthalene	N.D.	7.86	127.0	39.2	164.0	32.2

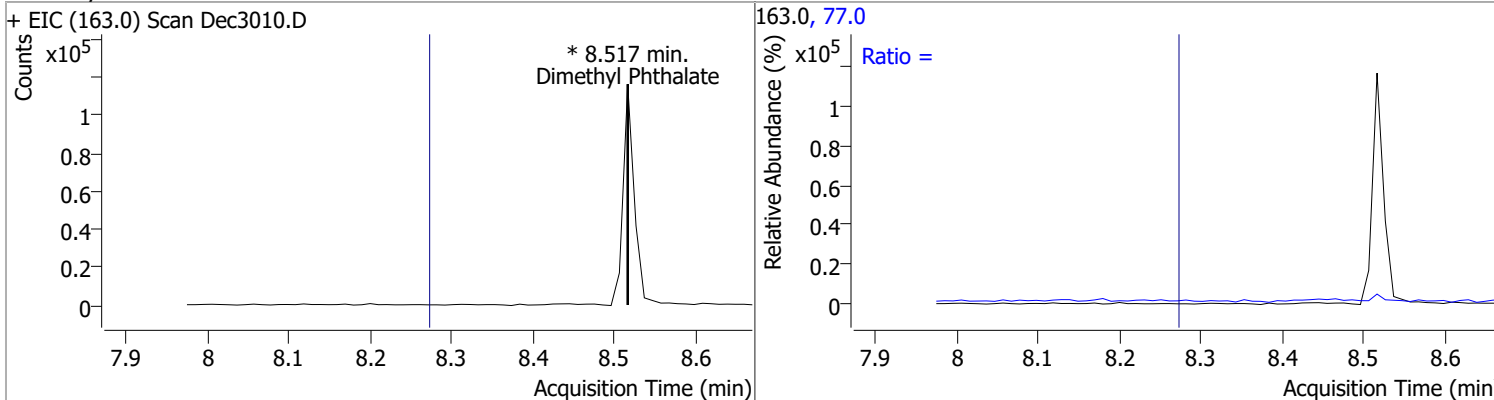


Compound	Conc.	Exp RT	QIon	Exp Ratio
2-Nitroaniline	N.D.	8.03	138.0	99.6

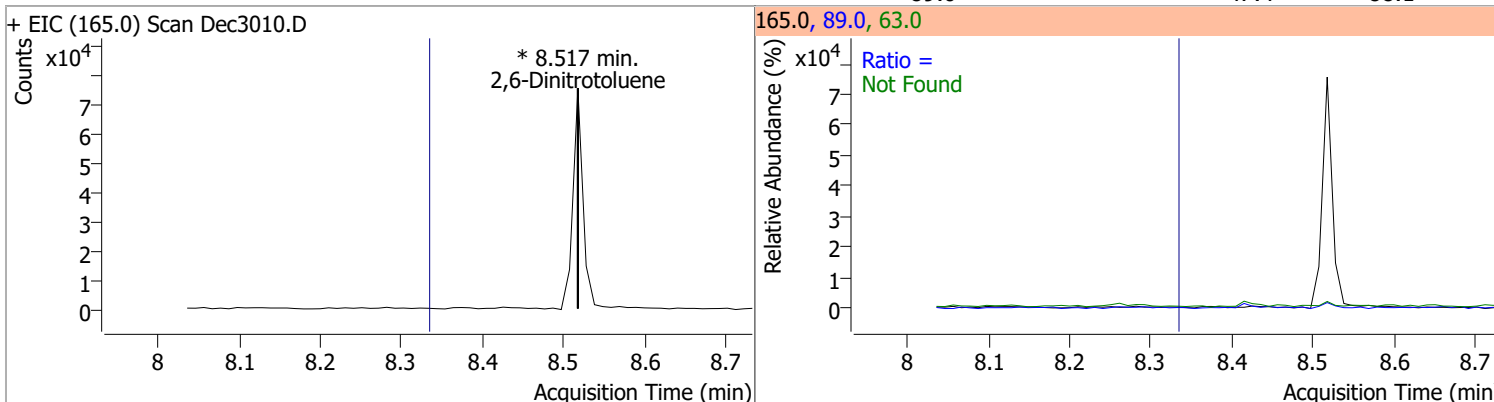


Quantitation Results Report (QT Reviewed)

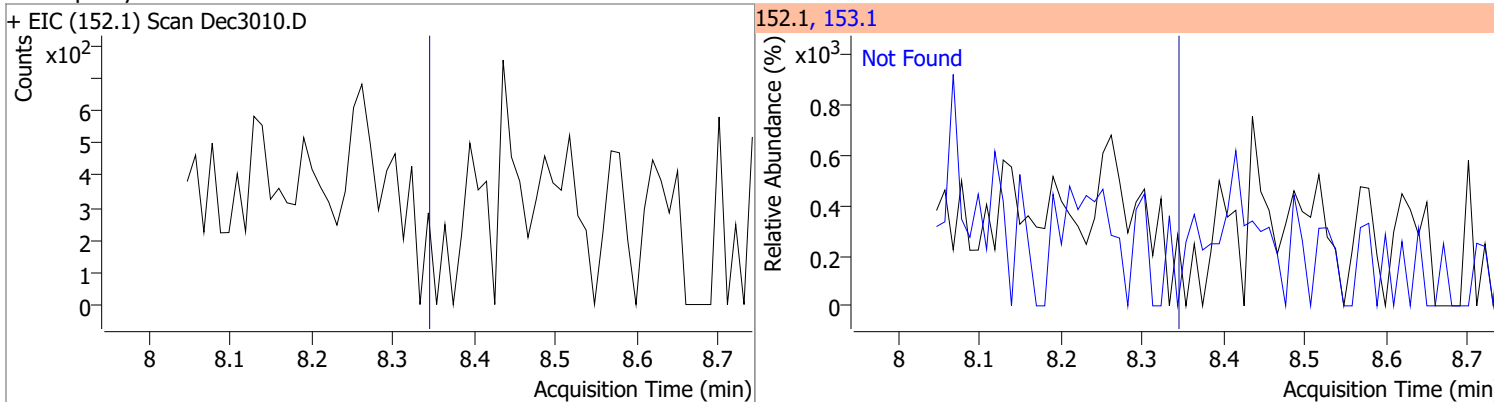
Compound	Conc.	RT	Dev(Min)	Resp.	QIon	QRatio	Lower	Upper
Dimethyl Phthalate	0	8.517		0	77.0		15.1	28.0



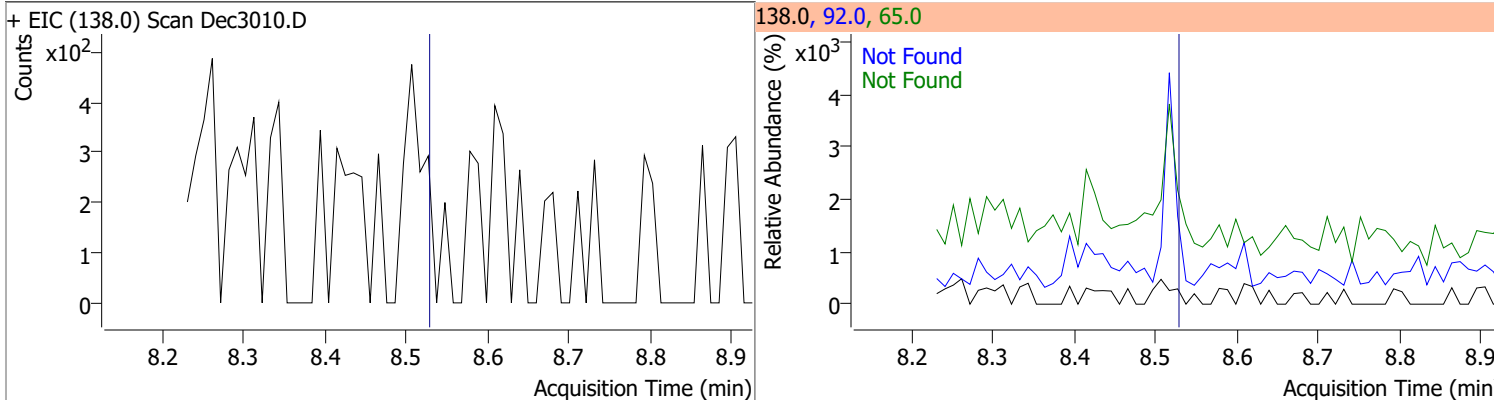
Compound	Conc.	RT	Dev(Min)	Resp.	QIon	QRatio	Lower	Upper
2,6-Dinitrotoluene	0	8.517		0	63.0 89.0		135.1 47.4	250.9 88.1



Compound	Conc.	Exp RT	QIon	Exp Ratio
Acenaphthylene	N.D.	8.34	153.1	13.9

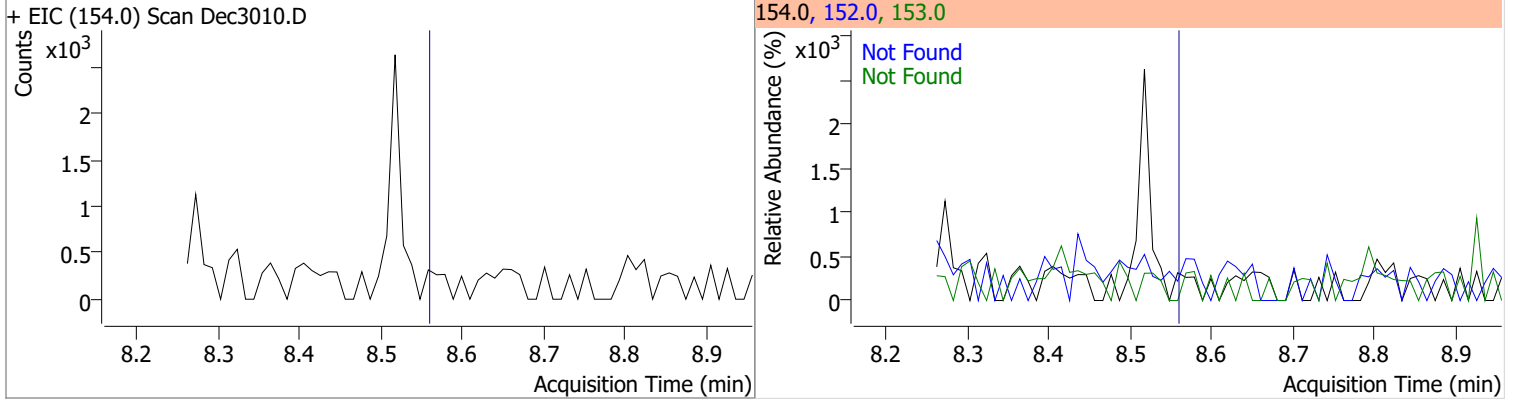


Compound	Conc.	Exp RT	QIon	Exp Ratio	QIon	Exp Ratio
3-Nitroaniline	N.D.	8.53	65.0	157.8	92.0	118.6

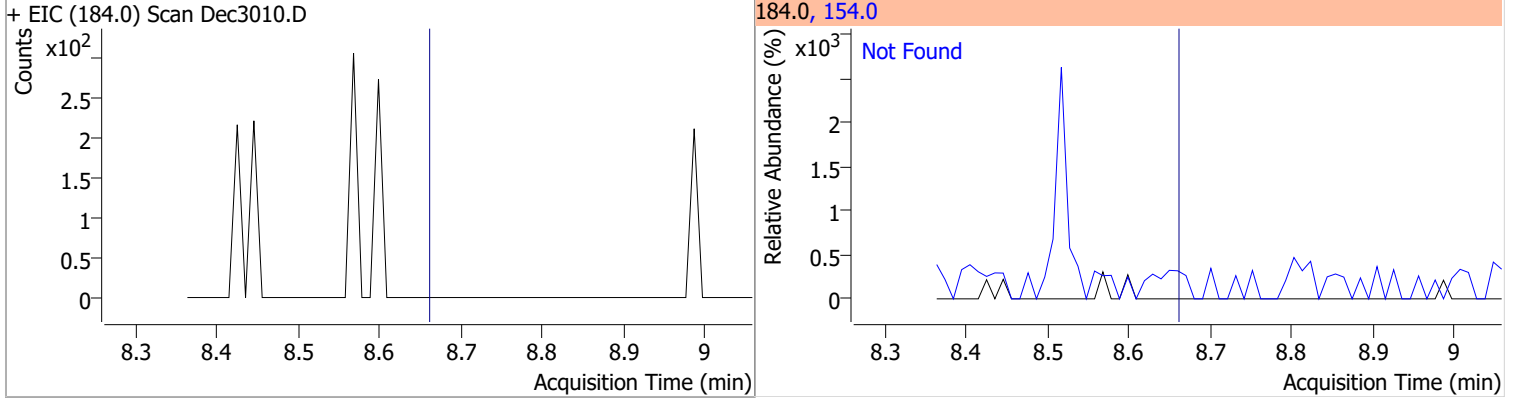


Quantitation Results Report (QT Reviewed)

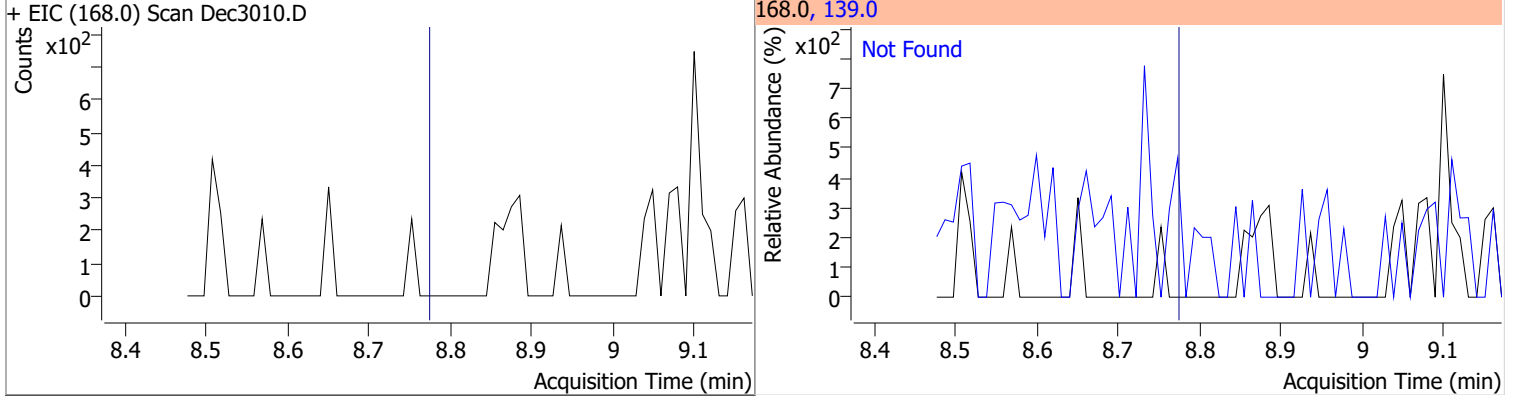
Compound	Conc.	Exp RT	QIon	Exp Ratio	QIon	Exp Ratio
Acenaphthene	N.D.	8.56	153.0	109.6	152.0	52.7



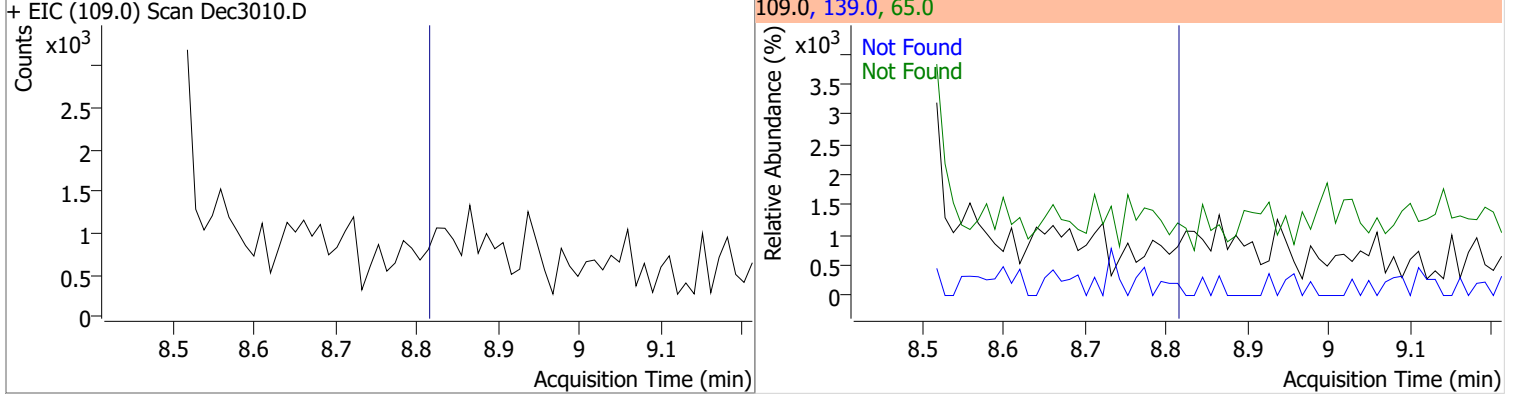
Compound	Conc.	Exp RT	QIon	Exp Ratio
2,4-Dinitrophenol	N.D.	8.66	154.0	55.5



Compound	Conc.	Exp RT	QIon	Exp Ratio
Dibenzofuran	N.D.	8.77	139.0	38.2

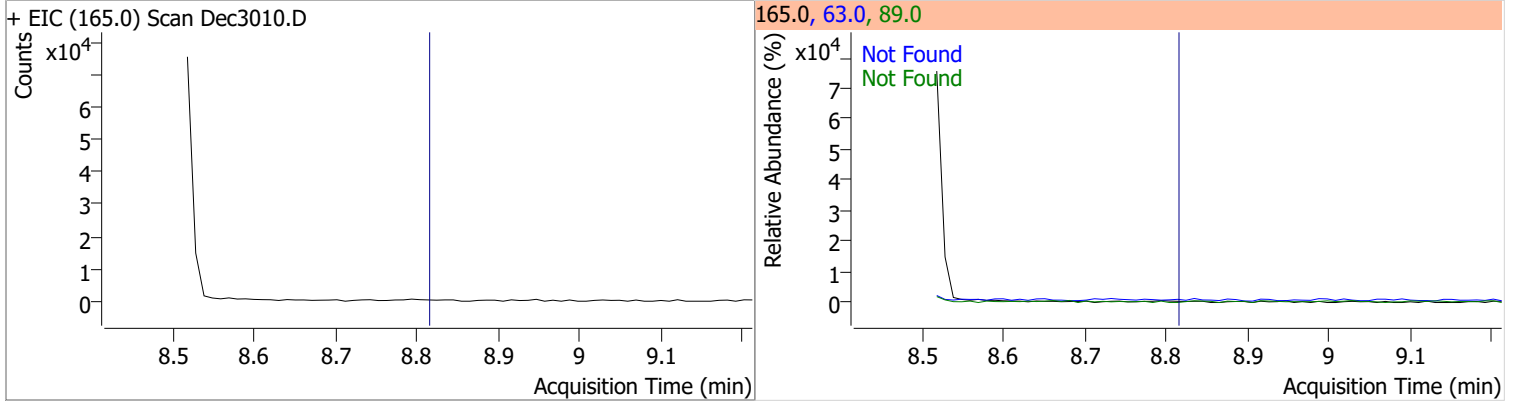


Compound	Conc.	Exp RT	QIon	Exp Ratio	QIon	Exp Ratio
4-Nitrophenol	N.D.	8.81	65.0	85.8	139.0	70.9

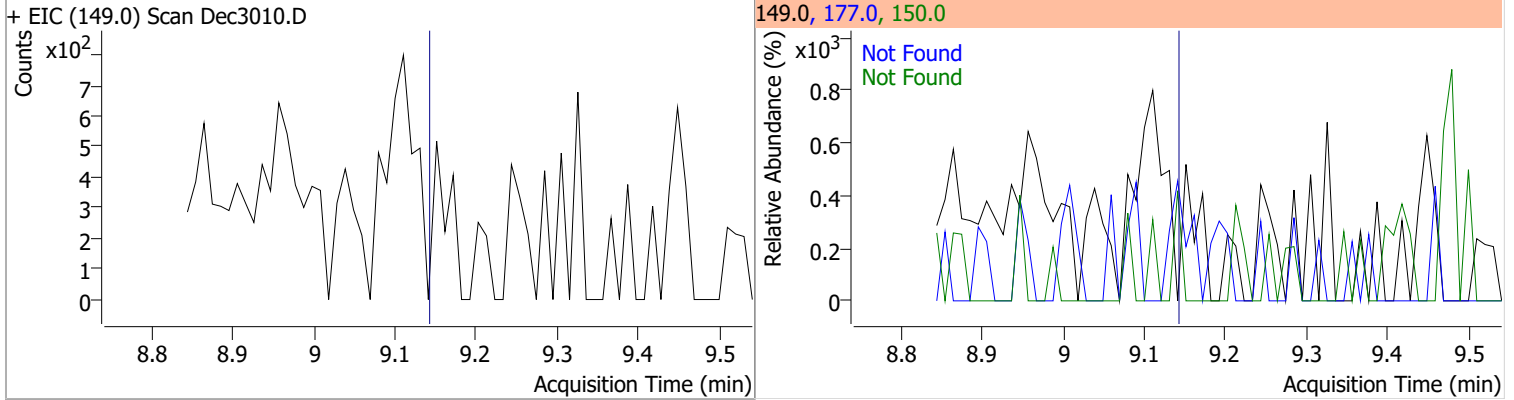


Quantitation Results Report (QT Reviewed)

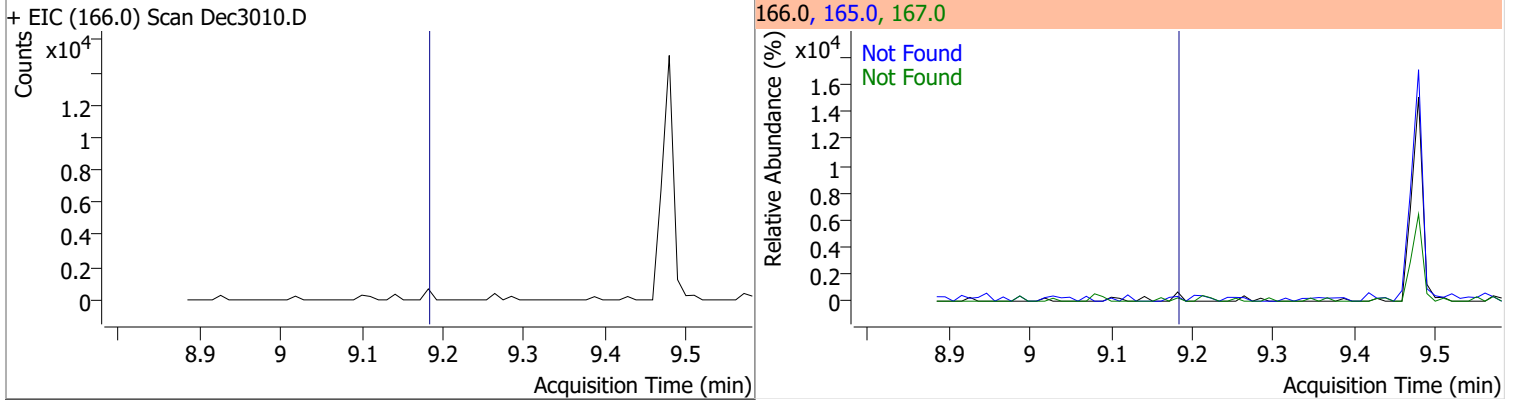
Compound	Conc.	Exp RT	QIon	Exp Ratio	QIon	Exp Ratio
2,4-Dinitrotoluene	N.D.	8.81	63.0	89.4	89.0	79.1



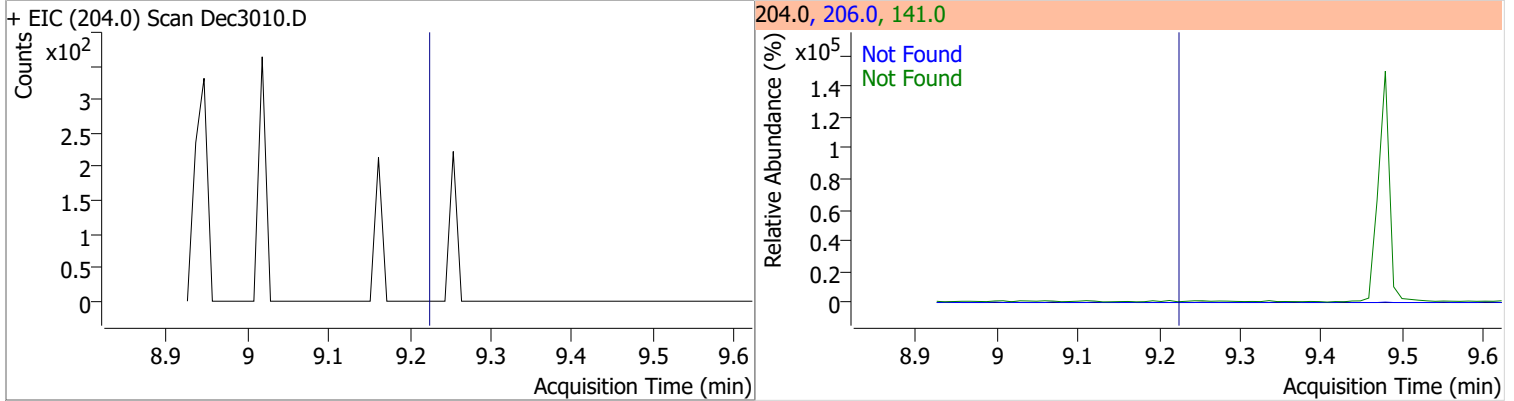
Compound	Conc.	Exp RT	QIon	Exp Ratio	QIon	Exp Ratio
Diethylphthalate	N.D.	9.14	177.0	19.4	150.0	12.3



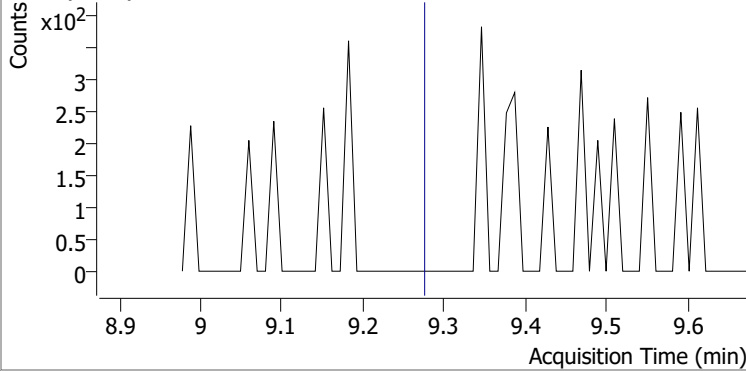
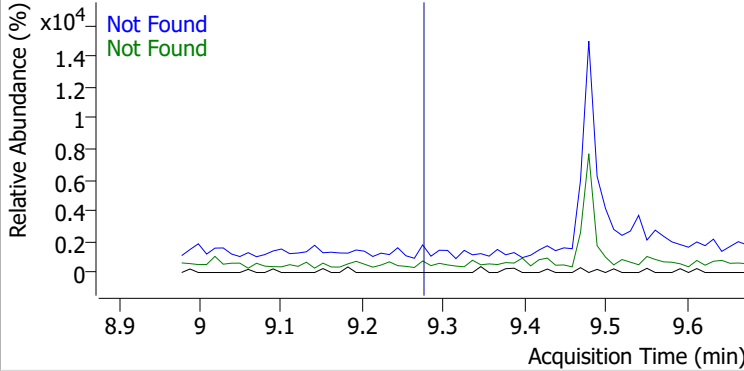
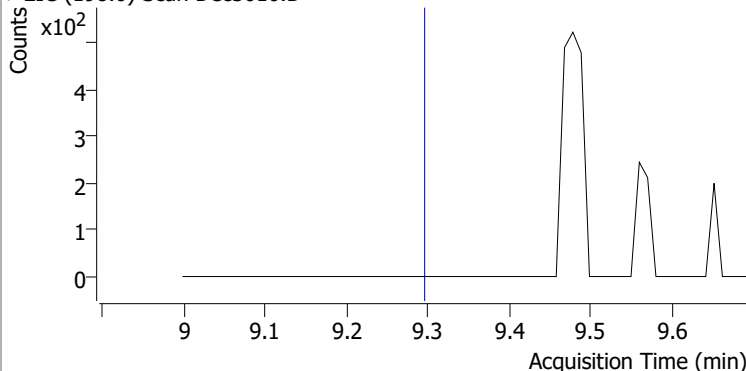
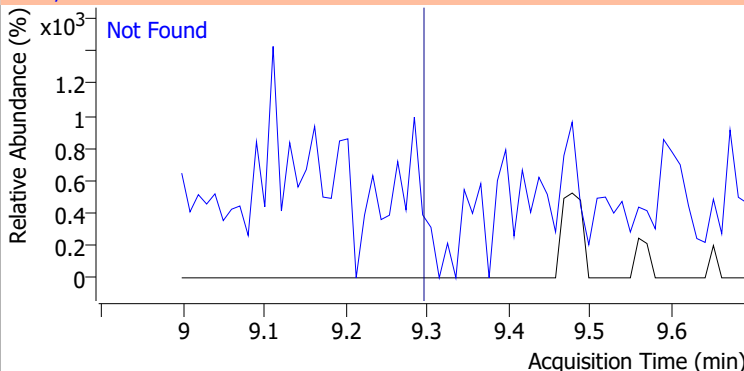
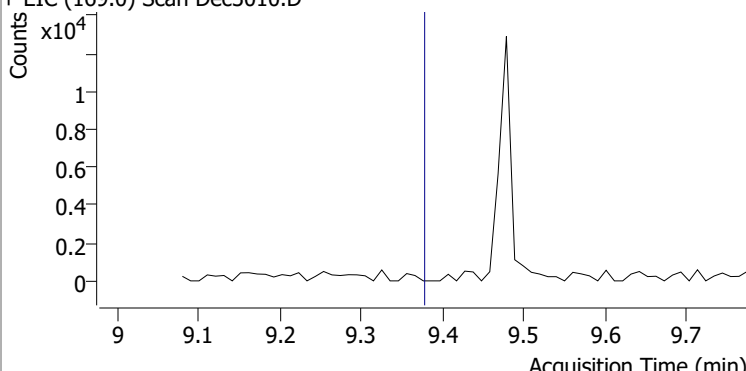
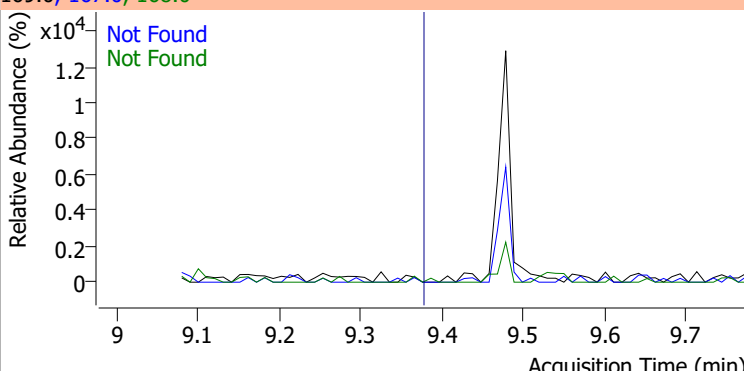
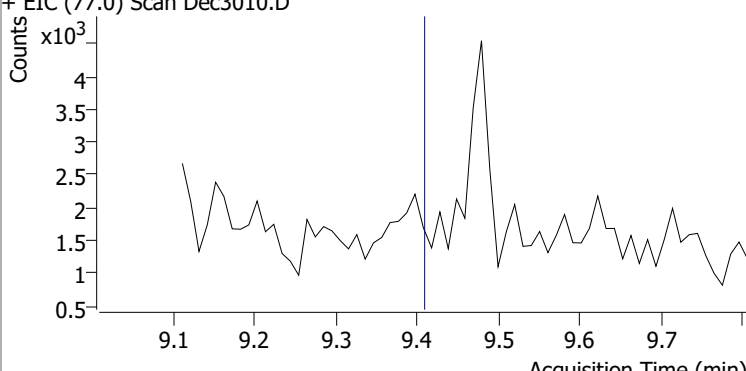
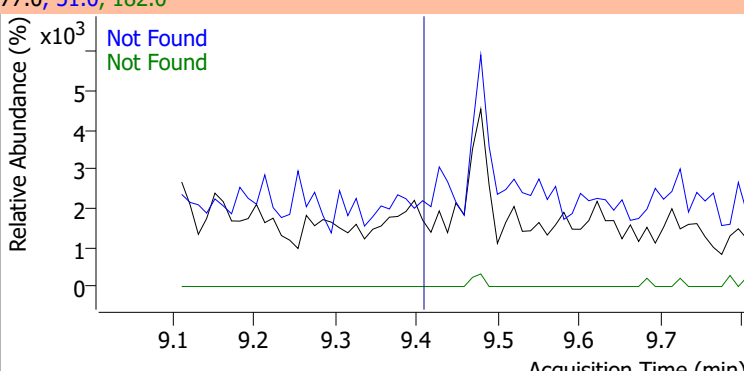
Compound	Conc.	Exp RT	QIon	Exp Ratio	QIon	Exp Ratio
Fluorene	N.D.	9.18	165.0	88.8	167.0	12.9



Compound	Conc.	Exp RT	QIon	Exp Ratio	QIon	Exp Ratio
4-Chlorophenyl-phenylether	N.D.	9.22	141.0	65.7	206.0	32.4

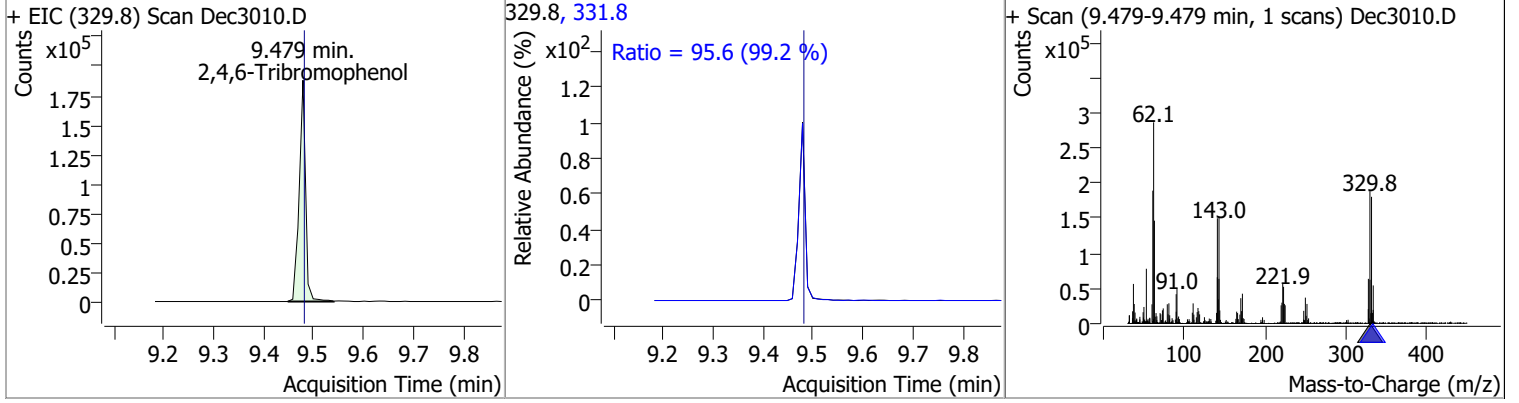


Quantitation Results Report (QT Reviewed)

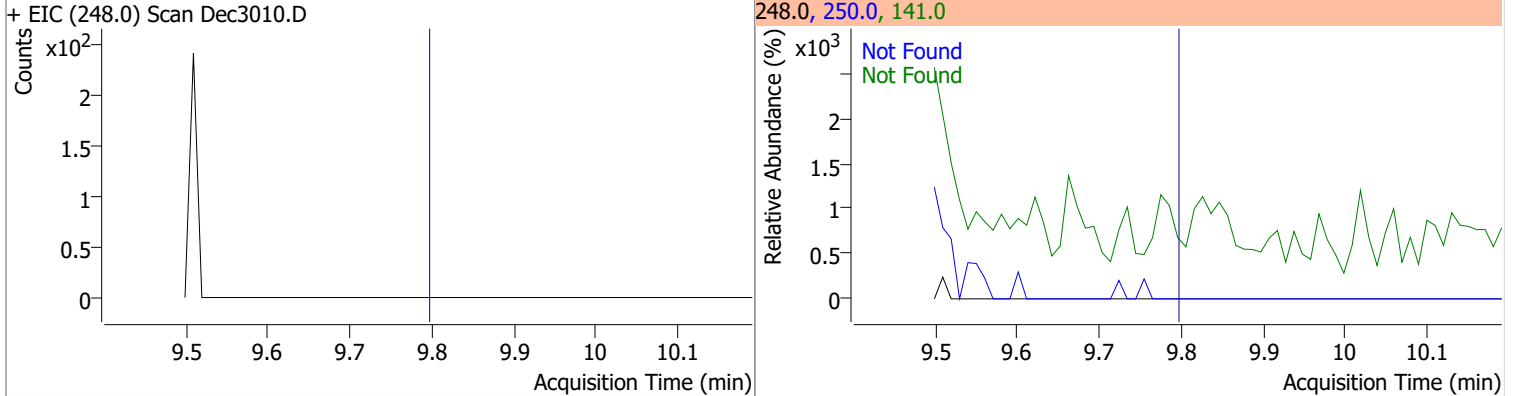
Compound	Conc.	Exp RT	QIon	Exp Ratio	QIon	Exp Ratio
4-Nitroaniline	N.D.	9.27	65.0	131.3	92.0	49.5
+ EIC (138.0) Scan Dec3010.D			138.0, 65.0, 92.0			
						
4,6-Dinitro-2-methylphenol	N.D.	9.29	121.0	52.9		
+ EIC (198.0) Scan Dec3010.D			198.0, 121.0			
						
N-nitrosodiphenylamine	N.D.	9.38	168.0	66.6	167.0	35.0
+ EIC (169.0) Scan Dec3010.D			169.0, 167.0, 168.0			
						
Azobenzene	N.D.	9.41	51.0	49.7	182.0	23.1
+ EIC (77.0) Scan Dec3010.D			77.0, 51.0, 182.0			
						

Quantitation Results Report (QT Reviewed)

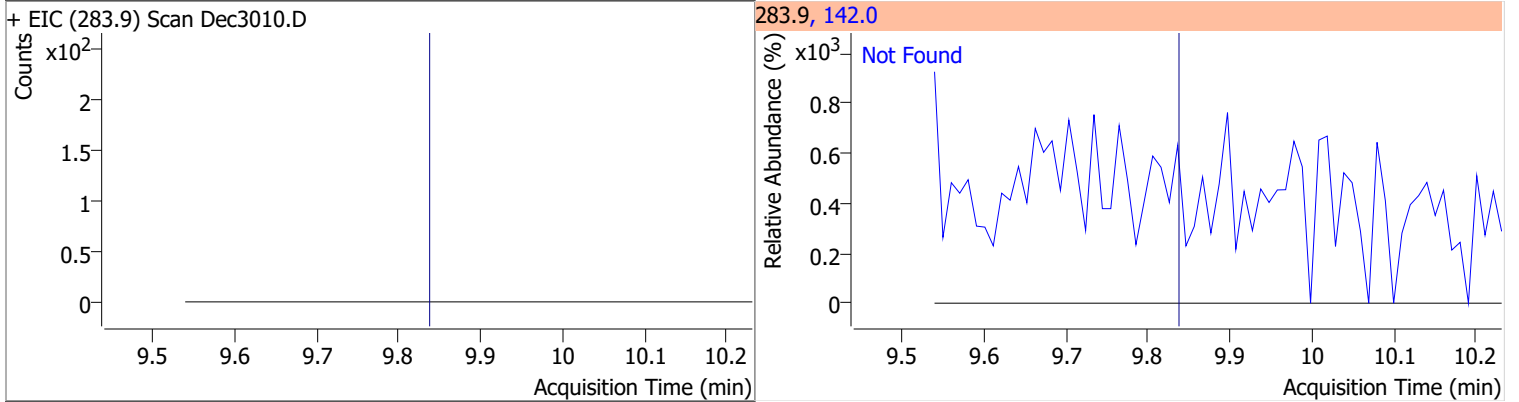
Compound	Conc.	RT	Dev(Min)	Resp.	QIon	QRatio	Lower	Upper
2,4,6-Tribromophenol	197.5326	9.48	0.00	168051	331.8	95.6	67.5	125.3



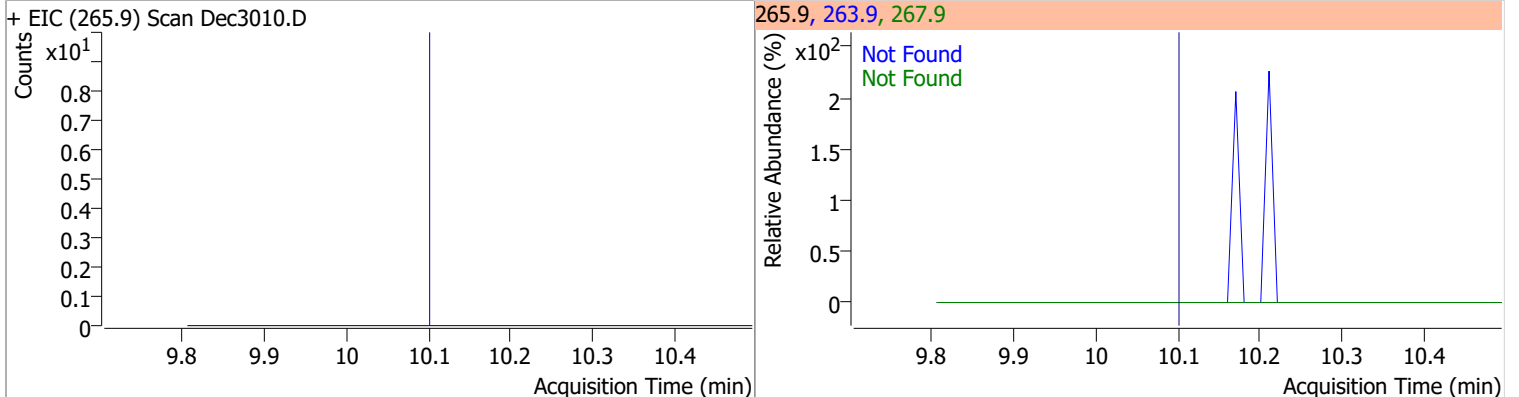
Compound	Conc.	Exp RT	QIon	Exp Ratio	QIon	Exp Ratio
4-Bromophenyl-phenylether	N.D.	9.80	141.0	109.8	250.0	97.9



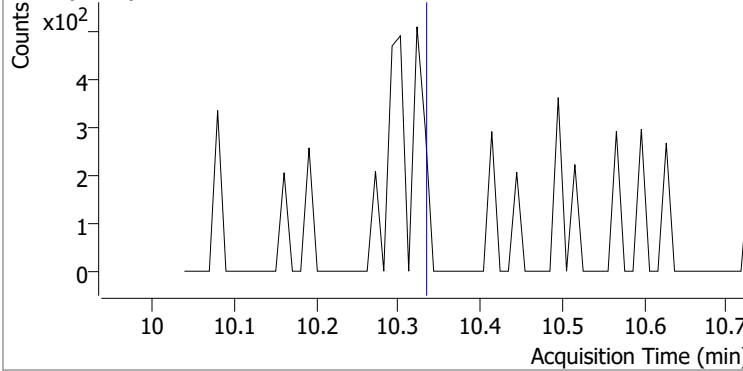
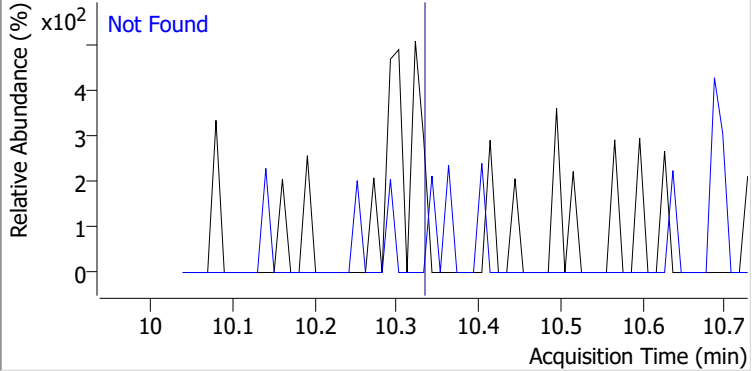
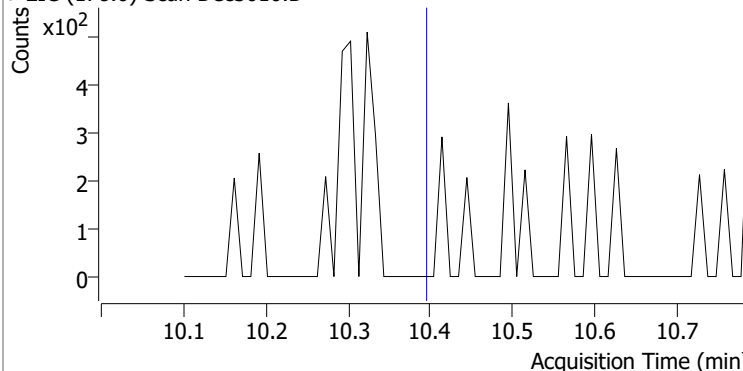
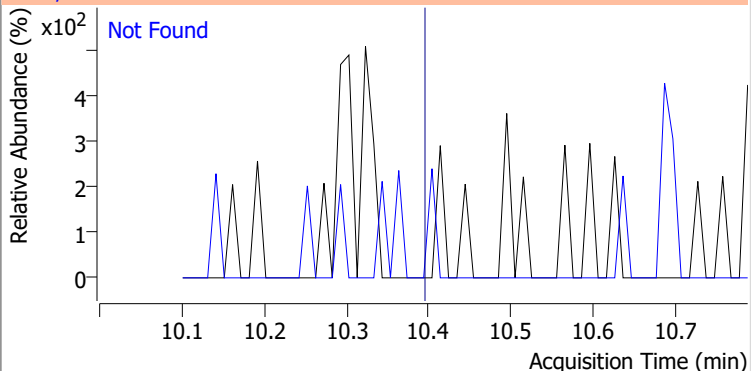
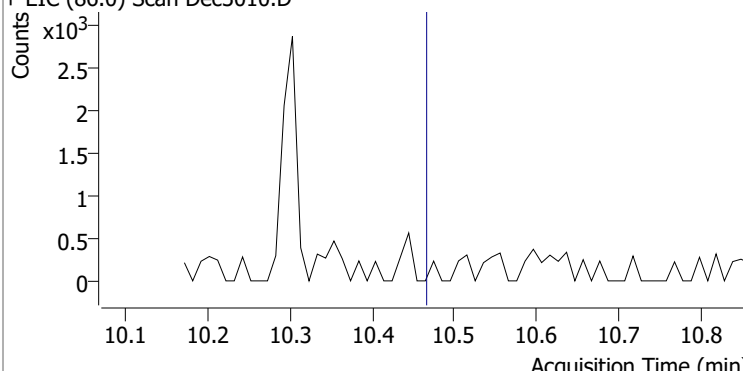
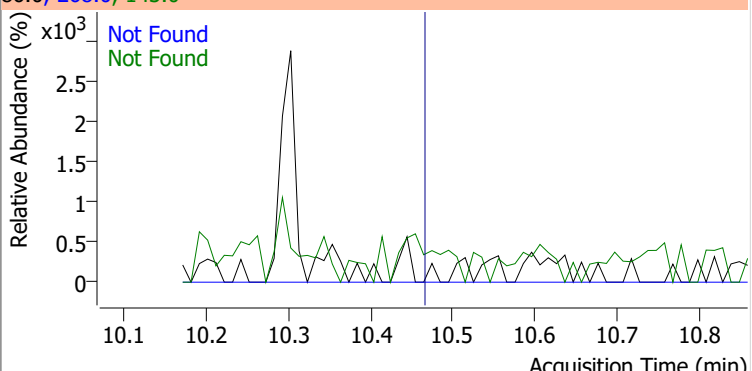
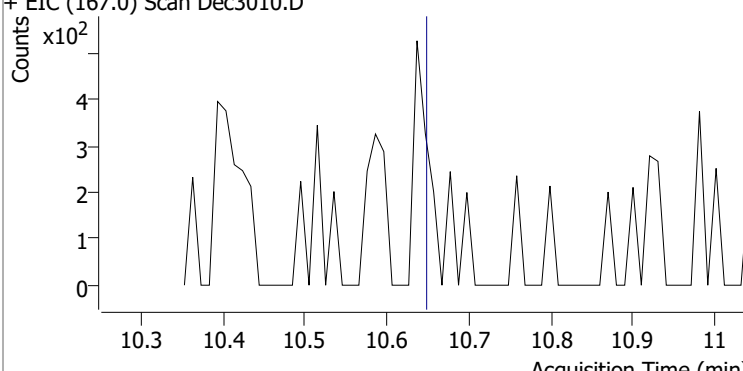
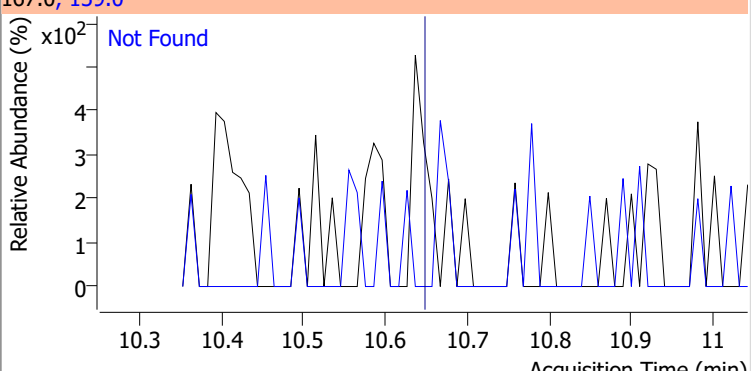
Compound	Conc.	Exp RT	QIon	Exp Ratio	QIon	Exp Ratio
Hexachlorobenzene	N.D.	9.84	142.0	64.6	283.9	142.0



Compound	Conc.	Exp RT	QIon	Exp Ratio	QIon	Exp Ratio
Pentachlorophenol	N.D.	10.10	263.9	62.0	267.9	61.9

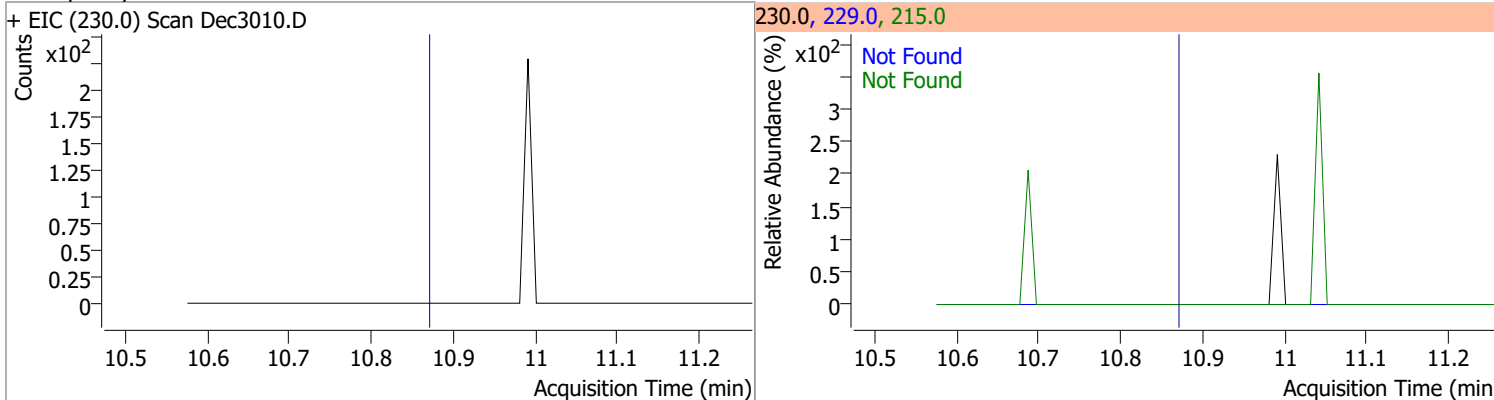


Quantitation Results Report (QT Reviewed)

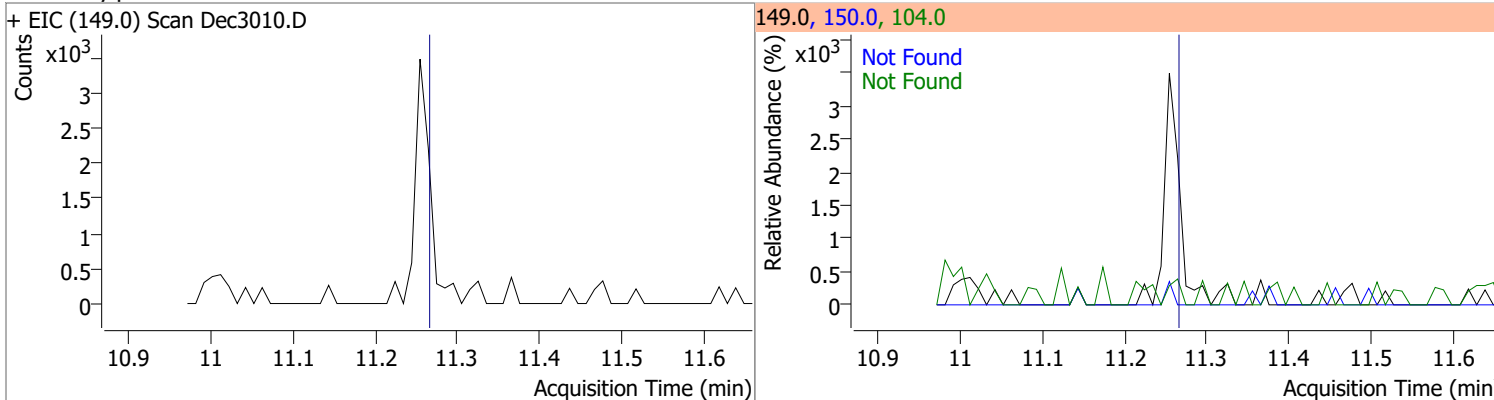
Compound	Conc.	Exp RT	QIon	Exp Ratio		
Phenanthrene	N.D.	10.33	176.0	19.7		
+ EIC (178.0) Scan Dec3010.D			178.0, 176.0			
						
Anthracene	N.D.	10.39	176.0	18.3		
+ EIC (178.0) Scan Dec3010.D			178.0, 176.0			
						
Triallate	N.D.	10.46	143.0	22.0	QIon	Exp Ratio
+ EIC (86.0) Scan Dec3010.D			86.0, 268.0, 143.0			
						
Carbazole	N.D.	10.65	139.0	13.0		
+ EIC (167.0) Scan Dec3010.D			167.0, 139.0			
						

Quantitation Results Report (QT Reviewed)

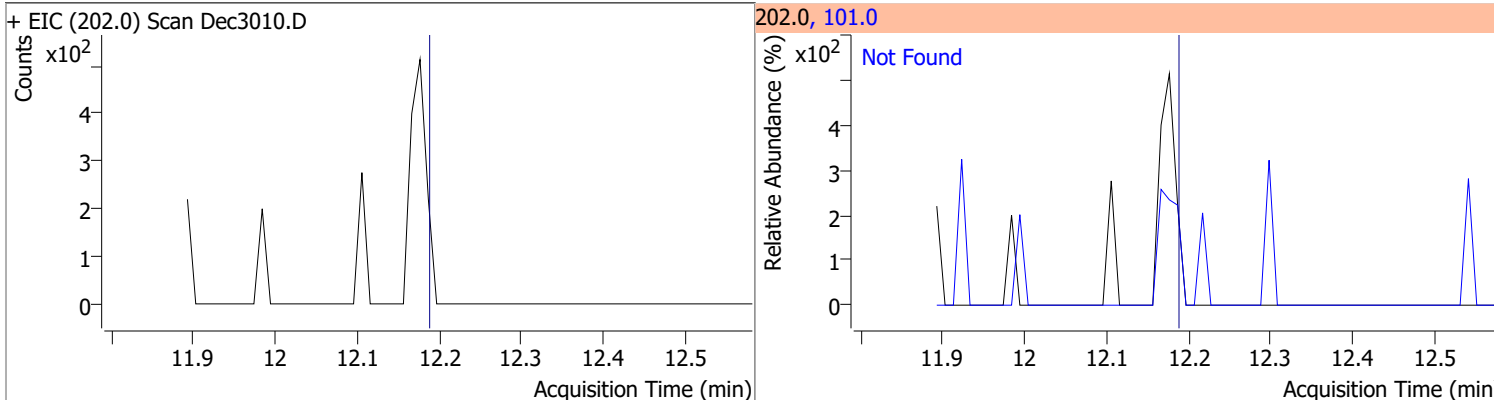
Compound	Conc.	Exp RT	QIon	Exp Ratio	QIon	Exp Ratio
o-Terphenyl	N.D.	10.87	229.0	67.7	215.0	38.2



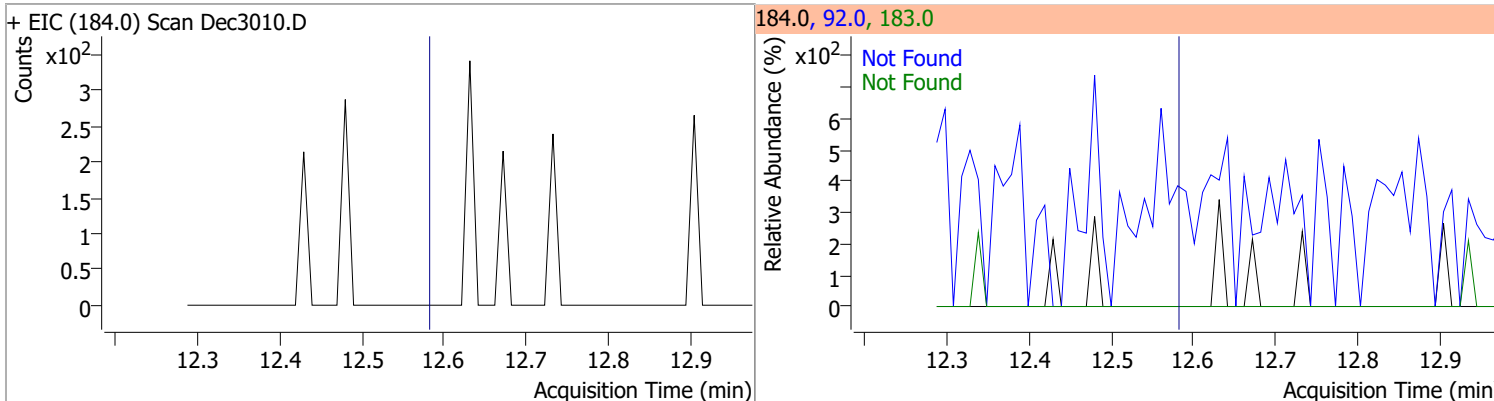
Compound	Conc.	Exp RT	QIon	Exp Ratio	QIon	Exp Ratio
Di-n-Butylphthalate	N.D.	11.26	150.0	9.1	104.0	6.2



Compound	Conc.	Exp RT	QIon	Exp Ratio
Fluoranthene	N.D.	12.19	101.0	15.0

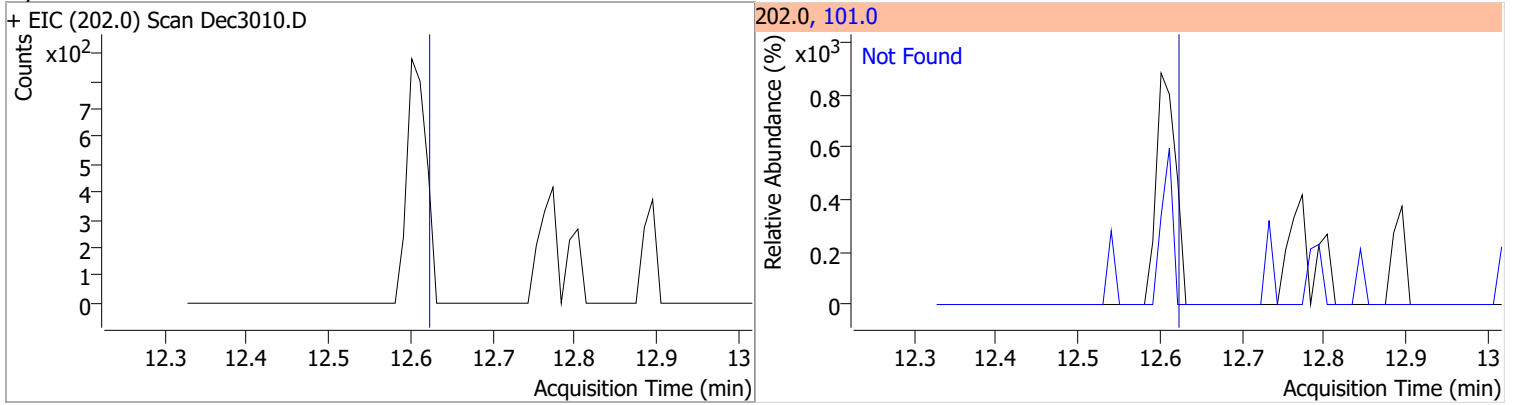


Compound	Conc.	Exp RT	QIon	Exp Ratio	QIon	Exp Ratio
Benzidine	N.D.	12.58	183.0	11.5	92.0	9.0

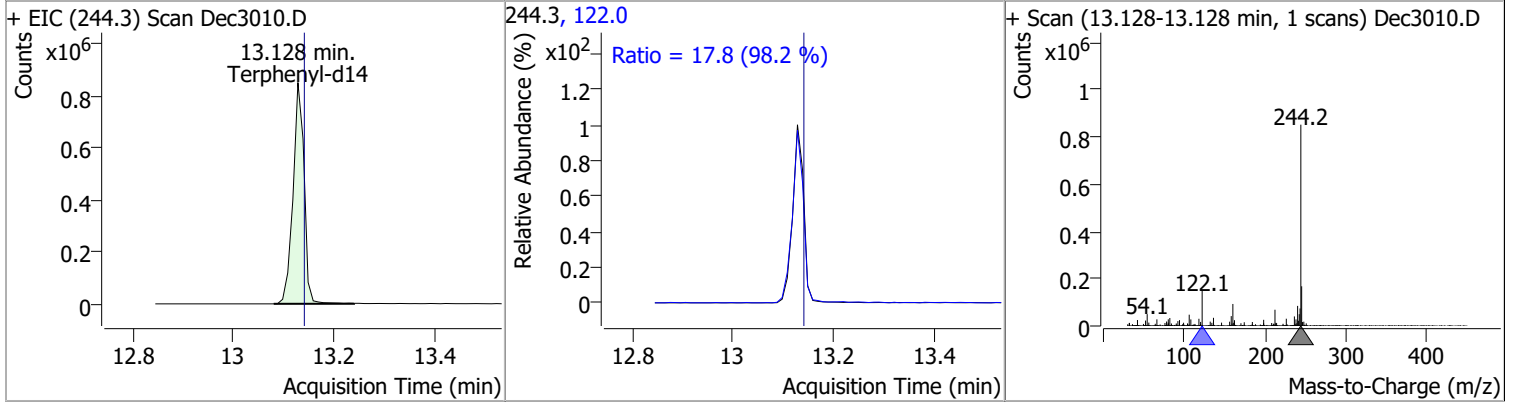


Quantitation Results Report (QT Reviewed)

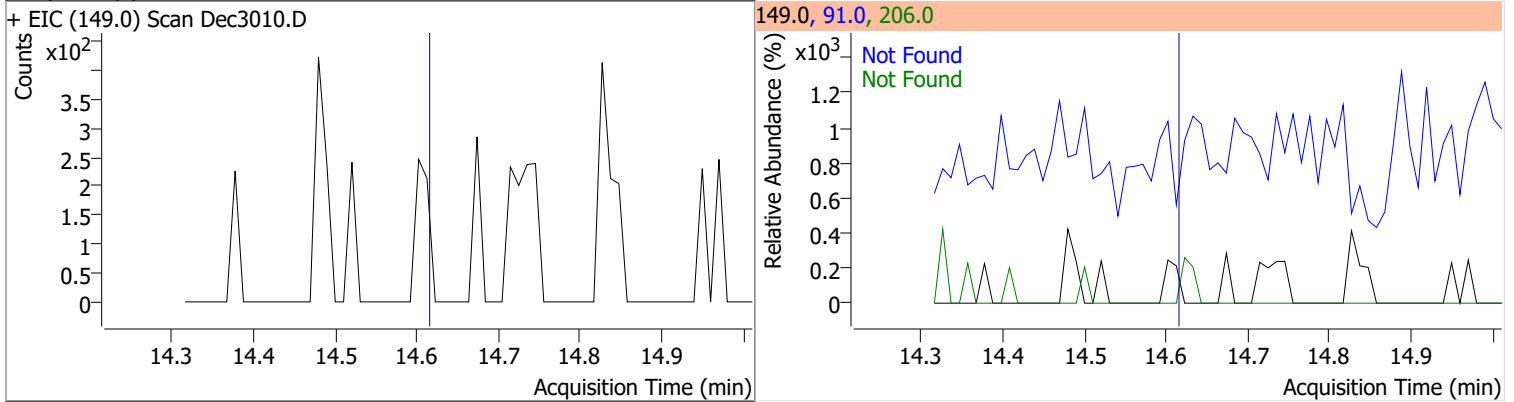
Compound	Conc.	Exp RT	QIon	Exp Ratio
Pyrene	N.D.	12.62	101.0	18.5



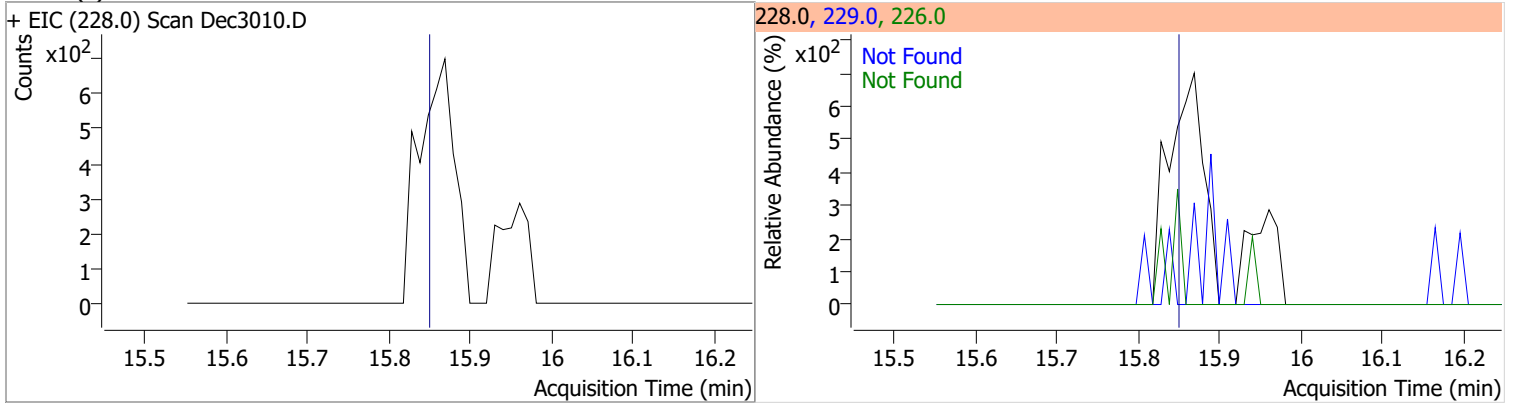
Compound	Conc.	RT	Dev(Min)	Resp.	QIon	QRatio	Lower	Upper
Terphenyl-d14	97.8230	13.13	-0.01	1301799	122.0	17.8	12.7	23.5



Compound	Conc.	Exp RT	QIon	Exp Ratio	QIon	Exp Ratio
Butylbenzylphthalate	N.D.	14.63	91.0	94.6	206.0	14.9

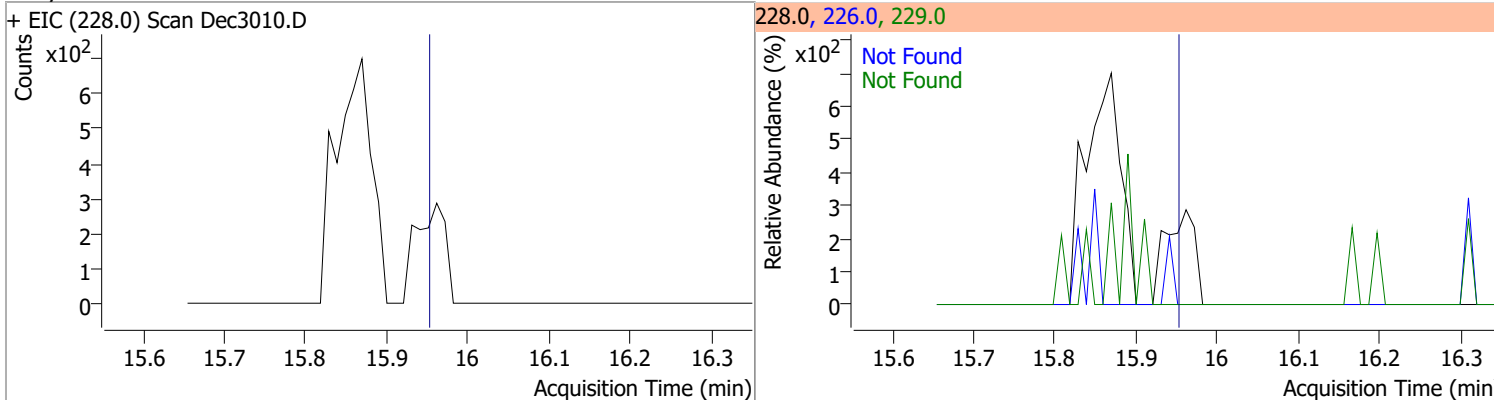


Compound	Conc.	Exp RT	QIon	Exp Ratio	QIon	Exp Ratio
Benzo(a)Anthracene	N.D.	15.87	226.0	26.7	229.0	21.3

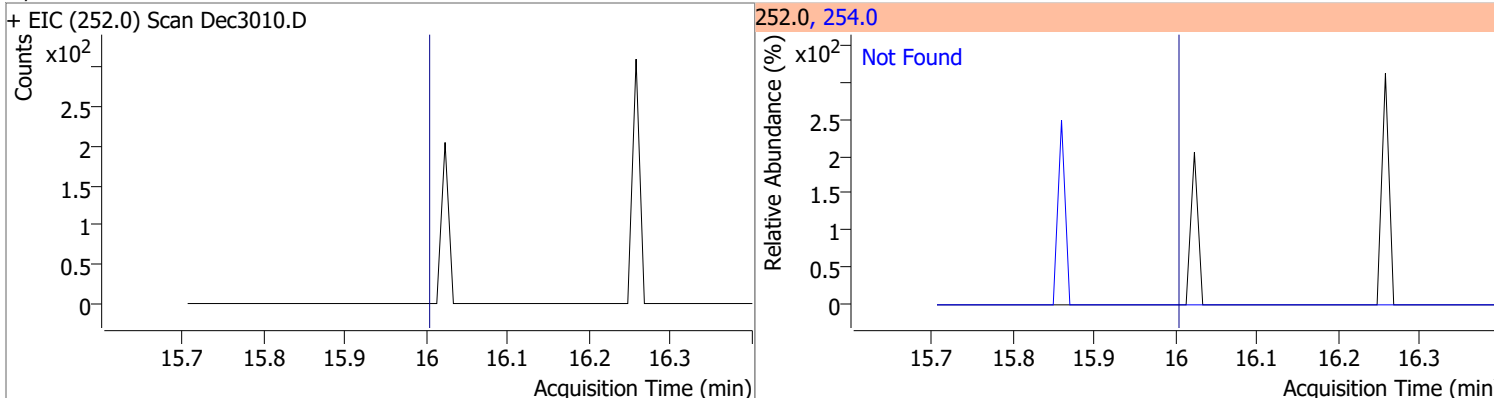


Quantitation Results Report (QT Reviewed)

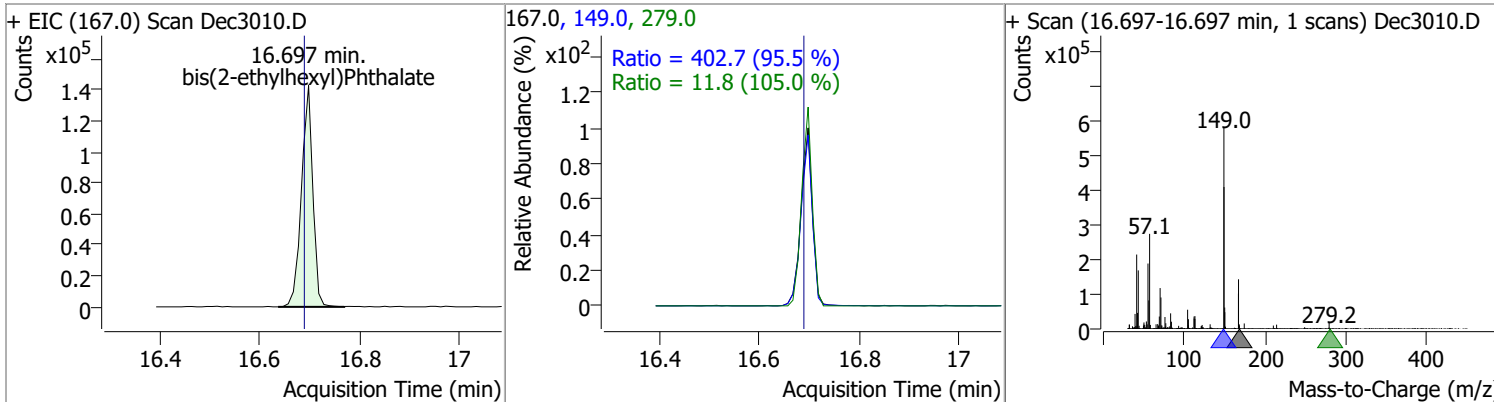
Compound	Conc.	Exp RT	QIon	Exp Ratio	QIon	Exp Ratio
Chrysene	N.D.	15.97	226.0	30.6	229.0	20.9



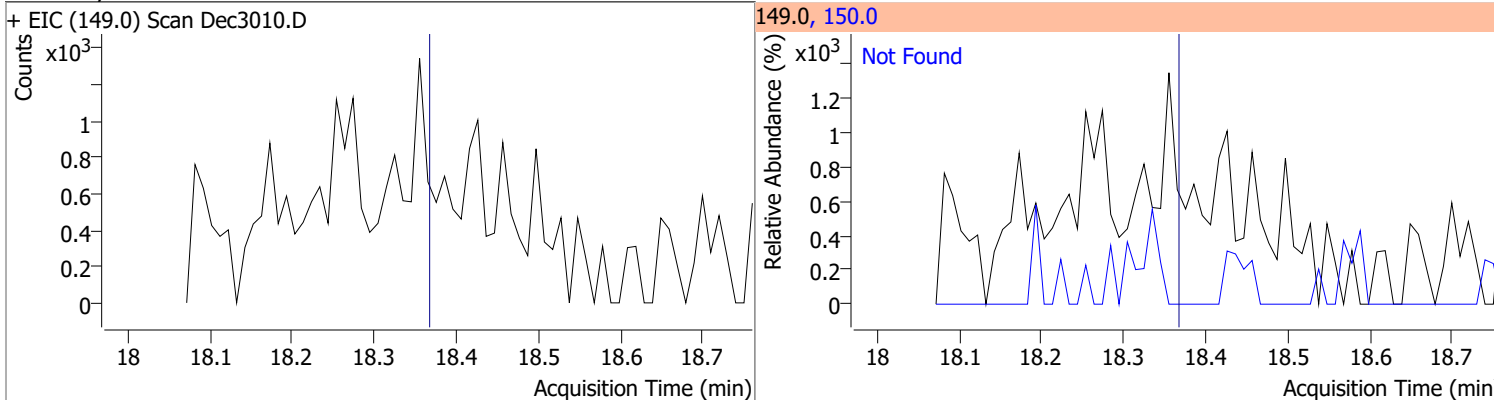
Compound	Conc.	Exp RT	QIon	Exp Ratio
3,3-Dichlorobenzidine	N.D.	16.02	254.0	62.0



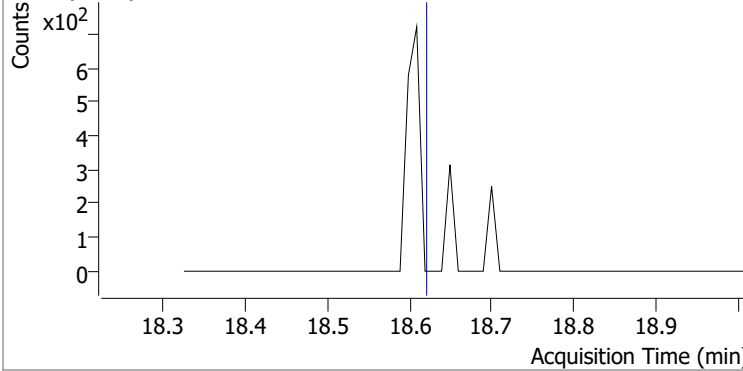
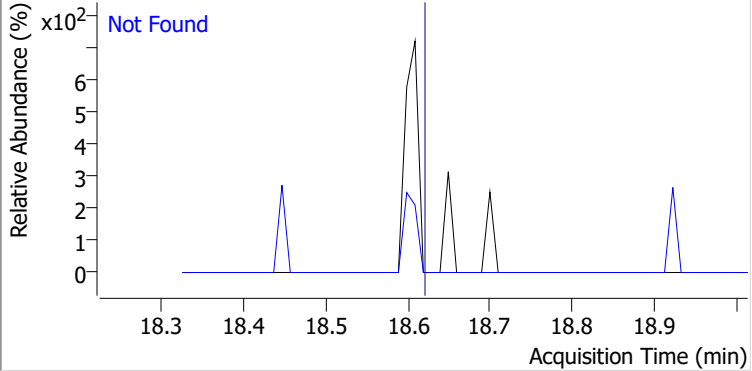
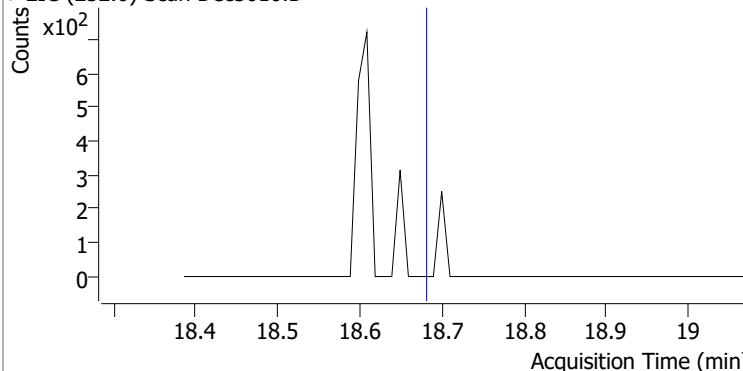
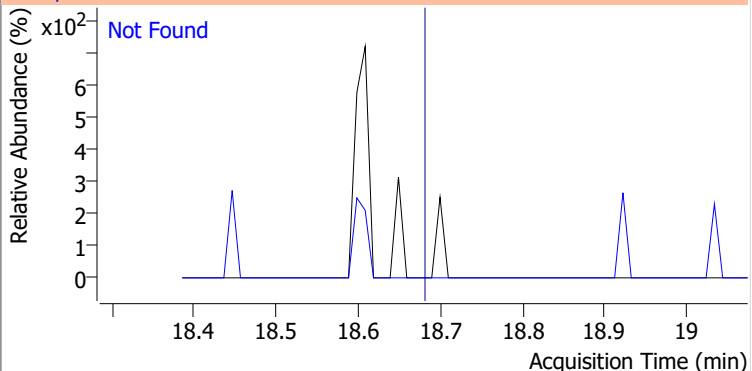
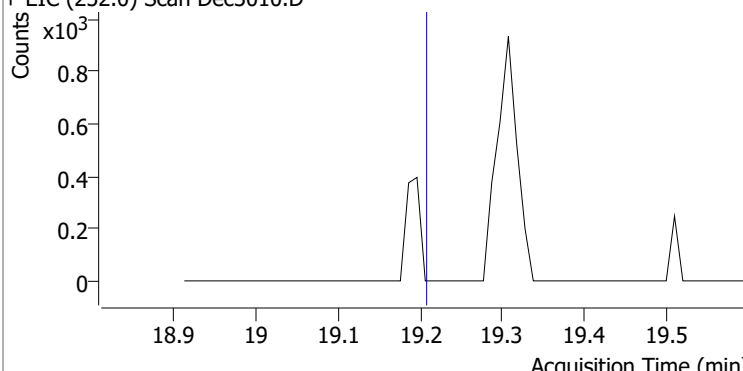
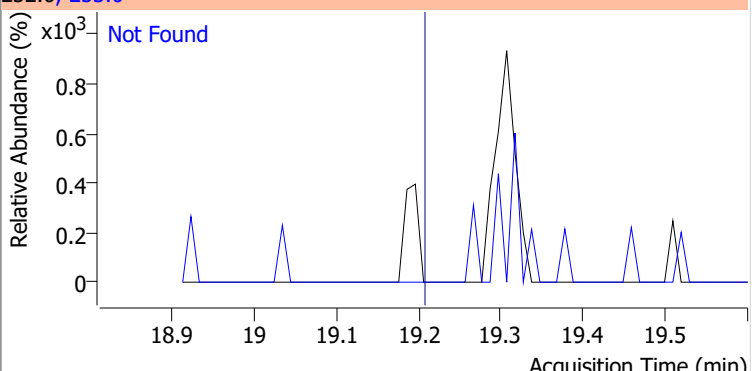
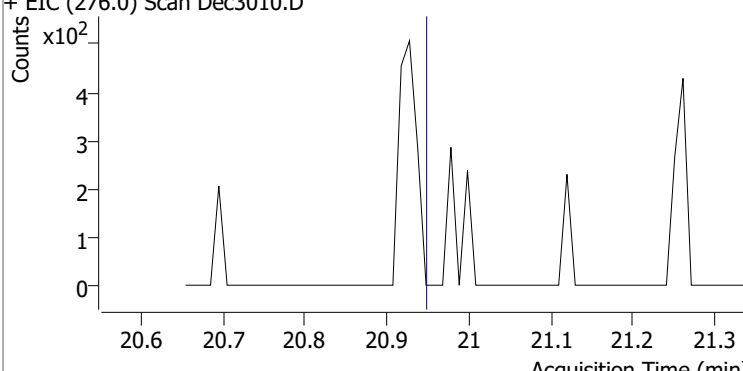
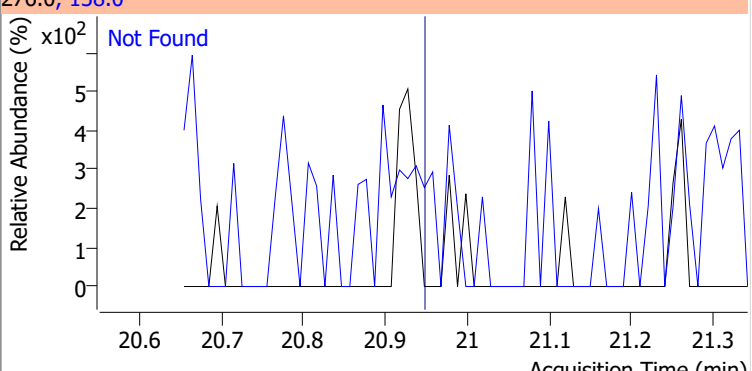
Compound	Conc.	RT	Dev(Min)	Resp.	QIon	QRatio	Lower	Upper
bis(2-ethylhexyl)Phthalate	119.3480	16.70	-0.01	227230	149.0	402.7	295.1	548.1
					279.0	11.8	7.9	14.6



Compound	Conc.	Exp RT	QIon	Exp Ratio
Di-n-octyl Phthalate	N.D.	18.38	150.0	9.7

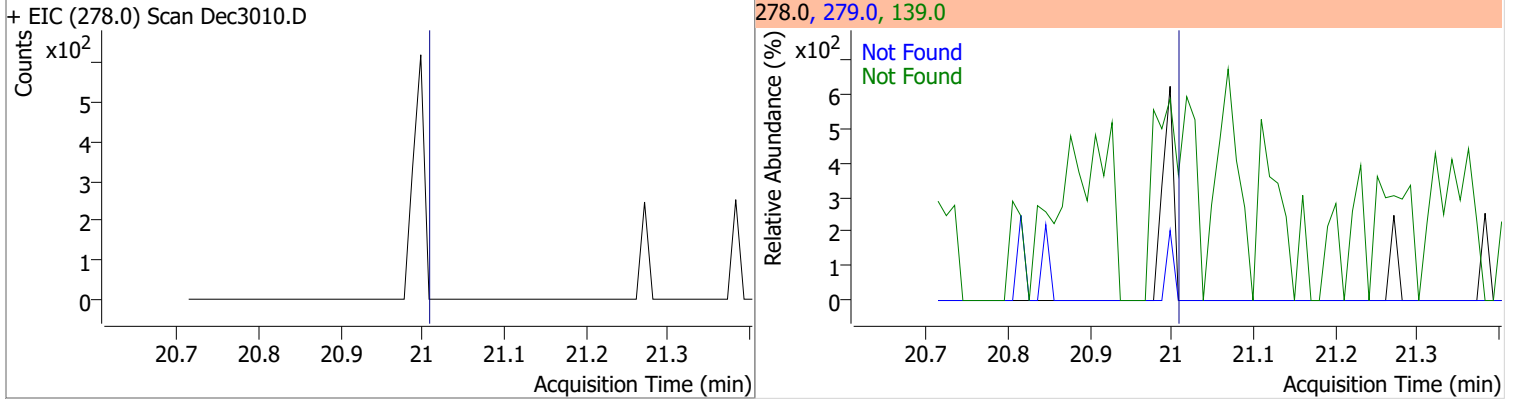


Quantitation Results Report (QT Reviewed)

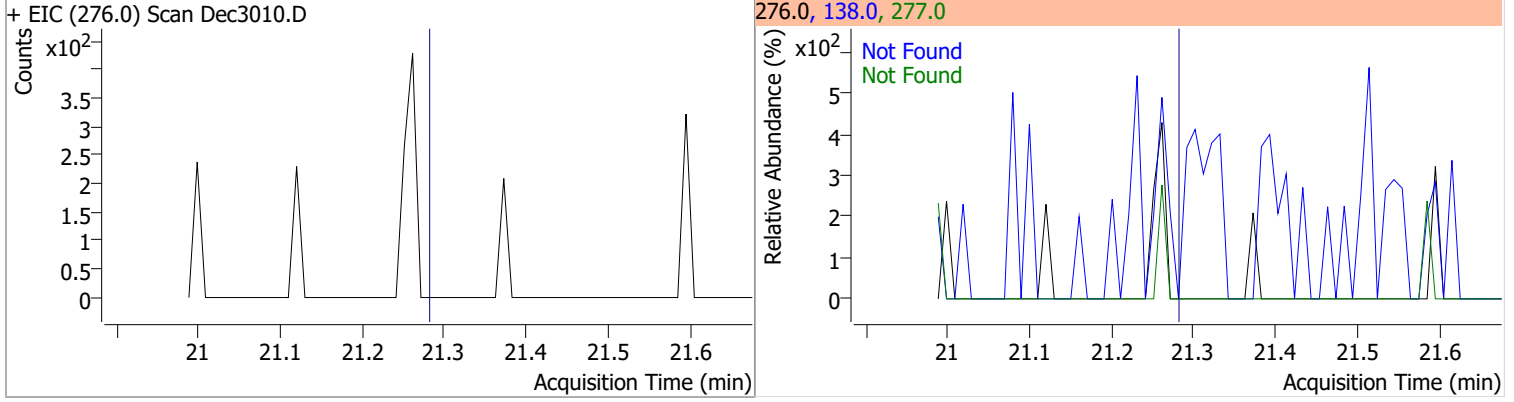
Compound	Conc.	Exp RT	QIon	Exp Ratio
Benzo(b)fluoranthene	N.D.	18.63	253.0	21.4
+ EIC (252.0) Scan Dec3010.D			252.0, 253.0	
				
Benzo(k)fluoranthene	N.D.	18.69	253.0	21.7
+ EIC (252.0) Scan Dec3010.D			252.0, 253.0	
				
Benzo(a)pyrene	N.D.	19.22	253.0	22.9
+ EIC (252.0) Scan Dec3010.D			252.0, 253.0	
				
Indeno(1,2,3-c,d)pyrene	N.D.	20.96	138.0	39.1
+ EIC (276.0) Scan Dec3010.D			276.0, 138.0	
				

Quantitation Results Report (QT Reviewed)

Compound	Conc.	Exp RT	QIon	Exp Ratio	QIon	Exp Ratio
Dibenzo(a,h)anthracene	N.D.	21.02	139.0	30.6	279.0	24.6

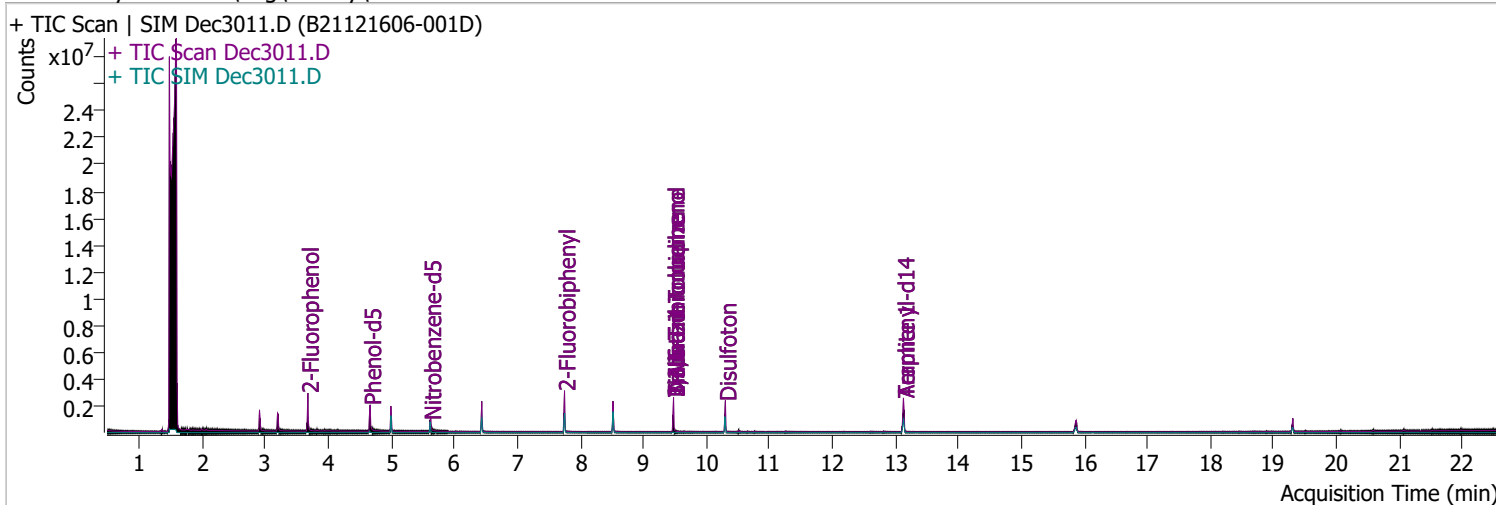


Compound	Conc.	Exp RT	QIon	Exp Ratio	QIon	Exp Ratio
Benzo(g,h,i)perylene	N.D.	21.29	138.0	41.5	277.0	23.8



Quantitation Results Report (QT Reviewed)

Data File	Dec3011.D	Operator	LIMS import
Acq. Method	BNA+SIM.M	Acq. Date-Time	12/30/2021 5:35:07 PM
Sample Name	B21121606-001D	Instrument	Instrument #1
Vial	11	Multiplier	1.00
DA Method File	122821 bna 1 CAL.batch.bin	Comment	SVOC-8270-W
Tune File	dftppdsm.u	Tune Date	11/24/2021 11:15:00 AM
Batch Name	123021 bna 1.batch.bin	Last Calib Update	1/3/2022 10:10:10 AM
Ref Library	D:\Org\Library\NIST129K.I		



Compound	RT	QIon	Resp.	Conc.	Units	Dev(Min)
----------	----	------	-------	-------	-------	----------

Internal Standards

System Monitoring Compounds

S 2-Fluorophenol	3.674	112.0	690637	93.1234	µg/L	-0.031
Spiked Amount: 200.000	Range: 10.0 - 75.0%			Recovery = 46.56%		
S Phenol-d5	4.664	99.0	733032	67.9802	µg/L	-0.020
Spiked Amount: 200.000	Range: 10.0 - 65.0%			Recovery = 33.99%		
S Nitrobenzene-d5	5.614	82.0	278780	52.5036	µg/L	-0.010
Spiked Amount: 100.000	Range: 32.0 - 94.0%			Recovery = 52.50%		
S 2-Fluorobiphenyl	7.749	172.0	975050	57.9468	µg/L	0.000
Spiked Amount: 100.000	Range: 28.0 - 107.0%			Recovery = 57.95%		
S 2,4,6-Tribromophenol	9.479	329.8	164804	192.7867	µg/L	0.000
Spiked Amount: 200.000	Range: 25.0 - 140.0%			Recovery = 96.39%		
S Terphenyl-d14	13.128	244.3	1193369	89.2226	µg/L	-0.010
Spiked Amount: 100.000	Range: 32.0 - 122.0%			Recovery = 89.22%		

Target Compounds

Compound	RT	QIon	Resp.	Conc.	Units	Dev(Min)	QValue
T N-Nitrosodimethylamine	0.000		0	N.D.			
T Pyridine	0.000		0	N.D.			
T Aniline	0.000		0	N.D.			
T Phenol	0.000		0	N.D.			
T bis(-2-Chloroethyl)Ether	0.000		0	N.D.			
T 2-Chlorophenol	0.000		0	N.D.			
T 1,3-Dichlorobenzene	0.000		0	N.D.			
T 1,4-Dichlorobenzene	0.000		0	N.D.			
T 1,2-Dichlorobenzene	0.000		0	N.D.			
T Benzyl Alcohol	0.000		0	N.D.			
T bis(2-chloroisopropyl)Ether	0.000		0	N.D.			
T 2-Methylphenol	0.000		0	N.D.			
T N-nitroso-Di-n-propylamine	5.624	70.0	0		µg/L	md	1
T 4Methylphenol/3Methylphenol	0.000		0	N.D.			
T Hexachloroethane	0.000		0	N.D.			

Quantitation Results Report (QT Reviewed)

Compound	RT	QIon	Resp.	Conc.	Units	Dev(Min)
T Nitrobenzene	0.000		0	N.D.		
T Isophorone	0.000		0	N.D.		
T 2-Nitrophenol	0.000		0	N.D.		
T 2,4-Dimethylphenol	0.000		0	N.D.		
T bis(-2-Chloroethoxy)Methane	0.000		0	N.D.		
T Benzoic Acid	0.000		0	N.D.		
T 2,4-Dichlorophenol	0.000		0	N.D.		
T 1,2,4-Trichlorobenzene	0.000		0	N.D.		
T Naphthalene	0.000		0	N.D.		
T 4-Chlorophenol	0.000		0	N.D.		
T p-Chloroaniline	0.000		0	N.D.		
T Hexachlorobutadiene	0.000		0	N.D.		
T 4-Chloro-2-Methylphenol	0.000		0	N.D.		
T 4-Chloro-3-Methylphenol	0.000		0	N.D.		
T 2-Methylnaphthalene	0.000		0	N.D.		
T 1-Methylnaphthalene	0.000		0	N.D.		
T Hexachlorocyclopentadiene	0.000		0	N.D.		
T 2,4,6-Trichlorophenol	0.000		0	N.D.		
T 2,4,5-Trichlorophenol	0.000		0	N.D.		
T 2-Chloronaphthalene	0.000		0	N.D.		
T 2-Nitroaniline	0.000		0	N.D.		
T Dimethyl Phthalate	8.517	163.0	0		µg/L md	1
T 2,6-Dinitrotoluene	8.517	165.0	0		µg/L md	1
T Acenaphthylene	0.000		0	N.D.		
T 3-Nitroaniline	0.000		0	N.D.		
T Acenaphthene	0.000		0	N.D.		
T 2,4-Dinitrophenol	0.000		0	N.D.		
T Dibenzofuran	0.000		0	N.D.		
T 4-Nitrophenol	0.000		0	N.D.		
T 2,4-Dinitrotoluene	0.000		0	N.D.		
T Diethylphthalate	0.000		0	N.D.		
T Fluorene	0.000		0	N.D.		
T 4-Chlorophenyl-phenylether	0.000		0	N.D.		
T 4-Nitroaniline	0.000		0	N.D.		
T 4,6-Dinitro-2-methylphenol	9.479	198.0	0		µg/L md	1
T N-nitrosodiphenylamine	0.000		0	N.D.		
T Azobenzene	0.000		0	N.D.		
T 4-Bromophenyl-phenylether	0.000		0	N.D.		
T Hexachlorobenzene	0.000		0	N.D.		
T Pentachlorophenol	0.000		0	N.D.		
T Phenanthrene	0.000		0	N.D.		
T Anthracene	0.000		0	N.D.		
T Triallate	0.000		0	N.D.		
T Carbazole	0.000		0	N.D.		
T o-Terphenyl	0.000		0	N.D.		
T Di-n-Butylphthalate	0.000		0	N.D.		
T Fluoranthene	0.000		0	N.D.		
T Benzidine	0.000		0	N.D.		
T Pyrene	0.000		0	N.D.		
T Butylbenzylphthalate	0.000		0	N.D.		
T Benzo(a)Anthracene	0.000		0	N.D.		
T Chrysene	0.000		0	N.D.		
T 3,3-Dichlorobenzidine	0.000		0	N.D.		
T bis(2-ethylhexyl)Phthalate	0.000		0	N.D.		
T Di-n-octyl Phthalate	0.000		0	N.D.		

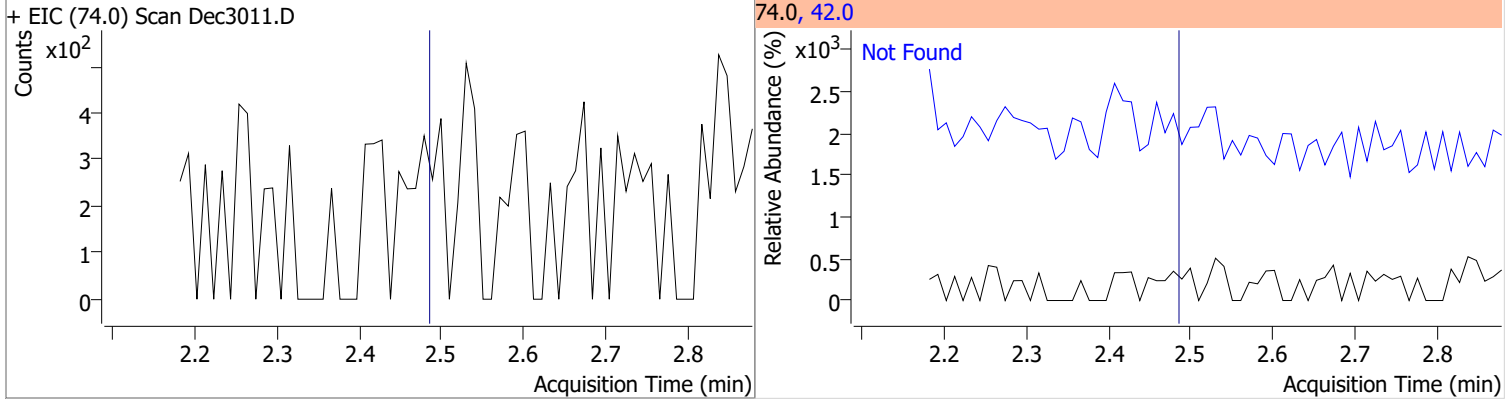
Quantitation Results Report (QT Reviewed)

Compound	RT	QIon	Resp.	Conc.	Units	Dev(Min)
T Benzo(b)fluoranthene	0.000		0	N.D.		
T Benzo(k)fluoranthene	0.000		0	N.D.		
T Benzo(a)pyrene	0.000		0	N.D.		
T Indeno(1,2,3-c,d)pyrene	0.000		0	N.D.		
T Dibenzo(a,h)anthracene	0.000		0	N.D.		
T Benzo(g,h,i)perylene	0.000		0	N.D.		

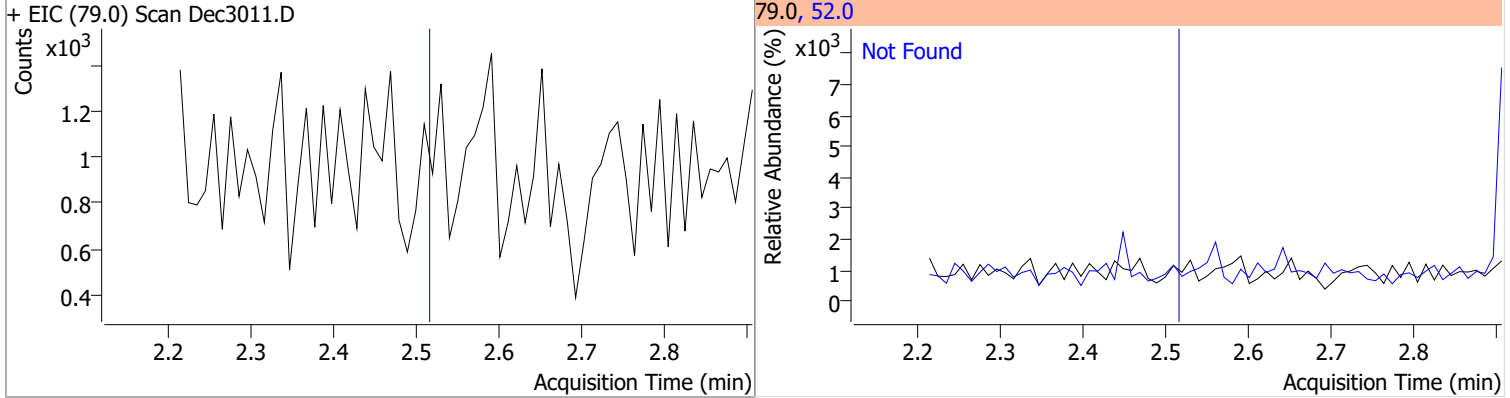
(#) = Qualifier Out of Range; (m) = Manual Integration; (+) = Area Summed; (*) = Surrogate Percent Recovery Out of Range; (d): Zeroed Peak

Quantitation Results Report (QT Reviewed)

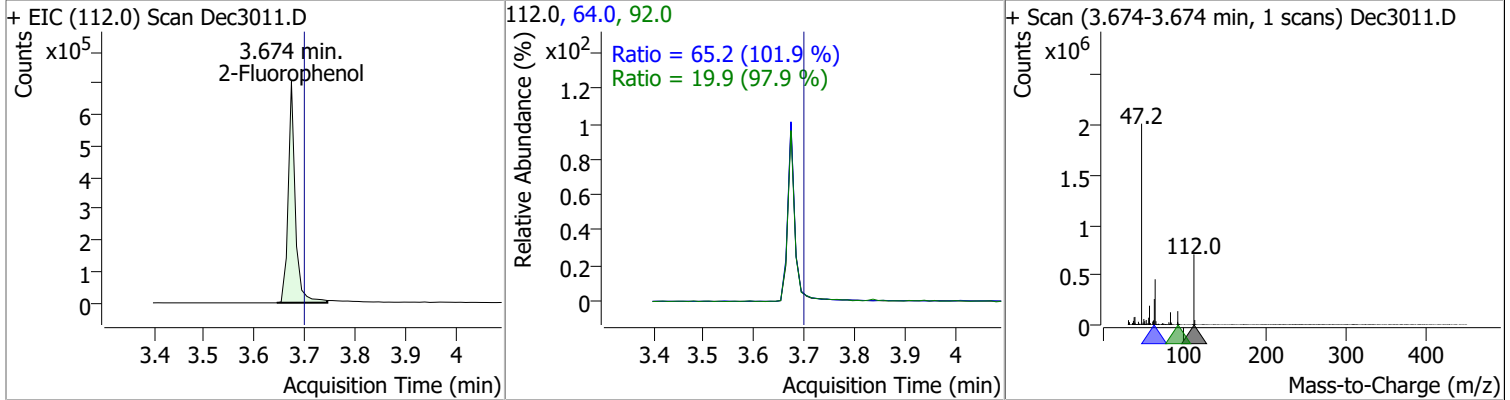
Compound	Conc.	Exp RT	QIon	Exp Ratio
N-Nitrosodimethylamine	N.D.	2.49	42.0	184.8



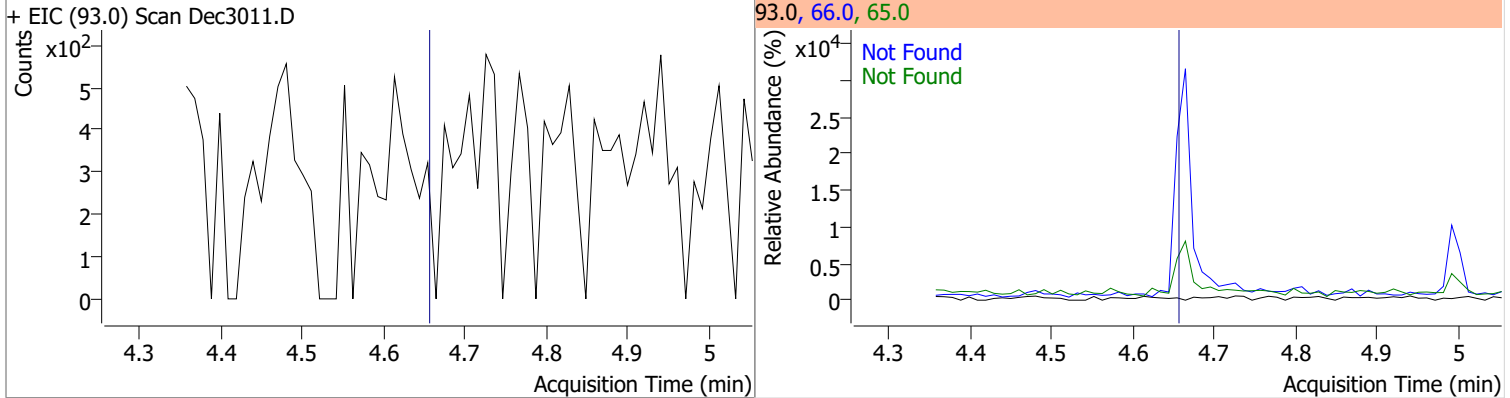
Compound	Conc.	Exp RT	QIon	Exp Ratio
Pyridine	N.D.	2.52	52.0	135.8



Compound	Conc.	RT	Dev(Min)	Resp.	QIon	QRatio	Lower	Upper
2-Fluorophenol	93.1234	3.67	-0.03	690637	64.0	65.2	44.8	83.2
					92.0	19.9	14.2	26.4

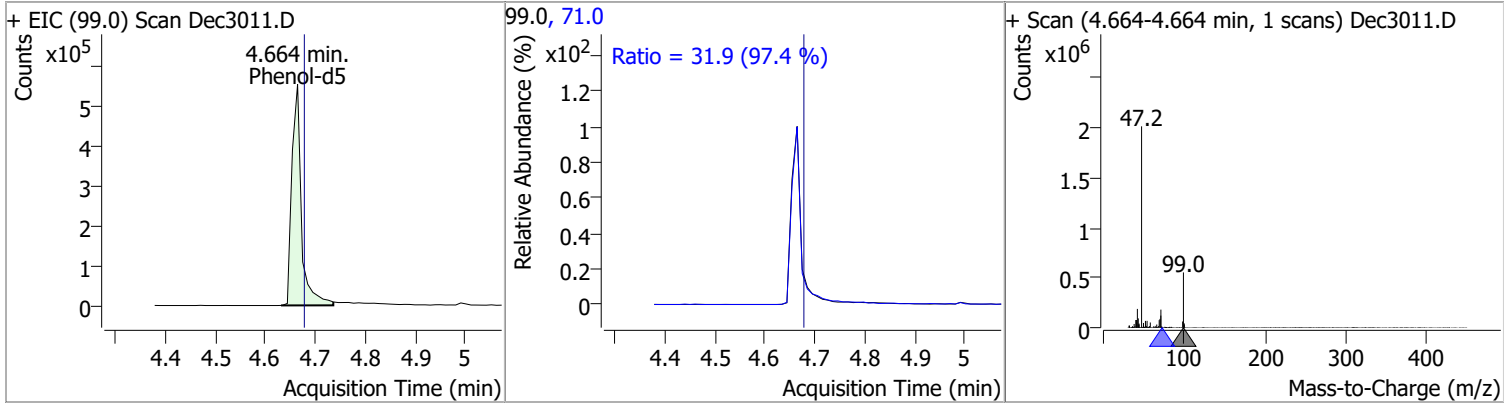


Compound	Conc.	Exp RT	QIon	Exp Ratio	QIon	Exp Ratio
Aniline	N.D.	4.66	66.0	41.6	65.0	23.1

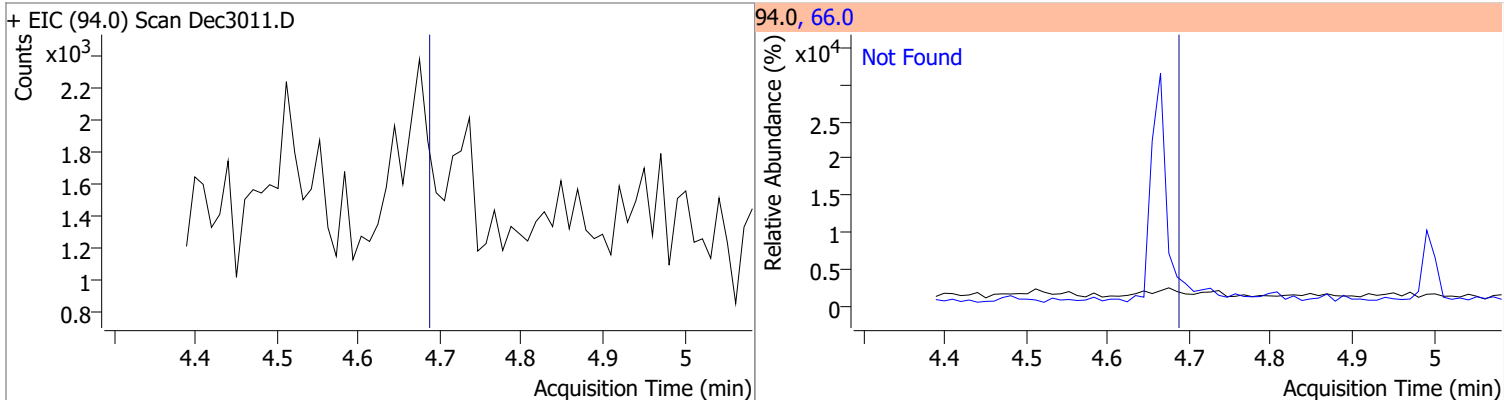


Quantitation Results Report (QT Reviewed)

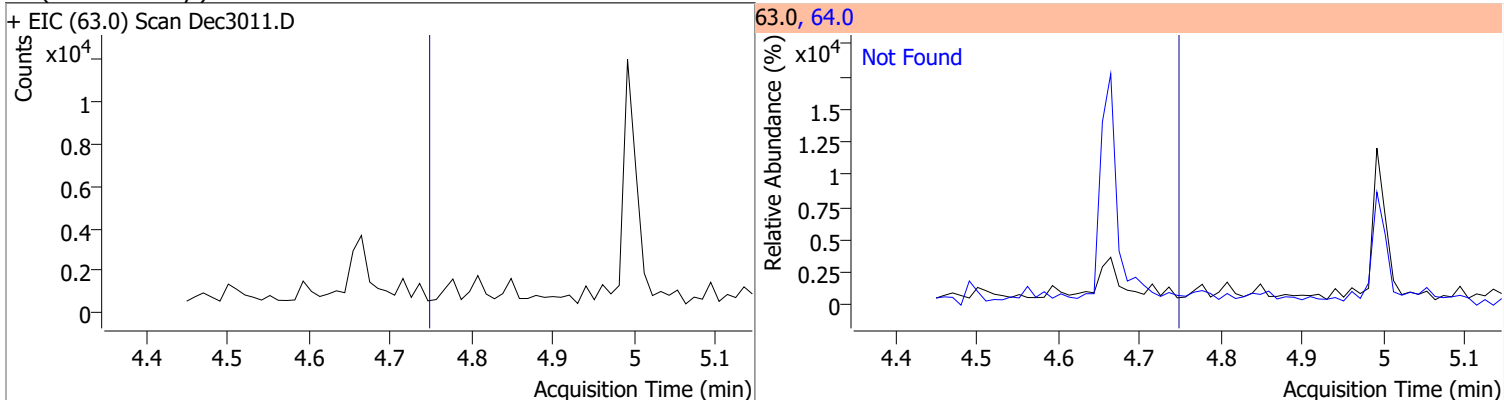
Compound	Conc.	RT	Dev(Min)	Resp.	QIon	QRatio	Lower	Upper
Phenol-d5	67.9802	4.66	-0.02	733032	71.0	31.9	22.9	42.5



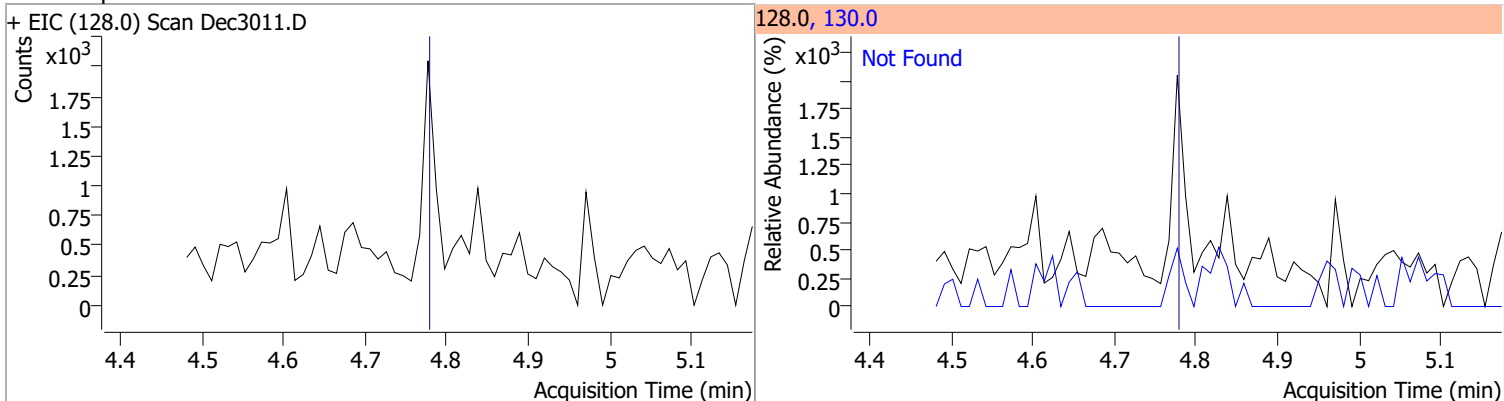
Compound	Conc.	Exp RT	QIon	Exp Ratio
Phenol	N.D.	4.69	66.0	40.8



Compound	Conc.	Exp RT	QIon	Exp Ratio
bis(-2-Chloroethyl)Ether	N.D.	4.76	64.0	2.8

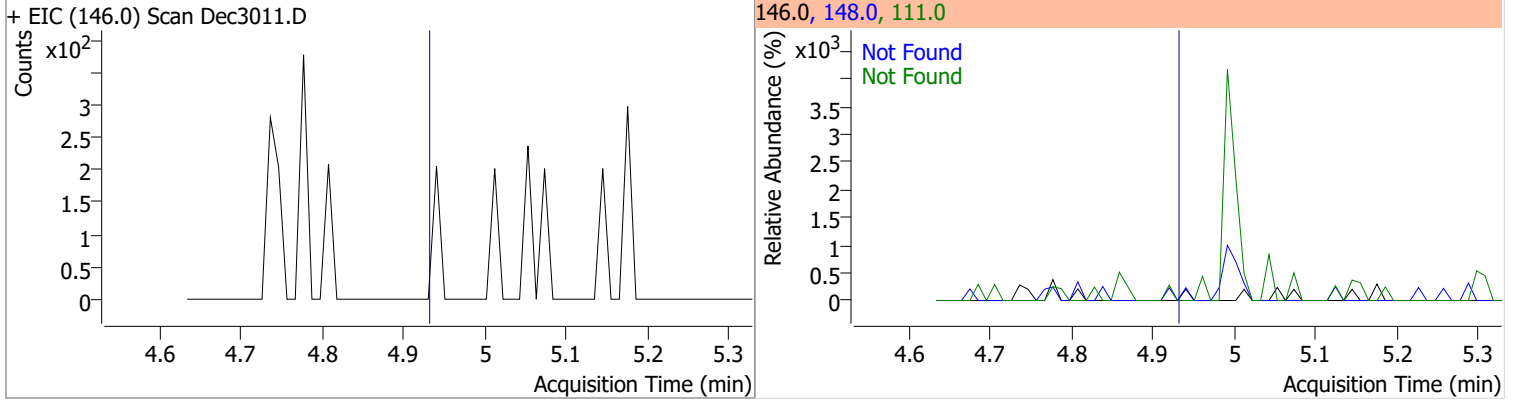


Compound	Conc.	Exp RT	QIon	Exp Ratio
2-Chlorophenol	N.D.	4.79	130.0	32.3

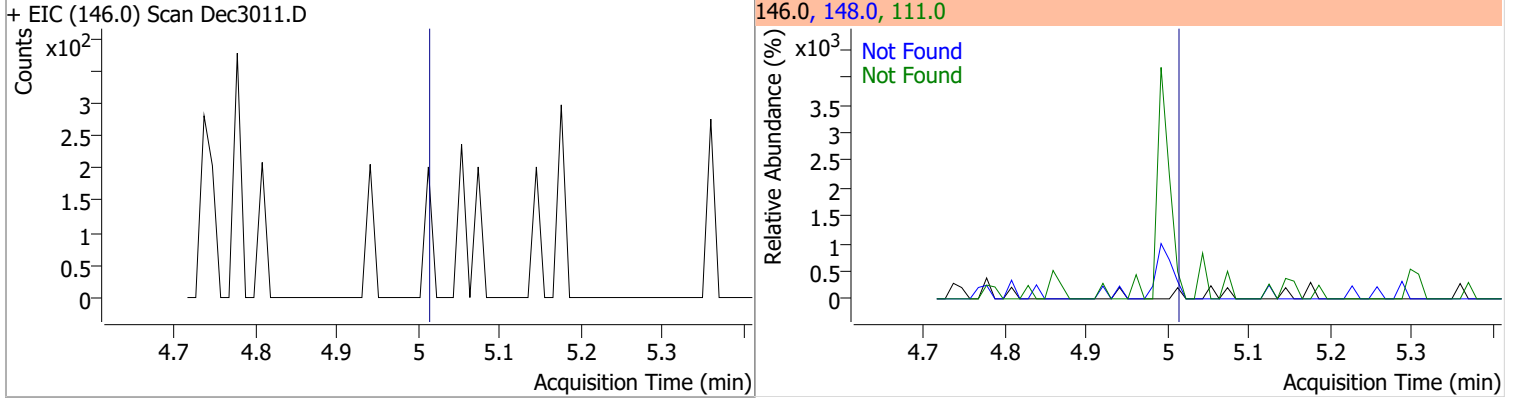


Quantitation Results Report (QT Reviewed)

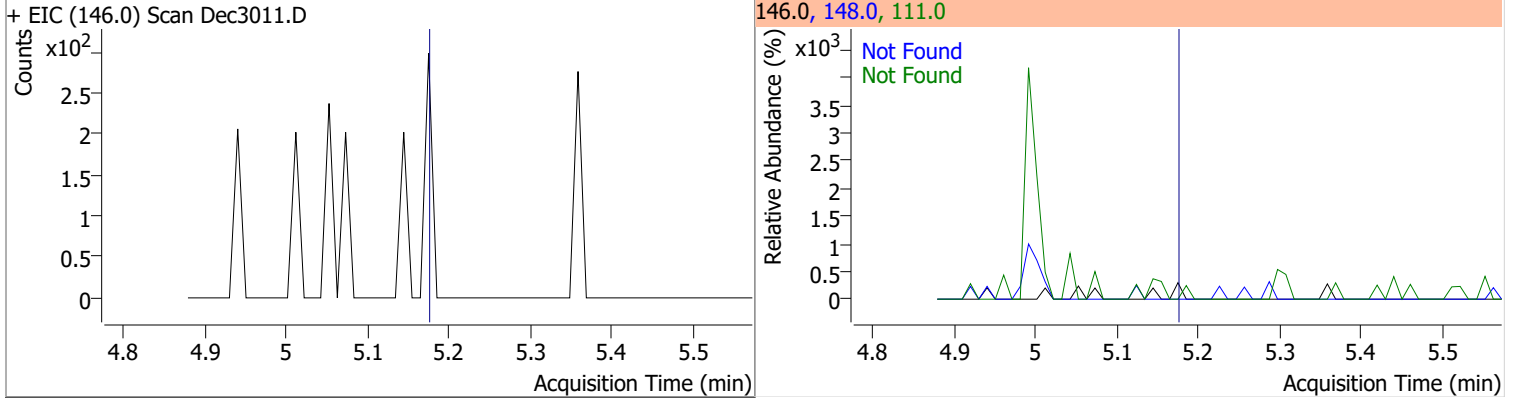
Compound	Conc.	Exp RT	QIon	Exp Ratio	QIon	Exp Ratio
1,3-Dichlorobenzene	N.D.	4.94	148.0	63.2	111.0	39.4



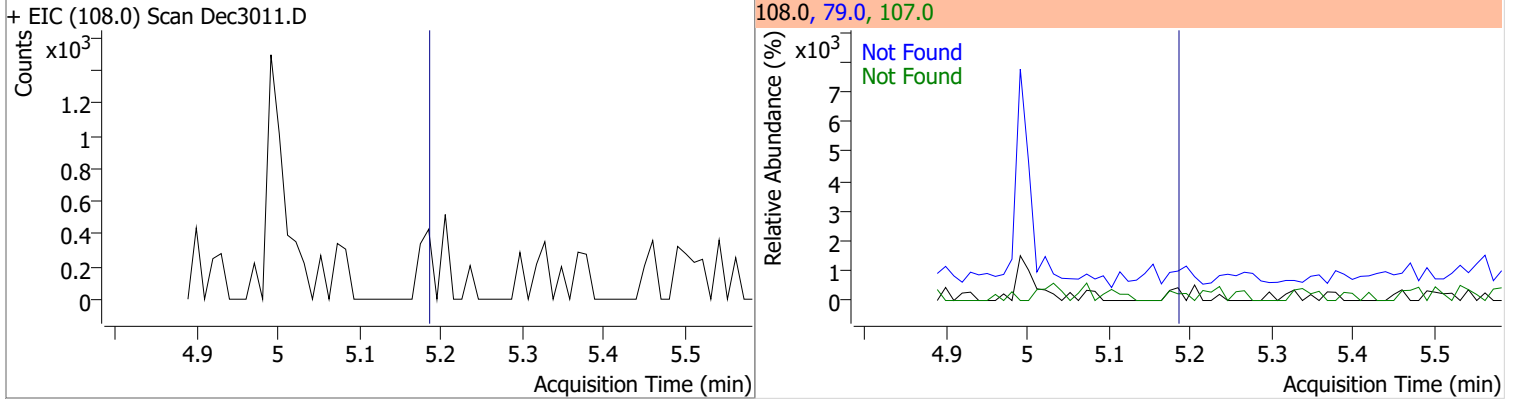
Compound	Conc.	Exp RT	QIon	Exp Ratio	QIon	Exp Ratio
1,4-Dichlorobenzene	N.D.	5.02	148.0	62.2	111.0	37.4



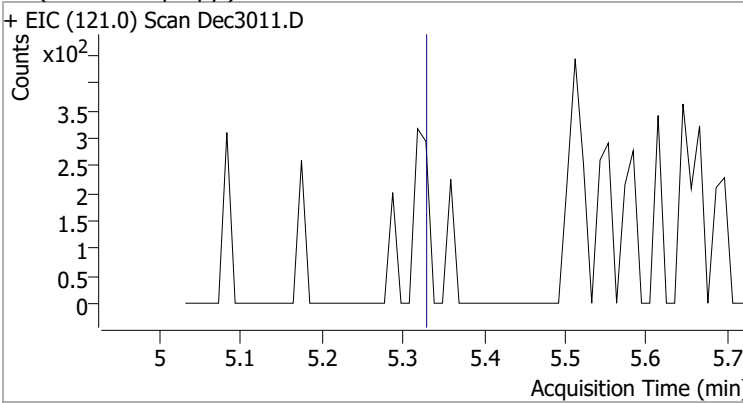
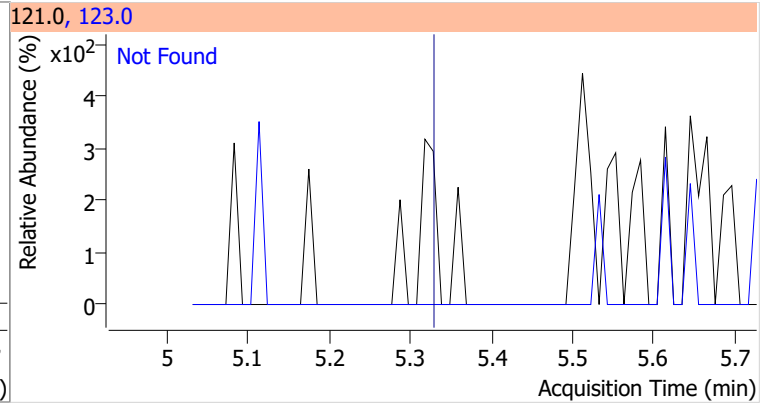
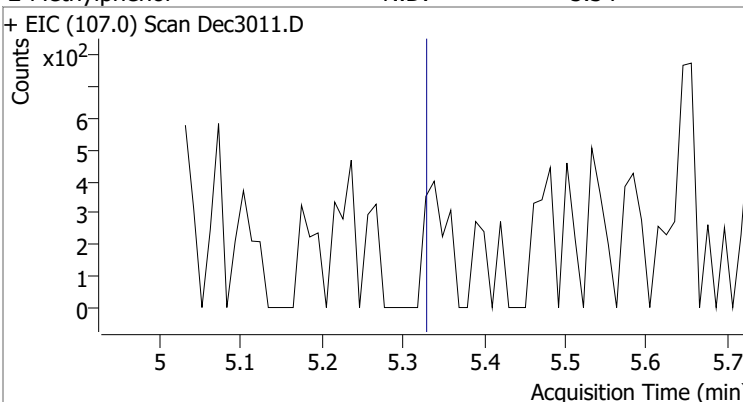
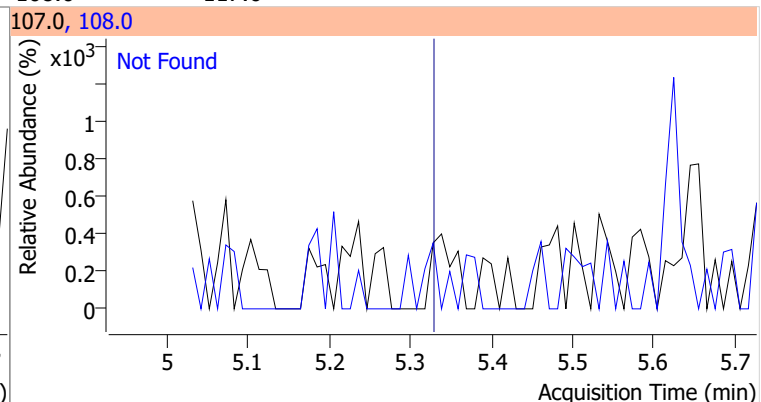
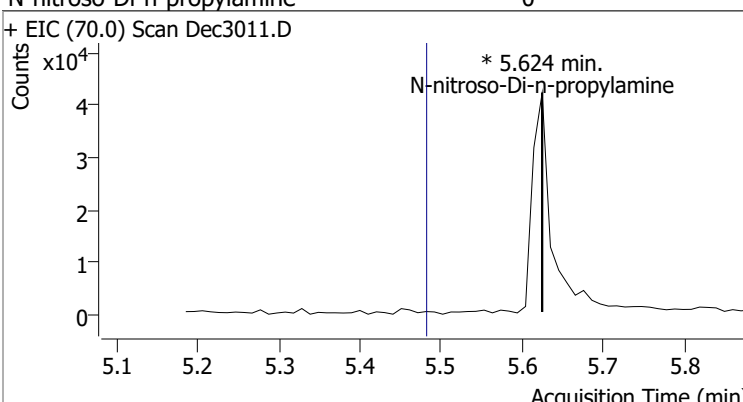
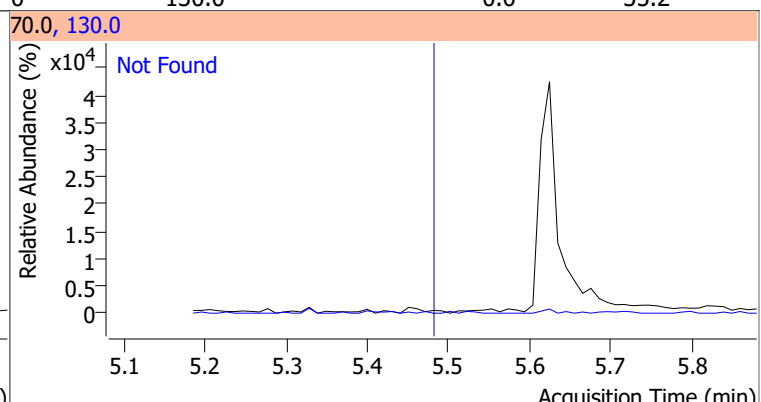
Compound	Conc.	Exp RT	QIon	Exp Ratio	QIon	Exp Ratio
1,2-Dichlorobenzene	N.D.	5.19	148.0	62.2	111.0	40.3

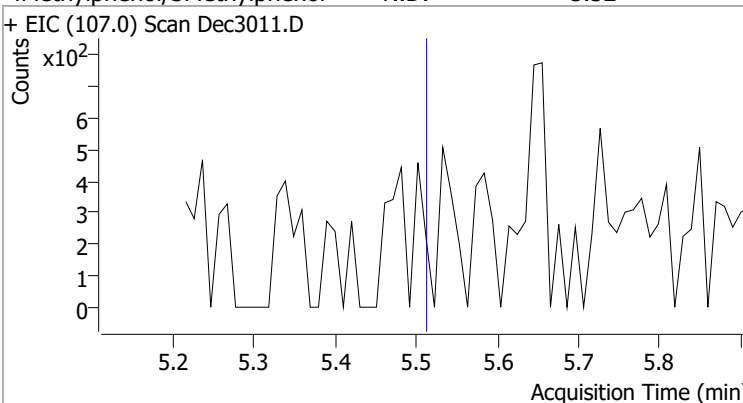
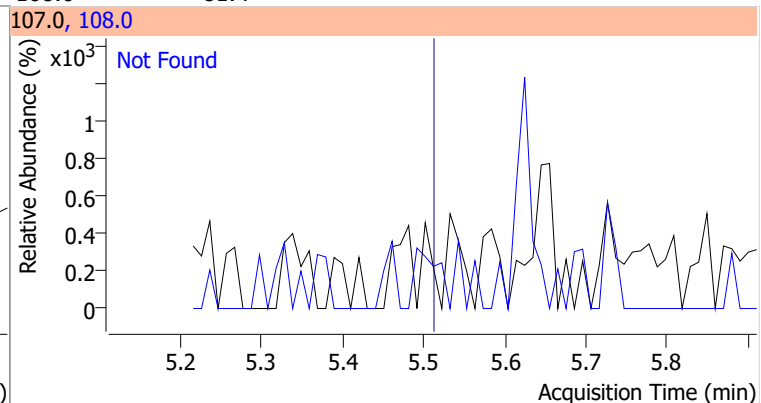


Compound	Conc.	Exp RT	QIon	Exp Ratio	QIon	Exp Ratio
Benzyl Alcohol	N.D.	5.20	79.0	117.9	107.0	69.2



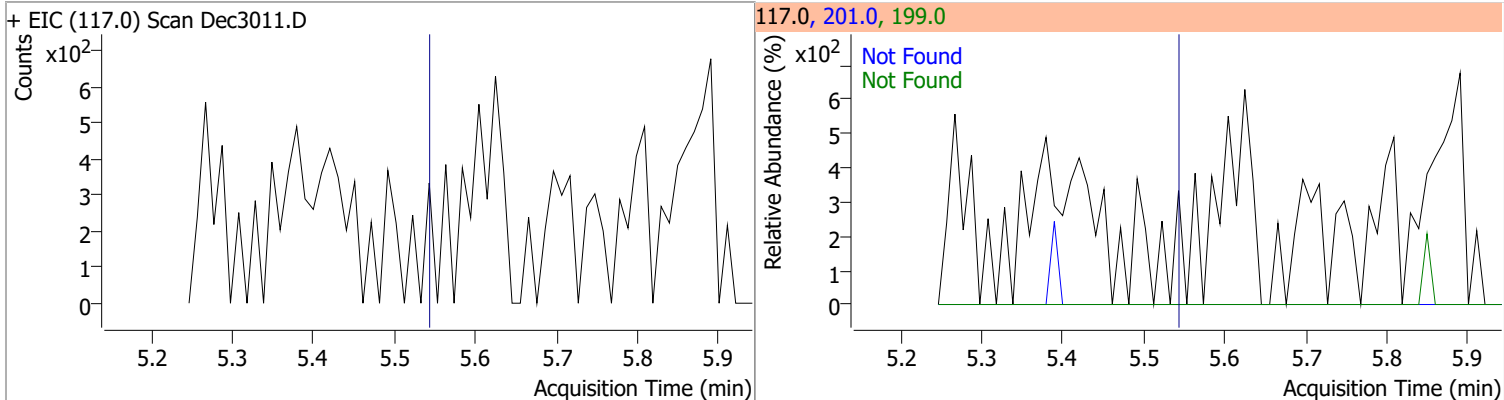
Quantitation Results Report (QT Reviewed)

Compound	Conc.	Exp RT	QIon	Exp Ratio				
bis(2-chloroisopropyl)Ether	N.D.	5.34	123.0	32.7				
<div style="display: flex; justify-content: space-between;"> <div style="width: 48%;"> <p>+ EIC (121.0) Scan Dec3011.D</p>  </div> <div style="width: 48%;"> <p>121.0, 123.0</p>  <p>Not Found</p> </div> </div>								
2-Methylphenol	N.D.	5.34	108.0	117.6				
<div style="display: flex; justify-content: space-between;"> <div style="width: 48%;"> <p>+ EIC (107.0) Scan Dec3011.D</p>  </div> <div style="width: 48%;"> <p>107.0, 108.0</p>  <p>Not Found</p> </div> </div>								
Compound	Conc.	RT	Dev(Min)	Resp.	QIon	QRatio	Lower	Upper
N-nitroso-Di-n-propylamine		0		0	130.0		0.0	35.2
<div style="display: flex; justify-content: space-between;"> <div style="width: 48%;"> <p>+ EIC (70.0) Scan Dec3011.D</p>  </div> <div style="width: 48%;"> <p>70.0, 130.0</p>  <p>Not Found</p> </div> </div>								

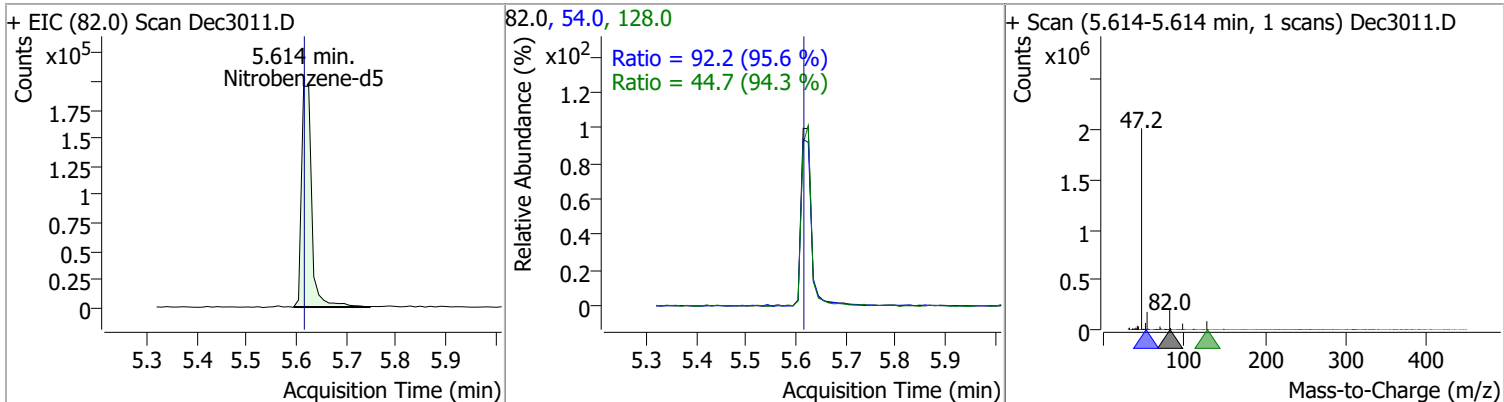
Compound	Conc.	Exp RT	QIon	Exp Ratio
4Methylphenol/3Methylphenol	N.D.	5.52	108.0	81.4
<div style="display: flex; justify-content: space-between;"> <div style="width: 48%;"> <p>+ EIC (107.0) Scan Dec3011.D</p>  </div> <div style="width: 48%;"> <p>107.0, 108.0</p>  <p>Not Found</p> </div> </div>				

Quantitation Results Report (QT Reviewed)

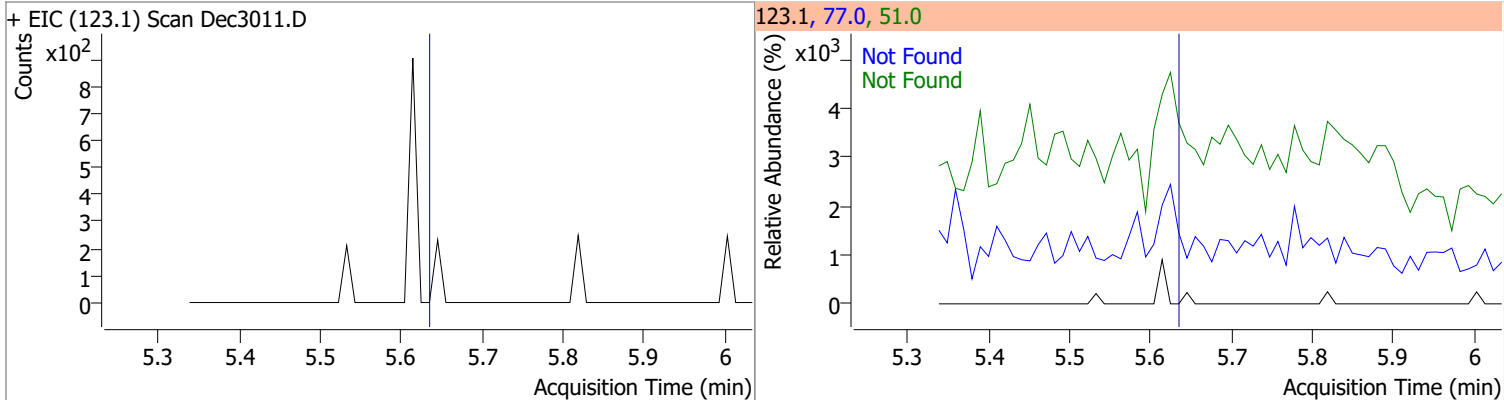
Compound	Conc.	Exp RT	QIon	Exp Ratio	QIon	Exp Ratio
Hexachloroethane	N.D.	5.55	201.0	77.2	199.0	50.6



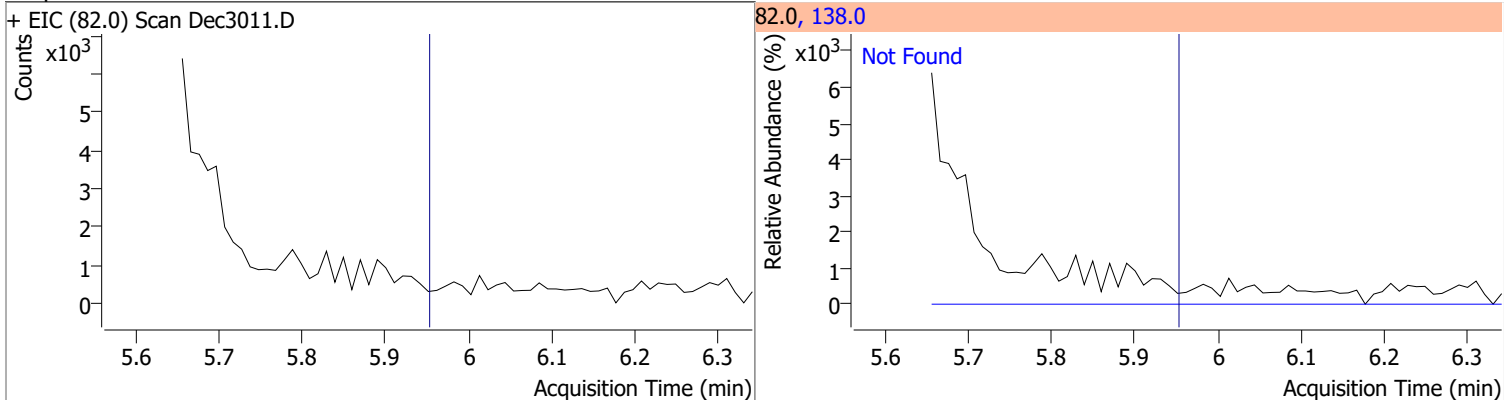
Compound	Conc.	RT	Dev(Min)	Resp.	QIon	QRatio	Lower	Upper
Nitrobenzene-d5	52.5036	5.61	-0.01	278780	54.0	92.2	67.5	125.4
					128.0	44.7	33.2	61.6



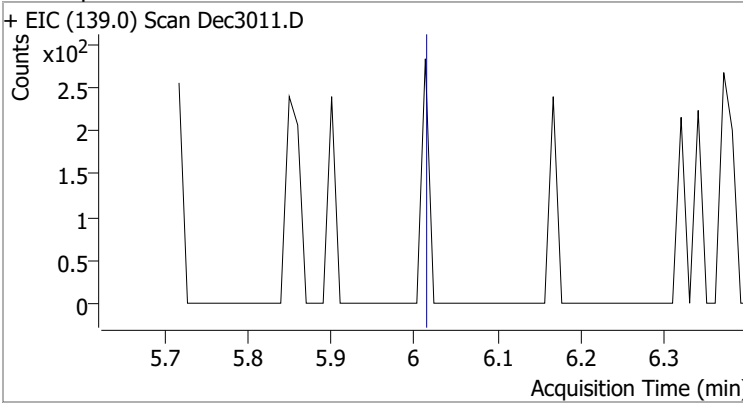
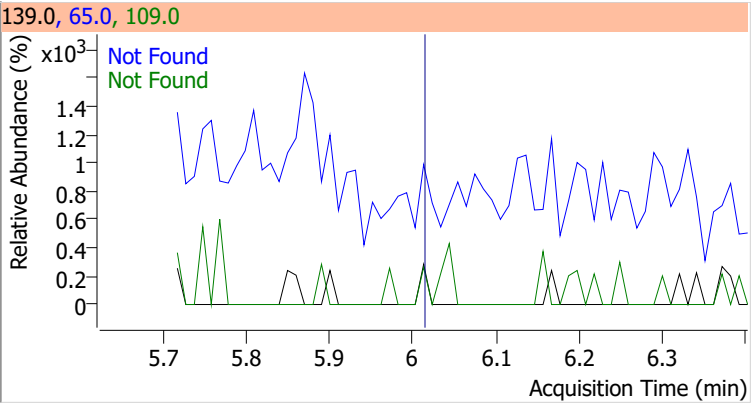
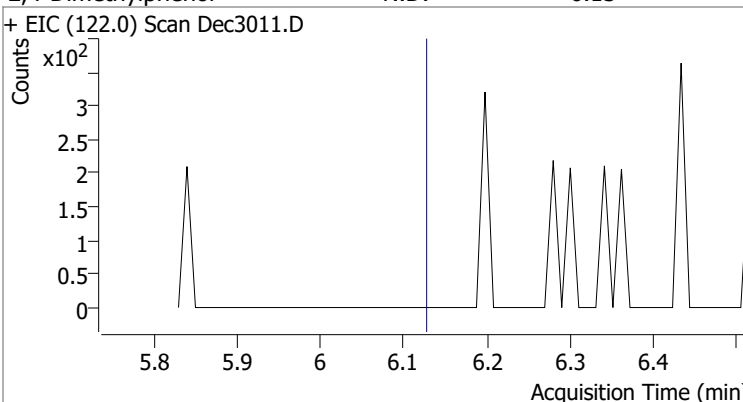
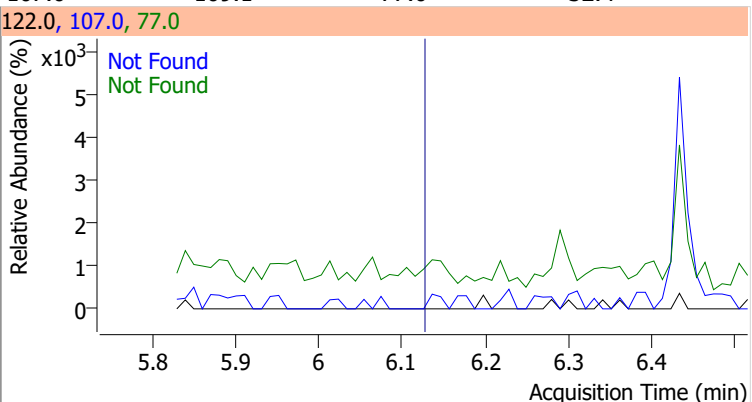
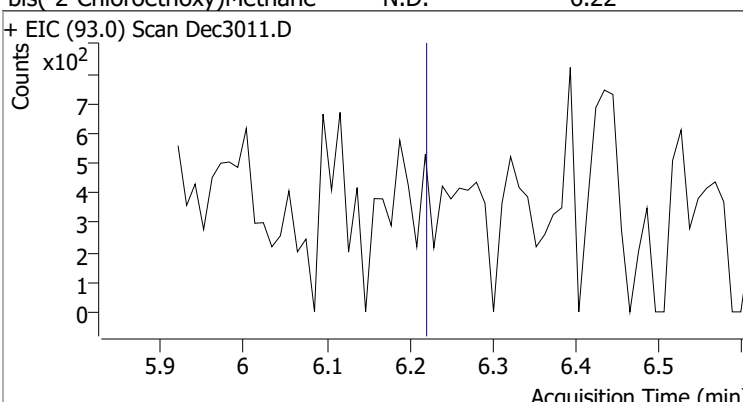
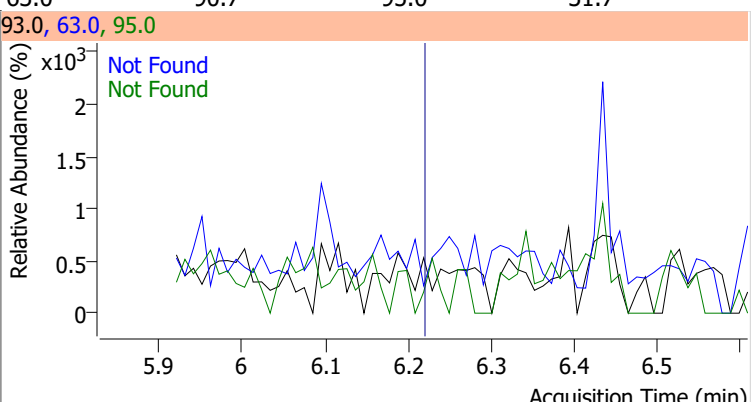
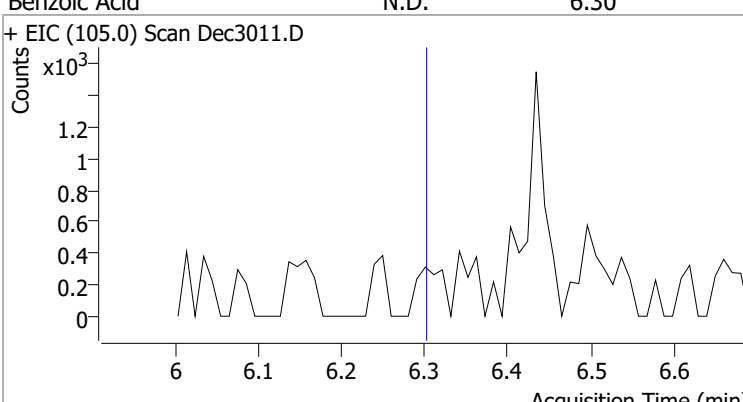
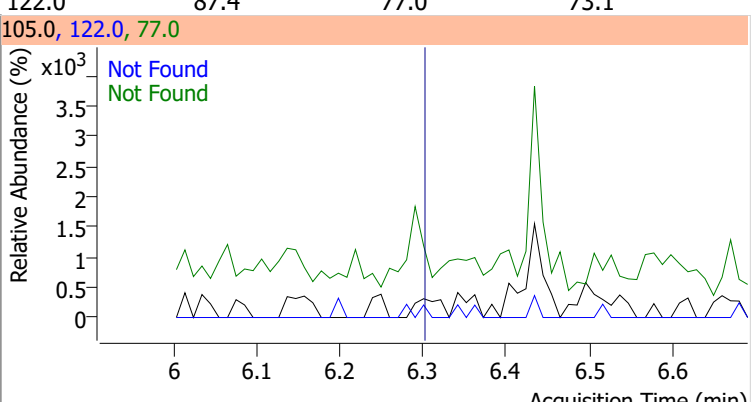
Compound	Conc.	Exp RT	QIon	Exp Ratio	QIon	Exp Ratio
Nitrobenzene	N.D.	5.64	77.0	211.4	51.0	210.3



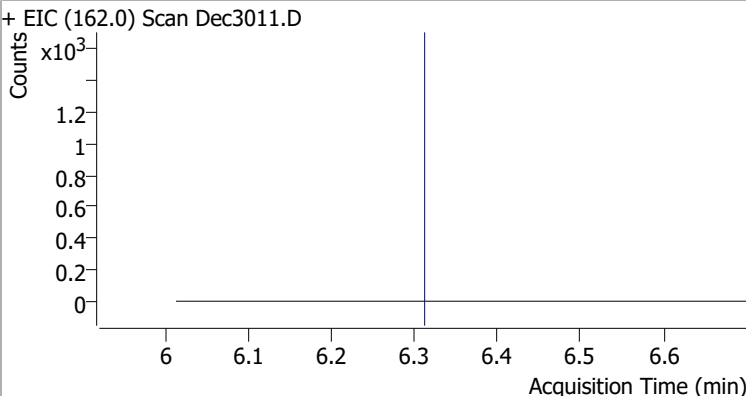
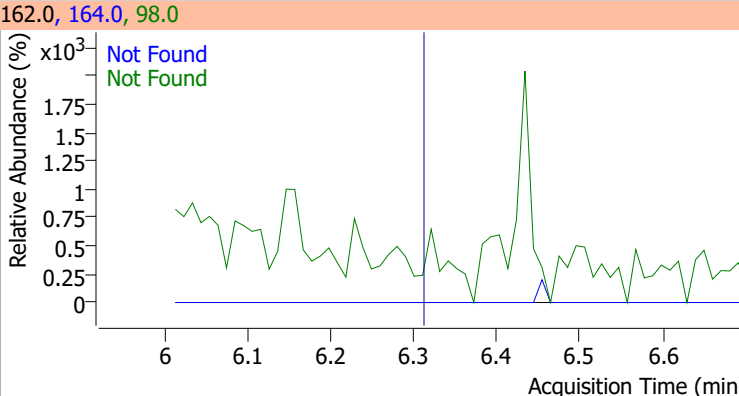
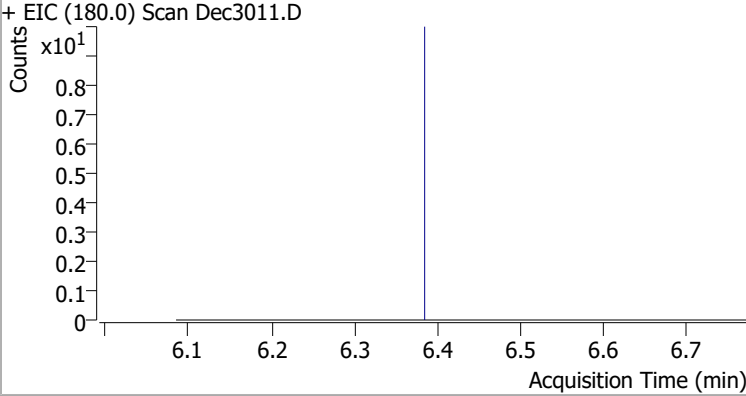
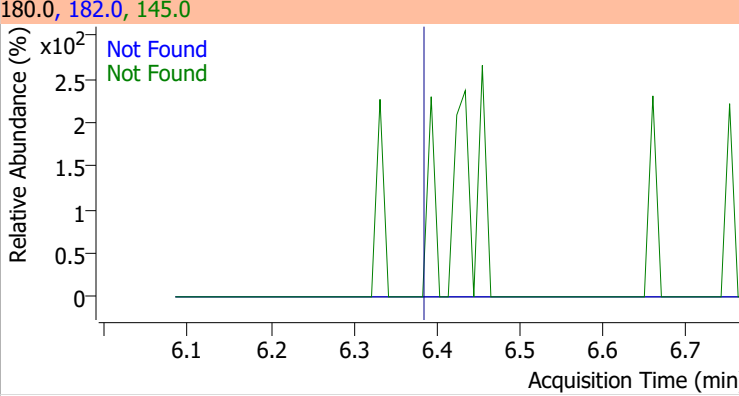
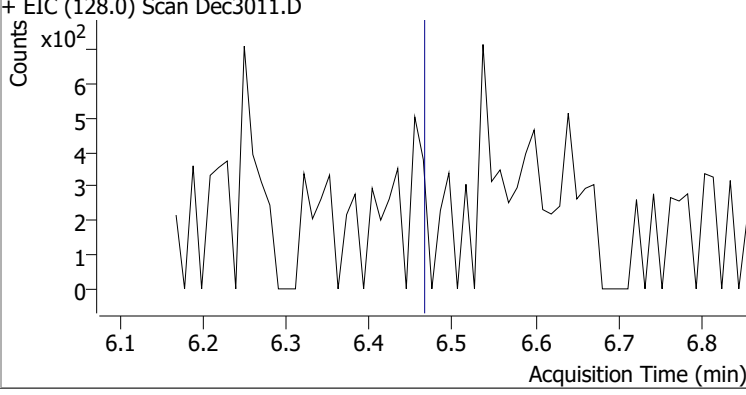
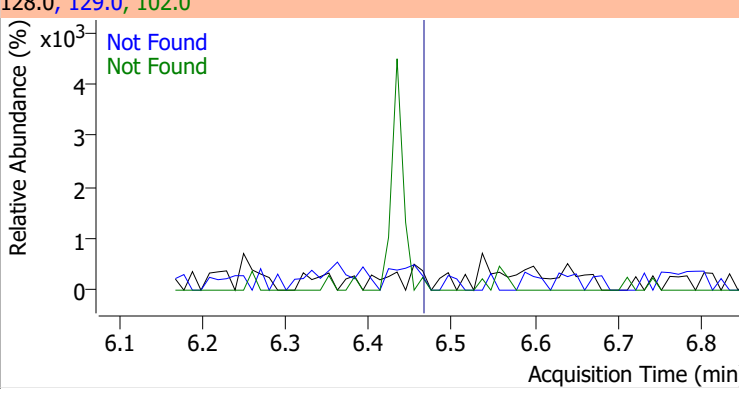
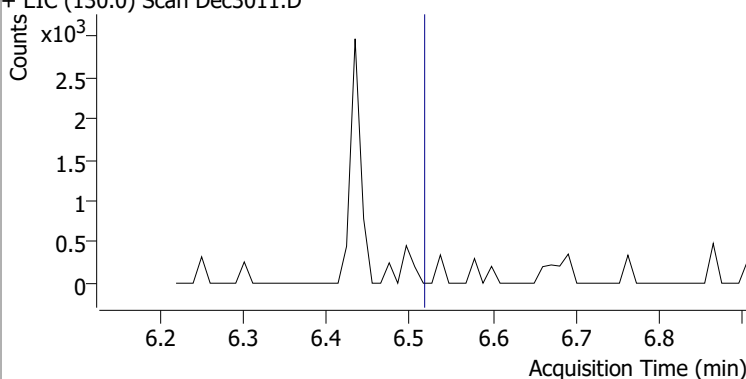
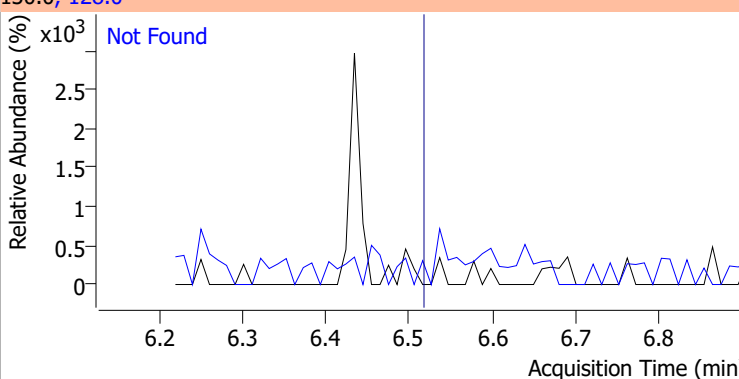
Compound	Conc.	Exp RT	QIon	Exp Ratio
Isophorone	N.D.	5.95	138.0	19.1



Quantitation Results Report (QT Reviewed)

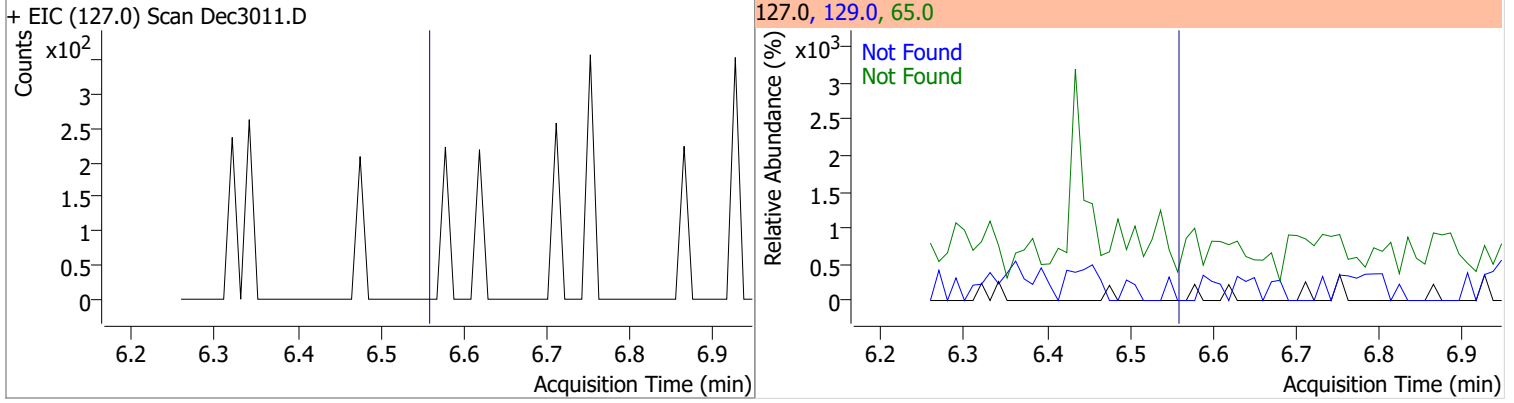
Compound	Conc.	Exp RT	QIon	Exp Ratio	QIon	Exp Ratio
2-Nitrophenol	N.D.	6.01	65.0	57.4	109.0	32.8
+ EIC (139.0) Scan Dec3011.D			139.0, 65.0, 109.0			
						
2,4-Dimethylphenol	N.D.	6.13	107.0	109.1	77.0	32.4
+ EIC (122.0) Scan Dec3011.D			122.0, 107.0, 77.0			
						
bis(-2-Chloroethoxy)Methane	N.D.	6.22	63.0	90.7	95.0	31.7
+ EIC (93.0) Scan Dec3011.D			93.0, 63.0, 95.0			
						
Benzoic Acid	N.D.	6.30	122.0	87.4	77.0	73.1
+ EIC (105.0) Scan Dec3011.D			105.0, 122.0, 77.0			
						

Quantitation Results Report (QT Reviewed)

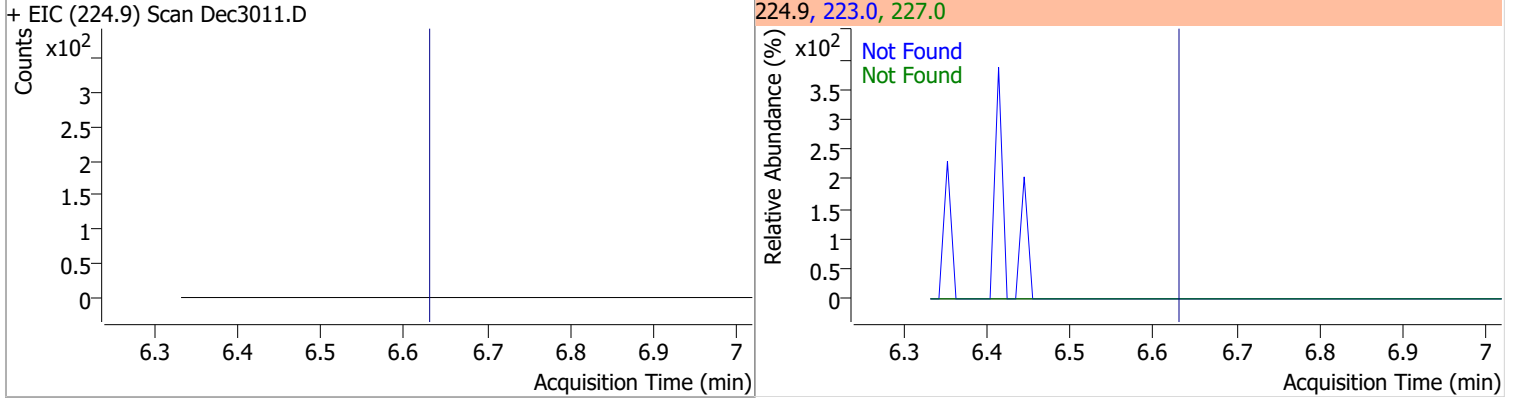
Compound	Conc.	Exp RT	QIon	Exp Ratio	QIon	Exp Ratio
2,4-Dichlorophenol	N.D.	6.31	164.0	62.0	98.0	32.4
+ EIC (162.0) Scan Dec3011.D			162.0, 164.0, 98.0			
						
1,2,4-Trichlorobenzene	N.D.	6.38	182.0	94.1	145.0	30.4
+ EIC (180.0) Scan Dec3011.D			180.0, 182.0, 145.0			
						
Naphthalene	N.D.	6.46	129.0	10.9	102.0	9.3
+ EIC (128.0) Scan Dec3011.D			128.0, 129.0, 102.0			
						
4-Chlorophenol	N.D.	6.52	128.0	309.7		
+ EIC (130.0) Scan Dec3011.D			130.0, 128.0			
						

Quantitation Results Report (QT Reviewed)

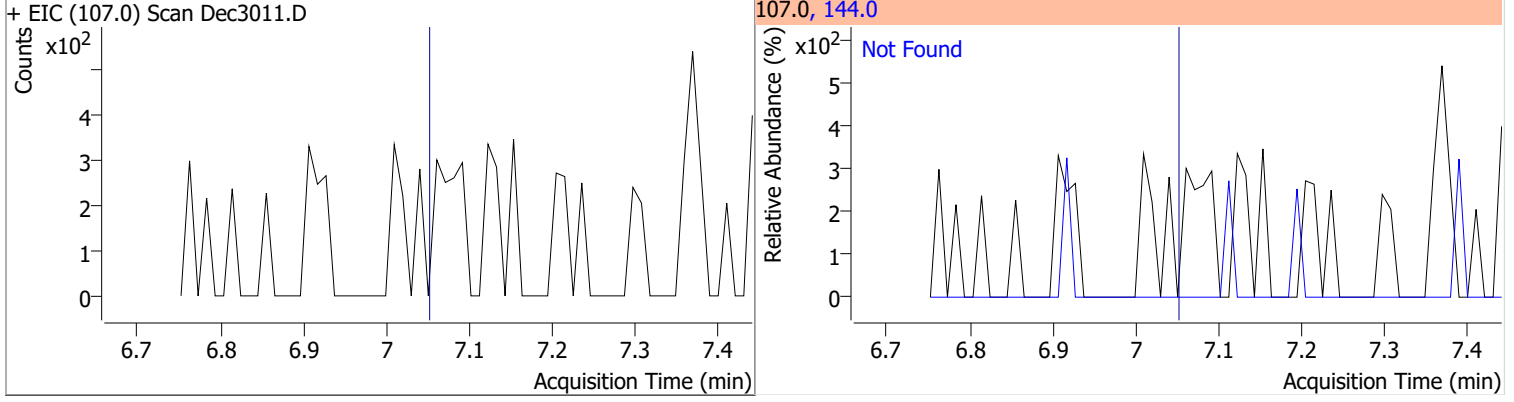
Compound	Conc.	Exp RT	QIon	Exp Ratio	QIon	Exp Ratio
p-Chloroaniline	N.D.	6.56	65.0	37.5	129.0	29.2



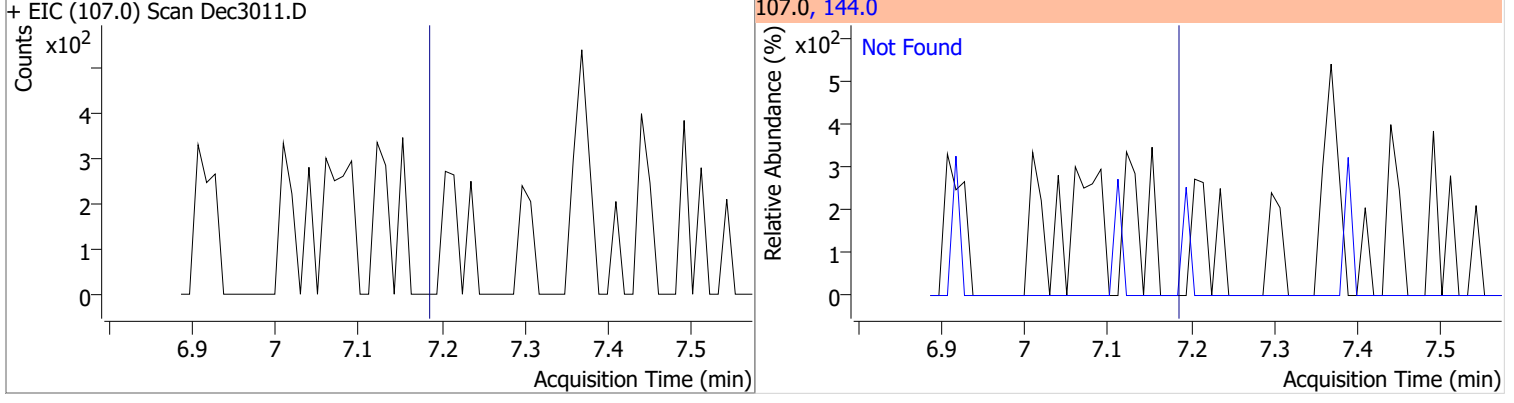
Compound	Conc.	Exp RT	QIon	Exp Ratio	QIon	Exp Ratio
Hexachlorobutadiene	N.D.	6.63	227.0	66.6	223.0	60.8



Compound	Conc.	Exp RT	QIon	Exp Ratio
4-Chloro-2-Methylphenol	N.D.	7.05	144.0	26.6

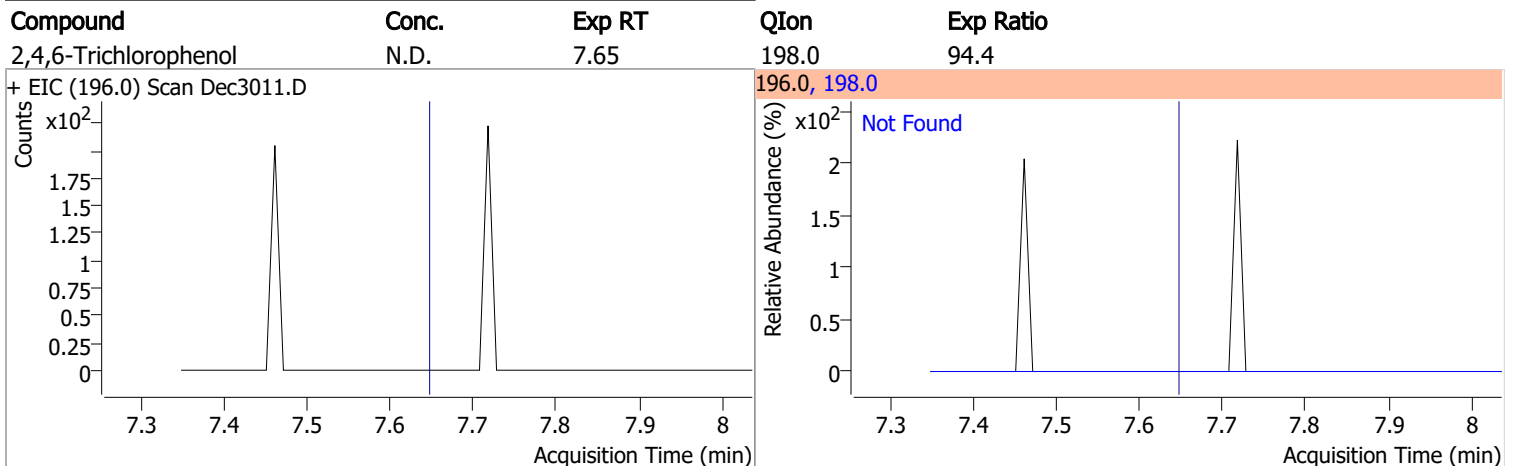
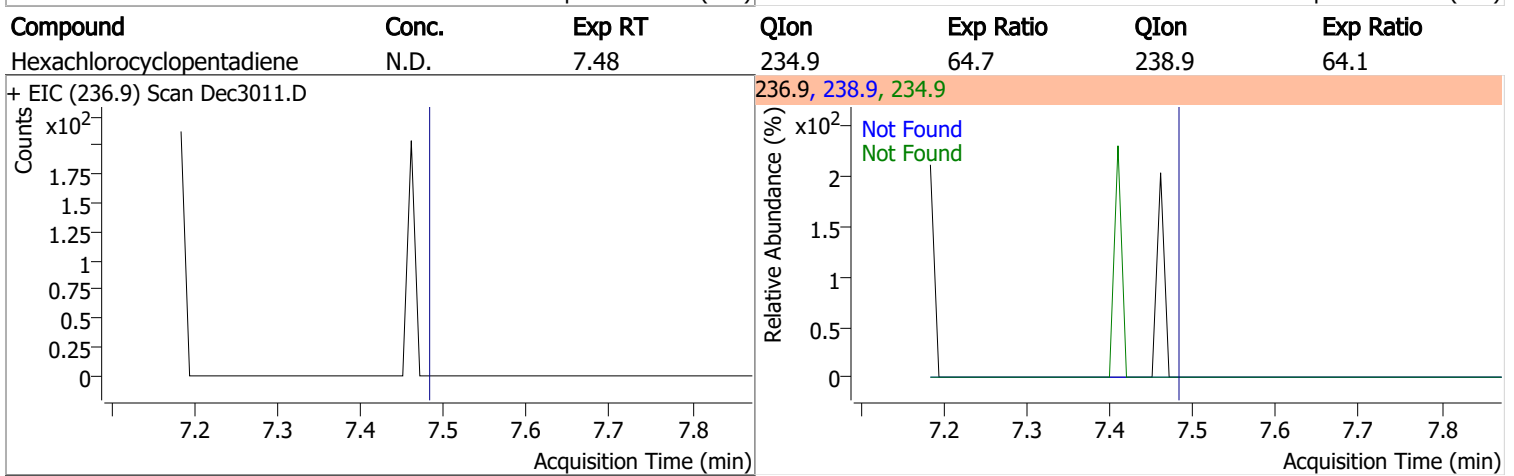
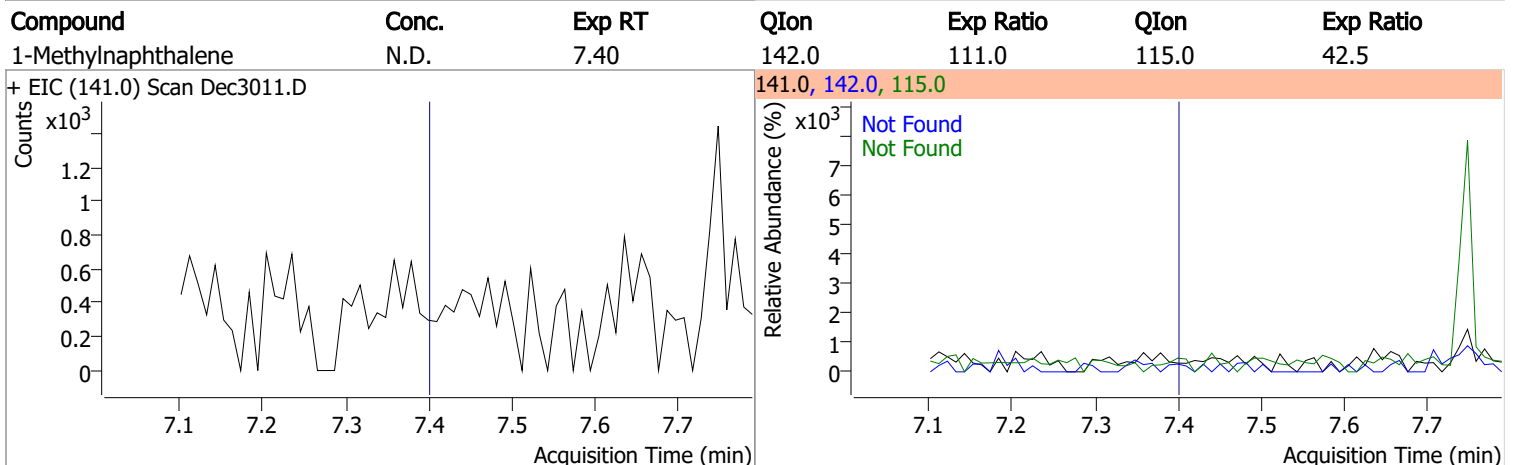
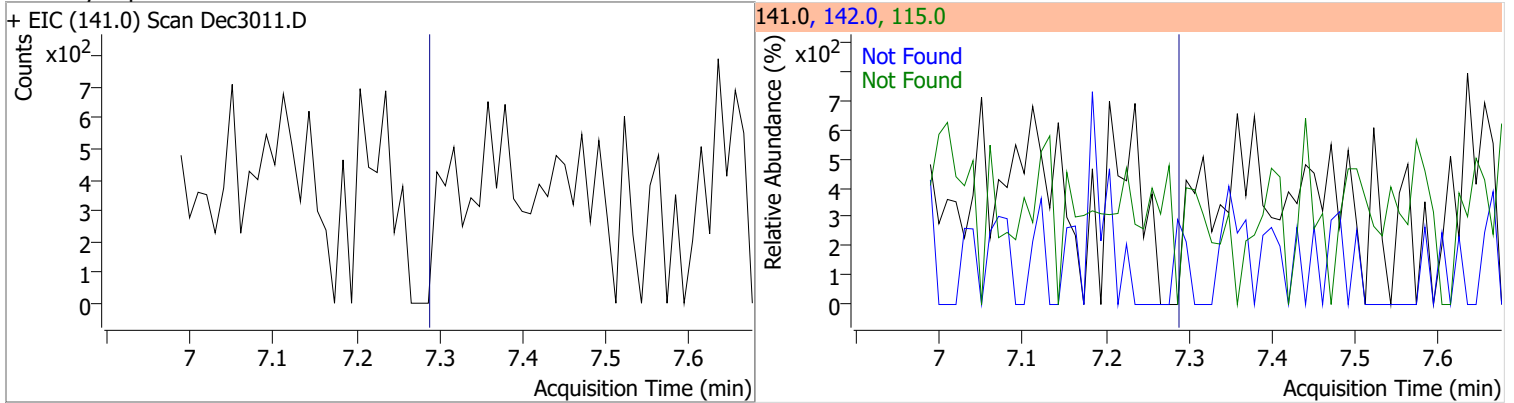


Compound	Conc.	Exp RT	QIon	Exp Ratio
4-Chloro-3-Methylphenol	N.D.	7.18	144.0	27.6

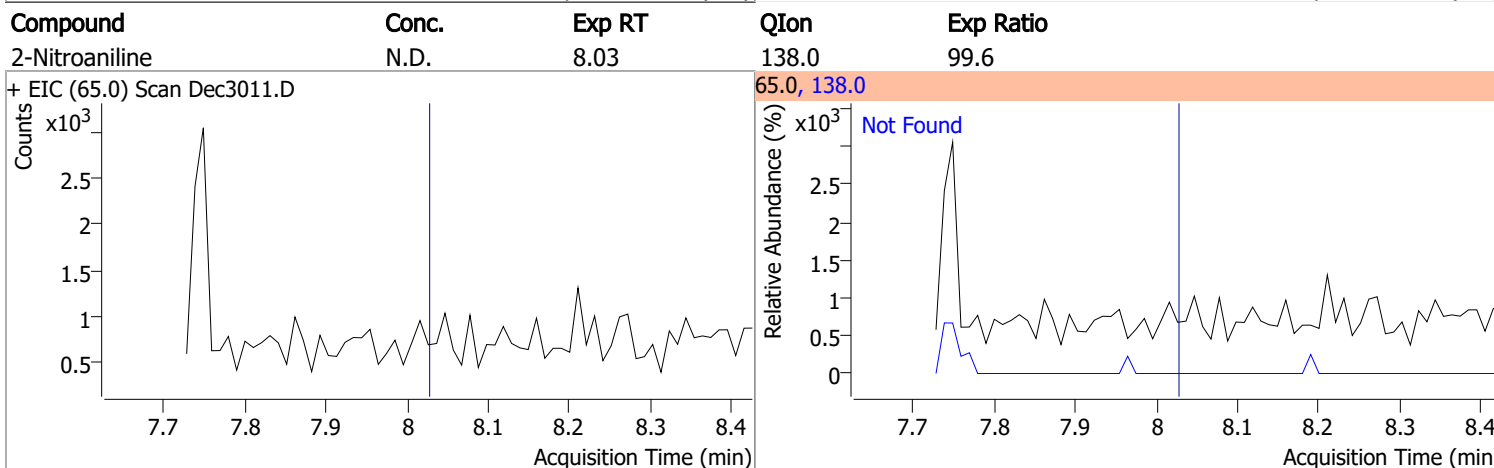
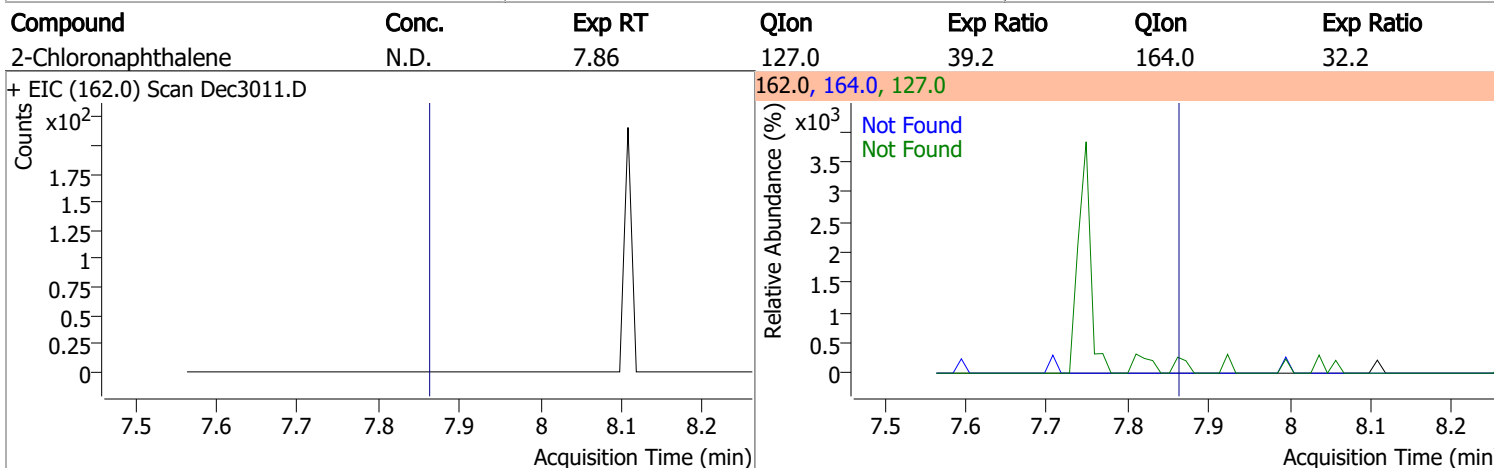
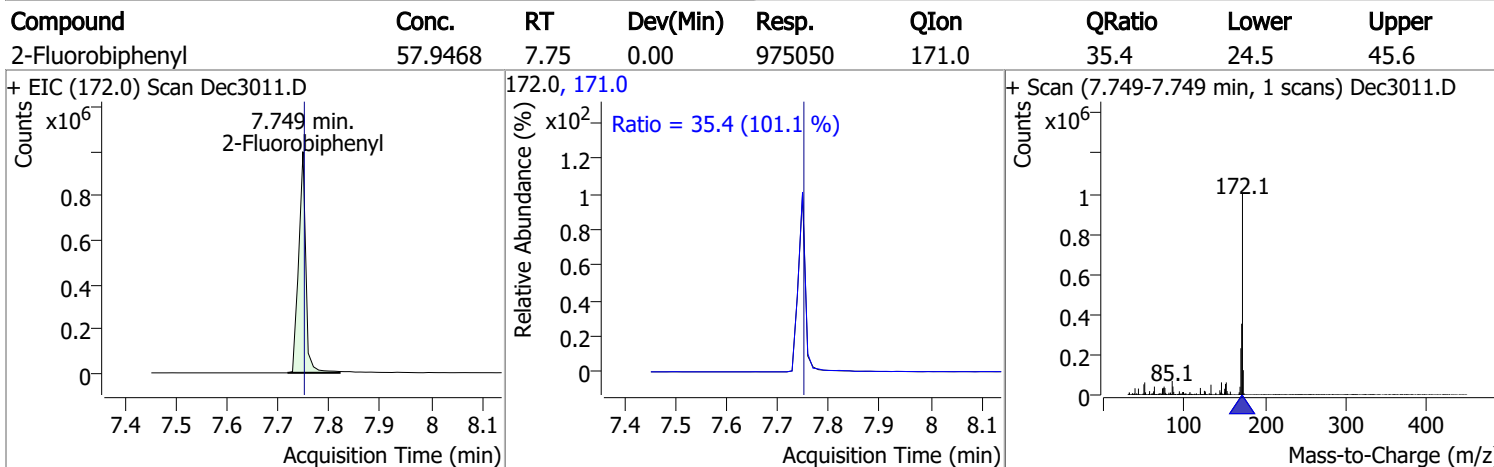
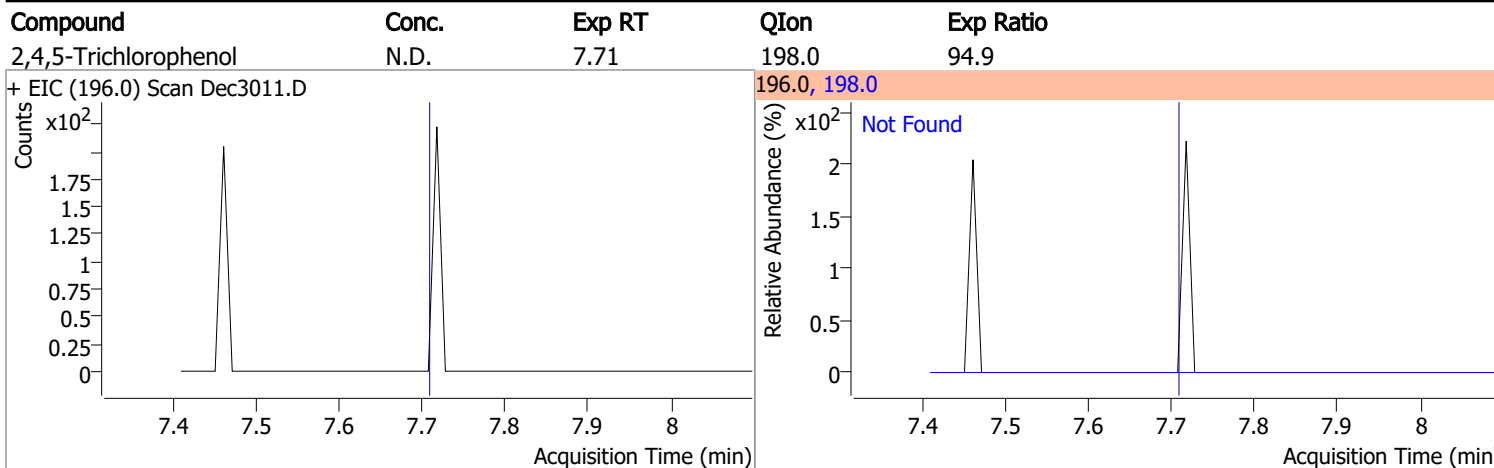


Quantitation Results Report (QT Reviewed)

Compound	Conc.	Exp RT	QIon	Exp Ratio	QIon	Exp Ratio
----------	-------	--------	------	-----------	------	-----------

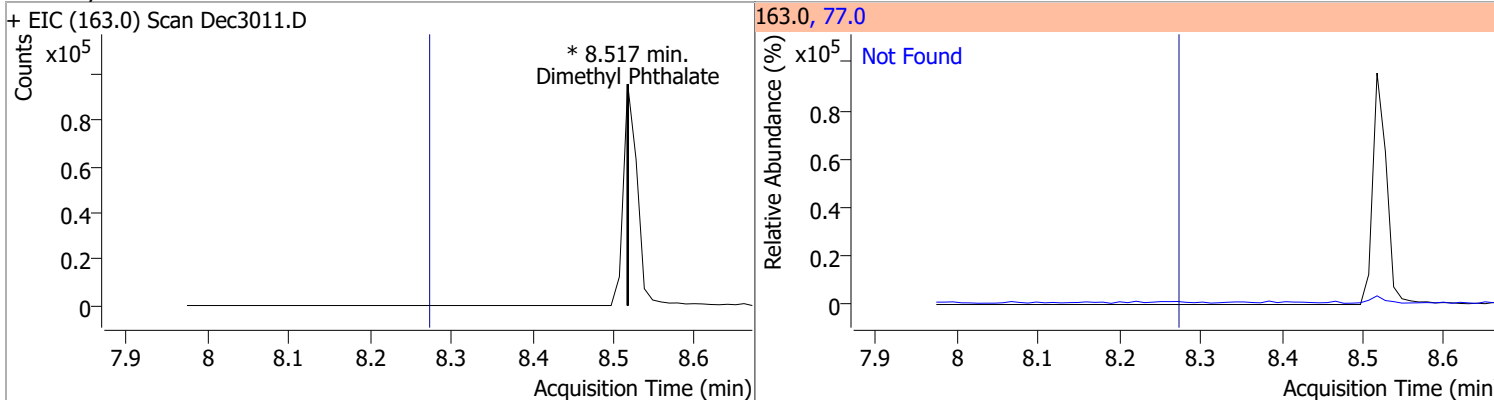


Quantitation Results Report (QT Reviewed)

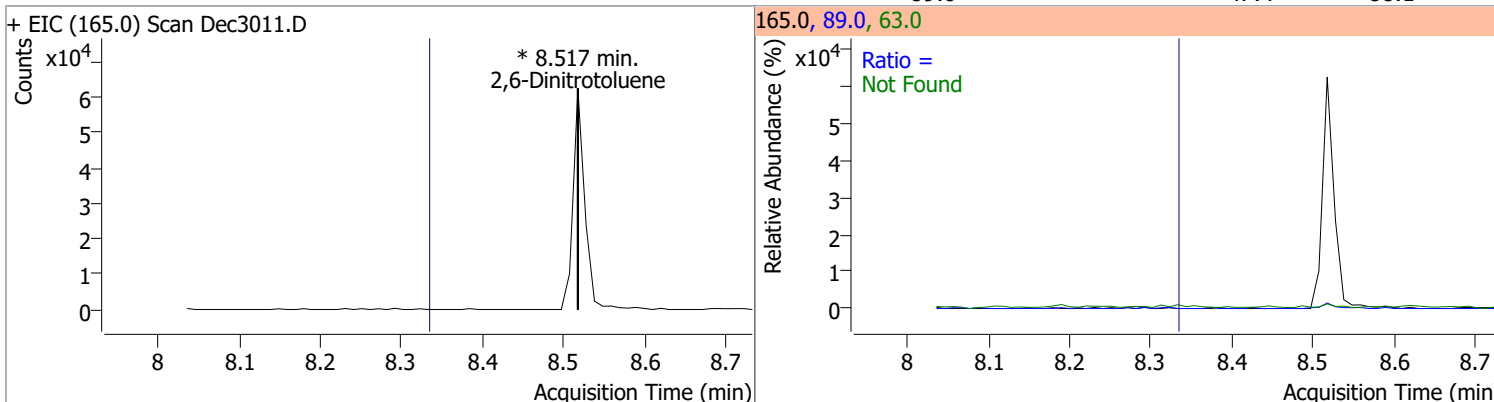


Quantitation Results Report (QT Reviewed)

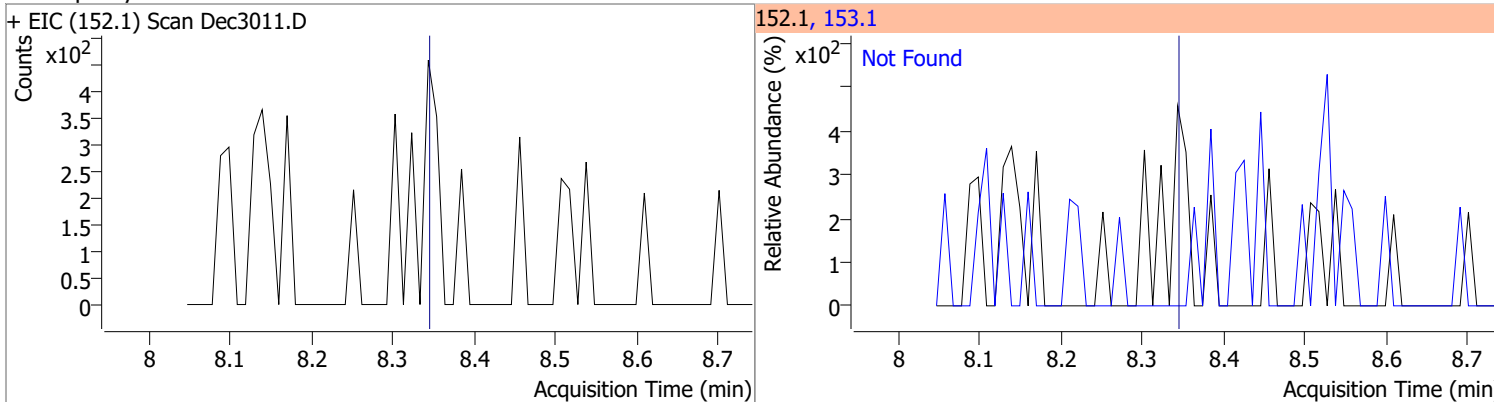
Compound	Conc.	RT	Dev(Min)	Resp.	QIon	QRatio	Lower	Upper
Dimethyl Phthalate	0	0		0	77.0		15.1	28.0



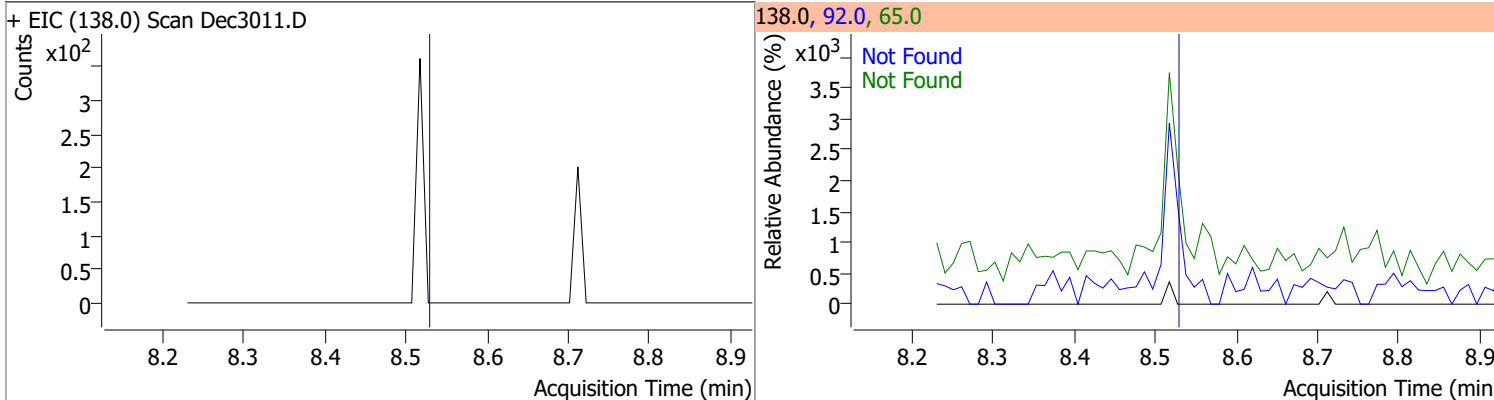
Compound	Conc.	RT	Dev(Min)	Resp.	QIon	QRatio	Lower	Upper
2,6-Dinitrotoluene	0	0		0	63.0		135.1	250.9
					89.0		47.4	88.1



Compound	Conc.	Exp RT	QIon	Exp Ratio
Acenaphthylene	N.D.	8.34	153.1	13.9

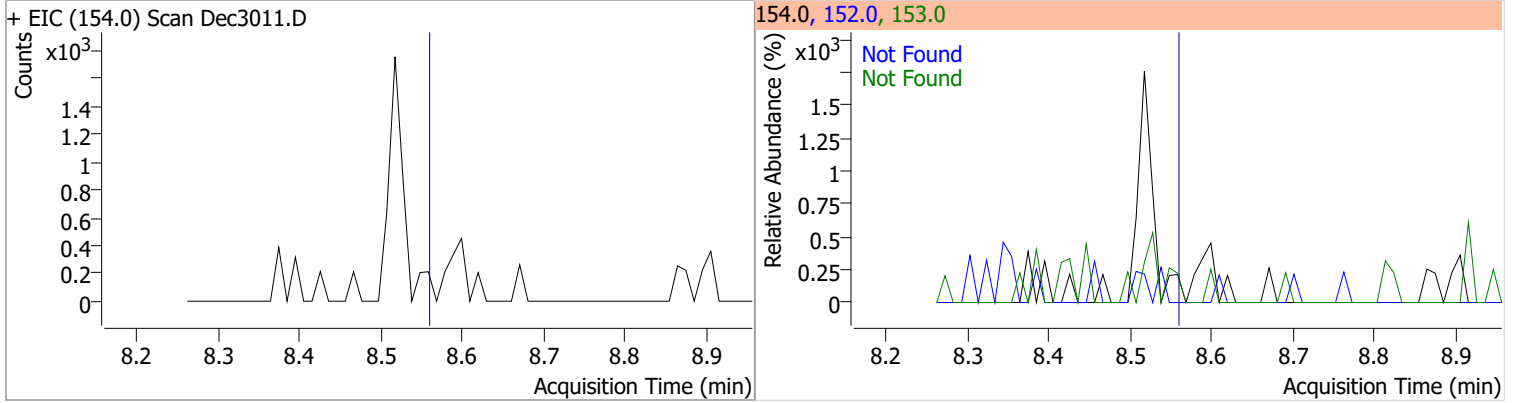


Compound	Conc.	Exp RT	QIon	Exp Ratio	QIon	Exp Ratio
3-Nitroaniline	N.D.	8.53	65.0	157.8	92.0	118.6

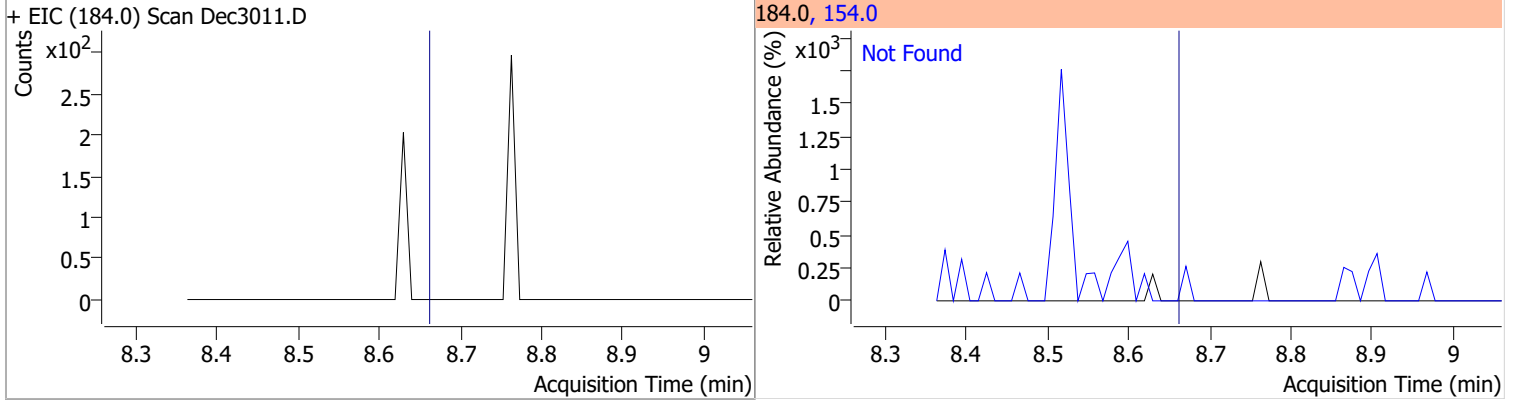


Quantitation Results Report (QT Reviewed)

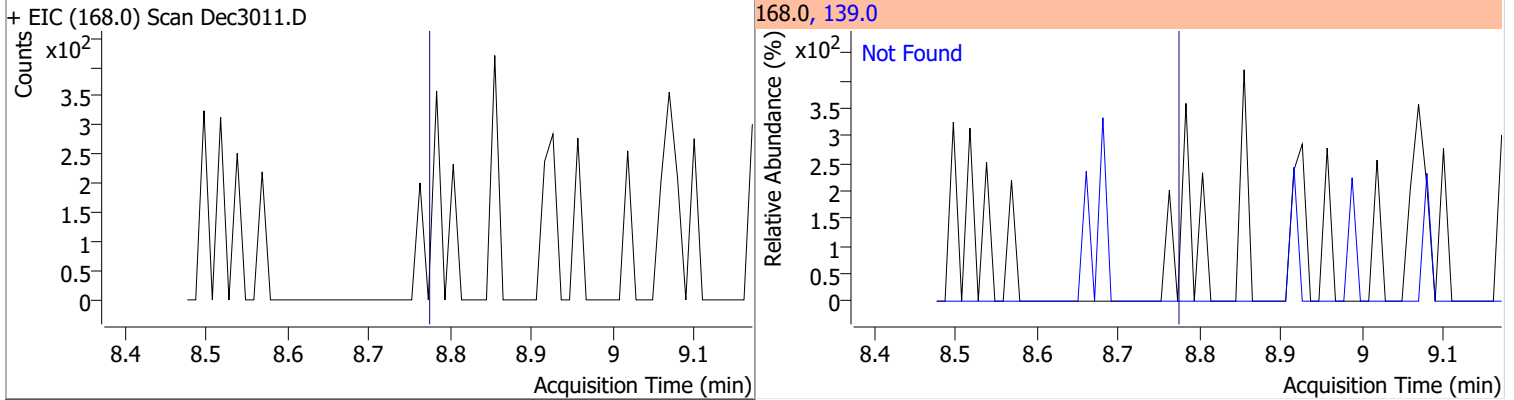
Compound	Conc.	Exp RT	QIon	Exp Ratio	QIon	Exp Ratio
Acenaphthene	N.D.	8.56	153.0	109.6	152.0	52.7



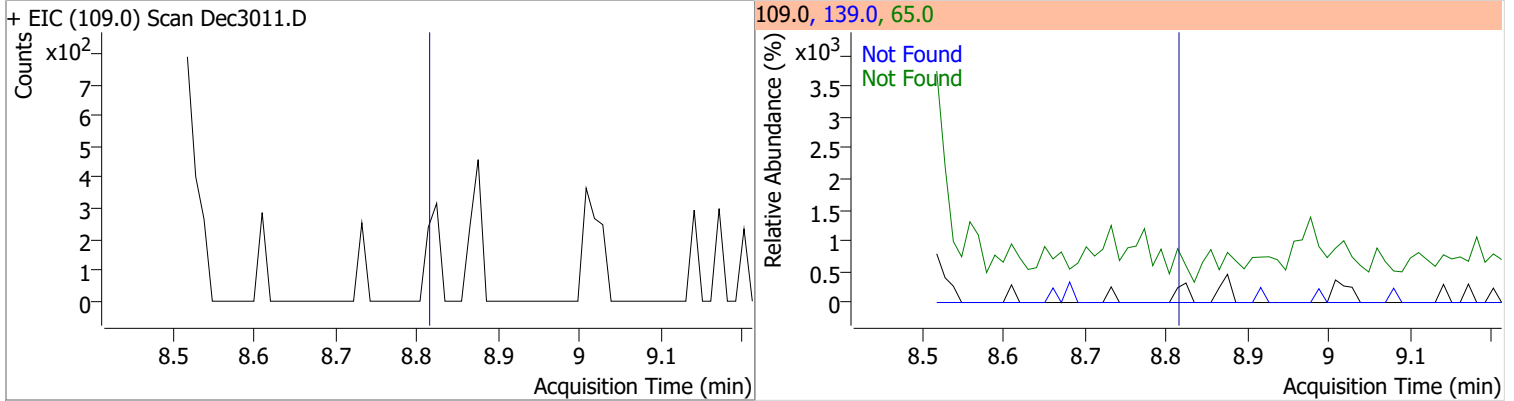
Compound	Conc.	Exp RT	QIon	Exp Ratio
2,4-Dinitrophenol	N.D.	8.66	154.0	55.5



Compound	Conc.	Exp RT	QIon	Exp Ratio
Dibenzofuran	N.D.	8.77	139.0	38.2

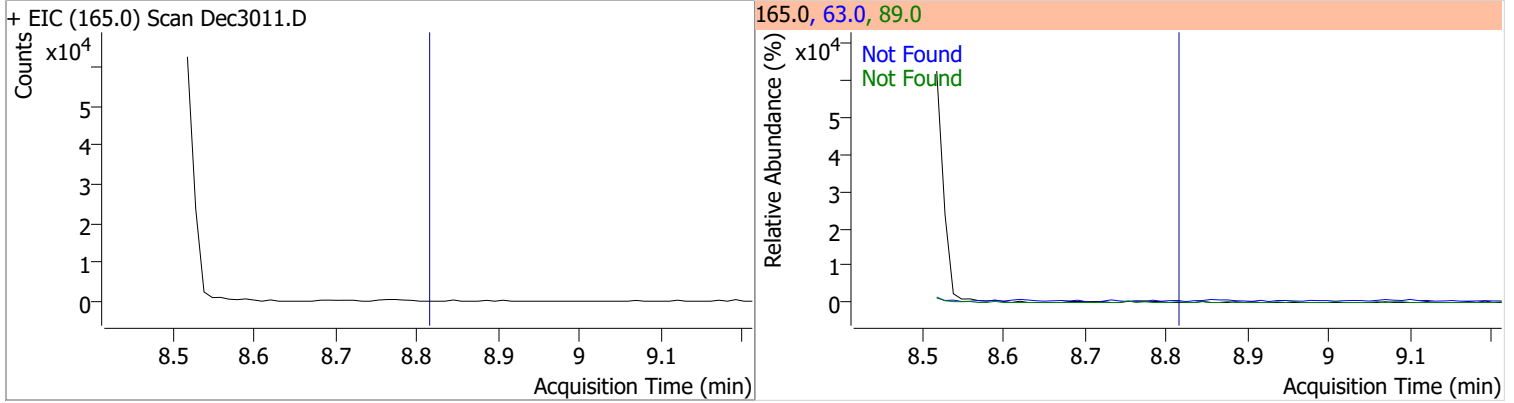


Compound	Conc.	Exp RT	QIon	Exp Ratio	QIon	Exp Ratio
4-Nitrophenol	N.D.	8.81	65.0	85.8	139.0	70.9

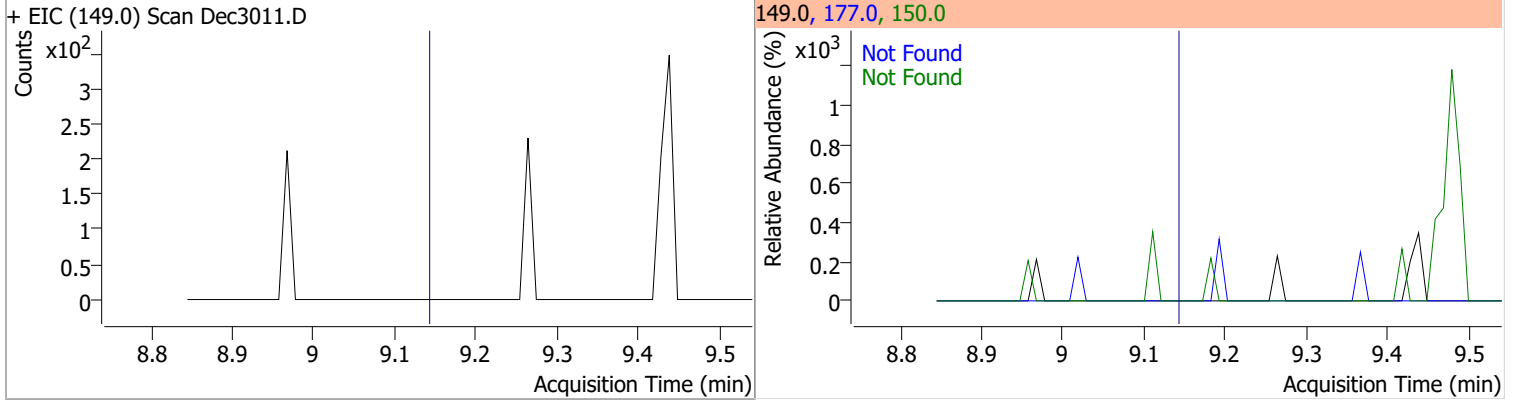


Quantitation Results Report (QT Reviewed)

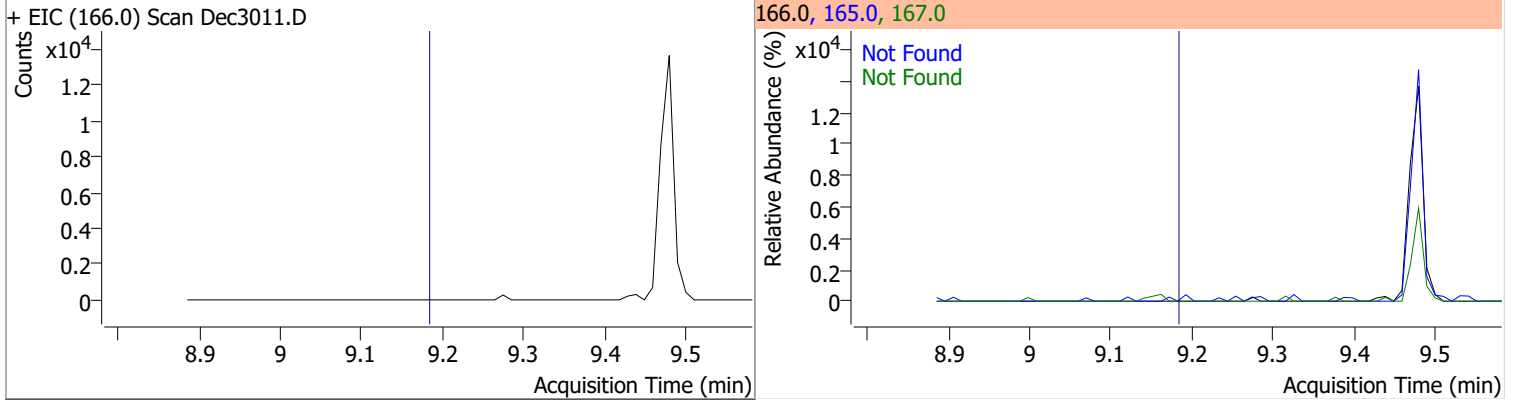
Compound	Conc.	Exp RT	QIon	Exp Ratio	QIon	Exp Ratio
2,4-Dinitrotoluene	N.D.	8.81	63.0	89.4	89.0	79.1



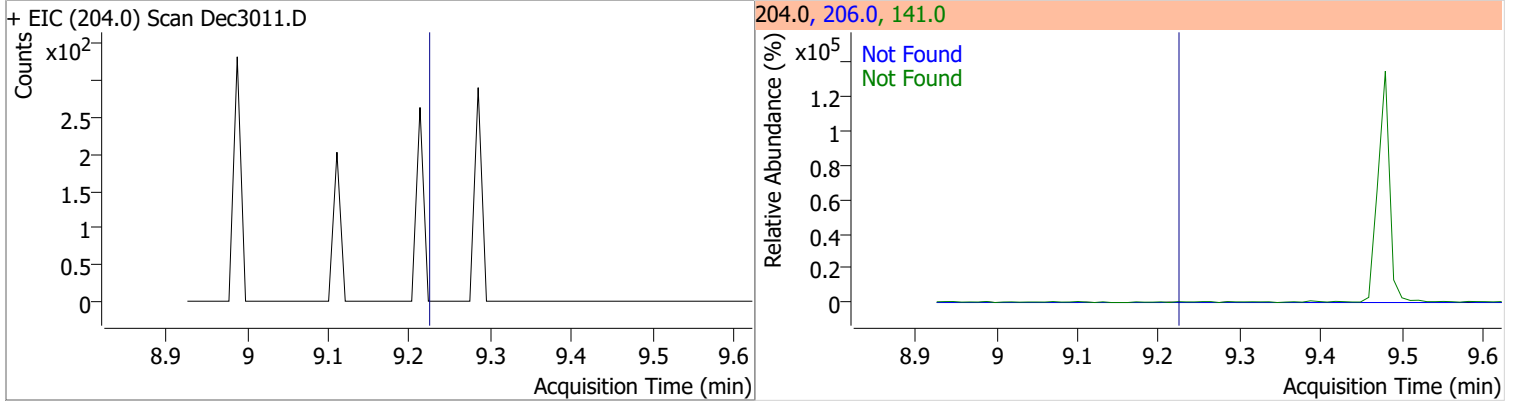
Compound	Conc.	Exp RT	QIon	Exp Ratio	QIon	Exp Ratio
Diethylphthalate	N.D.	9.14	177.0	19.4	150.0	12.3



Compound	Conc.	Exp RT	QIon	Exp Ratio	QIon	Exp Ratio
Fluorene	N.D.	9.18	165.0	88.8	167.0	12.9

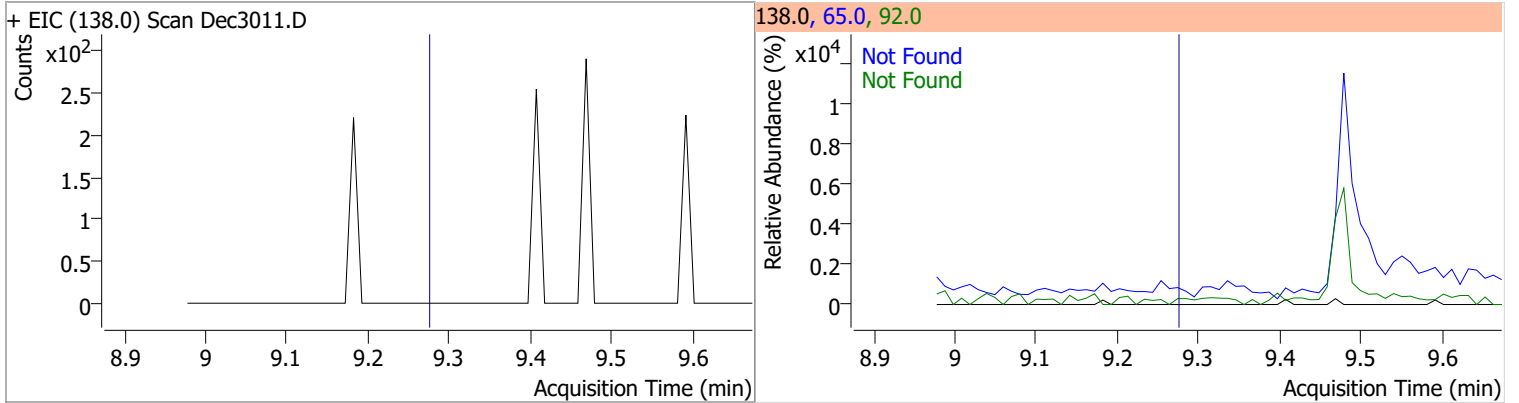


Compound	Conc.	Exp RT	QIon	Exp Ratio	QIon	Exp Ratio
4-Chlorophenyl-phenylether	N.D.	9.22	141.0	65.7	206.0	32.4

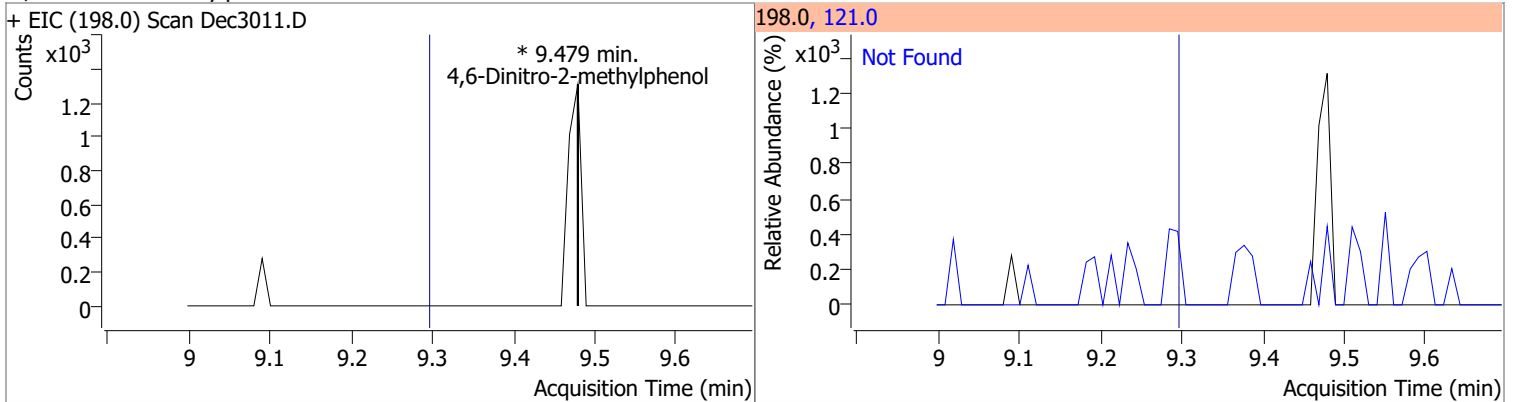


Quantitation Results Report (QT Reviewed)

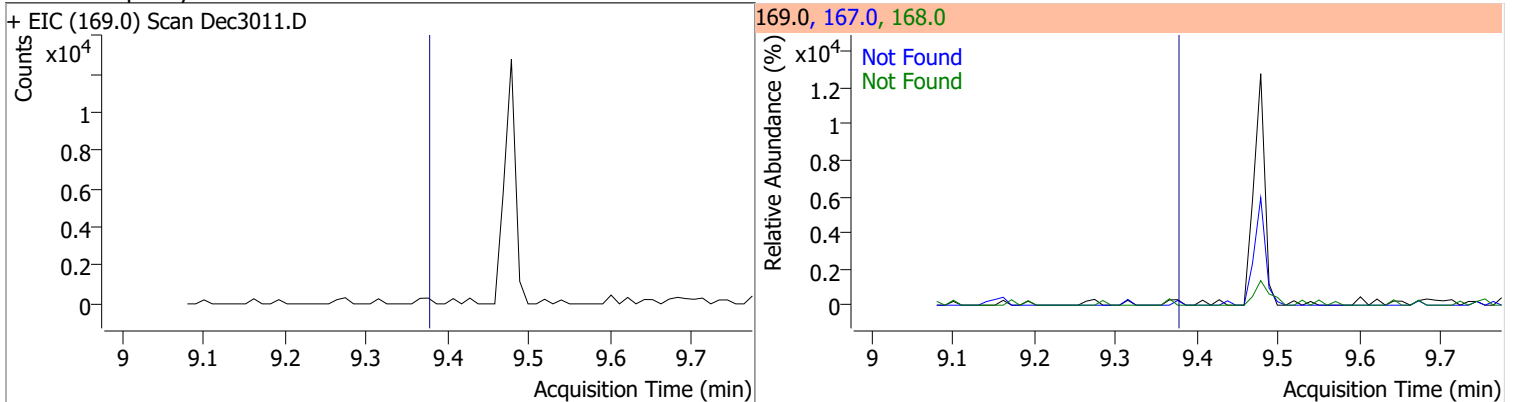
Compound	Conc.	Exp RT	QIon	Exp Ratio	QIon	Exp Ratio
4-Nitroaniline	N.D.	9.27	65.0	131.3	92.0	49.5



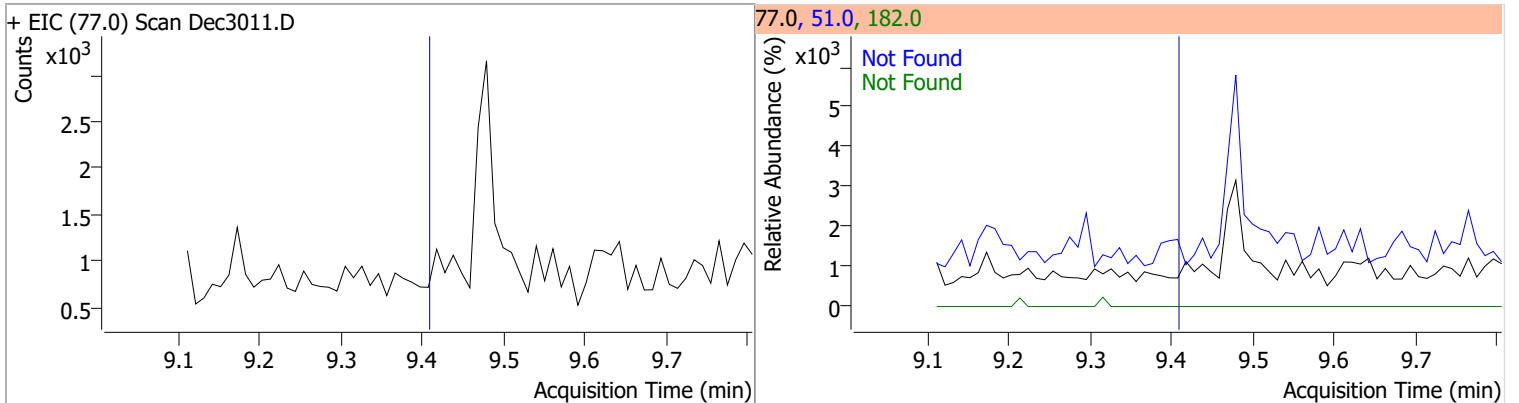
Compound	Conc.	RT	Dev(Min)	Resp.	QIon	QRatio	Lower	Upper
4,6-Dinitro-2-methylphenol	0	0		0	121.0		37.1	68.8



Compound	Conc.	Exp RT	QIon	Exp Ratio	QIon	Exp Ratio
N-nitrosodiphenylamine	N.D.	9.38	168.0	66.6	167.0	35.0

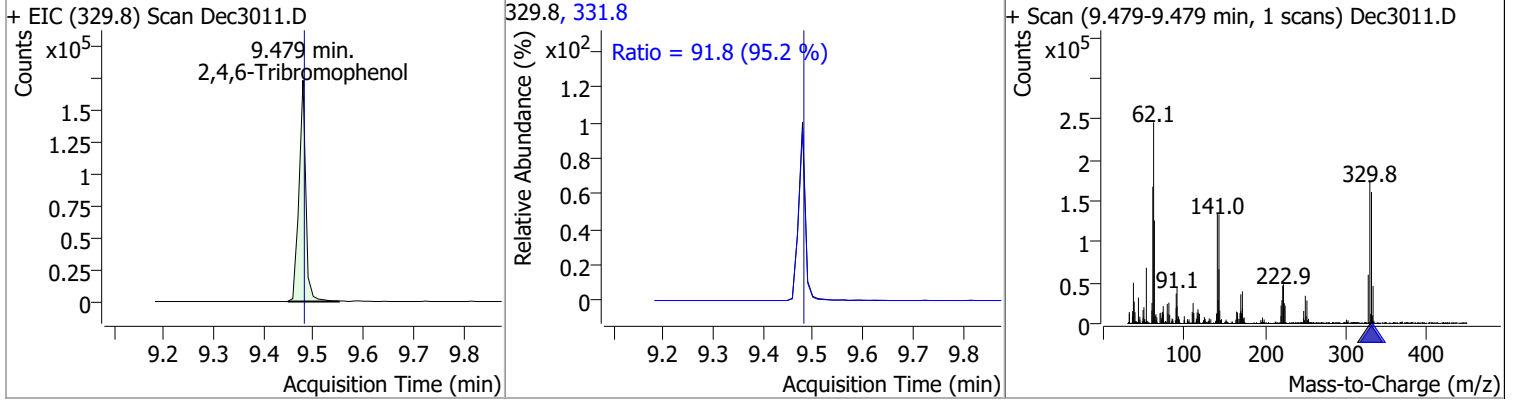


Compound	Conc.	Exp RT	QIon	Exp Ratio	QIon	Exp Ratio
Azobenzene	N.D.	9.41	51.0	49.7	182.0	23.1

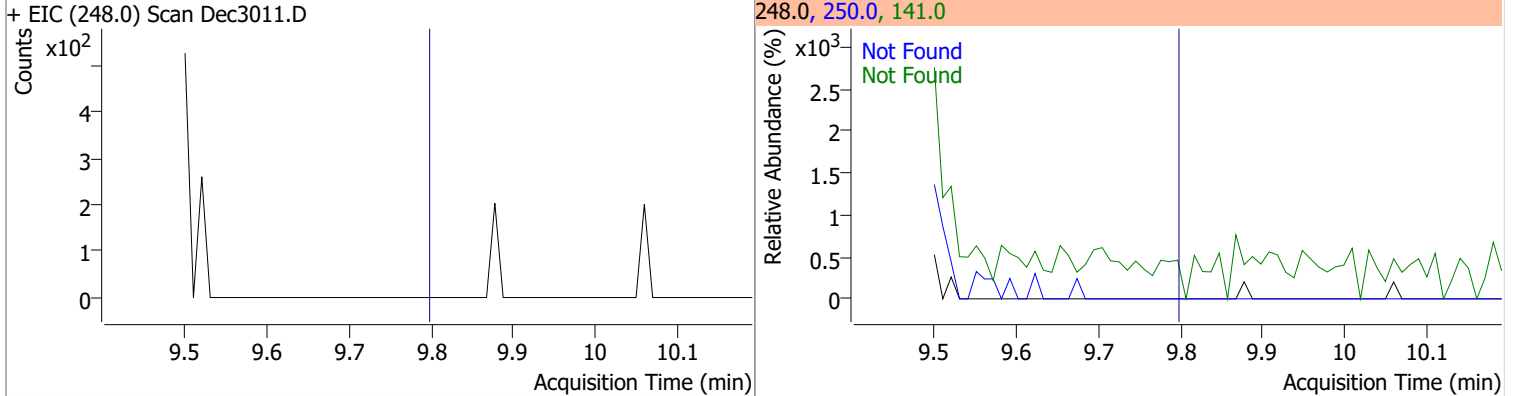


Quantitation Results Report (QT Reviewed)

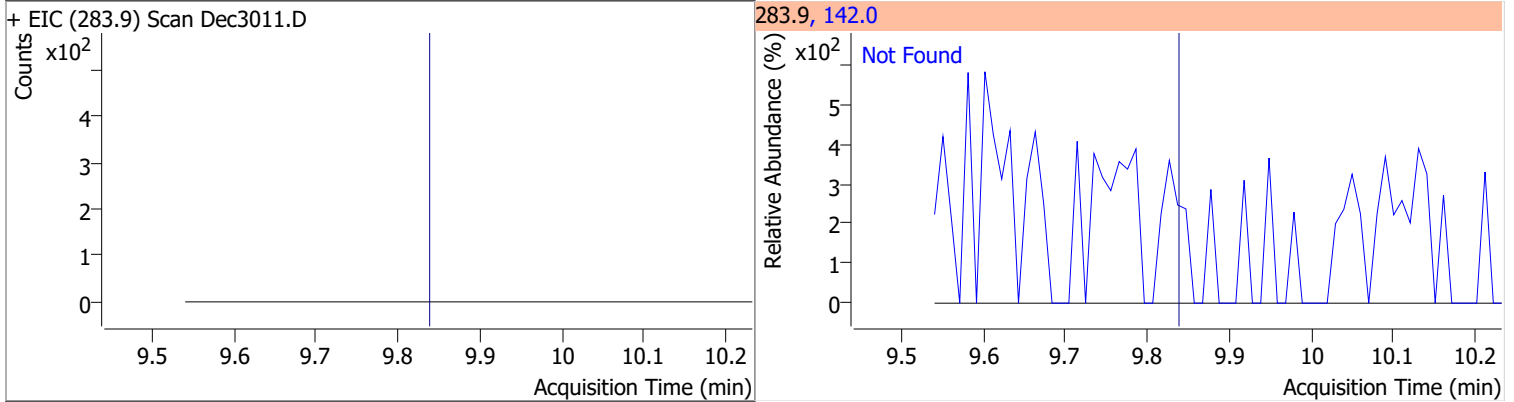
Compound	Conc.	RT	Dev(Min)	Resp.	QIon	QRatio	Lower	Upper
2,4,6-Tribromophenol	192.7867	9.48	0.00	164804	331.8	91.8	67.5	125.3



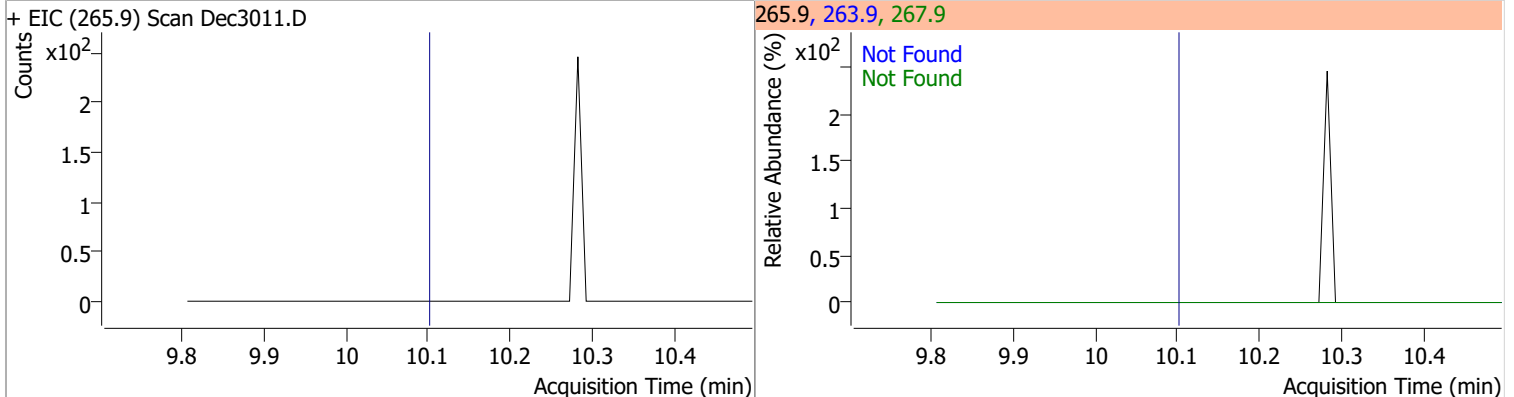
Compound	Conc.	Exp RT	QIon	Exp Ratio	QIon	Exp Ratio
4-Bromophenyl-phenylether	N.D.	9.80	141.0	109.8	250.0	97.9



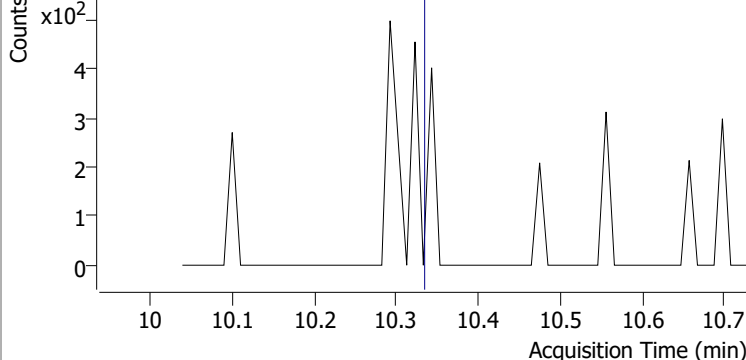
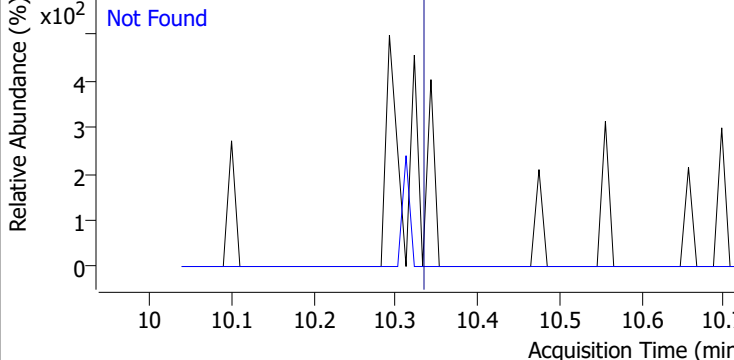
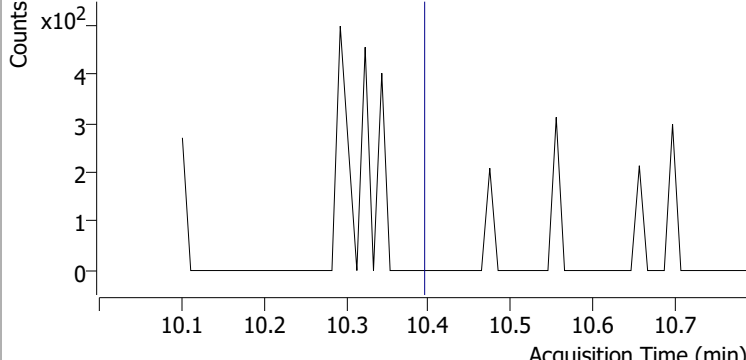
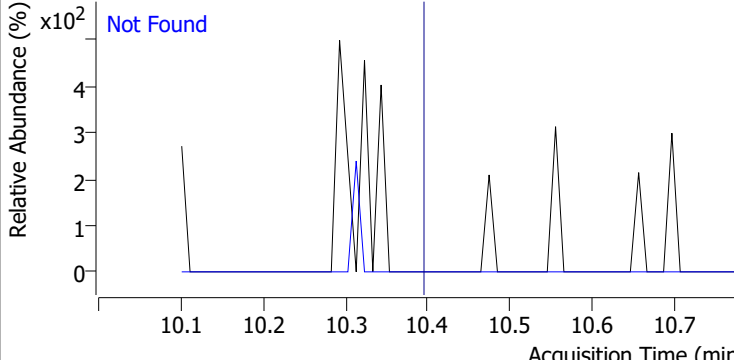
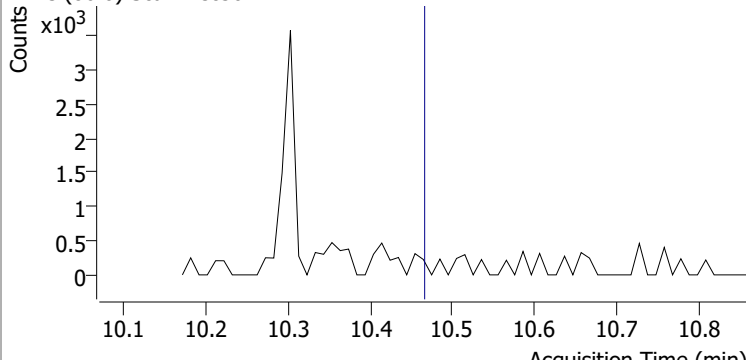
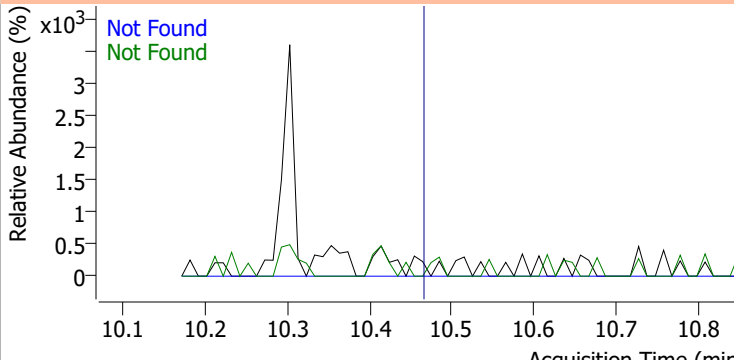
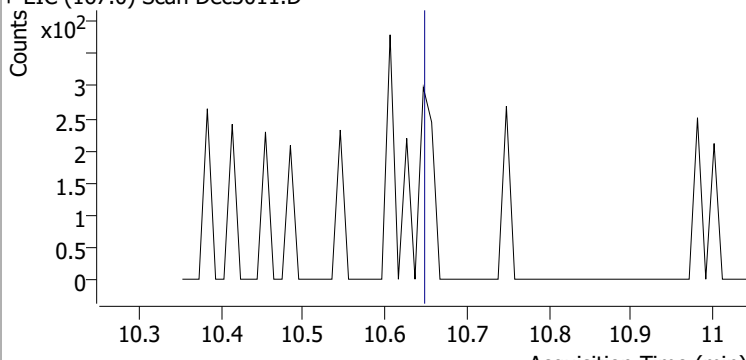
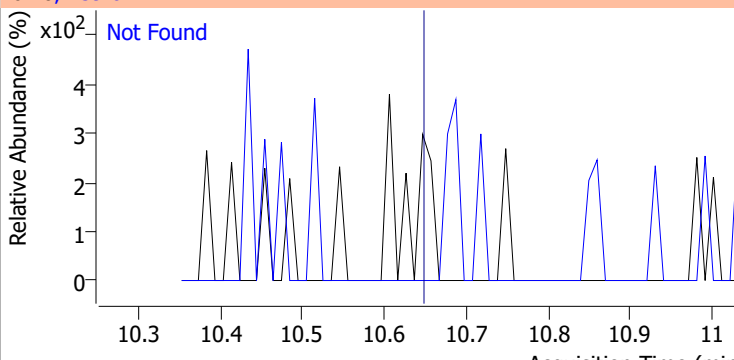
Compound	Conc.	Exp RT	QIon	Exp Ratio
Hexachlorobenzene	N.D.	9.84	142.0	64.6



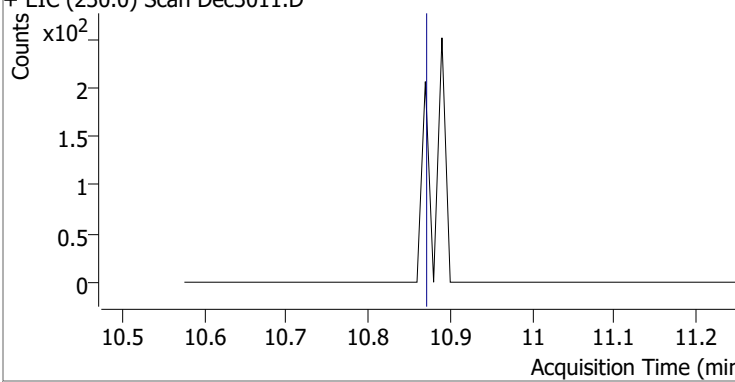
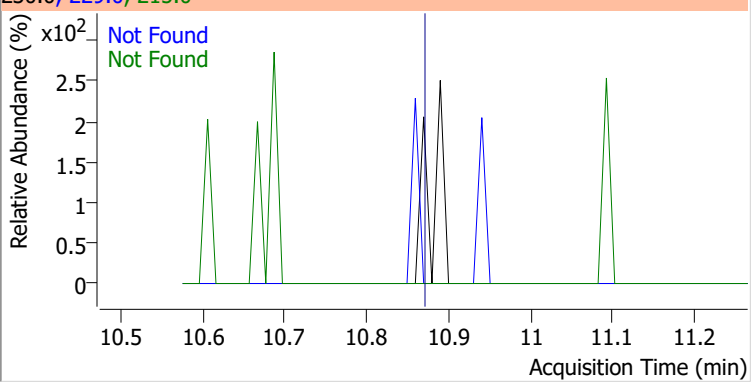
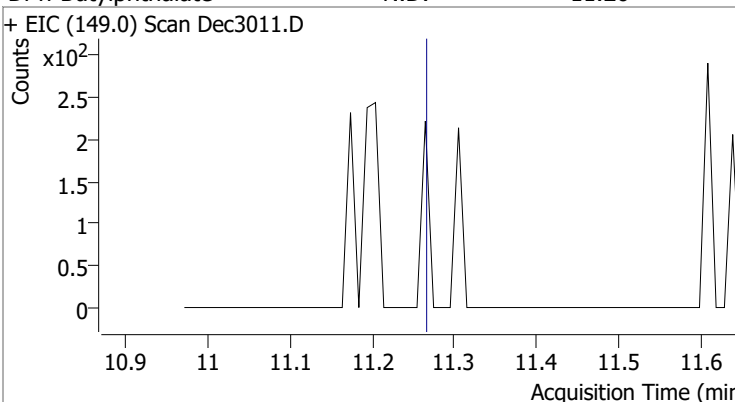
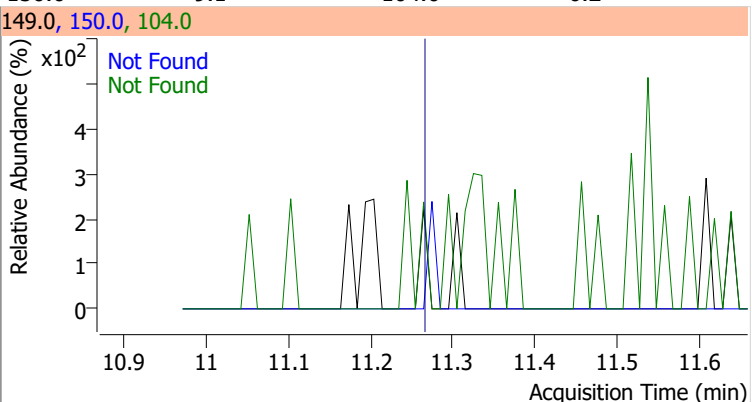
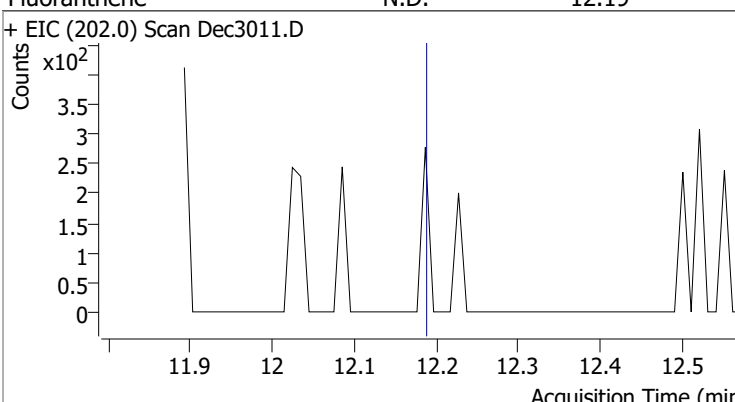
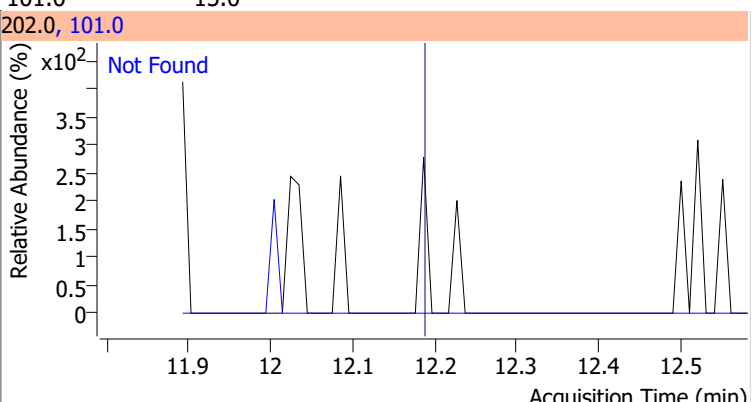
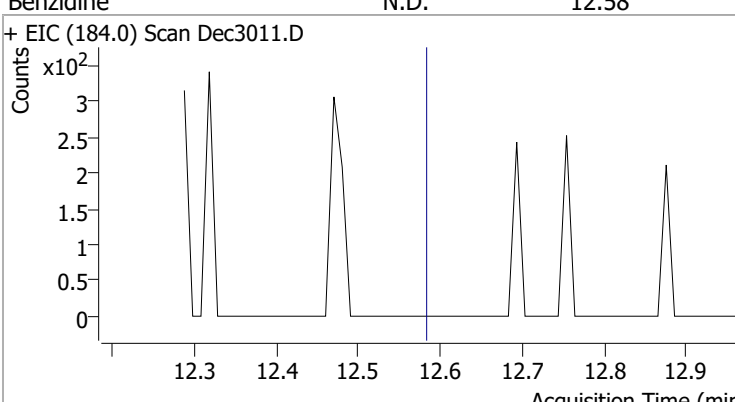
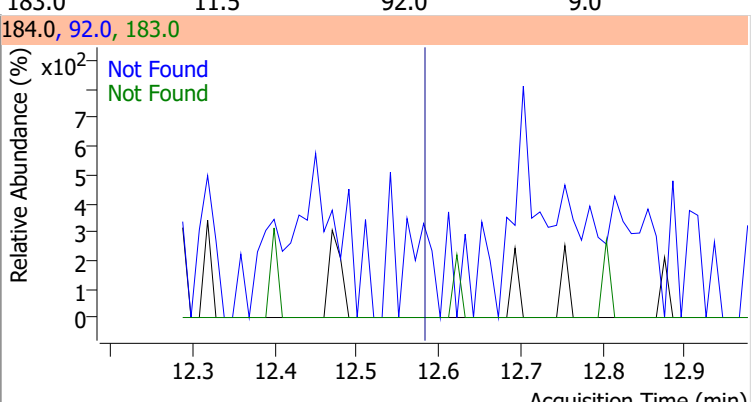
Compound	Conc.	Exp RT	QIon	Exp Ratio	QIon	Exp Ratio
Pentachlorophenol	N.D.	10.10	263.9	62.0	267.9	61.9



Quantitation Results Report (QT Reviewed)

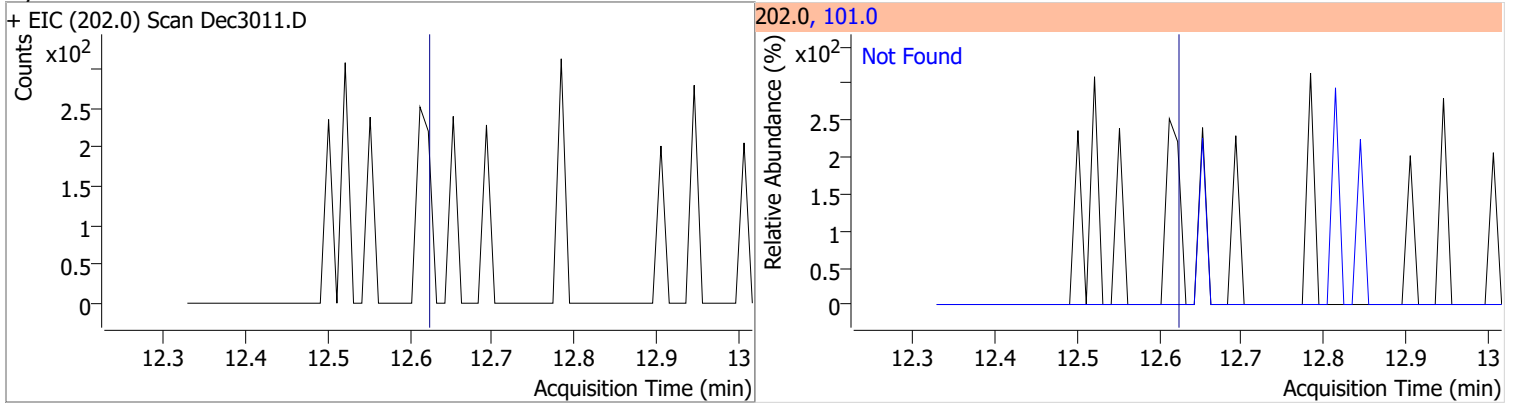
Compound	Conc.	Exp RT	QIon	Exp Ratio		
Phenanthrene	N.D.	10.33	176.0	19.7		
+ EIC (178.0) Scan Dec3011.D			178.0, 176.0			
						
Anthracene	N.D.	10.39	176.0	18.3		
+ EIC (178.0) Scan Dec3011.D			178.0, 176.0			
						
Triallate	N.D.	10.46	143.0	22.0	QIon	Exp Ratio
+ EIC (86.0) Scan Dec3011.D			86.0, 268.0, 143.0			
						
Carbazole	N.D.	10.65	139.0	13.0		
+ EIC (167.0) Scan Dec3011.D			167.0, 139.0			
						

Quantitation Results Report (QT Reviewed)

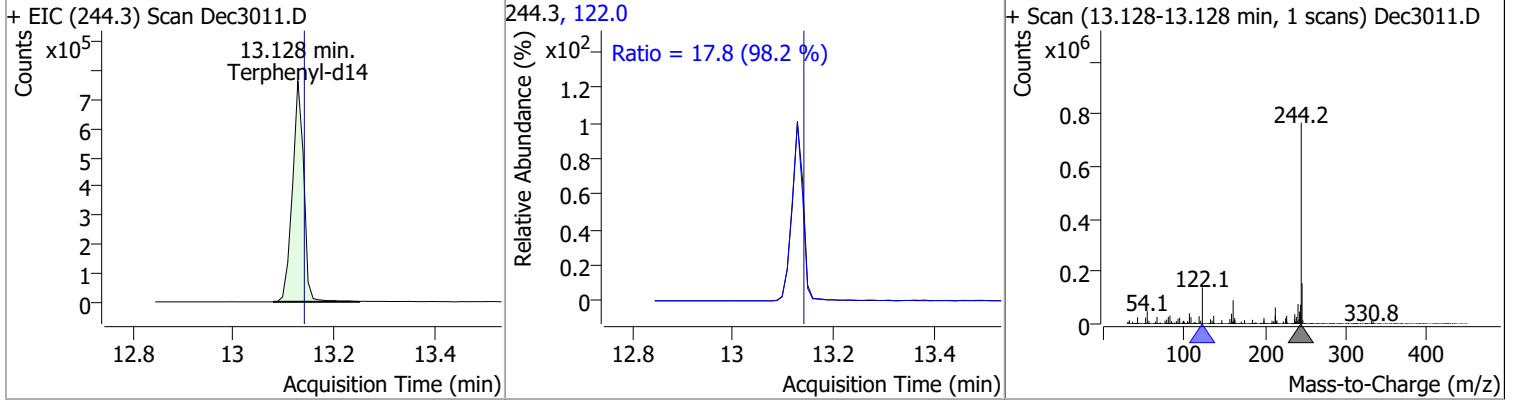
Compound	Conc.	Exp RT	QIon	Exp Ratio	QIon	Exp Ratio
o-Terphenyl	N.D.	10.87	229.0	67.7	215.0	38.2
+ EIC (230.0) Scan Dec3011.D			230.0, 229.0, 215.0			
						
Di-n-Butylphthalate	N.D.	11.26	150.0	9.1	104.0	6.2
+ EIC (149.0) Scan Dec3011.D			149.0, 150.0, 104.0			
						
Fluoranthene	N.D.	12.19	101.0	15.0		
+ EIC (202.0) Scan Dec3011.D			202.0, 101.0			
						
Benzidine	N.D.	12.58	183.0	11.5	92.0	9.0
+ EIC (184.0) Scan Dec3011.D			184.0, 92.0, 183.0			
						

Quantitation Results Report (QT Reviewed)

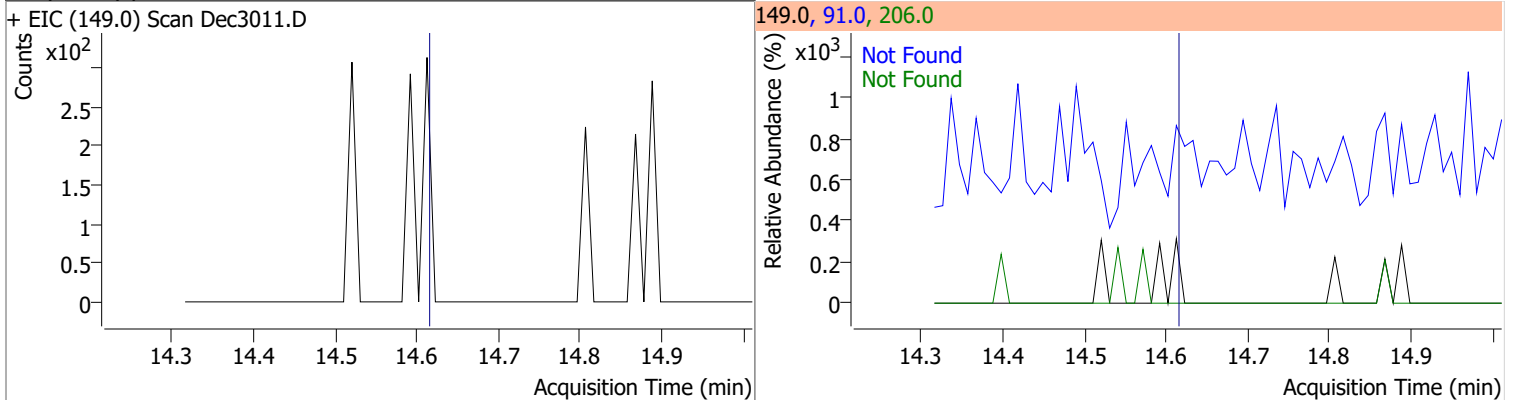
Compound	Conc.	Exp RT	QIon	Exp Ratio
Pyrene	N.D.	12.62	101.0	18.5



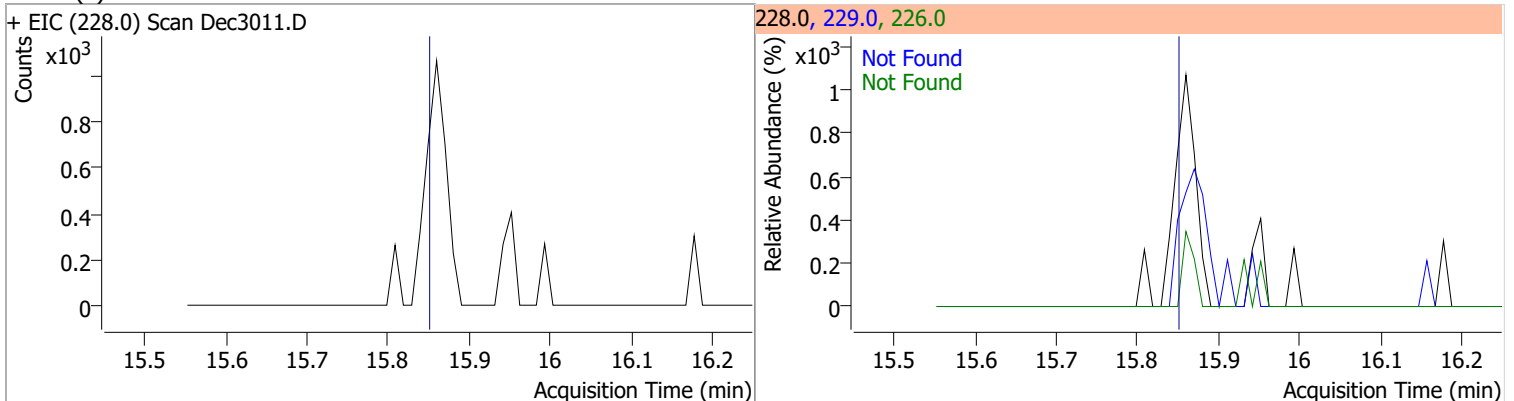
Compound	Conc.	RT	Dev(Min)	Resp.	QIon	QRatio	Lower	Upper
Terphenyl-d14	89.2226	13.13	-0.01	1193369	122.0	17.8	12.7	23.5



Compound	Conc.	Exp RT	QIon	Exp Ratio	QIon	Exp Ratio
Butylbenzylphthalate	N.D.	14.63	91.0	94.6	206.0	14.9

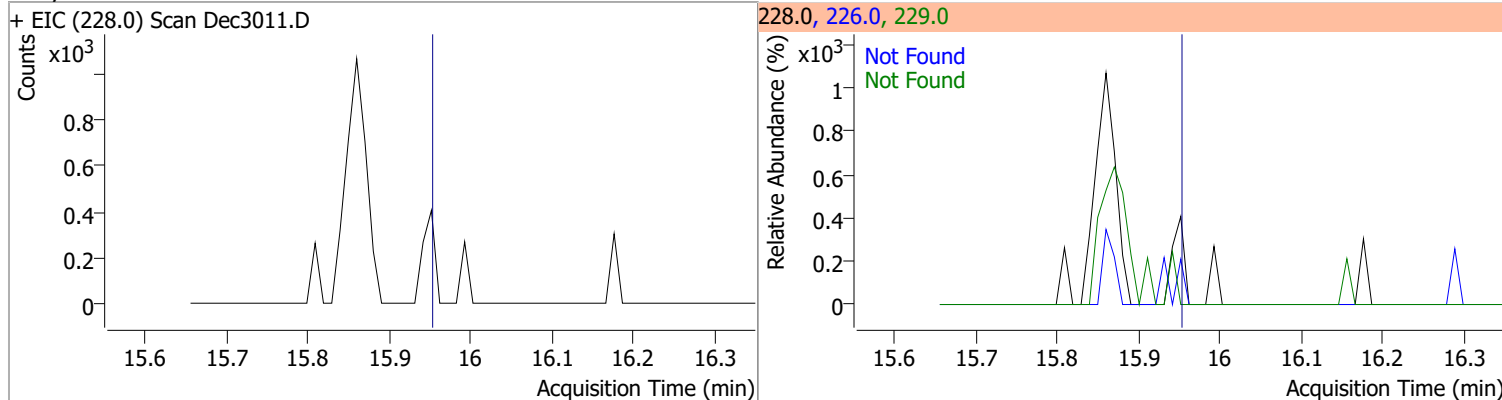


Compound	Conc.	Exp RT	QIon	Exp Ratio	QIon	Exp Ratio
Benzo(a)Anthracene	N.D.	15.87	226.0	26.7	229.0	21.3

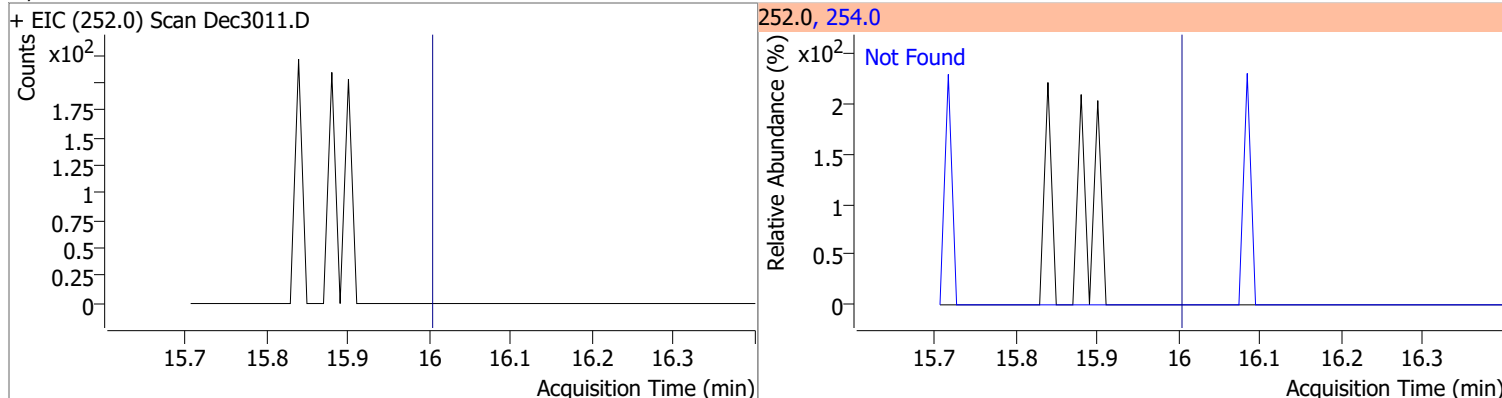


Quantitation Results Report (QT Reviewed)

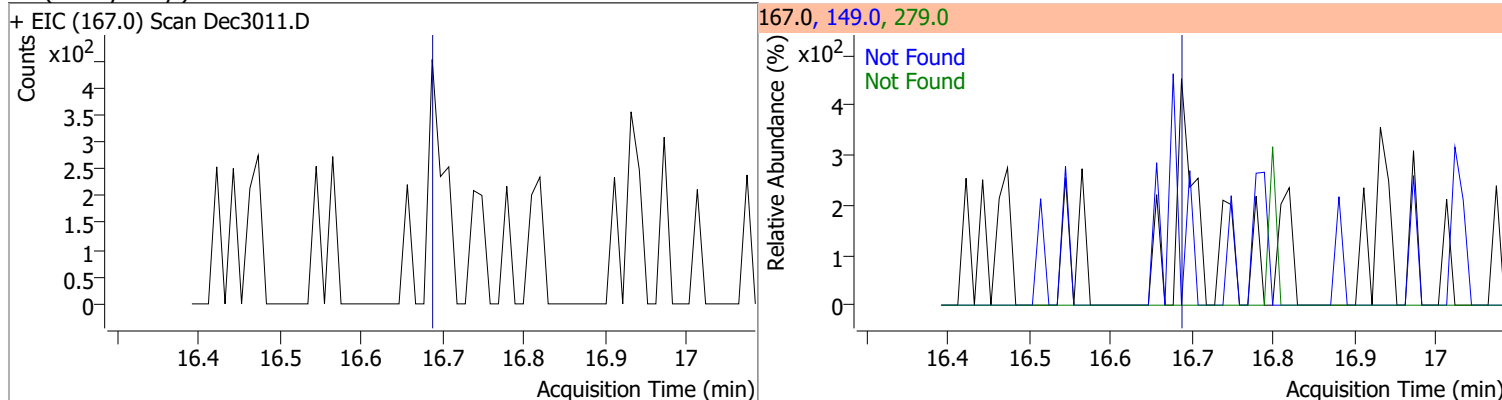
Compound	Conc.	Exp RT	QIon	Exp Ratio	QIon	Exp Ratio
Chrysene	N.D.	15.97	226.0	30.6	229.0	20.9



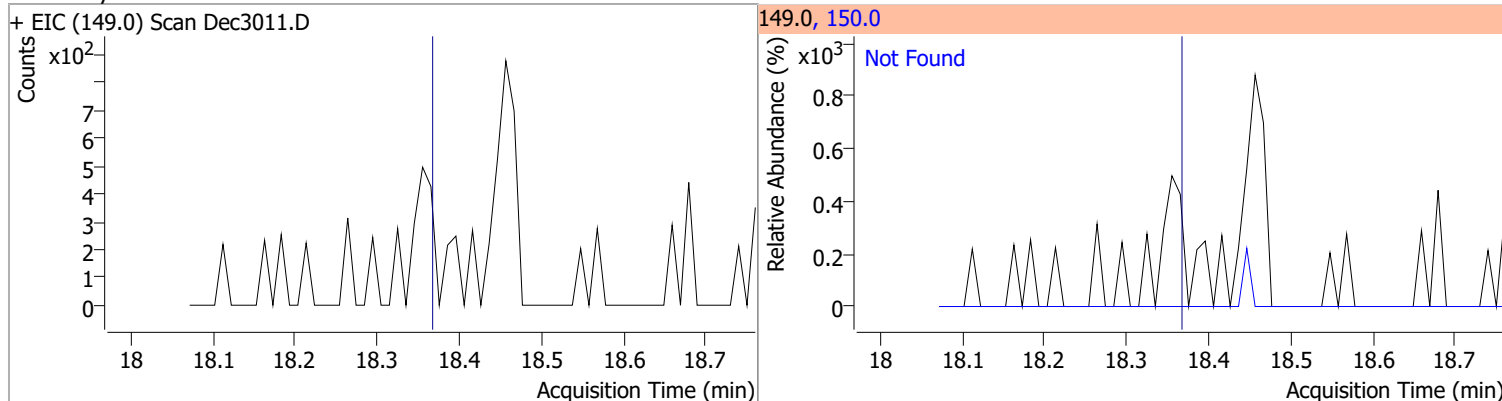
Compound	Conc.	Exp RT	QIon	Exp Ratio
3,3-Dichlorobenzidine	N.D.	16.02	254.0	62.0



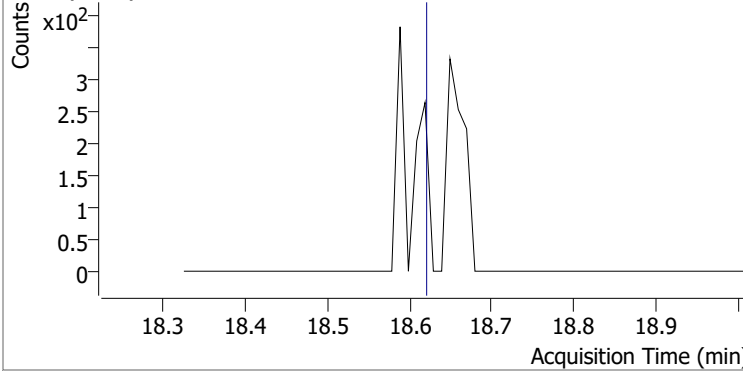
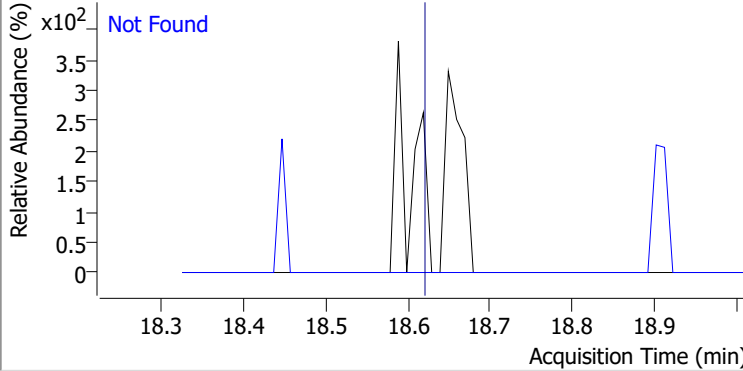
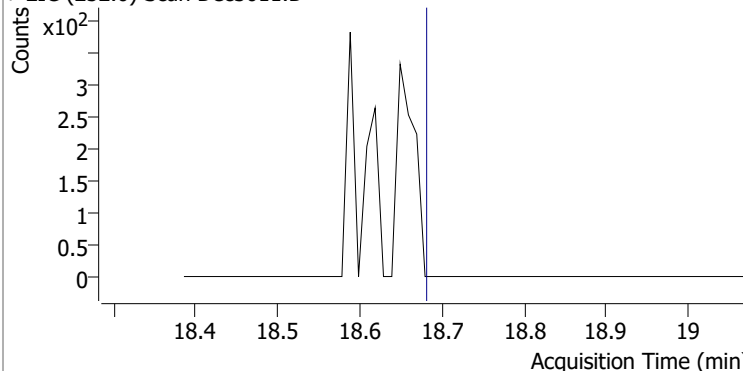
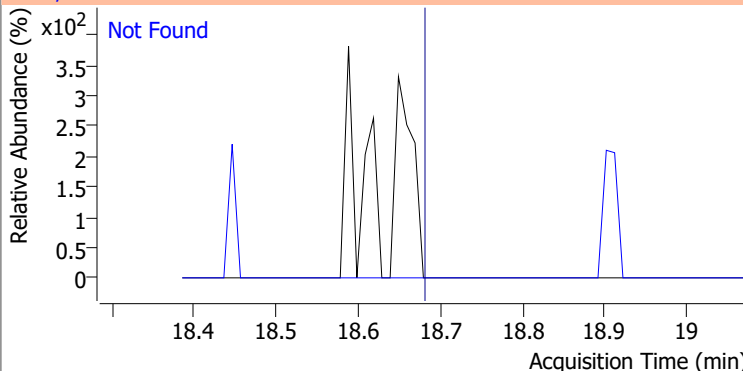
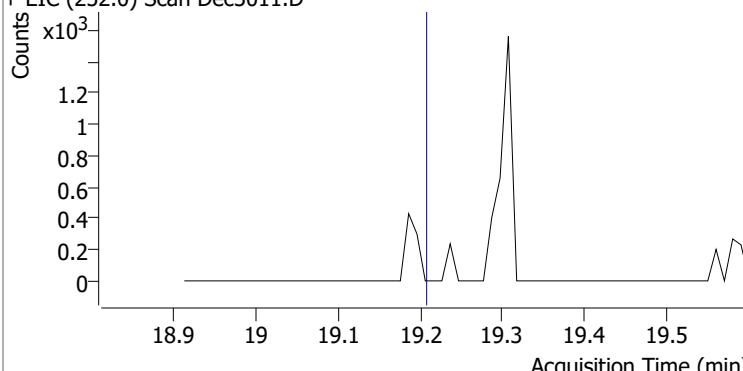
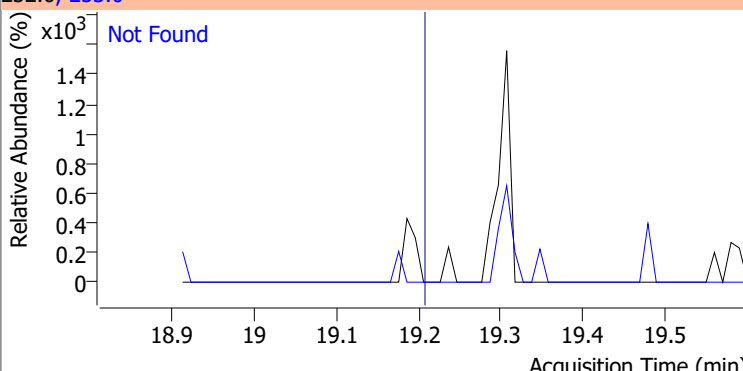
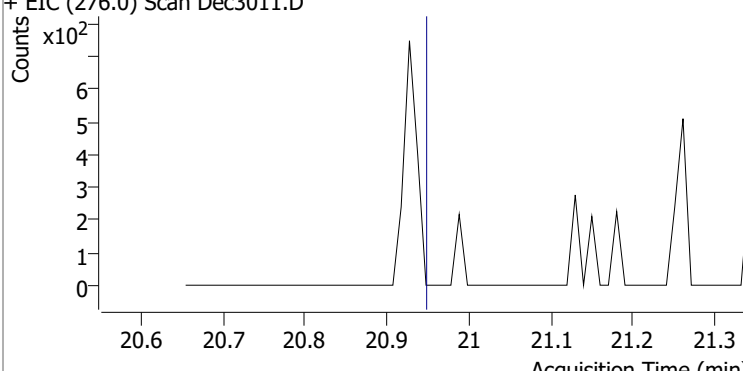
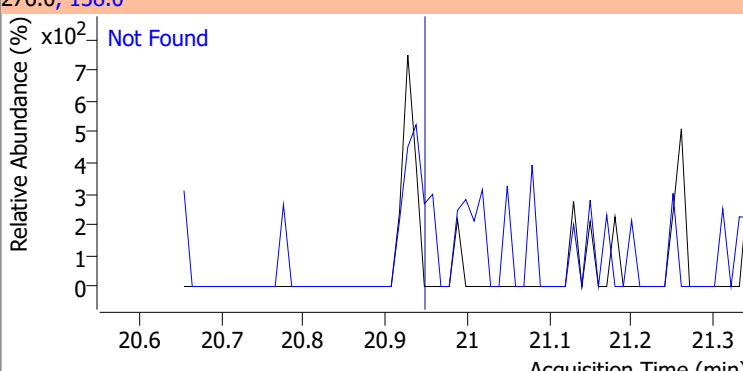
Compound	Conc.	Exp RT	QIon	Exp Ratio	QIon	Exp Ratio
bis(2-ethylhexyl)Phthalate	N.D.	16.71	149.0	421.6	279.0	11.2



Compound	Conc.	Exp RT	QIon	Exp Ratio
Di-n-octyl Phthalate	N.D.	18.38	150.0	9.7

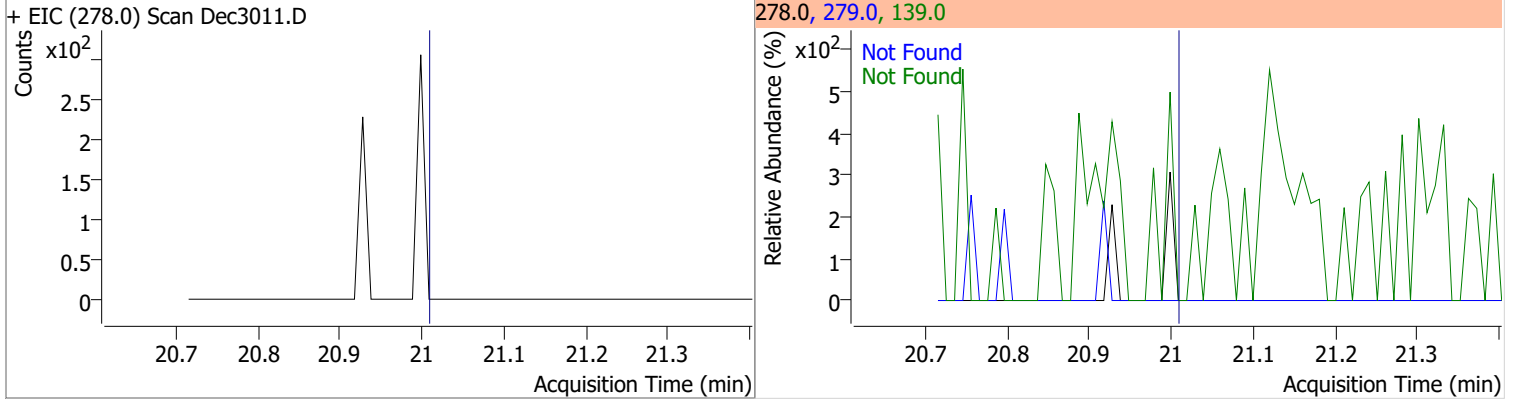


Quantitation Results Report (QT Reviewed)

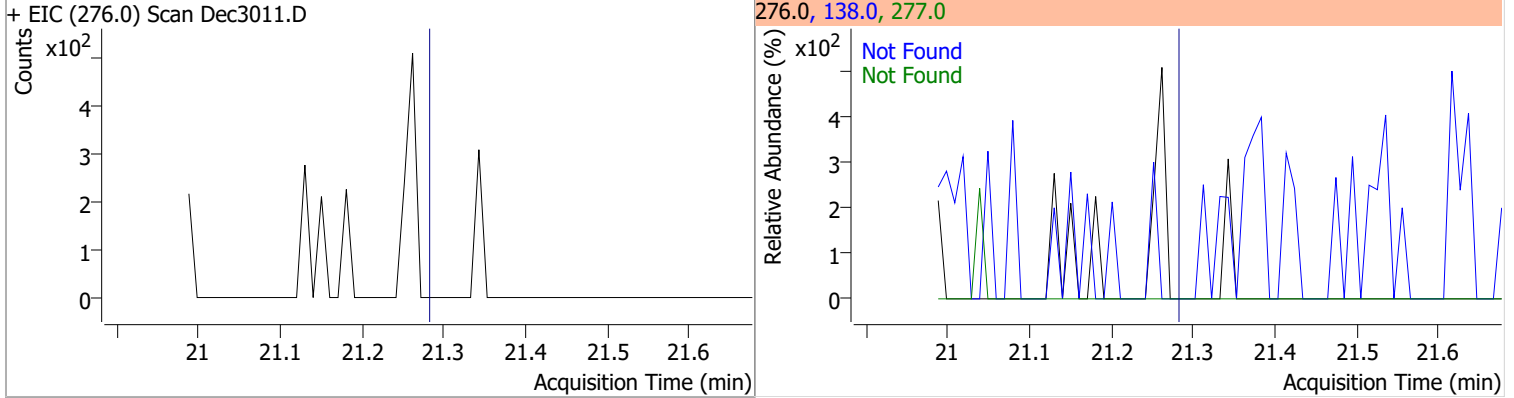
Compound	Conc.	Exp RT	QIon	Exp Ratio
Benzo(b)fluoranthene	N.D.	18.63	253.0	21.4
+ EIC (252.0) Scan Dec3011.D			252.0, 253.0	
				
Benzo(k)fluoranthene	N.D.	18.69	253.0	21.7
+ EIC (252.0) Scan Dec3011.D			252.0, 253.0	
				
Benzo(a)pyrene	N.D.	19.22	253.0	22.9
+ EIC (252.0) Scan Dec3011.D			252.0, 253.0	
				
Indeno(1,2,3-c,d)pyrene	N.D.	20.96	138.0	39.1
+ EIC (276.0) Scan Dec3011.D			276.0, 138.0	
				

Quantitation Results Report (QT Reviewed)

Compound	Conc.	Exp RT	QIon	Exp Ratio	QIon	Exp Ratio
Dibenzo(a,h)anthracene	N.D.	21.02	139.0	30.6	279.0	24.6

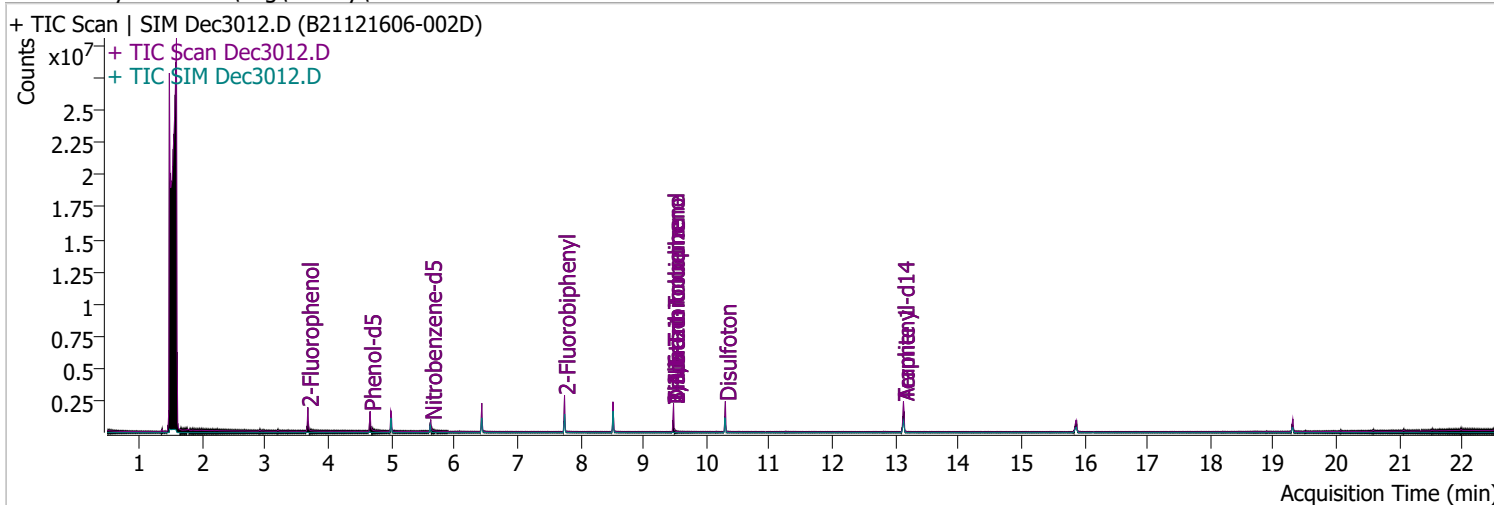


Compound	Conc.	Exp RT	QIon	Exp Ratio	QIon	Exp Ratio
Benzo(g,h,i)perylene	N.D.	21.29	138.0	41.5	277.0	23.8



Quantitation Results Report (QT Reviewed)

Data File	Dec3012.D	Operator	LIMS import
Acq. Method	BNA+SIM.M	Acq. Date-Time	12/30/2021 6:07:48 PM
Sample Name	B21121606-002D	Instrument	Instrument #1
Vial	12	Multiplier	1.00
DA Method File	122821 bna 1 CAL.batch.bin	Comment	SVOC-8270-W
Tune File	dftppdsm.u	Tune Date	11/24/2021 11:15:00 AM
Batch Name	123021 bna 1.batch.bin	Last Calib Update	1/3/2022 10:10:10 AM
Ref Library	D:\Org\Library\NIST129K.l		



Compound	RT	QIon	Resp.	Conc.	Units	Dev(Min)
----------	----	------	-------	-------	-------	----------

Internal Standards

System Monitoring Compounds

S 2-Fluorophenol	3.674	112.0	507663	70.4792	µg/L	-0.031
Spiked Amount: 200.000	Range: 10.0 - 75.0%			Recovery = 35.24%		
S Phenol-d5	4.664	99.0	548515	51.2668	µg/L	-0.020
Spiked Amount: 200.000	Range: 10.0 - 65.0%			Recovery = 25.63%		
S Nitrobenzene-d5	5.624	82.0	222929	42.6060	µg/L	0.000
Spiked Amount: 100.000	Range: 32.0 - 94.0%			Recovery = 42.61%		
S 2-Fluorobiphenyl	7.749	172.0	840588	47.7703	µg/L	0.000
Spiked Amount: 100.000	Range: 28.0 - 107.0%			Recovery = 47.77%		
S 2,4,6-Tribromophenol	9.479	329.8	131118	151.1589	µg/L	0.000
Spiked Amount: 200.000	Range: 25.0 - 140.0%			Recovery = 75.58%		
S Terphenyl-d14	13.128	244.3	1109308	81.5003	µg/L	-0.010
Spiked Amount: 100.000	Range: 32.0 - 122.0%			Recovery = 81.50%		

Target Compounds

Compound	RT	QIon	Resp.	Conc.	Units	Dev(Min)	QValue
T N-Nitrosodimethylamine	0.000		0	N.D.			
T Pyridine	0.000		0	N.D.			
T Aniline	0.000		0	N.D.			
T Phenol	0.000		0	N.D.			
T bis(-2-Chloroethyl)Ether	0.000		0	N.D.			
T 2-Chlorophenol	0.000		0	N.D.			
T 1,3-Dichlorobenzene	0.000		0	N.D.			
T 1,4-Dichlorobenzene	0.000		0	N.D.			
T 1,2-Dichlorobenzene	0.000		0	N.D.			
T Benzyl Alcohol	0.000		0	N.D.			
T bis(2-chloroisopropyl)Ether	0.000		0	N.D.			
T 2-Methylphenol	0.000		0	N.D.			
T N-nitroso-Di-n-propylamine	5.624	70.0	0		µg/L	md	1
T 4Methylphenol/3Methylphenol	0.000		0	N.D.			
T Hexachloroethane	0.000		0	N.D.			

Quantitation Results Report (QT Reviewed)

Compound	RT	QIon	Resp.	Conc.	Units	Dev(Min)
T Nitrobenzene	0.000		0	N.D.		
T Isophorone	0.000		0	N.D.		
T 2-Nitrophenol	0.000		0	N.D.		
T 2,4-Dimethylphenol	0.000		0	N.D.		
T bis(-2-Chloroethoxy)Methane	0.000		0	N.D.		
T Benzoic Acid	0.000		0	N.D.		
T 2,4-Dichlorophenol	0.000		0	N.D.		
T 1,2,4-Trichlorobenzene	0.000		0	N.D.		
T Naphthalene	0.000		0	N.D.		
T 4-Chlorophenol	0.000		0	N.D.		
T p-Chloroaniline	0.000		0	N.D.		
T Hexachlorobutadiene	0.000		0	N.D.		
T 4-Chloro-2-Methylphenol	0.000		0	N.D.		
T 4-Chloro-3-Methylphenol	0.000		0	N.D.		
T 2-Methylnaphthalene	0.000		0	N.D.		
T 1-Methylnaphthalene	0.000		0	N.D.		
T Hexachlorocyclopentadiene	0.000		0	N.D.		
T 2,4,6-Trichlorophenol	0.000		0	N.D.		
T 2,4,5-Trichlorophenol	0.000		0	N.D.		
T 2-Chloronaphthalene	0.000		0	N.D.		
T 2-Nitroaniline	0.000		0	N.D.		
T Dimethyl Phthalate	8.517	163.0	0		µg/L md	1
T 2,6-Dinitrotoluene	8.517	165.0	0		µg/L md	1
T Acenaphthylene	0.000		0	N.D.		
T 3-Nitroaniline	0.000		0	N.D.		
T Acenaphthene	0.000		0	N.D.		
T 2,4-Dinitrophenol	0.000		0	N.D.		
T Dibenzofuran	0.000		0	N.D.		
T 4-Nitrophenol	0.000		0	N.D.		
T 2,4-Dinitrotoluene	0.000		0	N.D.		
T Diethylphthalate	0.000		0	N.D.		
T Fluorene	0.000		0	N.D.		
T 4-Chlorophenyl-phenylether	0.000		0	N.D.		
T 4-Nitroaniline	0.000		0	N.D.		
T 4,6-Dinitro-2-methylphenol	0.000		0	N.D.		
T N-nitrosodiphenylamine	0.000		0	N.D.		
T Azobenzene	0.000		0	N.D.		
T 4-Bromophenyl-phenylether	0.000		0	N.D.		
T Hexachlorobenzene	0.000		0	N.D.		
T Pentachlorophenol	0.000		0	N.D.		
T Phenanthrene	0.000		0	N.D.		
T Anthracene	0.000		0	N.D.		
T Triallate	0.000		0	N.D.		
T Carbazole	0.000		0	N.D.		
T o-Terphenyl	0.000		0	N.D.		
T Di-n-Butylphthalate	0.000		0	N.D.		
T Fluoranthene	0.000		0	N.D.		
T Benzidine	0.000		0	N.D.		
T Pyrene	0.000		0	N.D.		
T Butylbenzylphthalate	0.000		0	N.D.		
T Benzo(a)Anthracene	0.000		0	N.D.		
T Chrysene	0.000		0	N.D.		
T 3,3-Dichlorobenzidine	0.000		0	N.D.		
T bis(2-ethylhexyl)Phthalate	0.000		0	N.D.		
T Di-n-octyl Phthalate	0.000		0	N.D.		

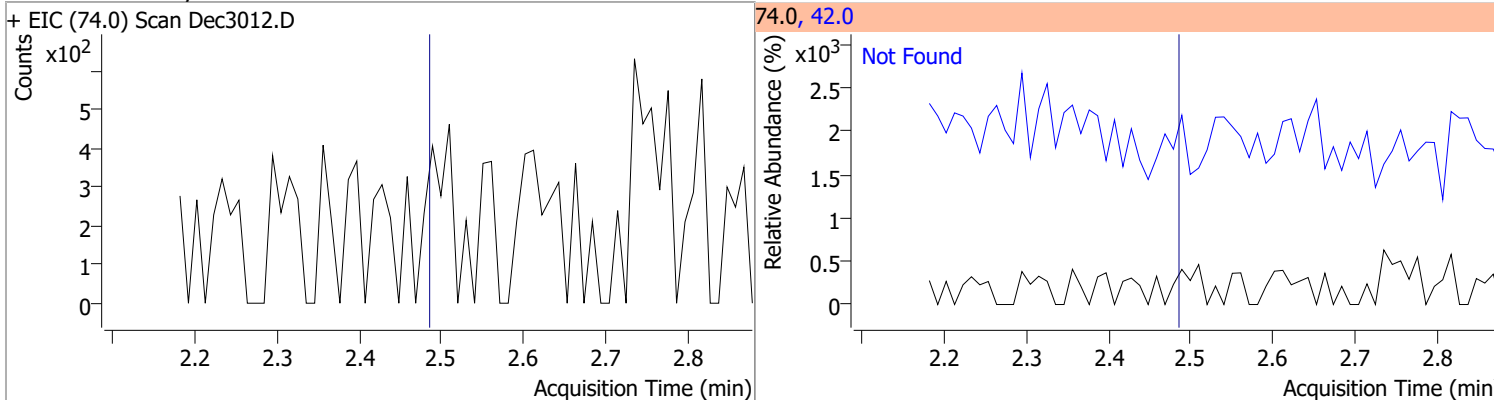
Quantitation Results Report (QT Reviewed)

Compound	RT	QIon	Resp.	Conc.	Units	Dev(Min)
T Benzo(b)fluoranthene	0.000		0	N.D.		
T Benzo(k)fluoranthene	0.000		0	N.D.		
T Benzo(a)pyrene	0.000		0	N.D.		
T Indeno(1,2,3-c,d)pyrene	0.000		0	N.D.		
T Dibenzo(a,h)anthracene	0.000		0	N.D.		
T Benzo(g,h,i)perylene	0.000		0	N.D.		

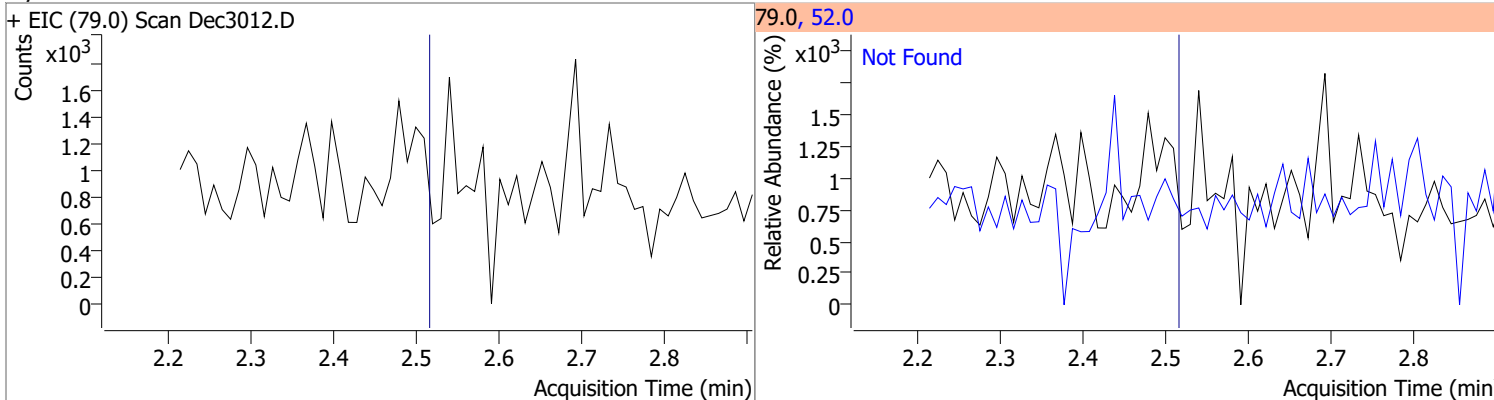
(#) = Qualifier Out of Range; (m) = Manual Integration; (+) = Area Summed; (*) = Surrogate Percent Recovery Out of Range; (d): Zeroed Peak

Quantitation Results Report (QT Reviewed)

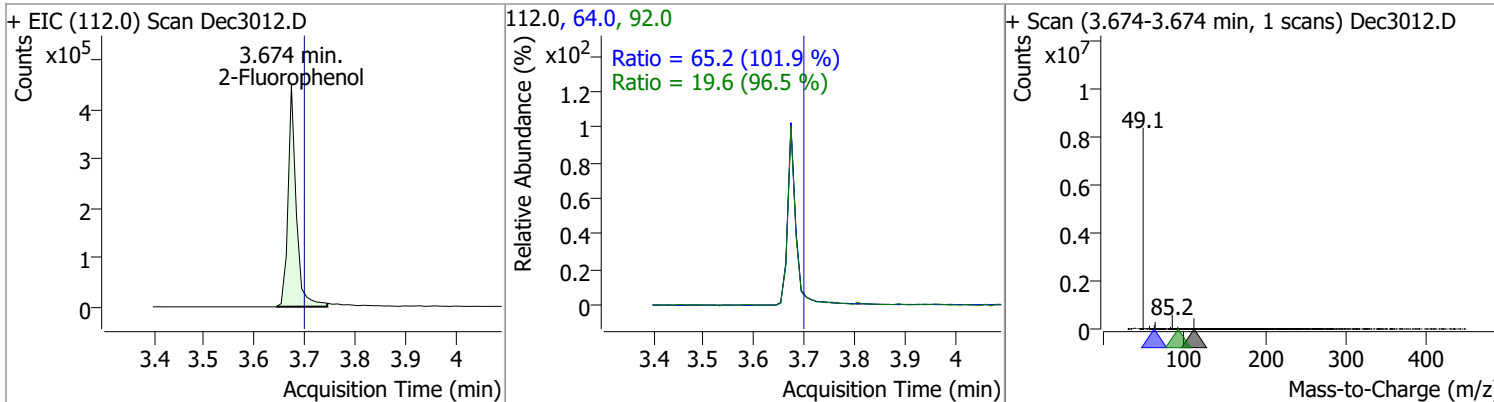
Compound	Conc.	Exp RT	QIon	Exp Ratio
N-Nitrosodimethylamine	N.D.	2.49	42.0	184.8



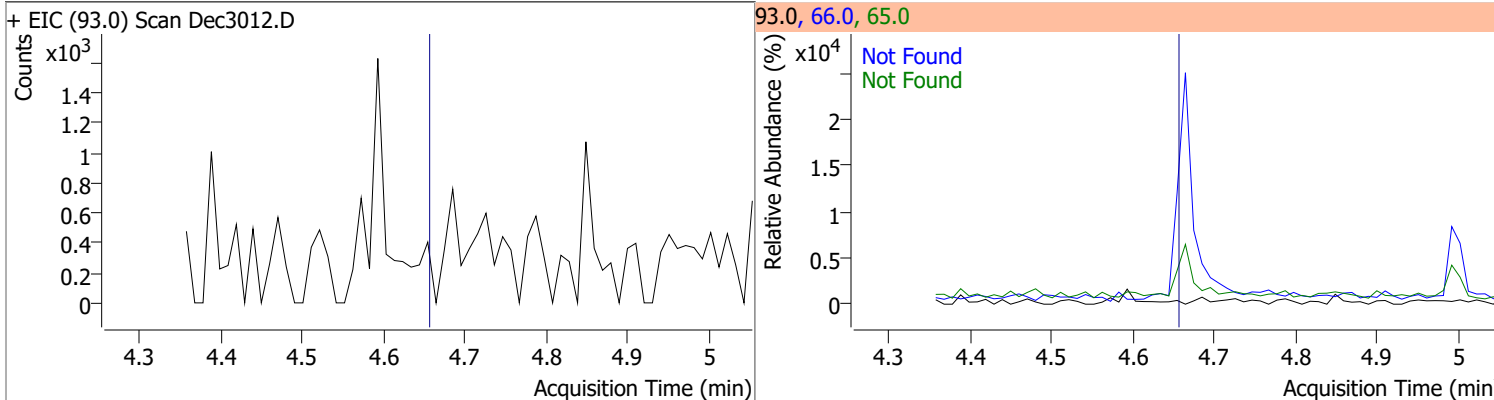
Compound	Conc.	Exp RT	QIon	Exp Ratio
Pyridine	N.D.	2.52	52.0	135.8



Compound	Conc.	RT	Dev(Min)	Resp.	QIon	QRatio	Lower	Upper
2-Fluorophenol	70.4792	3.67	-0.03	507663	64.0	65.2	44.8	83.2
					92.0	19.6	14.2	26.4

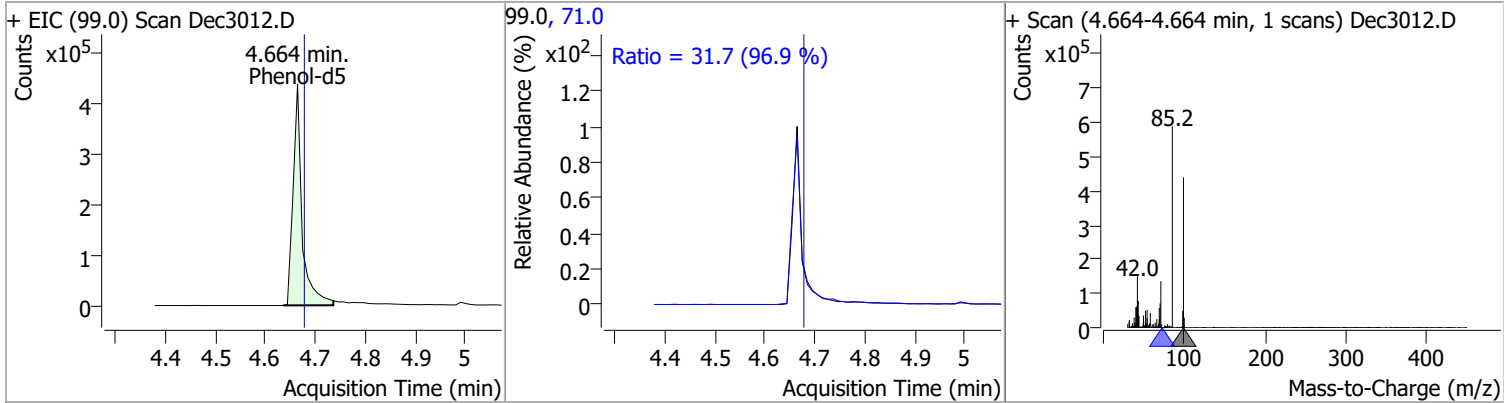


Compound	Conc.	Exp RT	QIon	Exp Ratio	QIon	Exp Ratio
Aniline	N.D.	4.66	66.0	41.6	65.0	23.1

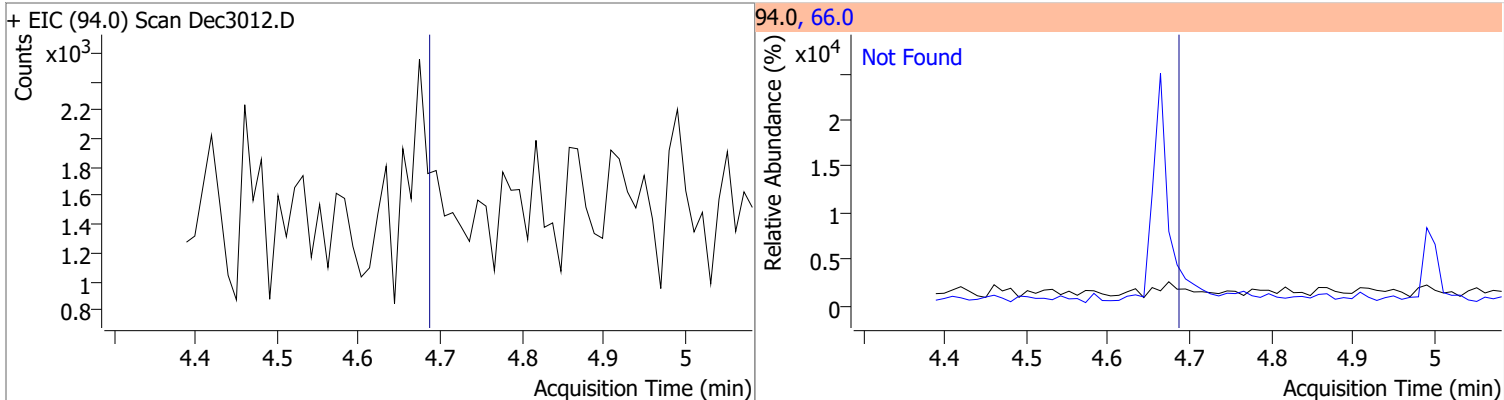


Quantitation Results Report (QT Reviewed)

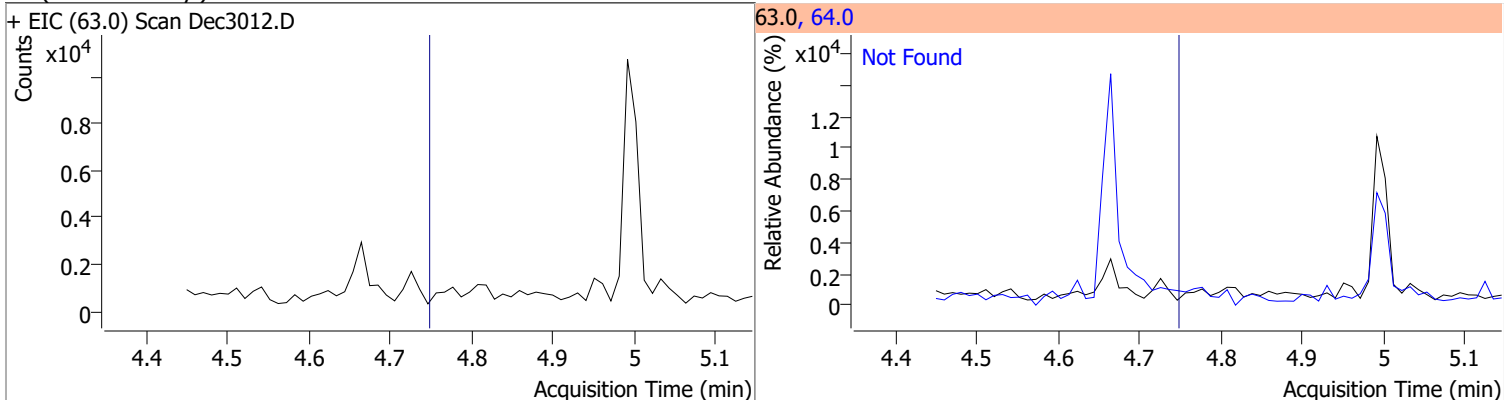
Compound	Conc.	RT	Dev(Min)	Resp.	QIon	QRatio	Lower	Upper
Phenol-d5	51.2668	4.66	-0.02	548515	71.0	31.7	22.9	42.5



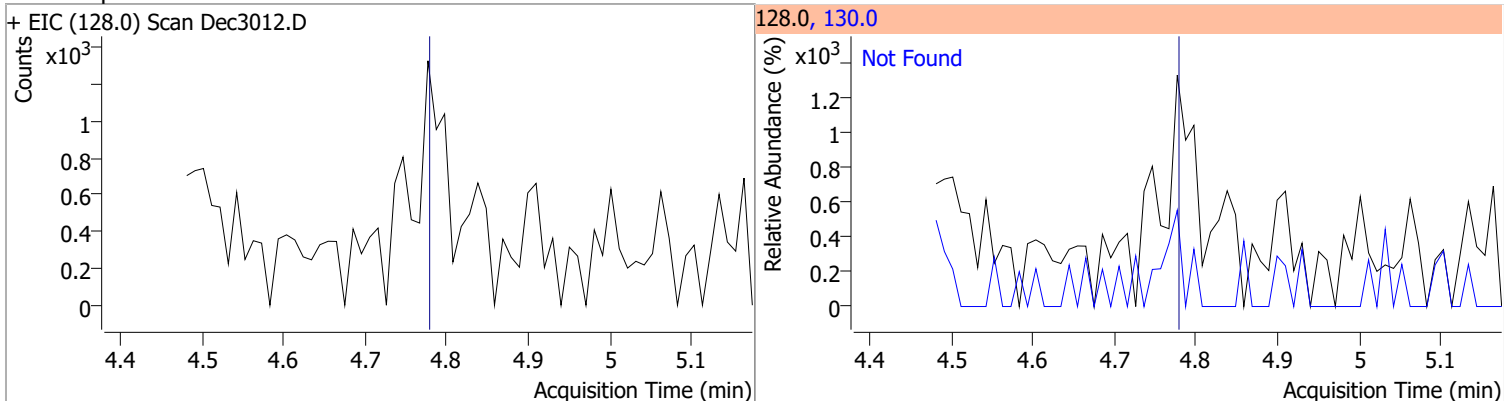
Compound	Conc.	Exp RT	QIon	Exp Ratio
Phenol	N.D.	4.69	66.0	40.8



Compound	Conc.	Exp RT	QIon	Exp Ratio
bis(-2-Chloroethyl)Ether	N.D.	4.76	64.0	2.8

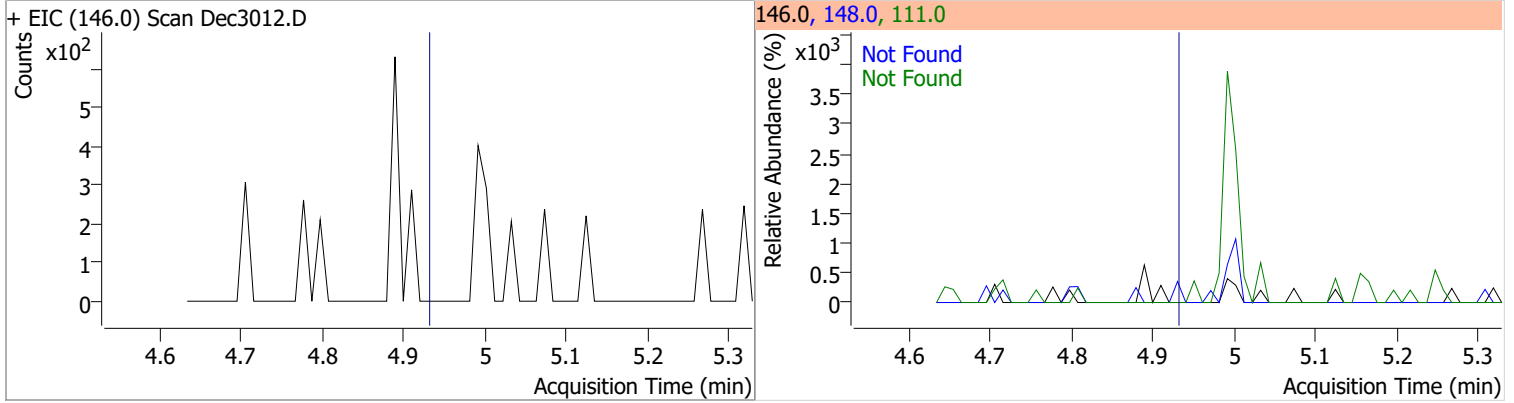


Compound	Conc.	Exp RT	QIon	Exp Ratio
2-Chlorophenol	N.D.	4.79	130.0	32.3

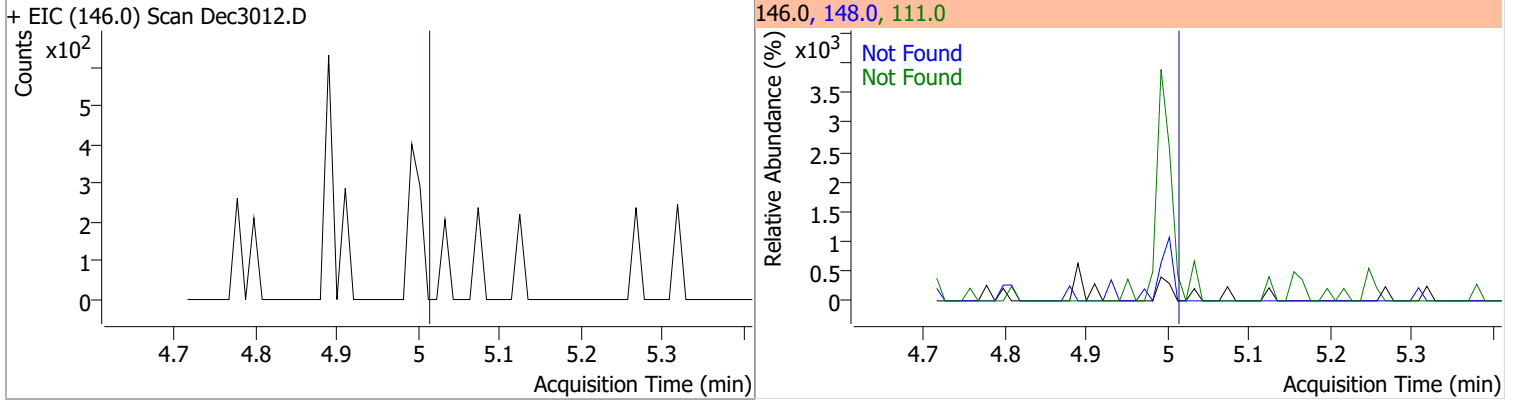


Quantitation Results Report (QT Reviewed)

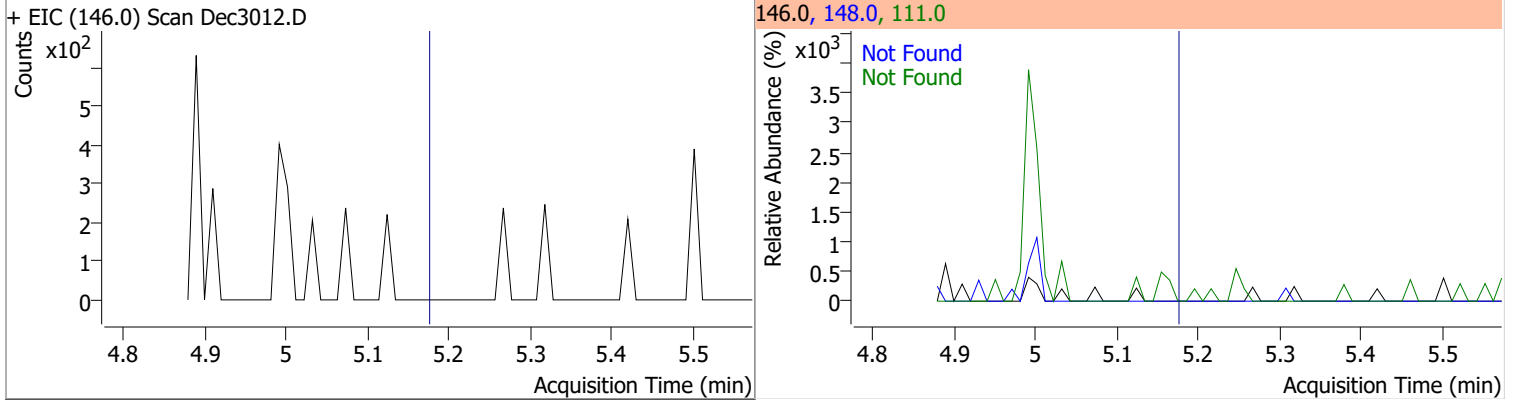
Compound	Conc.	Exp RT	QIon	Exp Ratio	QIon	Exp Ratio
1,3-Dichlorobenzene	N.D.	4.94	148.0	63.2	111.0	39.4



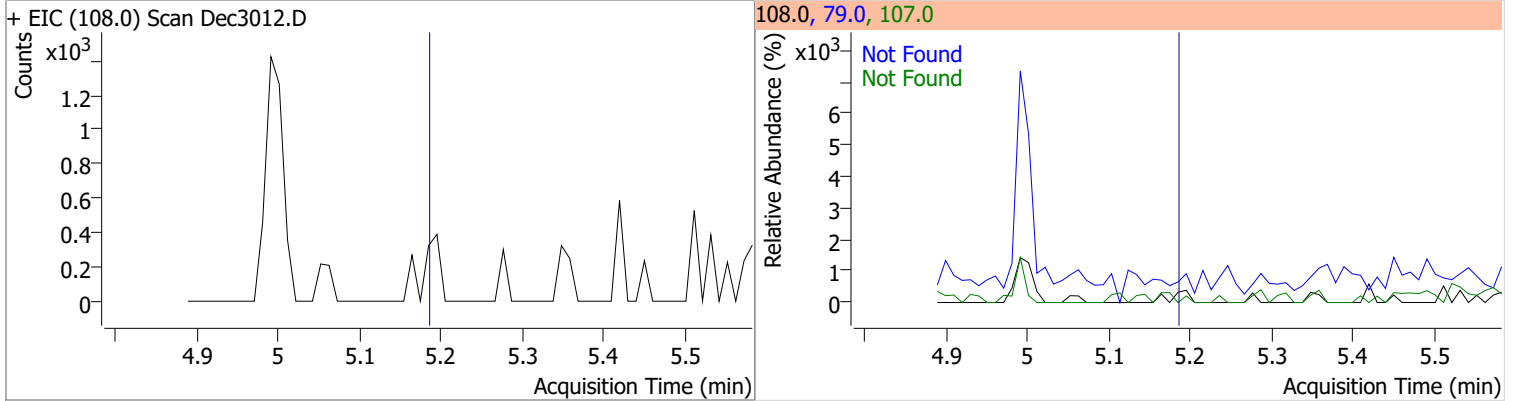
Compound	Conc.	Exp RT	QIon	Exp Ratio	QIon	Exp Ratio
1,4-Dichlorobenzene	N.D.	5.02	148.0	62.2	111.0	37.4



Compound	Conc.	Exp RT	QIon	Exp Ratio	QIon	Exp Ratio
1,2-Dichlorobenzene	N.D.	5.19	148.0	62.2	111.0	40.3

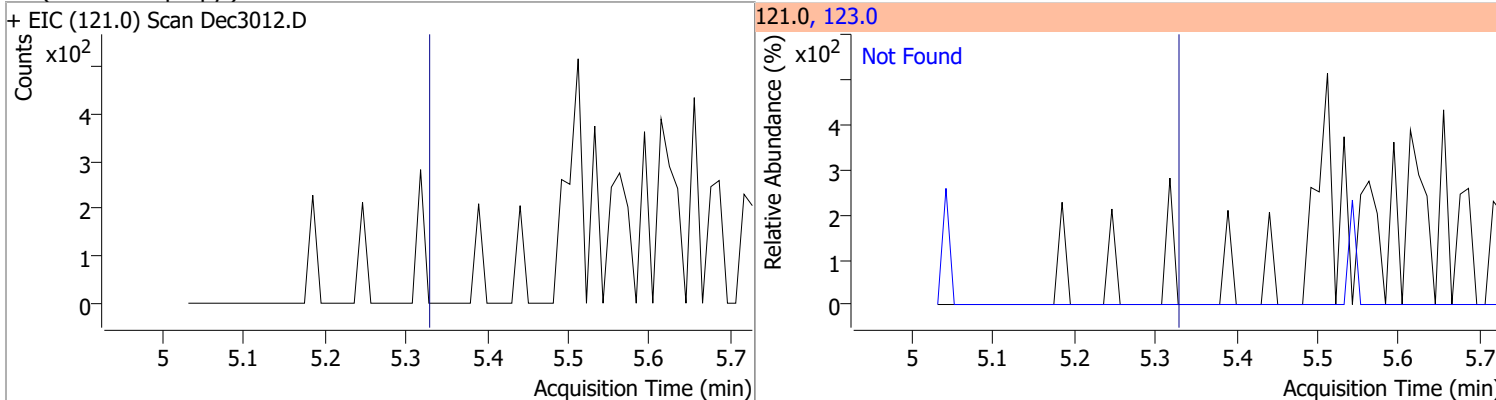


Compound	Conc.	Exp RT	QIon	Exp Ratio	QIon	Exp Ratio
Benzyl Alcohol	N.D.	5.20	79.0	117.9	107.0	69.2

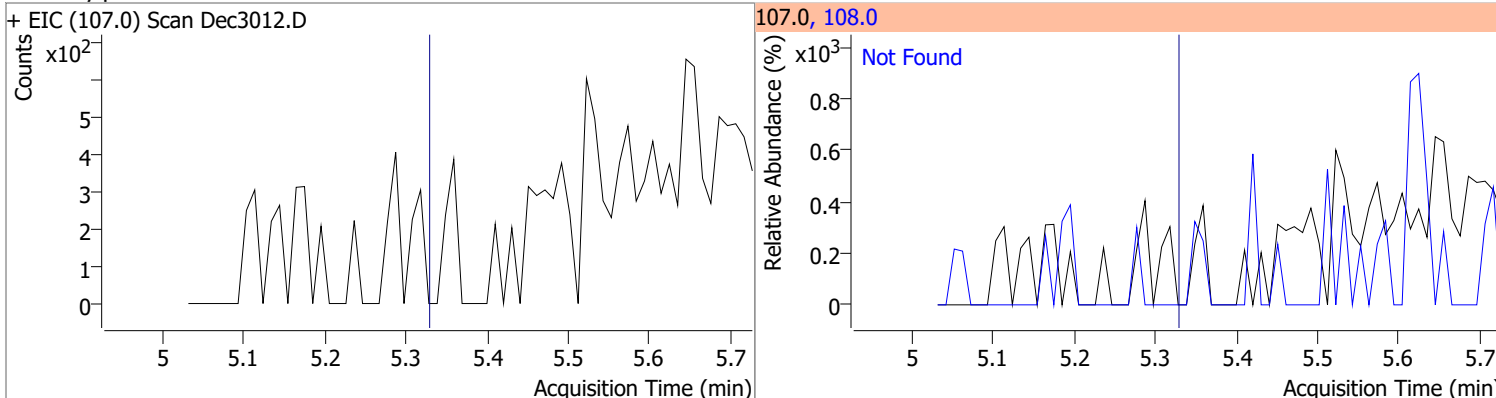


Quantitation Results Report (QT Reviewed)

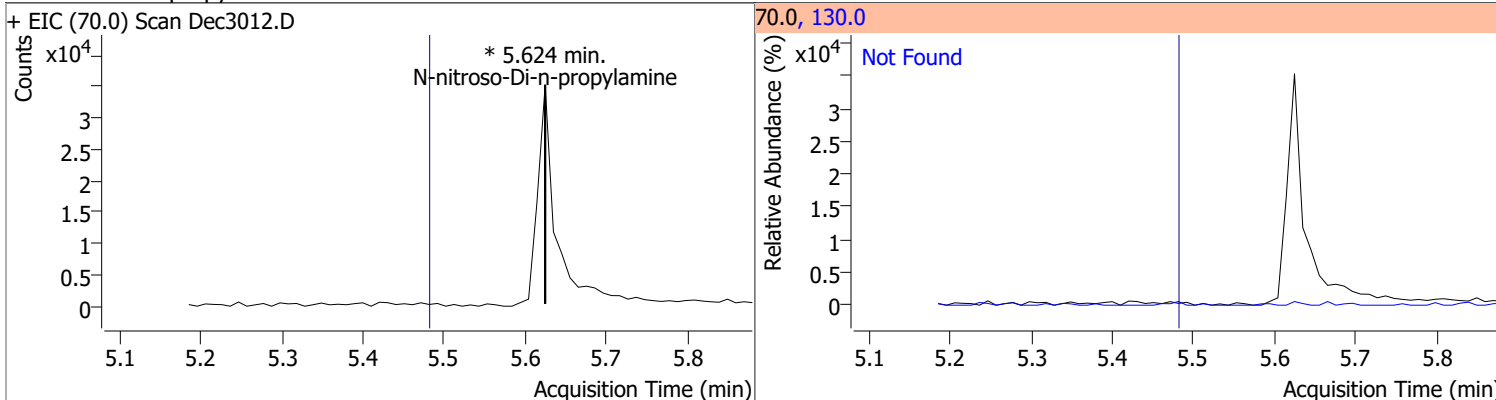
Compound	Conc.	Exp RT	QIon	Exp Ratio
bis(2-chloroisopropyl)Ether	N.D.	5.34	123.0	32.7



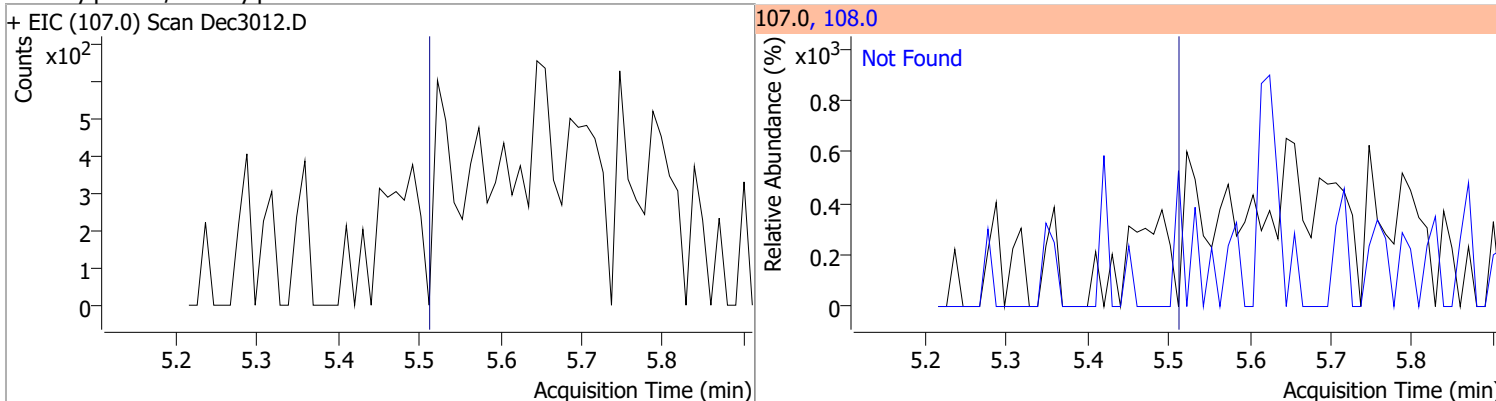
Compound	Conc.	Exp RT	QIon	Exp Ratio
2-Methylphenol	N.D.	5.34	108.0	117.6



Compound	Conc.	RT	Dev(Min)	Resp.	QIon	QRatio	Lower	Upper
N-nitroso-Di-n-propylamine		0		0	130.0		0.0	35.2

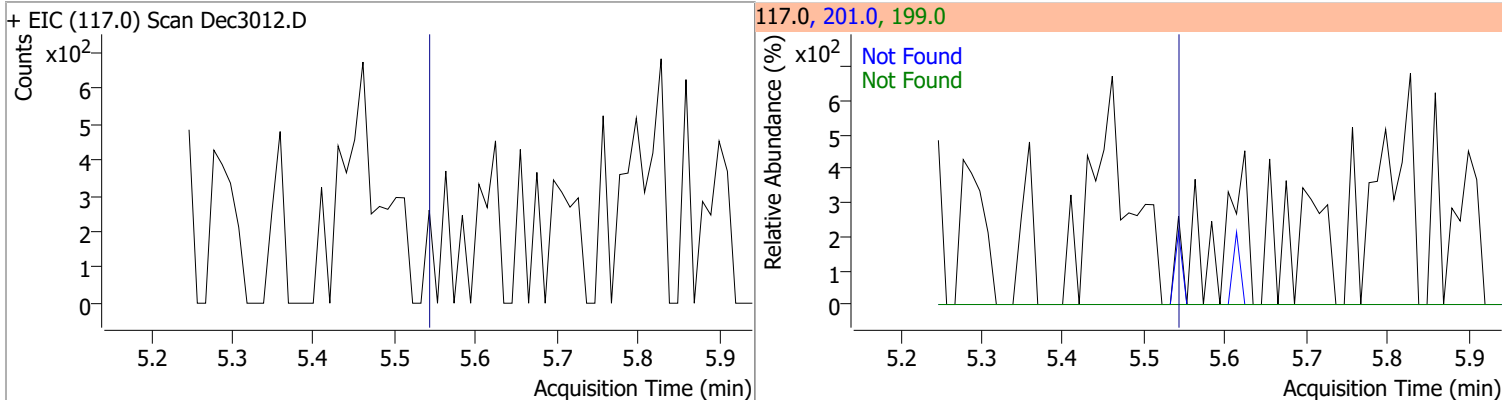


Compound	Conc.	Exp RT	QIon	Exp Ratio
4Methylphenol/3Methylphenol	N.D.	5.52	108.0	81.4

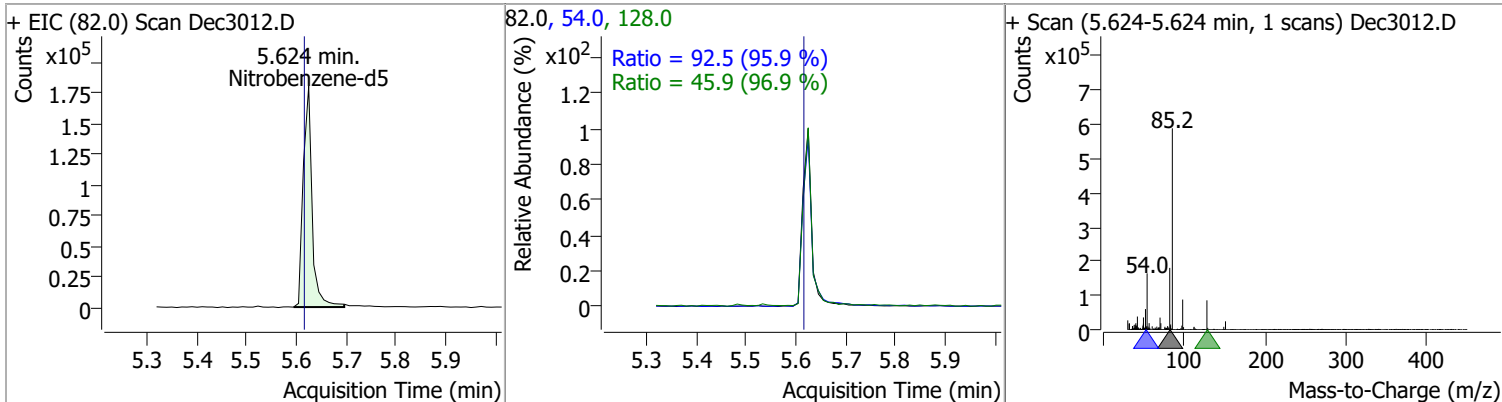


Quantitation Results Report (QT Reviewed)

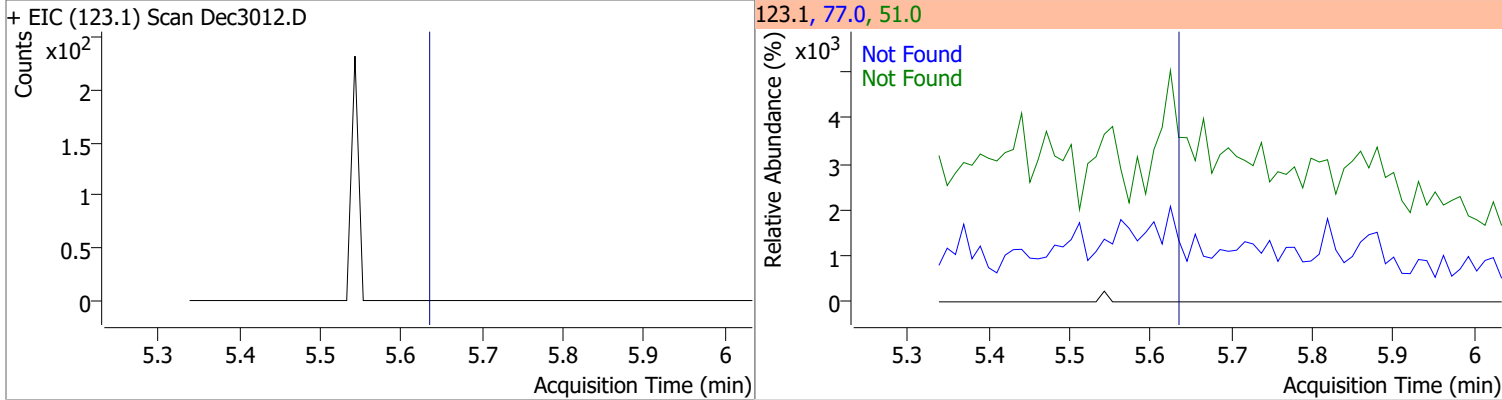
Compound	Conc.	Exp RT	QIon	Exp Ratio	QIon	Exp Ratio
Hexachloroethane	N.D.	5.55	201.0	77.2	199.0	50.6



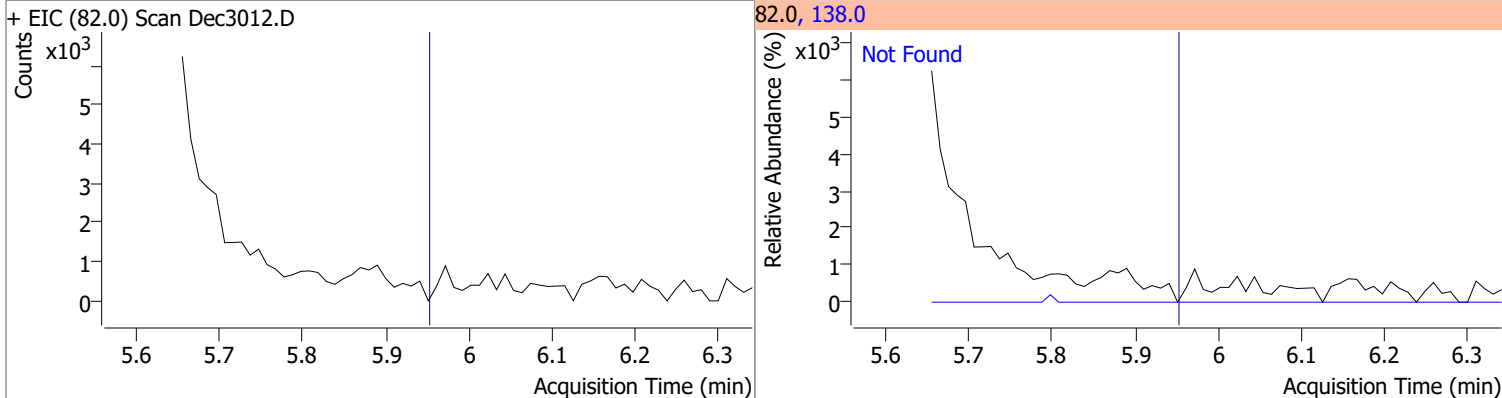
Compound	Conc.	RT	Dev(Min)	Resp.	QIon	QRatio	Lower	Upper
Nitrobenzene-d5	42.6060	5.62	0.00	222929	54.0	92.5	67.5	125.4
					128.0	45.9	33.2	61.6



Compound	Conc.	Exp RT	QIon	Exp Ratio	QIon	Exp Ratio
Nitrobenzene	N.D.	5.64	77.0	211.4	51.0	210.3



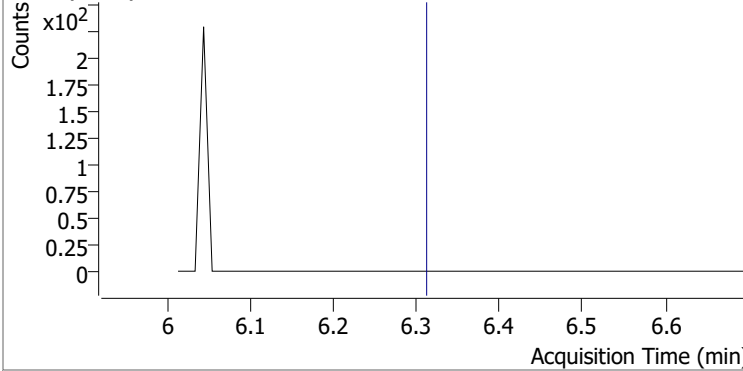
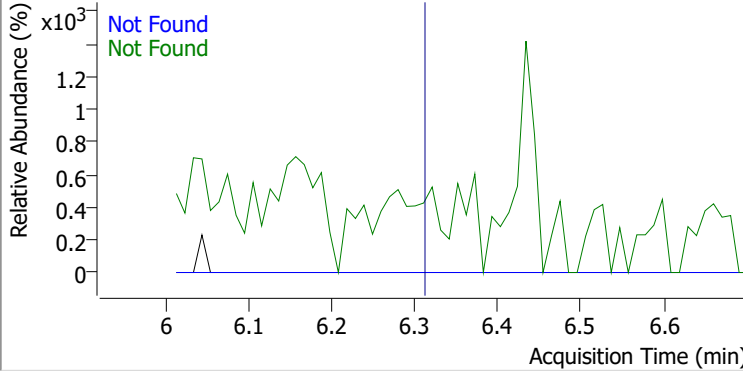
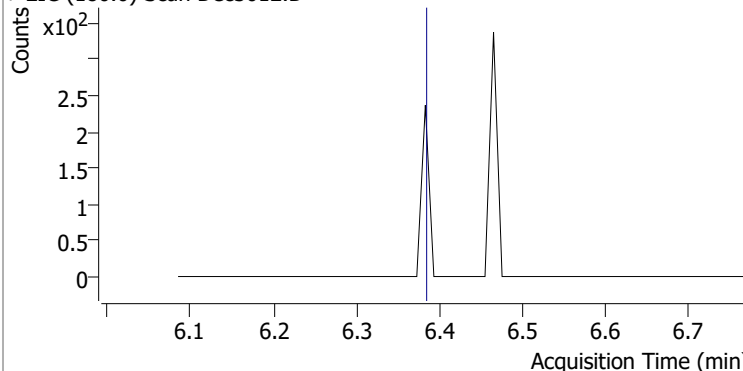
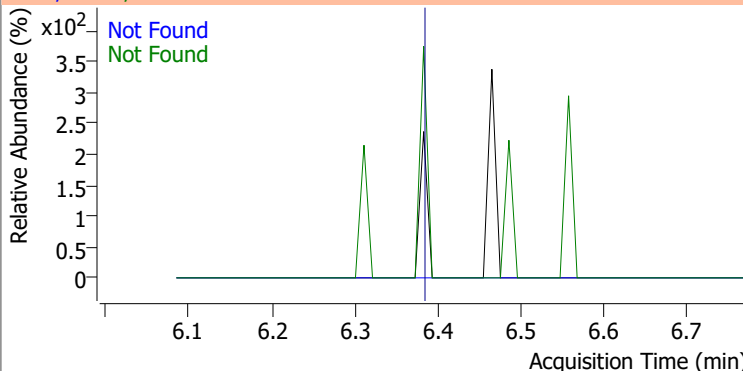
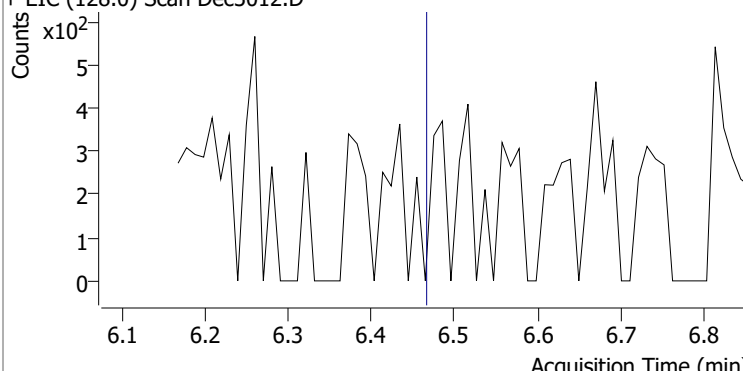
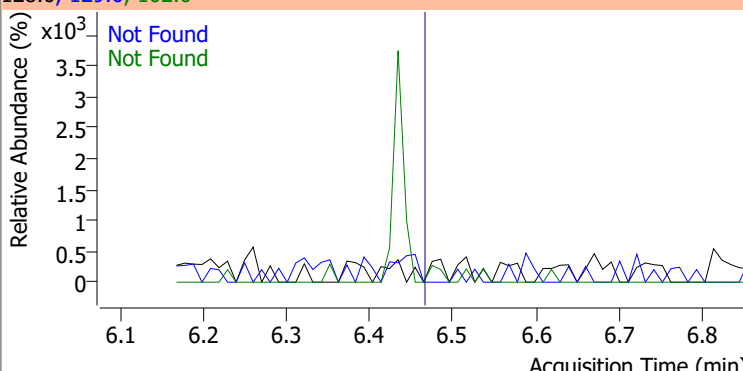
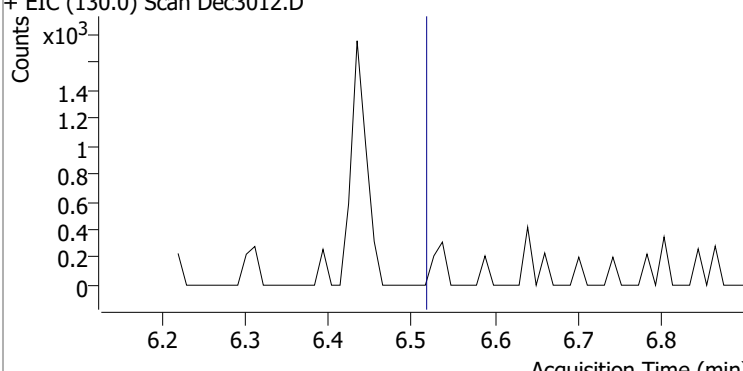
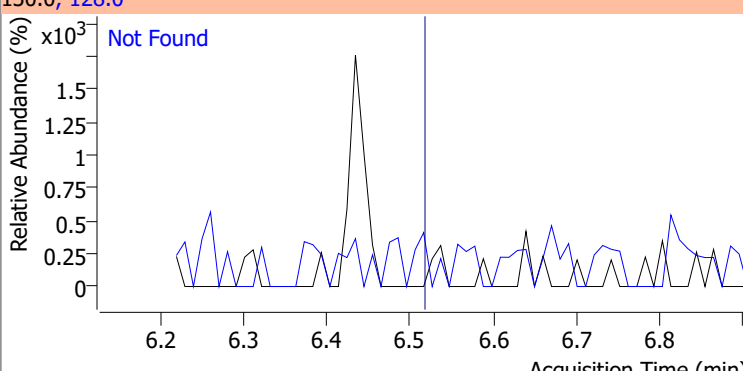
Compound	Conc.	Exp RT	QIon	Exp Ratio
Isophorone	N.D.	5.95	138.0	19.1



Quantitation Results Report (QT Reviewed)

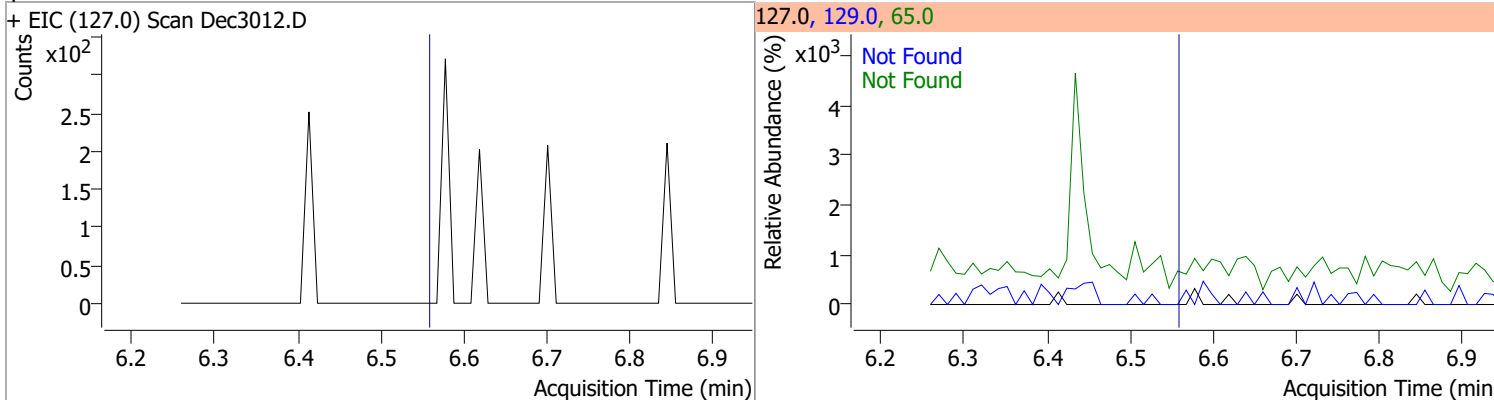
Compound	Conc.	Exp RT	QIon	Exp Ratio	QIon	Exp Ratio
2-Nitrophenol	N.D.	6.01	65.0	57.4	109.0	32.8
+ EIC (139.0) Scan Dec3012.D			139.0, 65.0, 109.0			
2,4-Dimethylphenol	N.D.	6.13	107.0	109.1	77.0	32.4
+ EIC (122.0) Scan Dec3012.D			122.0, 107.0, 77.0			
bis(-2-Chloroethoxy)Methane	N.D.	6.22	63.0	90.7	95.0	31.7
+ EIC (93.0) Scan Dec3012.D			93.0, 63.0, 95.0			
Benzoic Acid	N.D.	6.30	122.0	87.4	77.0	73.1
+ EIC (105.0) Scan Dec3012.D			105.0, 122.0, 77.0			

Quantitation Results Report (QT Reviewed)

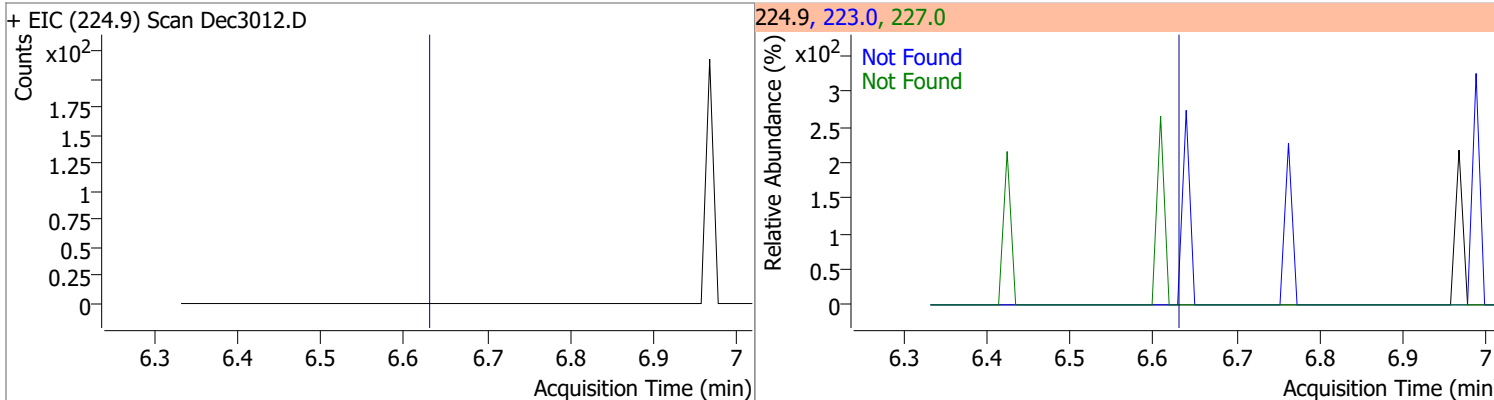
Compound	Conc.	Exp RT	QIon	Exp Ratio	QIon	Exp Ratio
2,4-Dichlorophenol	N.D.	6.31	164.0	62.0	98.0	32.4
+ EIC (162.0) Scan Dec3012.D			162.0, 164.0, 98.0			
						
1,2,4-Trichlorobenzene	N.D.	6.38	182.0	94.1	145.0	30.4
+ EIC (180.0) Scan Dec3012.D			180.0, 182.0, 145.0			
						
Naphthalene	N.D.	6.46	129.0	10.9	102.0	9.3
+ EIC (128.0) Scan Dec3012.D			128.0, 129.0, 102.0			
						
4-Chlorophenol	N.D.	6.52	128.0	309.7		
+ EIC (130.0) Scan Dec3012.D			130.0, 128.0			
						

Quantitation Results Report (QT Reviewed)

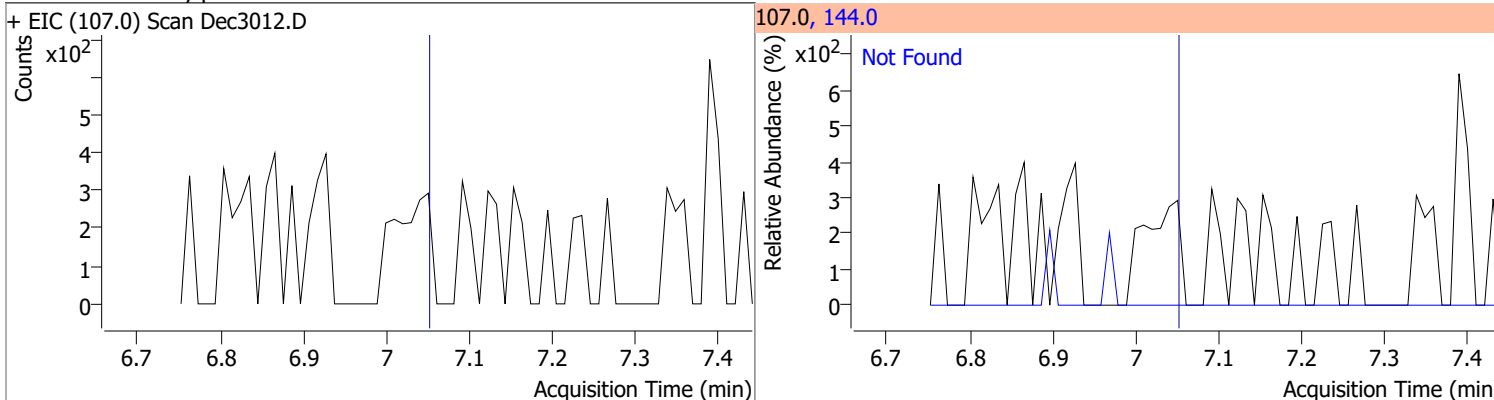
Compound	Conc.	Exp RT	QIon	Exp Ratio	QIon	Exp Ratio
p-Chloroaniline	N.D.	6.56	65.0	37.5	129.0	29.2



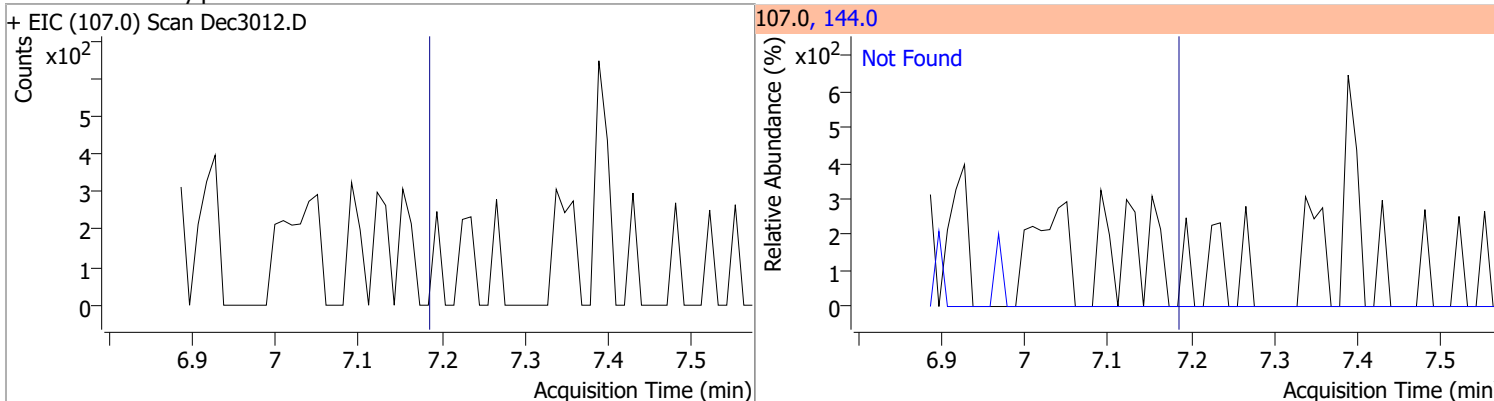
Compound	Conc.	Exp RT	QIon	Exp Ratio	QIon	Exp Ratio
Hexachlorobutadiene	N.D.	6.63	227.0	66.6	223.0	60.8



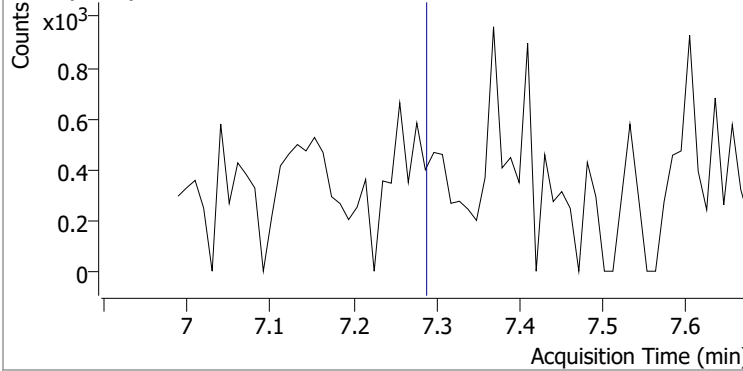
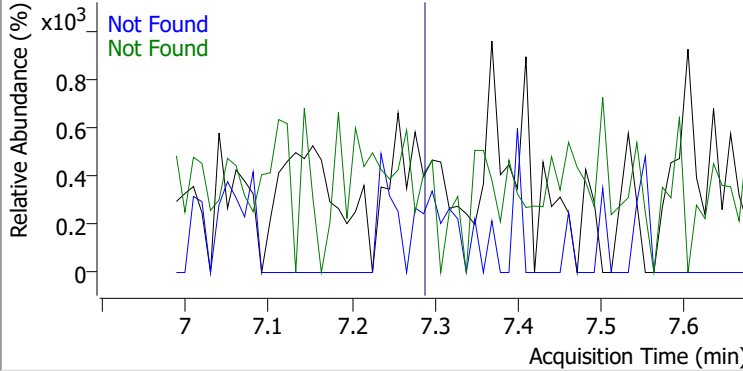
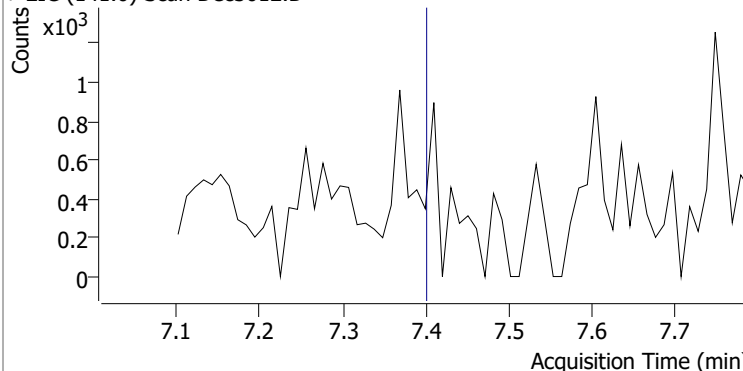
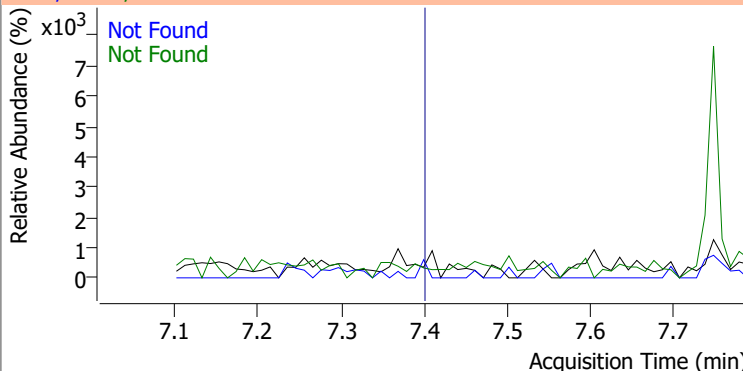
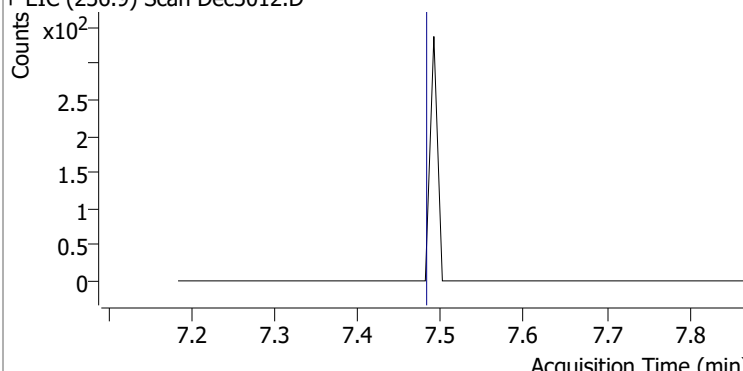
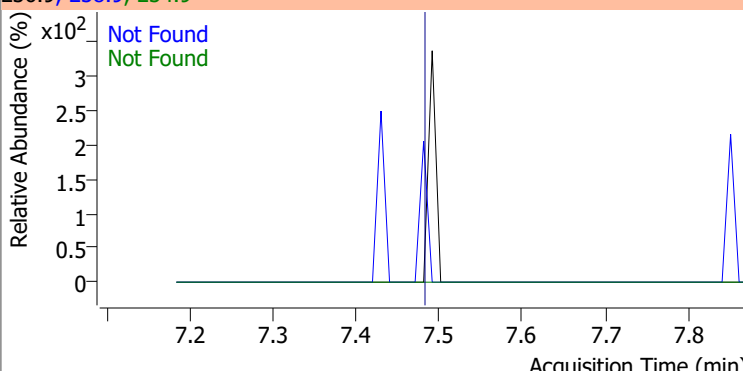
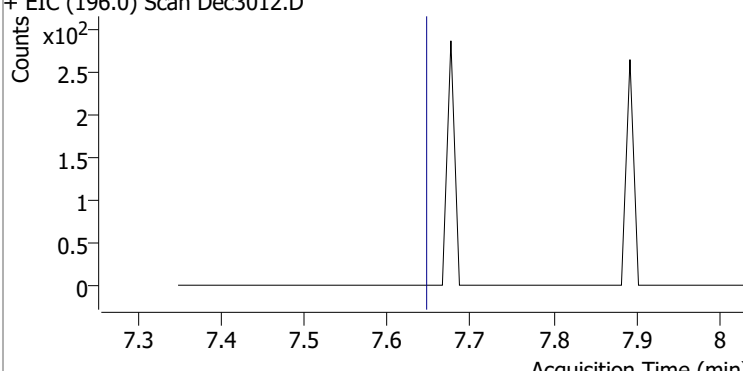
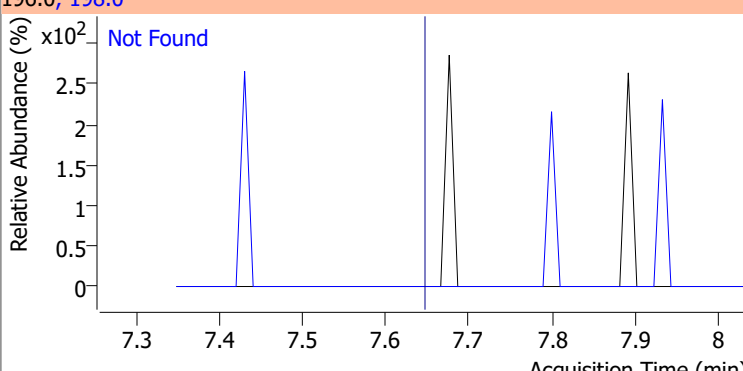
Compound	Conc.	Exp RT	QIon	Exp Ratio
4-Chloro-2-Methylphenol	N.D.	7.05	144.0	26.6



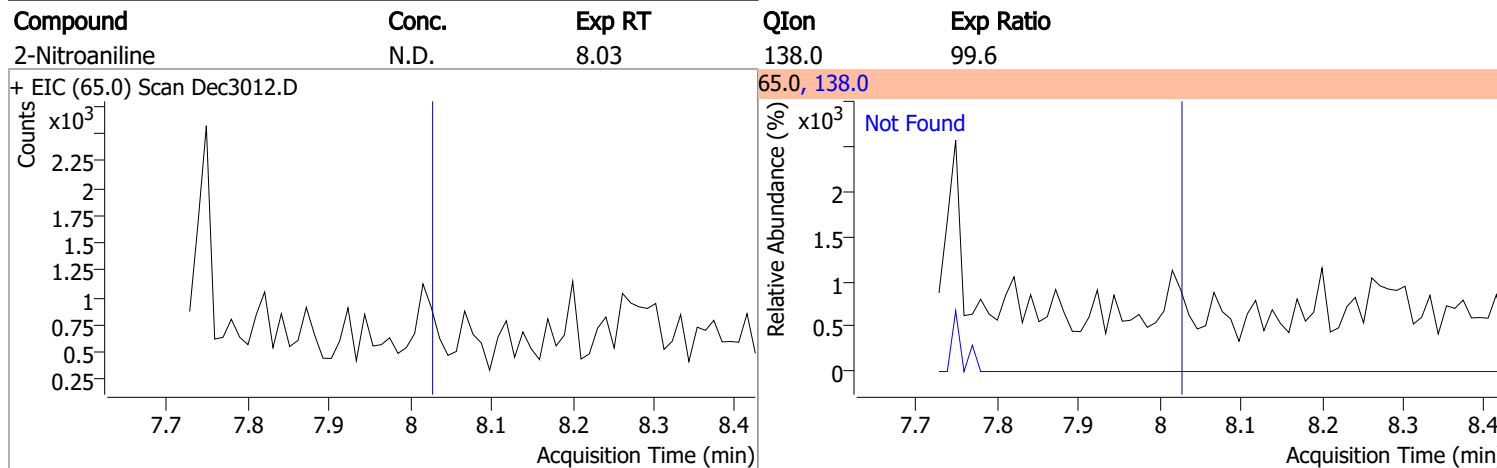
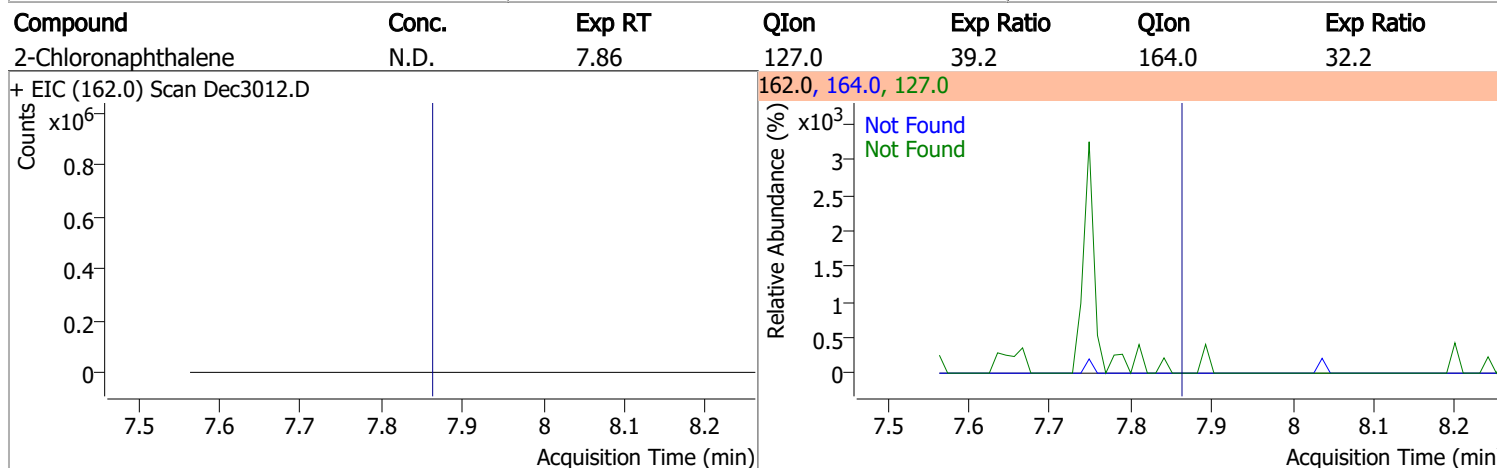
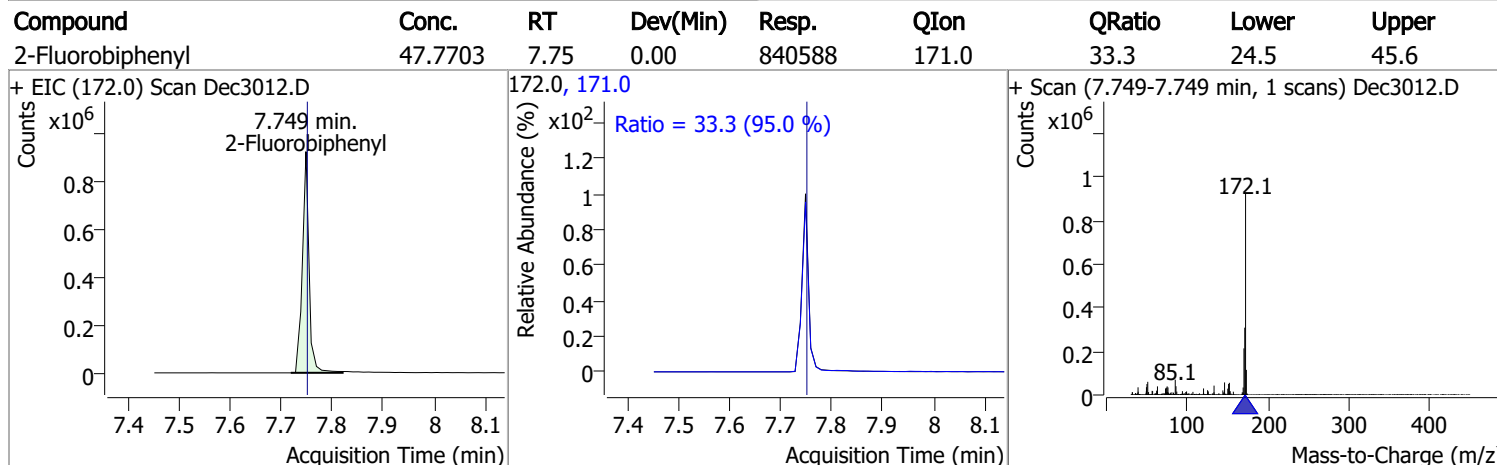
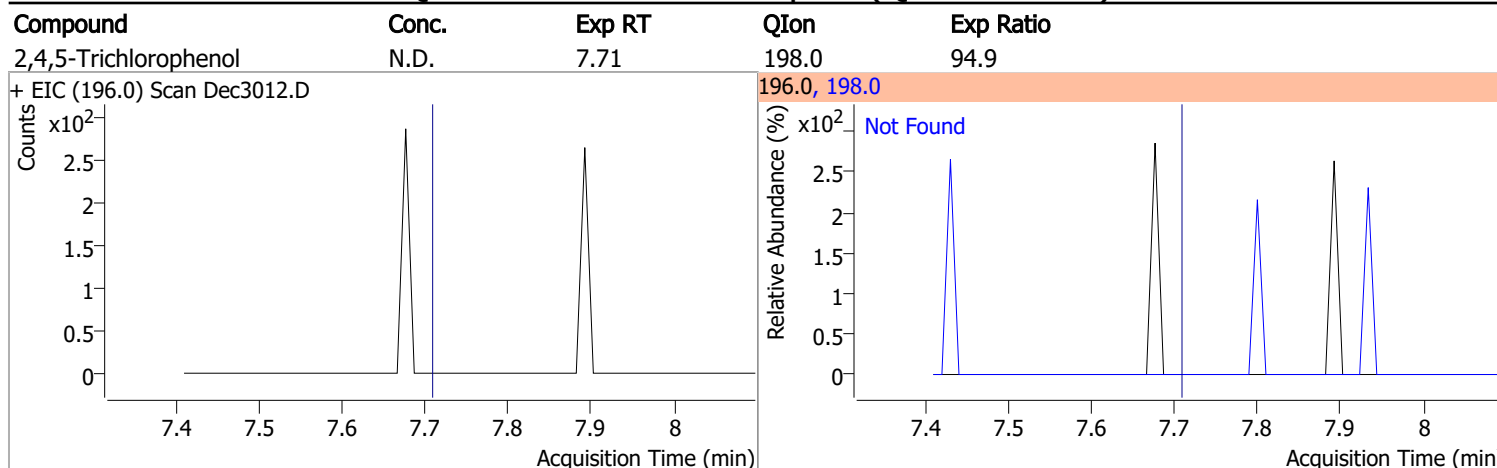
Compound	Conc.	Exp RT	QIon	Exp Ratio
4-Chloro-3-Methylphenol	N.D.	7.18	144.0	27.6



Quantitation Results Report (QT Reviewed)

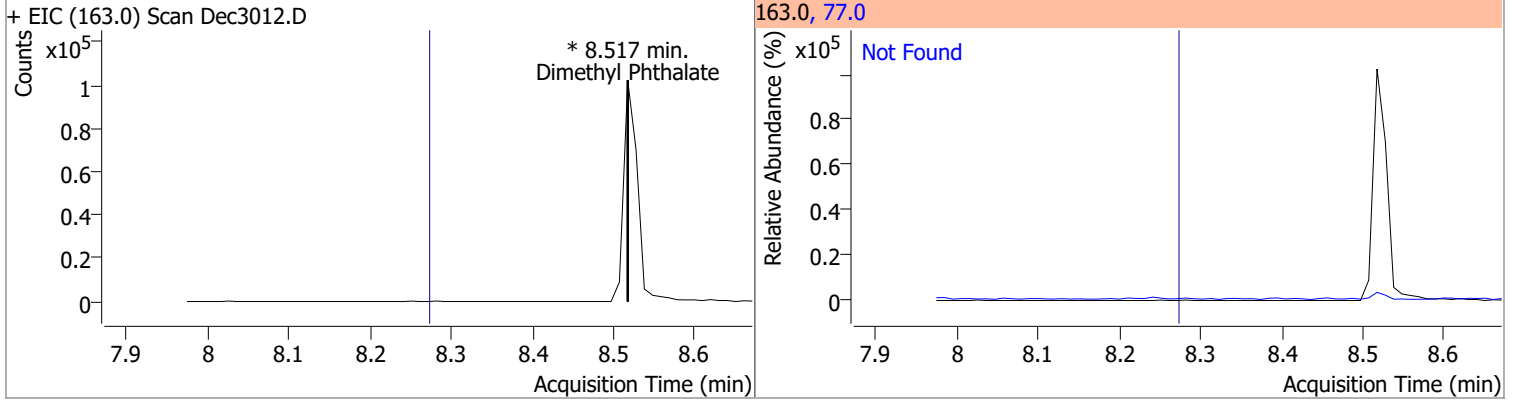
Compound	Conc.	Exp RT	QIon	Exp Ratio	QIon	Exp Ratio
2-Methylnaphthalene	N.D.	7.29	142.0	114.8	115.0	42.0
+ EIC (141.0) Scan Dec3012.D			141.0, 142.0, 115.0			
						
1-Methylnaphthalene	N.D.	7.40	142.0	111.0	115.0	42.5
+ EIC (141.0) Scan Dec3012.D			141.0, 142.0, 115.0			
						
Hexachlorocyclopentadiene	N.D.	7.48	234.9	64.7	238.9	64.1
+ EIC (236.9) Scan Dec3012.D			236.9, 238.9, 234.9			
						
2,4,6-Trichlorophenol	N.D.	7.65	198.0	94.4		
+ EIC (196.0) Scan Dec3012.D			196.0, 198.0			
						

Quantitation Results Report (QT Reviewed)

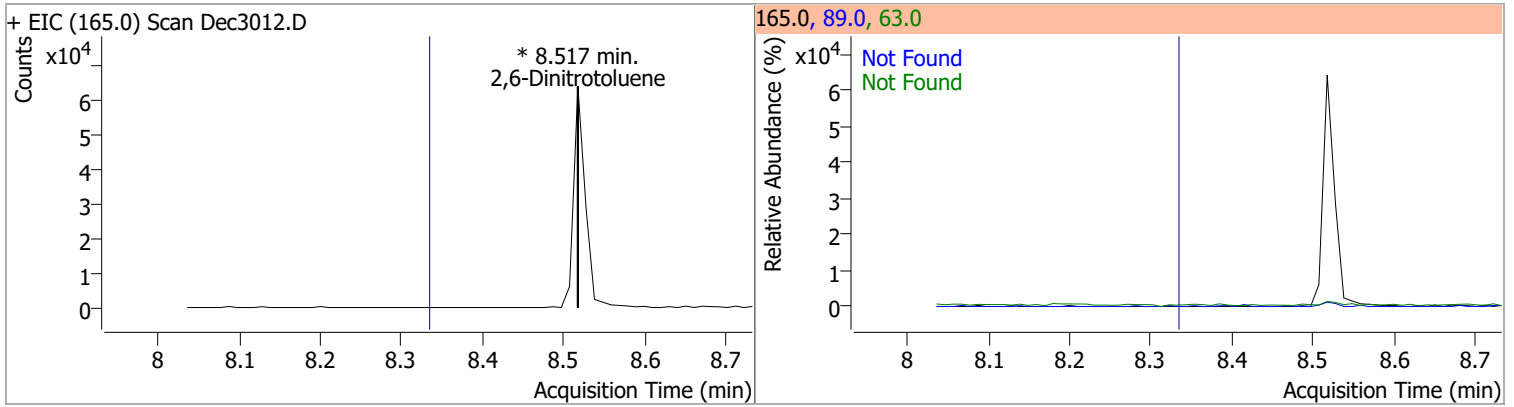


Quantitation Results Report (QT Reviewed)

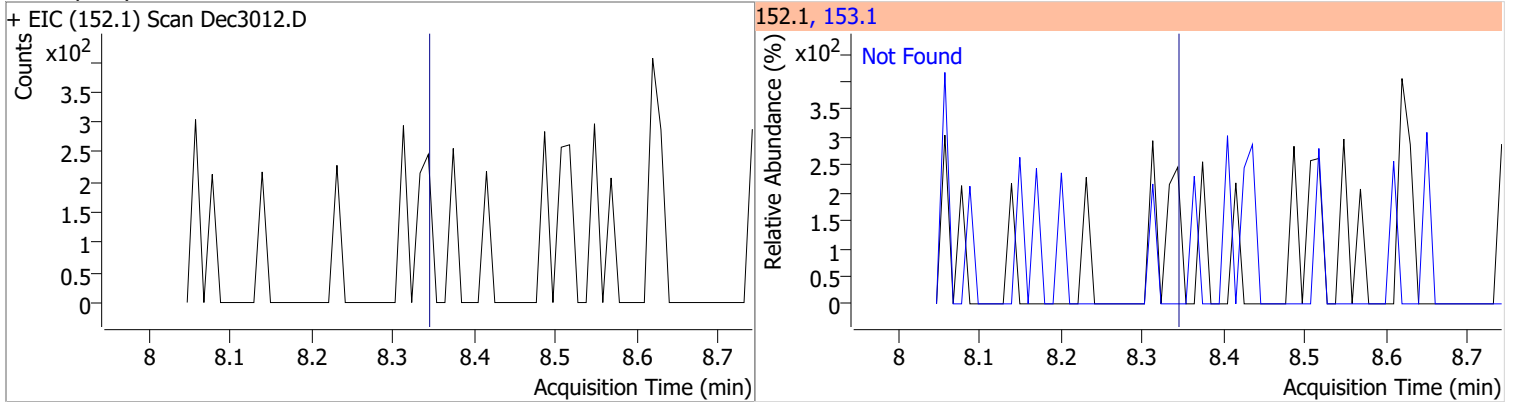
Compound	Conc.	RT	Dev(Min)	Resp.	QIon	QRatio	Lower	Upper
Dimethyl Phthalate	0	0		0	77.0		15.1	28.0



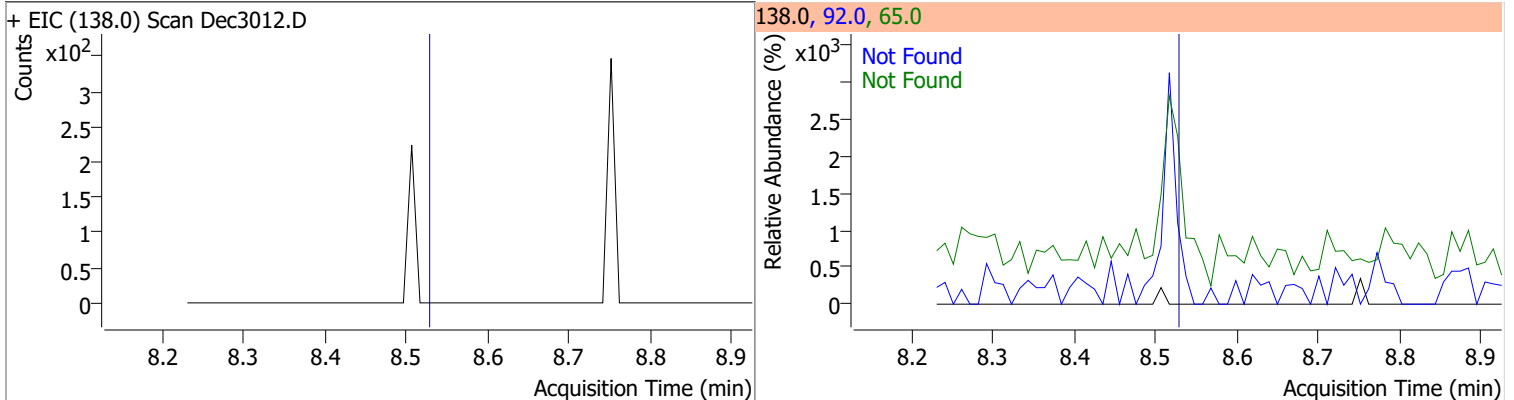
Compound	Conc.	RT	Dev(Min)	Resp.	QIon	QRatio	Lower	Upper
2,6-Dinitrotoluene	0	0		0	63.0 89.0		135.1 47.4	250.9 88.1



Compound	Conc.	Exp RT	QIon	Exp Ratio
Acenaphthylene	N.D.	8.34	153.1	13.9

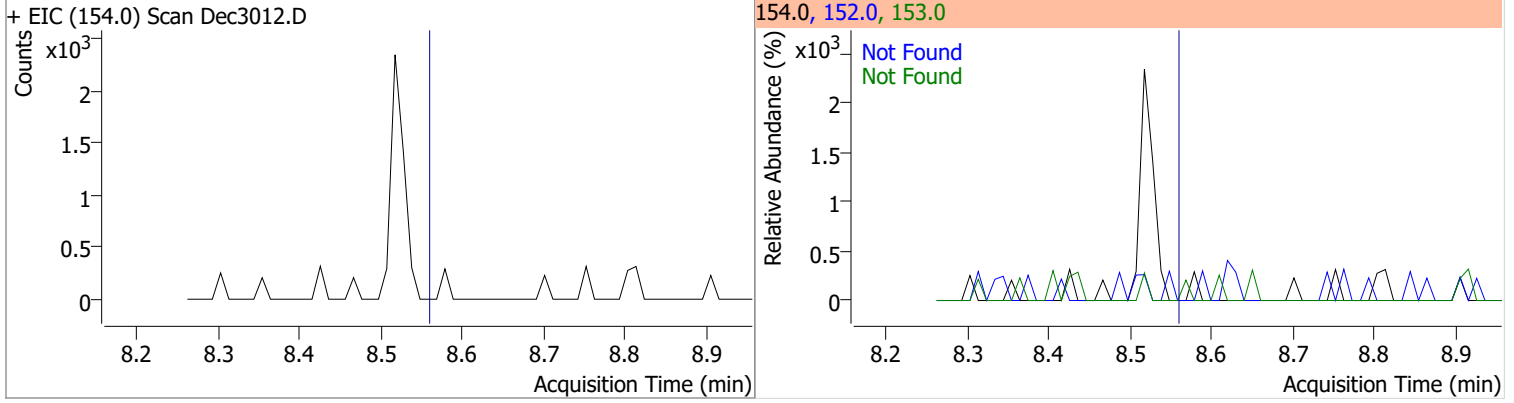


Compound	Conc.	Exp RT	QIon	Exp Ratio	QIon	Exp Ratio
3-Nitroaniline	N.D.	8.53	65.0	157.8	92.0	118.6

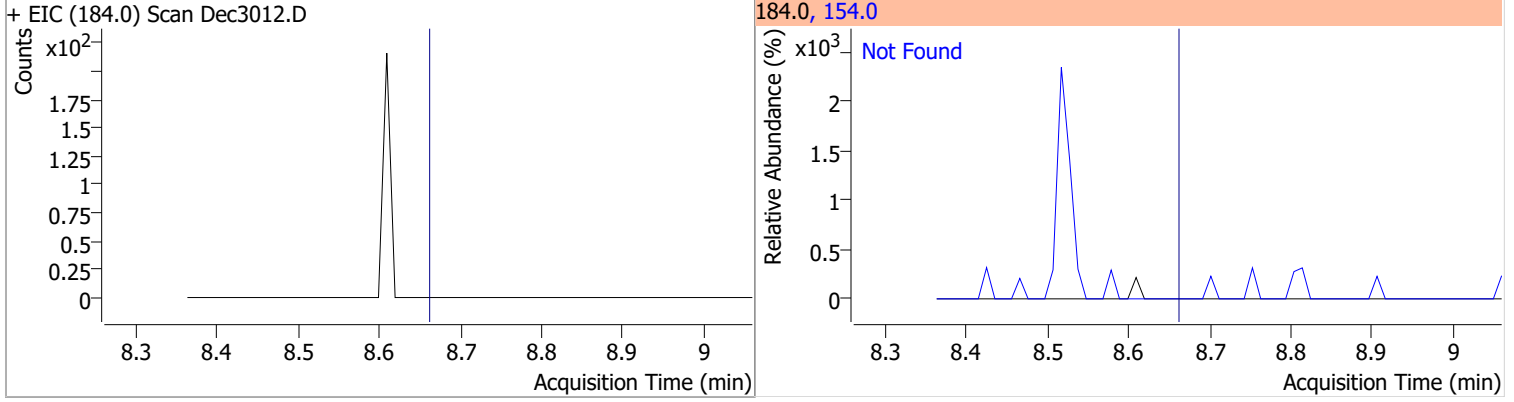


Quantitation Results Report (QT Reviewed)

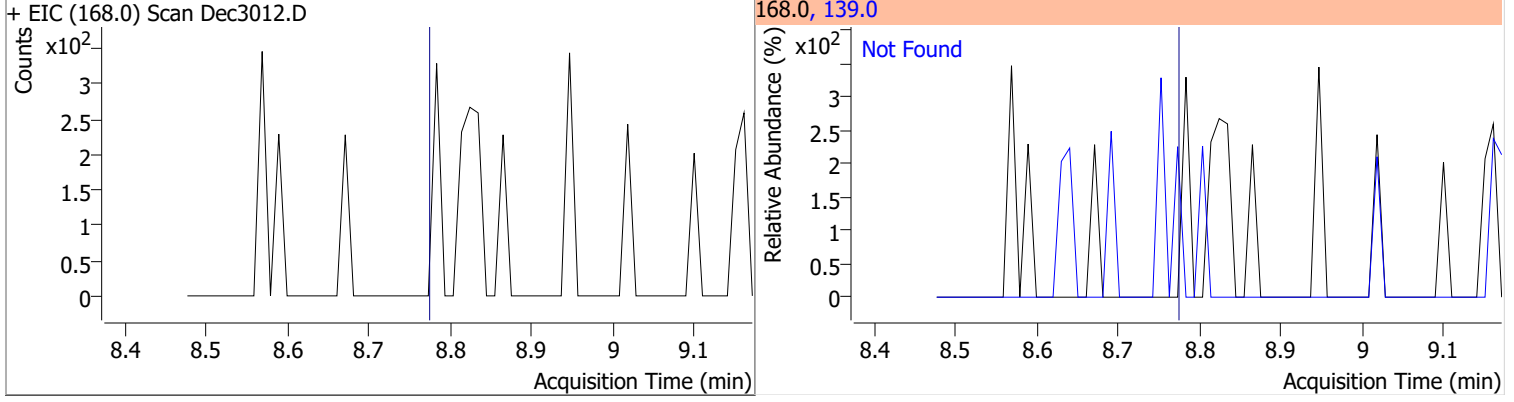
Compound	Conc.	Exp RT	QIon	Exp Ratio	QIon	Exp Ratio
Acenaphthene	N.D.	8.56	153.0	109.6	152.0	52.7



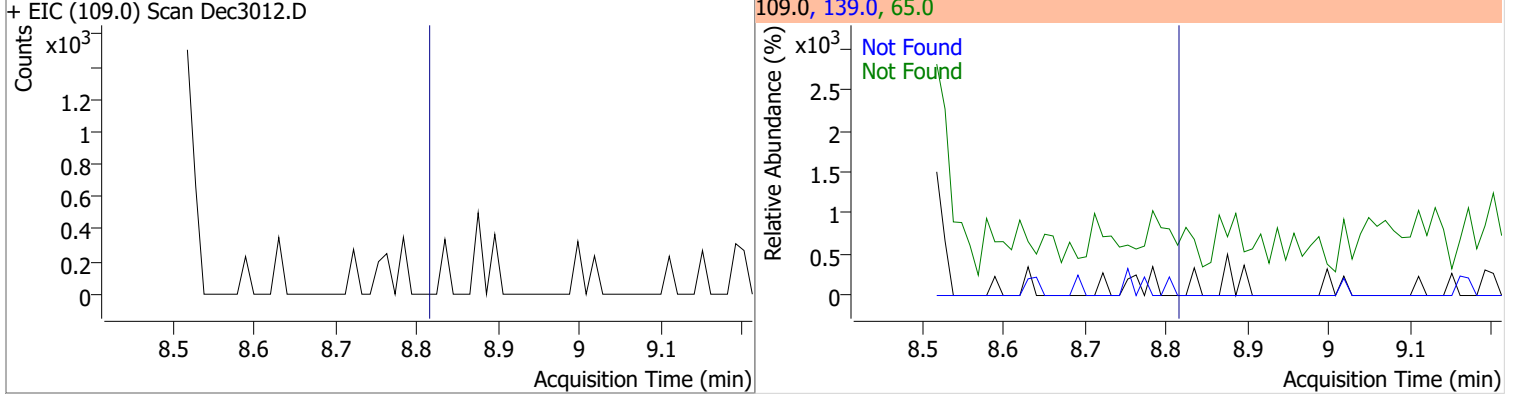
Compound	Conc.	Exp RT	QIon	Exp Ratio
2,4-Dinitrophenol	N.D.	8.66	154.0	55.5



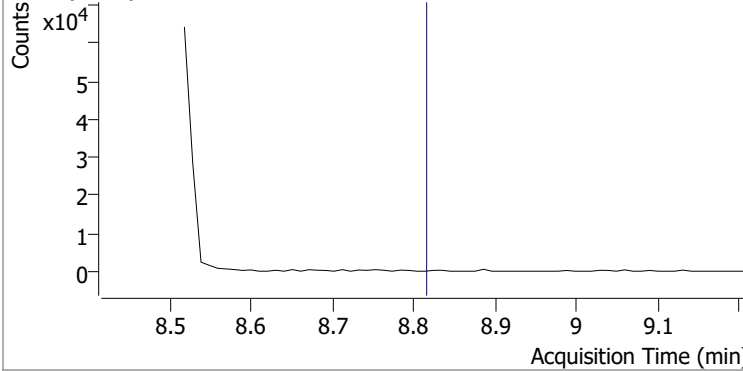
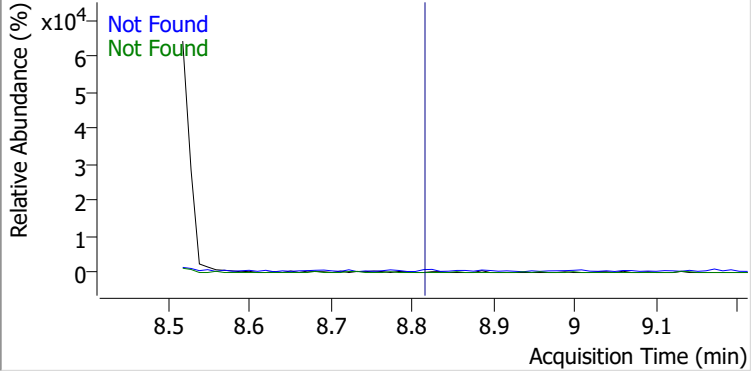
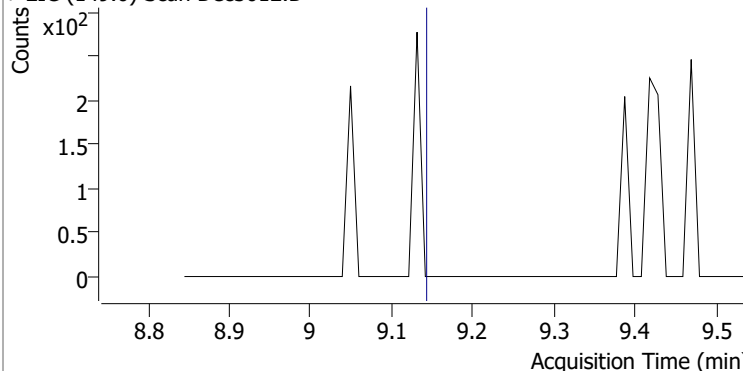
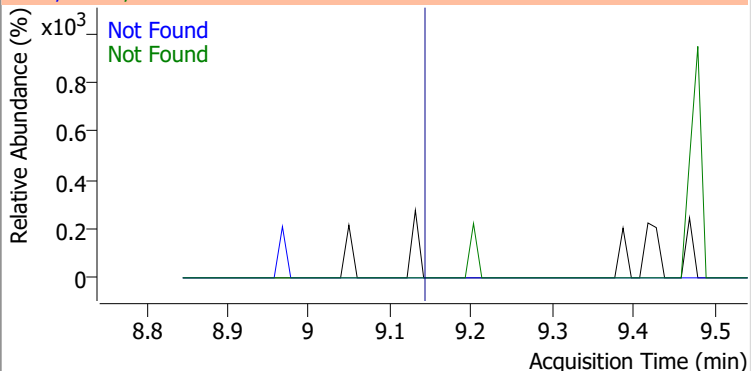
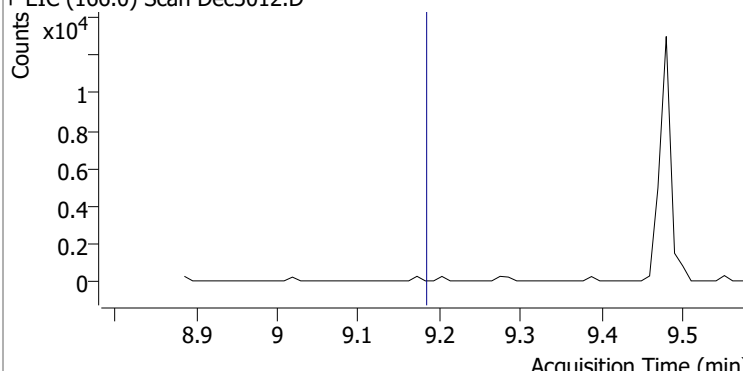
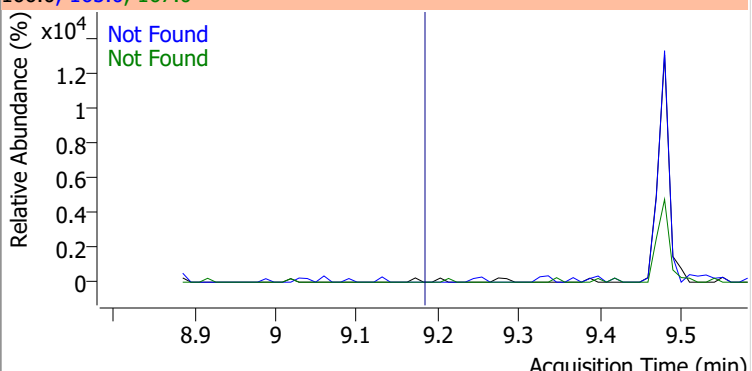
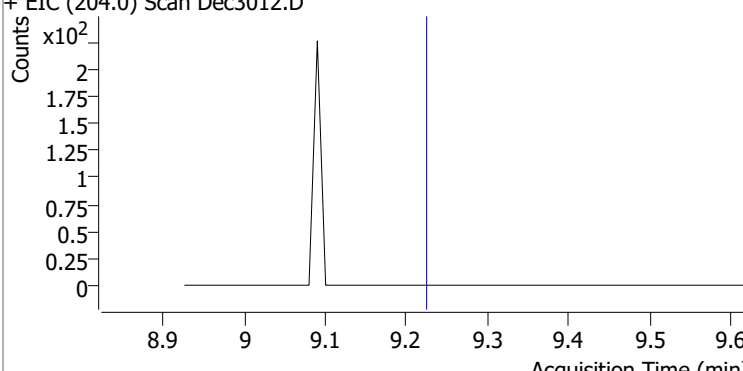
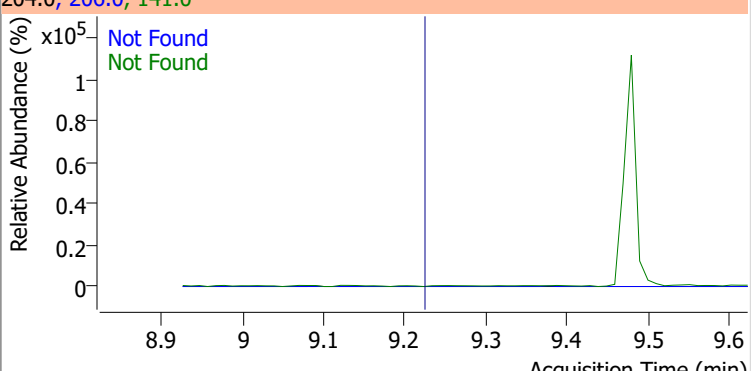
Compound	Conc.	Exp RT	QIon	Exp Ratio
Dibenzofuran	N.D.	8.77	139.0	38.2



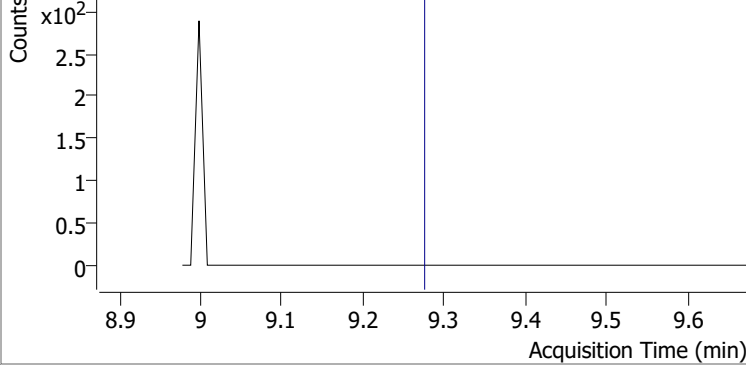
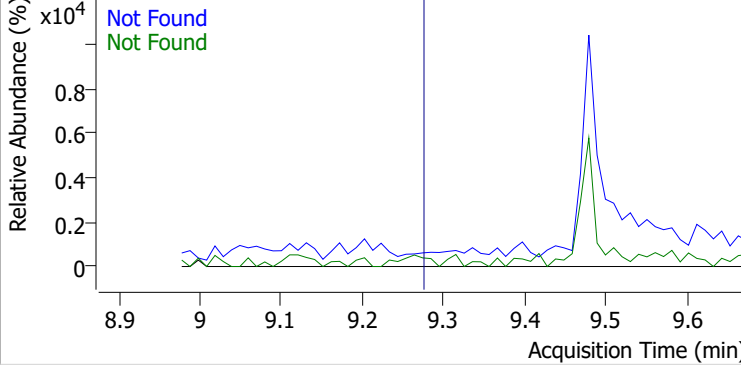
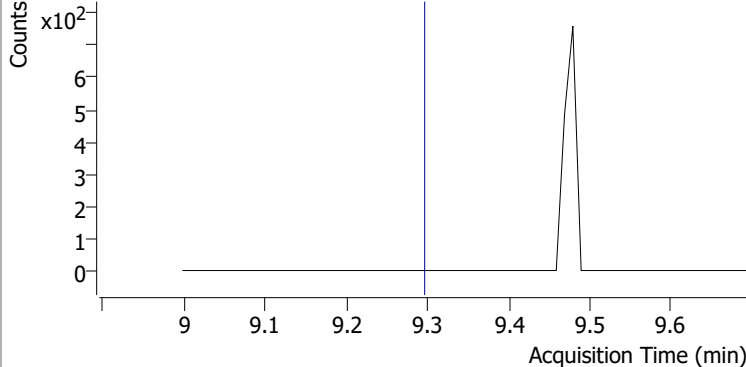
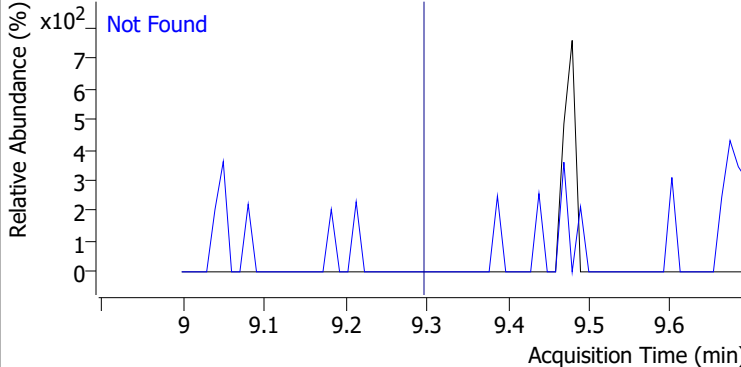
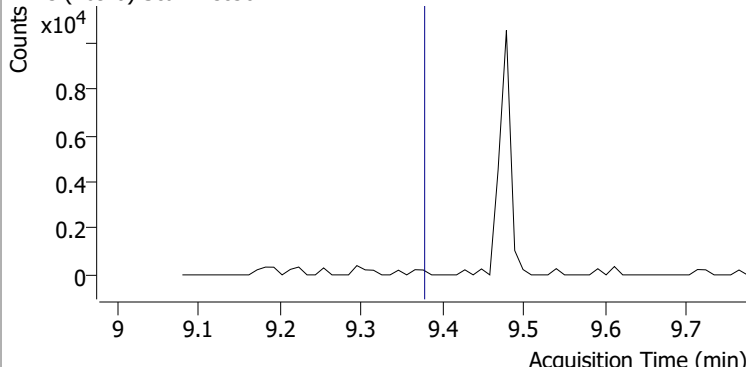
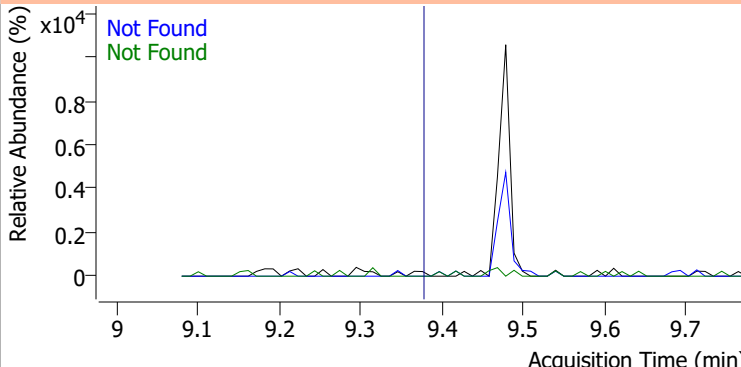
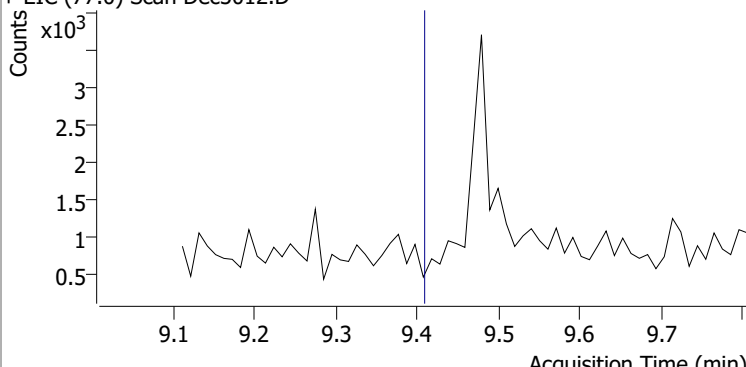
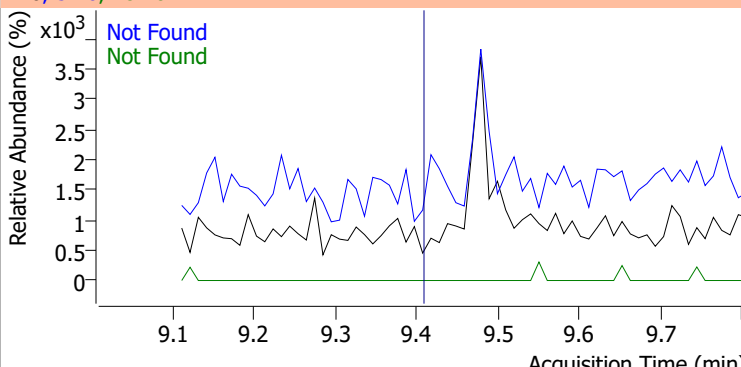
Compound	Conc.	Exp RT	QIon	Exp Ratio	QIon	Exp Ratio
4-Nitrophenol	N.D.	8.81	65.0	85.8	139.0	70.9



Quantitation Results Report (QT Reviewed)

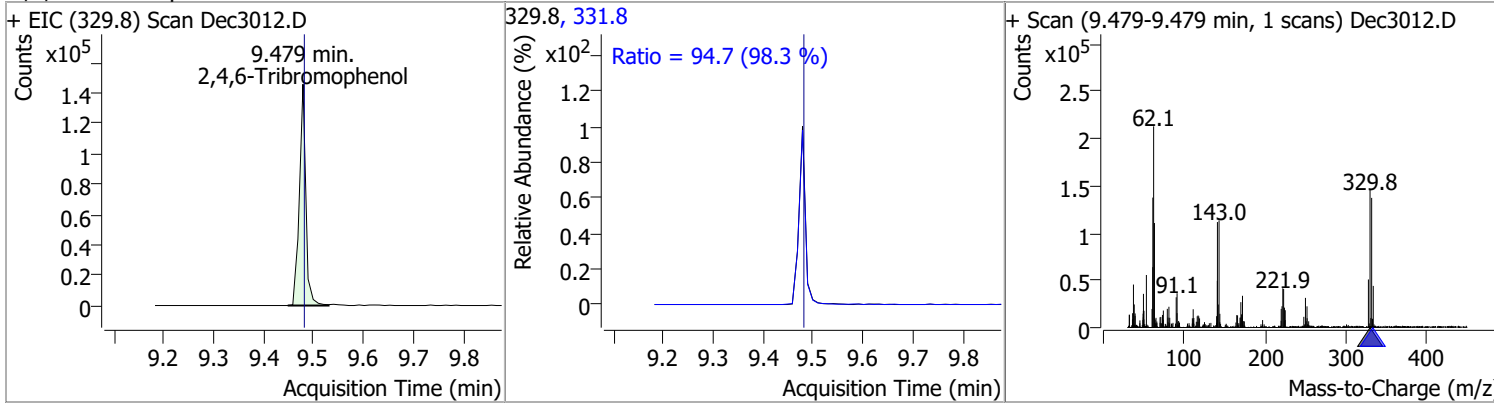
Compound	Conc.	Exp RT	QIon	Exp Ratio	QIon	Exp Ratio
2,4-Dinitrotoluene	N.D.	8.81	63.0	89.4	89.0	79.1
+ EIC (165.0) Scan Dec3012.D			165.0, 63.0, 89.0			
						
Diethylphthalate	N.D.	9.14	177.0	19.4	150.0	12.3
+ EIC (149.0) Scan Dec3012.D			149.0, 177.0, 150.0			
						
Fluorene	N.D.	9.18	165.0	88.8	167.0	12.9
+ EIC (166.0) Scan Dec3012.D			166.0, 165.0, 167.0			
						
4-Chlorophenyl-phenylether	N.D.	9.22	141.0	65.7	206.0	32.4
+ EIC (204.0) Scan Dec3012.D			204.0, 206.0, 141.0			
						

Quantitation Results Report (QT Reviewed)

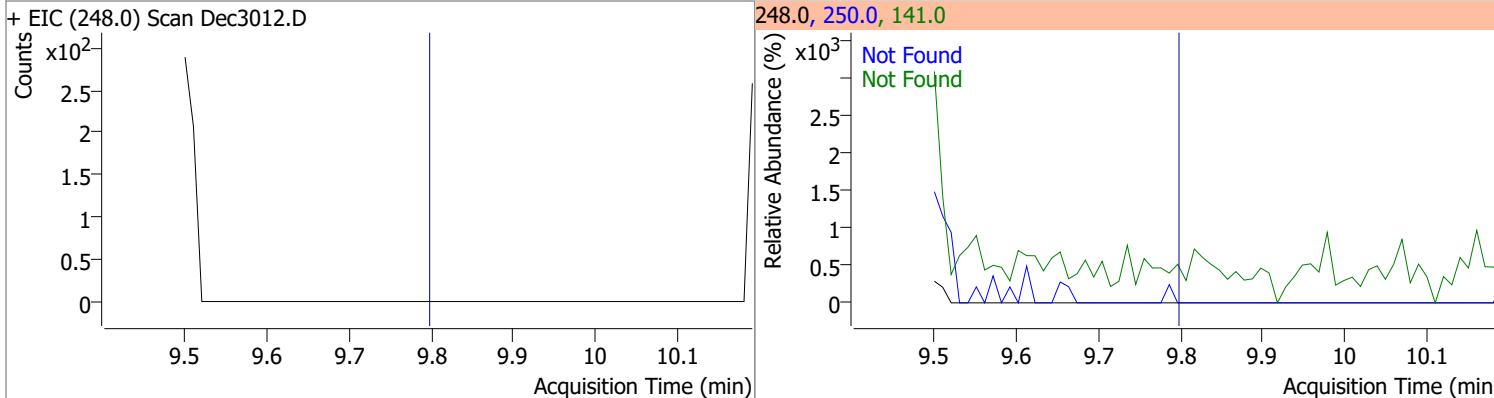
Compound	Conc.	Exp RT	QIon	Exp Ratio	QIon	Exp Ratio
4-Nitroaniline	N.D.	9.27	65.0	131.3	92.0	49.5
+ EIC (138.0) Scan Dec3012.D			138.0, 65.0, 92.0			
						
4,6-Dinitro-2-methylphenol	N.D.	9.29	121.0	52.9		
+ EIC (198.0) Scan Dec3012.D			198.0, 121.0			
						
N-nitrosodiphenylamine	N.D.	9.38	168.0	66.6	167.0	35.0
+ EIC (169.0) Scan Dec3012.D			169.0, 167.0, 168.0			
						
Azobenzene	N.D.	9.41	51.0	49.7	182.0	23.1
+ EIC (77.0) Scan Dec3012.D			77.0, 51.0, 182.0			
						

Quantitation Results Report (QT Reviewed)

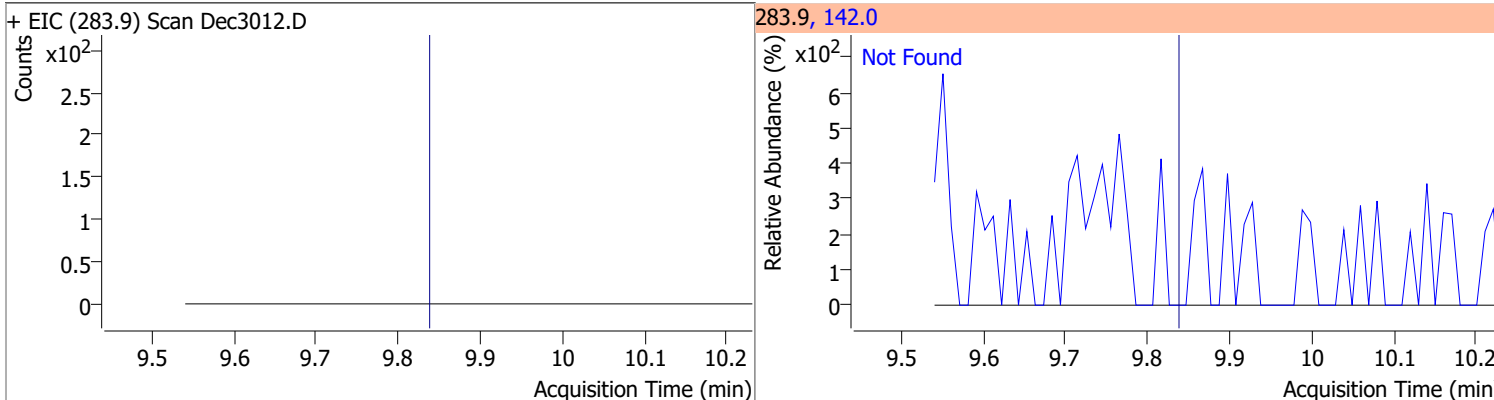
Compound	Conc.	RT	Dev(Min)	Resp.	QIon	QRatio	Lower	Upper
2,4,6-Tribromophenol	151.1589	9.48	0.00	131118	331.8	94.7	67.5	125.3



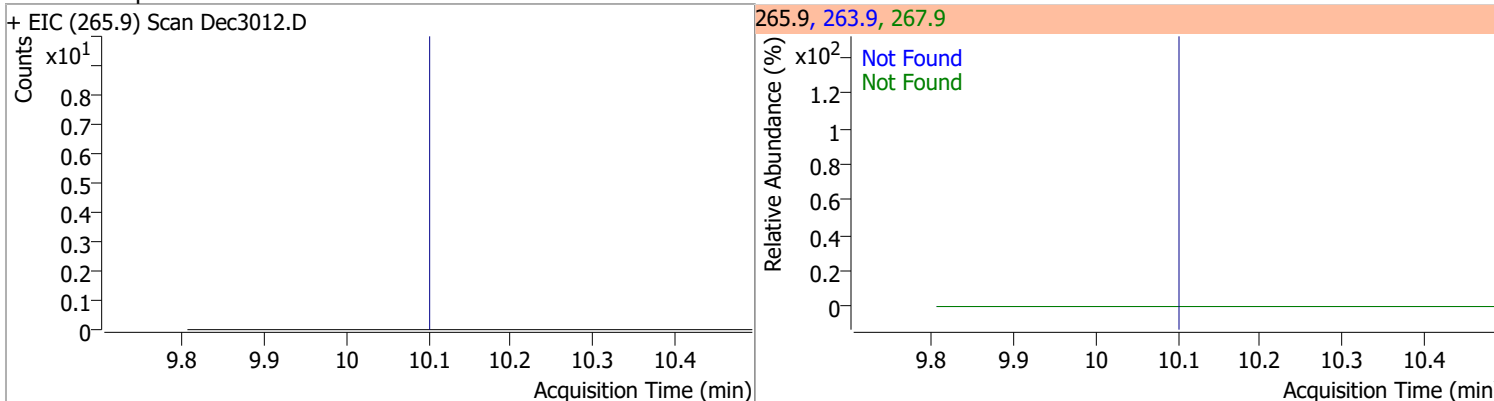
Compound	Conc.	Exp RT	QIon	Exp Ratio	QIon	Exp Ratio
4-Bromophenyl-phenylether	N.D.	9.80	141.0	109.8	250.0	97.9



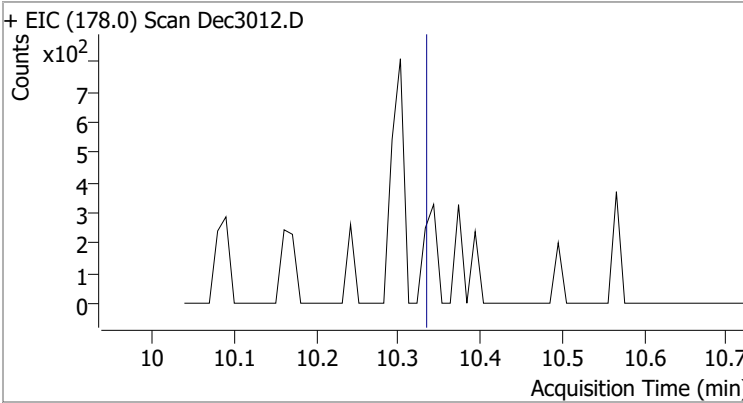
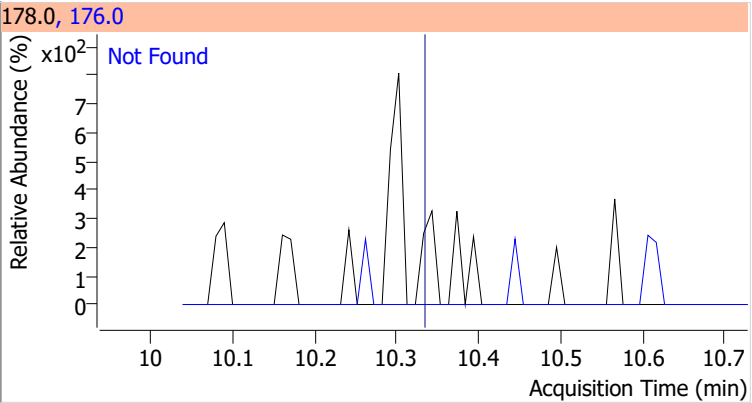
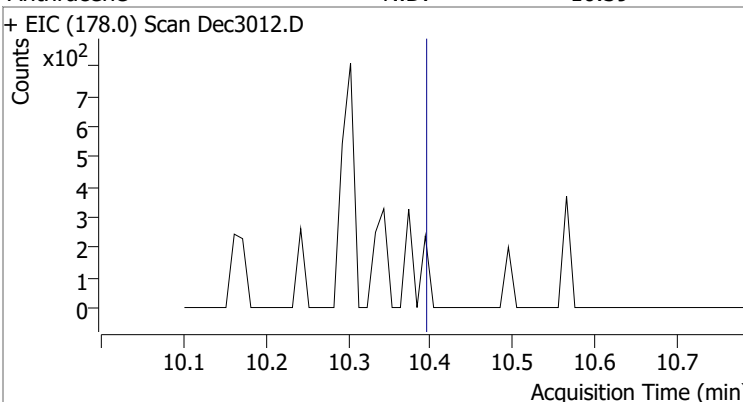
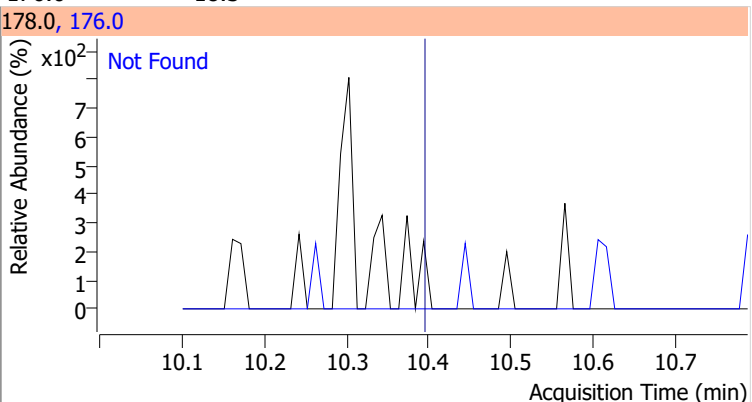
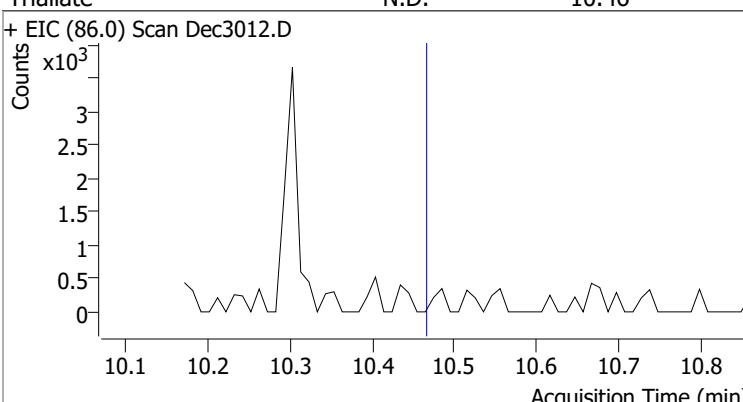
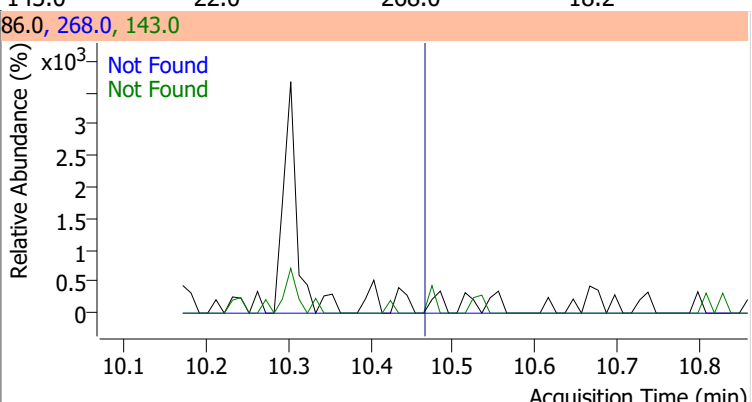
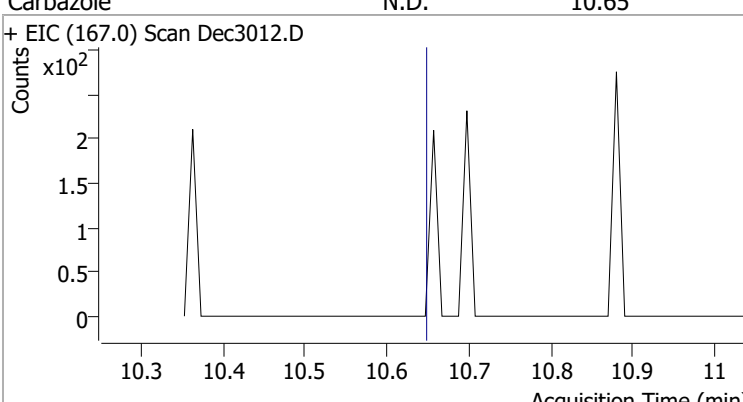
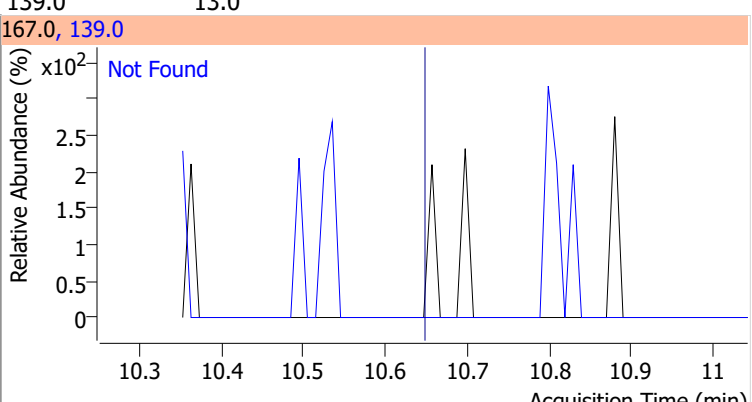
Compound	Conc.	Exp RT	QIon	Exp Ratio	QIon	Exp Ratio
Hexachlorobenzene	N.D.	9.84	142.0	64.6	267.9	61.9



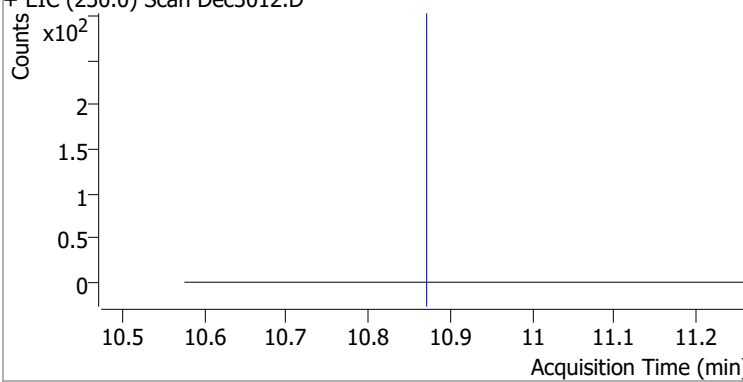
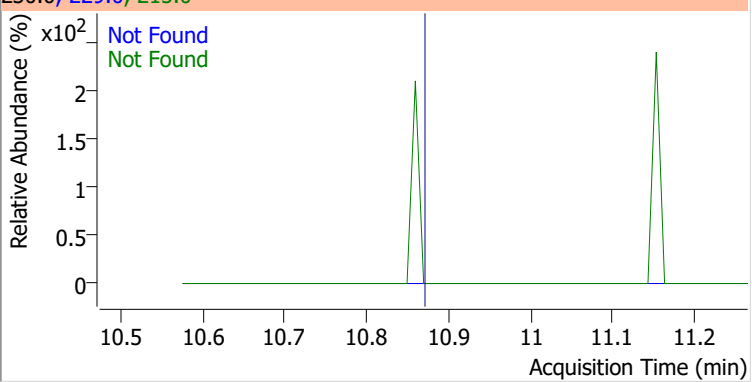
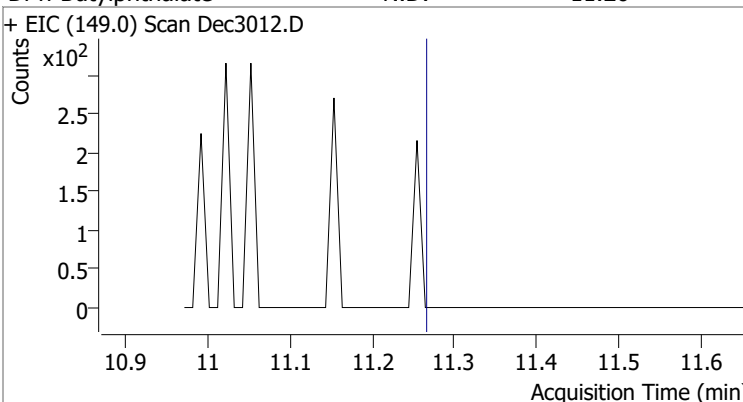
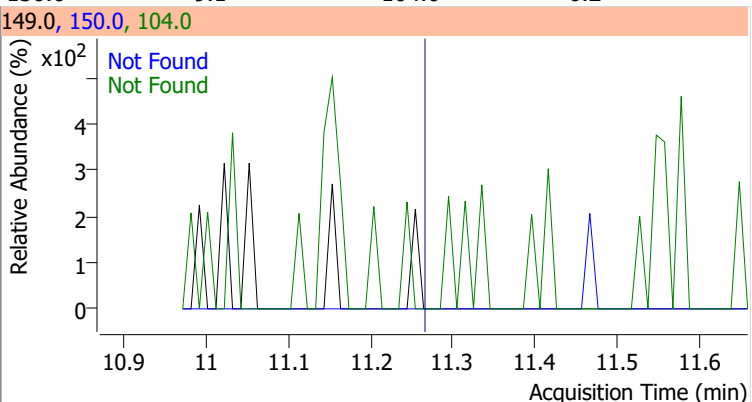
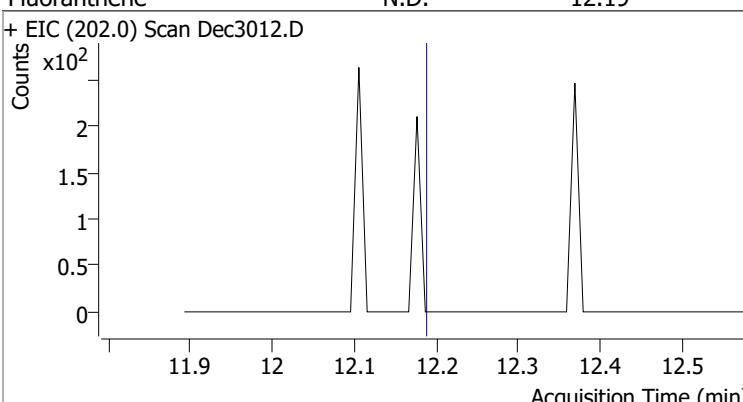
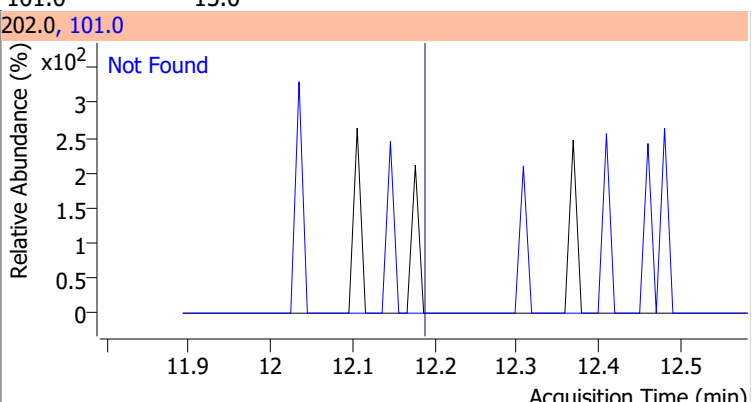
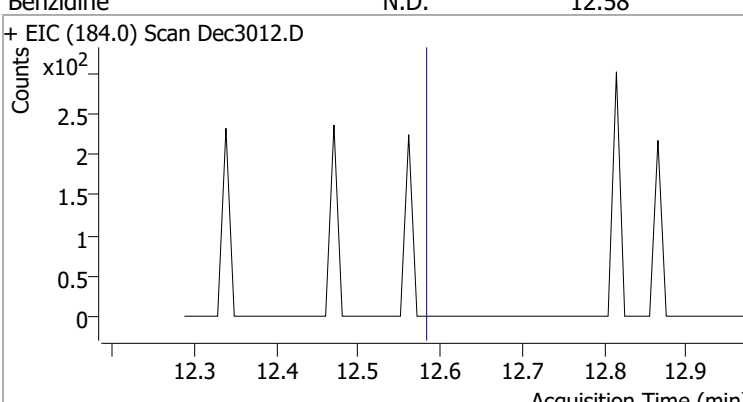
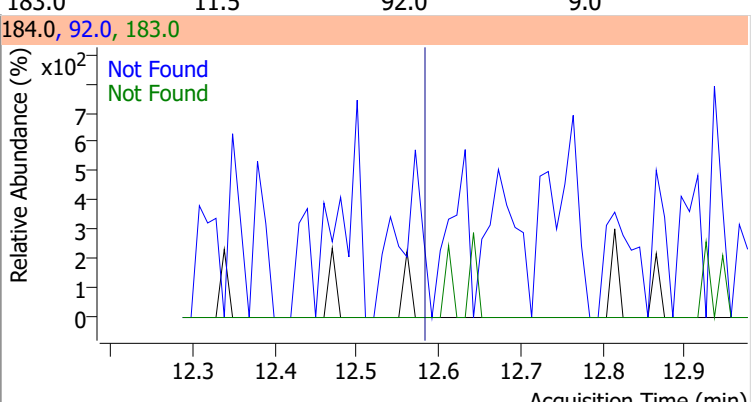
Compound	Conc.	Exp RT	QIon	Exp Ratio	QIon	Exp Ratio
Pentachlorophenol	N.D.	10.10	263.9	62.0	267.9	61.9



Quantitation Results Report (QT Reviewed)

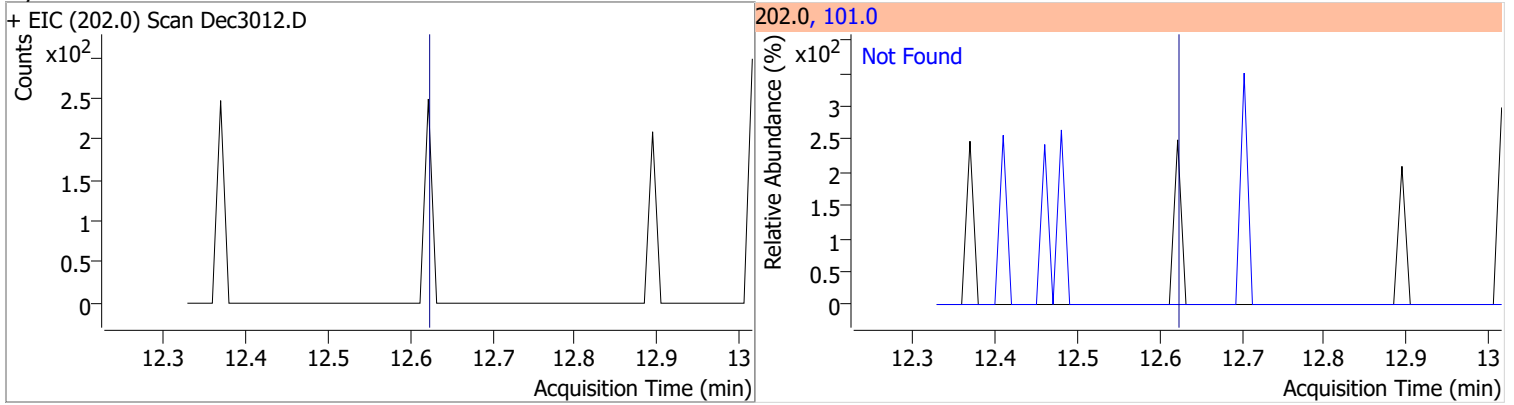
Compound	Conc.	Exp RT	QIon	Exp Ratio		
Phenanthrene	N.D.	10.33	176.0	19.7		
+ EIC (178.0) Scan Dec3012.D			178.0, 176.0			
						
Anthracene	N.D.	10.39	176.0	18.3		
+ EIC (178.0) Scan Dec3012.D			178.0, 176.0			
						
Triallate	N.D.	10.46	143.0	22.0	QIon	Exp Ratio
					268.0	18.2
+ EIC (86.0) Scan Dec3012.D			86.0, 268.0, 143.0			
						
Carbazole	N.D.	10.65	139.0	13.0		
+ EIC (167.0) Scan Dec3012.D			167.0, 139.0			
						

Quantitation Results Report (QT Reviewed)

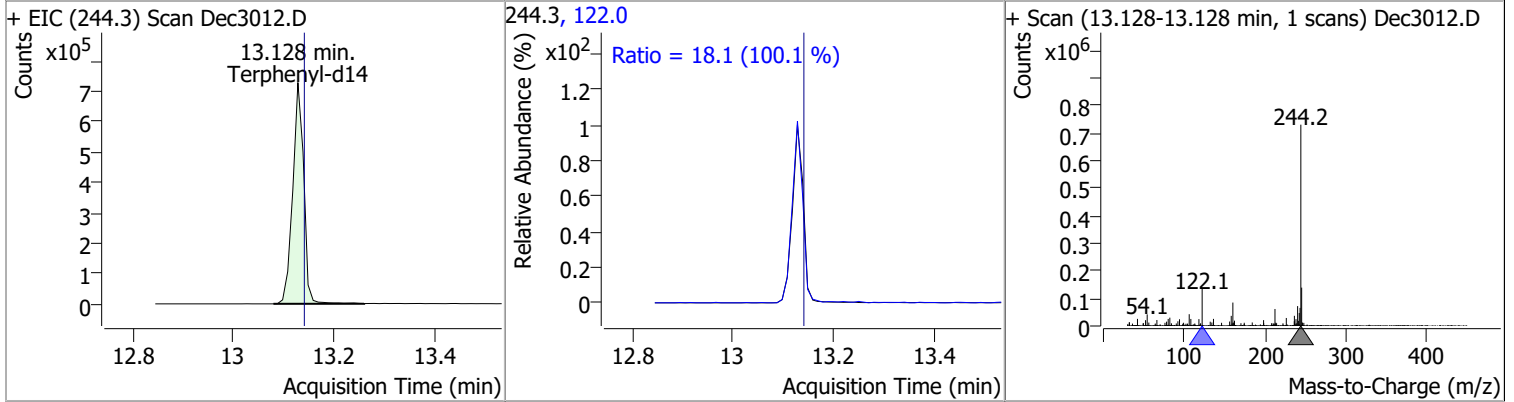
Compound	Conc.	Exp RT	QIon	Exp Ratio	QIon	Exp Ratio
o-Terphenyl	N.D.	10.87	229.0	67.7	215.0	38.2
+ EIC (230.0) Scan Dec3012.D			230.0, 229.0, 215.0			
						
Di-n-Butylphthalate	N.D.	11.26	150.0	9.1	104.0	6.2
+ EIC (149.0) Scan Dec3012.D			149.0, 150.0, 104.0			
						
Fluoranthene	N.D.	12.19	101.0	15.0		
+ EIC (202.0) Scan Dec3012.D			202.0, 101.0			
						
Benzidine	N.D.	12.58	183.0	11.5	92.0	9.0
+ EIC (184.0) Scan Dec3012.D			184.0, 92.0, 183.0			
						

Quantitation Results Report (QT Reviewed)

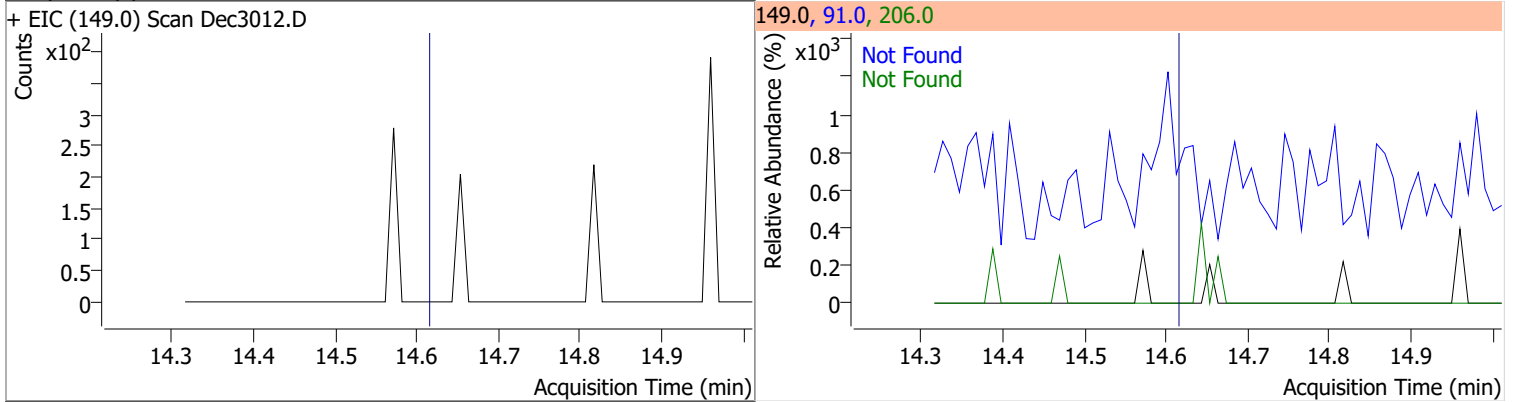
Compound	Conc.	Exp RT	QIon	Exp Ratio
Pyrene	N.D.	12.62	101.0	18.5



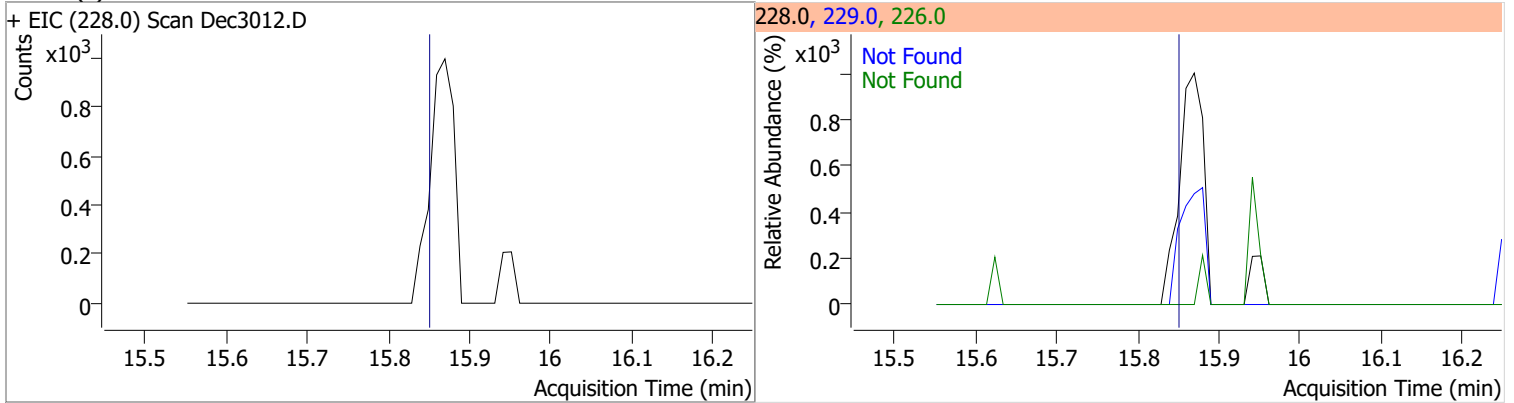
Compound	Conc.	RT	Dev(Min)	Resp.	QIon	QRatio	Lower	Upper
Terphenyl-d14	81.5003	13.13	-0.01	1109308	122.0	18.1	12.7	23.5



Compound	Conc.	Exp RT	QIon	Exp Ratio	QIon	Exp Ratio
Butylbenzylphthalate	N.D.	14.63	91.0	94.6	206.0	14.9

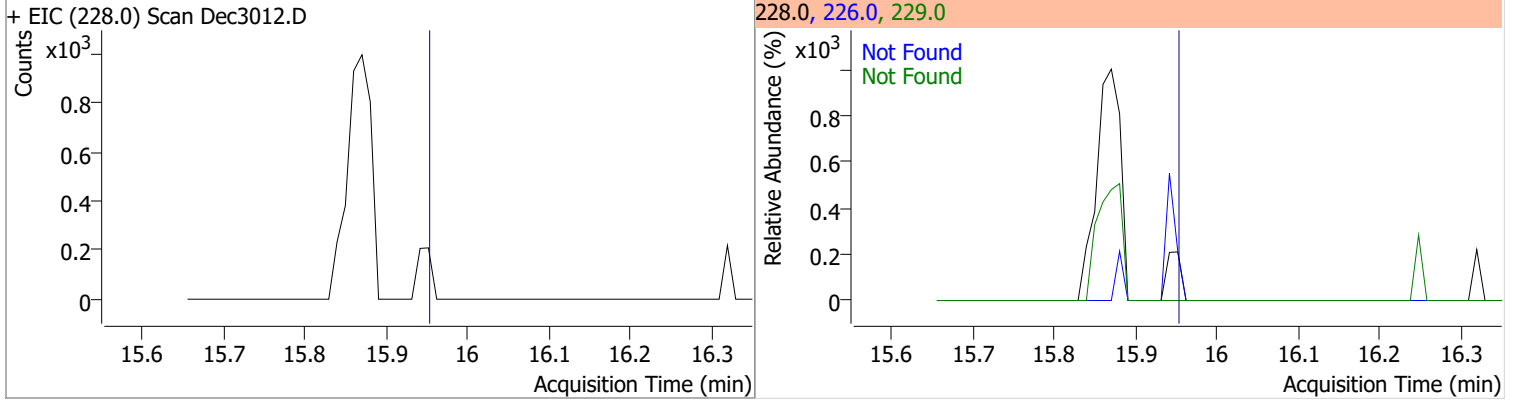


Compound	Conc.	Exp RT	QIon	Exp Ratio	QIon	Exp Ratio
Benzo(a)Anthracene	N.D.	15.87	226.0	26.7	229.0	21.3

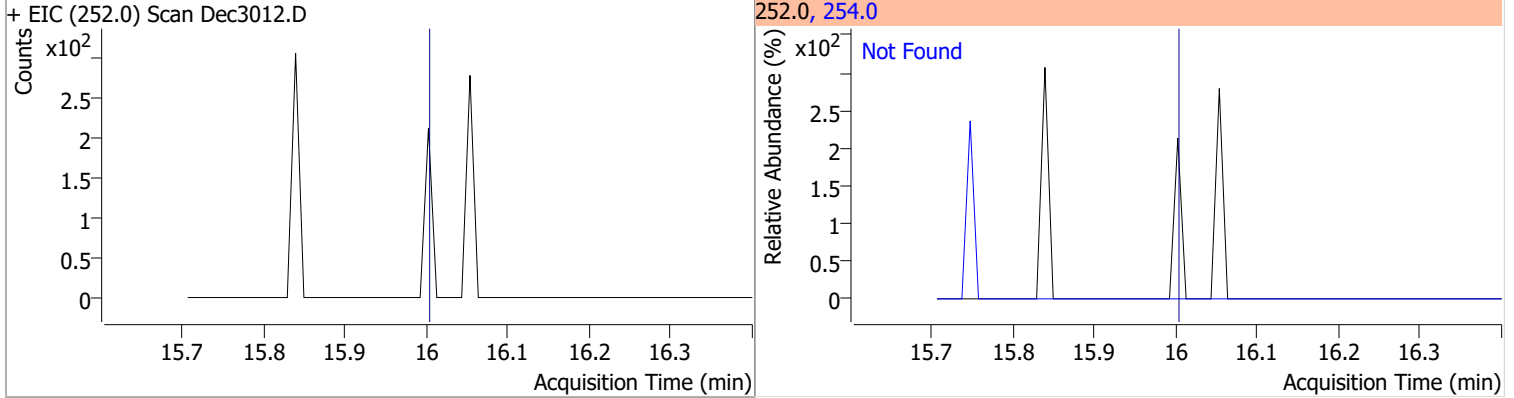


Quantitation Results Report (QT Reviewed)

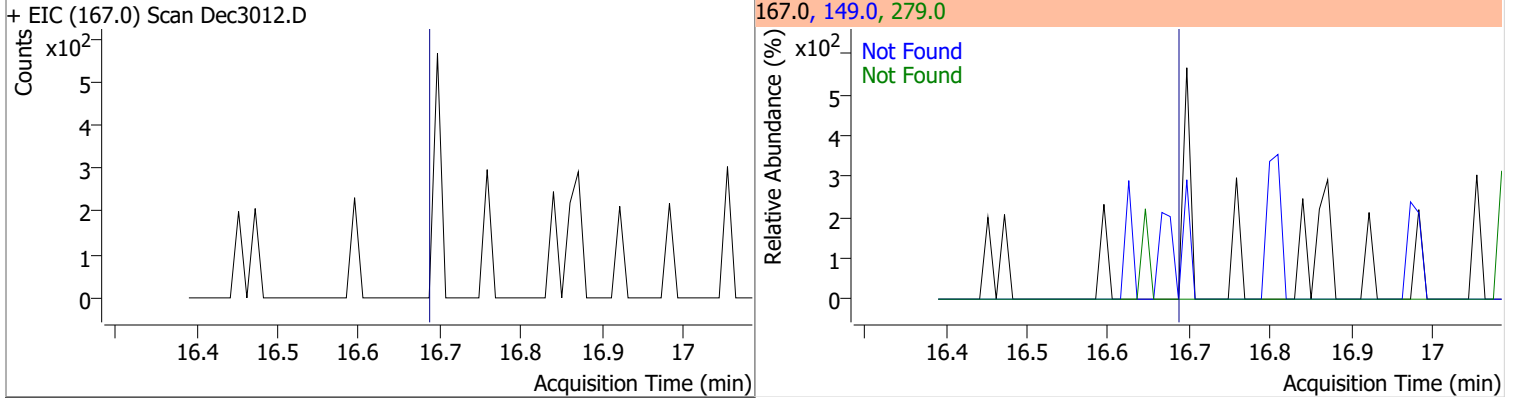
Compound	Conc.	Exp RT	QIon	Exp Ratio	QIon	Exp Ratio
Chrysene	N.D.	15.97	226.0	30.6	229.0	20.9



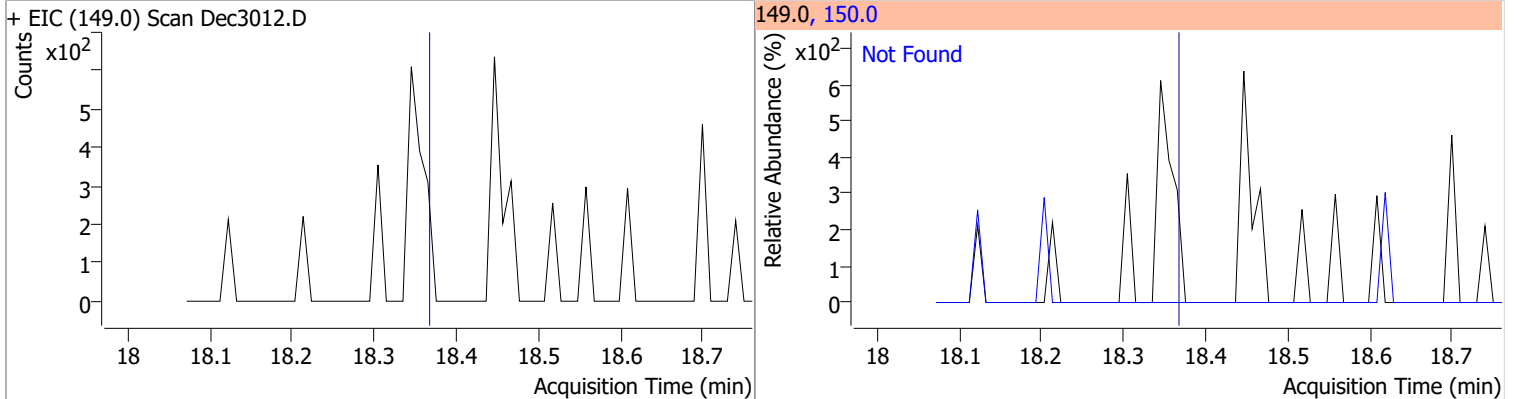
Compound	Conc.	Exp RT	QIon	Exp Ratio
3,3-Dichlorobenzidine	N.D.	16.02	254.0	62.0



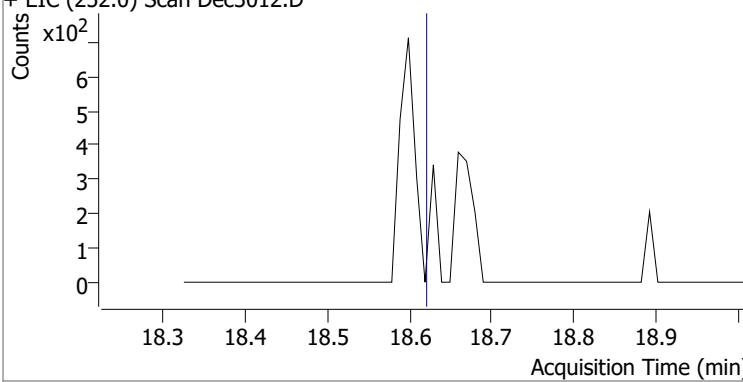
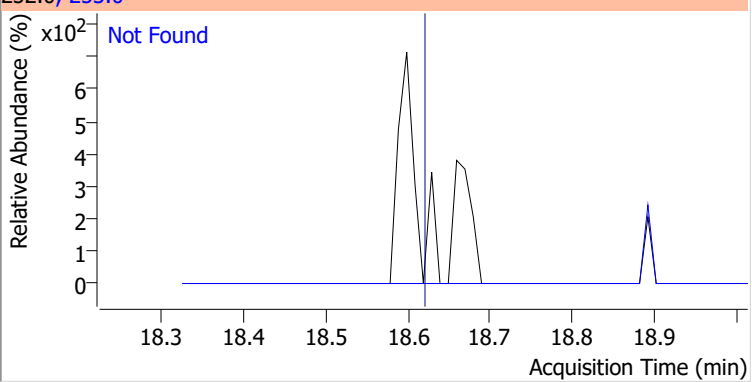
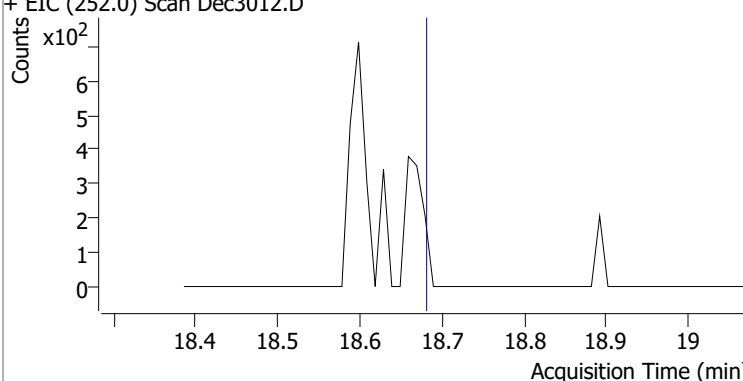
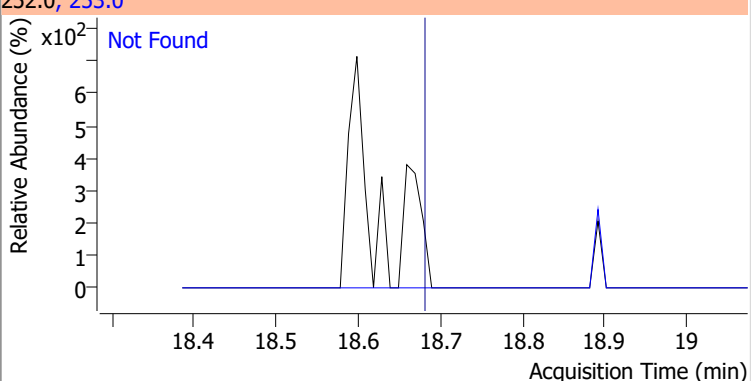
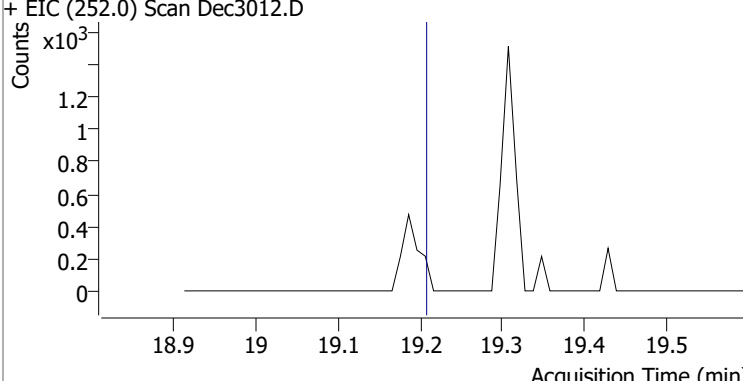
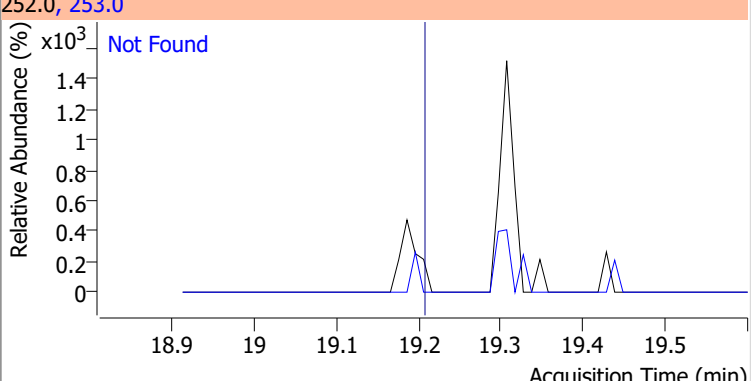
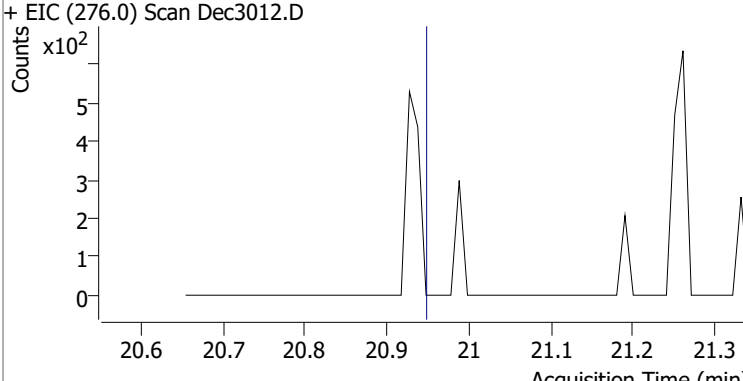
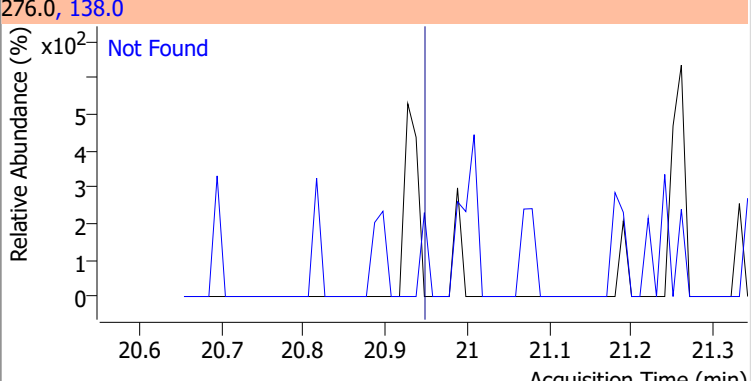
Compound	Conc.	Exp RT	QIon	Exp Ratio	QIon	Exp Ratio
bis(2-ethylhexyl)Phthalate	N.D.	16.71	149.0	421.6	279.0	11.2



Compound	Conc.	Exp RT	QIon	Exp Ratio
Di-n-octyl Phthalate	N.D.	18.38	150.0	9.7

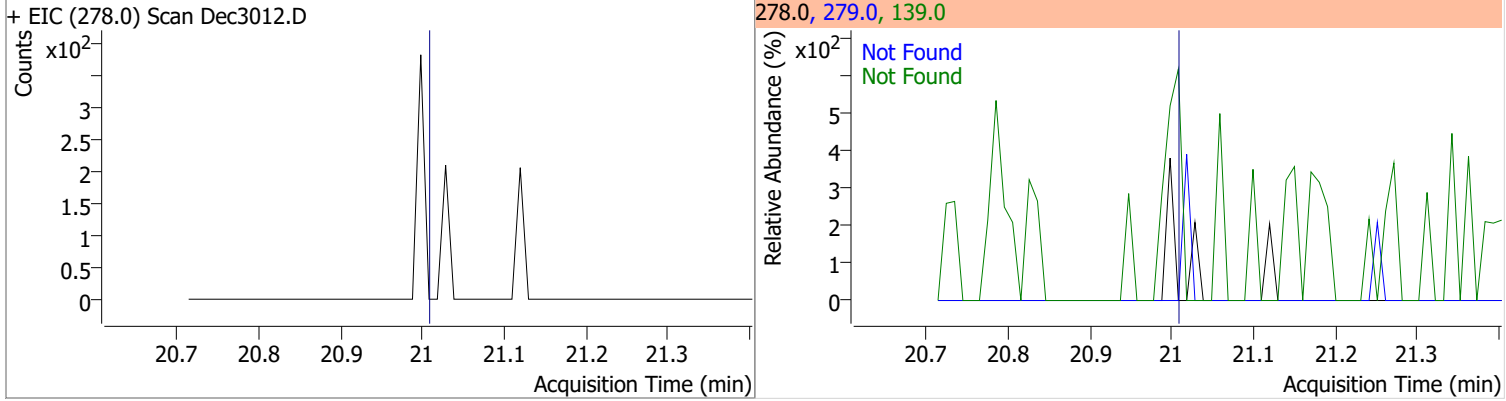


Quantitation Results Report (QT Reviewed)

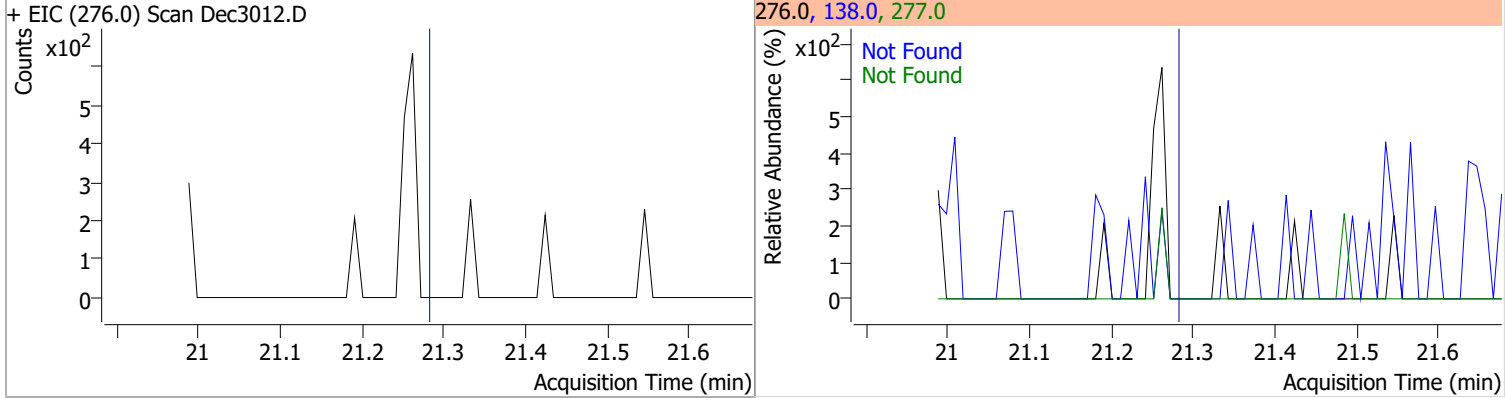
Compound	Conc.	Exp RT	QIon	Exp Ratio
Benzo(b)fluoranthene	N.D.	18.63	253.0	21.4
+ EIC (252.0) Scan Dec3012.D			252.0, 253.0	
				
Benzo(k)fluoranthene	N.D.	18.69	253.0	21.7
+ EIC (252.0) Scan Dec3012.D			252.0, 253.0	
				
Benzo(a)pyrene	N.D.	19.22	253.0	22.9
+ EIC (252.0) Scan Dec3012.D			252.0, 253.0	
				
Indeno(1,2,3-c,d)pyrene	N.D.	20.96	138.0	39.1
+ EIC (276.0) Scan Dec3012.D			276.0, 138.0	
				

Quantitation Results Report (QT Reviewed)

Compound	Conc.	Exp RT	QIon	Exp Ratio	QIon	Exp Ratio
Dibenzo(a,h)anthracene	N.D.	21.02	139.0	30.6	279.0	24.6

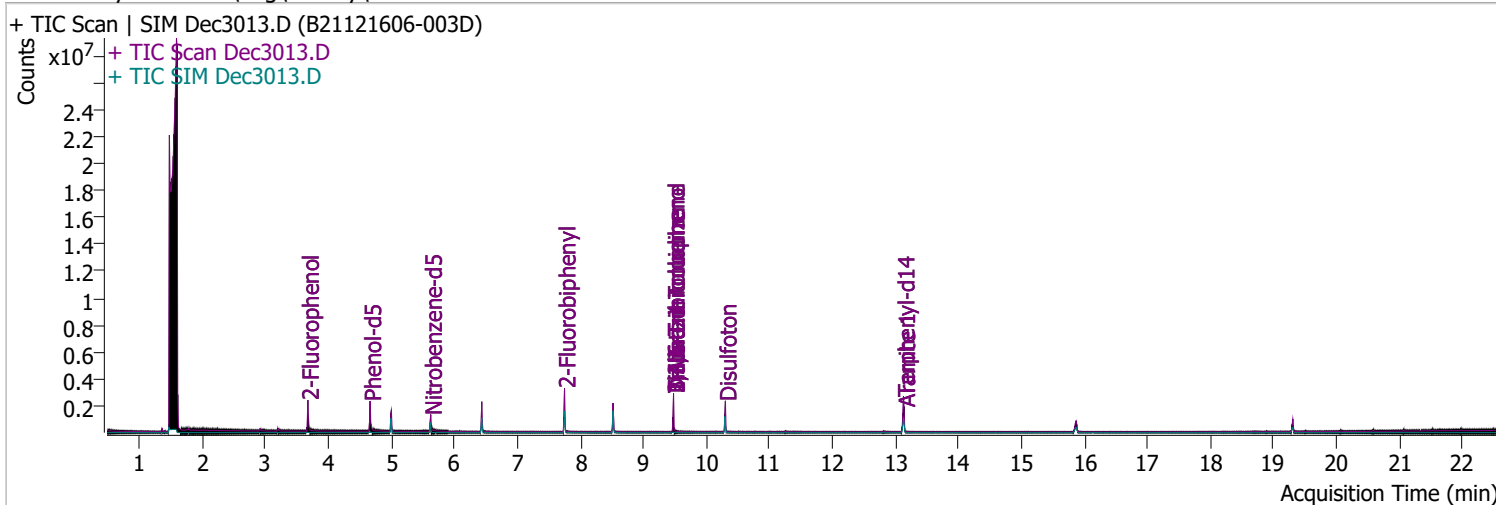


Compound	Conc.	Exp RT	QIon	Exp Ratio	QIon	Exp Ratio
Benzo(g,h,i)perylene	N.D.	21.29	138.0	41.5	277.0	23.8



Quantitation Results Report (QT Reviewed)

Data File	Dec3013.D	Operator	LIMS import
Acq. Method	BNA+SIM.M	Acq. Date-Time	12/30/2021 6:40:31 PM
Sample Name	B21121606-003D	Instrument	Instrument #1
Vial	13	Multiplier	1.00
DA Method File	122821 bna 1 CAL.batch.bin	Comment	SVOC-8270-W
Tune File	dftppdsm.u	Tune Date	11/24/2021 11:15:00 AM
Batch Name	123021 bna 1.batch.bin	Last Calib Update	1/3/2022 10:10:10 AM
Ref Library	D:\Org\Library\NIST129K.I		



Compound	RT	QIon	Resp.	Conc.	Units	Dev(Min)
----------	----	------	-------	-------	-------	----------

Internal Standards

System Monitoring Compounds

S 2-Fluorophenol	3.673	112.0	670831	95.4378	µg/L	-0.031
Spiked Amount: 200.000	Range: 10.0 - 75.0%			Recovery = 47.72%		
S Phenol-d5	4.664	99.0	696217	68.2062	µg/L	-0.021
Spiked Amount: 200.000	Range: 10.0 - 65.0%			Recovery = 34.10%		
S Nitrobenzene-d5	5.624	82.0	272296	54.2040	µg/L	0.000
Spiked Amount: 100.000	Range: 32.0 - 94.0%			Recovery = 54.20%		
S 2-Fluorobiphenyl	7.748	172.0	980780	60.2387	µg/L	0.000
Spiked Amount: 100.000	Range: 28.0 - 107.0%			Recovery = 60.24%		
S 2,4,6-Tribromophenol	9.479	329.8	166960	202.9411	µg/L	0.000
Spiked Amount: 200.000	Range: 25.0 - 140.0%			Recovery = 101.47%		
S Terphenyl-d14	13.128	244.3	1265340	98.3516	µg/L	-0.010
Spiked Amount: 100.000	Range: 32.0 - 122.0%			Recovery = 98.35%		

Target Compounds

Target Compounds	RT	QIon	Resp.	Conc.	Units	Dev(Min)	QValue
T N-Nitrosodimethylamine	0.000		0	N.D.			
T Pyridine	0.000		0	N.D.			
T Aniline	0.000		0	N.D.			
T Phenol	0.000		0	N.D.			
T bis(-2-Chloroethyl)Ether	0.000		0	N.D.			
T 2-Chlorophenol	0.000		0	N.D.			
T 1,3-Dichlorobenzene	0.000		0	N.D.			
T 1,4-Dichlorobenzene	0.000		0	N.D.			
T 1,2-Dichlorobenzene	0.000		0	N.D.			
T Benzyl Alcohol	0.000		0	N.D.			
T bis(2-chloroisopropyl)Ether	5.624	121.0	0		µg/L	md	1
T 2-Methylphenol	0.000		0	N.D.			
T N-nitroso-Di-n-propylamine	5.624	70.0	0		µg/L	md	1
T 4Methylphenol/3Methylphenol	0.000		0	N.D.			
T Hexachloroethane	0.000		0	N.D.			

Quantitation Results Report (QT Reviewed)

Compound	RT	QIon	Resp.	Conc.	Units	Dev(Min)
T Nitrobenzene	0.000		0	N.D.		
T Isophorone	0.000		0	N.D.		
T 2-Nitrophenol	0.000		0	N.D.		
T 2,4-Dimethylphenol	0.000		0	N.D.		
T bis(-2-Chloroethoxy)Methane	0.000		0	N.D.		
T Benzoic Acid	0.000		0	N.D.		
T 2,4-Dichlorophenol	0.000		0	N.D.		
T 1,2,4-Trichlorobenzene	0.000		0	N.D.		
T Naphthalene	0.000		0	N.D.		
T 4-Chlorophenol	0.000		0	N.D.		
T p-Chloroaniline	0.000		0	N.D.		
T Hexachlorobutadiene	0.000		0	N.D.		
T 4-Chloro-2-Methylphenol	0.000		0	N.D.		
T 4-Chloro-3-Methylphenol	0.000		0	N.D.		
T 2-Methylnaphthalene	0.000		0	N.D.		
T 1-Methylnaphthalene	0.000		0	N.D.		
T Hexachlorocyclopentadiene	0.000		0	N.D.		
T 2,4,6-Trichlorophenol	0.000		0	N.D.		
T 2,4,5-Trichlorophenol	0.000		0	N.D.		
T 2-Chloronaphthalene	0.000		0	N.D.		
T 2-Nitroaniline	0.000		0	N.D.		
T Dimethyl Phthalate	8.517	163.0	0		µg/L md	1
T 2,6-Dinitrotoluene	8.517	165.0	0		µg/L md	1
T Acenaphthylene	0.000		0	N.D.		
T 3-Nitroaniline	0.000		0	N.D.		
T Acenaphthene	0.000		0	N.D.		
T 2,4-Dinitrophenol	0.000		0	N.D.		
T Dibenzofuran	0.000		0	N.D.		
T 4-Nitrophenol	0.000		0	N.D.		
T 2,4-Dinitrotoluene	0.000		0	N.D.		
T Diethylphthalate	0.000		0	N.D.		
T Fluorene	0.000		0	N.D.		
T 4-Chlorophenyl-phenylether	0.000		0	N.D.		
T 4-Nitroaniline	0.000		0	N.D.		
T 4,6-Dinitro-2-methylphenol	0.000		0	N.D.		
T N-nitrosodiphenylamine	0.000		0	N.D.		
T Azobenzene	0.000		0	N.D.		
T 4-Bromophenyl-phenylether	0.000		0	N.D.		
T Hexachlorobenzene	0.000		0	N.D.		
T Pentachlorophenol	0.000		0	N.D.		
T Phenanthrene	0.000		0	N.D.		
T Anthracene	0.000		0	N.D.		
T Triallate	0.000		0	N.D.		
T Carbazole	0.000		0	N.D.		
T o-Terphenyl	0.000		0	N.D.		
T Di-n-Butylphthalate	0.000		0	N.D.		
T Fluoranthene	0.000		0	N.D.		
T Benzidine	0.000		0	N.D.		
T Pyrene	0.000		0	N.D.		
T Butylbenzylphthalate	0.000		0	N.D.		
T Benzo(a)Anthracene	0.000		0	N.D.		
T Chrysene	0.000		0	N.D.		
T 3,3-Dichlorobenzidine	0.000		0	N.D.		
T bis(2-ethylhexyl)Phthalate	0.000		0	N.D.		
T Di-n-octyl Phthalate	0.000		0	N.D.		

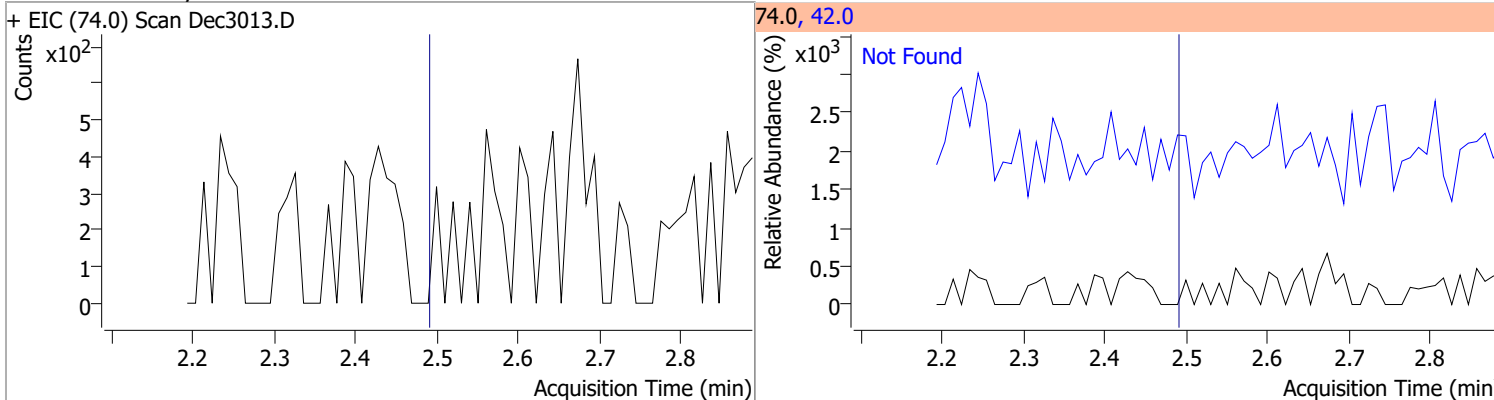
Quantitation Results Report (QT Reviewed)

Compound	RT	QIon	Resp.	Conc.	Units	Dev(Min)
T Benzo(b)fluoranthene	0.000		0	N.D.		
T Benzo(k)fluoranthene	0.000		0	N.D.		
T Benzo(a)pyrene	0.000		0	N.D.		
T Indeno(1,2,3-c,d)pyrene	0.000		0	N.D.		
T Dibenzo(a,h)anthracene	0.000		0	N.D.		
T Benzo(g,h,i)perylene	0.000		0	N.D.		

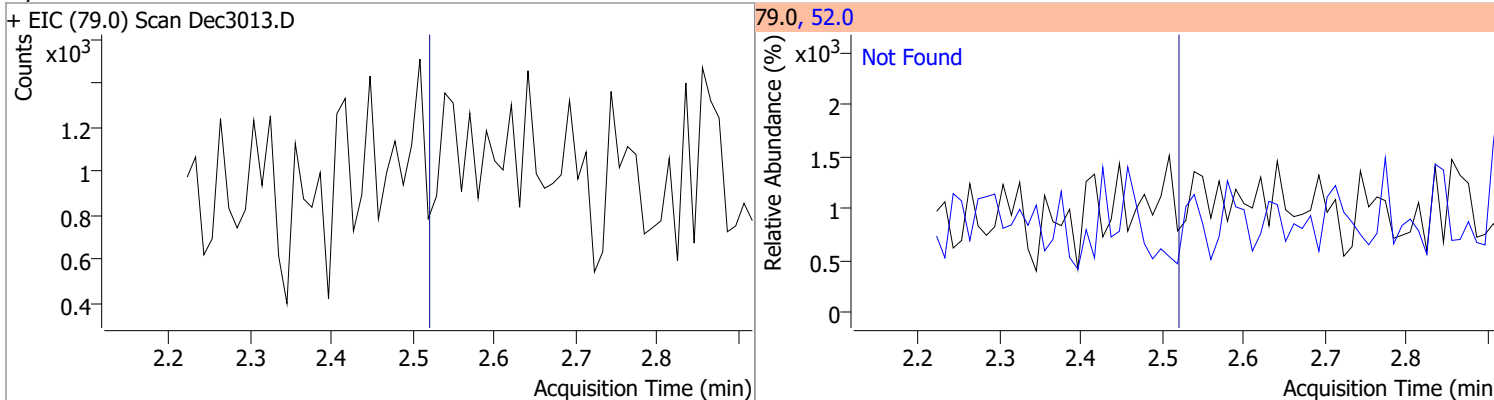
(#) = Qualifier Out of Range; (m) = Manual Integration; (+) = Area Summed; (*) = Surrogate Percent Recovery Out of Range; (d): Zeroed Peak

Quantitation Results Report (QT Reviewed)

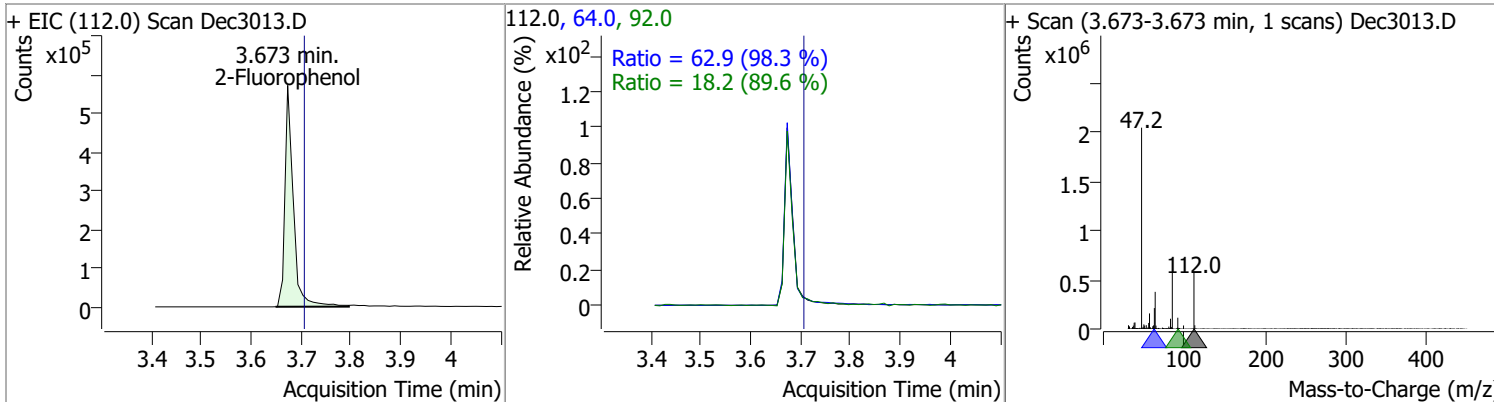
Compound	Conc.	Exp RT	QIon	Exp Ratio
N-Nitrosodimethylamine	N.D.	2.49	42.0	184.8



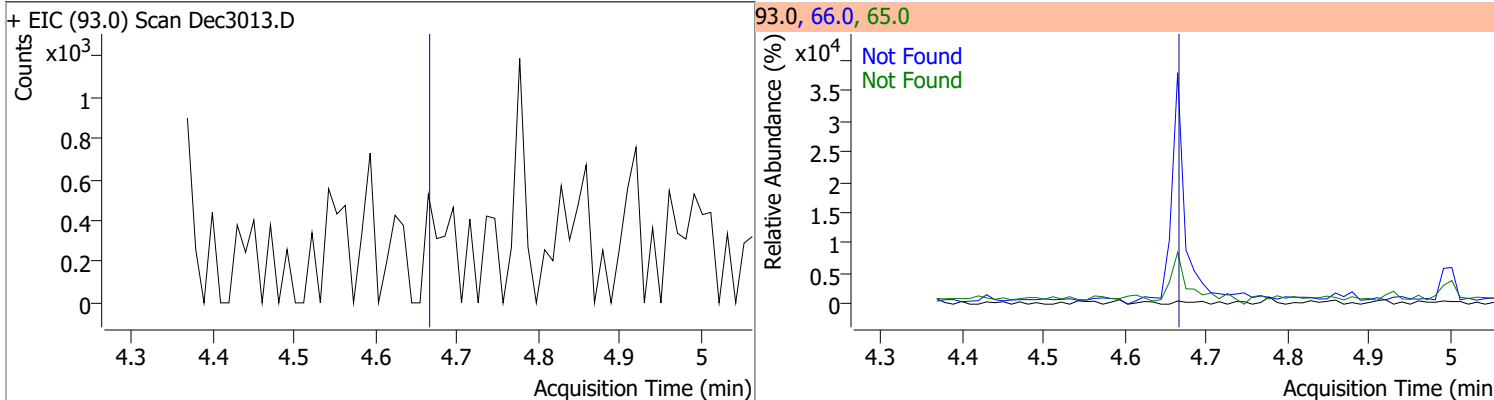
Compound	Conc.	Exp RT	QIon	Exp Ratio
Pyridine	N.D.	2.52	52.0	135.8



Compound	Conc.	RT	Dev(Min)	Resp.	QIon	QRatio	Lower	Upper
2-Fluorophenol	95.4378	3.67	-0.03	670831	64.0	62.9	44.8	83.2
					92.0	18.2	14.2	26.4

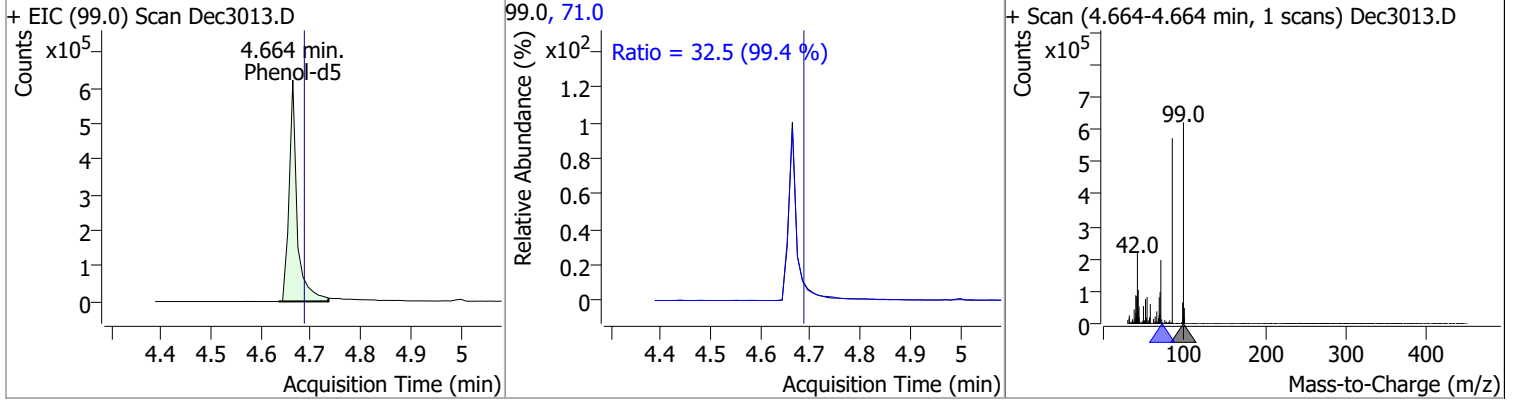


Compound	Conc.	Exp RT	QIon	Exp Ratio	QIon	Exp Ratio
Aniline	N.D.	4.66	66.0	41.6	65.0	23.1

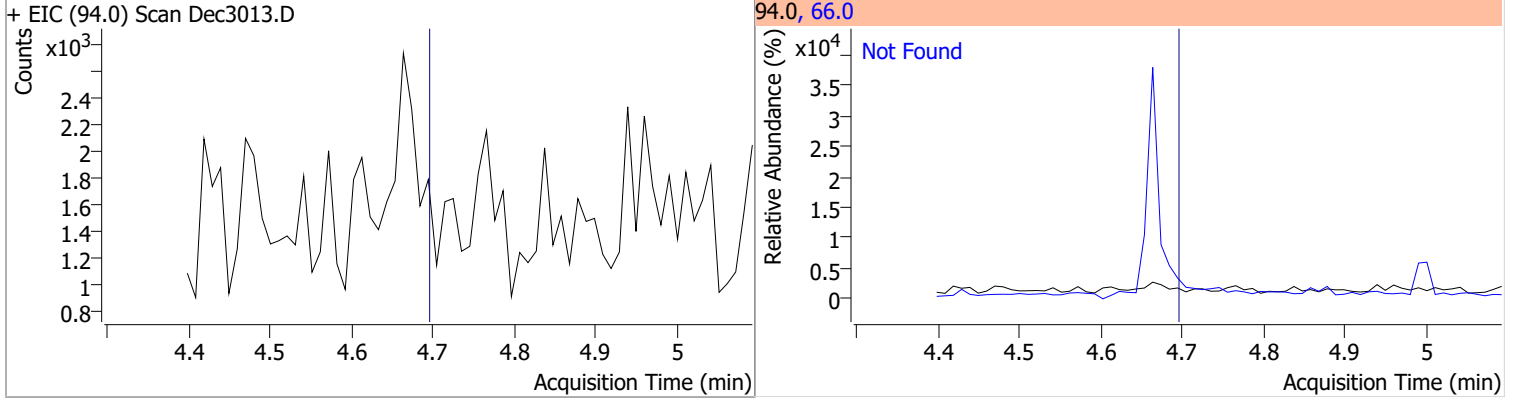


Quantitation Results Report (QT Reviewed)

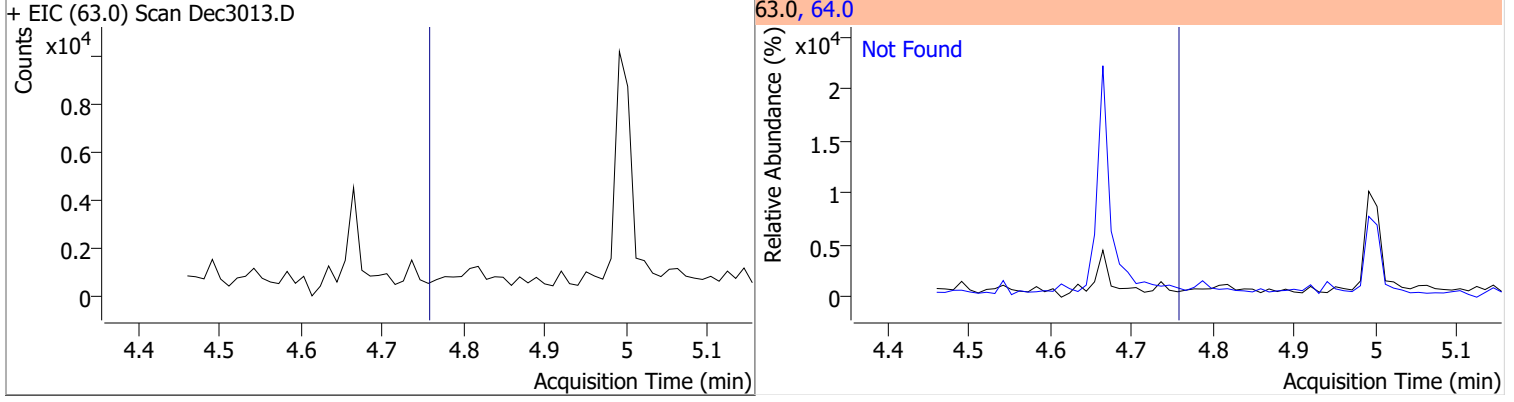
Compound	Conc.	RT	Dev(Min)	Resp.	QIon	QRatio	Lower	Upper
Phenol-d5	68.2062	4.66	-0.02	696217	71.0	32.5	22.9	42.5



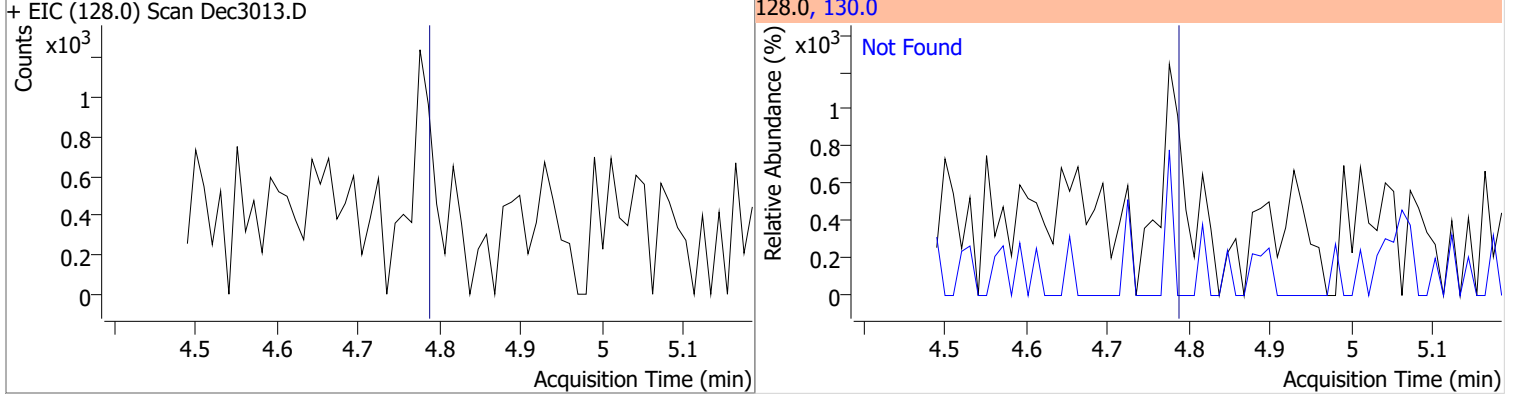
Compound	Conc.	Exp RT	QIon	Exp Ratio
Phenol	N.D.	4.69	66.0	40.8



Compound	Conc.	Exp RT	QIon	Exp Ratio
bis(-2-Chloroethyl)Ether	N.D.	4.76	64.0	2.8

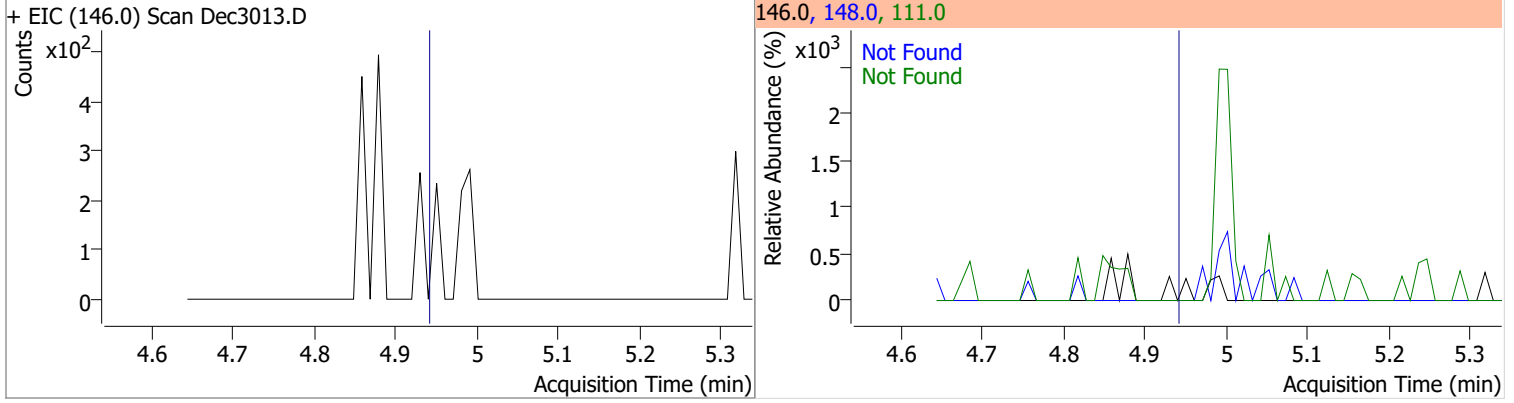


Compound	Conc.	Exp RT	QIon	Exp Ratio
2-Chlorophenol	N.D.	4.79	130.0	32.3

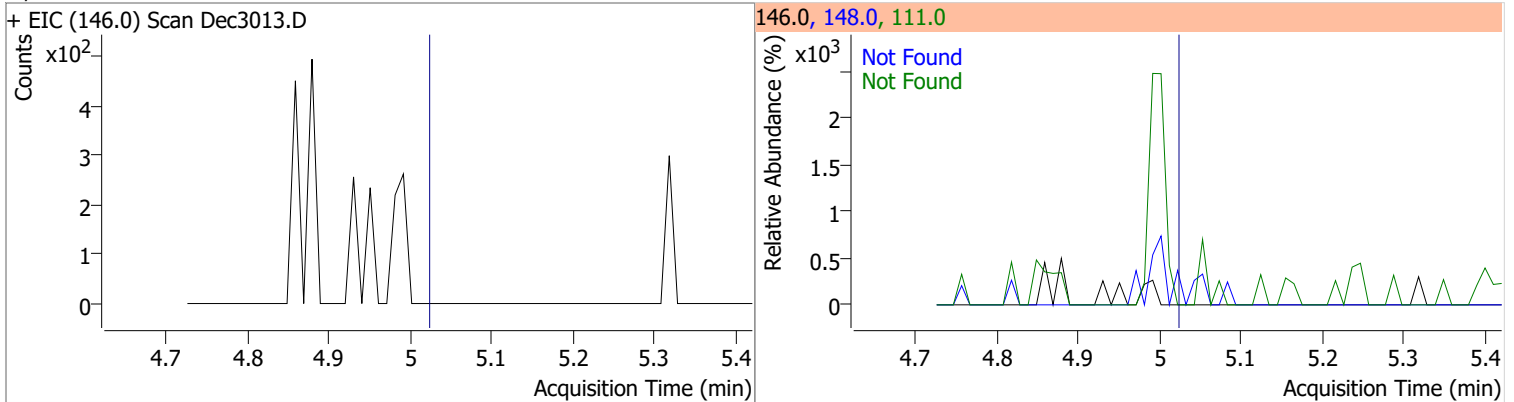


Quantitation Results Report (QT Reviewed)

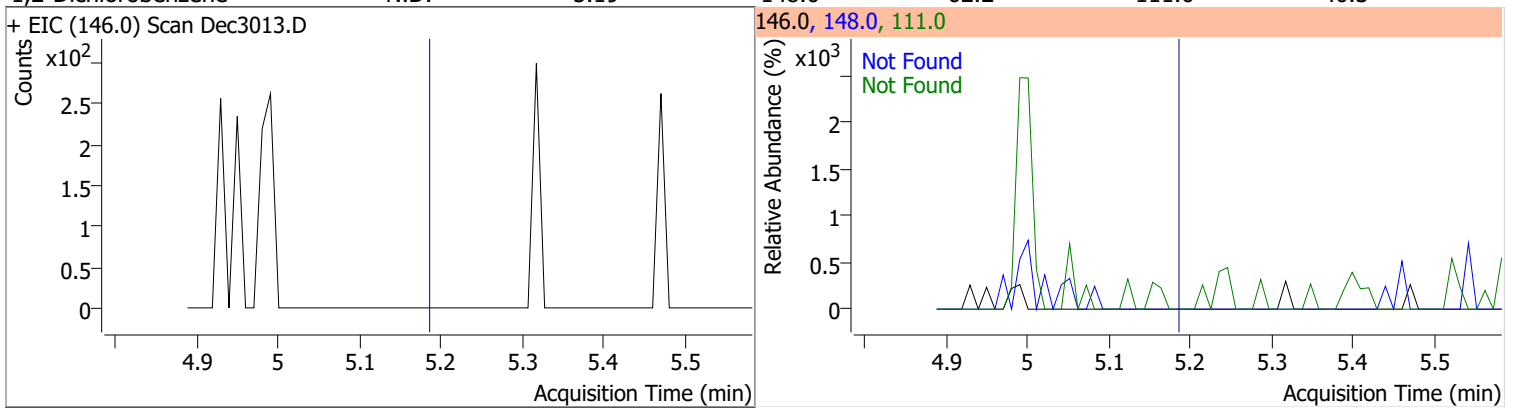
Compound	Conc.	Exp RT	QIon	Exp Ratio	QIon	Exp Ratio
1,3-Dichlorobenzene	N.D.	4.94	148.0	63.2	111.0	39.4



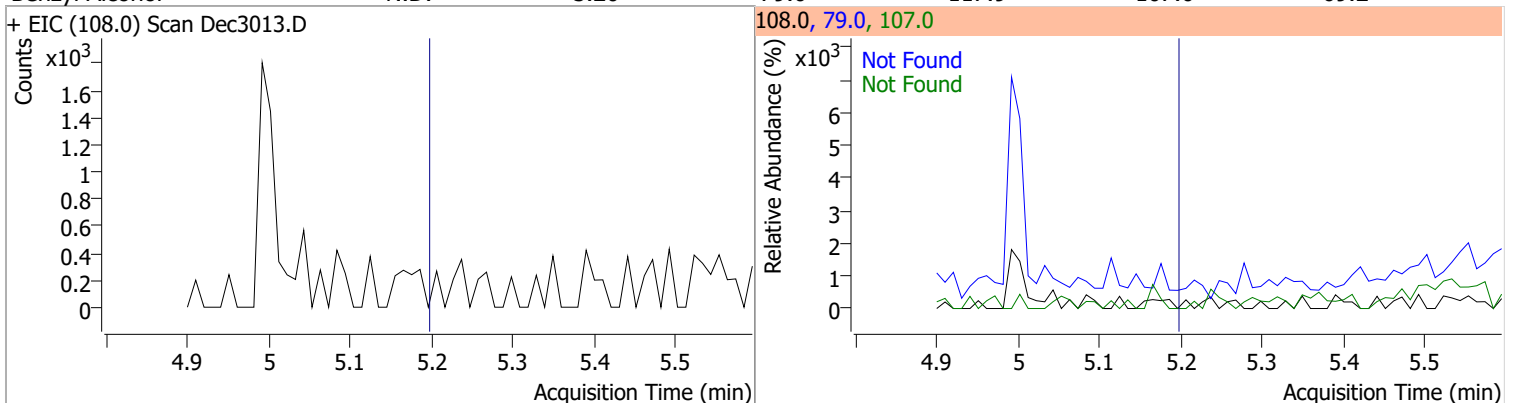
Compound	Conc.	Exp RT	QIon	Exp Ratio	QIon	Exp Ratio
1,4-Dichlorobenzene	N.D.	5.02	148.0	62.2	111.0	37.4



Compound	Conc.	Exp RT	QIon	Exp Ratio	QIon	Exp Ratio
1,2-Dichlorobenzene	N.D.	5.19	148.0	62.2	111.0	40.3

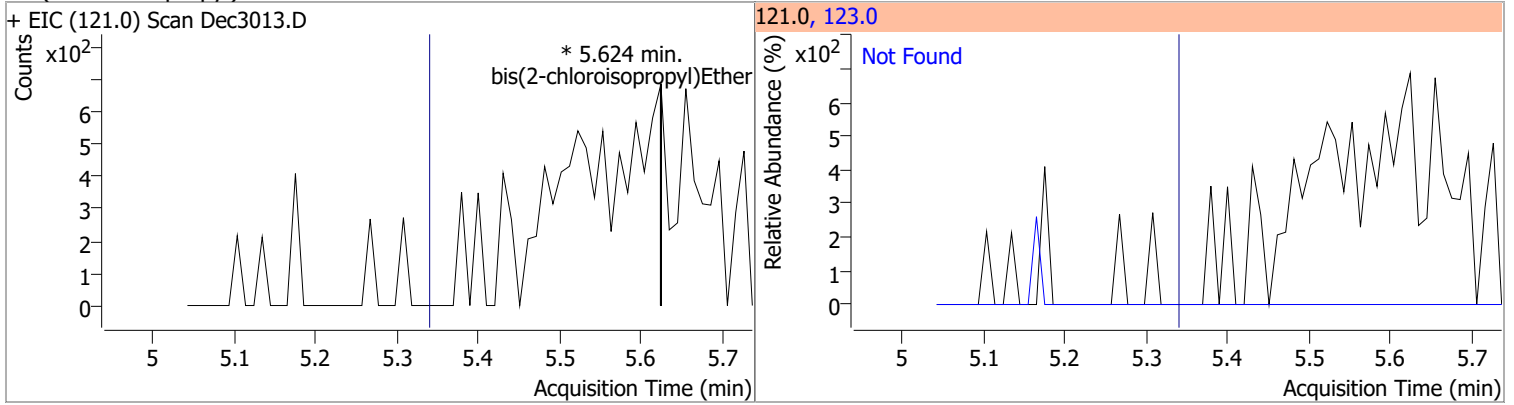


Compound	Conc.	Exp RT	QIon	Exp Ratio	QIon	Exp Ratio
Benzyl Alcohol	N.D.	5.20	79.0	117.9	107.0	69.2

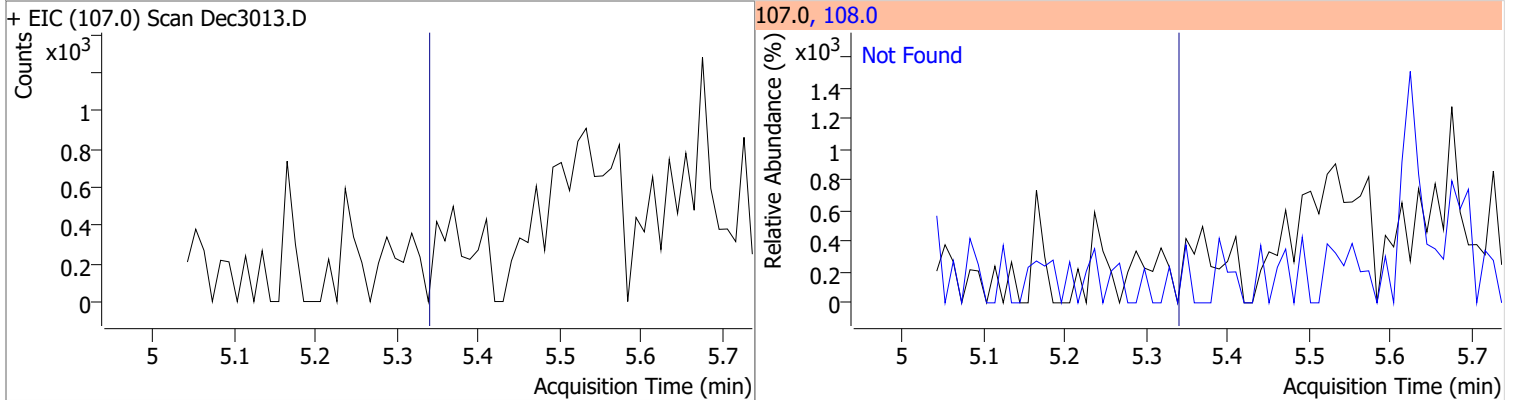


Quantitation Results Report (QT Reviewed)

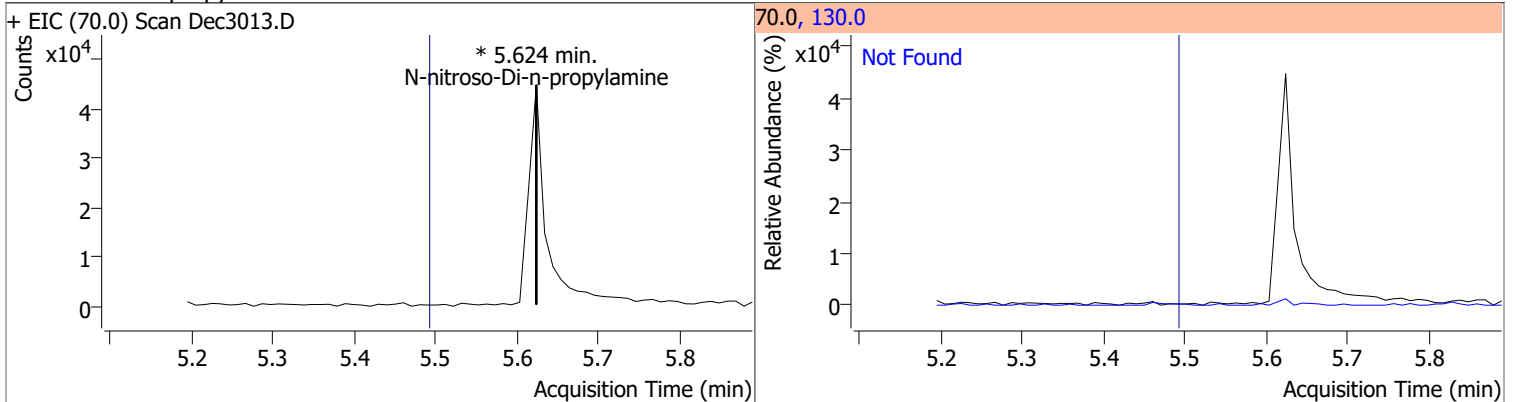
Compound	Conc.	RT	Dev(Min)	Resp.	QIon	QRatio	Lower	Upper
bis(2-chloroisopropyl)Ether	0	0		0	123.0		22.9	42.5



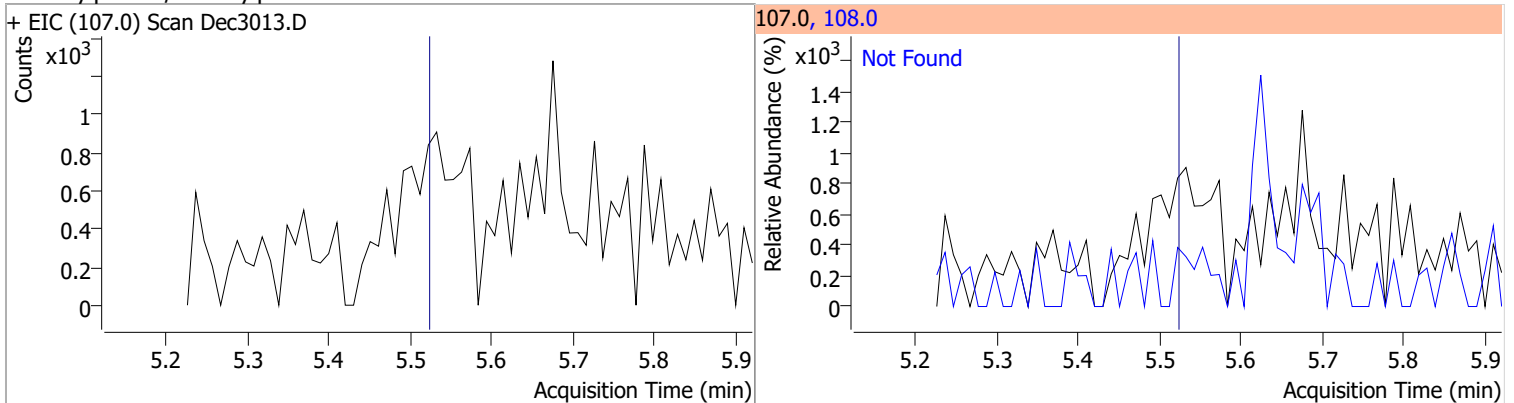
Compound	Conc.	Exp RT	QIon	Exp Ratio
2-Methylphenol	N.D.	5.34	108.0	117.6



Compound	Conc.	RT	Dev(Min)	Resp.	QIon	QRatio	Lower	Upper
N-nitroso-Di-n-propylamine	0	0		0	130.0		0.0	35.2

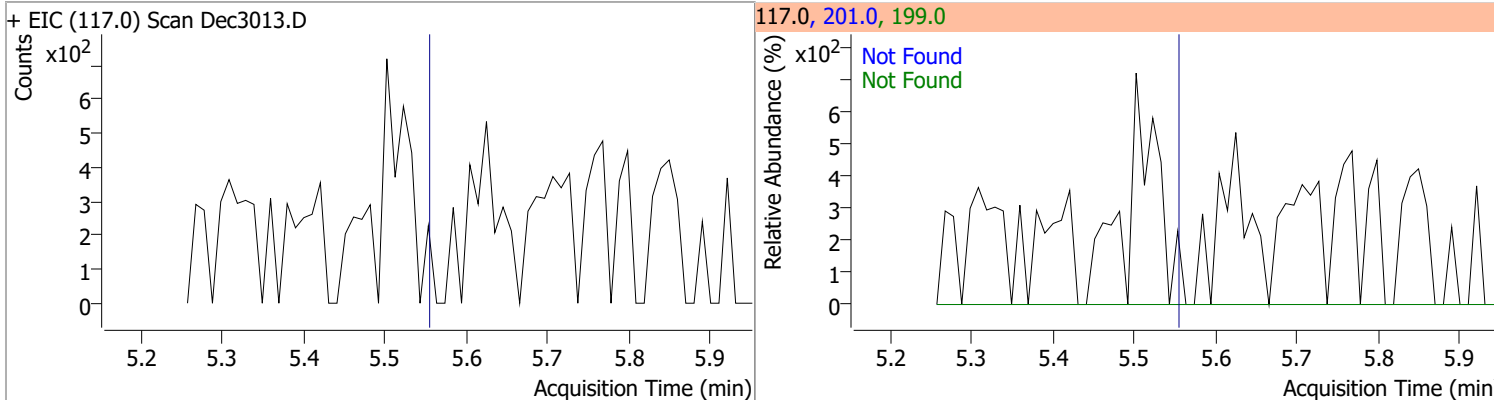


Compound	Conc.	Exp RT	QIon	Exp Ratio
4Methylphenol/3Methylphenol	N.D.	5.52	108.0	81.4

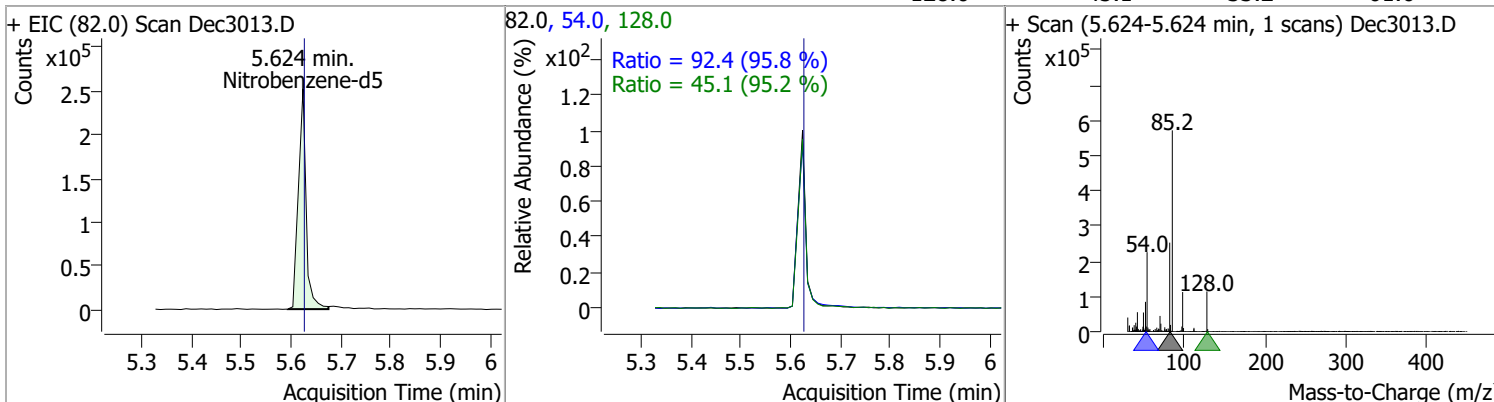


Quantitation Results Report (QT Reviewed)

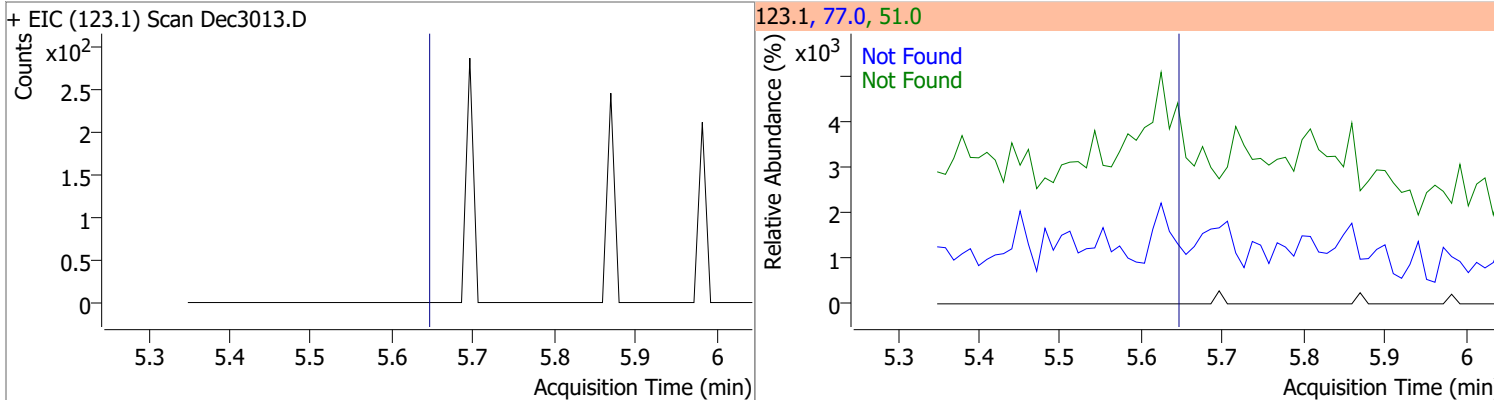
Compound	Conc.	Exp RT	QIon	Exp Ratio	QIon	Exp Ratio
Hexachloroethane	N.D.	5.55	201.0	77.2	199.0	50.6



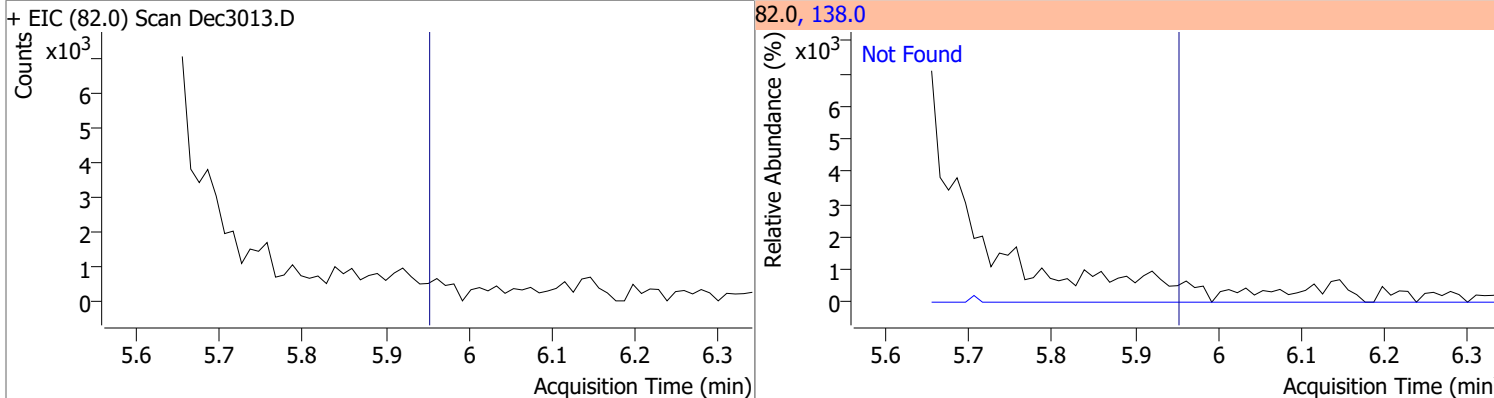
Compound	Conc.	RT	Dev(Min)	Resp.	QIon	QRatio	Lower	Upper
Nitrobenzene-d5	54.2040	5.62	0.00	272296	54.0	92.4	67.5	125.4
					128.0	45.1	33.2	61.6



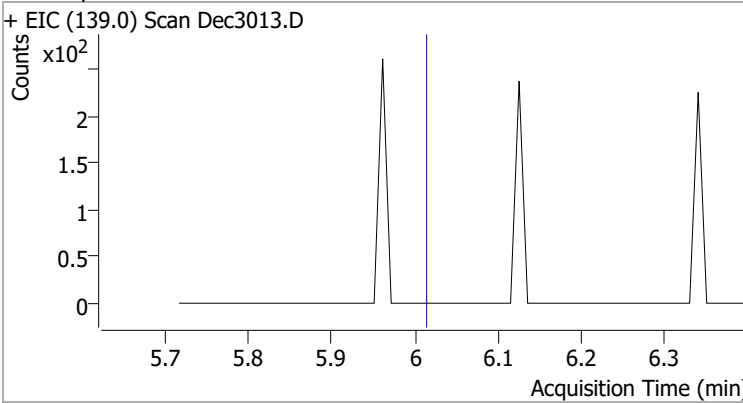
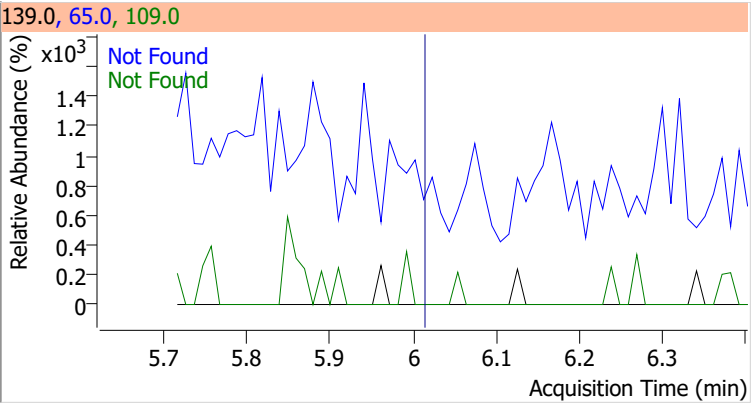
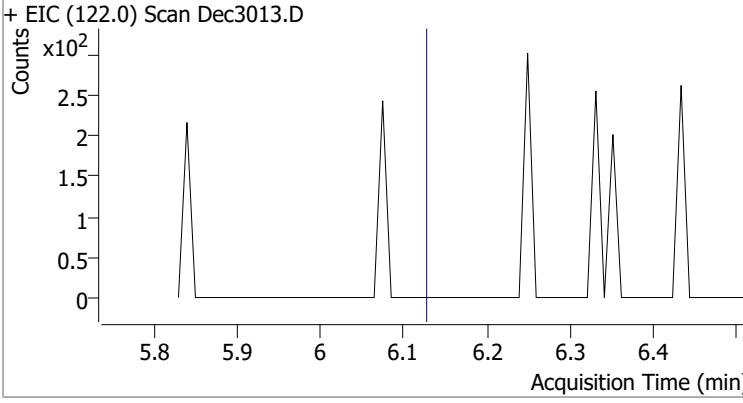
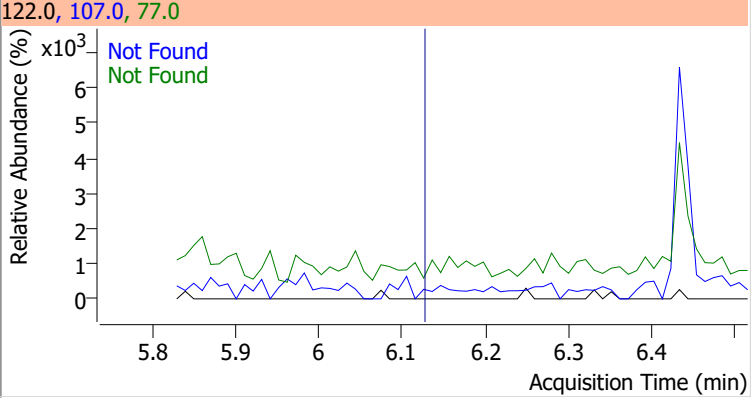
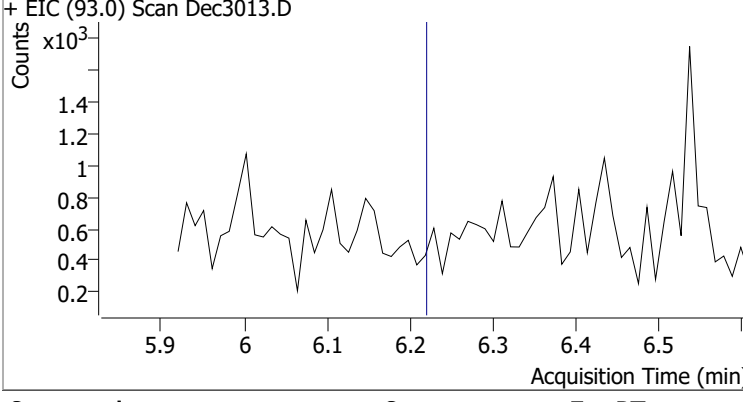
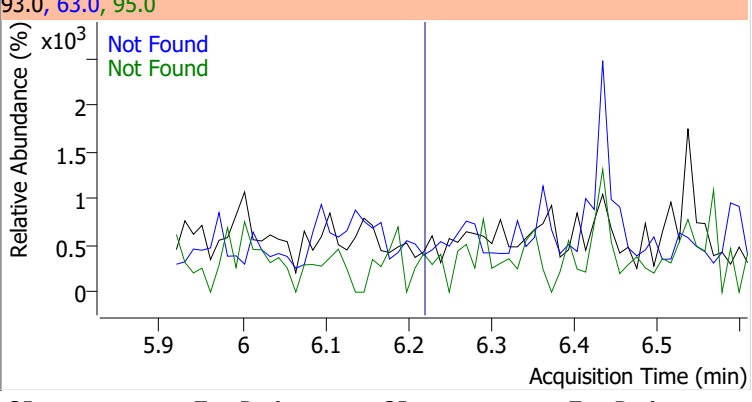
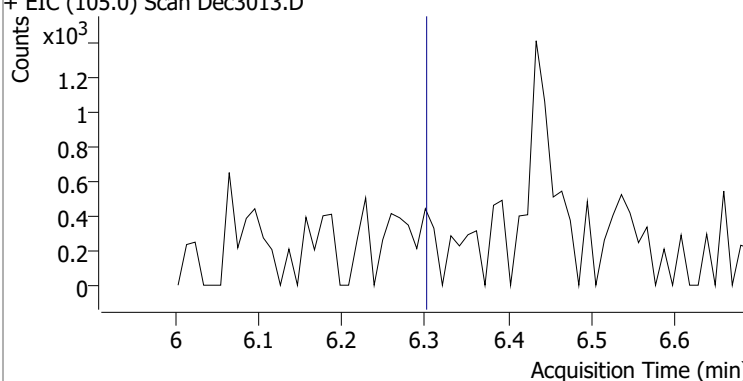
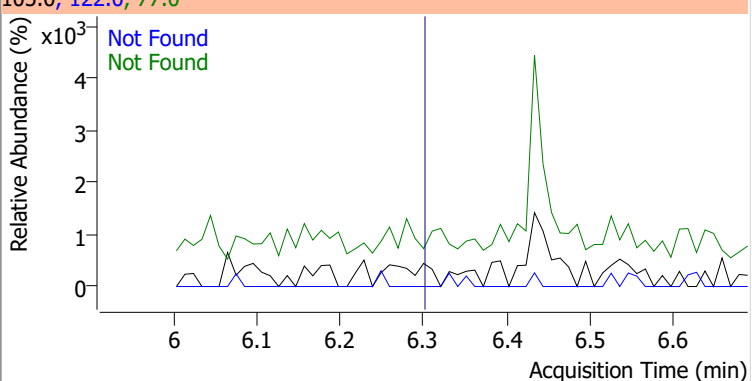
Compound	Conc.	Exp RT	QIon	Exp Ratio	QIon	Exp Ratio
Nitrobenzene	N.D.	5.64	77.0	211.4	51.0	210.3



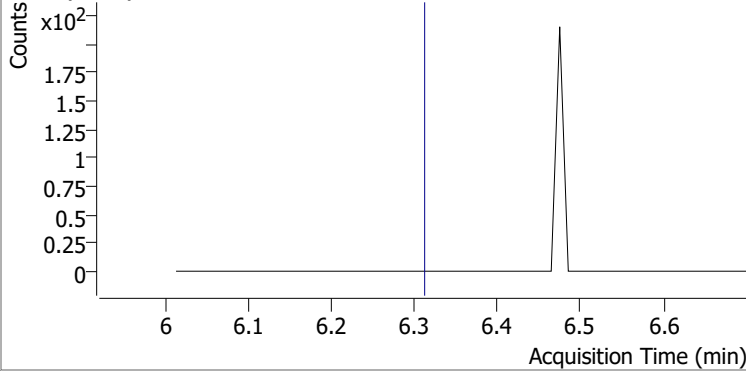
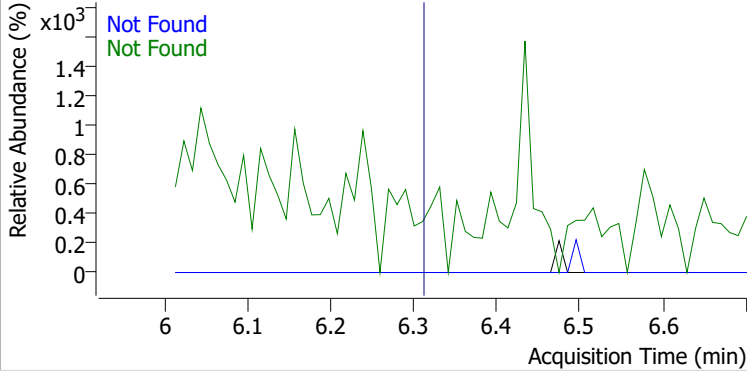
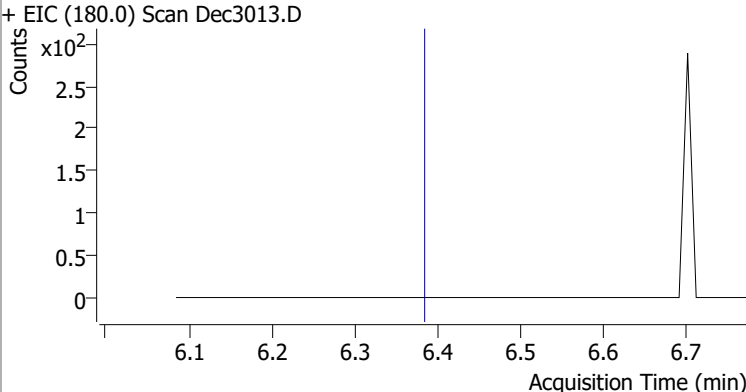
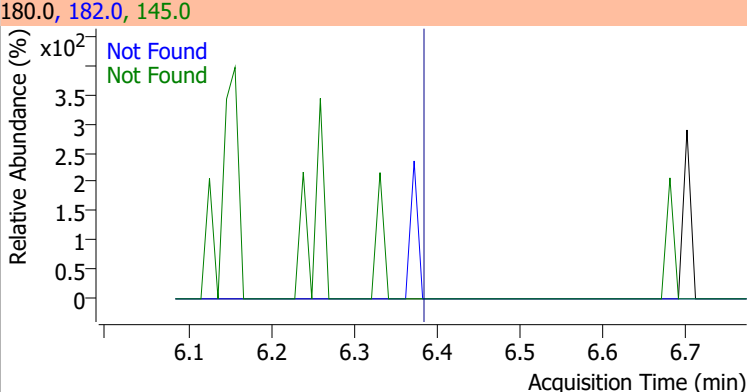
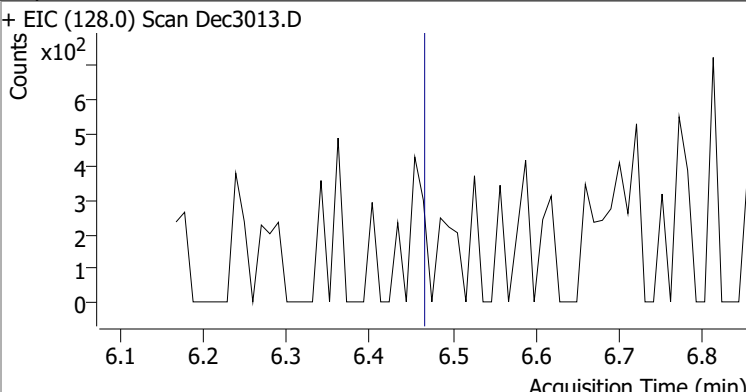
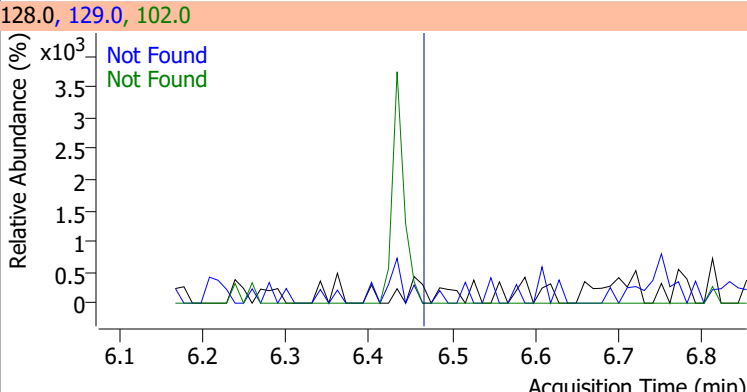
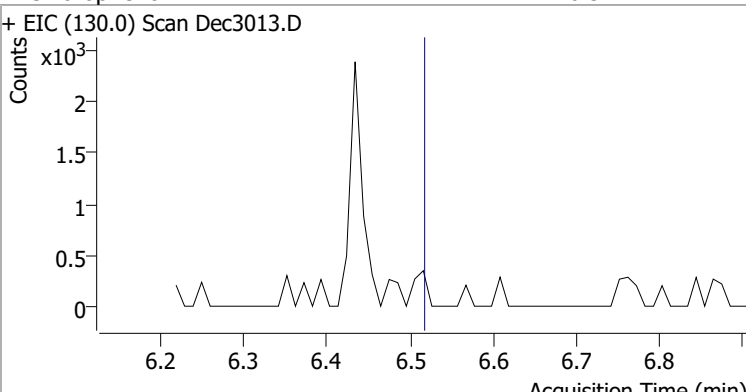
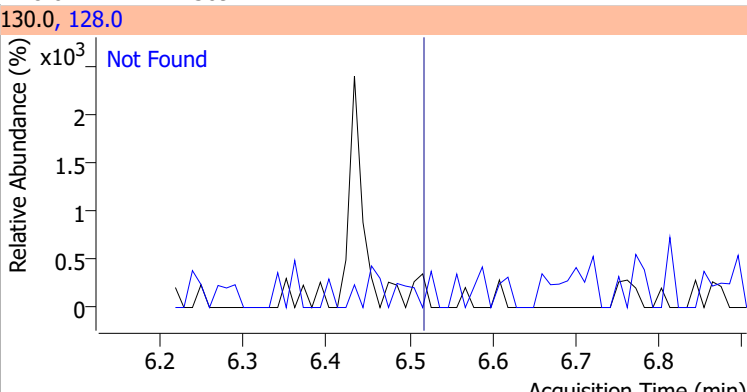
Compound	Conc.	Exp RT	QIon	Exp Ratio
Isophorone	N.D.	5.95	138.0	19.1



Quantitation Results Report (QT Reviewed)

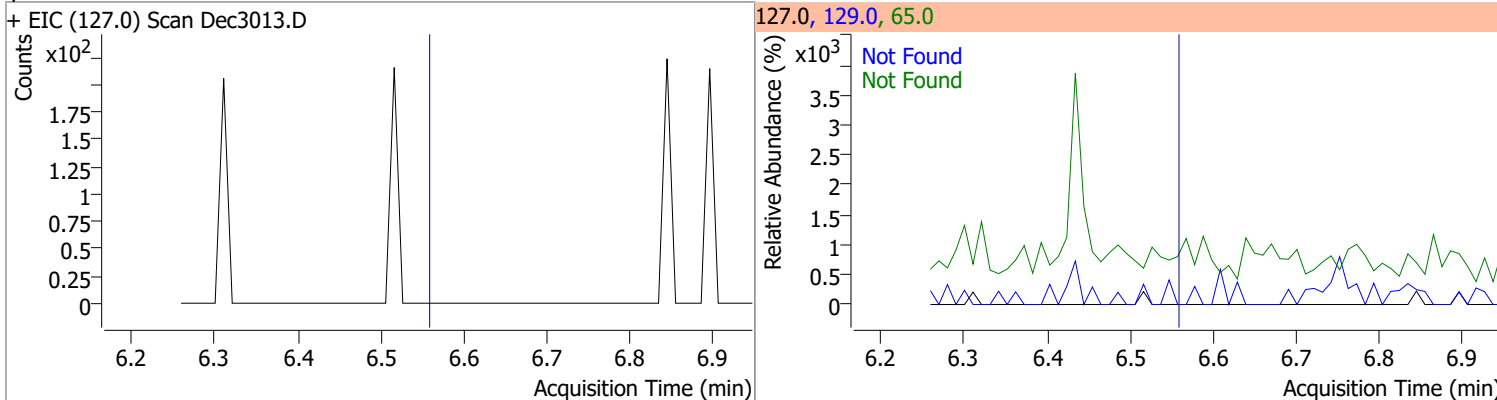
Compound	Conc.	Exp RT	QIon	Exp Ratio	QIon	Exp Ratio
2-Nitrophenol	N.D.	6.01	65.0	57.4	109.0	32.8
+ EIC (139.0) Scan Dec3013.D			139.0, 65.0, 109.0			
						
2,4-Dimethylphenol	N.D.	6.13	107.0	109.1	77.0	32.4
+ EIC (122.0) Scan Dec3013.D			122.0, 107.0, 77.0			
						
bis(-2-Chloroethoxy)Methane	N.D.	6.22	63.0	90.7	95.0	31.7
+ EIC (93.0) Scan Dec3013.D			93.0, 63.0, 95.0			
						
Benzoic Acid	N.D.	6.30	122.0	87.4	77.0	73.1
+ EIC (105.0) Scan Dec3013.D			105.0, 122.0, 77.0			
						

Quantitation Results Report (QT Reviewed)

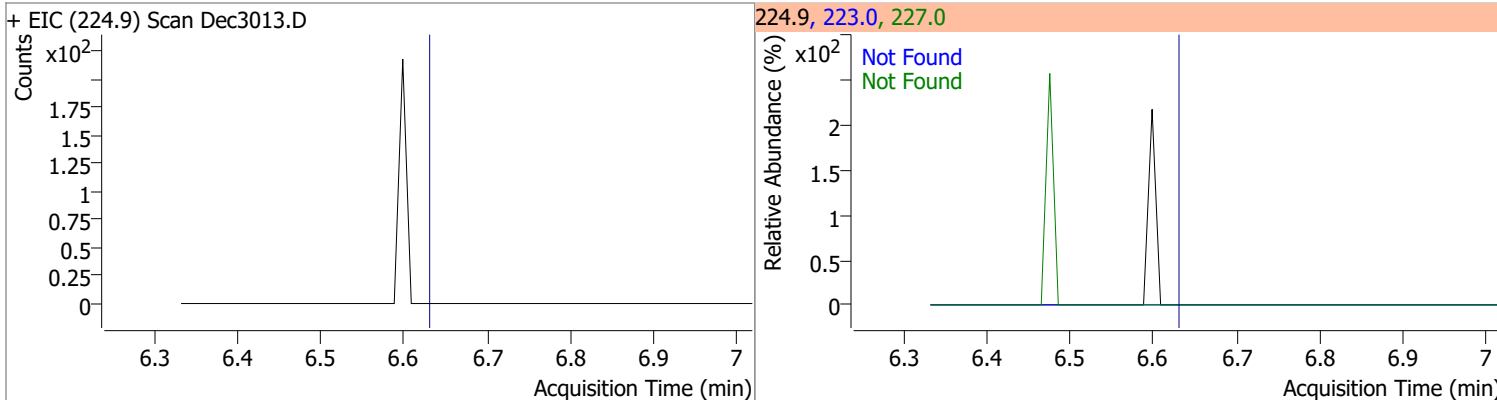
Compound	Conc.	Exp RT	QIon	Exp Ratio	QIon	Exp Ratio
2,4-Dichlorophenol	N.D.	6.31	164.0	62.0	98.0	32.4
+ EIC (162.0) Scan Dec3013.D			162.0, 164.0, 98.0			
						
1,2,4-Trichlorobenzene	N.D.	6.38	182.0	94.1	145.0	30.4
+ EIC (180.0) Scan Dec3013.D			180.0, 182.0, 145.0			
						
Naphthalene	N.D.	6.46	129.0	10.9	102.0	9.3
+ EIC (128.0) Scan Dec3013.D			128.0, 129.0, 102.0			
						
4-Chlorophenol	N.D.	6.52	128.0	309.7		
+ EIC (130.0) Scan Dec3013.D			130.0, 128.0			
						

Quantitation Results Report (QT Reviewed)

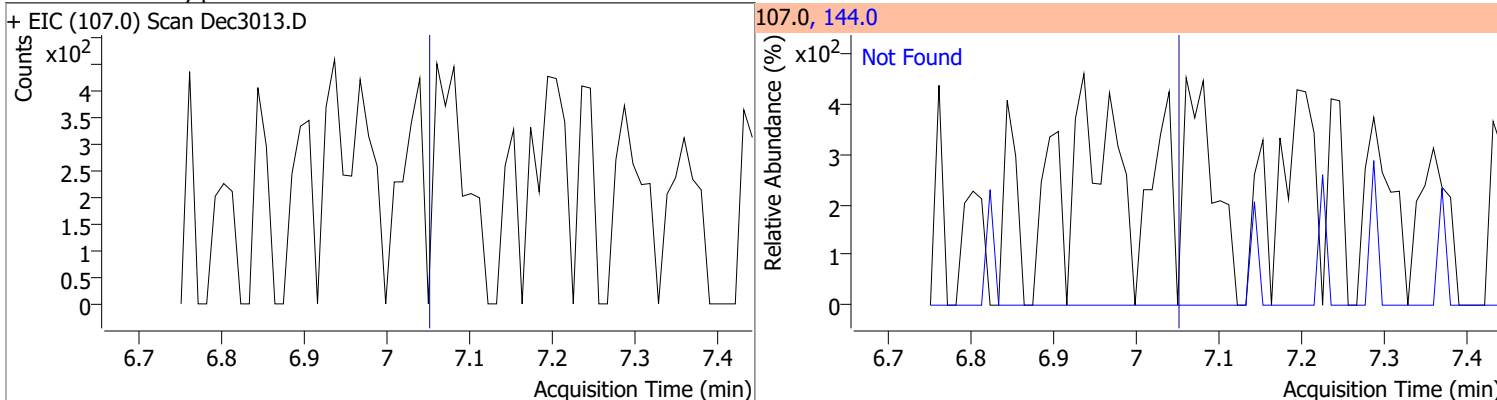
Compound	Conc.	Exp RT	QIon	Exp Ratio	QIon	Exp Ratio
p-Chloroaniline	N.D.	6.56	65.0	37.5	129.0	29.2



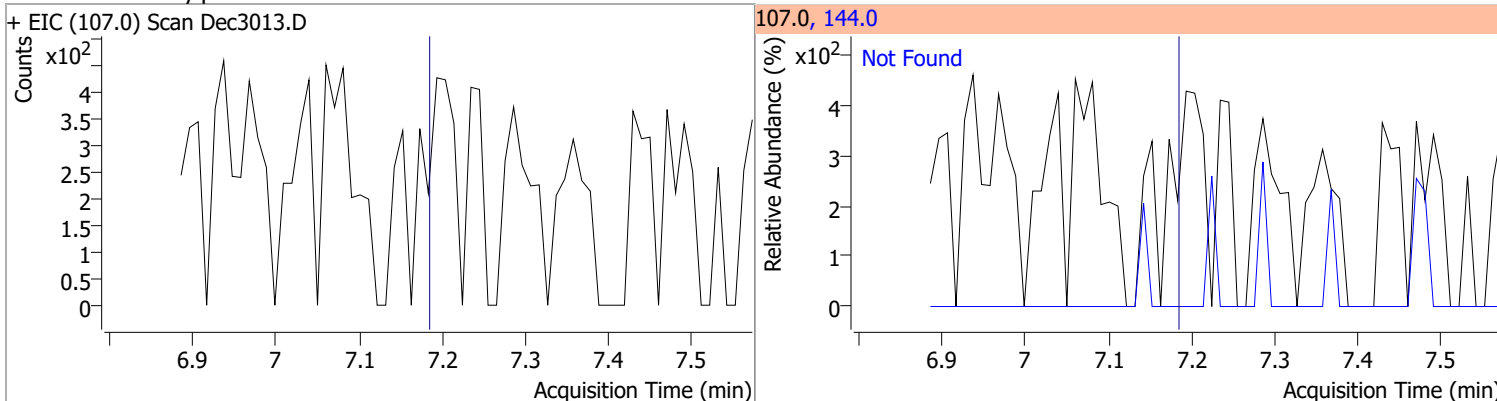
Compound	Conc.	Exp RT	QIon	Exp Ratio	QIon	Exp Ratio
Hexachlorobutadiene	N.D.	6.63	227.0	66.6	223.0	60.8



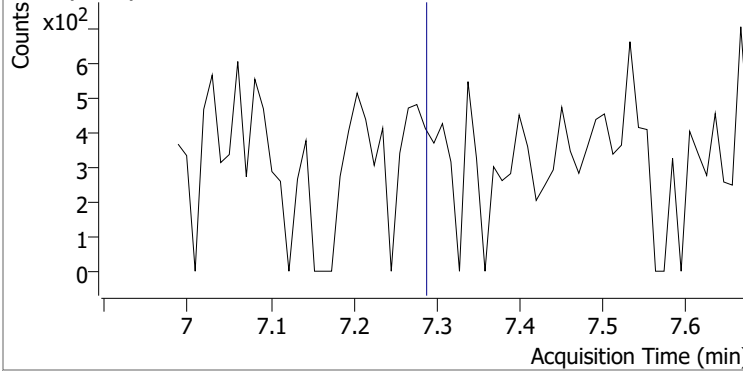
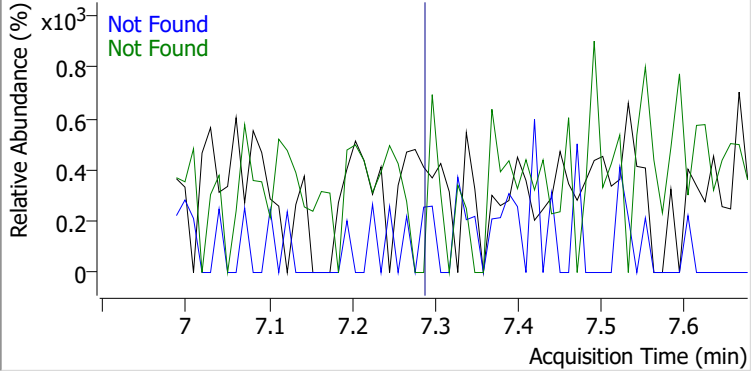
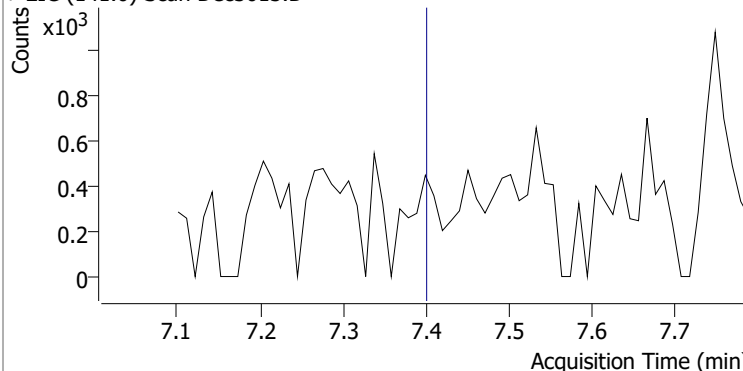
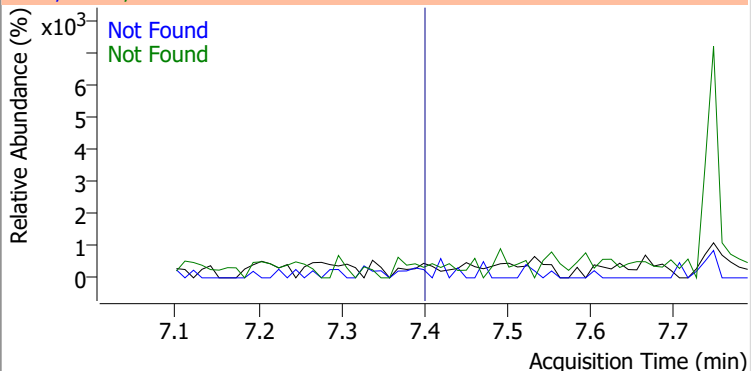
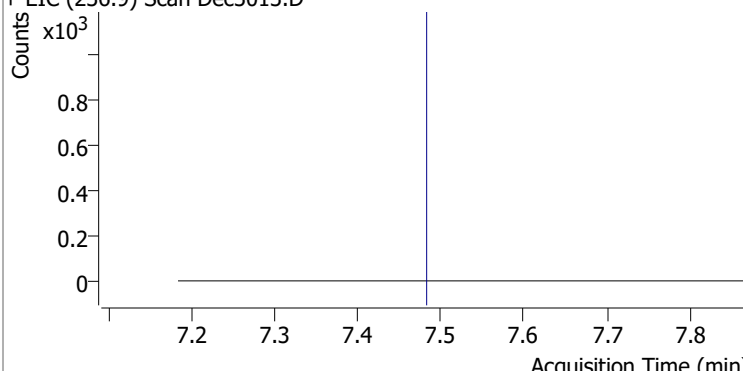
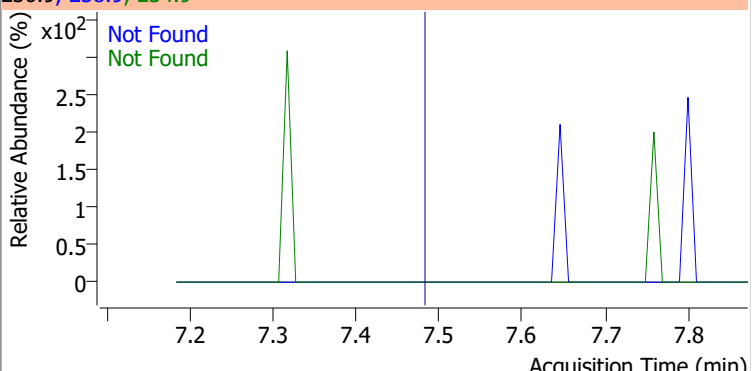
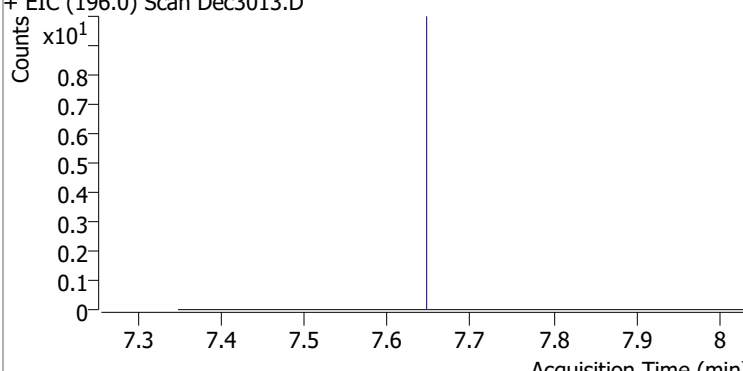
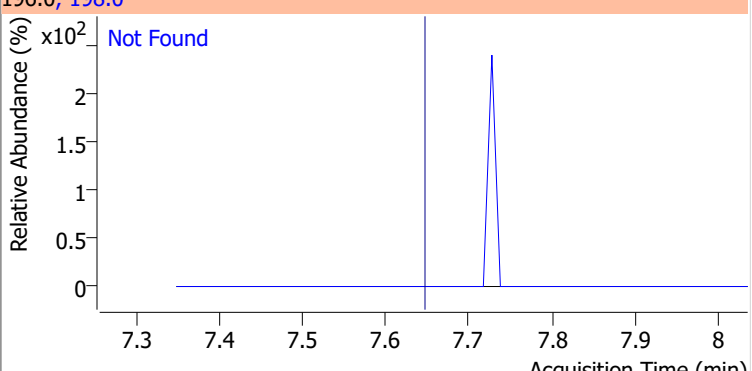
Compound	Conc.	Exp RT	QIon	Exp Ratio
4-Chloro-2-Methylphenol	N.D.	7.05	144.0	26.6



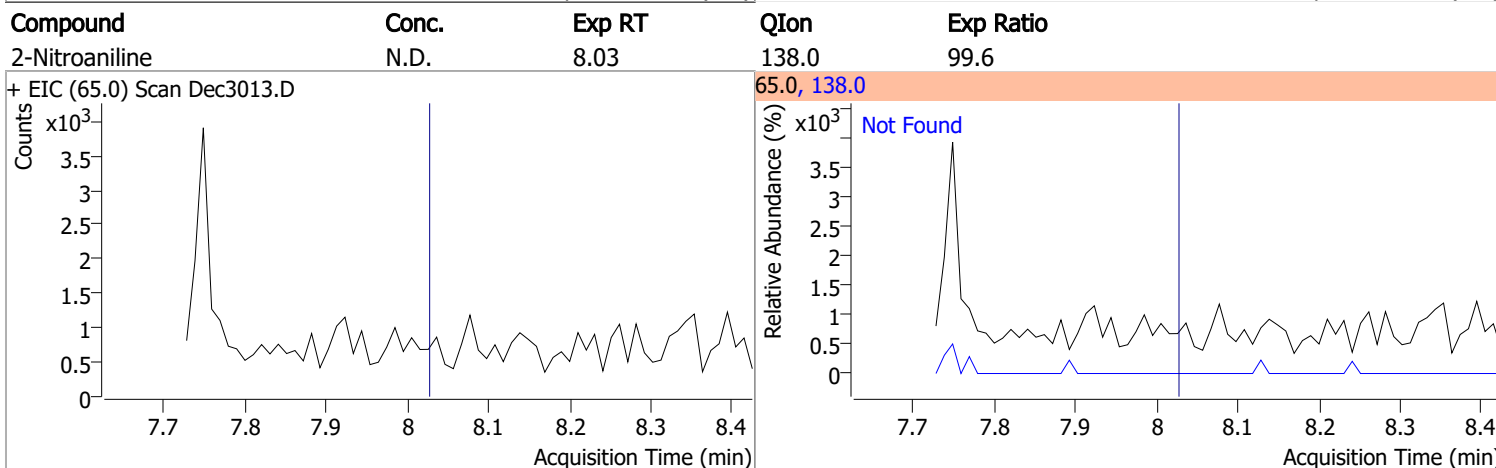
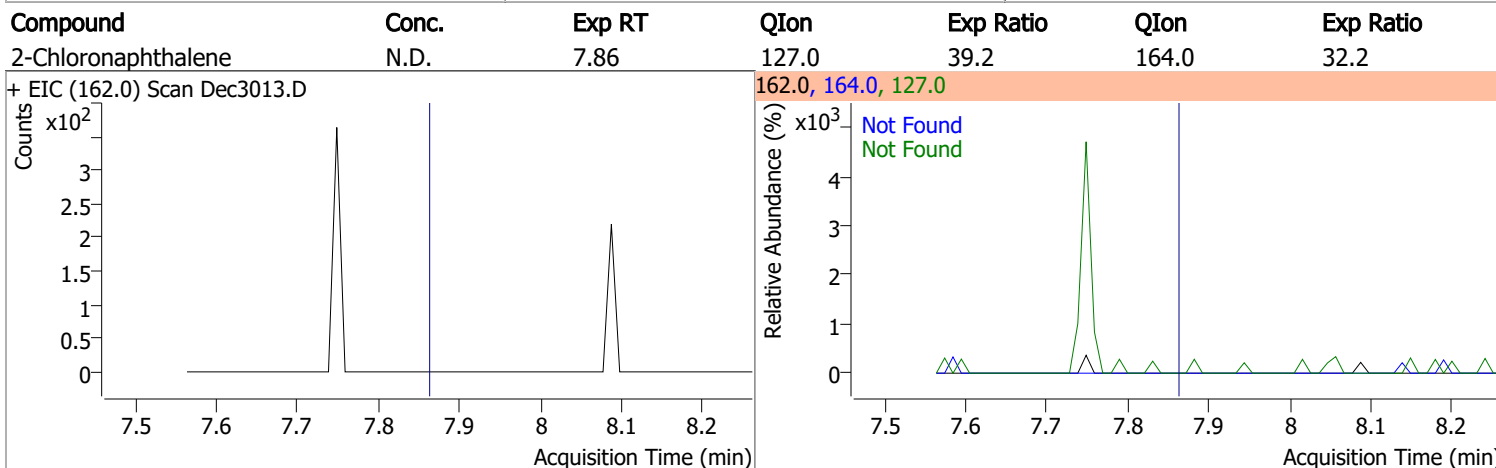
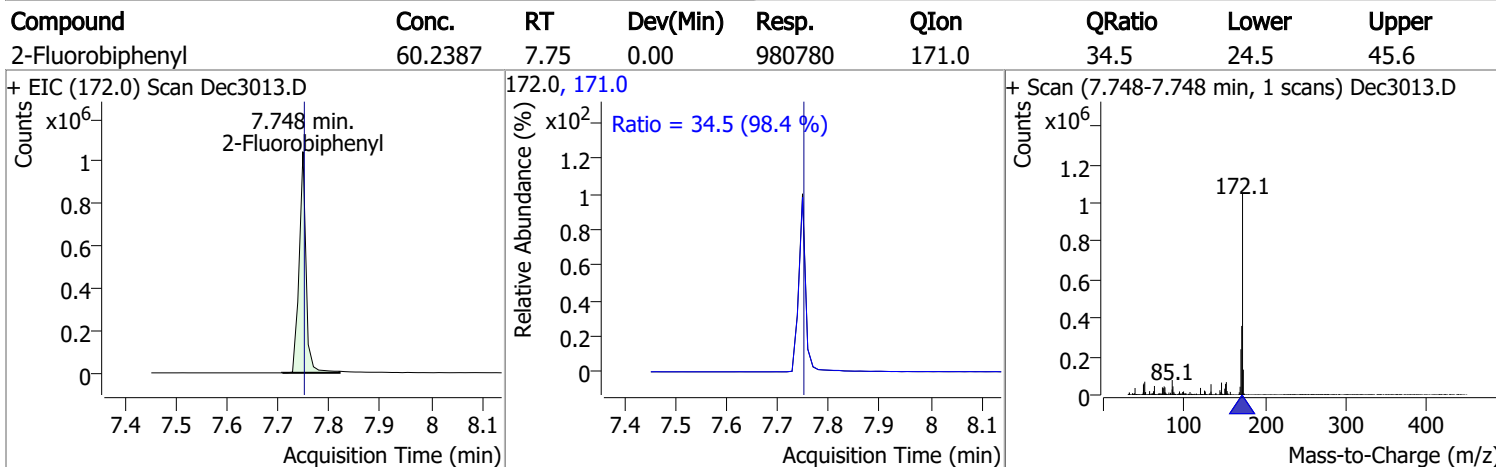
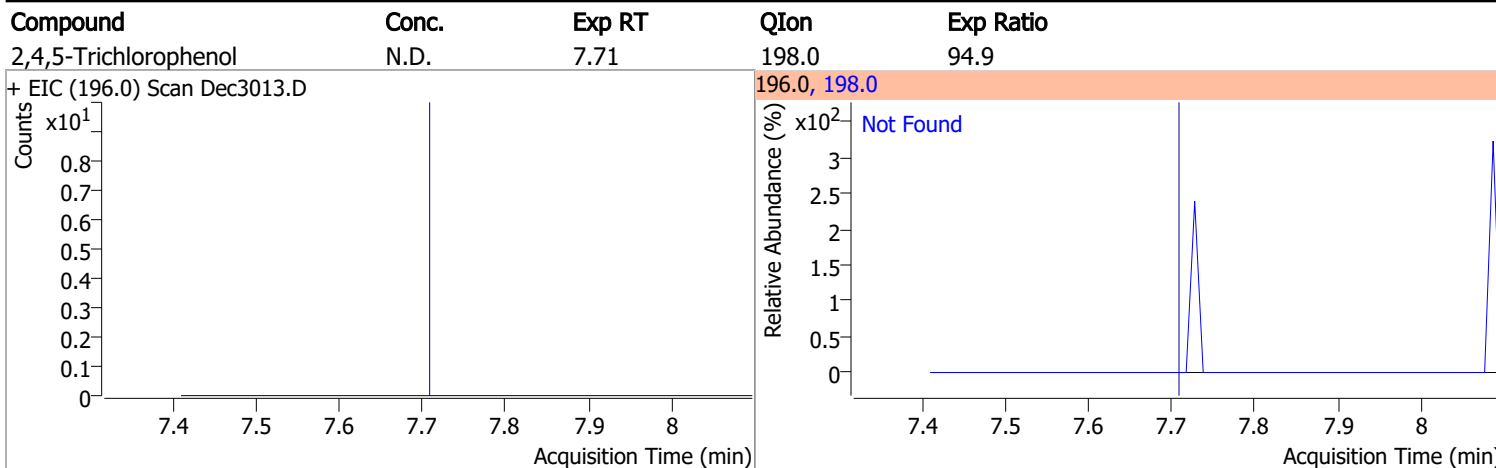
Compound	Conc.	Exp RT	QIon	Exp Ratio
4-Chloro-3-Methylphenol	N.D.	7.18	144.0	27.6



Quantitation Results Report (QT Reviewed)

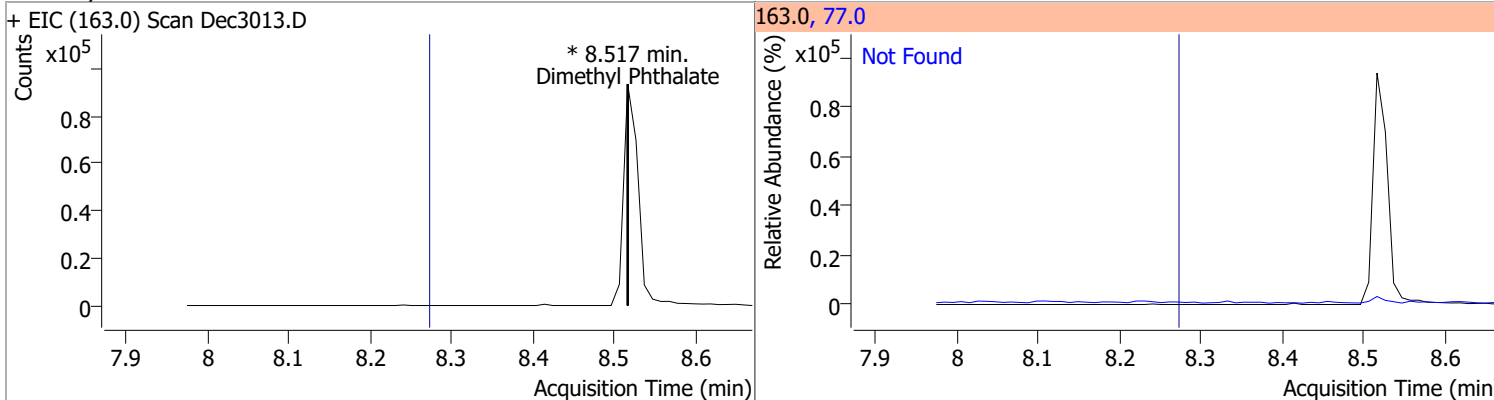
Compound	Conc.	Exp RT	QIon	Exp Ratio	QIon	Exp Ratio
2-Methylnaphthalene	N.D.	7.29	142.0	114.8	115.0	42.0
+ EIC (141.0) Scan Dec3013.D			141.0, 142.0, 115.0			
						
1-Methylnaphthalene	N.D.	7.40	142.0	111.0	115.0	42.5
+ EIC (141.0) Scan Dec3013.D			141.0, 142.0, 115.0			
						
Hexachlorocyclopentadiene	N.D.	7.48	234.9	64.7	238.9	64.1
+ EIC (236.9) Scan Dec3013.D			236.9, 238.9, 234.9			
						
2,4,6-Trichlorophenol	N.D.	7.65	198.0	94.4		
+ EIC (196.0) Scan Dec3013.D			196.0, 198.0			
						

Quantitation Results Report (QT Reviewed)

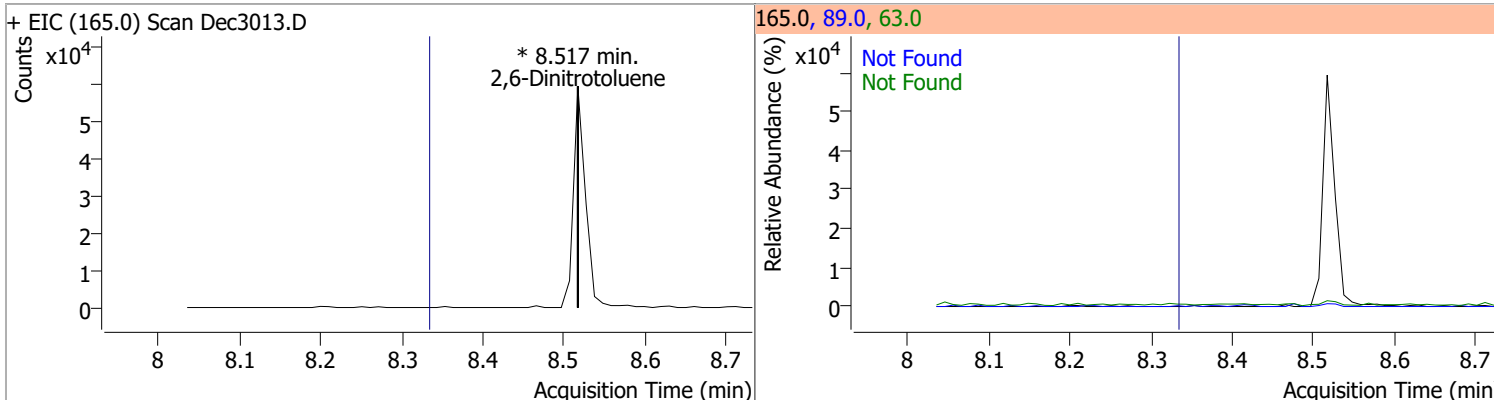


Quantitation Results Report (QT Reviewed)

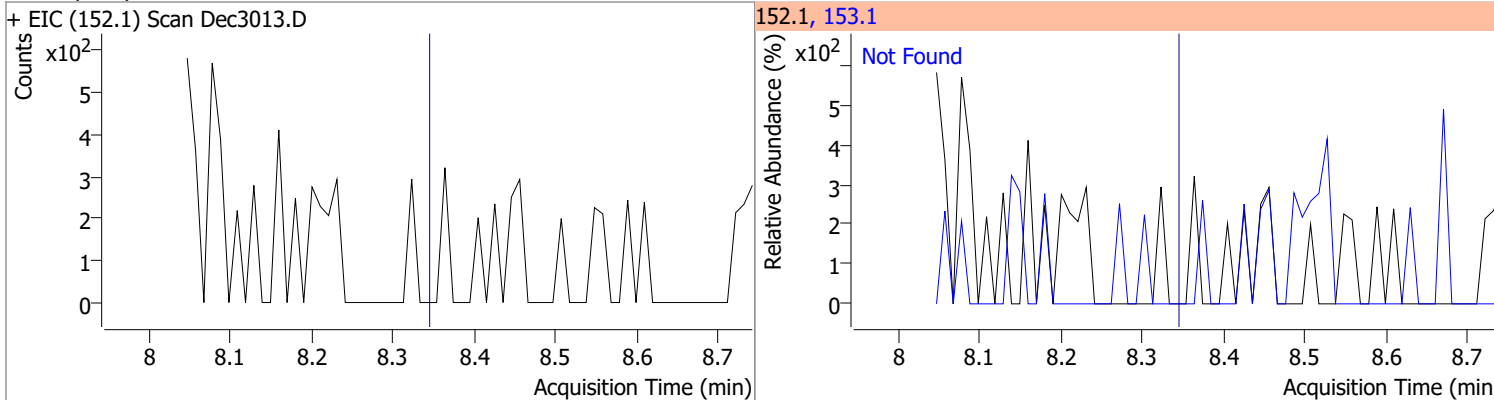
Compound	Conc.	RT	Dev(Min)	Resp.	QIon	QRatio	Lower	Upper
Dimethyl Phthalate	0	0		0	77.0		15.1	28.0



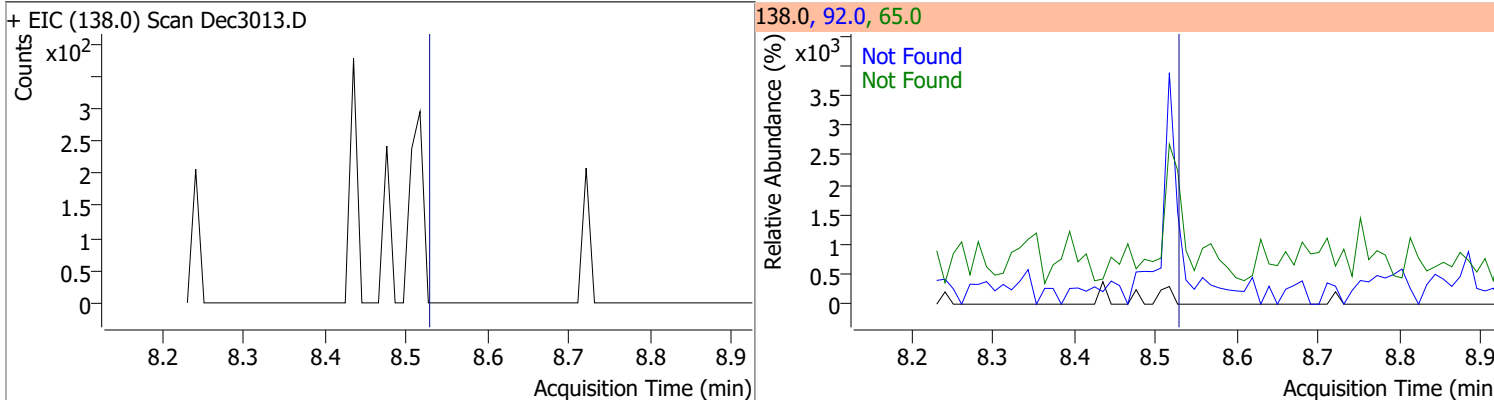
Compound	Conc.	RT	Dev(Min)	Resp.	QIon	QRatio	Lower	Upper
2,6-Dinitrotoluene	0	0		0	63.0 89.0		135.1 47.4	250.9 88.1



Compound	Conc.	Exp RT	QIon	Exp Ratio
Acenaphthylene	N.D.	8.34	153.1	13.9

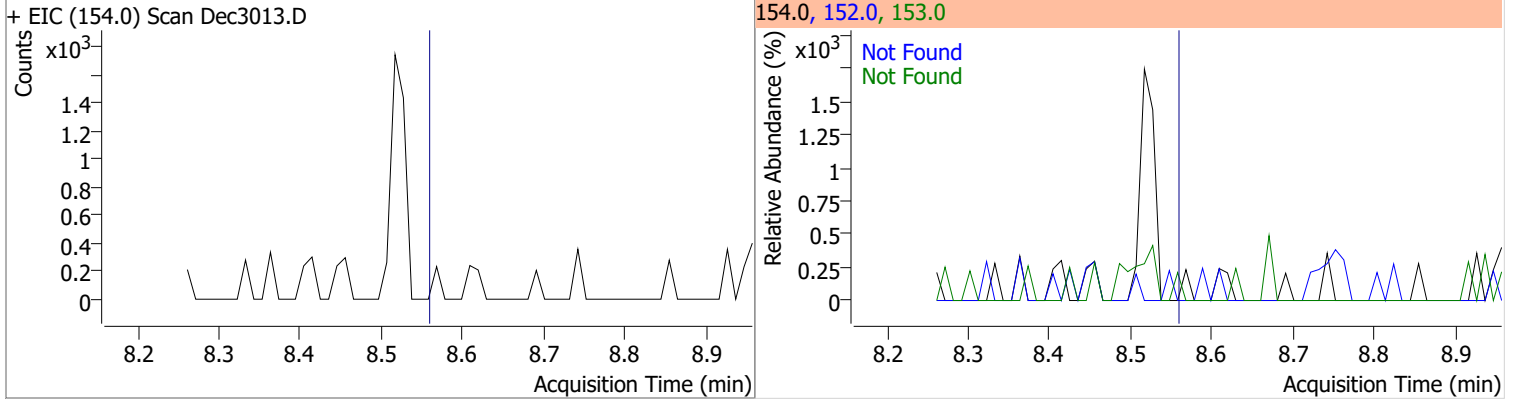


Compound	Conc.	Exp RT	QIon	Exp Ratio	QIon	Exp Ratio
3-Nitroaniline	N.D.	8.53	65.0	157.8	92.0	118.6

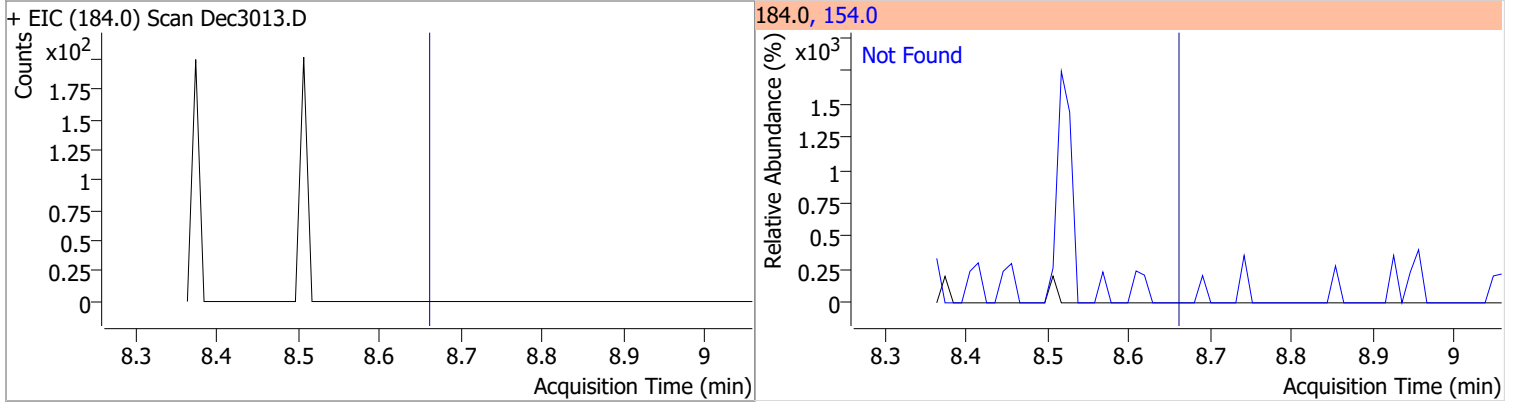


Quantitation Results Report (QT Reviewed)

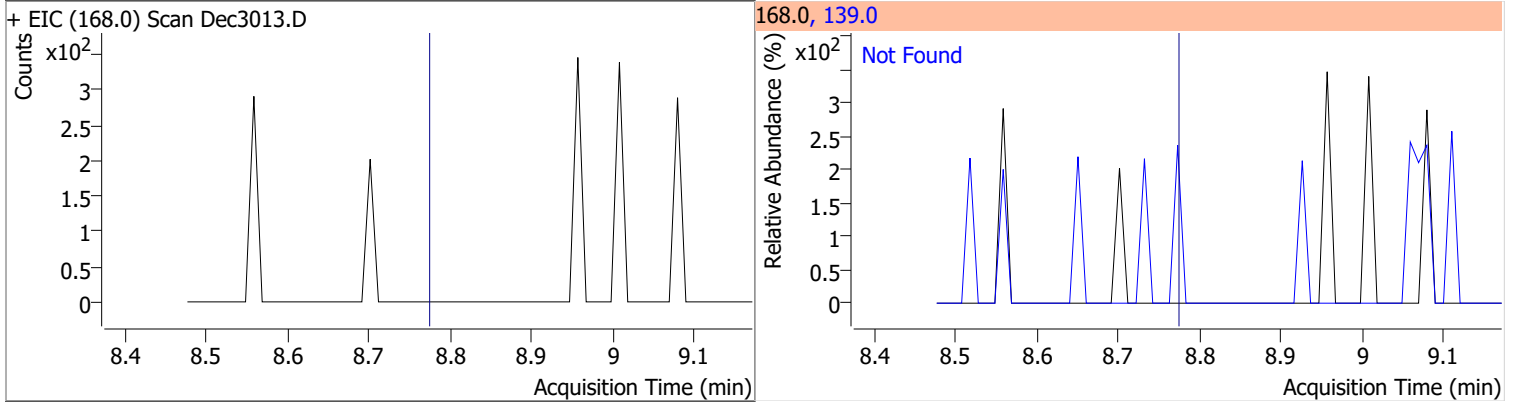
Compound	Conc.	Exp RT	QIon	Exp Ratio	QIon	Exp Ratio
Acenaphthene	N.D.	8.56	153.0	109.6	152.0	52.7



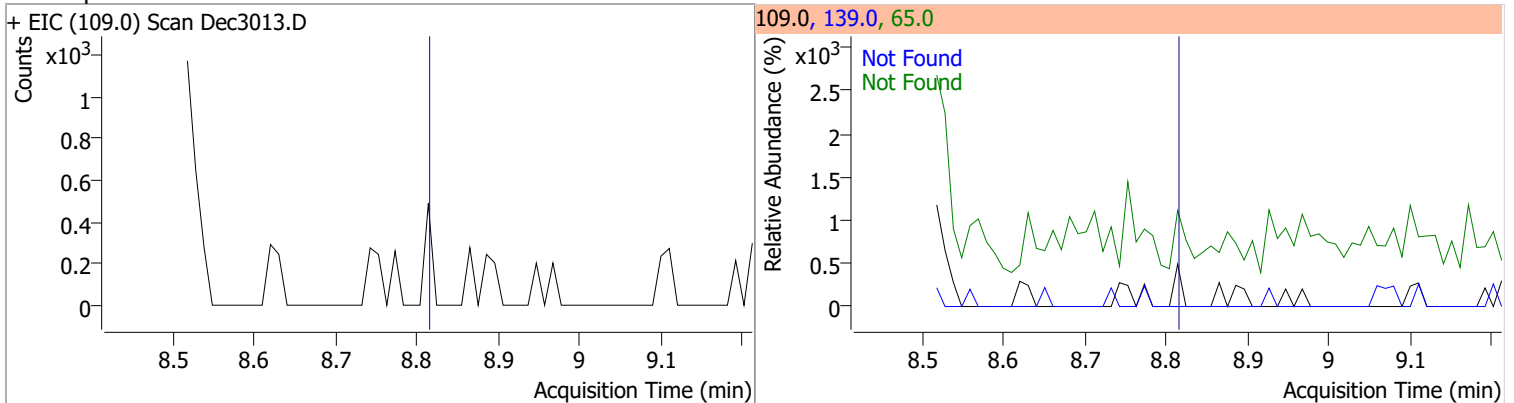
Compound	Conc.	Exp RT	QIon	Exp Ratio
2,4-Dinitrophenol	N.D.	8.66	154.0	55.5



Compound	Conc.	Exp RT	QIon	Exp Ratio
Dibenzofuran	N.D.	8.77	139.0	38.2

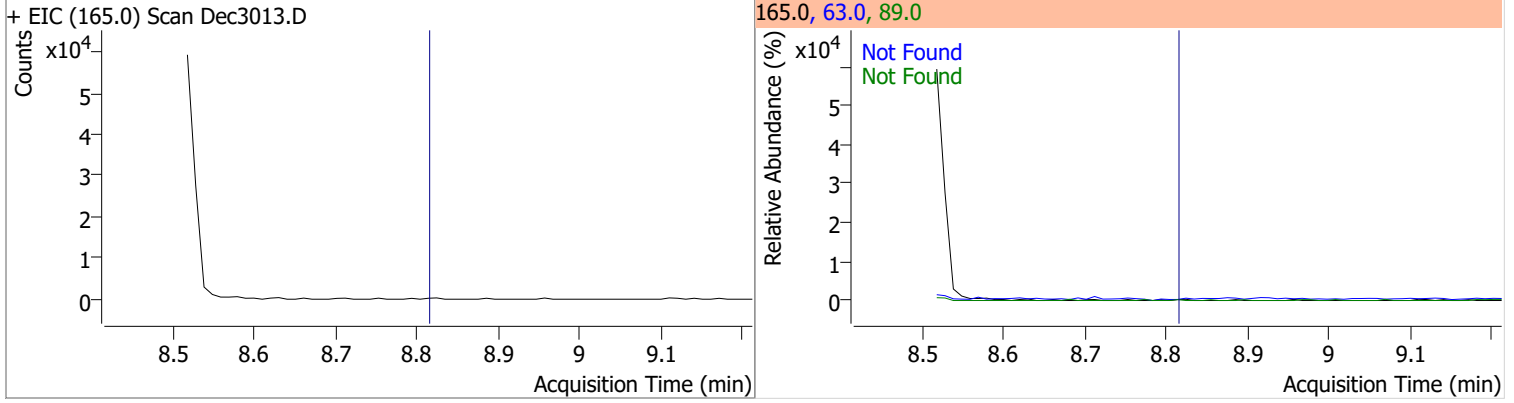


Compound	Conc.	Exp RT	QIon	Exp Ratio	QIon	Exp Ratio
4-Nitrophenol	N.D.	8.81	65.0	85.8	139.0	70.9

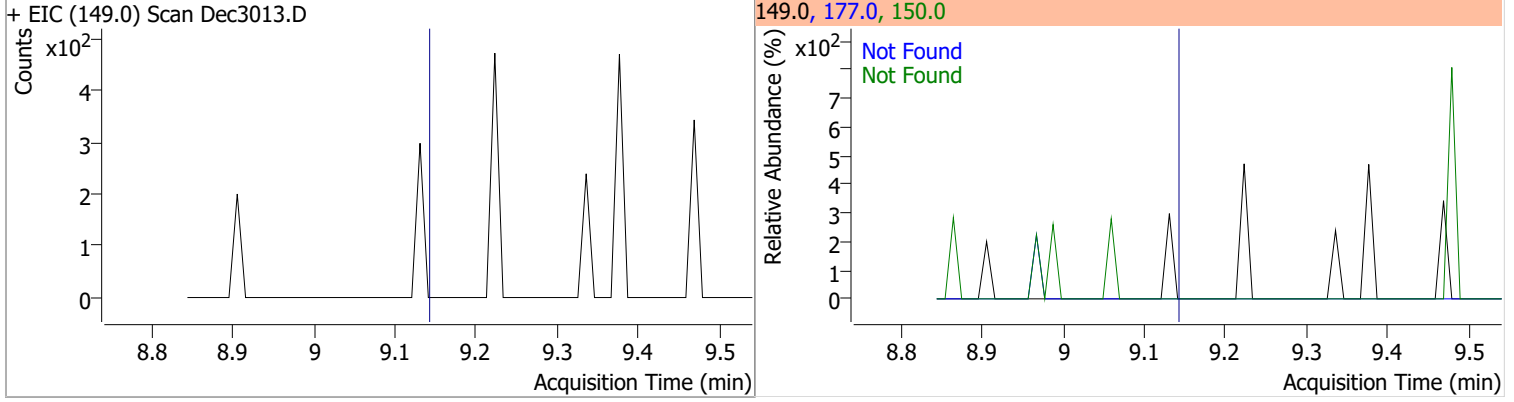


Quantitation Results Report (QT Reviewed)

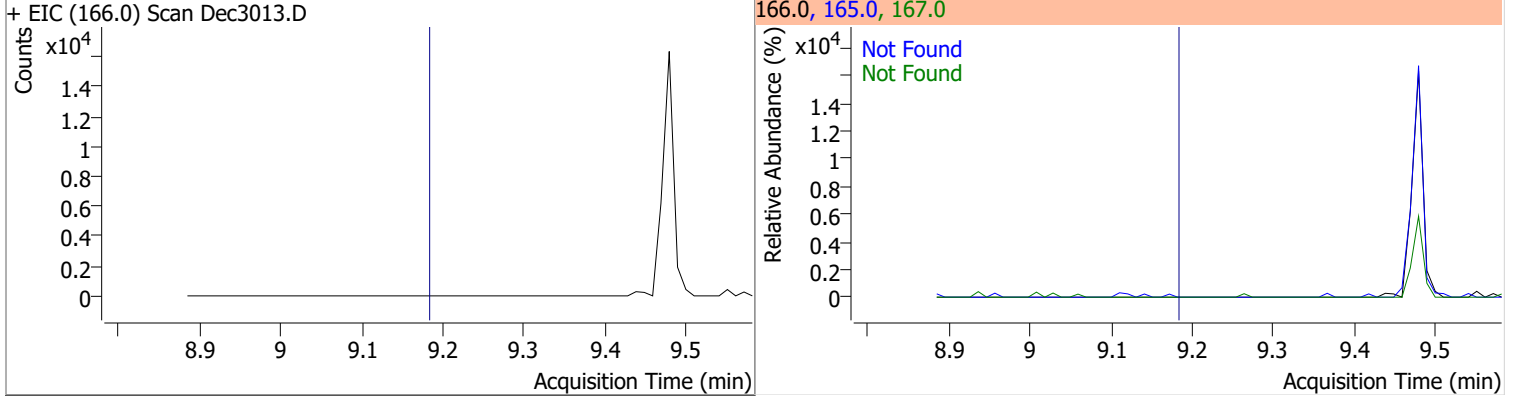
Compound	Conc.	Exp RT	QIon	Exp Ratio	QIon	Exp Ratio
2,4-Dinitrotoluene	N.D.	8.81	63.0	89.4	89.0	79.1



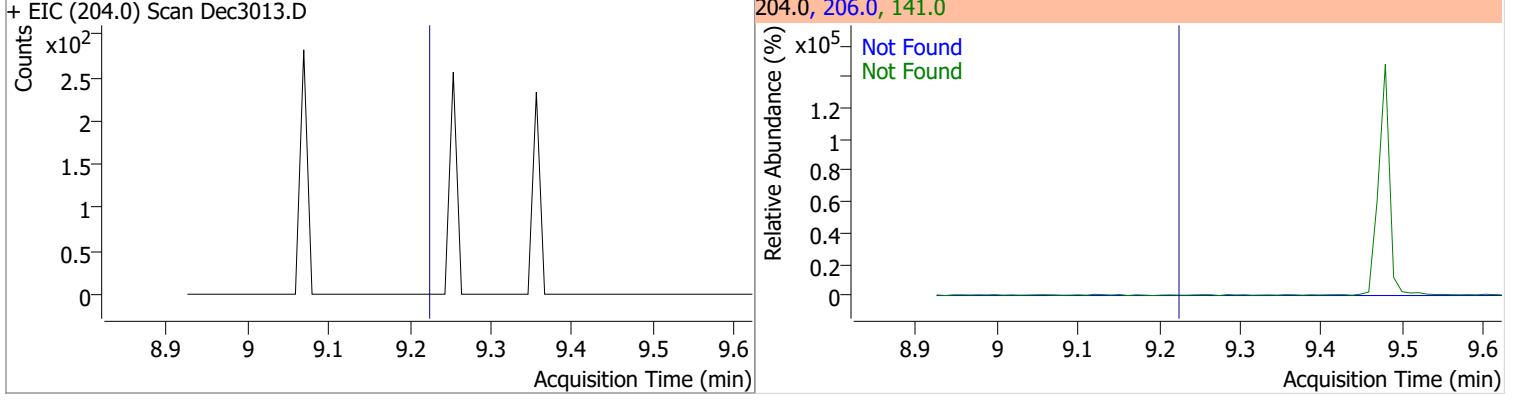
Compound	Conc.	Exp RT	QIon	Exp Ratio	QIon	Exp Ratio
Diethylphthalate	N.D.	9.14	177.0	19.4	150.0	12.3



Compound	Conc.	Exp RT	QIon	Exp Ratio	QIon	Exp Ratio
Fluorene	N.D.	9.18	165.0	88.8	167.0	12.9



Compound	Conc.	Exp RT	QIon	Exp Ratio	QIon	Exp Ratio
4-Chlorophenyl-phenylether	N.D.	9.22	141.0	65.7	206.0	32.4

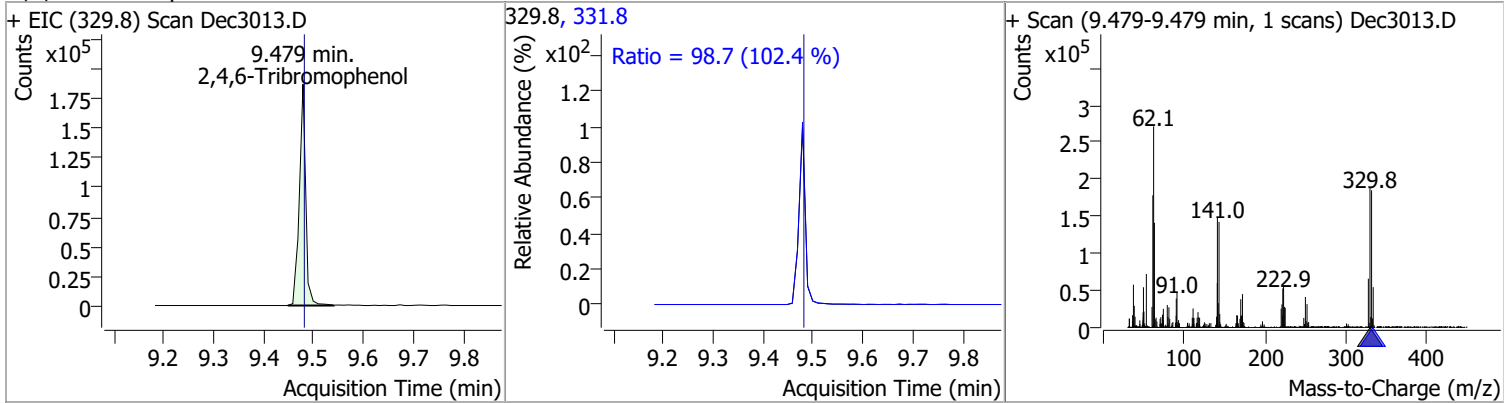


Quantitation Results Report (QT Reviewed)

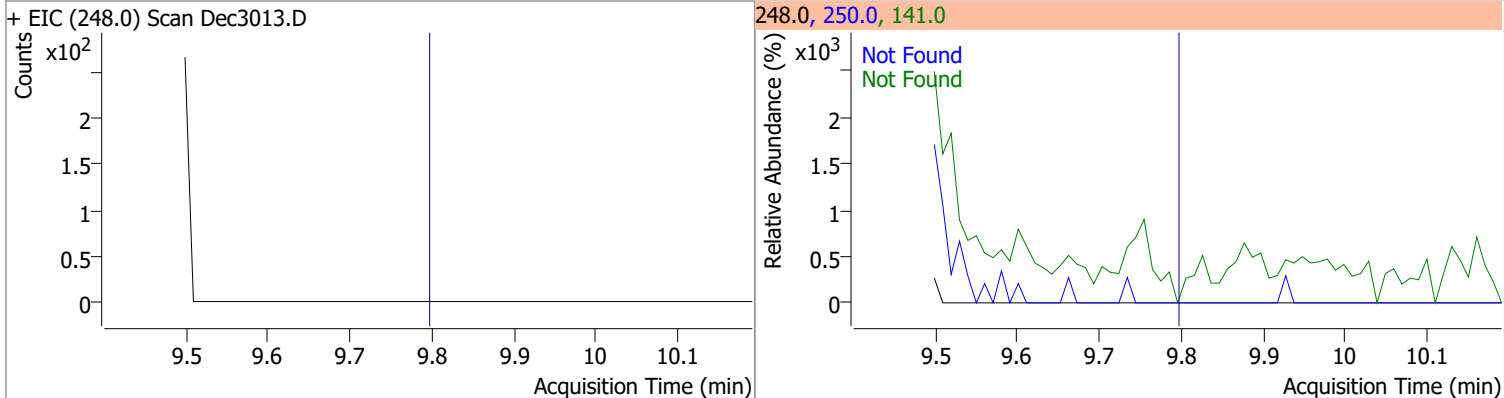
Compound	Conc.	Exp RT	QIon	Exp Ratio	QIon	Exp Ratio
4-Nitroaniline	N.D.	9.27	65.0	131.3	92.0	49.5
+ EIC (138.0) Scan Dec3013.D			138.0, 65.0, 92.0			
4,6-Dinitro-2-methylphenol	N.D.	9.29	121.0	52.9		
+ EIC (198.0) Scan Dec3013.D			198.0, 121.0			
N-nitrosodiphenylamine	N.D.	9.38	168.0	66.6	167.0	35.0
+ EIC (169.0) Scan Dec3013.D			169.0, 167.0, 168.0			
Azobenzene	N.D.	9.41	51.0	49.7	182.0	23.1
+ EIC (77.0) Scan Dec3013.D			77.0, 51.0, 182.0			

Quantitation Results Report (QT Reviewed)

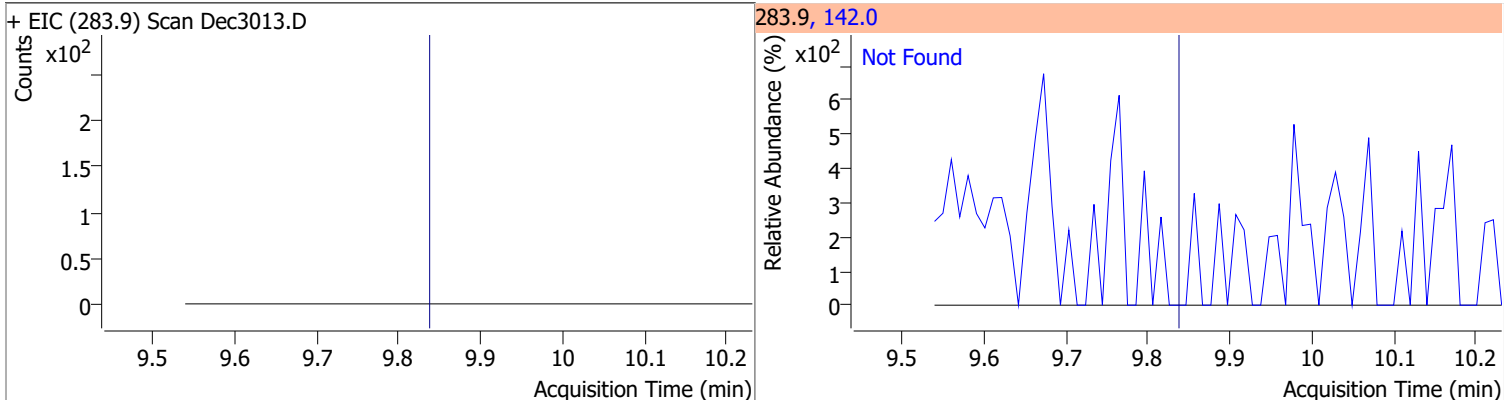
Compound	Conc.	RT	Dev(Min)	Resp.	QIon	QRatio	Lower	Upper
2,4,6-Tribromophenol	202.9411	9.48	0.00	166960	331.8	98.7	67.5	125.3



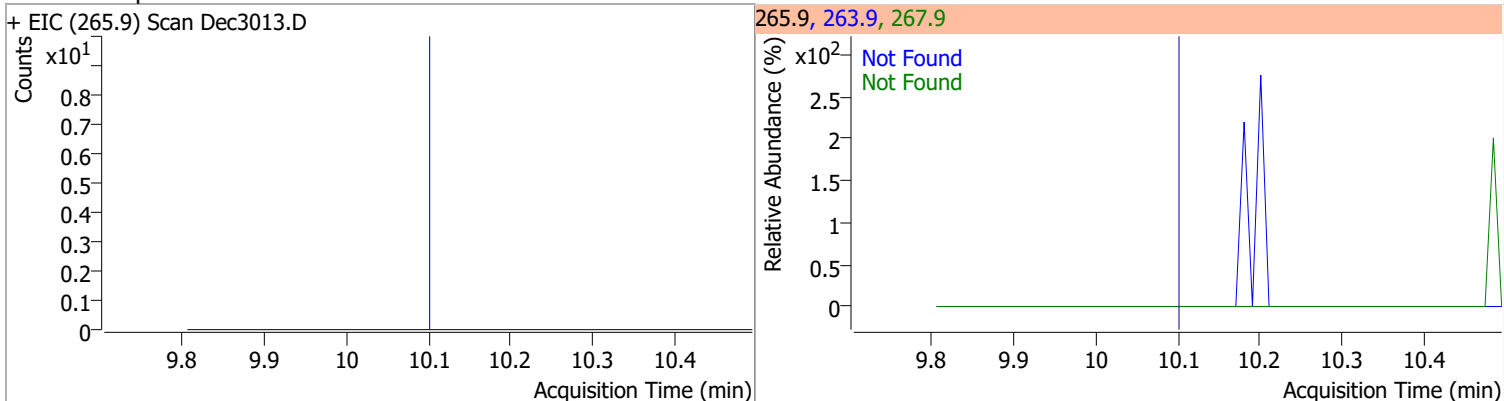
Compound	Conc.	Exp RT	QIon	Exp Ratio	QIon	Exp Ratio
4-Bromophenyl-phenylether	N.D.	9.80	141.0	109.8	250.0	97.9



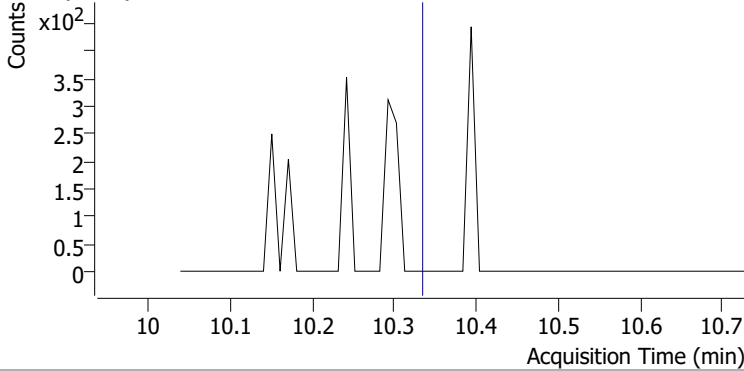
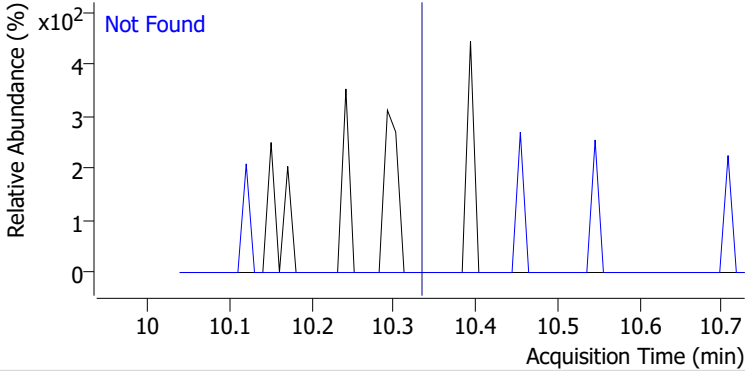
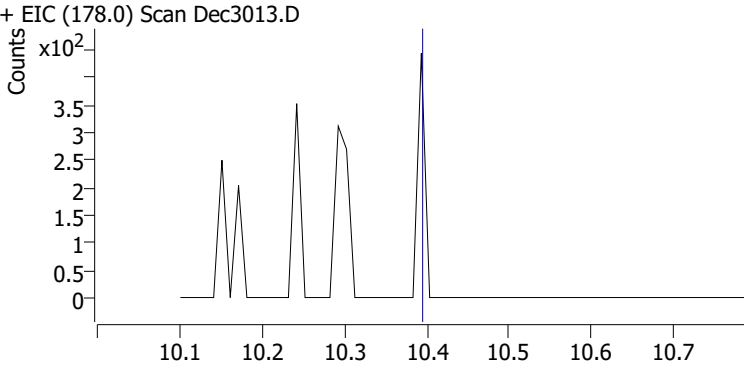
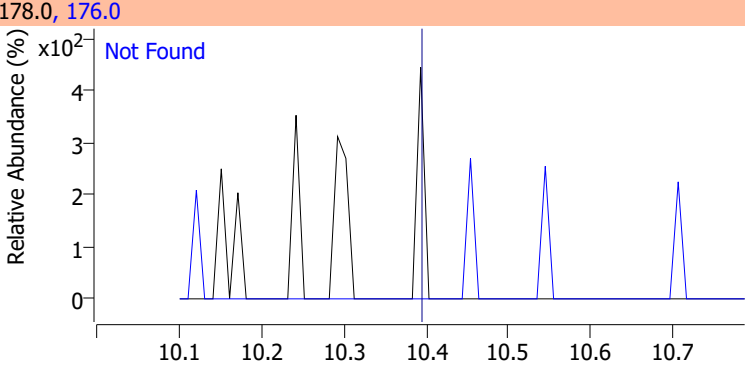
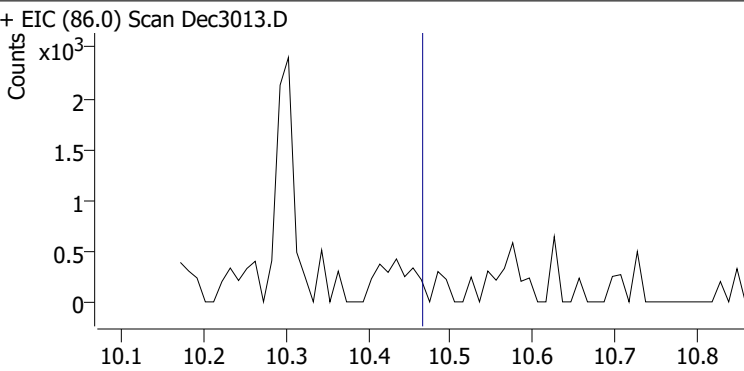
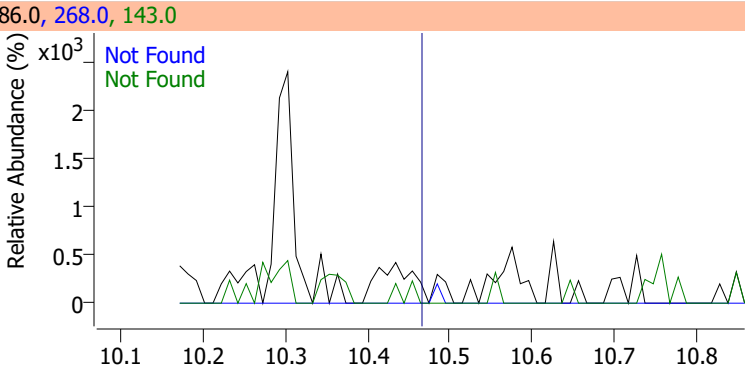
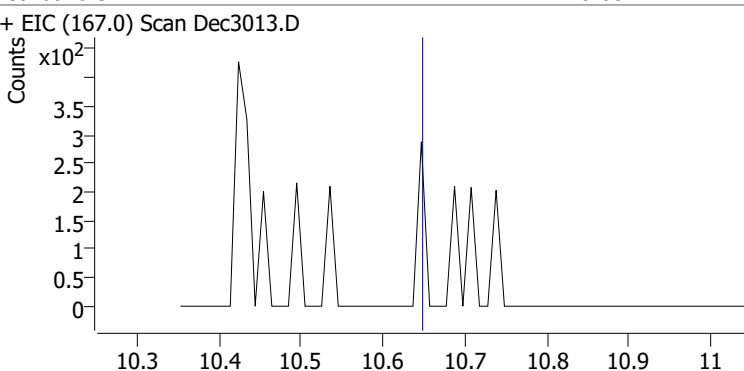
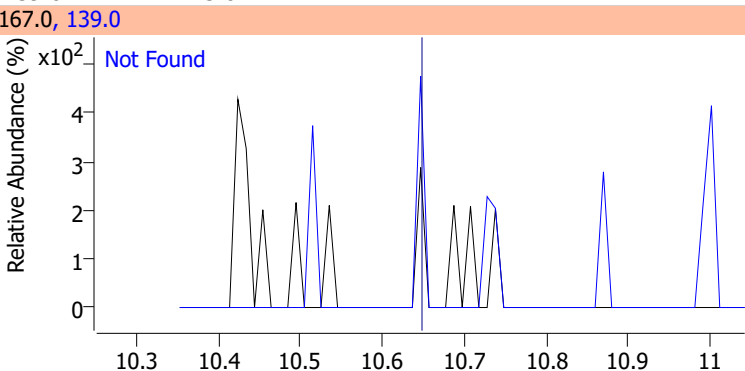
Compound	Conc.	Exp RT	QIon	Exp Ratio	QIon	Exp Ratio
Hexachlorobenzene	N.D.	9.84	142.0	64.6		



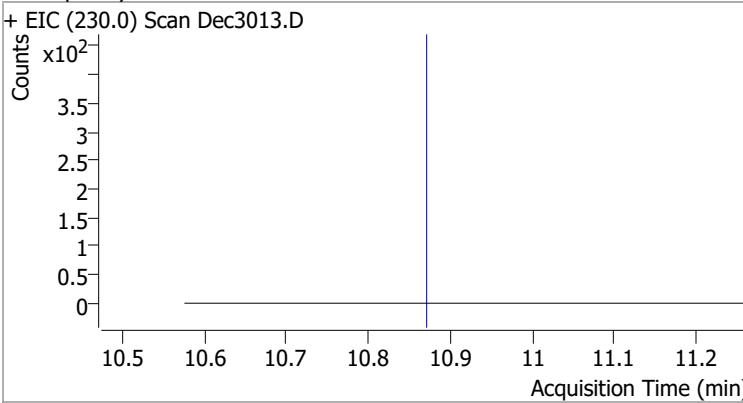
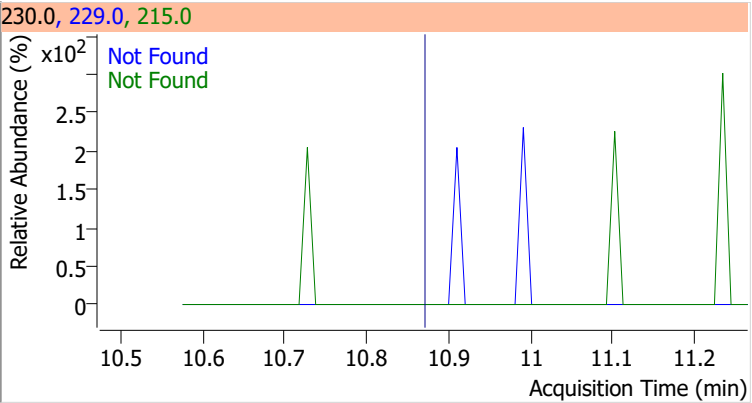
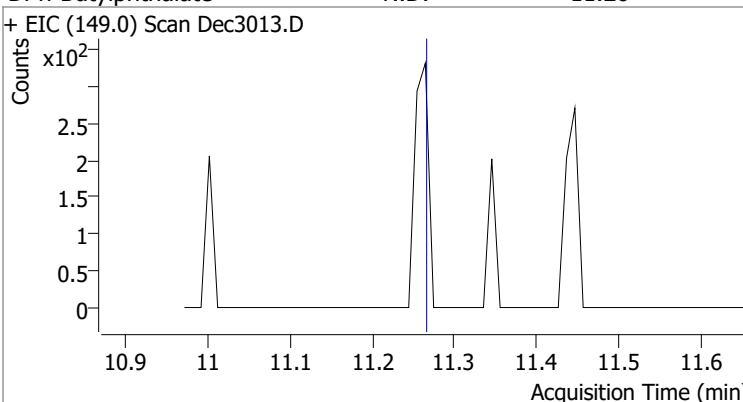
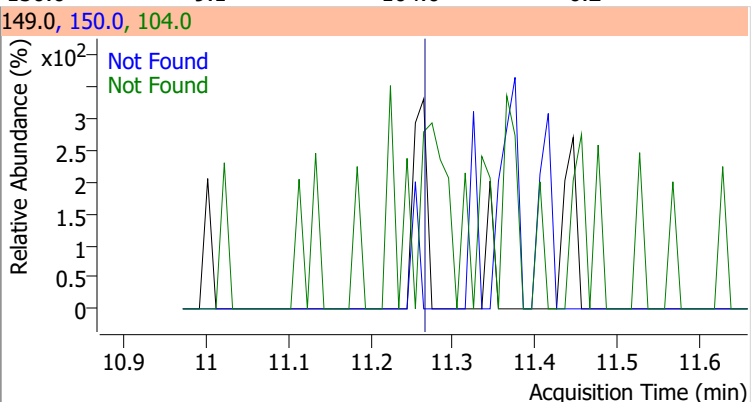
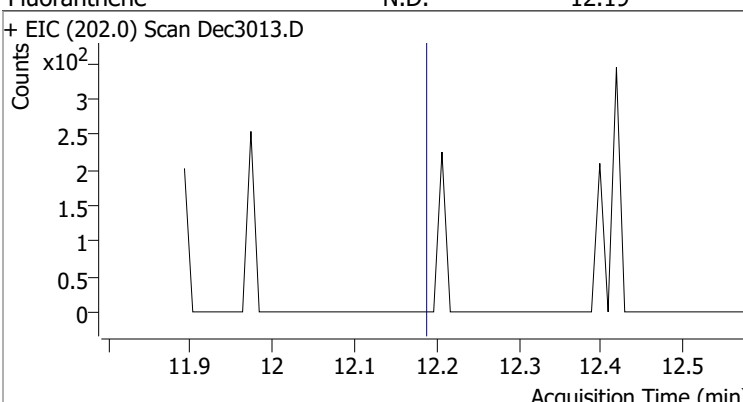
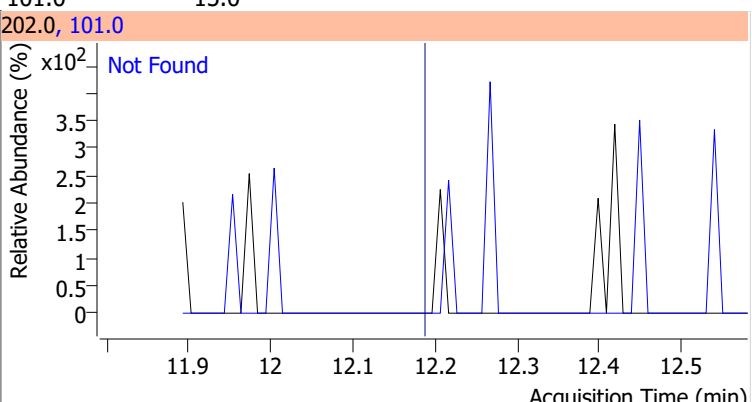
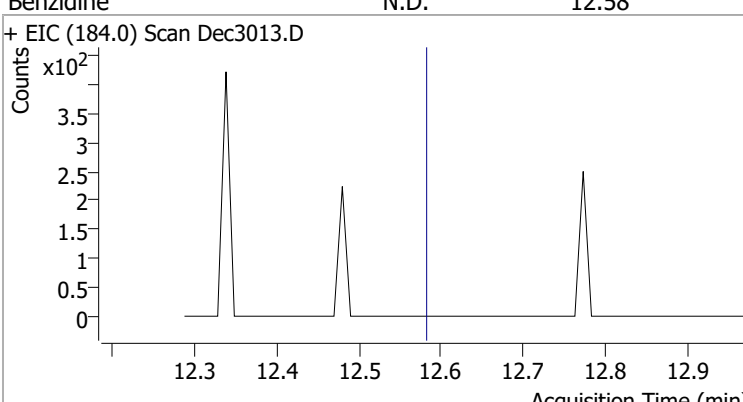
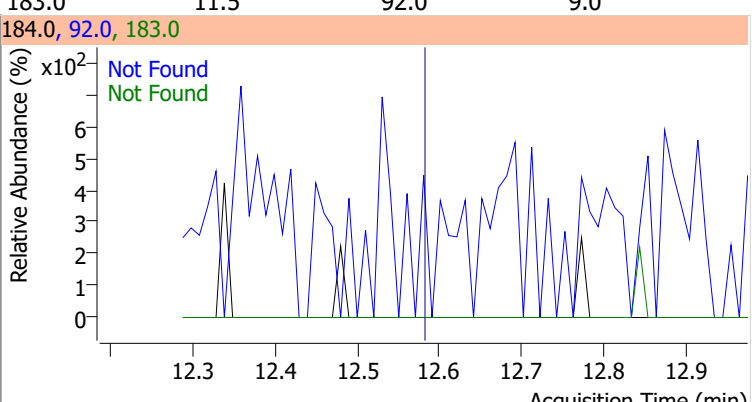
Compound	Conc.	Exp RT	QIon	Exp Ratio	QIon	Exp Ratio
Pentachlorophenol	N.D.	10.10	263.9	62.0	267.9	61.9



Quantitation Results Report (QT Reviewed)

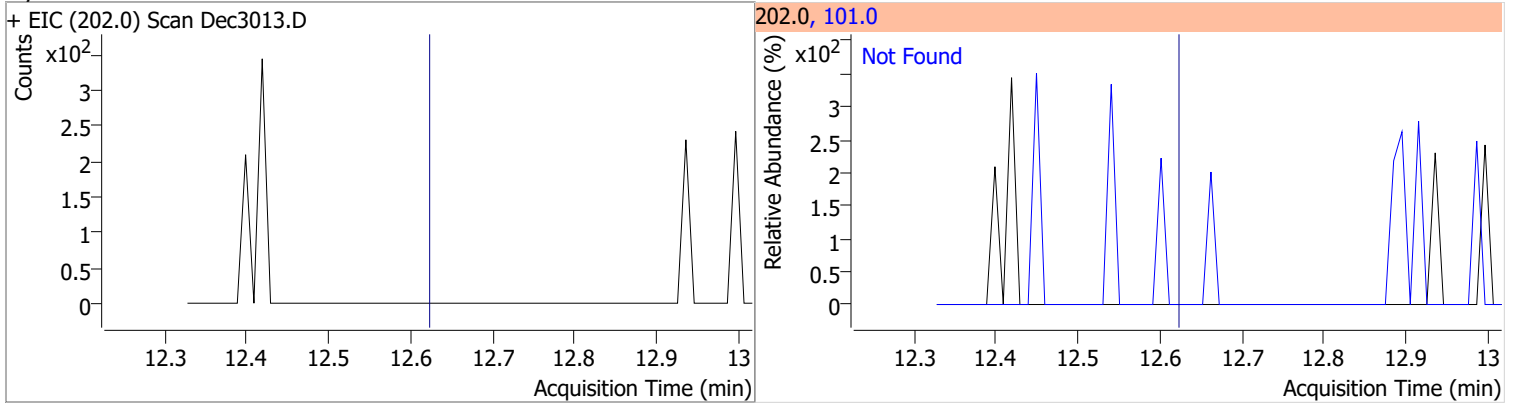
Compound	Conc.	Exp RT	QIon	Exp Ratio		
Phenanthrene	N.D.	10.33	176.0	19.7		
+ EIC (178.0) Scan Dec3013.D 			178.0, 176.0 			
Anthracene	N.D.	10.39	176.0	18.3		
+ EIC (178.0) Scan Dec3013.D 			178.0, 176.0 			
Triallate	N.D.	10.46	143.0	22.0	QIon	Exp Ratio
			268.0	18.2		
+ EIC (86.0) Scan Dec3013.D 			86.0, 268.0, 143.0 			
Carbazole	N.D.	10.65	139.0	13.0		
+ EIC (167.0) Scan Dec3013.D 			167.0, 139.0 			

Quantitation Results Report (QT Reviewed)

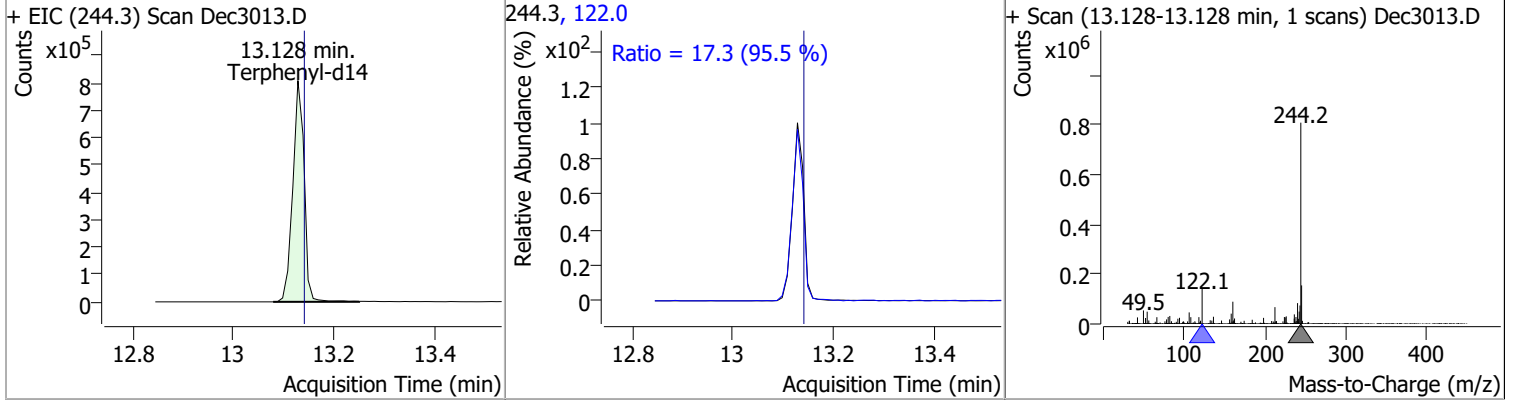
Compound	Conc.	Exp RT	QIon	Exp Ratio	QIon	Exp Ratio
o-Terphenyl	N.D.	10.87	229.0	67.7	215.0	38.2
+ EIC (230.0) Scan Dec3013.D			230.0, 229.0, 215.0			
						
Di-n-Butylphthalate	N.D.	11.26	150.0	9.1	104.0	6.2
+ EIC (149.0) Scan Dec3013.D			149.0, 150.0, 104.0			
						
Fluoranthene	N.D.	12.19	101.0	15.0		
+ EIC (202.0) Scan Dec3013.D			202.0, 101.0			
						
Benzidine	N.D.	12.58	183.0	11.5	92.0	9.0
+ EIC (184.0) Scan Dec3013.D			184.0, 92.0, 183.0			
						

Quantitation Results Report (QT Reviewed)

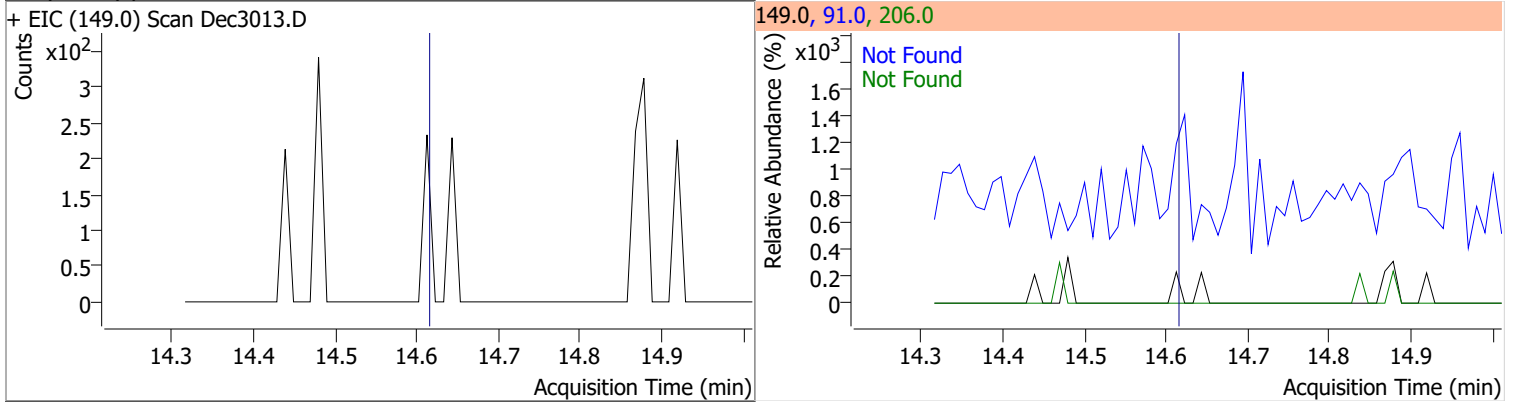
Compound	Conc.	Exp RT	QIon	Exp Ratio
Pyrene	N.D.	12.62	101.0	18.5



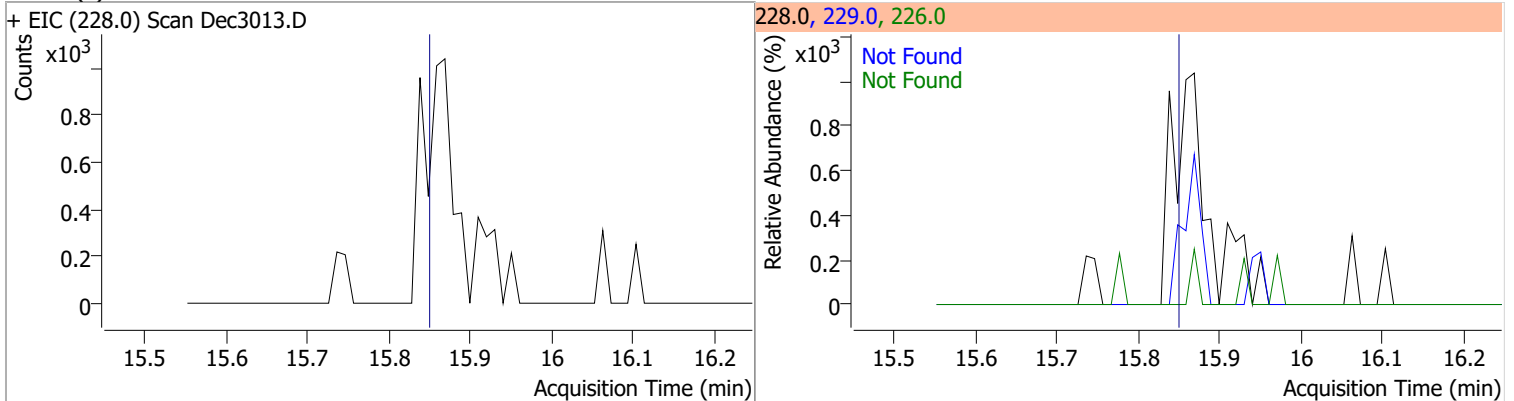
Compound	Conc.	RT	Dev(Min)	Resp.	QIon	QRatio	Lower	Upper
Terphenyl-d14	98.3516	13.13	-0.01	1265340	122.0	17.3	12.7	23.5



Compound	Conc.	Exp RT	QIon	Exp Ratio	QIon	Exp Ratio
Butylbenzylphthalate	N.D.	14.63	91.0	94.6	206.0	14.9

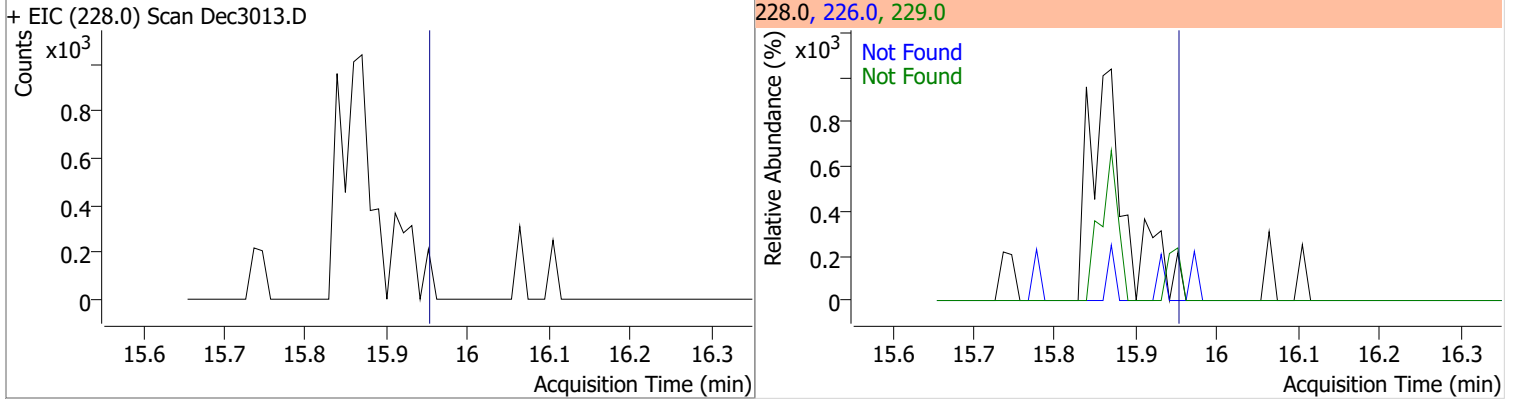


Compound	Conc.	Exp RT	QIon	Exp Ratio	QIon	Exp Ratio
Benzo(a)Anthracene	N.D.	15.87	226.0	26.7	229.0	21.3

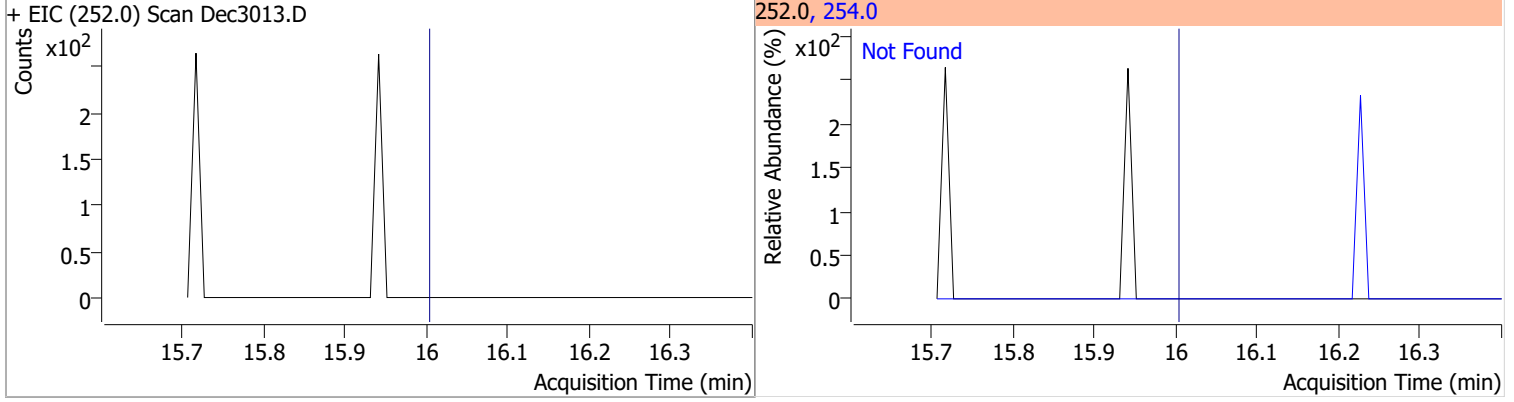


Quantitation Results Report (QT Reviewed)

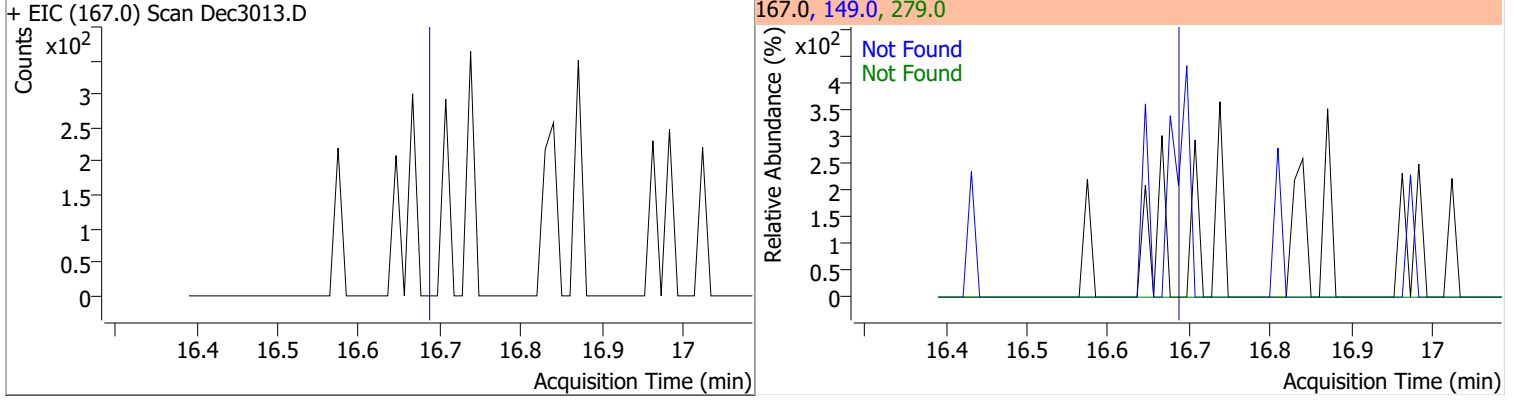
Compound	Conc.	Exp RT	QIon	Exp Ratio	QIon	Exp Ratio
Chrysene	N.D.	15.97	226.0	30.6	229.0	20.9



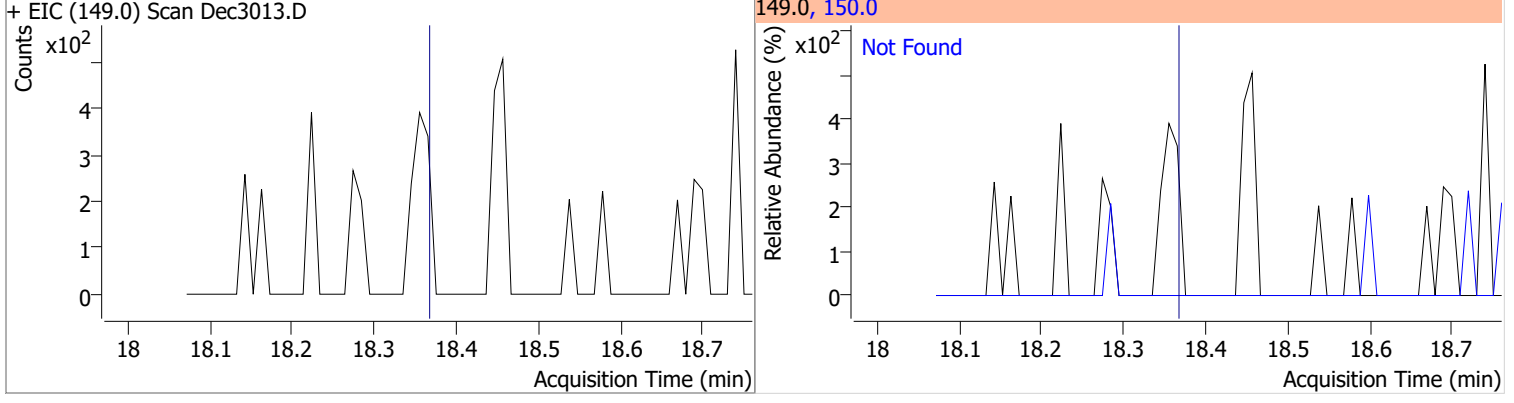
Compound	Conc.	Exp RT	QIon	Exp Ratio
3,3-Dichlorobenzidine	N.D.	16.02	254.0	62.0



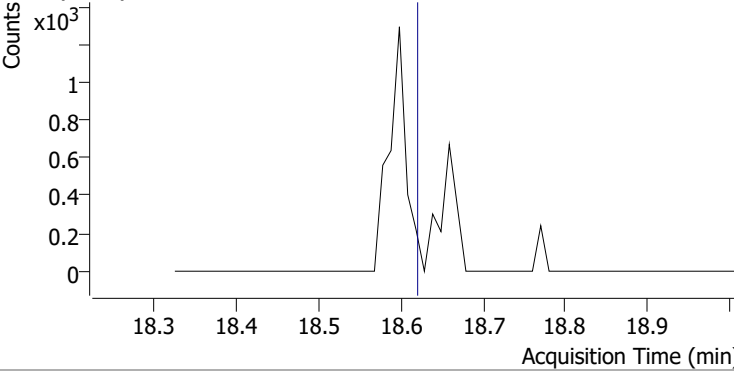
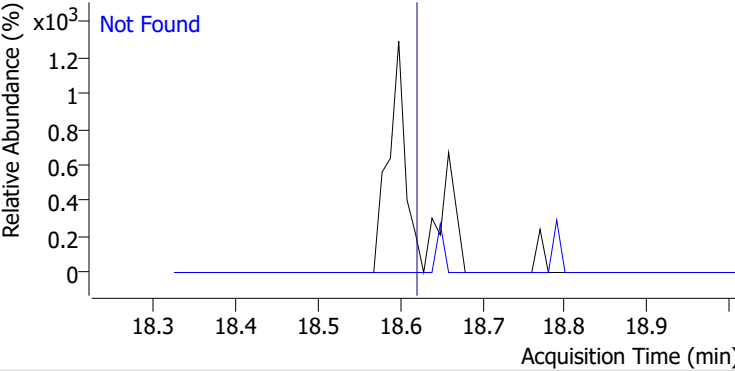
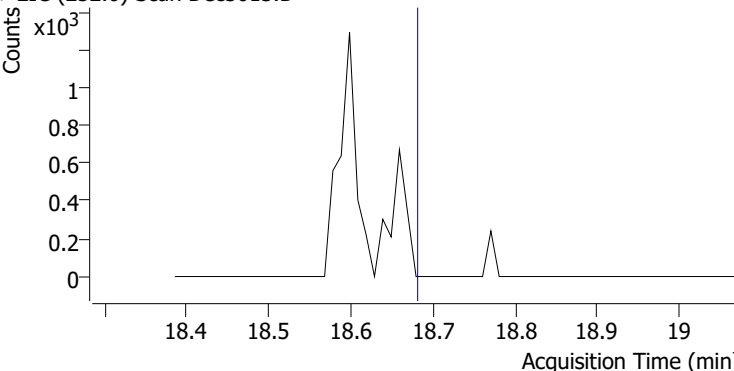
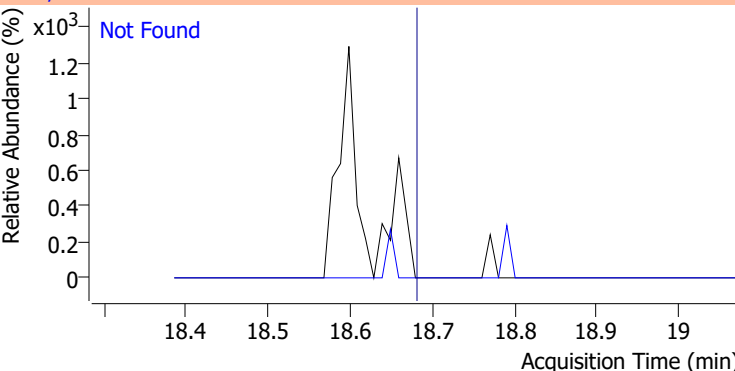
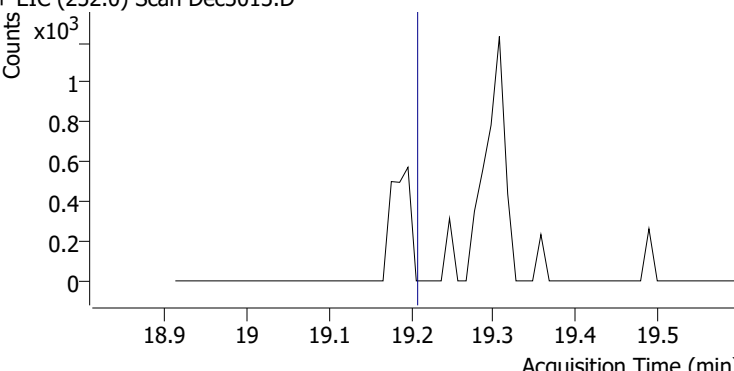
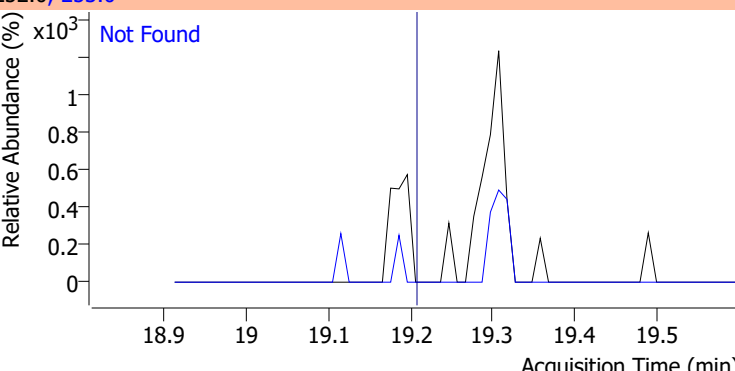
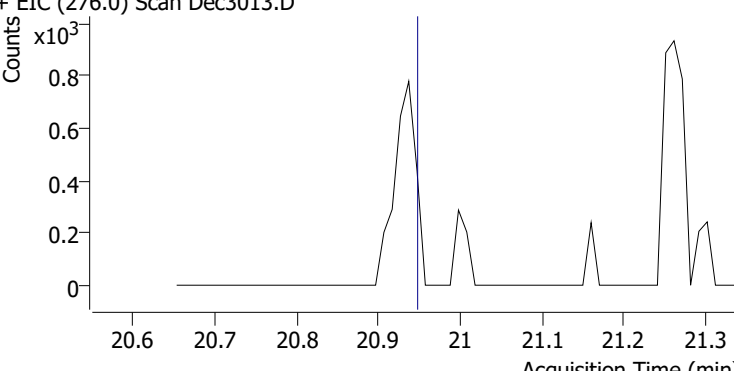
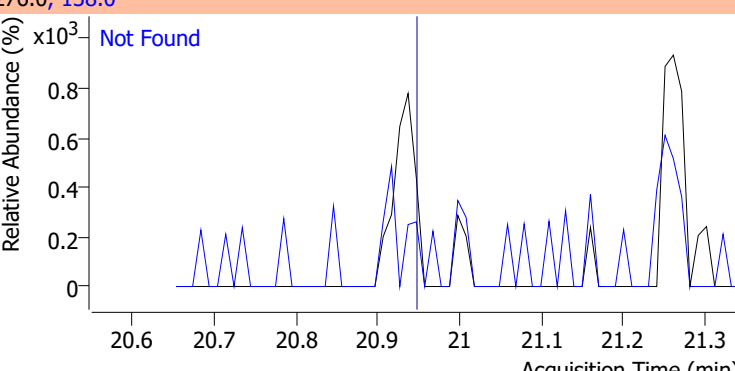
Compound	Conc.	Exp RT	QIon	Exp Ratio	QIon	Exp Ratio
bis(2-ethylhexyl)Phthalate	N.D.	16.71	149.0	421.6	279.0	11.2



Compound	Conc.	Exp RT	QIon	Exp Ratio
Di-n-octyl Phthalate	N.D.	18.38	150.0	9.7

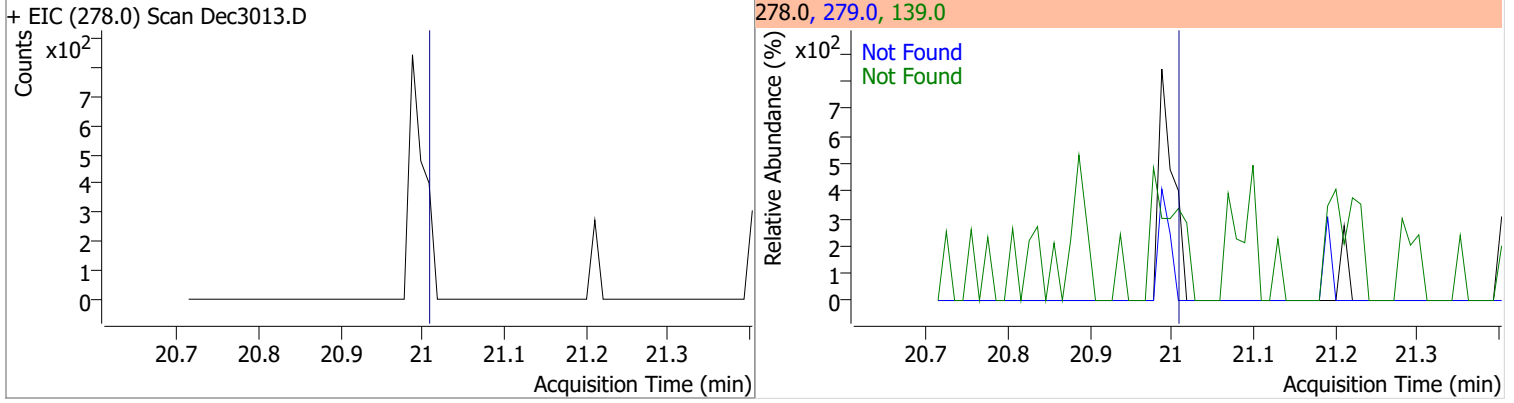


Quantitation Results Report (QT Reviewed)

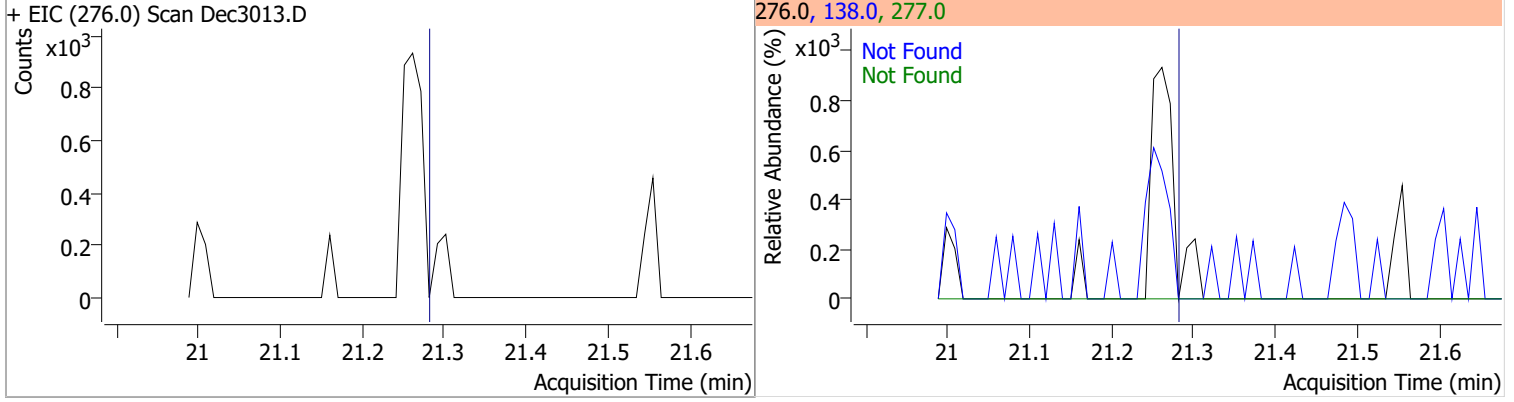
Compound	Conc.	Exp RT	QIon	Exp Ratio
Benzo(b)fluoranthene	N.D.	18.63	253.0	21.4
+ EIC (252.0) Scan Dec3013.D			252.0, 253.0	
				
Benzo(k)fluoranthene	N.D.	18.69	253.0	21.7
+ EIC (252.0) Scan Dec3013.D			252.0, 253.0	
				
Benzo(a)pyrene	N.D.	19.22	253.0	22.9
+ EIC (252.0) Scan Dec3013.D			252.0, 253.0	
				
Indeno(1,2,3-c,d)pyrene	N.D.	20.96	138.0	39.1
+ EIC (276.0) Scan Dec3013.D			276.0, 138.0	
				

Quantitation Results Report (QT Reviewed)

Compound	Conc.	Exp RT	QIon	Exp Ratio	QIon	Exp Ratio
Dibenzo(a,h)anthracene	N.D.	21.02	139.0	30.6	279.0	24.6

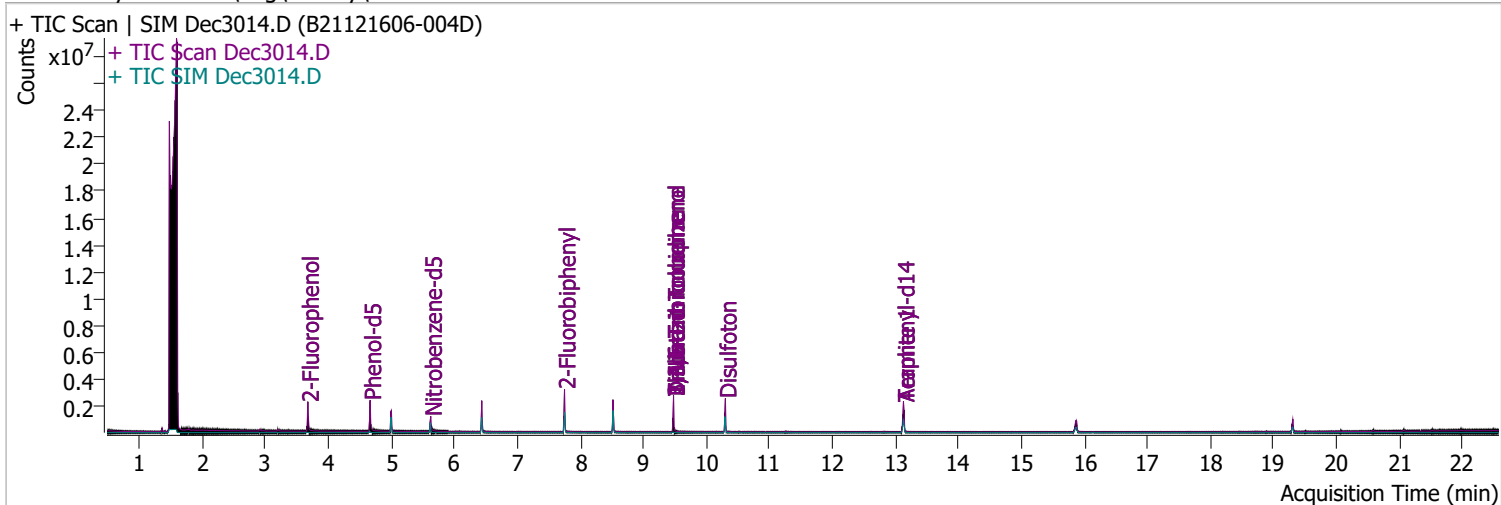


Compound	Conc.	Exp RT	QIon	Exp Ratio	QIon	Exp Ratio
Benzo(g,h,i)perylene	N.D.	21.29	138.0	41.5	277.0	23.8



Quantitation Results Report (QT Reviewed)

Data File	Dec3014.D	Operator	LIMS import
Acq. Method	BNA+SIM.M	Acq. Date-Time	12/30/2021 7:13:08 PM
Sample Name	B21121606-004D	Instrument	Instrument #1
Vial	14	Multiplier	1.00
DA Method File	122821 bna 1 CAL.batch.bin	Comment	SVOC-8270-W
Tune File	dftppdsm.u	Tune Date	11/24/2021 11:15:00 AM
Batch Name	123021 bna 1.batch.bin	Last Calib Update	1/3/2022 10:10:10 AM
Ref Library	D:\Org\Library\NIST129K.l		



Compound	RT	QIon	Resp.	Conc.	Units	Dev(Min)
----------	----	------	-------	-------	-------	----------

Internal Standards

System Monitoring Compounds

S 2-Fluorophenol	3.674	112.0	620595	86.4723	µg/L	-0.031
Spiked Amount: 200.000	Range: 10.0 - 75.0%			Recovery = 43.24%		
S Phenol-d5	4.664	99.0	714905	68.3280	µg/L	-0.021
Spiked Amount: 200.000	Range: 10.0 - 65.0%			Recovery = 34.16%		
S Nitrobenzene-d5	5.624	82.0	264673	51.3324	µg/L	0.000
Spiked Amount: 100.000	Range: 32.0 - 94.0%			Recovery = 51.33%		
S 2-Fluorobiphenyl	7.748	172.0	969245	54.3814	µg/L	0.000
Spiked Amount: 100.000	Range: 28.0 - 107.0%			Recovery = 54.38%		
S 2,4,6-Tribromophenol	9.479	329.8	158296	182.7152	µg/L	0.000
Spiked Amount: 200.000	Range: 25.0 - 140.0%			Recovery = 91.36%		
S Terphenyl-d14	13.128	244.3	1127114	83.1020	µg/L	-0.010
Spiked Amount: 100.000	Range: 32.0 - 122.0%			Recovery = 83.10%		

Target Compounds

Compound	RT	QIon	Resp.	Conc.	Units	Dev(Min)	QValue
T N-Nitrosodimethylamine	0.000		0	N.D.			
T Pyridine	0.000		0	N.D.			
T Aniline	0.000		0	N.D.			
T Phenol	0.000		0	N.D.			
T bis(-2-Chloroethyl)Ether	0.000		0	N.D.			
T 2-Chlorophenol	0.000		0	N.D.			
T 1,3-Dichlorobenzene	0.000		0	N.D.			
T 1,4-Dichlorobenzene	0.000		0	N.D.			
T 1,2-Dichlorobenzene	0.000		0	N.D.			
T Benzyl Alcohol	0.000		0	N.D.			
T bis(2-chloroisopropyl)Ether	0.000		0	N.D.			
T 2-Methylphenol	0.000		0	N.D.			
T N-nitroso-Di-n-propylamine	5.624	70.0	0		µg/L	md	1
T 4Methylphenol/3Methylphenol	0.000		0	N.D.			
T Hexachloroethane	0.000		0	N.D.			

Quantitation Results Report (QT Reviewed)

Compound	RT	QIon	Resp.	Conc.	Units	Dev(Min)
T Nitrobenzene	0.000		0	N.D.		
T Isophorone	0.000		0	N.D.		
T 2-Nitrophenol	0.000		0	N.D.		
T 2,4-Dimethylphenol	0.000		0	N.D.		
T bis(-2-Chloroethoxy)Methane	0.000		0	N.D.		
T Benzoic Acid	0.000		0	N.D.		
T 2,4-Dichlorophenol	0.000		0	N.D.		
T 1,2,4-Trichlorobenzene	0.000		0	N.D.		
T Naphthalene	0.000		0	N.D.		
T 4-Chlorophenol	0.000		0	N.D.		
T p-Chloroaniline	0.000		0	N.D.		
T Hexachlorobutadiene	0.000		0	N.D.		
T 4-Chloro-2-Methylphenol	0.000		0	N.D.		
T 4-Chloro-3-Methylphenol	0.000		0	N.D.		
T 2-Methylnaphthalene	0.000		0	N.D.		
T 1-Methylnaphthalene	0.000		0	N.D.		
T Hexachlorocyclopentadiene	0.000		0	N.D.		
T 2,4,6-Trichlorophenol	0.000		0	N.D.		
T 2,4,5-Trichlorophenol	0.000		0	N.D.		
T 2-Chloronaphthalene	0.000		0	N.D.		
T 2-Nitroaniline	0.000		0	N.D.		
T Dimethyl Phthalate	8.517	163.0	0		µg/L	md
T 2,6-Dinitrotoluene	8.517	165.0	0		µg/L	md
T Acenaphthylene	0.000		0	N.D.		
T 3-Nitroaniline	0.000		0	N.D.		
T Acenaphthene	0.000		0	N.D.		
T 2,4-Dinitrophenol	0.000		0	N.D.		
T Dibenzofuran	0.000		0	N.D.		
T 4-Nitrophenol	0.000		0	N.D.		
T 2,4-Dinitrotoluene	0.000		0	N.D.		
T Diethylphthalate	0.000		0	N.D.		
T Fluorene	0.000		0	N.D.		
T 4-Chlorophenyl-phenylether	0.000		0	N.D.		
T 4-Nitroaniline	0.000		0	N.D.		
T 4,6-Dinitro-2-methylphenol	0.000		0	N.D.		
T N-nitrosodiphenylamine	0.000		0	N.D.		
T Azobenzene	0.000		0	N.D.		
T 4-Bromophenyl-phenylether	0.000		0	N.D.		
T Hexachlorobenzene	0.000		0	N.D.		
T Pentachlorophenol	0.000		0	N.D.		
T Phenanthrene	0.000		0	N.D.		
T Anthracene	0.000		0	N.D.		
T Triallate	0.000		0	N.D.		
T Carbazole	0.000		0	N.D.		
T o-Terphenyl	0.000		0	N.D.		
T Di-n-Butylphthalate	0.000		0	N.D.		
T Fluoranthene	0.000		0	N.D.		
T Benzidine	0.000		0	N.D.		
T Pyrene	0.000		0	N.D.		
T Butylbenzylphthalate	0.000		0	N.D.		
T Benzo(a)Anthracene	0.000		0	N.D.		
T Chrysene	0.000		0	N.D.		
T 3,3-Dichlorobenzidine	0.000		0	N.D.		
T bis(2-ethylhexyl)Phthalate	0.000		0	N.D.		
T Di-n-octyl Phthalate	0.000		0	N.D.		

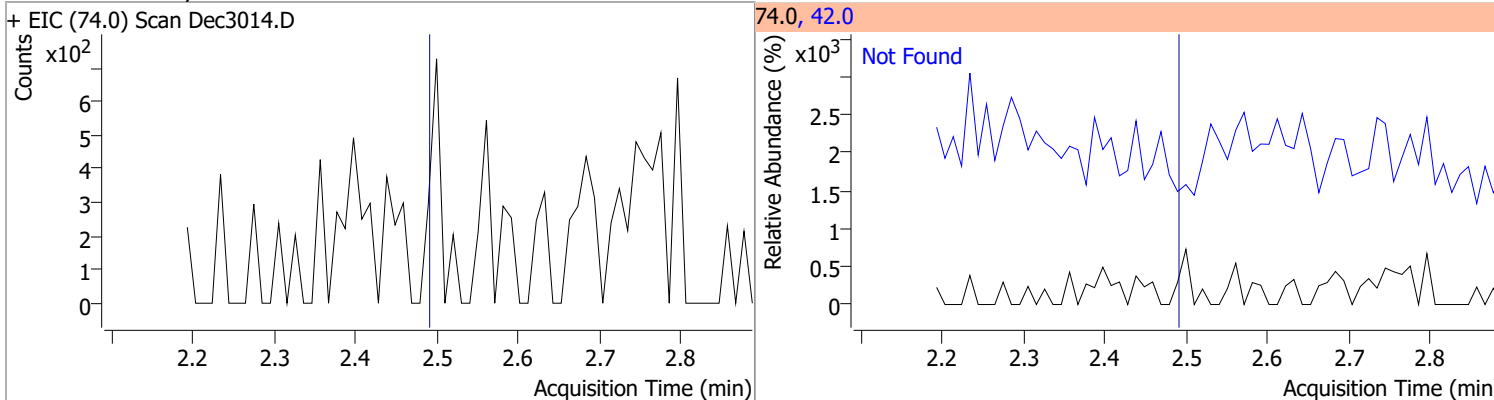
Quantitation Results Report (QT Reviewed)

Compound	RT	QIon	Resp.	Conc.	Units	Dev(Min)
T Benzo(b)fluoranthene	0.000		0	N.D.		
T Benzo(k)fluoranthene	0.000		0	N.D.		
T Benzo(a)pyrene	0.000		0	N.D.		
T Indeno(1,2,3-c,d)pyrene	0.000		0	N.D.		
T Dibenzo(a,h)anthracene	0.000		0	N.D.		
T Benzo(g,h,i)perylene	0.000		0	N.D.		

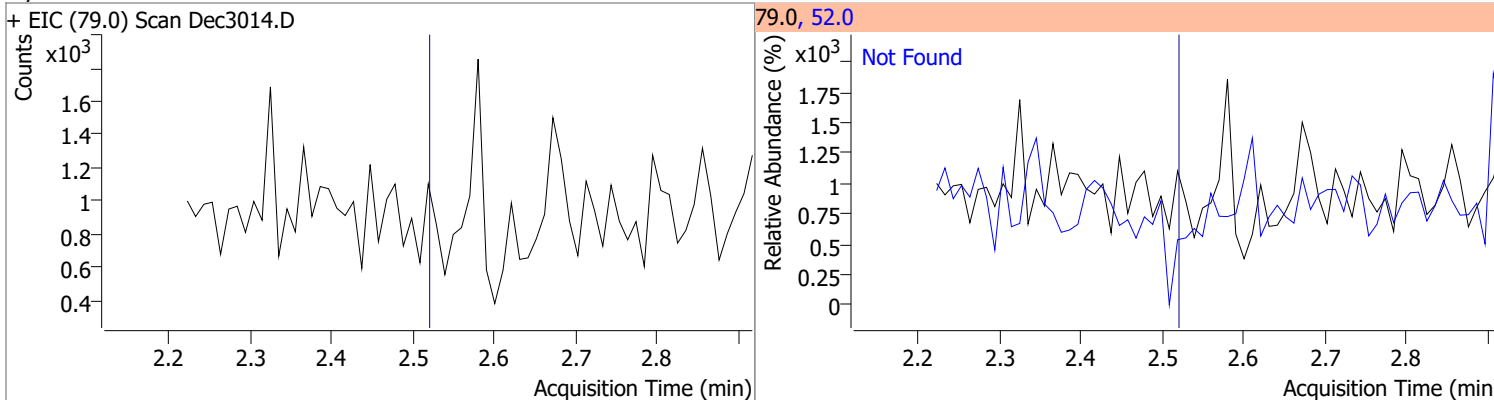
(#) = Qualifier Out of Range; (m) = Manual Integration; (+) = Area Summed; (*) = Surrogate Percent Recovery Out of Range; (d): Zeroed Peak

Quantitation Results Report (QT Reviewed)

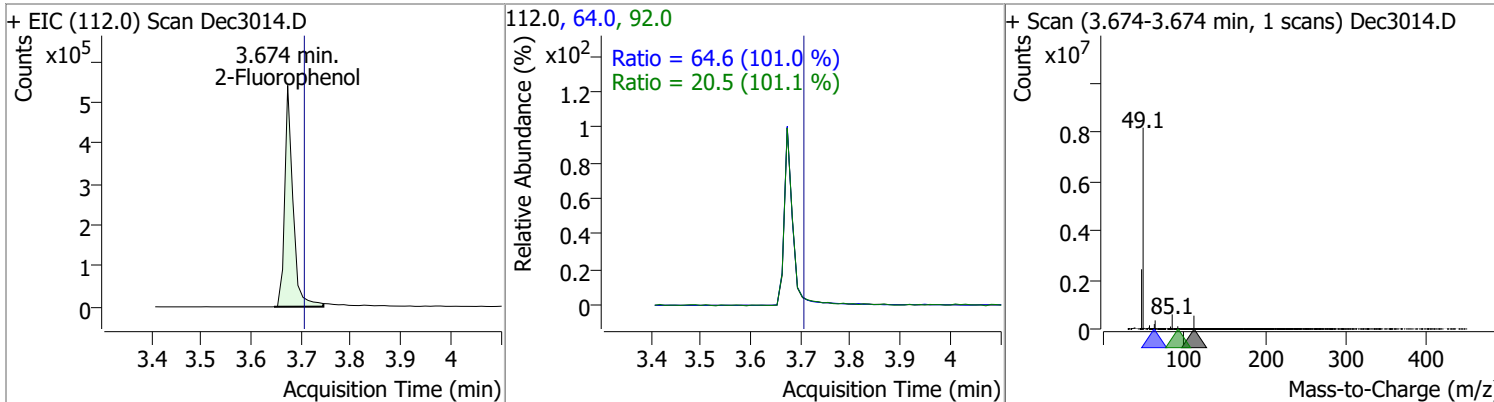
Compound	Conc.	Exp RT	QIon	Exp Ratio
N-Nitrosodimethylamine	N.D.	2.49	42.0	184.8



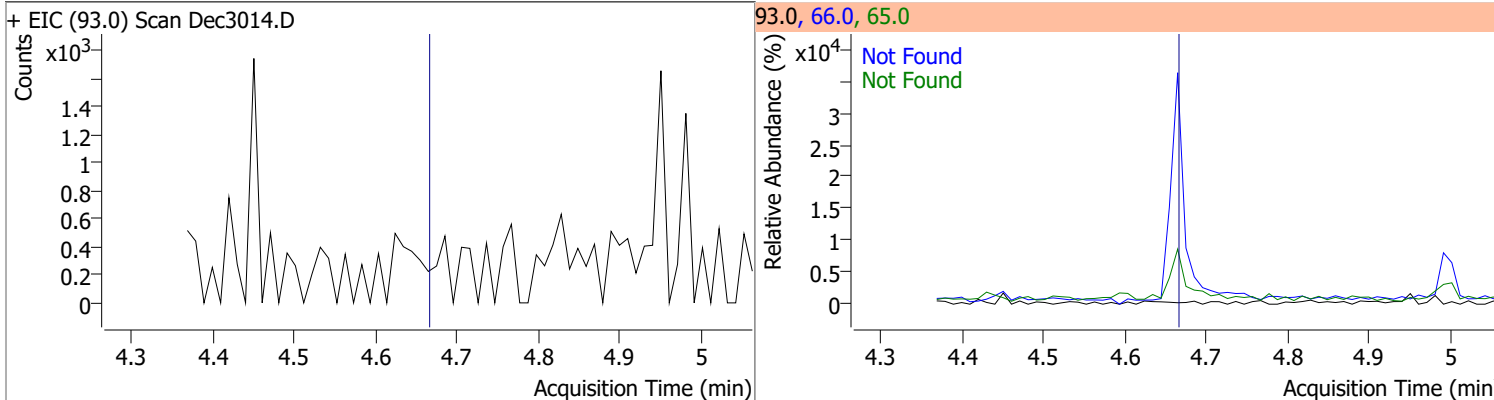
Compound	Conc.	Exp RT	QIon	Exp Ratio
Pyridine	N.D.	2.52	52.0	135.8



Compound	Conc.	RT	Dev(Min)	Resp.	QIon	QRatio	Lower	Upper
2-Fluorophenol	86.4723	3.67	-0.03	620595	64.0	64.6	44.8	83.2
					92.0	20.5	14.2	26.4

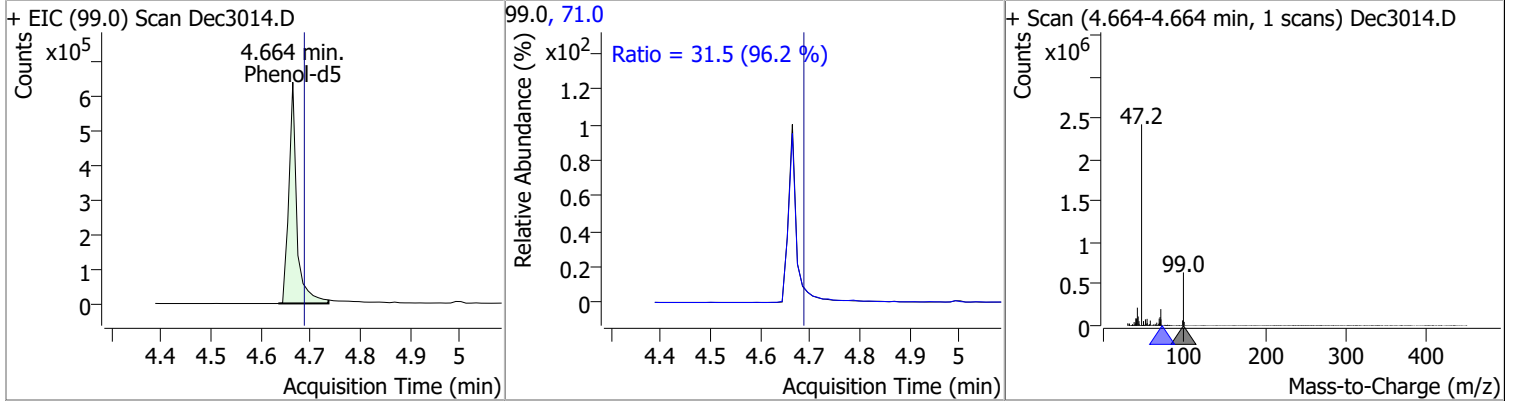


Compound	Conc.	Exp RT	QIon	Exp Ratio	QIon	Exp Ratio
Aniline	N.D.	4.66	66.0	41.6	65.0	23.1

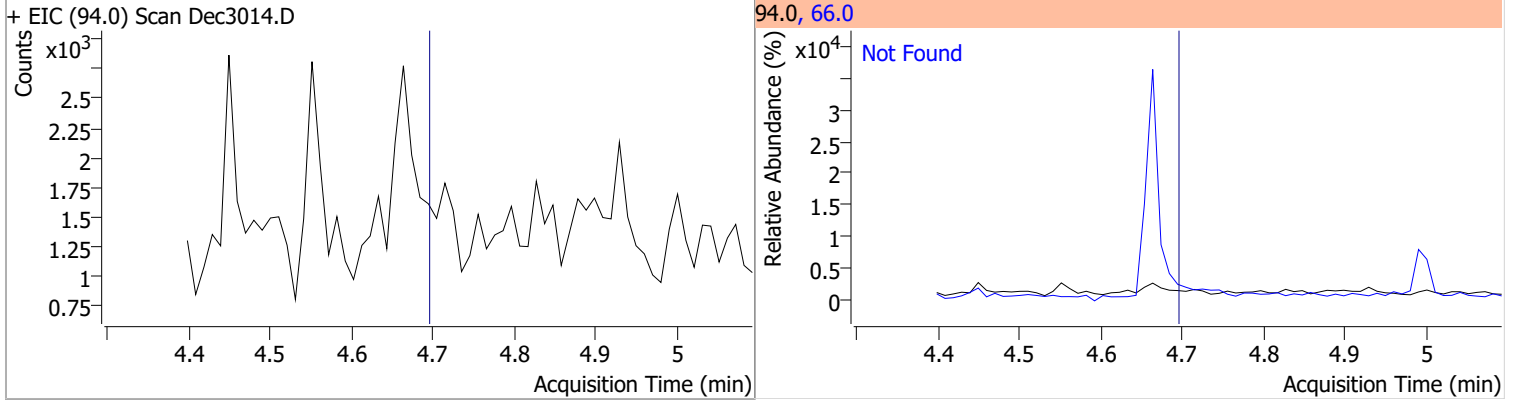


Quantitation Results Report (QT Reviewed)

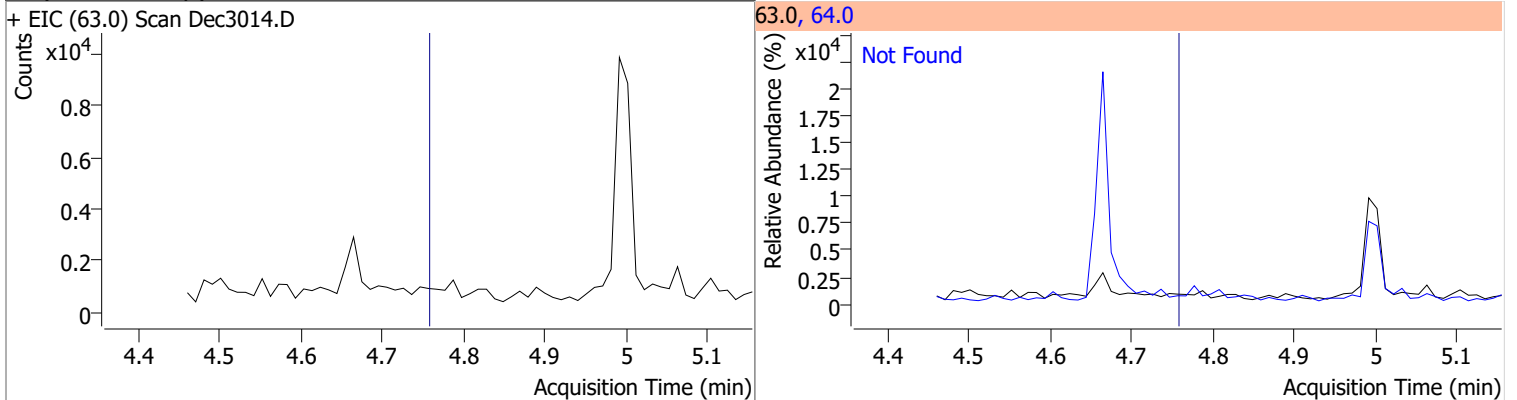
Compound	Conc.	RT	Dev(Min)	Resp.	QIon	QRatio	Lower	Upper
Phenol-d5	68.3280	4.66	-0.02	714905	71.0	31.5	22.9	42.5



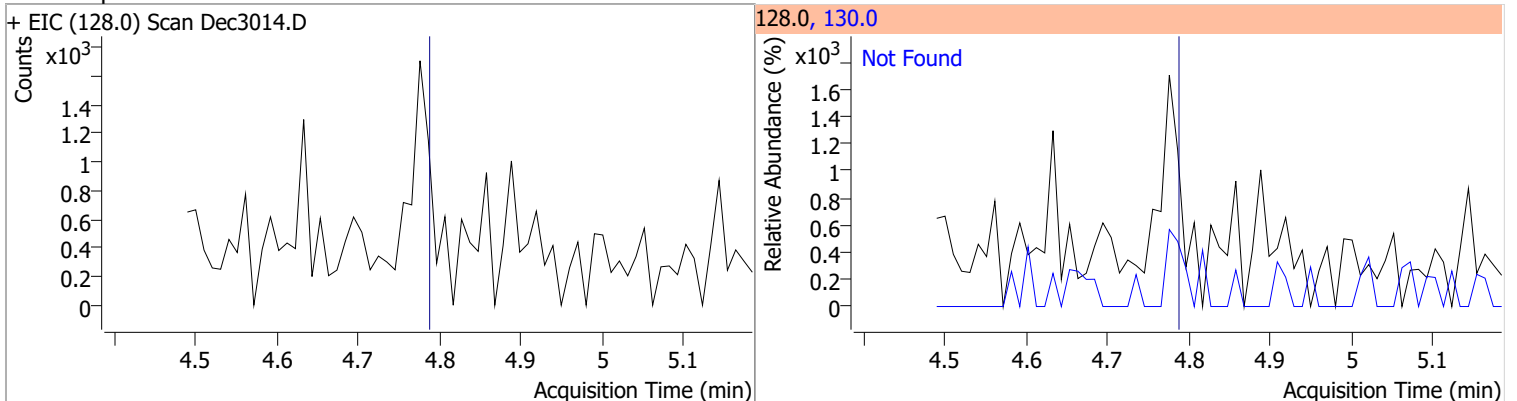
Compound	Conc.	Exp RT	QIon	Exp Ratio
Phenol	N.D.	4.69	66.0	40.8



Compound	Conc.	Exp RT	QIon	Exp Ratio
bis(-2-Chloroethyl)Ether	N.D.	4.76	64.0	2.8

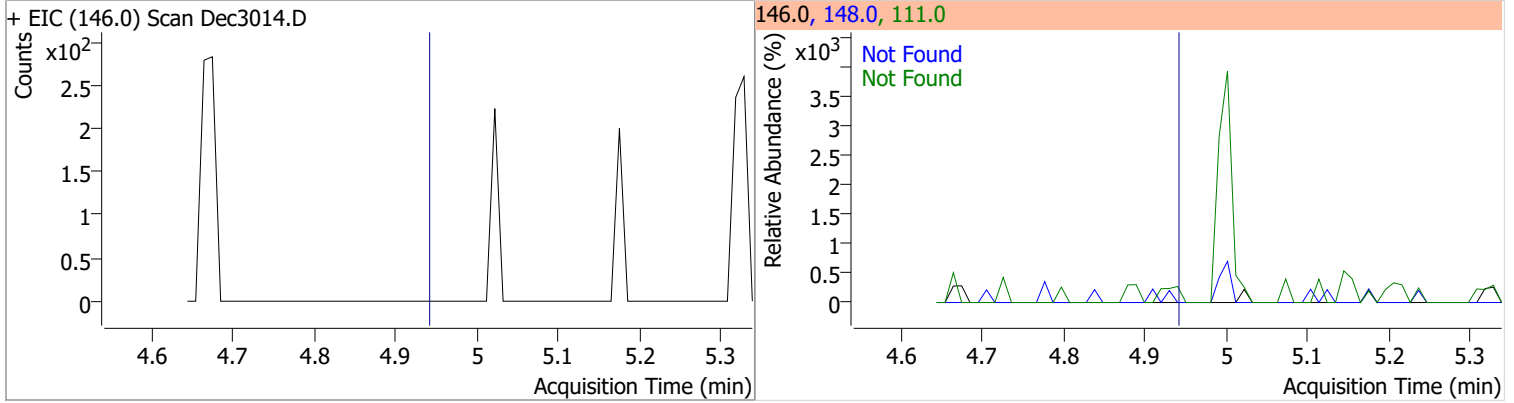


Compound	Conc.	Exp RT	QIon	Exp Ratio
2-Chlorophenol	N.D.	4.79	130.0	32.3

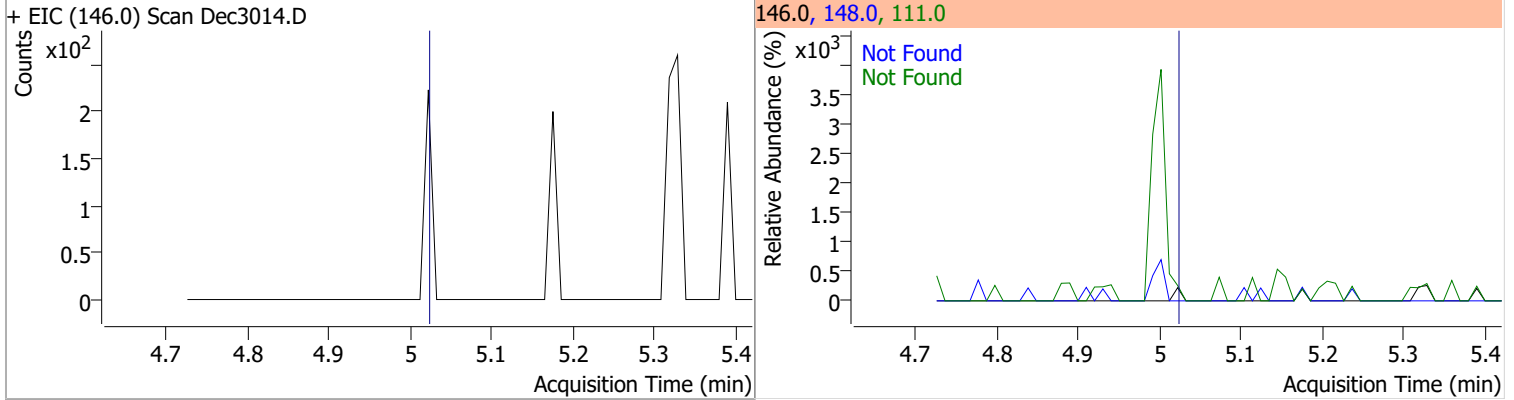


Quantitation Results Report (QT Reviewed)

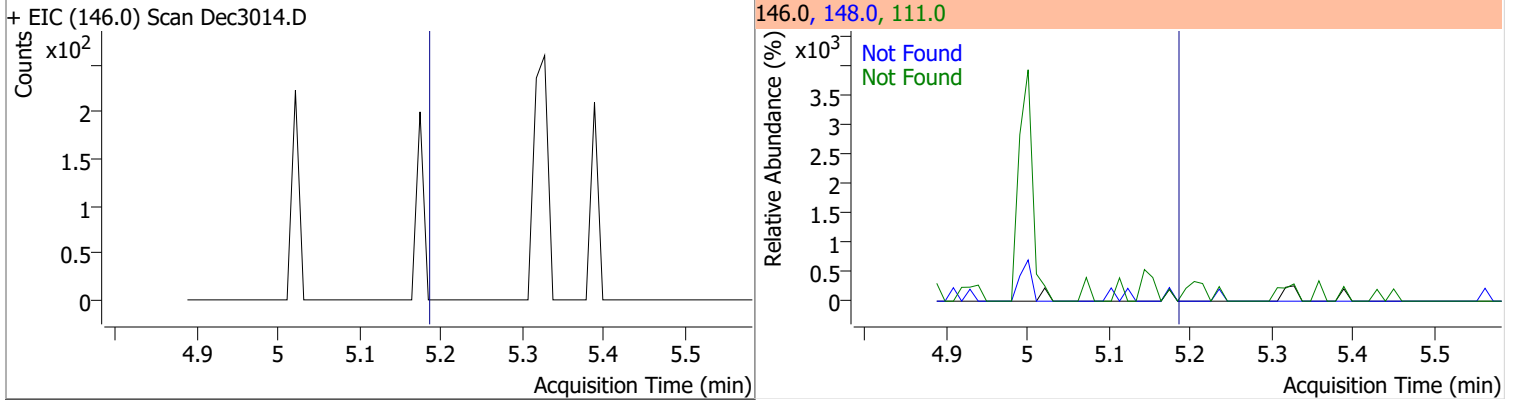
Compound	Conc.	Exp RT	QIon	Exp Ratio	QIon	Exp Ratio
1,3-Dichlorobenzene	N.D.	4.94	148.0	63.2	111.0	39.4



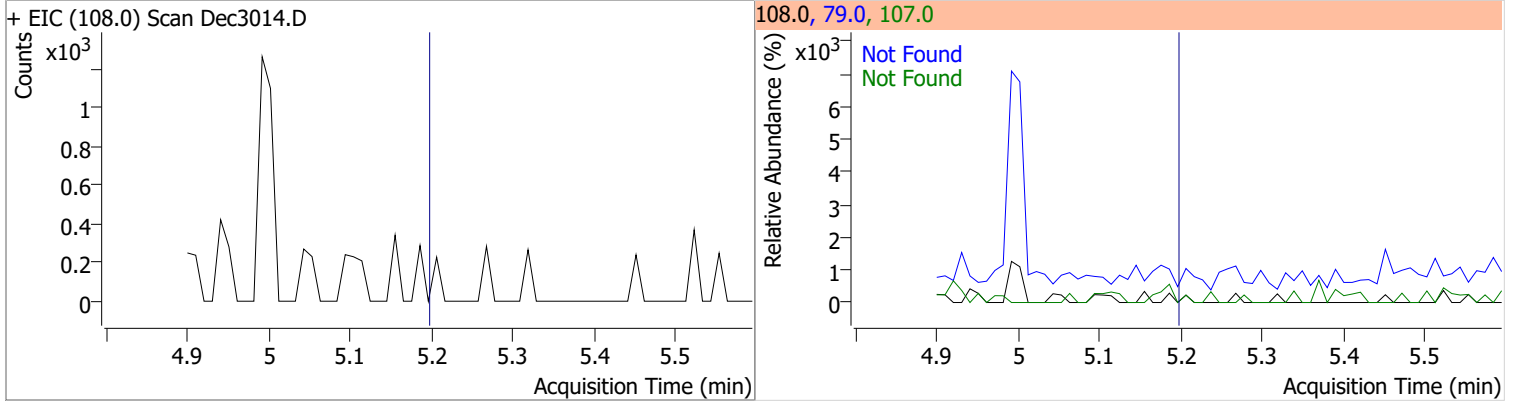
Compound	Conc.	Exp RT	QIon	Exp Ratio	QIon	Exp Ratio
1,4-Dichlorobenzene	N.D.	5.02	148.0	62.2	111.0	37.4



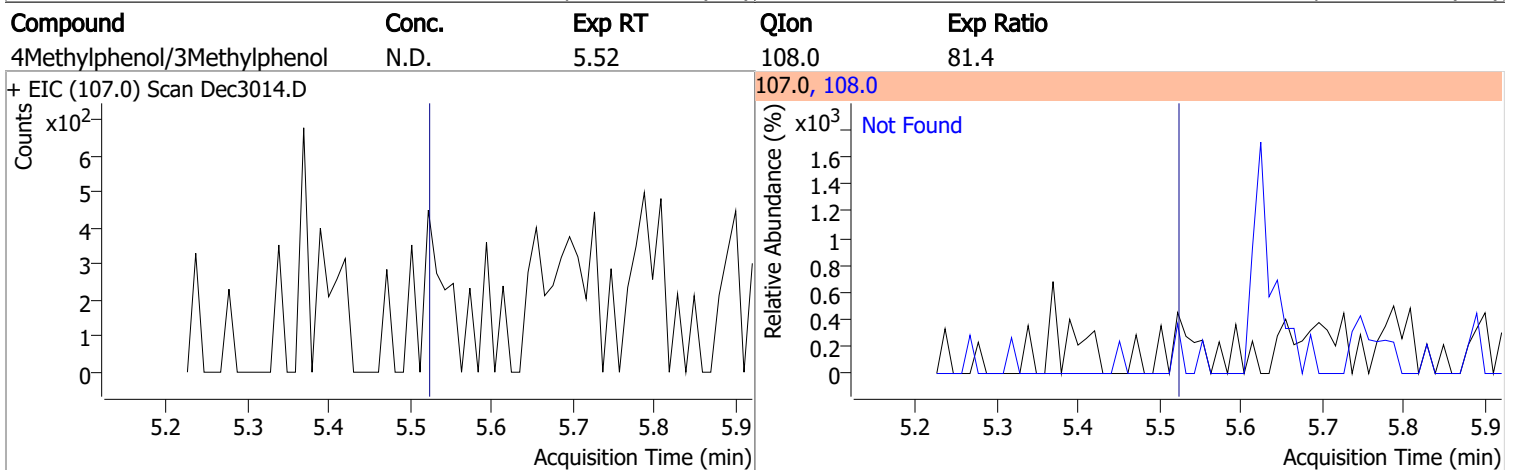
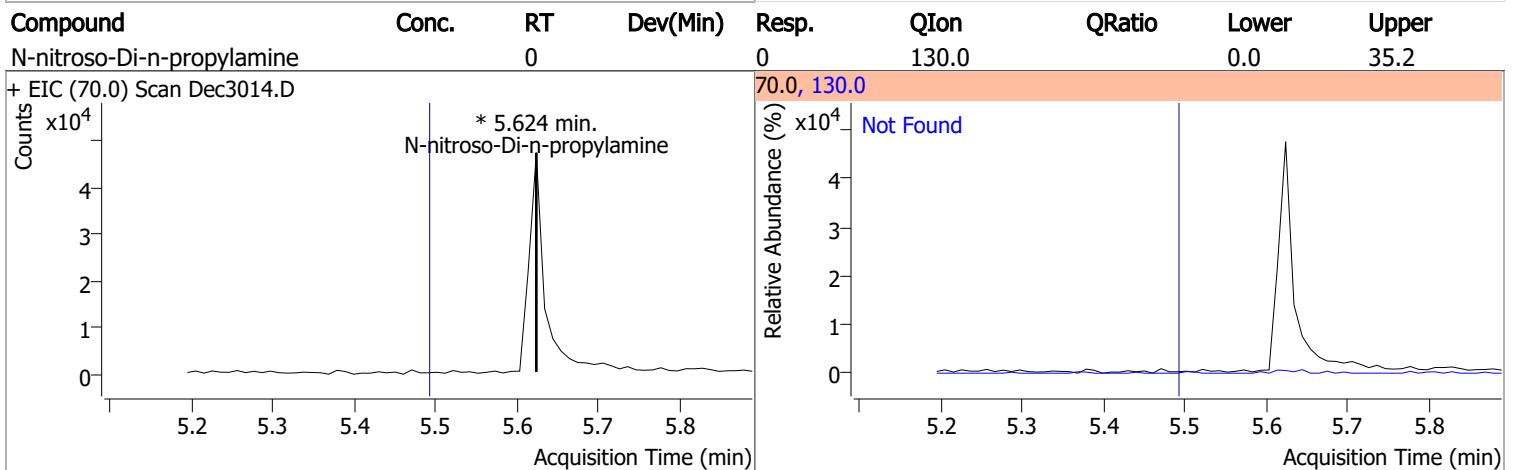
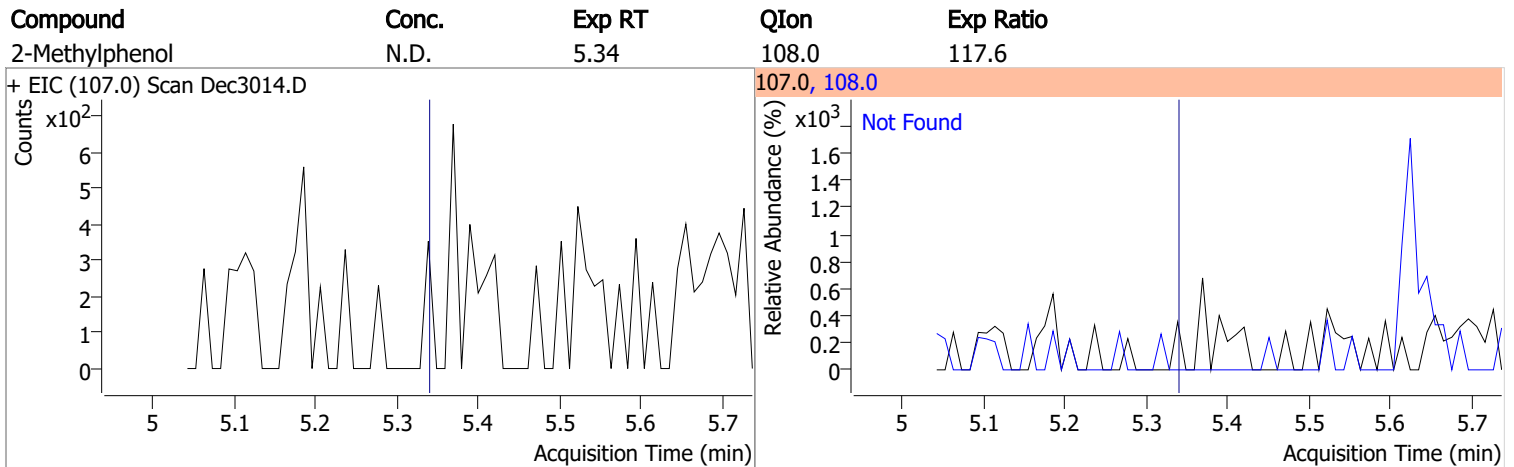
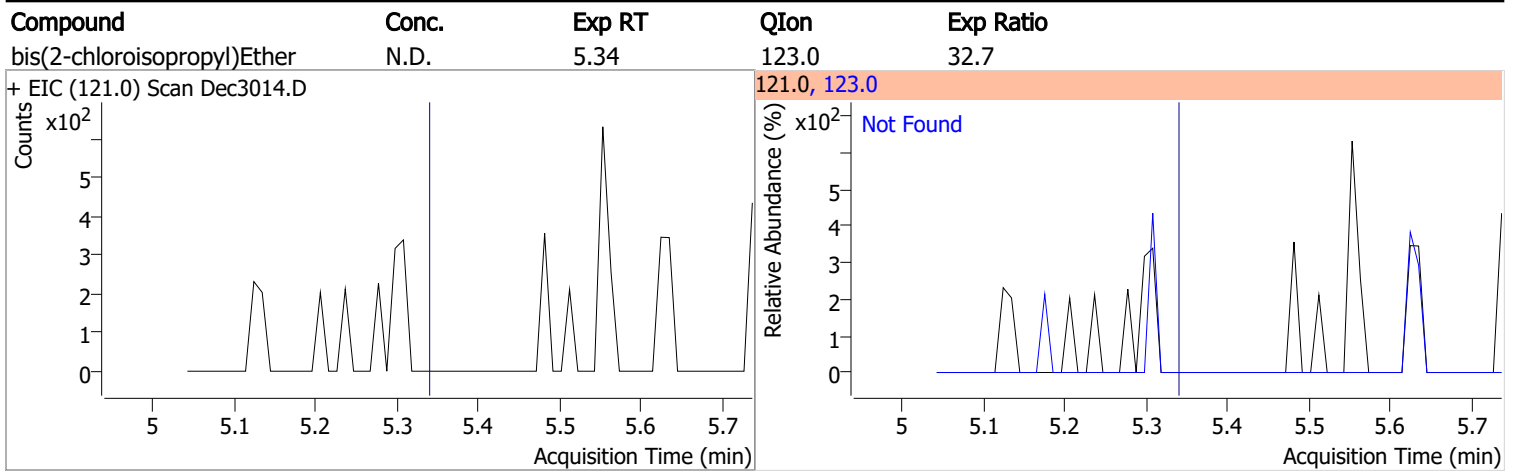
Compound	Conc.	Exp RT	QIon	Exp Ratio	QIon	Exp Ratio
1,2-Dichlorobenzene	N.D.	5.19	148.0	62.2	111.0	40.3



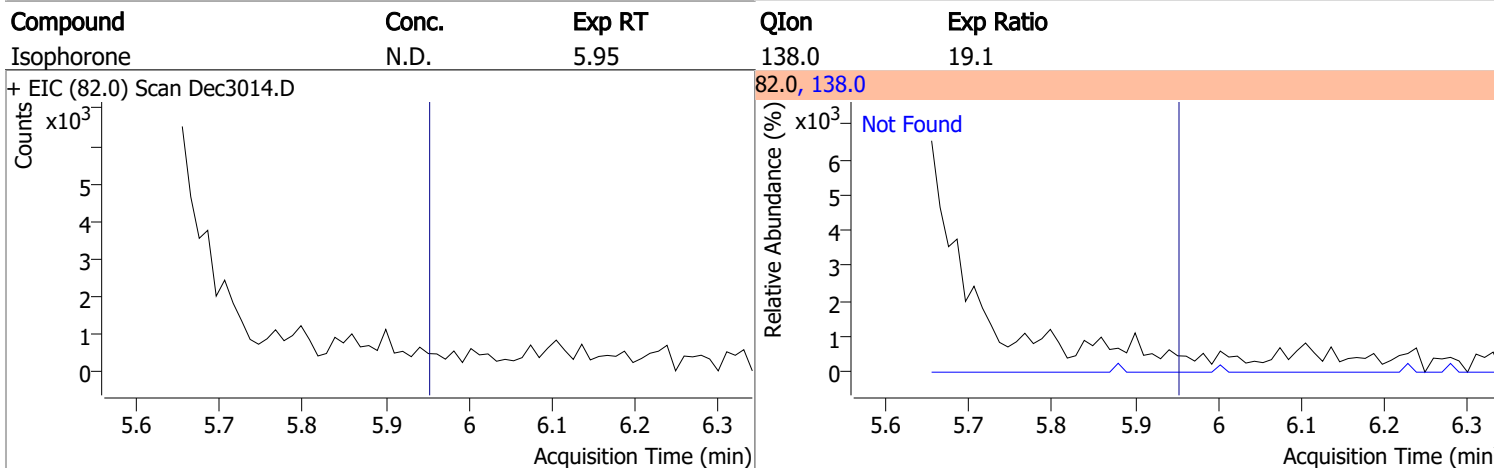
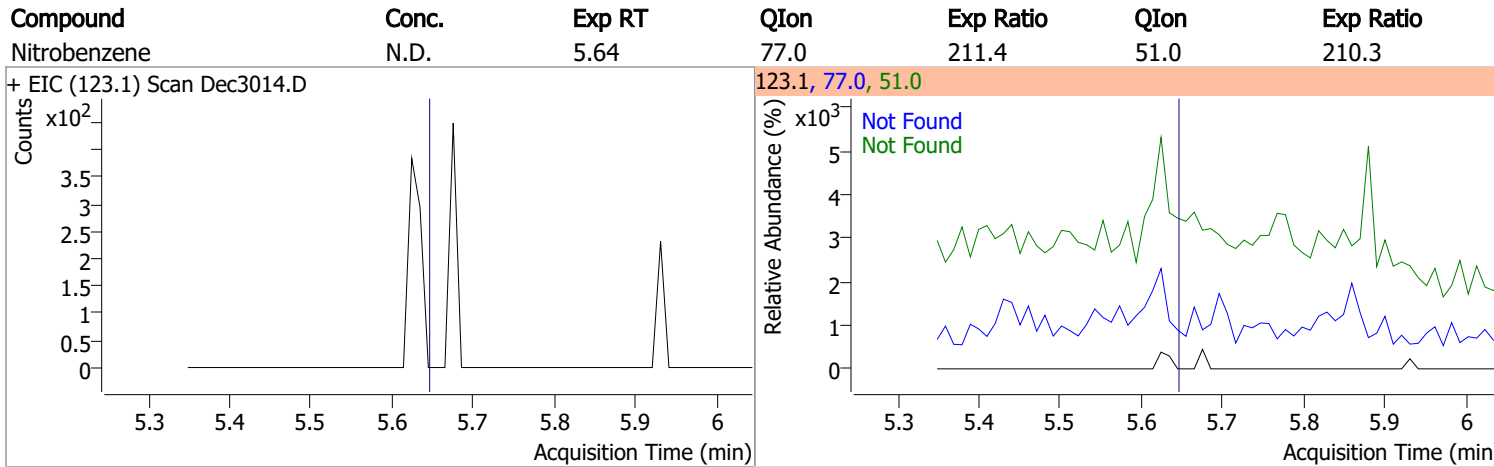
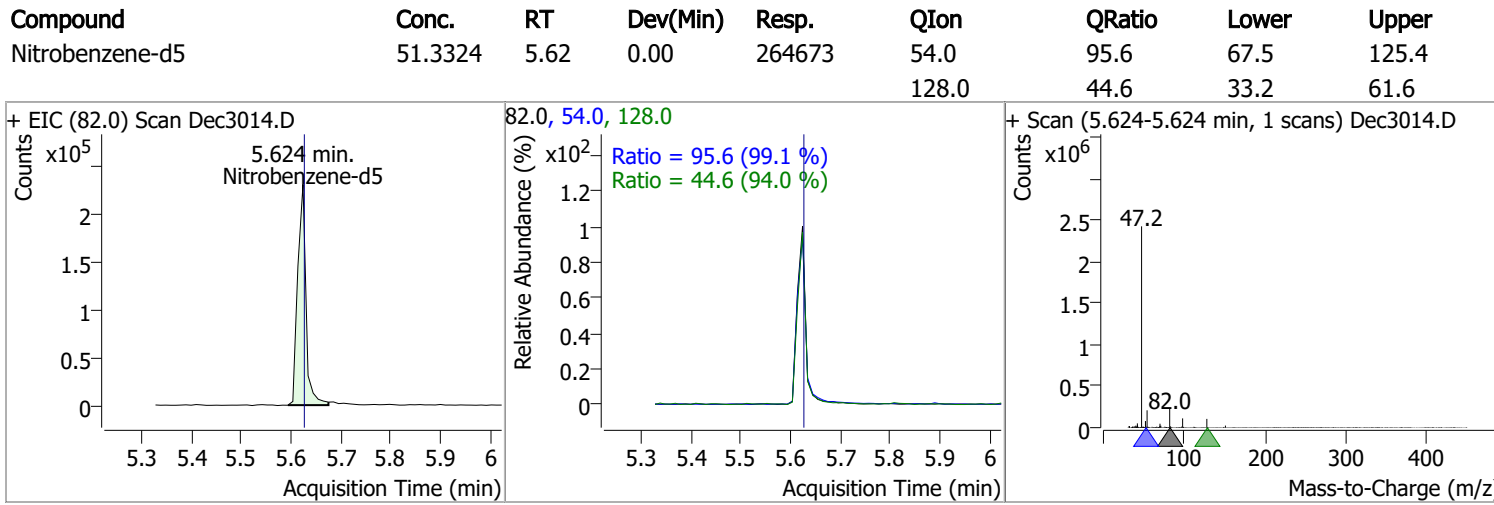
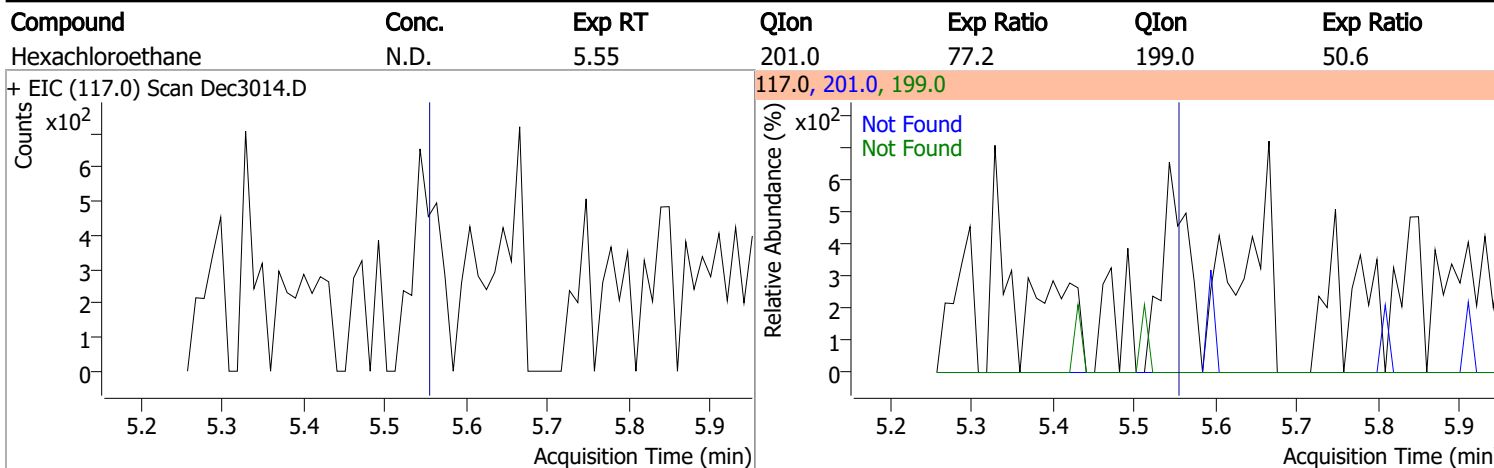
Compound	Conc.	Exp RT	QIon	Exp Ratio	QIon	Exp Ratio
Benzyl Alcohol	N.D.	5.20	79.0	117.9	107.0	69.2



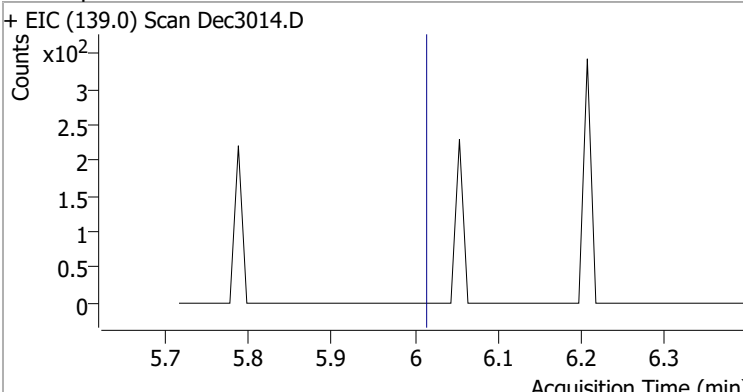
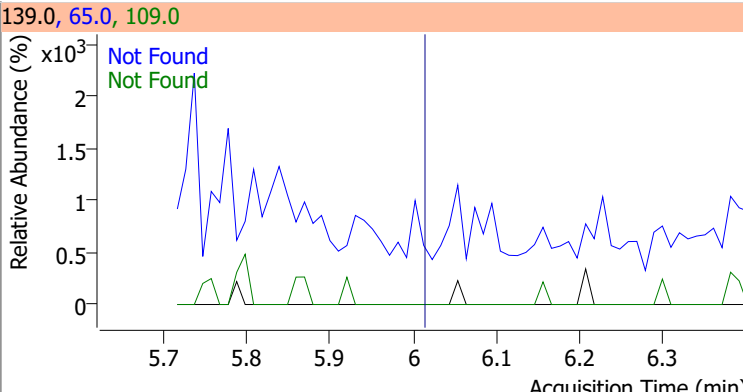
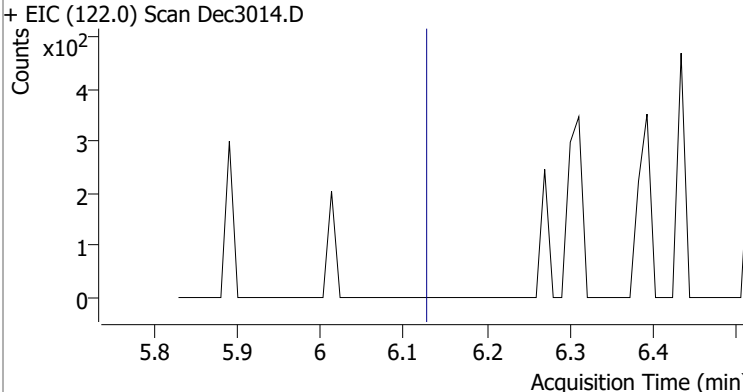
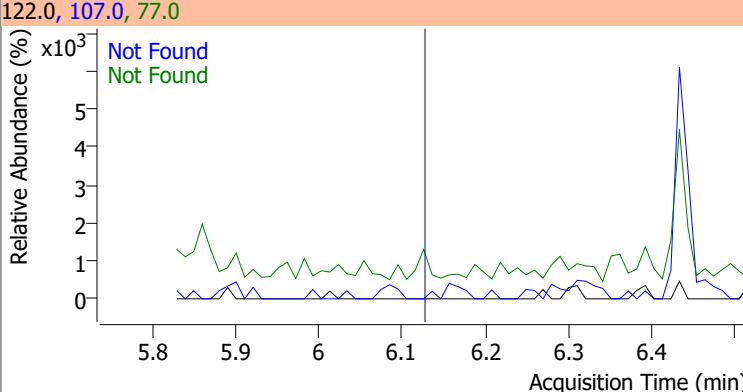
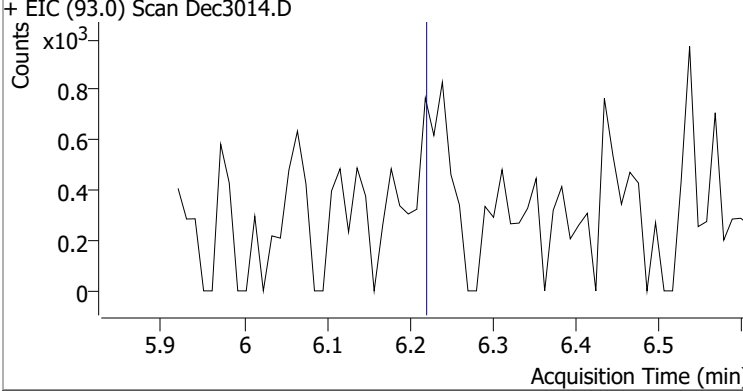
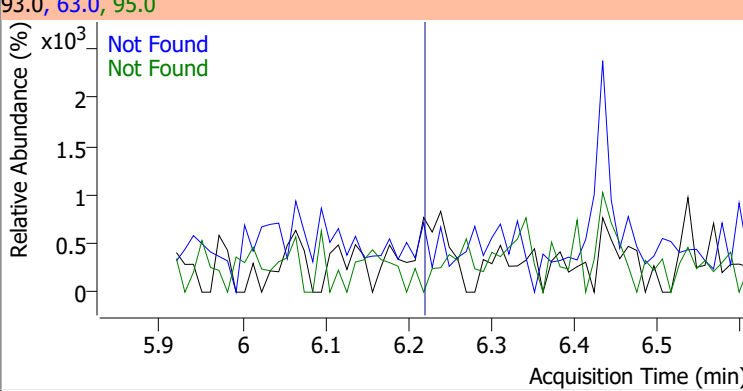
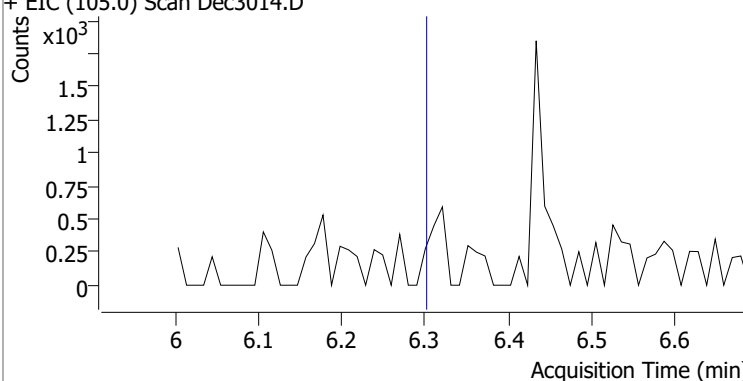
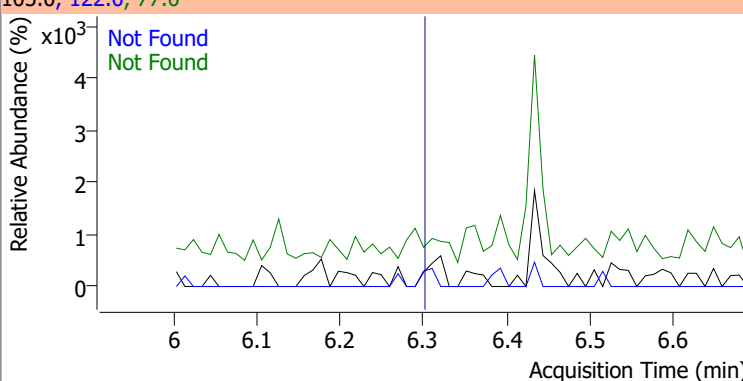
Quantitation Results Report (QT Reviewed)



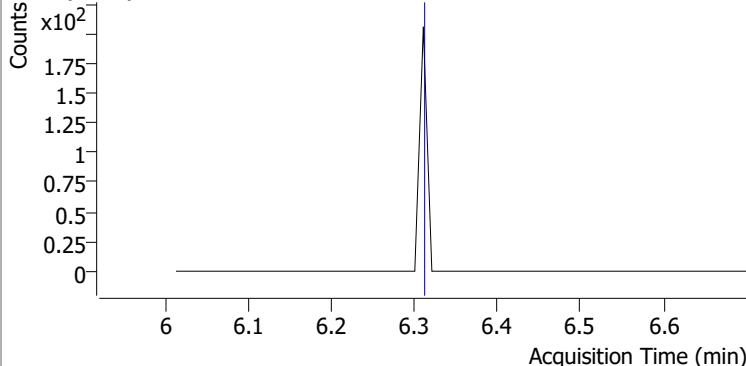
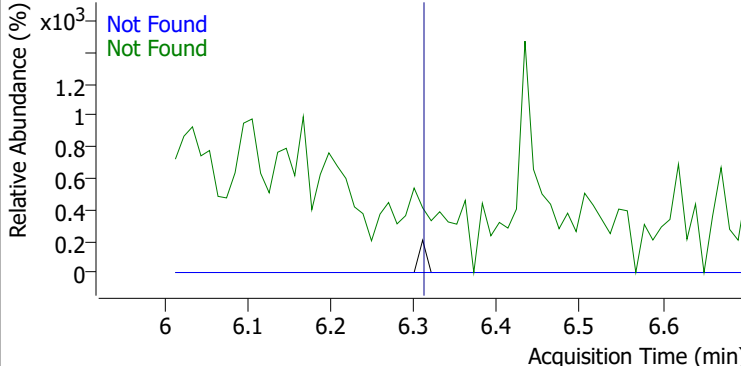
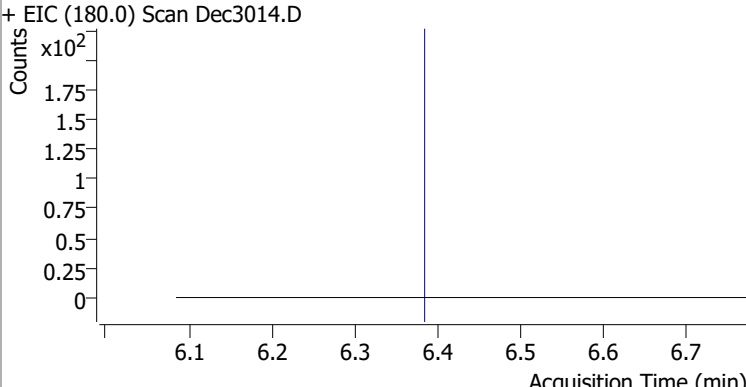
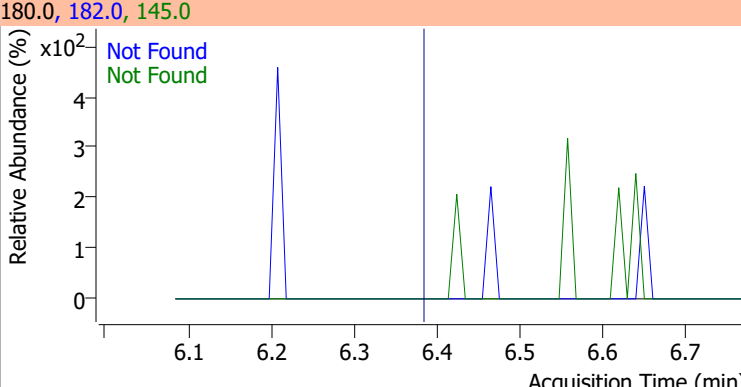
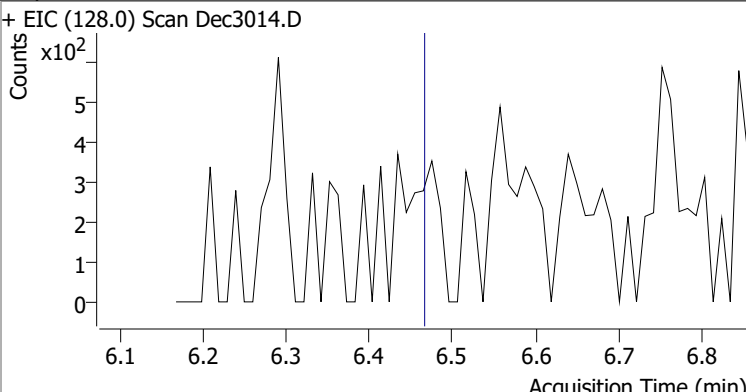
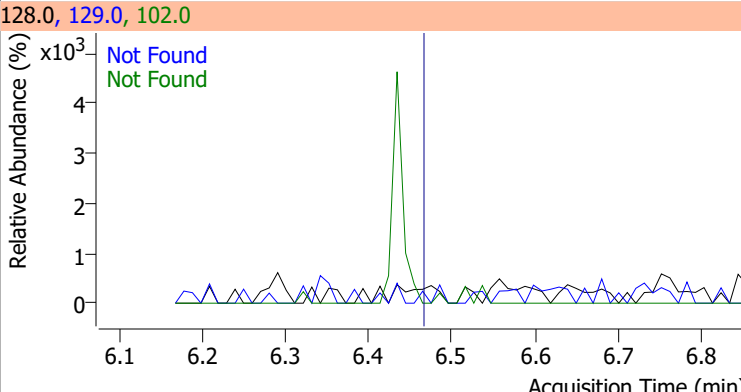
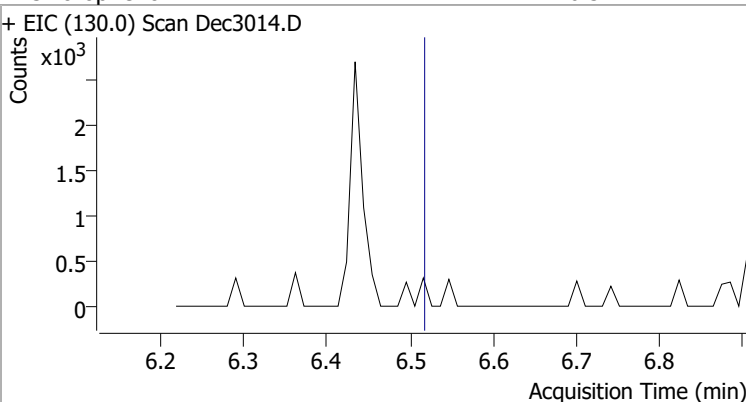
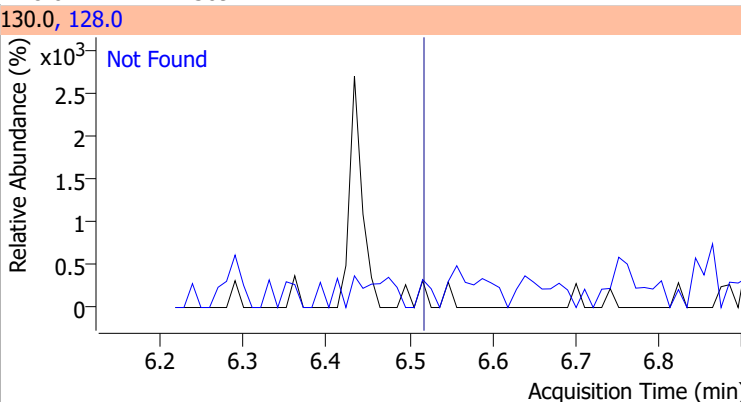
Quantitation Results Report (QT Reviewed)



Quantitation Results Report (QT Reviewed)

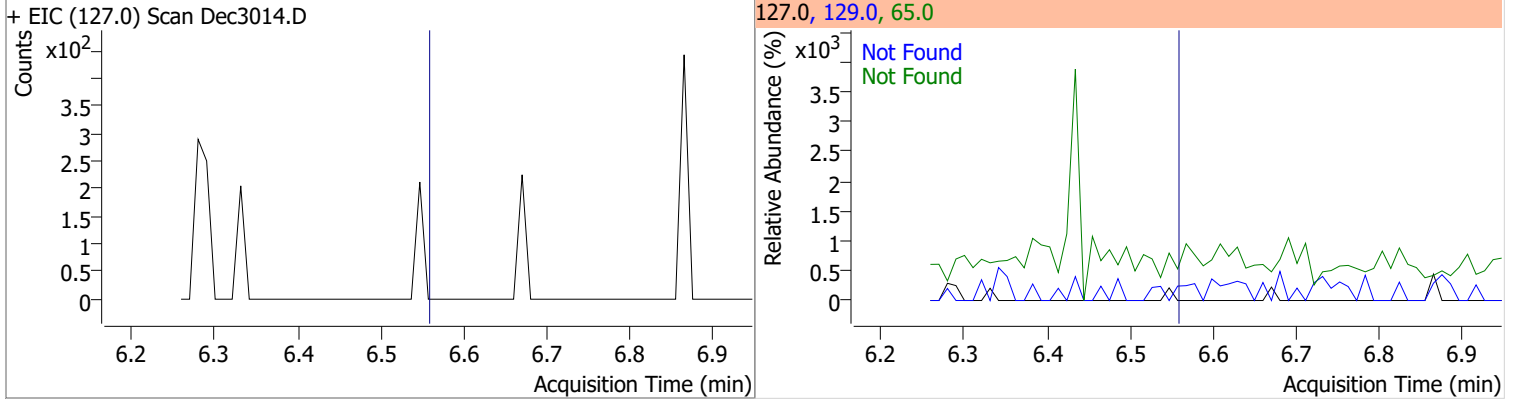
Compound	Conc.	Exp RT	QIon	Exp Ratio	QIon	Exp Ratio
2-Nitrophenol	N.D.	6.01	65.0	57.4	109.0	32.8
+ EIC (139.0) Scan Dec3014.D			139.0, 65.0, 109.0			
						
2,4-Dimethylphenol	N.D.	6.13	107.0	109.1	77.0	32.4
+ EIC (122.0) Scan Dec3014.D			122.0, 107.0, 77.0			
						
bis(-2-Chloroethoxy)Methane	N.D.	6.22	63.0	90.7	95.0	31.7
+ EIC (93.0) Scan Dec3014.D			93.0, 63.0, 95.0			
						
Benzoic Acid	N.D.	6.30	122.0	87.4	77.0	73.1
+ EIC (105.0) Scan Dec3014.D			105.0, 122.0, 77.0			
						

Quantitation Results Report (QT Reviewed)

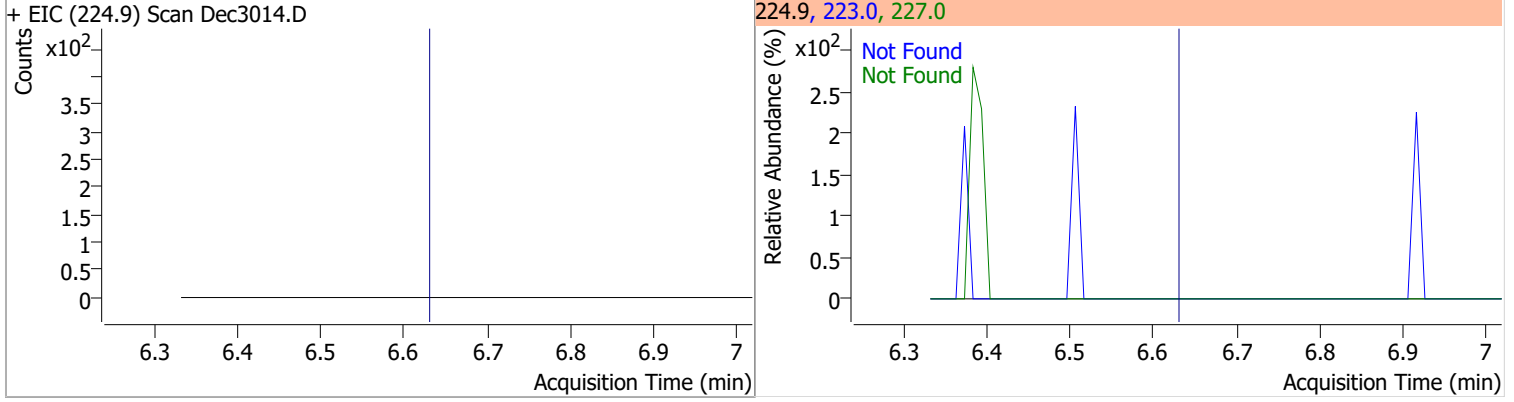
Compound	Conc.	Exp RT	QIon	Exp Ratio	QIon	Exp Ratio
2,4-Dichlorophenol	N.D.	6.31	164.0	62.0	98.0	32.4
+ EIC (162.0) Scan Dec3014.D			162.0, 164.0, 98.0			
						
1,2,4-Trichlorobenzene	N.D.	6.38	182.0	94.1	145.0	30.4
+ EIC (180.0) Scan Dec3014.D			180.0, 182.0, 145.0			
						
Naphthalene	N.D.	6.46	129.0	10.9	102.0	9.3
+ EIC (128.0) Scan Dec3014.D			128.0, 129.0, 102.0			
						
4-Chlorophenol	N.D.	6.52	128.0	309.7		
+ EIC (130.0) Scan Dec3014.D			130.0, 128.0			
						

Quantitation Results Report (QT Reviewed)

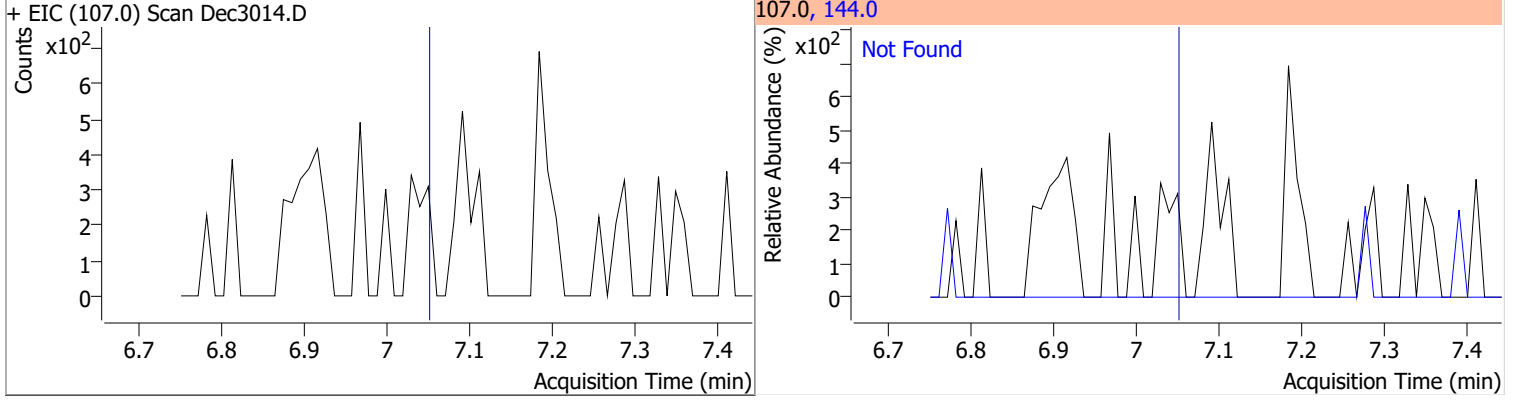
Compound	Conc.	Exp RT	QIon	Exp Ratio	QIon	Exp Ratio
p-Chloroaniline	N.D.	6.56	65.0	37.5	129.0	29.2



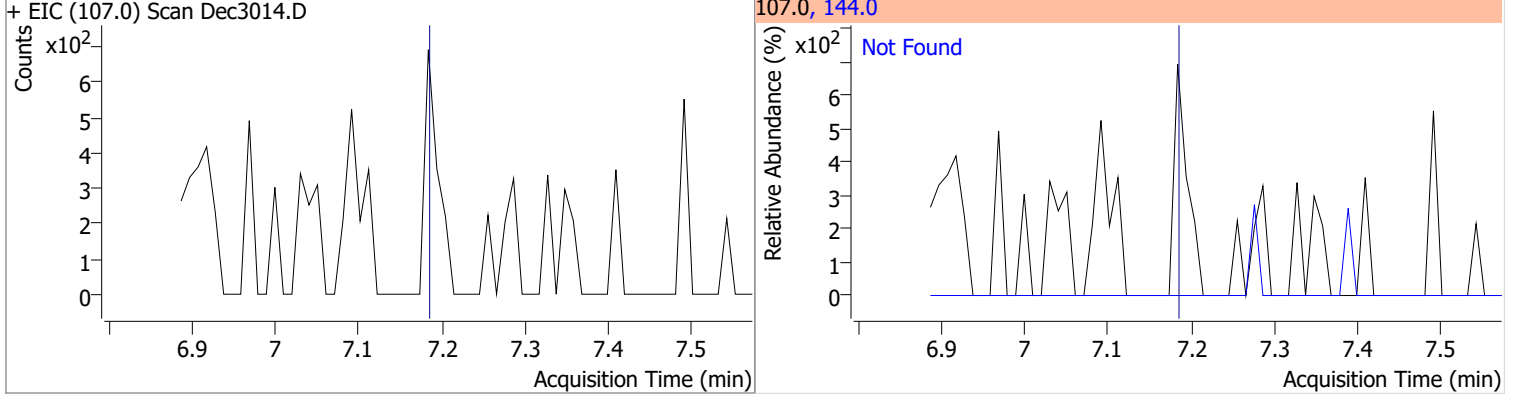
Compound	Conc.	Exp RT	QIon	Exp Ratio	QIon	Exp Ratio
Hexachlorobutadiene	N.D.	6.63	227.0	66.6	223.0	60.8



Compound	Conc.	Exp RT	QIon	Exp Ratio
4-Chloro-2-Methylphenol	N.D.	7.05	144.0	26.6

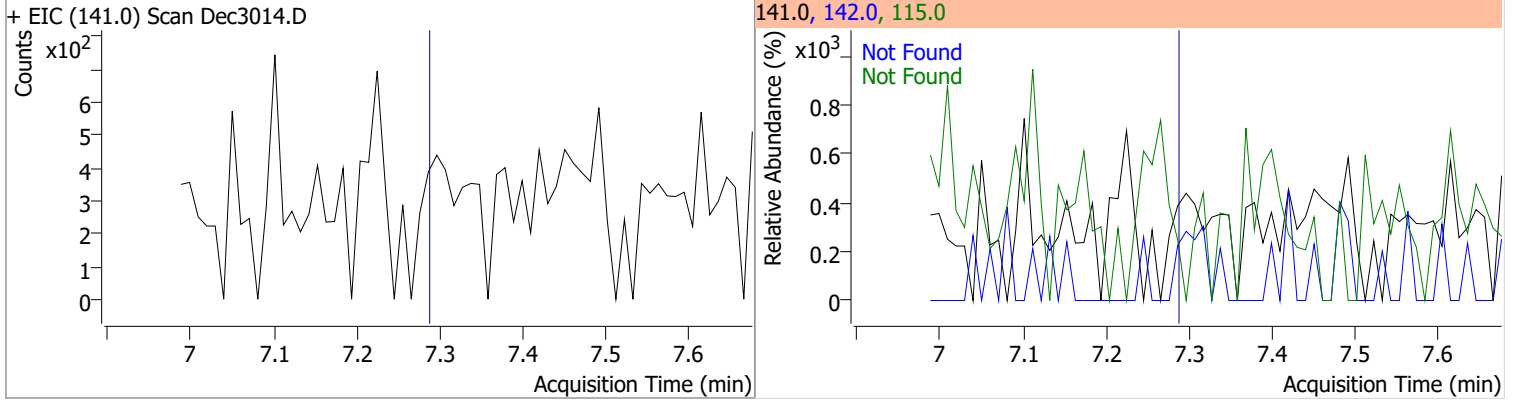


Compound	Conc.	Exp RT	QIon	Exp Ratio
4-Chloro-3-Methylphenol	N.D.	7.18	144.0	27.6

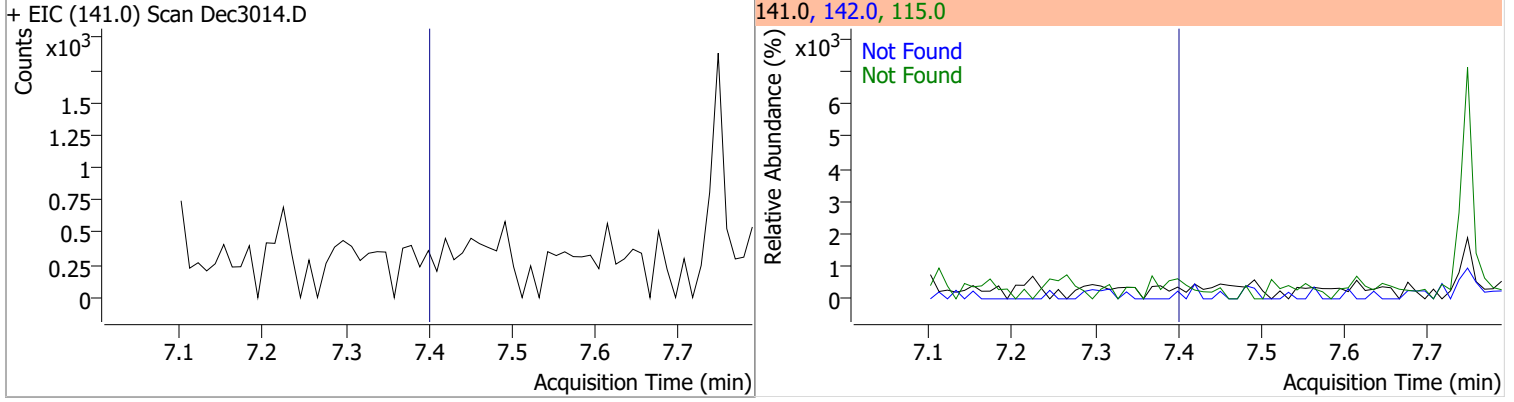


Quantitation Results Report (QT Reviewed)

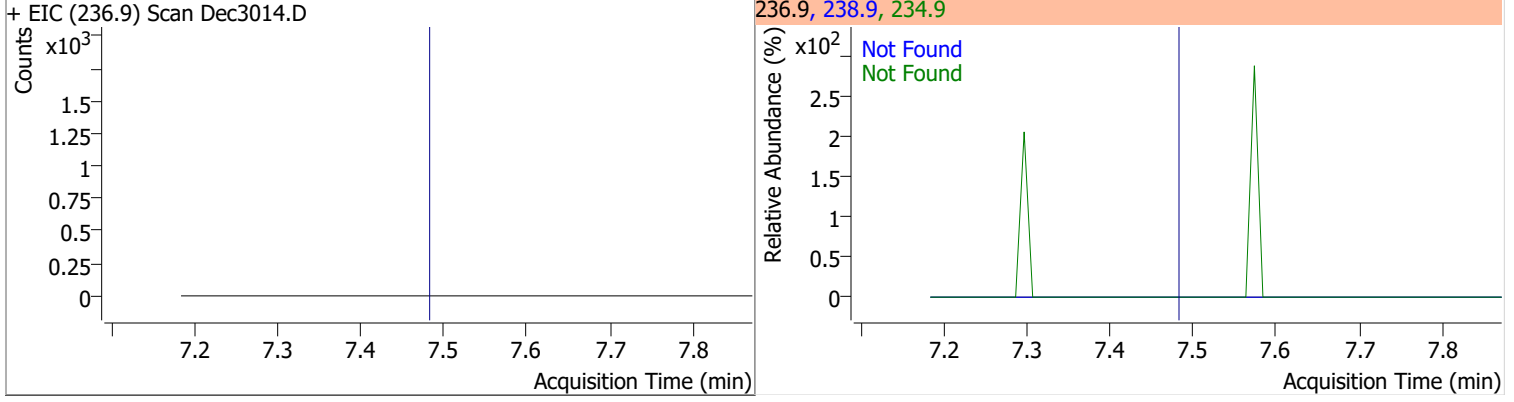
Compound	Conc.	Exp RT	QIon	Exp Ratio	QIon	Exp Ratio
2-Methylnaphthalene	N.D.	7.29	142.0	114.8	115.0	42.0



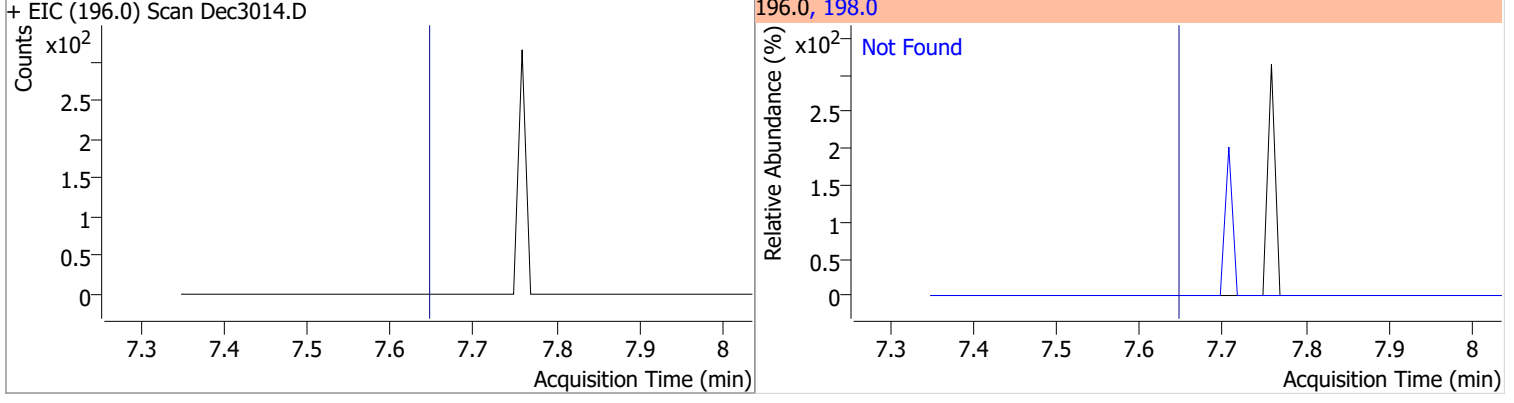
Compound	Conc.	Exp RT	QIon	Exp Ratio	QIon	Exp Ratio
1-Methylnaphthalene	N.D.	7.40	142.0	111.0	115.0	42.5



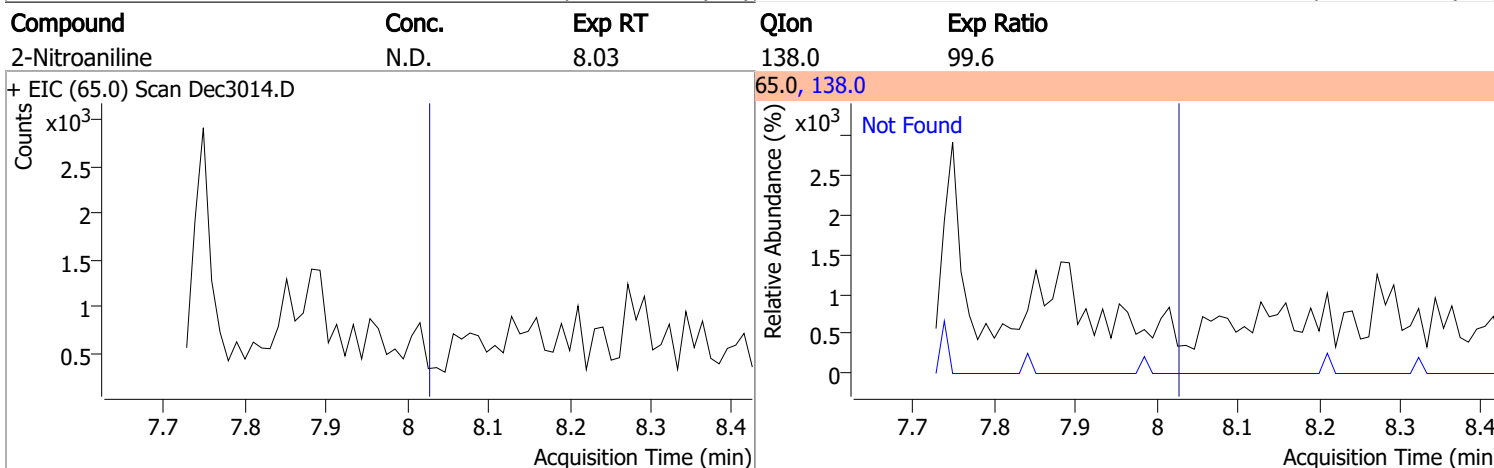
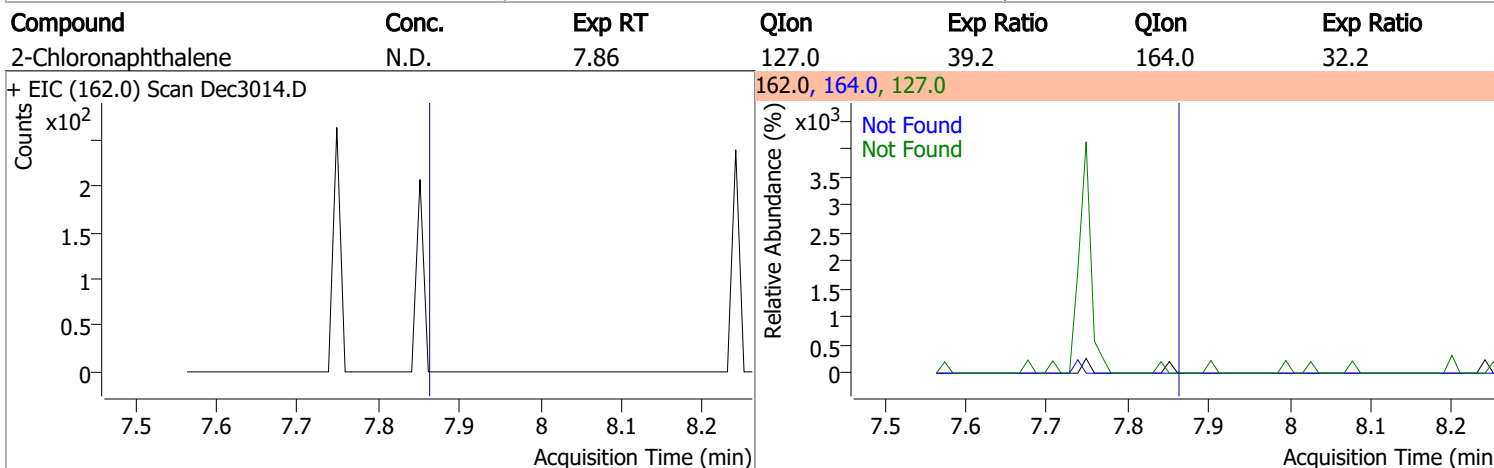
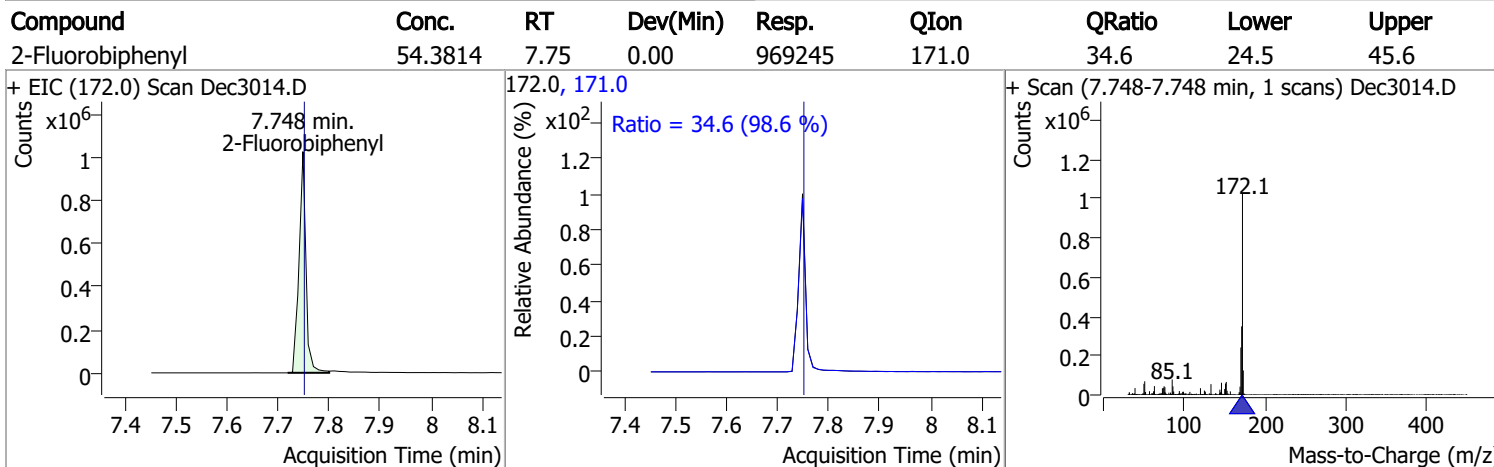
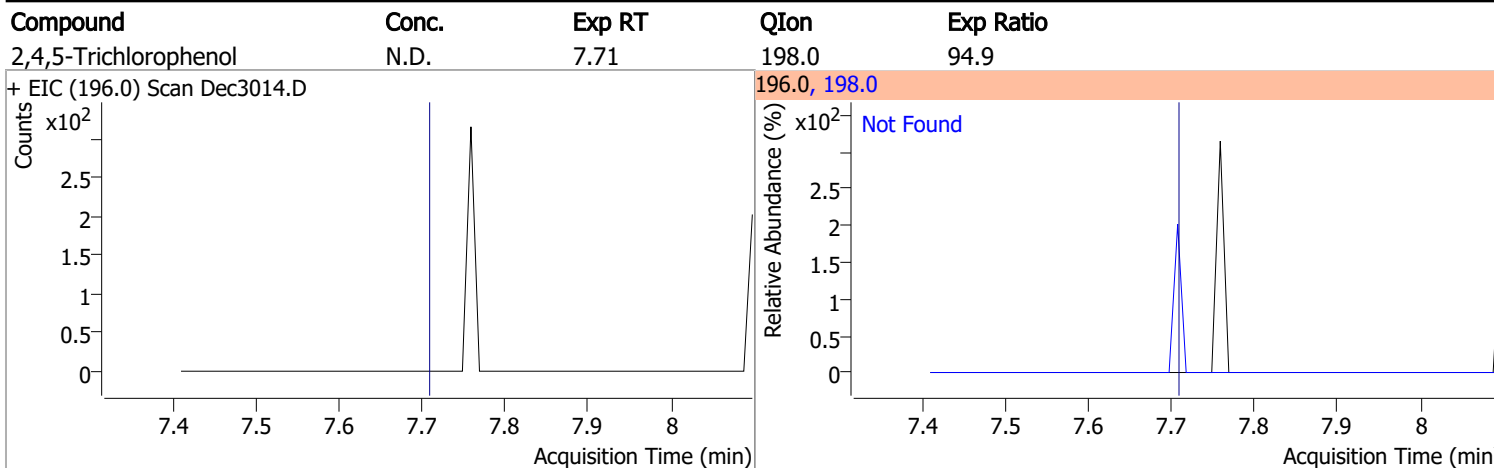
Compound	Conc.	Exp RT	QIon	Exp Ratio	QIon	Exp Ratio
Hexachlorocyclopentadiene	N.D.	7.48	234.9	64.7	238.9	64.1



Compound	Conc.	Exp RT	QIon	Exp Ratio
2,4,6-Trichlorophenol	N.D.	7.65	198.0	94.4

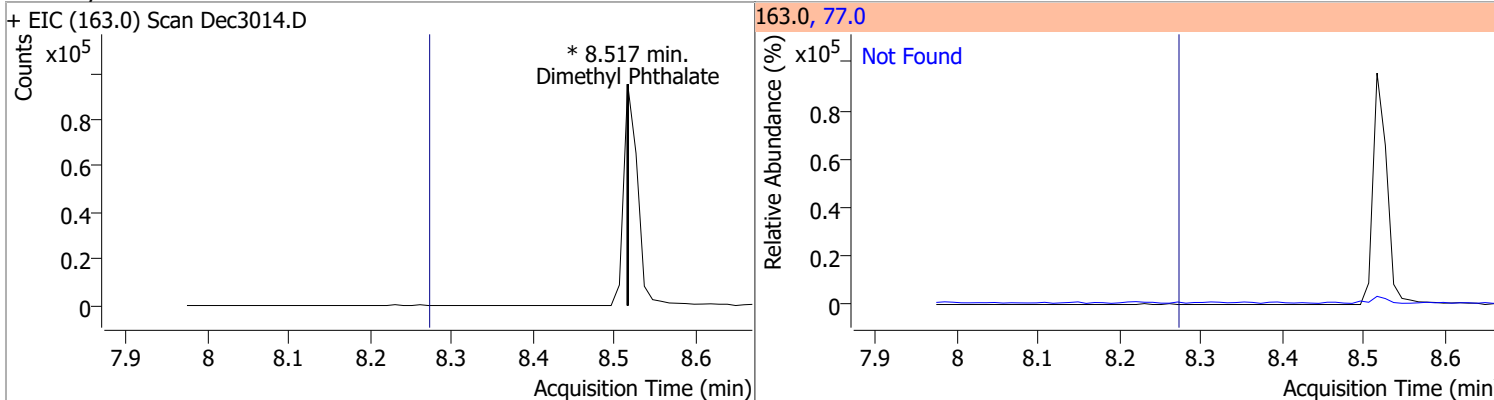


Quantitation Results Report (QT Reviewed)

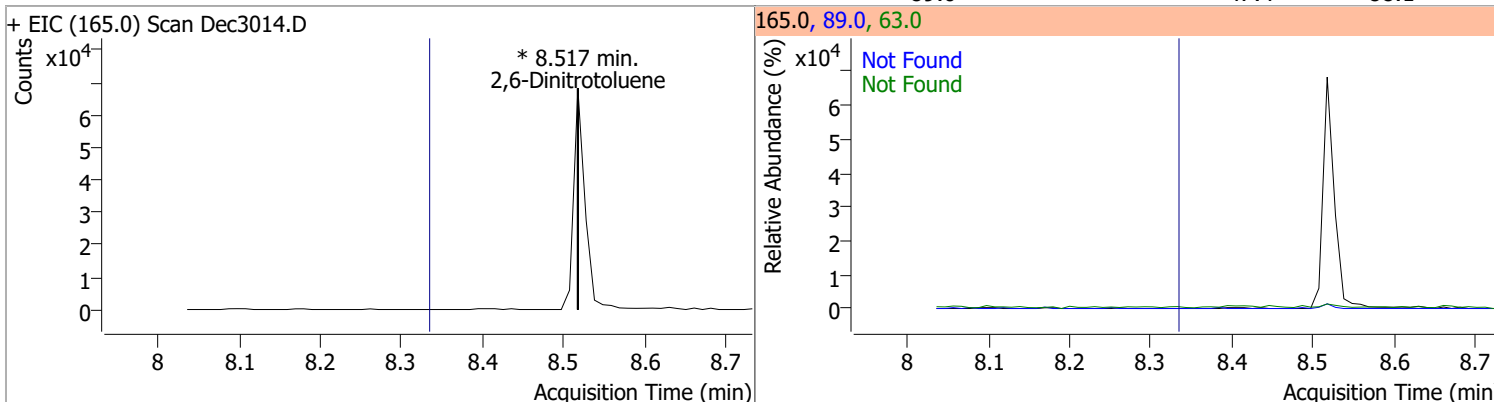


Quantitation Results Report (QT Reviewed)

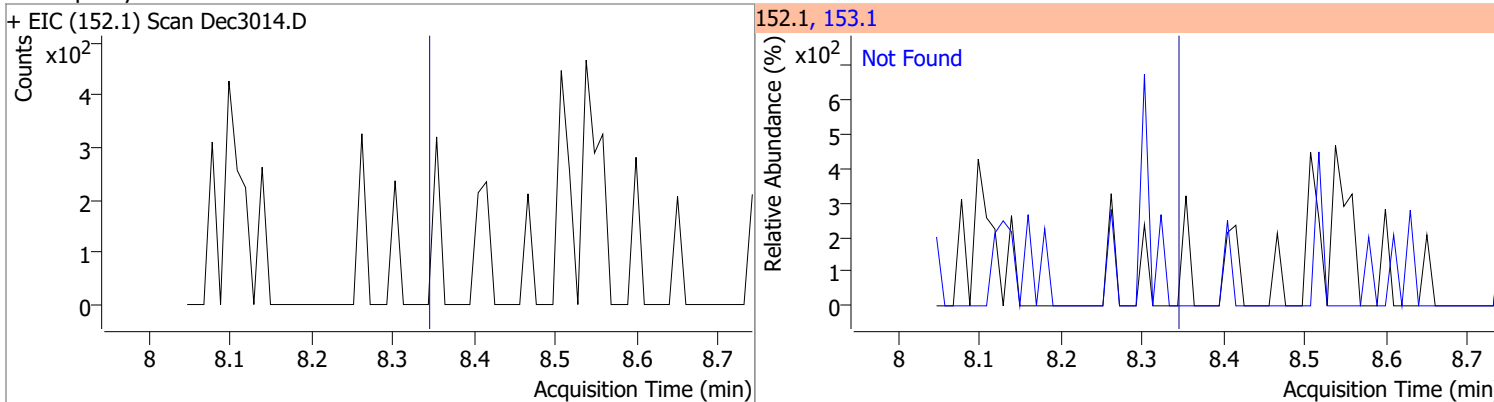
Compound	Conc.	RT	Dev(Min)	Resp.	QIon	QRatio	Lower	Upper
Dimethyl Phthalate	0	0		0	77.0		15.1	28.0



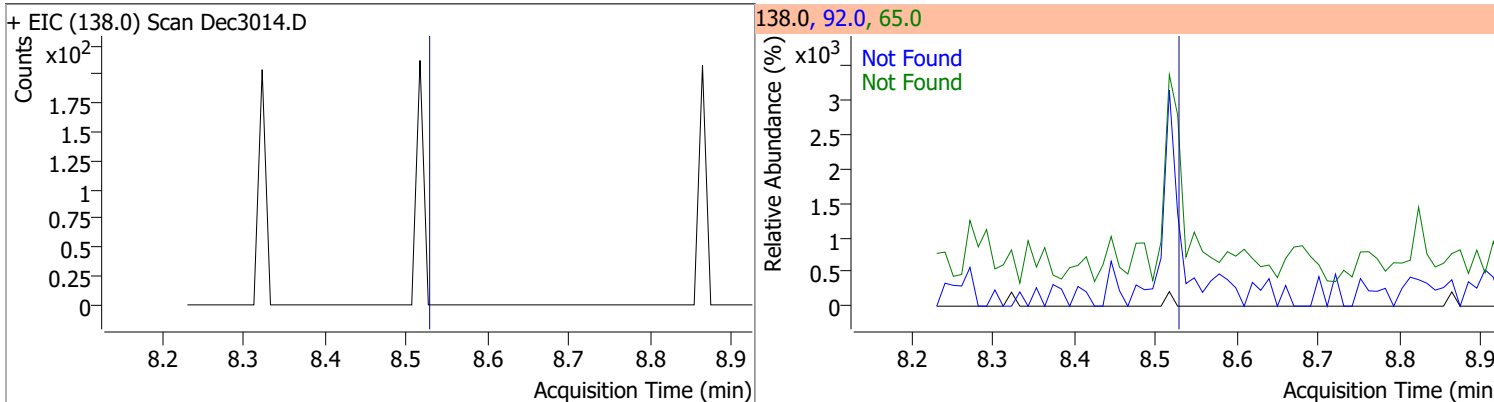
Compound	Conc.	RT	Dev(Min)	Resp.	QIon	QRatio	Lower	Upper
2,6-Dinitrotoluene	0	0		0	63.0 89.0		135.1 47.4	250.9 88.1



Compound	Conc.	Exp RT	QIon	Exp Ratio
Acenaphthylene	N.D.	8.34	153.1	13.9

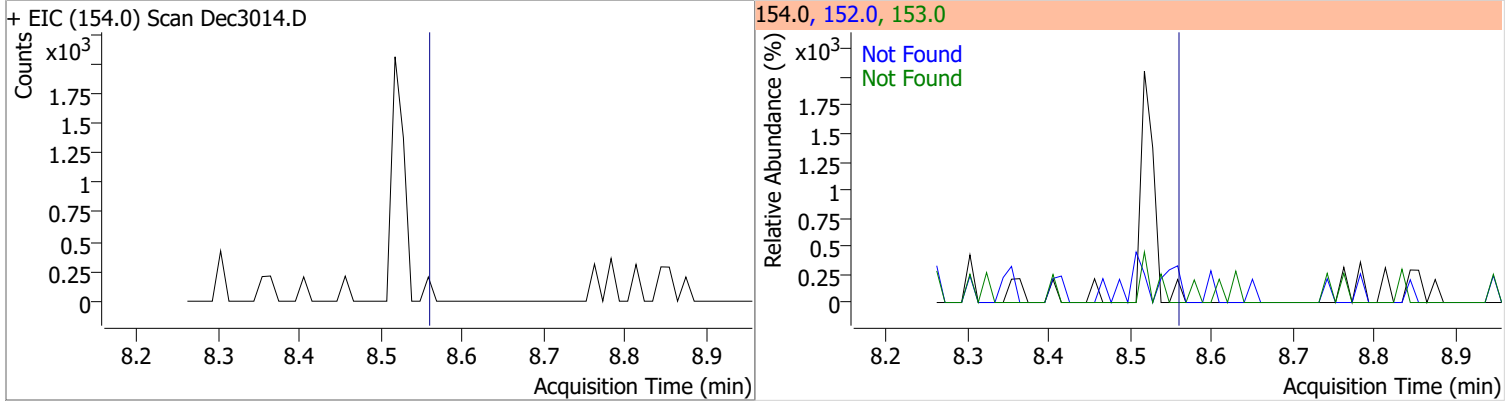


Compound	Conc.	Exp RT	QIon	Exp Ratio	QIon	Exp Ratio
3-Nitroaniline	N.D.	8.53	65.0	157.8	92.0	118.6

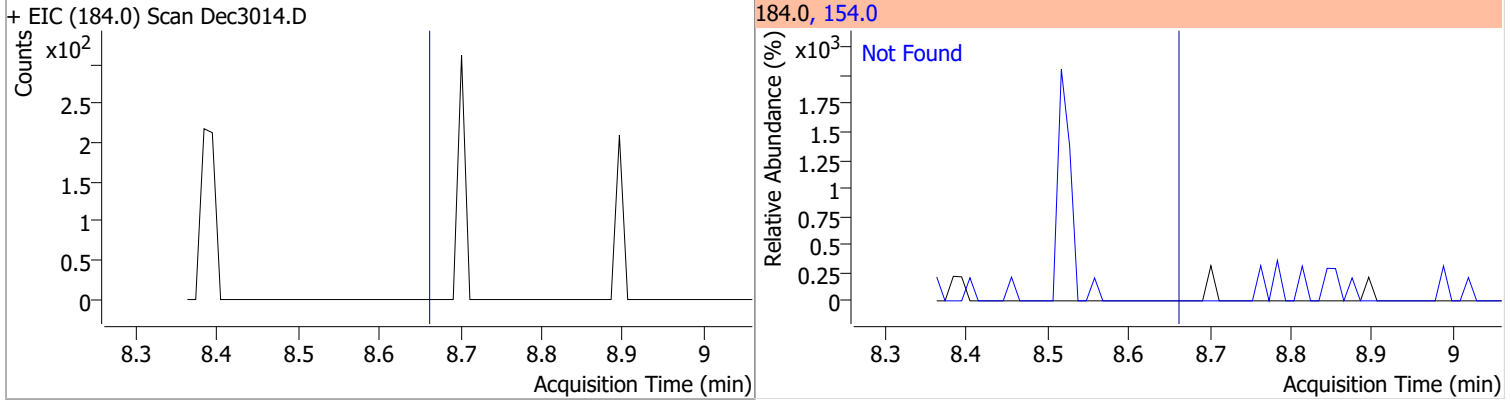


Quantitation Results Report (QT Reviewed)

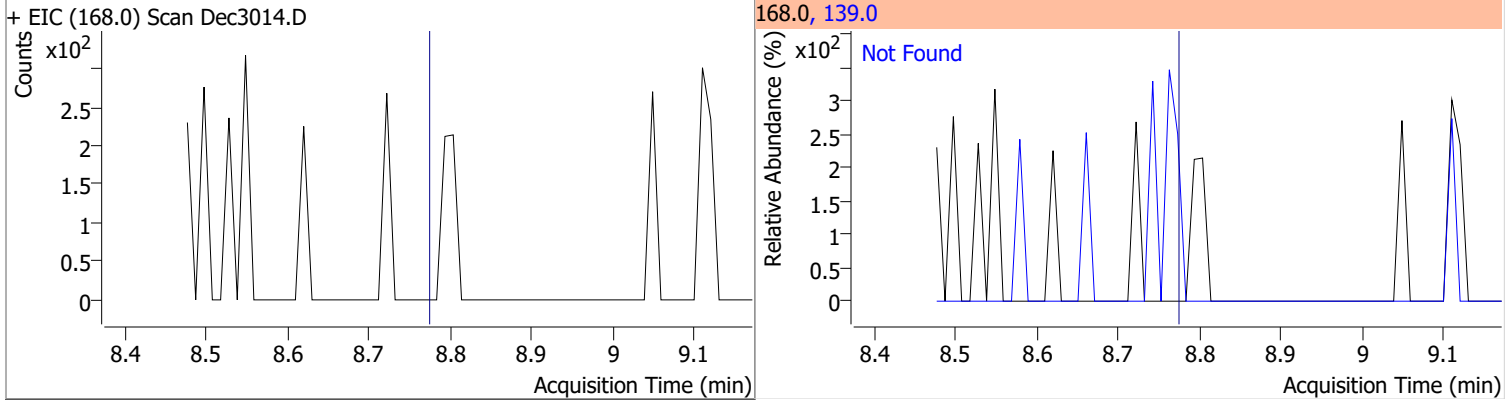
Compound	Conc.	Exp RT	QIon	Exp Ratio	QIon	Exp Ratio
Acenaphthene	N.D.	8.56	153.0	109.6	152.0	52.7



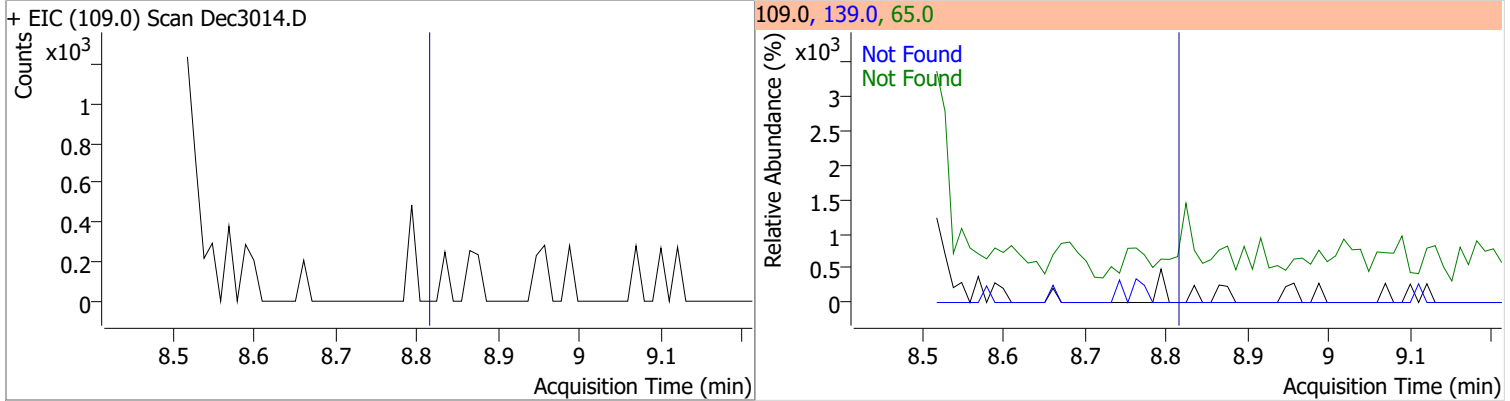
Compound	Conc.	Exp RT	QIon	Exp Ratio
2,4-Dinitrophenol	N.D.	8.66	154.0	55.5



Compound	Conc.	Exp RT	QIon	Exp Ratio
Dibenzofuran	N.D.	8.77	139.0	38.2

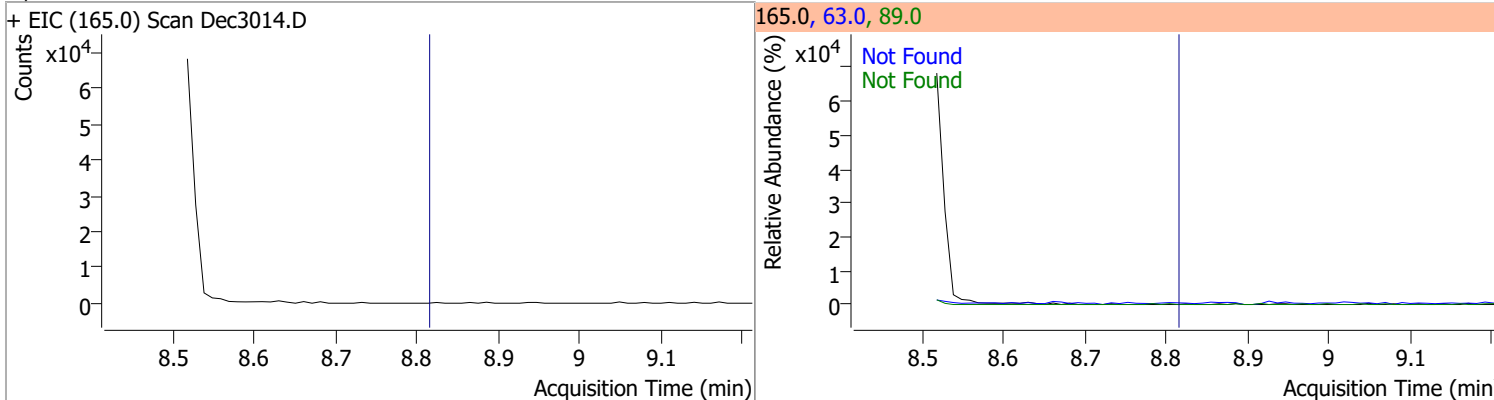


Compound	Conc.	Exp RT	QIon	Exp Ratio	QIon	Exp Ratio
4-Nitrophenol	N.D.	8.81	65.0	85.8	139.0	70.9

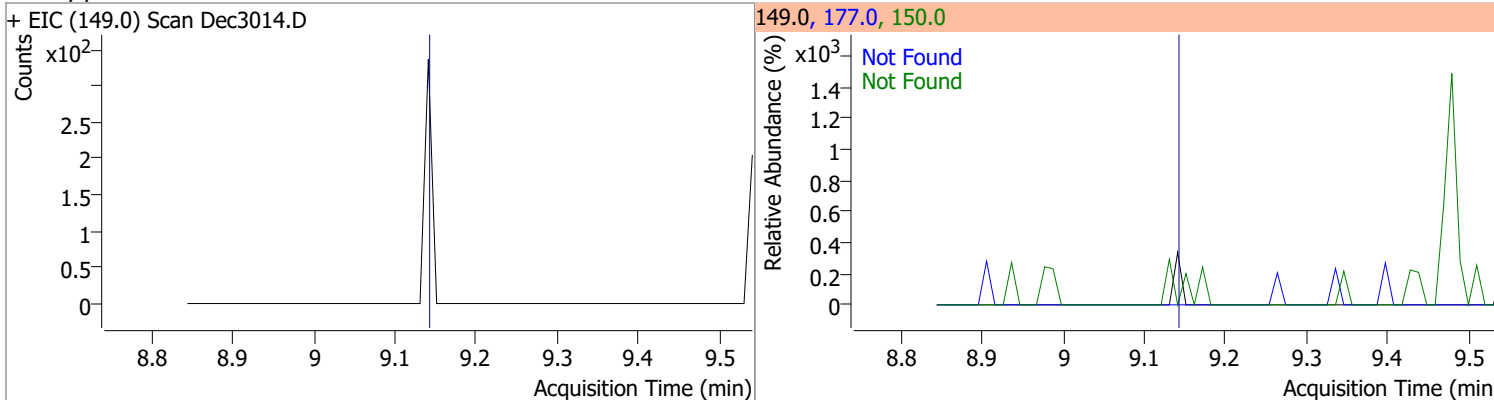


Quantitation Results Report (QT Reviewed)

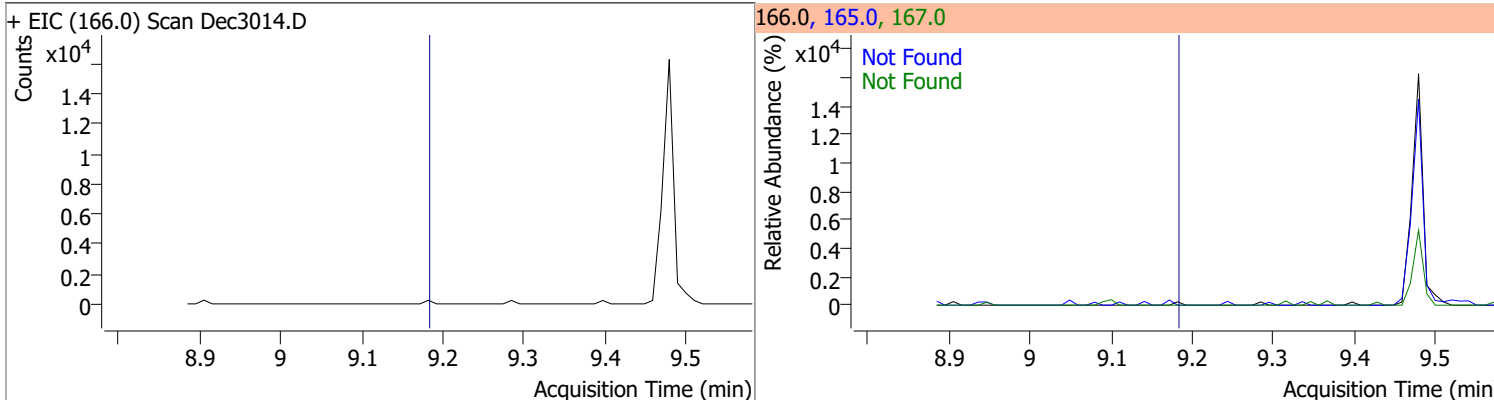
Compound	Conc.	Exp RT	QIon	Exp Ratio	QIon	Exp Ratio
2,4-Dinitrotoluene	N.D.	8.81	63.0	89.4	89.0	79.1



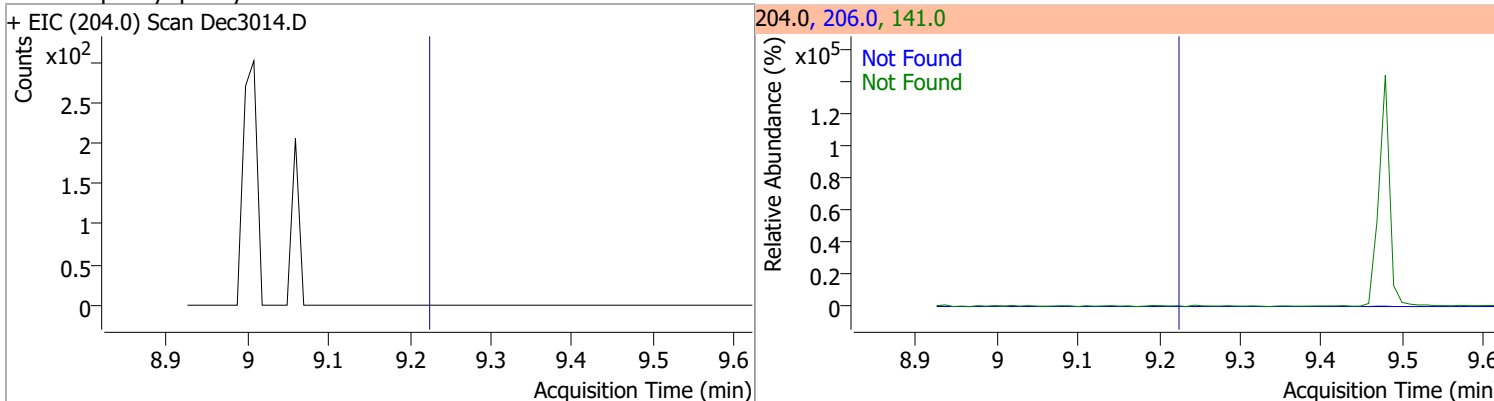
Compound	Conc.	Exp RT	QIon	Exp Ratio	QIon	Exp Ratio
Diethylphthalate	N.D.	9.14	177.0	19.4	150.0	12.3



Compound	Conc.	Exp RT	QIon	Exp Ratio	QIon	Exp Ratio
Fluorene	N.D.	9.18	165.0	88.8	167.0	12.9

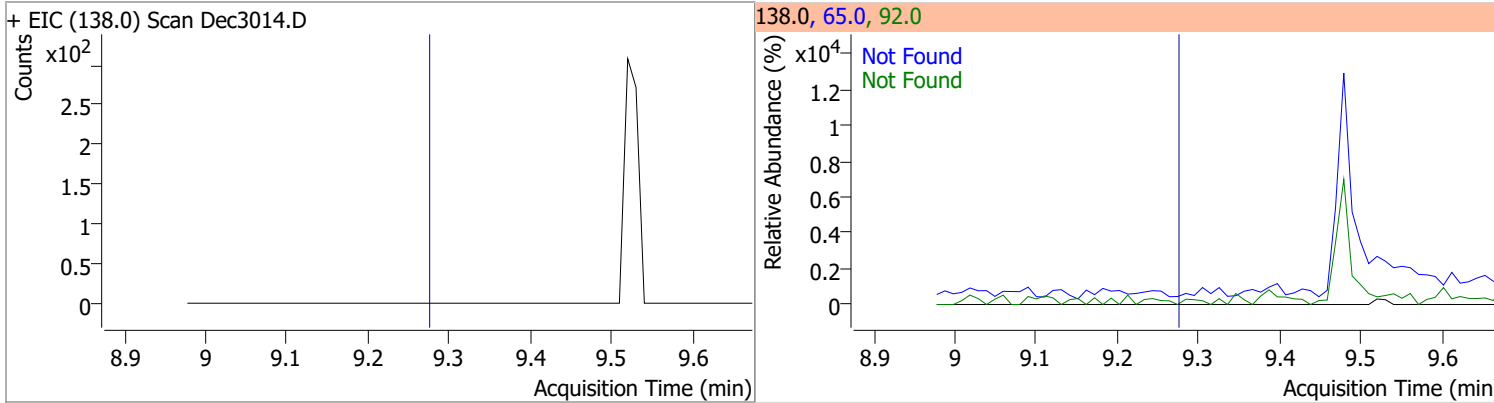


Compound	Conc.	Exp RT	QIon	Exp Ratio	QIon	Exp Ratio
4-Chlorophenyl-phenylether	N.D.	9.22	141.0	65.7	206.0	32.4

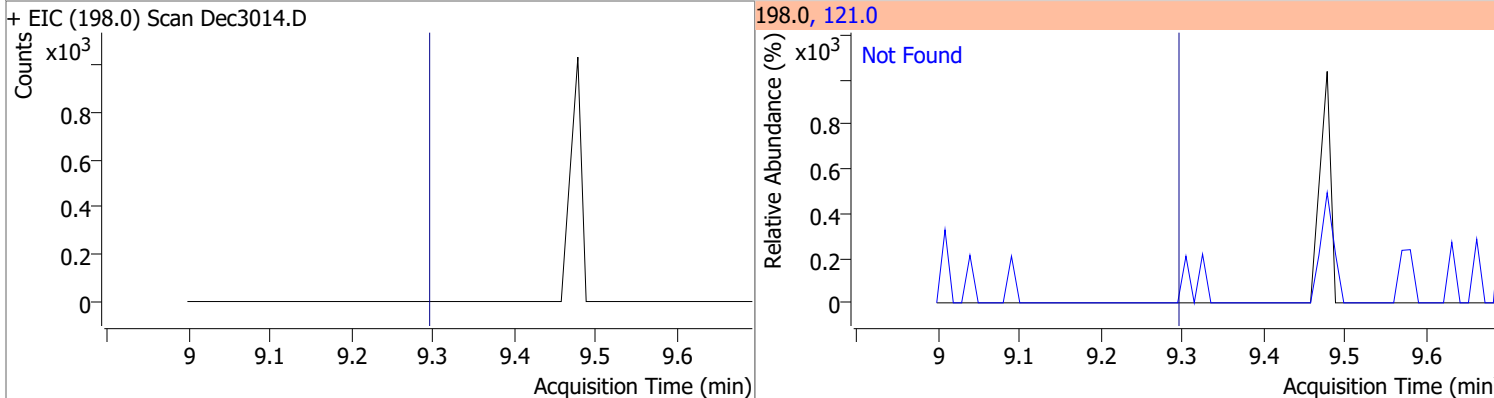


Quantitation Results Report (QT Reviewed)

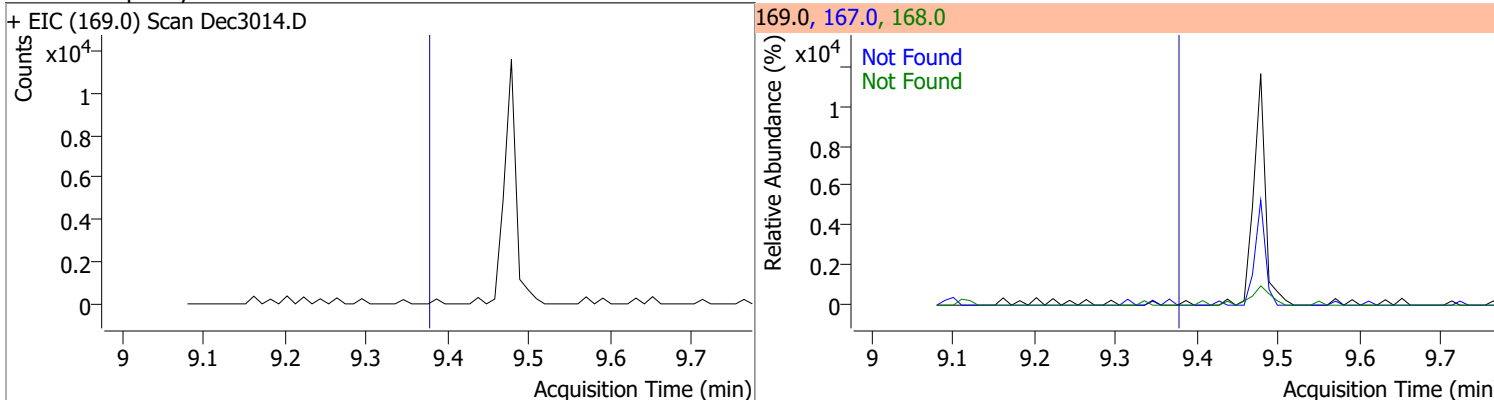
Compound	Conc.	Exp RT	QIon	Exp Ratio	QIon	Exp Ratio
4-Nitroaniline	N.D.	9.27	65.0	131.3	92.0	49.5



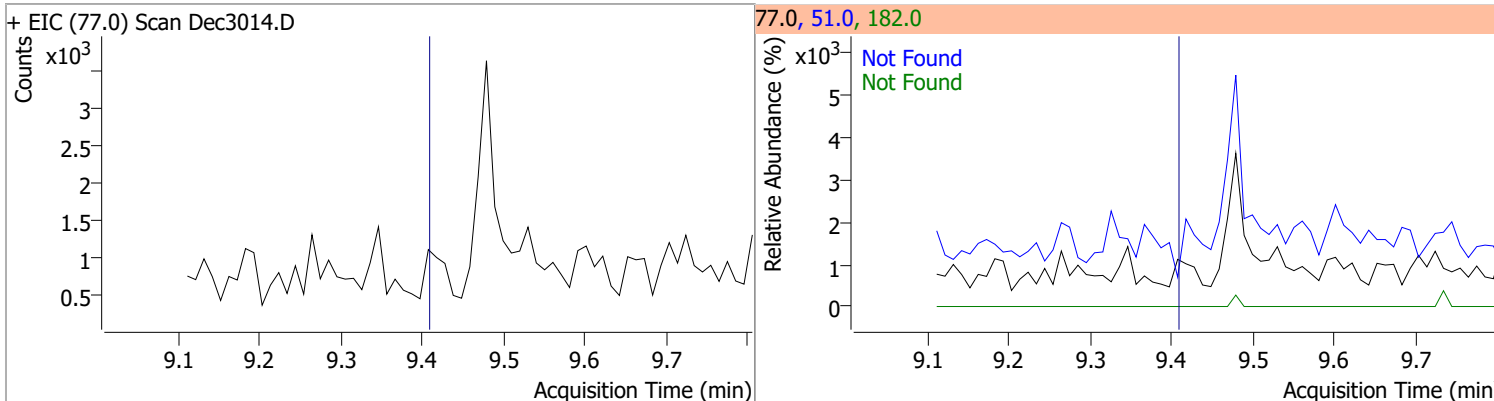
Compound	Conc.	Exp RT	QIon	Exp Ratio
4,6-Dinitro-2-methylphenol	N.D.	9.29	121.0	52.9



Compound	Conc.	Exp RT	QIon	Exp Ratio	QIon	Exp Ratio
N-nitrosodiphenylamine	N.D.	9.38	168.0	66.6	167.0	35.0

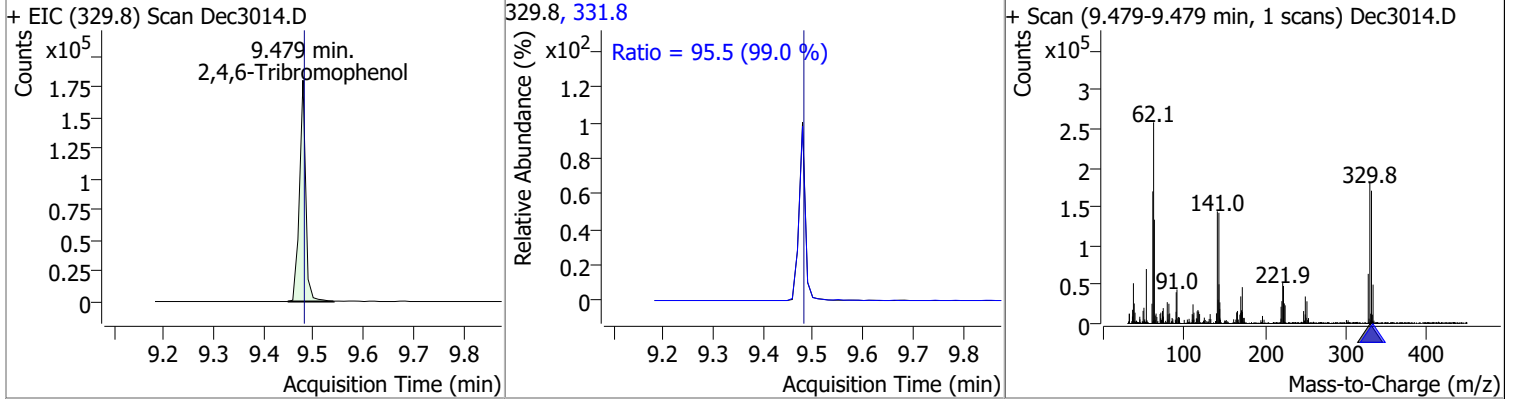


Compound	Conc.	Exp RT	QIon	Exp Ratio	QIon	Exp Ratio
Azobenzene	N.D.	9.41	51.0	49.7	182.0	23.1

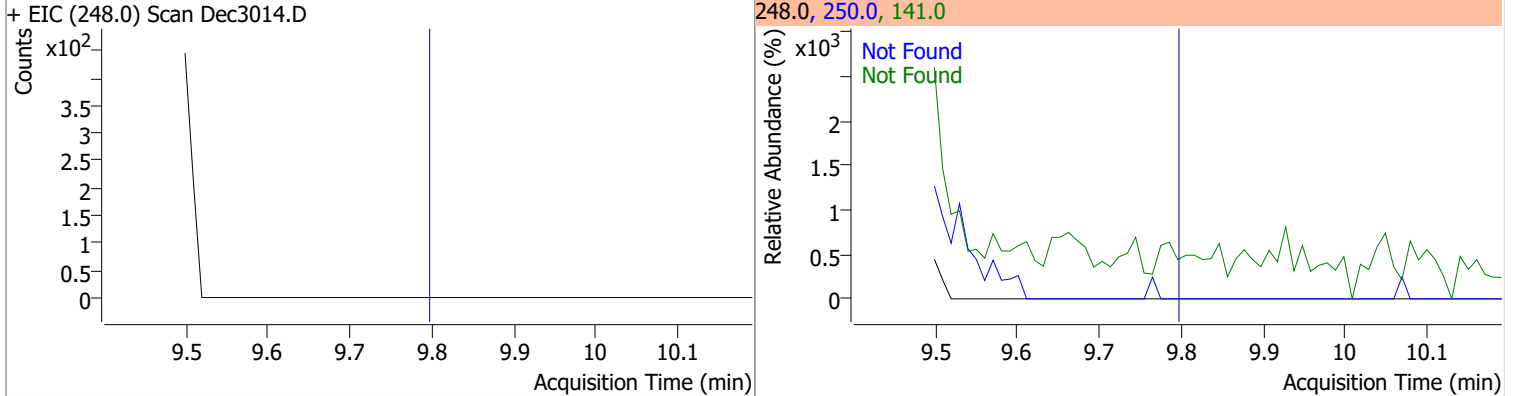


Quantitation Results Report (QT Reviewed)

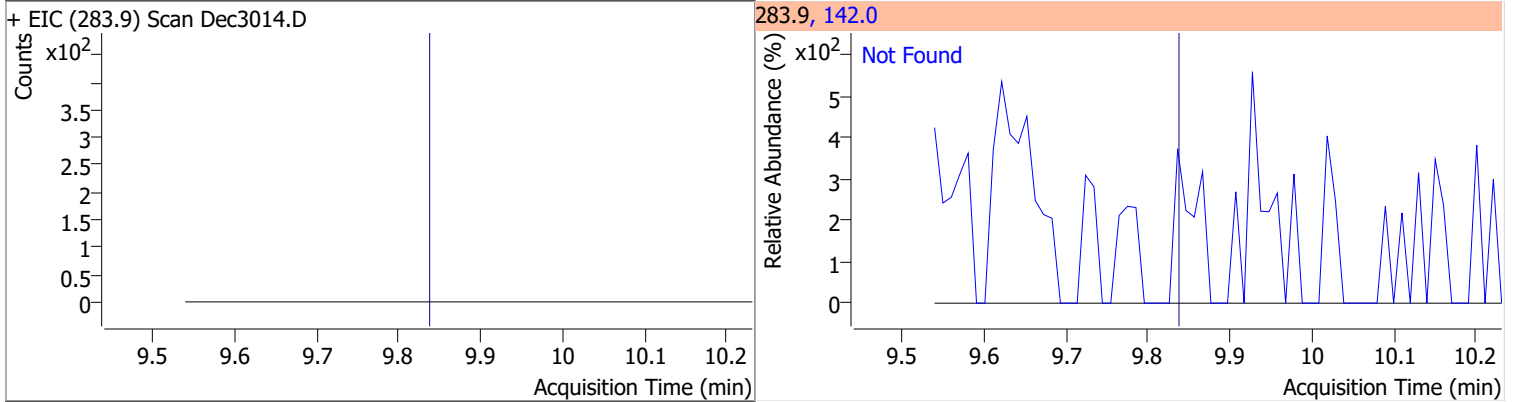
Compound	Conc.	RT	Dev(Min)	Resp.	QIon	QRatio	Lower	Upper
2,4,6-Tribromophenol	182.7152	9.48	0.00	158296	331.8	95.5	67.5	125.3



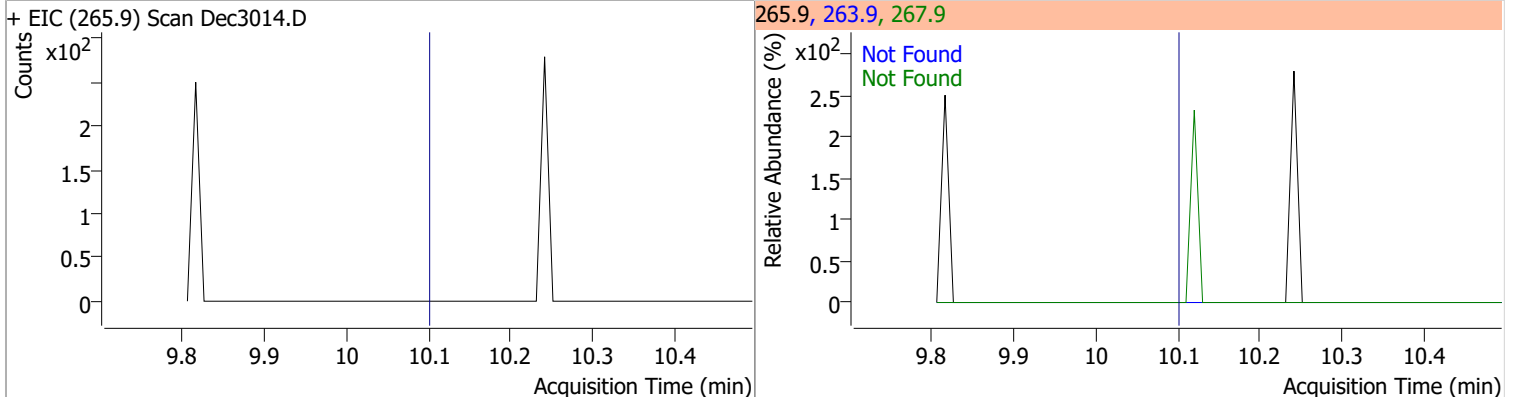
Compound	Conc.	Exp RT	QIon	Exp Ratio	QIon	Exp Ratio
4-Bromophenyl-phenylether	N.D.	9.80	141.0	109.8	250.0	97.9



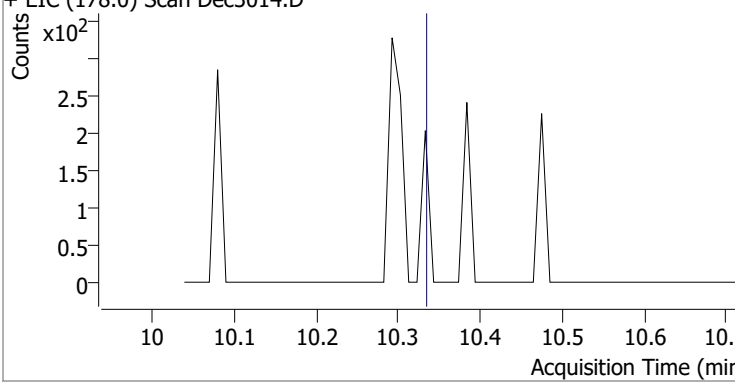
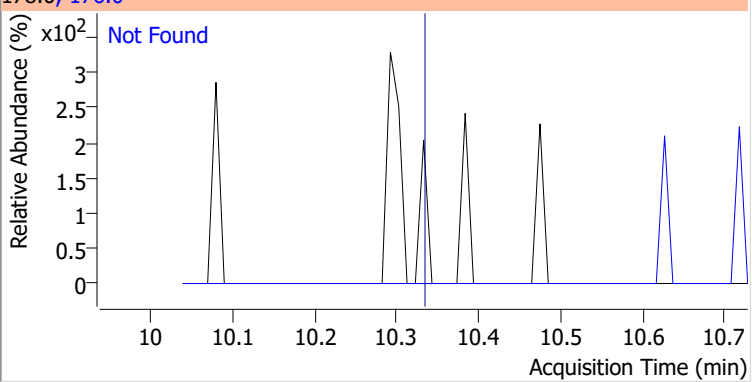
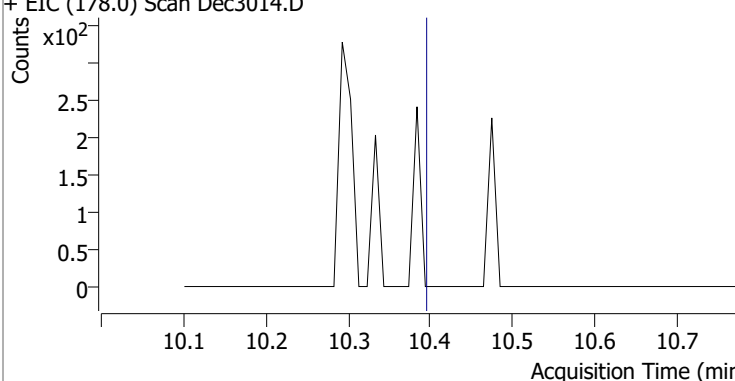
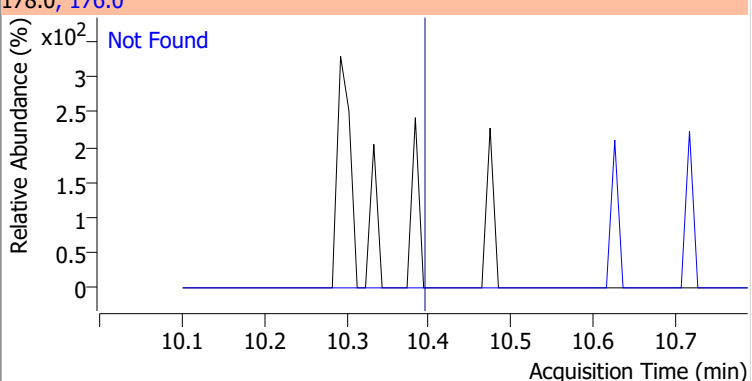
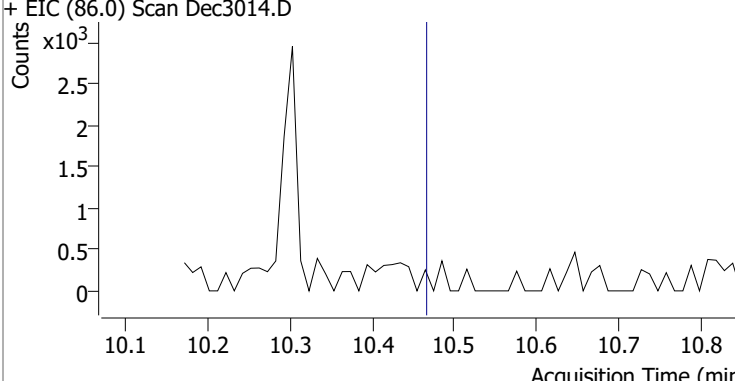
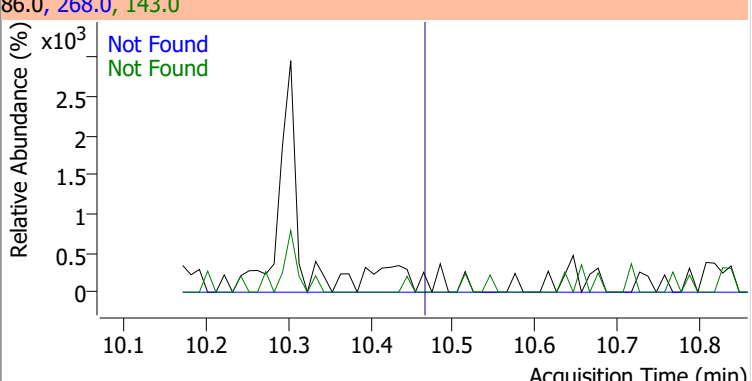
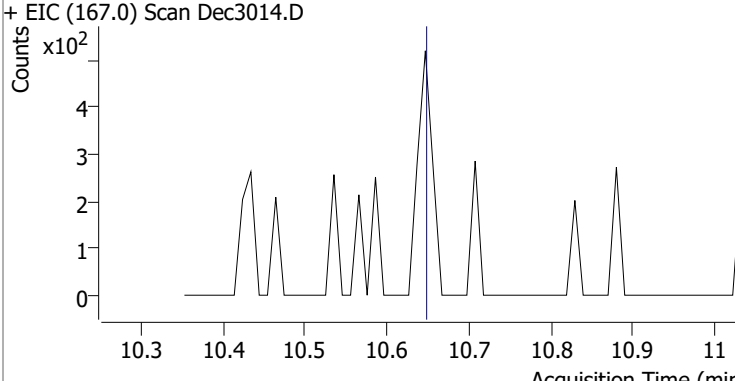
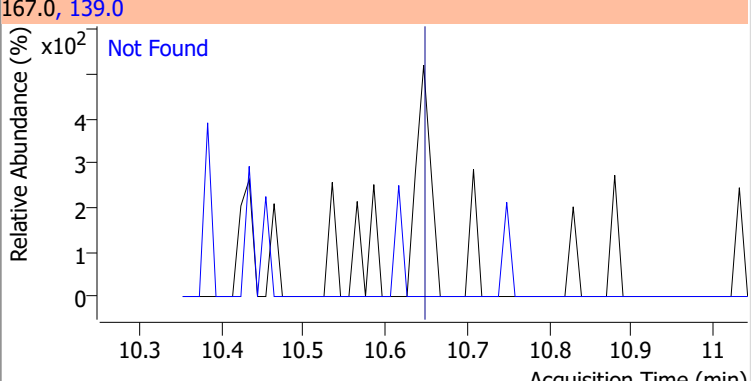
Compound	Conc.	Exp RT	QIon	Exp Ratio	QIon	Exp Ratio
Hexachlorobenzene	N.D.	9.84	142.0	64.6		



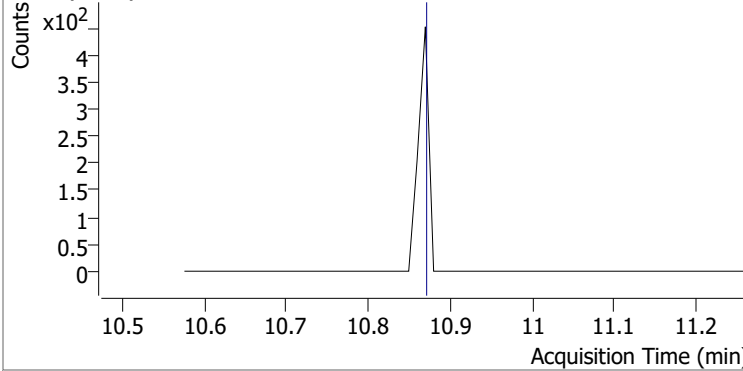
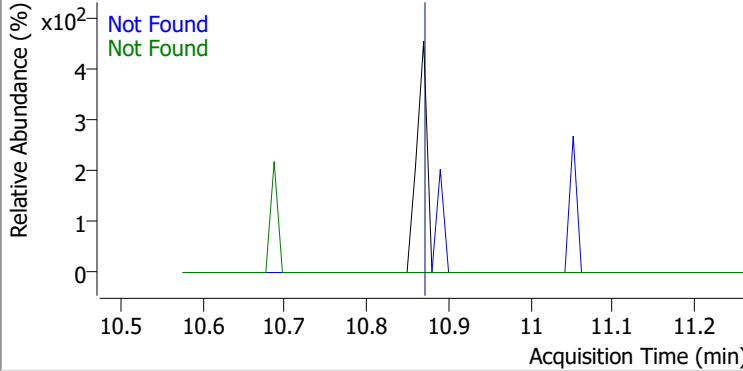
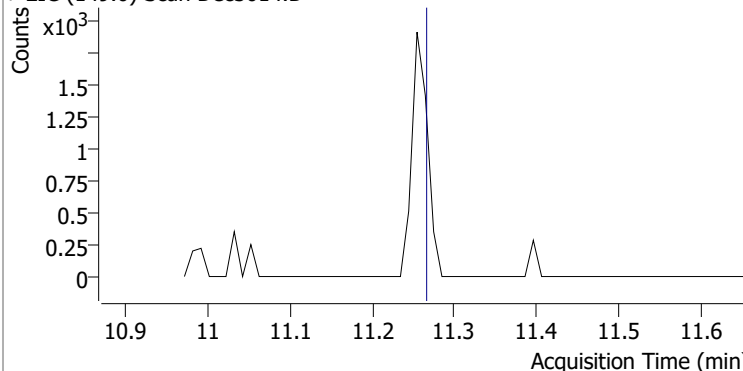
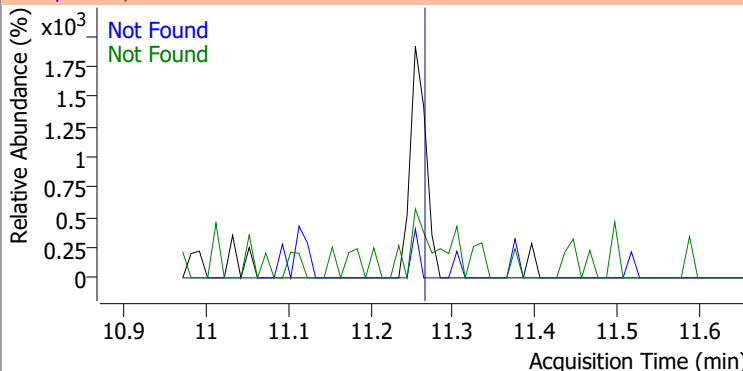
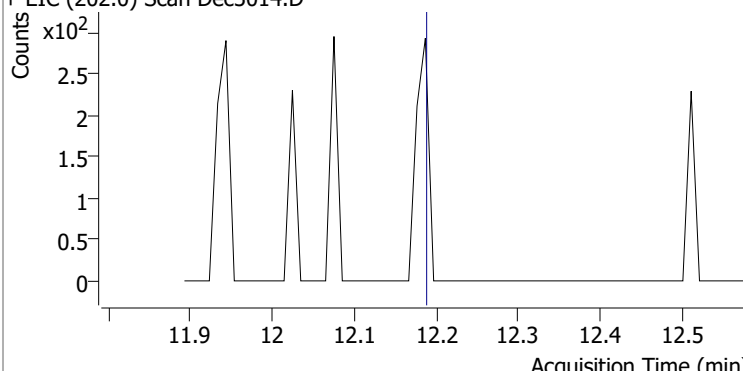
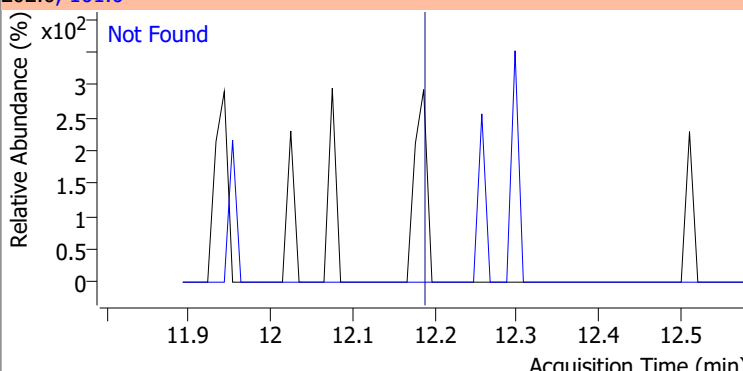
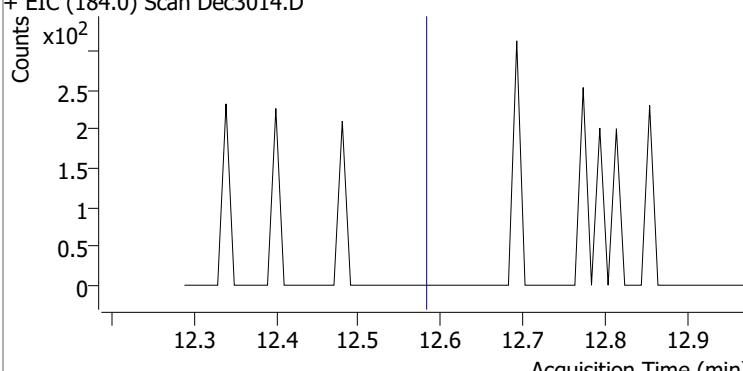
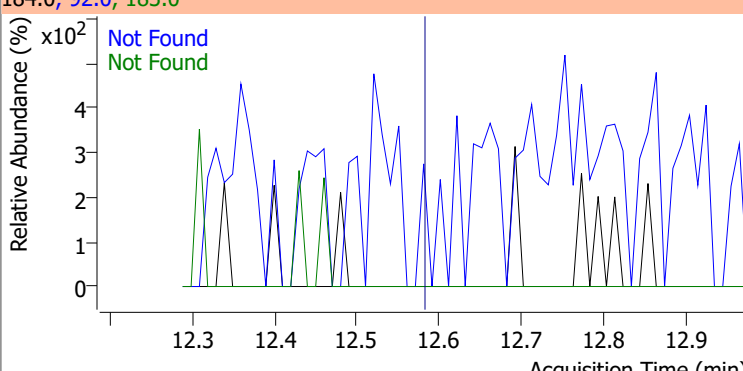
Compound	Conc.	Exp RT	QIon	Exp Ratio	QIon	Exp Ratio
Pentachlorophenol	N.D.	10.10	263.9	62.0	267.9	61.9



Quantitation Results Report (QT Reviewed)

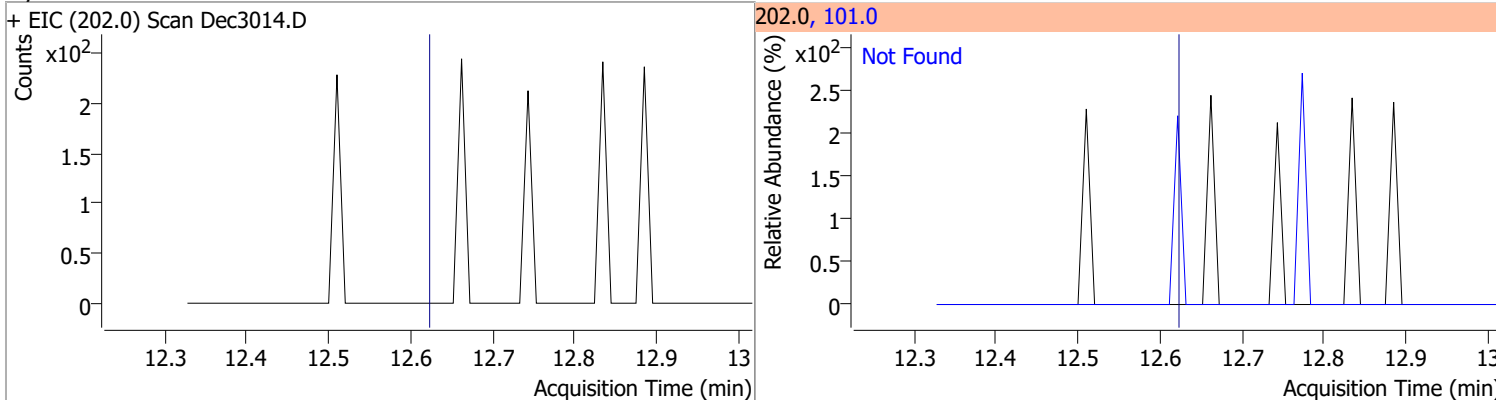
Compound	Conc.	Exp RT	QIon	Exp Ratio		
Phenanthrene	N.D.	10.33	176.0	19.7		
+ EIC (178.0) Scan Dec3014.D			178.0, 176.0			
						Not Found
Anthracene	N.D.	10.39	176.0	18.3		
+ EIC (178.0) Scan Dec3014.D			178.0, 176.0			
						Not Found
Triallate	N.D.	10.46	143.0	22.0	QIon	Exp Ratio
					268.0	18.2
+ EIC (86.0) Scan Dec3014.D			86.0, 268.0, 143.0			
						Not Found
Carbazole	N.D.	10.65	139.0	13.0		
+ EIC (167.0) Scan Dec3014.D			167.0, 139.0			
						Not Found

Quantitation Results Report (QT Reviewed)

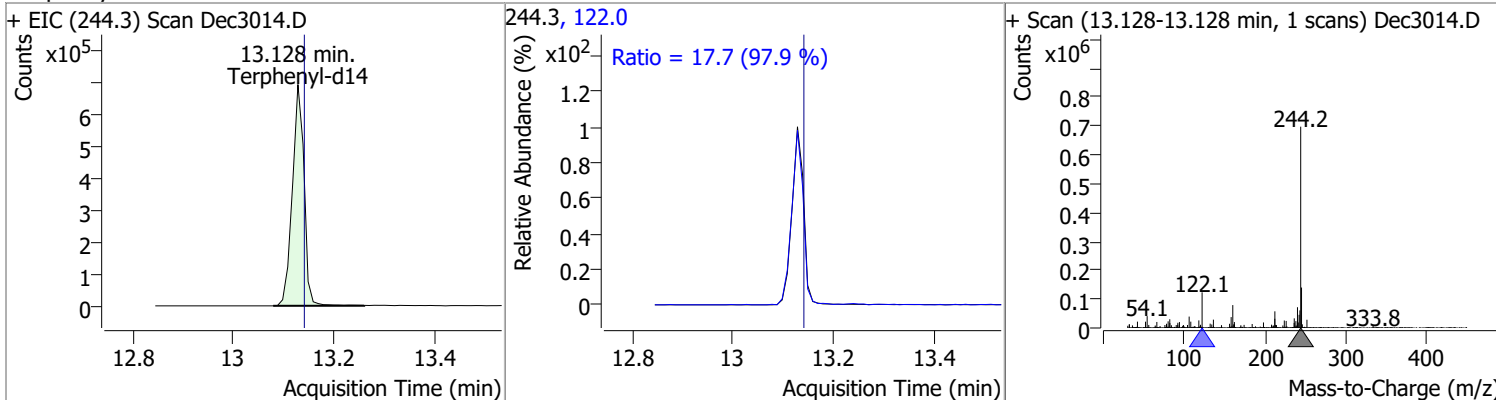
Compound	Conc.	Exp RT	QIon	Exp Ratio	QIon	Exp Ratio
o-Terphenyl	N.D.	10.87	229.0	67.7	215.0	38.2
+ EIC (230.0) Scan Dec3014.D			230.0, 229.0, 215.0			
						
Di-n-Butylphthalate	N.D.	11.26	150.0	9.1	104.0	6.2
+ EIC (149.0) Scan Dec3014.D			149.0, 150.0, 104.0			
						
Fluoranthene	N.D.	12.19	101.0	15.0		
+ EIC (202.0) Scan Dec3014.D			202.0, 101.0			
						
Benzidine	N.D.	12.58	183.0	11.5	92.0	9.0
+ EIC (184.0) Scan Dec3014.D			184.0, 92.0, 183.0			
						

Quantitation Results Report (QT Reviewed)

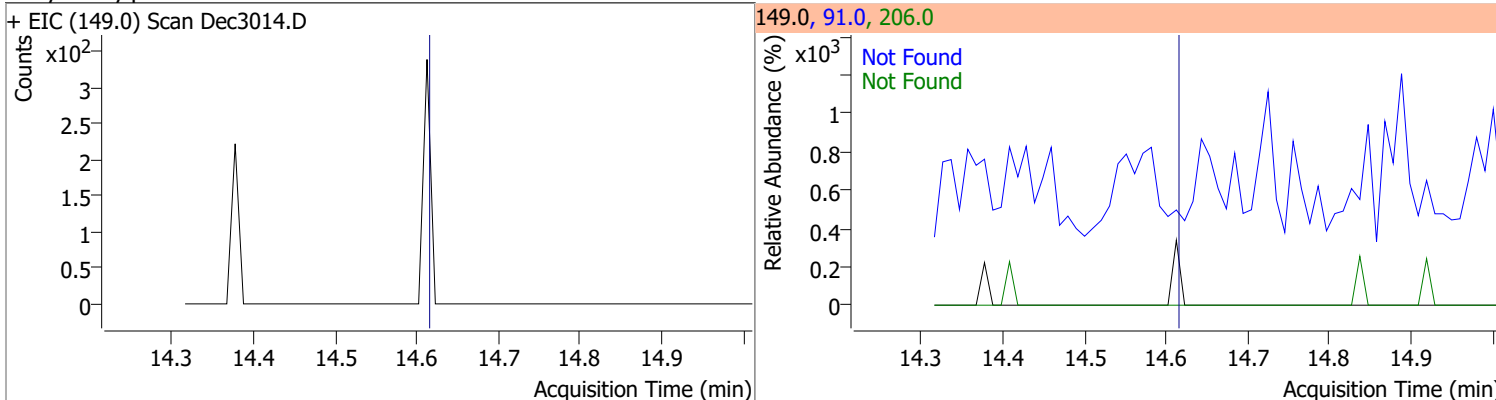
Compound	Conc.	Exp RT	QIon	Exp Ratio
Pyrene	N.D.	12.62	101.0	18.5



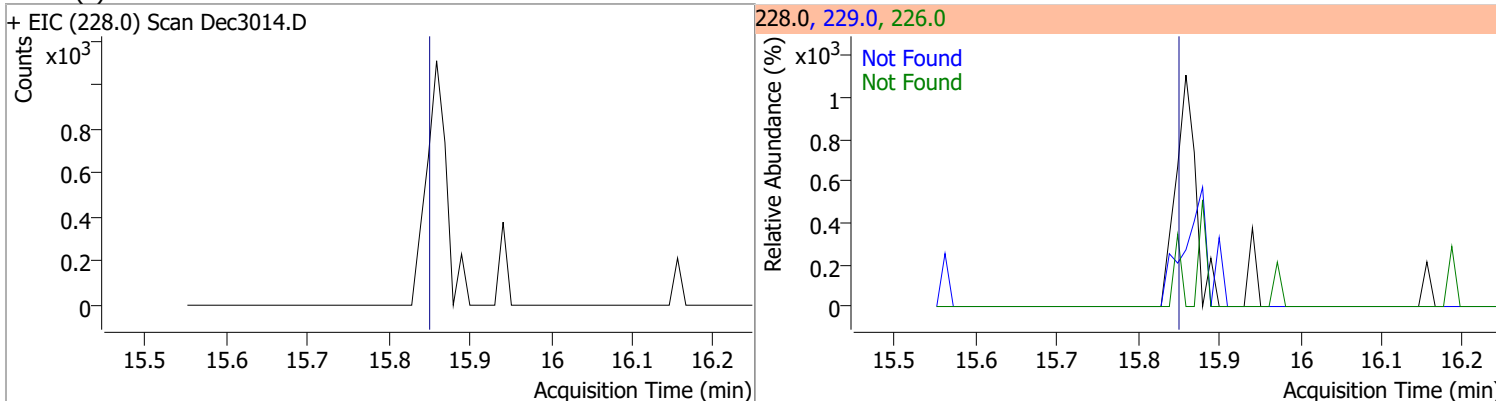
Compound	Conc.	RT	Dev(Min)	Resp.	QIon	QRatio	Lower	Upper
Terphenyl-d14	83.1020	13.13	-0.01	1127114	122.0	17.7	12.7	23.5



Compound	Conc.	Exp RT	QIon	Exp Ratio	QIon	Exp Ratio
Butylbenzylphthalate	N.D.	14.63	91.0	94.6	206.0	14.9

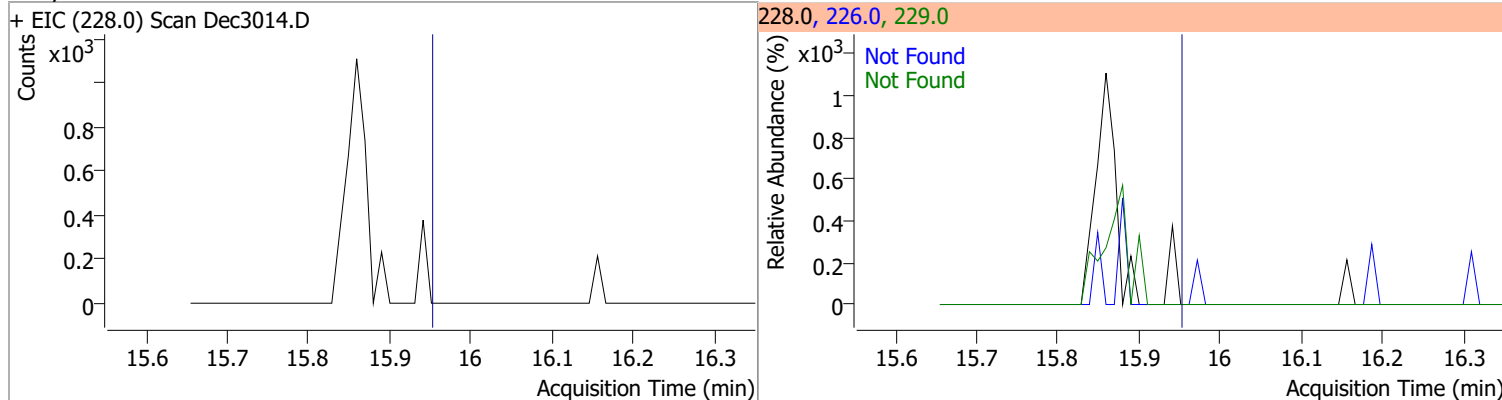


Compound	Conc.	Exp RT	QIon	Exp Ratio	QIon	Exp Ratio
Benzo(a)Anthracene	N.D.	15.87	226.0	26.7	229.0	21.3

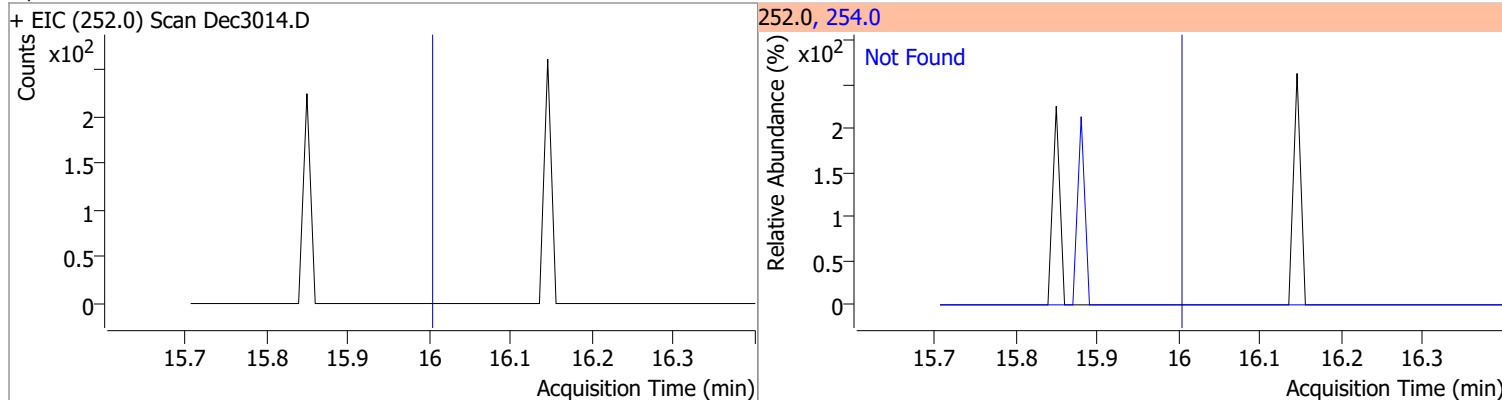


Quantitation Results Report (QT Reviewed)

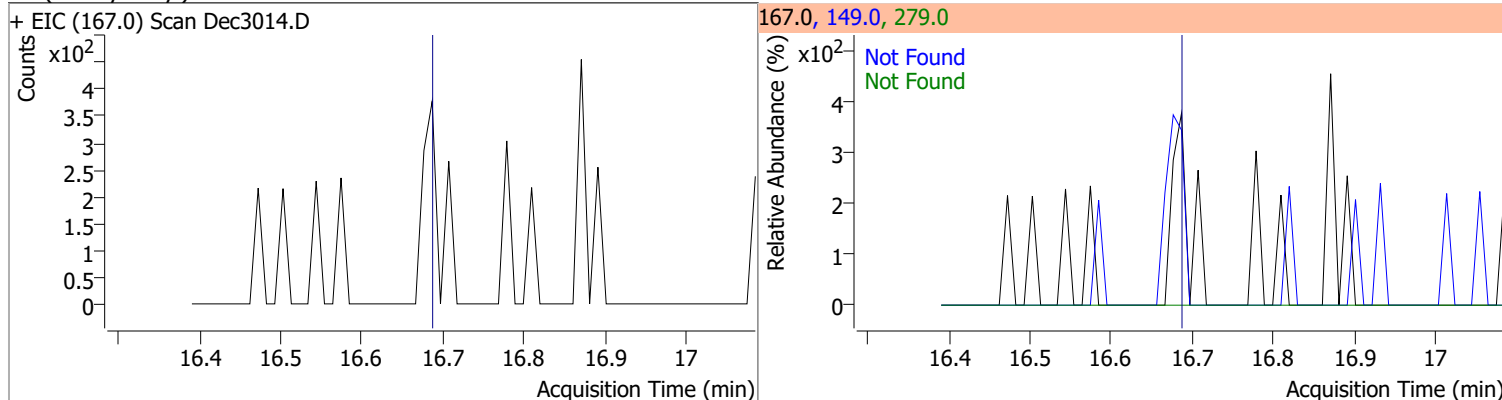
Compound	Conc.	Exp RT	QIon	Exp Ratio	QIon	Exp Ratio
Chrysene	N.D.	15.97	226.0	30.6	229.0	20.9



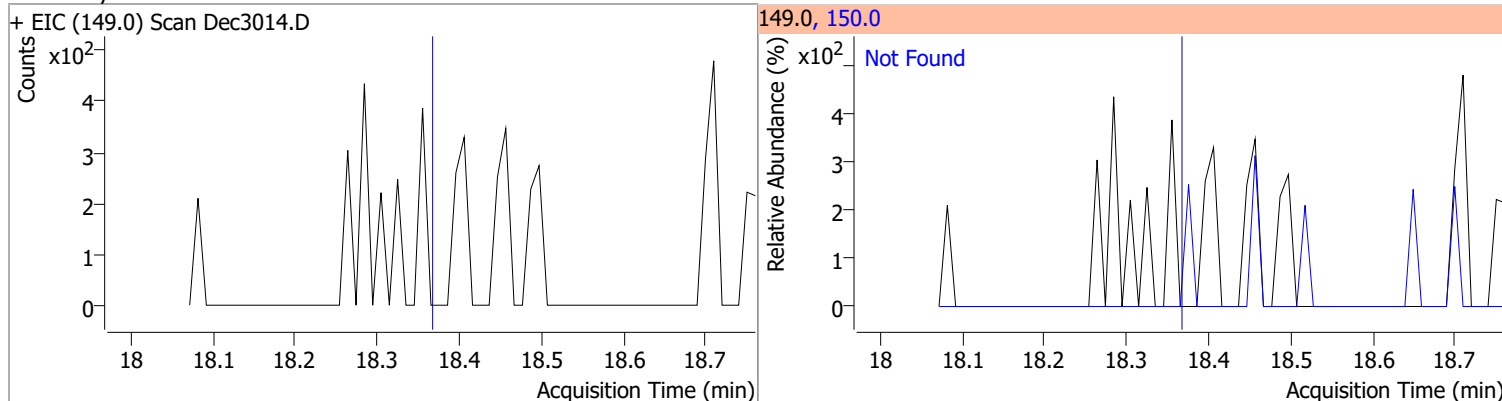
Compound	Conc.	Exp RT	QIon	Exp Ratio
3,3-Dichlorobenzidine	N.D.	16.02	254.0	62.0



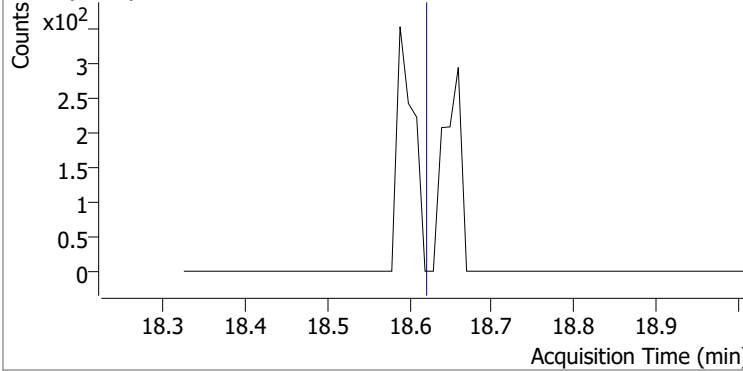
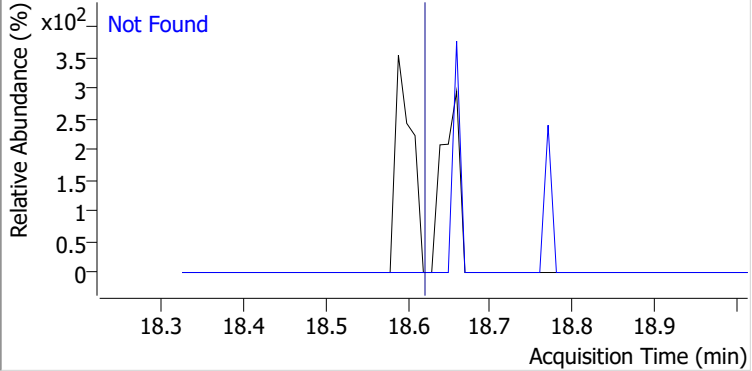
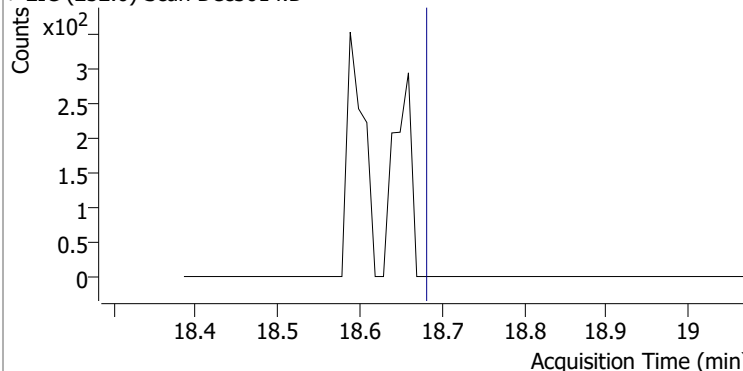
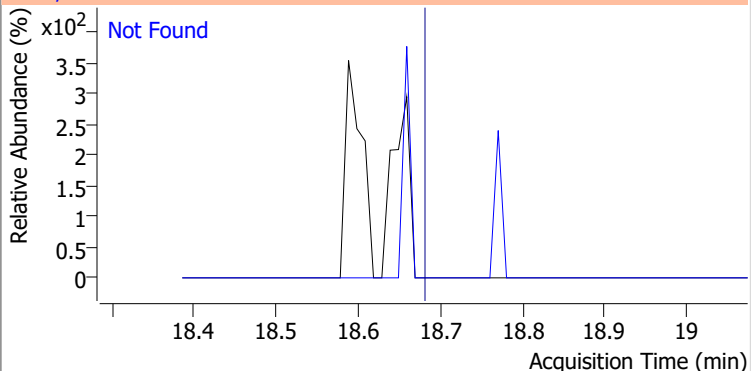
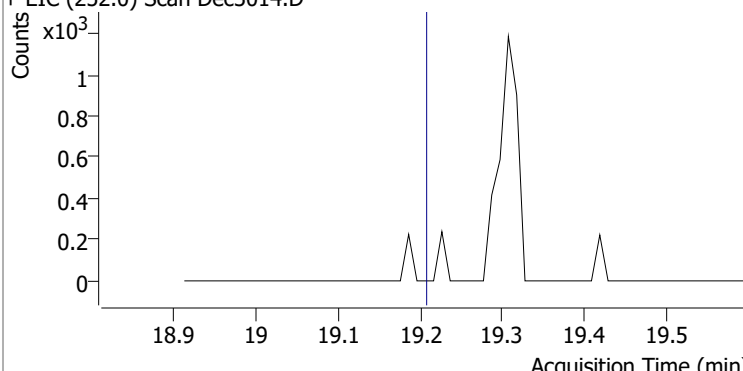
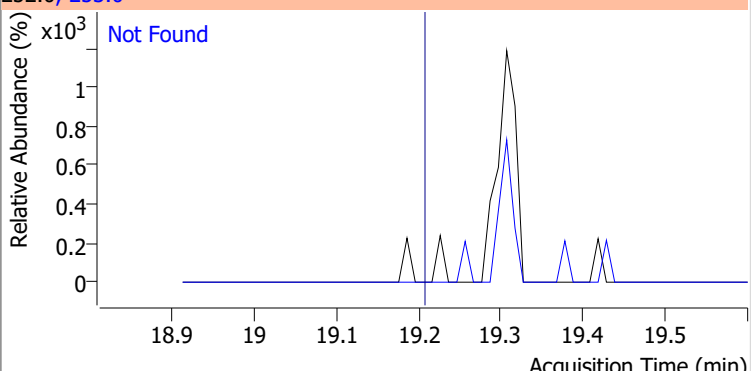
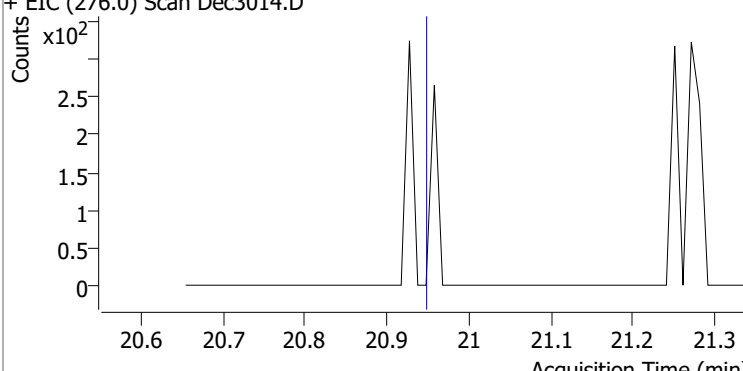
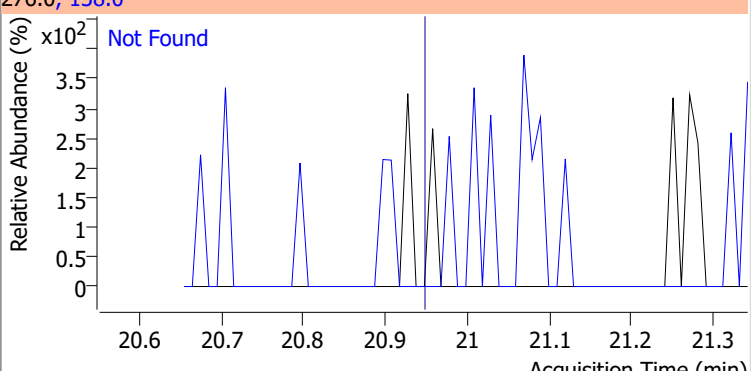
Compound	Conc.	Exp RT	QIon	Exp Ratio	QIon	Exp Ratio
bis(2-ethylhexyl)Phthalate	N.D.	16.71	149.0	421.6	279.0	11.2



Compound	Conc.	Exp RT	QIon	Exp Ratio
Di-n-octyl Phthalate	N.D.	18.38	150.0	9.7

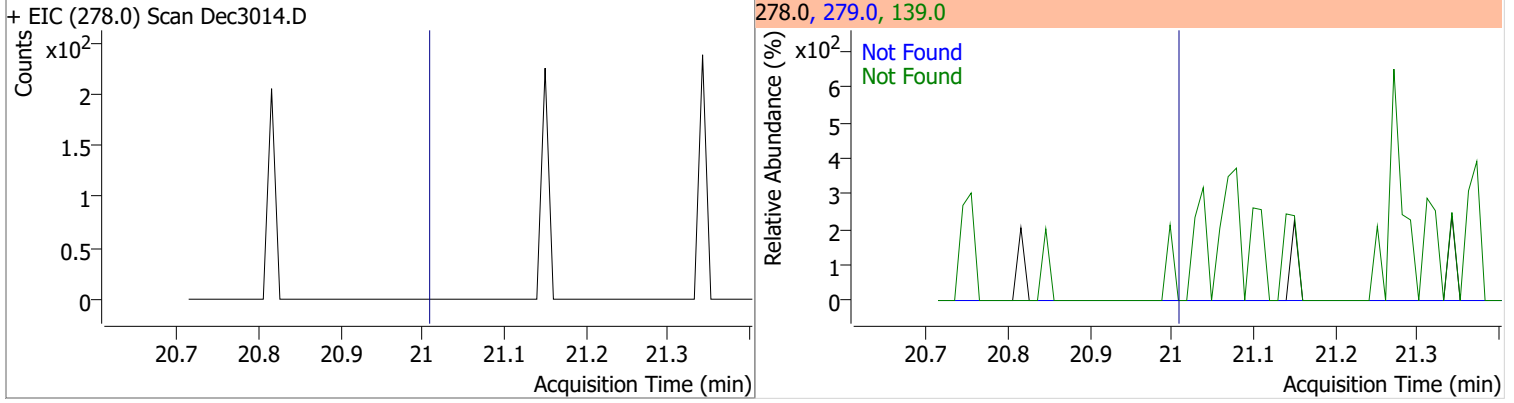


Quantitation Results Report (QT Reviewed)

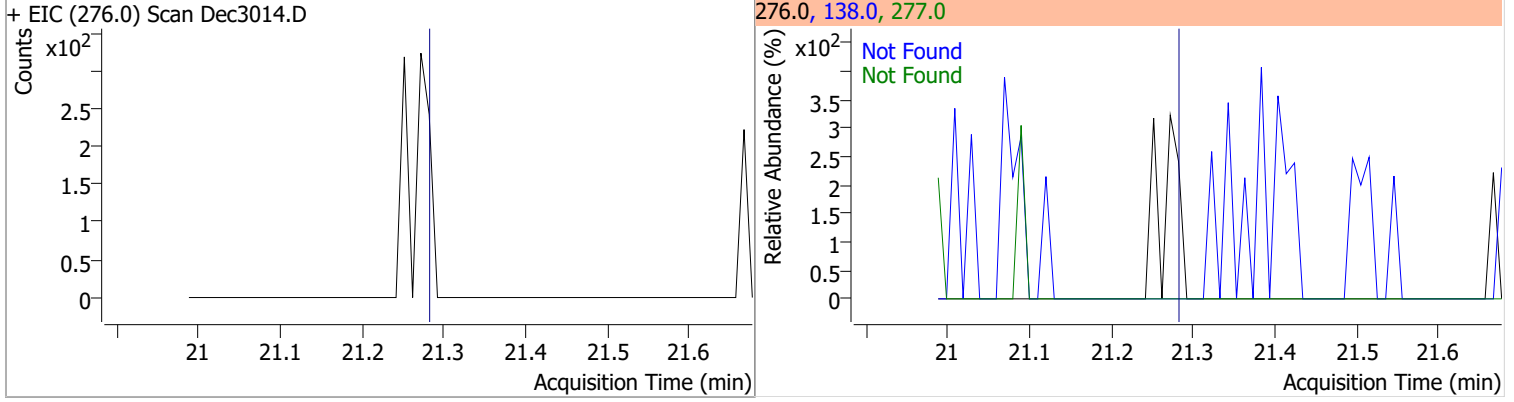
Compound	Conc.	Exp RT	QIon	Exp Ratio
Benzo(b)fluoranthene	N.D.	18.63	253.0	21.4
+ EIC (252.0) Scan Dec3014.D			252.0, 253.0	
				
Benzo(k)fluoranthene	N.D.	18.69	253.0	21.7
+ EIC (252.0) Scan Dec3014.D			252.0, 253.0	
				
Benzo(a)pyrene	N.D.	19.22	253.0	22.9
+ EIC (252.0) Scan Dec3014.D			252.0, 253.0	
				
Indeno(1,2,3-c,d)pyrene	N.D.	20.96	138.0	39.1
+ EIC (276.0) Scan Dec3014.D			276.0, 138.0	
				

Quantitation Results Report (QT Reviewed)

Compound	Conc.	Exp RT	QIon	Exp Ratio	QIon	Exp Ratio
Dibenzo(a,h)anthracene	N.D.	21.02	139.0	30.6	279.0	24.6

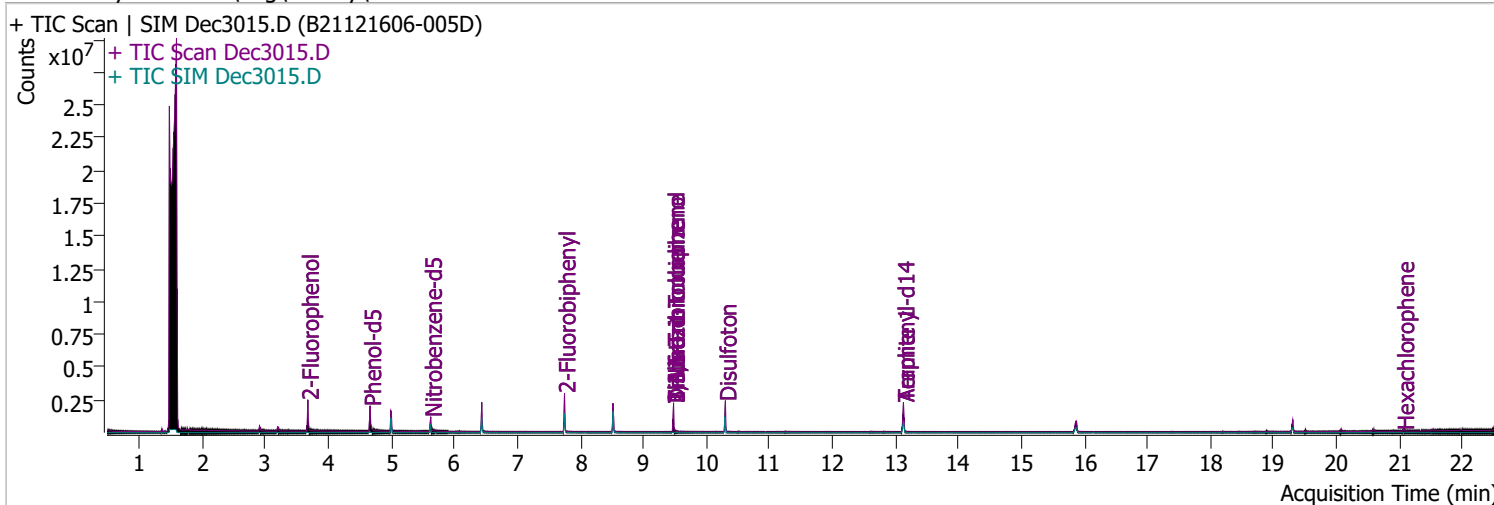


Compound	Conc.	Exp RT	QIon	Exp Ratio	QIon	Exp Ratio
Benzo(g,h,i)perylene	N.D.	21.29	138.0	41.5	277.0	23.8



Quantitation Results Report (QT Reviewed)

Data File	Dec3015.D	Operator	LIMS import
Acq. Method	BNA+SIM.M	Acq. Date-Time	12/30/2021 7:45:54 PM
Sample Name	B21121606-005D	Instrument	Instrument #1
Vial	15	Multiplier	1.00
DA Method File	122821 bna 1 CAL.batch.bin	Comment	SVOC-8270-W
Tune File	dftppdsm.u	Tune Date	11/24/2021 11:15:00 AM
Batch Name	123021 bna 1.batch.bin	Last Calib Update	1/3/2022 10:10:10 AM
Ref Library	D:\Org\Library\NIST129K.I		



Compound	RT	QIon	Resp.	Conc.	Units	Dev(Min)
----------	----	------	-------	-------	-------	----------

Internal Standards

System Monitoring Compounds

S 2-Fluorophenol	3.674	112.0	624685	83.1951	µg/L	-0.031
Spiked Amount: 200.000	Range: 10.0 - 75.0%			Recovery = 41.60%		
S Phenol-d5	4.664	99.0	688104	62.4954	µg/L	-0.020
Spiked Amount: 200.000	Range: 10.0 - 65.0%			Recovery = 31.25%		
S Nitrobenzene-d5	5.624	82.0	250296	46.2277	µg/L	0.000
Spiked Amount: 100.000	Range: 32.0 - 94.0%			Recovery = 46.23%		
S 2-Fluorobiphenyl	7.749	172.0	845976	47.6446	µg/L	0.000
Spiked Amount: 100.000	Range: 28.0 - 107.0%			Recovery = 47.64%		
S 2,4,6-Tribromophenol	9.479	329.8	130818	159.9537	µg/L	0.000
Spiked Amount: 200.000	Range: 25.0 - 140.0%			Recovery = 79.98%		
S Terphenyl-d14	13.128	244.3	1007063	78.5304	µg/L	-0.010
Spiked Amount: 100.000	Range: 32.0 - 122.0%			Recovery = 78.53%		

Target Compounds

Compound	RT	QIon	Resp.	Conc.	Units	Dev(Min)	QValue
T N-Nitrosodimethylamine	0.000		0	N.D.			
T Pyridine	0.000		0	N.D.			
T Aniline	0.000		0	N.D.			
T Phenol	0.000		0	N.D.			
T bis(-2-Chloroethyl)Ether	0.000		0	N.D.			
T 2-Chlorophenol	0.000		0	N.D.			
T 1,3-Dichlorobenzene	0.000		0	N.D.			
T 1,4-Dichlorobenzene	0.000		0	N.D.			
T 1,2-Dichlorobenzene	0.000		0	N.D.			
T Benzyl Alcohol	0.000		0	N.D.			
T bis(2-chloroisopropyl)Ether	0.000		0	N.D.			
T 2-Methylphenol	0.000		0	N.D.			
T N-nitroso-Di-n-propylamine	5.624	70.0	0		µg/L	md	1
T 4Methylphenol/3Methylphenol	0.000		0	N.D.			
T Hexachloroethane	0.000		0	N.D.			

Quantitation Results Report (QT Reviewed)

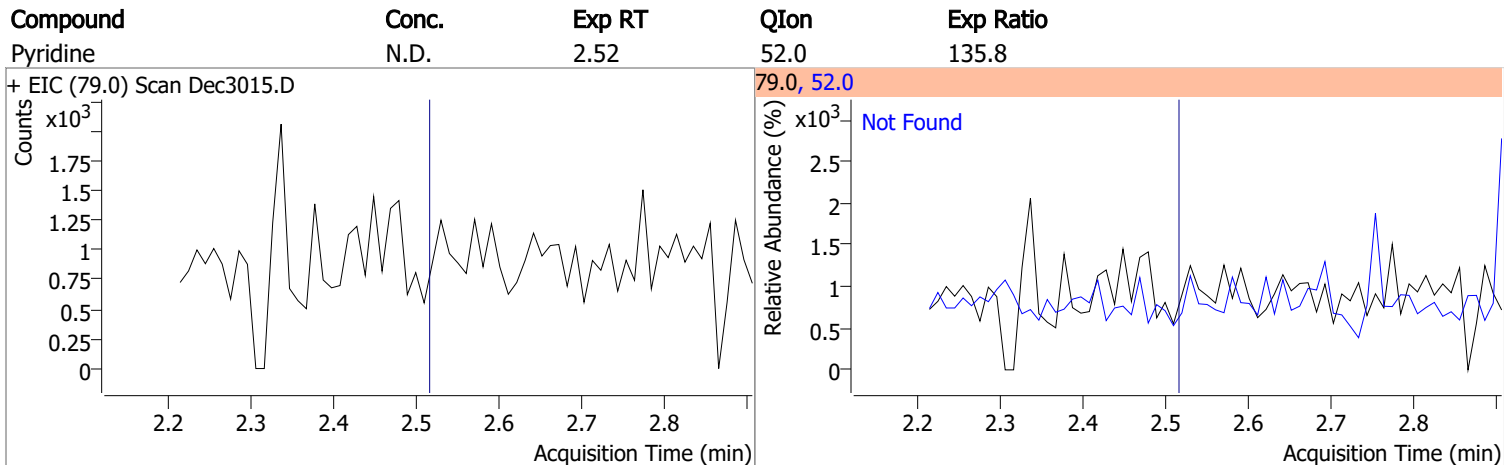
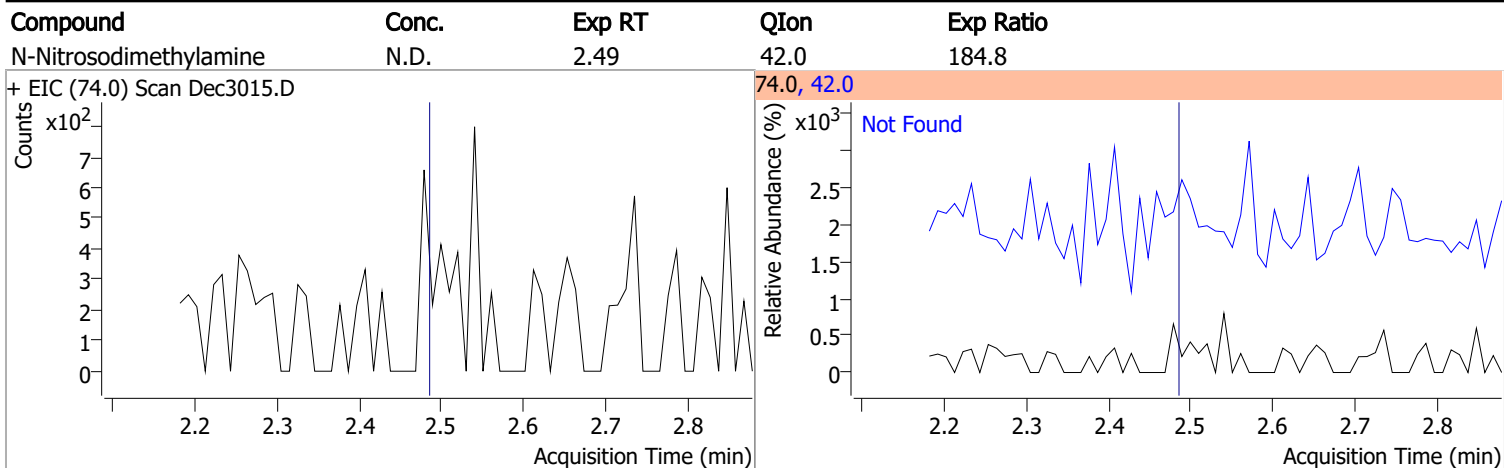
Compound	RT	QIon	Resp.	Conc.	Units	Dev(Min)
T Nitrobenzene	0.000		0	N.D.		
T Isophorone	0.000		0	N.D.		
T 2-Nitrophenol	0.000		0	N.D.		
T 2,4-Dimethylphenol	0.000		0	N.D.		
T bis(-2-Chloroethoxy)Methane	0.000		0	N.D.		
T Benzoic Acid	0.000		0	N.D.		
T 2,4-Dichlorophenol	0.000		0	N.D.		
T 1,2,4-Trichlorobenzene	0.000		0	N.D.		
T Naphthalene	0.000		0	N.D.		
T 4-Chlorophenol	0.000		0	N.D.		
T p-Chloroaniline	0.000		0	N.D.		
T Hexachlorobutadiene	0.000		0	N.D.		
T 4-Chloro-2-Methylphenol	0.000		0	N.D.		
T 4-Chloro-3-Methylphenol	0.000		0	N.D.		
T 2-Methylnaphthalene	0.000		0	N.D.		
T 1-Methylnaphthalene	0.000		0	N.D.		
T Hexachlorocyclopentadiene	0.000		0	N.D.		
T 2,4,6-Trichlorophenol	0.000		0	N.D.		
T 2,4,5-Trichlorophenol	0.000		0	N.D.		
T 2-Chloronaphthalene	0.000		0	N.D.		
T 2-Nitroaniline	0.000		0	N.D.		
T Dimethyl Phthalate	8.517	163.0	0		µg/L md	1
T 2,6-Dinitrotoluene	8.517	165.0	0		µg/L md	1
T Acenaphthylene	0.000		0	N.D.		
T 3-Nitroaniline	0.000		0	N.D.		
T Acenaphthene	0.000		0	N.D.		
T 2,4-Dinitrophenol	0.000		0	N.D.		
T Dibenzofuran	0.000		0	N.D.		
T 4-Nitrophenol	0.000		0	N.D.		
T 2,4-Dinitrotoluene	0.000		0	N.D.		
T Diethylphthalate	0.000		0	N.D.		
T Fluorene	0.000		0	N.D.		
T 4-Chlorophenyl-phenylether	0.000		0	N.D.		
T 4-Nitroaniline	0.000		0	N.D.		
T 4,6-Dinitro-2-methylphenol	0.000		0	N.D.		
T N-nitrosodiphenylamine	0.000		0	N.D.		
T Azobenzene	0.000		0	N.D.		
T 4-Bromophenyl-phenylether	0.000		0	N.D.		
T Hexachlorobenzene	0.000		0	N.D.		
T Pentachlorophenol	0.000		0	N.D.		
T Phenanthrene	0.000		0	N.D.		
T Anthracene	0.000		0	N.D.		
T Triallate	0.000		0	N.D.		
T Carbazole	0.000		0	N.D.		
T o-Terphenyl	0.000		0	N.D.		
T Di-n-Butylphthalate	0.000		0	N.D.		
T Fluoranthene	0.000		0	N.D.		
T Benzidine	0.000		0	N.D.		
T Pyrene	0.000		0	N.D.		
T Butylbenzylphthalate	0.000		0	N.D.		
T Benzo(a)Anthracene	0.000		0	N.D.		
T Chrysene	0.000		0	N.D.		
T 3,3-Dichlorobenzidine	0.000		0	N.D.		
T bis(2-ethylhexyl)Phthalate	0.000		0	N.D.		
T Di-n-octyl Phthalate	0.000		0	N.D.		

Quantitation Results Report (QT Reviewed)

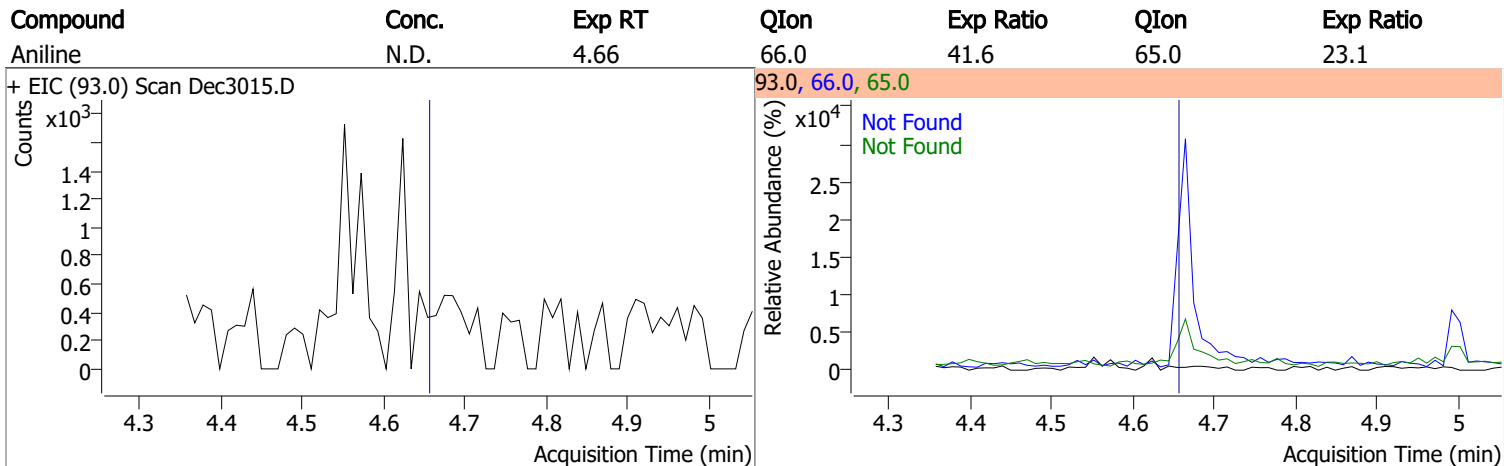
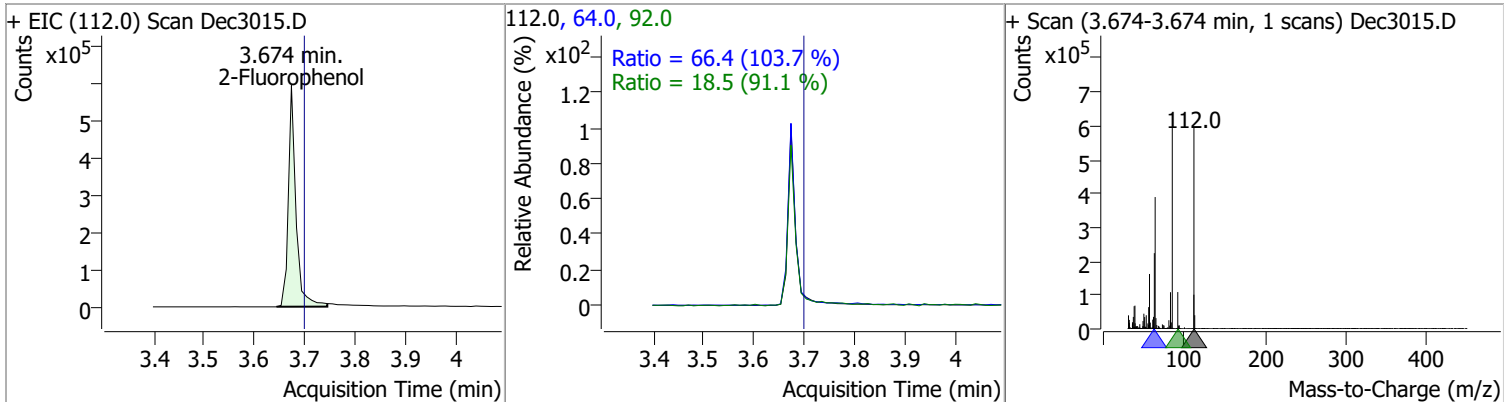
Compound	RT	QIon	Resp.	Conc.	Units	Dev(Min)
T Benzo(b)fluoranthene	0.000		0	N.D.		
T Benzo(k)fluoranthene	0.000		0	N.D.		
T Benzo(a)pyrene	0.000		0	N.D.		
T Indeno(1,2,3-c,d)pyrene	0.000		0	N.D.		
T Dibenzo(a,h)anthracene	0.000		0	N.D.		
T Benzo(g,h,i)perylene	0.000		0	N.D.		

(#) = Qualifier Out of Range; (m) = Manual Integration; (+) = Area Summed; (*) = Surrogate Percent Recovery Out of Range; (d): Zeroed Peak

Quantitation Results Report (QT Reviewed)

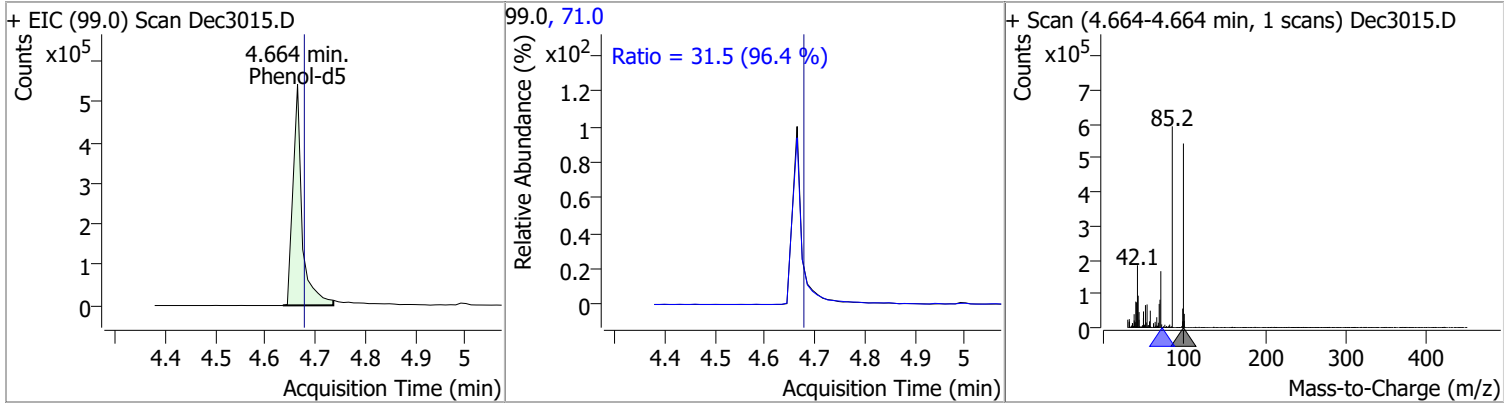


Compound	Conc.	RT	Dev(Min)	Resp.	QIon	QRatio	Lower	Upper
2-Fluorophenol	83.1951	3.67	-0.03	624685	64.0	66.4	44.8	83.2
					92.0	18.5	14.2	26.4

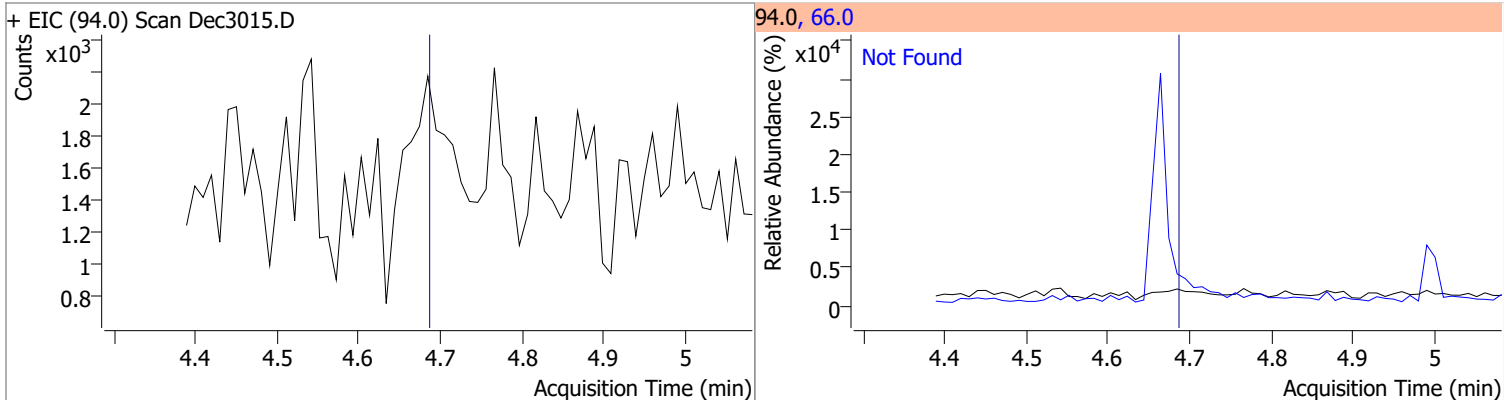


Quantitation Results Report (QT Reviewed)

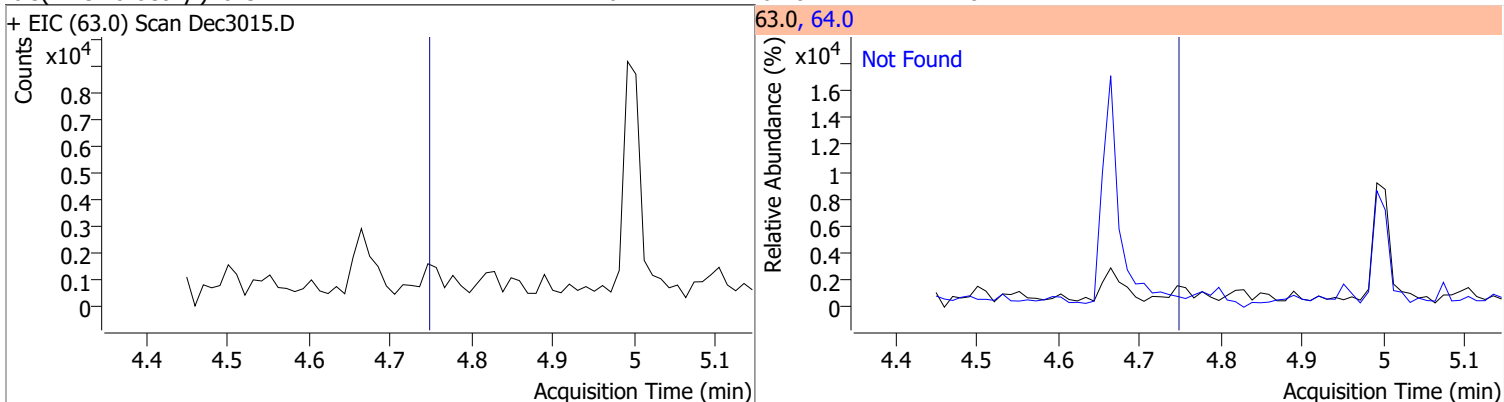
Compound	Conc.	RT	Dev(Min)	Resp.	QIon	QRatio	Lower	Upper
Phenol-d5	62.4954	4.66	-0.02	688104	71.0	31.5	22.9	42.5



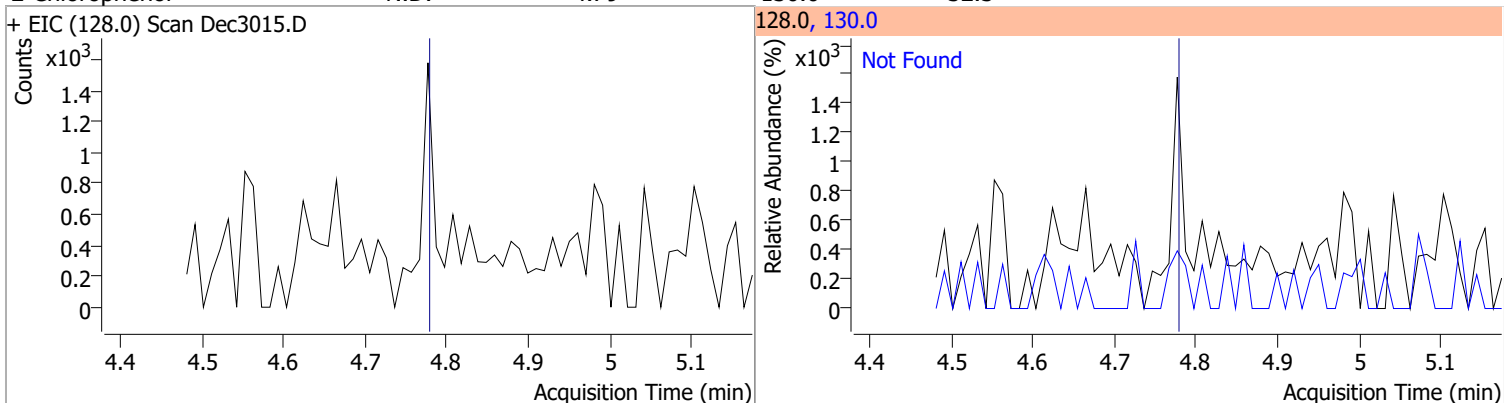
Compound	Conc.	Exp RT	QIon	Exp Ratio
Phenol	N.D.	4.69	66.0	40.8



Compound	Conc.	Exp RT	QIon	Exp Ratio
bis(-2-Chloroethyl)Ether	N.D.	4.76	64.0	2.8



Compound	Conc.	Exp RT	QIon	Exp Ratio
2-Chlorophenol	N.D.	4.79	130.0	32.3

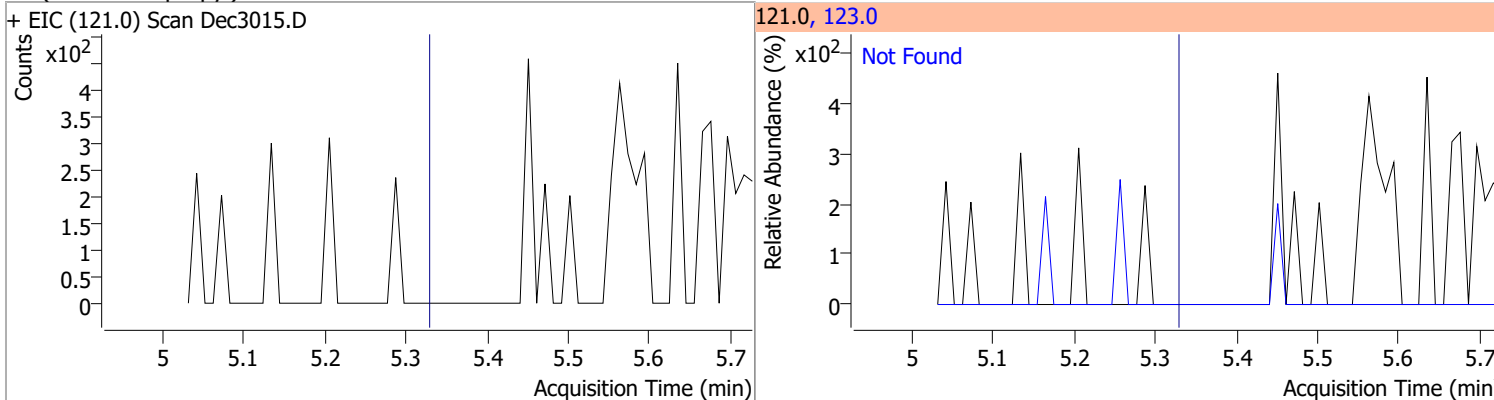


Quantitation Results Report (QT Reviewed)

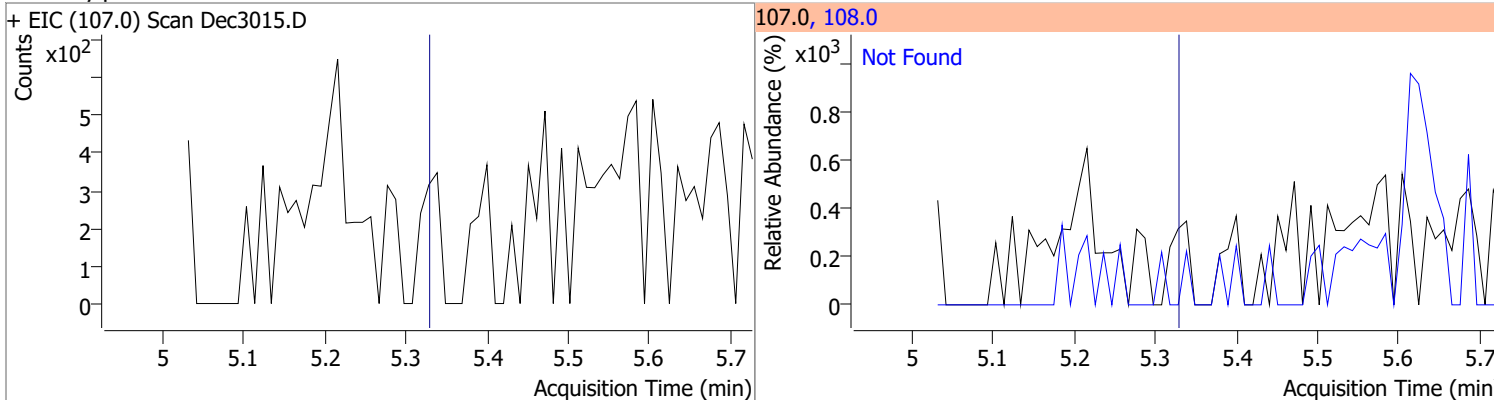
Compound	Conc.	Exp RT	QIon	Exp Ratio	QIon	Exp Ratio
1,3-Dichlorobenzene	N.D.	4.94	148.0	63.2	111.0	39.4
+ EIC (146.0) Scan Dec3015.D			146.0, 148.0, 111.0			
1,4-Dichlorobenzene	N.D.	5.02	148.0	62.2	111.0	37.4
+ EIC (146.0) Scan Dec3015.D			146.0, 148.0, 111.0			
1,2-Dichlorobenzene	N.D.	5.19	148.0	62.2	111.0	40.3
+ EIC (146.0) Scan Dec3015.D			146.0, 148.0, 111.0			
Benzyl Alcohol	N.D.	5.20	79.0	117.9	107.0	69.2
+ EIC (108.0) Scan Dec3015.D			108.0, 79.0, 107.0			

Quantitation Results Report (QT Reviewed)

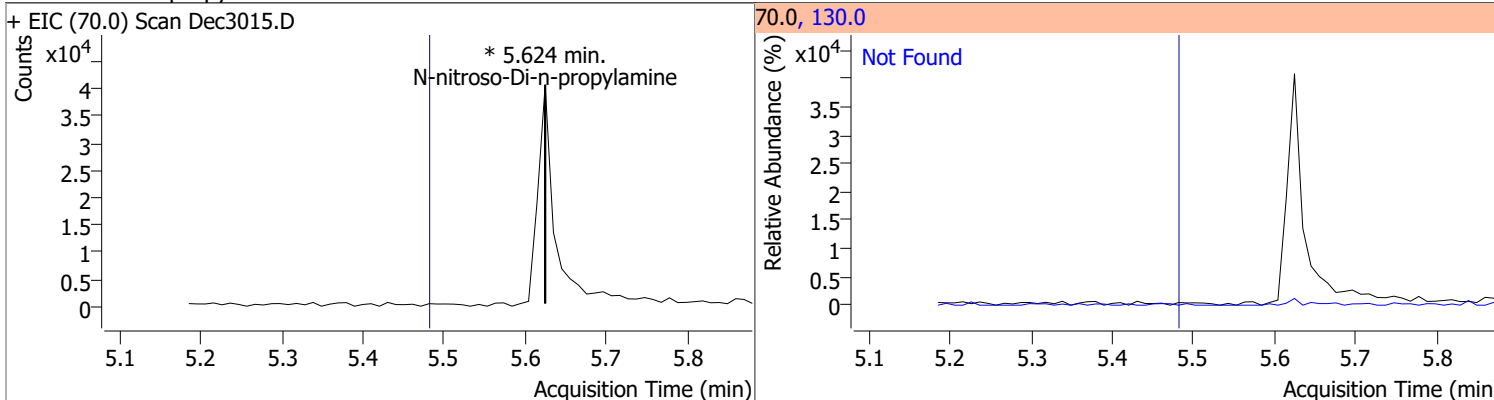
Compound	Conc.	Exp RT	QIon	Exp Ratio
bis(2-chloroisopropyl)Ether	N.D.	5.34	123.0	32.7



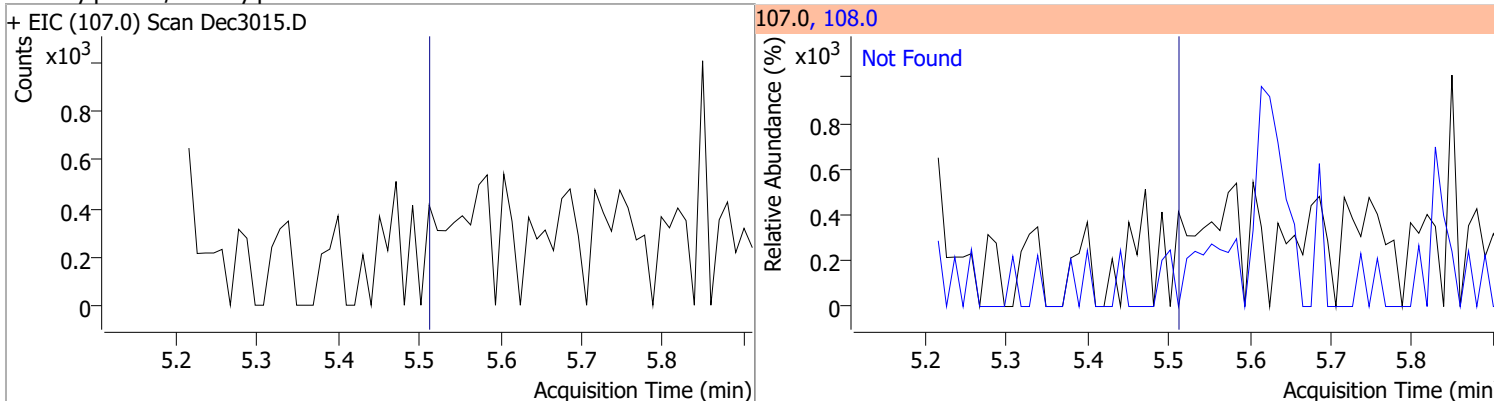
Compound	Conc.	Exp RT	QIon	Exp Ratio
2-Methylphenol	N.D.	5.34	108.0	117.6



Compound	Conc.	RT	Dev(Min)	Resp.	QIon	QRatio	Lower	Upper
N-nitroso-Di-n-propylamine		0		0	130.0		0.0	35.2

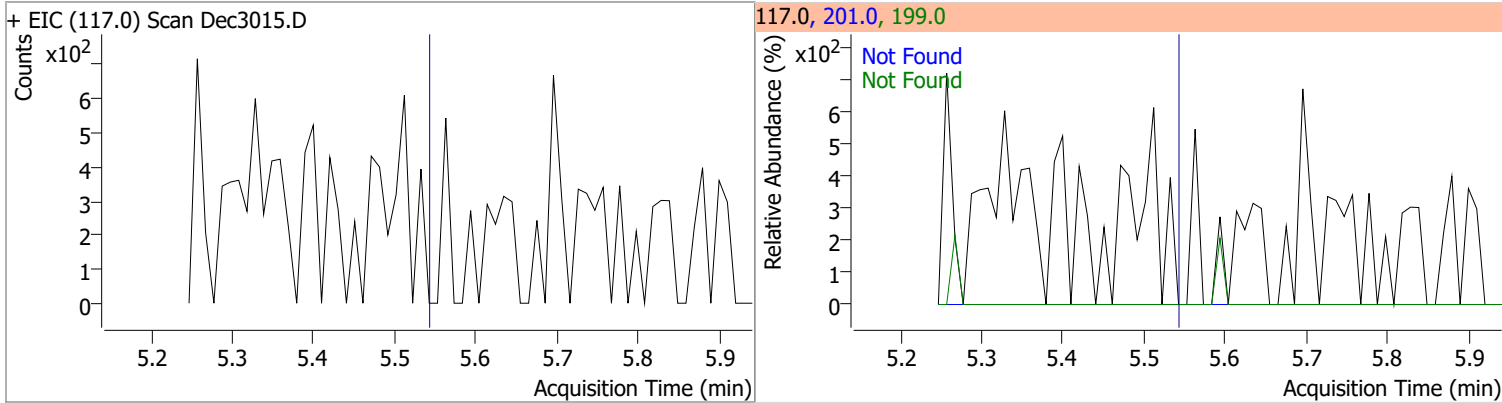


Compound	Conc.	Exp RT	QIon	Exp Ratio
4Methylphenol/3Methylphenol	N.D.	5.52	108.0	81.4

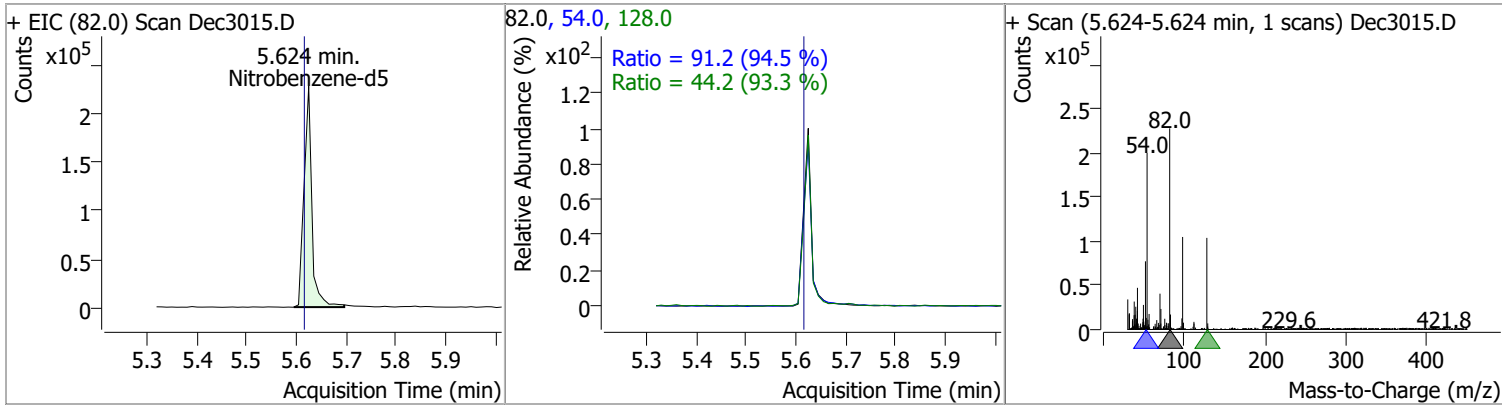


Quantitation Results Report (QT Reviewed)

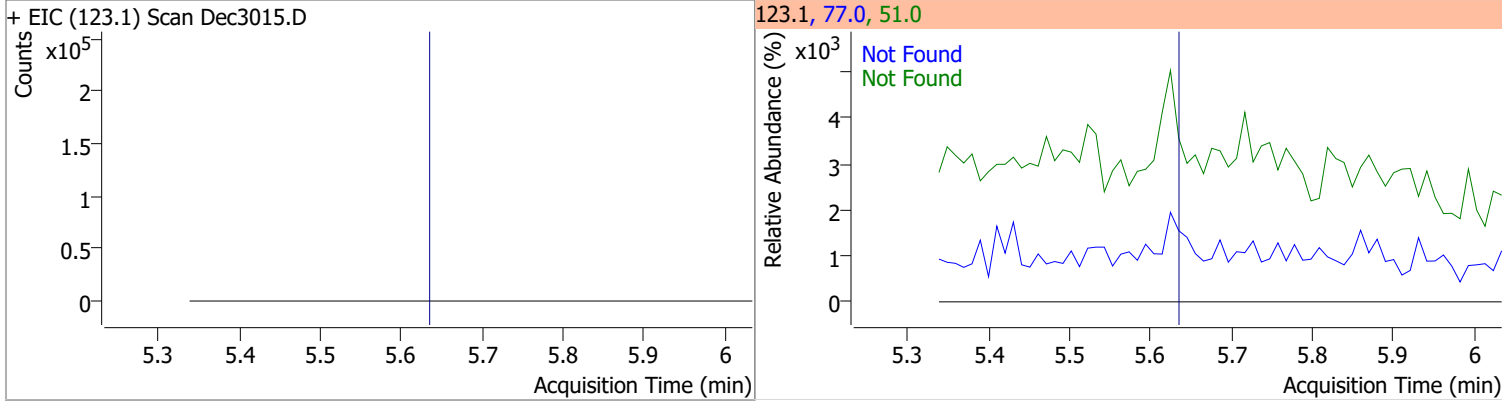
Compound	Conc.	Exp RT	QIon	Exp Ratio	QIon	Exp Ratio
Hexachloroethane	N.D.	5.55	201.0	77.2	199.0	50.6



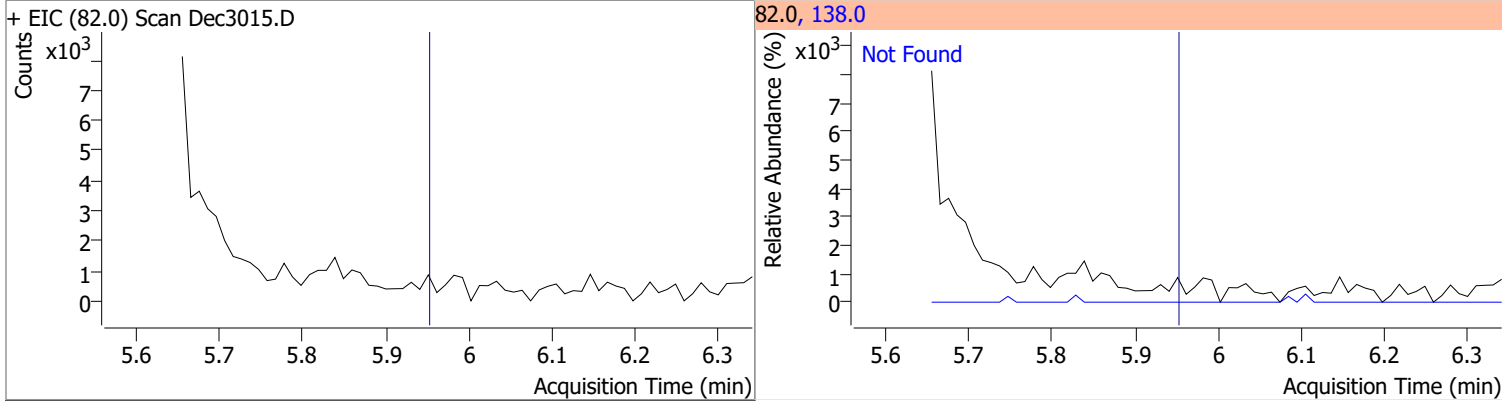
Compound	Conc.	RT	Dev(Min)	Resp.	QIon	QRatio	Lower	Upper
Nitrobenzene-d5	46.2277	5.62	0.00	250296	54.0	91.2	67.5	125.4
					128.0	44.2	33.2	61.6



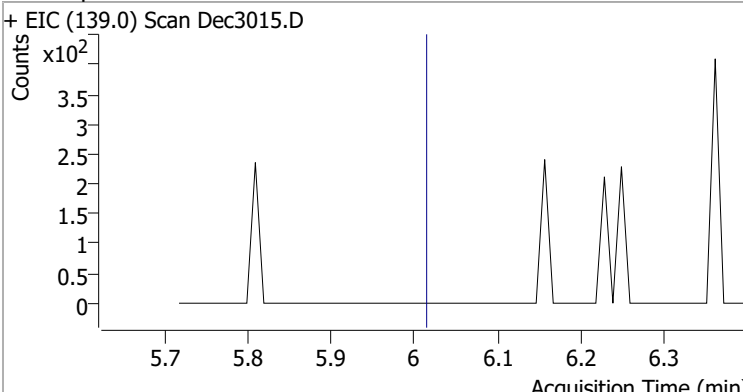
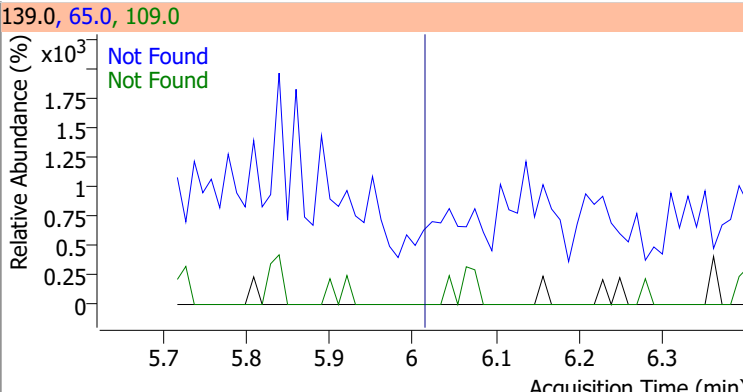
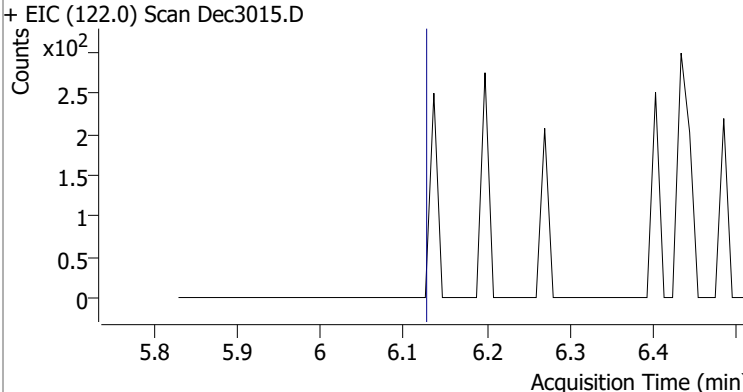
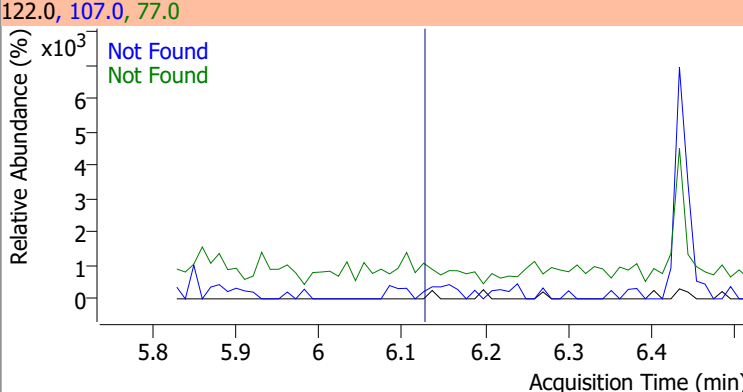
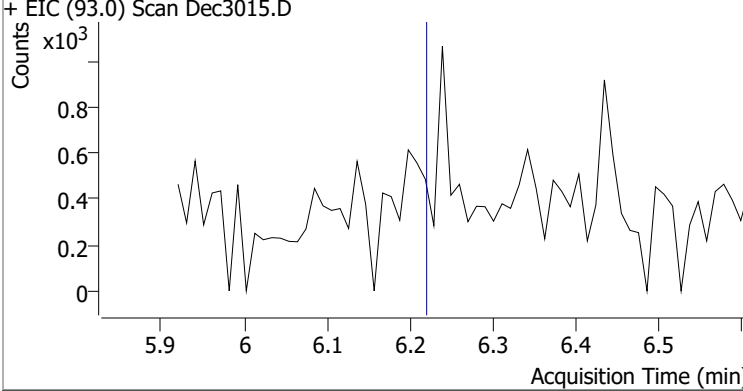
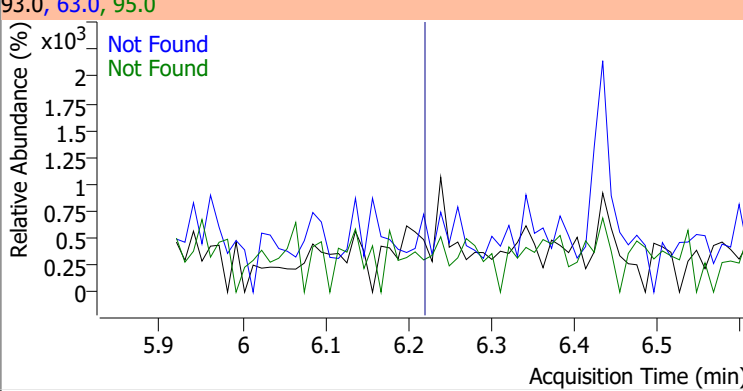
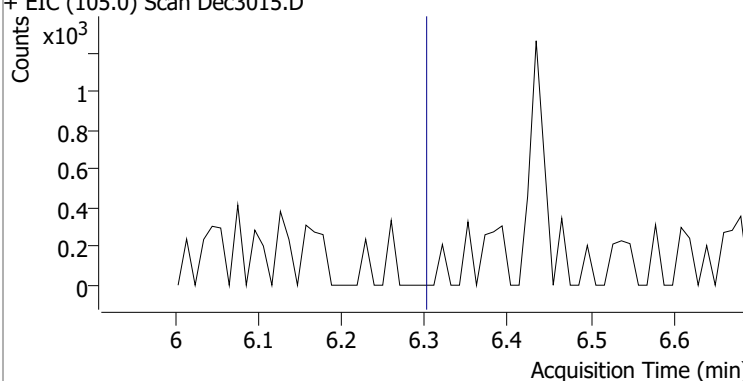
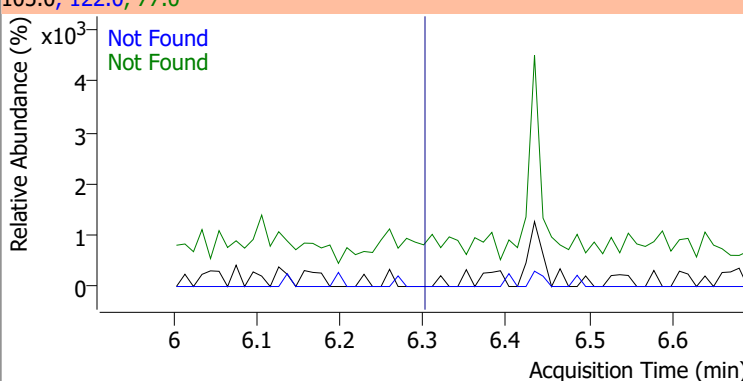
Compound	Conc.	Exp RT	QIon	Exp Ratio	QIon	Exp Ratio
Nitrobenzene	N.D.	5.64	77.0	211.4	51.0	210.3



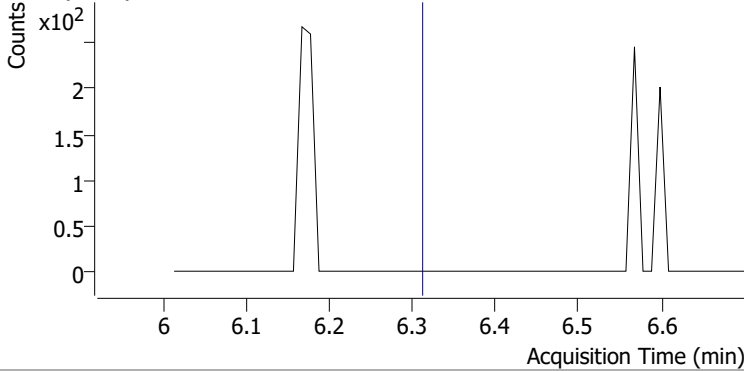
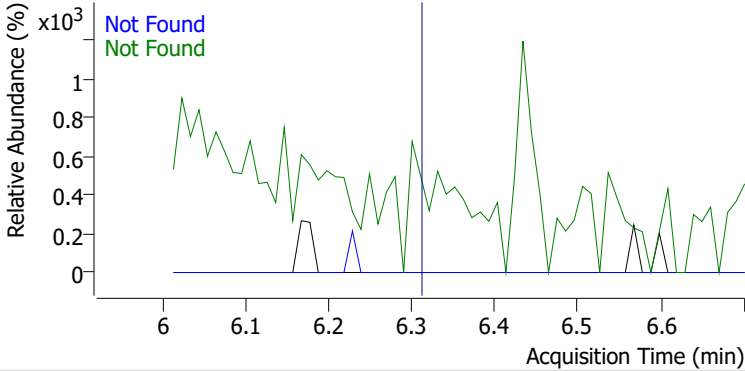
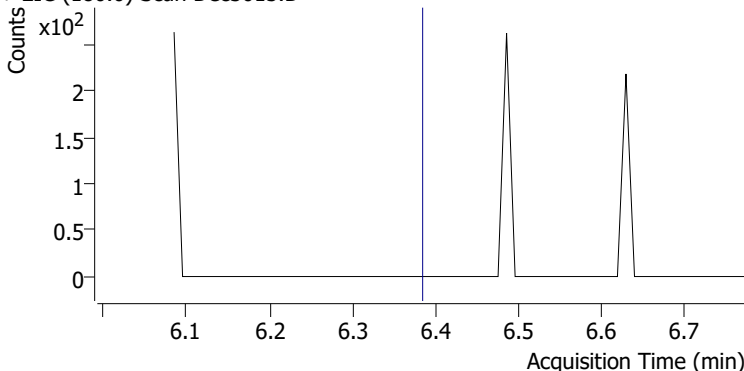
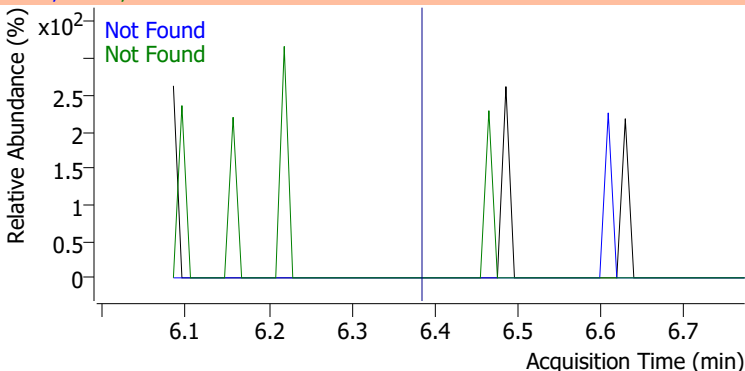
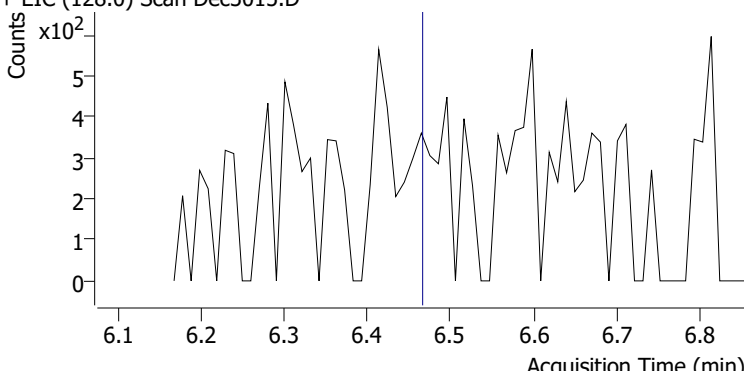
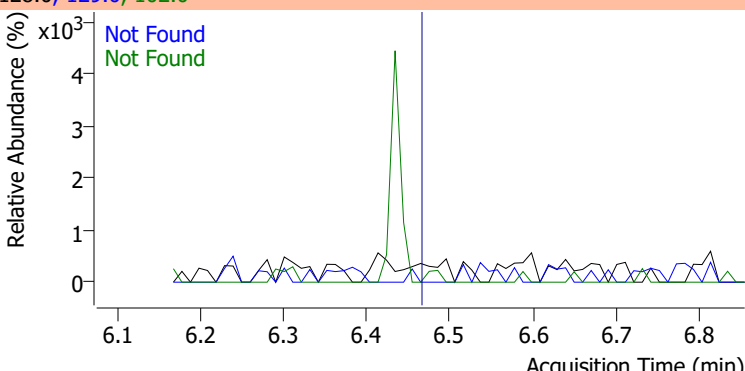
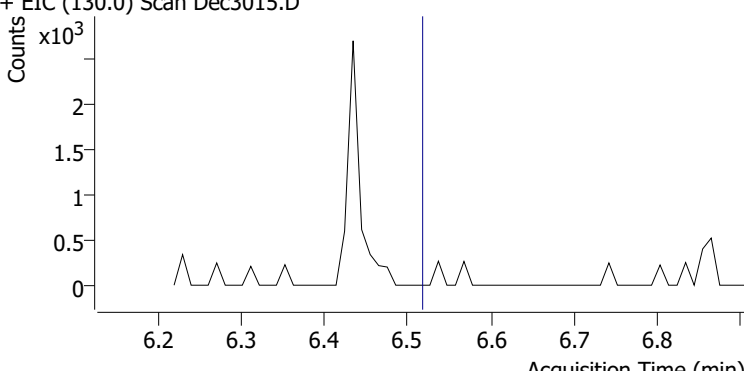
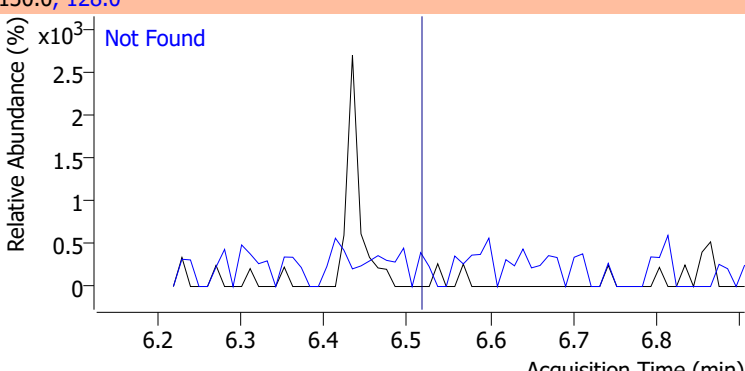
Compound	Conc.	Exp RT	QIon	Exp Ratio
Isophorone	N.D.	5.95	138.0	19.1



Quantitation Results Report (QT Reviewed)

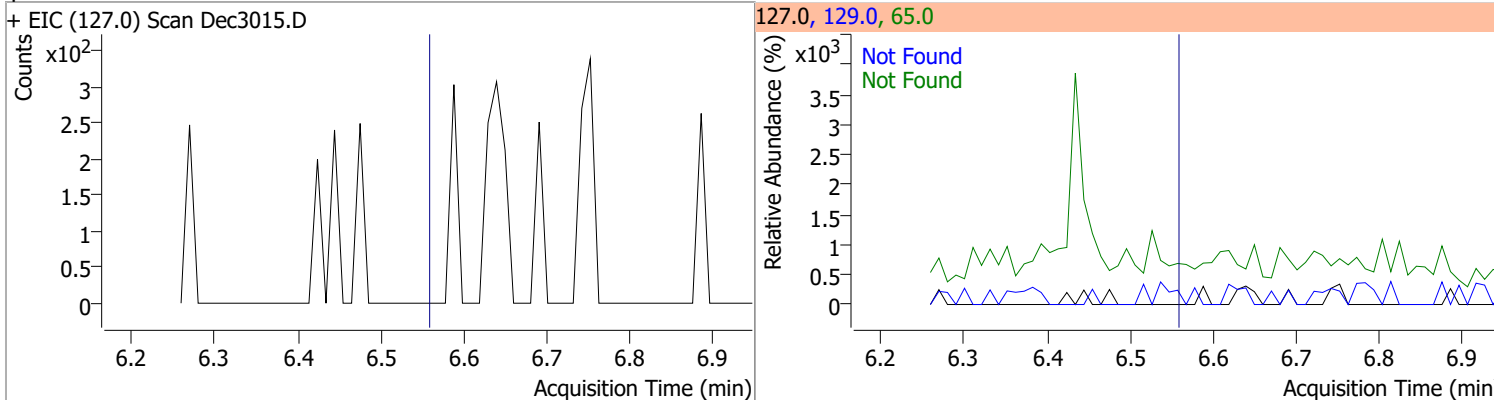
Compound	Conc.	Exp RT	QIon	Exp Ratio	QIon	Exp Ratio
2-Nitrophenol	N.D.	6.01	65.0	57.4	109.0	32.8
+ EIC (139.0) Scan Dec3015.D			139.0, 65.0, 109.0			
						
2,4-Dimethylphenol	N.D.	6.13	107.0	109.1	77.0	32.4
+ EIC (122.0) Scan Dec3015.D			122.0, 107.0, 77.0			
						
bis(-2-Chloroethoxy)Methane	N.D.	6.22	63.0	90.7	95.0	31.7
+ EIC (93.0) Scan Dec3015.D			93.0, 63.0, 95.0			
						
Benzoic Acid	N.D.	6.30	122.0	87.4	77.0	73.1
+ EIC (105.0) Scan Dec3015.D			105.0, 122.0, 77.0			
						

Quantitation Results Report (QT Reviewed)

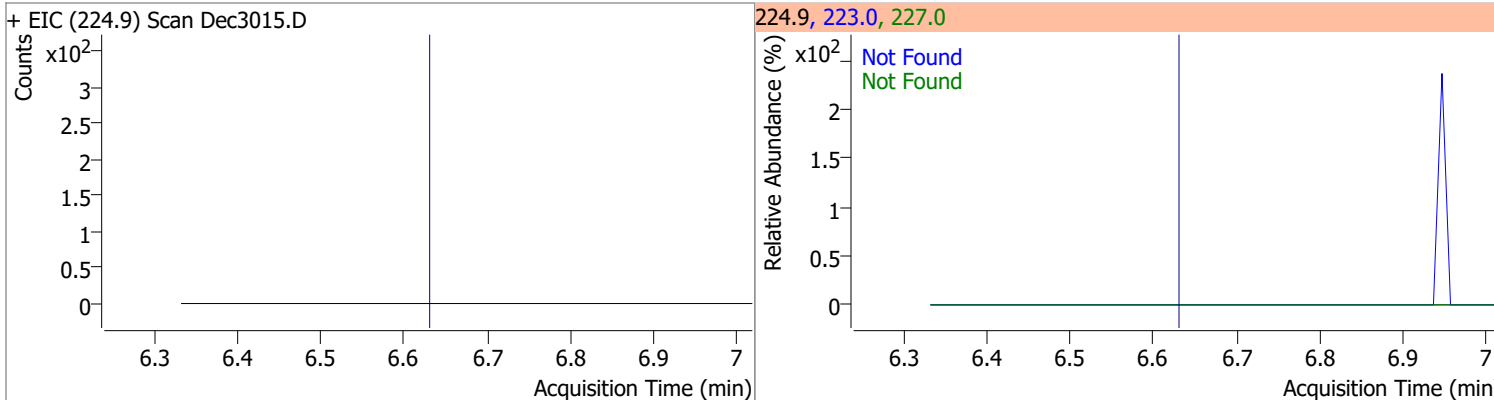
Compound	Conc.	Exp RT	QIon	Exp Ratio	QIon	Exp Ratio
2,4-Dichlorophenol	N.D.	6.31	164.0	62.0	98.0	32.4
+ EIC (162.0) Scan Dec3015.D			162.0, 164.0, 98.0			
						
1,2,4-Trichlorobenzene	N.D.	6.38	182.0	94.1	145.0	30.4
+ EIC (180.0) Scan Dec3015.D			180.0, 182.0, 145.0			
						
Naphthalene	N.D.	6.46	129.0	10.9	102.0	9.3
+ EIC (128.0) Scan Dec3015.D			128.0, 129.0, 102.0			
						
4-Chlorophenol	N.D.	6.52	128.0	309.7		
+ EIC (130.0) Scan Dec3015.D			130.0, 128.0			
						

Quantitation Results Report (QT Reviewed)

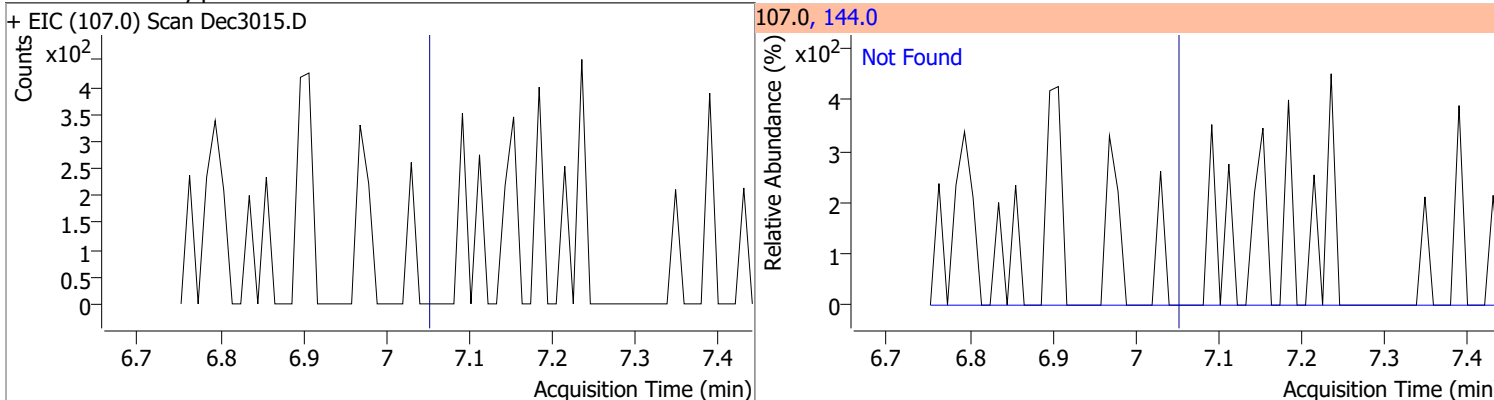
Compound	Conc.	Exp RT	QIon	Exp Ratio	QIon	Exp Ratio
p-Chloroaniline	N.D.	6.56	65.0	37.5	129.0	29.2



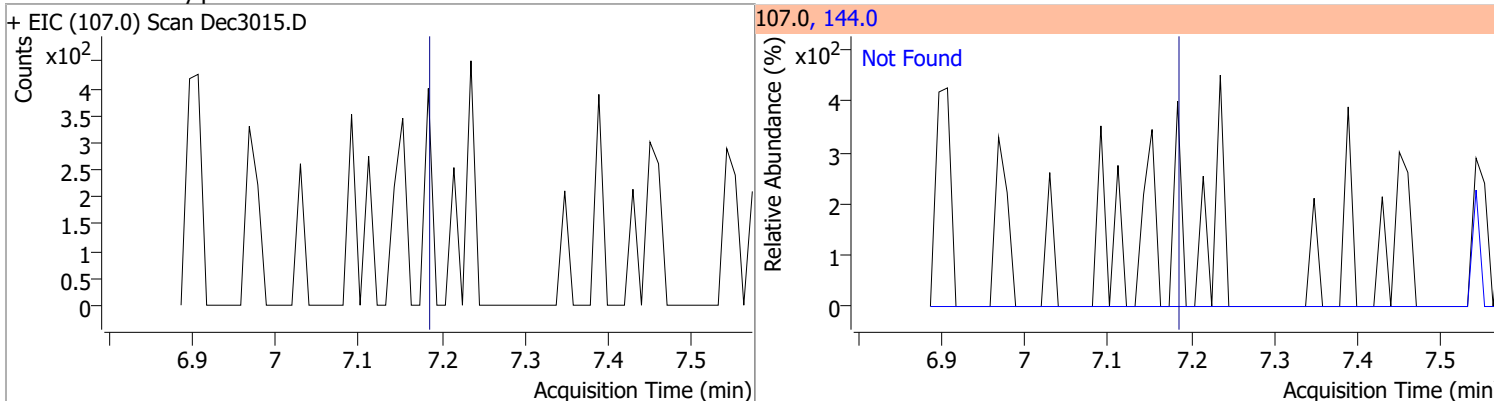
Compound	Conc.	Exp RT	QIon	Exp Ratio	QIon	Exp Ratio
Hexachlorobutadiene	N.D.	6.63	227.0	66.6	223.0	60.8



Compound	Conc.	Exp RT	QIon	Exp Ratio
4-Chloro-2-Methylphenol	N.D.	7.05	144.0	26.6



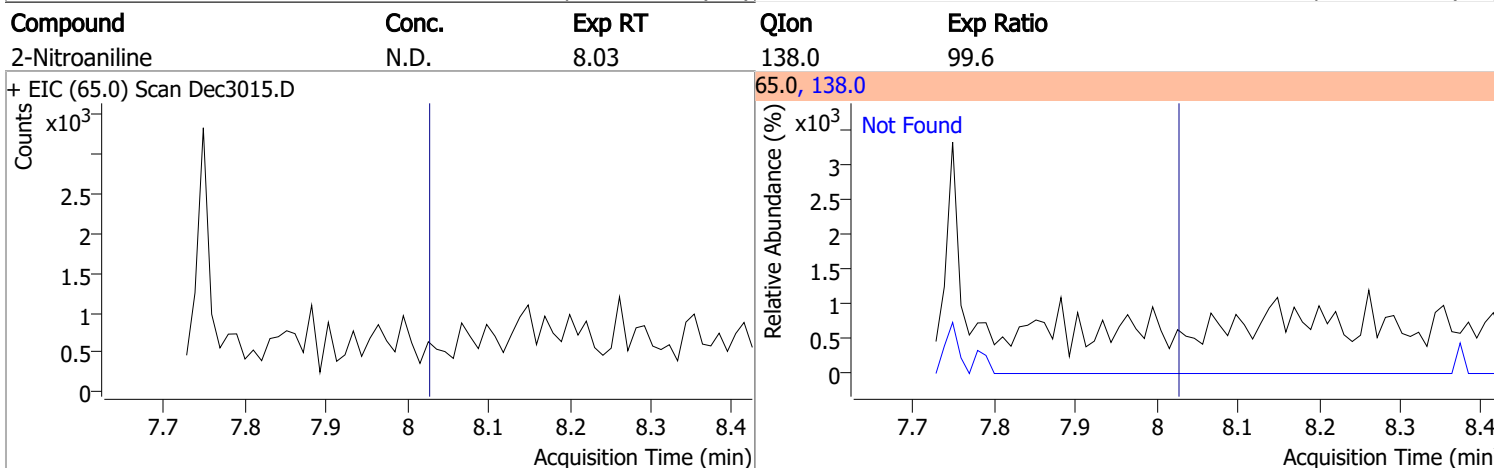
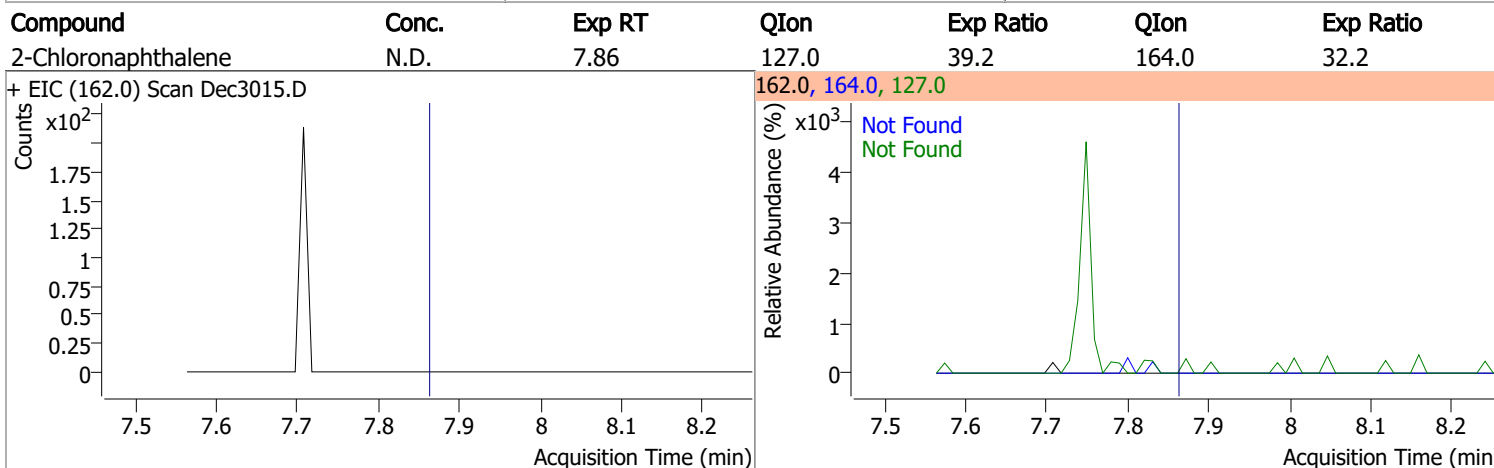
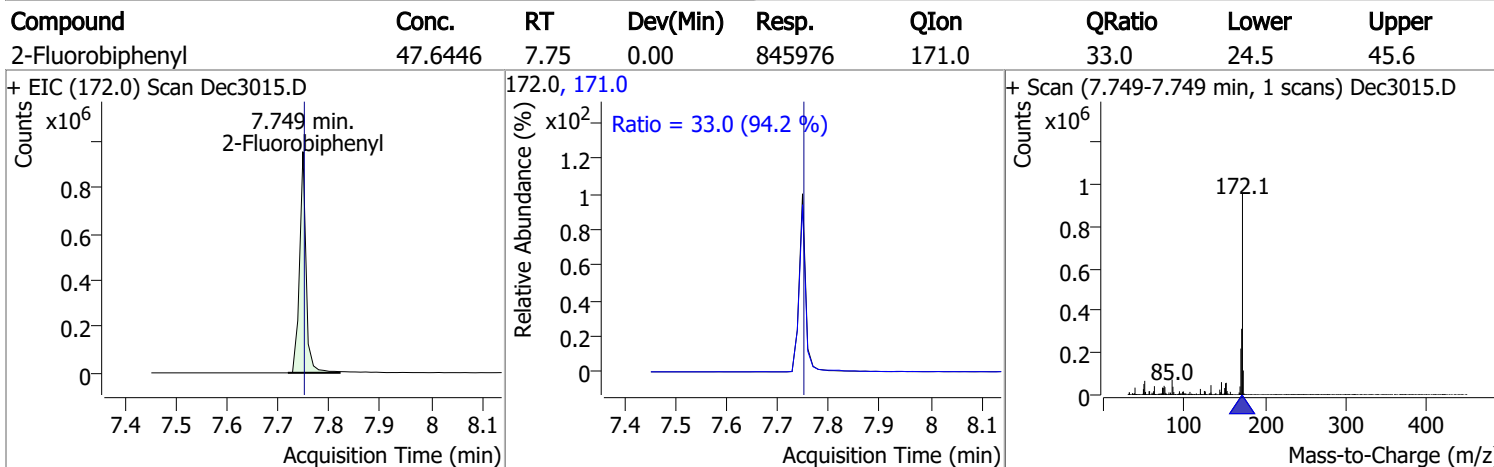
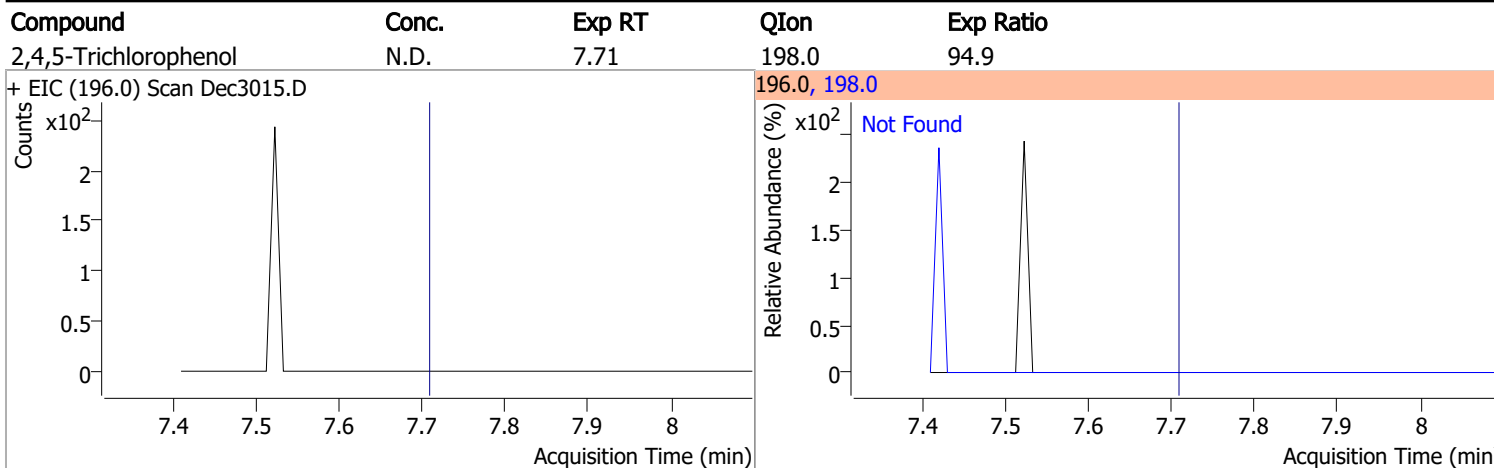
Compound	Conc.	Exp RT	QIon	Exp Ratio
4-Chloro-3-Methylphenol	N.D.	7.18	144.0	27.6



Quantitation Results Report (QT Reviewed)

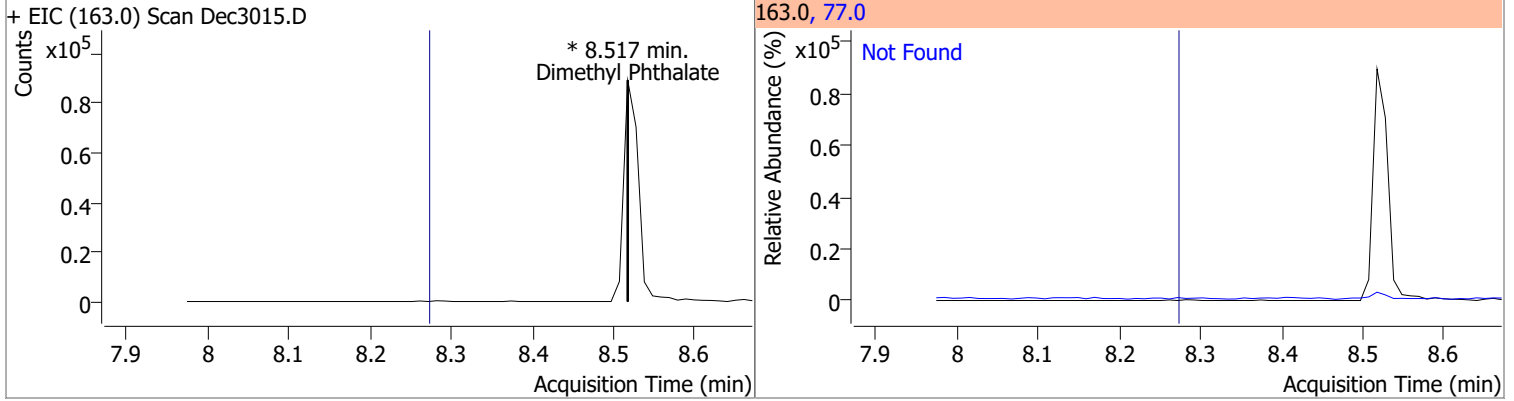
Compound	Conc.	Exp RT	QIon	Exp Ratio	QIon	Exp Ratio
2-Methylnaphthalene	N.D.	7.29	142.0	114.8	115.0	42.0
+ EIC (141.0) Scan Dec3015.D			141.0, 142.0, 115.0			
1-Methylnaphthalene	N.D.	7.40	142.0	111.0	115.0	42.5
+ EIC (141.0) Scan Dec3015.D			141.0, 142.0, 115.0			
Hexachlorocyclopentadiene	N.D.	7.48	234.9	64.7	238.9	64.1
+ EIC (236.9) Scan Dec3015.D			236.9, 238.9, 234.9			
2,4,6-Trichlorophenol	N.D.	7.65	198.0	94.4		
+ EIC (196.0) Scan Dec3015.D			196.0, 198.0			

Quantitation Results Report (QT Reviewed)

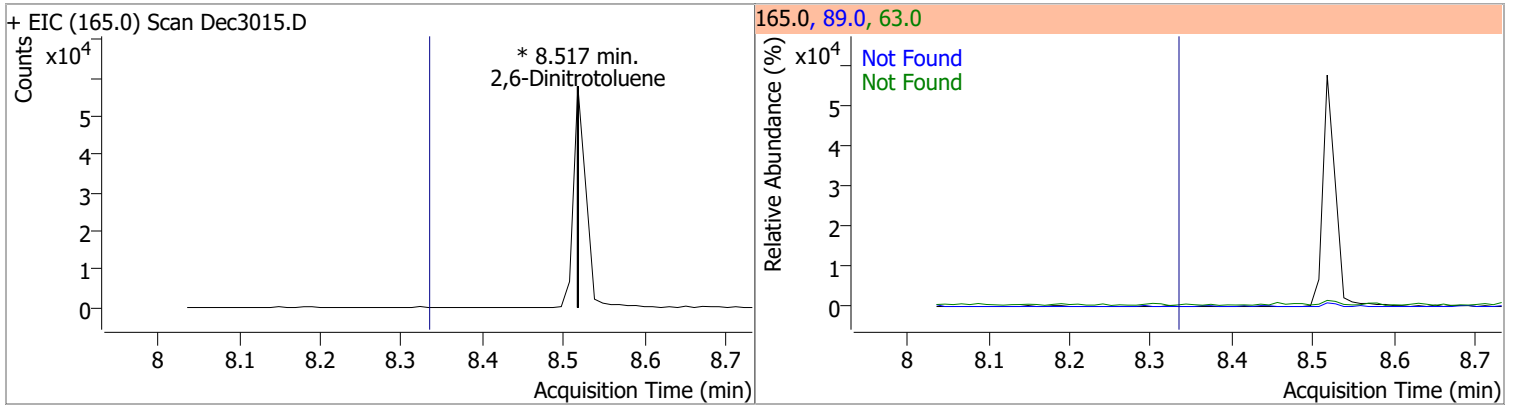


Quantitation Results Report (QT Reviewed)

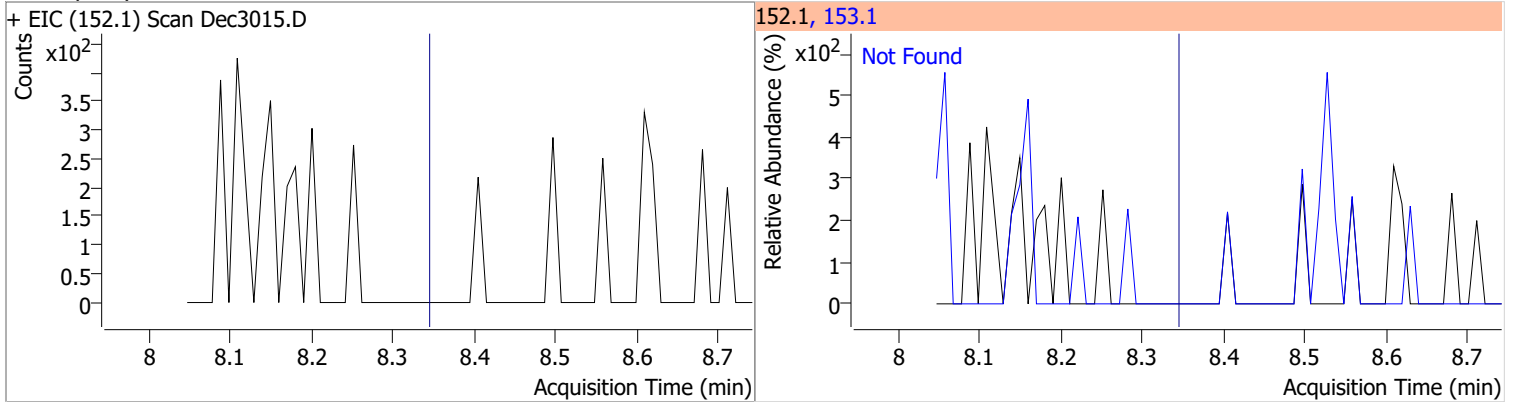
Compound	Conc.	RT	Dev(Min)	Resp.	QIon	QRatio	Lower	Upper
Dimethyl Phthalate	0	0		0	77.0		15.1	28.0



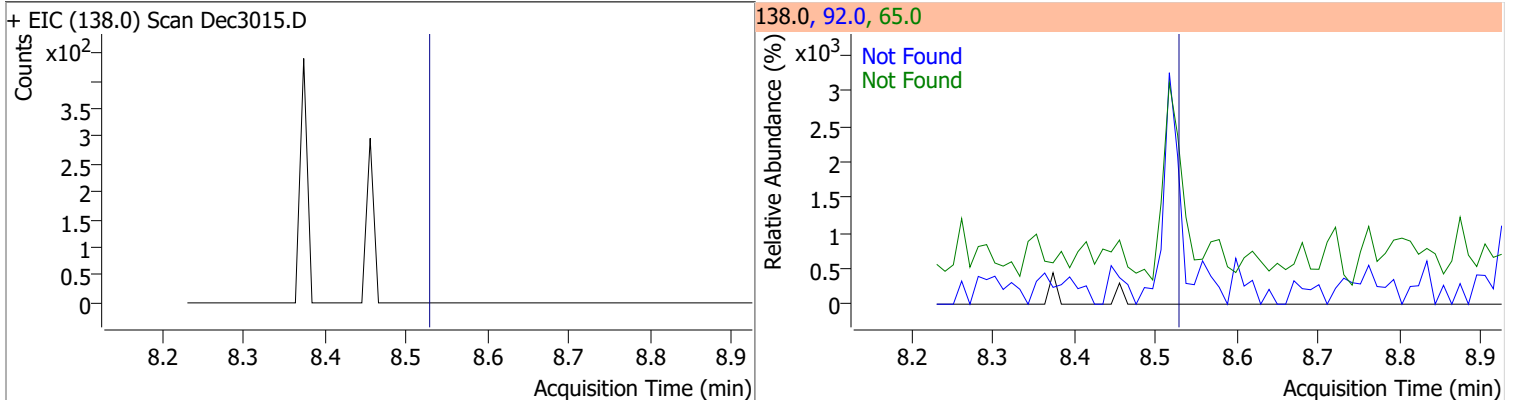
Compound	Conc.	RT	Dev(Min)	Resp.	QIon	QRatio	Lower	Upper
2,6-Dinitrotoluene	0	0		0	63.0 89.0		135.1 47.4	250.9 88.1



Compound	Conc.	Exp RT	QIon	Exp Ratio
Acenaphthylene	N.D.	8.34	153.1	13.9

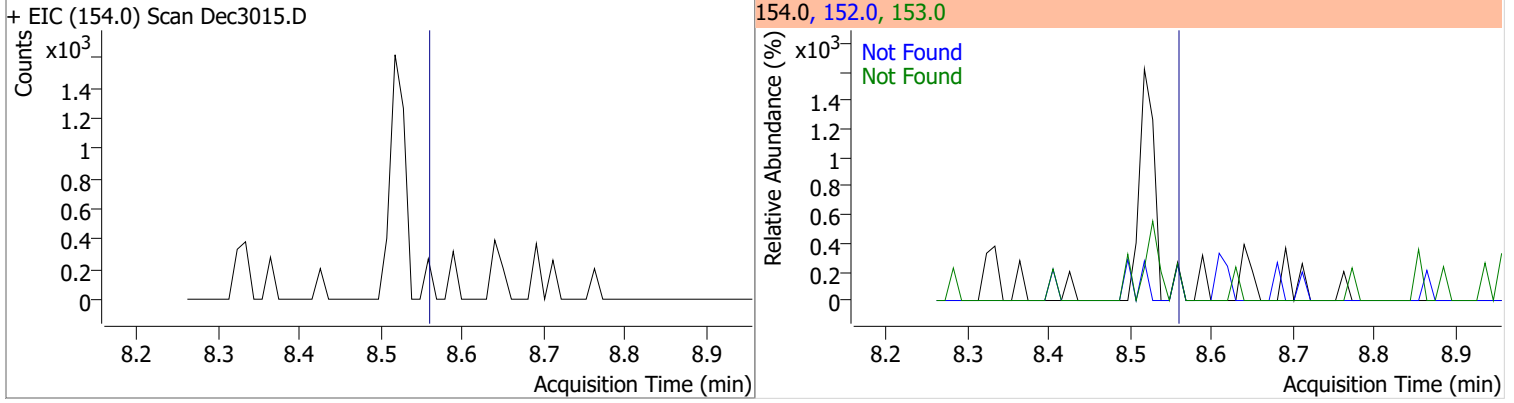


Compound	Conc.	Exp RT	QIon	Exp Ratio	QIon	Exp Ratio
3-Nitroaniline	N.D.	8.53	65.0	157.8	92.0	118.6

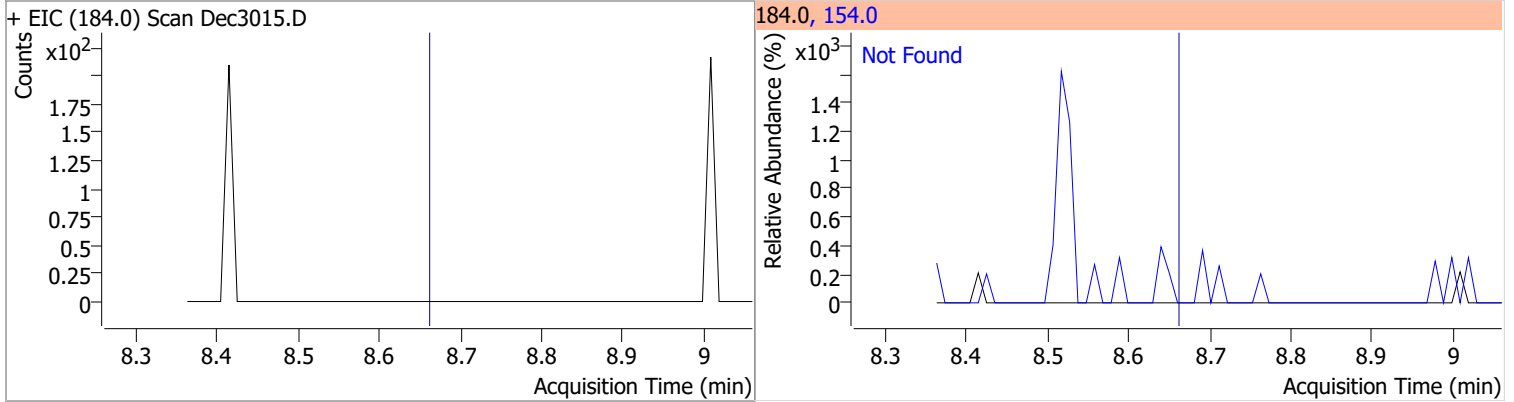


Quantitation Results Report (QT Reviewed)

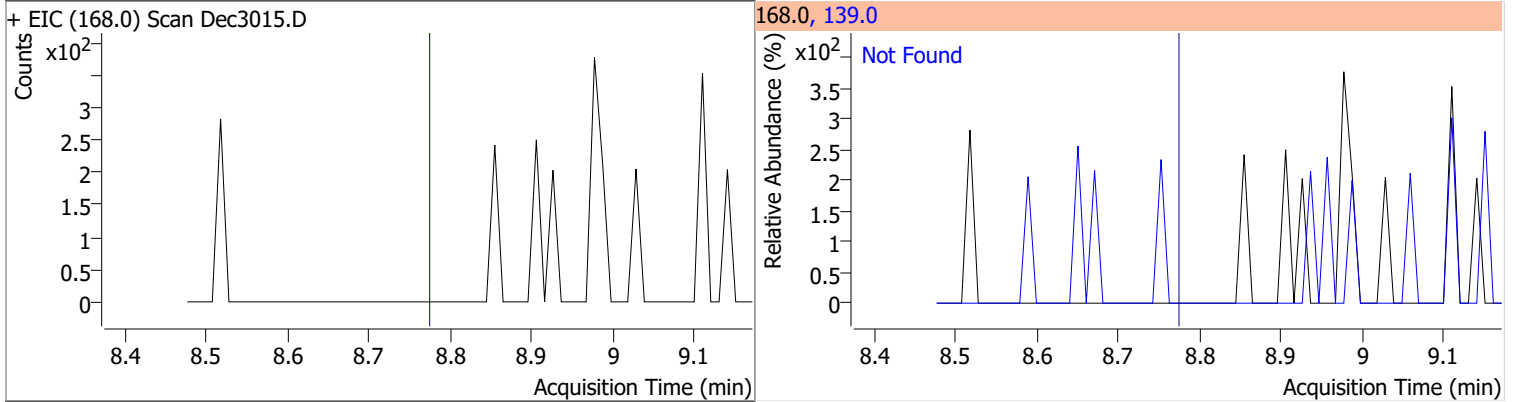
Compound	Conc.	Exp RT	QIon	Exp Ratio	QIon	Exp Ratio
Acenaphthene	N.D.	8.56	153.0	109.6	152.0	52.7



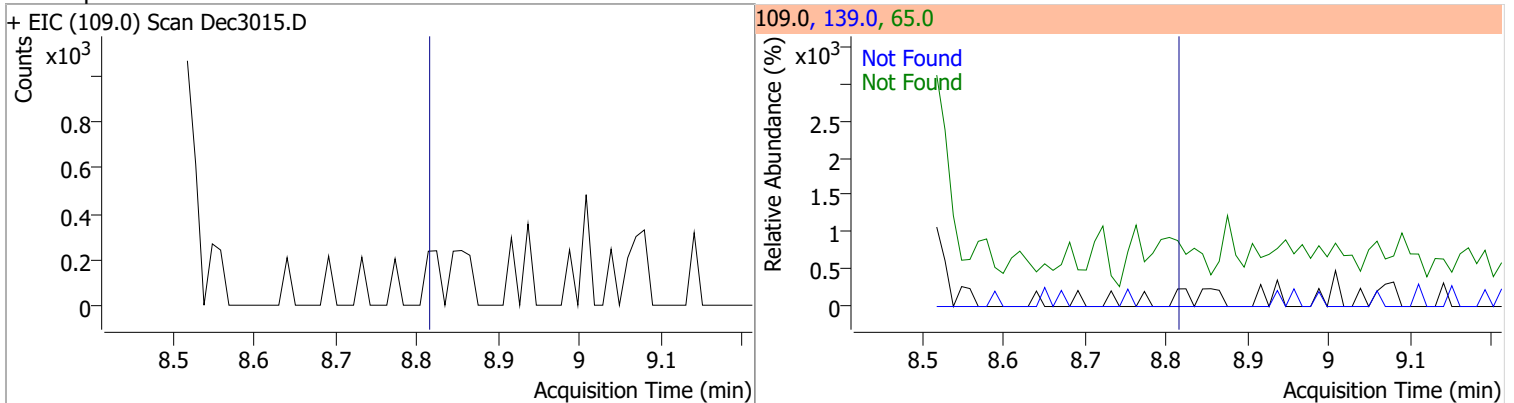
Compound	Conc.	Exp RT	QIon	Exp Ratio
2,4-Dinitrophenol	N.D.	8.66	154.0	55.5



Compound	Conc.	Exp RT	QIon	Exp Ratio
Dibenzofuran	N.D.	8.77	139.0	38.2

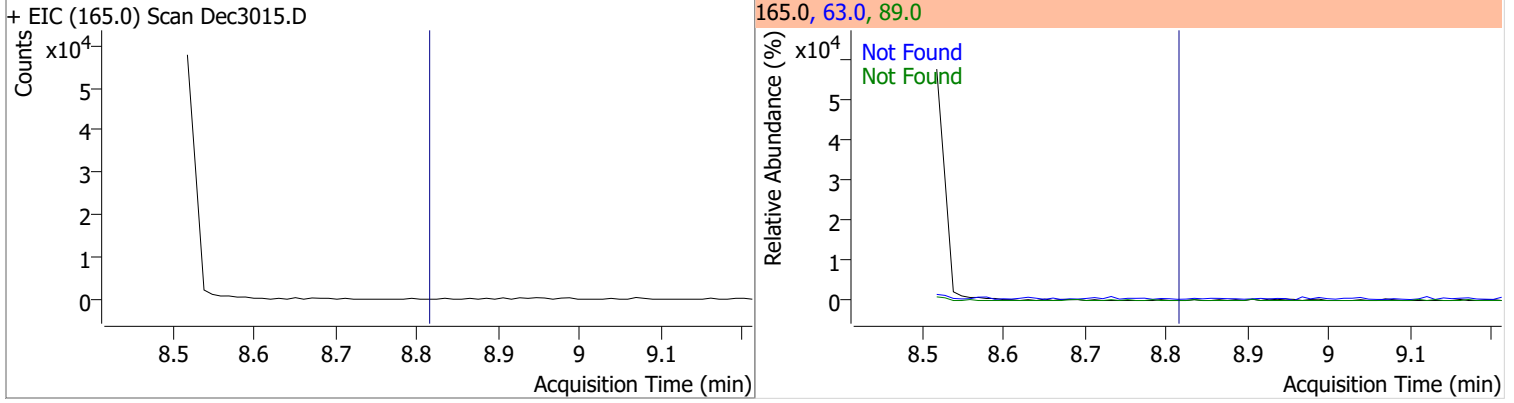


Compound	Conc.	Exp RT	QIon	Exp Ratio	QIon	Exp Ratio
4-Nitrophenol	N.D.	8.81	65.0	85.8	139.0	70.9

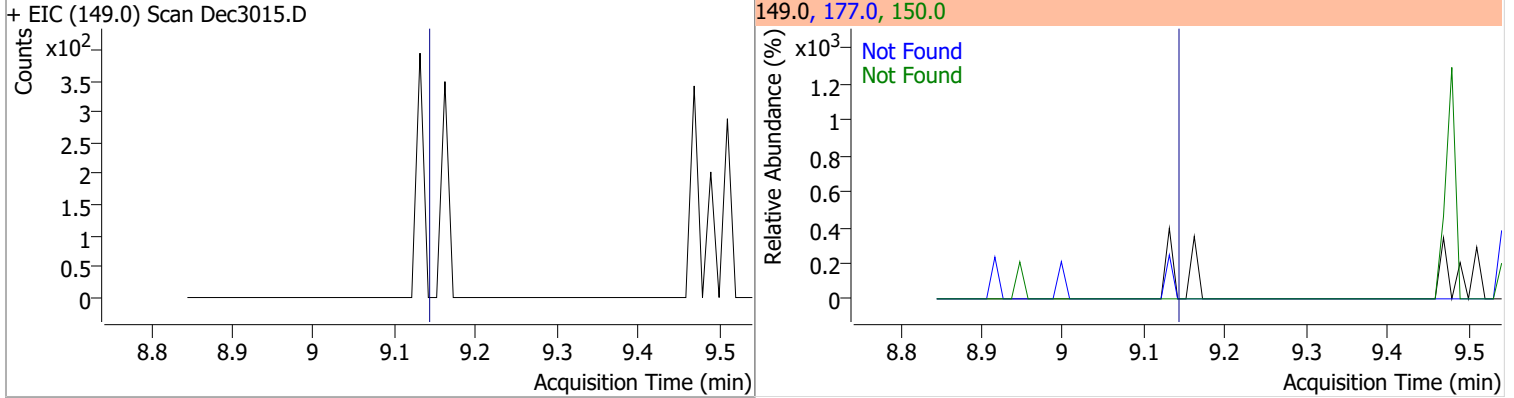


Quantitation Results Report (QT Reviewed)

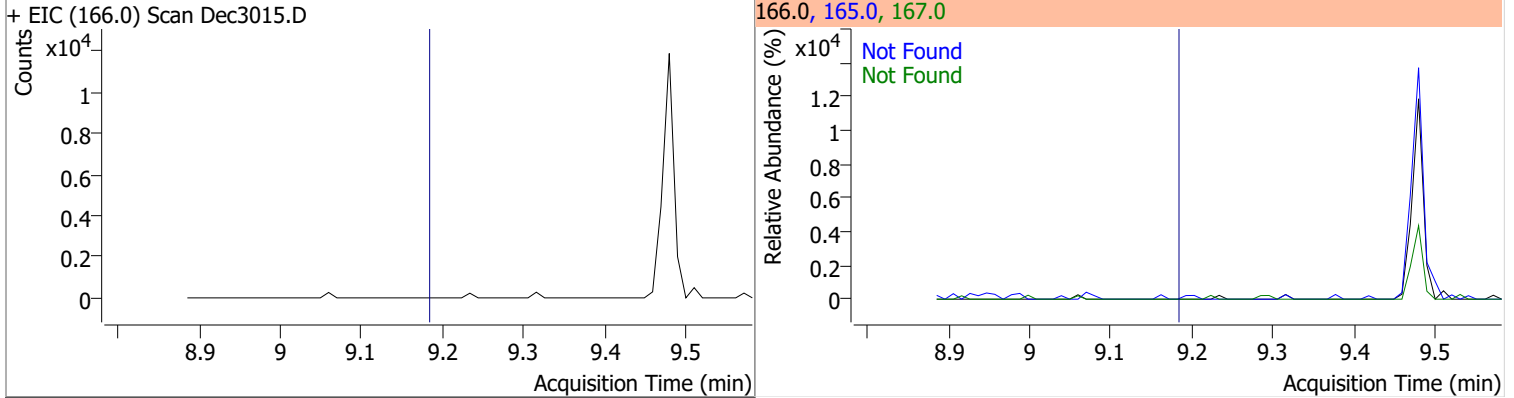
Compound	Conc.	Exp RT	QIon	Exp Ratio	QIon	Exp Ratio
2,4-Dinitrotoluene	N.D.	8.81	63.0	89.4	89.0	79.1



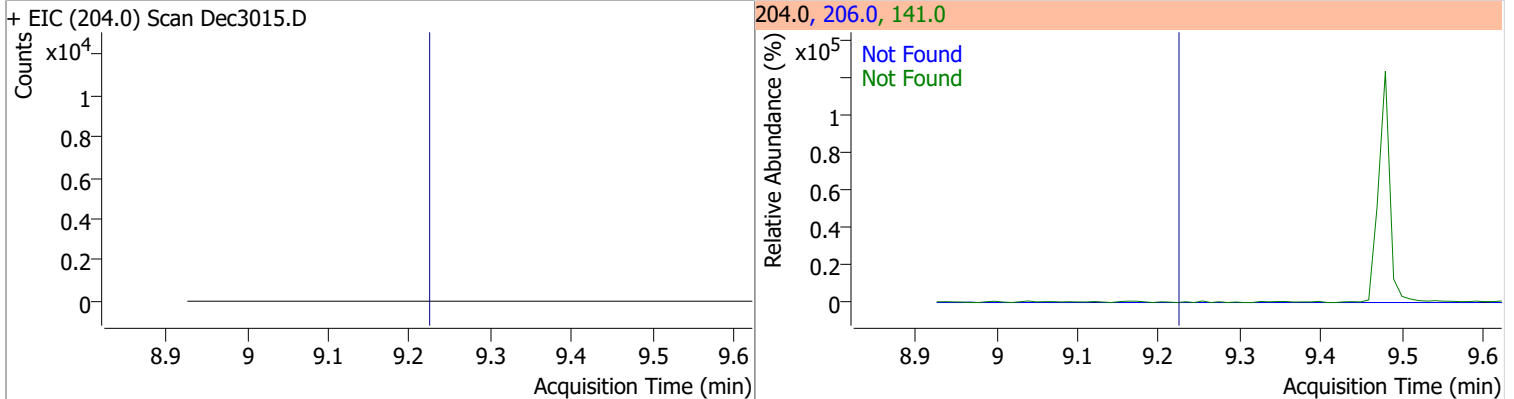
Compound	Conc.	Exp RT	QIon	Exp Ratio	QIon	Exp Ratio
Diethylphthalate	N.D.	9.14	177.0	19.4	150.0	12.3



Compound	Conc.	Exp RT	QIon	Exp Ratio	QIon	Exp Ratio
Fluorene	N.D.	9.18	165.0	88.8	167.0	12.9

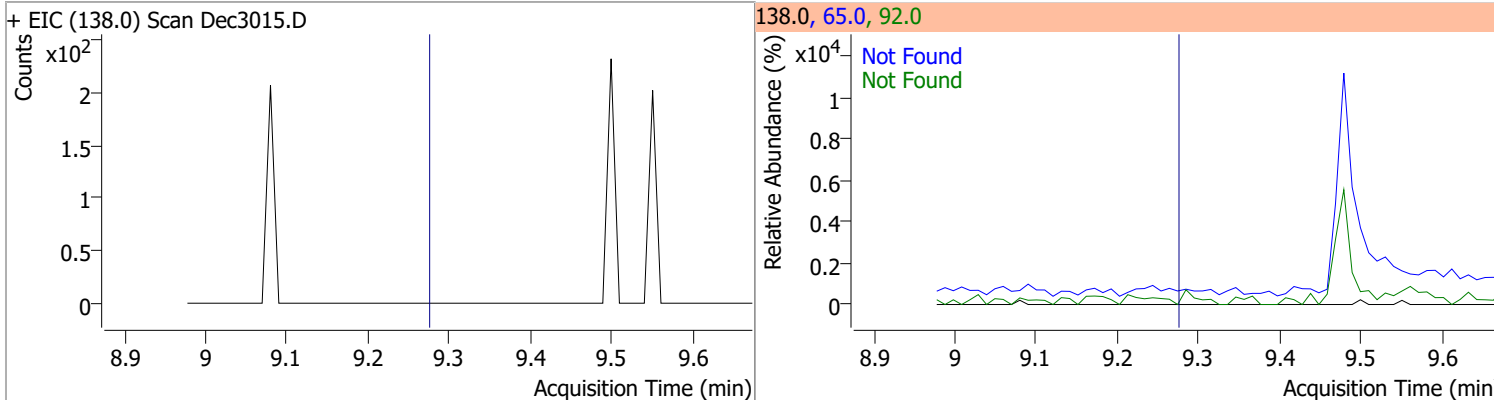


Compound	Conc.	Exp RT	QIon	Exp Ratio	QIon	Exp Ratio
4-Chlorophenyl-phenylether	N.D.	9.22	141.0	65.7	206.0	32.4

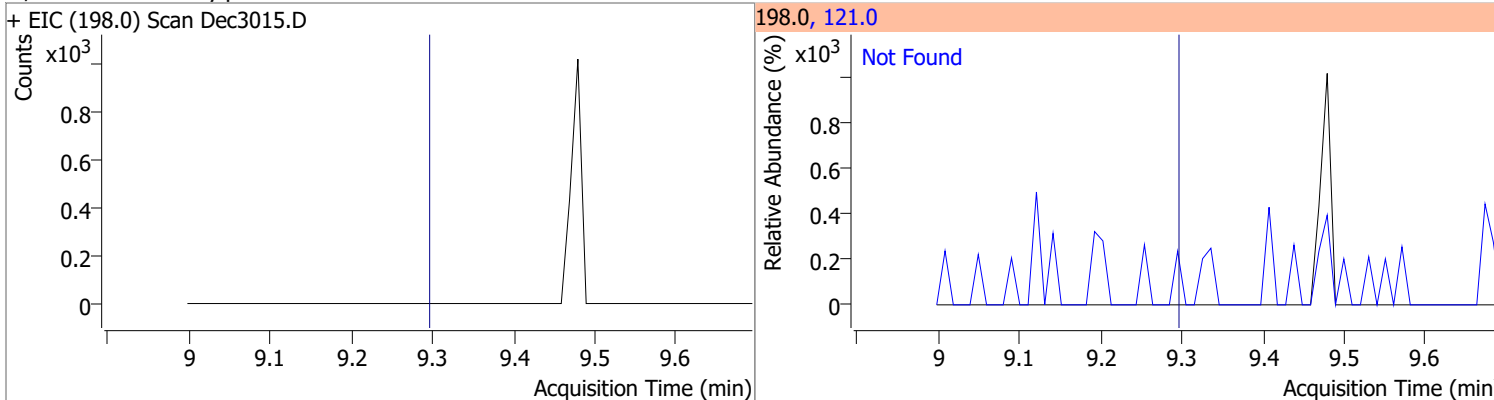


Quantitation Results Report (QT Reviewed)

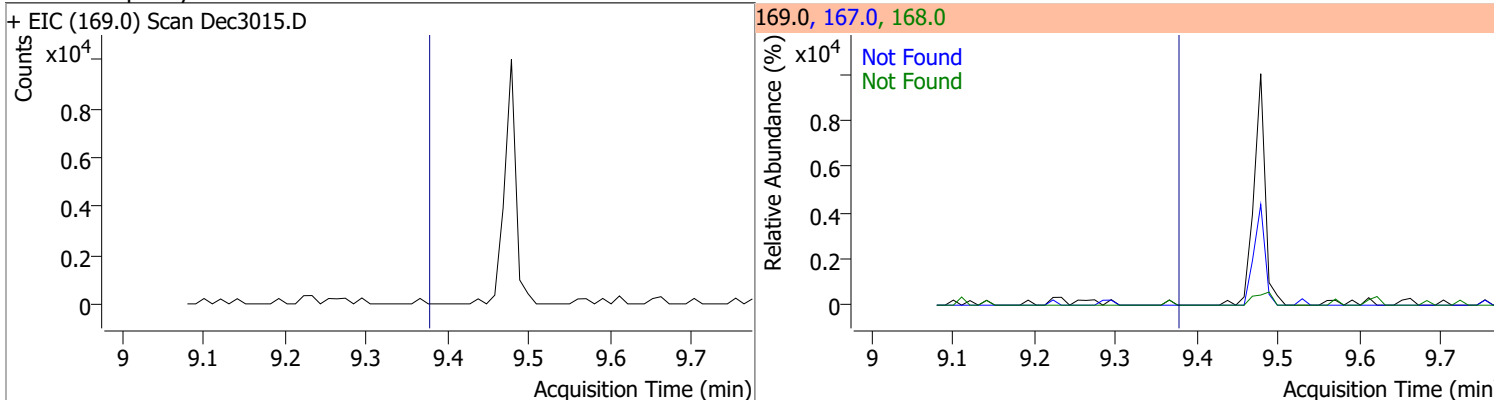
Compound	Conc.	Exp RT	QIon	Exp Ratio	QIon	Exp Ratio
4-Nitroaniline	N.D.	9.27	65.0	131.3	92.0	49.5



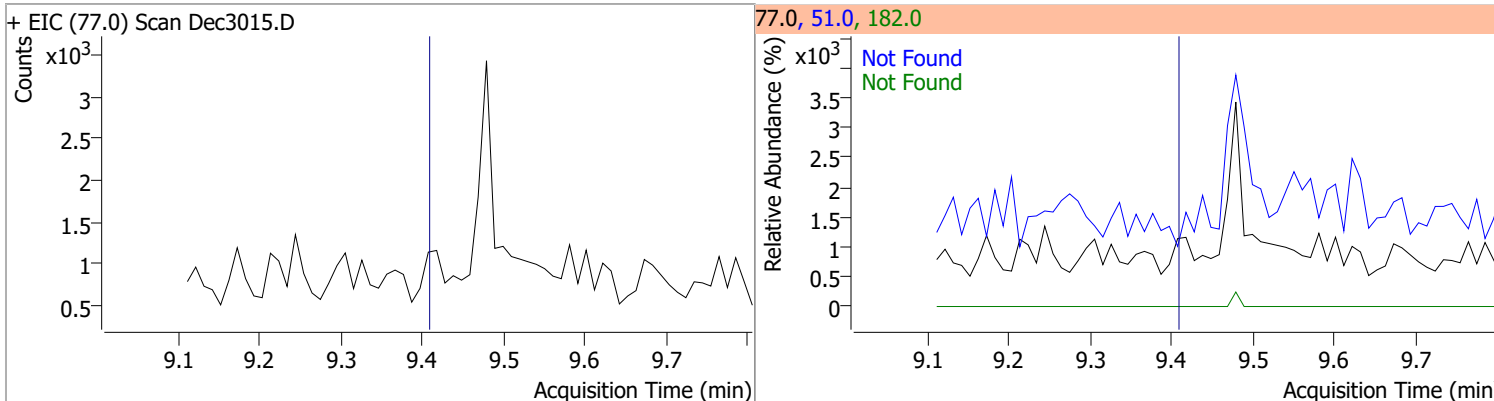
Compound	Conc.	Exp RT	QIon	Exp Ratio
4,6-Dinitro-2-methylphenol	N.D.	9.29	121.0	52.9



Compound	Conc.	Exp RT	QIon	Exp Ratio	QIon	Exp Ratio
N-nitrosodiphenylamine	N.D.	9.38	168.0	66.6	167.0	35.0

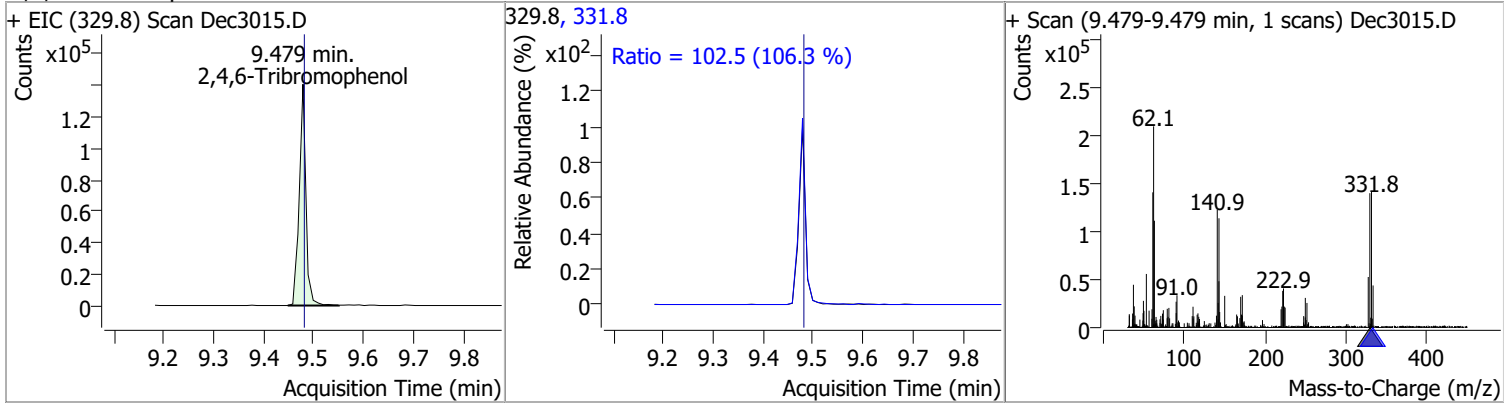


Compound	Conc.	Exp RT	QIon	Exp Ratio	QIon	Exp Ratio
Azobenzene	N.D.	9.41	51.0	49.7	182.0	23.1

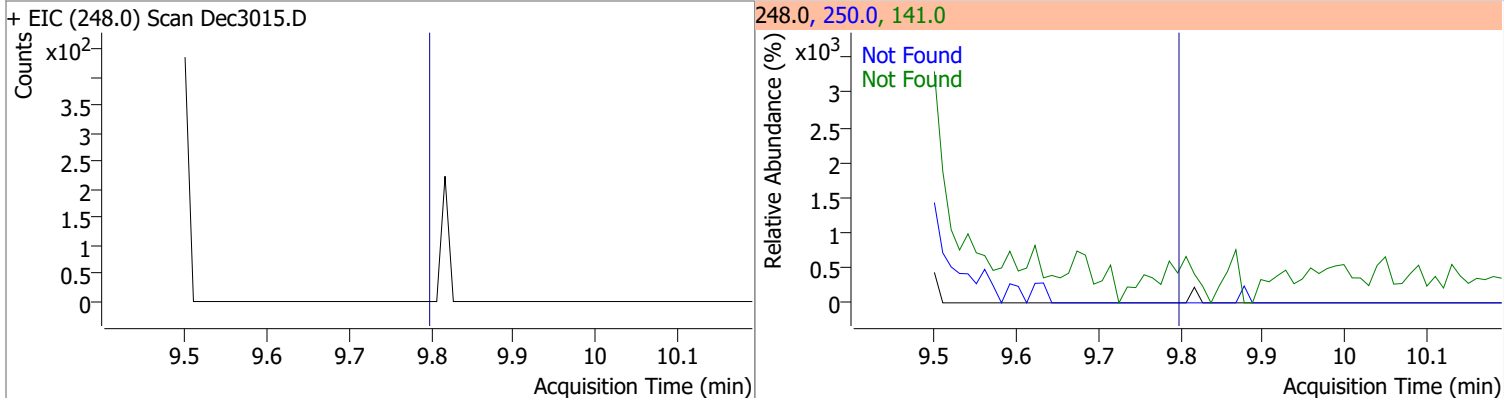


Quantitation Results Report (QT Reviewed)

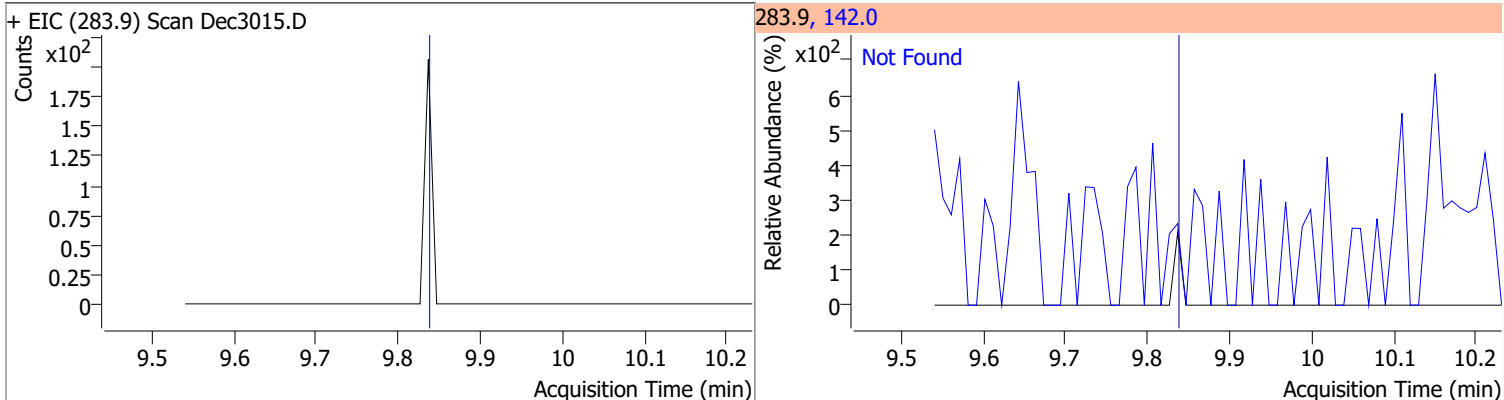
Compound	Conc.	RT	Dev(Min)	Resp.	QIon	QRatio	Lower	Upper
2,4,6-Tribromophenol	159.9537	9.48	0.00	130818	331.8	102.5	67.5	125.3



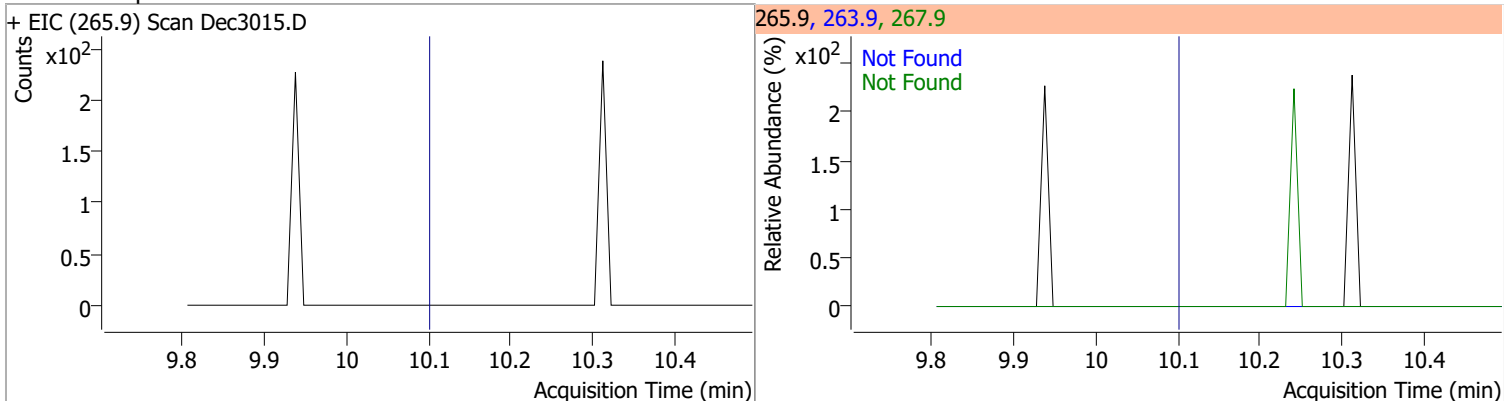
Compound	Conc.	Exp RT	QIon	Exp Ratio	QIon	Exp Ratio
4-Bromophenyl-phenylether	N.D.	9.80	141.0	109.8	250.0	97.9



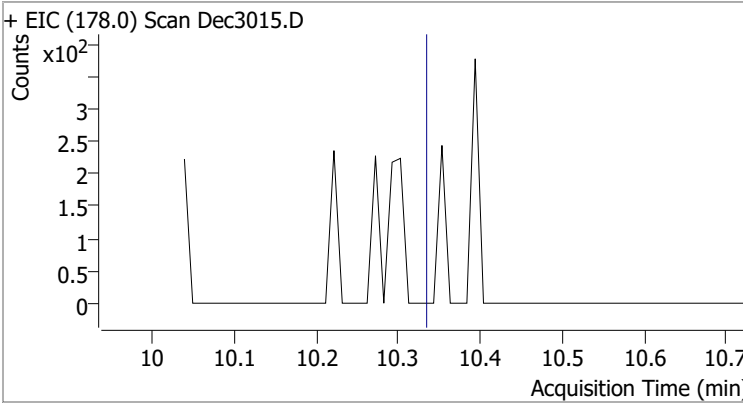
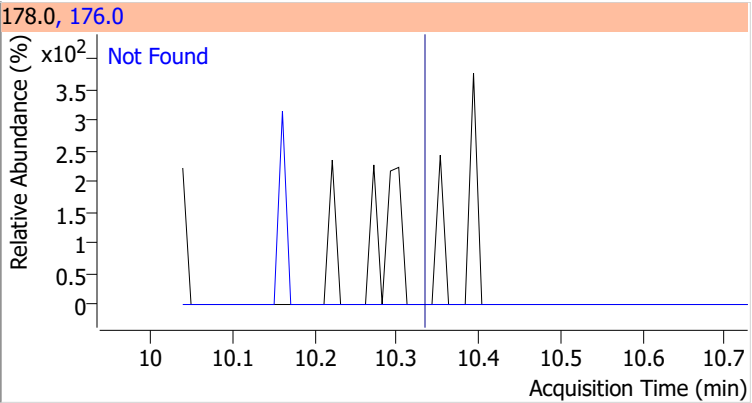
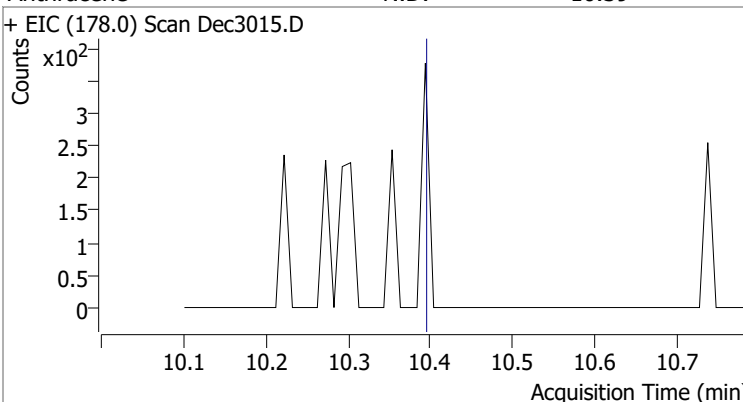
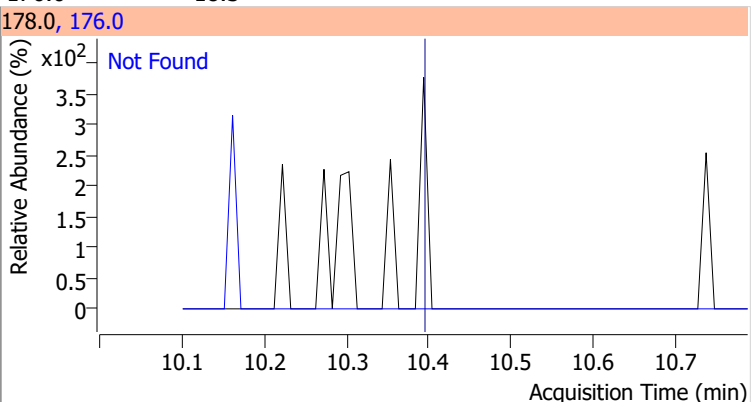
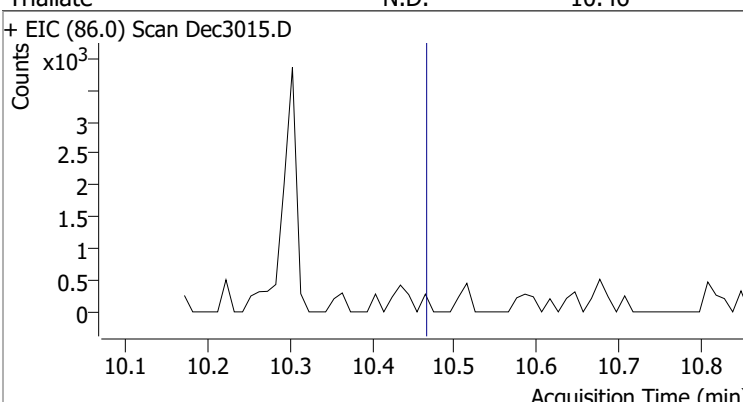
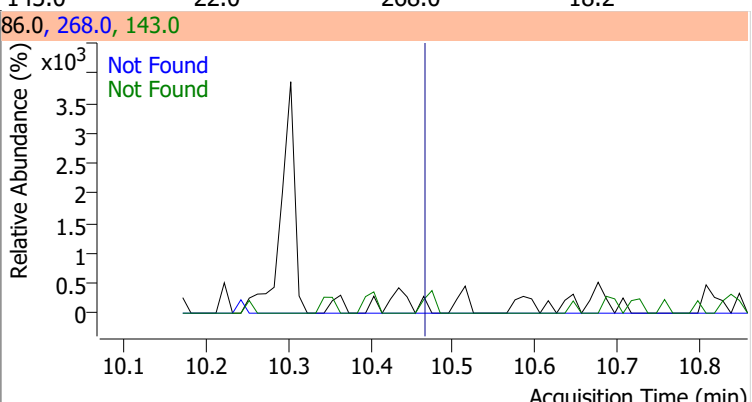
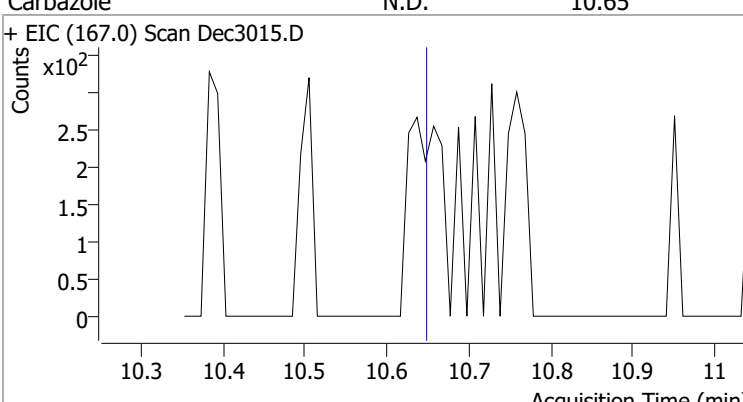
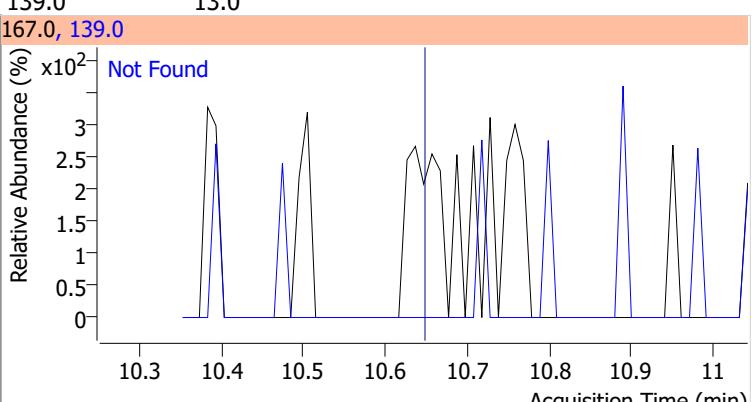
Compound	Conc.	Exp RT	QIon	Exp Ratio	QIon	Exp Ratio
Hexachlorobenzene	N.D.	9.84	142.0	64.6		



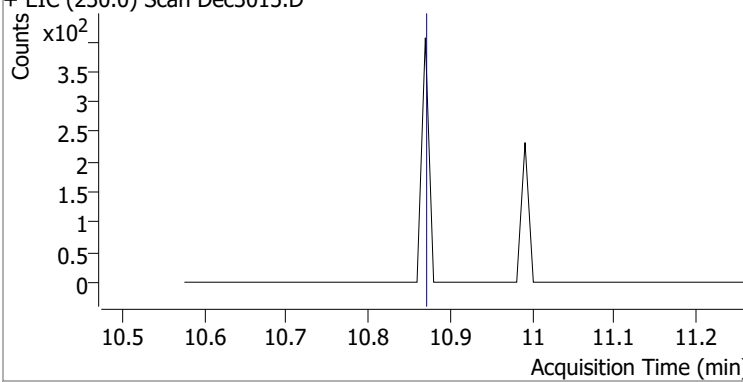
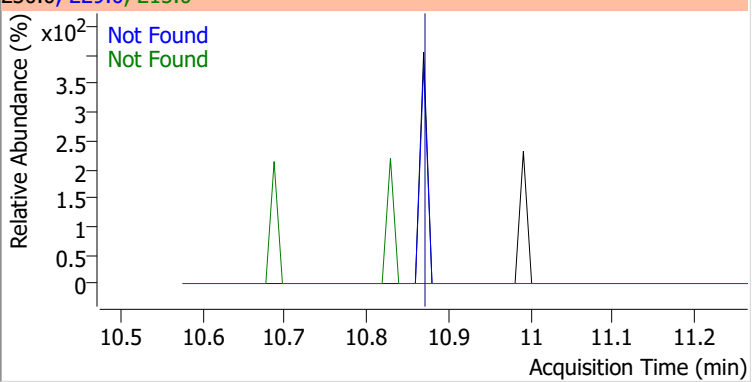
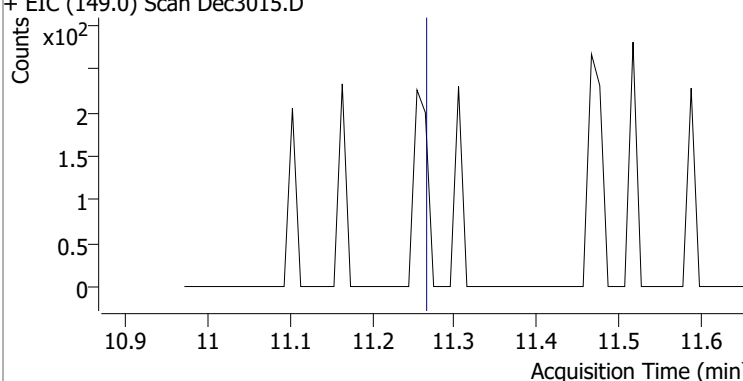
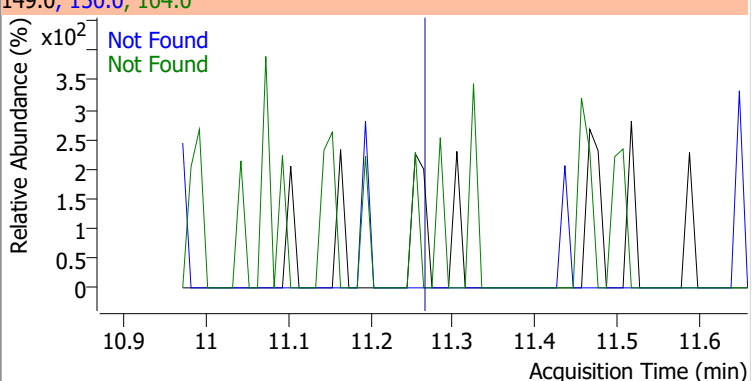
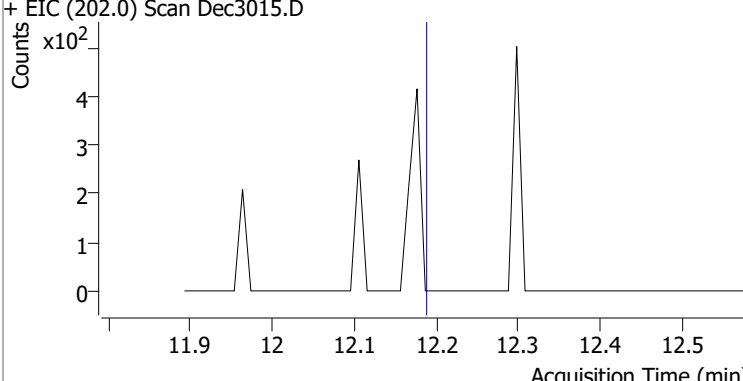
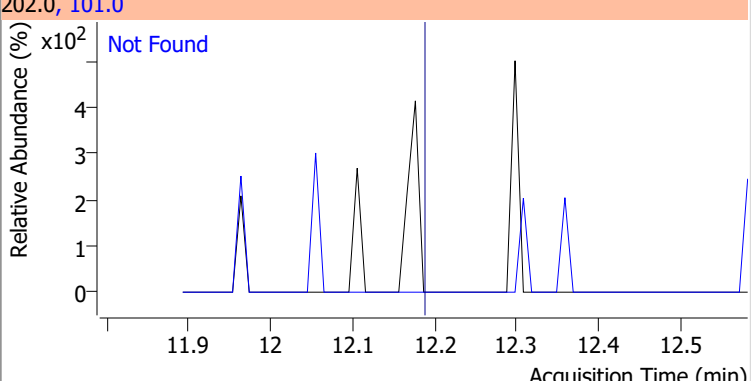
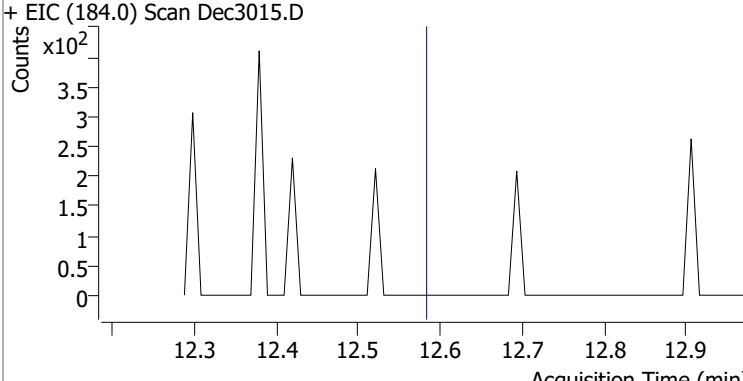
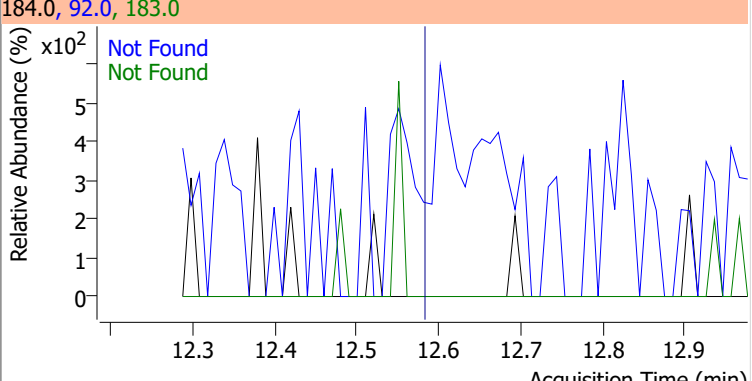
Compound	Conc.	Exp RT	QIon	Exp Ratio	QIon	Exp Ratio
Pentachlorophenol	N.D.	10.10	263.9	62.0	267.9	61.9



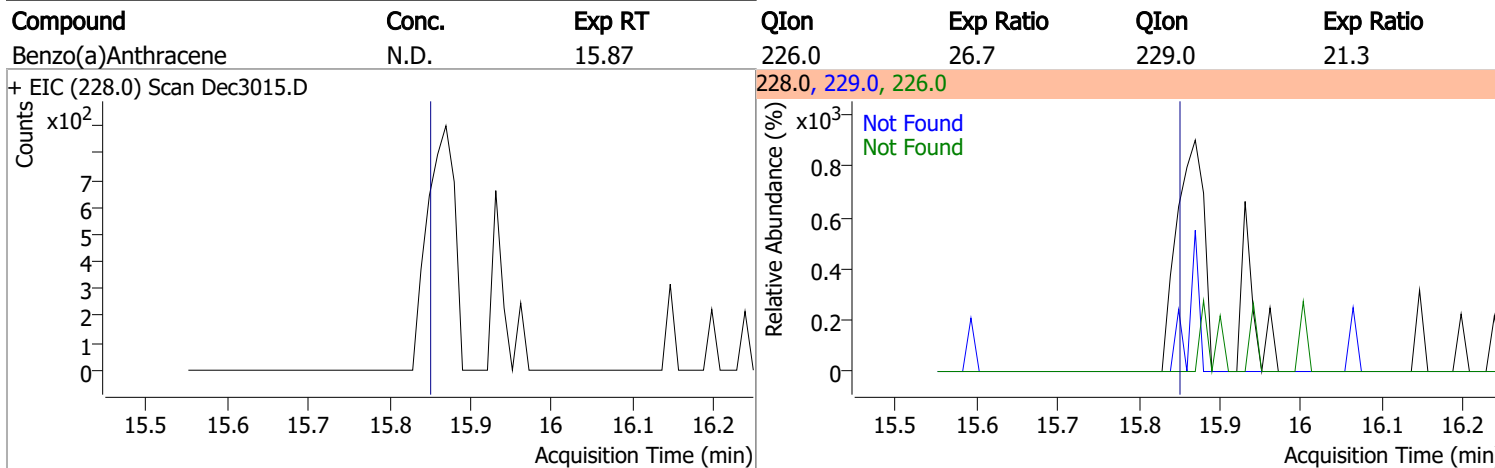
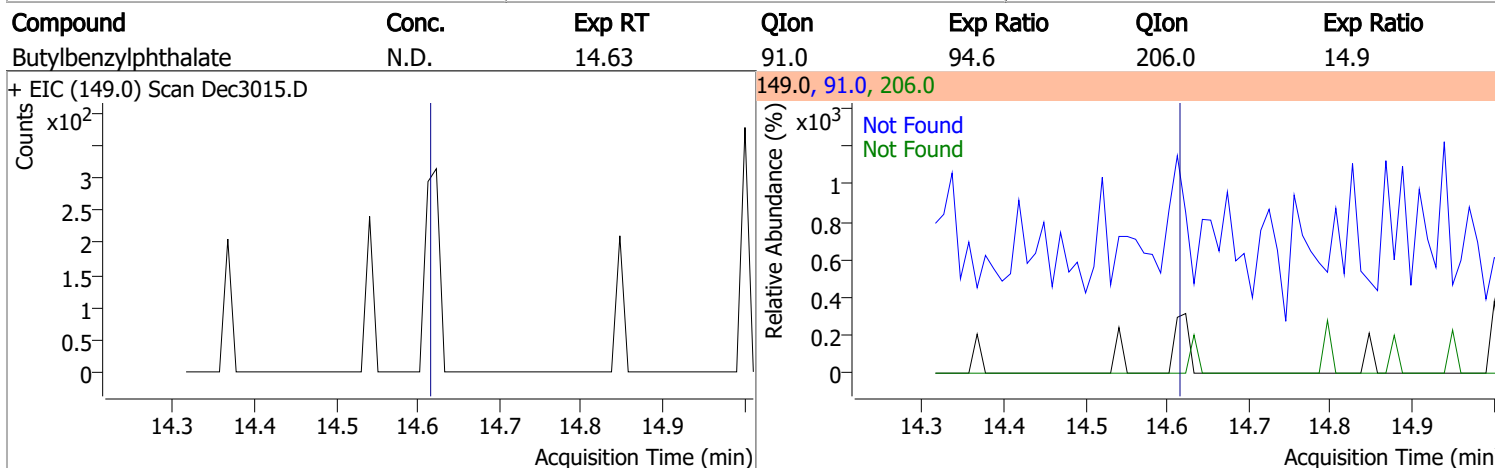
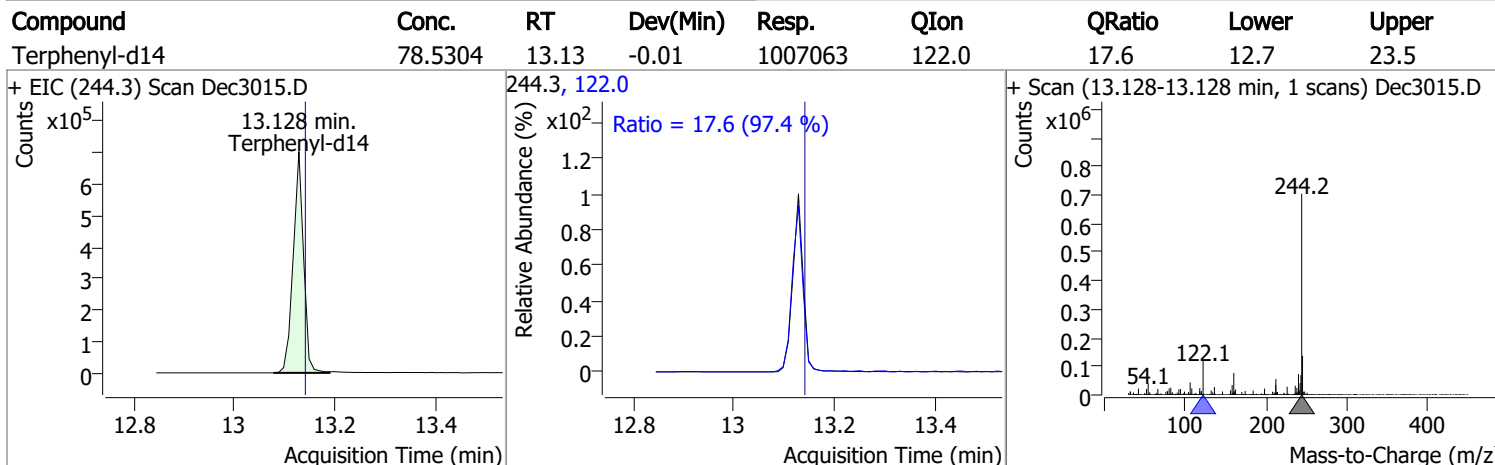
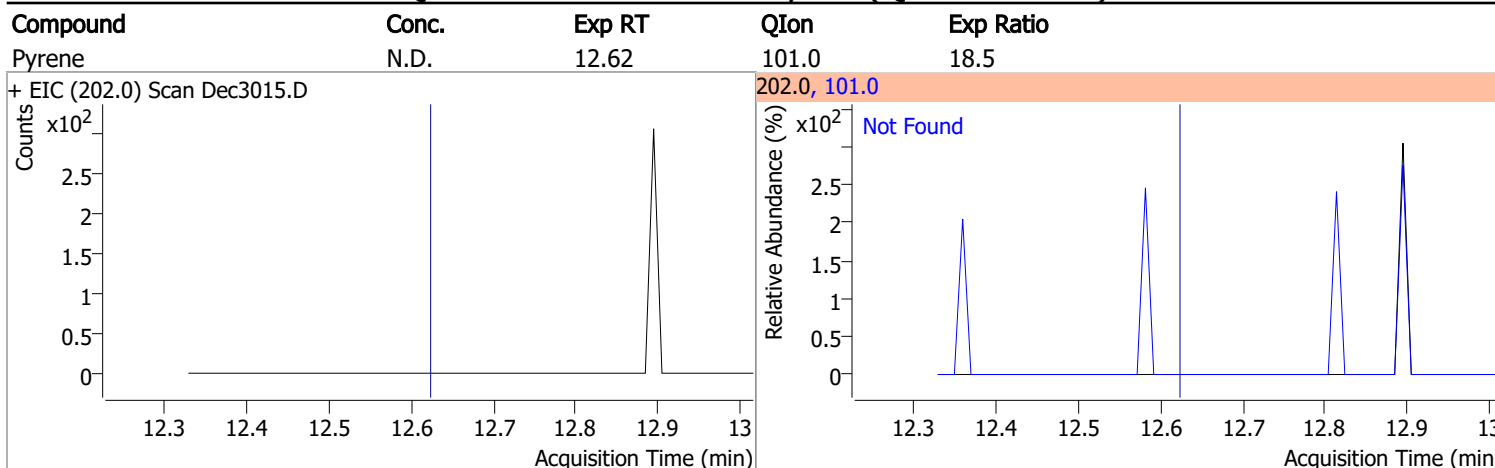
Quantitation Results Report (QT Reviewed)

Compound	Conc.	Exp RT	QIon	Exp Ratio		
Phenanthrene	N.D.	10.33	176.0	19.7		
+ EIC (178.0) Scan Dec3015.D 			178.0, 176.0 			
Anthracene	N.D.	10.39	176.0	18.3		
+ EIC (178.0) Scan Dec3015.D 			178.0, 176.0 			
Triallate	N.D.	10.46	143.0	22.0	QIon	Exp Ratio
					268.0	18.2
+ EIC (86.0) Scan Dec3015.D 			86.0, 268.0, 143.0 			
Carbazole	N.D.	10.65	139.0	13.0		
+ EIC (167.0) Scan Dec3015.D 			167.0, 139.0 			

Quantitation Results Report (QT Reviewed)

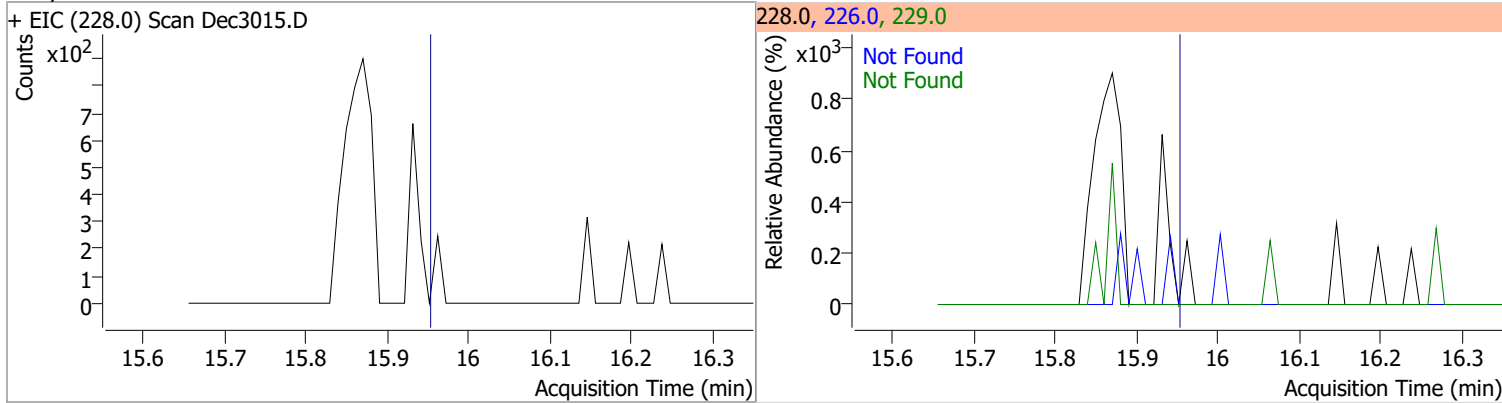
Compound	Conc.	Exp RT	QIon	Exp Ratio	QIon	Exp Ratio
o-Terphenyl	N.D.	10.87	229.0	67.7	215.0	38.2
+ EIC (230.0) Scan Dec3015.D			230.0, 229.0, 215.0			
						
Di-n-Butylphthalate	N.D.	11.26	150.0	9.1	104.0	6.2
+ EIC (149.0) Scan Dec3015.D			149.0, 150.0, 104.0			
						
Fluoranthene	N.D.	12.19	101.0	15.0		
+ EIC (202.0) Scan Dec3015.D			202.0, 101.0			
						
Benzidine	N.D.	12.58	183.0	11.5	92.0	9.0
+ EIC (184.0) Scan Dec3015.D			184.0, 92.0, 183.0			
						

Quantitation Results Report (QT Reviewed)

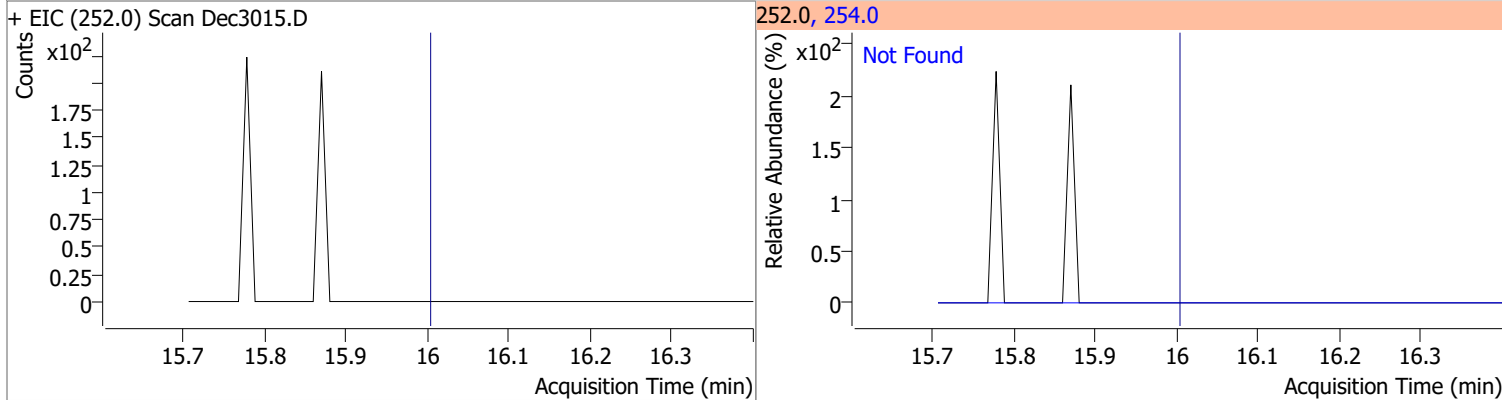


Quantitation Results Report (QT Reviewed)

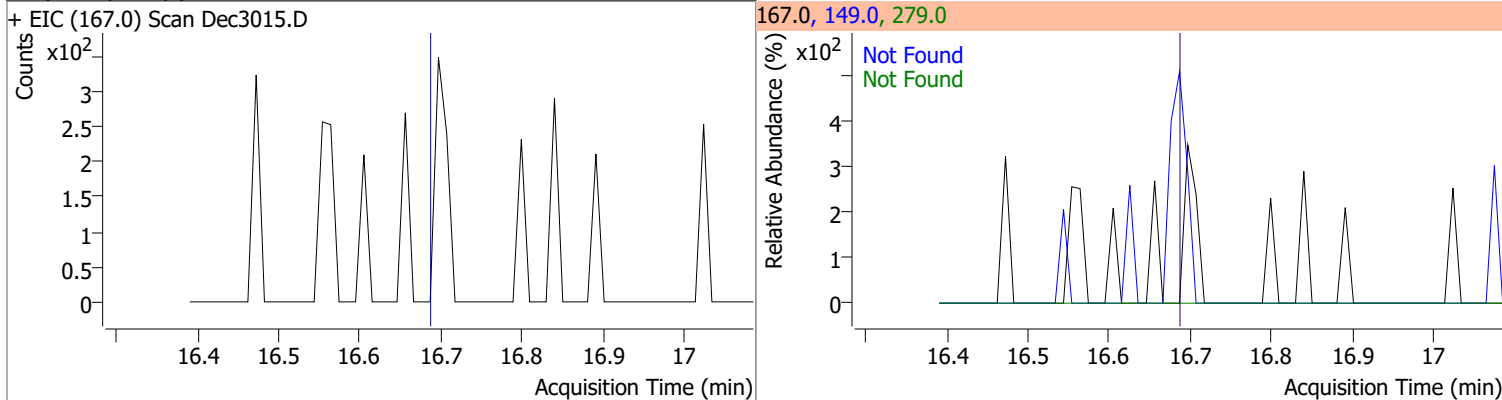
Compound	Conc.	Exp RT	QIon	Exp Ratio	QIon	Exp Ratio
Chrysene	N.D.	15.97	226.0	30.6	229.0	20.9



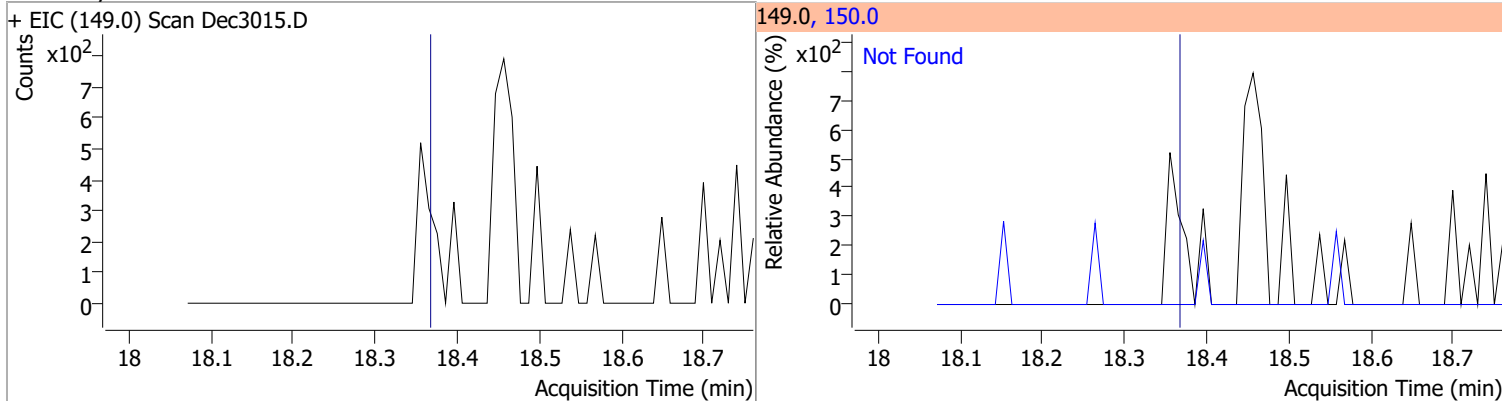
Compound	Conc.	Exp RT	QIon	Exp Ratio
3,3-Dichlorobenzidine	N.D.	16.02	254.0	62.0



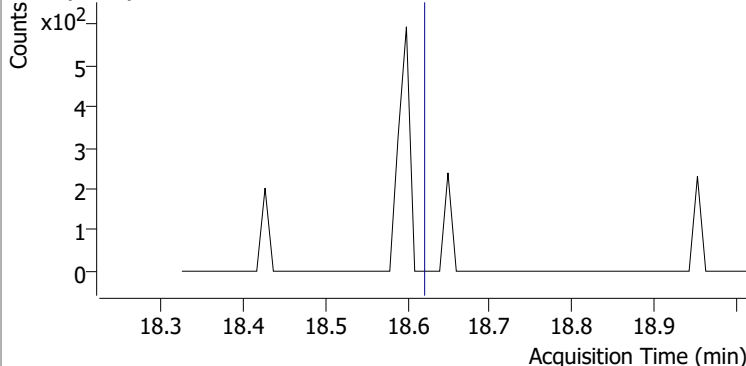
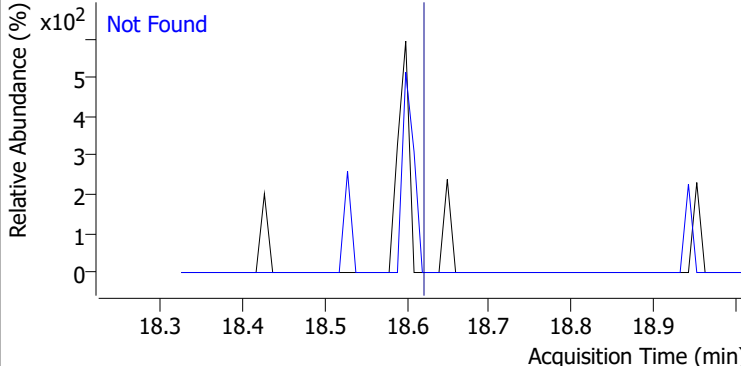
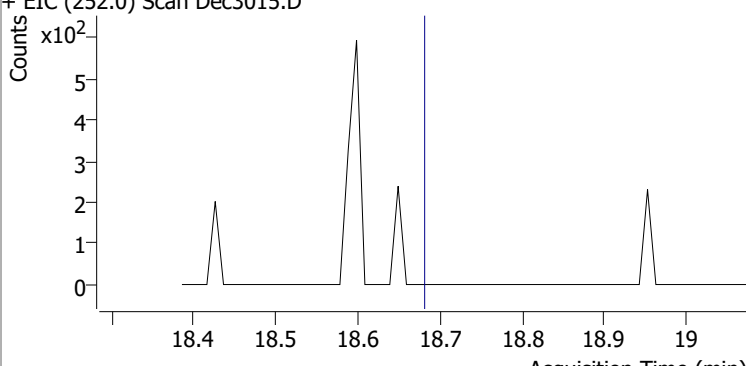
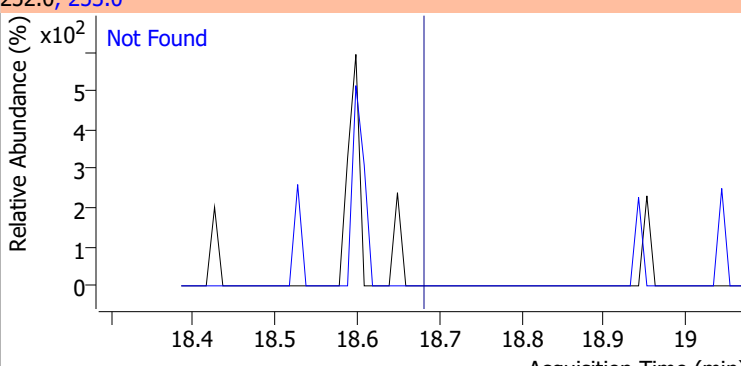
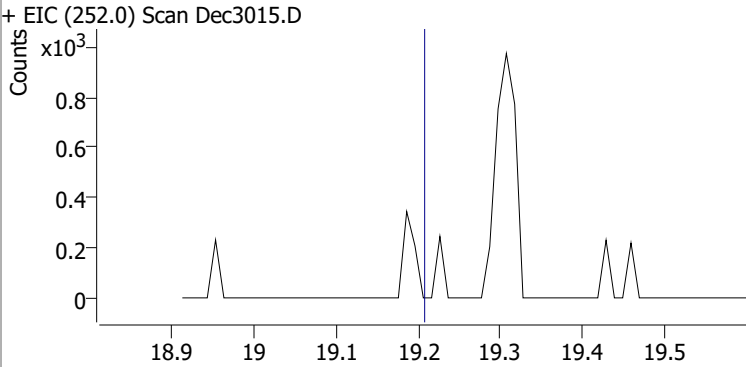
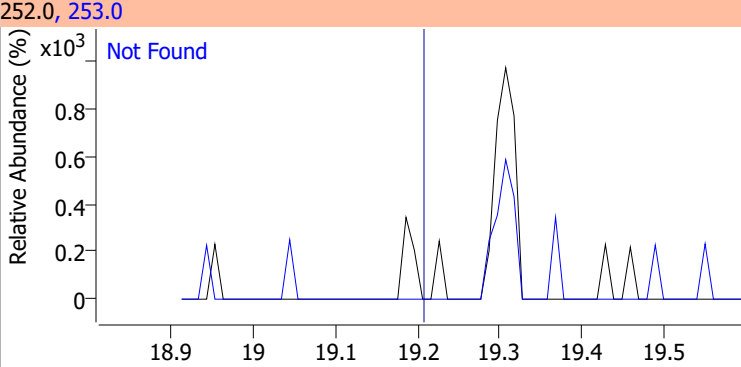
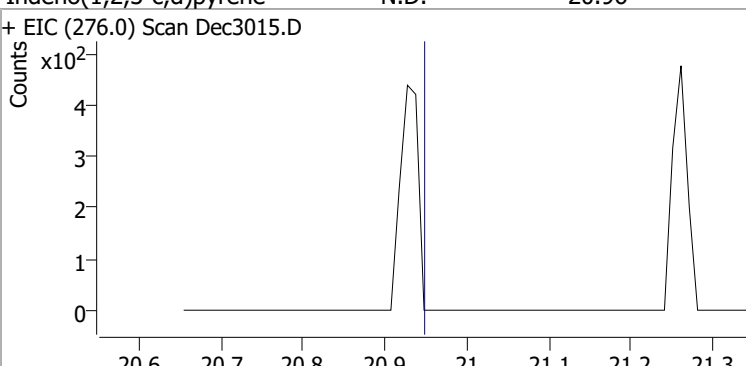
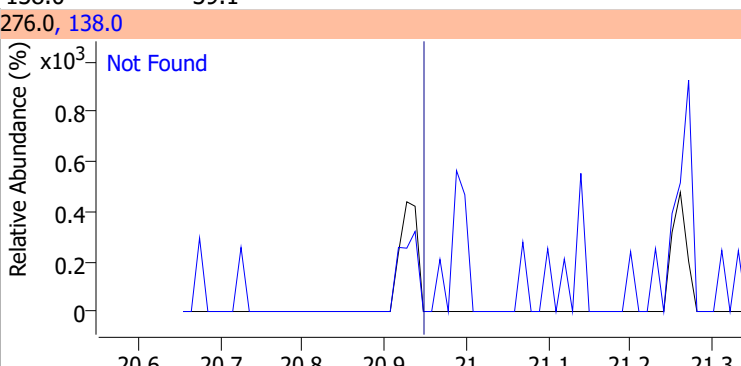
Compound	Conc.	Exp RT	QIon	Exp Ratio	QIon	Exp Ratio
bis(2-ethylhexyl)Phthalate	N.D.	16.71	149.0	421.6	279.0	11.2



Compound	Conc.	Exp RT	QIon	Exp Ratio
Di-n-octyl Phthalate	N.D.	18.38	150.0	9.7

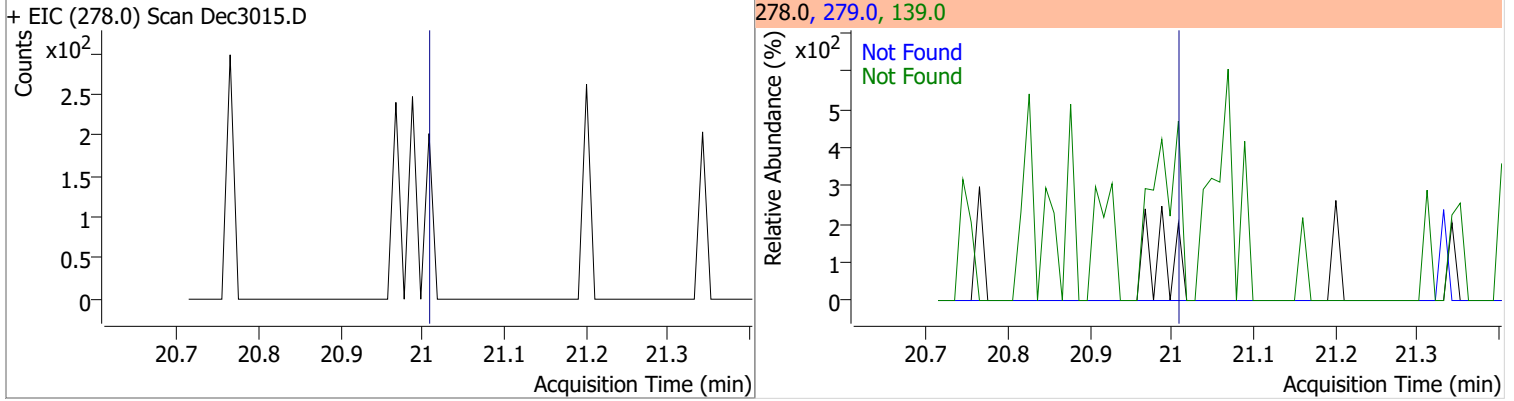


Quantitation Results Report (QT Reviewed)

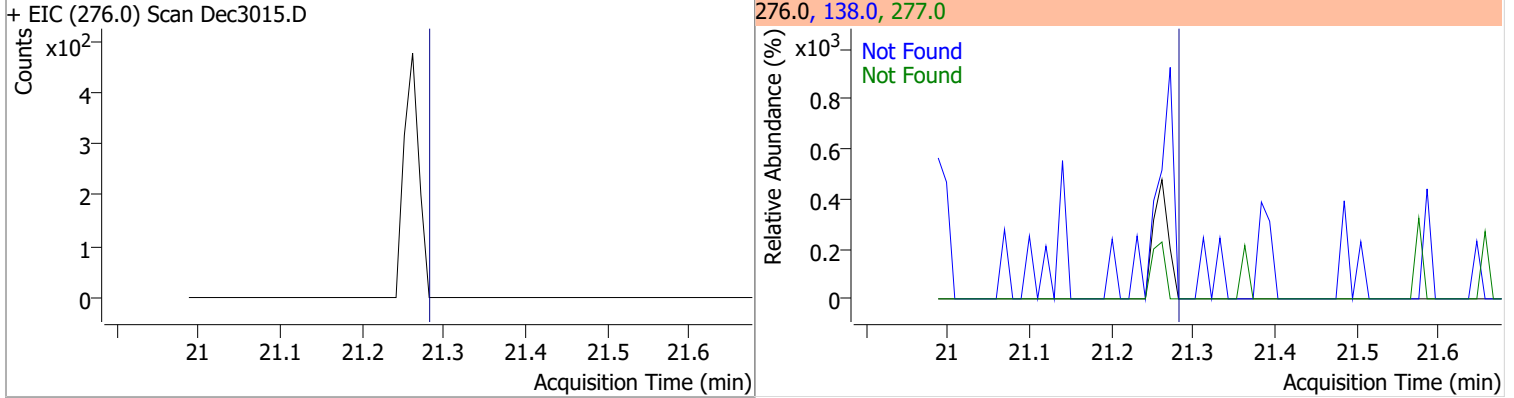
Compound	Conc.	Exp RT	QIon	Exp Ratio
Benzo(b)fluoranthene	N.D.	18.63	253.0	21.4
+ EIC (252.0) Scan Dec3015.D			252.0, 253.0	
				
Benzo(k)fluoranthene	N.D.	18.69	253.0	21.7
+ EIC (252.0) Scan Dec3015.D			252.0, 253.0	
				
Benzo(a)pyrene	N.D.	19.22	253.0	22.9
+ EIC (252.0) Scan Dec3015.D			252.0, 253.0	
				
Indeno(1,2,3-c,d)pyrene	N.D.	20.96	138.0	39.1
+ EIC (276.0) Scan Dec3015.D			276.0, 138.0	
				

Quantitation Results Report (QT Reviewed)

Compound	Conc.	Exp RT	QIon	Exp Ratio	QIon	Exp Ratio
Dibenzo(a,h)anthracene	N.D.	21.02	139.0	30.6	279.0	24.6

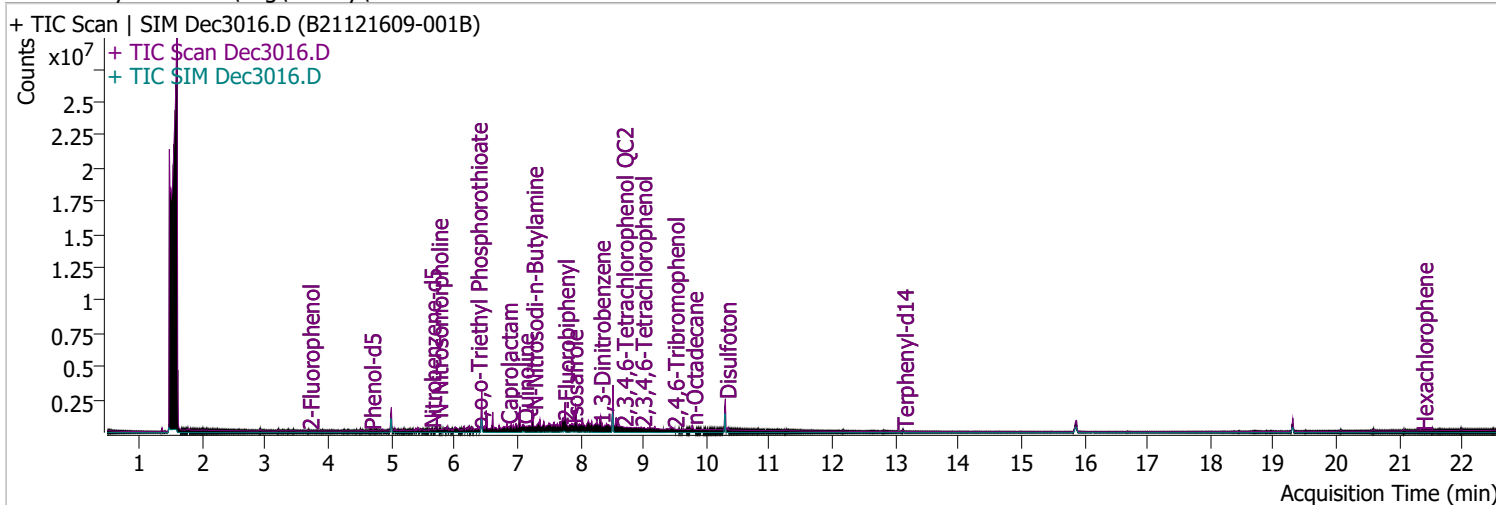


Compound	Conc.	Exp RT	QIon	Exp Ratio	QIon	Exp Ratio
Benzo(g,h,i)perylene	N.D.	21.29	138.0	41.5	277.0	23.8



Quantitation Results Report (QT Reviewed)

Data File	Dec3016.D	Operator	LIMS import
Acq. Method	BNA+SIM.M	Acq. Date-Time	12/30/2021 8:18:30 PM
Sample Name	B21121609-001B	Instrument	Instrument #1
Vial	16	Multiplier	1.00
DA Method File	122821 bna 1 CAL.batch.bin	Comment	SVOC-8270-W
Tune File	dftppdsm.u	Tune Date	11/24/2021 11:15:00 AM
Batch Name	123021 bna 1.batch.bin	Last Calib Update	1/3/2022 10:10:10 AM
Ref Library	D:\Org\Library\NIST129K.I		



Compound	RT	QIon	Resp.	Conc.	Units	Dev(Min)
----------	----	------	-------	-------	-------	----------

Internal Standards

System Monitoring Compounds

S 2-Fluorophenol	3.684	112.0	24639	3.5231	µg/L	-0.021
Spiked Amount: 200.000	Range: 10.0 - 75.0%			Recovery = 1.76%	*	
S Phenol-d5	4.664	99.0	35768	4.2662	µg/L	-0.021
Spiked Amount: 200.000	Range: 10.0 - 65.0%			Recovery = 2.13%	*	
S Nitrobenzene-d5	5.614	82.0	17343	3.1031	µg/L	-0.010
Spiked Amount: 100.000	Range: 32.0 - 94.0%			Recovery = 3.10%	*	
S 2-Fluorobiphenyl	7.738	172.0	50174	2.4398	µg/L	-0.010
Spiked Amount: 100.000	Range: 28.0 - 107.0%			Recovery = 2.44%	*	
S 2,4,6-Tribromophenol	9.479	329.8	7505	9.8884	µg/L	0.000
Spiked Amount: 200.000	Range: 25.0 - 140.0%			Recovery = 4.94%	*	
S Terphenyl-d14	13.118	244.3	59538	4.0428	µg/L	-0.020
Spiked Amount: 100.000	Range: 32.0 - 122.0%			Recovery = 4.04%	*	

Target Compounds

Compound	RT	QIon	Resp.	Conc.	Units	Dev(Min)	QValue
T N-Nitrosodimethylamine	0.000		0	N.D.			
T Pyridine	0.000		0	N.D.			
T Aniline	0.000		0	N.D.			
T Phenol	0.000		0	N.D.			
T bis(-2-Chloroethyl)Ether	0.000		0	N.D.			
T 2-Chlorophenol	0.000		0	N.D.			
T 1,3-Dichlorobenzene	0.000		0	N.D.			
T 1,4-Dichlorobenzene	0.000		0	N.D.			
T 1,2-Dichlorobenzene	0.000		0	N.D.			
T Benzyl Alcohol	0.000		0	N.D.			
T bis(2-chloroisopropyl)Ether	0.000		0	N.D.			
T 2-Methylphenol	0.000		0	N.D.			
T N-nitroso-Di-n-propylamine	5.726	70.0	0		µg/L	md	1
T 4Methylphenol/3Methylphenol	0.000		0	N.D.			
T Hexachloroethane	0.000		0	N.D.			

Quantitation Results Report (QT Reviewed)

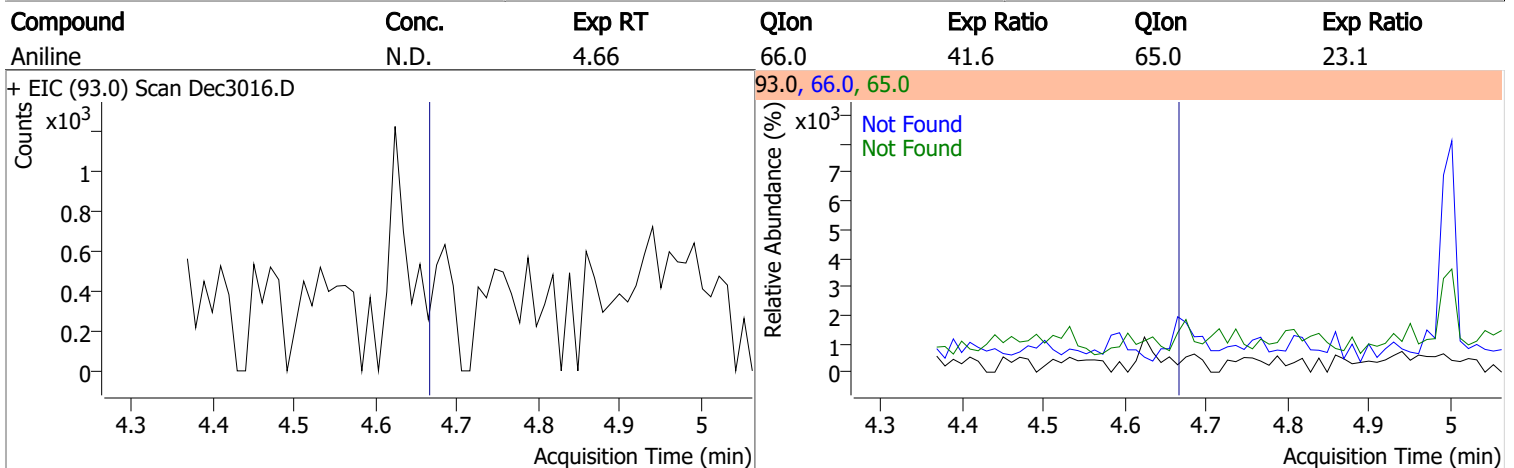
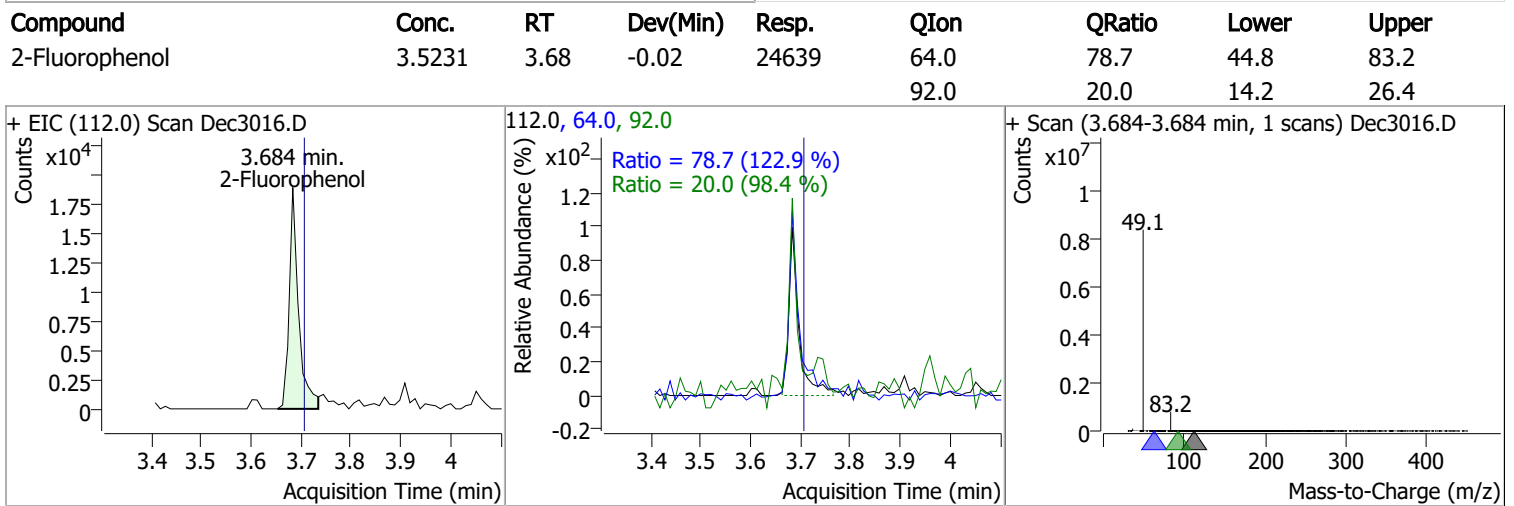
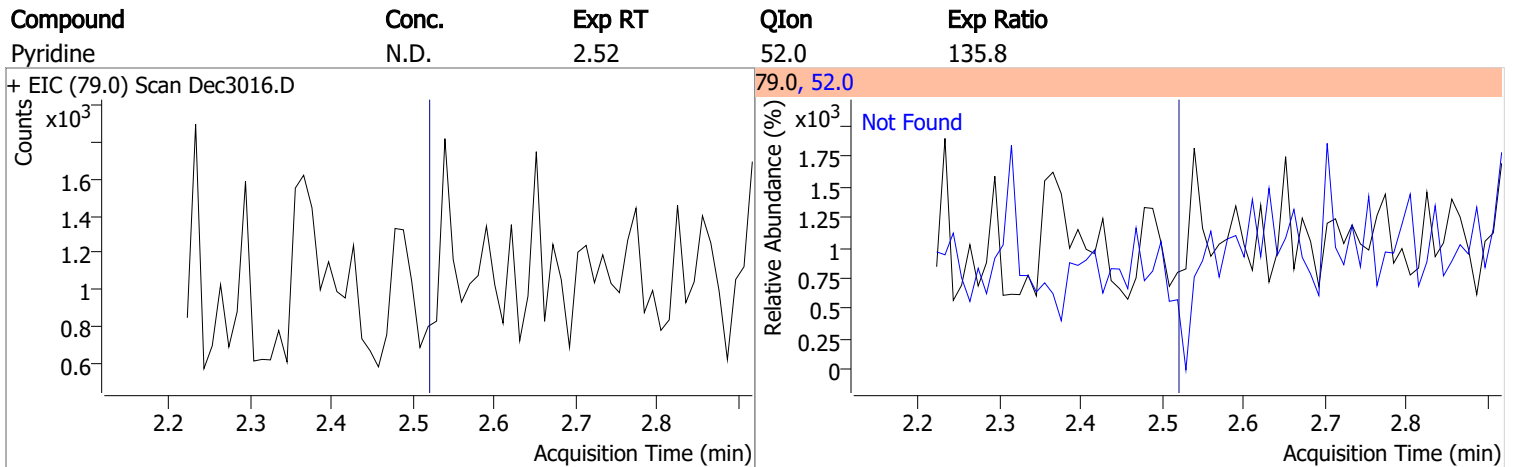
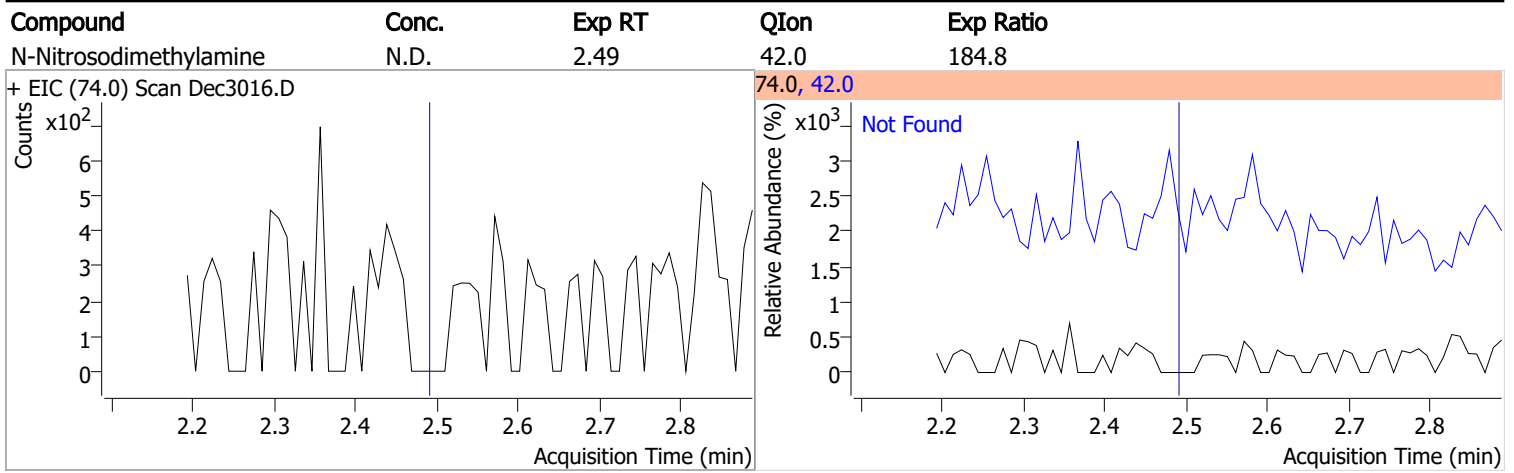
Compound	RT	QIon	Resp.	Conc.	Units	Dev(Min)
T Nitrobenzene	5.563	123.1	0		µg/L	md 1
T Isophorone	6.033	82.0	0		µg/L	md 1
T 2-Nitrophenol	0.000		0	N.D.		
T 2,4-Dimethylphenol	0.000		0	N.D.		
T bis(-2-Chloroethoxy)Methane	0.000		0	N.D.		
T Benzoic Acid	0.000		0	N.D.		
T 2,4-Dichlorophenol	0.000		0	N.D.		
T 1,2,4-Trichlorobenzene	0.000		0	N.D.		
T Naphthalene	0.000		0	N.D.		
T 4-Chlorophenol	0.000		0	N.D.		
T p-Chloroaniline	0.000		0	N.D.		
T Hexachlorobutadiene	0.000		0	N.D.		
T 4-Chloro-2-Methylphenol	0.000		0	N.D.		
T 4-Chloro-3-Methylphenol	0.000		0	N.D.		
T 2-Methylnaphthalene	0.000		0	N.D.		
T 1-Methylnaphthalene	7.759	141.0	0		µg/L	md 1
T Hexachlorocyclopentadiene	0.000		0	N.D.		
T 2,4,6-Trichlorophenol	0.000		0	N.D.		
T 2,4,5-Trichlorophenol	0.000		0	N.D.		
T 2-Chloronaphthalene	0.000		0	N.D.		
T 2-Nitroaniline	8.046	65.0	0		µg/L	md 1
T Dimethyl Phthalate	8.517	163.0	0		µg/L	md 1
T 2,6-Dinitrotoluene	8.517	165.0	0		µg/L	md 1
T Acenaphthylene	0.000		0	N.D.		
T 3-Nitroaniline	0.000		0	N.D.		
T Acenaphthene	0.000		0	N.D.		
T 2,4-Dinitrophenol	0.000		0	N.D.		
T Dibenzofuran	0.000		0	N.D.		
T 4-Nitrophenol	0.000		0	N.D.		
T 2,4-Dinitrotoluene	0.000		0	N.D.		
T Diethylphthalate	0.000		0	N.D.		
T Fluorene	0.000		0	N.D.		
T 4-Chlorophenyl-phenylether	0.000		0	N.D.		
T 4-Nitroaniline	0.000		0	N.D.		
T 4,6-Dinitro-2-methylphenol	9.673	198.0	0		µg/L	md 1
T N-nitrosodiphenylamine	0.000		0	N.D.		
T Azobenzene	0.000		0	N.D.		
T 4-Bromophenyl-phenylether	0.000		0	N.D.		
T Hexachlorobenzene	0.000		0	N.D.		
T Pentachlorophenol	0.000		0	N.D.		
T Phenanthrene	0.000		0	N.D.		
T Anthracene	0.000		0	N.D.		
T Triallate	0.000		0	N.D.		
T Carbazole	0.000		0	N.D.		
T o-Terphenyl	0.000		0	N.D.		
T Di-n-Butylphthalate	0.000		0	N.D.		
T Fluoranthene	0.000		0	N.D.		
T Benzidine	0.000		0	N.D.		
T Pyrene	0.000		0	N.D.		
T Butylbenzylphthalate	0.000		0	N.D.		
T Benzo(a)Anthracene	0.000		0	N.D.		
T Chrysene	0.000		0	N.D.		
T 3,3-Dichlorobenzidine	0.000		0	N.D.		
T bis(2-ethylhexyl)Phthalate	0.000		0	N.D.		
T Di-n-octyl Phthalate	0.000		0	N.D.		

Quantitation Results Report (QT Reviewed)

Compound	RT	QIon	Resp.	Conc.	Units	Dev(Min)
T Benzo(b)fluoranthene	0.000		0	N.D.		
T Benzo(k)fluoranthene	0.000		0	N.D.		
T Benzo(a)pyrene	0.000		0	N.D.		
T Indeno(1,2,3-c,d)pyrene	0.000		0	N.D.		
T Dibenzo(a,h)anthracene	0.000		0	N.D.		
T Benzo(g,h,i)perylene	0.000		0	N.D.		

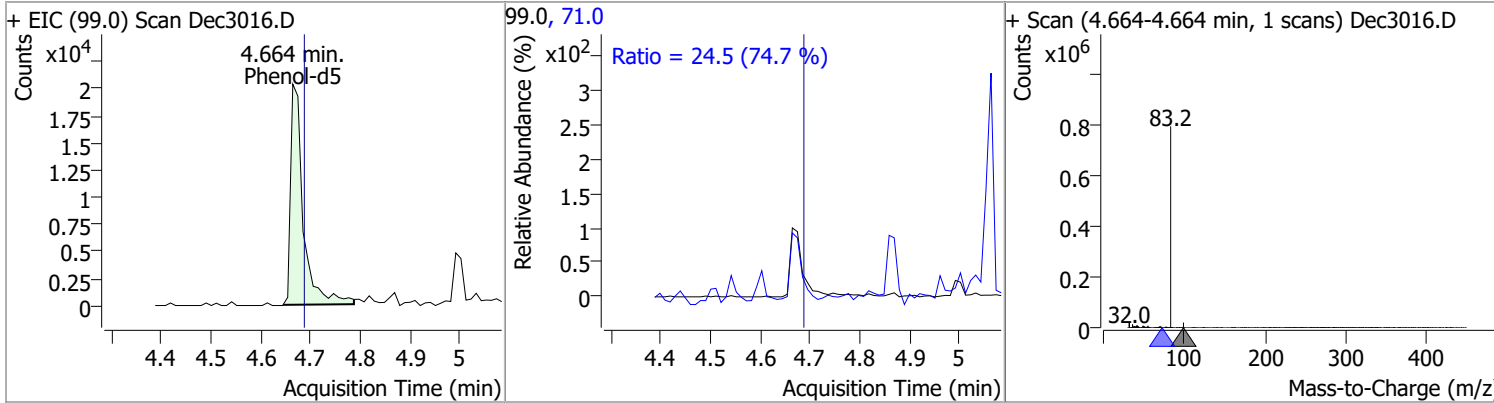
(#) = Qualifier Out of Range; (m) = Manual Integration; (+) = Area Summed; (*) = Surrogate Percent Recovery Out of Range; (d): Zeroed Peak

Quantitation Results Report (QT Reviewed)

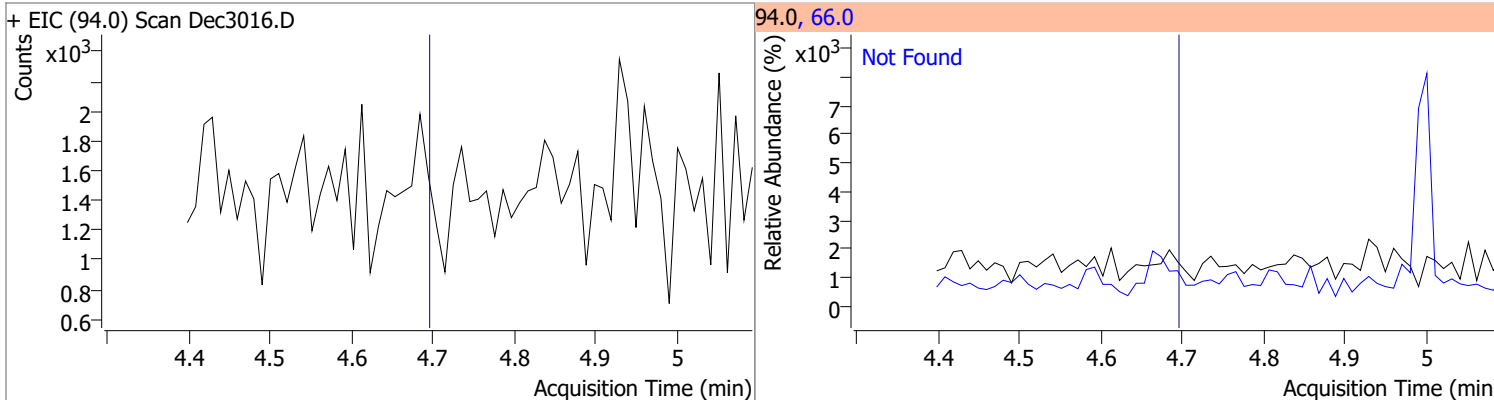


Quantitation Results Report (QT Reviewed)

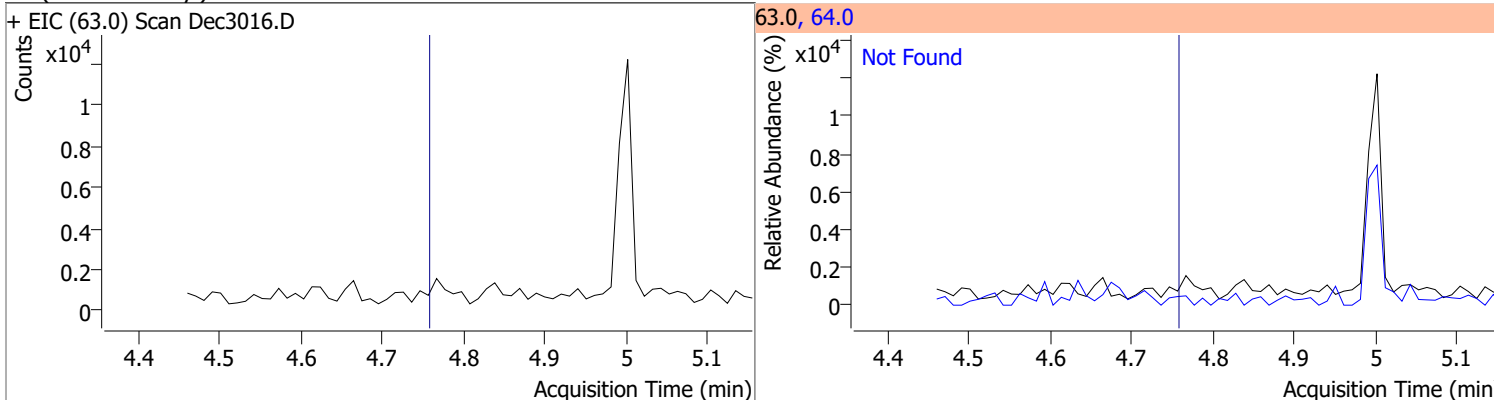
Compound	Conc.	RT	Dev(Min)	Resp.	QIon	QRatio	Lower	Upper
Phenol-d5	4.2662	4.66	-0.02	35768	71.0	24.5	22.9	42.5



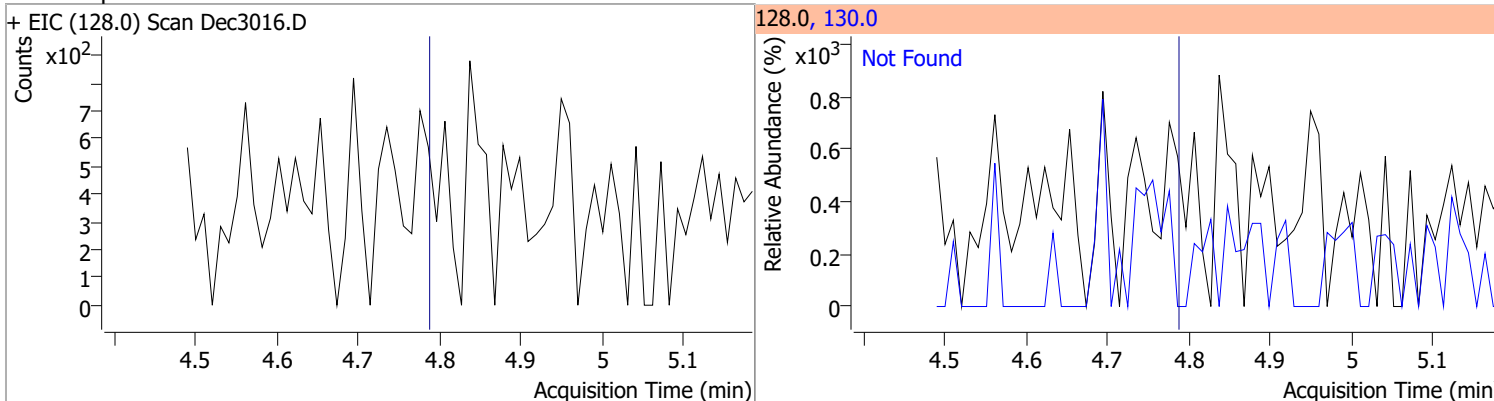
Compound	Conc.	Exp RT	QIon	Exp Ratio
Phenol	N.D.	4.69	66.0	40.8



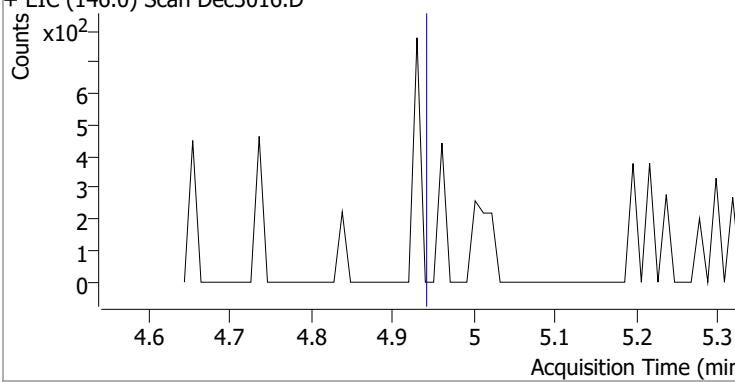
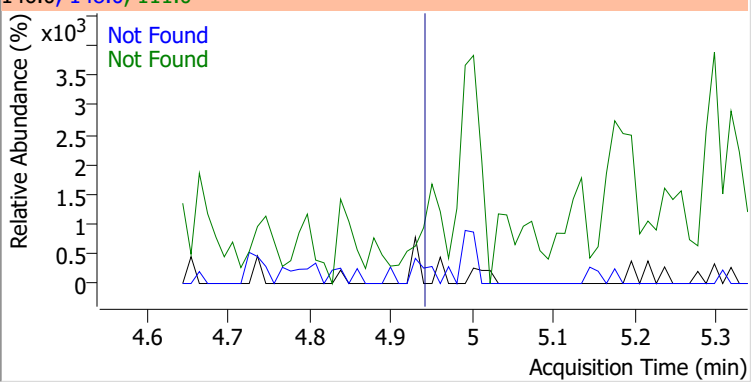
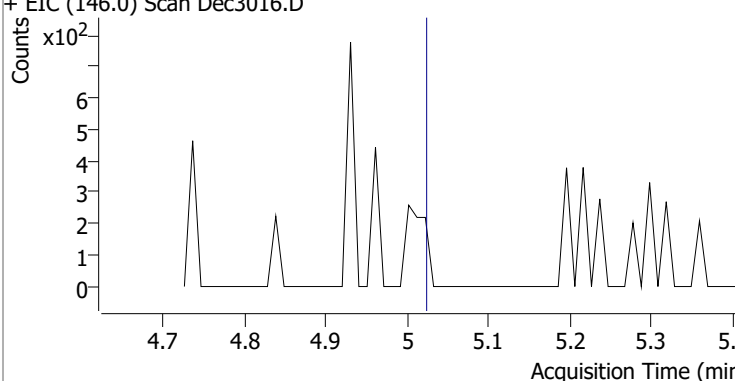
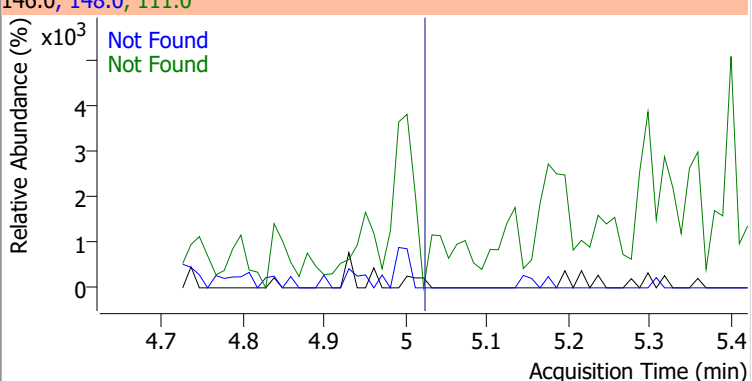
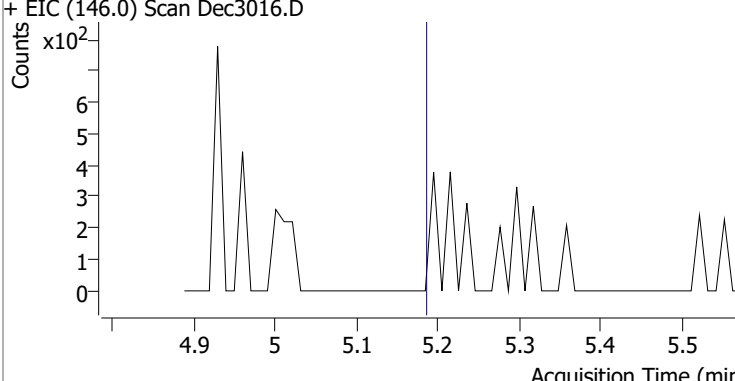
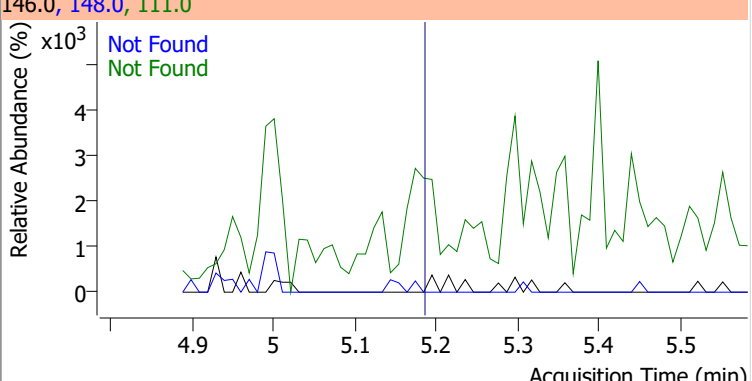
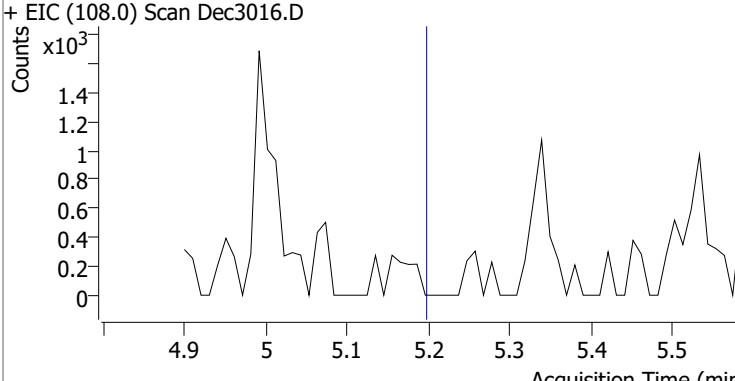
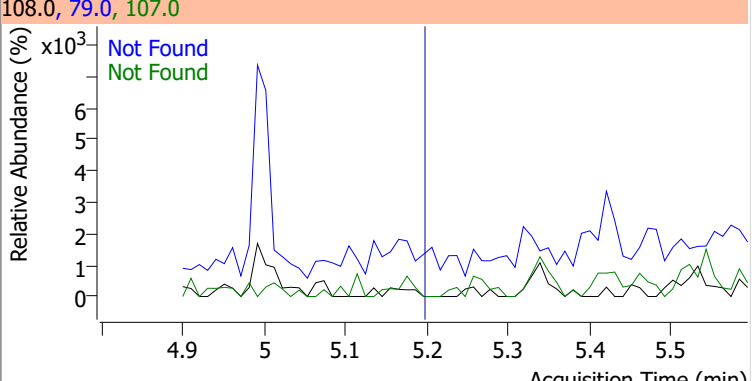
Compound	Conc.	Exp RT	QIon	Exp Ratio
bis(-2-Chloroethyl)Ether	N.D.	4.76	64.0	2.8



Compound	Conc.	Exp RT	QIon	Exp Ratio
2-Chlorophenol	N.D.	4.79	130.0	32.3

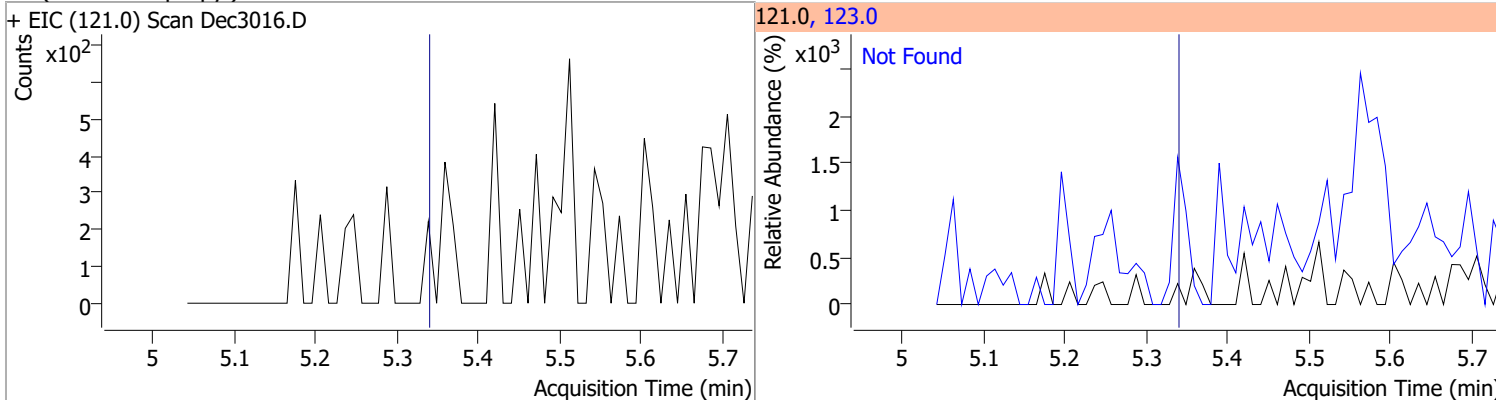


Quantitation Results Report (QT Reviewed)

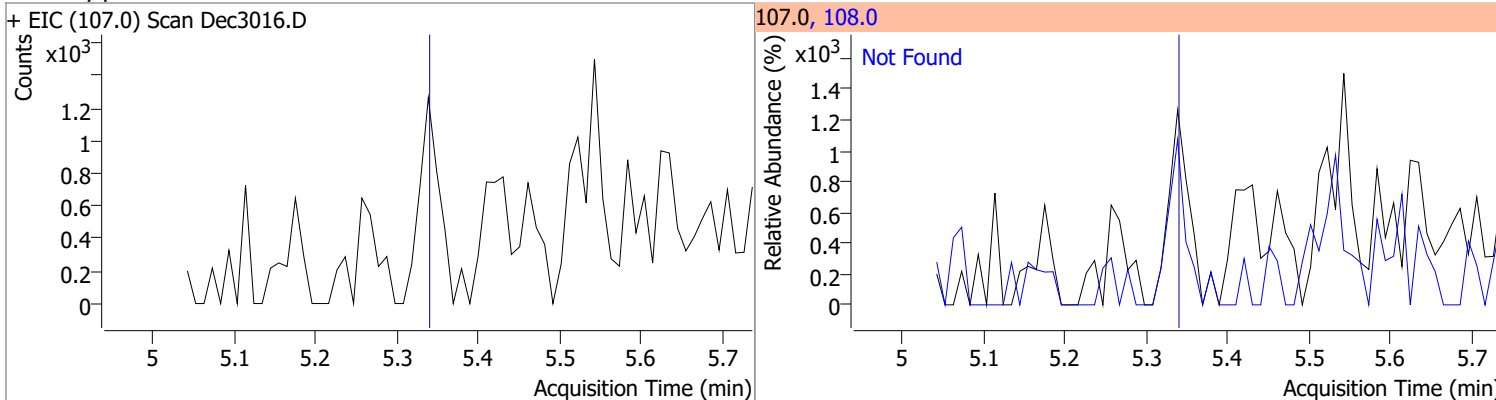
Compound	Conc.	Exp RT	QIon	Exp Ratio	QIon	Exp Ratio
1,3-Dichlorobenzene	N.D.	4.94	148.0	63.2	111.0	39.4
+ EIC (146.0) Scan Dec3016.D			146.0, 148.0, 111.0			
						
1,4-Dichlorobenzene	N.D.	5.02	148.0	62.2	111.0	37.4
+ EIC (146.0) Scan Dec3016.D			146.0, 148.0, 111.0			
						
1,2-Dichlorobenzene	N.D.	5.19	148.0	62.2	111.0	40.3
+ EIC (146.0) Scan Dec3016.D			146.0, 148.0, 111.0			
						
Benzyl Alcohol	N.D.	5.20	79.0	117.9	107.0	69.2
+ EIC (108.0) Scan Dec3016.D			108.0, 79.0, 107.0			
						

Quantitation Results Report (QT Reviewed)

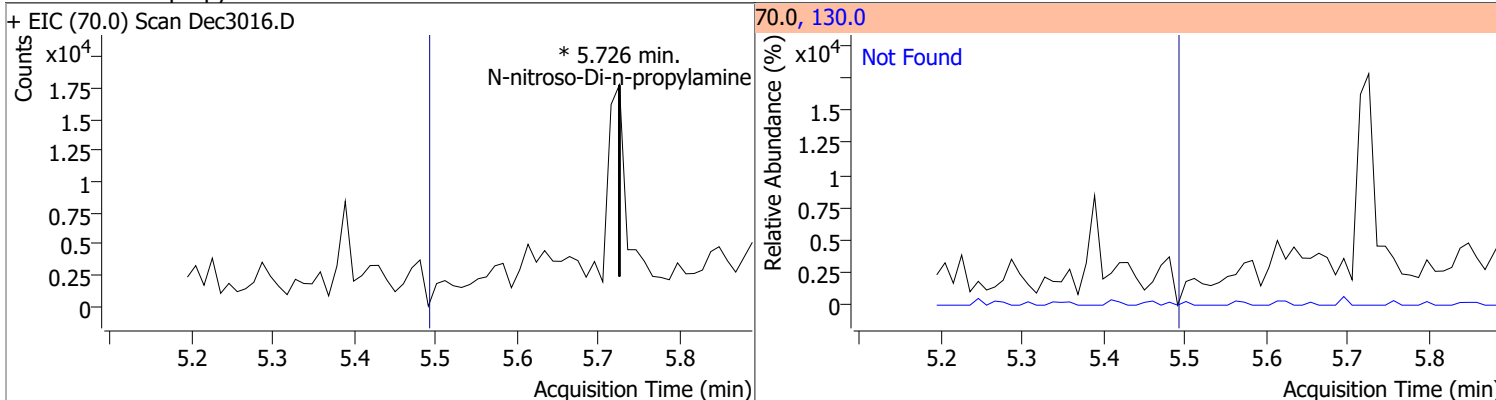
Compound	Conc.	Exp RT	QIon	Exp Ratio
bis(2-chloroisopropyl)Ether	N.D.	5.34	123.0	32.7



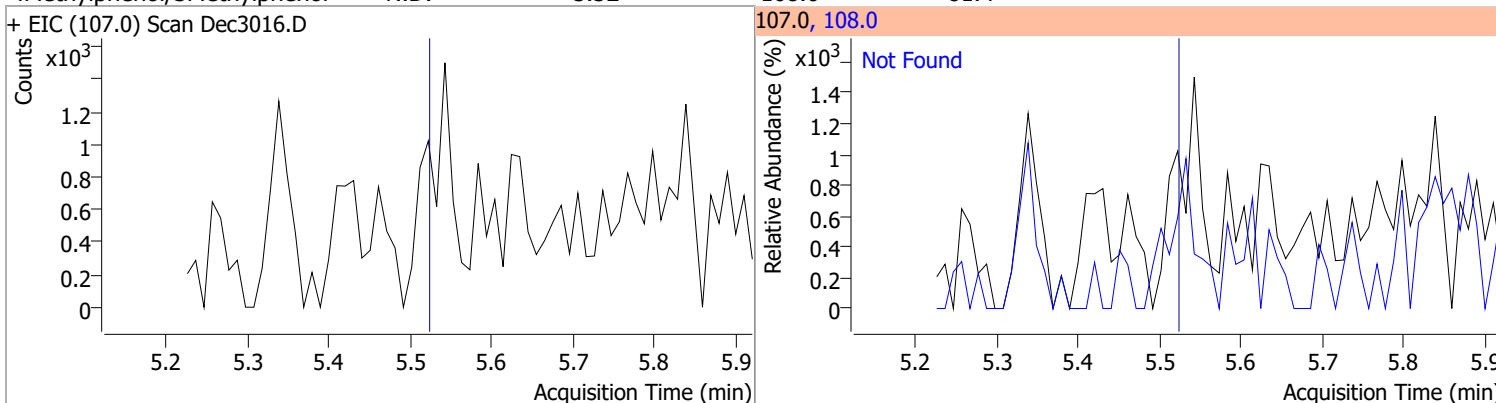
Compound	Conc.	Exp RT	QIon	Exp Ratio
2-Methylphenol	N.D.	5.34	108.0	117.6



Compound	Conc.	RT	Dev(Min)	Resp.	QIon	QRatio	Lower	Upper
N-nitroso-Di-n-propylamine		0		0	130.0		0.0	35.2

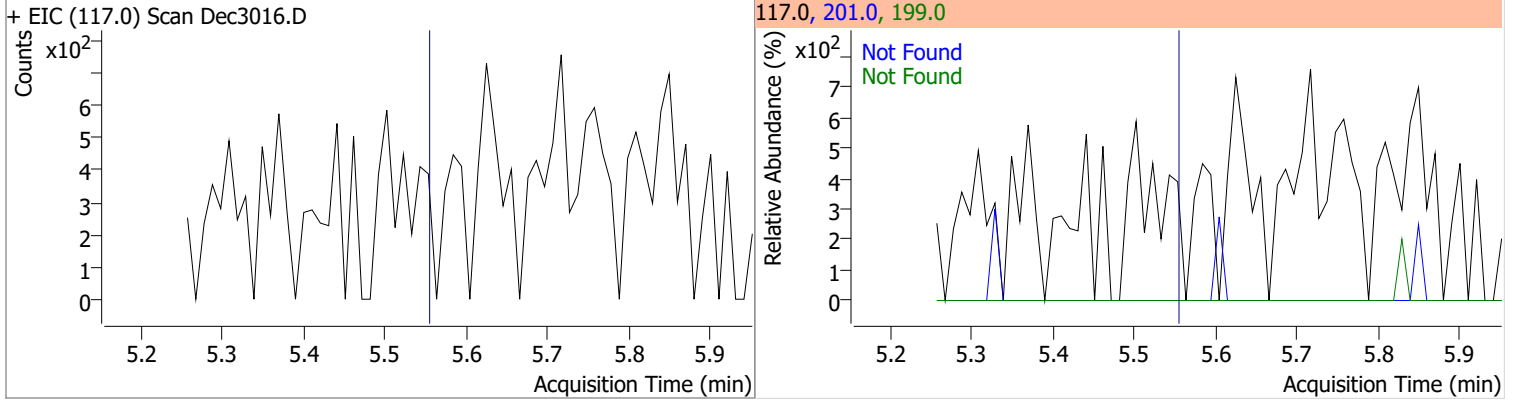


Compound	Conc.	Exp RT	QIon	Exp Ratio
4Methylphenol/3Methylphenol	N.D.	5.52	108.0	81.4

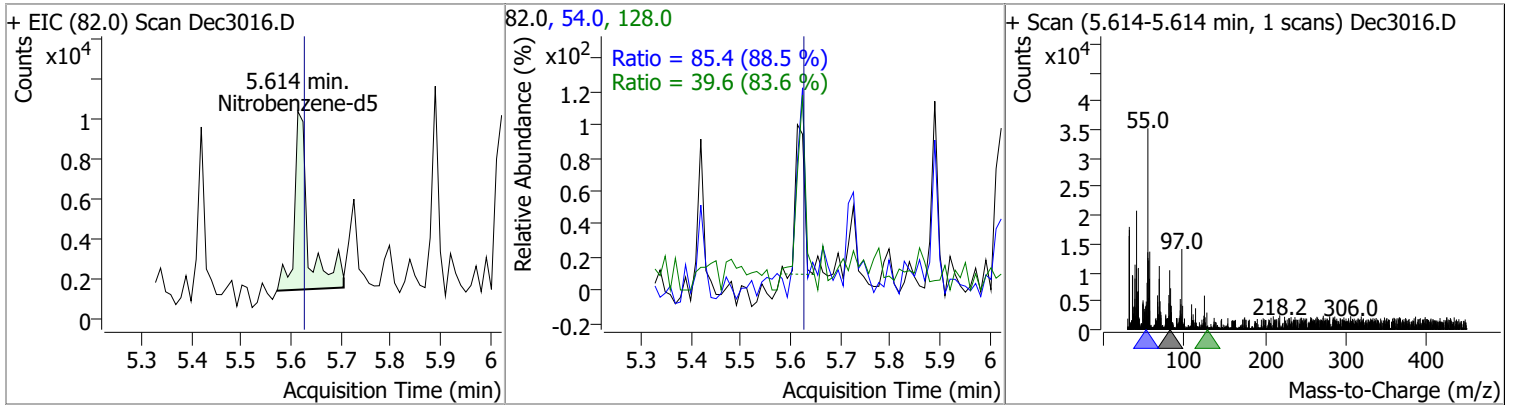


Quantitation Results Report (QT Reviewed)

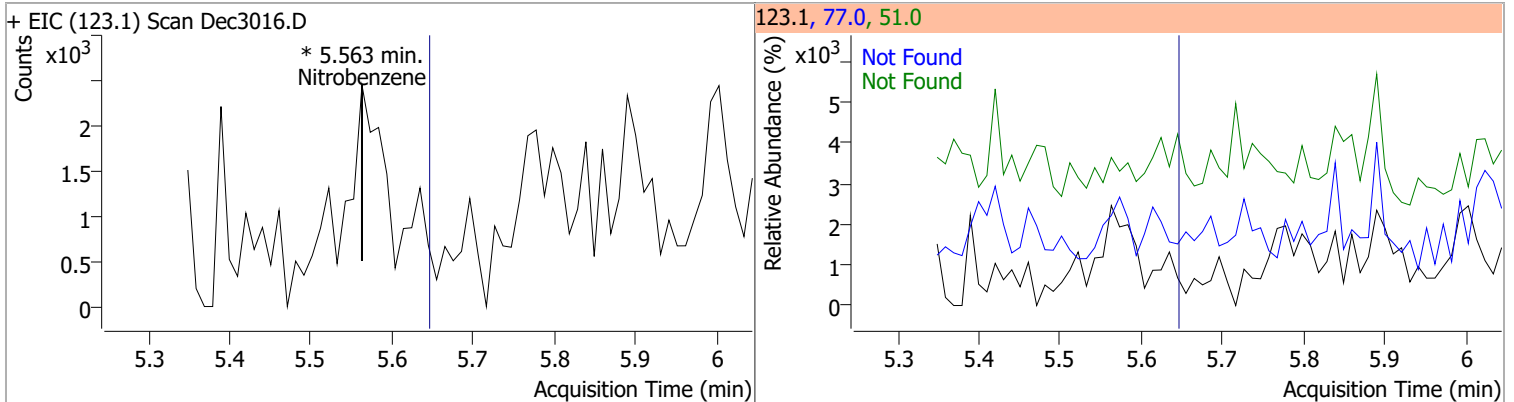
Compound	Conc.	Exp RT	QIon	Exp Ratio	QIon	Exp Ratio
Hexachloroethane	N.D.	5.55	201.0	77.2	199.0	50.6



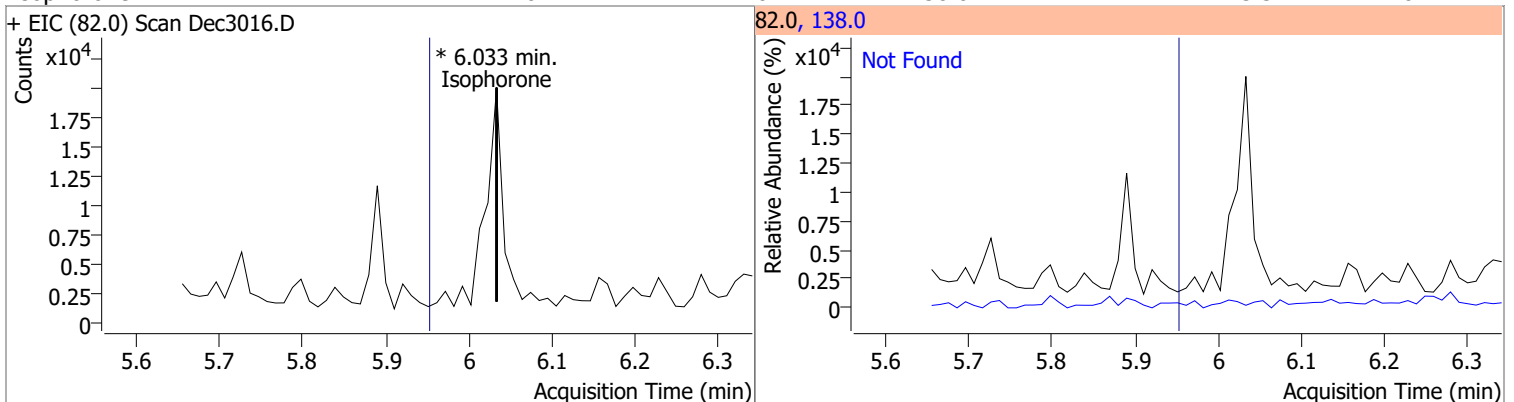
Compound	Conc.	RT	Dev(Min)	Resp.	QIon	QRatio	Lower	Upper
Nitrobenzene-d5	3.1031	5.61	-0.01	17343	54.0	85.4	67.5	125.4
					128.0	39.6	33.2	61.6



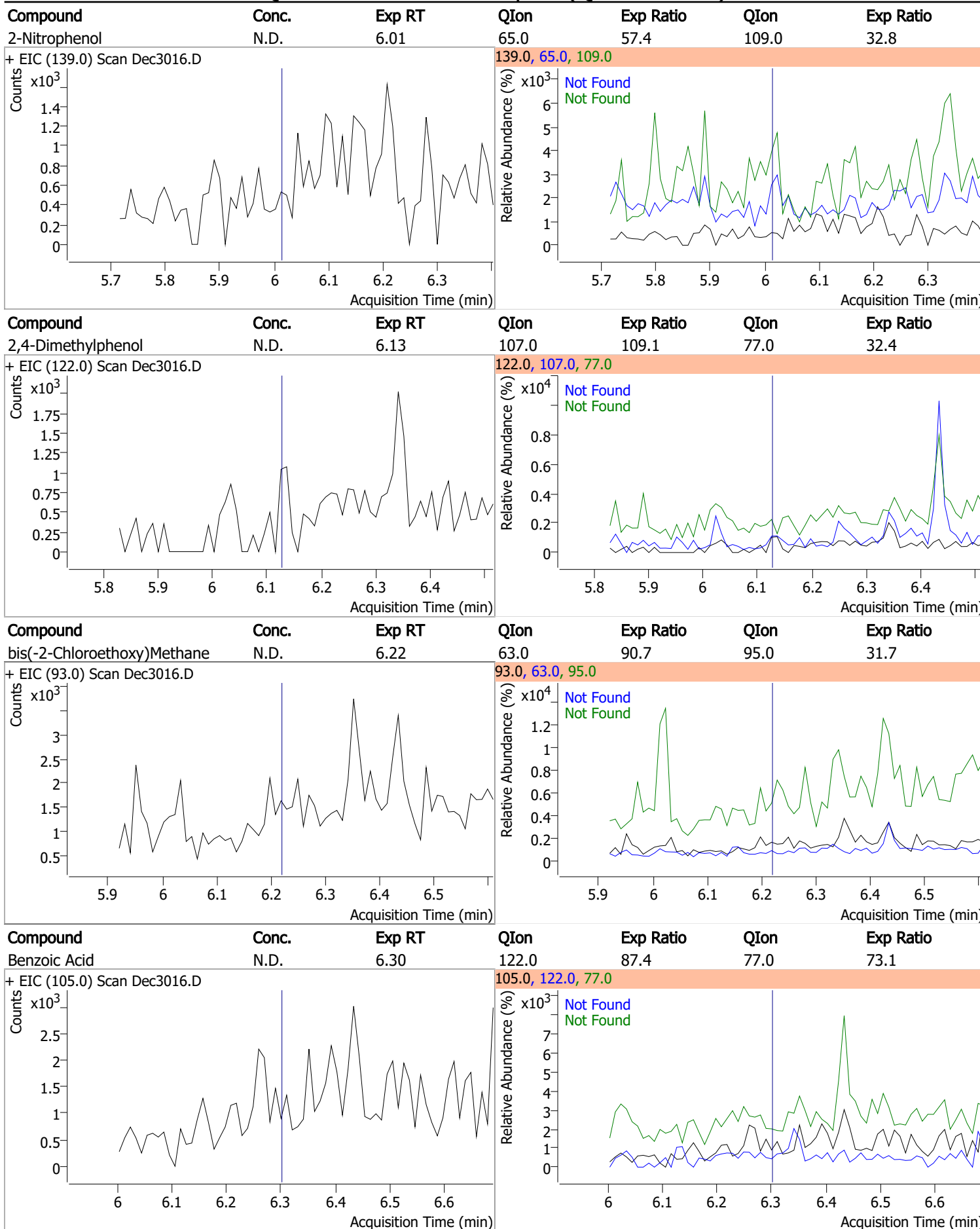
Compound	Conc.	RT	Dev(Min)	Resp.	QIon	QRatio	Lower	Upper
Nitrobenzene	0	0	0	0	77.0		148.0	274.8
					51.0		147.2	273.4



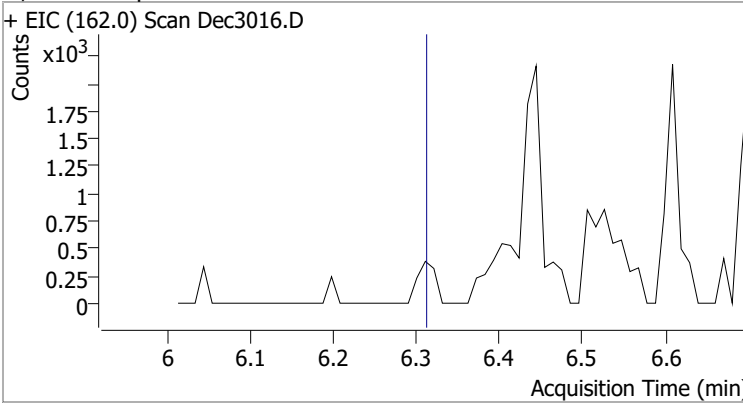
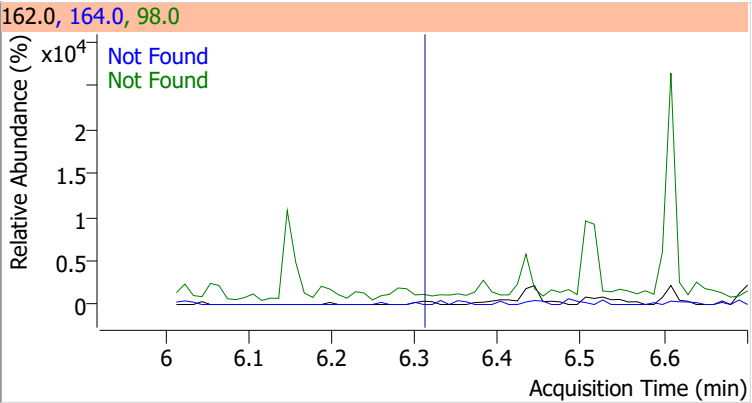
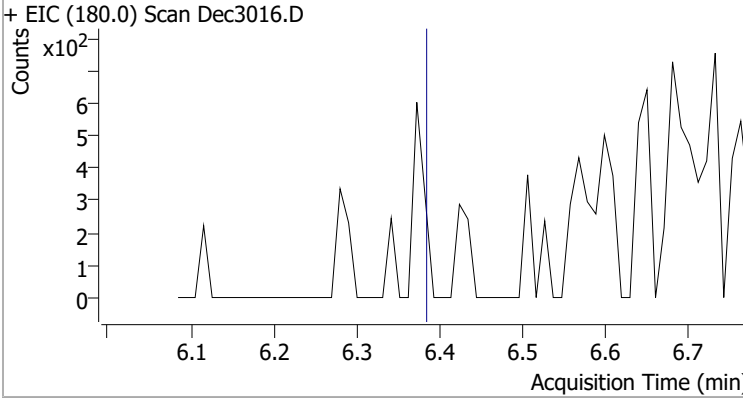
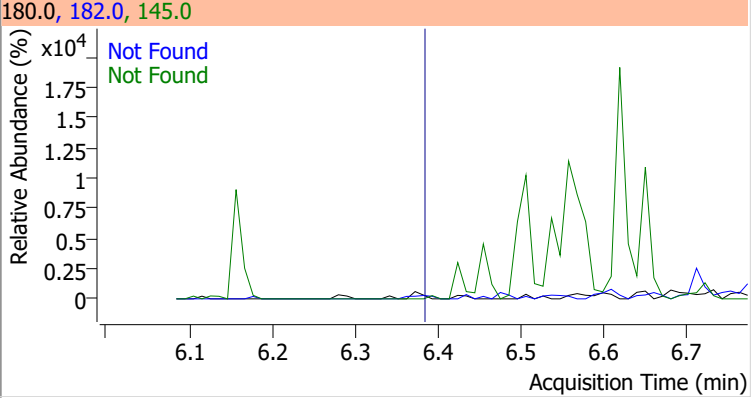
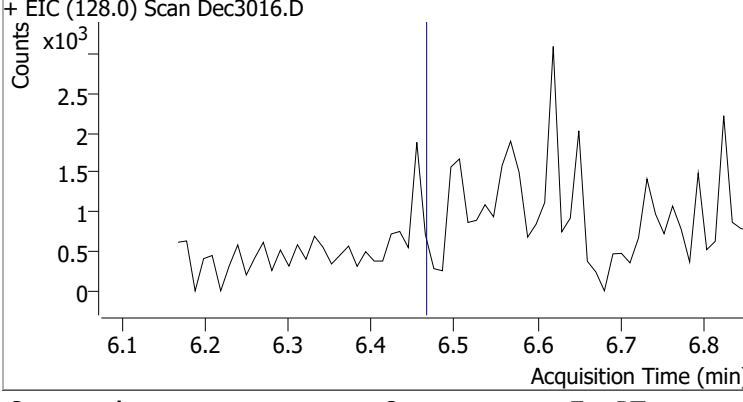
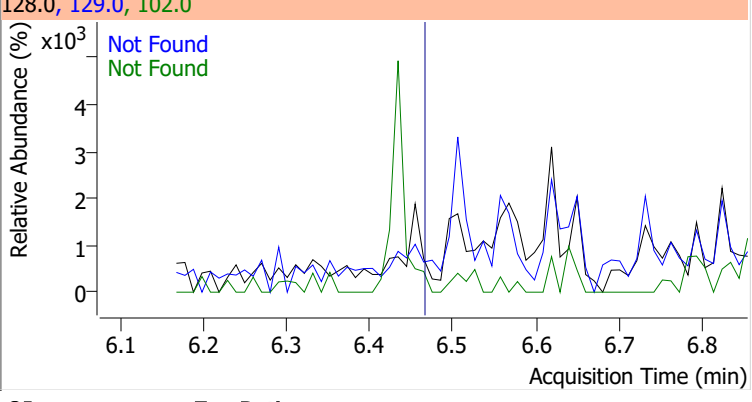
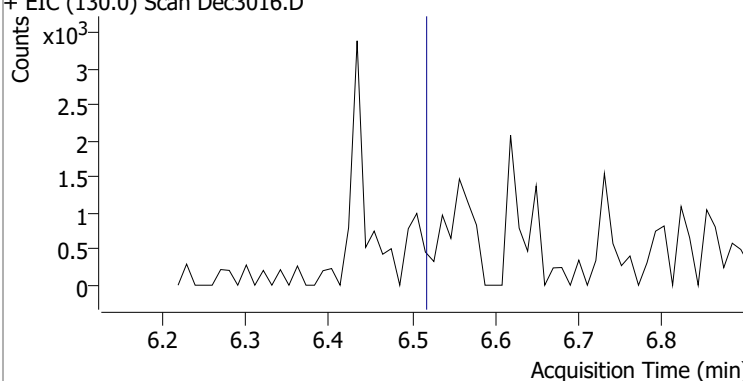
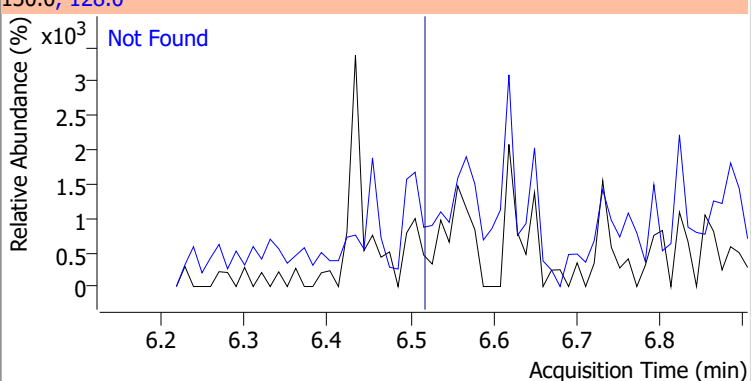
Compound	Conc.	RT	Dev(Min)	Resp.	QIon	QRatio	Lower	Upper
Isophorone	0	0	0	0	138.0		13.3	24.8



Quantitation Results Report (QT Reviewed)

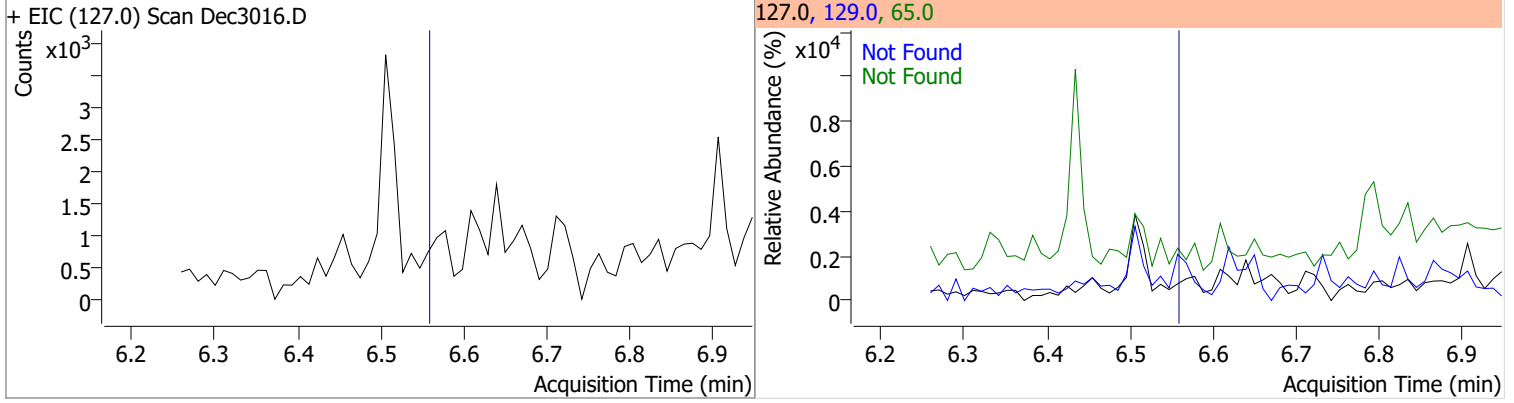


Quantitation Results Report (QT Reviewed)

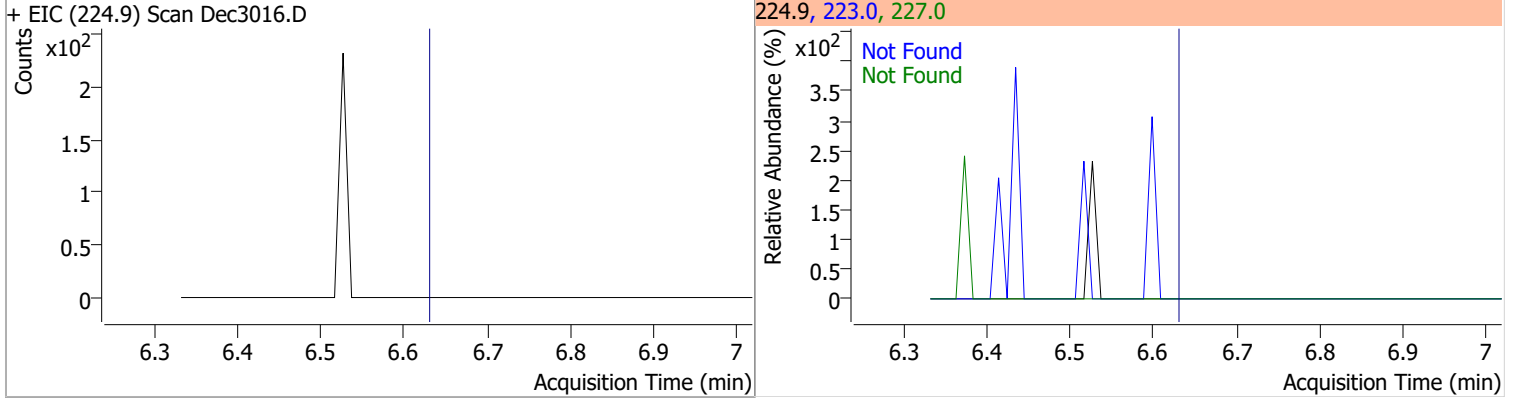
Compound	Conc.	Exp RT	QIon	Exp Ratio	QIon	Exp Ratio
2,4-Dichlorophenol	N.D.	6.31	164.0	62.0	98.0	32.4
+ EIC (162.0) Scan Dec3016.D			162.0, 164.0, 98.0			
						
1,2,4-Trichlorobenzene	N.D.	6.38	182.0	94.1	145.0	30.4
+ EIC (180.0) Scan Dec3016.D			180.0, 182.0, 145.0			
						
Naphthalene	N.D.	6.46	129.0	10.9	102.0	9.3
+ EIC (128.0) Scan Dec3016.D			128.0, 129.0, 102.0			
						
4-Chlorophenol	N.D.	6.52	128.0	309.7		
+ EIC (130.0) Scan Dec3016.D			130.0, 128.0			
						

Quantitation Results Report (QT Reviewed)

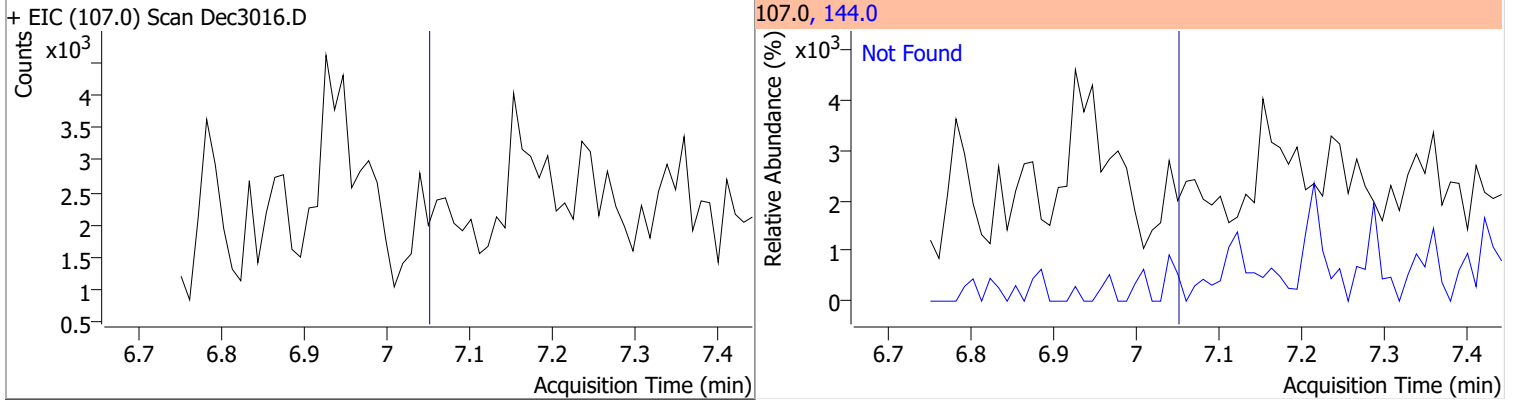
Compound	Conc.	Exp RT	QIon	Exp Ratio	QIon	Exp Ratio
p-Chloroaniline	N.D.	6.56	65.0	37.5	129.0	29.2



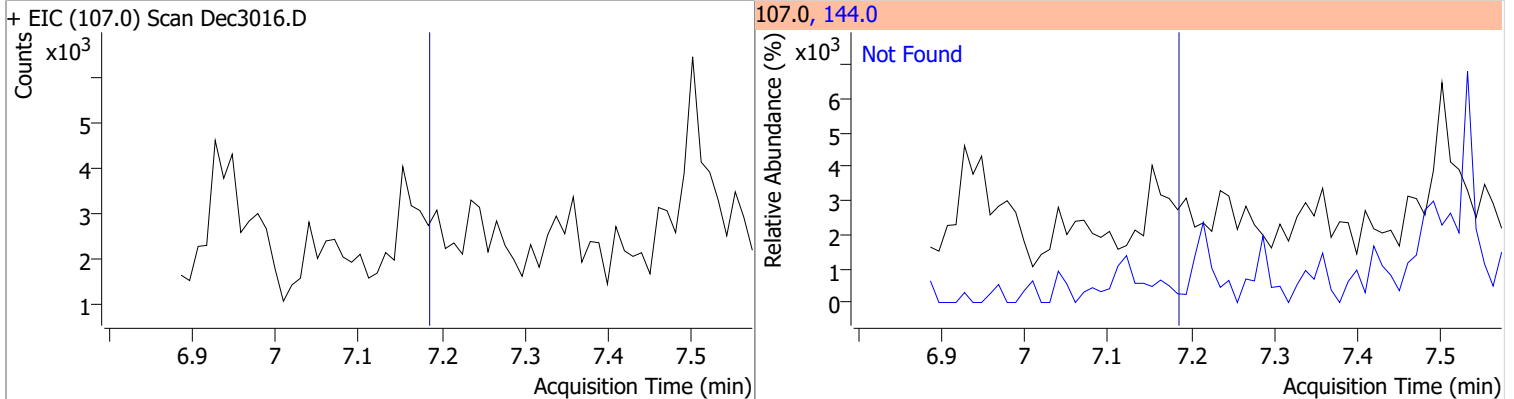
Compound	Conc.	Exp RT	QIon	Exp Ratio	QIon	Exp Ratio
Hexachlorobutadiene	N.D.	6.63	227.0	66.6	223.0	60.8



Compound	Conc.	Exp RT	QIon	Exp Ratio
4-Chloro-2-Methylphenol	N.D.	7.05	144.0	26.6

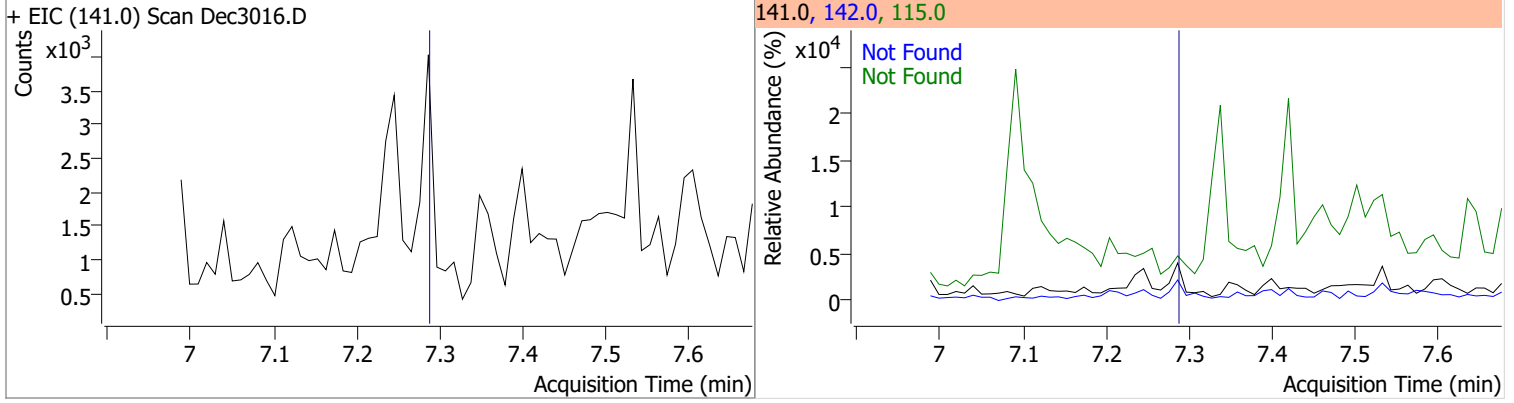


Compound	Conc.	Exp RT	QIon	Exp Ratio
4-Chloro-3-Methylphenol	N.D.	7.18	144.0	27.6

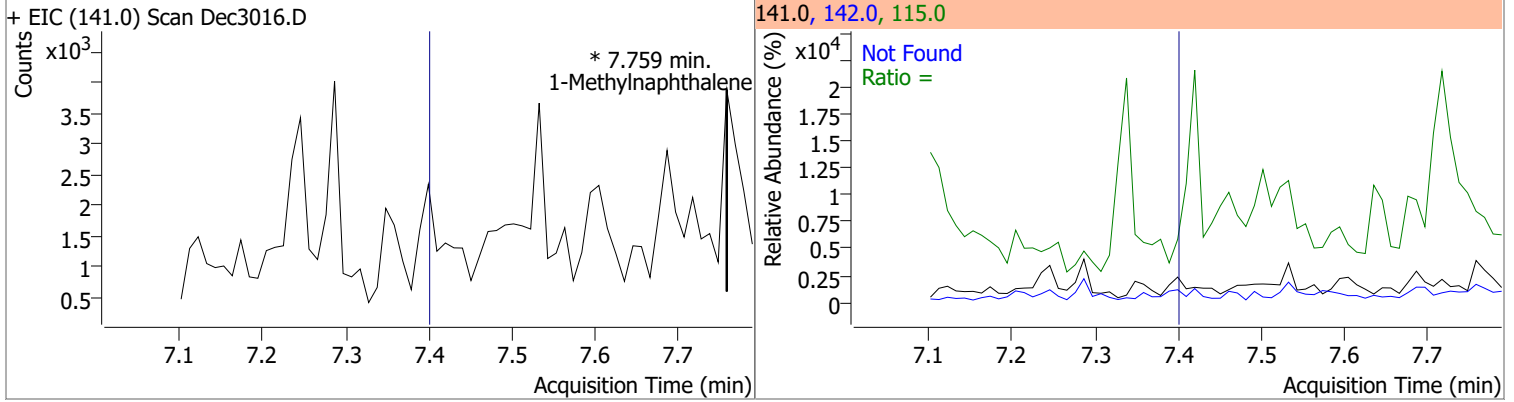


Quantitation Results Report (QT Reviewed)

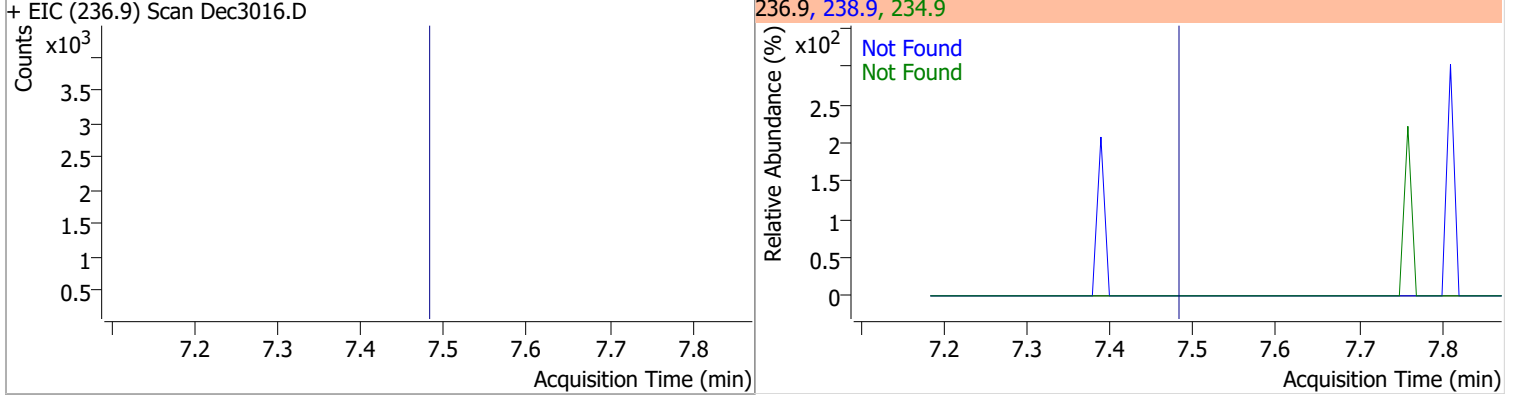
Compound	Conc.	Exp RT	QIon	Exp Ratio	QIon	Exp Ratio
2-Methylnaphthalene	N.D.	7.29	142.0	114.8	115.0	42.0



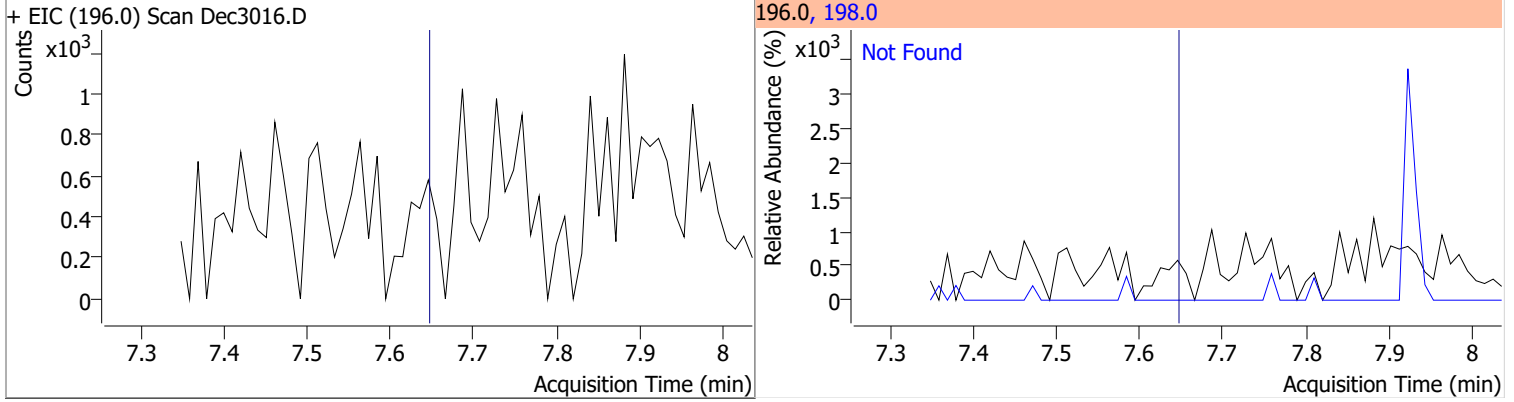
Compound	Conc.	RT	Dev(Min)	Resp.	QIon	QRatio	Lower	Upper
1-Methylnaphthalene		0		0	142.0		77.7	144.2
					115.0		29.7	55.2



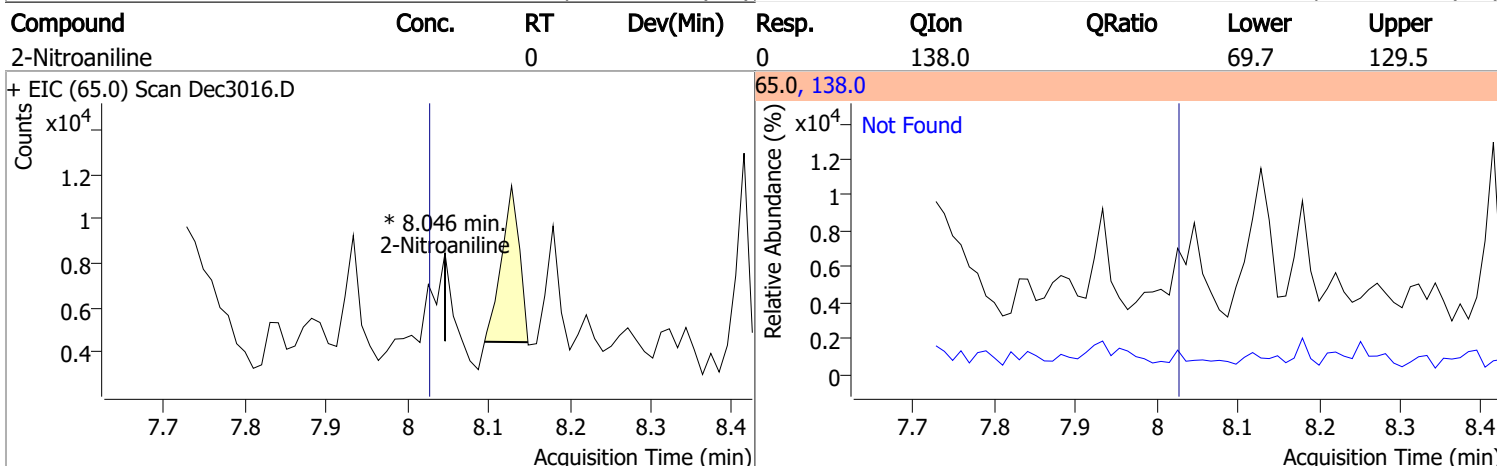
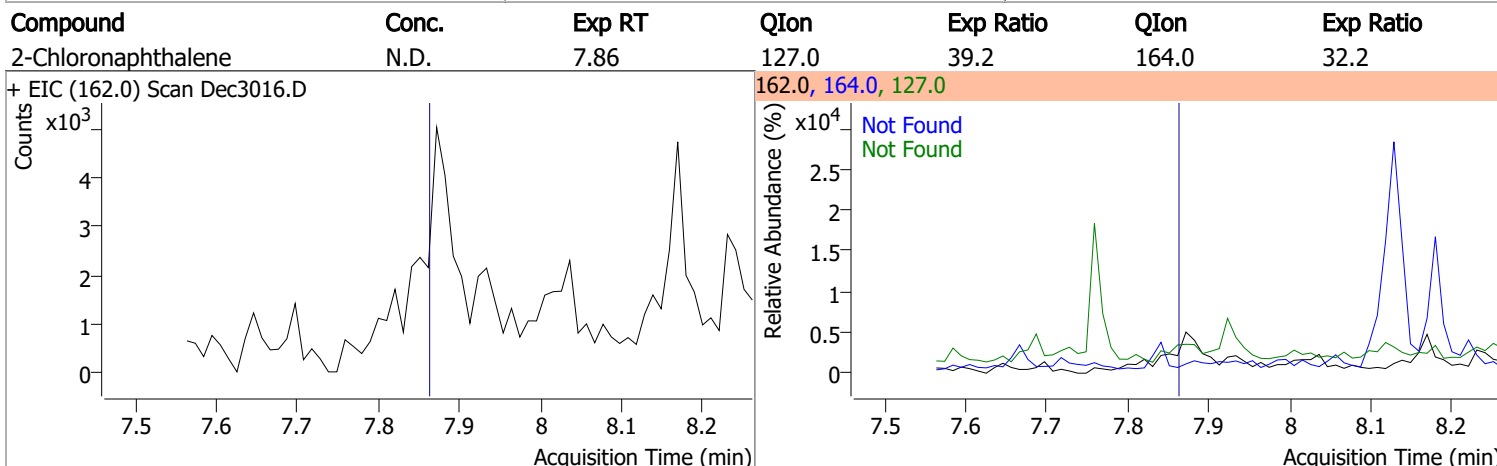
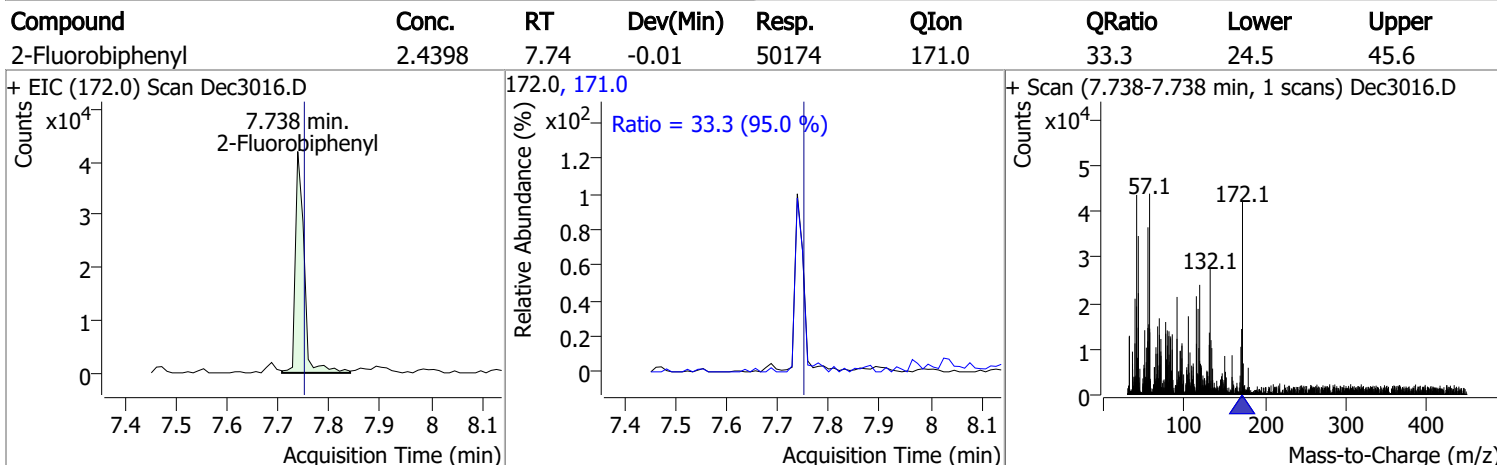
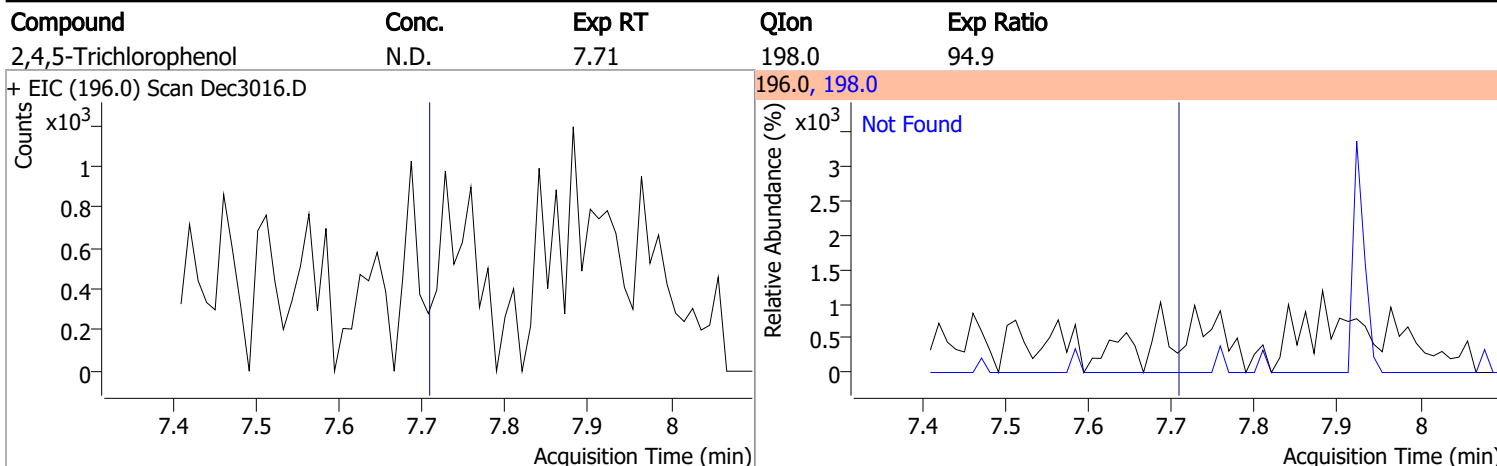
Compound	Conc.	Exp RT	QIon	Exp Ratio	QIon	Exp Ratio
Hexachlorocyclopentadiene	N.D.	7.48	234.9	64.7	238.9	64.1



Compound	Conc.	Exp RT	QIon	Exp Ratio
2,4,6-Trichlorophenol	N.D.	7.65	198.0	94.4

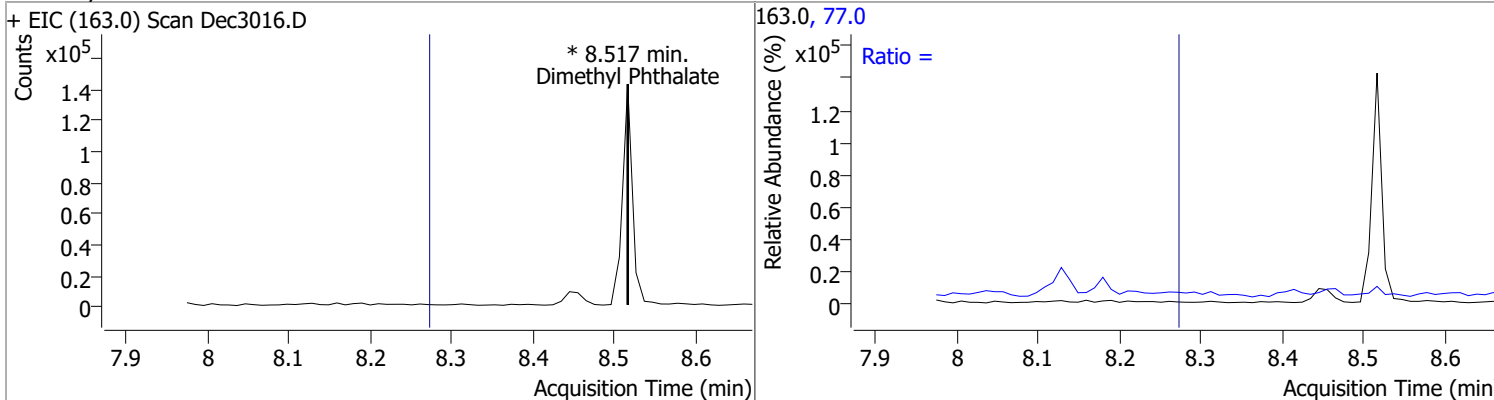


Quantitation Results Report (QT Reviewed)

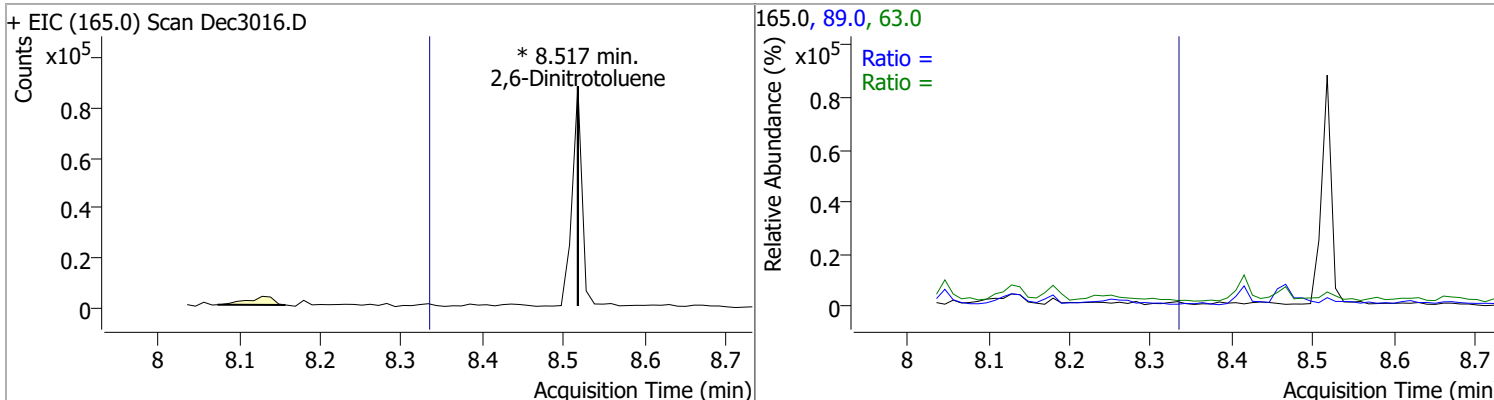


Quantitation Results Report (QT Reviewed)

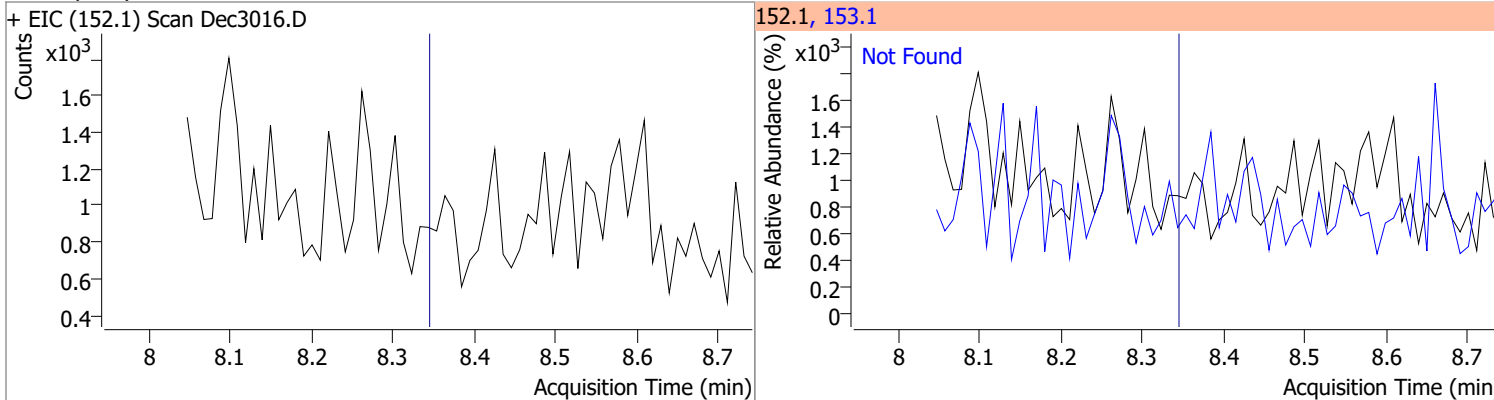
Compound	Conc.	RT	Dev(Min)	Resp.	QIon	QRatio	Lower	Upper
Dimethyl Phthalate	0	0		0	77.0		15.1	28.0



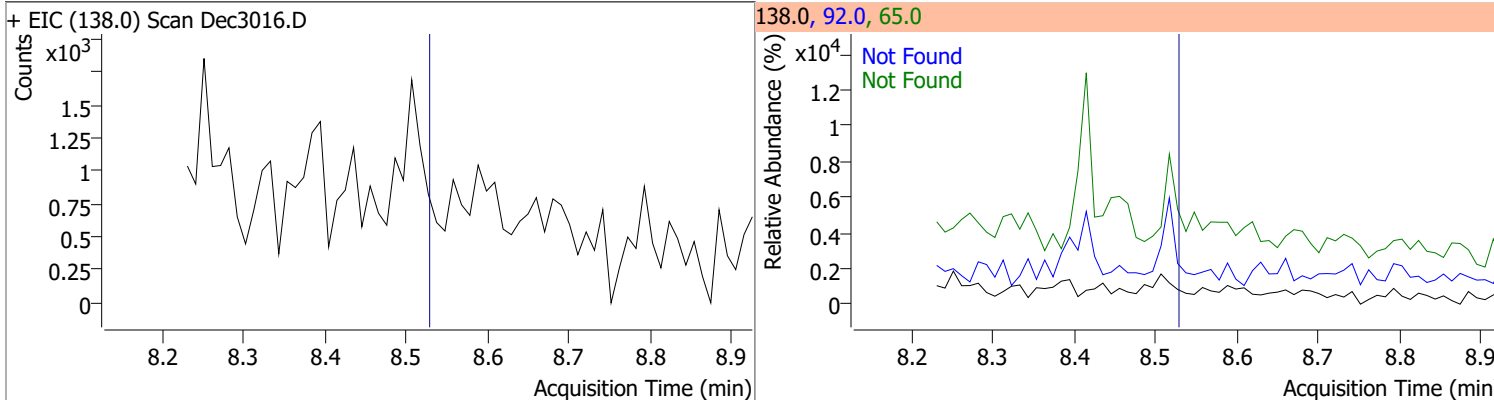
Compound	Conc.	RT	Dev(Min)	Resp.	QIon	QRatio	Lower	Upper
2,6-Dinitrotoluene	0	0		0	63.0 89.0		135.1 47.4	250.9 88.1



Compound	Conc.	Exp RT	QIon	Exp Ratio
Acenaphthylene	N.D.	8.34	153.1	13.9

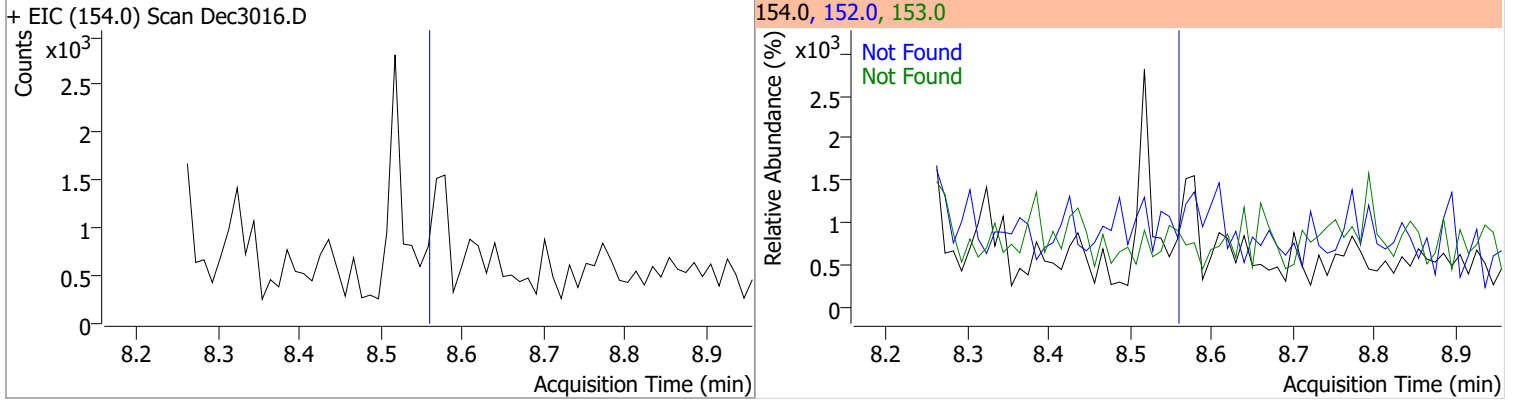


Compound	Conc.	Exp RT	QIon	Exp Ratio	QIon	Exp Ratio
3-Nitroaniline	N.D.	8.53	65.0	157.8	92.0	118.6

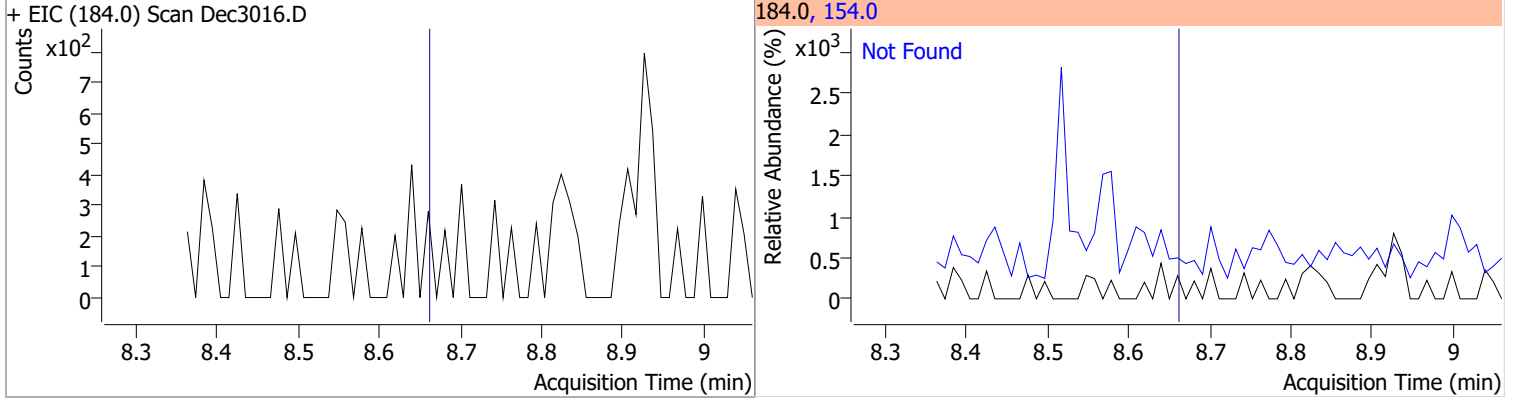


Quantitation Results Report (QT Reviewed)

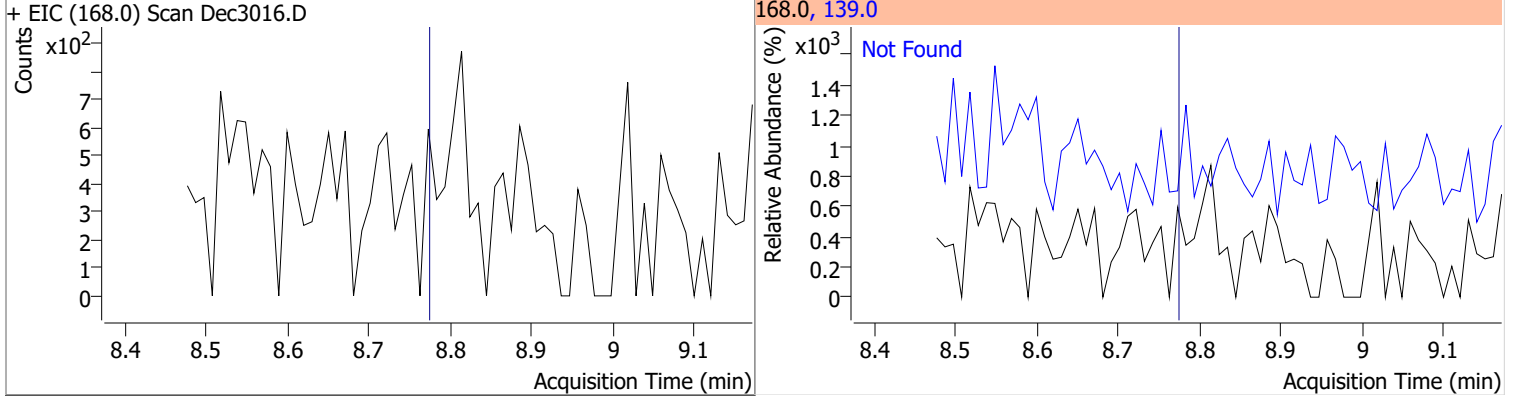
Compound	Conc.	Exp RT	QIon	Exp Ratio	QIon	Exp Ratio
Acenaphthene	N.D.	8.56	153.0	109.6	152.0	52.7



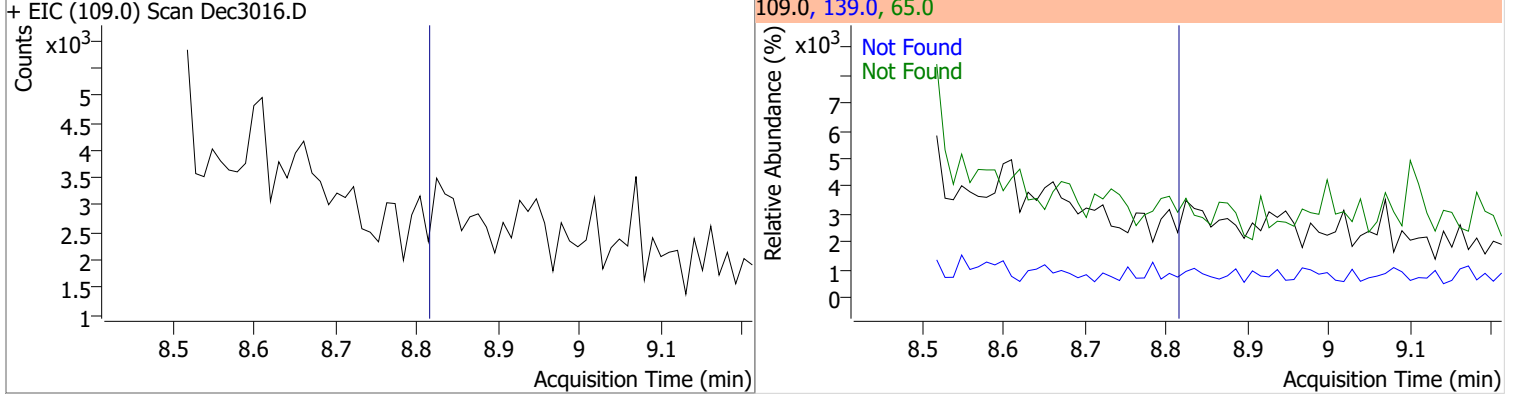
Compound	Conc.	Exp RT	QIon	Exp Ratio
2,4-Dinitrophenol	N.D.	8.66	154.0	55.5



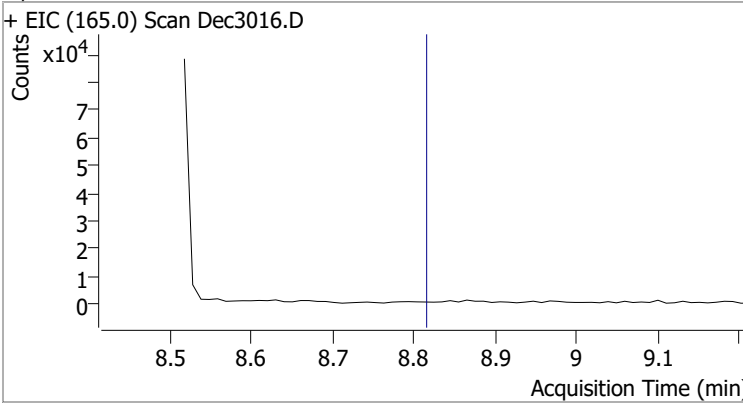
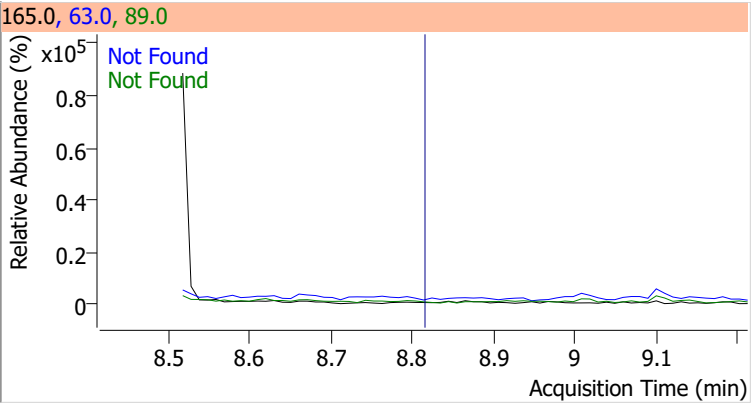
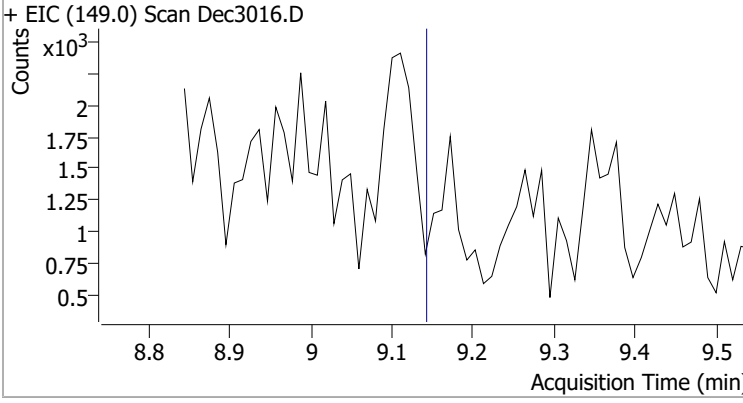
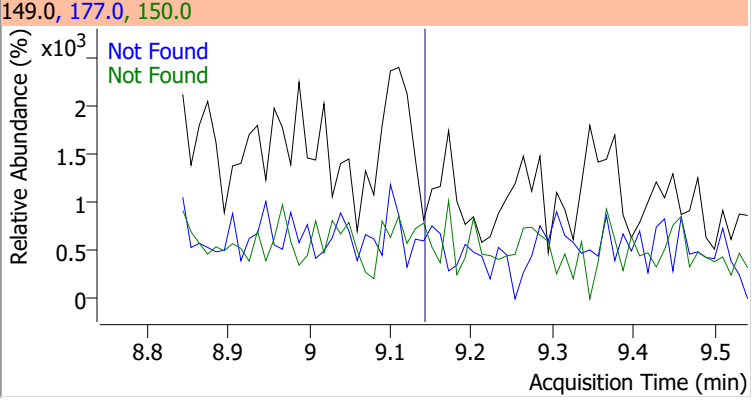
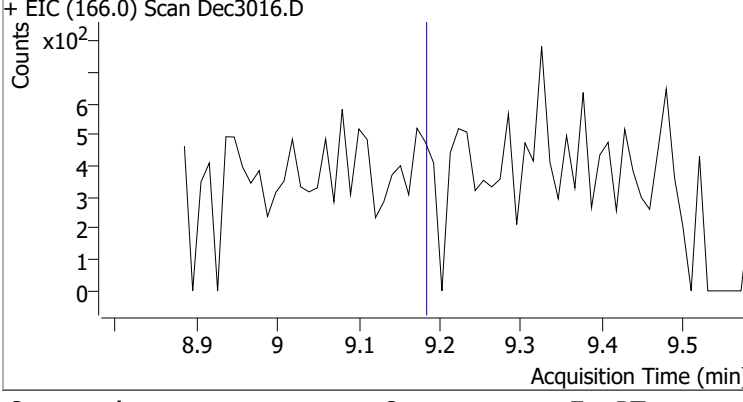
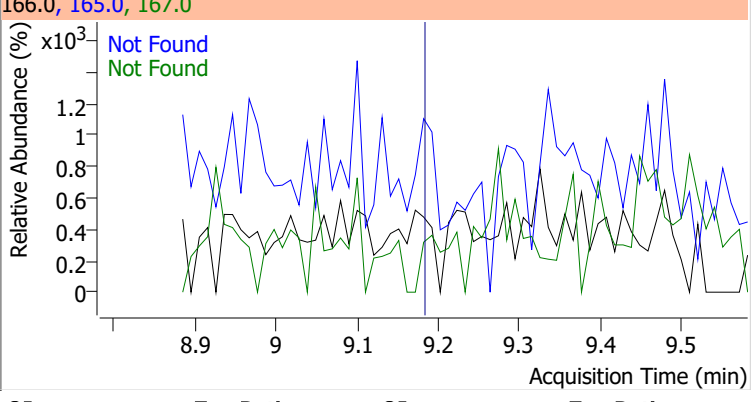
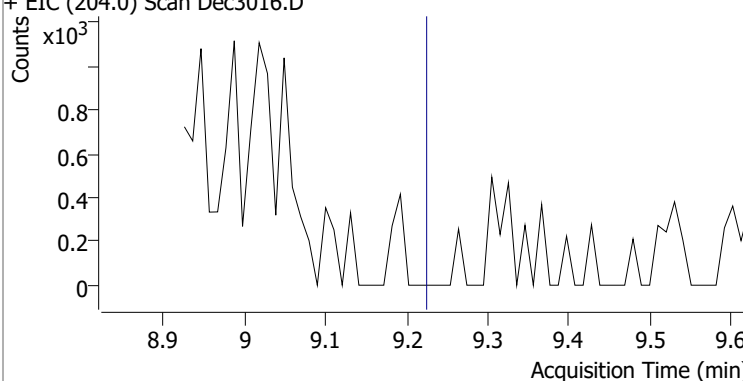
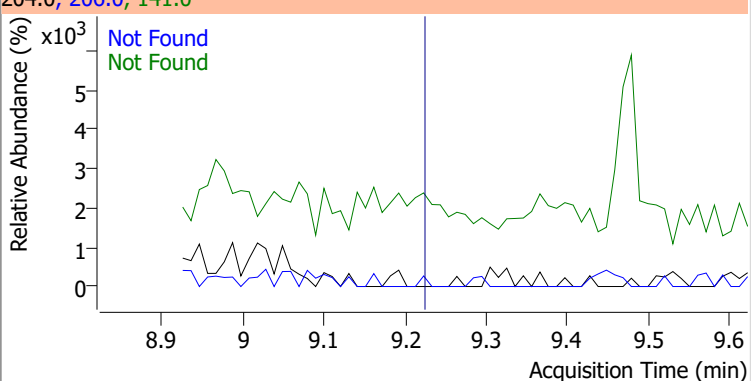
Compound	Conc.	Exp RT	QIon	Exp Ratio
Dibenzofuran	N.D.	8.77	139.0	38.2



Compound	Conc.	Exp RT	QIon	Exp Ratio	QIon	Exp Ratio
4-Nitrophenol	N.D.	8.81	65.0	85.8	139.0	70.9

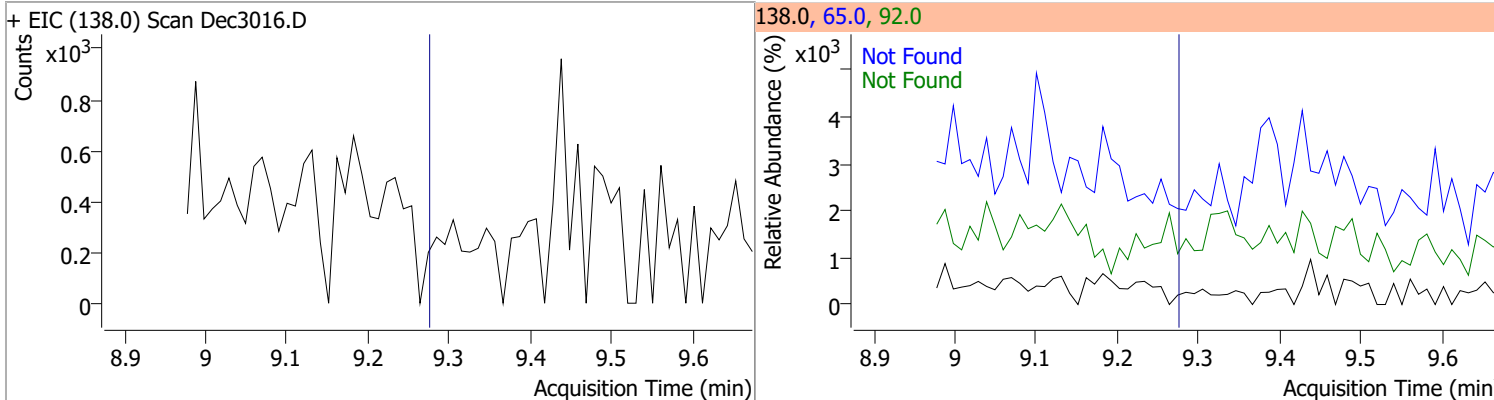


Quantitation Results Report (QT Reviewed)

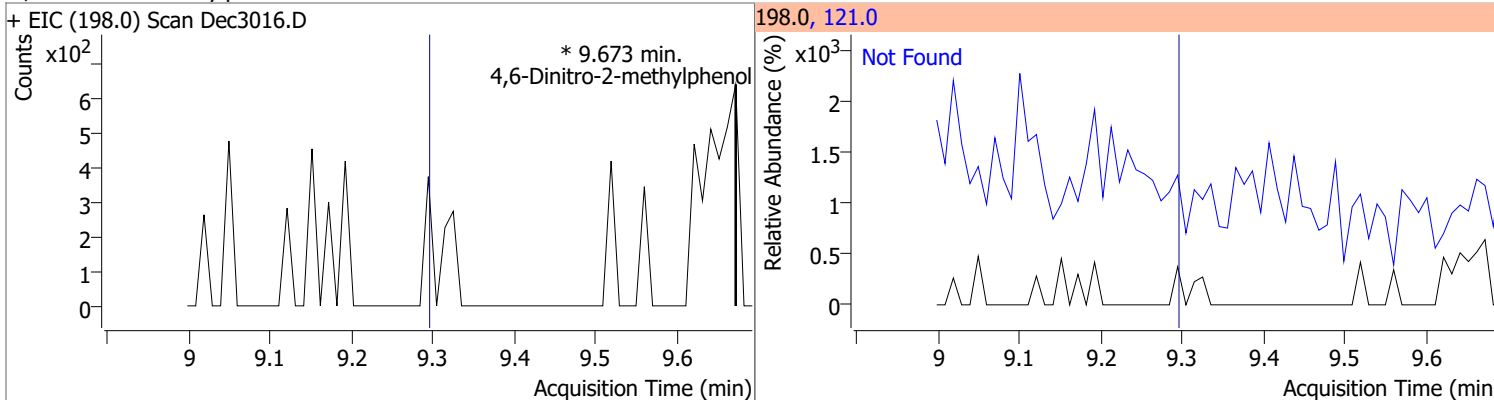
Compound	Conc.	Exp RT	QIon	Exp Ratio	QIon	Exp Ratio
2,4-Dinitrotoluene	N.D.	8.81	63.0	89.4	89.0	79.1
+ EIC (165.0) Scan Dec3016.D			165.0, 63.0, 89.0			
						
Diethylphthalate	N.D.	9.14	177.0	19.4	150.0	12.3
+ EIC (149.0) Scan Dec3016.D			149.0, 177.0, 150.0			
						
Fluorene	N.D.	9.18	165.0	88.8	167.0	12.9
+ EIC (166.0) Scan Dec3016.D			166.0, 165.0, 167.0			
						
4-Chlorophenyl-phenylether	N.D.	9.22	141.0	65.7	206.0	32.4
+ EIC (204.0) Scan Dec3016.D			204.0, 206.0, 141.0			
						

Quantitation Results Report (QT Reviewed)

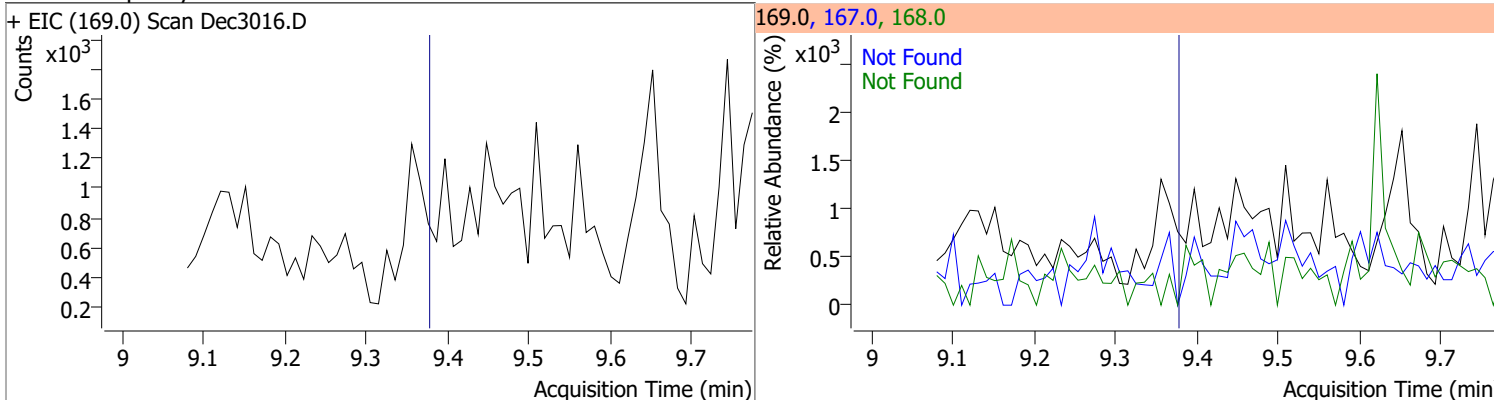
Compound	Conc.	Exp RT	QIon	Exp Ratio	QIon	Exp Ratio
4-Nitroaniline	N.D.	9.27	65.0	131.3	92.0	49.5



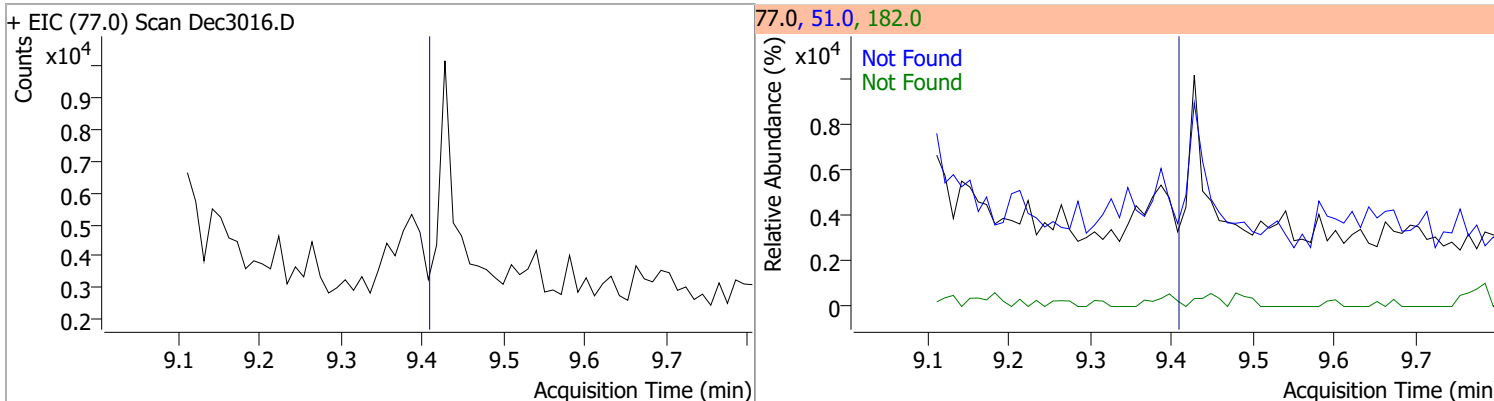
Compound	Conc.	RT	Dev(Min)	Resp.	QIon	QRatio	Lower	Upper
4,6-Dinitro-2-methylphenol	0	0	0	0	121.0		37.1	68.8



Compound	Conc.	Exp RT	QIon	Exp Ratio	QIon	Exp Ratio
N-nitrosodiphenylamine	N.D.	9.38	168.0	66.6	167.0	35.0

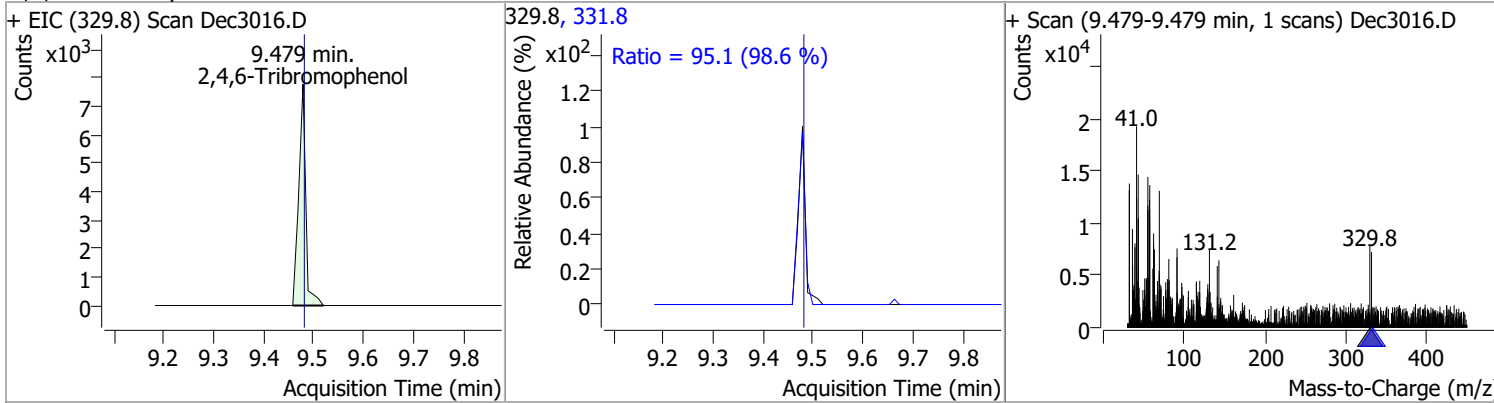


Compound	Conc.	Exp RT	QIon	Exp Ratio	QIon	Exp Ratio
Azobenzene	N.D.	9.41	51.0	49.7	182.0	23.1

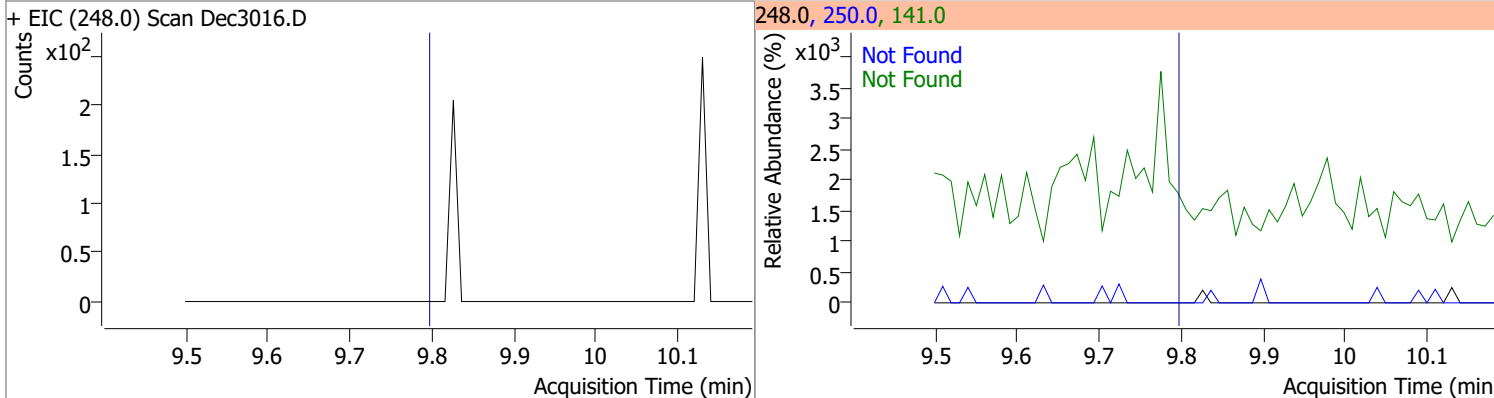


Quantitation Results Report (QT Reviewed)

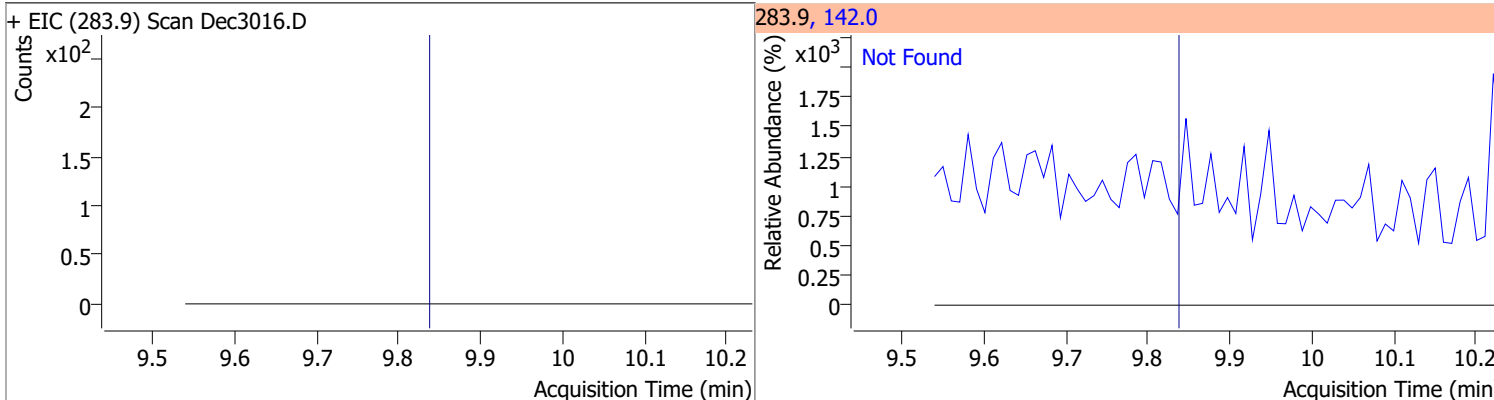
Compound	Conc.	RT	Dev(Min)	Resp.	QIon	QRatio	Lower	Upper
2,4,6-Tribromophenol	9.8884	9.48	0.00	7505	331.8	95.1	67.5	125.3



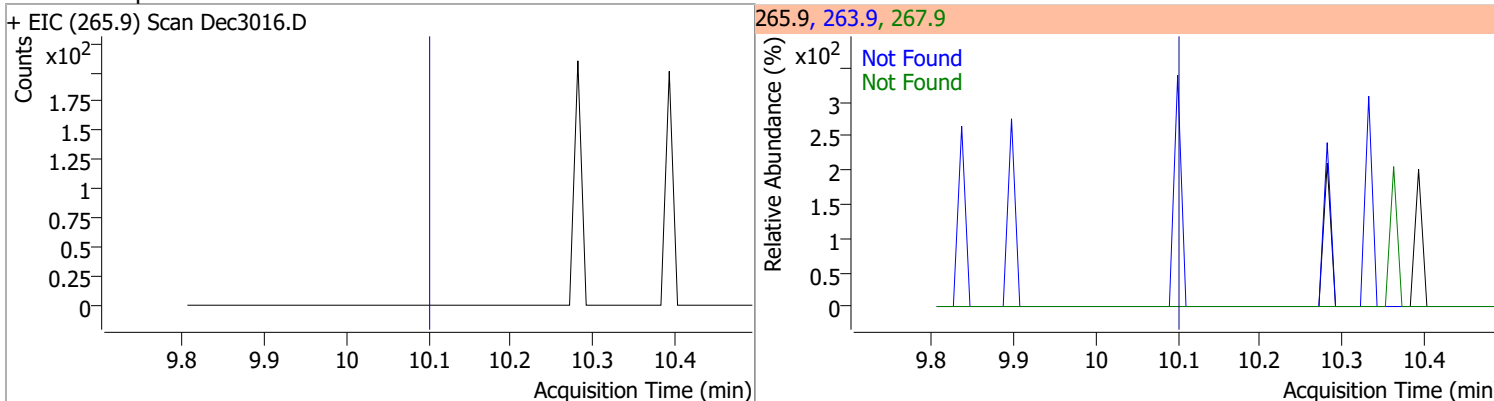
Compound	Conc.	Exp RT	QIon	Exp Ratio	QIon	Exp Ratio
4-Bromophenyl-phenylether	N.D.	9.80	141.0	109.8	250.0	97.9



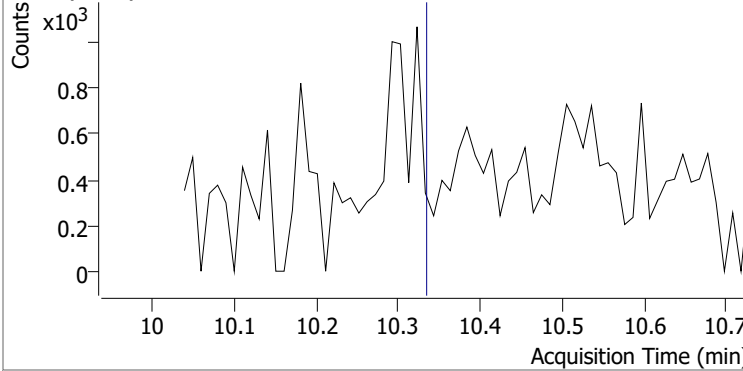
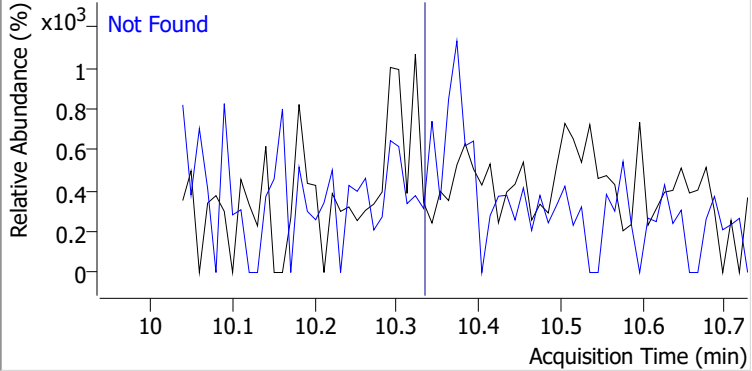
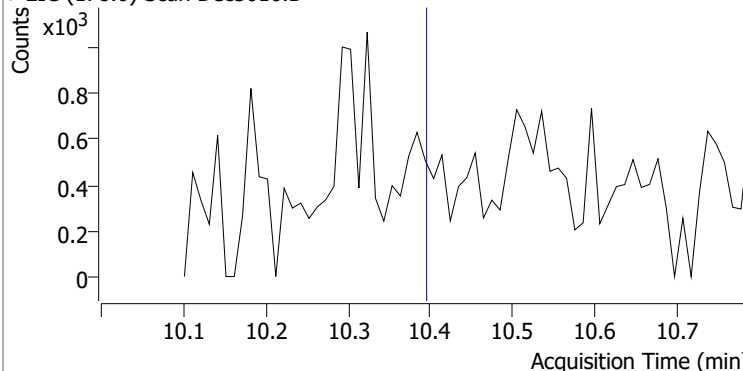
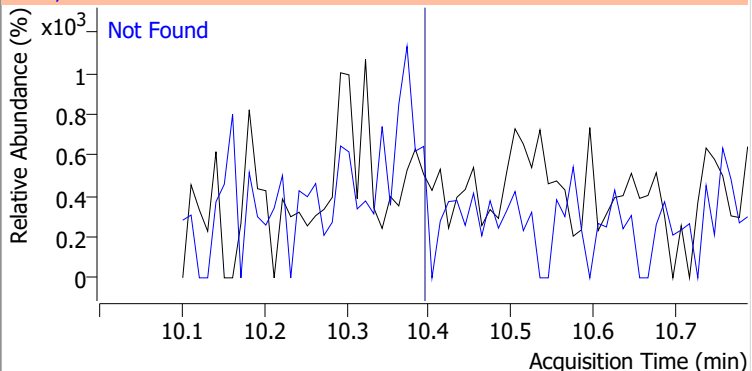
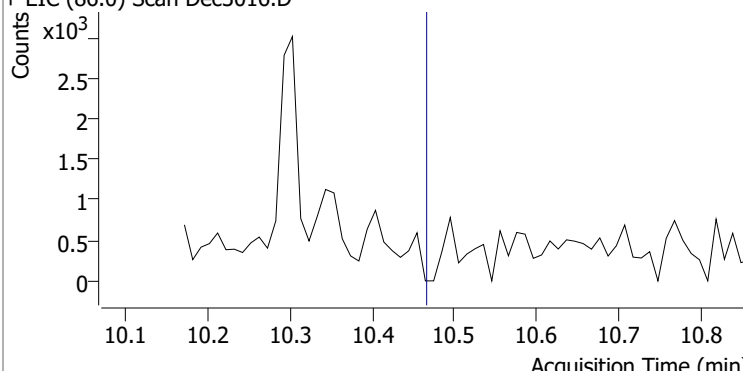
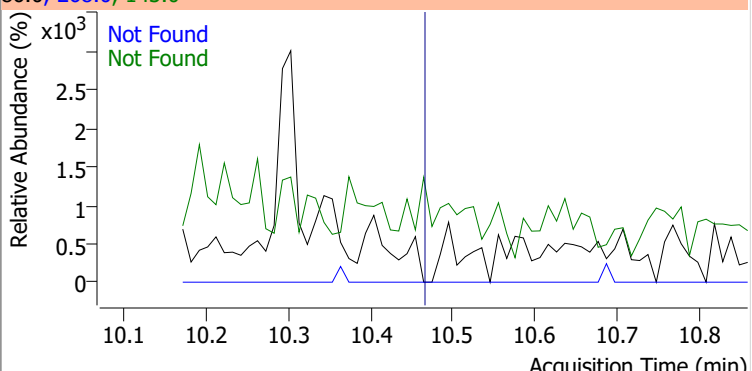
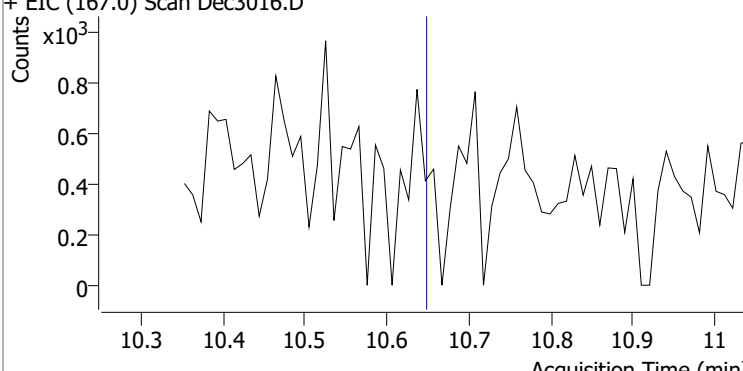
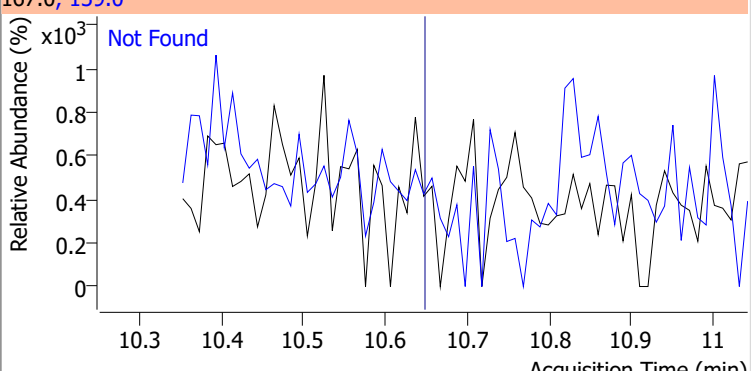
Compound	Conc.	Exp RT	QIon	Exp Ratio
Hexachlorobenzene	N.D.	9.84	142.0	64.6



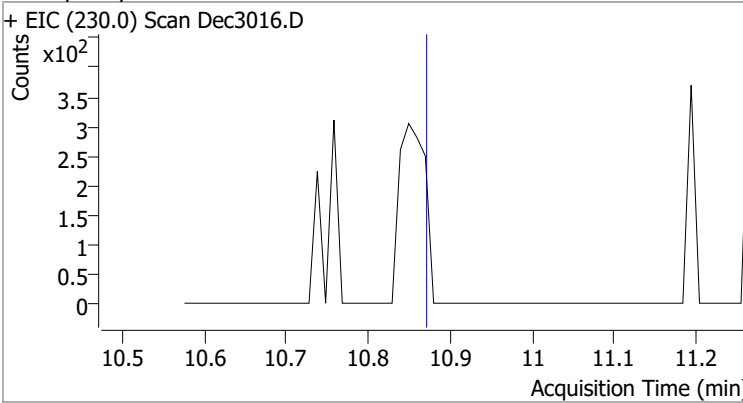
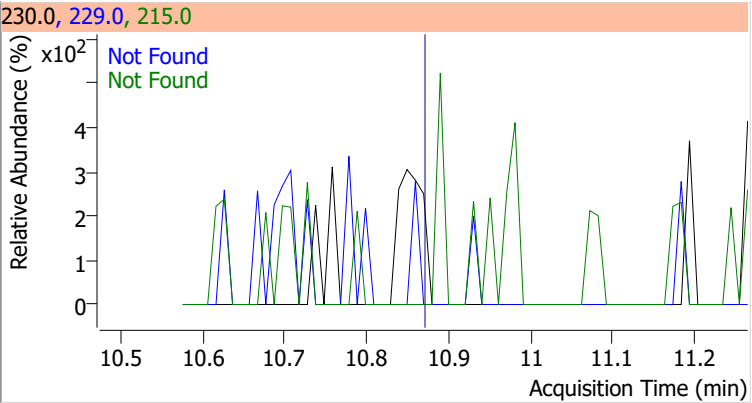
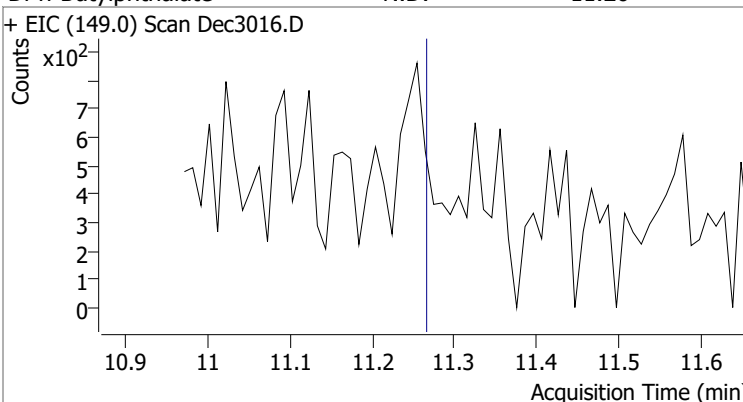
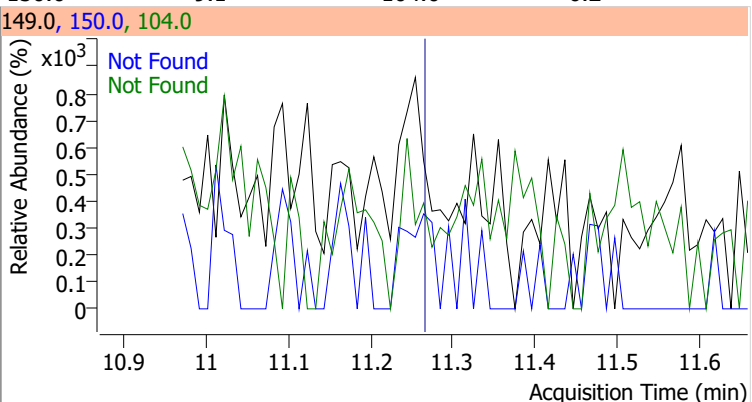
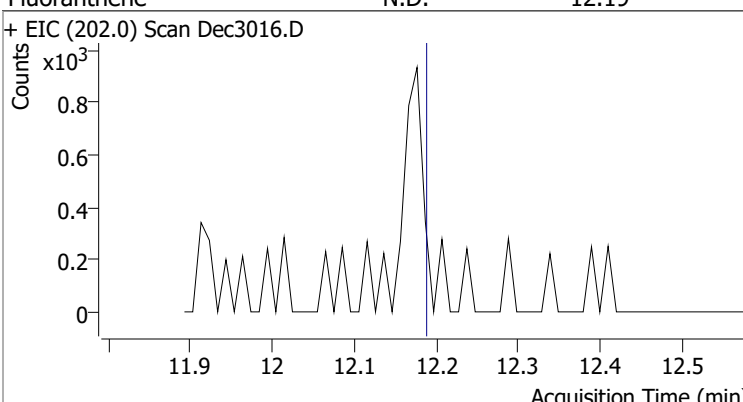
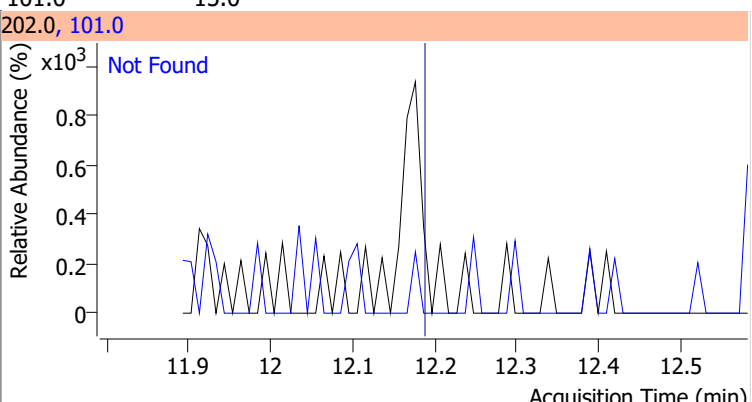
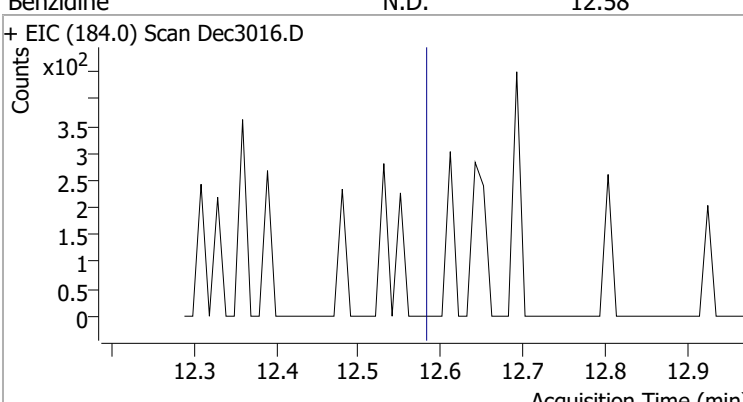
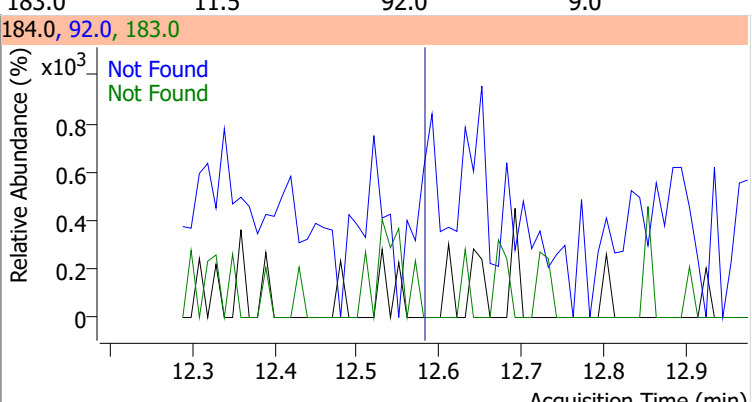
Compound	Conc.	Exp RT	QIon	Exp Ratio	QIon	Exp Ratio
Pentachlorophenol	N.D.	10.10	263.9	62.0	267.9	61.9



Quantitation Results Report (QT Reviewed)

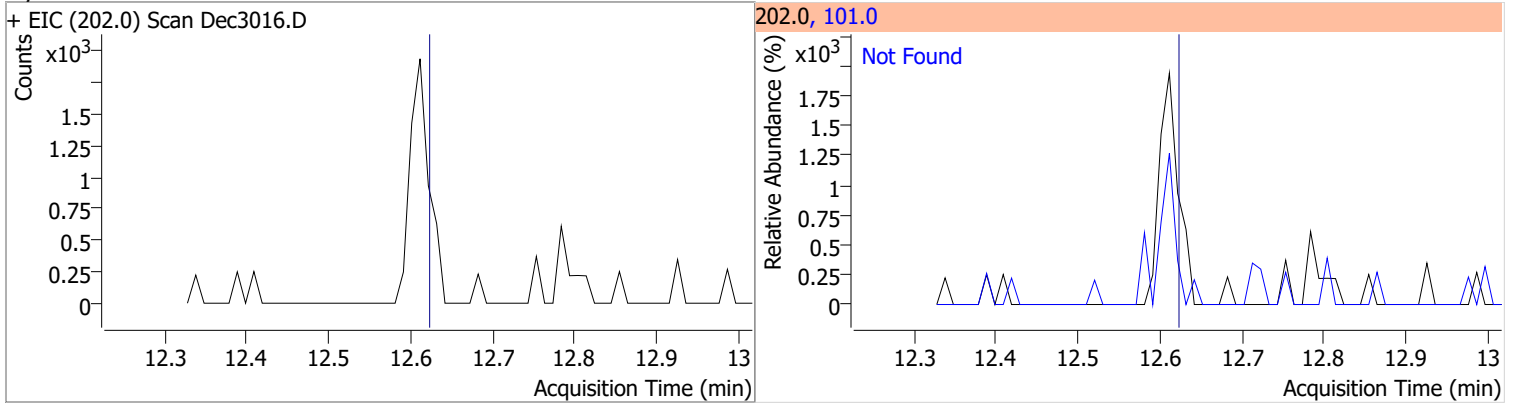
Compound	Conc.	Exp RT	QIon	Exp Ratio		
Phenanthrene	N.D.	10.33	176.0	19.7		
+ EIC (178.0) Scan Dec3016.D			178.0, 176.0			
						
Not Found						
Anthracene	N.D.	10.39	176.0	18.3		
+ EIC (178.0) Scan Dec3016.D			178.0, 176.0			
						
Not Found						
Triallate	N.D.	10.46	143.0	22.0	QIon	Exp Ratio
+ EIC (86.0) Scan Dec3016.D			86.0, 268.0, 143.0			
						
Not Found						
Not Found						
Carbazole	N.D.	10.65	139.0	13.0		
+ EIC (167.0) Scan Dec3016.D			167.0, 139.0			
						
Not Found						

Quantitation Results Report (QT Reviewed)

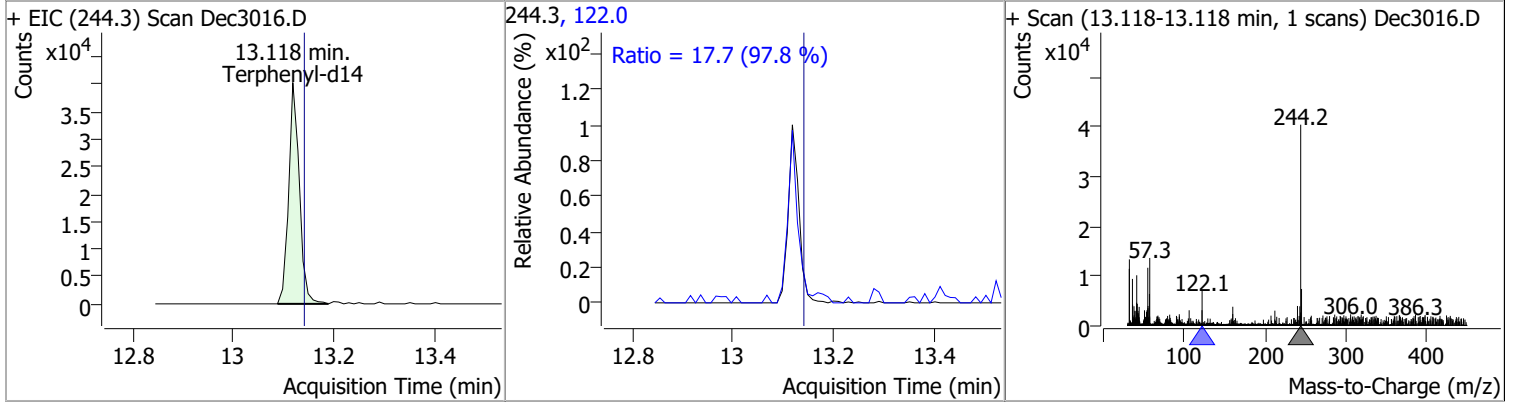
Compound	Conc.	Exp RT	QIon	Exp Ratio	QIon	Exp Ratio
o-Terphenyl	N.D.	10.87	229.0	67.7	215.0	38.2
+ EIC (230.0) Scan Dec3016.D			230.0, 229.0, 215.0			
						
Di-n-Butylphthalate	N.D.	11.26	150.0	9.1	104.0	6.2
+ EIC (149.0) Scan Dec3016.D			149.0, 150.0, 104.0			
						
Fluoranthene	N.D.	12.19	101.0	15.0		
+ EIC (202.0) Scan Dec3016.D			202.0, 101.0			
						
Benzidine	N.D.	12.58	183.0	11.5	92.0	9.0
+ EIC (184.0) Scan Dec3016.D			184.0, 92.0, 183.0			
						

Quantitation Results Report (QT Reviewed)

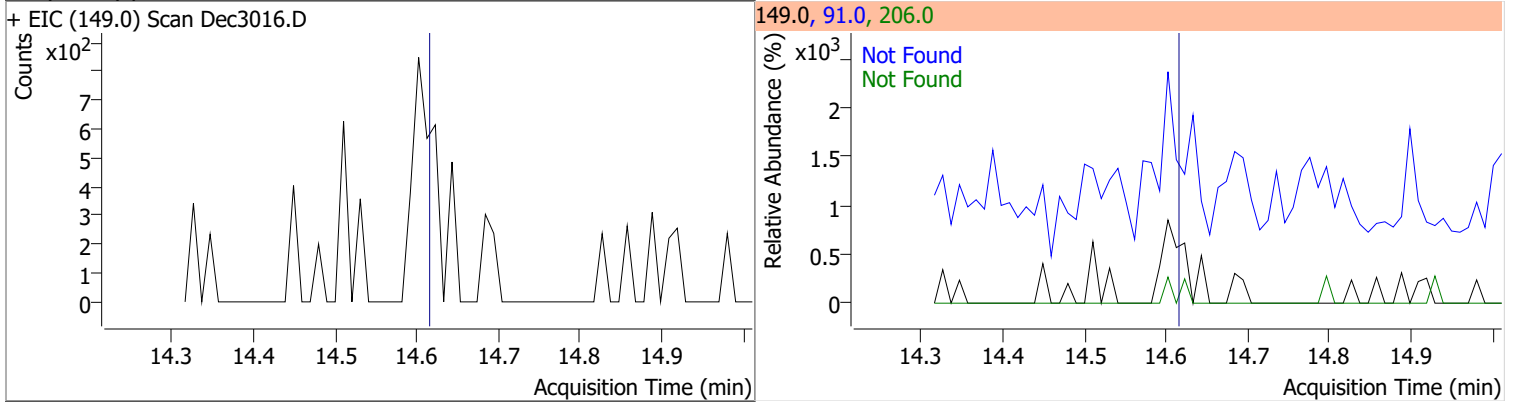
Compound	Conc.	Exp RT	QIon	Exp Ratio
Pyrene	N.D.	12.62	101.0	18.5



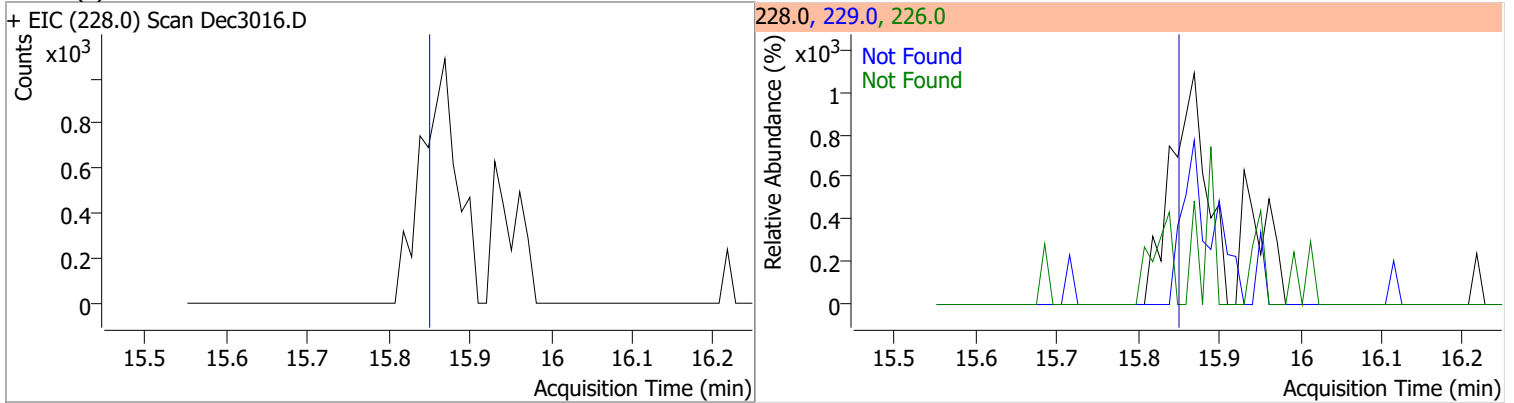
Compound	Conc.	RT	Dev(Min)	Resp.	QIon	QRatio	Lower	Upper
Terphenyl-d14	4.0428	13.12	-0.02	59538	122.0	17.7	12.7	23.5



Compound	Conc.	Exp RT	QIon	Exp Ratio	QIon	Exp Ratio
Butylbenzylphthalate	N.D.	14.63	91.0	94.6	206.0	14.9

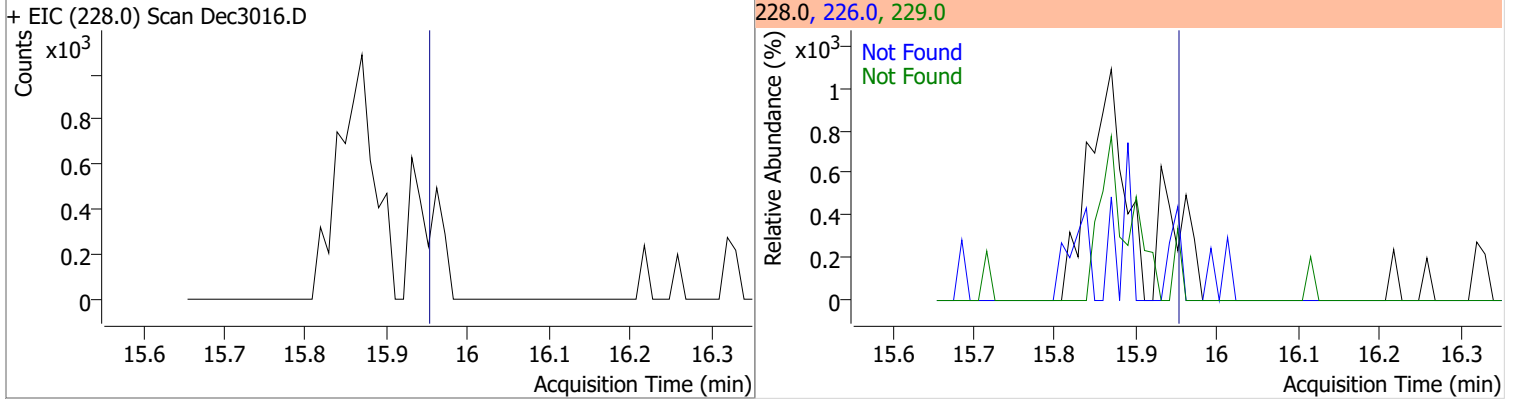


Compound	Conc.	Exp RT	QIon	Exp Ratio	QIon	Exp Ratio
Benzo(a)Anthracene	N.D.	15.87	226.0	26.7	229.0	21.3

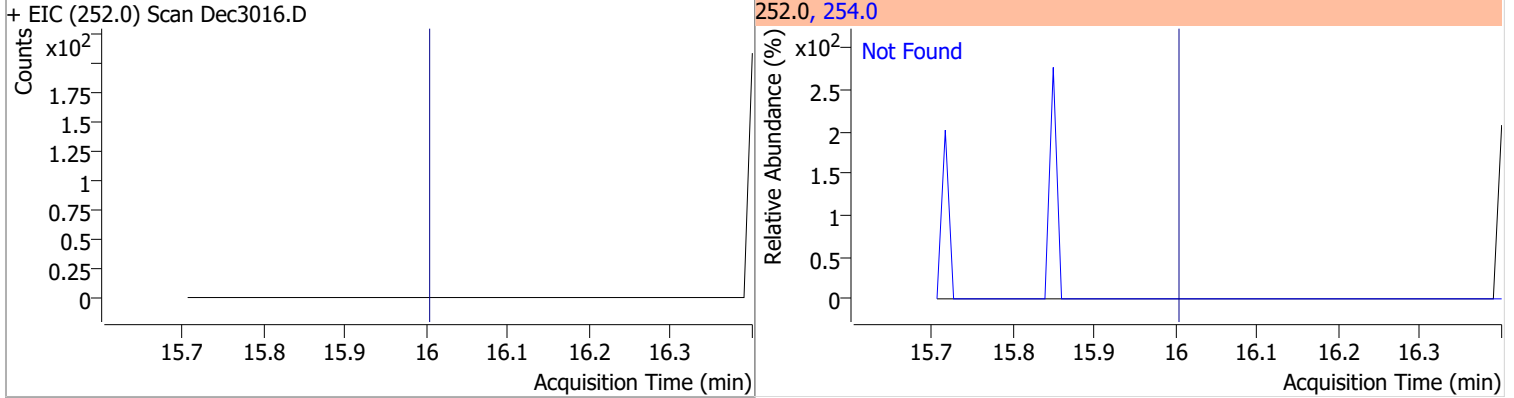


Quantitation Results Report (QT Reviewed)

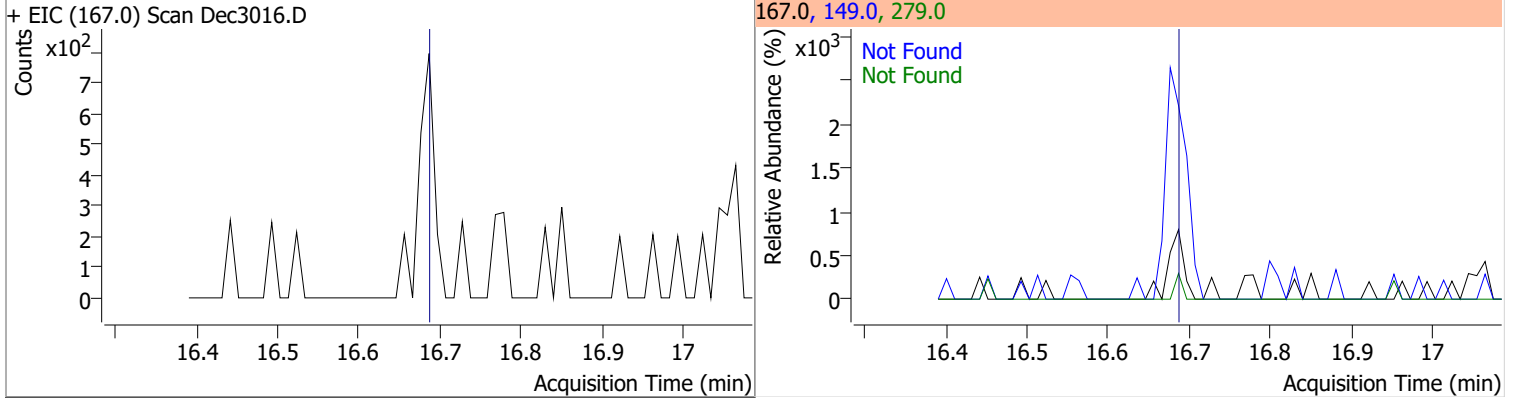
Compound	Conc.	Exp RT	QIon	Exp Ratio	QIon	Exp Ratio
Chrysene	N.D.	15.97	226.0	30.6	229.0	20.9



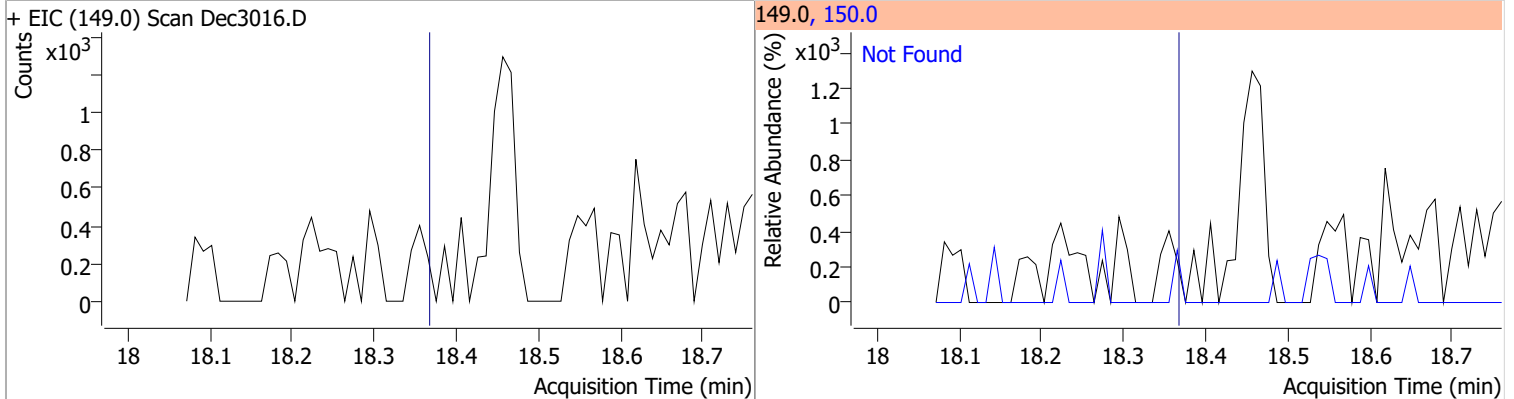
Compound	Conc.	Exp RT	QIon	Exp Ratio
3,3-Dichlorobenzidine	N.D.	16.02	254.0	62.0



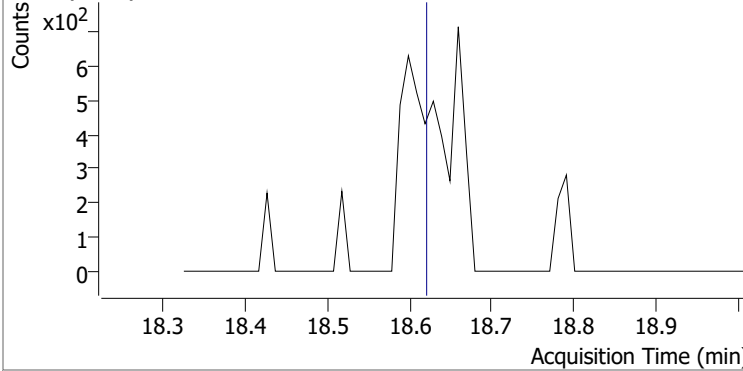
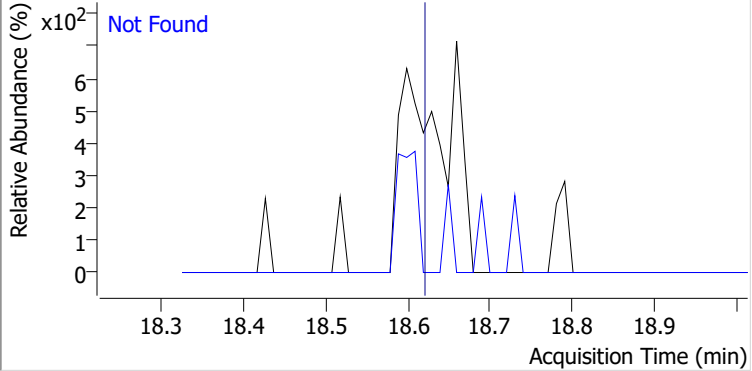
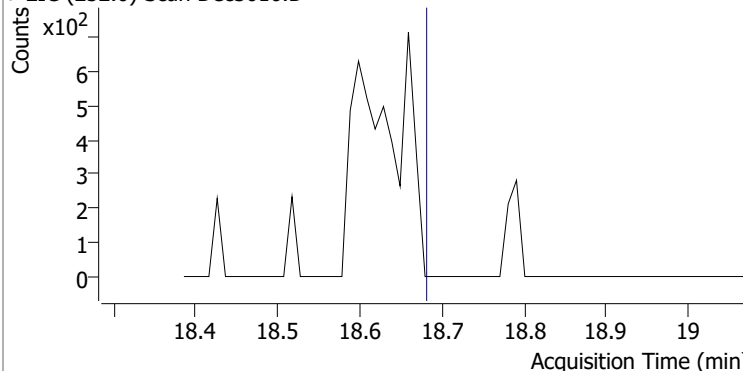
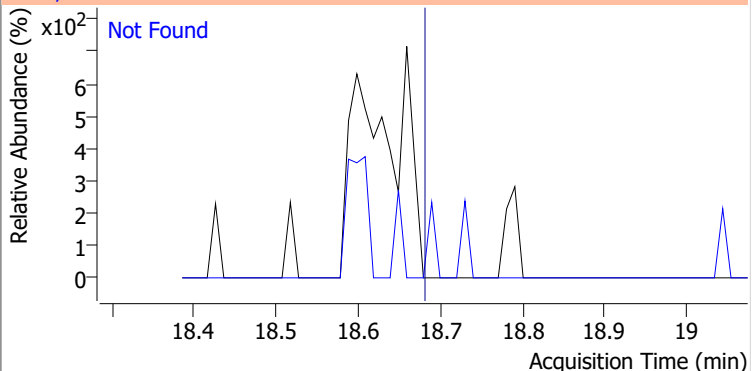
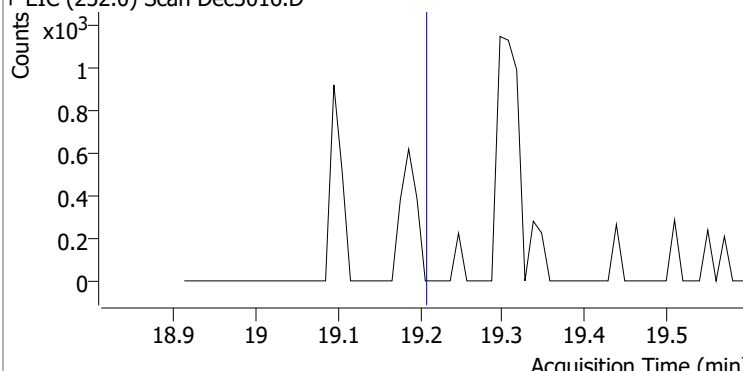
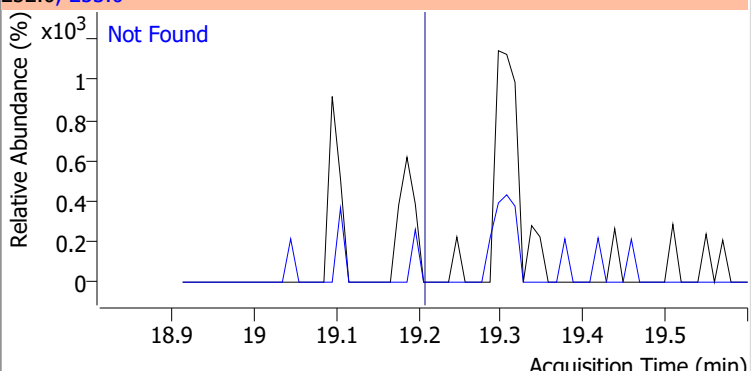
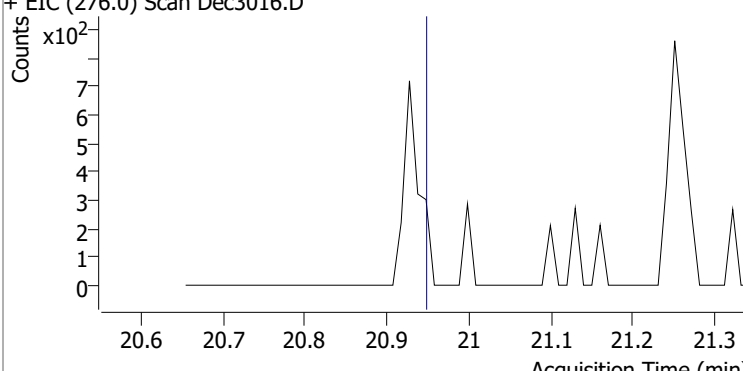
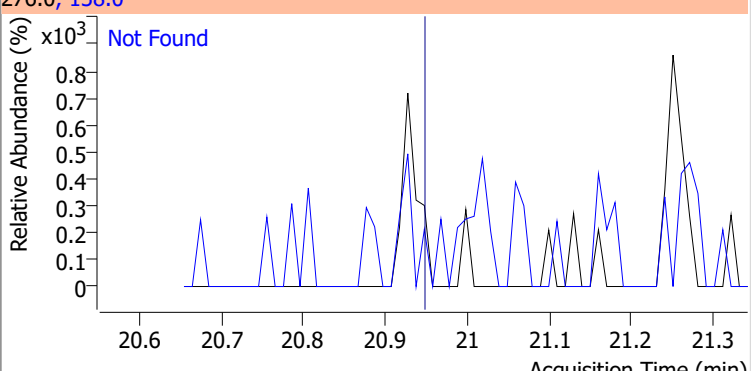
Compound	Conc.	Exp RT	QIon	Exp Ratio	QIon	Exp Ratio
bis(2-ethylhexyl)Phthalate	N.D.	16.71	149.0	421.6	279.0	11.2



Compound	Conc.	Exp RT	QIon	Exp Ratio
Di-n-octyl Phthalate	N.D.	18.38	150.0	9.7

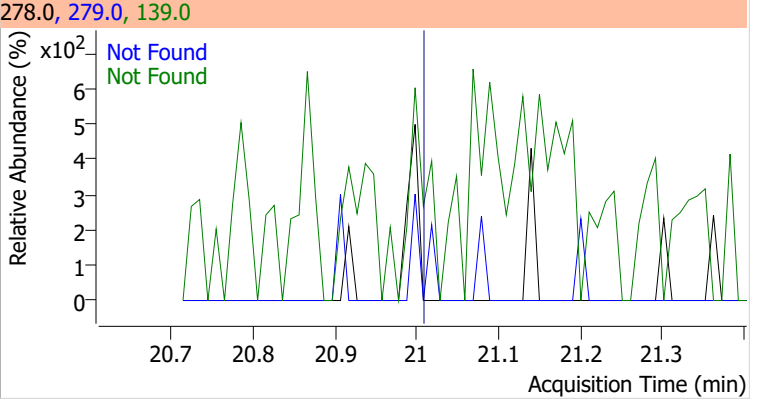
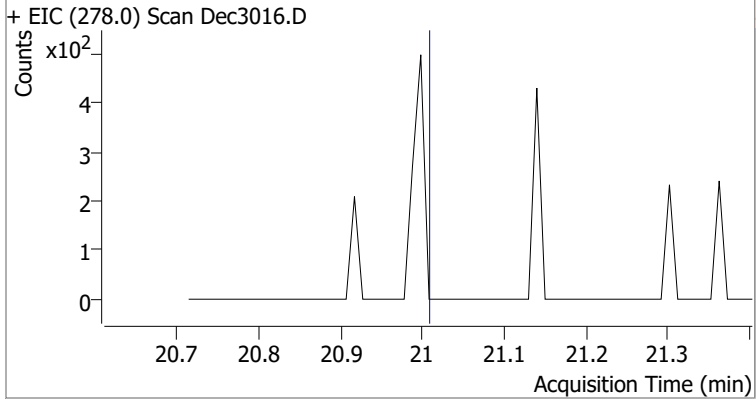


Quantitation Results Report (QT Reviewed)

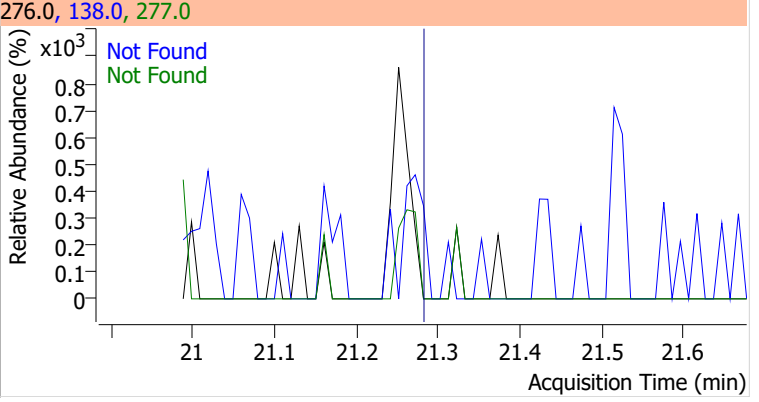
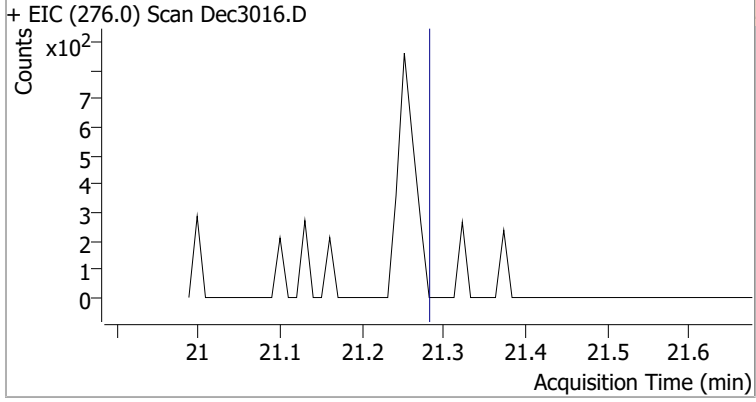
Compound	Conc.	Exp RT	QIon	Exp Ratio
Benzo(b)fluoranthene	N.D.	18.63	253.0	21.4
+ EIC (252.0) Scan Dec3016.D			252.0, 253.0	
				
Benzo(k)fluoranthene	N.D.	18.69	253.0	21.7
+ EIC (252.0) Scan Dec3016.D			252.0, 253.0	
				
Benzo(a)pyrene	N.D.	19.22	253.0	22.9
+ EIC (252.0) Scan Dec3016.D			252.0, 253.0	
				
Indeno(1,2,3-c,d)pyrene	N.D.	20.96	138.0	39.1
+ EIC (276.0) Scan Dec3016.D			276.0, 138.0	
				

Quantitation Results Report (QT Reviewed)

Compound	Conc.	Exp RT	QIon	Exp Ratio	QIon	Exp Ratio
Dibenzo(a,h)anthracene	N.D.	21.02	139.0	30.6	279.0	24.6

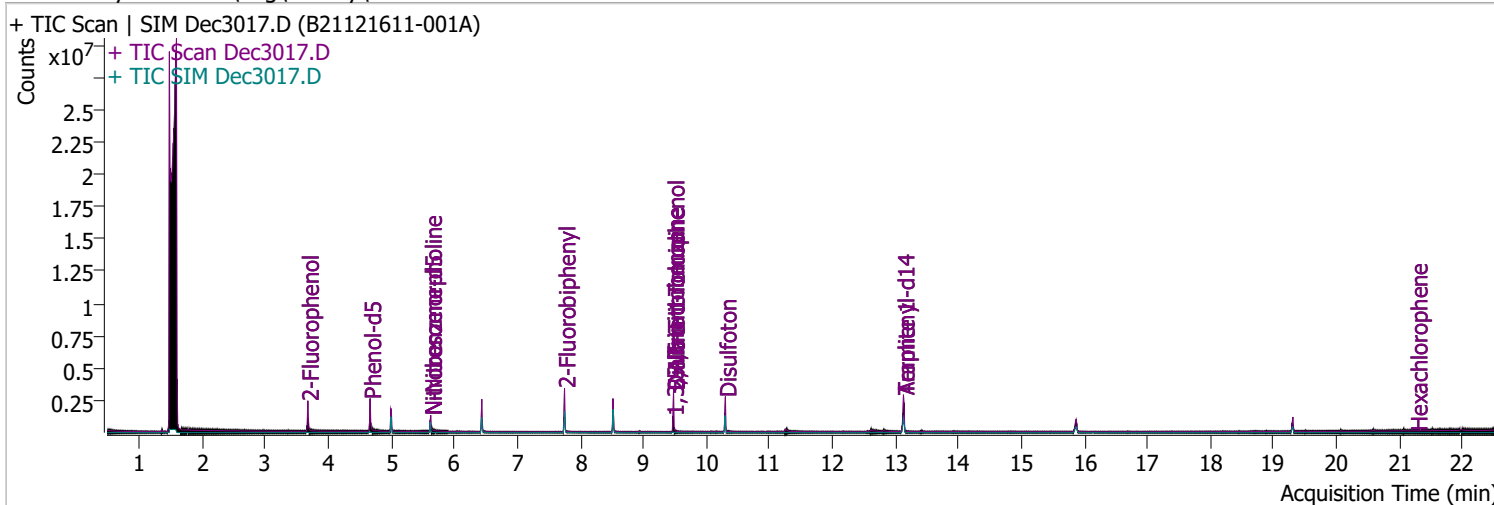


Compound	Conc.	Exp RT	QIon	Exp Ratio	QIon	Exp Ratio
Benzo(g,h,i)perylene	N.D.	21.29	138.0	41.5	277.0	23.8



Quantitation Results Report (QT Reviewed)

Data File	Dec3017.D	Operator	LIMS import
Acq. Method	BNA+SIM.M	Acq. Date-Time	12/30/2021 8:51:15 PM
Sample Name	B21121611-001A	Instrument	Instrument #1
Vial	17	Multiplier	1.00
DA Method File	122821 bna 1 CAL.batch.bin	Comment	SVOC-8270-W
Tune File	dftppdsm.u	Tune Date	11/24/2021 11:15:00 AM
Batch Name	123021 bna 1.batch.bin	Last Calib Update	1/3/2022 10:10:10 AM
Ref Library	D:\Org\Library\NIST129K.I		



Compound	RT	QIon	Resp.	Conc.	Units	Dev(Min)
----------	----	------	-------	-------	-------	----------

Internal Standards

System Monitoring Compounds

S 2-Fluorophenol	3.674	112.0	647124	79.7974	µg/L	-0.031
Spiked Amount: 200.000	Range: 10.0 - 75.0%			Recovery = 39.90%		
S Phenol-d5	4.664	99.0	751497	63.1275	µg/L	-0.020
Spiked Amount: 200.000	Range: 10.0 - 65.0%			Recovery = 31.56%		
S Nitrobenzene-d5	5.624	82.0	300396	51.4068	µg/L	0.000
Spiked Amount: 100.000	Range: 32.0 - 94.0%			Recovery = 51.41%		
S 2-Fluorobiphenyl	7.749	172.0	1021987	53.4958	µg/L	0.000
Spiked Amount: 100.000	Range: 28.0 - 107.0%			Recovery = 53.50%		
S 2,4,6-Tribromophenol	9.479	329.8	188516	199.5674	µg/L	0.000
Spiked Amount: 200.000	Range: 25.0 - 140.0%			Recovery = 99.78%		
S Terphenyl-d14	13.128	244.3	1407767	95.2832	µg/L	-0.010
Spiked Amount: 100.000	Range: 32.0 - 122.0%			Recovery = 95.28%		

Target Compounds

Compound	RT	QIon	Resp.	Conc.	Units	Dev(Min)	QValue
T N-Nitrosodimethylamine	0.000		0	N.D.			
T Pyridine	0.000		0	N.D.			
T Aniline	0.000		0	N.D.			
T Phenol	0.000		0	N.D.			
T bis(-2-Chloroethyl)Ether	0.000		0	N.D.			
T 2-Chlorophenol	0.000		0	N.D.			
T 1,3-Dichlorobenzene	0.000		0	N.D.			
T 1,4-Dichlorobenzene	0.000		0	N.D.			
T 1,2-Dichlorobenzene	0.000		0	N.D.			
T Benzyl Alcohol	0.000		0	N.D.			
T bis(2-chloroisopropyl)Ether	0.000		0	N.D.			
T 2-Methylphenol	0.000		0	N.D.			
T N-nitroso-Di-n-propylamine	5.624	70.0	0		µg/L	md	1
T 4Methylphenol/3Methylphenol	0.000		0	N.D.			
T Hexachloroethane	0.000		0	N.D.			

Quantitation Results Report (QT Reviewed)

Compound	RT	QIon	Resp.	Conc.	Units	Dev(Min)
T Nitrobenzene	0.000		0	N.D.		
T Isophorone	0.000		0	N.D.		
T 2-Nitrophenol	0.000		0	N.D.		
T 2,4-Dimethylphenol	0.000		0	N.D.		
T bis(-2-Chloroethoxy)Methane	0.000		0	N.D.		
T Benzoic Acid	0.000		0	N.D.		
T 2,4-Dichlorophenol	0.000		0	N.D.		
T 1,2,4-Trichlorobenzene	0.000		0	N.D.		
T Naphthalene	0.000		0	N.D.		
T 4-Chlorophenol	0.000		0	N.D.		
T p-Chloroaniline	0.000		0	N.D.		
T Hexachlorobutadiene	0.000		0	N.D.		
T 4-Chloro-2-Methylphenol	0.000		0	N.D.		
T 4-Chloro-3-Methylphenol	0.000		0	N.D.		
T 2-Methylnaphthalene	0.000		0	N.D.		
T 1-Methylnaphthalene	0.000		0	N.D.		
T Hexachlorocyclopentadiene	0.000		0	N.D.		
T 2,4,6-Trichlorophenol	0.000		0	N.D.		
T 2,4,5-Trichlorophenol	0.000		0	N.D.		
T 2-Chloronaphthalene	0.000		0	N.D.		
T 2-Nitroaniline	0.000		0	N.D.		
T Dimethyl Phthalate	8.517	163.0	0		µg/L	md
T 2,6-Dinitrotoluene	8.517	165.0	0		µg/L	md
T Acenaphthylene	0.000		0	N.D.		
T 3-Nitroaniline	0.000		0	N.D.		
T Acenaphthene	0.000		0	N.D.		
T 2,4-Dinitrophenol	0.000		0	N.D.		
T Dibenzofuran	0.000		0	N.D.		
T 4-Nitrophenol	0.000		0	N.D.		
T 2,4-Dinitrotoluene	0.000		0	N.D.		
T Diethylphthalate	0.000		0	N.D.		
T Fluorene	0.000		0	N.D.		
T 4-Chlorophenyl-phenylether	0.000		0	N.D.		
T 4-Nitroaniline	0.000		0	N.D.		
T 4,6-Dinitro-2-methylphenol	0.000		0	N.D.		
T N-nitrosodiphenylamine	0.000		0	N.D.		
T Azobenzene	0.000		0	N.D.		
T 4-Bromophenyl-phenylether	0.000		0	N.D.		
T Hexachlorobenzene	0.000		0	N.D.		
T Pentachlorophenol	0.000		0	N.D.		
T Phenanthrene	0.000		0	N.D.		
T Anthracene	0.000		0	N.D.		
T Triallate	0.000		0	N.D.		
T Carbazole	0.000		0	N.D.		
T o-Terphenyl	0.000		0	N.D.		
T Di-n-Butylphthalate	0.000		0	N.D.		
T Fluoranthene	0.000		0	N.D.		
T Benzidine	0.000		0	N.D.		
T Pyrene	0.000		0	N.D.		
T Butylbenzylphthalate	0.000		0	N.D.		
T Benzo(a)Anthracene	0.000		0	N.D.		
T Chrysene	0.000		0	N.D.		
T 3,3-Dichlorobenzidine	0.000		0	N.D.		
T bis(2-ethylhexyl)Phthalate	0.000		0	N.D.		
T Di-n-octyl Phthalate	0.000		0	N.D.		

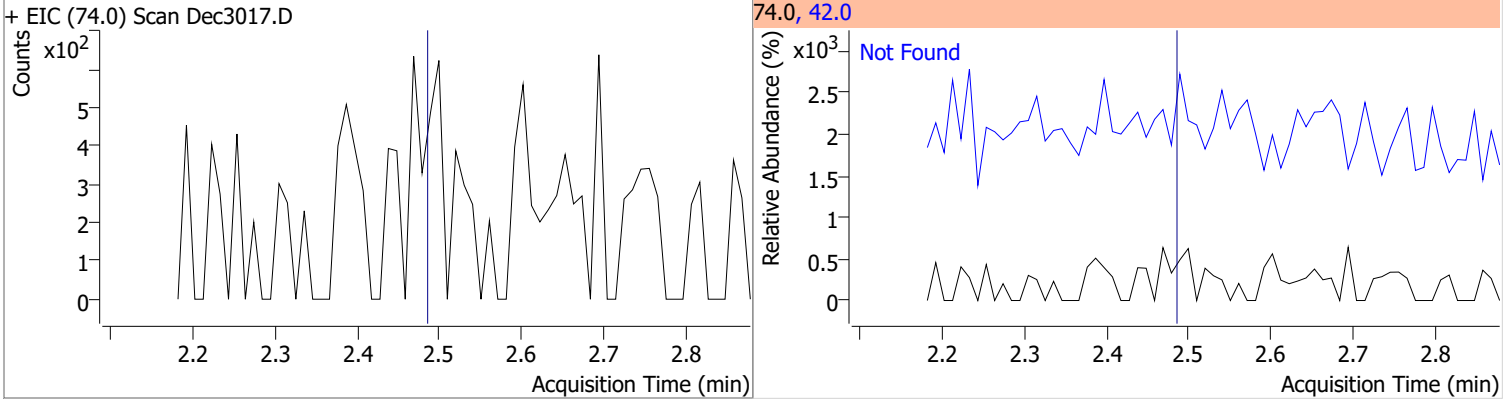
Quantitation Results Report (QT Reviewed)

Compound	RT	QIon	Resp.	Conc.	Units	Dev(Min)
T Benzo(b)fluoranthene	0.000		0	N.D.		
T Benzo(k)fluoranthene	0.000		0	N.D.		
T Benzo(a)pyrene	0.000		0	N.D.		
T Indeno(1,2,3-c,d)pyrene	0.000		0	N.D.		
T Dibenzo(a,h)anthracene	0.000		0	N.D.		
T Benzo(g,h,i)perylene	0.000		0	N.D.		

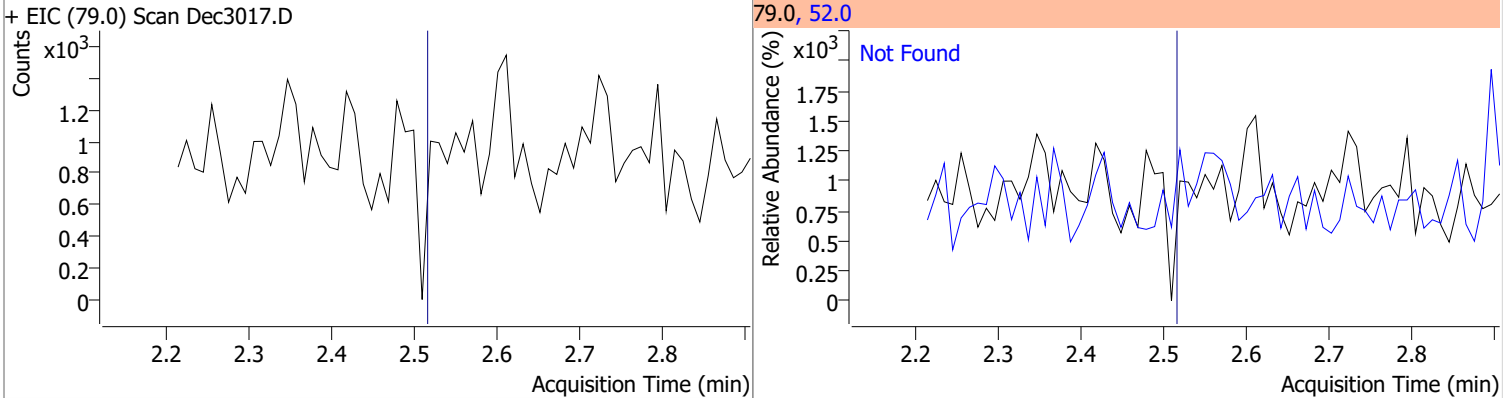
(#) = Qualifier Out of Range; (m) = Manual Integration; (+) = Area Summed; (*) = Surrogate Percent Recovery Out of Range; (d): Zeroed Peak

Quantitation Results Report (QT Reviewed)

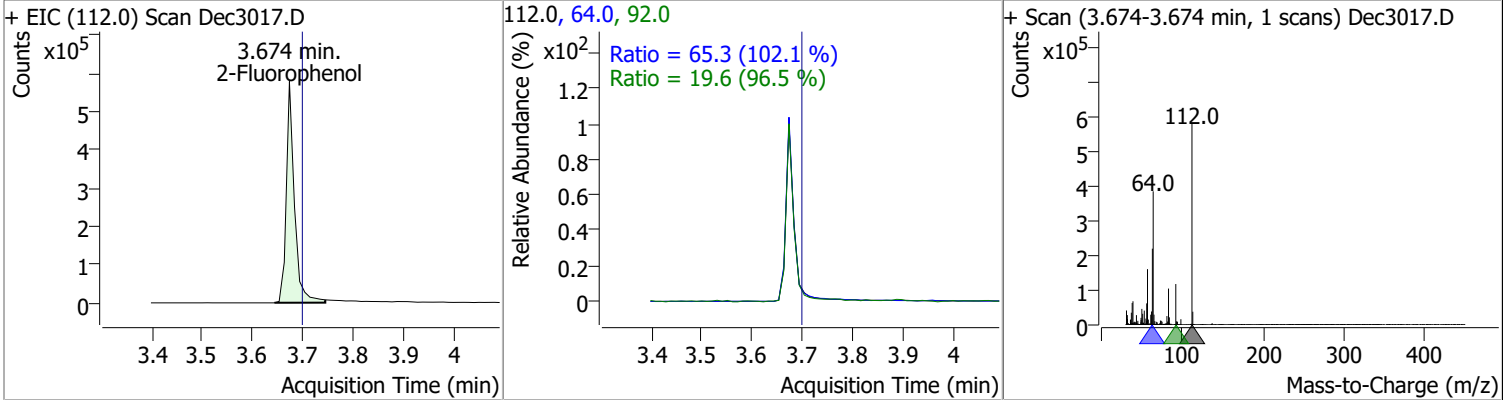
Compound	Conc.	Exp RT	QIon	Exp Ratio
N-Nitrosodimethylamine	N.D.	2.49	42.0	184.8



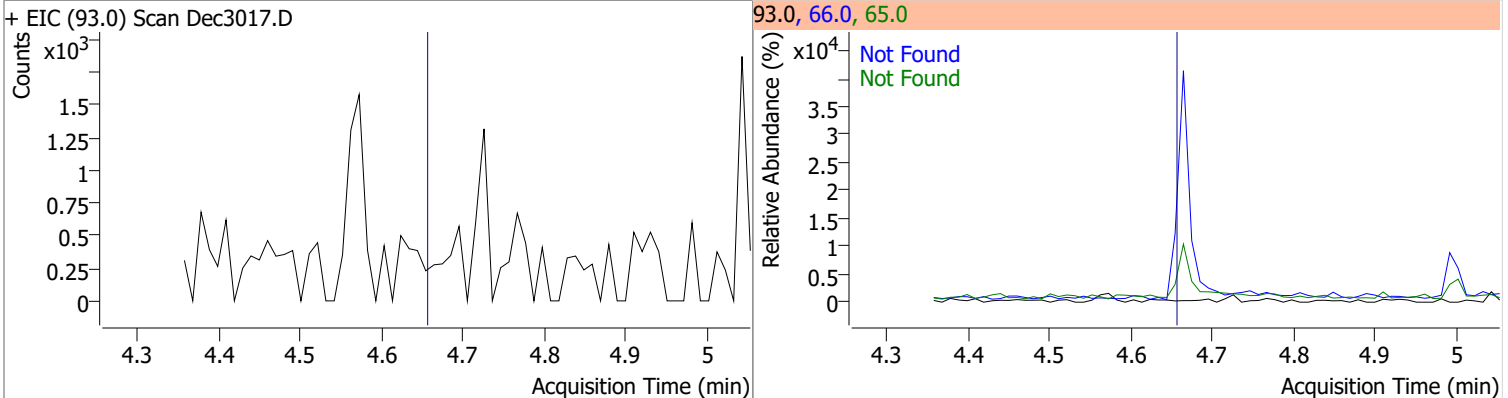
Compound	Conc.	Exp RT	QIon	Exp Ratio
Pyridine	N.D.	2.52	52.0	135.8



Compound	Conc.	RT	Dev(Min)	Resp.	QIon	QRatio	Lower	Upper
2-Fluorophenol	79.7974	3.67	-0.03	647124	64.0	65.3	44.8	83.2
					92.0	19.6	14.2	26.4

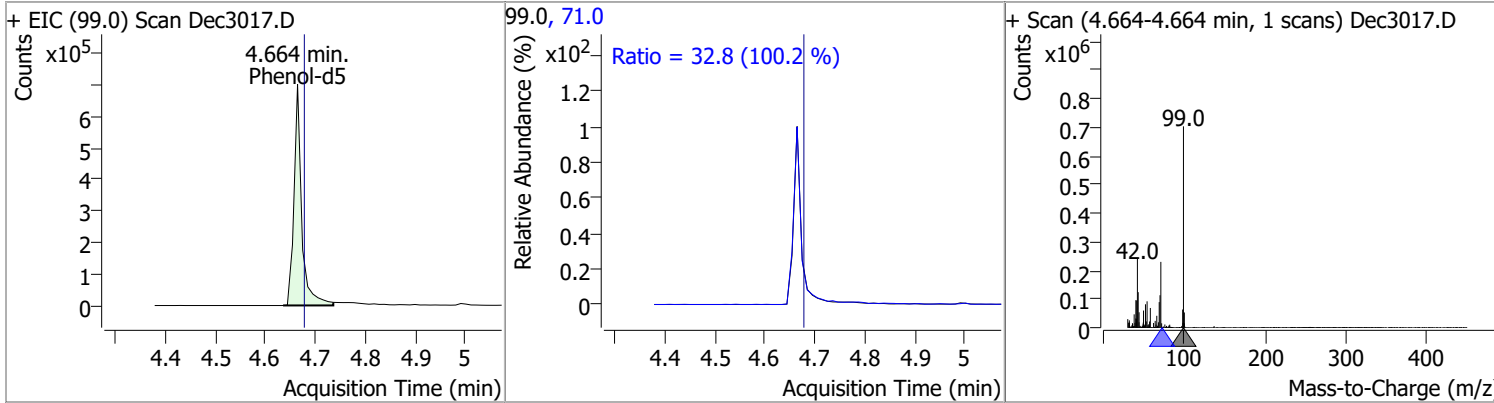


Compound	Conc.	Exp RT	QIon	Exp Ratio	QIon	Exp Ratio
Aniline	N.D.	4.66	66.0	41.6	65.0	23.1

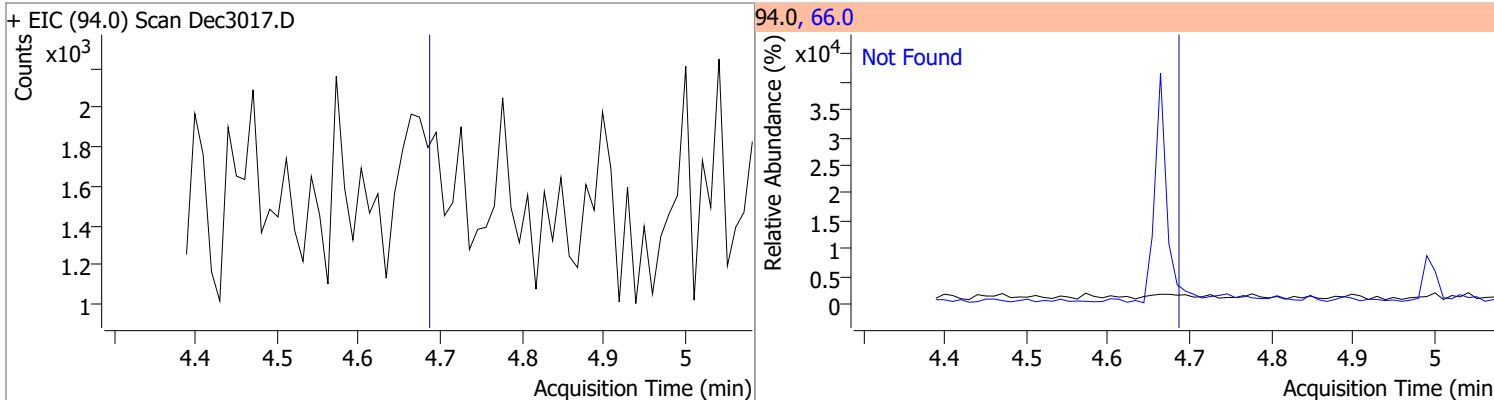


Quantitation Results Report (QT Reviewed)

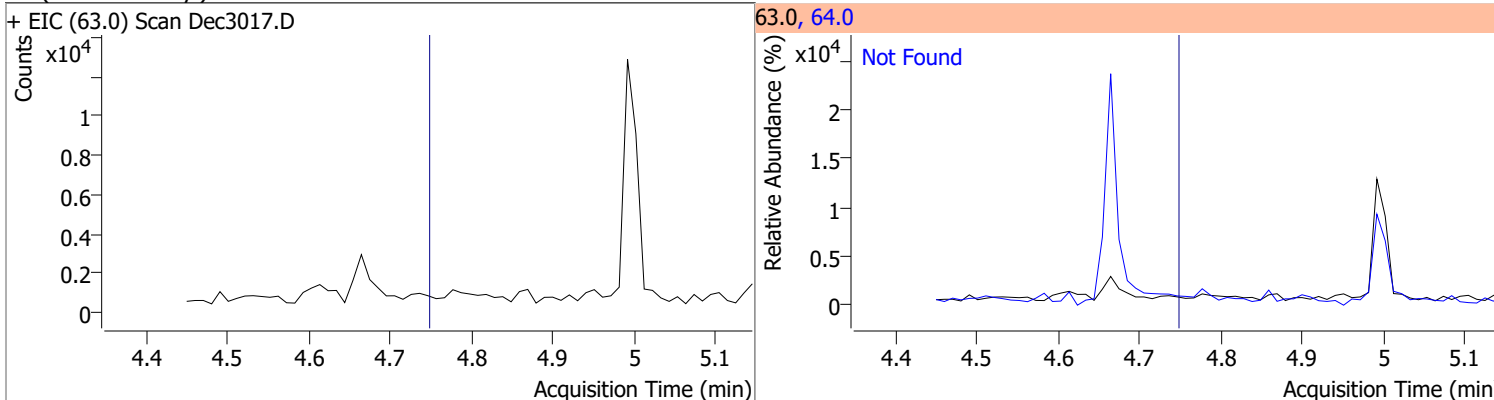
Compound	Conc.	RT	Dev(Min)	Resp.	QIon	QRatio	Lower	Upper
Phenol-d5	63.1275	4.66	-0.02	751497	71.0	32.8	22.9	42.5



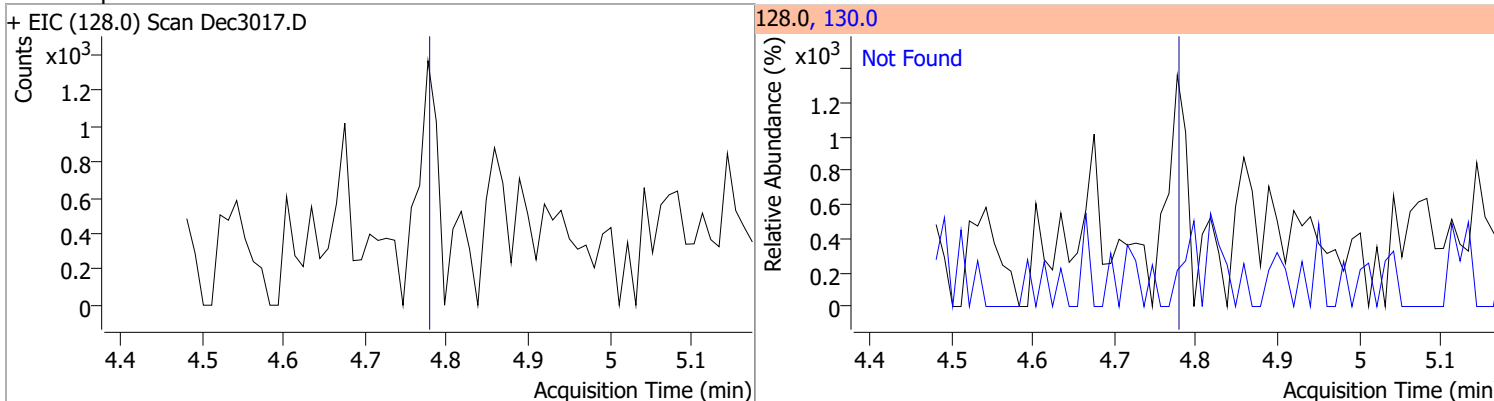
Compound	Conc.	Exp RT	QIon	Exp Ratio
Phenol	N.D.	4.69	66.0	40.8



Compound	Conc.	Exp RT	QIon	Exp Ratio
bis(-2-Chloroethyl)Ether	N.D.	4.76	64.0	2.8

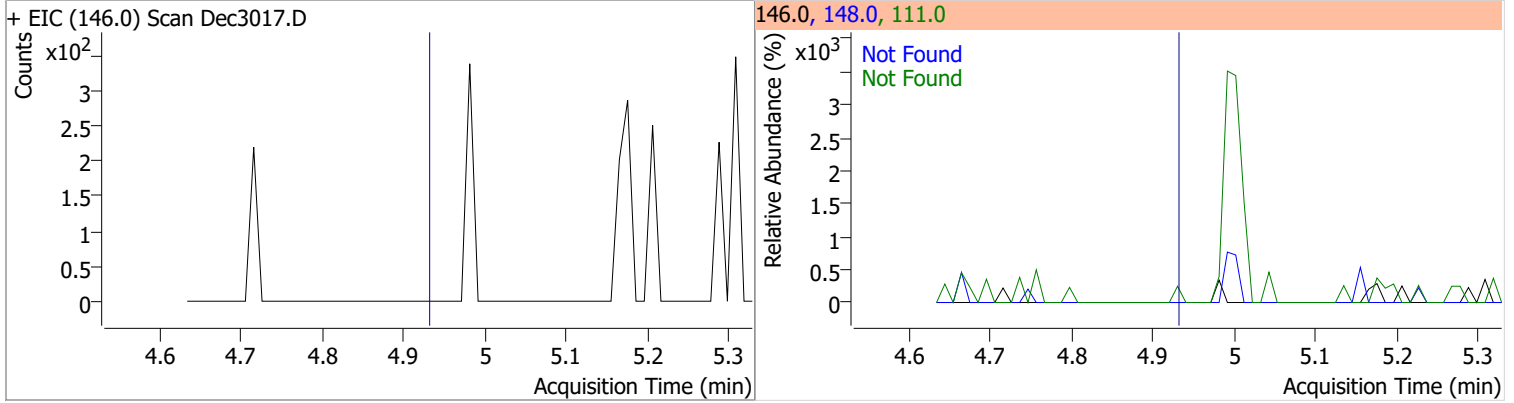


Compound	Conc.	Exp RT	QIon	Exp Ratio
2-Chlorophenol	N.D.	4.79	130.0	32.3

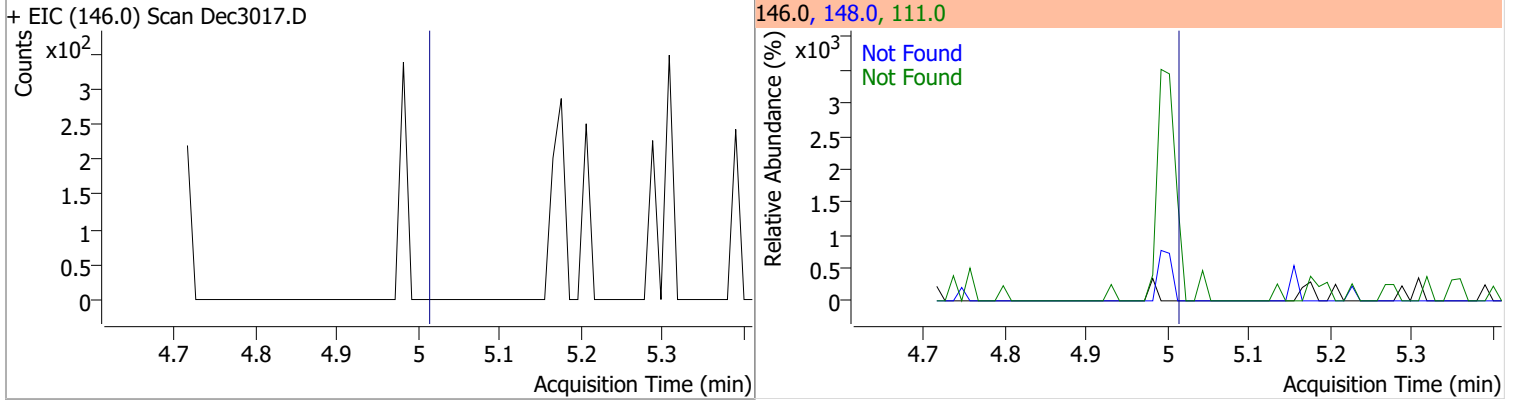


Quantitation Results Report (QT Reviewed)

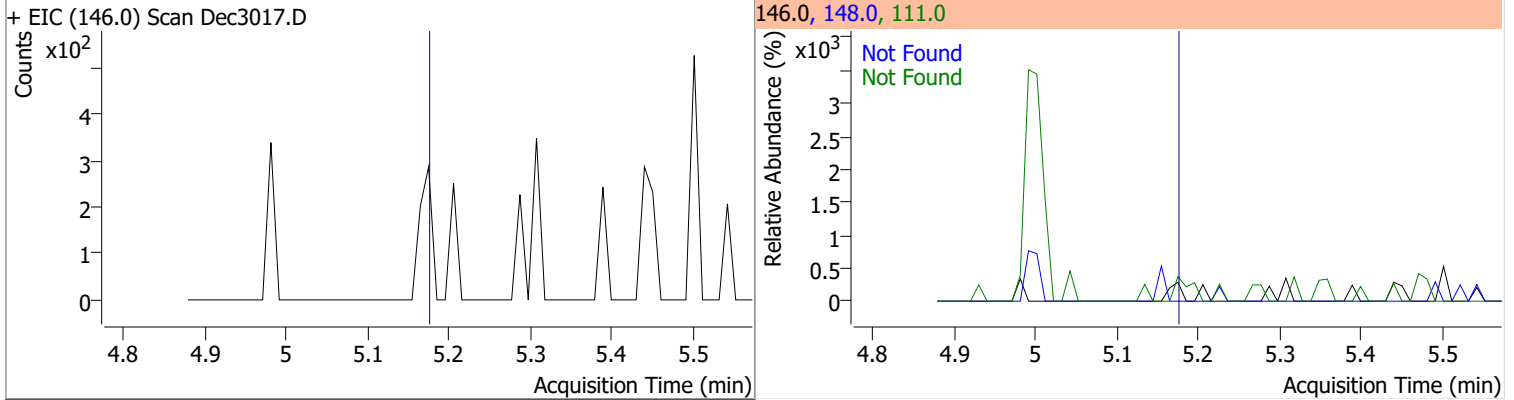
Compound	Conc.	Exp RT	QIon	Exp Ratio	QIon	Exp Ratio
1,3-Dichlorobenzene	N.D.	4.94	148.0	63.2	111.0	39.4



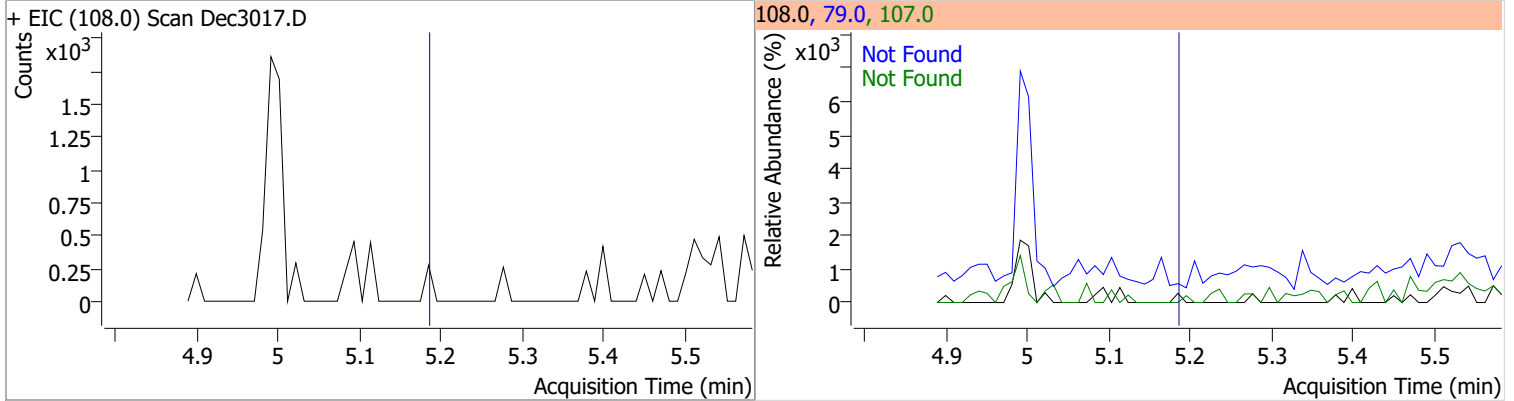
Compound	Conc.	Exp RT	QIon	Exp Ratio	QIon	Exp Ratio
1,4-Dichlorobenzene	N.D.	5.02	148.0	62.2	111.0	37.4



Compound	Conc.	Exp RT	QIon	Exp Ratio	QIon	Exp Ratio
1,2-Dichlorobenzene	N.D.	5.19	148.0	62.2	111.0	40.3

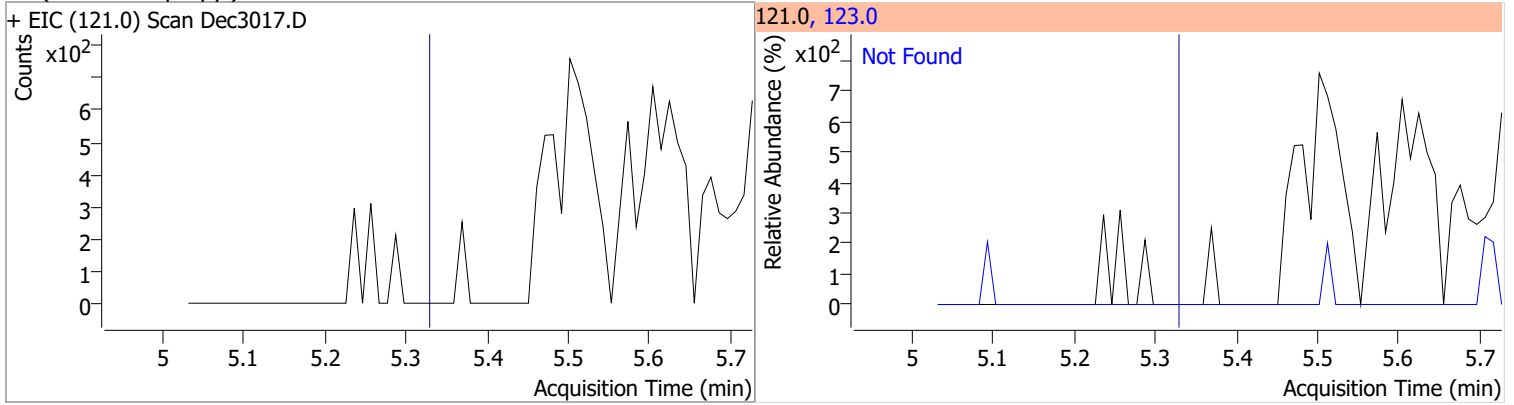


Compound	Conc.	Exp RT	QIon	Exp Ratio	QIon	Exp Ratio
Benzyl Alcohol	N.D.	5.20	79.0	117.9	107.0	69.2

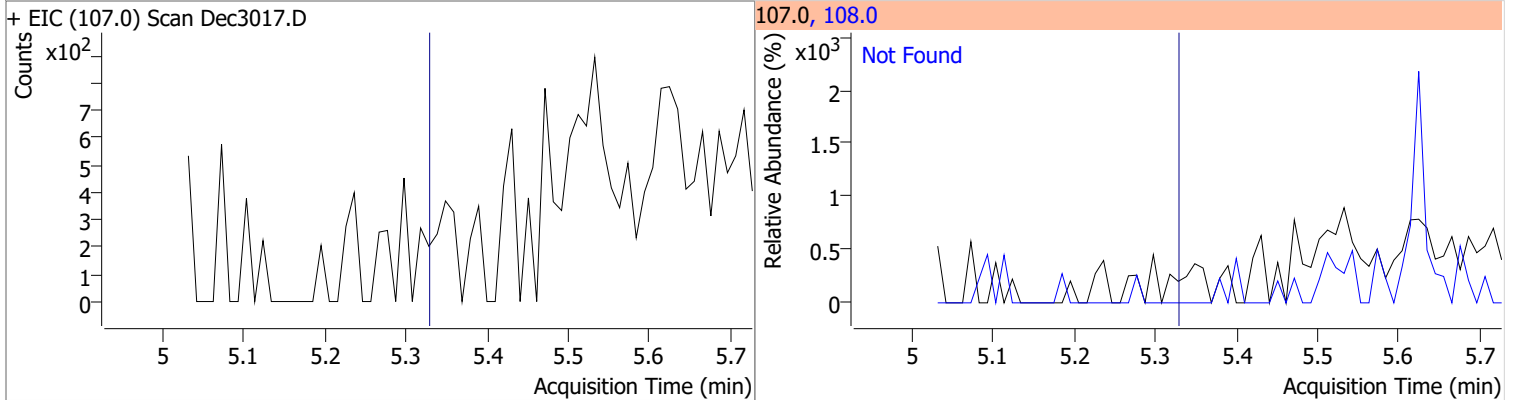


Quantitation Results Report (QT Reviewed)

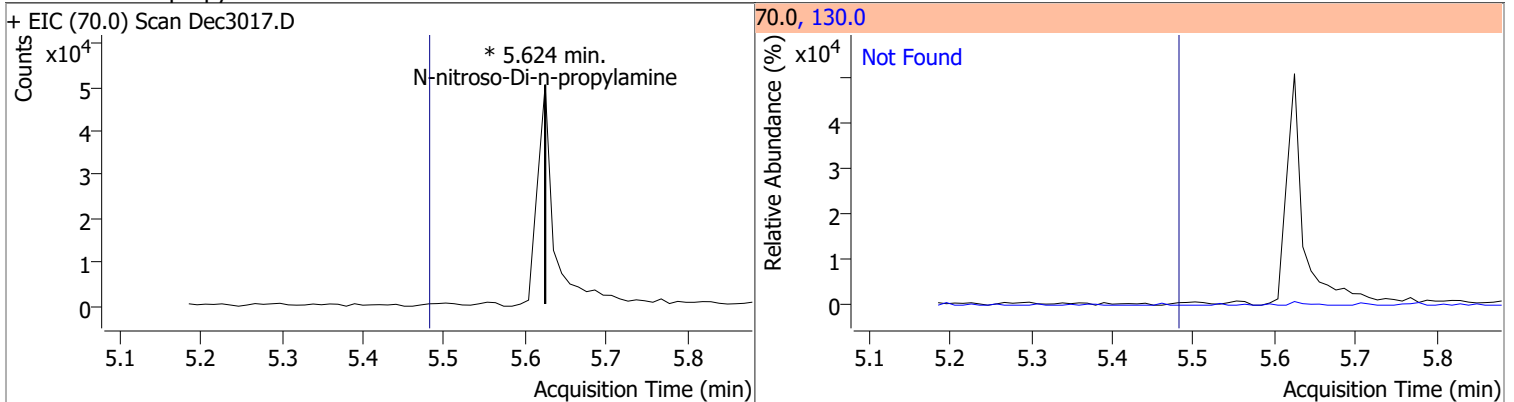
Compound	Conc.	Exp RT	QIon	Exp Ratio
bis(2-chloroisopropyl)Ether	N.D.	5.34	123.0	32.7



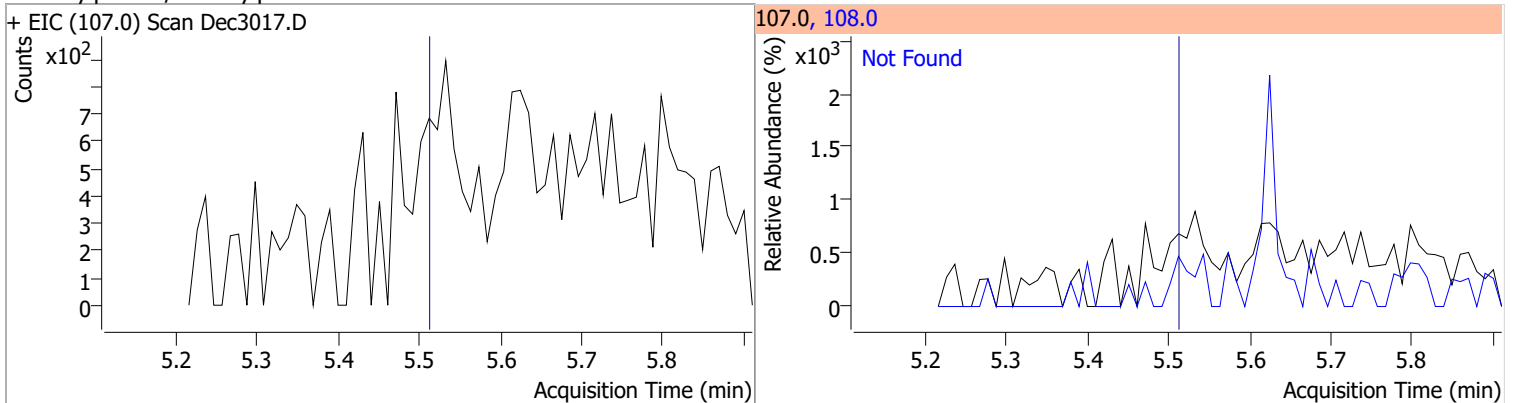
Compound	Conc.	Exp RT	QIon	Exp Ratio
2-Methylphenol	N.D.	5.34	108.0	117.6



Compound	Conc.	RT	Dev(Min)	Resp.	QIon	QRatio	Lower	Upper
N-nitroso-Di-n-propylamine		0		0	130.0		0.0	35.2

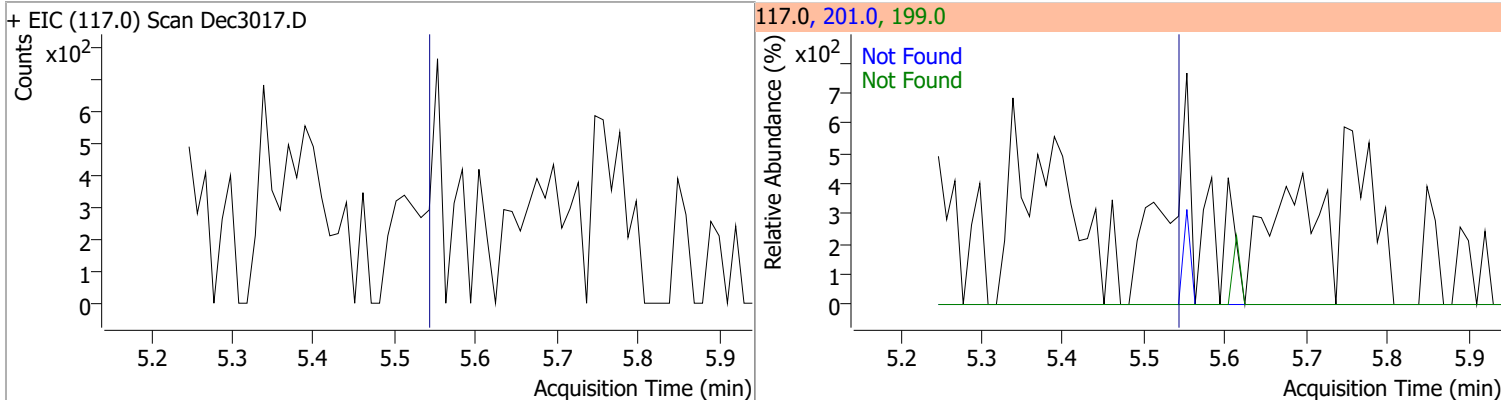


Compound	Conc.	Exp RT	QIon	Exp Ratio
4Methylphenol/3Methylphenol	N.D.	5.52	108.0	81.4

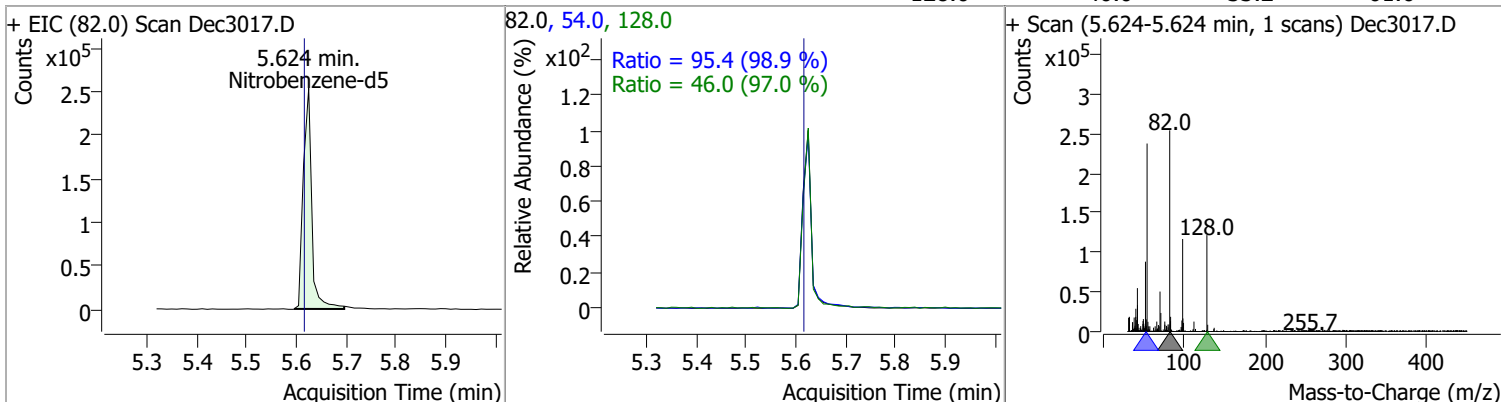


Quantitation Results Report (QT Reviewed)

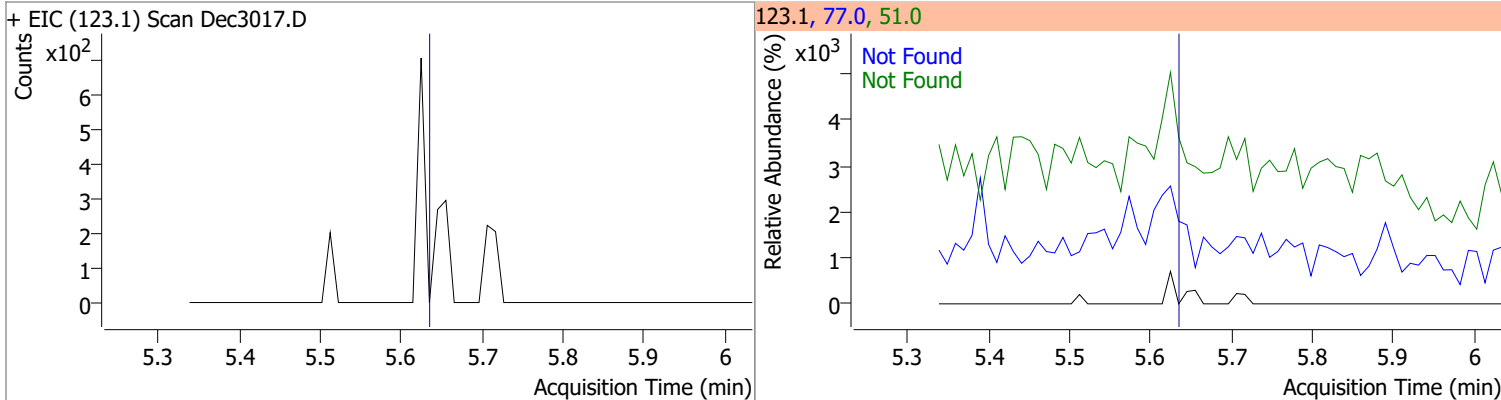
Compound	Conc.	Exp RT	QIon	Exp Ratio	QIon	Exp Ratio
Hexachloroethane	N.D.	5.55	201.0	77.2	199.0	50.6



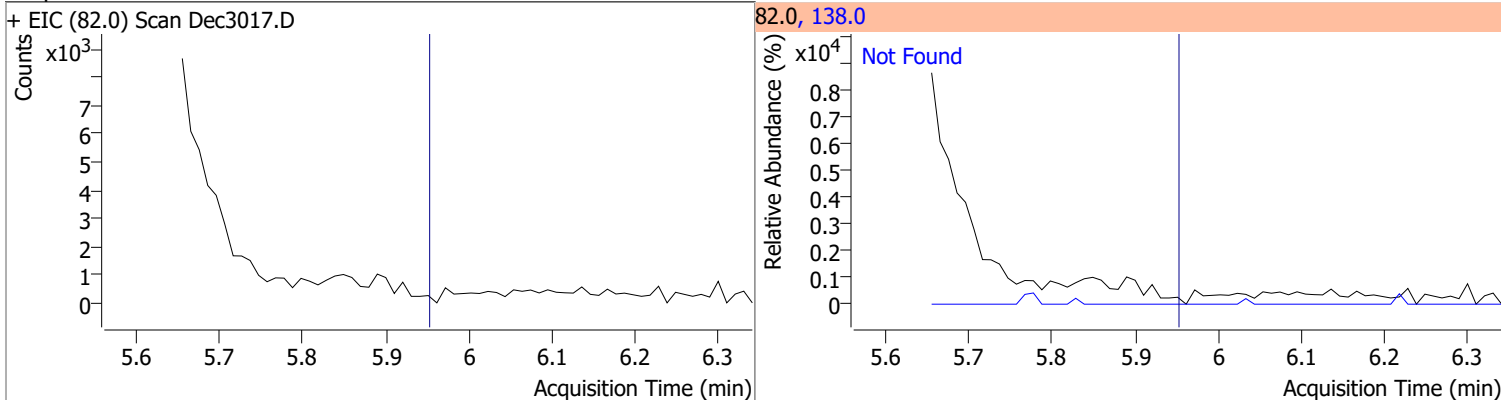
Compound	Conc.	RT	Dev(Min)	Resp.	QIon	QRatio	Lower	Upper
Nitrobenzene-d5	51.4068	5.62	0.00	300396	54.0	95.4	67.5	125.4
					128.0	46.0	33.2	61.6



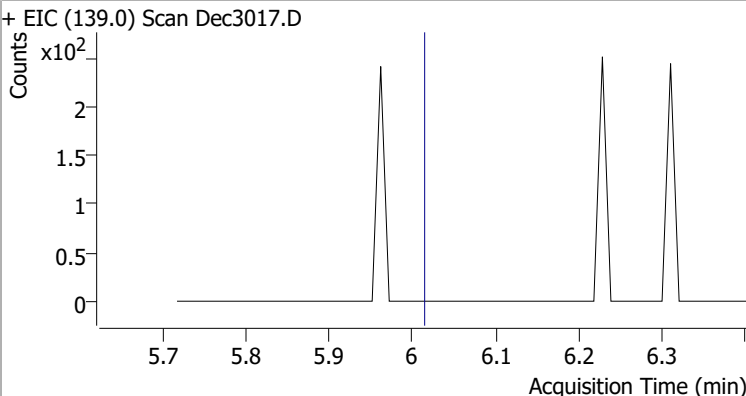
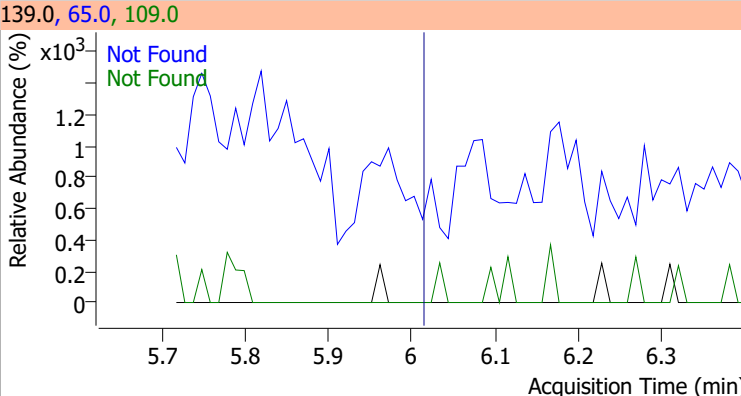
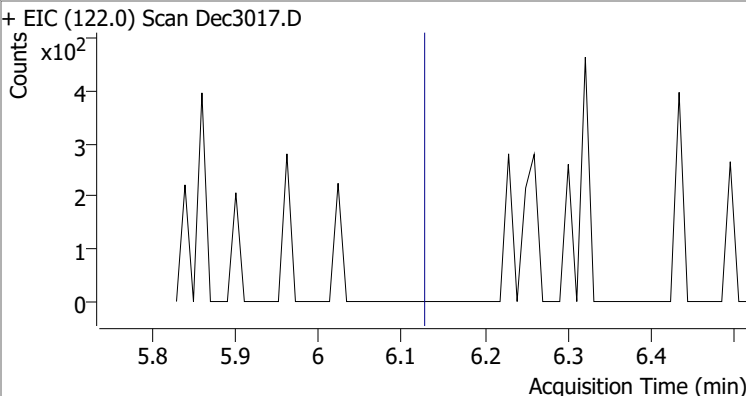
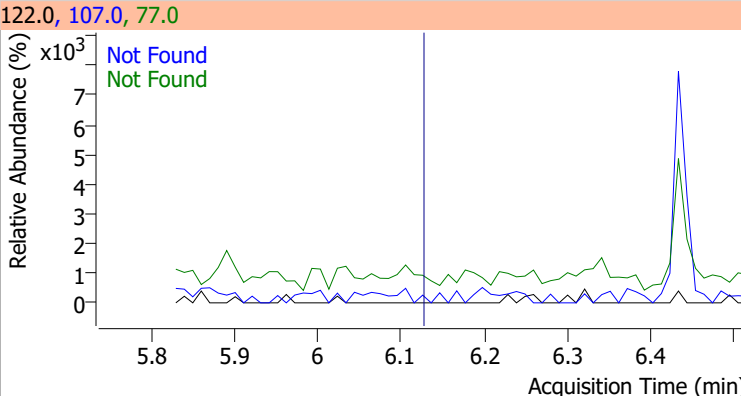
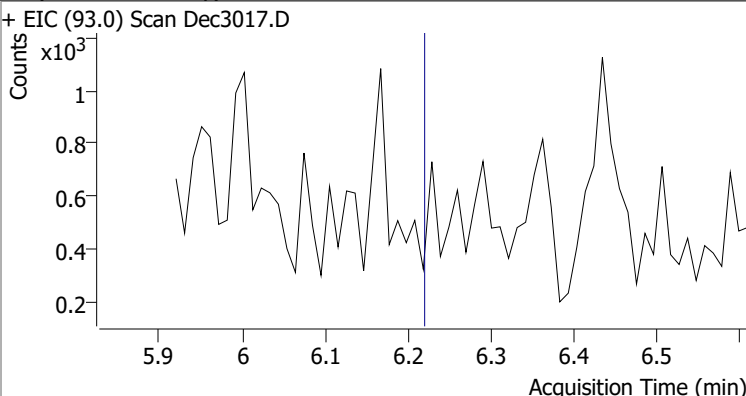
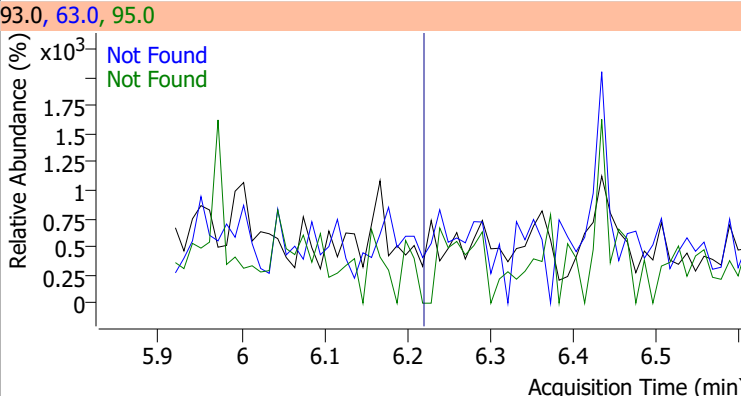
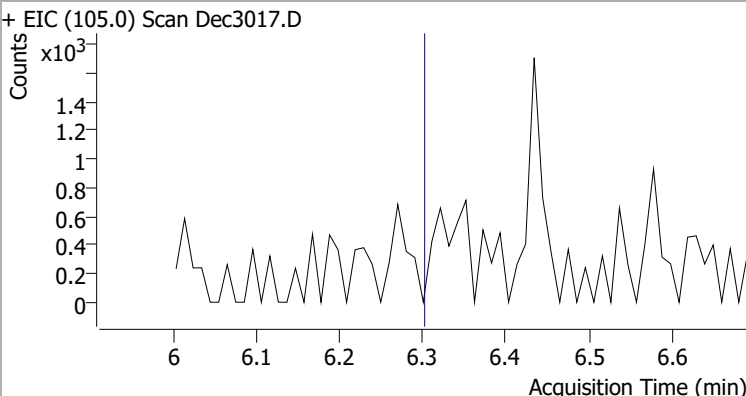
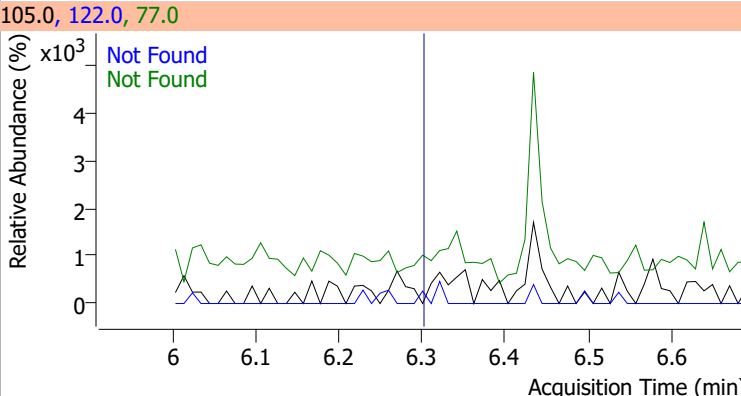
Compound	Conc.	Exp RT	QIon	Exp Ratio	QIon	Exp Ratio
Nitrobenzene	N.D.	5.64	77.0	211.4	51.0	210.3



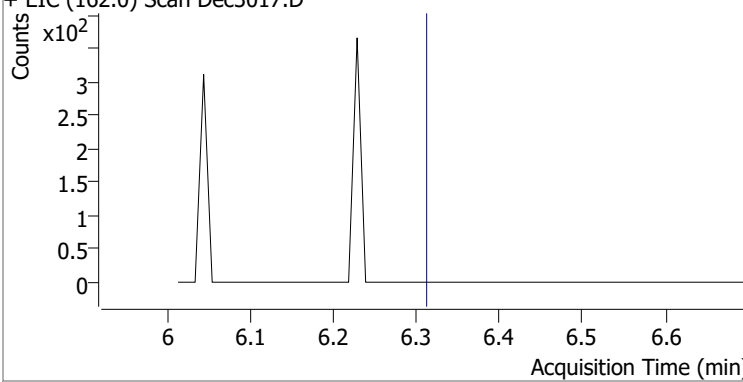
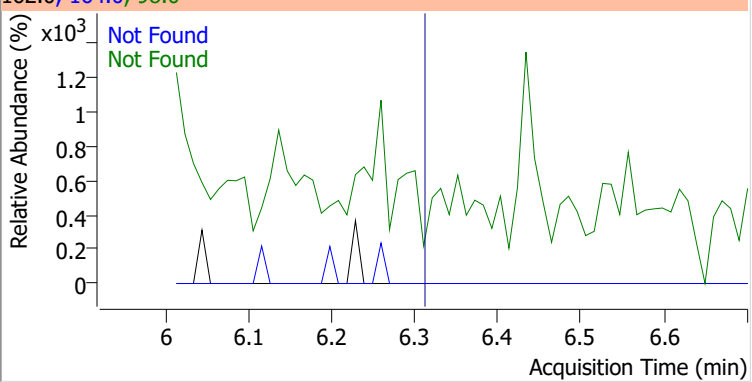
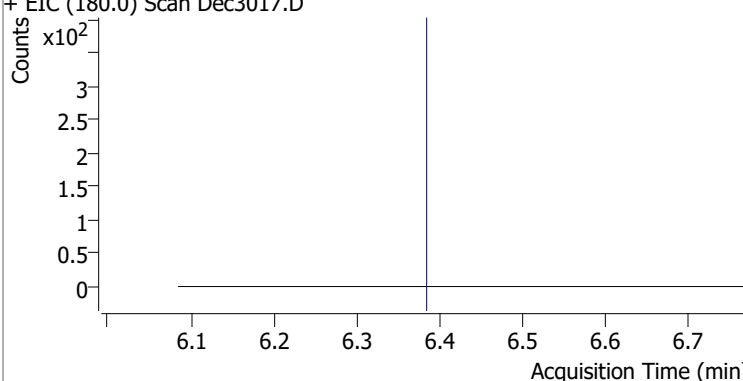
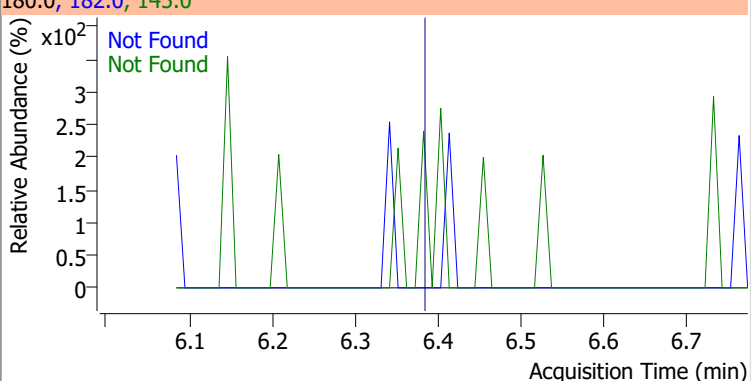
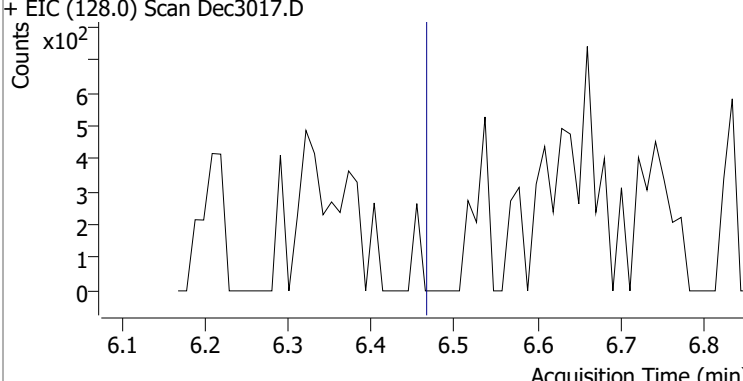
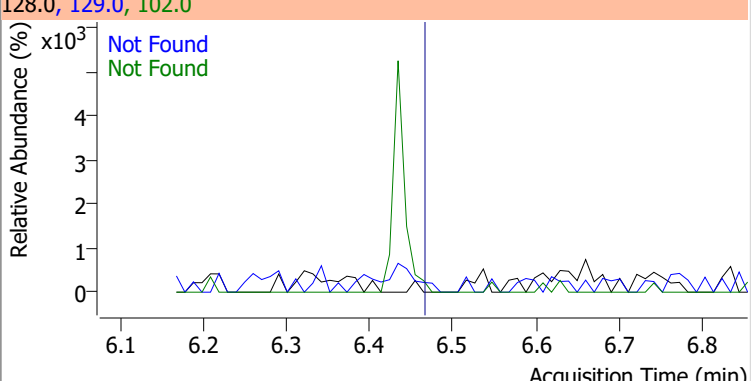
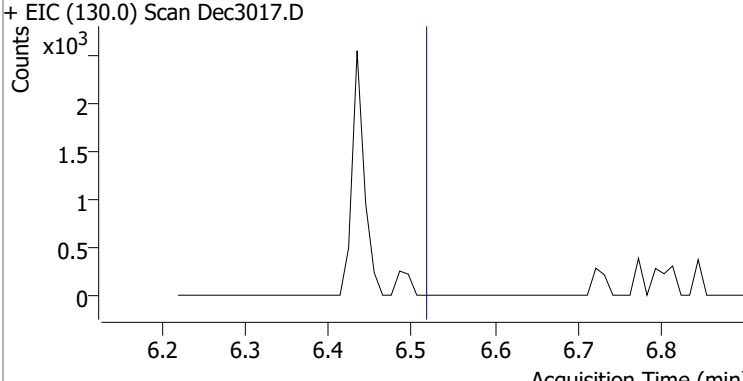
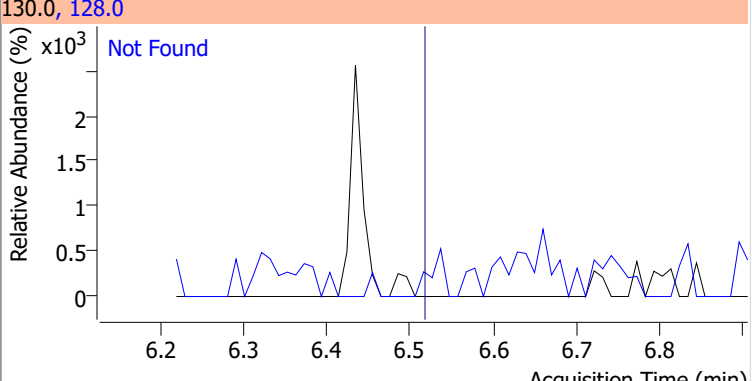
Compound	Conc.	Exp RT	QIon	Exp Ratio
Isophorone	N.D.	5.95	138.0	19.1



Quantitation Results Report (QT Reviewed)

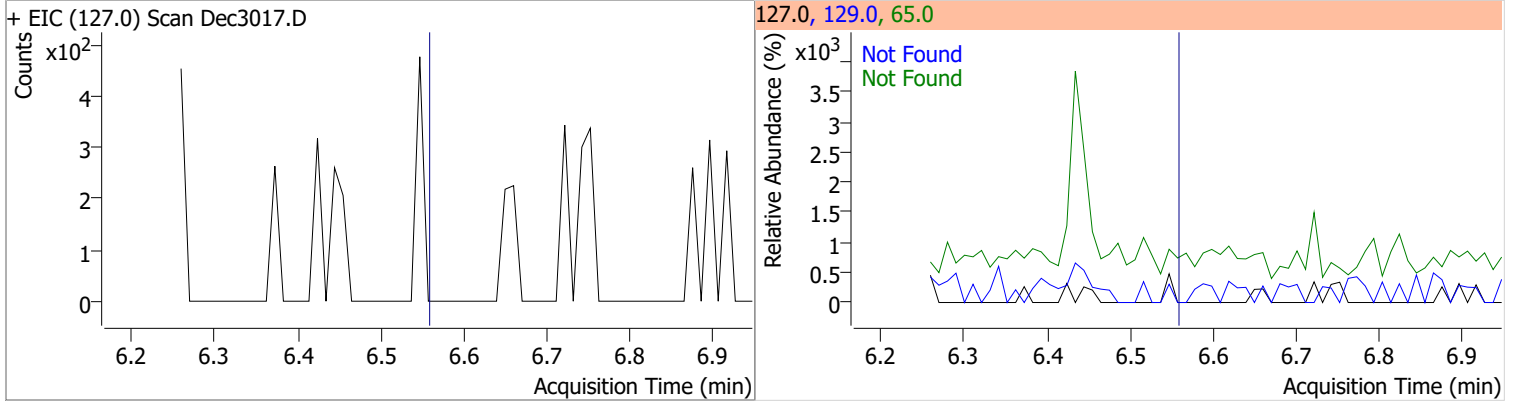
Compound	Conc.	Exp RT	QIon	Exp Ratio	QIon	Exp Ratio
2-Nitrophenol	N.D.	6.01	65.0	57.4	109.0	32.8
+ EIC (139.0) Scan Dec3017.D			139.0, 65.0, 109.0			
						
2,4-Dimethylphenol	N.D.	6.13	107.0	109.1	77.0	32.4
+ EIC (122.0) Scan Dec3017.D			122.0, 107.0, 77.0			
						
bis(-2-Chloroethoxy)Methane	N.D.	6.22	63.0	90.7	95.0	31.7
+ EIC (93.0) Scan Dec3017.D			93.0, 63.0, 95.0			
						
Benzoic Acid	N.D.	6.30	122.0	87.4	77.0	73.1
+ EIC (105.0) Scan Dec3017.D			105.0, 122.0, 77.0			
						

Quantitation Results Report (QT Reviewed)

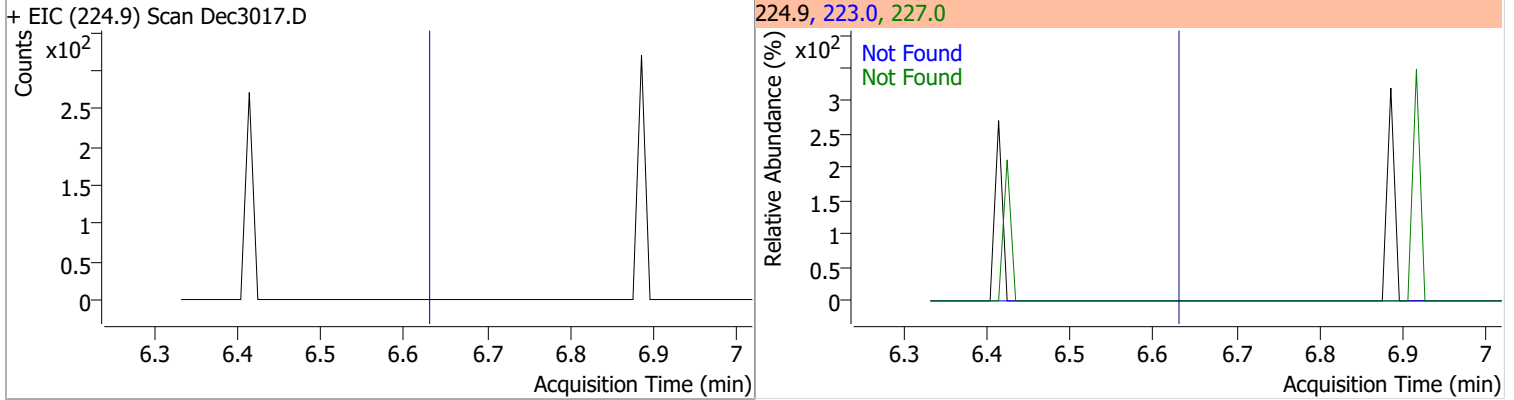
Compound	Conc.	Exp RT	QIon	Exp Ratio	QIon	Exp Ratio
2,4-Dichlorophenol	N.D.	6.31	164.0	62.0	98.0	32.4
+ EIC (162.0) Scan Dec3017.D			162.0, 164.0, 98.0			
						
1,2,4-Trichlorobenzene	N.D.	6.38	182.0	94.1	145.0	30.4
+ EIC (180.0) Scan Dec3017.D			180.0, 182.0, 145.0			
						
Naphthalene	N.D.	6.46	129.0	10.9	102.0	9.3
+ EIC (128.0) Scan Dec3017.D			128.0, 129.0, 102.0			
						
4-Chlorophenol	N.D.	6.52	128.0	309.7		
+ EIC (130.0) Scan Dec3017.D			130.0, 128.0			
						

Quantitation Results Report (QT Reviewed)

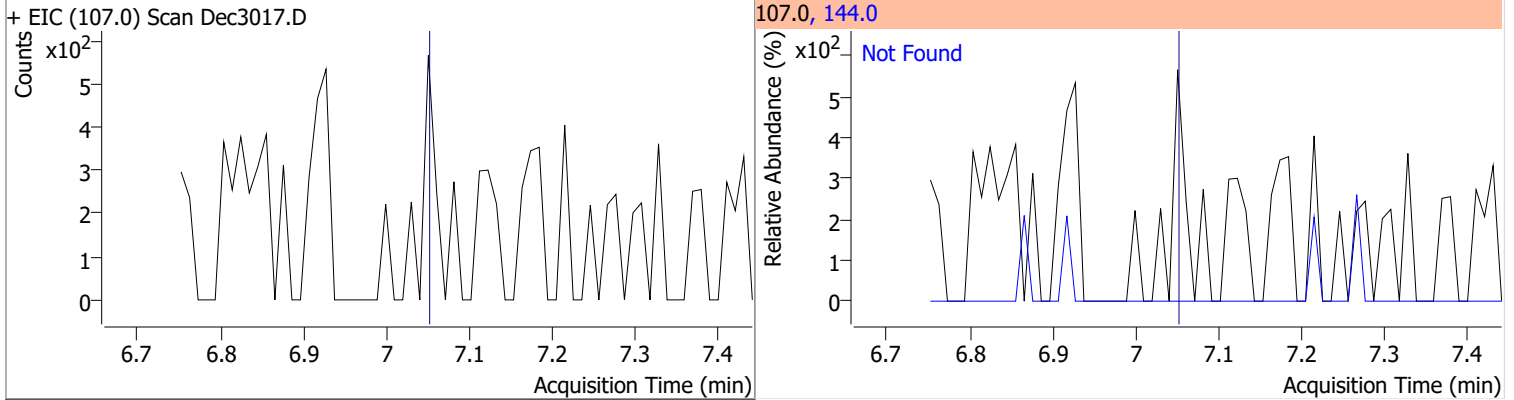
Compound	Conc.	Exp RT	QIon	Exp Ratio	QIon	Exp Ratio
p-Chloroaniline	N.D.	6.56	65.0	37.5	129.0	29.2



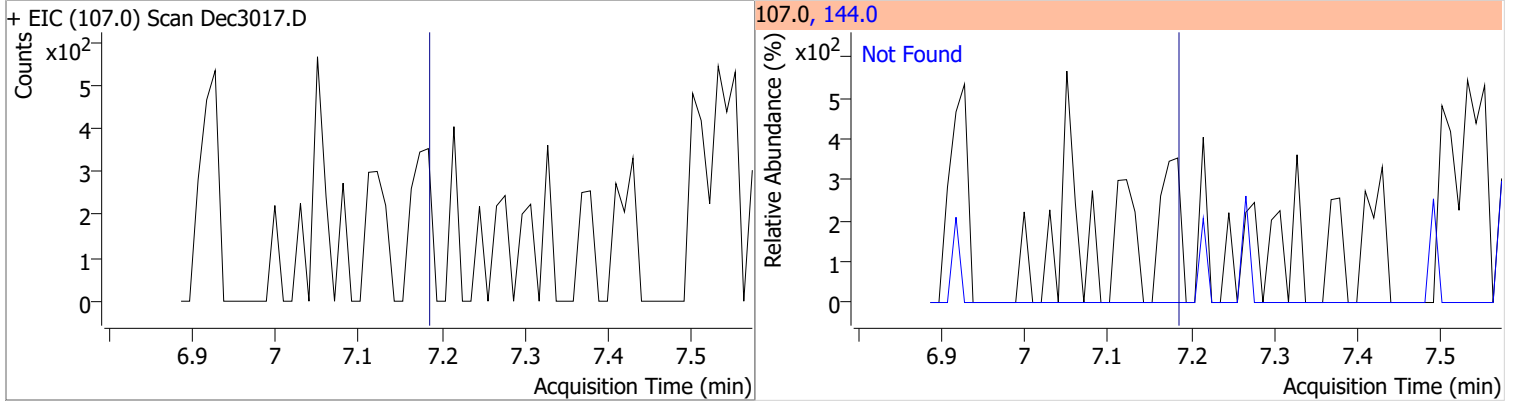
Compound	Conc.	Exp RT	QIon	Exp Ratio	QIon	Exp Ratio
Hexachlorobutadiene	N.D.	6.63	227.0	66.6	223.0	60.8



Compound	Conc.	Exp RT	QIon	Exp Ratio
4-Chloro-2-Methylphenol	N.D.	7.05	144.0	26.6

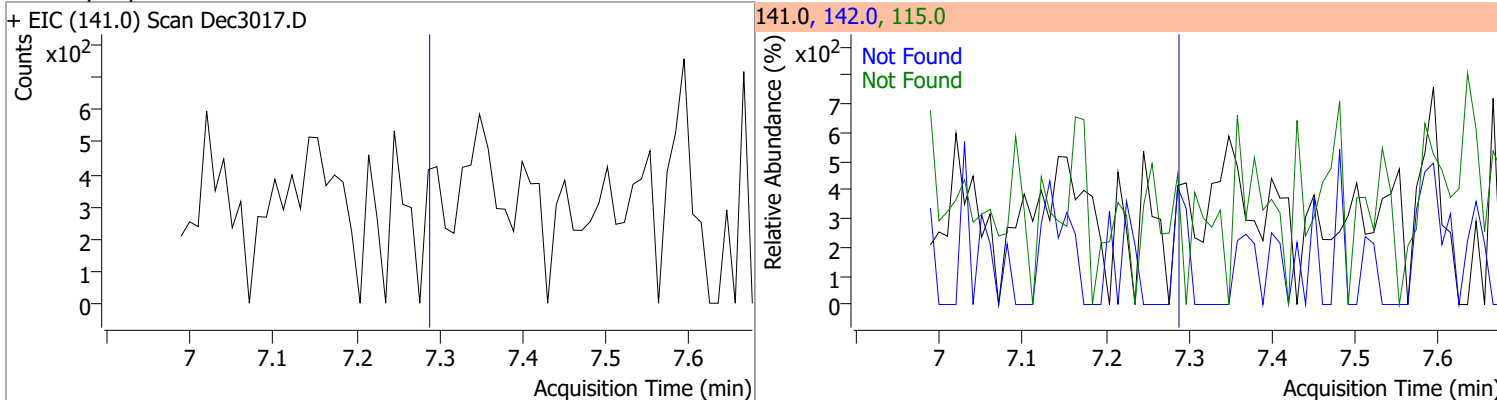


Compound	Conc.	Exp RT	QIon	Exp Ratio
4-Chloro-3-Methylphenol	N.D.	7.18	144.0	27.6

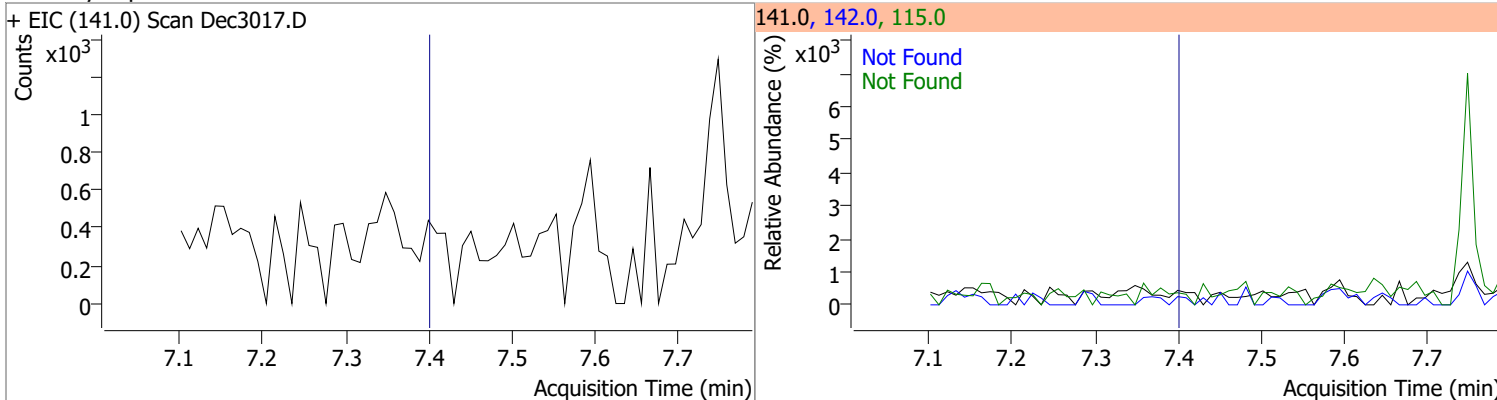


Quantitation Results Report (QT Reviewed)

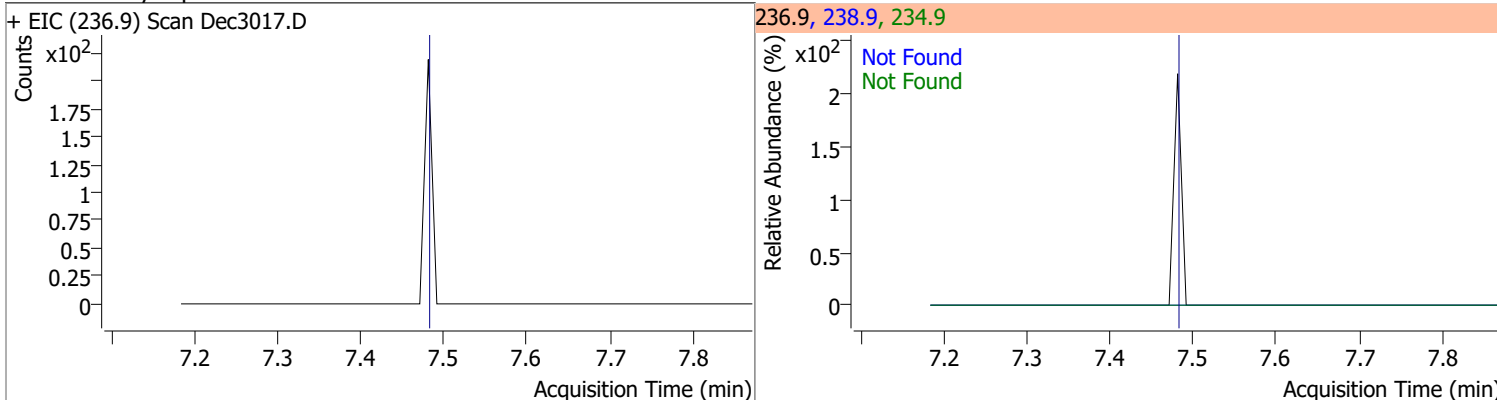
Compound	Conc.	Exp RT	QIon	Exp Ratio	QIon	Exp Ratio
2-Methylnaphthalene	N.D.	7.29	142.0	114.8	115.0	42.0



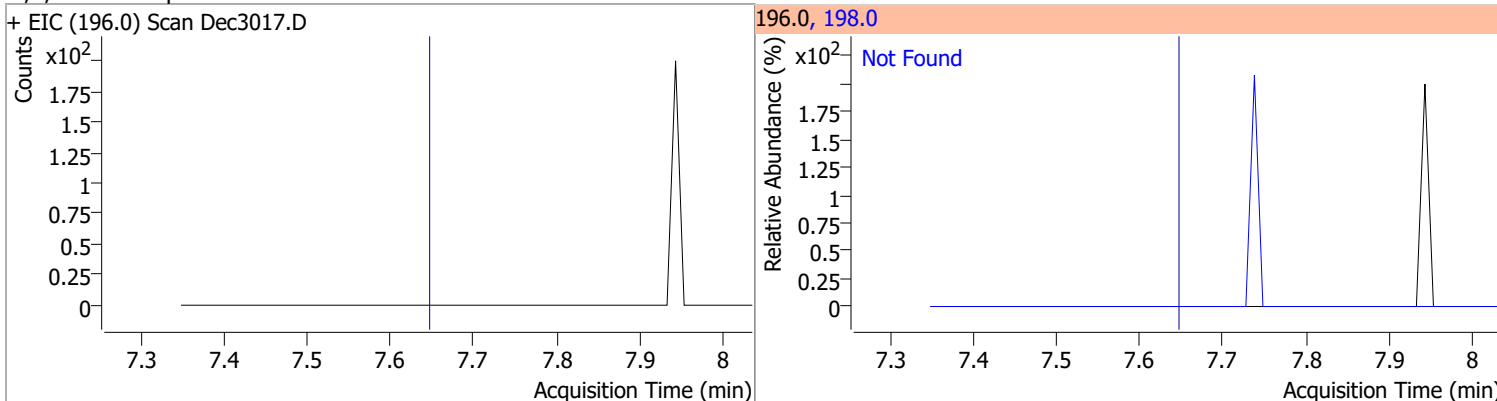
Compound	Conc.	Exp RT	QIon	Exp Ratio	QIon	Exp Ratio
1-Methylnaphthalene	N.D.	7.40	142.0	111.0	115.0	42.5



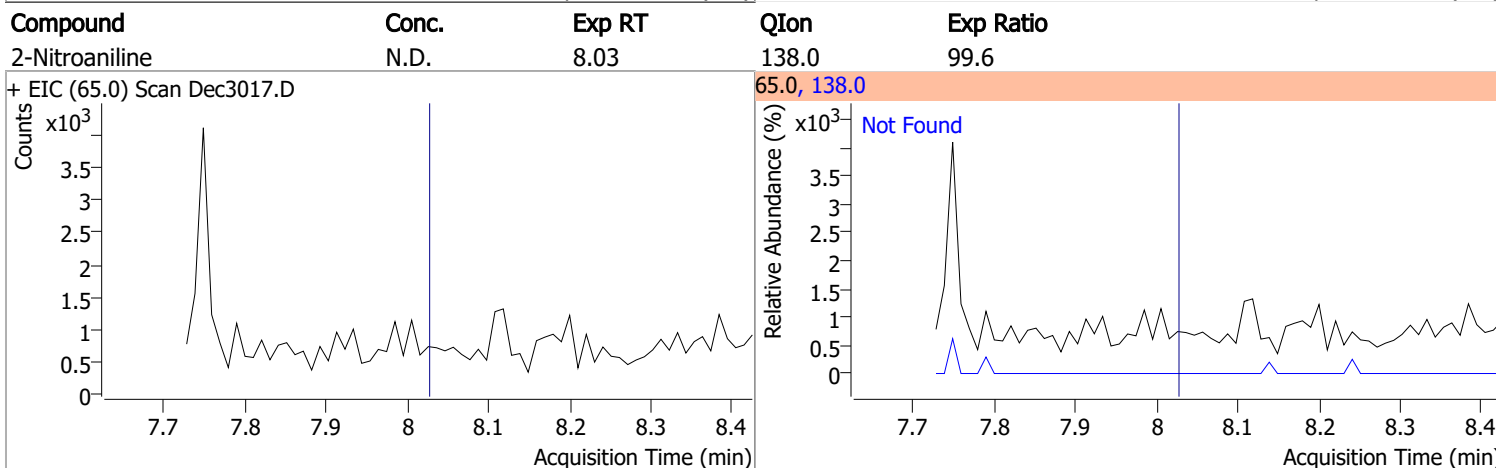
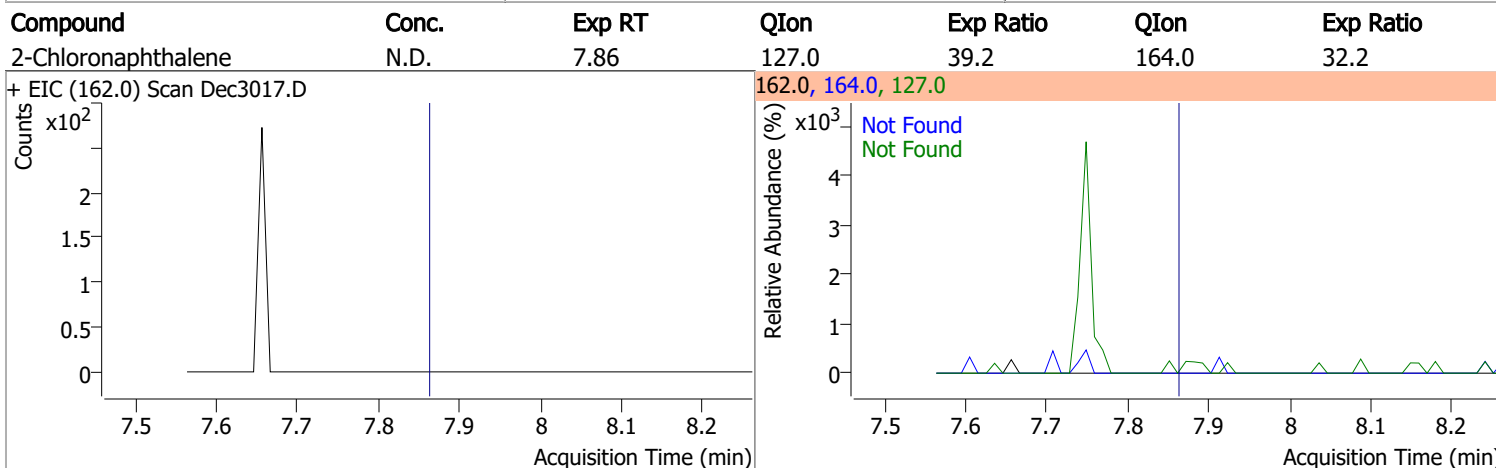
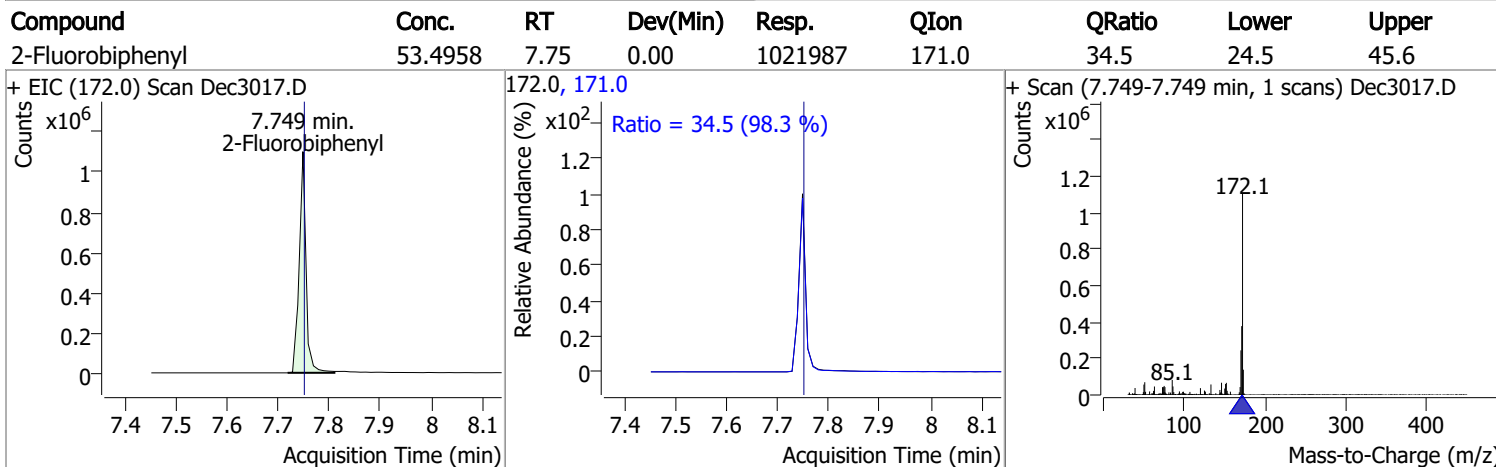
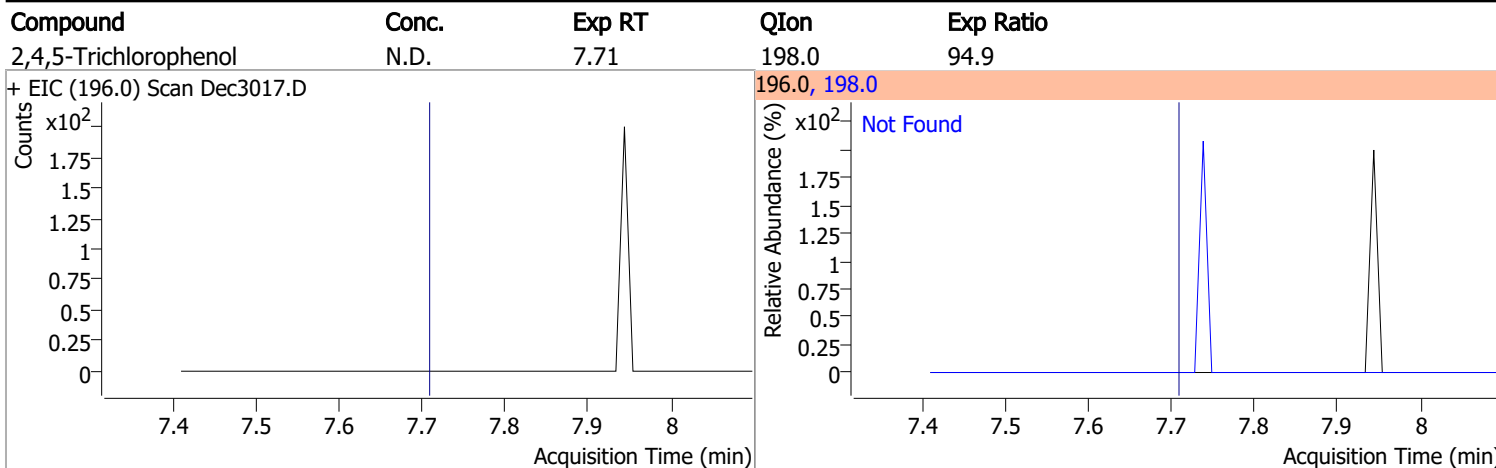
Compound	Conc.	Exp RT	QIon	Exp Ratio	QIon	Exp Ratio
Hexachlorocyclopentadiene	N.D.	7.48	234.9	64.7	238.9	64.1



Compound	Conc.	Exp RT	QIon	Exp Ratio
2,4,6-Trichlorophenol	N.D.	7.65	198.0	94.4

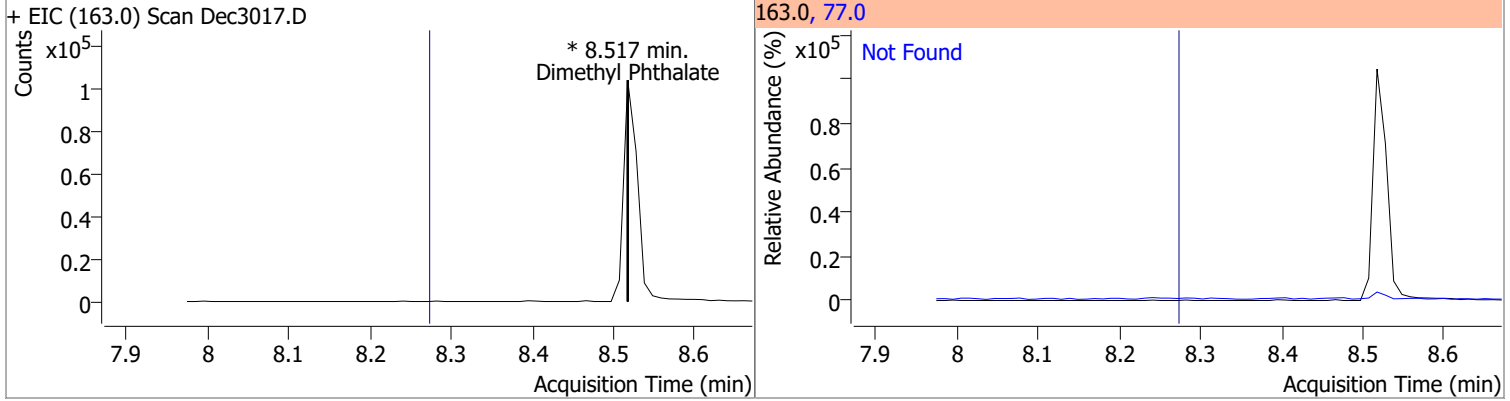


Quantitation Results Report (QT Reviewed)

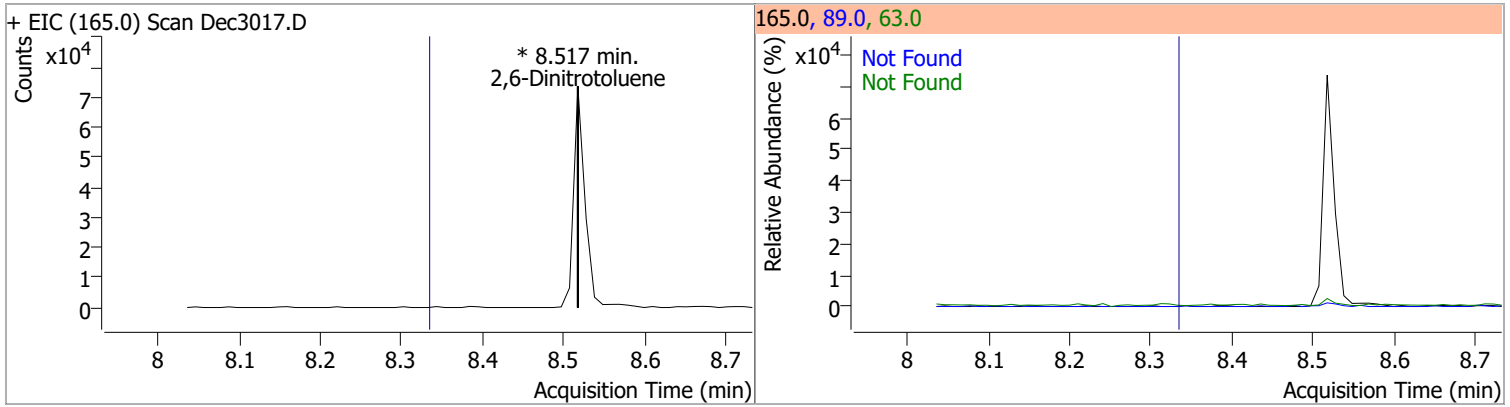


Quantitation Results Report (QT Reviewed)

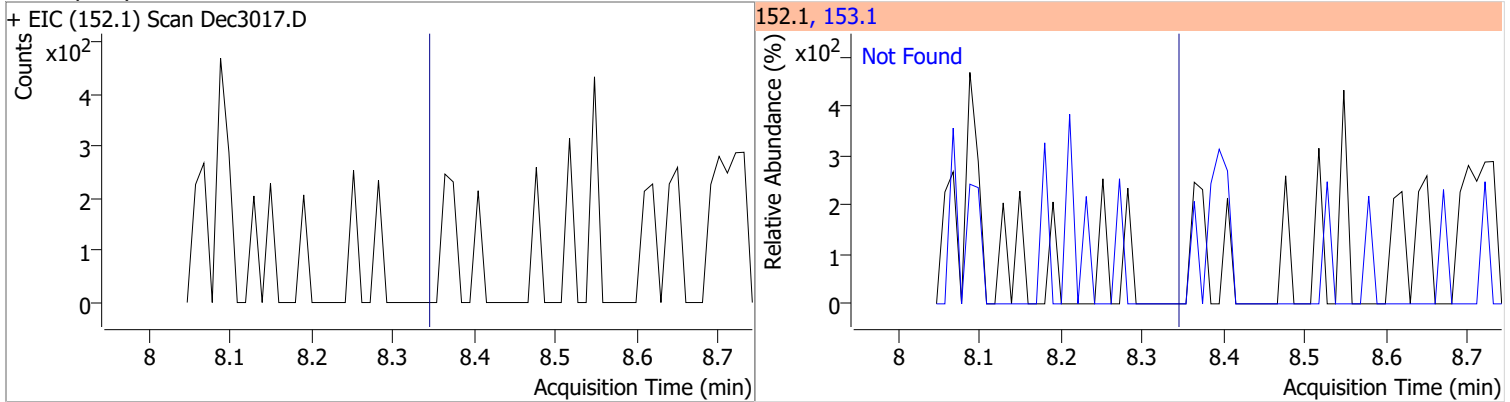
Compound	Conc.	RT	Dev(Min)	Resp.	QIon	QRatio	Lower	Upper
Dimethyl Phthalate	0	0		0	77.0		15.1	28.0



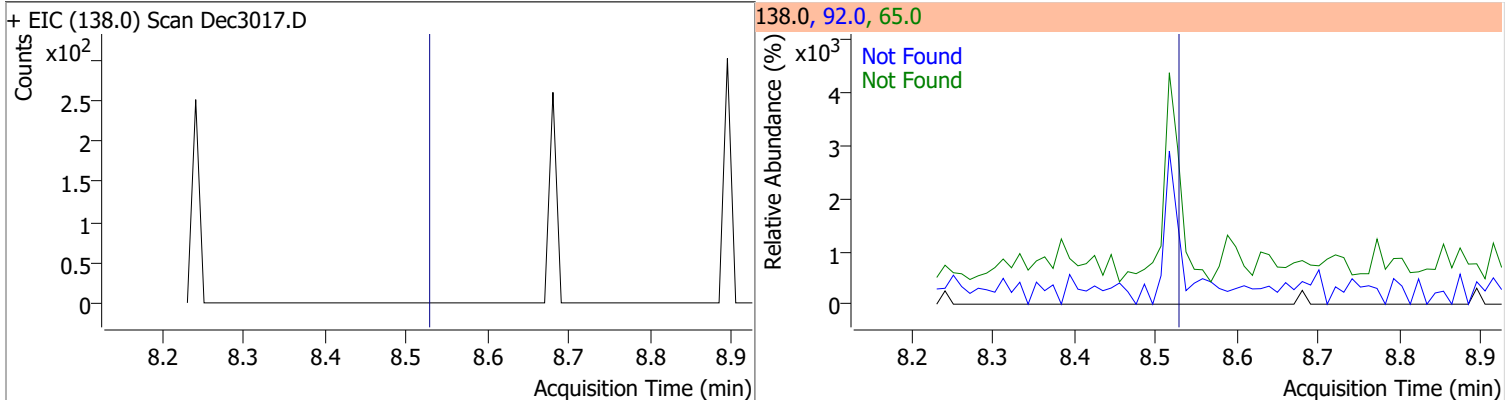
Compound	Conc.	RT	Dev(Min)	Resp.	QIon	QRatio	Lower	Upper
2,6-Dinitrotoluene	0	0		0	63.0 89.0		135.1 47.4	250.9 88.1



Compound	Conc.	Exp RT	QIon	Exp Ratio
Acenaphthylene	N.D.	8.34	153.1	13.9

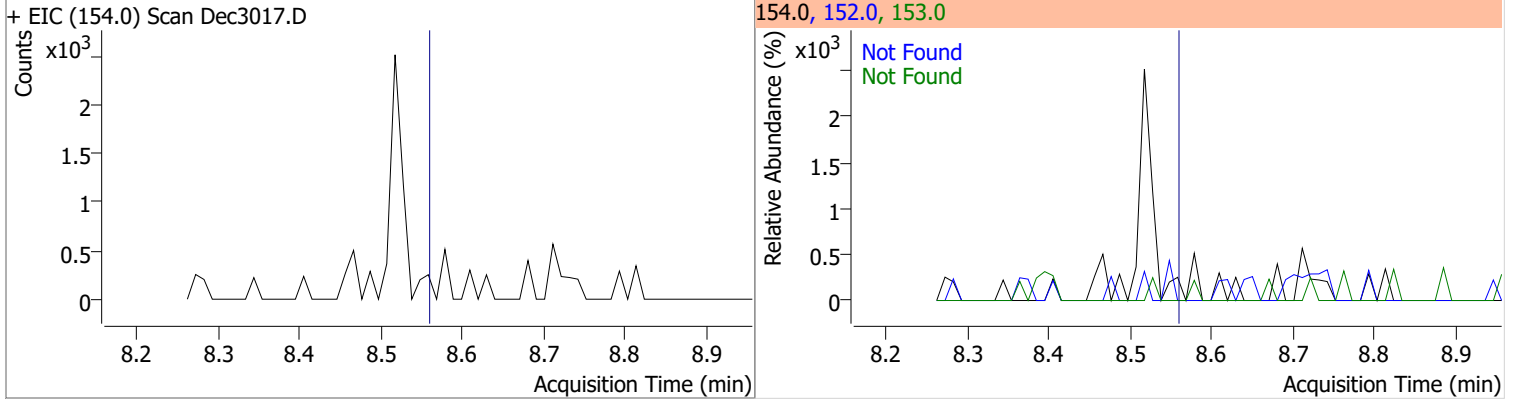


Compound	Conc.	Exp RT	QIon	Exp Ratio	QIon	Exp Ratio
3-Nitroaniline	N.D.	8.53	65.0	157.8	92.0	118.6

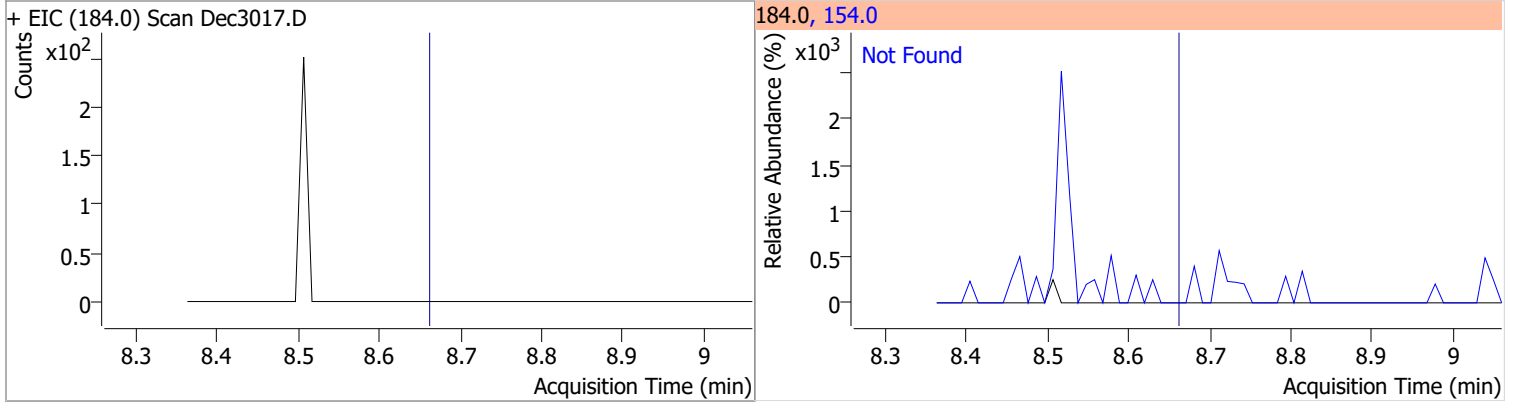


Quantitation Results Report (QT Reviewed)

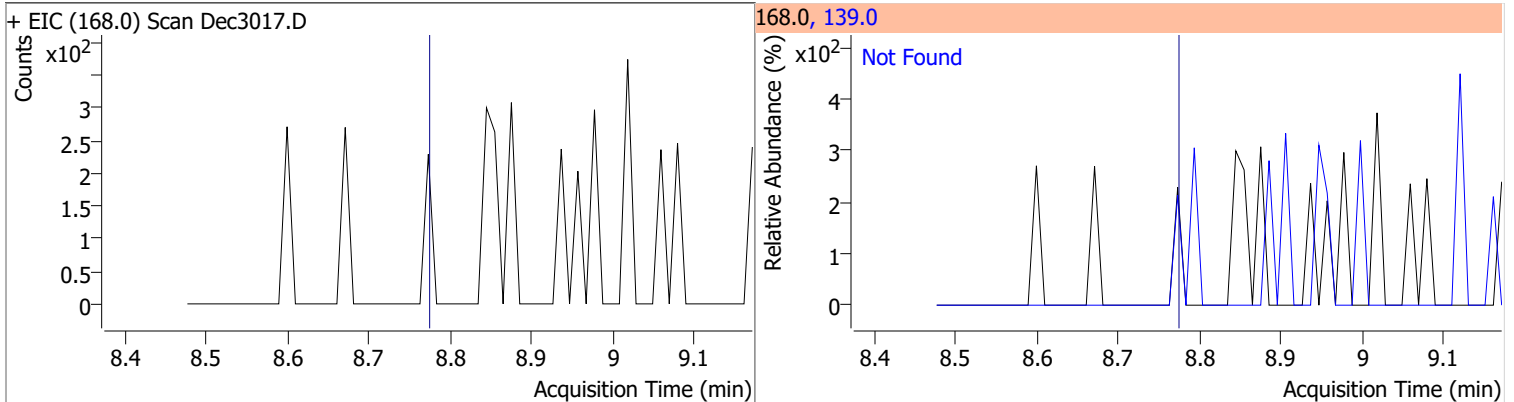
Compound	Conc.	Exp RT	QIon	Exp Ratio	QIon	Exp Ratio
Acenaphthene	N.D.	8.56	153.0	109.6	152.0	52.7



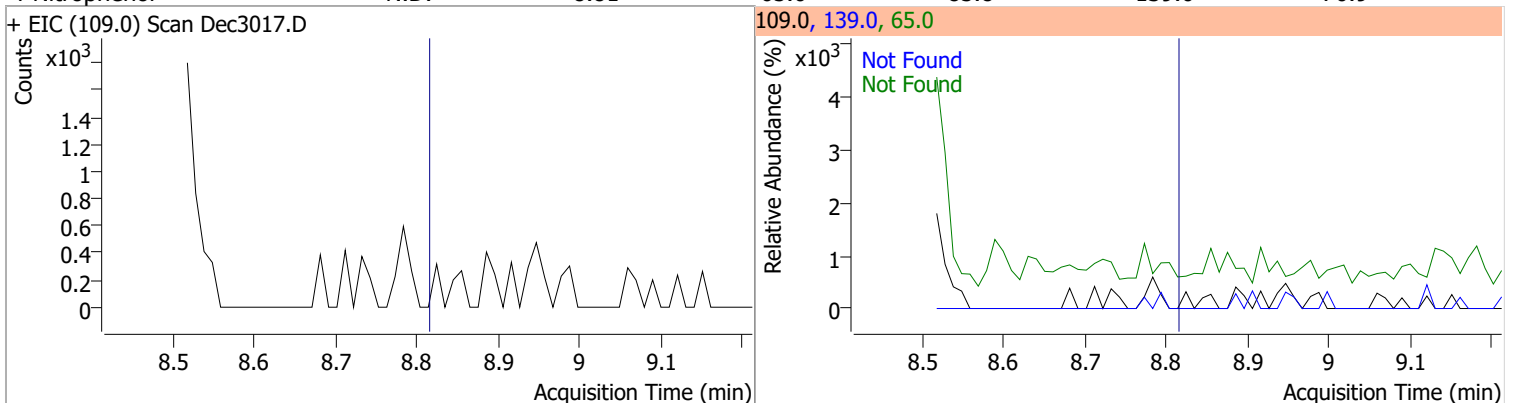
Compound	Conc.	Exp RT	QIon	Exp Ratio
2,4-Dinitrophenol	N.D.	8.66	154.0	55.5



Compound	Conc.	Exp RT	QIon	Exp Ratio
Dibenzofuran	N.D.	8.77	139.0	38.2

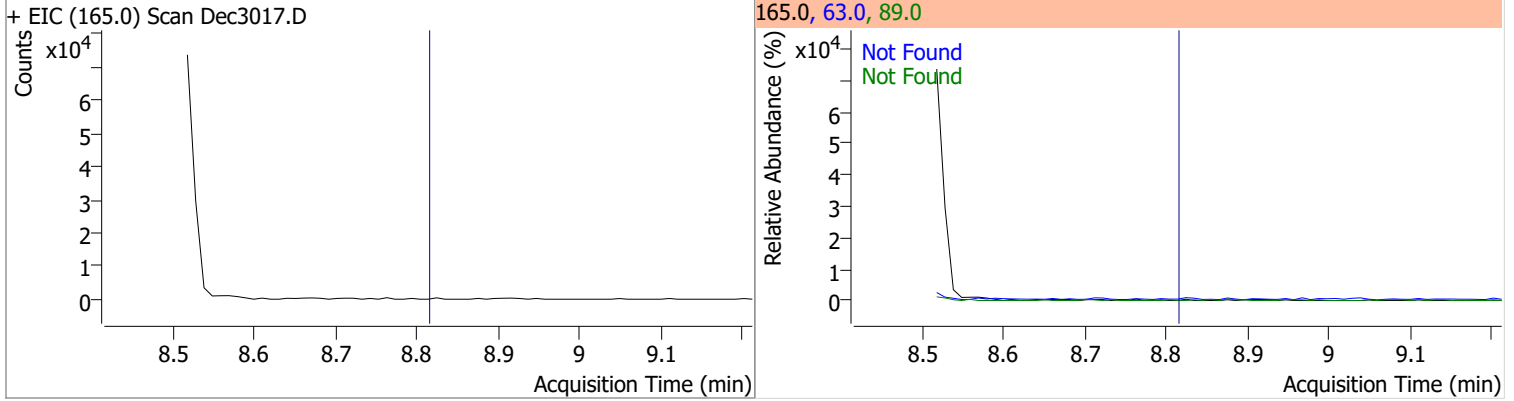


Compound	Conc.	Exp RT	QIon	Exp Ratio	QIon	Exp Ratio
4-Nitrophenol	N.D.	8.81	65.0	85.8	139.0	70.9

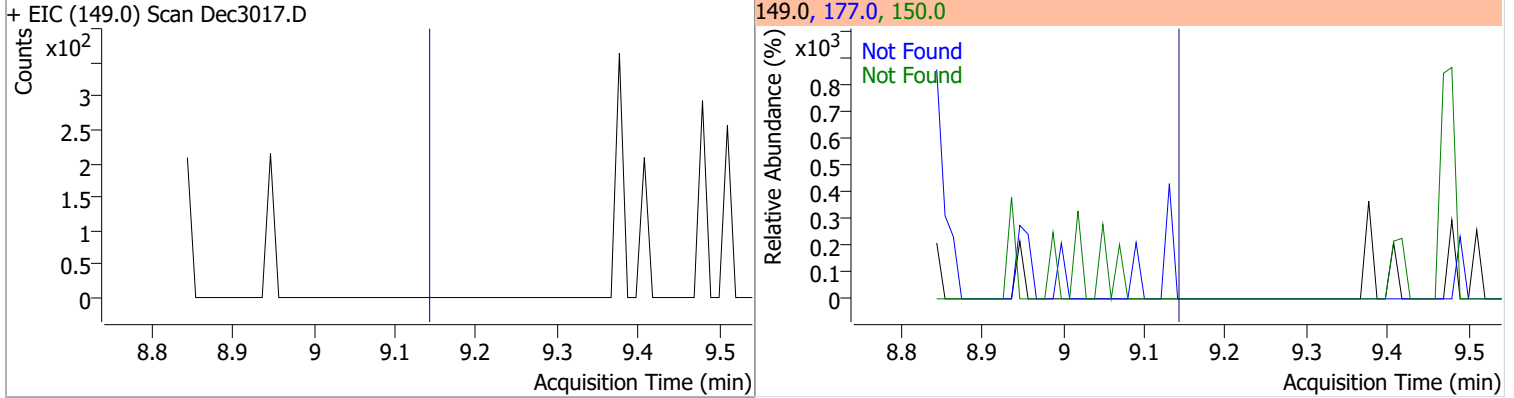


Quantitation Results Report (QT Reviewed)

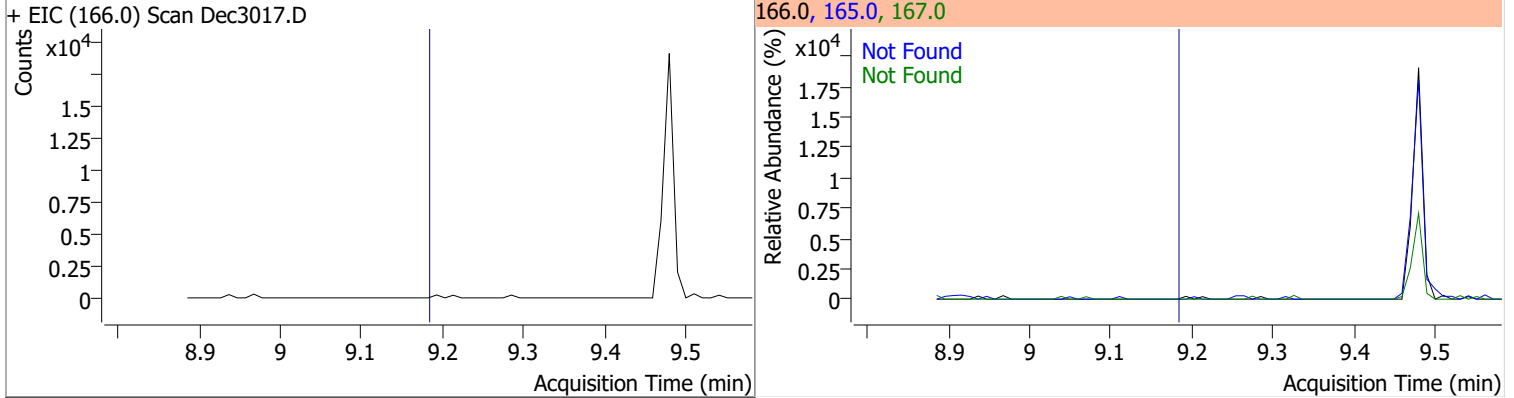
Compound	Conc.	Exp RT	QIon	Exp Ratio	QIon	Exp Ratio
2,4-Dinitrotoluene	N.D.	8.81	63.0	89.4	89.0	79.1



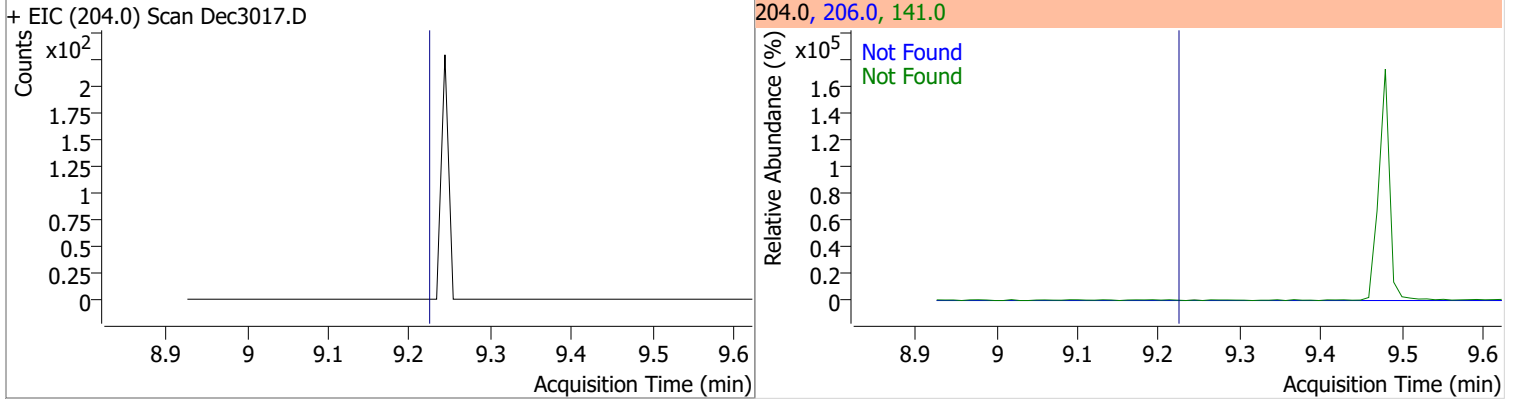
Compound	Conc.	Exp RT	QIon	Exp Ratio	QIon	Exp Ratio
Diethylphthalate	N.D.	9.14	177.0	19.4	150.0	12.3



Compound	Conc.	Exp RT	QIon	Exp Ratio	QIon	Exp Ratio
Fluorene	N.D.	9.18	165.0	88.8	167.0	12.9

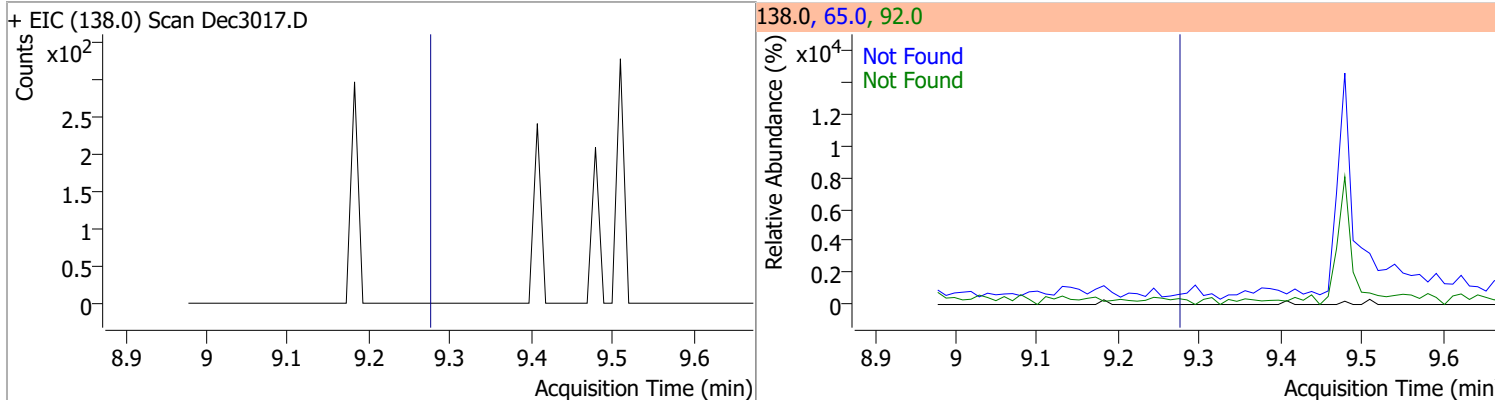


Compound	Conc.	Exp RT	QIon	Exp Ratio	QIon	Exp Ratio
4-Chlorophenyl-phenylether	N.D.	9.22	141.0	65.7	206.0	32.4

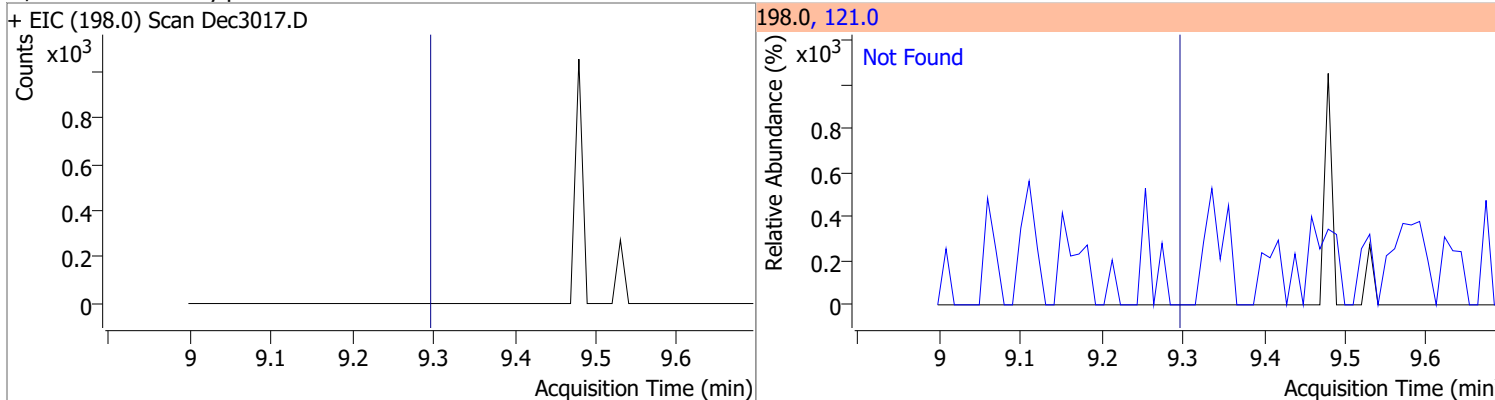


Quantitation Results Report (QT Reviewed)

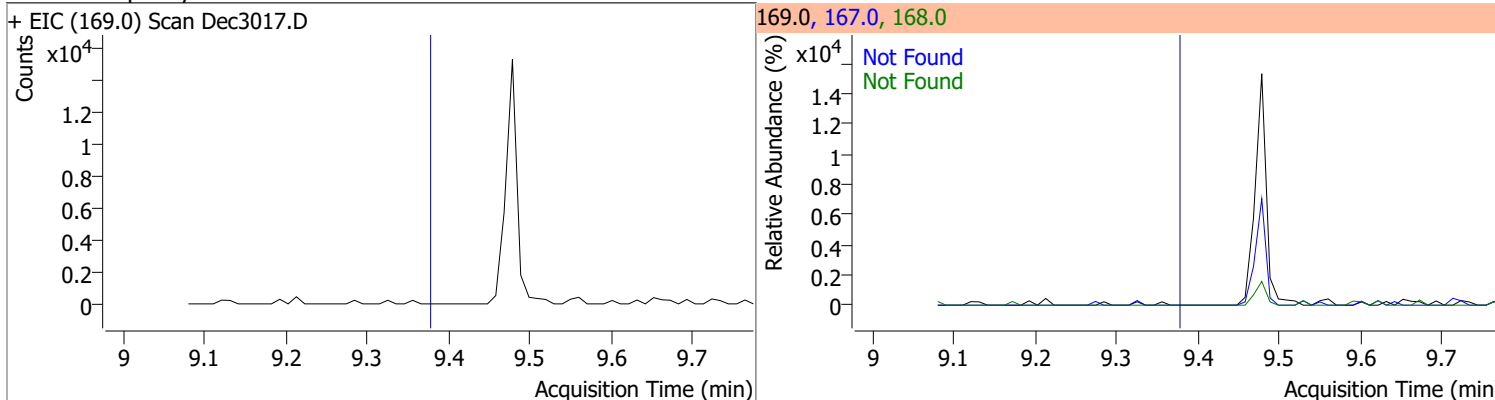
Compound	Conc.	Exp RT	QIon	Exp Ratio	QIon	Exp Ratio
4-Nitroaniline	N.D.	9.27	65.0	131.3	92.0	49.5



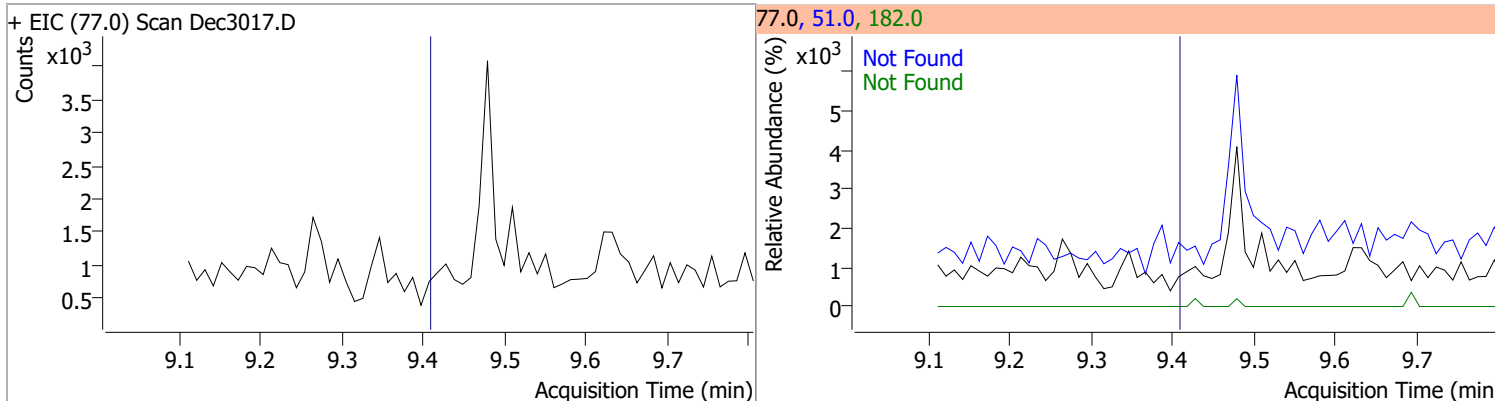
Compound	Conc.	Exp RT	QIon	Exp Ratio
4,6-Dinitro-2-methylphenol	N.D.	9.29	121.0	52.9



Compound	Conc.	Exp RT	QIon	Exp Ratio	QIon	Exp Ratio
N-nitrosodiphenylamine	N.D.	9.38	168.0	66.6	167.0	35.0

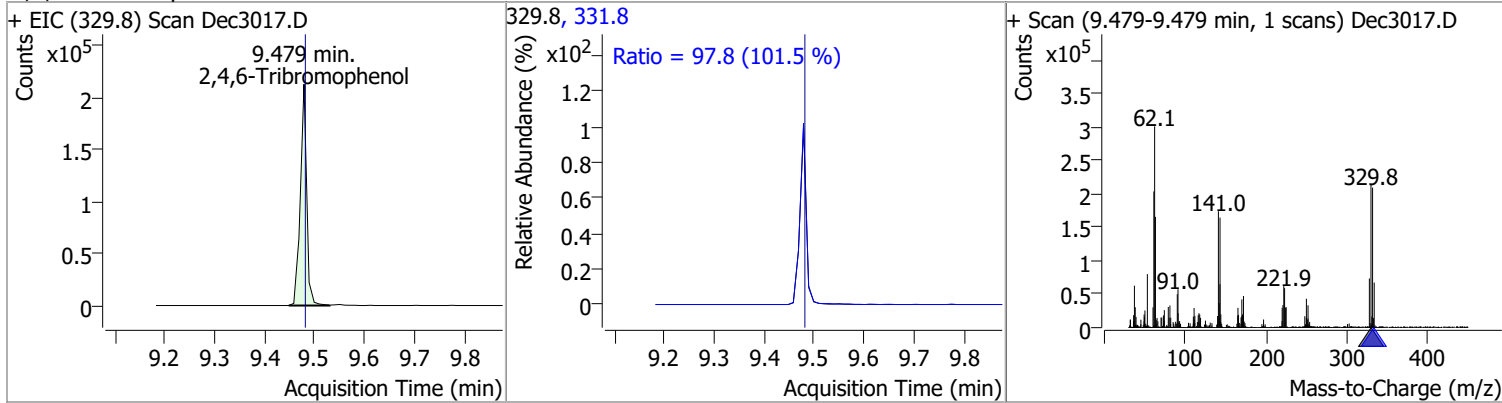


Compound	Conc.	Exp RT	QIon	Exp Ratio	QIon	Exp Ratio
Azobenzene	N.D.	9.41	51.0	49.7	182.0	23.1

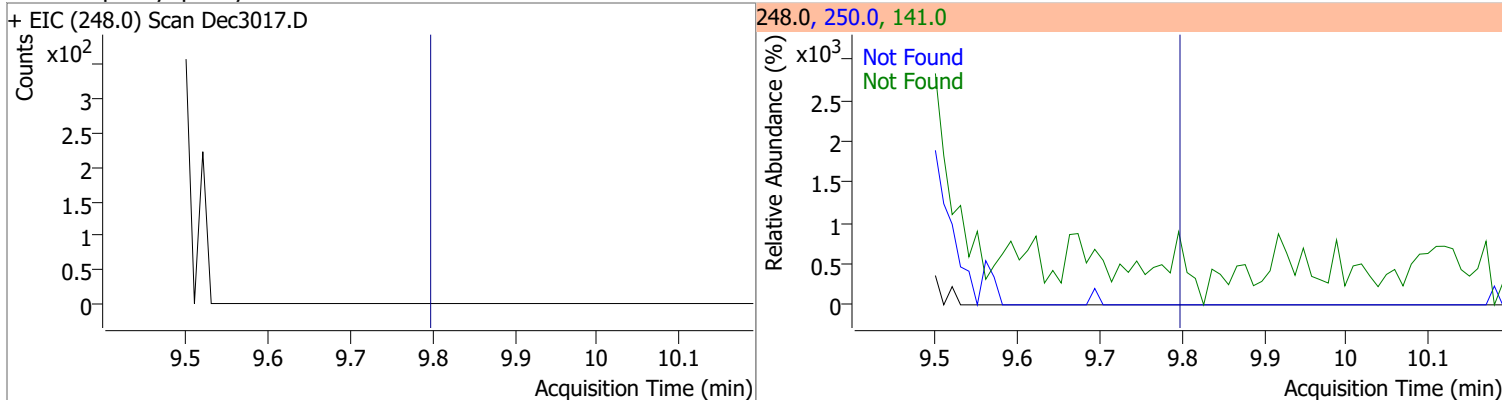


Quantitation Results Report (QT Reviewed)

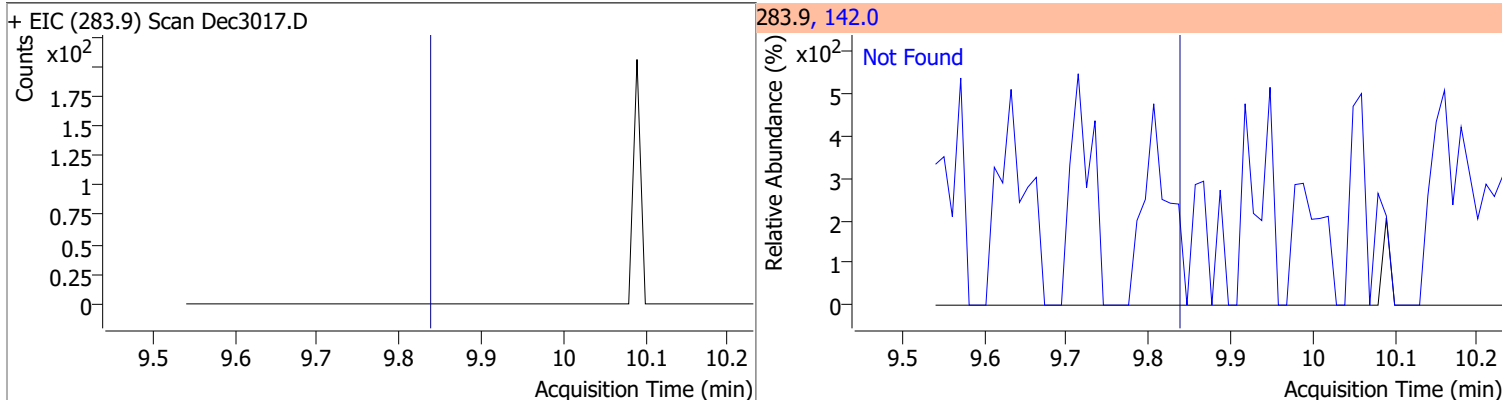
Compound	Conc.	RT	Dev(Min)	Resp.	QIon	QRatio	Lower	Upper
2,4,6-Tribromophenol	199.5674	9.48	0.00	188516	331.8	97.8	67.5	125.3



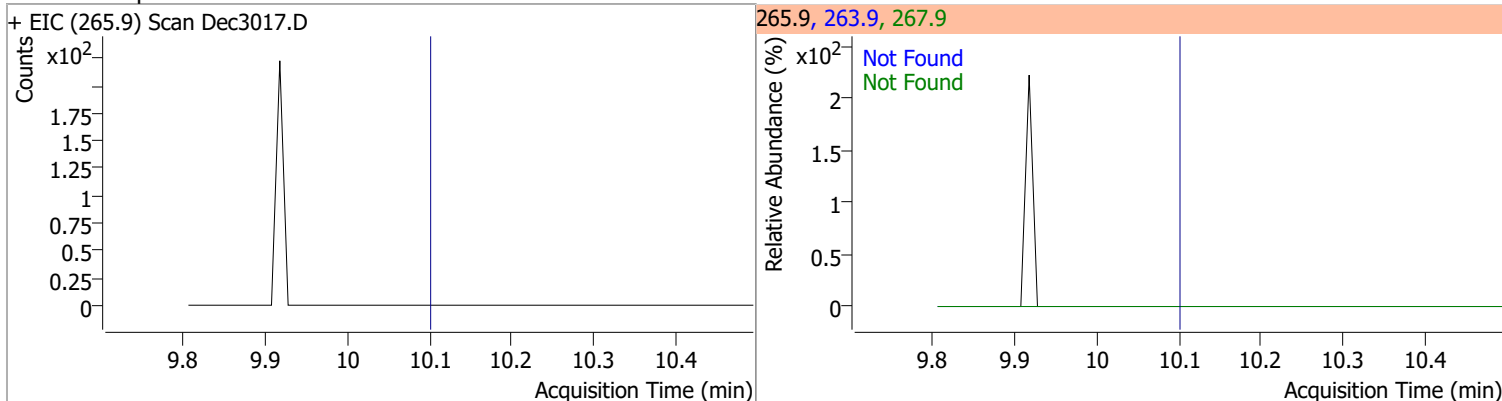
Compound	Conc.	Exp RT	QIon	Exp Ratio	QIon	Exp Ratio
4-Bromophenyl-phenylether	N.D.	9.80	141.0	109.8	250.0	97.9



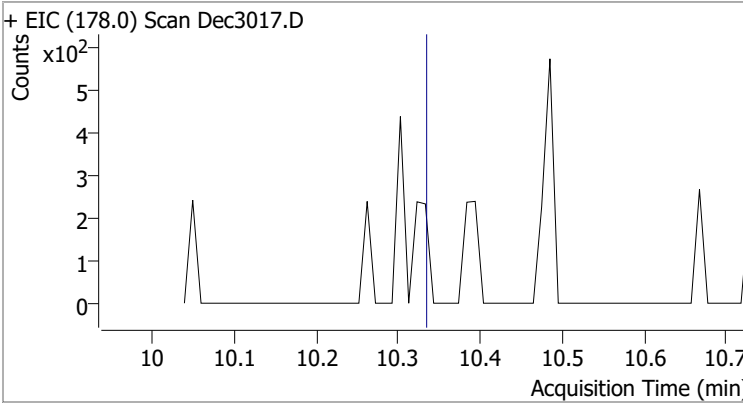
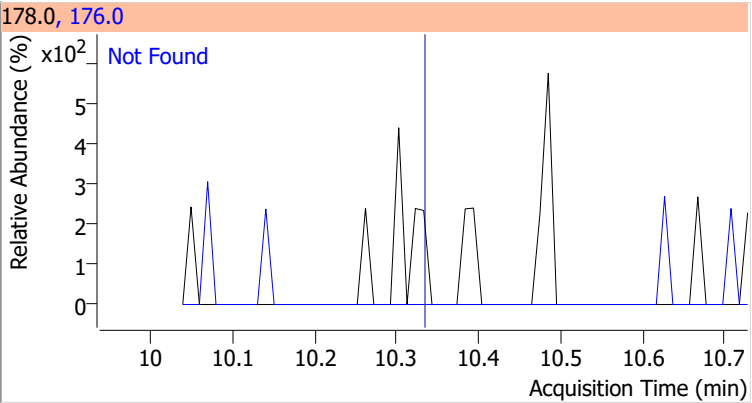
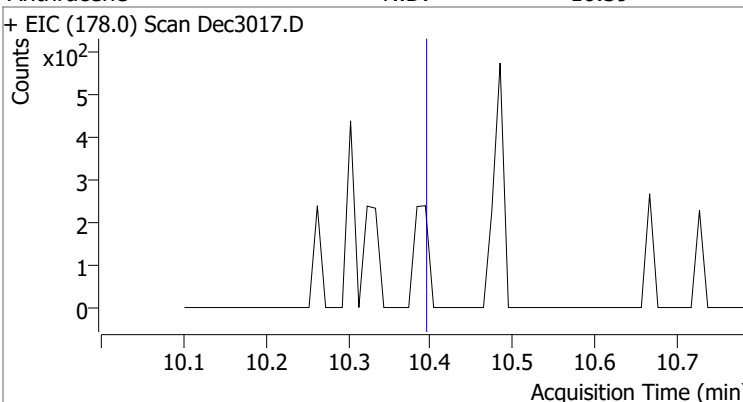
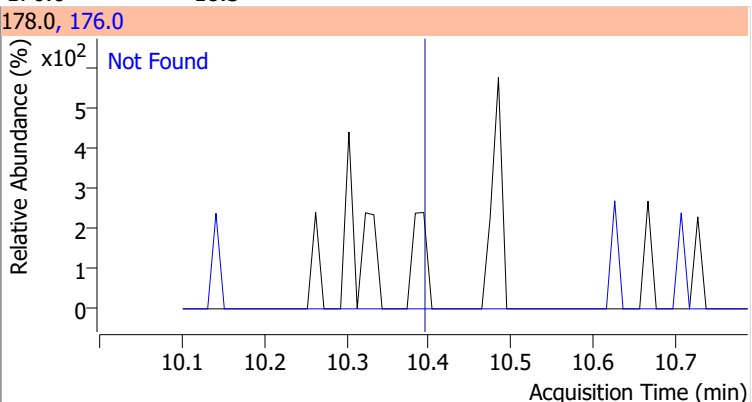
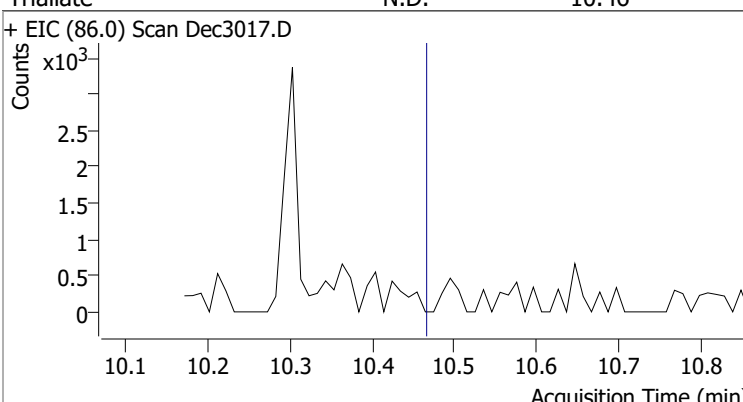
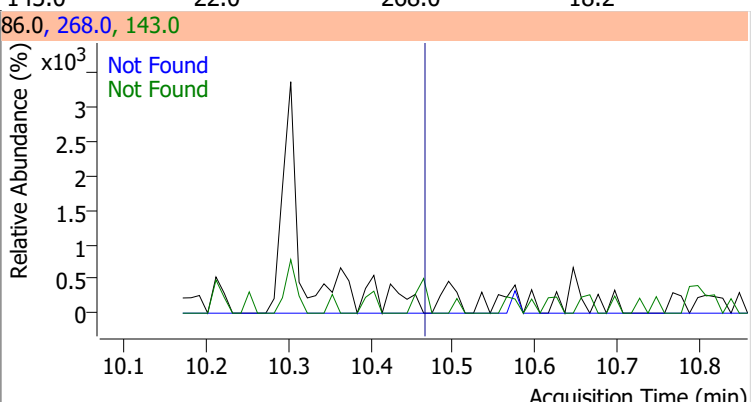
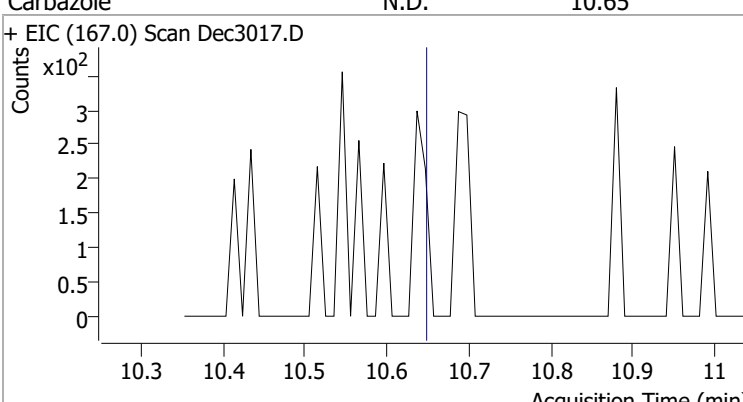
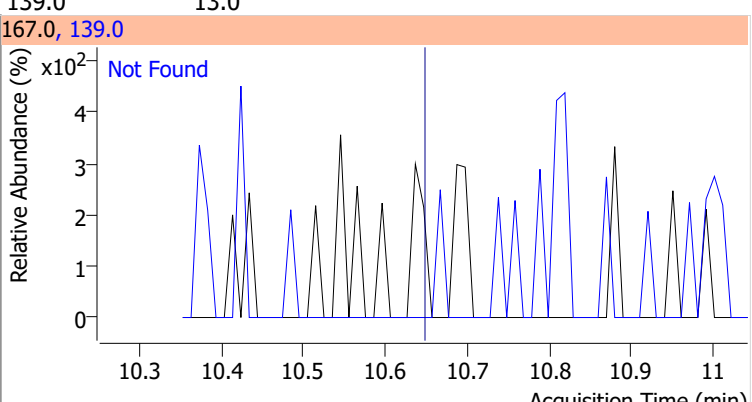
Compound	Conc.	Exp RT	QIon	Exp Ratio	QIon	Exp Ratio
Hexachlorobenzene	N.D.	9.84	142.0	64.6		



Compound	Conc.	Exp RT	QIon	Exp Ratio	QIon	Exp Ratio
Pentachlorophenol	N.D.	10.10	263.9	62.0	267.9	61.9

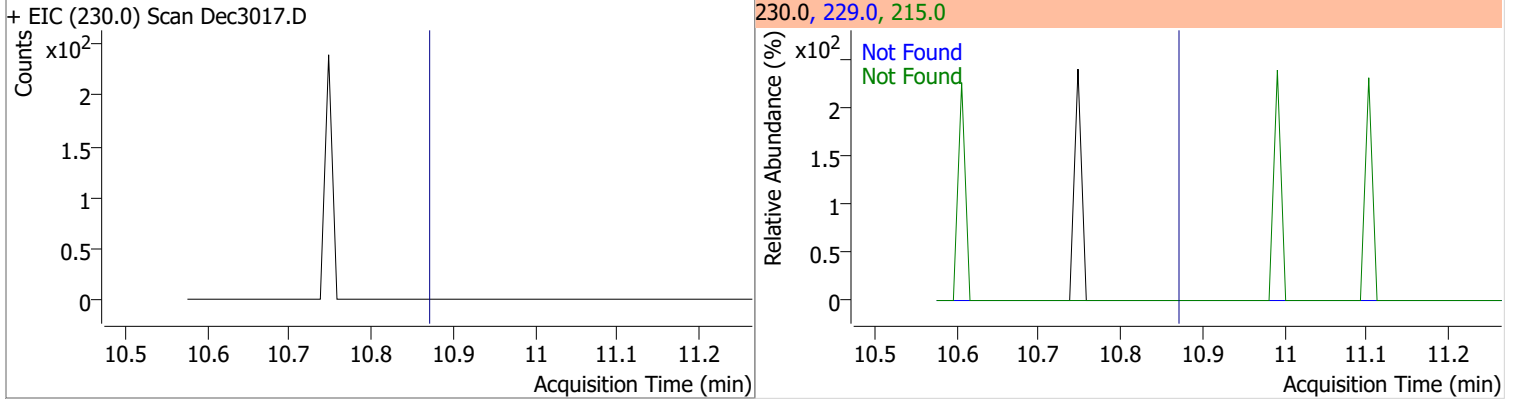


Quantitation Results Report (QT Reviewed)

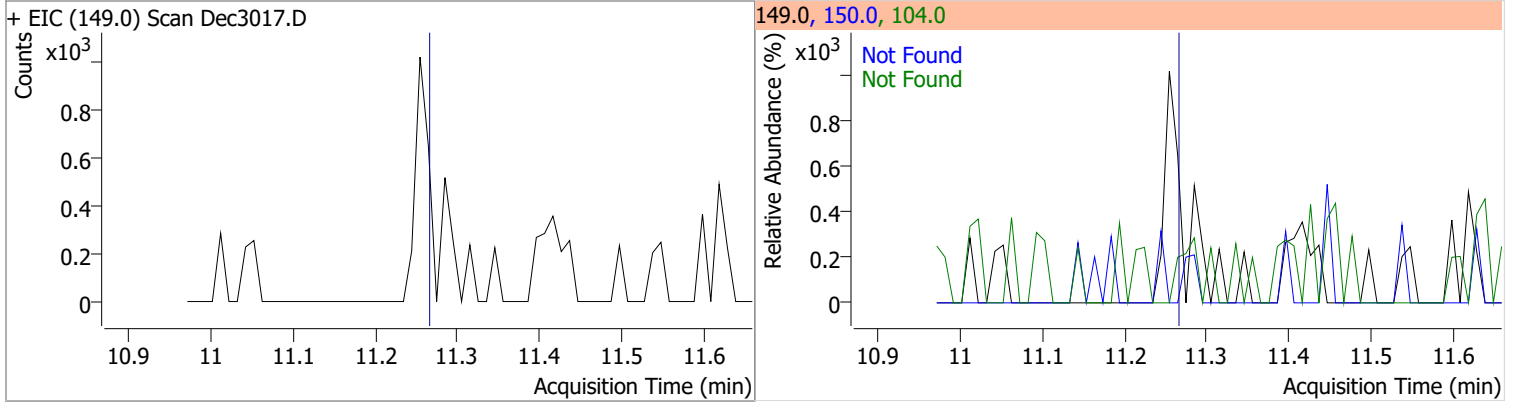
Compound	Conc.	Exp RT	QIon	Exp Ratio	
Phenanthrene	N.D.	10.33	176.0	19.7	
+ EIC (178.0) Scan Dec3017.D 			178.0, 176.0 		
Anthracene	N.D.	10.39	176.0	18.3	
+ EIC (178.0) Scan Dec3017.D 			178.0, 176.0 		
Triallate	N.D.	10.46	143.0	22.0	QIon 268.0, Exp Ratio 18.2
+ EIC (86.0) Scan Dec3017.D 			86.0, 268.0, 143.0 		
Carbazole	N.D.	10.65	139.0	13.0	
+ EIC (167.0) Scan Dec3017.D 			167.0, 139.0 		

Quantitation Results Report (QT Reviewed)

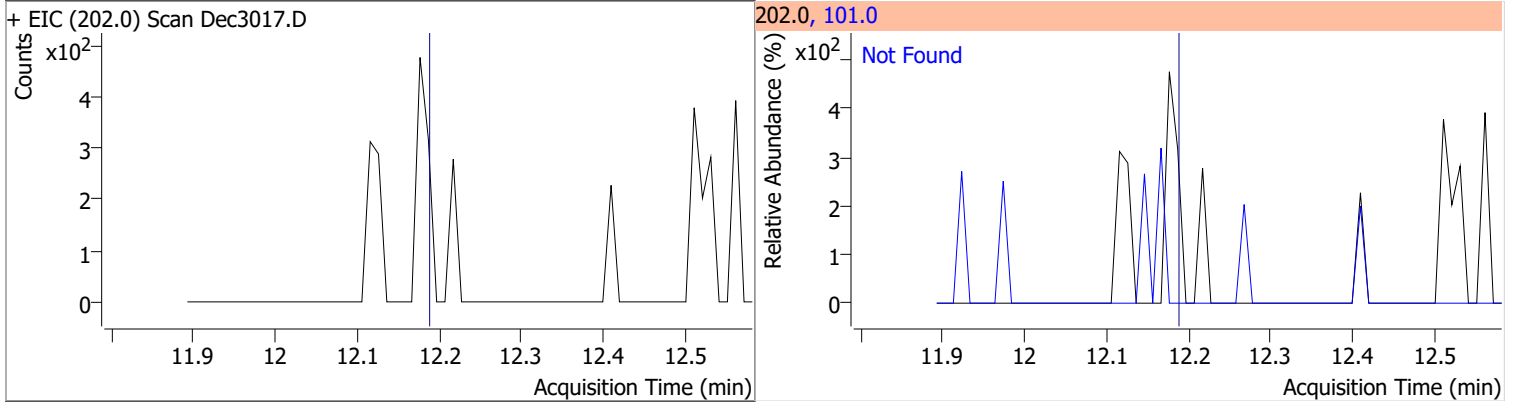
Compound	Conc.	Exp RT	QIon	Exp Ratio	QIon	Exp Ratio
o-Terphenyl	N.D.	10.87	229.0	67.7	215.0	38.2



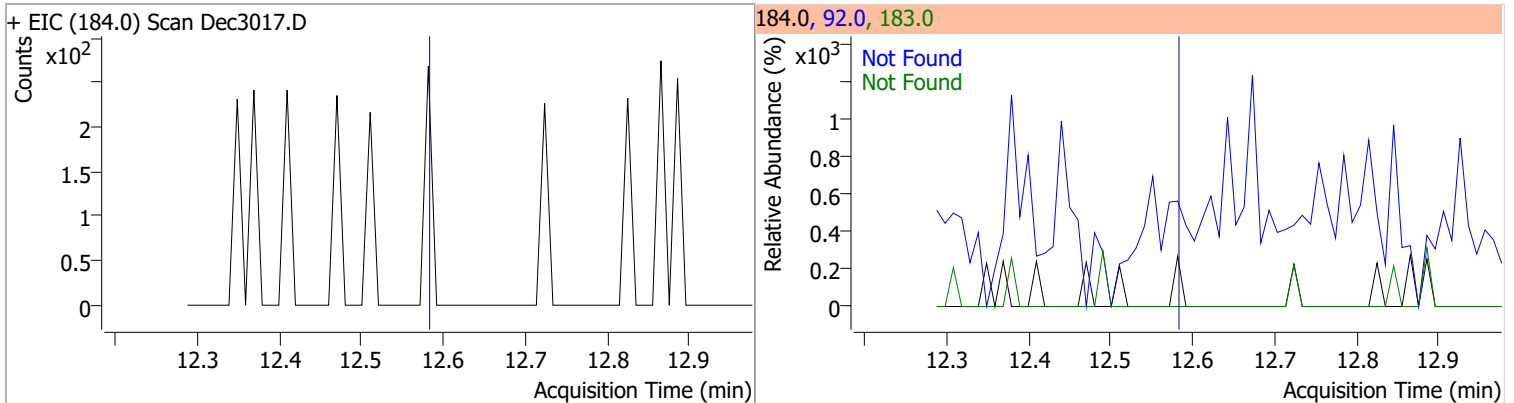
Compound	Conc.	Exp RT	QIon	Exp Ratio	QIon	Exp Ratio
Di-n-Butylphthalate	N.D.	11.26	150.0	9.1	104.0	6.2



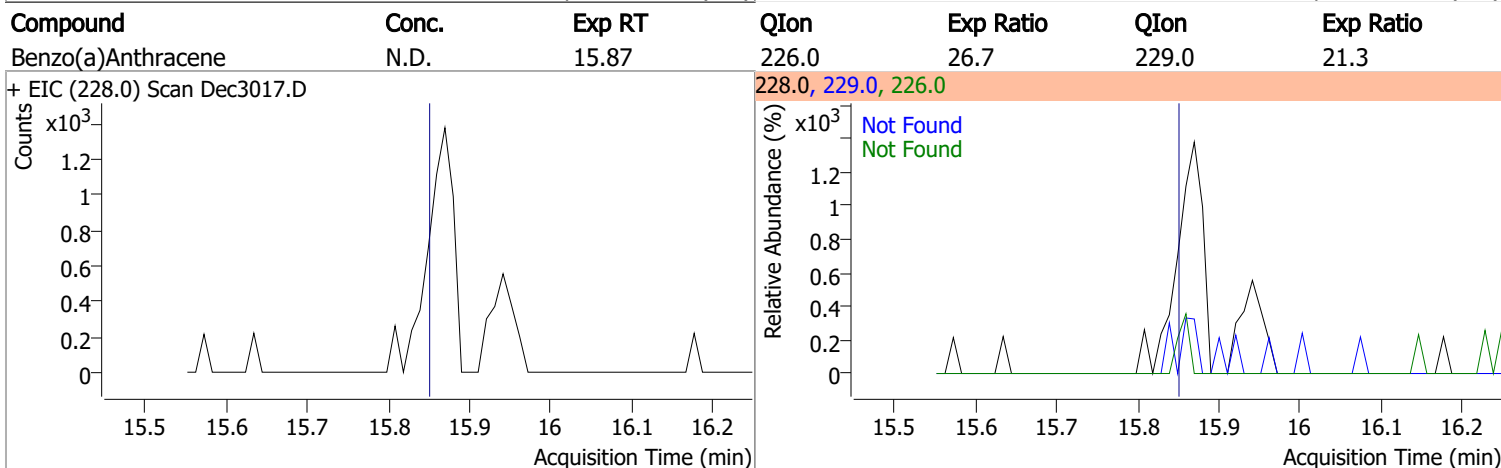
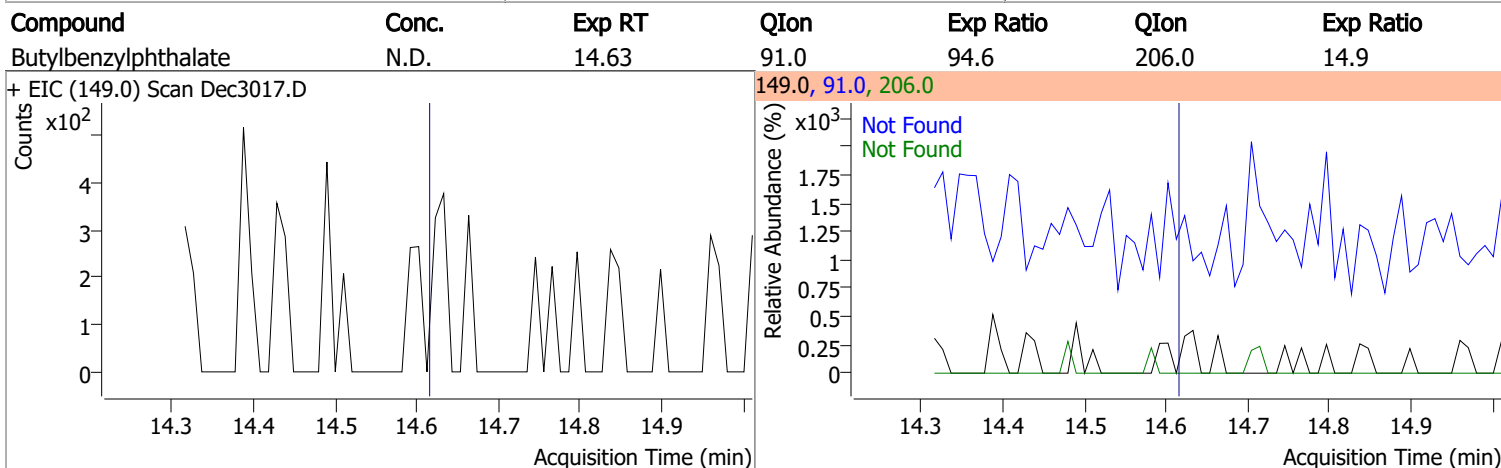
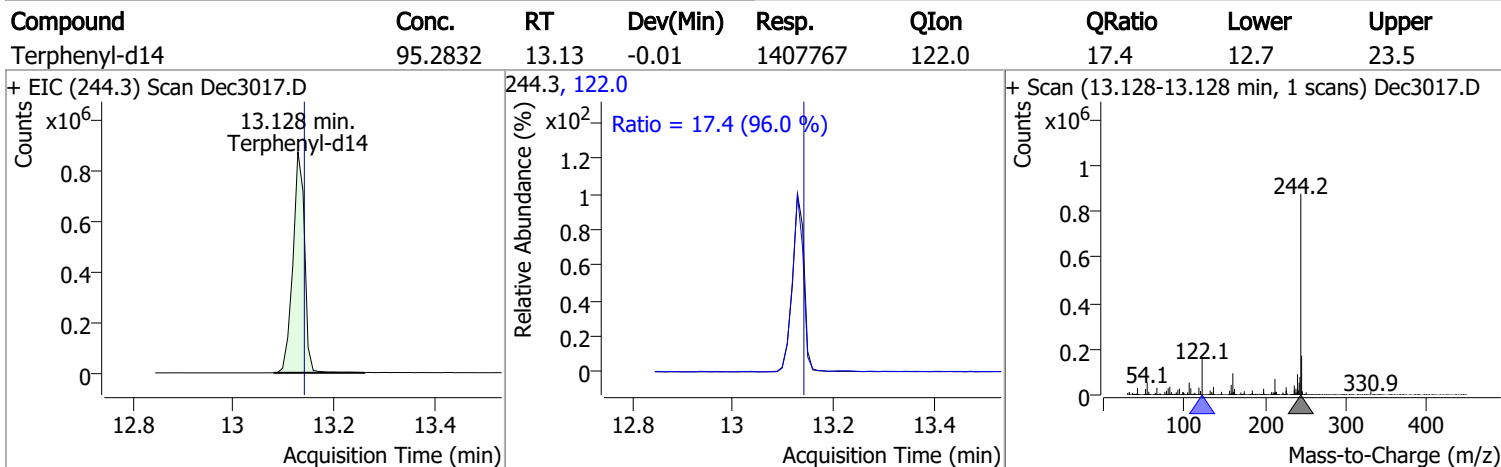
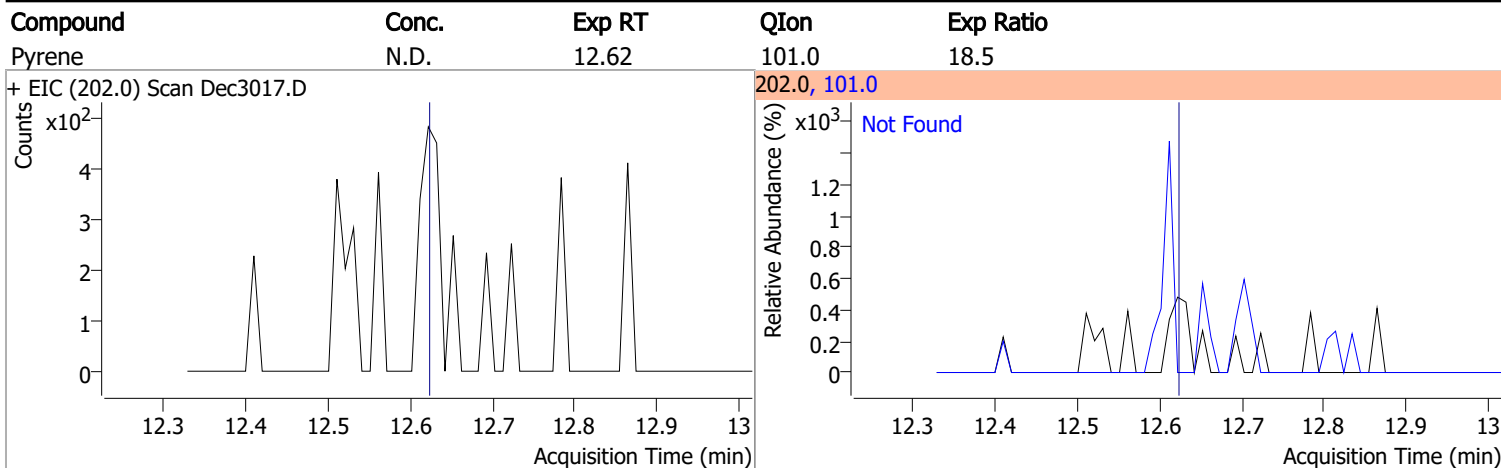
Compound	Conc.	Exp RT	QIon	Exp Ratio
Fluoranthene	N.D.	12.19	101.0	15.0



Compound	Conc.	Exp RT	QIon	Exp Ratio	QIon	Exp Ratio
Benzidine	N.D.	12.58	183.0	11.5	92.0	9.0

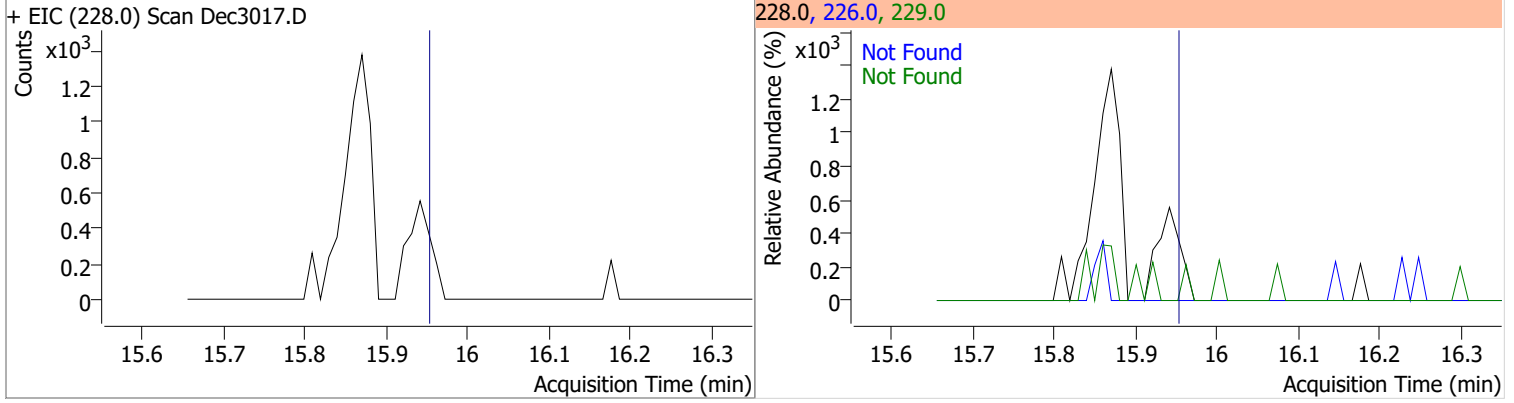


Quantitation Results Report (QT Reviewed)

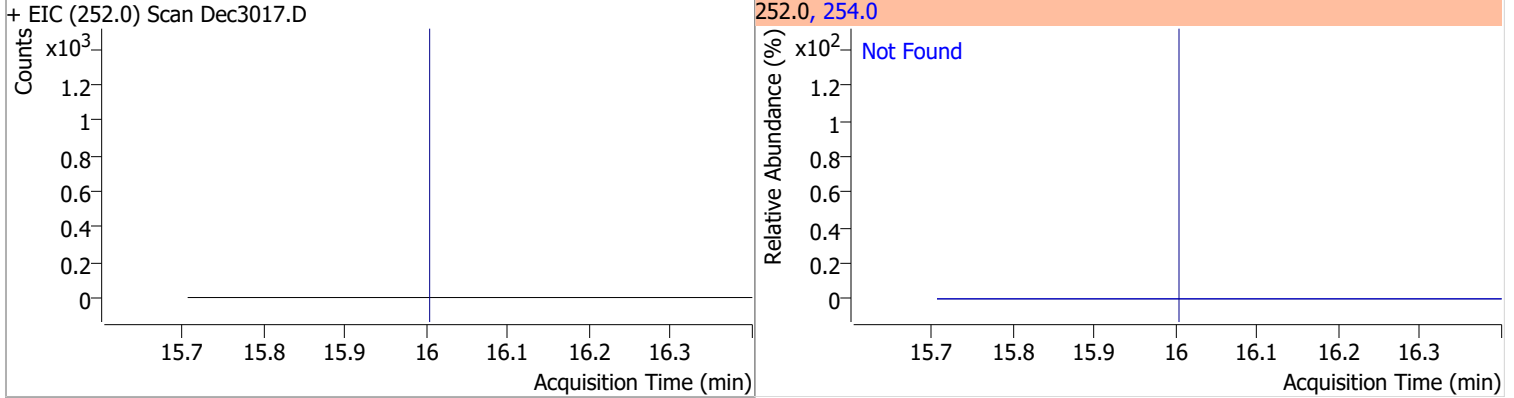


Quantitation Results Report (QT Reviewed)

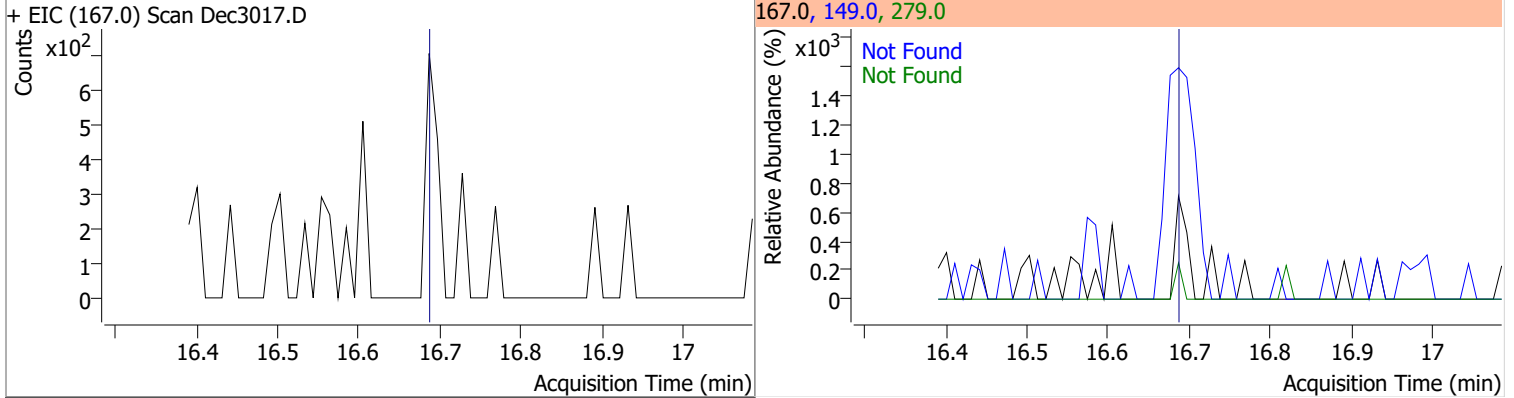
Compound	Conc.	Exp RT	QIon	Exp Ratio	QIon	Exp Ratio
Chrysene	N.D.	15.97	226.0	30.6	229.0	20.9



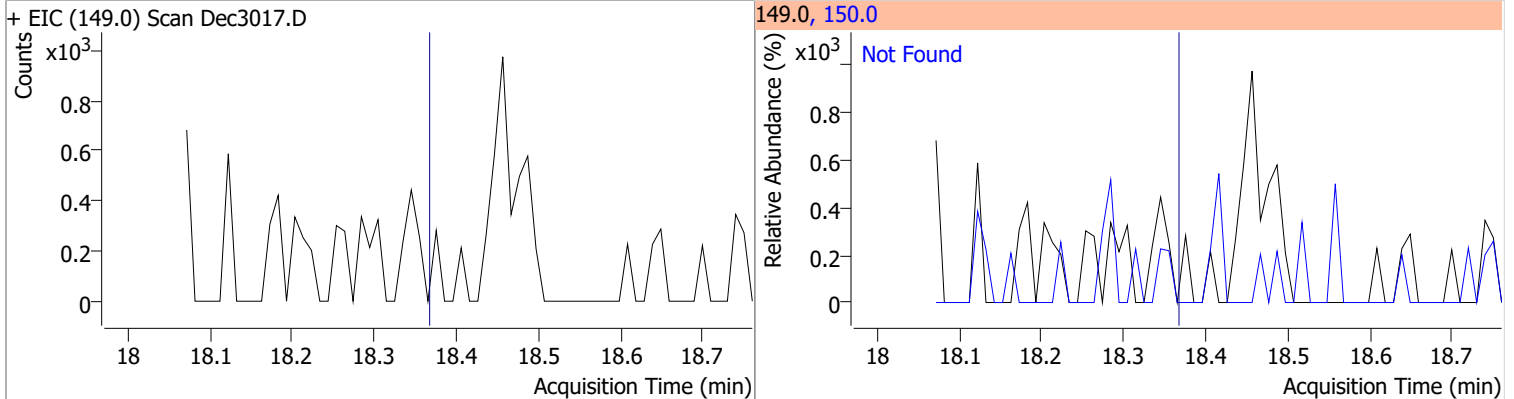
Compound	Conc.	Exp RT	QIon	Exp Ratio
3,3-Dichlorobenzidine	N.D.	16.02	254.0	62.0



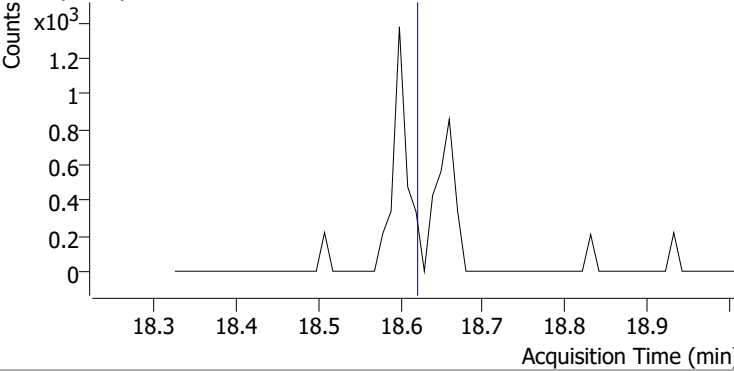
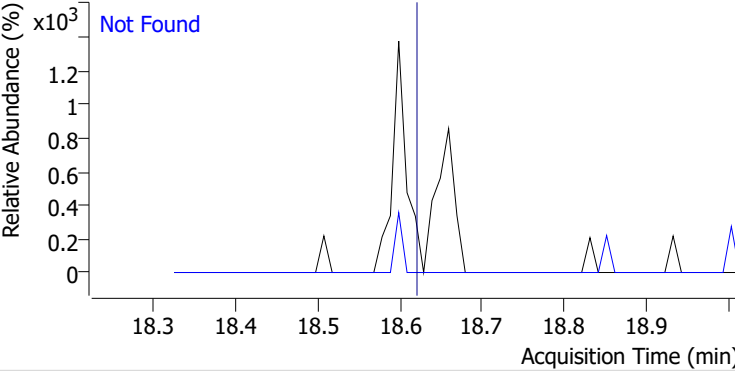
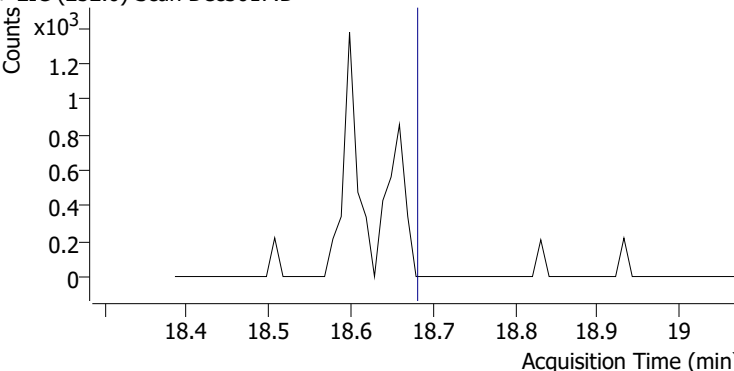
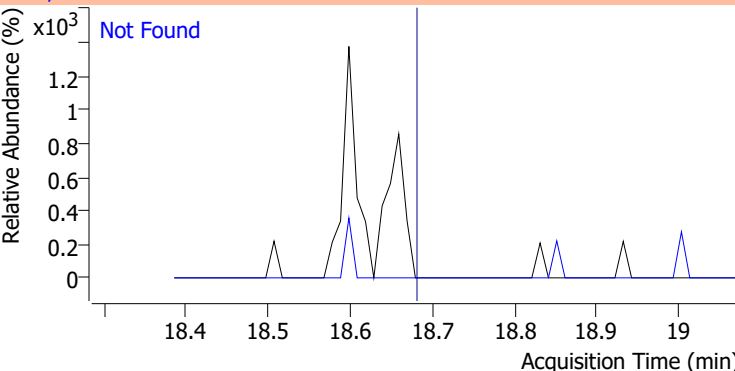
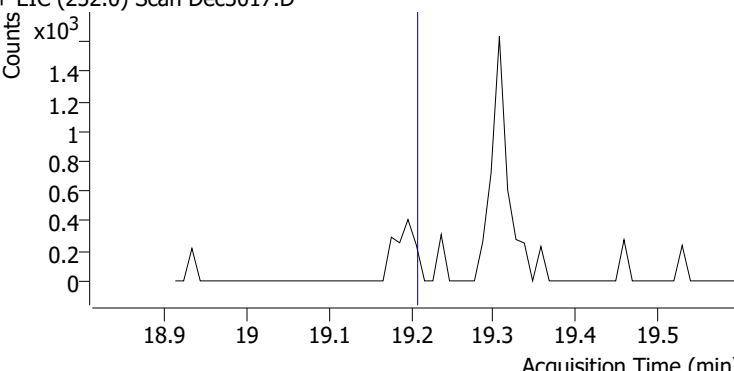
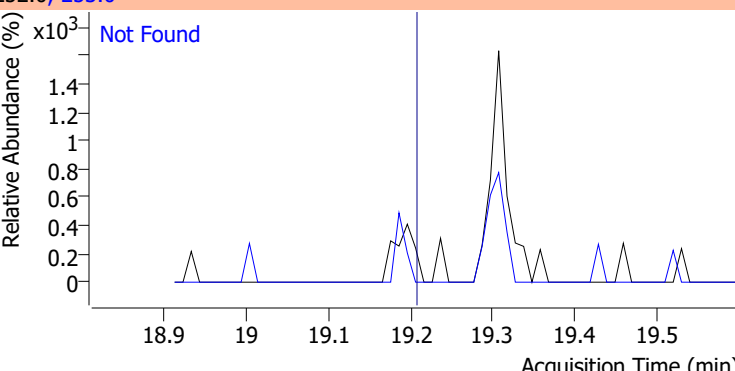
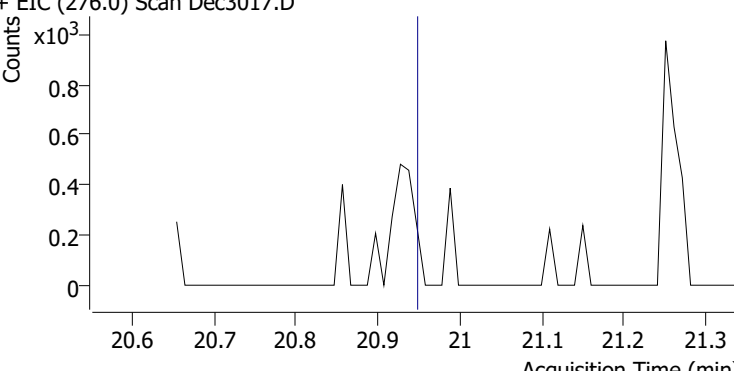
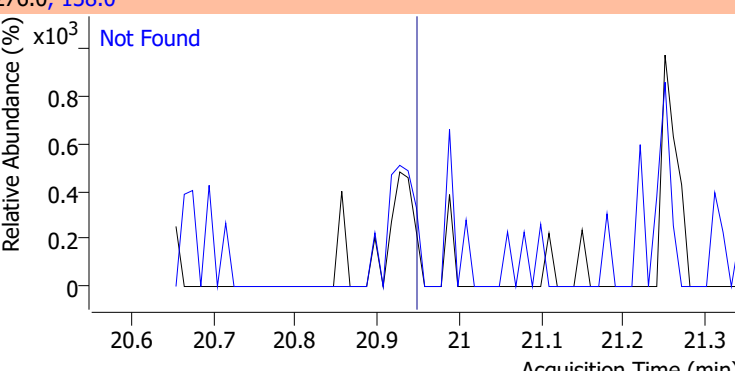
Compound	Conc.	Exp RT	QIon	Exp Ratio	QIon	Exp Ratio
bis(2-ethylhexyl)Phthalate	N.D.	16.71	149.0	421.6	279.0	11.2



Compound	Conc.	Exp RT	QIon	Exp Ratio
Di-n-octyl Phthalate	N.D.	18.38	150.0	9.7

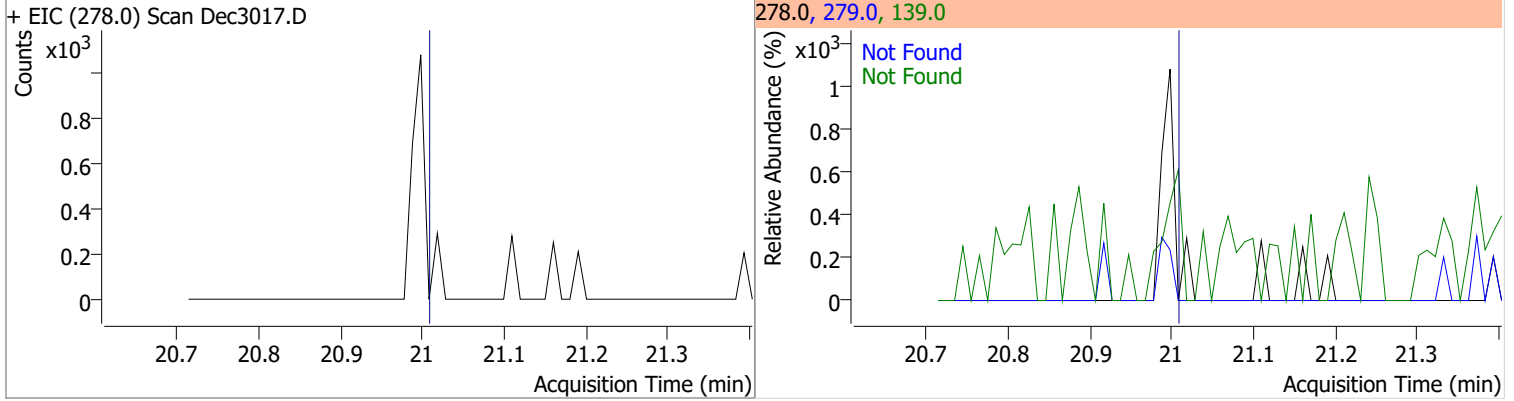


Quantitation Results Report (QT Reviewed)

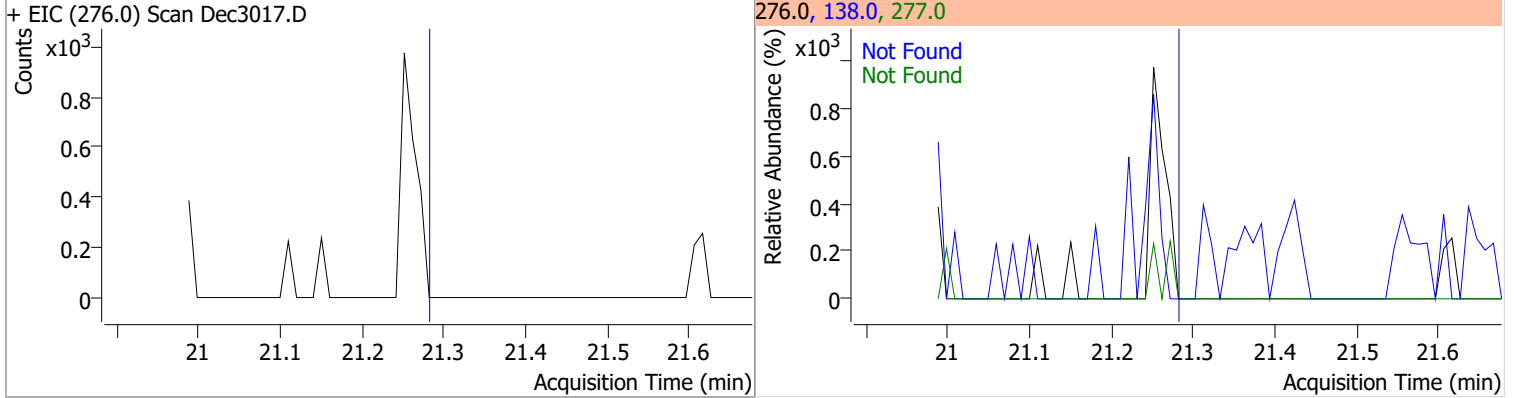
Compound	Conc.	Exp RT	QIon	Exp Ratio
Benzo(b)fluoranthene	N.D.	18.63	253.0	21.4
+ EIC (252.0) Scan Dec3017.D			252.0, 253.0	
				
Benzo(k)fluoranthene	N.D.	18.69	253.0	21.7
+ EIC (252.0) Scan Dec3017.D			252.0, 253.0	
				
Benzo(a)pyrene	N.D.	19.22	253.0	22.9
+ EIC (252.0) Scan Dec3017.D			252.0, 253.0	
				
Indeno(1,2,3-c,d)pyrene	N.D.	20.96	138.0	39.1
+ EIC (276.0) Scan Dec3017.D			276.0, 138.0	
				

Quantitation Results Report (QT Reviewed)

Compound	Conc.	Exp RT	QIon	Exp Ratio	QIon	Exp Ratio
Dibenzo(a,h)anthracene	N.D.	21.02	139.0	30.6	279.0	24.6

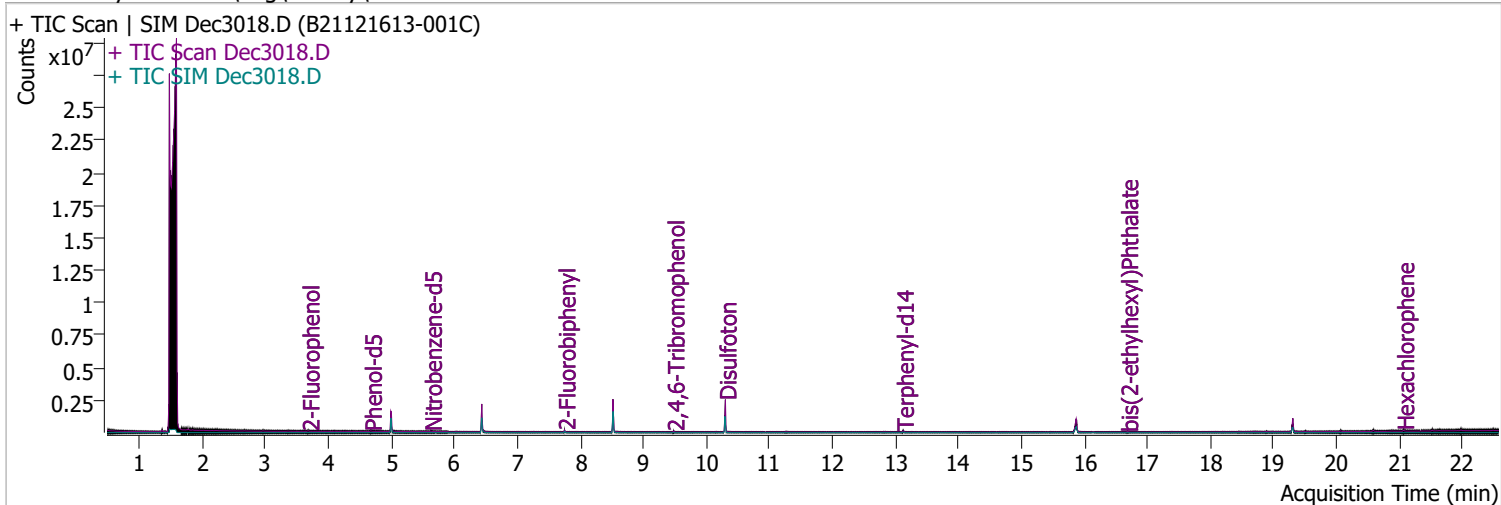


Compound	Conc.	Exp RT	QIon	Exp Ratio	QIon	Exp Ratio
Benzo(g,h,i)perylene	N.D.	21.29	138.0	41.5	277.0	23.8



Quantitation Results Report (QT Reviewed)

Data File	Dec3018.D	Operator	LIMS import
Acq. Method	BNA+SIM.M	Acq. Date-Time	12/30/2021 9:23:49 PM
Sample Name	B21121613-001C	Instrument	Instrument #1
Vial	18	Multiplier	1.00
DA Method File	122821 bna 1 CAL.batch.bin	Comment	SVOC-8270-W
Tune File	dftppdsm.u	Tune Date	11/24/2021 11:15:00 AM
Batch Name	123021 bna 1.batch.bin	Last Calib Update	1/3/2022 10:10:10 AM
Ref Library	D:\Org\Library\NIST129K.l		



Compound	RT	QIon	Resp.	Conc.	Units	Dev(Min)
----------	----	------	-------	-------	-------	----------

Internal Standards

System Monitoring Compounds

S 2-Fluorophenol	3.684	112.0	18209	2.6162	µg/L	-0.020
Spiked Amount: 200.000	Range: 10.0 - 75.0%			Recovery = 1.31%	*	
S Phenol-d5	4.675	99.0	24887	3.3324	µg/L	-0.010
Spiked Amount: 200.000	Range: 10.0 - 65.0%			Recovery = 1.67%	*	
S Nitrobenzene-d5	5.624	82.0	13019	2.2957	µg/L	0.000
Spiked Amount: 100.000	Range: 32.0 - 94.0%			Recovery = 2.30%	*	
S 2-Fluorobiphenyl	7.749	172.0	50129	2.5475	µg/L	0.000
Spiked Amount: 100.000	Range: 28.0 - 107.0%			Recovery = 2.55%	*	
S 2,4,6-Tribromophenol	9.479	329.8	5110	7.6081	µg/L	0.000
Spiked Amount: 200.000	Range: 25.0 - 140.0%			Recovery = 3.80%	*	
S Terphenyl-d14	13.118	244.3	47560	3.3726	µg/L	-0.020
Spiked Amount: 100.000	Range: 32.0 - 122.0%			Recovery = 3.37%	*	

Target Compounds

Target Compounds	RT	QIon	Resp.	Conc.	Units	Dev(Min)	QValue
T N-Nitrosodimethylamine	0.000		0	N.D.			
T Pyridine	0.000		0	N.D.			
T Aniline	0.000		0	N.D.			
T Phenol	0.000		0	N.D.			
T bis(-2-Chloroethyl)Ether	0.000		0	N.D.			
T 2-Chlorophenol	0.000		0	N.D.			
T 1,3-Dichlorobenzene	0.000		0	N.D.			
T 1,4-Dichlorobenzene	0.000		0	N.D.			
T 1,2-Dichlorobenzene	0.000		0	N.D.			
T Benzyl Alcohol	0.000		0	N.D.			
T bis(2-chloroisopropyl)Ether	0.000		0	N.D.			
T 2-Methylphenol	0.000		0	N.D.			
T N-nitroso-Di-n-propylamine	0.000		0	N.D.			
T 4Methylphenol/3Methylphenol	0.000		0	N.D.			
T Hexachloroethane	0.000		0	N.D.			

Quantitation Results Report (QT Reviewed)

Compound	RT	QIon	Resp.	Conc.	Units	Dev(Min)
T Nitrobenzene	0.000		0	N.D.		
T Isophorone	0.000		0	N.D.		
T 2-Nitrophenol	0.000		0	N.D.		
T 2,4-Dimethylphenol	0.000		0	N.D.		
T bis(-2-Chloroethoxy)Methane	0.000		0	N.D.		
T Benzoic Acid	0.000		0	N.D.		
T 2,4-Dichlorophenol	0.000		0	N.D.		
T 1,2,4-Trichlorobenzene	0.000		0	N.D.		
T Naphthalene	0.000		0	N.D.		
T 4-Chlorophenol	0.000		0	N.D.		
T p-Chloroaniline	0.000		0	N.D.		
T Hexachlorobutadiene	0.000		0	N.D.		
T 4-Chloro-2-Methylphenol	0.000		0	N.D.		
T 4-Chloro-3-Methylphenol	0.000		0	N.D.		
T 2-Methylnaphthalene	0.000		0	N.D.		
T 1-Methylnaphthalene	0.000		0	N.D.		
T Hexachlorocyclopentadiene	0.000		0	N.D.		
T 2,4,6-Trichlorophenol	0.000		0	N.D.		
T 2,4,5-Trichlorophenol	0.000		0	N.D.		
T 2-Chloronaphthalene	0.000		0	N.D.		
T 2-Nitroaniline	0.000		0	N.D.		
T Dimethyl Phthalate	8.517	163.0	0		µg/L md	1
T 2,6-Dinitrotoluene	8.517	165.0	0		µg/L md	1
T Acenaphthylene	0.000		0	N.D.		
T 3-Nitroaniline	0.000		0	N.D.		
T Acenaphthene	0.000		0	N.D.		
T 2,4-Dinitrophenol	0.000		0	N.D.		
T Dibenzofuran	0.000		0	N.D.		
T 4-Nitrophenol	0.000		0	N.D.		
T 2,4-Dinitrotoluene	0.000		0	N.D.		
T Diethylphthalate	0.000		0	N.D.		
T Fluorene	0.000		0	N.D.		
T 4-Chlorophenyl-phenylether	0.000		0	N.D.		
T 4-Nitroaniline	0.000		0	N.D.		
T 4,6-Dinitro-2-methylphenol	0.000		0	N.D.		
T N-nitrosodiphenylamine	0.000		0	N.D.		
T Azobenzene	0.000		0	N.D.		
T 4-Bromophenyl-phenylether	0.000		0	N.D.		
T Hexachlorobenzene	0.000		0	N.D.		
T Pentachlorophenol	0.000		0	N.D.		
T Phenanthrene	0.000		0	N.D.		
T Anthracene	0.000		0	N.D.		
T Triallate	0.000		0	N.D.		
T Carbazole	0.000		0	N.D.		
T o-Terphenyl	0.000		0	N.D.		
T Di-n-Butylphthalate	0.000		0	N.D.		
T Fluoranthene	0.000		0	N.D.		
T Benzidine	0.000		0	N.D.		
T Pyrene	0.000		0	N.D.		
T Butylbenzylphthalate	0.000		0	N.D.		
T Benzo(a)Anthracene	0.000		0	N.D.		
T Chrysene	0.000		0	N.D.		
T 3,3-Dichlorobenzidine	0.000		0	N.D.		
T bis(2-ethylhexyl)Phthalate	16.677	167.0	2821	2.3440	µg/L	50
T Di-n-octyl Phthalate	0.000		0	N.D.		

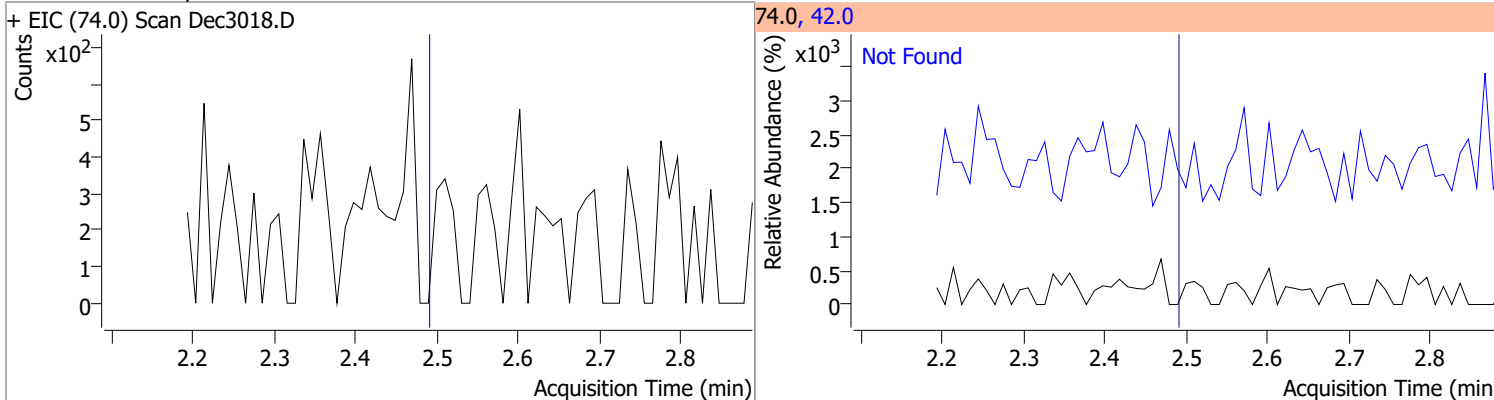
Quantitation Results Report (QT Reviewed)

Compound	RT	QIon	Resp.	Conc.	Units	Dev(Min)
T Benzo(b)fluoranthene	0.000		0	N.D.		
T Benzo(k)fluoranthene	0.000		0	N.D.		
T Benzo(a)pyrene	0.000		0	N.D.		
T Indeno(1,2,3-c,d)pyrene	0.000		0	N.D.		
T Dibenzo(a,h)anthracene	0.000		0	N.D.		
T Benzo(g,h,i)perylene	0.000		0	N.D.		

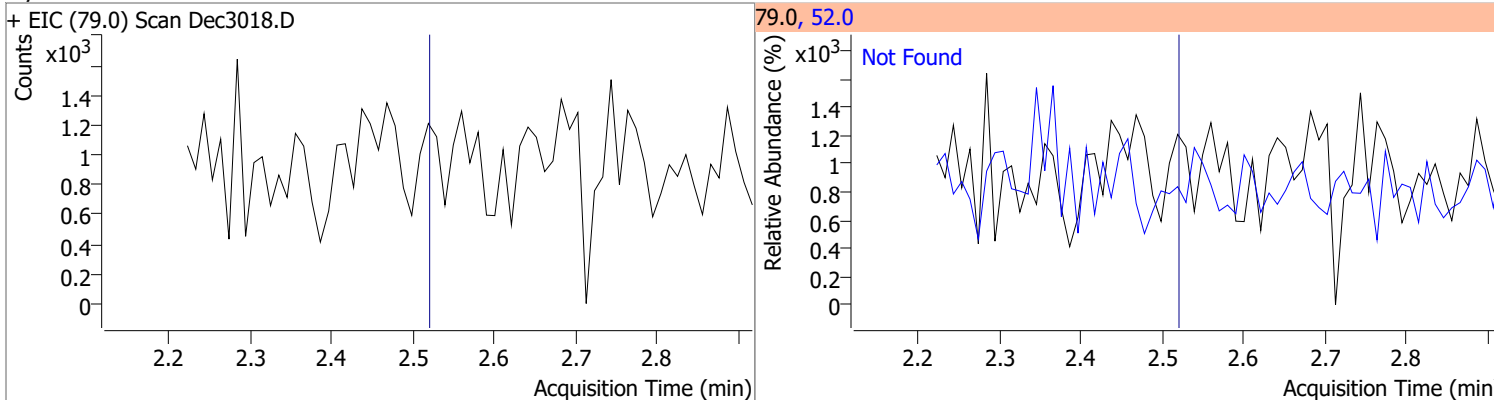
(#) = Qualifier Out of Range; (m) = Manual Integration; (+) = Area Summed; (*) = Surrogate Percent Recovery Out of Range; (d): Zeroed Peak

Quantitation Results Report (QT Reviewed)

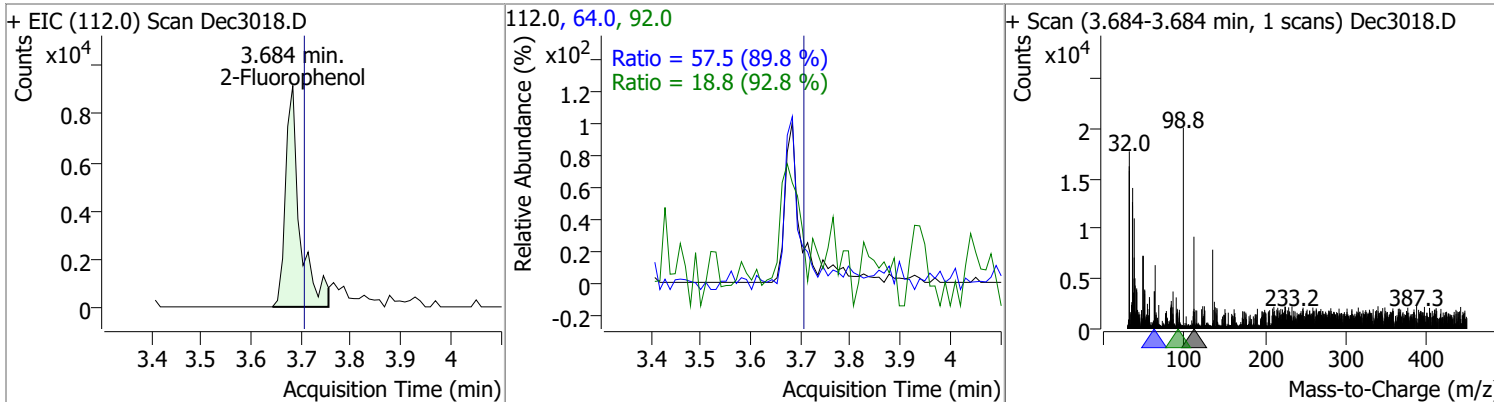
Compound	Conc.	Exp RT	QIon	Exp Ratio
N-Nitrosodimethylamine	N.D.	2.49	42.0	184.8



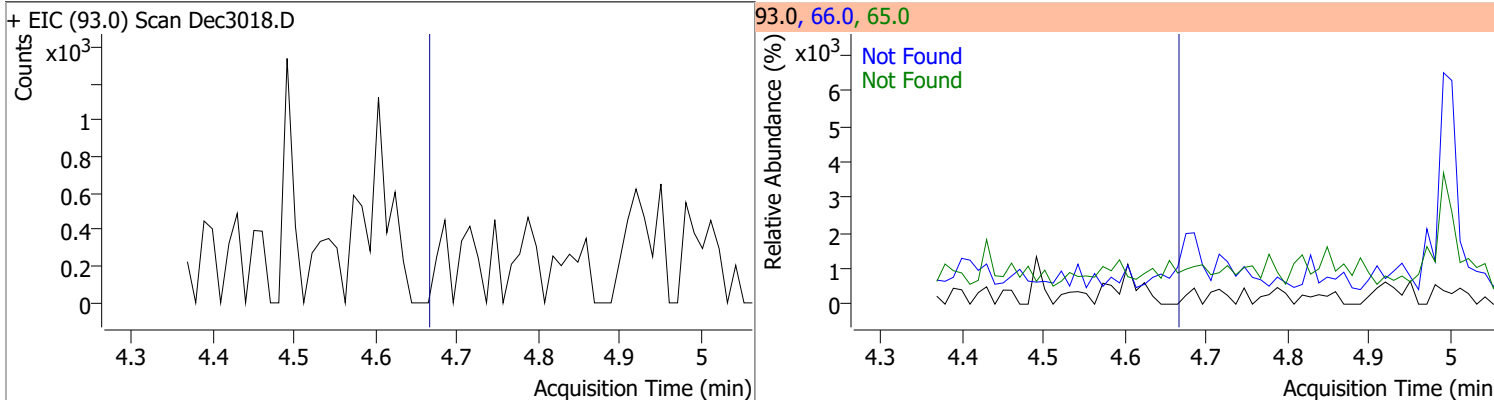
Compound	Conc.	Exp RT	QIon	Exp Ratio
Pyridine	N.D.	2.52	52.0	135.8



Compound	Conc.	RT	Dev(Min)	Resp.	QIon	QRatio	Lower	Upper
2-Fluorophenol	2.6162	3.68	-0.02	18209	64.0 92.0	57.5 18.8	44.8 14.2	83.2 26.4

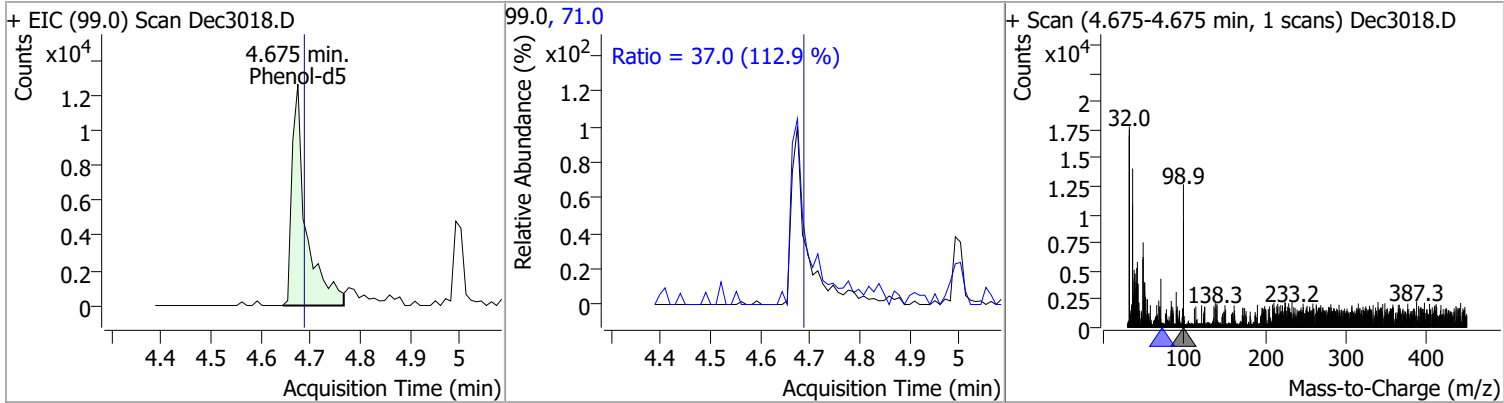


Compound	Conc.	Exp RT	QIon	Exp Ratio	QIon	Exp Ratio
Aniline	N.D.	4.66	66.0	41.6	65.0	23.1

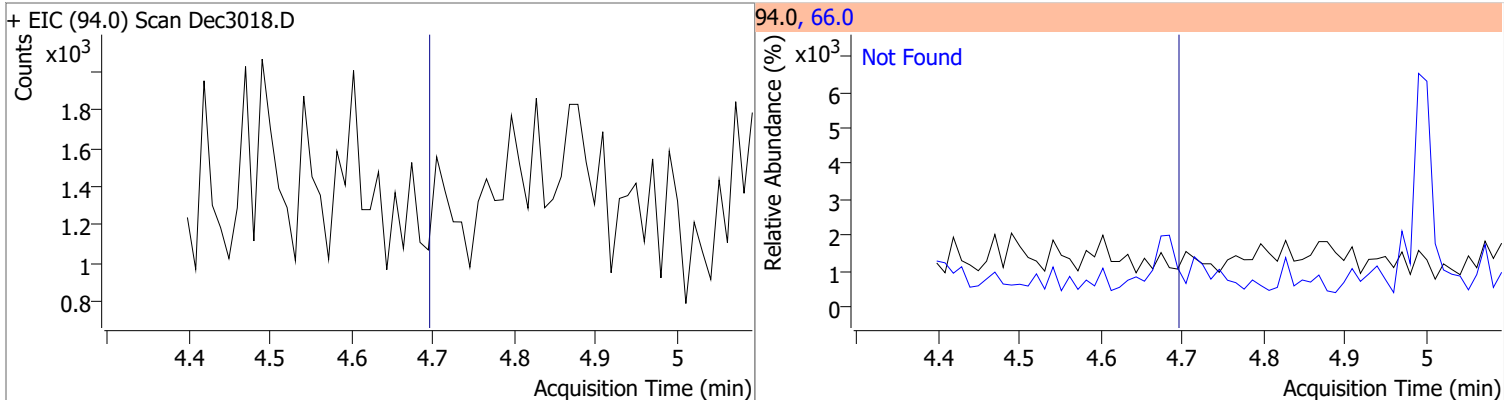


Quantitation Results Report (QT Reviewed)

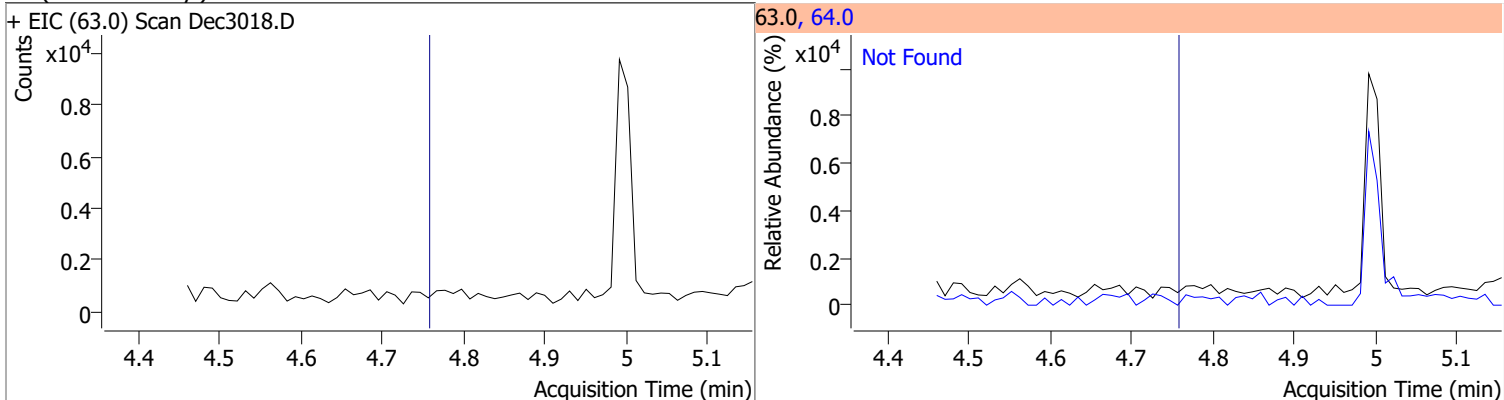
Compound	Conc.	RT	Dev(Min)	Resp.	QIon	QRatio	Lower	Upper
Phenol-d5	3.3324	4.67	-0.01	24887	71.0	37.0	22.9	42.5



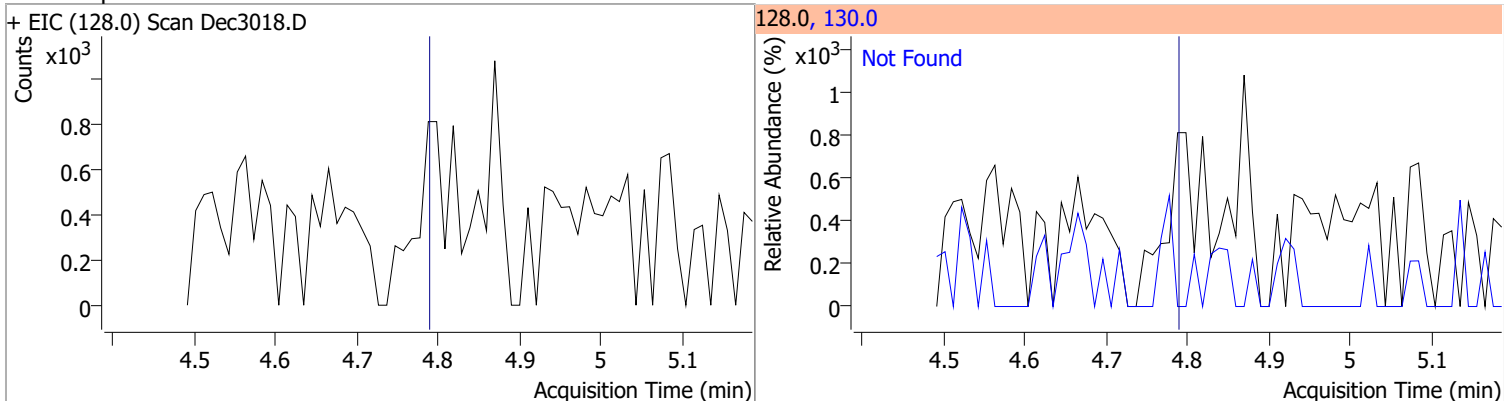
Compound	Conc.	Exp RT	QIon	Exp Ratio
Phenol	N.D.	4.69	66.0	40.8



Compound	Conc.	Exp RT	QIon	Exp Ratio
bis(-2-Chloroethyl)Ether	N.D.	4.76	64.0	2.8

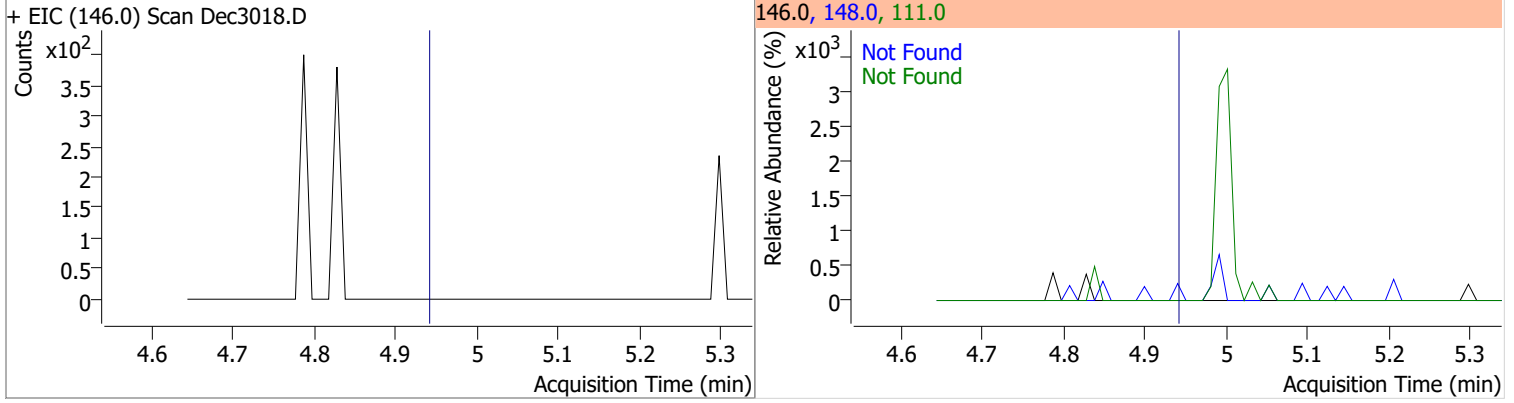


Compound	Conc.	Exp RT	QIon	Exp Ratio
2-Chlorophenol	N.D.	4.79	130.0	32.3

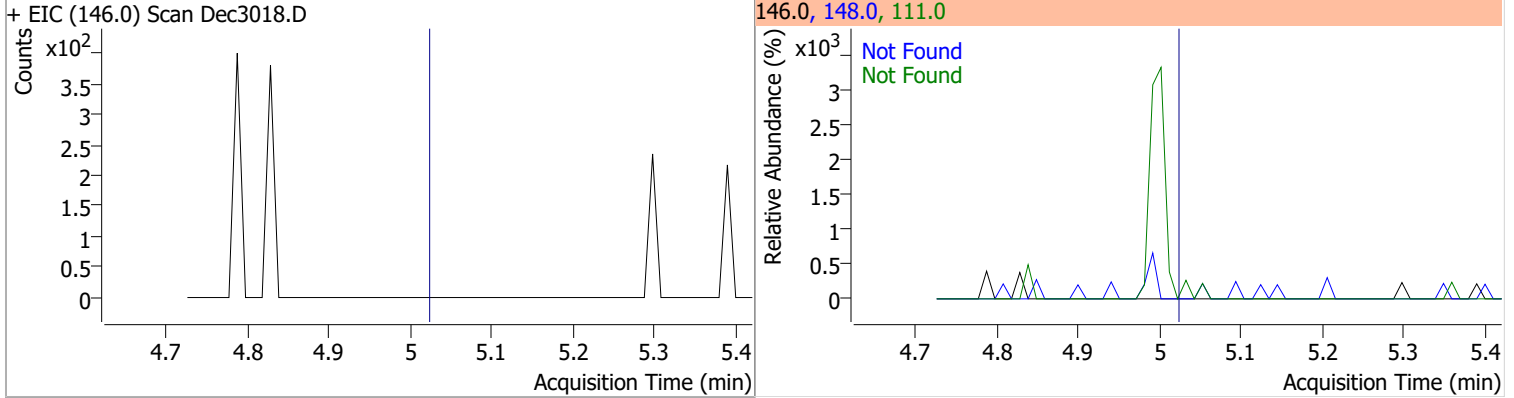


Quantitation Results Report (QT Reviewed)

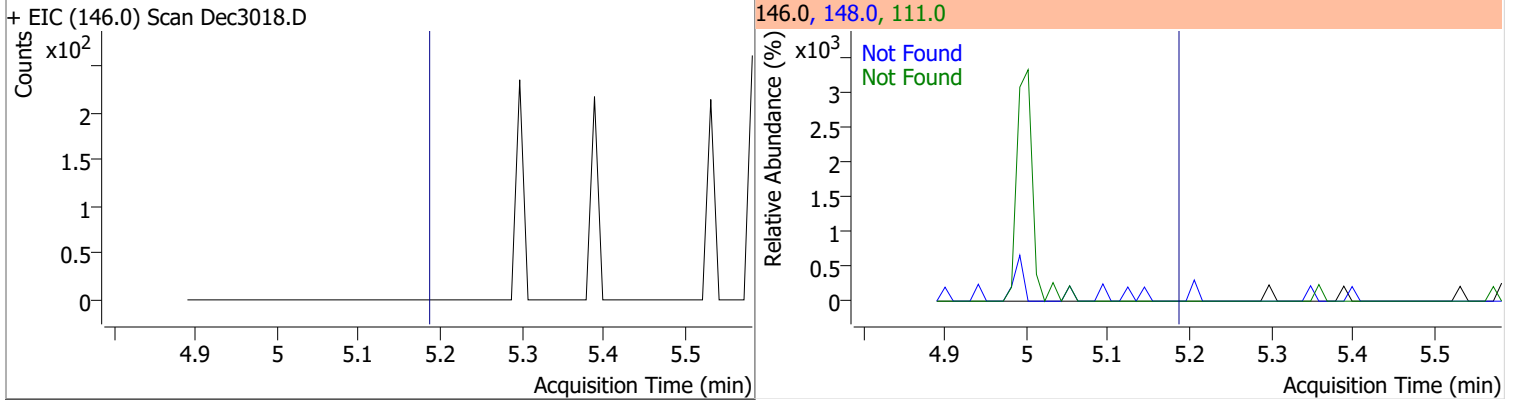
Compound	Conc.	Exp RT	QIon	Exp Ratio	QIon	Exp Ratio
1,3-Dichlorobenzene	N.D.	4.94	148.0	63.2	111.0	39.4



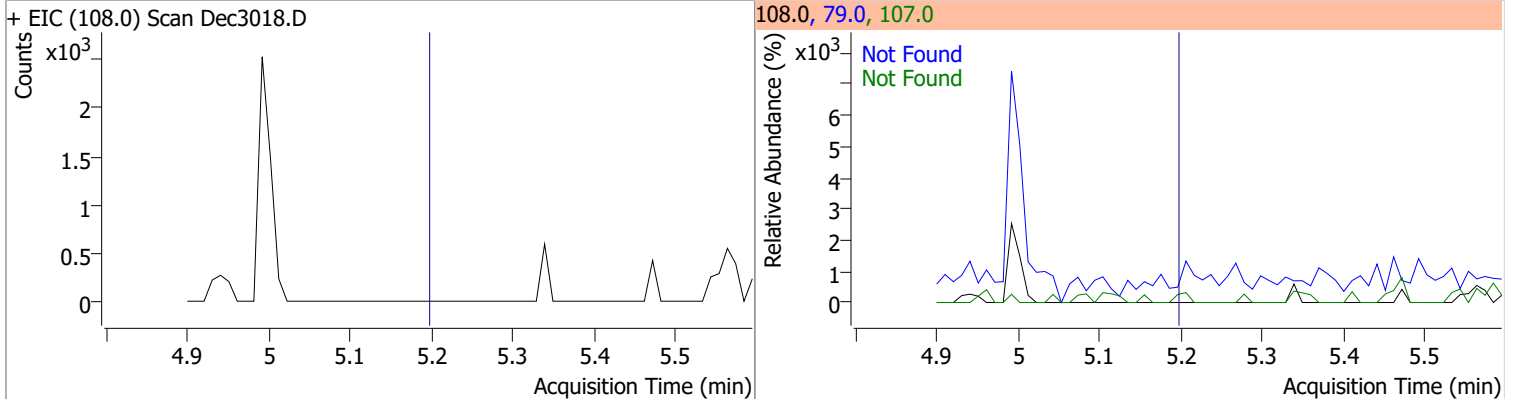
Compound	Conc.	Exp RT	QIon	Exp Ratio	QIon	Exp Ratio
1,4-Dichlorobenzene	N.D.	5.02	148.0	62.2	111.0	37.4



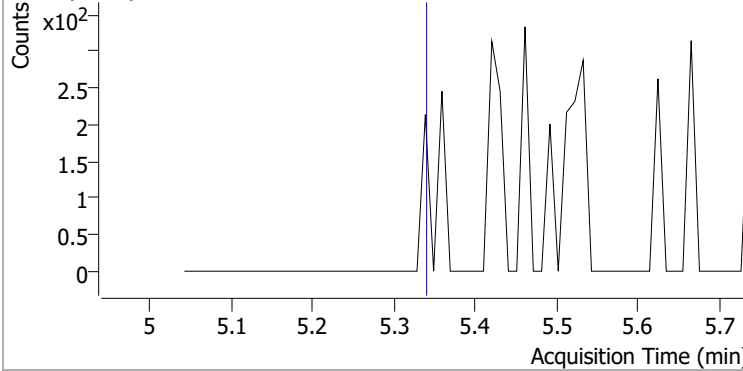
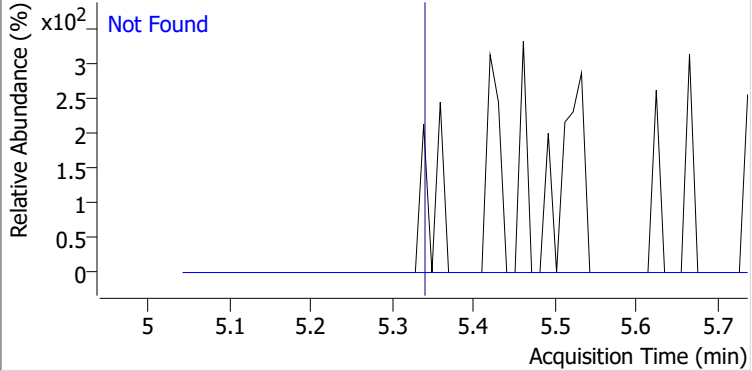
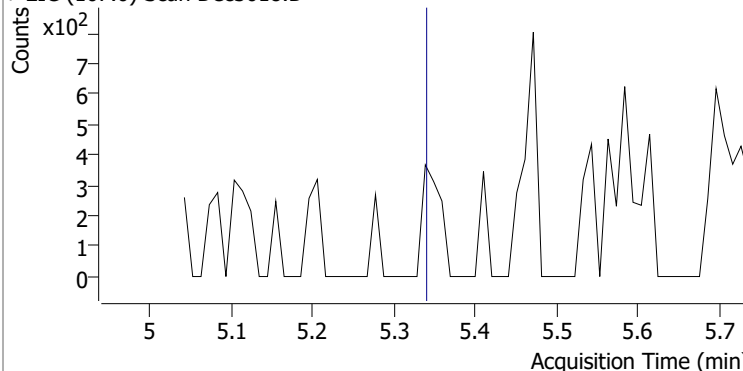
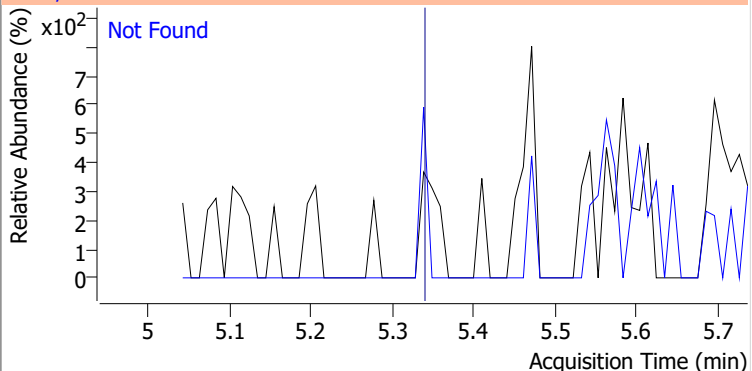
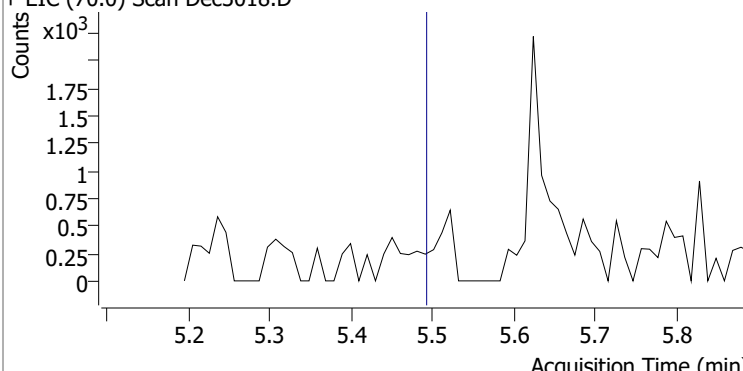
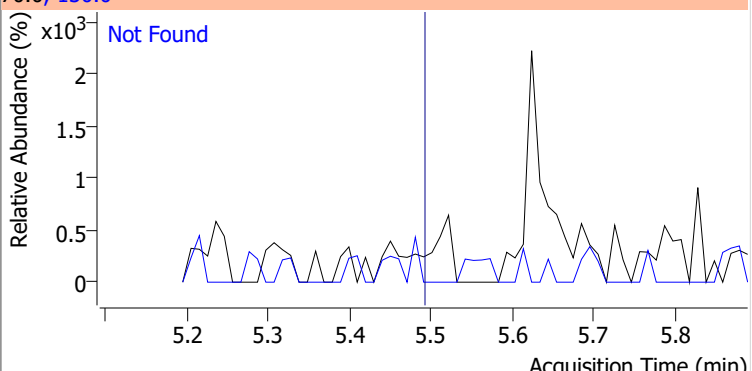
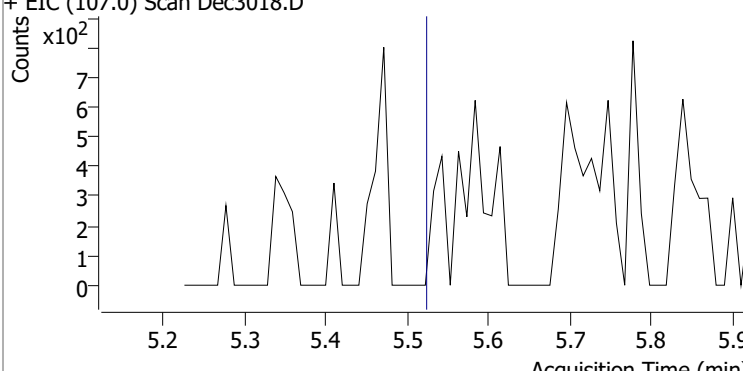
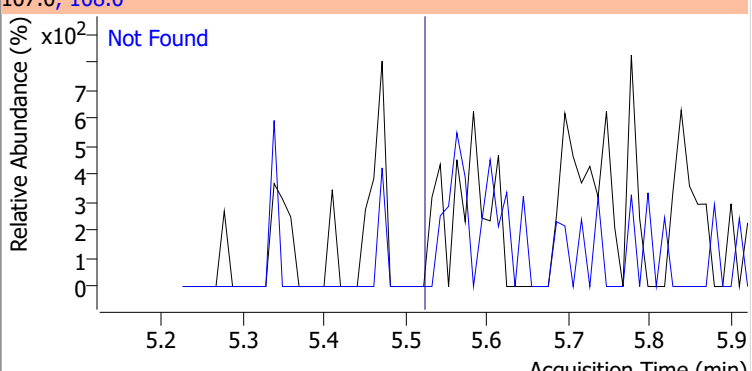
Compound	Conc.	Exp RT	QIon	Exp Ratio	QIon	Exp Ratio
1,2-Dichlorobenzene	N.D.	5.19	148.0	62.2	111.0	40.3



Compound	Conc.	Exp RT	QIon	Exp Ratio	QIon	Exp Ratio
Benzyl Alcohol	N.D.	5.20	79.0	117.9	107.0	69.2

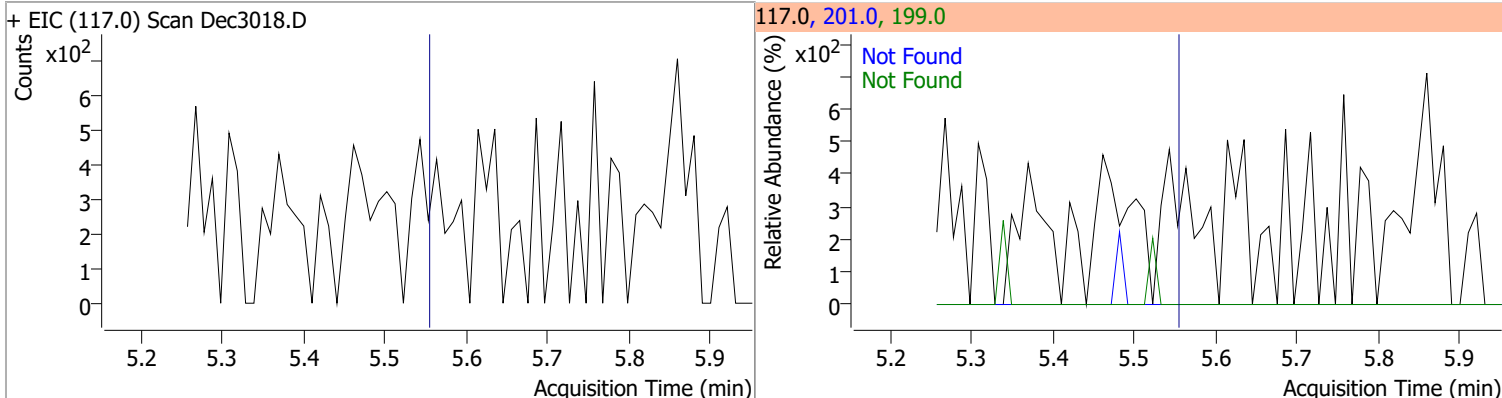


Quantitation Results Report (QT Reviewed)

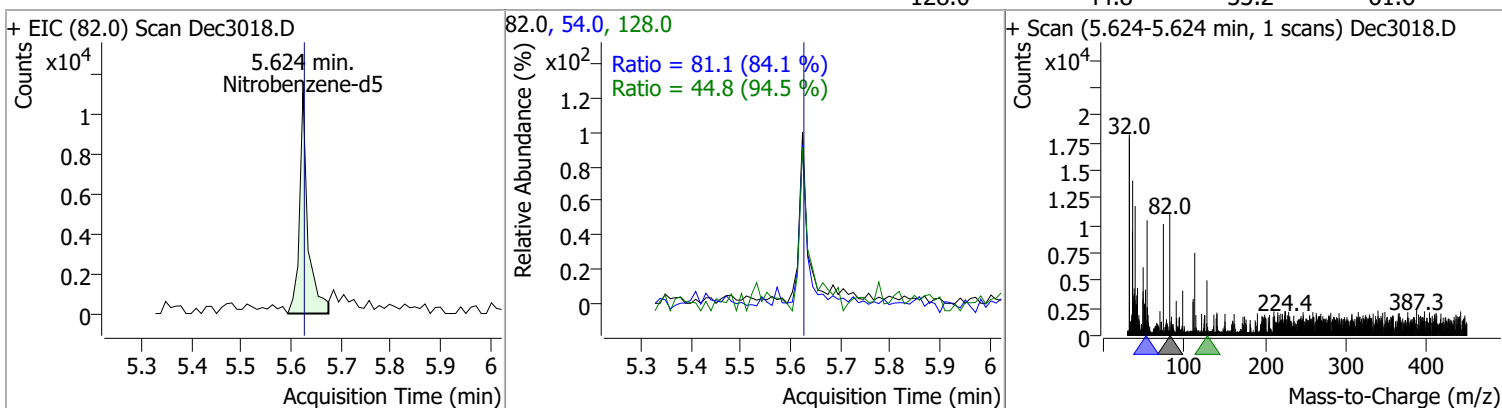
Compound	Conc.	Exp RT	QIon	Exp Ratio
bis(2-chloroisopropyl)Ether	N.D.	5.34	123.0	32.7
+ EIC (121.0) Scan Dec3018.D			121.0, 123.0	
				
2-Methylphenol	N.D.	5.34	108.0	117.6
+ EIC (107.0) Scan Dec3018.D			107.0, 108.0	
				
N-nitroso-Di-n-propylamine	N.D.	5.49	130.0	17.6
+ EIC (70.0) Scan Dec3018.D			70.0, 130.0	
				
4Methylphenol/3Methylphenol	N.D.	5.52	108.0	81.4
+ EIC (107.0) Scan Dec3018.D			107.0, 108.0	
				

Quantitation Results Report (QT Reviewed)

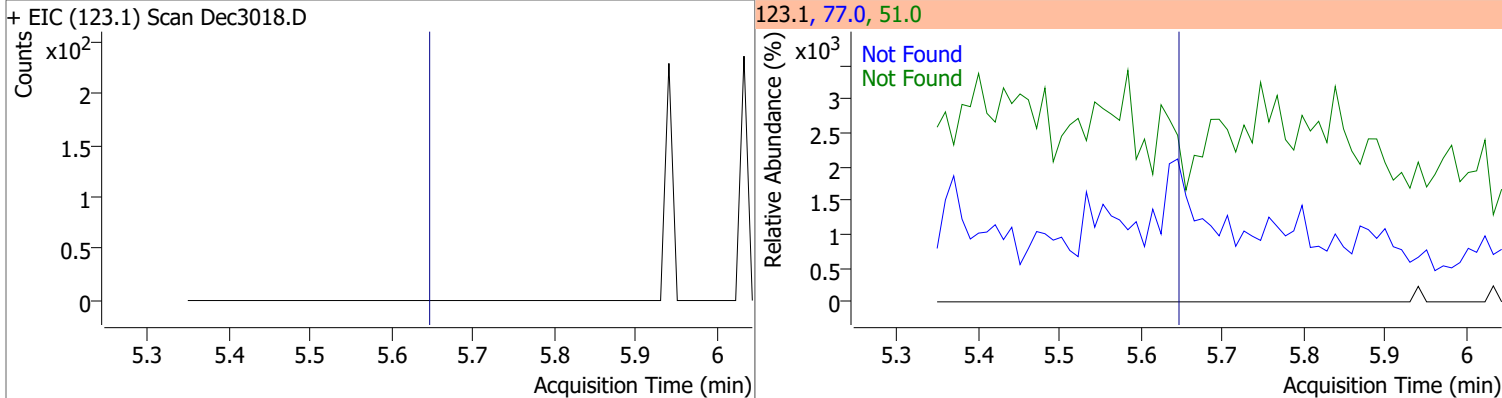
Compound	Conc.	Exp RT	QIon	Exp Ratio	QIon	Exp Ratio
Hexachloroethane	N.D.	5.55	201.0	77.2	199.0	50.6



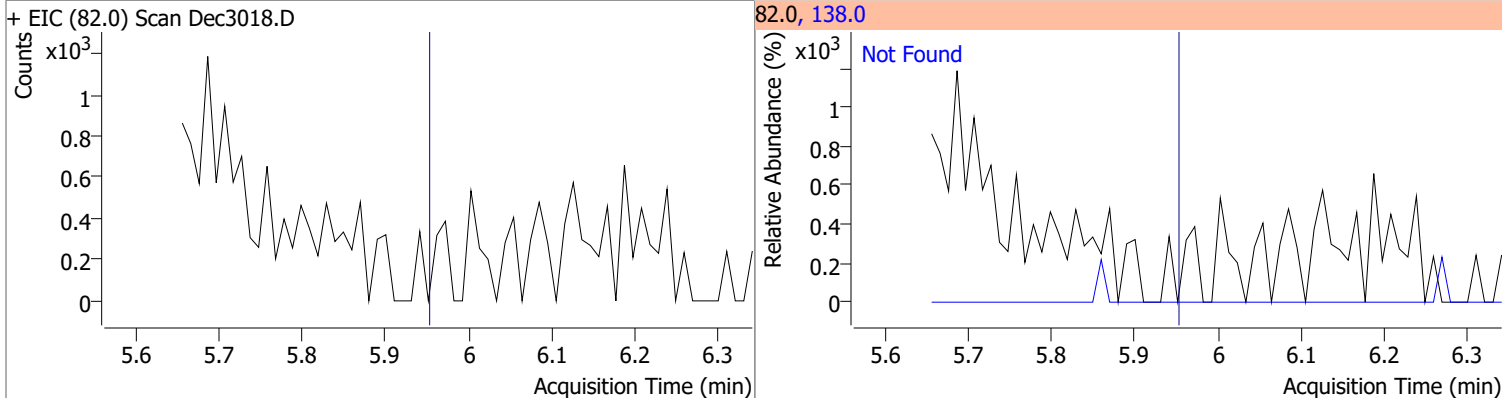
Compound	Conc.	RT	Dev(Min)	Resp.	QIon	QRatio	Lower	Upper
Nitrobenzene-d5	2.2957	5.62	0.00	13019	54.0	81.1	67.5	125.4
					128.0	44.8	33.2	61.6



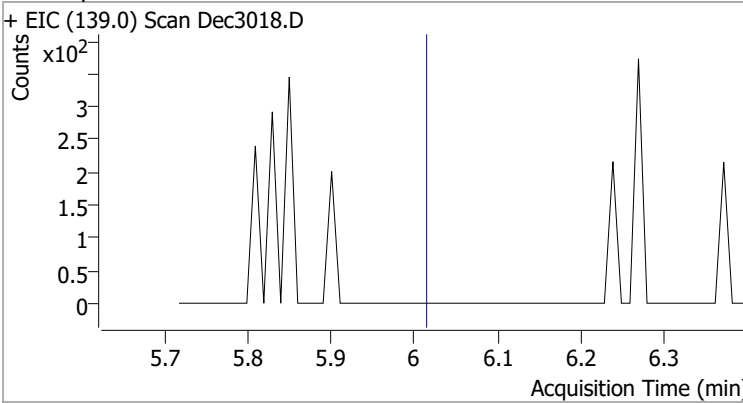
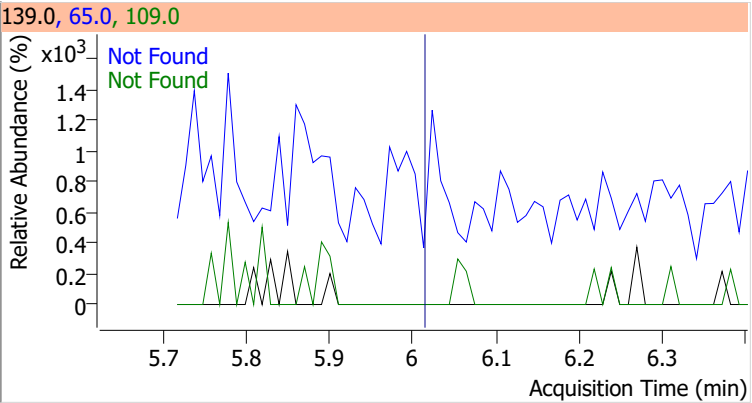
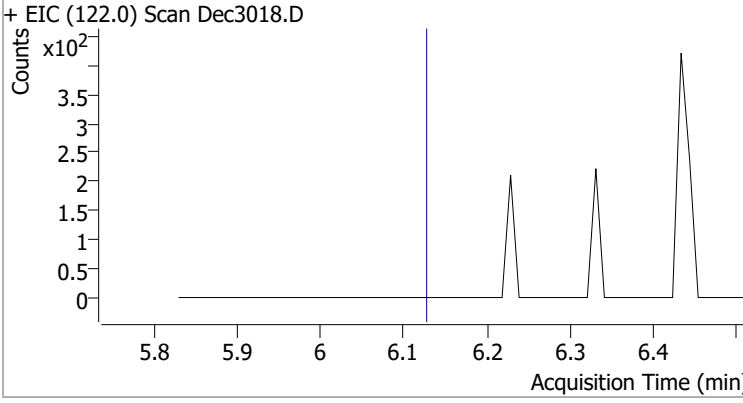
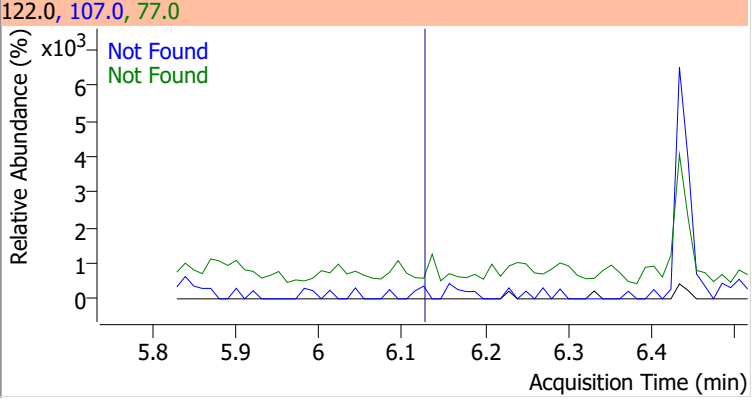
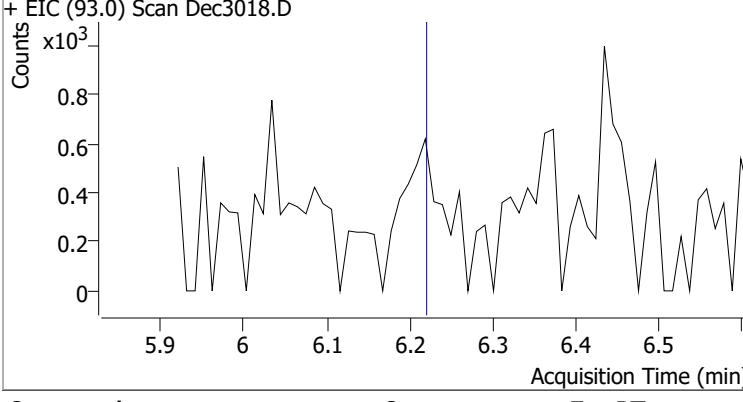
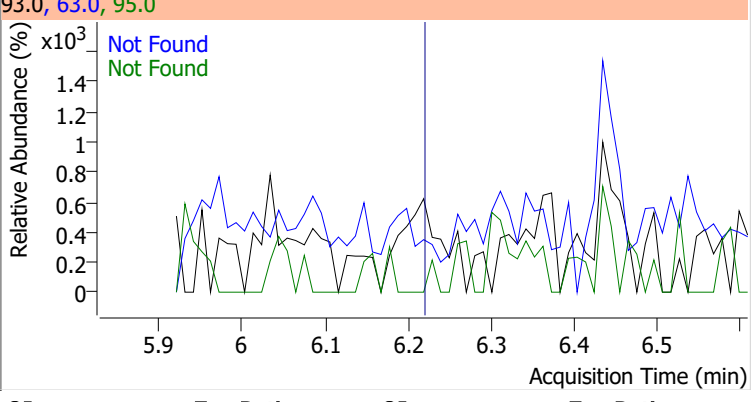
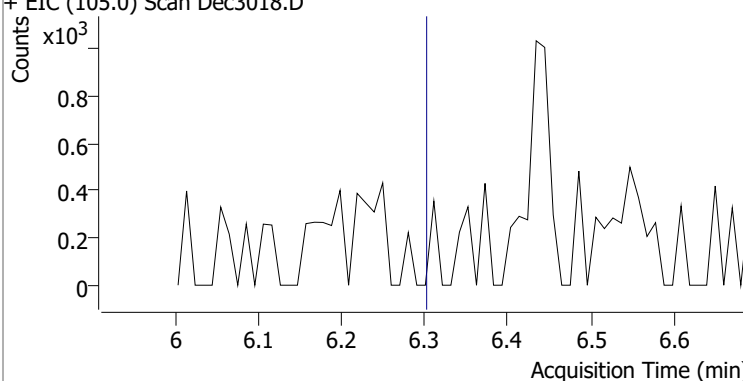
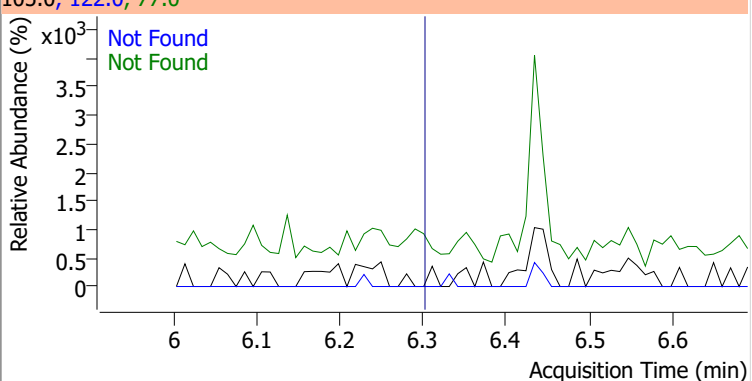
Compound	Conc.	Exp RT	QIon	Exp Ratio	QIon	Exp Ratio
Nitrobenzene	N.D.	5.64	77.0	211.4	51.0	210.3



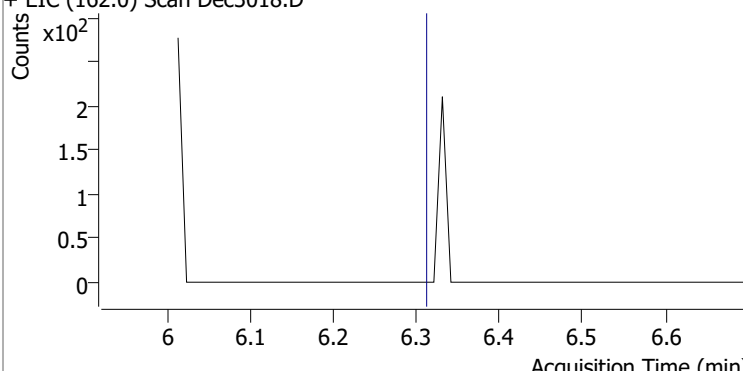
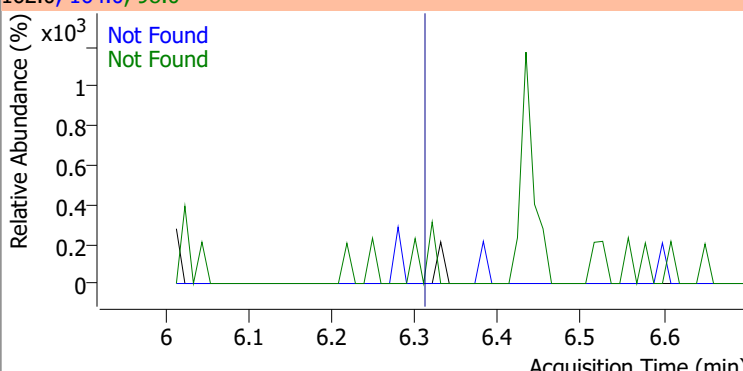
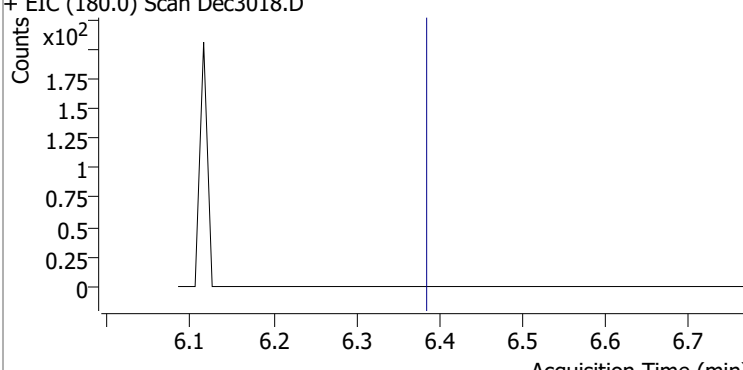
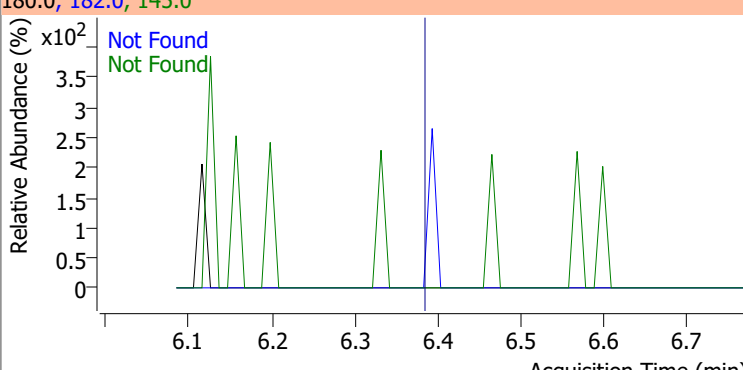
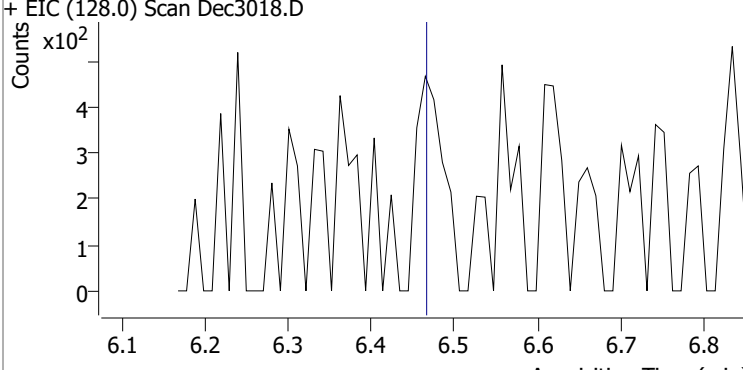
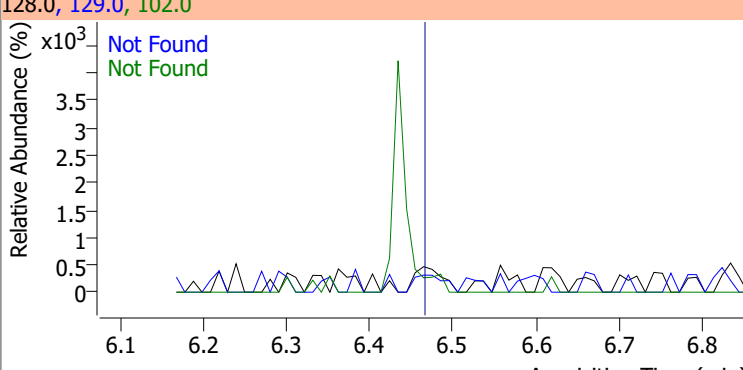
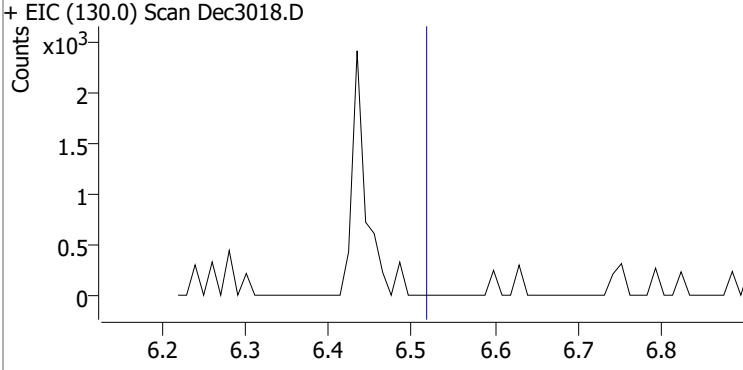
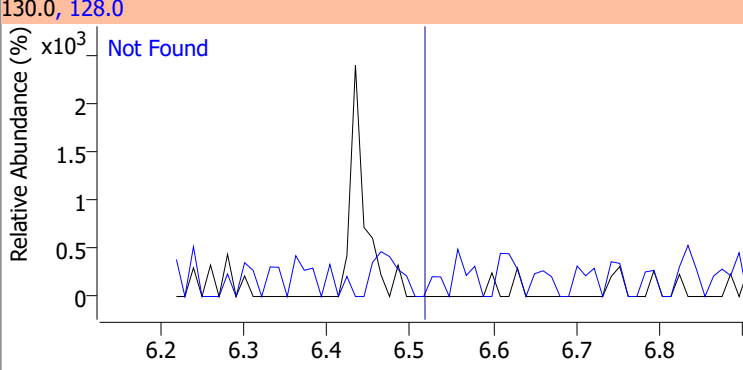
Compound	Conc.	Exp RT	QIon	Exp Ratio
Isophorone	N.D.	5.95	138.0	19.1



Quantitation Results Report (QT Reviewed)

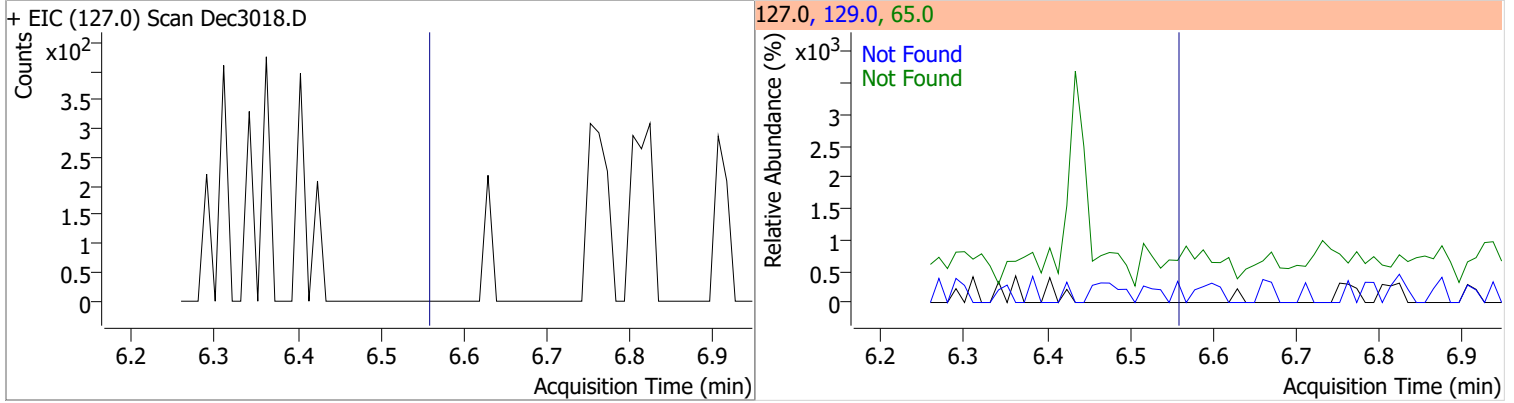
Compound	Conc.	Exp RT	QIon	Exp Ratio	QIon	Exp Ratio
2-Nitrophenol	N.D.	6.01	65.0	57.4	109.0	32.8
+ EIC (139.0) Scan Dec3018.D 			139.0, 65.0, 109.0 			
2,4-Dimethylphenol	N.D.	6.13	107.0	109.1	77.0	32.4
+ EIC (122.0) Scan Dec3018.D 			122.0, 107.0, 77.0 			
bis(-2-Chloroethoxy)Methane	N.D.	6.22	63.0	90.7	95.0	31.7
+ EIC (93.0) Scan Dec3018.D 			93.0, 63.0, 95.0 			
Benzoic Acid	N.D.	6.30	122.0	87.4	77.0	73.1
+ EIC (105.0) Scan Dec3018.D 			105.0, 122.0, 77.0 			

Quantitation Results Report (QT Reviewed)

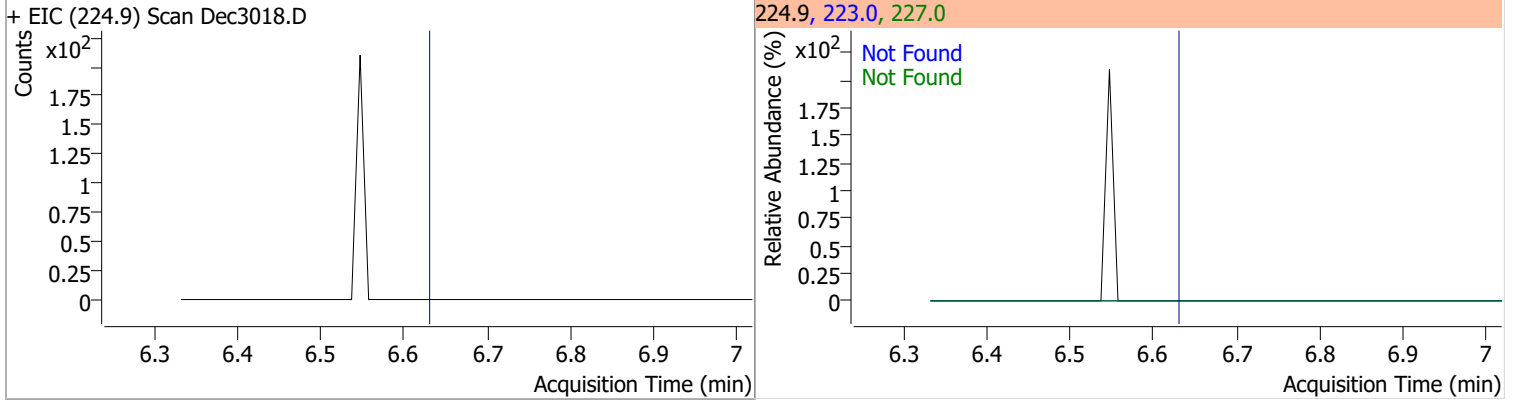
Compound	Conc.	Exp RT	QIon	Exp Ratio	QIon	Exp Ratio
2,4-Dichlorophenol	N.D.	6.31	164.0	62.0	98.0	32.4
+ EIC (162.0) Scan Dec3018.D			162.0, 164.0, 98.0			
						
1,2,4-Trichlorobenzene	N.D.	6.38	182.0	94.1	145.0	30.4
+ EIC (180.0) Scan Dec3018.D			180.0, 182.0, 145.0			
						
Naphthalene	N.D.	6.46	129.0	10.9	102.0	9.3
+ EIC (128.0) Scan Dec3018.D			128.0, 129.0, 102.0			
						
4-Chlorophenol	N.D.	6.52	128.0	309.7		
+ EIC (130.0) Scan Dec3018.D			130.0, 128.0			
						

Quantitation Results Report (QT Reviewed)

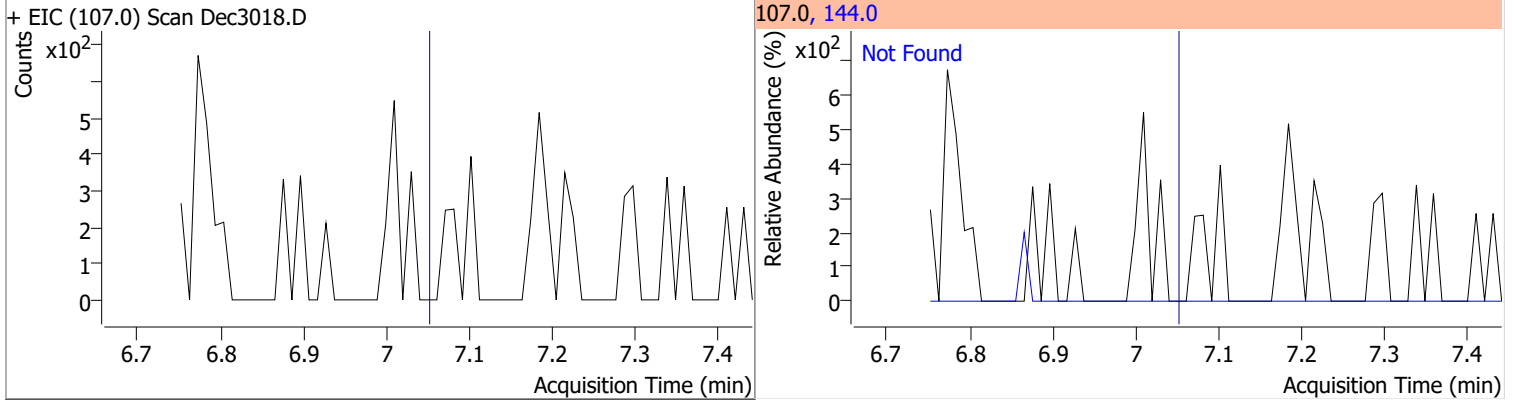
Compound	Conc.	Exp RT	QIon	Exp Ratio	QIon	Exp Ratio
p-Chloroaniline	N.D.	6.56	65.0	37.5	129.0	29.2



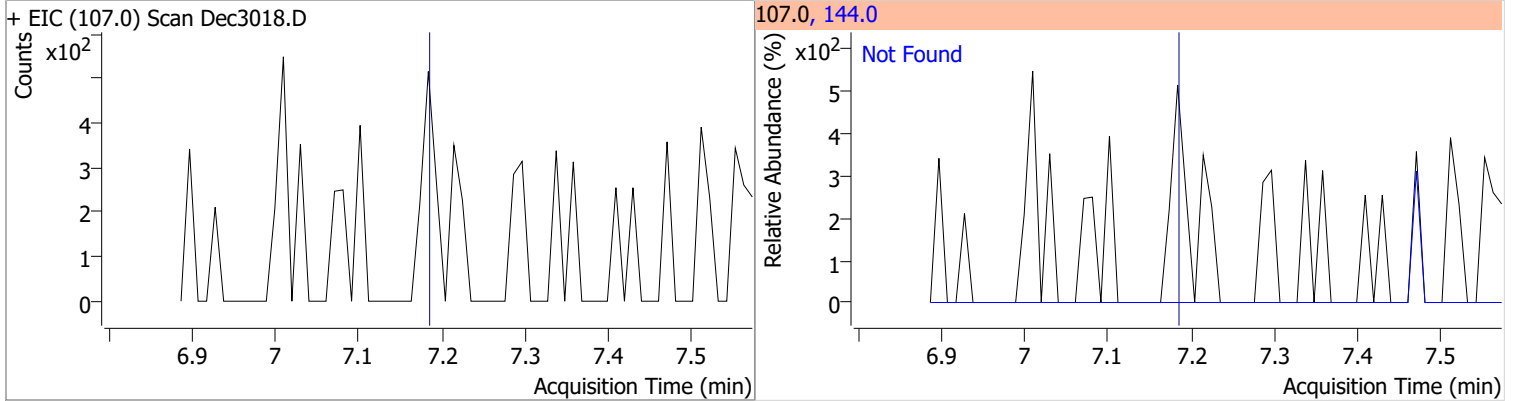
Compound	Conc.	Exp RT	QIon	Exp Ratio	QIon	Exp Ratio
Hexachlorobutadiene	N.D.	6.63	227.0	66.6	223.0	60.8



Compound	Conc.	Exp RT	QIon	Exp Ratio
4-Chloro-2-Methylphenol	N.D.	7.05	144.0	26.6



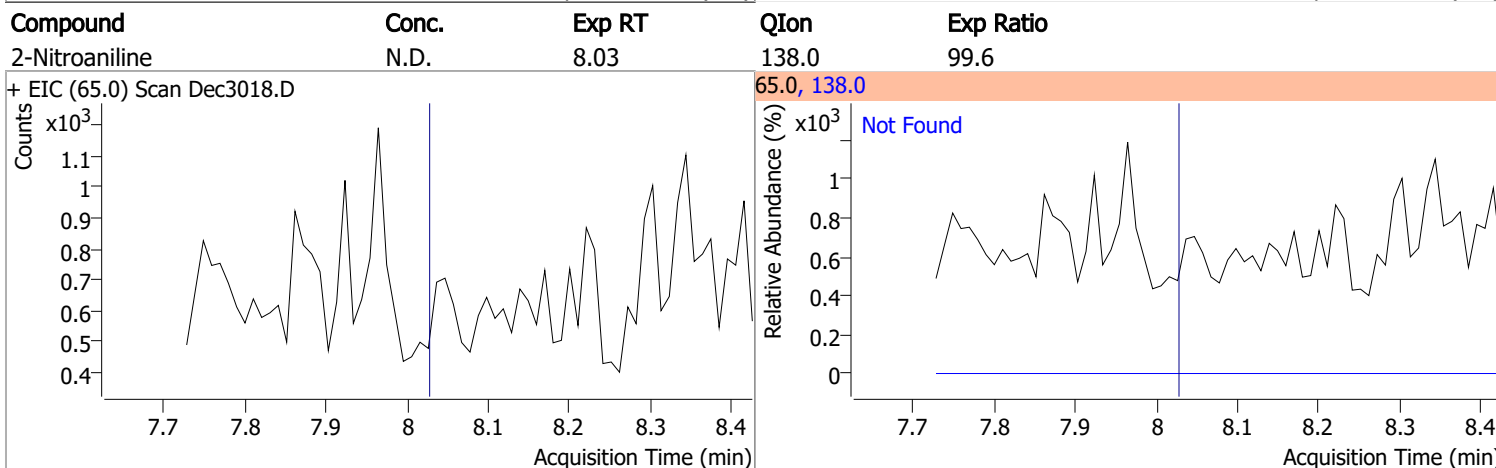
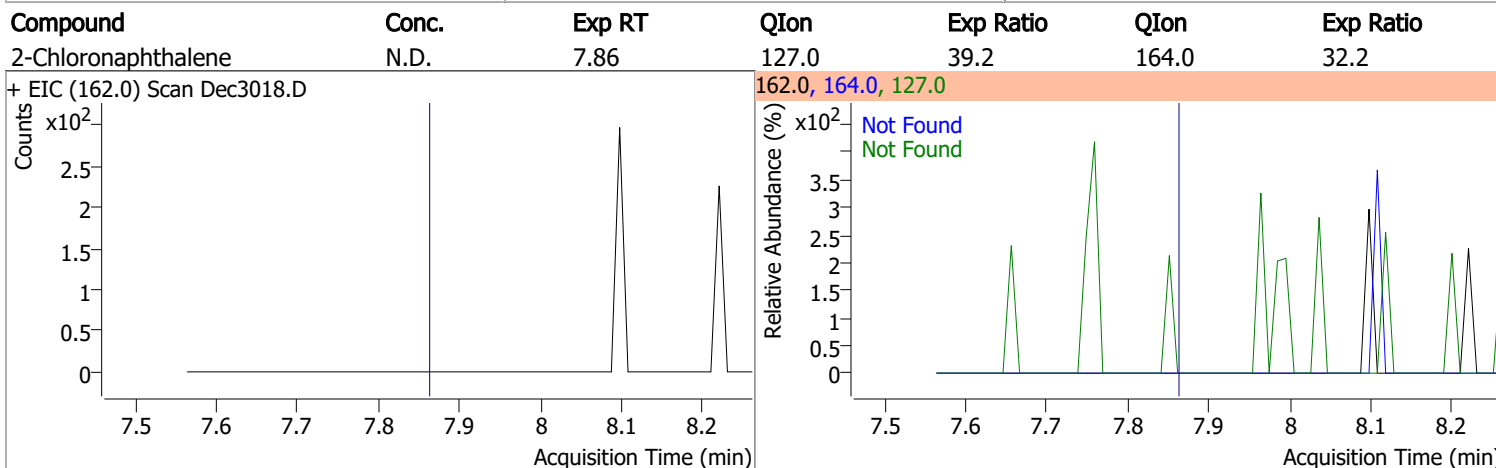
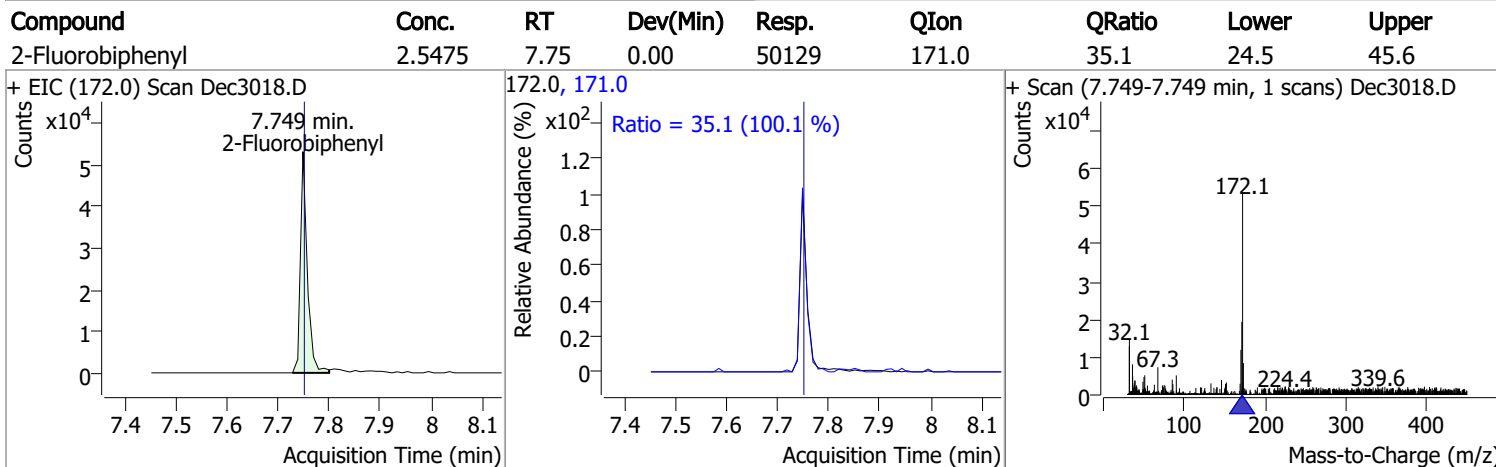
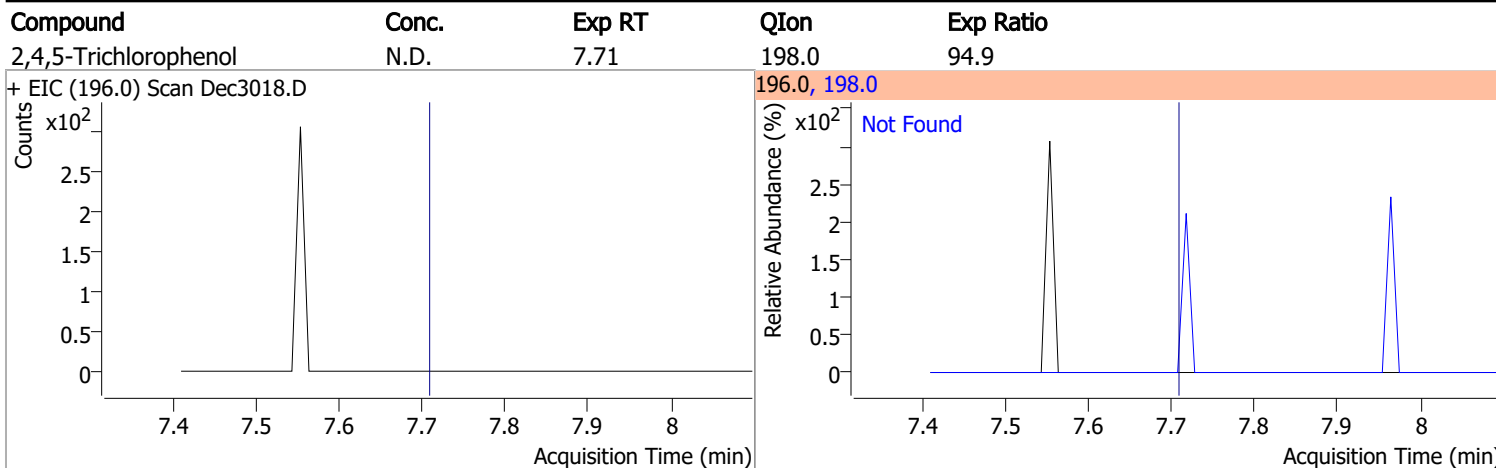
Compound	Conc.	Exp RT	QIon	Exp Ratio
4-Chloro-3-Methylphenol	N.D.	7.18	144.0	27.6



Quantitation Results Report (QT Reviewed)

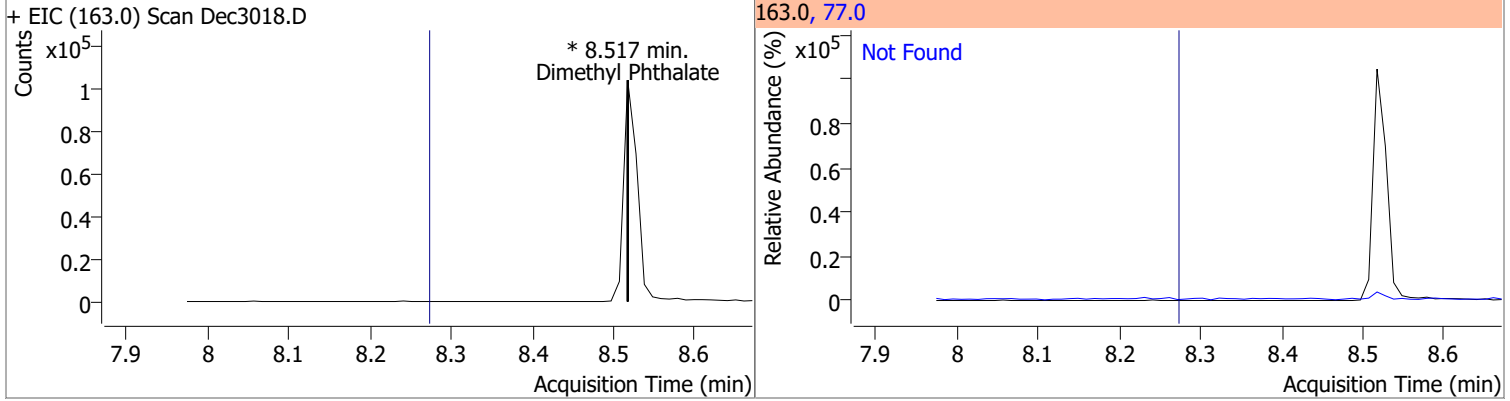
Compound	Conc.	Exp RT	QIon	Exp Ratio	QIon	Exp Ratio
2-Methylnaphthalene	N.D.	7.29	142.0	114.8	115.0	42.0
+ EIC (141.0) Scan Dec3018.D			141.0, 142.0, 115.0			
1-Methylnaphthalene	N.D.	7.40	142.0	111.0	115.0	42.5
+ EIC (141.0) Scan Dec3018.D			141.0, 142.0, 115.0			
Hexachlorocyclopentadiene	N.D.	7.48	234.9	64.7	238.9	64.1
+ EIC (236.9) Scan Dec3018.D			236.9, 238.9, 234.9			
2,4,6-Trichlorophenol	N.D.	7.65	198.0	94.4		
+ EIC (196.0) Scan Dec3018.D			196.0, 198.0			

Quantitation Results Report (QT Reviewed)

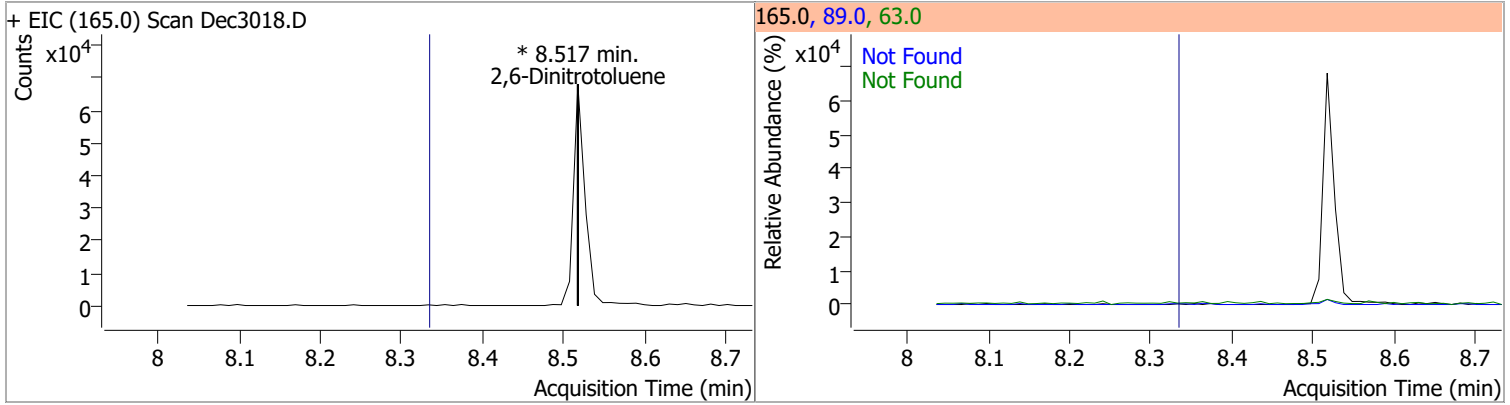


Quantitation Results Report (QT Reviewed)

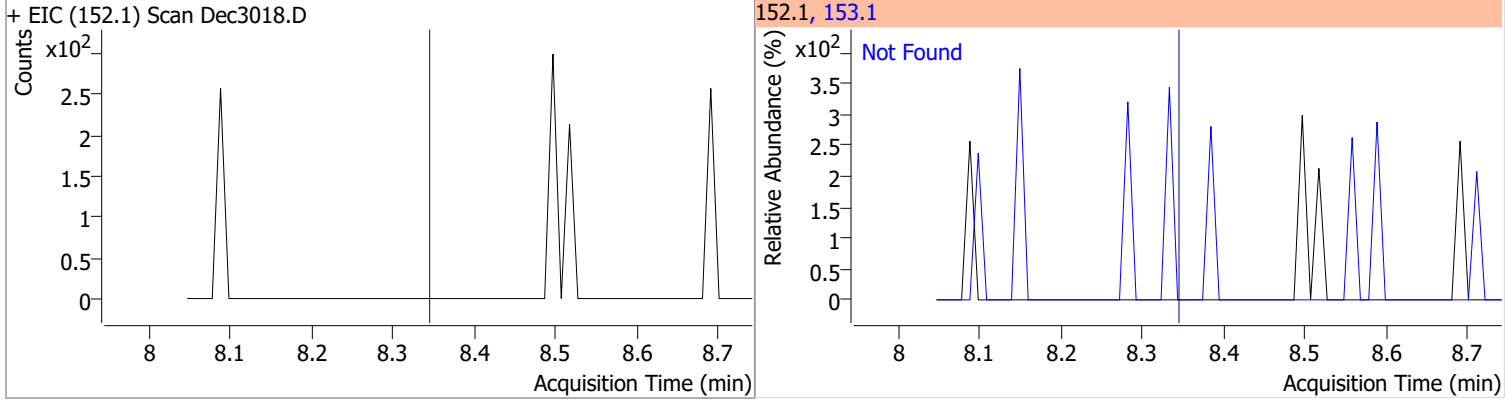
Compound	Conc.	RT	Dev(Min)	Resp.	QIon	QRatio	Lower	Upper
Dimethyl Phthalate	0	0		0	77.0		15.1	28.0



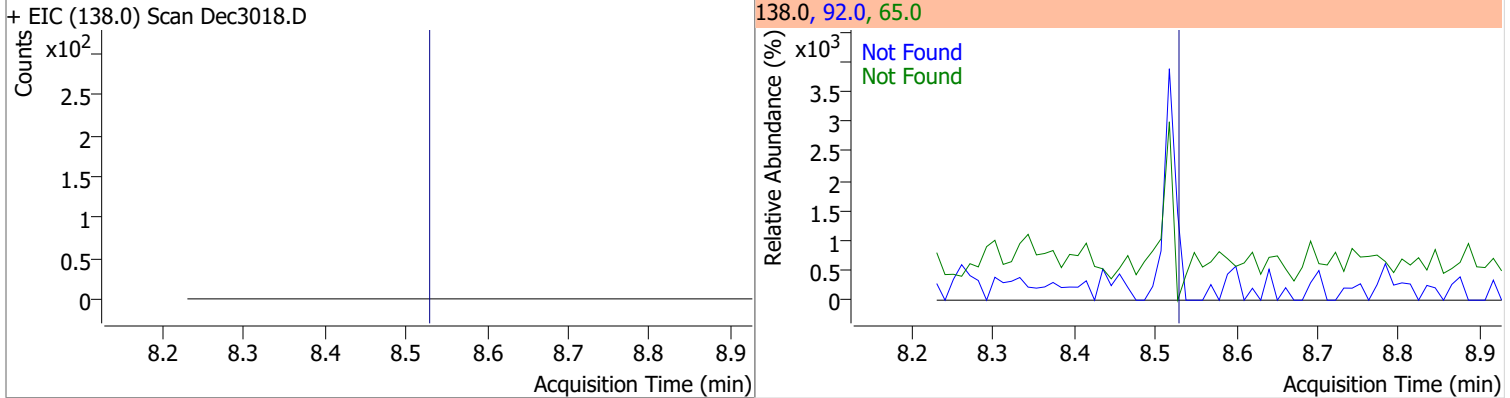
Compound	Conc.	RT	Dev(Min)	Resp.	QIon	QRatio	Lower	Upper
2,6-Dinitrotoluene	0	0		0	63.0 89.0		135.1 47.4	250.9 88.1



Compound	Conc.	Exp RT	QIon	Exp Ratio
Acenaphthylene	N.D.	8.34	153.1	13.9

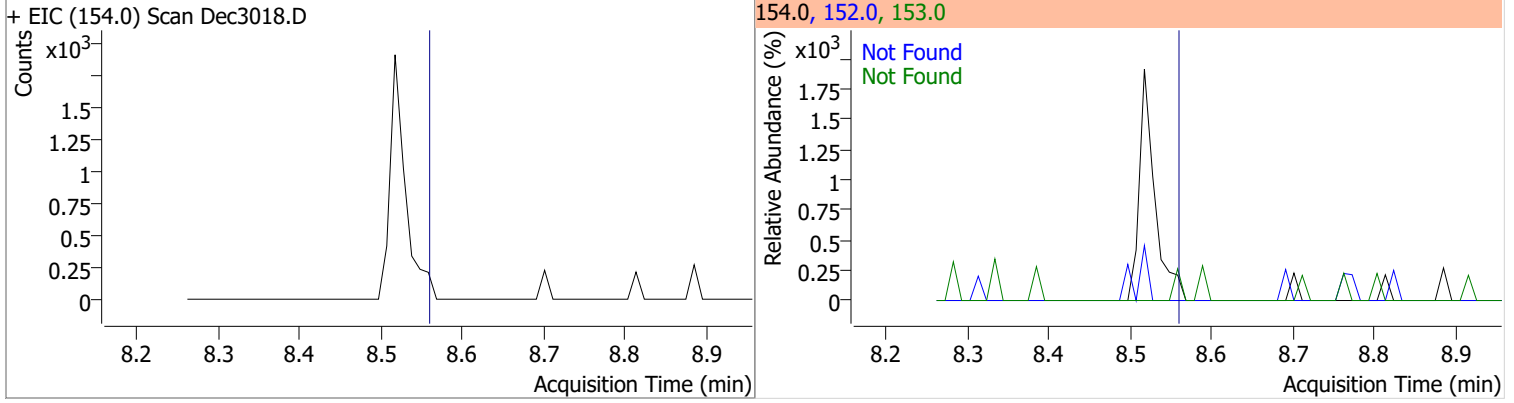


Compound	Conc.	Exp RT	QIon	Exp Ratio	QIon	Exp Ratio
3-Nitroaniline	N.D.	8.53	65.0	157.8	92.0	118.6

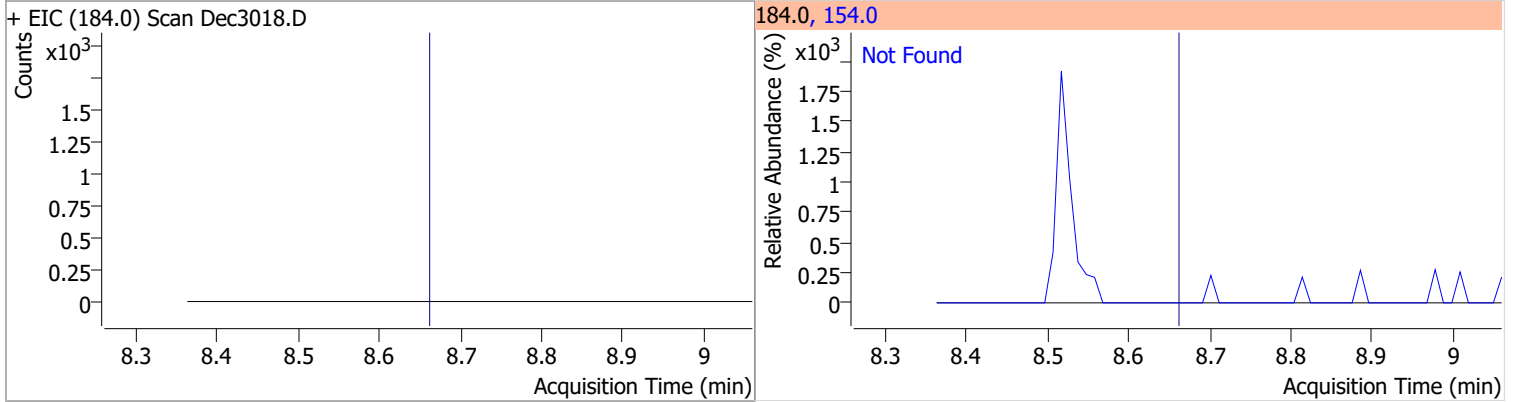


Quantitation Results Report (QT Reviewed)

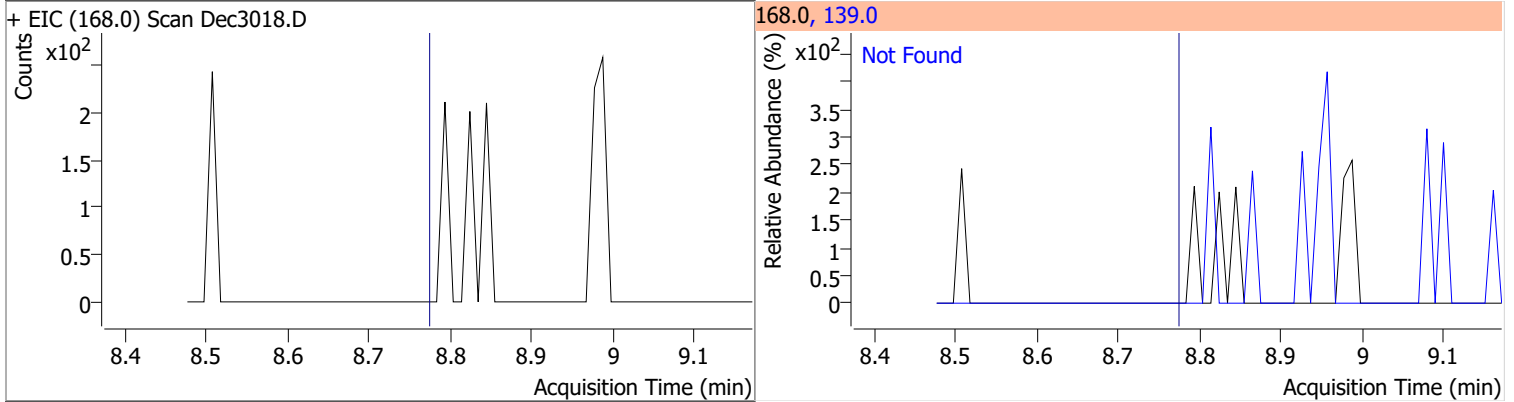
Compound	Conc.	Exp RT	QIon	Exp Ratio	QIon	Exp Ratio
Acenaphthene	N.D.	8.56	153.0	109.6	152.0	52.7



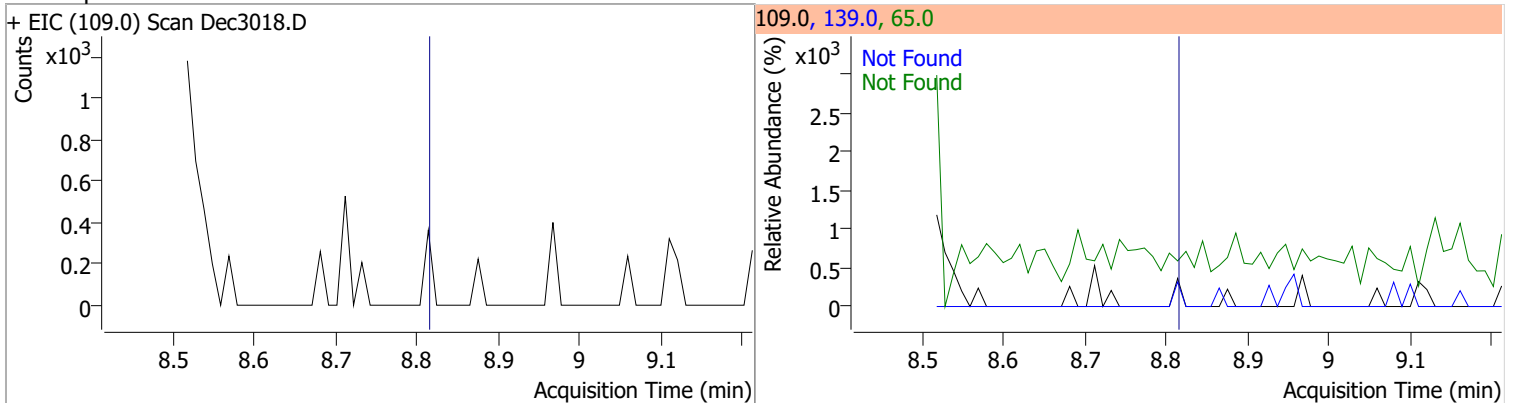
Compound	Conc.	Exp RT	QIon	Exp Ratio
2,4-Dinitrophenol	N.D.	8.66	154.0	55.5



Compound	Conc.	Exp RT	QIon	Exp Ratio
Dibenzofuran	N.D.	8.77	139.0	38.2

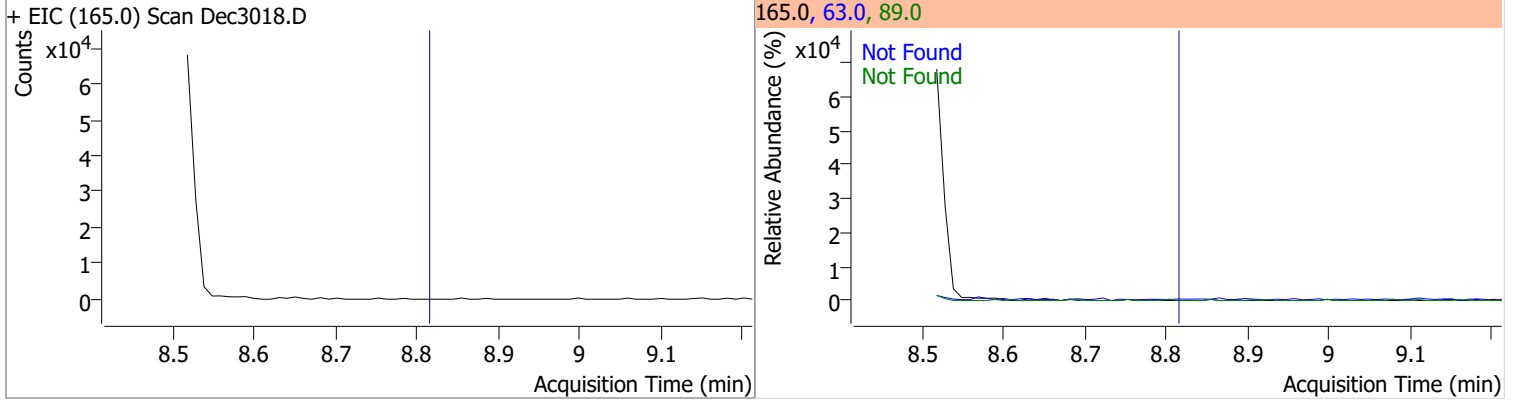


Compound	Conc.	Exp RT	QIon	Exp Ratio	QIon	Exp Ratio
4-Nitrophenol	N.D.	8.81	65.0	85.8	139.0	70.9

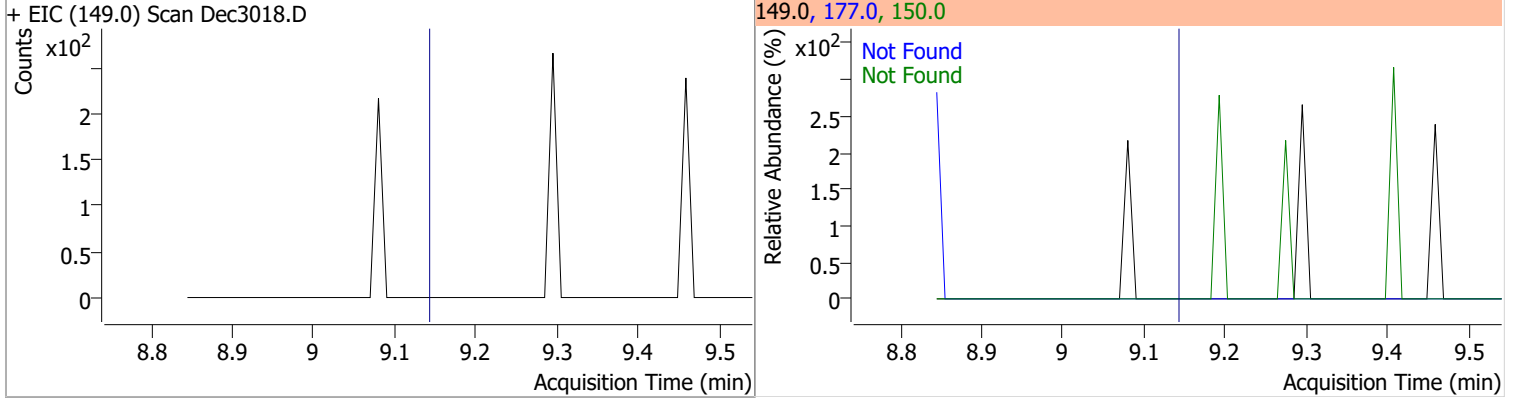


Quantitation Results Report (QT Reviewed)

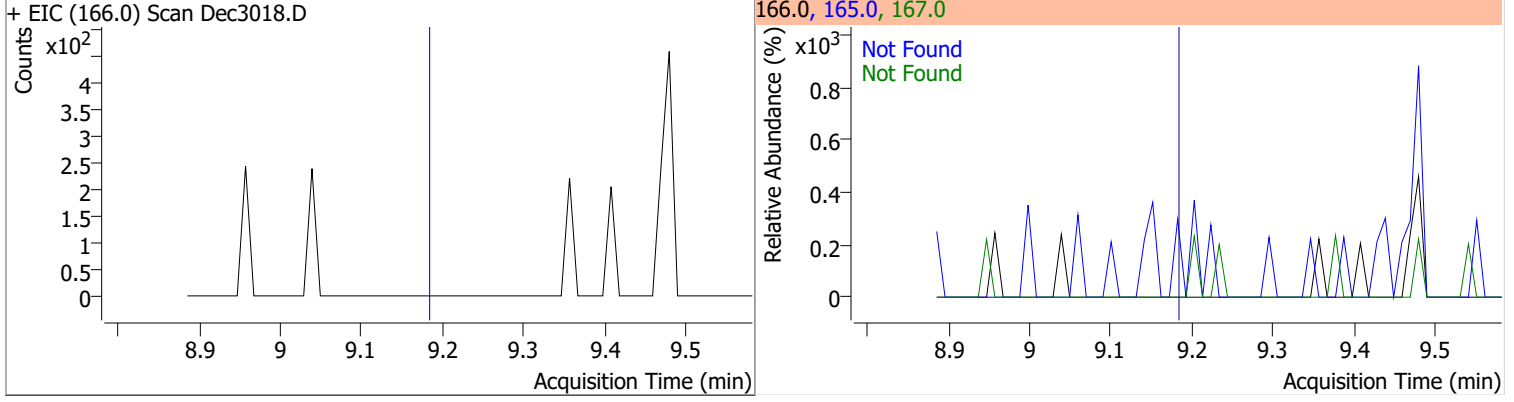
Compound	Conc.	Exp RT	QIon	Exp Ratio	QIon	Exp Ratio
2,4-Dinitrotoluene	N.D.	8.81	63.0	89.4	89.0	79.1



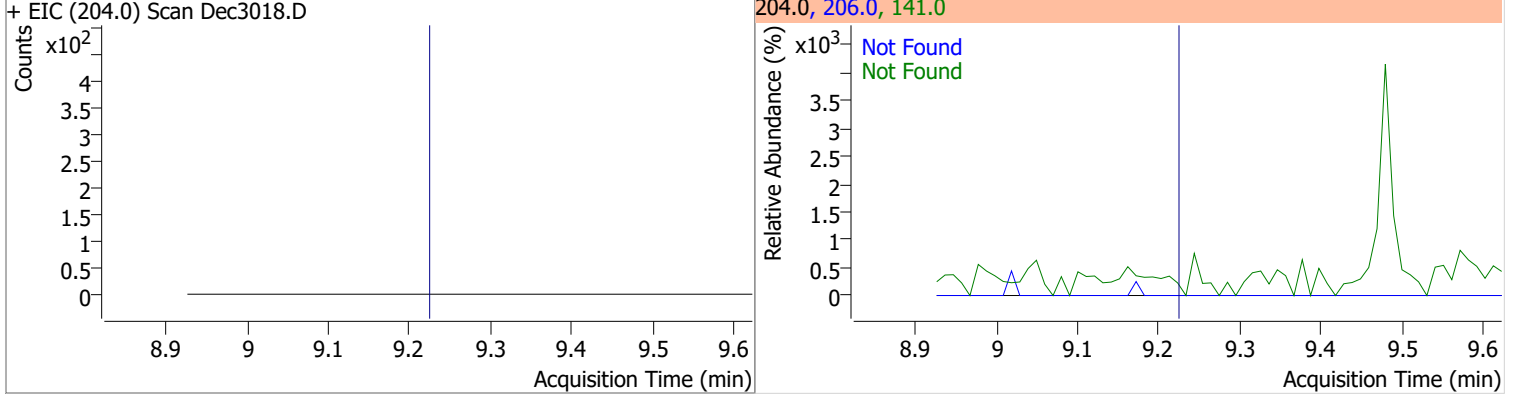
Compound	Conc.	Exp RT	QIon	Exp Ratio	QIon	Exp Ratio
Diethylphthalate	N.D.	9.14	177.0	19.4	150.0	12.3



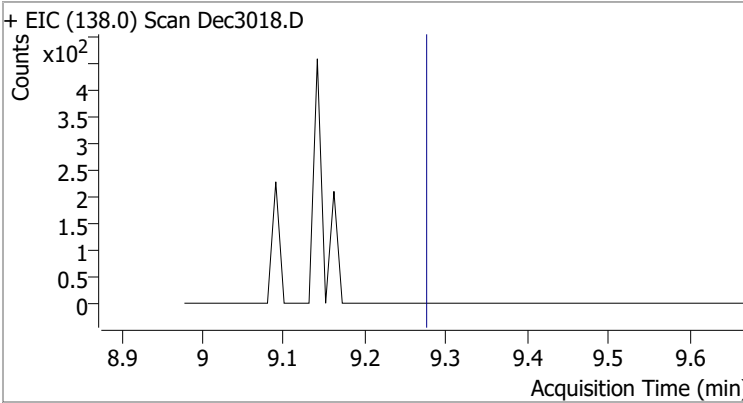
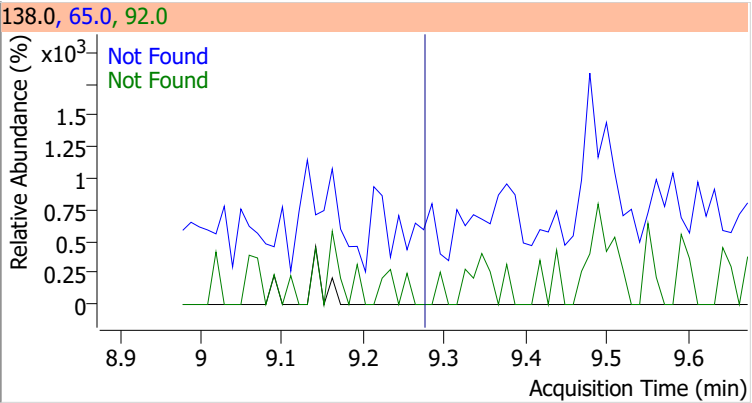
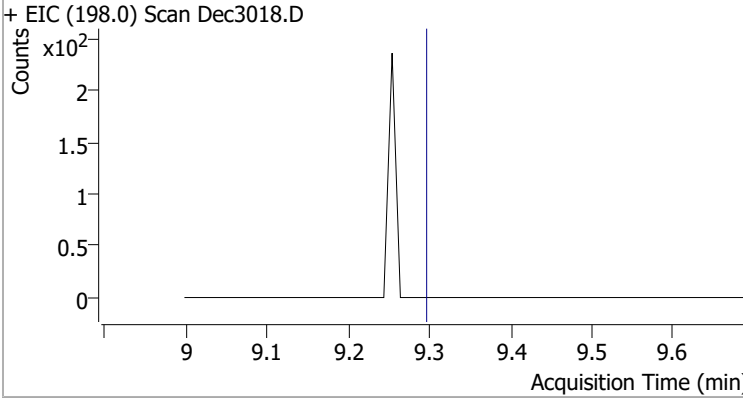
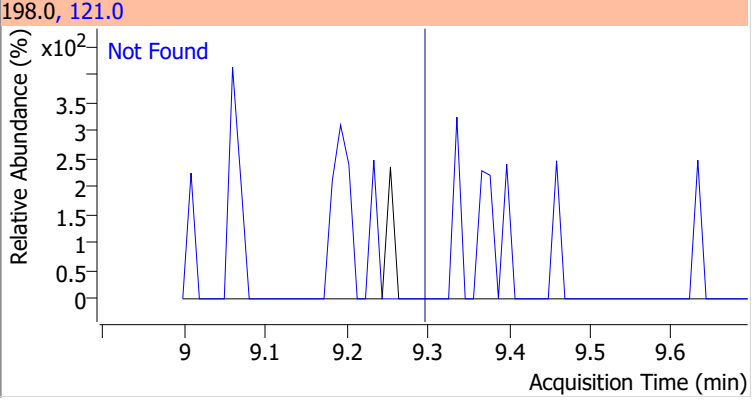
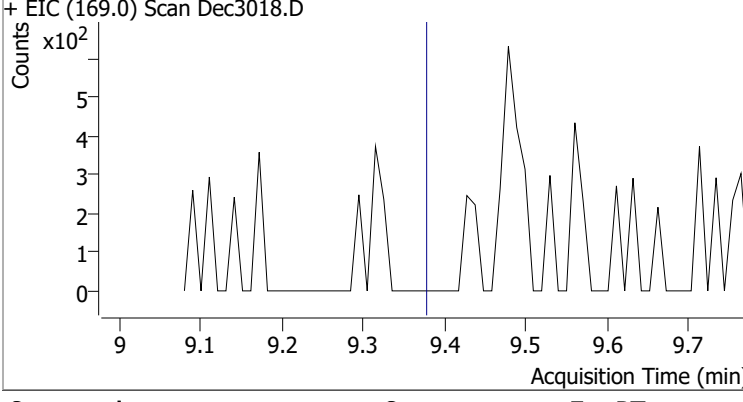
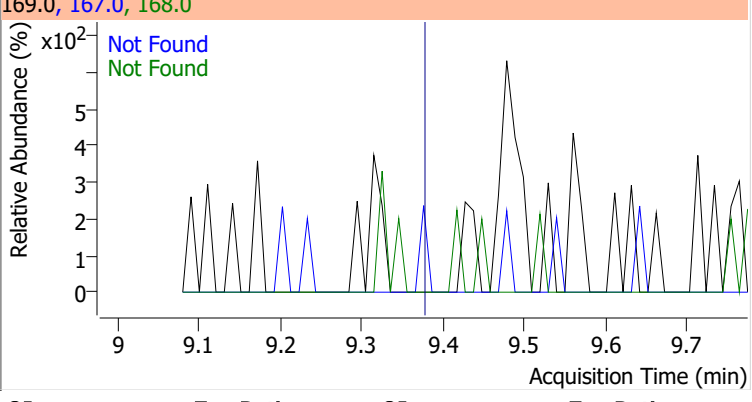
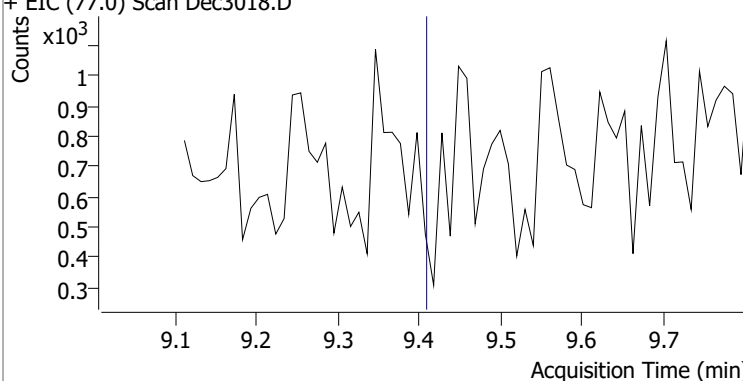
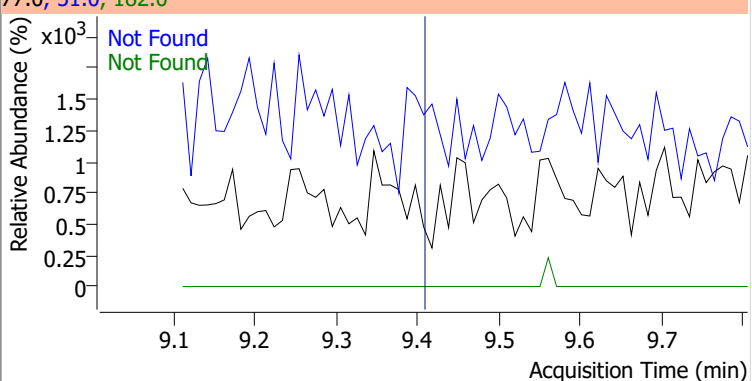
Compound	Conc.	Exp RT	QIon	Exp Ratio	QIon	Exp Ratio
Fluorene	N.D.	9.18	165.0	88.8	167.0	12.9



Compound	Conc.	Exp RT	QIon	Exp Ratio	QIon	Exp Ratio
4-Chlorophenyl-phenylether	N.D.	9.22	141.0	65.7	206.0	32.4

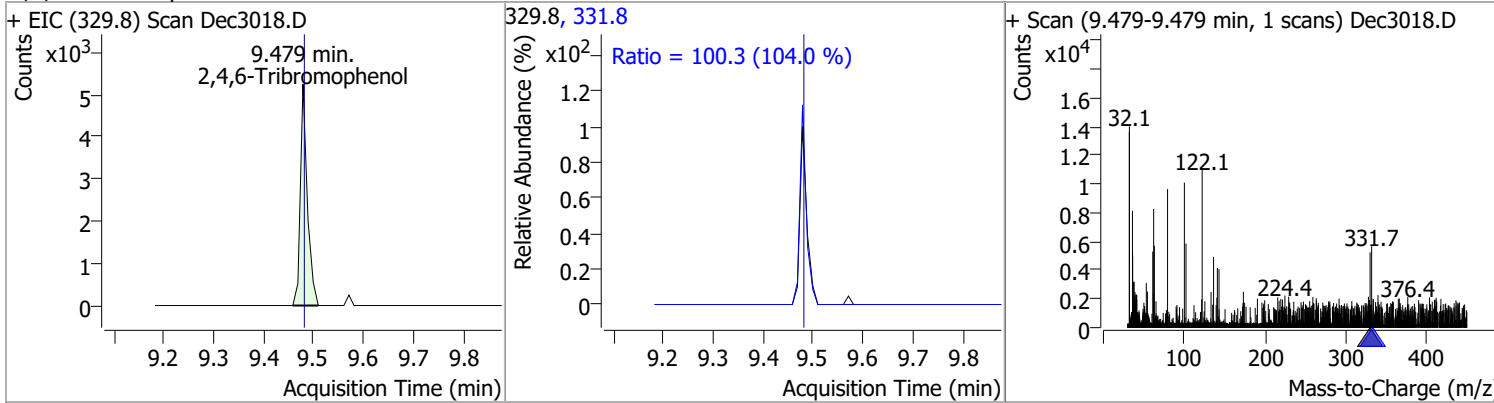


Quantitation Results Report (QT Reviewed)

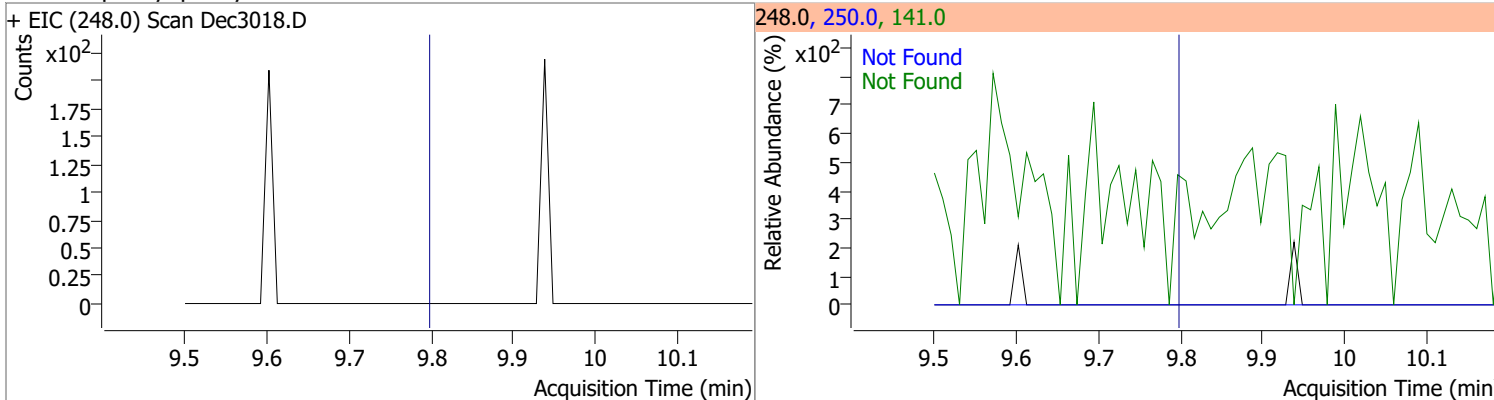
Compound	Conc.	Exp RT	QIon	Exp Ratio	QIon	Exp Ratio
4-Nitroaniline	N.D.	9.27	65.0	131.3	92.0	49.5
+ EIC (138.0) Scan Dec3018.D			138.0, 65.0, 92.0			
						
4,6-Dinitro-2-methylphenol	N.D.	9.29	121.0	52.9		
+ EIC (198.0) Scan Dec3018.D			198.0, 121.0			
						
N-nitrosodiphenylamine	N.D.	9.38	168.0	66.6	167.0	35.0
+ EIC (169.0) Scan Dec3018.D			169.0, 167.0, 168.0			
						
Azobenzene	N.D.	9.41	51.0	49.7	182.0	23.1
+ EIC (77.0) Scan Dec3018.D			77.0, 51.0, 182.0			
						

Quantitation Results Report (QT Reviewed)

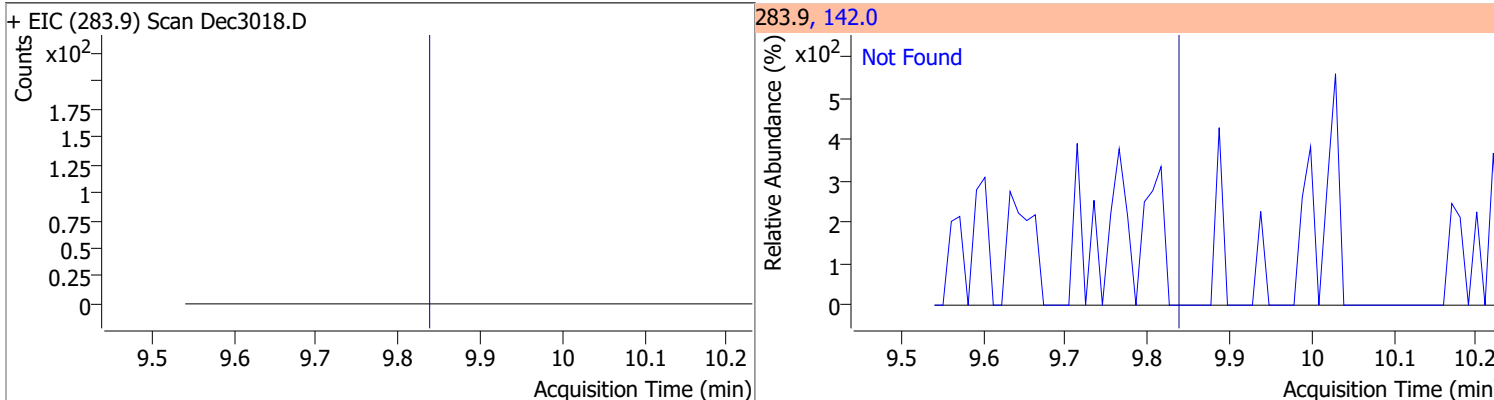
Compound	Conc.	RT	Dev(Min)	Resp.	QIon	QRatio	Lower	Upper
2,4,6-Tribromophenol	7.6081	9.48	0.00	5110	331.8	100.3	67.5	125.3



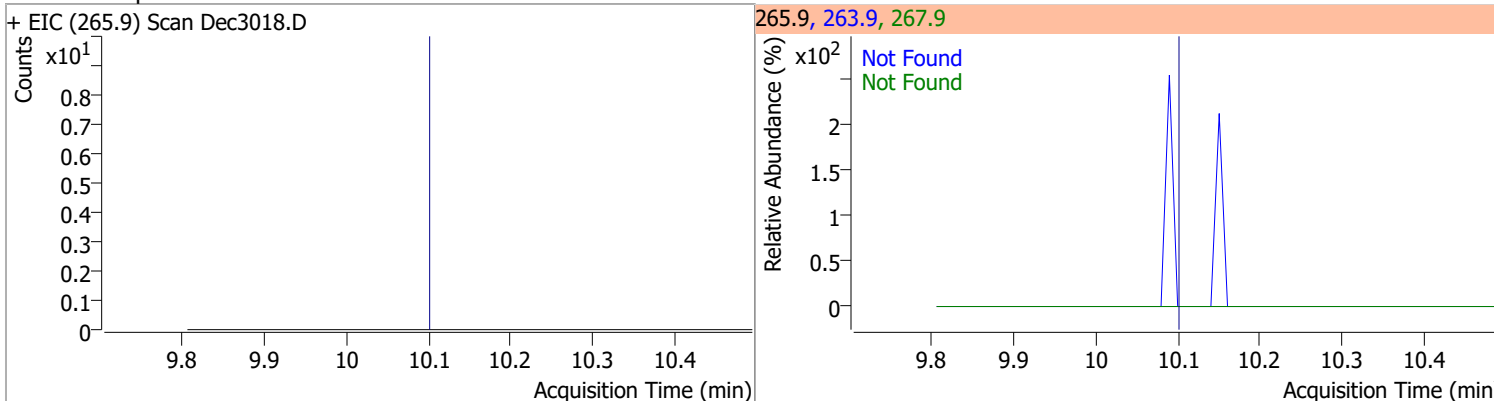
Compound	Conc.	Exp RT	QIon	Exp Ratio	QIon	Exp Ratio
4-Bromophenyl-phenylether	N.D.	9.80	141.0	109.8	250.0	97.9



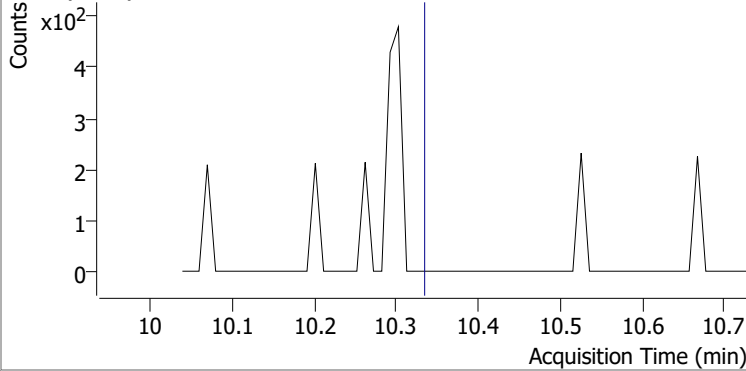
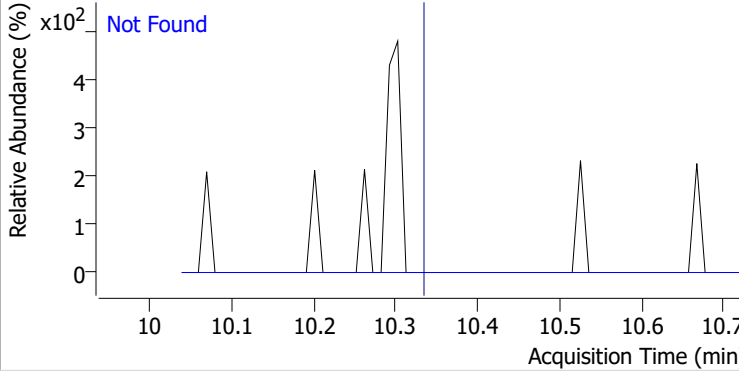
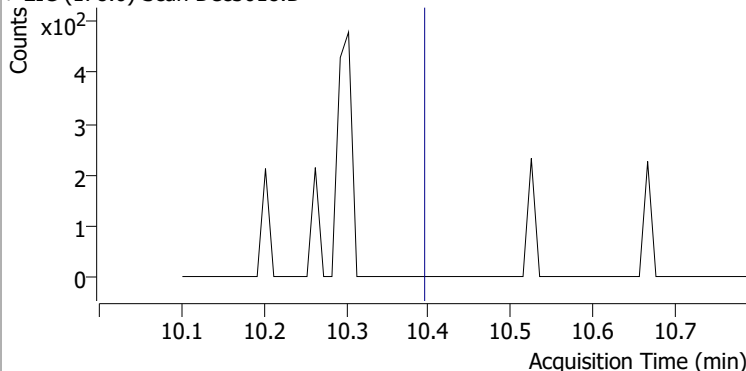
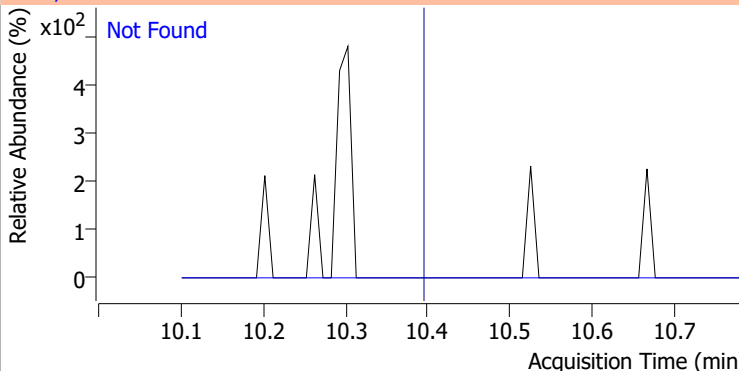
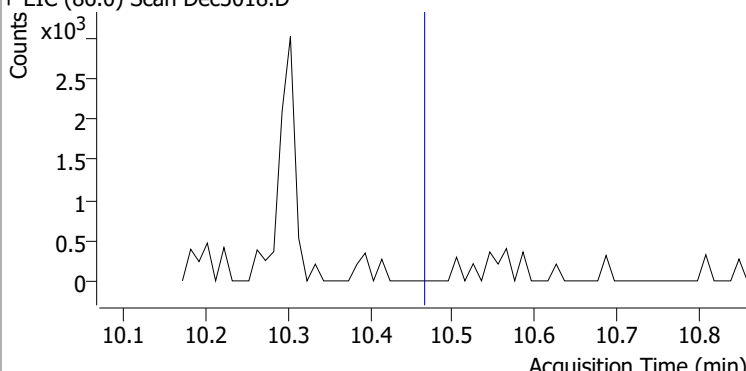
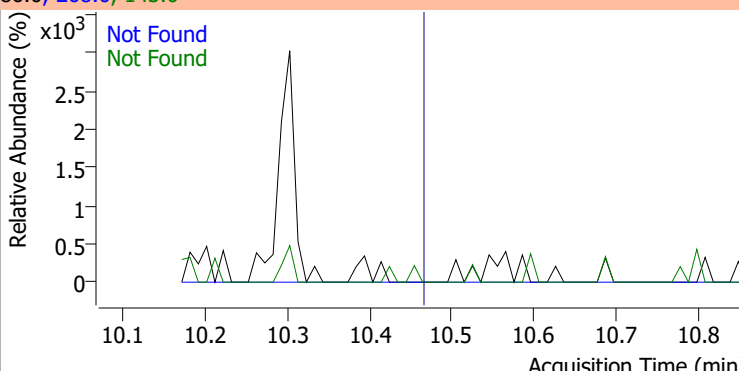
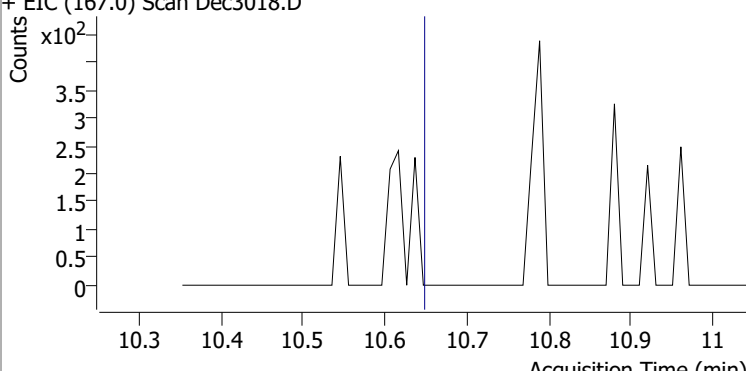
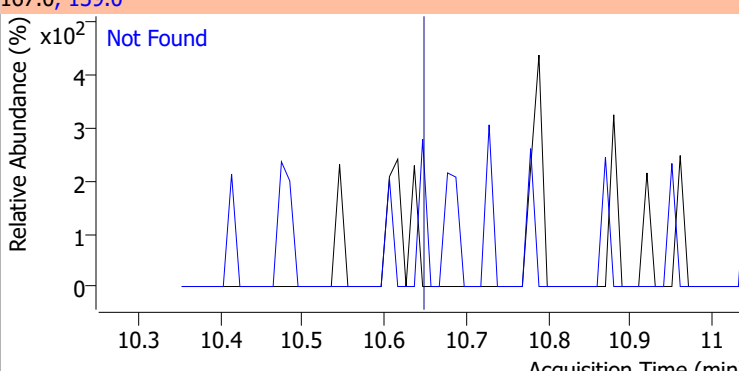
Compound	Conc.	Exp RT	QIon	Exp Ratio
Hexachlorobenzene	N.D.	9.84	142.0	64.6



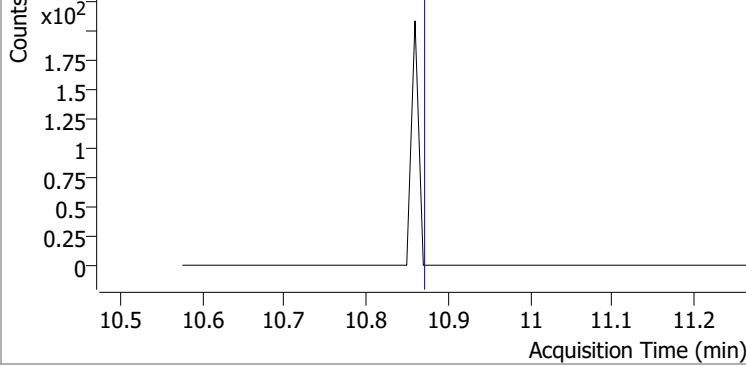
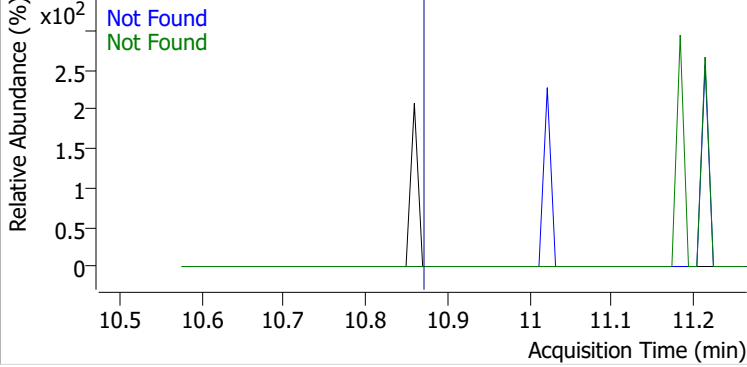
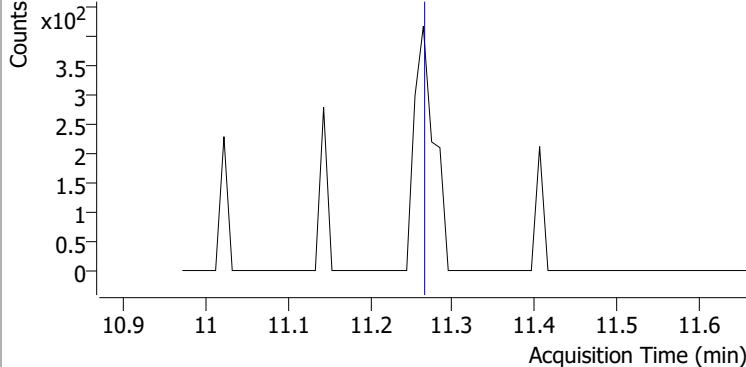
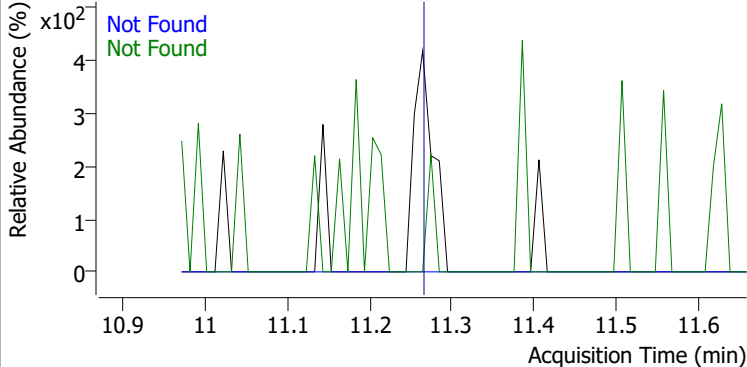
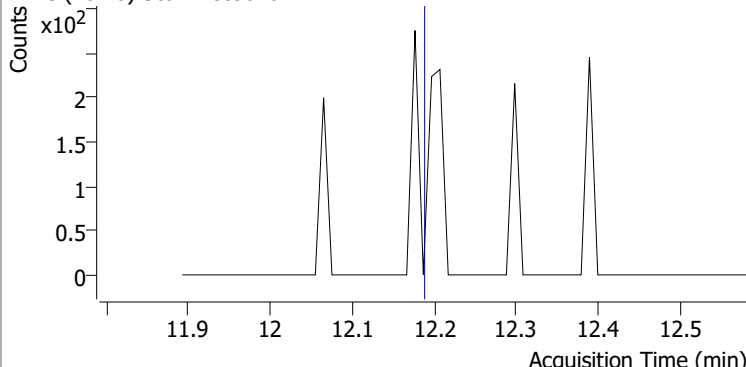
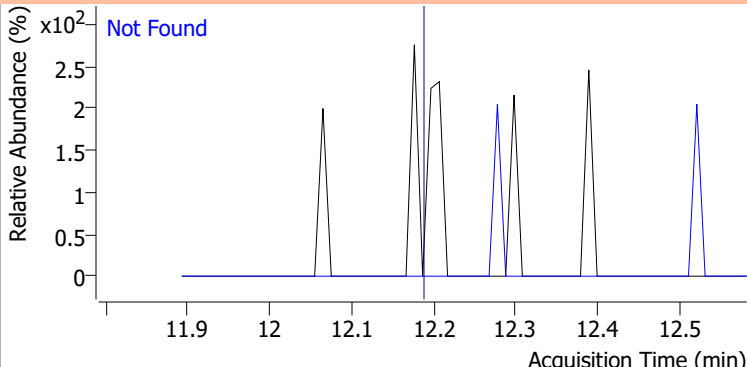
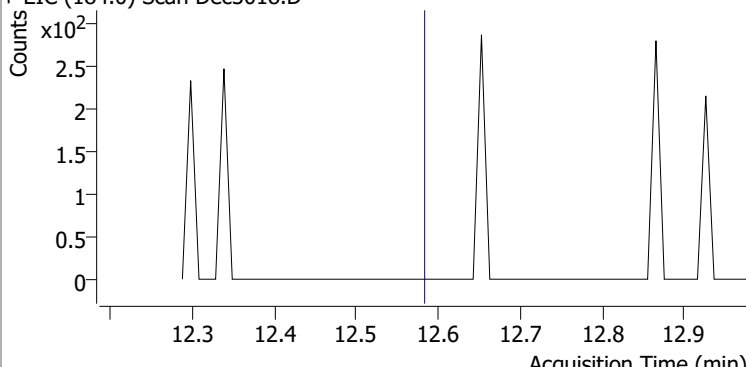
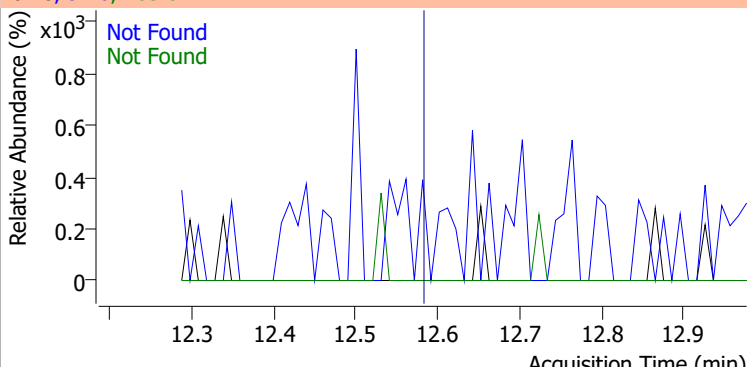
Compound	Conc.	Exp RT	QIon	Exp Ratio	QIon	Exp Ratio
Pentachlorophenol	N.D.	10.10	263.9	62.0	267.9	61.9



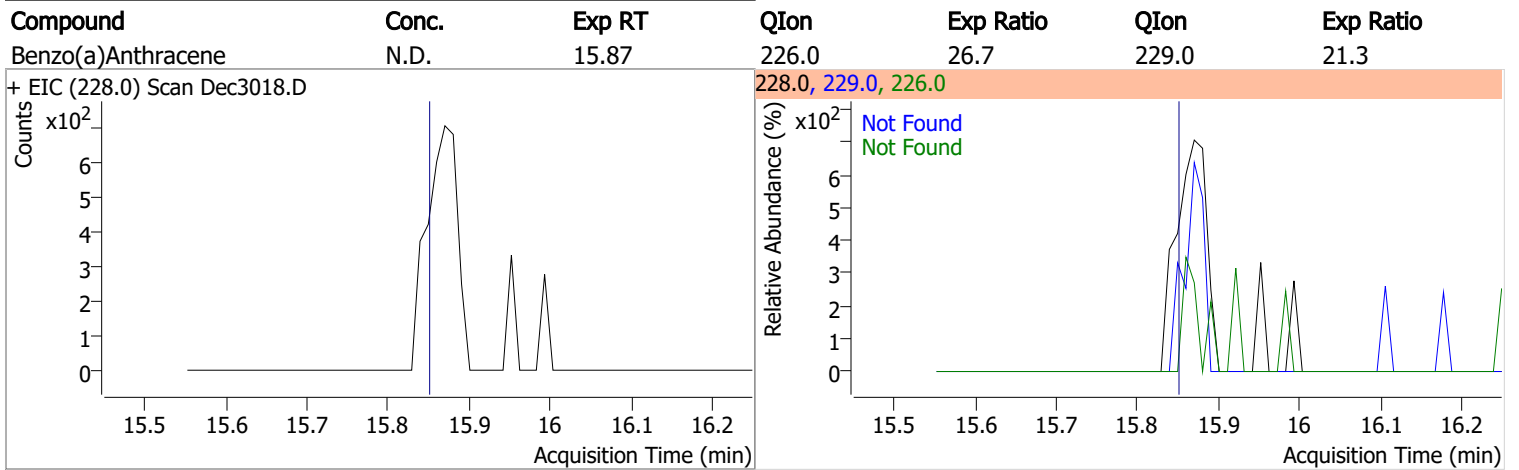
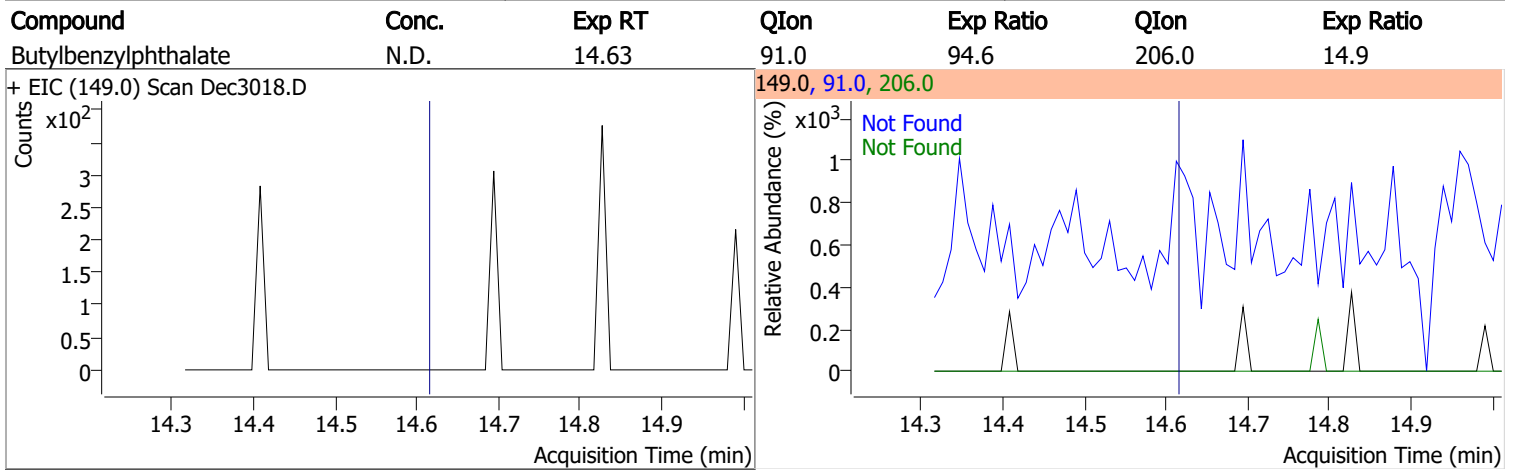
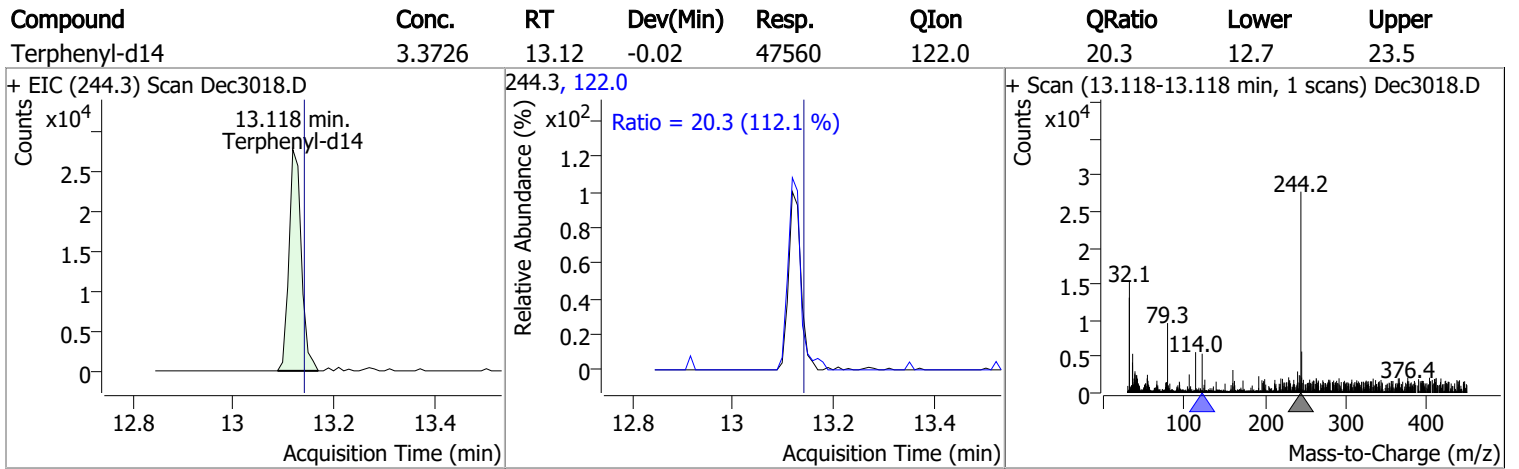
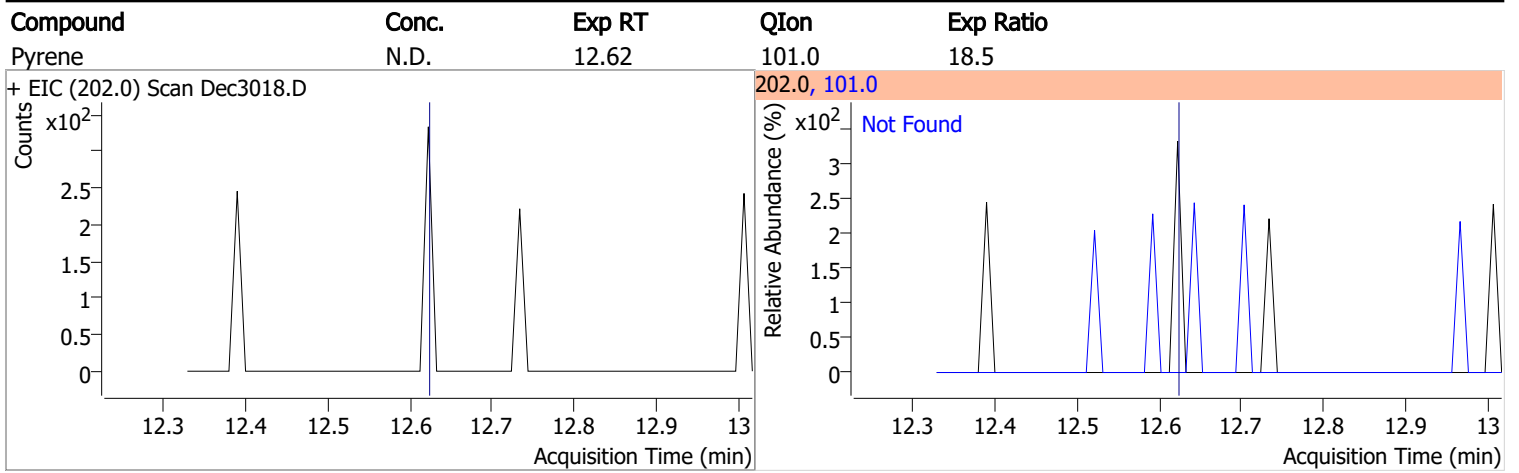
Quantitation Results Report (QT Reviewed)

Compound	Conc.	Exp RT	QIon	Exp Ratio		
Phenanthrene	N.D.	10.33	176.0	19.7		
+ EIC (178.0) Scan Dec3018.D			178.0, 176.0			
						
Anthracene	N.D.	10.39	176.0	18.3		
+ EIC (178.0) Scan Dec3018.D			178.0, 176.0			
						
Triallate	N.D.	10.46	143.0	22.0	QIon	Exp Ratio
					268.0	18.2
+ EIC (86.0) Scan Dec3018.D			86.0, 268.0, 143.0			
						
Carbazole	N.D.	10.65	139.0	13.0		
+ EIC (167.0) Scan Dec3018.D			167.0, 139.0			
						

Quantitation Results Report (QT Reviewed)

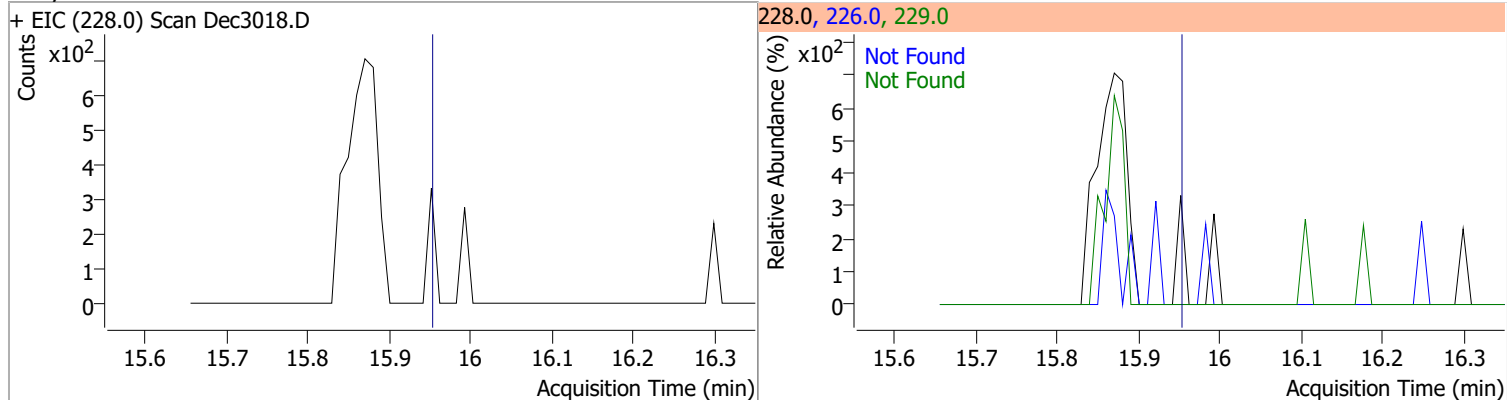
Compound	Conc.	Exp RT	QIon	Exp Ratio	QIon	Exp Ratio
o-Terphenyl	N.D.	10.87	229.0	67.7	215.0	38.2
+ EIC (230.0) Scan Dec3018.D			230.0, 229.0, 215.0			
						
Di-n-Butylphthalate	N.D.	11.26	150.0	9.1	104.0	6.2
+ EIC (149.0) Scan Dec3018.D			149.0, 150.0, 104.0			
						
Fluoranthene	N.D.	12.19	101.0	15.0		
+ EIC (202.0) Scan Dec3018.D			202.0, 101.0			
						
Benzidine	N.D.	12.58	183.0	11.5	92.0	9.0
+ EIC (184.0) Scan Dec3018.D			184.0, 92.0, 183.0			
						

Quantitation Results Report (QT Reviewed)

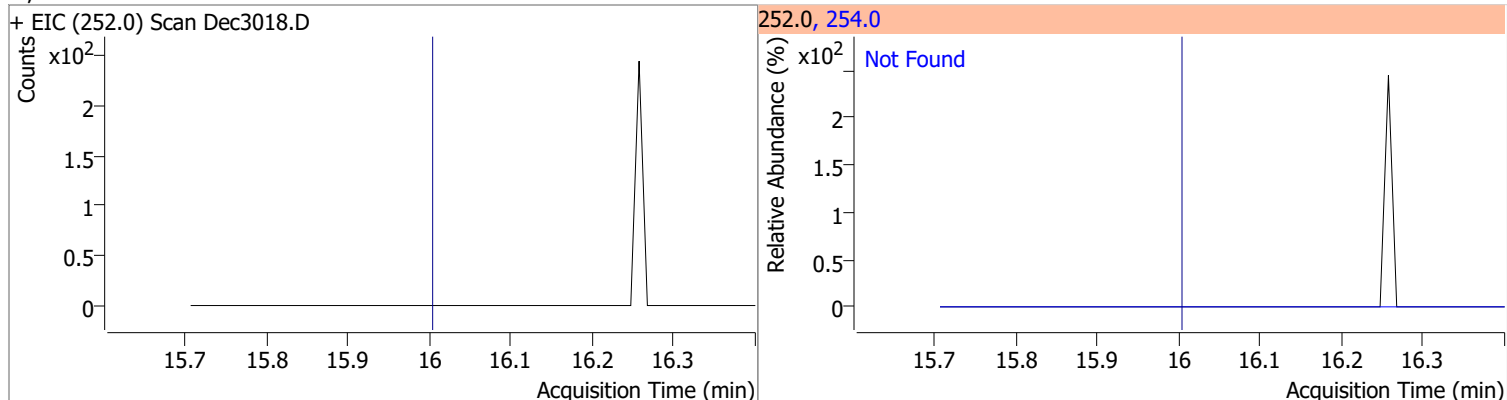


Quantitation Results Report (QT Reviewed)

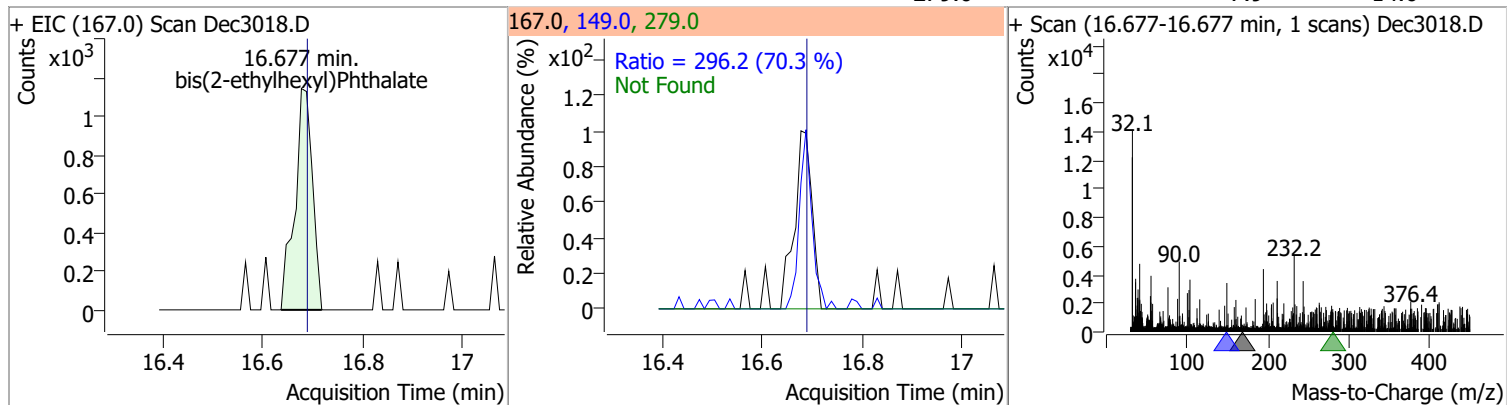
Compound	Conc.	Exp RT	QIon	Exp Ratio	QIon	Exp Ratio
Chrysene	N.D.	15.97	226.0	30.6	229.0	20.9



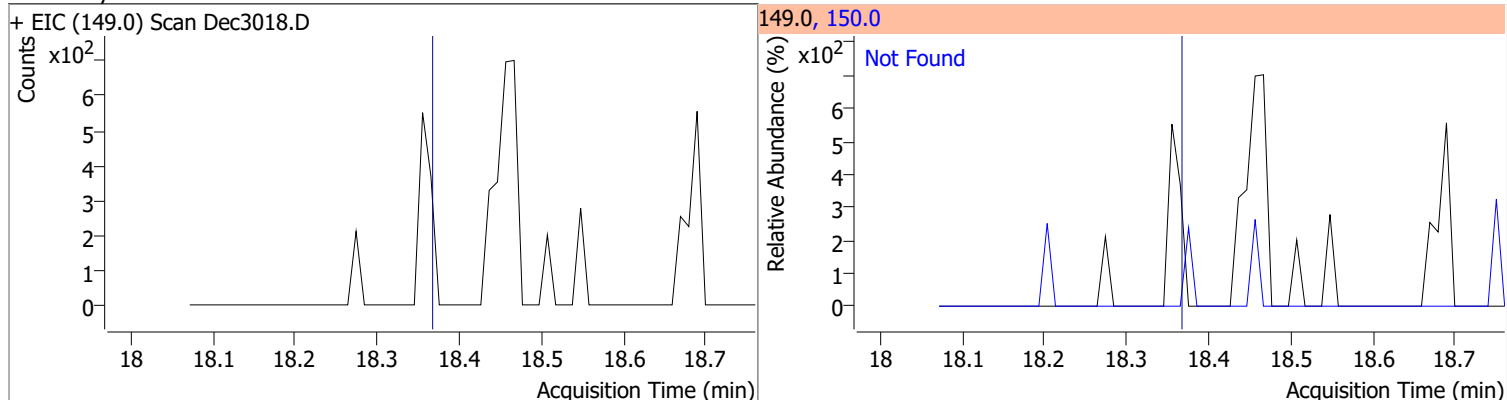
Compound	Conc.	Exp RT	QIon	Exp Ratio
3,3-Dichlorobenzidine	N.D.	16.02	254.0	62.0



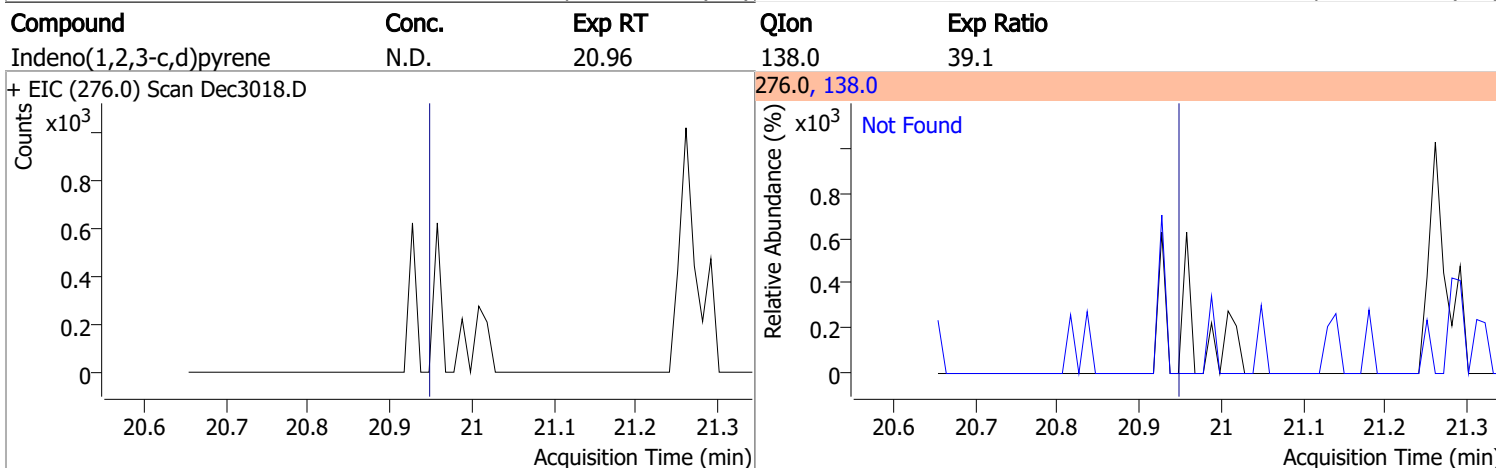
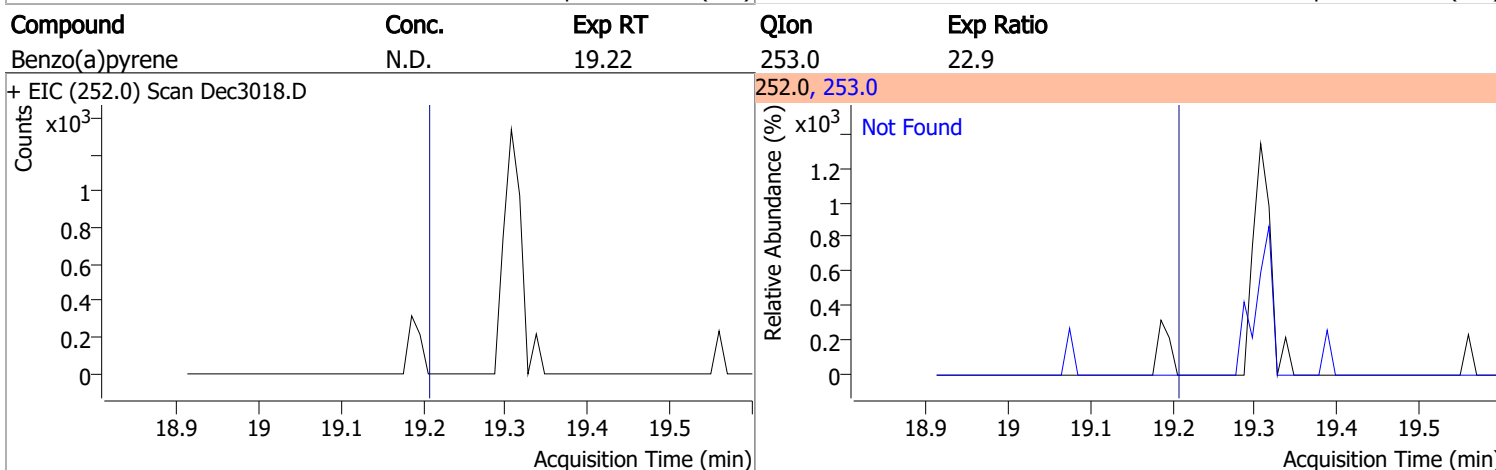
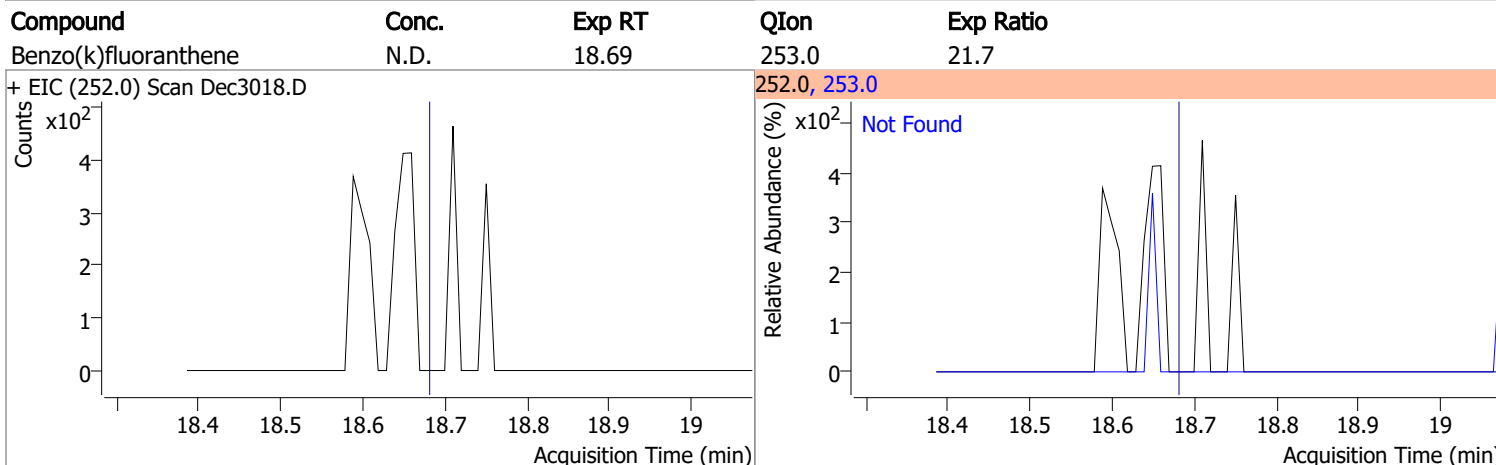
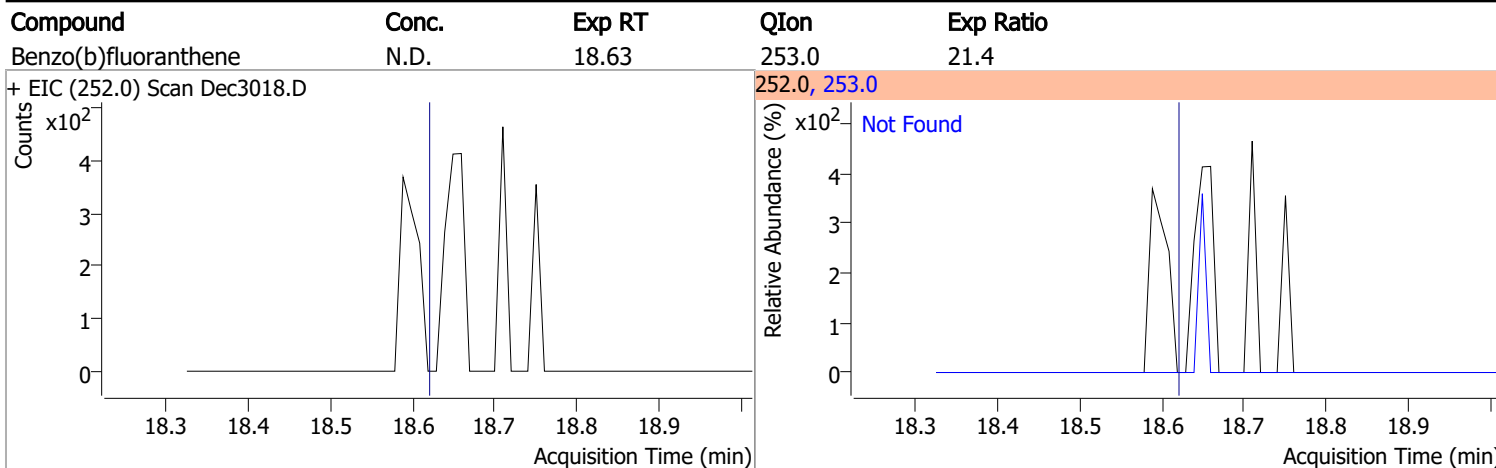
Compound	Conc.	RT	Dev(Min)	Resp.	QIon	QRatio	Lower	Upper
bis(2-ethylhexyl)Phthalate	2.3440	16.68	-0.03	2821	149.0	296.2	295.1	548.1
					279.0		7.9	14.6



Compound	Conc.	Exp RT	QIon	Exp Ratio
Di-n-octyl Phthalate	N.D.	18.38	150.0	9.7

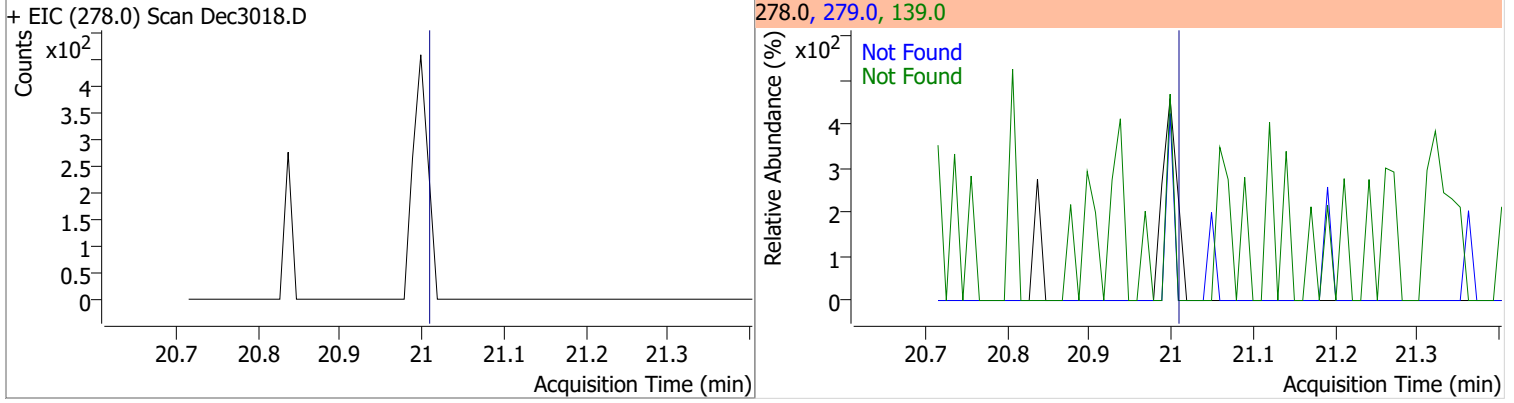


Quantitation Results Report (QT Reviewed)

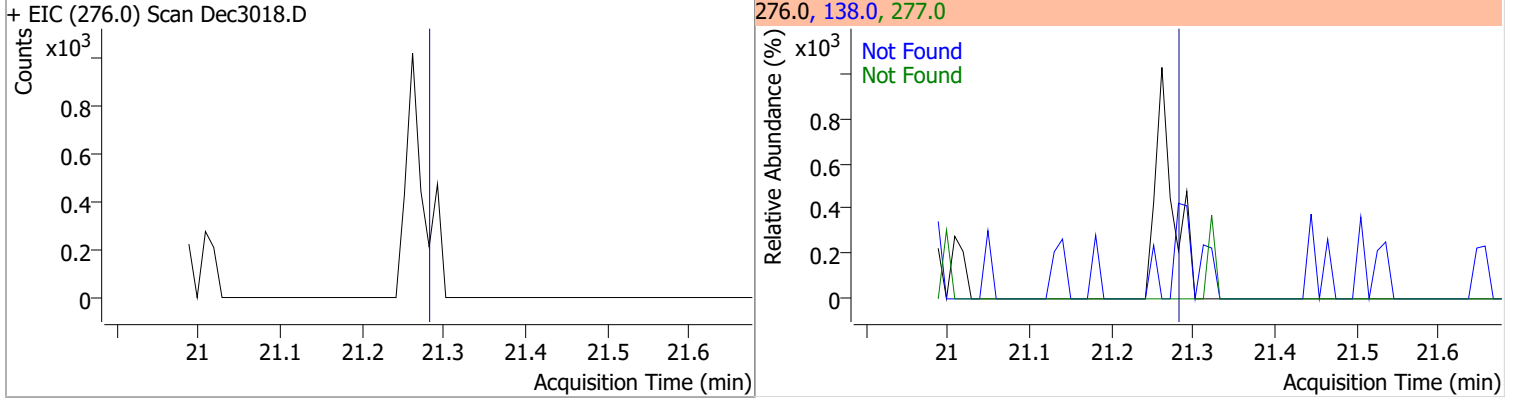


Quantitation Results Report (QT Reviewed)

Compound	Conc.	Exp RT	QIon	Exp Ratio	QIon	Exp Ratio
Dibenzo(a,h)anthracene	N.D.	21.02	139.0	30.6	279.0	24.6

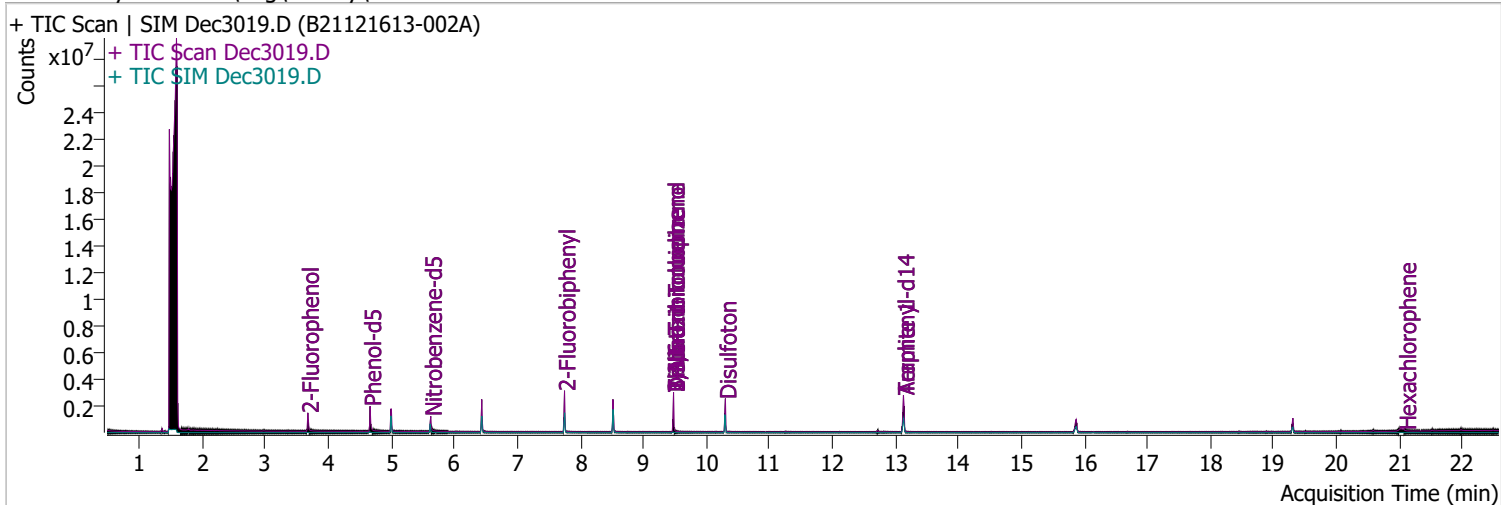


Compound	Conc.	Exp RT	QIon	Exp Ratio	QIon	Exp Ratio
Benzo(g,h,i)perylene	N.D.	21.29	138.0	41.5	277.0	23.8



Quantitation Results Report (QT Reviewed)

Data File	Dec3019.D	Operator	LIMS import
Acq. Method	BNA+SIM.M	Acq. Date-Time	12/30/2021 9:56:35 PM
Sample Name	B21121613-002A	Instrument	Instrument #1
Vial	19	Multiplier	1.00
DA Method File	122821 bna 1 CAL.batch.bin	Comment	SVOC-8270-W
Tune File	dftppdsm.u	Tune Date	11/24/2021 11:15:00 AM
Batch Name	123021 bna 1.batch.bin	Last Calib Update	1/3/2022 10:10:10 AM
Ref Library	D:\Org\Library\NIST129K.l		



Compound	RT	QIon	Resp.	Conc.	Units	Dev(Min)
----------	----	------	-------	-------	-------	----------

Internal Standards

System Monitoring Compounds

S 2-Fluorophenol	3.674	112.0	430217	54.2475	µg/L	-0.031
Spiked Amount: 200.000	Range: 10.0 - 75.0%			Recovery = 27.12%		
S Phenol-d5	4.664	99.0	570492	47.9835	µg/L	-0.020
Spiked Amount: 200.000	Range: 10.0 - 65.0%			Recovery = 23.99%		
S Nitrobenzene-d5	5.624	82.0	255110	43.9748	µg/L	0.000
Spiked Amount: 100.000	Range: 32.0 - 94.0%			Recovery = 43.97%		
S 2-Fluorobiphenyl	7.748	172.0	924362	50.4934	µg/L	0.000
Spiked Amount: 100.000	Range: 28.0 - 107.0%			Recovery = 50.49%		
S 2,4,6-Tribromophenol	9.479	329.8	165517	180.8658	µg/L	0.000
Spiked Amount: 200.000	Range: 25.0 - 140.0%			Recovery = 90.43%		
S Terphenyl-d14	13.128	244.3	1319019	92.0568	µg/L	-0.010
Spiked Amount: 100.000	Range: 32.0 - 122.0%			Recovery = 92.06%		

Target Compounds

Compound	RT	QIon	Resp.	Conc.	Units	Dev(Min)	QValue
T N-Nitrosodimethylamine	0.000		0	N.D.			
T Pyridine	0.000		0	N.D.			
T Aniline	0.000		0	N.D.			
T Phenol	0.000		0	N.D.			
T bis(-2-Chloroethyl)Ether	0.000		0	N.D.			
T 2-Chlorophenol	0.000		0	N.D.			
T 1,3-Dichlorobenzene	0.000		0	N.D.			
T 1,4-Dichlorobenzene	0.000		0	N.D.			
T 1,2-Dichlorobenzene	0.000		0	N.D.			
T Benzyl Alcohol	0.000		0	N.D.			
T bis(2-chloroisopropyl)Ether	0.000		0	N.D.			
T 2-Methylphenol	0.000		0	N.D.			
T N-nitroso-Di-n-propylamine	5.624	70.0	0		µg/L	md	1
T 4Methylphenol/3Methylphenol	0.000		0	N.D.			
T Hexachloroethane	0.000		0	N.D.			

Quantitation Results Report (QT Reviewed)

Compound	RT	QIon	Resp.	Conc.	Units	Dev(Min)
T Nitrobenzene	0.000		0	N.D.		
T Isophorone	0.000		0	N.D.		
T 2-Nitrophenol	0.000		0	N.D.		
T 2,4-Dimethylphenol	0.000		0	N.D.		
T bis(-2-Chloroethoxy)Methane	0.000		0	N.D.		
T Benzoic Acid	0.000		0	N.D.		
T 2,4-Dichlorophenol	0.000		0	N.D.		
T 1,2,4-Trichlorobenzene	0.000		0	N.D.		
T Naphthalene	0.000		0	N.D.		
T 4-Chlorophenol	0.000		0	N.D.		
T p-Chloroaniline	0.000		0	N.D.		
T Hexachlorobutadiene	0.000		0	N.D.		
T 4-Chloro-2-Methylphenol	0.000		0	N.D.		
T 4-Chloro-3-Methylphenol	0.000		0	N.D.		
T 2-Methylnaphthalene	0.000		0	N.D.		
T 1-Methylnaphthalene	0.000		0	N.D.		
T Hexachlorocyclopentadiene	0.000		0	N.D.		
T 2,4,6-Trichlorophenol	0.000		0	N.D.		
T 2,4,5-Trichlorophenol	0.000		0	N.D.		
T 2-Chloronaphthalene	0.000		0	N.D.		
T 2-Nitroaniline	0.000		0	N.D.		
T Dimethyl Phthalate	8.517	163.0	0		µg/L md	1
T 2,6-Dinitrotoluene	8.517	165.0	0		µg/L md	1
T Acenaphthylene	0.000		0	N.D.		
T 3-Nitroaniline	0.000		0	N.D.		
T Acenaphthene	0.000		0	N.D.		
T 2,4-Dinitrophenol	0.000		0	N.D.		
T Dibenzofuran	0.000		0	N.D.		
T 4-Nitrophenol	0.000		0	N.D.		
T 2,4-Dinitrotoluene	0.000		0	N.D.		
T Diethylphthalate	0.000		0	N.D.		
T Fluorene	0.000		0	N.D.		
T 4-Chlorophenyl-phenylether	0.000		0	N.D.		
T 4-Nitroaniline	0.000		0	N.D.		
T 4,6-Dinitro-2-methylphenol	9.479	198.0	0		µg/L md	1
T N-nitrosodiphenylamine	0.000		0	N.D.		
T Azobenzene	0.000		0	N.D.		
T 4-Bromophenyl-phenylether	0.000		0	N.D.		
T Hexachlorobenzene	0.000		0	N.D.		
T Pentachlorophenol	0.000		0	N.D.		
T Phenanthrene	0.000		0	N.D.		
T Anthracene	0.000		0	N.D.		
T Triallate	0.000		0	N.D.		
T Carbazole	0.000		0	N.D.		
T o-Terphenyl	0.000		0	N.D.		
T Di-n-Butylphthalate	0.000		0	N.D.		
T Fluoranthene	0.000		0	N.D.		
T Benzidine	0.000		0	N.D.		
T Pyrene	0.000		0	N.D.		
T Butylbenzylphthalate	0.000		0	N.D.		
T Benzo(a)Anthracene	0.000		0	N.D.		
T Chrysene	0.000		0	N.D.		
T 3,3-Dichlorobenzidine	0.000		0	N.D.		
T bis(2-ethylhexyl)Phthalate	0.000		0	N.D.		
T Di-n-octyl Phthalate	0.000		0	N.D.		

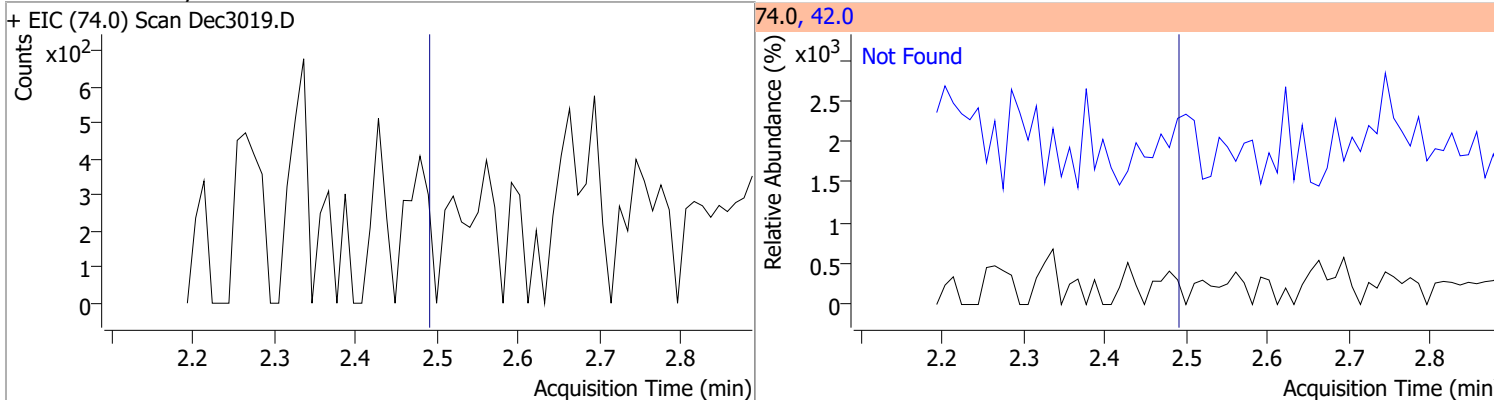
Quantitation Results Report (QT Reviewed)

Compound	RT	QIon	Resp.	Conc.	Units	Dev(Min)
T Benzo(b)fluoranthene	0.000		0	N.D.		
T Benzo(k)fluoranthene	0.000		0	N.D.		
T Benzo(a)pyrene	0.000		0	N.D.		
T Indeno(1,2,3-c,d)pyrene	0.000		0	N.D.		
T Dibenzo(a,h)anthracene	0.000		0	N.D.		
T Benzo(g,h,i)perylene	0.000		0	N.D.		

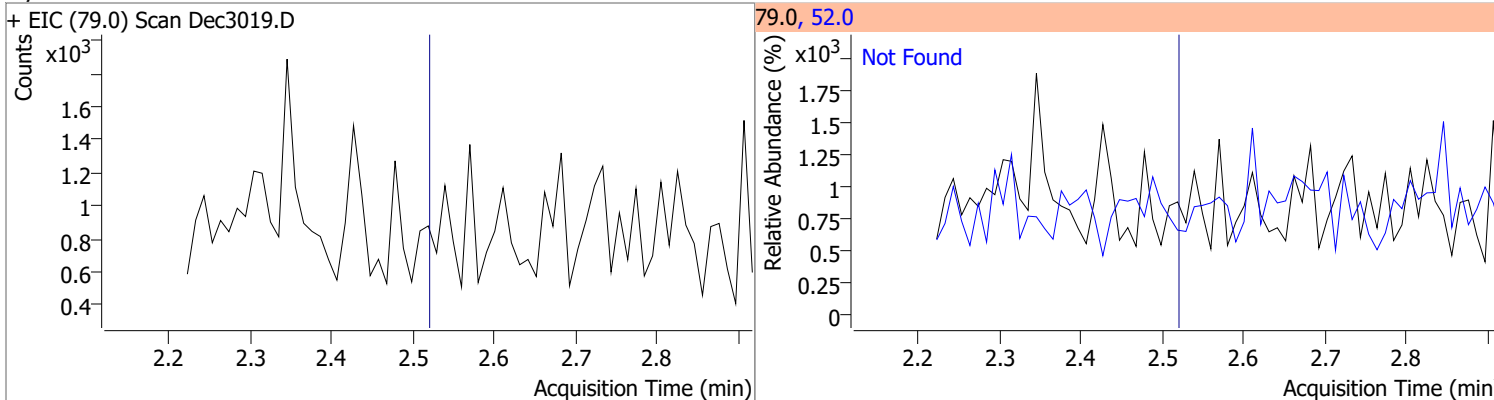
(#) = Qualifier Out of Range; (m) = Manual Integration; (+) = Area Summed; (*) = Surrogate Percent Recovery Out of Range; (d): Zeroed Peak

Quantitation Results Report (QT Reviewed)

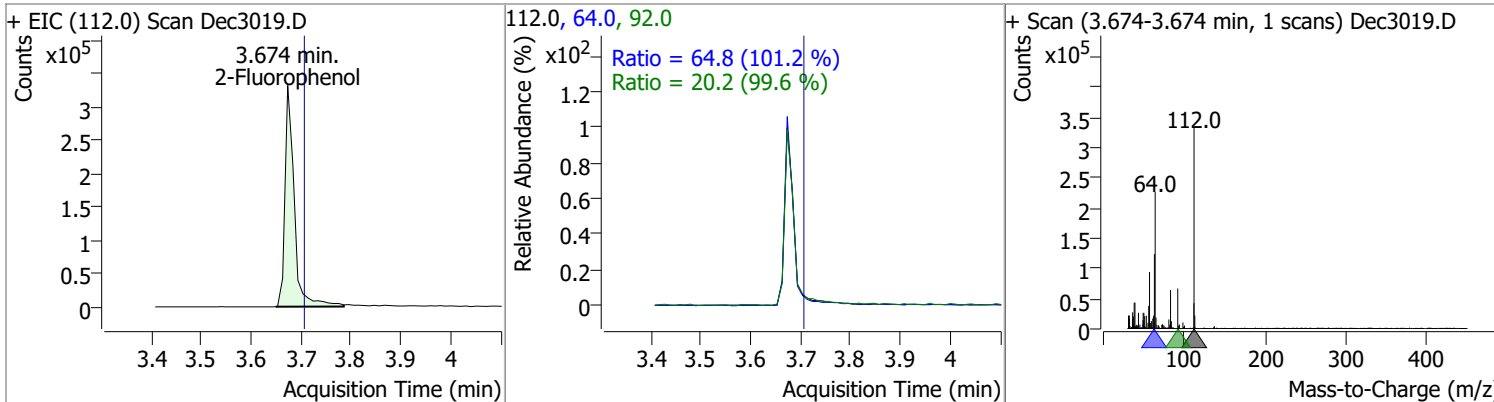
Compound	Conc.	Exp RT	QIon	Exp Ratio
N-Nitrosodimethylamine	N.D.	2.49	42.0	184.8



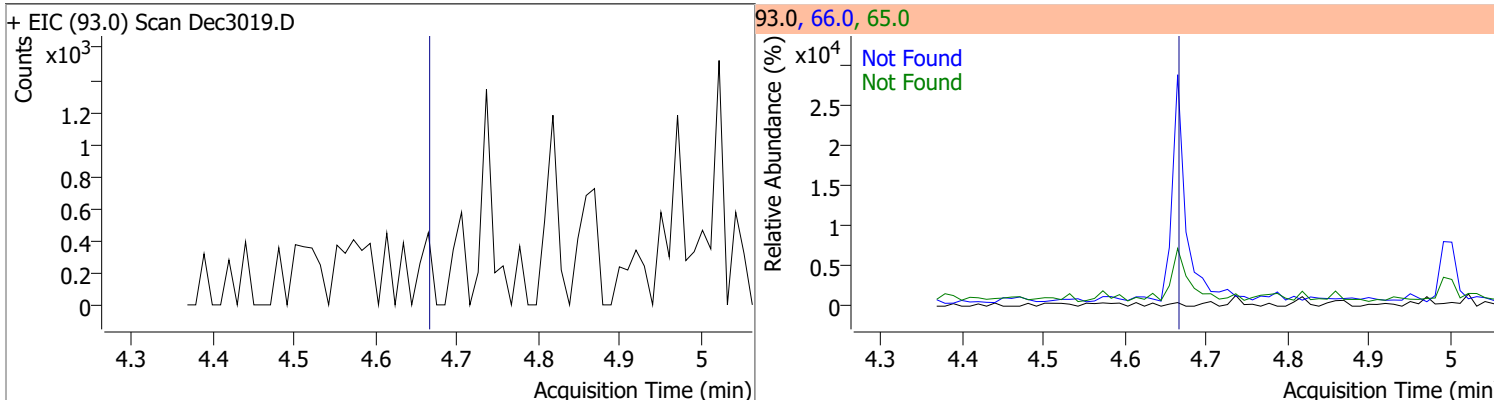
Compound	Conc.	Exp RT	QIon	Exp Ratio
Pyridine	N.D.	2.52	52.0	135.8



Compound	Conc.	RT	Dev(Min)	Resp.	QIon	QRatio	Lower	Upper
2-Fluorophenol	54.2475	3.67	-0.03	430217	64.0	64.8	44.8	83.2
					92.0	20.2	14.2	26.4

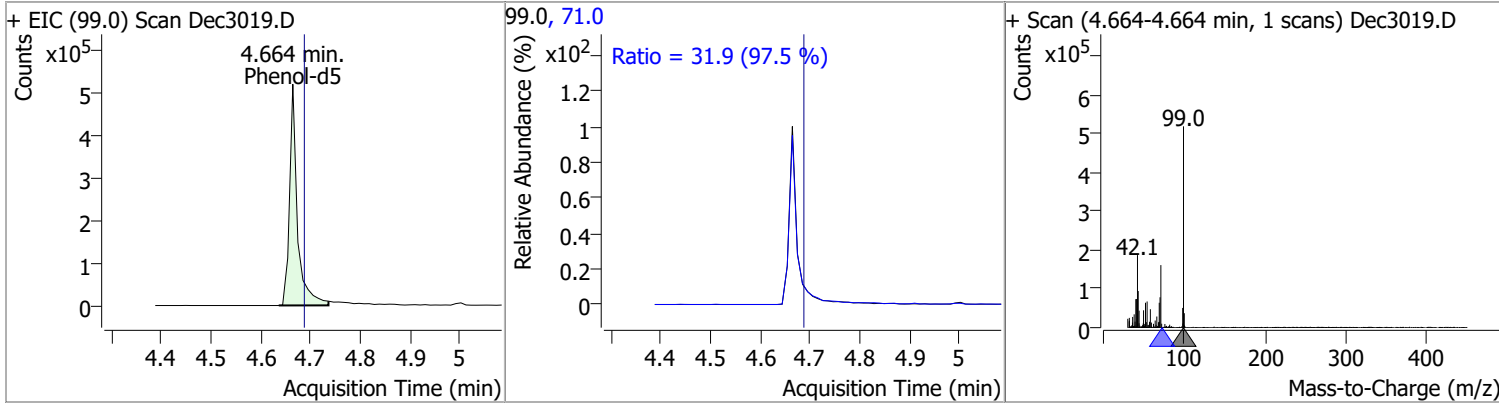


Compound	Conc.	Exp RT	QIon	Exp Ratio	QIon	Exp Ratio
Aniline	N.D.	4.66	66.0	41.6	65.0	23.1

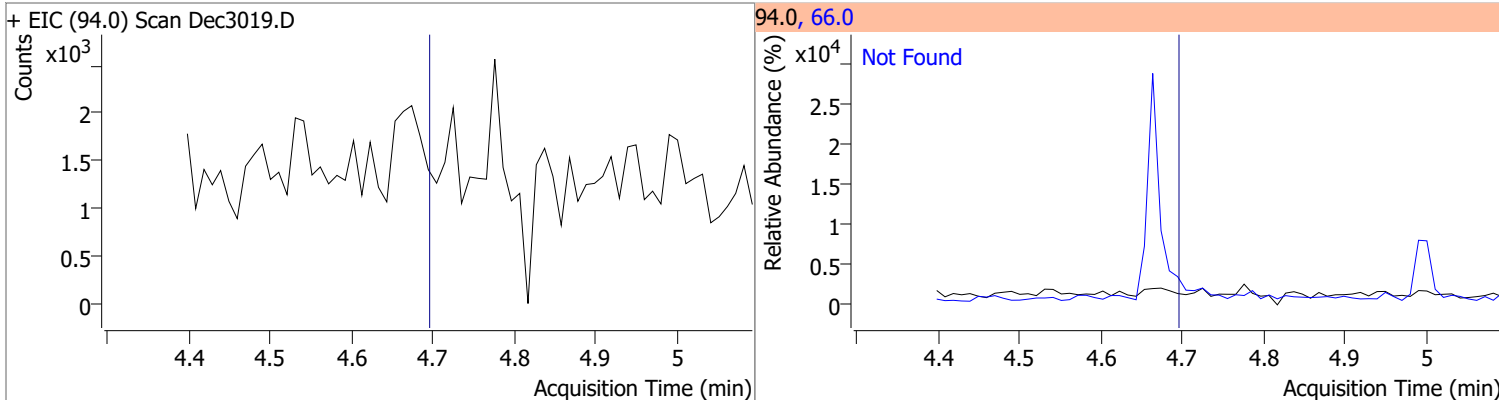


Quantitation Results Report (QT Reviewed)

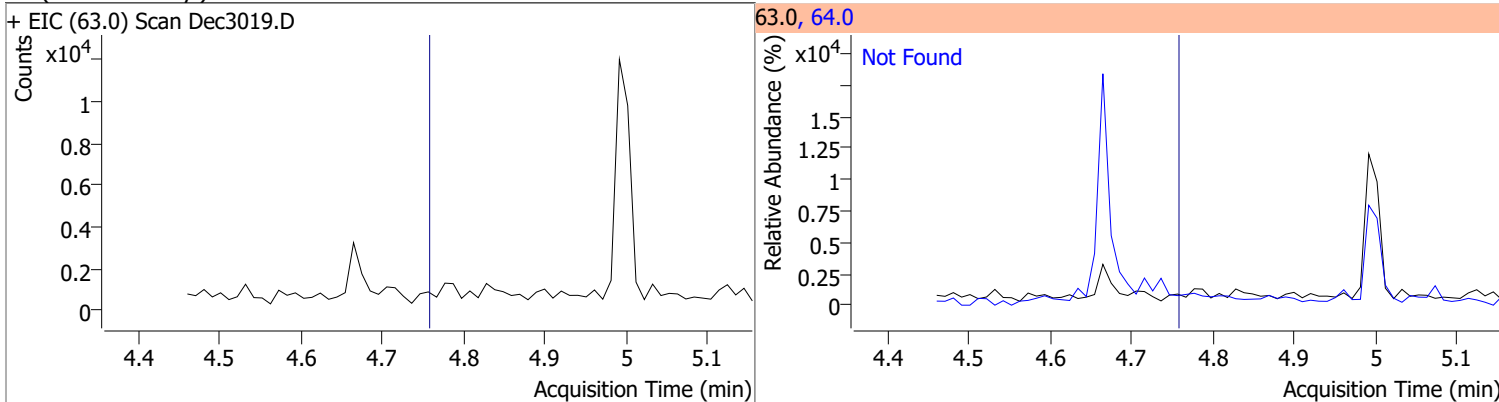
Compound	Conc.	RT	Dev(Min)	Resp.	QIon	QRatio	Lower	Upper
Phenol-d5	47.9835	4.66	-0.02	570492	71.0	31.9	22.9	42.5



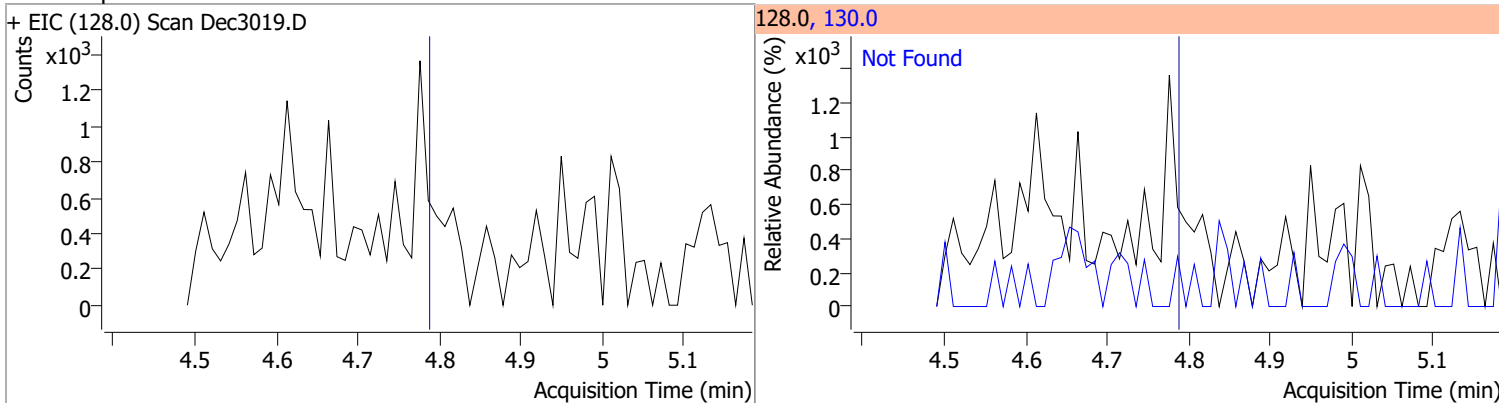
Compound	Conc.	Exp RT	QIon	Exp Ratio
Phenol	N.D.	4.69	66.0	40.8



Compound	Conc.	Exp RT	QIon	Exp Ratio
bis(-2-Chloroethyl)Ether	N.D.	4.76	64.0	2.8

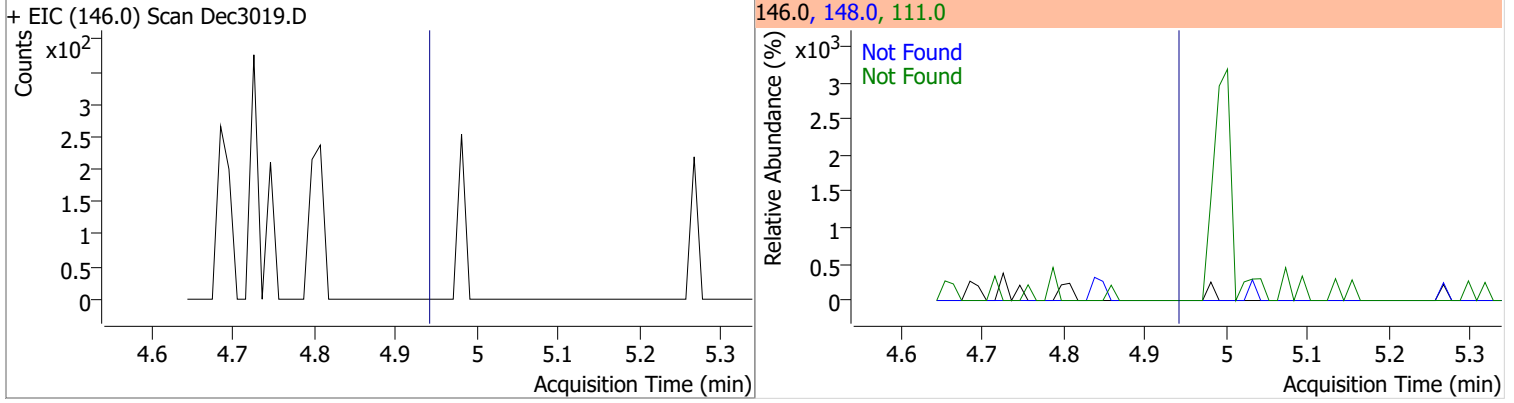


Compound	Conc.	Exp RT	QIon	Exp Ratio
2-Chlorophenol	N.D.	4.79	130.0	32.3

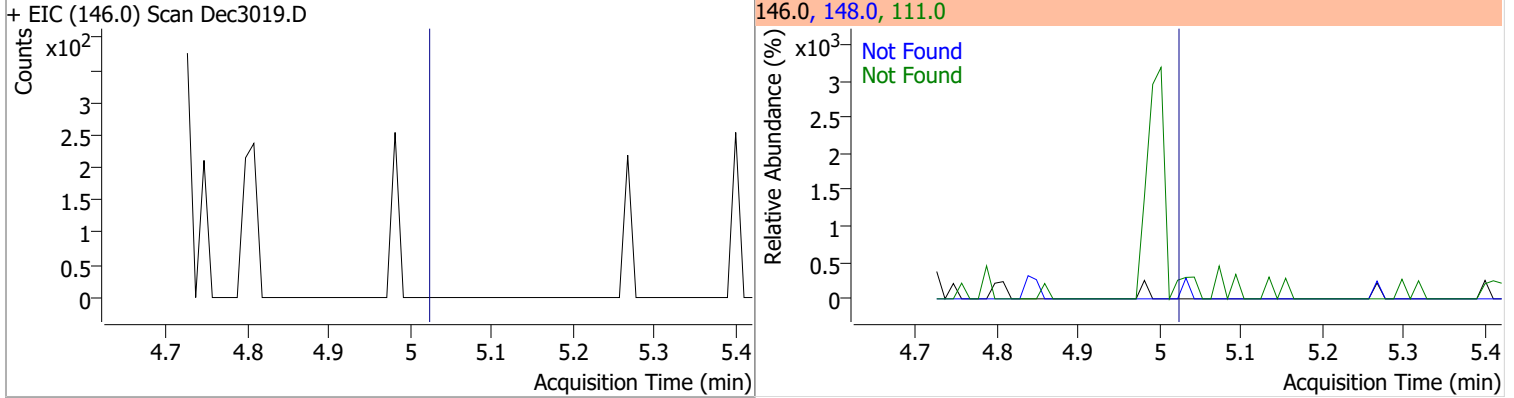


Quantitation Results Report (QT Reviewed)

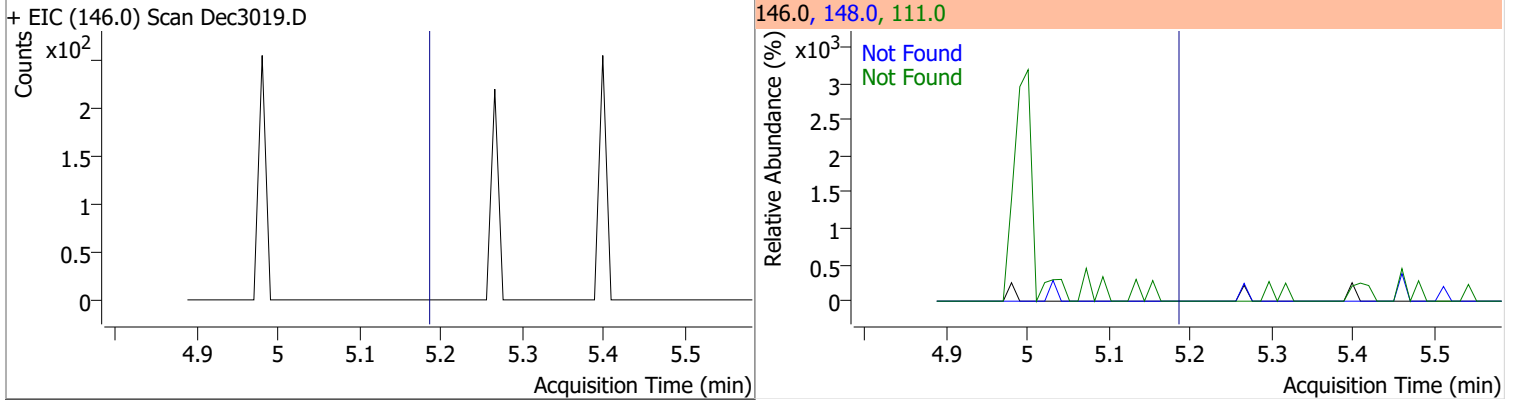
Compound	Conc.	Exp RT	QIon	Exp Ratio	QIon	Exp Ratio
1,3-Dichlorobenzene	N.D.	4.94	148.0	63.2	111.0	39.4



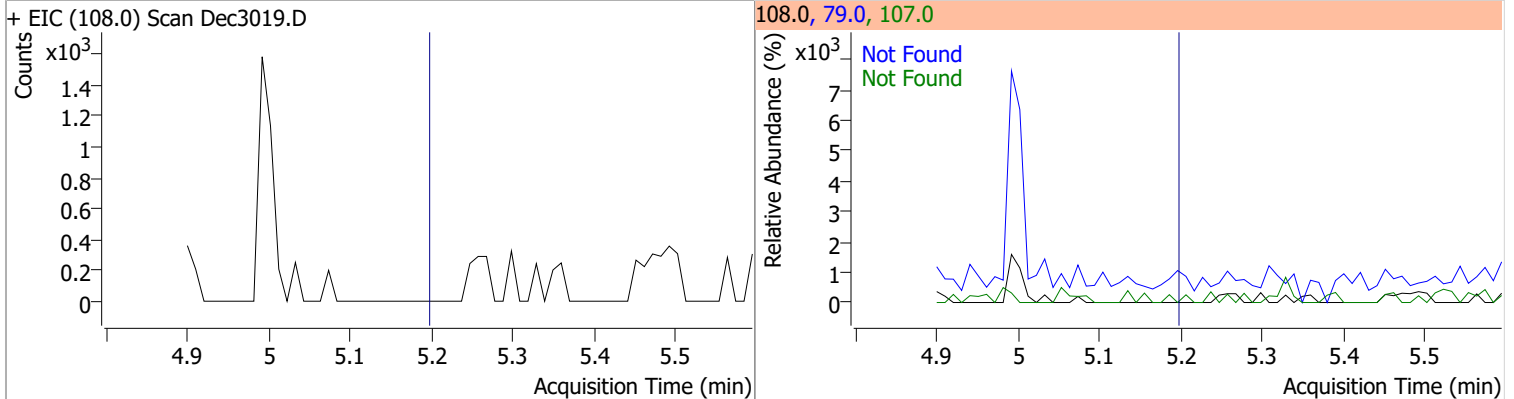
Compound	Conc.	Exp RT	QIon	Exp Ratio	QIon	Exp Ratio
1,4-Dichlorobenzene	N.D.	5.02	148.0	62.2	111.0	37.4



Compound	Conc.	Exp RT	QIon	Exp Ratio	QIon	Exp Ratio
1,2-Dichlorobenzene	N.D.	5.19	148.0	62.2	111.0	40.3

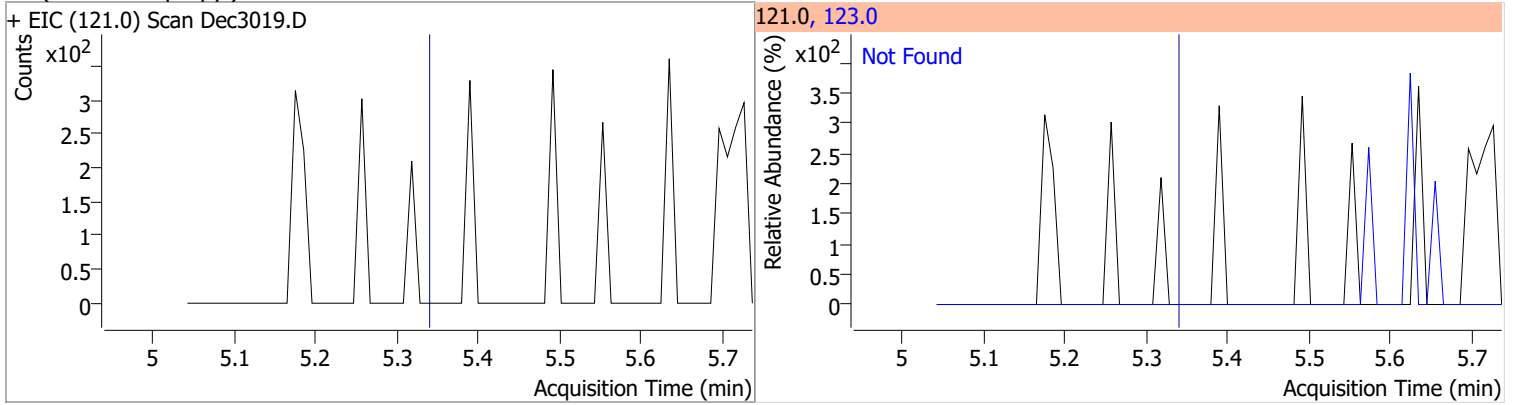


Compound	Conc.	Exp RT	QIon	Exp Ratio	QIon	Exp Ratio
Benzyl Alcohol	N.D.	5.20	79.0	117.9	107.0	69.2

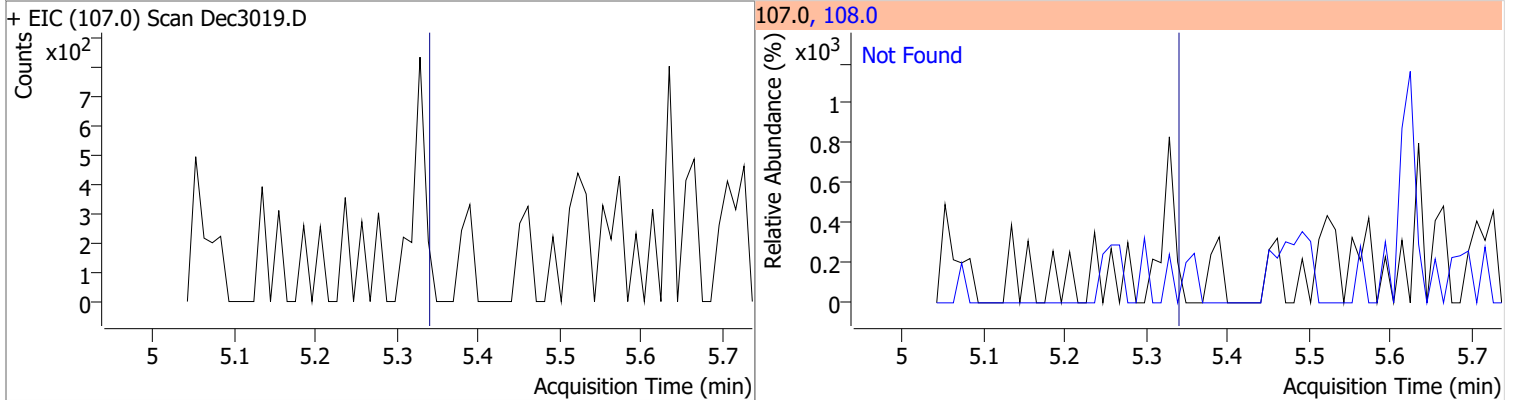


Quantitation Results Report (QT Reviewed)

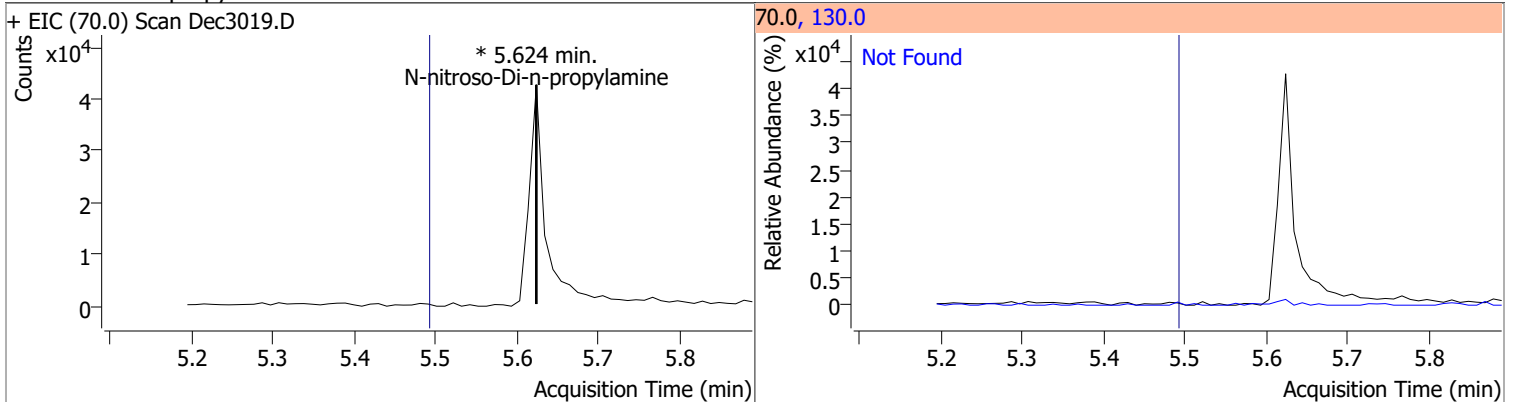
Compound	Conc.	Exp RT	QIon	Exp Ratio
bis(2-chloroisopropyl)Ether	N.D.	5.34	123.0	32.7



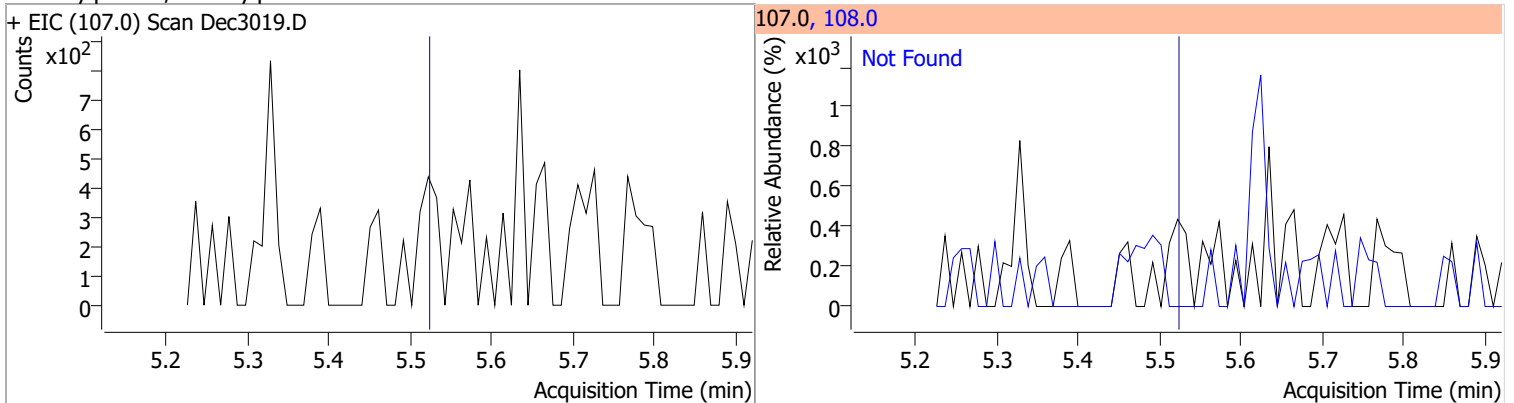
Compound	Conc.	Exp RT	QIon	Exp Ratio
2-Methylphenol	N.D.	5.34	108.0	117.6



Compound	Conc.	RT	Dev(Min)	Resp.	QIon	QRatio	Lower	Upper
N-nitroso-Di-n-propylamine		0		0	130.0		0.0	35.2

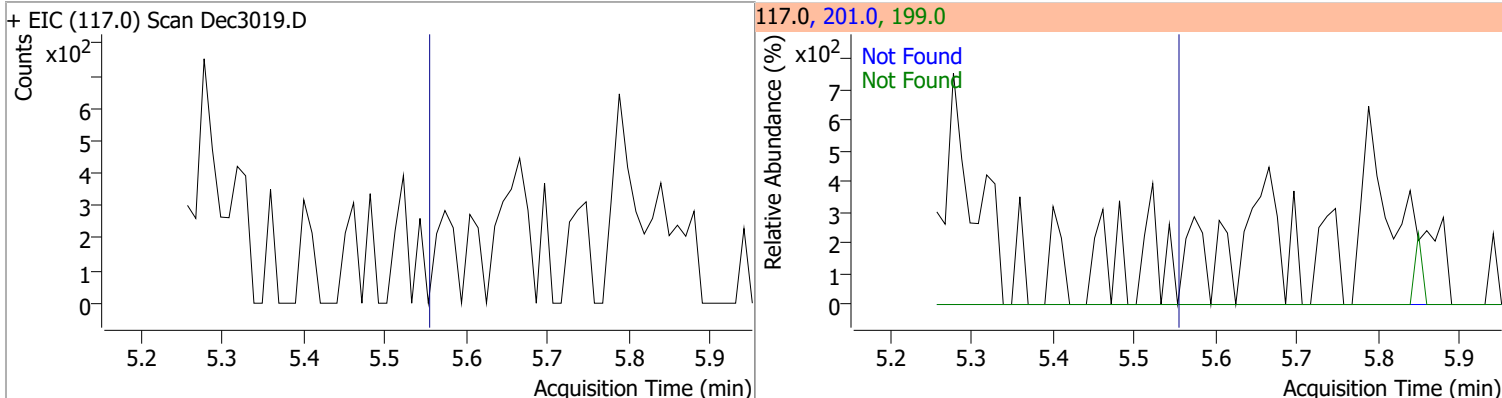


Compound	Conc.	Exp RT	QIon	Exp Ratio
4Methylphenol/3Methylphenol	N.D.	5.52	108.0	81.4

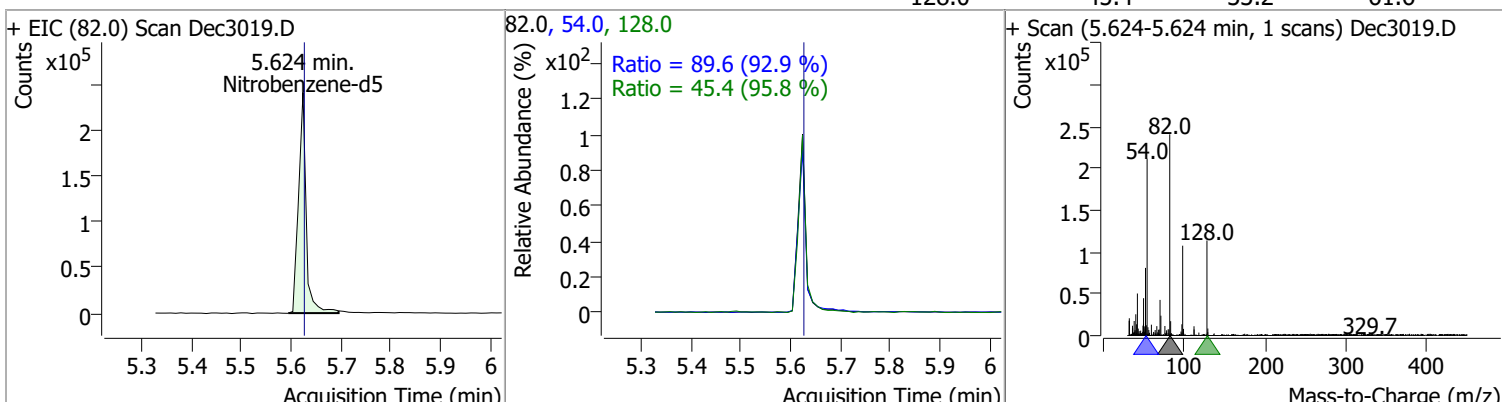


Quantitation Results Report (QT Reviewed)

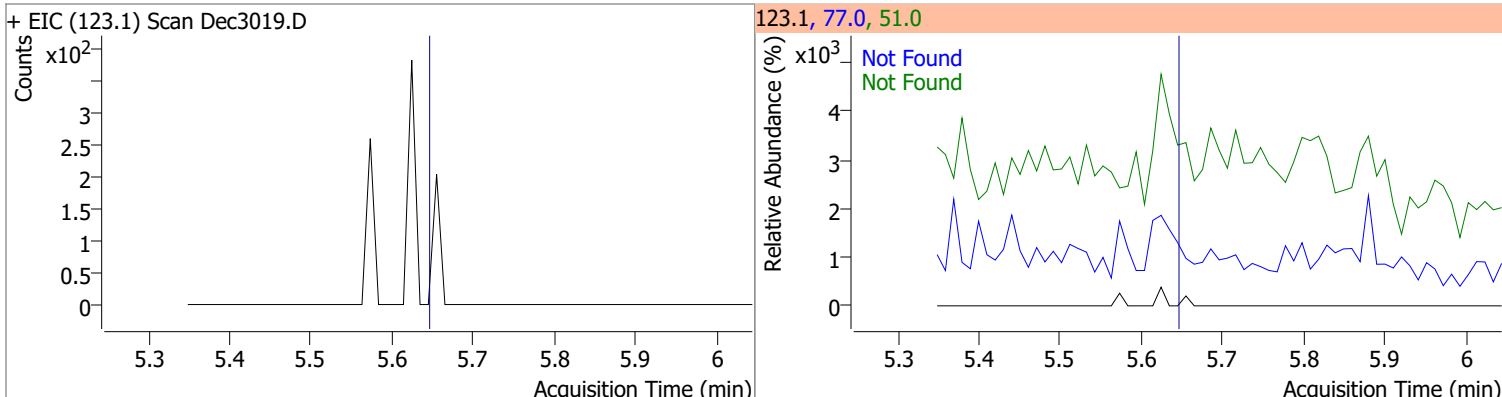
Compound	Conc.	Exp RT	QIon	Exp Ratio	QIon	Exp Ratio
Hexachloroethane	N.D.	5.55	201.0	77.2	199.0	50.6



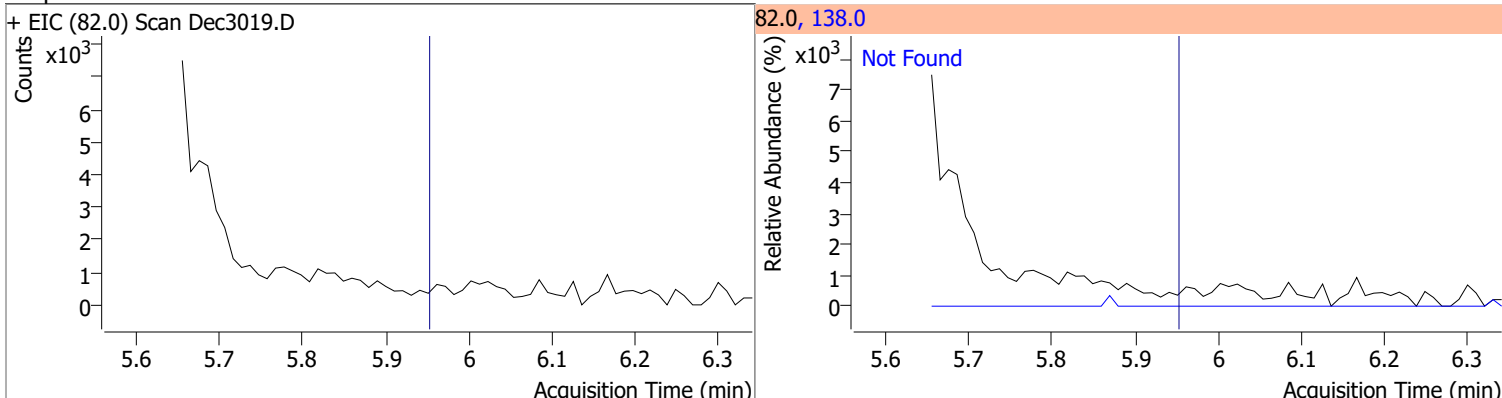
Compound	Conc.	RT	Dev(Min)	Resp.	QIon	QRatio	Lower	Upper
Nitrobenzene-d5	43.9748	5.62	0.00	255110	54.0	89.6	67.5	125.4
					128.0	45.4	33.2	61.6



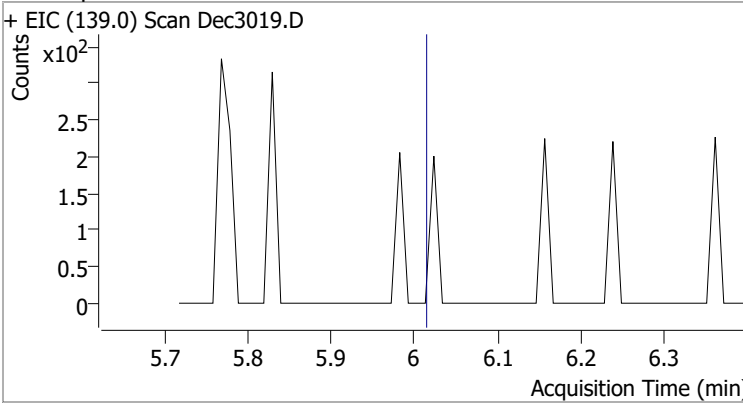
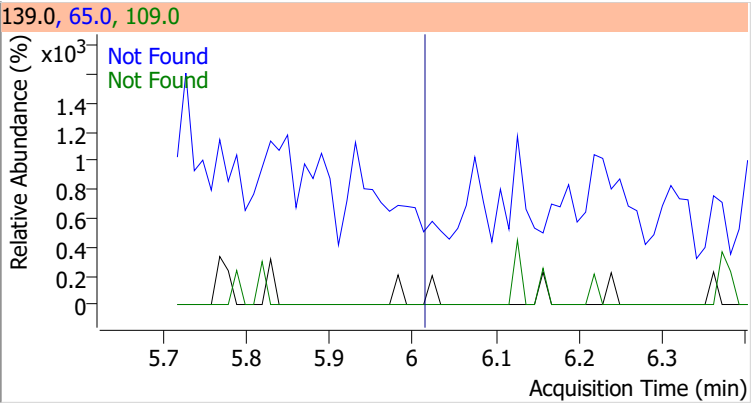
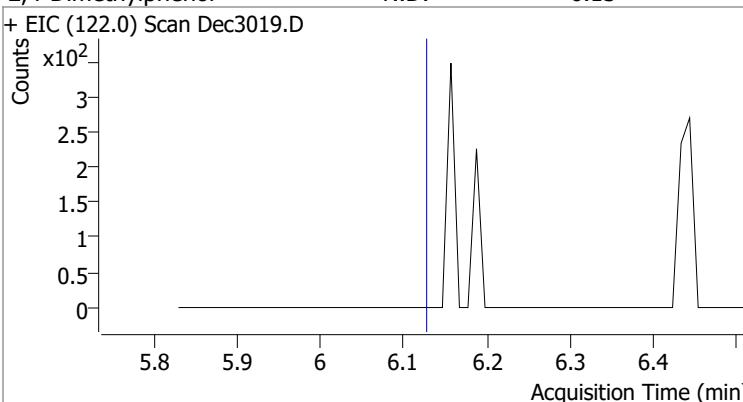
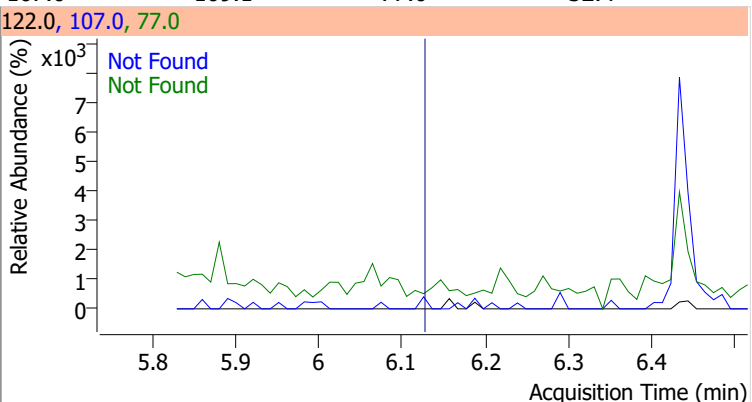
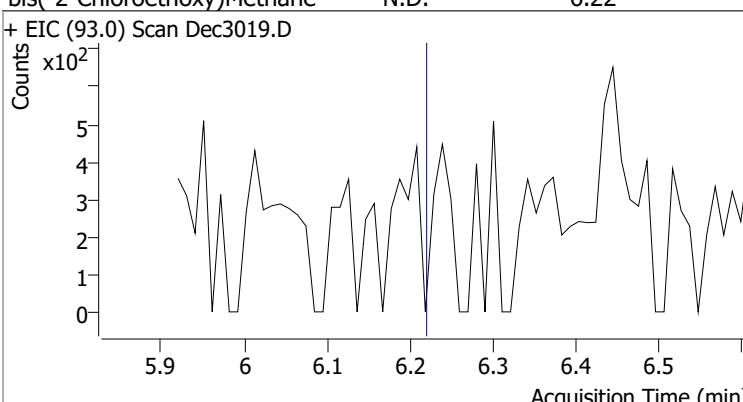
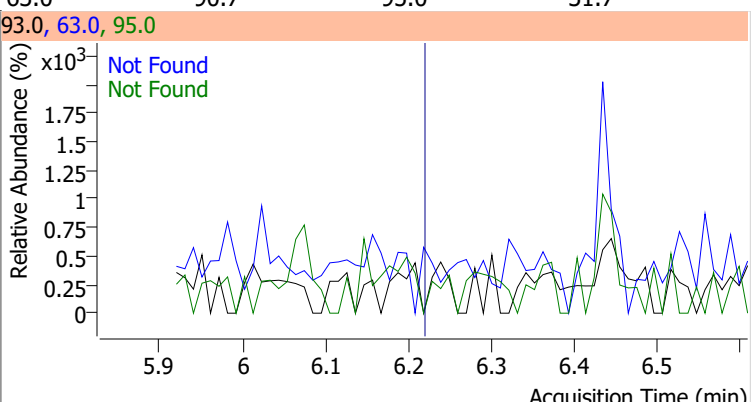
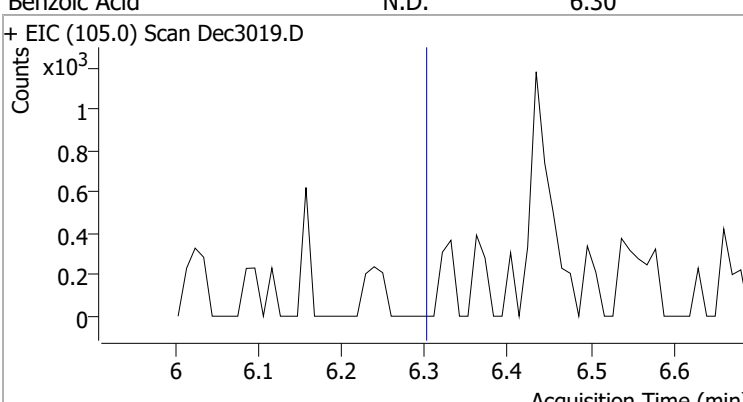
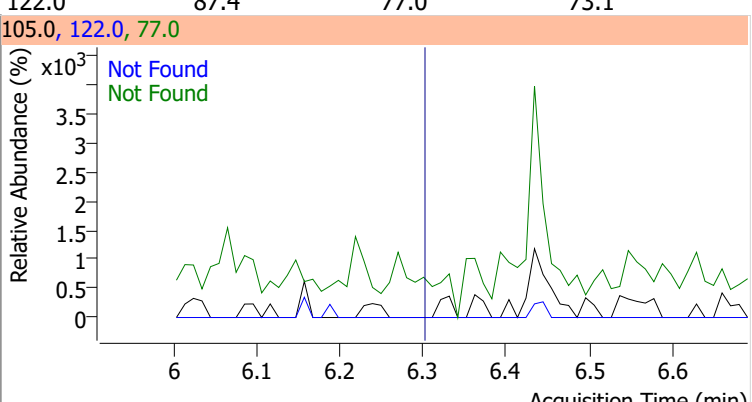
Compound	Conc.	Exp RT	QIon	Exp Ratio	QIon	Exp Ratio
Nitrobenzene	N.D.	5.64	77.0	211.4	51.0	210.3



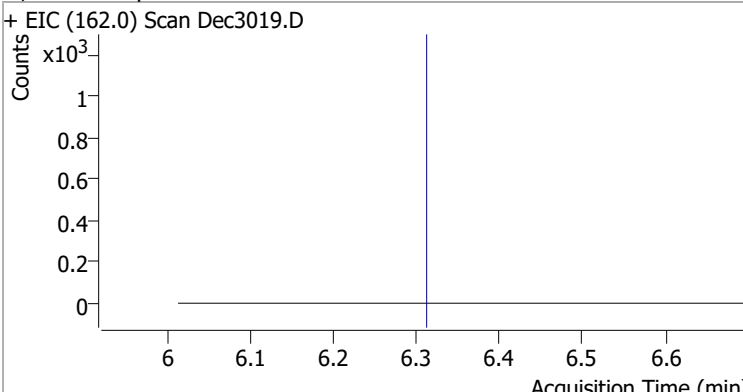
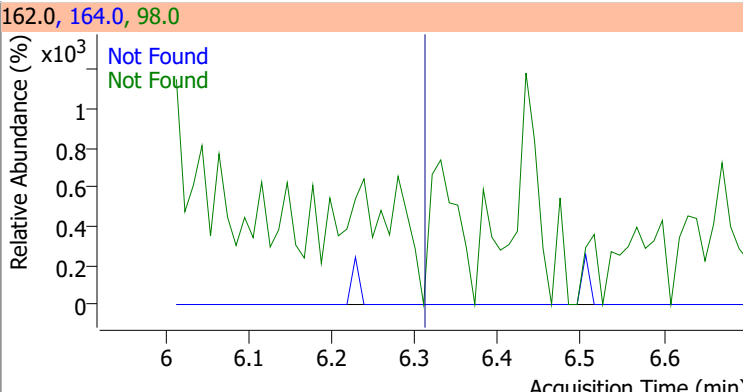
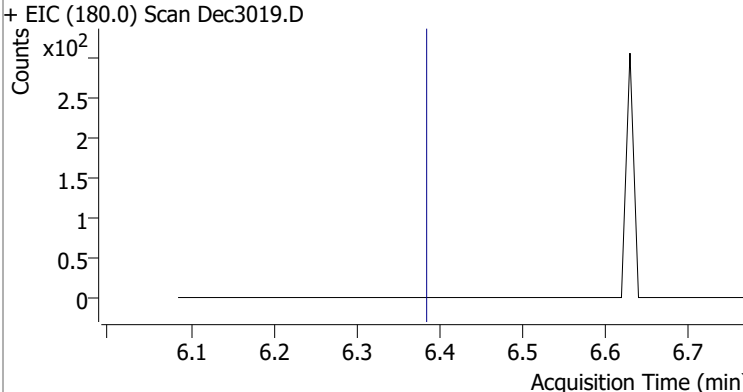
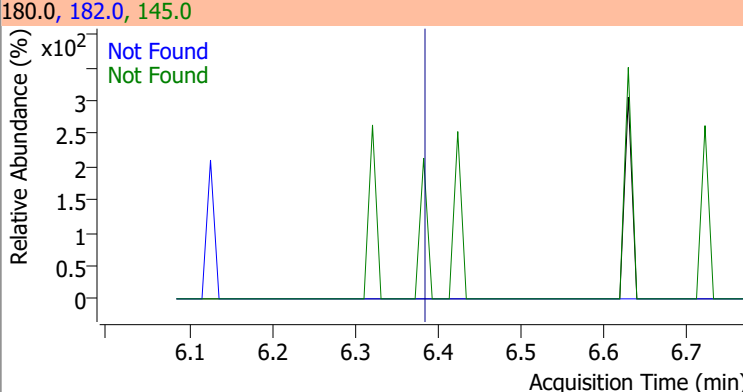
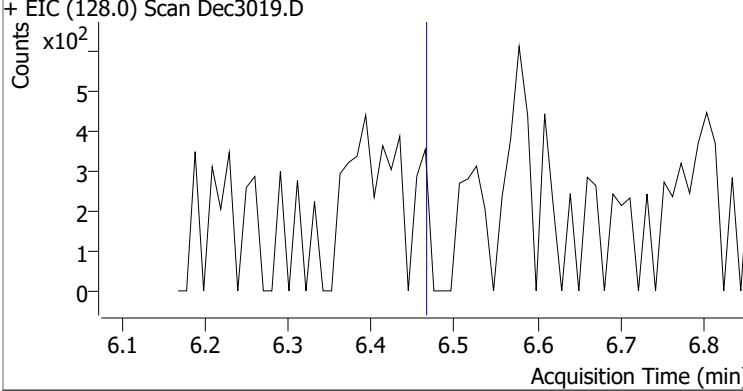
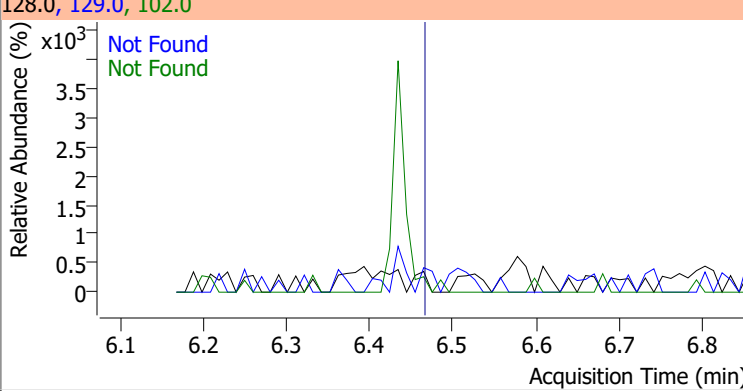
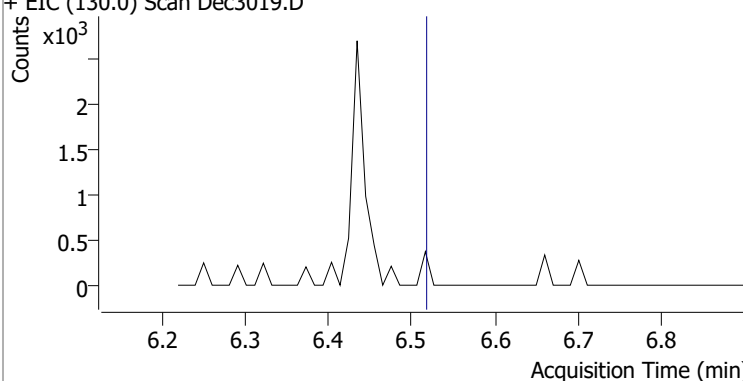
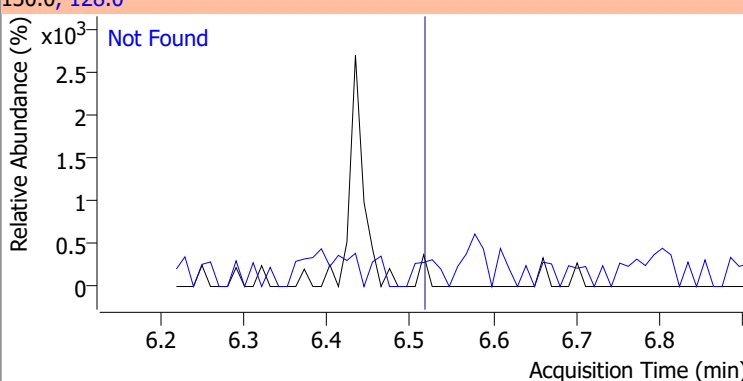
Compound	Conc.	Exp RT	QIon	Exp Ratio
Isophorone	N.D.	5.95	138.0	19.1



Quantitation Results Report (QT Reviewed)

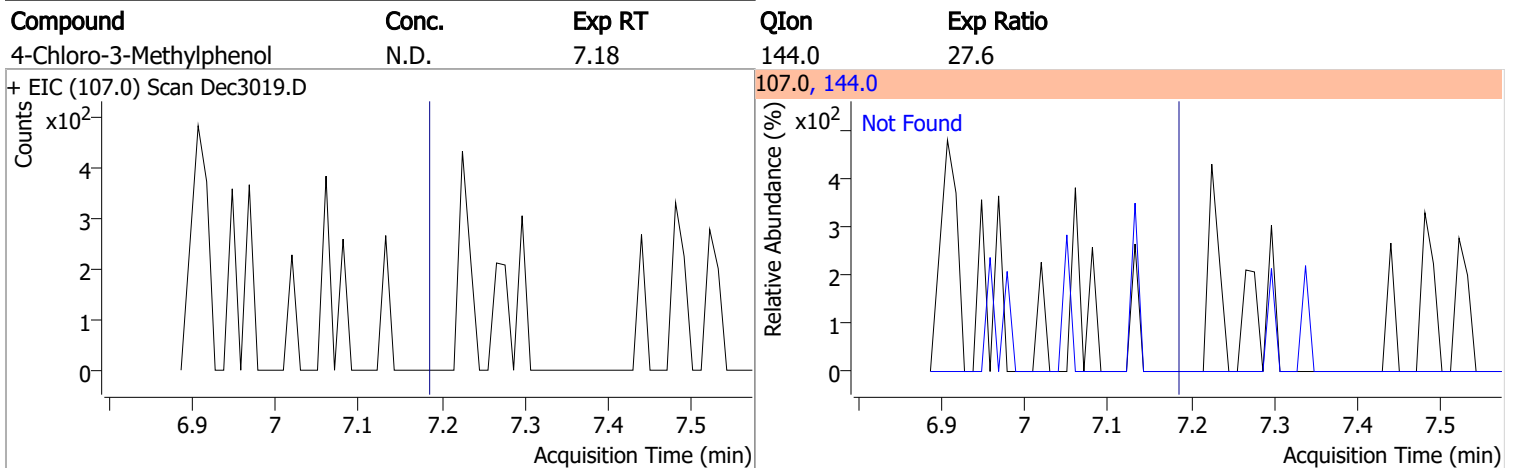
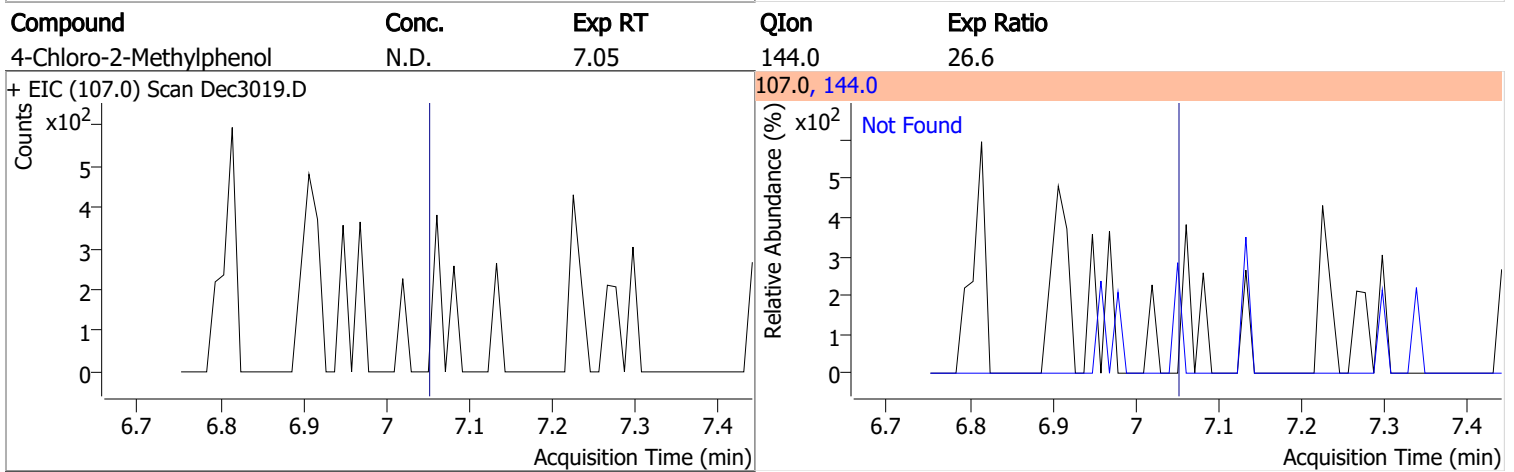
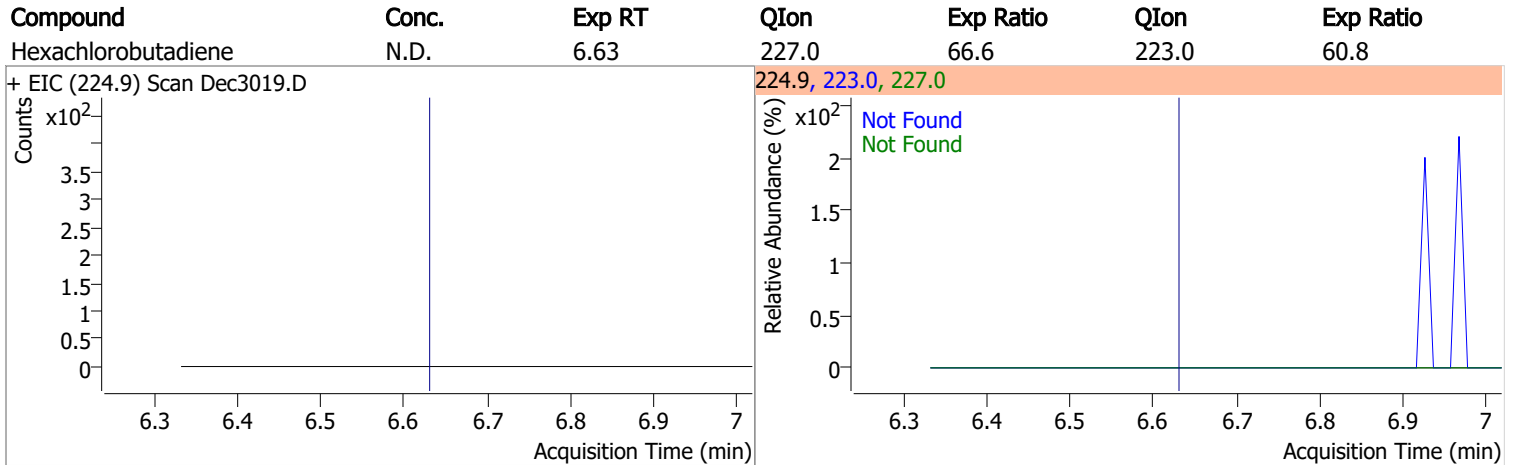
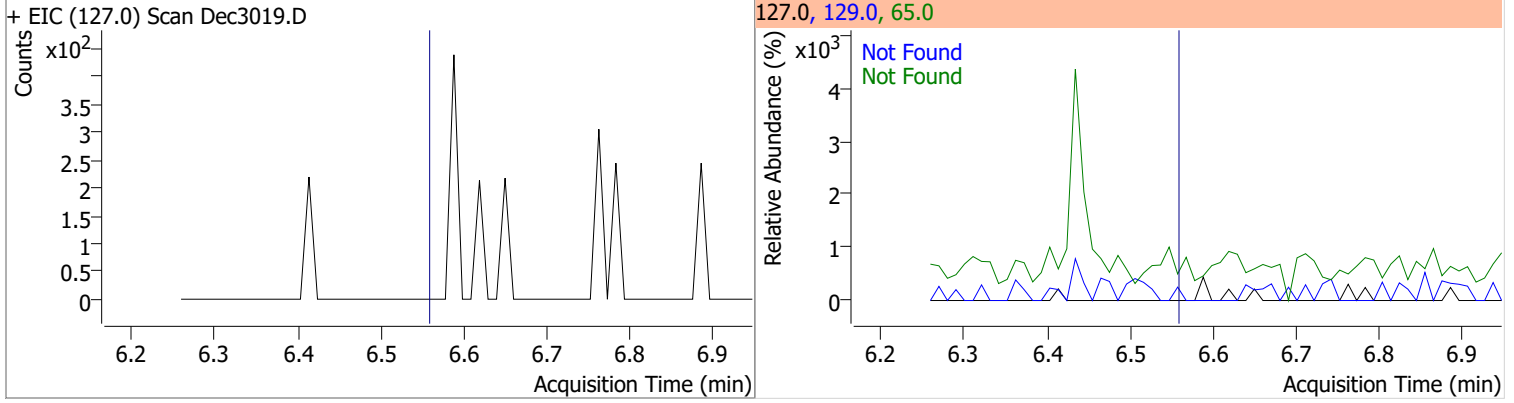
Compound	Conc.	Exp RT	QIon	Exp Ratio	QIon	Exp Ratio
2-Nitrophenol	N.D.	6.01	65.0	57.4	109.0	32.8
+ EIC (139.0) Scan Dec3019.D			139.0, 65.0, 109.0			
						
2,4-Dimethylphenol	N.D.	6.13	107.0	109.1	77.0	32.4
+ EIC (122.0) Scan Dec3019.D			122.0, 107.0, 77.0			
						
bis(-2-Chloroethoxy)Methane	N.D.	6.22	63.0	90.7	95.0	31.7
+ EIC (93.0) Scan Dec3019.D			93.0, 63.0, 95.0			
						
Benzoic Acid	N.D.	6.30	122.0	87.4	77.0	73.1
+ EIC (105.0) Scan Dec3019.D			105.0, 122.0, 77.0			
						

Quantitation Results Report (QT Reviewed)

Compound	Conc.	Exp RT	QIon	Exp Ratio	QIon	Exp Ratio
2,4-Dichlorophenol	N.D.	6.31	164.0	62.0	98.0	32.4
+ EIC (162.0) Scan Dec3019.D			162.0, 164.0, 98.0			
						
1,2,4-Trichlorobenzene	N.D.	6.38	182.0	94.1	145.0	30.4
+ EIC (180.0) Scan Dec3019.D			180.0, 182.0, 145.0			
						
Naphthalene	N.D.	6.46	129.0	10.9	102.0	9.3
+ EIC (128.0) Scan Dec3019.D			128.0, 129.0, 102.0			
						
4-Chlorophenol	N.D.	6.52	128.0	309.7		
+ EIC (130.0) Scan Dec3019.D			130.0, 128.0			
						

Quantitation Results Report (QT Reviewed)

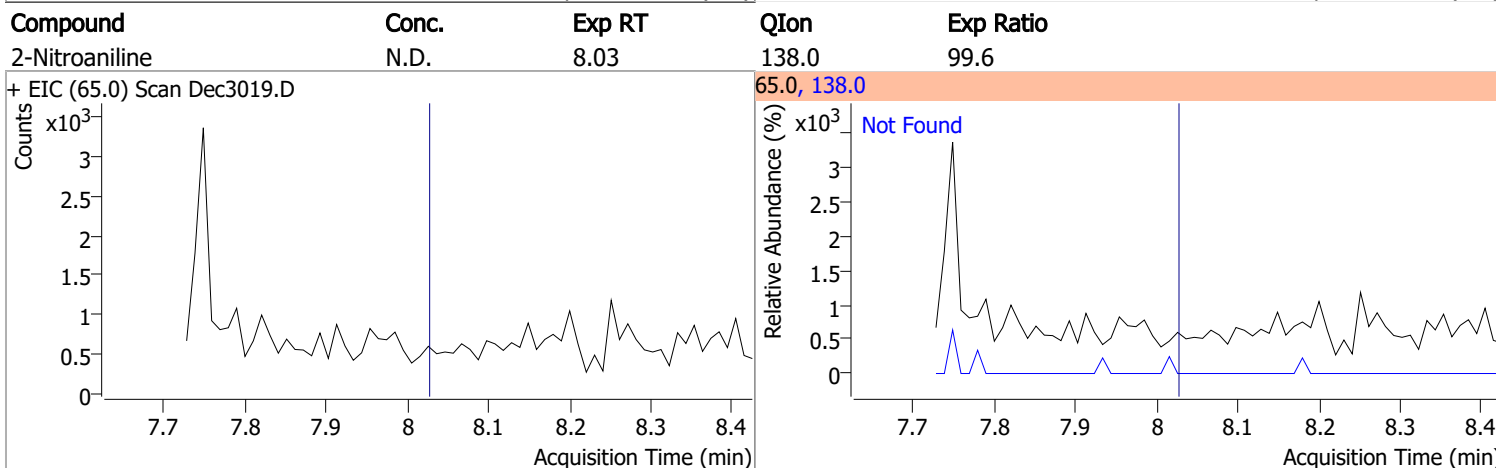
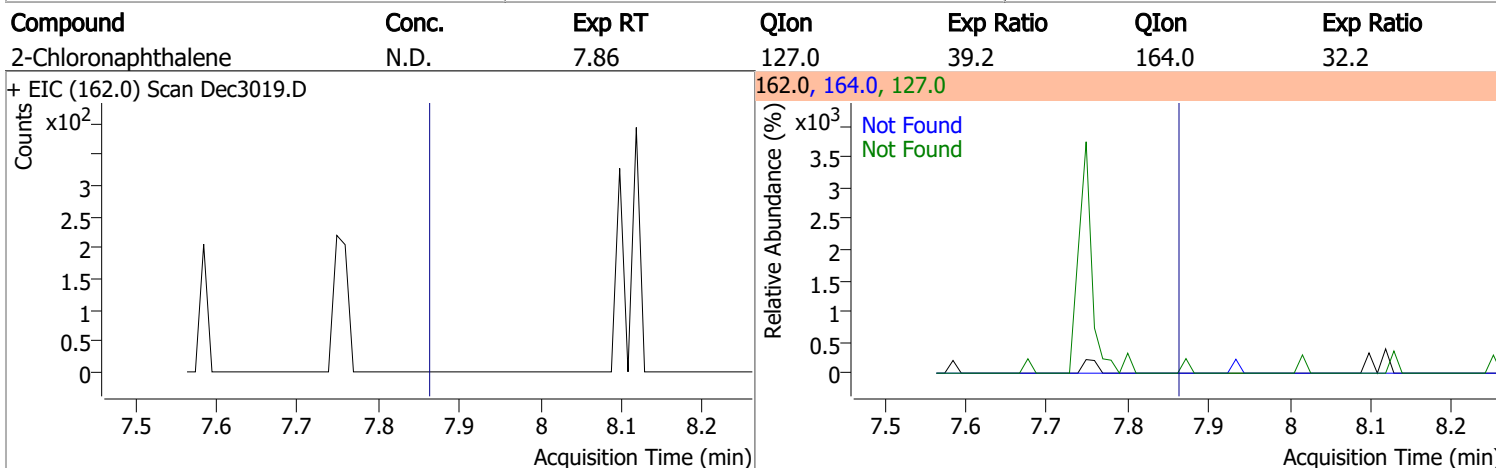
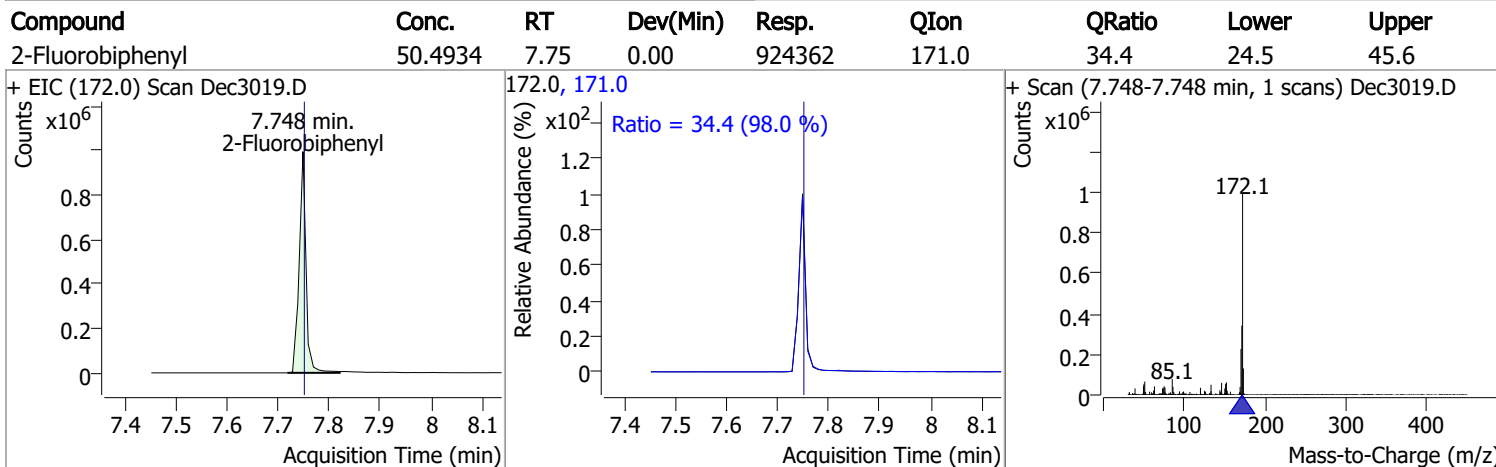
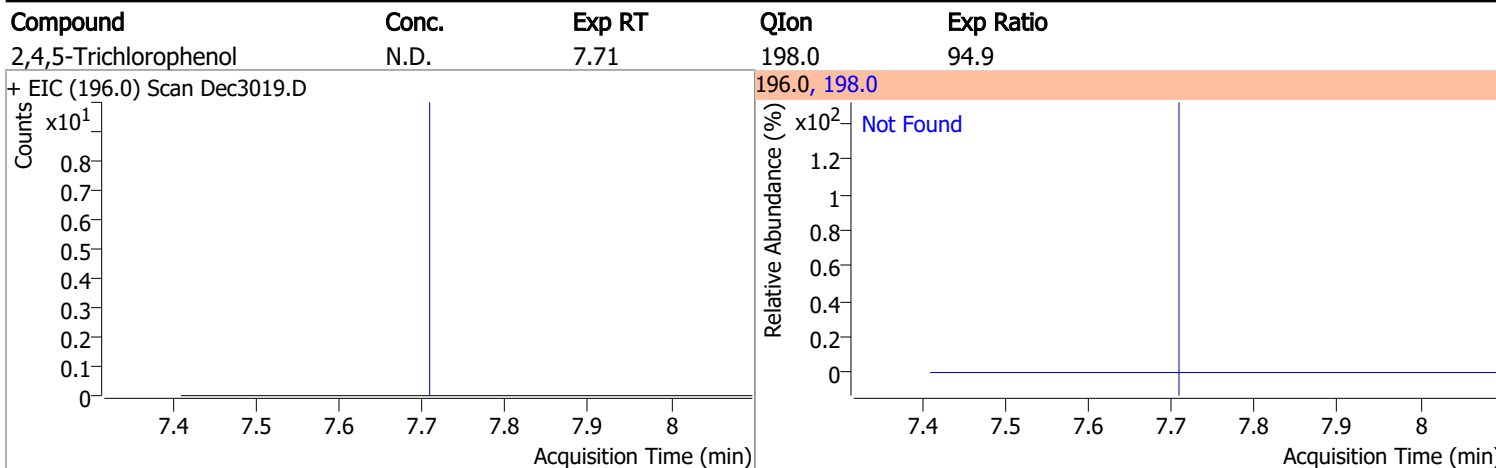
Compound	Conc.	Exp RT	QIon	Exp Ratio	QIon	Exp Ratio
p-Chloroaniline	N.D.	6.56	65.0	37.5	129.0	29.2



Quantitation Results Report (QT Reviewed)

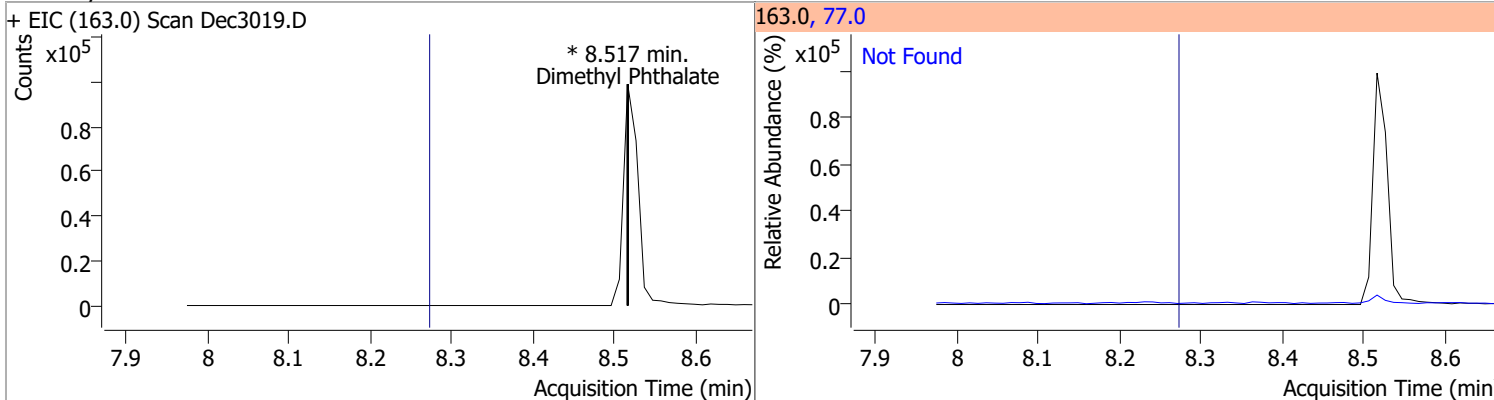
Compound	Conc.	Exp RT	QIon	Exp Ratio	QIon	Exp Ratio
2-Methylnaphthalene	N.D.	7.29	142.0	114.8	115.0	42.0
+ EIC (141.0) Scan Dec3019.D			141.0, 142.0, 115.0			
1-Methylnaphthalene	N.D.	7.40	142.0	111.0	115.0	42.5
+ EIC (141.0) Scan Dec3019.D			141.0, 142.0, 115.0			
Hexachlorocyclopentadiene	N.D.	7.48	234.9	64.7	238.9	64.1
+ EIC (236.9) Scan Dec3019.D			236.9, 238.9, 234.9			
2,4,6-Trichlorophenol	N.D.	7.65	198.0	94.4		
+ EIC (196.0) Scan Dec3019.D			196.0, 198.0			

Quantitation Results Report (QT Reviewed)

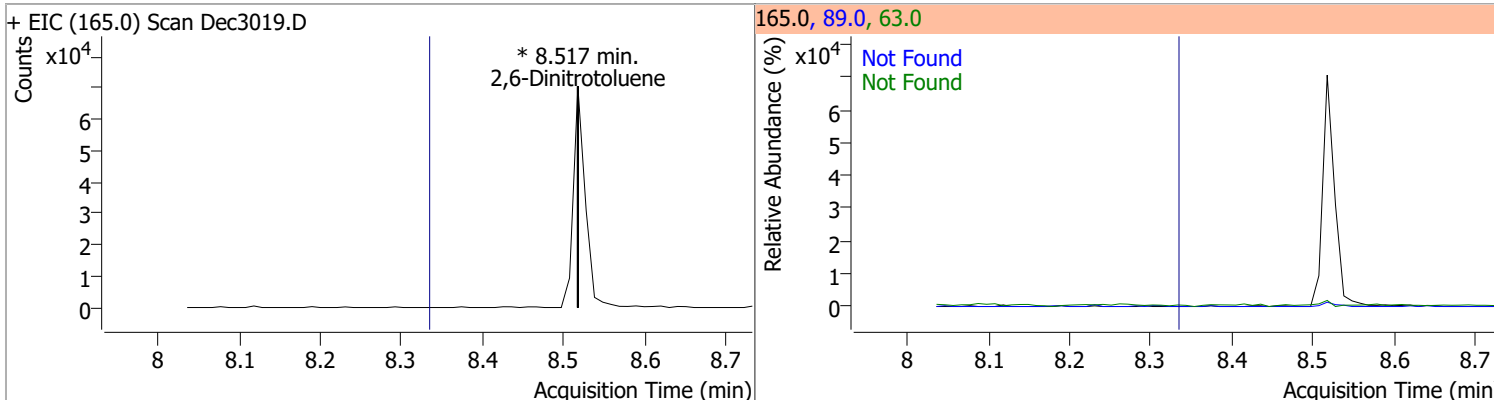


Quantitation Results Report (QT Reviewed)

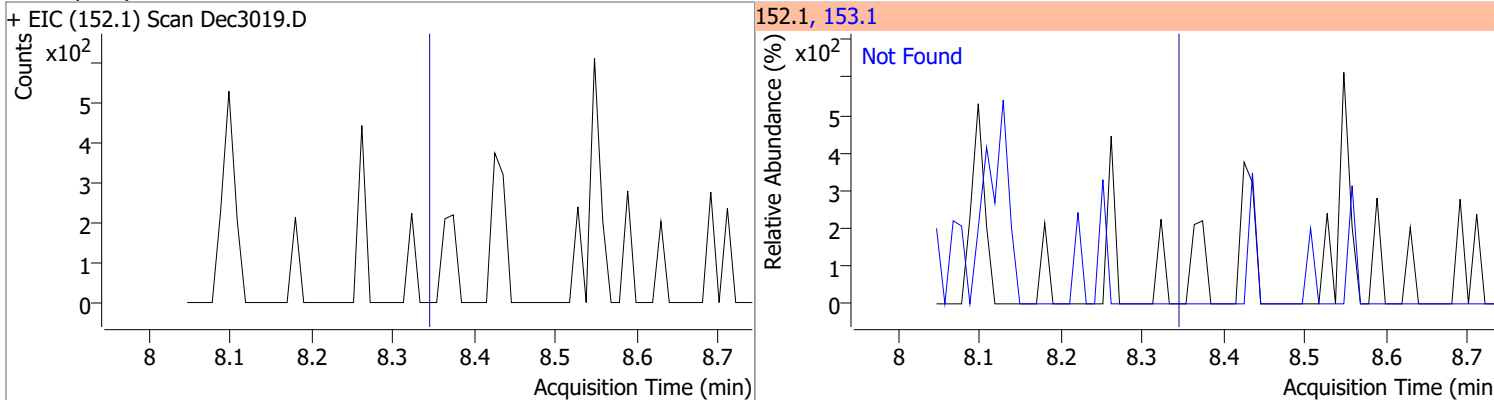
Compound	Conc.	RT	Dev(Min)	Resp.	QIon	QRatio	Lower	Upper
Dimethyl Phthalate	0	0		0	77.0		15.1	28.0



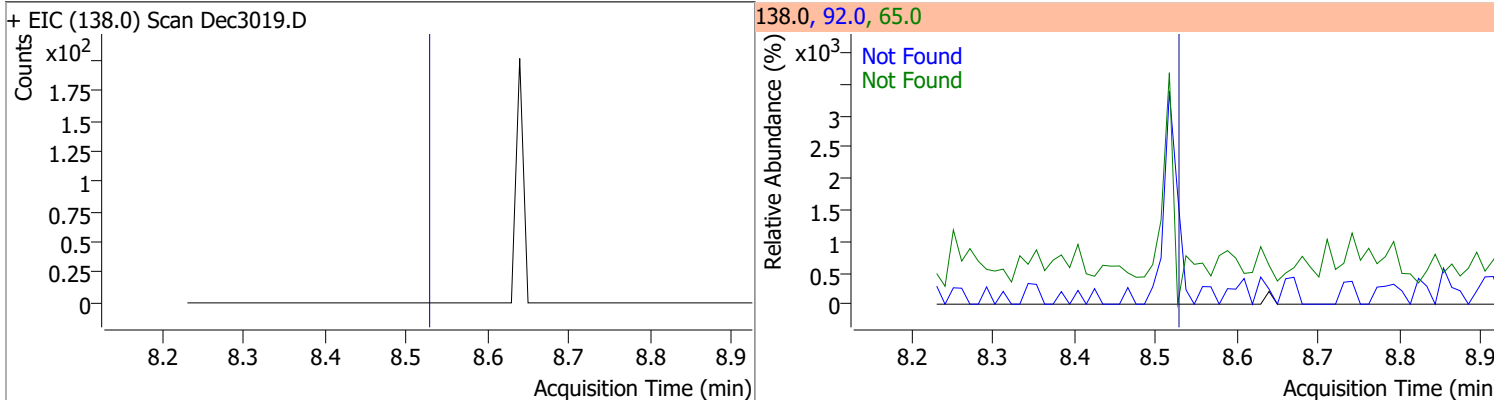
Compound	Conc.	RT	Dev(Min)	Resp.	QIon	QRatio	Lower	Upper
2,6-Dinitrotoluene	0	0		0	63.0		135.1	250.9
					89.0		47.4	88.1



Compound	Conc.	Exp RT	QIon	Exp Ratio
Acenaphthylene	N.D.	8.34	153.1	13.9

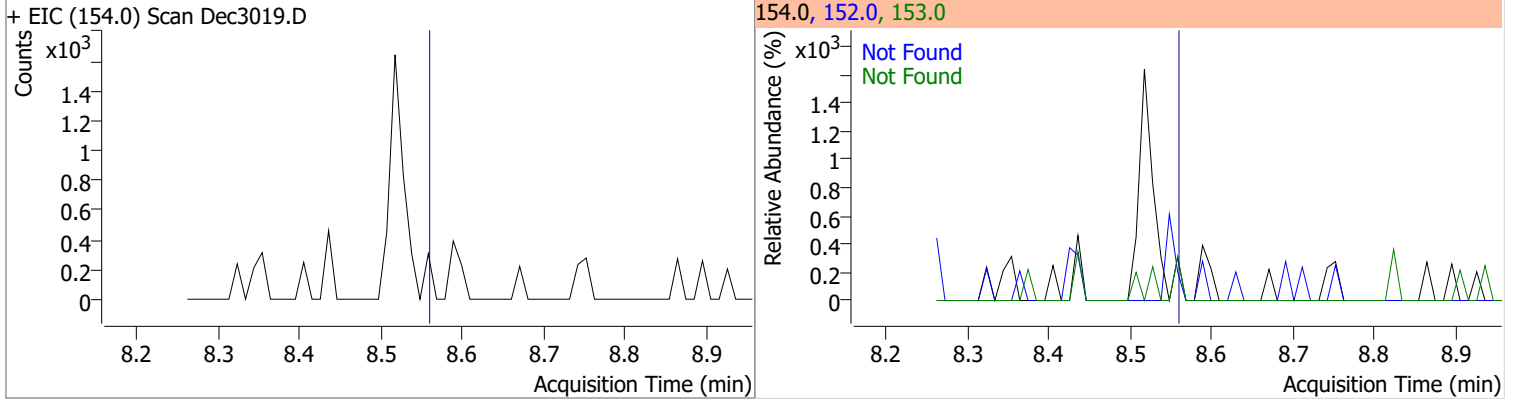


Compound	Conc.	Exp RT	QIon	Exp Ratio	QIon	Exp Ratio
3-Nitroaniline	N.D.	8.53	65.0	157.8	92.0	118.6

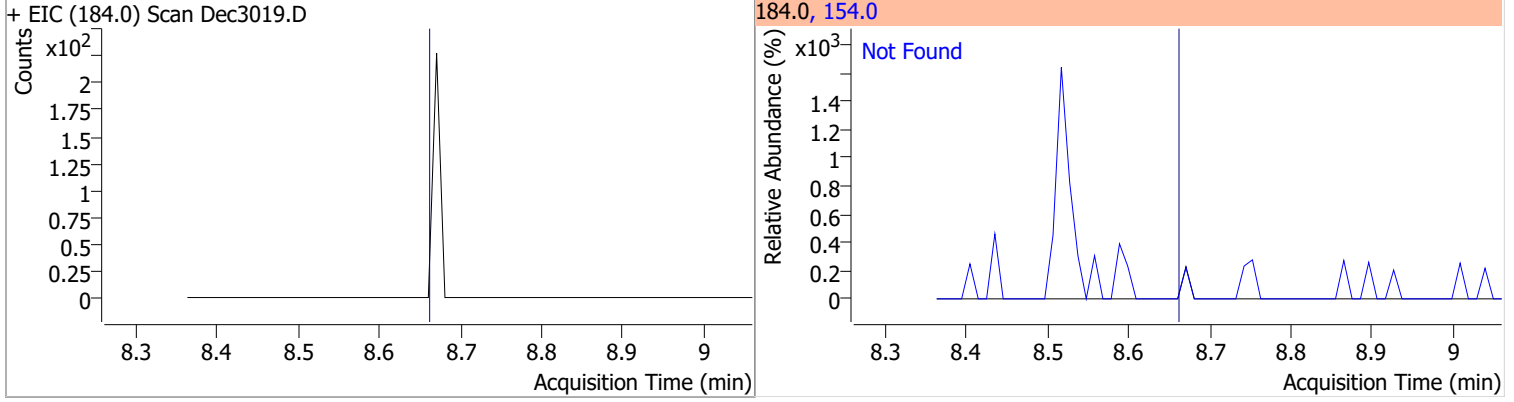


Quantitation Results Report (QT Reviewed)

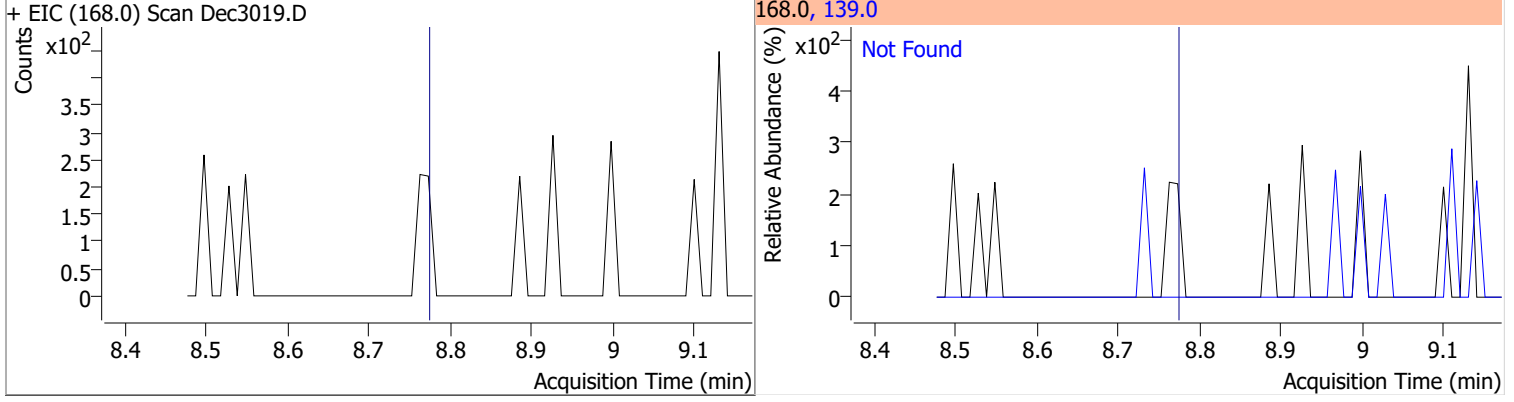
Compound	Conc.	Exp RT	QIon	Exp Ratio	QIon	Exp Ratio
Acenaphthene	N.D.	8.56	153.0	109.6	152.0	52.7



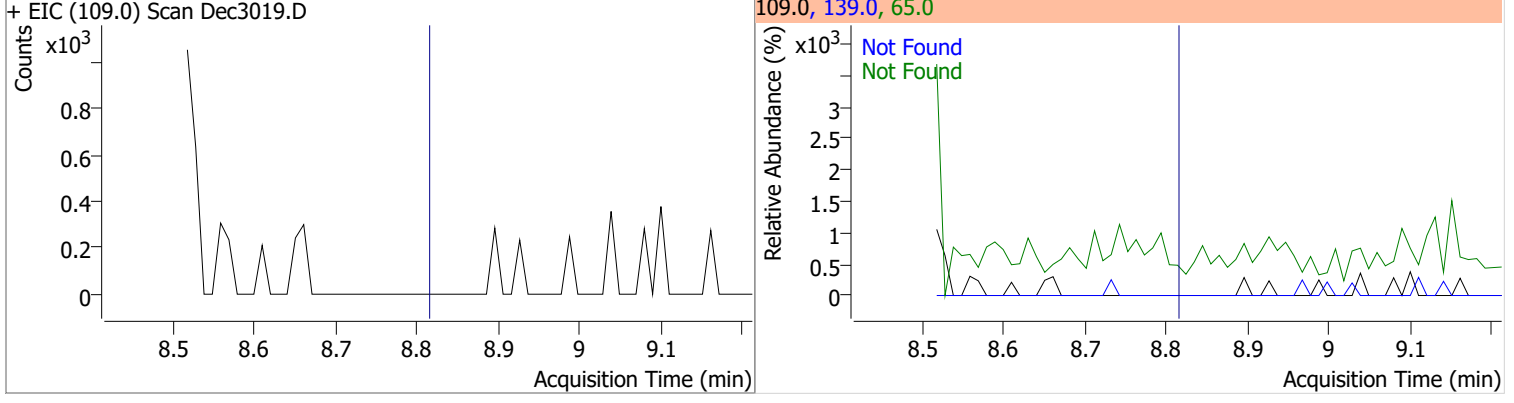
Compound	Conc.	Exp RT	QIon	Exp Ratio
2,4-Dinitrophenol	N.D.	8.66	154.0	55.5



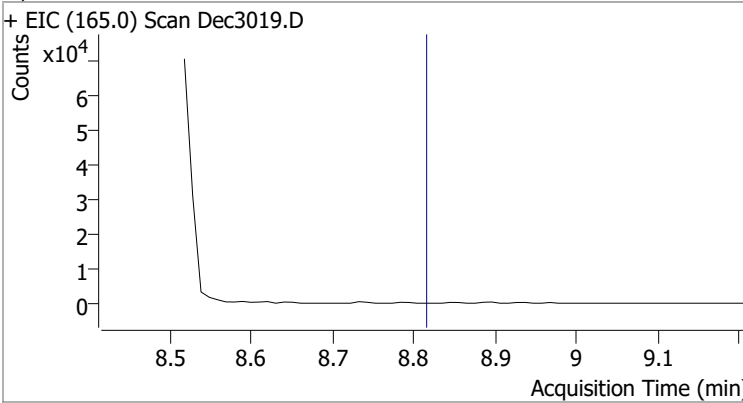
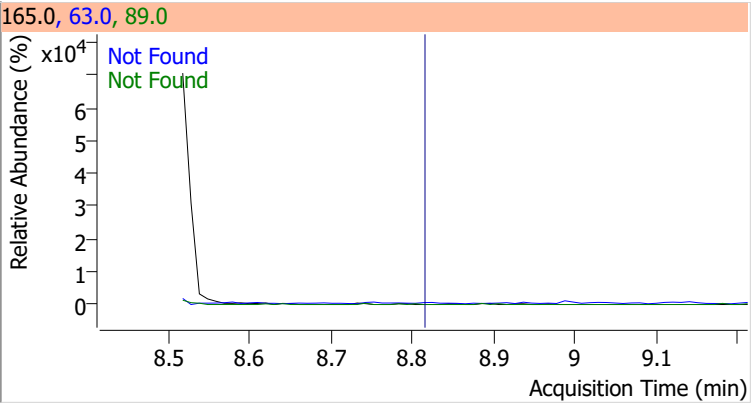
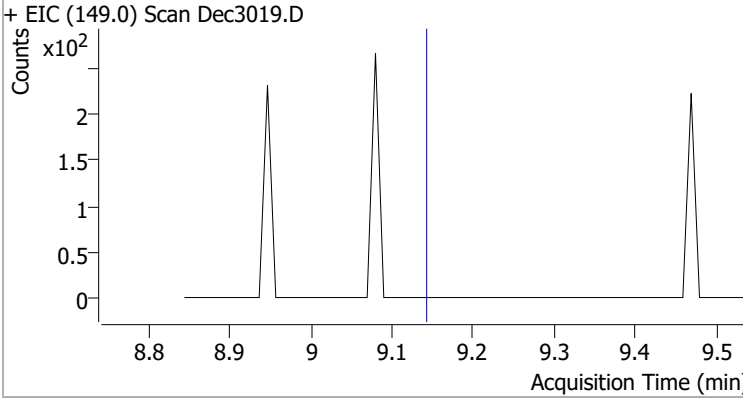
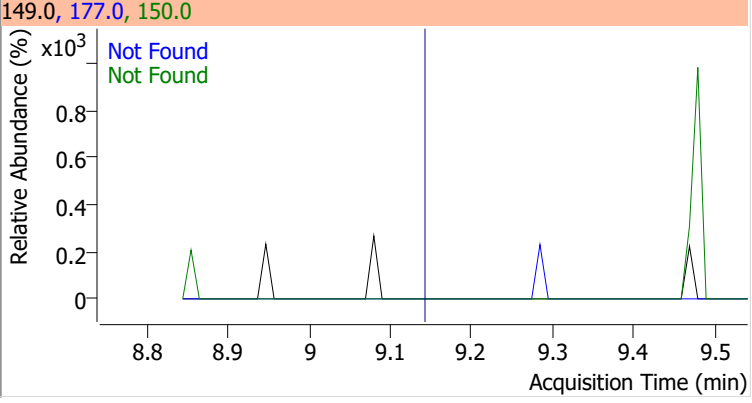
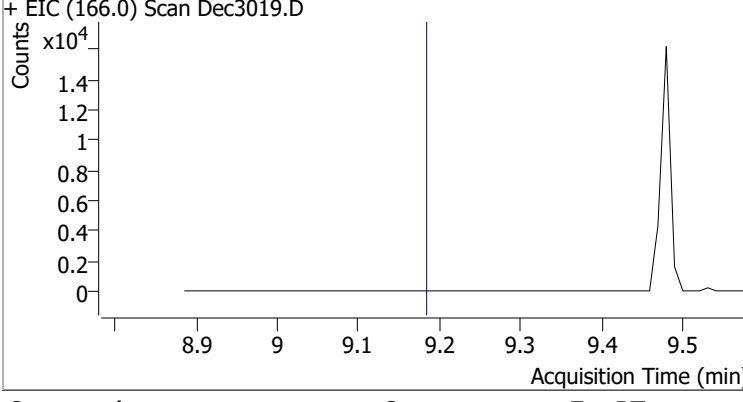
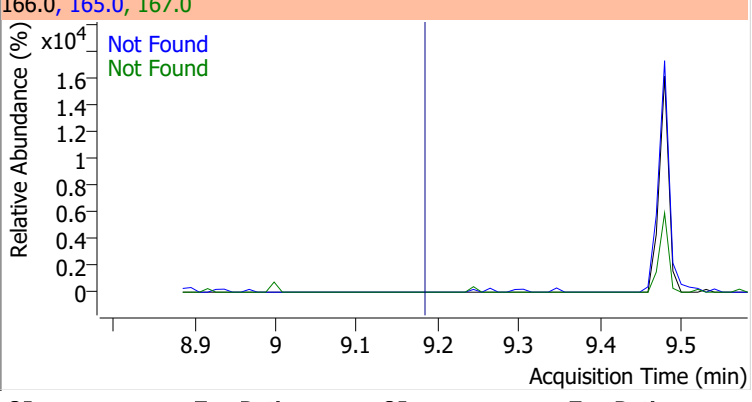
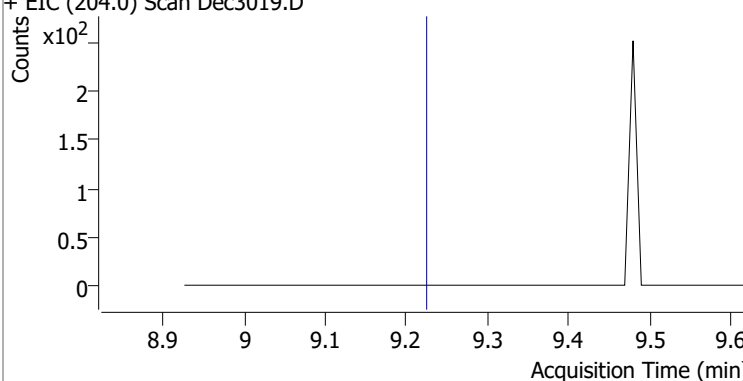
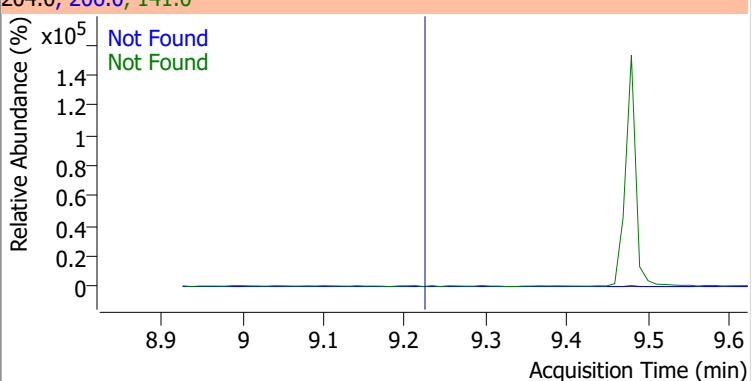
Compound	Conc.	Exp RT	QIon	Exp Ratio
Dibenzofuran	N.D.	8.77	139.0	38.2



Compound	Conc.	Exp RT	QIon	Exp Ratio	QIon	Exp Ratio
4-Nitrophenol	N.D.	8.81	65.0	85.8	139.0	70.9

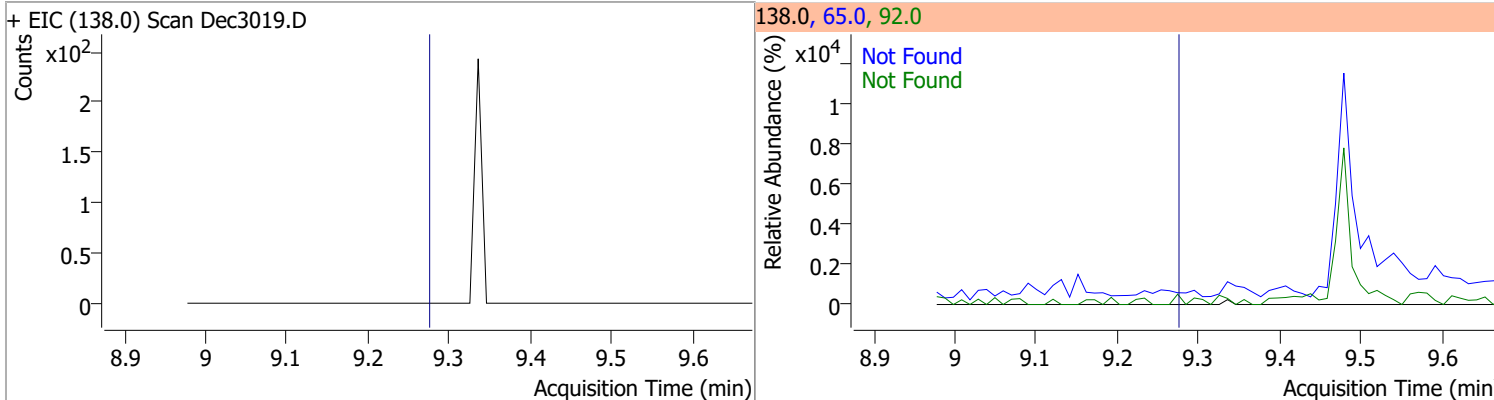


Quantitation Results Report (QT Reviewed)

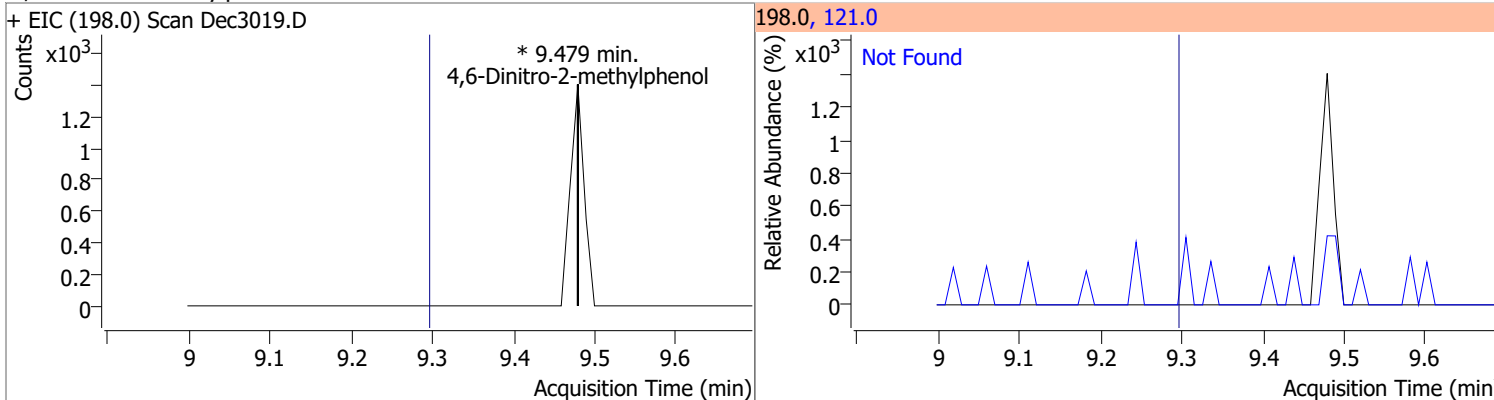
Compound	Conc.	Exp RT	QIon	Exp Ratio	QIon	Exp Ratio
2,4-Dinitrotoluene	N.D.	8.81	63.0	89.4	89.0	79.1
+ EIC (165.0) Scan Dec3019.D			165.0, 63.0, 89.0			
						
Diethylphthalate	N.D.	9.14	177.0	19.4	150.0	12.3
+ EIC (149.0) Scan Dec3019.D			149.0, 177.0, 150.0			
						
Fluorene	N.D.	9.18	165.0	88.8	167.0	12.9
+ EIC (166.0) Scan Dec3019.D			166.0, 165.0, 167.0			
						
4-Chlorophenyl-phenylether	N.D.	9.22	141.0	65.7	206.0	32.4
+ EIC (204.0) Scan Dec3019.D			204.0, 206.0, 141.0			
						

Quantitation Results Report (QT Reviewed)

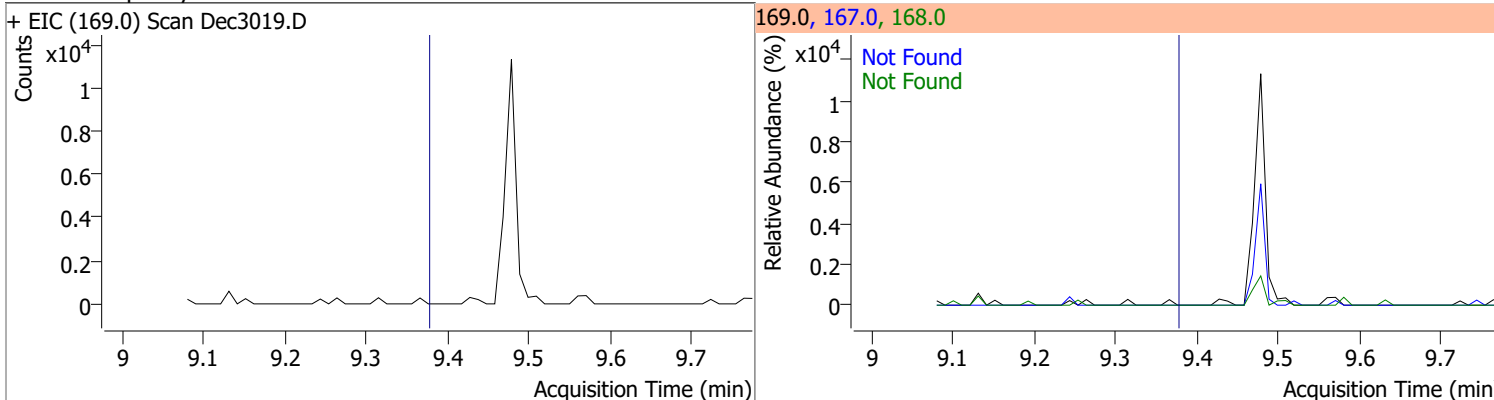
Compound	Conc.	Exp RT	QIon	Exp Ratio	QIon	Exp Ratio
4-Nitroaniline	N.D.	9.27	65.0	131.3	92.0	49.5



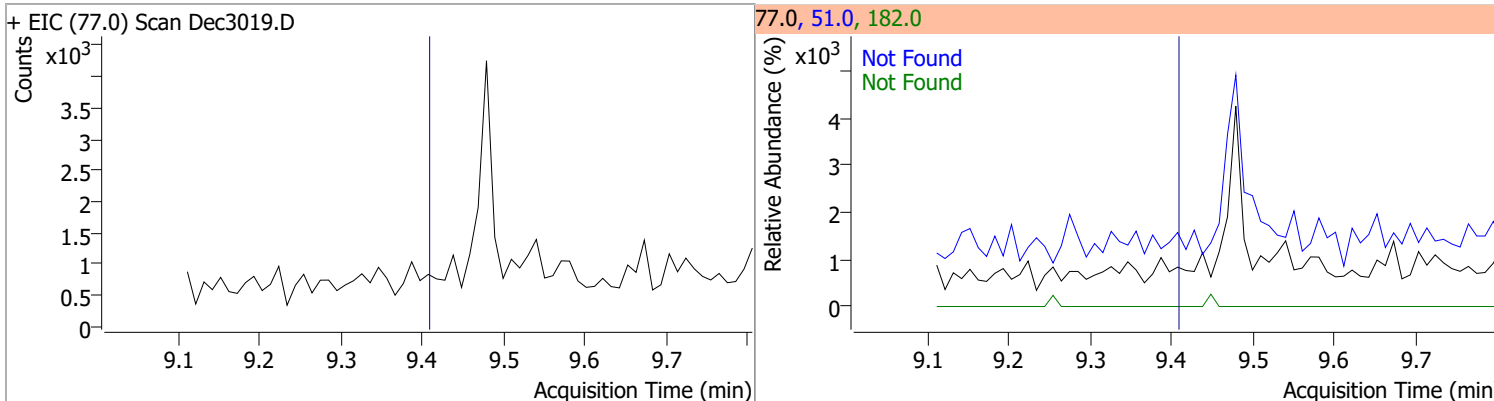
Compound	Conc.	RT	Dev(Min)	Resp.	QIon	QRatio	Lower	Upper
4,6-Dinitro-2-methylphenol	0	0	0	0	121.0		37.1	68.8



Compound	Conc.	Exp RT	QIon	Exp Ratio	QIon	Exp Ratio
N-nitrosodiphenylamine	N.D.	9.38	168.0	66.6	167.0	35.0

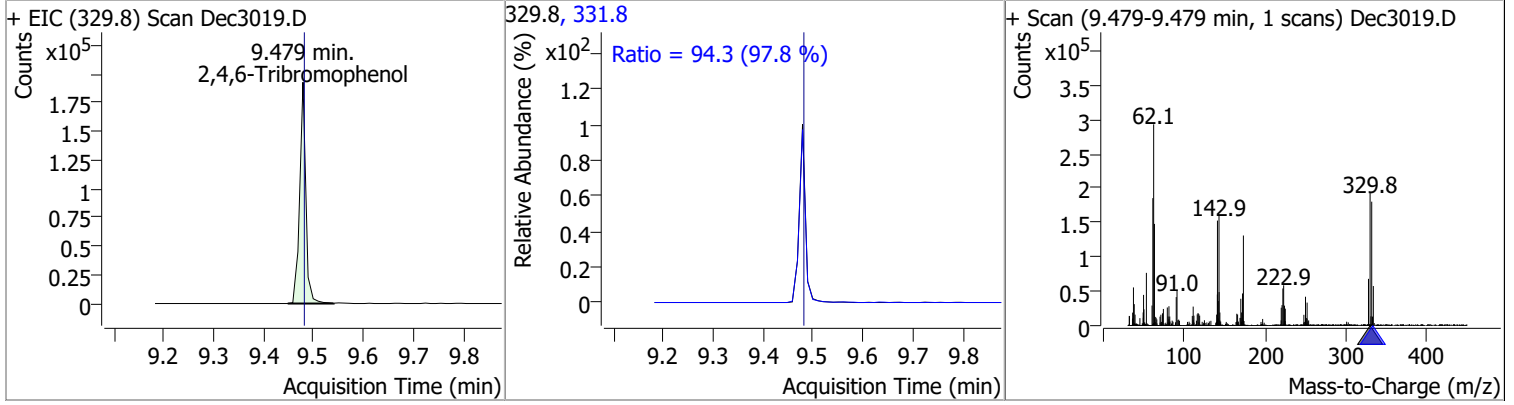


Compound	Conc.	Exp RT	QIon	Exp Ratio	QIon	Exp Ratio
Azobenzene	N.D.	9.41	51.0	49.7	182.0	23.1

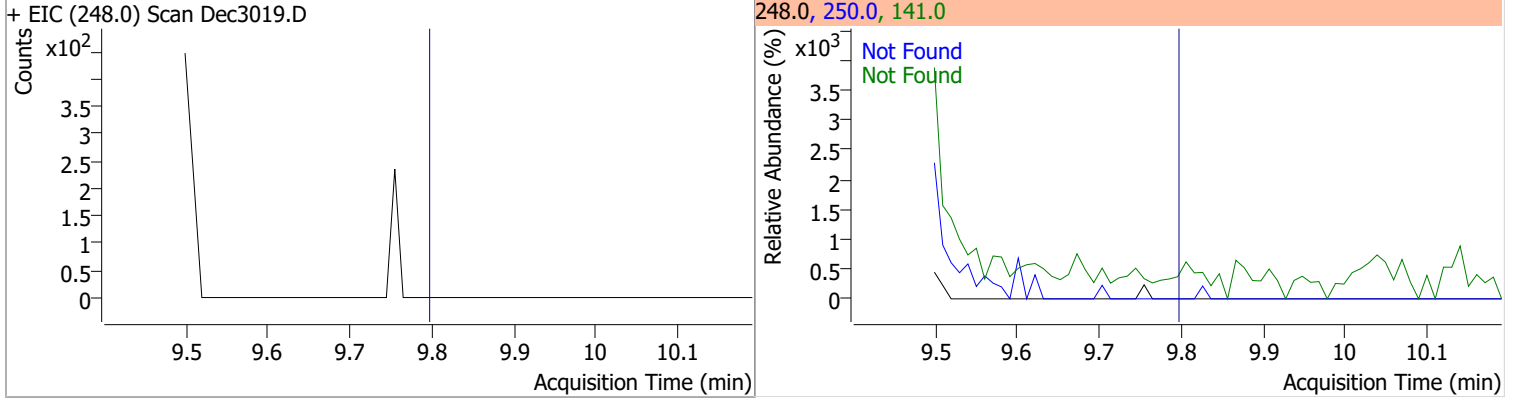


Quantitation Results Report (QT Reviewed)

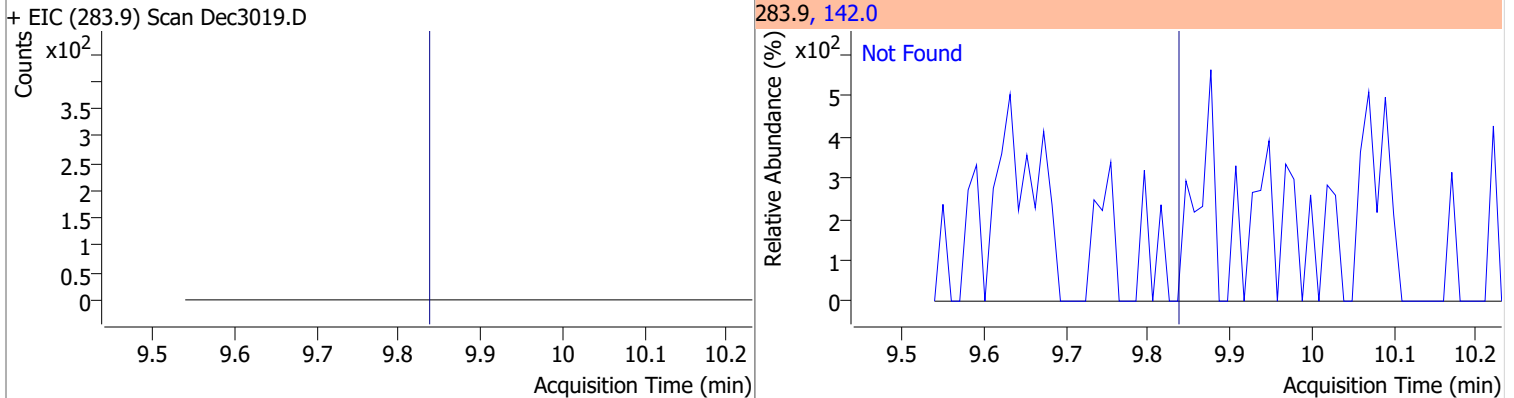
Compound	Conc.	RT	Dev(Min)	Resp.	QIon	QRatio	Lower	Upper
2,4,6-Tribromophenol	180.8658	9.48	0.00	165517	331.8	94.3	67.5	125.3



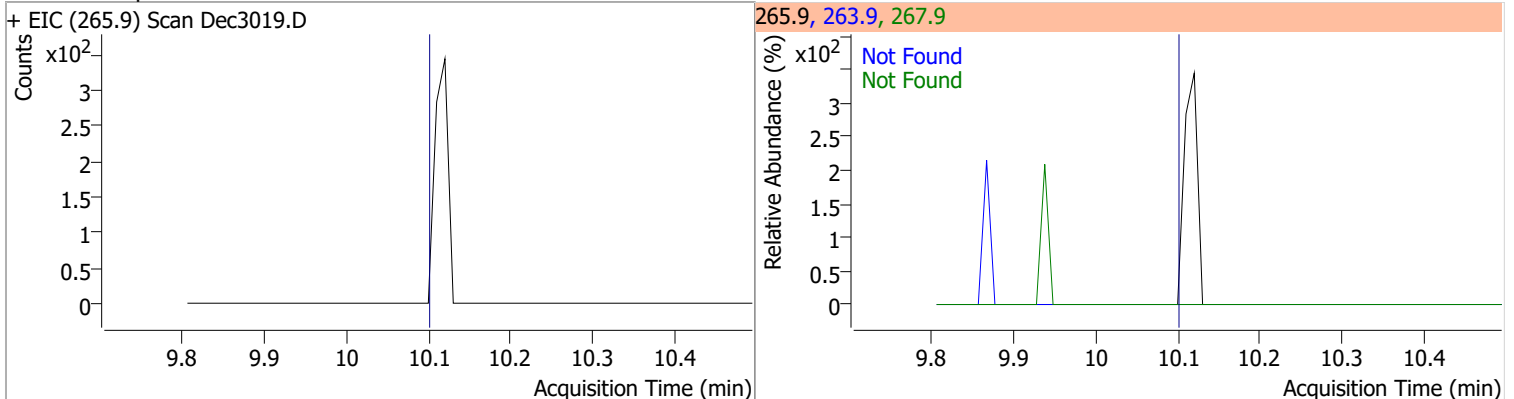
Compound	Conc.	Exp RT	QIon	Exp Ratio	QIon	Exp Ratio
4-Bromophenyl-phenylether	N.D.	9.80	141.0	109.8	250.0	97.9



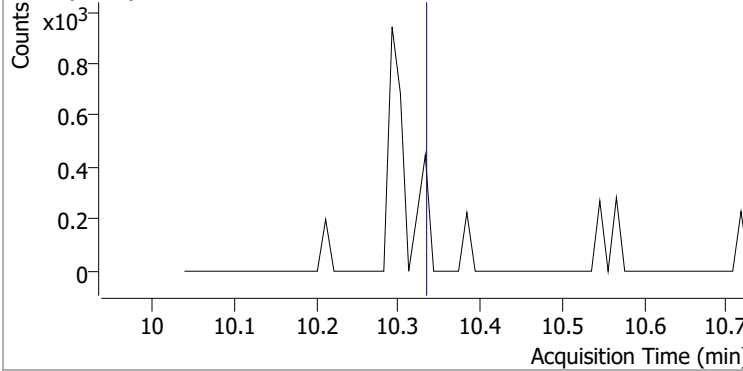
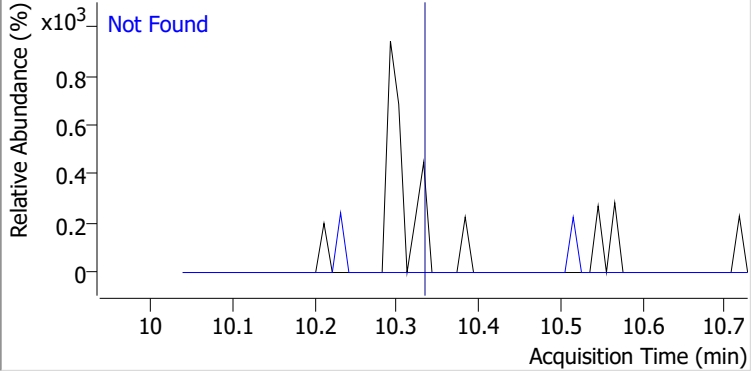
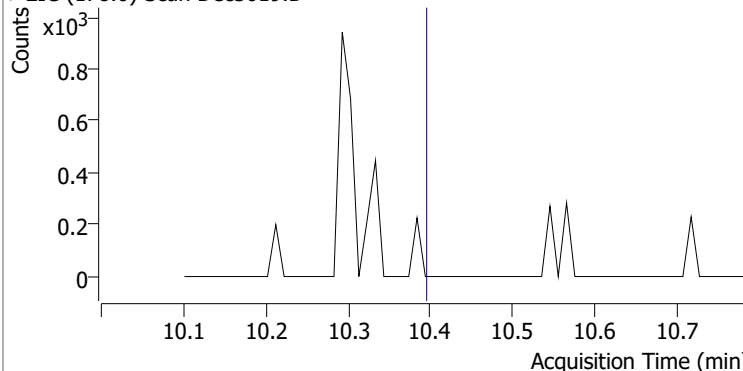
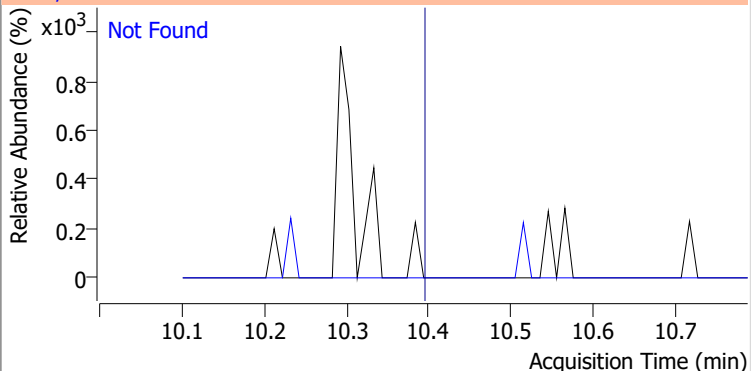
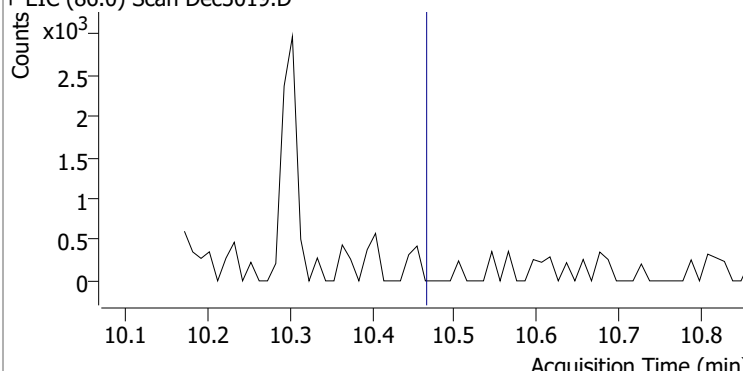
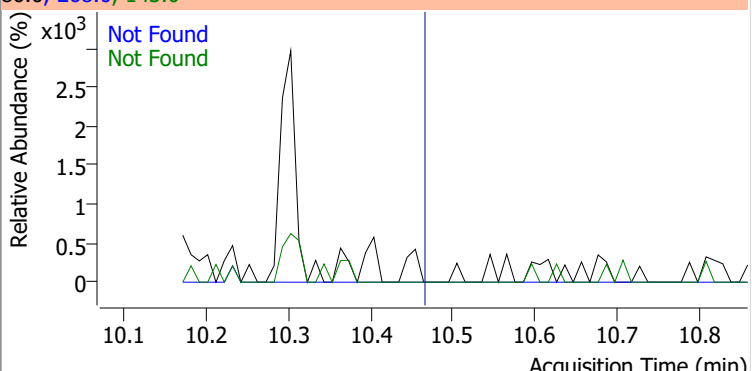
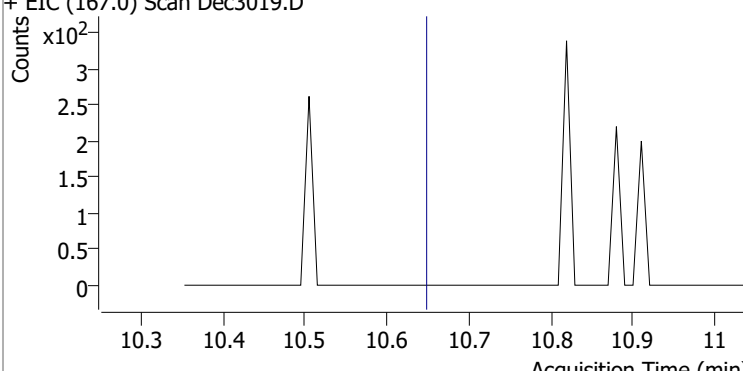
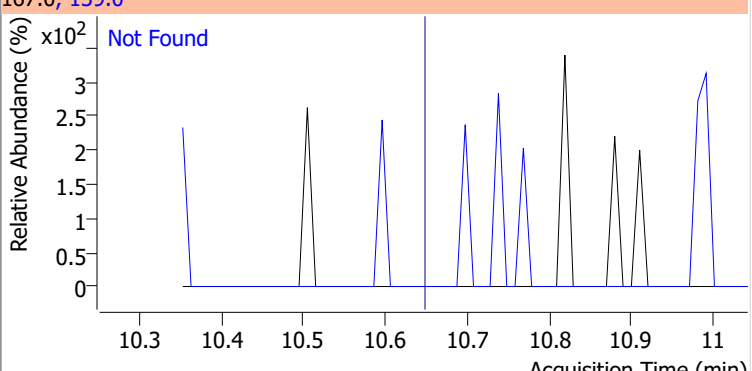
Compound	Conc.	Exp RT	QIon	Exp Ratio	QIon	Exp Ratio
Hexachlorobenzene	N.D.	9.84	142.0	64.6	250.0	97.9



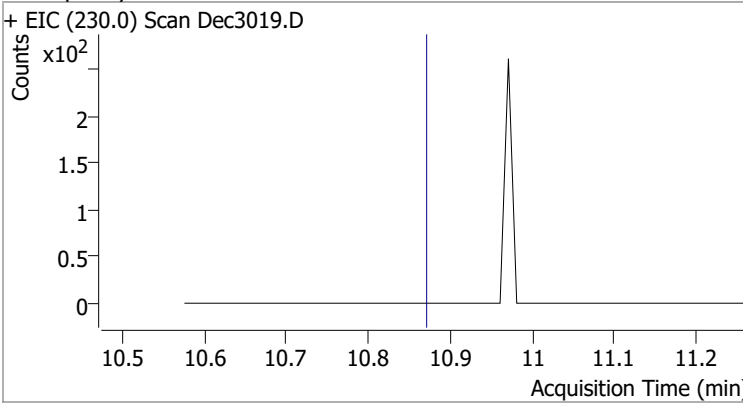
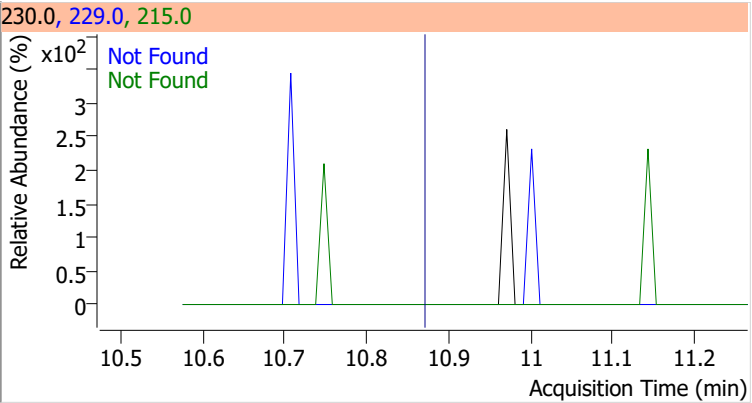
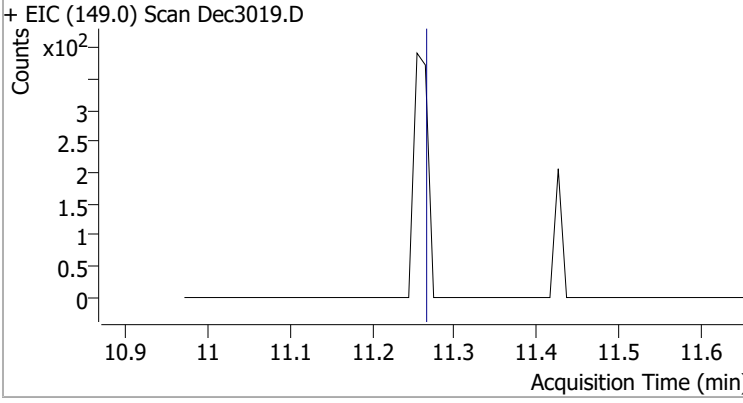
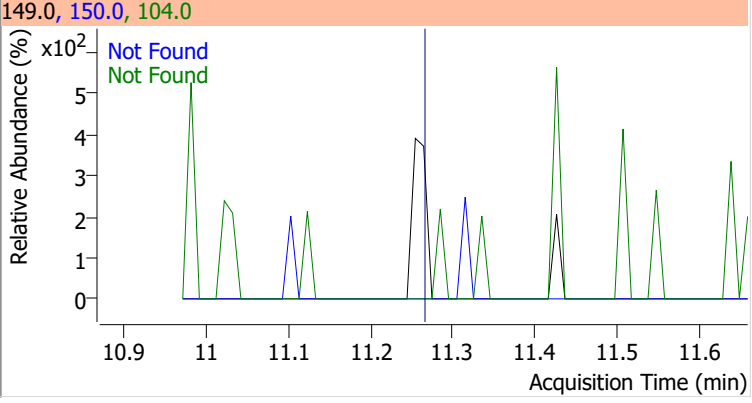
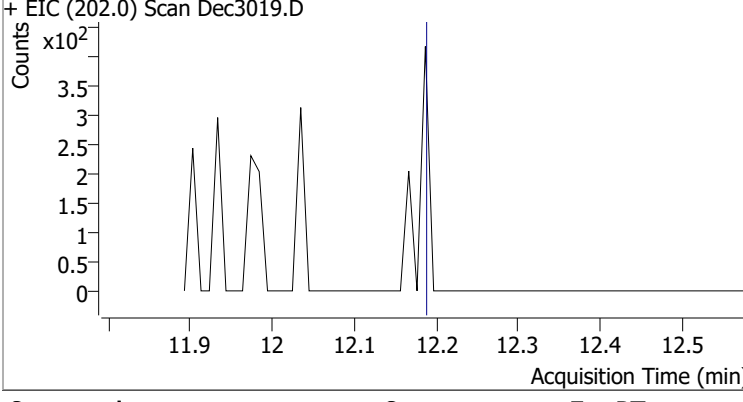
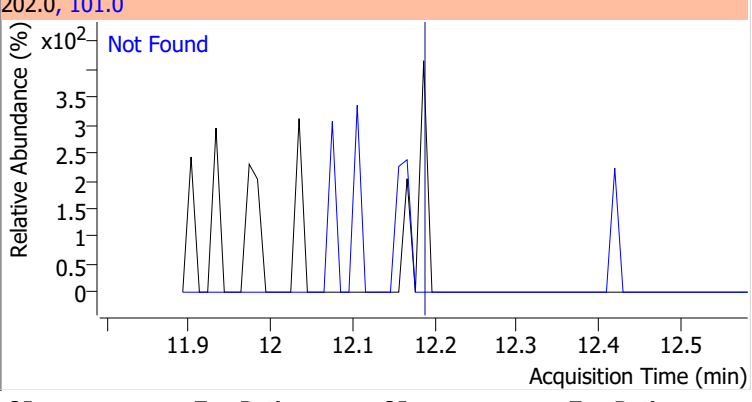
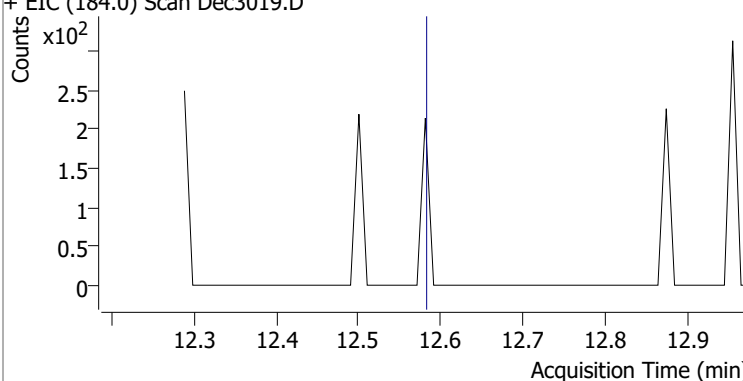
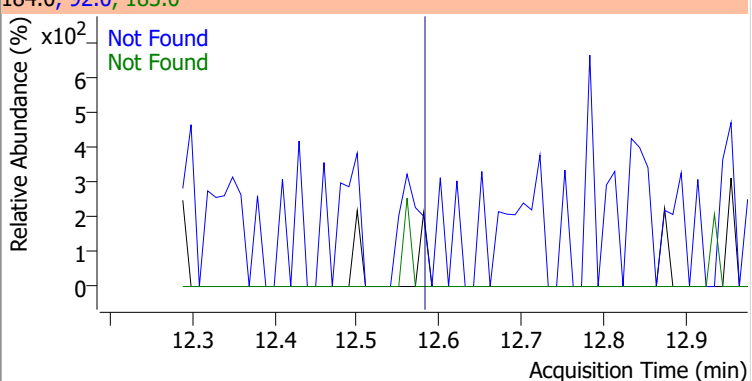
Compound	Conc.	Exp RT	QIon	Exp Ratio	QIon	Exp Ratio
Pentachlorophenol	N.D.	10.10	263.9	62.0	267.9	61.9



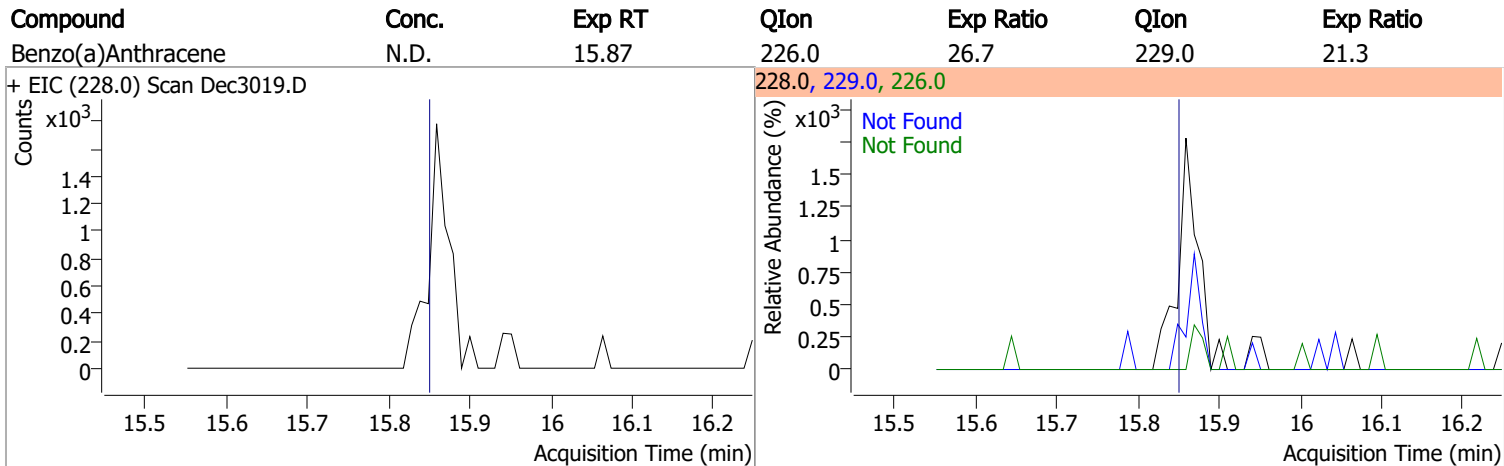
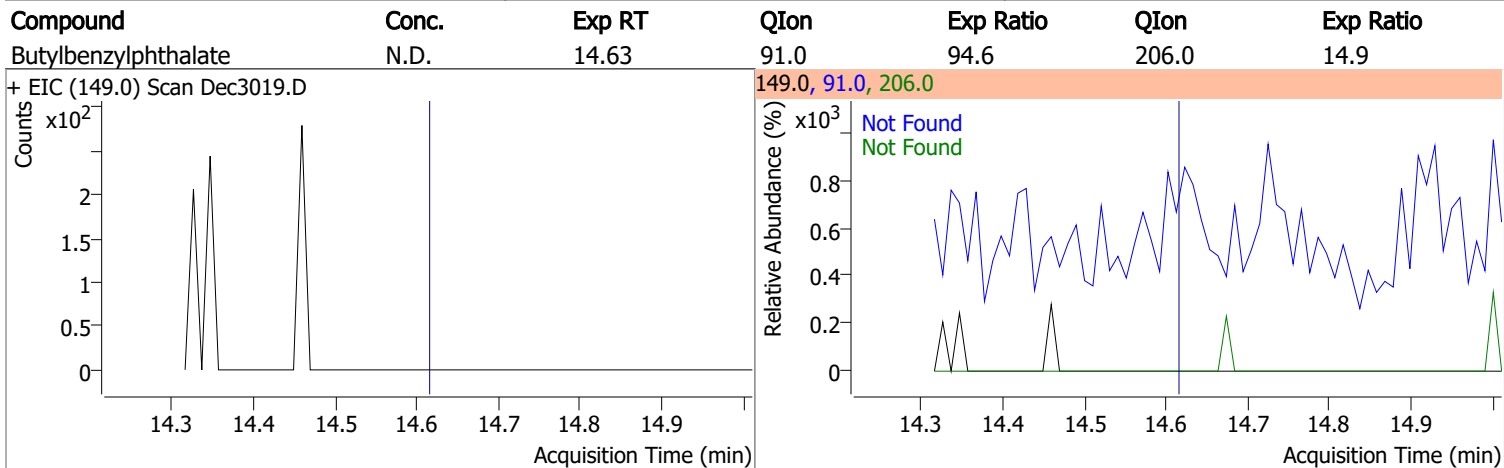
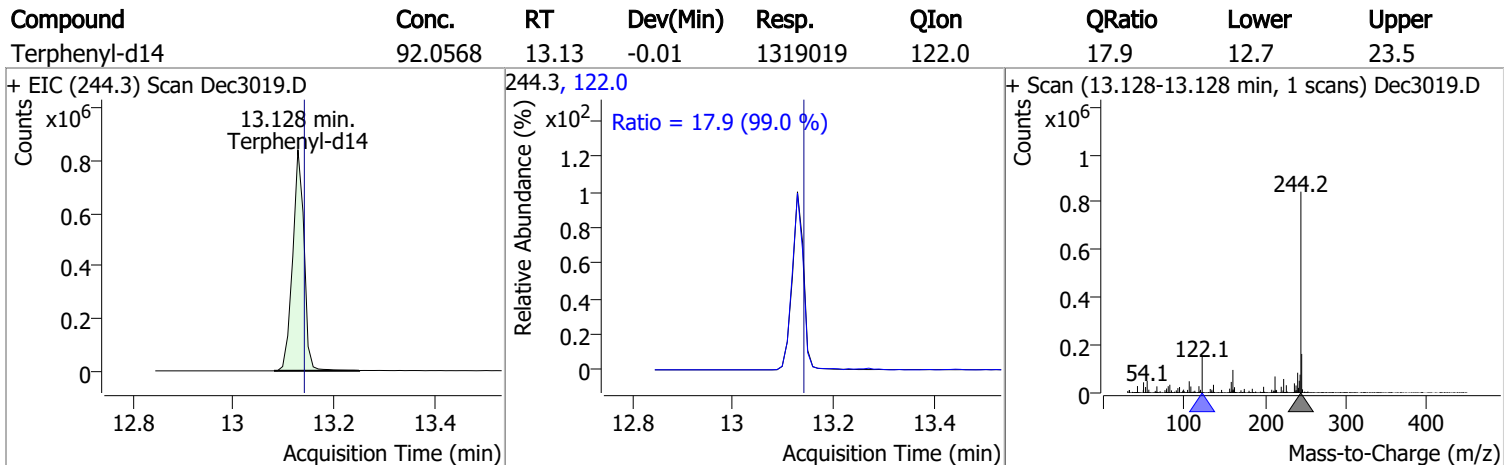
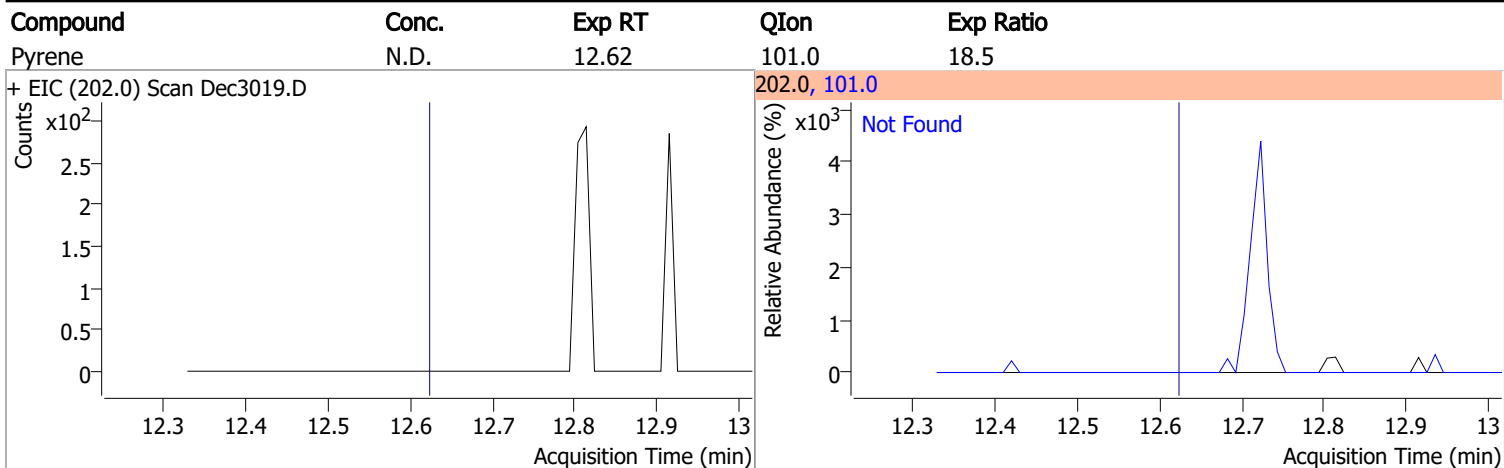
Quantitation Results Report (QT Reviewed)

Compound	Conc.	Exp RT	QIon	Exp Ratio		
Phenanthrene	N.D.	10.33	176.0	19.7		
+ EIC (178.0) Scan Dec3019.D			178.0, 176.0			
						
Anthracene	N.D.	10.39	176.0	18.3		
+ EIC (178.0) Scan Dec3019.D			178.0, 176.0			
						
Triallate	N.D.	10.46	143.0	22.0	QIon	Exp Ratio
					268.0	18.2
+ EIC (86.0) Scan Dec3019.D			86.0, 268.0, 143.0			
						
Carbazole	N.D.	10.65	139.0	13.0		
+ EIC (167.0) Scan Dec3019.D			167.0, 139.0			
						

Quantitation Results Report (QT Reviewed)

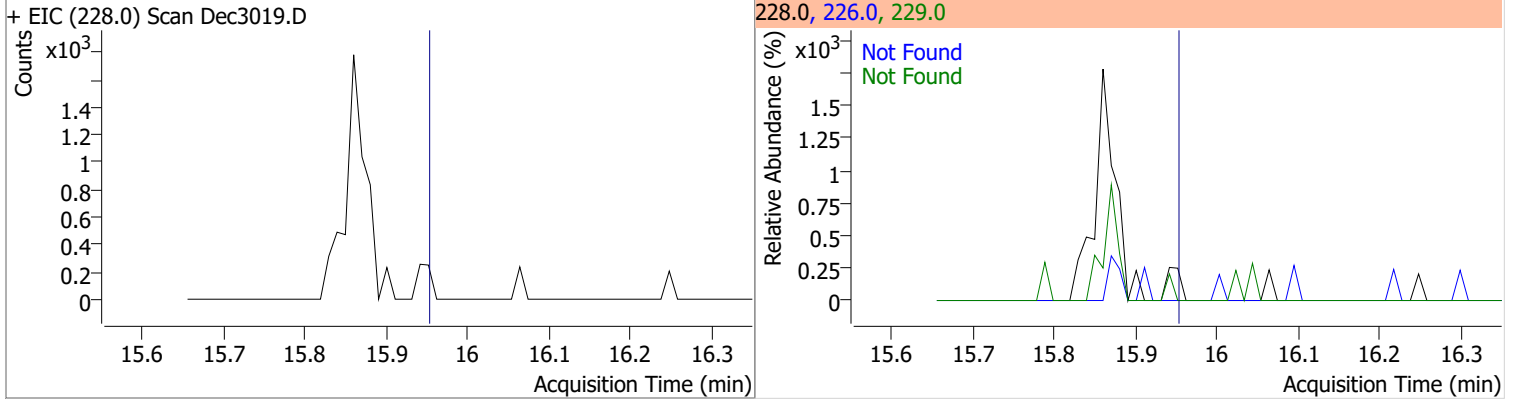
Compound	Conc.	Exp RT	QIon	Exp Ratio	QIon	Exp Ratio
o-Terphenyl	N.D.	10.87	229.0	67.7	215.0	38.2
+ EIC (230.0) Scan Dec3019.D			230.0, 229.0, 215.0			
						
Di-n-Butylphthalate	N.D.	11.26	150.0	9.1	104.0	6.2
+ EIC (149.0) Scan Dec3019.D			149.0, 150.0, 104.0			
						
Fluoranthene	N.D.	12.19	101.0	15.0		
+ EIC (202.0) Scan Dec3019.D			202.0, 101.0			
						
Benzidine	N.D.	12.58	183.0	11.5	92.0	9.0
+ EIC (184.0) Scan Dec3019.D			184.0, 92.0, 183.0			
						

Quantitation Results Report (QT Reviewed)

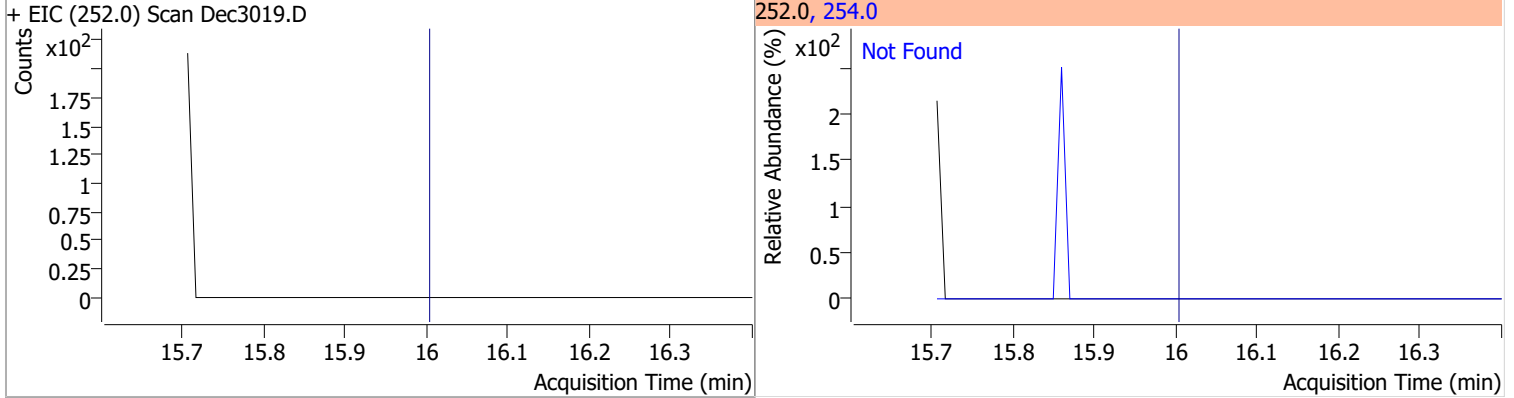


Quantitation Results Report (QT Reviewed)

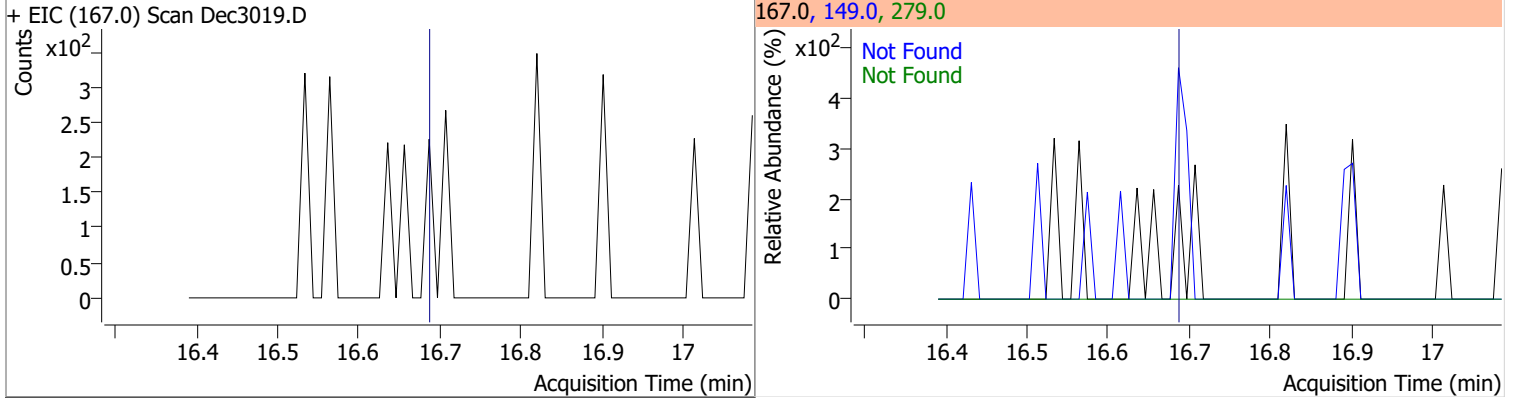
Compound	Conc.	Exp RT	QIon	Exp Ratio	QIon	Exp Ratio
Chrysene	N.D.	15.97	226.0	30.6	229.0	20.9



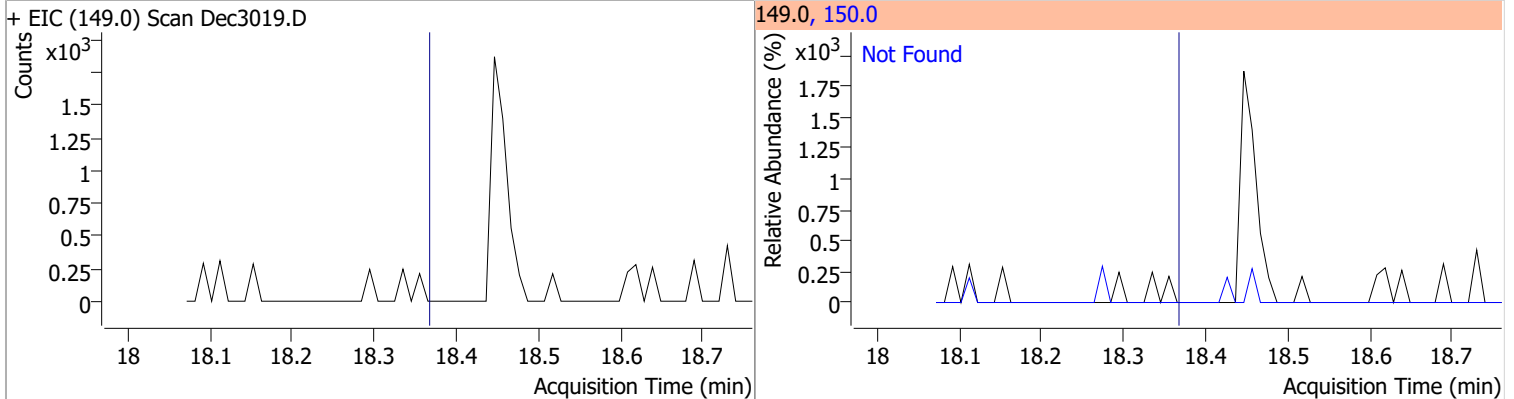
Compound	Conc.	Exp RT	QIon	Exp Ratio
3,3-Dichlorobenzidine	N.D.	16.02	254.0	62.0



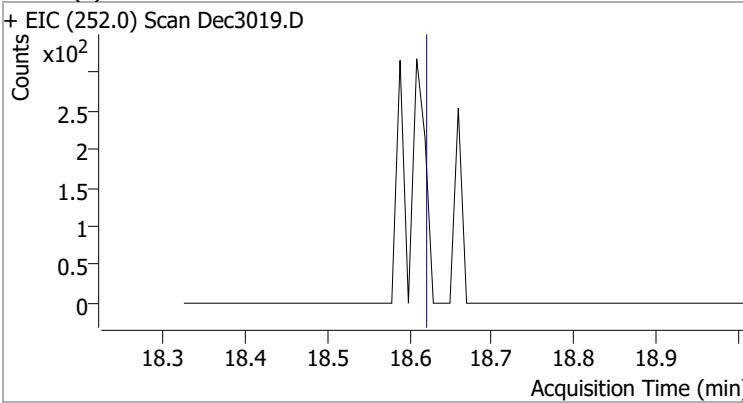
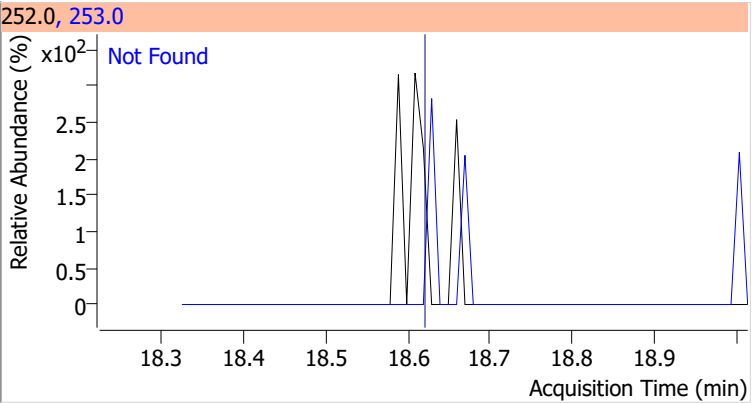
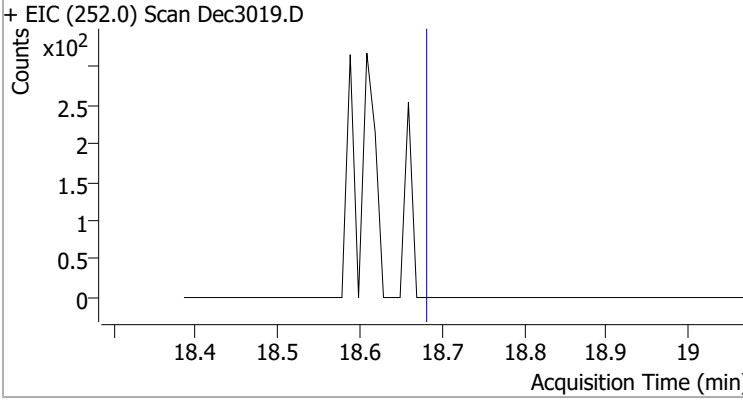
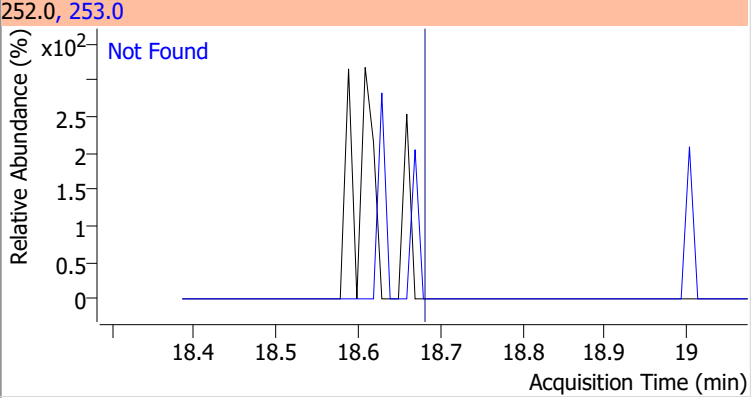
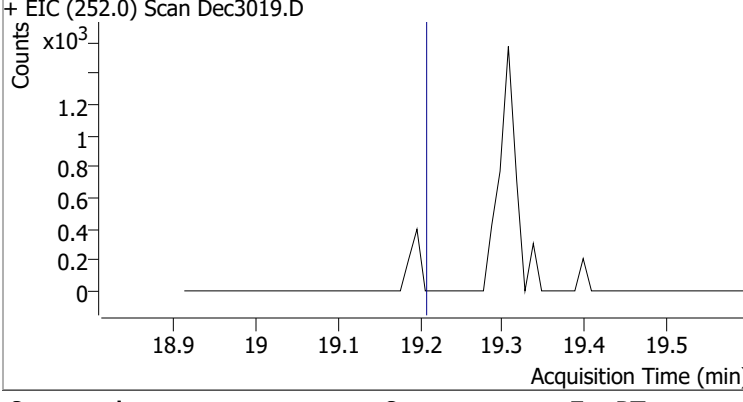
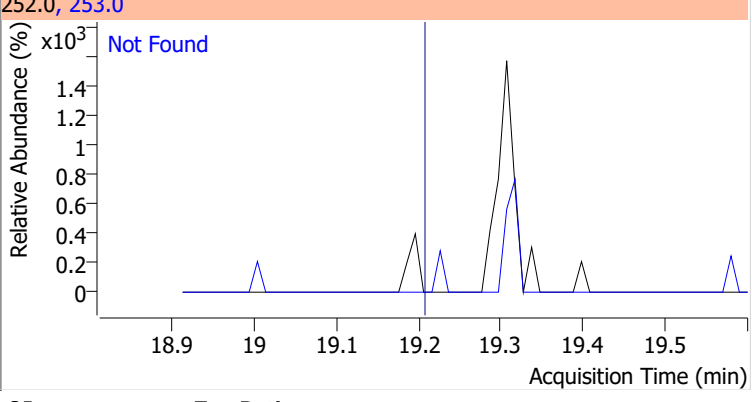
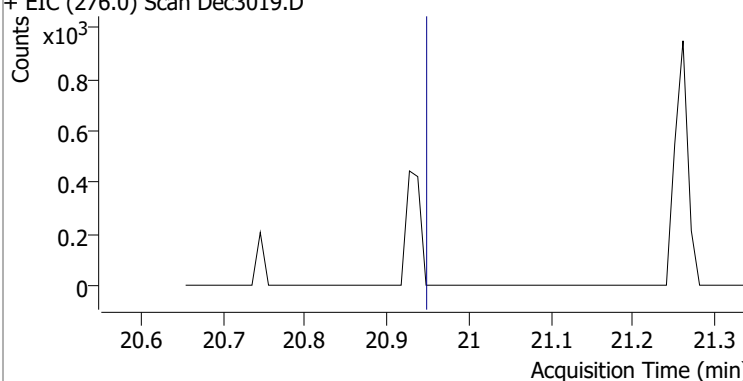
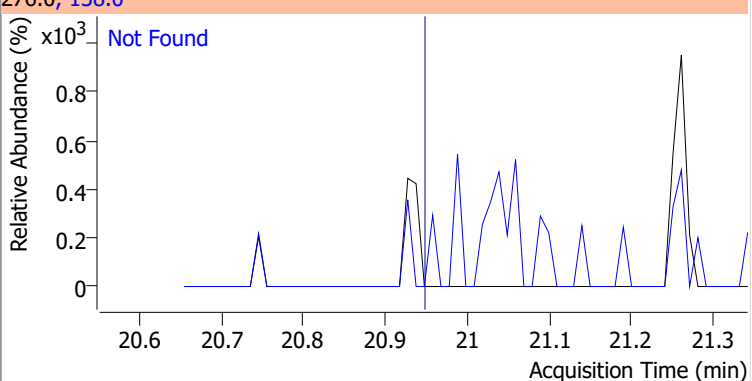
Compound	Conc.	Exp RT	QIon	Exp Ratio	QIon	Exp Ratio
bis(2-ethylhexyl)Phthalate	N.D.	16.71	149.0	421.6	279.0	11.2



Compound	Conc.	Exp RT	QIon	Exp Ratio
Di-n-octyl Phthalate	N.D.	18.38	150.0	9.7

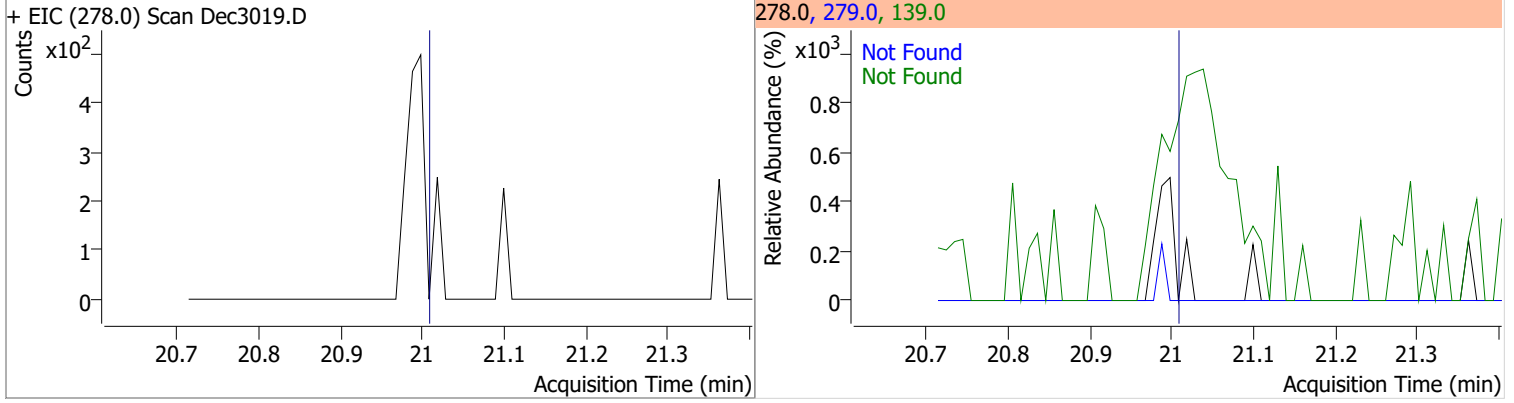


Quantitation Results Report (QT Reviewed)

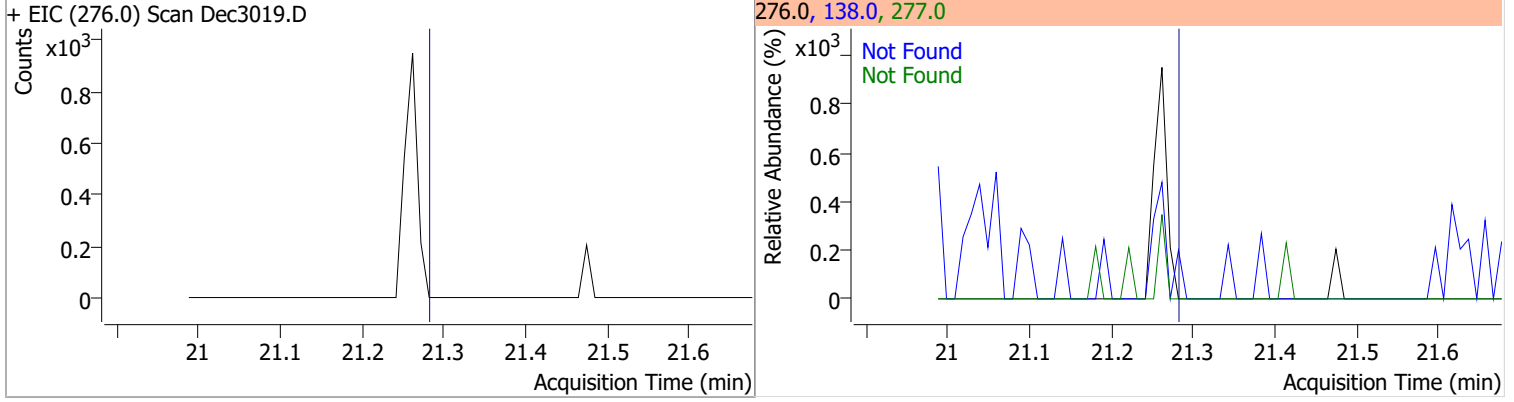
Compound	Conc.	Exp RT	QIon	Exp Ratio
Benzo(b)fluoranthene	N.D.	18.63	253.0	21.4
+ EIC (252.0) Scan Dec3019.D			252.0, 253.0	
				
Benzo(k)fluoranthene	N.D.	18.69	253.0	21.7
+ EIC (252.0) Scan Dec3019.D			252.0, 253.0	
				
Benzo(a)pyrene	N.D.	19.22	253.0	22.9
+ EIC (252.0) Scan Dec3019.D			252.0, 253.0	
				
Indeno(1,2,3-c,d)pyrene	N.D.	20.96	138.0	39.1
+ EIC (276.0) Scan Dec3019.D			276.0, 138.0	
				

Quantitation Results Report (QT Reviewed)

Compound	Conc.	Exp RT	QIon	Exp Ratio	QIon	Exp Ratio
Dibenzo(a,h)anthracene	N.D.	21.02	139.0	30.6	279.0	24.6

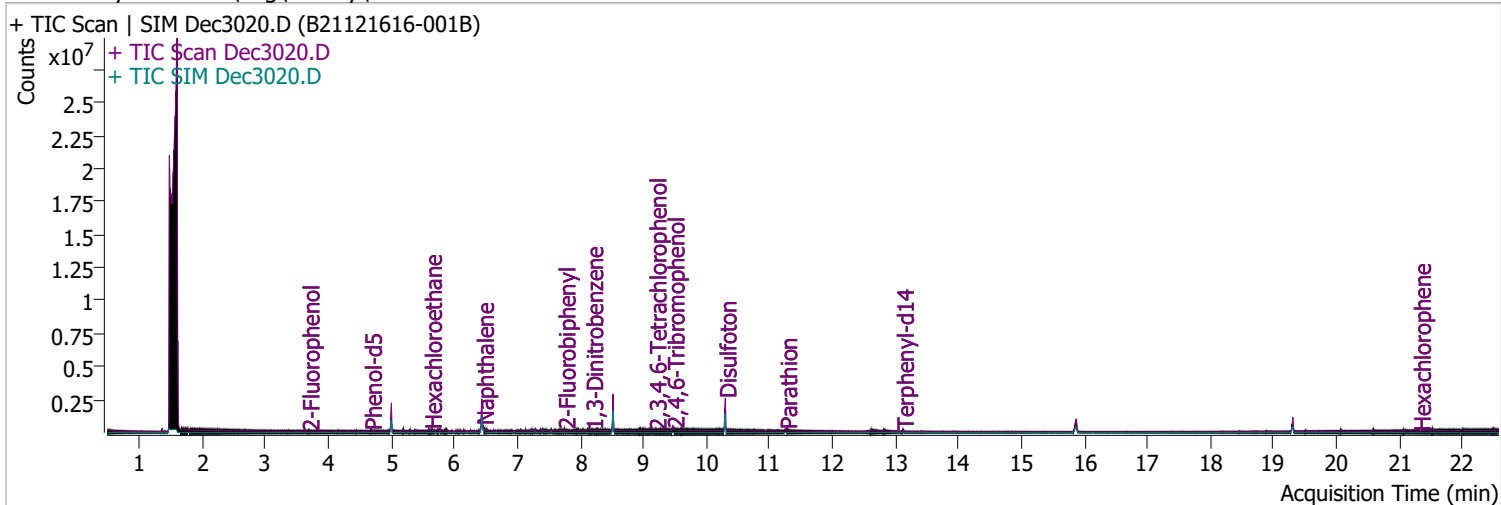


Compound	Conc.	Exp RT	QIon	Exp Ratio	QIon	Exp Ratio
Benzo(g,h,i)perylene	N.D.	21.29	138.0	41.5	277.0	23.8



Quantitation Results Report (QT Reviewed)

Data File	Dec3020.D	Operator	LIMS import
Acq. Method	BNA+SIM.M	Acq. Date-Time	12/30/2021 10:29:09 PM
Sample Name	B21121616-001B	Instrument	Instrument #1
Vial	20	Multiplier	1.00
DA Method File	122821 bna 1 CAL.batch.bin	Comment	SVOC-8270-W
Tune File	dftppdsm.u	Tune Date	11/24/2021 11:15:00 AM
Batch Name	123021 bna 1.batch.bin	Last Calib Update	1/3/2022 10:10:10 AM
Ref Library	D:\Org\Library\NIST129K.I		



Compound	RT	QIon	Resp.	Conc.	Units	Dev(Min)
----------	----	------	-------	-------	-------	----------

Internal Standards

System Monitoring Compounds

S 2-Fluorophenol	3.684	112.0	21452	2.9546	µg/L	-0.020
Spiked Amount: 200.000	Range: 10.0 - 75.0%			Recovery = 1.48%		*
S Phenol-d5	4.675	99.0	23139	3.1176	µg/L	-0.010
Spiked Amount: 200.000	Range: 10.0 - 65.0%			Recovery = 1.56%		*
S Nitrobenzene-d5	0.000		0	N.D.		
Spiked Amount: 100.000	Range: 32.0 - 94.0%			Recovery = NA%		
S 2-Fluorobiphenyl	7.749	172.0	41513	2.1801	µg/L	0.000
Spiked Amount: 100.000	Range: 28.0 - 107.0%			Recovery = 2.18%		*
S 2,4,6-Tribromophenol	9.479	329.8	6784	9.1343	µg/L	0.000
Spiked Amount: 200.000	Range: 25.0 - 140.0%			Recovery = 4.57%		*
S Terphenyl-d14	13.118	244.3	55750	3.7880	µg/L	-0.020
Spiked Amount: 100.000	Range: 32.0 - 122.0%			Recovery = 3.79%		*

Target Compounds

Compound	RT	QIon	Resp.	Conc.	Units	Dev(Min)	QValue
T N-Nitrosodimethylamine	0.000		0	N.D.			
T Pyridine	0.000		0	N.D.			
T Aniline	0.000		0	N.D.			
T Phenol	0.000		0	N.D.			
T bis(-2-Chloroethyl)Ether	0.000		0	N.D.			
T 2-Chlorophenol	0.000		0	N.D.			
T 1,3-Dichlorobenzene	0.000		0	N.D.			
T 1,4-Dichlorobenzene	0.000		0	N.D.			
T 1,2-Dichlorobenzene	0.000		0	N.D.			
T Benzyl Alcohol	0.000		0	N.D.			
T bis(2-chloroisopropyl)Ether	0.000		0	N.D.			
T 2-Methylphenol	0.000		0	N.D.			
T N-nitroso-Di-n-propylamine	0.000		0	N.D.			
T 4Methylphenol/3Methylphenol	0.000		0	N.D.			
T Hexachloroethane	5.624	117.0	77877	23.5304	µg/L	17	

Quantitation Results Report (QT Reviewed)

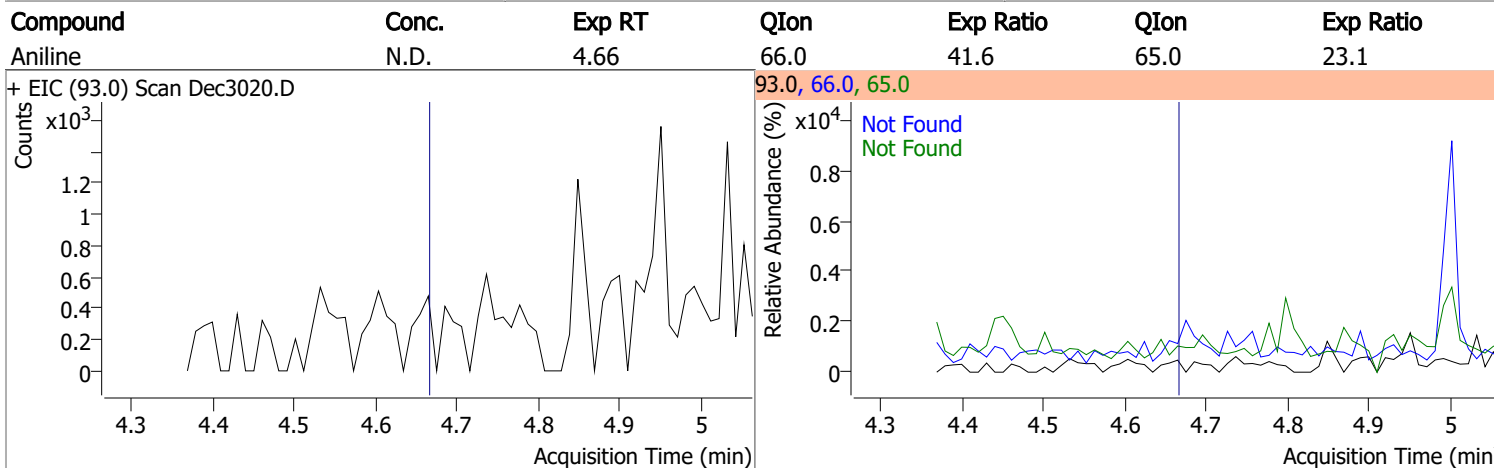
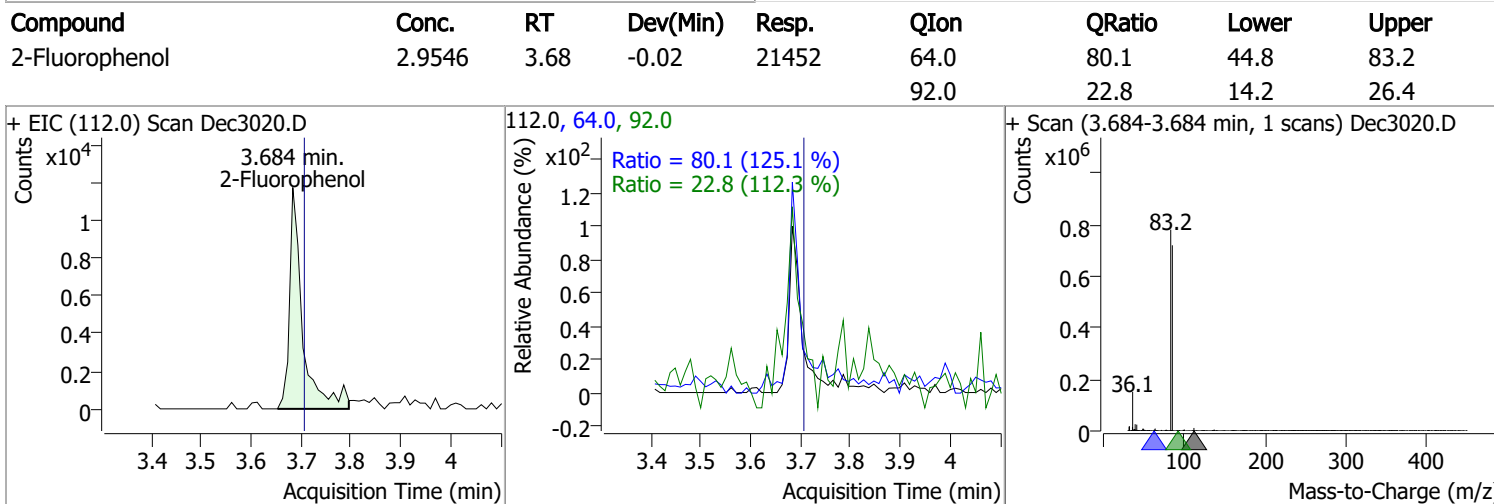
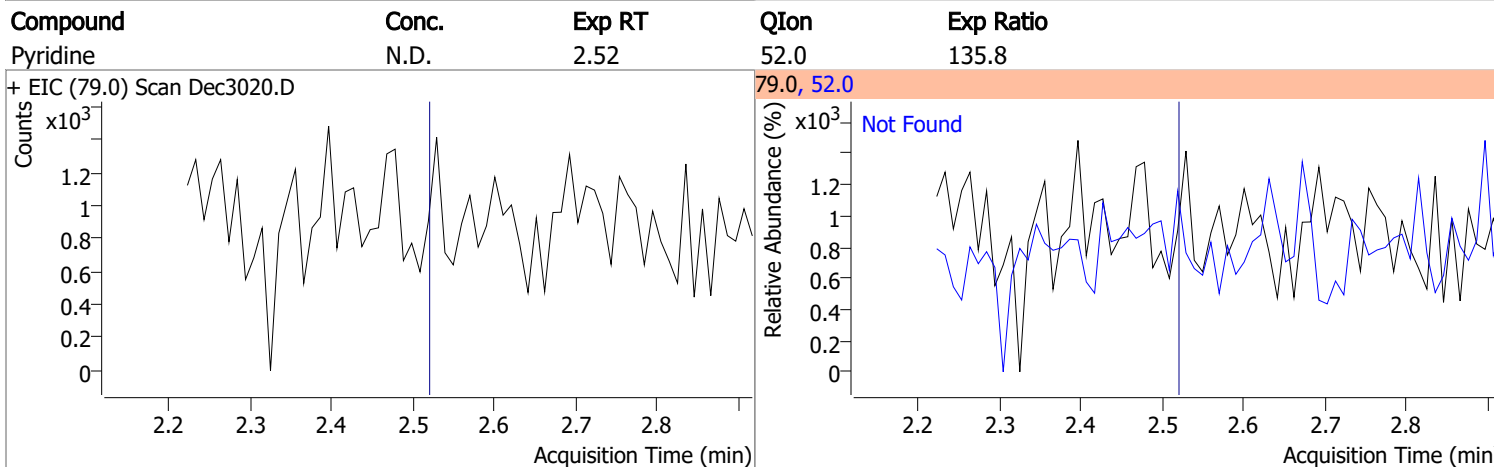
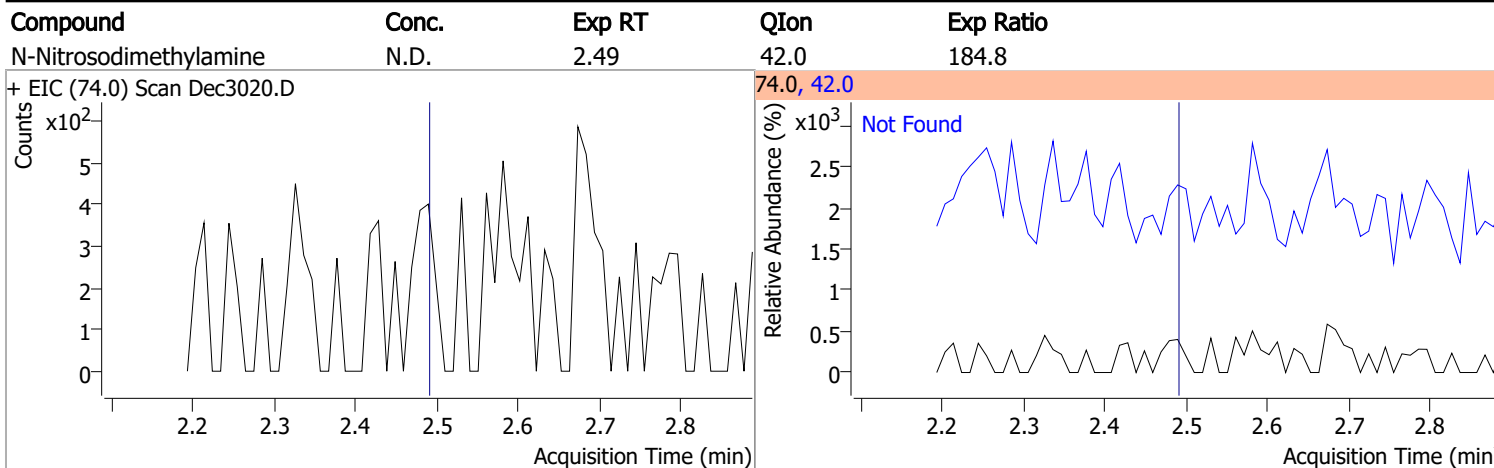
Compound	RT	QIon	Resp.	Conc.	Units	Dev(Min)
T Nitrobenzene	0.000		0	N.D.		
T Isophorone	0.000		0	N.D.		
T 2-Nitrophenol	0.000		0	N.D.		
T 2,4-Dimethylphenol	0.000		0	N.D.		
T bis(-2-Chloroethoxy)Methane	0.000		0	N.D.		
T Benzoic Acid	6.434	105.0	0		µg/L md	1
T 2,4-Dichlorophenol	0.000		0	N.D.		
T 1,2,4-Trichlorobenzene	0.000		0	N.D.		
T Naphthalene	6.455	128.0	148995	6.0692	µg/L	99
T 4-Chlorophenol	6.455	130.0	0		µg/L md	1
T p-Chloroaniline	6.455	127.0	0		µg/L md	1
T Hexachlorobutadiene	0.000		0	N.D.		
T 4-Chloro-2-Methylphenol	0.000		0	N.D.		
T 4-Chloro-3-Methylphenol	0.000		0	N.D.		
T 2-Methylnaphthalene	0.000		0	N.D.		
T 1-Methylnaphthalene	0.000		0	N.D.		
T Hexachlorocyclopentadiene	0.000		0	N.D.		
T 2,4,6-Trichlorophenol	0.000		0	N.D.		
T 2,4,5-Trichlorophenol	0.000		0	N.D.		
T 2-Chloronaphthalene	0.000		0	N.D.		
T 2-Nitroaniline	0.000		0	N.D.		
T Dimethyl Phthalate	8.517	163.0	0		µg/L md	1
T 2,6-Dinitrotoluene	8.190	165.0	0		µg/L md	1
T Acenaphthylene	0.000		0	N.D.		
T 3-Nitroaniline	0.000		0	N.D.		
T Acenaphthene	0.000		0	N.D.		
T 2,4-Dinitrophenol	0.000		0	N.D.		
T Dibenzofuran	0.000		0	N.D.		
T 4-Nitrophenol	0.000		0	N.D.		
T 2,4-Dinitrotoluene	0.000		0	N.D.		
T Diethylphthalate	0.000		0	N.D.		
T Fluorene	0.000		0	N.D.		
T 4-Chlorophenyl-phenylether	0.000		0	N.D.		
T 4-Nitroaniline	0.000		0	N.D.		
T 4,6-Dinitro-2-methylphenol	0.000		0	N.D.		
T N-nitrosodiphenylamine	0.000		0	N.D.		
T Azobenzene	0.000		0	N.D.		
T 4-Bromophenyl-phenylether	0.000		0	N.D.		
T Hexachlorobenzene	0.000		0	N.D.		
T Pentachlorophenol	0.000		0	N.D.		
T Phenanthrene	0.000		0	N.D.		
T Anthracene	0.000		0	N.D.		
T Triallate	0.000		0	N.D.		
T Carbazole	0.000		0	N.D.		
T o-Terphenyl	0.000		0	N.D.		
T Di-n-Butylphthalate	0.000		0	N.D.		
T Fluoranthene	0.000		0	N.D.		
T Benzidine	0.000		0	N.D.		
T Pyrene	0.000		0	N.D.		
T Butylbenzylphthalate	0.000		0	N.D.		
T Benzo(a)Anthracene	0.000		0	N.D.		
T Chrysene	0.000		0	N.D.		
T 3,3-Dichlorobenzidine	0.000		0	N.D.		
T bis(2-ethylhexyl)Phthalate	0.000		0	N.D.		
T Di-n-octyl Phthalate	0.000		0	N.D.		

Quantitation Results Report (QT Reviewed)

Compound	RT	QIon	Resp.	Conc.	Units	Dev(Min)
T Benzo(b)fluoranthene	0.000		0	N.D.		
T Benzo(k)fluoranthene	0.000		0	N.D.		
T Benzo(a)pyrene	0.000		0	N.D.		
T Indeno(1,2,3-c,d)pyrene	0.000		0	N.D.		
T Dibenzo(a,h)anthracene	0.000		0	N.D.		
T Benzo(g,h,i)perylene	0.000		0	N.D.		

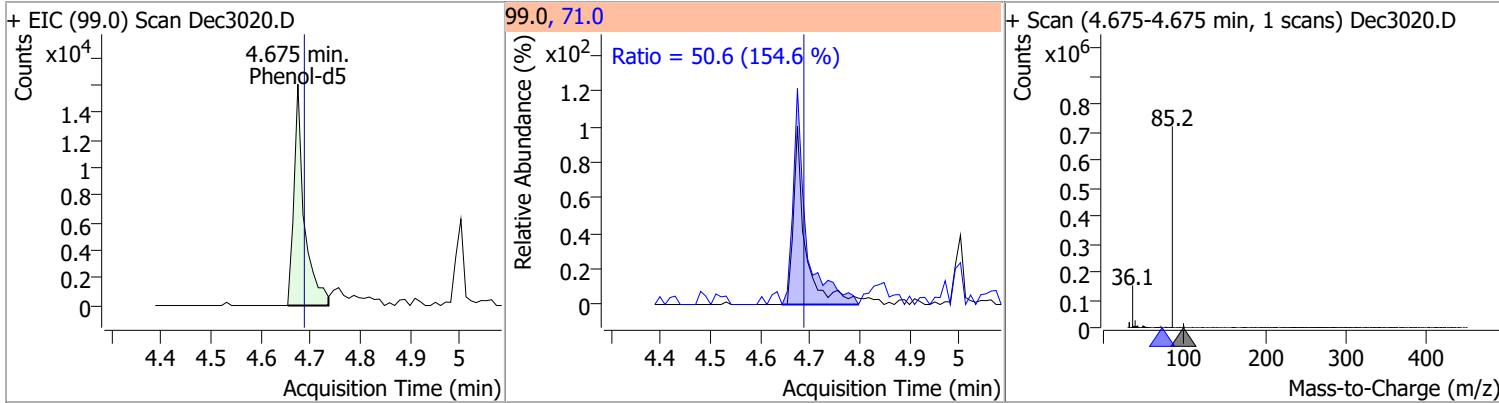
(#) = Qualifier Out of Range; (m) = Manual Integration; (+) = Area Summed; (*) = Surrogate Percent Recovery Out of Range; (d): Zeroed Peak

Quantitation Results Report (QT Reviewed)

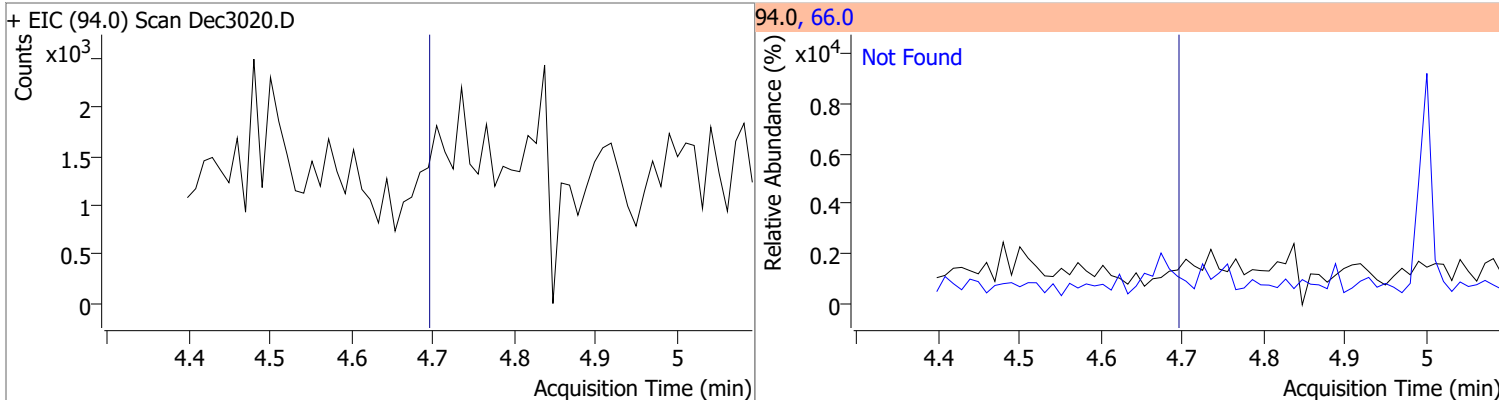


Quantitation Results Report (QT Reviewed)

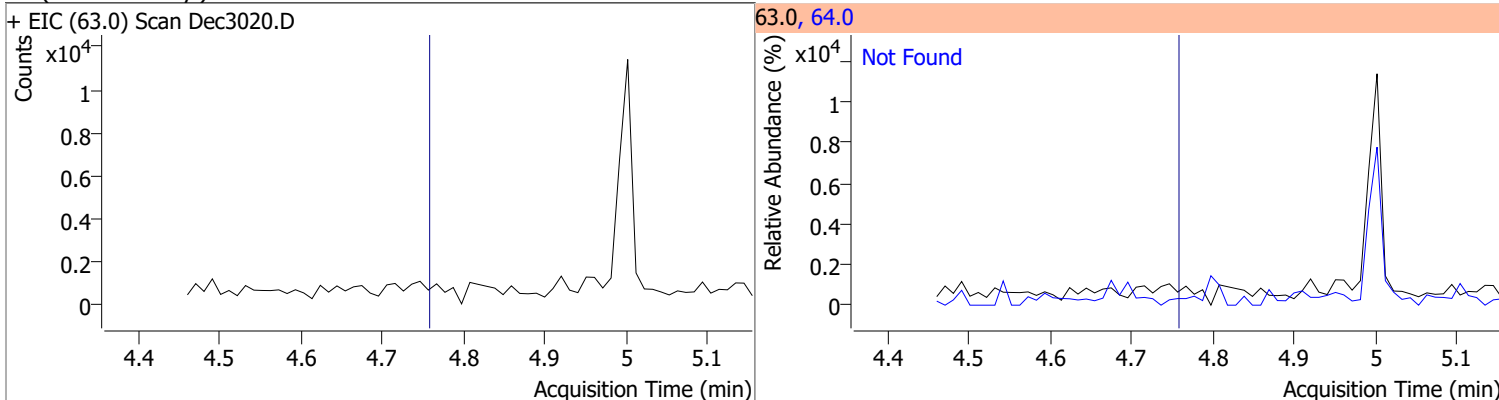
Compound	Conc.	RT	Dev(Min)	Resp.	QIon	QRatio	Lower	Upper
Phenol-d5	3.1176	4.67	-0.01	23139	71.0	50.6	22.9	42.5



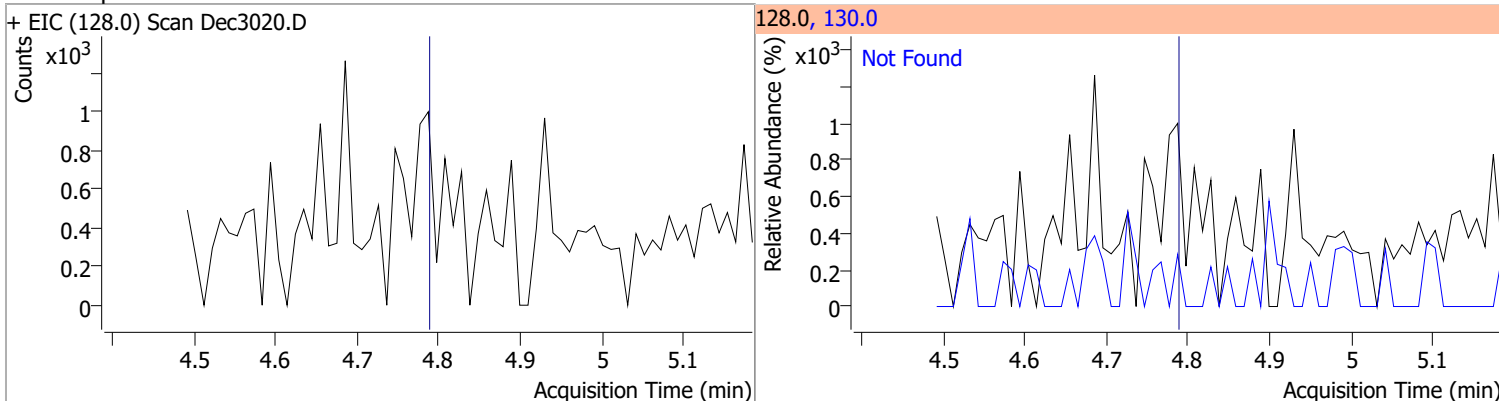
Compound	Conc.	Exp RT	QIon	Exp Ratio
Phenol	N.D.	4.69	66.0	40.8



Compound	Conc.	Exp RT	QIon	Exp Ratio
bis(-2-Chloroethyl)Ether	N.D.	4.76	64.0	2.8

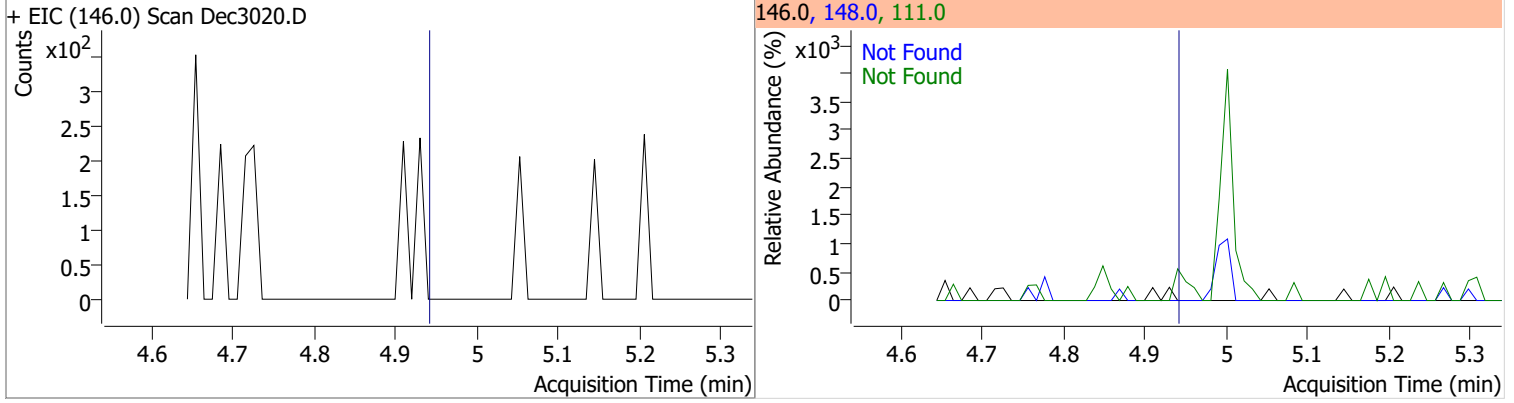


Compound	Conc.	Exp RT	QIon	Exp Ratio
2-Chlorophenol	N.D.	4.79	130.0	32.3

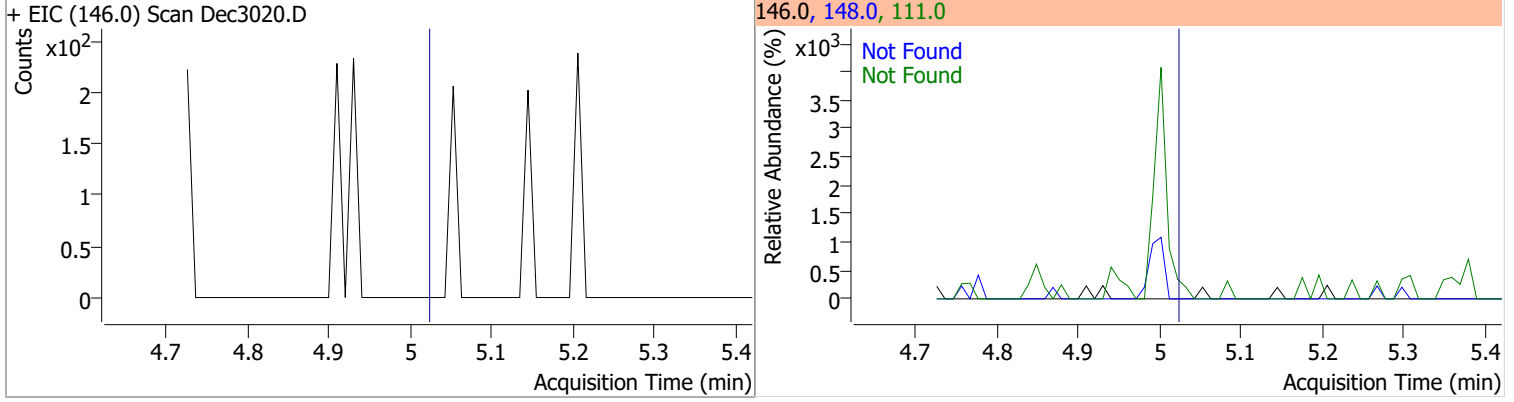


Quantitation Results Report (QT Reviewed)

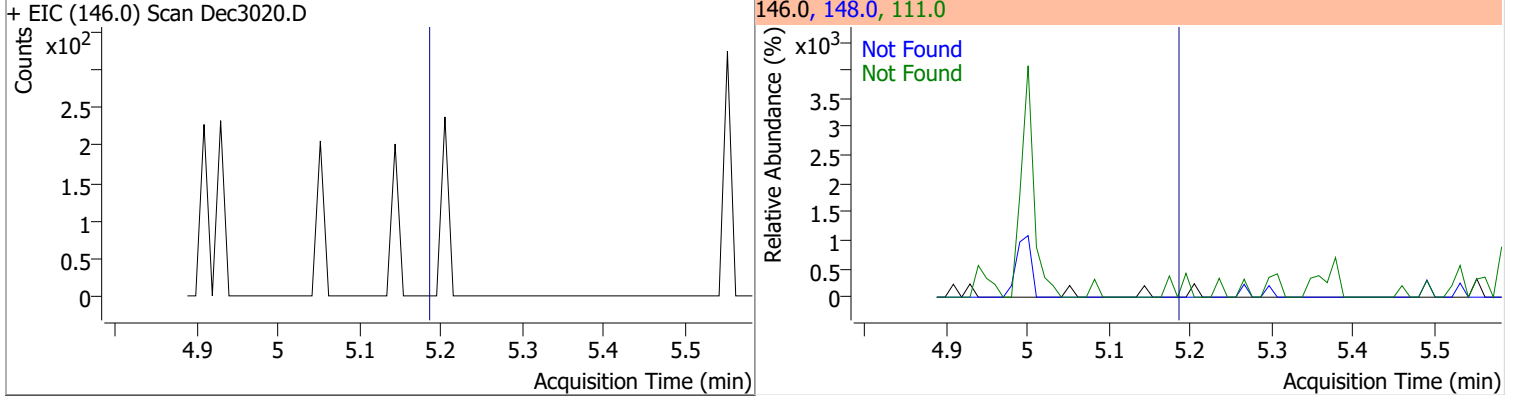
Compound	Conc.	Exp RT	QIon	Exp Ratio	QIon	Exp Ratio
1,3-Dichlorobenzene	N.D.	4.94	148.0	63.2	111.0	39.4



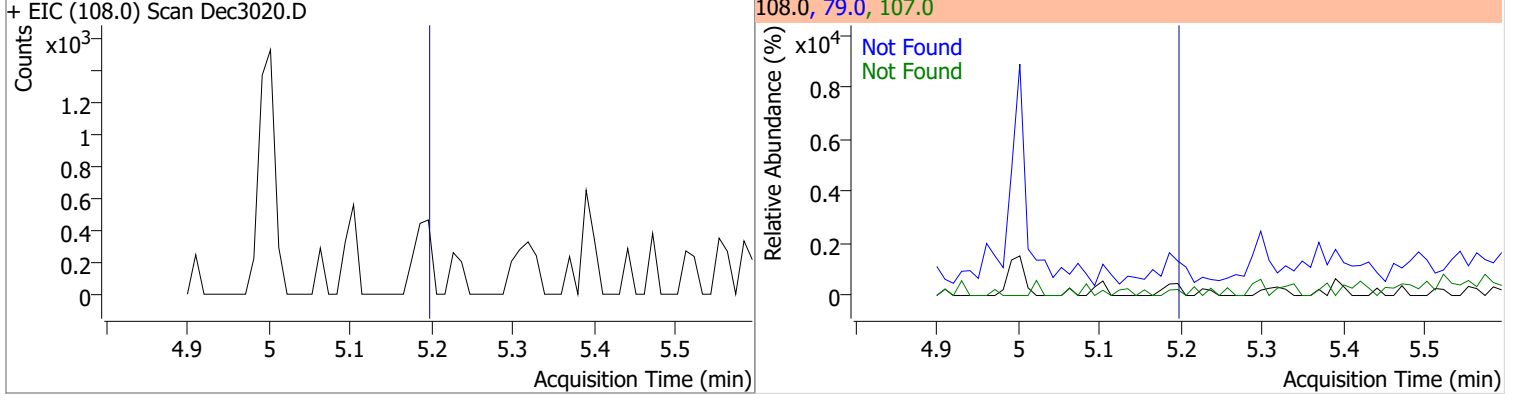
Compound	Conc.	Exp RT	QIon	Exp Ratio	QIon	Exp Ratio
1,4-Dichlorobenzene	N.D.	5.02	148.0	62.2	111.0	37.4



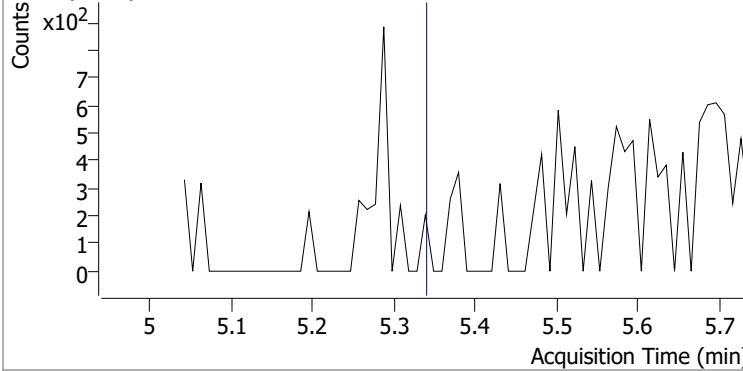
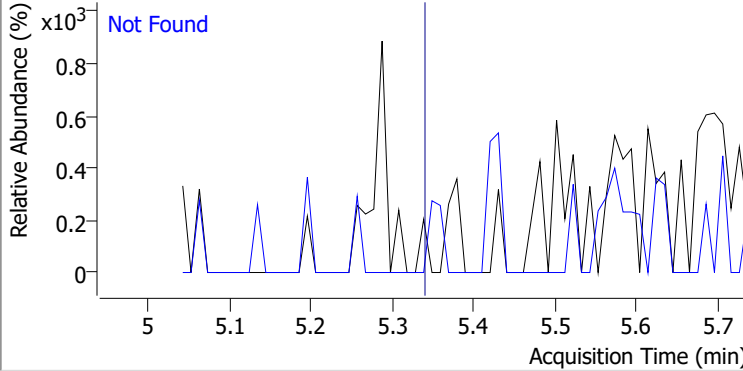
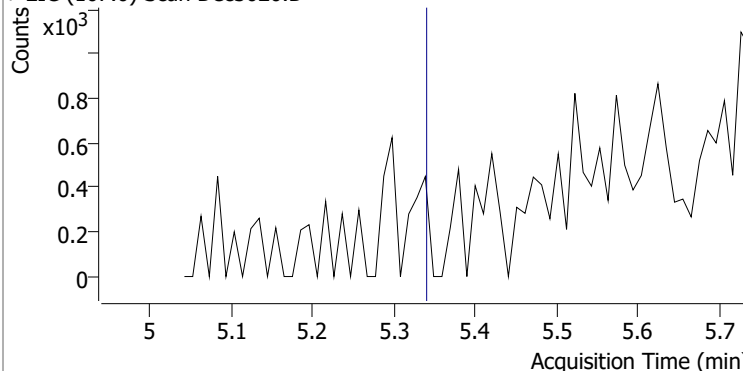
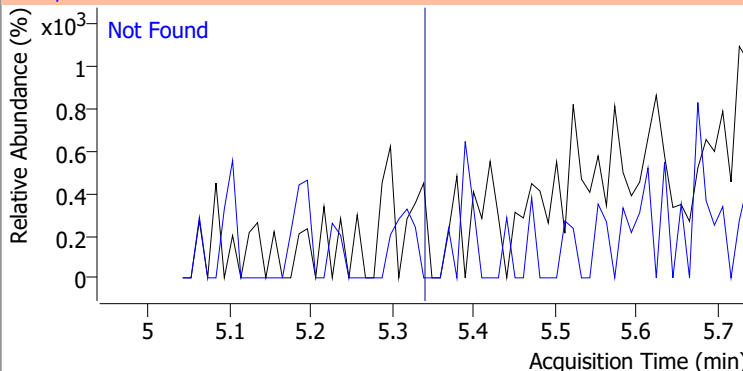
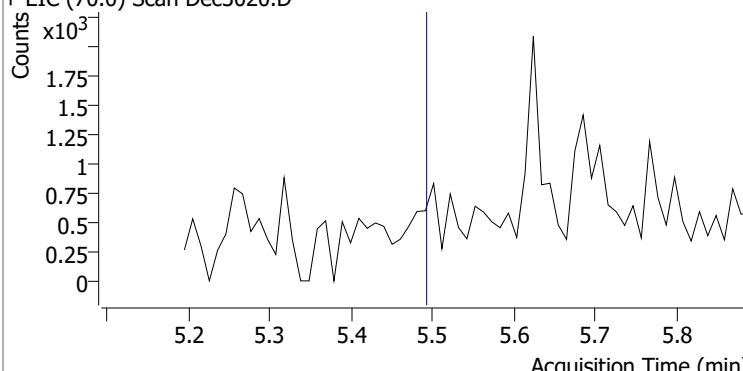
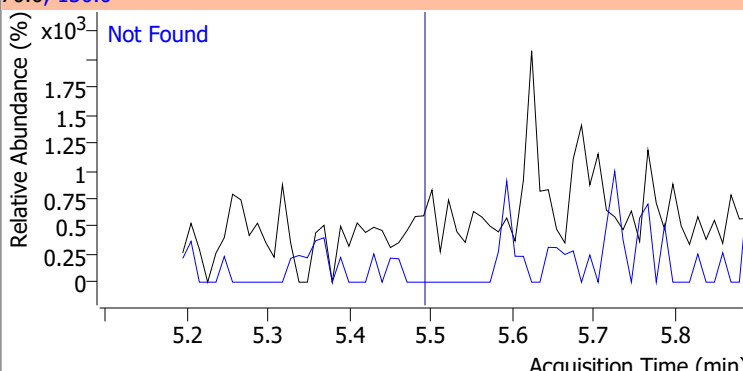
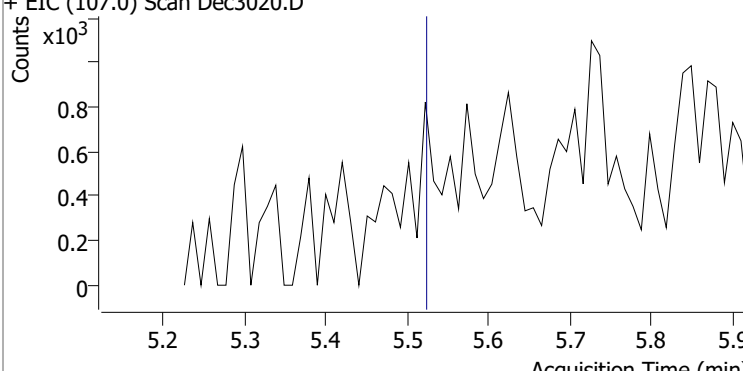
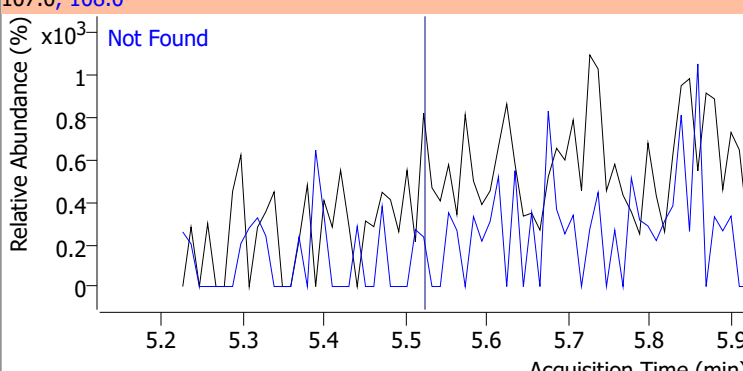
Compound	Conc.	Exp RT	QIon	Exp Ratio	QIon	Exp Ratio
1,2-Dichlorobenzene	N.D.	5.19	148.0	62.2	111.0	40.3



Compound	Conc.	Exp RT	QIon	Exp Ratio	QIon	Exp Ratio
Benzyl Alcohol	N.D.	5.20	79.0	117.9	107.0	69.2

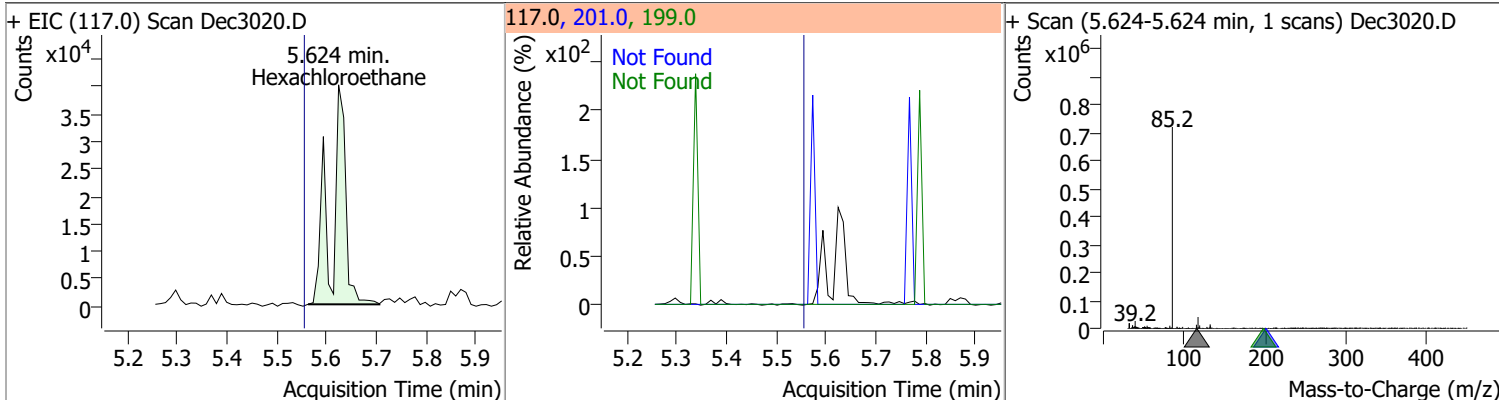


Quantitation Results Report (QT Reviewed)

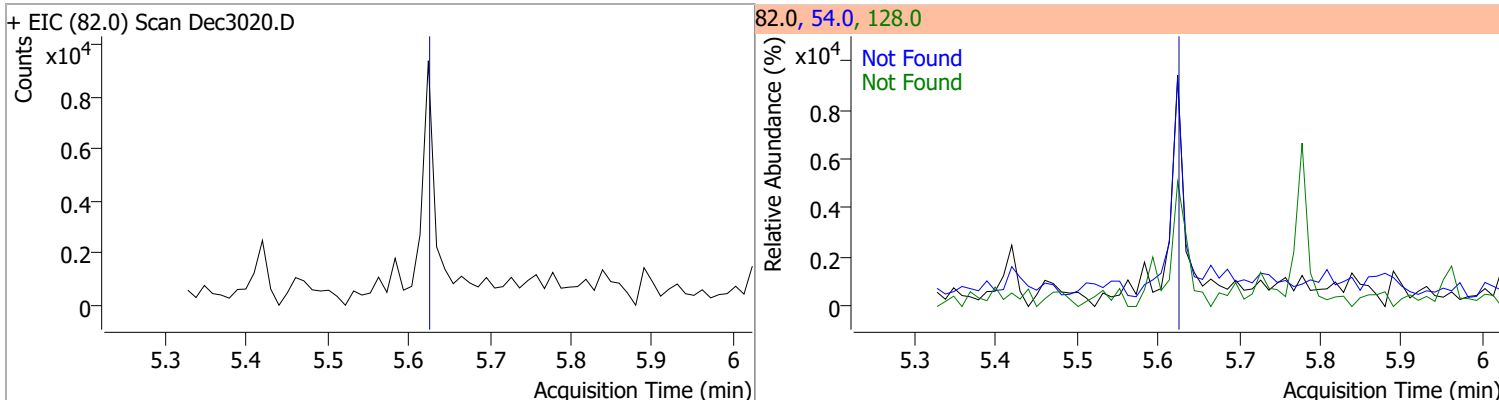
Compound	Conc.	Exp RT	QIon	Exp Ratio
bis(2-chloroisopropyl)Ether	N.D.	5.34	123.0	32.7
+ EIC (121.0) Scan Dec3020.D			121.0, 123.0	
				
2-Methylphenol	N.D.	5.34	108.0	117.6
+ EIC (107.0) Scan Dec3020.D			107.0, 108.0	
				
N-nitroso-Di-n-propylamine	N.D.	5.49	130.0	17.6
+ EIC (70.0) Scan Dec3020.D			70.0, 130.0	
				
4Methylphenol/3Methylphenol	N.D.	5.52	108.0	81.4
+ EIC (107.0) Scan Dec3020.D			107.0, 108.0	
				

Quantitation Results Report (QT Reviewed)

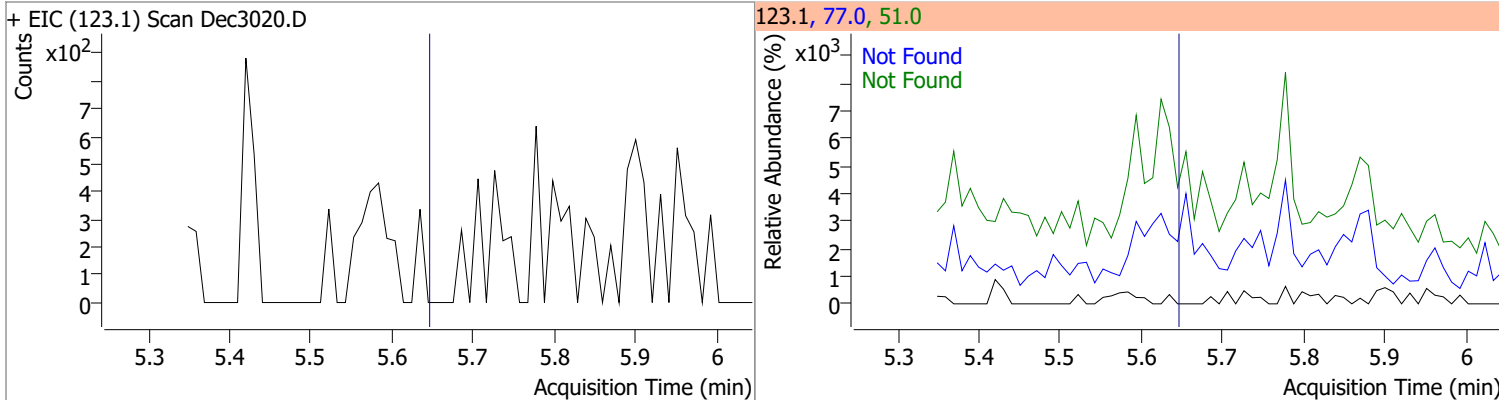
Compound	Conc.	RT	Dev(Min)	Resp.	QIon	QRatio	Lower	Upper
Hexachloroethane	23.5304	5.62	0.07	77877	201.0		54.1	100.4
					199.0		35.4	65.7



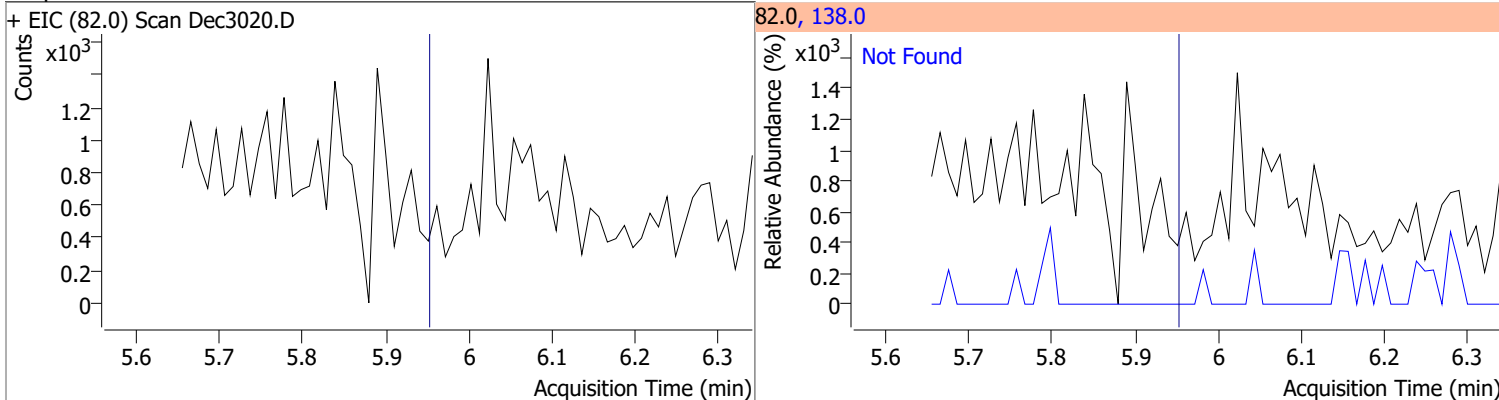
Compound	Conc.	Exp RT	QIon	Exp Ratio	QIon	Exp Ratio
Nitrobenzene-d5	N.D.	5.62	54.0	96.4	128.0	47.4



Compound	Conc.	Exp RT	QIon	Exp Ratio	QIon	Exp Ratio
Nitrobenzene	N.D.	5.64	77.0	211.4	51.0	210.3

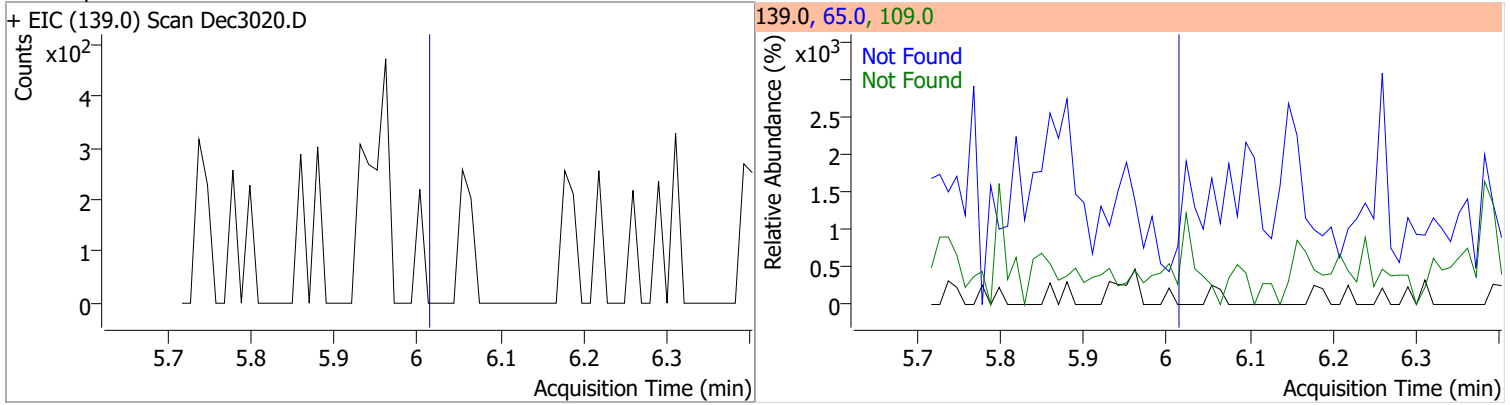


Compound	Conc.	Exp RT	QIon	Exp Ratio
Isophorone	N.D.	5.95	138.0	19.1

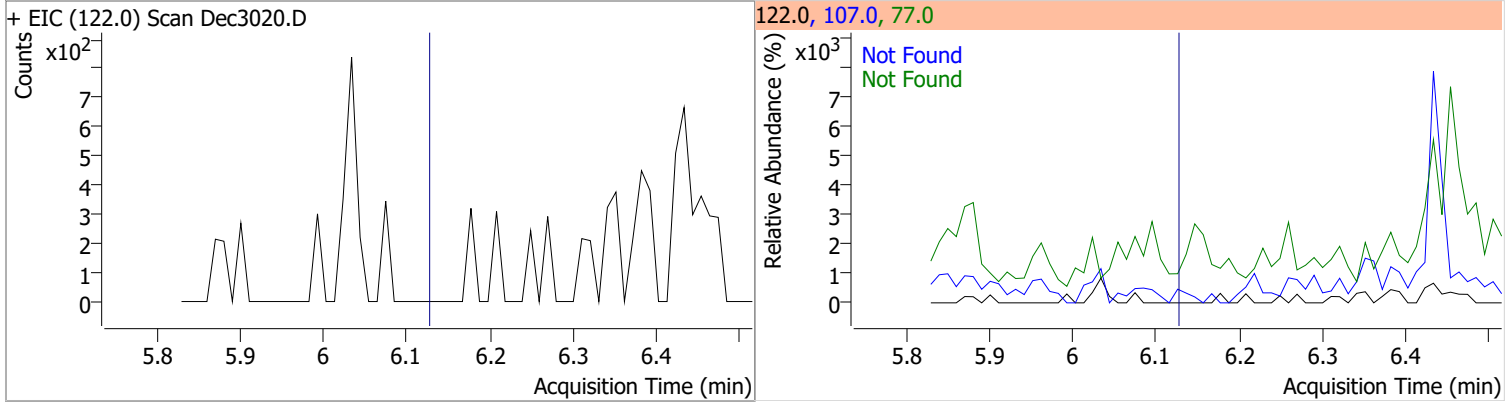


Quantitation Results Report (QT Reviewed)

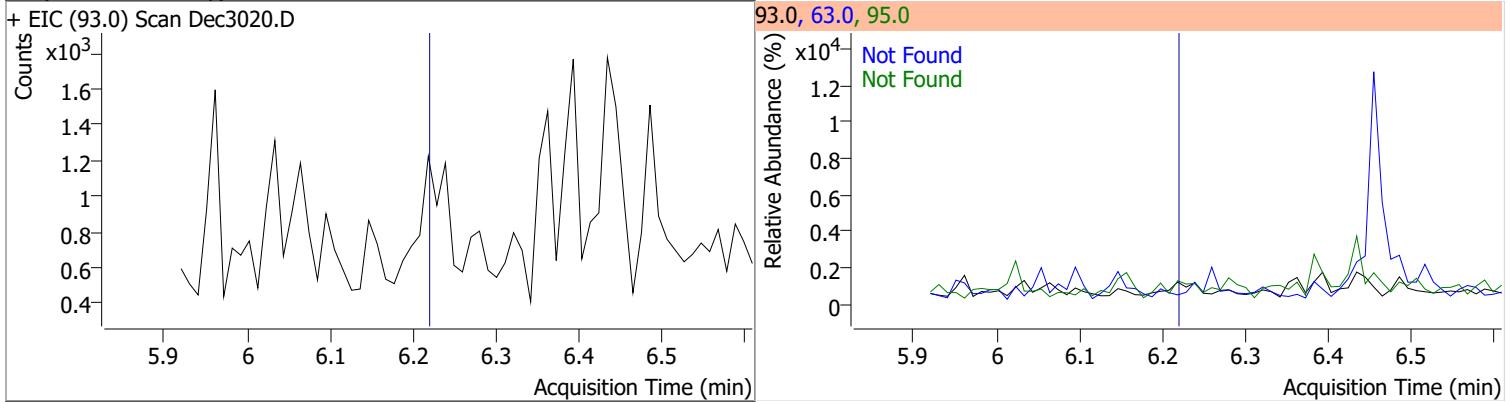
Compound	Conc.	Exp RT	QIon	Exp Ratio	QIon	Exp Ratio
2-Nitrophenol	N.D.	6.01	65.0	57.4	109.0	32.8



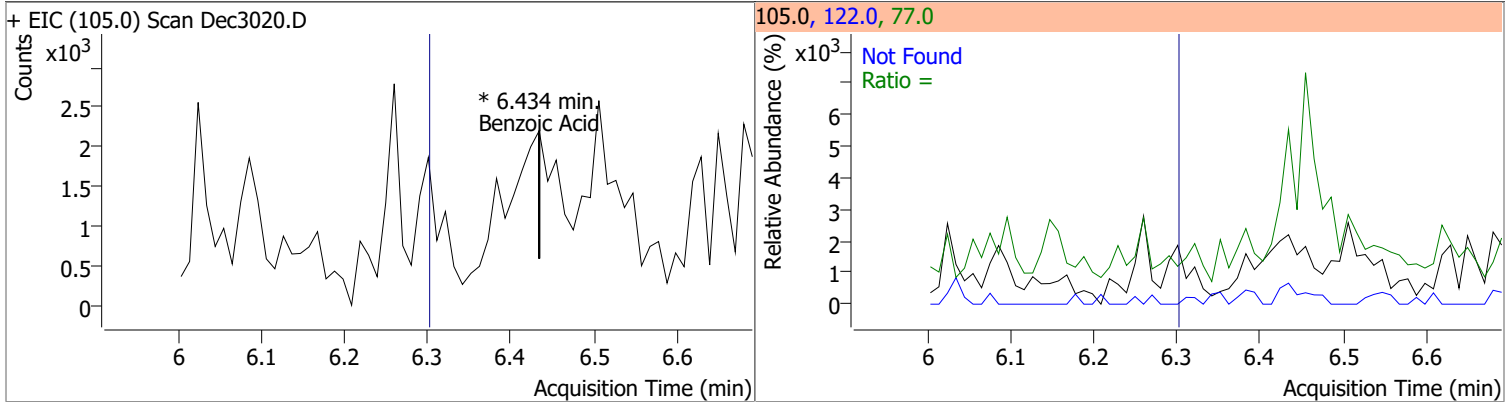
Compound	Conc.	Exp RT	QIon	Exp Ratio	QIon	Exp Ratio
2,4-Dimethylphenol	N.D.	6.13	107.0	109.1	77.0	32.4



Compound	Conc.	Exp RT	QIon	Exp Ratio	QIon	Exp Ratio
bis(-2-Chloroethoxy)Methane	N.D.	6.22	63.0	90.7	95.0	31.7

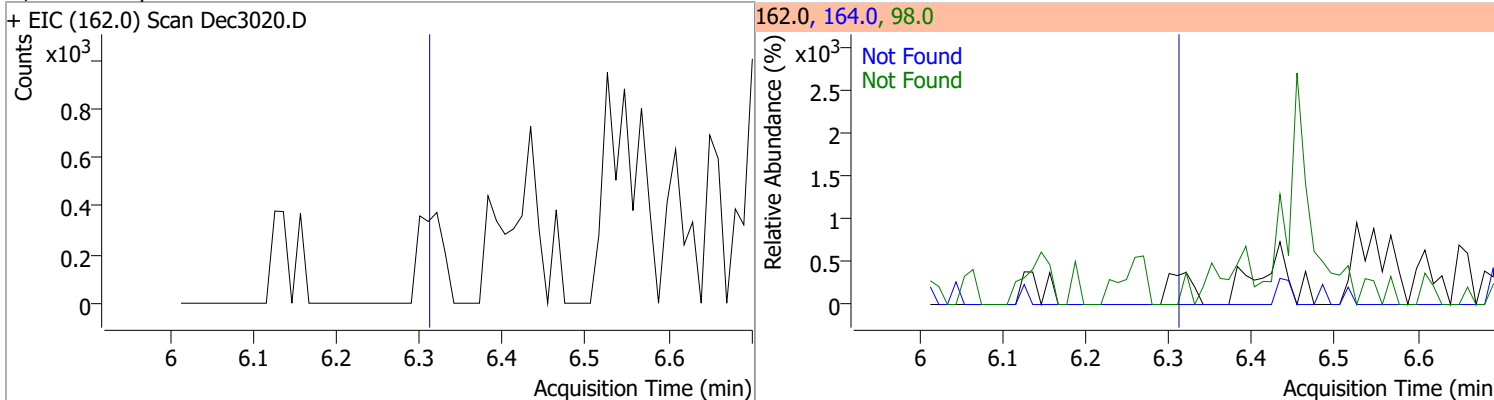


Compound	Conc.	RT	Dev(Min)	Resp.	QIon	QRatio	Lower	Upper
Benzoic Acid		0		0	122.0		61.1	113.6
					77.0		51.2	95.0

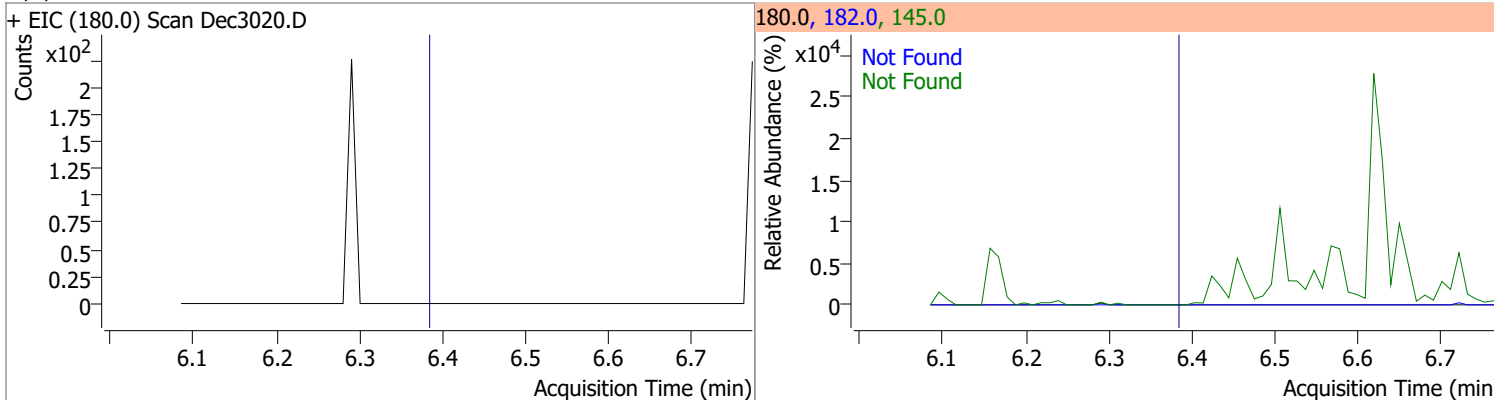


Quantitation Results Report (QT Reviewed)

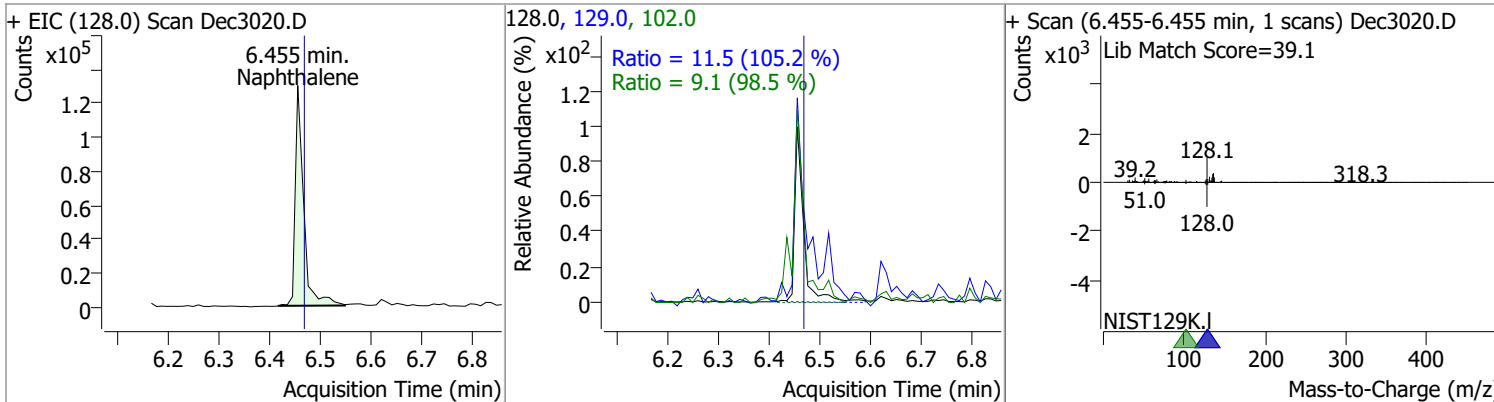
Compound	Conc.	Exp RT	QIon	Exp Ratio	QIon	Exp Ratio
2,4-Dichlorophenol	N.D.	6.31	164.0	62.0	98.0	32.4



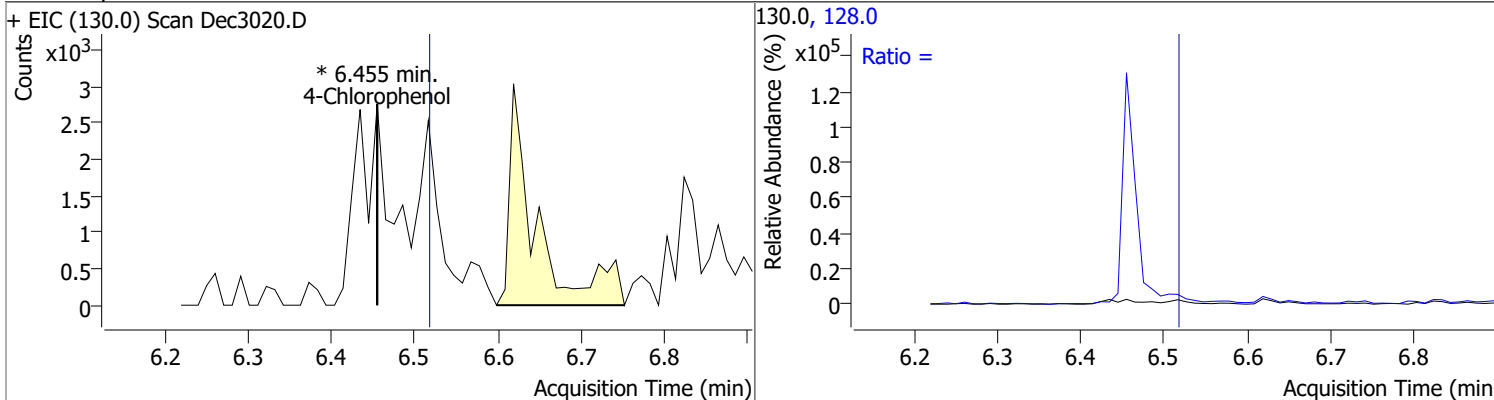
Compound	Conc.	Exp RT	QIon	Exp Ratio	QIon	Exp Ratio
1,2,4-Trichlorobenzene	N.D.	6.38	182.0	94.1	145.0	30.4



Compound	Conc.	RT	Dev(Min)	Resp.	QIon	QRatio	Lower	Upper
Naphthalene	6.0692	6.45	-0.01	148995	129.0	11.5	7.7	14.2
					102.0	9.1	6.5	12.1

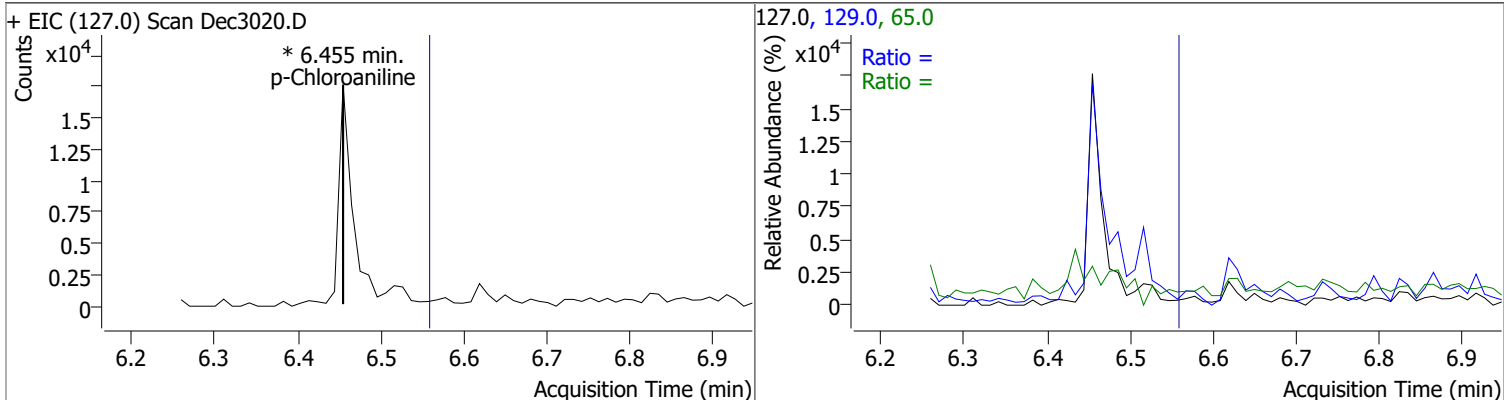


Compound	Conc.	RT	Dev(Min)	Resp.	QIon	QRatio	Lower	Upper
4-Chlorophenol		0		0	128.0		216.8	402.6

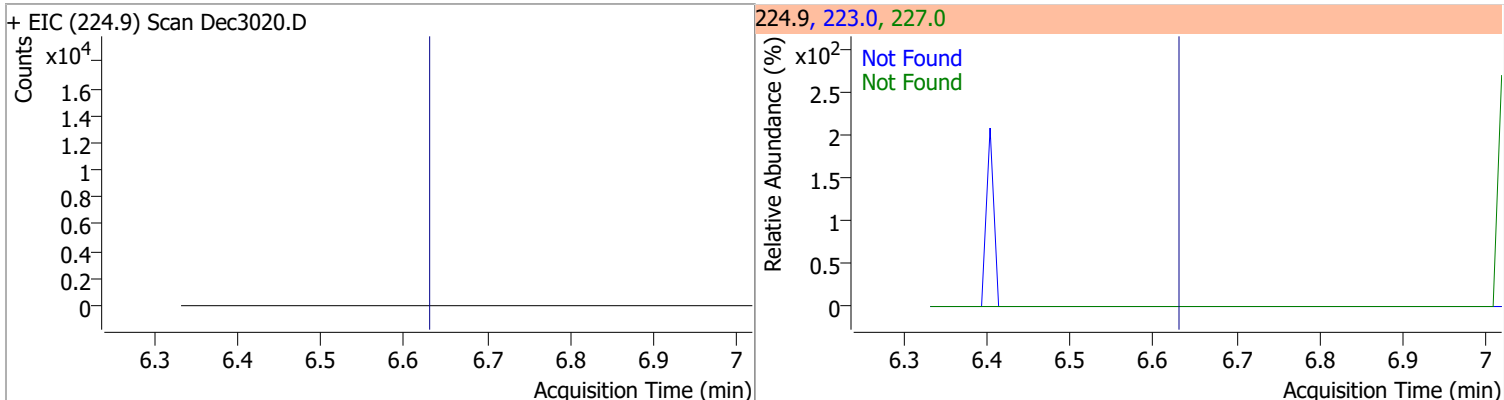


Quantitation Results Report (QT Reviewed)

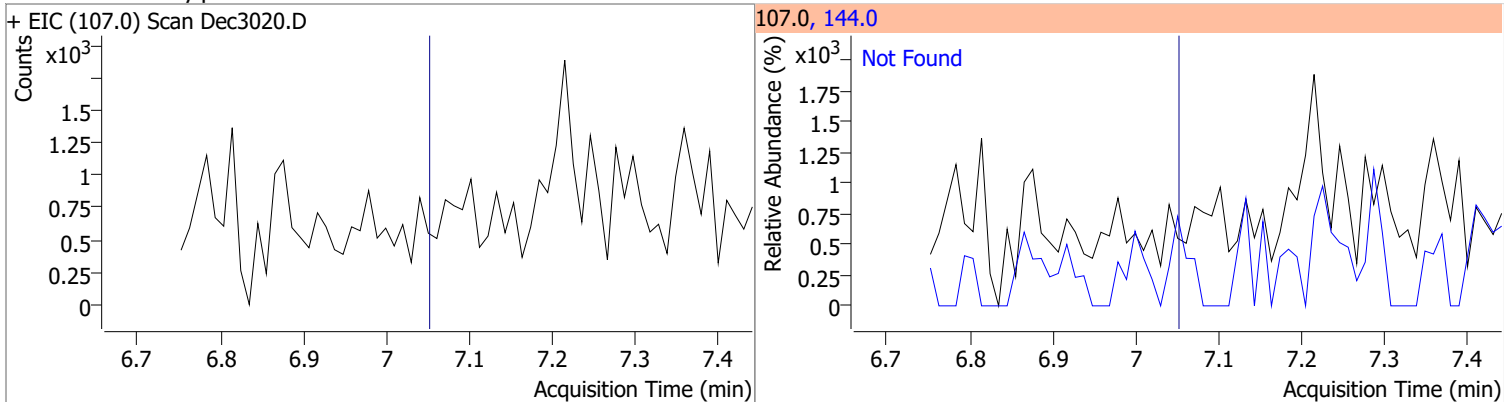
Compound	Conc.	RT	Dev(Min)	Resp.	QIon	QRatio	Lower	Upper
p-Chloroaniline	0	0		0	65.0		26.3	48.8
					129.0		20.5	38.0



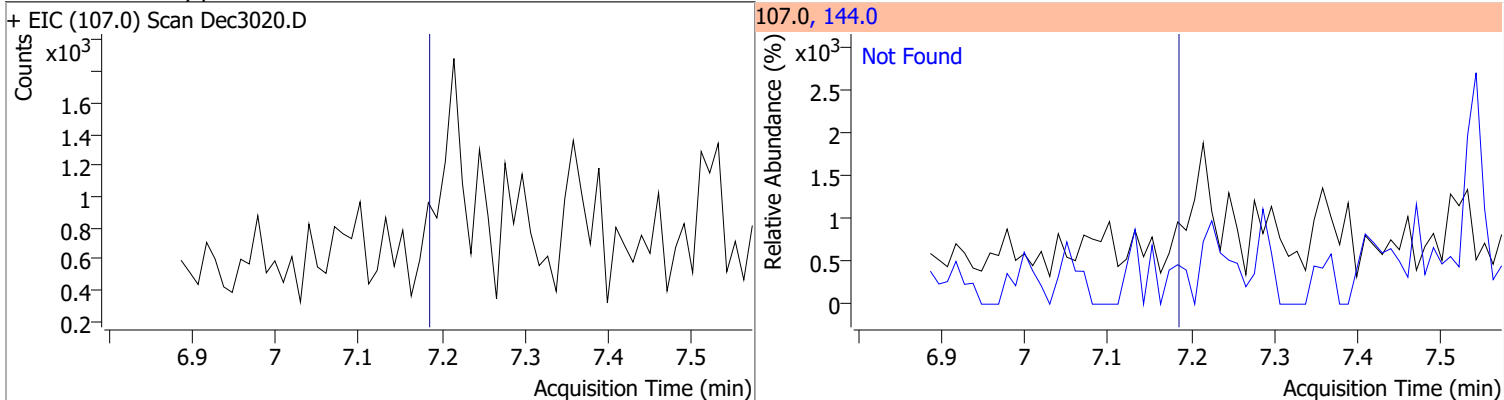
Compound	Conc.	Exp RT	QIon	Exp Ratio	QIon	Exp Ratio
Hexachlorobutadiene	N.D.	6.63	227.0	66.6	223.0	60.8



Compound	Conc.	Exp RT	QIon	Exp Ratio
4-Chloro-2-Methylphenol	N.D.	7.05	144.0	26.6

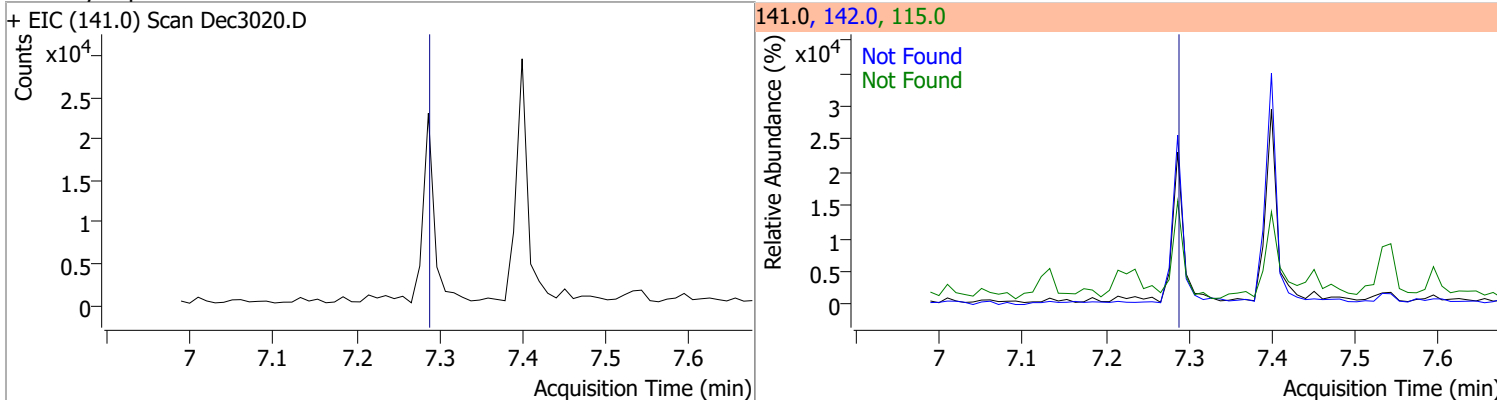


Compound	Conc.	Exp RT	QIon	Exp Ratio
4-Chloro-3-Methylphenol	N.D.	7.18	144.0	27.6

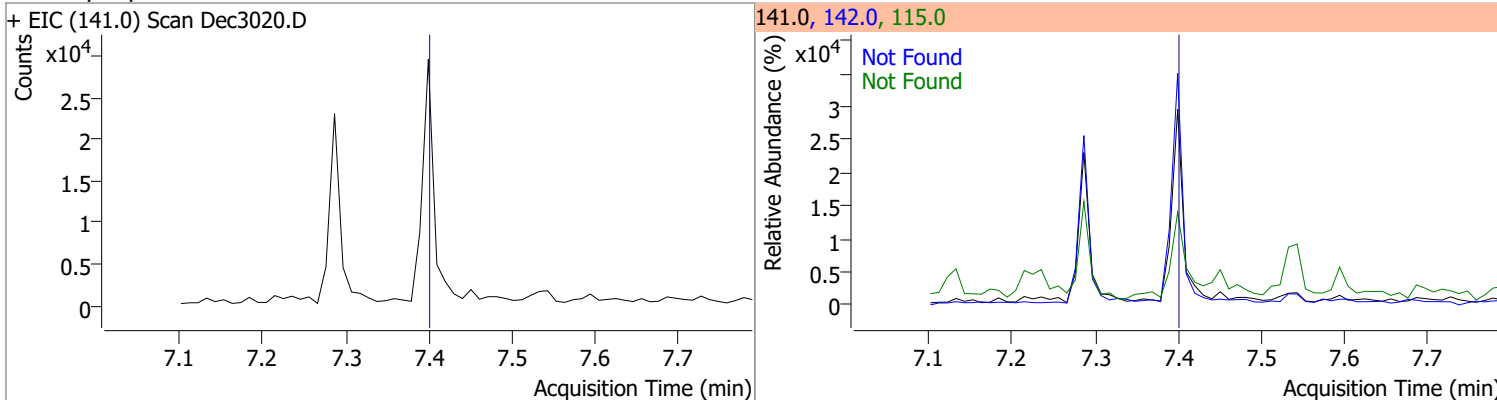


Quantitation Results Report (QT Reviewed)

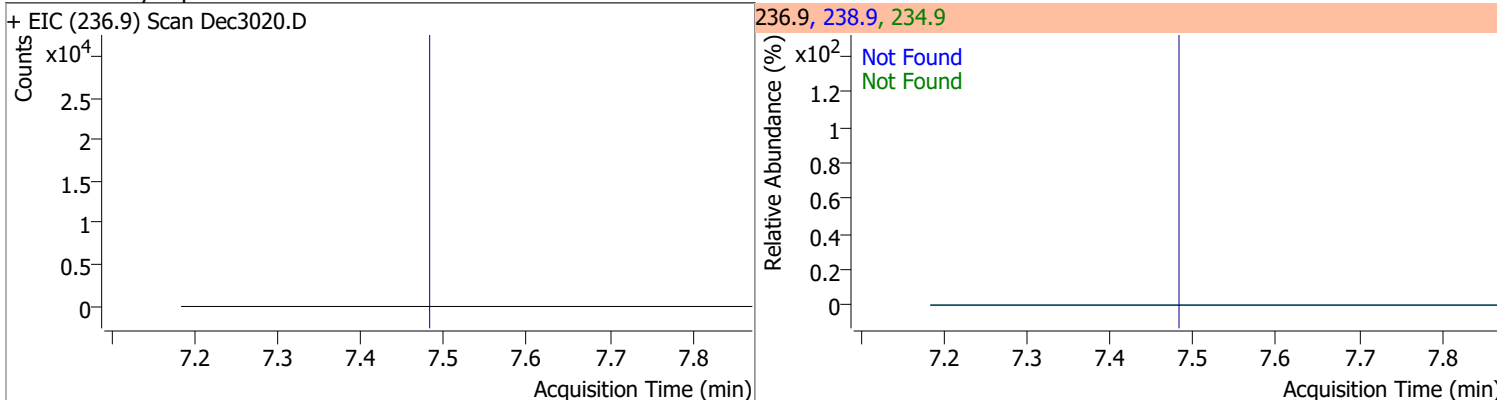
Compound	Conc.	Exp RT	QIon	Exp Ratio	QIon	Exp Ratio
2-Methylnaphthalene	N.D.	7.29	142.0	114.8	115.0	42.0



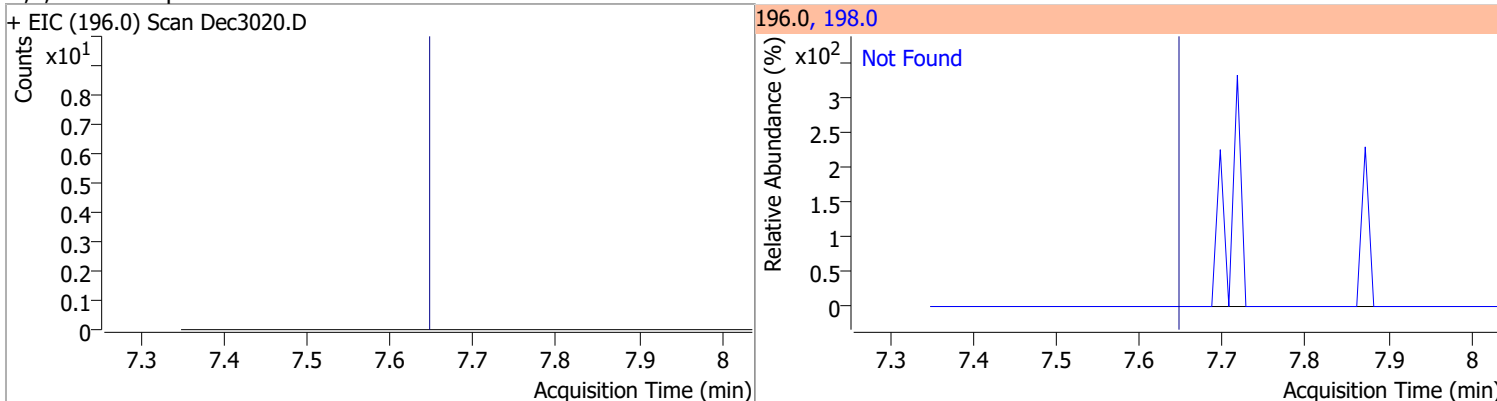
Compound	Conc.	Exp RT	QIon	Exp Ratio	QIon	Exp Ratio
1-Methylnaphthalene	N.D.	7.40	142.0	111.0	115.0	42.5



Compound	Conc.	Exp RT	QIon	Exp Ratio	QIon	Exp Ratio
Hexachlorocyclopentadiene	N.D.	7.48	234.9	64.7	238.9	64.1

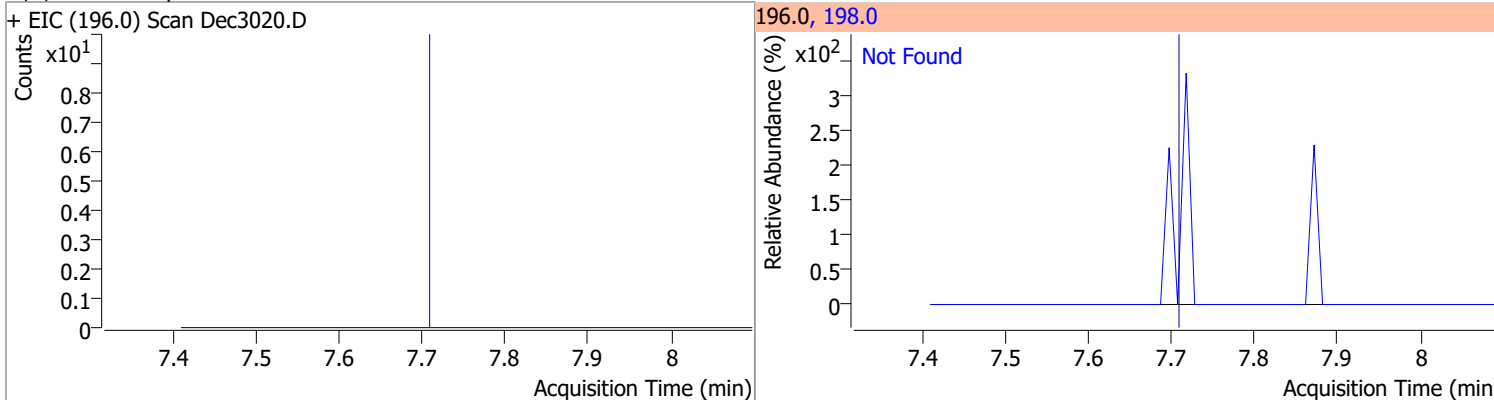


Compound	Conc.	Exp RT	QIon	Exp Ratio
2,4,6-Trichlorophenol	N.D.	7.65	198.0	94.4

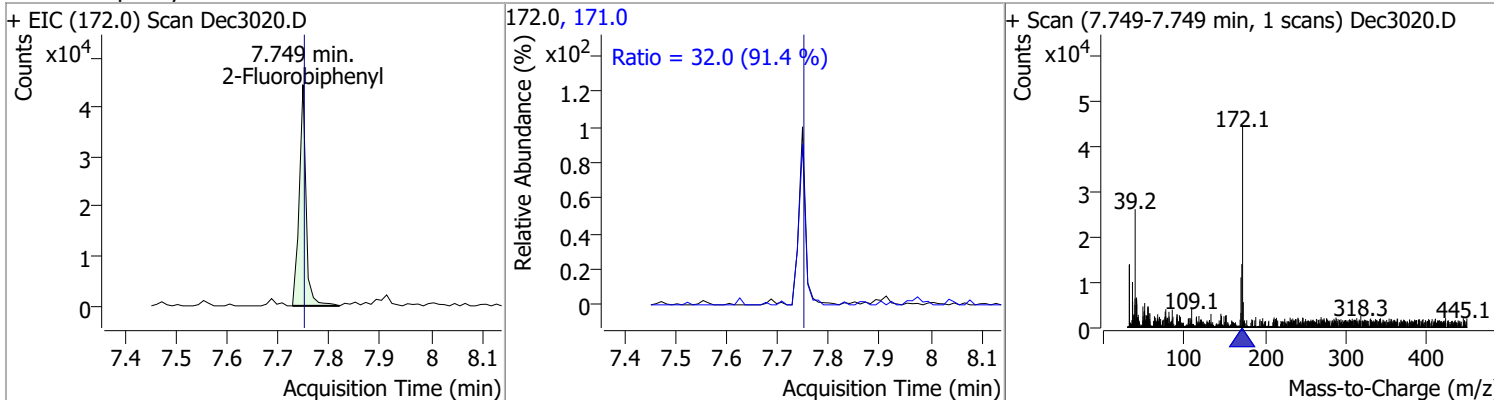


Quantitation Results Report (QT Reviewed)

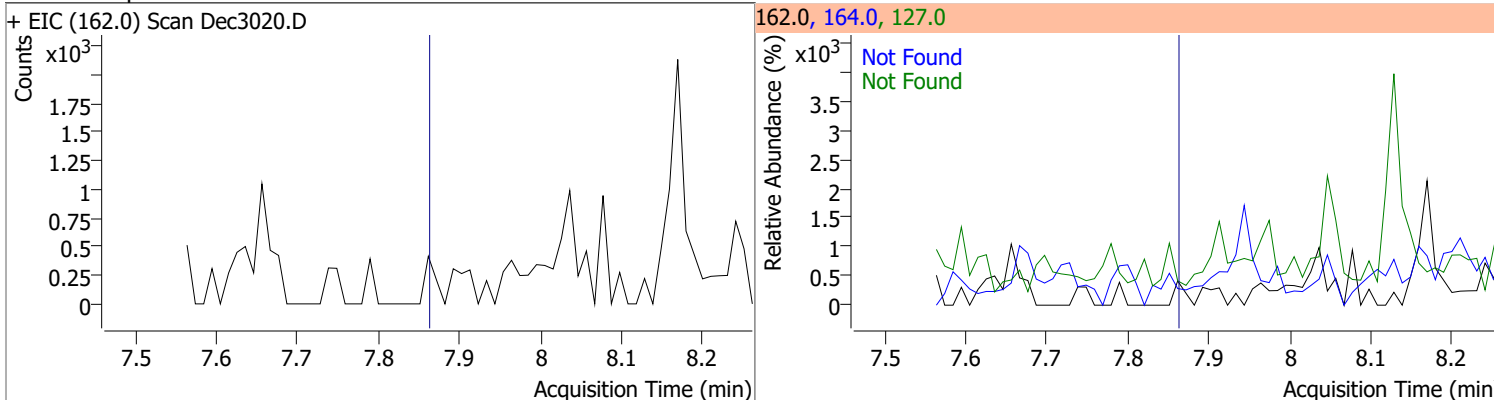
Compound	Conc.	Exp RT	QIon	Exp Ratio
2,4,5-Trichlorophenol	N.D.	7.71	198.0	94.9



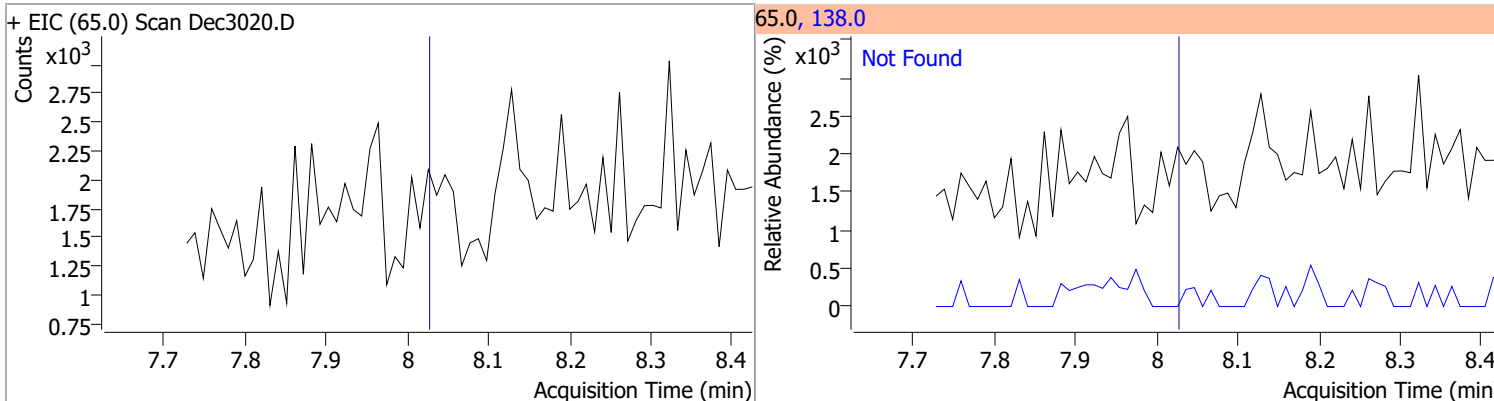
Compound	Conc.	RT	Dev(Min)	Resp.	QIon	QRatio	Lower	Upper
2-Fluorobiphenyl	2.1801	7.75	0.00	41513	171.0	32.0	24.5	45.6



Compound	Conc.	Exp RT	QIon	Exp Ratio	QIon	Exp Ratio
2-Chloronaphthalene	N.D.	7.86	127.0	39.2	164.0	32.2

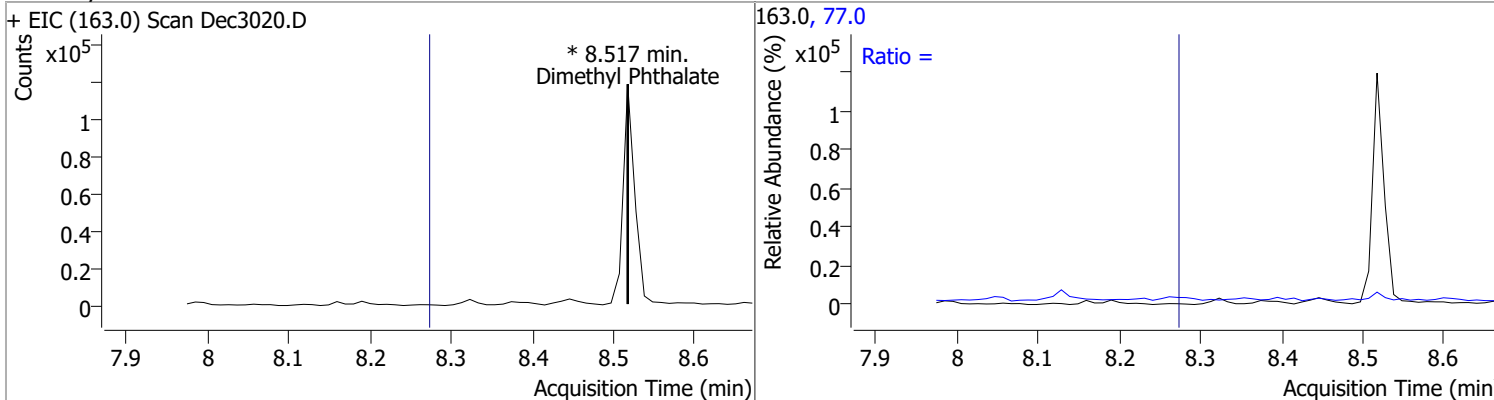


Compound	Conc.	Exp RT	QIon	Exp Ratio
2-Nitroaniline	N.D.	8.03	138.0	99.6

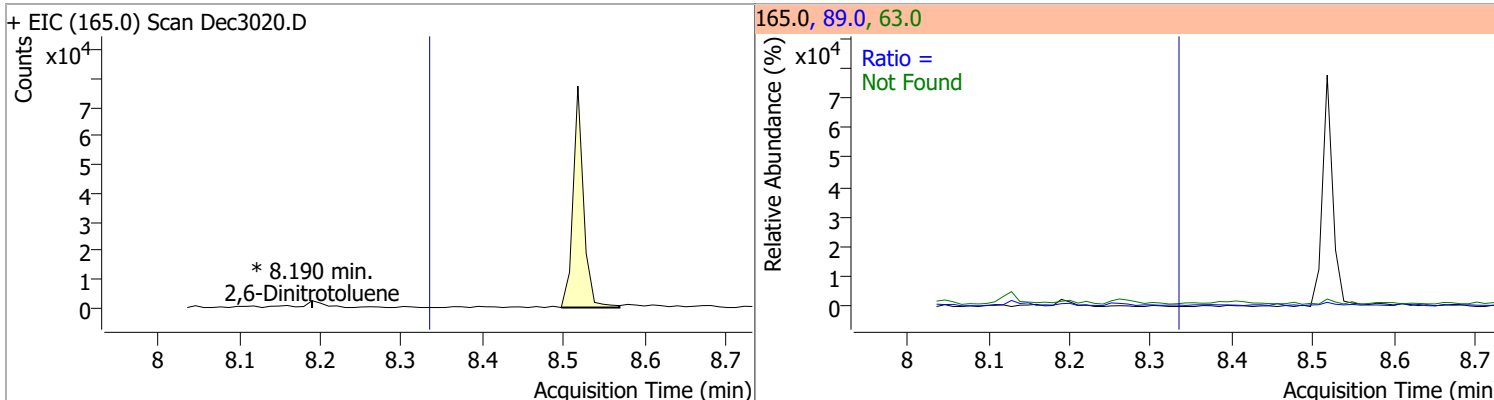


Quantitation Results Report (QT Reviewed)

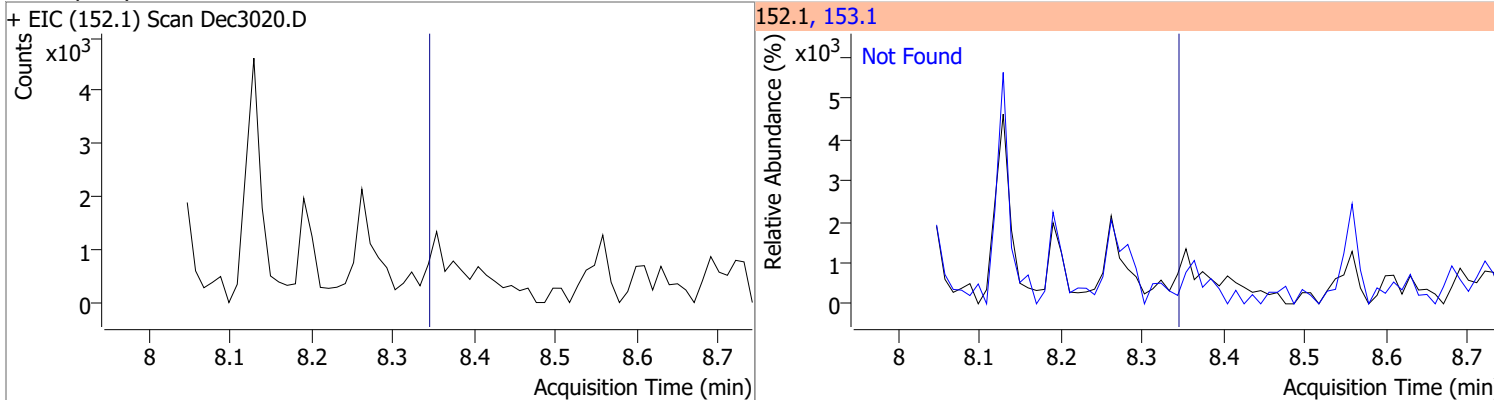
Compound	Conc.	RT	Dev(Min)	Resp.	QIon	QRatio	Lower	Upper
Dimethyl Phthalate	0	8.5		0	77.0		15.1	28.0



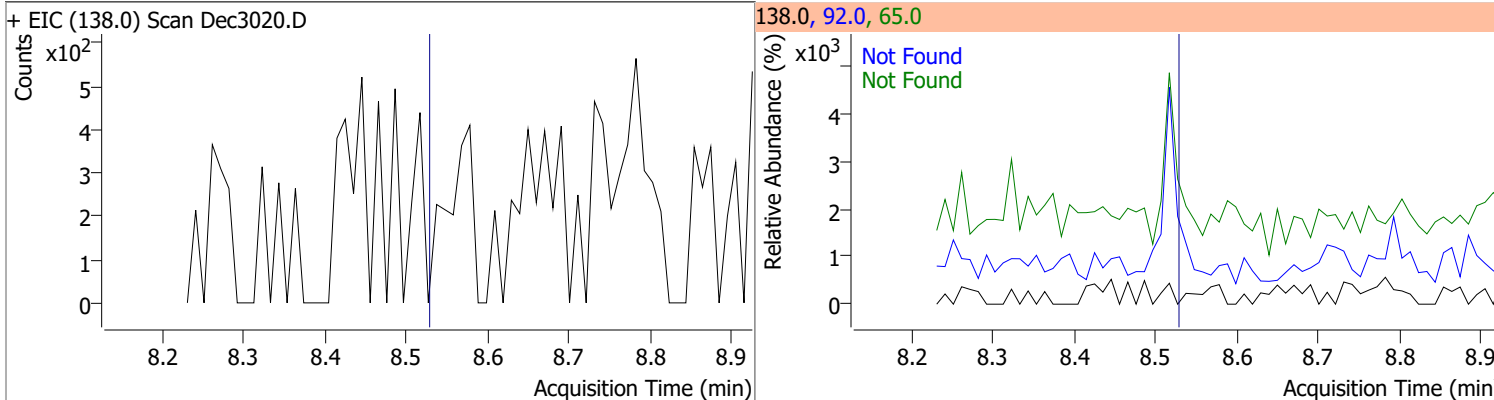
Compound	Conc.	RT	Dev(Min)	Resp.	QIon	QRatio	Lower	Upper
2,6-Dinitrotoluene	0	8.5		0	63.0 89.0		135.1 47.4	250.9 88.1



Compound	Conc.	Exp RT	QIon	Exp Ratio
Acenaphthylene	N.D.	8.34	153.1	13.9

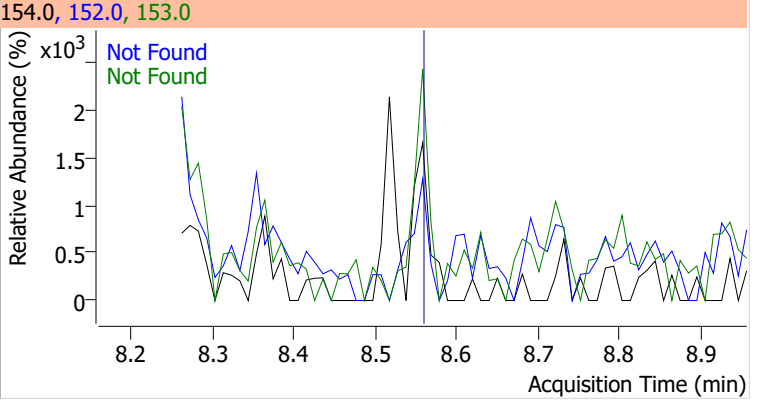
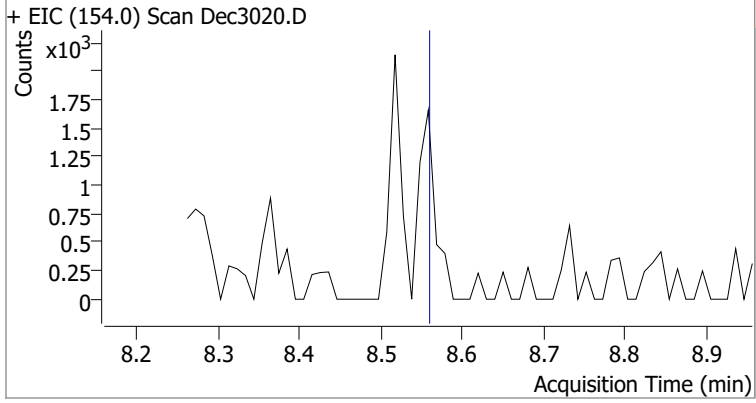


Compound	Conc.	Exp RT	QIon	Exp Ratio	QIon	Exp Ratio
3-Nitroaniline	N.D.	8.53	65.0	157.8	92.0	118.6

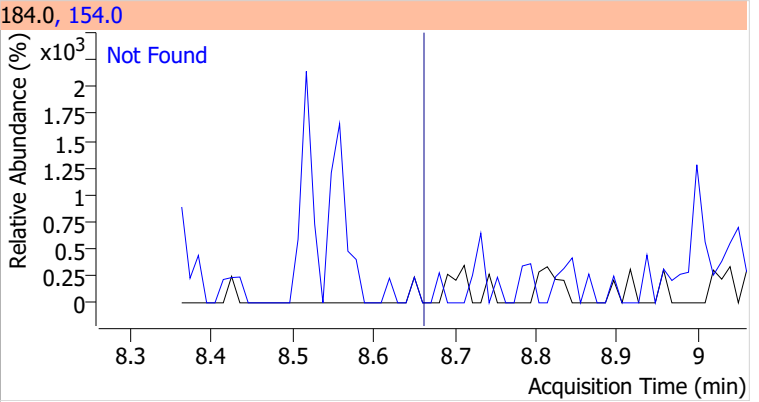
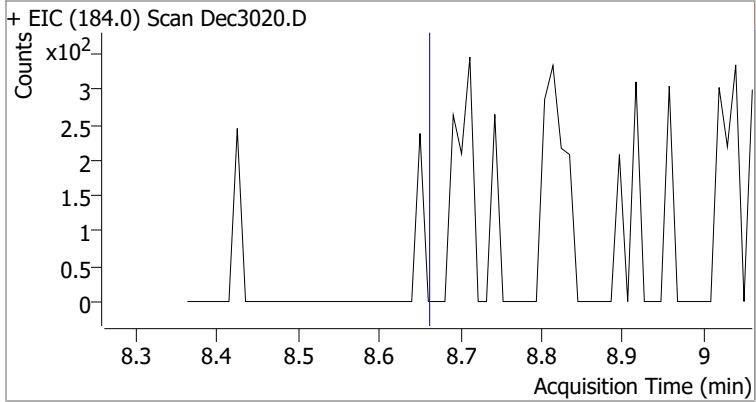


Quantitation Results Report (QT Reviewed)

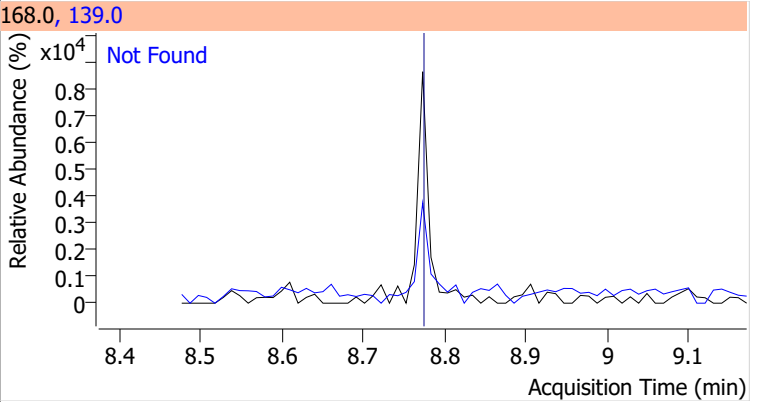
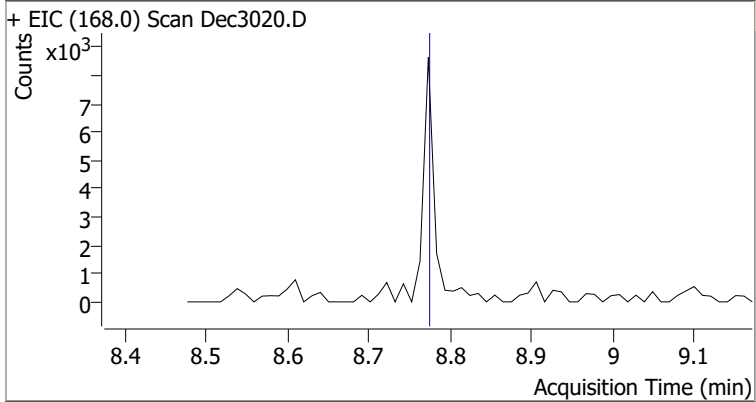
Compound	Conc.	Exp RT	QIon	Exp Ratio	QIon	Exp Ratio
Acenaphthene	N.D.	8.56	153.0	109.6	152.0	52.7



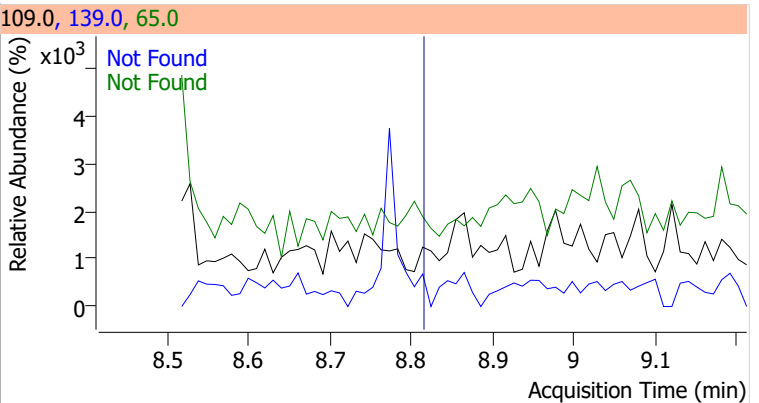
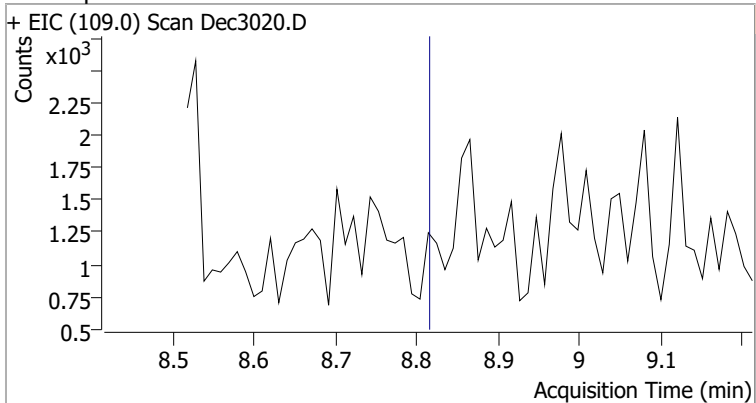
Compound	Conc.	Exp RT	QIon	Exp Ratio
2,4-Dinitrophenol	N.D.	8.66	154.0	55.5



Compound	Conc.	Exp RT	QIon	Exp Ratio
Dibenzofuran	N.D.	8.77	139.0	38.2

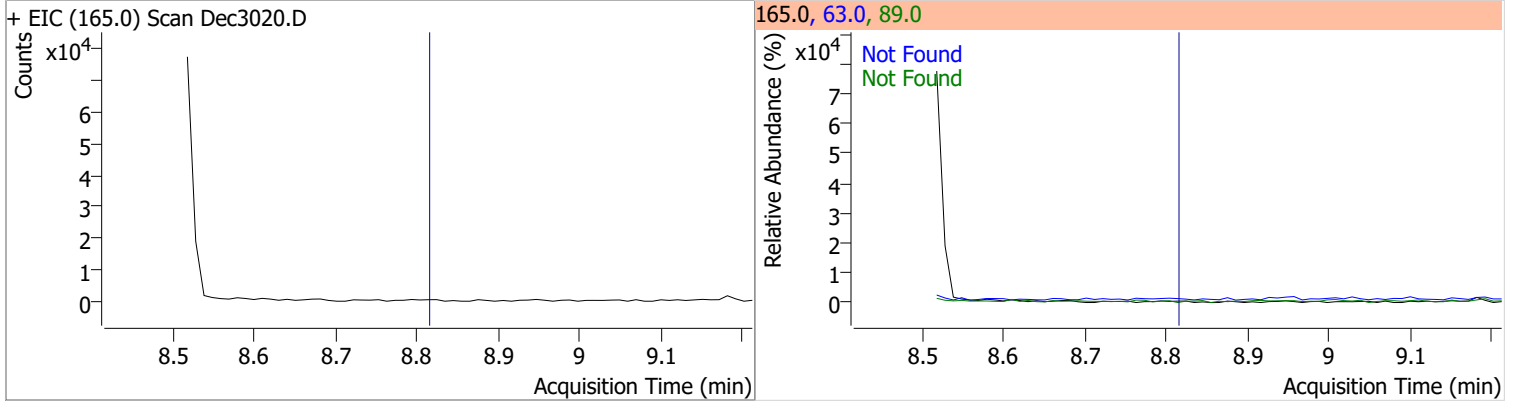


Compound	Conc.	Exp RT	QIon	Exp Ratio	QIon	Exp Ratio
4-Nitrophenol	N.D.	8.81	65.0	85.8	139.0	70.9

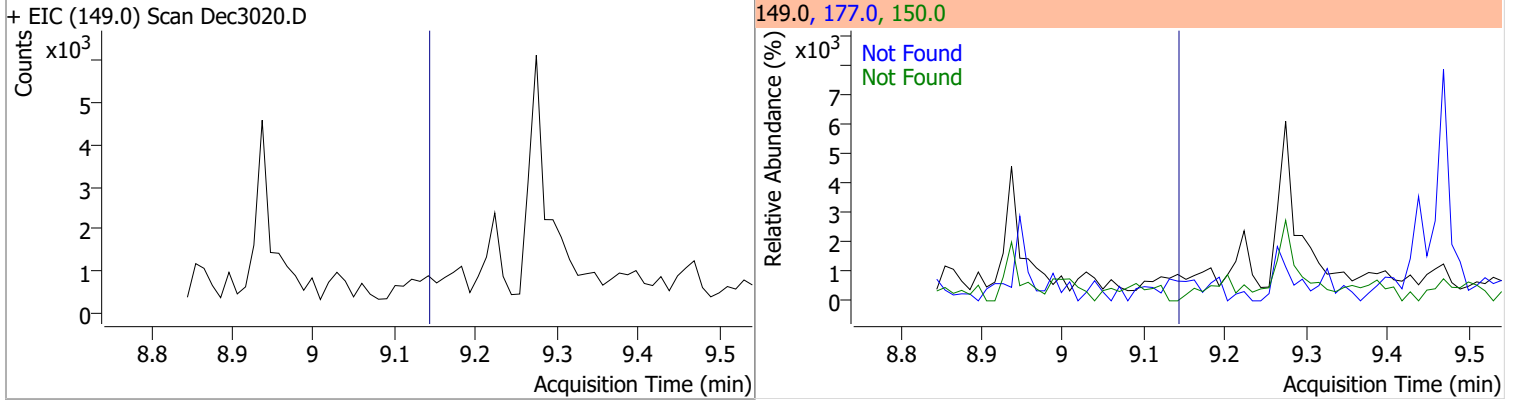


Quantitation Results Report (QT Reviewed)

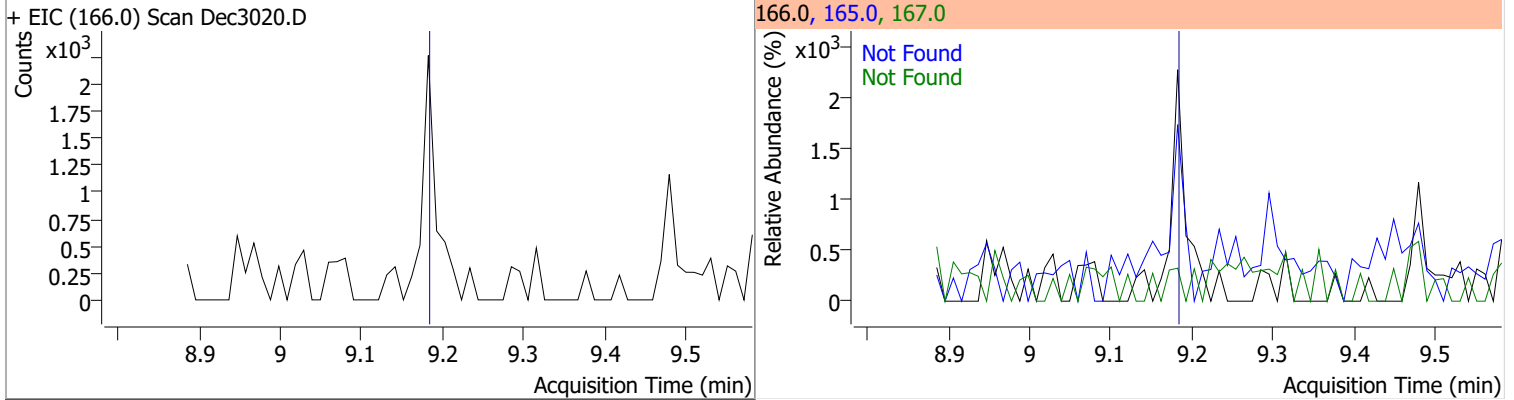
Compound	Conc.	Exp RT	QIon	Exp Ratio	QIon	Exp Ratio
2,4-Dinitrotoluene	N.D.	8.81	63.0	89.4	89.0	79.1



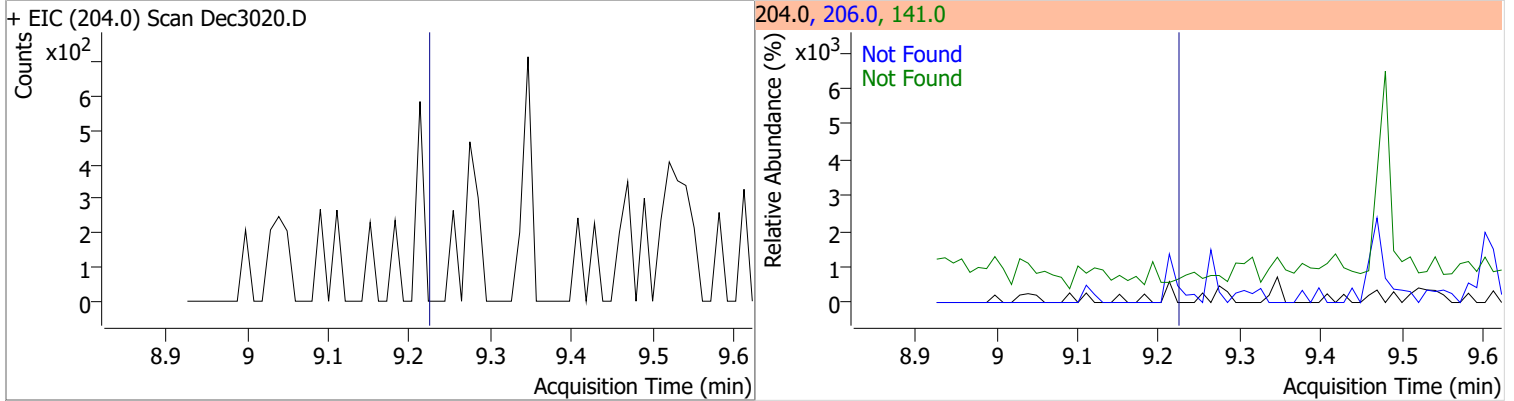
Compound	Conc.	Exp RT	QIon	Exp Ratio	QIon	Exp Ratio
Diethylphthalate	N.D.	9.14	177.0	19.4	150.0	12.3



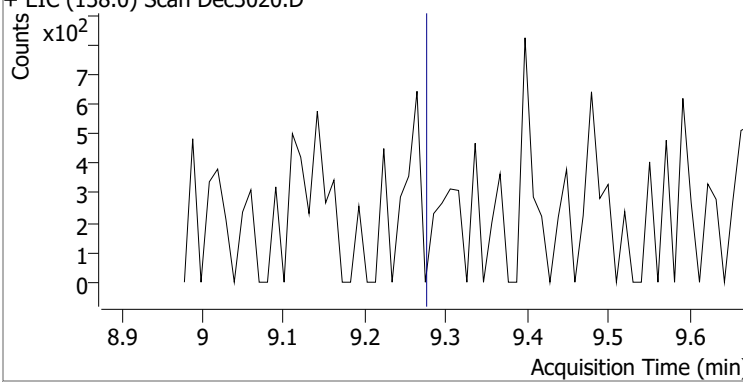
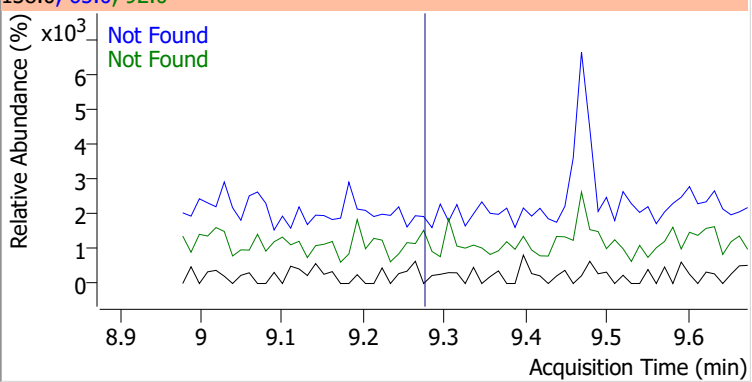
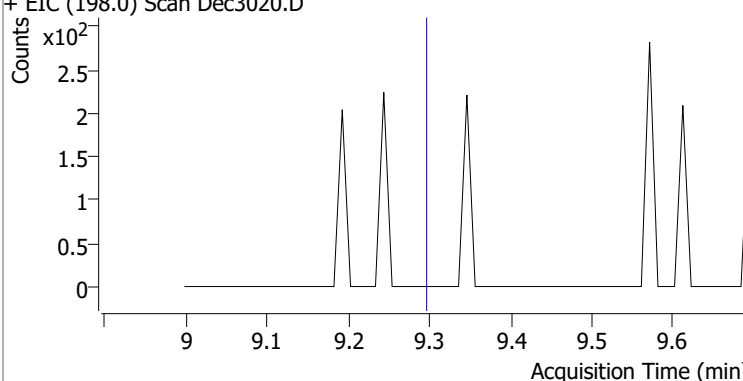
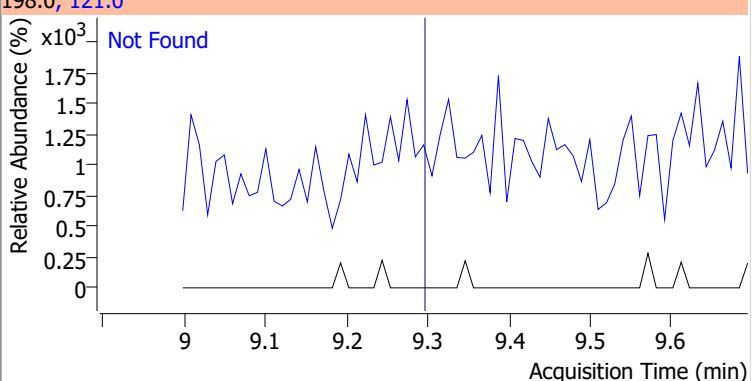
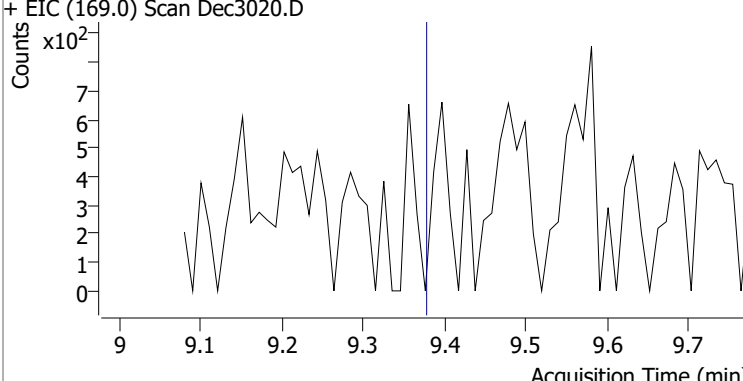
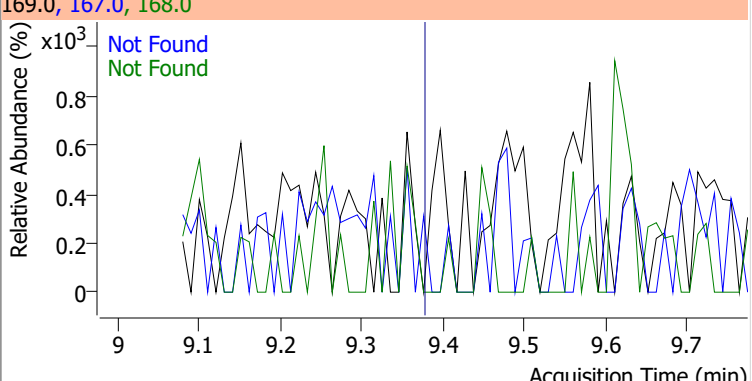
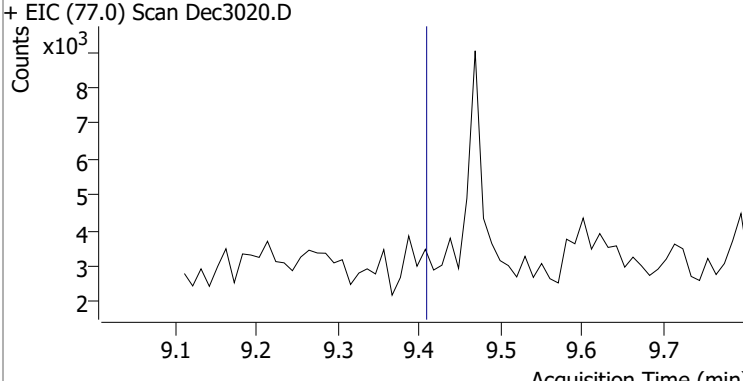
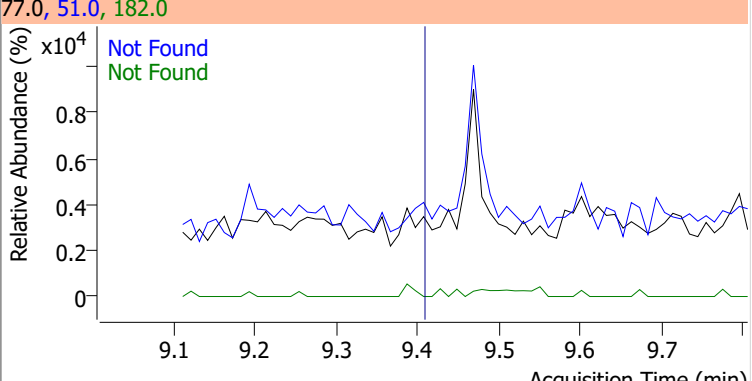
Compound	Conc.	Exp RT	QIon	Exp Ratio	QIon	Exp Ratio
Fluorene	N.D.	9.18	165.0	88.8	167.0	12.9



Compound	Conc.	Exp RT	QIon	Exp Ratio	QIon	Exp Ratio
4-Chlorophenyl-phenylether	N.D.	9.22	141.0	65.7	206.0	32.4

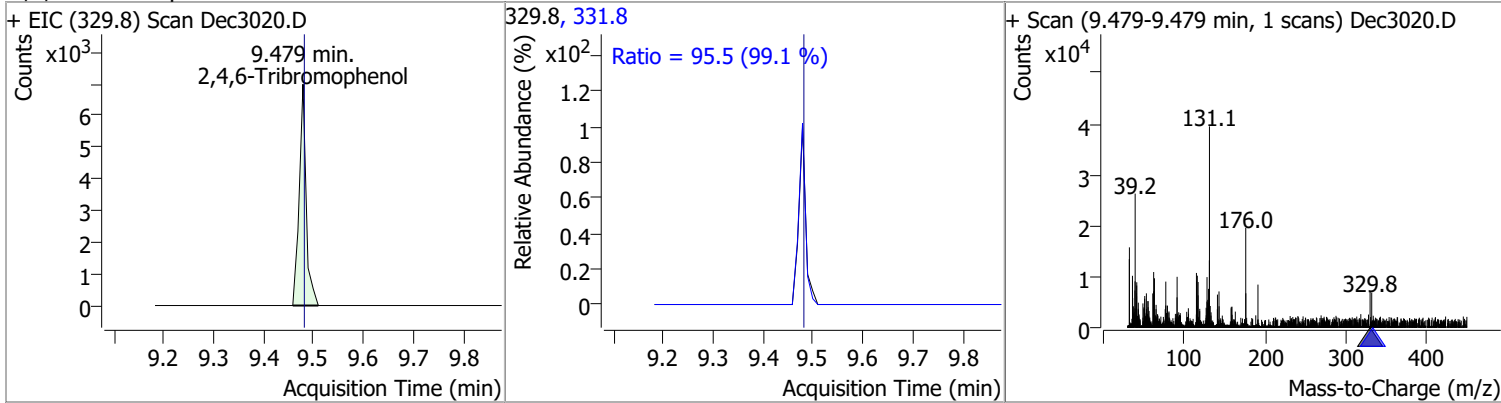


Quantitation Results Report (QT Reviewed)

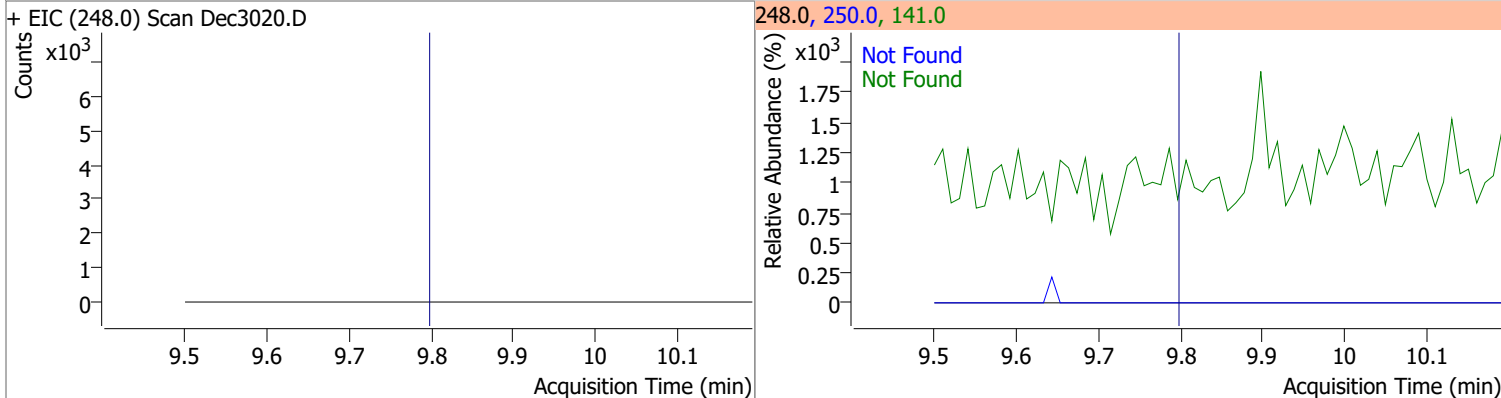
Compound	Conc.	Exp RT	QIon	Exp Ratio	QIon	Exp Ratio
4-Nitroaniline	N.D.	9.27	65.0	131.3	92.0	49.5
+ EIC (138.0) Scan Dec3020.D			138.0, 65.0, 92.0			
						
4,6-Dinitro-2-methylphenol	N.D.	9.29	121.0	52.9		
+ EIC (198.0) Scan Dec3020.D			198.0, 121.0			
						
N-nitrosodiphenylamine	N.D.	9.38	168.0	66.6	167.0	35.0
+ EIC (169.0) Scan Dec3020.D			169.0, 167.0, 168.0			
						
Azobenzene	N.D.	9.41	51.0	49.7	182.0	23.1
+ EIC (77.0) Scan Dec3020.D			77.0, 51.0, 182.0			
						

Quantitation Results Report (QT Reviewed)

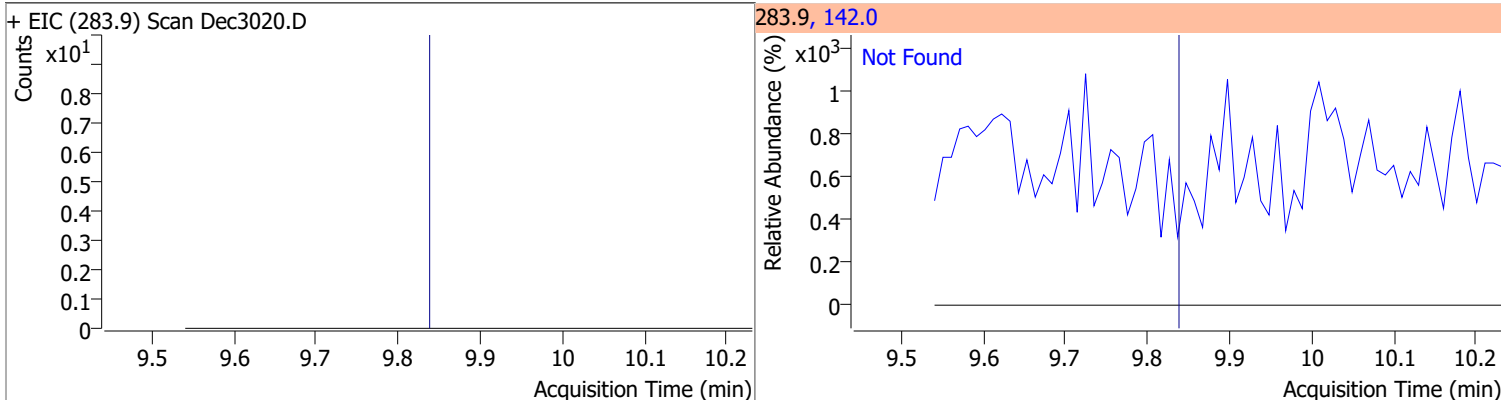
Compound	Conc.	RT	Dev(Min)	Resp.	QIon	QRatio	Lower	Upper
2,4,6-Tribromophenol	9.1343	9.48	0.00	6784	331.8	95.5	67.5	125.3



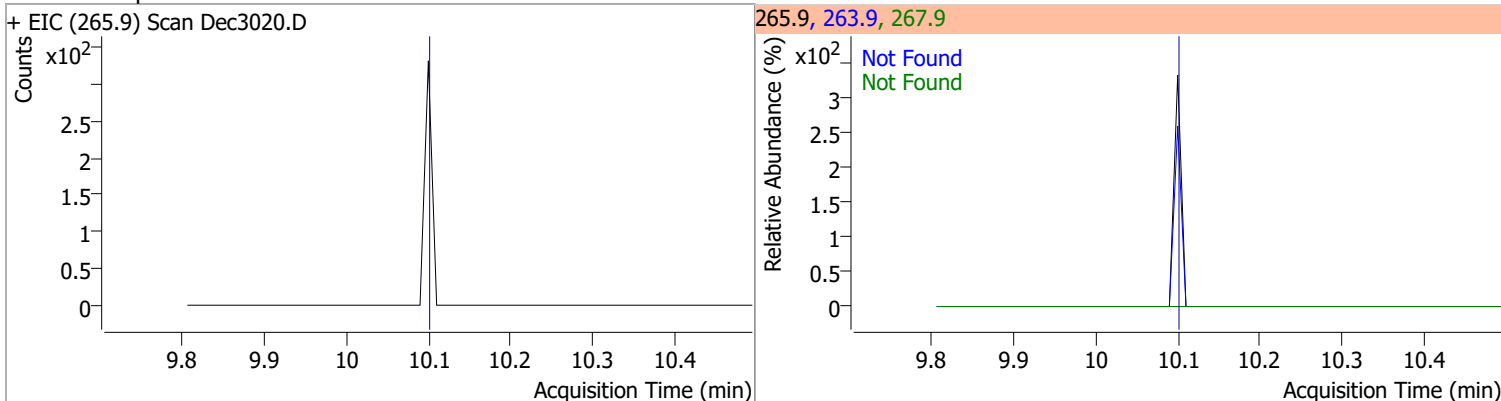
Compound	Conc.	Exp RT	QIon	Exp Ratio	QIon	Exp Ratio
4-Bromophenyl-phenylether	N.D.	9.80	141.0	109.8	250.0	97.9



Compound	Conc.	Exp RT	QIon	Exp Ratio	QIon	Exp Ratio
Hexachlorobenzene	N.D.	9.84	142.0	64.6		

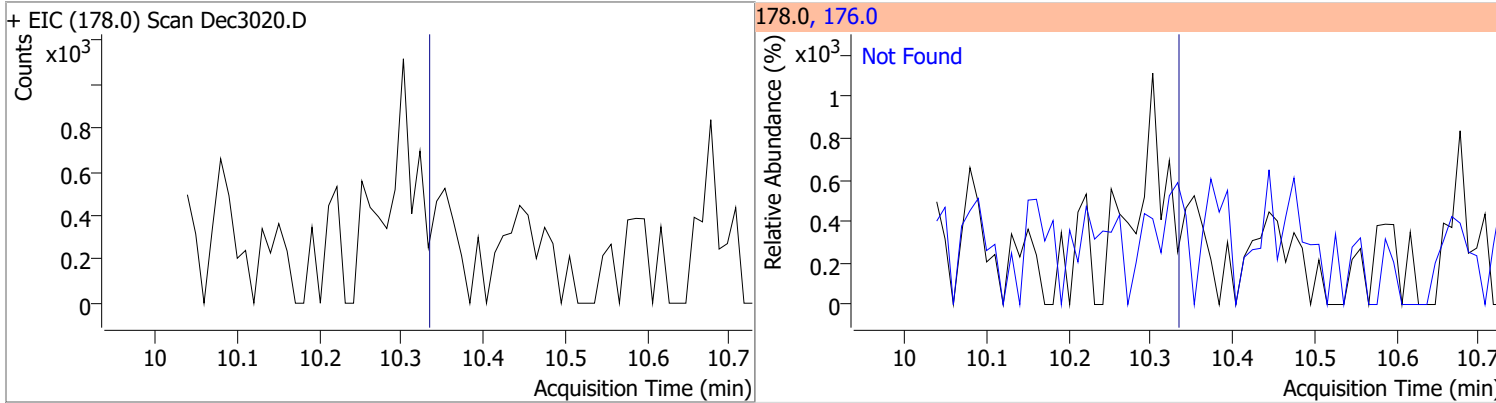


Compound	Conc.	Exp RT	QIon	Exp Ratio	QIon	Exp Ratio
Pentachlorophenol	N.D.	10.10	263.9	62.0	267.9	61.9

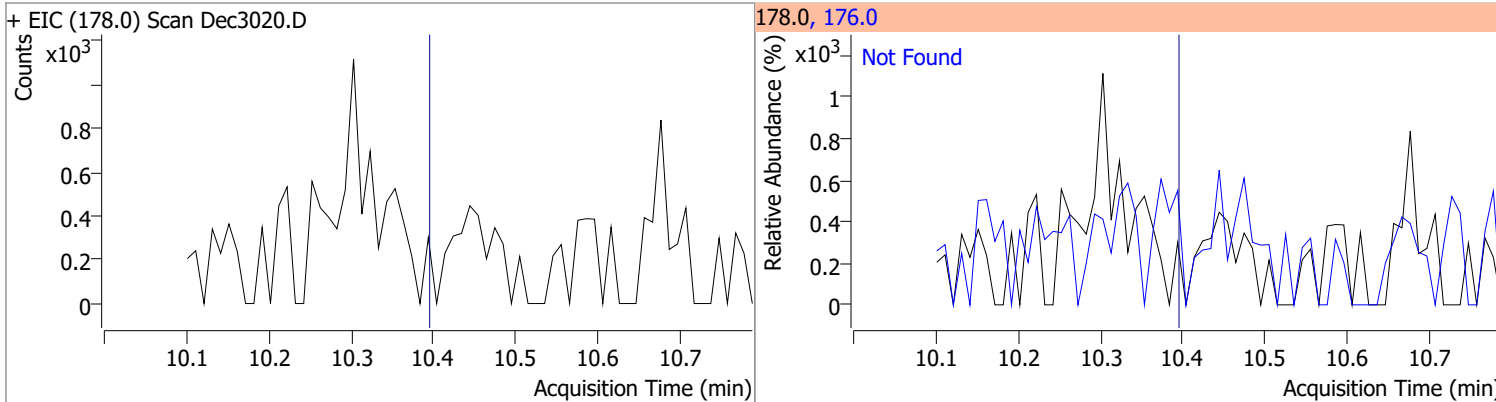


Quantitation Results Report (QT Reviewed)

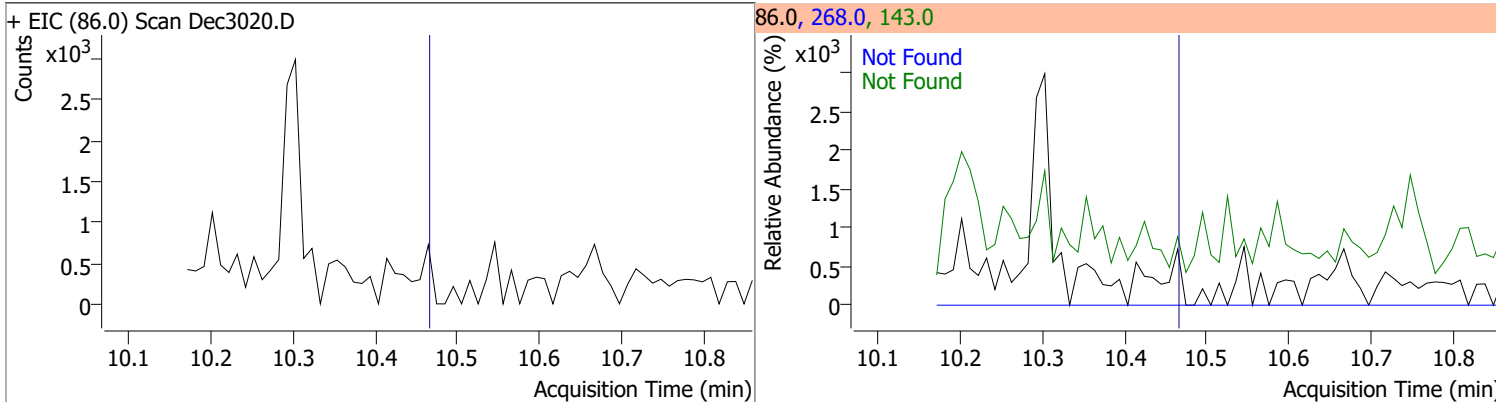
Compound	Conc.	Exp RT	QIon	Exp Ratio
Phenanthrene	N.D.	10.33	176.0	19.7



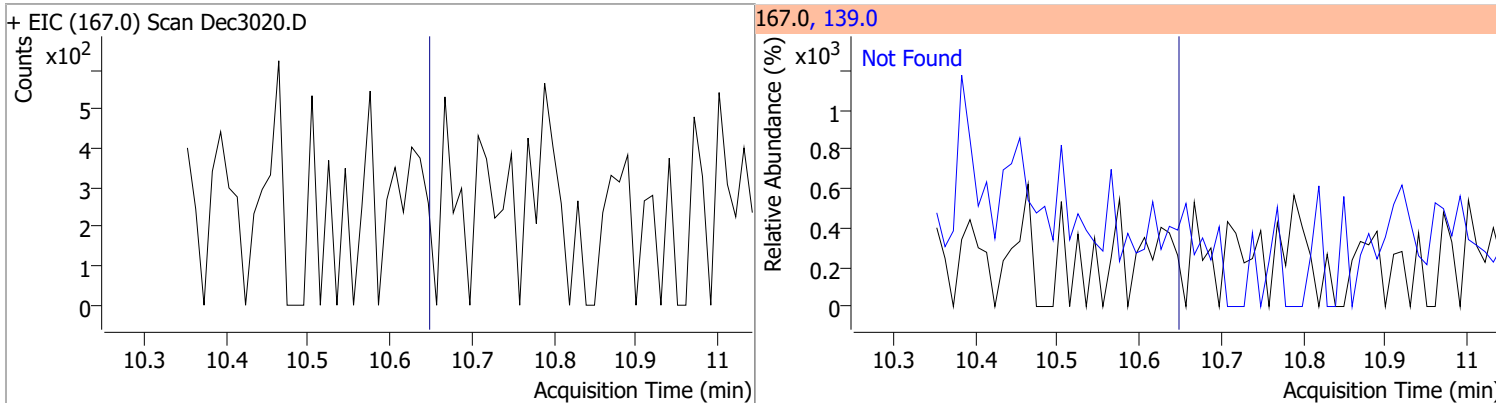
Compound	Conc.	Exp RT	QIon	Exp Ratio
Anthracene	N.D.	10.39	176.0	18.3



Compound	Conc.	Exp RT	QIon	Exp Ratio	QIon	Exp Ratio
Triallate	N.D.	10.46	143.0	22.0	268.0	18.2

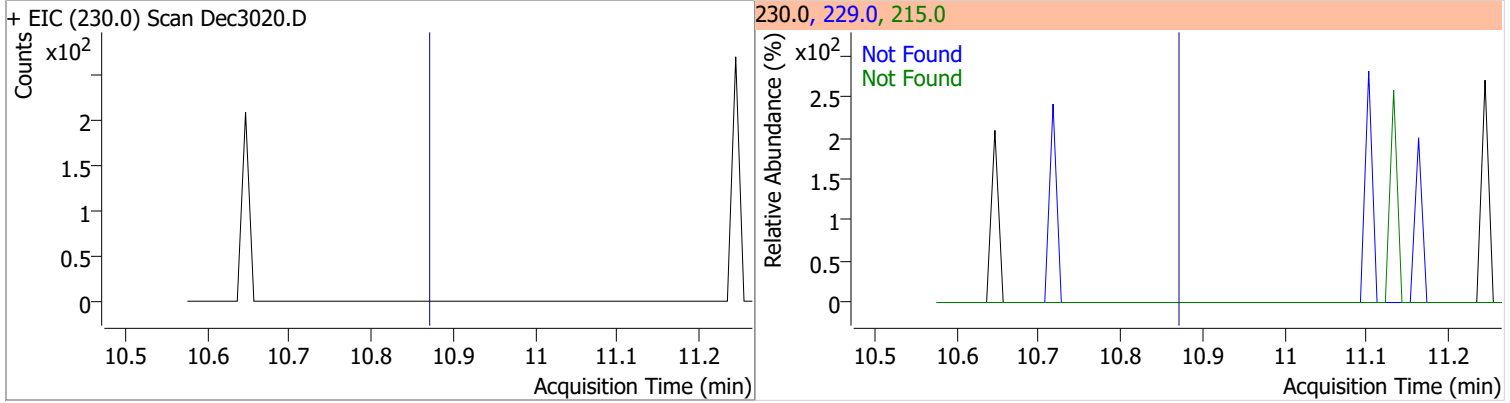


Compound	Conc.	Exp RT	QIon	Exp Ratio
Carbazole	N.D.	10.65	139.0	13.0

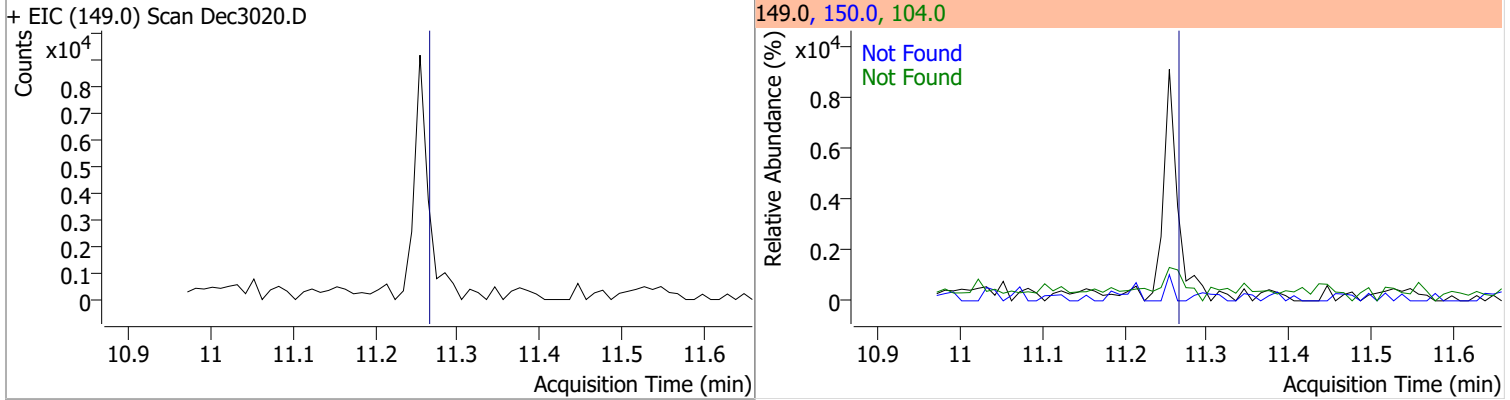


Quantitation Results Report (QT Reviewed)

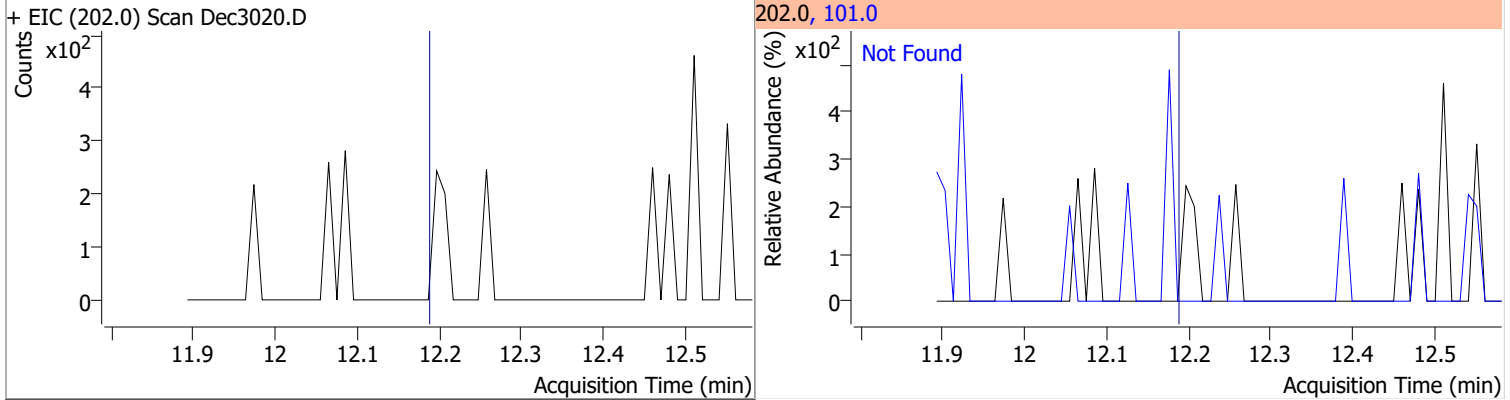
Compound	Conc.	Exp RT	QIon	Exp Ratio	QIon	Exp Ratio
o-Terphenyl	N.D.	10.87	229.0	67.7	215.0	38.2



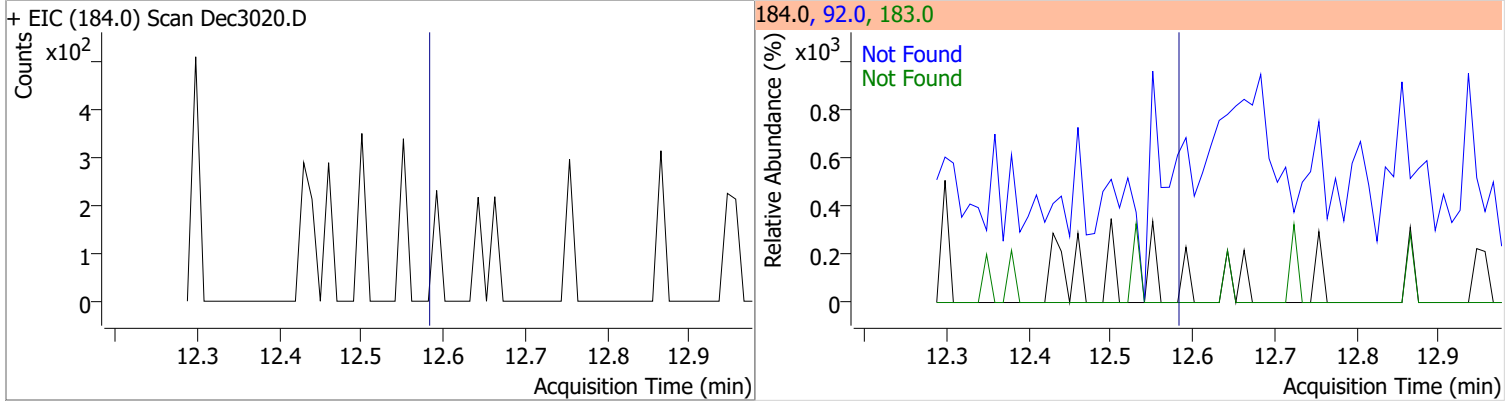
Compound	Conc.	Exp RT	QIon	Exp Ratio	QIon	Exp Ratio
Di-n-Butylphthalate	N.D.	11.26	150.0	9.1	104.0	6.2



Compound	Conc.	Exp RT	QIon	Exp Ratio
Fluoranthene	N.D.	12.19	101.0	15.0

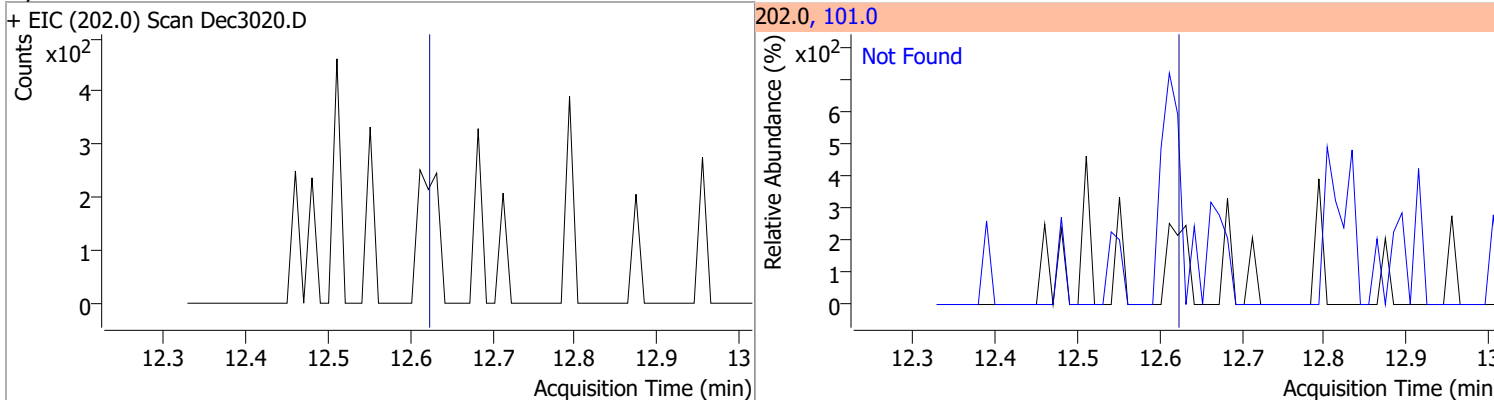


Compound	Conc.	Exp RT	QIon	Exp Ratio	QIon	Exp Ratio
Benzidine	N.D.	12.58	183.0	11.5	92.0	9.0

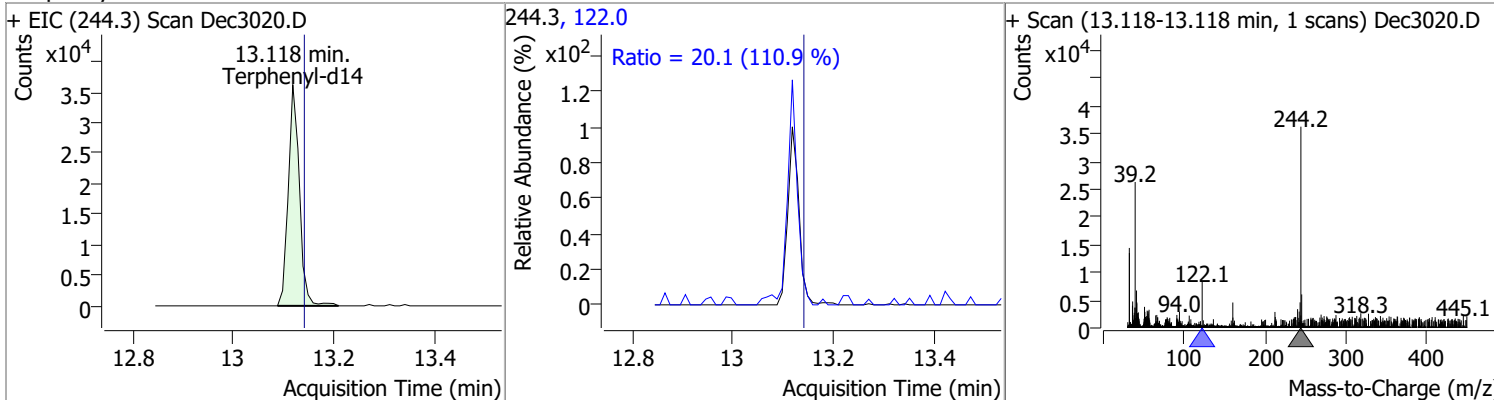


Quantitation Results Report (QT Reviewed)

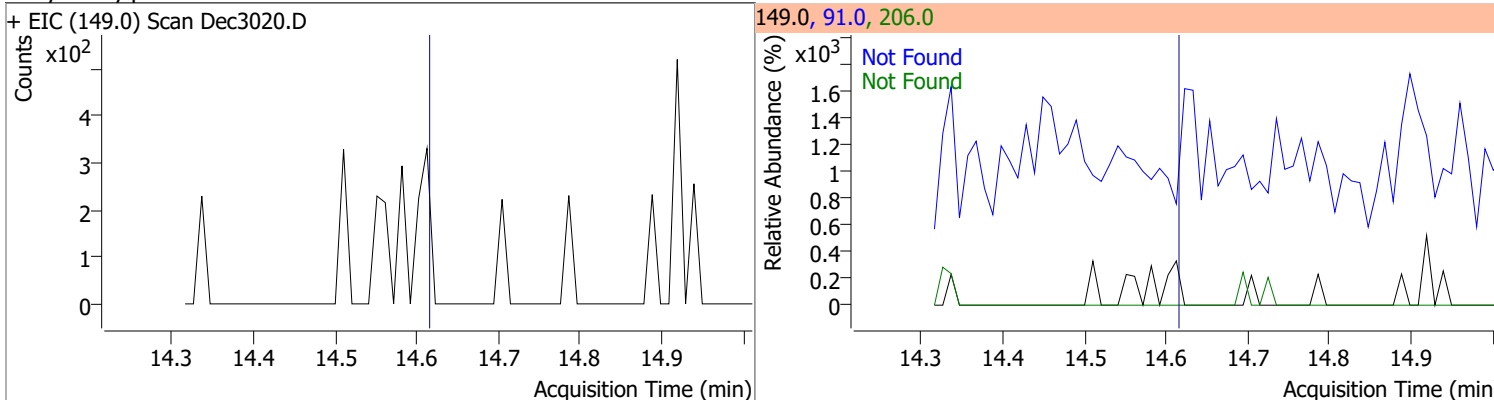
Compound	Conc.	Exp RT	QIon	Exp Ratio
Pyrene	N.D.	12.62	101.0	18.5



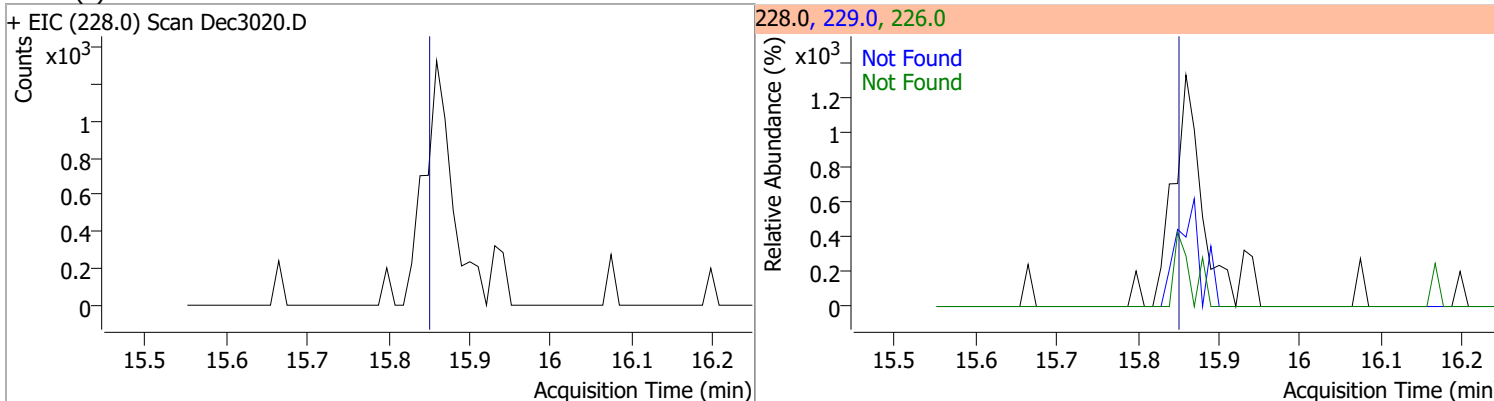
Compound	Conc.	RT	Dev(Min)	Resp.	QIon	QRatio	Lower	Upper
Terphenyl-d14	3.7880	13.12	-0.02	55750	122.0	20.1	12.7	23.5



Compound	Conc.	Exp RT	QIon	Exp Ratio	QIon	Exp Ratio
Butylbenzylphthalate	N.D.	14.63	91.0	94.6	206.0	14.9

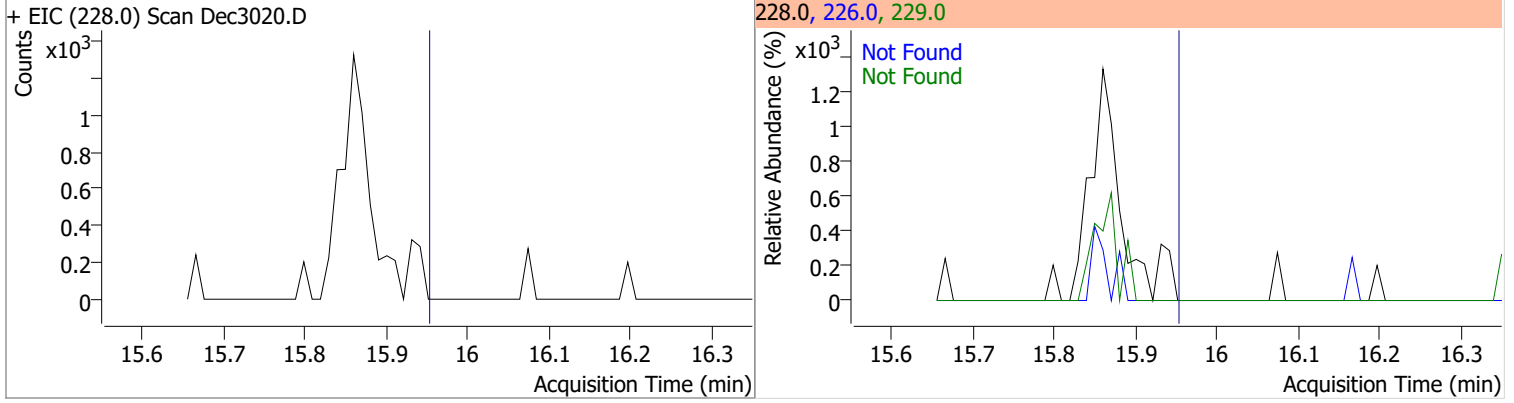


Compound	Conc.	Exp RT	QIon	Exp Ratio	QIon	Exp Ratio
Benzo(a)Anthracene	N.D.	15.87	226.0	26.7	229.0	21.3

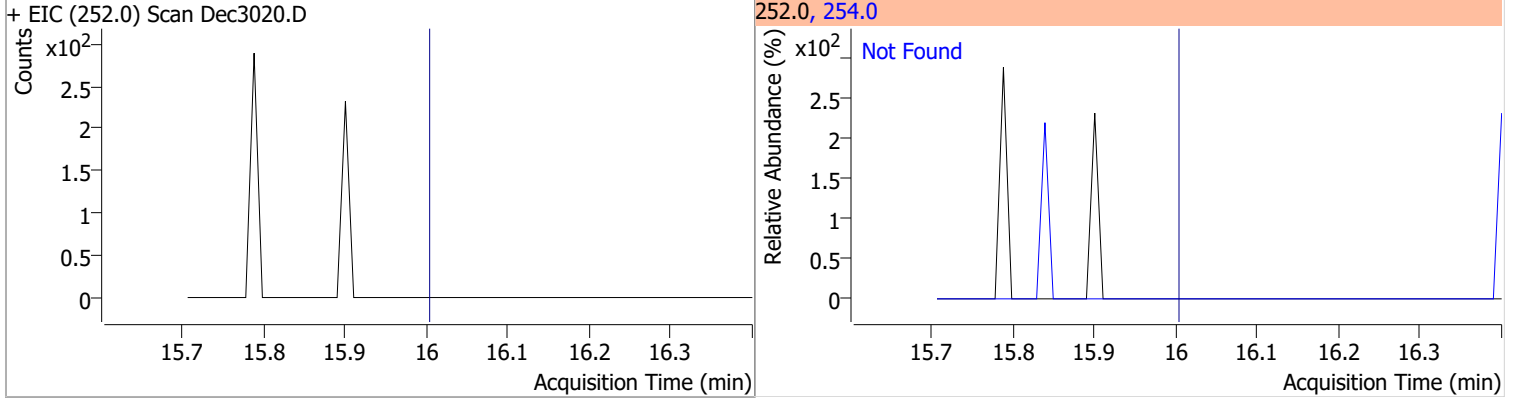


Quantitation Results Report (QT Reviewed)

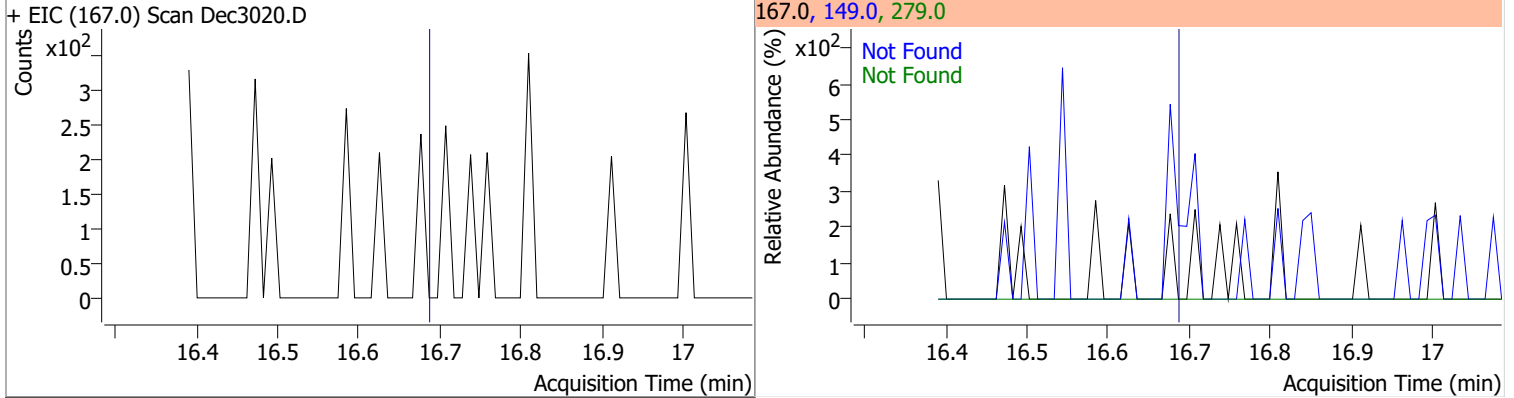
Compound	Conc.	Exp RT	QIon	Exp Ratio	QIon	Exp Ratio
Chrysene	N.D.	15.97	226.0	30.6	229.0	20.9



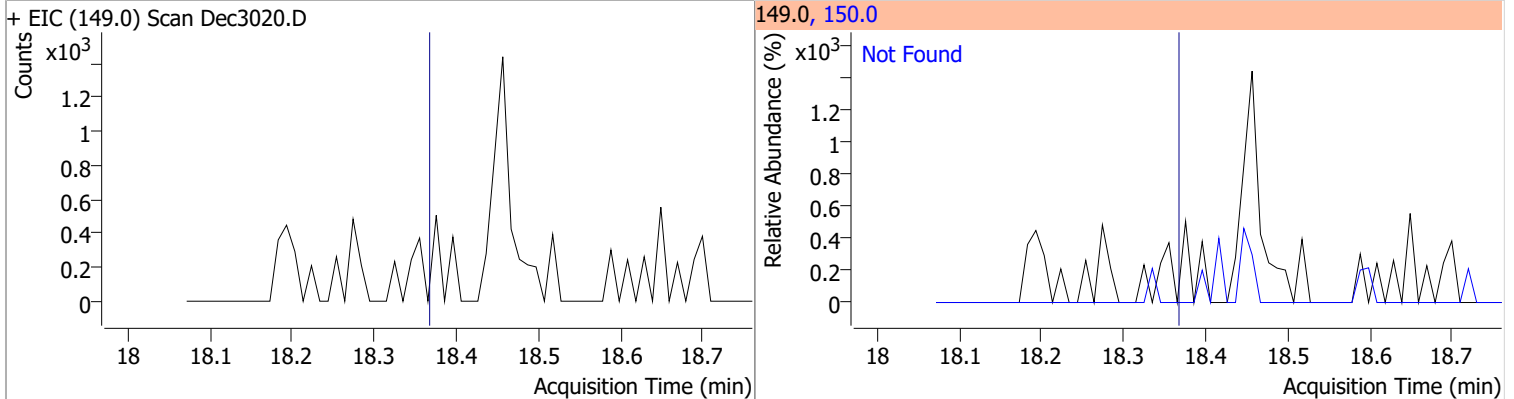
Compound	Conc.	Exp RT	QIon	Exp Ratio
3,3-Dichlorobenzidine	N.D.	16.02	254.0	62.0



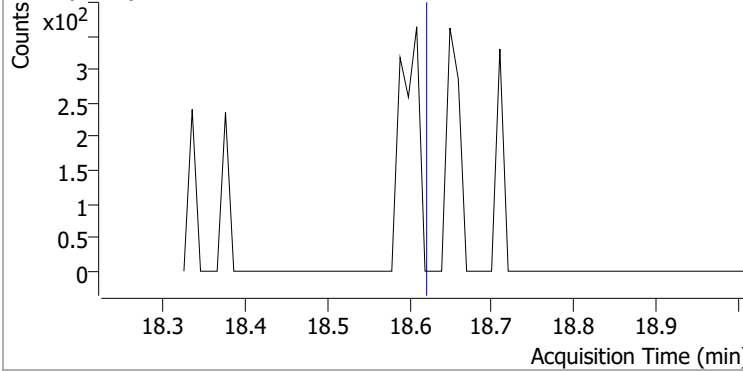
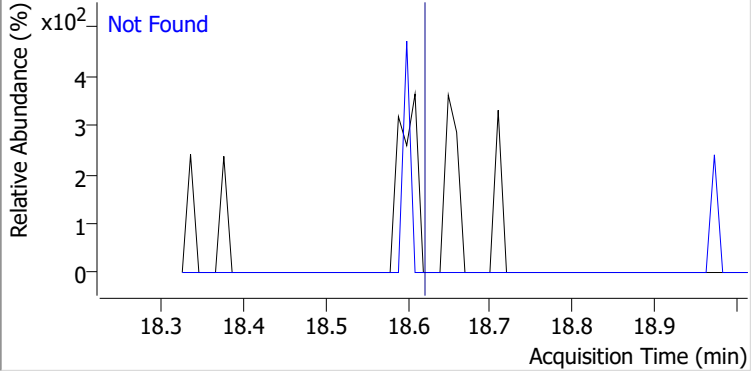
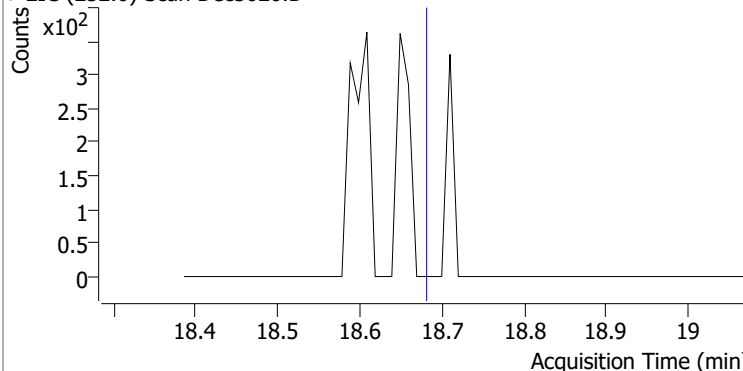
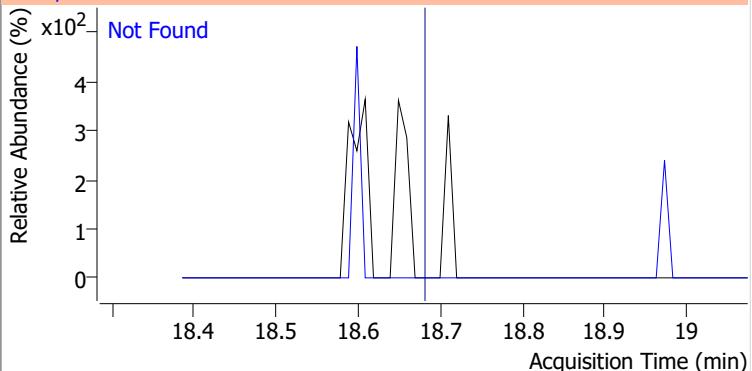
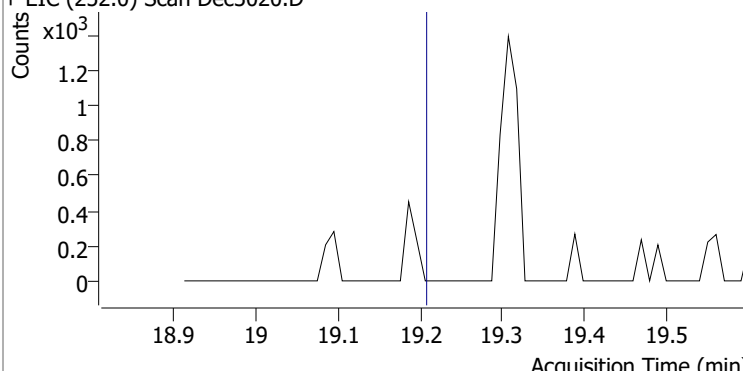
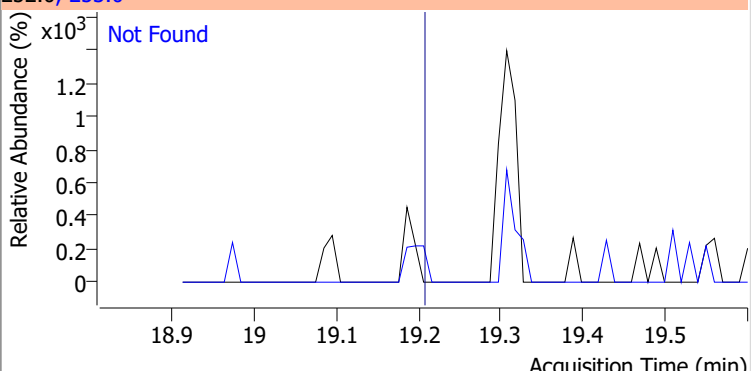
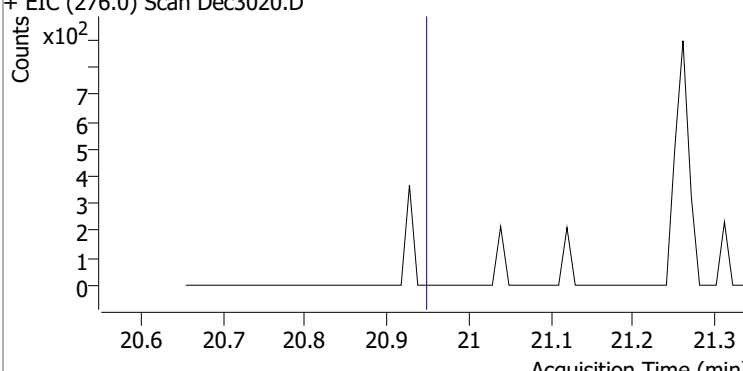
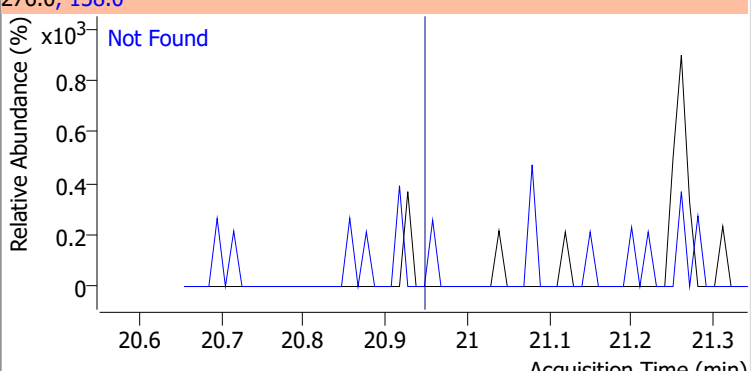
Compound	Conc.	Exp RT	QIon	Exp Ratio	QIon	Exp Ratio
bis(2-ethylhexyl)Phthalate	N.D.	16.71	149.0	421.6	279.0	11.2



Compound	Conc.	Exp RT	QIon	Exp Ratio
Di-n-octyl Phthalate	N.D.	18.38	150.0	9.7

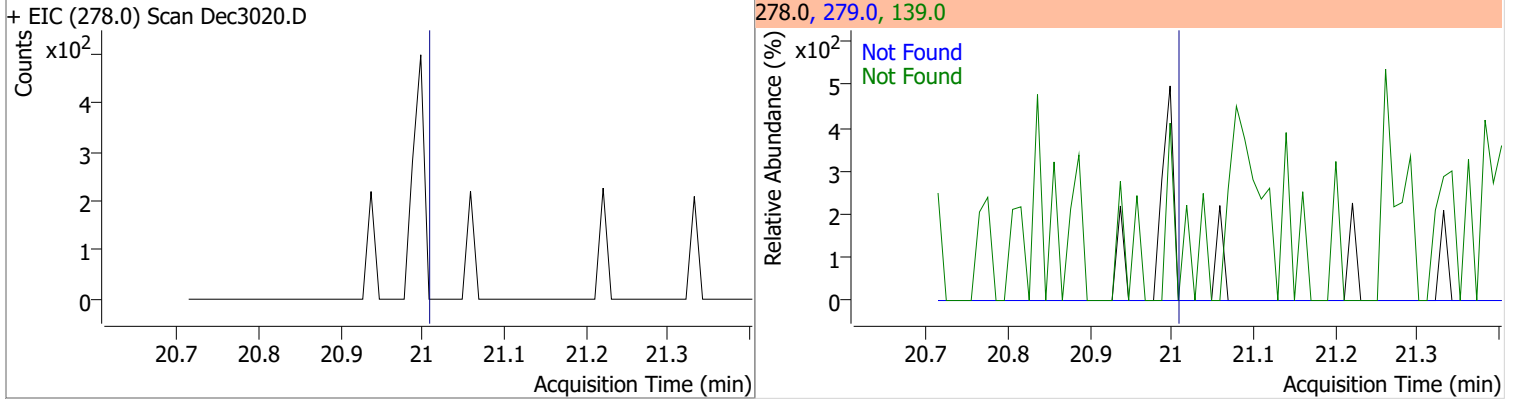


Quantitation Results Report (QT Reviewed)

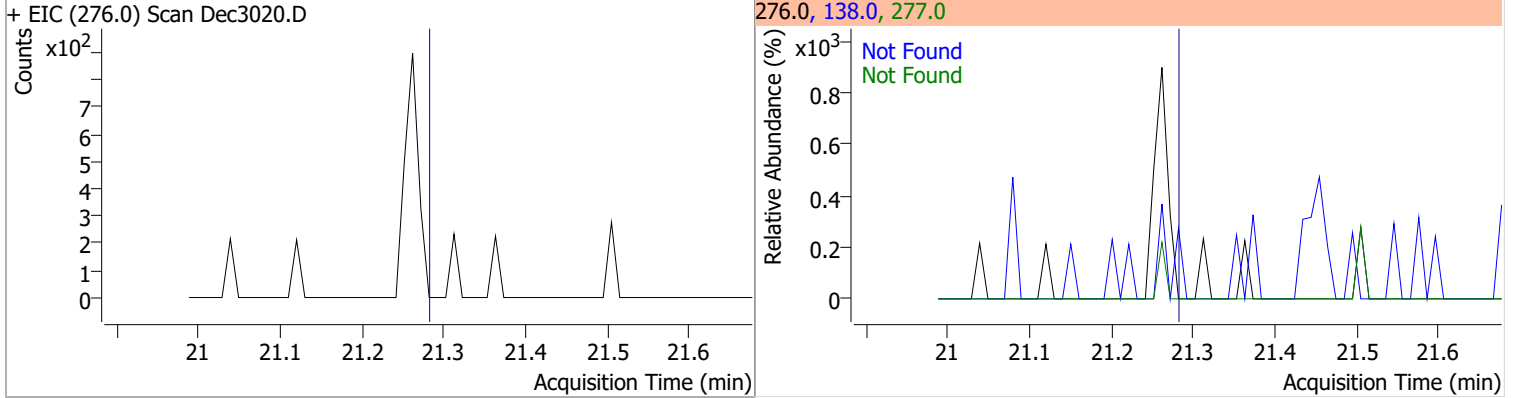
Compound	Conc.	Exp RT	QIon	Exp Ratio
Benzo(b)fluoranthene	N.D.	18.63	253.0	21.4
+ EIC (252.0) Scan Dec3020.D			252.0, 253.0	
				
Benzo(k)fluoranthene	N.D.	18.69	253.0	21.7
+ EIC (252.0) Scan Dec3020.D			252.0, 253.0	
				
Benzo(a)pyrene	N.D.	19.22	253.0	22.9
+ EIC (252.0) Scan Dec3020.D			252.0, 253.0	
				
Indeno(1,2,3-c,d)pyrene	N.D.	20.96	138.0	39.1
+ EIC (276.0) Scan Dec3020.D			276.0, 138.0	
				

Quantitation Results Report (QT Reviewed)

Compound	Conc.	Exp RT	QIon	Exp Ratio	QIon	Exp Ratio
Dibenzo(a,h)anthracene	N.D.	21.02	139.0	30.6	279.0	24.6

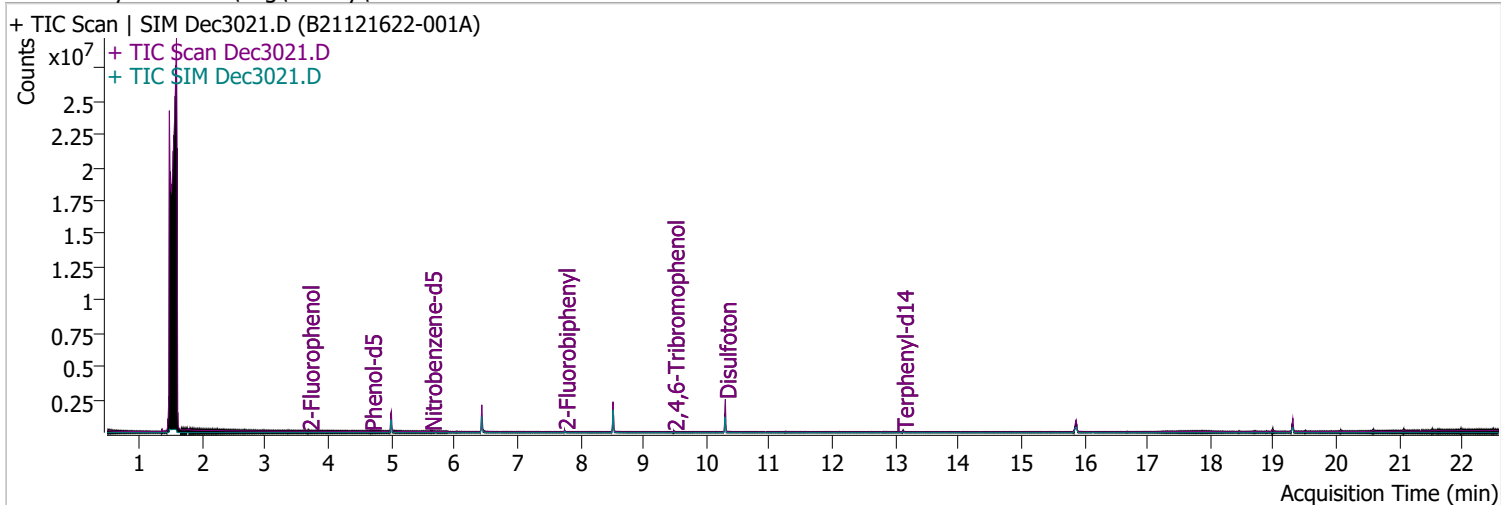


Compound	Conc.	Exp RT	QIon	Exp Ratio	QIon	Exp Ratio
Benzo(g,h,i)perylene	N.D.	21.29	138.0	41.5	277.0	23.8



Quantitation Results Report (QT Reviewed)

Data File	Dec3021.D	Operator	LIMS import
Acq. Method	BNA+SIM.M	Acq. Date-Time	12/30/2021 11:01:47 PM
Sample Name	B21121622-001A	Instrument	Instrument #1
Vial	21	Multiplier	1.00
DA Method File	122821 bna 1 CAL.batch.bin	Comment	SVOC-8270-W
Tune File	dftppdsm.u	Tune Date	11/24/2021 11:15:00 AM
Batch Name	123021 bna 1.batch.bin	Last Calib Update	1/3/2022 10:10:10 AM
Ref Library	D:\Org\Library\NIST129K.l		



Compound	RT	QIon	Resp.	Conc.	Units	Dev(Min)
----------	----	------	-------	-------	-------	----------

Internal Standards

System Monitoring Compounds

S 2-Fluorophenol	3.684	112.0	19395	2.8309	µg/L	-0.021
Spiked Amount: 200.000	Range: 10.0 - 75.0%			Recovery = 1.42%		*
S Phenol-d5	4.674	99.0	27399	3.5874	µg/L	-0.010
Spiked Amount: 200.000	Range: 10.0 - 65.0%			Recovery = 1.79%		*
S Nitrobenzene-d5	5.624	82.0	12285	2.2071	µg/L	0.000
Spiked Amount: 100.000	Range: 32.0 - 94.0%			Recovery = 2.21%		*
S 2-Fluorobiphenyl	7.748	172.0	48642	2.6657	µg/L	0.000
Spiked Amount: 100.000	Range: 28.0 - 107.0%			Recovery = 2.67%		*
S 2,4,6-Tribromophenol	9.479	329.8	4831	7.4686	µg/L	0.000
Spiked Amount: 200.000	Range: 25.0 - 140.0%			Recovery = 3.73%		*
S Terphenyl-d14	13.118	244.3	46197	3.3787	µg/L	-0.020
Spiked Amount: 100.000	Range: 32.0 - 122.0%			Recovery = 3.38%		*

Target Compounds

Compound	RT	QIon	Resp.	Conc.	Units	Dev(Min)	QValue
T N-Nitrosodimethylamine	0.000		0	N.D.			
T Pyridine	0.000		0	N.D.			
T Aniline	0.000		0	N.D.			
T Phenol	0.000		0	N.D.			
T bis(-2-Chloroethyl)Ether	0.000		0	N.D.			
T 2-Chlorophenol	0.000		0	N.D.			
T 1,3-Dichlorobenzene	0.000		0	N.D.			
T 1,4-Dichlorobenzene	0.000		0	N.D.			
T 1,2-Dichlorobenzene	0.000		0	N.D.			
T Benzyl Alcohol	0.000		0	N.D.			
T bis(2-chloroisopropyl)Ether	0.000		0	N.D.			
T 2-Methylphenol	0.000		0	N.D.			
T N-nitroso-Di-n-propylamine	0.000		0	N.D.			
T 4Methylphenol/3Methylphenol	0.000		0	N.D.			
T Hexachloroethane	0.000		0	N.D.			

Quantitation Results Report (QT Reviewed)

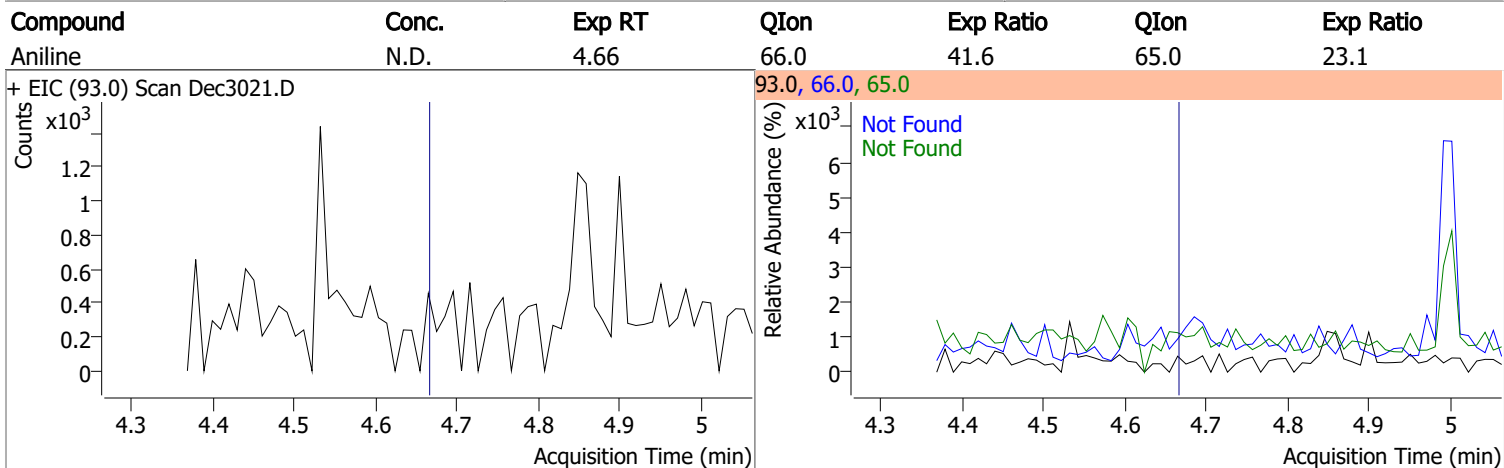
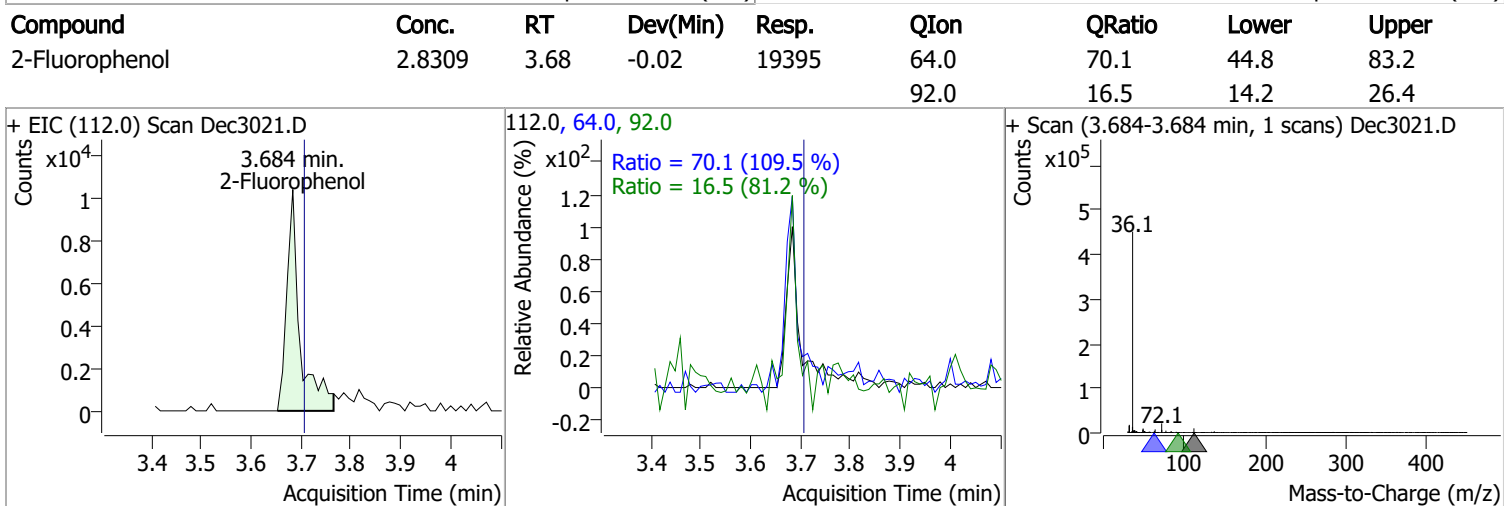
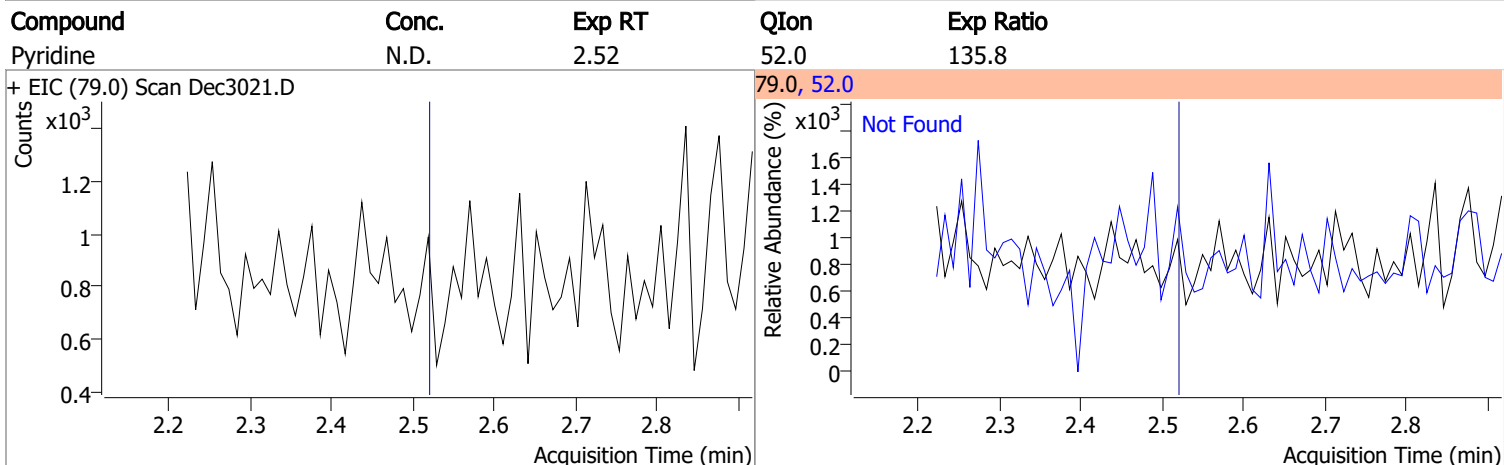
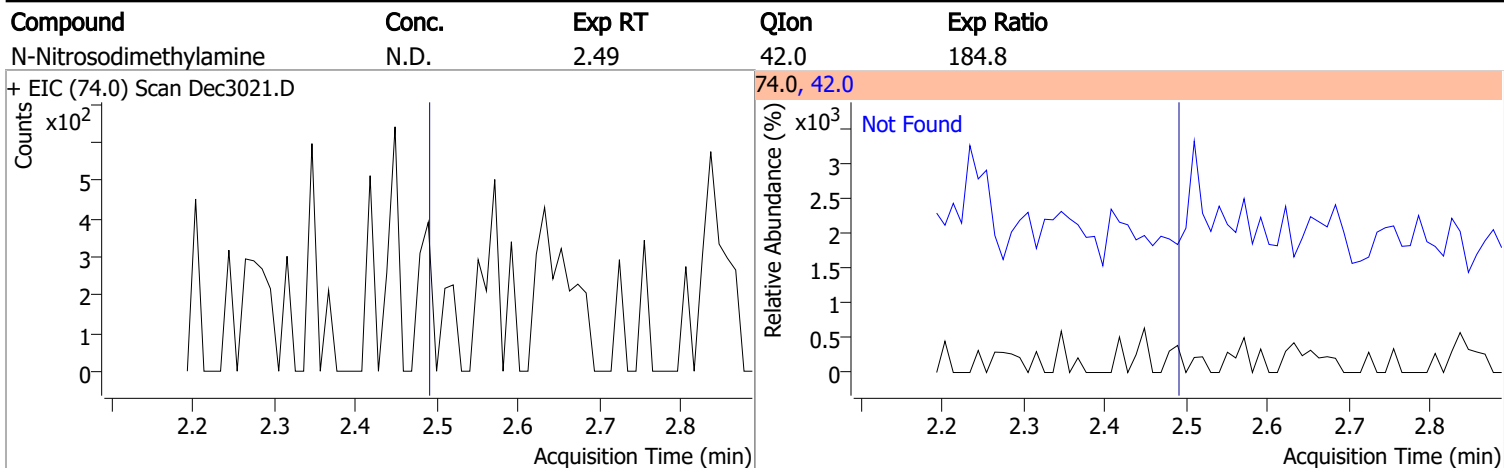
Compound	RT	QIon	Resp.	Conc.	Units	Dev(Min)
T Nitrobenzene	0.000		0	N.D.		
T Isophorone	0.000		0	N.D.		
T 2-Nitrophenol	0.000		0	N.D.		
T 2,4-Dimethylphenol	0.000		0	N.D.		
T bis(-2-Chloroethoxy)Methane	0.000		0	N.D.		
T Benzoic Acid	0.000		0	N.D.		
T 2,4-Dichlorophenol	0.000		0	N.D.		
T 1,2,4-Trichlorobenzene	0.000		0	N.D.		
T Naphthalene	0.000		0	N.D.		
T 4-Chlorophenol	0.000		0	N.D.		
T p-Chloroaniline	0.000		0	N.D.		
T Hexachlorobutadiene	0.000		0	N.D.		
T 4-Chloro-2-Methylphenol	0.000		0	N.D.		
T 4-Chloro-3-Methylphenol	0.000		0	N.D.		
T 2-Methylnaphthalene	0.000		0	N.D.		
T 1-Methylnaphthalene	0.000		0	N.D.		
T Hexachlorocyclopentadiene	0.000		0	N.D.		
T 2,4,6-Trichlorophenol	0.000		0	N.D.		
T 2,4,5-Trichlorophenol	0.000		0	N.D.		
T 2-Chloronaphthalene	0.000		0	N.D.		
T 2-Nitroaniline	0.000		0	N.D.		
T Dimethyl Phthalate	8.517	163.0	0		µg/L md	1
T 2,6-Dinitrotoluene	8.517	165.0	0		µg/L md	1
T Acenaphthylene	0.000		0	N.D.		
T 3-Nitroaniline	0.000		0	N.D.		
T Acenaphthene	0.000		0	N.D.		
T 2,4-Dinitrophenol	0.000		0	N.D.		
T Dibenzofuran	0.000		0	N.D.		
T 4-Nitrophenol	0.000		0	N.D.		
T 2,4-Dinitrotoluene	8.568	165.0	0		µg/L md	1
T Diethylphthalate	0.000		0	N.D.		
T Fluorene	0.000		0	N.D.		
T 4-Chlorophenyl-phenylether	0.000		0	N.D.		
T 4-Nitroaniline	0.000		0	N.D.		
T 4,6-Dinitro-2-methylphenol	0.000		0	N.D.		
T N-nitrosodiphenylamine	0.000		0	N.D.		
T Azobenzene	0.000		0	N.D.		
T 4-Bromophenyl-phenylether	0.000		0	N.D.		
T Hexachlorobenzene	0.000		0	N.D.		
T Pentachlorophenol	0.000		0	N.D.		
T Phenanthrene	0.000		0	N.D.		
T Anthracene	0.000		0	N.D.		
T Triallate	0.000		0	N.D.		
T Carbazole	0.000		0	N.D.		
T o-Terphenyl	0.000		0	N.D.		
T Di-n-Butylphthalate	0.000		0	N.D.		
T Fluoranthene	0.000		0	N.D.		
T Benzidine	0.000		0	N.D.		
T Pyrene	0.000		0	N.D.		
T Butylbenzylphthalate	0.000		0	N.D.		
T Benzo(a)Anthracene	0.000		0	N.D.		
T Chrysene	0.000		0	N.D.		
T 3,3-Dichlorobenzidine	0.000		0	N.D.		
T bis(2-ethylhexyl)Phthalate	0.000		0	N.D.		
T Di-n-octyl Phthalate	0.000		0	N.D.		

Quantitation Results Report (QT Reviewed)

Compound	RT	QIon	Resp.	Conc.	Units	Dev(Min)
T Benzo(b)fluoranthene	0.000		0	N.D.		
T Benzo(k)fluoranthene	0.000		0	N.D.		
T Benzo(a)pyrene	0.000		0	N.D.		
T Indeno(1,2,3-c,d)pyrene	0.000		0	N.D.		
T Dibenzo(a,h)anthracene	0.000		0	N.D.		
T Benzo(g,h,i)perylene	0.000		0	N.D.		

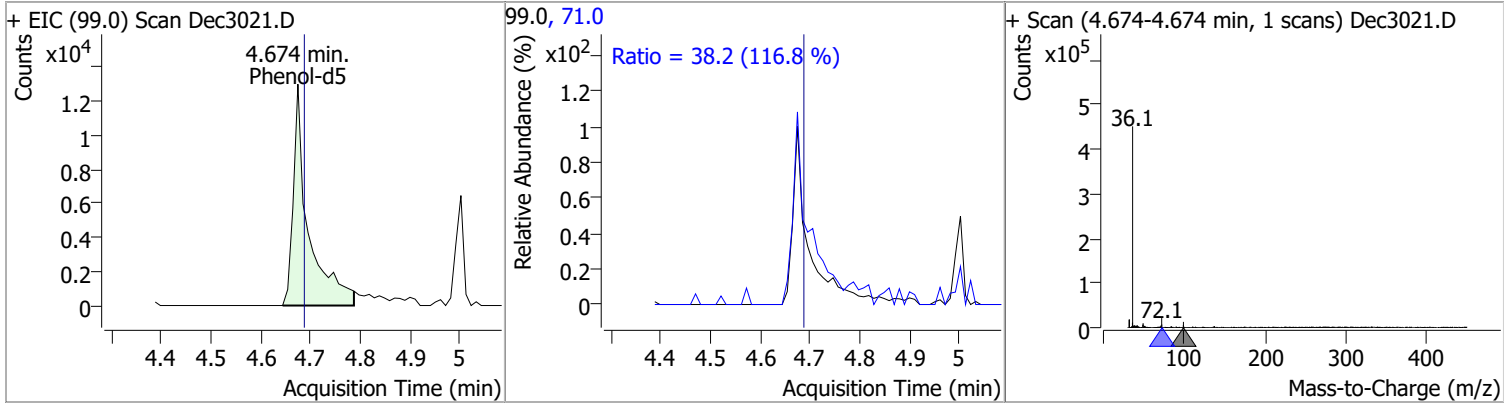
(#) = Qualifier Out of Range; (m) = Manual Integration; (+) = Area Summed; (*) = Surrogate Percent Recovery Out of Range; (d): Zeroed Peak

Quantitation Results Report (QT Reviewed)

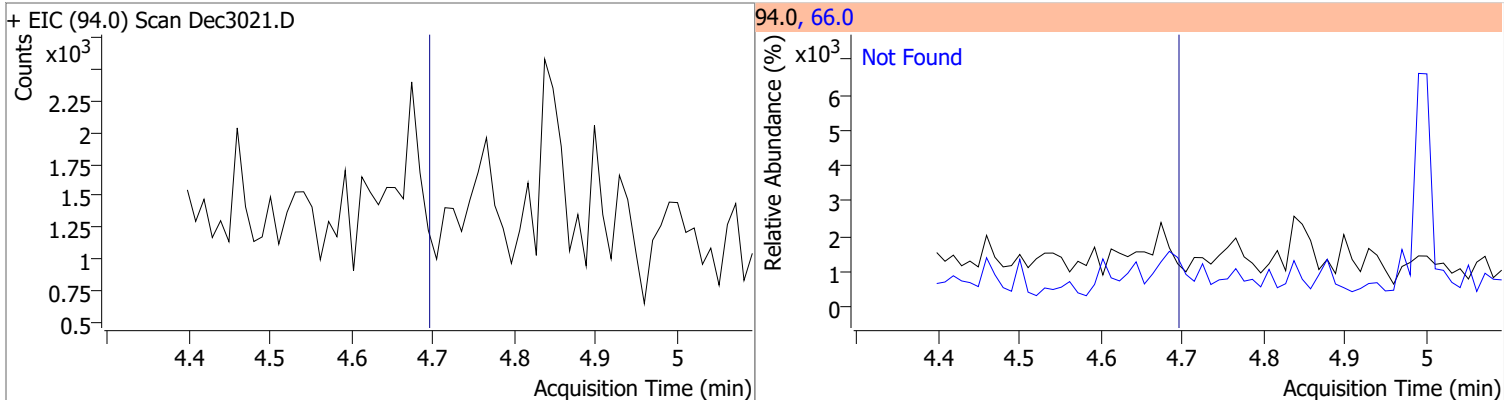


Quantitation Results Report (QT Reviewed)

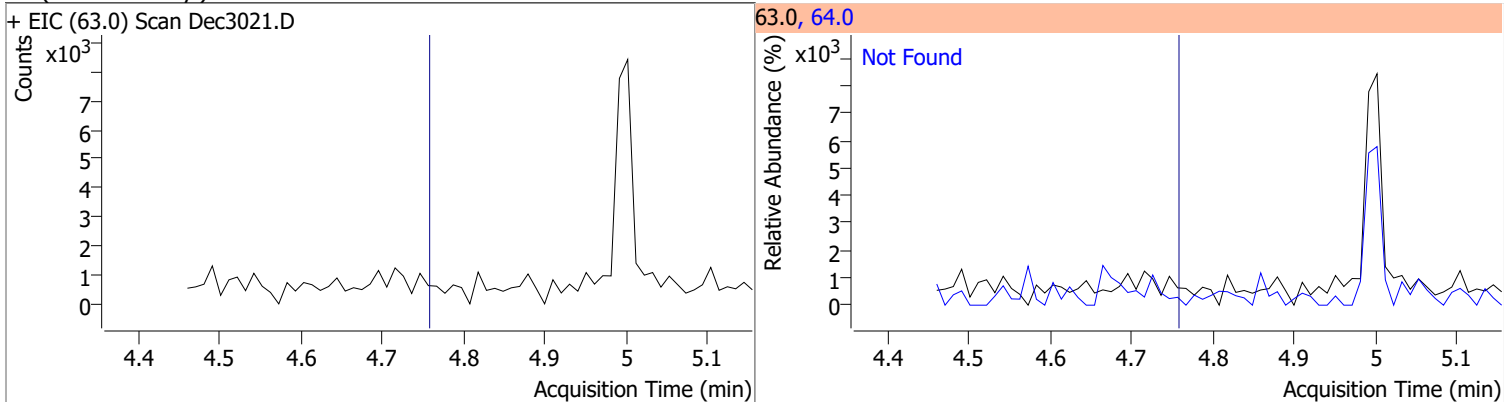
Compound	Conc.	RT	Dev(Min)	Resp.	QIon	QRatio	Lower	Upper
Phenol-d5	3.5874	4.67	-0.01	27399	71.0	38.2	22.9	42.5



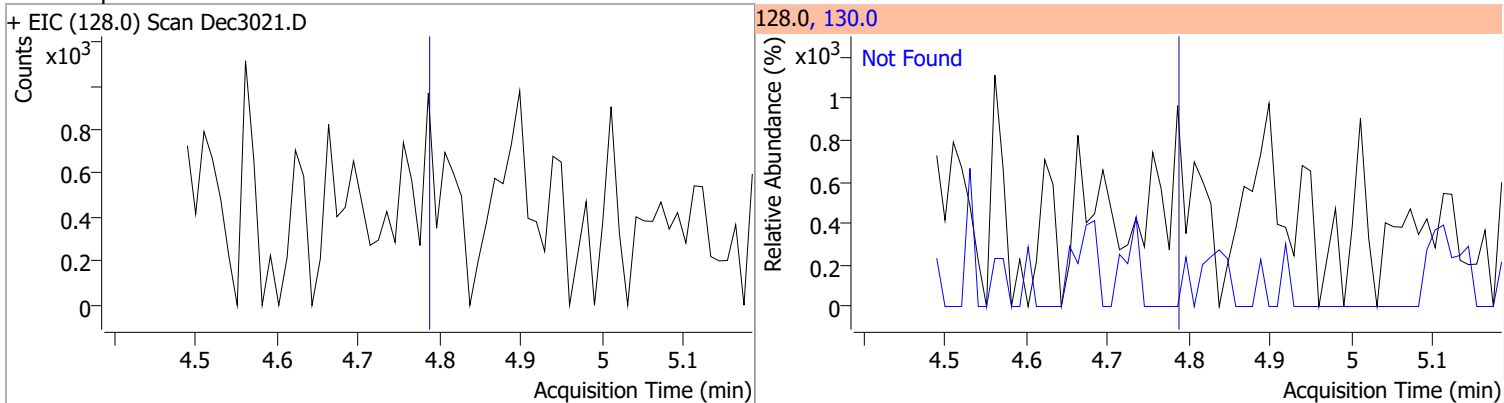
Compound	Conc.	Exp RT	QIon	Exp Ratio
Phenol	N.D.	4.69	66.0	40.8



Compound	Conc.	Exp RT	QIon	Exp Ratio
bis(-2-Chloroethyl)Ether	N.D.	4.76	64.0	2.8

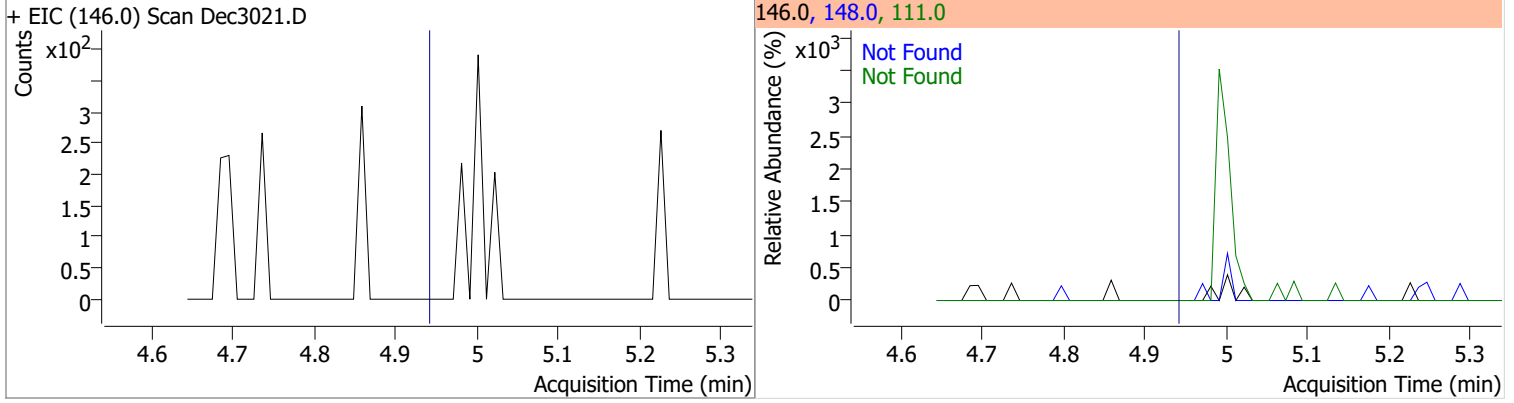


Compound	Conc.	Exp RT	QIon	Exp Ratio
2-Chlorophenol	N.D.	4.79	130.0	32.3

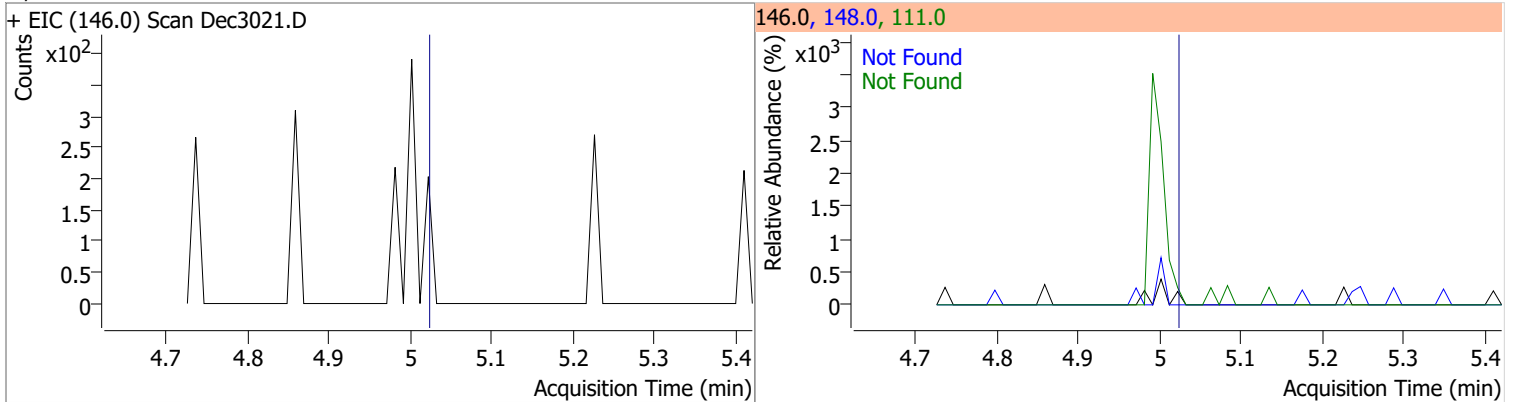


Quantitation Results Report (QT Reviewed)

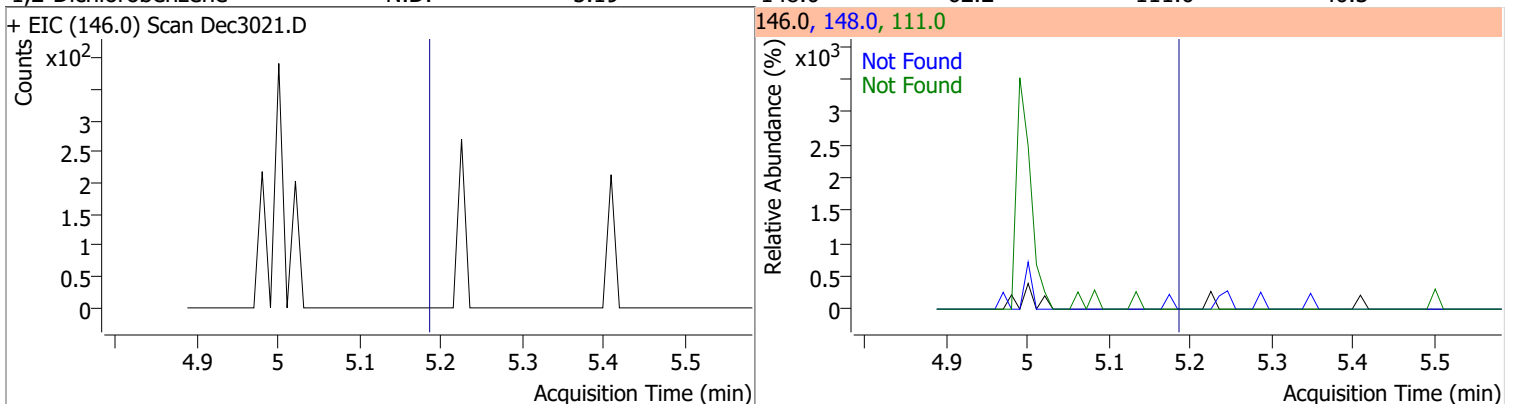
Compound	Conc.	Exp RT	QIon	Exp Ratio	QIon	Exp Ratio
1,3-Dichlorobenzene	N.D.	4.94	148.0	63.2	111.0	39.4



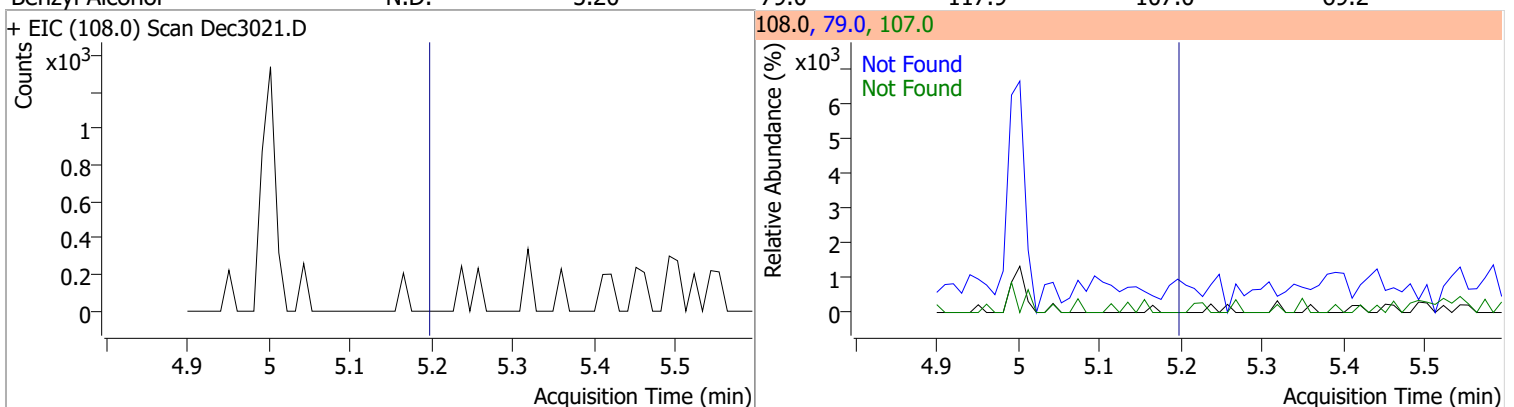
Compound	Conc.	Exp RT	QIon	Exp Ratio	QIon	Exp Ratio
1,4-Dichlorobenzene	N.D.	5.02	148.0	62.2	111.0	37.4



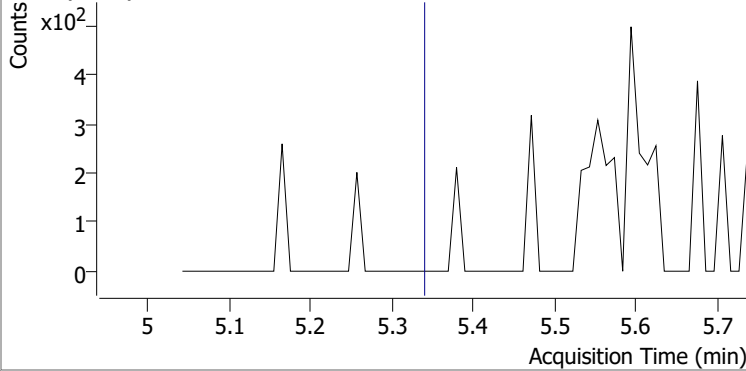
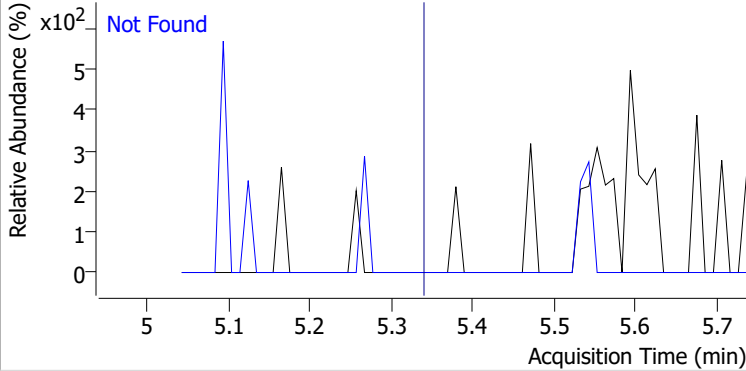
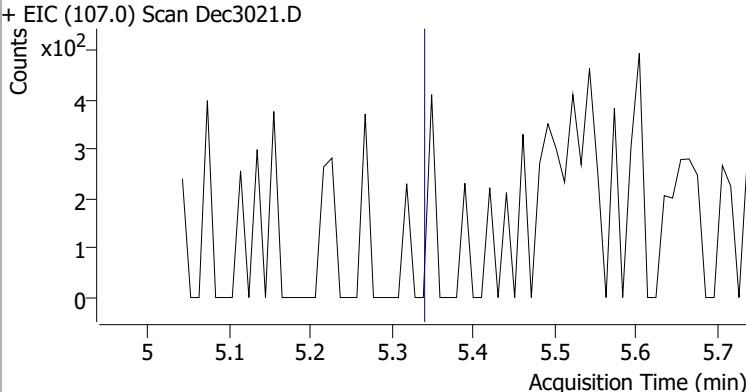
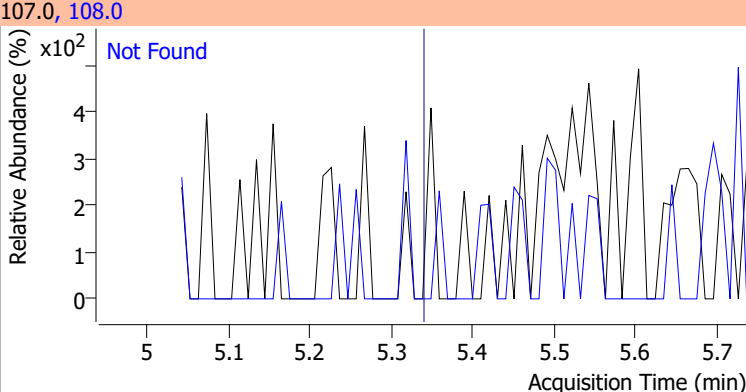
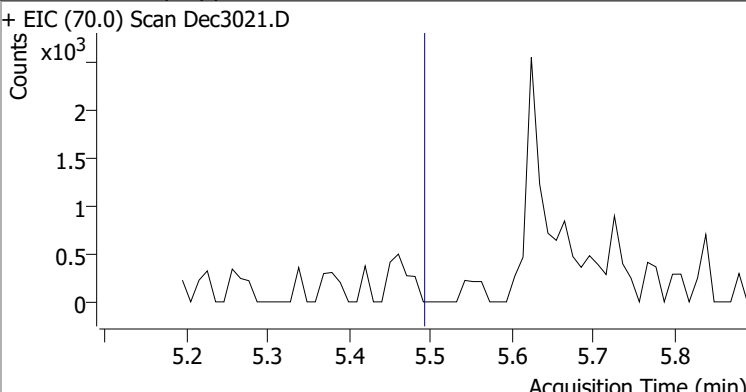
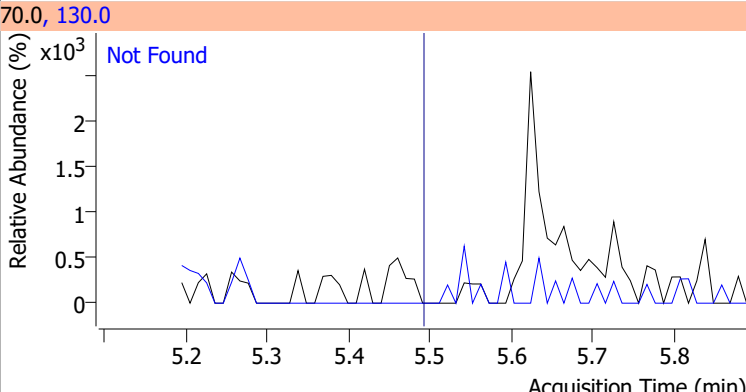
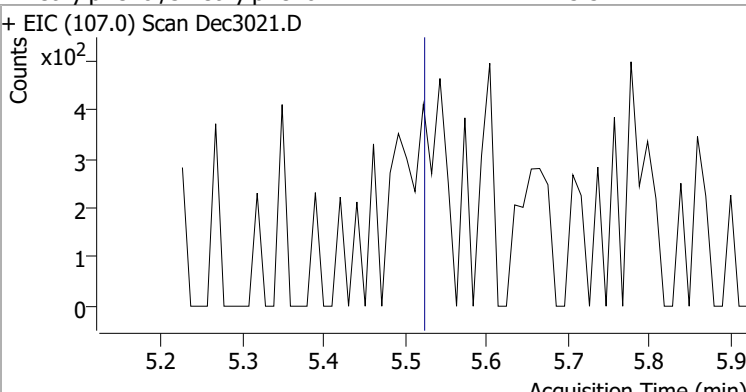
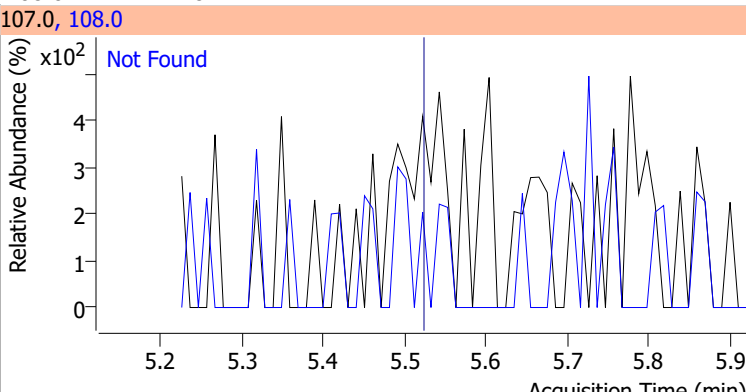
Compound	Conc.	Exp RT	QIon	Exp Ratio	QIon	Exp Ratio
1,2-Dichlorobenzene	N.D.	5.19	148.0	62.2	111.0	40.3



Compound	Conc.	Exp RT	QIon	Exp Ratio	QIon	Exp Ratio
Benzyl Alcohol	N.D.	5.20	79.0	117.9	107.0	69.2

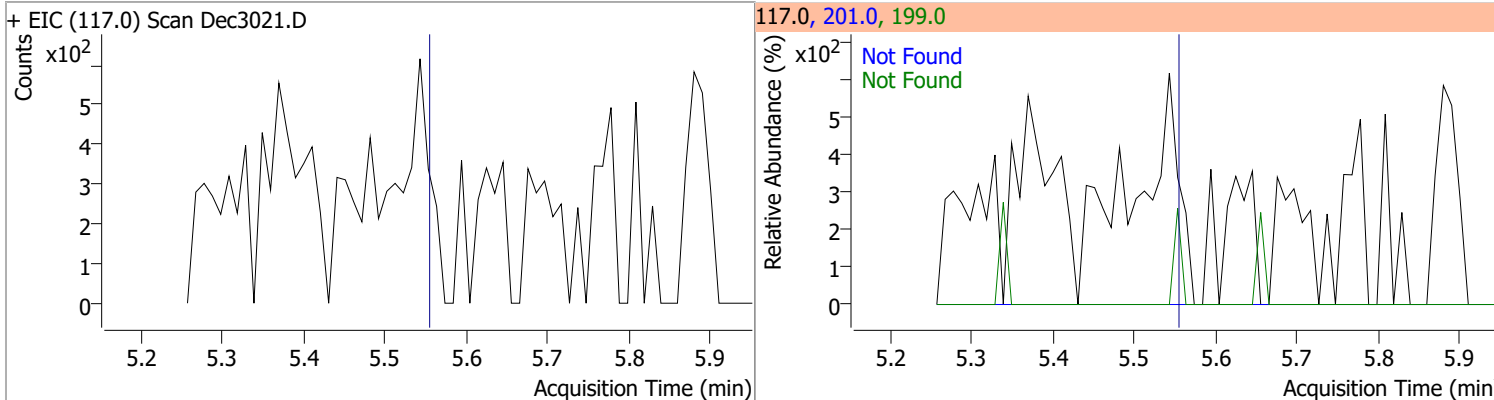


Quantitation Results Report (QT Reviewed)

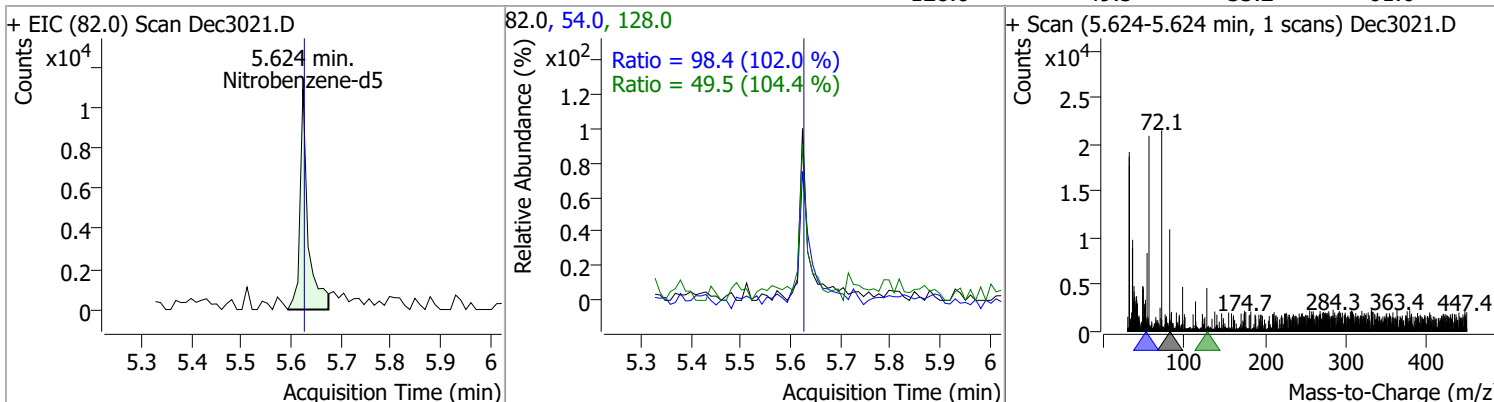
Compound	Conc.	Exp RT	QIon	Exp Ratio
bis(2-chloroisopropyl)Ether	N.D.	5.34	123.0	32.7
+ EIC (121.0) Scan Dec3021.D			121.0, 123.0	
				
2-Methylphenol	N.D.	5.34	108.0	117.6
+ EIC (107.0) Scan Dec3021.D			107.0, 108.0	
				
N-nitroso-Di-n-propylamine	N.D.	5.49	130.0	17.6
+ EIC (70.0) Scan Dec3021.D			70.0, 130.0	
				
4Methylphenol/3Methylphenol	N.D.	5.52	108.0	81.4
+ EIC (107.0) Scan Dec3021.D			107.0, 108.0	
				

Quantitation Results Report (QT Reviewed)

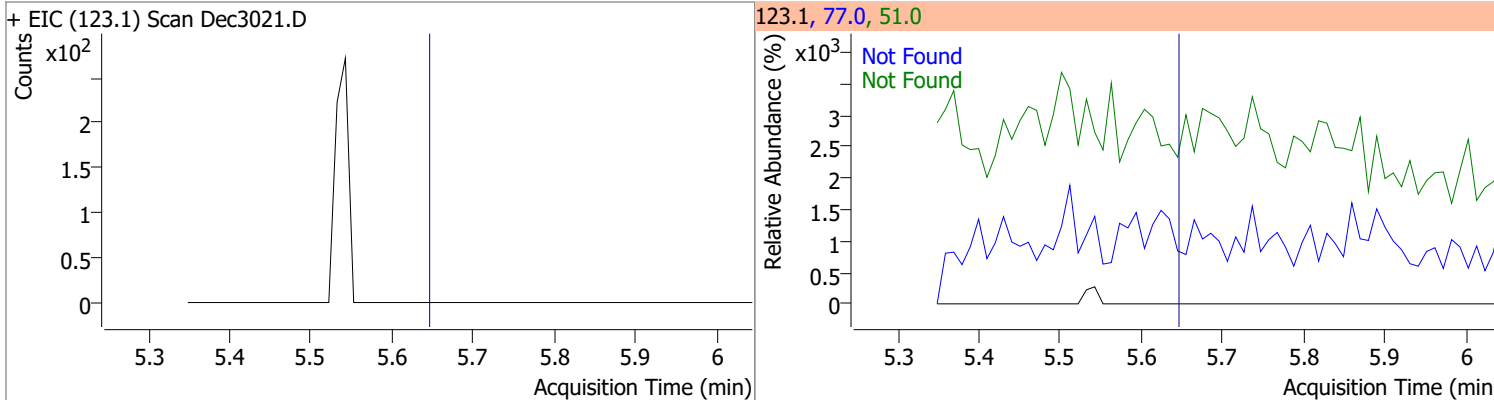
Compound	Conc.	Exp RT	QIon	Exp Ratio	QIon	Exp Ratio
Hexachloroethane	N.D.	5.55	201.0	77.2	199.0	50.6



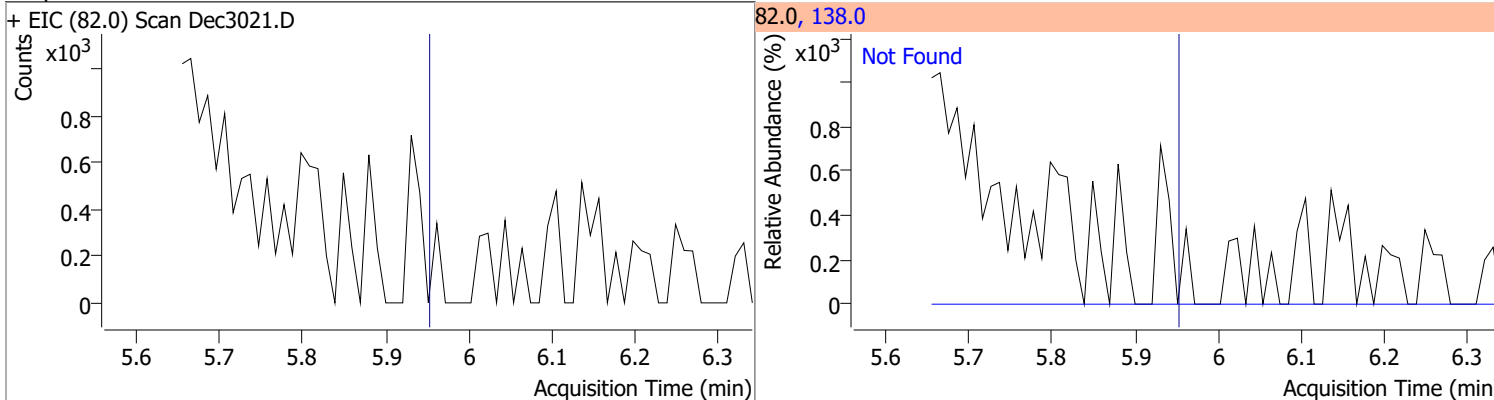
Compound	Conc.	RT	Dev(Min)	Resp.	QIon	QRatio	Lower	Upper
Nitrobenzene-d5	2.2071	5.62	0.00	12285	54.0	98.4	67.5	125.4
					128.0	49.5	33.2	61.6



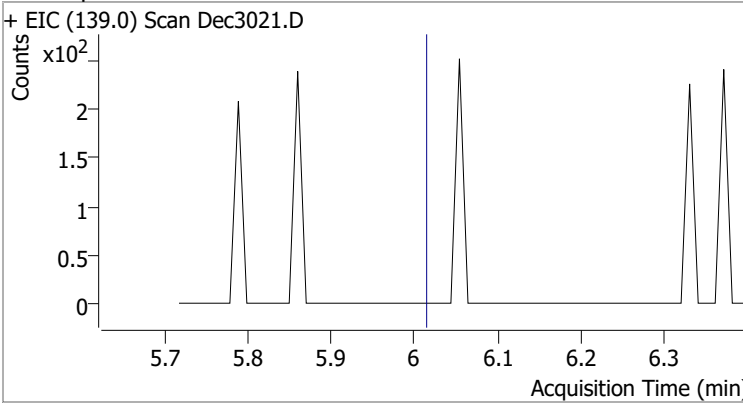
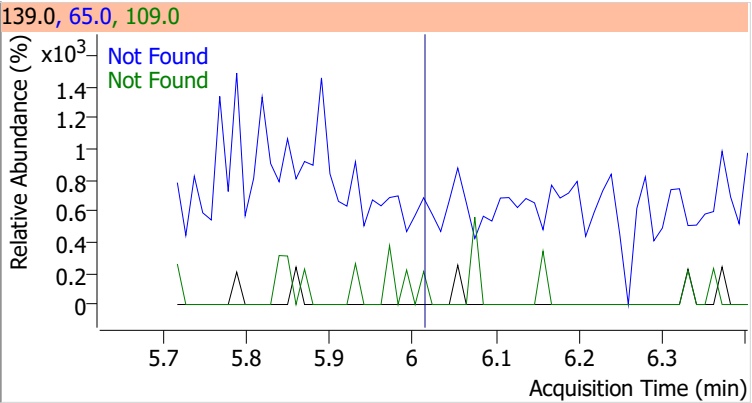
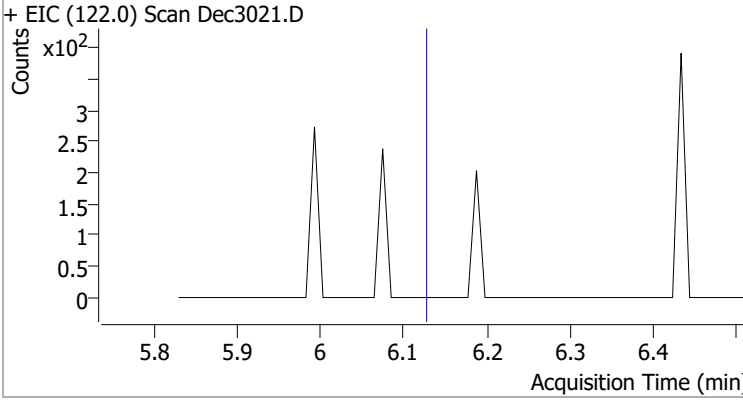
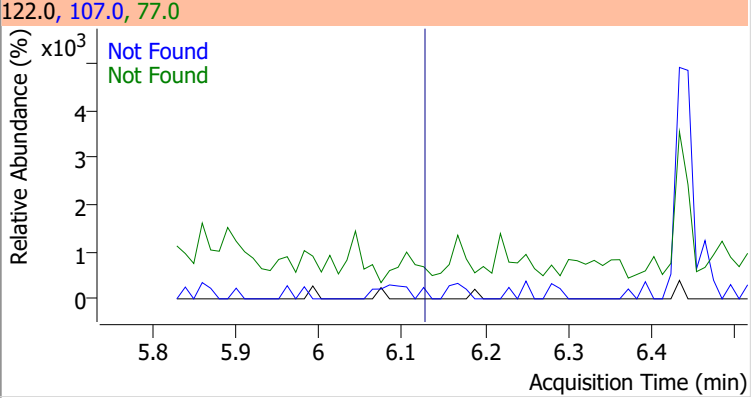
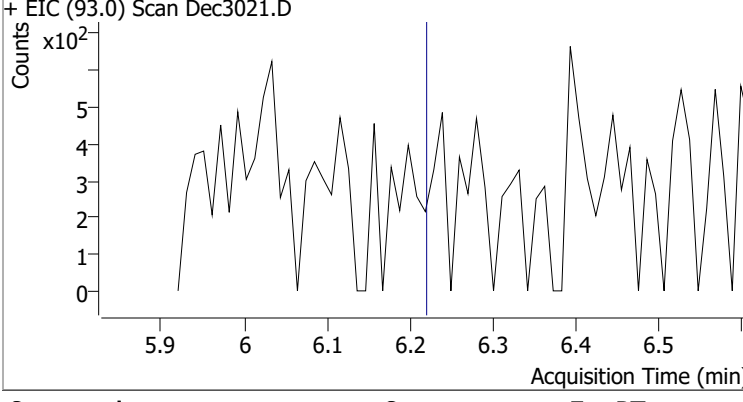
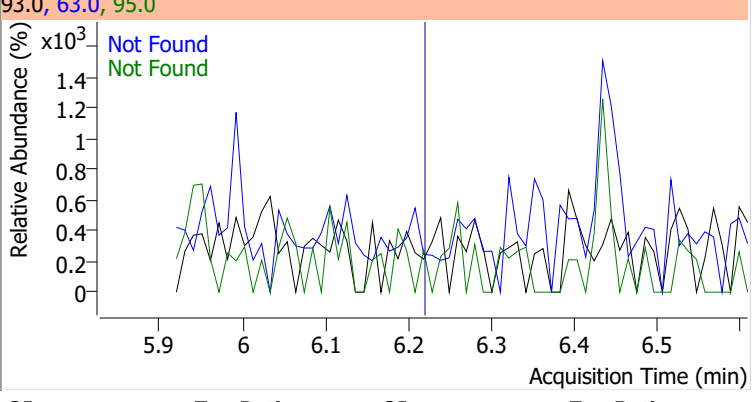
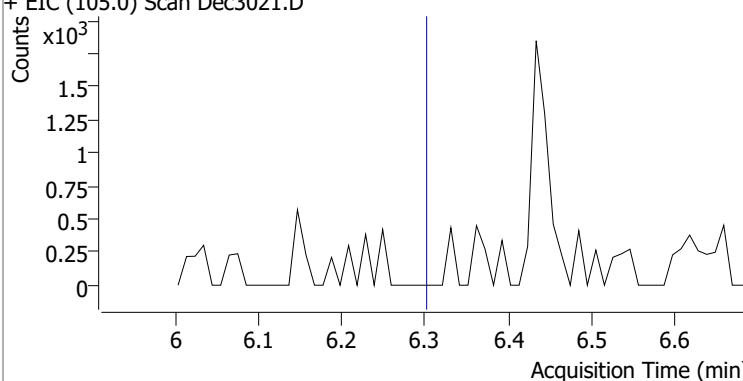
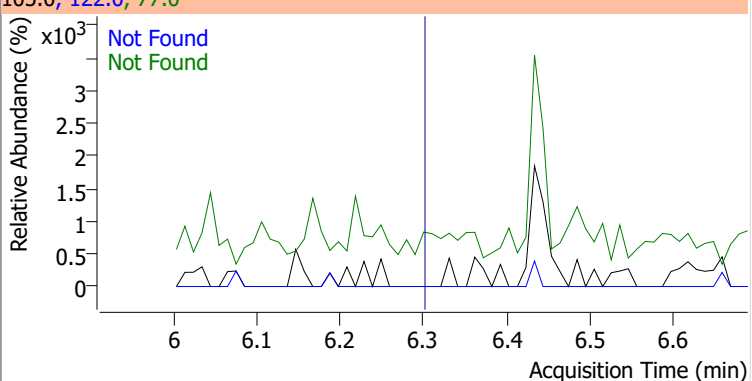
Compound	Conc.	Exp RT	QIon	Exp Ratio	QIon	Exp Ratio
Nitrobenzene	N.D.	5.64	77.0	211.4	51.0	210.3



Compound	Conc.	Exp RT	QIon	Exp Ratio
Isophorone	N.D.	5.95	138.0	19.1

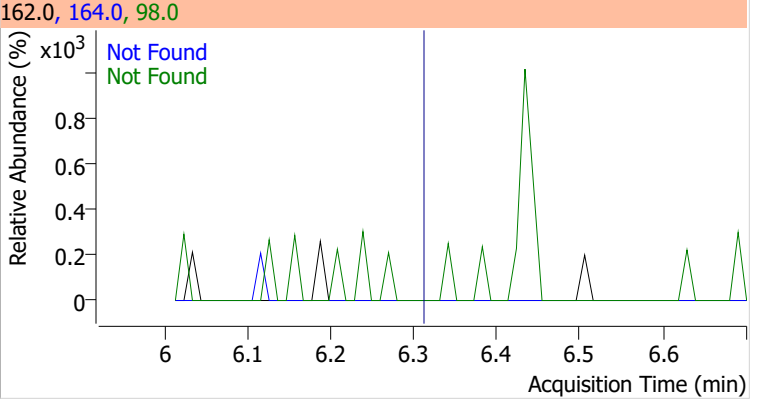
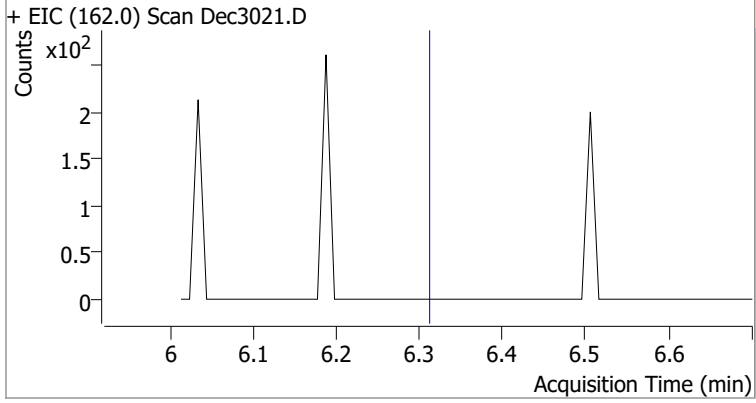


Quantitation Results Report (QT Reviewed)

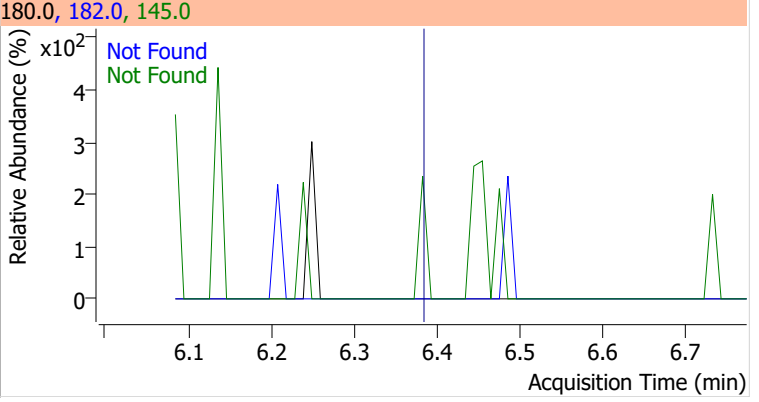
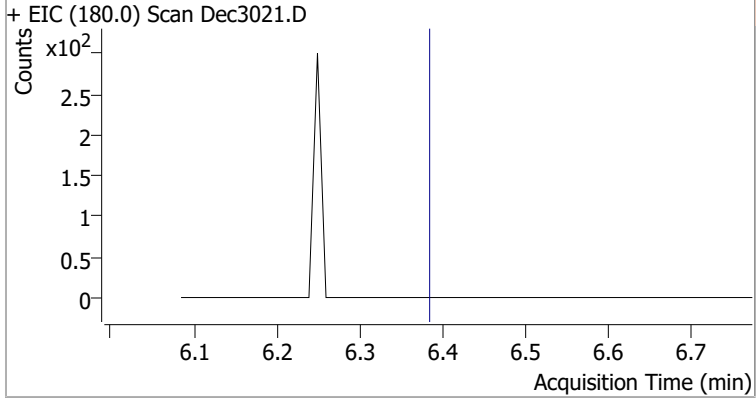
Compound	Conc.	Exp RT	QIon	Exp Ratio	QIon	Exp Ratio
2-Nitrophenol	N.D.	6.01	65.0	57.4	109.0	32.8
+ EIC (139.0) Scan Dec3021.D			139.0, 65.0, 109.0			
						
2,4-Dimethylphenol	N.D.	6.13	107.0	109.1	77.0	32.4
+ EIC (122.0) Scan Dec3021.D			122.0, 107.0, 77.0			
						
bis(-2-Chloroethoxy)Methane	N.D.	6.22	63.0	90.7	95.0	31.7
+ EIC (93.0) Scan Dec3021.D			93.0, 63.0, 95.0			
						
Benzoic Acid	N.D.	6.30	122.0	87.4	77.0	73.1
+ EIC (105.0) Scan Dec3021.D			105.0, 122.0, 77.0			
						

Quantitation Results Report (QT Reviewed)

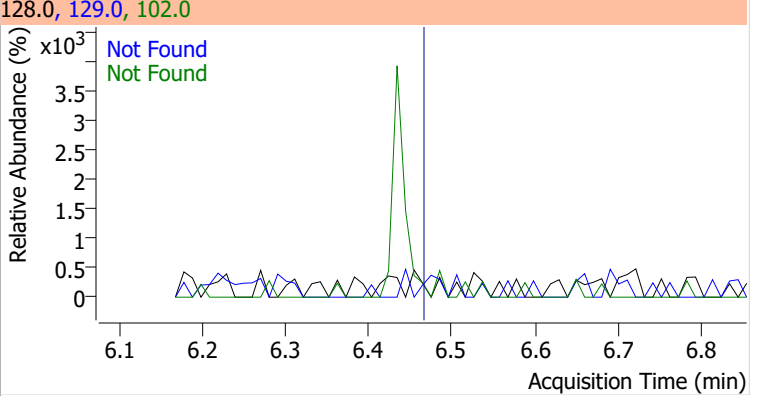
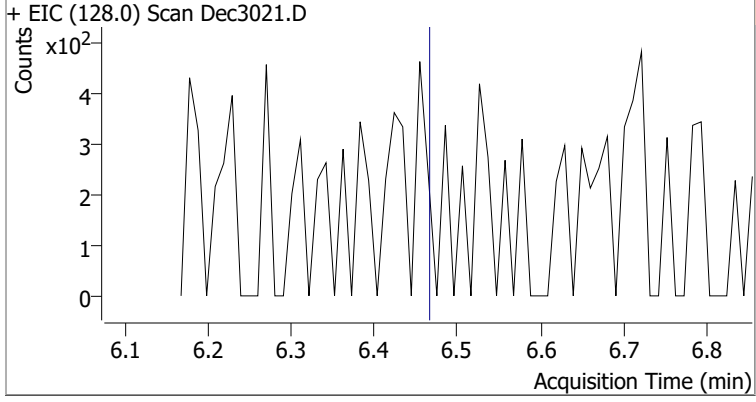
Compound	Conc.	Exp RT	QIon	Exp Ratio	QIon	Exp Ratio
2,4-Dichlorophenol	N.D.	6.31	164.0	62.0	98.0	32.4



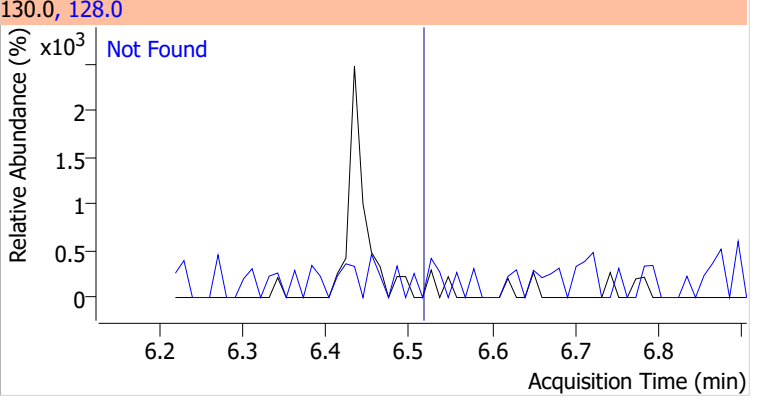
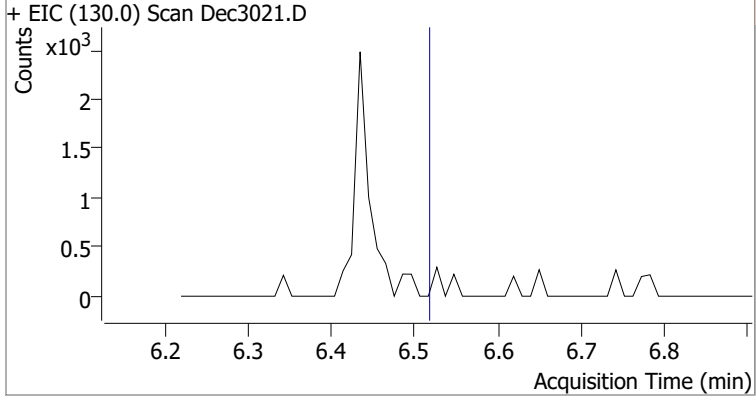
Compound	Conc.	Exp RT	QIon	Exp Ratio	QIon	Exp Ratio
1,2,4-Trichlorobenzene	N.D.	6.38	182.0	94.1	145.0	30.4



Compound	Conc.	Exp RT	QIon	Exp Ratio	QIon	Exp Ratio
Naphthalene	N.D.	6.46	129.0	10.9	102.0	9.3

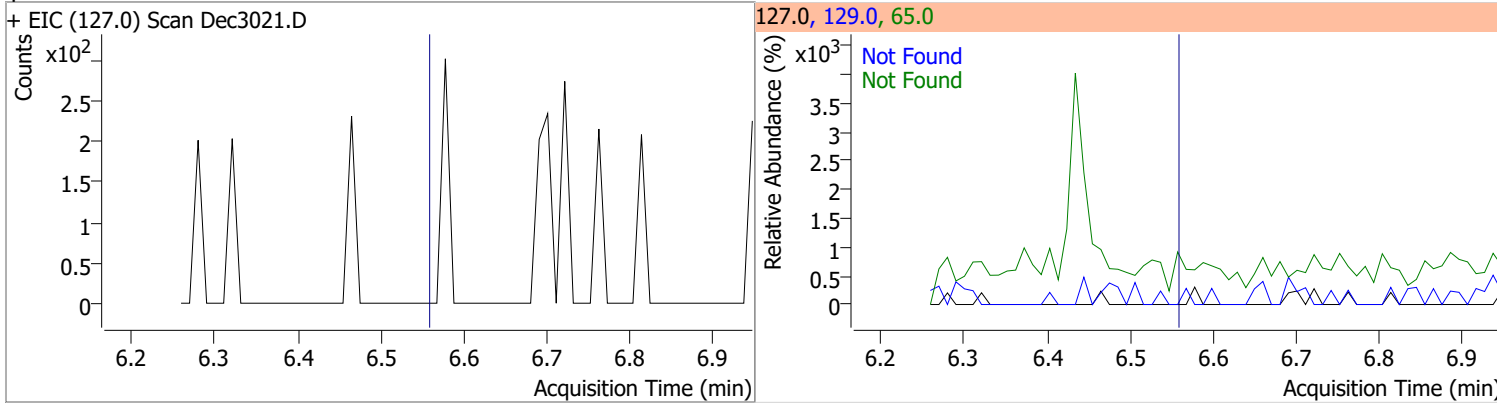


Compound	Conc.	Exp RT	QIon	Exp Ratio
4-Chlorophenol	N.D.	6.52	128.0	309.7

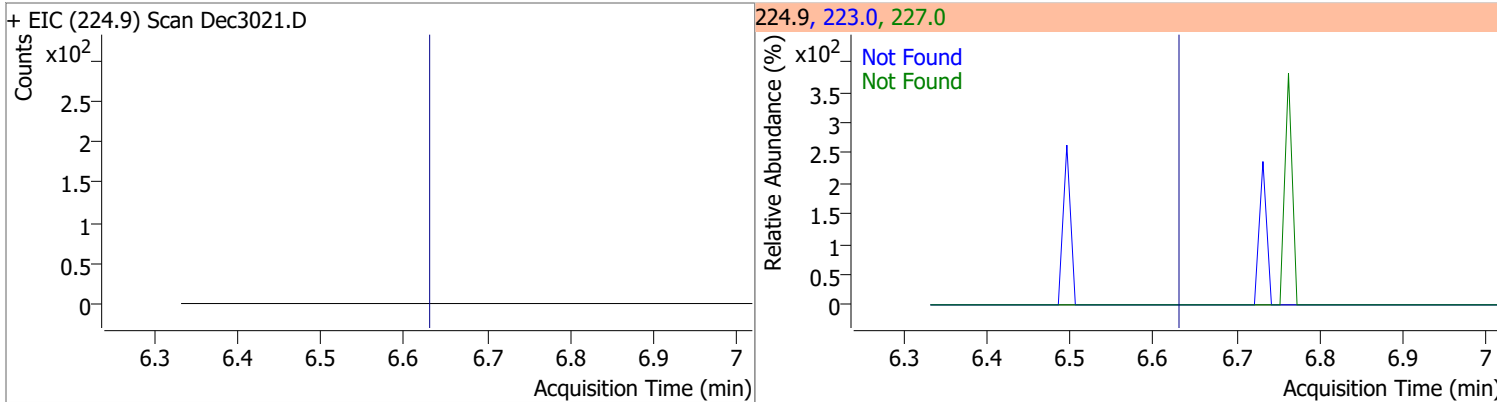


Quantitation Results Report (QT Reviewed)

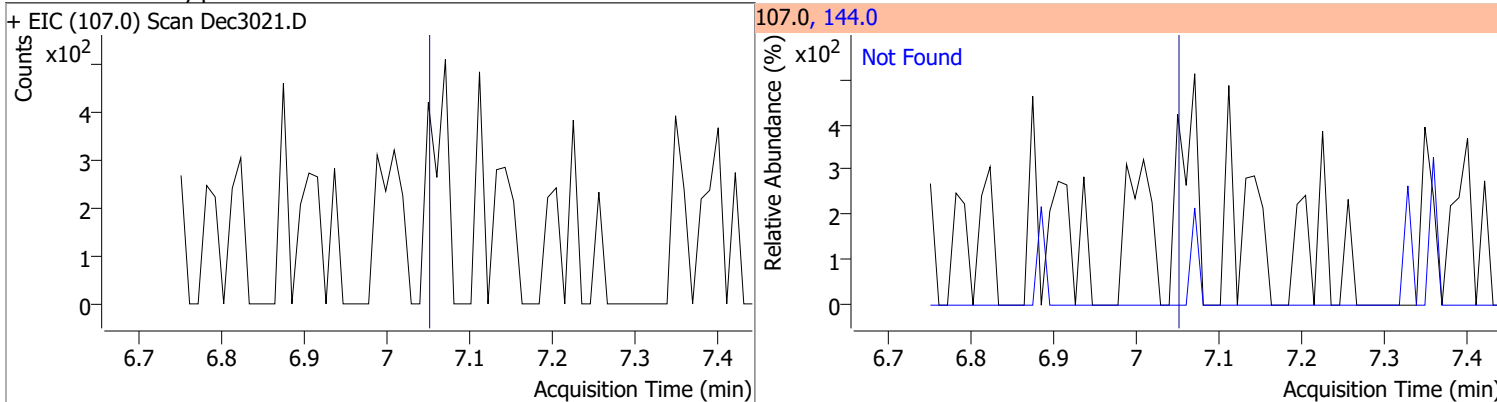
Compound	Conc.	Exp RT	QIon	Exp Ratio	QIon	Exp Ratio
p-Chloroaniline	N.D.	6.56	65.0	37.5	129.0	29.2



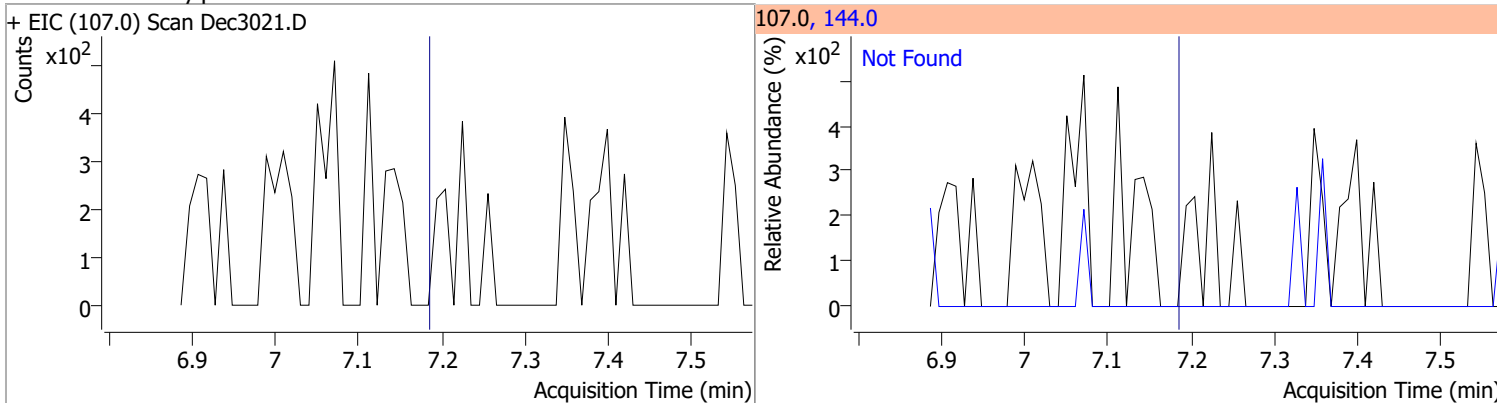
Compound	Conc.	Exp RT	QIon	Exp Ratio	QIon	Exp Ratio
Hexachlorobutadiene	N.D.	6.63	227.0	66.6	223.0	60.8



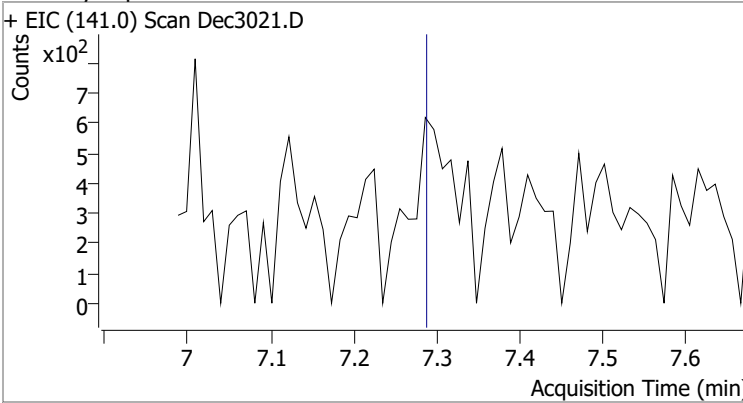
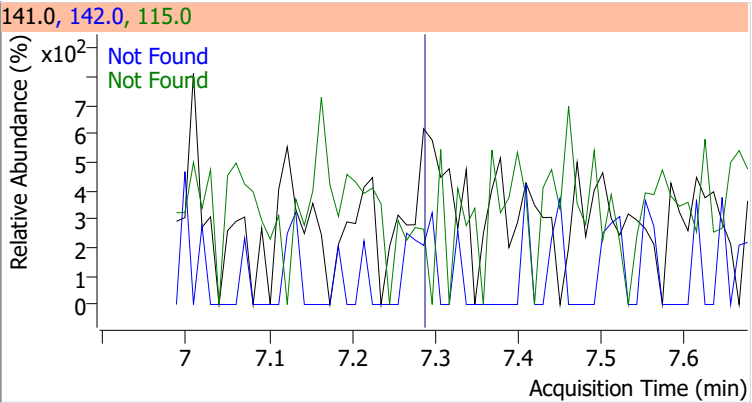
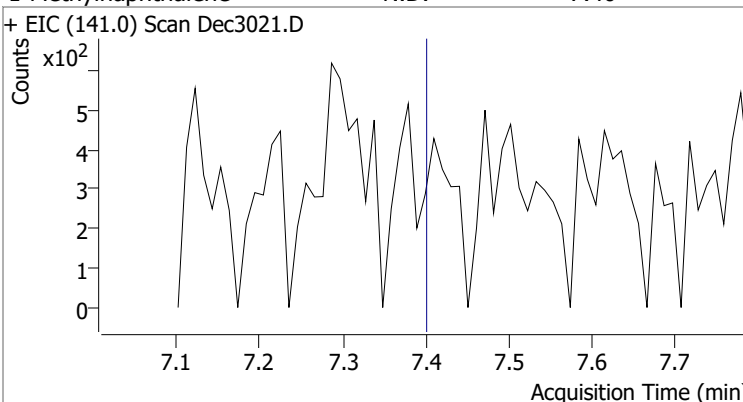
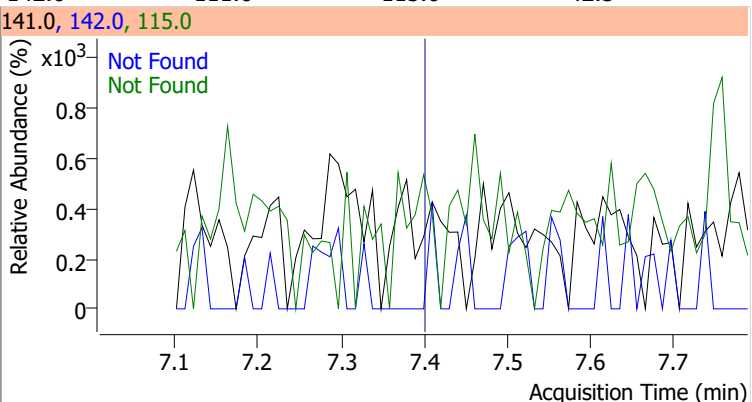
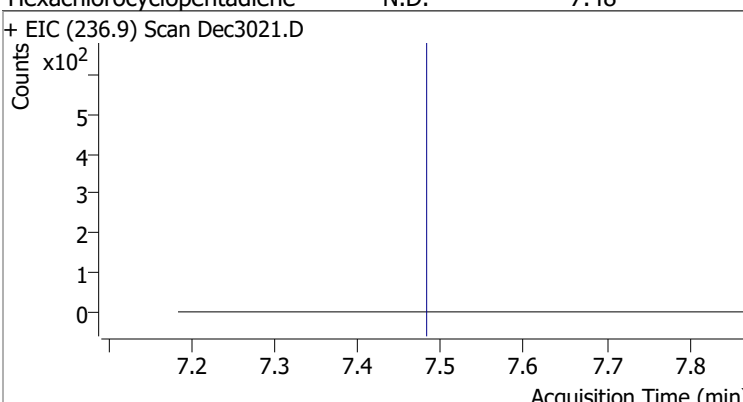
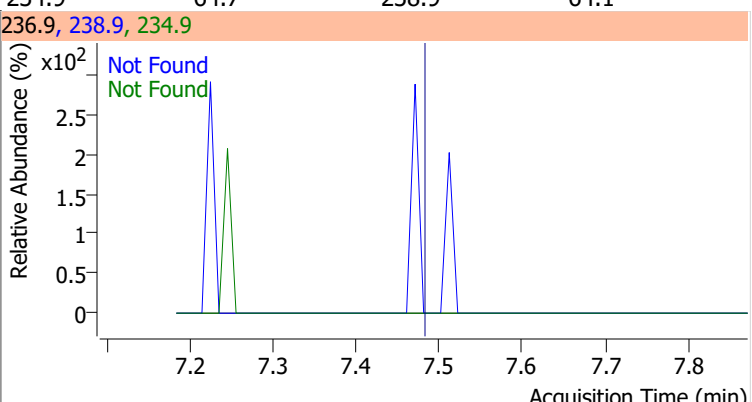
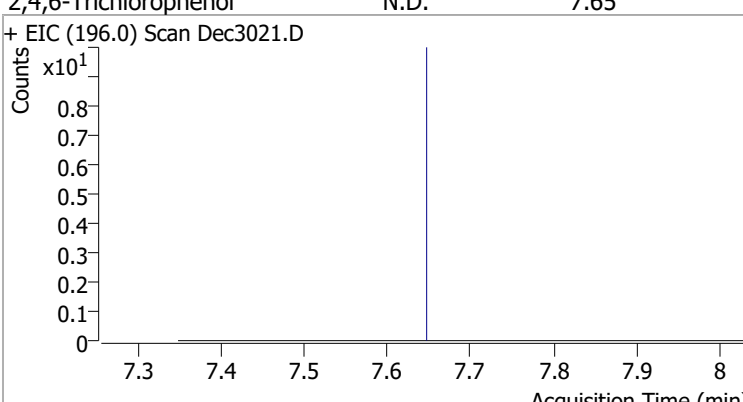
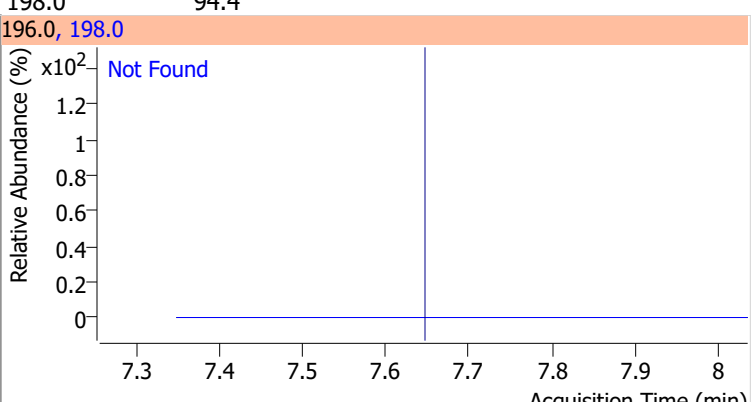
Compound	Conc.	Exp RT	QIon	Exp Ratio
4-Chloro-2-Methylphenol	N.D.	7.05	144.0	26.6



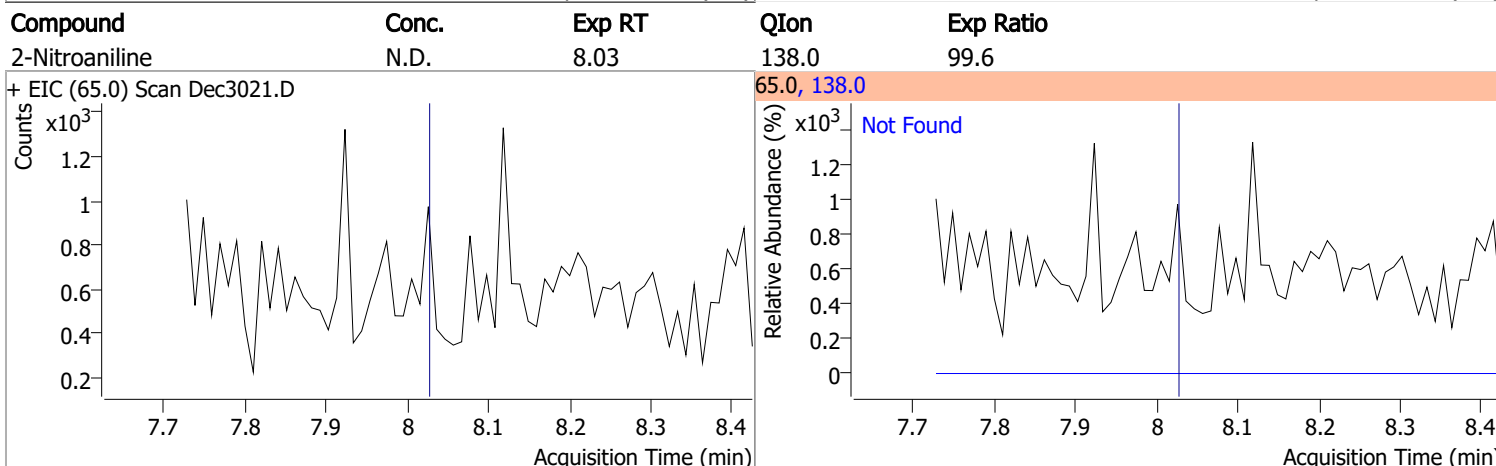
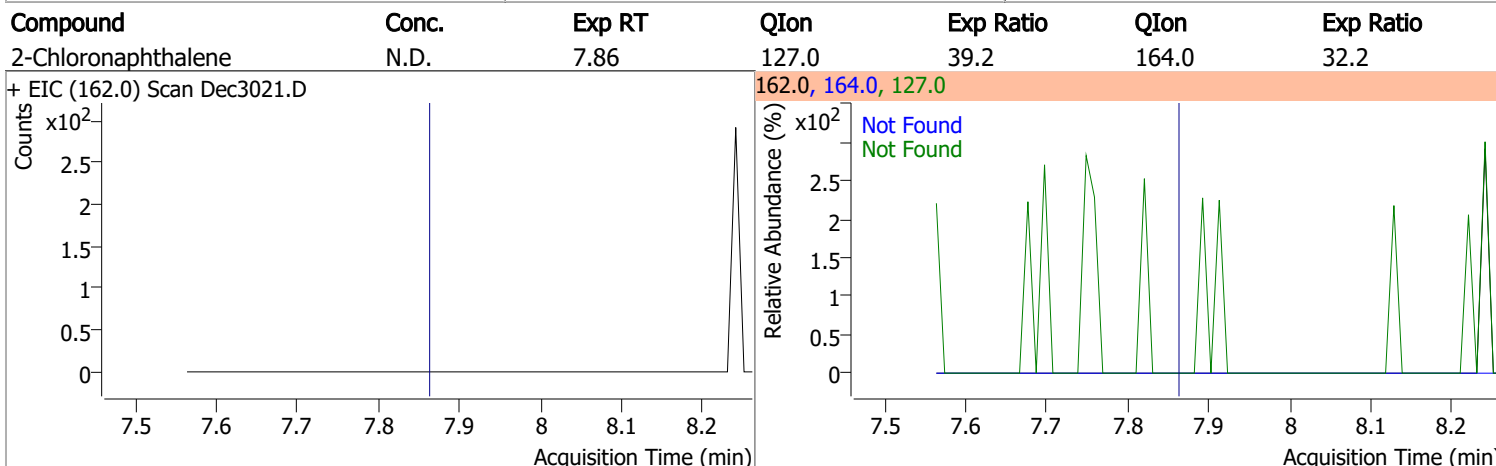
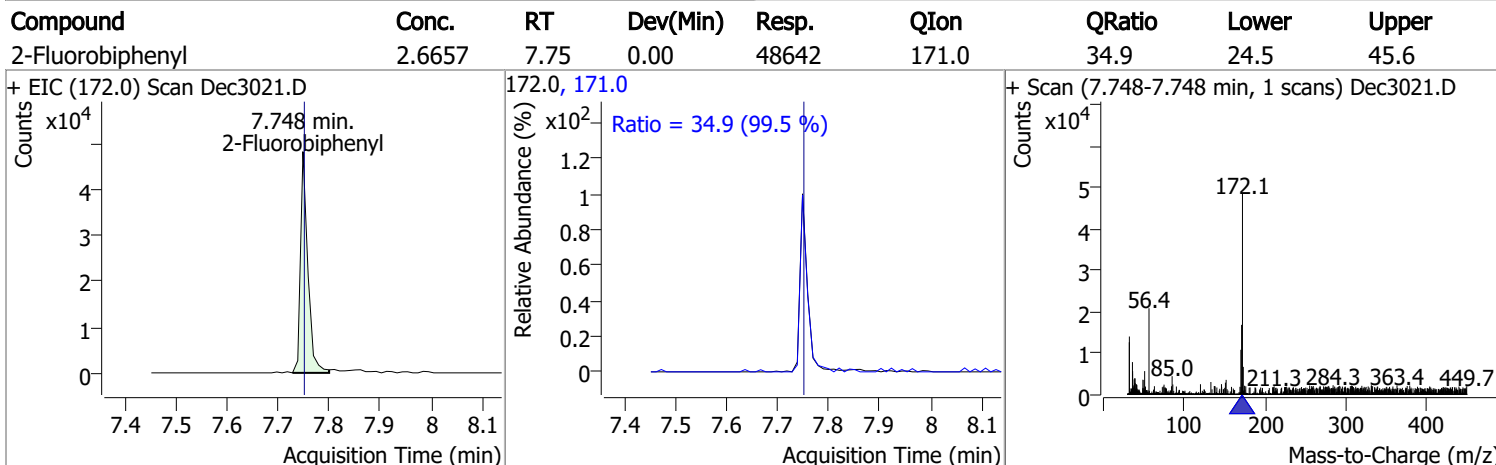
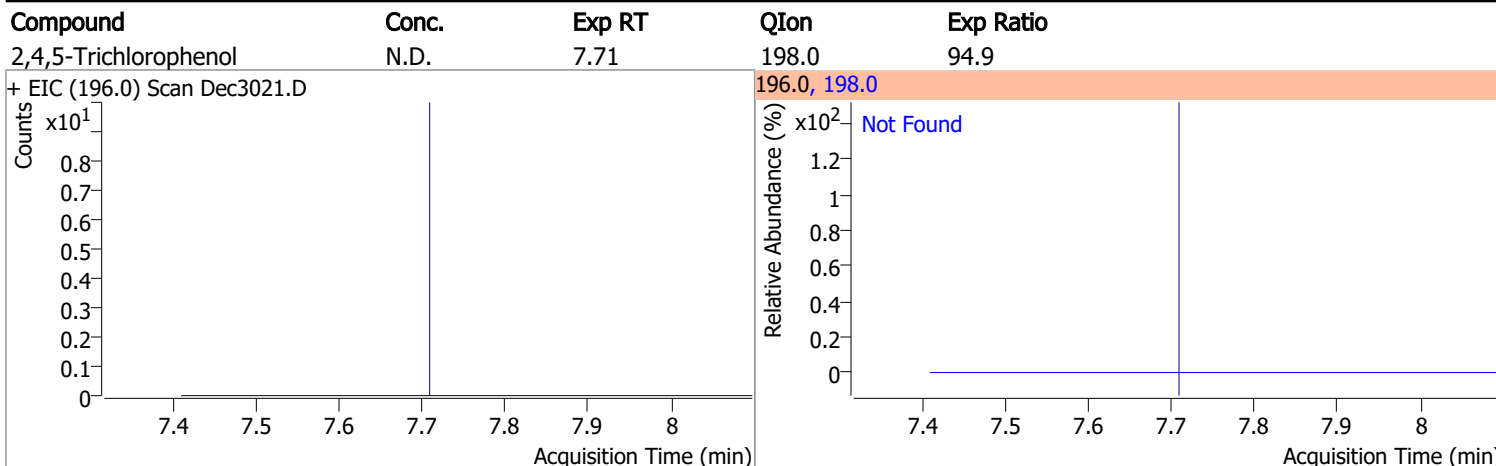
Compound	Conc.	Exp RT	QIon	Exp Ratio
4-Chloro-3-Methylphenol	N.D.	7.18	144.0	27.6



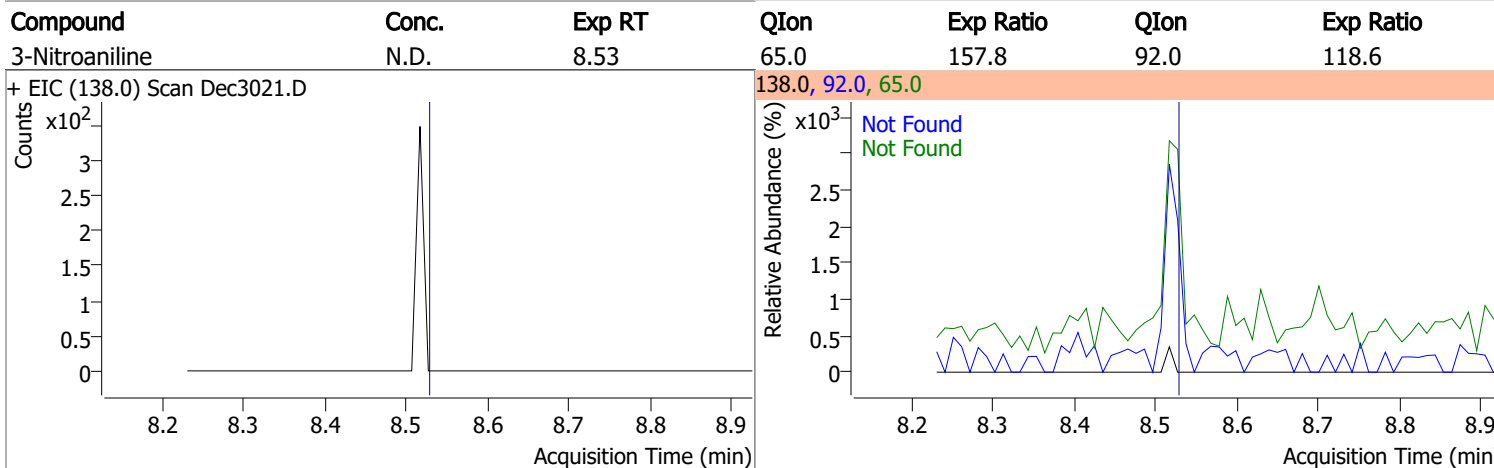
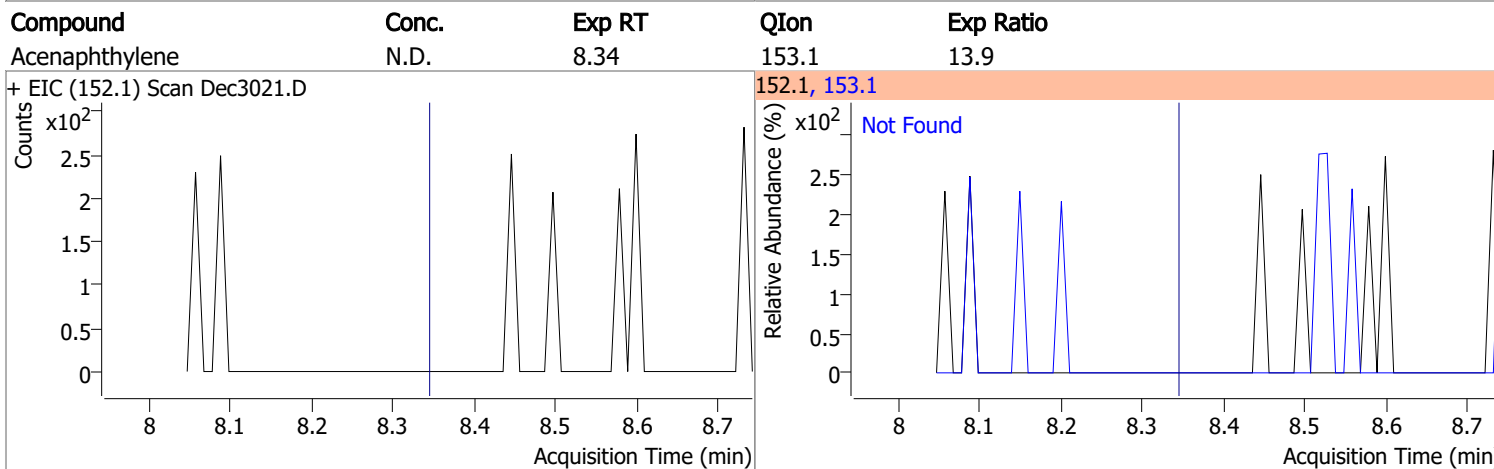
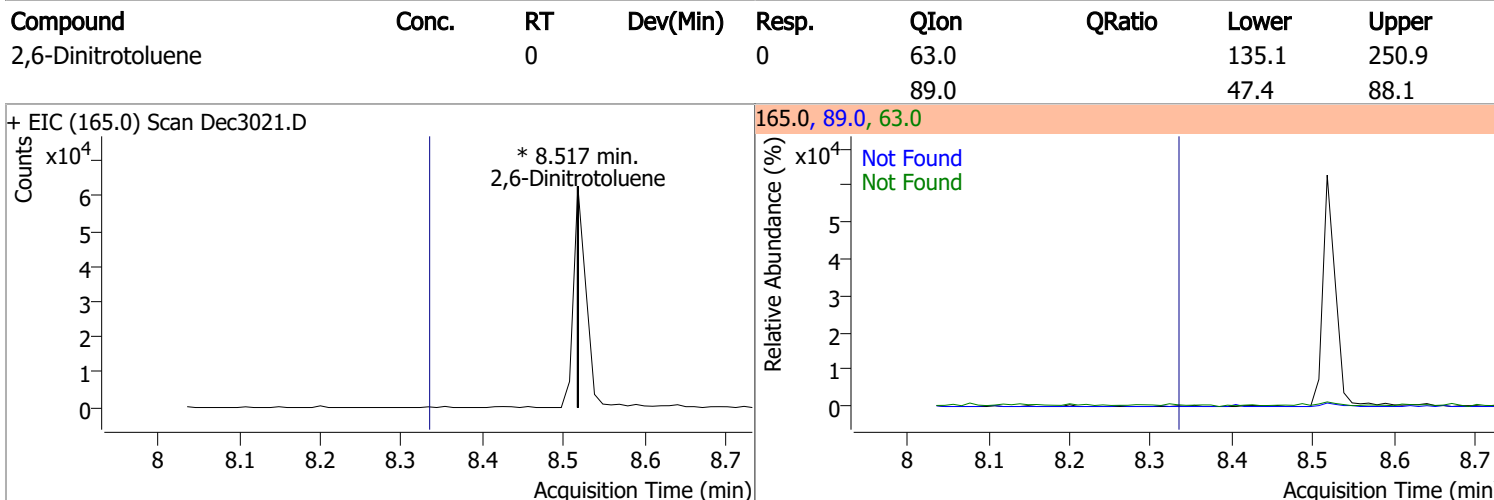
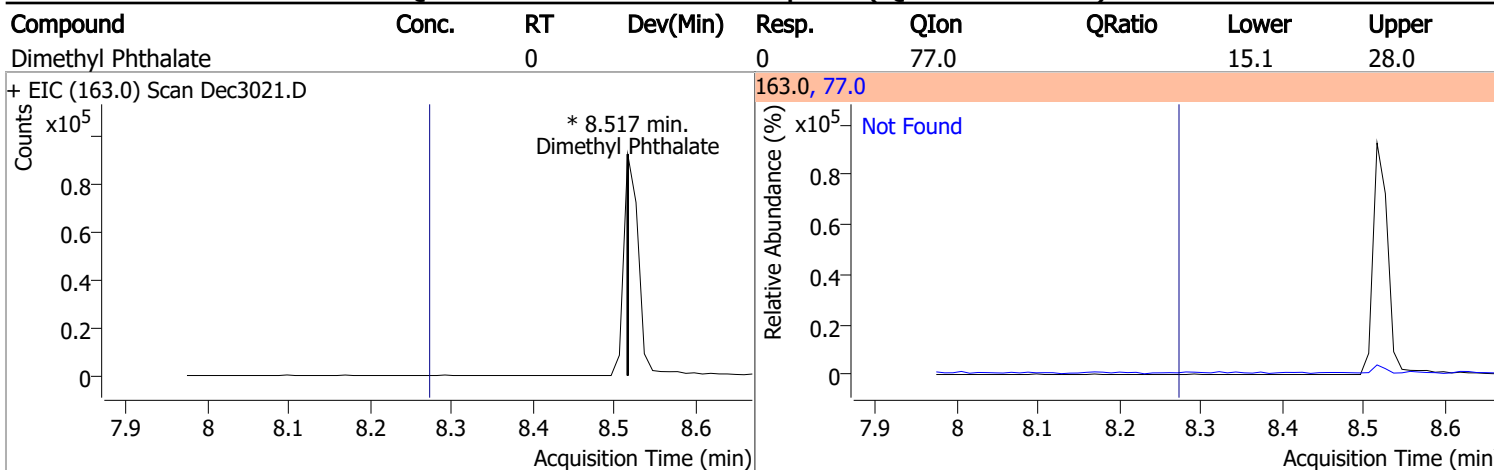
Quantitation Results Report (QT Reviewed)

Compound	Conc.	Exp RT	QIon	Exp Ratio	QIon	Exp Ratio
2-Methylnaphthalene	N.D.	7.29	142.0	114.8	115.0	42.0
+ EIC (141.0) Scan Dec3021.D			141.0, 142.0, 115.0			
						
1-Methylnaphthalene	N.D.	7.40	142.0	111.0	115.0	42.5
+ EIC (141.0) Scan Dec3021.D			141.0, 142.0, 115.0			
						
Hexachlorocyclopentadiene	N.D.	7.48	234.9	64.7	238.9	64.1
+ EIC (236.9) Scan Dec3021.D			236.9, 238.9, 234.9			
						
2,4,6-Trichlorophenol	N.D.	7.65	198.0	94.4		
+ EIC (196.0) Scan Dec3021.D			196.0, 198.0			
						

Quantitation Results Report (QT Reviewed)

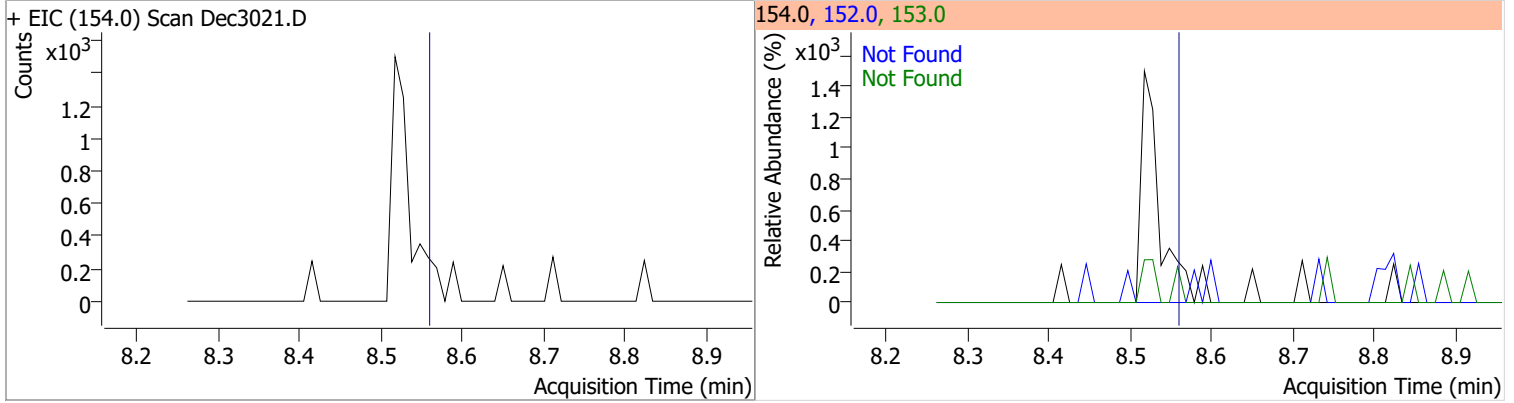


Quantitation Results Report (QT Reviewed)

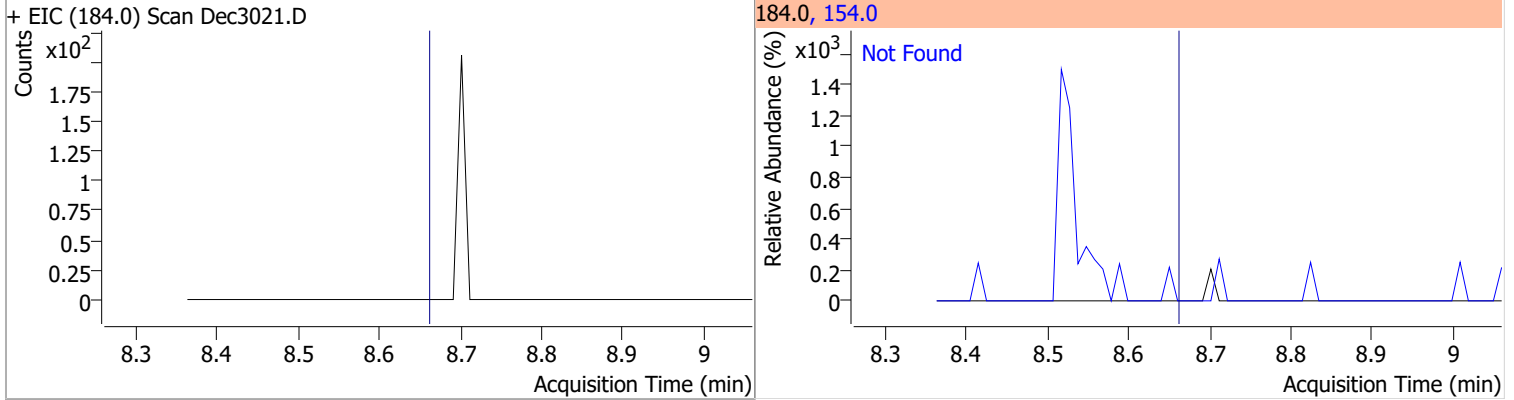


Quantitation Results Report (QT Reviewed)

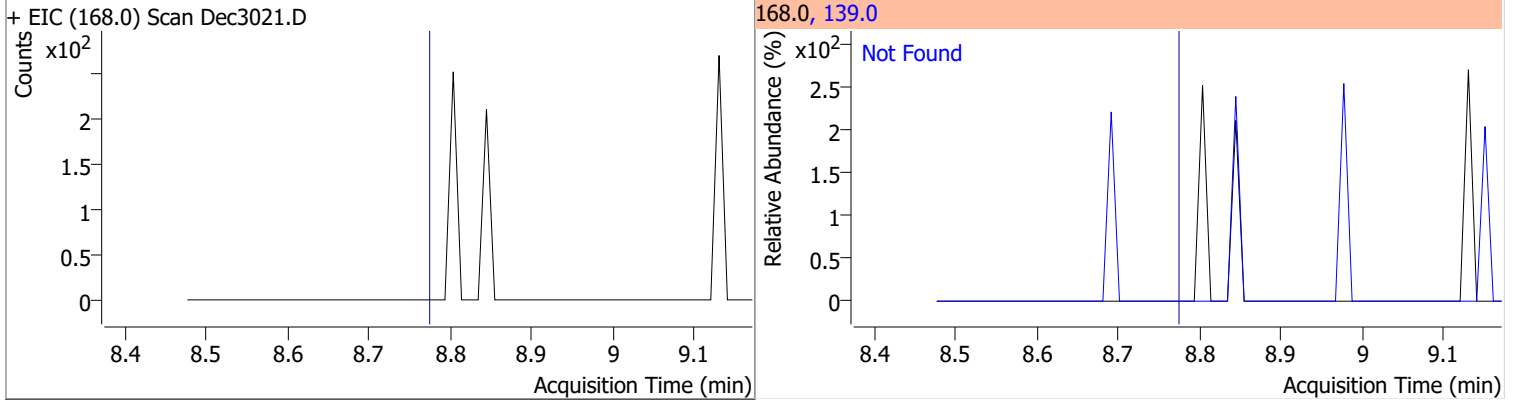
Compound	Conc.	Exp RT	QIon	Exp Ratio	QIon	Exp Ratio
Acenaphthene	N.D.	8.56	153.0	109.6	152.0	52.7



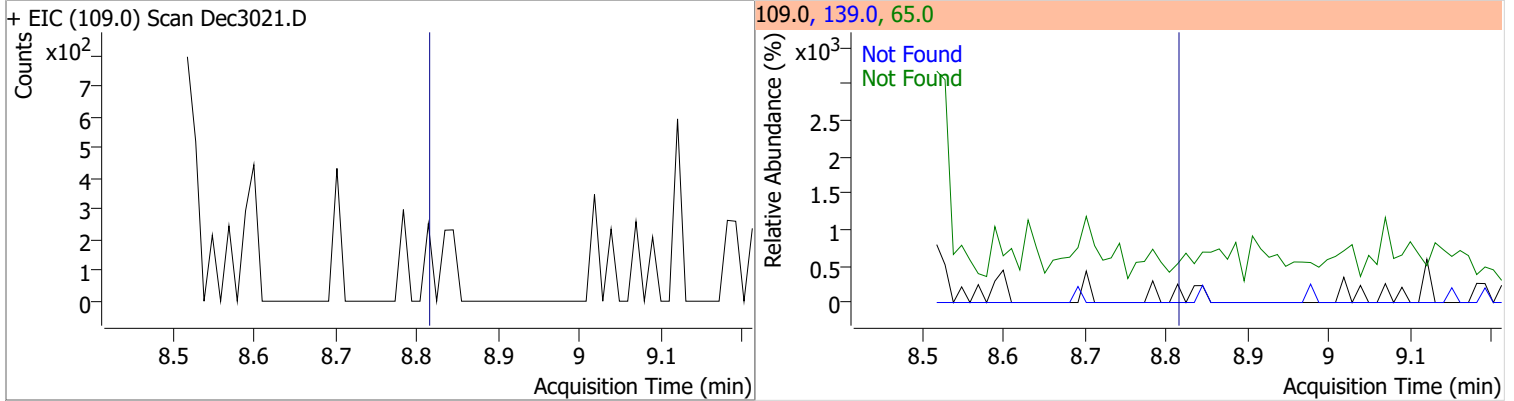
Compound	Conc.	Exp RT	QIon	Exp Ratio
2,4-Dinitrophenol	N.D.	8.66	154.0	55.5



Compound	Conc.	Exp RT	QIon	Exp Ratio
Dibenzofuran	N.D.	8.77	139.0	38.2

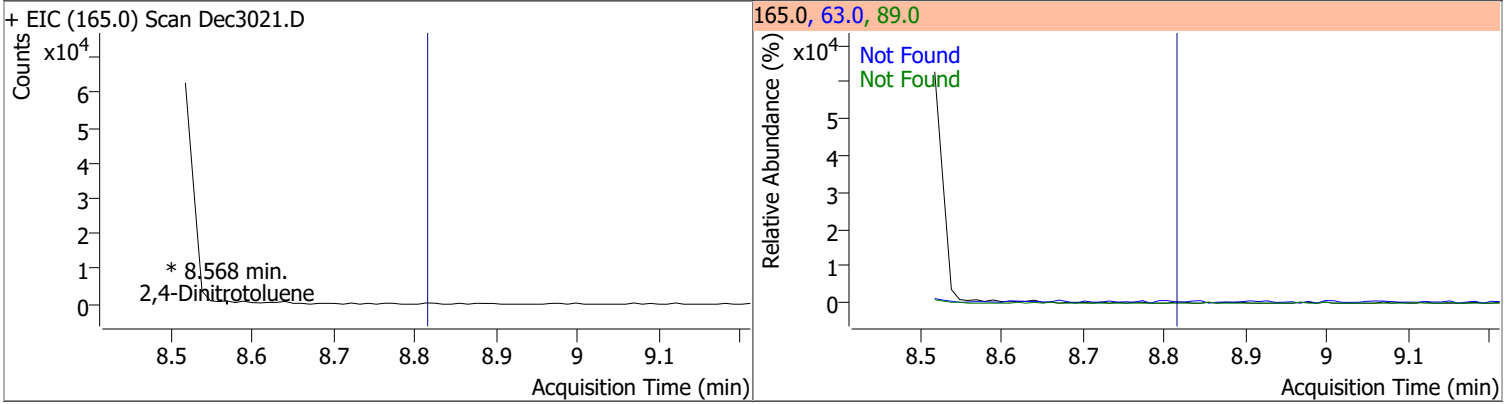


Compound	Conc.	Exp RT	QIon	Exp Ratio	QIon	Exp Ratio
4-Nitrophenol	N.D.	8.81	65.0	85.8	139.0	70.9

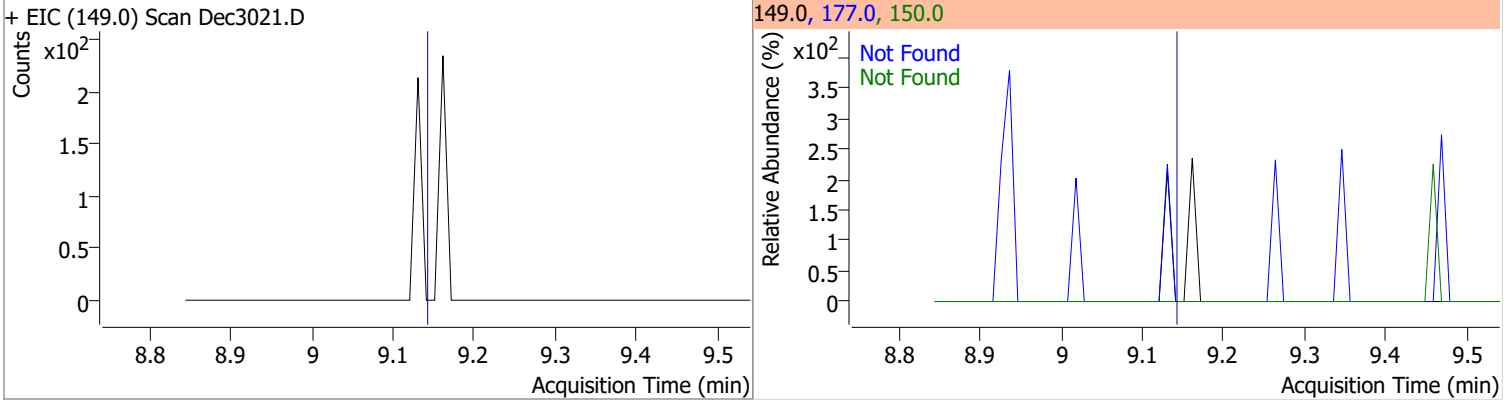


Quantitation Results Report (QT Reviewed)

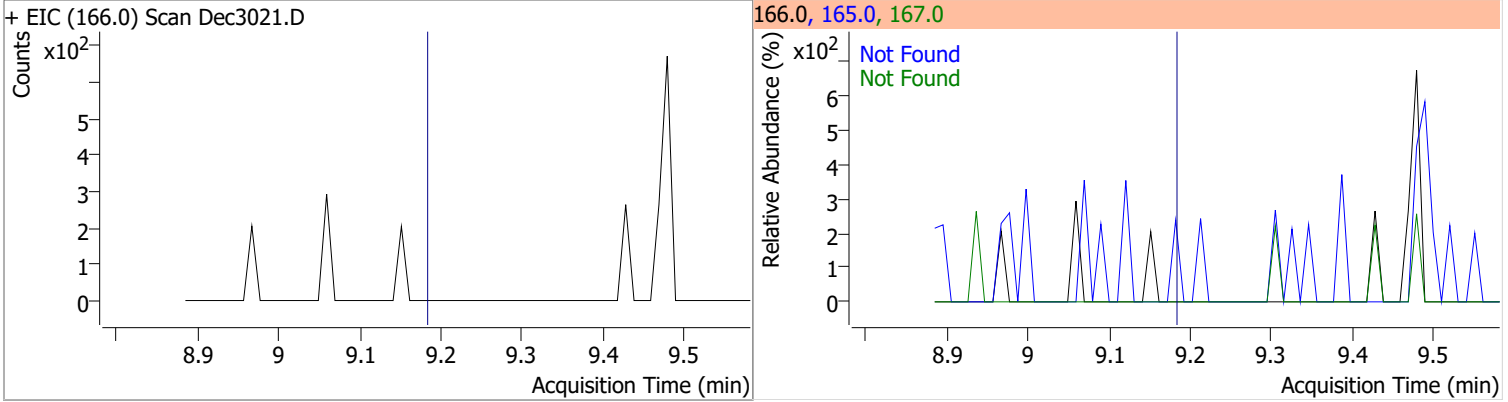
Compound	Conc.	RT	Dev(Min)	Resp.	QIon	QRatio	Lower	Upper
2,4-Dinitrotoluene	0	0	0	0	63.0		62.6	116.2
					89.0		55.4	102.8



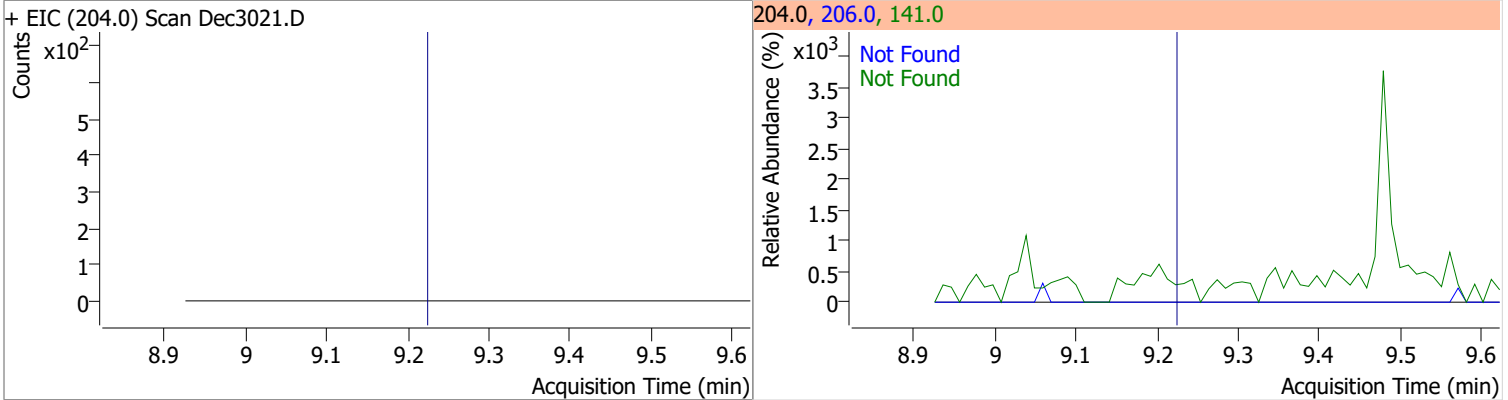
Compound	Conc.	Exp RT	QIon	Exp Ratio	QIon	Exp Ratio
Diethylphthalate	N.D.	9.14	177.0	19.4	150.0	12.3



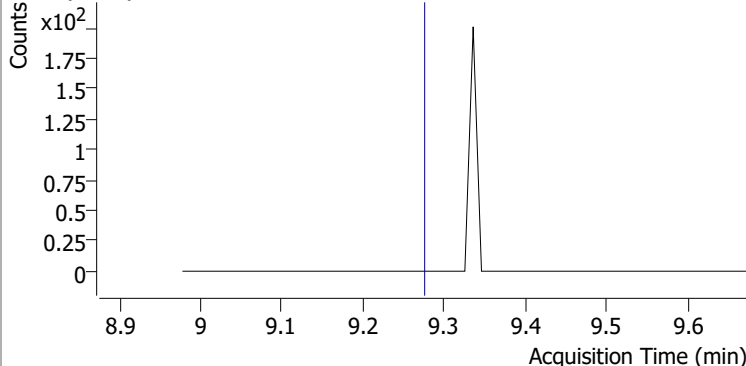
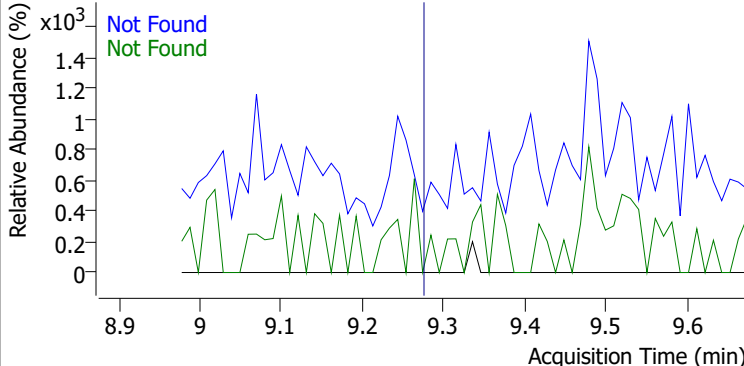
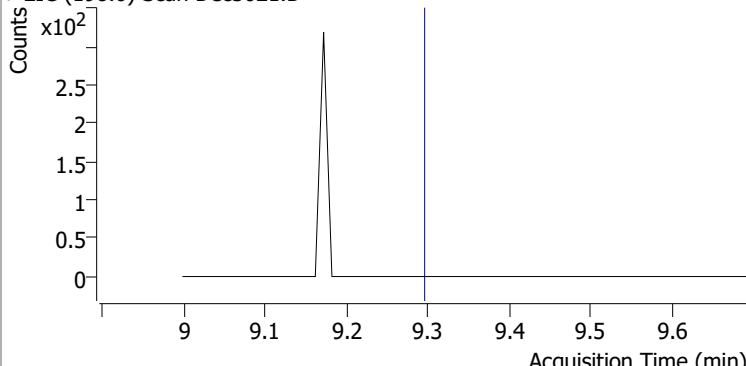
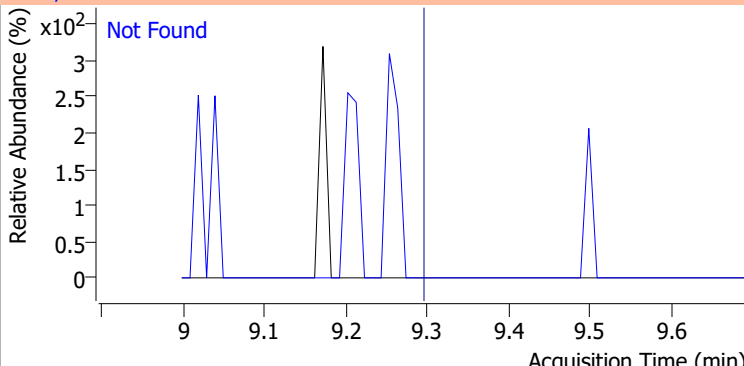
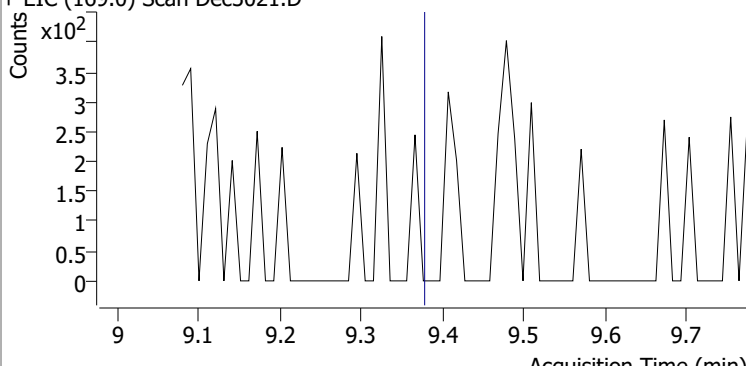
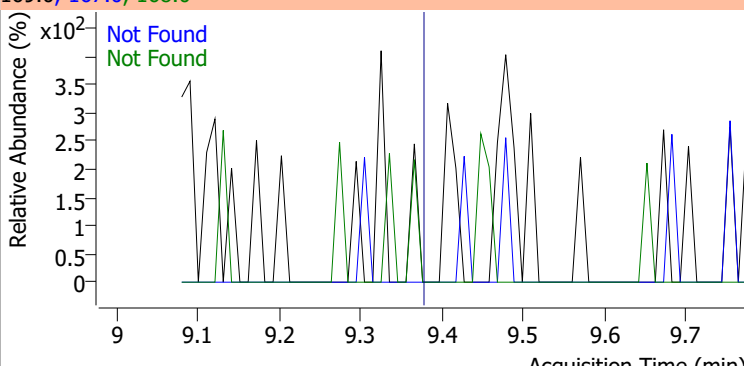
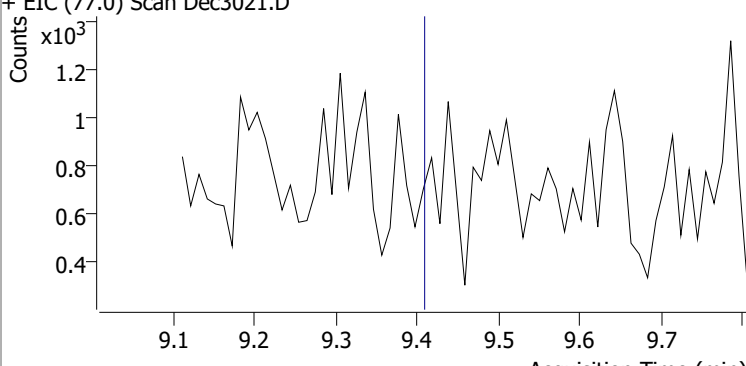
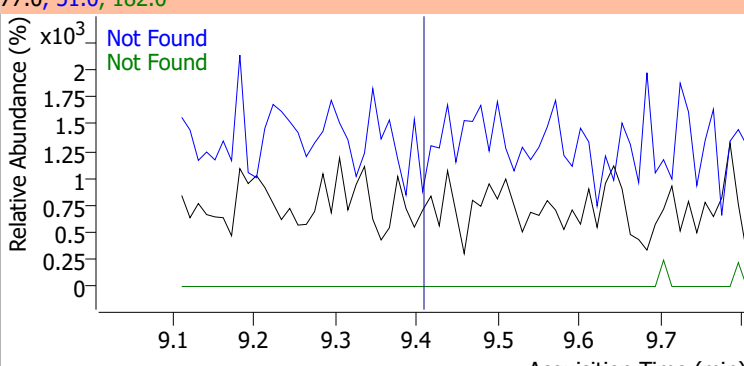
Compound	Conc.	Exp RT	QIon	Exp Ratio	QIon	Exp Ratio
Fluorene	N.D.	9.18	165.0	88.8	167.0	12.9



Compound	Conc.	Exp RT	QIon	Exp Ratio	QIon	Exp Ratio
4-Chlorophenyl-phenylether	N.D.	9.22	141.0	65.7	206.0	32.4

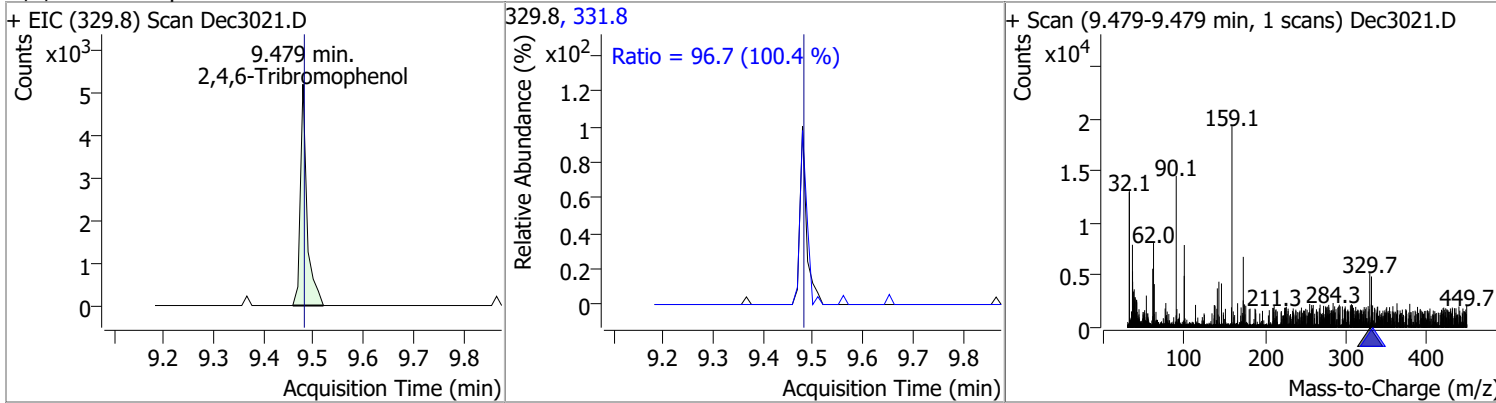


Quantitation Results Report (QT Reviewed)

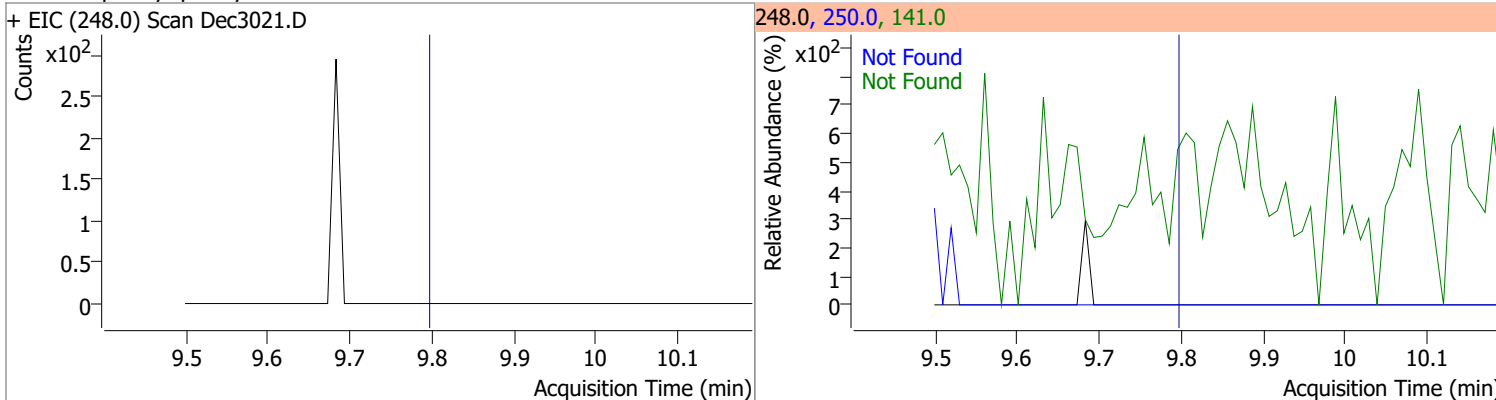
Compound	Conc.	Exp RT	QIon	Exp Ratio	QIon	Exp Ratio
4-Nitroaniline	N.D.	9.27	65.0	131.3	92.0	49.5
+ EIC (138.0) Scan Dec3021.D			138.0, 65.0, 92.0			
						
4,6-Dinitro-2-methylphenol	N.D.	9.29	121.0	52.9		
+ EIC (198.0) Scan Dec3021.D			198.0, 121.0			
						
N-nitrosodiphenylamine	N.D.	9.38	168.0	66.6	167.0	35.0
+ EIC (169.0) Scan Dec3021.D			169.0, 167.0, 168.0			
						
Azobenzene	N.D.	9.41	51.0	49.7	182.0	23.1
+ EIC (77.0) Scan Dec3021.D			77.0, 51.0, 182.0			
						

Quantitation Results Report (QT Reviewed)

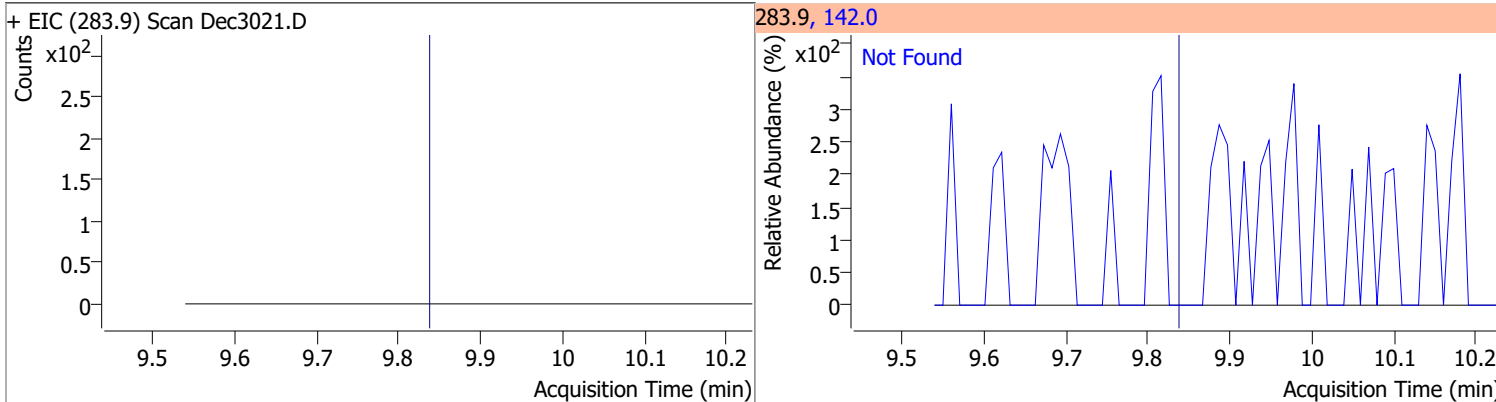
Compound	Conc.	RT	Dev(Min)	Resp.	QIon	QRatio	Lower	Upper
2,4,6-Tribromophenol	7.4686	9.48	0.00	4831	331.8	96.7	67.5	125.3



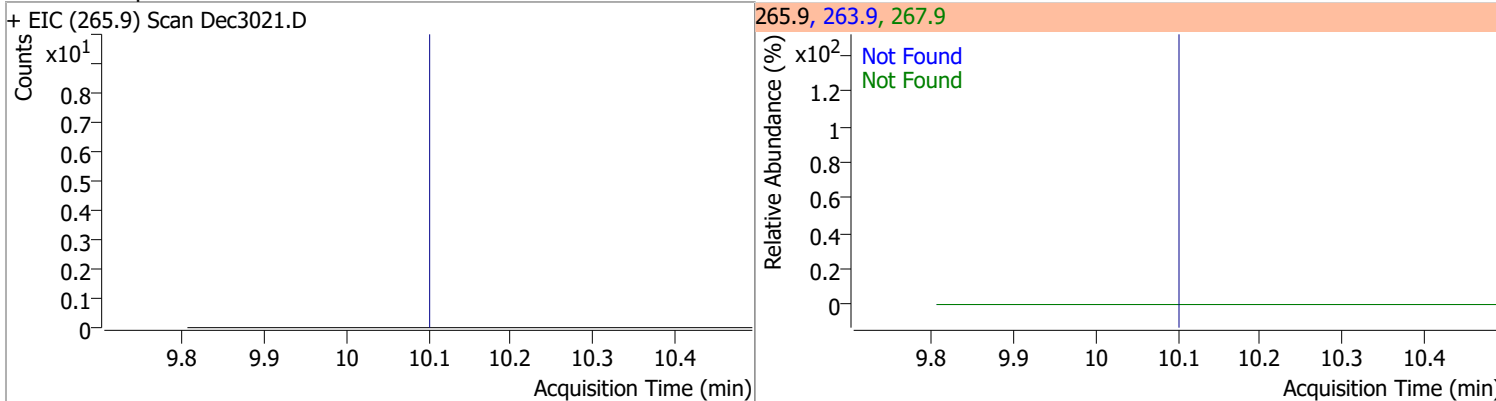
Compound	Conc.	Exp RT	QIon	Exp Ratio	QIon	Exp Ratio
4-Bromophenyl-phenylether	N.D.	9.80	141.0	109.8	250.0	97.9



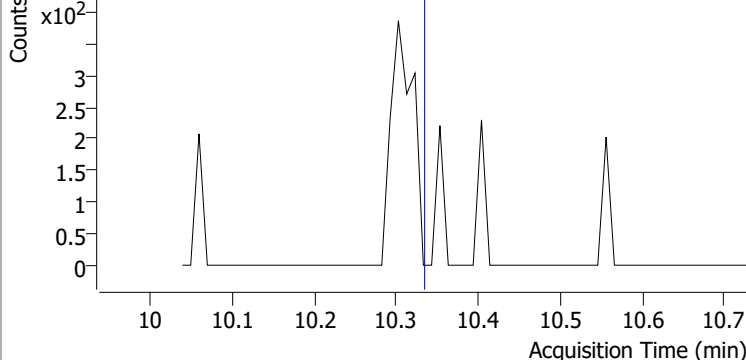
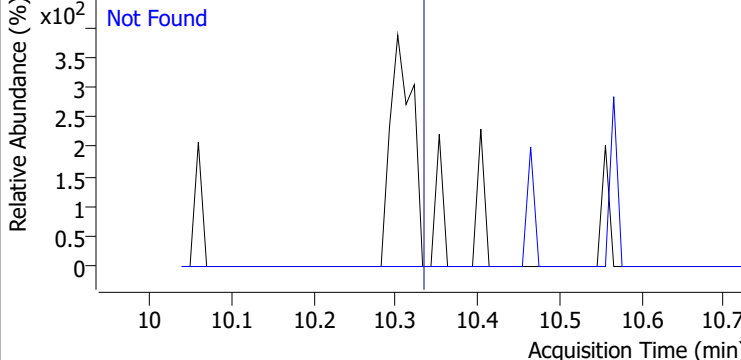
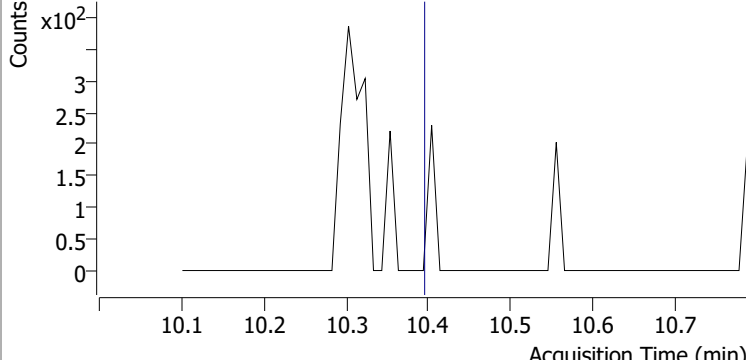
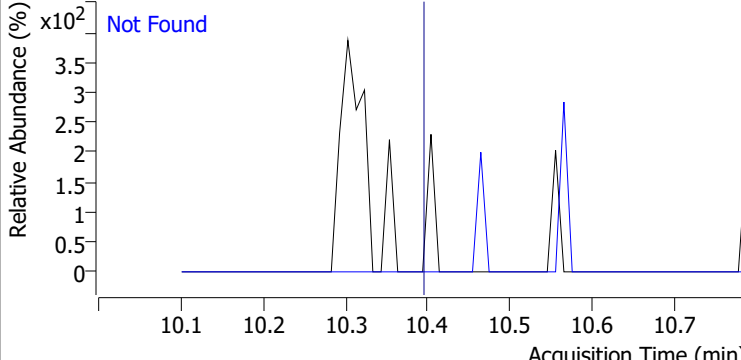
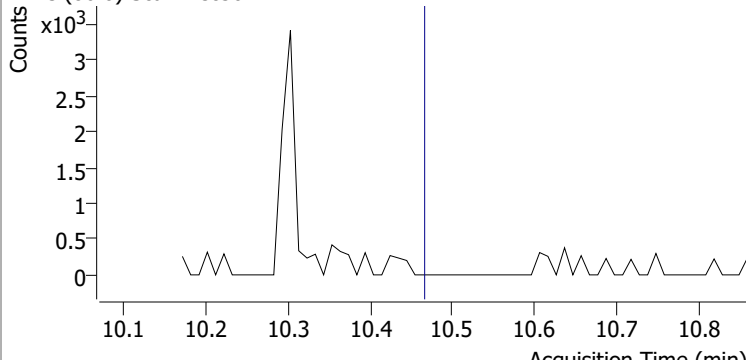
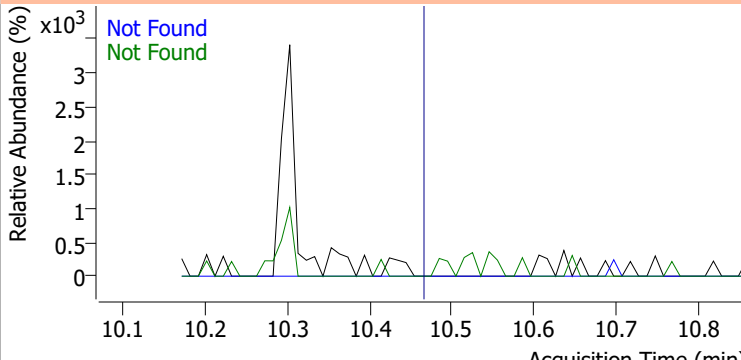
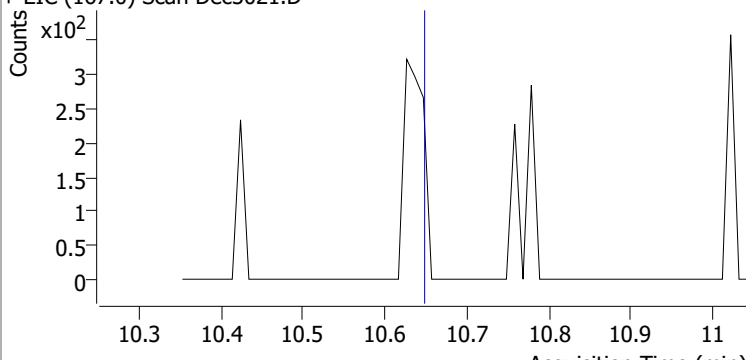
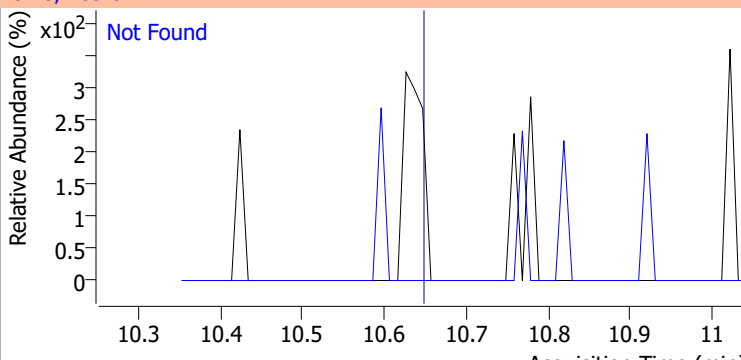
Compound	Conc.	Exp RT	QIon	Exp Ratio	QIon	Exp Ratio
Hexachlorobenzene	N.D.	9.84	142.0	64.6		



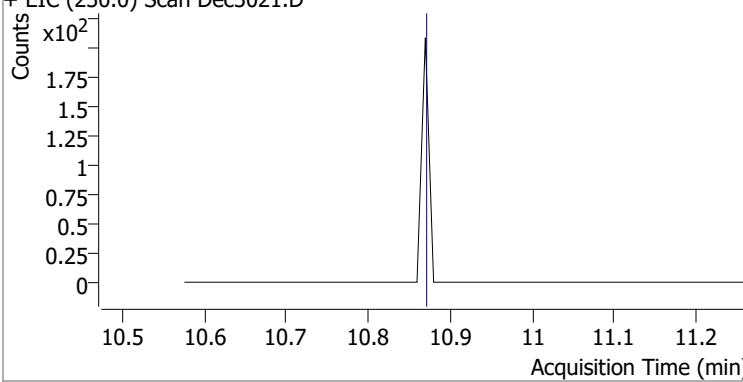
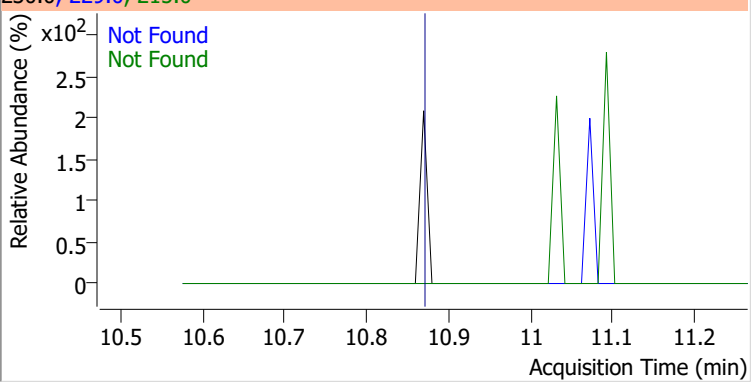
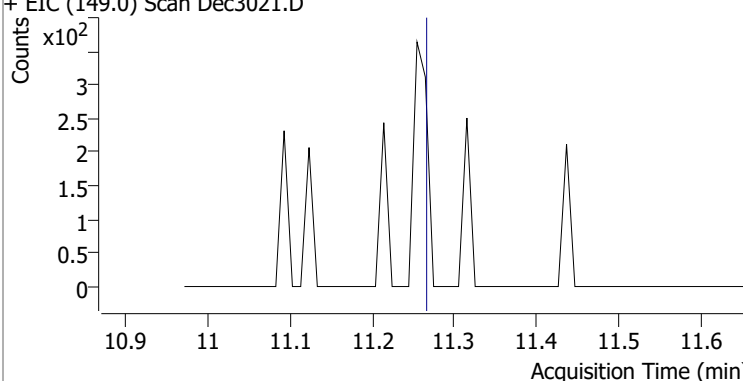
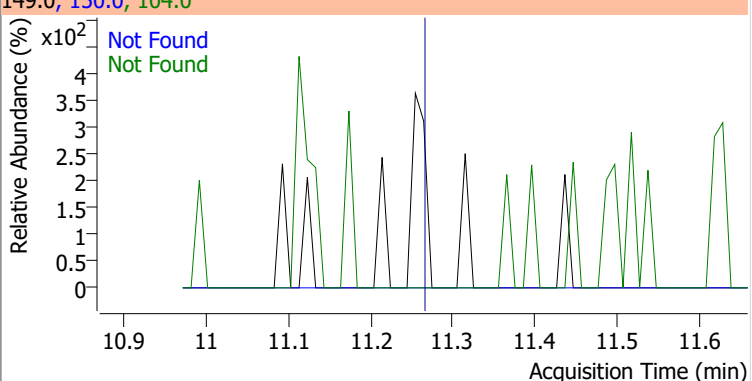
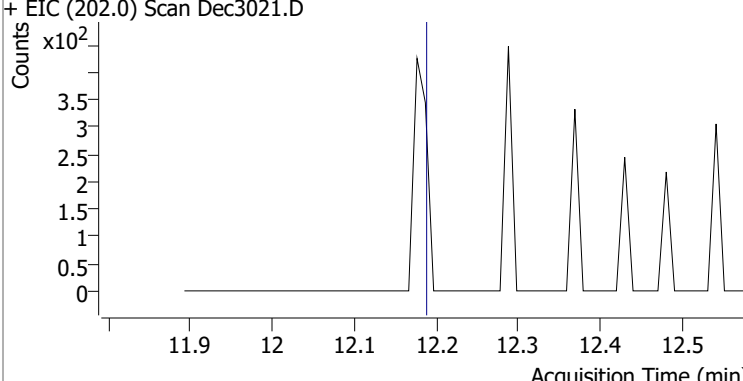
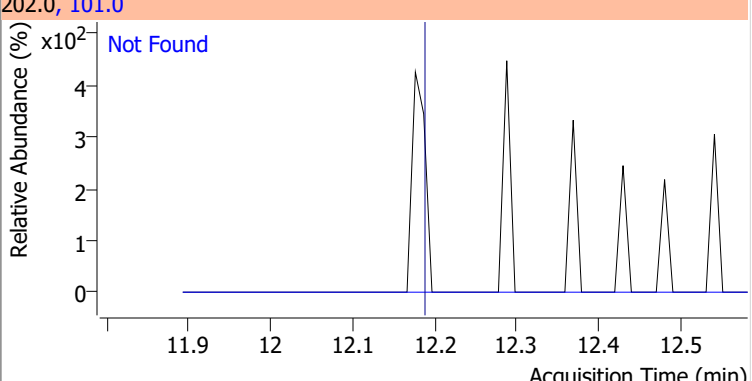
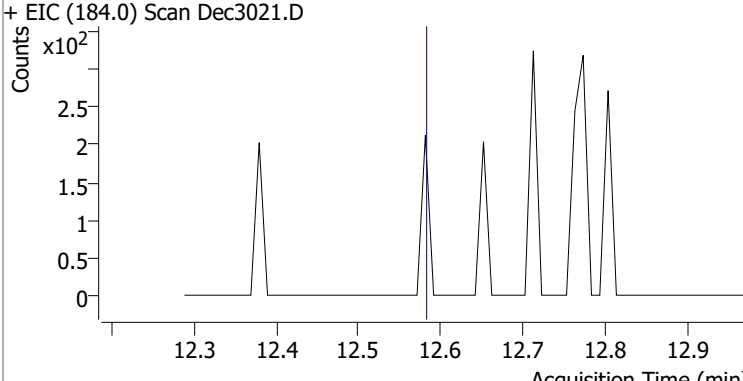
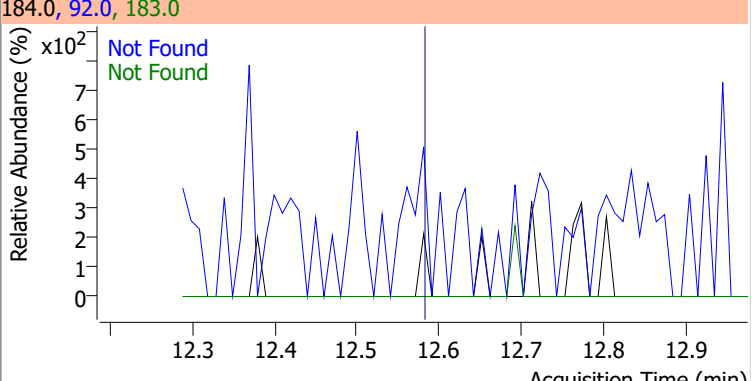
Compound	Conc.	Exp RT	QIon	Exp Ratio	QIon	Exp Ratio
Pentachlorophenol	N.D.	10.10	263.9	62.0	267.9	61.9



Quantitation Results Report (QT Reviewed)

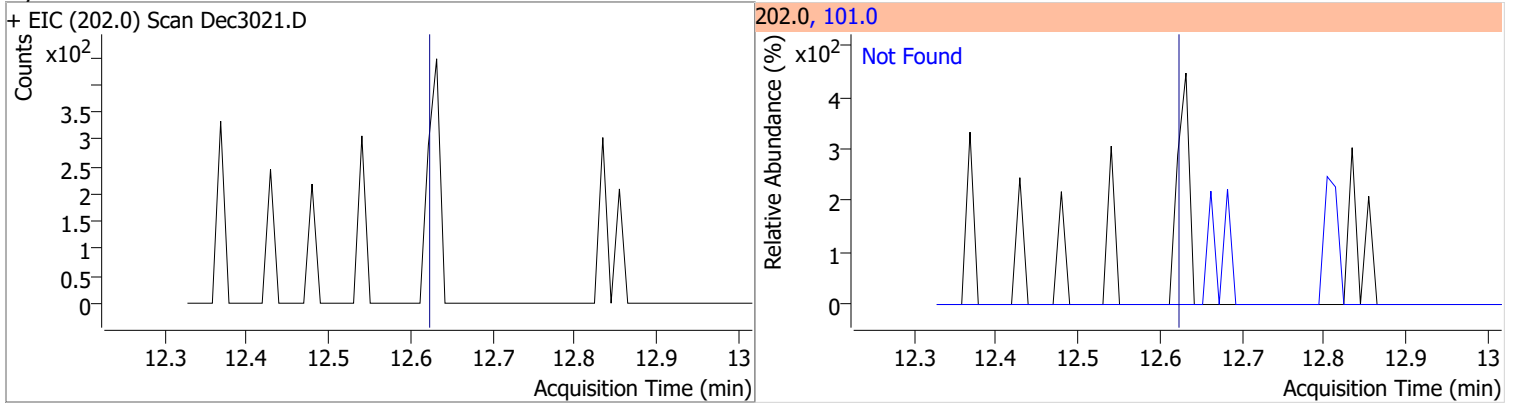
Compound	Conc.	Exp RT	QIon	Exp Ratio		
Phenanthrene	N.D.	10.33	176.0	19.7		
+ EIC (178.0) Scan Dec3021.D			178.0, 176.0			
						
Anthracene	N.D.	10.39	176.0	18.3		
+ EIC (178.0) Scan Dec3021.D			178.0, 176.0			
						
Triallate	N.D.	10.46	143.0	22.0	QIon	Exp Ratio
+ EIC (86.0) Scan Dec3021.D			86.0, 268.0, 143.0			
						
Carbazole	N.D.	10.65	139.0	13.0		
+ EIC (167.0) Scan Dec3021.D			167.0, 139.0			
						

Quantitation Results Report (QT Reviewed)

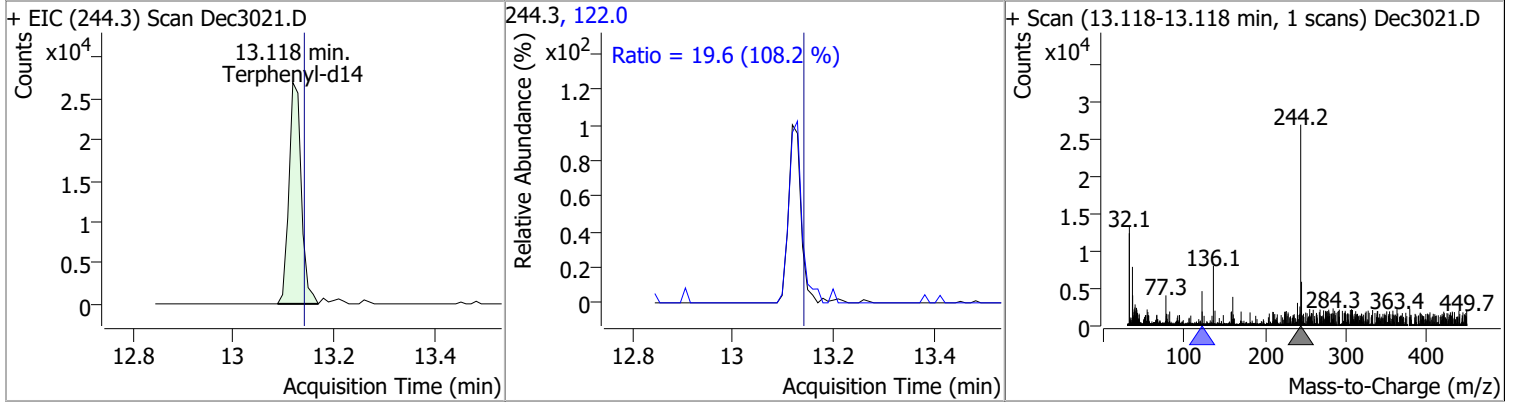
Compound	Conc.	Exp RT	QIon	Exp Ratio	QIon	Exp Ratio
o-Terphenyl	N.D.	10.87	229.0	67.7	215.0	38.2
+ EIC (230.0) Scan Dec3021.D			230.0, 229.0, 215.0			
						
Di-n-Butylphthalate	N.D.	11.26	150.0	9.1	104.0	6.2
+ EIC (149.0) Scan Dec3021.D			149.0, 150.0, 104.0			
						
Fluoranthene	N.D.	12.19	101.0	15.0		
+ EIC (202.0) Scan Dec3021.D			202.0, 101.0			
						
Benzidine	N.D.	12.58	183.0	11.5	92.0	9.0
+ EIC (184.0) Scan Dec3021.D			184.0, 92.0, 183.0			
						

Quantitation Results Report (QT Reviewed)

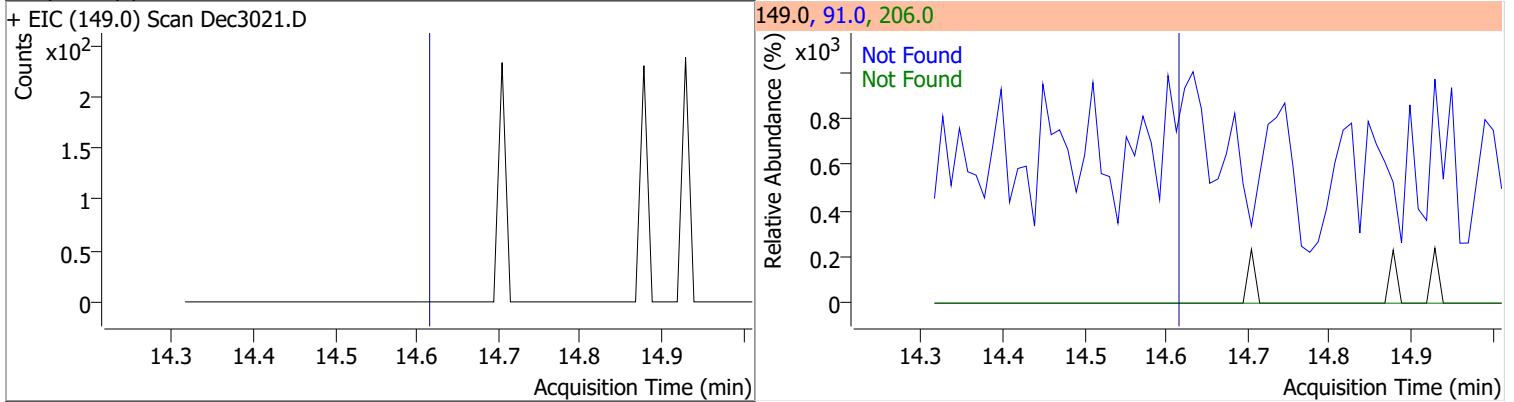
Compound	Conc.	Exp RT	QIon	Exp Ratio
Pyrene	N.D.	12.62	101.0	18.5



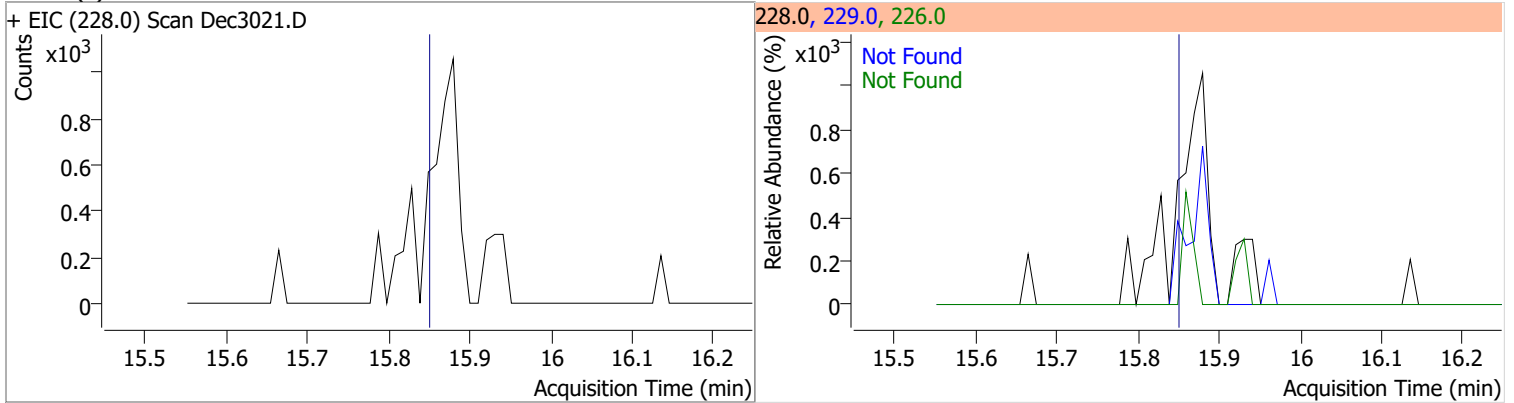
Compound	Conc.	RT	Dev(Min)	Resp.	QIon	QRatio	Lower	Upper
Terphenyl-d14	3.3787	13.12	-0.02	46197	122.0	19.6	12.7	23.5



Compound	Conc.	Exp RT	QIon	Exp Ratio	QIon	Exp Ratio
Butylbenzylphthalate	N.D.	14.63	91.0	94.6	206.0	14.9

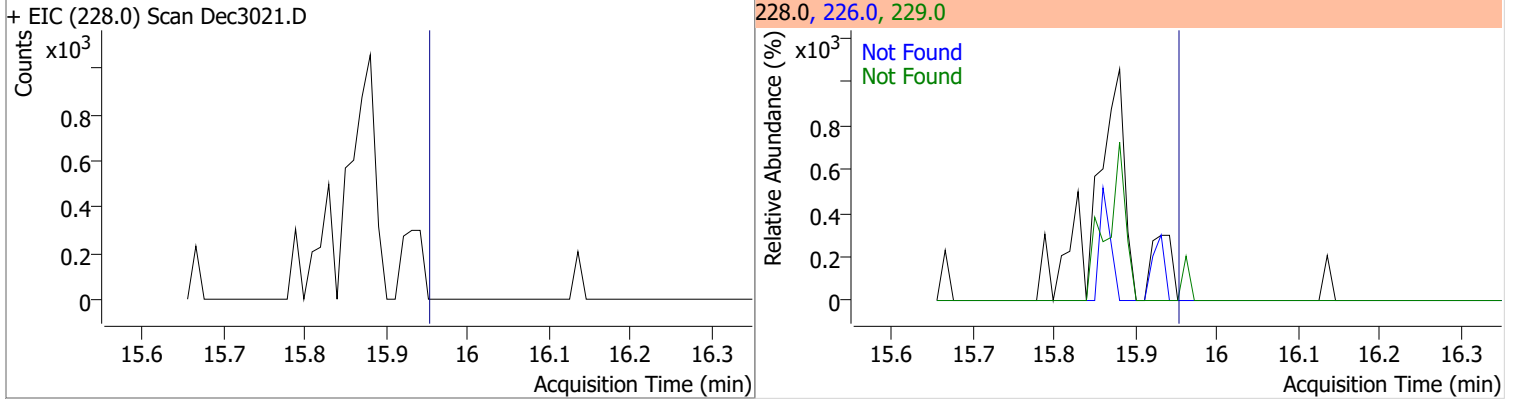


Compound	Conc.	Exp RT	QIon	Exp Ratio	QIon	Exp Ratio
Benzo(a)Anthracene	N.D.	15.87	226.0	26.7	229.0	21.3

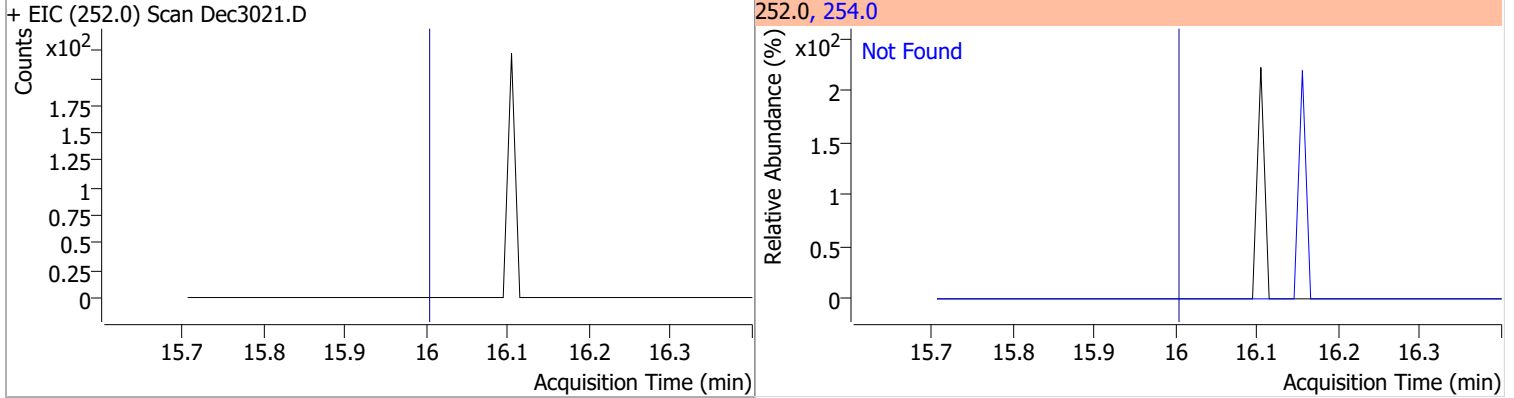


Quantitation Results Report (QT Reviewed)

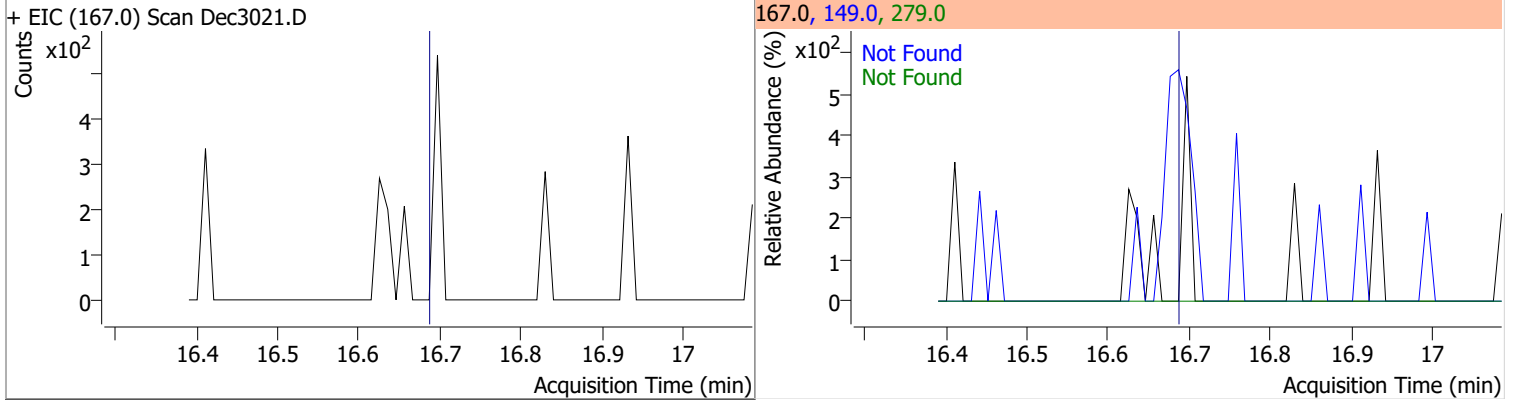
Compound	Conc.	Exp RT	QIon	Exp Ratio	QIon	Exp Ratio
Chrysene	N.D.	15.97	226.0	30.6	229.0	20.9



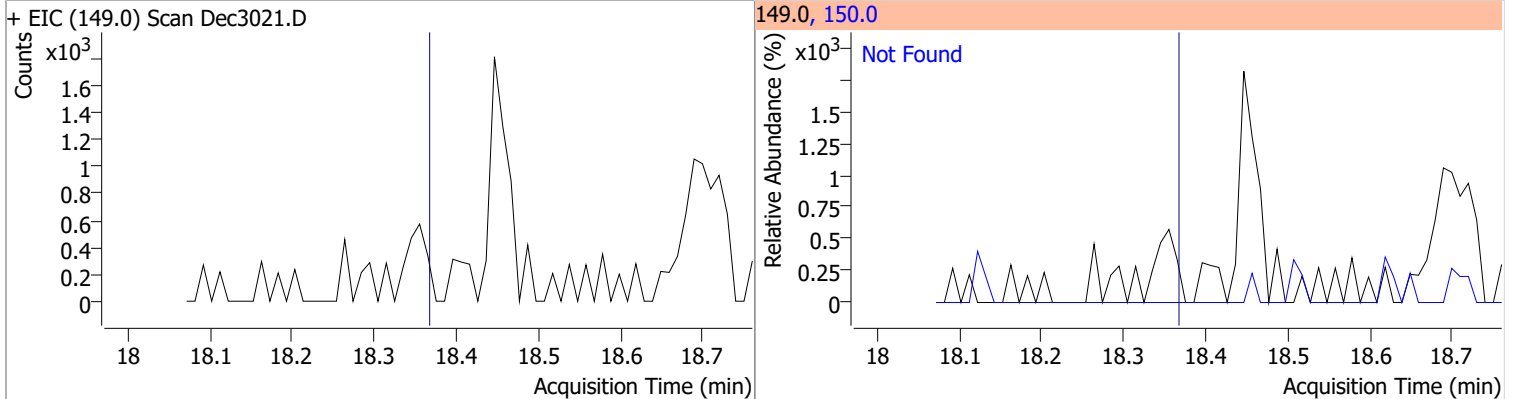
Compound	Conc.	Exp RT	QIon	Exp Ratio
3,3-Dichlorobenzidine	N.D.	16.02	254.0	62.0



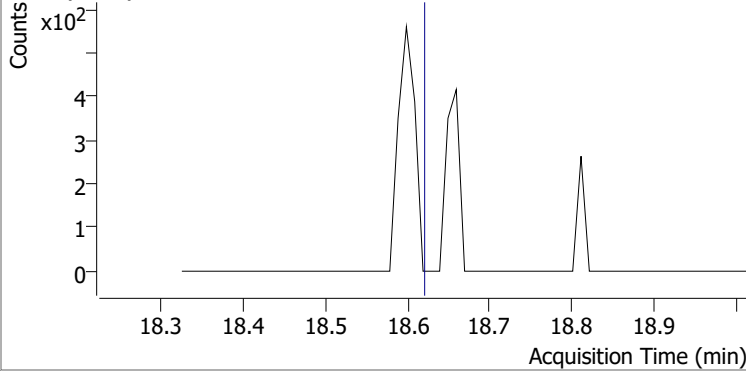
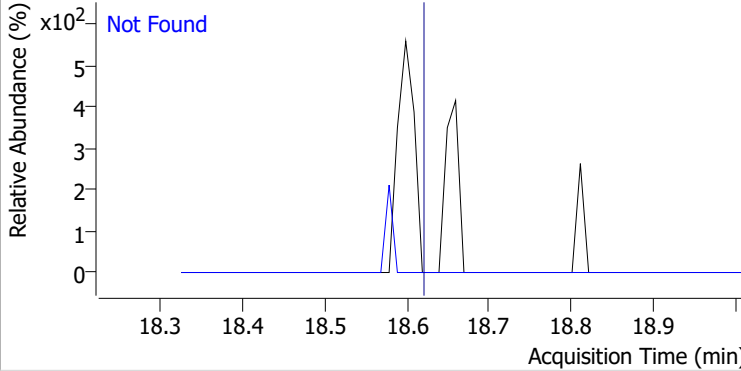
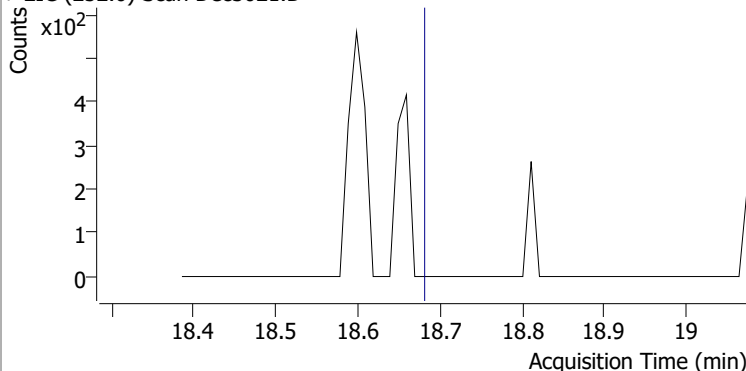
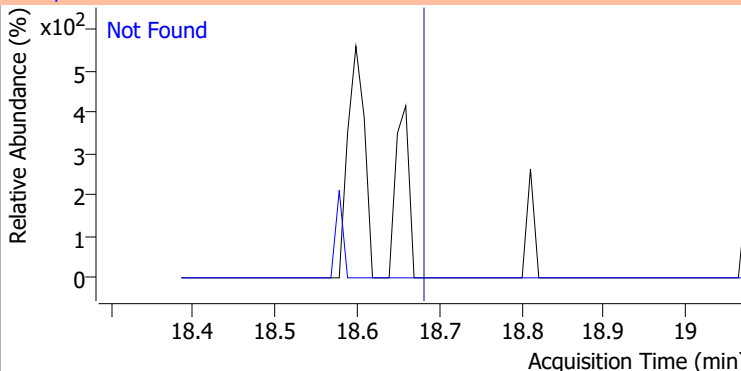
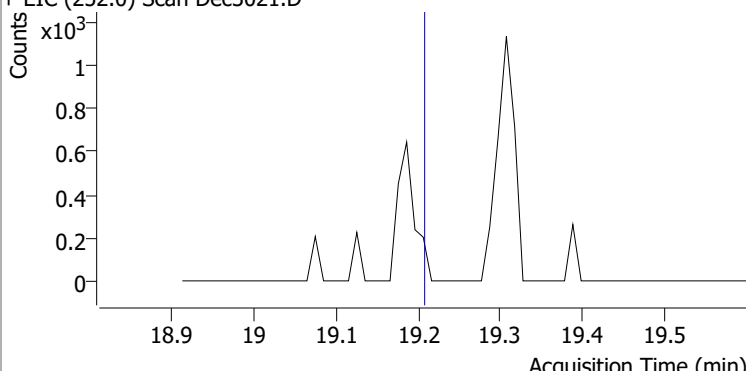
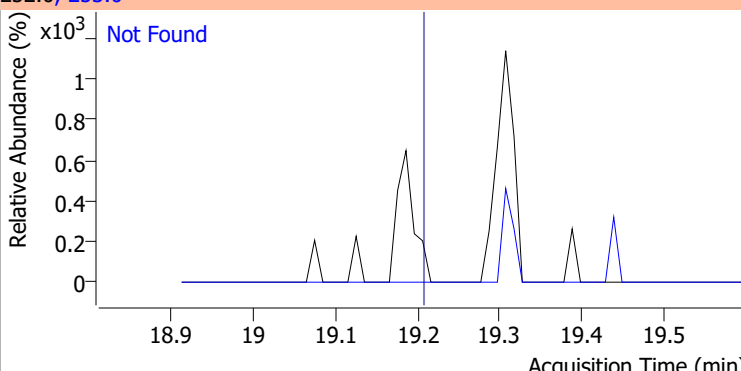
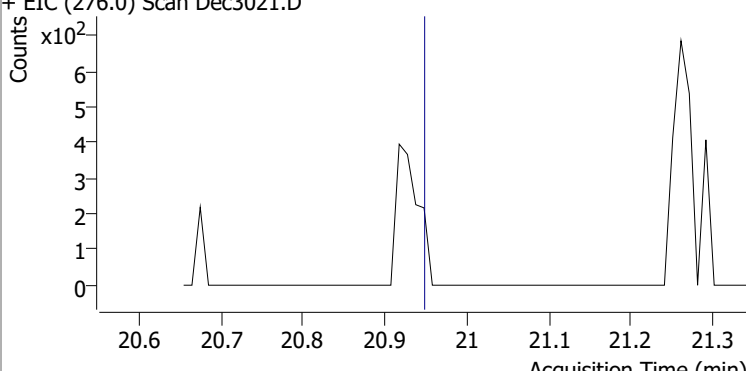
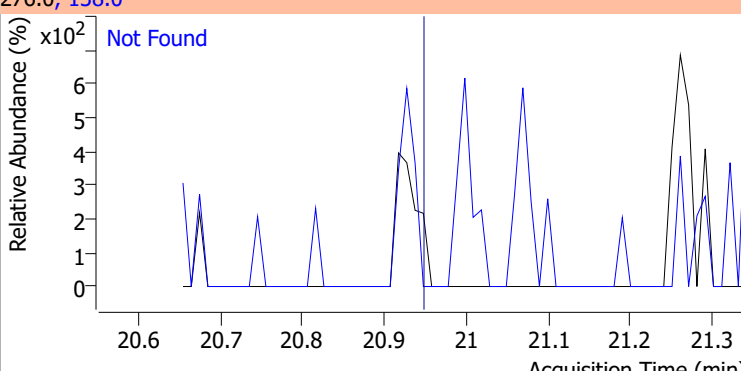
Compound	Conc.	Exp RT	QIon	Exp Ratio	QIon	Exp Ratio
bis(2-ethylhexyl)Phthalate	N.D.	16.71	149.0	421.6	279.0	11.2



Compound	Conc.	Exp RT	QIon	Exp Ratio
Di-n-octyl Phthalate	N.D.	18.38	150.0	9.7

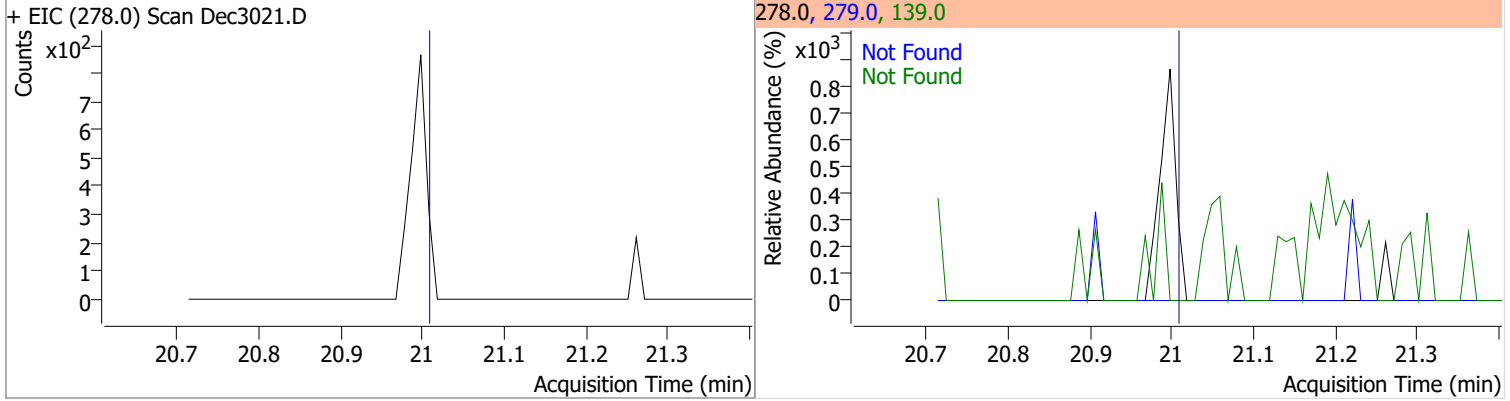


Quantitation Results Report (QT Reviewed)

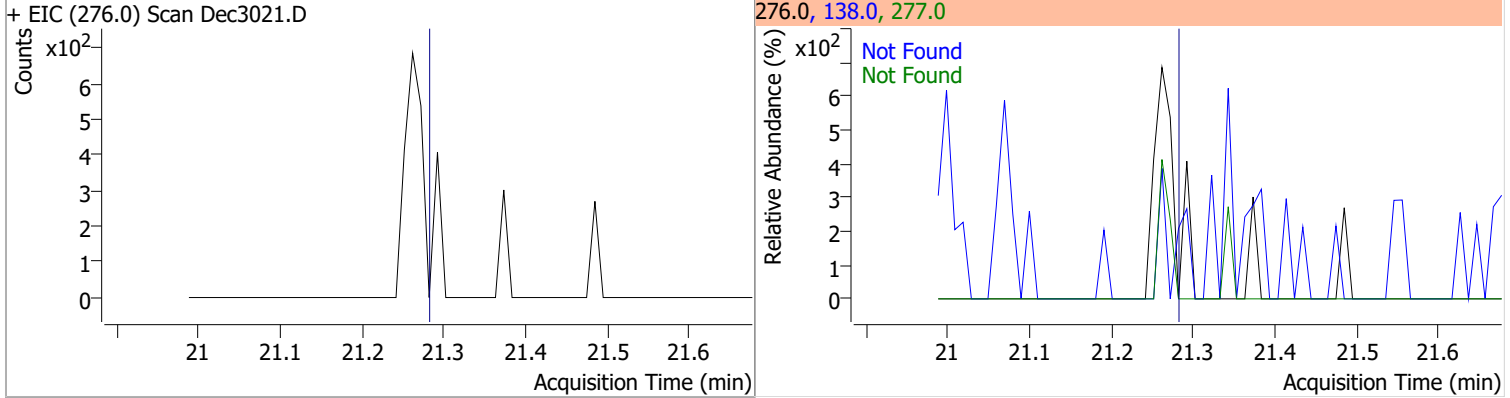
Compound	Conc.	Exp RT	QIon	Exp Ratio
Benzo(b)fluoranthene	N.D.	18.63	253.0	21.4
+ EIC (252.0) Scan Dec3021.D			252.0, 253.0	
				
Benzo(k)fluoranthene	N.D.	18.69	253.0	21.7
+ EIC (252.0) Scan Dec3021.D			252.0, 253.0	
				
Benzo(a)pyrene	N.D.	19.22	253.0	22.9
+ EIC (252.0) Scan Dec3021.D			252.0, 253.0	
				
Indeno(1,2,3-c,d)pyrene	N.D.	20.96	138.0	39.1
+ EIC (276.0) Scan Dec3021.D			276.0, 138.0	
				

Quantitation Results Report (QT Reviewed)

Compound	Conc.	Exp RT	QIon	Exp Ratio	QIon	Exp Ratio
Dibenzo(a,h)anthracene	N.D.	21.02	139.0	30.6	279.0	24.6

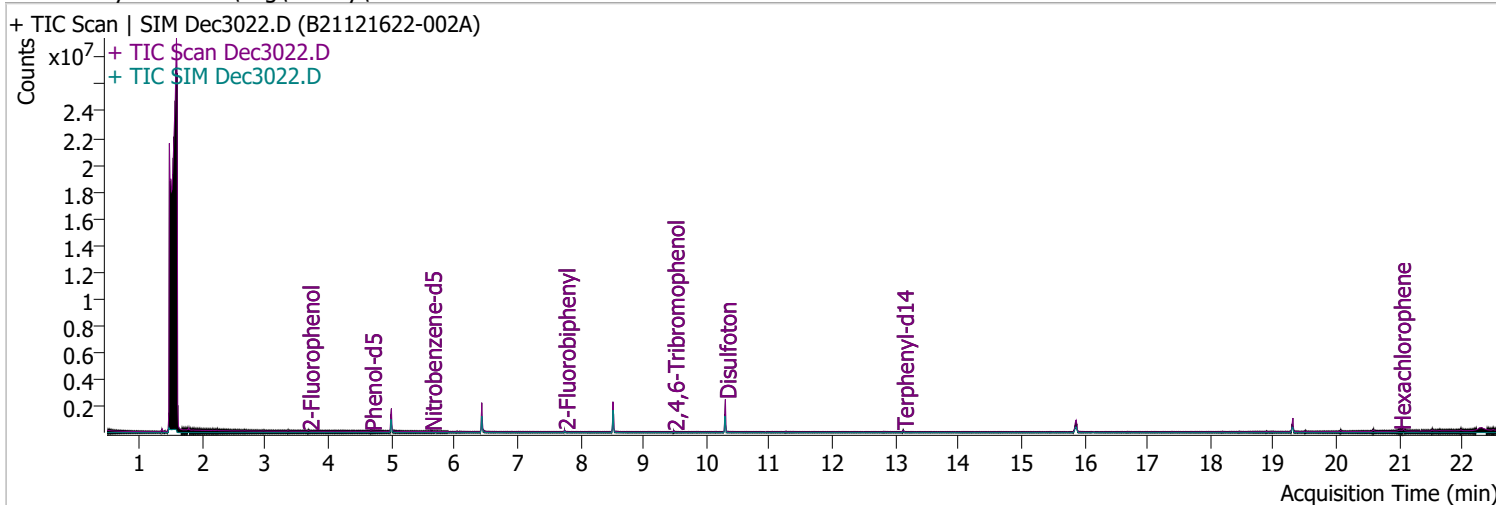


Compound	Conc.	Exp RT	QIon	Exp Ratio	QIon	Exp Ratio
Benzo(g,h,i)perylene	N.D.	21.29	138.0	41.5	277.0	23.8



Quantitation Results Report (QT Reviewed)

Data File	Dec3022.D	Operator	LIMS import
Acq. Method	BNA+SIM.M	Acq. Date-Time	12/30/2021 11:34:17 PM
Sample Name	B21121622-002A	Instrument	Instrument #1
Vial	22	Multiplier	1.00
DA Method File	122821 bna 1 CAL.batch.bin	Comment	SVOC-8270-W
Tune File	dftppdsm.u	Tune Date	11/24/2021 11:15:00 AM
Batch Name	123021 bna 1.batch.bin	Last Calib Update	1/3/2022 10:10:10 AM
Ref Library	D:\Org\Library\NIST129K.l		



Compound	RT	QIon	Resp.	Conc.	Units	Dev(Min)
----------	----	------	-------	-------	-------	----------

Internal Standards

System Monitoring Compounds

S 2-Fluorophenol	3.684	112.0	20247	2.9503	µg/L	-0.020
Spiked Amount: 200.000	Range: 10.0 - 75.0%			Recovery = 1.48%		*
S Phenol-d5	4.675	99.0	28024	3.6412	µg/L	-0.010
Spiked Amount: 200.000	Range: 10.0 - 65.0%			Recovery = 1.82%		*
S Nitrobenzene-d5	5.624	82.0	13116	2.3607	µg/L	0.000
Spiked Amount: 100.000	Range: 32.0 - 94.0%			Recovery = 2.36%		*
S 2-Fluorobiphenyl	7.749	172.0	50493	2.5792	µg/L	0.000
Spiked Amount: 100.000	Range: 28.0 - 107.0%			Recovery = 2.58%		*
S 2,4,6-Tribromophenol	9.479	329.8	4959	7.4045	µg/L	0.000
Spiked Amount: 200.000	Range: 25.0 - 140.0%			Recovery = 3.70%		*
S Terphenyl-d14	13.118	244.3	57699	4.0631	µg/L	-0.020
Spiked Amount: 100.000	Range: 32.0 - 122.0%			Recovery = 4.06%		*

Target Compounds

Target Compounds	RT	QIon	Resp.	Conc.	Units	QValue
T N-Nitrosodimethylamine	0.000		0	N.D.		
T Pyridine	0.000		0	N.D.		
T Aniline	0.000		0	N.D.		
T Phenol	0.000		0	N.D.		
T bis(-2-Chloroethyl)Ether	0.000		0	N.D.		
T 2-Chlorophenol	0.000		0	N.D.		
T 1,3-Dichlorobenzene	0.000		0	N.D.		
T 1,4-Dichlorobenzene	0.000		0	N.D.		
T 1,2-Dichlorobenzene	0.000		0	N.D.		
T Benzyl Alcohol	0.000		0	N.D.		
T bis(2-chloroisopropyl)Ether	0.000		0	N.D.		
T 2-Methylphenol	0.000		0	N.D.		
T N-nitroso-Di-n-propylamine	0.000		0	N.D.		
T 4Methylphenol/3Methylphenol	0.000		0	N.D.		
T Hexachloroethane	0.000		0	N.D.		

Quantitation Results Report (QT Reviewed)

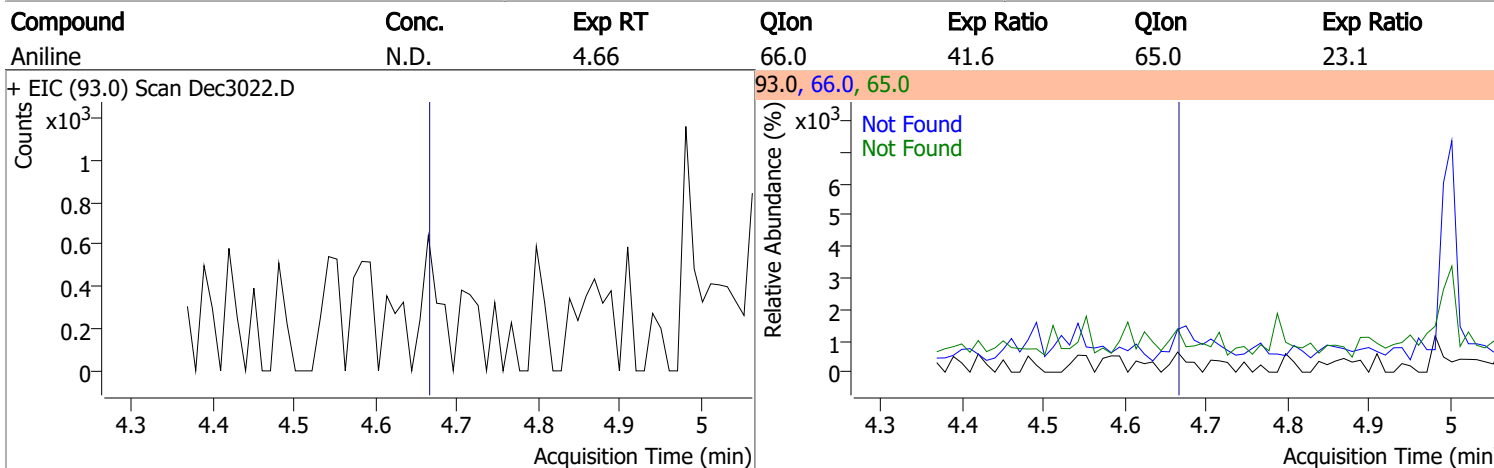
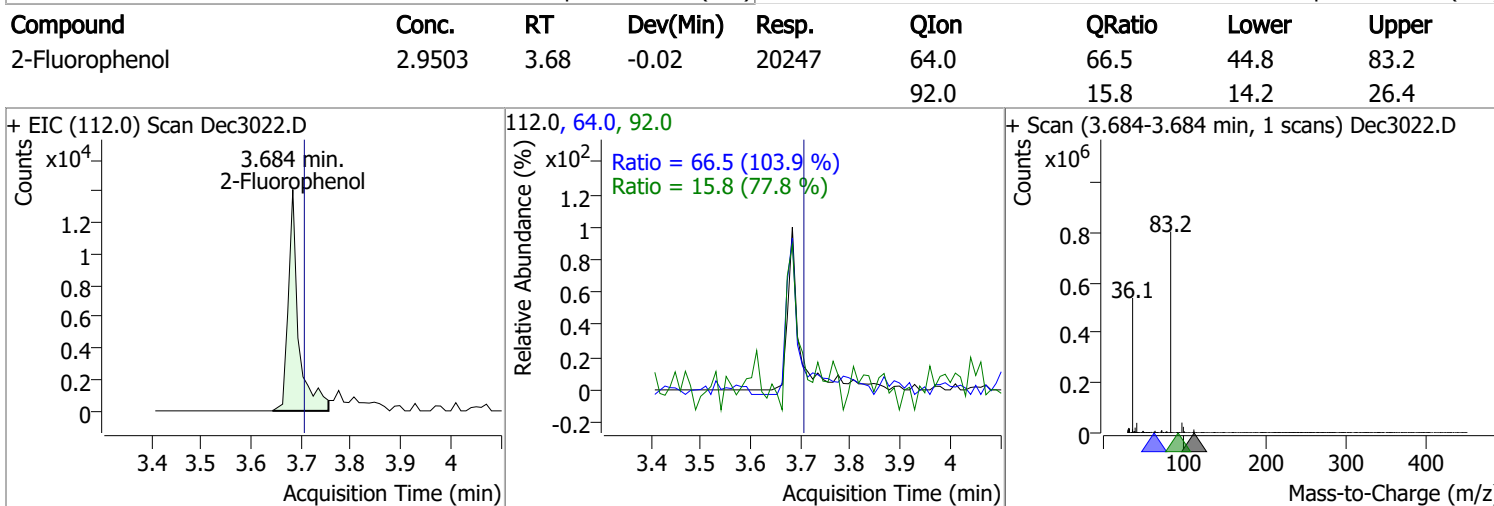
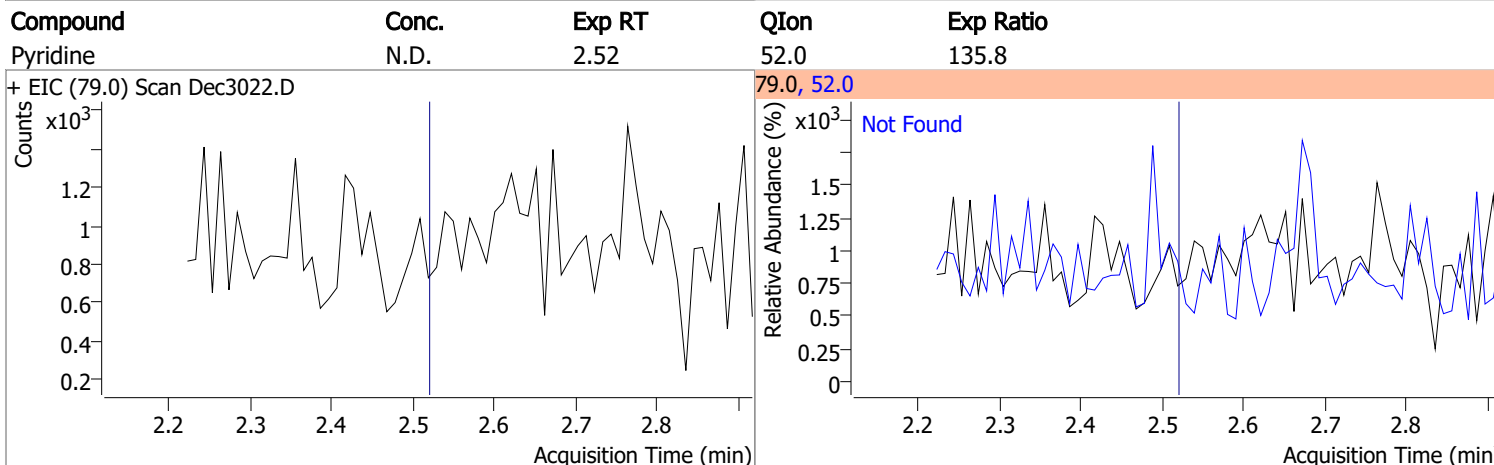
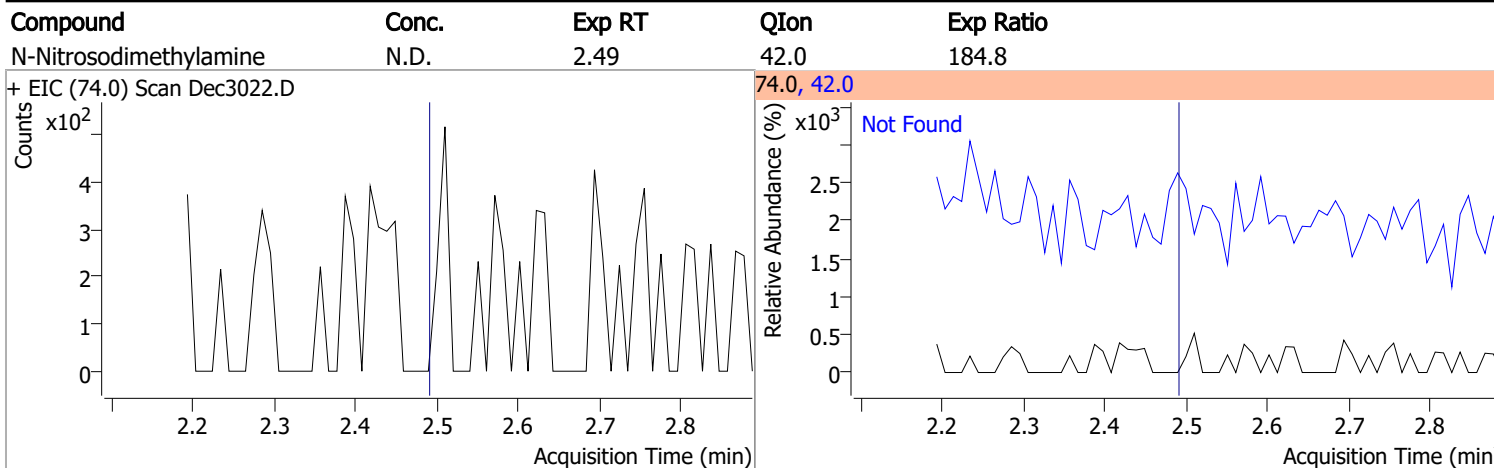
Compound	RT	QIon	Resp.	Conc.	Units	Dev(Min)
T Nitrobenzene	0.000		0	N.D.		
T Isophorone	0.000		0	N.D.		
T 2-Nitrophenol	0.000		0	N.D.		
T 2,4-Dimethylphenol	0.000		0	N.D.		
T bis(-2-Chloroethoxy)Methane	0.000		0	N.D.		
T Benzoic Acid	0.000		0	N.D.		
T 2,4-Dichlorophenol	0.000		0	N.D.		
T 1,2,4-Trichlorobenzene	0.000		0	N.D.		
T Naphthalene	0.000		0	N.D.		
T 4-Chlorophenol	0.000		0	N.D.		
T p-Chloroaniline	0.000		0	N.D.		
T Hexachlorobutadiene	0.000		0	N.D.		
T 4-Chloro-2-Methylphenol	0.000		0	N.D.		
T 4-Chloro-3-Methylphenol	0.000		0	N.D.		
T 2-Methylnaphthalene	0.000		0	N.D.		
T 1-Methylnaphthalene	0.000		0	N.D.		
T Hexachlorocyclopentadiene	0.000		0	N.D.		
T 2,4,6-Trichlorophenol	0.000		0	N.D.		
T 2,4,5-Trichlorophenol	0.000		0	N.D.		
T 2-Chloronaphthalene	0.000		0	N.D.		
T 2-Nitroaniline	0.000		0	N.D.		
T Dimethyl Phthalate	8.517	163.0	0		µg/L md	1
T 2,6-Dinitrotoluene	8.517	165.0	0		µg/L md	1
T Acenaphthylene	0.000		0	N.D.		
T 3-Nitroaniline	0.000		0	N.D.		
T Acenaphthene	0.000		0	N.D.		
T 2,4-Dinitrophenol	0.000		0	N.D.		
T Dibenzofuran	0.000		0	N.D.		
T 4-Nitrophenol	0.000		0	N.D.		
T 2,4-Dinitrotoluene	0.000		0	N.D.		
T Diethylphthalate	0.000		0	N.D.		
T Fluorene	0.000		0	N.D.		
T 4-Chlorophenyl-phenylether	0.000		0	N.D.		
T 4-Nitroaniline	0.000		0	N.D.		
T 4,6-Dinitro-2-methylphenol	0.000		0	N.D.		
T N-nitrosodiphenylamine	0.000		0	N.D.		
T Azobenzene	0.000		0	N.D.		
T 4-Bromophenyl-phenylether	0.000		0	N.D.		
T Hexachlorobenzene	0.000		0	N.D.		
T Pentachlorophenol	0.000		0	N.D.		
T Phenanthrene	0.000		0	N.D.		
T Anthracene	0.000		0	N.D.		
T Triallate	0.000		0	N.D.		
T Carbazole	0.000		0	N.D.		
T o-Terphenyl	0.000		0	N.D.		
T Di-n-Butylphthalate	0.000		0	N.D.		
T Fluoranthene	0.000		0	N.D.		
T Benzidine	0.000		0	N.D.		
T Pyrene	0.000		0	N.D.		
T Butylbenzylphthalate	0.000		0	N.D.		
T Benzo(a)Anthracene	0.000		0	N.D.		
T Chrysene	0.000		0	N.D.		
T 3,3-Dichlorobenzidine	0.000		0	N.D.		
T bis(2-ethylhexyl)Phthalate	0.000		0	N.D.		
T Di-n-octyl Phthalate	0.000		0	N.D.		

Quantitation Results Report (QT Reviewed)

Compound	RT	QIon	Resp.	Conc.	Units	Dev(Min)
T Benzo(b)fluoranthene	0.000		0	N.D.		
T Benzo(k)fluoranthene	0.000		0	N.D.		
T Benzo(a)pyrene	0.000		0	N.D.		
T Indeno(1,2,3-c,d)pyrene	0.000		0	N.D.		
T Dibenzo(a,h)anthracene	0.000		0	N.D.		
T Benzo(g,h,i)perylene	0.000		0	N.D.		

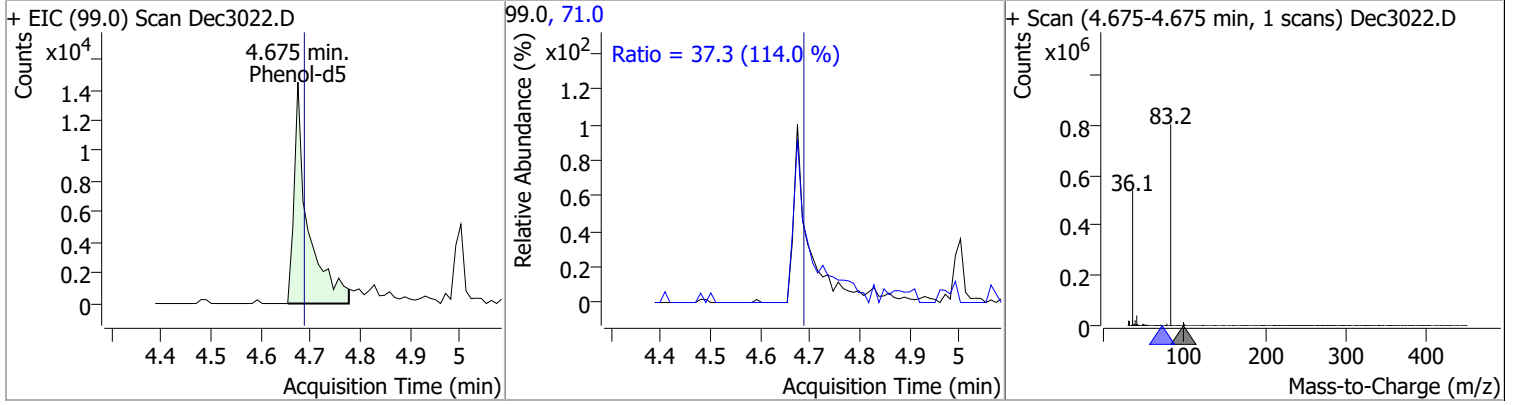
(#) = Qualifier Out of Range; (m) = Manual Integration; (+) = Area Summed; (*) = Surrogate Percent Recovery Out of Range; (d): Zeroed Peak

Quantitation Results Report (QT Reviewed)

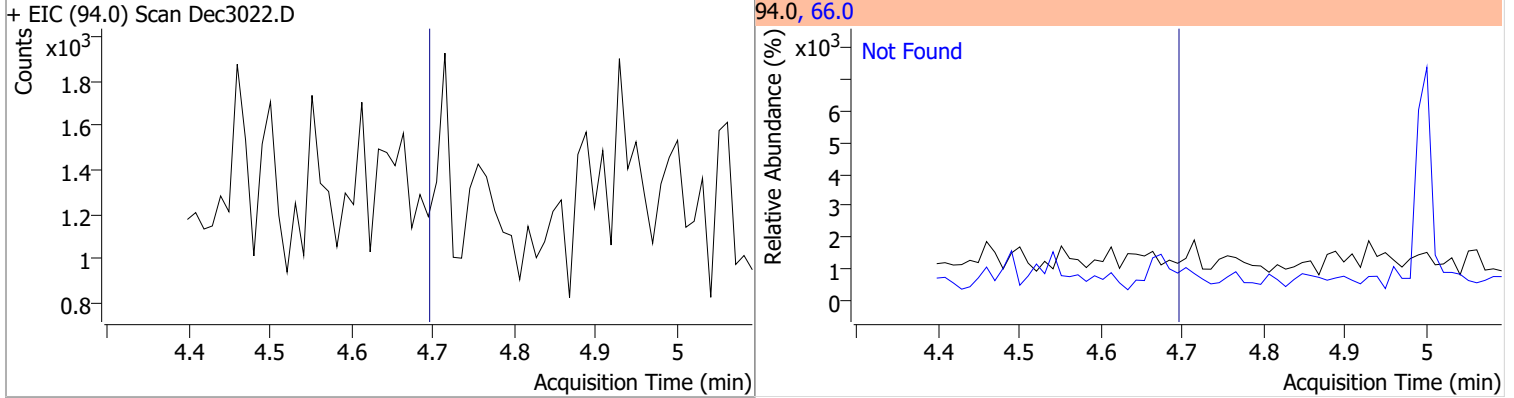


Quantitation Results Report (QT Reviewed)

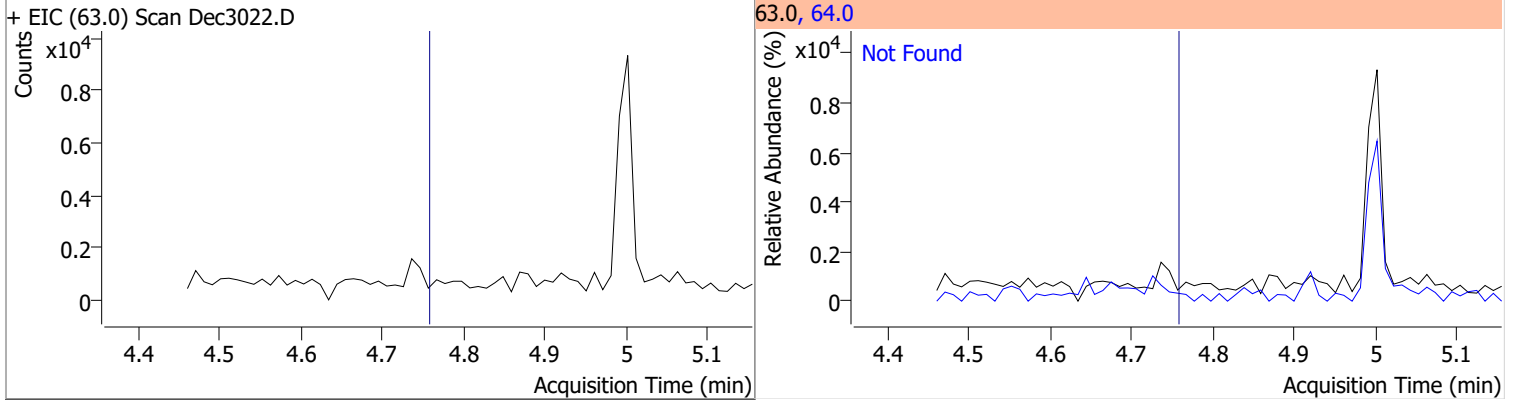
Compound	Conc.	RT	Dev(Min)	Resp.	QIon	QRatio	Lower	Upper
Phenol-d5	3.6412	4.67	-0.01	28024	71.0	37.3	22.9	42.5



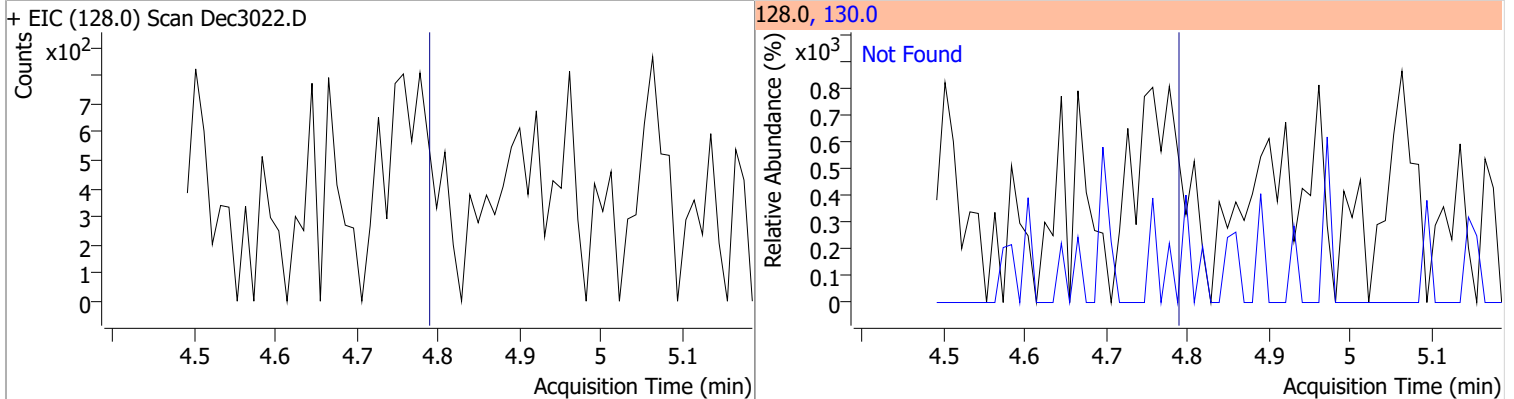
Compound	Conc.	Exp RT	QIon	Exp Ratio
Phenol	N.D.	4.69	66.0	40.8



Compound	Conc.	Exp RT	QIon	Exp Ratio
bis(-2-Chloroethyl)Ether	N.D.	4.76	64.0	2.8

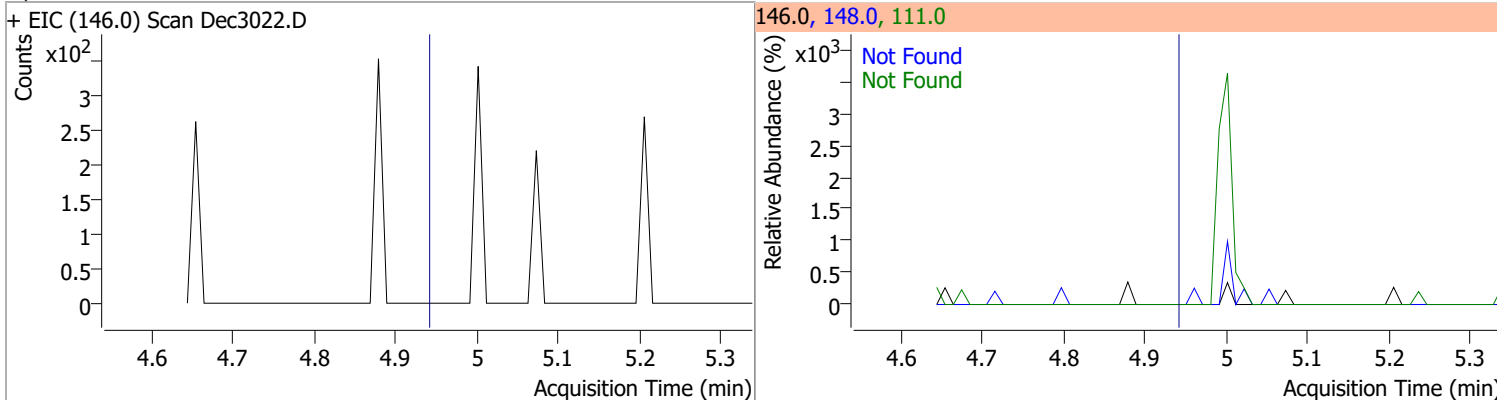


Compound	Conc.	Exp RT	QIon	Exp Ratio
2-Chlorophenol	N.D.	4.79	130.0	32.3

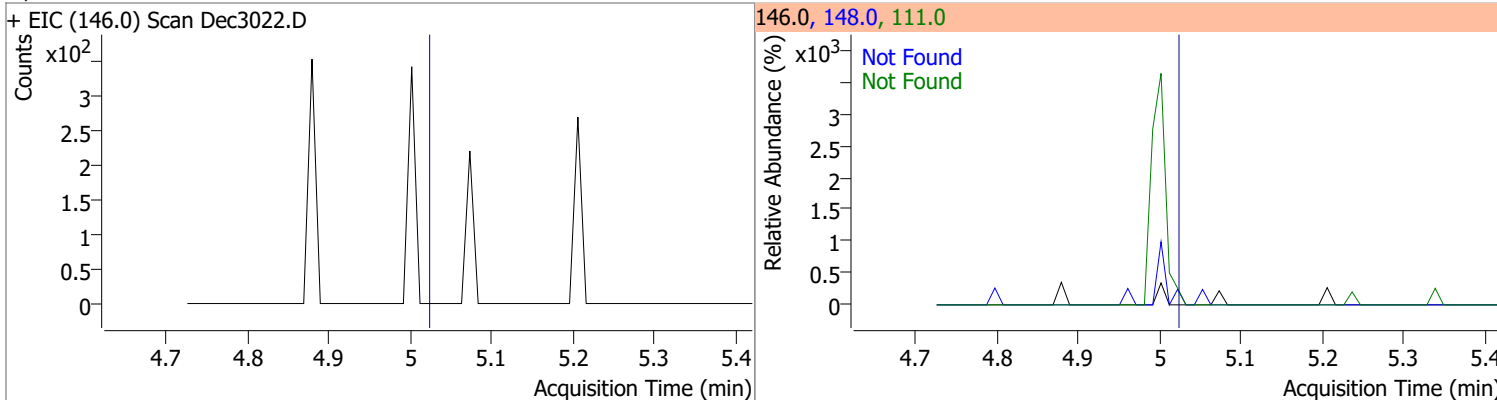


Quantitation Results Report (QT Reviewed)

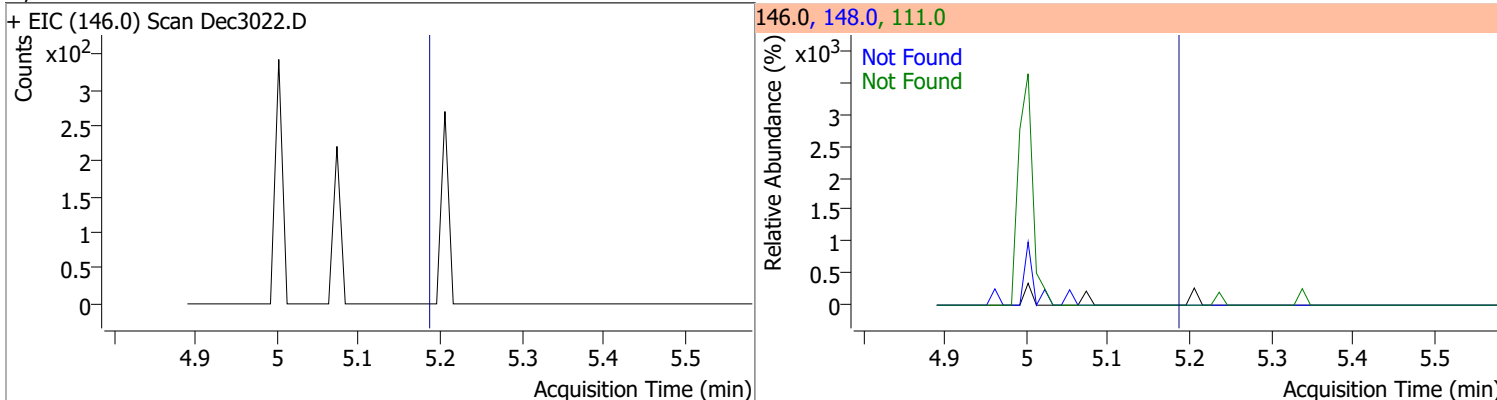
Compound	Conc.	Exp RT	QIon	Exp Ratio	QIon	Exp Ratio
1,3-Dichlorobenzene	N.D.	4.94	148.0	63.2	111.0	39.4



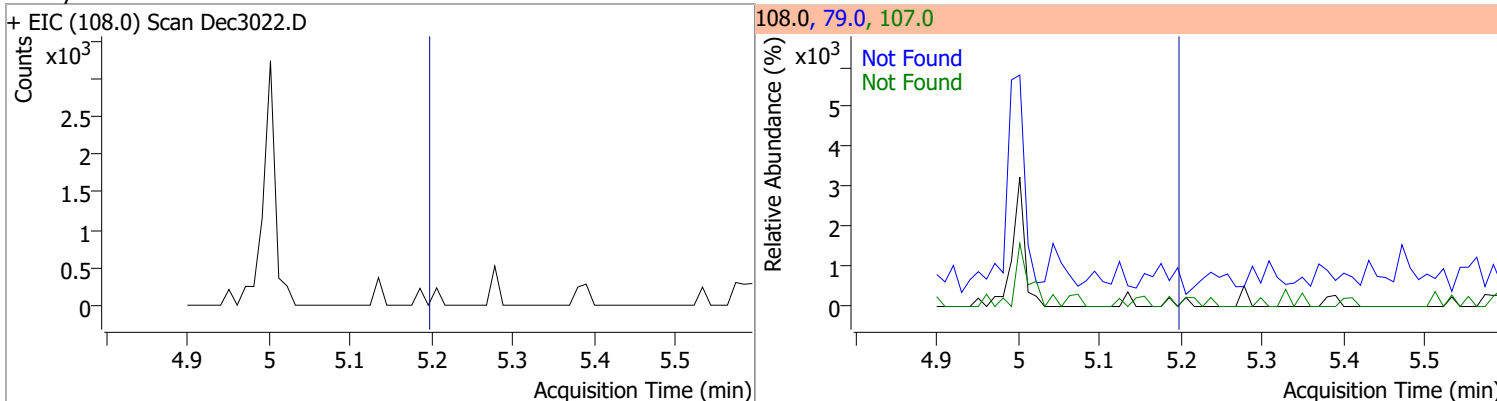
Compound	Conc.	Exp RT	QIon	Exp Ratio	QIon	Exp Ratio
1,4-Dichlorobenzene	N.D.	5.02	148.0	62.2	111.0	37.4



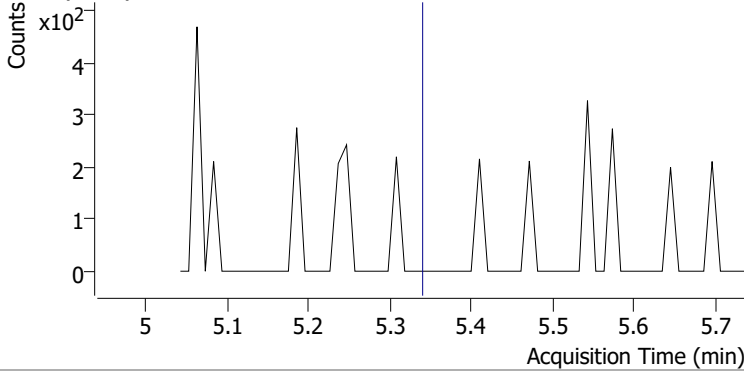
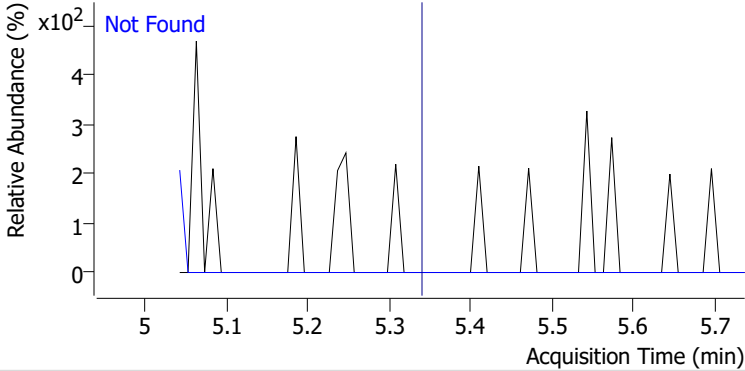
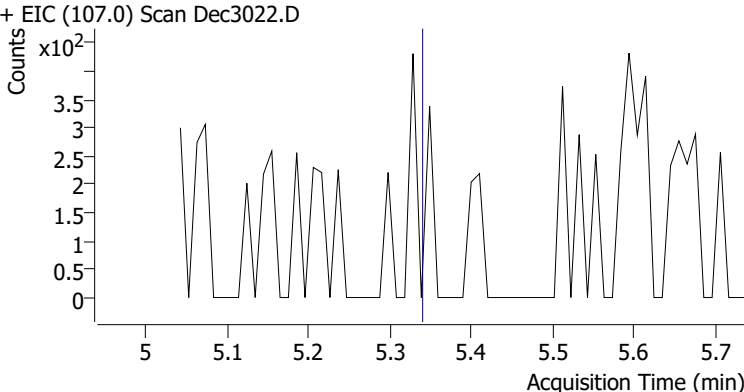
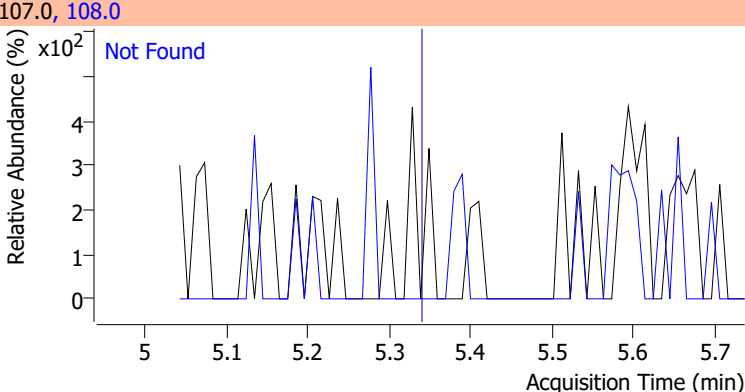
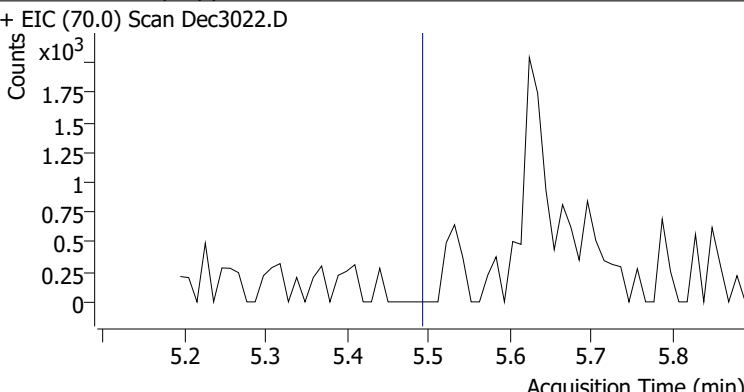
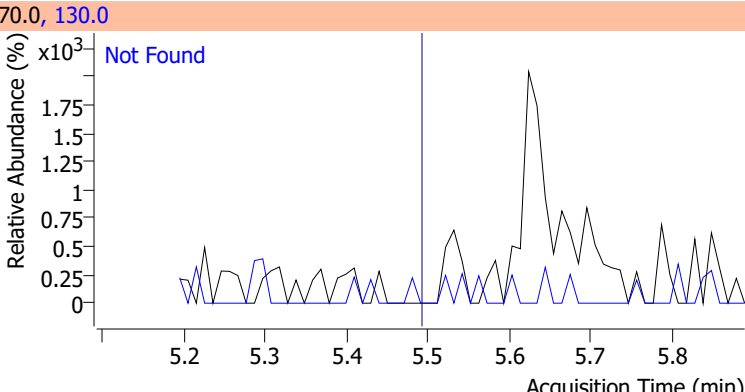
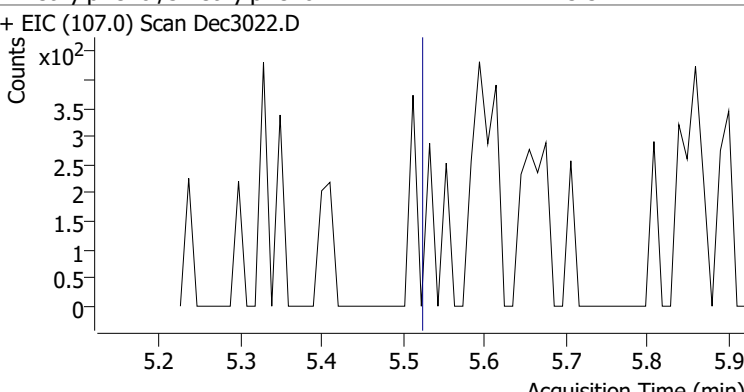
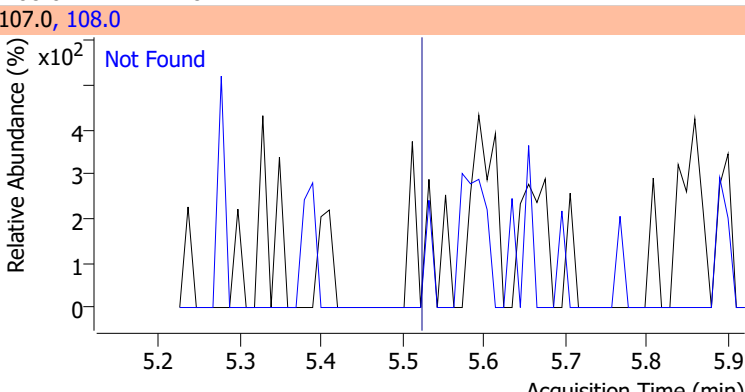
Compound	Conc.	Exp RT	QIon	Exp Ratio	QIon	Exp Ratio
1,2-Dichlorobenzene	N.D.	5.19	148.0	62.2	111.0	40.3



Compound	Conc.	Exp RT	QIon	Exp Ratio	QIon	Exp Ratio
Benzyl Alcohol	N.D.	5.20	79.0	117.9	107.0	69.2

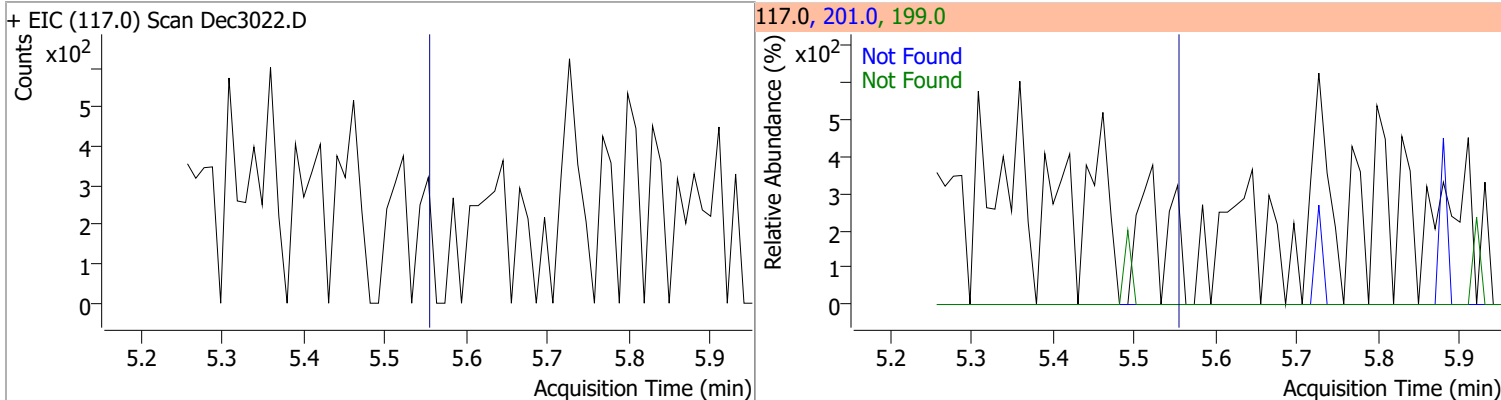


Quantitation Results Report (QT Reviewed)

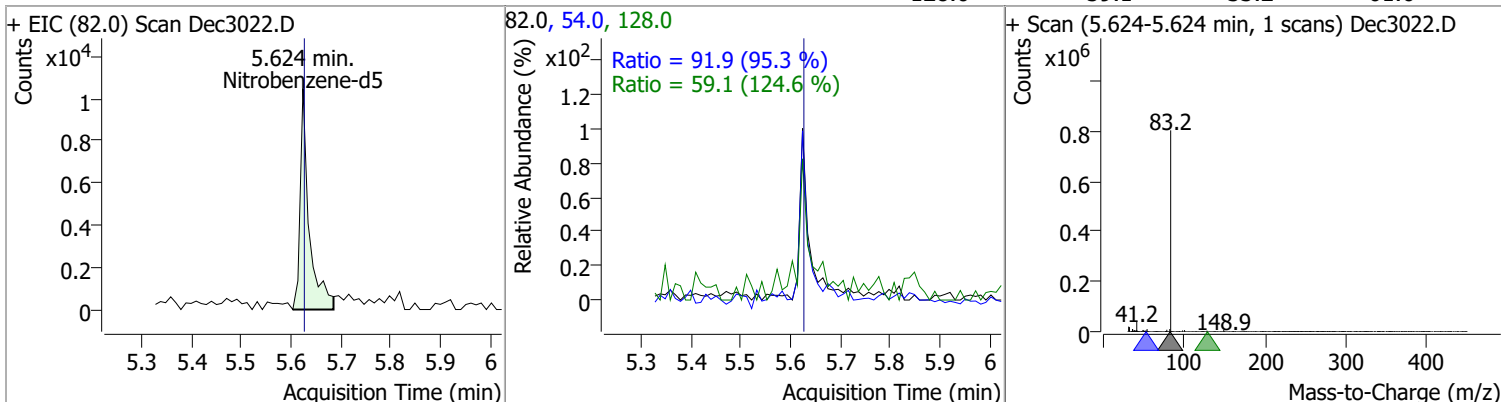
Compound	Conc.	Exp RT	QIon	Exp Ratio
bis(2-chloroisopropyl)Ether	N.D.	5.34	123.0	32.7
+ EIC (121.0) Scan Dec3022.D 			121.0, 123.0 	
2-Methylphenol	N.D.	5.34	108.0	117.6
+ EIC (107.0) Scan Dec3022.D 			107.0, 108.0 	
N-nitroso-Di-n-propylamine	N.D.	5.49	130.0	17.6
+ EIC (70.0) Scan Dec3022.D 			70.0, 130.0 	
4Methylphenol/3Methylphenol	N.D.	5.52	108.0	81.4
+ EIC (107.0) Scan Dec3022.D 			107.0, 108.0 	

Quantitation Results Report (QT Reviewed)

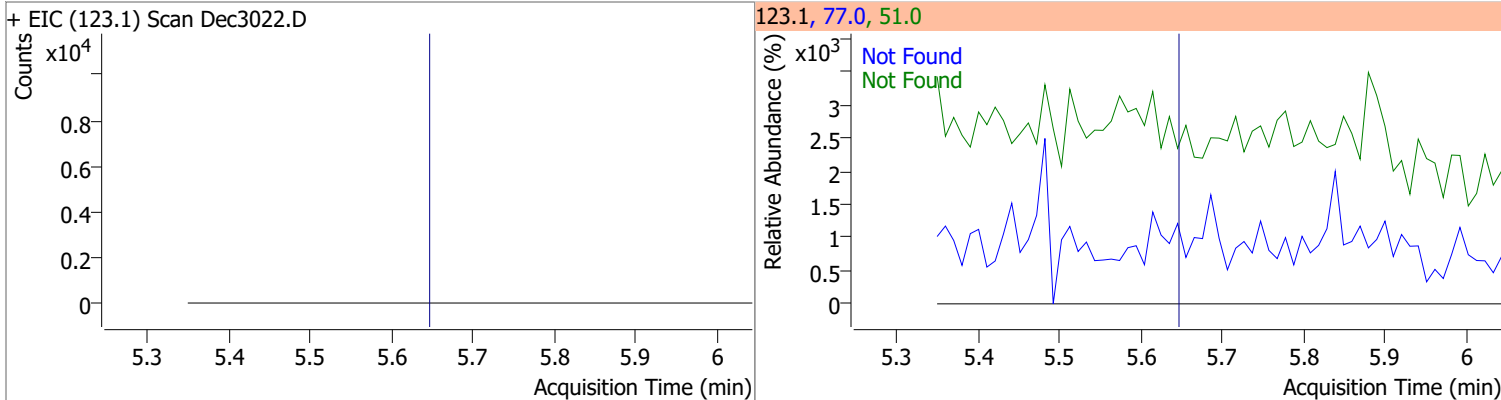
Compound	Conc.	Exp RT	QIon	Exp Ratio	QIon	Exp Ratio
Hexachloroethane	N.D.	5.55	201.0	77.2	199.0	50.6



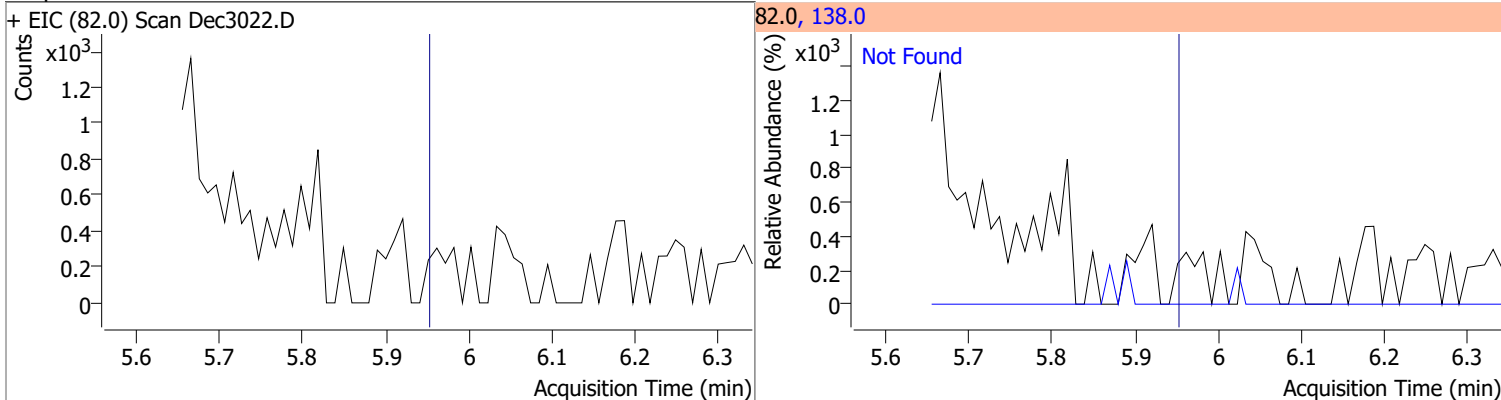
Compound	Conc.	RT	Dev(Min)	Resp.	QIon	QRatio	Lower	Upper
Nitrobenzene-d5	2.3607	5.62	0.00	13116	54.0	91.9	67.5	125.4
					128.0	59.1	33.2	61.6



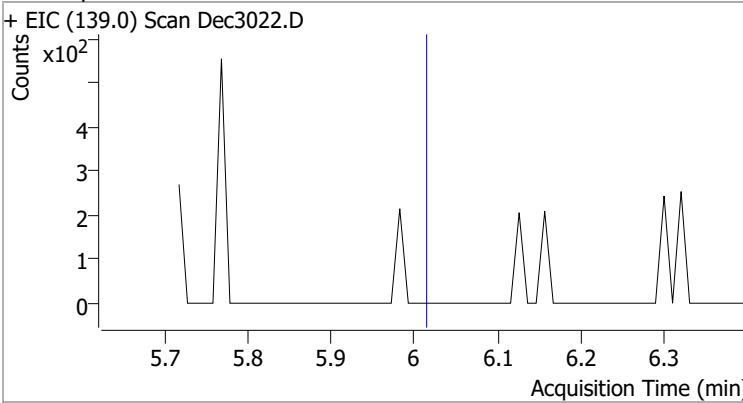
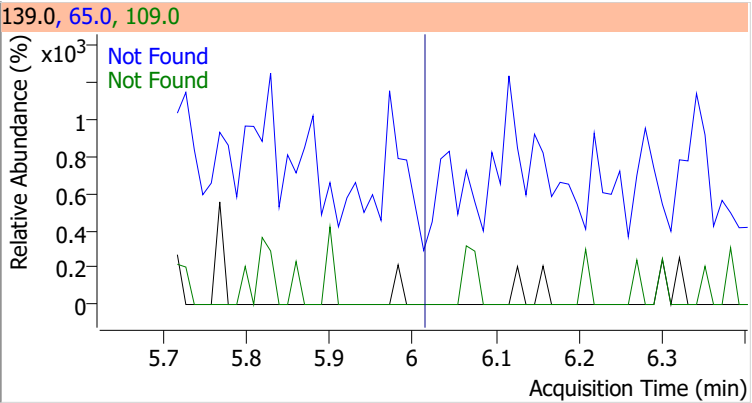
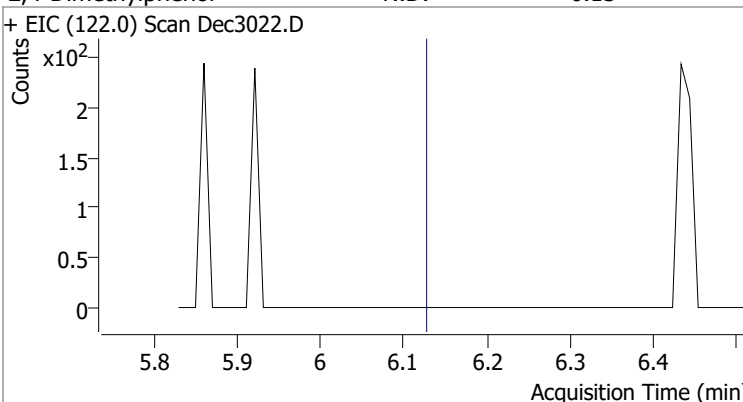
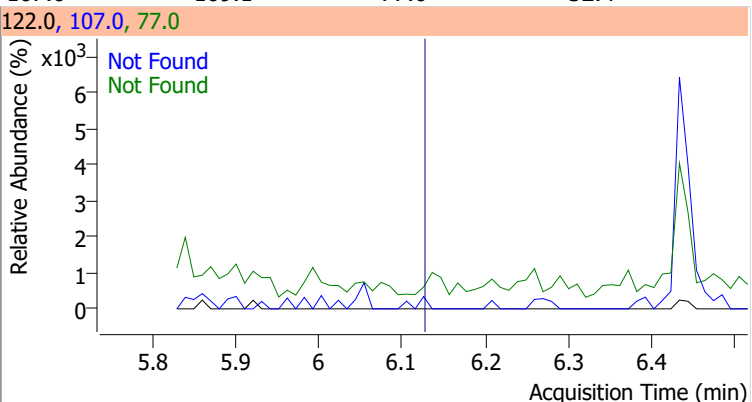
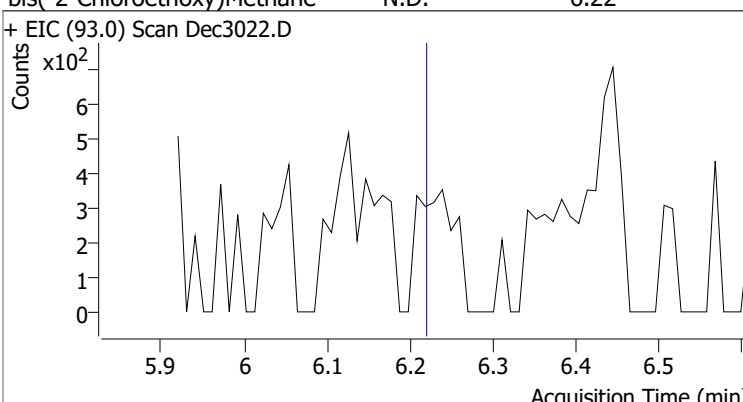
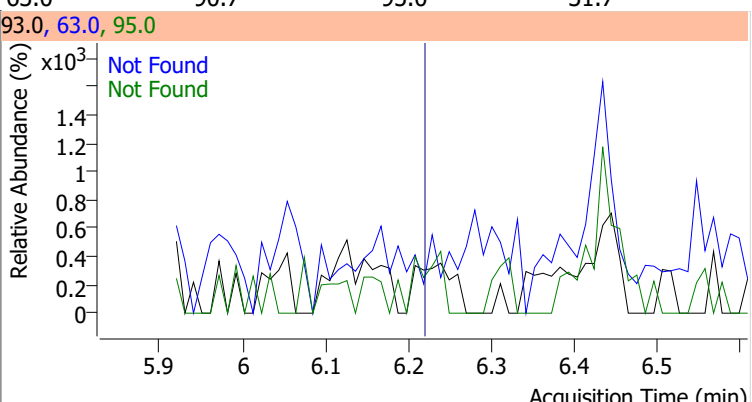
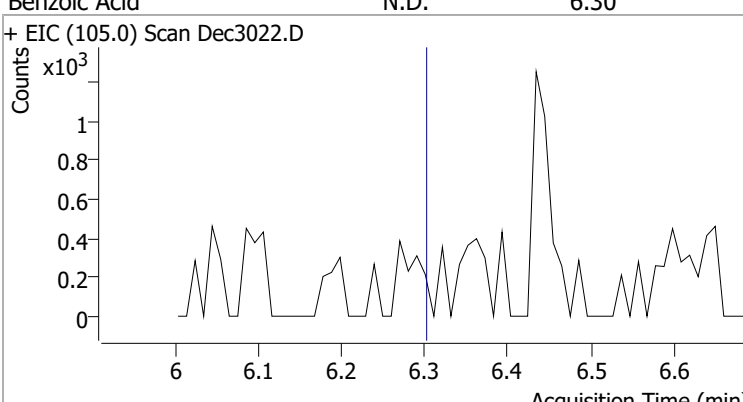
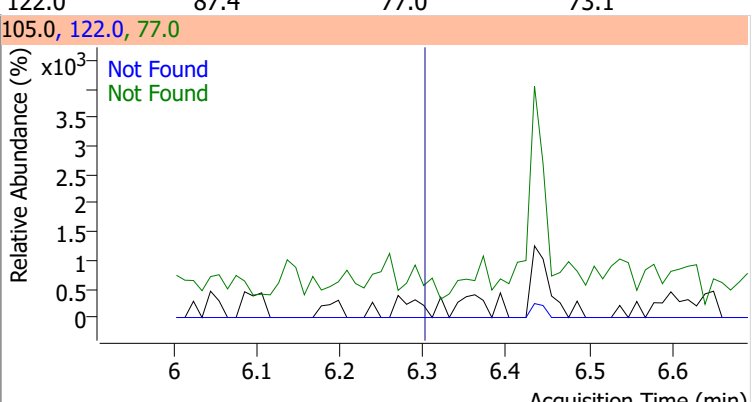
Compound	Conc.	Exp RT	QIon	Exp Ratio	QIon	Exp Ratio
Nitrobenzene	N.D.	5.64	77.0	211.4	51.0	210.3



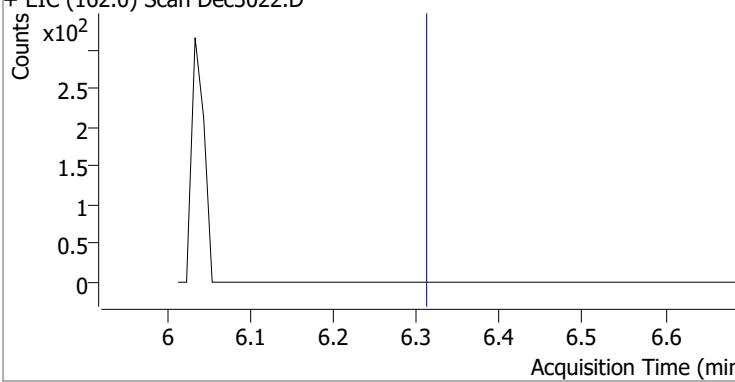
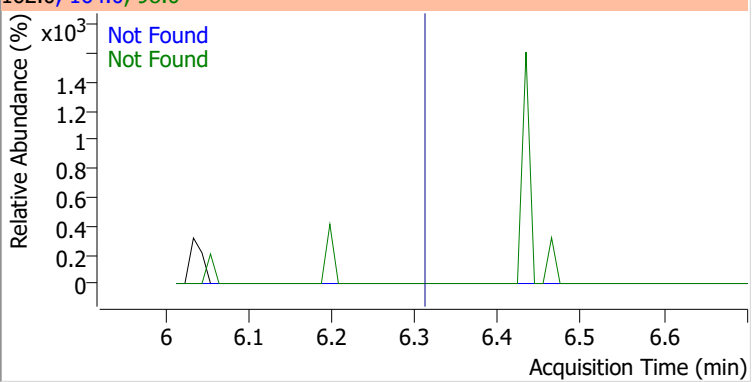
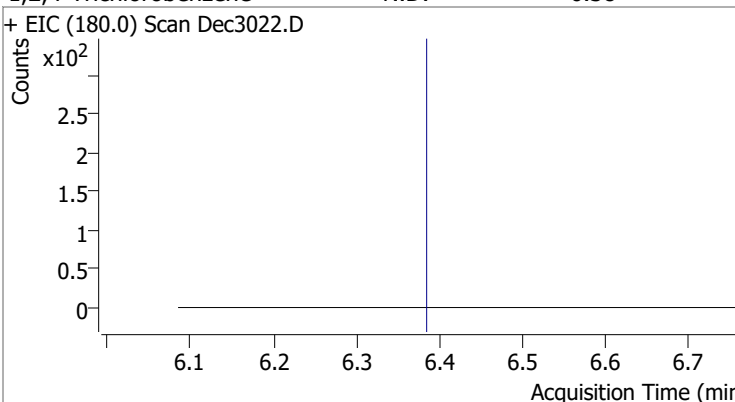
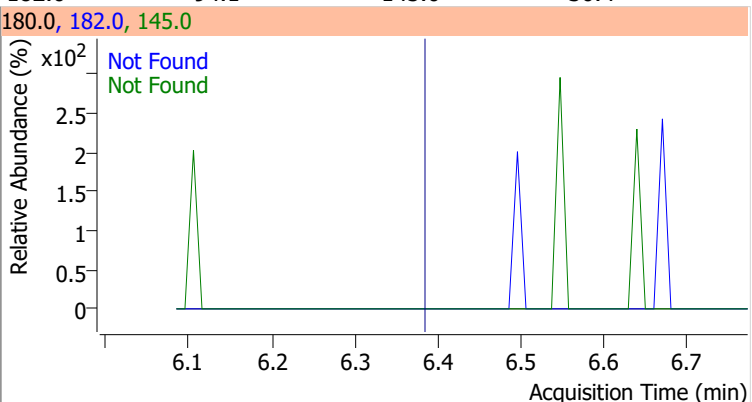
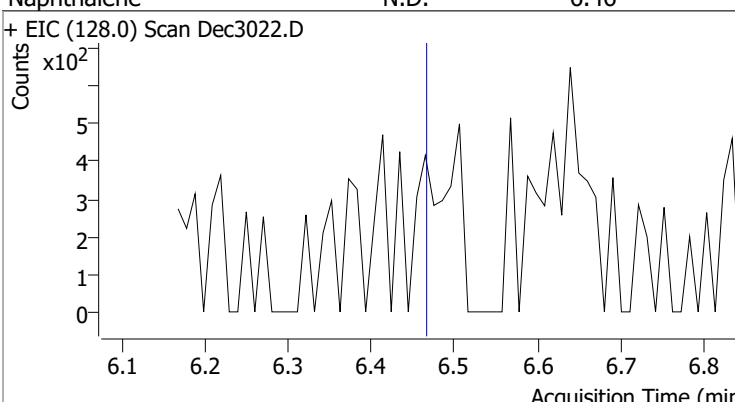
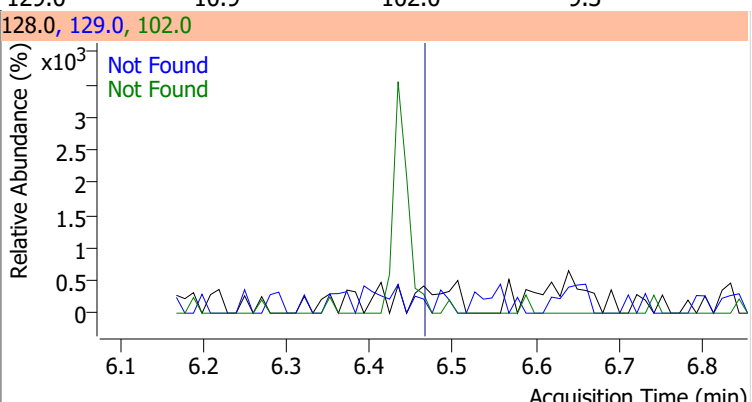
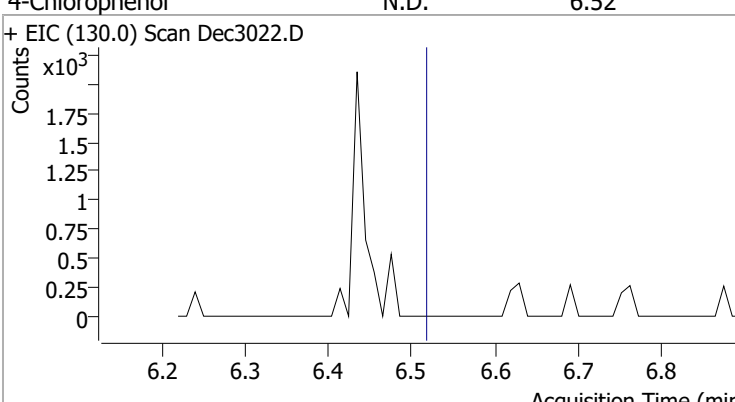
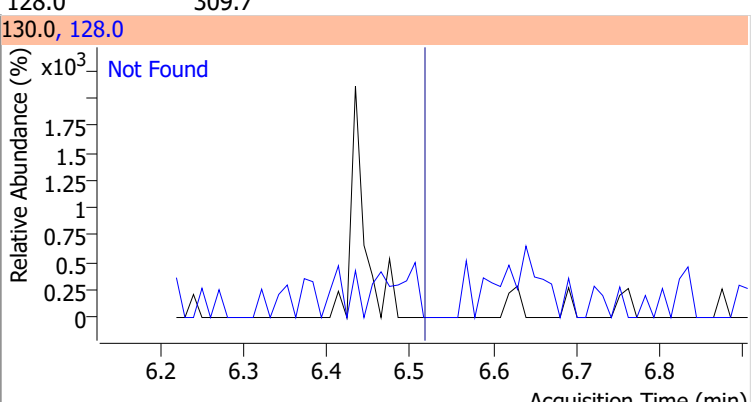
Compound	Conc.	Exp RT	QIon	Exp Ratio
Isophorone	N.D.	5.95	138.0	19.1



Quantitation Results Report (QT Reviewed)

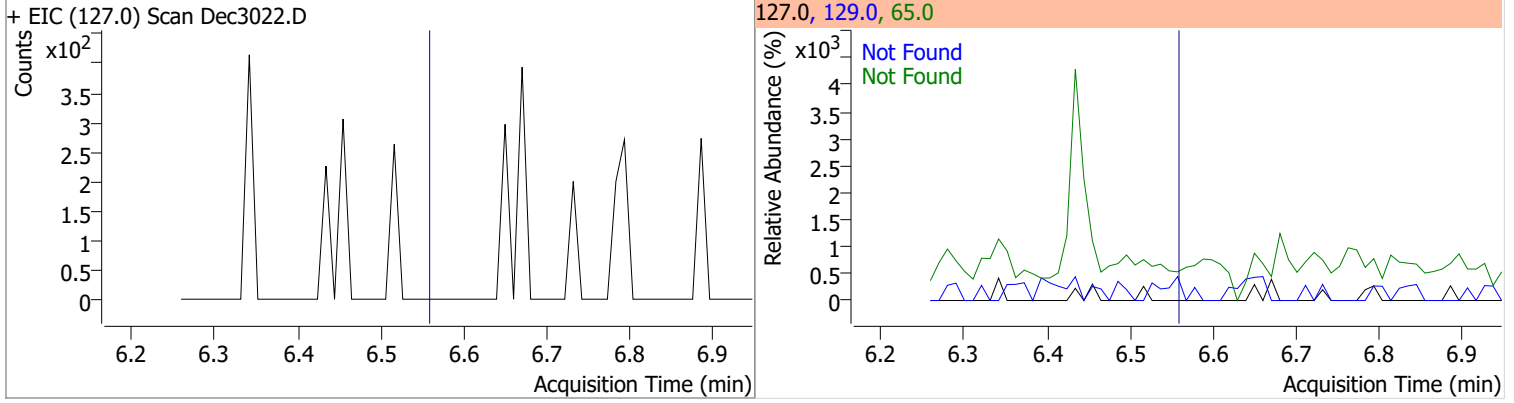
Compound	Conc.	Exp RT	QIon	Exp Ratio	QIon	Exp Ratio
2-Nitrophenol	N.D.	6.01	65.0	57.4	109.0	32.8
+ EIC (139.0) Scan Dec3022.D			139.0, 65.0, 109.0			
						
2,4-Dimethylphenol	N.D.	6.13	107.0	109.1	77.0	32.4
+ EIC (122.0) Scan Dec3022.D			122.0, 107.0, 77.0			
						
bis(-2-Chloroethoxy)Methane	N.D.	6.22	63.0	90.7	95.0	31.7
+ EIC (93.0) Scan Dec3022.D			93.0, 63.0, 95.0			
						
Benzoic Acid	N.D.	6.30	122.0	87.4	77.0	73.1
+ EIC (105.0) Scan Dec3022.D			105.0, 122.0, 77.0			
						

Quantitation Results Report (QT Reviewed)

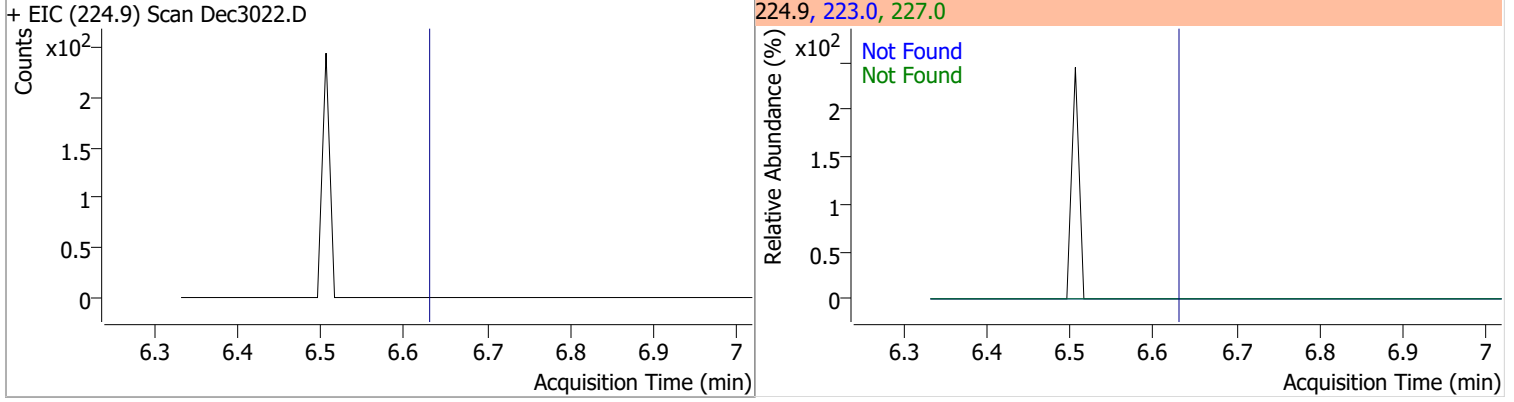
Compound	Conc.	Exp RT	QIon	Exp Ratio	QIon	Exp Ratio
2,4-Dichlorophenol	N.D.	6.31	164.0	62.0	98.0	32.4
+ EIC (162.0) Scan Dec3022.D			162.0, 164.0, 98.0			
						
1,2,4-Trichlorobenzene	N.D.	6.38	182.0	94.1	145.0	30.4
+ EIC (180.0) Scan Dec3022.D			180.0, 182.0, 145.0			
						
Naphthalene	N.D.	6.46	129.0	10.9	102.0	9.3
+ EIC (128.0) Scan Dec3022.D			128.0, 129.0, 102.0			
						
4-Chlorophenol	N.D.	6.52	128.0	309.7		
+ EIC (130.0) Scan Dec3022.D			130.0, 128.0			
						

Quantitation Results Report (QT Reviewed)

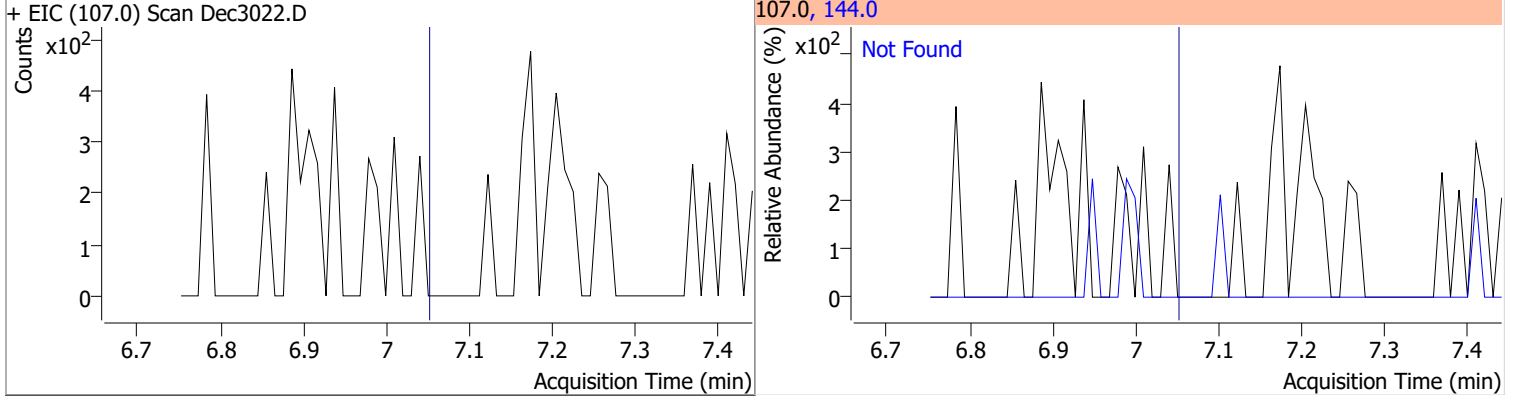
Compound	Conc.	Exp RT	QIon	Exp Ratio	QIon	Exp Ratio
p-Chloroaniline	N.D.	6.56	65.0	37.5	129.0	29.2



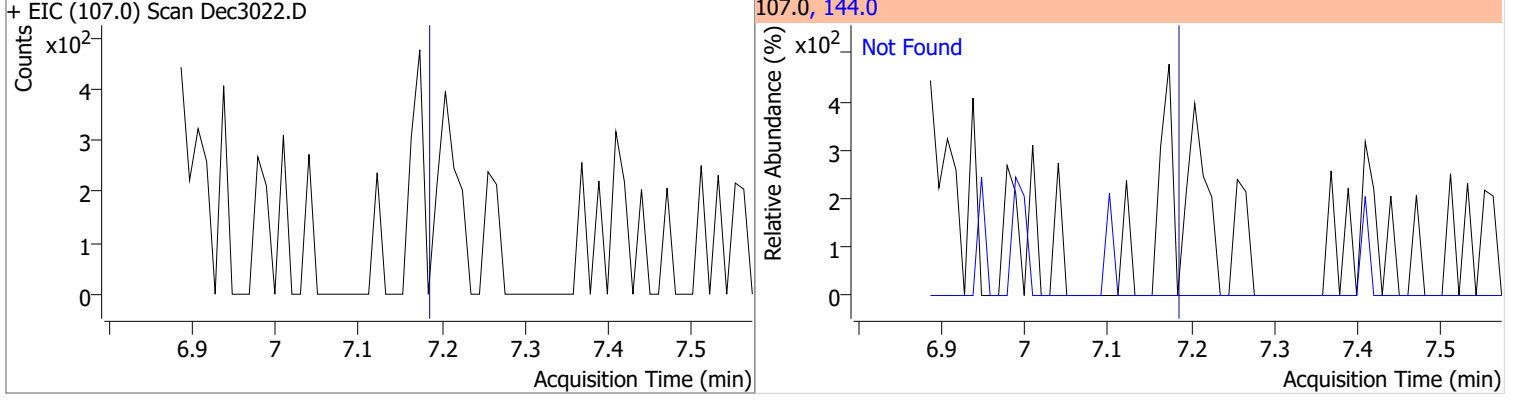
Compound	Conc.	Exp RT	QIon	Exp Ratio	QIon	Exp Ratio
Hexachlorobutadiene	N.D.	6.63	227.0	66.6	223.0	60.8



Compound	Conc.	Exp RT	QIon	Exp Ratio
4-Chloro-2-Methylphenol	N.D.	7.05	144.0	26.6



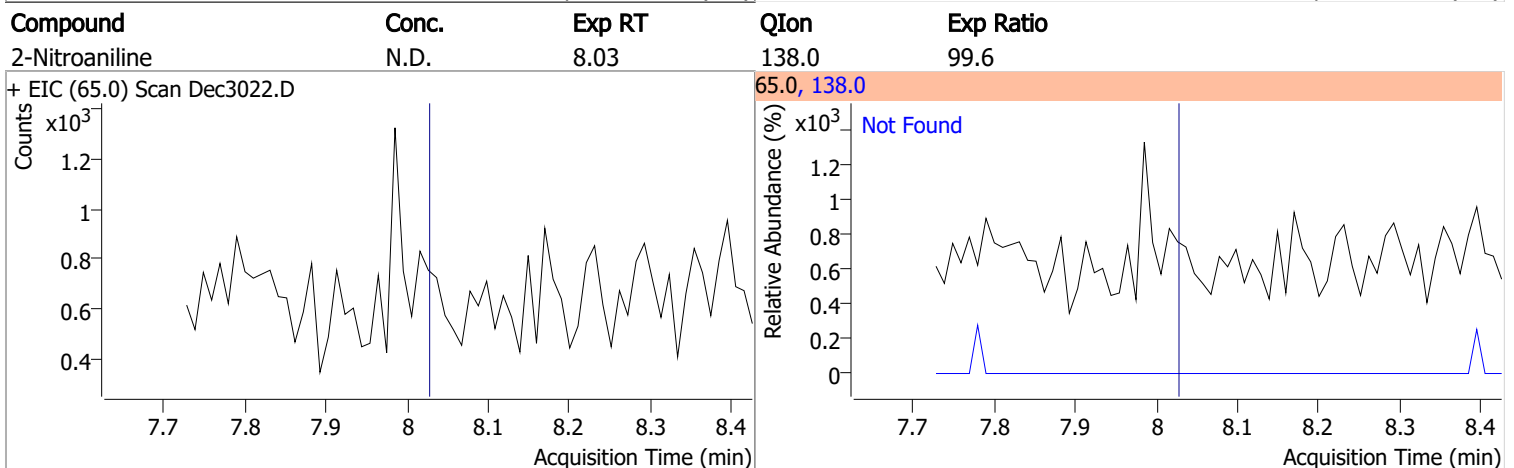
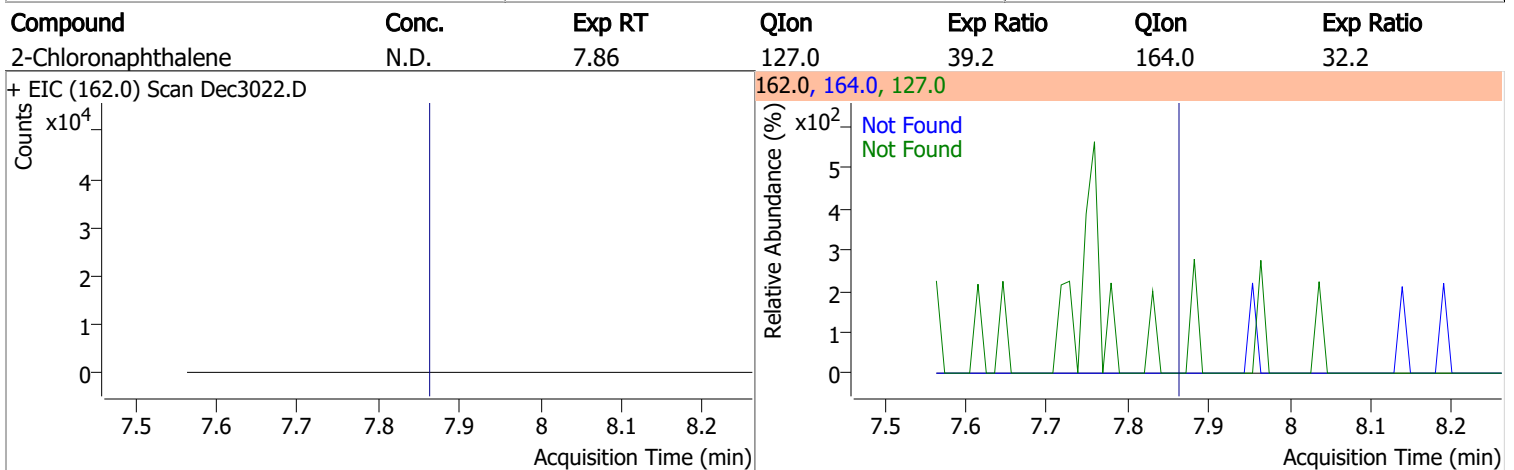
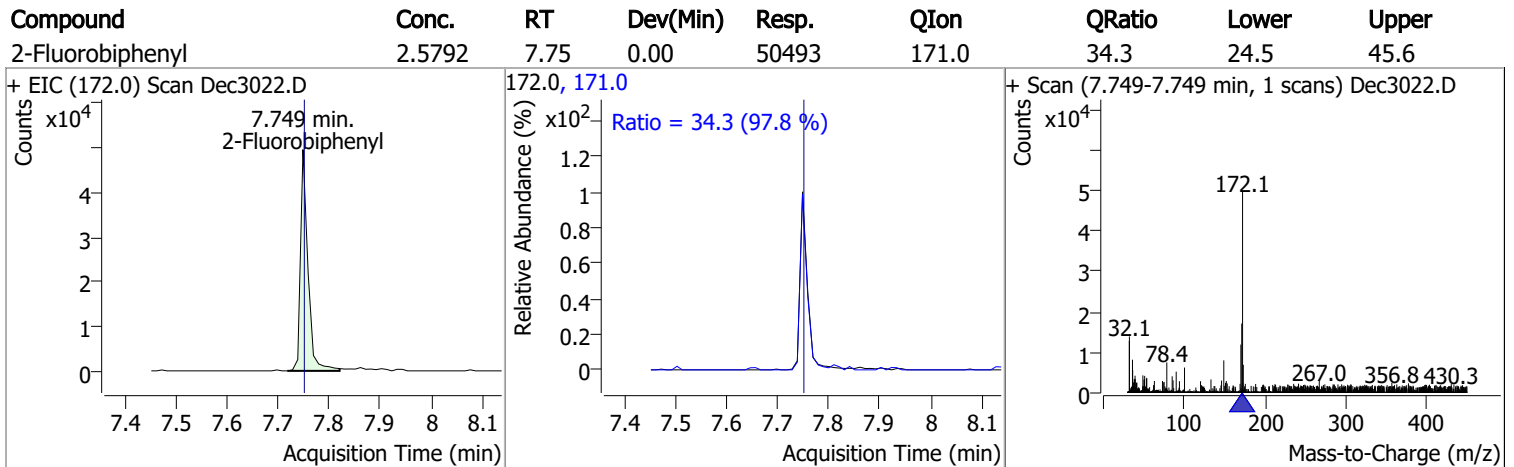
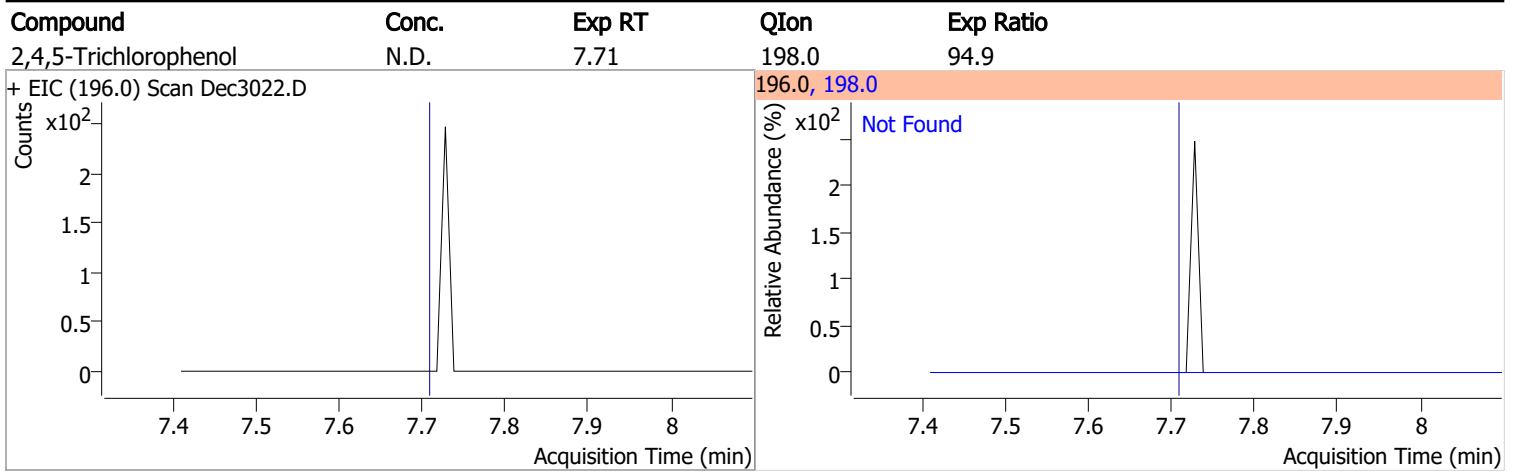
Compound	Conc.	Exp RT	QIon	Exp Ratio
4-Chloro-3-Methylphenol	N.D.	7.18	144.0	27.6



Quantitation Results Report (QT Reviewed)

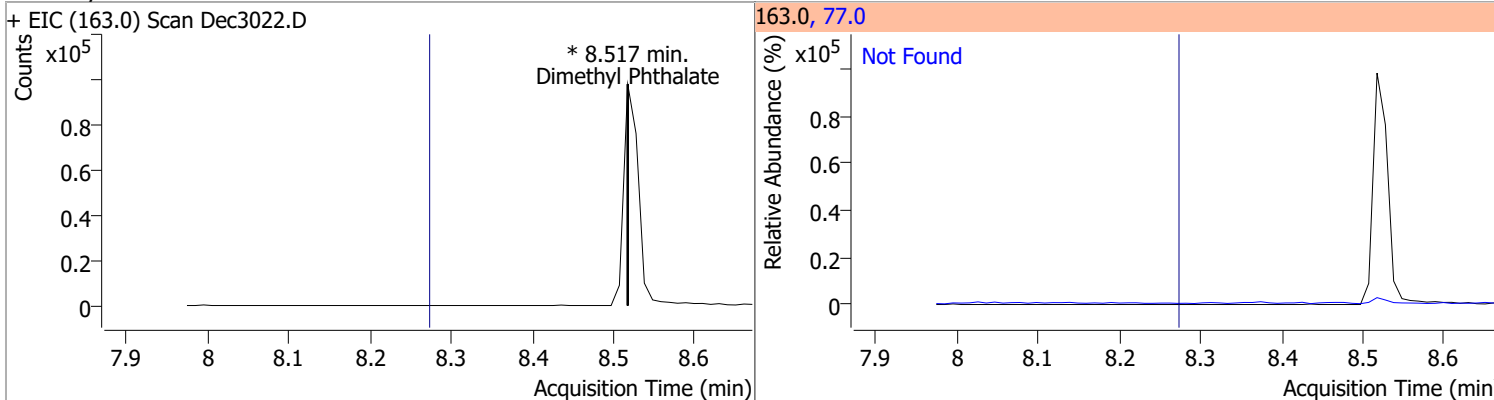
Compound	Conc.	Exp RT	QIon	Exp Ratio	QIon	Exp Ratio
2-Methylnaphthalene	N.D.	7.29	142.0	114.8	115.0	42.0
+ EIC (141.0) Scan Dec3022.D			141.0, 142.0, 115.0			
1-Methylnaphthalene	N.D.	7.40	142.0	111.0	115.0	42.5
+ EIC (141.0) Scan Dec3022.D			141.0, 142.0, 115.0			
Hexachlorocyclopentadiene	N.D.	7.48	234.9	64.7	238.9	64.1
+ EIC (236.9) Scan Dec3022.D			236.9, 238.9, 234.9			
2,4,6-Trichlorophenol	N.D.	7.65	198.0	94.4		
+ EIC (196.0) Scan Dec3022.D			196.0, 198.0			

Quantitation Results Report (QT Reviewed)

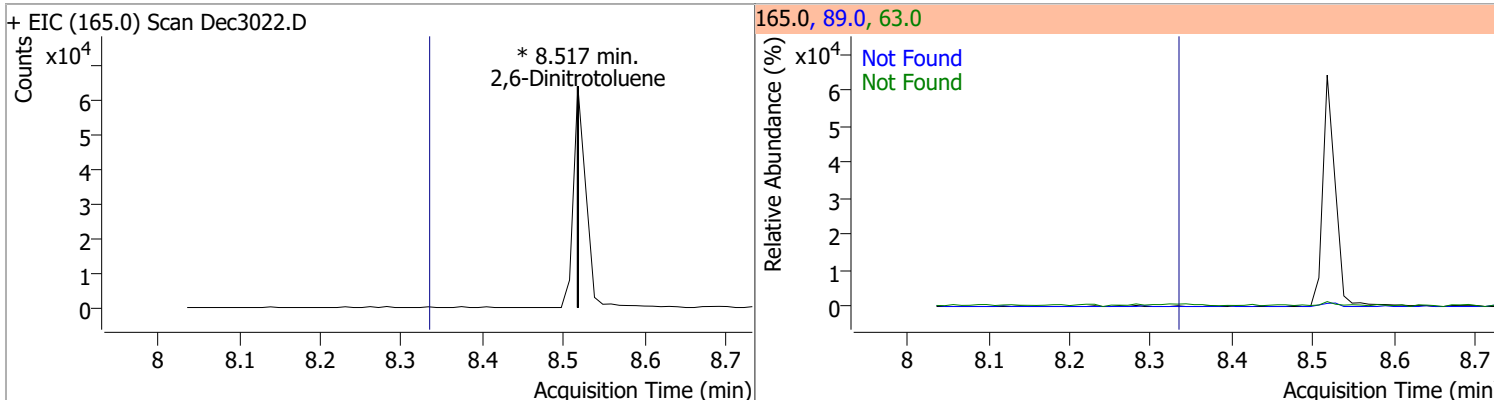


Quantitation Results Report (QT Reviewed)

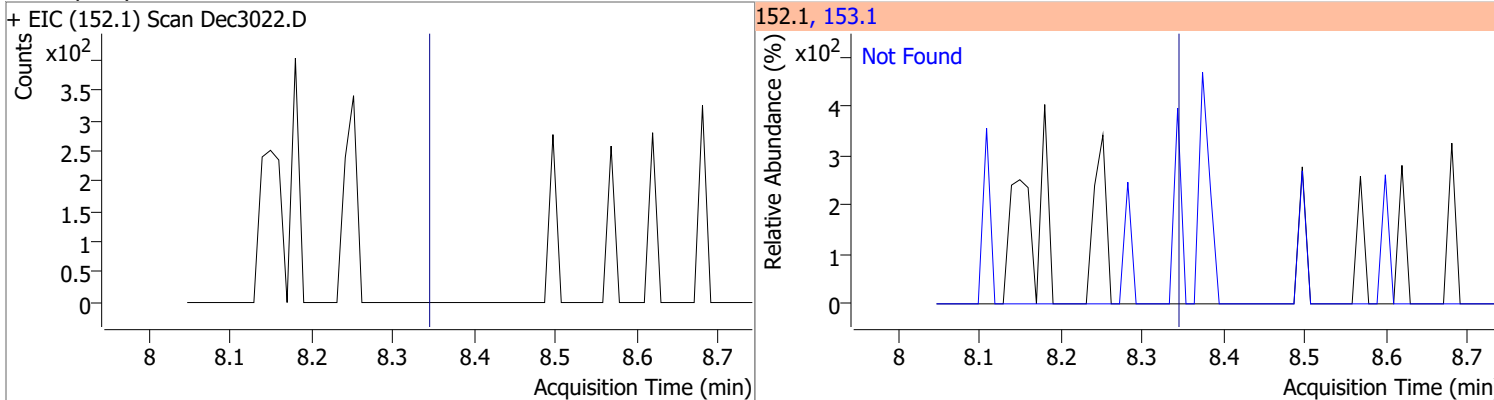
Compound	Conc.	RT	Dev(Min)	Resp.	QIon	QRatio	Lower	Upper
Dimethyl Phthalate	0	0		0	77.0		15.1	28.0



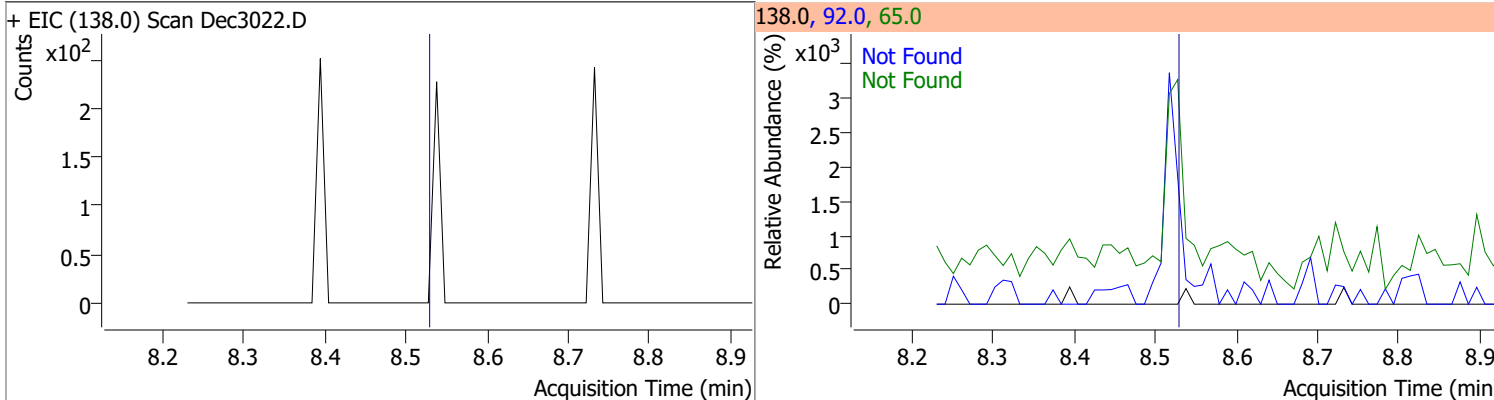
Compound	Conc.	RT	Dev(Min)	Resp.	QIon	QRatio	Lower	Upper
2,6-Dinitrotoluene	0	0		0	63.0 89.0		135.1 47.4	250.9 88.1



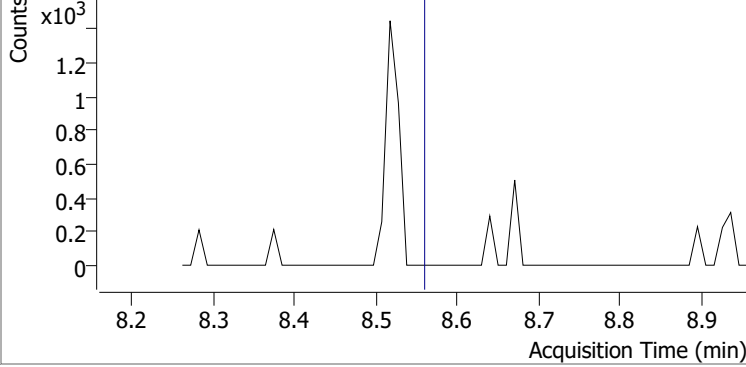
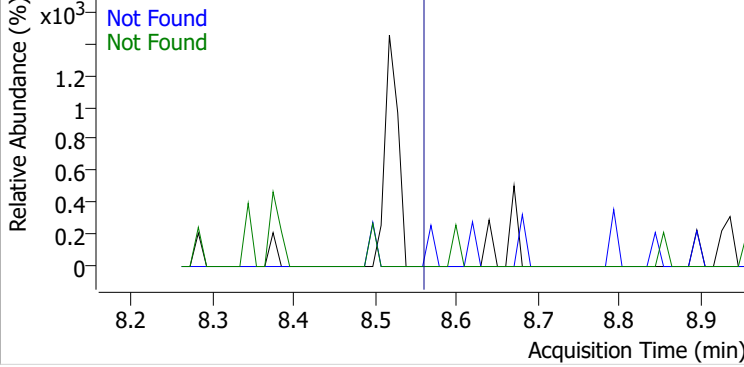
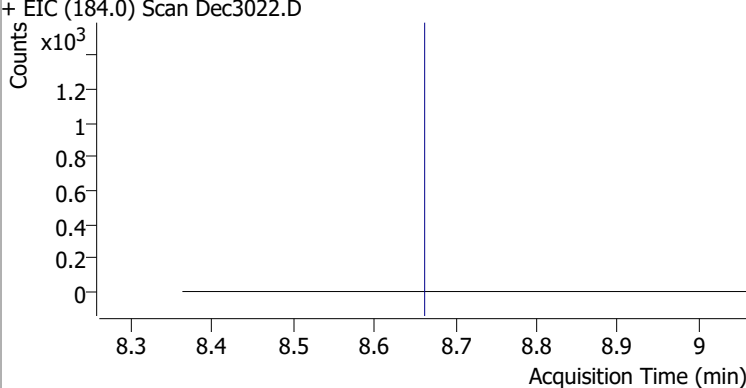
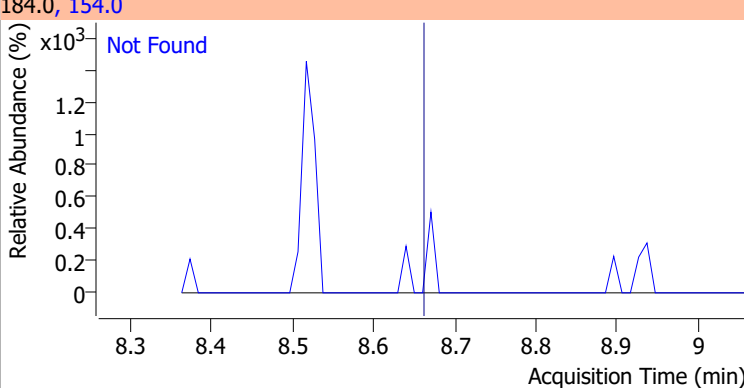
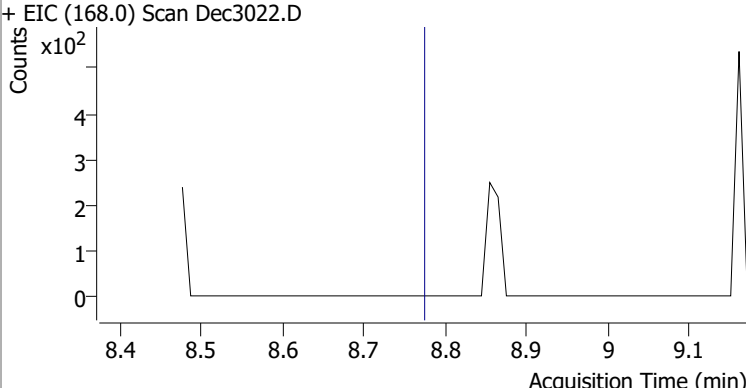
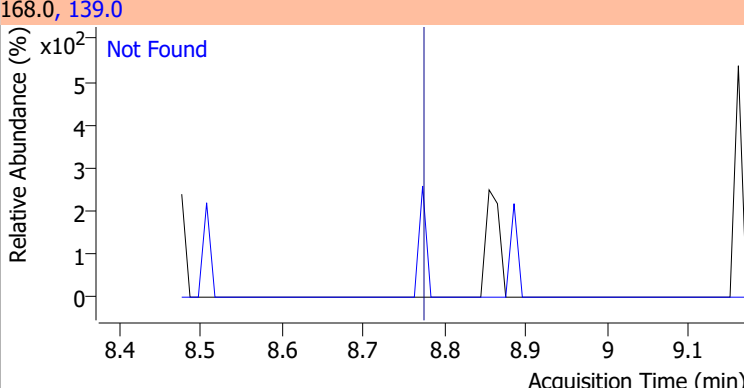
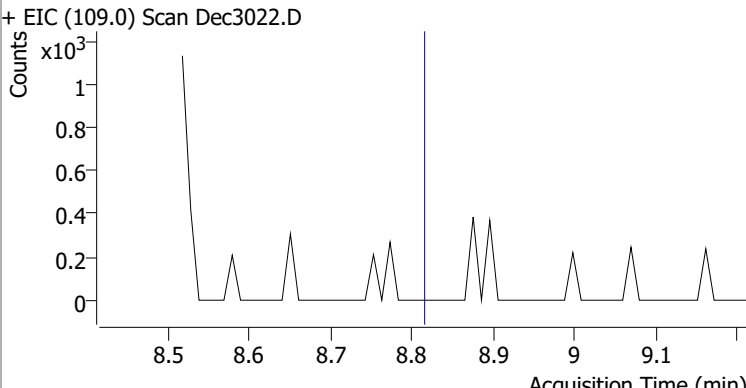
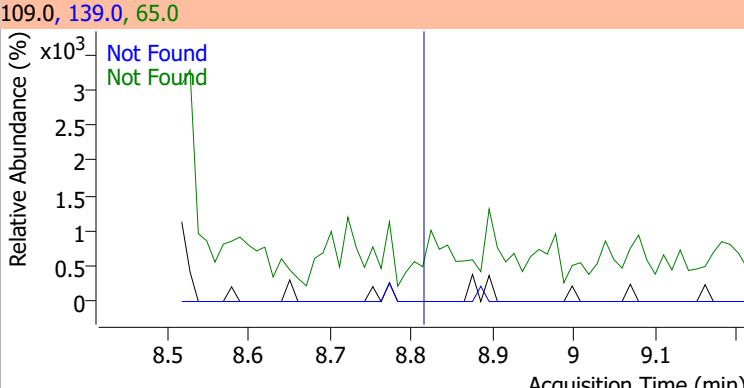
Compound	Conc.	Exp RT	QIon	Exp Ratio
Acenaphthylene	N.D.	8.34	153.1	13.9



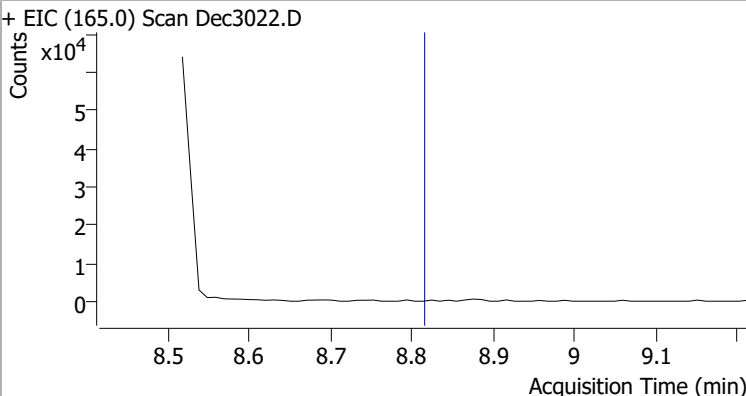
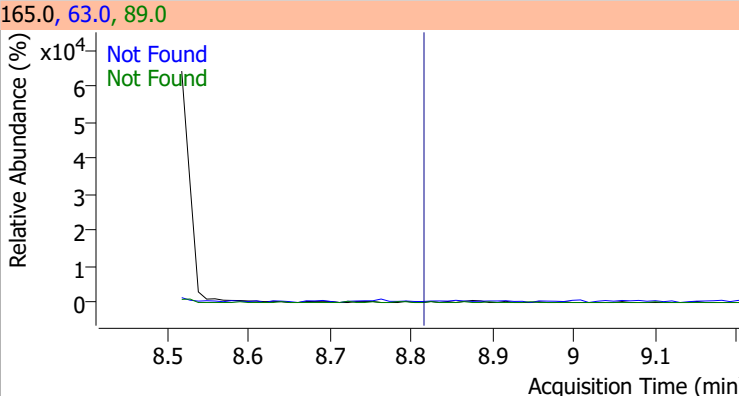
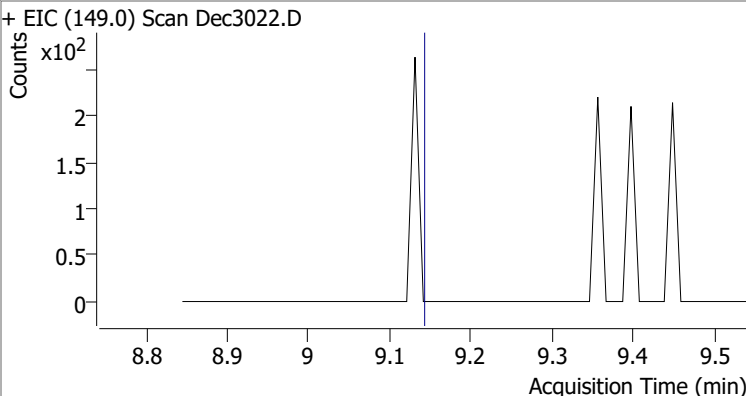
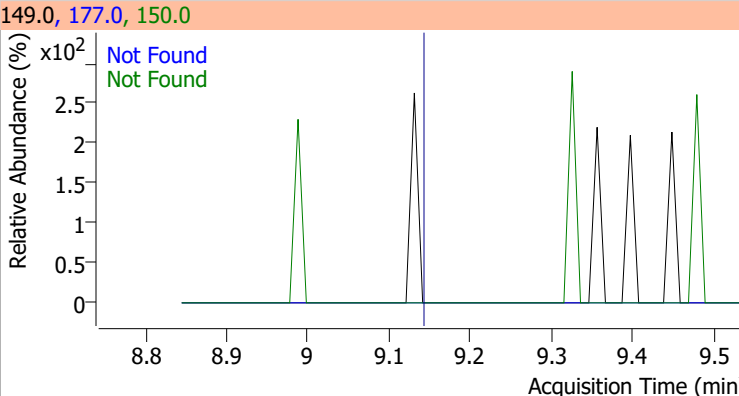
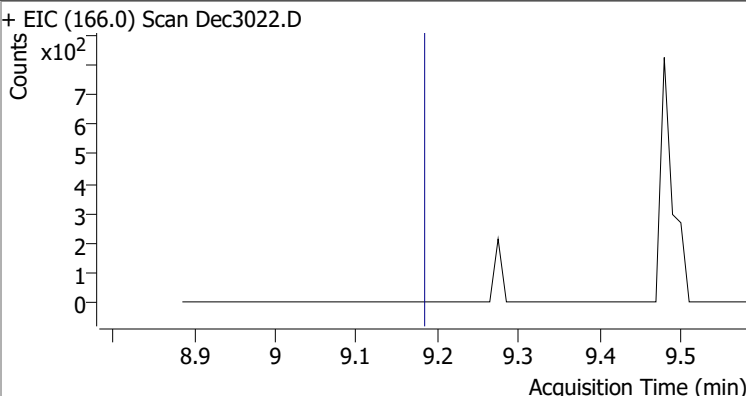
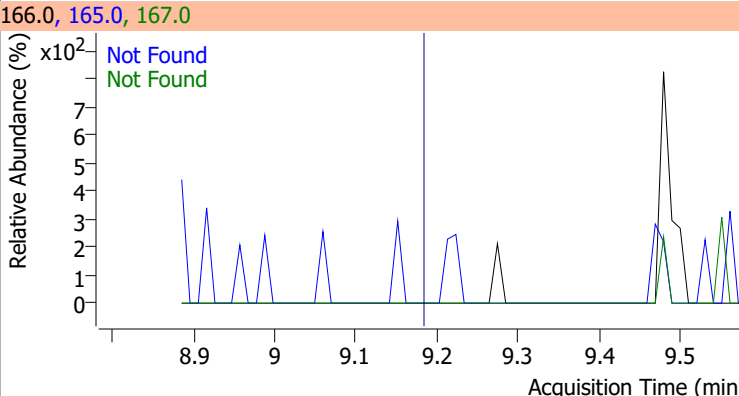
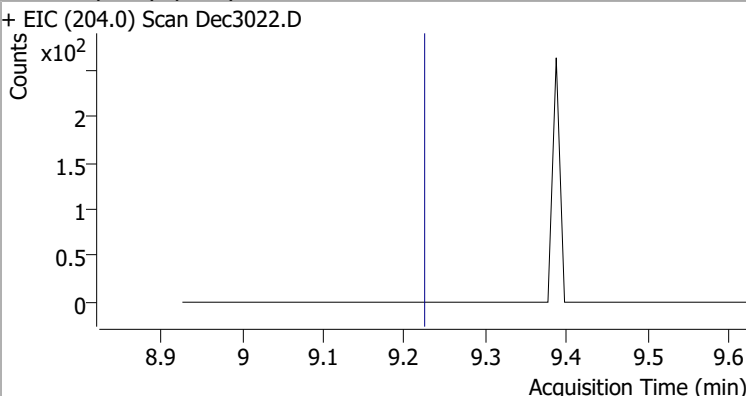
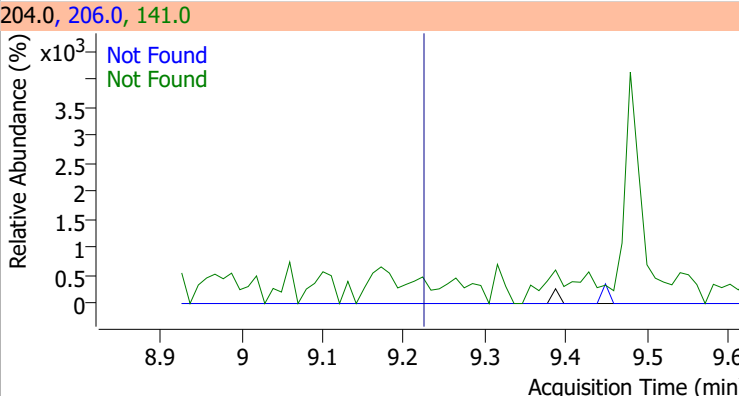
Compound	Conc.	Exp RT	QIon	Exp Ratio	QIon	Exp Ratio
3-Nitroaniline	N.D.	8.53	65.0	157.8	92.0	118.6



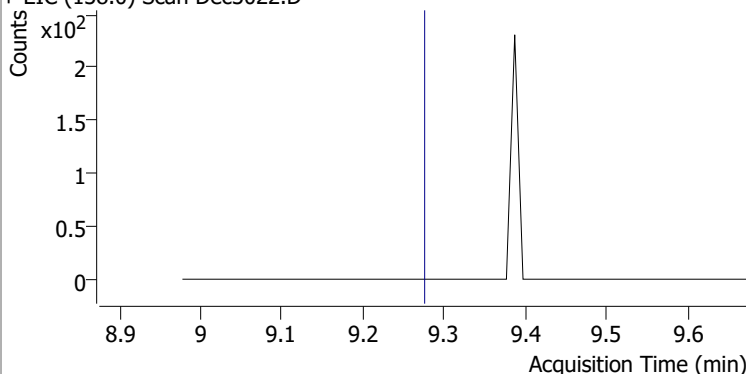
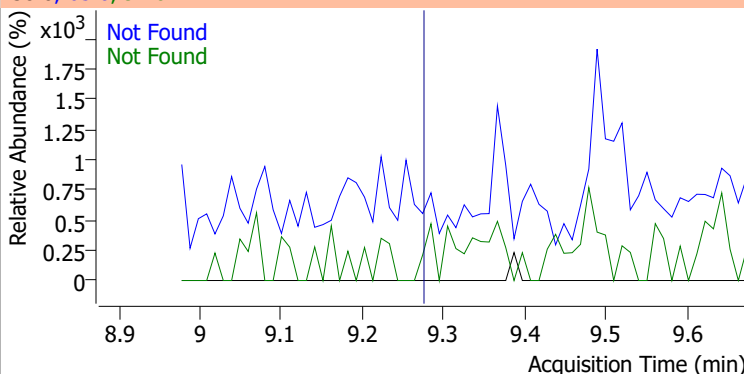
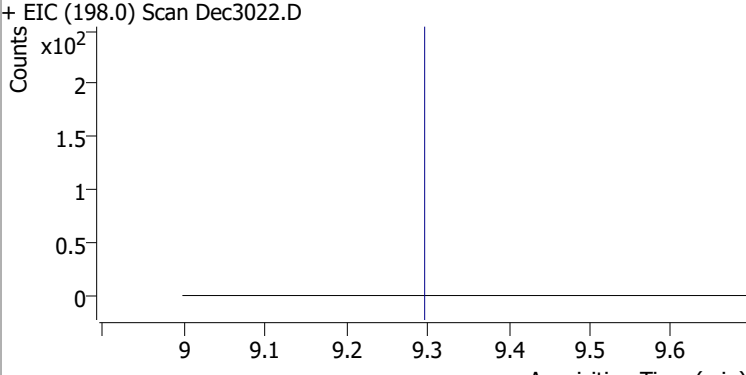
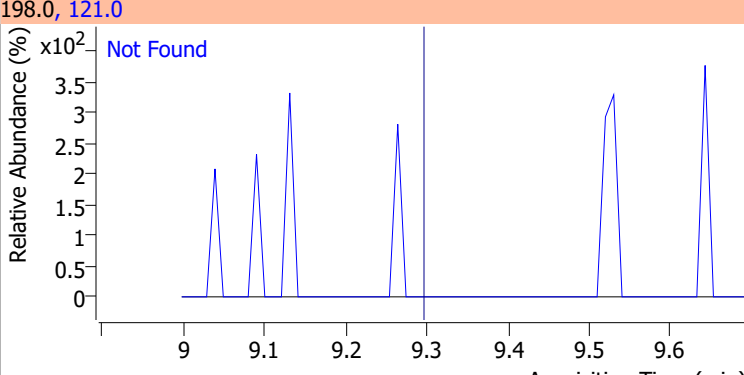
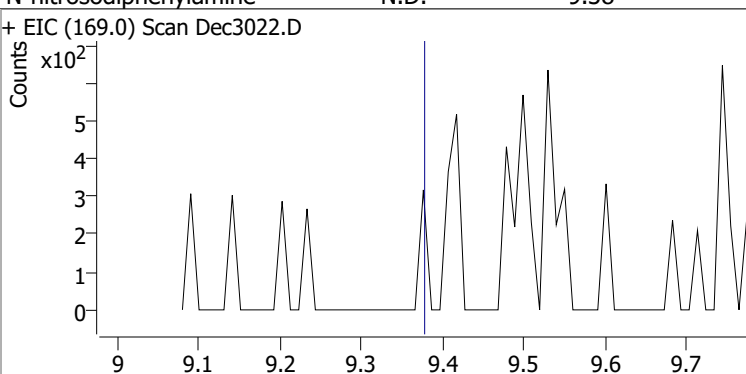
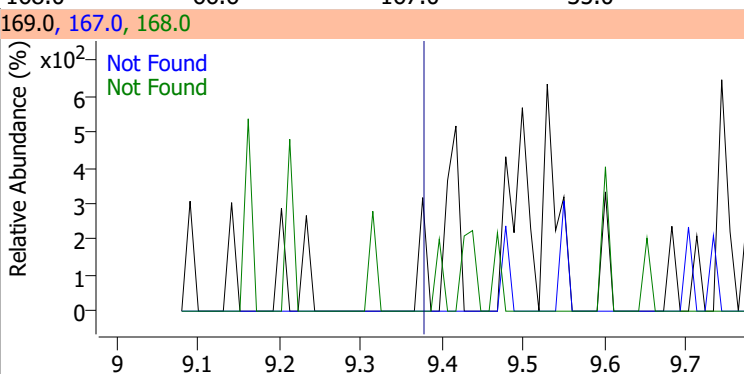
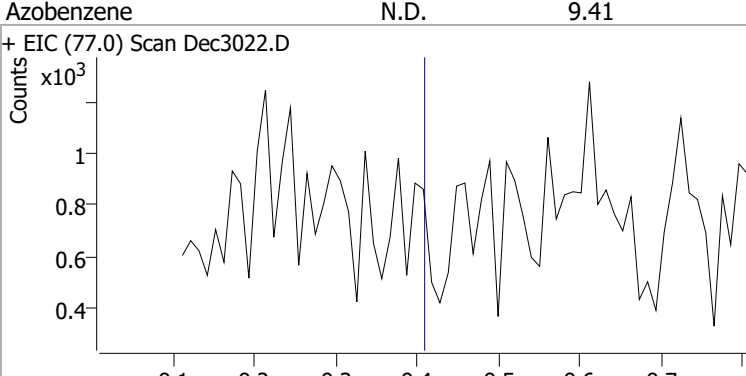
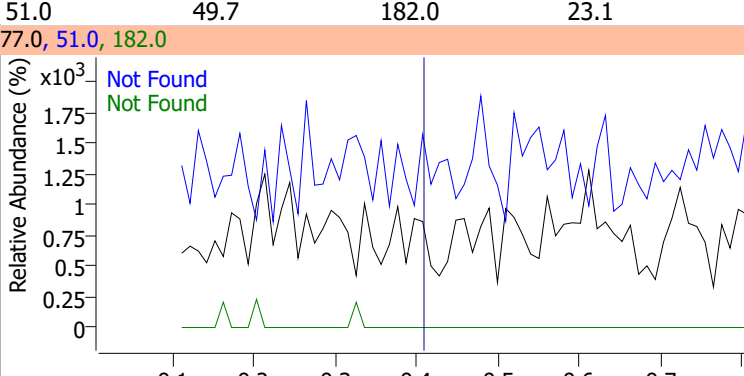
Quantitation Results Report (QT Reviewed)

Compound	Conc.	Exp RT	QIon	Exp Ratio	QIon	Exp Ratio
Acenaphthene	N.D.	8.56	153.0	109.6	152.0	52.7
+ EIC (154.0) Scan Dec3022.D			154.0, 152.0, 153.0			
						
2,4-Dinitrophenol	N.D.	8.66	154.0	55.5		
+ EIC (184.0) Scan Dec3022.D			184.0, 154.0			
						
Dibenzofuran	N.D.	8.77	139.0	38.2		
+ EIC (168.0) Scan Dec3022.D			168.0, 139.0			
						
4-Nitrophenol	N.D.	8.81	65.0	85.8	139.0	70.9
+ EIC (109.0) Scan Dec3022.D			109.0, 139.0, 65.0			
						

Quantitation Results Report (QT Reviewed)

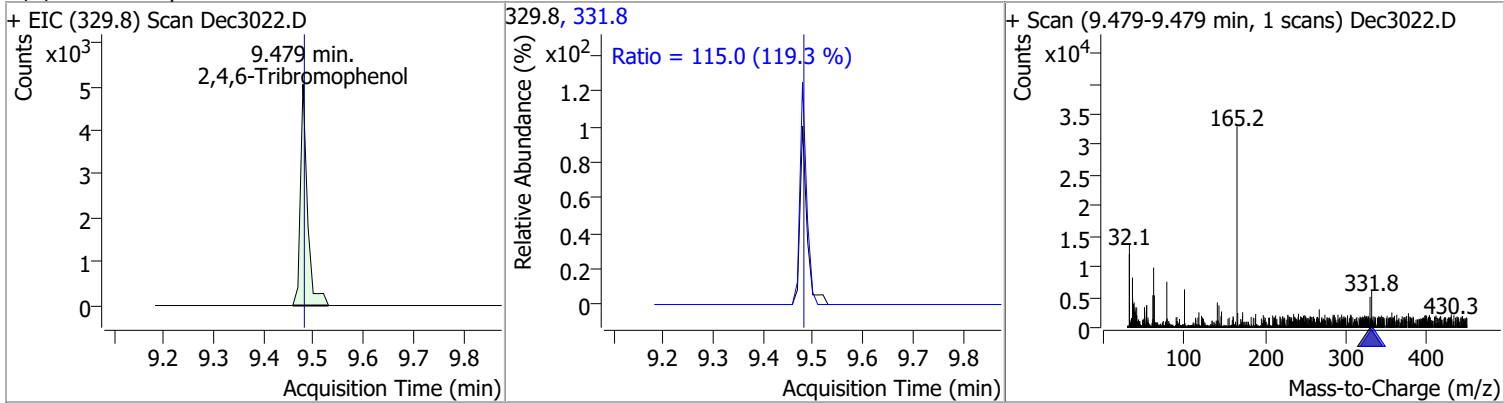
Compound	Conc.	Exp RT	QIon	Exp Ratio	QIon	Exp Ratio
2,4-Dinitrotoluene	N.D.	8.81	63.0	89.4	89.0	79.1
+ EIC (165.0) Scan Dec3022.D			165.0, 63.0, 89.0			
						
Diethylphthalate	N.D.	9.14	177.0	19.4	150.0	12.3
+ EIC (149.0) Scan Dec3022.D			149.0, 177.0, 150.0			
						
Fluorene	N.D.	9.18	165.0	88.8	167.0	12.9
+ EIC (166.0) Scan Dec3022.D			166.0, 165.0, 167.0			
						
4-Chlorophenyl-phenylether	N.D.	9.22	141.0	65.7	206.0	32.4
+ EIC (204.0) Scan Dec3022.D			204.0, 206.0, 141.0			
						

Quantitation Results Report (QT Reviewed)

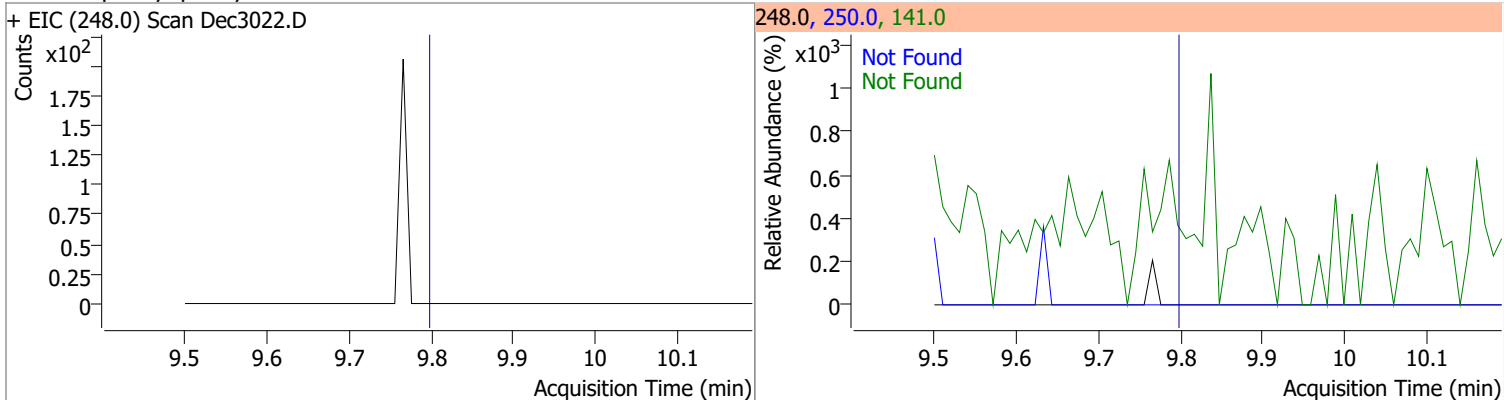
Compound	Conc.	Exp RT	QIon	Exp Ratio	QIon	Exp Ratio
4-Nitroaniline	N.D.	9.27	65.0	131.3	92.0	49.5
+ EIC (138.0) Scan Dec3022.D			138.0, 65.0, 92.0			
						
4,6-Dinitro-2-methylphenol	N.D.	9.29	121.0	52.9		
+ EIC (198.0) Scan Dec3022.D			198.0, 121.0			
						
N-nitrosodiphenylamine	N.D.	9.38	168.0	66.6	167.0	35.0
+ EIC (169.0) Scan Dec3022.D			169.0, 167.0, 168.0			
						
Azobenzene	N.D.	9.41	51.0	49.7	182.0	23.1
+ EIC (77.0) Scan Dec3022.D			77.0, 51.0, 182.0			
						

Quantitation Results Report (QT Reviewed)

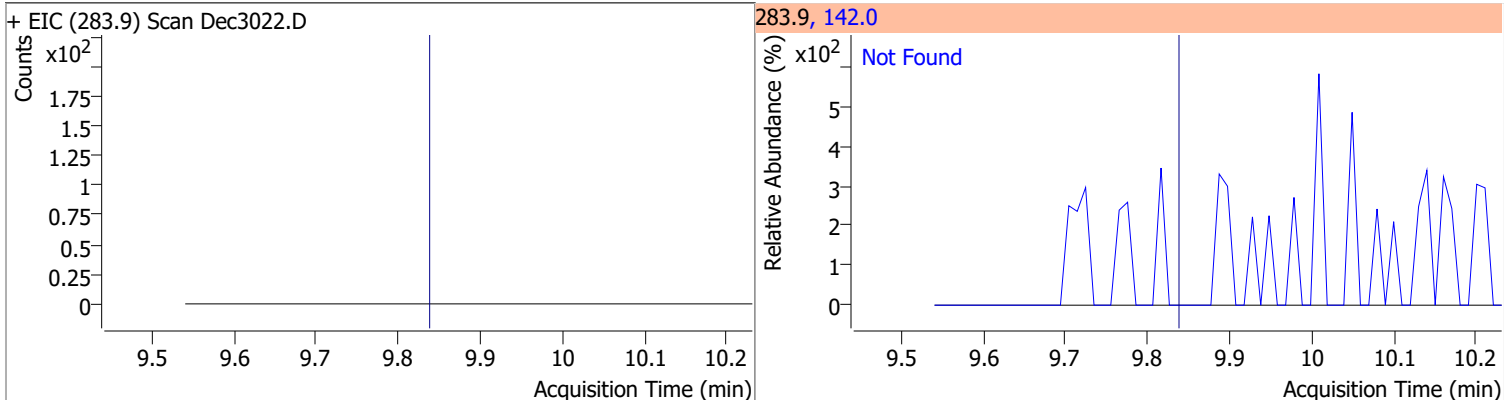
Compound	Conc.	RT	Dev(Min)	Resp.	QIon	QRatio	Lower	Upper
2,4,6-Tribromophenol	7.4045	9.48	0.00	4959	331.8	115.0	67.5	125.3



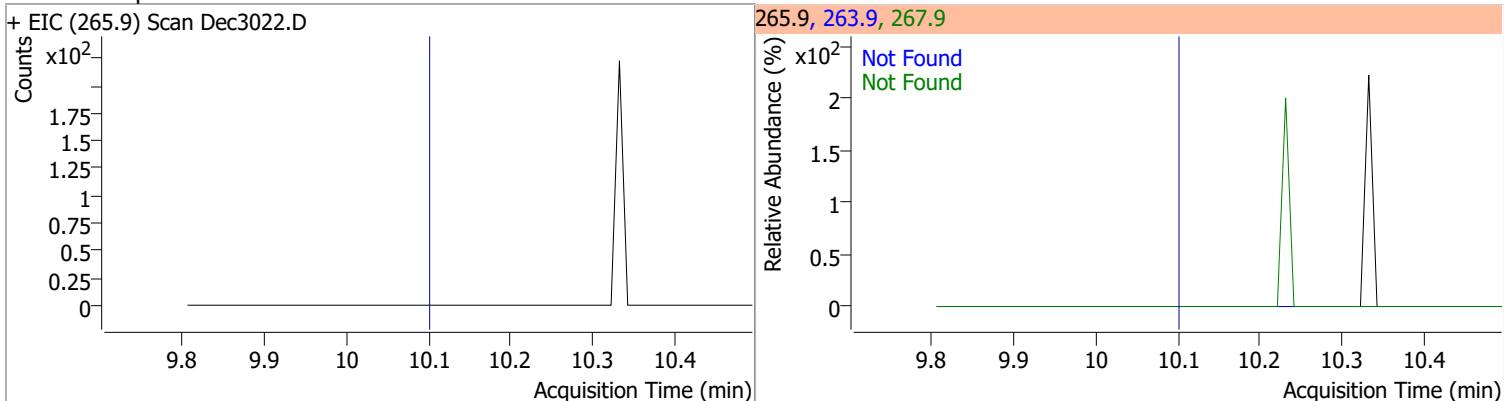
Compound	Conc.	Exp RT	QIon	Exp Ratio	QIon	Exp Ratio
4-Bromophenyl-phenylether	N.D.	9.80	141.0	109.8	250.0	97.9



Compound	Conc.	Exp RT	QIon	Exp Ratio
Hexachlorobenzene	N.D.	9.84	142.0	64.6

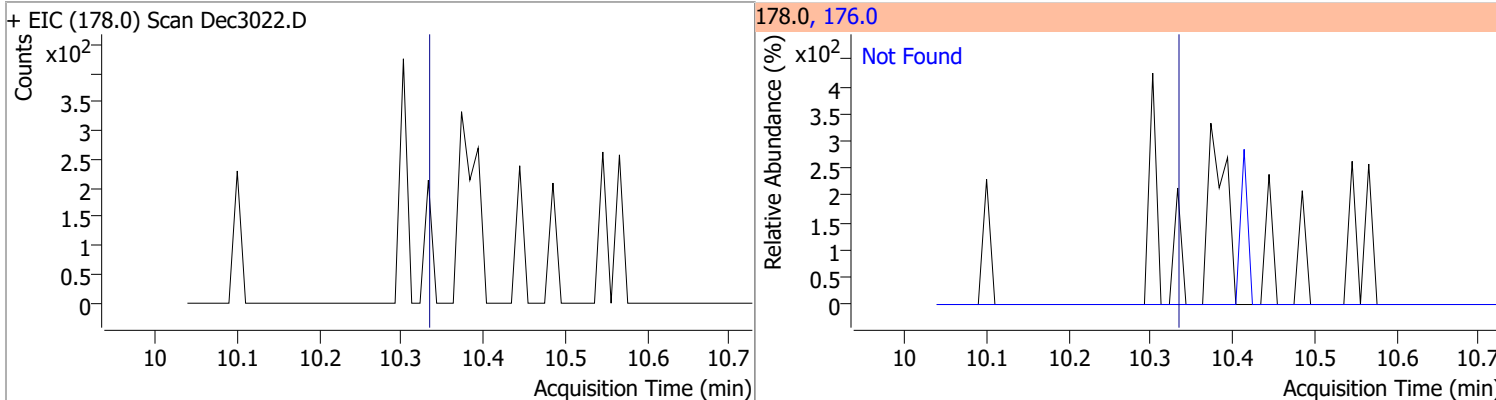


Compound	Conc.	Exp RT	QIon	Exp Ratio	QIon	Exp Ratio
Pentachlorophenol	N.D.	10.10	263.9	62.0	267.9	61.9

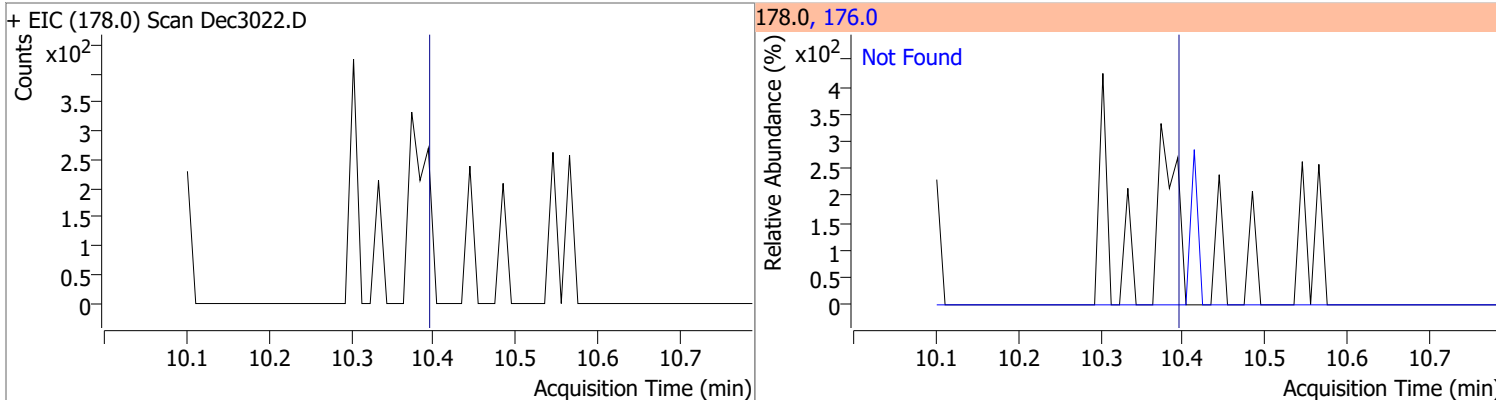


Quantitation Results Report (QT Reviewed)

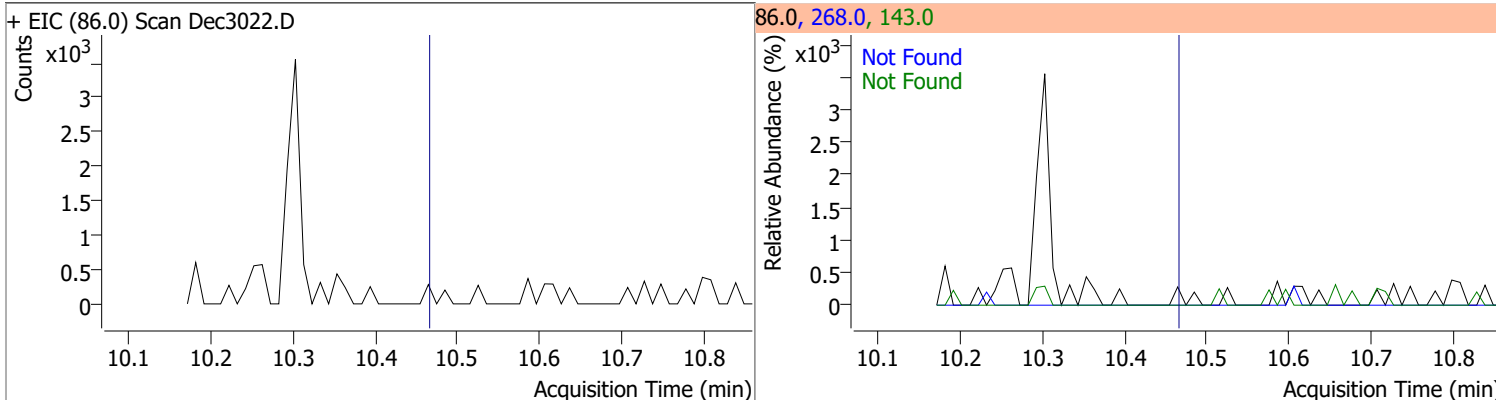
Compound	Conc.	Exp RT	QIon	Exp Ratio
Phenanthrene	N.D.	10.33	176.0	19.7



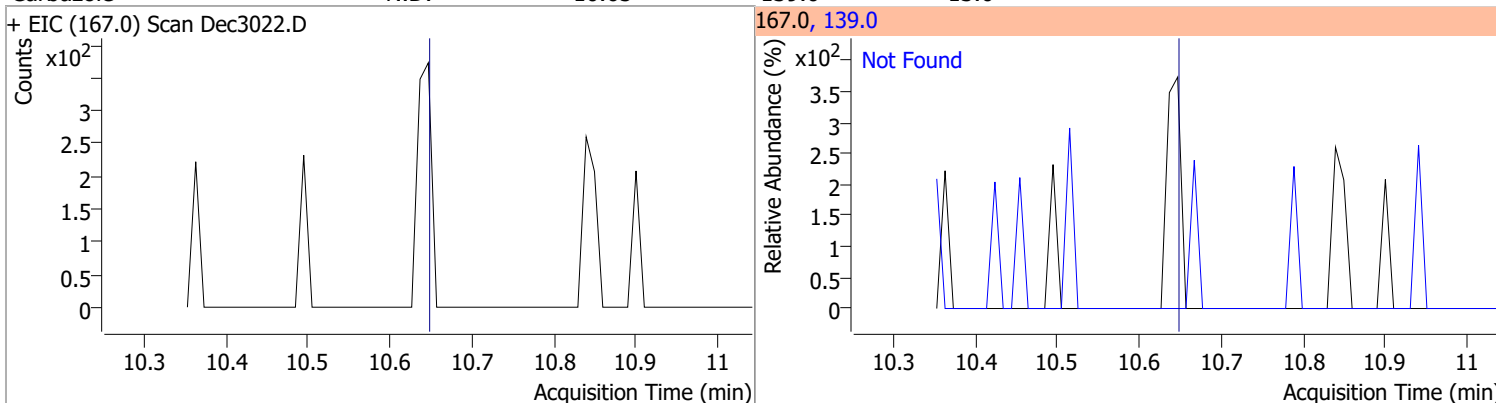
Compound	Conc.	Exp RT	QIon	Exp Ratio
Anthracene	N.D.	10.39	176.0	18.3



Compound	Conc.	Exp RT	QIon	Exp Ratio	QIon	Exp Ratio
Triallate	N.D.	10.46	143.0	22.0	268.0	18.2

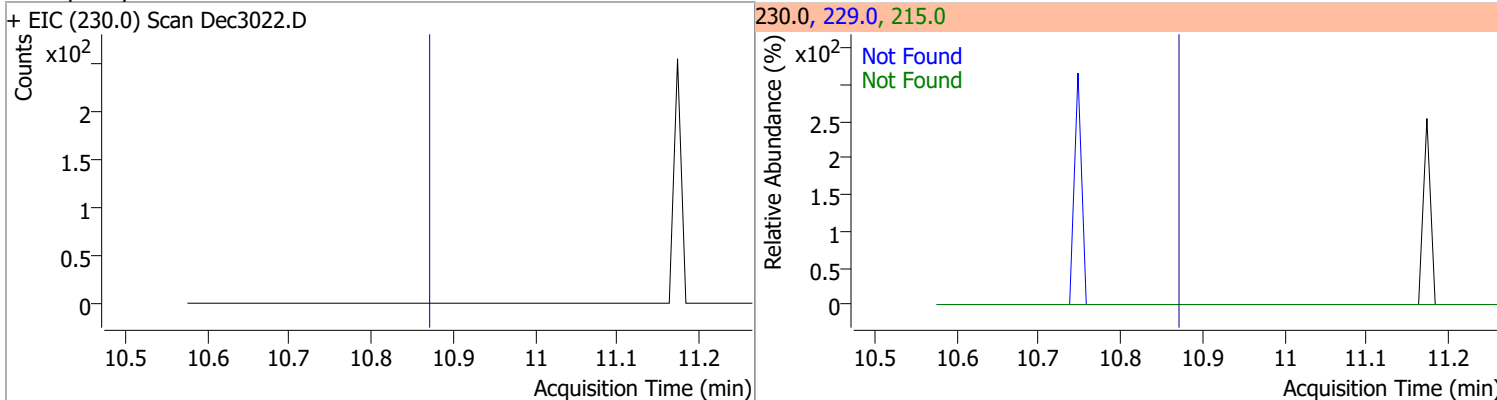


Compound	Conc.	Exp RT	QIon	Exp Ratio
Carbazole	N.D.	10.65	139.0	13.0

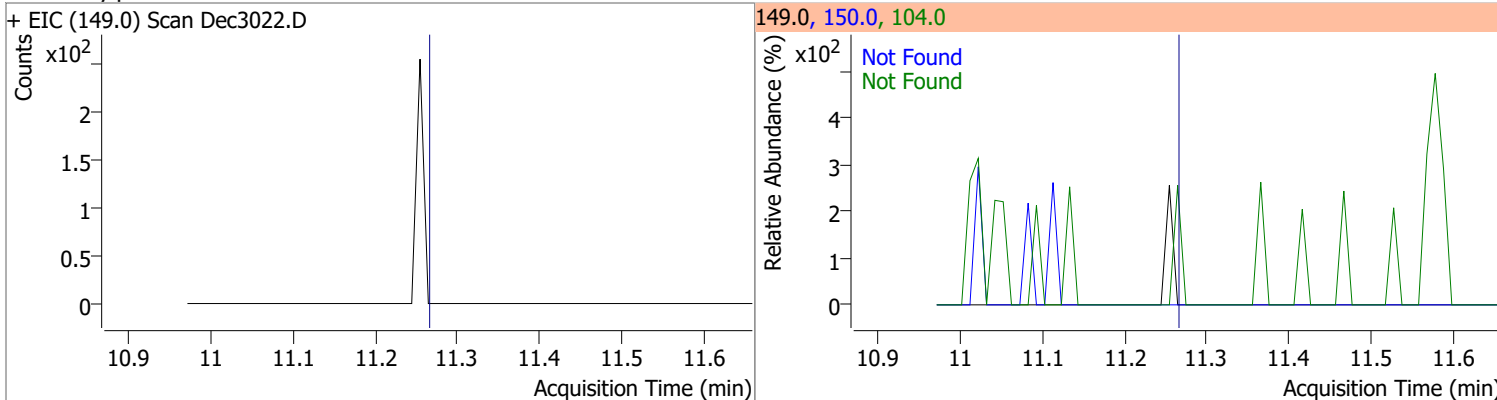


Quantitation Results Report (QT Reviewed)

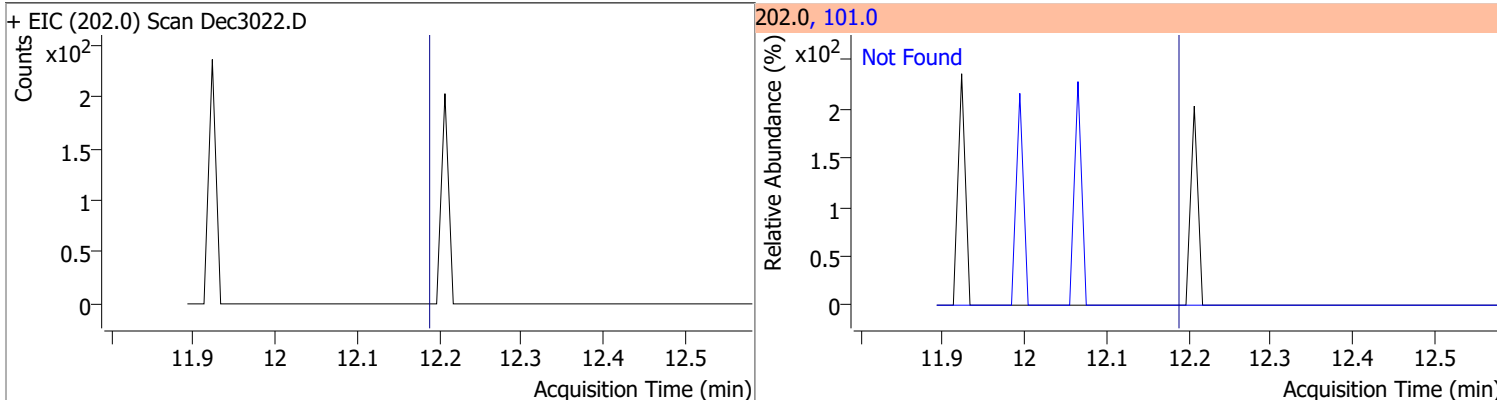
Compound	Conc.	Exp RT	QIon	Exp Ratio	QIon	Exp Ratio
o-Terphenyl	N.D.	10.87	229.0	67.7	215.0	38.2



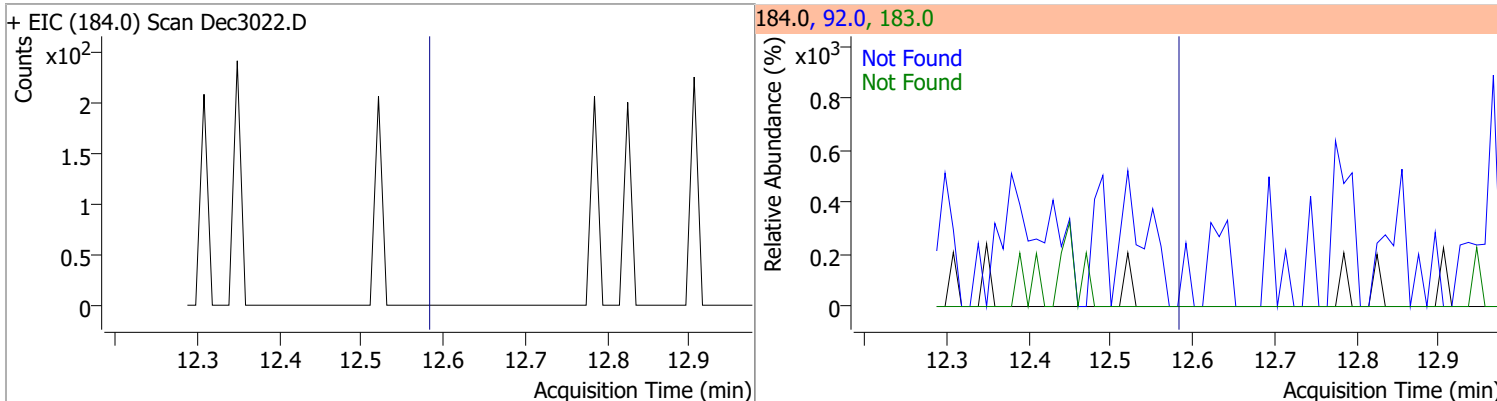
Compound	Conc.	Exp RT	QIon	Exp Ratio	QIon	Exp Ratio
Di-n-Butylphthalate	N.D.	11.26	150.0	9.1	104.0	6.2



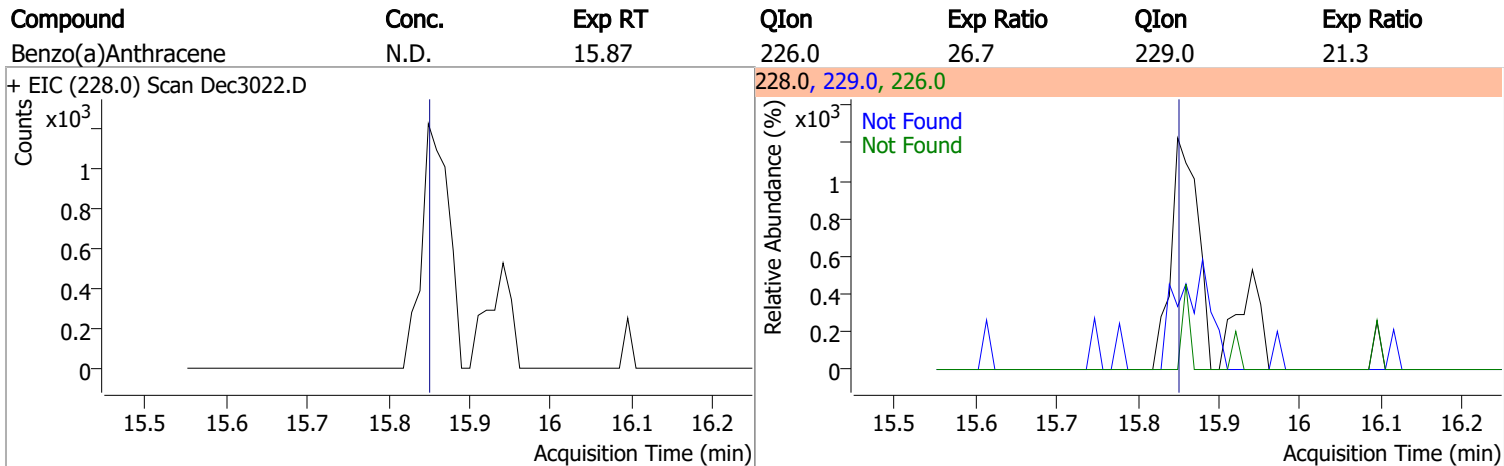
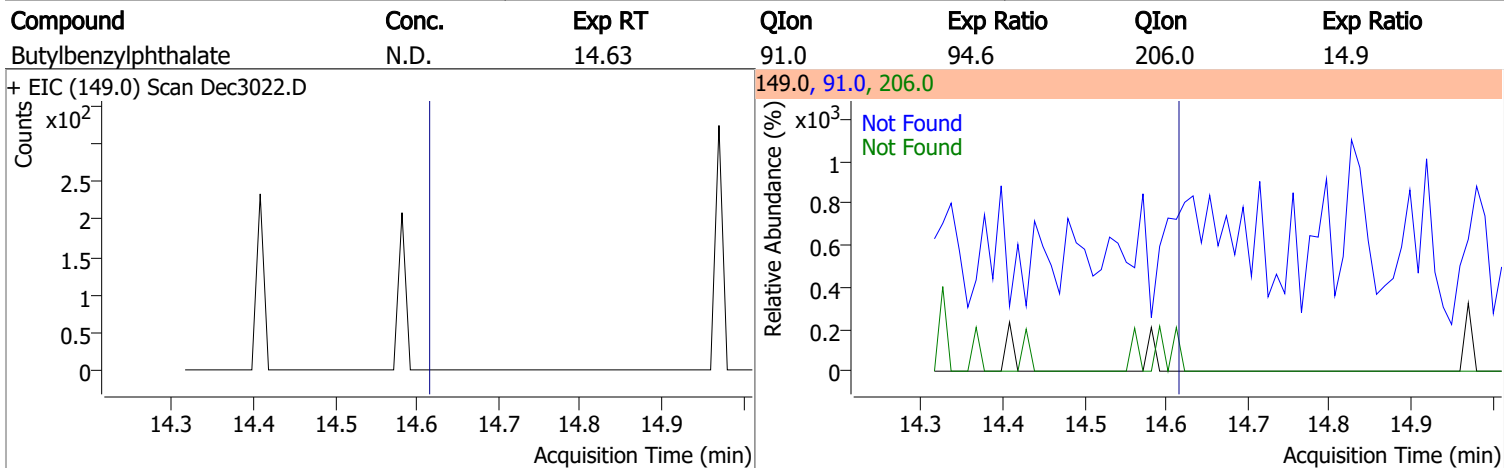
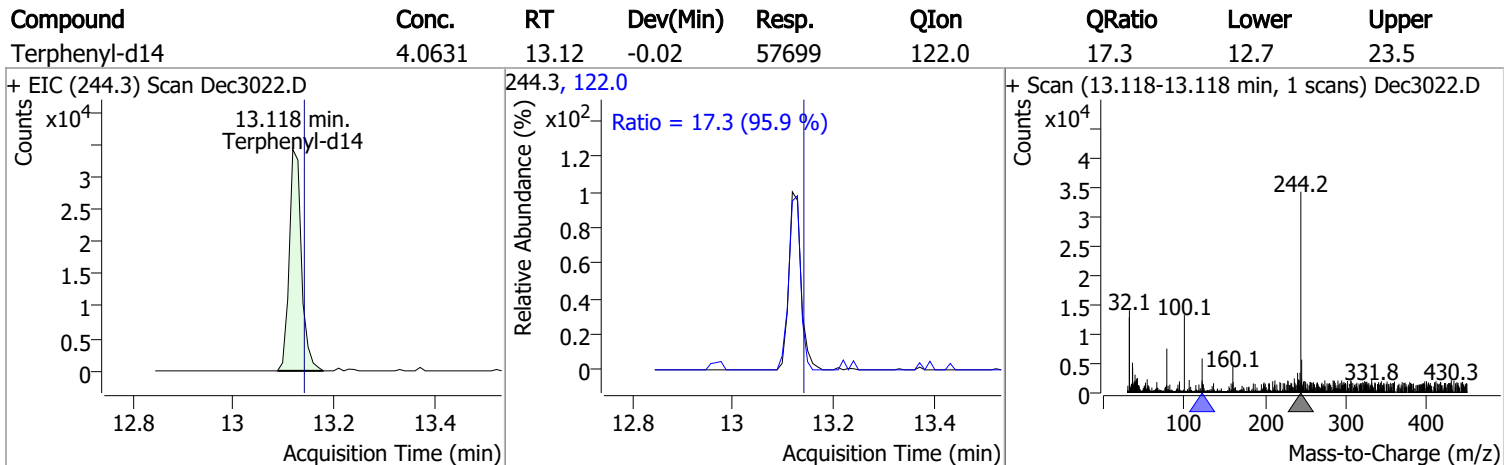
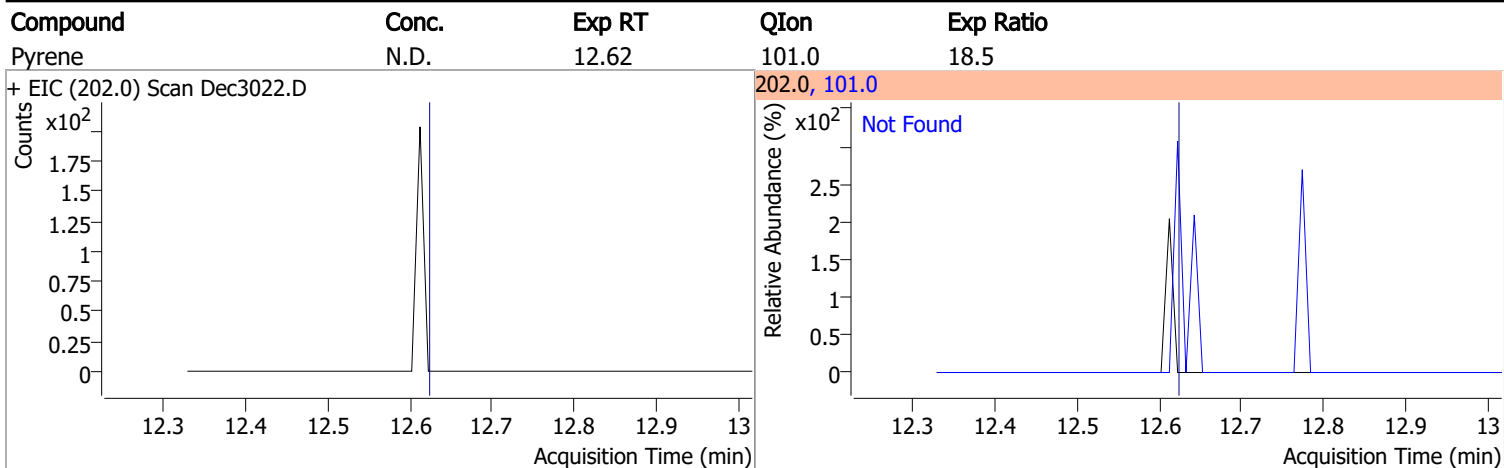
Compound	Conc.	Exp RT	QIon	Exp Ratio
Fluoranthene	N.D.	12.19	101.0	15.0



Compound	Conc.	Exp RT	QIon	Exp Ratio	QIon	Exp Ratio
Benzidine	N.D.	12.58	183.0	11.5	92.0	9.0

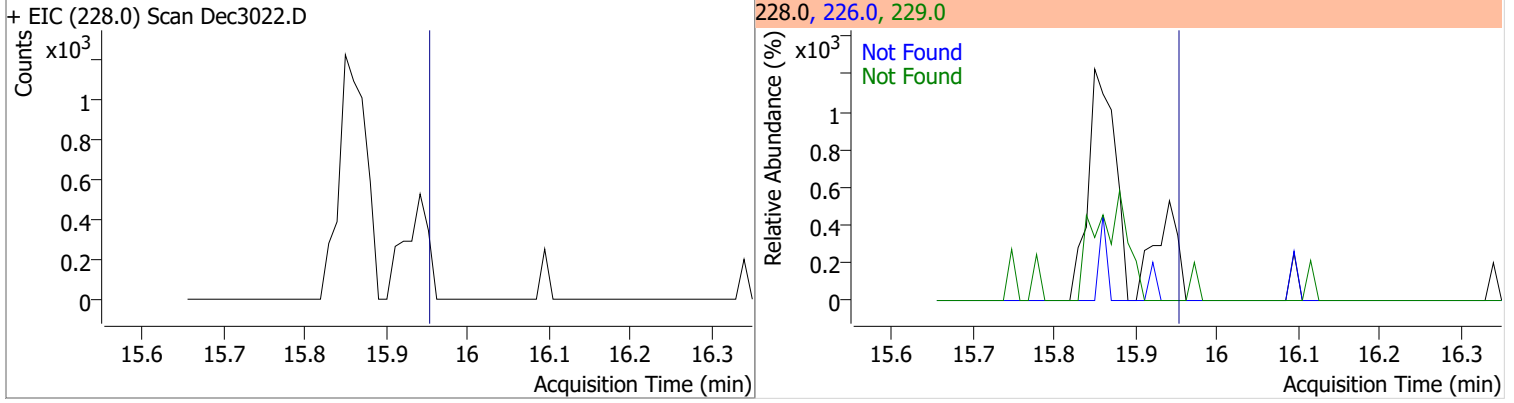


Quantitation Results Report (QT Reviewed)

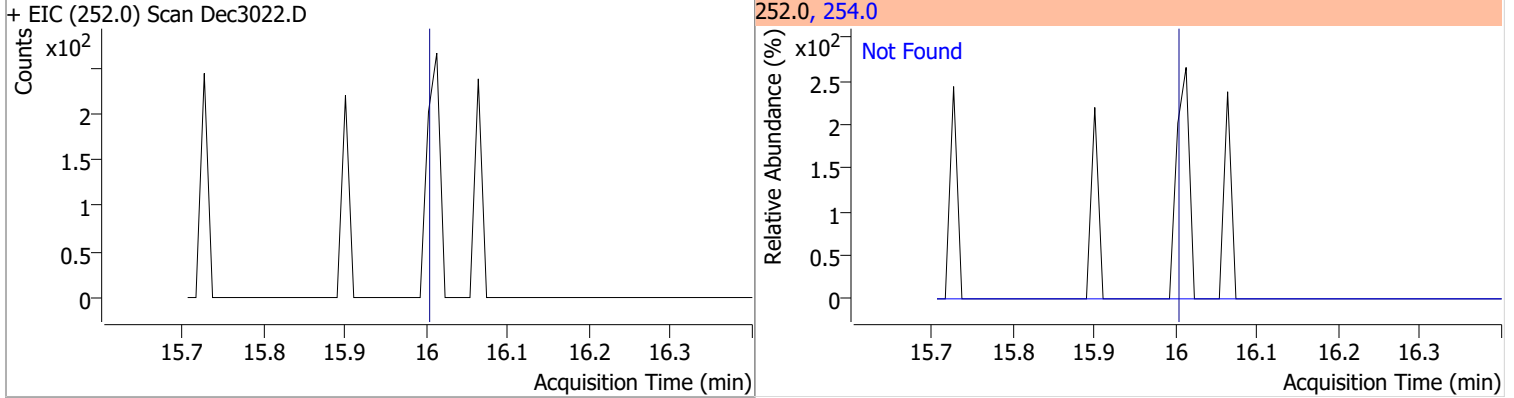


Quantitation Results Report (QT Reviewed)

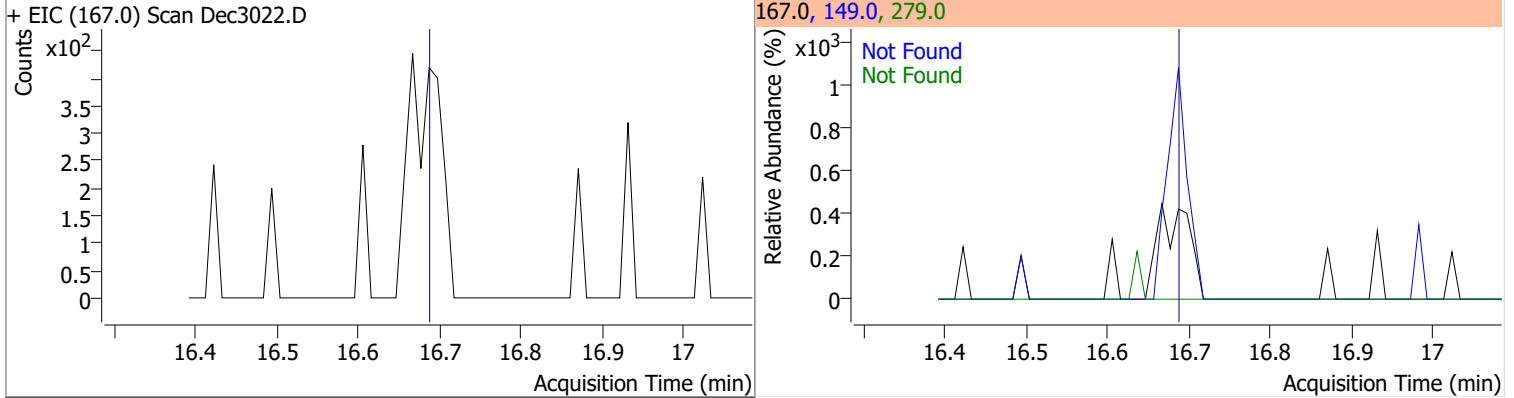
Compound	Conc.	Exp RT	QIon	Exp Ratio	QIon	Exp Ratio
Chrysene	N.D.	15.97	226.0	30.6	229.0	20.9



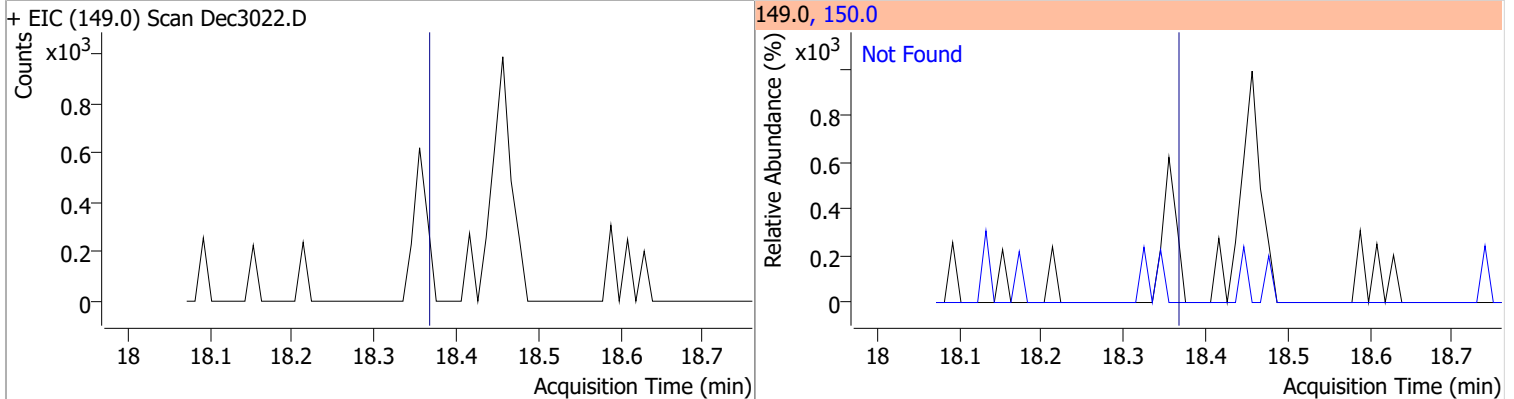
Compound	Conc.	Exp RT	QIon	Exp Ratio
3,3-Dichlorobenzidine	N.D.	16.02	254.0	62.0



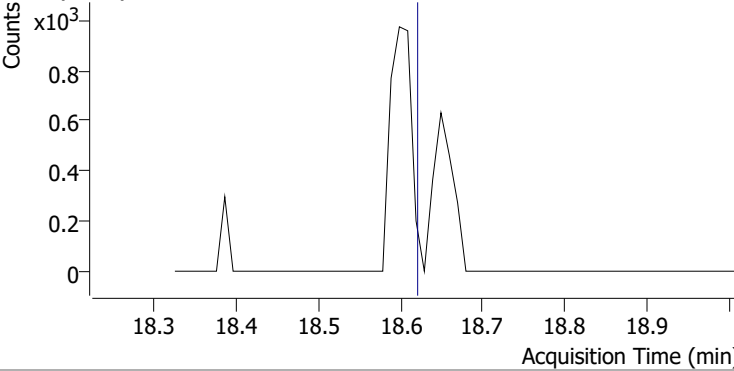
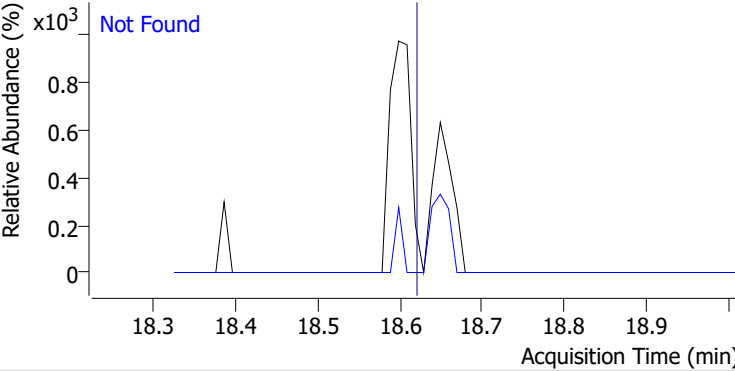
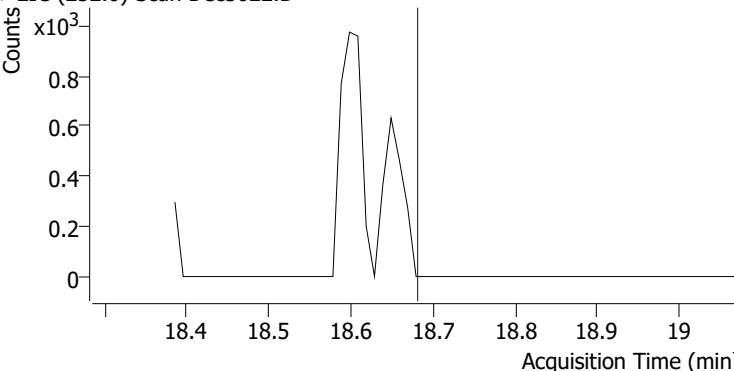
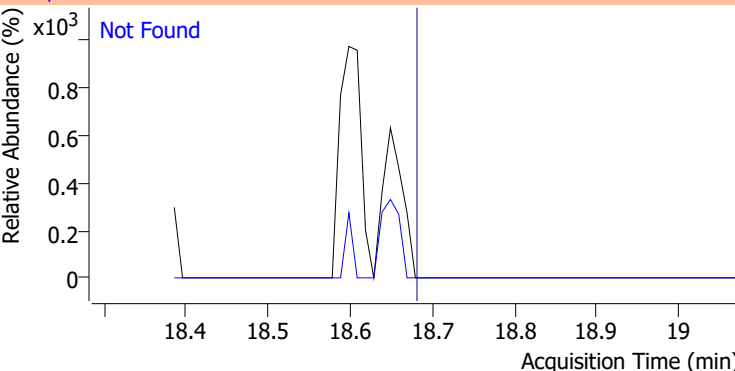
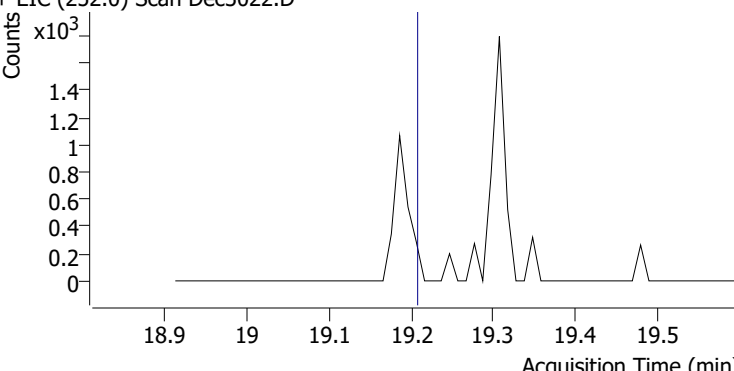
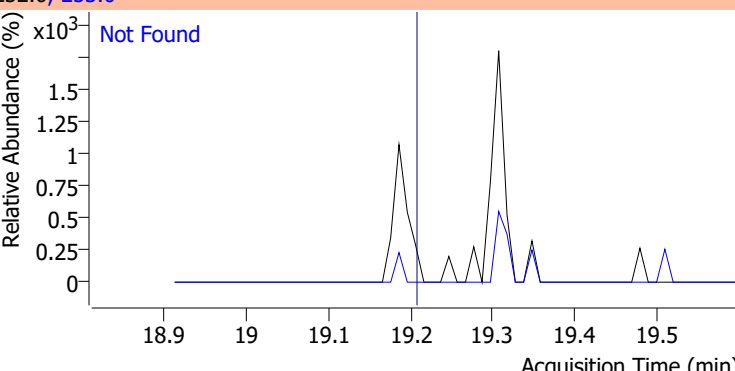
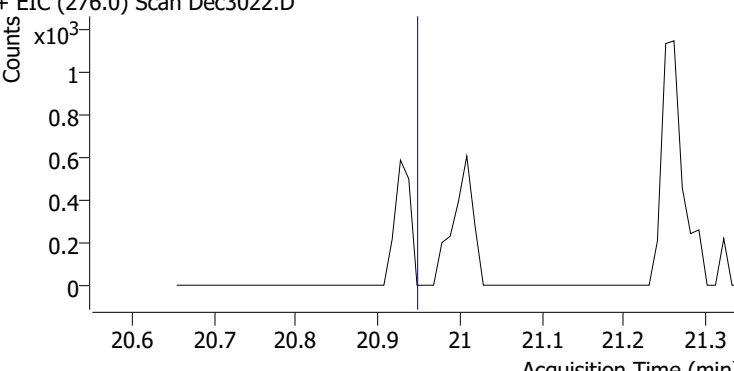
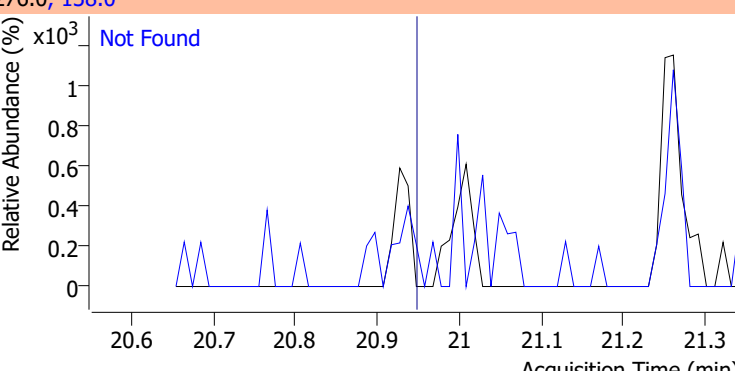
Compound	Conc.	Exp RT	QIon	Exp Ratio	QIon	Exp Ratio
bis(2-ethylhexyl)Phthalate	N.D.	16.71	149.0	421.6	279.0	11.2



Compound	Conc.	Exp RT	QIon	Exp Ratio
Di-n-octyl Phthalate	N.D.	18.38	150.0	9.7

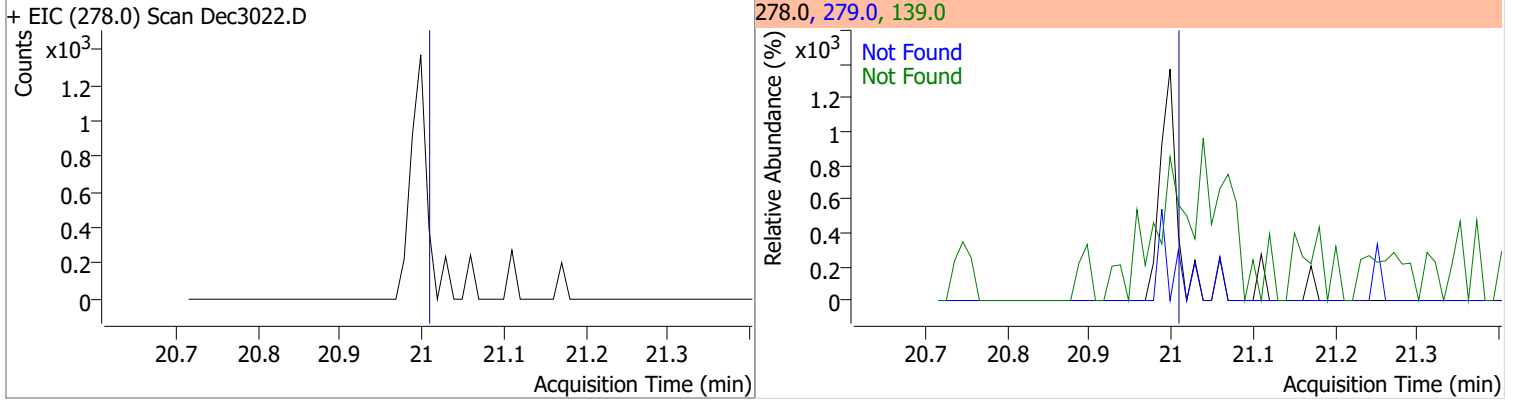


Quantitation Results Report (QT Reviewed)

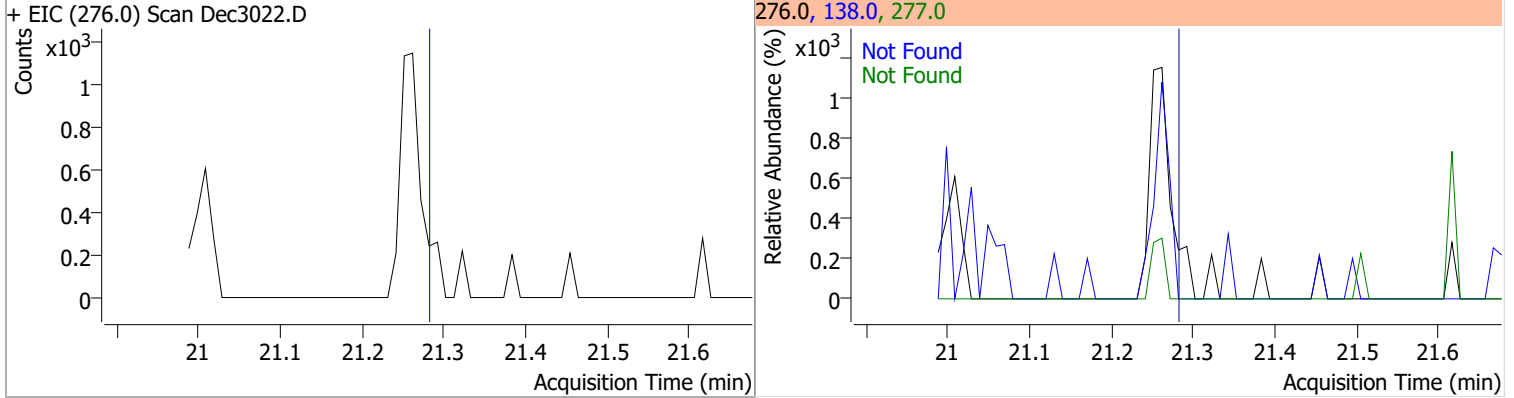
Compound	Conc.	Exp RT	QIon	Exp Ratio
Benzo(b)fluoranthene	N.D.	18.63	253.0	21.4
+ EIC (252.0) Scan Dec3022.D			252.0, 253.0	
				
Benzo(k)fluoranthene	N.D.	18.69	253.0	21.7
+ EIC (252.0) Scan Dec3022.D			252.0, 253.0	
				
Benzo(a)pyrene	N.D.	19.22	253.0	22.9
+ EIC (252.0) Scan Dec3022.D			252.0, 253.0	
				
Indeno(1,2,3-c,d)pyrene	N.D.	20.96	138.0	39.1
+ EIC (276.0) Scan Dec3022.D			276.0, 138.0	
				

Quantitation Results Report (QT Reviewed)

Compound	Conc.	Exp RT	QIon	Exp Ratio	QIon	Exp Ratio
Dibenzo(a,h)anthracene	N.D.	21.02	139.0	30.6	279.0	24.6

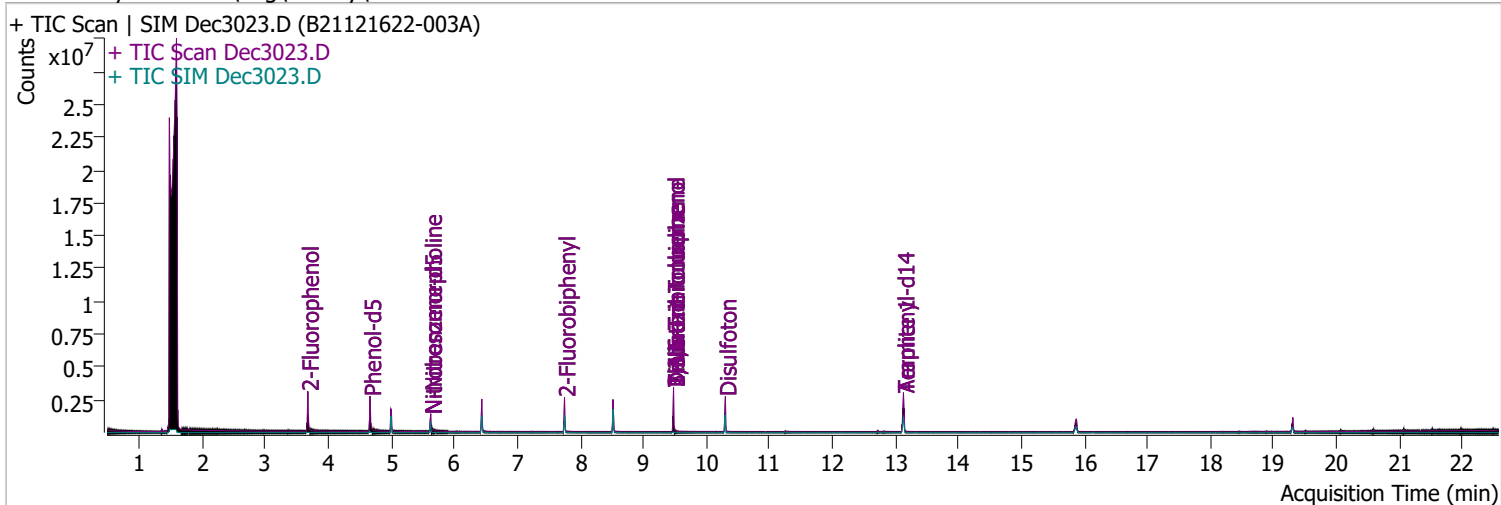


Compound	Conc.	Exp RT	QIon	Exp Ratio	QIon	Exp Ratio
Benzo(g,h,i)perylene	N.D.	21.29	138.0	41.5	277.0	23.8



Quantitation Results Report (QT Reviewed)

Data File	Dec3023.D	Operator	LIMS import
Acq. Method	BNA+SIM.M	Acq. Date-Time	12/31/2021 12:06:55 AM
Sample Name	B21121622-003A	Instrument	Instrument #1
Vial	23	Multiplier	1.00
DA Method File	122821 bna 1 CAL.batch.bin	Comment	SVOC-8270-W
Tune File	dftppdsm.u	Tune Date	11/24/2021 11:15:00 AM
Batch Name	123021 bna 1.batch.bin	Last Calib Update	1/3/2022 10:10:10 AM
Ref Library	D:\Org\Library\NIST129K.I		



Compound	RT	QIon	Resp.	Conc.	Units	Dev(Min)
----------	----	------	-------	-------	-------	----------

Internal Standards

System Monitoring Compounds

S 2-Fluorophenol	3.674	112.0	814195	98.7102	µg/L	-0.031
Spiked Amount: 200.000	Range: 10.0 - 75.0%			Recovery = 49.36%		
S Phenol-d5	4.664	99.0	831809	69.6202	µg/L	-0.021
Spiked Amount: 200.000	Range: 10.0 - 65.0%			Recovery = 34.81%		
S Nitrobenzene-d5	5.624	82.0	308215	52.3170	µg/L	0.000
Spiked Amount: 100.000	Range: 32.0 - 94.0%			Recovery = 52.32%		
S 2-Fluorobiphenyl	7.748	172.0	779928	40.5524	µg/L	0.000
Spiked Amount: 100.000	Range: 28.0 - 107.0%			Recovery = 40.55%		
S 2,4,6-Tribromophenol	9.479	329.8	194338	200.9971	µg/L	0.000
Spiked Amount: 200.000	Range: 25.0 - 140.0%			Recovery = 100.50%		
S Terphenyl-d14	13.128	244.3	1414844	93.5655	µg/L	-0.010
Spiked Amount: 100.000	Range: 32.0 - 122.0%			Recovery = 93.57%		

Target Compounds

Target Compounds	RT	QIon	Resp.	Conc.	Units	Dev(Min)	QValue
T N-Nitrosodimethylamine	0.000		0	N.D.			
T Pyridine	0.000		0	N.D.			
T Aniline	0.000		0	N.D.			
T Phenol	0.000		0	N.D.			
T bis(-2-Chloroethyl)Ether	0.000		0	N.D.			
T 2-Chlorophenol	0.000		0	N.D.			
T 1,3-Dichlorobenzene	0.000		0	N.D.			
T 1,4-Dichlorobenzene	0.000		0	N.D.			
T 1,2-Dichlorobenzene	0.000		0	N.D.			
T Benzyl Alcohol	0.000		0	N.D.			
T bis(2-chloroisopropyl)Ether	0.000		0	N.D.			
T 2-Methylphenol	0.000		0	N.D.			
T N-nitroso-Di-n-propylamine	5.624	70.0	0		µg/L	md	1
T 4Methylphenol/3Methylphenol	0.000		0	N.D.			
T Hexachloroethane	0.000		0	N.D.			

Quantitation Results Report (QT Reviewed)

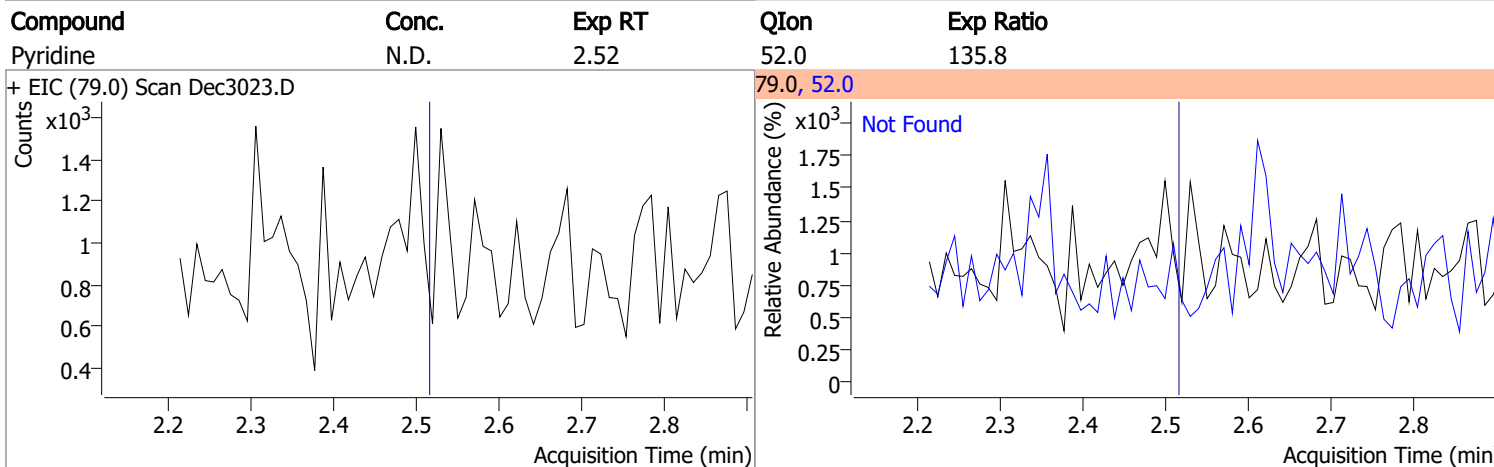
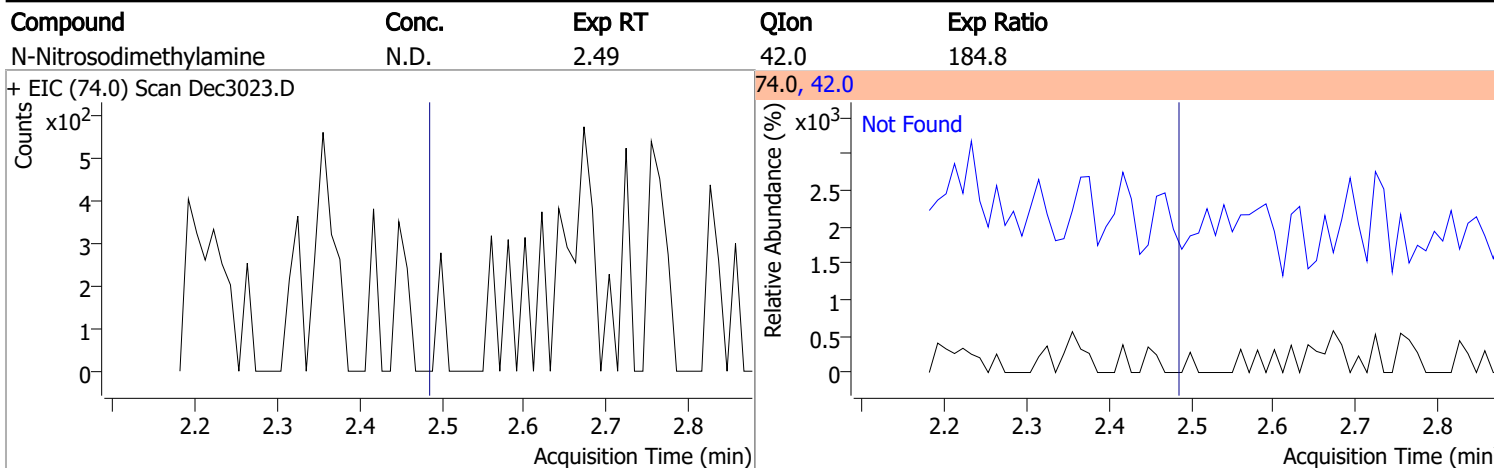
Compound	RT	QIon	Resp.	Conc.	Units	Dev(Min)
T Nitrobenzene	0.000		0	N.D.		
T Isophorone	0.000		0	N.D.		
T 2-Nitrophenol	0.000		0	N.D.		
T 2,4-Dimethylphenol	0.000		0	N.D.		
T bis(-2-Chloroethoxy)Methane	0.000		0	N.D.		
T Benzoic Acid	0.000		0	N.D.		
T 2,4-Dichlorophenol	0.000		0	N.D.		
T 1,2,4-Trichlorobenzene	0.000		0	N.D.		
T Naphthalene	0.000		0	N.D.		
T 4-Chlorophenol	0.000		0	N.D.		
T p-Chloroaniline	0.000		0	N.D.		
T Hexachlorobutadiene	0.000		0	N.D.		
T 4-Chloro-2-Methylphenol	0.000		0	N.D.		
T 4-Chloro-3-Methylphenol	0.000		0	N.D.		
T 2-Methylnaphthalene	0.000		0	N.D.		
T 1-Methylnaphthalene	0.000		0	N.D.		
T Hexachlorocyclopentadiene	0.000		0	N.D.		
T 2,4,6-Trichlorophenol	0.000		0	N.D.		
T 2,4,5-Trichlorophenol	0.000		0	N.D.		
T 2-Chloronaphthalene	0.000		0	N.D.		
T 2-Nitroaniline	0.000		0	N.D.		
T Dimethyl Phthalate	8.517	163.0	0		µg/L	md
T 2,6-Dinitrotoluene	8.517	165.0	0		µg/L	md
T Acenaphthylene	0.000		0	N.D.		
T 3-Nitroaniline	0.000		0	N.D.		
T Acenaphthene	0.000		0	N.D.		
T 2,4-Dinitrophenol	0.000		0	N.D.		
T Dibenzofuran	0.000		0	N.D.		
T 4-Nitrophenol	0.000		0	N.D.		
T 2,4-Dinitrotoluene	0.000		0	N.D.		
T Diethylphthalate	0.000		0	N.D.		
T Fluorene	0.000		0	N.D.		
T 4-Chlorophenyl-phenylether	0.000		0	N.D.		
T 4-Nitroaniline	0.000		0	N.D.		
T 4,6-Dinitro-2-methylphenol	9.479	198.0	0		µg/L	md
T N-nitrosodiphenylamine	0.000		0	N.D.		
T Azobenzene	0.000		0	N.D.		
T 4-Bromophenyl-phenylether	0.000		0	N.D.		
T Hexachlorobenzene	0.000		0	N.D.		
T Pentachlorophenol	0.000		0	N.D.		
T Phenanthrene	0.000		0	N.D.		
T Anthracene	0.000		0	N.D.		
T Triallate	0.000		0	N.D.		
T Carbazole	0.000		0	N.D.		
T o-Terphenyl	0.000		0	N.D.		
T Di-n-Butylphthalate	0.000		0	N.D.		
T Fluoranthene	0.000		0	N.D.		
T Benzidine	0.000		0	N.D.		
T Pyrene	0.000		0	N.D.		
T Butylbenzylphthalate	0.000		0	N.D.		
T Benzo(a)Anthracene	0.000		0	N.D.		
T Chrysene	0.000		0	N.D.		
T 3,3-Dichlorobenzidine	0.000		0	N.D.		
T bis(2-ethylhexyl)Phthalate	0.000		0	N.D.		
T Di-n-octyl Phthalate	0.000		0	N.D.		

Quantitation Results Report (QT Reviewed)

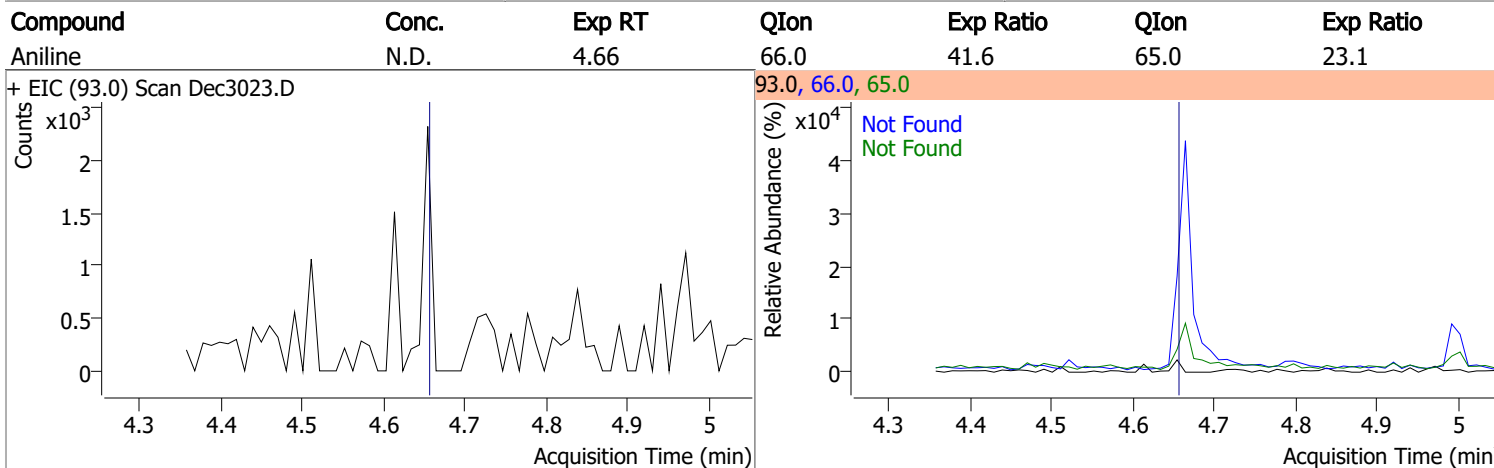
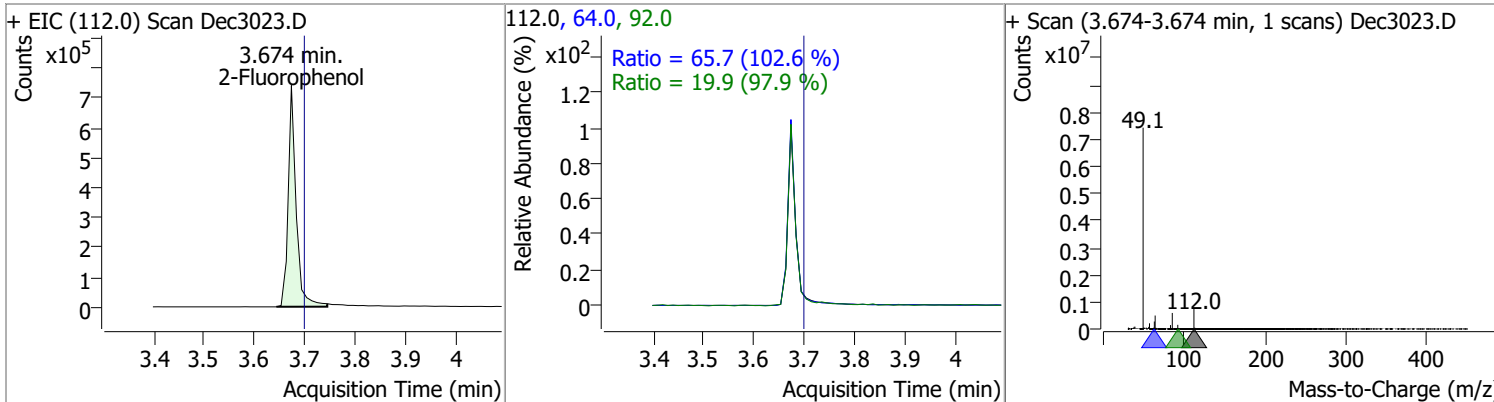
Compound	RT	QIon	Resp.	Conc.	Units	Dev(Min)
T Benzo(b)fluoranthene	0.000		0	N.D.		
T Benzo(k)fluoranthene	0.000		0	N.D.		
T Benzo(a)pyrene	0.000		0	N.D.		
T Indeno(1,2,3-c,d)pyrene	0.000		0	N.D.		
T Dibenzo(a,h)anthracene	0.000		0	N.D.		
T Benzo(g,h,i)perylene	0.000		0	N.D.		

(#) = Qualifier Out of Range; (m) = Manual Integration; (+) = Area Summed; (*) = Surrogate Percent Recovery Out of Range; (d): Zeroed Peak

Quantitation Results Report (QT Reviewed)

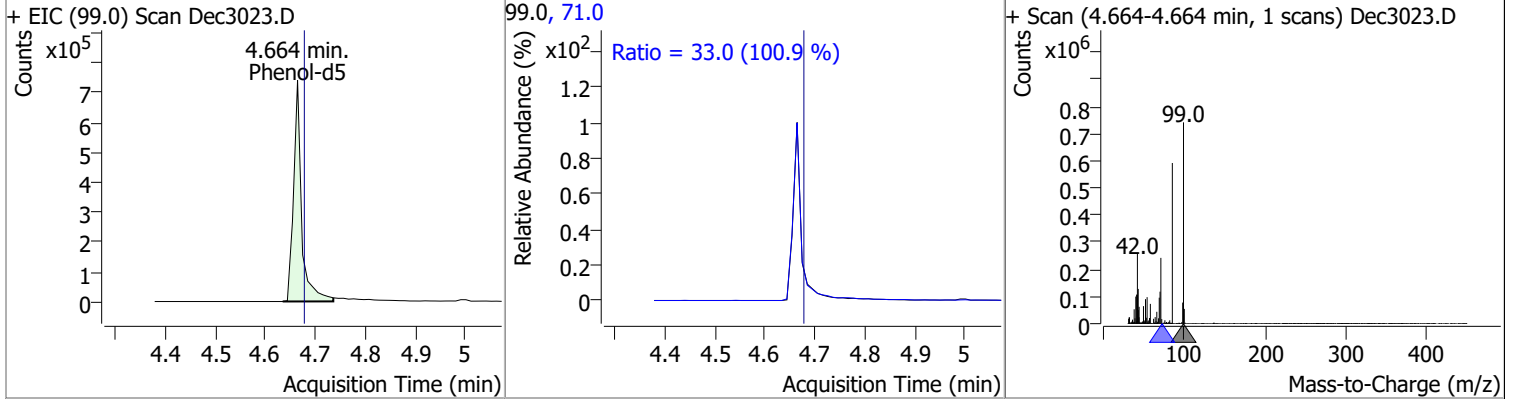


Compound	Conc.	RT	Dev(Min)	Resp.	QIon	QRatio	Lower	Upper
2-Fluorophenol	98.7102	3.67	-0.03	814195	64.0	65.7	44.8	83.2
					92.0	19.9	14.2	26.4

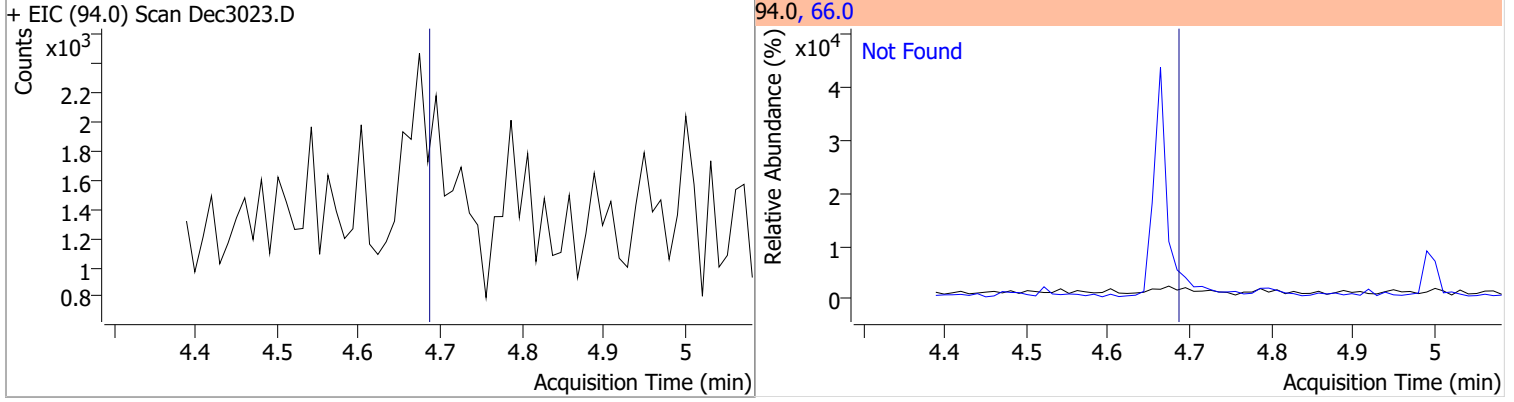


Quantitation Results Report (QT Reviewed)

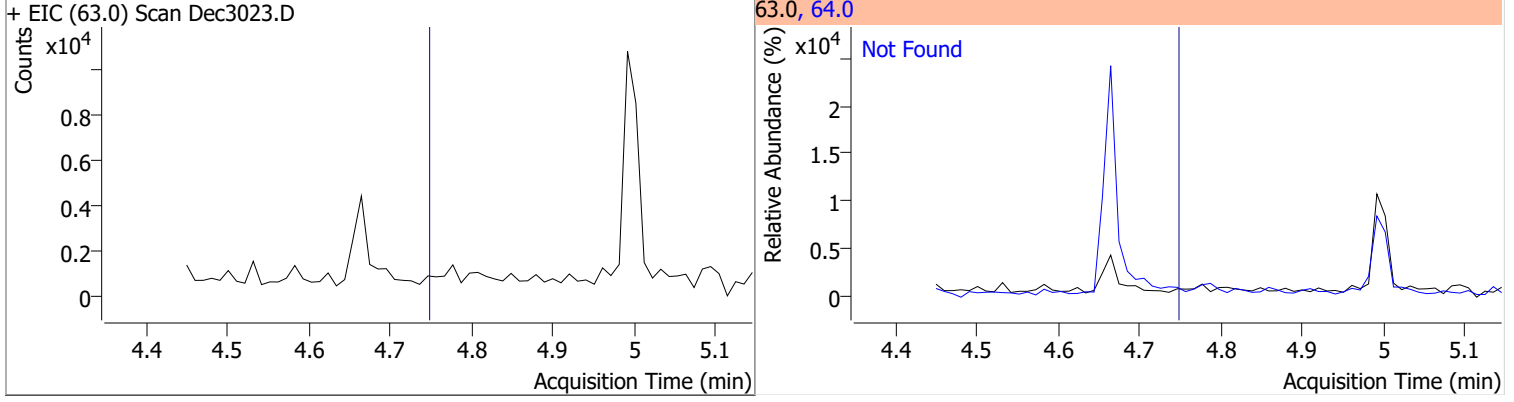
Compound	Conc.	RT	Dev(Min)	Resp.	QIon	QRatio	Lower	Upper
Phenol-d5	69.6202	4.66	-0.02	831809	71.0	33.0	22.9	42.5



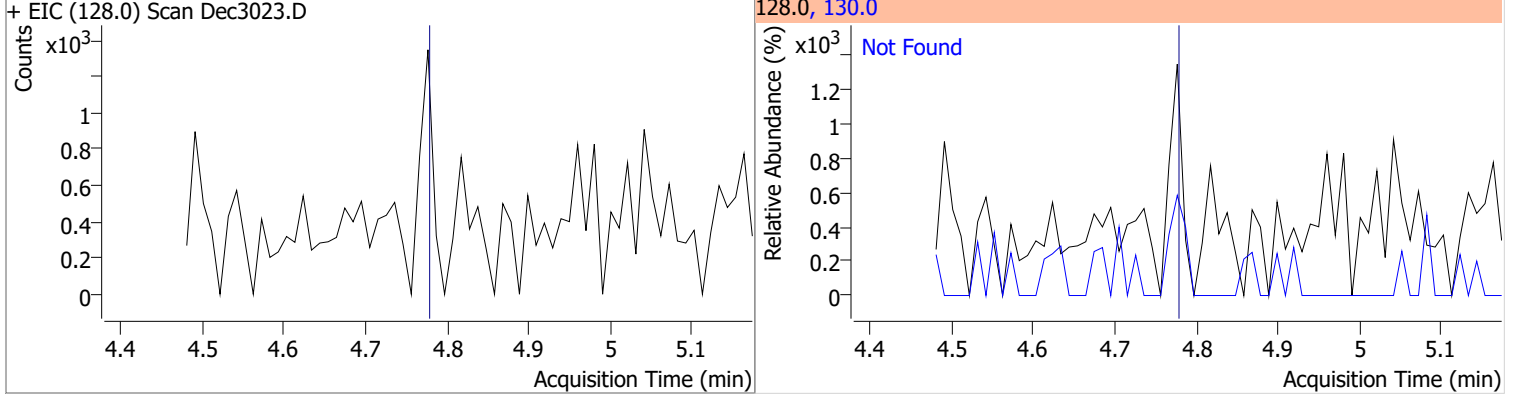
Compound	Conc.	Exp RT	QIon	Exp Ratio
Phenol	N.D.	4.69	66.0	40.8



Compound	Conc.	Exp RT	QIon	Exp Ratio
bis(-2-Chloroethyl)Ether	N.D.	4.76	64.0	2.8

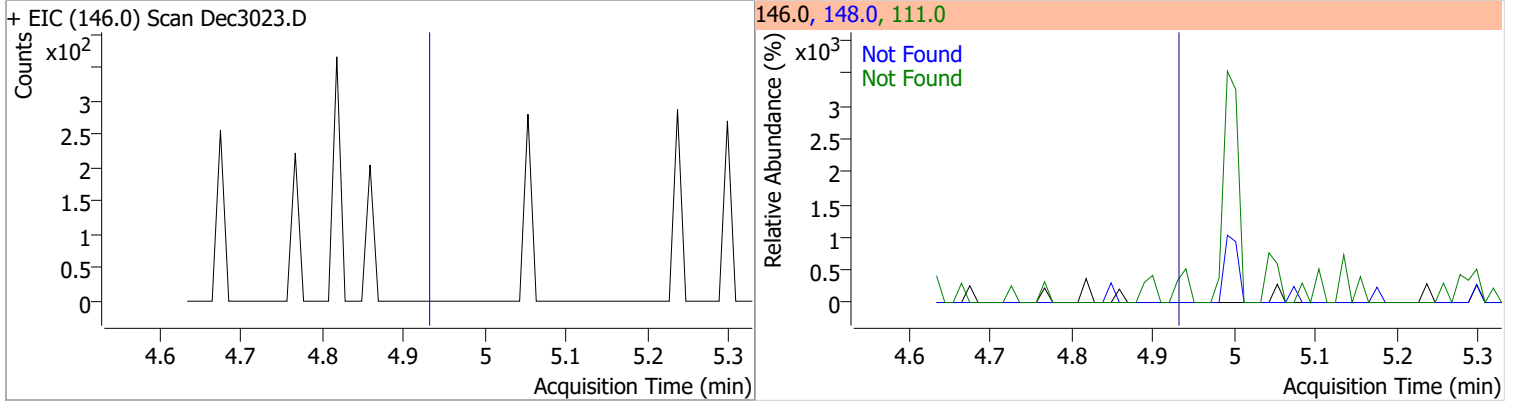


Compound	Conc.	Exp RT	QIon	Exp Ratio
2-Chlorophenol	N.D.	4.79	130.0	32.3

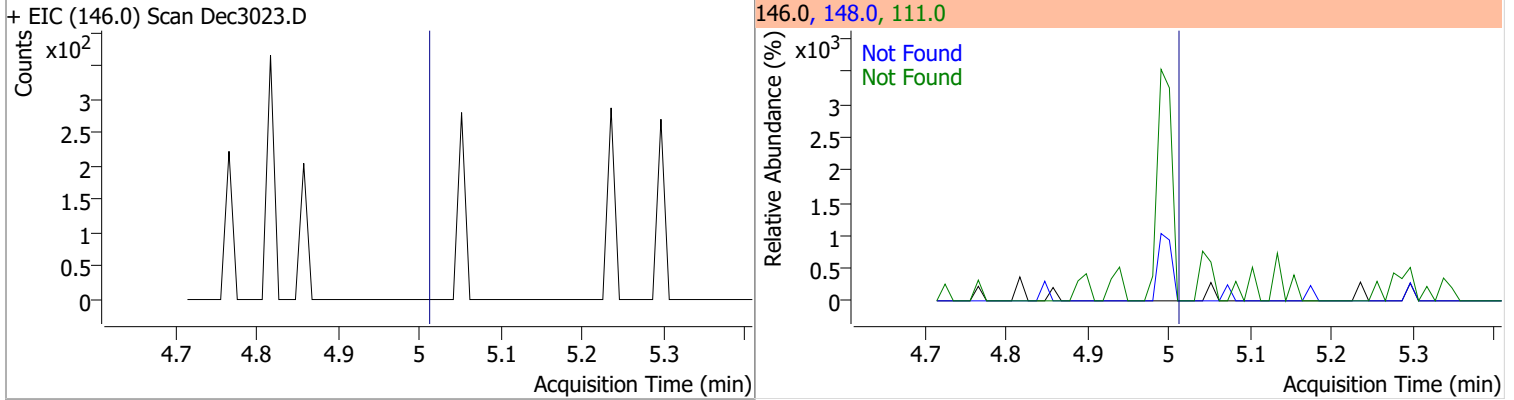


Quantitation Results Report (QT Reviewed)

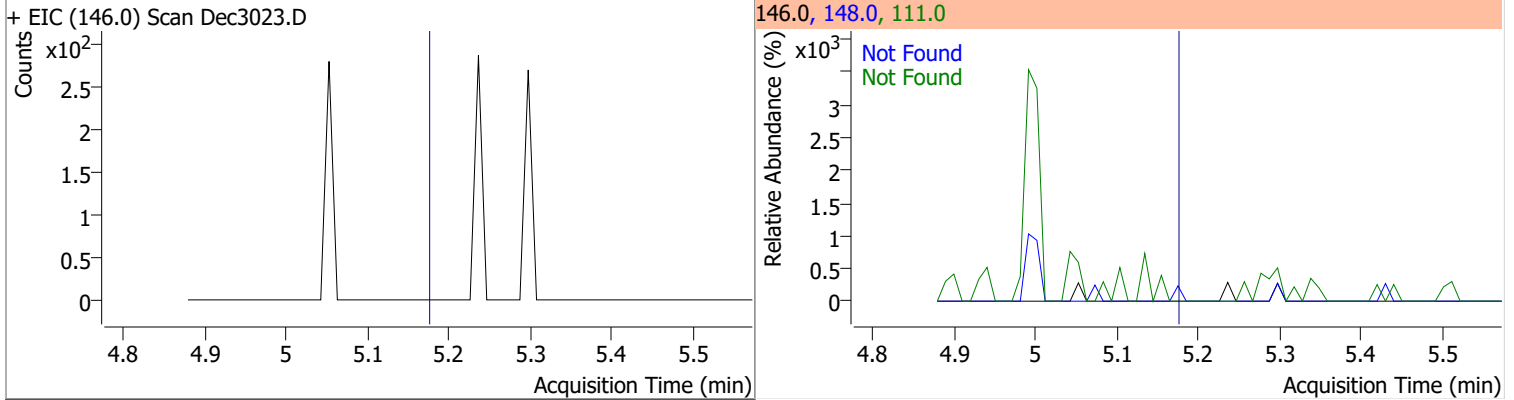
Compound	Conc.	Exp RT	QIon	Exp Ratio	QIon	Exp Ratio
1,3-Dichlorobenzene	N.D.	4.94	148.0	63.2	111.0	39.4



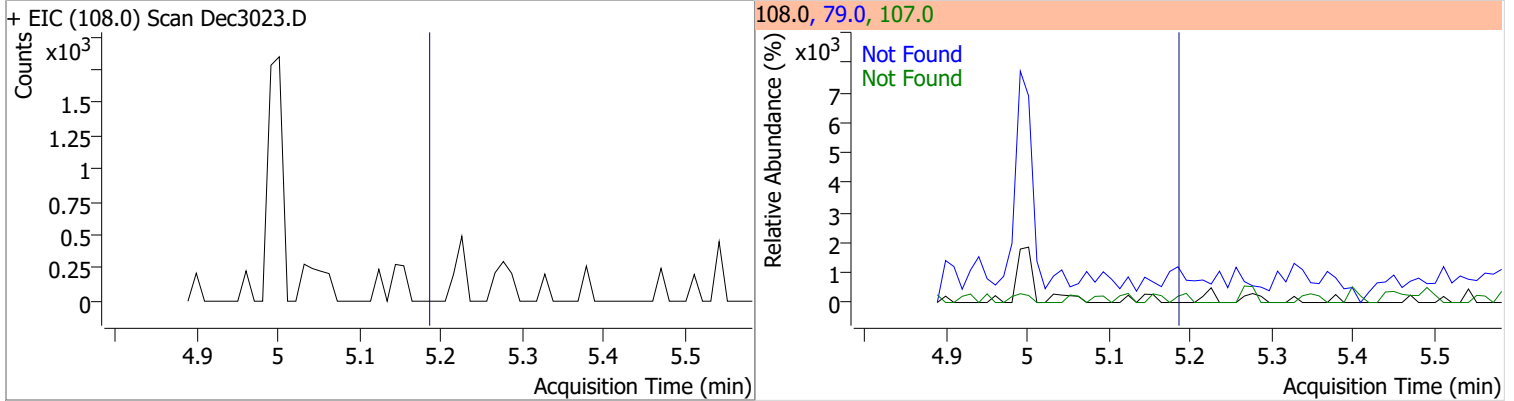
Compound	Conc.	Exp RT	QIon	Exp Ratio	QIon	Exp Ratio
1,4-Dichlorobenzene	N.D.	5.02	148.0	62.2	111.0	37.4



Compound	Conc.	Exp RT	QIon	Exp Ratio	QIon	Exp Ratio
1,2-Dichlorobenzene	N.D.	5.19	148.0	62.2	111.0	40.3

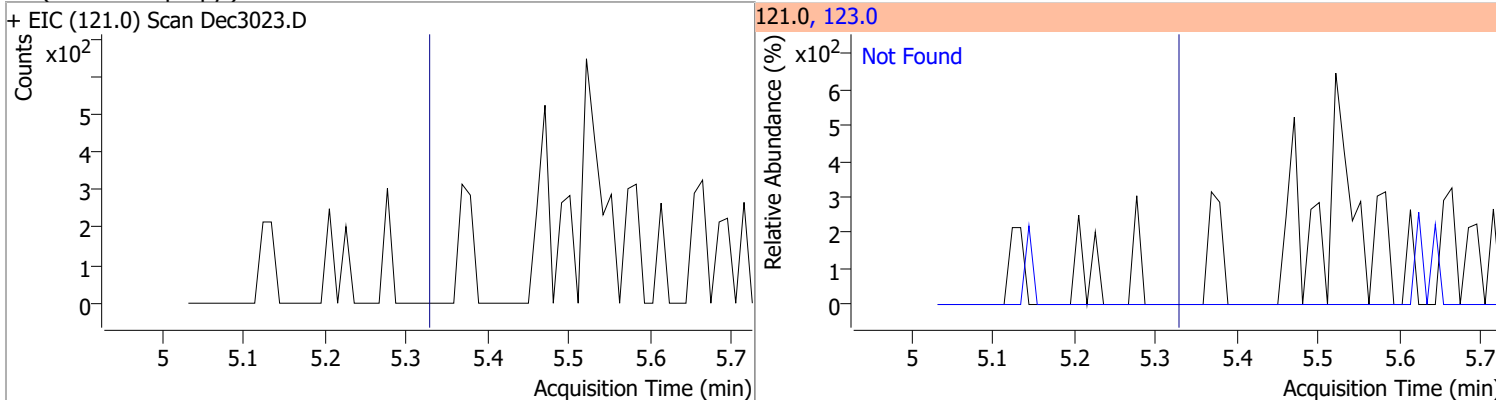


Compound	Conc.	Exp RT	QIon	Exp Ratio	QIon	Exp Ratio
Benzyl Alcohol	N.D.	5.20	79.0	117.9	107.0	69.2

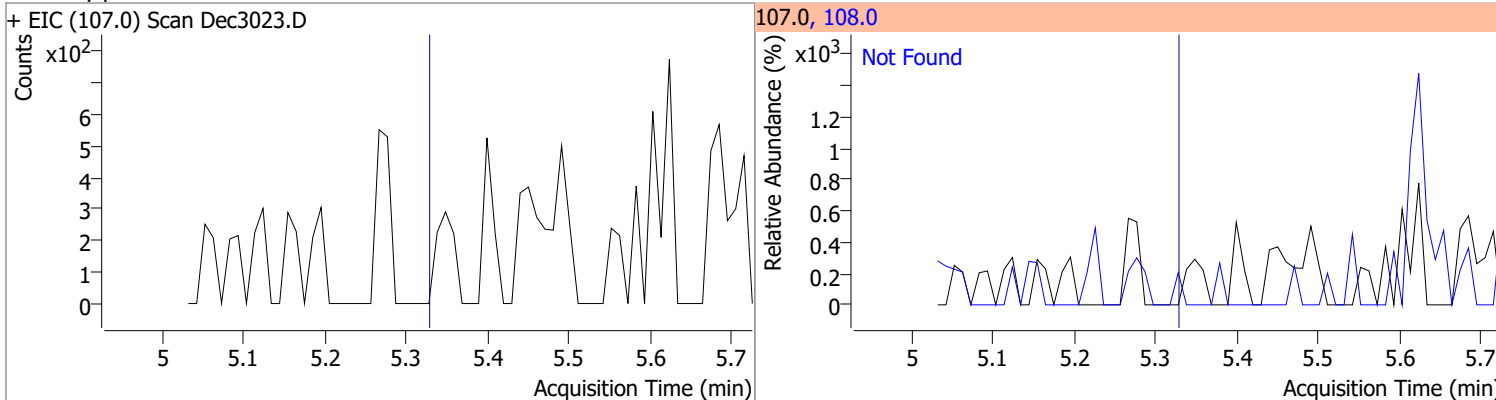


Quantitation Results Report (QT Reviewed)

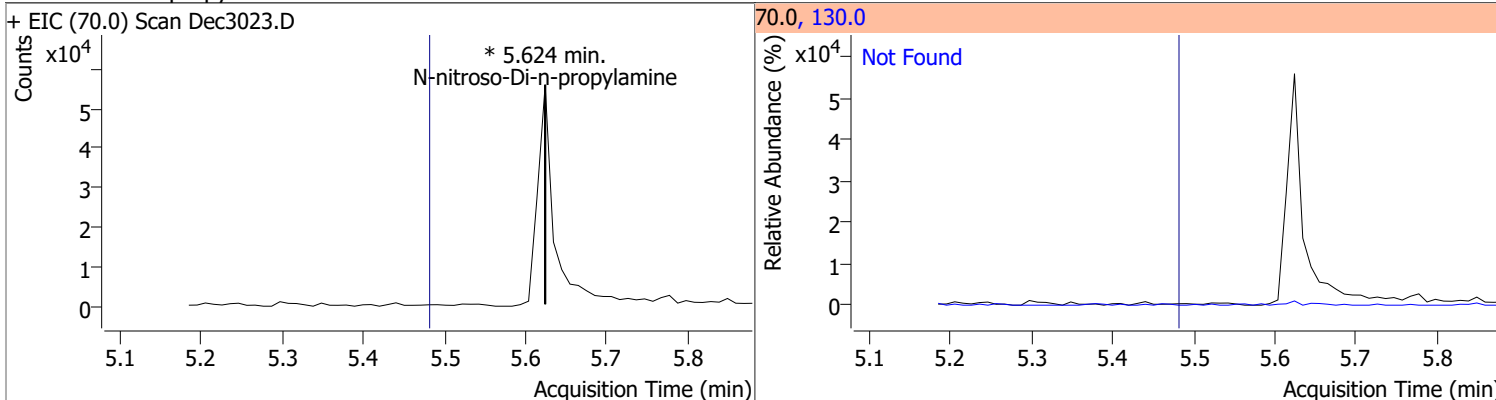
Compound	Conc.	Exp RT	QIon	Exp Ratio
bis(2-chloroisopropyl)Ether	N.D.	5.34	123.0	32.7



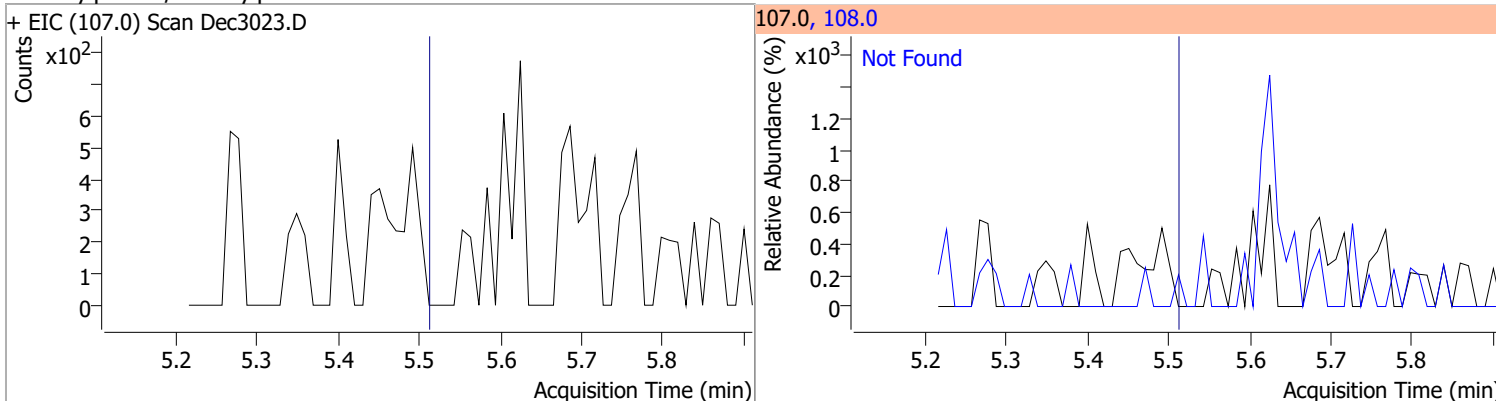
Compound	Conc.	Exp RT	QIon	Exp Ratio
2-Methylphenol	N.D.	5.34	108.0	117.6



Compound	Conc.	RT	Dev(Min)	Resp.	QIon	QRatio	Lower	Upper
N-nitroso-Di-n-propylamine		0		0	130.0		0.0	35.2

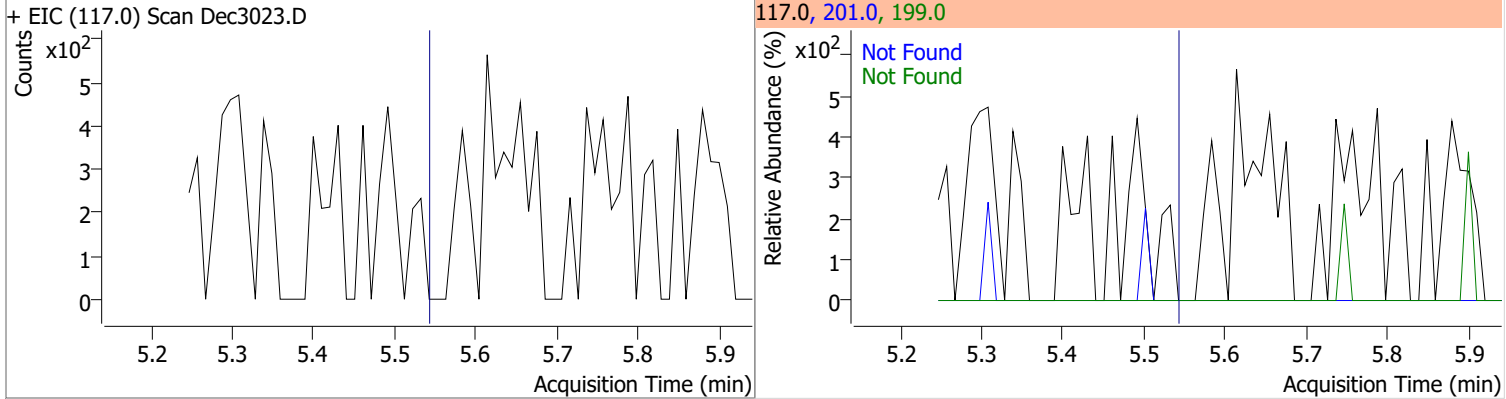


Compound	Conc.	Exp RT	QIon	Exp Ratio
4Methylphenol/3Methylphenol	N.D.	5.52	108.0	81.4

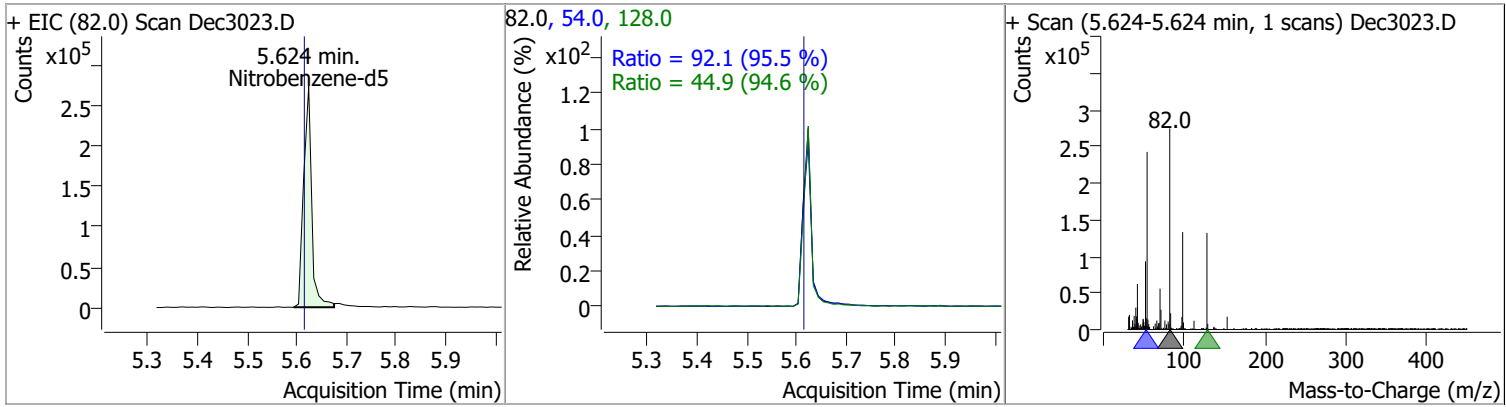


Quantitation Results Report (QT Reviewed)

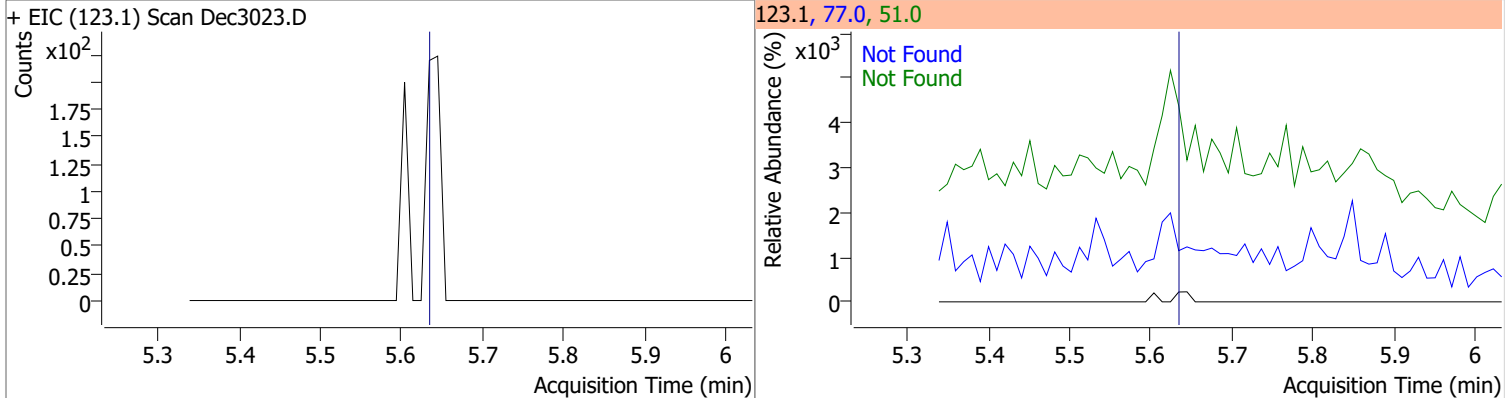
Compound	Conc.	Exp RT	QIon	Exp Ratio	QIon	Exp Ratio
Hexachloroethane	N.D.	5.55	201.0	77.2	199.0	50.6



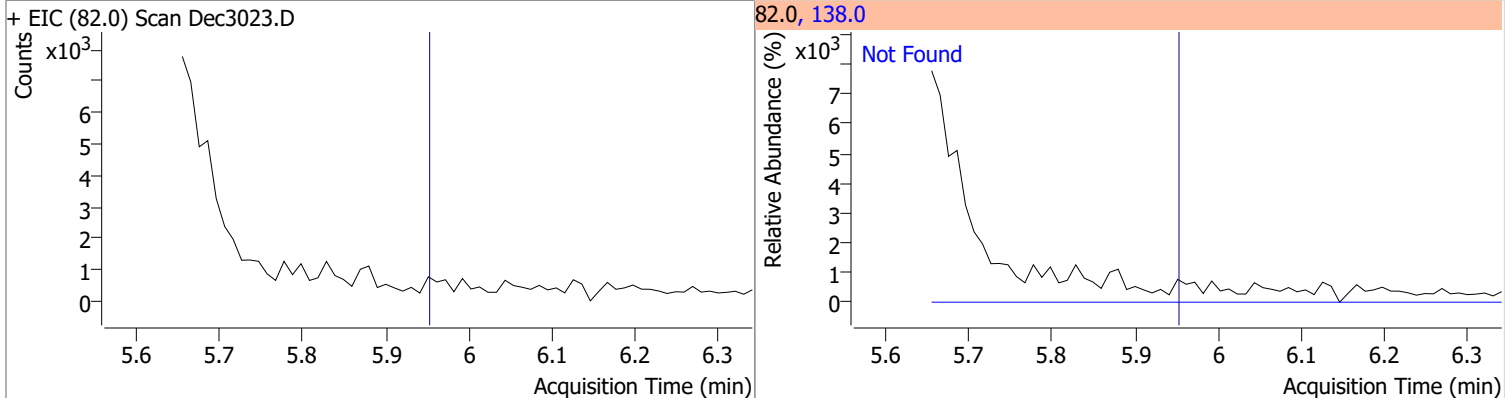
Compound	Conc.	RT	Dev(Min)	Resp.	QIon	QRatio	Lower	Upper
Nitrobenzene-d5	52.3170	5.62	0.00	308215	54.0	92.1	67.5	125.4
					128.0	44.9	33.2	61.6



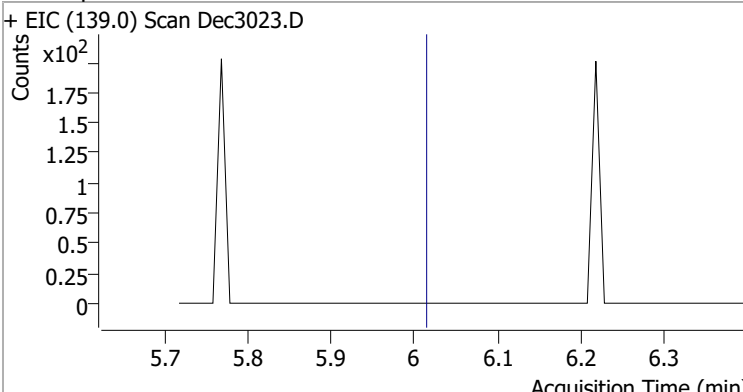
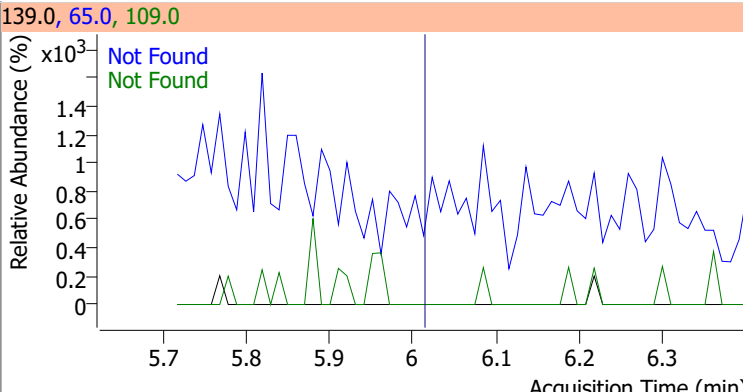
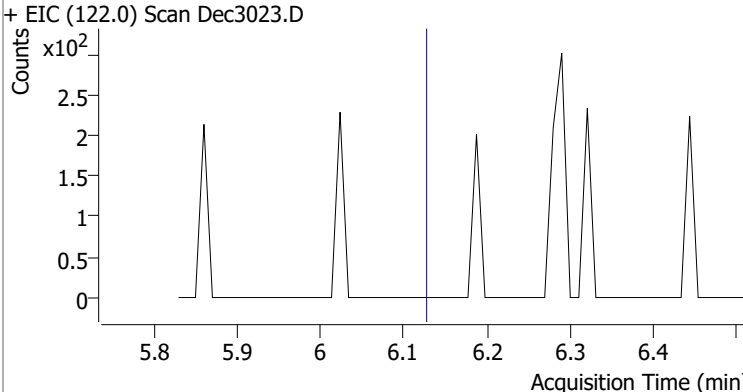
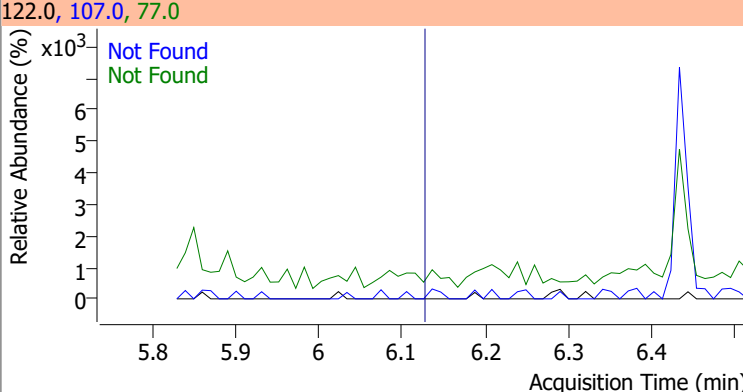
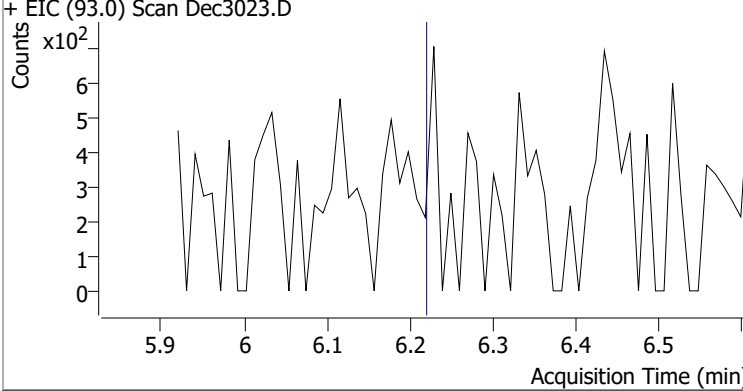
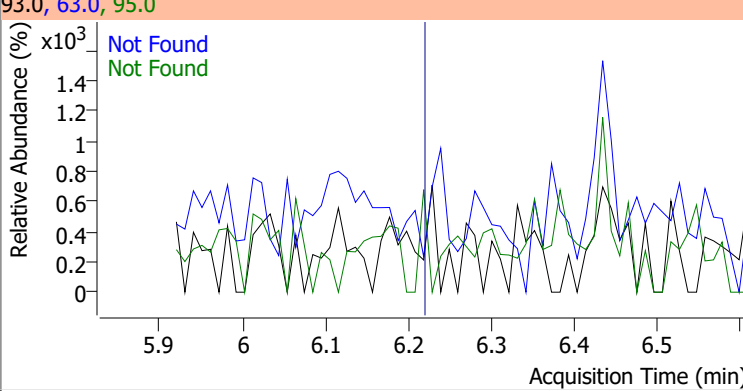
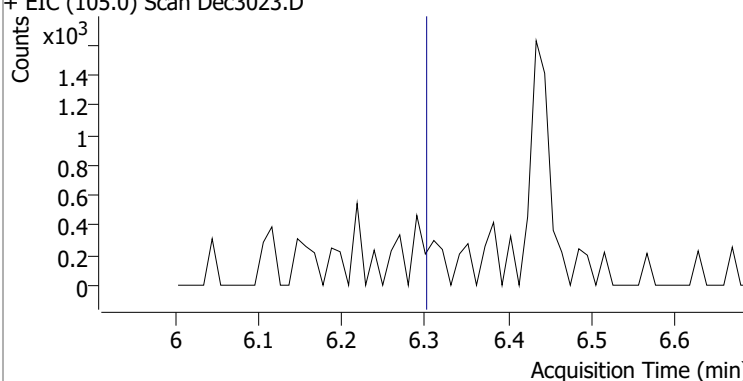
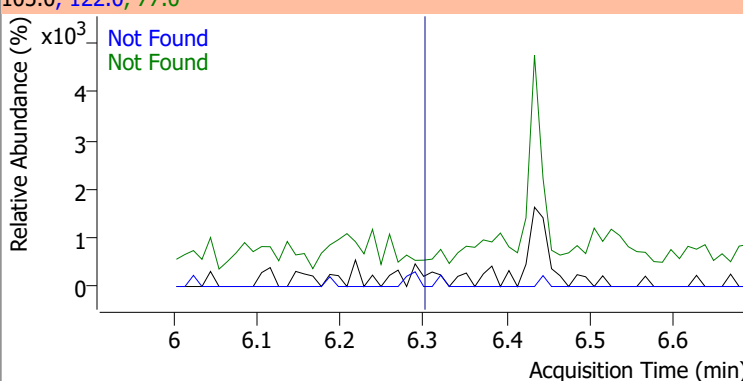
Compound	Conc.	Exp RT	QIon	Exp Ratio	QIon	Exp Ratio
Nitrobenzene	N.D.	5.64	77.0	211.4	51.0	210.3



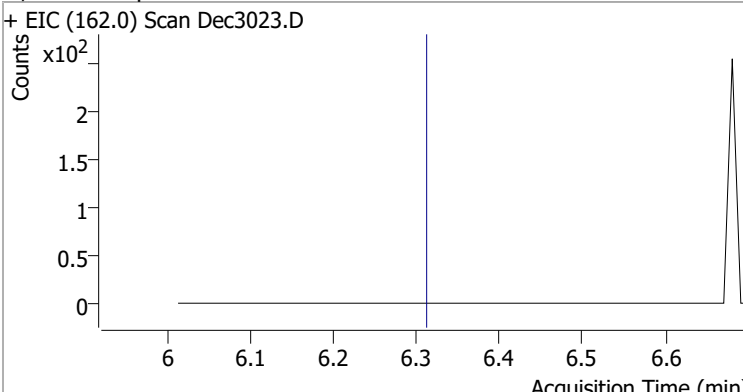
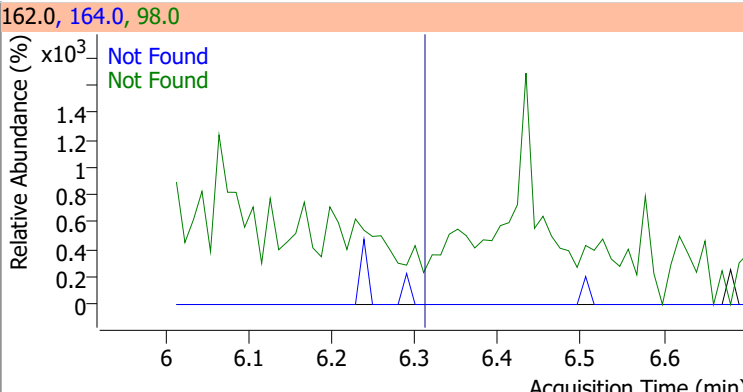
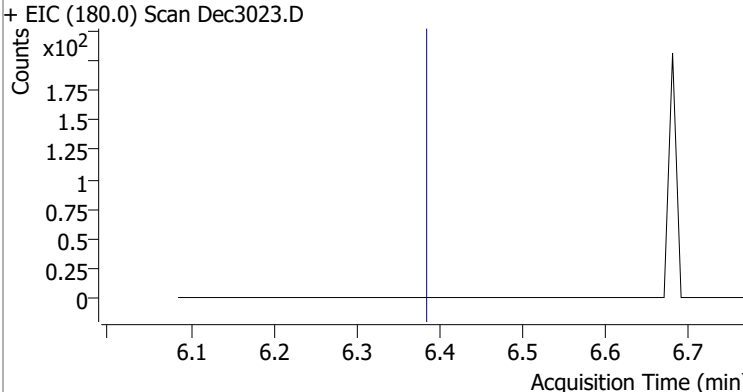
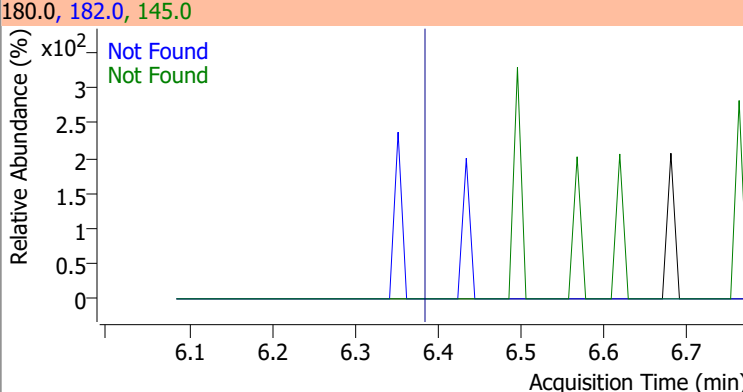
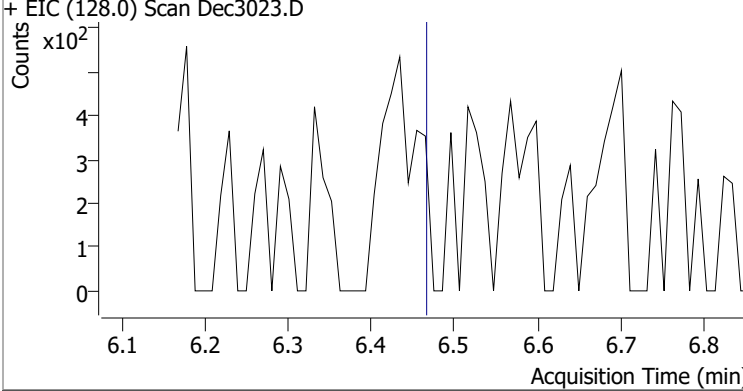
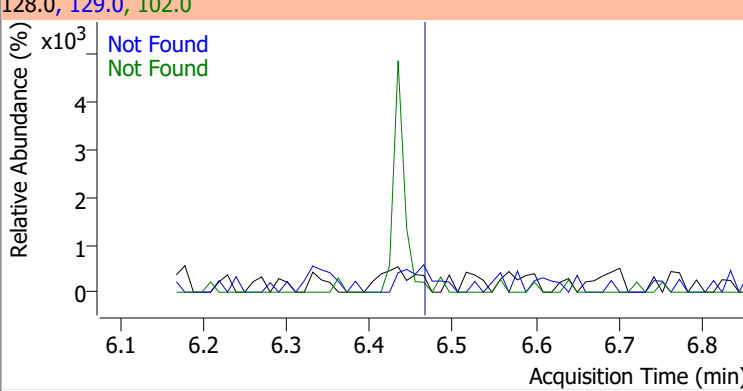
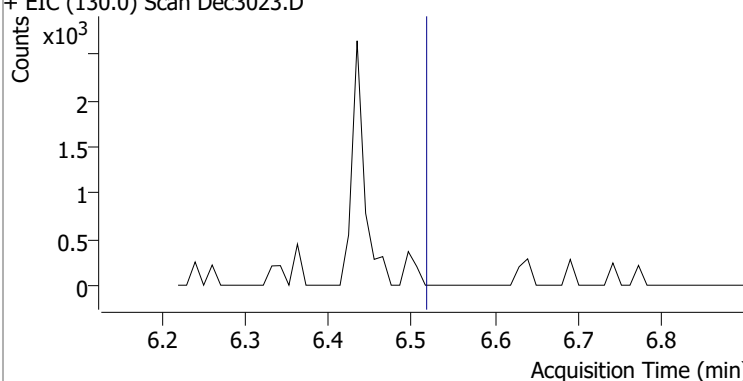
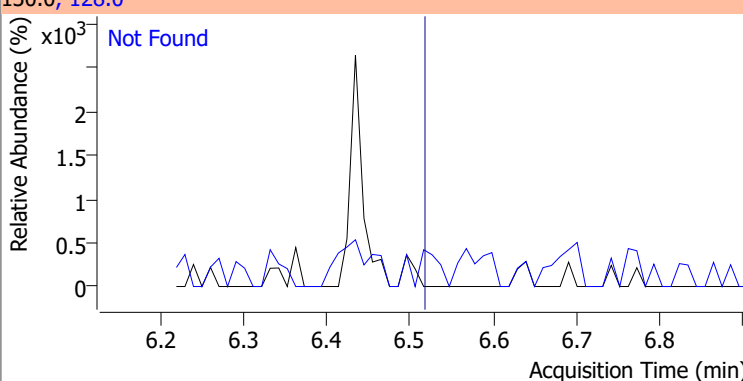
Compound	Conc.	Exp RT	QIon	Exp Ratio
Isophorone	N.D.	5.95	138.0	19.1



Quantitation Results Report (QT Reviewed)

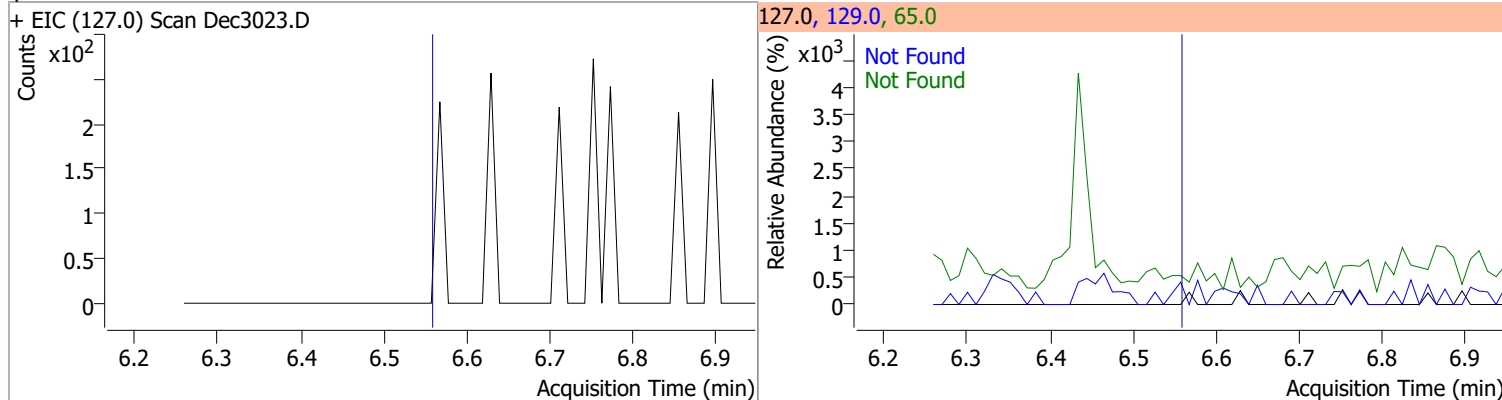
Compound	Conc.	Exp RT	QIon	Exp Ratio	QIon	Exp Ratio
2-Nitrophenol	N.D.	6.01	65.0	57.4	109.0	32.8
+ EIC (139.0) Scan Dec3023.D			139.0, 65.0, 109.0			
						
2,4-Dimethylphenol	N.D.	6.13	107.0	109.1	77.0	32.4
+ EIC (122.0) Scan Dec3023.D			122.0, 107.0, 77.0			
						
bis(-2-Chloroethoxy)Methane	N.D.	6.22	63.0	90.7	95.0	31.7
+ EIC (93.0) Scan Dec3023.D			93.0, 63.0, 95.0			
						
Benzoic Acid	N.D.	6.30	122.0	87.4	77.0	73.1
+ EIC (105.0) Scan Dec3023.D			105.0, 122.0, 77.0			
						

Quantitation Results Report (QT Reviewed)

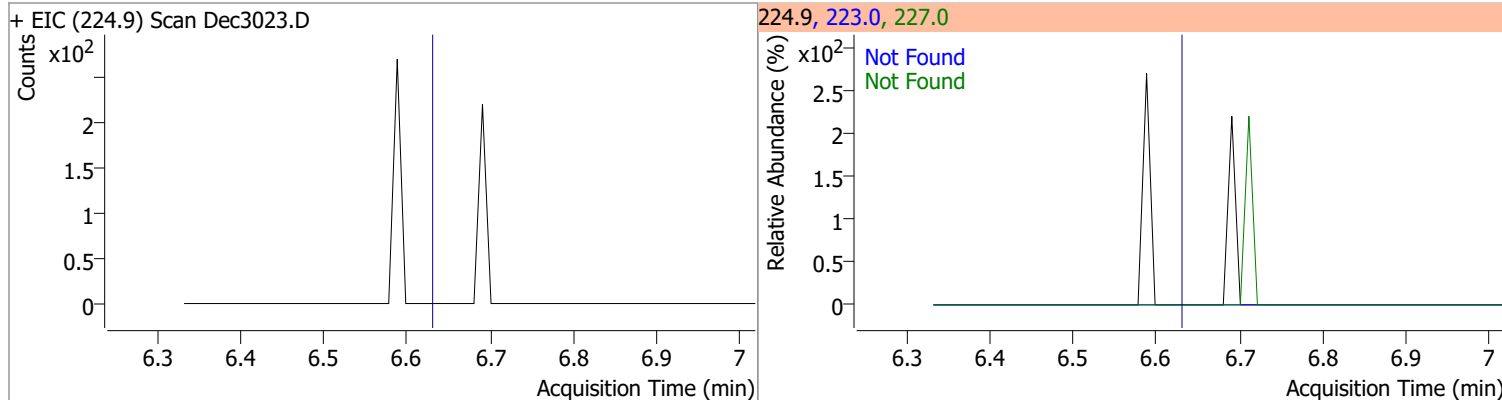
Compound	Conc.	Exp RT	QIon	Exp Ratio	QIon	Exp Ratio
2,4-Dichlorophenol	N.D.	6.31	164.0	62.0	98.0	32.4
+ EIC (162.0) Scan Dec3023.D			162.0, 164.0, 98.0			
						
1,2,4-Trichlorobenzene	N.D.	6.38	182.0	94.1	145.0	30.4
+ EIC (180.0) Scan Dec3023.D			180.0, 182.0, 145.0			
						
Naphthalene	N.D.	6.46	129.0	10.9	102.0	9.3
+ EIC (128.0) Scan Dec3023.D			128.0, 129.0, 102.0			
						
4-Chlorophenol	N.D.	6.52	128.0	309.7		
+ EIC (130.0) Scan Dec3023.D			130.0, 128.0			
						

Quantitation Results Report (QT Reviewed)

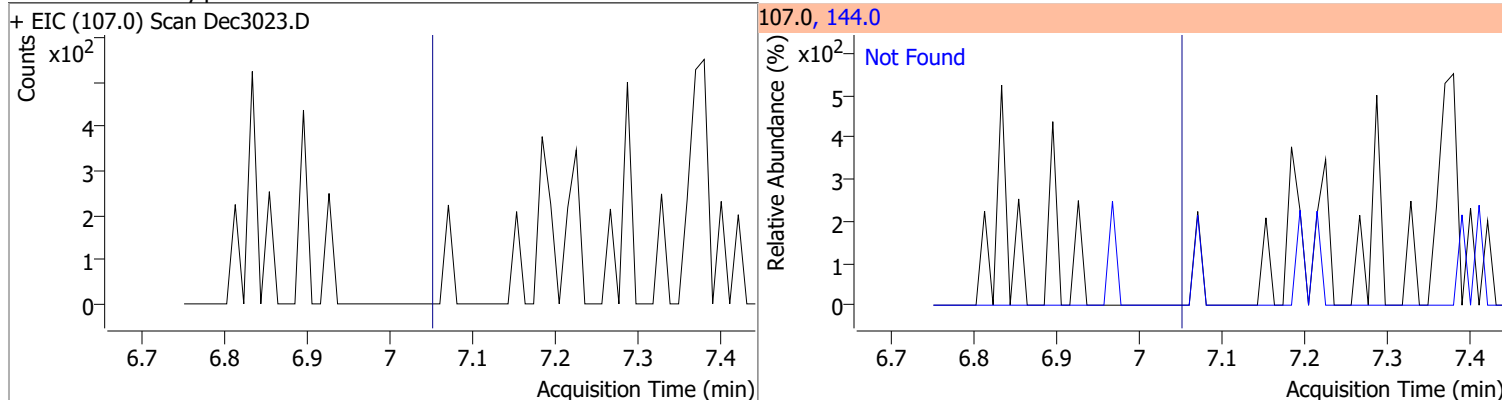
Compound	Conc.	Exp RT	QIon	Exp Ratio	QIon	Exp Ratio
p-Chloroaniline	N.D.	6.56	65.0	37.5	129.0	29.2



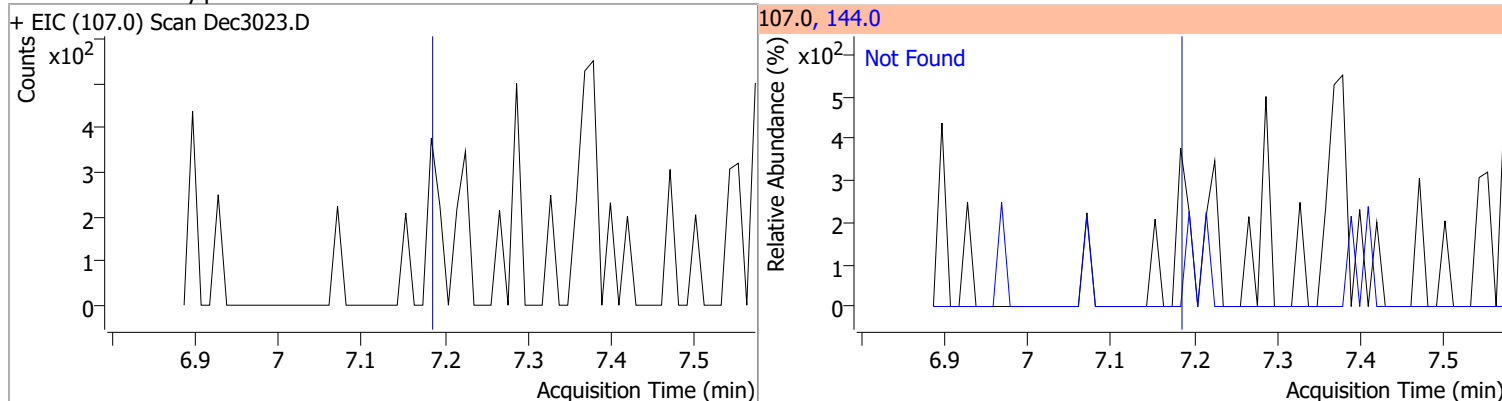
Compound	Conc.	Exp RT	QIon	Exp Ratio	QIon	Exp Ratio
Hexachlorobutadiene	N.D.	6.63	227.0	66.6	223.0	60.8



Compound	Conc.	Exp RT	QIon	Exp Ratio
4-Chloro-2-Methylphenol	N.D.	7.05	144.0	26.6



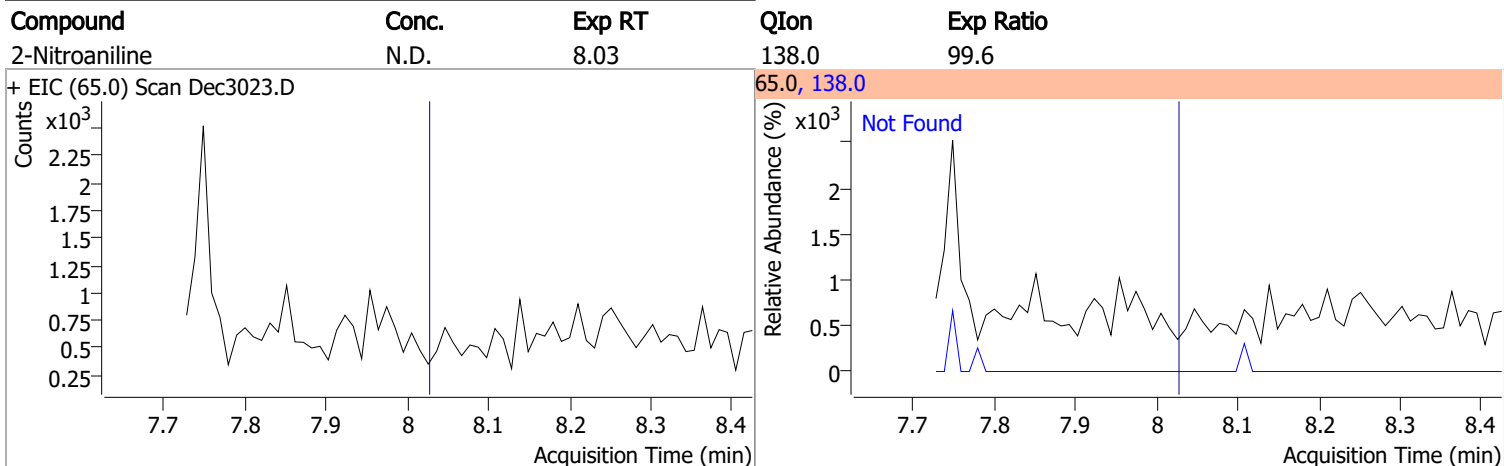
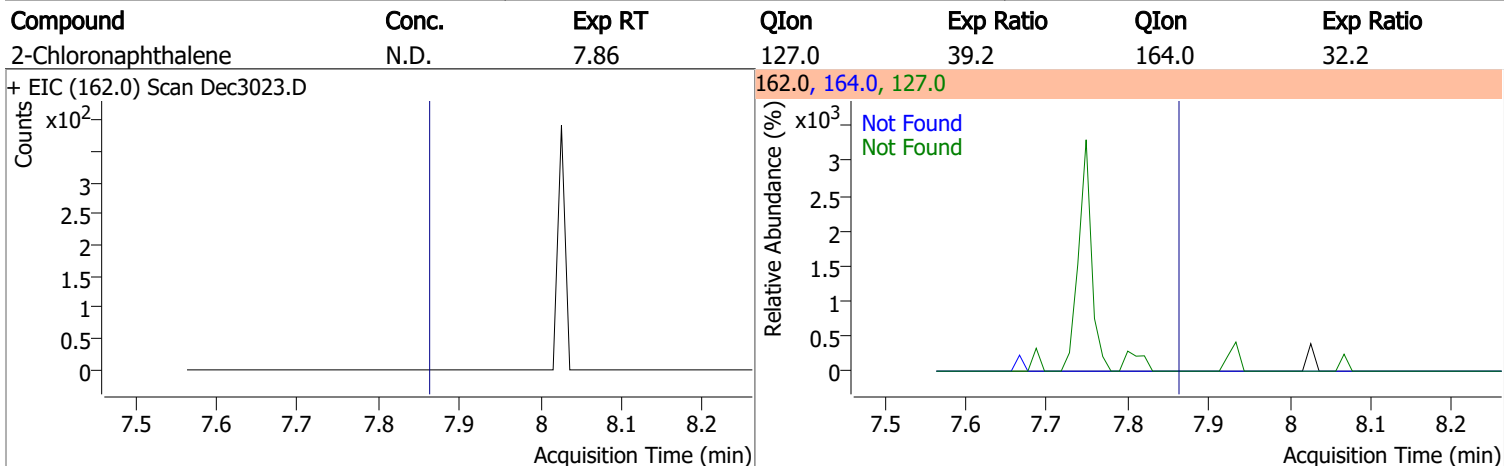
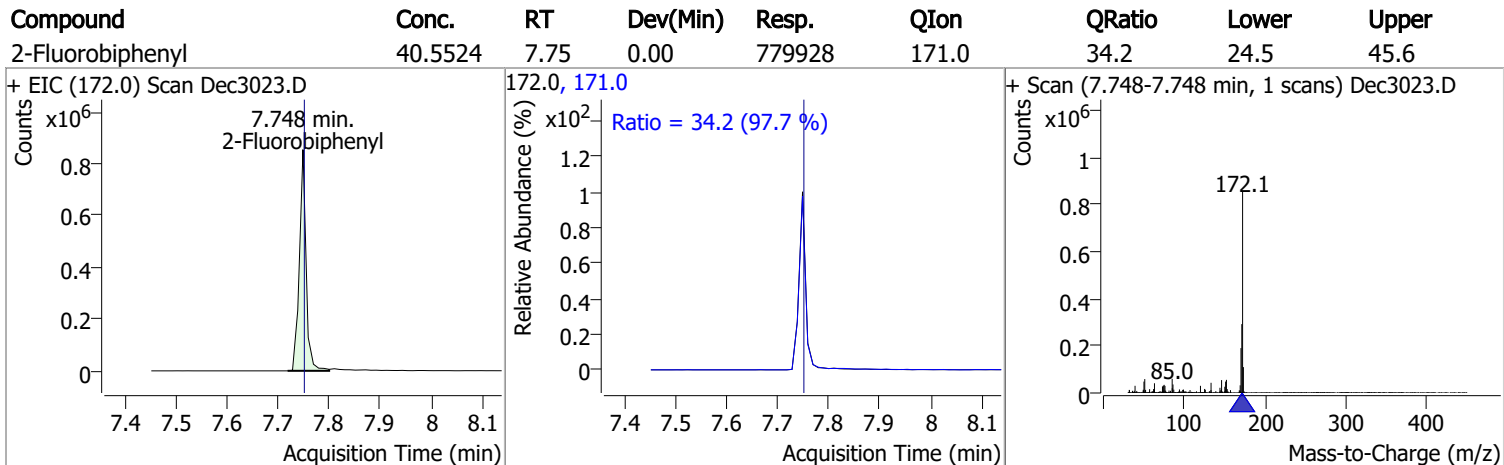
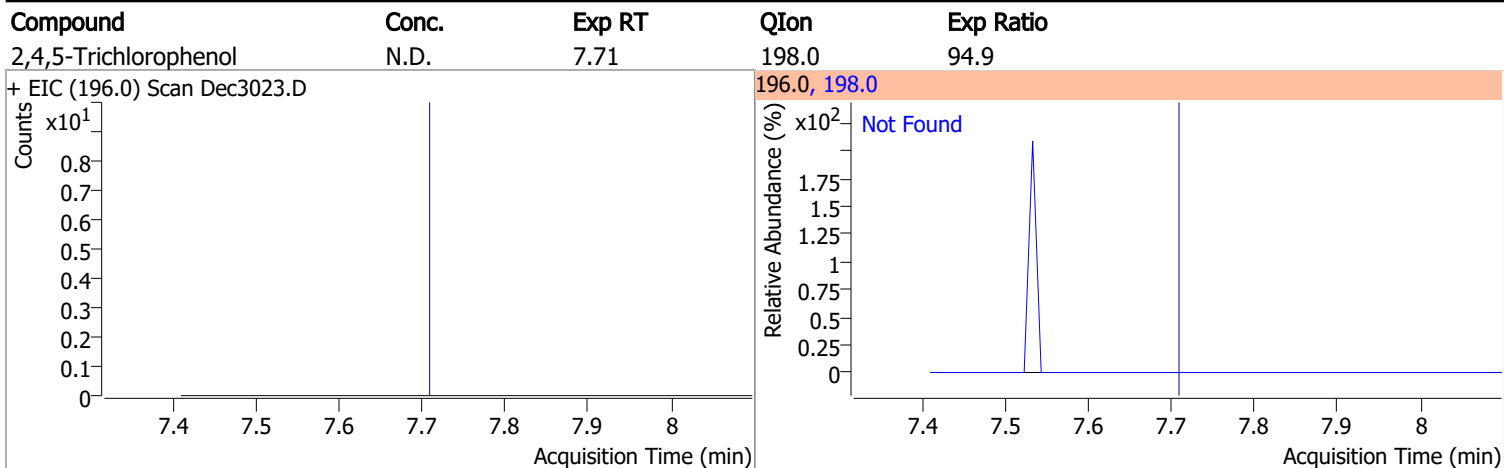
Compound	Conc.	Exp RT	QIon	Exp Ratio
4-Chloro-3-Methylphenol	N.D.	7.18	144.0	27.6



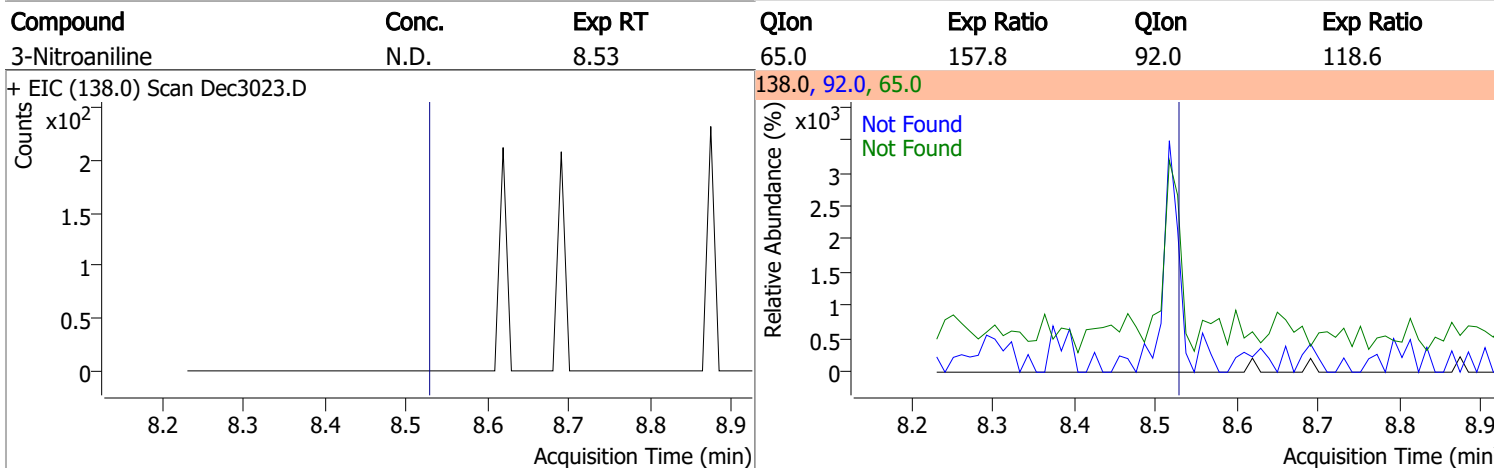
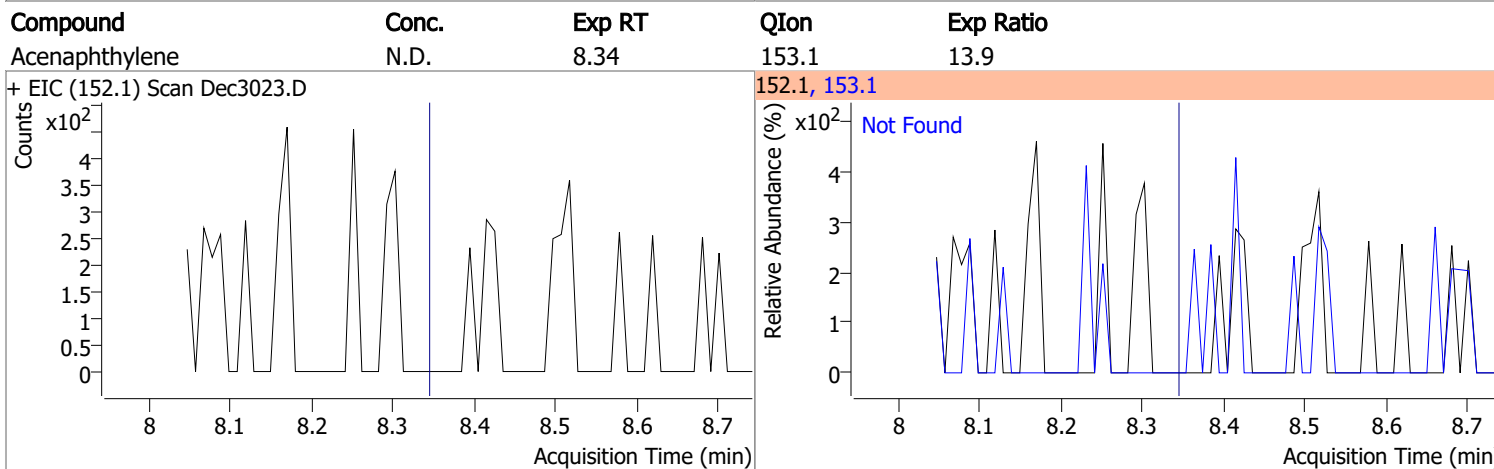
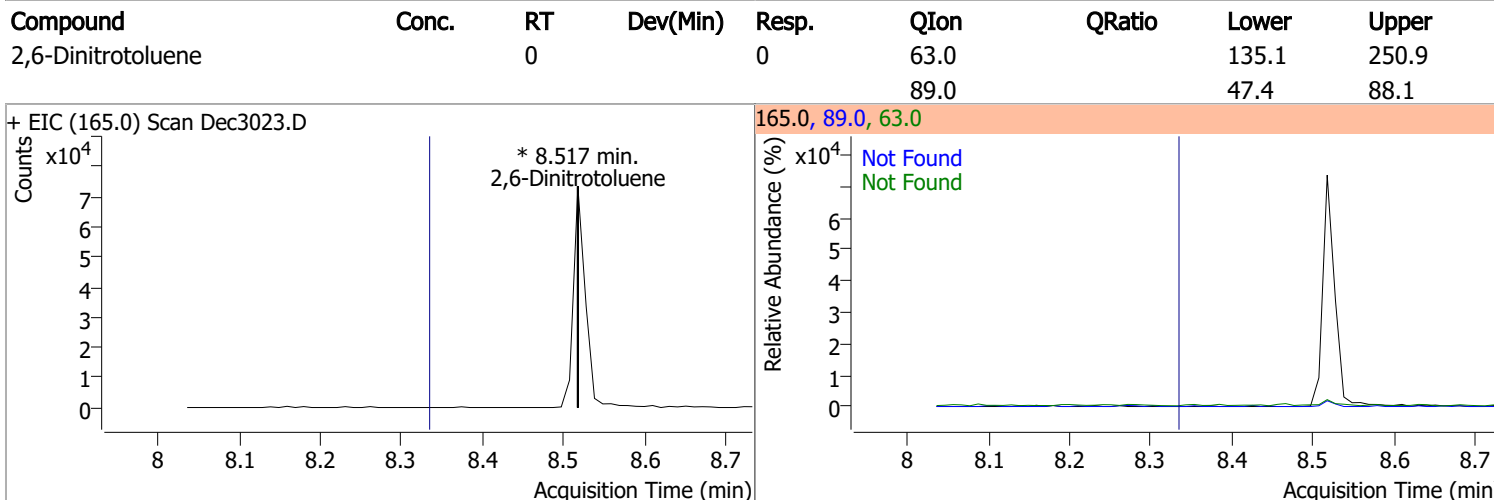
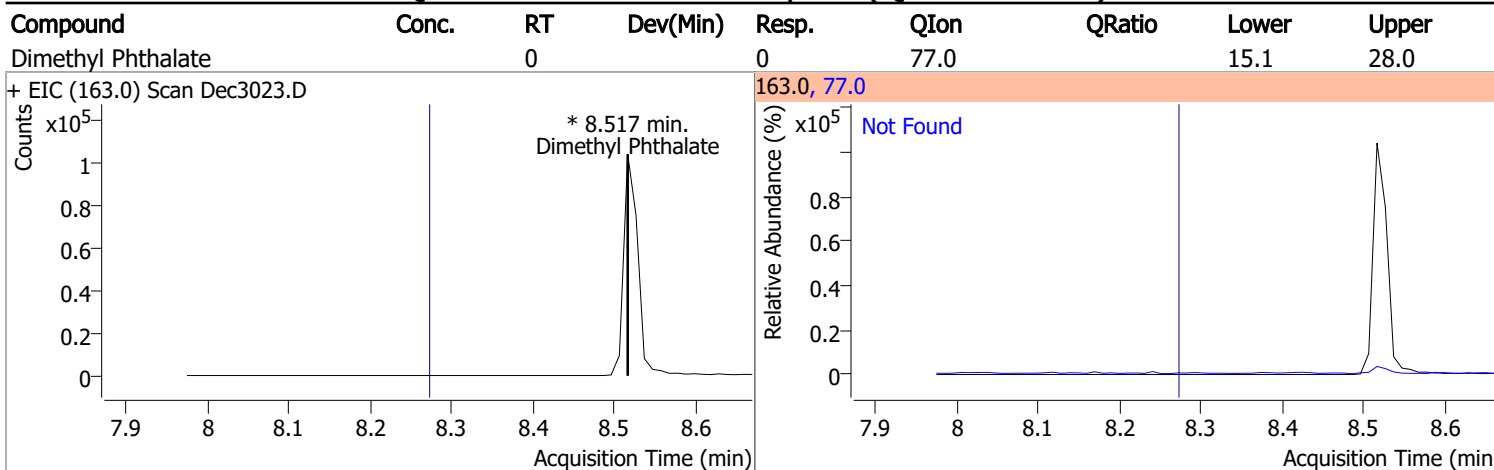
Quantitation Results Report (QT Reviewed)

Compound	Conc.	Exp RT	QIon	Exp Ratio	QIon	Exp Ratio
2-Methylnaphthalene	N.D.	7.29	142.0	114.8	115.0	42.0
+ EIC (141.0) Scan Dec3023.D			141.0, 142.0, 115.0			
1-Methylnaphthalene	N.D.	7.40	142.0	111.0	115.0	42.5
+ EIC (141.0) Scan Dec3023.D			141.0, 142.0, 115.0			
Hexachlorocyclopentadiene	N.D.	7.48	234.9	64.7	238.9	64.1
+ EIC (236.9) Scan Dec3023.D			236.9, 238.9, 234.9			
2,4,6-Trichlorophenol	N.D.	7.65	198.0	94.4		
+ EIC (196.0) Scan Dec3023.D			196.0, 198.0			

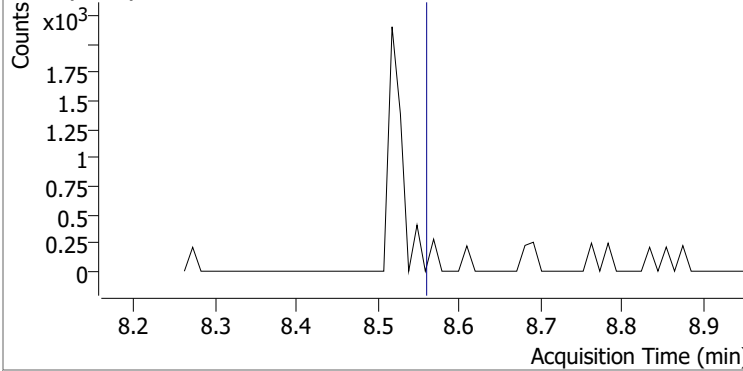
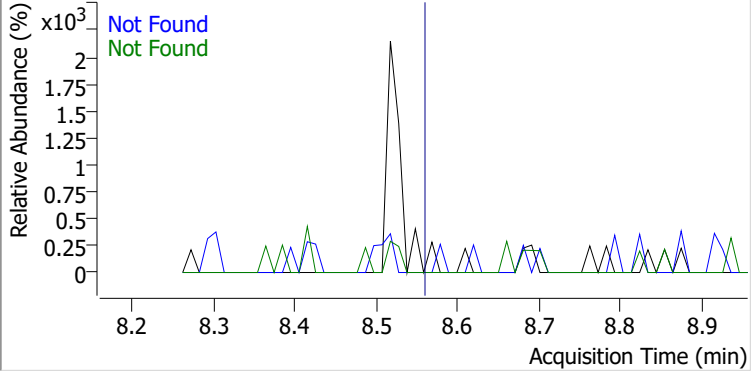
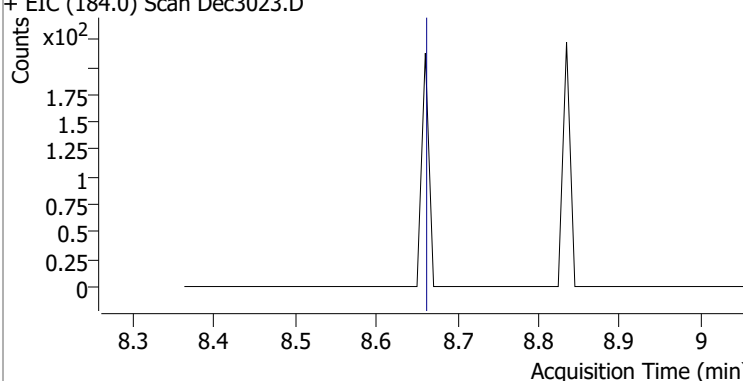
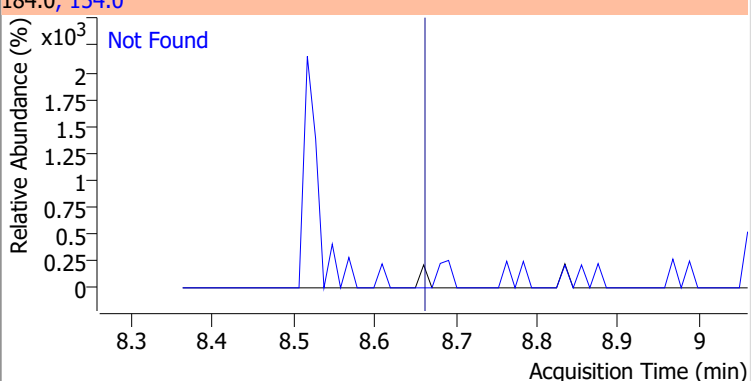
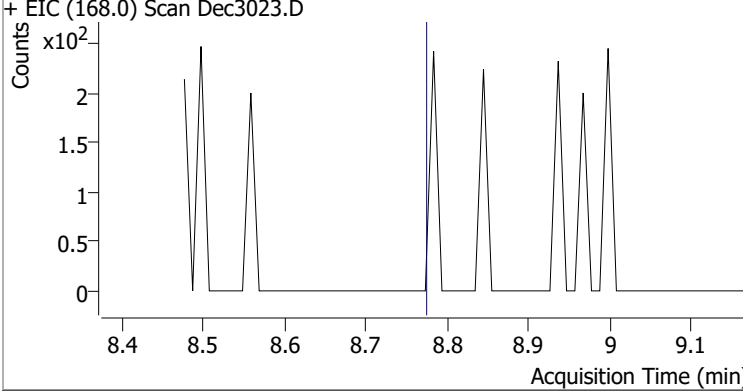
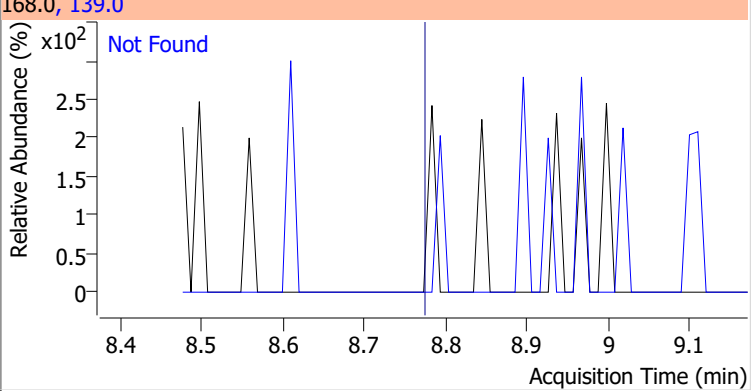
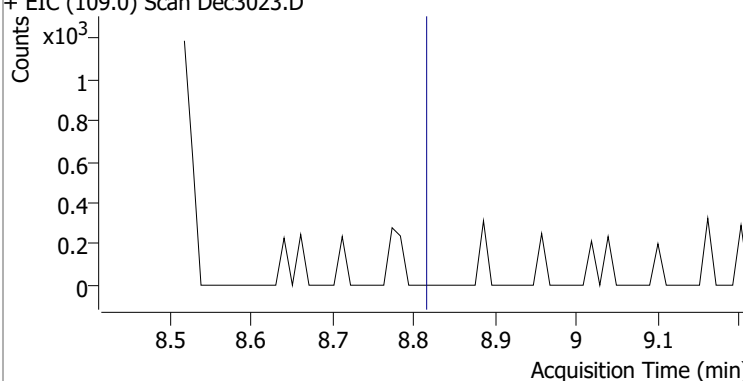
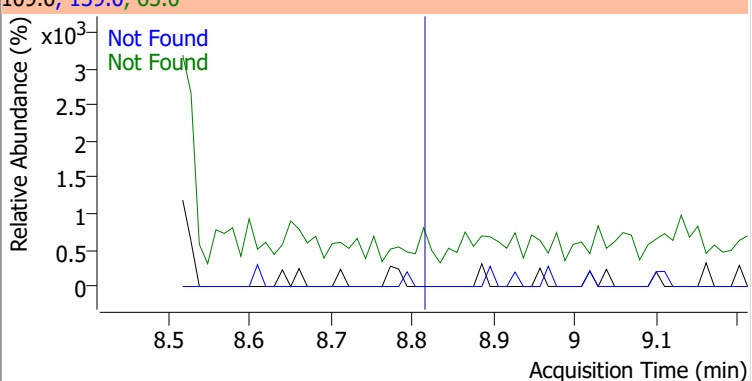
Quantitation Results Report (QT Reviewed)



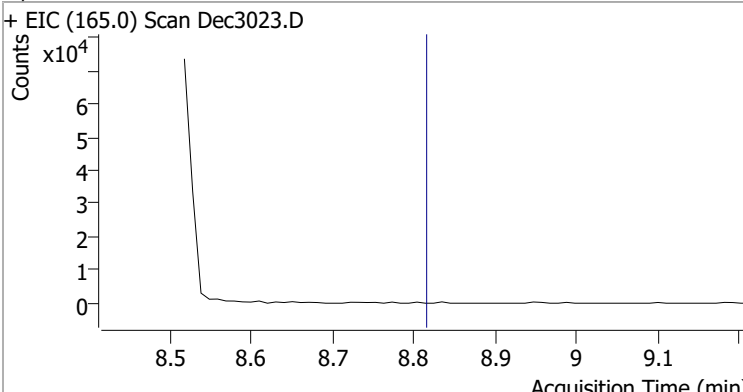
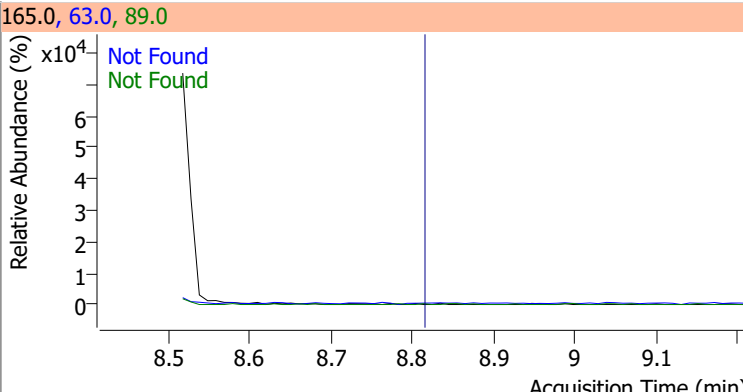
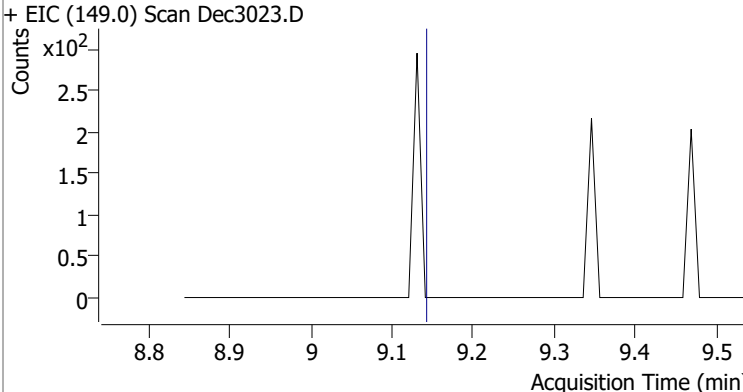
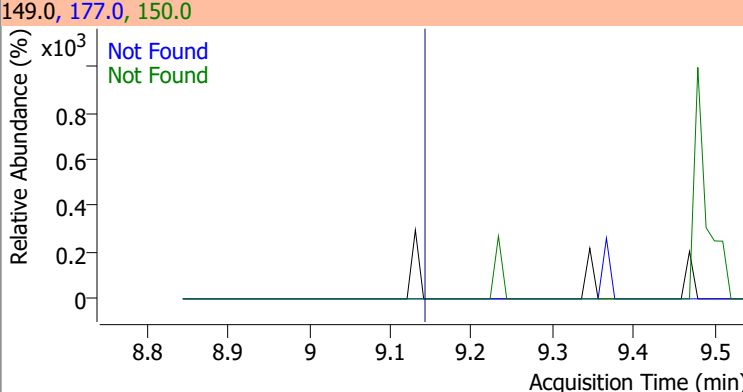
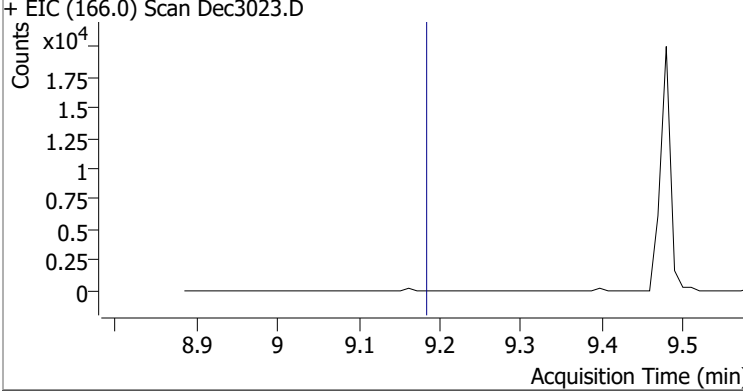
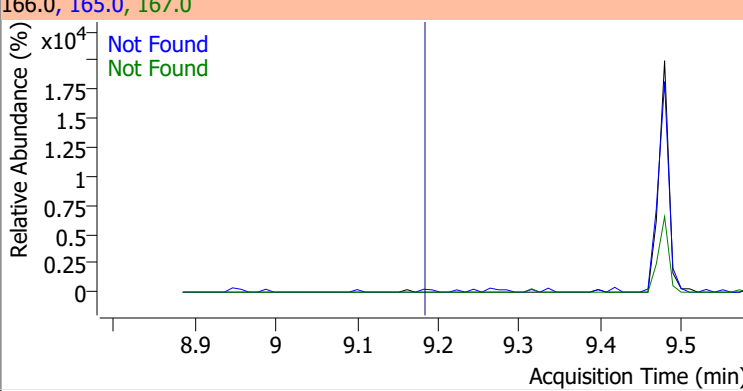
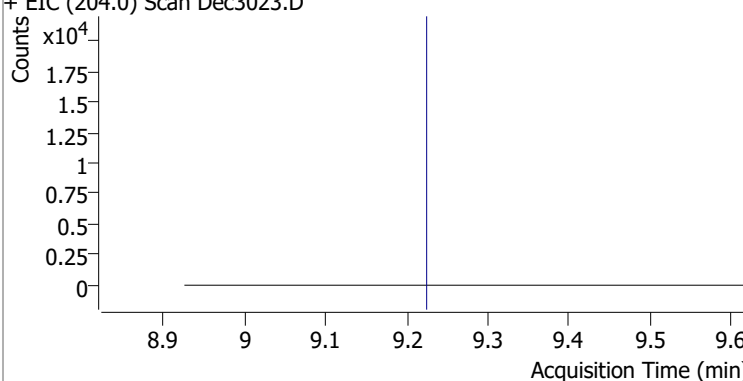
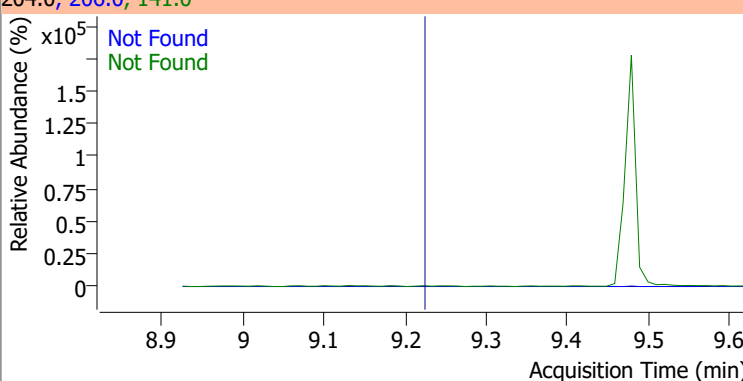
Quantitation Results Report (QT Reviewed)



Quantitation Results Report (QT Reviewed)

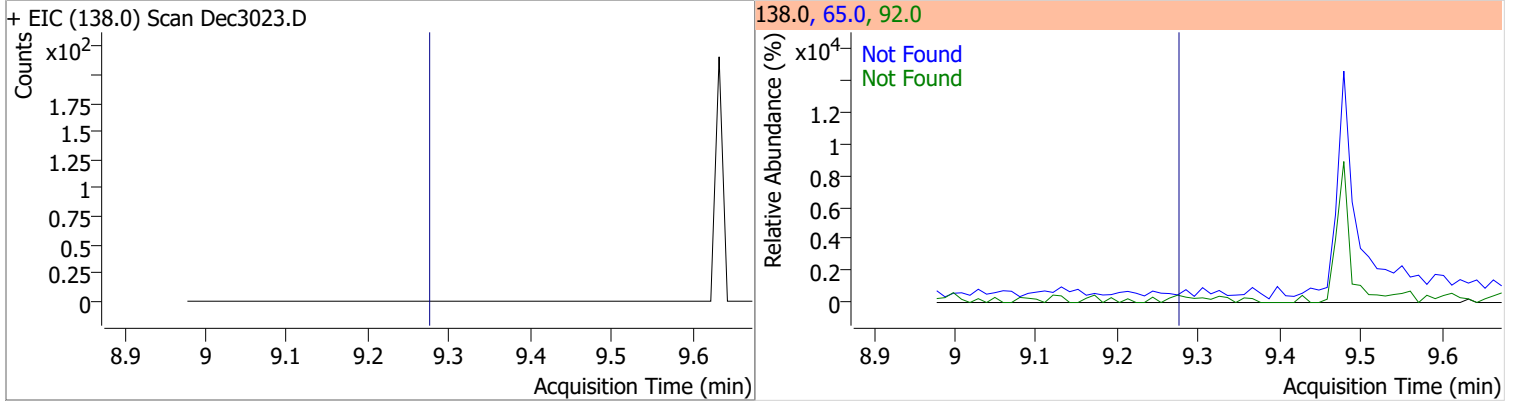
Compound	Conc.	Exp RT	QIon	Exp Ratio	QIon	Exp Ratio
Acenaphthene	N.D.	8.56	153.0	109.6	152.0	52.7
+ EIC (154.0) Scan Dec3023.D			154.0, 152.0, 153.0			
						
2,4-Dinitrophenol	N.D.	8.66	154.0	55.5		
+ EIC (184.0) Scan Dec3023.D			184.0, 154.0			
						
Dibenzofuran	N.D.	8.77	139.0	38.2		
+ EIC (168.0) Scan Dec3023.D			168.0, 139.0			
						
4-Nitrophenol	N.D.	8.81	65.0	85.8	139.0	70.9
+ EIC (109.0) Scan Dec3023.D			109.0, 139.0, 65.0			
						

Quantitation Results Report (QT Reviewed)

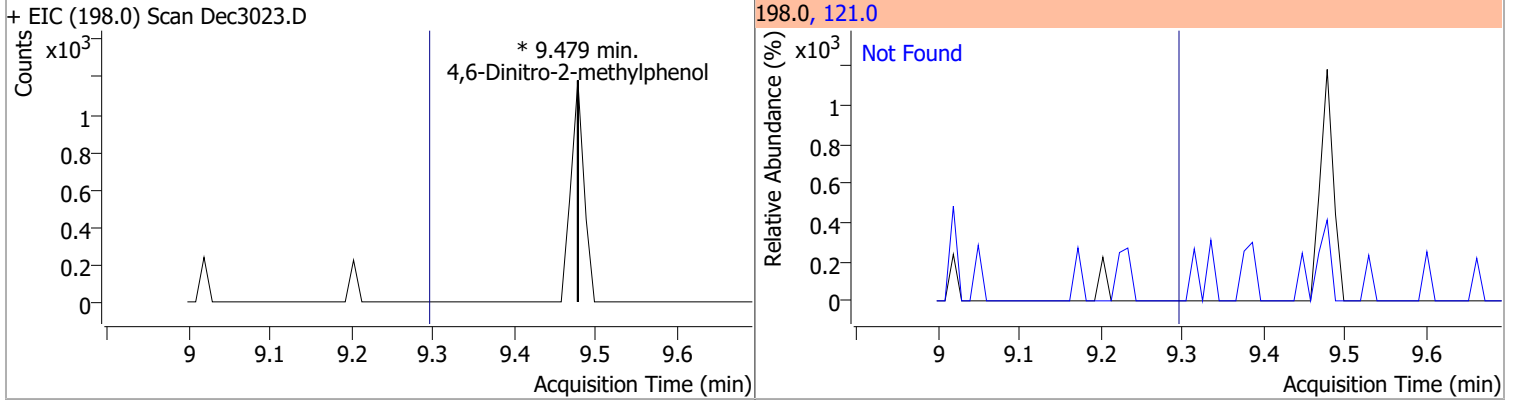
Compound	Conc.	Exp RT	QIon	Exp Ratio	QIon	Exp Ratio
2,4-Dinitrotoluene	N.D.	8.81	63.0	89.4	89.0	79.1
+ EIC (165.0) Scan Dec3023.D			165.0, 63.0, 89.0			
						
Diethylphthalate	N.D.	9.14	177.0	19.4	150.0	12.3
+ EIC (149.0) Scan Dec3023.D			149.0, 177.0, 150.0			
						
Fluorene	N.D.	9.18	165.0	88.8	167.0	12.9
+ EIC (166.0) Scan Dec3023.D			166.0, 165.0, 167.0			
						
4-Chlorophenyl-phenylether	N.D.	9.22	141.0	65.7	206.0	32.4
+ EIC (204.0) Scan Dec3023.D			204.0, 206.0, 141.0			
						

Quantitation Results Report (QT Reviewed)

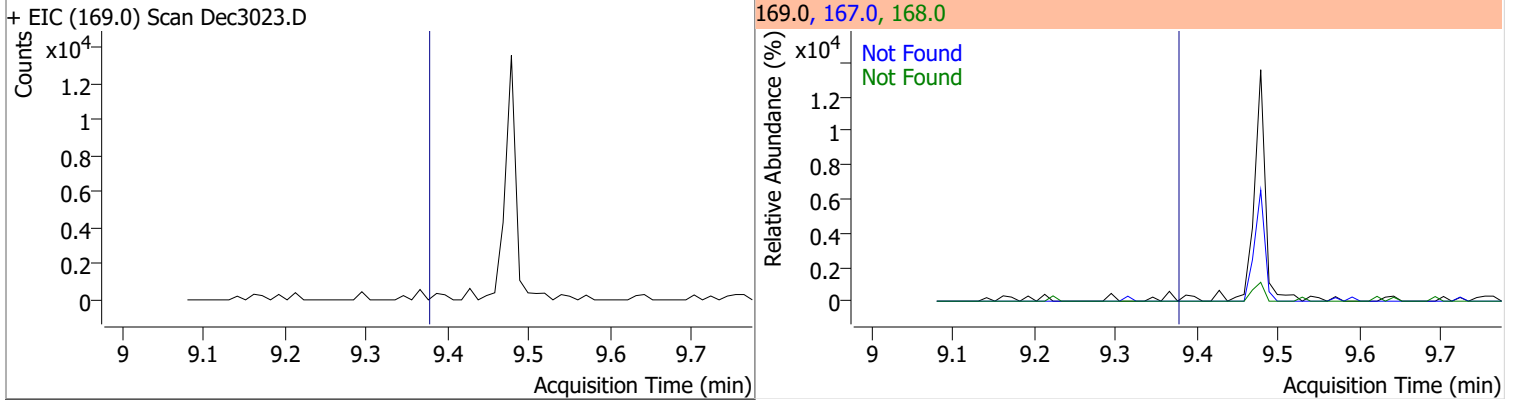
Compound	Conc.	Exp RT	QIon	Exp Ratio	QIon	Exp Ratio
4-Nitroaniline	N.D.	9.27	65.0	131.3	92.0	49.5



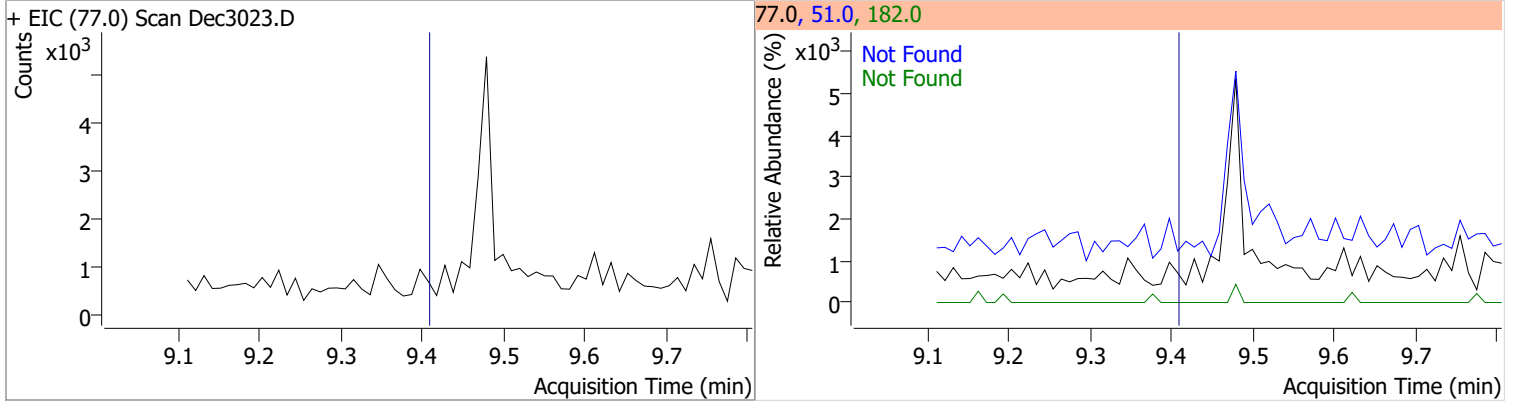
Compound	Conc.	RT	Dev(Min)	Resp.	QIon	QRatio	Lower	Upper
4,6-Dinitro-2-methylphenol	0	0	0	0	121.0		37.1	68.8



Compound	Conc.	Exp RT	QIon	Exp Ratio	QIon	Exp Ratio
N-nitrosodiphenylamine	N.D.	9.38	168.0	66.6	167.0	35.0

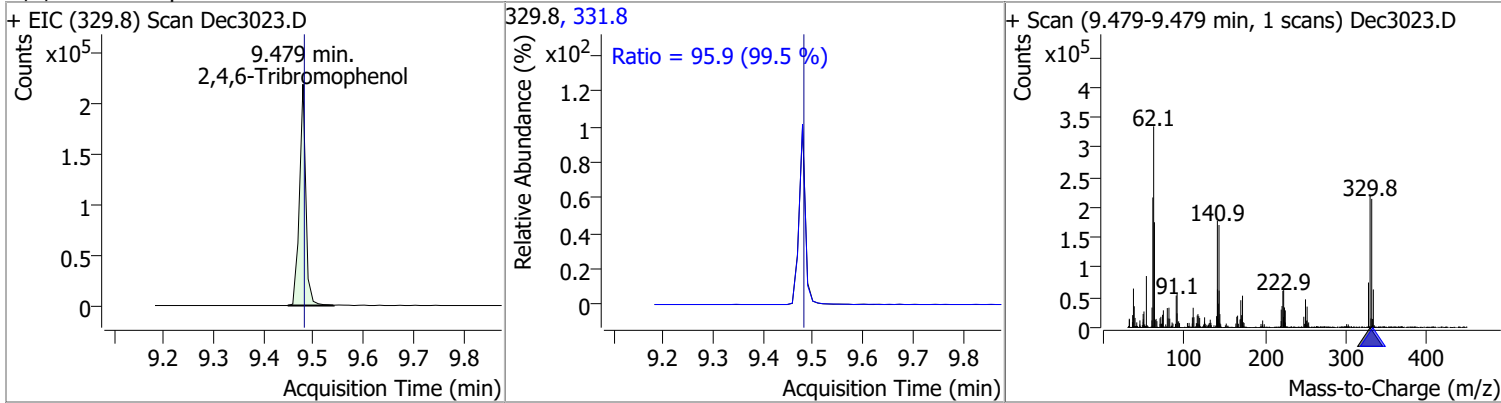


Compound	Conc.	Exp RT	QIon	Exp Ratio	QIon	Exp Ratio
Azobenzene	N.D.	9.41	51.0	49.7	182.0	23.1

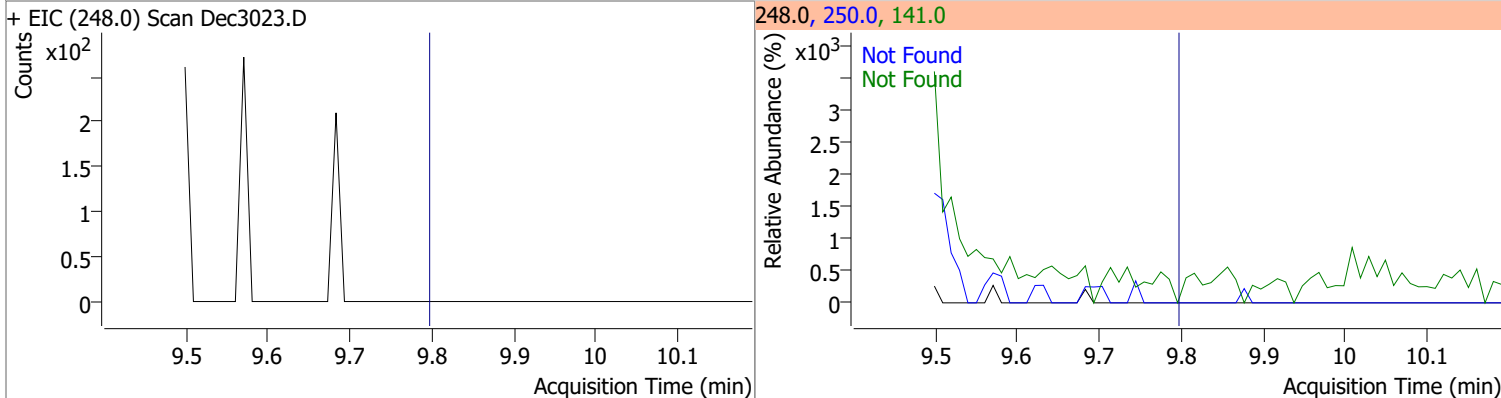


Quantitation Results Report (QT Reviewed)

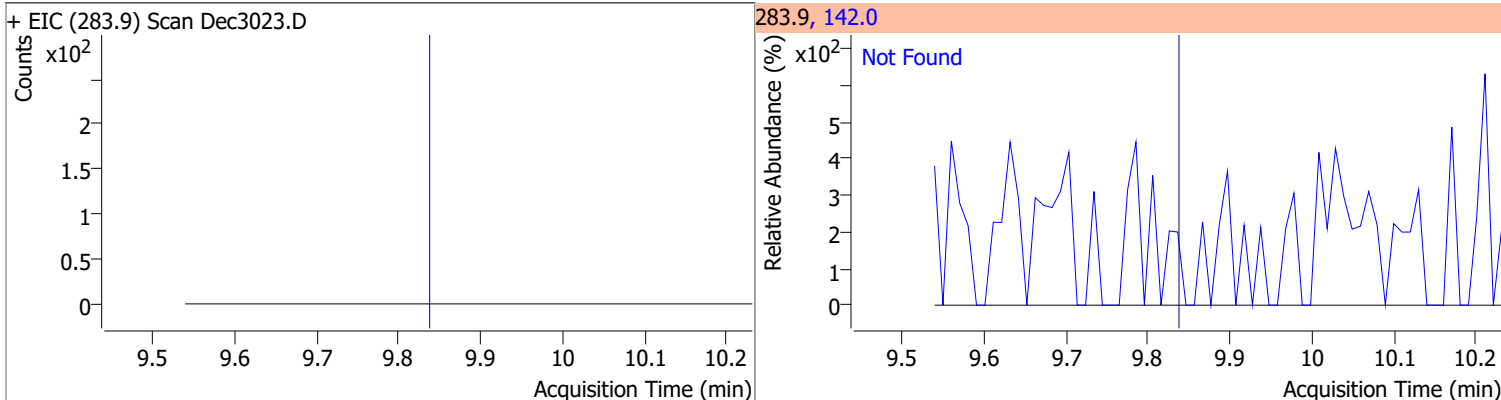
Compound	Conc.	RT	Dev(Min)	Resp.	QIon	QRatio	Lower	Upper
2,4,6-Tribromophenol	200.9971	9.48	0.00	194338	331.8	95.9	67.5	125.3



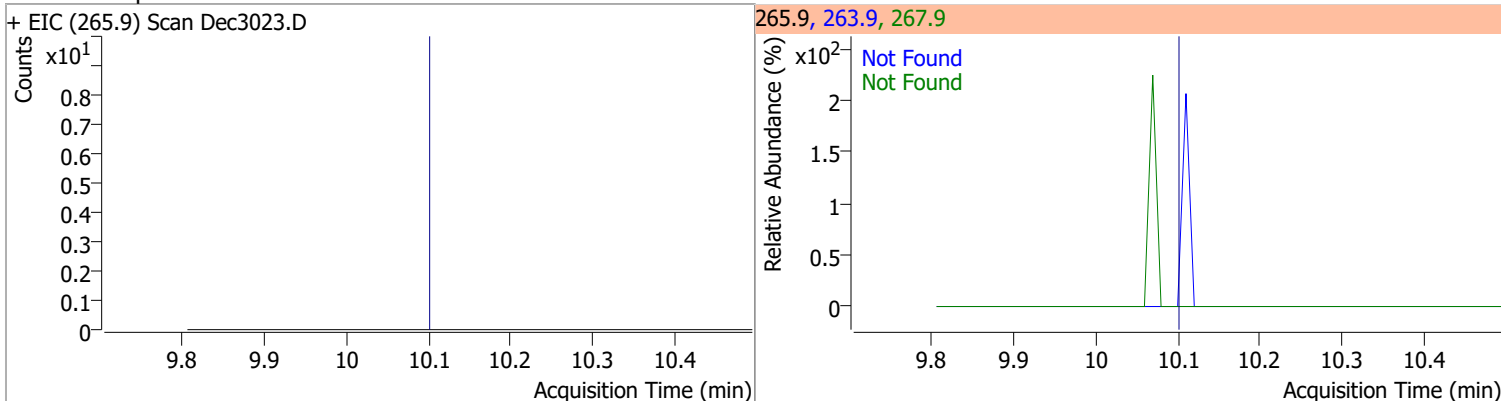
Compound	Conc.	Exp RT	QIon	Exp Ratio	QIon	Exp Ratio
4-Bromophenyl-phenylether	N.D.	9.80	141.0	109.8	250.0	97.9



Compound	Conc.	Exp RT	QIon	Exp Ratio	QIon	Exp Ratio
Hexachlorobenzene	N.D.	9.84	142.0	64.6		

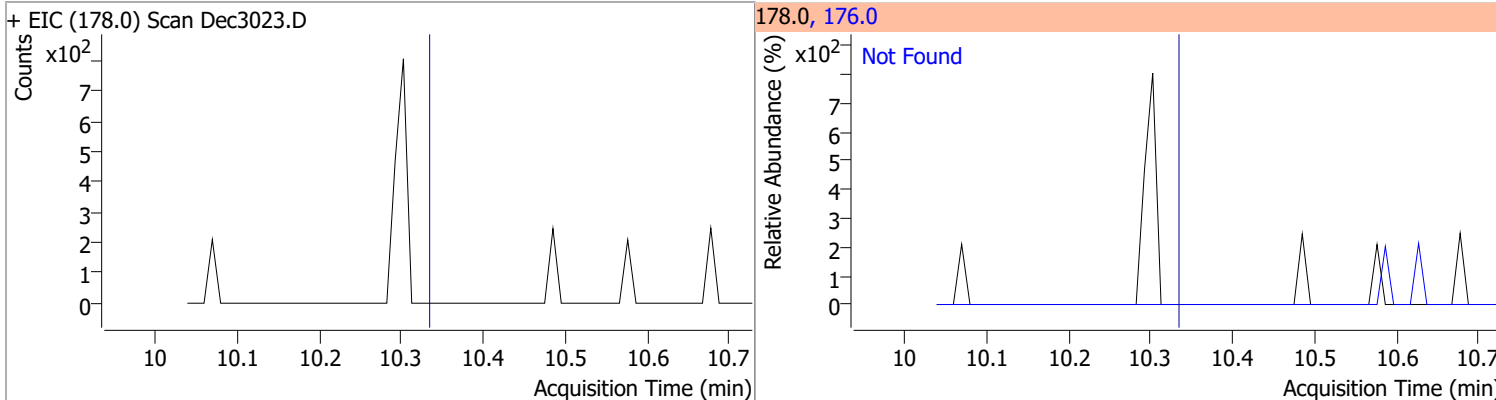


Compound	Conc.	Exp RT	QIon	Exp Ratio	QIon	Exp Ratio
Pentachlorophenol	N.D.	10.10	263.9	62.0	267.9	61.9

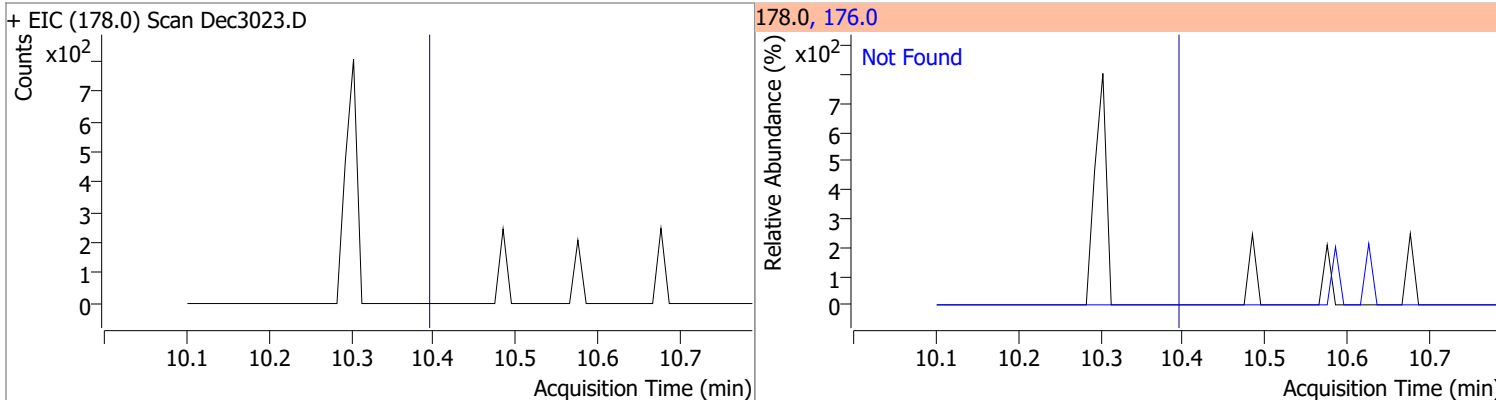


Quantitation Results Report (QT Reviewed)

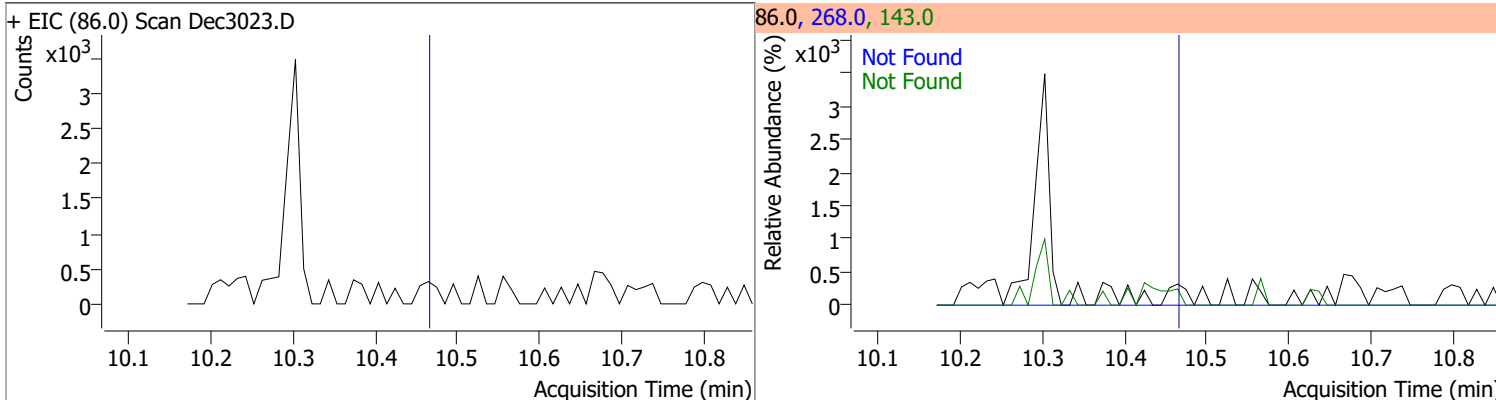
Compound	Conc.	Exp RT	QIon	Exp Ratio
Phenanthrene	N.D.	10.33	176.0	19.7



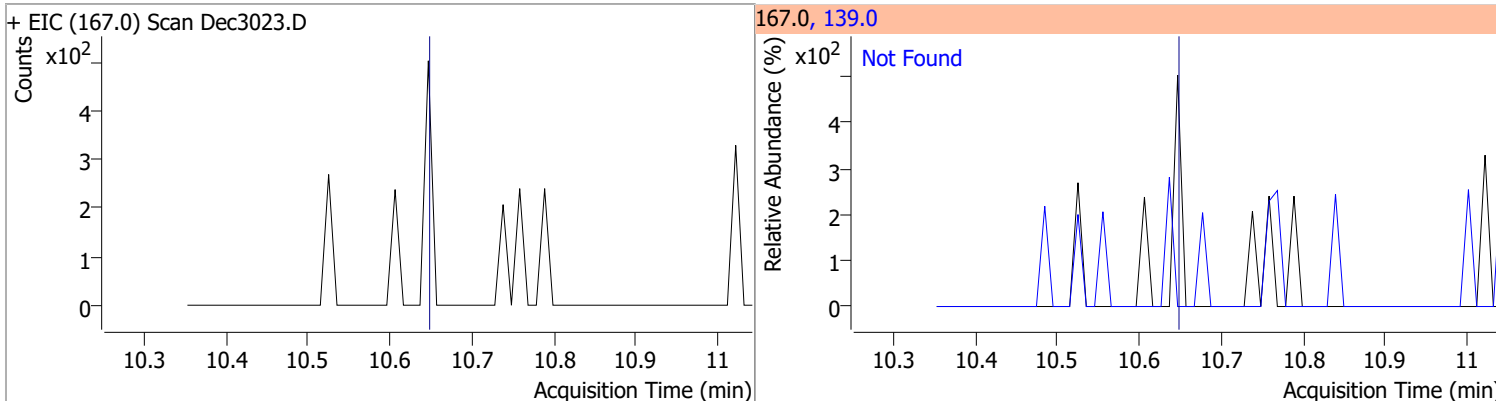
Compound	Conc.	Exp RT	QIon	Exp Ratio
Anthracene	N.D.	10.39	176.0	18.3



Compound	Conc.	Exp RT	QIon	Exp Ratio	QIon	Exp Ratio
Triallate	N.D.	10.46	143.0	22.0	268.0	18.2

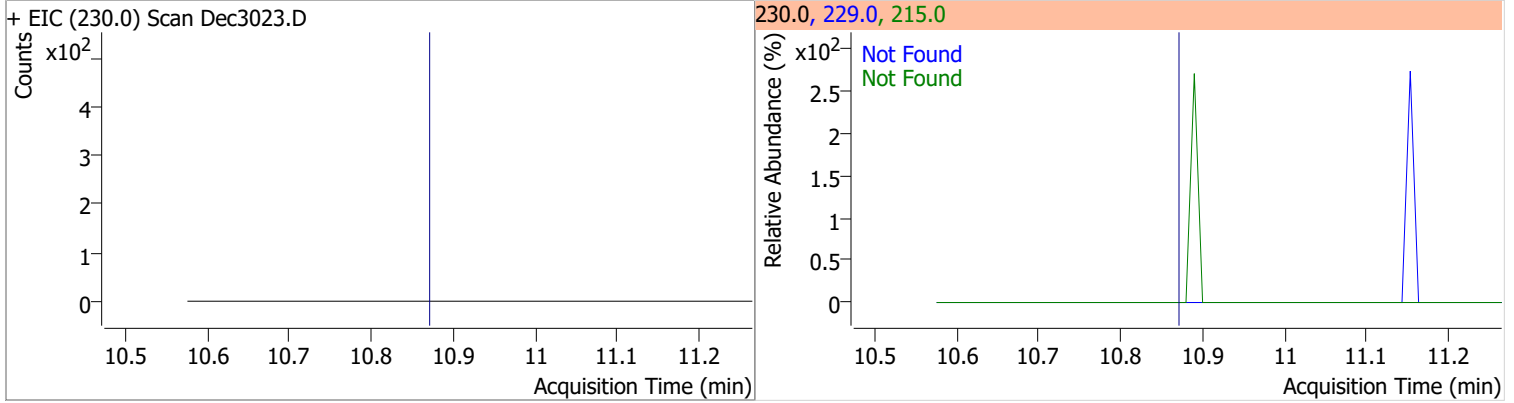


Compound	Conc.	Exp RT	QIon	Exp Ratio
Carbazole	N.D.	10.65	139.0	13.0

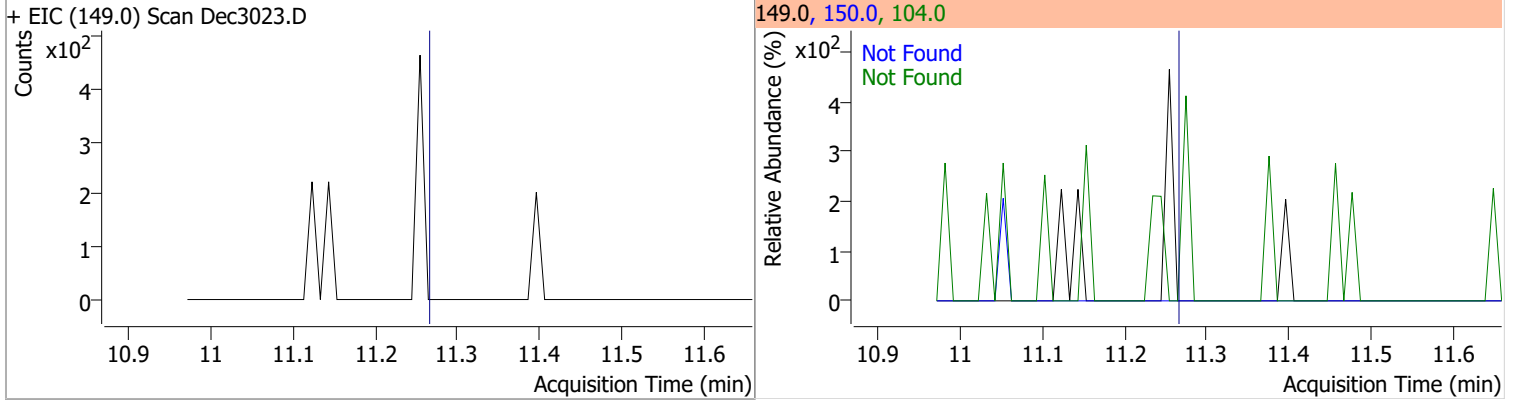


Quantitation Results Report (QT Reviewed)

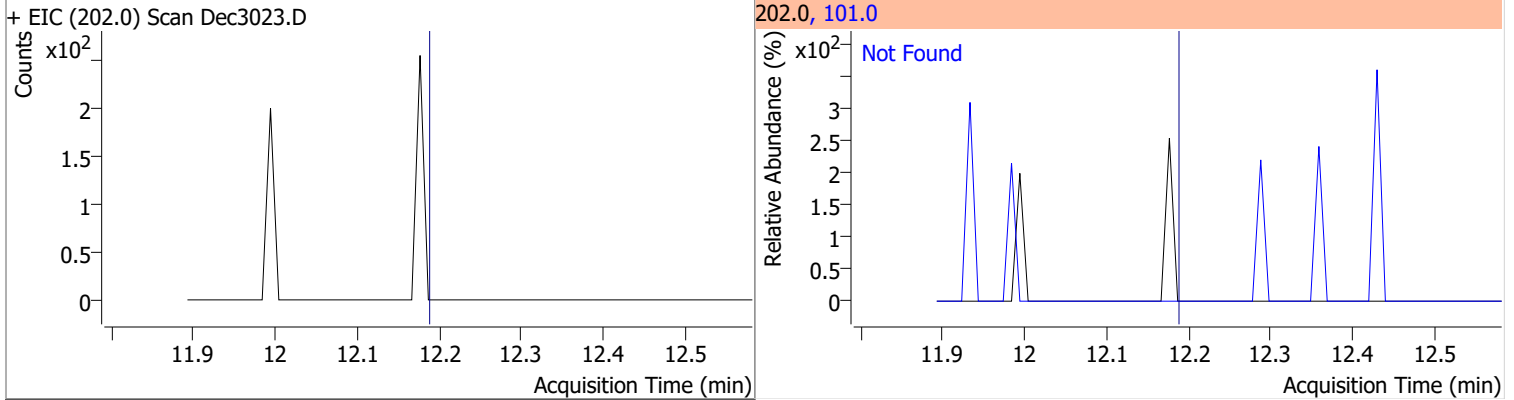
Compound	Conc.	Exp RT	QIon	Exp Ratio	QIon	Exp Ratio
o-Terphenyl	N.D.	10.87	229.0	67.7	215.0	38.2



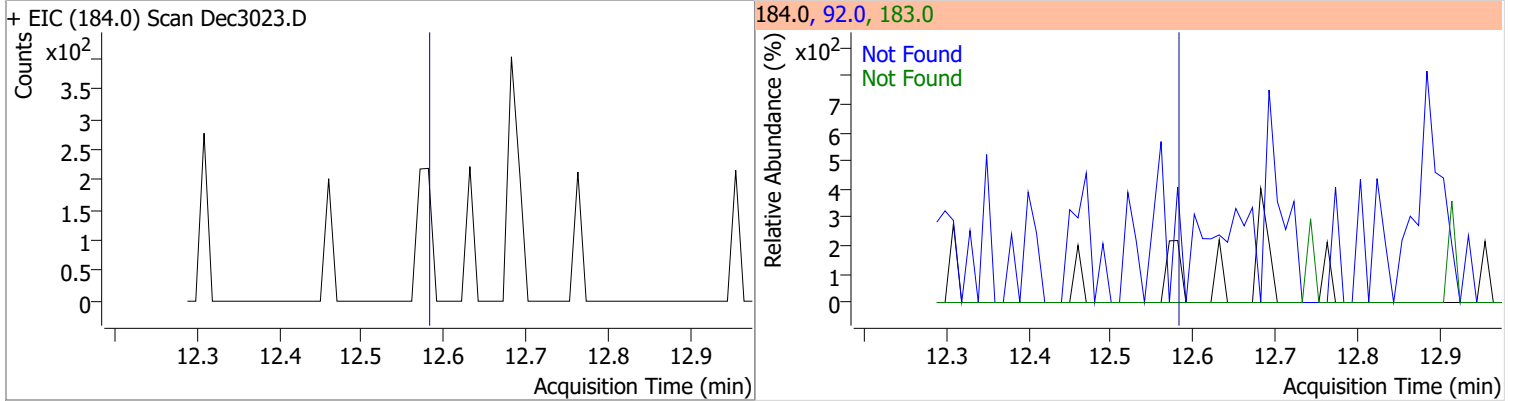
Compound	Conc.	Exp RT	QIon	Exp Ratio	QIon	Exp Ratio
Di-n-Butylphthalate	N.D.	11.26	150.0	9.1	104.0	6.2



Compound	Conc.	Exp RT	QIon	Exp Ratio
Fluoranthene	N.D.	12.19	101.0	15.0

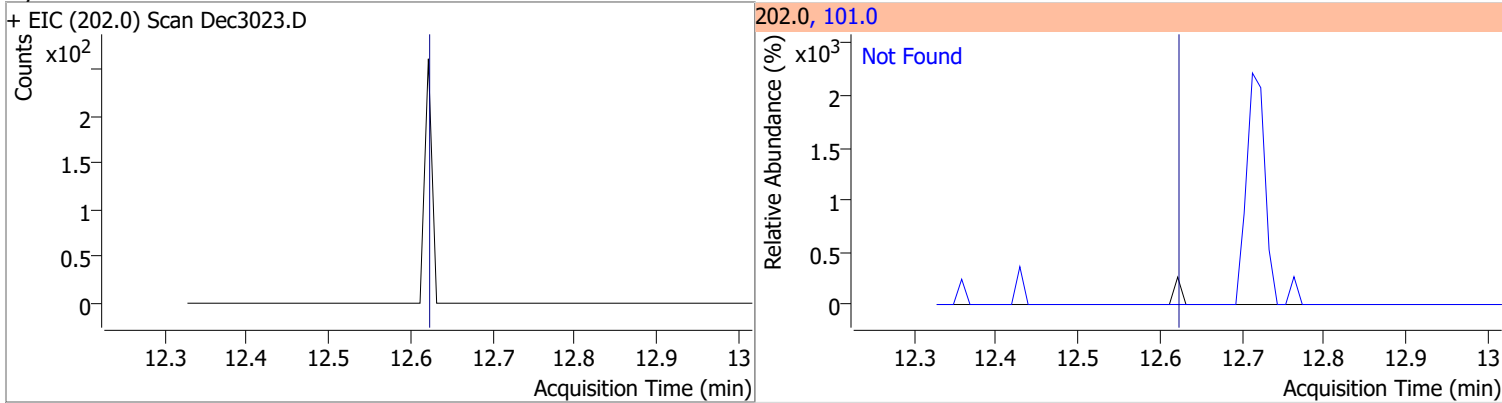


Compound	Conc.	Exp RT	QIon	Exp Ratio	QIon	Exp Ratio
Benzidine	N.D.	12.58	183.0	11.5	92.0	9.0

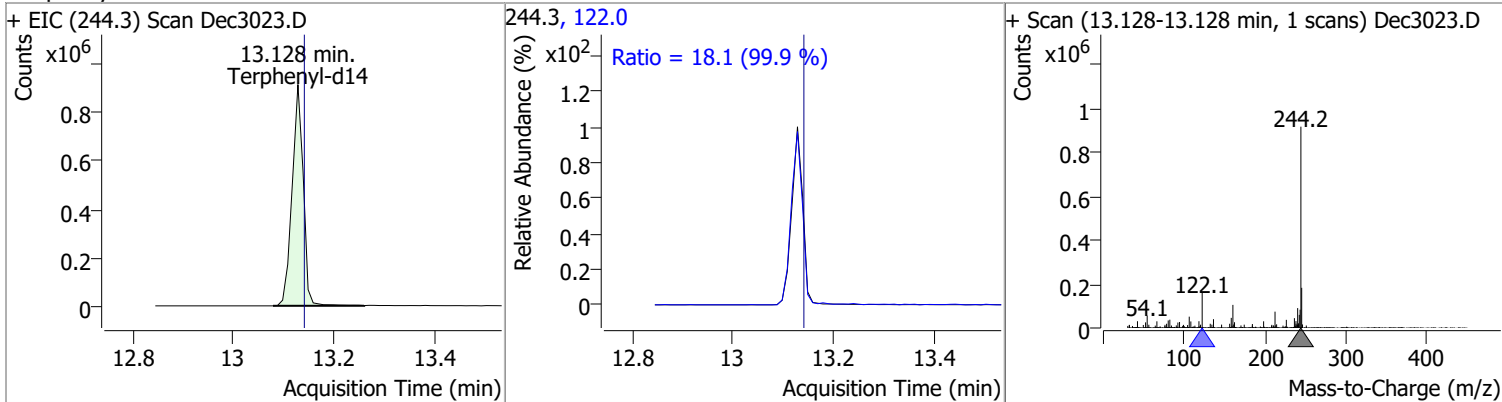


Quantitation Results Report (QT Reviewed)

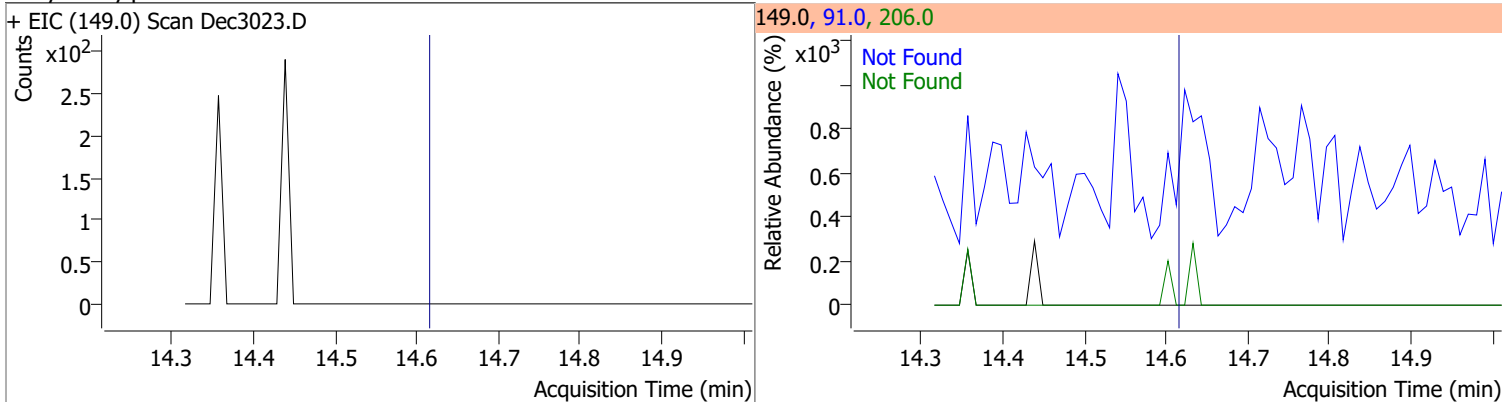
Compound	Conc.	Exp RT	QIon	Exp Ratio
Pyrene	N.D.	12.62	101.0	18.5



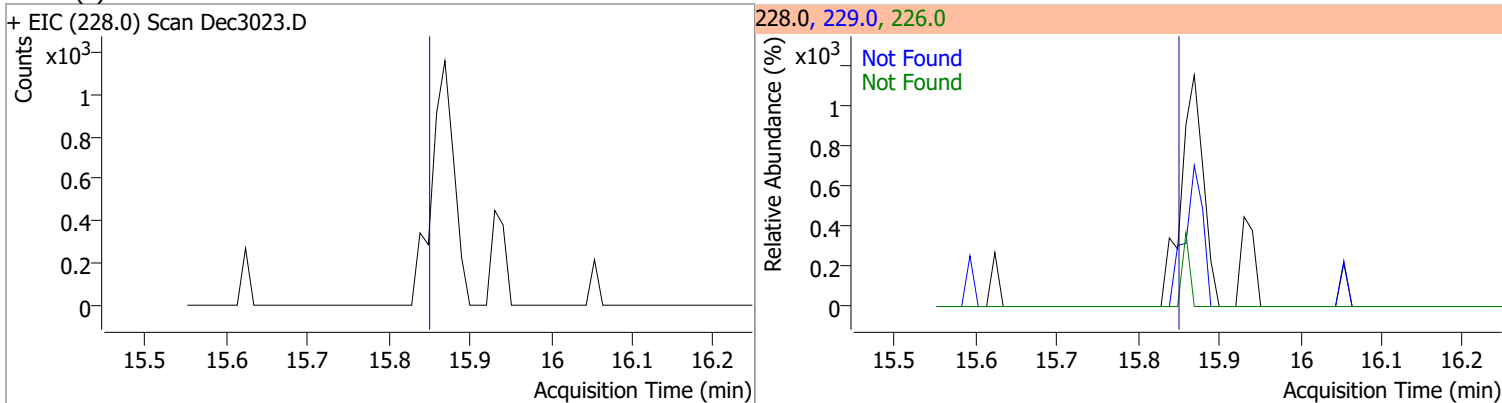
Compound	Conc.	RT	Dev(Min)	Resp.	QIon	QRatio	Lower	Upper
Terphenyl-d14	93.5655	13.13	-0.01	1414844	122.0	18.1	12.7	23.5



Compound	Conc.	Exp RT	QIon	Exp Ratio	QIon	Exp Ratio
Butylbenzylphthalate	N.D.	14.63	91.0	94.6	206.0	14.9

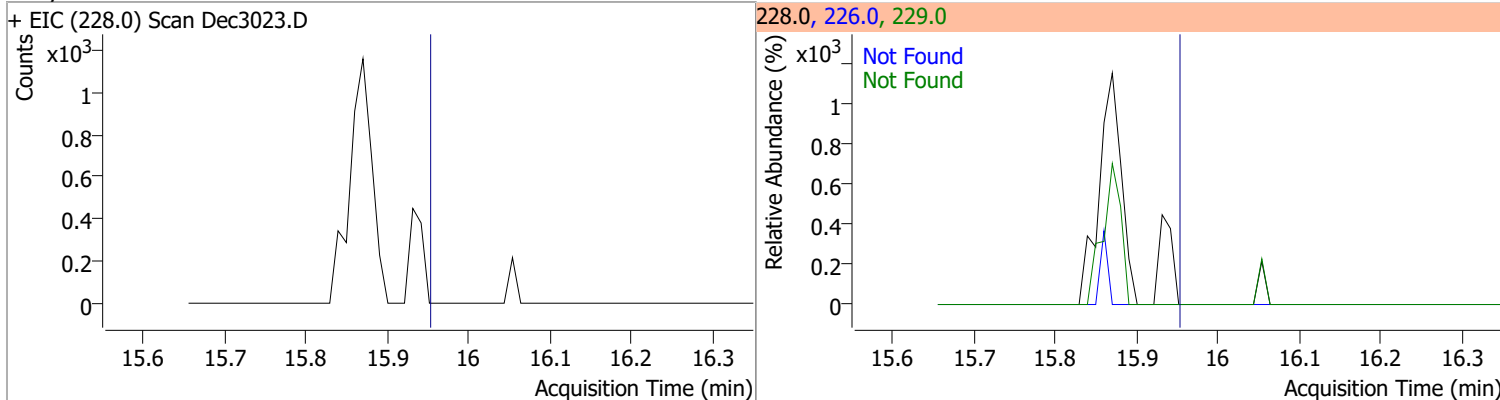


Compound	Conc.	Exp RT	QIon	Exp Ratio	QIon	Exp Ratio
Benzo(a)Anthracene	N.D.	15.87	226.0	26.7	229.0	21.3

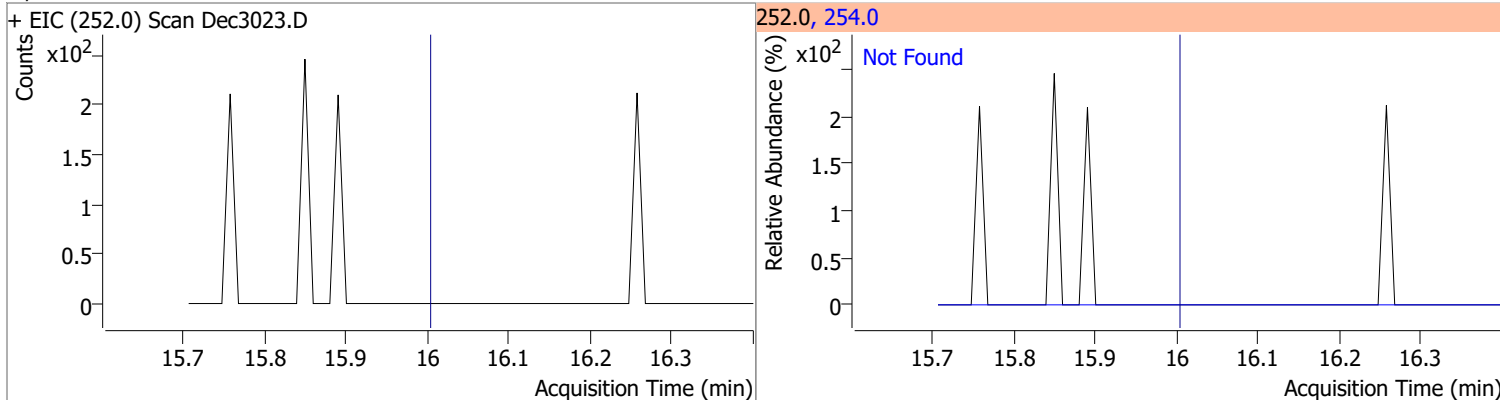


Quantitation Results Report (QT Reviewed)

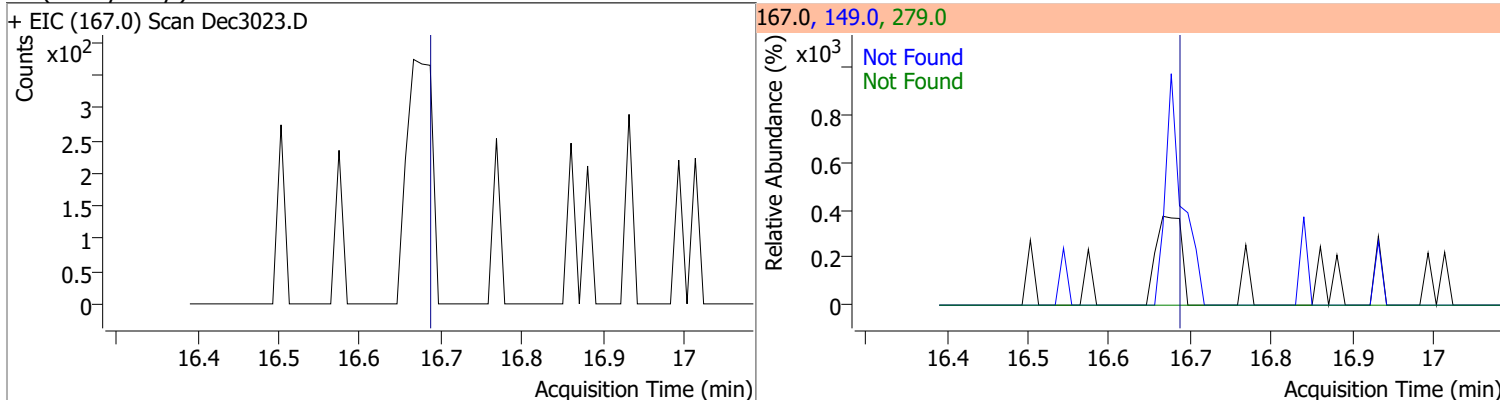
Compound	Conc.	Exp RT	QIon	Exp Ratio	QIon	Exp Ratio
Chrysene	N.D.	15.97	226.0	30.6	229.0	20.9



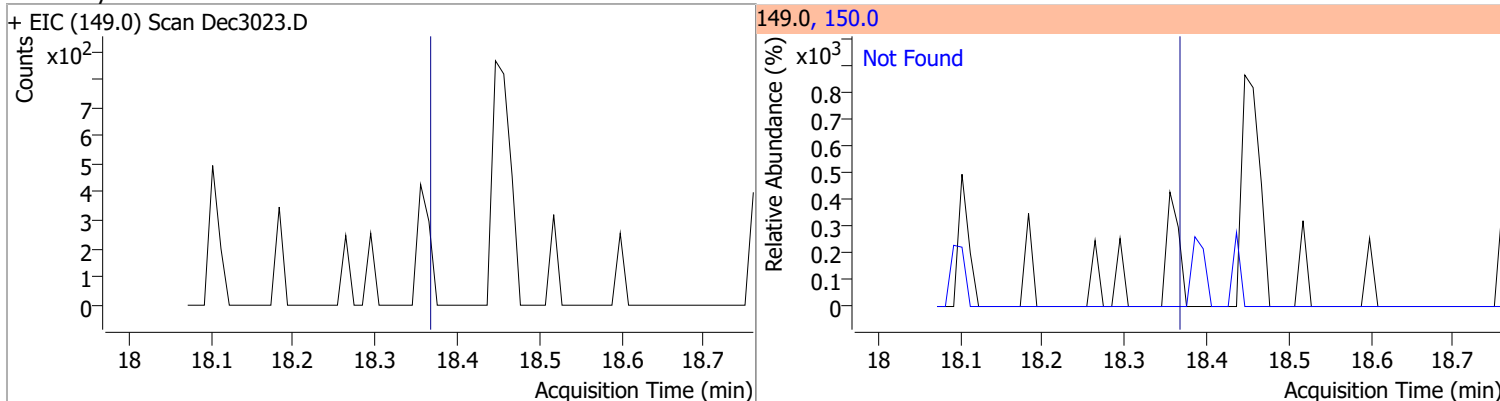
Compound	Conc.	Exp RT	QIon	Exp Ratio
3,3-Dichlorobenzidine	N.D.	16.02	254.0	62.0



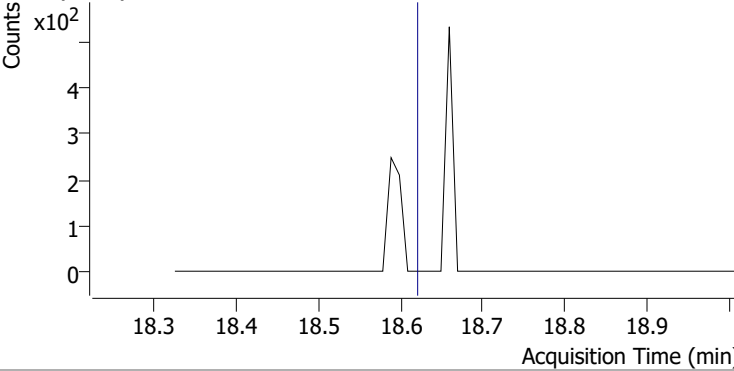
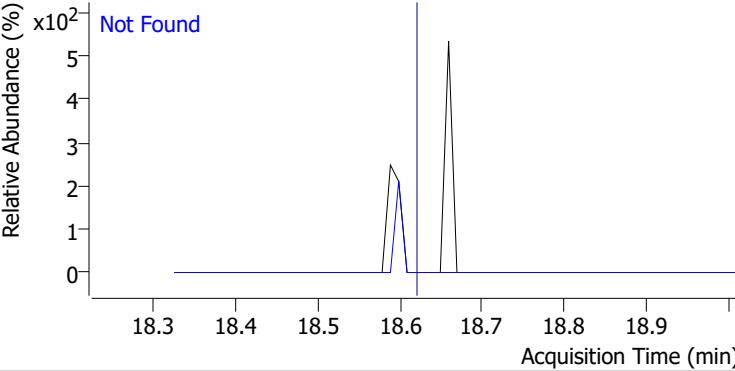
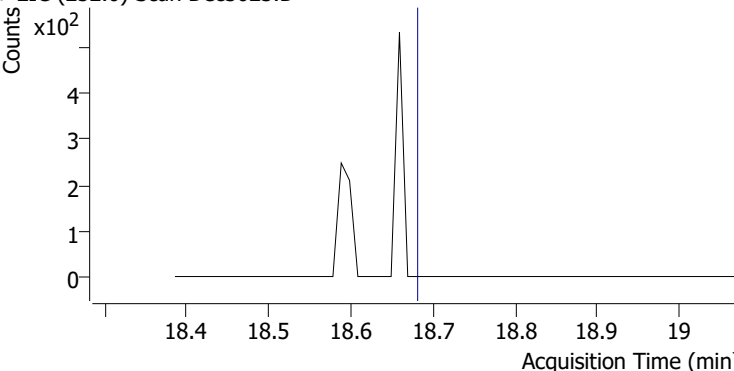
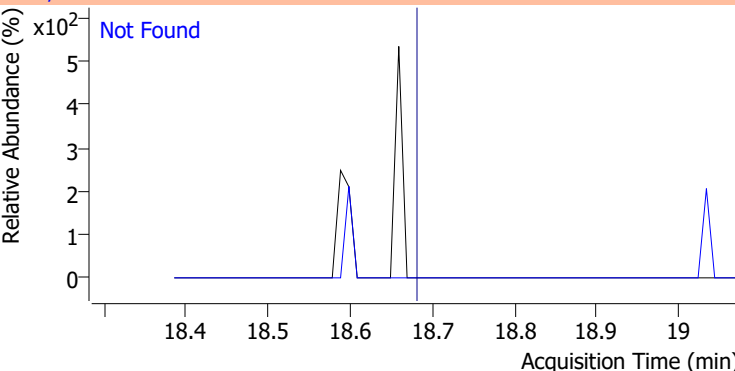
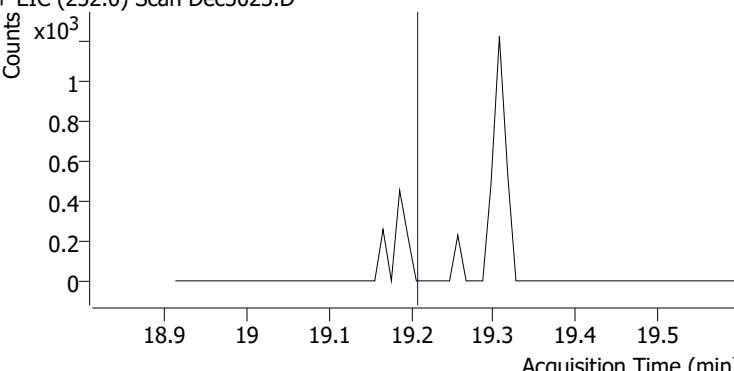
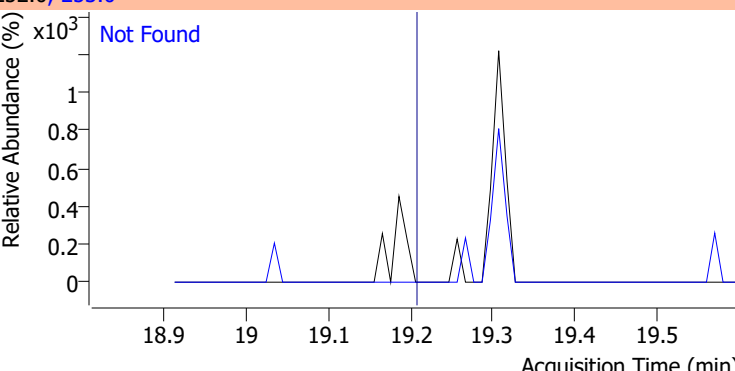
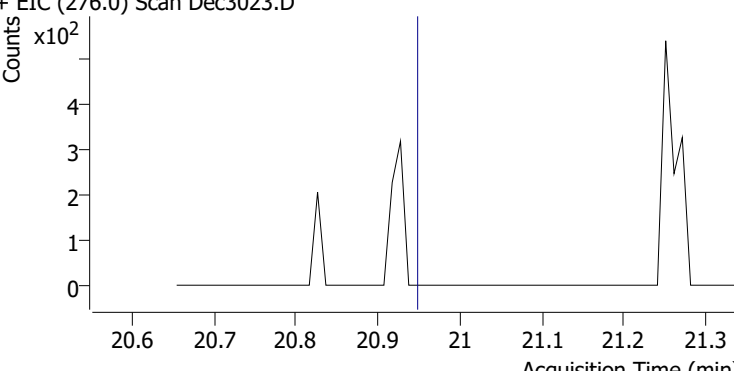
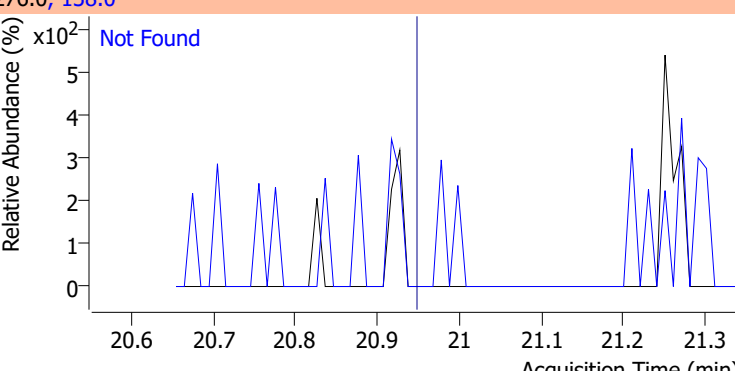
Compound	Conc.	Exp RT	QIon	Exp Ratio	QIon	Exp Ratio
bis(2-ethylhexyl)Phthalate	N.D.	16.71	149.0	421.6	279.0	11.2



Compound	Conc.	Exp RT	QIon	Exp Ratio
Di-n-octyl Phthalate	N.D.	18.38	150.0	9.7

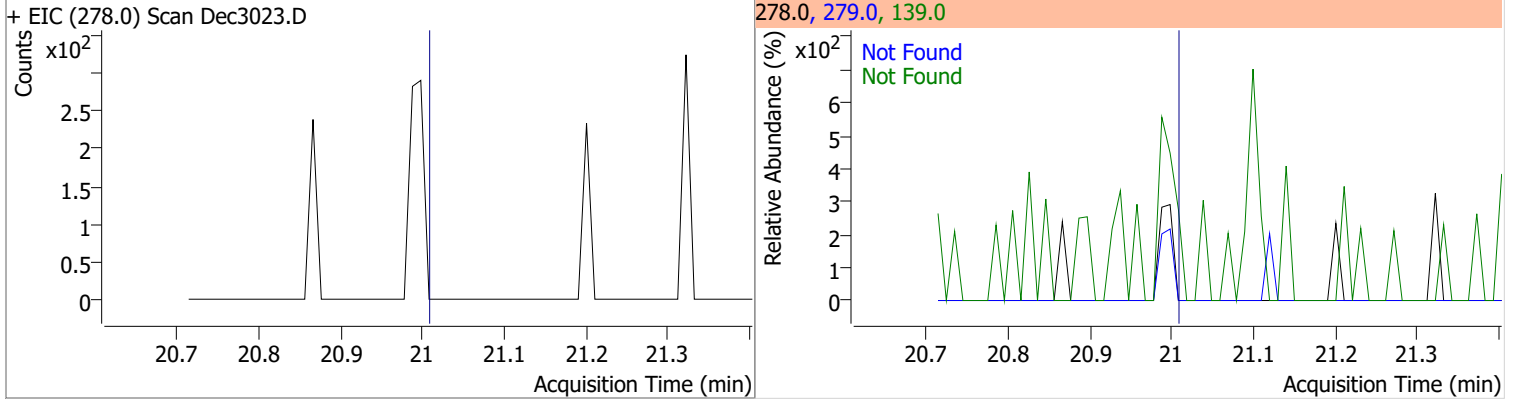


Quantitation Results Report (QT Reviewed)

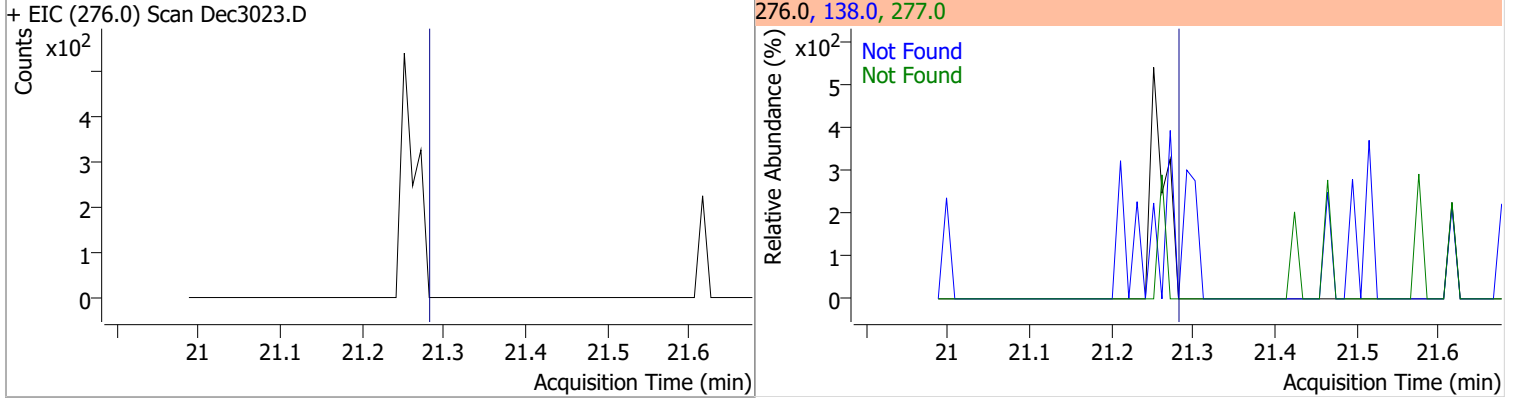
Compound	Conc.	Exp RT	QIon	Exp Ratio
Benzo(b)fluoranthene	N.D.	18.63	253.0	21.4
+ EIC (252.0) Scan Dec3023.D			252.0, 253.0	
				
Benzo(k)fluoranthene	N.D.	18.69	253.0	21.7
+ EIC (252.0) Scan Dec3023.D			252.0, 253.0	
				
Benzo(a)pyrene	N.D.	19.22	253.0	22.9
+ EIC (252.0) Scan Dec3023.D			252.0, 253.0	
				
Indeno(1,2,3-c,d)pyrene	N.D.	20.96	138.0	39.1
+ EIC (276.0) Scan Dec3023.D			276.0, 138.0	
				

Quantitation Results Report (QT Reviewed)

Compound	Conc.	Exp RT	QIon	Exp Ratio	QIon	Exp Ratio
Dibenzo(a,h)anthracene	N.D.	21.02	139.0	30.6	279.0	24.6

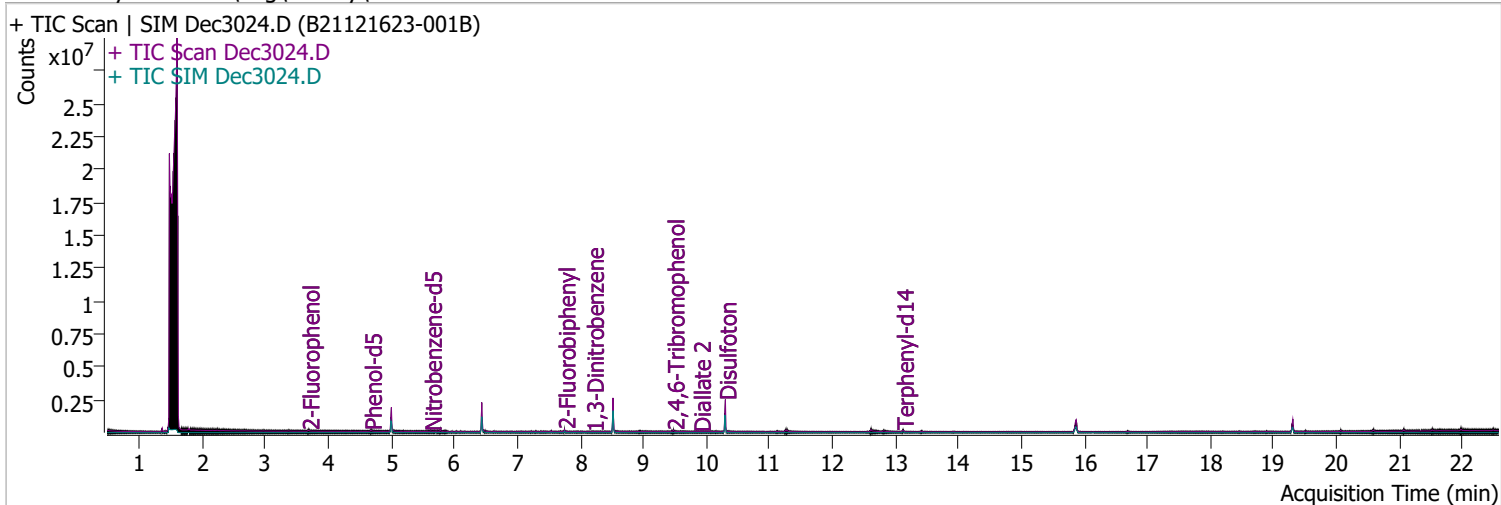


Compound	Conc.	Exp RT	QIon	Exp Ratio	QIon	Exp Ratio
Benzo(g,h,i)perylene	N.D.	21.29	138.0	41.5	277.0	23.8



Quantitation Results Report (QT Reviewed)

Data File	Dec3024.D	Operator	LIMS import
Acq. Method	BNA+SIM.M	Acq. Date-Time	12/31/2021 12:39:23 AM
Sample Name	B21121623-001B	Instrument	Instrument #1
Vial	24	Multiplier	1.00
DA Method File	122821 bna 1 CAL.batch.bin	Comment	SVOC-8270-W
Tune File	dftppdsm.u	Tune Date	11/24/2021 11:15:00 AM
Batch Name	123021 bna 1.batch.bin	Last Calib Update	1/3/2022 10:10:10 AM
Ref Library	D:\Org\Library\NIST129K.l		



Compound	RT	QIon	Resp.	Conc.	Units	Dev(Min)
----------	----	------	-------	-------	-------	----------

Internal Standards

System Monitoring Compounds

S 2-Fluorophenol	3.684	112.0	35823	5.0898	µg/L	-0.020
Spiked Amount: 200.000	Range: 10.0 - 75.0%			Recovery = 2.54%		*
S Phenol-d5	4.675	99.0	34595	4.1834	µg/L	-0.010
Spiked Amount: 200.000	Range: 10.0 - 65.0%			Recovery = 2.09%		*
S Nitrobenzene-d5	5.624	82.0	11951	2.1329	µg/L	0.000
Spiked Amount: 100.000	Range: 32.0 - 94.0%			Recovery = 2.13%		*
S 2-Fluorobiphenyl	7.749	172.0	55360	2.9988	µg/L	0.000
Spiked Amount: 100.000	Range: 28.0 - 107.0%			Recovery = 3.00%		*
S 2,4,6-Tribromophenol	9.479	329.8	6702	9.4322	µg/L	0.000
Spiked Amount: 200.000	Range: 25.0 - 140.0%			Recovery = 4.72%		*
S Terphenyl-d14	13.118	244.3	58330	4.1789	µg/L	-0.020
Spiked Amount: 100.000	Range: 32.0 - 122.0%			Recovery = 4.18%		*

Target Compounds

Target Compounds	RT	QIon	Resp.	Conc.	Units	Dev(Min)	QValue
T N-Nitrosodimethylamine	0.000		0	N.D.			
T Pyridine	0.000		0	N.D.			
T Aniline	0.000		0	N.D.			
T Phenol	0.000		0	N.D.			
T bis(-2-Chloroethyl)Ether	0.000		0	N.D.			
T 2-Chlorophenol	0.000		0	N.D.			
T 1,3-Dichlorobenzene	0.000		0	N.D.			
T 1,4-Dichlorobenzene	0.000		0	N.D.			
T 1,2-Dichlorobenzene	0.000		0	N.D.			
T Benzyl Alcohol	0.000		0	N.D.			
T bis(2-chloroisopropyl)Ether	0.000		0	N.D.			
T 2-Methylphenol	0.000		0	N.D.			
T N-nitroso-Di-n-propylamine	0.000		0	N.D.			
T 4Methylphenol/3Methylphenol	0.000		0	N.D.			
T Hexachloroethane	0.000		0	N.D.			

Quantitation Results Report (QT Reviewed)

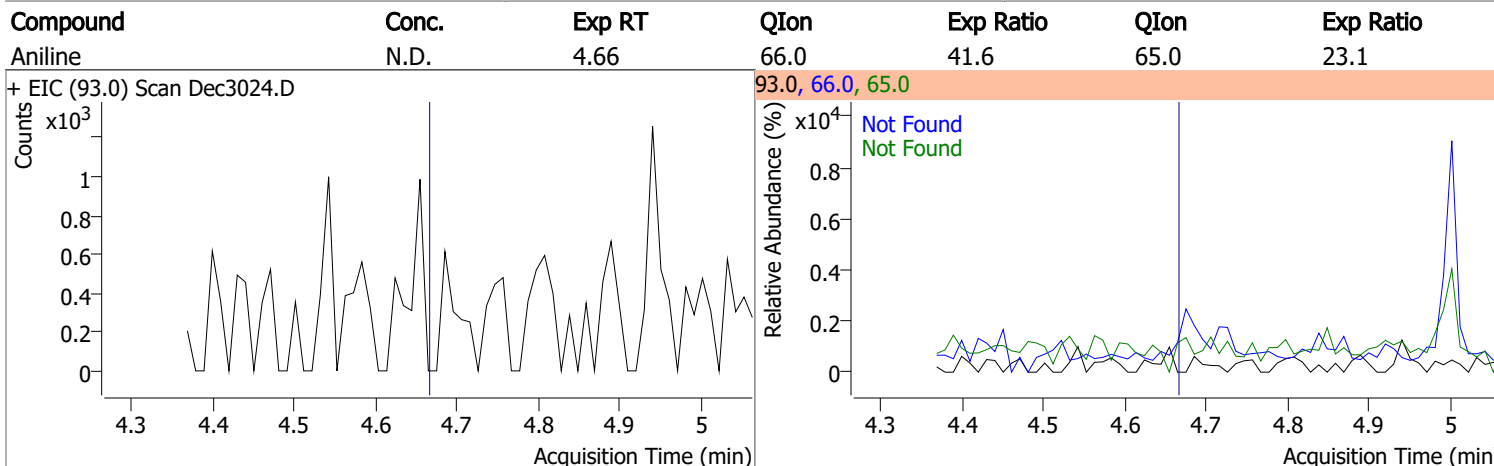
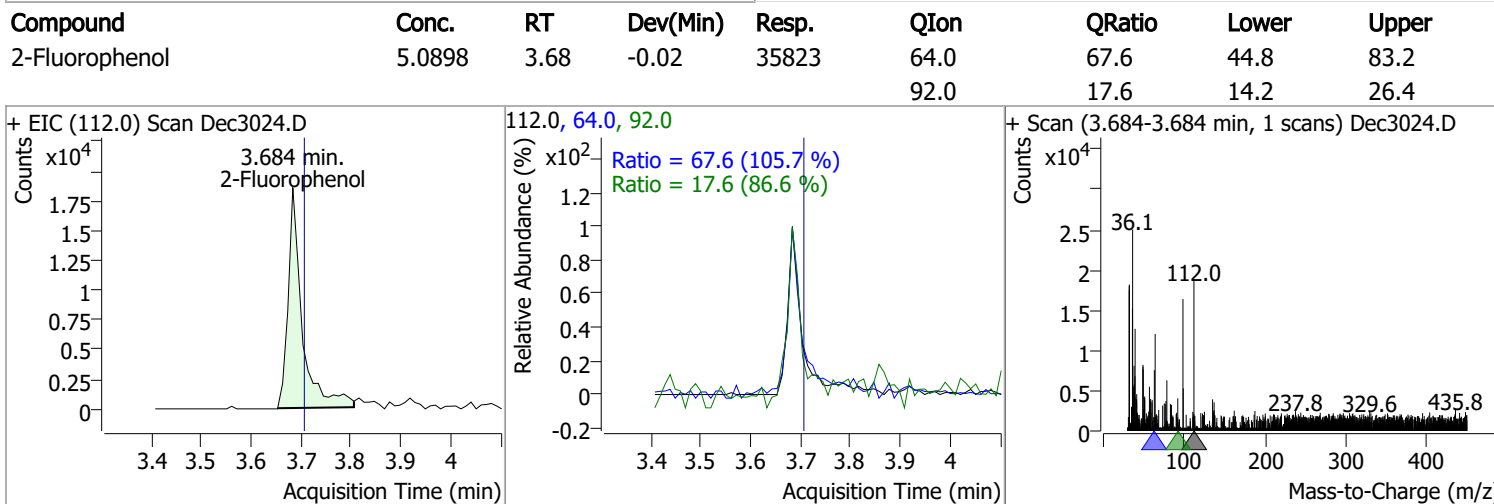
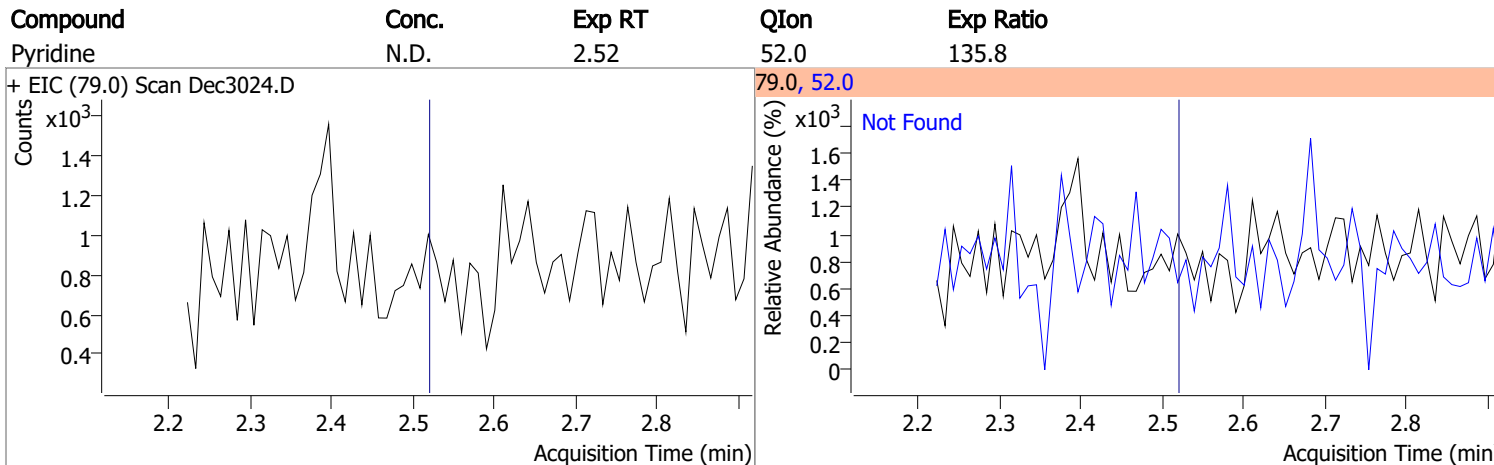
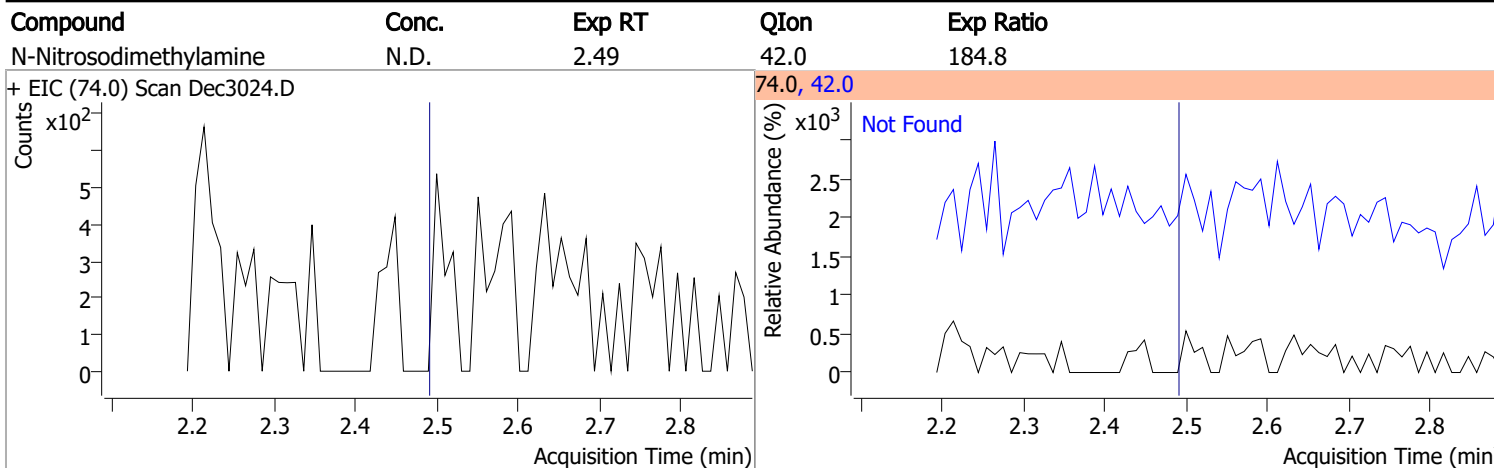
Compound	RT	QIon	Resp.	Conc.	Units	Dev(Min)
T Nitrobenzene	0.000		0	N.D.		
T Isophorone	0.000		0	N.D.		
T 2-Nitrophenol	0.000		0	N.D.		
T 2,4-Dimethylphenol	0.000		0	N.D.		
T bis(-2-Chloroethoxy)Methane	0.000		0	N.D.		
T Benzoic Acid	0.000		0	N.D.		
T 2,4-Dichlorophenol	0.000		0	N.D.		
T 1,2,4-Trichlorobenzene	0.000		0	N.D.		
T Naphthalene	0.000		0	N.D.		
T 4-Chlorophenol	0.000		0	N.D.		
T p-Chloroaniline	0.000		0	N.D.		
T Hexachlorobutadiene	0.000		0	N.D.		
T 4-Chloro-2-Methylphenol	0.000		0	N.D.		
T 4-Chloro-3-Methylphenol	0.000		0	N.D.		
T 2-Methylnaphthalene	0.000		0	N.D.		
T 1-Methylnaphthalene	0.000		0	N.D.		
T Hexachlorocyclopentadiene	0.000		0	N.D.		
T 2,4,6-Trichlorophenol	0.000		0	N.D.		
T 2,4,5-Trichlorophenol	0.000		0	N.D.		
T 2-Chloronaphthalene	0.000		0	N.D.		
T 2-Nitroaniline	0.000		0	N.D.		
T Dimethyl Phthalate	8.517	163.0	0		µg/L md	1
T 2,6-Dinitrotoluene	8.517	165.0	0		µg/L md	1
T Acenaphthylene	0.000		0	N.D.		
T 3-Nitroaniline	0.000		0	N.D.		
T Acenaphthene	0.000		0	N.D.		
T 2,4-Dinitrophenol	0.000		0	N.D.		
T Dibenzofuran	0.000		0	N.D.		
T 4-Nitrophenol	0.000		0	N.D.		
T 2,4-Dinitrotoluene	0.000		0	N.D.		
T Diethylphthalate	0.000		0	N.D.		
T Fluorene	0.000		0	N.D.		
T 4-Chlorophenyl-phenylether	0.000		0	N.D.		
T 4-Nitroaniline	0.000		0	N.D.		
T 4,6-Dinitro-2-methylphenol	0.000		0	N.D.		
T N-nitrosodiphenylamine	0.000		0	N.D.		
T Azobenzene	0.000		0	N.D.		
T 4-Bromophenyl-phenylether	0.000		0	N.D.		
T Hexachlorobenzene	0.000		0	N.D.		
T Pentachlorophenol	0.000		0	N.D.		
T Phenanthrene	0.000		0	N.D.		
T Anthracene	0.000		0	N.D.		
T Triallate	0.000		0	N.D.		
T Carbazole	0.000		0	N.D.		
T o-Terphenyl	0.000		0	N.D.		
T Di-n-Butylphthalate	0.000		0	N.D.		
T Fluoranthene	0.000		0	N.D.		
T Benzidine	0.000		0	N.D.		
T Pyrene	0.000		0	N.D.		
T Butylbenzylphthalate	0.000		0	N.D.		
T Benzo(a)Anthracene	0.000		0	N.D.		
T Chrysene	0.000		0	N.D.		
T 3,3-Dichlorobenzidine	0.000		0	N.D.		
T bis(2-ethylhexyl)Phthalate	0.000		0	N.D.		
T Di-n-octyl Phthalate	0.000		0	N.D.		

Quantitation Results Report (QT Reviewed)

Compound	RT	QIon	Resp.	Conc.	Units	Dev(Min)
T Benzo(b)fluoranthene	0.000		0	N.D.		
T Benzo(k)fluoranthene	0.000		0	N.D.		
T Benzo(a)pyrene	0.000		0	N.D.		
T Indeno(1,2,3-c,d)pyrene	0.000		0	N.D.		
T Dibenzo(a,h)anthracene	0.000		0	N.D.		
T Benzo(g,h,i)perylene	0.000		0	N.D.		

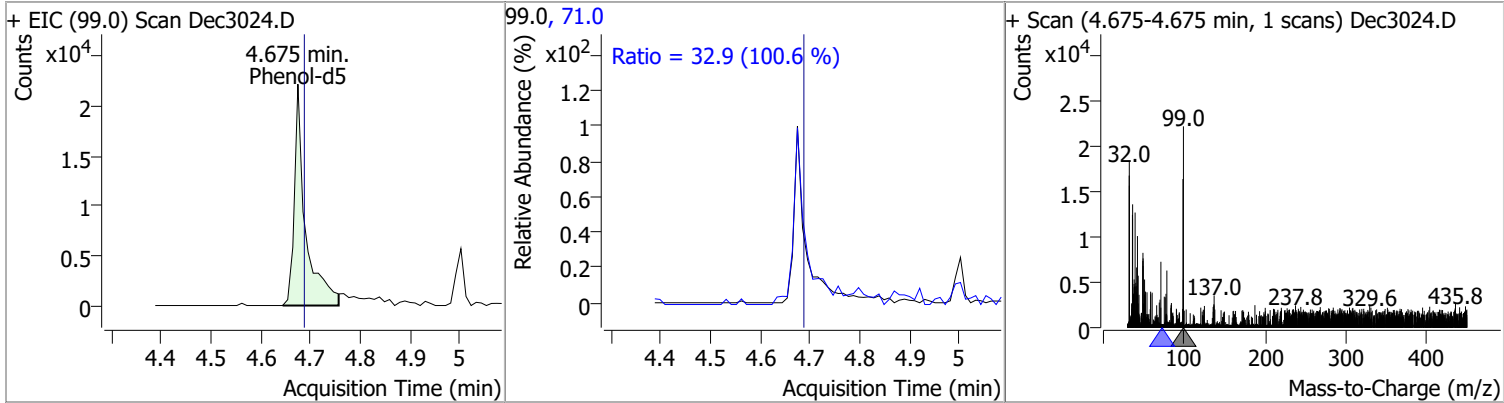
(#) = Qualifier Out of Range; (m) = Manual Integration; (+) = Area Summed; (*) = Surrogate Percent Recovery Out of Range; (d): Zeroed Peak

Quantitation Results Report (QT Reviewed)

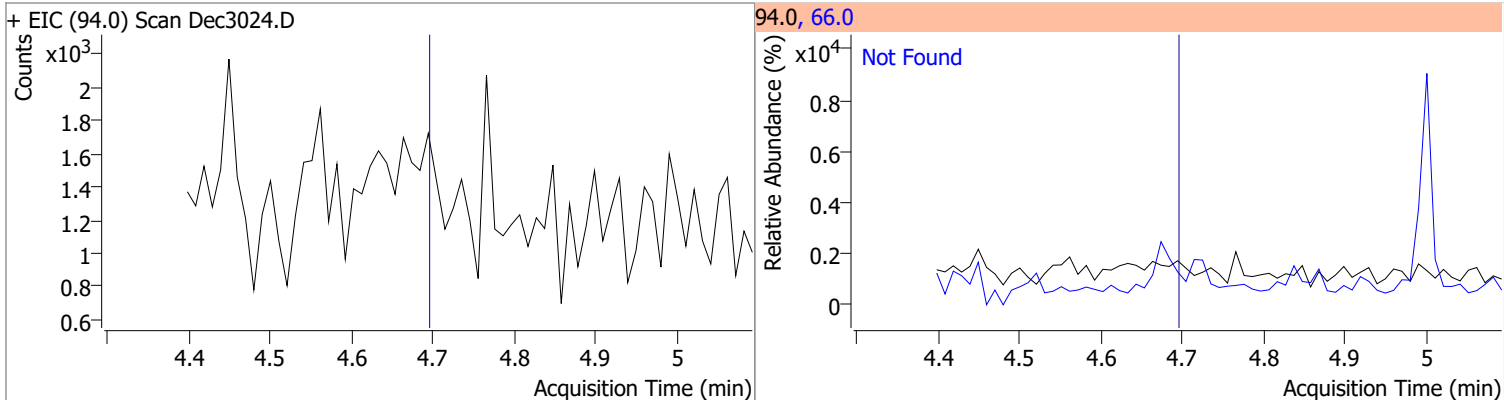


Quantitation Results Report (QT Reviewed)

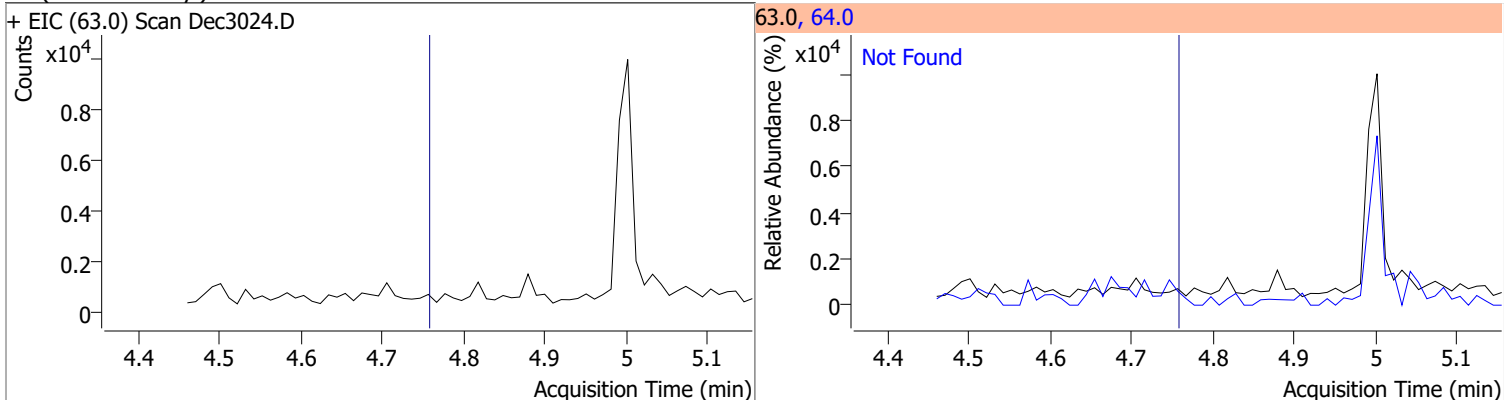
Compound	Conc.	RT	Dev(Min)	Resp.	QIon	QRatio	Lower	Upper
Phenol-d5	4.1834	4.67	-0.01	34595	71.0	32.9	22.9	42.5



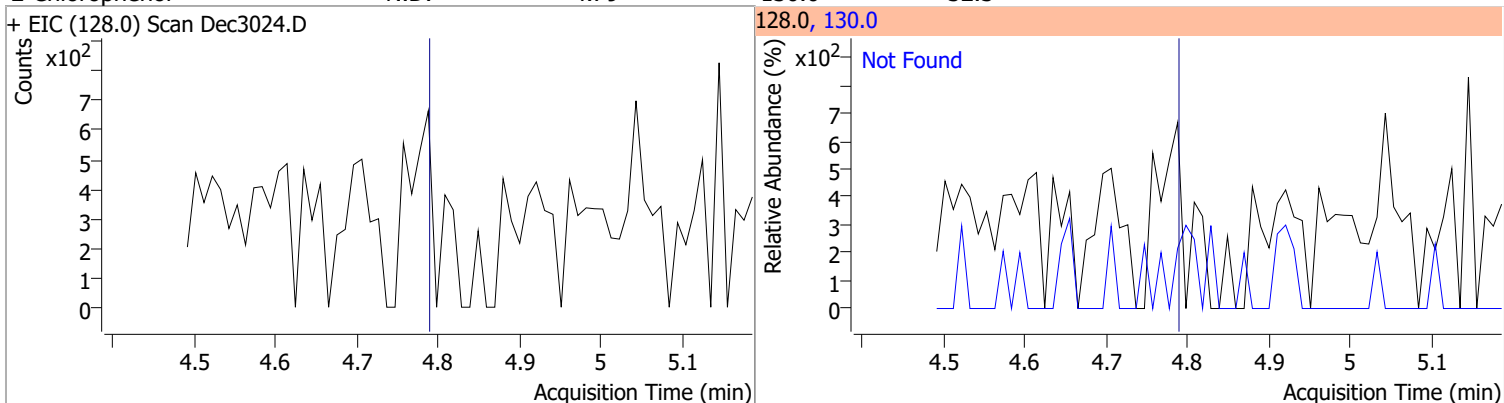
Compound	Conc.	Exp RT	QIon	Exp Ratio
Phenol	N.D.	4.69	66.0	40.8



Compound	Conc.	Exp RT	QIon	Exp Ratio
bis(-2-Chloroethyl)Ether	N.D.	4.76	64.0	2.8

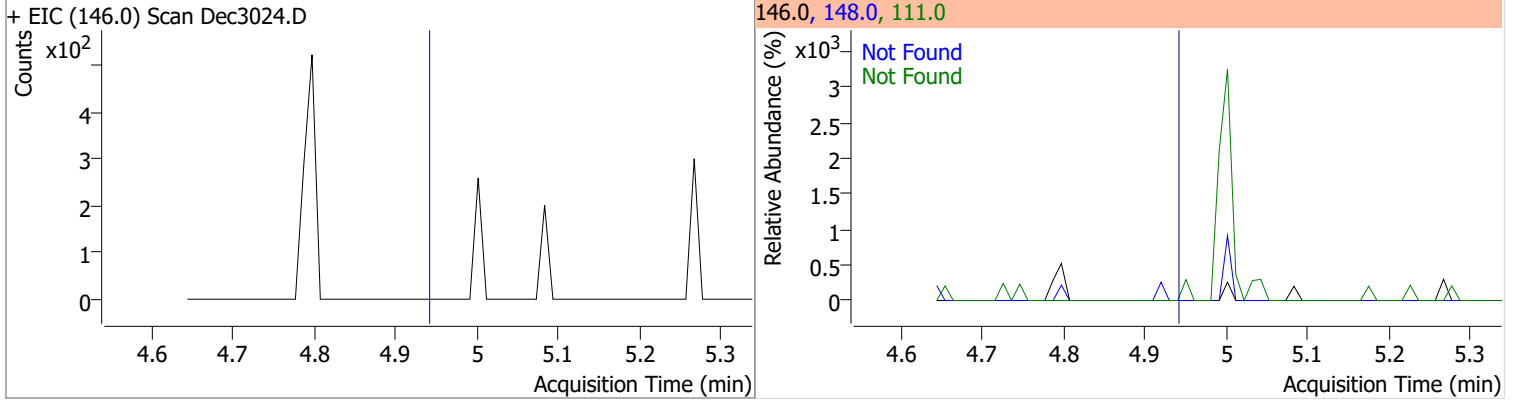


Compound	Conc.	Exp RT	QIon	Exp Ratio
2-Chlorophenol	N.D.	4.79	130.0	32.3

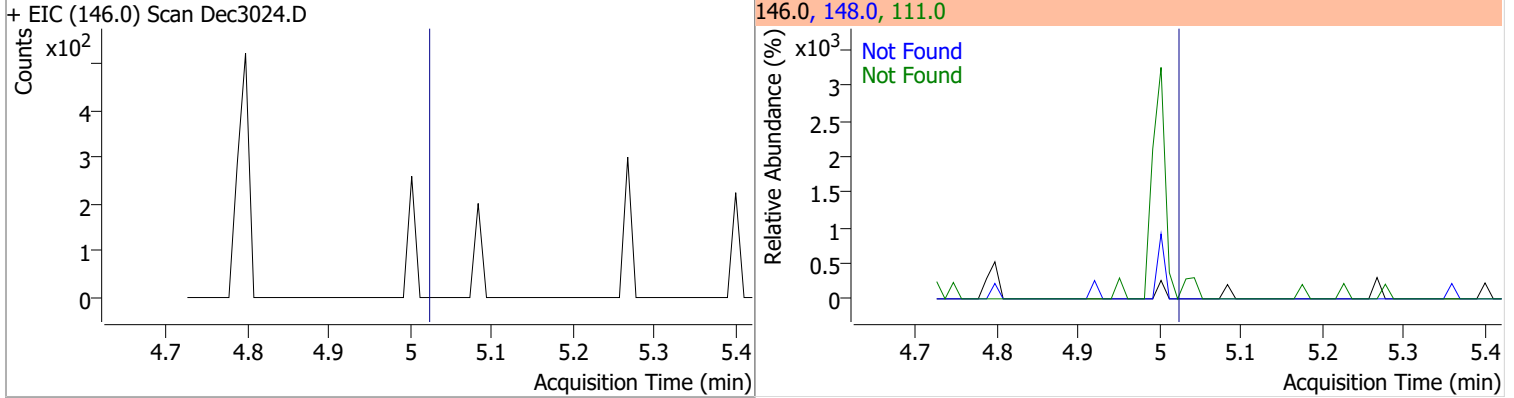


Quantitation Results Report (QT Reviewed)

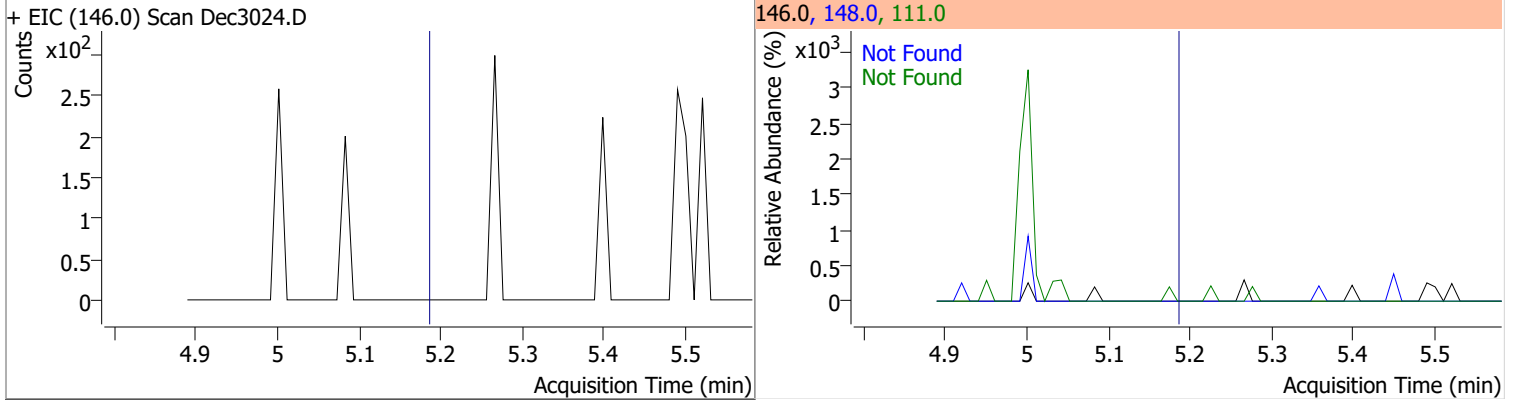
Compound	Conc.	Exp RT	QIon	Exp Ratio	QIon	Exp Ratio
1,3-Dichlorobenzene	N.D.	4.94	148.0	63.2	111.0	39.4



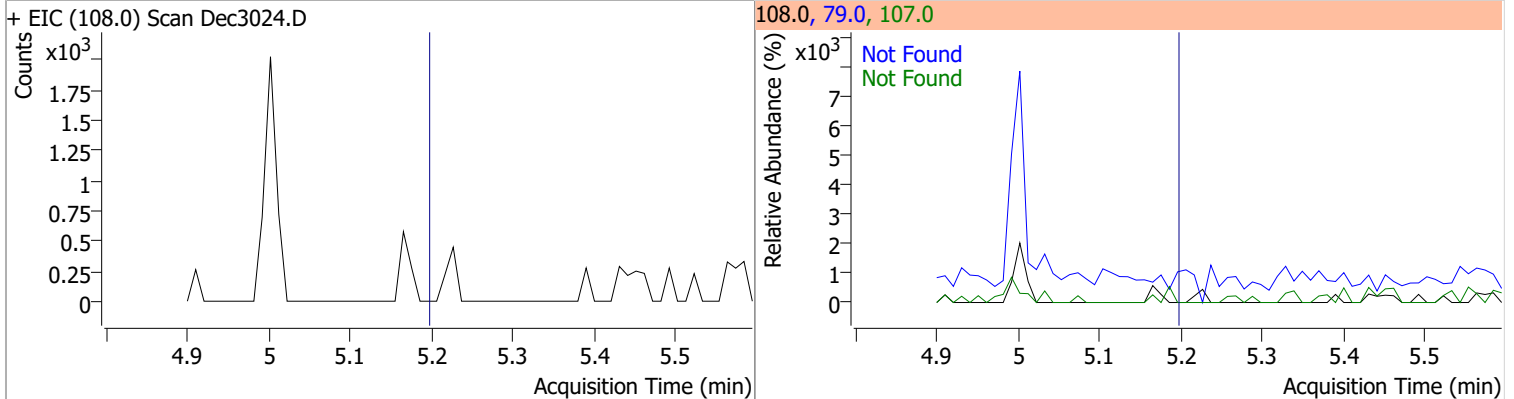
Compound	Conc.	Exp RT	QIon	Exp Ratio	QIon	Exp Ratio
1,4-Dichlorobenzene	N.D.	5.02	148.0	62.2	111.0	37.4



Compound	Conc.	Exp RT	QIon	Exp Ratio	QIon	Exp Ratio
1,2-Dichlorobenzene	N.D.	5.19	148.0	62.2	111.0	40.3



Compound	Conc.	Exp RT	QIon	Exp Ratio	QIon	Exp Ratio
Benzyl Alcohol	N.D.	5.20	79.0	117.9	107.0	69.2

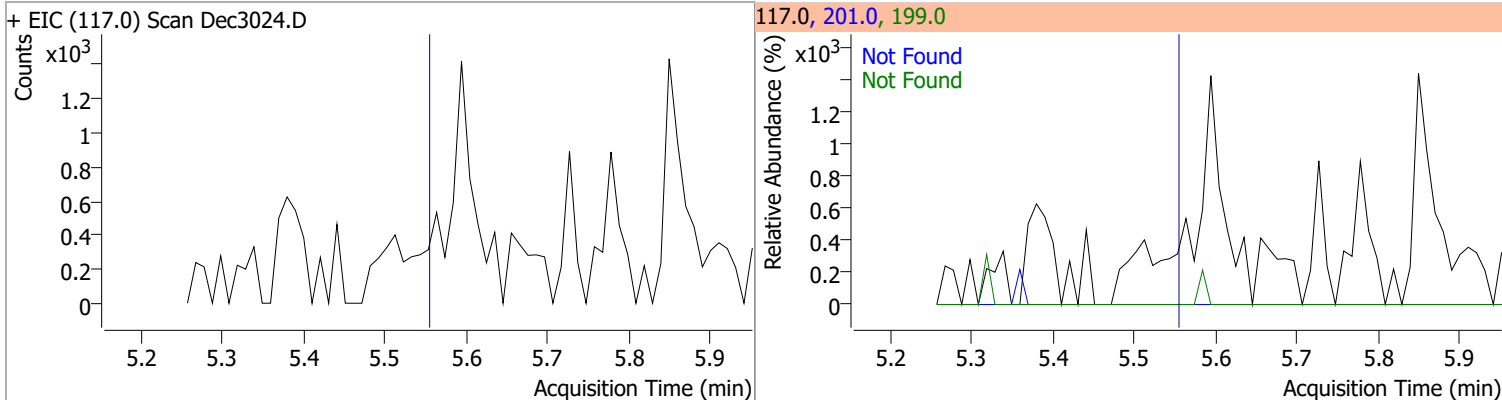


Quantitation Results Report (QT Reviewed)

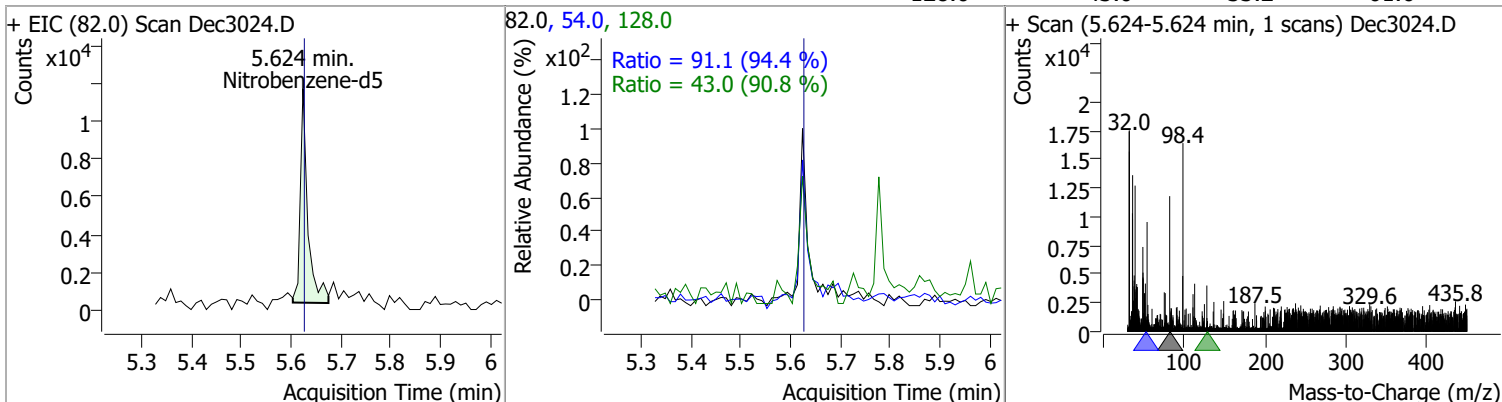
Compound	Conc.	Exp RT	QIon	Exp Ratio
bis(2-chloroisopropyl)Ether	N.D.	5.34	123.0	32.7
+ EIC (121.0) Scan Dec3024.D			121.0, 123.0	
2-Methylphenol	N.D.	5.34	108.0	117.6
+ EIC (107.0) Scan Dec3024.D			107.0, 108.0	
N-nitroso-Di-n-propylamine	N.D.	5.49	130.0	17.6
+ EIC (70.0) Scan Dec3024.D			70.0, 130.0	
4Methylphenol/3Methylphenol	N.D.	5.52	108.0	81.4
+ EIC (107.0) Scan Dec3024.D			107.0, 108.0	

Quantitation Results Report (QT Reviewed)

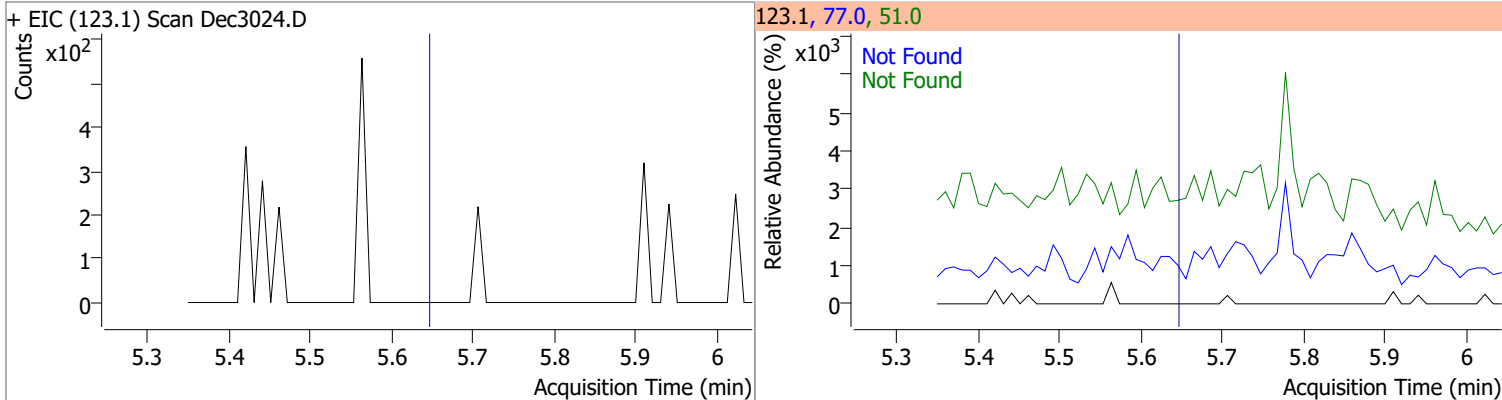
Compound	Conc.	Exp RT	QIon	Exp Ratio	QIon	Exp Ratio
Hexachloroethane	N.D.	5.55	201.0	77.2	199.0	50.6



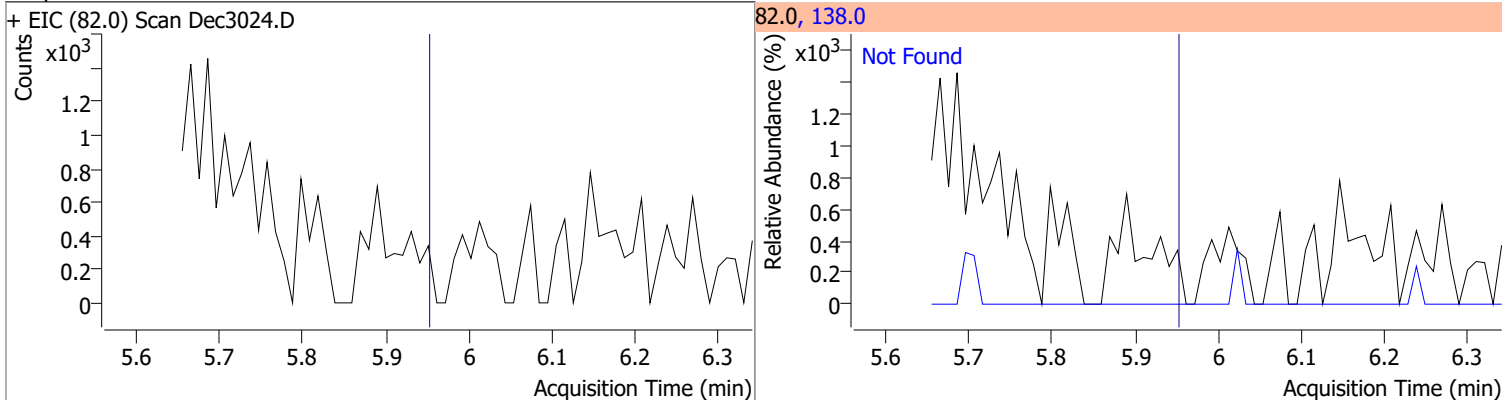
Compound	Conc.	RT	Dev(Min)	Resp.	QIon	QRatio	Lower	Upper
Nitrobenzene-d5	2.1329	5.62	0.00	11951	54.0	91.1	67.5	125.4
					128.0	43.0	33.2	61.6



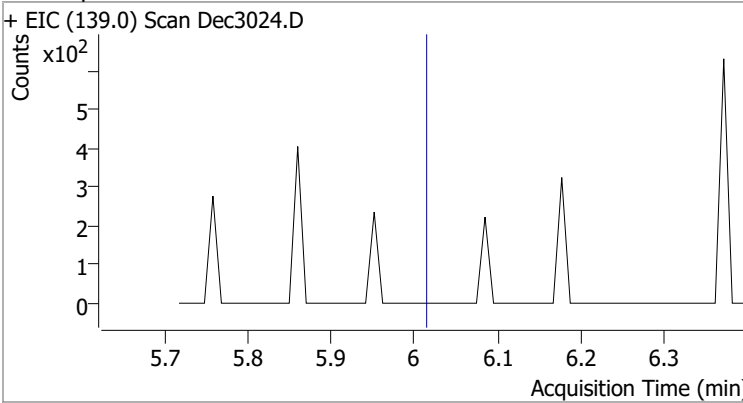
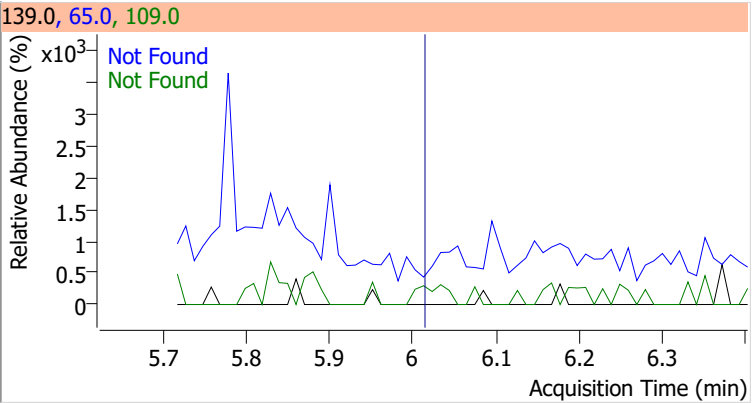
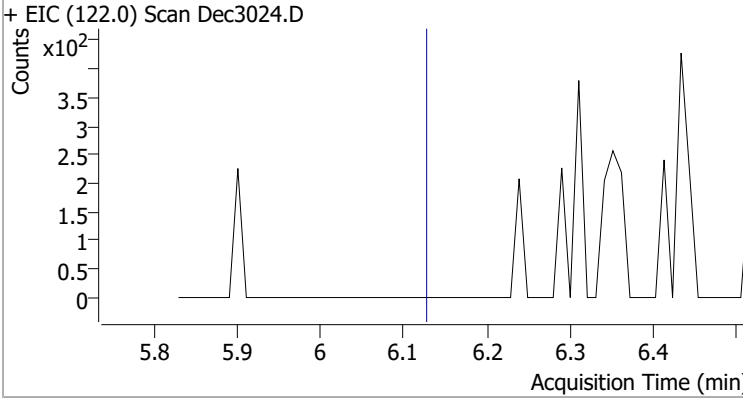
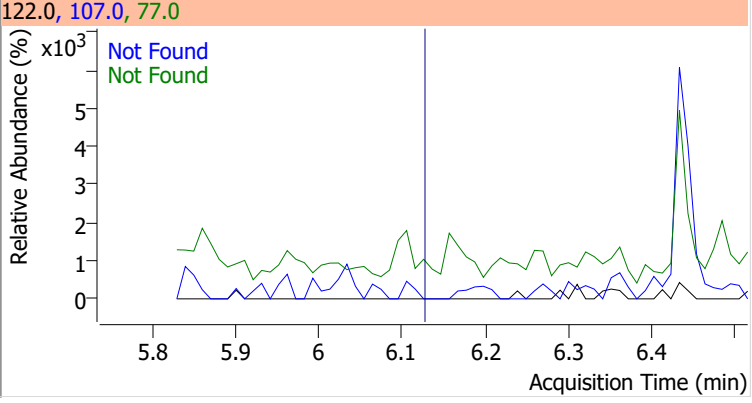
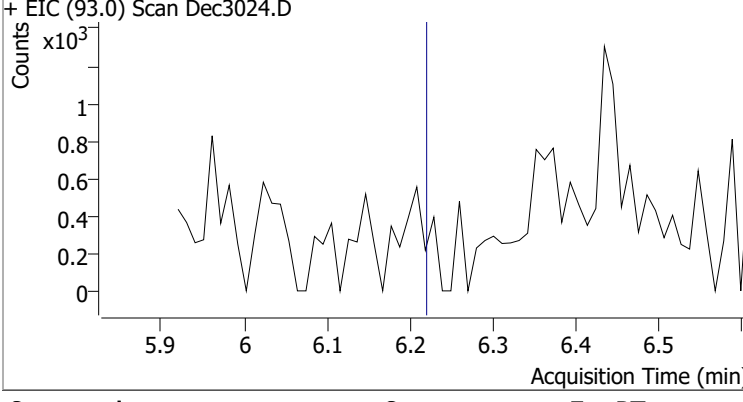
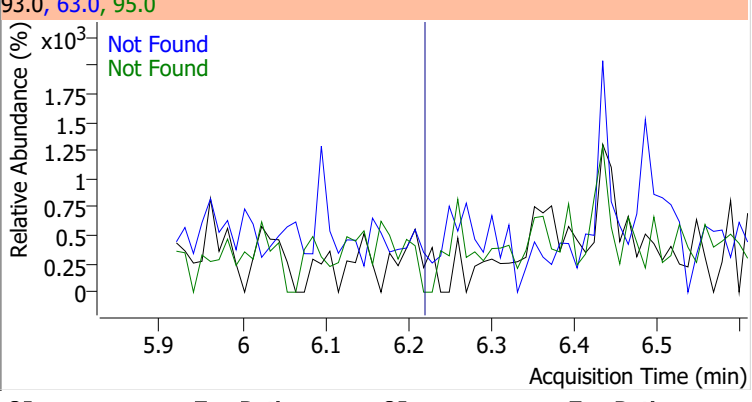
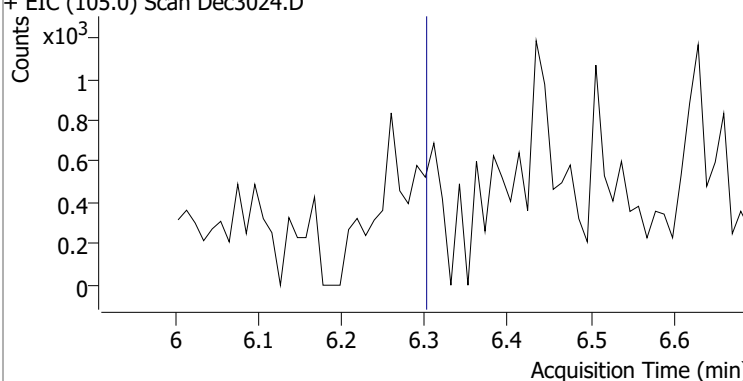
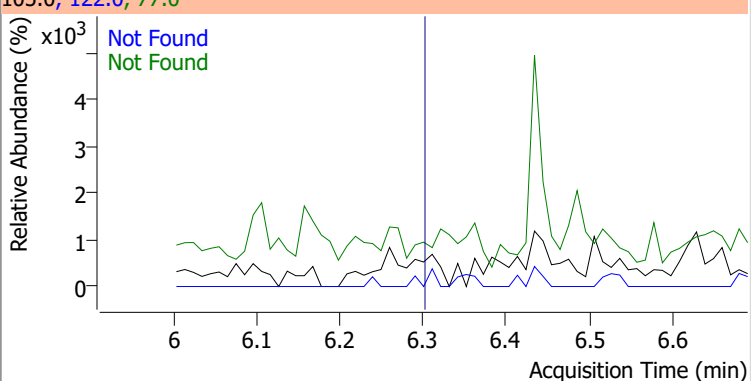
Compound	Conc.	Exp RT	QIon	Exp Ratio	QIon	Exp Ratio
Nitrobenzene	N.D.	5.64	77.0	211.4	51.0	210.3



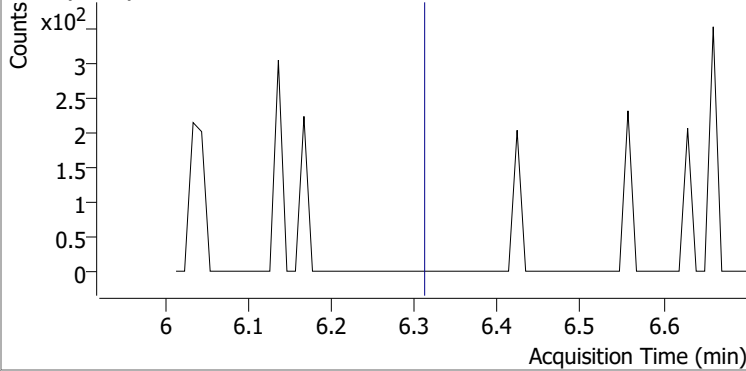
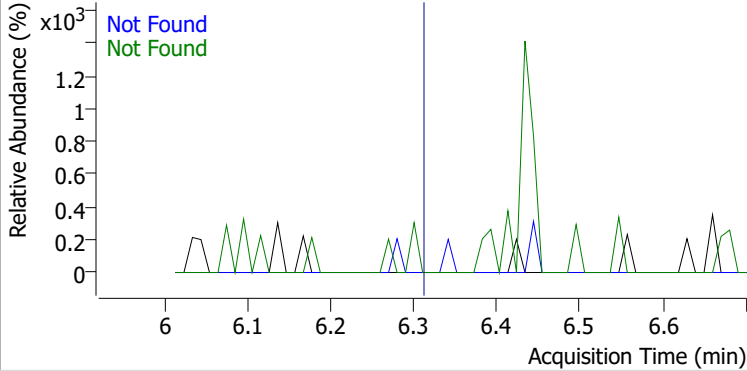
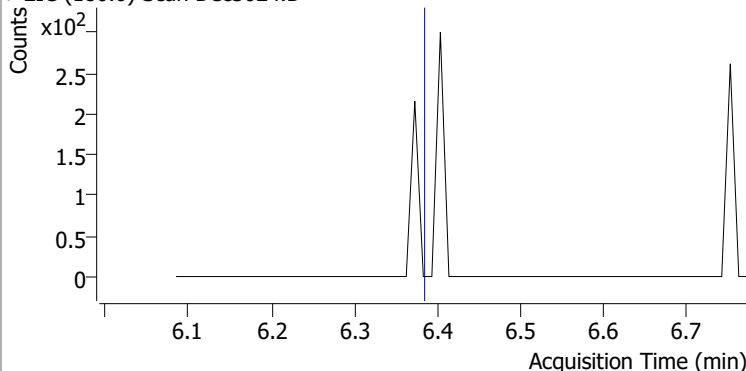
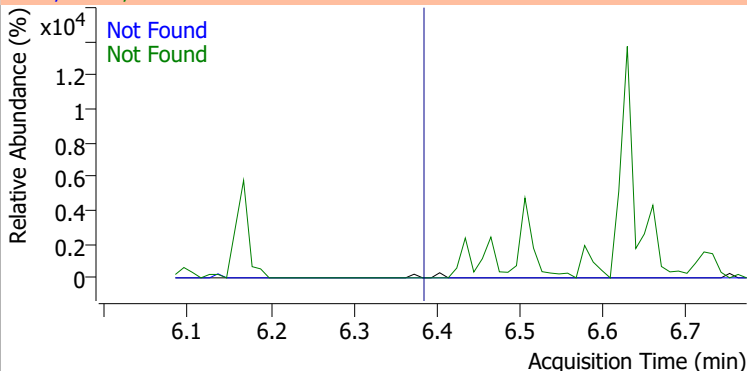
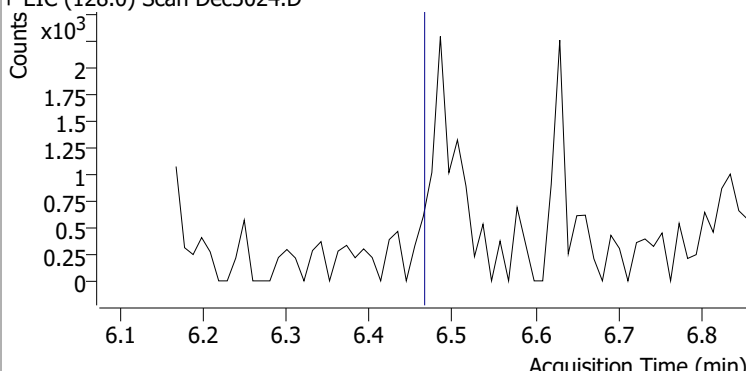
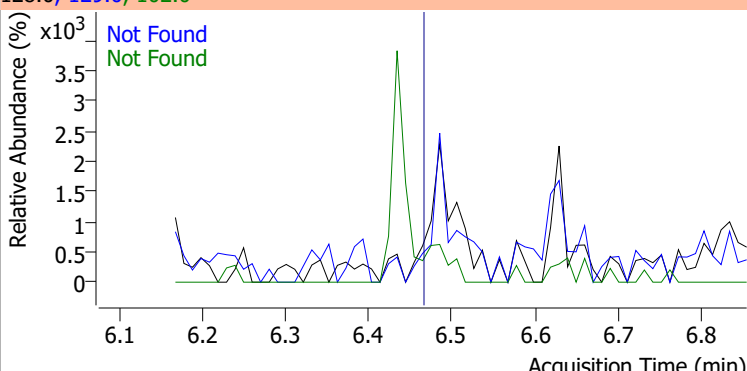
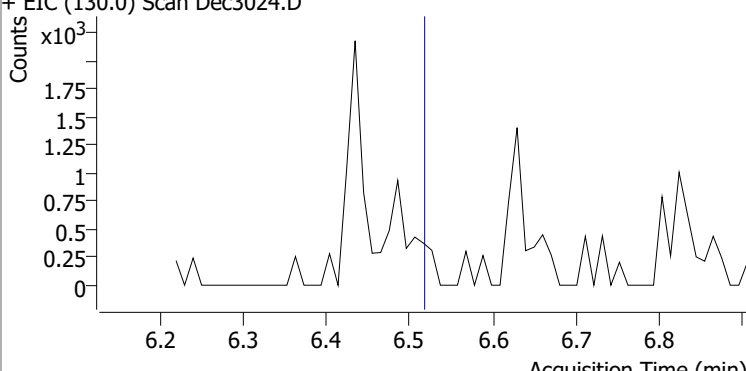
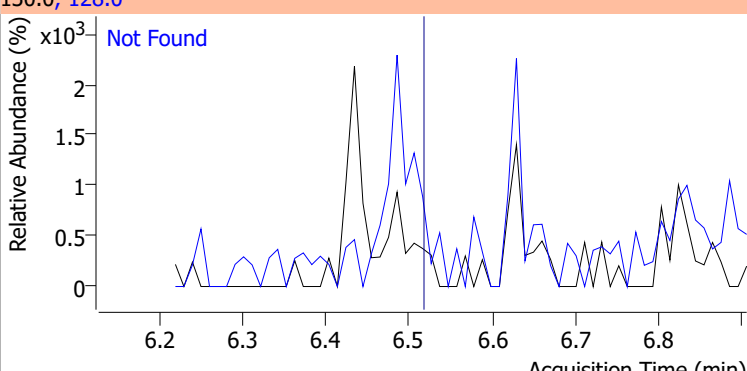
Compound	Conc.	Exp RT	QIon	Exp Ratio
Isophorone	N.D.	5.95	138.0	19.1



Quantitation Results Report (QT Reviewed)

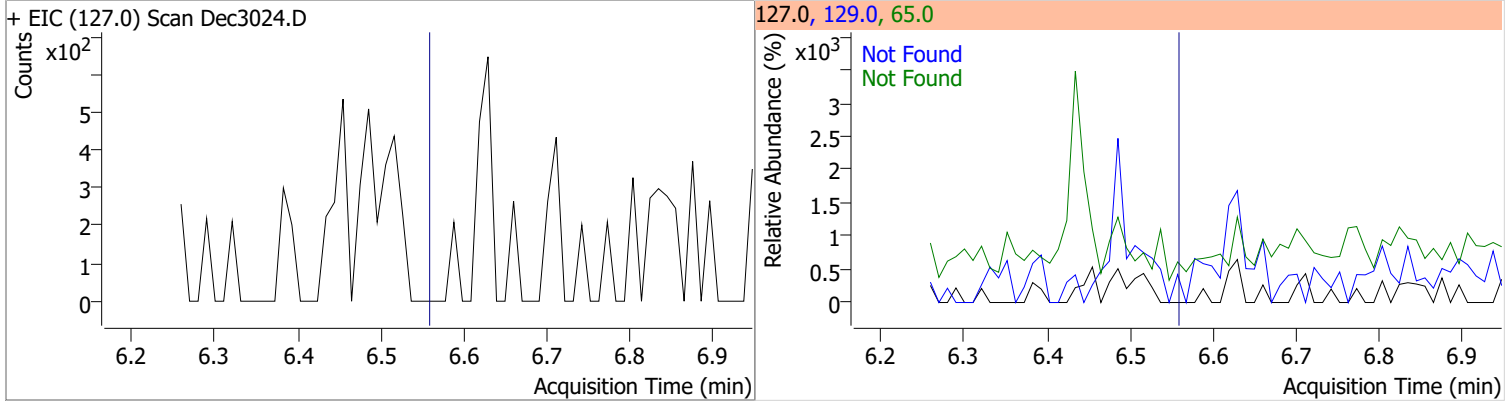
Compound	Conc.	Exp RT	QIon	Exp Ratio	QIon	Exp Ratio
2-Nitrophenol	N.D.	6.01	65.0	57.4	109.0	32.8
+ EIC (139.0) Scan Dec3024.D			139.0, 65.0, 109.0			
						
2,4-Dimethylphenol	N.D.	6.13	107.0	109.1	77.0	32.4
+ EIC (122.0) Scan Dec3024.D			122.0, 107.0, 77.0			
						
bis(-2-Chloroethoxy)Methane	N.D.	6.22	63.0	90.7	95.0	31.7
+ EIC (93.0) Scan Dec3024.D			93.0, 63.0, 95.0			
						
Benzoic Acid	N.D.	6.30	122.0	87.4	77.0	73.1
+ EIC (105.0) Scan Dec3024.D			105.0, 122.0, 77.0			
						

Quantitation Results Report (QT Reviewed)

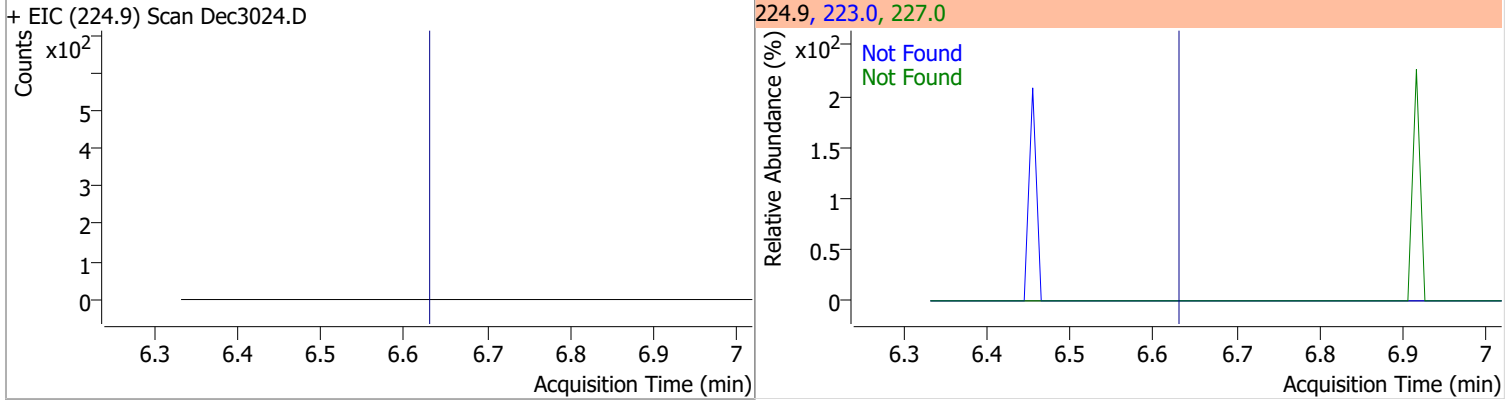
Compound	Conc.	Exp RT	QIon	Exp Ratio	QIon	Exp Ratio
2,4-Dichlorophenol	N.D.	6.31	164.0	62.0	98.0	32.4
+ EIC (162.0) Scan Dec3024.D			162.0, 164.0, 98.0			
						
1,2,4-Trichlorobenzene	N.D.	6.38	182.0	94.1	145.0	30.4
+ EIC (180.0) Scan Dec3024.D			180.0, 182.0, 145.0			
						
Naphthalene	N.D.	6.46	129.0	10.9	102.0	9.3
+ EIC (128.0) Scan Dec3024.D			128.0, 129.0, 102.0			
						
4-Chlorophenol	N.D.	6.52	128.0	309.7		
+ EIC (130.0) Scan Dec3024.D			130.0, 128.0			
						

Quantitation Results Report (QT Reviewed)

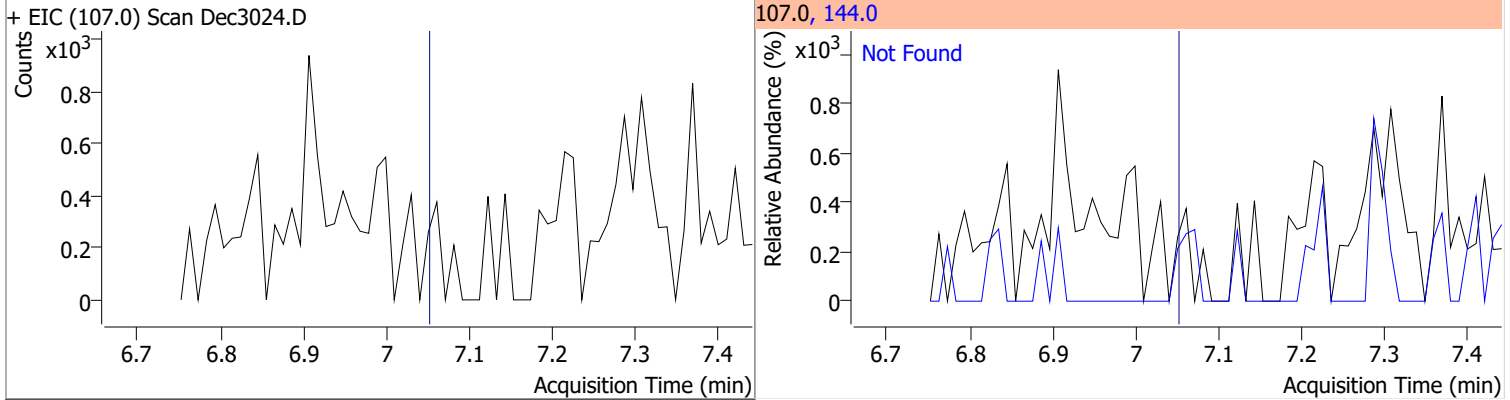
Compound	Conc.	Exp RT	QIon	Exp Ratio	QIon	Exp Ratio
p-Chloroaniline	N.D.	6.56	65.0	37.5	129.0	29.2



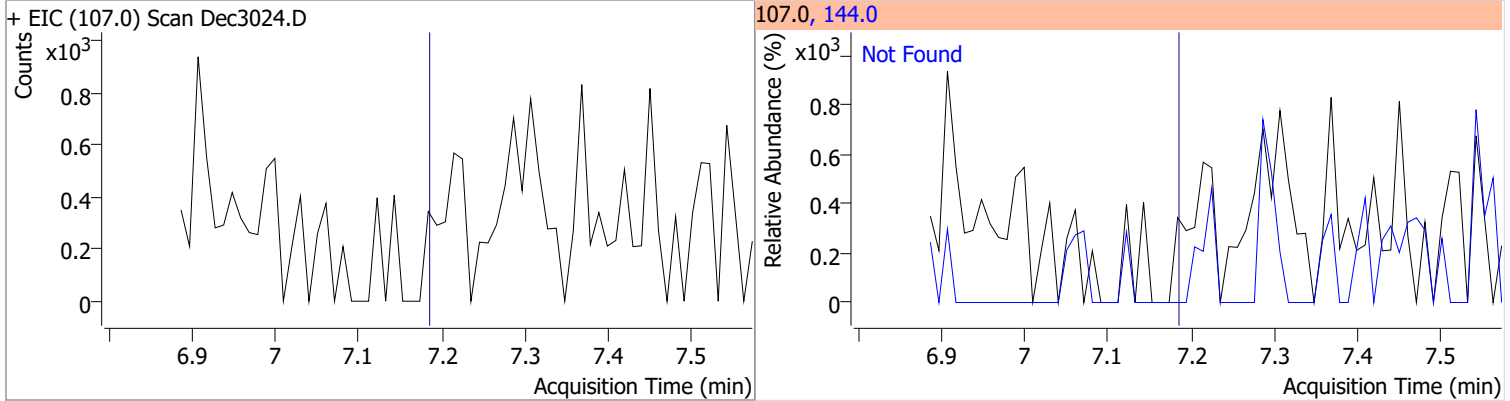
Compound	Conc.	Exp RT	QIon	Exp Ratio	QIon	Exp Ratio
Hexachlorobutadiene	N.D.	6.63	227.0	66.6	223.0	60.8



Compound	Conc.	Exp RT	QIon	Exp Ratio
4-Chloro-2-Methylphenol	N.D.	7.05	144.0	26.6

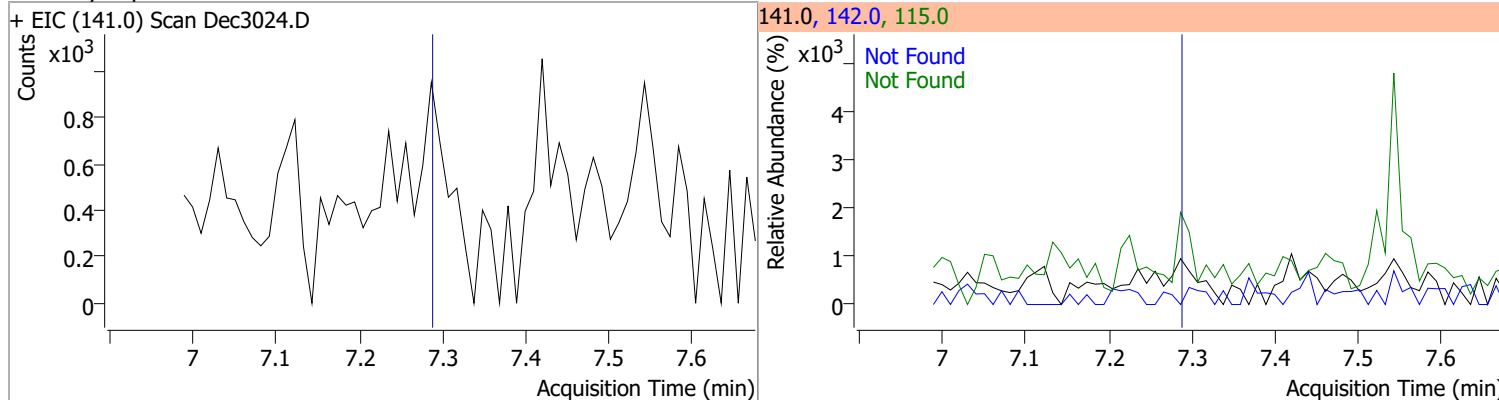


Compound	Conc.	Exp RT	QIon	Exp Ratio
4-Chloro-3-Methylphenol	N.D.	7.18	144.0	27.6

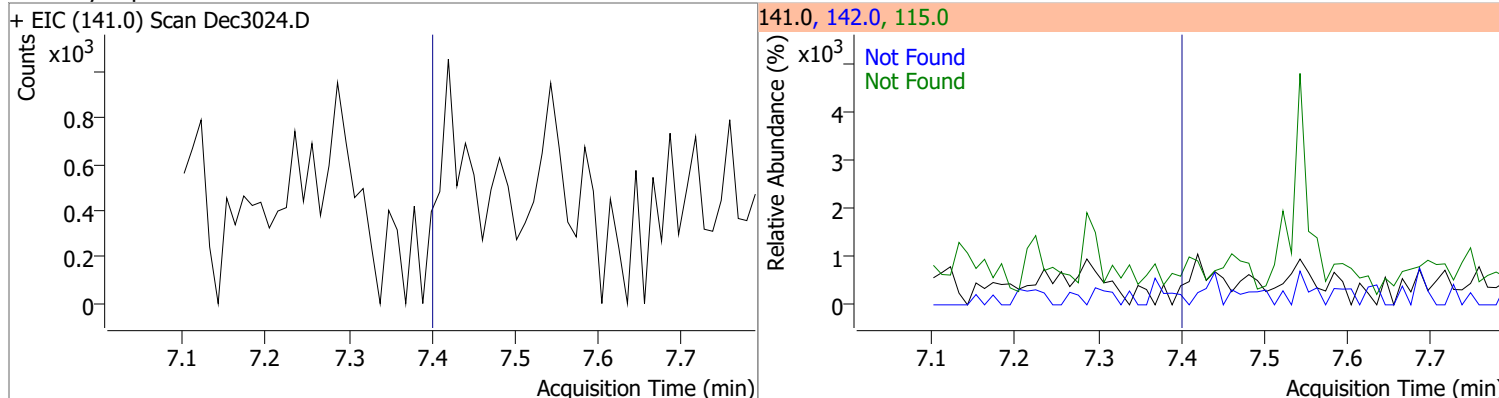


Quantitation Results Report (QT Reviewed)

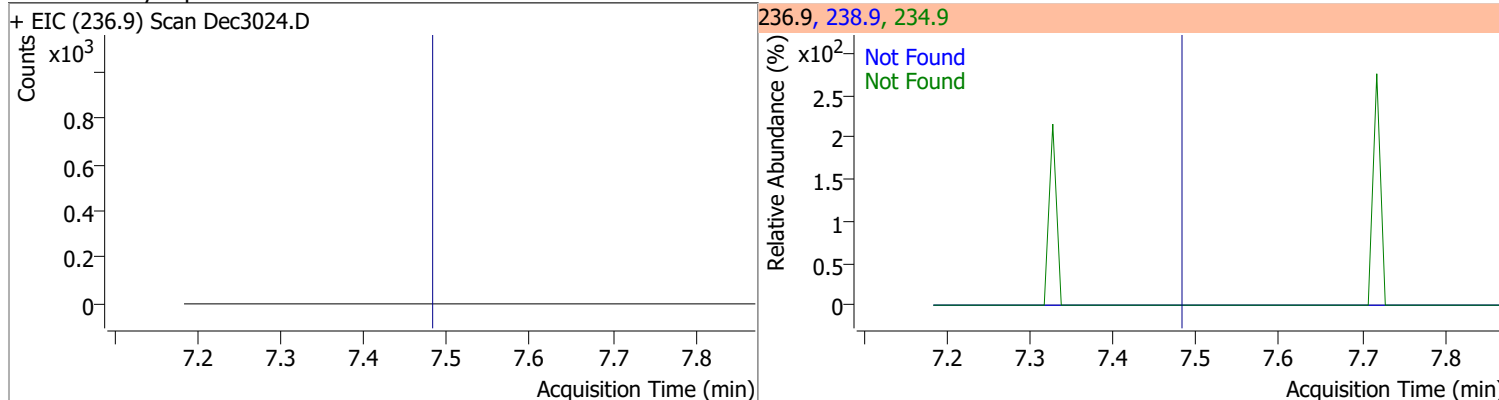
Compound	Conc.	Exp RT	QIon	Exp Ratio	QIon	Exp Ratio
2-Methylnaphthalene	N.D.	7.29	142.0	114.8	115.0	42.0



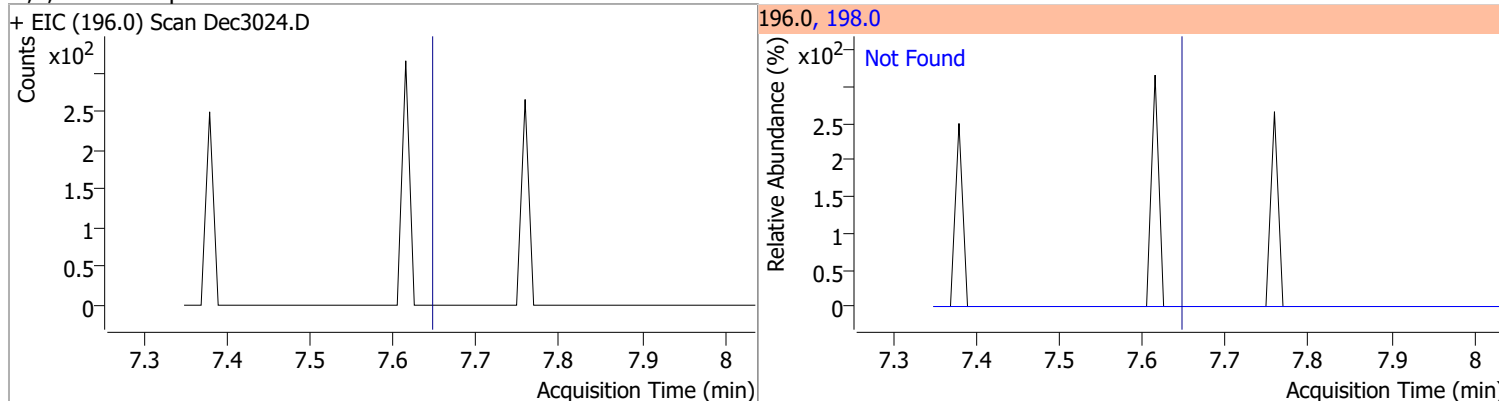
Compound	Conc.	Exp RT	QIon	Exp Ratio	QIon	Exp Ratio
1-Methylnaphthalene	N.D.	7.40	142.0	111.0	115.0	42.5



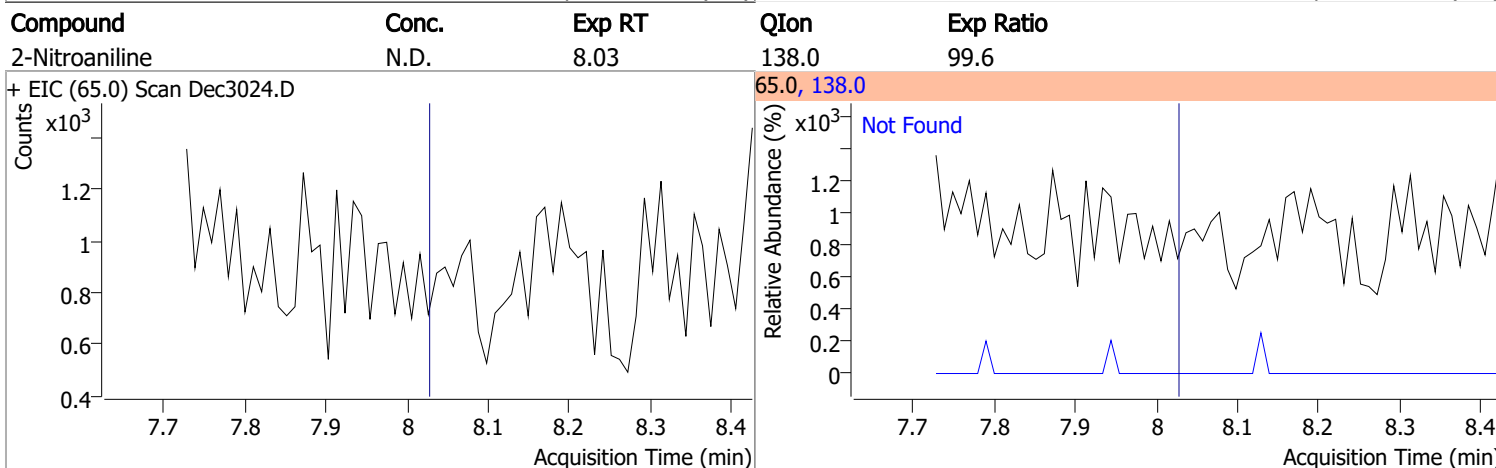
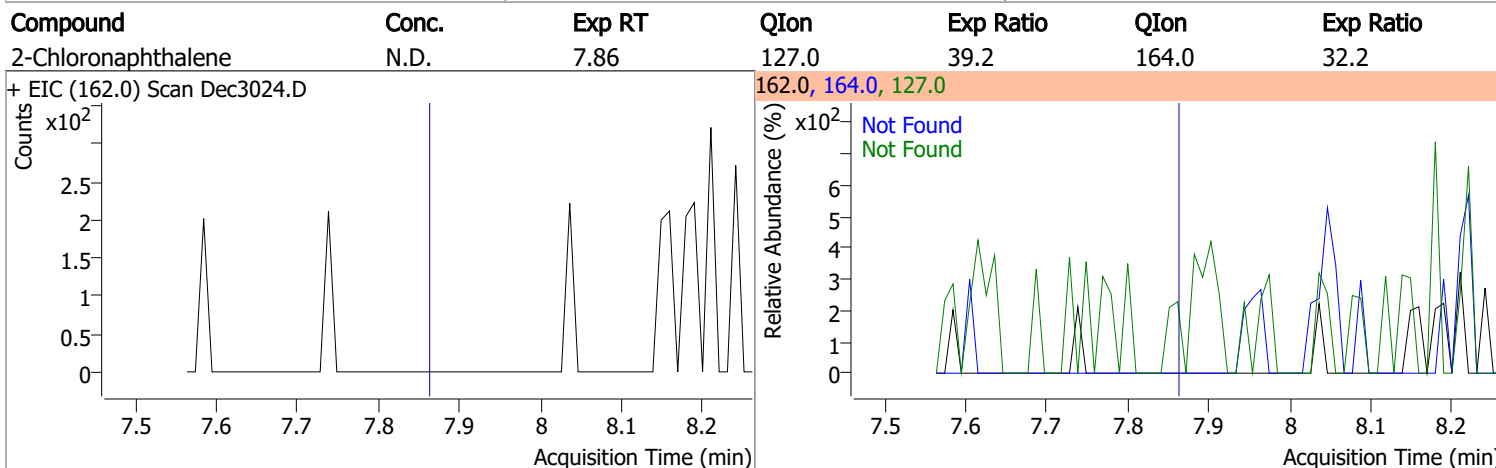
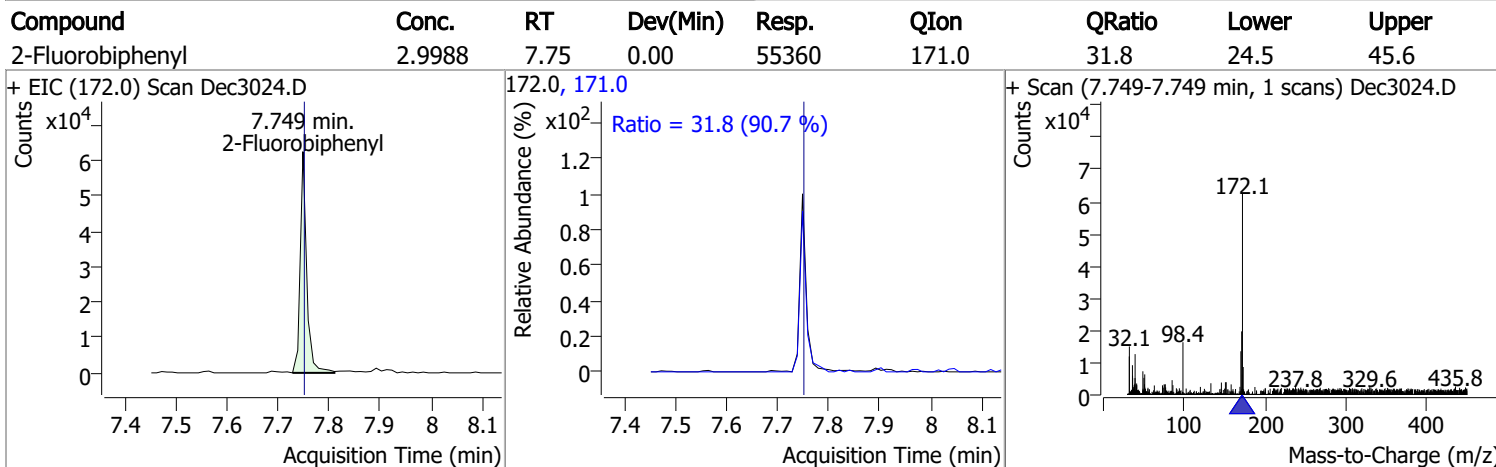
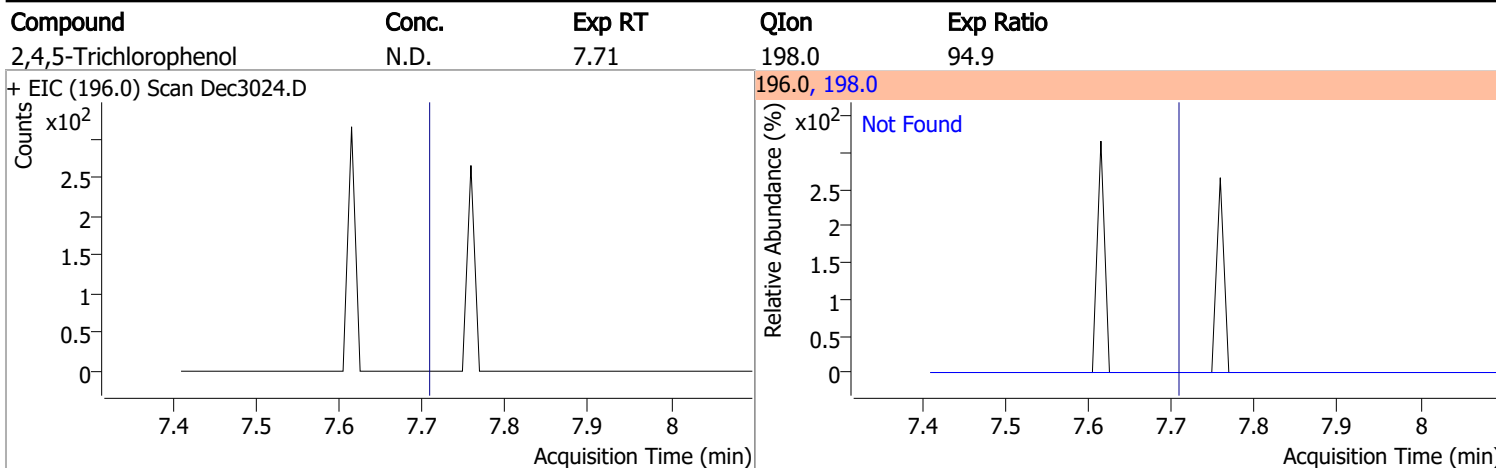
Compound	Conc.	Exp RT	QIon	Exp Ratio	QIon	Exp Ratio
Hexachlorocyclopentadiene	N.D.	7.48	234.9	64.7	238.9	64.1



Compound	Conc.	Exp RT	QIon	Exp Ratio
2,4,6-Trichlorophenol	N.D.	7.65	198.0	94.4

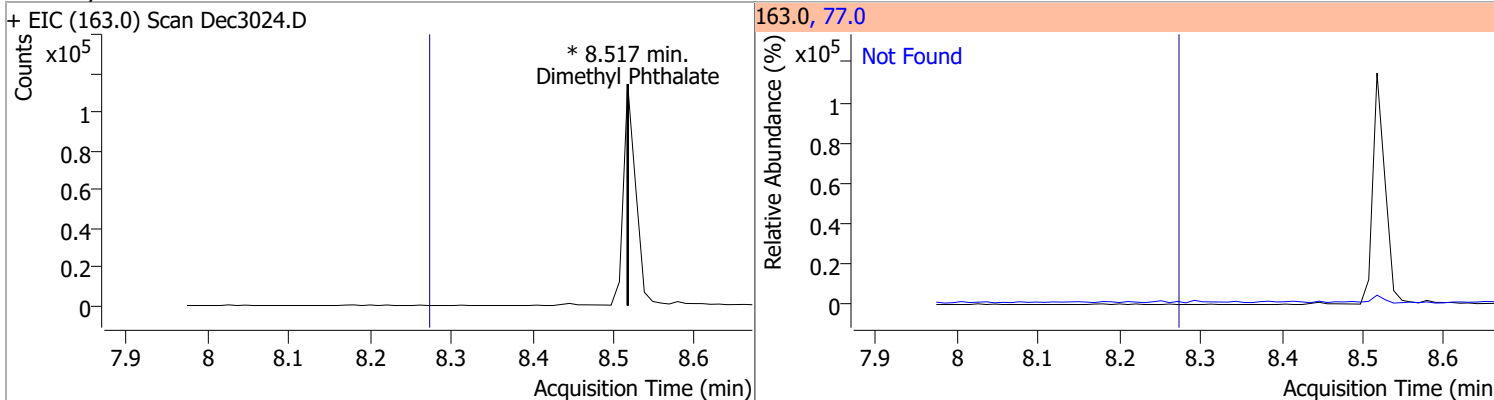


Quantitation Results Report (QT Reviewed)

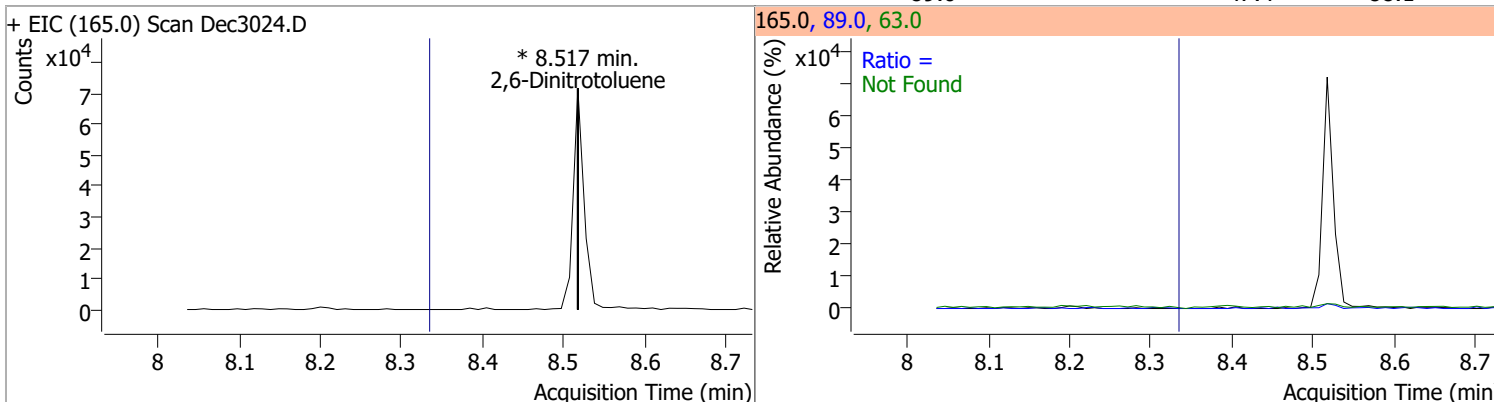


Quantitation Results Report (QT Reviewed)

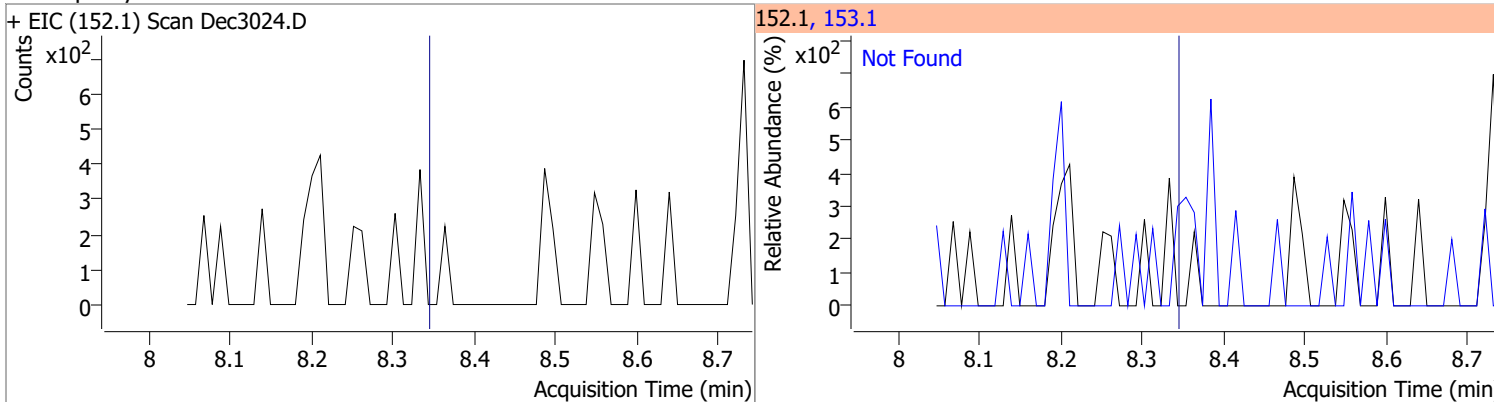
Compound	Conc.	RT	Dev(Min)	Resp.	QIon	QRatio	Lower	Upper
Dimethyl Phthalate	0	0		0	77.0		15.1	28.0



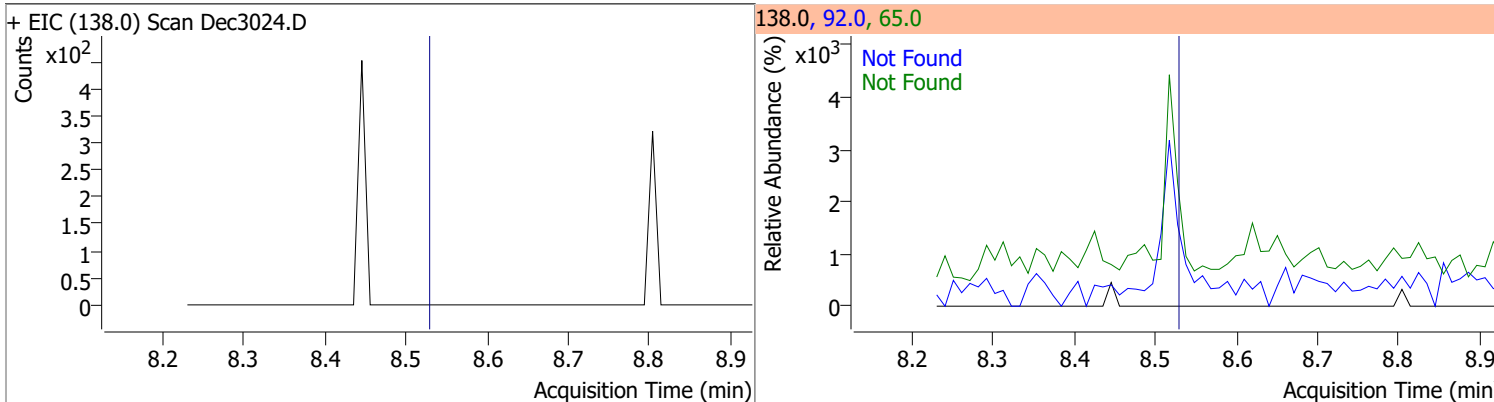
Compound	Conc.	RT	Dev(Min)	Resp.	QIon	QRatio	Lower	Upper
2,6-Dinitrotoluene	0	0		0	63.0 89.0		135.1 47.4	250.9 88.1



Compound	Conc.	Exp RT	QIon	Exp Ratio
Acenaphthylene	N.D.	8.34	153.1	13.9

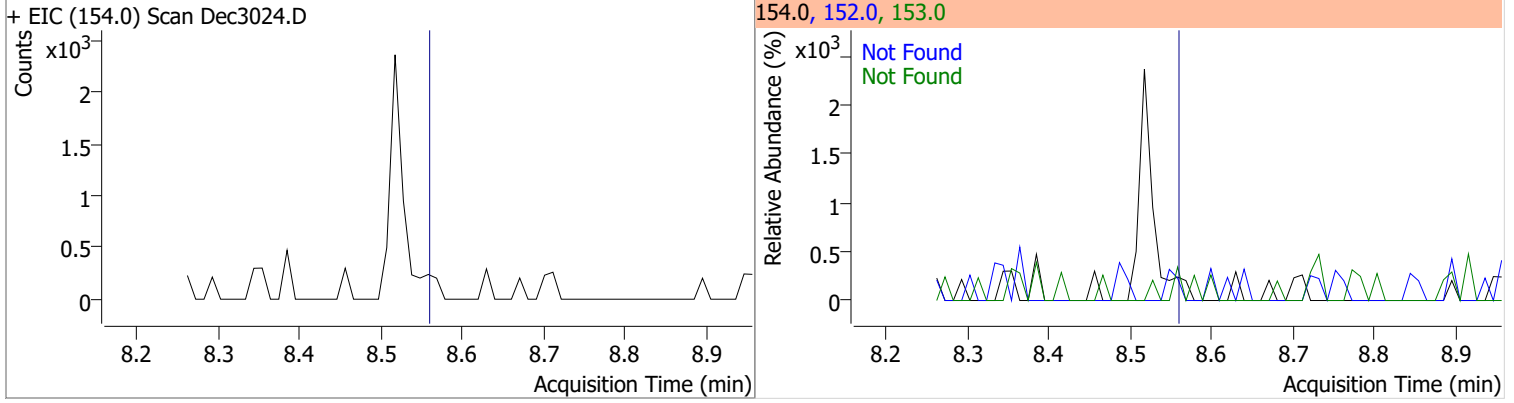


Compound	Conc.	Exp RT	QIon	Exp Ratio	QIon	Exp Ratio
3-Nitroaniline	N.D.	8.53	65.0	157.8	92.0	118.6

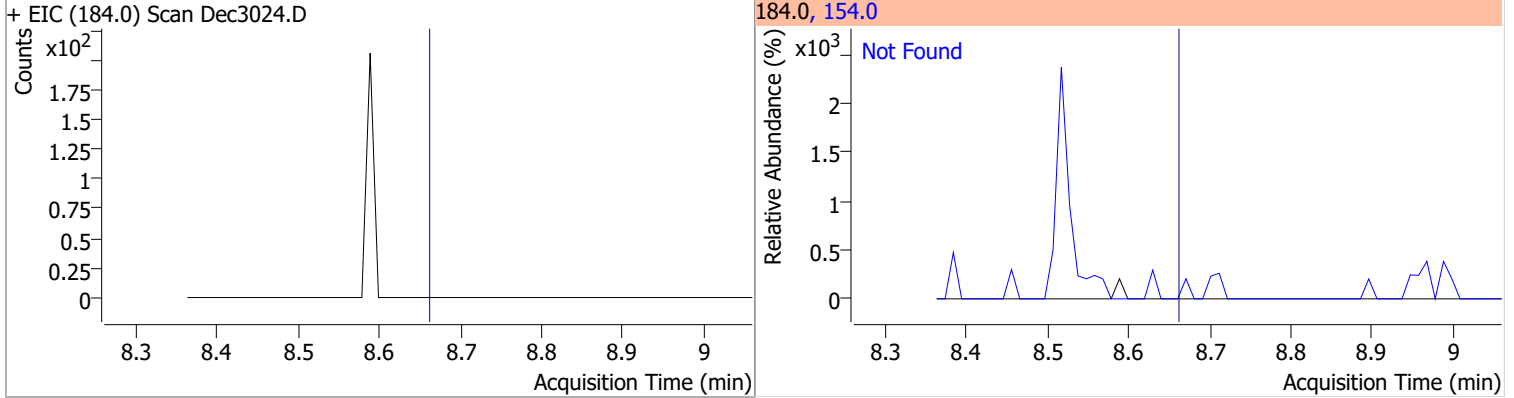


Quantitation Results Report (QT Reviewed)

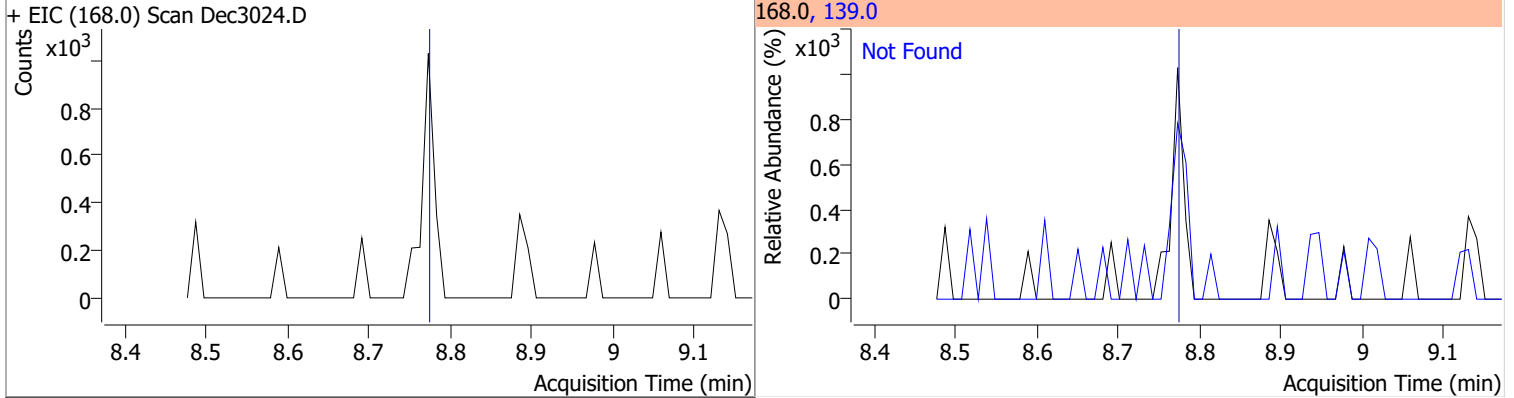
Compound	Conc.	Exp RT	QIon	Exp Ratio	QIon	Exp Ratio
Acenaphthene	N.D.	8.56	153.0	109.6	152.0	52.7



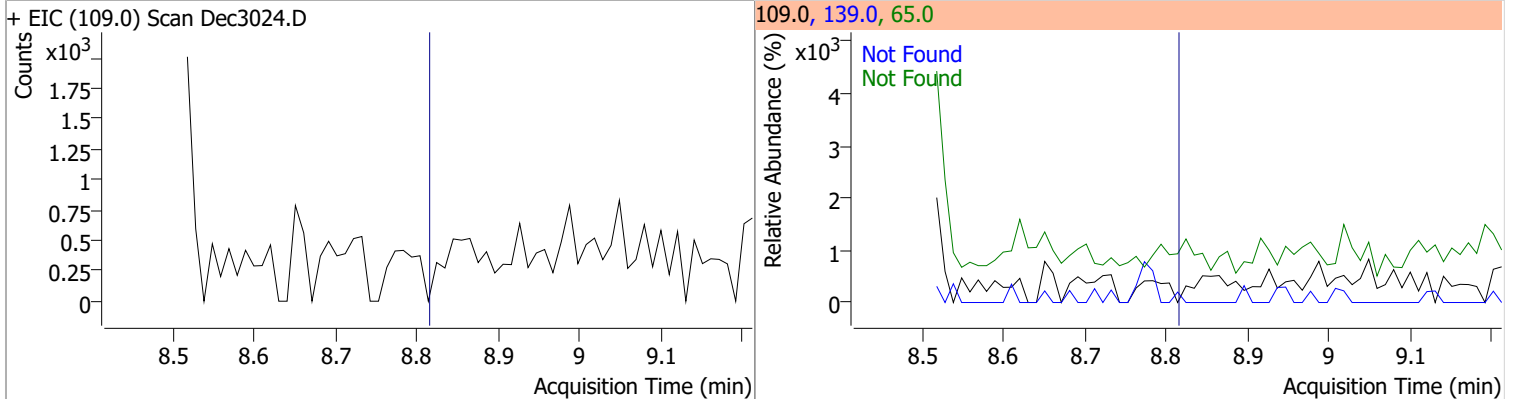
Compound	Conc.	Exp RT	QIon	Exp Ratio
2,4-Dinitrophenol	N.D.	8.66	154.0	55.5



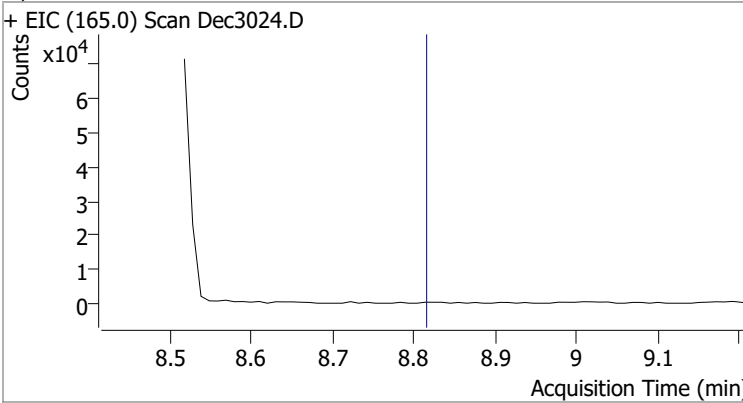
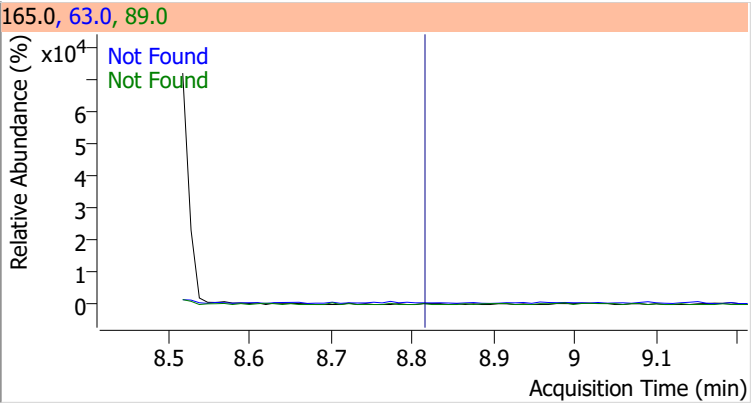
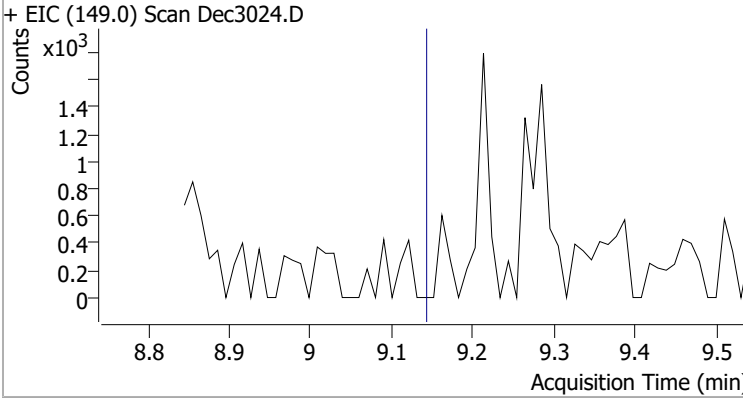
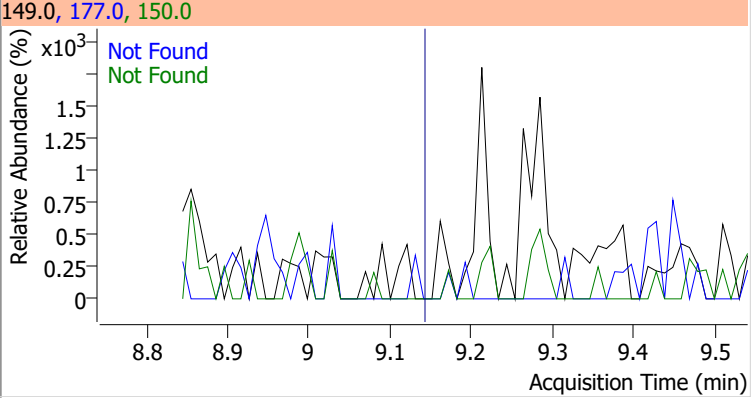
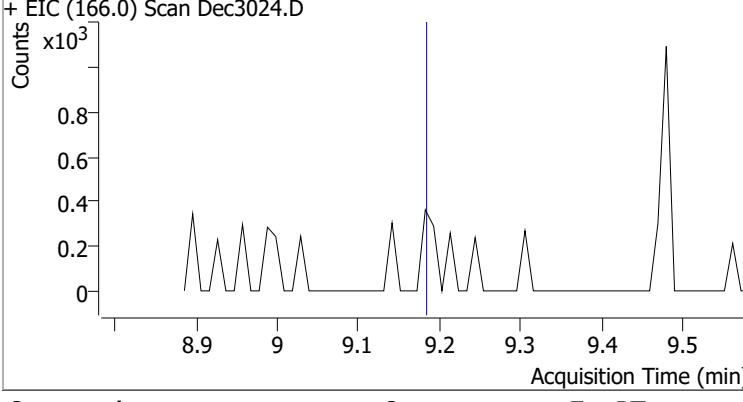
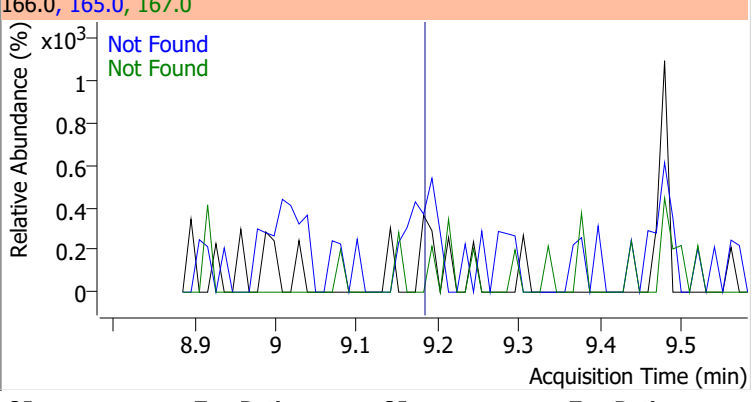
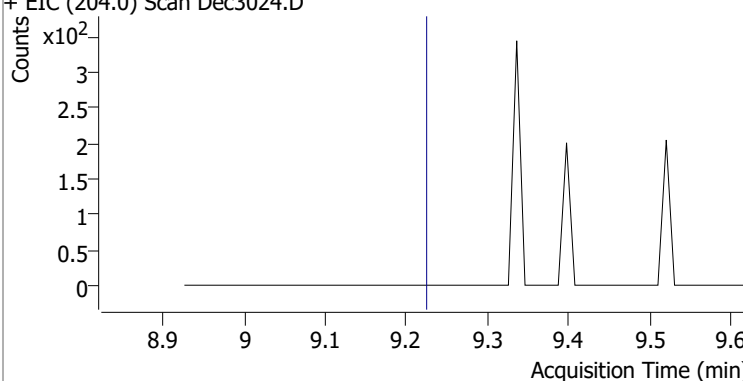
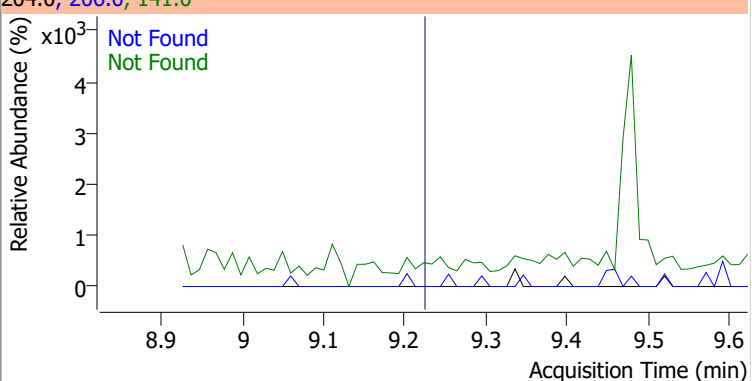
Compound	Conc.	Exp RT	QIon	Exp Ratio
Dibenzofuran	N.D.	8.77	139.0	38.2



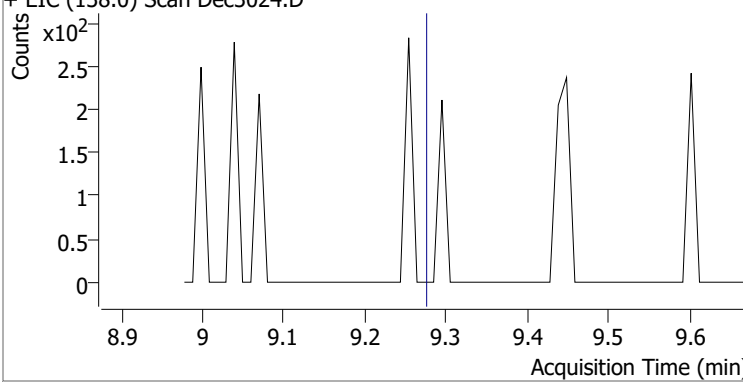
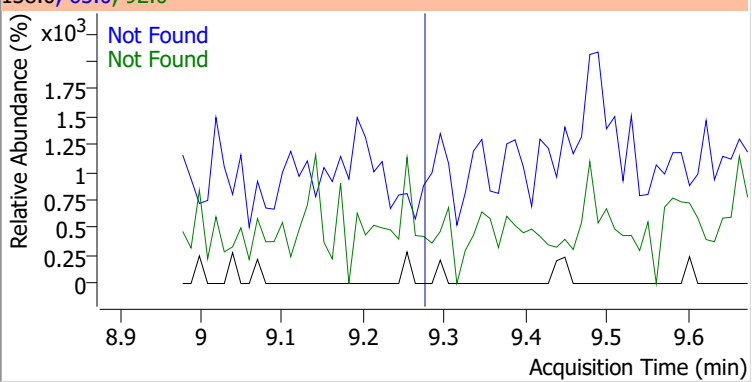
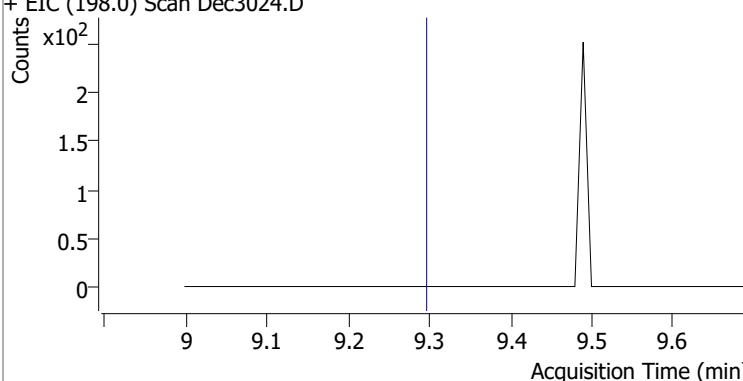
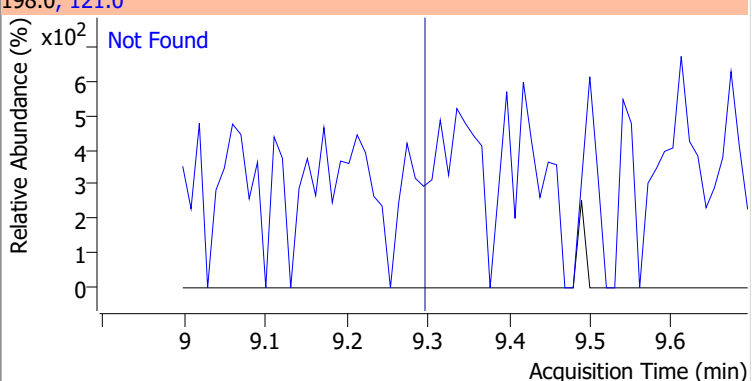
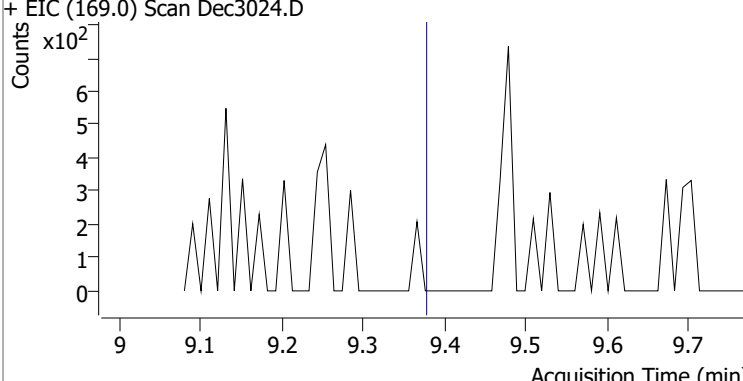
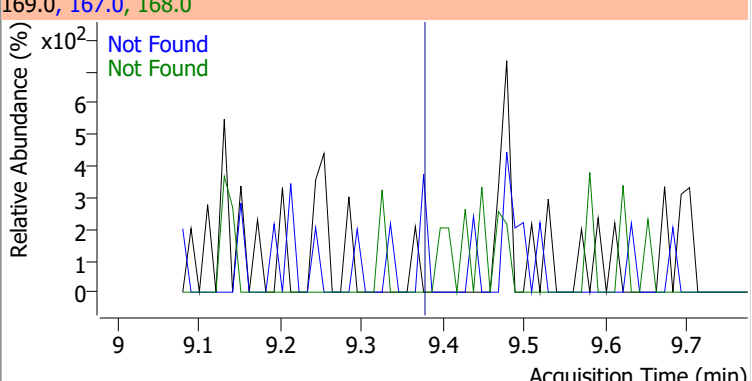
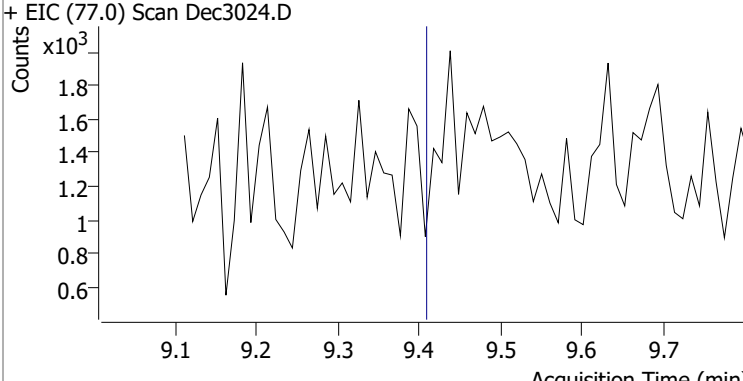
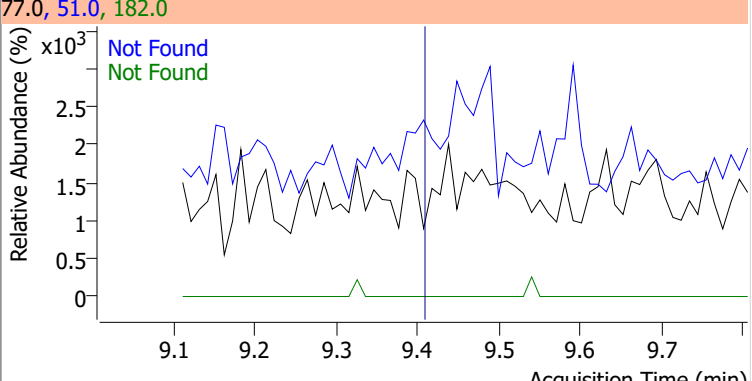
Compound	Conc.	Exp RT	QIon	Exp Ratio	QIon	Exp Ratio
4-Nitrophenol	N.D.	8.81	65.0	85.8	139.0	70.9



Quantitation Results Report (QT Reviewed)

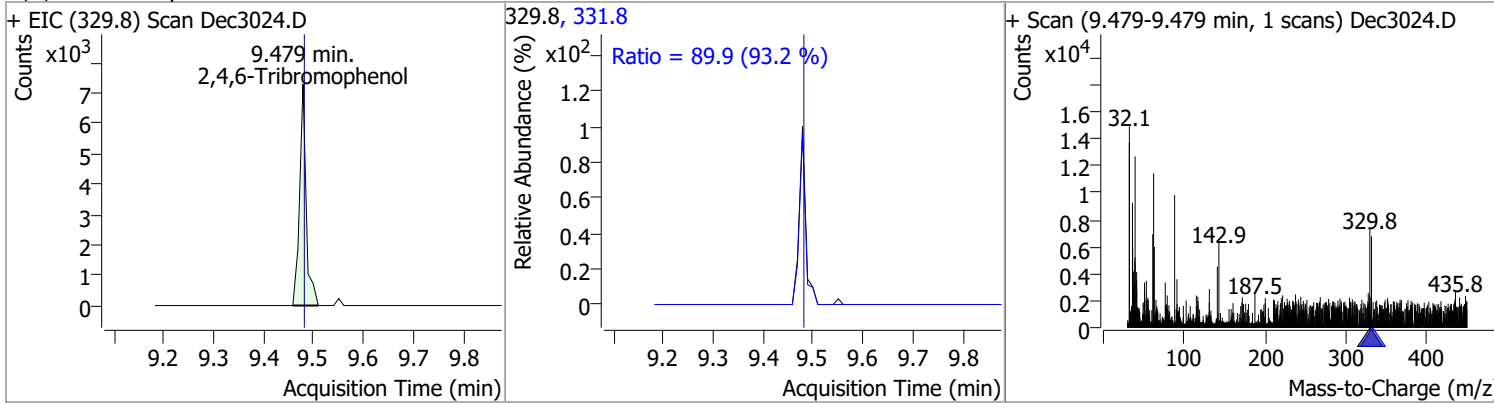
Compound	Conc.	Exp RT	QIon	Exp Ratio	QIon	Exp Ratio
2,4-Dinitrotoluene	N.D.	8.81	63.0	89.4	89.0	79.1
+ EIC (165.0) Scan Dec3024.D			165.0, 63.0, 89.0			
						
Diethylphthalate	N.D.	9.14	177.0	19.4	150.0	12.3
+ EIC (149.0) Scan Dec3024.D			149.0, 177.0, 150.0			
						
Fluorene	N.D.	9.18	165.0	88.8	167.0	12.9
+ EIC (166.0) Scan Dec3024.D			166.0, 165.0, 167.0			
						
4-Chlorophenyl-phenylether	N.D.	9.22	141.0	65.7	206.0	32.4
+ EIC (204.0) Scan Dec3024.D			204.0, 206.0, 141.0			
						

Quantitation Results Report (QT Reviewed)

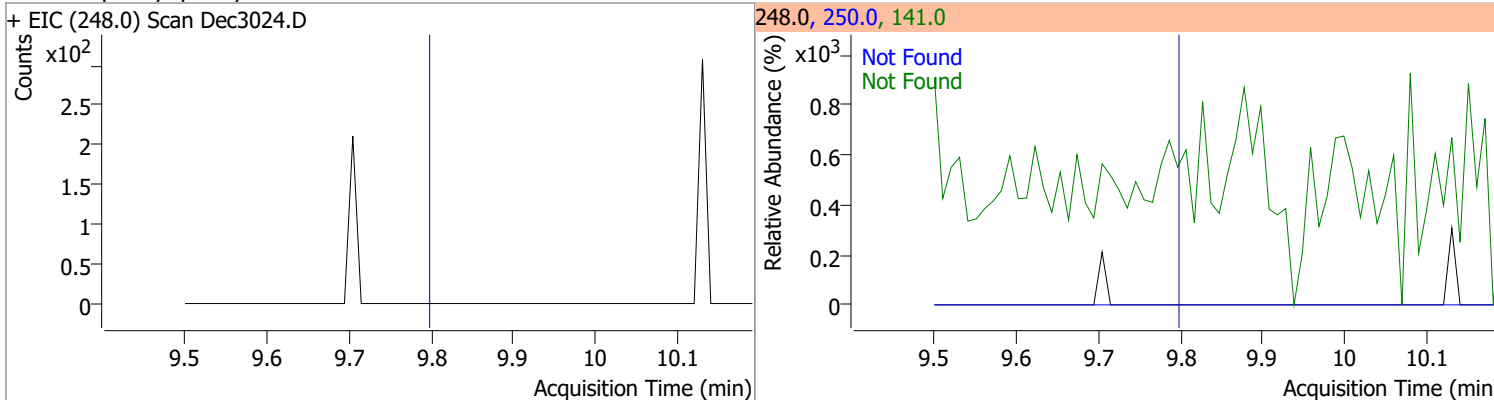
Compound	Conc.	Exp RT	QIon	Exp Ratio	QIon	Exp Ratio
4-Nitroaniline	N.D.	9.27	65.0	131.3	92.0	49.5
+ EIC (138.0) Scan Dec3024.D			138.0, 65.0, 92.0			
						
4,6-Dinitro-2-methylphenol	N.D.	9.29	121.0	52.9		
+ EIC (198.0) Scan Dec3024.D			198.0, 121.0			
						
N-nitrosodiphenylamine	N.D.	9.38	168.0	66.6	167.0	35.0
+ EIC (169.0) Scan Dec3024.D			169.0, 167.0, 168.0			
						
Azobenzene	N.D.	9.41	51.0	49.7	182.0	23.1
+ EIC (77.0) Scan Dec3024.D			77.0, 51.0, 182.0			
						

Quantitation Results Report (QT Reviewed)

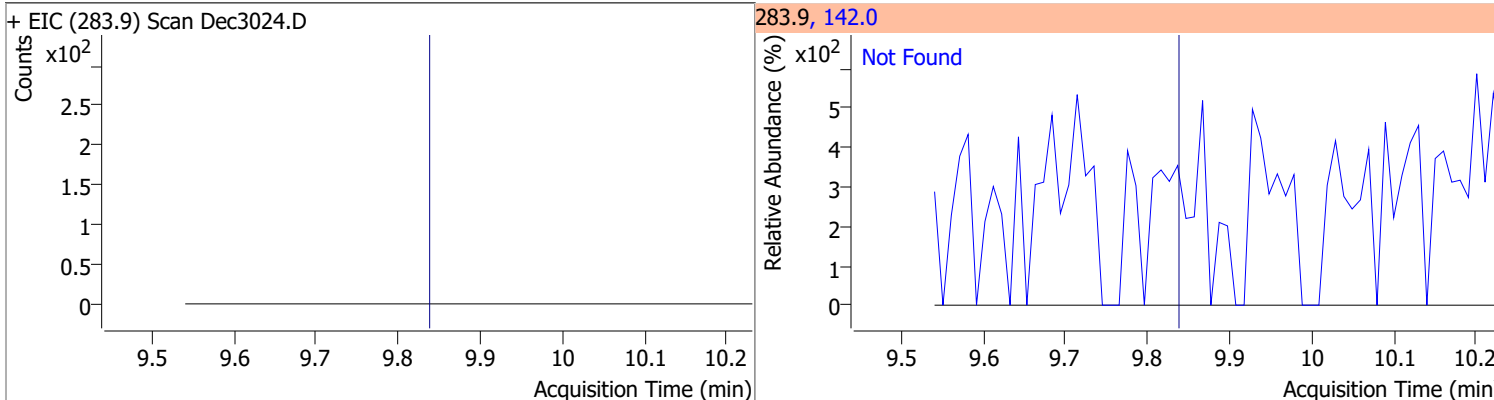
Compound	Conc.	RT	Dev(Min)	Resp.	QIon	QRatio	Lower	Upper
2,4,6-Tribromophenol	9.4322	9.48	0.00	6702	331.8	89.9	67.5	125.3



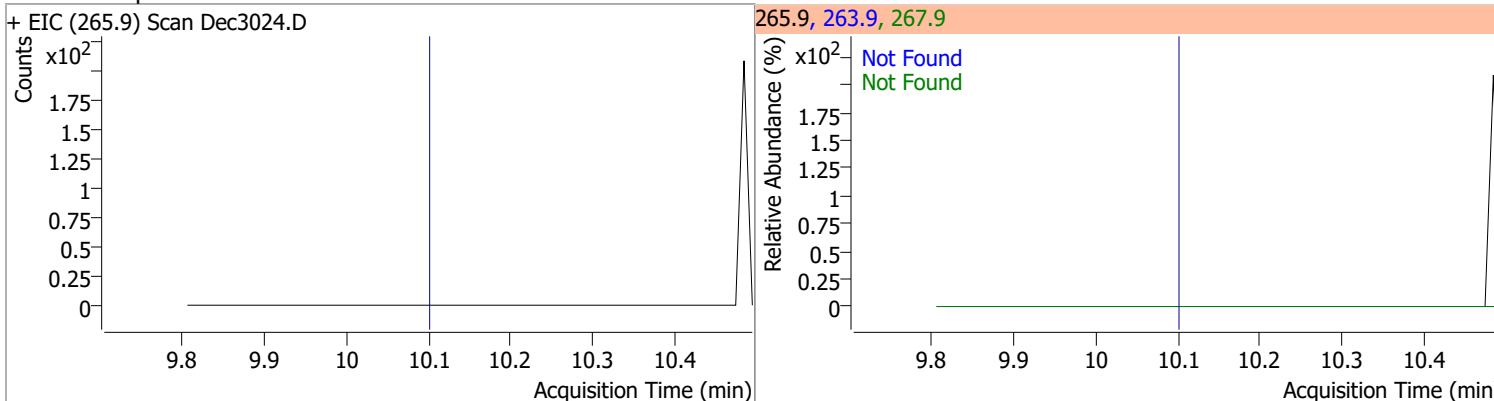
Compound	Conc.	Exp RT	QIon	Exp Ratio	QIon	Exp Ratio
4-Bromophenyl-phenylether	N.D.	9.80	141.0	109.8	250.0	97.9



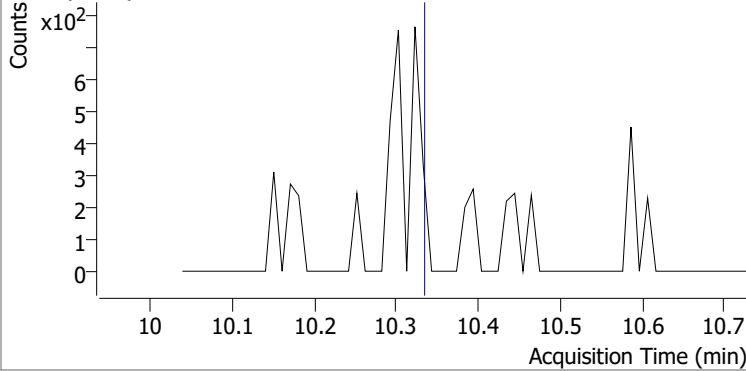
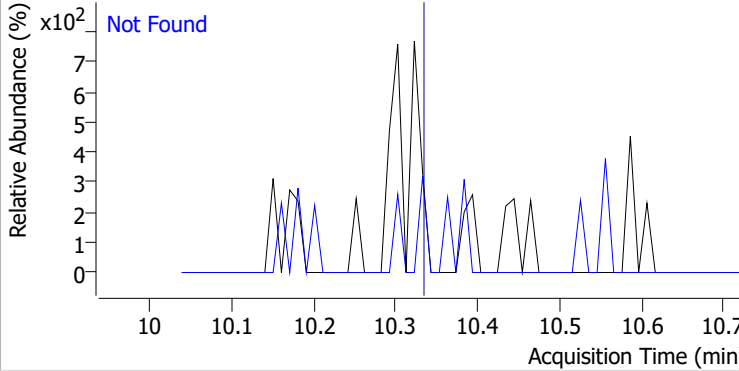
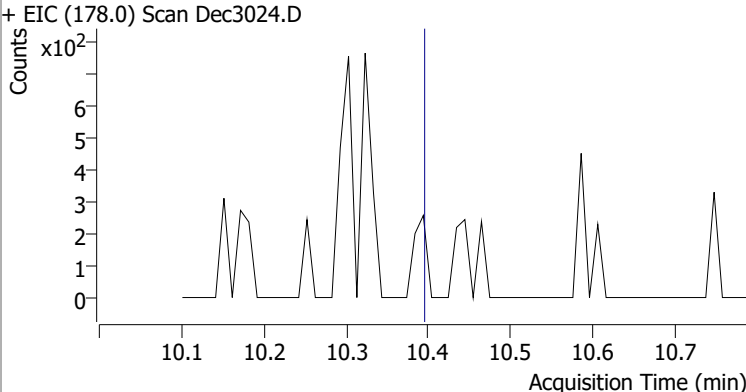
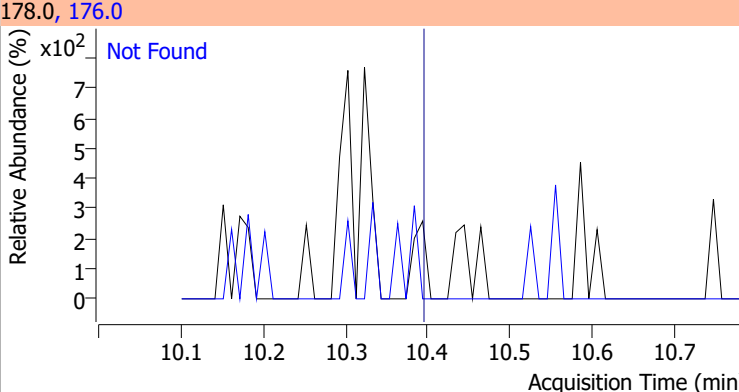
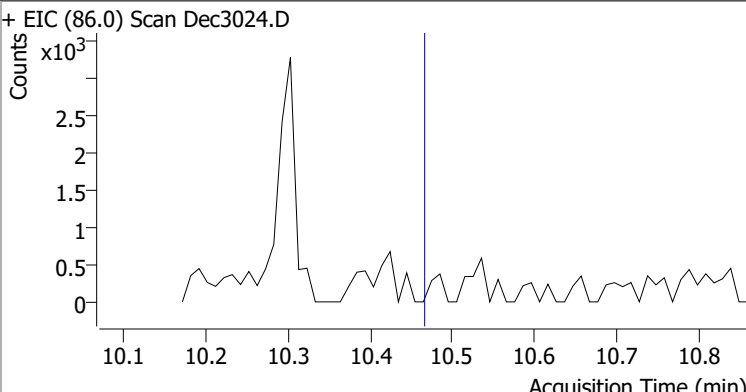
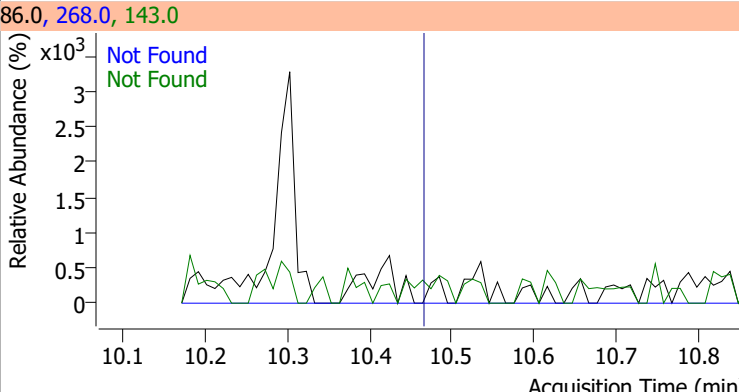
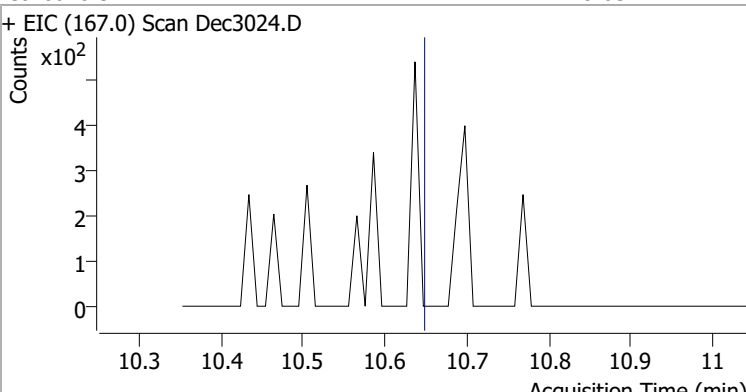
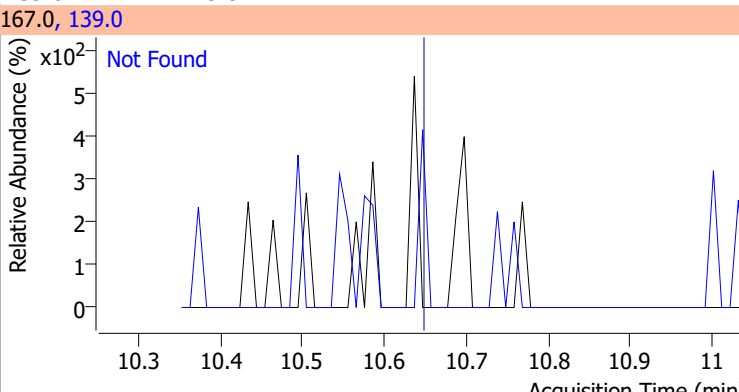
Compound	Conc.	Exp RT	QIon	Exp Ratio
Hexachlorobenzene	N.D.	9.84	142.0	64.6



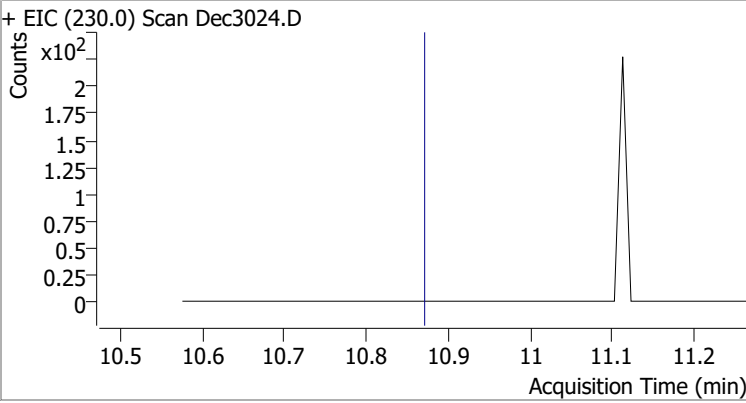
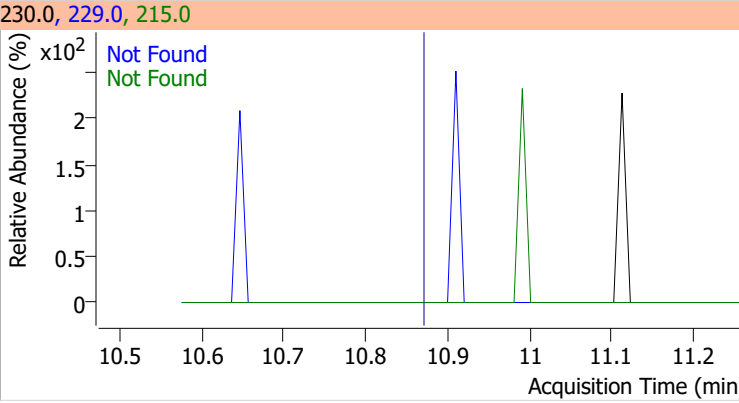
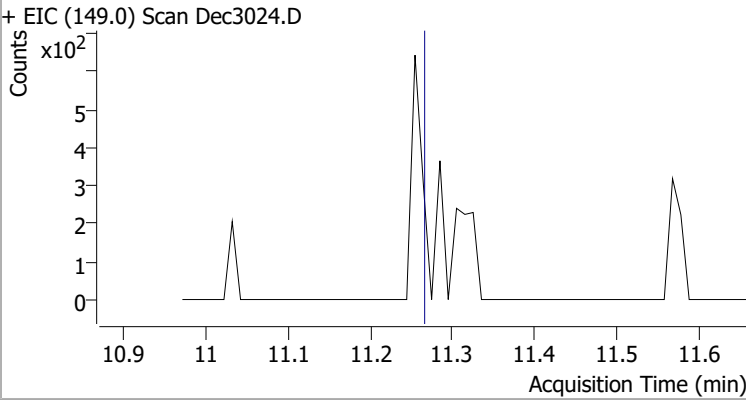
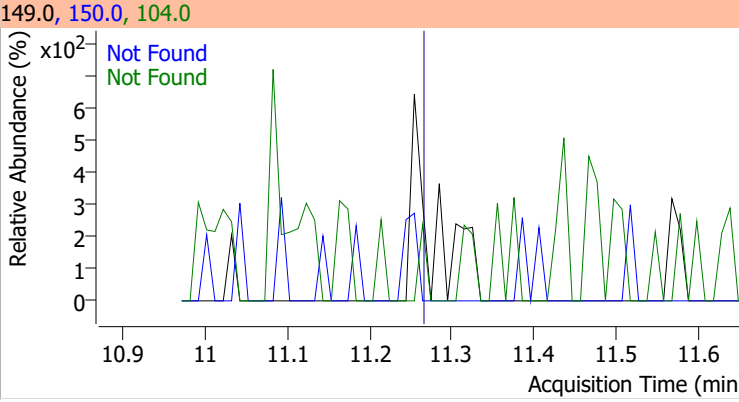
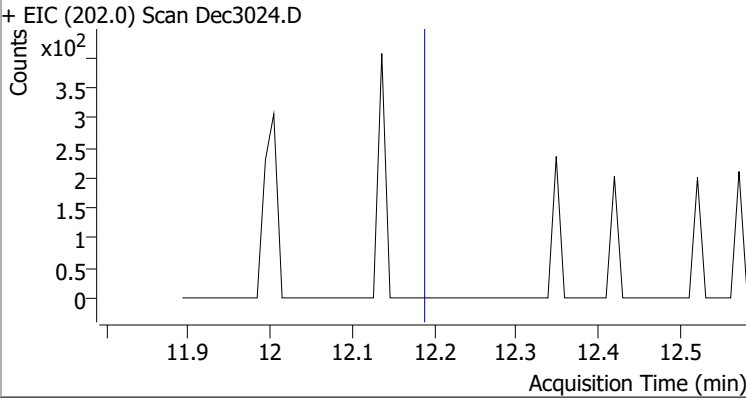
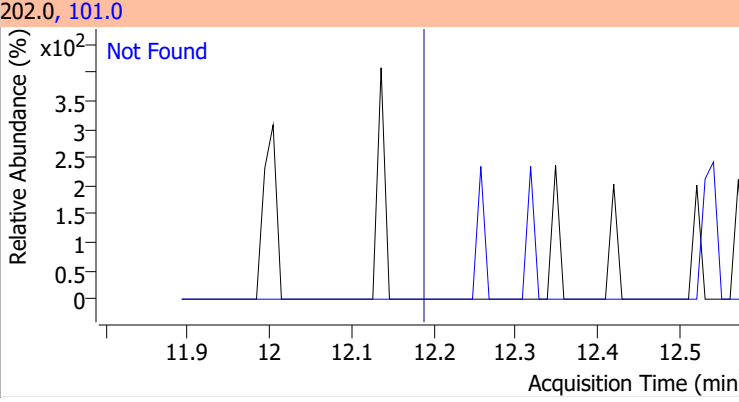
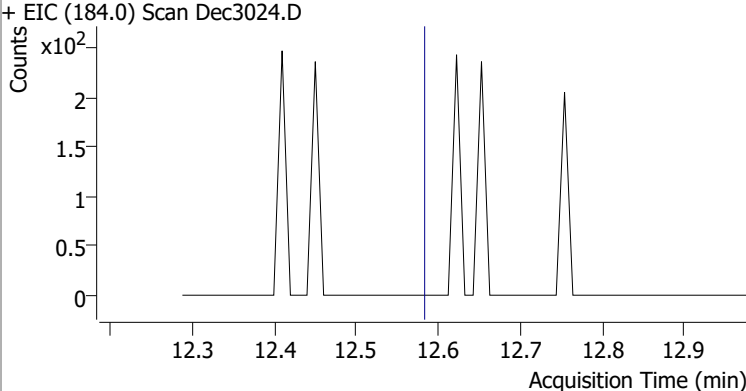
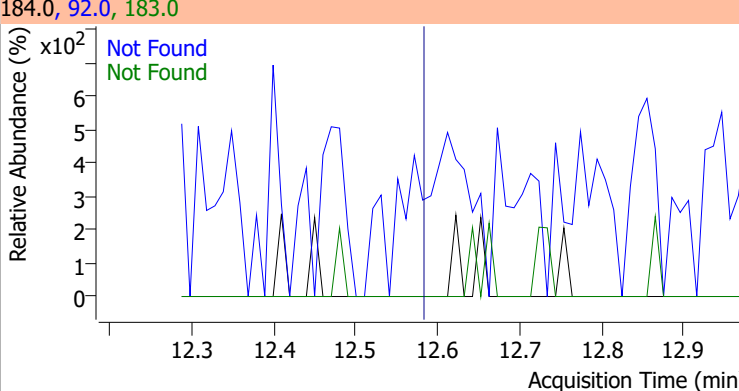
Compound	Conc.	Exp RT	QIon	Exp Ratio	QIon	Exp Ratio
Pentachlorophenol	N.D.	10.10	263.9	62.0	267.9	61.9



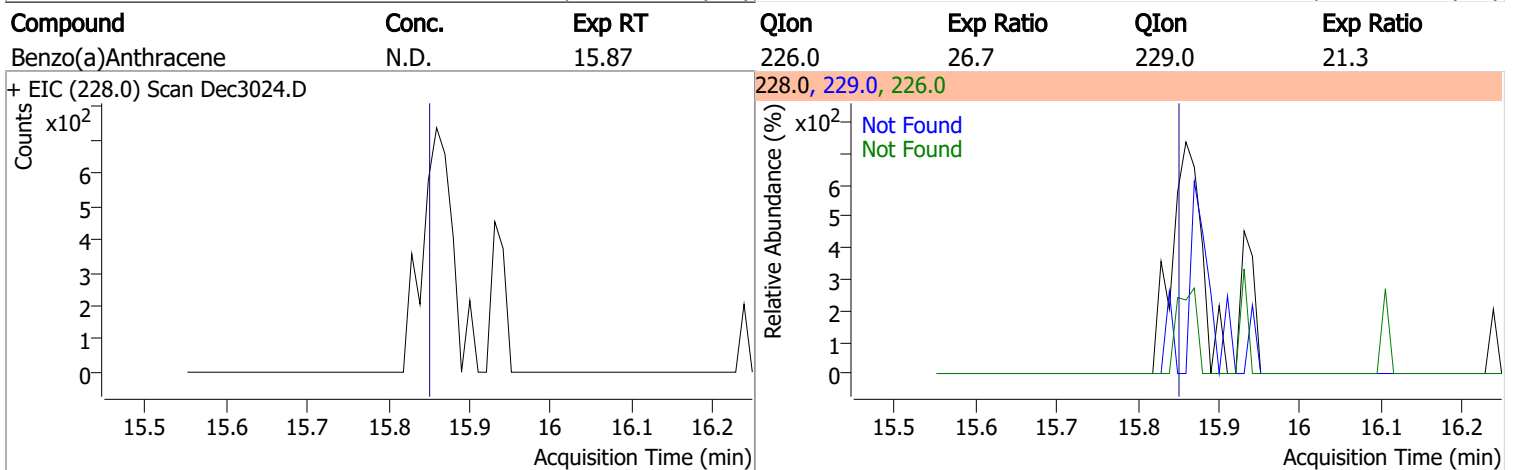
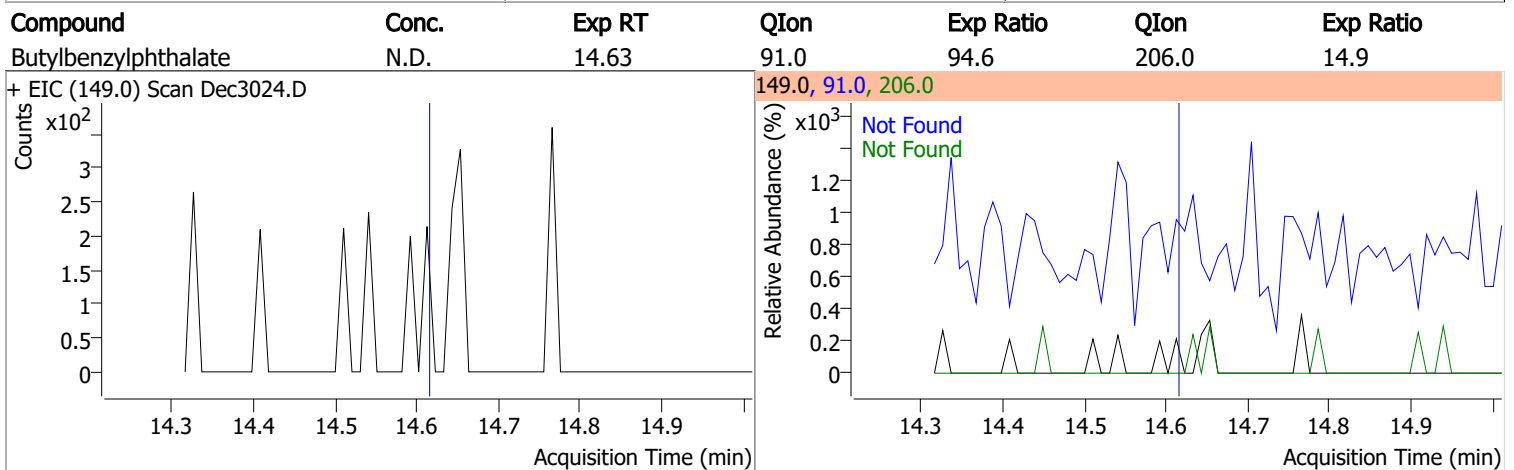
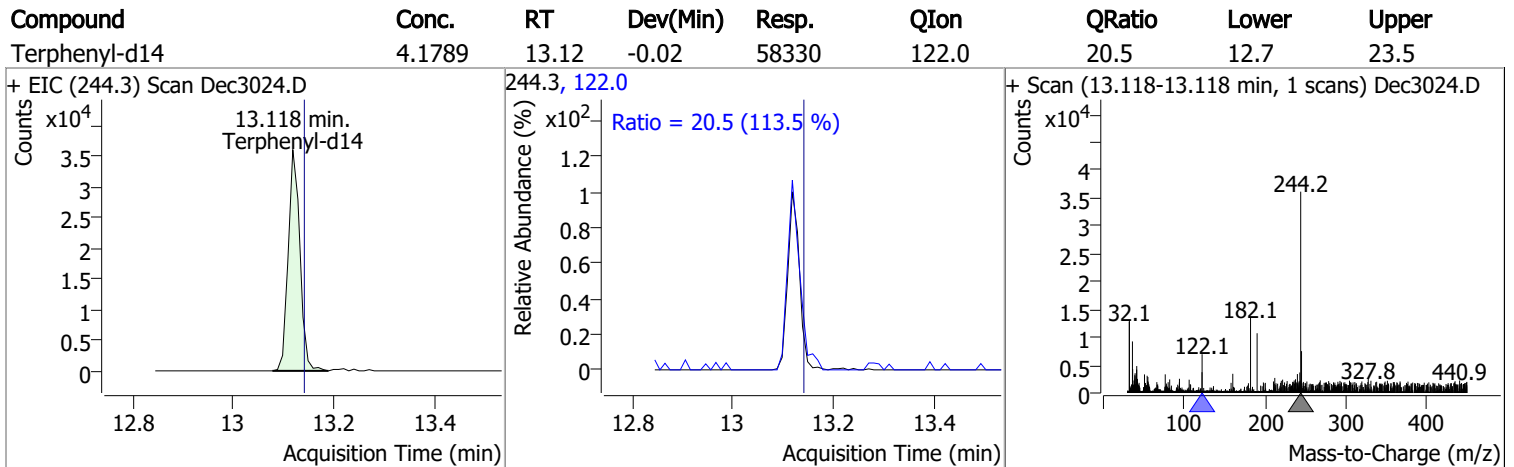
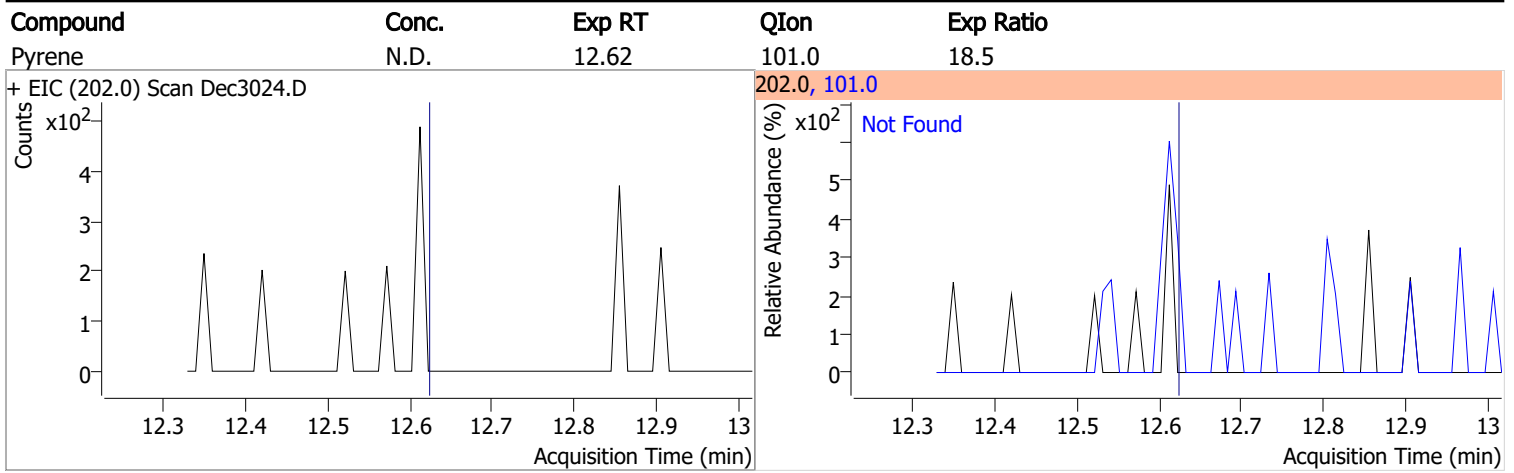
Quantitation Results Report (QT Reviewed)

Compound	Conc.	Exp RT	QIon	Exp Ratio		
Phenanthrene	N.D.	10.33	176.0	19.7		
+ EIC (178.0) Scan Dec3024.D			178.0, 176.0			
						
Anthracene	N.D.	10.39	176.0	18.3		
+ EIC (178.0) Scan Dec3024.D			178.0, 176.0			
						
Triallate	N.D.	10.46	143.0	22.0	QIon	Exp Ratio
+ EIC (86.0) Scan Dec3024.D			86.0, 268.0, 143.0			
						
Carbazole	N.D.	10.65	139.0	13.0		
+ EIC (167.0) Scan Dec3024.D			167.0, 139.0			
						

Quantitation Results Report (QT Reviewed)

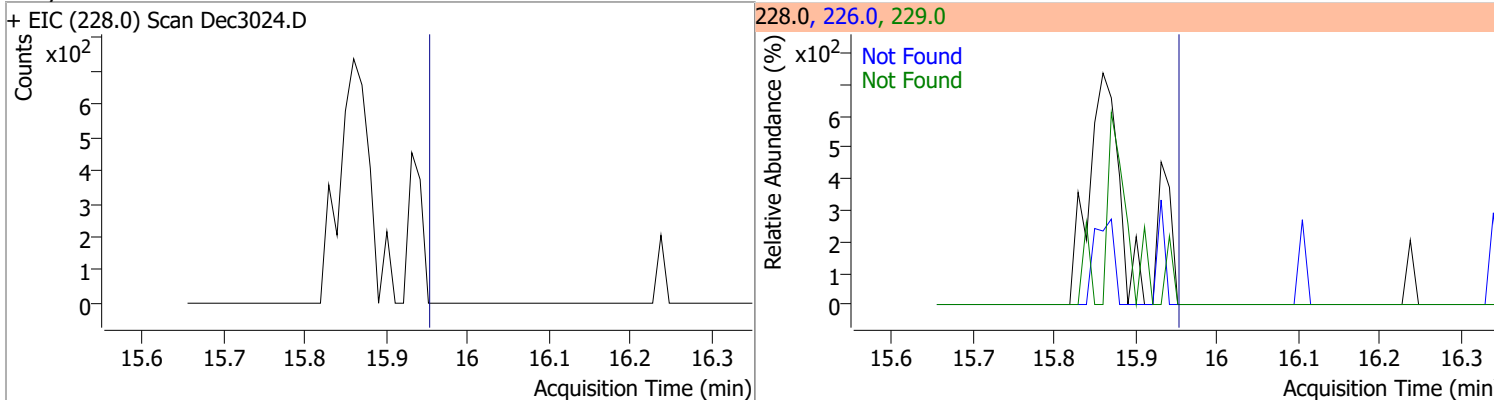
Compound	Conc.	Exp RT	QIon	Exp Ratio	QIon	Exp Ratio
o-Terphenyl	N.D.	10.87	229.0	67.7	215.0	38.2
+ EIC (230.0) Scan Dec3024.D			230.0, 229.0, 215.0			
						
Di-n-Butylphthalate	N.D.	11.26	150.0	9.1	104.0	6.2
+ EIC (149.0) Scan Dec3024.D			149.0, 150.0, 104.0			
						
Fluoranthene	N.D.	12.19	101.0	15.0		
+ EIC (202.0) Scan Dec3024.D			202.0, 101.0			
						
Benzidine	N.D.	12.58	183.0	11.5	92.0	9.0
+ EIC (184.0) Scan Dec3024.D			184.0, 92.0, 183.0			
						

Quantitation Results Report (QT Reviewed)

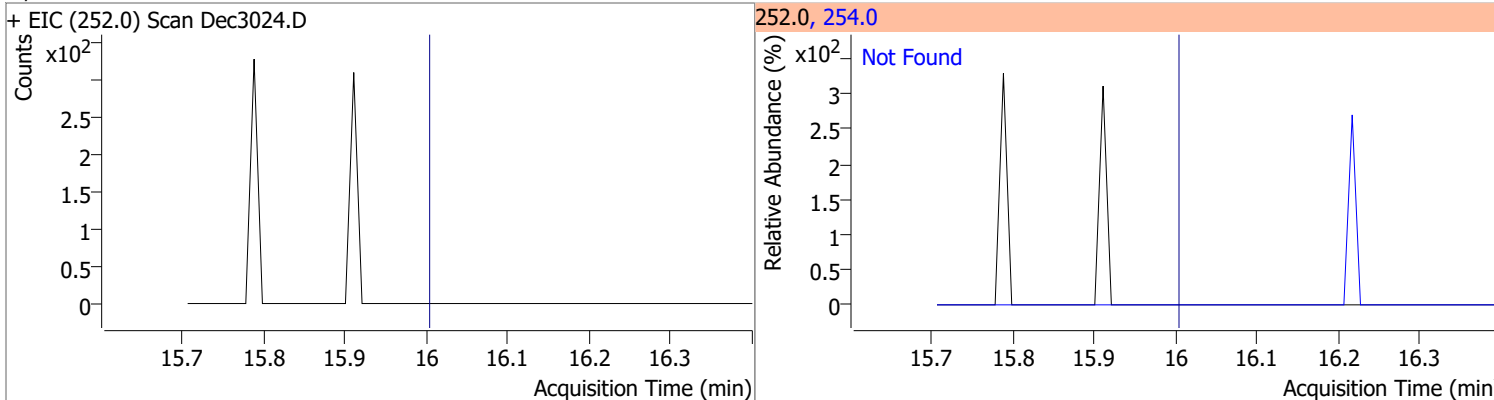


Quantitation Results Report (QT Reviewed)

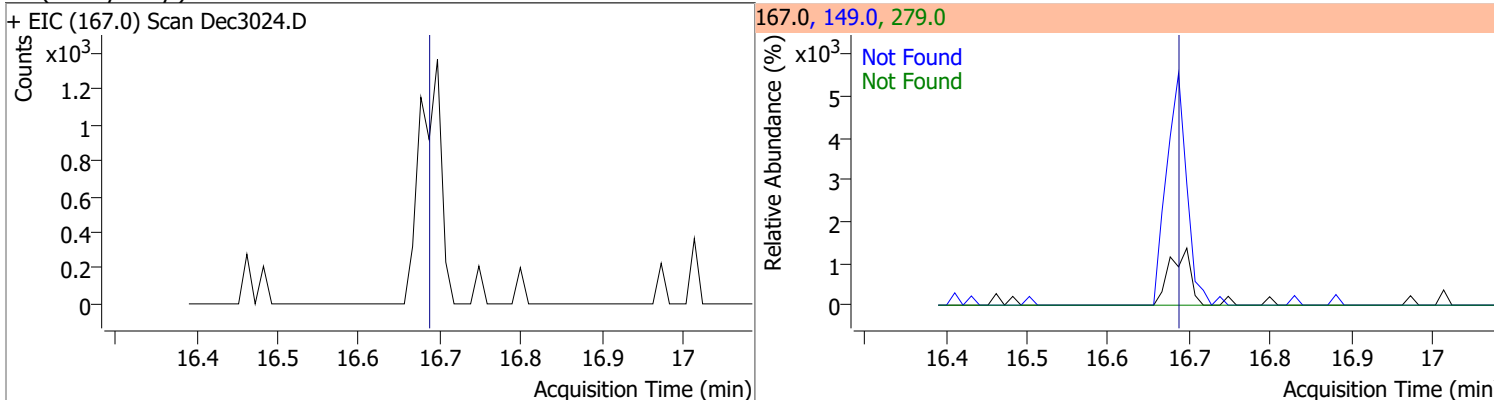
Compound	Conc.	Exp RT	QIon	Exp Ratio	QIon	Exp Ratio
Chrysene	N.D.	15.97	226.0	30.6	229.0	20.9



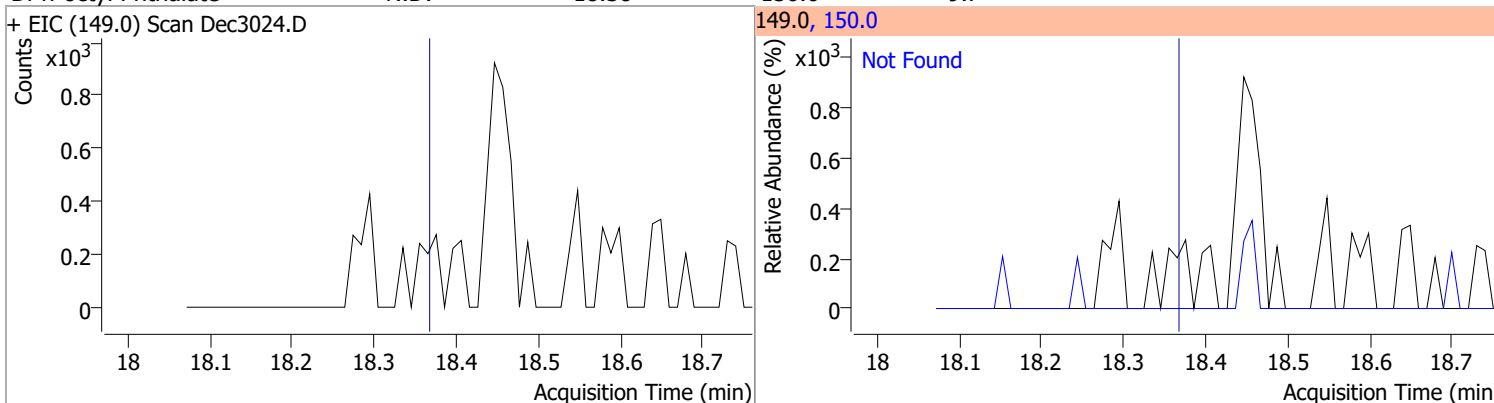
Compound	Conc.	Exp RT	QIon	Exp Ratio
3,3-Dichlorobenzidine	N.D.	16.02	254.0	62.0



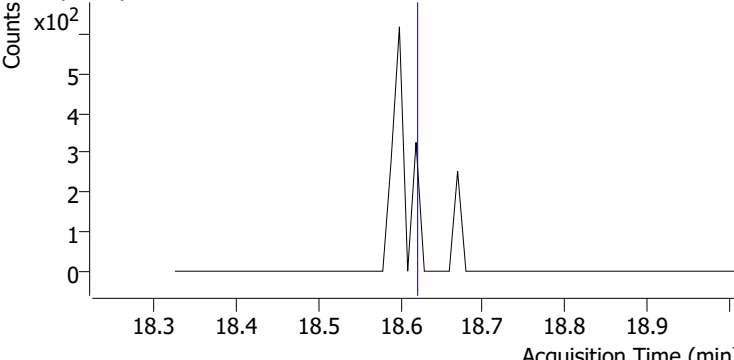
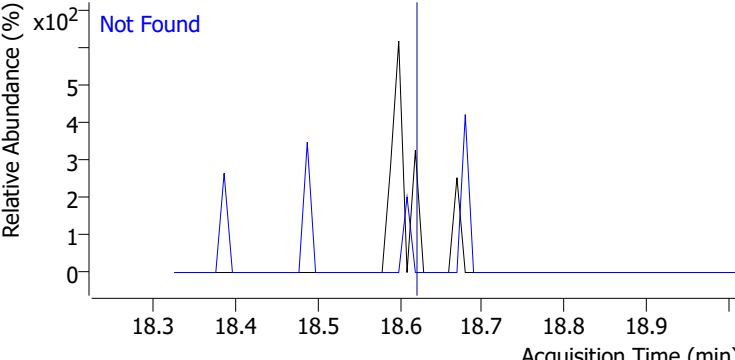
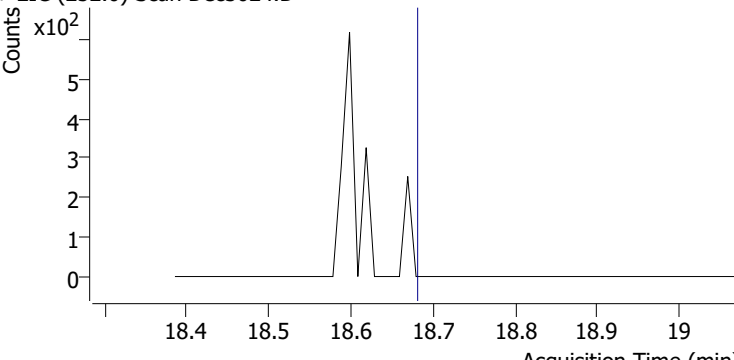
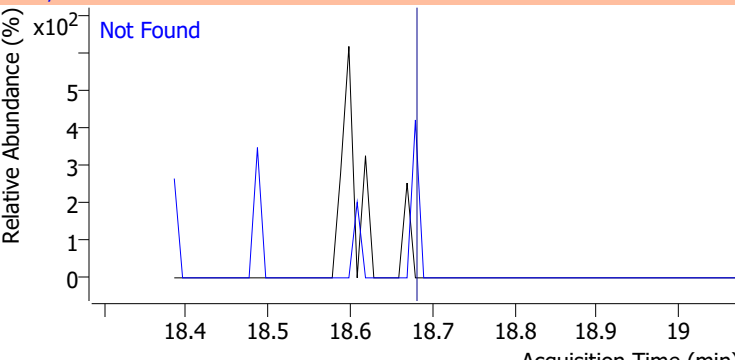
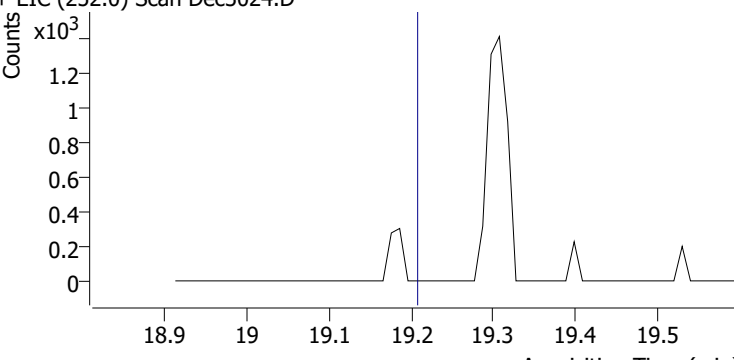
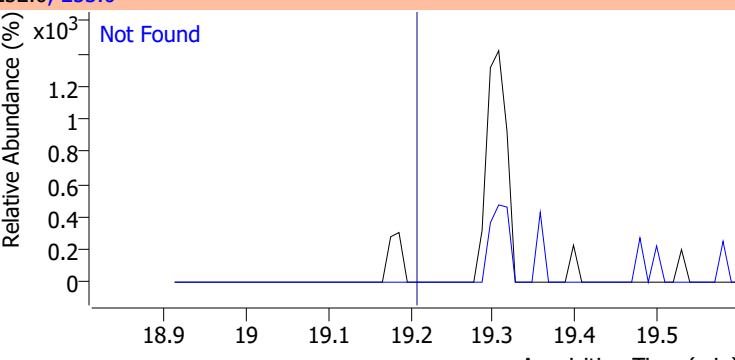
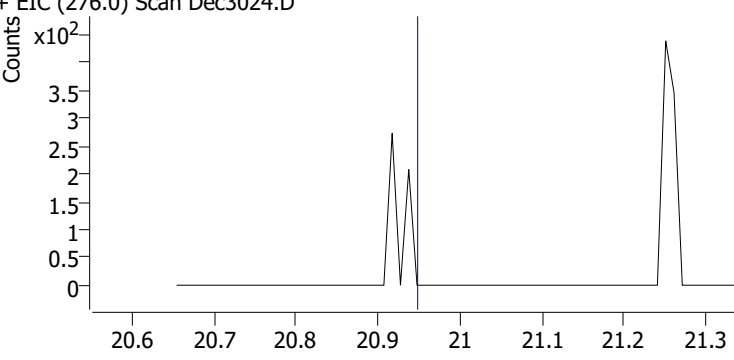
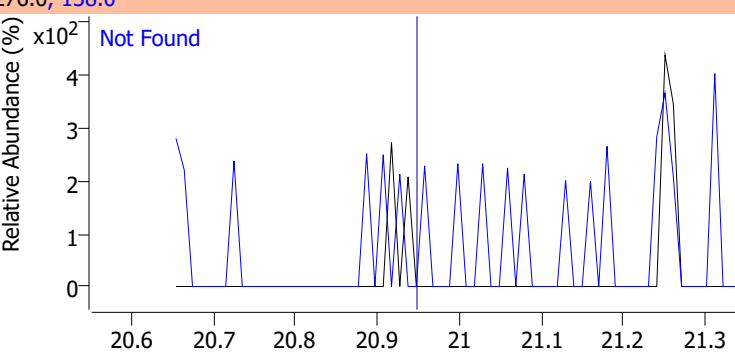
Compound	Conc.	Exp RT	QIon	Exp Ratio	QIon	Exp Ratio
bis(2-ethylhexyl)Phthalate	N.D.	16.71	149.0	421.6	279.0	11.2



Compound	Conc.	Exp RT	QIon	Exp Ratio
Di-n-octyl Phthalate	N.D.	18.38	150.0	9.7

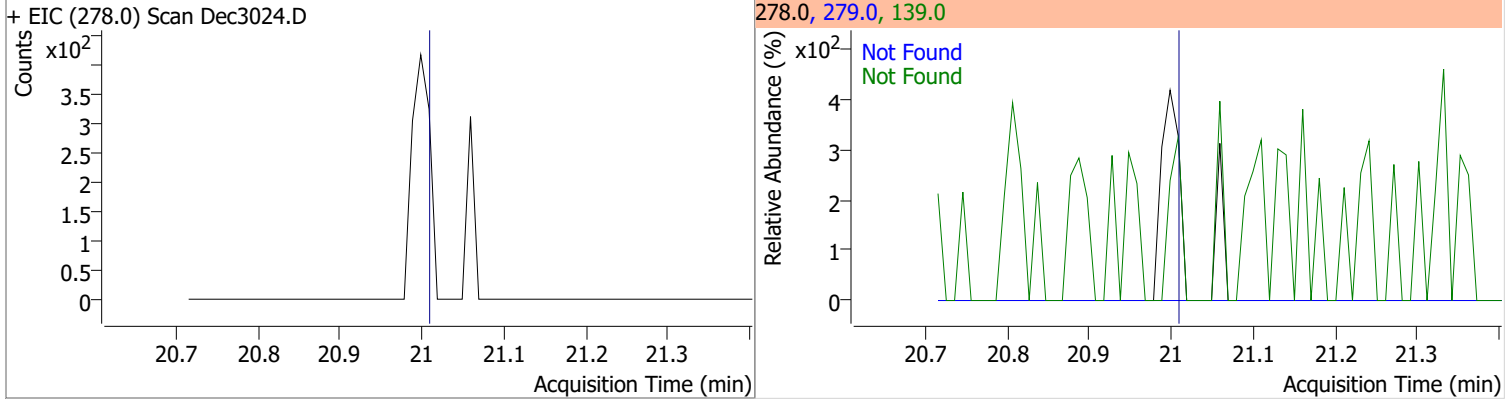


Quantitation Results Report (QT Reviewed)

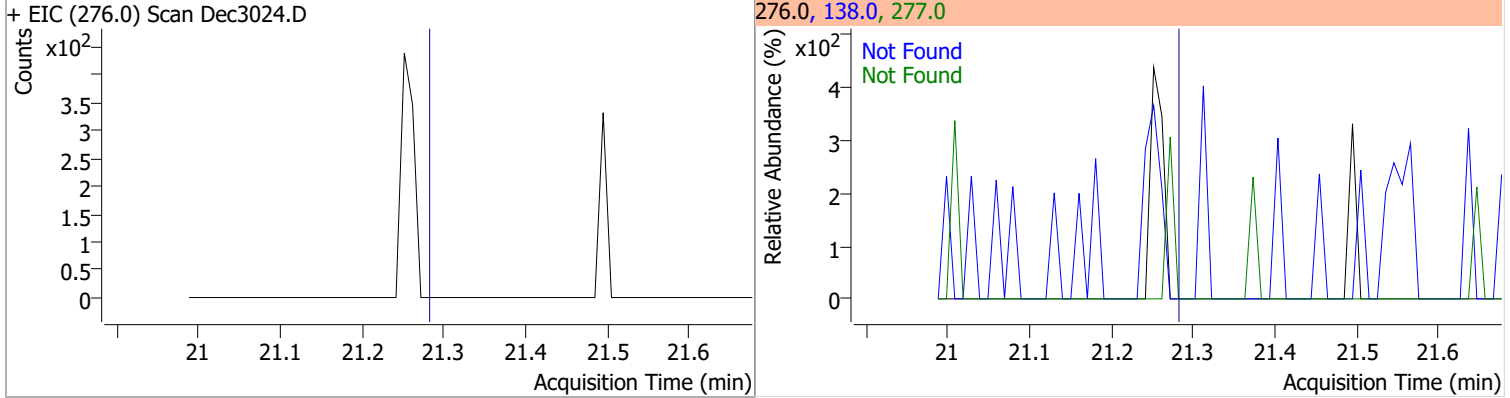
Compound	Conc.	Exp RT	QIon	Exp Ratio
Benzo(b)fluoranthene	N.D.	18.63	253.0	21.4
+ EIC (252.0) Scan Dec3024.D			252.0, 253.0	
				
Benzo(k)fluoranthene	N.D.	18.69	253.0	21.7
+ EIC (252.0) Scan Dec3024.D			252.0, 253.0	
				
Benzo(a)pyrene	N.D.	19.22	253.0	22.9
+ EIC (252.0) Scan Dec3024.D			252.0, 253.0	
				
Indeno(1,2,3-c,d)pyrene	N.D.	20.96	138.0	39.1
+ EIC (276.0) Scan Dec3024.D			276.0, 138.0	
				

Quantitation Results Report (QT Reviewed)

Compound	Conc.	Exp RT	QIon	Exp Ratio	QIon	Exp Ratio
Dibenzo(a,h)anthracene	N.D.	21.02	139.0	30.6	279.0	24.6

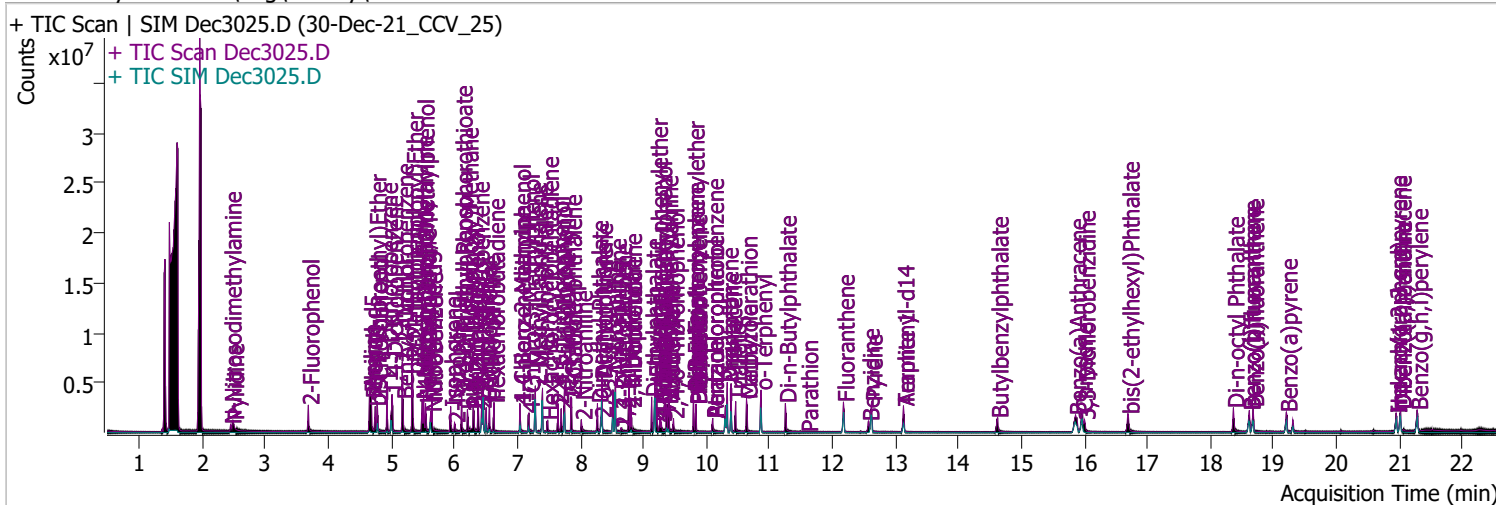


Compound	Conc.	Exp RT	QIon	Exp Ratio	QIon	Exp Ratio
Benzo(g,h,i)perylene	N.D.	21.29	138.0	41.5	277.0	23.8



Quantitation Results Report (QT Reviewed)

Data File	Dec3025.D	Operator	LIMS import
Acq. Method	BNA+SIM.M	Acq. Date-Time	12/31/2021 1:11:59 AM
Sample Name	30-Dec-21_CCV_25	Instrument	Instrument #1
Vial	25	Multiplier	1.00
DA Method File	122821 bna 1 CAL.batch.bin	Comment	SVOC-8270-W
Tune File	dftppdsm.u	Tune Date	11/24/2021 11:15:00 AM
Batch Name	123021 bna 1.batch.bin	Last Calib Update	1/3/2022 10:10:10 AM
Ref Library	D:\Org\Library\NIST129K.I		



Compound	RT	QIon	Resp.	Conc.	Units	Dev(Min)
----------	----	------	-------	-------	-------	----------

Internal Standards

System Monitoring Compounds

S 2-Fluorophenol	3.684	112.0	683634	81.4262	µg/L	-0.020
Spiked Amount: 200.000	Range: 10.0 - 75.0%			Recovery = 40.71%		
S Phenol-d5	4.664	99.0	935467	76.7779	µg/L	-0.020
Spiked Amount: 200.000	Range: 10.0 - 65.0%			Recovery = 38.39%		
S Nitrobenzene-d5	5.624	82.0	410406	68.3853	µg/L	0.000
Spiked Amount: 100.000	Range: 32.0 - 94.0%			Recovery = 68.39%		
S 2-Fluorobiphenyl	7.749	172.0	1450041	71.2020	µg/L	0.000
Spiked Amount: 100.000	Range: 28.0 - 107.0%			Recovery = 71.20%		
S 2,4,6-Tribromophenol	9.479	329.8	82183	82.9068	µg/L	0.000
Spiked Amount: 200.000	Range: 25.0 - 140.0%			Recovery = 41.45%		
S Terphenyl-d14	13.128	244.3	1157255	73.5795	µg/L	-0.010
Spiked Amount: 100.000	Range: 32.0 - 122.0%			Recovery = 73.58%		

Target Compounds

Compound	RT	QIon	Resp.	Conc.	Units	QValue
T N-Nitrosodimethylamine	2.448	74.0	208974	53.5706	µg/L	99
T Pyridine	2.489	79.0	573367	59.8629	µg/L	87
T Aniline	4.654	93.0	1292950	72.6692	µg/L	91
T Phenol	4.685	94.0	1036587	77.0057	µg/L	91
T bis(-2-Chloroethyl)Ether	4.746	63.0	738219	65.2563	µg/L	99
T 2-Chlorophenol	4.777	128.0	733650	73.3426	µg/L	100
T 1,3-Dichlorobenzene	4.930	146.0	973300	75.5034	µg/L	99
T 1,4-Dichlorobenzene	5.012	146.0	931560	73.2761	µg/L	98
T 1,2-Dichlorobenzene	5.175	146.0	961283	72.1920	µg/L	99
T Benzyl Alcohol	5.185	108.0	435850	68.5745	µg/L	m 98
T bis(2-chloroisopropyl)Ether	5.338	121.0	267855	66.2223	µg/L	100
T 2-Methylphenol	5.328	107.0	699002	71.1411	µg/L	98
T N-nitroso-Di-n-propylamine	5.492	70.0	471209	62.7437	µg/L	100
T 4Methylphenol/3Methylphenol	5.512	107.0	898351	68.7744	µg/L	98
T Hexachloroethane	5.543	117.0	245436	70.6803	µg/L	98

Quantitation Results Report (QT Reviewed)

Compound	RT	QIon	Resp.	Conc.	Units	Dev(Min)	
T Nitrobenzene	5.645	123.1	220637	71.2106	µg/L	98	
T Isophorone	5.941	82.0	978162	68.3173	µg/L	100	
T 2-Nitrophenol	6.003	139.0	152764	63.3635	µg/L	92	
T 2,4-Dimethylphenol	6.116	122.0	576516	69.6814	µg/L	97	
T bis(-2-Chloroethoxy)Methane	6.208	93.0	666176	61.0984	µg/L	99	
T Benzoic Acid	6.301	105.0	279147	63.2551	µg/L	92	
T 2,4-Dichlorophenol	6.311	162.0	476432	73.0234	µg/L	98	
T 1,2,4-Trichlorobenzene	6.383	180.0	583240	67.7040	µg/L	99	
T Naphthalene	6.455	128.0	1843104	65.0197	µg/L	m	100
T 4-Chlorophenol	6.506	130.0	179697	75.6360	µg/L	m	98
T p-Chloroaniline	6.557	127.0	729015	70.4047	µg/L		96
T Hexachlorobutadiene	6.629	224.9	290652	65.7767	µg/L		96
T 4-Chloro-2-Methylphenol	7.040	107.0	453937	68.6199	µg/L		98
T 4-Chloro-3-Methylphenol	7.184	107.0	469603	71.4338	µg/L		99
T 2-Methylnaphthalene	7.286	141.0	1161066	71.2486	µg/L		98
T 1-Methylnaphthalene	7.399	141.0	1112047	68.4277	µg/L		99
T Hexachlorocyclopentadiene	7.482	236.9	141485	67.0875	µg/L		98
T 2,4,6-Trichlorophenol	7.646	196.0	290861	78.1894	µg/L	m	96
T 2,4,5-Trichlorophenol	7.697	196.0	334740	78.5997	µg/L	m	99
T 2-Chloronaphthalene	7.851	162.0	1127459	68.4343	µg/L		99
T 2-Nitroaniline	8.016	65.0	175673	67.3027	µg/L		96
T Dimethyl Phthalate	8.272	163.0	1065711	71.5487	µg/L		97
T 2,6-Dinitrotoluene	8.323	165.0	106297	62.3192	µg/L		79
T Acenaphthylene	8.343	152.1	1927702	75.3590	µg/L		100
T 3-Nitroaniline	8.517	138.0	142403	71.6433	µg/L		95
T Acenaphthene	8.558	154.0	1113365	75.5271	µg/L		98
T 2,4-Dinitrophenol	8.650	184.0	53867	63.1599	µg/L		87
T Dibenzofuran	8.773	168.0	1828092	76.9159	µg/L		89
T 4-Nitrophenol	8.804	109.0	165950	66.0970	µg/L		89
T 2,4-Dinitrotoluene	8.804	165.0	166394	75.6908	µg/L		98
T Diethylphthalate	9.131	149.0	1111038	68.8060	µg/L		100
T Fluorene	9.182	166.0	1458713	76.5681	µg/L		98
T 4-Chlorophenyl-phenylether	9.213	204.0	557015	71.0079	µg/L		99
T 4-Nitroaniline	9.264	138.0	142419	70.6230	µg/L		92
T 4,6-Dinitro-2-methylphenol	9.285	198.0	73035	66.5831	µg/L		99
T N-nitrosodiphenylamine	9.377	169.0	904251	78.9913	µg/L		98
T Azobenzene	9.407	77.0	1166404	74.6892	µg/L		98
T 4-Bromophenyl-phenylether	9.796	248.0	302636	72.2250	µg/L		95
T Hexachlorobenzene	9.837	283.9	311627	79.0674	µg/L		96
T Pentachlorophenol	10.100	265.9	129445	81.8704	µg/L		97
T Phenanthrene	10.333	178.0	1935742	79.4168	µg/L		98
T Anthracene	10.394	178.0	1763983	74.0814	µg/L	m	99
T Triallate	10.465	86.0	388766	79.0064	µg/L		99
T Carbazole	10.637	167.0	1754363	73.4015	µg/L		99
T o-Terphenyl	10.870	230.0	909497	76.4137	µg/L		99
T Di-n-Butylphthalate	11.255	149.0	1503916	68.6467	µg/L		99
T Fluoranthene	12.176	202.0	1789441	73.3246	µg/L		99
T Benzidine	12.571	184.0	617605	72.7534	µg/L		99
T Pyrene	12.622	202.0	1973004	75.1381	µg/L		99
T Butylbenzylphthalate	14.623	149.0	448311	69.4632	µg/L		96
T Benzo(a)Anthracene	15.859	228.0	1334324	73.8950	µg/L		99
T Chrysene	15.962	228.0	1480715	71.7910	µg/L		99
T 3,3-Dichlorobenzidine	16.002	252.0	394300	73.1595	µg/L		99
T bis(2-ethylhexyl)Phthalate	16.697	167.0	146671	69.3721	µg/L		100
T Di-n-octyl Phthalate	18.366	149.0	1105473	73.7275	µg/L		99

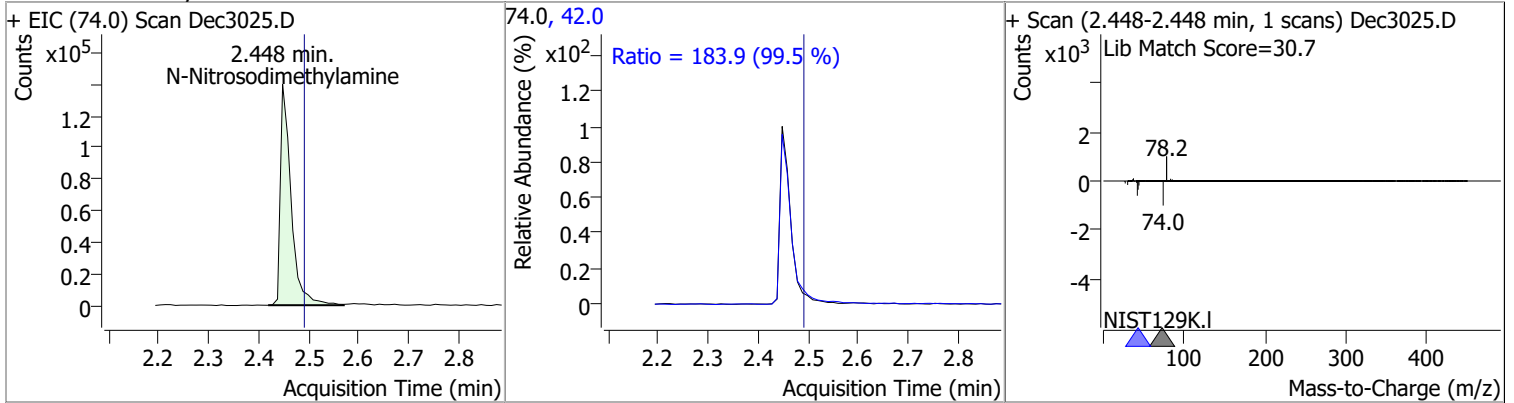
Quantitation Results Report (QT Reviewed)

Compound	RT	QIon	Resp.	Conc.	Units	Dev(Min)
T Benzo(b)fluoranthene	18.619	252.0	1265722	76.3273	µg/L	100
T Benzo(k)fluoranthene	18.679	252.0	1331889	74.0566	µg/L	99
T Benzo(a)pyrene	19.206	252.0	1231176	79.7664	µg/L	97
T Indeno(1,2,3-c,d)pyrene	20.948	276.0	963114	81.2486	µg/L m	97
T Dibenzo(a,h)anthracene	21.019	278.0	1036736	78.4755	µg/L	98
T Benzo(g,h,i)perylene	21.282	276.0	1175923	80.1712	µg/L	100

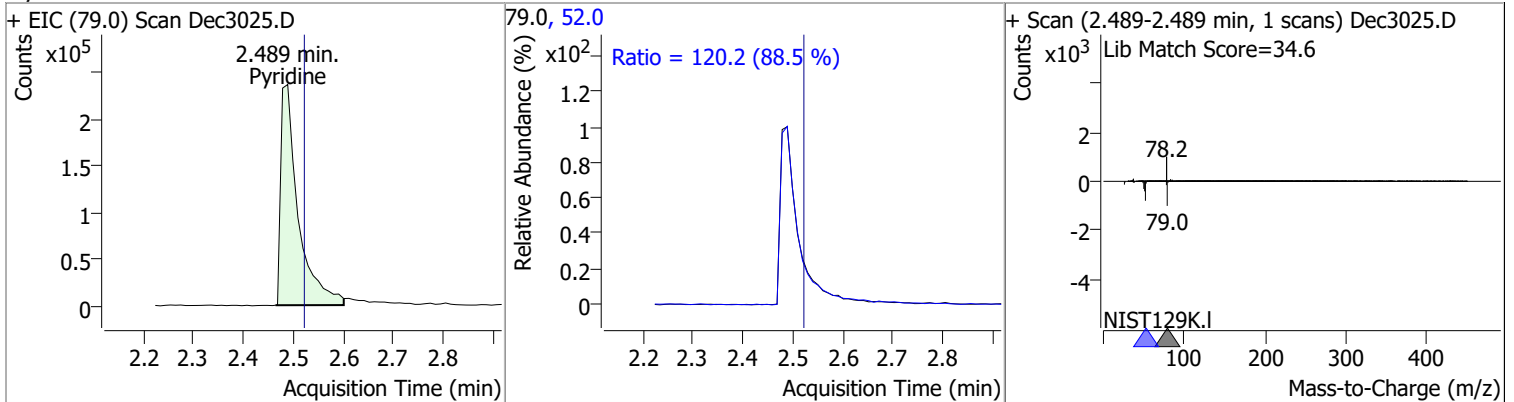
(#) = Qualifier Out of Range; (m) = Manual Integration; (+) = Area Summed; (*) = Surrogate Percent Recovery Out of Range; (d): Zeroed Peak

Quantitation Results Report (QT Reviewed)

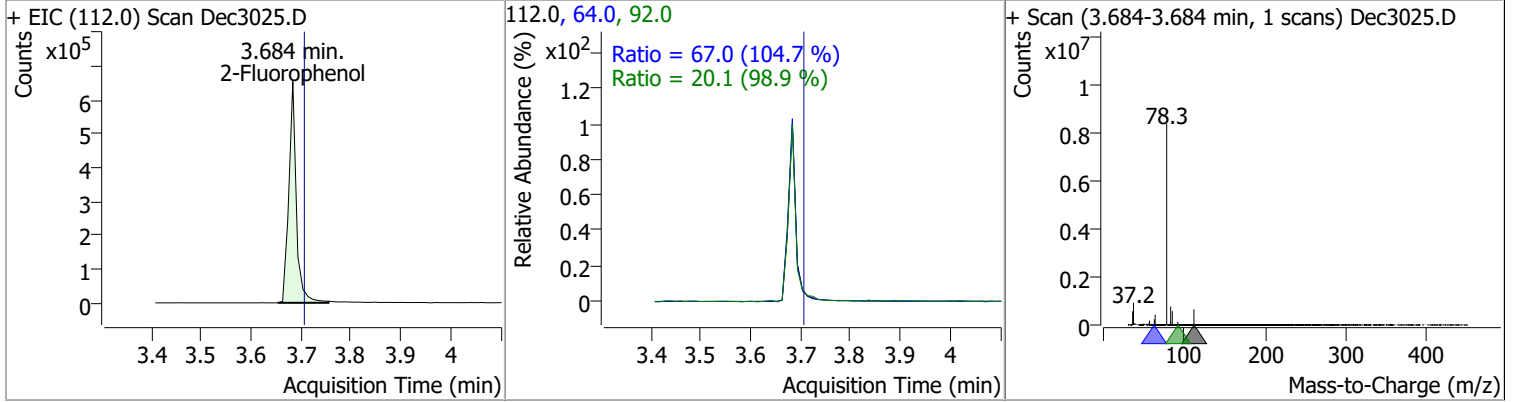
Compound	Conc.	RT	Dev(Min)	Resp.	QIon	QRatio	Lower	Upper
----------	-------	----	----------	-------	------	--------	-------	-------



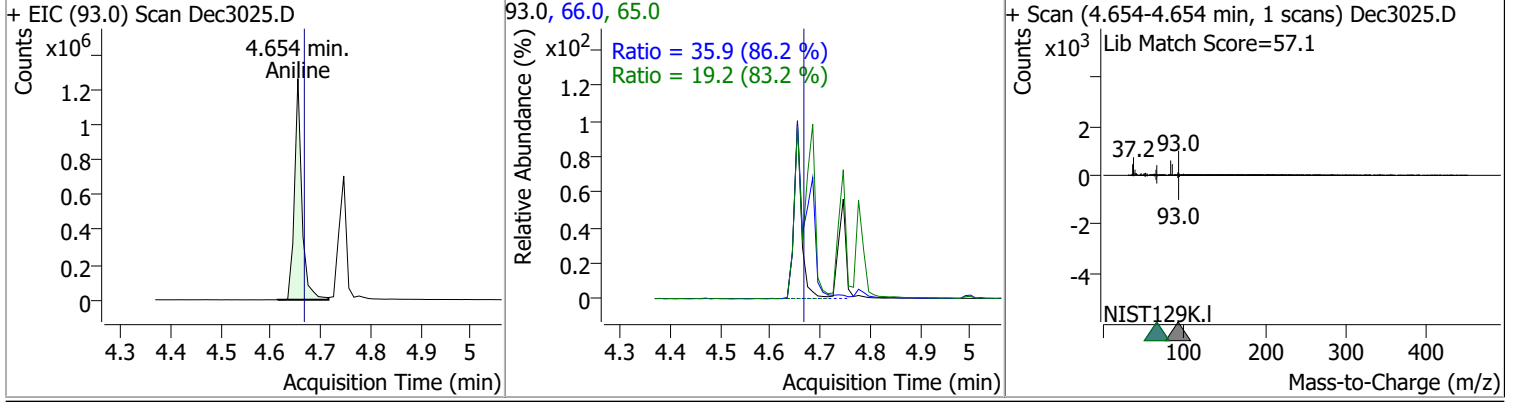
Compound	Conc.	RT	Dev(Min)	Resp.	QIon	QRatio	Lower	Upper
----------	-------	----	----------	-------	------	--------	-------	-------



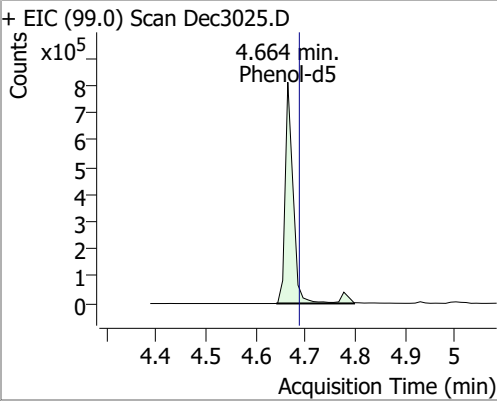
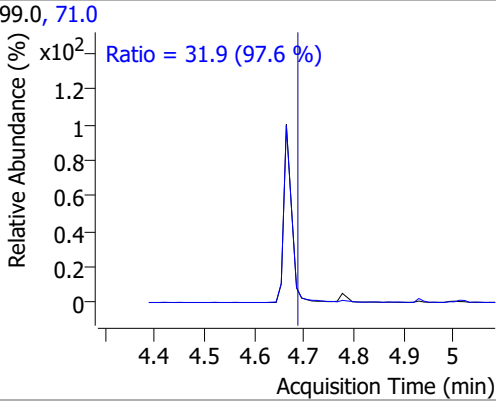
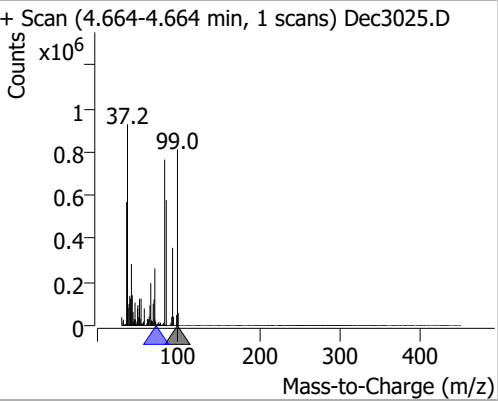
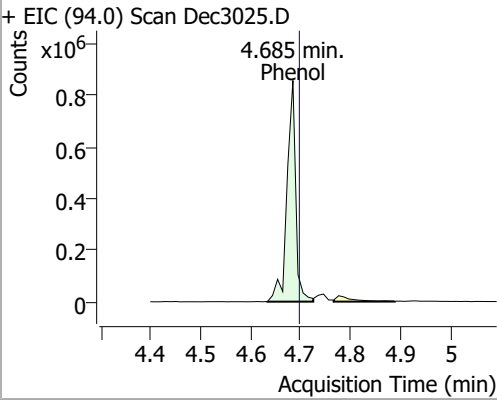
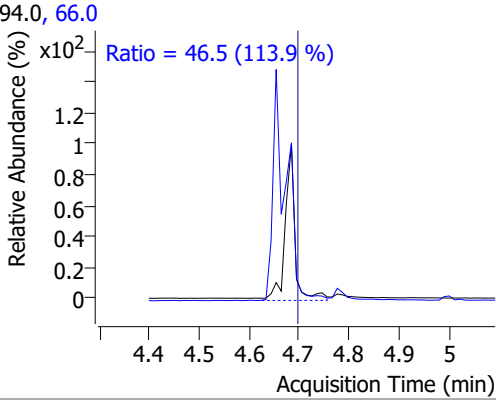
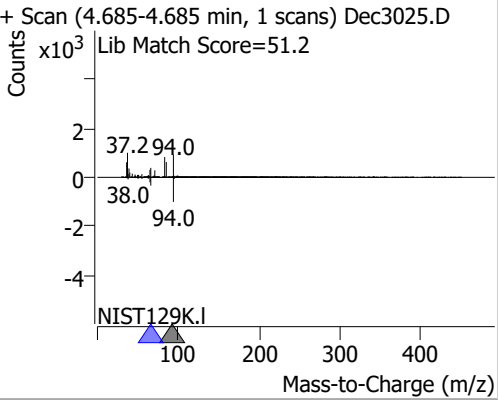
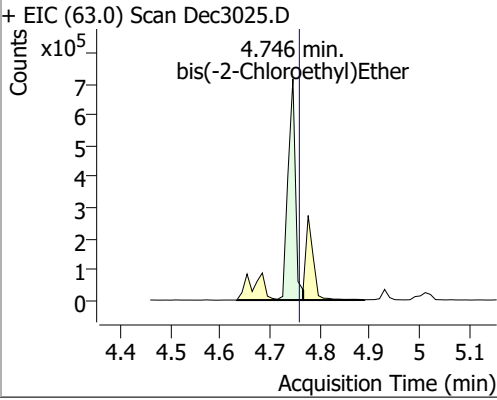
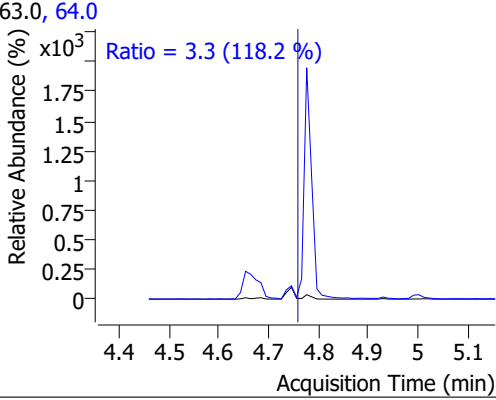
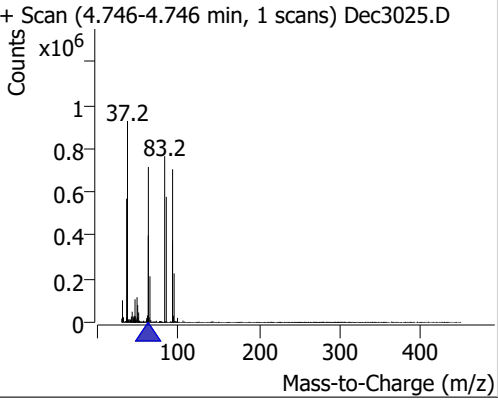
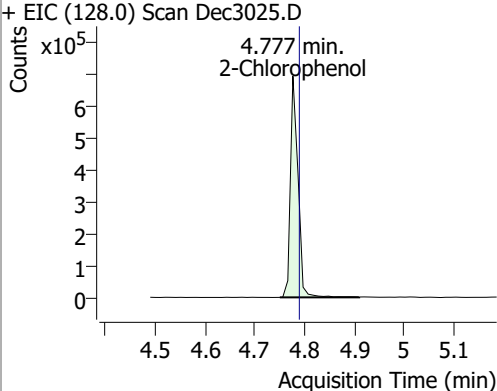
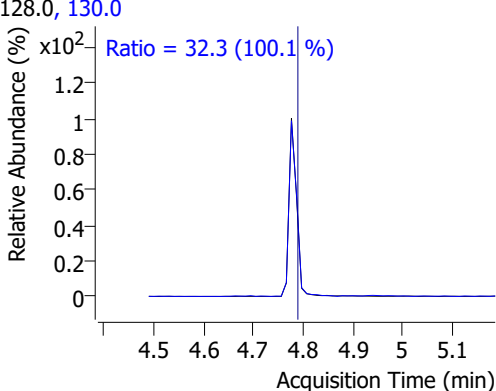
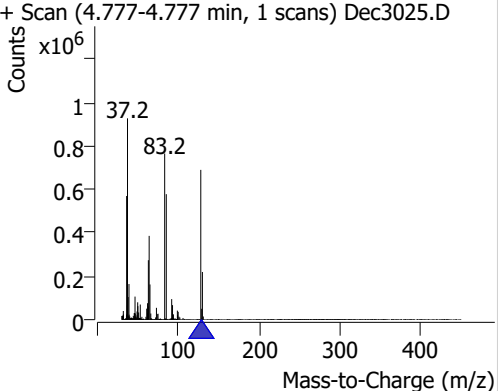
Compound	Conc.	RT	Dev(Min)	Resp.	QIon	QRatio	Lower	Upper
----------	-------	----	----------	-------	------	--------	-------	-------



Compound	Conc.	RT	Dev(Min)	Resp.	QIon	QRatio	Lower	Upper
----------	-------	----	----------	-------	------	--------	-------	-------

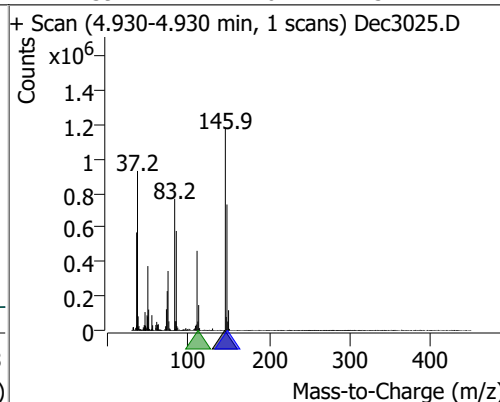
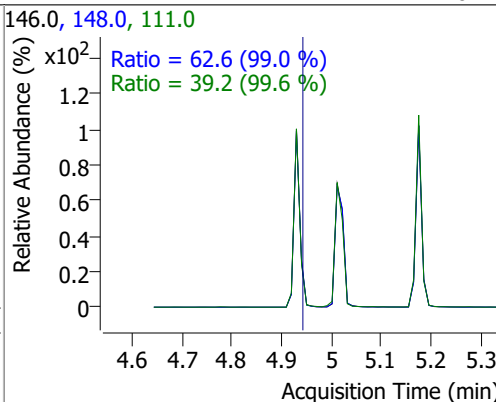
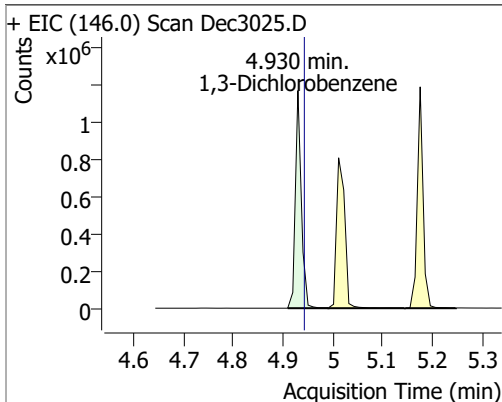


Quantitation Results Report (QT Reviewed)

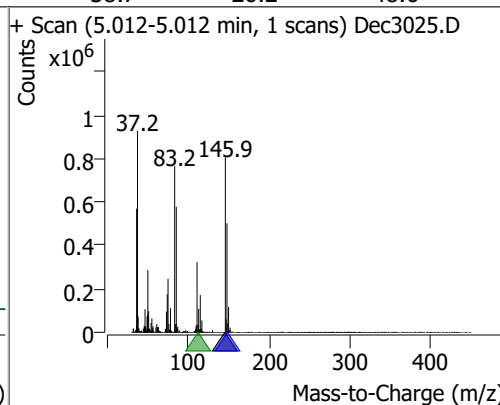
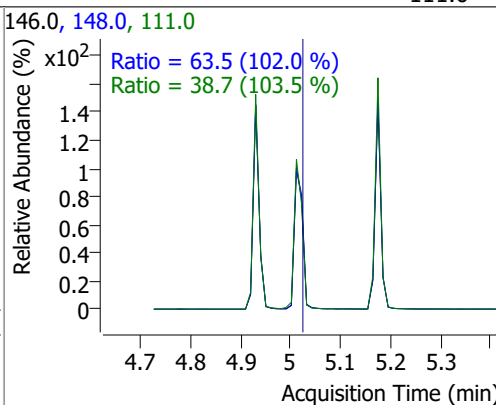
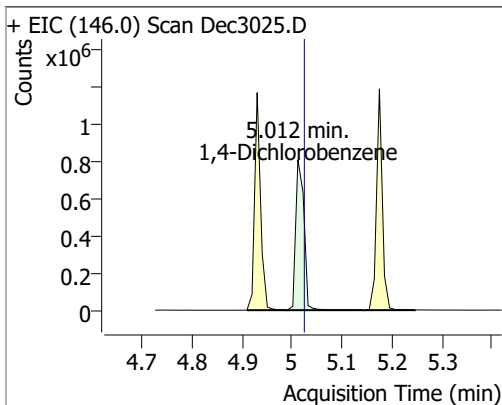
Compound	Conc.	RT	Dev(Min)	Resp.	QIon	QRatio	Lower	Upper
Phenol-d5	76.7779	4.66	-0.02	935467	71.0	31.9	22.9	42.5
+ EIC (99.0) Scan Dec3025.D			99.0, 71.0			+ Scan (4.664-4.664 min, 1 scans) Dec3025.D		
		Ratio = 31.9 (97.6 %)						
Phenol	77.0057	4.68	-0.01	1036587	66.0	46.5	28.6	53.1
+ EIC (94.0) Scan Dec3025.D			94.0, 66.0			+ Scan (4.685-4.685 min, 1 scans) Dec3025.D		
		Ratio = 46.5 (113.9 %)						
bis(-2-Chloroethyl)Ether	65.2563	4.75	-0.01	738219	64.0	3.3	1.9	3.6
+ EIC (63.0) Scan Dec3025.D			63.0, 64.0			+ Scan (4.746-4.746 min, 1 scans) Dec3025.D		
		Ratio = 3.3 (118.2 %)						
2-Chlorophenol	73.3426	4.78	-0.01	733650	130.0	32.3	22.6	42.0
+ EIC (128.0) Scan Dec3025.D			128.0, 130.0			+ Scan (4.777-4.777 min, 1 scans) Dec3025.D		
		Ratio = 32.3 (100.1 %)						

Quantitation Results Report (QT Reviewed)

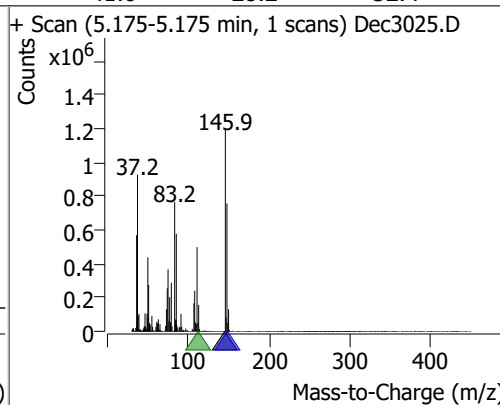
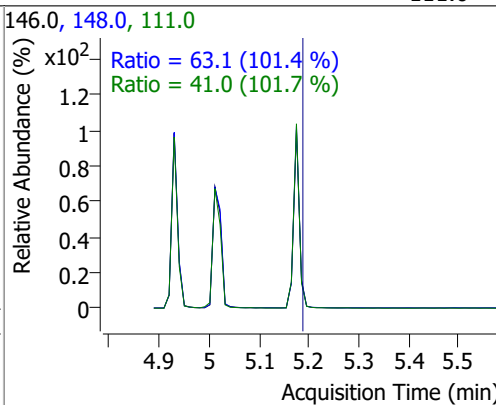
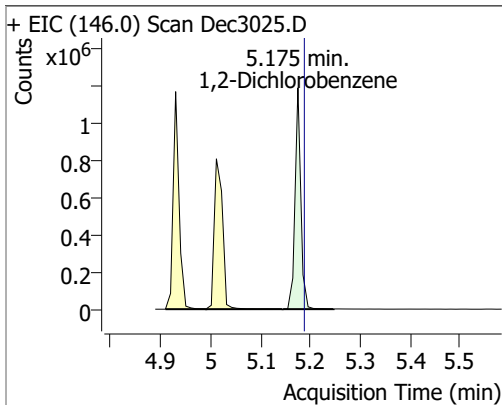
Compound	Conc.	RT	Dev(Min)	Resp.	QIon	QRatio	Lower	Upper
1,3-Dichlorobenzene	75.5034	4.93	-0.01	973300	148.0	62.6	44.2	82.2
					111.0	39.2	27.6	51.2



Compound	Conc.	RT	Dev(Min)	Resp.	QIon	QRatio	Lower	Upper
1,4-Dichlorobenzene	73.2761	5.01	-0.01	931560	148.0	63.5	43.6	80.9
					111.0	38.7	26.2	48.6

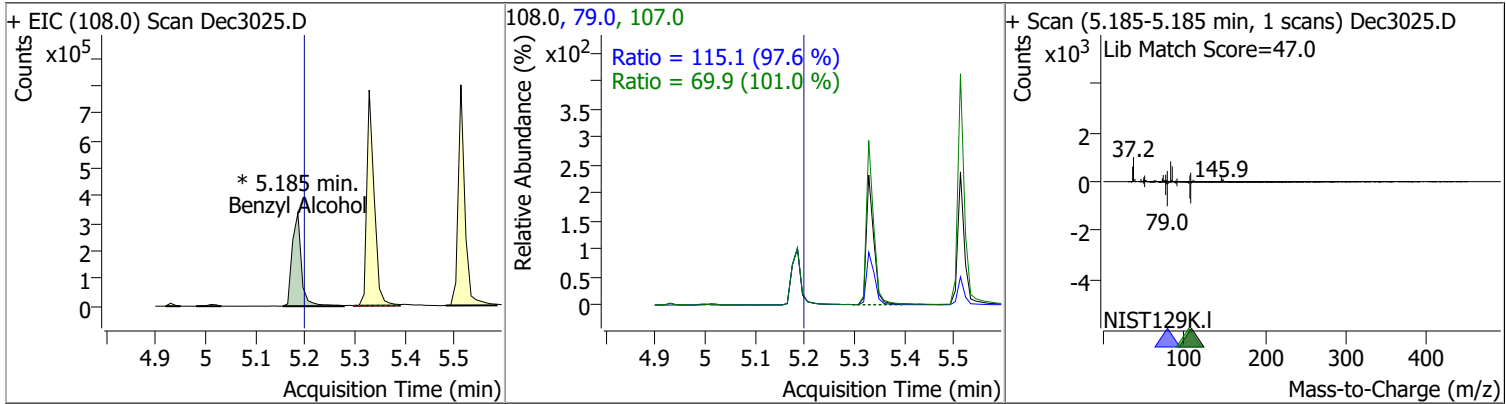


Compound	Conc.	RT	Dev(Min)	Resp.	QIon	QRatio	Lower	Upper
1,2-Dichlorobenzene	72.1920	5.18	-0.01	961283	148.0	63.1	43.6	80.9
					111.0	41.0	28.2	52.4

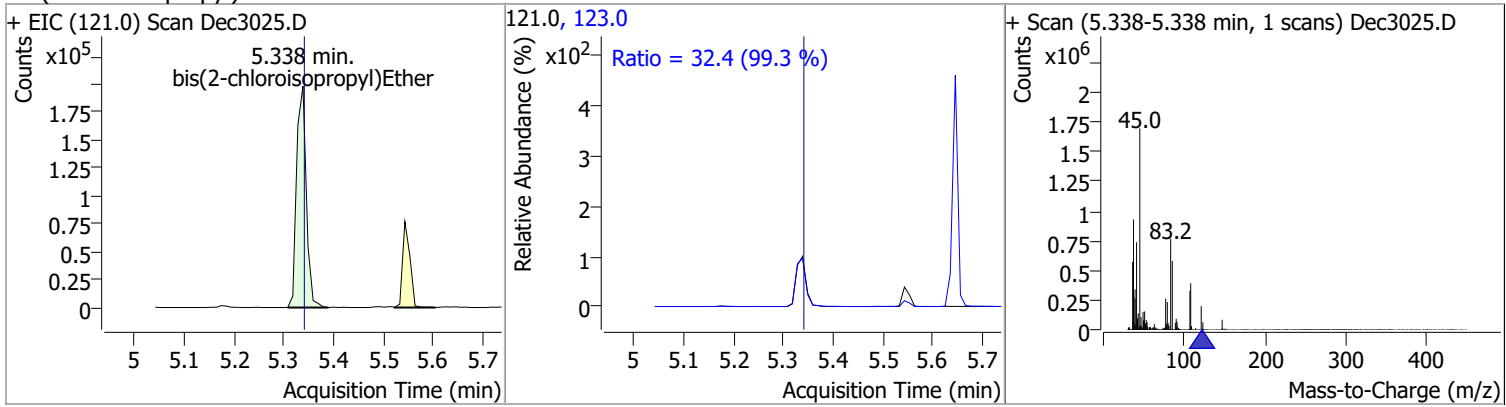


Quantitation Results Report (QT Reviewed)

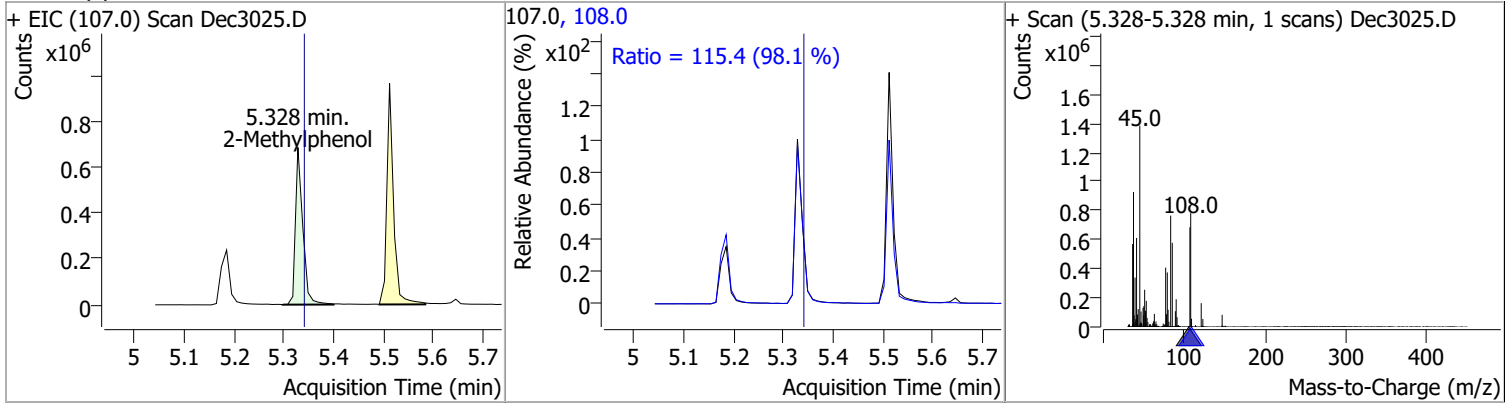
Compound	Conc.	RT	Dev(Min)	Resp.	QIon	QRatio	Lower	Upper
Benzyl Alcohol	68.5745	5.19	-0.01	435850 (m)	79.0	115.1	82.5	153.3
					107.0	69.9	48.4	89.9



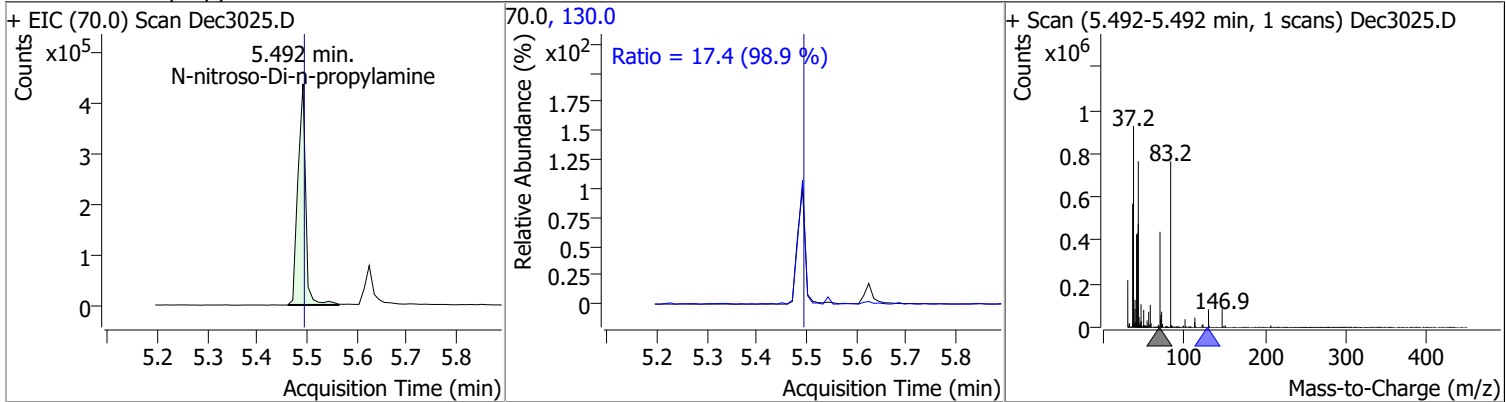
Compound	Conc.	RT	Dev(Min)	Resp.	QIon	QRatio	Lower	Upper
bis(2-chloroisopropyl)Ether	66.2223	5.34	0.00	267855	123.0	32.4	22.9	42.5



Compound	Conc.	RT	Dev(Min)	Resp.	QIon	QRatio	Lower	Upper
2-Methylphenol	71.1411	5.33	-0.01	699002	108.0	115.4	82.3	152.8

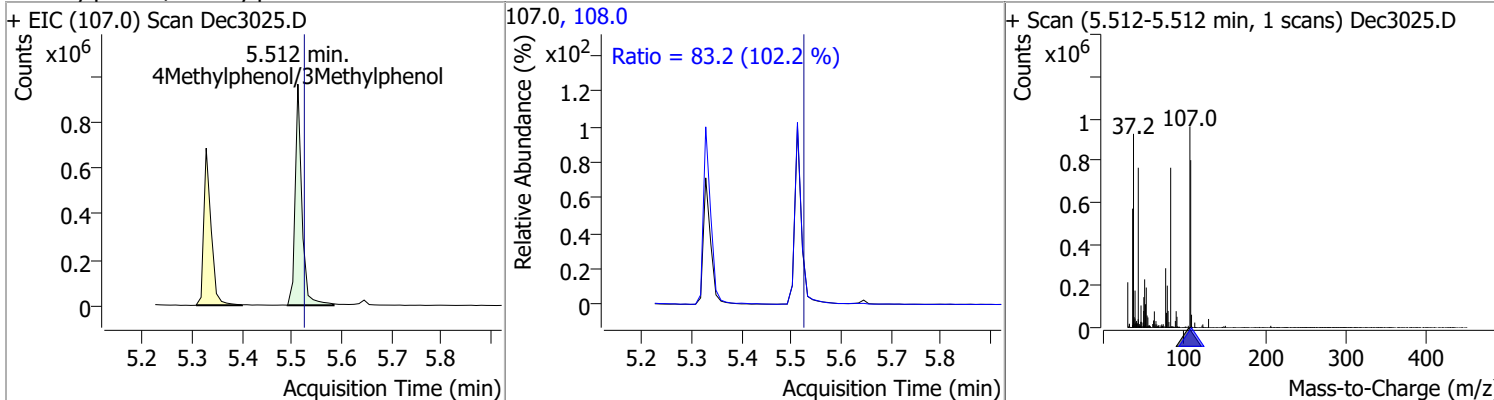


Compound	Conc.	RT	Dev(Min)	Resp.	QIon	QRatio	Lower	Upper
N-nitroso-Di-n-propylamine	62.7437	5.49	0.00	471209	130.0	17.4	0.0	35.2

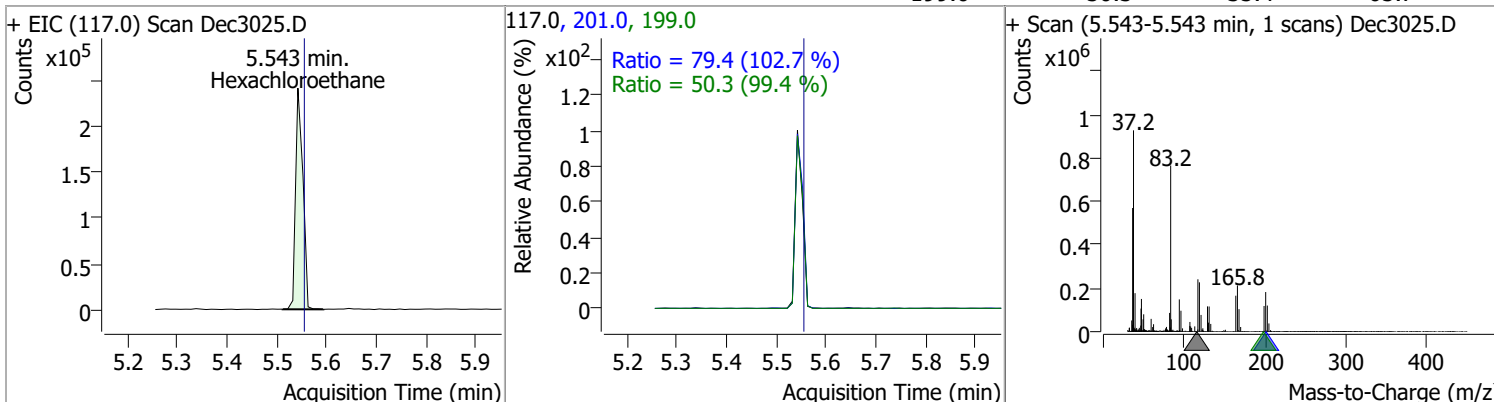


Quantitation Results Report (QT Reviewed)

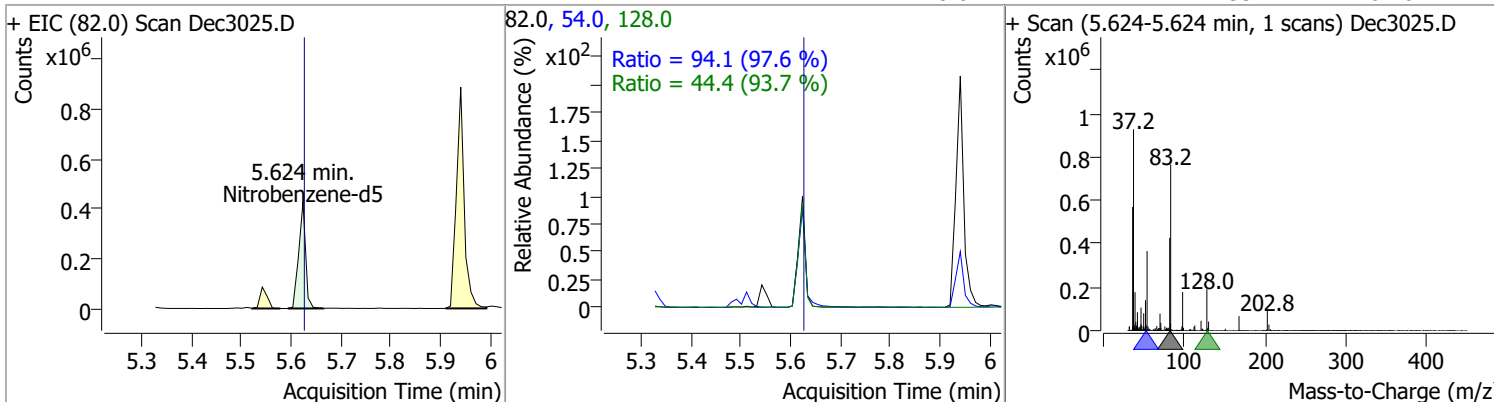
Compound	Conc.	RT	Dev(Min)	Resp.	QIon	QRatio	Lower	Upper
4Methylphenol/3Methylphenol	68.7744	5.51	-0.01	898351	108.0	83.2	57.0	105.8



Compound	Conc.	RT	Dev(Min)	Resp.	QIon	QRatio	Lower	Upper
Hexachloroethane	70.6803	5.54	-0.01	245436	201.0	79.4	54.1	100.4
					199.0	50.3	35.4	65.7

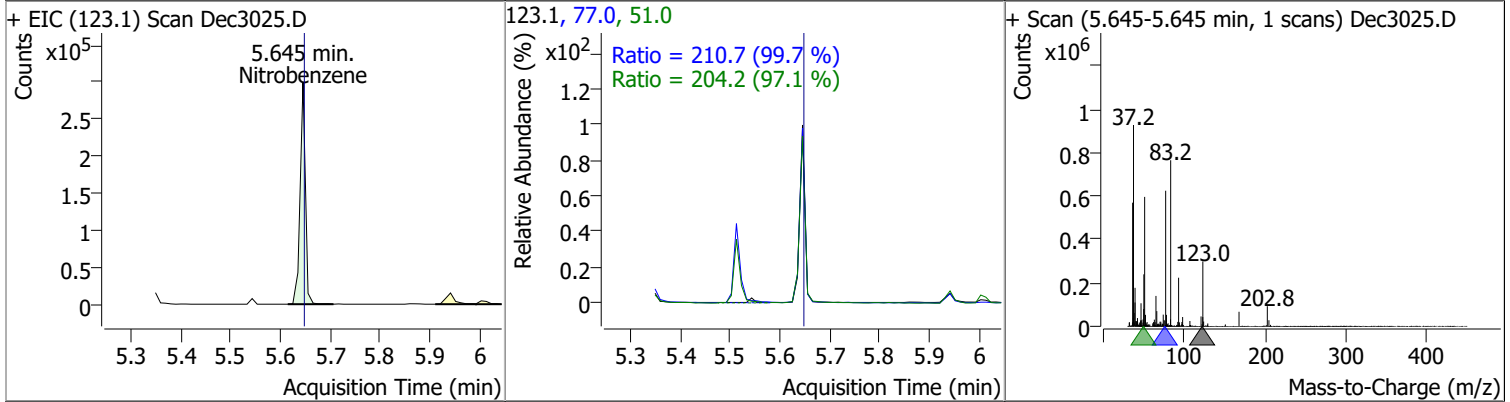


Compound	Conc.	RT	Dev(Min)	Resp.	QIon	QRatio	Lower	Upper
Nitrobenzene-d5	68.3853	5.62	0.00	410406	54.0	94.1	67.5	125.4
					128.0	44.4	33.2	61.6

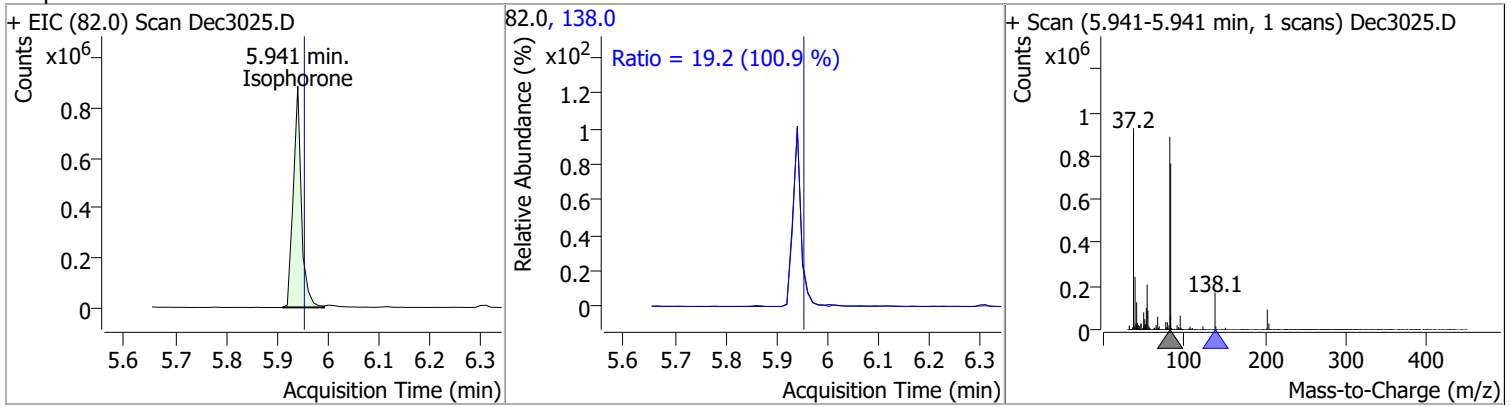


Quantitation Results Report (QT Reviewed)

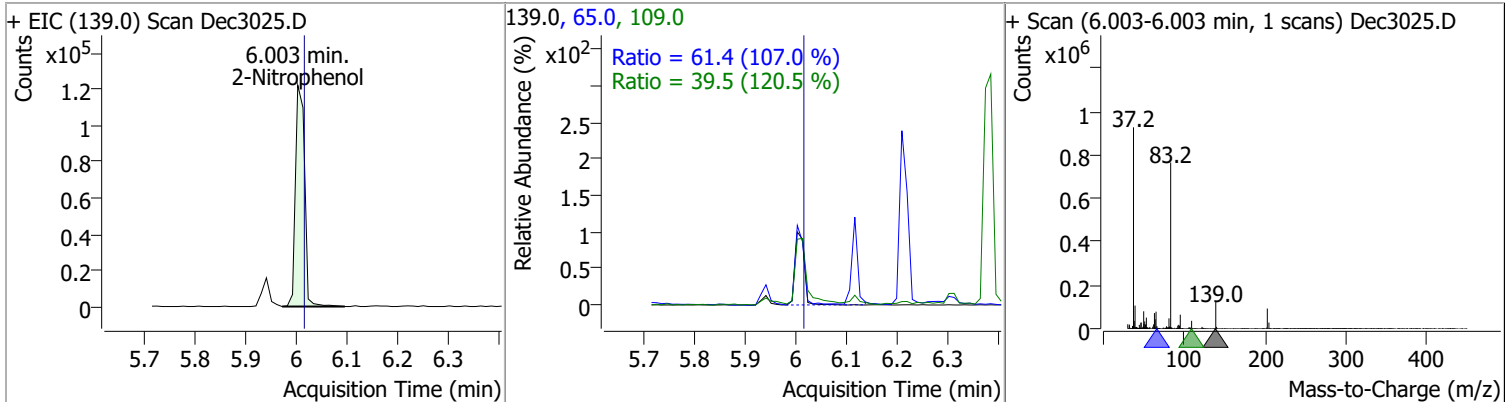
Compound	Conc.	RT	Dev(Min)	Resp.	QIon	QRatio	Lower	Upper
Nitrobenzene	71.2106	5.64	0.00	220637	77.0	210.7	148.0	274.8
					51.0	204.2	147.2	273.4



Compound	Conc.	RT	Dev(Min)	Resp.	QIon	QRatio	Lower	Upper
Isophorone	68.3173	5.94	-0.01	978162	138.0	19.2	13.3	24.8

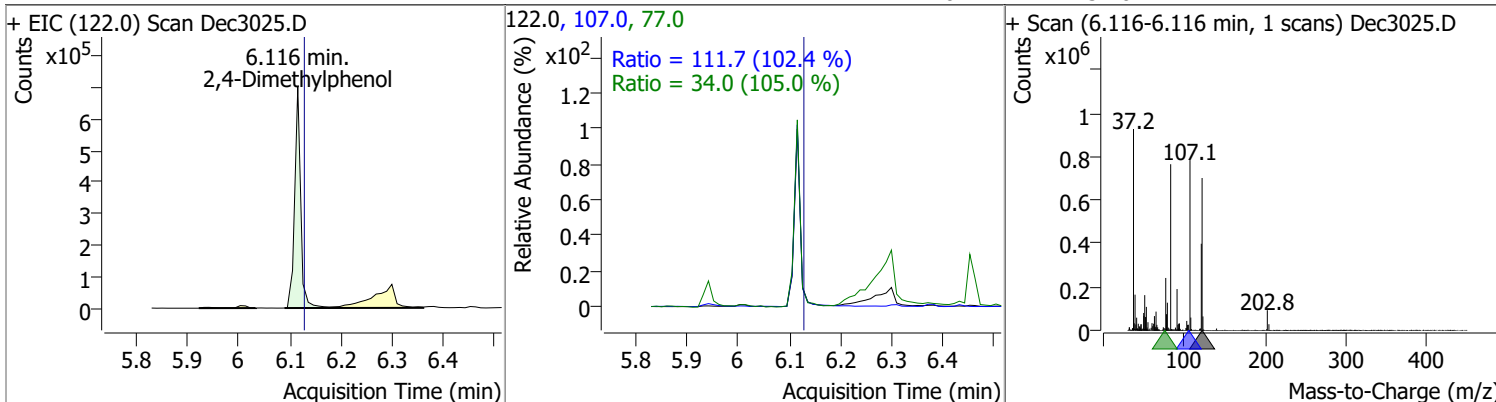


Compound	Conc.	RT	Dev(Min)	Resp.	QIon	QRatio	Lower	Upper
2-Nitrophenol	63.3635	6.00	-0.01	152764	65.0	61.4	40.2	74.6
					109.0	39.5	22.9	42.6

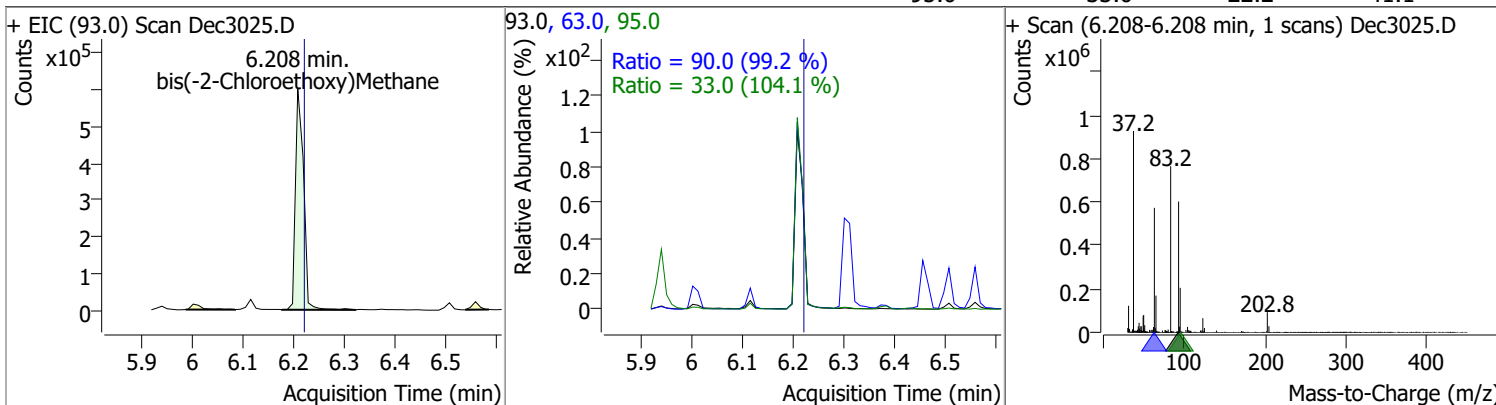


Quantitation Results Report (QT Reviewed)

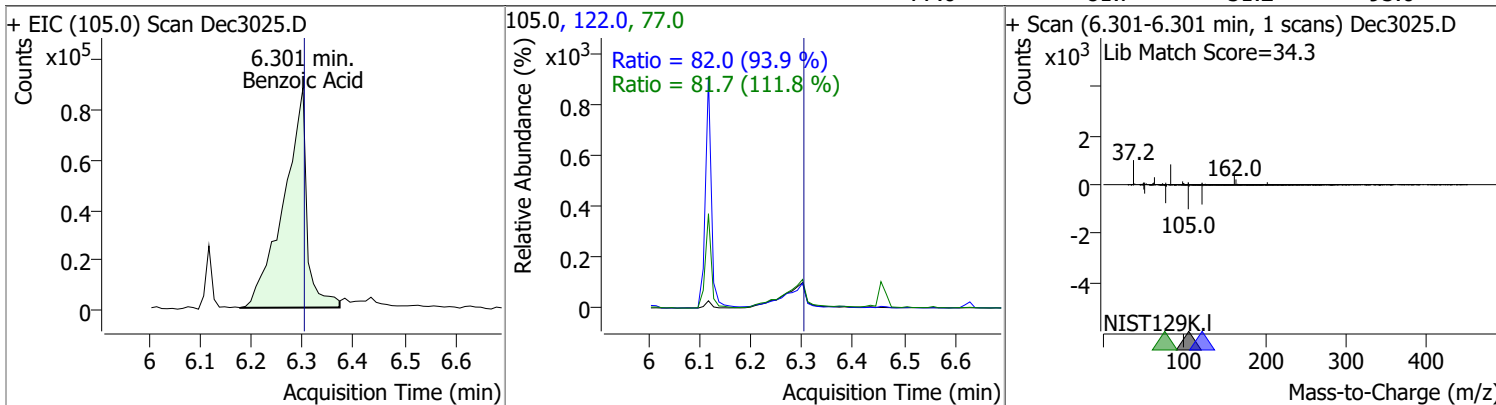
Compound	Conc.	RT	Dev(Min)	Resp.	QIon	QRatio	Lower	Upper
2,4-Dimethylphenol	69.6814	6.12	-0.01	576516	107.0	111.7	76.4	141.8
					77.0	34.0	22.7	42.1



Compound	Conc.	RT	Dev(Min)	Resp.	QIon	QRatio	Lower	Upper
bis(-2-Chloroethoxy)Methane	61.0984	6.21	-0.01	666176	63.0	90.0	63.5	117.9
					95.0	33.0	22.2	41.1

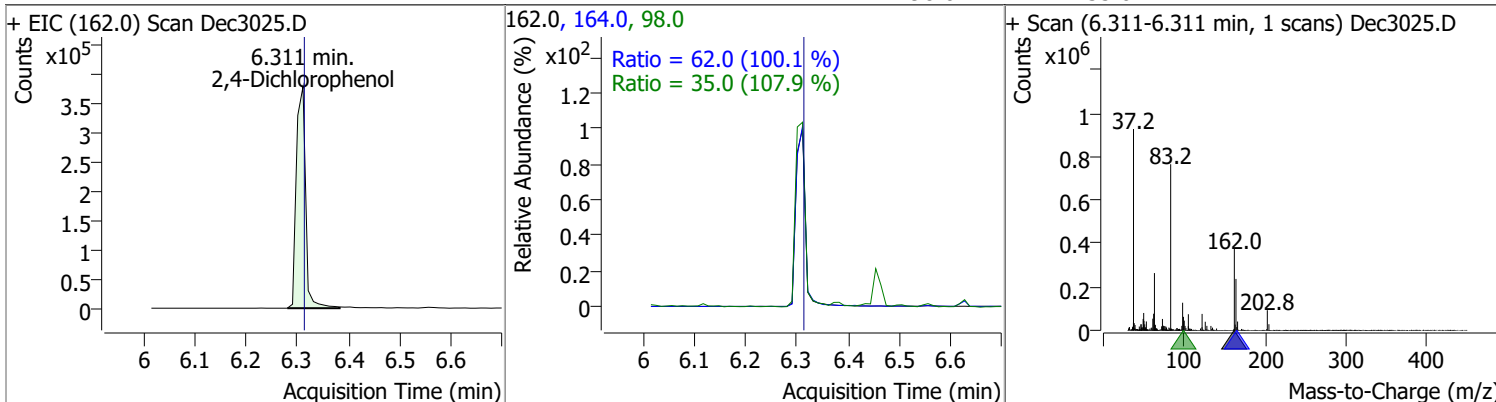


Compound	Conc.	RT	Dev(Min)	Resp.	QIon	QRatio	Lower	Upper
Benzoic Acid	63.2551	6.30	0.00	279147	122.0	82.0	61.1	113.6
					77.0	81.7	51.2	95.0

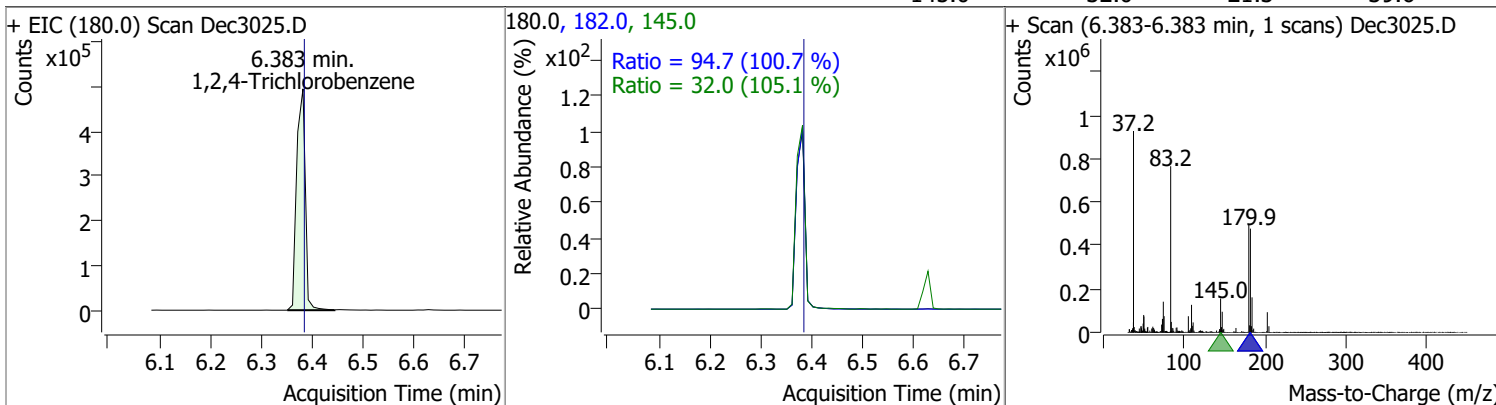


Quantitation Results Report (QT Reviewed)

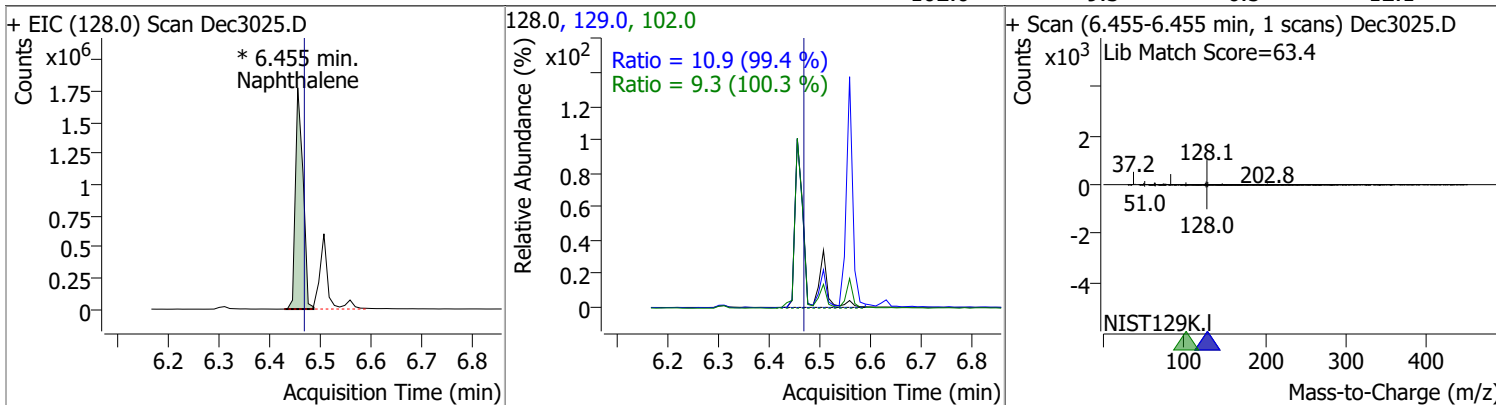
Compound	Conc.	RT	Dev(Min)	Resp.	QIon	QRatio	Lower	Upper
2,4-Dichlorophenol	73.0234	6.31	0.00	476432	164.0	62.0	43.4	80.5
					98.0	35.0	22.7	42.1



Compound	Conc.	RT	Dev(Min)	Resp.	QIon	QRatio	Lower	Upper
1,2,4-Trichlorobenzene	67.7040	6.38	0.00	583240	182.0	94.7	65.8	122.3
					145.0	32.0	21.3	39.6

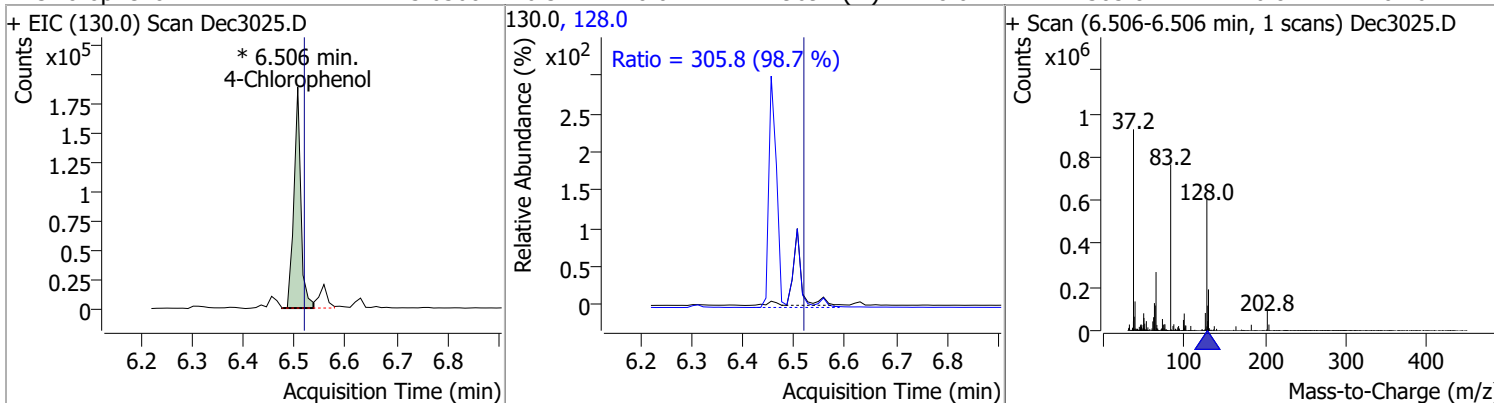


Compound	Conc.	RT	Dev(Min)	Resp.	QIon	QRatio	Lower	Upper
Naphthalene	65.0197	6.45	-0.01	1843104 (m)	129.0	10.9	7.7	14.2
					102.0	9.3	6.5	12.1

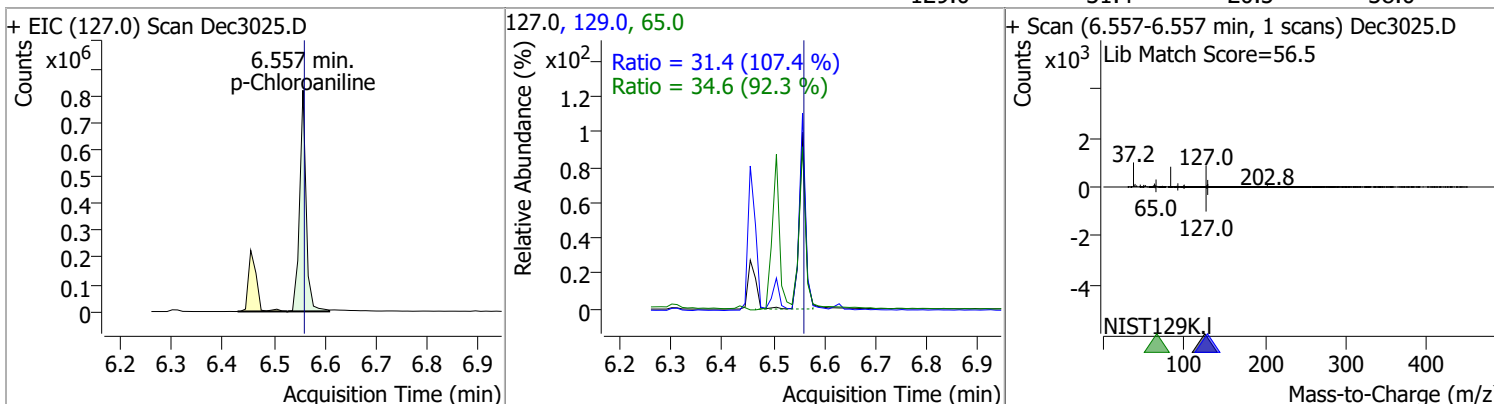


Quantitation Results Report (QT Reviewed)

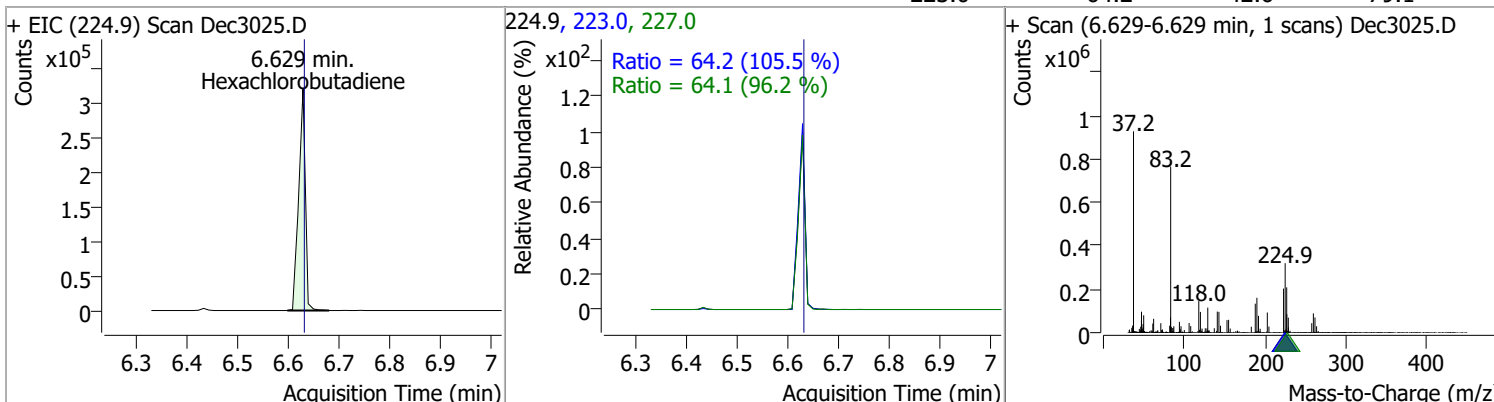
Compound	Conc.	RT	Dev(Min)	Resp.	QIon	QRatio	Lower	Upper
4-Chlorophenol	75.6360	6.51	-0.01	179697 (m)	128.0	305.8	216.8	402.6



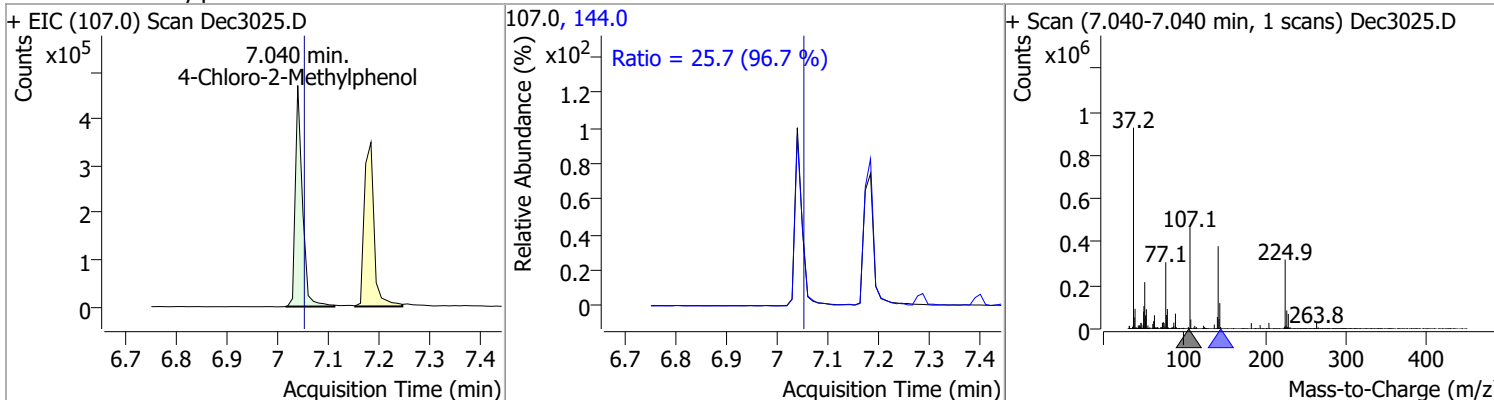
Compound	Conc.	RT	Dev(Min)	Resp.	QIon	QRatio	Lower	Upper
p-Chloroaniline	70.4047	6.56	0.00	729015	65.0	34.6	26.3	48.8
					129.0	31.4	20.5	38.0



Compound	Conc.	RT	Dev(Min)	Resp.	QIon	QRatio	Lower	Upper
Hexachlorobutadiene	65.7767	6.63	0.00	290652	227.0	64.1	46.6	86.6
					223.0	64.2	42.6	79.1

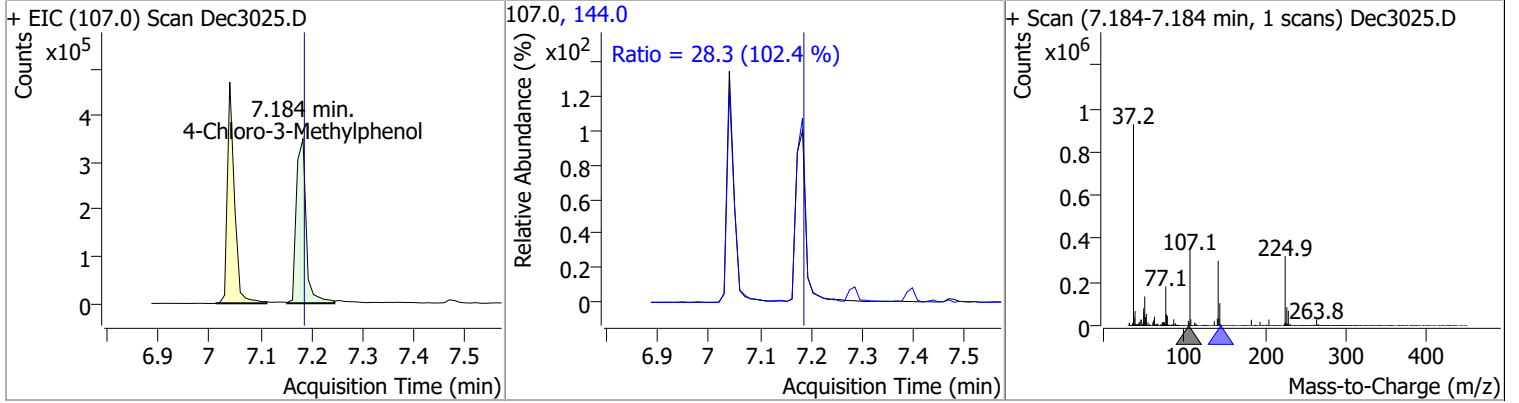


Compound	Conc.	RT	Dev(Min)	Resp.	QIon	QRatio	Lower	Upper
4-Chloro-2-Methylphenol	68.6199	7.04	-0.01	453937	144.0	25.7	18.6	34.6

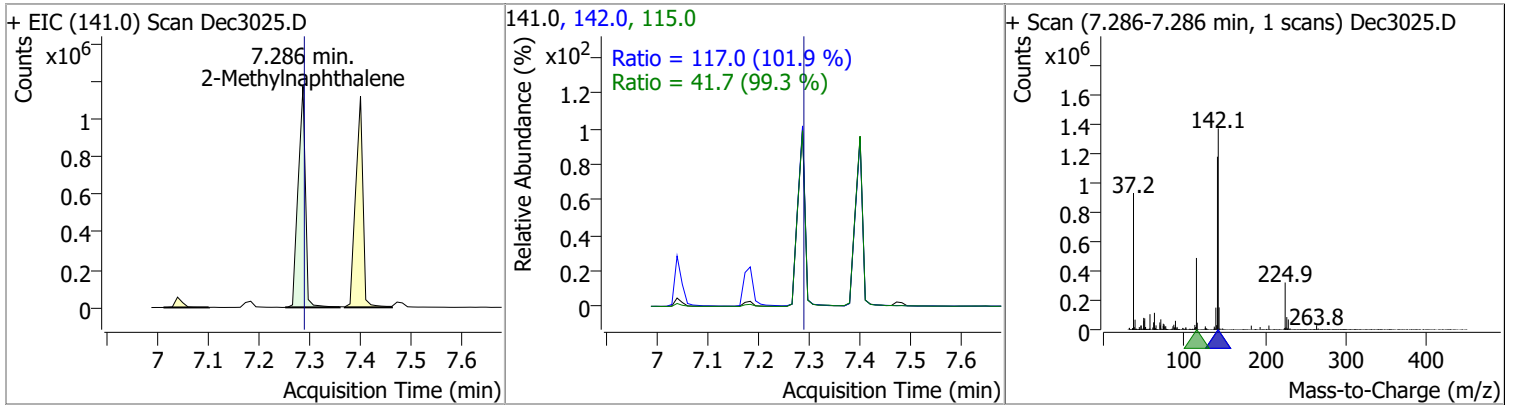


Quantitation Results Report (QT Reviewed)

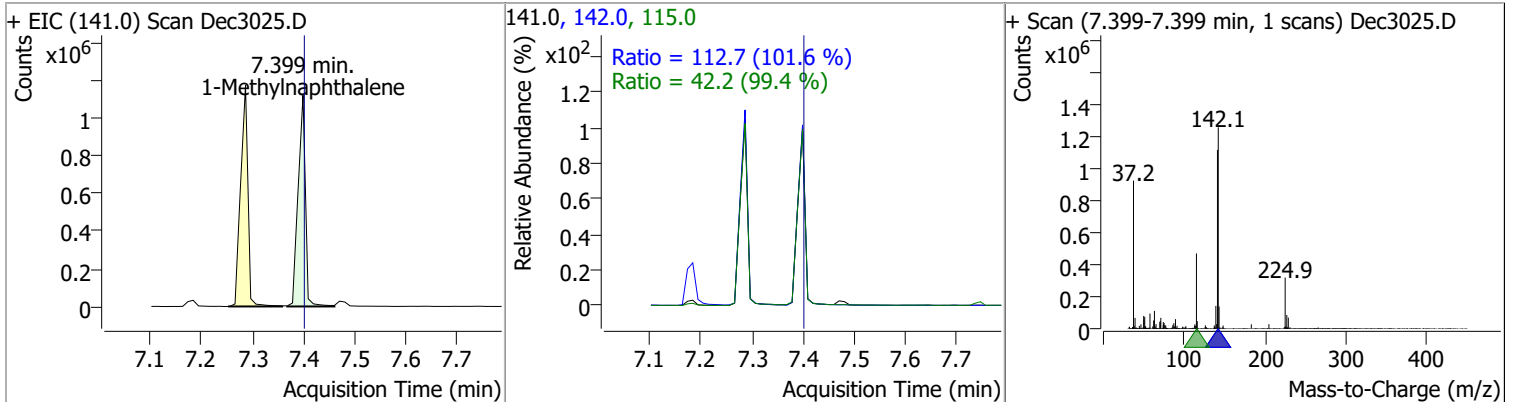
Compound	Conc.	RT	Dev(Min)	Resp.	QIon	QRatio	Lower	Upper
4-Chloro-3-Methylphenol	71.4338	7.18	0.00	469603	144.0	28.3	19.3	35.9



Compound	Conc.	RT	Dev(Min)	Resp.	QIon	QRatio	Lower	Upper
2-Methylnaphthalene	71.2486	7.29	0.00	1161066	142.0	117.0	80.4	149.3
					115.0	41.7	29.4	54.6

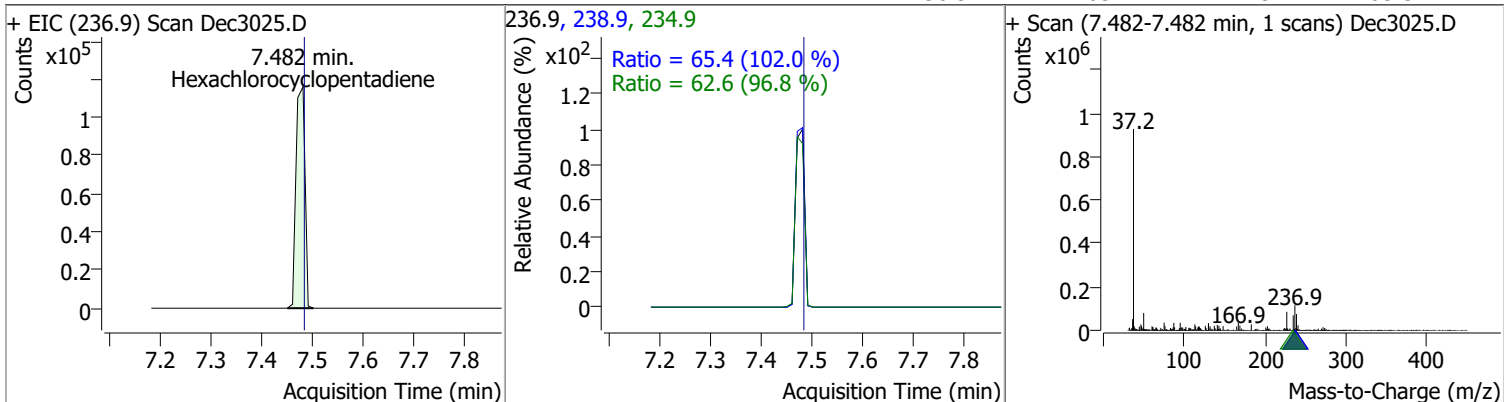


Compound	Conc.	RT	Dev(Min)	Resp.	QIon	QRatio	Lower	Upper
1-Methylnaphthalene	68.4277	7.40	0.00	1112047	142.0	112.7	77.7	144.2
					115.0	42.2	29.7	55.2

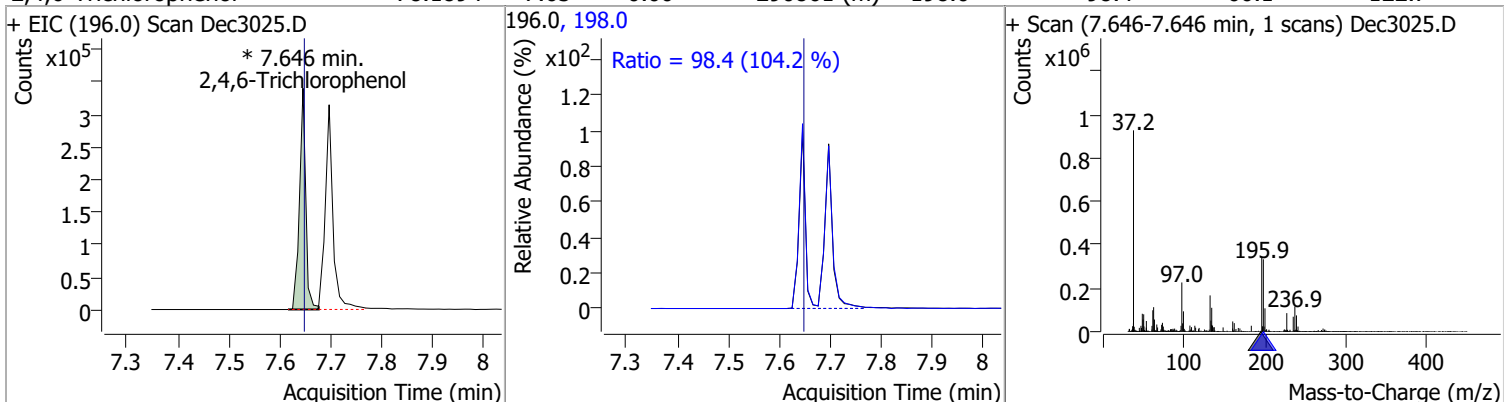


Quantitation Results Report (QT Reviewed)

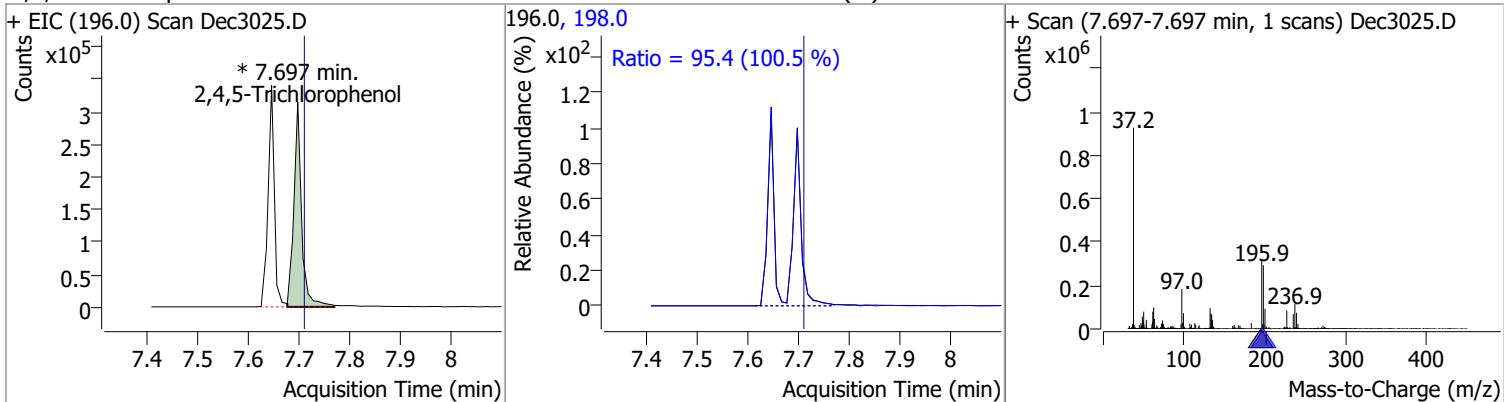
Compound	Conc.	RT	Dev(Min)	Resp.	QIon	QRatio	Lower	Upper
Hexachlorocyclopentadiene	67.0875	7.48	0.00	141485	234.9	62.6	45.3	84.1
					238.9	65.4	44.9	83.3



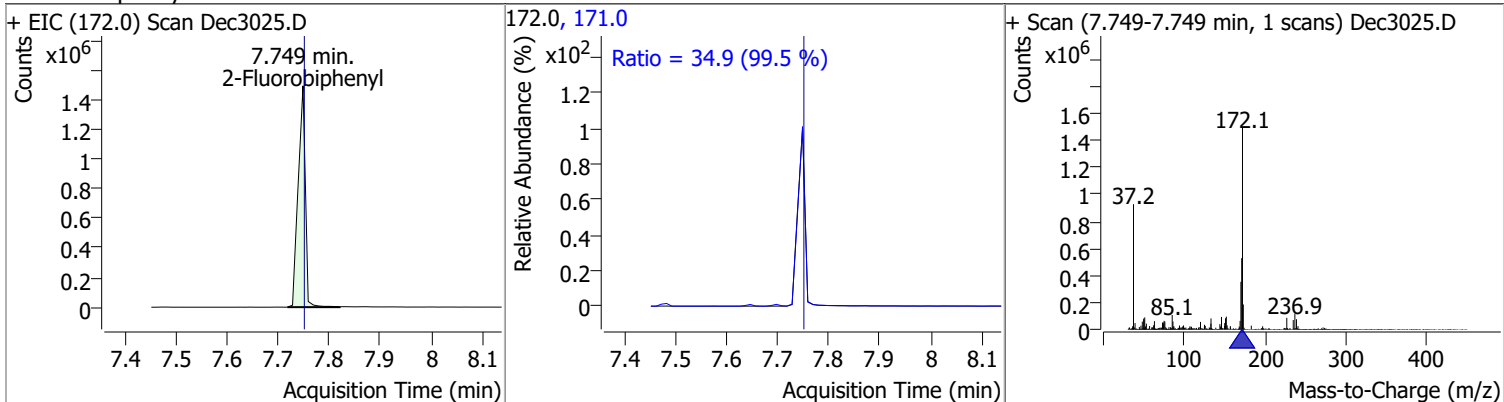
Compound	Conc.	RT	Dev(Min)	Resp.	QIon	QRatio	Lower	Upper
2,4,6-Trichlorophenol	78.1894	7.65	0.00	290861 (m)	198.0	98.4	66.1	122.7



Compound	Conc.	RT	Dev(Min)	Resp.	QIon	QRatio	Lower	Upper
2,4,5-Trichlorophenol	78.5997	7.70	-0.01	334740 (m)	198.0	95.4	66.4	123.4

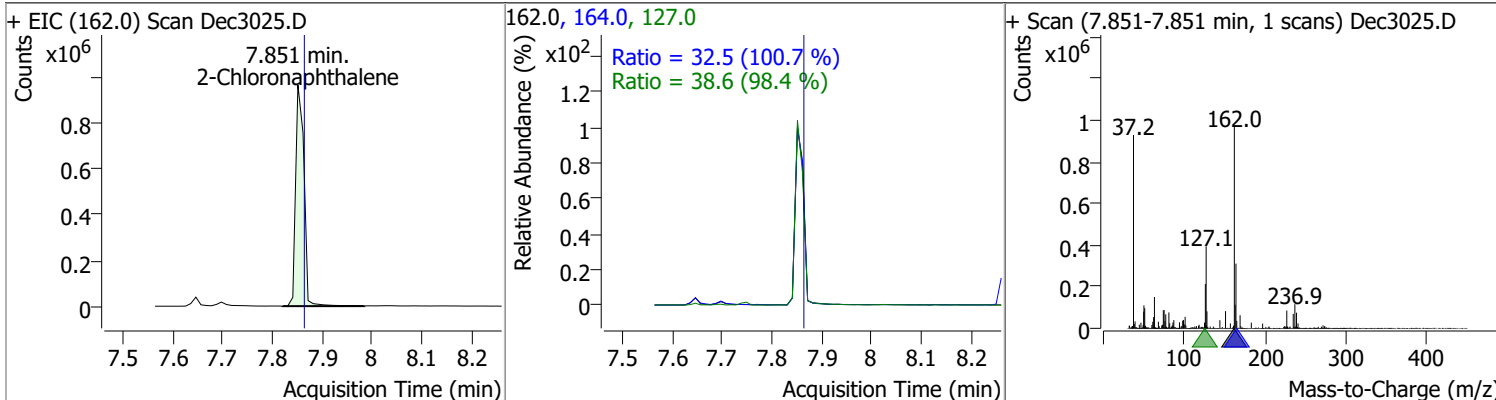


Compound	Conc.	RT	Dev(Min)	Resp.	QIon	QRatio	Lower	Upper
2-Fluorobiphenyl	71.2020	7.75	0.00	1450041	171.0	34.9	24.5	45.6

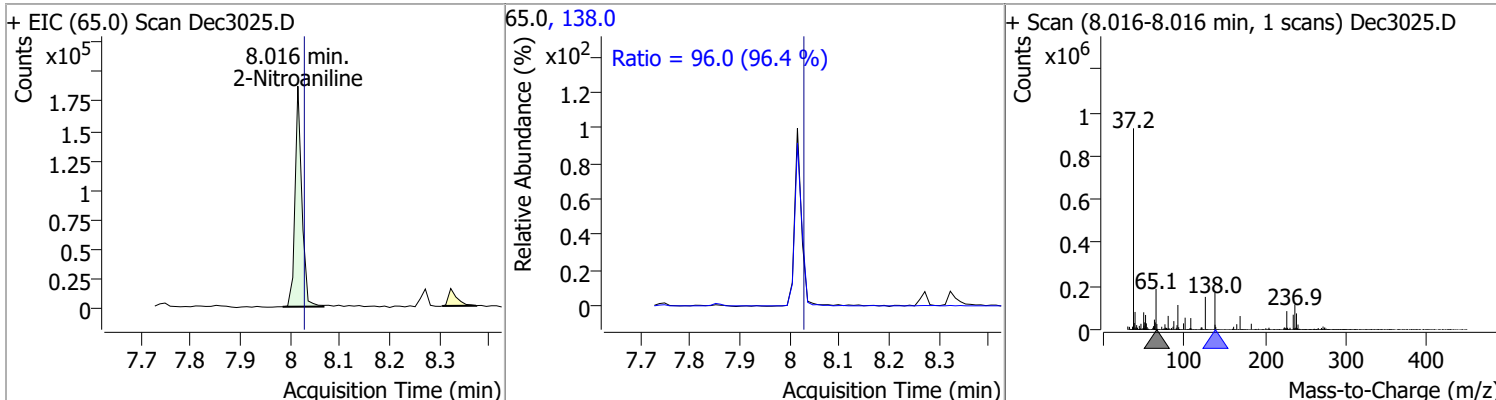


Quantitation Results Report (QT Reviewed)

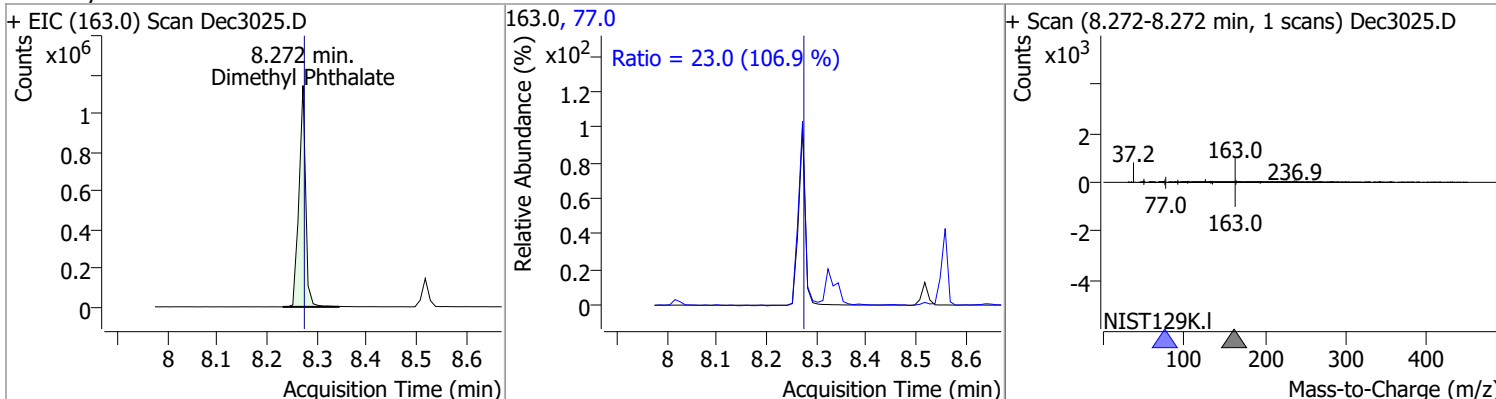
Compound	Conc.	RT	Dev(Min)	Resp.	QIon	QRatio	Lower	Upper
2-Chloronaphthalene	68.4343	7.85	-0.01	1127459	127.0	38.6	27.4	50.9
					164.0	32.5	22.6	41.9



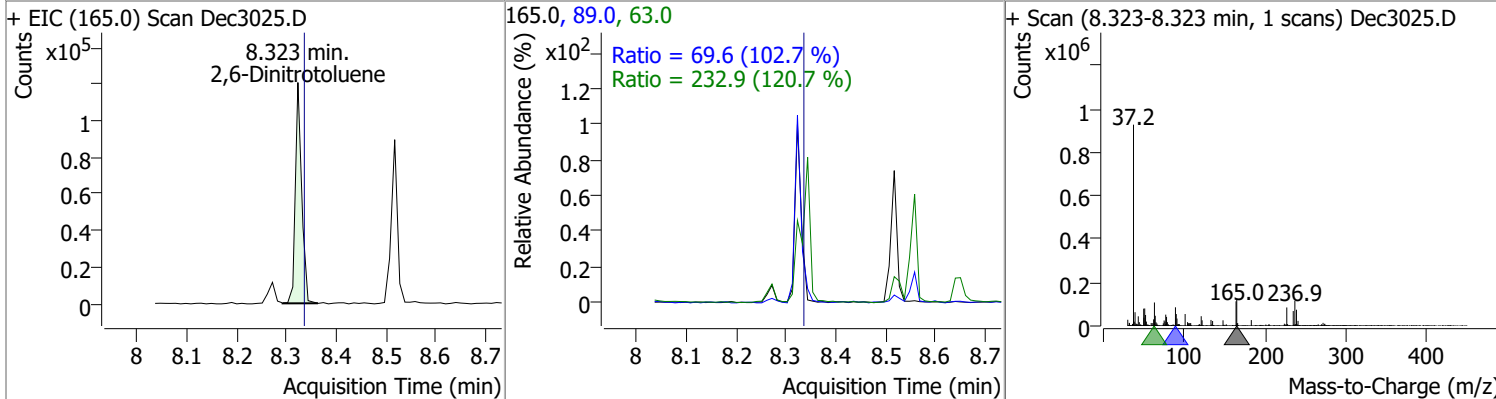
Compound	Conc.	RT	Dev(Min)	Resp.	QIon	QRatio	Lower	Upper
2-Nitroaniline	67.3027	8.02	-0.01	175673	138.0	96.0	69.7	129.5



Compound	Conc.	RT	Dev(Min)	Resp.	QIon	QRatio	Lower	Upper
Dimethyl Phthalate	71.5487	8.27	0.00	1065711	77.0	23.0	15.1	28.0

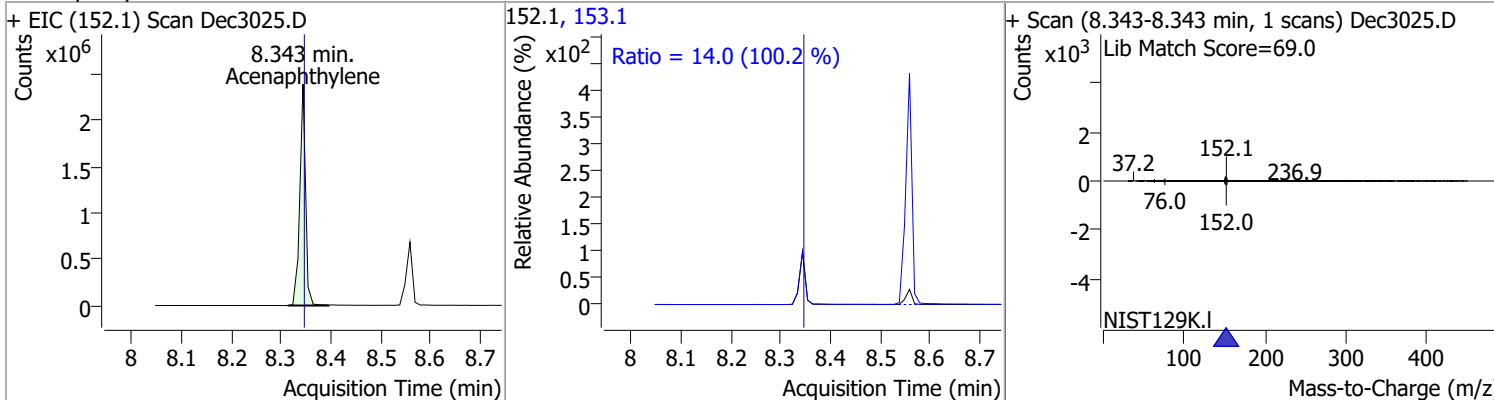


Compound	Conc.	RT	Dev(Min)	Resp.	QIon	QRatio	Lower	Upper
2,6-Dinitrotoluene	62.3192	8.32	-0.01	106297	63.0	232.9	135.1	250.9
					89.0	69.6	47.4	88.1

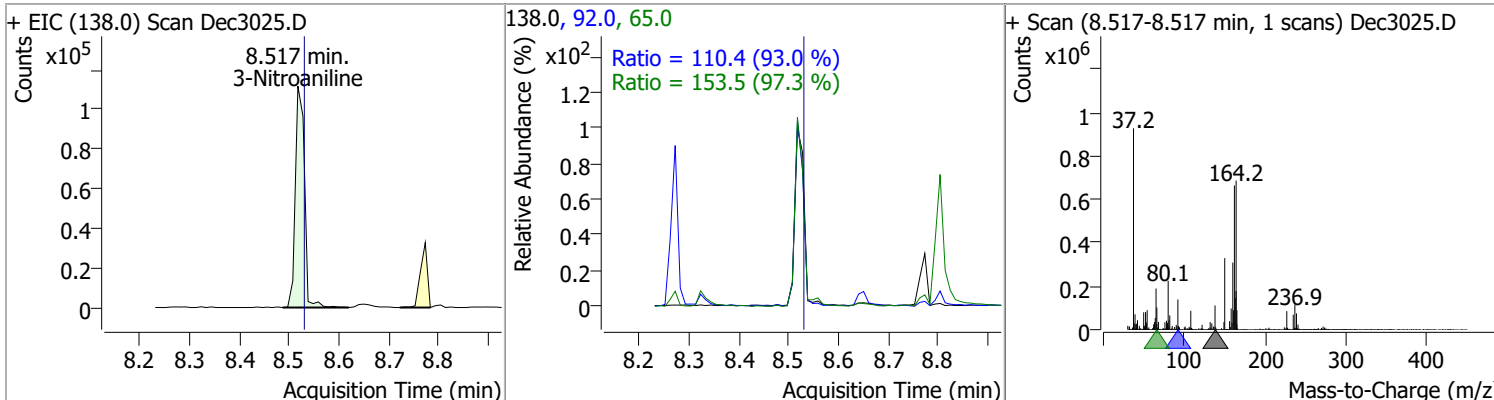


Quantitation Results Report (QT Reviewed)

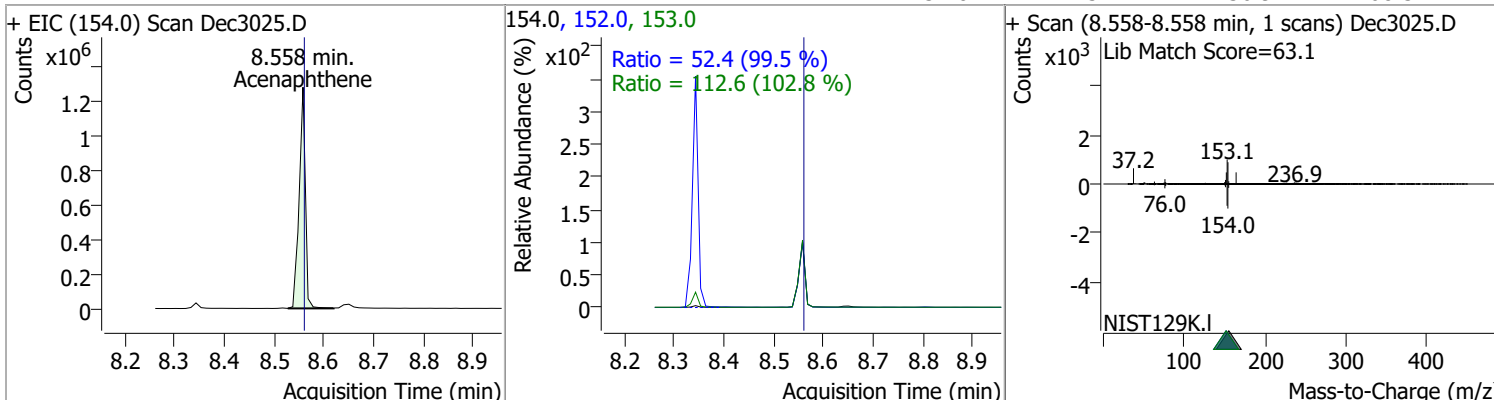
Compound	Conc.	RT	Dev(Min)	Resp.	QIon	QRatio	Lower	Upper
Acenaphthylene	75.3590	8.34	0.00	1927702	153.1	14.0	9.8	18.1



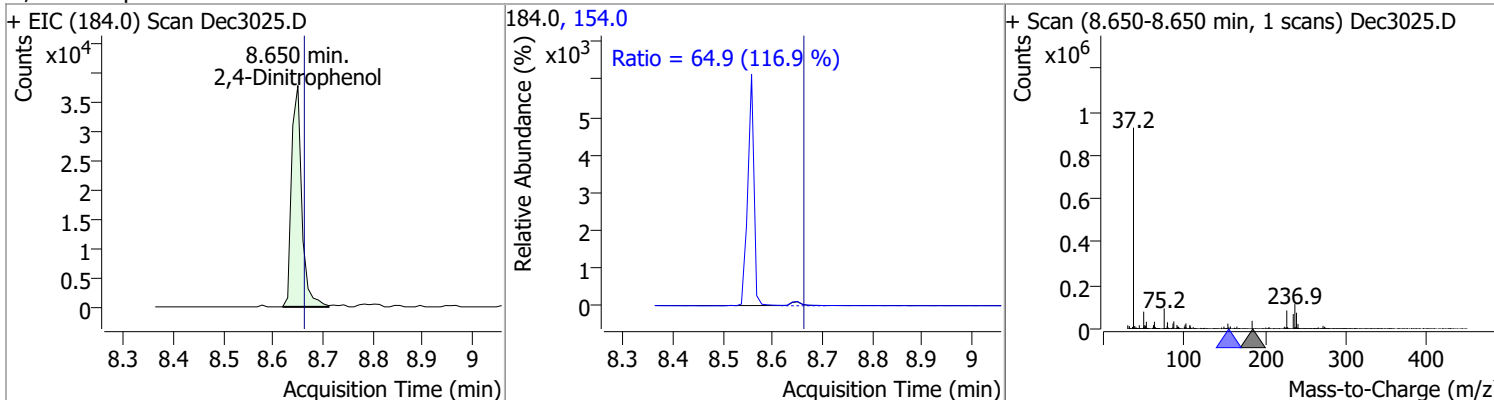
Compound	Conc.	RT	Dev(Min)	Resp.	QIon	QRatio	Lower	Upper
3-Nitroaniline	71.6433	8.52	-0.01	142403	65.0	153.5	110.4	205.1
					92.0	110.4	83.0	154.2



Compound	Conc.	RT	Dev(Min)	Resp.	QIon	QRatio	Lower	Upper
Acenaphthene	75.5271	8.56	0.00	1113365	153.0	112.6	76.7	142.4
					152.0	52.4	36.9	68.5

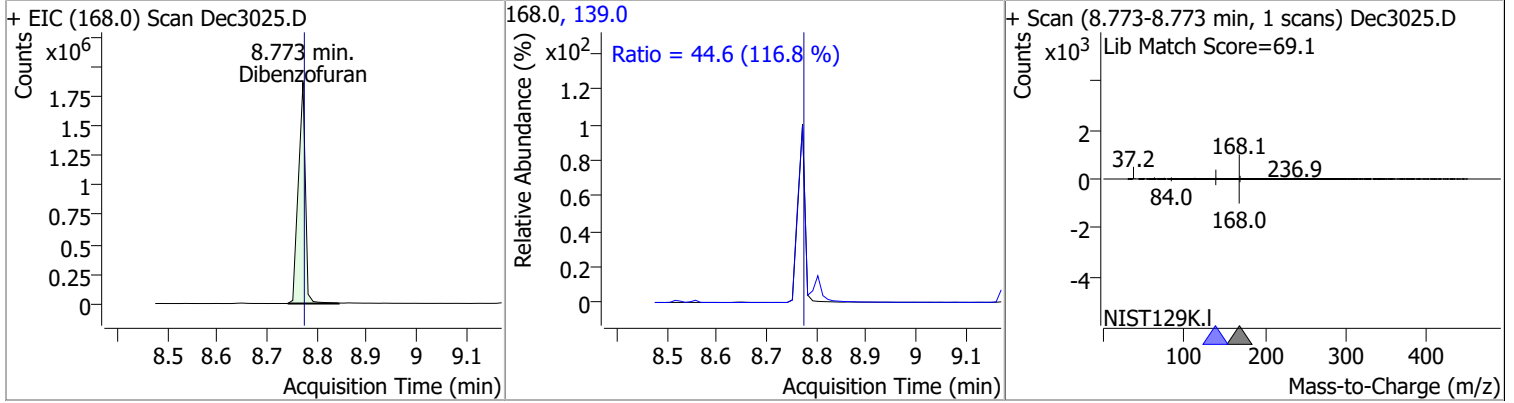


Compound	Conc.	RT	Dev(Min)	Resp.	QIon	QRatio	Lower	Upper
2,4-Dinitrophenol	63.1599	8.65	-0.01	53867	154.0	64.9	38.9	72.2

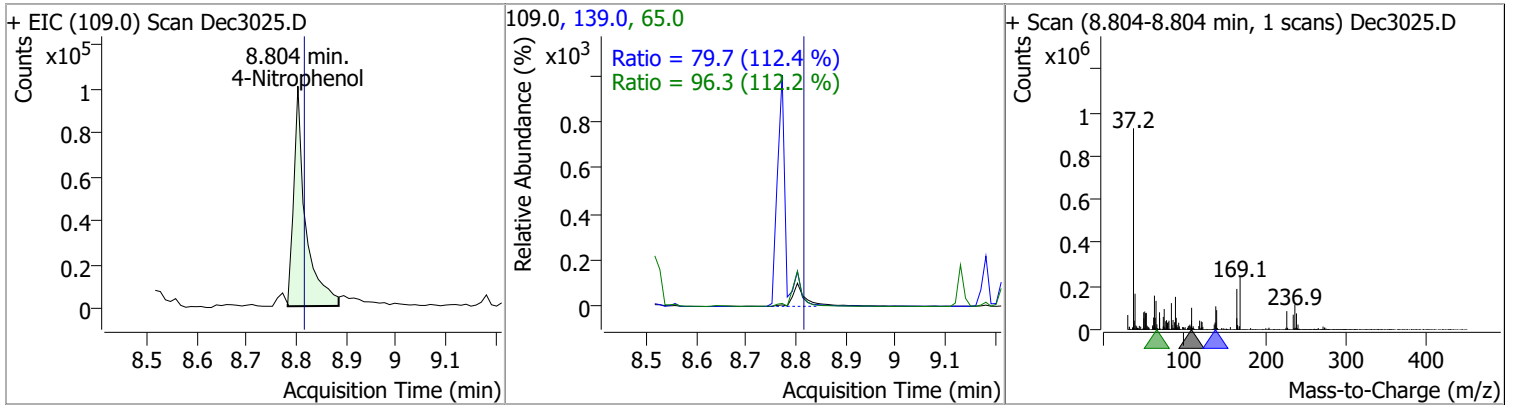


Quantitation Results Report (QT Reviewed)

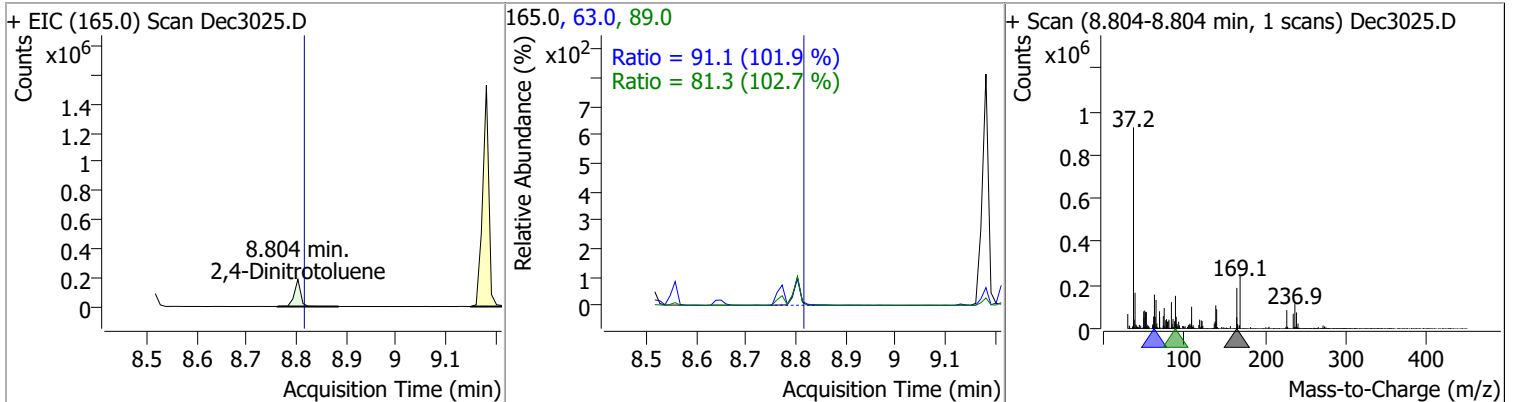
Compound	Conc.	RT	Dev(Min)	Resp.	QIon	QRatio	Lower	Upper
Dibenzofuran	76.9159	8.77	0.00	1828092	139.0	44.6	26.8	49.7



Compound	Conc.	RT	Dev(Min)	Resp.	QIon	QRatio	Lower	Upper
4-Nitrophenol	66.0970	8.80	-0.01	165950	65.0	96.3	60.1	111.5
					139.0	79.7	49.6	92.2

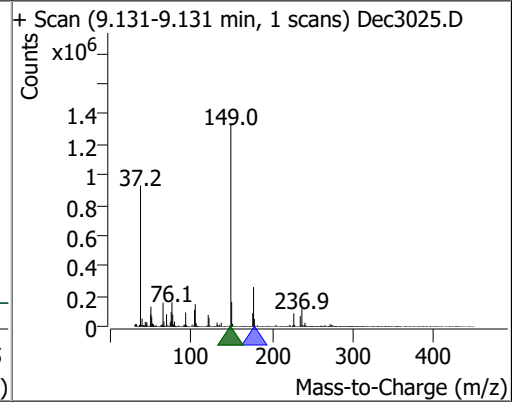
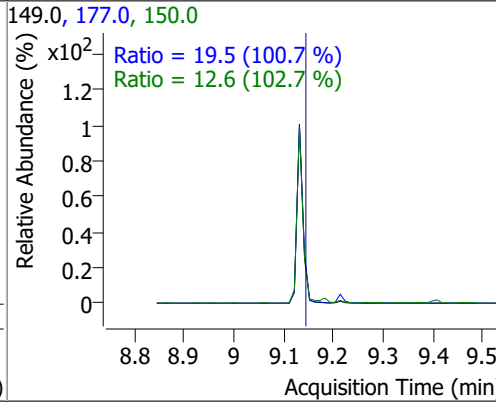
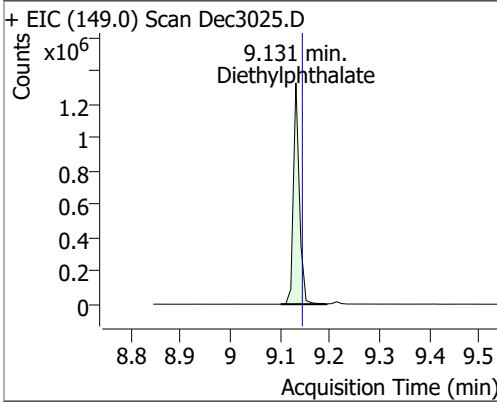


Compound	Conc.	RT	Dev(Min)	Resp.	QIon	QRatio	Lower	Upper
2,4-Dinitrotoluene	75.6908	8.80	-0.01	166394	63.0	91.1	62.6	116.2
					89.0	81.3	55.4	102.8

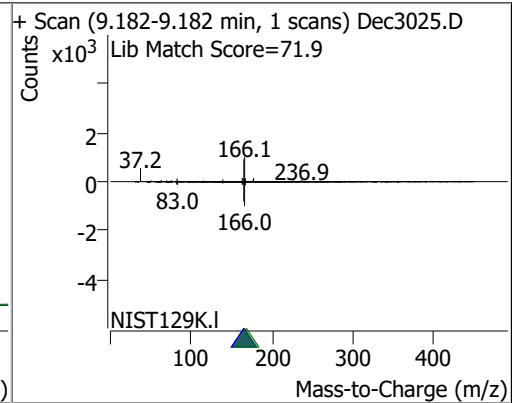
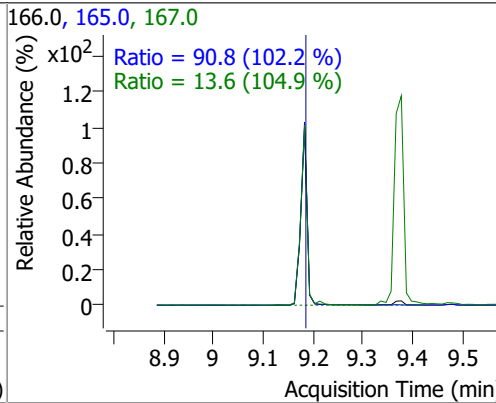
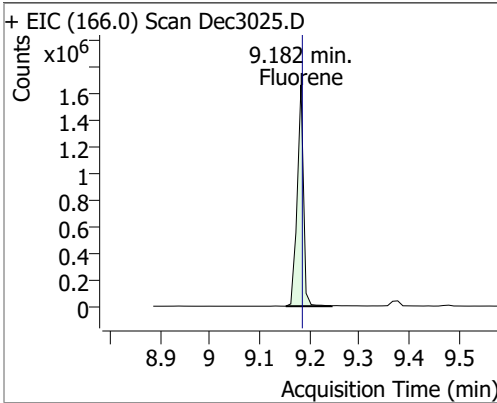


Quantitation Results Report (QT Reviewed)

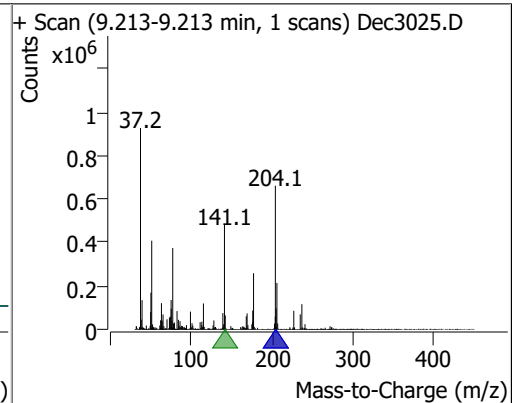
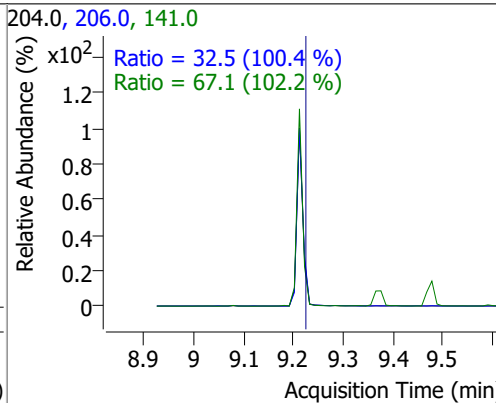
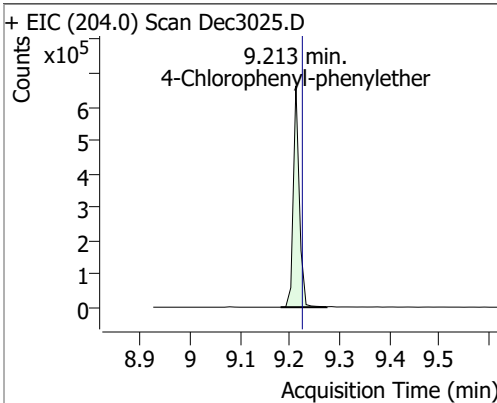
Compound	Conc.	RT	Dev(Min)	Resp.	QIon	QRatio	Lower	Upper
Diethylphthalate	68.8060	9.13	-0.01	1111038	177.0	19.5	13.6	25.2
					150.0	12.6	8.6	16.0



Compound	Conc.	RT	Dev(Min)	Resp.	QIon	QRatio	Lower	Upper
Fluorene	76.5681	9.18	0.00	1458713	165.0	90.8	62.2	115.4
					167.0	13.6	9.1	16.8

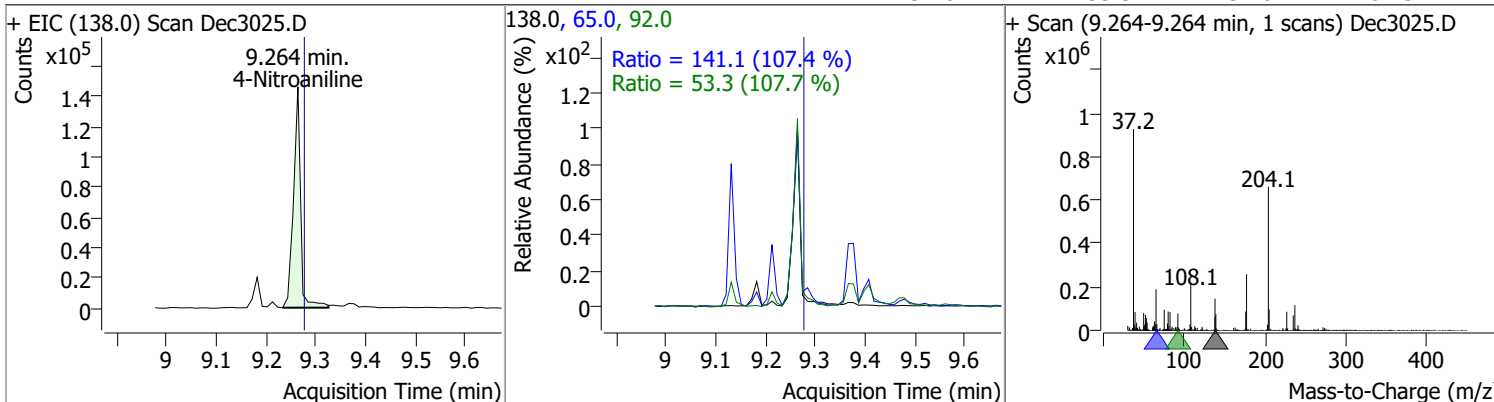


Compound	Conc.	RT	Dev(Min)	Resp.	QIon	QRatio	Lower	Upper
4-Chlorophenyl-phenylether	71.0079	9.21	-0.01	557015	141.0	67.1	46.0	85.3
					206.0	32.5	22.7	42.1

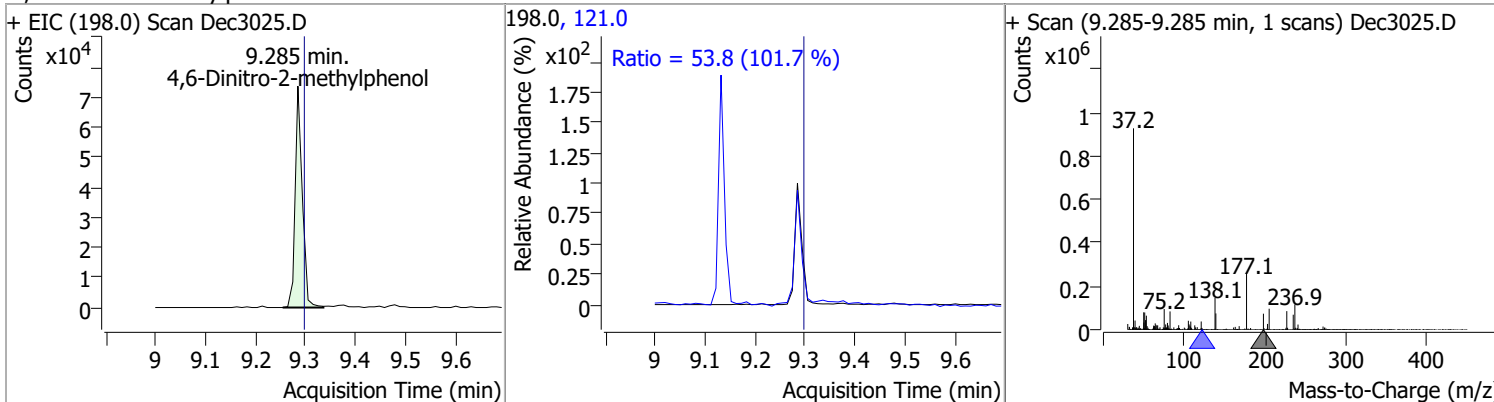


Quantitation Results Report (QT Reviewed)

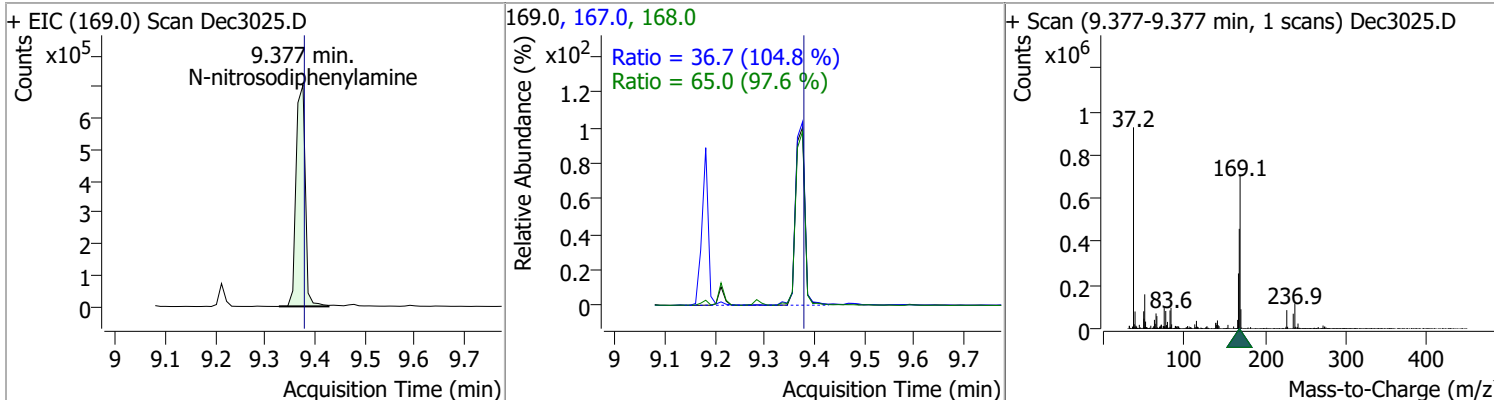
Compound	Conc.	RT	Dev(Min)	Resp.	QIon	QRatio	Lower	Upper
4-Nitroaniline	70.6230	9.26	-0.01	142419	65.0	141.1	91.9	170.7
					92.0	53.3	34.6	64.3



Compound	Conc.	RT	Dev(Min)	Resp.	QIon	QRatio	Lower	Upper
4,6-Dinitro-2-methylphenol	66.5831	9.28	-0.01	73035	121.0	53.8	37.1	68.8

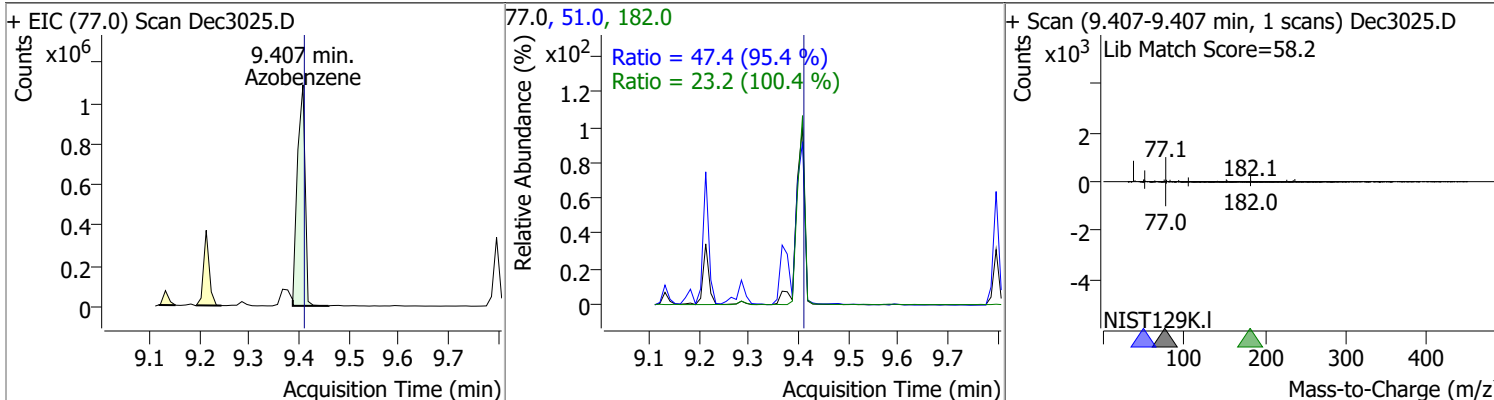


Compound	Conc.	RT	Dev(Min)	Resp.	QIon	QRatio	Lower	Upper
N-nitrosodiphenylamine	78.9913	9.38	0.00	904251	168.0	65.0	46.6	86.6
					167.0	36.7	24.5	45.5

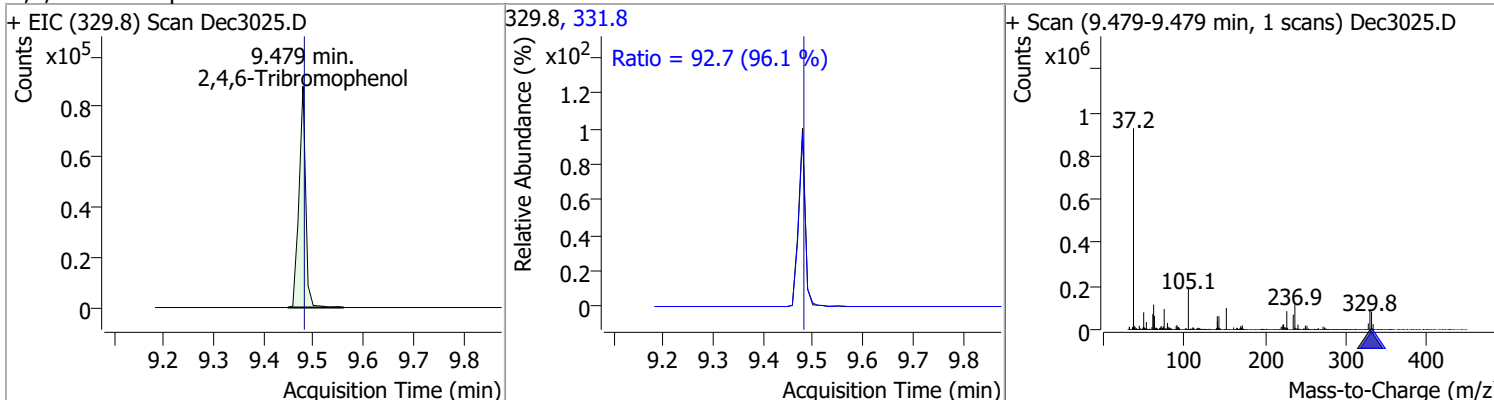


Quantitation Results Report (QT Reviewed)

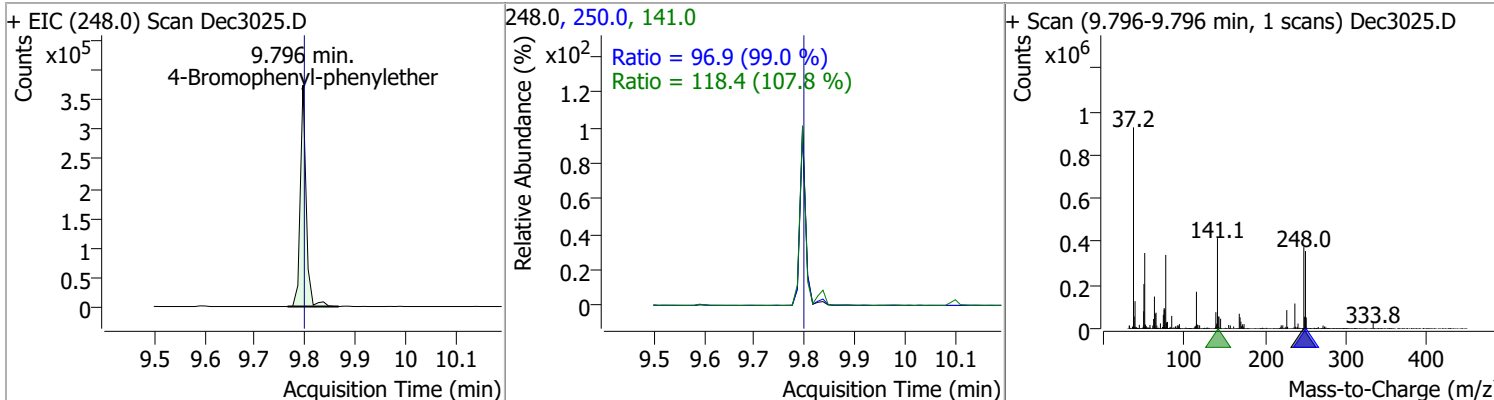
Compound	Conc.	RT	Dev(Min)	Resp.	QIon	QRatio	Lower	Upper
Azobenzene	74.6892	9.41	0.00	1166404	51.0	47.4	34.8	64.6
					182.0	23.2	16.2	30.1



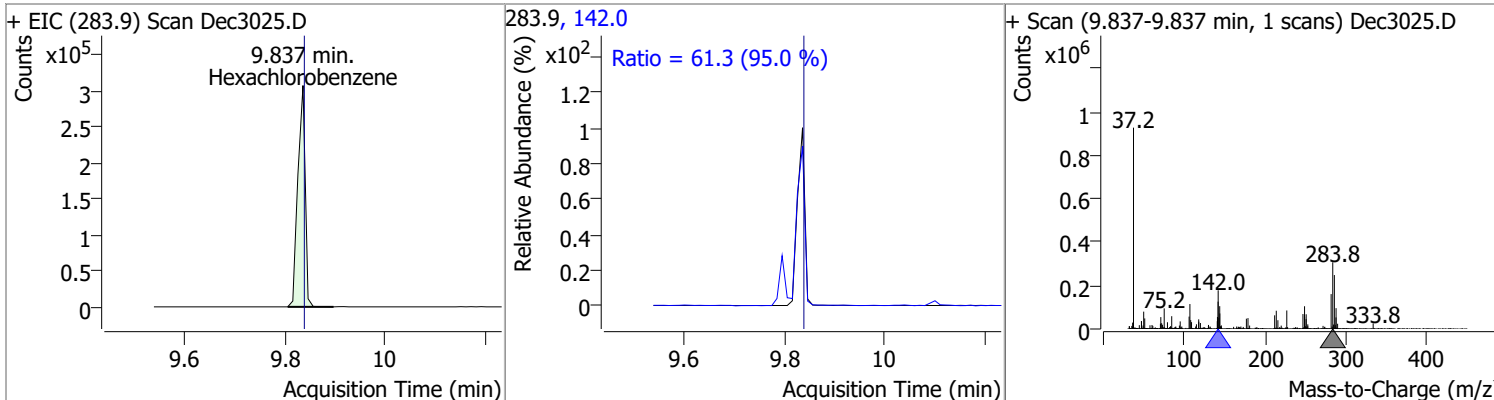
Compound	Conc.	RT	Dev(Min)	Resp.	QIon	QRatio	Lower	Upper
2,4,6-Tribromophenol	82.9068	9.48	0.00	82183	331.8	92.7	67.5	125.3



Compound	Conc.	RT	Dev(Min)	Resp.	QIon	QRatio	Lower	Upper
4-Bromophenyl-phenylether	72.2250	9.80	0.00	302636	141.0	118.4	76.9	142.8
					250.0	96.9	68.5	127.2

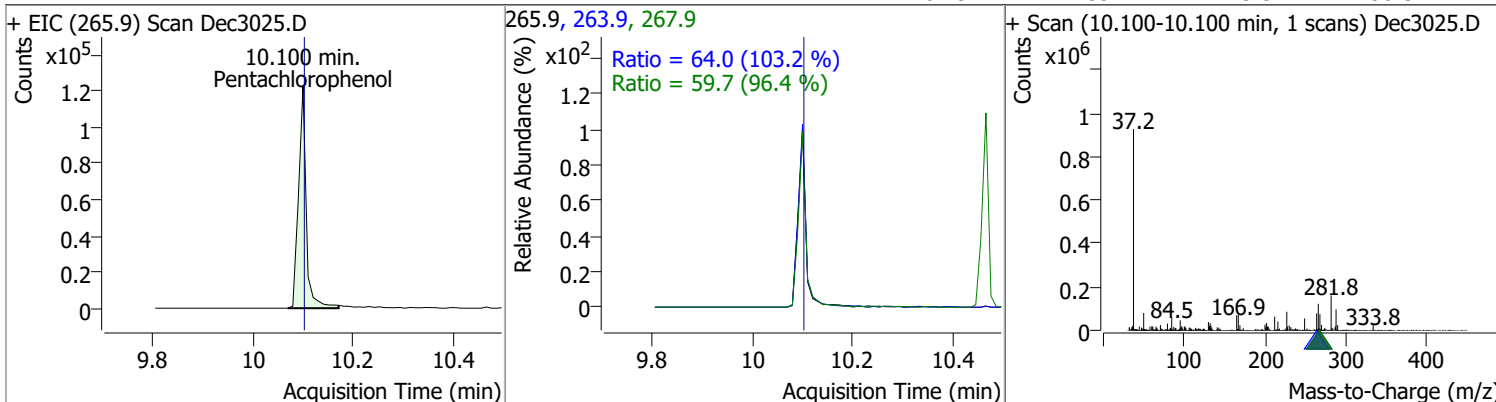


Compound	Conc.	RT	Dev(Min)	Resp.	QIon	QRatio	Lower	Upper
Hexachlorobenzene	79.0674	9.84	0.00	311627	142.0	61.3	45.2	83.9

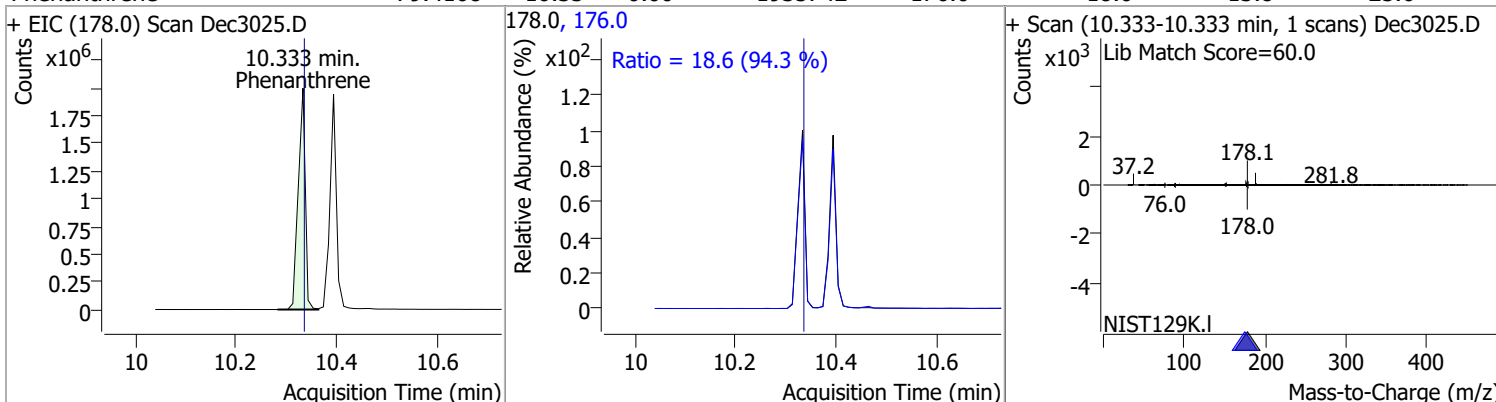


Quantitation Results Report (QT Reviewed)

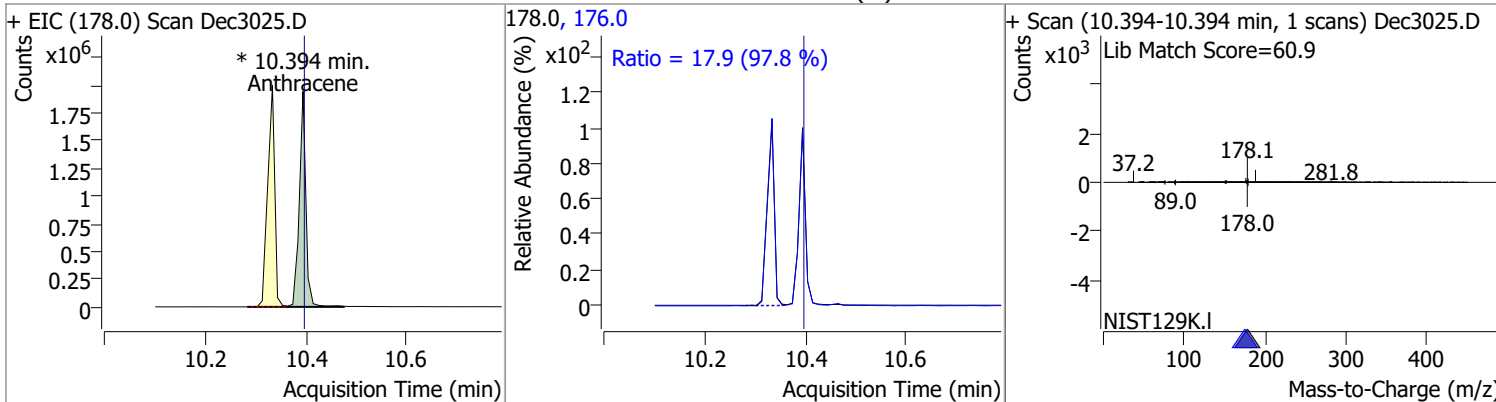
Compound	Conc.	RT	Dev(Min)	Resp.	QIon	QRatio	Lower	Upper
Pentachlorophenol	81.8704	10.10	0.00	129445	263.9	64.0	43.4	80.6
					267.9	59.7	43.3	80.5



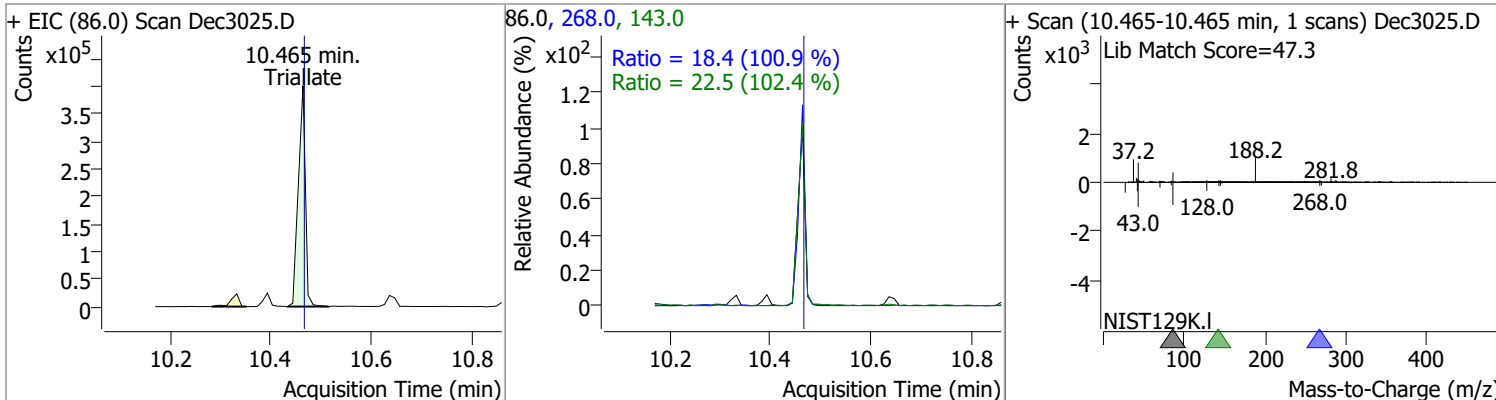
Compound	Conc.	RT	Dev(Min)	Resp.	QIon	QRatio	Lower	Upper
Phenanthrene	79.4168	10.33	0.00	1935742	176.0	18.6	13.8	25.6



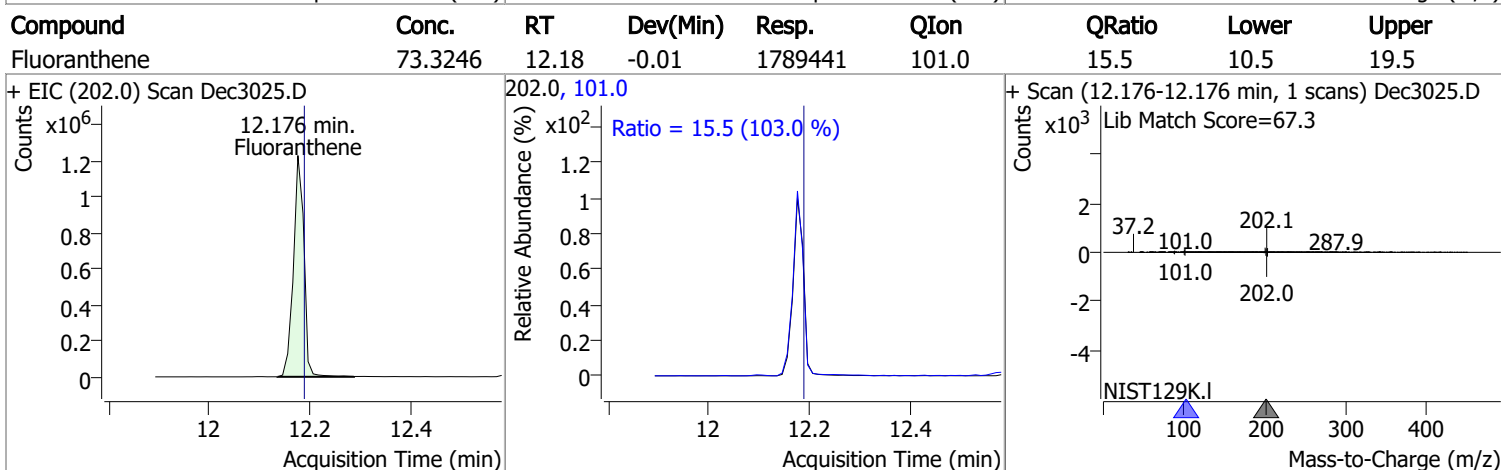
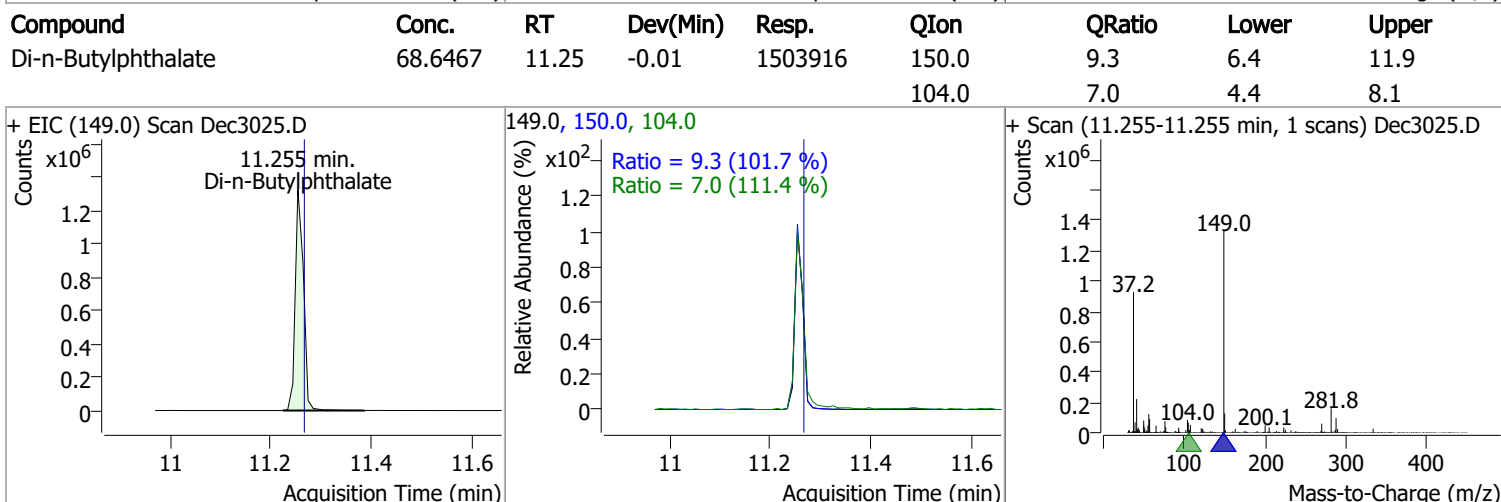
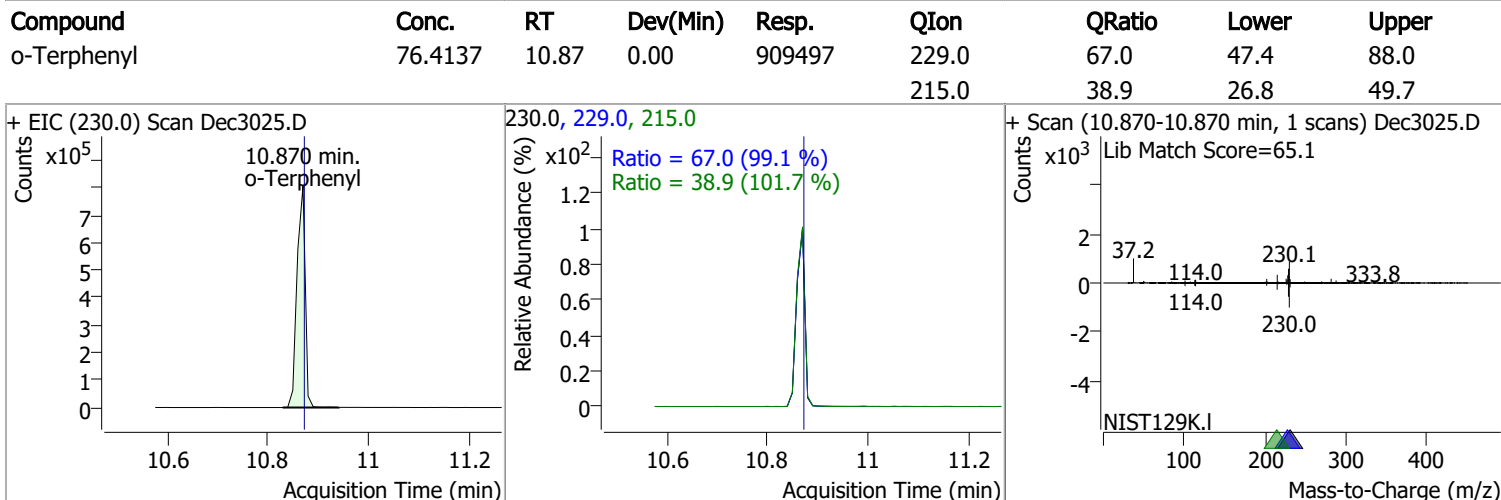
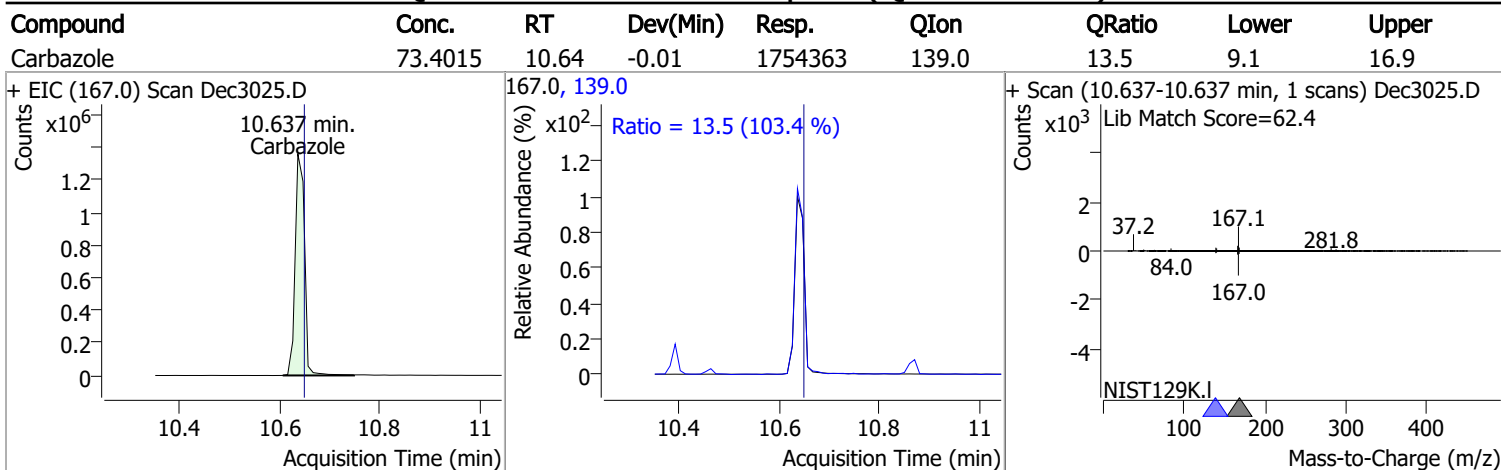
Compound	Conc.	RT	Dev(Min)	Resp.	QIon	QRatio	Lower	Upper
Anthracene	74.0814	10.39	0.00	1763983 (m)	176.0	17.9	12.8	23.8



Compound	Conc.	RT	Dev(Min)	Resp.	QIon	QRatio	Lower	Upper
Triallate	79.0064	10.46	0.00	388766	143.0	22.5	15.4	28.6
					268.0	18.4	12.8	23.7

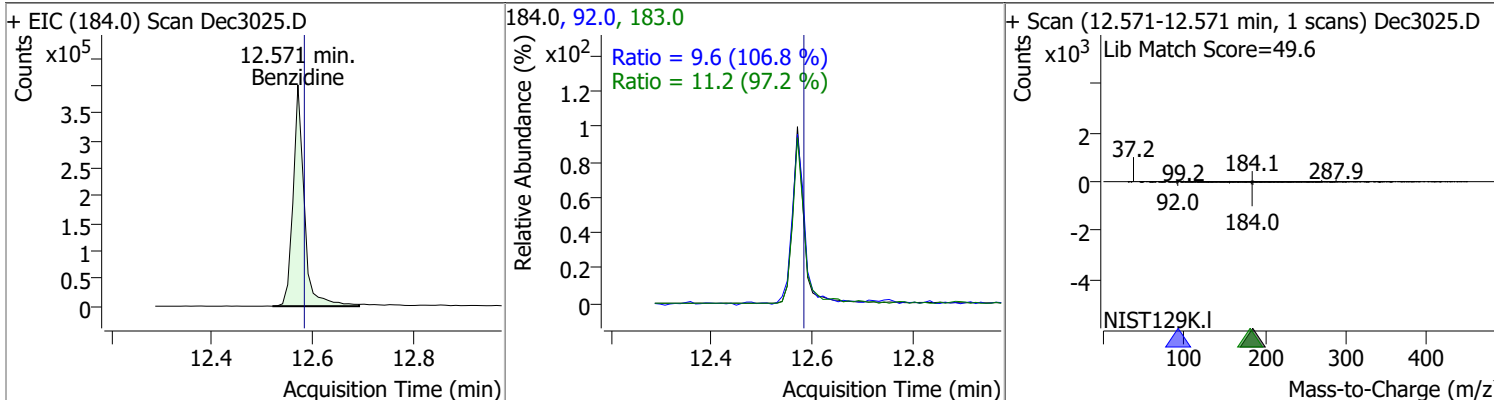


Quantitation Results Report (QT Reviewed)

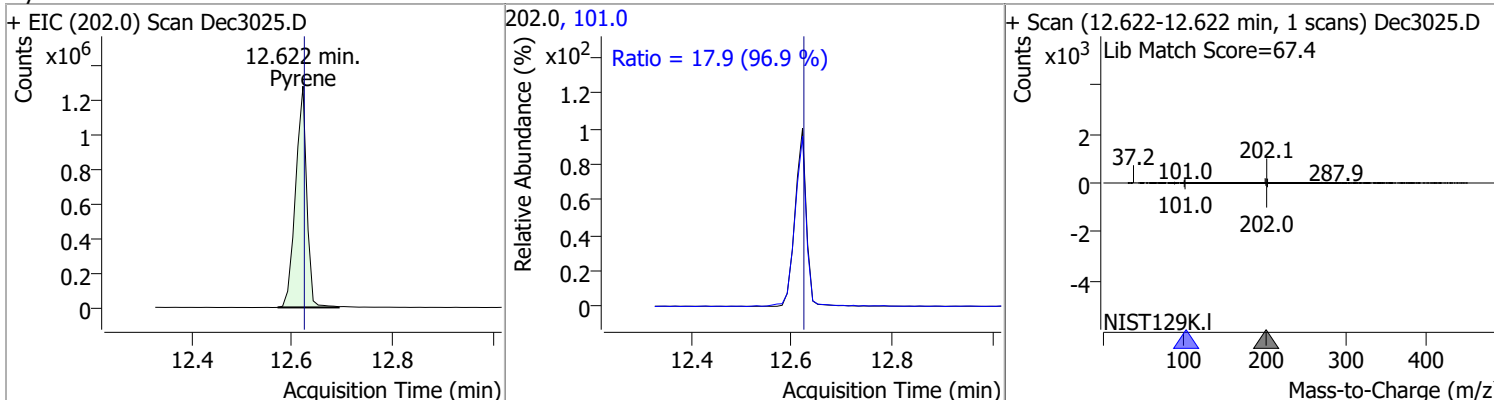


Quantitation Results Report (QT Reviewed)

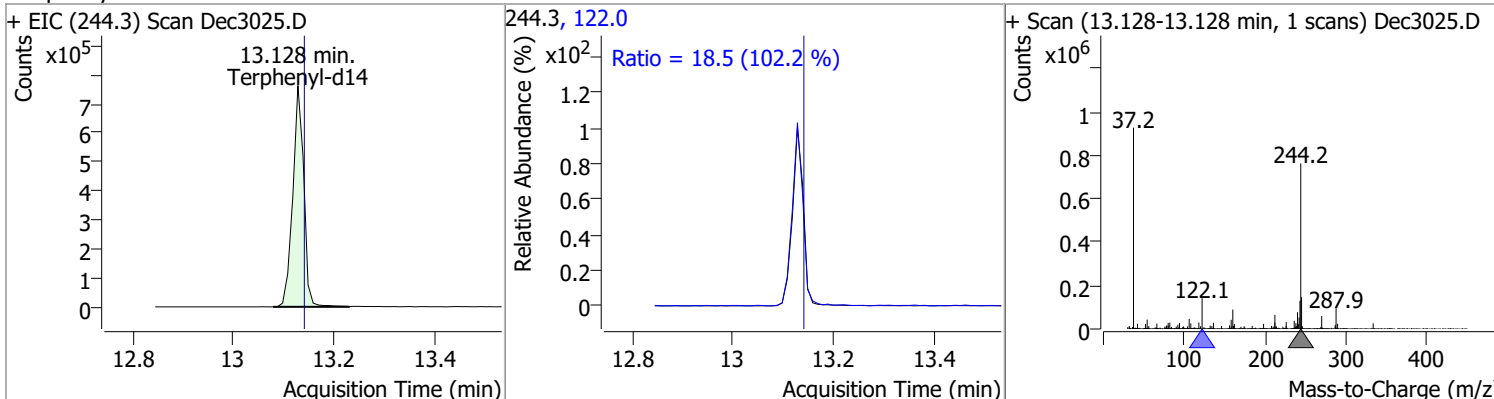
Compound	Conc.	RT	Dev(Min)	Resp.	QIon	QRatio	Lower	Upper
Benzidine	72.7534	12.57	-0.01	617605	183.0	11.2	8.1	15.0
					92.0	9.6	6.3	11.7



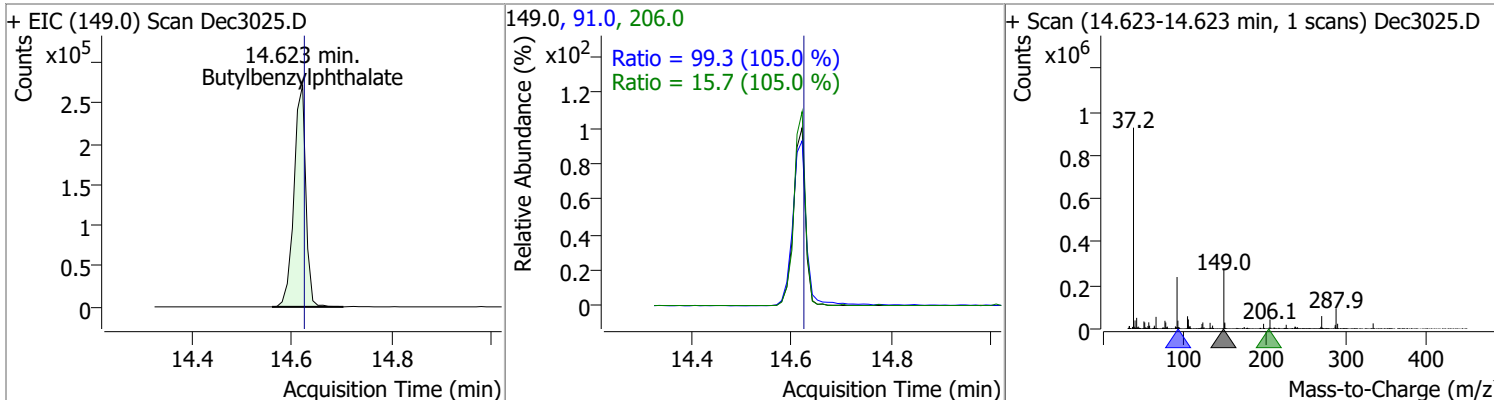
Compound	Conc.	RT	Dev(Min)	Resp.	QIon	QRatio	Lower	Upper
Pyrene	75.1381	12.62	0.00	1973004	101.0	17.9	12.9	24.0



Compound	Conc.	RT	Dev(Min)	Resp.	QIon	QRatio	Lower	Upper
Terphenyl-d14	73.5795	13.13	-0.01	1157255	122.0	18.5	12.7	23.5

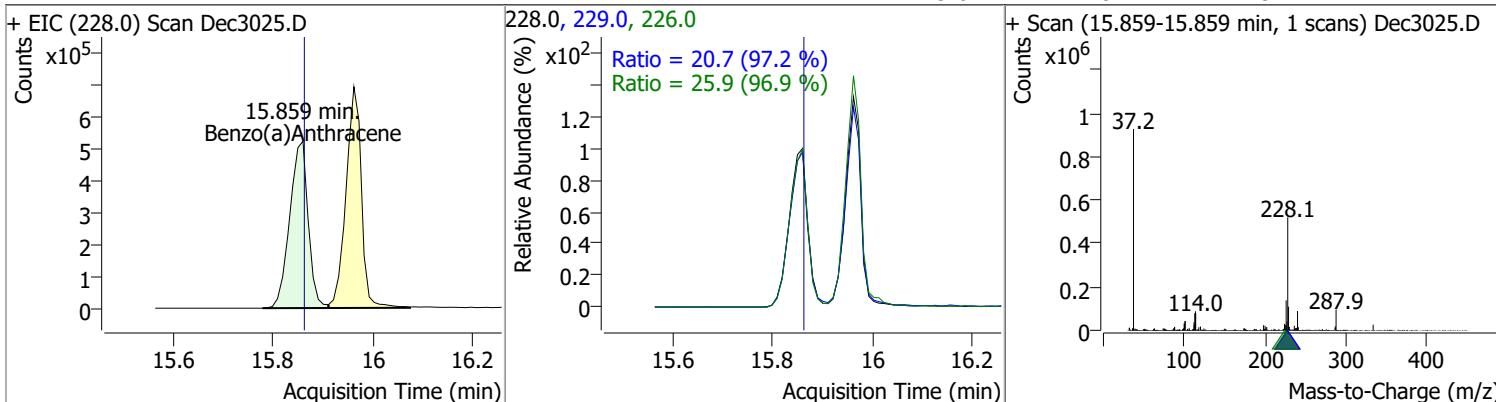


Compound	Conc.	RT	Dev(Min)	Resp.	QIon	QRatio	Lower	Upper
Butylbenzylphthalate	69.4632	14.62	-0.01	448311	91.0	99.3	66.2	123.0
					206.0	15.7	10.4	19.4

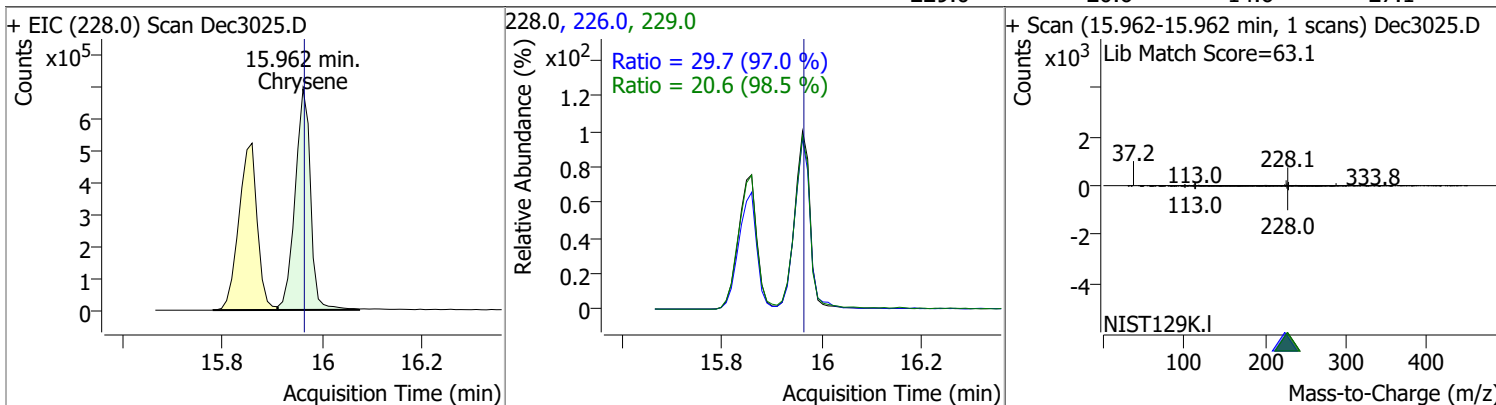


Quantitation Results Report (QT Reviewed)

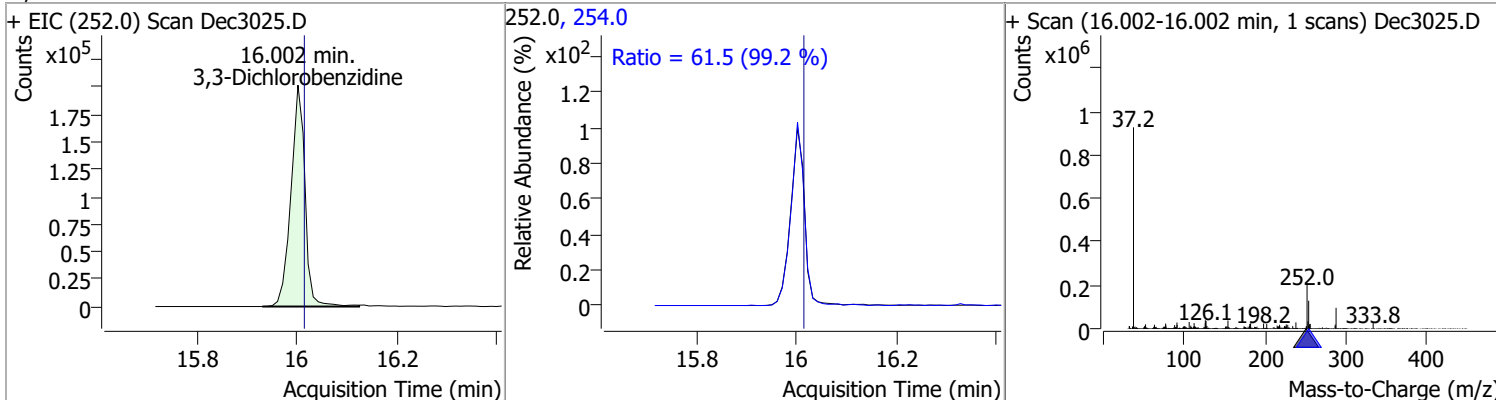
Compound	Conc.	RT	Dev(Min)	Resp.	QIon	QRatio	Lower	Upper
Benzo(a)Anthracene	73.8950	15.86	-0.01	1334324	226.0	25.9	18.7	34.7
					229.0	20.7	14.9	27.7



Compound	Conc.	RT	Dev(Min)	Resp.	QIon	QRatio	Lower	Upper
Chrysene	71.7910	15.96	-0.01	1480715	226.0	29.7	21.4	39.8
					229.0	20.6	14.6	27.1

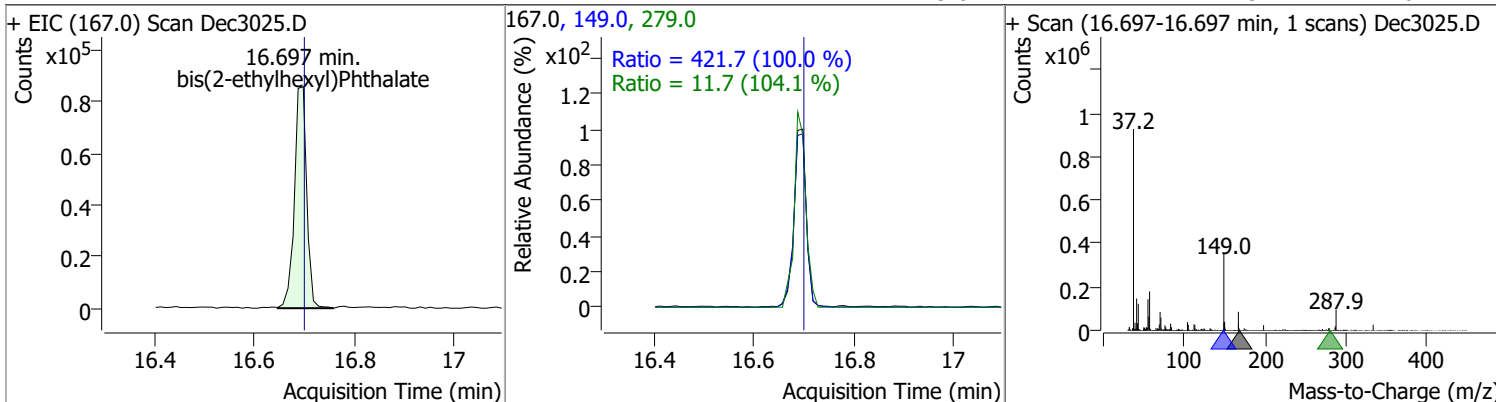


Compound	Conc.	RT	Dev(Min)	Resp.	QIon	QRatio	Lower	Upper
3,3-Dichlorobenzidine	73.1595	16.00	-0.02	394300	254.0	61.5	43.4	80.6

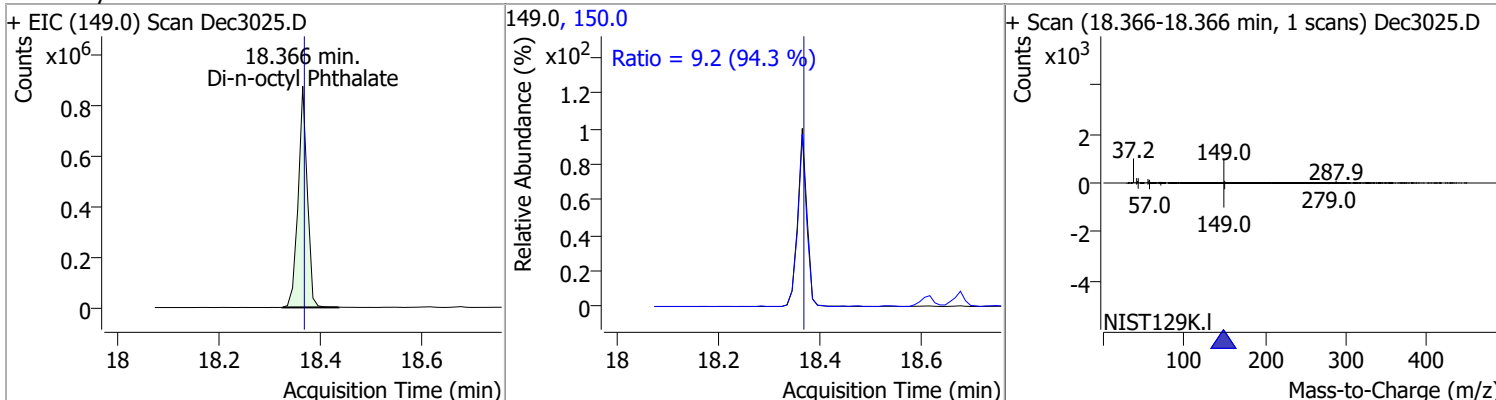


Quantitation Results Report (QT Reviewed)

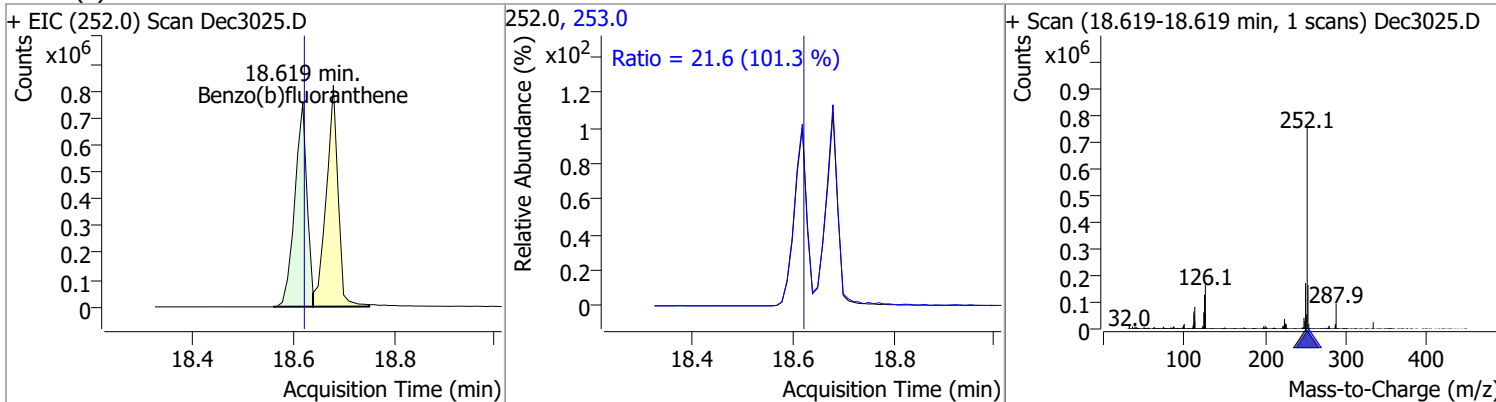
Compound	Conc.	RT	Dev(Min)	Resp.	QIon	QRatio	Lower	Upper
bis(2-ethylhexyl)Phthalate	69.3721	16.70	-0.01	146671	149.0	421.7	295.1	548.1
					279.0	11.7	7.9	14.6



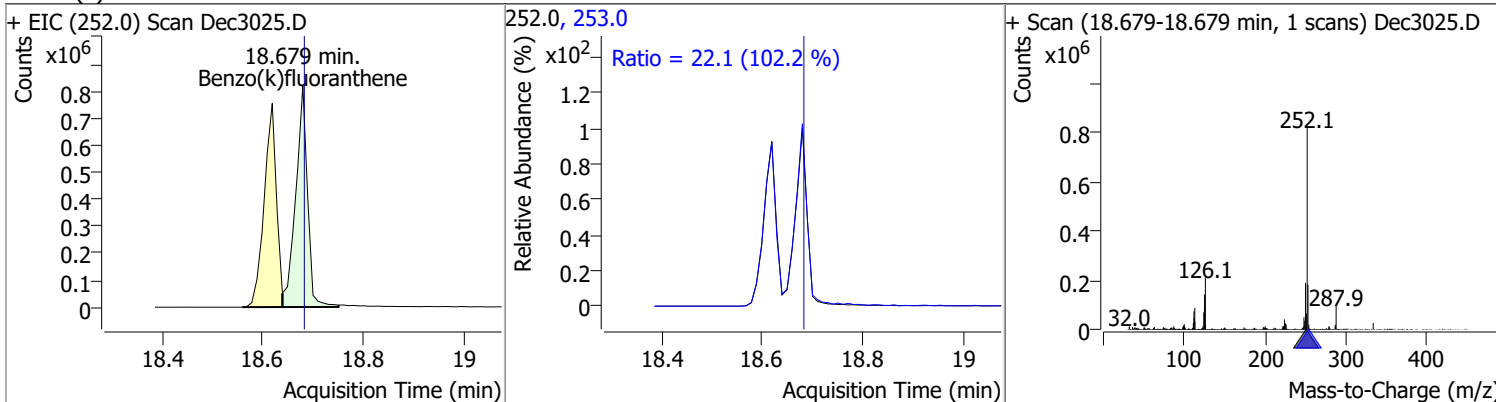
Compound	Conc.	RT	Dev(Min)	Resp.	QIon	QRatio	Lower	Upper
Di-n-octyl Phthalate	73.7275	18.37	-0.01	1105473	150.0	9.2	6.8	12.6



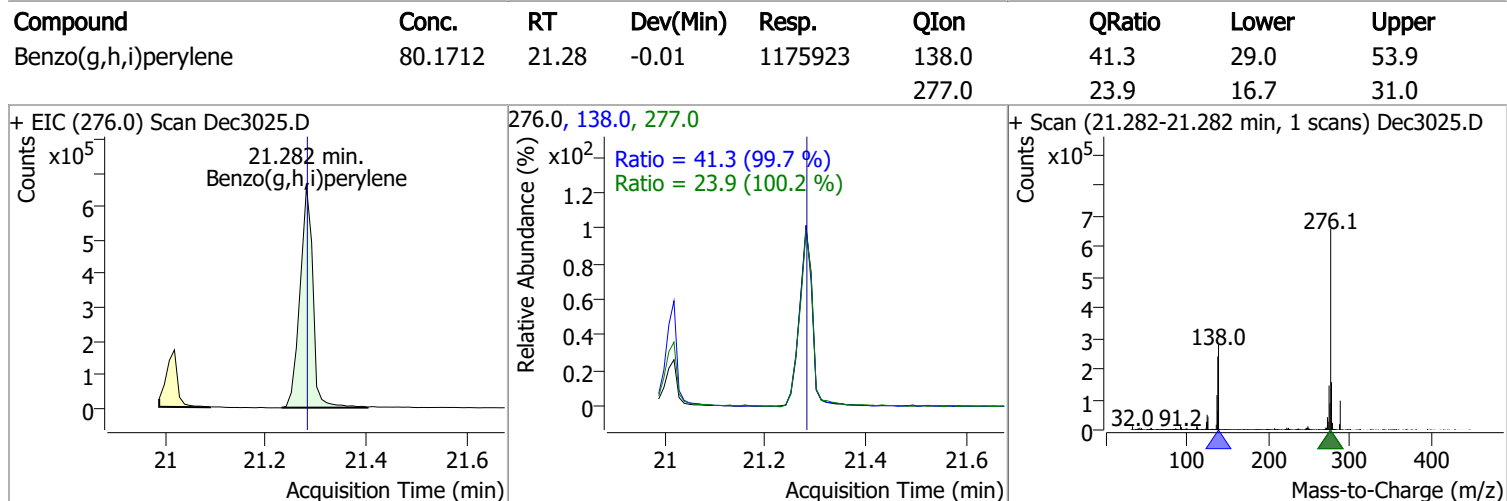
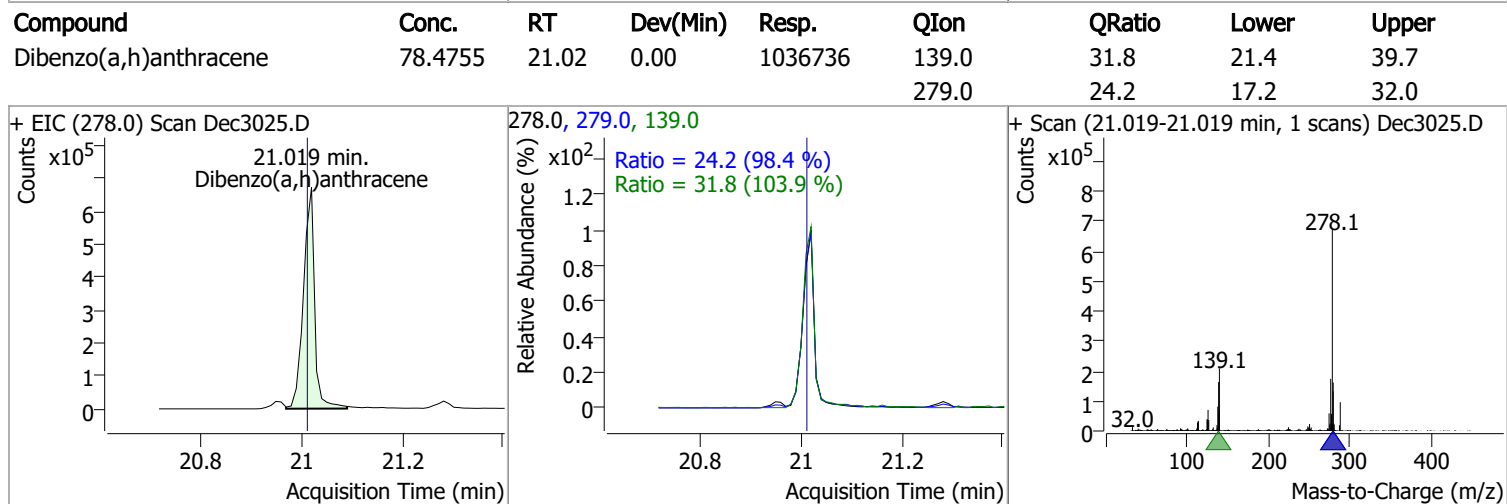
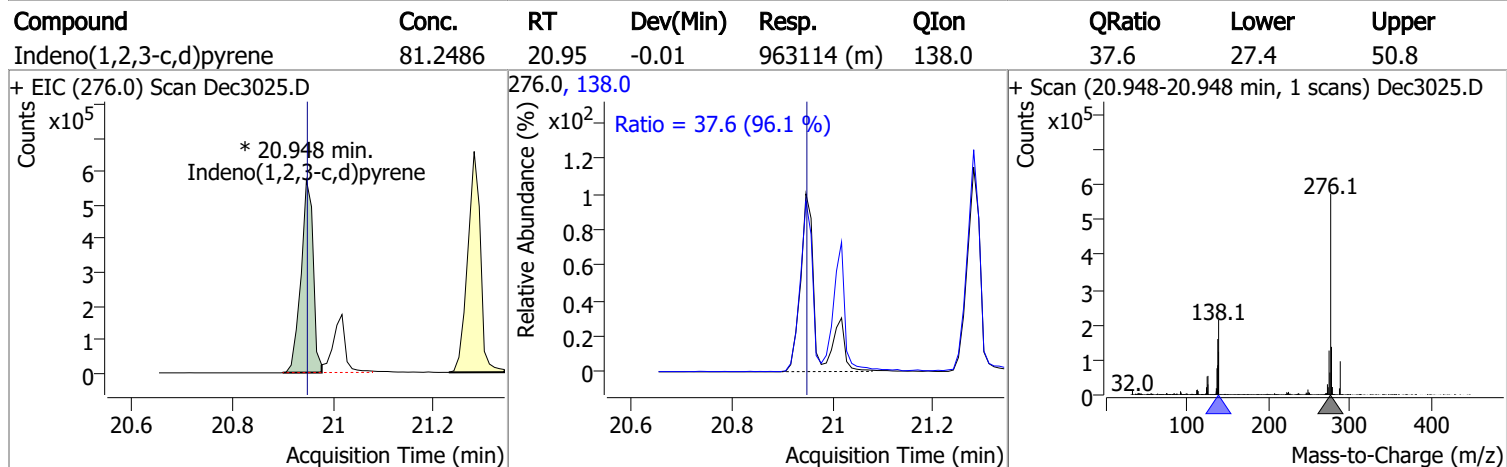
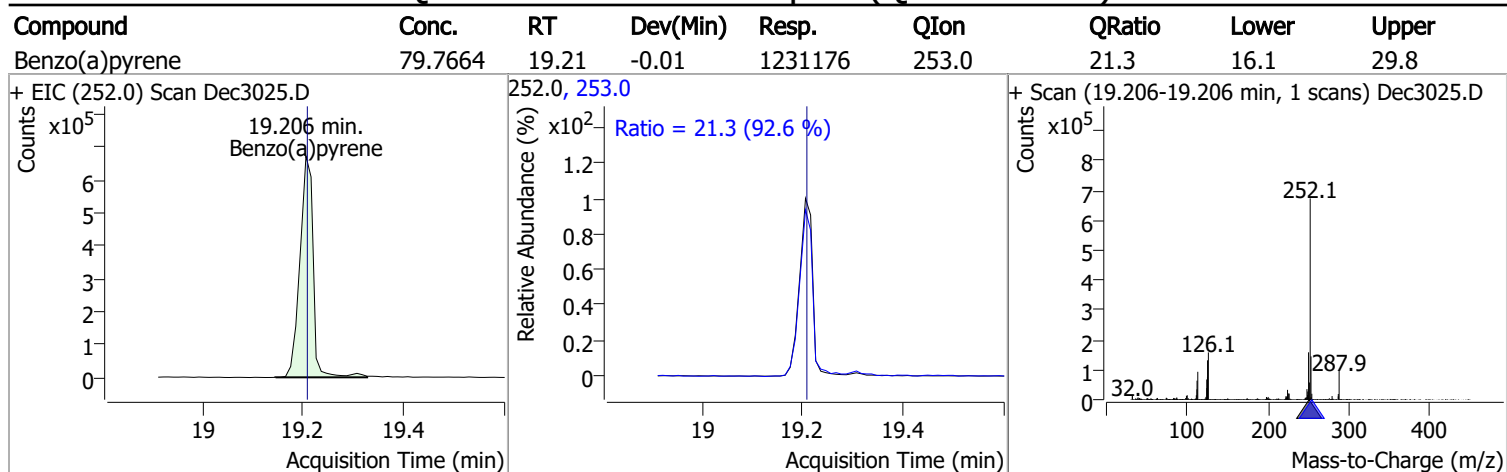
Compound	Conc.	RT	Dev(Min)	Resp.	QIon	QRatio	Lower	Upper
Benzo(b)fluoranthene	76.3273	18.62	-0.01	1265722	253.0	21.6	15.0	27.8



Compound	Conc.	RT	Dev(Min)	Resp.	QIon	QRatio	Lower	Upper
Benzo(k)fluoranthene	74.0566	18.68	-0.01	1331889	253.0	22.1	15.2	28.2



Quantitation Results Report (QT Reviewed)



Continuing Calibration Report

Batch Name \\MASSHUNTER\Org\Data\SV5973N.I\sd123021\1 DoD bna\QuantResults\123021 bna 1.batch.bin
Method File \\MASSHUNTER\Org\Data\SV5973N.I\sd122821\1 DOD bna\122821 bna 1 CAL.batch.bin
Daily CC \\MASSHUNTER\Org\Data\SV5973N.I\sd123021\1 DoD bnaDec3002.D

Level name	Injection Time	Calibration Files
1	12/28/2021 5:39:44 PM	\\MASSHUNTER\Org\Data\SV5973N.I\sd122821\1 DOD bna\Dec2808.D
2	12/28/2021 5:07:14 PM	\\MASSHUNTER\Org\Data\SV5973N.I\sd122821\1 DOD bna\Dec2807.D
3	12/28/2021 4:34:38 PM	\\MASSHUNTER\Org\Data\SV5973N.I\sd122821\1 DOD bna\Dec2806.D
4	12/28/2021 4:02:09 PM	\\MASSHUNTER\Org\Data\SV5973N.I\sd122821\1 DOD bna\Dec2805.D
5	12/28/2021 3:29:32 PM	\\MASSHUNTER\Org\Data\SV5973N.I\sd122821\1 DOD bna\Dec2804.D
6	12/28/2021 2:57:01 PM	\\MASSHUNTER\Org\Data\SV5973N.I\sd122821\1 DOD bna\Dec2803.D
7	12/28/2021 2:24:27 PM	\\MASSHUNTER\Org\Data\SV5973N.I\sd122821\1 DOD bna\Dec2802.D
CCV	12/30/2021 12:34:40 PM	\\MASSHUNTER\Org\Data\SV5973N.I\sd123021\1 DoD bna\Dec3002.D <=====

ISTD Compound:	Avg Resp	Mid Resp	CC Resp	Area%	A/M
1,4-Dichlorobenzene-d4	295847	301684	330415	109.52	M
Naphthalene-d8	976277	989812	1017190	102.77	M
Acenaphthene-d10	519699	507152	567196	111.84	M
Phenanthrene-d10	941209	950320	983475	103.49	M
Chrysene-d12	600378	592530	629257	106.20	M
Perylene-d12	424070	413633	438080	105.91	M

Target Compound	AvgRF/R2	CC RF	Exp. Conc	Calc. Conc	%Dev	Area%	Curve Fit
-----ISTD-----							
1,4-Dichlorobenzene-d4							
N-Nitrosodimethylamine	0.9934	0.3682	75.00	63.22	15.71	149.14	Quadratic
Pyridine	0.9952	0.8831	75.00	61.39	18.14	140.35	Quadratic
2-Fluorophenol	0.9994	0.9079	75.00	72.25	3.67	157.70	Quadratic
Aniline	0.9976	1.9229	75.00	71.88	4.16	172.42	Quadratic
Phenol-d5	0.9982	1.2583	75.00	68.23	9.02	158.96	Quadratic
Phenol	0.9963	1.3900	75.00	68.38	8.82	156.77	Quadratic
bis(-2-Chloroethyl)Ether	0.9963	1.0431	75.00	60.95	18.73	144.21	Quadratic
2-Chlorophenol	0.9979	0.9364	75.00	60.74	19.02	141.04	Quadratic
1,3-Dichlorobenzene	1.4532	1.3700	75.00	70.71	5.73	162.74	Avg RF
1,4-Dichlorobenzene	1.4332	1.3618	75.00	71.26	4.98	162.74	Avg RF
1,2-Dichlorobenzene	1.5011	1.3904	75.00	69.47	7.37	152.40	Avg RF
Benzyl Alcohol	0.9927	0.5975	75.00	62.14	17.15	155.69	Quadratic
bis(2-chloroisopropyl)Ether	0.4560	0.4109	75.00	67.59	9.88	151.23	Avg RF
2-Methylphenol	0.9992	1.0465	75.00	70.84	5.54	159.26	Quadratic
N-nitroso-Di-n-propylamine	0.9935	0.6877	75.00	60.74	19.01	150.14	Quadratic
4Methylphenol/3Methylphenol	0.9993	1.3275	75.00	67.57	9.91	150.98	Quadratic
Hexachloroethane	0.9991	0.3633	75.00	69.55	7.27	155.93	Quadratic
Nitrobenzene-d5	0.9983	0.5917	75.00	65.51	12.65	155.41	Quadratic
Nitrobenzene	0.9900	0.2923	75.00	62.36	16.85	159.90	Quadratic
-----ISTD-----							
Naphthalene-d8							
Isophorone	0.9987	0.4724	75.00	72.05	3.94	156.37	Quadratic
2-Nitrophenol	0.9981	0.0815	75.00	73.58	1.89	164.50	Quadratic
2,4-Dimethylphenol	0.9935	0.2828	75.00	74.81	0.26	169.15	Quadratic
bis(-2-Chloroethoxy)Methane	0.9957	0.3263	75.00	65.70	12.40	145.84	Quadratic
Benzoic Acid	0.9959	0.1411	75.00	70.03	6.62	156.23	Quadratic
2,4-Dichlorophenol	0.9988	0.1886	75.00	62.44	16.75	132.55	Quadratic
1,2,4-Trichlorobenzene	0.2952	0.2814	75.00	71.48	4.69	153.09	Avg RF
Naphthalene	0.9715	0.9330	75.00	72.03	3.97	154.60	Avg RF
4-Chlorophenol	0.9980	0.0741	75.00	68.56	8.59	145.01	Quadratic
p-Chloroaniline	0.9991	0.3697	75.00	77.54	-3.39	167.26	Quadratic
Hexachlorobutadiene	0.1514	0.1386	75.00	68.64	8.48	150.91	Avg RF
4-Chloro-2-Methylphenol	0.2267	0.2124	75.00	70.26	6.32	141.31	Avg RF

Continuing Calibration Report

Target Compound	AvgRF/R2	CC RF	Exp. Conc	Calc. Conc	%Dev	Area%	Curve Fit
4-Chloro-3-Methylphenol	0.2253	0.2169	75.00	72.21	3.73	154.74	Avg RF
2-Methylnaphthalene	0.9990	0.5429	75.00	73.05	2.61	148.13	Quadratic
1-Methylnaphthalene	0.9991	0.5240	75.00	70.75	5.66	145.89	Quadratic
Acenaphthene-d10	-----ISTD-----						
Hexachlorocyclopentadiene	0.9996	0.1285	75.00	67.87	9.51	162.64	Quadratic
2,4,6-Trichlorophenol	0.9998	0.2155	75.00	64.84	13.54	141.70	Quadratic
2,4,5-Trichlorophenol	0.2862	0.2436	75.00	63.86	14.86	143.93	Avg RF
2-Fluorobiphenyl	0.9993	1.2314	75.00	67.18	10.43	151.00	Quadratic
2-Chloronaphthalene	0.9985	0.9836	75.00	66.63	11.16	151.22	Quadratic
2-Nitroaniline	0.9975	0.1601	75.00	68.45	8.73	160.18	Quadratic
Dimethyl Phthalate	0.9993	0.9210	75.00	69.13	7.83	161.56	Quadratic
2,6-Dinitrotoluene	0.9981	0.1074	75.00	70.24	6.35	165.83	Quadratic
Acenaphthylene	0.9989	1.7644	75.00	76.87	-2.49	168.87	Quadratic
3-Nitroaniline	0.9960	0.1284	75.00	72.08	3.90	159.93	Quadratic
Acenaphthene	0.9989	0.9748	75.00	73.82	1.58	156.62	Quadratic
2,4-Dinitrophenol	0.9980	0.0563	75.00	71.44	4.75	185.04	Quadratic
Dibenzofuran	0.9994	1.5187	75.00	71.37	4.84	153.13	Quadratic
4-Nitrophenol	0.9961	0.1396	75.00	61.96	17.39	152.88	Quadratic
2,4-Dinitrotoluene	0.9990	0.1490	75.00	75.66	-0.88	186.89	Quadratic
Diethylphthalate	0.9973	0.9025	75.00	62.43	16.75	155.50	Quadratic
Fluorene	0.9983	1.2509	75.00	73.52	1.97	155.24	Quadratic
4-Chlorophenyl-phenylether	0.9997	0.5160	75.00	73.16	2.45	170.24	Quadratic
Phenanthrene-d10	-----ISTD-----						
4-Nitroaniline	0.9958	0.0692	75.00	66.79	10.94	153.81	Quadratic
4,6-Dinitro-2-methylphenol	0.9992	0.0451	75.00	76.62	-2.16	187.04	Quadratic
N-nitrosodiphenylamine	0.4421	0.4475	75.00	75.92	-1.22	164.18	Avg RF
Azobenzene	0.9953	0.5191	75.00	64.36	14.19	150.32	Quadratic
2,4,6-Tribromophenol	0.9978	0.0354	75.00	69.66	7.11	157.22	Linear
4-Bromophenyl-phenylether	0.9992	0.1611	75.00	74.45	0.73	167.51	Quadratic
Hexachlorobenzene	0.9997	0.1590	75.00	78.38	-4.51	169.60	Quadratic
Pentachlorophenol	0.9969	0.0560	75.00	68.83	8.23	158.76	Quadratic
Phenanthrene	0.9993	0.9496	75.00	75.81	-1.07	159.90	Quadratic
Anthracene	0.9982	0.8614	75.00	70.14	6.48	154.24	Quadratic
Triallate	0.9985	0.1787	75.00	71.14	5.15	158.25	Quadratic
Carbazole	0.9231	0.9041	75.00	73.46	2.06	157.87	Avg RF
o-Terphenyl	0.9998	0.4512	75.00	73.72	1.71	157.92	Quadratic
Di-n-Butylphthalate	0.9946	0.7146	75.00	63.20	15.73	154.73	Quadratic
Fluoranthene	0.9425	0.9203	75.00	73.23	2.36	161.40	Avg RF
Benidine	0.9946	0.3437	75.00	78.18	-4.24	155.75	Quadratic
Pyrene	0.9997	0.9931	75.00	73.47	2.04	157.78	Quadratic
Terphenyl-d14	0.6074	0.5996	75.00	74.04	1.29	160.11	Avg RF
Chrysene-d12	-----ISTD-----						
Butylbenzylphthalate	0.9976	0.3624	75.00	71.15	5.13	170.04	Quadratic
Benzo(a)Anthracene	1.0664	1.0693	75.00	75.20	-0.27	163.86	Avg RF
Chrysene	1.2180	1.1698	75.00	72.03	3.96	161.09	Avg RF
3,3-Dichlorobenzidine	0.9980	0.2929	75.00	69.37	7.51	159.48	Quadratic
bis(2-ethylhexyl)Phthalate	0.9983	0.1197	75.00	71.50	4.66	173.73	Quadratic
Perylene-d12	-----ISTD-----						
Di-n-octyl Phthalate	0.9989	1.2604	75.00	73.40	2.13	173.35	Quadratic
Benzo(b)fluoranthene	1.4255	1.4632	75.00	76.98	-2.64	168.17	Avg RF
Benzo(k)fluoranthene	1.5460	1.4831	75.00	71.94	4.07	155.72	Avg RF
Benzo(a)pyrene	0.9995	1.3624	75.00	77.34	-3.11	172.31	Quadratic
Indeno(1,2,3-c,d)pyrene	0.9998	0.9886	75.00	73.36	2.19	160.42	Quadratic
Dibenzo(a,h)anthracene	0.9994	1.1280	75.00	74.58	0.56	161.13	Quadratic
Benzo(g,h,i)perylene	0.9997	1.2155	75.00	72.60	3.21	153.98	Quadratic

A -- against Average; M -- against Mid Point; P -- against Previous CC in the Method;

Continuing Calibration Report

Batch Name \\MASSHUNTER\Org\Data\SV5973N.I\sd123021\1 DoD bna\QuantResults\123021 bna 1.batch.bin
Method File \\MASSHUNTER\Org\Data\SV5973N.I\sd122821\1 DOD bna\122821 bna 1 CAL.batch.bin
Daily CC \\MASSHUNTER\Org\Data\SV5973N.I\sd123021\1 DoD bnaDec3025.D

Level name	Injection Time	Calibration Files
1	12/28/2021 5:39:44 PM	\\MASSHUNTER\Org\Data\SV5973N.I\sd122821\1 DOD bna\Dec2808.D
2	12/28/2021 5:07:14 PM	\\MASSHUNTER\Org\Data\SV5973N.I\sd122821\1 DOD bna\Dec2807.D
3	12/28/2021 4:34:38 PM	\\MASSHUNTER\Org\Data\SV5973N.I\sd122821\1 DOD bna\Dec2806.D
4	12/28/2021 4:02:09 PM	\\MASSHUNTER\Org\Data\SV5973N.I\sd122821\1 DOD bna\Dec2805.D
5	12/28/2021 3:29:32 PM	\\MASSHUNTER\Org\Data\SV5973N.I\sd122821\1 DOD bna\Dec2804.D
6	12/28/2021 2:57:01 PM	\\MASSHUNTER\Org\Data\SV5973N.I\sd122821\1 DOD bna\Dec2803.D
7	12/28/2021 2:24:27 PM	\\MASSHUNTER\Org\Data\SV5973N.I\sd122821\1 DOD bna\Dec2802.D
CCV	12/30/2021 12:34:40 PM	\\MASSHUNTER\Org\Data\SV5973N.I\sd123021\1 DoD bna\Dec3002.D <=====

ISTD Compound:	Avg Resp	Mid Resp	CC Resp	Area%	A/M
1,4-Dichlorobenzene-d4	295847	301684	354816	117.61	M
Naphthalene-d8	976277	989812	1167123	117.91	M
Acenaphthene-d10	519699	507152	595314	117.38	M
Phenanthrene-d10	941209	950320	1035682	108.98	M
Chrysene-d12	600378	592530	677336	114.31	M
Perylene-d12	424070	413633	465311	112.49	M

Target Compound	AvgRF/R2	CC RF	Exp. Conc	Calc. Conc	%Dev	Area%	Curve Fit
1,4-Dichlorobenzene-d4	-----ISTD-----						
N-Nitrosodimethylamine	0.9934	0.3141	75.00	53.57	28.57	136.64	Quadratic
Pyridine	0.9952	0.8618	75.00	59.86	20.18	147.09	Quadratic
2-Fluorophenol	0.9994	1.0276	75.00	81.43	-8.57	191.67	Quadratic
Aniline	0.9976	1.9435	75.00	72.67	3.11	187.14	Quadratic
Phenol-d5	0.9982	1.4061	75.00	76.78	-2.37	190.74	Quadratic
Phenol	0.9963	1.5581	75.00	77.01	-2.67	188.71	Quadratic
bis(-2-Chloroethyl)Ether	0.9963	1.1096	75.00	65.26	12.99	164.74	Quadratic
2-Chlorophenol	0.9979	1.1028	75.00	73.34	2.21	178.36	Quadratic
1,3-Dichlorobenzene	1.4532	1.4630	75.00	75.50	-0.67	186.62	Avg RF
1,4-Dichlorobenzene	1.4332	1.4003	75.00	73.28	2.30	179.70	Avg RF
1,2-Dichlorobenzene	1.5011	1.4449	75.00	72.19	3.74	170.07	Avg RF
Benzyl Alcohol	0.9927	0.6551	75.00	68.57	8.57	183.32	Quadratic
bis(2-chloroisopropyl)Ether	0.4560	0.4026	75.00	66.22	11.70	159.11	Avg RF
2-Methylphenol	0.9992	1.0507	75.00	71.14	5.15	171.70	Quadratic
N-nitroso-Di-n-propylamine	0.9935	0.7083	75.00	62.74	16.34	166.05	Quadratic
4Methylphenol/3Methylphenol	0.9993	1.3503	75.00	68.77	8.30	164.92	Quadratic
Hexachloroethane	0.9991	0.3689	75.00	70.68	5.76	170.05	Quadratic
Nitrobenzene-d5	0.9983	0.6169	75.00	68.39	8.82	173.99	Quadratic
Nitrobenzene	0.9900	0.3316	75.00	71.21	5.05	194.80	Quadratic
Naphthalene-d8	-----ISTD-----						
Isophorone	0.9987	0.4470	75.00	68.32	8.91	169.75	Quadratic
2-Nitrophenol	0.9981	0.0698	75.00	63.36	15.52	161.71	Quadratic
2,4-Dimethylphenol	0.9935	0.2634	75.00	69.68	7.09	180.80	Quadratic
bis(-2-Chloroethoxy)Methane	0.9957	0.3044	75.00	61.10	18.54	156.11	Quadratic
Benzoic Acid	0.9959	0.1276	75.00	63.26	15.66	162.10	Quadratic
2,4-Dichlorophenol	0.9988	0.2177	75.00	73.02	2.64	175.57	Quadratic
1,2,4-Trichlorobenzene	0.2952	0.2665	75.00	67.70	9.73	166.38	Avg RF
Naphthalene	0.9715	0.8422	75.00	65.02	13.31	160.13	Avg RF
4-Chlorophenol	0.9980	0.0821	75.00	75.64	-0.85	184.27	Quadratic
p-Chloroaniline	0.9991	0.3331	75.00	70.40	6.13	172.93	Quadratic
Hexachlorobutadiene	0.1514	0.1328	75.00	65.78	12.30	165.93	Avg RF
4-Chloro-2-Methylphenol	0.2267	0.2074	75.00	68.62	8.51	158.35	Avg RF

Continuing Calibration Report

Target Compound	AvgRF/R2	CC RF	Exp. Conc	Calc. Conc	%Dev	Area%	Curve Fit
4-Chloro-3-Methylphenol	0.2253	0.2146	75.00	71.43	4.75	175.65	Avg RF
2-Methylnaphthalene	0.9990	0.5306	75.00	71.25	5.00	166.09	Quadratic
1-Methylnaphthalene	0.9991	0.5082	75.00	68.43	8.76	162.32	Quadratic
Acenaphthene-d10	-----ISTD-----						
Hexachlorocyclopentadiene	0.9996	0.1268	75.00	67.09	10.55	168.41	Quadratic
2,4,6-Trichlorophenol	0.9998	0.2606	75.00	78.19	-4.25	179.81	Quadratic
2,4,5-Trichlorophenol	0.2862	0.2999	75.00	78.60	-4.80	185.95	Avg RF
2-Fluorobiphenyl	0.9993	1.2991	75.00	71.20	5.06	167.20	Quadratic
2-Chloronaphthalene	0.9985	1.0101	75.00	68.43	8.75	162.99	Quadratic
2-Nitroaniline	0.9975	0.1574	75.00	67.30	10.26	165.25	Quadratic
Dimethyl Phthalate	0.9993	0.9548	75.00	71.55	4.60	175.79	Quadratic
2,6-Dinitrotoluene	0.9981	0.0952	75.00	62.32	16.91	154.29	Quadratic
Acenaphthylene	0.9989	1.7270	75.00	75.36	-0.48	173.49	Quadratic
3-Nitroaniline	0.9960	0.1276	75.00	71.64	4.48	166.73	Quadratic
Acenaphthene	0.9989	0.9974	75.00	75.53	-0.70	168.21	Quadratic
2,4-Dinitrophenol	0.9980	0.0483	75.00	63.16	15.79	166.36	Quadratic
Dibenzofuran	0.9994	1.6378	75.00	76.92	-2.55	173.32	Quadratic
4-Nitrophenol	0.9961	0.1487	75.00	66.10	11.87	170.84	Quadratic
2,4-Dinitrotoluene	0.9990	0.1491	75.00	75.69	-0.92	196.24	Quadratic
Diethylphthalate	0.9973	0.9954	75.00	68.81	8.26	180.02	Quadratic
Fluorene	0.9983	1.3068	75.00	76.57	-2.09	170.22	Quadratic
4-Chlorophenyl-phenylether	0.9997	0.4990	75.00	71.01	5.32	172.79	Quadratic
Phenanthrene-d10	-----ISTD-----						
4-Nitroaniline	0.9958	0.0733	75.00	70.62	5.84	171.57	Quadratic
4,6-Dinitro-2-methylphenol	0.9992	0.0376	75.00	66.58	11.22	164.32	Quadratic
N-nitrosodiphenylamine	0.4421	0.4657	75.00	78.99	-5.32	179.89	Avg RF
Azobenzene	0.9953	0.6006	75.00	74.69	0.41	183.17	Quadratic
2,4,6-Tribromophenol	0.9978	0.0423	75.00	82.91	-10.54	197.96	Linear
4-Bromophenyl-phenylether	0.9992	0.1558	75.00	72.23	3.70	170.66	Quadratic
Hexachlorobenzene	0.9997	0.1605	75.00	79.07	-5.42	180.27	Quadratic
Pentachlorophenol	0.9969	0.0667	75.00	81.87	-9.16	199.13	Quadratic
Phenanthrene	0.9993	0.9968	75.00	79.42	-5.89	176.77	Quadratic
Anthracene	0.9982	0.9084	75.00	74.08	1.22	171.28	Quadratic
Triallate	0.9985	0.2002	75.00	79.01	-5.34	186.69	Quadratic
Carbazole	0.9231	0.9034	75.00	73.40	2.13	166.13	Avg RF
o-Terphenyl	0.9998	0.4684	75.00	76.41	-1.88	172.63	Quadratic
Di-n-Butylphthalate	0.9946	0.7745	75.00	68.65	8.47	176.60	Quadratic
Fluoranthene	0.9425	0.9215	75.00	73.32	2.23	170.19	Avg RF
Benzdine	0.9946	0.3180	75.00	72.75	3.00	151.75	Quadratic
Pyrene	0.9997	1.0160	75.00	75.14	-0.18	169.99	Quadratic
Terphenyl-d14	0.6074	0.5959	75.00	73.58	1.89	167.57	Avg RF
Chrysene-d12	-----ISTD-----						
Butylbenzylphthalate	0.9976	0.3530	75.00	69.46	7.38	178.26	Quadratic
Benzo(a)Anthracene	1.0664	1.0506	75.00	73.89	1.47	173.31	Avg RF
Chrysene	1.2180	1.1659	75.00	71.79	4.28	172.83	Avg RF
3,3-Dichlorobenzidine	0.9980	0.3105	75.00	73.16	2.45	181.93	Quadratic
bis(2-ethylhexyl)Phthalate	0.9983	0.1155	75.00	69.37	7.50	180.46	Quadratic
Perylene-d12	-----ISTD-----						
Di-n-octyl Phthalate	0.9989	1.2671	75.00	73.73	1.70	185.09	Quadratic
Benzo(b)fluoranthene	1.4255	1.4508	75.00	76.33	-1.77	177.11	Avg RF
Benzo(k)fluoranthene	1.5460	1.5266	75.00	74.06	1.26	170.26	Avg RF
Benzo(a)pyrene	0.9995	1.4112	75.00	79.77	-6.36	189.56	Quadratic
Indeno(1,2,3-c,d)pyrene	0.9998	1.1039	75.00	81.25	-8.33	190.26	Quadratic
Dibenzo(a,h)anthracene	0.9994	1.1883	75.00	78.48	-4.63	180.30	Quadratic
Benzo(g,h,i)perylene	0.9997	1.3478	75.00	80.17	-6.89	181.35	Quadratic

A -- against Average; M -- against Mid Point; P -- against Previous CC in the Method;

Audit Trail report

Batch name and path: \\MASSHUNTER\Org\Data\SV5973N.I\sd123021\1 DoD bna\QuantResults\123021 bna 1.batch.bin
Quant batch version: 10.0
Quant reporting version: 10.0

Name	User	Time	Action	Reason	Comment	Succeed	Exception
CmdNewBatchTable	BL2000\jheine	12/30/2021 12:58:05 PM	Create new batch \\MASSHUNTER\Org\Data\SV5973N.I\sd123021\1 DoD bna\123021 bna 1.batch.bin			✓	
CmdImportSamplesFromWorklist	BL2000\jheine	12/30/2021 12:58:28 PM	Add samples from worklist: \\MASSHUNTER\Org\Data\SV5973N.I\sd123021\1 DoD bna\Dec3002.D, \\MASSHUNTER\Org\Data\SV5973N.I\sd123021\1 DoD bna\Dec3001.D			✓	
CmdSetSampleAttribute	BL2000\jheine	12/30/2021 1:02:34 PM	Set SampleType = TuneCheck for sample Dec3001.D; previous value = Sample			✓	
CmdStartMethodEditing	BL2000\jheine	12/30/2021 1:03:18 PM	Start method editing			✓	
CmdImportMethodFromBatch	BL2000\jheine	12/30/2021 1:03:20 PM	Import method from batch \\MASSHUNTER\Org\Data\SV5973N.I\sd122821\1 DOD bna\122821 bna 1 CAL.batch.bin			✓	
CmdApplyMethodToAllSamples	BL2000\jheine	12/30/2021 1:03:25 PM	Apply method to all samples			✓	
CmdMethodClear	BL2000\jheine	12/30/2021 1:03:25 PM	Clear method			✓	
CmdEndMethodEditing	BL2000\jheine	12/30/2021 1:03:26 PM	End method editing			✓	
CmdQuantitate	BL2000\jheine	12/30/2021 1:03:33 PM	Quantitate all compounds in all samples			✓	
CmdSetSampleAttribute	BL2000\jheine	12/30/2021 1:03:38 PM	Set SampleType = CC for sample Dec3002.D; previous value = Sample			✓	
CmdSetSampleAttribute	BL2000\jheine	12/30/2021 1:03:42 PM	Set LevelName = CCV for sample Dec3002.D; previous value =			✓	
CmdQuantitate	BL2000\jheine	12/30/2021 1:03:46 PM	Quantitate all compounds in sample Dec3002.D			✓	
CmdManuallyIntegratePeak	BL2000\jheine	12/30/2021 1:04:08 PM	Manually integrate compound N-Nitrosodimethylamine in sample Dec3002.D, from x, y = 2.417, 3774 to 2.622, 3893, result = 185882; previous integration is from x, y = 2.417, 581 to 2.509, 594 and previous response = 191007.			✓	
CmdManuallyIntegrateSnapBaseline	BL2000\jheine	12/30/2021 1:04:09 PM	Snap baseline for compound N-Nitrosodimethylamine in sample Dec3002.D, from x = 2.417 to x = 2.622, new integration is from x, y = 2.417, 390 to 2.622, 568 and new response = 226995; previous integration is from x, y = 2.417, 3774 to 2.622, 3893 and previous response = 185882.			✓	

Audit Trail report

Name	User	Time	Action	Reason	Comment	Succeed	Exception
CmdManuallyIntegrateDropBaseline	BL2000\jheine	12/30/2021 1:04:10 PM	Drop baseline for compound N-Nitrosodimethylamine in sample Dec3002.D to y = 390, new integration is from x, y = 2.417, 390 to 2.622, 390 and new response = 228086; previous integration is from x, y = 2.417, 390 to 2.622, 568 and previous response = 226995.			✓	
CmdSetTargetCompoundAttribute	BL2000\jheine	12/30/2021 1:04:17 PM	Set UserAnnotation = LT for compound N-Nitrosodimethylamine in sample Dec3002.D; previous value =			✓	
CmdManuallyIntegrateQualifierPeak	BL2000\jheine	12/30/2021 1:04:28 PM	Manually integrate qualifier 66.0 of compound Aniline in sample Dec3002.D, from x, y = 4.624, 1086 to 4.664, 32096, result = 435624; previous integration is from x, y = 4.624, 1086 to 4.726, 1312 and previous response = 834055.			✓	
CmdManuallyIntegrateDropBaseline	BL2000\jheine	12/30/2021 1:04:29 PM	Drop baseline for qualifier 66.0 of compound Aniline in sample Dec3002.D to y = 1086, new integration is from x, y = 4.624, 1086 to 4.664, 1086 and new response = 473595; previous integration is from x, y = 4.624, 1086 to 4.664, 32096 and previous response = 435624.			✓	
CmdManuallyIntegrateQualifierPeak	BL2000\jheine	12/30/2021 1:04:32 PM	Manually integrate qualifier 65.0 of compound Aniline in sample Dec3002.D, from x, y = 4.624, 1780 to 4.664, 13093, result = 246958; previous integration is from x, y = 4.624, 1780 to 4.715, 2008 and previous response = 533839.			✓	
CmdManuallyIntegrateDropBaseline	BL2000\jheine	12/30/2021 1:04:33 PM	Drop baseline for qualifier 65.0 of compound Aniline in sample Dec3002.D to y = 1780, new integration is from x, y = 4.624, 1780 to 4.664, 1780 and new response = 260725; previous integration is from x, y = 4.624, 1780 to 4.664, 13093 and previous response = 246958.			✓	
CmdManuallyIntegrateQualifierPeak	BL2000\jheine	12/30/2021 1:04:40 PM	Manually integrate qualifier 66.0 of compound Phenol in sample Dec3002.D, from x, y = 4.664, 38932 to 4.726, 1294, result = 297313; previous integration is from x, y = 4.624, 1084 to 4.726, 1294 and previous response = 834116.			✓	
CmdManuallyIntegrateDropBaseline	BL2000\jheine	12/30/2021 1:04:42 PM	Drop baseline for qualifier 66.0 of compound Phenol in sample Dec3002.D to y = 1294, new integration is from x, y = 4.664, 1294 to 4.726, 1294 and new response = 366511; previous integration is from x, y = 4.664, 38932 to 4.726, 1294 and previous response = 297313.			✓	

Audit Trail report

Name	User	Time	Action	Reason	Comment	Succeed	Exception
CmdManuallyIntegrateSplit	BL2000\jheine	12/30/2021 1:04:47 PM	Split peak for compound bis(-2-Chloroethyl)Ether in sample Dec3002.D and keep left peak, new integration is from x, y = 4.715, 1111.89147928747 to 4.756, 1140.68294290257 and new response = 646249, previous integration is from x, y = 4.715, 1112 to 4.807, 1177 and previous response = 862033.			✓	
CmdManuallyIntegrateQualifierPeak	BL2000\jheine	12/30/2021 1:04:51 PM	Manually integrate qualifier 64.0 of compound bis(-2-Chloroethyl)Ether in sample Dec3002.D, from x, y = 4.715, 8359 to 4.756, 46570, result = -42574; previous integration is from x, y = 4.756, 556 to 4.838, 618 and previous response = 289187.			✓	
CmdManuallyIntegrateSnapBaseline	BL2000\jheine	12/30/2021 1:04:53 PM	Snap baseline for qualifier 64.0 of compound bis(-2-Chloroethyl)Ether in sample Dec3002.D from x = 4.715 to x = 4.756, new integration is from x, y = 4.715, 1654 to 4.756, 4032 and new response = 17773; previous integration is from x, y = 4.715, 8359 to 4.756, 46570 and previous response = -42574.			✓	
CmdManuallyIntegrateDropBaseline	BL2000\jheine	12/30/2021 1:04:53 PM	Drop baseline for qualifier 64.0 of compound bis(-2-Chloroethyl)Ether in sample Dec3002.D to y = 1654, new integration is from x, y = 4.715, 1654 to 4.756, 1654 and new response = 20687; previous integration is from x, y = 4.715, 1654 to 4.756, 4032 and previous response = 17773.			✓	
CmdManuallyIntegrateSplit	BL2000\jheine	12/30/2021 1:05:01 PM	Split peak for compound 1,3-Dichlorobenzene in sample Dec3002.D and keep left peak, new integration is from x, y = 4.899, 0 to 4.981, 0 and new response = 848770, previous integration is from x, y = 4.899, 0 to 5.073, 0 and previous response = 1692448.			✓	
CmdManuallyIntegrateSplit	BL2000\jheine	12/30/2021 1:05:02 PM	Split qualifier 148.0 of compound 1,3-Dichlorobenzene in sample Dec3002.D and keep left peak, new integration is from x, y = 4.900, 174.851888490397 to 4.971, 261.072645593318 and new response = 535189, previous integration is from x, y = 4.900, 175 to 5.063, 373 and previous response = 1054366.			✓	
CmdManuallyIntegrateQualifierPeak	BL2000\jheine	12/30/2021 1:05:08 PM	Manually integrate qualifier 111.0 of compound 1,3-Dichlorobenzene in sample Dec3002.D from x, y = 4.899, 0 to 4.961, 73418; result = 189583			✓	

Audit Trail report

Name	User	Time	Action	Reason	Comment	Succeed	Exception
CmdManuallyIntegrateDropBaseline	BL2000\jheine	12/30/2021 1:05:09 PM	Drop baseline for qualifier 111.0 of compound 1,3-Dichlorobenzene in sample Dec3002.D to y = 0, new integration is from x, y = 4.899, 0 to 4.961, 0 and new response = 324562; previous integration is from x, y = 4.899, 0 to 4.961, 73418 and previous response = 189583.			✓	
CmdManuallyIntegrateDropBaseline	BL2000\jheine	12/30/2021 1:05:10 PM	Drop baseline for qualifier 111.0 of compound 1,3-Dichlorobenzene in sample Dec3002.D to y = 0, new integration is from x, y = 4.899, 0 to 4.961, 0 and new response = 324562; previous integration is from x, y = 4.899, 0 to 4.961, 0 and previous response = 324562.			✓	
CmdManuallyIntegrateSplit	BL2000\jheine	12/30/2021 1:05:25 PM	Split peak for compound 1,4-Dichlorobenzene in sample Dec3002.D and keep right peak, new integration is from x, y = 4.981, 0 to 5.073, 0 and new response = 843678, previous integration is from x, y = 4.899, 0 to 5.073, 0 and previous response = 1692448.			✓	
CmdManuallyIntegrateSplit	BL2000\jheine	12/30/2021 1:05:28 PM	Split qualifier 148.0 of compound 1,4-Dichlorobenzene in sample Dec3002.D and keep right peak, new integration is from x, y = 4.971, 133.605528614032 to 5.063, 198.635085240452 and new response = 520890, previous integration is from x, y = 4.899, 83 to 5.063, 199 and previous response = 1055609.			✓	
CmdManuallyIntegrateQualifierPeak	BL2000\jheine	12/30/2021 1:05:31 PM	Manually integrate qualifier 111.0 of compound 1,4-Dichlorobenzene in sample Dec3002.D from x, y = 4.981, 24993 to 5.063, 76543; result = 68952			✓	
CmdManuallyIntegrateSnapBaseline	BL2000\jheine	12/30/2021 1:05:32 PM	Snap baseline for qualifier 111.0 of compound 1,4-Dichlorobenzene in sample Dec3002.D from x = 4.981 to x = 5.063, new integration is from x, y = 4.981, 1091 to 5.063, 911 and new response = 312960; previous integration is from x, y = 4.981, 24993 to 5.063, 76543 and previous response = 68952.			✓	
CmdManuallyIntegrateSnapBaseline	BL2000\jheine	12/30/2021 1:05:32 PM	Snap baseline for qualifier 111.0 of compound 1,4-Dichlorobenzene in sample Dec3002.D from x = 4.981 to x = 5.063, new integration is from x, y = 4.981, 1091 to 5.063, 911 and new response = 312960; previous integration is from x, y = 4.981, 1091 to 5.063, 911 and previous response = 312960.			✓	

Audit Trail report

Name	User	Time	Action	Reason	Comment	Succeed	Exception
CmdManuallyIntegrateQualifierPeak	BL2000\jheine	12/30/2021 1:05:52 PM	Manually integrate qualifier 148.0 of compound 1,2-Dichlorobenzene in sample Dec3002.D from x, y = 5.134, 54143 to 5.236, 97972; result = 77953			✓	
CmdManuallyIntegrateSnapBaseline	BL2000\jheine	12/30/2021 1:05:53 PM	Snap baseline for qualifier 148.0 of compound 1,2-Dichlorobenzene in sample Dec3002.D from x = 5.134 to x = 5.236, new integration is from x, y = 5.134, 350 to 5.236, 659 and new response = 540941; previous integration is from x, y = 5.134, 54143 to 5.236, 97972 and previous response = 77953.			✓	
CmdManuallyIntegrateDropBaseline	BL2000\jheine	12/30/2021 1:05:53 PM	Drop baseline for qualifier 148.0 of compound 1,2-Dichlorobenzene in sample Dec3002.D to y = 350, new integration is from x, y = 5.134, 350 to 5.236, 350 and new response = 541887; previous integration is from x, y = 5.134, 350 to 5.236, 659 and previous response = 540941.			✓	
CmdManuallyIntegrateSplit	BL2000\jheine	12/30/2021 1:05:56 PM	Split qualifier 1 of compound 41 in sample 1, keep right peak.			✓	
CmdManuallyIntegrateSplit	BL2000\jheine	12/30/2021 1:05:58 PM	Split qualifier 1 of compound 41 in sample 1, keep right peak.			✓	
CmdManuallyIntegrateQualifierPeak	BL2000\jheine	12/30/2021 1:06:03 PM	Manually integrate qualifier 111.0 of compound 1,2-Dichlorobenzene in sample Dec3002.D from x, y = 5.114, 84353 to 5.236, 0; result = 30401			✓	
CmdManuallyIntegrateDropBaseline	BL2000\jheine	12/30/2021 1:06:04 PM	Drop baseline for qualifier 111.0 of compound 1,2-Dichlorobenzene in sample Dec3002.D to y = 0, new integration is from x, y = 5.114, 0 to 5.236, 0 and new response = 340525; previous integration is from x, y = 5.114, 84353 to 5.236, 0 and previous response = 30401.			✓	
CmdManuallyIntegratePeak	BL2000\jheine	12/30/2021 1:06:14 PM	Manually integrate compound Benzyl Alcohol in sample Dec3002.D, from x, y = 5.144, 5572 to 5.308, 16776, result = 263122; previous integration is from x, y = 5.155, 1188 to 5.246, 2036 and previous response = 335018.			✓	
CmdManuallyIntegrateSnapBaseline	BL2000\jheine	12/30/2021 1:06:15 PM	Snap baseline for compound Benzyl Alcohol in sample Dec3002.D, from x = 5.144 to x = 5.308, new integration is from x, y = 5.144, 258 to 5.308, 2170 and new response = 360772; previous integration is from x, y = 5.144, 5572 to 5.308, 16776 and previous response = 263122.			✓	

Audit Trail report

Name	User	Time	Action	Reason	Comment	Succeed	Exception
CmdManuallyIntegrateDropBaseline	BL2000\jheine	12/30/2021 1:06:16 PM	Drop baseline for compound Benzyl Alcohol in sample Dec3002.D to y = 258, new integration is from x, y = 5.144, 258 to 5.308, 258 and new response = 370144; previous integration is from x, y = 5.144, 258 to 5.308, 2170 and previous response = 360772.			✓	
CmdSetTargetCompoundAttribute	BL2000\jheine	12/30/2021 1:06:17 PM	Set UserAnnotation = BA for compound Benzyl Alcohol in sample Dec3002.D; previous value =			✓	
CmdManuallyIntegratePeak	BL2000\jheine	12/30/2021 1:06:25 PM	Manually integrate compound 2-Methylphenol in sample Dec3002.D, from x, y = 5.298, 30112 to 5.451, 105647, result = 39750; previous integration is from x, y = 5.155, 732 to 5.236, 1379 and previous response = 233390.			✓	
CmdManuallyIntegrateSnapBaseline	BL2000\jheine	12/30/2021 1:06:26 PM	Snap baseline for compound 2-Methylphenol in sample Dec3002.D, from x = 5.298 to x = 5.451, new integration is from x, y = 5.298, 1662 to 5.451, 3248 and new response = 641064; previous integration is from x, y = 5.298, 30112 to 5.451, 105647 and previous response = 39750.			✓	
CmdManuallyIntegrateDropBaseline	BL2000\jheine	12/30/2021 1:06:27 PM	Drop baseline for compound 2-Methylphenol in sample Dec3002.D to y = 1662, new integration is from x, y = 5.298, 1662 to 5.451, 1662 and new response = 648353; previous integration is from x, y = 5.298, 1662 to 5.451, 3248 and previous response = 641064.			✓	
CmdSetTargetCompoundAttribute	BL2000\jheine	12/30/2021 1:06:29 PM	Set UserAnnotation = NI for compound 2-Methylphenol in sample Dec3002.D; previous value =			✓	
CmdManuallyIntegrateQualifierPeak	BL2000\jheine	12/30/2021 1:06:35 PM	Manually integrate qualifier 108.0 of compound 2-Methylphenol in sample Dec3002.D from x, y = 5.308, 95614 to 5.410, 141878; result = 11591			✓	
CmdManuallyIntegrateSnapBaseline	BL2000\jheine	12/30/2021 1:06:37 PM	Snap baseline for qualifier 108.0 of compound 2-Methylphenol in sample Dec3002.D from x = 5.308 to x = 5.410, new integration is from x, y = 5.308, 2170 to 5.410, 6825 and new response = 711705; previous integration is from x, y = 5.308, 95614 to 5.410, 141878 and previous response = 11591.			✓	

Audit Trail report

Name	User	Time	Action	Reason	Comment	Succeed	Exception
CmdManuallyIntegrateDropBaseline	BL2000\jheine	12/30/2021 1:06:38 PM	Drop baseline for qualifier 108.0 of compound 2-Methylphenol in sample Dec3002.D to y = 2170, new integration is from x, y = 5.308, 2170 to 5.410, 2170 and new response = 725968; previous integration is from x, y = 5.308, 2170 to 5.410, 6825 and previous response = 711705.			✓	
CmdManuallyIntegrateSplit	BL2000\jheine	12/30/2021 1:06:48 PM	Split qualifier 77.0 of compound Nitrobenzene in sample Dec3002.D and keep right peak, new integration is from x, y = 5.594, 3254.96066057552 to 5.706, 3008.62691505732 and new response = 378942, previous integration is from x, y = 5.481, 3501 to 5.706, 3009 and previous response = 610086.			✓	
CmdManuallyIntegrateSplit	BL2000\jheine	12/30/2021 1:06:52 PM	Split qualifier 51.0 of compound Nitrobenzene in sample Dec3002.D and keep right peak, new integration is from x, y = 5.604, 5658.06404866643 to 5.716, 5510.85729937043 and new response = 351050, previous integration is from x, y = 5.473, 5830 to 5.716, 5511 and previous response = 520369.			✓	
CmdManuallyIntegrateSplit	BL2000\jheine	12/30/2021 1:07:10 PM	Split peak for compound Naphthalene in sample Dec3002.D and keep left peak, new integration is from x, y = 6.434, 1318.39033003934 to 6.485, 1499.41136904738 and new response = 1779421, previous integration is from x, y = 6.434, 1318 to 6.526, 1644 and previous response = 2232153.			✓	
CmdManuallyIntegrateSplit	BL2000\jheine	12/30/2021 1:07:14 PM	Split qualifier 129.0 of compound Naphthalene in sample Dec3002.D and keep left peak, new integration is from x, y = 6.434, 759.275751937318 to 6.485, 820.52203676088 and new response = 193449, previous integration is from x, y = 6.434, 759 to 6.526, 870 and previous response = 226103.			✓	
CmdManuallyIntegrateSplit	BL2000\jheine	12/30/2021 1:07:16 PM	Split qualifier 102.0 of compound Naphthalene in sample Dec3002.D and keep left peak, new integration is from x, y = 6.416, 430.313196073364 to 6.475, 433.1535681114 and new response = 157928, previous integration is from x, y = 6.416, 430 to 6.526, 436 and previous response = 176082.			✓	

Audit Trail report

Name	User	Time	Action	Reason	Comment	Succeed	Exception
CmdManuallyIntegrateSplit	BL2000\jheine	12/30/2021 1:07:23 PM	Split peak for compound 4-Chlorophenol in sample Dec3002.D and keep left peak, new integration is from x, y = 6.475, 585.610494338866 to 6.537, 640.362356662794 and new response = 141412, previous integration is from x, y = 6.475, 586 to 6.578, 677 and previous response = 165379.			✓	
CmdManuallyIntegrateSplit	BL2000\jheine	12/30/2021 1:07:27 PM	Split qualifier 128.0 of compound 4-Chlorophenol in sample Dec3002.D and keep right peak, new integration is from x, y = 6.485, 1250.39792967101 to 6.526, 1364.99121256045 and new response = 453383, previous integration is from x, y = 6.434, 1107 to 6.526, 1365 and previous response = 2233513.			✓	
CmdSetTargetCompoundAttribute	BL2000\jheine	12/30/2021 1:07:29 PM	Set UserAnnotation = CO for compound 4-Chlorophenol in sample Dec3002.D; previous value =			✓	
CmdSetTargetCompoundAttribute	BL2000\jheine	12/30/2021 1:07:33 PM	Set UserAnnotation = CO for compound Naphthalene in sample Dec3002.D; previous value =			✓	
CmdManuallyIntegrateQualifierPeak	BL2000\jheine	12/30/2021 1:07:43 PM	Manually integrate qualifier 129.0 of compound p-Chloroaniline in sample Dec3002.D from x, y = 6.526, 34336 to 6.609, 53824; result = 14024			✓	
CmdManuallyIntegrateSnapBaseline	BL2000\jheine	12/30/2021 1:07:44 PM	Snap baseline for qualifier 129.0 of compound p-Chloroaniline in sample Dec3002.D from x = 6.526 to x = 6.609, new integration is from x, y = 6.526, 2149 to 6.609, 2576 and new response = 219650; previous integration is from x, y = 6.526, 34336 to 6.609, 53824 and previous response = 14024.			✓	
CmdManuallyIntegrateDropBaseline	BL2000\jheine	12/30/2021 1:07:45 PM	Drop baseline for qualifier 129.0 of compound p-Chloroaniline in sample Dec3002.D to y = 2149, new integration is from x, y = 6.526, 2149 to 6.609, 2149 and new response = 220702; previous integration is from x, y = 6.526, 2149 to 6.609, 2576 and previous response = 219650.			✓	
CmdManuallyIntegrateSplit	BL2000\jheine	12/30/2021 1:07:55 PM	Split peak for compound 1-Methylnaphthalene in sample Dec3002.D and keep left peak, new integration is from x, y = 7.369, 1195.45360397893 to 7.461, 1210.48892281568 and new response = 999461, previous integration is from x, y = 7.369, 1195 to 7.523, 1221 and previous response = 1029894.			✓	

Audit Trail report

Name	User	Time	Action	Reason	Comment	Succeed	Exception
CmdSetTargetCompoundAttribute	BL2000\jheine	12/30/2021 1:07:56 PM	Set UserAnnotation = CO for compound 1-Methylnaphthalene in sample Dec3002.D; previous value =			✓	
CmdManuallyIntegrateQualifierPeak	BL2000\jheine	12/30/2021 1:08:15 PM	Manually integrate qualifier 153.1 of compound Acenaphthylene in sample Dec3002.D, from x, y = 8.313, 130157 to 8.374, 227657, result = -403267; previous integration is from x, y = 8.527, 0 to 8.619, 0 and previous response = 1160194.			✓	
CmdManuallyIntegrateSnapBaseline	BL2000\jheine	12/30/2021 1:08:16 PM	Snap baseline for qualifier 153.1 of compound Acenaphthylene in sample Dec3002.D from x = 8.313 to x = 8.374, new integration is from x, y = 8.313, 214 to 8.374, 3644 and new response = 248542; previous integration is from x, y = 8.313, 130157 to 8.374, 227657 and previous response = -403267.			✓	
CmdManuallyIntegrateDropBaseline	BL2000\jheine	12/30/2021 1:08:17 PM	Drop baseline for qualifier 153.1 of compound Acenaphthylene in sample Dec3002.D to y = 214, new integration is from x, y = 8.313, 214 to 8.374, 214 and new response = 254859; previous integration is from x, y = 8.313, 214 to 8.374, 3644 and previous response = 248542.			✓	
CmdManuallyIntegrateQualifierPeak	BL2000\jheine	12/30/2021 1:08:24 PM	Manually integrate qualifier 152.0 of compound Acenaphthene in sample Dec3002.D, from x, y = 8.517, 134536 to 8.599, 359331, result = -657307; previous integration is from x, y = 8.308, 248 to 8.415, 427 and previous response = 1874165.			✓	
CmdManuallyIntegrateSnapBaseline	BL2000\jheine	12/30/2021 1:08:26 PM	Snap baseline for qualifier 152.0 of compound Acenaphthene in sample Dec3002.D from x = 8.517 to x = 8.599, new integration is from x, y = 8.517, 3140 to 8.599, 4198 and new response = 537122; previous integration is from x, y = 8.517, 134536 to 8.599, 359331 and previous response = -657307.			✓	
CmdManuallyIntegrateDropBaseline	BL2000\jheine	12/30/2021 1:08:26 PM	Drop baseline for qualifier 152.0 of compound Acenaphthene in sample Dec3002.D to y = 3140, new integration is from x, y = 8.517, 3140 to 8.599, 3140 and new response = 539720; previous integration is from x, y = 8.517, 3140 to 8.599, 4198 and previous response = 537122.			✓	

Audit Trail report

Name	User	Time	Action	Reason	Comment	Succeed	Exception
CmdManuallyIntegrateQualifierPeak	BL2000\jheine	12/30/2021 1:08:32 PM	Manually integrate qualifier 154.0 of compound 2,4-Dinitrophenol in sample Dec3002.D, from x, y = 8.619, 56766 to 8.671, 166049, result = -300377; previous integration is from x, y = 8.527, 869 to 8.609, 864 and previous response = 1035775.			✓	
CmdManuallyIntegrateSnapBaseline	BL2000\jheine	12/30/2021 1:08:34 PM	Snap baseline for qualifier 154.0 of compound 2,4-Dinitrophenol in sample Dec3002.D from x = 8.619 to x = 8.671, new integration is from x, y = 8.619, 3430 to 8.671, 3456 and new response = 30965; previous integration is from x, y = 8.619, 56766 to 8.671, 166049 and previous response = -300377.			✓	
CmdManuallyIntegrateDropBaseline	BL2000\jheine	12/30/2021 1:08:34 PM	Drop baseline for qualifier 154.0 of compound 2,4-Dinitrophenol in sample Dec3002.D to y = 3430, new integration is from x, y = 8.619, 3430 to 8.671, 3430 and new response = 31005; previous integration is from x, y = 8.619, 3430 to 8.671, 3456 and previous response = 30965.			✓	
CmdManuallyIntegrateSplit	BL2000\jheine	12/30/2021 1:08:53 PM	Split qualifier 139.0 of compound Dibenzofuran in sample Dec3002.D and keep left peak, new integration is from x, y = 8.742, 401.681820021279 to 8.793, 448.167033939275 and new response = 641821, previous integration is from x, y = 8.742, 402 to 8.845, 495 and previous response = 725958.			✓	
CmdManuallyIntegrateQualifierPeak	BL2000\jheine	12/30/2021 1:09:14 PM	Manually integrate qualifier 139.0 of compound Dibenzofuran in sample Dec3002.D, from x, y = 8.742, 402 to 8.783, 10494, result = 595036; previous integration is from x, y = 8.742, 402 to 8.793, 448 and previous response = 641821.			✓	
CmdManuallyIntegrateDropBaseline	BL2000\jheine	12/30/2021 1:09:14 PM	Drop baseline for qualifier 139.0 of compound Dibenzofuran in sample Dec3002.D to y = 402, new integration is from x, y = 8.742, 402 to 8.783, 402 and new response = 607399; previous integration is from x, y = 8.742, 402 to 8.783, 10494 and previous response = 595036.			✓	
CmdManuallyIntegratePeak	BL2000\jheine	12/30/2021 1:09:25 PM	Manually integrate compound 4-Nitrophenol in sample Dec3002.D, from x, y = 8.783, 7154 to 9.059, 4786, result = 67558; previous integration is from x, y = 8.783, 1169 to 8.926, 1371 and previous response = 138766.			✓	

Audit Trail report

Name	User	Time	Action	Reason	Comment	Succeed	Exception
CmdManuallyIntegrateS napBaseline	BL2000\jheine	12/30/2021 1:09:27 PM	Snap baseline for compound 4-Nitrophenol in sample Dec3002.D, from x = 8.783 to x = 9.059, new integration is from x, y = 8.783, 5805 to 9.059, 1086 and new response = 109399; previous integration is from x, y = 8.783, 7154 to 9.059, 4786 and previous response = 67558.			✓	
CmdManuallyIntegrate DropBaseline	BL2000\jheine	12/30/2021 1:09:27 PM	Drop baseline for compound 4-Nitrophenol in sample Dec3002.D to y = 1086, new integration is from x, y = 8.783, 1086 to 9.059, 1086 and new response = 148503; previous integration is from x, y = 8.783, 5805 to 9.059, 1086 and previous response = 109399.			✓	
CmdSetTargetCompoundAttribute	BL2000\jheine	12/30/2021 1:09:29 PM	Set UserAnnotation = BA for compound 4-Nitrophenol in sample Dec3002.D; previous value =			✓	
CmdManuallyIntegrate QualifierPeak	BL2000\jheine	12/30/2021 1:09:33 PM	Manually integrate qualifier 139.0 of compound 4-Nitrophenol in sample Dec3002.D, from x, y = 8.783, 6296 to 8.845, 543, result = 113784; previous integration is from x, y = 8.742, 431 to 8.845, 543 and previous response = 725738.			✓	
CmdManuallyIntegrate DropBaseline	BL2000\jheine	12/30/2021 1:09:34 PM	Drop baseline for qualifier 139.0 of compound 4-Nitrophenol in sample Dec3002.D to y = 543, new integration is from x, y = 8.783, 543 to 8.845, 543 and new response = 124378; previous integration is from x, y = 8.783, 6296 to 8.845, 543 and previous response = 113784.			✓	
CmdManuallyIntegrate QualifierPeak	BL2000\jheine	12/30/2021 1:09:39 PM	Manually integrate qualifier 63.0 of compound 2,4-Dinitrotoluene in sample Dec3002.D, from x, y = 8.579, 90493 to 8.589, 90990, result = 233537; previous integration is from x, y = 8.736, 1941 to 8.865, 1792 and previous response = 233537.			✓	
CmdManuallyIntegrateS plit	BL2000\jheine	12/30/2021 1:09:40 PM	Split qualifier 63.0 of compound 2,4-Dinitrotoluene in sample Dec3002.D and keep right peak, new integration is from x, y = 8.736, 1940.74369553286 to 8.865, 1791.5932510811 and new response = 233537, previous integration is from x, y = 8.736, 1941 to 8.865, 1792 and previous response = 233537.			✓	

Audit Trail report

Name	User	Time	Action	Reason	Comment	Succeed	Exception
CmdManuallyIntegrateQualifierPeak	BL2000\jheine	12/30/2021 1:09:46 PM	Manually integrate qualifier 63.0 of compound 2,4-Dinitrotoluene in sample Dec3002.D, from x, y = 8.783, 4533 to 8.865, 1792, result = 132238; previous integration is from x, y = 8.736, 1941 to 8.865, 1792 and previous response = 233537.			✓	
CmdManuallyIntegrateDropBaseline	BL2000\jheine	12/30/2021 1:09:47 PM	Drop baseline for qualifier 63.0 of compound 2,4-Dinitrotoluene in sample Dec3002.D to y = 1792, new integration is from x, y = 8.783, 1792 to 8.865, 1792 and new response = 138969; previous integration is from x, y = 8.783, 4533 to 8.865, 1792 and previous response = 132238.			✓	
CmdManuallyIntegrateQualifierPeak	BL2000\jheine	12/30/2021 1:09:50 PM	Manually integrate qualifier 89.0 of compound 2,4-Dinitrotoluene in sample Dec3002.D, from x, y = 8.783, 3994 to 8.875, 124, result = 109598; previous integration is from x, y = 8.752, 50 to 8.875, 124 and previous response = 161917.			✓	
CmdManuallyIntegrateDropBaseline	BL2000\jheine	12/30/2021 1:09:51 PM	Drop baseline for qualifier 89.0 of compound 2,4-Dinitrotoluene in sample Dec3002.D to y = 124, new integration is from x, y = 8.783, 124 to 8.875, 124 and new response = 120289; previous integration is from x, y = 8.783, 3994 to 8.875, 124 and previous response = 109598.			✓	
CmdManuallyIntegrateSplit	BL2000\jheine	12/30/2021 1:10:03 PM	Split peak for compound 4-Nitroaniline in sample Dec3002.D and keep left peak, new integration is from x, y = 9.223, 0 to 9.336, 0 and new response = 140631, previous integration is from x, y = 9.223, 0 to 9.336, 0 and previous response = 140631.			✓	
CmdManuallyIntegratePeak	BL2000\jheine	12/30/2021 1:10:08 PM	Manually integrate compound 4-Nitroaniline in sample Dec3002.D, from x, y = 9.223, 0 to 9.274, 24702, result = 89774; previous integration is from x, y = 9.223, 0 to 9.336, 0 and previous response = 140631.			✓	
CmdManuallyIntegrateDropBaseline	BL2000\jheine	12/30/2021 1:10:09 PM	Drop baseline for compound 4-Nitroaniline in sample Dec3002.D to y = 0, new integration is from x, y = 9.223, 0 to 9.274, 0 and new response = 127679; previous integration is from x, y = 9.223, 0 to 9.274, 24702 and previous response = 89774.			✓	

Audit Trail report

Name	User	Time	Action	Reason	Comment	Succeed	Exception
CmdManuallyIntegrateDropBaseline	BL2000\jheine	12/30/2021 1:10:10 PM	Drop baseline for compound 4-Nitroaniline in sample Dec3002.D to y = 0, new integration is from x, y = 9.223, 0 to 9.274, 0 and new response = 127679; previous integration is from x, y = 9.223, 0 to 9.274, 0 and previous response = 127679.			✓	
CmdSetTargetCompoundAttribute	BL2000\jheine	12/30/2021 1:10:12 PM	Set UserAnnotation = CO for compound 4-Nitroaniline in sample Dec3002.D; previous value =			✓	
CmdManuallyIntegrateQualifierPeak	BL2000\jheine	12/30/2021 1:10:15 PM	Manually integrate qualifier 65.0 of compound 4-Nitroaniline in sample Dec3002.D, from x, y = 9.233, 4216 to 9.346, 2607, result = 167790; previous integration is from x, y = 9.193, 2342 to 9.346, 2607 and previous response = 216613.			✓	
CmdManuallyIntegrateDropBaseline	BL2000\jheine	12/30/2021 1:10:17 PM	Drop baseline for qualifier 65.0 of compound 4-Nitroaniline in sample Dec3002.D to y = 2607, new integration is from x, y = 9.233, 2607 to 9.346, 2607 and new response = 173221; previous integration is from x, y = 9.233, 4216 to 9.346, 2607 and previous response = 167790.			✓	
CmdManuallyIntegratePeak	BL2000\jheine	12/30/2021 1:10:36 PM	Manually integrate compound Anthracene in sample Dec3002.D, from x, y = 10.363, 217901 to 10.434, 312040, result = 490656; previous integration is from x, y = 10.282, 0 to 10.363, 0 and previous response = 1750998.			✓	
CmdManuallyIntegrateSnapBaseline	BL2000\jheine	12/30/2021 1:10:37 PM	Snap baseline for compound Anthracene in sample Dec3002.D, from x = 10.363 to x = 10.434, new integration is from x, y = 10.363, 6893 to 10.434, 9584 and new response = 1582795; previous integration is from x, y = 10.363, 217901 to 10.434, 312040 and previous response = 490656.			✓	
CmdManuallyIntegrateDropBaseline	BL2000\jheine	12/30/2021 1:10:38 PM	Drop baseline for compound Anthracene in sample Dec3002.D to y = 6893, new integration is from x, y = 10.363, 6893 to 10.434, 6893 and new response = 1588519; previous integration is from x, y = 10.363, 6893 to 10.434, 9584 and previous response = 1582795.			✓	
CmdSetTargetCompoundAttribute	BL2000\jheine	12/30/2021 1:10:39 PM	Set UserAnnotation = NI for compound Anthracene in sample Dec3002.D; previous value =			✓	

Audit Trail report

Name	User	Time	Action	Reason	Comment	Succeed	Exception
CmdManuallyIntegrateQualifierPeak	BL2000\jheine	12/30/2021 1:10:43 PM	Manually integrate qualifier 176.0 of compound Anthracene in sample Dec3002.D from x, y = 10.363, 28225 to 10.444, 47469; result = 120491			✓	
CmdManuallyIntegrateSnapBaseline	BL2000\jheine	12/30/2021 1:10:44 PM	Snap baseline for qualifier 176.0 of compound Anthracene in sample Dec3002.D from x = 10.363 to x = 10.444, new integration is from x, y = 10.363, 1298 to 10.444, 1587 and new response = 297454; previous integration is from x, y = 10.363, 28225 to 10.444, 47469 and previous response = 120491.			✓	
CmdManuallyIntegrateDropBaseline	BL2000\jheine	12/30/2021 1:10:45 PM	Drop baseline for qualifier 176.0 of compound Anthracene in sample Dec3002.D to y = 1298, new integration is from x, y = 10.363, 1298 to 10.444, 1298 and new response = 298157; previous integration is from x, y = 10.363, 1298 to 10.444, 1587 and previous response = 297454.			✓	
CmdManuallyIntegrateSplit	BL2000\jheine	12/30/2021 1:11:20 PM	Split peak for compound Indeno(1,2,3-c,d)pyrene in sample Dec3002.D and keep left peak, new integration is from x, y = 20.901, 617.040710435685 to 20.978, 1073.9835229722 and new response = 812069, previous integration is from x, y = 20.901, 617 to 21.079, 1674 and previous response = 1084230.			✓	
CmdSaveBatchTable	BL2000\jheine	12/30/2021 1:11:27 PM	Save batch \\MASSHUNTER\Org\Data\SV5973N.I\sd123021\1 DoD bna\QuantResults\123021 bna 1.batch.bin			✓	
CmdManuallyIntegratePeak	BL2000\jheine	12/30/2021 1:12:04 PM	Manually integrate compound 1,4-Dichlorobenzene-d4 in sample Dec3002.D, from x, y = 4.971, 5519 to 5.042, 12339, result = 292928; previous integration is from x, y = 4.957, 369 to 5.063, 374 and previous response = 330415.			✓	
CmdManuallyIntegrateSnapBaseline	BL2000\jheine	12/30/2021 1:12:06 PM	Snap baseline for compound 1,4-Dichlorobenzene-d4 in sample Dec3002.D, from x = 4.971 to x = 5.042, new integration is from x, y = 4.971, 622 to 5.042, 1071 and new response = 327594; previous integration is from x, y = 4.971, 5519 to 5.042, 12339 and previous response = 292928.			✓	

Audit Trail report

Name	User	Time	Action	Reason	Comment	Succeed	Exception
CmdManuallyIntegrateDropBaseline	BL2000\jheine	12/30/2021 1:12:07 PM	Drop baseline for compound 1,4-Dichlorobenzene-d4 in sample Dec3002.D to y = 622, new integration is from x, y = 4.971, 622 to 5.042, 622 and new response = 328557; previous integration is from x, y = 4.971, 622 to 5.042, 1071 and previous response = 327594.			✓	
CmdManuallyIntegratePeak	BL2000\jheine	12/30/2021 1:12:18 PM	Manually integrate compound 1,4-Dichlorobenzene-d4 in sample Dec3002.D, from x, y = 4.971, 8032 to 5.032, 15929, result = 286475; previous integration is from x, y = 4.971, 622 to 5.042, 622 and previous response = 328557.			✓	
CmdManuallyIntegrateSnapBaseline	BL2000\jheine	12/30/2021 1:12:20 PM	Snap baseline for compound 1,4-Dichlorobenzene-d4 in sample Dec3002.D, from x = 4.971 to x = 5.032, new integration is from x, y = 4.971, 622 to 5.032, 1246 and new response = 327081; previous integration is from x, y = 4.971, 8032 to 5.032, 15929 and previous response = 286475.			✓	
CmdManuallyIntegrateDropBaseline	BL2000\jheine	12/30/2021 1:12:21 PM	Drop baseline for compound 1,4-Dichlorobenzene-d4 in sample Dec3002.D to y = 622, new integration is from x, y = 4.971, 622 to 5.032, 622 and new response = 328228; previous integration is from x, y = 4.971, 622 to 5.032, 1246 and previous response = 327081.			✓	
CmdClearManualIntegration	BL2000\jheine	12/30/2021 1:12:28 PM	Clear manual integration of target signal for compound 1,4-Dichlorobenzene-d4 in sample Dec3002.D			✓	
CmdManuallyIntegratePeak	BL2000\jheine	12/30/2021 1:12:43 PM	Manually integrate compound 2-Chlorophenol in sample Dec3002.D, from x, y = 4.746, 563 to 4.879, 825, result = 571276; previous integration is from x, y = 4.746, 762 to 4.848, 778 and previous response = 568086.			✓	
CmdManuallyIntegrateDropBaseline	BL2000\jheine	12/30/2021 1:12:45 PM	Drop baseline for compound 2-Chlorophenol in sample Dec3002.D to y = 563, new integration is from x, y = 4.746, 563 to 4.879, 563 and new response = 572319; previous integration is from x, y = 4.746, 563 to 4.879, 825 and previous response = 571276.			✓	
CmdSetTargetCompoundAttribute	BL2000\jheine	12/30/2021 1:12:49 PM	Set UserAnnotation = LT for compound 2-Chlorophenol in sample Dec3002.D; previous value =			✓	

Audit Trail report

Name	User	Time	Action	Reason	Comment	Succeed	Exception
CmdSaveBatchTable	BL2000\jheine	12/30/2021 1:12:56 PM	Save batch \\MASSHUNTER\Org\Data\SV5973N.I\ sd123021\1 DoD bna\QuantResults\123021 bna 1.batch.bin			✓	
CmdSaveBatchTable	BL2000\jheine	12/30/2021 1:13:03 PM	Save batch \\MASSHUNTER\Org\Data\SV5973N.I\ sd123021\1 DoD bna\QuantResults\123021 bna 1.batch.bin			✓	
CmdOpenBatchTable	BL2000\sean	1/3/2022 7:15:38 AM	Open batch \\MASSHUNTER\Org\Data\SV5973N.I\ sd123021\1 DoD bna\123021 bna 1.batch.bin			✓	

Audit Trail report

Name	User	Time	Action	Reason	Comment	Succeed	Exception
CmdImportSamplesFromWorklist	BL2000\sean	1/3/2022 7:19:28 AM	Add samples from worklist: \\MASSHUNTER\Org\Data\SV5973N.I\sd123021\1 DoD bna\Dec3025.D, \\MASSHUNTER\Org\Data\SV5973N.I\sd123021\1 DoD bna\Dec3024.D, \\MASSHUNTER\Org\Data\SV5973N.I\sd123021\1 DoD bna\Dec3023.D, \\MASSHUNTER\Org\Data\SV5973N.I\sd123021\1 DoD bna\Dec3022.D, \\MASSHUNTER\Org\Data\SV5973N.I\sd123021\1 DoD bna\Dec3021.D, \\MASSHUNTER\Org\Data\SV5973N.I\sd123021\1 DoD bna\Dec3020.D, \\MASSHUNTER\Org\Data\SV5973N.I\sd123021\1 DoD bna\Dec3019.D, \\MASSHUNTER\Org\Data\SV5973N.I\sd123021\1 DoD bna\Dec3018.D, \\MASSHUNTER\Org\Data\SV5973N.I\sd123021\1 DoD bna\Dec3017.D, \\MASSHUNTER\Org\Data\SV5973N.I\sd123021\1 DoD bna\Dec3016.D, \\MASSHUNTER\Org\Data\SV5973N.I\sd123021\1 DoD bna\Dec3015.D, \\MASSHUNTER\Org\Data\SV5973N.I\sd123021\1 DoD bna\Dec3014.D, \\MASSHUNTER\Org\Data\SV5973N.I\sd123021\1 DoD bna\Dec3013.D, \\MASSHUNTER\Org\Data\SV5973N.I\sd123021\1 DoD bna\Dec3012.D, \\MASSHUNTER\Org\Data\SV5973N.I\sd123021\1 DoD bna\Dec3011.D, \\MASSHUNTER\Org\Data\SV5973N.I\sd123021\1 DoD bna\Dec3010.D, \\MASSHUNTER\Org\Data\SV5973N.I\sd123021\1 DoD bna\Dec3009.D, \\MASSHUNTER\Org\Data\SV5973N.I\sd123021\1 DoD bna\Dec3008.D, \\MASSHUNTER\Org\Data\SV5973N.I\sd123021\1 DoD bna\Dec3007.D, \\MASSHUNTER\Org\Data\SV5973N.I\sd123021\1 DoD bna\Dec3006.D, \\MASSHUNTER\Org\Data\SV5973N.I\sd123021\1 DoD bna\Dec3005.D, \\MASSHUNTER\Org\Data\SV5973N.I\sd123021\1 DoD bna\Dec3004.D, \\MASSHUNTER\Org\Data\SV5973N.I\sd123021\1 DoD bna\Dec3003.D			✓	
CmdSetSampleAttribute	BL2000\sean	1/3/2022 8:35:32 AM	Set SampleType = Blank for sample Dec3004.D; previous value = Sample			✓	
CmdSetSampleAttribute	BL2000\sean	1/3/2022 8:35:42 AM	Set SampleType = Matrix for sample Dec3005.D; previous value = Sample			✓	
CmdSetSampleAttribute	BL2000\sean	1/3/2022 8:35:50 AM	Set SampleType = MatrixDup for sample Dec3006.D; previous value = Sample			✓	
CmdSetSampleAttribute	BL2000\sean	1/3/2022 8:35:58 AM	Set SampleType = Matrix for sample Dec3008.D; previous value = Sample			✓	

Audit Trail report

Name	User	Time	Action	Reason	Comment	Succeed	Exception
CmdSetSampleAttribute	BL2000\sean	1/3/2022 8:36:07 AM	Set SampleType = CC for sample Dec3025.D; previous value = Sample			✓	
CmdSetSampleAttribute	BL2000\sean	1/3/2022 8:36:17 AM	Set LevelName = CCV for sample Dec3025.D; previous value =			✓	
CmdQuantitate	BL2000\sean	1/3/2022 8:37:13 AM	Quantitate all compounds in all samples			✓	
CmdSaveBatchTable	BL2000\sean	1/3/2022 9:34:31 AM	Save batch \\MASSHUNTER\Org\Data\SV5973N.I\ sd123021\1 DoD bna\QuantResults\123021 bna 1.batch.bin			✓	

Audit Trail report

Name	User	Time	Action	Reason	Comment	Succeed	Exception
CmdCalibrate	BL2000\sean	1/3/2022 10:10:13 AM	Replace level CCV with CC sample Dec3002.D for compounds {Terphenyl-d14, 2,4,6-Tribromophenol, 2-Fluorobiphenyl, Nitrobenzene-d5, Phenol-d5, 2-Fluorophenol, Benzo(g,h,i)perylene, Dibenzo(a,h)anthracene, Indeno(1,2,3-c,d)pyrene, Benzo(a)pyrene, Benzo(k)fluoranthene, Benzo(b)fluoranthene, Di-n-octyl Phthalate, bis(2-ethylhexyl)Phthalate, 3,3-Dichlorobenzidine, Chrysene, Benzo(a)Anthracene, Butylbenzylphthalate, Pyrene, Benzidine, Fluoranthene, Di-n-Butylphthalate, Triallate, Anthracene, Phenanthrene, Pentachlorophenol, Hexachlorobenzene, 4-Bromophenylphenylether, Azobenzene, N-nitrosodiphenylamine, 4,6-Dinitro-2-methylphenol, 4-Nitroaniline, Diethylphthalate, 4-Chlorophenylphenylether, Fluorene, 2,4-Dinitrotoluene, 4-Nitrophenol, Dibenzofuran, 2,4-Dinitrophenol, 3-Nitroaniline, Acenaphthene, 2,6-Dinitrotoluene, Acenaphthylene, Dimethyl Phthalate, 2-Nitroaniline, 2-Chloronaphthalene, 2,4,5-Trichlorophenol, 2,4,6-Trichlorophenol, Hexachlorocyclopentadiene, 4-Chloro-2-Methylphenol, 1-Methylnaphthalene, 2-Methylnaphthalene, 4-Chloro-3-Methylphenol, Hexachlorobutadiene, p-Chloroaniline, 4-Chlorophenol, Naphthalene, 1,2,4-Trichlorobenzene, 2,4-Dichlorophenol, bis(-2-Chloroethoxy)Methane, 2,4-Dimethylphenol, 2-Nitrophenol, Isophorone, Nitrobenzene, N-nitroso-Di-n-propylamine, Hexachloroethane, 4Methylphenol/3Methylphenol, 2-Methylphenol, bis(2-chloroisopropyl)Ether, Benzyl Alcohol, 1,2-Dichlorobenzene, 1,4-Dichlorobenzene, 1,3-Dichlorobenzene, 2-Chlorophenol, bis(-2-Chloroethyl)Ether, Phenol, Aniline, Pyridine, Carbazole, Benzoic Acid, o-Terphenyl, N-Nitrosodimethylamine};			✓	
CmdQuantitate	BL2000\sean	1/3/2022 10:11:10 AM	Quantitate all compounds in all samples			✓	
CmdSaveBatchTable	BL2000\sean	1/3/2022 11:56:03 AM	Save batch \\MASSHUNTER\Org\Data\SV5973N.I\sd123021\1 DoD bna\QuantResults\123021 bna 1.batch.bin			✓	

Audit Trail report

Name	User	Time	Action	Reason	Comment	Succeed	Exception
CmdZeroOutPeak	BL2000\sean	1/3/2022 11:56:13 AM	Zero out primary peak of compound 2,6-Dinitrotoluene in sample Dec3003.D			✓	
CmdSetTargetCompoundAttribute	BL2000\sean	1/3/2022 11:56:14 AM	Set UserAnnotation = INT for compound 2,6-Dinitrotoluene in sample Dec3003.D; previous value =			✓	
CmdZeroOutPeak	BL2000\sean	1/3/2022 11:56:16 AM	Zero out primary peak of compound Dimethyl Phthalate in sample Dec3003.D			✓	
CmdZeroOutPeak	BL2000\sean	1/3/2022 11:56:28 AM	Zero out primary peak of compound 2,6-Dinitrotoluene in sample Dec3004.D			✓	
CmdSetTargetCompoundAttribute	BL2000\sean	1/3/2022 11:56:29 AM	Set UserAnnotation = INT for compound 2,6-Dinitrotoluene in sample Dec3004.D; previous value =			✓	
CmdZeroOutPeak	BL2000\sean	1/3/2022 11:56:32 AM	Zero out primary peak of compound N-nitroso-Di-n-propylamine in sample Dec3004.D			✓	
CmdSetTargetCompoundAttribute	BL2000\sean	1/3/2022 11:56:33 AM	Set UserAnnotation = INT for compound N-nitroso-Di-n-propylamine in sample Dec3004.D; previous value =			✓	
CmdZeroOutPeak	BL2000\sean	1/3/2022 11:56:36 AM	Zero out primary peak of compound Dimethyl Phthalate in sample Dec3004.D			✓	
CmdSetTargetCompoundAttribute	BL2000\sean	1/3/2022 11:56:36 AM	Set UserAnnotation = INT for compound Dimethyl Phthalate in sample Dec3004.D; previous value =			✓	
CmdZeroOutPeak	BL2000\sean	1/3/2022 11:56:41 AM	Zero out primary peak of compound bis(2-chloroisopropyl)Ether in sample Dec3004.D			✓	
CmdSetTargetCompoundAttribute	BL2000\sean	1/3/2022 11:56:42 AM	Set UserAnnotation = INT for compound bis(2-chloroisopropyl)Ether in sample Dec3004.D; previous value =			✓	
CmdSetSampleAttribute	BL2000\sean	1/3/2022 11:56:59 AM	Set SampleInformation = MatrixA for sample Dec3005.D; previous value =			✓	
CmdSetSampleAttribute	BL2000\sean	1/3/2022 11:57:03 AM	Set SampleInformation = MatrixA for sample Dec3006.D; previous value =			✓	
CmdSetSampleAttribute	BL2000\sean	1/3/2022 11:57:05 AM	Set SampleInformation = MatrixA for sample Dec3008.D; previous value =			✓	
CmdSetSampleAttribute	BL2000\sean	1/3/2022 11:57:08 AM	Set MatrixSpikeGroup = B21121605-001B for sample Dec3007.D; previous value =			✓	
CmdSetSampleAttribute	BL2000\sean	1/3/2022 11:57:09 AM	Set MatrixSpikeGroup = B21121605-001B for sample Dec3008.D; previous value =			✓	
CmdSetSampleAttribute	BL2000\sean	1/3/2022 11:57:11 AM	Set MatrixSpikeGroup = MB-162392 for sample Dec3004.D; previous value =			✓	

Audit Trail report

Name	User	Time	Action	Reason	Comment	Succeed	Exception
CmdSetSampleAttribute	BL2000\sean	1/3/2022 11:57:11 AM	Set MatrixSpikeGroup = MB-162392 for sample Dec3005.D; previous value =			✓	
CmdSetSampleAttribute	BL2000\sean	1/3/2022 11:57:12 AM	Set MatrixSpikeGroup = MB-162392 for sample Dec3006.D; previous value =			✓	
CmdQuantitate	BL2000\sean	1/3/2022 11:58:01 AM	Quantitate all compounds in all samples			✓	
CmdManuallyIntegratePeak	BL2000\sean	1/3/2022 1:16:02 PM	Manually integrate compound 2-Chlorophenol in sample Dec3002.D, from x, y = 4.715, 407 to 4.981, 625, result = 578387; previous integration is from x, y = 4.746, 563 to 4.879, 563 and previous response = 572319.			✓	
CmdManuallyIntegrateDropBaseline	BL2000\sean	1/3/2022 1:16:03 PM	Drop baseline for compound 2-Chlorophenol in sample Dec3002.D to y = 407, new integration is from x, y = 4.715, 407 to 4.981, 407 and new response = 580126; previous integration is from x, y = 4.715, 407 to 4.981, 625 and previous response = 578387.			✓	
CmdSetTargetCompoundAttribute	BL2000\sean	1/3/2022 1:16:04 PM	Set UserAnnotation = BA for compound 2-Chlorophenol in sample Dec3002.D; previous value = LT			✓	
CmdManuallyIntegrateApplyTargetRtToQualifier	BL2000\sean	1/3/2022 1:16:06 PM	Apply target integration range 4.715-4.981 to qualifier 130.0 for compound 2-Chlorophenol in sample Dec3002.D, new integration is from x, y = 4.715, 517 to 4.981, 492 and new response = 180489; previous integration is from x, y = 4.746, 347 to 4.838, 354 and previous response = 181554.			✓	
CmdManuallyIntegrateDropBaseline	BL2000\sean	1/3/2022 1:16:07 PM	Drop baseline for qualifier 130.0 of compound 2-Chlorophenol in sample Dec3002.D to y = 492, new integration is from x, y = 4.715, 492 to 4.981, 492 and new response = 180688; previous integration is from x, y = 4.715, 517 to 4.981, 492 and previous response = 180489.			✓	
CmdManuallyIntegrateQualifierPeak	BL2000\sean	1/3/2022 1:16:36 PM	Manually integrate qualifier 66.0 of compound Aniline in sample Dec3005.D, from x, y = 4.624, 1011 to 4.664, 38953, result = 141931; previous integration is from x, y = 4.624, 1011 to 4.726, 1217 and previous response = 439925.			✓	

Audit Trail report

Name	User	Time	Action	Reason	Comment	Succeed	Exception
CmdManuallyIntegrateDropBaseline	BL2000\sean	1/3/2022 1:16:37 PM	Drop baseline for qualifier 66.0 of compound Aniline in sample Dec3005.D to y = 1011, new integration is from x, y = 4.624, 1011 to 4.664, 1011 and new response = 187814; previous integration is from x, y = 4.624, 1011 to 4.664, 38953 and previous response = 141931.			✓	
CmdManuallyIntegrateQualifierPeak	BL2000\sean	1/3/2022 1:16:41 PM	Manually integrate qualifier 65.0 of compound Aniline in sample Dec3005.D, from x, y = 4.624, 1113 to 4.664, 8349, result = 90513; previous integration is from x, y = 4.624, 1113 to 4.715, 1285 and previous response = 289823.			✓	
CmdManuallyIntegrateDropBaseline	BL2000\sean	1/3/2022 1:16:42 PM	Drop baseline for qualifier 65.0 of compound Aniline in sample Dec3005.D to y = 1113, new integration is from x, y = 4.624, 1113 to 4.664, 1113 and new response = 99289; previous integration is from x, y = 4.624, 1113 to 4.664, 8349 and previous response = 90513.			✓	
CmdManuallyIntegrateQualifierPeak	BL2000\sean	1/3/2022 1:16:49 PM	Manually integrate qualifier 66.0 of compound Phenol in sample Dec3005.D, from x, y = 4.664, 27876 to 4.726, 1173, result = 204818; previous integration is from x, y = 4.624, 997 to 4.726, 1173 and previous response = 440094.			✓	
CmdManuallyIntegrateDropBaseline	BL2000\sean	1/3/2022 1:16:51 PM	Drop baseline for qualifier 66.0 of compound Phenol in sample Dec3005.D to y = 1173, new integration is from x, y = 4.664, 1173 to 4.726, 1173 and new response = 253912; previous integration is from x, y = 4.664, 27876 to 4.726, 1173 and previous response = 204818.			✓	
CmdManuallyIntegrateSplit	BL2000\sean	1/3/2022 1:16:57 PM	Split peak for compound bis(-2-Chloroethyl)Ether in sample Dec3005.D and keep left peak, new integration is from x, y = 4.715, 924.397058785255 to 4.756, 948.83019402743 and new response = 629126, previous integration is from x, y = 4.715, 924 to 4.807, 979 and previous response = 866685.			✓	
CmdSetTargetCompoundAttribute	BL2000\sean	1/3/2022 1:16:58 PM	Set UserAnnotation = CO for compound bis(-2-Chloroethyl)Ether in sample Dec3005.D; previous value =			✓	

Audit Trail report

Name	User	Time	Action	Reason	Comment	Succeed	Exception
CmdManuallyIntegrateApplyTargetRtToQualifier	BL2000\sean	1/3/2022 1:17:00 PM	Apply target integration range 4.715-4.756 to qualifier 64.0 for compound bis(-2-Chloroethyl)Ether in sample Dec3005.D, new integration is from x, y = 4.715, 1886 to 4.756, 3702 and new response = 16628; previous integration is from x, y = 4.756, 607 to 4.828, 630 and previous response = 324881.			✓	
CmdManuallyIntegrateDropBaseline	BL2000\sean	1/3/2022 1:17:01 PM	Drop baseline for qualifier 64.0 of compound bis(-2-Chloroethyl)Ether in sample Dec3005.D to y = 1886, new integration is from x, y = 4.715, 1886 to 4.756, 1886 and new response = 18853; previous integration is from x, y = 4.715, 1886 to 4.756, 3702 and previous response = 16628.			✓	
CmdManuallyIntegrateSplit	BL2000\sean	1/3/2022 1:17:08 PM	Split peak for compound 1,3-Dichlorobenzene in sample Dec3005.D and keep left peak, new integration is from x, y = 4.899, 0 to 4.971, 0 and new response = 628757, previous integration is from x, y = 4.899, 0 to 5.083, 0 and previous response = 1259455.			✓	
CmdSetTargetCompoundAttribute	BL2000\sean	1/3/2022 1:17:10 PM	Set UserAnnotation = CO for compound 1,3-Dichlorobenzene in sample Dec3005.D; previous value =			✓	
CmdManuallyIntegrateSplit	BL2000\sean	1/3/2022 1:17:12 PM	Split qualifier 148.0 of compound 1,3-Dichlorobenzene in sample Dec3005.D and keep left peak, new integration is from x, y = 4.900, 131.159984991874 to 4.981, 198.019148923871 and new response = 401361, previous integration is from x, y = 4.900, 131 to 5.083, 282 and previous response = 799172.			✓	
CmdManuallyIntegrateQualifierPeak	BL2000\sean	1/3/2022 1:17:13 PM	Manually integrate qualifier 111.0 of compound 1,3-Dichlorobenzene in sample Dec3005.D, from x, y = 4.767, 229353 to 4.807, 231091, result = 485471; previous integration is from x, y = 4.899, 0 to 5.083, 0 and previous response = 485471.			✓	
CmdManuallyIntegrateSplit	BL2000\sean	1/3/2022 1:17:14 PM	Split qualifier 111.0 of compound 1,3-Dichlorobenzene in sample Dec3005.D and keep left peak, new integration is from x, y = 4.899, 0 to 4.971, 0 and new response = 244910, previous integration is from x, y = 4.899, 0 to 5.083, 0 and previous response = 485471.			✓	

Audit Trail report

Name	User	Time	Action	Reason	Comment	Succeed	Exception
CmdManuallyIntegrateSplit	BL2000\sean	1/3/2022 1:17:19 PM	Split peak for compound 1,4-Dichlorobenzene in sample Dec3005.D and keep right peak, new integration is from x, y = 4.971, 258.378196655003 to 5.083, 366.918833112382 and new response = 628590, previous integration is from x, y = 4.900, 190 to 5.083, 367 and previous response = 1254779.			✓	
CmdSetTargetCompoundAttribute	BL2000\sean	1/3/2022 1:17:20 PM	Set UserAnnotation = CO for compound 1,4-Dichlorobenzene in sample Dec3005.D; previous value =			✓	
CmdManuallyIntegrateSplit	BL2000\sean	1/3/2022 1:17:23 PM	Split qualifier 148.0 of compound 1,4-Dichlorobenzene in sample Dec3005.D and keep right peak, new integration is from x, y = 4.981, 143.259706098972 to 5.083, 215.229638002572 and new response = 399019, previous integration is from x, y = 4.900, 86 to 5.083, 215 and previous response = 799761.			✓	
CmdManuallyIntegrateSplit	BL2000\sean	1/3/2022 1:17:25 PM	Split qualifier 111.0 of compound 1,4-Dichlorobenzene in sample Dec3005.D and keep right peak, new integration is from x, y = 4.971, 0 to 5.083, 0 and new response = 240561, previous integration is from x, y = 4.899, 0 to 5.083, 0 and previous response = 485471.			✓	
CmdManuallyIntegratePeak	BL2000\sean	1/3/2022 1:17:29 PM	Manually integrate compound 1,2-Dichlorobenzene in sample Dec3005.D, from x, y = 5.124, 479652 to 5.226, 501938, result = -2364195; previous integration is from x, y = 4.900, 167 to 5.083, 221 and previous response = 1255691.			✓	
CmdManuallyIntegrateSnapBaseline	BL2000\sean	1/3/2022 1:17:31 PM	Snap baseline for compound 1,2-Dichlorobenzene in sample Dec3005.D, from x = 5.124 to x = 5.226, new integration is from x, y = 5.124, 431 to 5.226, 1496 and new response = 637000; previous integration is from x, y = 5.124, 479652 to 5.226, 501938 and previous response = -2364195.			✓	
CmdManuallyIntegrateDropBaseline	BL2000\sean	1/3/2022 1:17:32 PM	Drop baseline for compound 1,2-Dichlorobenzene in sample Dec3005.D to y = 431, new integration is from x, y = 5.124, 431 to 5.226, 431 and new response = 640263; previous integration is from x, y = 5.124, 431 to 5.226, 1496 and previous response = 637000.			✓	
CmdSetTargetCompoundAttribute	BL2000\sean	1/3/2022 1:17:32 PM	Set UserAnnotation = CO for compound 1,2-Dichlorobenzene in sample Dec3005.D; previous value =			✓	

Audit Trail report

Name	User	Time	Action	Reason	Comment	Succeed	Exception
CmdManuallyIntegrateApplyTargetRtToQualifier	BL2000\sean	1/3/2022 1:17:34 PM	Apply target integration range 5.124-5.226 to qualifier 148.0 for compound 1,2-Dichlorobenzene in sample Dec3005.D, new integration is from x, y = 5.124, 271 to 5.226, 913 and new response = 408081; previously no peak.			✓	
CmdSelectPeak	BL2000\sean	1/3/2022 1:17:40 PM	Select peak for compound 2-Methylphenol in sample Dec3005.D			✓	
CmdManuallyIntegrateSplit	BL2000\sean	1/3/2022 1:17:43 PM	Split peak for compound 2-Methylphenol in sample Dec3005.D and keep left peak, new integration is from x, y = 5.277, 1195.94122502134 to 5.451, 2102.97010632558 and new response = 596053, previous integration is from x, y = 5.277, 1196 to 5.584, 2797 and previous response = 1406230.			✓	
CmdManuallyIntegrateDropBaseline	BL2000\sean	1/3/2022 1:17:45 PM	Drop baseline for compound 2-Methylphenol in sample Dec3005.D to y = 1196, new integration is from x, y = 5.277, 1196 to 5.451, 1196 and new response = 600778; previous integration is from x, y = 5.277, 1196 to 5.451, 2103 and previous response = 596053.			✓	
CmdSetTargetCompoundAttribute	BL2000\sean	1/3/2022 1:17:47 PM	Set UserAnnotation = CO for compound 2-Methylphenol in sample Dec3005.D; previous value =			✓	
CmdManuallyIntegrateApplyTargetRtToQualifier	BL2000\sean	1/3/2022 1:17:49 PM	Apply target integration range 5.277-5.451 to qualifier 108.0 for compound 2-Methylphenol in sample Dec3005.D, new integration is from x, y = 5.277, 1539 to 5.451, 2812 and new response = 650006; previous integration is from x, y = 5.471, 1658 to 5.584, 2123 and previous response = 680719.			✓	
CmdManuallyIntegrateDropBaseline	BL2000\sean	1/3/2022 1:17:51 PM	Drop baseline for qualifier 108.0 of compound 2-Methylphenol in sample Dec3005.D to y = 1539, new integration is from x, y = 5.277, 1539 to 5.451, 1539 and new response = 656637; previous integration is from x, y = 5.277, 1539 to 5.451, 2812 and previous response = 650006.			✓	
CmdManuallyIntegrateSplit	BL2000\sean	1/3/2022 1:17:59 PM	Split qualifier 77.0 of compound Nitrobenzene in sample Dec3005.D and keep right peak, new integration is from x, y = 5.594, 2673.1032099223 to 5.706, 2570.14177714453 and new response = 384924, previous integration is from x, y = 5.477, 2780 to 5.706, 2570 and previous response = 616847.			✓	

Audit Trail report

Name	User	Time	Action	Reason	Comment	Succeed	Exception
CmdManuallyIntegratePeak	BL2000\sean	1/3/2022 1:18:02 PM	Manually integrate compound Nitrobenzene in sample Dec3005.D, from x, y = 5.870, 185679 to 5.900, 185679, result = -341278; previous integration is from x, y = 5.614, 0 to 5.686, 0 and previous response = 186189.			✓	
CmdClearManualIntegration	BL2000\sean	1/3/2022 1:18:06 PM	Clear manual integration of target signal for compound Nitrobenzene in sample Dec3005.D			✓	
CmdManuallyIntegrateSplit	BL2000\sean	1/3/2022 1:18:19 PM	Split peak for compound Naphthalene in sample Dec3005.D and keep left peak, new integration is from x, y = 6.434, 1046.7521948283 to 6.485, 1208.39671517295 and new response = 1596264, previous integration is from x, y = 6.434, 1047 to 6.527, 1338 and previous response = 2104424.			✓	
CmdSetTargetCompoundAttribute	BL2000\sean	1/3/2022 1:18:20 PM	Set UserAnnotation = CO for compound Naphthalene in sample Dec3005.D; previous value =			✓	
CmdManuallyIntegrateSplit	BL2000\sean	1/3/2022 1:18:22 PM	Split qualifier 129.0 of compound Naphthalene in sample Dec3005.D and keep left peak, new integration is from x, y = 6.424, 512.413288031732 to 6.485, 550.976304145852 and new response = 176629, previous integration is from x, y = 6.424, 512 to 6.527, 577 and previous response = 214545.			✓	
CmdManuallyIntegrateSplit	BL2000\sean	1/3/2022 1:18:26 PM	Split qualifier 102.0 of compound Naphthalene in sample Dec3005.D and keep left peak, new integration is from x, y = 6.424, 0 to 6.485, 0 and new response = 149074, previous integration is from x, y = 6.424, 0 to 6.527, 0 and previous response = 171846.			✓	
CmdManuallyIntegrateSplit	BL2000\sean	1/3/2022 1:18:44 PM	Split peak for compound 4-Chlorophenol in sample Dec3005.D and keep left peak, new integration is from x, y = 6.475, 389.899215059902 to 6.537, 461.776790715825 and new response = 160477, previous integration is from x, y = 6.475, 390 to 6.578, 510 and previous response = 181701.			✓	
CmdSetTargetCompoundAttribute	BL2000\sean	1/3/2022 1:18:47 PM	Set UserAnnotation = CO for compound 4-Chlorophenol in sample Dec3005.D; previous value =			✓	

Audit Trail report

Name	User	Time	Action	Reason	Comment	Succeed	Exception
CmdManuallyIntegrateSplit	BL2000\sean	1/3/2022 1:18:50 PM	Split qualifier 128.0 of compound 4-Chlorophenol in sample Dec3005.D and keep right peak, new integration is from x, y = 6.485, 1106.75435209881 to 6.527, 1218.13212268423 and new response = 508432, previous integration is from x, y = 6.434, 968 to 6.527, 1218 and previous response = 2104975.			✓	
CmdManuallyIntegrateApplyTargetRtToQualifier	BL2000\sean	1/3/2022 1:18:55 PM	Apply target integration range 6.528-6.619 to qualifier 129.0 for compound p-Chloroaniline in sample Dec3005.D, new integration is from x, y = 6.528, 2826 to 6.619, 6400 and new response = 186172; previously no peak.			✓	
CmdManuallyIntegrateApplyTargetRtToQualifier	BL2000\sean	1/3/2022 1:18:57 PM	Apply target integration range 6.528-6.619 to qualifier 65.0 for compound p-Chloroaniline in sample Dec3005.D, new integration is from x, y = 6.528, 11608 to 6.619, 5944 and new response = 192186; previously no peak.			✓	
CmdManuallyIntegrateDropBaseline	BL2000\sean	1/3/2022 1:18:58 PM	Drop baseline for qualifier 65.0 of compound p-Chloroaniline in sample Dec3005.D to y = 5944, new integration is from x, y = 6.528, 5944 to 6.619, 5944 and new response = 208101; previous integration is from x, y = 6.528, 11608 to 6.619, 5944 and previous response = 192186.			✓	
CmdManuallyIntegrateDropBaseline	BL2000\sean	1/3/2022 1:19:02 PM	Drop baseline for qualifier 129.0 of compound p-Chloroaniline in sample Dec3005.D to y = 2826, new integration is from x, y = 6.528, 2826 to 6.619, 2826 and new response = 195951; previous integration is from x, y = 6.528, 2826 to 6.619, 6400 and previous response = 186172.			✓	
CmdManuallyIntegrateApplyTargetRtToQualifier	BL2000\sean	1/3/2022 1:19:23 PM	Apply target integration range 8.313-8.415 to qualifier 153.1 for compound Acenaphthylene in sample Dec3005.D, new integration is from x, y = 8.313, 0 to 8.415, 1625 and new response = 254134; previous integration is from x, y = 8.528, 1804 to 8.609, 2215 and previous response = 1348302.			✓	
CmdManuallyIntegrateDropBaseline	BL2000\sean	1/3/2022 1:19:24 PM	Drop baseline for qualifier 153.1 of compound Acenaphthylene in sample Dec3005.D to y = 0, new integration is from x, y = 8.313, 0 to 8.415, 0 and new response = 259121; previous integration is from x, y = 8.313, 0 to 8.415, 1625 and previous response = 254134.			✓	

Audit Trail report

Name	User	Time	Action	Reason	Comment	Succeed	Exception
CmdManuallyIntegrateApplyTargetRtToQualifier	BL2000\sean	1/3/2022 1:19:30 PM	Apply target integration range 8.527-8.620 to qualifier 152.0 for compound Acenaphthene in sample Dec3005.D, new integration is from x, y = 8.527, 2211 to 8.620, 3249 and new response = 645641; previous integration is from x, y = 8.313, 371 to 8.415, 535 and previous response = 1862666.			✓	
CmdManuallyIntegrateDropBaseline	BL2000\sean	1/3/2022 1:19:31 PM	Drop baseline for qualifier 152.0 of compound Acenaphthene in sample Dec3005.D to y = 2211, new integration is from x, y = 8.527, 2211 to 8.620, 2211 and new response = 648508; previous integration is from x, y = 8.527, 2211 to 8.620, 3249 and previous response = 645641.			✓	
CmdManuallyIntegrateApplyTargetRtToQualifier	BL2000\sean	1/3/2022 1:19:37 PM	Apply target integration range 8.620-8.712 to qualifier 154.0 for compound 2,4-Dinitrophenol in sample Dec3005.D, new integration is from x, y = 8.620, 3676 to 8.712, 2078 and new response = 40687; previous integration is from x, y = 8.527, 693 to 8.620, 718 and previous response = 1238345.			✓	
CmdManuallyIntegrateDropBaseline	BL2000\sean	1/3/2022 1:19:38 PM	Drop baseline for qualifier 154.0 of compound 2,4-Dinitrophenol in sample Dec3005.D to y = 2078, new integration is from x, y = 8.620, 2078 to 8.712, 2078 and new response = 45101; previous integration is from x, y = 8.620, 3676 to 8.712, 2078 and previous response = 40687.			✓	
CmdManuallyIntegrateApplyTargetRtToQualifier	BL2000\sean	1/3/2022 1:19:44 PM	Apply target integration range 8.783-8.886 to qualifier 139.0 for compound 4-Nitrophenol in sample Dec3005.D, new integration is from x, y = 8.783, 31472 to 8.886, 2000 and new response = -15719; previous integration is from x, y = 8.742, 475 to 8.845, 593 and previous response = 779510.			✓	
CmdManuallyIntegrateDropBaseline	BL2000\sean	1/3/2022 1:19:45 PM	Drop baseline for qualifier 139.0 of compound 4-Nitrophenol in sample Dec3005.D to y = 2000, new integration is from x, y = 8.783, 2000 to 8.886, 2000 and new response = 74746; previous integration is from x, y = 8.783, 31472 to 8.886, 2000 and previous response = -15719.			✓	

Audit Trail report

Name	User	Time	Action	Reason	Comment	Succeed	Exception
CmdManuallyIntegrateApplyTargetRtToQualifier	BL2000\sean	1/3/2022 1:19:49 PM	Apply target integration range 8.783-8.886 to qualifier 65.0 for compound 4-Nitrophenol in sample Dec3005.D, new integration is from x, y = 8.783, 2999 to 8.886, 3302 and new response = 87166; previous integration is from x, y = 8.753, 2215 to 8.865, 2148 and previous response = 104302.			✓	
CmdManuallyIntegrateDropBaseline	BL2000\sean	1/3/2022 1:19:50 PM	Drop baseline for qualifier 65.0 of compound 4-Nitrophenol in sample Dec3005.D to y = 2999, new integration is from x, y = 8.783, 2999 to 8.886, 2999 and new response = 88096; previous integration is from x, y = 8.783, 2999 to 8.886, 3302 and previous response = 87166.			✓	
CmdManuallyIntegrateSnapBaseline	BL2000\sean	1/3/2022 1:19:51 PM	Snap baseline for qualifier 65.0 of compound 4-Nitrophenol in sample Dec3005.D from x = 8.783 to x = 8.886, new integration is from x, y = 8.783, 2999 to 8.886, 3302 and new response = 87166; previous integration is from x, y = 8.783, 2999 to 8.886, 2999 and previous response = 88096.			✓	
CmdManuallyIntegrateSplit	BL2000\sean	1/3/2022 1:19:57 PM	Split qualifier 63.0 of compound 2,4-Dinitrotoluene in sample Dec3005.D and keep right peak, new integration is from x, y = 8.783, 1966.86810949973 to 8.845, 1874.49207551656 and new response = 134086, previous integration is from x, y = 8.737, 2036 to 8.845, 1874 and previous response = 256608.			✓	
CmdManuallyIntegrateApplyTargetRtToQualifier	BL2000\sean	1/3/2022 1:20:03 PM	Apply target integration range 9.152-9.244 to qualifier 167.0 for compound Fluorene in sample Dec3005.D, new integration is from x, y = 9.152, 0 to 9.244, 762 and new response = 202886; previous integration is from x, y = 9.320, 564 to 9.495, 743 and previous response = 378384.			✓	
CmdManuallyIntegrateDropBaseline	BL2000\sean	1/3/2022 1:20:04 PM	Drop baseline for qualifier 167.0 of compound Fluorene in sample Dec3005.D to y = 0, new integration is from x, y = 9.152, 0 to 9.244, 0 and new response = 204991; previous integration is from x, y = 9.152, 0 to 9.244, 762 and previous response = 202886.			✓	

Audit Trail report

Name	User	Time	Action	Reason	Comment	Succeed	Exception
CmdManuallyIntegrateSplit	BL2000\sean	1/3/2022 1:20:16 PM	Split qualifier 167.0 of compound N-nitrosodiphenylamine in sample Dec3005.D and keep right peak, new integration is from x, y = 9.315, 188.582125074383 to 9.499, 320.112739359425 and new response = 382845, previous integration is from x, y = 9.152, 72 to 9.499, 320 and previous response = 589271.			✓	
CmdManuallyIntegrateSplit	BL2000\sean	1/3/2022 1:20:20 PM	Split qualifier 51.0 of compound Azobenzene in sample Dec3005.D and keep right peak, new integration is from x, y = 9.338, 5883.30732586649 to 9.458, 5078.07500659852 and new response = 793259, previous integration is from x, y = 9.338, 5883 to 9.458, 5078 and previous response = 793259.			✓	
CmdManuallyIntegrateQualifierPeak	BL2000\sean	1/3/2022 1:20:24 PM	Manually integrate qualifier 51.0 of compound Azobenzene in sample Dec3005.D, from x, y = 9.387, 26830 to 9.458, 5078, result = 483282; previous integration is from x, y = 9.338, 5883 to 9.458, 5078 and previous response = 793259.			✓	
CmdManuallyIntegrateDropBaseline	BL2000\sean	1/3/2022 1:20:26 PM	Drop baseline for qualifier 51.0 of compound Azobenzene in sample Dec3005.D to y = 5078, new integration is from x, y = 9.387, 5078 to 9.458, 5078 and new response = 530016; previous integration is from x, y = 9.387, 26830 to 9.458, 5078 and previous response = 483282.			✓	
CmdManuallyIntegrateSplit	BL2000\sean	1/3/2022 1:20:37 PM	Split peak for compound Phenanthrene in sample Dec3005.D and keep left peak, new integration is from x, y = 10.272, 0 to 10.363, 0 and new response = 2094340, previous integration is from x, y = 10.272, 0 to 10.454, 0 and previous response = 4015643.			✓	
CmdSetTargetCompoundAttribute	BL2000\sean	1/3/2022 1:20:38 PM	Set UserAnnotation = CO for compound Phenanthrene in sample Dec3005.D; previous value =			✓	
CmdManuallyIntegrateSplit	BL2000\sean	1/3/2022 1:20:39 PM	Split peak for compound Phenanthrene in sample Dec3005.D and keep left peak, new integration is from x, y = 10.272, 0 to 10.363, 0 and new response = 2094340, previous integration is from x, y = 10.272, 0 to 10.363, 0 and previous response = 2094340.			✓	
CmdClearManualIntegration	BL2000\sean	1/3/2022 1:20:43 PM	Clear manual integration of target signal for compound Phenanthrene in sample Dec3005.D			✓	

Audit Trail report

Name	User	Time	Action	Reason	Comment	Succeed	Exception
CmdSetTargetCompoundAttribute	BL2000\sean	1/3/2022 1:20:43 PM	Set UserAnnotation = for compound Phenanthrene in sample Dec3005.D; previous value = CO			✓	
CmdManuallyIntegrateSplit	BL2000\sean	1/3/2022 1:20:47 PM	Split peak for compound Anthracene in sample Dec3005.D and keep right peak, new integration is from x, y = 10.363, 496.796440589901 to 10.454, 701.193693668649 and new response = 1918027, previous integration is from x, y = 10.303, 361 to 10.454, 701 and previous response = 3999553.			✓	
CmdSetTargetCompoundAttribute	BL2000\sean	1/3/2022 1:20:48 PM	Set UserAnnotation = CO for compound Anthracene in sample Dec3005.D; previous value =			✓	
CmdManuallyIntegrateApplyTargetRtToQualifier	BL2000\sean	1/3/2022 1:20:50 PM	Apply target integration range 10.363-10.454 to qualifier 176.0 for compound Anthracene in sample Dec3005.D, new integration is from x, y = 10.363, 2117 to 10.454, 2880 and new response = 338101; previous integration is from x, y = 10.292, 0 to 10.363, 0 and previous response = 399977.			✓	
CmdManuallyIntegrateDropBaseline	BL2000\sean	1/3/2022 1:20:51 PM	Drop baseline for qualifier 176.0 of compound Anthracene in sample Dec3005.D to y = 2117, new integration is from x, y = 10.363, 2117 to 10.454, 2117 and new response = 340187; previous integration is from x, y = 10.363, 2117 to 10.454, 2880 and previous response = 338101.			✓	
CmdManuallyIntegrateSplit	BL2000\sean	1/3/2022 1:20:55 PM	Split peak for compound Phenanthrene in sample Dec3005.D and keep left peak, new integration is from x, y = 10.272, 0 to 10.363, 0 and new response = 2094340, previous integration is from x, y = 10.272, 0 to 10.454, 0 and previous response = 4015643.			✓	
CmdSetTargetCompoundAttribute	BL2000\sean	1/3/2022 1:20:57 PM	Set UserAnnotation = CO for compound Phenanthrene in sample Dec3005.D; previous value =			✓	
CmdSaveBatchTable	BL2000\sean	1/3/2022 1:21:30 PM	Save batch \\MASSHUNTER\Org\Data\SV5973N.I\sd123021\1 DoD bna\QuantResults\123021 bna 1.batch.bin			✓	
CmdManuallyIntegrateQualifierPeak	BL2000\sean	1/3/2022 1:21:43 PM	Manually integrate qualifier 66.0 of compound Aniline in sample Dec3006.D, from x, y = 4.624, 1127 to 4.664, 46521, result = 156250; previous integration is from x, y = 4.624, 1127 to 4.726, 1346 and previous response = 524873.			✓	

Audit Trail report

Name	User	Time	Action	Reason	Comment	Succeed	Exception
CmdManuallyIntegrateDropBaseline	BL2000\sean	1/3/2022 1:21:44 PM	Drop baseline for qualifier 66.0 of compound Aniline in sample Dec3006.D to y = 1127, new integration is from x, y = 4.624, 1127 to 4.664, 1127 and new response = 211051; previous integration is from x, y = 4.624, 1127 to 4.664, 46521 and previous response = 156250.			✓	
CmdManuallyIntegrateQualifierPeak	BL2000\sean	1/3/2022 1:21:49 PM	Manually integrate qualifier 65.0 of compound Aniline in sample Dec3006.D, from x, y = 4.625, 1571 to 4.664, 11689, result = 95694; previous integration is from x, y = 4.625, 1571 to 4.715, 1817 and previous response = 337941.			✓	
CmdManuallyIntegrateDropBaseline	BL2000\sean	1/3/2022 1:21:50 PM	Drop baseline for qualifier 65.0 of compound Aniline in sample Dec3006.D to y = 1571, new integration is from x, y = 4.625, 1571 to 4.664, 1571 and new response = 107472; previous integration is from x, y = 4.625, 1571 to 4.664, 11689 and previous response = 95694.			✓	
CmdManuallyIntegrateQualifierPeak	BL2000\sean	1/3/2022 1:21:57 PM	Manually integrate qualifier 66.0 of compound Phenol in sample Dec3006.D, from x, y = 4.664, 23919 to 4.726, 1373, result = 273094; previous integration is from x, y = 4.624, 1135 to 4.726, 1373 and previous response = 524769.			✓	
CmdManuallyIntegrateDropBaseline	BL2000\sean	1/3/2022 1:21:59 PM	Drop baseline for qualifier 66.0 of compound Phenol in sample Dec3006.D to y = 1373, new integration is from x, y = 4.664, 1373 to 4.726, 1373 and new response = 314545; previous integration is from x, y = 4.664, 23919 to 4.726, 1373 and previous response = 273094.			✓	
CmdManuallyIntegrateSplit	BL2000\sean	1/3/2022 1:22:04 PM	Split peak for compound bis(-2-Chloroethyl)Ether in sample Dec3006.D and keep left peak, new integration is from x, y = 4.715, 956.914984874338 to 4.756, 986.716806619764 and new response = 733403, previous integration is from x, y = 4.715, 957 to 4.848, 1054 and previous response = 1039492.			✓	
CmdSetTargetCompoundAttribute	BL2000\sean	1/3/2022 1:22:05 PM	Set UserAnnotation = CO for compound bis(-2-Chloroethyl)Ether in sample Dec3006.D; previous value =			✓	

Audit Trail report

Name	User	Time	Action	Reason	Comment	Succeed	Exception
CmdManuallyIntegrateApplyTargetRtToQualifier	BL2000\sean	1/3/2022 1:22:08 PM	Apply target integration range 4.715-4.756 to qualifier 64.0 for compound bis(-2-Chloroethyl)Ether in sample Dec3006.D, new integration is from x, y = 4.715, 1715 to 4.756, 2390 and new response = 23905; previous integration is from x, y = 4.756, 598 to 4.838, 635 and previous response = 397514.			✓	
CmdManuallyIntegrateDropBaseline	BL2000\sean	1/3/2022 1:22:09 PM	Drop baseline for qualifier 64.0 of compound bis(-2-Chloroethyl)Ether in sample Dec3006.D to y = 1715, new integration is from x, y = 4.715, 1715 to 4.756, 1715 and new response = 24732; previous integration is from x, y = 4.715, 1715 to 4.756, 2390 and previous response = 23905.			✓	
CmdManuallyIntegrateSplit	BL2000\sean	1/3/2022 1:22:16 PM	Split peak for compound 1,3-Dichlorobenzene in sample Dec3006.D and keep left peak, new integration is from x, y = 4.902, 232.08757831403 to 4.991, 358.196746312683 and new response = 805903, previous integration is from x, y = 4.902, 232 to 5.073, 474 and previous response = 1557757.			✓	
CmdSetTargetCompoundAttribute	BL2000\sean	1/3/2022 1:22:17 PM	Set UserAnnotation = CO for compound 1,3-Dichlorobenzene in sample Dec3006.D; previous value =			✓	
CmdManuallyIntegrateSplit	BL2000\sean	1/3/2022 1:22:20 PM	Split qualifier 148.0 of compound 1,3-Dichlorobenzene in sample Dec3006.D and keep left peak, new integration is from x, y = 4.899, 0 to 4.981, 0 and new response = 498621, previous integration is from x, y = 4.899, 0 to 5.073, 0 and previous response = 978932.			✓	
CmdManuallyIntegrateSplit	BL2000\sean	1/3/2022 1:22:21 PM	Split qualifier 111.0 of compound 1,3-Dichlorobenzene in sample Dec3006.D and keep left peak, new integration is from x, y = 4.899, 0 to 4.971, 0 and new response = 312818, previous integration is from x, y = 4.899, 0 to 5.073, 0 and previous response = 606221.			✓	
CmdManuallyIntegrateSplit	BL2000\sean	1/3/2022 1:22:27 PM	Split peak for compound 1,4-Dichlorobenzene in sample Dec3006.D and keep right peak, new integration is from x, y = 4.991, 227.948903125293 to 5.073, 314.890788099602 and new response = 752691, previous integration is from x, y = 4.901, 132 to 5.073, 315 and previous response = 1559034.			✓	

Audit Trail report

Name	User	Time	Action	Reason	Comment	Succeed	Exception
CmdSetTargetCompoundAttribute	BL2000\sean	1/3/2022 1:22:28 PM	Set UserAnnotation = CO for compound 1,4-Dichlorobenzene in sample Dec3006.D; previous value =			✓	
CmdManuallyIntegrateSplit	BL2000\sean	1/3/2022 1:22:31 PM	Split qualifier 148.0 of compound 1,4-Dichlorobenzene in sample Dec3006.D and keep right peak, new integration is from x, y = 4.981, 0 to 5.073, 0 and new response = 480312, previous integration is from x, y = 4.899, 0 to 5.073, 0 and previous response = 978932.			✓	
CmdManuallyIntegrateSplit	BL2000\sean	1/3/2022 1:22:33 PM	Split qualifier 111.0 of compound 1,4-Dichlorobenzene in sample Dec3006.D and keep right peak, new integration is from x, y = 4.971, 0 to 5.073, 0 and new response = 293402, previous integration is from x, y = 4.899, 0 to 5.073, 0 and previous response = 606221.			✓	
CmdManuallyIntegratePeak	BL2000\sean	1/3/2022 1:22:39 PM	Manually integrate compound 1,2-Dichlorobenzene in sample Dec3006.D, from x, y = 5.144, 631295 to 5.216, 661324, result = -1952799; previous integration is from x, y = 4.901, 137 to 5.073, 211 and previous response = 1559545.			✓	
CmdManuallyIntegrateSnapBaseline	BL2000\sean	1/3/2022 1:22:41 PM	Snap baseline for compound 1,2-Dichlorobenzene in sample Dec3006.D, from x = 5.144 to x = 5.216, new integration is from x, y = 5.144, 303 to 5.216, 1827 and new response = 815302; previous integration is from x, y = 5.144, 631295 to 5.216, 661324 and previous response = -1952799.			✓	
CmdManuallyIntegrateDropBaseline	BL2000\sean	1/3/2022 1:22:42 PM	Drop baseline for compound 1,2-Dichlorobenzene in sample Dec3006.D to y = 303, new integration is from x, y = 5.144, 303 to 5.216, 303 and new response = 818571; previous integration is from x, y = 5.144, 303 to 5.216, 1827 and previous response = 815302.			✓	
CmdSetTargetCompoundAttribute	BL2000\sean	1/3/2022 1:22:43 PM	Set UserAnnotation = CO for compound 1,2-Dichlorobenzene in sample Dec3006.D; previous value =			✓	
CmdManuallyIntegrateApplyTargetRtToQualifier	BL2000\sean	1/3/2022 1:22:45 PM	Apply target integration range 5.144-5.216 to qualifier 148.0 for compound 1,2-Dichlorobenzene in sample Dec3006.D, new integration is from x, y = 5.144, 517 to 5.216, 970 and new response = 515891; previously no peak.			✓	

Audit Trail report

Name	User	Time	Action	Reason	Comment	Succeed	Exception
CmdManuallyIntegrateApplyTargetRtToQualifier	BL2000\sean	1/3/2022 1:22:46 PM	Apply target integration range 5.144-5.216 to qualifier 111.0 for compound 1,2-Dichlorobenzene in sample Dec3006.D, new integration is from x, y = 5.144, 204 to 5.216, 673 and new response = 325731; previously no peak.			✓	
CmdManuallyIntegrateApplyTargetRtToQualifier	BL2000\sean	1/3/2022 1:22:51 PM	Apply target integration range 5.155-5.278 to qualifier 107.0 for compound Benzyl Alcohol in sample Dec3006.D, new integration is from x, y = 5.155, 337 to 5.278, 2557 and new response = 272484; previously no peak.			✓	
CmdManuallyIntegrateDropBaseline	BL2000\sean	1/3/2022 1:22:53 PM	Drop baseline for qualifier 107.0 of compound Benzyl Alcohol in sample Dec3006.D to y = 337, new integration is from x, y = 5.155, 337 to 5.278, 337 and new response = 280598; previous integration is from x, y = 5.155, 337 to 5.278, 2557 and previous response = 272484.			✓	
CmdManuallyIntegratePeak	BL2000\sean	1/3/2022 1:23:02 PM	Manually integrate compound 4Methylphenol/3Methylphenol in sample Dec3006.D, from x, y = 5.461, 545869 to 5.594, 652128, result = -3811717; previous integration is from x, y = 5.308, 2007 to 5.400, 1971 and previous response = 677048.			✓	
CmdManuallyIntegrateSnapBaseline	BL2000\sean	1/3/2022 1:23:03 PM	Snap baseline for compound 4Methylphenol/3Methylphenol in sample Dec3006.D, from x = 5.461 to x = 5.594, new integration is from x, y = 5.461, 2428 to 5.594, 7705 and new response = 920139; previous integration is from x, y = 5.461, 545869 to 5.594, 652128 and previous response = -3811717.			✓	
CmdManuallyIntegrateDropBaseline	BL2000\sean	1/3/2022 1:23:04 PM	Drop baseline for compound 4Methylphenol/3Methylphenol in sample Dec3006.D to y = 2428, new integration is from x, y = 5.461, 2428 to 5.594, 2428 and new response = 941160; previous integration is from x, y = 5.461, 2428 to 5.594, 7705 and previous response = 920139.			✓	
CmdSetTargetCompoundAttribute	BL2000\sean	1/3/2022 1:23:05 PM	Set UserAnnotation = CO for compound 4Methylphenol/3Methylphenol in sample Dec3006.D; previous value =			✓	
CmdManuallyIntegrateApplyTargetRtToQualifier	BL2000\sean	1/3/2022 1:23:08 PM	Apply target integration range 5.461-5.594 to qualifier 108.0 for compound 4Methylphenol/3Methylphenol in sample Dec3006.D, new integration is from x, y = 5.461, 2701 to 5.594, 6834 and new response = 768062; previously no peak.			✓	

Audit Trail report

Name	User	Time	Action	Reason	Comment	Succeed	Exception
CmdManuallyIntegrateDropBaseline	BL2000\sean	1/3/2022 1:23:09 PM	Drop baseline for qualifier 108.0 of compound 4Methylphenol/3Methylphenol in sample Dec3006.D to y = 2701, new integration is from x, y = 5.461, 2701 to 5.594, 2701 and new response = 784526; previous integration is from x, y = 5.461, 2701 to 5.594, 6834 and previous response = 768062.			✓	
CmdManuallyIntegrateSplit	BL2000\sean	1/3/2022 1:23:16 PM	Split qualifier 77.0 of compound Nitrobenzene in sample Dec3006.D and keep right peak, new integration is from x, y = 5.604, 3059.41737924749 to 5.716, 2772.31464292071 and new response = 491814, previous integration is from x, y = 5.492, 3346 to 5.716, 2772 and previous response = 736303.			✓	
CmdManuallyIntegrateSplit	BL2000\sean	1/3/2022 1:23:21 PM	Split qualifier 109.0 of compound 2-Nitrophenol in sample Dec3006.D and keep left peak, new integration is from x, y = 5.982, 285.5 to 6.085, 285.5 and new response = 76062, previous integration is from x, y = 5.982, 286 to 6.126, 286 and previous response = 85473.			✓	
CmdManuallyIntegrateSplit	BL2000\sean	1/3/2022 1:23:35 PM	Split peak for compound Naphthalene in sample Dec3006.D and keep left peak, new integration is from x, y = 6.424, 1008.12592359276 to 6.485, 1178.77645406846 and new response = 1845864, previous integration is from x, y = 6.424, 1008 to 6.526, 1293 and previous response = 2443752.			✓	
CmdSetTargetCompoundAttribute	BL2000\sean	1/3/2022 1:23:36 PM	Set UserAnnotation = CO for compound Naphthalene in sample Dec3006.D; previous value =			✓	
CmdManuallyIntegrateSplit	BL2000\sean	1/3/2022 1:23:39 PM	Split qualifier 129.0 of compound Naphthalene in sample Dec3006.D and keep left peak, new integration is from x, y = 6.435, 831.53898777503 to 6.485, 886.699678966314 and new response = 200193, previous integration is from x, y = 6.435, 832 to 6.526, 931 and previous response = 237455.			✓	
CmdManuallyIntegrateSplit	BL2000\sean	1/3/2022 1:23:41 PM	Split qualifier 102.0 of compound Naphthalene in sample Dec3006.D and keep left peak, new integration is from x, y = 6.424, 0 to 6.485, 0 and new response = 170038, previous integration is from x, y = 6.424, 0 to 6.526, 0 and previous response = 196592.			✓	

Audit Trail report

Name	User	Time	Action	Reason	Comment	Succeed	Exception
CmdManuallyIntegrateSplit	BL2000\sean	1/3/2022 1:23:46 PM	Split peak for compound 4-Chlorophenol in sample Dec3006.D and keep left peak, new integration is from x, y = 6.475, 371.687296292166 to 6.526, 411.078038709835 and new response = 180413, previous integration is from x, y = 6.475, 372 to 6.578, 450 and previous response = 209560.			✓	
CmdManuallyIntegrateApplyTargetRtToQualifier	BL2000\sean	1/3/2022 1:23:49 PM	Apply target integration range 6.475-6.526 to qualifier 128.0 for compound 4-Chlorophenol in sample Dec3006.D, new integration is from x, y = 6.475, 38280 to 6.526, 30552 and new response = 514321; previous integration is from x, y = 6.424, 872 to 6.526, 1111 and previous response = 2444730.			✓	
CmdManuallyIntegrateDropBaseline	BL2000\sean	1/3/2022 1:23:50 PM	Drop baseline for qualifier 128.0 of compound 4-Chlorophenol in sample Dec3006.D to y = 30552, new integration is from x, y = 6.475, 30552 to 6.526, 30552 and new response = 526226; previous integration is from x, y = 6.475, 38280 to 6.526, 30552 and previous response = 514321.			✓	
CmdManuallyIntegrateApplyTargetRtToQualifier	BL2000\sean	1/3/2022 1:23:54 PM	Apply target integration range 6.526-6.619 to qualifier 129.0 for compound p-Chloroaniline in sample Dec3006.D, new integration is from x, y = 6.526, 2878 to 6.619, 7073 and new response = 222868; previously no peak.			✓	
CmdManuallyIntegrateDropBaseline	BL2000\sean	1/3/2022 1:23:56 PM	Drop baseline for qualifier 129.0 of compound p-Chloroaniline in sample Dec3006.D to y = 2878, new integration is from x, y = 6.526, 2878 to 6.619, 2878 and new response = 234501; previous integration is from x, y = 6.526, 2878 to 6.619, 7073 and previous response = 222868.			✓	
CmdManuallyIntegrateApplyTargetRtToQualifier	BL2000\sean	1/3/2022 1:23:57 PM	Apply target integration range 6.526-6.619 to qualifier 65.0 for compound p-Chloroaniline in sample Dec3006.D, new integration is from x, y = 6.526, 11845 to 6.619, 6498 and new response = 230535; previously no peak.			✓	
CmdManuallyIntegrateDropBaseline	BL2000\sean	1/3/2022 1:23:58 PM	Drop baseline for qualifier 65.0 of compound p-Chloroaniline in sample Dec3006.D to y = 6498, new integration is from x, y = 6.526, 6498 to 6.619, 6498 and new response = 245363; previous integration is from x, y = 6.526, 11845 to 6.619, 6498 and previous response = 230535.			✓	

Audit Trail report

Name	User	Time	Action	Reason	Comment	Succeed	Exception
CmdManuallyIntegrateSplit	BL2000\sean	1/3/2022 1:24:12 PM	Split peak for compound 2,4,6-Trichlorophenol in sample Dec3006.D and keep left peak, new integration is from x, y = 7.615, 83.9676943320546 to 7.666, 114.300355862775 and new response = 338155, previous integration is from x, y = 7.615, 84 to 7.769, 175 and previous response = 696288.			✓	
CmdSetTargetCompoundAttribute	BL2000\sean	1/3/2022 1:24:13 PM	Set UserAnnotation = CO for compound 2,4,6-Trichlorophenol in sample Dec3006.D; previous value =			✓	
CmdManuallyIntegrateSplit	BL2000\sean	1/3/2022 1:24:15 PM	Split qualifier 198.0 of compound 2,4,6-Trichlorophenol in sample Dec3006.D and keep left peak, new integration is from x, y = 7.615, 63.8797580779428 to 7.666, 87.143054374031 and new response = 324306, previous integration is from x, y = 7.615, 64 to 7.769, 134 and previous response = 669438.			✓	
CmdManuallyIntegrateSplit	BL2000\sean	1/3/2022 1:24:19 PM	Split peak for compound 2,4,5-Trichlorophenol in sample Dec3006.D and keep right peak, new integration is from x, y = 7.666, 97.9953182782698 to 7.769, 161.019415582196 and new response = 359030, previous integration is from x, y = 7.615, 67 to 7.769, 161 and previous response = 696423.			✓	
CmdSetTargetCompoundAttribute	BL2000\sean	1/3/2022 1:24:20 PM	Set UserAnnotation = CO for compound 2,4,5-Trichlorophenol in sample Dec3006.D; previous value =			✓	
CmdManuallyIntegrateSplit	BL2000\sean	1/3/2022 1:24:23 PM	Split qualifier 198.0 of compound 2,4,5-Trichlorophenol in sample Dec3006.D and keep right peak, new integration is from x, y = 7.666, 0 to 7.769, 0 and new response = 346360, previous integration is from x, y = 7.615, 0 to 7.769, 0 and previous response = 670898.			✓	
CmdManuallyIntegrateApplyTargetRtToQualifier	BL2000\sean	1/3/2022 1:24:30 PM	Apply target integration range 8.302-8.415 to qualifier 153.1 for compound Acenaphthylene in sample Dec3006.D, new integration is from x, y = 8.302, 0 to 8.415, 2324 and new response = 288776; previous integration is from x, y = 8.517, 0 to 8.630, 0 and previous response = 1479219.			✓	

Audit Trail report

Name	User	Time	Action	Reason	Comment	Succeed	Exception
CmdManuallyIntegrateDropBaseline	BL2000\sean	1/3/2022 1:24:31 PM	Drop baseline for qualifier 153.1 of compound Acenaphthylene in sample Dec3006.D to y = 0, new integration is from x, y = 8.302, 0 to 8.415, 0 and new response = 296622; previous integration is from x, y = 8.302, 0 to 8.415, 2324 and previous response = 288776.			✓	
CmdManuallyIntegrateApplyTargetRtToQualifier	BL2000\sean	1/3/2022 1:24:37 PM	Apply target integration range 8.527-8.619 to qualifier 152.0 for compound Acenaphthene in sample Dec3006.D, new integration is from x, y = 8.527, 2710 to 8.619, 4167 and new response = 702552; previous integration is from x, y = 8.313, 802 to 8.415, 978 and previous response = 2067876.			✓	
CmdManuallyIntegrateDropBaseline	BL2000\sean	1/3/2022 1:24:38 PM	Drop baseline for qualifier 152.0 of compound Acenaphthene in sample Dec3006.D to y = 2710, new integration is from x, y = 8.527, 2710 to 8.619, 2710 and new response = 706576; previous integration is from x, y = 8.527, 2710 to 8.619, 4167 and previous response = 702552.			✓	
CmdManuallyIntegrateApplyTargetRtToQualifier	BL2000\sean	1/3/2022 1:24:42 PM	Apply target integration range 8.619-8.701 to qualifier 154.0 for compound 2,4-Dinitrophenol in sample Dec3006.D, new integration is from x, y = 8.619, 3643 to 8.701, 2689 and new response = 45489; previous integration is from x, y = 8.527, 905 to 8.619, 897 and previous response = 1333047.			✓	
CmdManuallyIntegrateDropBaseline	BL2000\sean	1/3/2022 1:24:43 PM	Drop baseline for qualifier 154.0 of compound 2,4-Dinitrophenol in sample Dec3006.D to y = 2689, new integration is from x, y = 8.619, 2689 to 8.701, 2689 and new response = 47831; previous integration is from x, y = 8.619, 3643 to 8.701, 2689 and previous response = 45489.			✓	
CmdManuallyIntegrateApplyTargetRtToQualifier	BL2000\sean	1/3/2022 1:24:48 PM	Apply target integration range 8.752-8.885 to qualifier 139.0 for compound 4-Nitrophenol in sample Dec3006.D, new integration is from x, y = 8.752, 12803 to 8.885, 2784 and new response = 830931; previous integration is from x, y = 8.742, 459 to 8.844, 622 and previous response = 883164.			✓	

Audit Trail report

Name	User	Time	Action	Reason	Comment	Succeed	Exception
CmdManuallyIntegrateDropBaseline	BL2000\sean	1/3/2022 1:24:49 PM	Drop baseline for qualifier 139.0 of compound 4-Nitrophenol in sample Dec3006.D to y = 2784, new integration is from x, y = 8.752, 2784 to 8.885, 2784 and new response = 870907; previous integration is from x, y = 8.752, 12803 to 8.885, 2784 and previous response = 830931.			✓	
CmdManuallyIntegrateApplyTargetRtToQualifier	BL2000\sean	1/3/2022 1:24:51 PM	Apply target integration range 8.752-8.885 to qualifier 65.0 for compound 4-Nitrophenol in sample Dec3006.D, new integration is from x, y = 8.752, 3320 to 8.885, 3937 and new response = 109656; previous integration is from x, y = 8.752, 2424 to 8.875, 2305 and previous response = 118780.			✓	
CmdManuallyIntegrateDropBaseline	BL2000\sean	1/3/2022 1:24:52 PM	Drop baseline for qualifier 65.0 of compound 4-Nitrophenol in sample Dec3006.D to y = 3320, new integration is from x, y = 8.752, 3320 to 8.885, 3320 and new response = 112117; previous integration is from x, y = 8.752, 3320 to 8.885, 3937 and previous response = 109656.			✓	
CmdManuallyIntegrateQualifierPeak	BL2000\sean	1/3/2022 1:24:58 PM	Manually integrate qualifier 139.0 of compound 4-Nitrophenol in sample Dec3006.D, from x, y = 8.783, 33496 to 8.885, 2784, result = -17452; previous integration is from x, y = 8.752, 2784 to 8.885, 2784 and previous response = 870907.			✓	
CmdManuallyIntegrateDropBaseline	BL2000\sean	1/3/2022 1:24:59 PM	Drop baseline for qualifier 139.0 of compound 4-Nitrophenol in sample Dec3006.D to y = 2784, new integration is from x, y = 8.783, 2784 to 8.885, 2784 and new response = 76819; previous integration is from x, y = 8.783, 33496 to 8.885, 2784 and previous response = -17452.			✓	
CmdManuallyIntegrateSplit	BL2000\sean	1/3/2022 1:25:05 PM	Split qualifier 63.0 of compound 2,4-Dinitrotoluene in sample Dec3006.D and keep right peak, new integration is from x, y = 8.783, 2265.00404044392 to 8.844, 2143.89107274454 and new response = 153282, previous integration is from x, y = 8.742, 2346 to 8.844, 2144 and previous response = 292691.			✓	

Audit Trail report

Name	User	Time	Action	Reason	Comment	Succeed	Exception
CmdManuallyIntegrateApplyTargetRtToQualifier	BL2000\sean	1/3/2022 1:25:10 PM	Apply target integration range 9.151-9.233 to qualifier 167.0 for compound Fluorene in sample Dec3006.D, new integration is from x, y = 9.151, 257 to 9.233, 1060 and new response = 233368; previous integration is from x, y = 9.284, 0 to 9.499, 0 and previous response = 402198.			✓	
CmdManuallyIntegrateDropBaseline	BL2000\sean	1/3/2022 1:25:11 PM	Drop baseline for qualifier 167.0 of compound Fluorene in sample Dec3006.D to y = 257, new integration is from x, y = 9.151, 257 to 9.233, 257 and new response = 235340; previous integration is from x, y = 9.151, 257 to 9.233, 1060 and previous response = 233368.			✓	
CmdManuallyIntegratePeak	BL2000\sean	1/3/2022 1:25:26 PM	Manually integrate compound Anthracene in sample Dec3006.D, from x, y = 10.363, 1184394 to 10.434, 1390648, result = -3494642; previous integration is from x, y = 10.292, 0 to 10.363, 0 and previous response = 2271550.			✓	
CmdManuallyIntegrateSnapBaseline	BL2000\sean	1/3/2022 1:25:28 PM	Snap baseline for compound Anthracene in sample Dec3006.D, from x = 10.363 to x = 10.434, new integration is from x, y = 10.363, 7857 to 10.434, 10362 and new response = 1943720; previous integration is from x, y = 10.363, 1184394 to 10.434, 1390648 and previous response = -3494642.			✓	
CmdManuallyIntegrateDropBaseline	BL2000\sean	1/3/2022 1:25:29 PM	Drop baseline for compound Anthracene in sample Dec3006.D to y = 7857, new integration is from x, y = 10.363, 7857 to 10.434, 7857 and new response = 1949048; previous integration is from x, y = 10.363, 7857 to 10.434, 10362 and previous response = 1943720.			✓	
CmdSetTargetCompoundAttribute	BL2000\sean	1/3/2022 1:25:30 PM	Set UserAnnotation = CO for compound Anthracene in sample Dec3006.D; previous value =			✓	
CmdManuallyIntegrateApplyTargetRtToQualifier	BL2000\sean	1/3/2022 1:25:32 PM	Apply target integration range 10.363-10.434 to qualifier 176.0 for compound Anthracene in sample Dec3006.D, new integration is from x, y = 10.363, 1975 to 10.434, 2328 and new response = 362022; previously no peak.			✓	

Audit Trail report

Name	User	Time	Action	Reason	Comment	Succeed	Exception
CmdManuallyIntegrateDropBaseline	BL2000\sean	1/3/2022 1:25:33 PM	Drop baseline for qualifier 176.0 of compound Anthracene in sample Dec3006.D to y = 1975, new integration is from x, y = 10.363, 1975 to 10.434, 1975 and new response = 362773; previous integration is from x, y = 10.363, 1975 to 10.434, 2328 and previous response = 362022.			✓	
CmdSaveBatchTable	BL2000\sean	1/3/2022 1:26:10 PM	Save batch \\MASSHUNTER\Org\Data\SV5973N.I\sd123021\1 DoD bna\QuantResults\123021 bna 1.batch.bin			✓	
CmdZeroOutPeak	BL2000\sean	1/3/2022 1:26:26 PM	Zero out primary peak of compound 2,6-Dinitrotoluene in sample Dec3007.D			✓	
CmdSetTargetCompoundAttribute	BL2000\sean	1/3/2022 1:26:28 PM	Set UserAnnotation = INT for compound 2,6-Dinitrotoluene in sample Dec3007.D; previous value =			✓	
CmdZeroOutPeak	BL2000\sean	1/3/2022 1:26:30 PM	Zero out primary peak of compound Dimethyl Phthalate in sample Dec3007.D			✓	
CmdSetTargetCompoundAttribute	BL2000\sean	1/3/2022 1:26:31 PM	Set UserAnnotation = INT for compound Dimethyl Phthalate in sample Dec3007.D; previous value =			✓	
CmdZeroOutPeak	BL2000\sean	1/3/2022 1:26:34 PM	Zero out primary peak of compound N-nitroso-Di-n-propylamine in sample Dec3007.D			✓	
CmdSetTargetCompoundAttribute	BL2000\sean	1/3/2022 1:26:35 PM	Set UserAnnotation = INT for compound N-nitroso-Di-n-propylamine in sample Dec3007.D; previous value =			✓	
CmdManuallyIntegratePeak	BL2000\sean	1/3/2022 1:27:07 PM	Manually integrate compound Pyridine in sample Dec3008.D, from x, y = 2.468, 679 to 2.673, 851, result = 86269; previous integration is from x, y = 2.469, 1012 to 2.673, 1077 and previous response = 77444.			✓	
CmdManuallyIntegrateDropBaseline	BL2000\sean	1/3/2022 1:27:08 PM	Drop baseline for compound Pyridine in sample Dec3008.D to y = 679, new integration is from x, y = 2.468, 679 to 2.673, 679 and new response = 87322; previous integration is from x, y = 2.468, 679 to 2.673, 851 and previous response = 86269.			✓	
CmdSetTargetCompoundAttribute	BL2000\sean	1/3/2022 1:27:11 PM	Set UserAnnotation = BA for compound Pyridine in sample Dec3008.D; previous value =			✓	

Audit Trail report

Name	User	Time	Action	Reason	Comment	Succeed	Exception
CmdManuallyIntegratePeak	BL2000\sean	1/3/2022 1:27:16 PM	Manually integrate compound Aniline in sample Dec3008.D, from x, y = 4.613, 393345 to 4.889, 434279, result = -6031001; previous integration is from x, y = 4.715, 761 to 4.858, 1036 and previous response = 595435.			✓	
CmdManuallyIntegrateSnapBaseline	BL2000\sean	1/3/2022 1:27:17 PM	Snap baseline for compound Aniline in sample Dec3008.D, from x = 4.613 to x = 4.889, new integration is from x, y = 4.613, 1581 to 4.889, 2494 and new response = 781807; previous integration is from x, y = 4.613, 393345 to 4.889, 434279 and previous response = -6031001.			✓	
CmdManuallyIntegrateDropBaseline	BL2000\sean	1/3/2022 1:27:18 PM	Drop baseline for compound Aniline in sample Dec3008.D to y = 1581, new integration is from x, y = 4.613, 1581 to 4.889, 1581 and new response = 789360; previous integration is from x, y = 4.613, 1581 to 4.889, 2494 and previous response = 781807.			✓	
CmdManuallyIntegrateSplit	BL2000\sean	1/3/2022 1:27:19 PM	Split peak for compound Aniline in sample Dec3008.D and keep left peak, new integration is from x, y = 4.613, 1581 to 4.715, 1581 and new response = 197265, previous integration is from x, y = 4.613, 1581 to 4.889, 1581 and previous response = 789360.			✓	
CmdSetTargetCompoundAttribute	BL2000\sean	1/3/2022 1:27:22 PM	Set UserAnnotation = BA for compound Aniline in sample Dec3008.D; previous value =			✓	
CmdManuallyIntegrateQualifierPeak	BL2000\sean	1/3/2022 1:27:28 PM	Manually integrate qualifier 66.0 of compound Aniline in sample Dec3008.D, from x, y = 4.623, 971 to 4.664, 24663, result = 69170; previous integration is from x, y = 4.623, 971 to 4.715, 1083 and previous response = 305553.			✓	
CmdManuallyIntegrateDropBaseline	BL2000\sean	1/3/2022 1:27:29 PM	Drop baseline for qualifier 66.0 of compound Aniline in sample Dec3008.D to y = 971, new integration is from x, y = 4.623, 971 to 4.664, 971 and new response = 98205; previous integration is from x, y = 4.623, 971 to 4.664, 24663 and previous response = 69170.			✓	
CmdManuallyIntegrateQualifierPeak	BL2000\sean	1/3/2022 1:27:33 PM	Manually integrate qualifier 65.0 of compound Aniline in sample Dec3008.D, from x, y = 4.628, 1300 to 4.664, 12359, result = 37798; previous integration is from x, y = 4.628, 1300 to 4.715, 1413 and previous response = 203805.			✓	

Audit Trail report

Name	User	Time	Action	Reason	Comment	Succeed	Exception
CmdManuallyIntegrateDropBaseline	BL2000\sean	1/3/2022 1:27:34 PM	Drop baseline for qualifier 65.0 of compound Aniline in sample Dec3008.D to y = 1300, new integration is from x, y = 4.628, 1300 to 4.664, 1300 and new response = 49581; previous integration is from x, y = 4.628, 1300 to 4.664, 12359 and previous response = 37798.			✓	
CmdManuallyIntegrateQualifierPeak	BL2000\sean	1/3/2022 1:27:41 PM	Manually integrate qualifier 66.0 of compound Phenol in sample Dec3008.D, from x, y = 4.664, 42183 to 4.715, 992, result = 144486; previous integration is from x, y = 4.618, 879 to 4.715, 992 and previous response = 306036.			✓	
CmdManuallyIntegrateDropBaseline	BL2000\sean	1/3/2022 1:27:42 PM	Drop baseline for qualifier 66.0 of compound Phenol in sample Dec3008.D to y = 992, new integration is from x, y = 4.664, 992 to 4.715, 992 and new response = 207591; previous integration is from x, y = 4.664, 42183 to 4.715, 992 and previous response = 144486.			✓	
CmdManuallyIntegrateSplit	BL2000\sean	1/3/2022 1:27:48 PM	Split peak for compound bis(-2-Chloroethyl)Ether in sample Dec3008.D and keep left peak, new integration is from x, y = 4.705, 937.131202403743 to 4.756, 959.025729678894 and new response = 572685, previous integration is from x, y = 4.705, 937 to 4.807, 981 and previous response = 784462.			✓	
CmdSetTargetCompoundAttribute	BL2000\sean	1/3/2022 1:27:49 PM	Set UserAnnotation = CO for compound bis(-2-Chloroethyl)Ether in sample Dec3008.D; previous value =			✓	
CmdManuallyIntegrateApplyTargetRtToQualifier	BL2000\sean	1/3/2022 1:27:51 PM	Apply target integration range 4.705-4.756 to qualifier 64.0 for compound bis(-2-Chloroethyl)Ether in sample Dec3008.D, new integration is from x, y = 4.705, 1293 to 4.756, 3232 and new response = 16785; previous integration is from x, y = 4.756, 512 to 4.838, 552 and previous response = 283074.			✓	
CmdManuallyIntegrateDropBaseline	BL2000\sean	1/3/2022 1:27:52 PM	Drop baseline for qualifier 64.0 of compound bis(-2-Chloroethyl)Ether in sample Dec3008.D to y = 1293, new integration is from x, y = 4.705, 1293 to 4.756, 1293 and new response = 19755; previous integration is from x, y = 4.705, 1293 to 4.756, 3232 and previous response = 16785.			✓	

Audit Trail report

Name	User	Time	Action	Reason	Comment	Succeed	Exception
CmdManuallyIntegrateSplit	BL2000\sean	1/3/2022 1:27:59 PM	Split peak for compound 1,3-Dichlorobenzene in sample Dec3008.D and keep left peak, new integration is from x, y = 4.899, 0 to 4.981, 0 and new response = 599018, previous integration is from x, y = 4.899, 0 to 5.083, 0 and previous response = 1179458.			✓	
CmdSetTargetCompoundAttribute	BL2000\sean	1/3/2022 1:28:01 PM	Set UserAnnotation = CO for compound 1,3-Dichlorobenzene in sample Dec3008.D; previous value =			✓	
CmdManuallyIntegrateSplit	BL2000\sean	1/3/2022 1:28:04 PM	Split qualifier 148.0 of compound 1,3-Dichlorobenzene in sample Dec3008.D and keep left peak, new integration is from x, y = 4.879, 0 to 4.971, 0 and new response = 386622, previous integration is from x, y = 4.879, 0 to 5.083, 0 and previous response = 765111.			✓	
CmdManuallyIntegrateSplit	BL2000\sean	1/3/2022 1:28:06 PM	Split qualifier 111.0 of compound 1,3-Dichlorobenzene in sample Dec3008.D and keep left peak, new integration is from x, y = 4.899, 0 to 4.971, 0 and new response = 235423, previous integration is from x, y = 4.899, 0 to 5.063, 0 and previous response = 459930.			✓	
CmdManuallyIntegrateSplit	BL2000\sean	1/3/2022 1:28:11 PM	Split peak for compound 1,4-Dichlorobenzene in sample Dec3008.D and keep right peak, new integration is from x, y = 4.981, 0 to 5.083, 0 and new response = 580441, previous integration is from x, y = 4.899, 0 to 5.083, 0 and previous response = 1179458.			✓	
CmdSetTargetCompoundAttribute	BL2000\sean	1/3/2022 1:28:13 PM	Set UserAnnotation = CO for compound 1,4-Dichlorobenzene in sample Dec3008.D; previous value =			✓	
CmdManuallyIntegrateSplit	BL2000\sean	1/3/2022 1:28:15 PM	Split qualifier 148.0 of compound 1,4-Dichlorobenzene in sample Dec3008.D and keep right peak, new integration is from x, y = 4.971, 0 to 5.083, 0 and new response = 378489, previous integration is from x, y = 4.879, 0 to 5.083, 0 and previous response = 765111.			✓	
CmdManuallyIntegrateSplit	BL2000\sean	1/3/2022 1:28:16 PM	Split qualifier 111.0 of compound 1,4-Dichlorobenzene in sample Dec3008.D and keep right peak, new integration is from x, y = 4.971, 0 to 5.063, 0 and new response = 224507, previous integration is from x, y = 4.899, 0 to 5.063, 0 and previous response = 459930.			✓	

Audit Trail report

Name	User	Time	Action	Reason	Comment	Succeed	Exception
CmdManuallyIntegrateApplyTargetRtToQualifier	BL2000\sean	1/3/2022 1:28:21 PM	Apply target integration range 5.144-5.246 to qualifier 148.0 for compound 1,2-Dichlorobenzene in sample Dec3008.D, new integration is from x, y = 5.144, 301 to 5.246, 663 and new response = 404949; previously no peak.			✓	
CmdManuallyIntegrateApplyTargetRtToQualifier	BL2000\sean	1/3/2022 1:28:22 PM	Apply target integration range 5.144-5.246 to qualifier 111.0 for compound 1,2-Dichlorobenzene in sample Dec3008.D, new integration is from x, y = 5.144, 322 to 5.246, 227 and new response = 258072; previously no peak.			✓	
CmdManuallyIntegratePeak	BL2000\sean	1/3/2022 1:28:30 PM	Manually integrate compound 4Methylphenol/3Methylphenol in sample Dec3008.D, from x, y = 5.491, 443545 to 5.583, 486264, result = -1843244; previous integration is from x, y = 5.308, 1687 to 5.400, 1632 and previous response = 490315.			✓	
CmdManuallyIntegratePeak	BL2000\sean	1/3/2022 1:28:33 PM	Manually integrate compound 4Methylphenol/3Methylphenol in sample Dec3008.D, from x, y = 5.471, 307930 to 5.583, 325754, result = -1412177; previous integration is from x, y = 5.491, 443545 to 5.583, 486264 and previous response = -1843244.			✓	
CmdManuallyIntegrateSnapBaseline	BL2000\sean	1/3/2022 1:28:35 PM	Snap baseline for compound 4Methylphenol/3Methylphenol in sample Dec3008.D, from x = 5.471 to x = 5.583, new integration is from x, y = 5.471, 1838 to 5.583, 6087 and new response = 696631; previous integration is from x, y = 5.471, 307930 to 5.583, 325754 and previous response = -1412177.			✓	
CmdManuallyIntegrateDropBaseline	BL2000\sean	1/3/2022 1:28:36 PM	Drop baseline for compound 4Methylphenol/3Methylphenol in sample Dec3008.D to y = 1838, new integration is from x, y = 5.471, 1838 to 5.583, 1838 and new response = 710950; previous integration is from x, y = 5.471, 1838 to 5.583, 6087 and previous response = 696631.			✓	
CmdSetTargetCompoundAttribute	BL2000\sean	1/3/2022 1:28:36 PM	Set UserAnnotation = CO for compound 4Methylphenol/3Methylphenol in sample Dec3008.D; previous value =			✓	
CmdManuallyIntegrateApplyTargetRtToQualifier	BL2000\sean	1/3/2022 1:28:37 PM	Apply target integration range 5.471-5.583 to qualifier 108.0 for compound 4Methylphenol/3Methylphenol in sample Dec3008.D, new integration is from x, y = 5.471, 1817 to 5.583, 6067 and new response = 572932; previously no peak.			✓	

Audit Trail report

Name	User	Time	Action	Reason	Comment	Succeed	Exception
CmdManuallyIntegrateDropBaseline	BL2000\sean	1/3/2022 1:28:38 PM	Drop baseline for qualifier 108.0 of compound 4Methylphenol/3Methylphenol in sample Dec3008.D to y = 1817, new integration is from x, y = 5.471, 1817 to 5.583, 1817 and new response = 587255; previous integration is from x, y = 5.471, 1817 to 5.583, 6067 and previous response = 572932.			✓	
CmdManuallyIntegrateSplit	BL2000\sean	1/3/2022 1:28:48 PM	Split qualifier 77.0 of compound Nitrobenzene in sample Dec3008.D and keep right peak, new integration is from x, y = 5.594, 2417.00935600595 to 5.706, 2150.37608070444 and new response = 364558, previous integration is from x, y = 5.491, 2659 to 5.706, 2150 and previous response = 566741.			✓	
CmdManuallyIntegrateSplit	BL2000\sean	1/3/2022 1:28:56 PM	Split qualifier 109.0 of compound 2-Nitrophenol in sample Dec3008.D and keep left peak, new integration is from x, y = 5.972, 172.111111111111 to 6.095, 172.111111111111 and new response = 62045, previous integration is from x, y = 5.972, 172 to 6.126, 172 and previous response = 68766.			✓	
CmdManuallyIntegrateQualifierPeak	BL2000\sean	1/3/2022 1:29:04 PM	Manually integrate qualifier 109.0 of compound 2-Nitrophenol in sample Dec3008.D, from x, y = 5.982, 880 to 6.064, 982, result = 54341; previous integration is from x, y = 5.972, 172 to 6.095, 172 and previous response = 62045.			✓	
CmdManuallyIntegrateSplit	BL2000\sean	1/3/2022 1:29:19 PM	Split peak for compound Naphthalene in sample Dec3008.D and keep left peak, new integration is from x, y = 6.424, 809.396629041727 to 6.485, 963.062871272689 and new response = 1512667, previous integration is from x, y = 6.424, 809 to 6.526, 1066 and previous response = 1925864.			✓	
CmdSetTargetCompoundAttribute	BL2000\sean	1/3/2022 1:29:21 PM	Set UserAnnotation = CO for compound Naphthalene in sample Dec3008.D; previous value =			✓	
CmdManuallyIntegrateSplit	BL2000\sean	1/3/2022 1:29:22 PM	Split qualifier 129.0 of compound Naphthalene in sample Dec3008.D and keep left peak, new integration is from x, y = 6.427, 458.596481751334 to 6.485, 502.800033015741 and new response = 164738, previous integration is from x, y = 6.427, 459 to 6.526, 534 and previous response = 194146.			✓	

Audit Trail report

Name	User	Time	Action	Reason	Comment	Succeed	Exception
CmdManuallyIntegrateSplit	BL2000\sean	1/3/2022 1:29:24 PM	Split qualifier 102.0 of compound Naphthalene in sample Dec3008.D and keep left peak, new integration is from x, y = 6.413, 0 to 6.485, 0 and new response = 135400, previous integration is from x, y = 6.413, 0 to 6.526, 0 and previous response = 154293.			✓	
CmdManuallyIntegrateSplit	BL2000\sean	1/3/2022 1:29:27 PM	Split peak for compound 4-Chlorophenol in sample Dec3008.D and keep left peak, new integration is from x, y = 6.485, 417.743260754258 to 6.526, 446.513807010784 and new response = 125000, previous integration is from x, y = 6.485, 418 to 6.578, 482 and previous response = 142635.			✓	
CmdSetTargetCompoundAttribute	BL2000\sean	1/3/2022 1:29:28 PM	Set UserAnnotation = CO for compound 4-Chlorophenol in sample Dec3008.D; previous value =			✓	
CmdManuallyIntegrateSplit	BL2000\sean	1/3/2022 1:29:30 PM	Split qualifier 128.0 of compound 4-Chlorophenol in sample Dec3008.D and keep right peak, new integration is from x, y = 6.485, 854.028777405032 to 6.526, 941.523775980777 and new response = 413485, previous integration is from x, y = 6.424, 723 to 6.526, 942 and previous response = 1926513.			✓	
CmdManuallyIntegrateApplyTargetRtToQualifier	BL2000\sean	1/3/2022 1:29:34 PM	Apply target integration range 6.535-6.619 to qualifier 129.0 for compound p-Chloroaniline in sample Dec3008.D, new integration is from x, y = 6.535, 2204 to 6.619, 4868 and new response = 111233; previously no peak.			✓	
CmdManuallyIntegrateDropBaseline	BL2000\sean	1/3/2022 1:29:36 PM	Drop baseline for qualifier 129.0 of compound p-Chloroaniline in sample Dec3008.D to y = 2204, new integration is from x, y = 6.535, 2204 to 6.619, 2204 and new response = 117917; previous integration is from x, y = 6.535, 2204 to 6.619, 4868 and previous response = 111233.			✓	
CmdManuallyIntegrateApplyTargetRtToQualifier	BL2000\sean	1/3/2022 1:29:37 PM	Apply target integration range 6.535-6.619 to qualifier 65.0 for compound p-Chloroaniline in sample Dec3008.D, new integration is from x, y = 6.535, 8150 to 6.619, 4826 and new response = 124122; previous integration is from x, y = 6.480, 2511 to 6.578, 2357 and previous response = 325344.			✓	

Audit Trail report

Name	User	Time	Action	Reason	Comment	Succeed	Exception
CmdManuallyIntegrateDropBaseline	BL2000\sean	1/3/2022 1:29:38 PM	Drop baseline for qualifier 65.0 of compound p-Chloroaniline in sample Dec3008.D to y = 4826, new integration is from x, y = 6.535, 4826 to 6.619, 4826 and new response = 132166; previous integration is from x, y = 6.535, 8150 to 6.619, 4826 and previous response = 124122.			✓	
CmdManuallyIntegratePeak	BL2000\sean	1/3/2022 1:29:45 PM	Manually integrate compound 1-Methylnaphthalene in sample Dec3008.D, from x, y = 7.368, 350222 to 7.440, 430202, result = -738663; previous integration is from x, y = 7.255, 658 to 7.348, 656 and previous response = 1002907.			✓	
CmdManuallyIntegrateSnapBaseline	BL2000\sean	1/3/2022 1:29:46 PM	Snap baseline for compound 1-Methylnaphthalene in sample Dec3008.D, from x = 7.368 to x = 7.440, new integration is from x, y = 7.368, 2856 to 7.440, 5556 and new response = 926181; previous integration is from x, y = 7.368, 350222 to 7.440, 430202 and previous response = -738663.			✓	
CmdManuallyIntegrateDropBaseline	BL2000\sean	1/3/2022 1:29:46 PM	Drop baseline for compound 1-Methylnaphthalene in sample Dec3008.D to y = 2856, new integration is from x, y = 7.368, 2856 to 7.440, 2856 and new response = 932003; previous integration is from x, y = 7.368, 2856 to 7.440, 5556 and previous response = 926181.			✓	
CmdSetTargetCompoundAttribute	BL2000\sean	1/3/2022 1:29:48 PM	Set UserAnnotation = CO for compound 1-Methylnaphthalene in sample Dec3008.D; previous value =			✓	
CmdManuallyIntegrateApplyTargetRtToQualifier	BL2000\sean	1/3/2022 1:29:50 PM	Apply target integration range 7.368-7.440 to qualifier 142.0 for compound 1-Methylnaphthalene in sample Dec3008.D, new integration is from x, y = 7.368, 4219 to 7.440, 7370 and new response = 1032007; previously no peak.			✓	
CmdManuallyIntegrateSplit	BL2000\sean	1/3/2022 1:29:56 PM	Split peak for compound 2,4,6-Trichlorophenol in sample Dec3008.D and keep left peak, new integration is from x, y = 7.615, 0 to 7.666, 0 and new response = 262076, previous integration is from x, y = 7.615, 0 to 7.769, 0 and previous response = 538770.			✓	
CmdSetTargetCompoundAttribute	BL2000\sean	1/3/2022 1:29:57 PM	Set UserAnnotation = CO for compound 2,4,6-Trichlorophenol in sample Dec3008.D; previous value =			✓	

Audit Trail report

Name	User	Time	Action	Reason	Comment	Succeed	Exception
CmdManuallyIntegrateSplit	BL2000\sean	1/3/2022 1:29:59 PM	Split qualifier 198.0 of compound 2,4,6-Trichlorophenol in sample Dec3008.D and keep left peak, new integration is from x, y = 7.615, 73.7754544037471 to 7.677, 118.641278558988 and new response = 250649, previous integration is from x, y = 7.615, 74 to 7.769, 187 and previous response = 509746.			✓	
CmdManuallyIntegrateSplit	BL2000\sean	1/3/2022 1:30:02 PM	Split peak for compound 2,4,5-Trichlorophenol in sample Dec3008.D and keep right peak, new integration is from x, y = 7.666, 76.1035874073736 to 7.769, 127.055329562821 and new response = 276068, previous integration is from x, y = 7.615, 51 to 7.769, 127 and previous response = 537461.			✓	
CmdSetTargetCompoundAttribute	BL2000\sean	1/3/2022 1:30:03 PM	Set UserAnnotation = CO for compound 2,4,5-Trichlorophenol in sample Dec3008.D; previous value =			✓	
CmdManuallyIntegrateSplit	BL2000\sean	1/3/2022 1:30:05 PM	Split qualifier 198.0 of compound 2,4,5-Trichlorophenol in sample Dec3008.D and keep right peak, new integration is from x, y = 7.677, 90.8365286368713 to 7.769, 140.513456393535 and new response = 259673, previous integration is from x, y = 7.615, 58 to 7.769, 141 and previous response = 510021.			✓	
CmdManuallyIntegrateApplyTargetRtToQualifier	BL2000\sean	1/3/2022 1:30:12 PM	Apply target integration range 8.313-8.405 to qualifier 153.1 for compound Acenaphthylene in sample Dec3008.D, new integration is from x, y = 8.313, 0 to 8.405, 2150 and new response = 233578; previous integration is from x, y = 8.527, 0 to 8.630, 0 and previous response = 1222696.			✓	
CmdManuallyIntegrateApplyTargetRtToQualifier	BL2000\sean	1/3/2022 1:30:19 PM	Apply target integration range 8.527-8.619 to qualifier 152.0 for compound Acenaphthene in sample Dec3008.D, new integration is from x, y = 8.527, 1903 to 8.619, 2931 and new response = 574137; previous integration is from x, y = 8.312, 401 to 8.405, 525 and previous response = 1753089.			✓	
CmdManuallyIntegrateDropBaseline	BL2000\sean	1/3/2022 1:30:21 PM	Drop baseline for qualifier 152.0 of compound Acenaphthene in sample Dec3008.D to y = 1903, new integration is from x, y = 8.527, 1903 to 8.619, 1903 and new response = 576976; previous integration is from x, y = 8.527, 1903 to 8.619, 2931 and previous response = 574137.			✓	

Audit Trail report

Name	User	Time	Action	Reason	Comment	Succeed	Exception
CmdManuallyIntegrateApplyTargetRtToQualifier	BL2000\sean	1/3/2022 1:30:29 PM	Apply target integration range 8.619-8.701 to qualifier 154.0 for compound 2,4-Dinitrophenol in sample Dec3008.D, new integration is from x, y = 8.619, 3172 to 8.701, 1889 and new response = 35793; previous integration is from x, y = 8.527, 686 to 8.619, 724 and previous response = 1113635.			✓	
CmdManuallyIntegrateDropBaseline	BL2000\sean	1/3/2022 1:30:31 PM	Drop baseline for qualifier 154.0 of compound 2,4-Dinitrophenol in sample Dec3008.D to y = 1889, new integration is from x, y = 8.619, 1889 to 8.701, 1889 and new response = 38943; previous integration is from x, y = 8.619, 3172 to 8.701, 1889 and previous response = 35793.			✓	
CmdManuallyIntegrateApplyTargetRtToQualifier	BL2000\sean	1/3/2022 1:30:39 PM	Apply target integration range 8.783-8.916 to qualifier 139.0 for compound 4-Nitrophenol in sample Dec3008.D, new integration is from x, y = 8.783, 22408 to 8.916, 1367 and new response = -18968; previous integration is from x, y = 8.742, 430 to 8.844, 622 and previous response = 725193.			✓	
CmdManuallyIntegrateDropBaseline	BL2000\sean	1/3/2022 1:30:40 PM	Drop baseline for qualifier 139.0 of compound 4-Nitrophenol in sample Dec3008.D to y = 1367, new integration is from x, y = 8.783, 1367 to 8.916, 1367 and new response = 64985; previous integration is from x, y = 8.783, 22408 to 8.916, 1367 and previous response = -18968.			✓	
CmdManuallyIntegrateSplit	BL2000\sean	1/3/2022 1:30:45 PM	Split qualifier 63.0 of compound 2,4-Dinitrotoluene in sample Dec3008.D and keep right peak, new integration is from x, y = 8.783, 2191.65730767554 to 8.844, 2116.92889123452 and new response = 119949, previous integration is from x, y = 8.736, 2250 to 8.844, 2117 and previous response = 229614.			✓	
CmdManuallyIntegrateQualifierPeak	BL2000\sean	1/3/2022 1:30:56 PM	Manually integrate qualifier 51.0 of compound Azobenzene in sample Dec3008.D, from x, y = 9.325, 547762 to 9.325, 524475, result = 681373; previous integration is from x, y = 9.346, 5825 to 9.458, 4986 and previous response = 681373.			✓	

Audit Trail report

Name	User	Time	Action	Reason	Comment	Succeed	Exception
CmdManuallyIntegrateSplit	BL2000\sean	1/3/2022 1:30:56 PM	Split qualifier 51.0 of compound Azobenzene in sample Dec3008.D and keep right peak, new integration is from x, y = 9.346, 5825.28466223554 to 9.458, 4986.14696723506 and new response = 681373, previous integration is from x, y = 9.346, 5825 to 9.458, 4986 and previous response = 681373.			✓	
CmdManuallyIntegrateSplit	BL2000\sean	1/3/2022 1:30:58 PM	Split peak for compound Azobenzene in sample Dec3008.D and keep right peak, new integration is from x, y = 9.387, 3308.16985011622 to 9.458, 3008.99149518783 and new response = 964082, previous integration is from x, y = 9.387, 3308 to 9.458, 3009 and previous response = 964082.			✓	
CmdManuallyIntegrateSplit	BL2000\sean	1/3/2022 1:31:00 PM	Split qualifier 51.0 of compound Azobenzene in sample Dec3008.D and keep right peak, new integration is from x, y = 9.346, 5825.28466223554 to 9.458, 4986.14696723506 and new response = 681373, previous integration is from x, y = 9.346, 5825 to 9.458, 4986 and previous response = 681373.			✓	
CmdManuallyIntegrateQualifierPeak	BL2000\sean	1/3/2022 1:31:05 PM	Manually integrate qualifier 51.0 of compound Azobenzene in sample Dec3008.D, from x, y = 9.387, 38328 to 9.458, 4986, result = 393313; previous integration is from x, y = 9.346, 5825 to 9.458, 4986 and previous response = 681373.			✓	
CmdManuallyIntegrateDropBaseline	BL2000\sean	1/3/2022 1:31:06 PM	Drop baseline for qualifier 51.0 of compound Azobenzene in sample Dec3008.D to y = 4986, new integration is from x, y = 9.387, 4986 to 9.458, 4986 and new response = 464948; previous integration is from x, y = 9.387, 38328 to 9.458, 4986 and previous response = 393313.			✓	
CmdManuallyIntegrateSplit	BL2000\sean	1/3/2022 1:31:14 PM	Split qualifier 176.0 of compound Phenanthrene in sample Dec3008.D and keep left peak, new integration is from x, y = 10.303, 82.5905281308278 to 10.363, 125.517164136891 and new response = 360261, previous integration is from x, y = 10.303, 83 to 10.444, 183 and previous response = 677223.			✓	

Audit Trail report

Name	User	Time	Action	Reason	Comment	Succeed	Exception
CmdManuallyIntegratePeak	BL2000\sean	1/3/2022 1:31:20 PM	Manually integrate compound Anthracene in sample Dec3008.D, from x, y = 10.282, 633584 to 10.495, 662443, result = -4643240; previous integration is from x, y = 10.292, 362 to 10.363, 486 and previous response = 1896460.			✓	
CmdManuallyIntegrateSnapBaseline	BL2000\sean	1/3/2022 1:31:21 PM	Snap baseline for compound Anthracene in sample Dec3008.D, from x = 10.282 to x = 10.495, new integration is from x, y = 10.282, 642 to 10.495, 4082 and new response = 3596568; previous integration is from x, y = 10.282, 633584 to 10.495, 662443 and previous response = -4643240.			✓	
CmdManuallyIntegrateDropBaseline	BL2000\sean	1/3/2022 1:31:22 PM	Drop baseline for compound Anthracene in sample Dec3008.D to y = 642, new integration is from x, y = 10.282, 642 to 10.495, 642 and new response = 3618518; previous integration is from x, y = 10.282, 642 to 10.495, 4082 and previous response = 3596568.			✓	
CmdManuallyIntegrateSplit	BL2000\sean	1/3/2022 1:31:23 PM	Split peak for compound Anthracene in sample Dec3008.D and keep right peak, new integration is from x, y = 10.363, 642 to 10.495, 642 and new response = 1723062, previous integration is from x, y = 10.282, 642 to 10.495, 642 and previous response = 3618518.			✓	
CmdSetTargetCompoundAttribute	BL2000\sean	1/3/2022 1:31:24 PM	Set UserAnnotation = CO for compound Anthracene in sample Dec3008.D; previous value =			✓	
CmdManuallyIntegrateSplit	BL2000\sean	1/3/2022 1:31:26 PM	Split qualifier 176.0 of compound Anthracene in sample Dec3008.D and keep right peak, new integration is from x, y = 10.363, 124.493744878339 to 10.444, 188.168653748833 and new response = 318328, previous integration is from x, y = 10.303, 77 to 10.444, 188 and previous response = 677222.			✓	
CmdManuallyIntegratePeak	BL2000\sean	1/3/2022 1:31:34 PM	Manually integrate compound Benzidine in sample Dec3008.D from x, y = 12.460, 0 to 12.683, 0; result = 5567			✓	
CmdManuallyIntegrateQualifierPeak	BL2000\sean	1/3/2022 1:31:38 PM	Manually integrate qualifier 92.0 of compound Benzidine in sample Dec3008.D from x, y = 12.581, 249 to 12.662, 250; result = 1018			✓	

Audit Trail report

Name	User	Time	Action	Reason	Comment	Succeed	Exception
CmdManuallyIntegrateQualifierPeak	BL2000\sean	1/3/2022 1:31:45 PM	Manually integrate qualifier183.0 of compound Benzidine in sample Dec3008.D from x, y = 12.541, 0 to 12.632, -18; result = 1120			✓	
CmdClearManualIntegration	BL2000\sean	1/3/2022 1:31:48 PM	Clear manual integration of target signal for compound Benzidine in sample Dec3008.D				Agilent.MassSpectrometry.DataAnalysis.Quantitative.ApplicationCommandException: Integrator did not find any peaks at Agilent.MassSpectrometry.DataAnalysis.Quantitative.Analysis.MeasuredIon.ClearManualIntegration() at Agilent.MassSpectrometry.DataAnalysis.Quantitative.CmdClearManualIntegration.Do() at Agilent.MassSpectrometry.CommandModel.CommandHistory.Invoke(ICommand cmd) at Agilent.MassSpectrometry.DataAnalysis.Quantitative.AppCommandContext.Invoke(ICommand cmd)
CmdSaveBatchTable	BL2000\sean	1/3/2022 1:32:16 PM	Save batch \\MASSHUNTER\Org\Data\SV5973N.I\sd123021\1 DoD bna\QuantResults\123021 bna 1.batch.bin			✓	
CmdSaveBatchTable	BL2000\sean	1/3/2022 1:33:58 PM	Save batch \\MASSHUNTER\Org\Data\SV5973N.I\sd123021\1 DoD bna\QuantResults\123021 bna 1.batch.bin			✓	
CmdZeroOutPeak	BL2000\sean	1/3/2022 2:02:23 PM	Zero out primary peak of compound 2,6-Dinitrotoluene in sample Dec3009.D			✓	
CmdZeroOutPeak	BL2000\sean	1/3/2022 2:02:27 PM	Zero out primary peak of compound Hexachlorophene in sample Dec3009.D			✓	
CmdSetTargetCompoundAttribute	BL2000\sean	1/3/2022 2:02:29 PM	Set UserAnnotation = INT for compound Hexachlorophene in sample Dec3009.D; previous value =			✓	
CmdZeroOutPeak	BL2000\sean	1/3/2022 2:02:31 PM	Zero out primary peak of compound Caprolactam in sample Dec3009.D			✓	
CmdZeroOutPeak	BL2000\sean	1/3/2022 2:02:40 PM	Zero out primary peak of compound 4,6-Dinitro-2-methylphenol in sample Dec3009.D			✓	
CmdSetTargetCompoundAttribute	BL2000\sean	1/3/2022 2:02:41 PM	Set UserAnnotation = INT for compound 4,6-Dinitro-2-methylphenol in sample Dec3009.D; previous value =			✓	
CmdZeroOutPeak	BL2000\sean	1/3/2022 2:02:43 PM	Zero out primary peak of compound Dimethyl Phthalate in sample Dec3009.D			✓	

Audit Trail report

Name	User	Time	Action	Reason	Comment	Succeed	Exception
CmdSetTargetCompoundAttribute	BL2000\sean	1/3/2022 2:02:46 PM	Set UserAnnotation = INT for compound Dimethyl Phthalate in sample Dec3009.D; previous value =			✓	
CmdZeroOutPeak	BL2000\sean	1/3/2022 2:02:49 PM	Zero out primary peak of compound N-nitroso-Di-n-propylamine in sample Dec3009.D			✓	
CmdSetTargetCompoundAttribute	BL2000\sean	1/3/2022 2:02:50 PM	Set UserAnnotation = INT for compound N-nitroso-Di-n-propylamine in sample Dec3009.D; previous value =			✓	
CmdZeroOutPeak	BL2000\sean	1/3/2022 2:03:19 PM	Zero out primary peak of compound 2,6-Dinitrotoluene in sample Dec3010.D			✓	
CmdSetTargetCompoundAttribute	BL2000\sean	1/3/2022 2:03:20 PM	Set UserAnnotation = INT for compound 2,6-Dinitrotoluene in sample Dec3010.D; previous value =			✓	
CmdZeroOutPeak	BL2000\sean	1/3/2022 2:03:23 PM	Zero out primary peak of compound N-nitroso-Di-n-propylamine in sample Dec3010.D			✓	
CmdSetTargetCompoundAttribute	BL2000\sean	1/3/2022 2:03:24 PM	Set UserAnnotation = INT for compound N-nitroso-Di-n-propylamine in sample Dec3010.D; previous value =			✓	
CmdZeroOutPeak	BL2000\sean	1/3/2022 2:03:27 PM	Zero out primary peak of compound Dimethyl Phthalate in sample Dec3010.D			✓	
CmdZeroOutPeak	BL2000\sean	1/3/2022 2:03:35 PM	Zero out primary peak of compound Benzoic Acid in sample Dec3010.D			✓	
CmdSetTargetCompoundAttribute	BL2000\sean	1/3/2022 2:03:37 PM	Set UserAnnotation = INT for compound Benzoic Acid in sample Dec3010.D; previous value =			✓	
CmdZeroOutPeak	BL2000\sean	1/3/2022 2:03:50 PM	Zero out primary peak of compound 2,6-Dinitrotoluene in sample Dec3011.D			✓	
CmdSetTargetCompoundAttribute	BL2000\sean	1/3/2022 2:03:50 PM	Set UserAnnotation = INT for compound 2,6-Dinitrotoluene in sample Dec3011.D; previous value =			✓	
CmdZeroOutPeak	BL2000\sean	1/3/2022 2:03:52 PM	Zero out primary peak of compound Dimethyl Phthalate in sample Dec3011.D			✓	
CmdZeroOutPeak	BL2000\sean	1/3/2022 2:03:56 PM	Zero out primary peak of compound N-nitroso-Di-n-propylamine in sample Dec3011.D			✓	
CmdSetTargetCompoundAttribute	BL2000\sean	1/3/2022 2:03:57 PM	Set UserAnnotation = INT for compound N-nitroso-Di-n-propylamine in sample Dec3011.D; previous value =			✓	
CmdZeroOutPeak	BL2000\sean	1/3/2022 2:03:59 PM	Zero out primary peak of compound 4,6-Dinitro-2-methylphenol in sample Dec3011.D			✓	

Audit Trail report

Name	User	Time	Action	Reason	Comment	Succeed	Exception
CmdSetTargetCompoundAttribute	BL2000\sean	1/3/2022 2:04:00 PM	Set UserAnnotation = INT for compound 4,6-Dinitro-2-methylphenol in sample Dec3011.D; previous value =			✓	
CmdZeroOutPeak	BL2000\sean	1/3/2022 2:04:08 PM	Zero out primary peak of compound N-nitroso-Di-n-propylamine in sample Dec3012.D			✓	
CmdSetTargetCompoundAttribute	BL2000\sean	1/3/2022 2:04:09 PM	Set UserAnnotation = INT for compound N-nitroso-Di-n-propylamine in sample Dec3012.D; previous value =			✓	
CmdZeroOutPeak	BL2000\sean	1/3/2022 2:04:15 PM	Zero out primary peak of compound Dimethyl Phthalate in sample Dec3012.D			✓	
CmdSetTargetCompoundAttribute	BL2000\sean	1/3/2022 2:04:16 PM	Set UserAnnotation = INT for compound Dimethyl Phthalate in sample Dec3012.D; previous value =			✓	
CmdZeroOutPeak	BL2000\sean	1/3/2022 2:04:20 PM	Zero out primary peak of compound 2,6-Dinitrotoluene in sample Dec3012.D			✓	
CmdSetTargetCompoundAttribute	BL2000\sean	1/3/2022 2:04:21 PM	Set UserAnnotation = INT for compound 2,6-Dinitrotoluene in sample Dec3012.D; previous value =			✓	
CmdZeroOutPeak	BL2000\sean	1/3/2022 2:04:47 PM	Zero out primary peak of compound 2,6-Dinitrotoluene in sample Dec3013.D			✓	
CmdSetTargetCompoundAttribute	BL2000\sean	1/3/2022 2:04:48 PM	Set UserAnnotation = INT for compound 2,6-Dinitrotoluene in sample Dec3013.D; previous value =			✓	
CmdZeroOutPeak	BL2000\sean	1/3/2022 2:04:50 PM	Zero out primary peak of compound Dimethyl Phthalate in sample Dec3013.D			✓	
CmdSetTargetCompoundAttribute	BL2000\sean	1/3/2022 2:04:51 PM	Set UserAnnotation = INT for compound Dimethyl Phthalate in sample Dec3013.D; previous value =			✓	
CmdZeroOutPeak	BL2000\sean	1/3/2022 2:04:53 PM	Zero out primary peak of compound N-nitroso-Di-n-propylamine in sample Dec3013.D			✓	
CmdSetTargetCompoundAttribute	BL2000\sean	1/3/2022 2:04:54 PM	Set UserAnnotation = INT for compound N-nitroso-Di-n-propylamine in sample Dec3013.D; previous value =			✓	
CmdZeroOutPeak	BL2000\sean	1/3/2022 2:04:56 PM	Zero out primary peak of compound bis(2-chloroisopropyl)Ether in sample Dec3013.D			✓	
CmdSetTargetCompoundAttribute	BL2000\sean	1/3/2022 2:04:57 PM	Set UserAnnotation = INT for compound bis(2-chloroisopropyl)Ether in sample Dec3013.D; previous value =			✓	
CmdZeroOutPeak	BL2000\sean	1/3/2022 2:05:09 PM	Zero out primary peak of compound 2,6-Dinitrotoluene in sample Dec3014.D			✓	

Audit Trail report

Name	User	Time	Action	Reason	Comment	Succeed	Exception
CmdSetTargetCompoundAttribute	BL2000\sean	1/3/2022 2:05:10 PM	Set UserAnnotation = INT for compound 2,6-Dinitrotoluene in sample Dec3014.D; previous value =			✓	
CmdZeroOutPeak	BL2000\sean	1/3/2022 2:05:13 PM	Zero out primary peak of compound Dimethyl Phthalate in sample Dec3014.D			✓	
CmdSetTargetCompoundAttribute	BL2000\sean	1/3/2022 2:05:13 PM	Set UserAnnotation = INT for compound Dimethyl Phthalate in sample Dec3014.D; previous value =			✓	
CmdZeroOutPeak	BL2000\sean	1/3/2022 2:05:16 PM	Zero out primary peak of compound N-nitroso-Di-n-propylamine in sample Dec3014.D			✓	
CmdSetTargetCompoundAttribute	BL2000\sean	1/3/2022 2:05:17 PM	Set UserAnnotation = INT for compound N-nitroso-Di-n-propylamine in sample Dec3014.D; previous value =			✓	
CmdZeroOutPeak	BL2000\sean	1/3/2022 2:05:54 PM	Zero out primary peak of compound 2,6-Dinitrotoluene in sample Dec3015.D			✓	
CmdSetTargetCompoundAttribute	BL2000\sean	1/3/2022 2:05:55 PM	Set UserAnnotation = INT for compound 2,6-Dinitrotoluene in sample Dec3015.D; previous value =			✓	
CmdZeroOutPeak	BL2000\sean	1/3/2022 2:05:57 PM	Zero out primary peak of compound Dimethyl Phthalate in sample Dec3015.D			✓	
CmdSetTargetCompoundAttribute	BL2000\sean	1/3/2022 2:05:58 PM	Set UserAnnotation = INT for compound Dimethyl Phthalate in sample Dec3015.D; previous value =			✓	
CmdZeroOutPeak	BL2000\sean	1/3/2022 2:06:01 PM	Zero out primary peak of compound N-nitroso-Di-n-propylamine in sample Dec3015.D			✓	
CmdSetTargetCompoundAttribute	BL2000\sean	1/3/2022 2:06:02 PM	Set UserAnnotation = INT for compound N-nitroso-Di-n-propylamine in sample Dec3015.D; previous value =			✓	
CmdZeroOutPeak	BL2000\sean	1/3/2022 2:06:49 PM	Zero out primary peak of compound 2,6-Dinitrotoluene in sample Dec3016.D			✓	
CmdSetTargetCompoundAttribute	BL2000\sean	1/3/2022 2:06:51 PM	Set UserAnnotation = INT for compound 2,6-Dinitrotoluene in sample Dec3016.D; previous value =			✓	
CmdZeroOutPeak	BL2000\sean	1/3/2022 2:06:59 PM	Zero out primary peak of compound Dimethyl Phthalate in sample Dec3016.D			✓	
CmdSetTargetCompoundAttribute	BL2000\sean	1/3/2022 2:07:00 PM	Set UserAnnotation = INT for compound Dimethyl Phthalate in sample Dec3016.D; previous value =			✓	
CmdZeroOutPeak	BL2000\sean	1/3/2022 2:07:06 PM	Zero out primary peak of compound 4,6-Dinitro-2-methylphenol in sample Dec3016.D			✓	

Audit Trail report

Name	User	Time	Action	Reason	Comment	Succeed	Exception
CmdSetTargetCompoundAttribute	BL2000\sean	1/3/2022 2:07:07 PM	Set UserAnnotation = INT for compound 4,6-Dinitro-2-methylphenol in sample Dec3016.D; previous value =			✓	
CmdManuallyIntegrateSplit	BL2000\sean	1/3/2022 2:07:15 PM	Split qualifier 92.0 of compound 2-Fluorophenol in sample Dec3016.D and keep left peak, new integration is from x, y = 3.663, 280.903119674647 to 3.714, 280.266324498094 and new response = 4921, previous integration is from x, y = 3.663, 281 to 3.765, 280 and previous response = 6592.			✓	
CmdZeroOutPeak	BL2000\sean	1/3/2022 2:07:20 PM	Zero out primary peak of compound 2-Nitroaniline in sample Dec3016.D			✓	
CmdSetTargetCompoundAttribute	BL2000\sean	1/3/2022 2:07:21 PM	Set UserAnnotation = INT for compound 2-Nitroaniline in sample Dec3016.D; previous value =			✓	
CmdZeroOutPeak	BL2000\sean	1/3/2022 2:07:23 PM	Zero out primary peak of compound N-nitroso-Di-n-propylamine in sample Dec3016.D			✓	
CmdSetTargetCompoundAttribute	BL2000\sean	1/3/2022 2:07:23 PM	Set UserAnnotation = INT for compound N-nitroso-Di-n-propylamine in sample Dec3016.D; previous value =			✓	
CmdManuallyIntegrateQualifierPeak	BL2000\sean	1/3/2022 2:07:33 PM	Manually integrate qualifier 128.0 of compound Nitrobenzene-d5 in sample Dec3016.D, from x, y = 5.563, 0 to 5.655, 0, result = 6872; previous integration is from x, y = 5.581, 411 to 5.648, 397 and previous response = 5041.			✓	
CmdZeroOutPeak	BL2000\sean	1/3/2022 2:07:38 PM	Zero out primary peak of compound Nitrobenzene in sample Dec3016.D			✓	
CmdSetTargetCompoundAttribute	BL2000\sean	1/3/2022 2:07:40 PM	Set UserAnnotation = INT for compound Nitrobenzene in sample Dec3016.D; previous value =			✓	
CmdZeroOutPeak	BL2000\sean	1/3/2022 2:07:43 PM	Zero out primary peak of compound Isophorone in sample Dec3016.D			✓	
CmdSetTargetCompoundAttribute	BL2000\sean	1/3/2022 2:07:44 PM	Set UserAnnotation = INT for compound Isophorone in sample Dec3016.D; previous value =			✓	
CmdZeroOutPeak	BL2000\sean	1/3/2022 2:07:47 PM	Zero out primary peak of compound 2-Fluorobiphenyl in sample Dec3016.D			✓	
CmdClearManualIntegration	BL2000\sean	1/3/2022 2:07:49 PM	Clear manual integration of target signal for compound 2-Fluorobiphenyl in sample Dec3016.D			✓	
CmdZeroOutPeak	BL2000\sean	1/3/2022 2:07:52 PM	Zero out primary peak of compound 1-Methylnaphthalene in sample Dec3016.D			✓	
CmdSetTargetCompoundAttribute	BL2000\sean	1/3/2022 2:07:53 PM	Set UserAnnotation = INT for compound 1-Methylnaphthalene in sample Dec3016.D; previous value =			✓	

Audit Trail report

Name	User	Time	Action	Reason	Comment	Succeed	Exception
CmdZeroOutPeak	BL2000\sean	1/3/2022 2:09:29 PM	Zero out primary peak of compound 2,6-Dinitrotoluene in sample Dec3017.D			✓	
CmdSetTargetCompoundAttribute	BL2000\sean	1/3/2022 2:09:33 PM	Set UserAnnotation = INT for compound 2,6-Dinitrotoluene in sample Dec3017.D; previous value =			✓	
CmdZeroOutPeak	BL2000\sean	1/3/2022 2:09:35 PM	Zero out primary peak of compound Dimethyl Phthalate in sample Dec3017.D			✓	
CmdZeroOutPeak	BL2000\sean	1/3/2022 2:09:38 PM	Zero out primary peak of compound N-nitroso-Di-n-propylamine in sample Dec3017.D			✓	
CmdSetTargetCompoundAttribute	BL2000\sean	1/3/2022 2:09:38 PM	Set UserAnnotation = INT for compound N-nitroso-Di-n-propylamine in sample Dec3017.D; previous value =			✓	
CmdZeroOutPeak	BL2000\sean	1/3/2022 2:12:12 PM	Zero out primary peak of compound 2,6-Dinitrotoluene in sample Dec3018.D			✓	
CmdZeroOutPeak	BL2000\sean	1/3/2022 2:12:15 PM	Zero out primary peak of compound Dimethyl Phthalate in sample Dec3018.D			✓	
CmdSetTargetCompoundAttribute	BL2000\sean	1/3/2022 2:12:17 PM	Set UserAnnotation = INT for compound 2,6-Dinitrotoluene in sample Dec3018.D; previous value =			✓	
CmdSetTargetCompoundAttribute	BL2000\sean	1/3/2022 2:12:19 PM	Set UserAnnotation = INT for compound Dimethyl Phthalate in sample Dec3018.D; previous value =			✓	
CmdManuallyIntegrateApplyTargetRtToQualifier	BL2000\sean	1/3/2022 2:12:32 PM	Apply target integration range 16.636-16.718 to qualifier 149.0 for compound bis(2-ethylhexyl)Phthalate in sample Dec3018.D, new integration is from x, y = 16.636, 0 to 16.718, 548 and new response = 7011; previously no peak.			✓	
CmdManuallyIntegrateDropBaseline	BL2000\sean	1/3/2022 2:12:35 PM	Drop baseline for qualifier 149.0 of compound bis(2-ethylhexyl)Phthalate in sample Dec3018.D to y = 0, new integration is from x, y = 16.636, 0 to 16.718, 0 and new response = 8355; previous integration is from x, y = 16.636, 0 to 16.718, 548 and previous response = 7011.			✓	
CmdZeroOutPeak	BL2000\sean	1/3/2022 2:14:16 PM	Zero out primary peak of compound Dimethyl Phthalate in sample Dec3019.D			✓	
CmdSetTargetCompoundAttribute	BL2000\sean	1/3/2022 2:14:17 PM	Set UserAnnotation = INT for compound Dimethyl Phthalate in sample Dec3019.D; previous value =			✓	
CmdZeroOutPeak	BL2000\sean	1/3/2022 2:14:20 PM	Zero out primary peak of compound N-nitroso-Di-n-propylamine in sample Dec3019.D			✓	

Audit Trail report

Name	User	Time	Action	Reason	Comment	Succeed	Exception
CmdSetTargetCompoundAttribute	BL2000\sean	1/3/2022 2:14:21 PM	Set UserAnnotation = INT for compound N-nitroso-Di-n-propylamine in sample Dec3019.D; previous value =			✓	
CmdZeroOutPeak	BL2000\sean	1/3/2022 2:14:23 PM	Zero out primary peak of compound 4,6-Dinitro-2-methylphenol in sample Dec3019.D			✓	
CmdSetTargetCompoundAttribute	BL2000\sean	1/3/2022 2:14:24 PM	Set UserAnnotation = INT for compound 4,6-Dinitro-2-methylphenol in sample Dec3019.D; previous value =			✓	
CmdZeroOutPeak	BL2000\sean	1/3/2022 2:14:30 PM	Zero out primary peak of compound 2,6-Dinitrotoluene in sample Dec3019.D			✓	
CmdSetTargetCompoundAttribute	BL2000\sean	1/3/2022 2:14:32 PM	Set UserAnnotation = INT for compound 2,6-Dinitrotoluene in sample Dec3019.D; previous value =			✓	
CmdZeroOutPeak	BL2000\sean	1/3/2022 2:14:57 PM	Zero out primary peak of compound Dimethyl Phthalate in sample Dec3020.D			✓	
CmdSetTargetCompoundAttribute	BL2000\sean	1/3/2022 2:14:58 PM	Set UserAnnotation = INT for compound Dimethyl Phthalate in sample Dec3020.D; previous value =			✓	
CmdManuallyIntegrateSplit	BL2000\sean	1/3/2022 2:15:06 PM	Split qualifier 129.0 of compound Naphthalene in sample Dec3020.D and keep left peak, new integration is from x, y = 6.434, 341.898617097978 to 6.496, 316.360158096357 and new response = 22923, previous integration is from x, y = 6.434, 342 to 6.588, 278 and previous response = 31673.			✓	
CmdManuallyIntegrateSplit	BL2000\sean	1/3/2022 2:15:07 PM	Split qualifier 129.0 of compound Naphthalene in sample Dec3020.D and keep left peak, new integration is from x, y = 6.434, 341.898617097978 to 6.496, 316.360158096357 and new response = 22923, previous integration is from x, y = 6.434, 342 to 6.496, 316 and previous response = 22923.			✓	
CmdManuallyIntegrateQualifierPeak	BL2000\sean	1/3/2022 2:15:13 PM	Manually integrate qualifier 129.0 of compound Naphthalene in sample Dec3020.D, from x, y = 6.444, 348 to 6.475, 397, result = 17131; previous integration is from x, y = 6.434, 342 to 6.496, 316 and previous response = 22923.			✓	
CmdManuallyIntegrateQualifierPeak	BL2000\sean	1/3/2022 2:15:17 PM	Manually integrate qualifier 102.0 of compound Naphthalene in sample Dec3020.D, from x, y = 6.444, 78 to 6.475, 315, result = 13393; previous integration is from x, y = 6.414, 0 to 6.547, 0 and previous response = 21447.			✓	

Audit Trail report

Name	User	Time	Action	Reason	Comment	Succeed	Exception
CmdManuallyIntegrateDropBaseline	BL2000\sean	1/3/2022 2:15:19 PM	Drop baseline for qualifier 102.0 of compound Naphthalene in sample Dec3020.D to y = 78, new integration is from x, y = 6.444, 78 to 6.475, 78 and new response = 13612; previous integration is from x, y = 6.444, 78 to 6.475, 315 and previous response = 13393.			✓	
CmdZeroOutPeak	BL2000\sean	1/3/2022 2:15:26 PM	Zero out primary peak of compound 4-Chlorophenol in sample Dec3020.D			✓	
CmdSetTargetCompoundAttribute	BL2000\sean	1/3/2022 2:15:30 PM	Set UserAnnotation = INT for compound 4-Chlorophenol in sample Dec3020.D; previous value =			✓	
CmdZeroOutPeak	BL2000\sean	1/3/2022 2:15:34 PM	Zero out primary peak of compound Benzoic Acid in sample Dec3020.D			✓	
CmdSetTargetCompoundAttribute	BL2000\sean	1/3/2022 2:15:35 PM	Set UserAnnotation = INT for compound Benzoic Acid in sample Dec3020.D; previous value =			✓	
CmdZeroOutPeak	BL2000\sean	1/3/2022 2:15:44 PM	Zero out primary peak of compound 2,6-Dinitrotoluene in sample Dec3020.D			✓	
CmdSetTargetCompoundAttribute	BL2000\sean	1/3/2022 2:15:46 PM	Set UserAnnotation = INT for compound 2,6-Dinitrotoluene in sample Dec3020.D; previous value =			✓	
CmdManuallyIntegrateApplyTargetRtToQualifier	BL2000\sean	1/3/2022 2:15:54 PM	Apply target integration range 7.728-7.820 to qualifier 171.0 for compound 2-Fluorobiphenyl in sample Dec3020.D, new integration is from x, y = 7.728, 0 to 7.820, 0 and new response = 13297; previously no peak.			✓	
CmdManuallyIntegrateDropBaseline	BL2000\sean	1/3/2022 2:15:55 PM	Drop baseline for qualifier 171.0 of compound 2-Fluorobiphenyl in sample Dec3020.D to y = 0, new integration is from x, y = 7.728, 0 to 7.820, 0 and new response = 13297; previous integration is from x, y = 7.728, 0 to 7.820, 0 and previous response = 13297.			✓	
CmdZeroOutPeak	BL2000\sean	1/3/2022 2:16:03 PM	Zero out primary peak of compound p-Chloroaniline in sample Dec3020.D			✓	
CmdZeroOutPeak	BL2000\sean	1/3/2022 2:17:04 PM	Zero out primary peak of compound 2,6-Dinitrotoluene in sample Dec3021.D			✓	
CmdSetTargetCompoundAttribute	BL2000\sean	1/3/2022 2:17:05 PM	Set UserAnnotation = INT for compound 2,6-Dinitrotoluene in sample Dec3021.D; previous value =			✓	
CmdZeroOutPeak	BL2000\sean	1/3/2022 2:17:09 PM	Zero out primary peak of compound Dimethyl Phthalate in sample Dec3021.D			✓	
CmdSetTargetCompoundAttribute	BL2000\sean	1/3/2022 2:17:11 PM	Set UserAnnotation = INT for compound Dimethyl Phthalate in sample Dec3021.D; previous value =			✓	

Audit Trail report

Name	User	Time	Action	Reason	Comment	Succeed	Exception
CmdZeroOutPeak	BL2000\sean	1/3/2022 2:17:20 PM	Zero out primary peak of compound 2,4-Dinitrotoluene in sample Dec3021.D			✓	
CmdSetTargetCompoundAttribute	BL2000\sean	1/3/2022 2:17:22 PM	Set UserAnnotation = INT for compound 2,4-Dinitrotoluene in sample Dec3021.D; previous value =			✓	
CmdZeroOutPeak	BL2000\sean	1/3/2022 2:17:55 PM	Zero out primary peak of compound 2,6-Dinitrotoluene in sample Dec3022.D			✓	
CmdSetTargetCompoundAttribute	BL2000\sean	1/3/2022 2:17:57 PM	Set UserAnnotation = INT for compound 2,6-Dinitrotoluene in sample Dec3022.D; previous value =			✓	
CmdZeroOutPeak	BL2000\sean	1/3/2022 2:18:00 PM	Zero out primary peak of compound Dimethyl Phthalate in sample Dec3022.D			✓	
CmdSetTargetCompoundAttribute	BL2000\sean	1/3/2022 2:18:01 PM	Set UserAnnotation = INT for compound Dimethyl Phthalate in sample Dec3022.D; previous value =			✓	
CmdZeroOutPeak	BL2000\sean	1/3/2022 2:18:27 PM	Zero out primary peak of compound 2,6-Dinitrotoluene in sample Dec3023.D			✓	
CmdSetTargetCompoundAttribute	BL2000\sean	1/3/2022 2:18:28 PM	Set UserAnnotation = INT for compound 2,6-Dinitrotoluene in sample Dec3023.D; previous value =			✓	
CmdZeroOutPeak	BL2000\sean	1/3/2022 2:18:34 PM	Zero out primary peak of compound Dimethyl Phthalate in sample Dec3023.D			✓	
CmdSetTargetCompoundAttribute	BL2000\sean	1/3/2022 2:18:35 PM	Set UserAnnotation = INT for compound Dimethyl Phthalate in sample Dec3023.D; previous value =			✓	
CmdZeroOutPeak	BL2000\sean	1/3/2022 2:18:38 PM	Zero out primary peak of compound N-nitroso-Di-n-propylamine in sample Dec3023.D			✓	
CmdSetTargetCompoundAttribute	BL2000\sean	1/3/2022 2:18:39 PM	Set UserAnnotation = INT for compound N-nitroso-Di-n-propylamine in sample Dec3023.D; previous value =			✓	
CmdZeroOutPeak	BL2000\sean	1/3/2022 2:18:44 PM	Zero out primary peak of compound 4,6-Dinitro-2-methylphenol in sample Dec3023.D			✓	
CmdSetTargetCompoundAttribute	BL2000\sean	1/3/2022 2:18:45 PM	Set UserAnnotation = INT for compound 4,6-Dinitro-2-methylphenol in sample Dec3023.D; previous value =			✓	
CmdZeroOutPeak	BL2000\sean	1/3/2022 2:19:02 PM	Zero out primary peak of compound Dimethyl Phthalate in sample Dec3024.D			✓	
CmdSetTargetCompoundAttribute	BL2000\sean	1/3/2022 2:19:03 PM	Set UserAnnotation = INT for compound Dimethyl Phthalate in sample Dec3024.D; previous value =			✓	

Audit Trail report

Name	User	Time	Action	Reason	Comment	Succeed	Exception
CmdZeroOutPeak	BL2000\sean	1/3/2022 2:19:08 PM	Zero out primary peak of compound 2,6-Dinitrotoluene in sample Dec3024.D			✓	
CmdSetTargetCompoundAttribute	BL2000\sean	1/3/2022 2:19:09 PM	Set UserAnnotation = INT for compound 2,6-Dinitrotoluene in sample Dec3024.D; previous value =			✓	
CmdManuallyIntegrateSplit	BL2000\sean	1/3/2022 2:20:21 PM	Split qualifier 66.0 of compound Aniline in sample Dec3025.D and keep left peak, new integration is from x, y = 4.623, 1017.44087192813 to 4.756, 1254.98505516612 and new response = 972571, previous integration is from x, y = 4.623, 1017 to 4.756, 1255 and previous response = 972571.			✓	
CmdManuallyIntegrateSplit	BL2000\sean	1/3/2022 2:20:22 PM	Split qualifier 65.0 of compound Aniline in sample Dec3025.D and keep left peak, new integration is from x, y = 4.626, 1149.85553209311 to 4.715, 1250.42454629493 and new response = 608328, previous integration is from x, y = 4.626, 1150 to 4.715, 1250 and previous response = 608328.			✓	
CmdManuallyIntegrateQualifierPeak	BL2000\sean	1/3/2022 2:20:30 PM	Manually integrate qualifier 66.0 of compound Aniline in sample Dec3025.D, from x, y = 4.623, 1017 to 4.664, 33834, result = 422746; previous integration is from x, y = 4.623, 1017 to 4.756, 1255 and previous response = 972571.			✓	
CmdManuallyIntegrateDropBaseline	BL2000\sean	1/3/2022 2:20:32 PM	Drop baseline for qualifier 66.0 of compound Aniline in sample Dec3025.D to y = 1017, new integration is from x, y = 4.623, 1017 to 4.664, 1017 and new response = 463593; previous integration is from x, y = 4.623, 1017 to 4.664, 33834 and previous response = 422746.			✓	
CmdManuallyIntegrateQualifierPeak	BL2000\sean	1/3/2022 2:20:37 PM	Manually integrate qualifier 65.0 of compound Aniline in sample Dec3025.D, from x, y = 4.626, 1150 to 4.664, 42631, result = 200784; previous integration is from x, y = 4.626, 1150 to 4.715, 1250 and previous response = 608328.			✓	
CmdManuallyIntegrateDropBaseline	BL2000\sean	1/3/2022 2:20:38 PM	Drop baseline for qualifier 65.0 of compound Aniline in sample Dec3025.D to y = 1150, new integration is from x, y = 4.626, 1150 to 4.664, 1150 and new response = 248702; previous integration is from x, y = 4.626, 1150 to 4.664, 42631 and previous response = 200784.			✓	

Audit Trail report

Name	User	Time	Action	Reason	Comment	Succeed	Exception
CmdManuallyIntegrateQualifierPeak	BL2000\sean	1/3/2022 2:20:48 PM	Manually integrate qualifier 66.0 of compound Phenol in sample Dec3025.D, from x, y = 4.460, 95416 to 4.613, 19634, result = 973358; previous integration is from x, y = 4.617, 918 to 4.756, 1161 and previous response = 973358.			✓	
CmdManuallyIntegrateQualifierPeak	BL2000\sean	1/3/2022 2:20:53 PM	Manually integrate qualifier 66.0 of compound Phenol in sample Dec3025.D, from x, y = 4.675, 35593 to 4.756, 1161, result = 282656; previous integration is from x, y = 4.617, 918 to 4.756, 1161 and previous response = 973358.			✓	
CmdManuallyIntegrateDropBaseline	BL2000\sean	1/3/2022 2:20:55 PM	Drop baseline for qualifier 66.0 of compound Phenol in sample Dec3025.D to y = 1161, new integration is from x, y = 4.675, 1161 to 4.756, 1161 and new response = 367050; previous integration is from x, y = 4.675, 35593 to 4.756, 1161 and previous response = 282656.			✓	
CmdManuallyIntegrateQualifierPeak	BL2000\sean	1/3/2022 2:21:00 PM	Manually integrate qualifier 66.0 of compound Phenol in sample Dec3025.D, from x, y = 4.664, 5287 to 4.675, 3783, result = 140064; previous integration is from x, y = 4.675, 1161 to 4.756, 1161 and previous response = 367050.			✓	
CmdClearManualIntegration	BL2000\sean	1/3/2022 2:21:03 PM	Clear manual integration of qualifier 66.0 for compound Phenol in sample Dec3025.D			✓	
CmdManuallyIntegrateQualifierPeak	BL2000\sean	1/3/2022 2:21:09 PM	Manually integrate qualifier 66.0 of compound Phenol in sample Dec3025.D, from x, y = 4.664, 5287 to 4.756, 6106, result = 484168; previous integration is from x, y = 4.617, 918 to 4.756, 1161 and previous response = 973358.			✓	
CmdManuallyIntegrateSnapBaseline	BL2000\sean	1/3/2022 2:21:11 PM	Snap baseline for qualifier 66.0 of compound Phenol in sample Dec3025.D from x = 4.664 to x = 4.756, new integration is from x, y = 4.664, 195904 to 4.756, 6106 and new response = -41459; previous integration is from x, y = 4.664, 5287 to 4.756, 6106 and previous response = 484168.			✓	
CmdManuallyIntegrateDropBaseline	BL2000\sean	1/3/2022 2:21:13 PM	Drop baseline for qualifier 66.0 of compound Phenol in sample Dec3025.D to y = 6106, new integration is from x, y = 4.664, 6106 to 4.756, 6106 and new response = 481909; previous integration is from x, y = 4.664, 195904 to 4.756, 6106 and previous response = -41459.			✓	

Audit Trail report

Name	User	Time	Action	Reason	Comment	Succeed	Exception
CmdManuallyIntegrateApplyTargetRtToQualifier	BL2000\sean	1/3/2022 2:21:17 PM	Apply target integration range 4.715-4.767 to qualifier 0 for compound 37 in sample 24.			✓	
CmdManuallyIntegrateQualifierPeak	BL2000\sean	1/3/2022 2:21:23 PM	Manually integrate qualifier 64.0 of compound bis(-2-Chloroethyl)Ether in sample Dec3025.D from x, y = 4.726, 0 to 4.756, 5330; result = 19273			✓	
CmdManuallyIntegrateSnapBaseline	BL2000\sean	1/3/2022 2:21:24 PM	Snap baseline for qualifier 64.0 of compound bis(-2-Chloroethyl)Ether in sample Dec3025.D from x = 4.726 to x = 4.756, new integration is from x, y = 4.726, 0 to 4.756, 2870 and new response = 21534; previous integration is from x, y = 4.726, 0 to 4.756, 5330 and previous response = 19273.			✓	
CmdManuallyIntegrateDropBaseline	BL2000\sean	1/3/2022 2:21:25 PM	Drop baseline for qualifier 64.0 of compound bis(-2-Chloroethyl)Ether in sample Dec3025.D to y = 0, new integration is from x, y = 4.726, 0 to 4.756, 0 and new response = 24172; previous integration is from x, y = 4.726, 0 to 4.756, 2870 and previous response = 21534.			✓	
CmdManuallyIntegrateApplyTargetRtToQualifier	BL2000\sean	1/3/2022 2:21:48 PM	Apply target integration range 5.144-5.247 to qualifier 111.0 for compound 1,2-Dichlorobenzene in sample Dec3025.D, new integration is from x, y = 5.144, 587 to 5.247, 570 and new response = 394387; previously no peak.			✓	
CmdManuallyIntegrateDropBaseline	BL2000\sean	1/3/2022 2:21:49 PM	Drop baseline for qualifier 111.0 of compound 1,2-Dichlorobenzene in sample Dec3025.D to y = 570, new integration is from x, y = 5.144, 570 to 5.247, 570 and new response = 394439; previous integration is from x, y = 5.144, 587 to 5.247, 570 and previous response = 394387.			✓	
CmdManuallyIntegratePeak	BL2000\sean	1/3/2022 2:21:55 PM	Manually integrate compound Benzyl Alcohol in sample Dec3025.D, from x, y = 5.155, 289038 to 5.277, 392901, result = -2071299; previous integration is from x, y = 5.298, 1663 to 5.390, 2327 and previous response = 802109.			✓	
CmdManuallyIntegrateSnapBaseline	BL2000\sean	1/3/2022 2:21:56 PM	Snap baseline for compound Benzyl Alcohol in sample Dec3025.D, from x = 5.155 to x = 5.277, new integration is from x, y = 5.155, 0 to 5.277, 2202 and new response = 427755; previous integration is from x, y = 5.155, 289038 to 5.277, 392901 and previous response = -2071299.			✓	

Audit Trail report

Name	User	Time	Action	Reason	Comment	Succeed	Exception
CmdManuallyIntegrateDropBaseline	BL2000\sean	1/3/2022 2:21:57 PM	Drop baseline for compound Benzyl Alcohol in sample Dec3025.D to y = 0, new integration is from x, y = 5.155, 0 to 5.277, 0 and new response = 435850; previous integration is from x, y = 5.155, 0 to 5.277, 2202 and previous response = 427755.			✓	
CmdManuallyIntegrateApplyTargetRtToQualifier	BL2000\sean	1/3/2022 2:22:01 PM	Apply target integration range 5.155-5.277 to qualifier 107.0 for compound Benzyl Alcohol in sample Dec3025.D, new integration is from x, y = 5.155, 0 to 5.277, 1654 and new response = 298463; previously no peak.			✓	
CmdManuallyIntegrateDropBaseline	BL2000\sean	1/3/2022 2:22:03 PM	Drop baseline for qualifier 107.0 of compound Benzyl Alcohol in sample Dec3025.D to y = 0, new integration is from x, y = 5.155, 0 to 5.277, 0 and new response = 304544; previous integration is from x, y = 5.155, 0 to 5.277, 1654 and previous response = 298463.			✓	
CmdManuallyIntegrateApplyTargetRtToQualifier	BL2000\sean	1/3/2022 2:22:20 PM	Apply target integration range 5.614-5.706 to qualifier 77.0 for compound Nitrobenzene in sample Dec3025.D, new integration is from x, y = 5.614, 4308 to 5.706, 3644 and new response = 463105; previous integration is from x, y = 5.492, 2755 to 5.584, 2620 and previous response = 263589.			✓	
CmdManuallyIntegrateDropBaseline	BL2000\sean	1/3/2022 2:22:21 PM	Drop baseline for qualifier 77.0 of compound Nitrobenzene in sample Dec3025.D to y = 3644, new integration is from x, y = 5.614, 3644 to 5.706, 3644 and new response = 464936; previous integration is from x, y = 5.614, 4308 to 5.706, 3644 and previous response = 463105.			✓	
CmdManuallyIntegrateApplyTargetRtToQualifier	BL2000\sean	1/3/2022 2:22:22 PM	Apply target integration range 5.614-5.706 to qualifier 51.0 for compound Nitrobenzene in sample Dec3025.D, new integration is from x, y = 5.614, 7175 to 5.706, 7287 and new response = 450205; previously no peak.			✓	
CmdManuallyIntegrateDropBaseline	BL2000\sean	1/3/2022 2:22:24 PM	Drop baseline for qualifier 51.0 of compound Nitrobenzene in sample Dec3025.D to y = 7175, new integration is from x, y = 5.614, 7175 to 5.706, 7175 and new response = 450514; previous integration is from x, y = 5.614, 7175 to 5.706, 7287 and previous response = 450205.			✓	

Audit Trail report

Name	User	Time	Action	Reason	Comment	Succeed	Exception
CmdManuallyIntegrateSplit	BL2000\sean	1/3/2022 2:22:51 PM	Split qualifier 65.0 of compound 2-Nitrophenol in sample Dec3025.D and keep left peak, new integration is from x, y = 5.982, 1933.43936559671 to 6.095, 2115.85022514023 and new response = 93764, previous integration is from x, y = 5.982, 1933 to 6.136, 2182 and previous response = 159105.			✓	
CmdManuallyIntegrateSplit	BL2000\sean	1/3/2022 2:23:21 PM	Split peak for compound Naphthalene in sample Dec3025.D and keep left peak, new integration is from x, y = 6.428, 1021.53979689318 to 6.485, 1194.97675072044 and new response = 1843104, previous integration is from x, y = 6.428, 1022 to 6.588, 1506 and previous response = 2517995.			✓	
CmdSetTargetCompoundAttribute	BL2000\sean	1/3/2022 2:23:24 PM	Set UserAnnotation = CO for compound Naphthalene in sample Dec3025.D; previous value =			✓	
CmdManuallyIntegrateApplyTargetRtToQualifier	BL2000\sean	1/3/2022 2:23:27 PM	Apply target integration range 6.428-6.485 to qualifier 129.0 for compound Naphthalene in sample Dec3025.D, new integration is from x, y = 6.428, 484 to 6.485, 3040 and new response = 195833; previous integration is from x, y = 6.424, 355 to 6.588, 541 and previous response = 475810.			✓	
CmdManuallyIntegrateDropBaseline	BL2000\sean	1/3/2022 2:23:28 PM	Drop baseline for qualifier 129.0 of compound Naphthalene in sample Dec3025.D to y = 484, new integration is from x, y = 6.428, 484 to 6.485, 484 and new response = 200192; previous integration is from x, y = 6.428, 484 to 6.485, 3040 and previous response = 195833.			✓	
CmdManuallyIntegrateApplyTargetRtToQualifier	BL2000\sean	1/3/2022 2:23:30 PM	Apply target integration range 6.428-6.485 to qualifier 102.0 for compound Naphthalene in sample Dec3025.D, new integration is from x, y = 6.428, 787 to 6.485, 2382 and new response = 168793; previous integration is from x, y = 6.414, 0 to 6.588, 0 and previous response = 225680.			✓	
CmdManuallyIntegrateDropBaseline	BL2000\sean	1/3/2022 2:23:31 PM	Drop baseline for qualifier 102.0 of compound Naphthalene in sample Dec3025.D to y = 787, new integration is from x, y = 6.428, 787 to 6.485, 787 and new response = 171513; previous integration is from x, y = 6.428, 787 to 6.485, 2382 and previous response = 168793.			✓	

Audit Trail report

Name	User	Time	Action	Reason	Comment	Succeed	Exception
CmdManuallyIntegrateSplit	BL2000\sean	1/3/2022 2:23:37 PM	Split peak for compound 4-Chlorophenol in sample Dec3025.D and keep left peak, new integration is from x, y = 6.475, 380.908804231561 to 6.537, 405.555908716926 and new response = 179697, previous integration is from x, y = 6.475, 381 to 6.578, 422 and previous response = 202677.			✓	
CmdSetTargetCompoundAttribute	BL2000\sean	1/3/2022 2:23:39 PM	Set UserAnnotation = CO for compound 4-Chlorophenol in sample Dec3025.D; previous value =			✓	
CmdManuallyIntegrateApplyTargetRtToQualifier	BL2000\sean	1/3/2022 2:23:41 PM	Apply target integration range 6.475-6.537 to qualifier 128.0 for compound 4-Chlorophenol in sample Dec3025.D, new integration is from x, y = 6.475, 44320 to 6.537, 17400 and new response = 499694; previous integration is from x, y = 6.420, 670 to 6.588, 976 and previous response = 2522242.			✓	
CmdManuallyIntegrateDropBaseline	BL2000\sean	1/3/2022 2:23:42 PM	Drop baseline for qualifier 128.0 of compound 4-Chlorophenol in sample Dec3025.D to y = 17400, new integration is from x, y = 6.475, 17400 to 6.537, 17400 and new response = 549456; previous integration is from x, y = 6.475, 44320 to 6.537, 17400 and previous response = 499694.			✓	
CmdManuallyIntegrateApplyTargetRtToQualifier	BL2000\sean	1/3/2022 2:23:47 PM	Apply target integration range 6.526-6.609 to qualifier 129.0 for compound p-Chloroaniline in sample Dec3025.D, new integration is from x, y = 6.526, 2824 to 6.609, 2098 and new response = 227238; previously no peak.			✓	
CmdManuallyIntegrateDropBaseline	BL2000\sean	1/3/2022 2:23:48 PM	Drop baseline for qualifier 129.0 of compound p-Chloroaniline in sample Dec3025.D to y = 2098, new integration is from x, y = 6.526, 2098 to 6.609, 2098 and new response = 229028; previous integration is from x, y = 6.526, 2824 to 6.609, 2098 and previous response = 227238.			✓	
CmdManuallyIntegrateSplit	BL2000\sean	1/3/2022 2:23:50 PM	Split qualifier 65.0 of compound p-Chloroaniline in sample Dec3025.D and keep right peak, new integration is from x, y = 6.537, 1524.25650186902 to 6.578, 1610.1458902228 and new response = 252517, previous integration is from x, y = 6.465, 1374 to 6.578, 1610 and previous response = 519800.			✓	

Audit Trail report

Name	User	Time	Action	Reason	Comment	Succeed	Exception
CmdManuallyIntegrateSplit	BL2000\sean	1/3/2022 2:24:04 PM	Split peak for compound 2,4,6-Trichlorophenol in sample Dec3025.D and keep left peak, new integration is from x, y = 7.616, 74.0322010921395 to 7.677, 105.150102588261 and new response = 290861, previous integration is from x, y = 7.616, 74 to 7.769, 153 and previous response = 624753.			✓	
CmdManuallyIntegrateSplit	BL2000\sean	1/3/2022 2:24:07 PM	Split peak for compound 2,4,6-Trichlorophenol in sample Dec3025.D and keep left peak, new integration is from x, y = 7.616, 74.0322010921395 to 7.677, 105.150102588261 and new response = 290861, previous integration is from x, y = 7.616, 74 to 7.677, 105 and previous response = 290861.			✓	
CmdManuallyIntegrateSplit	BL2000\sean	1/3/2022 2:24:10 PM	Split qualifier 198.0 of compound 2,4,6-Trichlorophenol in sample Dec3025.D and keep left peak, new integration is from x, y = 7.616, 76.304576155916 to 7.677, 120.124461967641 and new response = 286120, previous integration is from x, y = 7.616, 76 to 7.769, 187 and previous response = 605143.			✓	
CmdManuallyIntegrateSplit	BL2000\sean	1/3/2022 2:24:15 PM	Split peak for compound 2,4,5-Trichlorophenol in sample Dec3025.D and keep right peak, new integration is from x, y = 7.677, 0 to 7.769, 0 and new response = 334740, previous integration is from x, y = 7.615, 0 to 7.769, 0 and previous response = 625931.			✓	
CmdSetTargetCompoundAttribute	BL2000\sean	1/3/2022 2:24:18 PM	Set UserAnnotation = CO for compound 2,4,5-Trichlorophenol in sample Dec3025.D; previous value =			✓	
CmdManuallyIntegrateSplit	BL2000\sean	1/3/2022 2:24:20 PM	Split qualifier 198.0 of compound 2,4,5-Trichlorophenol in sample Dec3025.D and keep right peak, new integration is from x, y = 7.677, 95.3695888619731 to 7.769, 146.490921624595 and new response = 319429, previous integration is from x, y = 7.616, 62 to 7.769, 146 and previous response = 605387.			✓	
CmdManuallyIntegrateApplyTargetRtToQualifier	BL2000\sean	1/3/2022 2:24:37 PM	Apply target integration range 8.313-8.394 to qualifier 153.1 for compound Acenaphthylene in sample Dec3025.D, new integration is from x, y = 8.313, 0 to 8.394, 1903 and new response = 264659; previous integration is from x, y = 8.517, 0 to 8.630, 0 and previous response = 1257193.			✓	

Audit Trail report

Name	User	Time	Action	Reason	Comment	Succeed	Exception
CmdManuallyIntegrateDropBaseline	BL2000\sean	1/3/2022 2:24:38 PM	Drop baseline for qualifier 153.1 of compound Acenaphthylene in sample Dec3025.D to y = 0, new integration is from x, y = 8.313, 0 to 8.394, 0 and new response = 269331; previous integration is from x, y = 8.313, 0 to 8.394, 1903 and previous response = 264659.			✓	
CmdManuallyIntegrateApplyTargetRtToQualifier	BL2000\sean	1/3/2022 2:24:48 PM	Apply target integration range 8.527-8.620 to qualifier 152.0 for compound Acenaphthene in sample Dec3025.D, new integration is from x, y = 8.527, 2418 to 8.620, 2840 and new response = 583542; previous integration is from x, y = 8.313, 77 to 8.394, 208 and previous response = 1924625.			✓	
CmdManuallyIntegrateApplyTargetRtToQualifier	BL2000\sean	1/3/2022 2:24:58 PM	Apply target integration range 8.620-8.712 to qualifier 154.0 for compound 2,4-Dinitrophenol in sample Dec3025.D, new integration is from x, y = 8.620, 3199 to 8.712, 1950 and new response = 31499; previous integration is from x, y = 8.620, 786 to 8.712, 805 and previous response = 41326.			✓	
CmdManuallyIntegrateDropBaseline	BL2000\sean	1/3/2022 2:24:59 PM	Drop baseline for qualifier 154.0 of compound 2,4-Dinitrophenol in sample Dec3025.D to y = 1950, new integration is from x, y = 8.620, 1950 to 8.712, 1950 and new response = 34949; previous integration is from x, y = 8.620, 3199 to 8.712, 1950 and previous response = 31499.			✓	
CmdManuallyIntegrateSplit	BL2000\sean	1/3/2022 2:25:09 PM	Split qualifier 139.0 of compound 4-Nitrophenol in sample Dec3025.D and keep right peak, new integration is from x, y = 8.783, 538.40088720473 to 8.845, 640.913384439674 and new response = 132331, previous integration is from x, y = 8.743, 471 to 8.845, 641 and previous response = 814779.			✓	
CmdManuallyIntegrateSplit	BL2000\sean	1/3/2022 2:25:25 PM	Split qualifier 63.0 of compound 2,4-Dinitrotoluene in sample Dec3025.D and keep right peak, new integration is from x, y = 8.783, 3177.42274555407 to 8.845, 2653.47970107346 and new response = 151621, previous integration is from x, y = 8.750, 3458 to 8.845, 2653 and previous response = 272181.			✓	

Audit Trail report

Name	User	Time	Action	Reason	Comment	Succeed	Exception
CmdManuallyIntegrateSplit	BL2000\sean	1/3/2022 2:25:44 PM	Split qualifier 167.0 of compound Fluorene in sample Dec3025.D and keep left peak, new integration is from x, y = 9.111, 0 to 9.254, 0 and new response = 198078, previous integration is from x, y = 9.111, 0 to 9.428, 0 and previous response = 533024.			✓	
CmdManuallyIntegrateSplit	BL2000\sean	1/3/2022 2:25:57 PM	Split qualifier 167.0 of compound N-nitrosodiphenylamine in sample Dec3025.D and keep right peak, new integration is from x, y = 9.254, 252.9362779331 to 9.428, 341.942552318556 and new response = 331843, previous integration is from x, y = 9.141, 195 to 9.428, 342 and previous response = 527667.			✓	
CmdManuallyIntegratePeak	BL2000\sean	1/3/2022 2:26:18 PM	Manually integrate compound Anthracene in sample Dec3025.D, from x, y = 10.252, 1601487 to 10.475, 1548505, result = -17357969; previous integration is from x, y = 10.282, 0 to 10.363, 0 and previous response = 1935742.			✓	
CmdManuallyIntegrateSnapBaseline	BL2000\sean	1/3/2022 2:26:20 PM	Snap baseline for compound Anthracene in sample Dec3025.D, from x = 10.252 to x = 10.475, new integration is from x, y = 10.252, 0 to 10.475, 5358 and new response = 3663907; previous integration is from x, y = 10.252, 1601487 to 10.475, 1548505 and previous response = -17357969.			✓	
CmdManuallyIntegrateDropBaseline	BL2000\sean	1/3/2022 2:26:21 PM	Drop baseline for compound Anthracene in sample Dec3025.D to y = 0, new integration is from x, y = 10.252, 0 to 10.475, 0 and new response = 3699726; previous integration is from x, y = 10.252, 0 to 10.475, 5358 and previous response = 3663907.			✓	
CmdManuallyIntegrateSplit	BL2000\sean	1/3/2022 2:26:22 PM	Split peak for compound Anthracene in sample Dec3025.D and keep right peak, new integration is from x, y = 10.363, 0 to 10.475, 0 and new response = 1763983, previous integration is from x, y = 10.252, 0 to 10.475, 0 and previous response = 3699726.			✓	
CmdSetTargetCompoundAttribute	BL2000\sean	1/3/2022 2:26:23 PM	Set UserAnnotation = CO for compound Anthracene in sample Dec3025.D; previous value =			✓	

Audit Trail report

Name	User	Time	Action	Reason	Comment	Succeed	Exception
CmdManuallyIntegrateApplyTargetRtToQualifier	BL2000\sean	1/3/2022 2:26:26 PM	Apply target integration range 10.363-10.475 to qualifier 176.0 for compound Anthracene in sample Dec3025.D, new integration is from x, y = 10.363, 1735 to 10.475, 1113 and new response = 313371; previously no peak.			✓	
CmdManuallyIntegrateDropBaseline	BL2000\sean	1/3/2022 2:26:27 PM	Drop baseline for qualifier 176.0 of compound Anthracene in sample Dec3025.D to y = 1113, new integration is from x, y = 10.363, 1113 to 10.475, 1113 and new response = 315450; previous integration is from x, y = 10.363, 1735 to 10.475, 1113 and previous response = 313371.			✓	
CmdManuallyIntegrateSplit	BL2000\sean	1/3/2022 2:27:10 PM	Split peak for compound Indeno(1,2,3-c,d)pyrene in sample Dec3025.D and keep left peak, new integration is from x, y = 20.900, 617.683567790024 to 20.978, 965.952442293057 and new response = 963114, previous integration is from x, y = 20.900, 618 to 21.079, 1419 and previous response = 1257037.			✓	
CmdSaveBatchTable	BL2000\sean	1/3/2022 2:28:34 PM	Save batch \\MASSHUNTER\Org\Data\SV5973N.I\sd123021\1 DoD bna\QuantResults\123021 bna 1.batch.bin			✓	
CmdSetSampleAttribute	BL2000\sean	1/3/2022 2:30:04 PM	Set SampleApproved = True for sample Dec3025.D; previous value = False			✓	
CmdSetSampleAttribute	BL2000\sean	1/3/2022 2:30:05 PM	Set SampleApproved = True for sample Dec3024.D; previous value = False			✓	
CmdSetSampleAttribute	BL2000\sean	1/3/2022 2:30:06 PM	Set SampleApproved = True for sample Dec3023.D; previous value = False			✓	
CmdSetSampleAttribute	BL2000\sean	1/3/2022 2:30:06 PM	Set SampleApproved = True for sample Dec3022.D; previous value = False			✓	
CmdSetSampleAttribute	BL2000\sean	1/3/2022 2:30:08 PM	Set SampleApproved = True for sample Dec3021.D; previous value = False			✓	
CmdSetSampleAttribute	BL2000\sean	1/3/2022 2:30:08 PM	Set SampleApproved = True for sample Dec3020.D; previous value = False			✓	
CmdSetSampleAttribute	BL2000\sean	1/3/2022 2:30:09 PM	Set SampleApproved = True for sample Dec3019.D; previous value = False			✓	
CmdSetSampleAttribute	BL2000\sean	1/3/2022 2:30:09 PM	Set SampleApproved = True for sample Dec3018.D; previous value = False			✓	

Audit Trail report

Name	User	Time	Action	Reason	Comment	Succeed	Exception
CmdSetSampleAttribute	BL2000\sean	1/3/2022 2:30:12 PM	Set SampleApproved = True for sample Dec3017.D; previous value = False			✓	
CmdSetSampleAttribute	BL2000\sean	1/3/2022 2:30:13 PM	Set SampleApproved = True for sample Dec3016.D; previous value = False			✓	
CmdSetSampleAttribute	BL2000\sean	1/3/2022 2:30:14 PM	Set SampleApproved = True for sample Dec3015.D; previous value = False			✓	
CmdSetSampleAttribute	BL2000\sean	1/3/2022 2:30:14 PM	Set SampleApproved = True for sample Dec3014.D; previous value = False			✓	
CmdSetSampleAttribute	BL2000\sean	1/3/2022 2:30:16 PM	Set SampleApproved = True for sample Dec3012.D; previous value = False			✓	
CmdSetSampleAttribute	BL2000\sean	1/3/2022 2:30:16 PM	Set SampleApproved = True for sample Dec3011.D; previous value = False			✓	
CmdSetSampleAttribute	BL2000\sean	1/3/2022 2:30:18 PM	Set SampleApproved = True for sample Dec3013.D; previous value = False			✓	
CmdSetSampleAttribute	BL2000\sean	1/3/2022 2:30:21 PM	Set SampleApproved = True for sample Dec3010.D; previous value = False			✓	
CmdSetSampleAttribute	BL2000\sean	1/3/2022 2:30:22 PM	Set SampleApproved = True for sample Dec3009.D; previous value = False			✓	
CmdSetSampleAttribute	BL2000\sean	1/3/2022 2:30:23 PM	Set SampleApproved = True for sample Dec3008.D; previous value = False			✓	
CmdSetSampleAttribute	BL2000\sean	1/3/2022 2:30:23 PM	Set SampleApproved = True for sample Dec3007.D; previous value = False			✓	
CmdSetSampleAttribute	BL2000\sean	1/3/2022 2:30:24 PM	Set SampleApproved = True for sample Dec3006.D; previous value = False			✓	
CmdSetSampleAttribute	BL2000\sean	1/3/2022 2:30:25 PM	Set SampleApproved = True for sample Dec3005.D; previous value = False			✓	
CmdSetSampleAttribute	BL2000\sean	1/3/2022 2:30:26 PM	Set SampleApproved = True for sample Dec3004.D; previous value = False			✓	
CmdSetSampleAttribute	BL2000\sean	1/3/2022 2:30:30 PM	Set SampleApproved = True for sample Dec3003.D; previous value = False			✓	
CmdSetSampleAttribute	BL2000\sean	1/3/2022 2:30:31 PM	Set SampleApproved = True for sample Dec3002.D; previous value = False			✓	
CmdSetSampleAttribute	BL2000\sean	1/3/2022 2:30:34 PM	Set SampleApproved = True for sample Dec3001.D; previous value = False			✓	

Audit Trail report

Name	User	Time	Action	Reason	Comment	Succeed	Exception
CmdQuantitate	BL2000\sean	1/3/2022 2:31:27 PM	Quantitate all compounds in all samples			✓	
CmdSaveBatchTable	BL2000\sean	1/3/2022 2:33:11 PM	Save batch \\MASSHUNTER\Org\Data\SV5973N.I\sd123021\1 DoD bna\QuantResults\123021 bna 1.batch.bin			✓	
GenerateReport	BL2000\sean	1/3/2022 2:34:08 PM	Generates report - Method: \\MASSHUNTER\Org\reports\LevelIV_Reports\Tests_for_LevelIV\CC_mid_rpt.m, Output Path: \\MASSHUNTER\Org\Data\SV5973N.I\sd123021\1 DoD bna\QuantReports\123021 bna 1			✓	



Prep Batch 161693 Standards Traceability Report

Spike ID: sv83514

Spike Name: Additional

Prep Date: 9/22/2021

Exp Date: 10/1/2022

Department: GCMSPR

Vendor: AccuStandard

Lot Number: 22002155-02

Balance ID:

Comments: 12x1mL ampules

Type: Primary

Prep By: Ryan F. Bengel

Status: Open

Final Volume: 1 mL

Chemical/Solvent Used	Bottle No	Amt	Units	Expires
Custom Semi-Volatile Standard	14279	1	mL	10/1/2022

Stock Source	Base Units	Amount Added
--------------	------------	--------------



Prep Batch 161693 Standards Traceability Report

Spike ID: sv83604

Spike Name: BN Surr

Prep Date: 10/25/2021

Exp Date: 7/31/2027

Department: GCMSPR

Vendor: Restek

Lot Number: A0175748

Balance ID:

Comments: 6 ampules

Type: Primary

Prep By: Ryan F. Bengel

Status: New

Final Volume: 5 mL

Chemical/Solvent Used	Bottle No	Amt	Units	Expires
B/N Surrogate Mix (4/89 SOW)	14431	5	mL	7/31/2027
Stock Source	Base Units	Amount Added		



Prep Batch 161693 Standards Traceability Report

Spike ID: sv83607

Spike Name: APP2A 2nd Source

Prep Date: 11/9/2021

Exp Date: 12/5/2022

Department: GCMSPR

Vendor:

Lot Number:

Balance ID:

Comments: 5x1 mL ampule

Type: Secondary

Prep By: Ryan F. Benge

Status: New

Final Volume: mL

Chemical/Solvent Used	Bottle No	Amt	Units	Expires
Custom SemiVolatile Standard	14503		mL	12/5/2022
Stock Source	Base Units	Amount Added		



Prep Batch 161693 Standards Traceability Report

Spike ID: sv83608

Spike Name: 625 LCS

Prep Date: 11/29/2021

Exp Date: 9/15/2026

Department: GCMSPR

Vendor:

Lot Number:

Balance ID:

Comments: 20x1 mL ampule

Type: Secondary

Prep By: Ryan F. Bengé

Status: New

Final Volume: mL

Chemical/Solvent Used	Bottle No	Amt	Units	Expires
CLP Semi-volatile calibration standard	14546		mL	9/15/2026

Stock Source	Base Units	Amount Added
--------------	------------	--------------



Prep Batch 161693 Standards Traceability Report

Spike ID: sv83609

Spike Name: AE Surrogate

Prep Date: 11/29/2021

Exp Date: 3/6/2023

Department: GCMSPR

Vendor:

Lot Number:

Balance ID:

Comments: 5x1 mL ampule

Type: Secondary

Prep By: Ryan F. Benge

Status: New

Final Volume: mL

Chemical/Solvent Used	Bottle No	Amt	Units	Expires
Acid Surrogate	14527		mL	3/6/2023
Stock Source	Base Units	Amount Added		



Prep Batch 161693 Standards Traceability Report

Spike ID: sv92515

Spike Name: BNA Surr

Prep Date: 9/27/2021

Exp Date: 11/30/2022

Department: gcmspr

Vendor:

Lot Number:

Balance ID:

Comments: 2000/1000ug/mL

Type: Tertiary

Prep By: Ryan F. Benge

Status: New

Final Volume: 25 mL

Chemical/Solvent Used	Bottle No	Amt	Units	Expires
Acetone DZ963	13755	15	mL	11/30/2022

Stock Source	Base Units	Amount Added
sv83319	ug/mL	5 mL
sv83508	ug/mL	5 mL



Prep Batch 161693 Standards Traceability Report

Spike ID: sv92519

Spike Name: LL BNA Surr

Prep Date: 8/26/2021

Exp Date: 1/30/2022

Department: GCMSPR

Vendor:

Lot Number:

Balance ID:

Comments: 100/50 ug/mL

Type: Tertiary

Prep By: Ryan F. Bengel

Status:

Final Volume: 4 mL

Chemical/Solvent Used	Bottle No	Amt	Units	Expires
Acetone DZ963	13755	3.8	mL	1/30/2022

Stock Source	Base Units	Amount Added
sv92515	ug/mL	0.2 mL



Prep Batch 161693 Standards Traceability Report

Spike ID: sv92612

Spike Name: BNA Surr

Prep Date: 11/15/2021

Exp Date: 3/31/2022

Department: gcmspr

Vendor:

Lot Number:

Balance ID:

Comments: 2000/1000ug/mL

Type: Tertiary

Prep By: Ryan F. Bengel

Status: New

Final Volume: 4 mL

Chemical/Solvent Used	Bottle No	Amt	Units	Expires
Acetone DZ963	13755	17.5	mL	3/31/2022

Stock Source	Base Units	Amount Added
sv83609	ug/mL	2.5 mL
sv83604	ug/mL	5 mL



Prep Batch 161693 Standards Traceability Report

Spike ID: sv92614

Spike Name: LCS/Add Extractions

Prep Date: 11/29/2021

Exp Date: 9/24/2022

Department: GCMSPR

Vendor:

Lot Number:

Balance ID:

Comments: 100ug/mL. Spike 1mL into water.

Type: Secondary

Prep By: Ryan F. Benge

Status: New

Final Volume: 25 mL

Chemical/Solvent Used	Bottle No	Amt	Units	Expires
Acetone DZ963	13755	21.25	mL	9/24/2022

Stock Source	Base Units	Amount Added
sv83514	ug/mL	1.25 mL
sv83608	ug/mL	2.5 mL



Prep Batch 161693 Standards Traceability Report

Spike ID: sv92616

Spike Name: APPIIA/Acetone

Prep Date: 11/30/2021

Exp Date: 9/24/2022

Department:

Vendor:

Lot Number:

Balance ID:

Comments:

Type: Secondary

Prep By: Ryan F. Benge

Status: New

Final Volume: 4 mL

Chemical/Solvent Used	Bottle No	Amt	Units	Expires
Acetone DZ963	13755	3.8	mL	9/24/2022
Stock Source	Base Units	Amount Added		
sv83607	ug/mL	0.2 mL		

ID #: 13755

Opened: _____

Acetone DZ963

Expires: 9/24/2022

Rec'd: 4/13/2021

Energy Laboratories Inc 1120 So. 27th Street
Billings MT 59107

Honeywell

CERTIFICATE OF ANALYSIS

Honeywell Burdick & Jackson®

1953 South Harvey Street
Muskegon, MI 49442
Phone: (800) 368-0050
Fax: (231) 728-8226
lab.honeywell.com

Brand: Research Chemicals - B&J
Product: 010
Lot No.: DZ963
Production Date: 24-Sep-2020
Best Before: 24-Sep-2022

Acetone, B&J Brand™, >99.9%
for HPLC, GC, pesticide residue analysis and spectrophotometry

Parameter	Specification		Result	Units
	Min.	Max.		
Water by Karl Fischer Titration		0.50	0.45	%
UV Cutoff		330	328	nm
Refractive Index (20°C)	1.3583	1.3589	1.3585	
Residue		1	<0.5	mg/L
GC Analysis (excluding water)	99.9		99.98	%
Electron Capture GC		10	<10	ng/L
UV Absorbance @ 340 nm		0.060	0.0482	AU
UV Absorbance @ 350 nm		0.010	0.0047	AU
UV Absorbance @ 375 nm		0.005	<0.0001	AU
UV Absorbance @ 400 nm		0.005	<0.0001	AU

Honeywell
Quality Control Approval

Muskegon 9/24/2020 LIMS Sample No.: AL03008

CERTIFICATE OF ANALYSIS

Catalog No: S-14500-R2
Description: Custom Semi-Volatile Standard
Lot: 220021255-02
Solvent: Dichloromethane
Hazards: Refer to SDS for complete safety information

Date Certified: Aug 31, 2021
Expiration: Oct 1, 2022
Sample Size: 1 mL
Components: 10
Storage Condition: Freeze (<-10 °C)/Sonicate



Signal Word: Warning

Certified Reference Material



AR-1463

Component	CAS #	Purity % (GC/MS)	Prepared Concentration ² (µg/mL)	Certified Analyte Concentration ¹ (µg/mL)
Pyridine				
4-Chlorophenol	110-86-1	98.7	2026	2000
1-Methylnaphthalene	106-48-9	100.0	2019	2019
N-Nitrosodiphenylamine	90-12-0	98.5	2003	1973
4-Chloro-2-methylphenol	86-30-6	100.0	2022	2022
Benzoic acid	1570-64-5	97.0	2069*	2007
Aniline	65-85-0	99.5	2010	2000
Benzyl alcohol	62-53-3	98.0	2002	1962
Triallate	100-51-6	99.9	2011	2009
o-Terphenyl	2303-17-5	99.9	2013	2011
	84-15-1	99.9	2019	2017

ID #: 14279
Opened: _____
Custom Semi-Volatile Standard
Expires: 10/1/2022
Rec'd: 9/16/2021
Enerav Laboratories Inc 1120 So. 27th Street
Billings MT 59107

This Certified Reference Material was verified in accordance with ISO/IEC 17025

* Weight compensated to 100% purity.

A product with a suffix (-1A, -2B, etc. or -01, -02, etc.) on its lot number has had its expiration date extended and is identical to the same lot number without the suffix.

² All weights are traceable through NIST, Test No. 684/289871-17

¹ Certified Analyte Concentration = Purity x Prepared Concentration.


The Uncertainty associated with the certified concentration reported on this certificate is ±2.4%. This value is the combined expanded uncertainty and represents an estimated standard deviation equal to the positive square root of the total variation of the uncertainty of components. A normal distribution is assumed and a coverage factor of K=2 is chosen using approximately a 95% confidence level.

Labels and certificates follow U.S. Conventions in reporting numerical values: A comma (,) is used to separate units of one-thousand or greater. A period (.) is used as a decimal place marker.

The information on this certificate may not be reproduced without the express permission of the manufacturer. See reverse side for additional information

Hazard Information: Please refer to the SDS for information regarding the hazards associated with using this material.

This product was prepared according to in-house procedures and is guaranteed to be homogeneous.

Certified By: 
Larry Decker, Organic QC Manager



CERTIFIED REFERENCE MATERIAL

110 Benner Circle
Bellefonte, PA 16823-8812
Tel: (800)356-1688
Fax: (814)353-1309

www.restek.com

Certificate of Analysis



FOR LABORATORY USE ONLY-READ SDS PRIOR TO USE.

This Reference Material is intended for Laboratory Use Only as a standard for the qualitative and/or quantitative determination of the analyte(s) listed.

Catalog No. : 31086

Lot No.: A0175748

Description : B/N Surrogate Mix (4/89 SOW)

Base Neutral Surrogate 5000µg/mL, Methylene Chloride, 5mL/ampul

Container Size : 5 mL

Pkg Amt: > 5 mL

Expiration Date : July 31, 2027

Storage: 10°C or colder

Handling: Sonicate prior to use.

Ship: Ambient

ID #: **14431**

Opened: _____

B/N Surrogate Mix (4/89 SOW)

Expires: **7/31/2027**

Rec'd: 10/25/2021

Energy Laboratories Inc. 1120 So. 27th Street
Billings MT 59107

CERTIFIED VALUES

Elution Order	Compound	Grav. Conc. (weight/volume)	Expanded Uncertainty (95% C.L.; K=2)	
1	Nitrobenzene-d5 CAS # 4165-60-0 Purity 99% (Lot PR-29940A)	5,027.3 µg/mL	+/- 29.2293 µg/mL	Gravimetric
			+/- 226.4341 µg/mL	Unstressed
			+/- 251.2566 µg/mL	Stressed
2	2-Fluorobiphenyl CAS # 321-60-8 Purity 99% (Lot 00019169)	5,001.1 µg/mL	+/- 29.0767 µg/mL	Gravimetric
			+/- 225.2518 µg/mL	Unstressed
			+/- 249.9447 µg/mL	Stressed
3	p-Terphenyl-d14 CAS # 1718-51-0 Purity 99% (Lot PR-30504)	5,001.4 µg/mL	+/- 29.0787 µg/mL	Gravimetric
			+/- 225.2668 µg/mL	Unstressed
			+/- 249.9613 µg/mL	Stressed

Solvent: Methylene chloride
CAS # 75-09-2
Purity 99%

Tech Tips:

Due to the limited solubility of p-terphenyl-d14 in methanol, we do not recommend that this mixture be diluted in methanol.

Column:

30m x 0.25mm x 0.25µm
Rtx-5 (cat.#10223)

Carrier Gas:

hydrogen-constant pressure 10 psi.

Temp. Program:

40°C (hold 2 min.) to 330°C
@ 10°C/min. (hold 10 min.)

Inj. Temp:

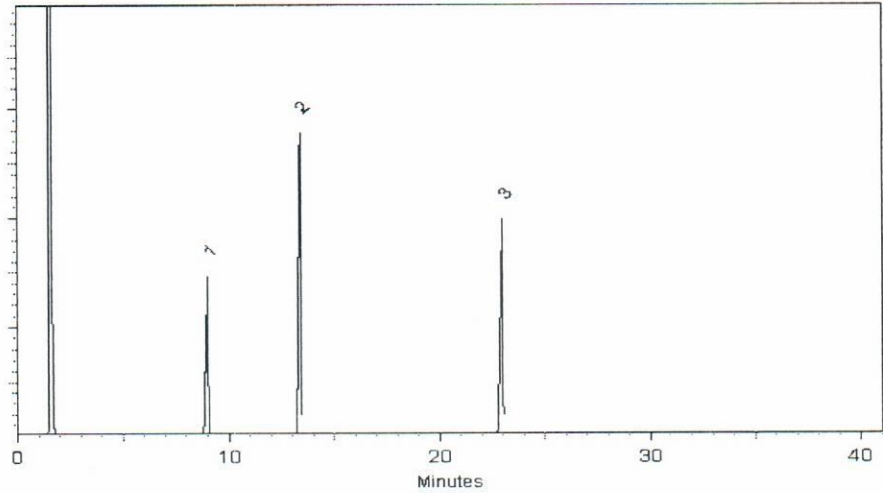
250°C

Det. Temp:

330°C

Det. Type:

FID



This chromatogram represents a general set of testing conditions chosen for product acceptance. For optimal results in your lab, conditions should be adjusted for your specific instrument, method, and application.

Sam Moodler
Sam Moodler - Operations Tech I

Date Mixed: 25-Aug-2021

Balance: B345965662

Marline Cowan
Marline Cowan - Operations Tech I

Date Passed: 27-Aug-2021

Manufactured under Restek's ISO 9001:2015
Registered Quality System
Certificate #FM 80397

General Certified Reference Material Notes

Expiration Notes:

- Expiration date valid for unopened ampul stored in compliance with the recommended conditions.
- Uncertainty, concentration, and expiration of the CRM are based on the unopened product being stored according to the recommended condition found in the storage field.

Purity Notes:

- Purity and/or chemical identity are determined by one or more of the following techniques: GC/FID, HPLC, GC/μECD, GC/MS, LC/MS, RI, and/or melting point.
- Compounds with a listed purity of less than 99% have been weight corrected to compensate for impurities and/or salts. A correction factor is used to calculate the amount of compound necessary to achieve the desired concentration of the parent compound in solution.
- Purity of isomeric compounds is reported as the sum of the isomers.
- Purity values are rounded to the nearest whole number.

Certified Uncertainty Value Notes:

- The uncertainties are determined in accordance with ISO 17034 and Guide 35. The certified combined stressed uncertainty value (includes gravimetric uncertainty, homogeneity between-ampul uncertainty, storage stability uncertainty and shipping stability uncertainty and were combined using the following formula:

$$U_{combined\ stressed} = k \sqrt{U_{gravimetric}^2 + U_{homogeneity}^2 + U_{storage\ stability}^2 + U_{shipping\ stability}^2}$$

k is a coverage factor of 2, which gives a level of confidence of approximately 95%.

- It is important to note that the shipping stability uncertainty was obtained under temperature extremes for specific time intervals; therefore, the certified combined stressed uncertainty value should only be applied to the product if it was stored at non-standard temperature conditions up to and including 7 days. Contact Restek Technical Service at www.restek.com/Contact-Us for use recommendations if your shipment was in-transit for more than 7 days at non-standard temperature conditions.
- Apply the certified combined unstressed uncertainty value if the product was received under standard shipping conditions. Apply the certified combined stressed uncertainty value if the product was received under non-standard conditions as specified below.

Label Conditions	Standard Conditions	Non-Standard Conditions
25°C Nominal (Room Temperature)	< 60°C	≥ 60°C up to 7 days
10°C or colder (Refrigerate)	< 40°C	≥ 40°C up to 7 days
0°C or colder (Freezer) -20°C or colder (Deep Freezer)	< 25°C	≥ 25°C up to 7 days

- Separate (not combined) uncertainty values for gravimetric uncertainty are also displayed on the certificate, if needed, separate homogeneity between-ampul uncertainty, storage stability uncertainty and shipping stability uncertainty values are available by contacting Restek Technical Service at www.restek.com/Contact-Us.
- The packaged amount is the minimum sample size for which uncertainty is valid. The ampules are over-filled to ensure that the minimum packaged amount can be sufficiently transferred.

Manufacturing Notes:

- Concentration is based upon gravimetric preparation using either a balance whose calibration has been verified daily using NIST traceable weights, and/or dilutions with Class A glassware.

Handling Notes:

- Stability of the unopened product, when stored in compliance with the recommended conditions, is guaranteed through the expiration displayed on the product label and certificate. Contact Restek for additional opened product stability information, with the knowledge/understanding that open product stability is subject to the specific handling and environmental conditions to which the product is exposed. For your convenience Restek supplies deactivated vials with most standards packed in 2mL ampules. Larger volume deactivated vials are available through Restek as a custom ordered item. Additionally, Restek sells DMDCS for the purpose of glassware deactivation as catalog number 31861, which includes complete instructions.

CERTIFICATE OF ANALYSIS

Catalog No: S-6237B
Description: Custom Semivolatile STD
Lot: 221111080
Solvent: Dichloromethane
Hazards: Refer to SDS for complete safety information

Date Certified: Nov 5, 2021
Expiration: Dec 5, 2022
Sample Size: 1 mL
Components: 29
Storage Condition: Freeze (<-10 °C)



Signal Word: Warning

Certified Reference Material



Component	CAS #	Purity %	Prepared	Certified Analyte
		(GC/MS)	Concentration ² (µg/mL)	Concentration ¹ (µg/mL)
2-Acetamidofluorene	53-96-3	100.0	2026	2026
Aramite	140-57-8	100.0	2013	2013
Chlorobenzilate	510-15-6	100.0	2001	2001
Diallate	2303-16-4	97.5	2062*	2010
Dibenzofuran	132-64-9	100.0	2007	2007
2,6-Dichlorophenol	87-65-0	100.0	2005	2005
Dimethoate	60-51-5	99.1	2011	1993
7,12-Dimethylbenz(a)anthracene	57-97-6	100.0	2011	2011
1,3-Dinitrobenzene	99-65-0	99.9	2009	2007
Disulfoton	298-04-4	100.0	2027	2027
Ethyl methanesulfonate	62-50-0	100.0	2011	2011
Famphur	52-85-7	99.3	2011	1997
Hexachlorophene	70-30-4	98.0	2034	1993
Hexachloropropene	1888-71-7	97.9	2046*	2003
Isosafrole **	120-58-1	98.1	2025	1987
Methapyrilene	91-80-5	98.8	2013	1989
3-Methylcholanthrene	56-49-5	99.0	2033	2013
Methyl methanesulfonate	66-27-3	100.0	2006	2006
Methyl parathion	298-00-0	99.9	2016	2014
1,4-Naphthoquinone	130-15-4	100.0	2022	2022
Parathion	56-38-2	99.6	2008	2000
Pentachlorobenzene	608-93-5	99.0	2017	1997
Phorate	298-02-2	97.8	2072*	2026
Safrole	94-59-7	98.2	2033	1996
Sulfotep	3689-24-5	98.8	2026	2002
1,2,4,5-Tetrachlorobenzene	95-94-3	100.0	2001	2001
2,3,4,6-Tetrachlorophenol	58-90-2	95.3	2113*	2014
Thionazin	297-97-2	97.0	2066*	2004
O,O,O-Triethylphosphorothioate	126-68-1	100.0	2007	2007

ID #: 14503

Opened: _____

Custom SemiVolatile Standard

Expires: 12/5/2022

Rec'd: 11/9/2021

Energ Laboratories Inc 1120 So. 27th Street
Billings MT 59107

CERTIFICATE OF ANALYSIS

Catalog No: S-6237B
Description: Custom Semivolatle STD
Lot: 221111080
Solvent: Dichloromethane

Date Certified: Nov 5, 2021
Expiration: Dec 5, 2022
Sample Size: 1 mL
Components: 29

This Certified Reference Material was verified in accordance with ISO/IEC 17025

* Weight compensated to 100% purity.

**Mixture of isomers (75.7% Cis + 22.4 % Trans)

A product with a suffix (-1A, -2B, etc. or -01, -02, etc.) on its lot number has had its expiration date extended and is identical to the same lot number without the suffix.

² All weights are traceable through NIST, Test No. 684/289871-17

¹ Certified Analyte Concentration = Purity x Prepared Concentration.


The Uncertainty associated with the certified concentration reported on this certificate is $\pm 2.4\%$. This value is the combined expanded uncertainty and represents an estimated standard deviation equal to the positive square root of the total variation of the uncertainty of components. A normal distribution is assumed and a coverage factor of K=2 is chosen using approximately a 95% confidence level.

Labels and certificates follow U.S. Conventions in reporting numerical values: A comma (,) is used to separate units of one-thousand or greater. A period (.) is used as a decimal place marker.

The information on this certificate may not be reproduced without the express permission of the manufacturer. See reverse side for additional information

Hazard Information: Please refer to the SDS for information regarding the hazards associated with using this material.

This product was prepared according to in-house procedures and is guaranteed to be homogeneous.

Certified By: 

Larry Decker, Organic QC Manager

CERTIFICATE OF ANALYSIS

Catalog No: CLP-AS-10X
Description: Acid Surrogate
Lot: 220031065
Solvent: Methanol
Hazards: Refer to SDS for complete safety information

Date Certified: Mar 6, 2020
Expiration: Mar 6, 2023
Sample Size: 1 mL
Components: 3
Storage Condition: Ambient (>5 °C)



Signal Word: Danger

Certified Reference Material



Component	CAS #	Purity % (GC/MS)	Prepared Concentration ² (mg/mL)	Certified Analyte Concentration ¹ (mg/mL)
2-Fluorophenol	367-12-4	99.8	20.20	20.16
Phenol-d5	4165-62-2	99.9	20.05	20.03
2,4,6-Tribromophenol	118-79-6	99.9	20.19	20.17

ID #: 14527
Opened: _____
Acid Surrogate
Expires: 3/6/2023
Rec'd: 11/17/2021
Energy Laboratories Inc 1120 So. 27th Street
Billings MT 59107

A product with a suffix (-1A, -2B, etc. or -01, -02, etc.) on its lot number has had its expiration date extended and is identical to the same lot number without the suffix.
² All weights are traceable through NIST, Test No. 684/289871-17

¹ Certified Analyte Concentration = Purity x Prepared Concentration.
The Uncertainty associated with the certified concentration reported on this certificate is ±2.4%. This value is the combined expanded uncertainty and represents an estimated standard deviation equal to the positive square root of the total variation of the uncertainty of components. A normal distribution is assumed and a coverage factor of K=2 is chosen using approximately a 95% confidence level.

Labels and certificates follow U.S. Conventions in reporting numerical values: A comma (,) is used to separate units of one-thousand or greater. A period (.) is used as a decimal place marker.

The information on this certificate may not be reproduced without the express permission of the manufacturer. See reverse side for additional information

Hazard Information: Please refer to the SDS for information regarding the hazards associated with using this material.

This product was prepared according to in-house procedures and is guaranteed to be homogeneous.

Certified By: _____

Larry Decker, Organic QC Manager



CERTIFIED WEIGHT REPORT

Part Number: **92180**
Lot Number: **091521**
Description: **CLP Semi-Volatile Calibration Standard**
64 components
Expiration Date: **091526**
Recommended Storage: **Freezer (0 °C)**
Nominal Concentration (µg/mL): **1000**
NIST Test ID#: **6UTB**

Solvent: **Methylene chloride**
Lot#: **104929**

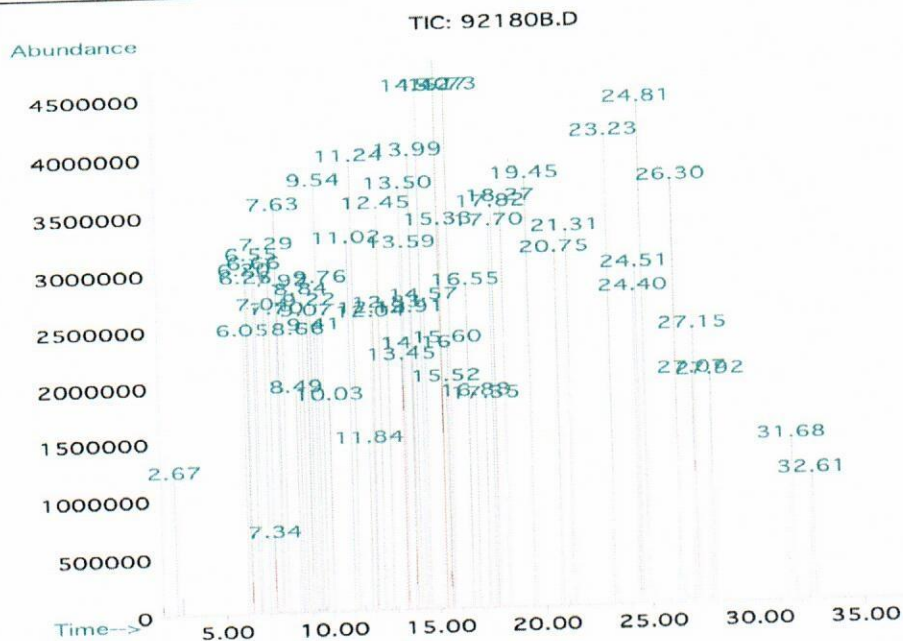
Formulated By: <i>Prashant Chauhan</i>	091521 DATE
Reviewed By: <i>Pedro L. Rentas</i>	091521 DATE

Weight(s) shown below were combined and diluted to (mL):
100.0 0.003 5E-05 Balance Uncertainty
Flask Uncertainty

Compound	RM#	Lot Number	Dil. Factor	Initial Vol. (mL)	Initial Conc. (µg/mL)	Nominal Conc. (µg/mL)	Purity (%)	Uncertainty Purity (%)	Uncertainty Pipette (mL)	Target Weight(g)	Actual Weight(g)	Actual Conc. (µg/mL)	Expanded Uncertainty (+/-) (µg/mL)	SDS Information (Solvent Safety Info. On Attached pg.)		
														CAS#	OSHA PEL (TWA)	LOSO
1. 2,2'-Oxybis(1-chloropropane)	(0078)	012016AR	NA	NA	NA	1000	98.9	0.2	NA	0.10112	0.10129	1001.7	4.2	108-60-1	N/A	ori-rat 240mg/kg
2. Hexachlorobenzene	(0195)	051697	NA	NA	NA	1000	99	0.2	NA	0.10102	0.10128	1002.6	4.2	118-74-1	N/A	ori-rat 10µg/kg
3. bis(2-Chloroethoxy) methane	10111	011214	0.05	5.00	20018.4	1000	NA	NA	0.017	NA	NA	1000.8	8.0	111-91-1	N/A	N/A
4. bis(2-Chloroethyl) ether	10111	011214	0.05	5.00	20014.3	1000	NA	NA	0.017	NA	NA	1000.5	8.0	111-44-4	15 ppm (90mg/m3/8H)(skin)	ori-rat 75mg/kg
5. bis(2-Ethylhexyl) phthalate	10111	011214	0.05	5.00	20008.8	1000	NA	NA	0.017	NA	NA	1000.3	8.0	117-81-7	5mg/m3/8H	ori-rat 30600mg/kg
6. 4-Bromophenyl phenyl ether	10111	011214	0.05	5.00	20011.3	1000	NA	NA	0.017	NA	NA	1000.5	8.0	101-55-3	N/A	N/A
7. Benzyl butyl phthalate	10111	011214	0.05	5.00	20009.5	1000	NA	NA	0.017	NA	NA	1000.4	8.0	85-68-7	N/A	ori-rat 2330mg/kg
8. 4-Chlorophenyl phenyl ether	10111	011214	0.05	5.00	20013.6	1000	NA	NA	0.017	NA	NA	1000.6	8.0	7005-72-3	N/A	N/A
9. Diethyl phthalate	10111	011214	0.05	5.00	20015.7	1000	NA	NA	0.017	NA	NA	1000.7	8.0	84-66-2	5mg/m3/8H	ori-rat 8600mg/kg
10. Dimethyl phthalate	10111	011214	0.05	5.00	20011.6	1000	NA	NA	0.017	NA	NA	1000.5	8.0	131-11-3	5mg/m3/8H	ori-rat 6800mg/kg
11. Di-n-butyl phthalate	10111	011214	0.05	5.00	20012.2	1000	NA	NA	0.017	NA	NA	1000.5	8.0	84-74-2	5mg/m3/8H	ori-rat 8000mg/kg
12. Di-n-octyl phthalate	10111	011214	0.05	5.00	20010.0	1000	NA	NA	0.017	NA	NA	1000.4	8.0	117-84-0	N/A	ori-rat 47000mg/kg
13. N-Nitrosodimethylamine	10111	011214	0.05	5.00	20010.5	1000	NA	NA	0.017	NA	NA	1000.4	8.0	62-75-9	N/A	ori-rat 47000mg/kg
14. N-Nitroso-n-propylamine	10111	011214	0.05	5.00	20003.9	1000	NA	NA	0.017	NA	NA	1000.4	8.0	62-75-9	N/A	ori-rat 58mg/kg
15. 1,2-Diphenylhydrazine (as Azobenzene)	10112	042820	0.05	5.00	20003.3	1000	NA	NA	0.017	NA	NA	1000.1	8.1	103-33-3	N/A	ori-rat 480mg/kg
16. 2-Chloronaphthalene	10112	042820	0.05	5.00	20005.4	1000	NA	NA	0.017	NA	NA	1000.2	8.0	91-58-7	N/A	ori-rat 1000mg/kg
17. 1,2-Dichlorobenzene	10112	042820	0.05	5.00	20003.7	1000	NA	NA	0.017	NA	NA	1000.2	8.0	95-50-1	50 ppm (300mg/m3) (CL)	ori-rat 500mg/kg
18. 1,3-Dichlorobenzene	10112	042820	0.05	5.00	20003.3	1000	NA	NA	0.017	NA	NA	1000.1	8.0	541-73-1	N/A	ipr-mus 1062mg/kg
19. 1,4-Dichlorobenzene	10112	042820	0.05	5.00	20003.3	1000	NA	NA	0.017	NA	NA	1000.2	8.0	106-46-7	75 ppm (450mg/m3/8H)	ori-rat 500mg/kg
20. 2,4-Dinitrotoluene	10112	042820	0.05	5.00	20009.4	1000	NA	NA	0.017	NA	NA	1000.0	8.0	121-14-2	1.5mg/m3/8H (skin)	ori-rat 268mg/kg
21. 2,6-Dinitrotoluene	10112	042820	0.05	5.00	20002.4	1000	NA	NA	0.017	NA	NA	1000.0	8.0	806-20-2	1.5mg/m3/8H (skin)	ori-rat 177mg/kg
22. Hexachloro-1,3-butadiene	10112	042820	0.05	5.00	20001.8	1000	NA	NA	0.017	NA	NA	1000.4	12.4	87-68-3	0.02 ppm (0.24mg/m3/8H)	ori-rat 82mg/kg
23. Hexachlorocyclopentadiene	10112	042820	0.05	5.00	20002.4	1000	NA	NA	0.017	NA	NA	1000.0	8.0	77-47-4	0.01 ppm (0.1mg/m3/8H)	ori-rat 1300mg/kg
24. Hexachloroethane	10112	042820	0.05	5.00	20003.8	1000	NA	NA	0.017	NA	NA	1000.0	8.0	67-72-1	1 ppm (10mg/m3/8H)(skin)	ori-rat 4970mg/kg
25. Isophorone	10112	042820	0.05	5.00	20004.9	1000	NA	NA	0.017	NA	NA	1000.1	8.1	78-59-1	25 ppm	ori-rat 2330mg/kg
26. Nitrobenzene	10112	042820	0.05	5.00	20002.0	1000	NA	NA	0.017	NA	NA	1000.1	8.0	98-95-3	1 ppm (5mg/m3/8H)(skin)	ori-rat 780mg/kg
27. 1,2,4-Trichlorobenzene	10112	042820	0.05	5.00	20010.2	1000	NA	NA	0.017	NA	NA	1000.0	8.0	120-82-1	5 ppm (CL) (40mg/m3)	ori-rat 756mg/kg
28. o-Cresol (2-Methylphenol)	10114	081919	0.05	5.00	20061.2	1000	NA	NA	0.017	NA	NA	1000.4	8.0	95-48-7	5 ppm (22mg/m3/8H)(skin)	ori-rat 121mg/kg
29. p-Cresol (4-Methylphenol)	10114	081919	0.05	5.00	20023.2	1000	NA	NA	0.017	NA	NA	1003.0	8.0	106-44-5	5 ppm (22mg/m3/8H)(skin)	ori-rat 207mg/kg
30. 2,4,5-Trichlorophenol	10115	060512	0.05	5.00	20009.6	1000	NA	NA	0.017	NA	NA	1001.1	8.0	95-95-4	N/A	ori-rat 820mg/kg
31. 4-Chloroaniline	10115	060512	0.05	5.00	20020.2	1000	NA	NA	0.017	NA	NA	1000.9	8.0	132-64-9	N/A	ori-rat 310mg/kg
32. Dibenzofuran	10115	060512	0.05	5.00	20012.9	1000	NA	NA	0.017	NA	NA	1000.5	8.1	91-57-6	N/A	ori-rat 1630mg/kg
33. 2-Methylnaphthalene	10115	060512	0.05	5.00	20011.8	1000	NA	NA	0.017	NA	NA	1000.5	8.0	88-74-4	N/A	ori-rat 1600mg/kg
34. 2-Nitroaniline	10115	060512	0.05	5.00	20018.6	1000	NA	NA	0.017	NA	NA	1000.8	8.0	99-09-2	N/A	ori-rat 535mg/kg
35. 3-Nitroaniline	10115	060512	0.05	5.00	20014.9	1000	NA	NA	0.017	NA	NA	1000.8	8.0	100-01-6	1 ppm (6mg/m3/8H)(skin)	ori-rat 750mg/kg
36. 4-Nitroaniline	10118	072120	0.05	5.00	20003.1	1000	NA	NA	0.017	NA	NA	1000.0	8.0	95-57-8	N/A	ori-rat 1830mg/kg
37. 4-Chloro-3-methylphenol	10118	072120	0.05	5.00	20003.7	1000	NA	NA	0.017	NA	NA	1000.1	8.0	120-83-2	N/A	ori-rat 670mg/kg
38. 2-Chlorophenol	10118	072120	0.05	5.00	20003.3	1000	NA	NA	0.017	NA	NA	1000.1	8.1	105-67-9	N/A	ori-rat 580mg/kg
39. 2,4-Dichlorophenol	10118	072120	0.05	5.00	20002.9	1000	NA	NA	0.017	NA	NA	1000.0	8.0	51-28-5	N/A	ori-rat 3200mg/kg
40. 2,4-Dimethylphenol	10118	072120	0.05	5.00	20002.5	1000	NA	NA	0.017	NA	NA	1000.0	8.0	534-52-1	N/A	ori-rat 30mg/kg
41. 2,4-Dinitrophenol	10118	072120	0.05	5.00	20002.0	1000	NA	NA	0.017	NA	NA	1000.1	8.0	88-75-5	N/A	ori-rat 334mg/kg
42. 4,6-Dinitro-2-methylphenol	10118	072120	0.05	5.00	20002.8	1000	NA	NA	0.017	NA	NA	1000.0	8.0	100-02-7	N/A	ori-rat 250mg/kg
43. 2-Nitrophenol	10118	072120	0.05	5.00	20003.9	1000	NA	NA	0.017	NA	NA	1000.0	8.0	87-86-5	0.5mg/m3/8H (skin)	ori-rat 27mg/kg
44. 4-Nitrophenol	10118	072120	0.05	5.00	20004.2	1000	NA	NA	0.017	NA	NA	1000.1	8.0	108-95-2	5 ppm (19mg/m3/8H)(skin)	ori-rat 317mg/kg
45. Pentachlorophenol	10118	072120	0.05	5.00	2001.2	1000	NA	NA	0.018	NA	NA	1000.5	4.1	83-32-9	N/A	ori-rat 820mg/kg
46. Phenol	10118	072120	0.05	5.00	2000.2	1000	NA	NA	0.018	NA	NA	1000.0	4.2	208-96-8	N/A	ori-rat 800mg/kg
47. 2,4,6-Trichlorophenol	10118	072120	0.05	5.00	2001.3	1000	NA	NA	0.018	NA	NA	1000.1	4.1	120-12-7	0.2mg/m3 (8H)	ipr-mus 430mg/kg
48. Acenaphthene	1007	042420	0.50	50.00	2000.0	1000	NA	NA	0.018	NA	NA	1000.6	4.2	56-55-3	N/A	ori-rat 200mg/kg
49. Acenaphthylene	1007	042420	0.50	50.00	2000.9	1000	NA	NA	0.018	NA	NA	999.9	4.1	50-32-8	0.2mg/m3 (8H)	ori-rat 50mg/kg
50. Anthracene	1007	042420	0.50	50.00	2001.2	1000	NA	NA	0.018	NA	NA	1000.4	4.1	205-99-2	N/A	N/A
51. Benzo(a)anthracene	1007	042420	0.50	50.00	2000.3	1000	NA	NA	0.018	NA	NA	1000.5	4.1	207-08-9	N/A	N/A
52. Benzo(a)pyrene	1007	042420	0.50	50.00	2000.3	1000	NA	NA	0.018	NA	NA	999.9	4.1	191-24-2	N/A	N/A
53. Benzo(b)fluoranthene	1007	042420	0.50	50.00	2000.8	1000	NA	NA	0.018	NA	NA	1000.0	4.2	86-74-8	N/A	ipr-mus 200mg/kg
54. Benzo(k)fluoranthene	1007	042420	0.50	50.00	2000.8	1000	NA	NA	0.018	NA	NA	1000.3	4.2	218-01-9	0.2mg/m3	N/A
55. Benzo(g,h)perylene	1007	042420	0.50	50.00	2000.3	1000	NA	NA	0.018	NA	NA	1000.3	4.2	53-70-3	0.2mg/m3	N/A
56. Carbazole	1007	042420	0.50	50.00	2000.9	1000	NA	NA	0.018	NA	NA	1000.1	4.2	206-44-0	N/A	ori-rat 2000mg/kg
57. Chrysene	1007	042420	0.50	50.00	2000.1	1000	NA	NA	0.018	NA	NA	1000.3	4.2	86-73-7	N/A	ori-rat 2000mg/kg
58. Dibenz(a,h)anthracene	1007	042420	0.50	50.00	2000.9	1000	NA	NA	0.018	NA	NA	1000.4	4.1	193-39-5	N/A	N/A
59. Fluoranthene	1007	042420	0.50	50.00	2000.9	1000	NA	NA	0.018	NA	NA	1000.4	4.1	91-20-3	10 ppm (50mg/m3/8H)	ori-rat 490mg/kg
60. Fluorene	1007	042420	0.50	50.00	2000.9	1000	NA	NA	0.018	NA	NA	1000.4	4.1	85-01-8	0.2mg/m3/8H	ori-rat 700mg/kg



Method GC8MSD-2.M: Column:SBB-5 (30m X 0.25mm ID X 0.25µm film thickness) Temp 1 = 50°C (1min.), Temp 2 = 300°C (14 min.), Rate = 10°C/min., Injector B = 250°C, Detector B = 290°C, Split Ratio = 100:1, Scan Rate = 2. Analysis performed by Melissa Stonier.



Peak No	Name	MSD RT (min.)
1	N-nitrosodimethylamine	2.67
2	Phenol	6.05
3	bis(2-Chloroethyl)ether	6.20
4	2-Chlorophenol	6.26
5	1,3-Dichlorobenzene	6.55
6	1,4-Dichlorobenzene	6.63
7	1,2-Dichlorobenzene	7.04
8	o-Cresol (2-methylphenol)	7.29
9	bis(2-Chloroisopropyl)ether	7.34
10	p-Cresol (4-methylphenol)/N-nitrosodi-n-propylamine	7.63
11	Hexachloroethane	7.70
12	Nitrobenzene	7.92
13	Isophorone	8.49
14	2-Nitrophenol	8.66
15	2,4-Dimethylphenol	8.84
16	bis(2-Chloroethoxy)methane	9.07
17	2,4-Dichlorophenol	9.22
18	1,2,4-Trichlorobenzene	9.41
19	Naphthalene	9.54
20	4-Chloroaniline	9.76
21	Hexachloro-1,3-Butadiene	10.03
22	4-Chloro-3-methylphenol	11.02
23	2-Methylnaphthalene	11.24
24	Hexachlorocyclopentadiene	11.84
25	2,4,6-Trichlorophenol	12.13
26	2,4,5-Trichlorophenol	12.45
27	2-Chloronaphthalene	12.84
28	2-Nitroaniline	13.45
29	Dimethyl phthalate	13.50
30	Acenaphthylene	13.59
31	2,6-Dinitrotoluene	13.91
32	3-Nitroaniline	13.99
33	Acenaphthene	14.16
34	2,4-Dinitrophenol	14.40
35	Dibenzofuran/4-Nitrophenol	14.57
36	2,4-Dinitrotoluene	15.27
37	Diethyl phthalate/fluorene	15.33
38	4-Chlorophenyl phenyl ether	15.52
39	4-Nitroaniline	15.60
40	4,6-Dinitro-2-methylphenol	15.73
41	Azobenzene	16.56
42	4-Bromophenyl phenyl ether	16.89
43	Hexachlorobenzene	17.70
44	Pentachlorophenol	17.82
45	Phenanthrene	18.27
46	Anthracene	19.45
47	Carbazole	20.75
48	Di-n-butyl phthalate	21.31
49	Fluoranthene	23.23
50	Pyrene	24.40
51	Benzyl butyl phthalate	24.51
52	Benzo(a)anthracene	24.82
53	Chrysene	26.30
54	bis(2-Ethylhexyl)phthalate	27.07
55	Di-n-octyl phthalate	27.15
56	Benzo(b)fluoranthene	27.92
57	Benzo(k)fluoranthene	31.68
58	Benzo(a)pyrene	32.61
59	Indeno(1,2,3-cd)pyrene/Dibenz(a,h)anthracene	
60	Benzo(g,h,i)perylene	



Analytical RunID SV5973N.I_211228A Standards Traceability Report

Spike ID: sv100507

Spike Name: BNA mix

Prep Date: 6/9/2021

Exp Date: 3/31/2022

Department: GCMSSEMI

Vendor:

Lot Number:

Balance ID:

Comments: 200 ug/mL

Type: Secondary

Prep By: Sean McGrew

Status: New

Final Volume: 1.5 mL

Chemical/Solvent Used	Bottle No	Amt	Units	Expires
Dichloromethane EA342	13510	0.51	mL	3/31/2022

Stock Source	Base Units	Amount Added
sv82908	ug/mL	0.03 mL
sv83301	ug/mL	0.15 mL
sv83406	ug/mL	0.15 mL
sv83419	ug/mL	0.15 mL
sv82913	ug/mL	0.15 mL
sv83410	ug/mL	0.15 mL
sv83407	ug/mL	0.06 mL
sv83201	ug/mL	0.15 mL



Analytical RunID SV5973N.I_211228A Standards Traceability Report

Spike ID: sv100516

Spike Name: BNA Internals 2000 ug/mL

Prep Date: 7/25/2021

Exp Date: 6/30/2023

Department: GCMSSEMI

Vendor: Chemservice

Lot Number: 8443500

Balance ID:

Comments:

Type: Secondary

Prep By: John P. Heine

Status: New

Final Volume: 2.12 mL

Chemical/Solvent Used	Bottle No	Amt	Units	Expires
Dichloromethane EA342	13510	1.06	mL	6/30/2023

Stock Source	Base Units	Amount Added
sv83506	ug/mL	1.06 mL



Analytical RunID SV5973N.I_211228A Standards Traceability Report

Spike ID: sv100714

Spike Name: BNA 2nd source

Prep Date: 12/20/2021

Exp Date: 10/1/2022

Department: GCMSSEMI

Vendor:

Lot Number:

Balance ID:

Comments: 200 ug/mL

Type: Secondary

Prep By: Sean McGrew

Status: New

Final Volume: 1 mL

Chemical/Solvent Used	Bottle No	Amt	Units	Expires
Dichloromethane EA342	13510	0.54	mL	10/1/2022

Stock Source	Base Units	Amount Added
sv83514	ug/mL	0.1 mL
sv82702	ug/mL	0.02 mL
sv83218	ug/mL	0.1 mL
sv83408	ug/mL	0.2 mL
sv83411	ug/mL	0.04 mL



Analytical RunID SV5973N.I_211228A Standards Traceability Report

Standard ID: sv82702

Standard Name: AE Surr

Prep Date: 8/28/2018

Exp Date: 4/30/2023

Department: GCMSPR

Vendor: Restek

Lot Number: A0137474

Balance ID:

Comments:

Type: Primary

Prep By: Craig A. Bardelli

Status: New

Final Volume: mL

Chemical/Solvent Used	Bottle No	Amt	Units	Expires
Acid Surrogate Standard Mix (4/89)	10707	1	mL	4/30/2023
Stock Source	Base Units	Amount Added		



Analytical RunID SV5973N.I_211228A Standards Traceability Report

Spike ID: sv82908

Spike Name: AE surr

Prep Date: 4/10/2019

Exp Date: 3/31/2022

Department: GCMSSEMI

Vendor: Sigma-Aldrich

Lot Number: LRAC2239

Balance ID:

Comments:

Type: Primary

Prep By: Sean McGrew

Status: New

Final Volume: mL

Chemical/Solvent Used	Bottle No	Amt	Units	Expires
EPA 8270 Acids Surrogate Spike Mix HC	11383		mL	3/31/2022
Stock Source	Base Units	Amount Added		



Analytical RunID SV5973N.I_211228A Standards Traceability Report

Spike ID: sv82913

Spike Name: BNA Custom for cal

Prep Date: 5/2/2019

Exp Date: 5/28/2023

Department: GCMSSEMI

Vendor: AccuStandard

Lot Number: 219041483

Balance ID:

Comments:

Type: Primary

Prep By: Sean McGrew

Status: New

Final Volume: 1 mL

Chemical/Solvent Used	Bottle No	Amt	Units	Expires
Custom BNA Mix	11451		mL	5/28/2023
Stock Source	Base Units	Amount Added		



Analytical RunID SV5973N.I_211228A Standards Traceability Report

Spike ID: sv83201

Spike Name: Phenols mix

Prep Date: 3/17/2020

Exp Date: 1/31/2028

Department: GCMSSEMI

Vendor: Restek

Lot Number: A0157111

Balance ID:

Comments:

Type: Primary

Prep By: Sean McGrew

Status: New

Final Volume: 1 mL

Chemical/Solvent Used	Bottle No	Amt	Units	Expires
604 Phenols Calibration Mix	12512		mL	1/31/2028

Stock Source	Base Units	Amount Added
--------------	------------	--------------



Analytical RunID SV5973N.I_211228A Standards Traceability Report

Spike ID: SV83202

Spike Name: BNA 2nd source short

Prep Date: 3/24/2020

Exp Date: 3/16/2023

Department: GCMSSEMI

Vendor: Absolute Standards

Lot Number: 031620

Balance ID:

Comments:

Type: Primary

Prep By: Sean McGrew

Status: New

Final Volume: 1 mL

Chemical/Solvent Used	Bottle No	Amt	Units	Expires
BNA 2nd Source Standard Rev 1	12532		mL	3/16/2023
Stock Source	Base Units	Amount Added		



Analytical RunID SV5973N.I_211228A Standards Traceability Report

Spike ID: sv83218

Spike Name: Benzidines

Prep Date: 7/7/2020

Exp Date: 5/1/2024

Department: GCMSSEMI

Vendor: AccuStandard

Lot Number: 220041353

Balance ID:

Comments: 2000 ug/mL 12839

Type: Primary

Prep By: John P. Heine

Status: New

Final Volume: 1 mL

Chemical/Solvent Used	Bottle No	Amt	Units	Expires
Benzidine & 3,3'-Dichlorobenzidine	12839	1	mL	5/1/2024

Stock Source	Base Units	Amount Added
--------------	------------	--------------



Analytical RunID SV5973N.I_211228A Standards Traceability Report

Spike ID: sv83301

Spike Name: PAH Mix

Prep Date: 7/13/2020

Exp Date: 9/30/2022

Department: GCMSSEMI

Vendor: Sigma-Aldrich

Lot Number: LRAC3877

Balance ID:

Comments: 4 x 1mL

Type: Primary

Prep By: John P. Heine

Status: New

Final Volume: 6 mL

Chemical/Solvent Used	Bottle No	Amt	Units	Expires
TCL PAH Mix	12846	6	mL	9/30/2022
Stock Source	Base Units	Amount Added		



Analytical RunID SV5973N.I_211228A Standards Traceability Report

Spike ID: sv83406

Spike Name: BN mix 2000ug/mL

Prep Date: 1/20/2021

Exp Date: 1/31/2023

Department: GCMSSEMI

Vendor: Sigma-Aldrich

Lot Number: LRAC4915

Balance ID:

Comments:

Type: Primary

Prep By: Sean McGrew

Status: New

Final Volume: 1 mL

Chemical/Solvent Used	Bottle No	Amt	Units	Expires
TCL Base-Neutrals Mix	13494	1	mL	1/31/2023

Stock Source	Base Units	Amount Added
--------------	------------	--------------



Analytical RunID SV5973N.I_211228A Standards Traceability Report

Standard ID: sv83407

Standard Name: BN Surr 5000 ug/mL

Prep Date: 12/14/2020

Exp Date: 10/31/2026

Department: GCMSSEMI

Vendor: Restek

Lot Number: A0166081

Balance ID:

Comments:

Type: Primary

Prep By: John P. Heine

Status: New

Final Volume: 5 mL

Chemical/Solvent Used	Bottle No	Amt	Units	Expires
B/N Surrogate Mix (4/89 SOW)	13328	1	mL	10/31/2026
Stock Source	Base Units	Amount Added		



Analytical RunID SV5973N.I_211228A Standards Traceability Report

Spike ID: sv83408

Spike Name: 625 LCS Spk

Prep Date: 2/9/2021

Exp Date: 2/2/2026

Department: GCMSPR

Vendor: Absolute Standards

Lot Number: 050120

Balance ID:

Comments: 12x1mL ampules

Type: Primary

Prep By: Ryan F. Bengel

Status: Open

Final Volume: 1 mL

Chemical/Solvent Used	Bottle No	Amt	Units	Expires
CLP Semi-Volatiel Calibration Standard	13539	1	mL	2/2/2026
Stock Source	Base Units	Amount Added		



Analytical RunID SV5973N.I_211228A Standards Traceability Report

Spike ID: sv83410

Spike Name: H.S. Mix

Prep Date: 4/7/2021

Exp Date: 2/28/2024

Department: GCMSSEMI

Vendor: Sigma-Aldrich

Lot Number: LRAC9004

Balance ID:

Comments: 2000 ug/mL

Type: Primary

Prep By: Sean McGrew

Status: New

Final Volume: mL

Chemical/Solvent Used	Bottle No	Amt	Units	Expires
EPA TCL Hazardous Substances Mix (12 cmpds)	13691		mL	2/28/2024

Stock Source	Base Units	Amount Added
--------------	------------	--------------



Analytical RunID SV5973N.I_211228A Standards Traceability Report

Spike ID: sv83411

Spike Name: BN surr

Prep Date: 4/7/2021

Exp Date: 11/20/2026

Department: GCMSSEMI

Vendor: Restek

Lot Number: A6167670

Balance ID:

Comments: 5000 ug/mL

Type: Primary

Prep By: Sean McGrew

Status: New

Final Volume: mL

Chemical/Solvent Used	Bottle No	Amt	Units	Expires
B/N Surrogate Mix (4/89 SOW)	13666		mL	11/20/2026
Stock Source	Base Units	Amount Added		



Analytical RunID SV5973N.I_211228A Standards Traceability Report

Spike ID: sv83419

Spike Name: Benzidines CAL 2000ug/mL

Prep Date: 5/18/2021

Exp Date: 4/30/2023

Department: GCMSSEMI

Vendor: Agilent

Lot Number: 0006592783

Balance ID:

Comments: 2000 ug/mL

Type: Primary

Prep By: John P. Heine

Status: New

Final Volume: 1 mL

Chemical/Solvent Used	Bottle No	Amt	Units	Expires
Benzidines Standard	13854	1	mL	4/30/2023
Stock Source	Base Units	Amount Added		



Analytical RunID SV5973N.I_211228A Standards Traceability Report

Standard ID: sv83506

Standard Name: BNA Internals 4000 ug/mL

Prep Date: 6/18/2021

Exp Date: 6/30/2023

Department: GCMSSEMI

Vendor: Chemservice

Lot Number: 8443500

Balance ID:

Comments:

Type: Secondary

Prep By: John P. Heine

Status: New

Final Volume: 8 mL

Chemical/Solvent Used	Bottle No	Amt	Units	Expires
Mixture #8-Internal Standards	13968	8	mL	6/30/2023

Stock Source	Base Units	Amount Added
--------------	------------	--------------



Analytical RunID SV5973N.I_211228A Standards Traceability Report

Spike ID: sv83514

Spike Name: Additional

Prep Date: 9/22/2021

Exp Date: 10/1/2022

Department: GCMSPR

Vendor: AccuStandard

Lot Number: 22002155-02

Balance ID:

Comments: 12x1mL ampules

Type: Primary

Prep By: Ryan F. Bengel

Status: Open

Final Volume: 1 mL

Chemical/Solvent Used	Bottle No	Amt	Units	Expires
Custom Semi-Volatile Standard	14279	1	mL	10/1/2022

Stock Source	Base Units	Amount Added
--------------	------------	--------------



Analytical RunID SV5973N.I_211228A Standards Traceability Report

Spike ID: sv90820

Spike Name: BNA 2nd source short (new)

Prep Date: 3/24/2020

Exp Date: 3/16/2023

Department: GCMSSEMI

Vendor:

Lot Number:

Balance ID:

Comments: 200 ug/mL

Type: Secondary

Prep By: Sean McGrew

Status: New

Final Volume: 1.5 mL

Chemical/Solvent Used	Bottle No	Amt	Units	Expires
Dichloromethane DX975	12485	1.35	mL	3/16/2023

Stock Source	Base Units	Amount Added
sv83202	ug/mL	0.15 mL

RESTEK CERTIFIED REFERENCE MATERIAL

110 Benner Circle
 Bellefonte, PA 16823-8812
 Tel: (800)356-1688
 Fax: (814)353-1309

www.restek.com

Certificate of Analysis



FOR LABORATORY USE ONLY-READ SDS PRIOR TO USE.

This Reference Material is intended for Laboratory Use Only as a standard for the qualitative and/or quantitative determination of the analyte(s) listed.

Catalog No. : 31063 Lot No.: A0137474
 Description : Acid Surrogate Standard Mix (4/89)
 Acid Surrogate Standard Mix (4/89) 10,000 µg/mL, Methanol, 1mL/ampul
 Container Size : 2 mL Pkg Amt: > 1 mL
 Expiration Date : April 30, 2023 Storage: 10°C or colder

CERTIFIED VALUES

Elution Order	Compound	Grav. Conc. (weight/volume)	Expanded Uncertainty (35 % C.L.; K=2)			
1	2-Fluorophenol	10,046.4 µg/mL	+/-	58.8239	µg/mL	Gravimetric
	CAS # 367-12-4		+/-	293.2702	µg/mL	Unstressed
	Purity 99%		+/-	355.8400	µg/mL	Stressed
2	Phenol-d6	10,023.6 µg/mL	+/-	58.6904	µg/mL	Gravimetric
	CAS # 13127-88-3		+/-	292.6047	µg/mL	Unstressed
	Purity 99%		+/-	355.0324	µg/mL	Stressed
3	2,4,6-Tribromophenol	10,057.2 µg/mL	+/-	58.8871	µg/mL	Gravimetric
	CAS # 118-79-6		+/-	293.5855	µg/mL	Unstressed
	Purity 99%		+/-	356.2225	µg/mL	Stressed
Solvent:	Methanol					
	CAS # 67-56-1					
	Purity 99%					

ID #: 10707
 Opened:
 Acid Surrogate Standard Mix (4/89)
 Expires: 4/30/2023
 Rec'd: 8/24/2018
 Energy Laboratories Inc 1120 So 27th Street
 Billings MT 59107

Certificate of Analysis

EPA 8270 ACIDS SURROGATE SPIKE MIX
HC, 1X1ML, 10MG/ML, METHANOL

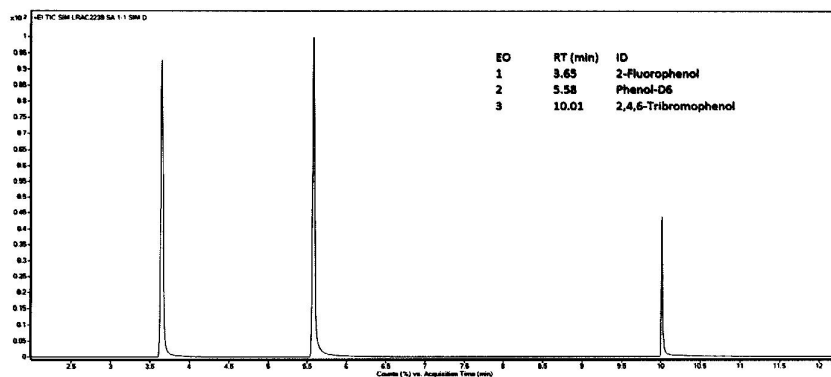
*Certified
Reference
Material*

Description

Product ID 47260-U
Lot LRAC2239
Expiration Date March 2022
Manufacturing Date March 2019
Storage Conditions Room Temperature
Solvent/Matrix METHANOL

Certified Values

Analyte	Units	Certified Value ^{1,4}	Raw Material Purity, %	Analytical Value	Elution order	Raw Material Lot	CAS
2-FLUOROPHENOL	µg/mL	9930 ± 288	99.9	10037	1	LB92543	367-12-4
PHENOL-D6	µg/mL	9930 ± 290	99.4	9900	2	LB91168	13127-88-3
2,4,6-TRIBROMOPHENOL	µg/mL	9930 ± 318	99.7	9900	3	LB81262	118-79-6



Additional Information:

Analytical Method Parameters:

Column: SLB-5MS, 30 m x 0.25 mm x 0.25 µm df, Flow: 1.0 ml/min
Inlet: 200 °C, Injection Mode: Split, 60:1
80 °C (5 min) to 250 °C (3 min) at 40 °C/min
Detector: MSD, SIM, Transfer line: 250 °C
Injection Volume: 0.5 µL

ID #: 11383

Opened:

EPA 8270 Acids Surrogate Spike Mix HC

Expires: 3/31/2022

Rec'd: 4/10/2019

Energay Laboratories Inc 1120 So. 27th Street
Billings MT 59107



SIGMA-ALDRICH
2601 Soldier Springs Rd. Laramie, Wyoming 82070 USA
307.745.5432
rntechgroup@sigma.com www.sigma-aldrich.com

125 Market Street
New Haven, CT 06513
USA



AccuStandard®

Tel (203)786-5290
Fax (203)786-5287
www.AccuStandard.com

CERTIFICATE OF ANALYSIS

Catalog No: S-6237A-R1
Description: Custom BNA Mix
Lot: 219041483
Solvent: Dichloromethane
Hazards: Refer to SDS for complete safety information

Date Certified: Apr 24, 2019
Expiration: May 24, 2021
Sample Size: 1 mL
Components: 6
Storage Condition: Ambient (>5 °C)



Signal Word: Warning

Certified Reference Material



Component	CAS #	Purity % (GC/MS)	Prepared Concentration ² (µg/mL)	Certified Analyte Concentration ¹ (µg/mL)
4-Chloro-2-methylphenol	1570-64-5	97.0	2068*	2006
4-Chlorophenol	106-48-9	98.6	2000	1972
1-Methylnaphthalene	90-12-0	98.4	2000	1968
Pyridine	110-86-1	98.7	2008	1982
o-Terphenyl	84-15-1	99.9	2000	1998
Triallate	2303-17-5	99.6	2004	2002

ID #: 11451

Opened:

Custom BNA Mix

Expires: 5/24/2021

Rec'd: 5/2/2019

Enerov Laboratories, Inc. 1120 So. 27th Street
Billings MT 59107

* Weight compensated to 100% purity.

A product with a suffix (-1A, -2B, etc. or -01, -02, etc.) on its lot number has had its expiration date extended and is identical to the same lot number without the suffix.

² All weights are traceable through NIST, Test No. 684/289871-17

¹ Certified Analyte Concentration = Purity x Prepared Concentration.

The Uncertainty associated with the certified concentration reported on this certificate is ±2.4%. This value is the combined expanded uncertainty and represents an estimated standard deviation equal to the positive square root of the total variation of the uncertainty of components. A normal distribution is assumed and a coverage factor of K=2 is chosen using approximately a 95% confidence level.

Labels and certificates follow U.S. Conventions in reporting numerical values: A comma (,) is used to separate units of one-thousand or greater. A period (.) is used as a decimal place marker.

The information on this certificate may not be reproduced without the express permission of the manufacturer. See reverse side for additional information

Certified By:
Larry Decker, Organic QC Manager

Page 1 of 1

For use in routine laboratory analysis.

AccuStandard is accredited to ISO 17034, ISO/IEC 17025 and certified to ISO 9001:2015

QR-ORG/NO-001
Rev. 5/18

2

Honeywell

CERTIFICATE OF ANALYSIS

Honeywell Burdick & Jackson®
1953 South Harvey Street
Muskegon, MI 49442
Phone: (800) 368-0050
Fax: (231) 728-8226
www.lab-honeywell.com

Brand: Research Chemicals - B&J
Product: CS299AA-200
Lot No.: DX975
Production Date: 16-Dec-2019
Best Before: 15-Dec-2021

Dichloromethane, Custom, Contains Amylene Preservative, >99.9%
for pesticide residue analysis

Parameter	Specification		Result	Units
	Min.	Max.		
Water by Karl Fischer Titration		0.010	0.0014	%
UV Cutoff		233	230	nm
Refractive Index (20°C)	1.4236	1.4246	1.4243	
Residue		1	<0.5	mg/L
GC Analysis	99.9		>99.99	%
Acidity (as HCl)		1	<1	mg/L
Chloride		10	<10	mg/L
Electron Capture GC		10	<10	ng/L
Flame Ionization GC		5	<5	ppb
UV Absorbance @ 240 nm		0.100	0.0898	AU
UV Absorbance @ 250 nm		0.010	0.0097	AU
UV Absorbance @ 300 nm		0.005	0.0004	AU
UV Absorbance @ 400 nm		0.005	0.0020	AU

ID #: 12485
Opened:
Dichloromethane DX975
Expires: 12/15/2021
Rec'd: 3/10/2020
Energy Laboratories Inc 1120 So. 27th Street
Billings MT 59107

Honeywell
Quality Control Approval

Muskegon 12/16/2019 LIMS Sample No.: AK03676

RESTEK® CERTIFIED REFERENCE MATERIAL

110 Benner Circle
 Bellefonte, PA 16823-8812
 Tel: (800)356-1688
 Fax: (814)353-1309

www.restek.com

Certificate of Analysis



FOR LABORATORY USE ONLY-READ SDS PRIOR TO USE.

This Reference Material is intended for Laboratory Use Only as a standard for the qualitative and/or quantitative determination of the analyte(s) listed.

Catalog No.: 31029 Lot No.: A0157111
 Description: 604 Phenols Calibration Mix
 604 Calibration Std Phenols 2000µg/mL, Methanol, 1mL/ampul
 Container Size: 2 mL Pkg Amt: > 1 mL
 Expiration Date: January 31, 2028 Storage: 10°C or colder

ID #: 12512
 Opened: _____
 604 Phenols Calibration Mix
 Expires: 1/31/2028
 Rec'd: 3/17/2020
 Energy Laboratories Inc 1120 So. 27th Street
 Billings MT 59107

CERTIFIED VALUES

Elution Order	Compound	Grav. Conc. (weight/volume)	Expanded Uncertainty (95% C.L., K=2)		
1	Phenol CAS # 108-95-2 Purity 99% (Lot SHBF9719V)	2,004.0 µg/mL	+/-	11.9032 µg/mL	Gravimetric
			+/-	58.5341 µg/mL	Unstressed
			+/-	71.0092 µg/mL	Stressed
2	2-Chlorophenol CAS # 95-57-8 Purity 99% (Lot STBH7290)	2,000.0 µg/mL	+/-	11.8794 µg/mL	Gravimetric
			+/-	58.4173 µg/mL	Unstressed
			+/-	70.8674 µg/mL	Stressed
3	2-Nitrophenol CAS # 88-75-5 Purity 99% (Lot BCBH7602V)	2,000.0 µg/mL	+/-	11.8794 µg/mL	Gravimetric
			+/-	58.4173 µg/mL	Unstressed
			+/-	70.8674 µg/mL	Stressed
4	2,4-Dimethylphenol CAS # 105-67-9 Purity 99% (Lot 10165155)	2,000.0 µg/mL	+/-	11.8794 µg/mL	Gravimetric
			+/-	58.4173 µg/mL	Unstressed
			+/-	70.8674 µg/mL	Stressed
5	2,4-Dichlorophenol CAS # 120-83-2 Purity 99% (Lot BCBJ8113V)	2,004.0 µg/mL	+/-	11.9032 µg/mL	Gravimetric
			+/-	58.5341 µg/mL	Unstressed
			+/-	71.0092 µg/mL	Stressed
6	4-Chloro-3-methylphenol CAS # 59-50-7 Purity 99% (Lot STBC7309V)	2,004.0 µg/mL	+/-	11.9032 µg/mL	Gravimetric
			+/-	58.5341 µg/mL	Unstressed
			+/-	71.0092 µg/mL	Stressed
7	2,4,6-Trichlorophenol CAS # 88-06-2 Purity 99% (Lot STBH7520)	2,002.0 µg/mL	+/-	11.8913 µg/mL	Gravimetric
			+/-	58.4757 µg/mL	Unstressed
			+/-	70.9383 µg/mL	Stressed



CERTIFIED WEIGHT REPORT

Part Number: 64480
Lot Number: 031620
Description: BNA 2nd Source Standard Rev 1
5 components
Expiration Date: 031623
Recommended Storage: Refrigerate (4 °C)
Nominal Concentration (µg/mL): 2000
NIST Test ID#: 6UTB

Solvent: Methylene chloride
Lot# 104929

<i>Gabriel Helland</i>		031620
Formulated By:	Gabriel Helland	DATE
<i>Pedro L. Rentas</i>		031620
Reviewed By:	Pedro L. Rentas	DATE

Weight(s) shown below were combined and diluted to (mL): 20.0 0.003
5E-05 Balance Uncertainty
0.003 Flask Uncertainty

Compound	RM#	Lot Number	Nominal Conc (µg/mL)	Purity (%)	Uncertainty Purity	Target Weight(g)	Actual Weight(g)	Actual Conc (µg/mL)	Expanded Uncertainty (+/-) (µg/mL)	SDS Information (Solvent Safety Info. On Attached pg.)		
										CAS#	OSHA PEL (TWA)	LD50
1. Aniline	11	03929TV	2000	99	0.2	0.04043	0.04075	2015.9	9.6	62-53-3	5 ppm (8H)	ori-rat 250mg/kg
2. Benzidine	27	SLBH5327V	2000	98	0.2	0.04084	0.04088	2001.9	9.5	92-87-5	N/A	ori-rat 309mg/kg
3. 4-Chloroaniline	67	052597	2000	98	0.2	0.04084	0.04094	2004.9	9.6	106-47-8	N/A	ori-rat 310mg/kg
4. 3,3'-Dichlorobenzidine	130	040919	2000	98	0.2	0.04084	0.04087	2001.5	9.5	91-94-1	Cancer Suspect Agent	ori-rat 3.82g/kg
5. Pyridine	260	SHBG3194V	2000	99.8	0.2	0.04010	0.04030	2009.8	9.5	110-86-1	5 ppm (15mg/m3/8H)	ori-rat 891mg/kg

ID #: 12532

Opened: _____

BNA 2nd Source Standard Rev 1

Expires: 3/16/2023

Rec'd: 3/23/2020

Energy Laboratories Inc 1120 So 27th Street
Billings MT 59107

- The certified value is the concentration calculated from gravimetric and volumetric measurements unless otherwise stated.
- Standards are prepared gravimetrically using balances that are calibrated with weights traceable to NIST (see above).
- Standards are certified (+/-) 0.5% of the stated value, unless otherwise stated.
- All Standards, after opening ampule, should be stored with caps tight and under appropriate laboratory conditions.
- Uncertainty Reference: Taylor, B.N. and Kuyat, C.E., "Guidelines for Evaluating and Expressing the Uncertainty of NIST Measurement Result," NIST Technical Note 1297, U.S. Government Printing Office, Washington, DC, (1994).

CERTIFICATE OF ANALYSIS

Catalog No: Z-014F
Description: Benzidine & 3,3'-Dichlorobenzidine
Lot: 220041353
Solvent: Methanol
Hazards: Refer to SDS for complete safety information

Date Certified: May 1, 2020
Expiration: May 1, 2024
Sample Size: 1 mL
Components: 2
Storage Condition: Ambient (>5 °C)



Signal Word: Danger

Certified Reference Material



Component	CAS #	Purity % (GC/MS)	Prepared Concentration ² (µg/mL)	Certified Analyte Concentration ¹ (µg/mL)
Benzidine **	92-87-5	99.9	2004	2002
3,3'-Dichlorobenzidine **	91-94-1	100.0	2001	2001

ID #: 12839

Opened: _____
Benzidine & 3,3'-Dichlorobenzidine
Expires: 5/1/2024
Rec'd: 7/7/2020
Energy Laboratories Inc 1120 So. 27th Street
Billings MT 59107

**Benzidine and 3,3'-Dichlorobenzidine are subject to oxidative degradation

**Benzidine and 3,3'-Dichlorobenzidine are subject to oxidative degradation

A product with a suffix (-1A, -2B, etc. or -01, -02, etc.) on its lot number has had its expiration date extended and is identical to the same lot number without the suffix.

² All weights are traceable through NIST, Test No. 684/289871-17

¹ Certified Analyte Concentration = Purity x Prepared Concentration.

The Uncertainty associated with the certified concentration reported on this certificate is $\pm 2.4\%$. This value is the combined expanded uncertainty and represents an estimated standard deviation equal to the positive square root of the total variation of the uncertainty of components. A normal distribution is assumed and a coverage factor of K=2 is chosen using approximately a 95% confidence level.

Labels and certificates follow U.S. Conventions in reporting numerical values: A comma (,) is used to separate units of one-thousand or greater. A period (.) is used as a decimal place marker.

The information on this certificate may not be reproduced without the express permission of the manufacturer. See reverse side for additional information

Certified By: _____

Larry Decker, Organic QC Manager

CERTIFICATE OF ANALYSIS

Catalog No: Z-014F
Description: Benzidine & 3,3'-Dichlorobenzidine
Lot: 220041353
Solvent: Methanol

Date Certified: May 1, 2020
Expiration: May 1, 2024
Sample Size: 1 mL
Components: 2

I-TEST

AccuStandard, Inc.
 Statistical Report for CLP (SOW 1997)
 1-May-2020

QR-CCO-003 rev. 3/16

		Z-014F 220041353							Z-014F 220031213							NOTES:						
Peak	# Component	Run #1	Run #2	Run #3	Run #4	Mean	Std Dev	% RSD	Run #1	Run #2	Run #3	Run #4	Mean	Std Dev	% RSD	L.025	U.025	Component	# of	10 % error		
																test	220041353	220031213	Runs	check of		
1	Benzidine (92-87-5)	90	83	79	78	83	5.45	6.60%	84	84	80	76	81	3.83	4.73%	0.45	23.7	Benzidine (92-87-5)	11.3	4	2000	2 %
2	3,3'-Dichlorobenzidine (91-94-1)	104	96	93	91	96	5.72	5.95%	98	99	94	89	95	4.27	4.51%	0.35	20.9	3,3'-Dichlorobenzidine (91-94-1)	15.8	4	2000	1 %

AccuStandard


CERTIFICATE OF ANALYSIS

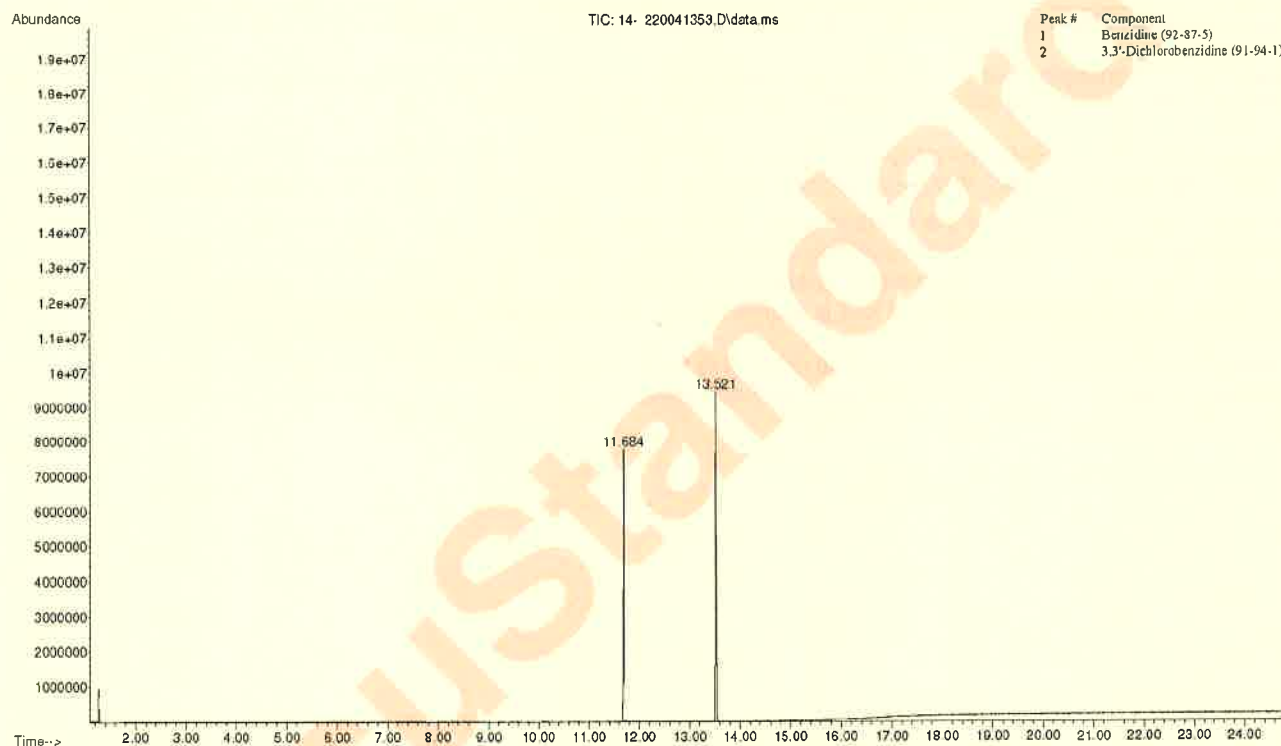
Catalog No: Z-014F
Description: Benzidine & 3,3'-Dichlorobenzidine
Lot: 220041353
Solvent: Methanol

Date Certified: May 1, 2020
Expiration: May 1, 2024
Sample Size: 1 mL
Components: 2

Chromatogram

File :D:\MassHunter\GCMS\1\DATA\043020\14- 220041353.D
Operator : Organic QC Lab
Acquired : 30 Apr 2020 17:16 using AcqMethod CHICK_2019_S100.M
Instrument : GCMS 6
Sample Name: Z-014F (220041353)
Misc Info : Z-014F @2000ug/mL in Methanol
Vial Number: 138

 **AccuStandard®**
Leader in Analytical Reference Standards
Column: DB-5MS, 30m, 0.25 ID, 0.25 um
Oven Program: 80c 17c/min to 340c, 8min
GC Parameters: Cons. Split, 12psi constant flow
Split 100:1, 1uL inj.; GC/MS; INJ 270c



CERTIFICATE OF ANALYSIS

Catalog No: Z-014F
Description: Benzidine & 3,3'-Dichlorobenzidine
Lot: 220041353
Solvent: Methanol

Date Certified: May 1, 2020
Expiration: May 1, 2024
Sample Size: 1 mL
Components: 2

RAW DATA

Data Path : D:\MassHunter\GCMS\1\DATA\043020\
Data File : 14- 220041353.D
Acq On : 30 Apr 20 05:16 pm
Operator : Organic QC Lab
Sample : Z-014F (220041353)
Misc : Z-014F @2000ug/mL in Methanol
ALS Vial : 138 Sample Multiplier: 1

Integration Parameters: events.e
Integrator: ChemStation

Method : D:\MassHunter\GCMS\1\methods\CHICK_2019.M
Title :

Signal : TIC: 14- 220041353.D\data.ms

peak #	R.T. min	first scan	max scan	last scan	PK TY	peak height	corr. area	corr. % max.	% of total
1	11.684	2371	2386	2399	PV	7555441	90932217	86.94%	46.506%
2	13.521	2790	2799	2825	BB	9071921	104594086	100.00%	53.494%

Certificate of Analysis

Certified
Reference
Material

TCL PAH

MIX,1X1ML,2000UG/ML,BENZENE:DICHLOROMETHANE

Description

Product ID CRM48905
Lot LRAC3877
Expiration Date September 2022
Manufacturing Date September 2019
Storage Conditions Refrigerate
Solvent/Matrix methylene chloride: benzene (1:1)

Certified Values

Analyte	Certified Value ^{1,4}	Units	Raw Material Purity,%	Analytical Value ⁶	Elution order	Raw Material Lot	CAS
NAPHTHALENE	2000 ± 32	µg/mL	100.0	2022	01	01112017-5	91-20-
ACENAPHTHYLENE	2000 ± 66	µg/mL	99.8	2005	02	LC21494	208-96-
ACENAPHTHENE	2000 ± 63	µg/mL	99.9	2031	03	MKCC8329	83-32-'
FLUORENE	2000 ± 90	µg/mL	99.4	2009	04	LC19126	86-73-'
PHENANTHRENE	2000 ± 56	µg/mL	99.6	2043	05	MKCD3760	85-01-i
ANTHRACENE	2000 ± 39	µg/mL	99.9	2005	06	LC14310	120-12-
FLUORANTHENE	2000 ± 69	µg/mL	98.5	2031	07	LB99099	206-44-
PYRENE	2000 ± 68	µg/mL	91.6	2078	08	LB70761	129-00-
BENZO (A) ANTHRACENE	2000 ± 63	µg/mL	99.9	2002	09	LC19271	56-55-;
CHRYSENE	2000 ± 59	µg/mL	99.0	2026	10	21L74	218-01-
BENZO (B) FLUORANTHENE	2000 ± 62	µg/mL	99.5	1998	11	LB95773	205-99-
BENZO (K) FLUORANTHENE	2000 ± 62	µg/mL	99.9	2043	12	0000029501	207-08-
BENZO(A)PYRENE	2002 ± 64	µg/mL	99.6	2037	13	LB73826	50-32-i
DIBENZ (A,H) ANTHRACENE	2000 ± 64	µg/mL	99.0	2050	14	0012014	53-70-
BENZO (G,I,I) PERYLENE	2000 ± 67	µg/mL	98.5	2059	15	LC19498	191-24-
INDENO (1,2,3-CD) PYRENE	2000 ± 64	µg/mL	99.5	1995	16	ER082107-02	193-39-

ID #: 12846

Opened: _____

TCL PAH

Expires: 9/30/2022

Rec'd: 7/13/2020

Eneray Laboratories Inc 1120 So. 27th Street
Billings MT 59107



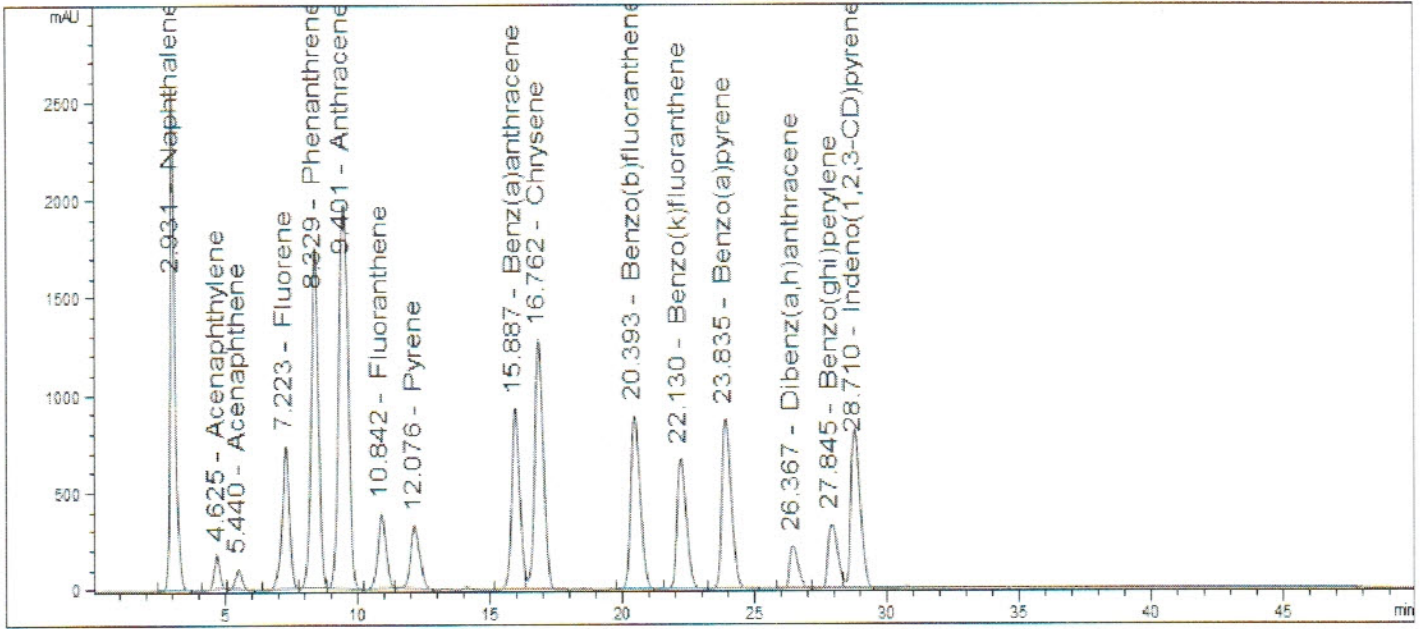
SIGMA-ALDRICH

2931 Soldier Springs Rd. Laramie, Wyoming 82070 USA
307-742-5452
rtctechgroup@sial.com www.sigma-aldrich.com

Description

Lot LRAC3877
 Expiration Date September 2022
 Manufacturing Date September 2019
 Storage Conditions Refrigerate
 Solvent/Matrix methylene chloride: benzene (1:1)

Informational Values



Additional Information:

Analytical Method Parameters:
 Column: Supelco LC-PAH, 250 mm x 4.6mm, 5µm particle size
 Mobile Phase A: Water
 Mobile Phase B: Acetonitrile
 Detector: UV/DAD/VWD, Wavelength: 254 nm
 Flow Rate: 1.7 mL/min
 Column Temperature: 30 °C
 Injection Volume: 2 µL

Gradient

TIME (min)	A%	B%
0	40	60
5	40	60
30	0	100
45	0	100
50	40	60

Certificate of Analysis

Certified
Reference
Material

TCL PAH

MIX,1X1ML,2000UG/ML,BENZENE:DICHLOROMETHANE

Description

Product ID CRM48905
Lot LRAC3877
Expiration Date September 2022
Manufacturing Date September 2019
Storage Conditions Refrigerate
Solvent/Matrix methylene chloride: benzene (1:1)

1 Metrological traceability: Traceable to the SI and higher order standards from NIST through an unbroken chain of comparisons. The balance used to weigh raw materials is accurate to +/-0.0001 g and calibrated regularly using mass standards traceable to NIST. All dilutions were performed gravimetrically. Additionally, individual analytes are traceable to NIST SRMs where available and specified above.
4 Ucrm - Uncertainty values in this document are expressed as Expanded Uncertainty (Ucrm) corresponding to the 95% confidence interval. Ucrm is derived from the combined standard uncertainty multiplied by the coverage factor k, which is obtained from a t-distribution and degrees of freedom. The components of combined standard uncertainty include the uncertainties due to characterization, homogeneity, long term stability, and short term stability (transport). The components due to stability are generally considered to be negligible unless otherwise indicated by stability studies. The mathematical representation of the Ucrm calculation is as follows:

$$u_{CRM} = \sqrt{u_{char}^2 + u_{homogeneity}^2 + u_{stability}^2}$$

k: Coverage factor derived from a t-distribution table, based on the degrees of freedom of the data set. Assume 2.0 for a **Confidence interval = 95%**

6 Analytical Value- For QC verification of the certified value only- not to be used in calculations. Represents the analytical data obtained by comparison to a standard as analyzed by the method described in the CoA or another acceptable method. The result may differ from the certified value and UCRM based on method uncertainty as well as the uncertainty associated with the standard used for comparison.

Traceability: The standard was manufactured under an ISO/IEC 17025:2017 certified quality system. The balance used to weigh raw materials is accurate to +/- 0.0001g and calibrated regularly using mass standards traceable to NIST. All dilutions were performed gravimetrically. Additionally, individual analytes are traceable to NIST SRMs where available and specified above.

Homogeneity: Homogeneity was assessed in accordance with ISO 17034:2016. Completed units were sampled using a random stratified sampling protocol. The results of chemical analysis were then compared using a one-way analysis of variance approach as described by TNI EL-V3-2009 Appendix A.2. See Instructions for minimum sub-sample size.


Expiration is at end of month given on certificate and label.

THIS PRODUCT WAS DESIGNED, PRODUCED AND VERIFIED FOR ACCURACY AND STABILITY IN ACCORDANCE WITH **ISO/IEC 17025:2017 (ANAB Cert AT-1467)** and **ISO 17034:2016 (ANAB Cert AR-1470)**.

MSDS reports for components comprising greater than 1.0% of the solution or 0.1% for components known to be carcinogens are available upon request.



Andy Ommen - QC Manager



Mark Pooler - QA Supervisor

Certification Date October 17, 2019
Version 0-10172019



SIGMA-ALDRICH

2931 Soldier Springs Rd. Laramie, Wyoming 82070 USA
307-742-5452
rtctechgroup@sial.com www.sigma-aldrich.com



CERTIFIED REFERENCE MATERIAL

110 Benner Circle
Bellefonte, PA 16823-8812
Tel: (800)356-1688
Fax: (814)353-1309

www.restek.com

Certificate of Analysis



FOR LABORATORY USE ONLY-READ SDS PRIOR TO USE.

This Reference Material is intended for Laboratory Use Only as a standard for the qualitative and/or quantitative determination of the analyte(s) listed.

Catalog No. : 31086 **Lot No.:** A0166081

Description : B/N Surrogate Mix (4/89 SOW)
Base Neutral Surrogate 5000µg/mL, Methylene Chloride, 5mL/ampul

Container Size : 5 mL **Pkg Amt:** > 5 mL

Expiration Date : October 31, 2026 **Storage:** 10°C or colder

Handling: Sonicate prior to use. **Ship:** Ambient

ID #: 13328
Opened: _____
B/N Surrogate Mix (4/89 SOW)
Expires: 10/31/2026
Rec'd: 12/14/2020
Enerav Laboratories Inc 1120 So. 27th Street
Billings MT 59107

CERTIFIED VALUES

Elution Order	Compound	Grav. Conc. (weight/volume)	Expanded Uncertainty (95% C.L.; K=2)		
1	Nitrobenzene-d5 CAS # 4165-60-0 (Lot PR-29940B) Purity 99%	5,017.7 µg/mL	+/- 29.1731	µg/mL	Gravimetric
			+/- 225.9987	µg/mL	Unstressed
			+/- 250.7735	µg/mL	Stressed
2	2-Fluorobiphenyl CAS # 321-60-8 (Lot 00019169) Purity 99%	5,049.7 µg/mL	+/- 29.3592	µg/mL	Gravimetric
			+/- 227.4400	µg/mL	Unstressed
			+/- 252.3728	µg/mL	Stressed
3	p-Terphenyl-d14 CAS # 1718-51-0 (Lot PR-27278) Purity 99%	5,029.9 µg/mL	+/- 29.2444	µg/mL	Gravimetric
			+/- 226.5505	µg/mL	Unstressed
			+/- 251.3857	µg/mL	Stressed

Solvent: Methylene chloride
CAS # 75-09-2
Purity 99%

Tech Tips:

Due to the limited solubility of p-terphenyl-d14 in methanol, we do not recommend that this mixture be diluted in methanol.

Column:

30m x 0.25mm x 0.25µm
Rtx-5 (cat.#10223)

Carrier Gas:

hydrogen-constant pressure 10 psi.

Temp. Program:

40°C (hold 2 min.) to 330°C
@ 10°C/min. (hold 10 min.)

Inj. Temp:

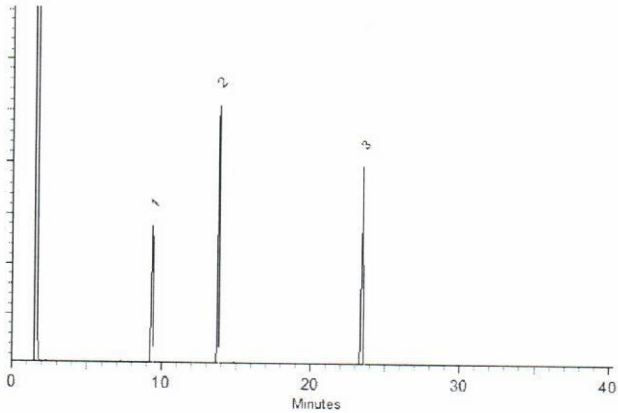
250°C

Det. Temp:

330°C

Det. Type:

FID



This chromatogram represents a general set of testing conditions chosen for product acceptance. For optimal results in your lab, conditions should be adjusted for your specific instrument, method, and application.

Dalton Stover - Operations Technician I

Date Mixed: 04-Nov-2020

Balance: 1128353505

Justine Albertson - Operations Tech-ARM QC

Date Passed: 06-Nov-2020

Manufactured under Restek's ISO 9001:2015
Registered Quality System
Certificate #FM 80397

General Certified Reference Material Notes

Expiration Notes:

- Expiration date valid for unopened ampul stored in compliance with the recommended conditions.
- Uncertainty, concentration, and expiration of the CRM are based on the unopened product being stored according to the recommended condition found in the storage field.

Purity Notes:

- Purity and/or chemical identity are determined by one or more of the following techniques: GC/FID, HPLC, GC/μECD, GC/MS, LC/MS, RI, and/or melting point.
- Compounds with a listed purity of less than 99% have been weight corrected to compensate for impurities and/or salts. A correction factor is used to calculate the amount of compound necessary to achieve the desired concentration of the parent compound in solution.
- Purity of isomeric compounds is reported as the sum of the isomers.
- Purity values are rounded to the nearest whole number.

Certified Uncertainty Value Notes:

- The uncertainties are determined in accordance with ISO 17034 and Guide 35. The certified combined stressed uncertainty value (includes gravimetric uncertainty, homogeneity between-ampul uncertainty, storage stability uncertainty and shipping stability uncertainty and were combined using the following formula:

$$U_{combined\ stressed} = k \sqrt{U_{gravimetric}^2 + U_{homogeneity}^2 + U_{storage\ stability}^2 + U_{shipping\ stability}^2}$$

k is a coverage factor of 2, which gives a level of confidence of approximately 95%.

- It is important to note that the shipping stability uncertainty was obtained under temperature extremes for specific time intervals; therefore, the certified combined stressed uncertainty value should only be applied to the product if it was stored at non-standard temperature conditions up to and including 7 days. Contact Restek Technical Service at www.restek.com/Contact-Us for use recommendations if your shipment was in-transit for more than 7 days at non-standard temperature conditions.
- Apply the certified combined unstressed uncertainty value if the product was received under standard shipping conditions. Apply the certified combined stressed uncertainty value if the product was received under non-standard conditions as specified below.

Label Conditions	Standard Conditions	Non-Standard Conditions
25°C Nominal (Room Temperature)	< 60°C	≥ 60°C up to 7 days
10°C or colder (Refrigerate)	< 40°C	≥ 40°C up to 7 days
0°C or colder (Freezer) -20°C or colder (Deep Freezer)	< 25°C	≥ 25°C up to 7 days

- Separate (not combined) uncertainty values for gravimetric uncertainty are also displayed on the certificate, if needed, separate homogeneity between-ampul uncertainty, storage stability uncertainty and shipping stability uncertainty values are available by contacting Restek Technical Service at www.restek.com/Contact-Us.
- The packaged amount is the minimum sample size for which uncertainty is valid. The ampules are over-filled to ensure that the minimum packaged amount can be sufficiently transferred.

Manufacturing Notes:

- Concentration is based upon gravimetric preparation using either a balance whose calibration has been verified daily using NIST traceable weights, and/or dilutions with Class A glassware.

Handling Notes:

- Stability of the unopened product, when stored in compliance with the recommended conditions, is guaranteed through the expiration displayed on the product label and certificate. Contact Restek for additional opened product stability information, with the knowledge/understanding that open product stability is subject to the specific handling and environmental conditions to which the product is exposed. For your convenience Restek supplies deactivated vials with most standards packed in 2mL ampules. Larger volume deactivated vials are available through Restek as a custom ordered item. Additionally, Restek sells DMDCS for the purpose of glassware deactivation as catalog number 31861, which includes complete instructions.

CERTIFICATE OF ANALYSIS

Catalog No: S-14500-R2
Description: Custom Semi-Volatile Standard
Lot: 220021255-01
Solvent: Dichloromethane
Hazards: Refer to SDS for complete safety information

Date Certified: Dec 15, 2020
Expiration: Jan 15, 2022
Sample Size: 1 mL
Components: 10
Storage Condition: Freeze (<-10 °C)/Sonicate



Certified Reference Material



Component	CAS #	Purity % (GC/MS)	Prepared Concentration ² (µg/mL)	Certified Analyte Concentration ¹ (µg/mL)
Pyridine	110-86-1	98.7	2026	2000
4-Chlorophenol	106-48-9	100.0	2019	2019
1-Methylnaphthalene	90-12-0	98.5	2003	1973
N-Nitrosodiphenylamine	86-30-6	100.0	2022	2022
4-Chloro-2-methylphenol	1570-64-5	97.0	2069*	2007
Benzoic acid	65-85-0	99.5	2010	2000
Aniline	62-53-3	98.0	2002	1962
Benzyl alcohol	100-51-6	99.9	2011	2009
Triallate	2303-17-5	99.9	2013	2011
o-Terphenyl	84-15-1	99.9	2019	2017

ID #: 13342

Opened: _____

Custom Semi-Volatile Standard

Expires: 1/15/2022

Rec'd: 12/17/2020

Energry Laboratories Inc 1120 So. 27th Street
Billings MT 59107

* Weight compensated to 100% purity.

A product with a suffix (-1A, -2B, etc. or -01, -02, etc.) on its lot number has had its expiration date extended and is identical to the same lot number without the suffix.

² All weights are traceable through NIST, Test No. 684/289871-17

¹ Certified Analyte Concentration = Purity x Prepared Concentration.

The Uncertainty associated with the certified concentration reported on this certificate is $\pm 2.4\%$. This value is the combined expanded uncertainty and represents an estimated standard deviation equal to the positive square root of the total variation of the uncertainty of components. A normal distribution is assumed and a coverage factor of K=2 is chosen using approximately a 95% confidence level.


Labels and certificates follow U.S. Conventions in reporting numerical values: A comma (,) is used to separate units of one-thousand or greater. A period (.) is used as a decimal place marker.

The information on this certificate may not be reproduced without the express permission of the manufacturer. See reverse side for additional information

Hazard Information: Please refer to the SDS for information regarding the hazards associated with using this material.

This product was prepared according to in-house procedures and is guaranteed to be homogeneous.

Certified By: _____


Larry Decker, Organic QC Manager

For use in routine laboratory analysis.

Certificate of Analysis

TCL BASE-NEUTRALS
MIX, 1X1ML, 2000UG/ML, DICHLOROMETHANE

Certified
Reference
Material

Description

Product ID 47991-U
Lot LRAC4915
Expiration Date January 2023
Manufacturing Date January 2020
Storage Conditions Refrigerate
Solvent/Matrix DICHLOROMETHANE

ID #: 13494

Opened: _____

TCL Base-Neutrals Mix

Expires: 1/31/2023

Rec'd: 1/20/2021

Energy Laboratories Inc 1120 So. 27th Street
Billings MT 59107

Certified Values

Analyte	Certified Value ^{1,4}	Units	Raw Material Purity, %	Elution order	Raw Material Lot	CAS
N-NITROSODIMETHYLAMINE	1999 ± 39	µg/mL	98.1	1	11-RFS-142-1	62-75-9
BIS (2-CHLOROETHYL) ETHER	2003 ± 42	µg/mL	99.4	2	06413MS	111-44-4
1,3-DICHLOROBENZENE	2001 ± 47	µg/mL	99.6	3	11221HC	541-73-1
1,4-DICHLOROBENZENE	2000 ± 66	µg/mL	99.9	4	MKBG7690V	106-46-7
1,2-DICHLOROBENZENE	2005 ± 65	µg/mL	99.4	5	LB58923	95-50-1
BIS (2-CHLOROISOPROPYL) ETHER	2000 ± 45	µg/mL	96.7	6	LC19632	108-60-1
N-NITROSODI-N-PROPYLAMINE	2001 ± 36	µg/mL	100.0	7	2D5VJ-PB	621-64-7
HEXACHLOROETHANE	2000 ± 125	µg/mL	99.9	8	12719A0	67-72-1
NITROBENZENE	2000 ± 53	µg/mL	99.9	9	LB47070	98-95-3
ISOPHORONE	1999 ± 34	µg/mL	99.5	10	LC14006	78-59-1
BIS (2-CHLOROETHOXY) METHANE	2000 ± 33	µg/mL	98.7	11	LB46081	111-91-1
1,2,4-TRICHLOROBENZENE	2003 ± 91	µg/mL	99.9	12	447	120-82-1
HEXACHLOROBUTADIENE	1999 ± 97	µg/mL	97.2	13	MKCG6212	87-68-3
HEXACHLOROCYCLOPENTADIENE	2001 ± 111	µg/mL	96.0	14	LB95525	77-47-4
2-CHLORONAPHTHALENE	2000 ± 120	µg/mL	99.9	15	LC11403	91-58-7
DIMETHYL PHTHALATE	2006 ± 44	µg/mL	99.9	16	LB30494	131-11-3
2,6-DINITROTOLUENE	2000 ± 91	µg/mL	99.2	17	11231AN	606-20-2
2,4-DINITROTOLUENE	2000 ± 71	µg/mL	98.9	18	12316HF	121-14-2
DIETHYL PHTHALATE	1998 ± 51	µg/mL	99.9	19	207	84-66-2
4-CHLOROPHENYLPHENYL ETHER	2006 ± 52	µg/mL	99.3	20	JS00081	7005-72-3
N-NITROSODIPHENYLAMINE	2000 ± 72	µg/mL	95.5	21	LC07185	86-30-6
AZOBENZENE	2000 ± 48	µg/mL	98.2	22	BCBS6535V	103-33-3
4-BROMOPHENYLPHENYL ETHER	2006 ± 48	µg/mL	99.0	23	05916LS	101-55-3



SIGMA-ALDRICH

2931 Soldier Springs Rd. Laramie, Wyoming 82070 USA
800-325-5832
TechService@milliporesigma.com www.sigma-aldrich.com

Description

Lot **LRAC4915**

Expiration Date January 2023


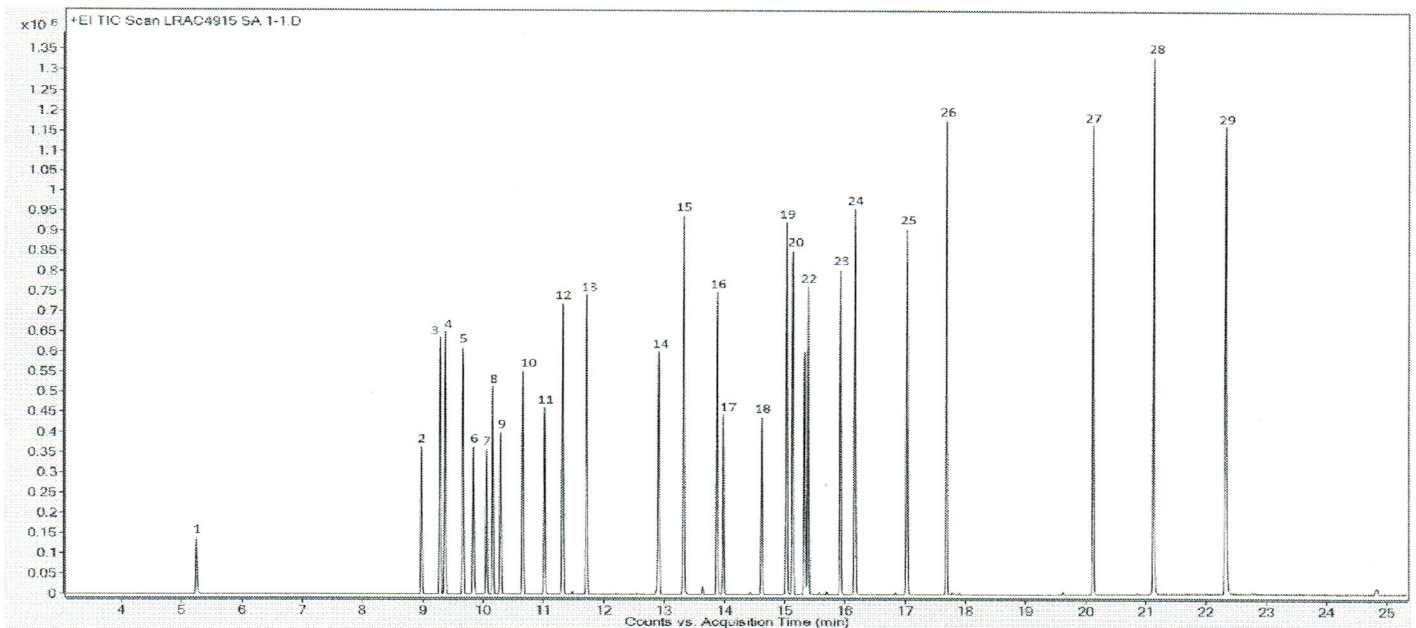
Manufacturing Date January 2020

Storage Conditions Refrigerate

Solvent/Matrix DICHLOROMETHANE

HEXACHLOROBENZENE	2000 ± 116	µg/mL	98.0	24	1-AWT-44-1	118-74-1
CARBAZOLE	2000 ± 117	µg/mL	98.1	25	LC13236	86-74-8
DI-N-BUTYL PHTHALATE	1999 ± 81	µg/mL	99.9	26	10202KN	84-74-2
BENZYL BUTYL PHTHALATE	2001 ± 40	µg/mL	99.0	27	1628	85-68-7
BIS (2-ETHYLHEXYL) PHTHALATE	1999 ± 51	µg/mL	99.7	28	LB39572	117-81-7
DI-N-OCTYL PHTHALATE	2004 ± 51	µg/mL	98.3	29	BCBR9722V	117-84-0

Informational Values



Certificate of Analysis

TCL BASE-NEUTRALS

MIX,1X1ML,2000UG/ML,DICHLOROMETHANE

Certified
Reference
Material

Description

Product ID 47991-U

Lot LRAC4915

Expiration Date January 2023

Manufacturing Date January 2020

Storage Conditions Refrigerate

Solvent/Matrix DICHLOROMETHANE

ELUTION DETAILS

EO	RT(MIN)	ANALYTE
1	5.25	N-nitrosodimethylamine
2	8.98	Bis-(2-chloroethyl) ether
3	9.29	1,3-dichlorobenzene
4	9.37	1,4-dichlorobenzene
5	9.67	1,2-dichlorobenzene
6	9.84	Bis-(2-chloroisopropyl) ether
7	10.06	N-nitrosodipropylamine
8	10.16	Hexachloroethane
9	10.29	Nitrobenzene
10	10.66	Isophorone
11	11.02	Bis-(2-chloroethoxy) methane
12	11.32	1,2,4-trichlorobenzene
13	11.72	Hexachlorobutadiene
14	12.91	Hexachlorocyclopentadiene
15	13.33	2-chloronaphthalene
16	13.88	Dimethyl phthalate
17	13.99	2,6-dinitrotoluene
18	14.62	2,4-dinitrotoluene
19	15.03	Diethyl Phthalate
20	15.13	4-chlorodiphenylether
21	15.33	N-nitrosodipheylamine
22	15.39	Azobenzene
23	15.93	4-bromodiphenylether
24	16.17	Hexachlorobenzene
25	17.04	Carbazole
26	17.69	Dibutyl phthalate
27	20.12	Benzyl butyl phthalate
28	21.13	Bis-(2-ethylhexyl) phthalate
29	22.33	Di-n-octyl phthalate

Additional Information:

Analytical Method Parameters:

Column: SPB-5, 30 m x 0.25 mm I.D., 0.25 µm film thickness (Column #230)

Carrier Gas: He, Flow: 0.8 mL/min

Inlet Temperature: 240 °C, Injection Volume: 0.5 µL

Injection Mode: Split with Split Ratio 70:1

Temperature Program: 40 °C (Hold 3 min) @ 15 °C/min to 300 °C (Hold 5 min)

Detector: MSD, Mode: FS, Mass Range: 40-400 m/z, Scan Rate: 4 scans/sec Solvent delay: 3.0 min

Detector Temperature: Transfer line: 300 °C, Ion Source: 230 °C, and Quadrupole: 150 °C



SIGMA-ALDRICH®

2931 Soldier Springs Rd. Laramie, Wyoming 82070 USA
800-325-5832
TechService@milliporesigma.com www.sigma-aldrich.com

Description

Lot **LRAC4915**
Expiration Date January 2023
Manufacturing Date January 2020
Storage Conditions Refrigerate
Solvent/Matrix DICHLOROMETHANE

1 Metrological traceability: Traceable to the SI and higher order standards from NIST through an unbroken chain of comparisons. The balance used to weigh raw materials is accurate to +/-0.0001 g and calibrated regularly using mass standards traceable to NIST. All dilutions were performed gravimetrically. Additionally, individual analytes are traceable to NIST SRMs where available and specified above.
4 Ucrm - Uncertainty values in this document are expressed as Expanded Uncertainty (Ucrm) corresponding to the 95% confidence interval. Ucrm is derived from the combined standard uncertainty multiplied by the coverage factor k, which is obtained from a t-distribution and degrees of freedom. The components of combined standard uncertainty include the uncertainties due to characterization, homogeneity, long term stability, and short term stability (transport). The components due to stability are generally considered to be negligible unless otherwise indicated by stability studies. The mathematical representation of the Ucrm calculation is as follows:

$$U_{CRM} = \sqrt{U_{char}^2 + U_{homogeneity}^2 + U_{stability}^2}$$

k: Coverage factor derived from a t-distribution table, based on the degrees of freedom of the data set. Assume 2.0 for a **Confidence Interval = 95%**

6 Analytical Value- For QC verification of the certified value only- not to be used in calculations. Represents the analytical data obtained by comparison to a standard as analyzed by the method described in the CoA or another acceptable method. The result may differ from the certified value and UCRM based on method uncertainty as well as the uncertainty associated with the standard used for comparison.


Traceability: The standard was manufactured under an ISO/IEC 17025:2017 certified quality system. The balance used to weigh raw materials is accurate to +/- 0.0001g and calibrated regularly using mass standards traceable to NIST. All dilutions were performed gravimetrically. Additionally, individual analytes are traceable to NIST SRMs where available and specified above.

Homogeneity: Homogeneity was assessed in accordance with ISO 17034:2016. Completed units were sampled using a random stratified sampling protocol. The results of chemical analysis were then compared using a one-way analysis of variance approach as described by TNI EL-V3-2009 Appendix A.2. See Instructions for minimum sub-sample size.

Expiration is at end of month given on certificate and label.

MSDS reports for components comprising greater than 1.0% of the solution or 0.1% for components known to be carcinogens are available upon request.

THIS PRODUCT WAS DESIGNED, PRODUCED AND VERIFIED FOR ACCURACY AND STABILITY IN ACCORDANCE WITH **ISO/IEC 17025:2017 (ANAB Cert AT-1467)** and **ISO 17034:2016 (ANAB Cert AR-1470)**.



Andy Ommen - QC Manager



Mark Pooler - QA Supervisor

Certification Date February 28, 2020

Version 0-2282020



ID #: 13510
 Opened: _____
 Dichloromethane EA342
Expires: 11/17/2022
 Rec'd: 1/26/2021
 Energy Laboratories Inc 1120 So 27th Street
 Billings MT 59107

Honeywell

CERTIFICATE OF ANALYSIS

Honeywell Burdick & Jackson®

1953 South Harvey Street
 Muskegon, MI 49442
 Phone: (800) 368-0050
 Fax: (231) 728-8226
lab.honeywell.com

Brand: Research Chemicals - B&J
Product: CS299AA-200
Lot No.: EA342
Production Date: 17-Nov-2020
Best Before: 17-Nov-2022

Dichloromethane, Custom, Contains Amylene Preservative, >99.9%
 for pesticide residue analysis

Parameter	Specification		Result	Units
	Min.	Max.		
Water by Karl Fischer Titration		0.010	0.0016	%
UV Cutoff		233	230	nm
Refractive Index (20°C)	1.4236	1.4246	1.4241	
Residue		1	<0.5	mg/L
GC Analysis	99.9		>99.99	%
Acidity (as HCl)		1	<1	mg/L
Chloride		10	<10	mg/L
Electron Capture GC		10	<10	ng/L
Flame Ionization GC		5	<5	ppb
UV Absorbance @ 240 nm		0.100	0.0920	AU
UV Absorbance @ 250 nm		0.010	0.0099	AU
UV Absorbance @ 300 nm		0.005	0.0008	AU
UV Absorbance @ 400 nm		0.005	0.0028	AU

Honeywell
Quality Control Approval

Janna Dickinson

Muskegon 11/17/2020 LIMS Sample No.: AL03611



CERTIFIED WEIGHT REPORT

Part Number: 92180
Lot Number: 020221
Description: CLP Semi-Volatile Calibration Standard
64 components
Expiration Date: 020228
Recommended Storage: Freezer (0 °C)
Nominal Concentration (µg/mL): 1000
NIST Test ID#: 23060

Solvent: Methylene chloride
Lot#: 104929

<i>Eli Aliaga</i>		020221
Formulated By:	Eli Aliaga	DATE
<i>Pedro L. Rentas</i>		020221
Reviewed By:	Pedro L. Rentas	DATE

Weight(s) shown below were combined and diluted to (mL): 100.0 0.003 Balance Uncertainty 5E-05 Flask Uncertainty

Compound	(RM#)	Lot Part Number	Dil. Factor	Initial Vol. (mL)	Initial Conc. (µg/mL)	Nominal Conc. (µg/mL)	Purity (%)	Uncertainty Purity (%)	Uncertainty Pipette (mL)	Target Weight (g)	Actual Weight (g)	Actual Conc. (µg/mL)	Expanded Uncertainty (Solvent Safety Info. On Attached pg.)			
													(+/-) (µg/mL)	CAS#	OSHA PEL (TWA)	LD50
1. 2,2'-Oxybis(1-chloropropane)	(0078)	012016AR	NA	NA	NA	1000	98.9	0.2	NA	0.10112	0.10135	1002.3	4.2	108-60-1	N/A	ori-rat 240mg/kg
2. Hexachlorobenzene	(0195)	051897	NA	NA	NA	1000	99	0.2	NA	0.10102	0.10121	1001.9	4.2	118-74-1	N/A	ori-rat 10g/kg
3. bis(2-Chloroethoxy) methane	10111	011214	0.05	5.00	20018.4	1000	NA	NA	0.017	NA	NA	1000.8	8.0	111-91-1	N/A	N/A
4. bis(2-Chloroethyl) ether	10111	011214	0.05	5.00	20012.4	1000	NA	NA	0.017	NA	NA	1000.5	8.0	111-44-4	15 ppm (90mg/m3/8H)(skin)	ori-rat 75mg/kg
5. bis(2-Ethylhexyl) phthalate	10111	011214	0.05	5.00	20014.3	1000	NA	NA	0.017	NA	NA	1000.6	8.0	117-81-7	5mg/m3/8H	ori-rat 3060mg/kg
6. 4-Bromophenyl phenyl ether	10111	011214	0.05	5.00	20008.8	1000	NA	NA	0.017	NA	NA	1000.3	8.0	101-55-3	N/A	N/A
7. Benzyl butyl phthalate	10111	011214	0.05	5.00	20011.3	1000	NA	NA	0.017	NA	NA	1000.5	8.0	85-68-7	N/A	ori-rat 2330mg/kg
8. 4-Chlorophenyl phenyl ether	10111	011214	0.05	5.00	20009.5	1000	NA	NA	0.017	NA	NA	1000.4	8.0	7005-72-3	N/A	N/A
9. Diethyl phthalate	10111	011214	0.05	5.00	20013.6	1000	NA	NA	0.017	NA	NA	1000.6	8.0	84-66-2	5mg/m3/8H	ori-rat 8600mg/kg
10. Dimethyl phthalate	10111	011214	0.05	5.00	20015.7	1000	NA	NA	0.017	NA	NA	1000.7	8.0	131-11-3	5mg/m3/8H	ori-rat 6800mg/kg
11. Di-n-butyl phthalate	10111	011214	0.05	5.00	20011.6	1000	NA	NA	0.017	NA	NA	1000.5	8.0	84-74-2	5mg/m3/8H	ori-rat 8000mg/kg
12. Di-n-octyl phthalate	10111	011214	0.05	5.00	20012.2	1000	NA	NA	0.017	NA	NA	1000.5	8.0	117-84-0	N/A	ori-rat 4700mg/kg
13. N-Nitrosodimethylamine	10111	011214	0.05	5.00	20010.0	1000	NA	NA	0.017	NA	NA	1000.4	8.0	62-75-9	N/A	ori-rat 58mg/kg
14. N-Nitrosodi-n-propylamine	10111	011214	0.05	5.00	20010.5	1000	NA	NA	0.017	NA	NA	1000.4	8.0	621-64-7	N/A	ori-rat 460mg/kg
15. 1,2-Diphenylhydrazine (as Azobenzene)	10112	042820	0.05	5.00	20003.9	1000	NA	NA	0.017	NA	NA	1000.1	8.1	103-33-3	N/A	ori-rat 1000mg/kg
16. 2-Chloronaphthalene	10112	042820	0.05	5.00	20002.3	1000	NA	NA	0.017	NA	NA	1000.0	8.0	91-58-7	N/A	ori-rat 2078mg/kg
17. 1,2-Dichlorobenzene	10112	042820	0.05	5.00	20005.4	1000	NA	NA	0.017	NA	NA	1000.2	8.0	95-50-1	50 ppm (300mg/m3) (CL)	ori-rat 500mg/kg
18. 1,3-Dichlorobenzene	10112	042820	0.05	5.00	20009.7	1000	NA	NA	0.017	NA	NA	1000.1	8.0	541-73-1	N/A	ipr-mus 1062mg/kg
19. 1,4-Dichlorobenzene	10112	042820	0.05	5.00	20005.4	1000	NA	NA	0.017	NA	NA	1000.2	8.0	108-46-7	75 ppm (450mg/m3/8H)	ori-rat 500mg/kg
20. 2,4-Dinitrotoluene	10112	042820	0.05	5.00	20003.3	1000	NA	NA	0.017	NA	NA	1000.1	8.1	121-14-2	1.5mg/m3/8H (skin)	ori-rat 268mg/kg
21. 2,6-Dinitrotoluene	10112	042820	0.05	5.00	20002.4	1000	NA	NA	0.017	NA	NA	1000.0	8.0	606-20-2	1.5mg/m3/8H (skin)	ori-rat 177mg/kg
22. Hexachloro-1,3-butadiene	10112	042820	0.05	5.00	20009.4	1000	NA	NA	0.017	NA	NA	1000.4	12.4	87-68-3	0.02 ppm (0.24mg/m3/8H)	ori-rat 82mg/kg
23. Hexachlorocyclopentadiene	10112	042820	0.05	5.00	20001.8	1000	NA	NA	0.017	NA	NA	1000.0	8.0	77-47-4	0.01 ppm (0.1mg/m3/8H)	ori-rat 1300mg/kg
24. Hexachloroethane	10112	042820	0.05	5.00	20002.4	1000	NA	NA	0.017	NA	NA	1000.0	8.0	67-72-1	1 ppm (10mg/m3/8H)(skin)	ori-ggq 4070mg/kg
25. Isophorone	10112	042820	0.05	5.00	20003.8	1000	NA	NA	0.017	NA	NA	1000.1	8.1	78-59-1	25 ppm	ori-rat 2330mg/kg
26. Nitrobenzene	10112	042820	0.05	5.00	20004.9	1000	NA	NA	0.017	NA	NA	1000.1	8.0	98-95-3	1 ppm (8mg/m3/8H)(skin)	ori-rat 780mg/kg
27. 1,2,4-Trichlorobenzene	10112	042820	0.05	5.00	20002.0	1000	NA	NA	0.017	NA	NA	1000.0	8.0	120-82-1	5 ppm (CL) (40mg/m3)	ori-rat 758mg/kg
28. o-Cresol (2-Methylphenol)	10114	081919	0.05	5.00	20010.2	1000	NA	NA	0.017	NA	NA	1000.4	8.0	95-48-7	5 ppm (22mg/m3/8H)(skin)	ori-rat 121mg/kg
29. p-Cresol (4-Methylphenol)	10114	081919	0.05	5.00	20061.2	1000	NA	NA	0.017	NA	NA	1003.0	8.0	106-44-5	5 ppm (22mg/m3/8H)(skin)	ori-rat 207mg/kg
30. 2,4,5-Trichlorophenol	10114	081919	0.05	5.00	20023.2	1000	NA	NA	0.017	NA	NA	1001.1	8.0	95-95-4	N/A	ori-rat 820mg/kg
31. 4-Chloroaniline	10115	080512	0.05	5.00	20009.6	1000	NA	NA	0.017	NA	NA	1000.4	8.0	106-47-8	N/A	ori-rat 310mg/kg
32. Dibenzofuran	10115	080512	0.05	5.00	20020.2	1000	NA	NA	0.017	NA	NA	1000.9	8.0	132-64-9	N/A	N/A
33. 2-Methylnaphthalene	10115	080512	0.05	5.00	20012.9	1000	NA	NA	0.017	NA	NA	1000.5	8.1	91-57-6	N/A	ori-rat 1630mg/kg
34. 2-Nitroaniline	10115	080512	0.05	5.00	20011.8	1000	NA	NA	0.017	NA	NA	1000.5	8.0	88-74-4	N/A	ori-rat 1600mg/kg
35. 3-Nitroaniline	10115	080512	0.05	5.00	20018.6	1000	NA	NA	0.017	NA	NA	1000.8	8.0	99-09-2	N/A	ori-rat 535mg/kg
36. 4-Nitroaniline	10115	080512	0.05	5.00	20014.9	1000	NA	NA	0.017	NA	NA	1000.6	8.0	100-01-6	1 ppm (8mg/m3/8H)(skin)	ori-rat 750mg/kg
37. 4-Chloro-3-methylphenol	10118	072120	0.05	5.00	20003.9	1000	NA	NA	0.017	NA	NA	1000.1	8.0	59-50-7	N/A	ori-rat 1830mg/kg
38. 2-Chlorophenol	10118	072120	0.05	5.00	20002.9	1000	NA	NA	0.017	NA	NA	1000.0	8.0	95-57-8	N/A	ori-rat 670mg/kg
39. 2,4-Dichlorophenol	10118	072120	0.05	5.00	20003.1	1000	NA	NA	0.017	NA	NA	1000.1	8.0	120-83-2	N/A	ori-rat 590mg/kg
40. 2,4-Dimethylphenol	10118	072120	0.05	5.00	20003.3	1000	NA	NA	0.017	NA	NA	1000.1	8.1	105-67-9	N/A	ori-rat 3200mg/kg
41. 2,4-Dinitrophenol	10118	072120	0.05	5.00	20001.8	1000	NA	NA	0.017	NA	NA	1000.0	8.0	51-28-5	N/A	ori-rat 30mg/kg
42. 4,6-Dinitro-2-methylphenol	10118	072120	0.05	5.00	20002.5	1000	NA	NA	0.017	NA	NA	1000.0	8.0	534-52-1	N/A	N/A
43. 2-Nitrophenol	10118	072120	0.05	5.00	20003.7	1000	NA	NA	0.017	NA	NA	1000.1	8.0	88-75-5	N/A	ori-rat 334mg/kg
44. 4-Nitrophenol	10118	072120	0.05	5.00	20002.0	1000	NA	NA	0.017	NA	NA	1000.0	8.0	100-02-7	N/A	ori-rat 250mg/kg
45. Pentachlorophenol	10118	072120	0.05	5.00	20002.8	1000	NA	NA	0.017	NA	NA	1000.0	8.0	87-86-5	0.5mg/m3/8H (skin)	ori-rat 27mg/kg
46. Phenol	10118	072120	0.05	5.00	20003.9	1000	NA	NA	0.017	NA	NA	1000.1	8.0	108-95-2	5 ppm (18mg/m3/8H)(skin)	ori-rat 317mg/kg
47. 2,4,6-Trichlorophenol	10118	072120	0.05	5.00	20004.2	1000	NA	NA	0.017	NA	NA	1000.1	8.0	88-06-2	N/A	ori-rat 820mg/kg
48. Acenaphthene	10007	042420	0.50	50.00	2001.2	1000	NA	NA	0.018	NA	NA	1000.5	4.1	83-32-9	N/A	ipr-rat 600mg/kg
49. Acenaphthylene	10007	042420	0.50	50.00	2000.2	1000	NA	NA	0.018	NA	NA	1000.0	4.2	208-96-8	N/A	N/A
50. Anthracene	10007	042420	0.50	50.00	2000.3	1000	NA	NA	0.018	NA	NA	1000.1	4.1	120-12-7	0.2mg/m3 (8H)	ipr-mus 430mg/kg
51. Benzo(a)anthracene	10007	042420	0.50	50.00	2001.3	1000	NA	NA	0.018	NA	NA	1000.6	4.2	56-55-3	N/A	N/A
52. Benzo(a)pyrene	10007	042420	0.50	50.00	2000.0	1000	NA	NA	0.018	NA	NA	999.9	4.1	50-32-8	0.2mg/m3 (8H)	scu-rat 50mg/kg
53. Benzo(b)fluoranthene	10007	042420	0.50	50.00	2000.9	1000	NA	NA	0.018	NA	NA	1000.4	4.1	205-99-2	N/A	N/A
54. Benzo(k)fluoranthene	10007	042420	0.50	50.00	2001.2	1000	NA	NA	0.018	NA	NA	1000.5	4.1	207-08-9	N/A	N/A
55. Benzo(g,h,i)perylene	10007	042420	0.50	50.00	2000.0	1000	NA	NA	0.018	NA	NA	999.9	4.1	191-24-2	N/A	N/A
56. Carbazole	10007	042420	0.50	50.00	2000.3	1000	NA	NA	0.018	NA	NA	1000.0	4.2	86-74-8	N/A	ipr-mus 200mg/kg
57. Chrysene	10007	042420	0.50	50.00	2000.8	1000	NA	NA	0.018	NA	NA	1000.3	4.2	218-01-9	0.2mg/m3	N/A
58. Dibenzo(a,h)anthracene	10007	042420	0.50	50.00	2000.8	1000	NA	NA	0.018	NA	NA	1000.3	4.2	53-70-3	0.2mg/m3	N/A
59. Fluoranthene	10007	042420	0.50	50.00	2000.3	1000	NA	NA	0.018	NA	NA	1000.1	4.2	208-44-0	N/A	ori-rat 2000mg/kg
60. Fluorene	10007	042420	0.50	50.00	2000.9	1000	NA	NA	0.018	NA	NA	1000.3	4.2	86-73-7	N/A	ipr-mus 2 g/kg
61. Indeno(1,2,3-cd)pyrene	10007	042420	0.50	50.00	2000.1	1000	NA	NA	0.018	NA	NA	1000.0	4.1	193-39-5	N/A	N/A
62. Naphthalene	10007	042420	0.50	50.00	2000.9	1000	NA	NA	0.018	NA	NA	1000.4	4.1	91-20-3	10 ppm (50mg/m3/8H)	ori-rat 490mg/kg
63. Phenanthrene	10007	042420	0.50	50.00	2000.9	1000	NA	NA	0.018	NA	NA	1000.4	4.1	85-01-8	0.2mg/m3/8H	ori-mus 700mg/kg
64. Pyrene	10007	042420	0.50	50.00	2001.0	1000	NA	NA	0.018	NA	NA	1000.4	4.2	129-00-0	0.2mg/m3/8H	ori-rat 2700mg/kg

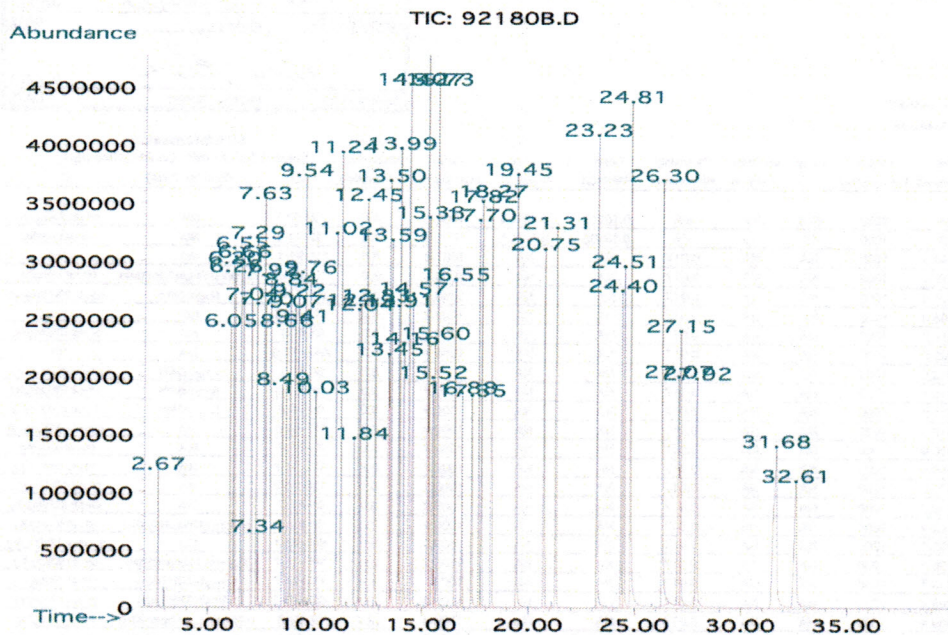
* The certified value is the concentration calculated from gravimetric and volumetric measurements unless otherwise stated.
* Standards are prepared gravimetrically using balances that are calibrated with weights traceable to NIST (see above).
* Standards are certified (±) 0.5% of the stated value, unless otherwise stated.
* All Standards, after opening ampule, should be stored with caps tight and under appropriate laboratory conditions.
* Uncertainty Reference: Taylor, B.N. and Kuyat, C.E., "Guidelines for Evaluating and Expressing the Uncertainty of NIST Measurement Result," NIST Technical Note 1297, U.S. Government Printing Office, Washington, DC, (1994).

ID #: 13539

Opened: _____
CLP Semi-Volatile Calibration Standard
Expires: 2/2/2026
Rec'd: 2/5/2021
Energy Laboratories Inc 1120 So. 27th Street
Billings MT 59107



Method GC8MSD-2.M: Column:SBB-5 (30m X 0.25mm ID X 0.25µm film thickness) Temp 1 = 50°C (1min.), Temp 2 = 300°C (14 min.), Rate = 10°C/min., Injector B= 250°C, Detector B = 290°C, Split Ratio = 100:1, Scan Rate = 2. Analysis performed by Melissa Stonier.



Peak No	Name	MSD RT (min.)
1	N-nitrosodimethylamine	2.67
2	Phenol	6.05
3	bis(2-Chloroethyl)ether	6.20
4	2-Chlorophenol	6.26
5	1,3-Dichlorobenzene	6.55
6	1,4-Dichlorobenzene	6.63
7	1,2-Dichlorobenzene	7.04
8	o-Cresol (2-methylphenol)	7.29
9	bis(2-Chloroisopropyl)ether	7.34
10	p-Cresol (4-methylphenol)/N-nitrosodi-n-propylamine	7.63
11	Hexachloroethane	7.70
12	Nitrobenzene	7.92
13	Isophorone	8.49
14	2-Nitrophenol	8.66
15	2,4-Dimethylphenol	8.84
16	bis(2-Chloroethoxy)methane	9.07
17	2,4-Dichlorophenol	9.22
18	1,2,4-Trichlorobenzene	9.41
19	Naphthalene	9.54
20	4-Chloroaniline	9.76
21	Hexachloro-1,3-butadiene	10.03
22	4-Chloro-3-methylphenol	11.02
23	2-Methylnaphthalene	11.24
24	Hexachlorocyclopentadiene	11.84
25	2,4,6-Trichlorophenol	12.04
26	2,4,5-Trichlorophenol	12.13
27	2-Chloronaphthalene	12.45
28	2-Nitroaniline	12.84
29	Dimethyl phthalate	13.45
30	Acenaphthylene	13.50
31	2,6-Dinitrotoluene	13.59
32	3-Nitroaniline	13.91
33	Acenaphthene	13.99
34	2,4-Dinitrophenol	14.16
35	Dibenzofuran/4-Nitrophenol	14.40
36	2,4-Dinitrotoluene	14.57
37	Diethyl phthalate/Fluorene	15.27
38	4-Chlorophenyl phenyl ether	15.33
39	4-Nitroaniline	15.52
40	4,6-Dinitro-2-methylphenol	15.60
41	Azobenzene	15.73
42	4-Bromophenyl phenyl ether	16.56
43	Hexachlorobenzene	16.89
44	Pentachlorophenol	13.35
45	Phenanthrene	17.70
46	Anthracene	17.82
47	Carbazole	18.27
48	Di-n-butyl phthalate	19.45
49	Fluoranthene	20.75
50	Pyrene	21.31
51	Benzyl butyl phthalate	23.23
52	Benzo(a)anthracene	24.40
53	Chrysene	24.51
54	bis(2-Ethylhexyl)phthalate	24.82
55	Di-n-octyl phthalate	26.30
56	Benzo(b)fluoranthene	27.07
57	Benzo(k)fluoranthene	27.15
58	Benzo(a)pyrene	27.92
59	Indeno(1,2,3-cd)pyrene/Dibenzo(a,h)anthracene	31.68
60	Benzo(g,h)perylene	32.61



CERTIFIED REFERENCE MATERIAL

110 Benner Circle
Bellefonte, PA 16823-8812
Tel: (800)356-1688
Fax: (814)353-1309

www.restek.com

Certificate of Analysis



FOR LABORATORY USE ONLY-READ SDS PRIOR TO USE.

This Reference Material is intended for Laboratory Use Only as a standard for the qualitative and/or quantitative determination of the analyte(s) listed.

Catalog No. : 31062 **Lot No.:** A0167670

Description : B/N Surrogate Mix (4/89 SOW)
Base Neutral Surrogate 4/89(SOW) 5000µg/mL, Methylene Chloride, 1mL/ampul

Container Size : 2 mL **Pkg Amt:** > 1 mL

Expiration Date : November 30, 2026 **Storage:** 10°C or colder

Handling: Sonicate prior to use. **Ship:** Ambient

CERTIFIED VALUES

Elution Order	Compound	Grav. Conc. (weight/volume)	Expanded Uncertainty (95% C.L.; K=2)			
1	Nitrobenzene-d5 CAS # 4165-60-0 Purity 99% (Lot PR-29940B)	5,014.0 µg/mL	+/-	29.3583	µg/mL	Gravimetric
			+/-	225.8621	µg/mL	Unstressed
			+/-	250.6163	µg/mL	Stressed
2	2-Fluorobiphenyl CAS # 321-60-8 Purity 99% (Lot 00019169)	5,019.6 µg/mL	+/-	29.3911	µg/mL	Gravimetric
			+/-	226.1143	µg/mL	Unstressed
			+/-	250.8962	µg/mL	Stressed
3	p-Terphenyl-d14 CAS # 1718-51-0 Purity 99% (Lot PR-27278)	5,020.6 µg/mL	+/-	29.3967	µg/mL	Gravimetric
			+/-	226.1576	µg/mL	Unstressed
			+/-	250.9442	µg/mL	Stressed

Solvent: Methylene chloride
CAS # 75-09-2
Purity 99%

ID #: 13666

Opened: _____

B/N Surrogate Mix (4/89 SOW)

Expires: 11/30/2026

Rec'd: 3/19/2021

Energry Laboratories Inc 1120 So. 27th Street
Billings MT 59107

Tech Tips:

Due to the limited solubility of p-terphenyl-d14 in methanol, we do not recommend that this mixture be diluted in methanol.

Column:

30m x 0.25mm x 0.25µm
Rtx-5 (cat.#10223)

Carrier Gas:

hydrogen-constant pressure 10 psi.

Temp. Program:

75°C (hold 1 min.) to 330°C
@ 20°C/min. (hold 10 min.)

Inj. Temp:

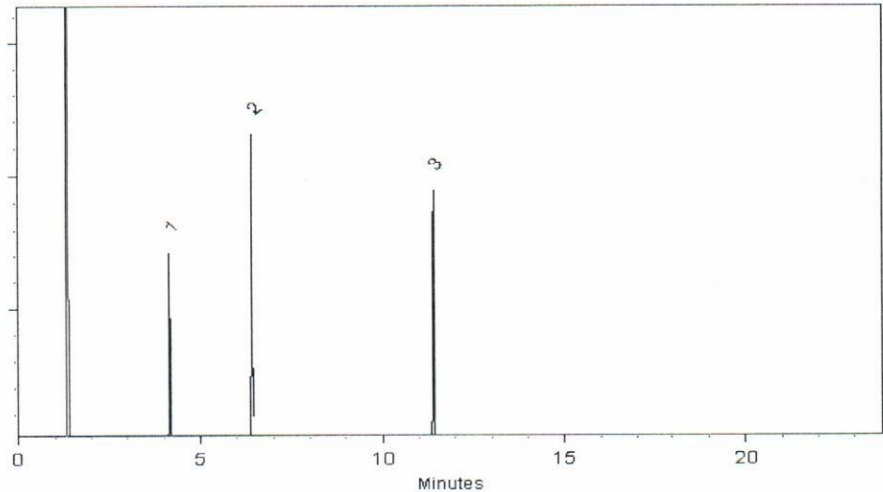
250°C

Det. Temp:

330°C

Det. Type:

FID



This chromatogram represents a general set of testing conditions chosen for product acceptance. For optimal results in your lab, conditions should be adjusted for your specific instrument, method, and application.


Katelyn McGinni - Operations Tech I

Date Mixed: 30-Dec-2020 Balance: 1128353505


Alexis Shelow - Operations Tech I

Date Passed: 06-Jan-2021

Manufactured under Restek's ISO 9001:2015
Registered Quality System
Certificate #FM 80397

General Certified Reference Material Notes

Expiration Notes:

- Expiration date valid for unopened ampul stored in compliance with the recommended conditions.
- Uncertainty, concentration, and expiration of the CRM are based on the unopened product being stored according to the recommended condition found in the storage field.

Purity Notes:

- Purity and/or chemical identity are determined by one or more of the following techniques: GC/FID, HPLC, GC/ μ ECD, GC/MS, LC/MS, RI, and/or melting point.
- Compounds with a listed purity of less than 99% have been weight corrected to compensate for impurities and/or salts. A correction factor is used to calculate the amount of compound necessary to achieve the desired concentration of the parent compound in solution.
- Purity of isomeric compounds is reported as the sum of the isomers.
- Purity values are rounded to the nearest whole number.

Certified Uncertainty Value Notes:

- The uncertainties are determined in accordance with ISO 17034 and Guide 35. The certified combined stressed uncertainty value (includes gravimetric uncertainty, homogeneity between-ampul uncertainty, storage stability uncertainty and shipping stability uncertainty and were combined using the following formula:

$$U_{combined\ stressed} = k \sqrt{U_{gravimetric}^2 + U_{homogeneity}^2 + U_{storage\ stability}^2 + U_{shipping\ stability}^2}$$

k is a coverage factor of 2, which gives a level of confidence of approximately 95%.

- It is important to note that the shipping stability uncertainty was obtained under temperature extremes for specific time intervals; therefore, the certified combined stressed uncertainty value should only be applied to the product if it was stored at non-standard temperature conditions up to and including 7 days. Contact Restek Technical Service at www.restek.com/Contact-Us for use recommendations if your shipment was in-transit for more than 7 days at non-standard temperature conditions.
- Apply the certified combined unstressed uncertainty value if the product was received under standard shipping conditions. Apply the certified combined stressed uncertainty value if the product was received under non-standard conditions as specified below.

Label Conditions	Standard Conditions	Non-Standard Conditions
25°C Nominal (Room Temperature)	< 60°C	≥ 60°C up to 7 days
10°C or colder (Refrigerate)	< 40°C	≥ 40°C up to 7 days
0°C or colder (Freezer) -20°C or colder (Deep Freezer)	< 25°C	≥ 25°C up to 7 days

- Separate (not combined) uncertainty values for gravimetric uncertainty are also displayed on the certificate, if needed, separate homogeneity between-ampul uncertainty, storage stability uncertainty and shipping stability uncertainty values are available by contacting Restek Technical Service at www.restek.com/Contact-Us.
- The packaged amount is the minimum sample size for which uncertainty is valid. The ampules are over-filled to ensure that the minimum packaged amount can be sufficiently transferred.

Manufacturing Notes:

- Concentration is based upon gravimetric preparation using either a balance whose calibration has been verified daily using NIST traceable weights, and/or dilutions with Class A glassware.

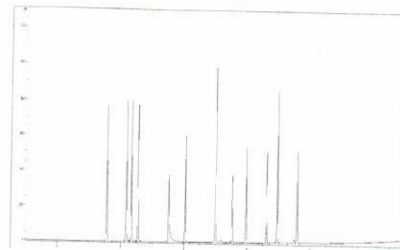
Handling Notes:

- Stability of the unopened product, when stored in compliance with the recommended conditions, is guaranteed through the expiration displayed on the product label and certificate. Contact Restek for additional opened product stability information, with the knowledge/understanding that open product stability is subject to the specific handling and environmental conditions to which the product is exposed. For your convenience Restek supplies deactivated vials with most standards packed in 2mL ampules. Larger volume deactivated vials are available through Restek as a custom ordered item. Additionally, Restek sells DMDCS for the purpose of glassware deactivation as catalog number 31861, which includes complete instructions.

Certificate of Analysis - Certified Reference Material

EPA TCL Hazardous Substances Mix (12 cmpds)

Product no.: 47990-U
Lot no.: LRAC9004
Expiry Date: February 2024
Manufacturing Date: February 2021
Storage: Refrigerate
Solvent/Matrix: Dichloromethane
Certificate version: LRAC9004.01 (Note: Certificates may be updated due to the availability of new data. Check our website at: www.sigma-aldrich.com for the most current version.)



Certified Values:

Analyte	Certified Value	Units	Raw Material Purity, %	Raw Material Elution order	Raw Material Lot
ANILINE CAS# 62-53-3	2022 ± 25	µg/mL	99.9	01	LA41596
BENZYL ALCOHOL CAS# 100-51-6	2022 ± 15	µg/mL	99.7	02	LB99705
2-METHYLPHENOL CAS# 95-48-7	2022 ± 14	µg/mL	99.9	03	LB91878
4-METHYLPHENOL CAS# 106-44-5	2022 ± 17	µg/mL	99.9	04	LB32518
BENZOIC ACID CAS# 65-85-0	2021 ± 27	µg/mL	98.8	05	442-137B
4-CHLOROANILINE CAS# 106-47-8	2022 ± 32	µg/mL	100.0	06	MKBZ6909V
2,4,5-TRICHLOROPHENOL CAS# 95-95-4	2022 ± 18	µg/mL	99.9	07	JS00008
2-METHYLNAPHTHALENE CAS# 91-57-6	2021 ± 11	µg/mL	98.2	08	LB97828
2-NITROANILINE CAS# 88-74-4	2022 ± 12	µg/mL	99.9	09	07411KN
3-NITROANILINE CAS# 99-09-2	2022 ± 15	µg/mL	99.9	10	LC09264
DIBENZOFURAN CAS# 132-64-9	2021 ± 10	µg/mL	98.8	11	LB78814
4-NITROANILINE CAS# 100-01-6	2022 ± 23	µg/mL	99.9	12	15609AA

ID #: 13691

Opened:

EPA TCL Hazardous Substances Mix (12 cmp)

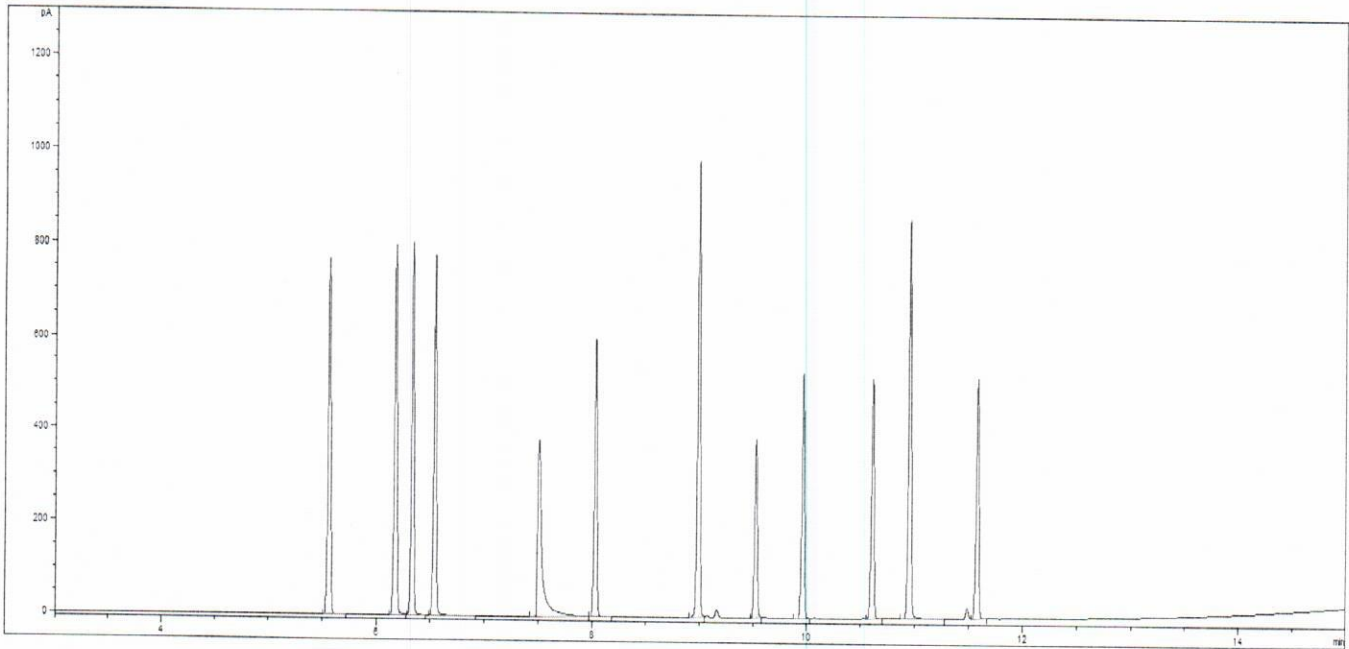
Expires: 2/28/2024

Rec'd: 3/26/2021

Energv Laboratories Inc 1120 So. 27th Street
Billings MT 59107



Informational Values:



Additional Information:

Analytical Method Parameters:
Column: SPB-5, 30 m x 0.53 mm I.D., 1.5 µm film thickness (Column #214)
Carrier Gas: H2, Flow: 4.5 mL/min
Inlet Temperature: 240 °C, Injection Volume: 1 µL
Injection Mode: Split, Split Ratio: 25:1
Temperature Program: 80 °C (Hold 2 min) @ 15 °C/min to 280 °C (Hold 2 min)
Detector: FID
Detector Temperature: 310 °C

Metrological traceability:

Traceable to the SI and higher order standards from NIST through an unbroken chain of comparisons. The balance used to weigh raw materials is accurate to +/-0.0001 g and calibrated regularly using mass standards traceable to NIST. All dilutions were performed gravimetrically. Additionally, individual analytes are traceable to NIST SRMs where available and specified above.

Measurement method:

Where applicable, the assigned value is based on a purity determination by mass balance and gravimetrically prepared value.

Intended use:

Intended for R&D and Analytical Use only. Not for drug, household or other uses.

Minimum sample size:

1 µL

Packaging:

1 ML IN AMBER AMPULE

Instructions for handling and correct use:

Use on the as is basis. The internal pressure of the container may be slightly different from the atmospheric pressure at the user's location. Open slowly and carefully to avoid dispersion of the material.

Health and safety information:

All chemical reference materials should be considered potentially hazardous and should be used only by qualified laboratory personnel. Please refer to the Safety Data Sheet for detailed information about the nature of any hazard and appropriate precautions to be taken.

Accreditation:

Sigma-Aldrich RTC is accredited by the US accreditation authority ANAB as a registered reference material producer AR-1470 in accordance with ISO 17034.

Certificate issue date:

26-Feb-2021



Andy Ommen - QC Manager

Mark Pooler - QA Supervisor

Details on metrological traceability:

This standard has been gravimetrically prepared using balances that have been fully qualified and calibrated to ISO 17025 requirements. All calibrations utilize NIST traceable weights which are calibrated externally by a qualified ISO 17025 accredited calibration laboratory to NIST standards. Qualification of each balance includes the assignment of a minimum weighing by a qualified and ISO 17025 accredited calibration vendor taking into consideration the balance and installed environmental conditions to ensure compliance with USP tolerances of NMT 0.10% relative error. Fill volume to predetermined specifications is gravimetrically verified throughout the dispensing process using qualified and calibrated balances. Further traceability to a corresponding Primary Standard may be achieved through a direct comparison assay. Where a Primary Standard is available, the assay value will be included in the specified section of the COA.

Details on metrological traceability:

Ucrm - Uncertainty values in this document are expressed as Expanded Uncertainty (Ucrm) corresponding to the 95% confidence interval. Ucrm is derived from the combined standard uncertainty multiplied by the coverage factor k, which is obtained from a t-distribution and degrees of freedom. The components of combined standard uncertainty include the uncertainties due to characterization, homogeneity, long term stability, and short term stability (transport). The components due to stability are generally considered to be negligible unless otherwise indicated by stability studies. The mathematical

$$u_{CRM} = \sqrt{u_{char}^2 + u_{homogeneity}^2 + u_{stability}^2}$$

Homogeneity assessment:

Homogeneity was assessed in accordance with ISO Guide 35. Completed units were sampled using a random stratified sampling protocol. The results of chemical analysis were then compared by Single Factor Analysis of Variance (ANOVA). The uncertainty due to homogeneity was derived from the ANOVA. Heterogeneity was not detected under the conditions of the ANOVA.

Stability assessment:

Significance of the stability assessment will be demonstrated if the analytical result of the study and the range of values represented by the Expanded Uncertainty do not overlap the result of the original assay and the range of its values represented by the Expanded Uncertainty. The method employed will usually be the same method used to characterize the assay value in the initial

Certificate of analysis revision history:

Certificate version	Date	Reason for version
LRAC9004.01	26-Feb-2021	Original Release Date

Disclaimer: The purchaser is required to determine the suitability of this product for any particular application. Sigma-Aldrich RTC makes no warranty of any kind, express or implied, other than its products meet all quality control standards set by Sigma-Aldrich RTC. We do not guarantee that the product can be used for any particular application.

The vibrant M, Supelco, TraceCERT and Sigma-Aldrich are trademarks of Merck KGaA, Darmstadt, Germany or its affiliates. All other trademarks are the property of their respective owners. Detailed information on trademarks is available via publicly accessible resources. © 2018 Merck KGaA, Darmstadt, Germany and/or its affiliates. All Rights Reserved.

The life science business of Merck KGaA, Darmstadt, Germany operates as MilliporeSigma in the US and Canada.



Certificate of Analysis

Product Name: Benzidines Standard

Product Number: US-290-1

Lot Number: 0006592783

Lot Issue Date: 03-Mar-2021

Expiration Date: 30-Apr-2023

Description:

This analytical reference material (RM) was manufactured and verified in accordance with an ISO 9001 registered quality system and analyte concentrations were verified by an ISO 17025 accredited laboratory. The concentration and uncertainty value at the 95% confidence level for each analyte, determined gravimetrically, is listed below.

Analyte	CAS#	Analyte Lot	Concentration ± Uncertainty
benzidine	000092-87-5	RM10200	2004 ± 10 µg/mL
3,3'-dichlorobenzidine	000091-94-1	RM12559	2001 ± 10 µg/mL

Matrix: methylene chloride (dichloromethane)

Storage Conditions: Store at Room Temperature (15° to 30°C).

Traceability:

The balances used for these measurements are calibrated with weights traceable to NIST in compliance with ANSI/NCCL Z540.3, ISO 9001, ISO 17025, and ISO 17034. Calibrated Class A glassware is used for volumetric measurements. Thermometers are calibrated against a NIST traceable thermometer in accordance with NIST Special Publication 1088.

Homogeneity:

This RM was unitized according to an in-house procedure and is guaranteed to be homogeneous. There is no minimum sub-sample size required.

Intended Use:

This RM is intended for the preparation of working reference samples for use in routine laboratory analyses, calibration of instruments, validation of analytical methods, assessments of measurement methods, and continuing calibration verification.

Instructions for Use:

Sample aliquots for analysis should be withdrawn at 20°C to 25°C immediately after opening the container and should be processed without delay for the certified values to be valid within the stated uncertainties.

Hazards:

Refer to the Safety Data Sheet on www.agilent.com for information regarding this RM.

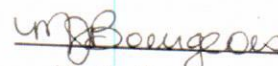
Expiration of Certification:

The certification of this RM is valid until the expiration date specified above, provided the RM is handled and stored in accordance with the instructions given in this certificate. This certification is nullified if the RM is damaged, contaminated, or otherwise modified.

Maintenance of Certification:

If substantive changes are noted that affect the certification before the expiration of this certificate, Agilent will notify the purchaser.

Sample lot approver:



Monica Bourgeois

QMS Representative



ISO 17034 Cert
No. AR-1936

RM was produced in accordance with the LRQA registered ISO 9001:2015 Quality Management System. Cert # 10303760

Page: 1 of 1

www.agilent.com/quality/
CSD-QA-015.1



ISO 17025 Cert
No. AT-1937

John

660 Tower Lane • P.O. Box 599 • West Chester, PA 19381-0599
1-800-452-9994 • 1-610-692-3026 • Fax 1-610-692-8729
info@chemservice.com • www.chemservice.com

CERTIFICATE OF ANALYSIS

Mixture #8-Internal Standards

CONCENTRATION 4000ug/ml in Methylene chloride
CATALOG NUMBER M-PPHC8X12-1ML
LOT NUMBER 11925100
DATE CERTIFIED 06/09/21
EXPIRATION DATE 06/30/23
STORAGE Store at room temperature (20 - 25 °C).
HANDLING See Safety Data Sheet
INTENDED USE For laboratory use only.
ISO 17034:2016 CERTIFIED [X]

ID	Analyte	CAS	Weight Analyte (mg)	Lot	Purity	Certified Concentration (ug/mL)
N-11000	Acenaphthene-d10	15067-26-2	804.000	00026778	99.5	3999.9
N-11467	Chrysene-d12	1719-03-5	809.700	00025144	99.5	4028.3
N-10217	1,4-Dichlorobenzene-d4	3855-82-1	804.000	00027328	99.5	3999.9
N-12645	Naphthalene-d8	1146-65-2	807.500	00029881	99.3	4009.2
N-12851	Perylene-d12	1520-96-3	805.100	00024295	99.5	4005.4
N-12856	Phenanthrene-d10	1517-22-2	808.700	00027331	99.0	4003.1

Analytical Test	Value
CONCENTRATION (GC/FID)	VERIFIED

ID #: 13968
Opened: _____
Mixture #8-Internal Standards
Expires: 6/30/2023
Rec'd: 6/18/2021
Enerqa Laboratories Inc 1120 So. 27th Street
Billings MT 59107

COA Form
Revision 3 (3/2015)



Print Date: 06/14/21

CHEM SERVICE INC.

660 Tower Lane • P.O. Box 599 • West Chester, PA 19381-0599
1-800-452-9994 • 1-610-692-3026 • Fax 1-610-692-8729
info@chemservice.com • www.chemservice.com

Instructions for Use:

Shake mixture prior to use. If particles are present, sonicate for homogeneity. If sample is diluted to lower concentrations, Class A volumetric glassware must be used.


Minimum Sample Size- 0.2 uL for Direct Injection.

Chem Service Inc. guarantees the expanded uncertainty of the above analytes to be +/- 2.0% of the certified concentrations based on gravimetric preparation. The test results published in this report were obtained using equipment capable of producing results that are traceable to NIST and through NIST to the International System of Units (SI). The reported expanded uncertainty of measurement is stated as the combined standard uncertainty of measurement multiplied by the coverage factor k ($k=2$) such that the coverage probability corresponds to approximately 95%. For certified reference materials, homogeneity and thermal stability testing are available upon request.

Certified By:

Mary Beth O'Donnell

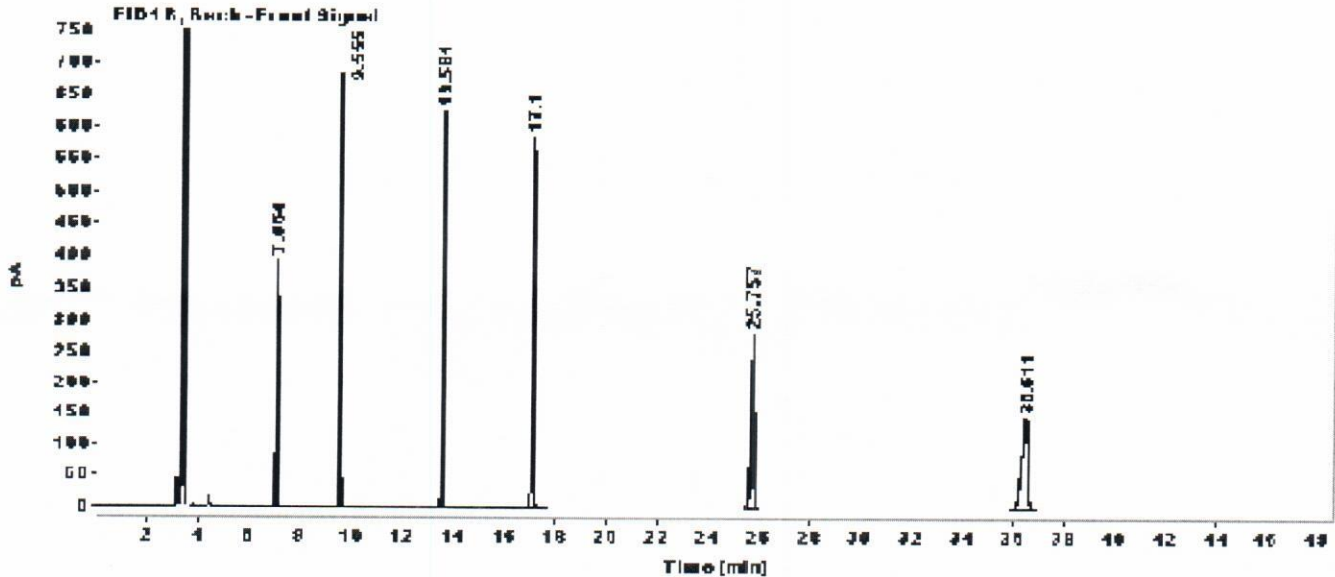
Mary Beth O'Donnell
CSM/TC



CERTIFICATE OF ANALYSIS

Gas Chromatography / Flame Ionization Detector (GC/FID)

Data file: C:\CHEM32\1\DATA\2021 DATA\0621\1\M-PPHC8X12.D
 Sample name: M-PPHC8X12
 Acq. method: SCREEN-BACK.M
 Instrument: GC3
 Injection date: 6/9/2021 11:58:12 AM
 Column name: RTX-5MS (30m x 0.25mm x 0.5µm)
 Location: 201
 Injection Vol: 1.000
 # Of Injections: 1



Signal: FID1 B, Back - Front Signal

RT [min]	Type	Width [min]	Area	Height	Area%
7.064	BB	0.0442	1119.2875	393.3396	8.4245
9.555	BV R	0.0512	2239.5649	684.7053	16.8565
13.581	BB	0.0598	2394.9761	624.3607	18.0262
17.100	BB	0.0685	2531.9221	584.9907	19.0569
25.757	BB	0.1314	2450.2429	284.7773	18.4422
36.511	BB	0.2375	2550.0964	149.1623	19.1937
Sum			13286.0900		



CERTIFICATE OF ANALYSIS

Catalog No: S-14500-R2
Description: Custom Semi-Volatile Standard
Lot: 220021255-02
Solvent: Dichloromethane
Hazards: Refer to SDS for complete safety information

Date Certified: Aug 31, 2021
Expiration: Oct 1, 2022
Sample Size: 1 mL
Components: 10
Storage Condition: Freeze (<-10 °C)/Sonicate



Signal Word: Warning

Certified Reference Material



AR-1463

Component	CAS #	Purity % (GC/MS)	Prepared Concentration ² (µg/mL)	Certified Analyte Concentration ¹ (µg/mL)
Pyridine				
4-Chlorophenol	110-86-1	98.7	2026	2000
1-Methylnaphthalene	106-48-9	100.0	2019	2019
N-Nitrosodiphenylamine	90-12-0	98.5	2003	1973
4-Chloro-2-methylphenol	86-30-6	100.0	2022	2022
Benzoic acid	1570-64-5	97.0	2069*	2007
Aniline	65-85-0	99.5	2010	2000
Benzyl alcohol	62-53-3	98.0	2002	1962
Triallate	100-51-6	99.9	2011	2009
o-Terphenyl	2303-17-5	99.9	2013	2011
	84-15-1	99.9	2019	2017

ID #: 14279
Opened: _____
Custom Semi-Volatile Standard
Expires: 10/1/2022
Rec'd: 9/16/2021
Enerav Laboratories Inc 1120 So. 27th Street
Billings MT 59107

This Certified Reference Material was verified in accordance with ISO/IEC 17025

* Weight compensated to 100% purity.

A product with a suffix (-1A, -2B, etc. or -01, -02, etc.) on its lot number has had its expiration date extended and is identical to the same lot number without the suffix.

² All weights are traceable through NIST, Test No. 684/289871-17

¹ Certified Analyte Concentration = Purity x Prepared Concentration.


The Uncertainty associated with the certified concentration reported on this certificate is ±2.4%. This value is the combined expanded uncertainty and represents an estimated standard deviation equal to the positive square root of the total variation of the uncertainty of components. A normal distribution is assumed and a coverage factor of K=2 is chosen using approximately a 95% confidence level.

Labels and certificates follow U.S. Conventions in reporting numerical values: A comma (,) is used to separate units of one-thousand or greater. A period (.) is used as a decimal place marker.

The information on this certificate may not be reproduced without the express permission of the manufacturer. See reverse side for additional information

Hazard Information: Please refer to the SDS for information regarding the hazards associated with using this material.

This product was prepared according to in-house procedures and is guaranteed to be homogeneous.

Certified By: 
Larry Decker, Organic QC Manager

For use in routine laboratory analysis.



Analytical RunID SV5973N.I_211230A Standards Traceability Report

Spike ID: sv100507

Spike Name: BNA mix

Prep Date: 6/9/2021

Exp Date: 3/31/2022

Department: GCMSSEMI

Vendor:

Lot Number:

Balance ID:

Comments: 200 ug/mL

Type: Secondary

Prep By: Sean McGrew

Status: New

Final Volume: 1.5 mL

Chemical/Solvent Used	Bottle No	Amt	Units	Expires
Dichloromethane EA342	13510	0.51	mL	3/31/2022

Stock Source	Base Units	Amount Added
sv82908	ug/mL	0.03 mL
sv83301	ug/mL	0.15 mL
sv83406	ug/mL	0.15 mL
sv83419	ug/mL	0.15 mL
sv82913	ug/mL	0.15 mL
sv83410	ug/mL	0.15 mL
sv83407	ug/mL	0.06 mL
sv83201	ug/mL	0.15 mL



Analytical RunID SV5973N.I_211230A Standards Traceability Report

Spike ID: sv100516

Spike Name: BNA Internals 2000 ug/mL

Prep Date: 7/25/2021

Exp Date: 6/30/2023

Department: GCMSSEMI

Vendor: Chemservice

Lot Number: 8443500

Balance ID:

Comments:

Type: Secondary

Prep By: John P. Heine

Status: New

Final Volume: 2.12 mL

Chemical/Solvent Used	Bottle No	Amt	Units	Expires
Dichloromethane EA342	13510	1.06	mL	6/30/2023
Stock Source	Base Units	Amount Added		
sv83506	ug/mL	1.06 mL		



Analytical RunID SV5973N.I_211230A Standards Traceability Report

Spike ID: sv100714

Spike Name: BNA 2nd source

Prep Date: 12/20/2021

Exp Date: 10/1/2022

Department: GCMSSEMI

Vendor:

Lot Number:

Balance ID:

Comments: 200 ug/mL

Type: Secondary

Prep By: Sean McGrew

Status: New

Final Volume: 1 mL

Chemical/Solvent Used	Bottle No	Amt	Units	Expires
Dichloromethane EA342	13510	0.54	mL	10/1/2022

Stock Source	Base Units	Amount Added
sv83514	ug/mL	0.1 mL
sv82702	ug/mL	0.02 mL
sv83218	ug/mL	0.1 mL
sv83408	ug/mL	0.2 mL
sv83411	ug/mL	0.04 mL



Analytical RunID SV5973N.I_211230A Standards Traceability Report

Standard ID: sv82702

Standard Name: AE Surr

Prep Date: 8/28/2018

Exp Date: 4/30/2023

Department: GCMSPR

Vendor: Restek

Lot Number: A0137474

Balance ID:

Comments:

Type: Primary

Prep By: Craig A. Bardelli

Status: New

Final Volume: mL

Chemical/Solvent Used	Bottle No	Amt	Units	Expires
Acid Surrogate Standard Mix (4/89)	10707	1	mL	4/30/2023
Stock Source	Base Units	Amount Added		



Analytical RunID SV5973N.I_211230A Standards Traceability Report

Spike ID: sv82908

Spike Name: AE surr

Prep Date: 4/10/2019

Exp Date: 3/31/2022

Department: GCMSSEMI

Vendor: Sigma-Aldrich

Lot Number: LRAC2239

Balance ID:

Comments:

Type: Primary

Prep By: Sean McGrew

Status: New

Final Volume: mL

Chemical/Solvent Used	Bottle No	Amt	Units	Expires
EPA 8270 Acids Surrogate Spike Mix HC	11383		mL	3/31/2022
Stock Source	Base Units	Amount Added		



Analytical RunID SV5973N.I_211230A Standards Traceability Report

Spike ID: sv82913

Spike Name: BNA Custom for cal

Prep Date: 5/2/2019

Exp Date: 5/28/2023

Department: GCMSSEMI

Vendor: AccuStandard

Lot Number: 219041483

Balance ID:

Comments:

Type: Primary

Prep By: Sean McGrew

Status: New

Final Volume: 1 mL

Chemical/Solvent Used	Bottle No	Amt	Units	Expires
Custom BNA Mix	11451		mL	5/28/2023
Stock Source	Base Units	Amount Added		



Analytical RunID SV5973N.I_211230A Standards Traceability Report

Spike ID: sv83201

Spike Name: Phenols mix

Prep Date: 3/17/2020

Exp Date: 1/31/2028

Department: GCMSSEMI

Vendor: Restek

Lot Number: A0157111

Balance ID:

Comments:

Type: Primary

Prep By: Sean McGrew

Status: New

Final Volume: 1 mL

Chemical/Solvent Used	Bottle No	Amt	Units	Expires
604 Phenols Calibration Mix	12512		mL	1/31/2028

Stock Source	Base Units	Amount Added
--------------	------------	--------------



Analytical RunID SV5973N.I_211230A Standards Traceability Report

Spike ID: SV83202

Spike Name: BNA 2nd source short

Prep Date: 3/24/2020

Exp Date: 3/16/2023

Department: GCMSSEMI

Vendor: Absolute Standards

Lot Number: 031620

Balance ID:

Comments:

Type: Primary

Prep By: Sean McGrew

Status: New

Final Volume: 1 mL

Chemical/Solvent Used	Bottle No	Amt	Units	Expires
BNA 2nd Source Standard Rev 1	12532		mL	3/16/2023
Stock Source	Base Units	Amount Added		



Analytical RunID SV5973N.I_211230A Standards Traceability Report

Spike ID: sv83218

Spike Name: Benzidines

Prep Date: 7/7/2020

Exp Date: 5/1/2024

Department: GCMSSEMI

Vendor: AccuStandard

Lot Number: 220041353

Balance ID:

Comments: 2000 ug/mL 12839

Type: Primary

Prep By: John P. Heine

Status: New

Final Volume: 1 mL

Chemical/Solvent Used	Bottle No	Amt	Units	Expires
Benzidine & 3,3'-Dichlorobenzidine	12839	1	mL	5/1/2024

Stock Source	Base Units	Amount Added
--------------	------------	--------------



Analytical RunID SV5973N.I_211230A Standards Traceability Report

Spike ID: sv83301

Spike Name: PAH Mix

Prep Date: 7/13/2020

Exp Date: 9/30/2022

Department: GCMSSEMI

Vendor: Sigma-Aldrich

Lot Number: LRAC3877

Balance ID:

Comments: 4 x 1mL

Type: Primary

Prep By: John P. Heine

Status: New

Final Volume: 6 mL

Chemical/Solvent Used	Bottle No	Amt	Units	Expires
TCL PAH Mix	12846	6	mL	9/30/2022
Stock Source	Base Units	Amount Added		



Analytical RunID SV5973N.I_211230A Standards Traceability Report

Spike ID: sv83406

Spike Name: BN mix 2000ug/mL

Prep Date: 1/20/2021

Exp Date: 1/31/2023

Department: GCMSSEMI

Vendor: Sigma-Aldrich

Lot Number: LRAC4915

Balance ID:

Comments:

Type: Primary

Prep By: Sean McGrew

Status: New

Final Volume: 1 mL

Chemical/Solvent Used	Bottle No	Amt	Units	Expires
TCL Base-Neutrals Mix	13494	1	mL	1/31/2023
Stock Source	Base Units	Amount Added		



Analytical RunID SV5973N.I_211230A Standards Traceability Report

Standard ID: sv83407

Standard Name: BN Surr 5000 ug/mL

Prep Date: 12/14/2020

Exp Date: 10/31/2026

Department: GCMSSEMI

Vendor: Restek

Lot Number: A0166081

Balance ID:

Comments:

Type: Primary

Prep By: John P. Heine

Status: New

Final Volume: 5 mL

Chemical/Solvent Used	Bottle No	Amt	Units	Expires
B/N Surrogate Mix (4/89 SOW)	13328	1	mL	10/31/2026
Stock Source	Base Units	Amount Added		



Analytical RunID SV5973N.I_211230A Standards Traceability Report

Spike ID: sv83408

Spike Name: 625 LCS Spk

Prep Date: 2/9/2021

Exp Date: 2/2/2026

Department: GCMSPR

Vendor: Absolute Standards

Lot Number: 050120

Balance ID:

Comments: 12x1mL ampules

Type: Primary

Prep By: Ryan F. Bengel

Status: Open

Final Volume: 1 mL

Chemical/Solvent Used	Bottle No	Amt	Units	Expires
CLP Semi-Volatiel Calibration Standard	13539	1	mL	2/2/2026
Stock Source	Base Units	Amount Added		



Analytical RunID SV5973N.I_211230A Standards Traceability Report

Spike ID: sv83410

Spike Name: H.S. Mix

Prep Date: 4/7/2021

Exp Date: 2/28/2024

Department: GCMSSEMI

Vendor: Sigma-Aldrich

Lot Number: LRAC9004

Balance ID:

Comments: 2000 ug/mL

Type: Primary

Prep By: Sean McGrew

Status: New

Final Volume: mL

Chemical/Solvent Used	Bottle No	Amt	Units	Expires
EPA TCL Hazardous Substances Mix (12 cmpds)	13691		mL	2/28/2024

Stock Source	Base Units	Amount Added
--------------	------------	--------------



Analytical RunID SV5973N.I_211230A Standards Traceability Report

Spike ID: sv83411
Spike Name: BN surr
Prep Date: 4/7/2021
Exp Date: 11/20/2026
Department: GCMSSEMI
Vendor: Restek
Lot Number: A6167670
Balance ID:
Comments: 5000 ug/mL

Type: Primary
Prep By: Sean McGrew
Status: New

Final Volume: mL

Chemical/Solvent Used	Bottle No	Amt	Units	Expires
B/N Surrogate Mix (4/89 SOW)	13666		mL	11/20/2026
Stock Source	Base Units	Amount Added		



Analytical RunID SV5973N.I_211230A Standards Traceability Report

Spike ID: sv83419

Spike Name: Benzidines CAL 2000ug/mL

Prep Date: 5/18/2021

Exp Date: 4/30/2023

Department: GCMSSEMI

Vendor: Agilent

Lot Number: 0006592783

Balance ID:

Comments: 2000 ug/mL

Type: Primary

Prep By: John P. Heine

Status: New

Final Volume: 1 mL

Chemical/Solvent Used	Bottle No	Amt	Units	Expires
Benzidines Standard	13854	1	mL	4/30/2023
Stock Source	Base Units	Amount Added		



Analytical RunID SV5973N.I_211230A Standards Traceability Report

Standard ID: sv83506

Standard Name: BNA Internals 4000 ug/mL

Prep Date: 6/18/2021

Exp Date: 6/30/2023

Department: GCMSSEMI

Vendor: Chemservice

Lot Number: 8443500

Balance ID:

Comments:

Type: Secondary

Prep By: John P. Heine

Status: New

Final Volume: 8 mL

Chemical/Solvent Used	Bottle No	Amt	Units	Expires
Mixture #8-Internal Standards	13968	8	mL	6/30/2023
Stock Source	Base Units	Amount Added		



Analytical RunID SV5973N.I_211230A Standards Traceability Report

Spike ID: sv83514

Spike Name: Additional

Prep Date: 9/22/2021

Exp Date: 10/1/2022

Department: GCMSPR

Vendor: AccuStandard

Lot Number: 22002155-02

Balance ID:

Comments: 12x1mL ampules

Type: Primary

Prep By: Ryan F. Bengel

Status: Open

Final Volume: 1 mL

Chemical/Solvent Used	Bottle No	Amt	Units	Expires
Custom Semi-Volatile Standard	14279	1	mL	10/1/2022

Stock Source	Base Units	Amount Added
--------------	------------	--------------



Analytical RunID SV5973N.I_211230A Standards Traceability Report

Spike ID: sv90820

Spike Name: BNA 2nd source short (new)

Prep Date: 3/24/2020

Exp Date: 3/16/2023

Department: GCMSSEMI

Vendor:

Lot Number:

Balance ID:

Comments: 200 ug/mL

Type: Secondary

Prep By: Sean McGrew

Status: New

Final Volume: 1.5 mL

Chemical/Solvent Used	Bottle No	Amt	Units	Expires
Dichloromethane DX975	12485	1.35	mL	3/16/2023

Stock Source	Base Units	Amount Added
sv83202	ug/mL	0.15 mL

RESTEK CERTIFIED REFERENCE MATERIAL

110 Benner Circle
 Bellefonte, PA 16823-8812
 Tel: (800)356-1688
 Fax: (814)353-1309

www.restek.com

Certificate of Analysis



FOR LABORATORY USE ONLY-READ SDS PRIOR TO USE.
 This Reference Material is intended for Laboratory Use Only as a standard for the qualitative and/or quantitative determination of the analyte(s) listed.

Catalog No. : 31063 Lot No.: A0137474
 Description : Acid Surrogate Standard Mix (4/89)
 Acid Surrogate Standard Mix (4/89) 10,000 µg/mL, Methanol, 1mL/ampul
 Container Size : 2 mL Pkg Amt: > 1 mL
 Expiration Date : April 30, 2023 Storage: 10°C or colder

CERTIFIED VALUES

Elution Order	Compound	Grav. Conc. (weight/volume)	Expanded Uncertainty (35 % C.L.; K=2)			
1	2-Fluorophenol	10,046.4 µg/mL (Lot STBD7945V)	+/-	58.8239	µg/mL	Gravimetric
	CAS # 367-12-4		+/-	293.2702	µg/mL	Unstressed
	Purity 99%		+/-	355.8400	µg/mL	Stressed
2	Phenol-d6	10,023.6 µg/mL (Lot PR-27801)	+/-	58.6904	µg/mL	Gravimetric
	CAS # 13127-88-3		+/-	292.6047	µg/mL	Unstressed
	Purity 99%		+/-	355.0324	µg/mL	Stressed
3	2,4,6-Tribromophenol	10,057.2 µg/mL (Lot 29699MJV)	+/-	58.8871	µg/mL	Gravimetric
	CAS # 118-79-6		+/-	293.5855	µg/mL	Unstressed
	Purity 99%		+/-	356.2225	µg/mL	Stressed
Solvent: Methanol						
CAS # 67-56-1						
Purity 99%						

ID #: 10707
 Opened:
 Acid Surrogate Standard Mix (4/89)
 Expires: 4/30/2023
 Rec'd: 8/24/2018
 Energy Laboratories Inc 1120 So 27th Street
 Billings MT 59107

Certificate of Analysis

EPA 8270 ACIDS SURROGATE SPIKE MIX
HC, 1X1ML, 10MG/ML, METHANOL

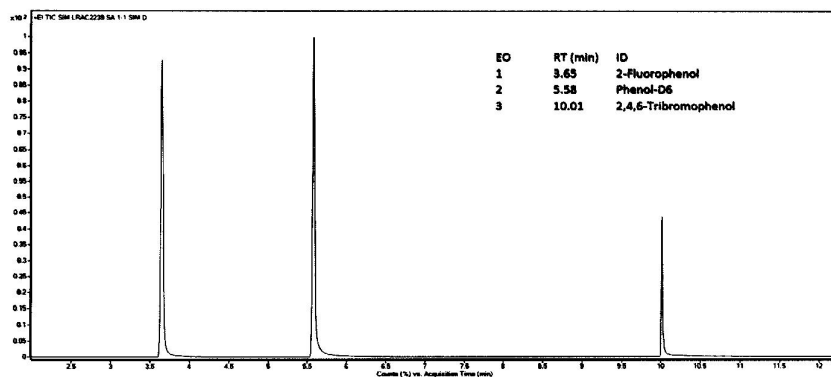
*Certified
Reference
Material*

Description

Product ID 47260-U
Lot LRAC2239
Expiration Date March 2022
Manufacturing Date March 2019
Storage Conditions Room Temperature
Solvent/Matrix METHANOL

Certified Values

Analyte	Units	Certified Value ^{1,4}	Raw Material Purity, %	Analytical Value	Elution order	Raw Material Lot	CAS
2-FLUOROPHENOL	µg/mL	9930 ± 288	99.9	10037	1	LB92543	367-12-4
PHENOL-D6	µg/mL	9930 ± 290	99.4	9900	2	LB91168	13127-88-3
2,4,6-TRIBROMOPHENOL	µg/mL	9930 ± 318	99.7	9900	3	LB81262	118-79-6



Additional Information:

Analytical Method Parameters:

Column: SLB-5MS, 30 m x 0.25 mm x 0.25 µm df, Flow: 1.0 ml/min
Inlet: 200 °C, Injection Mode: Split, 60:1
80 °C (5 min) to 250 °C (3 min) at 40 °C/min
Detector: MSD, SIM, Transfer line: 250 °C
Injection Volume: 0.5 µL

ID #: 11383

Opened:

EPA 8270 Acids Surrogate Spike Mix HC

Expires: 3/31/2022

Rec'd: 4/10/2019

Energry Laboratories Inc 1120 So. 27th Street
Billings MT 59107



SIGMA-ALDRICH
2601 Soldier Springs Rd. Laramie, Wyoming 82070 USA
307.745.5432
rntechgroup@sigma.com www.sigma-aldrich.com

125 Market Street
New Haven, CT 06513
USA



AccuStandard®

Tel (203)786-5290
Fax (203)786-5287
www.AccuStandard.com

CERTIFICATE OF ANALYSIS

Catalog No: S-6237A-R1
Description: Custom BNA Mix
Lot: 219041483
Solvent: Dichloromethane
Hazards: Refer to SDS for complete safety information

Date Certified: Apr 24, 2019
Expiration: May 24, 2021
Sample Size: 1 mL
Components: 6
Storage Condition: Ambient (>5 °C)



Signal Word: Warning

Certified Reference Material



Component	CAS #	Purity % (GC/MS)	Prepared Concentration ² (µg/mL)	Certified Analyte Concentration ¹ (µg/mL)
4-Chloro-2-methylphenol	1570-64-5	97.0	2068*	2006
4-Chlorophenol	106-48-9	98.6	2000	1972
1-Methylnaphthalene	90-12-0	98.4	2000	1968
Pyridine	110-86-1	98.7	2008	1982
o-Terphenyl	84-15-1	99.9	2000	1998
Triallate	2303-17-5	99.6	2004	2002

ID #: 11451

Opened:

Custom BNA Mix

Expires: 5/24/2021

Rec'd: 5/2/2019

Enerov Laboratories, Inc. 1120 So. 27th Street
Billings MT 59107

* Weight compensated to 100% purity.

A product with a suffix (-1A, -2B, etc. or -01, -02, etc.) on its lot number has had its expiration date extended and is identical to the same lot number without the suffix.

² All weights are traceable through NIST, Test No. 684/289871-17

¹ Certified Analyte Concentration = Purity x Prepared Concentration.

The Uncertainty associated with the certified concentration reported on this certificate is ±2.4%. This value is the combined expanded uncertainty and represents an estimated standard deviation equal to the positive square root of the total variation of the uncertainty of components. A normal distribution is assumed and a coverage factor of K=2 is chosen using approximately a 95% confidence level.

Labels and certificates follow U.S. Conventions in reporting numerical values: A comma (,) is used to separate units of one-thousand or greater. A period (.) is used as a decimal place marker.

The information on this certificate may not be reproduced without the express permission of the manufacturer. See reverse side for additional information

Certified By:
Larry Decker, Organic QC Manager

Page 1 of 1

For use in routine laboratory analysis.

AccuStandard is accredited to ISO 17034, ISO/IEC 17025 and certified to ISO 9001:2015

QR-ORG/NO-001
Rev. 5/18

2

Honeywell

CERTIFICATE OF ANALYSIS

Honeywell Burdick & Jackson®
1953 South Harvey Street
Muskegon, MI 49442
Phone: (800) 368-0050
Fax: (231) 728-8226
www.lab-honeywell.com

Brand: Research Chemicals - B&J
Product: CS299AA-200
Lot No.: DX975
Production Date: 16-Dec-2019
Best Before: 15-Dec-2021

Dichloromethane, Custom, Contains Amylene Preservative, >99.9%
for pesticide residue analysis

Parameter	Specification		Result	Units
	Min.	Max.		
Water by Karl Fischer Titration		0.010	0.0014	%
UV Cutoff		233	230	nm
Refractive Index (20°C)	1.4236	1.4246	1.4243	
Residue		1	<0.5	mg/L
GC Analysis	99.9		>99.99	%
Acidity (as HCl)		1	<1	mg/L
Chloride		10	<10	mg/L
Electron Capture GC		10	<10	ng/L
Flame Ionization GC		5	<5	ppb
UV Absorbance @ 240 nm		0.100	0.0898	AU
UV Absorbance @ 250 nm		0.010	0.0097	AU
UV Absorbance @ 300 nm		0.005	0.0004	AU
UV Absorbance @ 400 nm		0.005	0.0020	AU

ID #: 12485
Opened:
Dichloromethane DX975
Expires: 12/15/2021
Rec'd: 3/10/2020
Energy Laboratories Inc 1120 So. 27th Street
Billings MT 59107

Honeywell
Quality Control Approval

Muskegon 12/16/2019 LIMS Sample No.: AK03676

RESTEK® CERTIFIED REFERENCE MATERIAL

110 Benner Circle
 Bellefonte, PA 16823-8812
 Tel: (800)356-1688
 Fax: (814)353-1309

www.restek.com

Certificate of Analysis



FOR LABORATORY USE ONLY-READ SDS PRIOR TO USE.

This Reference Material is intended for Laboratory Use Only as a standard for the qualitative and/or quantitative determination of the analyte(s) listed.

Catalog No.: 31029 Lot No.: A0157111
 Description: 604 Phenols Calibration Mix
 604 Calibration Std Phenols 2000µg/mL, Methanol, 1mL/ampul
 Container Size: 2 mL Pkg Amt: > 1 mL
 Expiration Date: January 31, 2028 Storage: 10°C or colder

ID #: 12512
 Opened: _____
 604 Phenols Calibration Mix
 Expires: 1/31/2028
 Rec'd: 3/17/2020
 Energy Laboratories Inc 1120 So. 27th Street
 Billings MT 59107

CERTIFIED VALUES

Elution Order	Compound	Grav. Conc. (weight/volume)	Expanded Uncertainty (95% C.L., K=2)		
1	Phenol CAS # 108-95-2 Purity 99% (Lot SHBF9719V)	2,004.0 µg/mL	+/-	11.9032 µg/mL	Gravimetric
			+/-	58.5341 µg/mL	Unstressed
			+/-	71.0092 µg/mL	Stressed
2	2-Chlorophenol CAS # 95-57-8 Purity 99% (Lot STBH7290)	2,000.0 µg/mL	+/-	11.8794 µg/mL	Gravimetric
			+/-	58.4173 µg/mL	Unstressed
			+/-	70.8674 µg/mL	Stressed
3	2-Nitrophenol CAS # 88-75-5 Purity 99% (Lot BCBH7602V)	2,000.0 µg/mL	+/-	11.8794 µg/mL	Gravimetric
			+/-	58.4173 µg/mL	Unstressed
			+/-	70.8674 µg/mL	Stressed
4	2,4-Dimethylphenol CAS # 105-67-9 Purity 99% (Lot 10165155)	2,000.0 µg/mL	+/-	11.8794 µg/mL	Gravimetric
			+/-	58.4173 µg/mL	Unstressed
			+/-	70.8674 µg/mL	Stressed
5	2,4-Dichlorophenol CAS # 120-83-2 Purity 99% (Lot BCBJ8113V)	2,004.0 µg/mL	+/-	11.9032 µg/mL	Gravimetric
			+/-	58.5341 µg/mL	Unstressed
			+/-	71.0092 µg/mL	Stressed
6	4-Chloro-3-methylphenol CAS # 59-50-7 Purity 99% (Lot STBC7309V)	2,004.0 µg/mL	+/-	11.9032 µg/mL	Gravimetric
			+/-	58.5341 µg/mL	Unstressed
			+/-	71.0092 µg/mL	Stressed
7	2,4,6-Trichlorophenol CAS # 88-06-2 Purity 99% (Lot STBH7520)	2,002.0 µg/mL	+/-	11.8913 µg/mL	Gravimetric
			+/-	58.4757 µg/mL	Unstressed
			+/-	70.9383 µg/mL	Stressed



CERTIFIED WEIGHT REPORT

Part Number: 64480
Lot Number: 031620
Description: BNA 2nd Source Standard Rev 1
5 components
Expiration Date: 031623
Recommended Storage: Refrigerate (4 °C)
Nominal Concentration (µg/mL): 2000
NIST Test ID#: 6UTB

Solvent: Methylene chloride
Lot# 104929

<i>Gabriel Helland</i>		031620
Formulated By:	Gabriel Helland	DATE
<i>Pedro L. Rentas</i>		031620
Reviewed By:	Pedro L. Rentas	DATE

Weight(s) shown below were combined and diluted to (mL): 20.0 0.003 Balance Uncertainty Flask Uncertainty

Compound	RM#	Lot Number	Nominal Conc (µg/mL)	Purity (%)	Uncertainty Purity	Target Weight(g)	Actual Weight(g)	Actual Conc (µg/mL)	Expanded Uncertainty (+/-) (µg/mL)	SDS Information (Solvent Safety Info. On Attached pg.)		
										CAS#	OSHA PEL (TWA)	LD50
1. Aniline	11	03929TV	2000	99	0.2	0.04043	0.04075	2015.9	9.6	62-53-3	5 ppm (8H)	ori-rat 250mg/kg
2. Benzidine	27	SLBH5327V	2000	98	0.2	0.04084	0.04088	2001.9	9.5	92-87-5	N/A	ori-rat 309mg/kg
3. 4-Chloroaniline	67	052597	2000	98	0.2	0.04084	0.04094	2004.9	9.6	106-47-8	N/A	ori-rat 310mg/kg
4. 3,3'-Dichlorobenzidine	130	040919	2000	98	0.2	0.04084	0.04087	2001.5	9.5	91-94-1	Cancer Suspect Agent	ori-rat 3.82g/kg
5. Pyridine	260	SHBG3194V	2000	99.8	0.2	0.04010	0.04030	2009.8	9.5	110-86-1	5 ppm (15mg/m3/8H)	ori-rat 891mg/kg

ID #: 12532

Opened: _____

BNA 2nd Source Standard Rev 1

Expires: 3/16/2023

Rec'd: 3/23/2020

Energy Laboratories Inc 1120 So 27th Street
Billings MT 59107

- The certified value is the concentration calculated from gravimetric and volumetric measurements unless otherwise stated.
- Standards are prepared gravimetrically using balances that are calibrated with weights traceable to NIST (see above).
- Standards are certified (+/-) 0.5% of the stated value, unless otherwise stated.
- All Standards, after opening ampule, should be stored with caps tight and under appropriate laboratory conditions.
- Uncertainty Reference: Taylor, B.N. and Kuyat, C.E., "Guidelines for Evaluating and Expressing the Uncertainty of NIST Measurement Result," NIST Technical Note 1297, U.S. Government Printing Office, Washington, DC, (1994).

CERTIFICATE OF ANALYSIS

Catalog No: Z-014F
Description: Benzidine & 3,3'-Dichlorobenzidine
Lot: 220041353
Solvent: Methanol
Hazards: Refer to SDS for complete safety information

Date Certified: May 1, 2020
Expiration: May 1, 2024
Sample Size: 1 mL
Components: 2
Storage Condition: Ambient (>5 °C)



Signal Word: Danger

Certified Reference Material



Component	CAS #	Purity % (GC/MS)	Prepared Concentration ² (µg/mL)	Certified Analyte Concentration ¹ (µg/mL)
Benzidine **	92-87-5	99.9	2004	2002
3,3'-Dichlorobenzidine **	91-94-1	100.0	2001	2001

ID #: 12839

Opened: _____
Benzidine & 3,3'-Dichlorobenzidine
Expires: 5/1/2024
Rec'd: 7/7/2020
Energy Laboratories Inc 1120 So. 27th Street
Billings MT 59107

**Benzidine and 3,3'-Dichlorobenzidine are subject to oxidative degradation

**Benzidine and 3,3'-Dichlorobenzidine are subject to oxidative degradation

A product with a suffix (-1A, -2B, etc. or -01, -02, etc.) on its lot number has had its expiration date extended and is identical to the same lot number without the suffix.

² All weights are traceable through NIST, Test No. 684/289871-17

¹ Certified Analyte Concentration = Purity x Prepared Concentration.

The Uncertainty associated with the certified concentration reported on this certificate is $\pm 2.4\%$. This value is the combined expanded uncertainty and represents an estimated standard deviation equal to the positive square root of the total variation of the uncertainty of components. A normal distribution is assumed and a coverage factor of $K=2$ is chosen using approximately a 95% confidence level.

Labels and certificates follow U.S. Conventions in reporting numerical values: A comma (,) is used to separate units of one-thousand or greater. A period (.) is used as a decimal place marker.

The information on this certificate may not be reproduced without the express permission of the manufacturer. See reverse side for additional information

Certified By: _____

Larry Decker, Organic QC Manager

CERTIFICATE OF ANALYSIS

Catalog No: Z-014F
Description: Benzidine & 3,3'-Dichlorobenzidine
Lot: 220041353
Solvent: Methanol

Date Certified: May 1, 2020
Expiration: May 1, 2024
Sample Size: 1 mL
Components: 2

I-TEST

AccuStandard, Inc.
Statistical Report for CLP (SOW 1997)
1-May-2020

QR-CO-003 rev. 1/16

Peak	Z-014F 220041353								Z-014F 220031213								NOTES:						
	Run #1	Run #2	Run #3	Run #4	Mean	Std Dev	% RSD		Run #1	Run #2	Run #3	Run #4	Mean	Std Dev	% RSD		L029	CI	Q	# of	10 % error		
# Component																	test	220041353	Component	220031213	Runs	Conc.	means
1 Benzidine (92-87-5)	90	83	79	78	83	5.45	6.60%	84	84	80	76	81	3.83	4.73%	0.45	23.7	Benzidine (92-87-5)	21.3	4	2000	2 %		
2 3,3'-Dichlorobenzidine (91-94-1)	104	96	93	91	96	5.72	5.95%	98	99	94	89	95	4.27	4.51%	0.35	20.9	3,3'-Dichlorobenzidine (91-94-1)	15.8	4	2000	1 %		

AccuStandard


CERTIFICATE OF ANALYSIS

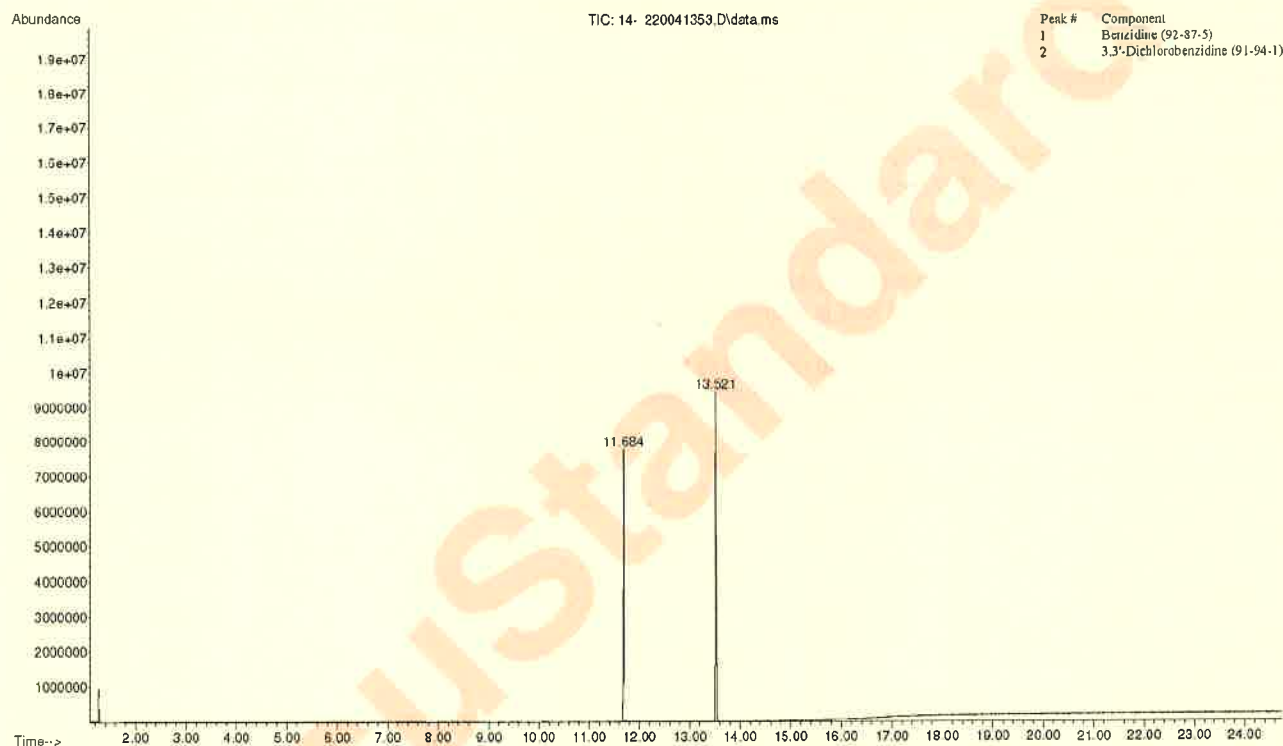
Catalog No: Z-014F
Description: Benzidine & 3,3'-Dichlorobenzidine
Lot: 220041353
Solvent: Methanol

Date Certified: May 1, 2020
Expiration: May 1, 2024
Sample Size: 1 mL
Components: 2

Chromatogram

File :D:\MassHunter\GCMS\1\DATA\043020\14- 220041353.D
Operator : Organic QC Lab
Acquired : 30 Apr 2020 17:16 using AcqMethod CHICK_2019_S100.M
Instrument : GCMS 6
Sample Name: Z-014F (220041353)
Misc Info : Z-014F @2000ug/mL in Methanol
Vial Number: 138

 **AccuStandard®**
Leader in Analytical Reference Standards
Column: DB-5MS, 30m, 0.25 ID, 0.25 um
Oven Program: 80c 17c/min to 340c, 8min
GC Parameters: Cons. Split, 12psi constant flow
Split 100:1, 1uL inj.; GC/MS; INJ 270c



CERTIFICATE OF ANALYSIS

Catalog No: Z-014F
Description: Benzidine & 3,3'-Dichlorobenzidine
Lot: 220041353
Solvent: Methanol

Date Certified: May 1, 2020
Expiration: May 1, 2024
Sample Size: 1 mL
Components: 2

RAW DATA

Data Path : D:\MassHunter\GCMS\1\DATA\043020\
Data File : 14- 220041353.D
Acq On : 30 Apr 20 05:16 pm
Operator : Organic QC Lab
Sample : Z-014F (220041353)
Misc : Z-014F @2000ug/mL in Methanol
ALS Vial : 138 Sample Multiplier: 1

Integration Parameters: events.e
Integrator: ChemStation

Method : D:\MassHunter\GCMS\1\methods\CHICK_2019.M
Title :

Signal : TIC: 14- 220041353.D\data.ms

peak #	R.T. min	first scan	max scan	last scan	PK TY	peak height	corr. area	corr. % max.	% of total
1	11.684	2371	2386	2399	PV	7555441	90932217	86.94%	46.506%
2	13.521	2790	2799	2825	BB	9071921	104594086	100.00%	53.494%

Certificate of Analysis

Certified
Reference
Material

TCL PAH

MIX,1X1ML,2000UG/ML,BENZENE:DICHLOROMETHANE

Description

Product ID CRM48905
Lot LRAC3877
Expiration Date September 2022
Manufacturing Date September 2019
Storage Conditions Refrigerate
Solvent/Matrix methylene chloride: benzene (1:1)

Certified Values

Analyte	Certified Value ^{1,4}	Units	Raw Material Purity,%	Analytical Value ⁶	Elution order	Raw Material Lot	CAS
NAPHTHALENE	2000 ± 32	µg/mL	100.0	2022	01	01112017-5	91-20-
ACENAPHTHYLENE	2000 ± 66	µg/mL	99.8	2005	02	LC21494	208-96-
ACENAPHTHENE	2000 ± 63	µg/mL	99.9	2031	03	MKCC8329	83-32-'
FLUORENE	2000 ± 90	µg/mL	99.4	2009	04	LC19126	86-73-'
PHENANTHRENE	2000 ± 56	µg/mL	99.6	2043	05	MKCD3760	85-01-i
ANTHRACENE	2000 ± 39	µg/mL	99.9	2005	06	LC14310	120-12-
FLUORANTHENE	2000 ± 69	µg/mL	98.5	2031	07	LB99099	206-44-
PYRENE	2000 ± 68	µg/mL	91.6	2078	08	LB70761	129-00-
BENZO (A) ANTHRACENE	2000 ± 63	µg/mL	99.9	2002	09	LC19271	56-55-;
CHRYSENE	2000 ± 59	µg/mL	99.0	2026	10	21L74	218-01-
BENZO (B) FLUORANTHENE	2000 ± 62	µg/mL	99.5	1998	11	LB95773	205-99-
BENZO (K) FLUORANTHENE	2000 ± 62	µg/mL	99.9	2043	12	0000029501	207-08-
BENZO(A)PYRENE	2002 ± 64	µg/mL	99.6	2037	13	LB73826	50-32-i
DIBENZ (A,H) ANTHRACENE	2000 ± 64	µg/mL	99.0	2050	14	0012014	53-70-
BENZO (G,I,I) PERYLENE	2000 ± 67	µg/mL	98.5	2059	15	LC19498	191-24-
INDENO (1,2,3-CD) PYRENE	2000 ± 64	µg/mL	99.5	1995	16	ER082107-02	193-39-

ID #: 12846

Opened: _____

TCL PAH

Expires: 9/30/2022

Rec'd: 7/13/2020

Eneray Laboratories Inc 1120 So. 27th Street
Billings MT 59107

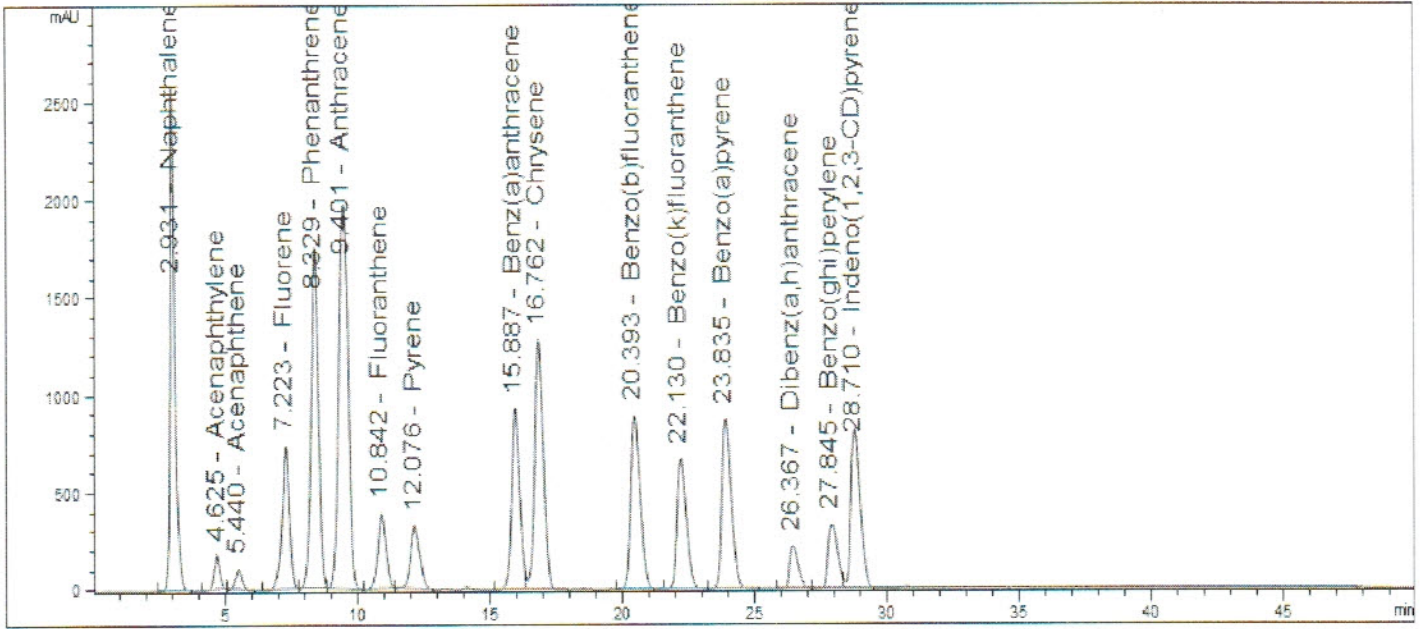


SIGMA-ALDRICH
2931 Soldier Springs Rd. Laramie, Wyoming 82070 USA
307-742-5452
rtctechgroup@sial.com www.sigma-aldrich.com

Description

Lot LRAC3877
 Expiration Date September 2022
 Manufacturing Date September 2019
 Storage Conditions Refrigerate
 Solvent/Matrix methylene chloride: benzene (1:1)

Informational Values



Additional Information:

Analytical Method Parameters:
 Column: Supelco LC-PAH, 250 mm x 4.6mm, 5µm particle size
 Mobile Phase A: Water
 Mobile Phase B: Acetonitrile
 Detector: UV/DAD/VWD, Wavelength: 254 nm
 Flow Rate: 1.7 mL/min
 Column Temperature: 30 °C
 Injection Volume: 2 µL

Gradient

TIME (min)	A%	B%
0	40	60
5	40	60
30	0	100
45	0	100
50	40	60

Certificate of Analysis

Certified
Reference
Material

TCL PAH

MIX,1X1ML,2000UG/ML,BENZENE:DICHLOROMETHANE

Description

Product ID CRM48905
Lot LRAC3877
Expiration Date September 2022
Manufacturing Date September 2019
Storage Conditions Refrigerate
Solvent/Matrix methylene chloride: benzene (1:1)

1 Metrological traceability: Traceable to the SI and higher order standards from NIST through an unbroken chain of comparisons. The balance used to weigh raw materials is accurate to +/-0.0001 g and calibrated regularly using mass standards traceable to NIST. All dilutions were performed gravimetrically. Additionally, individual analytes are traceable to NIST SRMs where available and specified above.
4 Ucrm - Uncertainty values in this document are expressed as Expanded Uncertainty (Ucrm) corresponding to the 95% confidence interval. Ucrm is derived from the combined standard uncertainty multiplied by the coverage factor k, which is obtained from a t-distribution and degrees of freedom. The components of combined standard uncertainty include the uncertainties due to characterization, homogeneity, long term stability, and short term stability (transport). The components due to stability are generally considered to be negligible unless otherwise indicated by stability studies. The mathematical representation of the Ucrm calculation is as follows:

$$u_{CRM} = \sqrt{u_{char}^2 + u_{homogeneity}^2 + u_{stability}^2}$$

k: Coverage factor derived from a t-distribution table, based on the degrees of freedom of the data set. Assume 2.0 for a **Confidence interval = 95%**

6 Analytical Value- For QC verification of the certified value only- not to be used in calculations. Represents the analytical data obtained by comparison to a standard as analyzed by the method described in the CoA or another acceptable method. The result may differ from the certified value and UCRM based on method uncertainty as well as the uncertainty associated with the standard used for comparison.

Traceability: The standard was manufactured under an ISO/IEC 17025:2017 certified quality system. The balance used to weigh raw materials is accurate to +/- 0.0001g and calibrated regularly using mass standards traceable to NIST. All dilutions were performed gravimetrically. Additionally, individual analytes are traceable to NIST SRMs where available and specified above.

Homogeneity: Homogeneity was assessed in accordance with ISO 17034:2016. Completed units were sampled using a random stratified sampling protocol. The results of chemical analysis were then compared using a one-way analysis of variance approach as described by TNI EL-V3-2009 Appendix A.2. See Instructions for minimum sub-sample size.


Expiration is at end of month given on certificate and label.

THIS PRODUCT WAS DESIGNED, PRODUCED AND VERIFIED FOR ACCURACY AND STABILITY IN ACCORDANCE WITH **ISO/IEC 17025:2017 (ANAB Cert AT-1467)** and **ISO 17034:2016 (ANAB Cert AR-1470)**.

MSDS reports for components comprising greater than 1.0% of the solution or 0.1% for components known to be carcinogens are available upon request.



Andy Ommen - QC Manager



Mark Pooler - QA Supervisor

Certification Date October 17, 2019
Version 0-10172019



SIGMA-ALDRICH

2931 Soldier Springs Rd. Laramie, Wyoming 82070 USA
307-742-5452
rtctechgroup@sial.com www.sigma-aldrich.com



CERTIFIED REFERENCE MATERIAL

110 Benner Circle
Bellefonte, PA 16823-8812
Tel: (800)356-1688
Fax: (814)353-1309

www.restek.com

Certificate of Analysis



FOR LABORATORY USE ONLY-READ SDS PRIOR TO USE.

This Reference Material is intended for Laboratory Use Only as a standard for the qualitative and/or quantitative determination of the analyte(s) listed.

Catalog No. : 31086 **Lot No.:** A0166081

Description : B/N Surrogate Mix (4/89 SOW)
Base Neutral Surrogate 5000µg/mL, Methylene Chloride, 5mL/ampul

Container Size : 5 mL **Pkg Amt:** > 5 mL

Expiration Date : October 31, 2026 **Storage:** 10°C or colder

Handling: Sonicate prior to use. **Ship:** Ambient

ID #: 13328
Opened: _____
B/N Surrogate Mix (4/89 SOW)
Expires: 10/31/2026
Rec'd: 12/14/2020
Enerav Laboratories Inc 1120 So. 27th Street
Billings MT 59107

CERTIFIED VALUES

Elution Order	Compound	Grav. Conc. (weight/volume)	Expanded Uncertainty (95% C.L.; K=2)		
1	Nitrobenzene-d5 CAS # 4165-60-0 (Lot PR-29940B) Purity 99%	5,017.7 µg/mL	+/- 29.1731	µg/mL	Gravimetric
			+/- 225.9987	µg/mL	Unstressed
			+/- 250.7735	µg/mL	Stressed
2	2-Fluorobiphenyl CAS # 321-60-8 (Lot 00019169) Purity 99%	5,049.7 µg/mL	+/- 29.3592	µg/mL	Gravimetric
			+/- 227.4400	µg/mL	Unstressed
			+/- 252.3728	µg/mL	Stressed
3	p-Terphenyl-d14 CAS # 1718-51-0 (Lot PR-27278) Purity 99%	5,029.9 µg/mL	+/- 29.2444	µg/mL	Gravimetric
			+/- 226.5505	µg/mL	Unstressed
			+/- 251.3857	µg/mL	Stressed

Solvent: Methylene chloride
CAS # 75-09-2
Purity 99%

Tech Tips:

Due to the limited solubility of p-terphenyl-d14 in methanol, we do not recommend that this mixture be diluted in methanol.

Column:

30m x 0.25mm x 0.25µm
Rtx-5 (cat.#10223)

Carrier Gas:

hydrogen-constant pressure 10 psi.

Temp. Program:

40°C (hold 2 min.) to 330°C
@ 10°C/min. (hold 10 min.)

Inj. Temp:

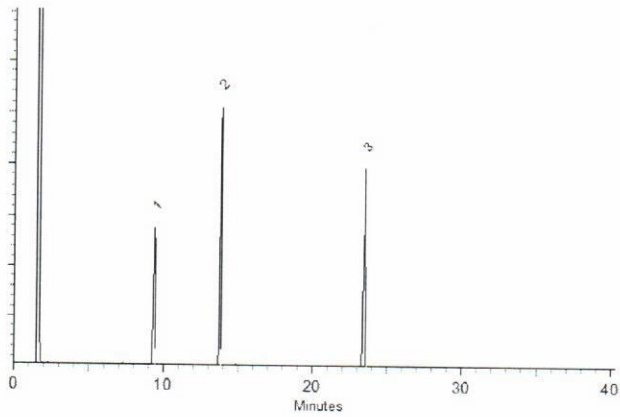
250°C

Det. Temp:

330°C

Det. Type:

FID



This chromatogram represents a general set of testing conditions chosen for product acceptance. For optimal results in your lab, conditions should be adjusted for your specific instrument, method, and application.

Dalton Stover - Operations Technician I

Date Mixed: 04-Nov-2020

Balance: 1128353505

Justine Albertson - Operations Tech-ARM QC

Date Passed: 06-Nov-2020

Manufactured under Restek's ISO 9001:2015
Registered Quality System
Certificate #FM 80397

General Certified Reference Material Notes

Expiration Notes:

- Expiration date valid for unopened ampul stored in compliance with the recommended conditions.
- Uncertainty, concentration, and expiration of the CRM are based on the unopened product being stored according to the recommended condition found in the storage field.

Purity Notes:

- Purity and/or chemical identity are determined by one or more of the following techniques: GC/FID, HPLC, GC/ μ ECD, GC/MS, LC/MS, RI, and/or melting point.
- Compounds with a listed purity of less than 99% have been weight corrected to compensate for impurities and/or salts. A correction factor is used to calculate the amount of compound necessary to achieve the desired concentration of the parent compound in solution.
- Purity of isomeric compounds is reported as the sum of the isomers.
- Purity values are rounded to the nearest whole number.

Certified Uncertainty Value Notes:

- The uncertainties are determined in accordance with ISO 17034 and Guide 35. The certified combined stressed uncertainty value (includes gravimetric uncertainty, homogeneity between-ampul uncertainty, storage stability uncertainty and shipping stability uncertainty and were combined using the following formula:

$$U_{combined\ stressed} = k \sqrt{U_{gravimetric}^2 + U_{homogeneity}^2 + U_{storage\ stability}^2 + U_{shipping\ stability}^2}$$

k is a coverage factor of 2, which gives a level of confidence of approximately 95%.

- It is important to note that the shipping stability uncertainty was obtained under temperature extremes for specific time intervals; therefore, the certified combined stressed uncertainty value should only be applied to the product if it was stored at non-standard temperature conditions up to and including 7 days. Contact Restek Technical Service at www.restek.com/Contact-Us for use recommendations if your shipment was in-transit for more than 7 days at non-standard temperature conditions.
- Apply the certified combined unstressed uncertainty value if the product was received under standard shipping conditions. Apply the certified combined stressed uncertainty value if the product was received under non-standard conditions as specified below.

Label Conditions	Standard Conditions	Non-Standard Conditions
25°C Nominal (Room Temperature)	< 60°C	≥ 60°C up to 7 days
10°C or colder (Refrigerate)	< 40°C	≥ 40°C up to 7 days
0°C or colder (Freezer) -20°C or colder (Deep Freezer)	< 25°C	≥ 25°C up to 7 days

- Separate (not combined) uncertainty values for gravimetric uncertainty are also displayed on the certificate, if needed, separate homogeneity between-ampul uncertainty, storage stability uncertainty and shipping stability uncertainty values are available by contacting Restek Technical Service at www.restek.com/Contact-Us.
- The packaged amount is the minimum sample size for which uncertainty is valid. The ampules are over-filled to ensure that the minimum packaged amount can be sufficiently transferred.

Manufacturing Notes:

- Concentration is based upon gravimetric preparation using either a balance whose calibration has been verified daily using NIST traceable weights, and/or dilutions with Class A glassware.

Handling Notes:

- Stability of the unopened product, when stored in compliance with the recommended conditions, is guaranteed through the expiration displayed on the product label and certificate. Contact Restek for additional opened product stability information, with the knowledge/understanding that open product stability is subject to the specific handling and environmental conditions to which the product is exposed. For your convenience Restek supplies deactivated vials with most standards packed in 2mL ampules. Larger volume deactivated vials are available through Restek as a custom ordered item. Additionally, Restek sells DMDCS for the purpose of glassware deactivation as catalog number 31861, which includes complete instructions.

CERTIFICATE OF ANALYSIS

Catalog No: S-14500-R2
Description: Custom Semi-Volatile Standard
Lot: 220021255-01
Solvent: Dichloromethane
Hazards: Refer to SDS for complete safety information

Date Certified: Dec 15, 2020
Expiration: Jan 15, 2022
Sample Size: 1 mL
Components: 10
Storage Condition: Freeze (<-10 °C)/Sonicate



Certified Reference Material



Component	CAS #	Purity % (GC/MS)	Prepared Concentration ² (µg/mL)	Certified Analyte Concentration ¹ (µg/mL)
Pyridine	110-86-1	98.7	2026	2000
4-Chlorophenol	106-48-9	100.0	2019	2019
1-Methylnaphthalene	90-12-0	98.5	2003	1973
N-Nitrosodiphenylamine	86-30-6	100.0	2022	2022
4-Chloro-2-methylphenol	1570-64-5	97.0	2069*	2007
Benzoic acid	65-85-0	99.5	2010	2000
Aniline	62-53-3	98.0	2002	1962
Benzyl alcohol	100-51-6	99.9	2011	2009
Triallate	2303-17-5	99.9	2013	2011
o-Terphenyl	84-15-1	99.9	2019	2017

ID #: 13342

Opened: _____

Custom Semi-Volatile Standard

Expires: 1/15/2022

Rec'd: 12/17/2020

Energry Laboratories Inc 1120 So. 27th Street
Billings MT 59107

* Weight compensated to 100% purity.

A product with a suffix (-1A, -2B, etc. or -01, -02, etc.) on its lot number has had its expiration date extended and is identical to the same lot number without the suffix.

² All weights are traceable through NIST, Test No. 684/289871-17

¹ Certified Analyte Concentration = Purity x Prepared Concentration.

The Uncertainty associated with the certified concentration reported on this certificate is $\pm 2.4\%$. This value is the combined expanded uncertainty and represents an estimated standard deviation equal to the positive square root of the total variation of the uncertainty of components. A normal distribution is assumed and a coverage factor of K=2 is chosen using approximately a 95% confidence level.

Labels and certificates follow U.S. Conventions in reporting numerical values: A comma (,) is used to separate units of one-thousand or greater. A period (.) is used as a decimal place marker.

The information on this certificate may not be reproduced without the express permission of the manufacturer. See reverse side for additional information

Hazard Information: Please refer to the SDS for information regarding the hazards associated with using this material.

This product was prepared according to in-house procedures and is guaranteed to be homogeneous.

Certified By: _____

Larry Decker, Organic QC Manager

Certificate of Analysis

TCL BASE-NEUTRALS
MIX, 1X1ML, 2000UG/ML, DICHLOROMETHANE

Certified
Reference
Material

Description

Product ID 47991-U
Lot LRAC4915
Expiration Date January 2023
Manufacturing Date January 2020
Storage Conditions Refrigerate
Solvent/Matrix DICHLOROMETHANE

ID #: 13494

Opened: _____

TCL Base-Neutrals Mix

Expires: 1/31/2023

Rec'd: 1/20/2021

Energy Laboratories Inc 1120 So. 27th Street
Billings MT 59107

Certified Values

Analyte	Certified Value ^{1,4}	Units	Raw Material Purity, %	Elution order	Raw Material Lot	CAS
N-NITROSODIMETHYLAMINE	1999 ± 39	µg/mL	98.1	1	11-RFS-142-1	62-75-9
BIS (2-CHLOROETHYL) ETHER	2003 ± 42	µg/mL	99.4	2	06413MS	111-44-4
1,3-DICHLOROBENZENE	2001 ± 47	µg/mL	99.6	3	11221HC	541-73-1
1,4-DICHLOROBENZENE	2000 ± 66	µg/mL	99.9	4	MKBG7690V	106-46-7
1,2-DICHLOROBENZENE	2005 ± 65	µg/mL	99.4	5	LB58923	95-50-1
BIS (2-CHLOROISOPROPYL) ETHER	2000 ± 45	µg/mL	96.7	6	LC19632	108-60-1
N-NITROSODI-N-PROPYLAMINE	2001 ± 36	µg/mL	100.0	7	2D5VJ-PB	621-64-7
HEXACHLOROETHANE	2000 ± 125	µg/mL	99.9	8	12719A0	67-72-1
NITROBENZENE	2000 ± 53	µg/mL	99.9	9	LB47070	98-95-3
ISOPHORONE	1999 ± 34	µg/mL	99.5	10	LC14006	78-59-1
BIS (2-CHLOROETHOXY) METHANE	2000 ± 33	µg/mL	98.7	11	LB46081	111-91-1
1,2,4-TRICHLOROBENZENE	2003 ± 91	µg/mL	99.9	12	447	120-82-1
HEXACHLOROBUTADIENE	1999 ± 97	µg/mL	97.2	13	MKCG6212	87-68-3
HEXACHLOROCYCLOPENTADIENE	2001 ± 111	µg/mL	96.0	14	LB95525	77-47-4
2-CHLORONAPHTHALENE	2000 ± 120	µg/mL	99.9	15	LC11403	91-58-7
DIMETHYL PHTHALATE	2006 ± 44	µg/mL	99.9	16	LB30494	131-11-3
2,6-DINITROTOLUENE	2000 ± 91	µg/mL	99.2	17	11231AN	606-20-2
2,4-DINITROTOLUENE	2000 ± 71	µg/mL	98.9	18	12316HF	121-14-2
DIETHYL PHTHALATE	1998 ± 51	µg/mL	99.9	19	207	84-66-2
4-CHLOROPHENYLPHENYL ETHER	2006 ± 52	µg/mL	99.3	20	JS00081	7005-72-3
N-NITROSODIPHENYLAMINE	2000 ± 72	µg/mL	95.5	21	LC07185	86-30-6
AZOBENZENE	2000 ± 48	µg/mL	98.2	22	BCBS6535V	103-33-3
4-BROMOPHENYLPHENYL ETHER	2006 ± 48	µg/mL	99.0	23	05916LS	101-55-3



SIGMA-ALDRICH

2931 Soldier Springs Rd. Laramie, Wyoming 82070 USA
800-325-5832
TechService@milliporesigma.com www.sigma-aldrich.com

Description

Lot **LRAC4915**

Expiration Date January 2023


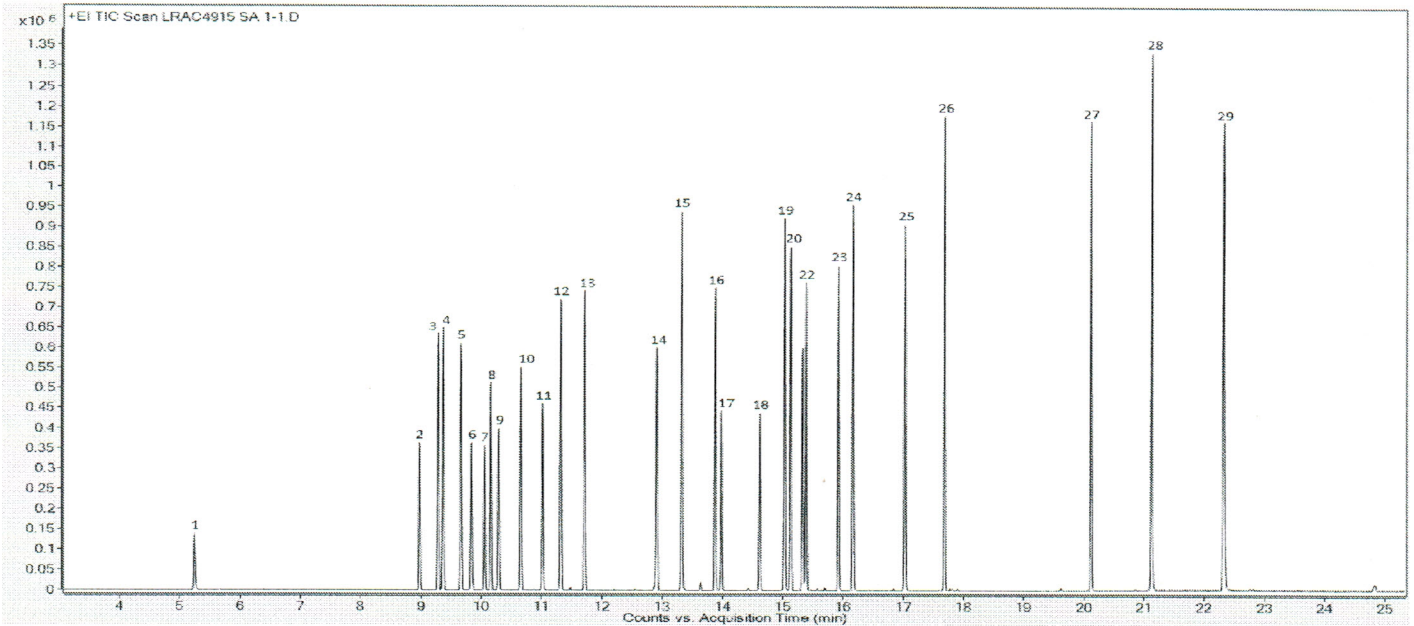
Manufacturing Date January 2020

Storage Conditions Refrigerate

Solvent/Matrix DICHLOROMETHANE

HEXACHLOROBENZENE	2000 ± 116	µg/mL	98.0	24	1-AWT-44-1	118-74-1
CARBAZOLE	2000 ± 117	µg/mL	98.1	25	LC13236	86-74-8
DI-N-BUTYL PHTHALATE	1999 ± 81	µg/mL	99.9	26	10202KN	84-74-2
BENZYL BUTYL PHTHALATE	2001 ± 40	µg/mL	99.0	27	1628	85-68-7
BIS (2-ETHYLHEXYL) PHTHALATE	1999 ± 51	µg/mL	99.7	28	LB39572	117-81-7
DI-N-OCTYL PHTHALATE	2004 ± 51	µg/mL	98.3	29	BCBR9722V	117-84-0

Informational Values



Certificate of Analysis

TCL BASE-NEUTRALS

MIX, 1X1ML, 2000UG/ML, DICHLOROMETHANE

Certified
Reference
Material

Description

Product ID 47991-U

Lot LRAC4915

Expiration Date January 2023

Manufacturing Date January 2020

Storage Conditions Refrigerate

Solvent/Matrix DICHLOROMETHANE

ELUTION DETAILS

EO	RT(MIN)	ANALYTE
1	5.25	N-nitrosodimethylamine
2	8.98	Bis-(2-chloroethyl) ether
3	9.29	1,3-dichlorobenzene
4	9.37	1,4-dichlorobenzene
5	9.67	1,2-dichlorobenzene
6	9.84	Bis-(2-chloroisopropyl) ether
7	10.06	N-nitrosodipropylamine
8	10.16	Hexachloroethane
9	10.29	Nitrobenzene
10	10.66	Isophorone
11	11.02	Bis-(2-chloroethoxy) methane
12	11.32	1,2,4-trichlorobenzene
13	11.72	Hexachlorobutadiene
14	12.91	Hexachlorocyclopentadiene
15	13.33	2-chloronaphthalene
16	13.88	Dimethyl phthalate
17	13.99	2,6-dinitrotoluene
18	14.62	2,4-dinitrotoluene
19	15.03	Diethyl Phthalate
20	15.13	4-chlorodiphenylether
21	15.33	N-nitrosodipheylamine
22	15.39	Azobenzene
23	15.93	4-bromodiphenylether
24	16.17	Hexachlorobenzene
25	17.04	Carbazole
26	17.69	Dibutyl phthalate
27	20.12	Benzyl butyl phthalate
28	21.13	Bis-(2-ethylhexyl) phthalate
29	22.33	Di-n-octyl phthalate

Additional Information:

Analytical Method Parameters:

Column: SPB-5, 30 m x 0.25 mm I.D., 0.25 µm film thickness (Column #230)

Carrier Gas: He, Flow: 0.8 mL/min

Inlet Temperature: 240 °C, Injection Volume: 0.5 µL

Injection Mode: Split with Split Ratio 70:1

Temperature Program: 40 °C (Hold 3 min) @ 15 °C/min to 300 °C (Hold 5 min)

Detector: MSD, Mode: FS, Mass Range: 40-400 m/z, Scan Rate: 4 scans/sec Solvent delay: 3.0 min

Detector Temperature: Transfer line: 300 °C, Ion Source: 230 °C, and Quadrupole: 150 °C



SIGMA-ALDRICH®

2931 Soldier Springs Rd. Laramie, Wyoming 82070 USA

800-325-5832

TechService@milliporesigma.com www.sigma-aldrich.com

Description

Lot **LRAC4915**
Expiration Date January 2023
Manufacturing Date January 2020
Storage Conditions Refrigerate
Solvent/Matrix DICHLOROMETHANE

1 Metrological traceability: Traceable to the SI and higher order standards from NIST through an unbroken chain of comparisons. The balance used to weigh raw materials is accurate to +/-0.0001 g and calibrated regularly using mass standards traceable to NIST. All dilutions were performed gravimetrically. Additionally, individual analytes are traceable to NIST SRMs where available and specified above.
4 Ucrm - Uncertainty values in this document are expressed as Expanded Uncertainty (Ucrm) corresponding to the 95% confidence interval. Ucrm is derived from the combined standard uncertainty multiplied by the coverage factor k, which is obtained from a t-distribution and degrees of freedom. The components of combined standard uncertainty include the uncertainties due to characterization, homogeneity, long term stability, and short term stability (transport). The components due to stability are generally considered to be negligible unless otherwise indicated by stability studies. The mathematical representation of the Ucrm calculation is as follows:

$$U_{CRM} = \sqrt{U_{char}^2 + U_{homogeneity}^2 + U_{stability}^2}$$

k: Coverage factor derived from a t-distribution table, based on the degrees of freedom of the data set. Assume 2.0 for a **Confidence Interval = 95%**

6 Analytical Value- For QC verification of the certified value only- not to be used in calculations. Represents the analytical data obtained by comparison to a standard as analyzed by the method described in the CoA or another acceptable method. The result may differ from the certified value and UCRM based on method uncertainty as well as the uncertainty associated with the standard used for comparison.


Traceability: The standard was manufactured under an ISO/IEC 17025:2017 certified quality system. The balance used to weigh raw materials is accurate to +/- 0.0001g and calibrated regularly using mass standards traceable to NIST. All dilutions were performed gravimetrically. Additionally, individual analytes are traceable to NIST SRMs where available and specified above.

Homogeneity: Homogeneity was assessed in accordance with ISO 17034:2016. Completed units were sampled using a random stratified sampling protocol. The results of chemical analysis were then compared using a one-way analysis of variance approach as described by TNI EL-V3-2009 Appendix A.2. See Instructions for minimum sub-sample size.

Expiration is at end of month given on certificate and label.

MSDS reports for components comprising greater than 1.0% of the solution or 0.1% for components known to be carcinogens are available upon request.

THIS PRODUCT WAS DESIGNED, PRODUCED AND VERIFIED FOR ACCURACY AND STABILITY IN ACCORDANCE WITH **ISO/IEC 17025:2017 (ANAB Cert AT-1467)** and **ISO 17034:2016 (ANAB Cert AR-1470)**.



Andy Ommen - QC Manager



Mark Pooler - QA Supervisor

Certification Date February 28, 2020

Version 0-2282020



ID #: 13510

Opened: _____

Dichloromethane EA342

Expires: 11/17/2022

Rec'd: 1/26/2021

Energy Laboratories Inc 1120 So 27th Street
Billings MT 59107

Honeywell

CERTIFICATE OF ANALYSIS

Honeywell Burdick & Jackson®

1953 South Harvey Street
Muskegon, MI 49442
Phone: (800) 368-0050
Fax: (231) 728-8226
lab.honeywell.com

Brand: Research Chemicals - B&J
Product: CS299AA-200
Lot No.: EA342
Production Date: 17-Nov-2020
Best Before: 17-Nov-2022

Dichloromethane, Custom, Contains Amylene Preservative, >99.9%
for pesticide residue analysis

Parameter	Specification		Result	Units
	Min.	Max.		
Water by Karl Fischer Titration		0.010	0.0016	%
UV Cutoff		233	230	nm
Refractive Index (20°C)	1.4236	1.4246	1.4241	
Residue		1	<0.5	mg/L
GC Analysis	99.9		>99.99	%
Acidity (as HCl)		1	<1	mg/L
Chloride		10	<10	mg/L
Electron Capture GC		10	<10	ng/L
Flame Ionization GC		5	<5	ppb
UV Absorbance @ 240 nm		0.100	0.0920	AU
UV Absorbance @ 250 nm		0.010	0.0099	AU
UV Absorbance @ 300 nm		0.005	0.0008	AU
UV Absorbance @ 400 nm		0.005	0.0028	AU

Honeywell
Quality Control Approval

Janna Dickinson

Muskegon 11/17/2020 LIMS Sample No.: AL03611



CERTIFIED WEIGHT REPORT

Part Number: 92180
Lot Number: 020221
Description: CLP Semi-Volatile Calibration Standard
64 components
Expiration Date: 020228
Recommended Storage: Freezer (0 °C)
Nominal Concentration (µg/mL): 1000
NIST Test ID#: 23060

Solvent: Methylene chloride
Lot#: 104929

<i>Eli Aliaga</i>		020221
Formulated By:	Eli Aliaga	DATE
<i>Pedro L. Rentas</i>		020221
Reviewed By:	Pedro L. Rentas	DATE

Weight(s) shown below were combined and diluted to (mL): 100.0 0.003
5E-05 Balance Uncertainty
Flask Uncertainty

Compound	(RM#) Part Number	Lot Number	Dil. Factor	Initial Vol. (mL)	Initial Conc. (µg/mL)	Nominal Conc. (µg/mL)	Purity (%)	Uncertainty Purity (%)	Uncertainty Pipette (mL)	Target Weight (g)	Actual Weight (g)	Actual Conc. (µg/mL)	Expanded Uncertainty (Solvent Safety Info. On Attached pg.)			
													(+/-) (µg/mL)	CAS#	OSHA PEL (TWA) LDSO	
1. 2,2'-Oxybis(1-chloropropane)	(0078)	012016AR	NA	NA	NA	1000	98.9	0.2	NA	0.10112	0.10135	1002.3	4.2	108-60-1	N/A	ori-rat 240mg/kg
2. Hexachlorobenzene	(0195)	051897	NA	NA	NA	1000	99	0.2	NA	0.10102	0.10121	1001.9	4.2	118-74-1	N/A	ori-rat 10g/kg
3. bis(2-Chloroethoxy) methane	10111	011214	0.05	5.00	20018.4	1000	NA	NA	0.017	NA	NA	1000.8	8.0	111-91-1	N/A	N/A
4. bis(2-Chloroethyl) ether	10111	011214	0.05	5.00	20012.4	1000	NA	NA	0.017	NA	NA	1000.5	8.0	111-44-4	15 ppm (90mg/m3/8H)(skin)	ori-rat 75mg/kg
5. bis(2-Ethylhexyl) phthalate	10111	011214	0.05	5.00	20014.3	1000	NA	NA	0.017	NA	NA	1000.6	8.0	117-81-7	5mg/m3/8H	ori-rat 3060mg/kg
6. 4-Bromophenyl phenyl ether	10111	011214	0.05	5.00	20008.8	1000	NA	NA	0.017	NA	NA	1000.3	8.0	101-55-3	N/A	N/A
7. Benzyl butyl phthalate	10111	011214	0.05	5.00	20011.3	1000	NA	NA	0.017	NA	NA	1000.5	8.0	85-68-7	N/A	ori-rat 2330mg/kg
8. 4-Chlorophenyl phenyl ether	10111	011214	0.05	5.00	20009.5	1000	NA	NA	0.017	NA	NA	1000.4	8.0	7005-72-3	N/A	N/A
9. Diethyl phthalate	10111	011214	0.05	5.00	20013.6	1000	NA	NA	0.017	NA	NA	1000.6	8.0	84-66-2	5mg/m3/8H	ori-rat 8600mg/kg
10. Dimethyl phthalate	10111	011214	0.05	5.00	20015.7	1000	NA	NA	0.017	NA	NA	1000.7	8.0	131-11-3	5mg/m3/8H	ori-rat 6800mg/kg
11. Di-n-butyl phthalate	10111	011214	0.05	5.00	20011.6	1000	NA	NA	0.017	NA	NA	1000.5	8.0	84-74-2	5mg/m3/8H	ori-rat 8000mg/kg
12. Di-n-octyl phthalate	10111	011214	0.05	5.00	20012.2	1000	NA	NA	0.017	NA	NA	1000.5	8.0	117-84-0	N/A	ori-rat 4700mg/kg
13. N-Nitrosodimethylamine	10111	011214	0.05	5.00	20010.0	1000	NA	NA	0.017	NA	NA	1000.4	8.0	62-75-9	N/A	ori-rat 58mg/kg
14. N-Nitrosodi-n-propylamine	10111	011214	0.05	5.00	20010.5	1000	NA	NA	0.017	NA	NA	1000.4	8.0	621-64-7	N/A	ori-rat 460mg/kg
15. 1,2-Diphenylhydrazine (as Azobenzene)	10112	042820	0.05	5.00	20003.9	1000	NA	NA	0.017	NA	NA	1000.1	8.1	103-33-3	N/A	ori-rat 1000mg/kg
16. 2-Chloronaphthalene	10112	042820	0.05	5.00	20002.3	1000	NA	NA	0.017	NA	NA	1000.0	8.0	91-58-7	N/A	ori-rat 2078mg/kg
17. 1,2-Dichlorobenzene	10112	042820	0.05	5.00	20005.4	1000	NA	NA	0.017	NA	NA	1000.2	8.0	95-50-1	50 ppm (300mg/m3) (CL)	ori-rat 500mg/kg
18. 1,3-Dichlorobenzene	10112	042820	0.05	5.00	20009.7	1000	NA	NA	0.017	NA	NA	1000.1	8.0	541-73-1	N/A	ipr-mus 1062mg/kg
19. 1,4-Dichlorobenzene	10112	042820	0.05	5.00	20005.4	1000	NA	NA	0.017	NA	NA	1000.2	8.0	108-46-7	75 ppm (450mg/m3/8H)	ori-rat 500mg/kg
20. 2,4-Dinitrotoluene	10112	042820	0.05	5.00	20003.3	1000	NA	NA	0.017	NA	NA	1000.1	8.1	121-14-2	1.5mg/m3/8H (skin)	ori-rat 268mg/kg
21. 2,6-Dinitrotoluene	10112	042820	0.05	5.00	20002.4	1000	NA	NA	0.017	NA	NA	1000.0	8.0	606-20-2	1.5mg/m3/8H (skin)	ori-rat 177mg/kg
22. Hexachloro-1,3-butadiene	10112	042820	0.05	5.00	20009.4	1000	NA	NA	0.017	NA	NA	1000.4	12.4	87-68-3	0.02 ppm (0.24mg/m3/8H)	ori-rat 82mg/kg
23. Hexachlorocyclopentadiene	10112	042820	0.05	5.00	20001.8	1000	NA	NA	0.017	NA	NA	1000.0	8.0	77-47-4	0.01 ppm (0.1mg/m3/8H)	ori-rat 1300mg/kg
24. Hexachloroethane	10112	042820	0.05	5.00	20002.4	1000	NA	NA	0.017	NA	NA	1000.0	8.0	67-72-1	1 ppm (10mg/m3/8H)(skin)	ori-ggq 4970mg/kg
25. Isophorone	10112	042820	0.05	5.00	20003.8	1000	NA	NA	0.017	NA	NA	1000.1	8.1	78-59-1	25 ppm	ori-rat 2330mg/kg
26. Nitrobenzene	10112	042820	0.05	5.00	20004.9	1000	NA	NA	0.017	NA	NA	1000.1	8.0	98-95-3	1 ppm (8mg/m3/8H)(skin)	ori-rat 780mg/kg
27. 1,2,4-Trichlorobenzene	10112	042820	0.05	5.00	20002.0	1000	NA	NA	0.017	NA	NA	1000.0	8.0	120-82-1	5 ppm (CL) (40mg/m3)	ori-rat 758mg/kg
28. o-Cresol (2-Methylphenol)	10114	081919	0.05	5.00	20010.2	1000	NA	NA	0.017	NA	NA	1000.4	8.0	95-48-7	5 ppm (22mg/m3/8H)(skin)	ori-rat 121mg/kg
29. p-Cresol (4-Methylphenol)	10114	081919	0.05	5.00	20061.2	1000	NA	NA	0.017	NA	NA	1003.0	8.0	106-44-5	5 ppm (22mg/m3/8H)(skin)	ori-rat 207mg/kg
30. 2,4,5-Trichlorophenol	10114	081919	0.05	5.00	20023.2	1000	NA	NA	0.017	NA	NA	1001.1	8.0	95-95-4	N/A	ori-rat 820mg/kg
31. 4-Chloroaniline	10115	080512	0.05	5.00	20009.6	1000	NA	NA	0.017	NA	NA	1000.4	8.0	106-47-8	N/A	ori-rat 310mg/kg
32. Dibenzofuran	10115	080512	0.05	5.00	20020.2	1000	NA	NA	0.017	NA	NA	1000.9	8.0	132-64-9	N/A	N/A
33. 2-Methylnaphthalene	10115	080512	0.05	5.00	20012.9	1000	NA	NA	0.017	NA	NA	1000.5	8.1	91-57-6	N/A	ori-rat 1630mg/kg
34. 2-Nitroaniline	10115	080512	0.05	5.00	20011.8	1000	NA	NA	0.017	NA	NA	1000.5	8.0	88-74-4	N/A	ori-rat 1600mg/kg
35. 3-Nitroaniline	10115	080512	0.05	5.00	20018.6	1000	NA	NA	0.017	NA	NA	1000.8	8.0	99-09-2	N/A	ori-rat 535mg/kg
36. 4-Nitroaniline	10115	080512	0.05	5.00	20014.9	1000	NA	NA	0.017	NA	NA	1000.6	8.0	100-01-6	1 ppm (8mg/m3/8H)(skin)	ori-rat 750mg/kg
37. 4-Chloro-3-methylphenol	10118	072120	0.05	5.00	20003.9	1000	NA	NA	0.017	NA	NA	1000.1	8.0	59-50-7	N/A	ori-rat 1830mg/kg
38. 2-Chlorophenol	10118	072120	0.05	5.00	20002.9	1000	NA	NA	0.017	NA	NA	1000.0	8.0	95-57-8	N/A	ori-rat 670mg/kg
39. 2,4-Dichlorophenol	10118	072120	0.05	5.00	20003.1	1000	NA	NA	0.017	NA	NA	1000.1	8.0	120-83-2	N/A	ori-rat 580mg/kg
40. 2,4-Dimethylphenol	10118	072120	0.05	5.00	20003.3	1000	NA	NA	0.017	NA	NA	1000.1	8.1	105-67-9	N/A	ori-rat 3200mg/kg
41. 2,4-Dinitrophenol	10118	072120	0.05	5.00	20001.8	1000	NA	NA	0.017	NA	NA	1000.0	8.0	51-28-5	N/A	ori-rat 30mg/kg
42. 4,6-Dinitro-2-methylphenol	10118	072120	0.05	5.00	20002.5	1000	NA	NA	0.017	NA	NA	1000.0	8.0	534-52-1	N/A	N/A
43. 2-Nitrophenol	10118	072120	0.05	5.00	20003.7	1000	NA	NA	0.017	NA	NA	1000.1	8.0	88-75-5	N/A	ori-rat 334mg/kg
44. 4-Nitrophenol	10118	072120	0.05	5.00	20002.0	1000	NA	NA	0.017	NA	NA	1000.0	8.0	100-02-7	N/A	ori-rat 250mg/kg
45. Pentachlorophenol	10118	072120	0.05	5.00	20002.8	1000	NA	NA	0.017	NA	NA	1000.0	8.0	87-86-5	0.5mg/m3/8H (skin)	ori-rat 27mg/kg
46. Phenol	10118	072120	0.05	5.00	20003.9	1000	NA	NA	0.017	NA	NA	1000.1	8.0	108-95-2	5 ppm (18mg/m3/8H)(skin)	ori-rat 317mg/kg
47. 2,4,6-Trichlorophenol	10118	072120	0.05	5.00	20004.2	1000	NA	NA	0.017	NA	NA	1000.1	8.0	88-06-2	N/A	ori-rat 820mg/kg
48. Acenaphthene	10007	042420	0.50	50.00	2001.2	1000	NA	NA	0.018	NA	NA	1000.5	4.1	83-32-9	N/A	ipr-rat 600mg/kg
49. Acenaphthylene	10007	042420	0.50	50.00	2000.2	1000	NA	NA	0.018	NA	NA	1000.0	4.2	208-96-8	N/A	N/A
50. Anthracene	10007	042420	0.50	50.00	2000.3	1000	NA	NA	0.018	NA	NA	1000.1	4.1	120-12-7	0.2mg/m3 (8H)	ipr-mus 430mg/kg
51. Benzo(a)anthracene	10007	042420	0.50	50.00	2001.3	1000	NA	NA	0.018	NA	NA	1000.6	4.2	56-55-3	N/A	N/A
52. Benzo(a)pyrene	10007	042420	0.50	50.00	2000.0	1000	NA	NA	0.018	NA	NA	999.9	4.1	50-32-8	0.2mg/m3 (8H)	scu-rat 50mg/kg
53. Benzo(b)fluoranthene	10007	042420	0.50	50.00	2000.9	1000	NA	NA	0.018	NA	NA	1000.4	4.1	205-99-2	N/A	N/A
54. Benzo(k)fluoranthene	10007	042420	0.50	50.00	2001.2	1000	NA	NA	0.018	NA	NA	1000.5	4.1	207-08-9	N/A	N/A
55. Benzo(g,h,i)perylene	10007	042420	0.50	50.00	2000.0	1000	NA	NA	0.018	NA	NA	999.9	4.1	191-24-2	N/A	N/A
56. Carbazole	10007	042420	0.50	50.00	2000.3	1000	NA	NA	0.018	NA	NA	1000.0	4.2	86-74-8	N/A	ipr-mus 200mg/kg
57. Chrysene	10007	042420	0.50	50.00	2000.8	1000	NA	NA	0.018	NA	NA	1000.3	4.2	218-01-9	0.2mg/m3	N/A
58. Dibenzo(a,h)anthracene	10007	042420	0.50	50.00	2000.8	1000	NA	NA	0.018	NA	NA	1000.3	4.2	53-70-3	0.2mg/m3	N/A
59. Fluoranthene	10007	042420	0.50	50.00	2000.3	1000	NA	NA	0.018	NA	NA	1000.1	4.2	206-44-0	N/A	ori-rat 2000mg/kg
60. Fluorene	10007	042420	0.50	50.00	2000.9	1000	NA	NA	0.018	NA	NA	1000.3	4.2	86-73-7	N/A	ipr-mus 2 g/kg
61. Indeno(1,2,3-cd)pyrene	10007	042420	0.50	50.00	2000.1	1000	NA	NA	0.018	NA	NA	1000.0	4.1	193-39-5	N/A	N/A
62. Naphthalene	10007	042420	0.50	50.00	2000.9	1000	NA	NA	0.018	NA	NA	1000.4	4.1	91-20-3	10 ppm (50mg/m3/8H)	ori-rat 480mg/kg
63. Phenanthrene	10007	042420	0.50	50.00	2000.9	1000	NA	NA	0.018	NA	NA	1000.4	4.1	85-01-8	0.2mg/m3/8H	ori-mus 700mg/kg
64. Pyrene	10007	042420	0.50	50.00	2001.0	1000	NA	NA	0.018	NA	NA	1000.4	4.2	129-00-0	0.2mg/m3/8H	ori-rat 2700mg/kg

* The certified value is the concentration calculated from gravimetric and volumetric measurements unless otherwise stated.
* Standards are prepared gravimetrically using balances that are calibrated with weights traceable to NIST (see above).
* Standards are certified (±) 0.5% of the stated value, unless otherwise stated.
* All Standards, after opening ampule, should be stored with caps tight and under appropriate laboratory conditions.
* Uncertainty Reference: Taylor, B.N. and Kuyat, C.E., "Guidelines for Evaluating and Expressing the Uncertainty of NIST Measurement Result," NIST Technical Note 1297, U.S. Government Printing Office, Washington, DC, (1994).

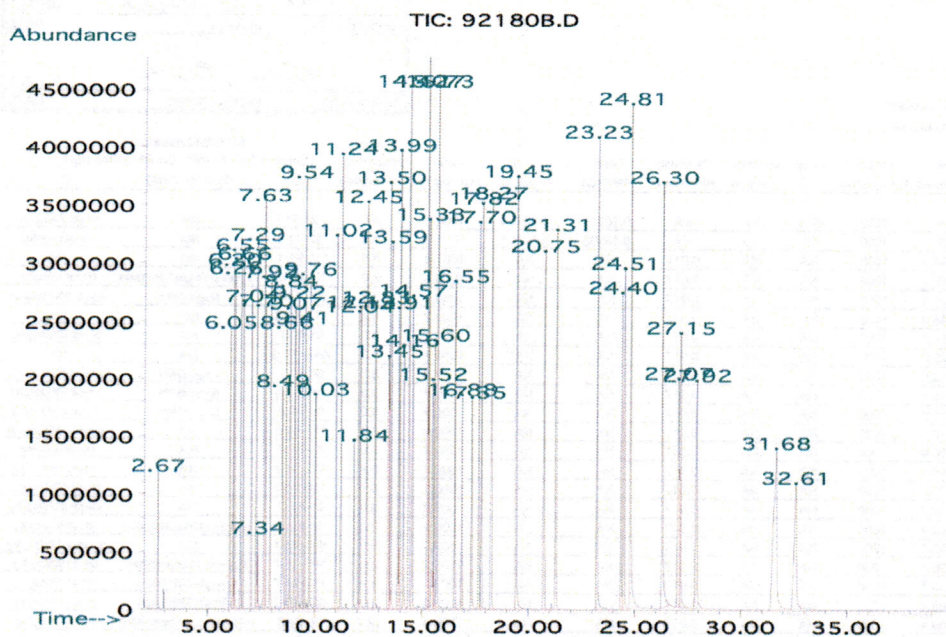
ID #: 13539

Opened: _____
CLP Semi-Volatile Calibration Standard
Expires: 2/2/2026

Rec'd: 2/5/2021
Energy Laboratories Inc 1120 So. 27th Street
Billings MT 59107



Method GC8MSD-2.M: Column:SBB-5 (30m X 0.25mm ID X 0.25µm film thickness) Temp 1 = 50°C (1min.), Temp 2 = 300°C (14 min.), Rate = 10°C/min., Injector B= 250°C, Detector B = 290°C, Split Ratio = 100:1, Scan Rate = 2. Analysis performed by Melissa Stonier.



Peak No	Name	MSD RT (min.)
1	N-nitrosodimethylamine	2.67
2	Phenol	6.05
3	bis(2-Chloroethyl)ether	6.20
4	2-Chlorophenol	6.26
5	1,3-Dichlorobenzene	6.55
6	1,4-Dichlorobenzene	6.63
7	1,2-Dichlorobenzene	7.04
8	o-Cresol (2-methylphenol)	7.29
9	bis(2-Chloroisopropyl)ether	7.34
10	p-Cresol (4-methylphenol)/N-nitrosodi-n-propylamine	7.63
11	Hexachloroethane	7.70
12	Nitrobenzene	7.92
13	Isophorone	8.49
14	2-Nitrophenol	8.66
15	2,4-Dimethylphenol	8.84
16	bis(2-Chloroethoxy)methane	9.07
17	2,4-Dichlorophenol	9.22
18	1,2,4-Trichlorobenzene	9.41
19	Naphthalene	9.54
20	4-Chloroaniline	9.76
21	Hexachloro-1,3-butadiene	10.03
22	4-Chloro-3-methylphenol	11.02
23	2-Methylnaphthalene	11.24
24	Hexachlorocyclopentadiene	11.84
25	2,4,6-Trichlorophenol	12.04
26	2,4,5-Trichlorophenol	12.13
27	2-Chloronaphthalene	12.45
28	2-Nitroaniline	12.84
29	Dimethyl phthalate	13.45
30	Acenaphthylene	13.50
31	2,6-Dinitrotoluene	13.59
32	3-Nitroaniline	13.91
33	Acenaphthene	13.99
34	2,4-Dinitrophenol	14.16
35	Dibenzofuran/4-Nitrophenol	14.40
36	2,4-Dinitrotoluene	14.57
37	Diethyl phthalate/Fluorene	15.27
38	4-Chlorophenyl phenyl ether	15.33
39	4-Nitroaniline	15.52
40	4,6-Dinitro-2-methylphenol	15.60
41	Azobenzene	15.73
42	4-Bromophenyl phenyl ether	16.56
43	Hexachlorobenzene	16.89
44	Pentachlorophenol	13.35
45	Phenanthrene	17.70
46	Anthracene	17.82
47	Carbazole	18.27
48	Di-n-butyl phthalate	19.45
49	Fluoranthene	20.75
50	Pyrene	21.31
51	Benzyl butyl phthalate	23.23
52	Benzo(a)anthracene	24.40
53	Chrysene	24.51
54	bis(2-Ethylhexyl)phthalate	24.82
55	Di-n-octyl phthalate	26.30
56	Benzo(b)fluoranthene	27.07
57	Benzo(k)fluoranthene	27.15
58	Benzo(a)pyrene	27.92
59	Indeno(1,2,3-cd)pyrene/Dibenzo(a,h)anthracene	31.68
60	Benzo(g,h)perylene	32.61



CERTIFIED REFERENCE MATERIAL

110 Benner Circle
Bellefonte, PA 16823-8812
Tel: (800)356-1688
Fax: (814)353-1309

www.restek.com

Certificate of Analysis



FOR LABORATORY USE ONLY-READ SDS PRIOR TO USE.

This Reference Material is intended for Laboratory Use Only as a standard for the qualitative and/or quantitative determination of the analyte(s) listed.

Catalog No. : 31062 **Lot No.:** A0167670

Description : B/N Surrogate Mix (4/89 SOW)
Base Neutral Surrogate 4/89(SOW) 5000µg/mL, Methylene Chloride, 1mL/ampul

Container Size : 2 mL **Pkg Amt:** > 1 mL

Expiration Date : November 30, 2026 **Storage:** 10°C or colder

Handling: Sonicate prior to use. **Ship:** Ambient

CERTIFIED VALUES

Elution Order	Compound	Grav. Conc. (weight/volume)	Expanded Uncertainty (95% C.L.; K=2)			
1	Nitrobenzene-d5 CAS # 4165-60-0 Purity 99% (Lot PR-29940B)	5,014.0 µg/mL	+/-	29.3583	µg/mL	Gravimetric
			+/-	225.8621	µg/mL	Unstressed
			+/-	250.6163	µg/mL	Stressed
2	2-Fluorobiphenyl CAS # 321-60-8 Purity 99% (Lot 00019169)	5,019.6 µg/mL	+/-	29.3911	µg/mL	Gravimetric
			+/-	226.1143	µg/mL	Unstressed
			+/-	250.8962	µg/mL	Stressed
3	p-Terphenyl-d14 CAS # 1718-51-0 Purity 99% (Lot PR-27278)	5,020.6 µg/mL	+/-	29.3967	µg/mL	Gravimetric
			+/-	226.1576	µg/mL	Unstressed
			+/-	250.9442	µg/mL	Stressed

Solvent: Methylene chloride
CAS # 75-09-2
Purity 99%

ID #: 13666

Opened: _____

B/N Surrogate Mix (4/89 SOW)

Expires: 11/30/2026

Rec'd: 3/19/2021

Energry Laboratories Inc 1120 So. 27th Street
Billings MT 59107

Tech Tips:

Due to the limited solubility of p-terphenyl-d14 in methanol, we do not recommend that this mixture be diluted in methanol.

Column:

30m x 0.25mm x 0.25µm
Rtx-5 (cat.#10223)

Carrier Gas:

hydrogen-constant pressure 10 psi.

Temp. Program:

75°C (hold 1 min.) to 330°C
@ 20°C/min. (hold 10 min.)

Inj. Temp:

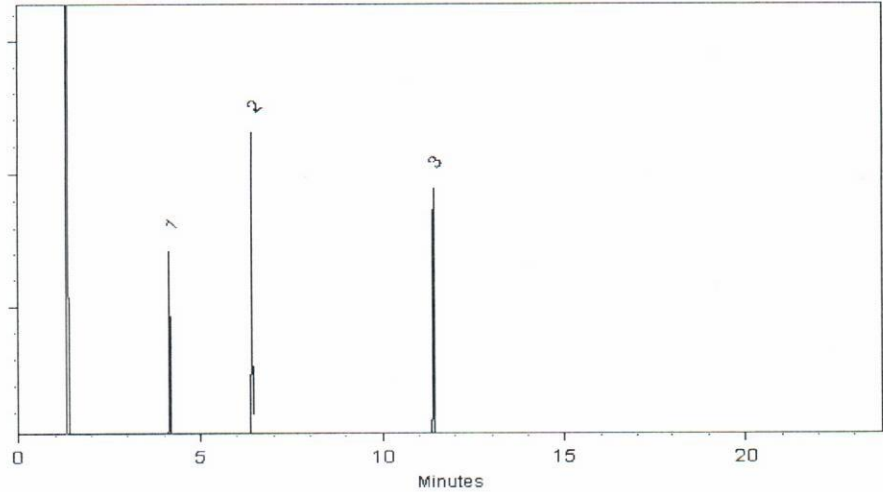
250°C

Det. Temp:

330°C

Det. Type:

FID



This chromatogram represents a general set of testing conditions chosen for product acceptance. For optimal results in your lab, conditions should be adjusted for your specific instrument, method, and application.


Katelyn McGinni - Operations Tech I

Date Mixed: 30-Dec-2020 Balance: 1128353505


Alexis Shelow - Operations Tech I

Date Passed: 06-Jan-2021

Manufactured under Restek's ISO 9001:2015
Registered Quality System
Certificate #FM 80397

General Certified Reference Material Notes

Expiration Notes:

- Expiration date valid for unopened ampul stored in compliance with the recommended conditions.
- Uncertainty, concentration, and expiration of the CRM are based on the unopened product being stored according to the recommended condition found in the storage field.

Purity Notes:

- Purity and/or chemical identity are determined by one or more of the following techniques: GC/FID, HPLC, GC/ μ ECD, GC/MS, LC/MS, RI, and/or melting point.
- Compounds with a listed purity of less than 99% have been weight corrected to compensate for impurities and/or salts. A correction factor is used to calculate the amount of compound necessary to achieve the desired concentration of the parent compound in solution.
- Purity of isomeric compounds is reported as the sum of the isomers.
- Purity values are rounded to the nearest whole number.

Certified Uncertainty Value Notes:

- The uncertainties are determined in accordance with ISO 17034 and Guide 35. The certified combined stressed uncertainty value (includes gravimetric uncertainty, homogeneity between-ampul uncertainty, storage stability uncertainty and shipping stability uncertainty and were combined using the following formula:

$$U_{combined\ stressed} = k \sqrt{U_{gravimetric}^2 + U_{homogeneity}^2 + U_{storage\ stability}^2 + U_{shipping\ stability}^2}$$

k is a coverage factor of 2, which gives a level of confidence of approximately 95%.

- It is important to note that the shipping stability uncertainty was obtained under temperature extremes for specific time intervals; therefore, the certified combined stressed uncertainty value should only be applied to the product if it was stored at non-standard temperature conditions up to and including 7 days. Contact Restek Technical Service at www.restek.com/Contact-Us for use recommendations if your shipment was in-transit for more than 7 days at non-standard temperature conditions.
- Apply the certified combined unstressed uncertainty value if the product was received under standard shipping conditions. Apply the certified combined stressed uncertainty value if the product was received under non-standard conditions as specified below.

Label Conditions	Standard Conditions	Non-Standard Conditions
25°C Nominal (Room Temperature)	< 60°C	≥ 60°C up to 7 days
10°C or colder (Refrigerate)	< 40°C	≥ 40°C up to 7 days
0°C or colder (Freezer) -20°C or colder (Deep Freezer)	< 25°C	≥ 25°C up to 7 days

- Separate (not combined) uncertainty values for gravimetric uncertainty are also displayed on the certificate, if needed, separate homogeneity between-ampul uncertainty, storage stability uncertainty and shipping stability uncertainty values are available by contacting Restek Technical Service at www.restek.com/Contact-Us.
- The packaged amount is the minimum sample size for which uncertainty is valid. The ampules are over-filled to ensure that the minimum packaged amount can be sufficiently transferred.

Manufacturing Notes:

- Concentration is based upon gravimetric preparation using either a balance whose calibration has been verified daily using NIST traceable weights, and/or dilutions with Class A glassware.

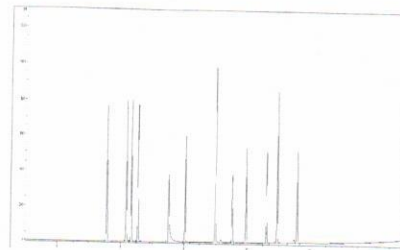
Handling Notes:

- Stability of the unopened product, when stored in compliance with the recommended conditions, is guaranteed through the expiration displayed on the product label and certificate. Contact Restek for additional opened product stability information, with the knowledge/understanding that open product stability is subject to the specific handling and environmental conditions to which the product is exposed. For your convenience Restek supplies deactivated vials with most standards packed in 2mL ampules. Larger volume deactivated vials are available through Restek as a custom ordered item. Additionally, Restek sells DMDCS for the purpose of glassware deactivation as catalog number 31861, which includes complete instructions.

Certificate of Analysis - Certified Reference Material

EPA TCL Hazardous Substances Mix (12 cmpds)

Product no.: 47990-U
Lot no.: LRAC9004
Expiry Date: February 2024
Manufacturing Date: February 2021
Storage: Refrigerate
Solvent/Matrix: Dichloromethane
Certificate version: LRAC9004.01 (Note: Certificates may be updated due to the availability of new data. Check our website at: www.sigma-aldrich.com for the most current version.)



Certified Values:

Analyte	Certified Value	Units	Raw Material Purity, %	Raw Material Elution order	Raw Material Lot
ANILINE CAS# 62-53-3	2022 ± 25	µg/mL	99.9	01	LA41596
BENZYL ALCOHOL CAS# 100-51-6	2022 ± 15	µg/mL	99.7	02	LB99705
2-METHYLPHENOL CAS# 95-48-7	2022 ± 14	µg/mL	99.9	03	LB91878
4-METHYLPHENOL CAS# 106-44-5	2022 ± 17	µg/mL	99.9	04	LB32518
BENZOIC ACID CAS# 65-85-0	2021 ± 27	µg/mL	98.8	05	442-137B
4-CHLOROANILINE CAS# 106-47-8	2022 ± 32	µg/mL	100.0	06	MKBZ6909V
2,4,5-TRICHLOROPHENOL CAS# 95-95-4	2022 ± 18	µg/mL	99.9	07	JS00008
2-METHYLNAPHTHALENE CAS# 91-57-6	2021 ± 11	µg/mL	98.2	08	LB97828
2-NITROANILINE CAS# 88-74-4	2022 ± 12	µg/mL	99.9	09	07411KN
3-NITROANILINE CAS# 99-09-2	2022 ± 15	µg/mL	99.9	10	LC09264
DIBENZOFURAN CAS# 132-64-9	2021 ± 10	µg/mL	98.8	11	LB78814
4-NITROANILINE CAS# 100-01-6	2022 ± 23	µg/mL	99.9	12	15609AA

ID #: 13691

Opened:

EPA TCL Hazardous Substances Mix (12 cmp)

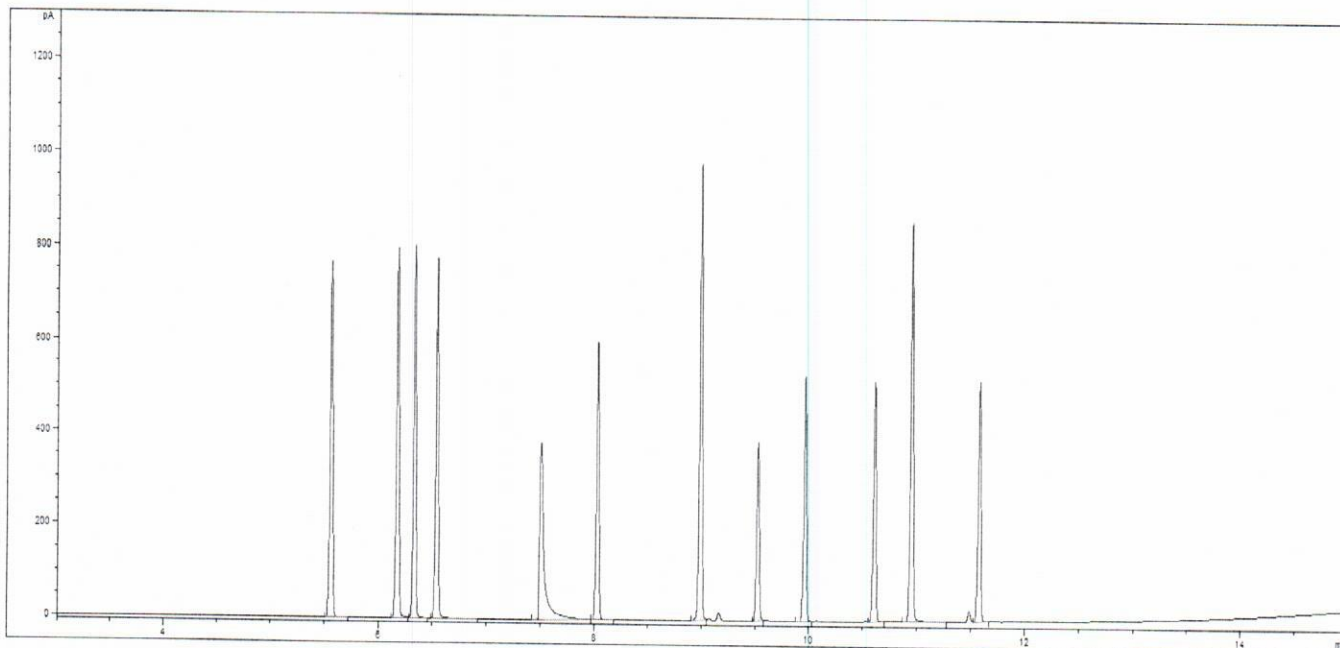
Expires: 2/28/2024

Rec'd: 3/26/2021

Energv Laboratories Inc 1120 So. 27th Street
Billings MT 59107



Informational Values:



Additional Information:

Analytical Method Parameters:
Column: SPB-5, 30 m x 0.53 mm I.D., 1.5 µm film thickness (Column #214)
Carrier Gas: H2, Flow: 4.5 mL/min
Inlet Temperature: 240 °C, Injection Volume: 1 µL
Injection Mode: Split, Split Ratio: 25:1
Temperature Program: 80 °C (Hold 2 min) @ 15 °C/min to 280 °C (Hold 2 min)
Detector: FID
Detector Temperature: 310 °C

Metrological traceability:

Traceable to the SI and higher order standards from NIST through an unbroken chain of comparisons. The balance used to weigh raw materials is accurate to +/-0.0001 g and calibrated regularly using mass standards traceable to NIST. All dilutions were performed gravimetrically. Additionally, individual analytes are traceable to NIST SRMs where available and specified above.

Measurement method:

Where applicable, the assigned value is based on a purity determination by mass balance and gravimetrically prepared value.

Intended use:

Intended for R&D and Analytical Use only. Not for drug, household or other uses.

Minimum sample size:

1 µL

Packaging:

1 ML IN AMBER AMPULE

Instructions for handling and correct use:

Use on the as is basis. The internal pressure of the container may be slightly different from the atmospheric pressure at the user`s location. Open slowly and carefully to avoid dispersion of the material.

Health and safety information:

All chemical reference materials should be considered potentially hazardous and should be used only by qualified laboratory personnel. Please refer to the Safety Data Sheet for detailed information about the nature of any hazard and appropriate precautions to be taken.

Accreditation:

Sigma-Aldrich RTC is accredited by the US accreditation authority ANAB as a registered reference material producer AR-1470 in accordance with ISO 17034.

Certificate issue date:

26-Feb-2021



Andy Ommen - QC Manager

Mark Pooler - QA Supervisor

Details on metrological traceability:

This standard has been gravimetrically prepared using balances that have been fully qualified and calibrated to ISO 17025 requirements. All calibrations utilize NIST traceable weights which are calibrated externally by a qualified ISO 17025 accredited calibration laboratory to NIST standards. Qualification of each balance includes the assignment of a minimum weighing by a qualified and ISO 17025 accredited calibration vendor taking into consideration the balance and installed environmental conditions to ensure compliance with USP tolerances of NMT 0.10% relative error. Fill volume to predetermined specifications is gravimetrically verified throughout the dispensing process using qualified and calibrated balances. Further traceability to a corresponding Primary Standard may be achieved through a direct comparison assay. Where a Primary Standard is available, the assay value will be included in the specified section of the COA.

Details on metrological traceability:

Ucrm - Uncertainty values in this document are expressed as Expanded Uncertainty (Ucrm) corresponding to the 95% confidence interval. Ucrm is derived from the combined standard uncertainty multiplied by the coverage factor k, which is obtained from a t-distribution and degrees of freedom. The components of combined standard uncertainty include the uncertainties due to characterization, homogeneity, long term stability, and short term stability (transport). The components due to stability are generally considered to be negligible unless otherwise indicated by stability studies. The mathematical

$$u_{CRM} = \sqrt{u_{char}^2 + u_{homogeneity}^2 + u_{stability}^2}$$

Homogeneity assessment:

Homogeneity was assessed in accordance with ISO Guide 35. Completed units were sampled using a random stratified sampling protocol. The results of chemical analysis were then compared by Single Factor Analysis of Variance (ANOVA). The uncertainty due to homogeneity was derived from the ANOVA. Heterogeneity was not detected under the conditions of the ANOVA.

Stability assessment:

Significance of the stability assessment will be demonstrated if the analytical result of the study and the range of values represented by the Expanded Uncertainty do not overlap the result of the original assay and the range of its values represented by the Expanded Uncertainty. The method employed will usually be the same method used to characterize the assay value in the initial

Certificate of analysis revision history:

Certificate version	Date	Reason for version
LRAC9004.01	26-Feb-2021	Original Release Date

Disclaimer: The purchaser is required to determine the suitability of this product for any particular application. Sigma-Aldrich RTC makes no warranty of any kind, express or implied, other than its products meet all quality control standards set by Sigma-Aldrich RTC. We do not guarantee that the product can be used for any particular application.

The vibrant M, Supelco, TraceCERT and Sigma-Aldrich are trademarks of Merck KGaA, Darmstadt, Germany or its affiliates. All other trademarks are the property of their respective owners. Detailed information on trademarks is available via publicly accessible resources. © 2018 Merck KGaA, Darmstadt, Germany and/or its affiliates. All Rights Reserved.

The life science business of Merck KGaA, Darmstadt, Germany operates as MilliporeSigma in the US and Canada.



Certificate of Analysis

Product Name: Benzidines Standard

Product Number: US-290-1

Lot Number: 0006592783

Lot Issue Date: 03-Mar-2021

Expiration Date: 30-Apr-2023

Description:

This analytical reference material (RM) was manufactured and verified in accordance with an ISO 9001 registered quality system and analyte concentrations were verified by an ISO 17025 accredited laboratory. The concentration and uncertainty value at the 95% confidence level for each analyte, determined gravimetrically, is listed below.

Analyte	CAS#	Analyte Lot	Concentration ± Uncertainty
benzidine	000092-87-5	RM10200	2004 ± 10 µg/mL
3,3'-dichlorobenzidine	000091-94-1	RM12559	2001 ± 10 µg/mL

Matrix: methylene chloride (dichloromethane)

Storage Conditions: Store at Room Temperature (15° to 30°C).

Traceability:

The balances used for these measurements are calibrated with weights traceable to NIST in compliance with ANSI/NCCL Z540.3, ISO 9001, ISO 17025, and ISO 17034. Calibrated Class A glassware is used for volumetric measurements. Thermometers are calibrated against a NIST traceable thermometer in accordance with NIST Special Publication 1088.

Homogeneity:

This RM was unitized according to an in-house procedure and is guaranteed to be homogeneous. There is no minimum sub-sample size required.

Intended Use:

This RM is intended for the preparation of working reference samples for use in routine laboratory analyses, calibration of instruments, validation of analytical methods, assessments of measurement methods, and continuing calibration verification.

Instructions for Use:

Sample aliquots for analysis should be withdrawn at 20°C to 25°C immediately after opening the container and should be processed without delay for the certified values to be valid within the stated uncertainties.

Hazards:

Refer to the Safety Data Sheet on www.agilent.com for information regarding this RM.

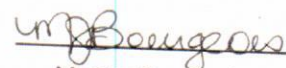
Expiration of Certification:

The certification of this RM is valid until the expiration date specified above, provided the RM is handled and stored in accordance with the instructions given in this certificate. This certification is nullified if the RM is damaged, contaminated, or otherwise modified.

Maintenance of Certification:

If substantive changes are noted that affect the certification before the expiration of this certificate, Agilent will notify the purchaser.

Sample lot approver:



Monica Bourgeois

QMS Representative



ISO 17034 Cert
 No. AR-1936

RM was produced in accordance with the LRQA registered ISO 9001:2015 Quality Management System. Cert # 10303760

Page: 1 of 1

www.agilent.com/quality/
 CSD-QA-015.1



ISO 17025 Cert
 No. AT-1937

John

660 Tower Lane • P.O. Box 599 • West Chester, PA 19381-0599
1-800-452-9994 • 1-610-692-3026 • Fax 1-610-692-8729
info@chemservice.com • www.chemservice.com

CERTIFICATE OF ANALYSIS

Mixture #8-Internal Standards

CONCENTRATION 4000ug/ml in Methylene chloride
CATALOG NUMBER M-PPHC8X12-1ML
LOT NUMBER 11925100
DATE CERTIFIED 06/09/21
EXPIRATION DATE 06/30/23
STORAGE Store at room temperature (20 - 25 °C).
HANDLING See Safety Data Sheet
INTENDED USE For laboratory use only.
ISO 17034:2016 CERTIFIED [X]

ID	Analyte	CAS	Weight Analyte (mg)	Lot	Purity	Certified Concentration (ug/mL)
N-11000	Acenaphthene-d10	15067-26-2	804.000	00026778	99.5	3999.9
N-11467	Chrysene-d12	1719-03-5	809.700	00025144	99.5	4028.3
N-10217	1,4-Dichlorobenzene-d4	3855-82-1	804.000	00027328	99.5	3999.9
N-12645	Naphthalene-d8	1146-65-2	807.500	00029881	99.3	4009.2
N-12851	Perylene-d12	1520-96-3	805.100	00024295	99.5	4005.4
N-12856	Phenanthrene-d10	1517-22-2	808.700	00027331	99.0	4003.1

Analytical Test	Value
CONCENTRATION (GC/FID)	VERIFIED

ID #: 13968
Opened: _____
Mixture #8-Internal Standards
Expires: 6/30/2023
Rec'd: 6/18/2021
Enerqa Laboratories Inc 1120 So. 27th Street
Billings MT 59107

COA Form
Revision 3 (3/2015)



Print Date: 06/14/21

CHEM SERVICE INC.

660 Tower Lane • P.O. Box 599 • West Chester, PA 19381-0599
1-800-452-9994 • 1-610-692-3026 • Fax 1-610-692-8729
info@chemservice.com • www.chemservice.com

Instructions for Use:

Shake mixture prior to use. If particles are present, sonicate for homogeneity. If sample is diluted to lower concentrations, Class A volumetric glassware must be used.


Minimum Sample Size- 0.2 uL for Direct Injection.

Chem Service Inc. guarantees the expanded uncertainty of the above analytes to be +/- 2.0% of the certified concentrations based on gravimetric preparation. The test results published in this report were obtained using equipment capable of producing results that are traceable to NIST and through NIST to the International System of Units (SI). The reported expanded uncertainty of measurement is stated as the combined standard uncertainty of measurement multiplied by the coverage factor k ($k=2$) such that the coverage probability corresponds to approximately 95%. For certified reference materials, homogeneity and thermal stability testing are available upon request.

Certified By:

Mary Beth O'Donnell

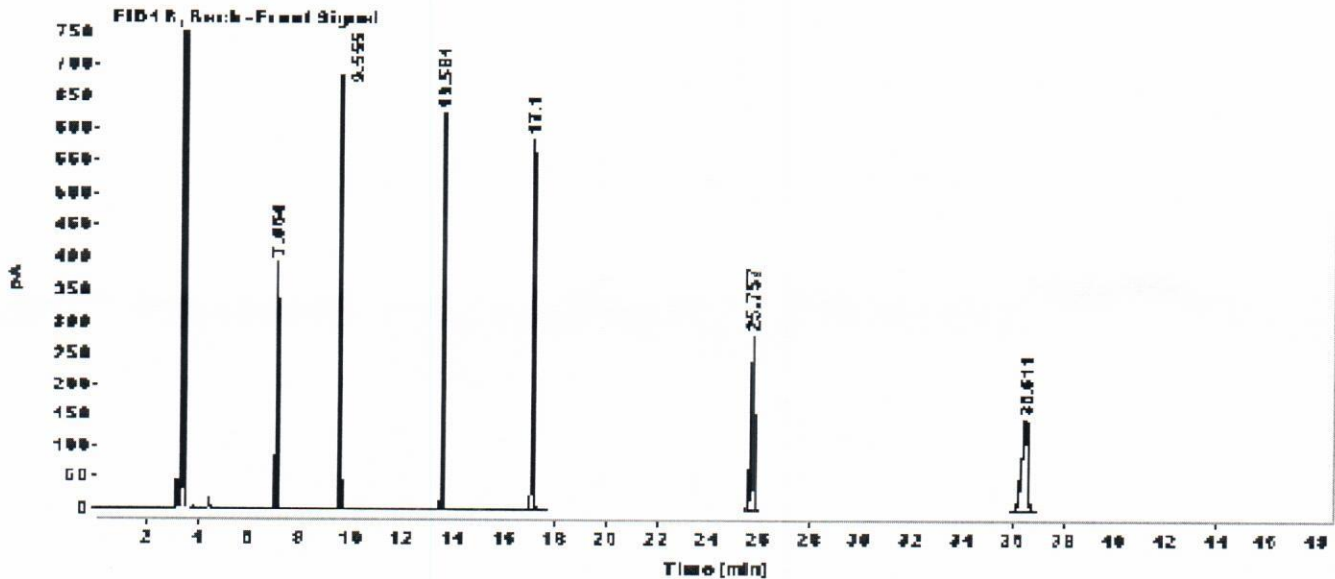
Mary Beth O'Donnell
CSM/TC



CERTIFICATE OF ANALYSIS

Gas Chromatography / Flame Ionization Detector (GC/FID)

Data file: C:\CHEM32\1\DATA\2021 DATA\0621\1\M-PPHC8X12.D
 Sample name: M-PPHC8X12
 Acq. method: SCREEN-BACK.M
 Instrument: GC3
 Injection date: 6/9/2021 11:58:12 AM
 Column name: RTX-5MS (30m x 0.25mm x 0.5µm)
 Location: 201
 Injection Vol: 1.000
 # Of Injections: 1



Signal: FID1 B, Back - Front Signal

RT [min]	Type	Width [min]	Area	Height	Area%
7.064	BB	0.0442	1119.2875	393.3396	8.4245
9.555	BV R	0.0512	2239.5649	684.7053	16.8565
13.581	BB	0.0598	2394.9761	624.3607	18.0262
17.100	BB	0.0685	2531.9221	584.9907	19.0569
25.757	BB	0.1314	2450.2429	284.7773	18.4422
36.511	BB	0.2375	2550.0964	149.1623	19.1937
Sum			13286.0900		



CERTIFICATE OF ANALYSIS

Catalog No: S-14500-R2
Description: Custom Semi-Volatile Standard
Lot: 220021255-02
Solvent: Dichloromethane
Hazards: Refer to SDS for complete safety information

Date Certified: Aug 31, 2021
Expiration: Oct 1, 2022
Sample Size: 1 mL
Components: 10
Storage Condition: Freeze (<-10 °C)/Sonicate



Signal Word: Warning

Certified Reference Material



Component	CAS #	Purity % (GC/MS)	Prepared Concentration ² (µg/mL)	Certified Analyte Concentration ¹ (µg/mL)
Pyridine				
4-Chlorophenol	110-86-1	98.7	2026	2000
1-Methylnaphthalene	106-48-9	100.0	2019	2019
N-Nitrosodiphenylamine	90-12-0	98.5	2003	1973
4-Chloro-2-methylphenol	86-30-6	100.0	2022	2022
Benzoic acid	1570-64-5	97.0	2069*	2007
Aniline	65-85-0	99.5	2010	2000
Benzyl alcohol	62-53-3	98.0	2002	1962
Triallate	100-51-6	99.9	2011	2009
o-Terphenyl	2303-17-5	99.9	2013	2011
	84-15-1	99.9	2019	2017

ID #: 14279
Opened: _____
Custom Semi-Volatile Standard
Expires: 10/1/2022
Rec'd: 9/16/2021
Enerav Laboratories Inc 1120 So. 27th Street
Billings MT 59107

This Certified Reference Material was verified in accordance with ISO/IEC 17025

* Weight compensated to 100% purity.

A product with a suffix (-1A, -2B, etc. or -01, -02, etc.) on its lot number has had its expiration date extended and is identical to the same lot number without the suffix.

² All weights are traceable through NIST, Test No. 684/289871-17

¹ Certified Analyte Concentration = Purity x Prepared Concentration.


The Uncertainty associated with the certified concentration reported on this certificate is ±2.4%. This value is the combined expanded uncertainty and represents an estimated standard deviation equal to the positive square root of the total variation of the uncertainty of components. A normal distribution is assumed and a coverage factor of K=2 is chosen using approximately a 95% confidence level.

Labels and certificates follow U.S. Conventions in reporting numerical values: A comma (,) is used to separate units of one-thousand or greater. A period (.) is used as a decimal place marker.

The information on this certificate may not be reproduced without the express permission of the manufacturer. See reverse side for additional information

Hazard Information: Please refer to the SDS for information regarding the hazards associated with using this material.

This product was prepared according to in-house procedures and is guaranteed to be homogeneous.

Certified By: 
Larry Decker, Organic QC Manager

For use in routine laboratory analysis.