

# PREP BATCH REPORT

Prep Code: **SVOC-3510C-8270**  
 Prep Batch **162392** Prep Temp: **NA °C**

Technician: **Zachary B. Zaccardi**  
 Batch Units: **ML**

Prep Start Date: **12/21/2021 10:16:05 A**  
 Prep End Date: **12/23/2021 9:09:00 A**

Sample ID	Matrix	pH	Initial Samp Amt	Sol Added	Sol Recovered	Final Vol (mL)	Factor	Balance	Prep Start Date	Prep End Date
MB-162392			1000	0	0	1.00	0.001		12/21/2021	12/23/2021
LCS-162392			1000	0	0	1.00	0.001		12/21/2021	12/23/2021
LCSD-162392			1000	0	0	1.00	0.001		12/21/2021	12/23/2021
LLCSD-162392			1000	0	0	1.00	0.001		12/21/2021	12/23/2021
LLCS-162392			1000	0	0	1.00	0.001		12/21/2021	12/23/2021
B21121563-002A	Aqueous	7	1000	0	0	1.00	0.001		12/21/2021	12/23/2021
Sample orange with precipitate										
B21121605-001B	Ground Water	6	1030	0	0	1.00	0.000971		12/21/2021	12/23/2021
Clear										
B21121605-002B	Ground Water	6	1010	0	0	1.00	0.00099		12/21/2021	12/23/2021
Sample has a yellow tint										
B21121605-003B	Ground Water	6	1010	0	0	1.00	0.00099		12/21/2021	12/23/2021
Sample clear										
B21121606-001D	Aqueous	7	990	0	0	1.00	0.00101		12/21/2021	12/23/2021
Sample has a yellow tint										
B21121606-002D	Aqueous	7	1030	0	0	1.00	0.000971		12/21/2021	12/23/2021
Sample has a yellow tint										
B21121606-003D	Aqueous	7	1050	0	0	1.00	0.000952		12/21/2021	12/23/2021
Sample has a yellow tint										
B21121606-004D	Aqueous	7	870	0	0	1.00	0.00115		12/21/2021	12/23/2021
Sample has a yellow tint										
B21121606-005D	Aqueous	7	840	0	0	1.00	0.00119		12/21/2021	12/23/2021
Sample has a yellow tint										
B21121609-001B	Ground Water	6	900	0	0	1.00	0.00111		12/21/2021	12/23/2021
Sample turbid with a yellow tint. low level surr										
B21121611-001A	Ground Water	6	1000	0	0	1.00	0.001		12/21/2021	12/23/2021
Sample turbid with a yellow tint										

Number	Reagent Name	Exp Date	
13124	Sulfuric Acid 2020070739	7/2/2022	2mL
13273	pH-indicator Strips 0-14 HC025486	9/30/2024	
14196	Dichloromethane EB867	6/18/2023	100,50
14518	Dichloromethane EC735	10/14/2023	

Spk ID	Spike Name	SampType	AmtAdd	Exp Date
FP211210 14446	DCM RINSED FILTER PAPER	ALL		4/6/2026
Sulfate 12/13/21 (	Baked Sodium Sulfate	ALL	varies	11/29/2026
sv83418	Benzidines	LCS; MS	50 uL; 25	3/17/2024
sv92702	LCS/Add Extractions	LCS; MS; LLCS/	1.0 mL; 0	1/14/2022
sv92701	LL BNA Surr	SAMP, LMS, LLC	100 uL	1/30/2022
SVOC NaOH 111	10 N NaOH	SAMP, MB, LCS,	5 drops	7/31/2023
sv92612	BNA Surr	SAMP, MB, LCS;	100 uL; 5	3/31/2022

# PREP BATCH REPORT

Prep Code: **SVOC-3510C-8270**  
 Prep Batch **162392** Prep Temp: **NA °C**

Technician: **Zachary B. Zaccardi**  
 Batch Units: **ML**

Prep Start Date: **12/21/2021 10:16:05 A**  
 Prep End Date: **12/23/2021 9:09:00 A**

Sample ID	Matrix	pH	Initial Samp Amt	Sol Added	Sol Recovered	Final Vol (mL)	Factor	Balance	Prep Start Date	Prep End Date
B21121613-001C Sample clear. low level surr	Ground Water	6	990	0	0	1.00	0.00101		12/21/2021	12/23/2021
B21121613-001CLMS Sample clear	Ground Water	6	1010	0	0	1.00	0.00099		12/21/2021	12/23/2021
B21121613-001CLMSD Sample clear	Ground Water	6	1000	0	0	1.00	0.001		12/21/2021	12/23/2021
B21121613-002A Sample clear	Ground Water	6	1030	0	0	1.00	0.000971		12/21/2021	12/23/2021
B21121616-001B Sample has a yellow tint. low level surr	Ground Water	6	990	0	0	1.00	0.00101		12/21/2021	12/23/2021
B21121622-001A Sample clear. low level surr	Ground Water	6	1050	0	0	1.00	0.000952		12/21/2021	12/23/2021
B21121622-002A Sample clear. low level surr	Ground Water	6	1050	0	0	1.00	0.000952		12/21/2021	12/23/2021
B21121622-003A Sample clear	Ground Water	6	940	0	0	1.00	0.00106		12/21/2021	12/23/2021
B21121623-001B Sample clear. low level surr	Ground Water	6	1050	0	0	1.00	0.000952		12/21/2021	12/23/2021
B21121605-001BMS Sample clear	Ground Water	6	1030	0	0	1.00	0.000971		12/21/2021	12/23/2021
B21121402-001A Sample turbid. REX	Ground Water	6	990	0	0	1.00	0.00101		12/21/2021	12/23/2021

Number	Reagent Name	Exp Date	
13124	Sulfuric Acid 2020070739	7/2/2022	2mL
13273	pH-indicator Strips 0-14 HC025486	9/30/2024	
14196	Dichloromethane EB867	6/18/2023	100,50
14518	Dichloromethane EC735	10/14/2023	

Spk ID	Spike Name	SampType	AmtAdd	Exp Date
FP211210 14446	DCM RINSED FILTER PAPER	ALL		4/6/2026
Sulfate 12/13/21 (	Baked Sodium Sulfate	ALL	varies	11/29/2026
sv83418	Benzidines	LCS; MS	50 uL; 25	3/17/2024
sv92702	LCS/Add Extractions	LCS; MS; LLCS/	1.0 mL; 0	1/14/2022
sv92701	LL BNA Surr	SAMP, LMS, LLC	100 uL	1/30/2022
SVOC NaOH 111	10 N NaOH	SAMP, MB, LCS,	5 drops	7/31/2023
sv92612	BNA Surr	SAMP, MB, LCS;	100 uL; 5	3/31/2022

# Energy Laboratories Inc

# ANALYTICAL RUN Summary

22-Dec-21

Run ID SV5975.I\_211220A

Run Start Date: 12/20/2021
Analyst: John P. Heine
Ical:
Column ID: ZB-SemiVolatiles
Comments:

Std ID	Std Name	Std Amount	Std Units	Samp Amount	Samp Units	SampType	Expiration Date
dcmsvoc13	DCM						11/17/2022
sv100210	BNA 2nd source 200ug/mL	2	ul	198	ul	ICV	1/15/2022
sv100506	BNA low 50 ug/mL	8	ul	192	ul	CCV	3/31/2022
sv100703	BNA Internals 2000 ug/mL	50	ul	50	ul	TUNE	5/31/2022
sv83311	DFTPP 1000 ug/mL	50	ul	50	ul	TUNE	10/31/2022

Seq No	Lab ID	Test Code	Sample Typ	File ID	Analysis Date	DF	Batch ID	Prep Date	SPKref	RPDref	pmoist					
14937744	Dec2001_D_TU	SVOC-8270-DF	TUNE	/5975.I\sh122021\	12/20/2021 3:42:	1	R372112		0	0						
Analyte	T	Units	RAW	Final	Text	Spike	SPKref	RPDref	MDL	PQL	UQL	%REC	LOW	HIGH	%RPD	Q
127, % of mass 198	A	%	51.1	51.1		100	0	0	0	0.01	0	51%	40	60	0%	
197, % of mass 198	A	%	0	0		100	0	0	0	0.01	0	0%	0	0.99	0%	
198, Base Peak	A	%	100	100		100	0	0	0	0.01	0	100%	100	100	0%	
199, % of mass 198	A	%	7.2	7.2		100	0	0	0	0.01	0	7%	5	9	0%	
275, % of mass 198	A	%	29.9	29.9		100	0	0	0	0.01	0	30%	10	30	0%	
365, % of mass 198	A	%	3.3	3.3		100	0	0	0	0.01	0	3%	1	99.99	0%	
441, % of mass 443	A	%	87.7	87.7		100	0	0	0	0.01	0	88%	0.01	150	0%	
442, % of mass 198	A	%	71.5	71.5		100	0	0	0	0.01	0	72%	40	100	0%	
443, % of mass 442	A	%	19.6	19.6		100	0	0	0	0.01	0	20%	17	23	0%	
51, % of mass 198	A	%	40.1	40.1		100	0	0	0	0.01	0	40%	30	60	0%	
68, % of mass 69	A	%	0.4	0.4		100	0	0	0	0.01	0	0%	0	1.99	0%	
70, % of mass 69	A	%	0.6	0.6		100	0	0	0	0.01	0	1%	0	1.99	0%	

Seq No	Lab ID	Test Code	Sample Typ	File ID	Analysis Date	DF	Batch ID	Prep Date	SPKref	RPDref	pmoist					
14937745	20-Dec-21_CAL	SVOC-8270-W-	ICAL	/5975.I\sh122021\12/20/2021	4:06:	1	R372112		0	0						
Analyte	T	Units	RAW	Final	Text	Spike	SPKref	RPDref	MDL	PQL	UQL	%REC	LOW	HIGH	%RPD	Q
1-Methylnaphthalene	A	ug/L	10.05446	10.05446		10	0	0	0.0206	0.1	10	101%	80	120	0%	
2-Methylnaphthalene	A	ug/L	10.11432	10.11432		10	0	0	0.0176	0.1	10	101%	80	120	0%	
Acenaphthene	A	ug/L	10.19873	10.19873		10	0	0	0.0317	0.1	10	102%	80	120	0%	
Acenaphthylene	A	ug/L	10.00409	10.00409		10	0	0	0.025	0.1	10	100%	80	120	0%	
Anthracene	A	ug/L	10.27923	10.27923		10	0	0	0.0283	0.1	10	103%	80	120	0%	
Benzo(a)anthracene	A	ug/L	10.07909	10.07909		10	0	0	0.0272	0.1	10	101%	80	120	0%	
Benzo(a)pyrene	A	ug/L	10.00602	10.00602		10	0	0	0.0347	0.1	10	100%	80	120	0%	
Benzo(b)fluoranthene	A	ug/L	10.84536	10.84536		10	0	0	0.0226	0.1	10	108%	80	120	0%	
Benzo(g,h,i)perylene	A	ug/L	10.00486	10.00486		10	0	0	0.0267	0.1	10	100%	80	120	0%	
Benzo(k)fluoranthene	A	ug/L	9.98874	9.98874		10	0	0	0.0295	0.1	10	100%	80	120	0%	
Chrysene	A	ug/L	9.38851	9.38851		10	0	0	0.0458	0.1	10	94%	80	120	0%	
Dibenzo(a,h)anthracene	A	ug/L	10.02302	10.02302		10	0	0	0.0367	0.1	10	100%	80	120	0%	
Fluoranthene	A	ug/L	10.01906	10.01906		10	0	0	0.0233	0.1	10	100%	80	120	0%	
Fluorene	A	ug/L	10.10926	10.10926		10	0	0	0.0225	0.1	10	101%	80	120	0%	
Indeno(1,2,3-cd)pyrene	A	ug/L	10.02492	10.02492		10	0	0	0.0491	0.1	10	100%	80	120	0%	
Naphthalene	A	ug/L	10.09241	10.09241		10	0	0	0.029	0.1	10	101%	80	120	0%	
Phenanthrene	A	ug/L	10.06617	10.06617		10	0	0	0.0295	0.1	10	101%	80	120	0%	
Pyrene	A	ug/L	9.94504	9.94504		10	0	0	0.0239	0.1	10	99%	80	120	0%	
1,4-Dichlorobenzene-d4	I	ug/L	40	40		0	0	0	0.1	0.1		0%			0%	
Acenaphthene-d10	I	ug/L	40	40		0	0	0	0.1	0.1		0%			0%	
Chrysene-d12	I	ug/L	40	40		0	0	0	0.1	0.1		0%			0%	
Naphthalene-d8	I	ug/L	40	40		0	0	0	0.1	0.1		0%			0%	
Perylene-d12	I	ug/L	40	40		0	0	0	0.1	0.1		0%			0%	
Phenanthrene-d10	I	ug/L	40	40		0	0	0	0.1	0.1		0%			0%	
2-Fluorobiphenyl	S	ug/L	10.05024	10.05024		10	0	0	0.0444	0.1	10	101%	80	120	0%	
Nitrobenzene-d5	S	ug/L	9.95278	9.95278		10	0	0	0.0523	0.1	10	100%	80	120	0%	
Terphenyl-d14	S	ug/L	9.57836	9.57836		10	0	0	0.0563	0.1	10	96%	80	120	0%	
o-Terphenyl	X	ug/L	9.17277	9.17277		10	0	0	0.0654	0.1	10	92%	80	120	0%	

Seq No	Lab ID	Test Code	Sample Typ	File ID	Analysis Date	DF	Batch ID	Prep Date	SPKref	RPDref	pmoist					
14937746	20-Dec-21_CAL	SVOC-8270-W-	ICAL	/5975.I\sh122021\12/20/2021	4:39:	1	R372112		0	0						
Analyte	T	Units	RAW	Final	Text	Spike	SPKref	RPDref	MDL	PQL	UQL	%REC	LOW	HIGH	%RPD	Q

Seq No	Lab ID	Test Code	Sample Typ	File ID	Analysis Date	DF	Batch ID	Prep Date	SPKref	RPDref	pmoist					
14937746	20-Dec-21_CAL	SVOC-8270-W-	ICAL	/5975.I\sh122021\12/20/2021	4:39:	1	R372112		0	0						
Analyte	T	Units	RAW	Final	Text	Spike	SPKref	RPDref	MDL	PQL	UQL	%REC	LOW	HIGH	%RPD	Q
1-Methylnaphthalene	A	ug/L	4.88912	4.88912		5	0	0	0.0206	0.1	10	98%	80	120	0%	
2-Methylnaphthalene	A	ug/L	4.79583	4.79583		5	0	0	0.0176	0.1	10	96%	80	120	0%	
Acenaphthene	A	ug/L	4.7054	4.7054		5	0	0	0.0317	0.1	10	94%	80	120	0%	
Acenaphthylene	A	ug/L	4.98108	4.98108		5	0	0	0.025	0.1	10	100%	80	120	0%	
Anthracene	A	ug/L	4.74103	4.74103		5	0	0	0.0283	0.1	10	95%	80	120	0%	
Benzo(a)anthracene	A	ug/L	4.86106	4.86106		5	0	0	0.0272	0.1	10	97%	80	120	0%	
Benzo(a)pyrene	A	ug/L	4.97397	4.97397		5	0	0	0.0347	0.1	10	99%	80	120	0%	
Benzo(b)fluoranthene	A	ug/L	4.84595	4.84595		5	0	0	0.0226	0.1	10	97%	80	120	0%	
Benzo(g,h,i)perylene	A	ug/L	4.97873	4.97873		5	0	0	0.0267	0.1	10	100%	80	120	0%	
Benzo(k)fluoranthene	A	ug/L	5.02261	5.02261		5	0	0	0.0295	0.1	10	100%	80	120	0%	
Chrysene	A	ug/L	4.42733	4.42733		5	0	0	0.0458	0.1	10	89%	80	120	0%	
Dibenzo(a,h)anthracene	A	ug/L	4.91838	4.91838		5	0	0	0.0367	0.1	10	98%	80	120	0%	
Fluoranthene	A	ug/L	4.94137	4.94137		5	0	0	0.0233	0.1	10	99%	80	120	0%	
Fluorene	A	ug/L	4.71606	4.71606		5	0	0	0.0225	0.1	10	94%	80	120	0%	
Indeno(1,2,3-cd)pyrene	A	ug/L	4.92139	4.92139		5	0	0	0.0491	0.1	10	98%	80	120	0%	
Naphthalene	A	ug/L	4.80625	4.80625		5	0	0	0.029	0.1	10	96%	80	120	0%	
Phenanthrene	A	ug/L	4.84553	4.84553		5	0	0	0.0295	0.1	10	97%	80	120	0%	
Pyrene	A	ug/L	4.52575	4.52575		5	0	0	0.0239	0.1	10	91%	80	120	0%	
1,4-Dichlorobenzene-d4	I	ug/L	40	40		0	0	0	0.1	0.1		0%			0%	
Acenaphthene-d10	I	ug/L	40	40		0	0	0	0.1	0.1		0%			0%	
Chrysene-d12	I	ug/L	40	40		0	0	0	0.1	0.1		0%			0%	
Naphthalene-d8	I	ug/L	40	40		0	0	0	0.1	0.1		0%			0%	
Perylene-d12	I	ug/L	40	40		0	0	0	0.1	0.1		0%			0%	
Phenanthrene-d10	I	ug/L	40	40		0	0	0	0.1	0.1		0%			0%	
2-Fluorobiphenyl	S	ug/L	4.86213	4.86213		5	0	0	0.0444	0.1	10	97%	80	120	0%	
Nitrobenzene-d5	S	ug/L	5.13723	5.13723		5	0	0	0.0523	0.1	10	103%	80	120	0%	
Terphenyl-d14	S	ug/L	4.38203	4.38203		5	0	0	0.0563	0.1	10	88%	80	120	0%	
o-Terphenyl	X	ug/L	4.31574	4.31574		5	0	0	0.0654	0.1	10	86%	80	120	0%	

Seq No	Lab ID	Test Code	Sample Typ	File ID	Analysis Date	DF	Batch ID	Prep Date	SPKref	RPDref	pmoist					
14937747	20-Dec-21_CAL	SVOC-8270-W-	ICAL	/5975.I\sh122021\12/20/2021	5:12:	1	R372112		0	0						
Analyte	T	Units	RAW	Final	Text	Spike	SPKref	RPDref	MDL	PQL	UQL	%REC	LOW	HIGH	%RPD	Q

Seq No	Lab ID	Test Code	Sample Typ	File ID	Analysis Date	DF	Batch ID	Prep Date	SPKref	RPDref	pmoist					
14937747	20-Dec-21_CAL	SVOC-8270-W-	ICAL	/5975.I\sh122021\12/20/2021 5:12:		1	R372112		0	0						
Analyte	T	Units	RAW	Final	Text	Spike	SPKref	RPDref	MDL	PQL	UQL	%REC	LOW	HIGH	%RPD	Q
1-Methylnaphthalene	A	ug/L	1.97909	1.97909		2	0	0	0.0206	0.1	10	99%	80	120	0%	
2-Methylnaphthalene	A	ug/L	1.98412	1.98412		2	0	0	0.0176	0.1	10	99%	80	120	0%	
Acenaphthene	A	ug/L	2.1087	2.1087		2	0	0	0.0317	0.1	10	105%	80	120	0%	
Acenaphthylene	A	ug/L	2.03419	2.03419		2	0	0	0.025	0.1	10	102%	80	120	0%	
Anthracene	A	ug/L	1.92439	1.92439		2	0	0	0.0283	0.1	10	96%	80	120	0%	
Benzo(a)anthracene	A	ug/L	2.03121	2.03121		2	0	0	0.0272	0.1	10	102%	80	120	0%	
Benzo(a)pyrene	A	ug/L	2.02227	2.02227		2	0	0	0.0347	0.1	10	101%	80	120	0%	
Benzo(b)fluoranthene	A	ug/L	2.05046	2.05046		2	0	0	0.0226	0.1	10	103%	80	120	0%	
Benzo(g,h,i)perylene	A	ug/L	2.03611	2.03611		2	0	0	0.0267	0.1	10	102%	80	120	0%	
Benzo(k)fluoranthene	A	ug/L	2.00851	2.00851		2	0	0	0.0295	0.1	10	100%	80	120	0%	
Chrysene	A	ug/L	1.87497	1.87497		2	0	0	0.0458	0.1	10	94%	80	120	0%	
Dibenzo(a,h)anthracene	A	ug/L	2.06211	2.06211		2	0	0	0.0367	0.1	10	103%	80	120	0%	
Fluoranthene	A	ug/L	2.04563	2.04563		2	0	0	0.0233	0.1	10	102%	80	120	0%	
Fluorene	A	ug/L	2.13594	2.13594		2	0	0	0.0225	0.1	10	107%	80	120	0%	
Indeno(1,2,3-cd)pyrene	A	ug/L	2.02708	2.02708		2	0	0	0.0491	0.1	10	101%	80	120	0%	
Naphthalene	A	ug/L	2.02215	2.02215		2	0	0	0.029	0.1	10	101%	80	120	0%	
Phenanthrene	A	ug/L	2.03837	2.03837		2	0	0	0.0295	0.1	10	102%	80	120	0%	
Pyrene	A	ug/L	1.91862	1.91862		2	0	0	0.0239	0.1	10	96%	80	120	0%	
1,4-Dichlorobenzene-d4	I	ug/L	40	40		0	0	0	0.1	0.1		0%			0%	
Acenaphthene-d10	I	ug/L	40	40		0	0	0	0.1	0.1		0%			0%	
Chrysene-d12	I	ug/L	40	40		0	0	0	0.1	0.1		0%			0%	
Naphthalene-d8	I	ug/L	40	40		0	0	0	0.1	0.1		0%			0%	
Perylene-d12	I	ug/L	40	40		0	0	0	0.1	0.1		0%			0%	
Phenanthrene-d10	I	ug/L	40	40		0	0	0	0.1	0.1		0%			0%	
2-Fluorobiphenyl	S	ug/L	2.08474	2.08474		2	0	0	0.0444	0.1	10	104%	80	120	0%	
Nitrobenzene-d5	S	ug/L	1.91715	1.91715		2	0	0	0.0523	0.1	10	96%	80	120	0%	
Terphenyl-d14	S	ug/L	1.86421	1.86421		2	0	0	0.0563	0.1	10	93%	80	120	0%	
o-Terphenyl	X	ug/L	1.92006	1.92006		2	0	0	0.0654	0.1	10	96%	80	120	0%	

Seq No	Lab ID	Test Code	Sample Typ	File ID	Analysis Date	DF	Batch ID	Prep Date	SPKref	RPDref	pmoist					
14937748	20-Dec-21_CAL	SVOC-8270-W-	ICAL	/5975.I\sh122021\12/20/2021 5:44:		1	R372112		0	0						
Analyte	T	Units	RAW	Final	Text	Spike	SPKref	RPDref	MDL	PQL	UQL	%REC	LOW	HIGH	%RPD	Q

Seq No	Lab ID	Test Code	Sample Typ	File ID	Analysis Date	DF	Batch ID	Prep Date	SPKref	RPDref	pmoist					
14937748	20-Dec-21_CAL	SVOC-8270-W-	ICAL	/5975.I\sh122021\12/20/2021	5:44:	1	R372112		0	0						
Analyte	T	Units	RAW	Final	Text	Spike	SPKref	RPDref	MDL	PQL	UQL	%REC	LOW	HIGH	%RPD	Q
1-Methylnaphthalene	A	ug/L	1.05679	1.05679		1	0	0	0.0206	0.1	10	106%	80	120	0%	
2-Methylnaphthalene	A	ug/L	1.07947	1.07947		1	0	0	0.0176	0.1	10	108%	80	120	0%	
Acenaphthene	A	ug/L	1	1		1	0	0	0.0317	0.1	10	100%	80	120	0%	
Acenaphthylene	A	ug/L	0.98885	0.98885		1	0	0	0.025	0.1	10	99%	80	120	0%	
Anthracene	A	ug/L	0.91714	0.91714		1	0	0	0.0283	0.1	10	92%	80	120	0%	
Benzo(a)anthracene	A	ug/L	1.03821	1.03821		1	0	0	0.0272	0.1	10	104%	80	120	0%	
Benzo(a)pyrene	A	ug/L	1.04007	1.04007		1	0	0	0.0347	0.1	10	104%	80	120	0%	
Benzo(b)fluoranthene	A	ug/L	1.00516	1.00516		1	0	0	0.0226	0.1	10	101%	80	120	0%	
Benzo(g,h,i)perylene	A	ug/L	0.97915	0.97915		1	0	0	0.0267	0.1	10	98%	80	120	0%	
Benzo(k)fluoranthene	A	ug/L	1.03597	1.03597		1	0	0	0.0295	0.1	10	104%	80	120	0%	
Chrysene	A	ug/L	0.99414	0.99414		1	0	0	0.0458	0.1	10	99%	80	120	0%	
Dibenzo(a,h)anthracene	A	ug/L	1.01794	1.01794		1	0	0	0.0367	0.1	10	102%	80	120	0%	
Fluoranthene	A	ug/L	1.00364	1.00364		1	0	0	0.0233	0.1	10	100%	80	120	0%	
Fluorene	A	ug/L	1.03115	1.03115		1	0	0	0.0225	0.1	10	103%	80	120	0%	
Indeno(1,2,3-cd)pyrene	A	ug/L	1.02154	1.02154		1	0	0	0.0491	0.1	10	102%	80	120	0%	
Naphthalene	A	ug/L	1.07422	1.07422		1	0	0	0.029	0.1	10	107%	80	120	0%	
Phenanthrene	A	ug/L	1.04139	1.04139		1	0	0	0.0295	0.1	10	104%	80	120	0%	
Pyrene	A	ug/L	0.97897	0.97897		1	0	0	0.0239	0.1	10	98%	80	120	0%	
1,4-Dichlorobenzene-d4	I	ug/L	40	40		0	0	0	0.1	0.1		0%			0%	
Acenaphthene-d10	I	ug/L	40	40		0	0	0	0.1	0.1		0%			0%	
Chrysene-d12	I	ug/L	40	40		0	0	0	0.1	0.1		0%			0%	
Naphthalene-d8	I	ug/L	40	40		0	0	0	0.1	0.1		0%			0%	
Perylene-d12	I	ug/L	40	40		0	0	0	0.1	0.1		0%			0%	
Phenanthrene-d10	I	ug/L	40	40		0	0	0	0.1	0.1		0%			0%	
2-Fluorobiphenyl	S	ug/L	1.01066	1.01066		1	0	0	0.0444	0.1	10	101%	80	120	0%	
Nitrobenzene-d5	S	ug/L	1.02936	1.02936		1	0	0	0.0523	0.1	10	103%	80	120	0%	
Terphenyl-d14	S	ug/L	0.95338	0.95338		1	0	0	0.0563	0.1	10	95%	80	120	0%	
o-Terphenyl	X	ug/L	0.97184	0.97184		1	0	0	0.0654	0.1	10	97%	80	120	0%	

Seq No	Lab ID	Test Code	Sample Typ	File ID	Analysis Date	DF	Batch ID	Prep Date	SPKref	RPDref	pmoist					
14937749	20-Dec-21_CAL	SVOC-8270-W-	ICAL	/5975.I\sh122021\12/20/2021	6:17:	1	R372112		0	0						
Analyte	T	Units	RAW	Final	Text	Spike	SPKref	RPDref	MDL	PQL	UQL	%REC	LOW	HIGH	%RPD	Q

Seq No	Lab ID	Test Code	Sample Typ	File ID	Analysis Date	DF	Batch ID	Prep Date	SPKref	RPDref	pmoist					
14937749	20-Dec-21_CAL	SVOC-8270-W-	ICAL	/5975.I\sh122021\12/20/2021	6:17:	1	R372112		0	0						
Analyte	T	Units	RAW	Final	Text	Spike	SPKref	RPDref	MDL	PQL	UQL	%REC	LOW	HIGH	%RPD	Q
1-Methylnaphthalene	A	ug/L	0.52708	0.52708		0.5	0	0	0.0206	0.1	10	105%	80	120	0%	
2-Methylnaphthalene	A	ug/L	0.54659	0.54659		0.5	0	0	0.0176	0.1	10	109%	80	120	0%	
Acenaphthene	A	ug/L	0.49377	0.49377		0.5	0	0	0.0317	0.1	10	99%	80	120	0%	
Acenaphthylene	A	ug/L	0.49106	0.49106		0.5	0	0	0.025	0.1	10	98%	80	120	0%	
Anthracene	A	ug/L	0.48682	0.48682		0.5	0	0	0.0283	0.1	10	97%	80	120	0%	
Benzo(a)anthracene	A	ug/L	0.48271	0.48271		0.5	0	0	0.0272	0.1	10	97%	80	120	0%	
Benzo(a)pyrene	A	ug/L	0.45957	0.45957		0.5	0	0	0.0347	0.1	10	92%	80	120	0%	
Benzo(b)fluoranthene	A	ug/L	0.45716	0.45716		0.5	0	0	0.0226	0.1	10	91%	80	120	0%	
Benzo(g,h,i)perylene	A	ug/L	0.50669	0.50669		0.5	0	0	0.0267	0.1	10	101%	80	120	0%	
Benzo(k)fluoranthene	A	ug/L	0.44477	0.44477		0.5	0	0	0.0295	0.1	10	89%	80	120	0%	
Chrysene	A	ug/L	0.49654	0.49654		0.5	0	0	0.0458	0.1	10	99%	80	120	0%	
Dibenzo(a,h)anthracene	A	ug/L	0.48792	0.48792		0.5	0	0	0.0367	0.1	10	98%	80	120	0%	
Fluoranthene	A	ug/L	0.49585	0.49585		0.5	0	0	0.0233	0.1	10	99%	80	120	0%	
Fluorene	A	ug/L	0.51709	0.51709		0.5	0	0	0.0225	0.1	10	103%	80	120	0%	
Indeno(1,2,3-cd)pyrene	A	ug/L	0.52233	0.52233		0.5	0	0	0.0491	0.1	10	104%	80	120	0%	
Naphthalene	A	ug/L	0.51615	0.51615		0.5	0	0	0.029	0.1	10	103%	80	120	0%	
Phenanthrene	A	ug/L	0.52145	0.52145		0.5	0	0	0.0295	0.1	10	104%	80	120	0%	
Pyrene	A	ug/L	0.49293	0.49293		0.5	0	0	0.0239	0.1	10	99%	80	120	0%	
1,4-Dichlorobenzene-d4	I	ug/L	40	40		0	0	0	0.1	0.1		0%			0%	
Acenaphthene-d10	I	ug/L	40	40		0	0	0	0.1	0.1		0%			0%	
Chrysene-d12	I	ug/L	40	40		0	0	0	0.1	0.1		0%			0%	
Naphthalene-d8	I	ug/L	40	40		0	0	0	0.1	0.1		0%			0%	
Perylene-d12	I	ug/L	40	40		0	0	0	0.1	0.1		0%			0%	
Phenanthrene-d10	I	ug/L	40	40		0	0	0	0.1	0.1		0%			0%	
2-Fluorobiphenyl	S	ug/L	0.49501	0.49501		0.5	0	0	0.0444	0.1	10	99%	80	120	0%	
Nitrobenzene-d5	S	ug/L	0.46181	0.46181		0.5	0	0	0.0523	0.1	10	92%	80	120	0%	
Terphenyl-d14	S	ug/L	0.47948	0.47948		0.5	0	0	0.0563	0.1	10	96%	80	120	0%	
o-Terphenyl	X	ug/L	0.50142	0.50142		0.5	0	0	0.0654	0.1	10	100%	80	120	0%	

Seq No	Lab ID	Test Code	Sample Typ	File ID	Analysis Date	DF	Batch ID	Prep Date	SPKref	RPDref	pmoist					
14937750	20-Dec-21_CAL	SVOC-8270-W-	ICAL	/5975.I\sh122021\12/20/2021	6:50:	1	R372112		0	0						
Analyte	T	Units	RAW	Final	Text	Spike	SPKref	RPDref	MDL	PQL	UQL	%REC	LOW	HIGH	%RPD	Q



Seq No	Lab ID	Test Code	Sample Typ	File ID	Analysis Date	DF	Batch ID	Prep Date	SPKref	RPDref	pmoist					
14937750	20-Dec-21_CAL	SVOC-8270-W-	ICAL	/5975.I\sh122021\12/20/2021	6:50:	1	R372112		0	0						
Analyte	T	Units	RAW	Final	Text	Spike	SPKref	RPDref	MDL	PQL	UQL	%REC	LOW	HIGH	%RPD	Q
1-Methylnaphthalene	A	ug/L	0.20405	0.20405		0.2	0	0	0.0206	0.1	10	102%	80	120	0%	
2-Methylnaphthalene	A	ug/L	0.19946	0.19946		0.2	0	0	0.0176	0.1	10	100%	80	120	0%	
Acenaphthene	A	ug/L	0.19862	0.19862		0.2	0	0	0.0317	0.1	10	99%	80	120	0%	
Acenaphthylene	A	ug/L	0.19841	0.19841		0.2	0	0	0.025	0.1	10	99%	80	120	0%	
Anthracene	A	ug/L	0.20124	0.20124		0.2	0	0	0.0283	0.1	10	101%	80	120	0%	
Benzo(a)anthracene	A	ug/L	0.19922	0.19922		0.2	0	0	0.0272	0.1	10	100%	80	120	0%	
Benzo(a)pyrene	A	ug/L	0.19023	0.19023		0.2	0	0	0.0347	0.1	10	95%	80	120	0%	
Benzo(b)fluoranthene	A	ug/L	0.18277	0.18277		0.2	0	0	0.0226	0.1	10	91%	80	120	0%	
Benzo(g,h,i)perylene	A	ug/L	0.19069	0.19069		0.2	0	0	0.0267	0.1	10	95%	80	120	0%	
Benzo(k)fluoranthene	A	ug/L	0.18295	0.18295		0.2	0	0	0.0295	0.1	10	91%	80	120	0%	
Chrysene	A	ug/L	0.21874	0.21874		0.2	0	0	0.0458	0.1	10	109%	80	120	0%	
Dibenzo(a,h)anthracene	A	ug/L	0.1895	0.1895		0.2	0	0	0.0367	0.1	10	95%	80	120	0%	
Fluoranthene	A	ug/L	0.19085	0.19085		0.2	0	0	0.0233	0.1	10	95%	80	120	0%	
Fluorene	A	ug/L	0.19821	0.19821		0.2	0	0	0.0225	0.1	10	99%	80	120	0%	
Indeno(1,2,3-cd)pyrene	A	ug/L	0.18852	0.18852		0.2	0	0	0.0491	0.1	10	94%	80	120	0%	
Naphthalene	A	ug/L	0.1989	0.1989		0.2	0	0	0.029	0.1	10	99%	80	120	0%	
Phenanthrene	A	ug/L	0.19034	0.19034		0.2	0	0	0.0295	0.1	10	95%	80	120	0%	
Pyrene	A	ug/L	0.20232	0.20232		0.2	0	0	0.0239	0.1	10	101%	80	120	0%	
1,4-Dichlorobenzene-d4	I	ug/L	40	40		0	0	0	0.1	0.1		0%			0%	
Acenaphthene-d10	I	ug/L	40	40		0	0	0	0.1	0.1		0%			0%	
Chrysene-d12	I	ug/L	40	40		0	0	0	0.1	0.1		0%			0%	
Naphthalene-d8	I	ug/L	40	40		0	0	0	0.1	0.1		0%			0%	
Perylene-d12	I	ug/L	40	40		0	0	0	0.1	0.1		0%			0%	
Phenanthrene-d10	I	ug/L	40	40		0	0	0	0.1	0.1		0%			0%	
2-Fluorobiphenyl	S	ug/L	0.19852	0.19852		0.2	0	0	0.0444	0.1	10	99%	80	120	0%	
Nitrobenzene-d5	S	ug/L	0.18485	0.18485		0.2	0	0	0.0523	0.1	10	92%	80	120	0%	
Terphenyl-d14	S	ug/L	0.21741	0.21741		0.2	0	0	0.0563	0.1	10	109%	80	120	0%	
o-Terphenyl	X	ug/L	0.20139	0.20139		0.2	0	0	0.0654	0.1	10	101%	80	120	0%	

Seq No	Lab ID	Test Code	Sample Typ	File ID	Analysis Date	DF	Batch ID	Prep Date	SPKref	RPDref	pmoist					
14937751	20-Dec-21_CAL	SVOC-8270-W-	ICAL	/5975.I\sh122021\12/20/2021	7:22:	1	R372112		0	0						
Analyte	T	Units	RAW	Final	Text	Spike	SPKref	RPDref	MDL	PQL	UQL	%REC	LOW	HIGH	%RPD	Q

Seq No	Lab ID	Test Code	Sample Typ	File ID	Analysis Date	DF	Batch ID	Prep Date	SPKref	RPDref	pmoist					
14937751	20-Dec-21_CAL	SVOC-8270-W-	ICAL	/5975.I\sh122021\12/20/2021	7:22:	1	R372112		0	0						
Analyte	T	Units	RAW	Final	Text	Spike	SPKref	RPDref	MDL	PQL	UQL	%REC	LOW	HIGH	%RPD	Q
1-Methylnaphthalene	A	ug/L	0.0896	0.0896		0.1	0	0	0.0206	0.1	10	90%	50	150	0%	
2-Methylnaphthalene	A	ug/L	0.08679	0.08679		0.1	0	0	0.0176	0.1	10	87%	50	150	0%	
Acenaphthene	A	ug/L	0.10042	0.10042		0.1	0	0	0.0317	0.1	10	100%	50	150	0%	
Acenaphthylene	A	ug/L	0.10232	0.10232		0.1	0	0	0.025	0.1	10	102%	50	150	0%	
Anthracene	A	ug/L	0.11647	0.11647		0.1	0	0	0.0283	0.1	10	116%	50	150	0%	
Benzo(a)anthracene	A	ug/L	0.10047	0.10047		0.1	0	0	0.0272	0.1	10	100%	50	150	0%	
Benzo(a)pyrene	A	ug/L	0.10828	0.10828		0.1	0	0	0.0347	0.1	10	108%	50	150	0%	
Benzo(b)fluoranthene	A	ug/L	0.10877	0.10877		0.1	0	0	0.0226	0.1	10	109%	50	150	0%	
Benzo(g,h,i)perylene	A	ug/L	0.10397	0.10397		0.1	0	0	0.0267	0.1	10	104%	50	150	0%	
Benzo(k)fluoranthene	A	ug/L	0.11519	0.11519		0.1	0	0	0.0295	0.1	10	115%	50	150	0%	
Chrysene	A	ug/L	0.11573	0.11573		0.1	0	0	0.0458	0.1	10	116%	50	150	0%	
Dibenzo(a,h)anthracene	A	ug/L	0.10412	0.10412		0.1	0	0	0.0367	0.1	10	104%	50	150	0%	
Fluoranthene	A	ug/L	0.10374	0.10374		0.1	0	0	0.0233	0.1	10	104%	50	150	0%	
Fluorene	A	ug/L	0.09215	0.09215		0.1	0	0	0.0225	0.1	10	92%	50	150	0%	
Indeno(1,2,3-cd)pyrene	A	ug/L	0.09903	0.09903		0.1	0	0	0.0491	0.1	10	99%	50	150	0%	
Naphthalene	A	ug/L	0.09176	0.09176		0.1	0	0	0.029	0.1	10	92%	50	150	0%	
Phenanthrene	A	ug/L	0.09691	0.09691		0.1	0	0	0.0295	0.1	10	97%	50	150	0%	
Pyrene	A	ug/L	0.11646	0.11646		0.1	0	0	0.0239	0.1	10	116%	50	150	0%	
1,4-Dichlorobenzene-d4	I	ug/L	40	40		0	0	0	0.1	0.1		0%			0%	
Acenaphthene-d10	I	ug/L	40	40		0	0	0	0.1	0.1		0%			0%	
Chrysene-d12	I	ug/L	40	40		0	0	0	0.1	0.1		0%			0%	
Naphthalene-d8	I	ug/L	40	40		0	0	0	0.1	0.1		0%			0%	
Perylene-d12	I	ug/L	40	40		0	0	0	0.1	0.1		0%			0%	
Phenanthrene-d10	I	ug/L	40	40		0	0	0	0.1	0.1		0%			0%	
2-Fluorobiphenyl	S	ug/L	0.09869	0.09869		0.1	0	0	0.0444	0.1	10	99%	50	150	0%	
Nitrobenzene-d5	S	ug/L	0.11413	0.11413		0.1	0	0	0.0523	0.1	10	114%	50	150	0%	
Terphenyl-d14	S	ug/L	0.12342	0.12342		0.1	0	0	0.0563	0.1	10	123%	50	150	0%	
o-Terphenyl	X	ug/L	0.12779	0.12779		0.1	0	0	0.0654	0.1	10	128%	50	150	0%	

Seq No	Lab ID	Test Code	Sample Typ	File ID	Analysis Date	DF	Batch ID	Prep Date	SPKref	RPDref	pmoist					
14937752	20-Dec-21_CC	SVOC-8270-W-	ICV	/5975.I\sh122021\12/20/2021	7:55:	1	R372112		0	0						
Analyte	T	Units	RAW	Final	Text	Spike	SPKref	RPDref	MDL	PQL	UQL	%REC	LOW	HIGH	%RPD	Q

Seq No	Lab ID	Test Code	Sample Typ	File ID	Analysis Date	DF	Batch ID	Prep Date	SPKref	RPDref	pmoist					
14937752	20-Dec-21_CCV	SVOC-8270-W-	ICV	/5975.I\sh122021\12/20/2021 7:55:		1	R372112		0	0						
Analyte	T	Units	RAW	Final	Text	Spike	SPKref	RPDref	MDL	PQL	UQL	%REC	LOW	HIGH	%RPD	Q
1-Methylnaphthalene	A	ug/L	2.27834	2.27834		2	0	0	0.0206	0.1	10	114%	80	120	0%	
2-Methylnaphthalene	A	ug/L	2.30815	2.30815		2	0	0	0.0176	0.1	10	115%	80	120	0%	
Acenaphthene	A	ug/L	2.36387	2.36387		2	0	0	0.0317	0.1	10	118%	80	120	0%	
Acenaphthylene	A	ug/L	2.14501	2.14501		2	0	0	0.025	0.1	10	107%	80	120	0%	
Anthracene	A	ug/L	2.06013	2.06013		2	0	0	0.0283	0.1	10	103%	80	120	0%	
Benzo(a)anthracene	A	ug/L	2.38454	2.38454		2	0	0	0.0272	0.1	10	119%	80	120	0%	
Benzo(a)pyrene	A	ug/L	2.17343	2.17343		2	0	0	0.0347	0.1	10	109%	80	120	0%	
Benzo(b)fluoranthene	A	ug/L	2.40085	2.40085		2	0	0	0.0226	0.1	10	120%	80	120	0%	
Benzo(g,h,i)perylene	A	ug/L	2.12446	2.12446		2	0	0	0.0267	0.1	10	106%	80	120	0%	
Benzo(k)fluoranthene	A	ug/L	2.1304	2.1304		2	0	0	0.0295	0.1	10	107%	80	120	0%	
Chrysene	A	ug/L	2.14903	2.14903		2	0	0	0.0458	0.1	10	107%	80	120	0%	
Dibenzo(a,h)anthracene	A	ug/L	2.28753	2.28753		2	0	0	0.0367	0.1	10	114%	80	120	0%	
Fluoranthene	A	ug/L	2.2408	2.2408		2	0	0	0.0233	0.1	10	112%	80	120	0%	
Fluorene	A	ug/L	2.27682	2.27682		2	0	0	0.0225	0.1	10	114%	80	120	0%	
Indeno(1,2,3-cd)pyrene	A	ug/L	2.28409	2.28409		2	0	0	0.0491	0.1	10	114%	80	120	0%	
Naphthalene	A	ug/L	2.25748	2.25748		2	0	0	0.029	0.1	10	113%	80	120	0%	
Phenanthrene	A	ug/L	2.34461	2.34461		2	0	0	0.0295	0.1	10	117%	80	120	0%	
Pyrene	A	ug/L	2.08605	2.08605		2	0	0	0.0239	0.1	10	104%	80	120	0%	
1,4-Dichlorobenzene-d4	I	ug/L	40	40		0	0	0	0.1	0.1		0%			0%	
Acenaphthene-d10	I	ug/L	40	40		0	0	0	0.1	0.1		0%			0%	
Chrysene-d12	I	ug/L	40	40		0	0	0	0.1	0.1		0%			0%	
Naphthalene-d8	I	ug/L	40	40		0	0	0	0.1	0.1		0%			0%	
Perylene-d12	I	ug/L	40	40		0	0	0	0.1	0.1		0%			0%	
Phenanthrene-d10	I	ug/L	40	40		0	0	0	0.1	0.1		0%			0%	
2-Fluorobiphenyl	S	ug/L	2.167	2.167		2	0	0	0.0444	0.1	10	108%	80	120	0%	
Nitrobenzene-d5	S	ug/L	2.19303	2.19303		2	0	0	0.0523	0.1	10	110%	80	120	0%	
Terphenyl-d14	S	ug/L	2.24451	2.24451		2	0	0	0.0563	0.1	10	112%	80	120	0%	
o-Terphenyl	X	ug/L	2.26499	2.26499		2	0	0	0.0654	0.1	10	113%	80	120	0%	

Seq No	Lab ID	Test Code	Sample Typ	File ID	Analysis Date	DF	Batch ID	Prep Date	SPKref	RPDref	pmoist					
14937753	20-Dec-21_ISTB	SVOC-8270-W-	SAMP	/5975.I\sh122021\12/20/2021 8:27:		1	R372112		0	0						
Analyte	T	Units	RAW	Final	Text	Spike	SPKref	RPDref	MDL	PQL	UQL	%REC	LOW	HIGH	%RPD	Q

Seq No	Lab ID	Test Code	Sample Typ	File ID	Analysis Date	DF	Batch ID	Prep Date	SPKref	RPDref	pmoist					
14937753	20-Dec-21_ISTB	SVOC-8270-W-	SAMP	/5975.I\sh122021\12/20/2021	8:27:	1	R372112		0	0						
Analyte	T	Units	RAW	Final	Text	Spike	SPKref	RPDref	MDL	PQL	UQL	%REC	LOW	HIGH	%RPD	Q
1-Methylnaphthalene	A	ug/L	0	0		0	0	0	0.0206	0.1	10	0%	0	0	0%	
2-Methylnaphthalene	A	ug/L	0	0		0	0	0	0.0176	0.1	10	0%	0	0	0%	
Acenaphthene	A	ug/L	0	0		0	0	0	0.0317	0.1	10	0%	0	0	0%	
Acenaphthylene	A	ug/L	0	0		0	0	0	0.025	0.1	10	0%	0	0	0%	
Anthracene	A	ug/L	0	0		0	0	0	0.0283	0.1	10	0%	0	0	0%	
Benzo(a)anthracene	A	ug/L	0	0		0	0	0	0.0272	0.1	10	0%	0	0	0%	
Benzo(a)pyrene	A	ug/L	0	0		0	0	0	0.0347	0.1	10	0%	0	0	0%	
Benzo(b)fluoranthene	A	ug/L	0	0		0	0	0	0.0226	0.1	10	0%	0	0	0%	
Benzo(g,h,i)perylene	A	ug/L	0	0		0	0	0	0.0267	0.1	10	0%	0	0	0%	
Benzo(k)fluoranthene	A	ug/L	0	0		0	0	0	0.0295	0.1	10	0%	0	0	0%	
Chrysene	A	ug/L	0	0		0	0	0	0.0458	0.1	10	0%	0	0	0%	
Dibenzo(a,h)anthracene	A	ug/L	0	0		0	0	0	0.0367	0.1	10	0%	0	0	0%	
Fluoranthene	A	ug/L	0	0		0	0	0	0.0233	0.1	10	0%	0	0	0%	
Fluorene	A	ug/L	0	0		0	0	0	0.0225	0.1	10	0%	0	0	0%	
Indeno(1,2,3-cd)pyrene	A	ug/L	0	0		0	0	0	0.0491	0.1	10	0%	0	0	0%	
Naphthalene	A	ug/L	0	0		0	0	0	0.029	0.1	10	0%	0	0	0%	
Phenanthrene	A	ug/L	0	0		0	0	0	0.0295	0.1	10	0%	0	0	0%	
Pyrene	A	ug/L	0	0		0	0	0	0.0239	0.1	10	0%	0	0	0%	
1,4-Dichlorobenzene-d4	I	ug/L	40	40		0	0	0	0.1	0.1		0%	0	0	0%	
Acenaphthene-d10	I	ug/L	40	40		0	0	0	0.1	0.1		0%	0	0	0%	
Chrysene-d12	I	ug/L	40	40		0	0	0	0.1	0.1		0%	0	0	0%	
Naphthalene-d8	I	ug/L	40	40		0	0	0	0.1	0.1		0%	0	0	0%	
Perylene-d12	I	ug/L	40	40		0	0	0	0.1	0.1		0%	0	0	0%	
Phenanthrene-d10	I	ug/L	40	40		0	0	0	0.1	0.1		0%	0	0	0%	
2-Fluorobiphenyl	S	ug/L	0	0		5	0	0	0.0444	0.1	10	0%	25	94	0%	S
Nitrobenzene-d5	S	ug/L	0	0		5	0	0	0.0523	0.1	10	0%	19	102	0%	S
Terphenyl-d14	S	ug/L	0	0		5	0	0	0.0563	0.1	10	0%	39	106	0%	S
o-Terphenyl	X	ug/L	0	0		200	0	0	0.0654	0.1	10	0%	40	140	0%	S

Seq No	Lab ID	Test Code	Sample Typ	File ID	Analysis Date	DF	Batch ID	Prep Date	SPKref	RPDref	pmoist					
14937756	MB-162302	SVOC-8270-W-	MBLK	/5975.I\sh122021\12/20/2021	9:00:	1	162302	12/17/2021	0	0						
Analyte	T	Units	RAW	Final	Text	Spike	SPKref	RPDref	MDL	PQL	UQL	%REC	LOW	HIGH	%RPD	Q

Seq No	Lab ID	Test Code	Sample Typ	File ID	Analysis Date	DF	Batch ID	Prep Date	SPKref	RPDref	pmoist					
14937756	MB-162302	SVOC-8270-W-	MBLK	/5975.I\sh122021\12/20/2021	9:00:	1	162302	12/17/2021	0	0						
Analyte	T	Units	RAW	Final	Text	Spike	SPKref	RPDref	MDL	PQL	UQL	%REC	LOW	HIGH	%RPD	Q
1-Methylnaphthalene	A	ug/L	0	0		0	0	0	0.0206	0.1	10	0%				0%
2-Methylnaphthalene	A	ug/L	0	0		0	0	0	0.0176	0.1	10	0%				0%
Naphthalene	A	ug/L	0	0		0	0	0	0.029	0.1	10	0%				0%
Seq No	Lab ID	Test Code	Sample Typ	File ID	Analysis Date	DF	Batch ID	Prep Date	SPKref	RPDref	pmoist					
14937757	MB-162302	SVOC-8270-W-	MBLK	/5975.I\sh122021\12/20/2021	9:32:	20	162302	12/17/2021	0	0						
Analyte	T	Units	RAW	Final	Text	Spike	SPKref	RPDref	MDL	PQL	UQL	%REC	LOW	HIGH	%RPD	Q
2-Fluorobiphenyl	S	ug/L	3.40833	68.1666		100	0	0	0.888	2	10	68%	53	106		0%
Nitrobenzene-d5	S	ug/L	2.57675	51.535		100	0	0	1.046	2	10	52%	55	111		0% S
Terphenyl-d14	S	ug/L	4.67166	93.4332		100	0	0	1.126	2	10	93%	58	132		0%
Seq No	Lab ID	Test Code	Sample Typ	File ID	Analysis Date	DF	Batch ID	Prep Date	SPKref	RPDref	pmoist					
14937758	LLCS-162302	SVOC-8270-W-	LCS-DOD	/5975.I\sh122021\12/20/2021	10:0	1	162302	12/17/2021	0	0						
Analyte	T	Units	RAW	Final	Text	Spike	SPKref	RPDref	MDL	PQL	UQL	%REC	LOW	HIGH	%RPD	Q
1-Methylnaphthalene	A	ug/L	2.37155	2.37155		5	0	0	0.0206	0.1	10	47%	41	115		0%
2-Methylnaphthalene	A	ug/L	2.54695	2.54695		5	0	0	0.0176	0.1	10	51%	39	114		0%
Naphthalene	A	ug/L	2.44793	2.44793		5	0	0	0.029	0.1	10	49%	43	114		0%
2-Fluorobiphenyl	S	ug/L	2.96667	2.96667		5	0	0	0.0444	0.1	10	59%	53	106		0%
Nitrobenzene-d5	S	ug/L	3.31607	3.31607		5	0	0	0.0523	0.1	10	66%	55	111		0%
Terphenyl-d14	S	ug/L	2.73295	2.73295		5	0	0	0.0563	0.1	10	55%	58	132		0% S
Seq No	Lab ID	Test Code	Sample Typ	File ID	Analysis Date	DF	Batch ID	Prep Date	SPKref	RPDref	pmoist					
14937759	LLCSD-162302	SVOC-8270-W-	LCSD-DOD	/5975.I\sh122021\12/20/2021	10:3	1	162302	12/17/2021	0	1E+07						
Analyte	T	Units	RAW	Final	Text	Spike	SPKref	RPDref	MDL	PQL	UQL	%REC	LOW	HIGH	%RPD	Q
1-Methylnaphthalene	A	ug/L	2.05753	2.05753		5	0	2.37155	0.0206	0.1	10	41%	41	115		14%
2-Methylnaphthalene	A	ug/L	2.07473	2.07473		5	0	2.54695	0.0176	0.1	10	41%	39	114		20%
Naphthalene	A	ug/L	2.17277	2.17277		5	0	2.44793	0.029	0.1	10	43%	43	114		12%
2-Fluorobiphenyl	S	ug/L	3.20664	3.20664		5	0	0	0.0444	0.1	10	64%	53	106		0%
Nitrobenzene-d5	S	ug/L	3.14645	3.14645		5	0	0	0.0523	0.1	10	63%	55	111		0%
Terphenyl-d14	S	ug/L	4.48206	4.48206		5	0	0	0.0563	0.1	10	90%	58	132		0%

Seq No	Lab ID	Test Code	Sample Typ	File ID	Analysis Date	DF	Batch ID	Prep Date	SPKref	RPDref	pmoist					
14937760	B21121402-001	SVOC-8270-W-	SAMP	/5975.I\sh122021\	12/20/2021 11:1	1	162302	12/17/2021	0	0						
Analyte	T	Units	RAW	Final	Text	Spike	SPKref	RPDref	MDL	PQL	UQL	%REC	LOW	HIGH	%RPD	Q

Seq No	Lab ID	Test Code	Sample Typ	File ID	Analysis Date	DF	Batch ID	Prep Date	SPKref	RPDref	pmoist					
14937761	B21121402-001	SVOC-8270-W-	SAMP	/5975.I\sh122021\	12/20/2021 11:4	20	162302	12/17/2021	0	0						
Analyte	T	Units	RAW	Final	Text	Spike	SPKref	RPDref	MDL	PQL	UQL	%REC	LOW	HIGH	%RPD	Q
Nitrobenzene-d5	S	ug/L	1.86095	36.84681		99	0	0	1.03554	1.98	10	37%	55	111	0%	S
Terphenyl-d14	S	ug/L	3.51645	69.62571		99	0	0	1.11474	1.98	10	70%	58	132	0%	

Seq No	Lab ID	Test Code	Sample Typ	File ID	Analysis Date	DF	Batch ID	Prep Date	SPKref	RPDref	pmoist					
14937762	B21121402-002	SVOC-8270-W-	SAMP	/5975.I\sh122021\	12/21/2021 12:1	1	162302	12/17/2021	0	0						
Analyte	T	Units	RAW	Final	Text	Spike	SPKref	RPDref	MDL	PQL	UQL	%REC	LOW	HIGH	%RPD	Q
1-Methylnaphthalene	A	ug/L	0	0		0	0	0	0.021424	0.104	10	0%	0	0	0%	U
2-Methylnaphthalene	A	ug/L	0	0		0	0	0	0.018304	0.104	10	0%	0	0	0%	U
Naphthalene	A	ug/L	0	0		0	0	0	0.03016	0.104	10	0%	0	0	0%	U
2-Fluorobiphenyl	S	ug/L	3.1159	3.240536		5.2	0	0	0.046176	0.104	10	62%	53	106	0%	
Nitrobenzene-d5	S	ug/L	2.27507	2.3660728		5.2	0	0	0.054392	0.104	10	46%	55	111	0%	S
Terphenyl-d14	S	ug/L	4.31684	4.4895136		5.2	0	0	0.058552	0.104	10	86%	58	132	0%	

Seq No	Lab ID	Test Code	Sample Typ	File ID	Analysis Date	DF	Batch ID	Prep Date	SPKref	RPDref	pmoist					
14937763	B21121402-002	SVOC-8270-W-	MS-DOD	/5975.I\sh122021\	12/21/2021 12:4	1	162302	12/17/2021	1E+07	0						
Analyte	T	Units	RAW	Final	Text	Spike	SPKref	RPDref	MDL	PQL	UQL	%REC	LOW	HIGH	%RPD	Q
1-Methylnaphthalene	A	ug/L	2.8698	2.7865758		4.855	0	0	0.0200026	0.1	10	57%	41	115	0%	
2-Methylnaphthalene	A	ug/L	2.95839	2.87259669		4.855	0	0	0.0170896	0.1	10	59%	39	114	0%	
Naphthalene	A	ug/L	2.93637	2.85121527		4.855	0	0	0.028159	0.1	10	59%	43	114	0%	
2-Fluorobiphenyl	S	ug/L	3.2608	3.1662368		4.855	0	0	0.0431124	0.1	10	65%	53	106	0%	
Nitrobenzene-d5	S	ug/L	3.30353	3.20772763		4.855	0	0	0.0507833	0.1	10	66%	55	111	0%	
Terphenyl-d14	S	ug/L	4.57222	4.43962562		4.855	0	0	0.0546673	0.1	10	91%	58	132	0%	

Seq No	Lab ID	Test Code	Sample Typ	File ID	Analysis Date	DF	Batch ID	Prep Date	SPKref	RPDref	pmoist					
14937764	B21121402-003	SVOC-8270-W-	SAMP	/5975.I\sh122021\	12/21/2021 1:20:	1	162302	12/17/2021	0	0						
Analyte	T	Units	RAW	Final	Text	Spike	SPKref	RPDref	MDL	PQL	UQL	%REC	LOW	HIGH	%RPD	Q

Seq No	Lab ID	Test Code	Sample Typ	File ID	Analysis Date	DF	Batch ID	Prep Date	SPKref	RPDref	pmoist					
14937764	B21121402-003	SVOC-8270-W-	SAMP	/5975.I\sh122021\12/21/2021	1:20:	1	162302	12/17/2021	0	0						
Analyte	T	Units	RAW	Final	Text	Spike	SPKref	RPDref	MDL	PQL	UQL	%REC	LOW	HIGH	%RPD	Q
1-Methylnaphthalene	A	ug/L	0	0		0	0	0	0.020188	0.1	10	0%	0	0	0%	U
2-Methylnaphthalene	A	ug/L	0	0		0	0	0	0.017248	0.1	10	0%	0	0	0%	U
Naphthalene	A	ug/L	0	0		0	0	0	0.02842	0.1	10	0%	0	0	0%	U
2-Fluorobiphenyl	S	ug/L	2.76661	2.7112778		4.9	0	0	0.043512	0.1	10	55%	53	106	0%	
Nitrobenzene-d5	S	ug/L	2.45517	2.4060666		4.9	0	0	0.051254	0.1	10	49%	55	111	0%	S
Terphenyl-d14	S	ug/L	4.41695	4.328611		4.9	0	0	0.055174	0.1	10	88%	58	132	0%	

Seq No	Lab ID	Test Code	Sample Typ	File ID	Analysis Date	DF	Batch ID	Prep Date	SPKref	RPDref	pmoist					
14937765	LMB-162373	SVOC-8270-W-	MBLK	/5975.I\sh122021\12/21/2021	1:52:	1	162373	12/20/2021	0	0						
Analyte	T	Units	RAW	Final	Text	Spike	SPKref	RPDref	MDL	PQL	UQL	%REC	LOW	HIGH	%RPD	Q
1-Methylnaphthalene	A	ug/L	0	0		0	0	0	0.0206	0.1	10	0%			0%	
2-Methylnaphthalene	A	ug/L	0	0		0	0	0	0.0176	0.1	10	0%			0%	
Naphthalene	A	ug/L	0	0		0	0	0	0.029	0.1	10	0%			0%	
2-Fluorobiphenyl	S	ug/L	3.72107	3.72107		5	0	0	0.0444	0.1	10	74%	53	106	0%	
Nitrobenzene-d5	S	ug/L	2.88797	2.88797		5	0	0	0.0523	0.1	10	58%	55	111	0%	
Terphenyl-d14	S	ug/L	4.82189	4.82189		5	0	0	0.0563	0.1	10	96%	58	132	0%	

Seq No	Lab ID	Test Code	Sample Typ	File ID	Analysis Date	DF	Batch ID	Prep Date	SPKref	RPDref	pmoist					
14937766	LLCS-162373	SVOC-8270-W-	LCS-DOD	/5975.I\sh122021\12/21/2021	2:25:	1	162373	12/20/2021	0	0						
Analyte	T	Units	RAW	Final	Text	Spike	SPKref	RPDref	MDL	PQL	UQL	%REC	LOW	HIGH	%RPD	Q
1-Methylnaphthalene	A	ug/L	3.33499	3.33499		5	0	0	0.0206	0.1	10	67%	41	115	0%	
2-Methylnaphthalene	A	ug/L	3.54368	3.54368		5	0	0	0.0176	0.1	10	71%	39	114	0%	
Naphthalene	A	ug/L	3.48354	3.48354		5	0	0	0.029	0.1	10	70%	43	114	0%	
2-Fluorobiphenyl	S	ug/L	3.61447	3.61447		5	0	0	0.0444	0.1	10	72%	53	106	0%	
Nitrobenzene-d5	S	ug/L	3.71998	3.71998		5	0	0	0.0523	0.1	10	74%	55	111	0%	
Terphenyl-d14	S	ug/L	4.44941	4.44941		5	0	0	0.0563	0.1	10	89%	58	132	0%	

Seq No	Lab ID	Test Code	Sample Typ	File ID	Analysis Date	DF	Batch ID	Prep Date	SPKref	RPDref	pmoist					
14937767	LLCSD-162373	SVOC-8270-W-	LCSD-DOD	/5975.I\sh122021\12/21/2021	2:57:	1	162373	12/20/2021	0	1E+07						
Analyte	T	Units	RAW	Final	Text	Spike	SPKref	RPDref	MDL	PQL	UQL	%REC	LOW	HIGH	%RPD	Q

Seq No	Lab ID	Test Code	Sample Typ	File ID	Analysis Date	DF	Batch ID	Prep Date	SPKref	RPDref	pmoist					
14937767	LLCSD-162373	SVOC-8270-W-	LCSD-DOD	/5975.I\sh122021\12/21/2021 2:57:		1	162373	12/20/2021	0	1E+07						
Analyte	T	Units	RAW	Final	Text	Spike	SPKref	RPDref	MDL	PQL	UQL	%REC	LOW	HIGH	%RPD	Q
1-Methylnaphthalene	A	ug/L	3.56137	3.56137		5	0	3.33499	0.0206	0.1	10	71%	41	115	7%	
2-Methylnaphthalene	A	ug/L	3.60148	3.60148		5	0	3.54368	0.0176	0.1	10	72%	39	114	2%	
Naphthalene	A	ug/L	3.61006	3.61006		5	0	3.48354	0.029	0.1	10	72%	43	114	4%	
2-Fluorobiphenyl	S	ug/L	3.5645	3.5645		5	0	0	0.0444	0.1	10	71%	53	106	0%	
Nitrobenzene-d5	S	ug/L	3.52894	3.52894		5	0	0	0.0523	0.1	10	71%	55	111	0%	
Terphenyl-d14	S	ug/L	4.47629	4.47629		5	0	0	0.0563	0.1	10	90%	58	132	0%	
Seq No	Lab ID	Test Code	Sample Typ	File ID	Analysis Date	DF	Batch ID	Prep Date	SPKref	RPDref	pmoist					
14937768	B21121001-001	SVOC-8270-W-	SAMP	/5975.I\sh122021\12/21/2021 3:30:		1	162373	12/20/2021	0	0						
Analyte	T	Units	RAW	Final	Text	Spike	SPKref	RPDref	MDL	PQL	UQL	%REC	LOW	HIGH	%RPD	Q
1-Methylnaphthalene	A	ug/L	0	0		0	0	0	0.0206	0.1	10	0%	0	0	0%	U
2-Methylnaphthalene	A	ug/L	0	0		0	0	0	0.0176	0.1	10	0%	0	0	0%	U
Naphthalene	A	ug/L	0	0		0	0	0	0.029	0.1	10	0%	0	0	0%	U
2-Fluorobiphenyl	S	ug/L	3.48257	3.48257		5	0	0	0.0444	0.1	10	70%	53	106	0%	
Nitrobenzene-d5	S	ug/L	2.56759	2.56759		5	0	0	0.0523	0.1	10	51%	55	111	0%	S
Terphenyl-d14	S	ug/L	4.22881	4.22881		5	0	0	0.0563	0.1	10	85%	58	132	0%	
Seq No	Lab ID	Test Code	Sample Typ	File ID	Analysis Date	DF	Batch ID	Prep Date	SPKref	RPDref	pmoist					
14937769	B21121019-002	SVOC-8270-W-	SAMP	/5975.I\sh122021\12/21/2021 4:02:		1	162373	12/20/2021	0	0						
Analyte	T	Units	RAW	Final	Text	Spike	SPKref	RPDref	MDL	PQL	UQL	%REC	LOW	HIGH	%RPD	Q
1-Methylnaphthalene	A	ug/L	0	0		0	0	0	0.020806	0.101	10	0%	0	0	0%	U
2-Methylnaphthalene	A	ug/L	0	0		0	0	0	0.017776	0.101	10	0%	0	0	0%	U
Naphthalene	A	ug/L	0	0		0	0	0	0.02929	0.101	10	0%	0	0	0%	U
2-Fluorobiphenyl	S	ug/L	4.24092	4.2833292		5.05	0	0	0.044844	0.101	10	85%	25	94	0%	
Nitrobenzene-d5	S	ug/L	3.07138	3.1020938		5.05	0	0	0.052823	0.101	10	61%	19	102	0%	
Terphenyl-d14	S	ug/L	4.57821	4.6239921		5.05	0	0	0.056863	0.101	10	92%	39	106	0%	
Seq No	Lab ID	Test Code	Sample Typ	File ID	Analysis Date	DF	Batch ID	Prep Date	SPKref	RPDref	pmoist					
14937770	20-Dec-21_CCV	SVOC-8270-W-	CCV	/5975.I\sh122021\12/21/2021 4:34:		1	R372112		0	0						
Analyte	T	Units	RAW	Final	Text	Spike	SPKref	RPDref	MDL	PQL	UQL	%REC	LOW	HIGH	%RPD	Q

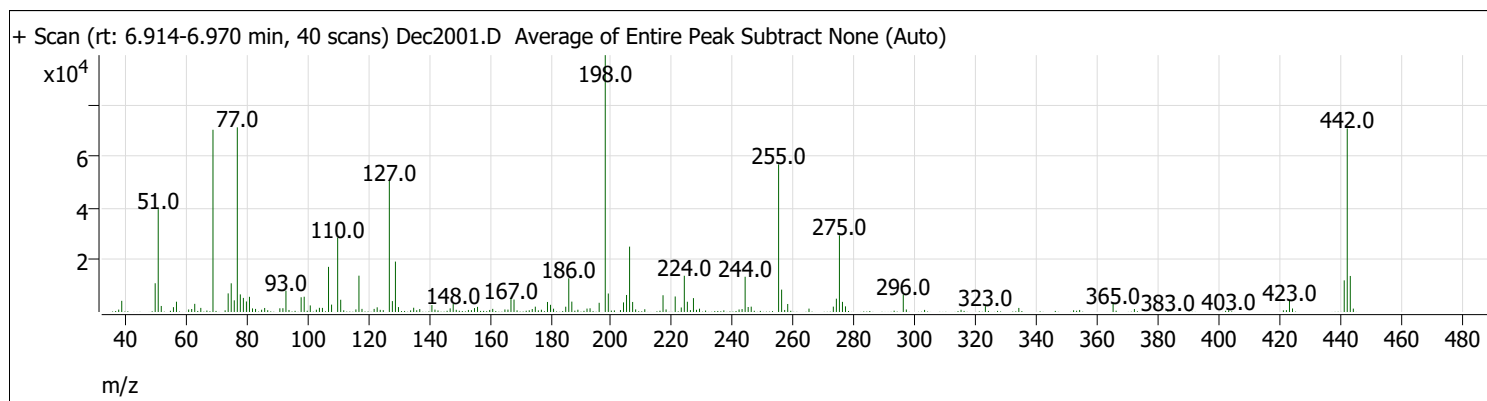
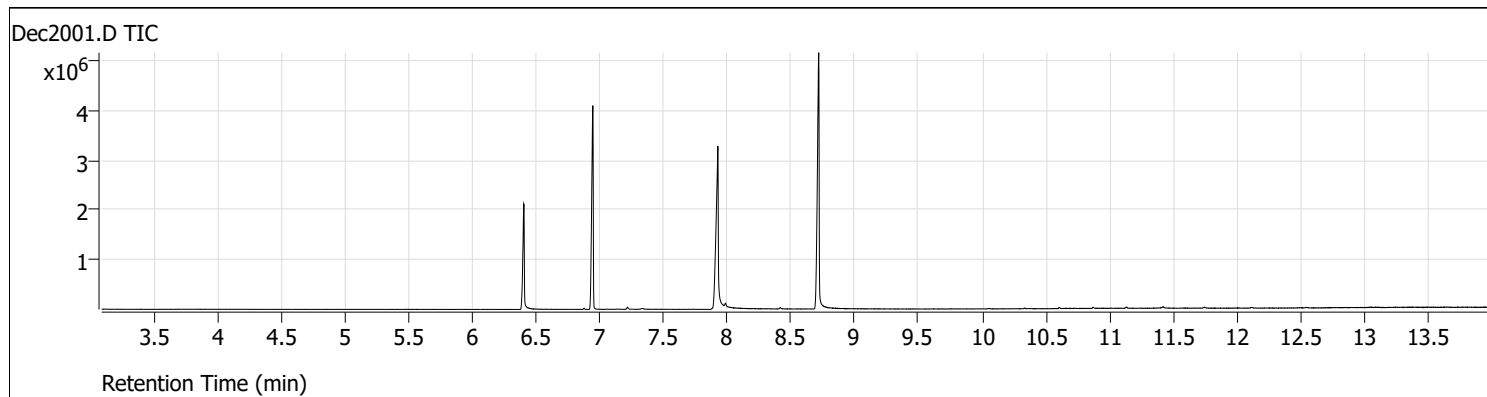


Seq No	Lab ID	Test Code	Sample Typ	File ID	Analysis Date	DF	Batch ID	Prep Date	SPKref	RPDref	pmoist					
14937770	20-Dec-21_CC	SVOC-8270-W-	CCV	/5975.I\sh122021\12/21/2021	4:34:	1	R372112		0	0						
Analyte	T	Units	RAW	Final	Text	Spike	SPKref	RPDref	MDL	PQL	UQL	%REC	LOW	HIGH	%RPD	Q
1-Methylnaphthalene	A	ug/L	2.28092	2.28092		2	0	0	0.0206	0.1	10	114%	50	150	0%	
2-Methylnaphthalene	A	ug/L	2.37554	2.37554		2	0	0	0.0176	0.1	10	119%	50	150	0%	
Acenaphthene	A	ug/L	2.05037	2.05037		2	0	0	0.0317	0.1	10	103%	50	150	0%	
Acenaphthylene	A	ug/L	1.54051	1.54051		2	0	0	0.025	0.1	10	77%	50	150	0%	
Anthracene	A	ug/L	1.96022	1.96022		2	0	0	0.0283	0.1	10	98%	50	150	0%	
Benzo(a)anthracene	A	ug/L	2.03407	2.03407		2	0	0	0.0272	0.1	10	102%	50	150	0%	
Benzo(a)pyrene	A	ug/L	1.99667	1.99667		2	0	0	0.0347	0.1	10	100%	50	150	0%	
Benzo(b)fluoranthene	A	ug/L	2.00358	2.00358		2	0	0	0.0226	0.1	10	100%	50	150	0%	
Benzo(g,h,i)perylene	A	ug/L	2.0979	2.0979		2	0	0	0.0267	0.1	10	105%	50	150	0%	
Benzo(k)fluoranthene	A	ug/L	1.93801	1.93801		2	0	0	0.0295	0.1	10	97%	50	150	0%	
Chrysene	A	ug/L	1.82938	1.82938		2	0	0	0.0458	0.1	10	91%	50	150	0%	
Dibenzo(a,h)anthracene	A	ug/L	2.4658	2.4658		2	0	0	0.0367	0.1	10	123%	50	150	0%	
Fluoranthene	A	ug/L	2.02533	2.02533		2	0	0	0.0233	0.1	10	101%	50	150	0%	
Fluorene	A	ug/L	2.08534	2.08534		2	0	0	0.0225	0.1	10	104%	50	150	0%	
Indeno(1,2,3-cd)pyrene	A	ug/L	2.37972	2.37972		2	0	0	0.0491	0.1	10	119%	50	150	0%	
Naphthalene	A	ug/L	2.47098	2.47098		2	0	0	0.029	0.1	10	124%	50	150	0%	
Phenanthrene	A	ug/L	2.10155	2.10155		2	0	0	0.0295	0.1	10	105%	50	150	0%	
Pyrene	A	ug/L	1.82083	1.82083		2	0	0	0.0239	0.1	10	91%	50	150	0%	
1,4-Dichlorobenzene-d4	I	ug/L	40	40		0	0	0	0.1	0.1		0%	50	150	0%	
Acenaphthene-d10	I	ug/L	40	40		0	0	0	0.1	0.1		0%	50	150	0%	
Chrysene-d12	I	ug/L	40	40		0	0	0	0.1	0.1		0%	50	150	0%	
Naphthalene-d8	I	ug/L	40	40		0	0	0	0.1	0.1		0%	50	150	0%	
Perylene-d12	I	ug/L	40	40		0	0	0	0.1	0.1		0%	50	150	0%	
Phenanthrene-d10	I	ug/L	40	40		0	0	0	0.1	0.1		0%	50	150	0%	
2-Fluorobiphenyl	S	ug/L	2.22357	2.22357		2	0	0	0.0444	0.1	10	111%	50	150	0%	
Nitrobenzene-d5	S	ug/L	1.60632	1.60632		2	0	0	0.0523	0.1	10	80%	50	150	0%	
Terphenyl-d14	S	ug/L	1.77993	1.77993		2	0	0	0.0563	0.1	10	89%	50	150	0%	
o-Terphenyl	X	ug/L	1.74902	1.74902		2	0	0	0.0654	0.1	10	87%	50	150	0%	

File Name	Sample Name	Line No.	Test Code	Multiplier	Divisor	Method Name
Dec2001.d	20-Dec-21_TUNE_1	1		1	1	5975Tune.M
Dec2002.d	20-Dec-21_CAL_7	2	SVOC-8270-W-LLPAH	1	1	5975BNASIM.M
Dec2003.d	20-Dec-21_CAL_6	3	SVOC-8270-W-LLPAH	1	1	5975BNASIM.M
Dec2004.d	20-Dec-21_CAL_5	4	SVOC-8270-W-LLPAH	1	1	5975BNASIM.M
Dec2005.d	20-Dec-21_CAL_4	5	SVOC-8270-W-LLPAH	1	1	5975BNASIM.M
Dec2006.d	20-Dec-21_CAL_3	6	SVOC-8270-W-LLPAH	1	1	5975BNASIM.M
Dec2007.d	20-Dec-21_CAL_2	7	SVOC-8270-W-LLPAH	1	1	5975BNASIM.M
Dec2008.d	20-Dec-21_CAL_1	8	SVOC-8270-W-LLPAH	1	1	5975BNASIM.M
Dec2009.d	20-Dec-21_CCV_9	9	SVOC-8270-W-LLPAH	1	1	5975BNASIM.M
Dec2010.d	20-Dec-21_ISTBLK_10	10	SVOC-8270-W-LLPAH	1	1	5975BNASIM.M
Dec2011.d	MB-162302	11	SVOC-8270-W-LLPAH	1	1	5975BNASIM.M
Dec2012.d	MB-162302	12	SVOC-8270-W-LLPAH	20	1	5975BNASIM.M
Dec2013.d	LLCS-162302	13	SVOC-8270-W-LLPAH	1	1	5975BNASIM.M
Dec2014.d	LLCSD-162302	14	SVOC-8270-W-LLPAH	1	1	5975BNASIM.M
Dec2015.d	B21121402-001A	15	SVOC-8270-W-LLPAH	20	1	5975BNASIM.M
Dec2016.d	B21121402-001A	16	SVOC-8270-W-LLPAH	1	1	5975BNASIM.M
Dec2017.d	B21121402-002A	17	SVOC-8270-W-LLPAH	1	1	5975BNASIM.M
Dec2018.d	B21121402-002ALMS	18	SVOC-8270-W-LLPAH	1	1	5975BNASIM.M
Dec2019.d	B21121402-003A	19	SVOC-8270-W-LLPAH	1	1	5975BNASIM.M
Dec2020.d	LMB-162373	20	SVOC-8270-W-LLPAH	1	1	5975BNASIM.M
Dec2021.d	LLCS-162373	21	SVOC-8270-W-LLPAH	1	1	5975BNASIM.M
Dec2022.d	LLCSD-162373	22	SVOC-8270-W-LLPAH	1	1	5975BNASIM.M
Dec2023.d	B21121001-001A	23	SVOC-8270-W-LLPAH	1	1	5975BNASIM.M
Dec2024.d	B21121019-002A	24	SVOC-8270-W-LLPAH	1	1	5975BNASIM.M
Dec2025.d	20-Dec-21_CCV_25	25	SVOC-8270-W-LLPAH	1	1	5975BNASIM.M

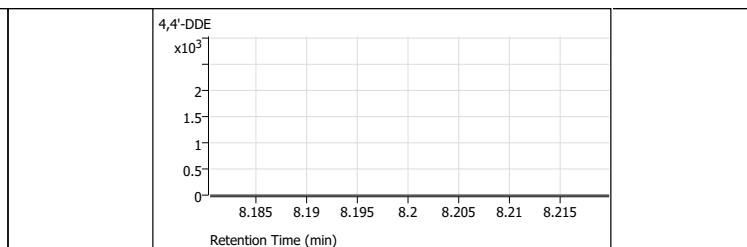
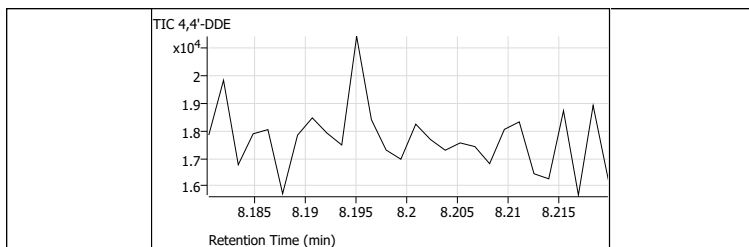
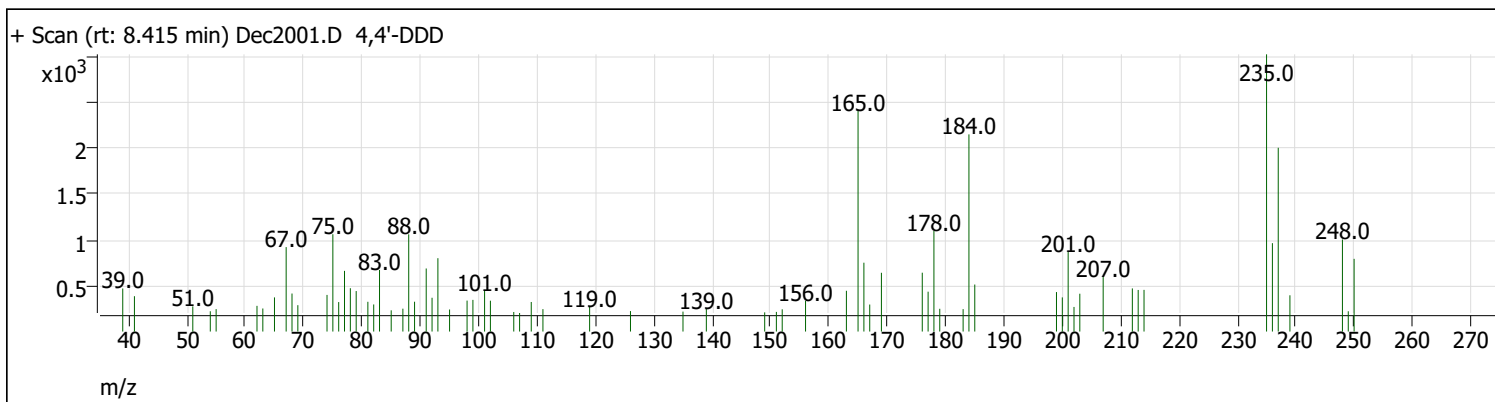
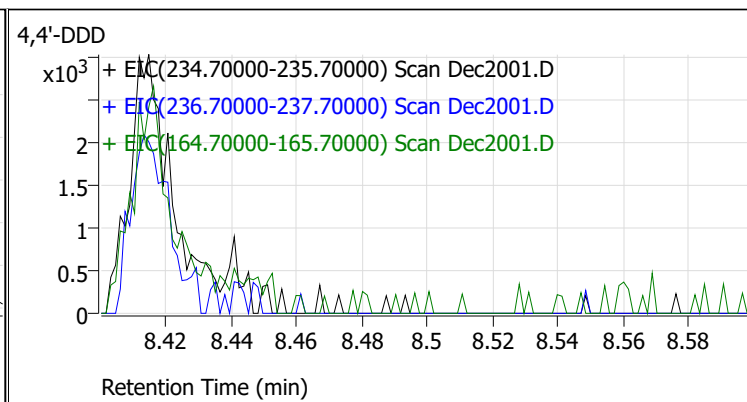
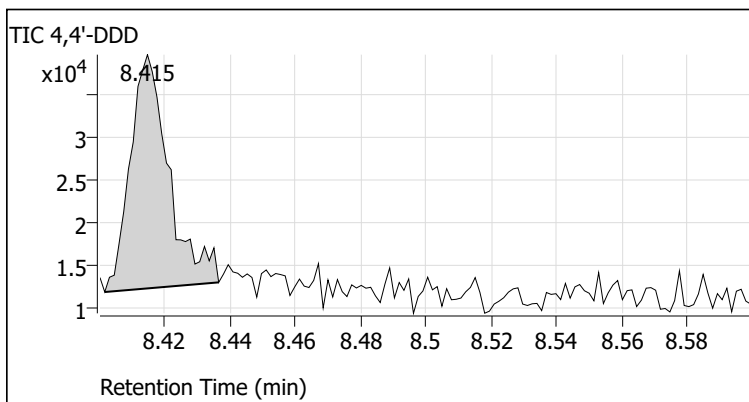
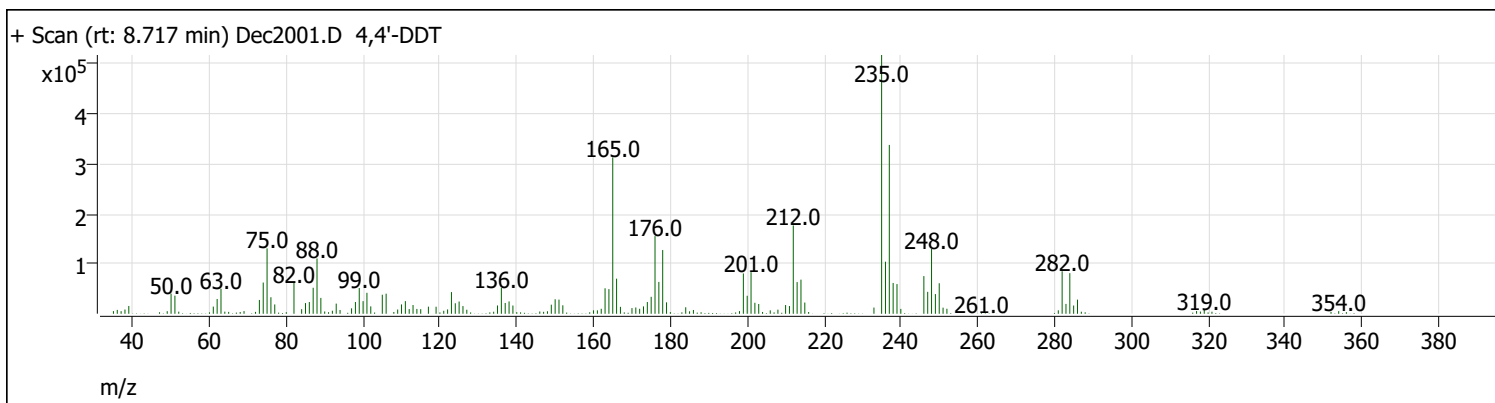
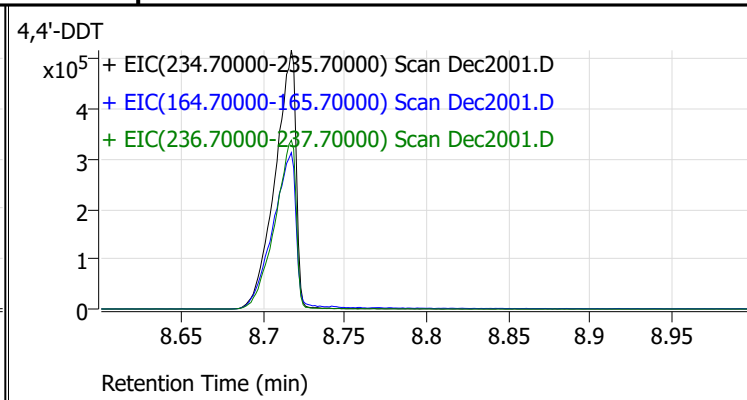
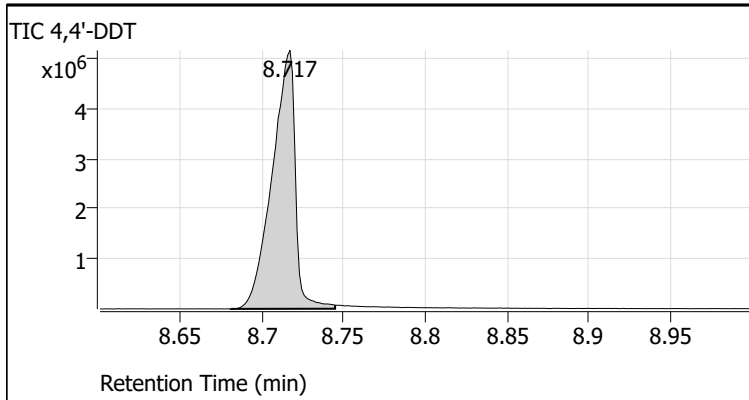
# Tune Evaluation Report

Data Path: \\MASSHUNTER\Org\Data\SV5975.I\sh122021\1 e8270d bna SIM\Dec2001.D  
 Acq on: 12/20/2021 3:42:57 PM  
 Operator: LIMS import  
 Sample: 20-Dec-21\_TUNE\_1  
 Inst Name: GCMS  
 ALS Vial: 1  
 Method: \\MASSHUNTER\Org\Data\SV5975.I\Methods\DFTPP5975625.m



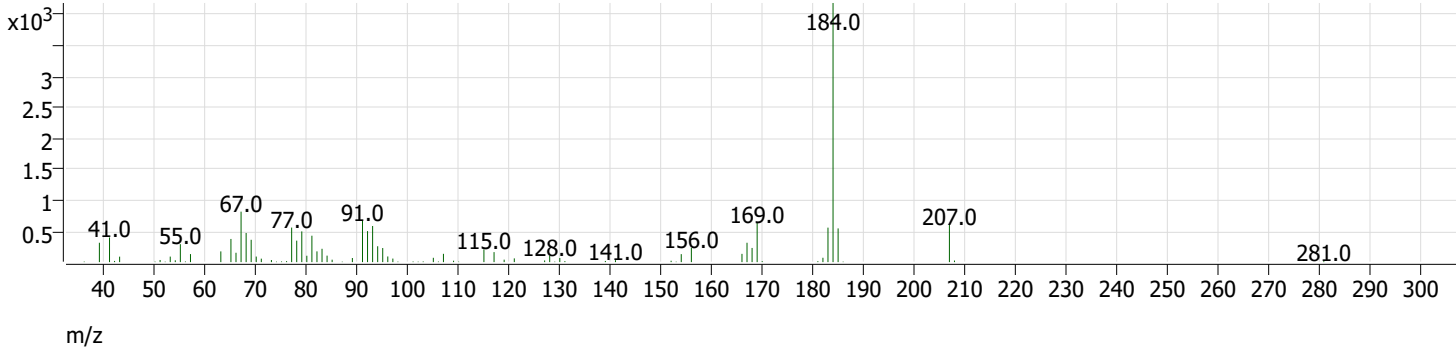
Target Mass	Rel. To Mass	Lower Limit%	Upper Limit%	Rel. Abn%	Raw Abn	Pass/Fail
51	198	30	60	40.1	39617	Pass
68	69	0	2	0.4	258	Pass
70	69	0	2	0.6	414	Pass
127	198	40	60	51.1	50521	Pass
197	198	0	1	0.0	10	Pass
198	198	100	100	100.0	98913	Pass
199	198	5	9	7.2	7115	Pass
275	198	10	30	29.9	29548	Pass
365	198	1	100	3.3	3249	Pass
441	443	1E-10	150	87.7	12183	Pass
442	198	40	100	71.5	70701	Pass
443	442	17	23	19.6	13891	Pass
69	69	100	100	100.0	70192	Pass

# Tune Evaluation Report



# Tune Evaluation Report

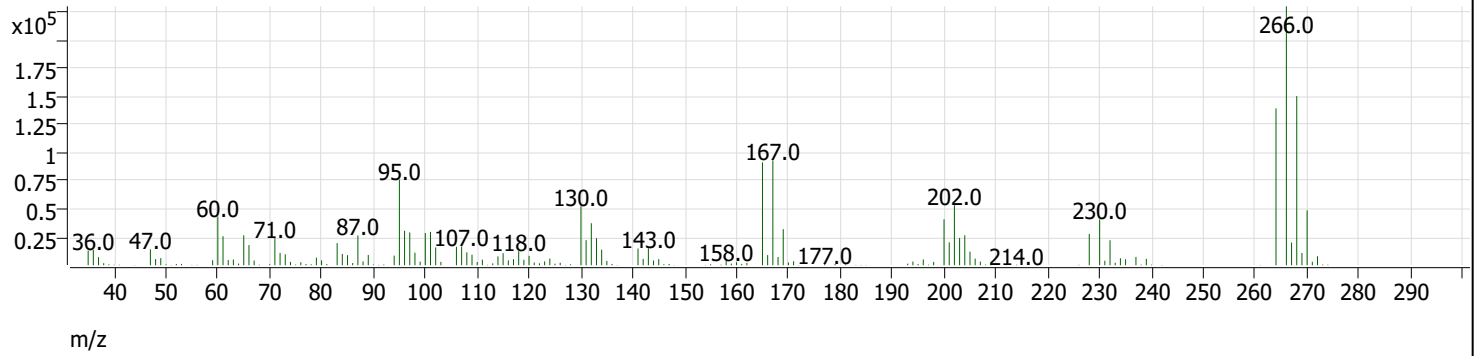
+ Scan (rt: 8.181-8.220 min, 28 scans) Dec2001.D 4,4'-DDE



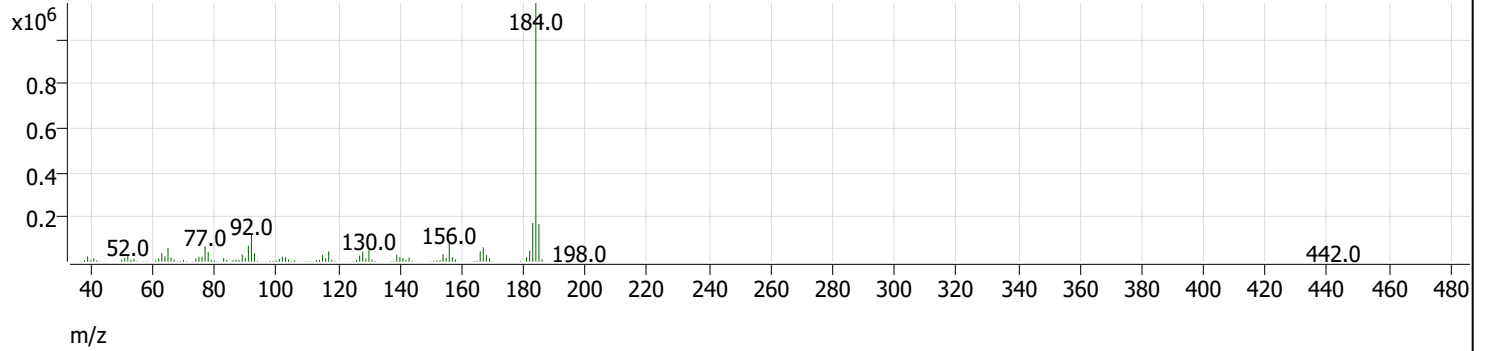
Compound Name	Expected RT	Observed RT	TIC Area	Breakdown %	Pass/Fail
4,4'-DDT	8.800	8.717	5063423	0.4	Pass
4,4'-DDD	8.500	8.415	22528		
4,4'-DDE	8.200	0.000	0		

# Tune Evaluation Report

+ Scan (rt: 6.402 min) Dec2001.D Pentachlorophenol



+ Scan (rt: 7.925 min) Dec2001.D Benzidine

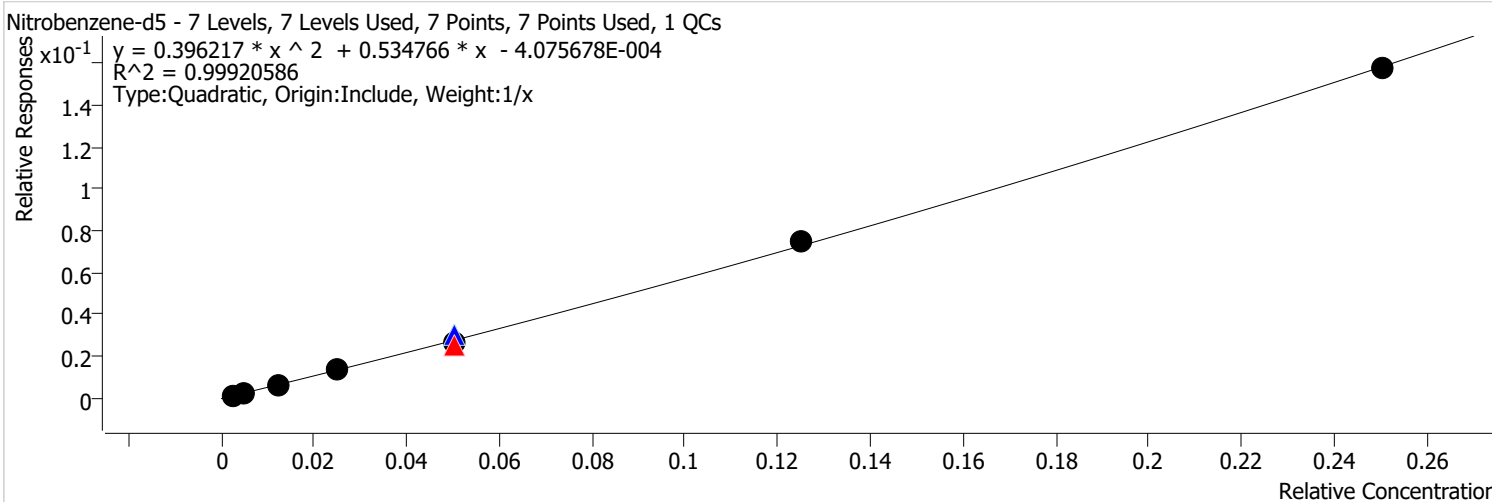


Compound Name	Expected RT	Observed RT	Tailing Factor	PGF	Pass/Fail
Pentachlorophenol	6.800	6.402	0.5	2.0	Pass
Benzidine	8.400	7.925	0.4	1.3	Pass

# Calibration Report

<b>Batch Path</b>	\\MASSHUNTER\Org\Data\SV5975.I\sh122021\1 e8270d bna SIM\QuantResults\122021 bna SIM 1.batch.bin	<b>Analyst Name</b>	BL2000\jheine
<b>Analysis Time</b>	12/22/2021 12:07 PM	<b>Reporter Name</b>	BL2000\jheine
<b>Report Time</b>	12/22/2021 12:08:14 PM	<b>Batch State</b>	Processed
<b>Last Calib Update</b>	12/21/2021 8:40 AM	<b>Quant Report Version</b>	10.0
<b>Quant Batch Version</b>	10.0		

**Nitrobenzene-d5 %RSE =**

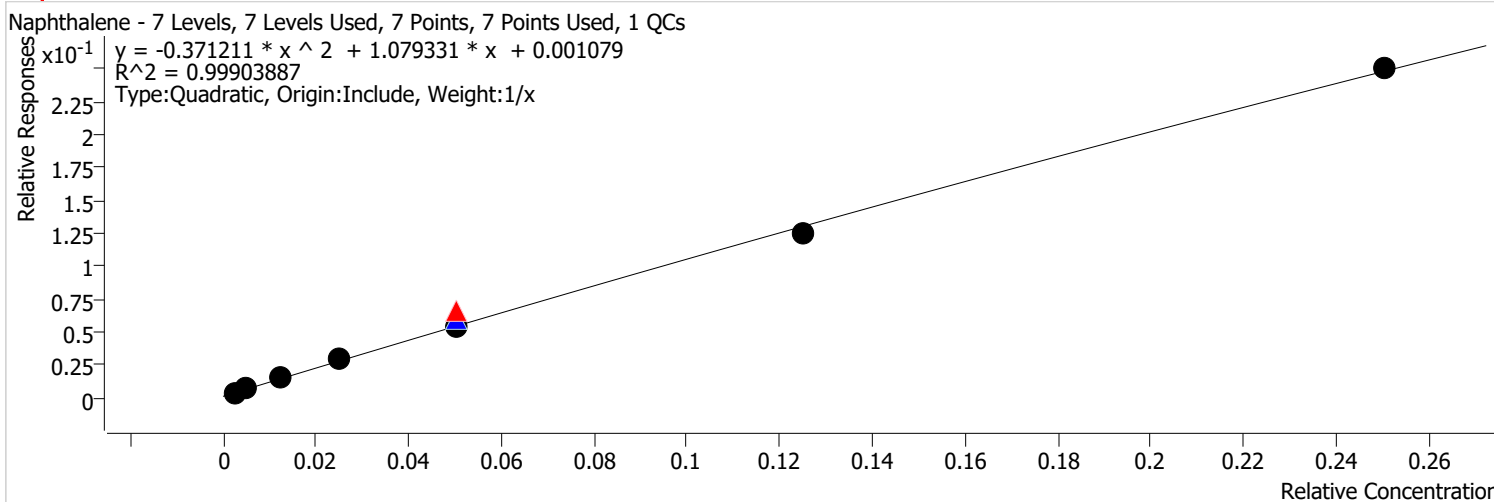


Calibration STD Path	Cal Type	Level	Enabled	Resp.	Exp. Conc	Resp. Factor	Level RSD
\\MASSHUNTER\Org\Data\SV5975.I\sh122021\1 e8270d bna SIM\Dec2008.D	Calibration	1	x	407	0.1000	0.4486	
\\MASSHUNTER\Org\Data\SV5975.I\sh122021\1 e8270d bna SIM\Dec2007.D	Calibration	2	x	787	0.2000	0.4144	
\\MASSHUNTER\Org\Data\SV5975.I\sh122021\1 e8270d bna SIM\Dec2006.D	Calibration	3	x	2098	0.5000	0.4655	
\\MASSHUNTER\Org\Data\SV5975.I\sh122021\1 e8270d bna SIM\Dec2005.D	Calibration	4	x	4990	1.0000	0.5447	
\\MASSHUNTER\Org\Data\SV5975.I\sh121421\2 e8270d bna SIM\Dec1425.D	CC	CCV	x	10858	2.0000	0.4894	
\\MASSHUNTER\Org\Data\SV5975.I\sh122021\1 e8270d bna SIM\Dec2009.D	QC	ICV	x	11659	2.0000	0.6020	
\\MASSHUNTER\Org\Data\SV5975.I\sh122021\1 e8270d bna SIM\Dec2004.D	Calibration	5	x	10418	2.0000	0.5227	
\\MASSHUNTER\Org\Data\SV5975.I\sh122021\1 e8270d bna SIM\Dec2003.D	Calibration	6	x	31352	5.0000	0.5985	
\\MASSHUNTER\Org\Data\SV5975.I\sh122021\1 e8270d bna SIM\Dec2002.D	Calibration	7	x	69718	10.0000	0.6287	

# Calibration Report

<b>Batch Path</b>	\\MASSHUNTER\Org\Data\SV5975.I\sh122021\1 e8270d bna SIM\QuantResults\122021 bna SIM 1.batch.bin		
<b>Analysis Time</b>	12/22/2021 12:07 PM	<b>Analyst Name</b>	BL2000\jheine
<b>Report Time</b>	12/22/2021 12:08:18 PM	<b>Reporter Name</b>	BL2000\jheine
<b>Last Calib Update</b>	12/21/2021 8:40 AM	<b>Batch State</b>	Processed
<b>Quant Batch Version</b>	10.0	<b>Quant Report Version</b>	10.0

**Naphthalene %RSE = 6.1**



Calibration STD Path	Cal Type	Level	Enabled	Resp.	Exp. Conc	Resp. Factor	Level RSD
\\MASSHUNTER\Org\Data\SV5975.I\sh122021\1 e8270d bna SIM\Dec2008.D	Calibration	1	x	2441	0.1000	1.4210	
\\MASSHUNTER\Org\Data\SV5975.I\sh122021\1 e8270d bna SIM\Dec2007.D	Calibration	2	x	4306	0.2000	1.2873	
\\MASSHUNTER\Org\Data\SV5975.I\sh122021\1 e8270d bna SIM\Dec2006.D	Calibration	3	x	10073	0.5000	1.1955	
\\MASSHUNTER\Org\Data\SV5975.I\sh122021\1 e8270d bna SIM\Dec2005.D	Calibration	4	x	21700	1.0000	1.1919	
\\MASSHUNTER\Org\Data\SV5975.I\sh121421\2 e8270d bna SIM\Dec1425.D	CC	CCV	x	44904	2.0000	1.3353	
\\MASSHUNTER\Org\Data\SV5975.I\sh122021\1 e8270d bna SIM\Dec2009.D	QC	ICV	x	47496	2.0000	1.2162	
\\MASSHUNTER\Org\Data\SV5975.I\sh122021\1 e8270d bna SIM\Dec2004.D	Calibration	5	x	42371	2.0000	1.0939	
\\MASSHUNTER\Org\Data\SV5975.I\sh122021\1 e8270d bna SIM\Dec2003.D	Calibration	6	x	108546	5.0000	1.0033	
\\MASSHUNTER\Org\Data\SV5975.I\sh122021\1 e8270d bna SIM\Dec2002.D	Calibration	7	x	227252	10.0000	0.9991	

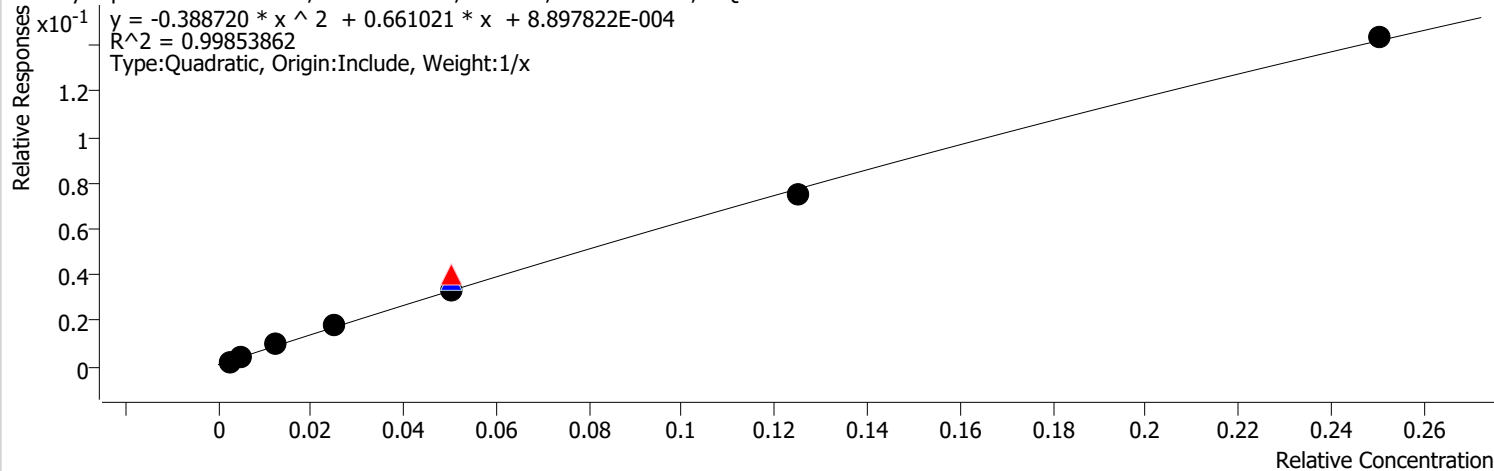


# Calibration Report

<b>Batch Path</b>	\\MASSHUNTER\Org\Data\SV5975.I\sh122021\1 e8270d bna SIM\QuantResults\122021 bna SIM 1.batch.bin		
<b>Analysis Time</b>	12/22/2021 12:07 PM	<b>Analyst Name</b>	BL2000\jheine
<b>Report Time</b>	12/22/2021 12:08:18 PM	<b>Reporter Name</b>	BL2000\jheine
<b>Last Calib Update</b>	12/21/2021 8:40 AM	<b>Batch State</b>	Processed
<b>Quant Batch Version</b>	10.0	<b>Quant Report Version</b>	10.0

**2-Methylnaphthalene %RSE = 9.3**

2-Methylnaphthalene - 7 Levels, 7 Levels Used, 7 Points, 7 Points Used, 1 QCs

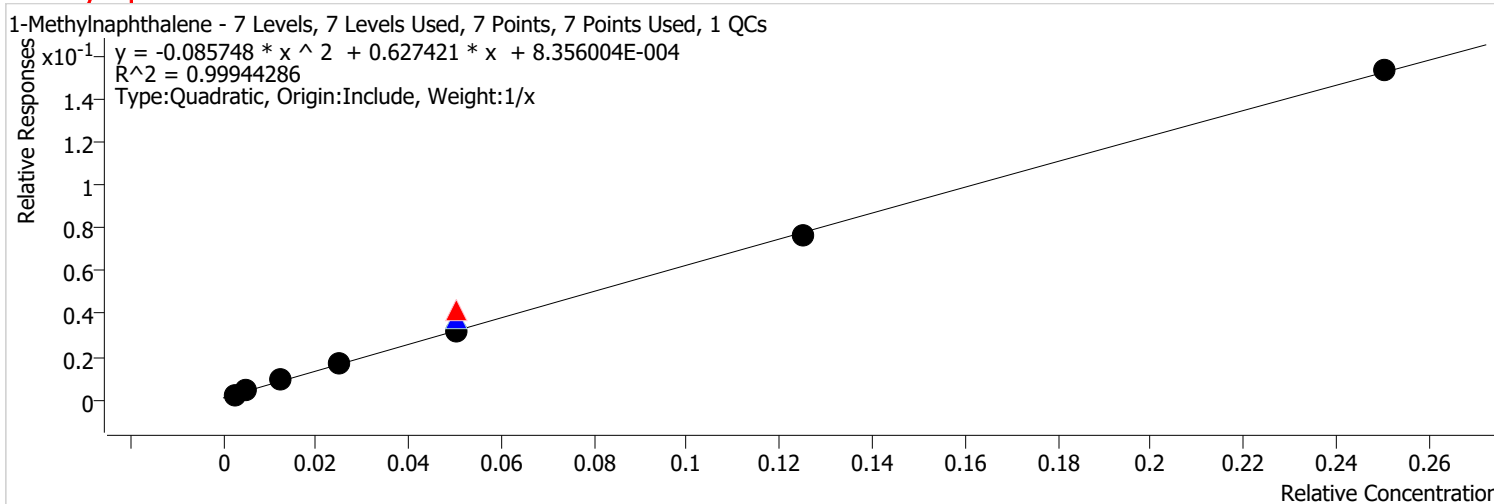


Calibration STD Path	Cal Type	Level	Enabled	Resp.	Exp. Conc	Resp. Factor	Level RSD
\\MASSHUNTER\Org\Data\SV5975.I\sh122021\1 e8270d bna SIM\Dec2008.D	Calibration	1	x	1596	0.1000	0.9289	
\\MASSHUNTER\Org\Data\SV5975.I\sh122021\1 e8270d bna SIM\Dec2007.D	Calibration	2	x	2794	0.2000	0.8352	
\\MASSHUNTER\Org\Data\SV5975.I\sh122021\1 e8270d bna SIM\Dec2006.D	Calibration	3	x	6639	0.5000	0.7880	
\\MASSHUNTER\Org\Data\SV5975.I\sh122021\1 e8270d bna SIM\Dec2005.D	Calibration	4	x	13433	1.0000	0.7378	
\\MASSHUNTER\Org\Data\SV5975.I\sh121421\2 e8270d bna SIM\Dec1425.D	CC	CCV	x	27435	2.0000	0.8158	
\\MASSHUNTER\Org\Data\SV5975.I\sh122021\1 e8270d bna SIM\Dec2009.D	QC	ICV	x	29476	2.0000	0.7548	
\\MASSHUNTER\Org\Data\SV5975.I\sh122021\1 e8270d bna SIM\Dec2004.D	Calibration	5	x	25349	2.0000	0.6544	
\\MASSHUNTER\Org\Data\SV5975.I\sh122021\1 e8270d bna SIM\Dec2003.D	Calibration	6	x	64531	5.0000	0.5964	
\\MASSHUNTER\Org\Data\SV5975.I\sh122021\1 e8270d bna SIM\Dec2002.D	Calibration	7	x	130270	10.0000	0.5727	

# Calibration Report

<b>Batch Path</b>	\\MASSHUNTER\Org\Data\SV5975.I\sh122021\1 e8270d bna SIM\QuantResults\122021 bna SIM 1.batch.bin		
<b>Analysis Time</b>	12/22/2021 12:07 PM	<b>Analyst Name</b>	BL2000\jheine
<b>Report Time</b>	12/22/2021 12:08:19 PM	<b>Reporter Name</b>	BL2000\jheine
<b>Last Calib Update</b>	12/21/2021 8:40 AM	<b>Batch State</b>	Processed
<b>Quant Batch Version</b>	10.0	<b>Quant Report Version</b>	10.0

**1-Methylnaphthalene %RSE = 6.7**



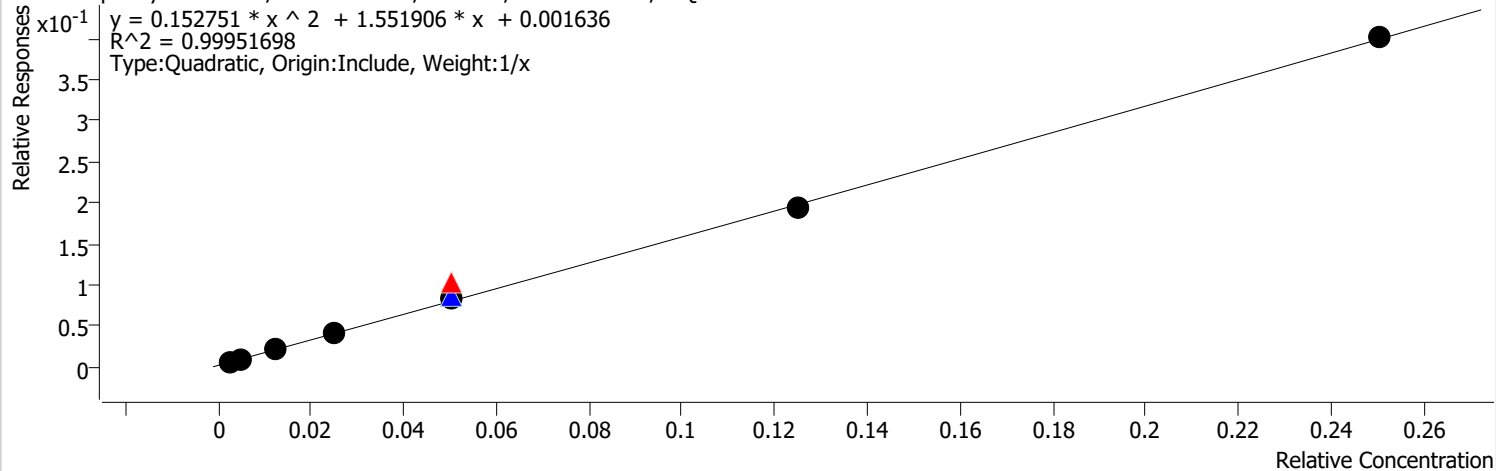
Calibration STD Path	Cal Type	Level	Enabled	Resp.	Exp. Conc	Resp. Factor	Level RSD
\\MASSHUNTER\Org\Data\SV5975.I\sh122021\1 e8270d bna SIM\Dec2008.D	Calibration	1	x	1540	0.1000	0.8962	
\\MASSHUNTER\Org\Data\SV5975.I\sh122021\1 e8270d bna SIM\Dec2007.D	Calibration	2	x	2699	0.2000	0.8068	
\\MASSHUNTER\Org\Data\SV5975.I\sh122021\1 e8270d bna SIM\Dec2006.D	Calibration	3	x	6126	0.5000	0.7271	
\\MASSHUNTER\Org\Data\SV5975.I\sh122021\1 e8270d bna SIM\Dec2005.D	Calibration	4	x	12637	1.0000	0.6941	
\\MASSHUNTER\Org\Data\SV5975.I\sh121421\2 e8270d bna SIM\Dec1425.D	CC	CCV	x	28139	2.0000	0.8368	
\\MASSHUNTER\Org\Data\SV5975.I\sh122021\1 e8270d bna SIM\Dec2009.D	QC	ICV	x	29889	2.0000	0.7654	
\\MASSHUNTER\Org\Data\SV5975.I\sh122021\1 e8270d bna SIM\Dec2004.D	Calibration	5	x	24533	2.0000	0.6334	
\\MASSHUNTER\Org\Data\SV5975.I\sh122021\1 e8270d bna SIM\Dec2003.D	Calibration	6	x	65992	5.0000	0.6099	
\\MASSHUNTER\Org\Data\SV5975.I\sh122021\1 e8270d bna SIM\Dec2002.D	Calibration	7	x	139320	10.0000	0.6125	

# Calibration Report

<b>Batch Path</b>	\\MASSHUNTER\Org\Data\SV5975.I\sh122021\1 e8270d bna SIM\QuantResults\122021 bna SIM 1.batch.bin		
<b>Analysis Time</b>	12/22/2021 12:07 PM	<b>Analyst Name</b>	BL2000\jheine
<b>Report Time</b>	12/22/2021 12:08:19 PM	<b>Reporter Name</b>	BL2000\jheine
<b>Last Calib Update</b>	12/21/2021 8:40 AM	<b>Batch State</b>	Processed
<b>Quant Batch Version</b>	10.0	<b>Quant Report Version</b>	10.0

**2-Fluorobiphenyl %RSE =**

2-Fluorobiphenyl - 7 Levels, 7 Levels Used, 7 Points, 7 Points Used, 1 QCs

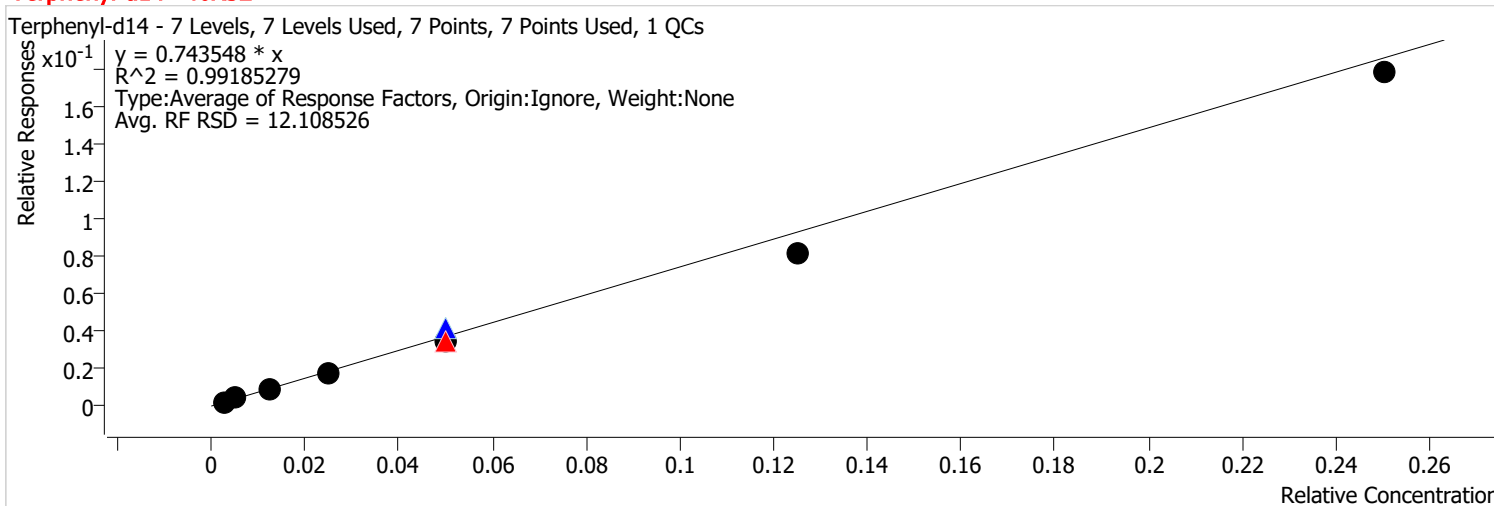


Calibration STD Path	Cal Type	Level	Enabled	Resp.	Exp. Conc	Resp. Factor	Level RSD
\\MASSHUNTER\Org\Data\SV5975.I\sh122021\1 e8270d bna SIM\Dec2008.D	Calibration	1	x	2380	0.1000	2.1862	
\\MASSHUNTER\Org\Data\SV5975.I\sh122021\1 e8270d bna SIM\Dec2007.D	Calibration	2	x	3990	0.2000	1.8683	
\\MASSHUNTER\Org\Data\SV5975.I\sh122021\1 e8270d bna SIM\Dec2006.D	Calibration	3	x	9064	0.5000	1.6692	
\\MASSHUNTER\Org\Data\SV5975.I\sh122021\1 e8270d bna SIM\Dec2005.D	Calibration	4	x	19324	1.0000	1.6378	
\\MASSHUNTER\Org\Data\SV5975.I\sh121421\2 e8270d bna SIM\Dec1425.D	CC	CCV	x	43168	2.0000	2.0391	
\\MASSHUNTER\Org\Data\SV5975.I\sh122021\1 e8270d bna SIM\Dec2009.D	QC	ICV	x	40931	2.0000	1.7232	
\\MASSHUNTER\Org\Data\SV5975.I\sh122021\1 e8270d bna SIM\Dec2004.D	Calibration	5	x	38085	2.0000	1.6587	
\\MASSHUNTER\Org\Data\SV5975.I\sh122021\1 e8270d bna SIM\Dec2003.D	Calibration	6	x	98077	5.0000	1.5403	
\\MASSHUNTER\Org\Data\SV5975.I\sh122021\1 e8270d bna SIM\Dec2002.D	Calibration	7	x	209332	10.0000	1.6048	

# Calibration Report

<b>Batch Path</b>	\\MASSHUNTER\Org\Data\SV5975.I\sh122021\1 e8270d bna SIM\QuantResults\122021 bna SIM 1.batch.bin		
<b>Analysis Time</b>	12/22/2021 12:07 PM	<b>Analyst Name</b>	BL2000\jheine
<b>Report Time</b>	12/22/2021 12:08:19 PM	<b>Reporter Name</b>	BL2000\jheine
<b>Last Calib Update</b>	12/21/2021 8:40 AM	<b>Batch State</b>	Processed
<b>Quant Batch Version</b>	10.0	<b>Quant Report Version</b>	10.0

**Terphenyl-d14 %RSE =**



Calibration STD Path	Cal Type	Level	Enabled	Resp.	Exp. Conc	Resp. Factor	Level RSD
\\MASSHUNTER\Org\Data\SV5975.I\sh122021\1 e8270d bna SIM\Dec2008.D	Calibration	1	x	1393	0.1000	0.9177	
\\MASSHUNTER\Org\Data\SV5975.I\sh122021\1 e8270d bna SIM\Dec2007.D	Calibration	2	x	2432	0.2000	0.8083	
\\MASSHUNTER\Org\Data\SV5975.I\sh122021\1 e8270d bna SIM\Dec2006.D	Calibration	3	x	5443	0.5000	0.7130	
\\MASSHUNTER\Org\Data\SV5975.I\sh122021\1 e8270d bna SIM\Dec2005.D	Calibration	4	x	11500	1.0000	0.7089	
\\MASSHUNTER\Org\Data\SV5975.I\sh121421\2 e8270d bna SIM\Dec1425.D	CC	CCV	x	21698	2.0000	0.6805	
\\MASSHUNTER\Org\Data\SV5975.I\sh122021\1 e8270d bna SIM\Dec2009.D	QC	ICV	x	29307	2.0000	0.8429	
\\MASSHUNTER\Org\Data\SV5975.I\sh122021\1 e8270d bna SIM\Dec2004.D	Calibration	5	x	23063	2.0000	0.6931	
\\MASSHUNTER\Org\Data\SV5975.I\sh122021\1 e8270d bna SIM\Dec2003.D	Calibration	6	x	59687	5.0000	0.6516	
\\MASSHUNTER\Org\Data\SV5975.I\sh122021\1 e8270d bna SIM\Dec2002.D	Calibration	7	x	131075	10.0000	0.7122	

# Initial Calibration Report - GCMS

Method Path  
 Method File  
 Batch Name                    \\MASSHUNTER\Org\Data\SV5975.I\sh122021\1 e8270d bna SIM\QuantResults\122021 bna SIM 1.batch.bin  
 Last Calib Update            12/21/2021 8:40:59 AM

Level Name	Calibration Files	Acq. Date-Time	Level Last Update Time
7	\\MASSHUNTER\Org\Data\SV5975.I\sh122021\1 e8270d bna SIM\Dec2002.D	12/20/2021 4:06:47 PM	12/21/2021 8:40:59 AM
6	\\MASSHUNTER\Org\Data\SV5975.I\sh122021\1 e8270d bna SIM\Dec2003.D	12/20/2021 4:39:23 PM	12/21/2021 8:40:59 AM
5	\\MASSHUNTER\Org\Data\SV5975.I\sh122021\1 e8270d bna SIM\Dec2004.D	12/20/2021 5:12:01 PM	12/21/2021 8:40:59 AM
4	\\MASSHUNTER\Org\Data\SV5975.I\sh122021\1 e8270d bna SIM\Dec2005.D	12/20/2021 5:44:45 PM	12/21/2021 8:40:59 AM
3	\\MASSHUNTER\Org\Data\SV5975.I\sh122021\1 e8270d bna SIM\Dec2006.D	12/20/2021 6:17:20 PM	12/21/2021 8:40:59 AM
2	\\MASSHUNTER\Org\Data\SV5975.I\sh122021\1 e8270d bna SIM\Dec2007.D	12/20/2021 6:50:00 PM	12/21/2021 8:40:59 AM
1	\\MASSHUNTER\Org\Data\SV5975.I\sh122021\1 e8270d bna SIM\Dec2008.D	12/20/2021 7:22:32 PM	12/21/2021 8:40:59 AM

Compound	Curve Fit	7	6	5	4	3	2	1	Avg RF	%RSD
I 1,4-Dichlorobenzene-d4										
S Nitrobenzene-d5	Quadratic	0.6287	0.5985	0.5227	0.5447	0.4655	0.4144	0.4486	0.5176	15.328
I Naphthalene-d8										
T Naphthalene	Quadratic	0.9991	1.0033	1.0939	1.1919	1.1955	1.2873	1.4210	1.1703	13.085
T 2-Methylnaphthalene	Quadratic	0.5727	0.5964	0.6544	0.7378	0.7880	0.8352	0.9289	0.7305	17.879
T 1-Methylnaphthalene	Quadratic	0.6125	0.6099	0.6334	0.6941	0.7271	0.8068	0.8962	0.7114	15.179
I Acenaphthene-d10										
S 2-Fluorobiphenyl	Quadratic	1.6048	1.5403	1.6587	1.6378	1.6692	1.8683	2.1862	1.7379	12.776
I Chrysene-d12										
S Terphenyl-d14	Avg RF	0.7122	0.6516	0.6931	0.7089	0.7130	0.8083	0.9177	0.7435	12.109

(RedFont and #) = Outlier Flag; (I) = Internal Standard; (T) = Target; (S) = Surrogate; (M) = Matrix Spike

## Compounds with Curve fitting not using Avg Response Factor:

Compound	Curve Fit	Curve Fit Formula	Curve Fit R2
S Nitrobenzene-d5	Quadratic	$y = 0.396217 * x ^ 2 + 0.534766 * x - 4.075678E-004$	0.999206
T Naphthalene	Quadratic	$y = -0.371211 * x ^ 2 + 1.079331 * x + 0.001079$	0.999039
T 2-Methylnaphthalene	Quadratic	$y = -0.388720 * x ^ 2 + 0.661021 * x + 8.897822E-004$	0.998539
T 1-Methylnaphthalene	Quadratic	$y = -0.085748 * x ^ 2 + 0.627421 * x + 8.356004E-004$	0.999443
S 2-Fluorobiphenyl	Quadratic	$y = 0.152751 * x ^ 2 + 1.551906 * x + 0.001636$	0.999517

(RedFont and #) = Outlier Flag; (I) = Internal Standard; (T) = Target; (S) = Surrogate; (M) = Matrix Spike

# Quantitative Analysis Results Summary Report

Batch Path	\\MASSHUNTER\Org\Data\SV5975.I\sh122021\1_e8270d_bna SIM\QuantResults\122021_bna SIM 1.batch.bin	Analyst Name	BL2000\jheine
Analysis Time	12/22/2021 12:07 PM	Reporter Name	BL2000\jheine
Report Time	12/22/2021 12:10:32 PM	Batch State	Processed
Last Calib Update	12/21/2021 8:40 AM	Quant Report Version	10.0
Quant Batch Version	10.0		

## Sequence Table

Data File	sample Name	Sample Type	Vial Position	Inj Vol	Level	Acq Method File
Dec2002.D	20-Dec-21_CAL_7	Cal	2	0.1	7	5975BNASIM
Dec2003.D	20-Dec-21_CAL_6	Cal	3	0.1	6	5975BNASIM
Dec2004.D	20-Dec-21_CAL_5	Cal	4	0.1	5	5975BNASIM
Dec2005.D	20-Dec-21_CAL_4	Cal	5	0.1	4	5975BNASIM
Dec2006.D	20-Dec-21_CAL_3	Cal	6	0.1	3	5975BNASIM
Dec2007.D	20-Dec-21_CAL_2	Cal	7	0.1	2	5975BNASIM
Dec2008.D	20-Dec-21_CAL_1	Cal	8	0.1	1	5975BNASIM
Dec2009.D	20-Dec-21_CCV_9	QC	9	0.1	ICV	5975BNASIM

## Quantitation Results

### Compound: Nitrobenzene-d5

Data File	Sample Type	ISTD	RT	Resp	ISTD Resp	Resp Ratio	Final Conc	Exp. Conc	Accuracy
Dec2002.D	Calibration	1,4-Dichlorobenzene-d4	5.118	69718	443546	0.1572	9.9528	10.0000	99.5
Dec2003.D	Calibration	1,4-Dichlorobenzene-d4	5.118	31352	419102	0.0748	5.1372	5.0000	102.7
Dec2004.D	Calibration	1,4-Dichlorobenzene-d4	5.131	10418	398641	0.0261	1.9172	2.0000	95.9
Dec2005.D	Calibration	1,4-Dichlorobenzene-d4	5.131	4990	366468	0.0136	1.0294	1.0000	102.9
Dec2006.D	Calibration	1,4-Dichlorobenzene-d4	5.131	2098	360553	0.0058	0.4618	0.5000	92.4
Dec2007.D	Calibration	1,4-Dichlorobenzene-d4	5.131	787	379824	0.0021	0.1849	0.2000	92.4
Dec2008.D	Calibration	1,4-Dichlorobenzene-d4	5.131	407	362730	0.0011	0.1141	0.1000	114.1
Dec2009.D	QC	1,4-Dichlorobenzene-d4	5.118	11659	387310	0.0301	2.1930	2.0000	109.7

### Compound: Naphthalene

Data File	Sample Type	ISTD	RT	Resp	ISTD Resp	Resp Ratio	Final Conc	Exp. Conc	Accuracy
Dec2002.D	Calibration	Naphthalene-d8	5.966	227252	909831	0.2498	10.0924	10.0000	100.9
Dec2003.D	Calibration	Naphthalene-d8	5.966	108546	865543	0.1254	4.8062	5.0000	96.1
Dec2004.D	Calibration	Naphthalene-d8	5.966	42371	774684	0.0547	2.0222	2.0000	101.1
Dec2005.D	Calibration	Naphthalene-d8	5.966	21700	728263	0.0298	1.0742	1.0000	107.4
Dec2006.D	Calibration	Naphthalene-d8	5.966	10073	674068	0.0149	0.5162	0.5000	103.2
Dec2007.D	Calibration	Naphthalene-d8	5.966	4306	669066	0.0064	0.1989	0.2000	99.5
Dec2008.D	Calibration	Naphthalene-d8	5.966	2441	687177	0.0036	0.0918	0.1000	91.8
Dec2009.D	QC	Naphthalene-d8	5.966	47496	781045	0.0608	2.2575	2.0000	112.9

### Compound: 2-Methylnaphthalene

Data File	Sample Type	ISTD	RT	Resp	ISTD Resp	Resp Ratio	Final Conc	Exp. Conc	Accuracy
Dec2002.D	Calibration	Naphthalene-d8	6.790	130270	909831	0.1432	10.1143	10.0000	101.1
Dec2003.D	Calibration	Naphthalene-d8	6.802	64531	865543	0.0746	4.7958	5.0000	95.9
Dec2004.D	Calibration	Naphthalene-d8	6.802	25349	774684	0.0327	1.9841	2.0000	99.2

# Quantitative Analysis Results Summary Report

## Compound: 2-Methylnaphthalene

Data File	Sample Type	ISTD	RT	Resp	ISTD Resp	Resp Ratio	Final Conc	Exp. Conc	Accuracy
Dec2005.D	Calibration	Naphthalene-d8	6.802	13433	728263	0.0184	1.0795	1.0000	107.9
Dec2006.D	Calibration	Naphthalene-d8	6.802	6639	674068	0.0098	0.5466	0.5000	109.3
Dec2007.D	Calibration	Naphthalene-d8	6.802	2794	669066	0.0042	0.1995	0.2000	99.7
Dec2008.D	Calibration	Naphthalene-d8	6.802	1596	687177	0.0023	0.0868	0.1000	86.8
Dec2009.D	QC	Naphthalene-d8	6.803	29476	781045	0.0377	2.3082	2.0000	115.4

## Compound: 1-Methylnaphthalene

Data File	Sample Type	ISTD	RT	Resp	ISTD Resp	Resp Ratio	Final Conc	Exp. Conc	Accuracy
Dec2002.D	Calibration	Naphthalene-d8	6.902	139320	909831	0.1531	10.0545	10.0000	100.5
Dec2003.D	Calibration	Naphthalene-d8	6.902	65992	865543	0.0762	4.8891	5.0000	97.8
Dec2004.D	Calibration	Naphthalene-d8	6.915	24533	774684	0.0317	1.9791	2.0000	99.0
Dec2005.D	Calibration	Naphthalene-d8	6.915	12637	728263	0.0174	1.0568	1.0000	105.7
Dec2006.D	Calibration	Naphthalene-d8	6.915	6126	674068	0.0091	0.5271	0.5000	105.4
Dec2007.D	Calibration	Naphthalene-d8	6.915	2699	669066	0.0040	0.2041	0.2000	102.0
Dec2008.D	Calibration	Naphthalene-d8	6.915	1540	687177	0.0022	0.0896	0.1000	89.6
Dec2009.D	QC	Naphthalene-d8	6.902	28348	781045	0.0363	2.2783	2.0000	113.9

## Compound: 2-Fluorobiphenyl

Data File	Sample Type	ISTD	RT	Resp	ISTD Resp	Resp Ratio	Final Conc	Exp. Conc	Accuracy
Dec2002.D	Calibration	Acenaphthene-d10	7.265	209332	521760	0.4012	10.0502	10.0000	100.5
Dec2003.D	Calibration	Acenaphthene-d10	7.264	98077	509407	0.1925	4.8621	5.0000	97.2
Dec2004.D	Calibration	Acenaphthene-d10	7.277	38085	459222	0.0829	2.0847	2.0000	104.2
Dec2005.D	Calibration	Acenaphthene-d10	7.264	19324	471962	0.0409	1.0107	1.0000	101.1
Dec2006.D	Calibration	Acenaphthene-d10	7.277	9064	434406	0.0209	0.4950	0.5000	99.0
Dec2007.D	Calibration	Acenaphthene-d10	7.277	3990	427100	0.0093	0.1985	0.2000	99.3
Dec2008.D	Calibration	Acenaphthene-d10	7.277	2380	435377	0.0055	0.0987	0.1000	98.7
Dec2009.D	QC	Acenaphthene-d10	7.265	40931	475061	0.0862	2.1670	2.0000	108.3

## Compound: Terphenyl-d14

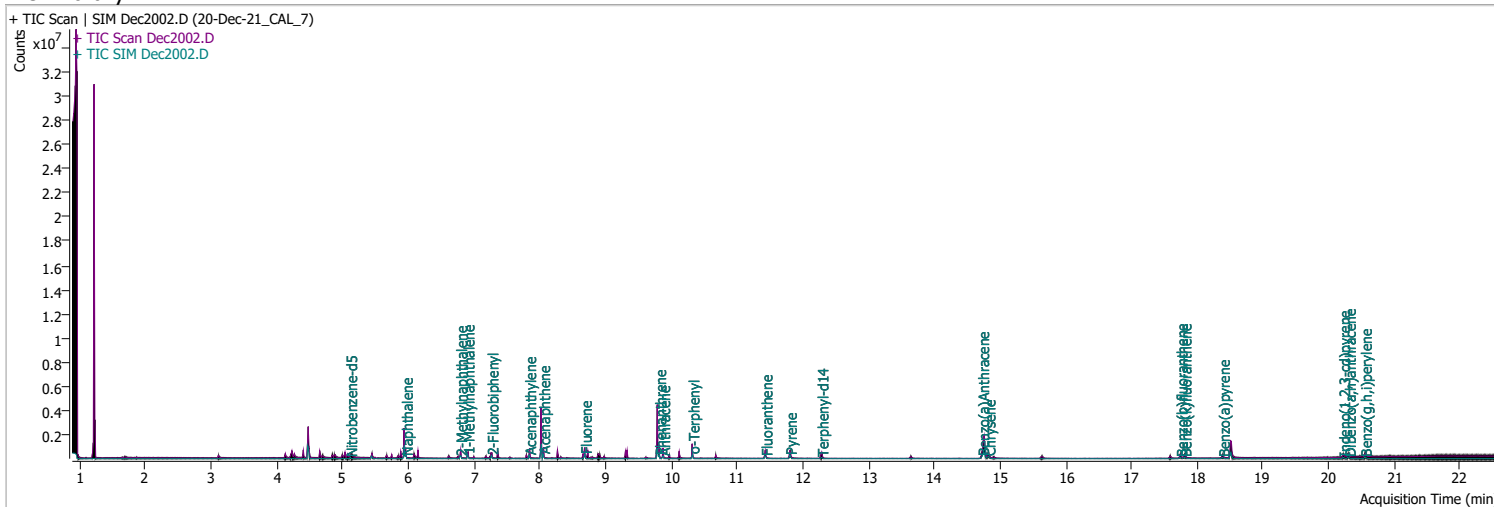
Data File	Sample Type	ISTD	RT	Resp	ISTD Resp	Resp Ratio	Final Conc	Exp. Conc	Accuracy
Dec2002.D	Calibration	Chrysene-d12	12.288	131075	736174	0.1780	9.5784	10.0000	95.8
Dec2003.D	Calibration	Chrysene-d12	12.288	59687	732752	0.0815	4.3820	5.0000	87.6
Dec2004.D	Calibration	Chrysene-d12	12.288	23063	665532	0.0347	1.8642	2.0000	93.2
Dec2005.D	Calibration	Chrysene-d12	12.288	11500	648930	0.0177	0.9534	1.0000	95.3
Dec2006.D	Calibration	Chrysene-d12	12.288	5443	610647	0.0089	0.4795	0.5000	95.9
Dec2007.D	Calibration	Chrysene-d12	12.288	2432	601802	0.0040	0.2174	0.2000	108.7
Dec2008.D	Calibration	Chrysene-d12	12.300	1393	607338	0.0023	0.1234	0.1000	123.4
Dec2009.D	QC	Chrysene-d12	12.288	29013	695371	0.0417	2.2445	2.0000	112.2



# Quantitation Results Report (QT Reviewed)

Data File	Dec2002.D	Operator	LIMS import
Acq. Method	5975BNASIM	Acq. Date-Time	12/20/2021 4:06:47 PM
Sample Name	20-Dec-21_CAL_7	Instrument	GCMS
Vial	2	Multiplier	1.00
DA Method File		Comment	SVOC-8270-W-LLPAH
Tune File	dftppjph.u	Tune Date	
Batch Name	122021 bna SIM 1.batch.bin	Last Calib Update	12/21/2021 8:40:59 AM

**Ref Library**

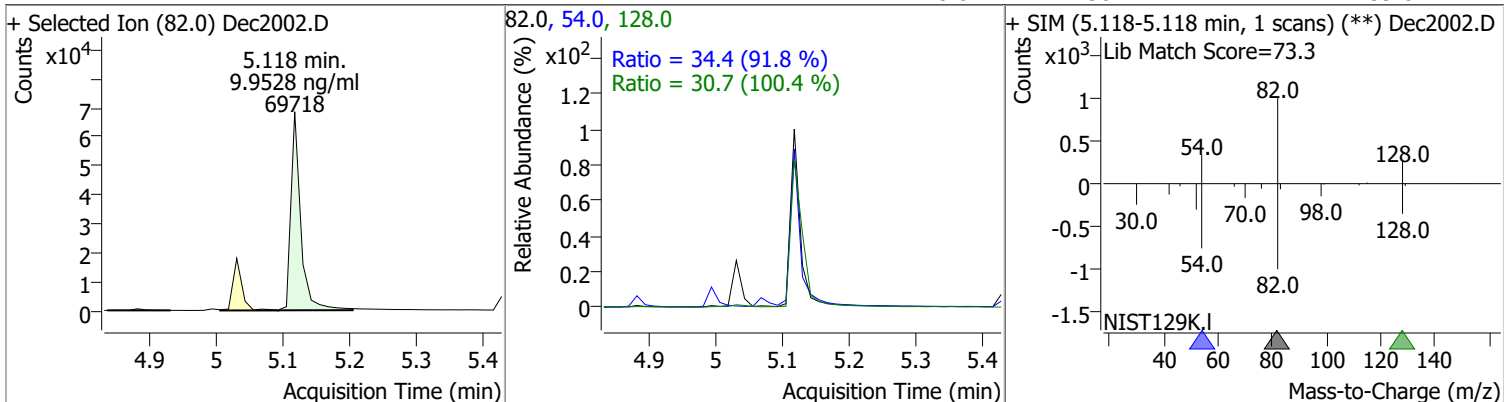


Compound	RT	QIon	Resp.	Conc.	Units	Dev(Min)
<b>Internal Standards</b>						
<b>System Monitoring Compounds</b>						
S Nitrobenzene-d5	5.118	82.0	69718	9.9528	ng/ml	-0.012
Spiked Amount: 5.000	Range: 19.0 - 102.0%			Recovery = 199.06%		*
S 2-Fluorobiphenyl	7.265	172.0	209332	10.0502	ng/ml	-0.012
Spiked Amount: 5.000	Range: 25.0 - 94.0%			Recovery = 201.00%		*
S Terphenyl-d14	12.288	244.0	131075	9.5784	ng/ml	0.000
Spiked Amount: 5.000	Range: 39.0 - 106.0%			Recovery = 191.57%		*
<b>Target Compounds</b>						
T Naphthalene	5.966	128.0	227252	10.0924	ng/ml	94
T 2-Methylnaphthalene	6.790	141.0	130270	10.1143	ng/ml	93
T 1-Methylnaphthalene	6.902	141.0	139320	10.0545	ng/ml	97

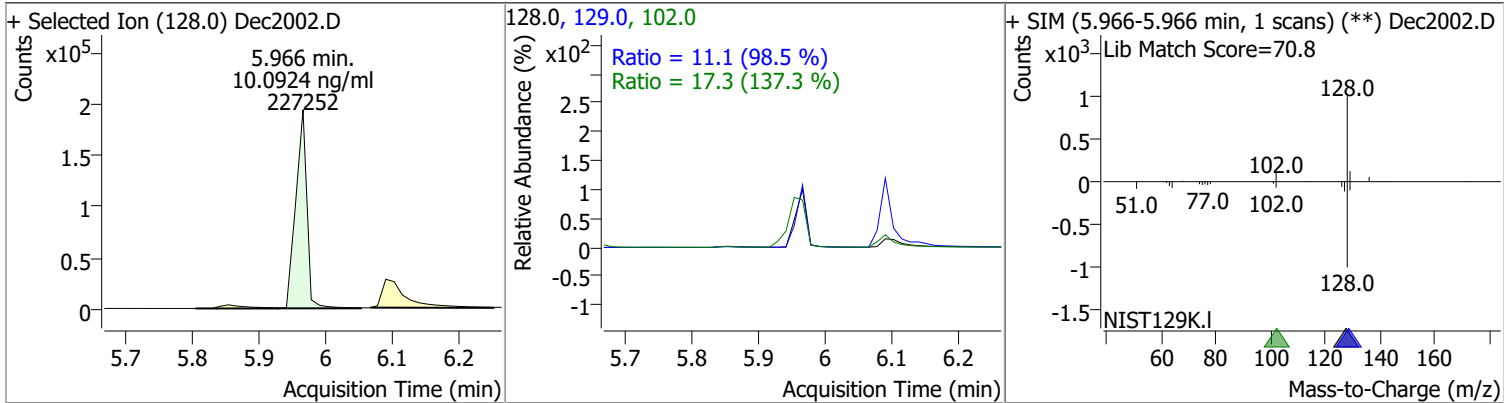
(#) = Qualifier Out of Range; (m) = Manual Integration; (+) = Area Summed; (\*) = Surrogate Percent Recovery Out of Range; (d): Zeroed Peak

# Quantitation Results Report (QT Reviewed)

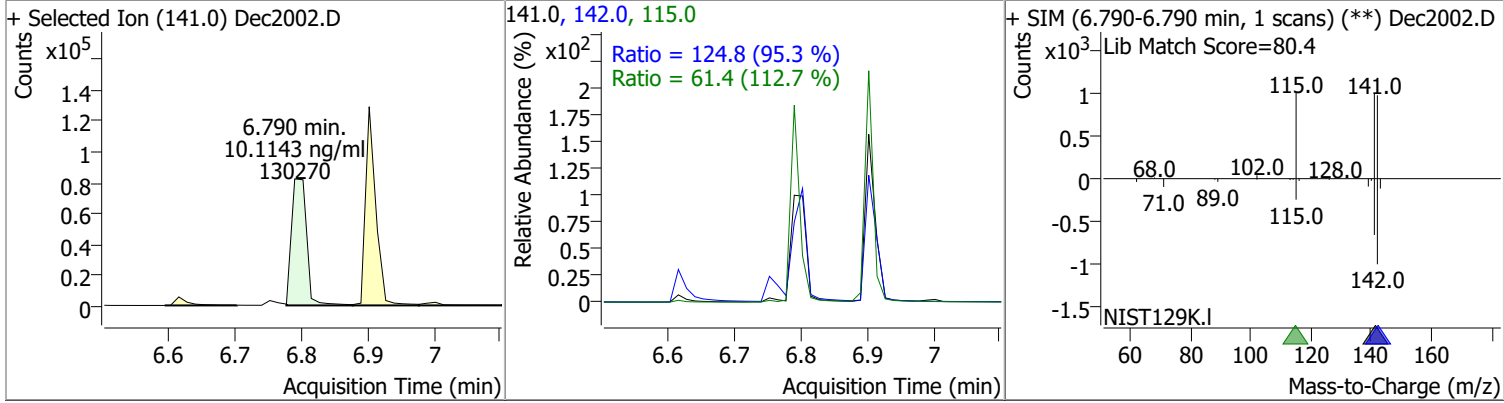
Compound	Conc.	RT	Dev(Min)	Resp.	QIon	QRatio	Lower	Upper
Nitrobenzene-d5	9.9528	5.12	-0.01	69718	54.0	34.4	26.3	48.8
					128.0	30.7	21.4	39.8



Compound	Conc.	RT	Dev(Min)	Resp.	QIon	QRatio	Lower	Upper
Naphthalene	10.0924	5.97	0.00	227252	102.0	17.3	0.0	37.7
					129.0	11.1	7.9	14.7

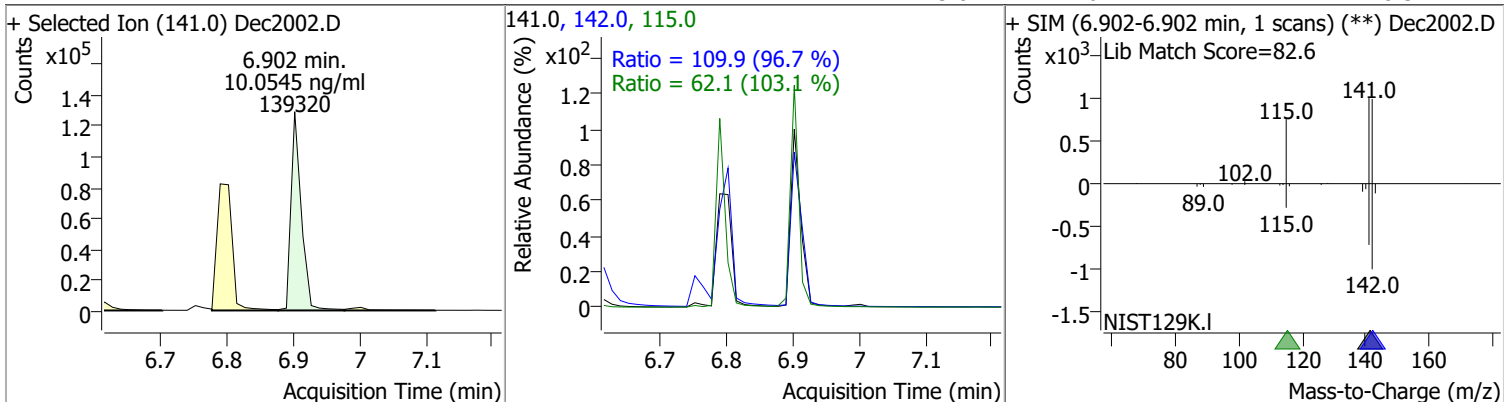


Compound	Conc.	RT	Dev(Min)	Resp.	QIon	QRatio	Lower	Upper
2-Methylnaphthalene	10.1143	6.79	-0.01	130270	142.0	124.8	91.7	170.2
					115.0	61.4	38.1	70.8

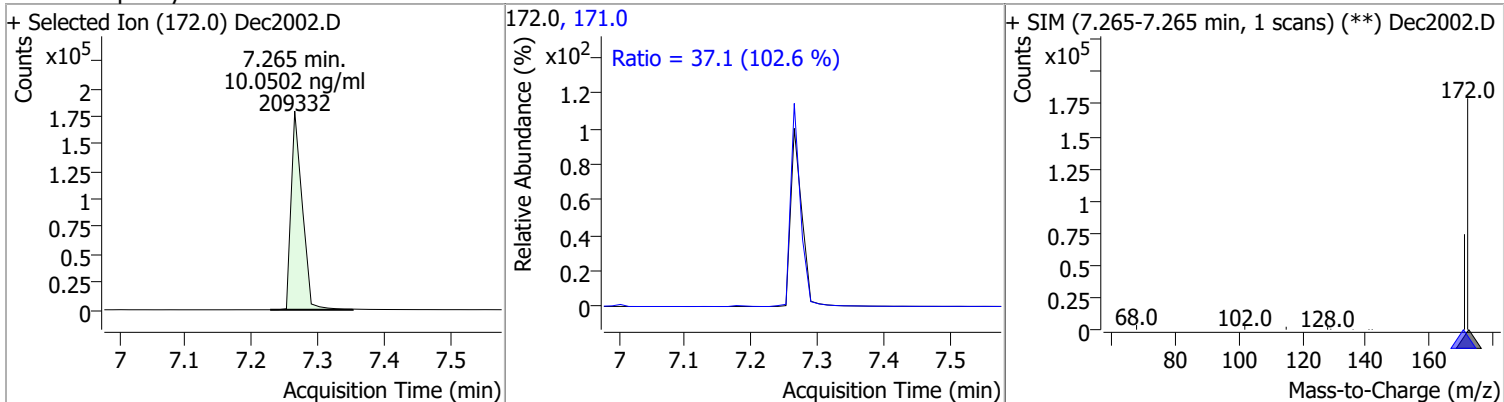


# Quantitation Results Report (QT Reviewed)

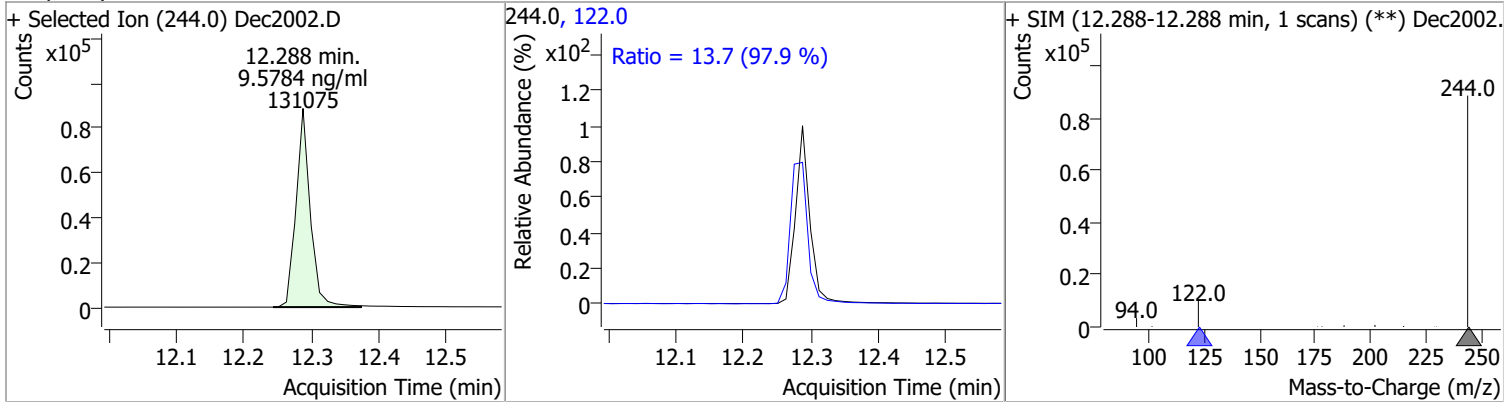
Compound	Conc.	RT	Dev(Min)	Resp.	QIon	QRatio	Lower	Upper
1-Methylnaphthalene	10.0545	6.90	-0.01	139320	142.0	109.9	79.6	147.8
					115.0	62.1	42.2	78.3



Compound	Conc.	RT	Dev(Min)	Resp.	QIon	QRatio	Lower	Upper
2-Fluorobiphenyl	10.0502	7.26	-0.01	209332	171.0	37.1	25.3	47.0



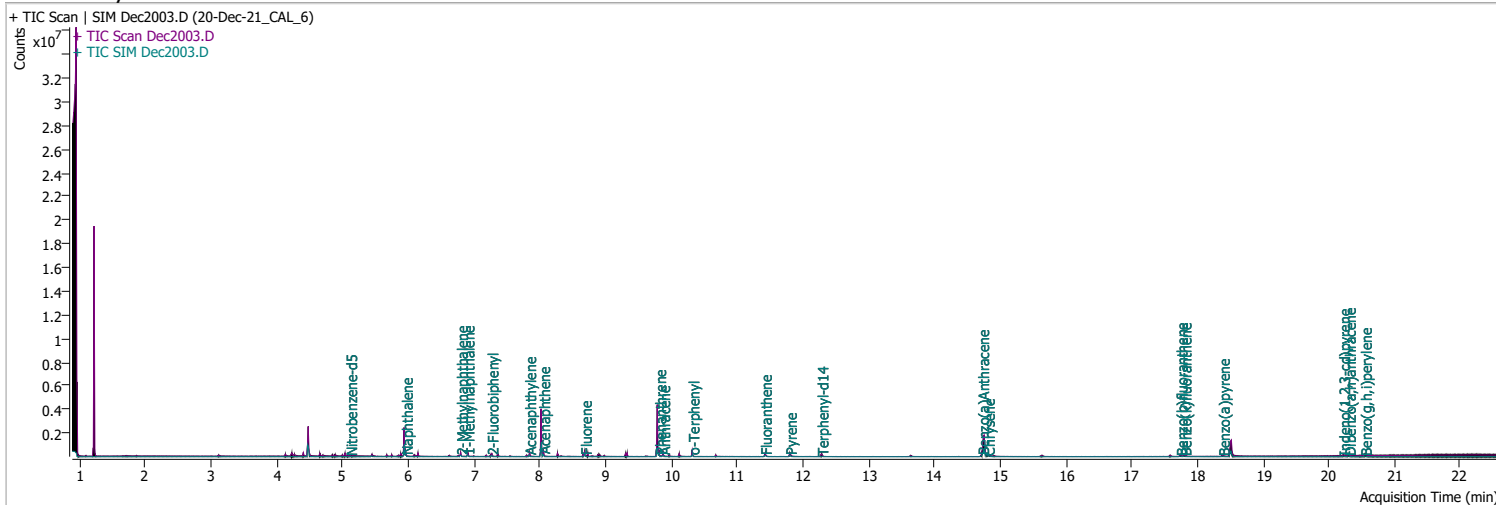
Compound	Conc.	RT	Dev(Min)	Resp.	QIon	QRatio	Lower	Upper
Terphenyl-d14	9.5784	12.29	0.00	131075	122.0	13.7	9.8	18.2



# Quantitation Results Report (QT Reviewed)

Data File	Dec2003.D	Operator	LIMS import
Acq. Method	5975BNASIM	Acq. Date-Time	12/20/2021 4:39:23 PM
Sample Name	20-Dec-21_CAL_6	Instrument	GCMS
Vial	3	Multiplier	1.00
DA Method File		Comment	SVOC-8270-W-LLPAH
Tune File	dftppjph.u	Tune Date	
Batch Name	122021 bna SIM 1.batch.bin	Last Calib Update	12/21/2021 8:40:59 AM

**Ref Library**

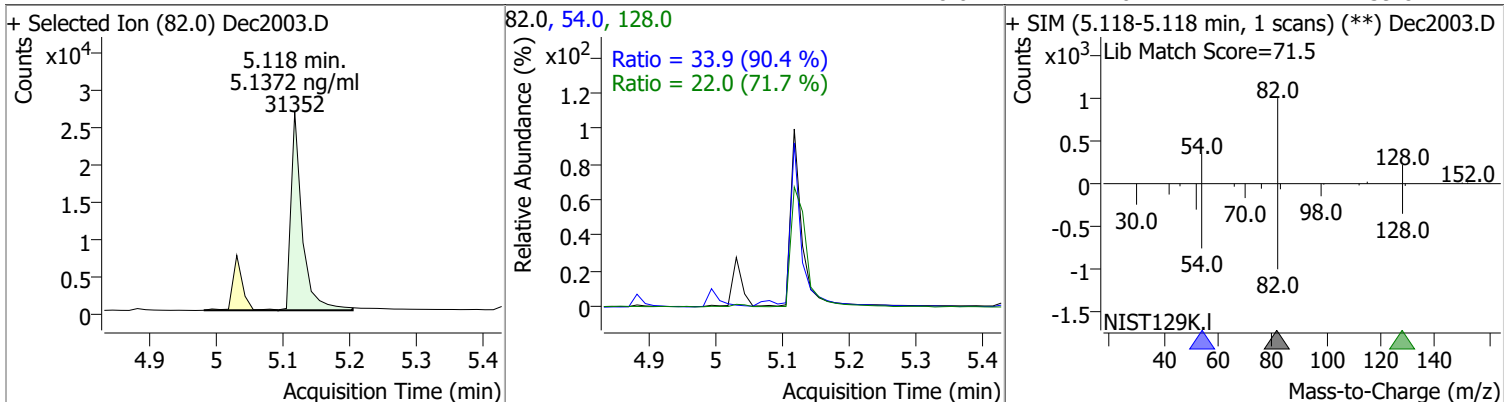


Compound	RT	QIon	Resp.	Conc.	Units	Dev(Min)
<b>Internal Standards</b>						
<b>System Monitoring Compounds</b>						
S Nitrobenzene-d5	5.118	82.0	31352	5.1372	ng/ml	-0.013
Spiked Amount: 5.000	Range: 19.0 - 102.0%			Recovery = 102.74%		*
S 2-Fluorobiphenyl	7.264	172.0	98077	4.8621	ng/ml	-0.013
Spiked Amount: 5.000	Range: 25.0 - 94.0%			Recovery = 97.24%		*
S Terphenyl-d14	12.288	244.0	59687	4.3820	ng/ml	0.000
Spiked Amount: 5.000	Range: 39.0 - 106.0%			Recovery = 87.64%		
<b>Target Compounds</b>						
T Naphthalene	5.966	128.0	108546	4.8062	ng/ml	90
T 2-Methylnaphthalene	6.802	141.0	64531	4.7958	ng/ml	95
T 1-Methylnaphthalene	6.902	141.0	65992	4.8891	ng/ml	98

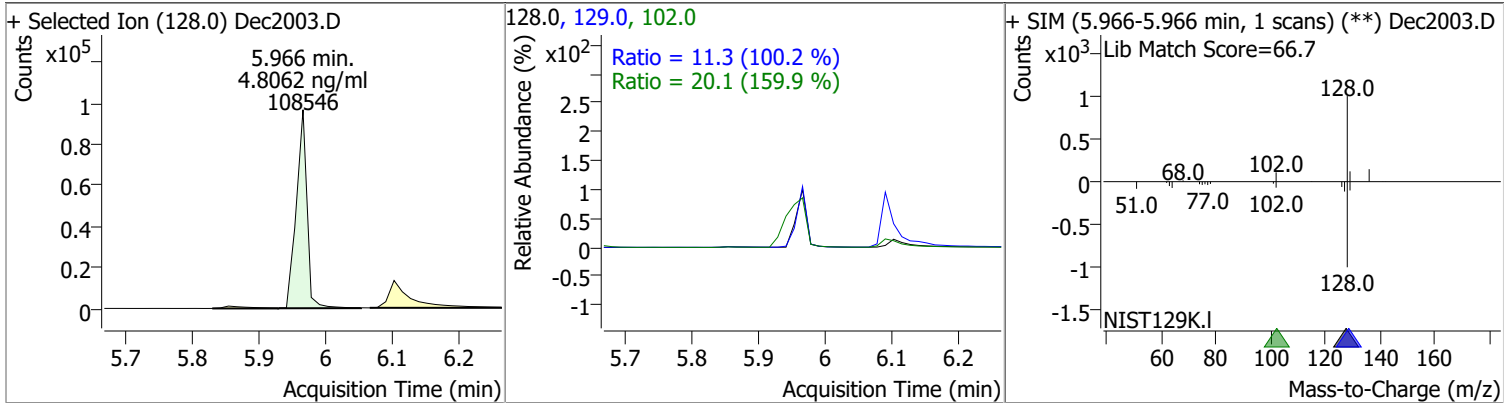
(#) = Qualifier Out of Range; (m) = Manual Integration; (+) = Area Summed; (\*) = Surrogate Percent Recovery Out of Range; (d): Zeroed Peak

# Quantitation Results Report (QT Reviewed)

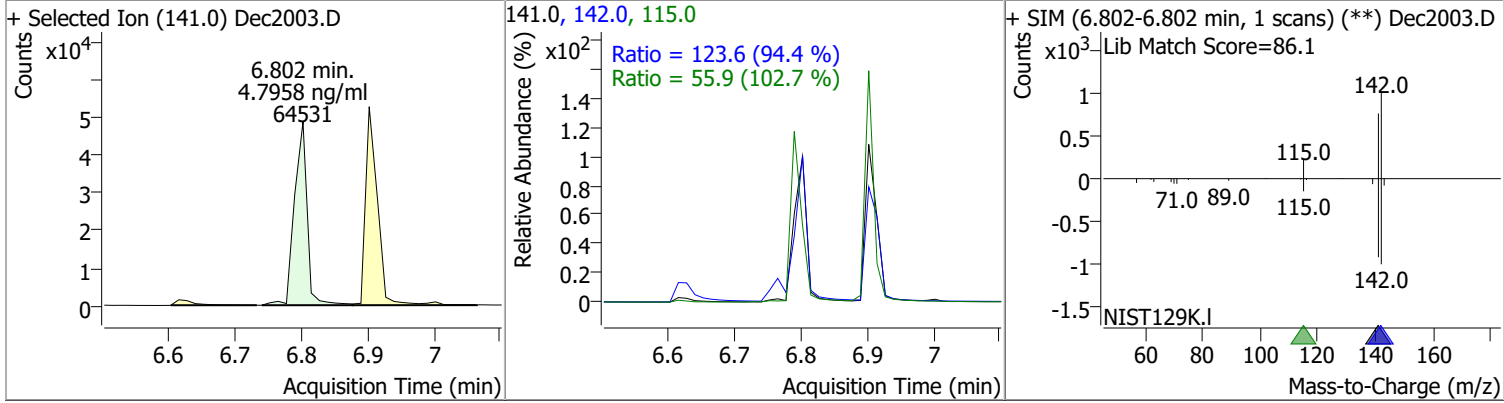
Compound	Conc.	RT	Dev(Min)	Resp.	QIon	QRatio	Lower	Upper
Nitrobenzene-d5	5.1372	5.12	-0.01	31352	54.0 128.0	33.9 22.0	26.3 21.4	48.8 39.8



Compound	Conc.	RT	Dev(Min)	Resp.	QIon	QRatio	Lower	Upper
Naphthalene	4.8062	5.97	0.00	108546	102.0 129.0	20.1 11.3	0.0 7.9	37.7 14.7

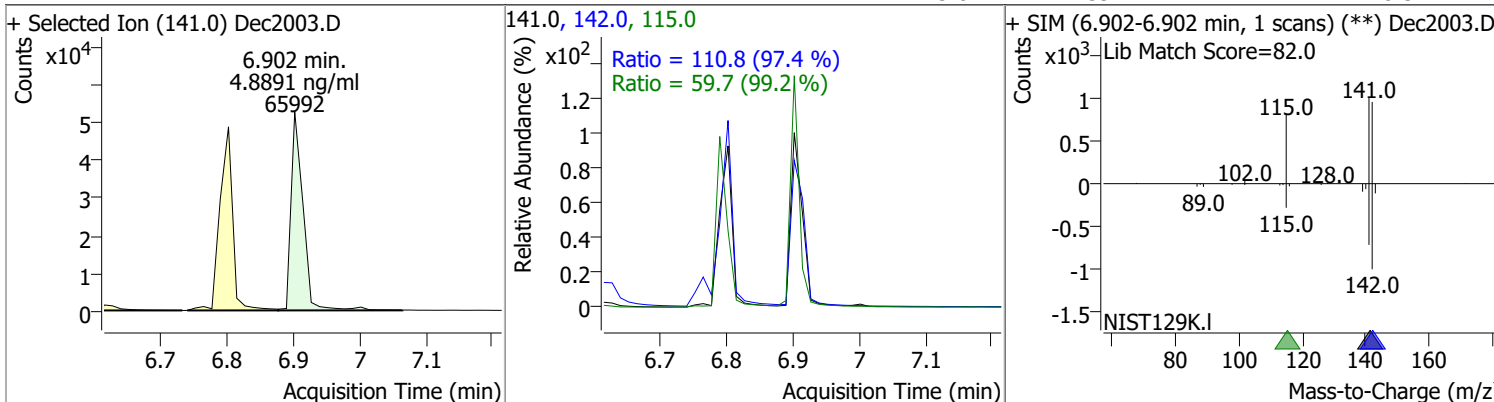


Compound	Conc.	RT	Dev(Min)	Resp.	QIon	QRatio	Lower	Upper
2-Methylnaphthalene	4.7958	6.80	0.00	64531	142.0 115.0	123.6 55.9	91.7 38.1	170.2 70.8

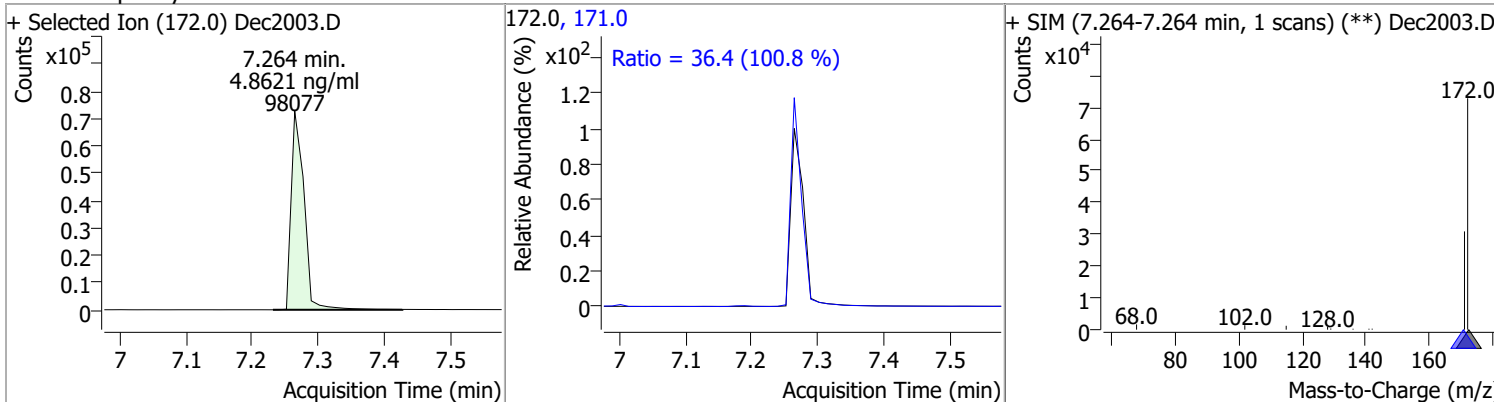


# Quantitation Results Report (QT Reviewed)

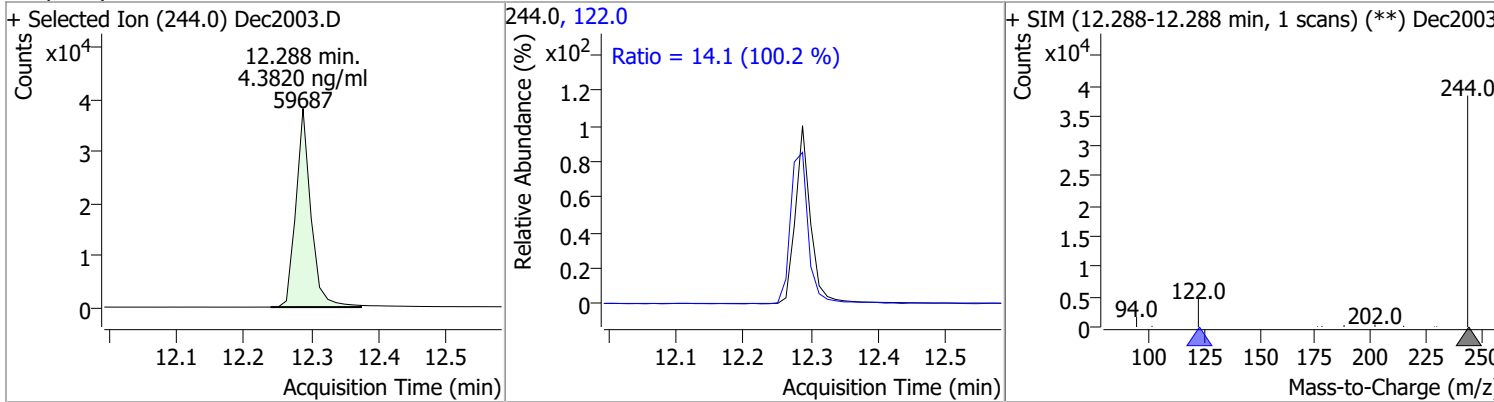
Compound	Conc.	RT	Dev(Min)	Resp.	QIon	QRatio	Lower	Upper
1-Methylnaphthalene	4.8891	6.90	-0.01	65992	142.0	110.8	79.6	147.8
					115.0	59.7	42.2	78.3



Compound	Conc.	RT	Dev(Min)	Resp.	QIon	QRatio	Lower	Upper
2-Fluorobiphenyl	4.8621	7.26	-0.01	98077	171.0	36.4	25.3	47.0



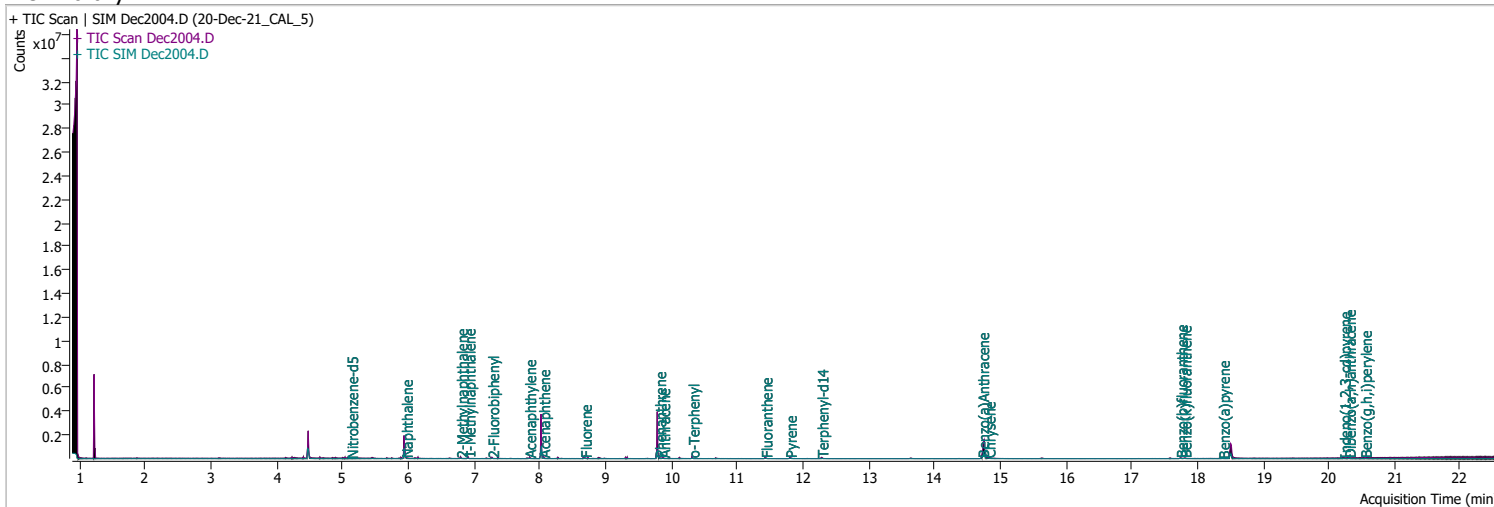
Compound	Conc.	RT	Dev(Min)	Resp.	QIon	QRatio	Lower	Upper
Terphenyl-d14	4.3820	12.29	0.00	59687	122.0	14.1	9.8	18.2



# Quantitation Results Report (QT Reviewed)

Data File	Dec2004.D	Operator	LIMS import
Acq. Method	5975BNASIM	Acq. Date-Time	12/20/2021 5:12:01 PM
Sample Name	20-Dec-21_CAL_5	Instrument	GCMS
Vial	4	Multiplier	1.00
DA Method File		Comment	SVOC-8270-W-LLPAH
Tune File	dftppjph.u	Tune Date	
Batch Name	122021 bna SIM 1.batch.bin	Last Calib Update	12/21/2021 8:40:59 AM

**Ref Library**

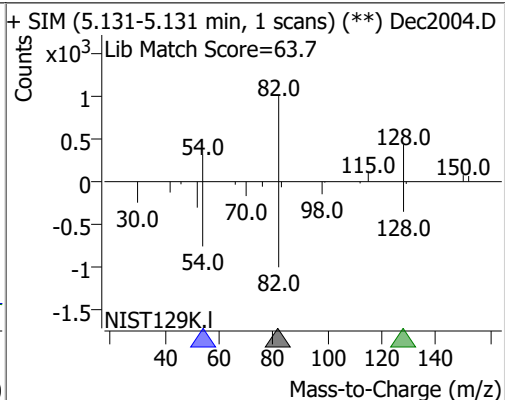
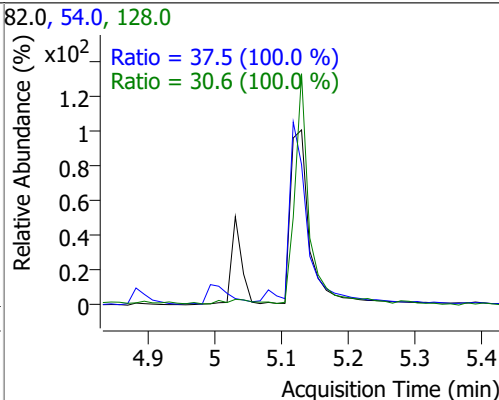
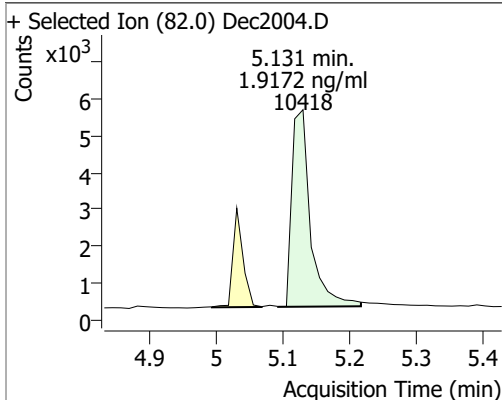


Compound	RT	QIon	Resp.	Conc.	Units	Dev(Min)
<b>Internal Standards</b>						
<b>System Monitoring Compounds</b>						
S Nitrobenzene-d5	5.131	82.0	10418	1.9172	ng/ml	0.000
Spiked Amount: 5.000	Range: 19.0 - 102.0%			Recovery = 38.34%		
S 2-Fluorobiphenyl	7.277	172.0	38085	2.0847	ng/ml	0.000
Spiked Amount: 5.000	Range: 25.0 - 94.0%			Recovery = 41.69%		
S Terphenyl-d14	12.288	244.0	23063	1.8642	ng/ml	0.000
Spiked Amount: 5.000	Range: 39.0 - 106.0%			Recovery = 37.28%		*
<b>Target Compounds</b>						
T Naphthalene	5.966	128.0	42371	2.0222	ng/ml	100
T 2-Methylnaphthalene	6.802	141.0	25349	1.9841	ng/ml	100
T 1-Methylnaphthalene	6.915	141.0	24533	1.9791	ng/ml	100

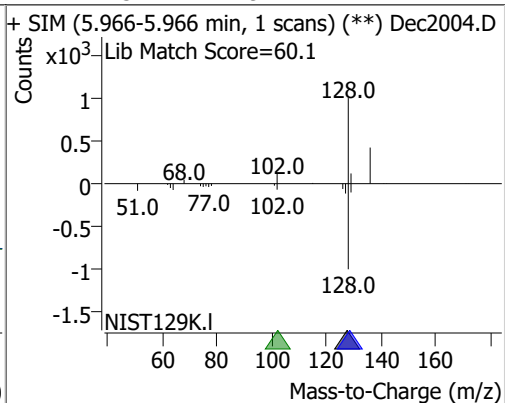
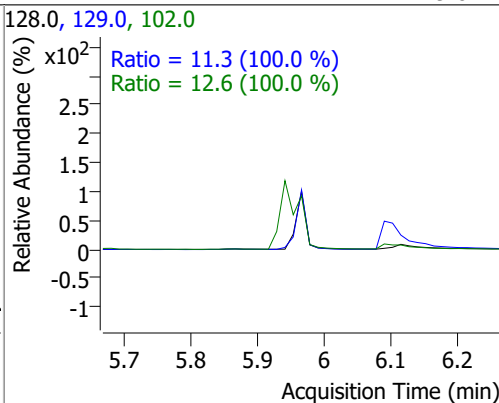
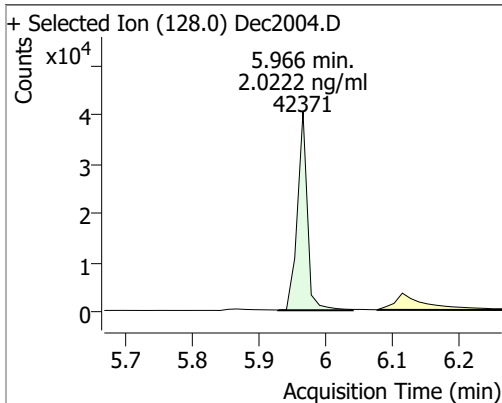
(#) = Qualifier Out of Range; (m) = Manual Integration; (+) = Area Summed; (\*) = Surrogate Percent Recovery Out of Range; (d): Zeroed Peak

# Quantitation Results Report (QT Reviewed)

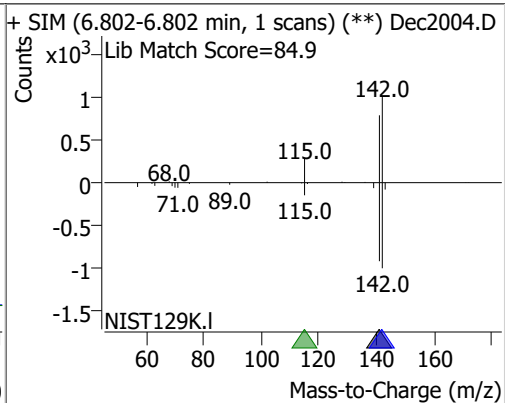
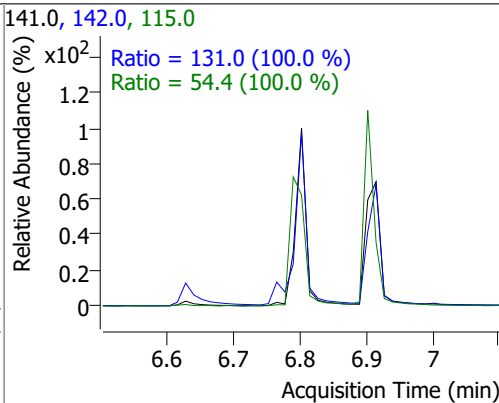
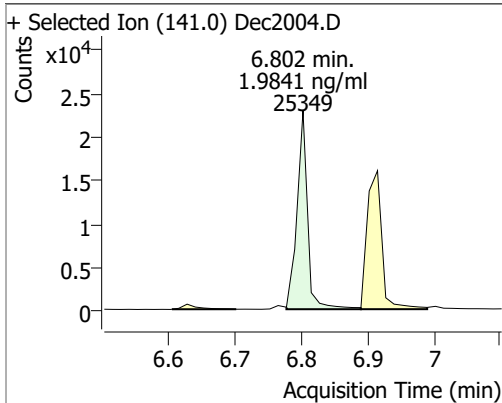
Compound	Conc.	RT	Dev(Min)	Resp.	QIon	QRatio	Lower	Upper
Nitrobenzene-d5	1.9172	5.13	0.00	10418	54.0	37.5	26.3	48.8
					128.0	30.6	21.4	39.8



Compound	Conc.	RT	Dev(Min)	Resp.	QIon	QRatio	Lower	Upper
Naphthalene	2.0222	5.97	0.00	42371	102.0	12.6	0.0	37.7
					129.0	11.3	7.9	14.7



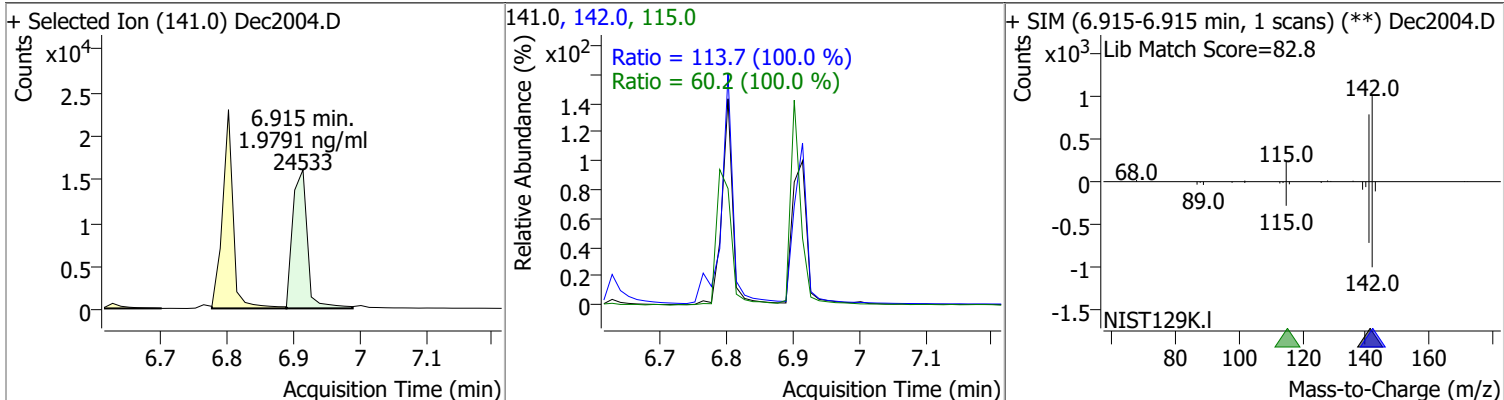
Compound	Conc.	RT	Dev(Min)	Resp.	QIon	QRatio	Lower	Upper
2-Methylnaphthalene	1.9841	6.80	0.00	25349	142.0	131.0	91.7	170.2
					115.0	54.4	38.1	70.8



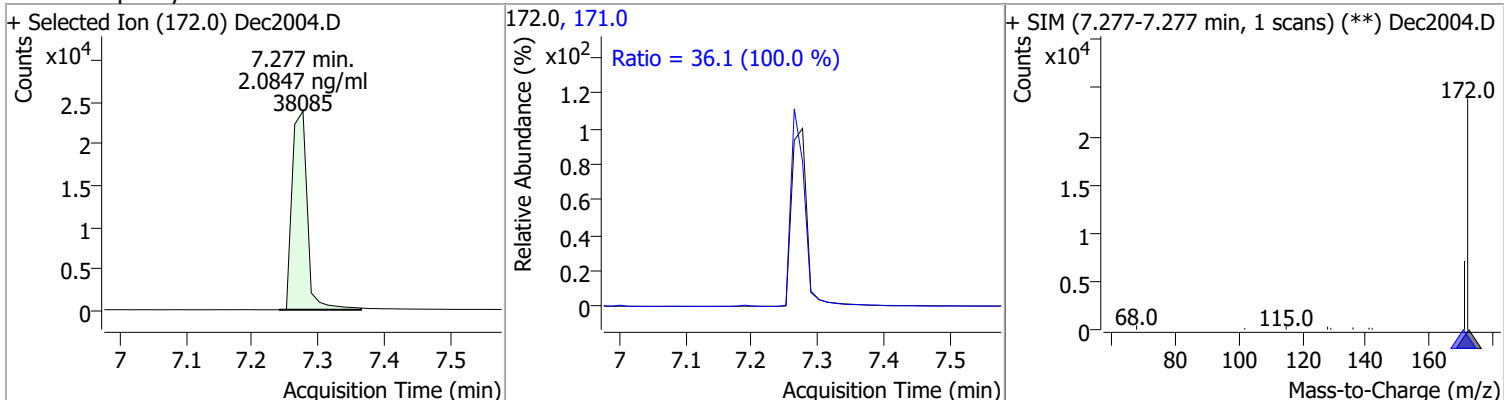


# Quantitation Results Report (QT Reviewed)

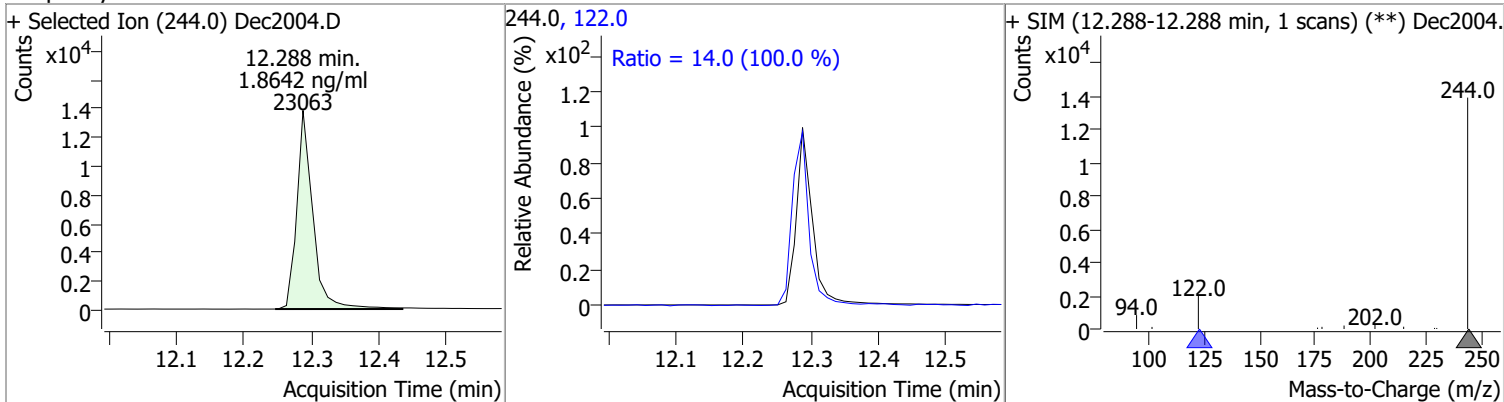
Compound	Conc.	RT	Dev(Min)	Resp.	QIon	QRatio	Lower	Upper
1-Methylnaphthalene	1.9791	6.91	0.00	24533	142.0	113.7	79.6	147.8
					115.0	60.2	42.2	78.3



Compound	Conc.	RT	Dev(Min)	Resp.	QIon	QRatio	Lower	Upper
2-Fluorobiphenyl	2.0847	7.28	0.00	38085	171.0	36.1	25.3	47.0



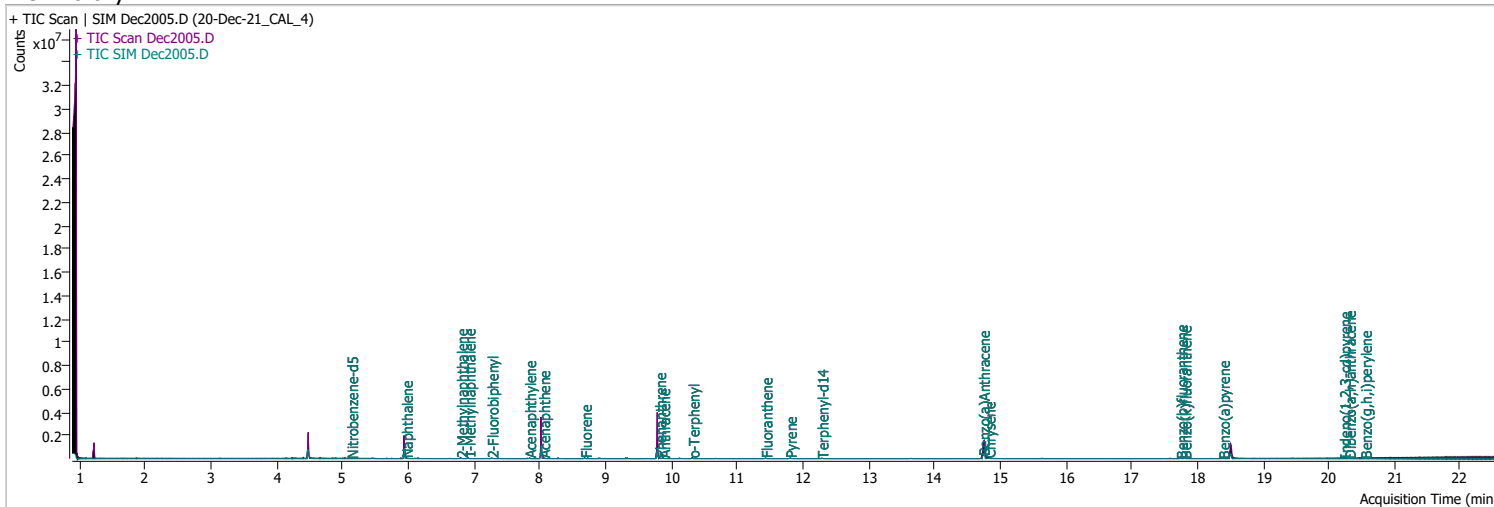
Compound	Conc.	RT	Dev(Min)	Resp.	QIon	QRatio	Lower	Upper
Terphenyl-d14	1.8642	12.29	0.00	23063	122.0	14.0	9.8	18.2



# Quantitation Results Report (QT Reviewed)

Data File	Dec2005.D	Operator	LIMS import
Acq. Method	5975BNASIM	Acq. Date-Time	12/20/2021 5:44:45 PM
Sample Name	20-Dec-21_CAL_4	Instrument	GCMS
Vial	5	Multiplier	1.00
DA Method File		Comment	SVOC-8270-W-LLPAH
Tune File	dftppjph.u	Tune Date	
Batch Name	122021 bna SIM 1.batch.bin	Last Calib Update	12/21/2021 8:40:59 AM

**Ref Library**



Compound	RT	QIon	Resp.	Conc.	Units	Dev(Min)
----------	----	------	-------	-------	-------	----------

**Internal Standards**

**System Monitoring Compounds**

S Nitrobenzene-d5	5.131	82.0	4990	1.0294	ng/ml	0.000
Spiked Amount: 5.000	Range: 19.0 - 102.0%			Recovery = 20.59%		
S 2-Fluorobiphenyl	7.264	172.0	19324	1.0107	ng/ml	-0.013
Spiked Amount: 5.000	Range: 25.0 - 94.0%			Recovery = 20.21%		*
S Terphenyl-d14	12.288	244.0	11500	0.9534	ng/ml	0.000
Spiked Amount: 5.000	Range: 39.0 - 106.0%			Recovery = 19.07%		*

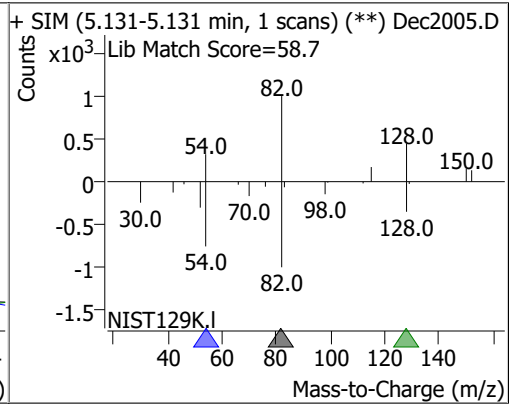
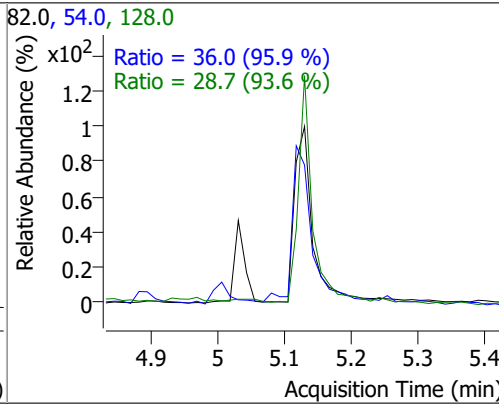
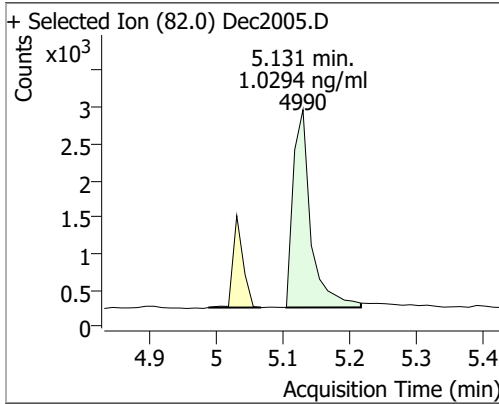
**Target Compounds**

Compound	RT	QIon	Resp.	Conc.	Units	QValue
T Naphthalene	5.966	128.0	21700	1.0742	ng/ml	100
T 2-Methylnaphthalene	6.802	141.0	13433	1.0795	ng/ml	92
T 1-Methylnaphthalene	6.915	141.0	12637	1.0568	ng/ml	98

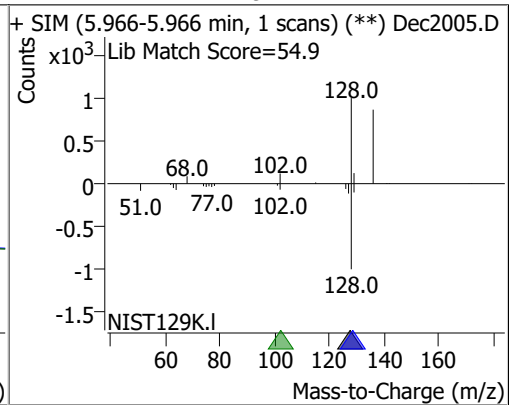
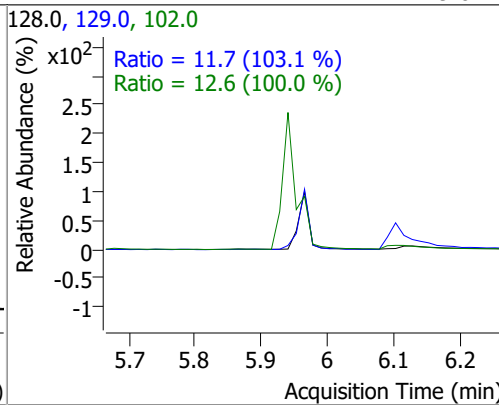
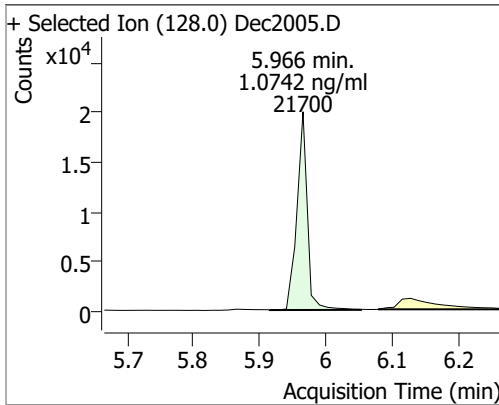
(#) = Qualifier Out of Range; (m) = Manual Integration; (+) = Area Summed; (\*) = Surrogate Percent Recovery Out of Range; (d): Zeroed Peak

# Quantitation Results Report (QT Reviewed)

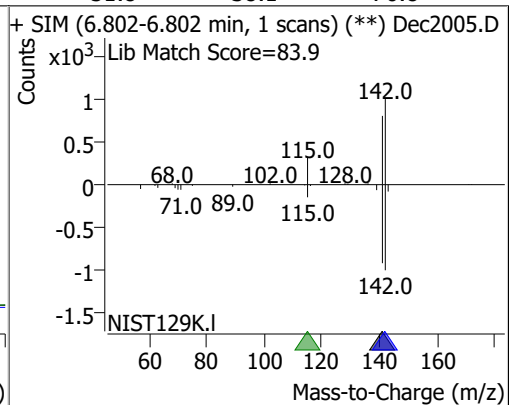
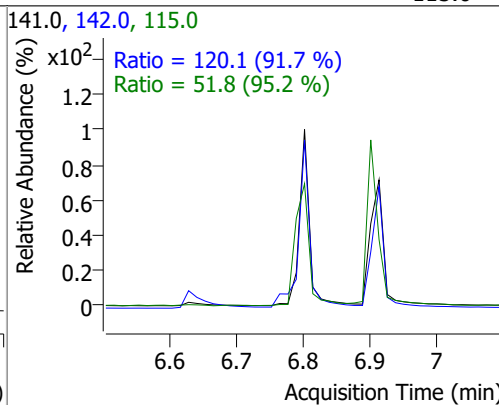
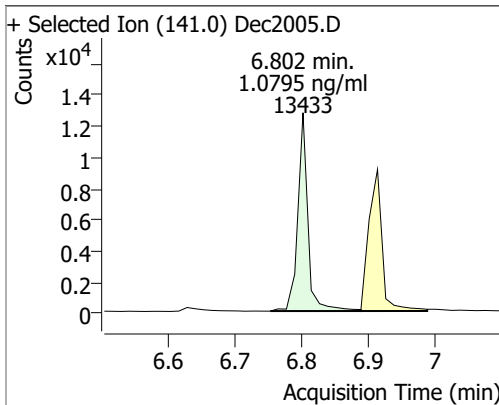
Compound	Conc.	RT	Dev(Min)	Resp.	QIon	QRatio	Lower	Upper
Nitrobenzene-d5	1.0294	5.13	0.00	4990	54.0	36.0	26.3	48.8
					128.0	28.7	21.4	39.8



Compound	Conc.	RT	Dev(Min)	Resp.	QIon	QRatio	Lower	Upper
Naphthalene	1.0742	5.97	0.00	21700	102.0	12.6	0.0	37.7
					129.0	11.7	7.9	14.7

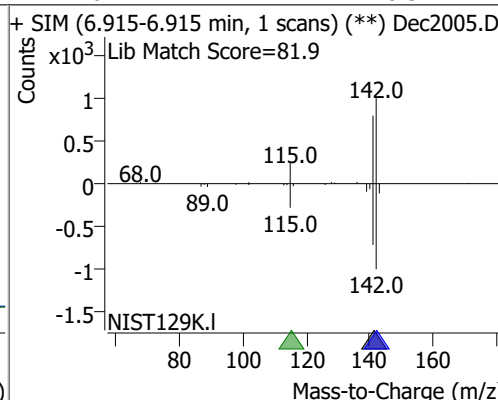
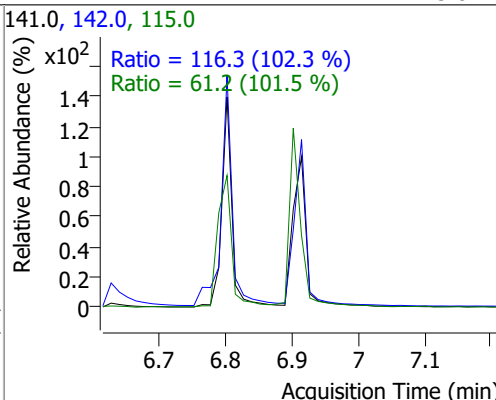
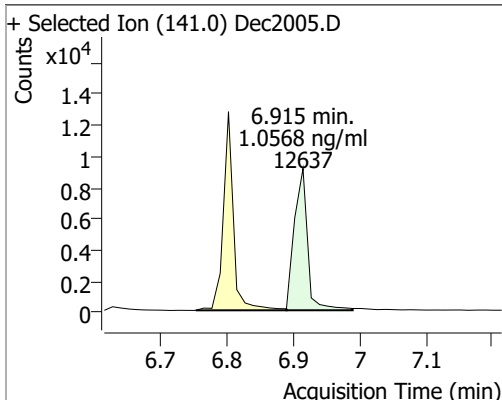


Compound	Conc.	RT	Dev(Min)	Resp.	QIon	QRatio	Lower	Upper
2-Methylnaphthalene	1.0795	6.80	0.00	13433	142.0	120.1	91.7	170.2
					115.0	51.8	38.1	70.8

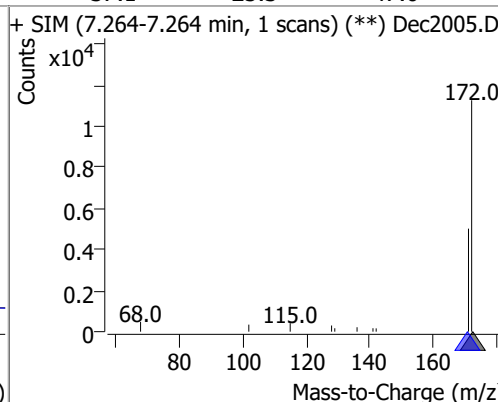
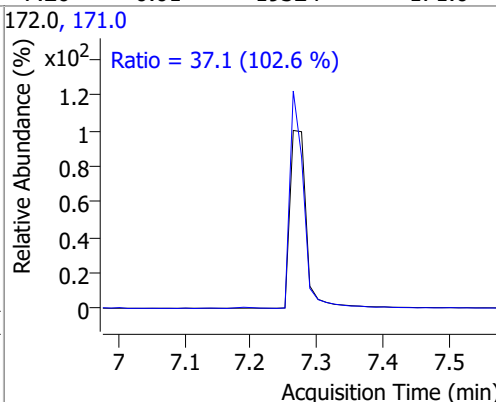
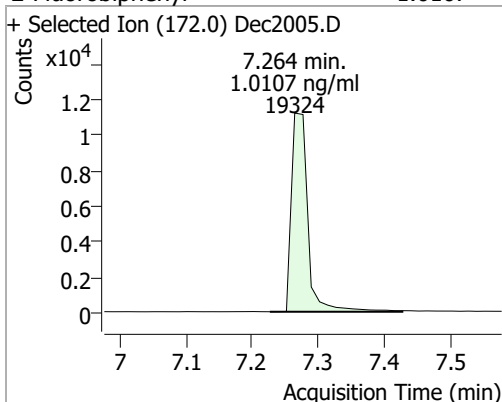


# Quantitation Results Report (QT Reviewed)

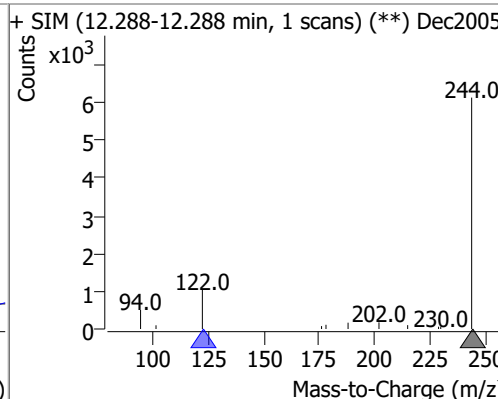
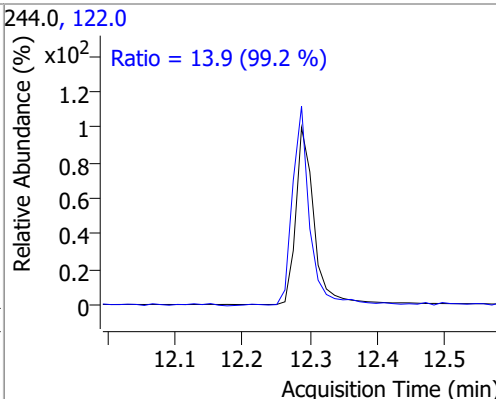
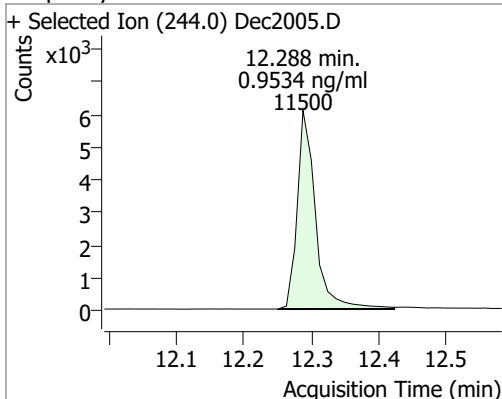
Compound	Conc.	RT	Dev(Min)	Resp.	QIon	QRatio	Lower	Upper
1-Methylnaphthalene	1.0568	6.91	0.00	12637	142.0	116.3	79.6	147.8
					115.0	61.2	42.2	78.3



Compound	Conc.	RT	Dev(Min)	Resp.	QIon	QRatio	Lower	Upper
2-Fluorobiphenyl	1.0107	7.26	-0.01	19324	171.0	37.1	25.3	47.0



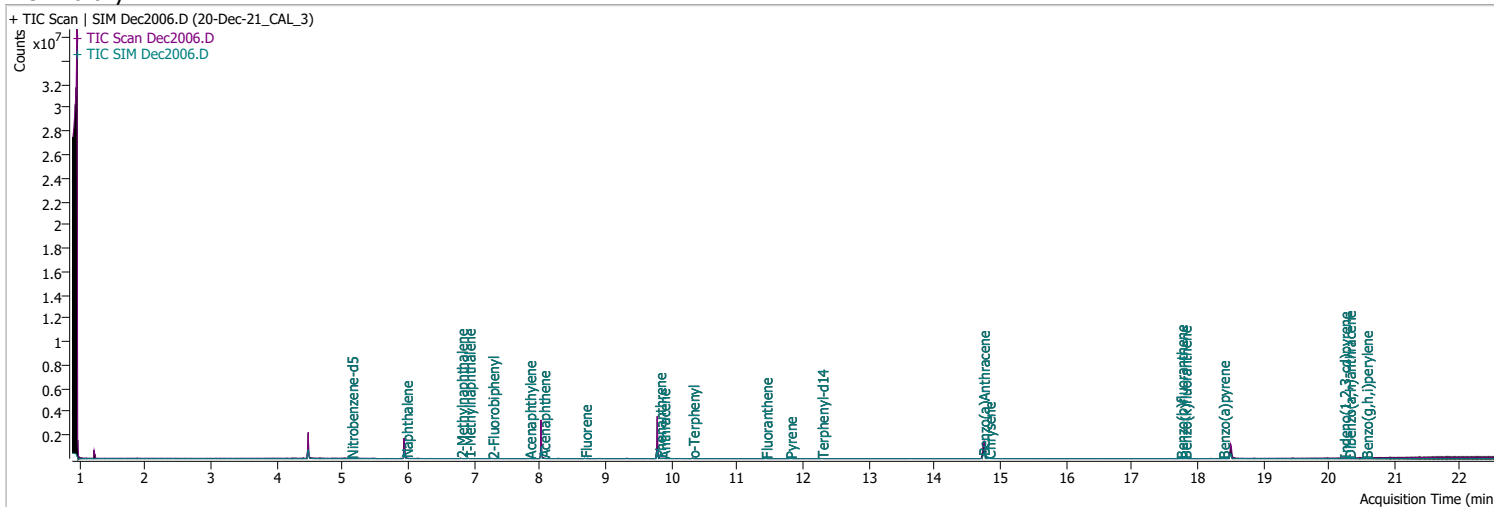
Compound	Conc.	RT	Dev(Min)	Resp.	QIon	QRatio	Lower	Upper
Terphenyl-d14	0.9534	12.29	0.00	11500	122.0	13.9	9.8	18.2



# Quantitation Results Report (QT Reviewed)

Data File	Dec2006.D	Operator	LIMS import
Acq. Method	5975BNASIM	Acq. Date-Time	12/20/2021 6:17:20 PM
Sample Name	20-Dec-21_CAL_3	Instrument	GCMS
Vial	6	Multiplier	1.00
DA Method File		Comment	SVOC-8270-W-LLPAH
Tune File	dftppjph.u	Tune Date	
Batch Name	122021 bna SIM 1.batch.bin	Last Calib Update	12/21/2021 8:40:59 AM

**Ref Library**



Compound	RT	QIon	Resp.	Conc.	Units	Dev(Min)
----------	----	------	-------	-------	-------	----------

**Internal Standards**

**System Monitoring Compounds**

S Nitrobenzene-d5	5.131	82.0	2098	0.4618	ng/ml	0.000
Spiked Amount: 5.000	Range: 19.0 - 102.0%			Recovery = 9.24%	*	
S 2-Fluorobiphenyl	7.277	172.0	9064	0.4950	ng/ml	0.000
Spiked Amount: 5.000	Range: 25.0 - 94.0%			Recovery = 9.90%	*	
S Terphenyl-d14	12.288	244.0	5443	0.4795	ng/ml	0.000
Spiked Amount: 5.000	Range: 39.0 - 106.0%			Recovery = 9.59%	*	

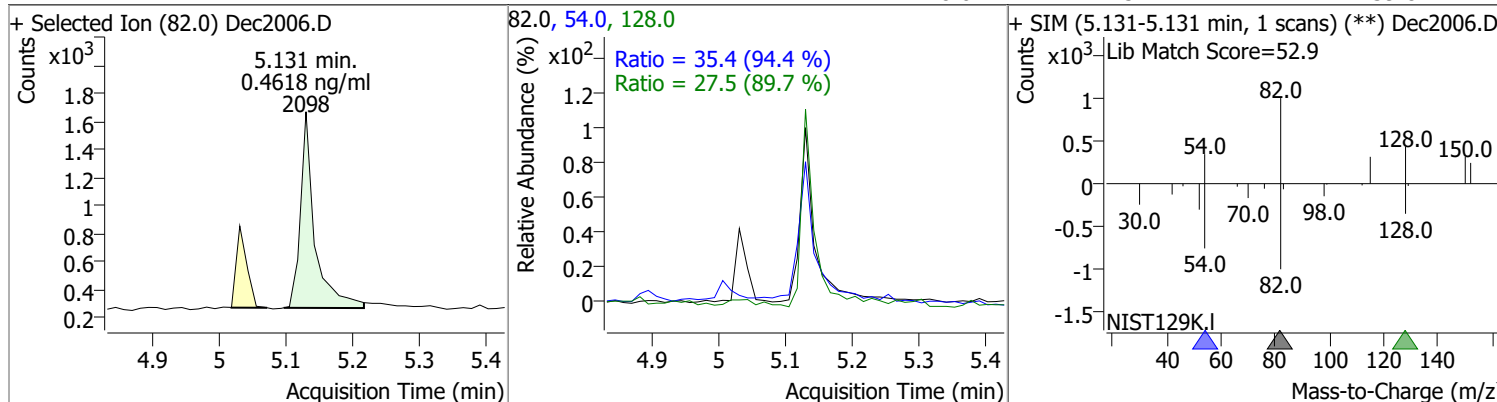
**Target Compounds**

Compound	RT	QIon	Resp.	Conc.	Units	QValue
T Naphthalene	5.966	128.0	10073	0.5162	ng/ml	94
T 2-Methylnaphthalene	6.802	141.0	6639	0.5466	ng/ml	97
T 1-Methylnaphthalene	6.915	141.0	6126	0.5271	ng/ml	m 99

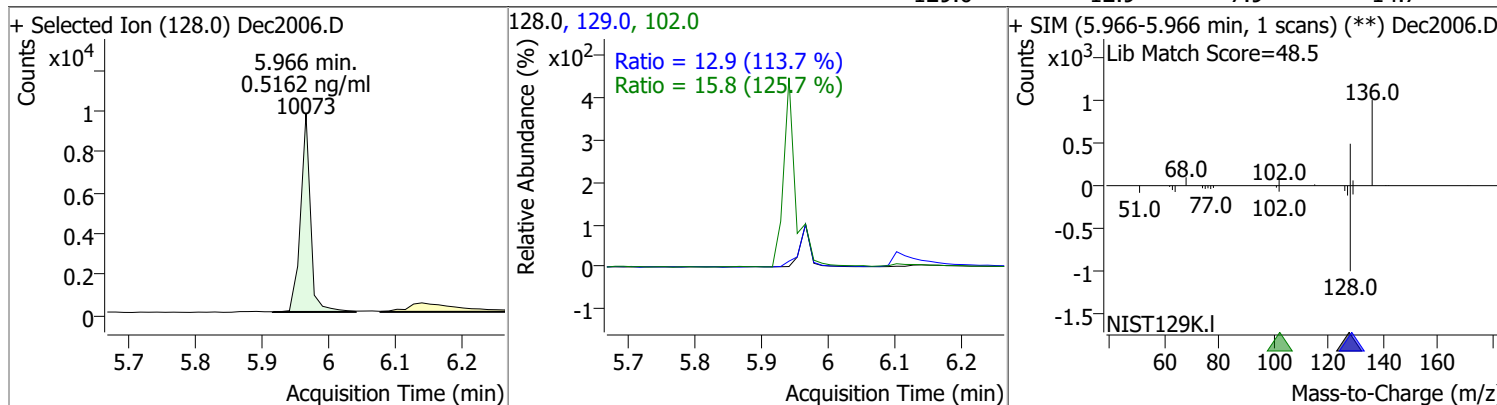
(#) = Qualifier Out of Range; (m) = Manual Integration; (+) = Area Summed; (\*) = Surrogate Percent Recovery Out of Range; (d): Zeroed Peak

# Quantitation Results Report (QT Reviewed)

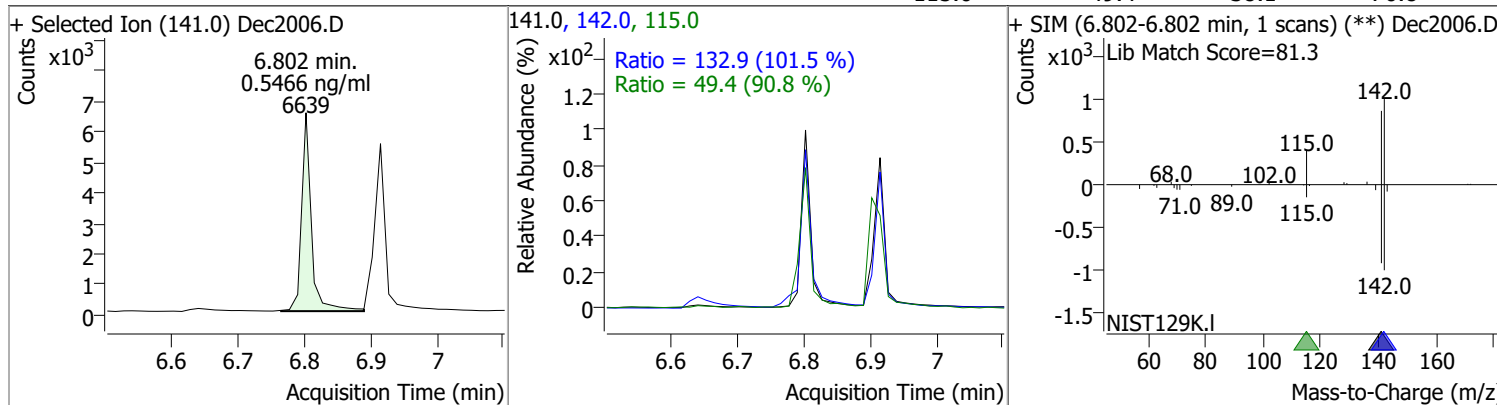
Compound	Conc.	RT	Dev(Min)	Resp.	QIon	QRatio	Lower	Upper
Nitrobenzene-d5	0.4618	5.13	0.00	2098	54.0	35.4	26.3	48.8
					128.0	27.5	21.4	39.8



Compound	Conc.	RT	Dev(Min)	Resp.	QIon	QRatio	Lower	Upper
Naphthalene	0.5162	5.97	0.00	10073	102.0	15.8	0.0	37.7
					129.0	12.9	7.9	14.7

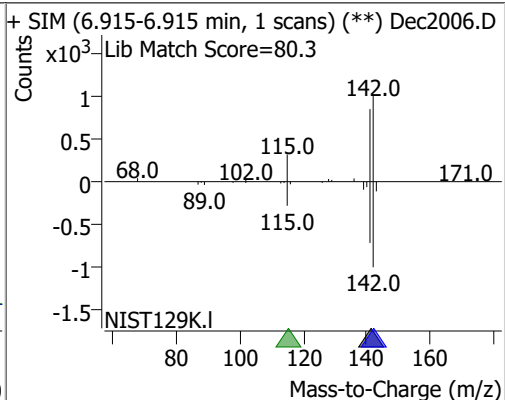
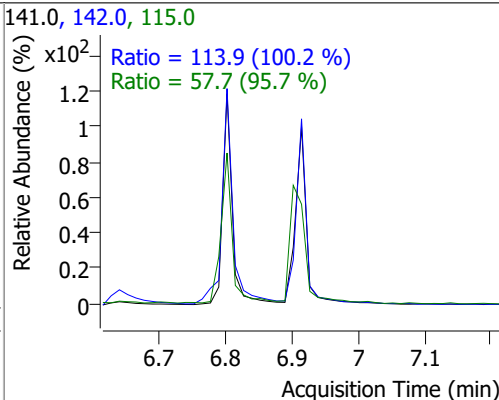
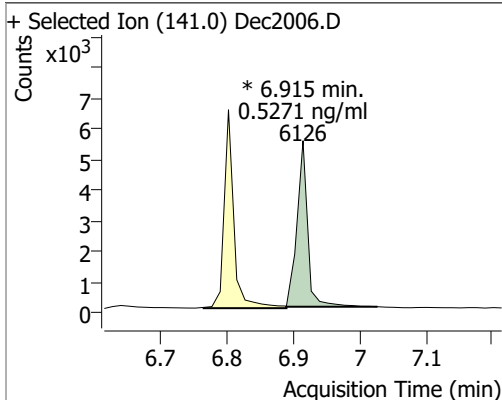


Compound	Conc.	RT	Dev(Min)	Resp.	QIon	QRatio	Lower	Upper
2-Methylnaphthalene	0.5466	6.80	0.00	6639	142.0	132.9	91.7	170.2
					115.0	49.4	38.1	70.8

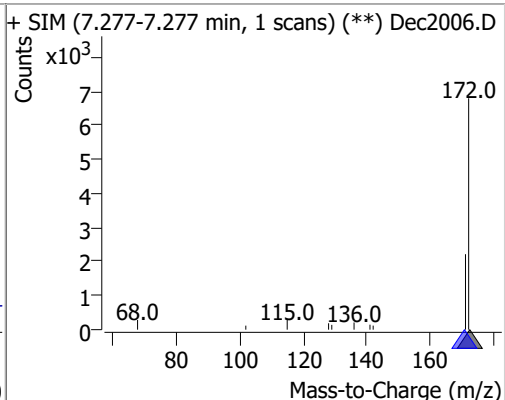
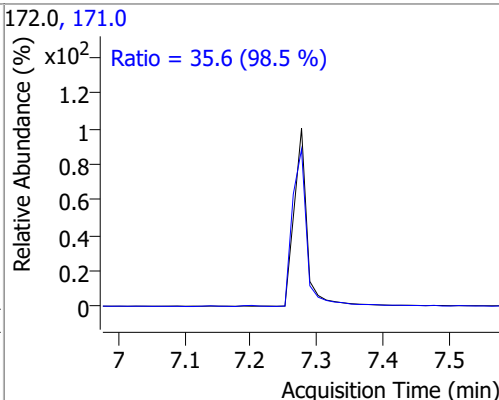
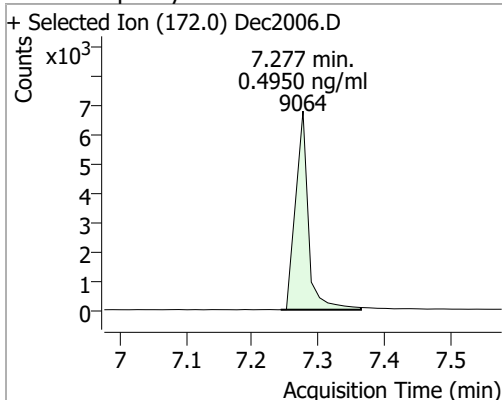


# Quantitation Results Report (QT Reviewed)

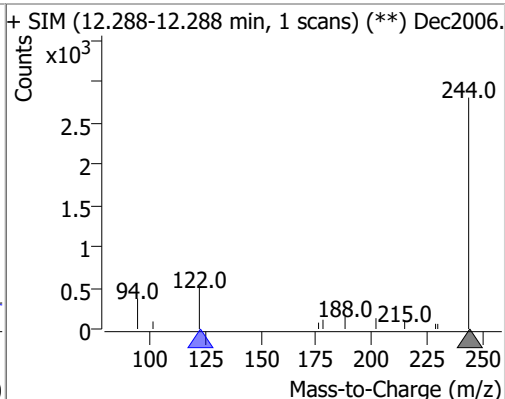
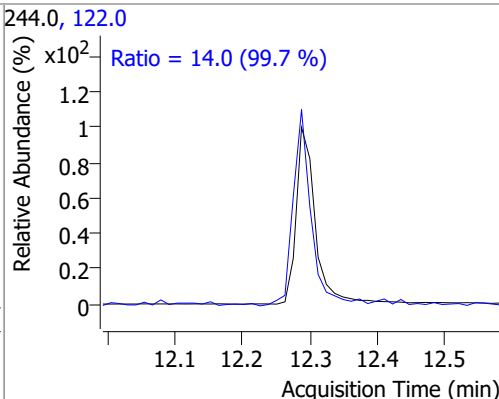
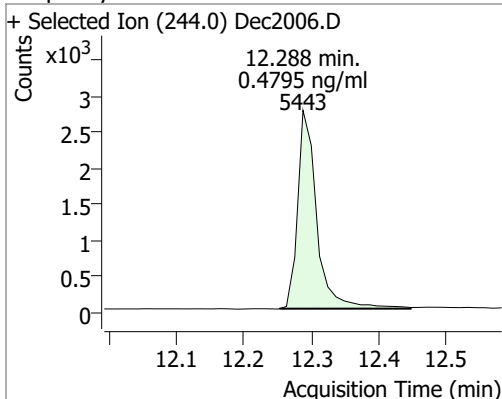
Compound	Conc.	RT	Dev(Min)	Resp.	QIon	QRatio	Lower	Upper
1-Methylnaphthalene	0.5271	6.91	0.00	6126 (m)	142.0	113.9	79.6	147.8
					115.0	57.7	42.2	78.3



Compound	Conc.	RT	Dev(Min)	Resp.	QIon	QRatio	Lower	Upper
2-Fluorobiphenyl	0.4950	7.28	0.00	9064	171.0	35.6	25.3	47.0



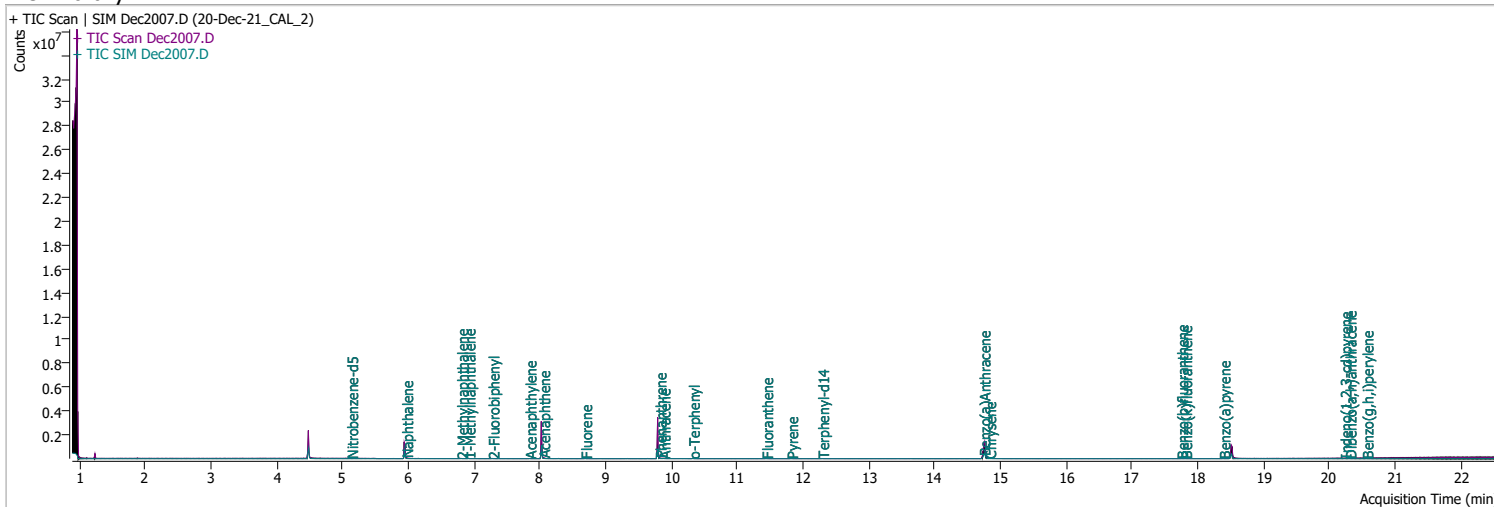
Compound	Conc.	RT	Dev(Min)	Resp.	QIon	QRatio	Lower	Upper
Terphenyl-d14	0.4795	12.29	0.00	5443	122.0	14.0	9.8	18.2



# Quantitation Results Report (QT Reviewed)

Data File	Dec2007.D	Operator	LIMS import
Acq. Method	5975BNASIM	Acq. Date-Time	12/20/2021 6:50:00 PM
Sample Name	20-Dec-21_CAL_2	Instrument	GCMS
Vial	7	Multiplier	1.00
DA Method File		Comment	SVOC-8270-W-LLPAH
Tune File	dftppjph.u	Tune Date	
Batch Name	122021 bna SIM 1.batch.bin	Last Calib Update	12/21/2021 8:40:59 AM

**Ref Library**



Compound	RT	QIon	Resp.	Conc.	Units	Dev(Min)
----------	----	------	-------	-------	-------	----------

**Internal Standards**

**System Monitoring Compounds**

S Nitrobenzene-d5	5.131	82.0	787	0.1849	ng/ml	0.000
Spiked Amount: 5.000	Range: 19.0 - 102.0%			Recovery = 3.70%	*	
S 2-Fluorobiphenyl	7.277	172.0	3990	0.1985	ng/ml	0.000
Spiked Amount: 5.000	Range: 25.0 - 94.0%			Recovery = 3.97%	*	
S Terphenyl-d14	12.288	244.0	2432	0.2174	ng/ml	0.000
Spiked Amount: 5.000	Range: 39.0 - 106.0%			Recovery = 4.35%	*	

**Target Compounds**

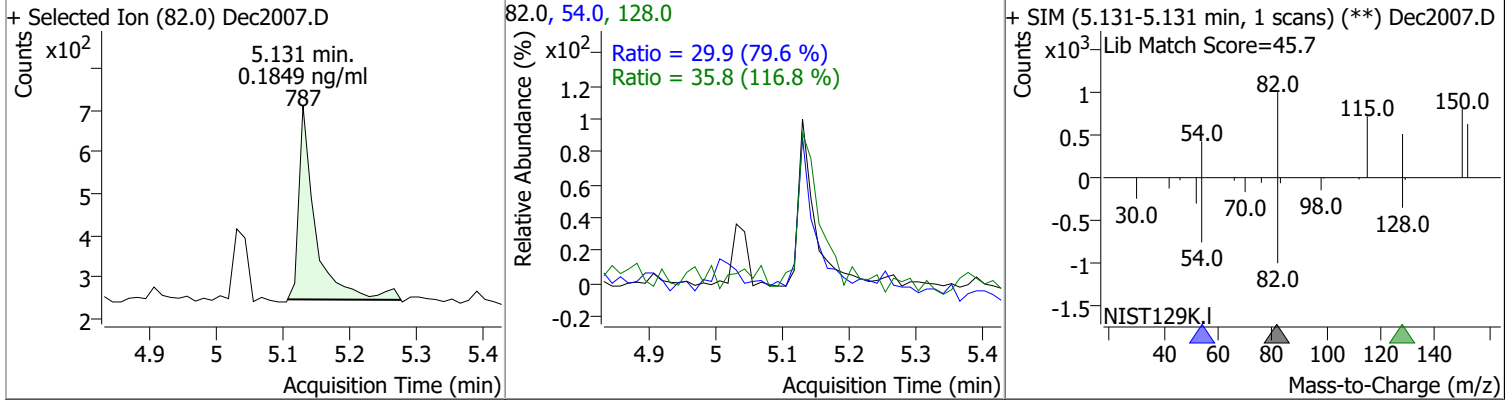
Compound	RT	QIon	Resp.	Conc.	Units	QValue
T Naphthalene	5.966	128.0	4306	0.1989	ng/ml	83
T 2-Methylnaphthalene	6.802	141.0	2794	0.1995	ng/ml	98
T 1-Methylnaphthalene	6.915	141.0	2699	0.2041	ng/ml	m 98

(#) = Qualifier Out of Range; (m) = Manual Integration; (+) = Area Summed; (\*) = Surrogate Percent Recovery Out of Range; (d): Zeroed Peak

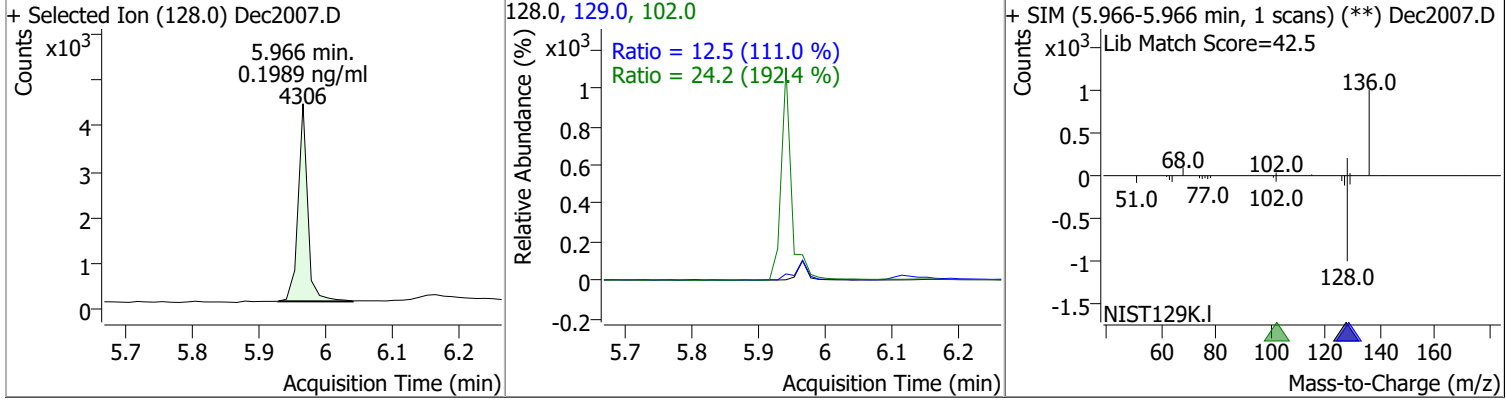


# Quantitation Results Report (QT Reviewed)

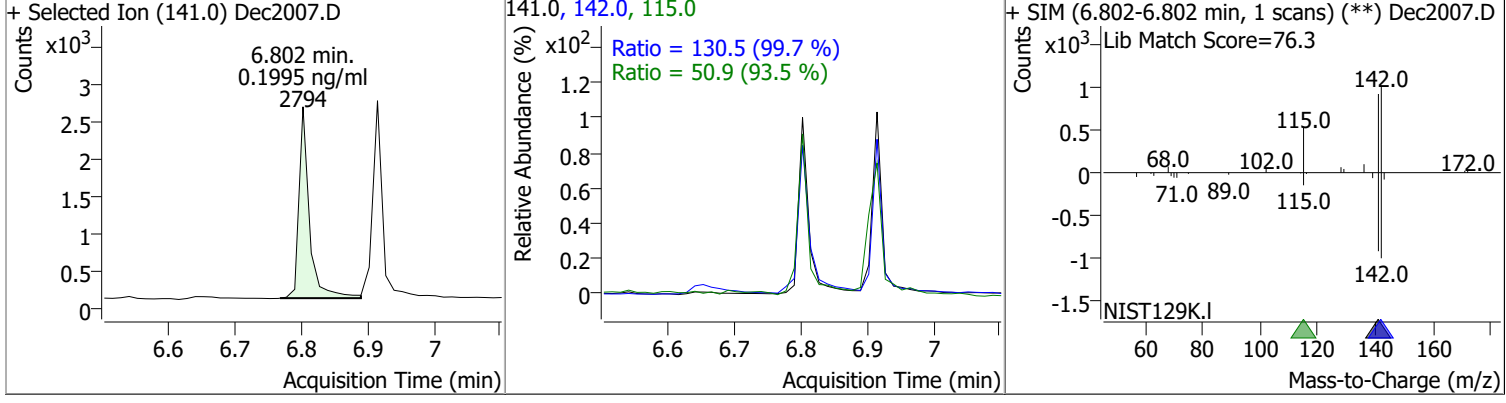
Compound	Conc.	RT	Dev(Min)	Resp.	QIon	QRatio	Lower	Upper
Nitrobenzene-d5	0.1849	5.13	0.00	787	54.0	29.9	26.3	48.8
					128.0	35.8	21.4	39.8



Compound	Conc.	RT	Dev(Min)	Resp.	QIon	QRatio	Lower	Upper
Naphthalene	0.1989	5.97	0.00	4306	102.0	24.2	0.0	37.7
					129.0	12.5	7.9	14.7

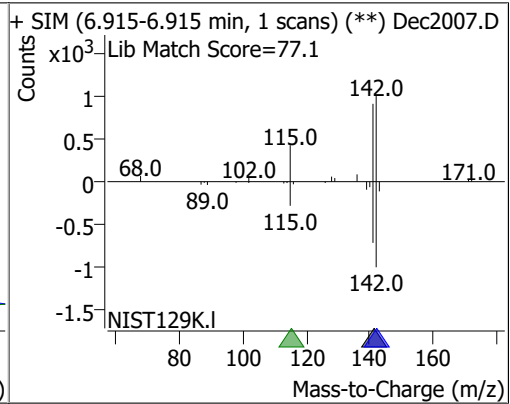
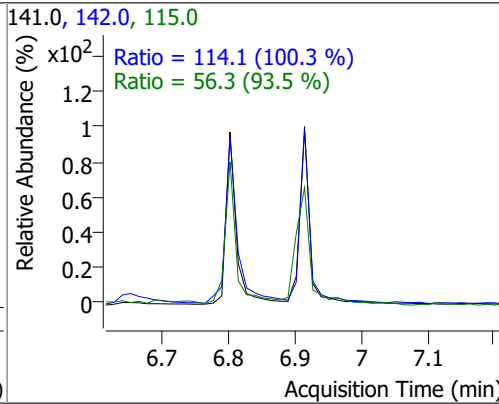
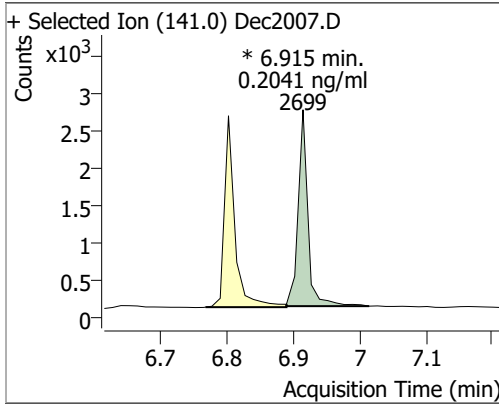


Compound	Conc.	RT	Dev(Min)	Resp.	QIon	QRatio	Lower	Upper
2-Methylnaphthalene	0.1995	6.80	0.00	2794	142.0	130.5	91.7	170.2
					115.0	50.9	38.1	70.8

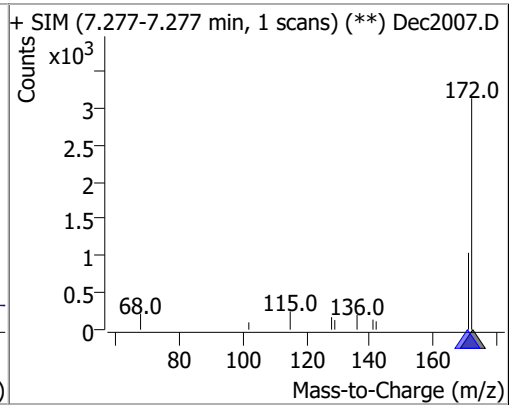
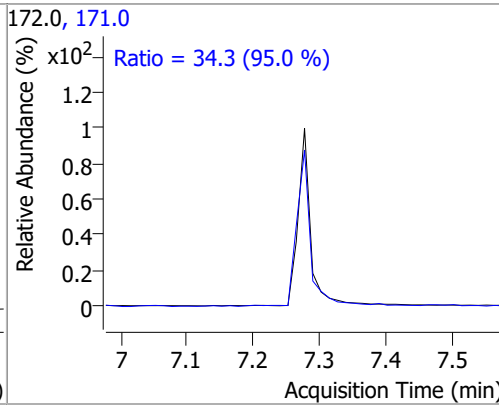
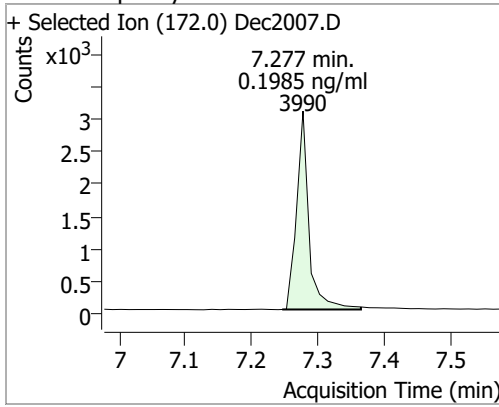


# Quantitation Results Report (QT Reviewed)

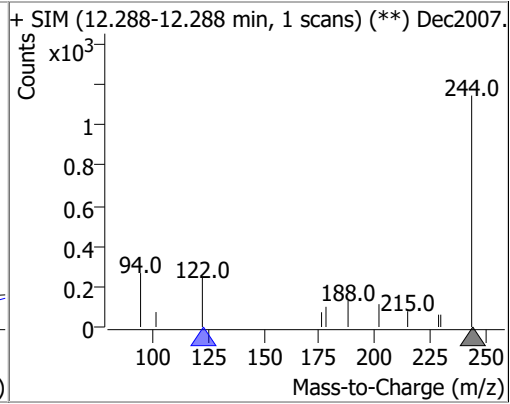
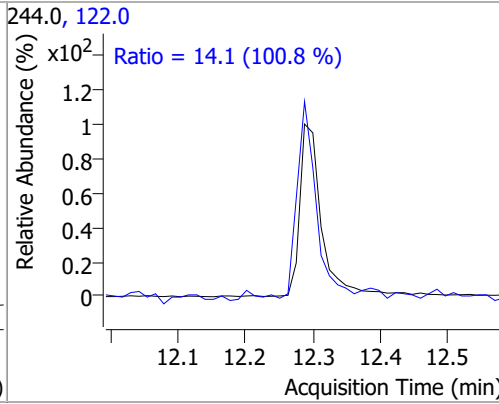
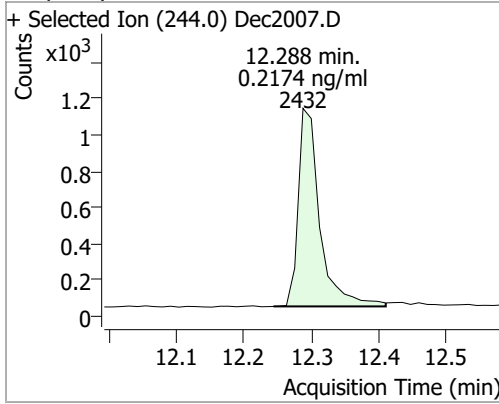
Compound	Conc.	RT	Dev(Min)	Resp.	QIon	QRatio	Lower	Upper
1-Methylnaphthalene	0.2041	6.91	0.00	2699 (m)	142.0	114.1	79.6	147.8
					115.0	56.3	42.2	78.3



Compound	Conc.	RT	Dev(Min)	Resp.	QIon	QRatio	Lower	Upper
2-Fluorobiphenyl	0.1985	7.28	0.00	3990	171.0	34.3	25.3	47.0



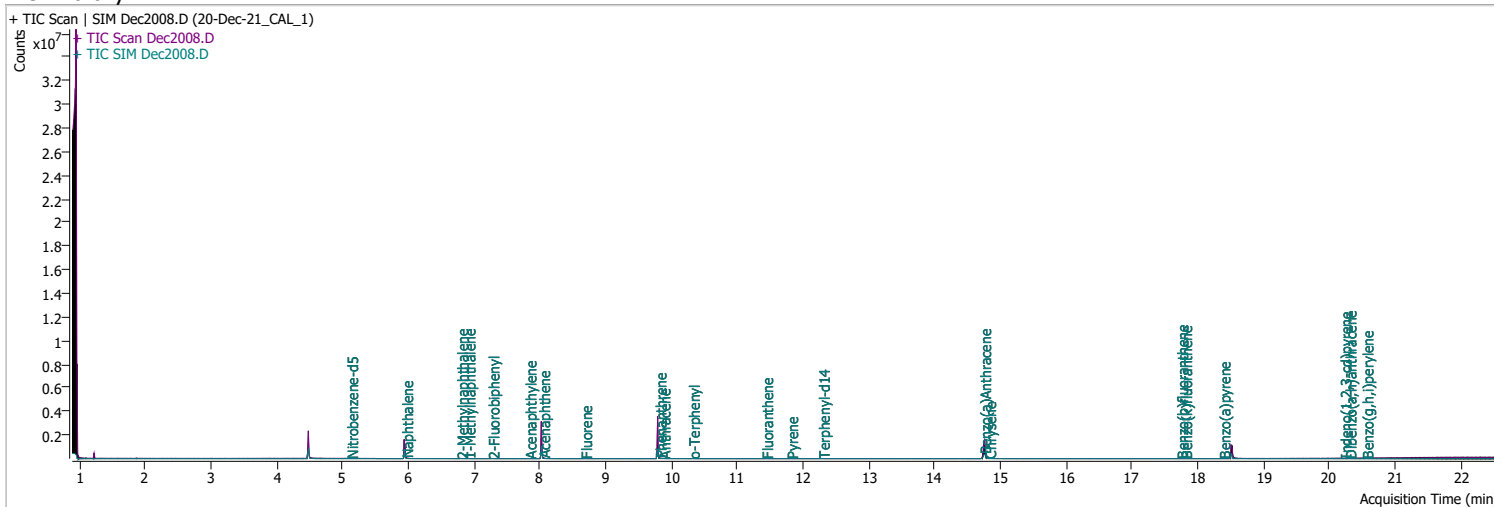
Compound	Conc.	RT	Dev(Min)	Resp.	QIon	QRatio	Lower	Upper
Terphenyl-d14	0.2174	12.29	0.00	2432	122.0	14.1	9.8	18.2



# Quantitation Results Report (QT Reviewed)

Data File	Dec2008.D	Operator	LIMS import
Acq. Method	5975BNASIM	Acq. Date-Time	12/20/2021 7:22:32 PM
Sample Name	20-Dec-21_CAL_1	Instrument	GCMS
Vial	8	Multiplier	1.00
DA Method File		Comment	SVOC-8270-W-LLPAH
Tune File	dftppjph.u	Tune Date	
Batch Name	122021 bna SIM 1.batch.bin	Last Calib Update	12/21/2021 8:40:59 AM

**Ref Library**

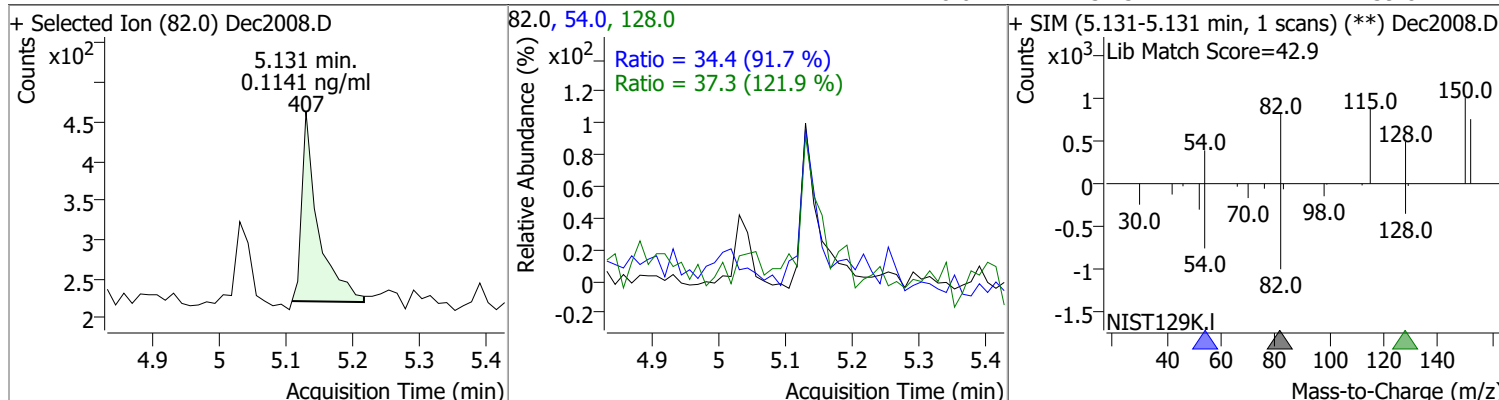


Compound	RT	QIon	Resp.	Conc.	Units	Dev(Min)
<b>Internal Standards</b>						
<b>System Monitoring Compounds</b>						
S Nitrobenzene-d5	5.131	82.0	407	0.1141	ng/ml	0.000
Spiked Amount: 5.000	Range: 19.0 - 102.0%			Recovery = 2.28%		*
S 2-Fluorobiphenyl	7.277	172.0	2380	0.0987	ng/ml	0.000
Spiked Amount: 5.000	Range: 25.0 - 94.0%			Recovery = 1.97%		*
S Terphenyl-d14	12.300	244.0	1393	0.1234	ng/ml	0.012
Spiked Amount: 5.000	Range: 39.0 - 106.0%			Recovery = 2.47%		*
<b>Target Compounds</b>						
T Naphthalene	5.966	128.0	2441	0.0918	ng/ml	73
T 2-Methylnaphthalene	6.802	141.0	1596	0.0868	ng/ml	97
T 1-Methylnaphthalene	6.915	141.0	1540	0.0896	ng/ml	m 96

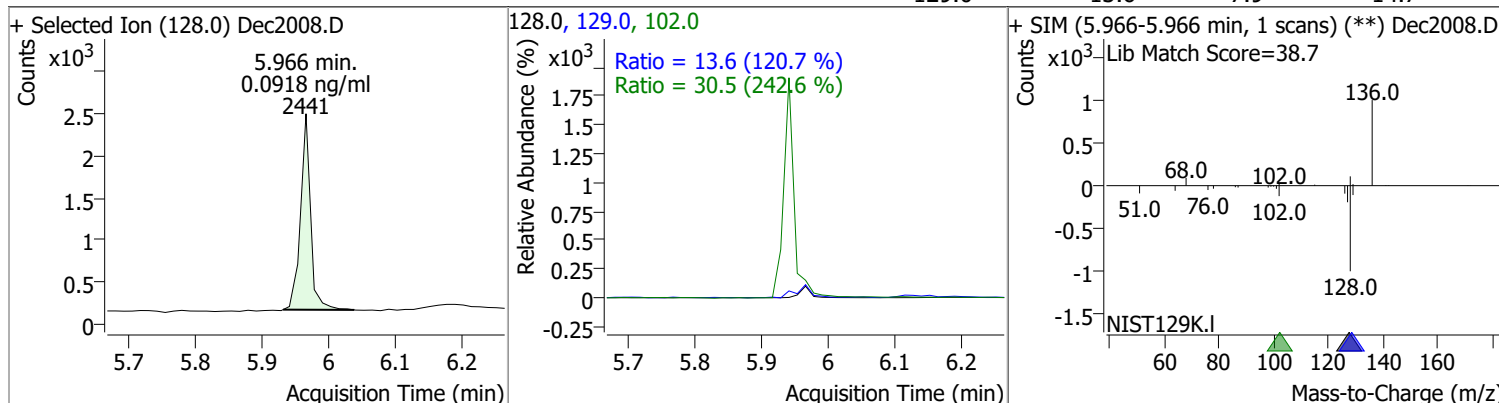
(#) = Qualifier Out of Range; (m) = Manual Integration; (+) = Area Summed; (\*) = Surrogate Percent Recovery Out of Range; (d): Zeroed Peak

# Quantitation Results Report (QT Reviewed)

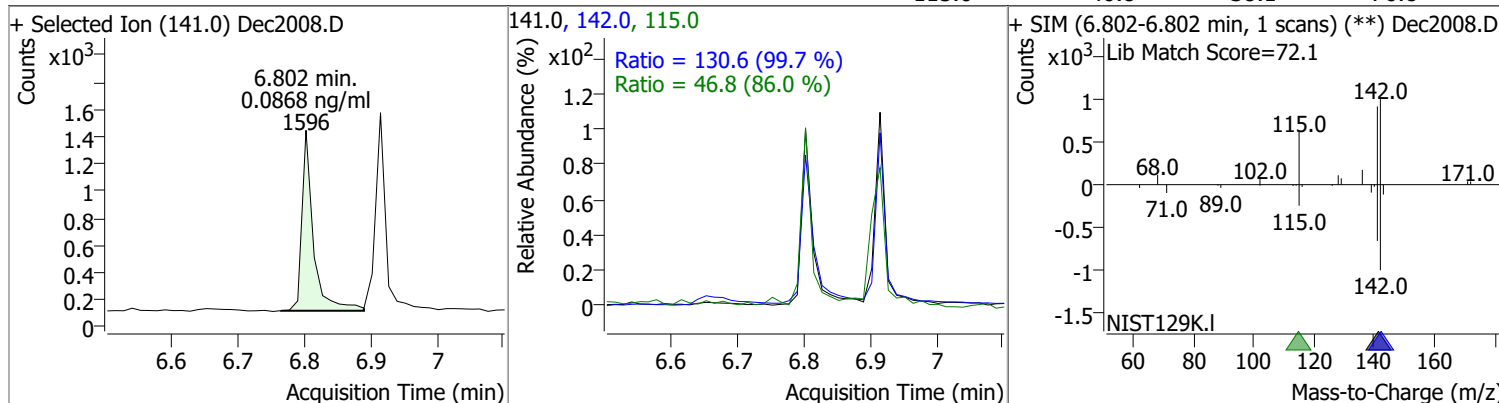
Compound	Conc.	RT	Dev(Min)	Resp.	QIon	QRatio	Lower	Upper
Nitrobenzene-d5	0.1141	5.13	0.00	407	54.0	34.4	26.3	48.8
					128.0	37.3	21.4	39.8



Compound	Conc.	RT	Dev(Min)	Resp.	QIon	QRatio	Lower	Upper
Naphthalene	0.0918	5.97	0.00	2441	102.0	30.5	0.0	37.7
					129.0	13.6	7.9	14.7

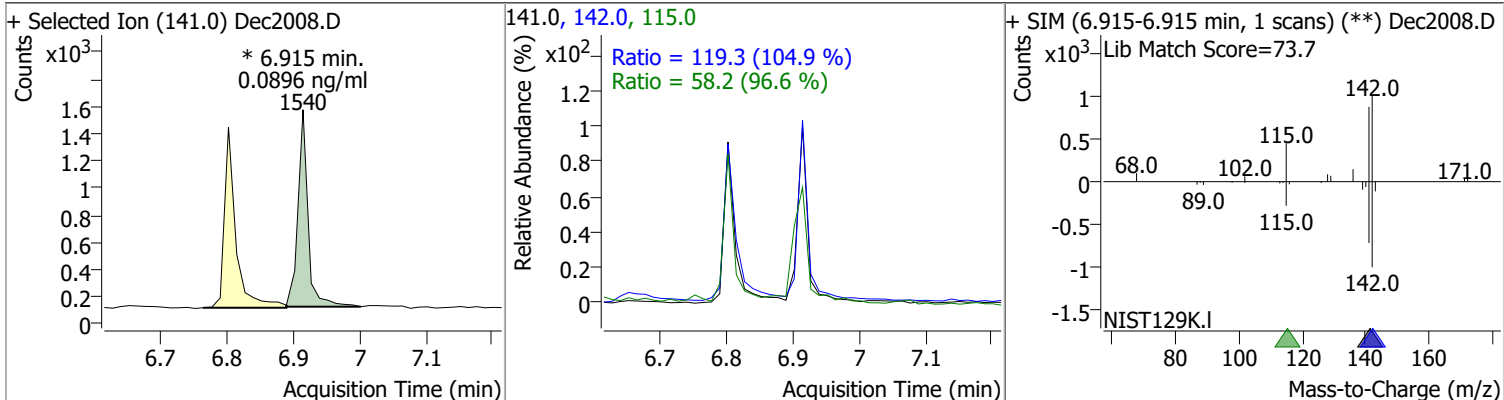


Compound	Conc.	RT	Dev(Min)	Resp.	QIon	QRatio	Lower	Upper
2-Methylnaphthalene	0.0868	6.80	0.00	1596	142.0	130.6	91.7	170.2
					115.0	46.8	38.1	70.8

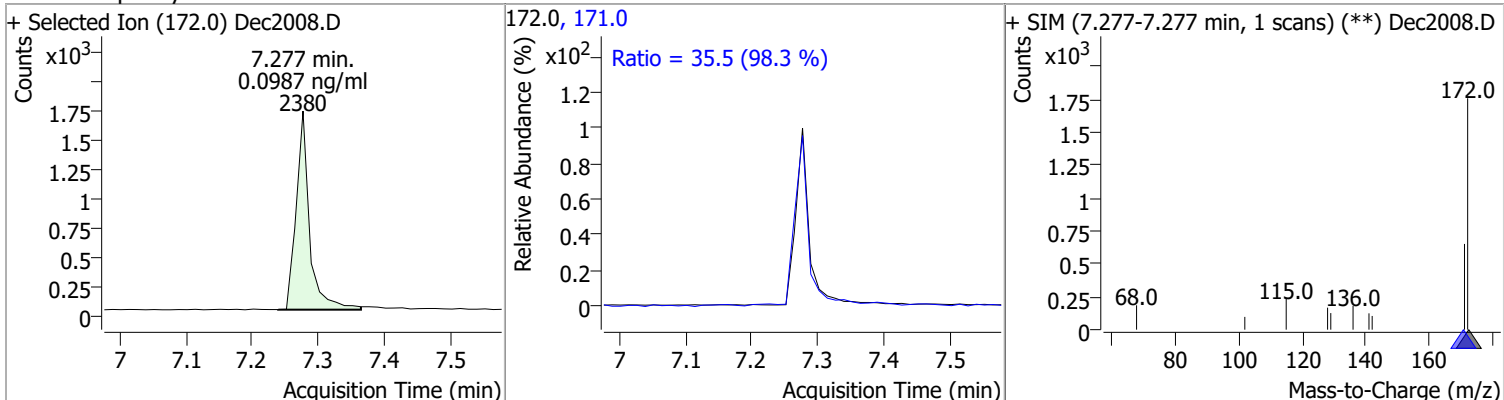


# Quantitation Results Report (QT Reviewed)

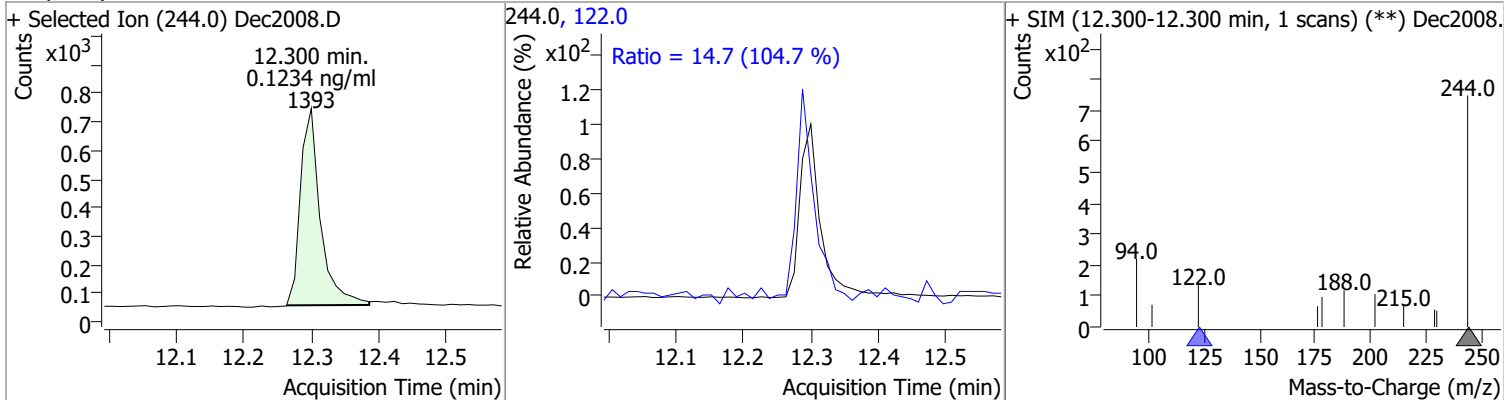
Compound	Conc.	RT	Dev(Min)	Resp.	QIon	QRatio	Lower	Upper
1-Methylnaphthalene	0.0896	6.91	0.00	1540 (m)	142.0	119.3	79.6	147.8
					115.0	58.2	42.2	78.3



Compound	Conc.	RT	Dev(Min)	Resp.	QIon	QRatio	Lower	Upper
2-Fluorobiphenyl	0.0987	7.28	0.00	2380	171.0	35.5	25.3	47.0



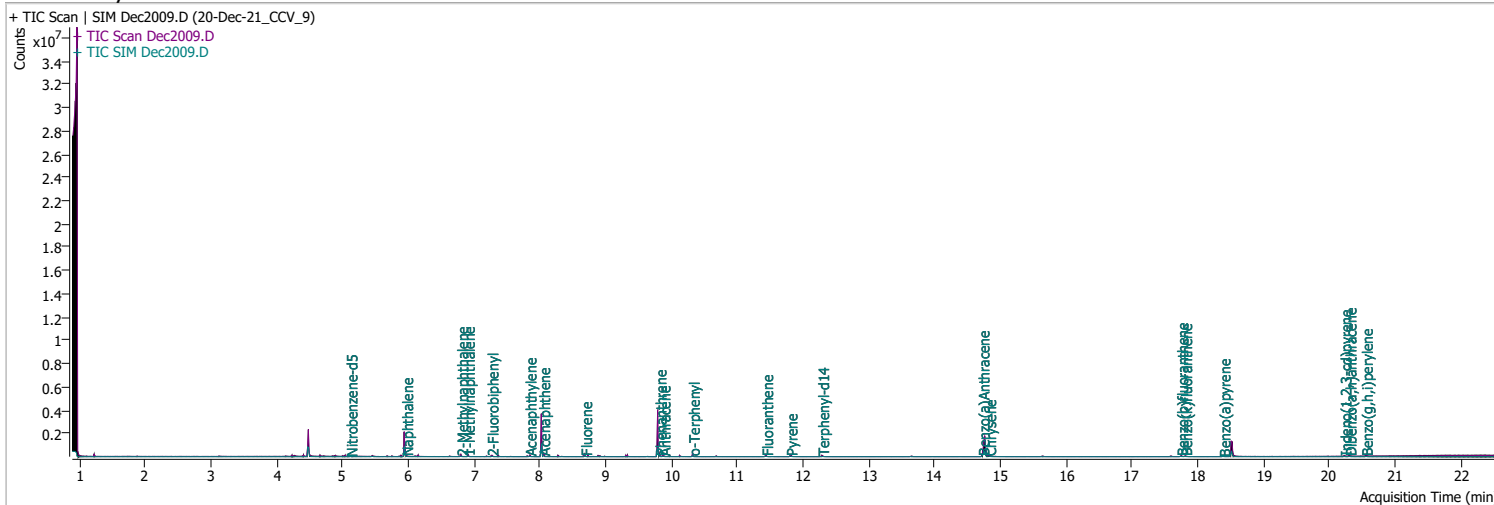
Compound	Conc.	RT	Dev(Min)	Resp.	QIon	QRatio	Lower	Upper
Terphenyl-d14	0.1234	12.30	0.01	1393	122.0	14.7	9.8	18.2



# Quantitation Results Report (QT Reviewed)

Data File	Dec2009.D	Operator	LIMS import
Acq. Method	5975BNASIM	Acq. Date-Time	12/20/2021 7:55:09 PM
Sample Name	20-Dec-21_CCV_9	Instrument	GCMS
Vial	9	Multiplier	1.00
DA Method File		Comment	SVOC-8270-W-LLPAH
Tune File	dftppjph.u	Tune Date	
Batch Name	122021 bna SIM 1.batch.bin	Last Calib Update	12/21/2021 8:40:59 AM

**Ref Library**

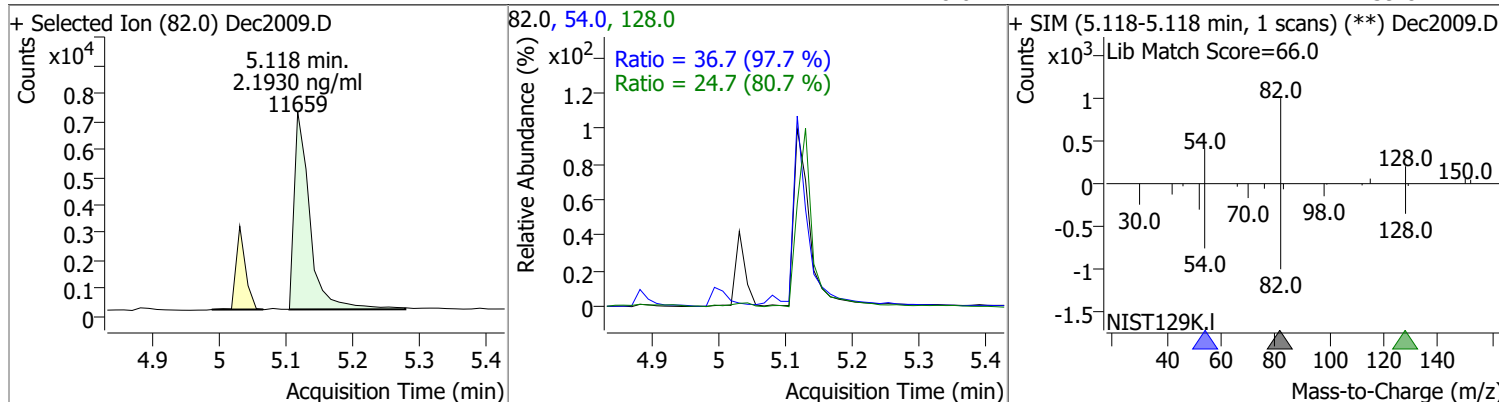


Compound	RT	QIon	Resp.	Conc.	Units	Dev(Min)
<b>Internal Standards</b>						
<b>System Monitoring Compounds</b>						
S Nitrobenzene-d5	5.118	82.0	11659	2.1930	ng/ml	-0.012
Spiked Amount: 5.000	Range: 19.0 - 102.0%			Recovery = 43.86%		
S 2-Fluorobiphenyl	7.265	172.0	40931	2.1670	ng/ml	-0.012
Spiked Amount: 5.000	Range: 25.0 - 94.0%			Recovery = 43.34%		
S Terphenyl-d14	12.288	244.0	29013	2.2445	ng/ml	m 0.000
Spiked Amount: 5.000	Range: 39.0 - 106.0%			Recovery = 44.89%		
<b>Target Compounds</b>						
T Naphthalene	5.966	128.0	47496	2.2575	ng/ml	99
T 2-Methylnaphthalene	6.803	141.0	29476	2.3082	ng/ml	m 97
T 1-Methylnaphthalene	6.902	141.0	28348	2.2783	ng/ml	m 99

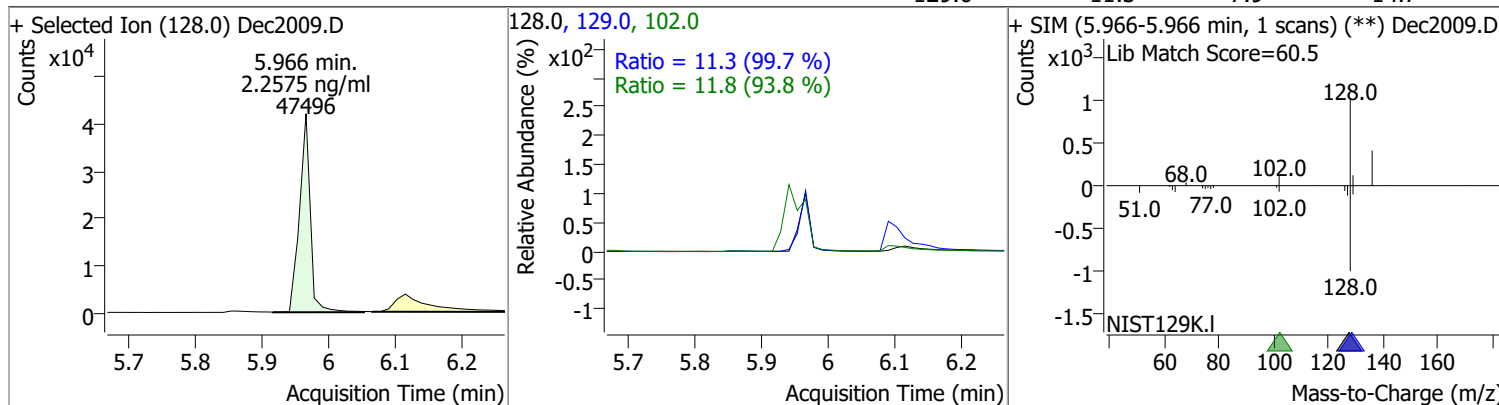
(#) = Qualifier Out of Range; (m) = Manual Integration; (+) = Area Summed; (\*) = Surrogate Percent Recovery Out of Range; (d): Zeroed Peak

# Quantitation Results Report (QT Reviewed)

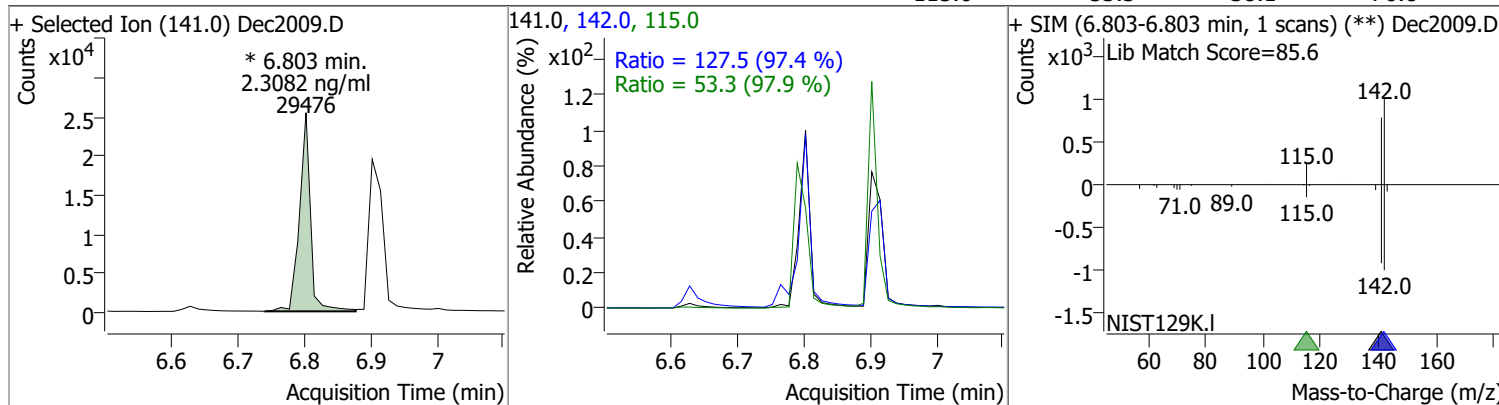
Compound	Conc.	RT	Dev(Min)	Resp.	QIon	QRatio	Lower	Upper
Nitrobenzene-d5	2.1930	5.12	-0.01	11659	54.0	36.7	26.3	48.8
					128.0	24.7	21.4	39.8



Compound	Conc.	RT	Dev(Min)	Resp.	QIon	QRatio	Lower	Upper
Naphthalene	2.2575	5.97	0.00	47496	102.0	11.8	0.0	37.7
					129.0	11.3	7.9	14.7

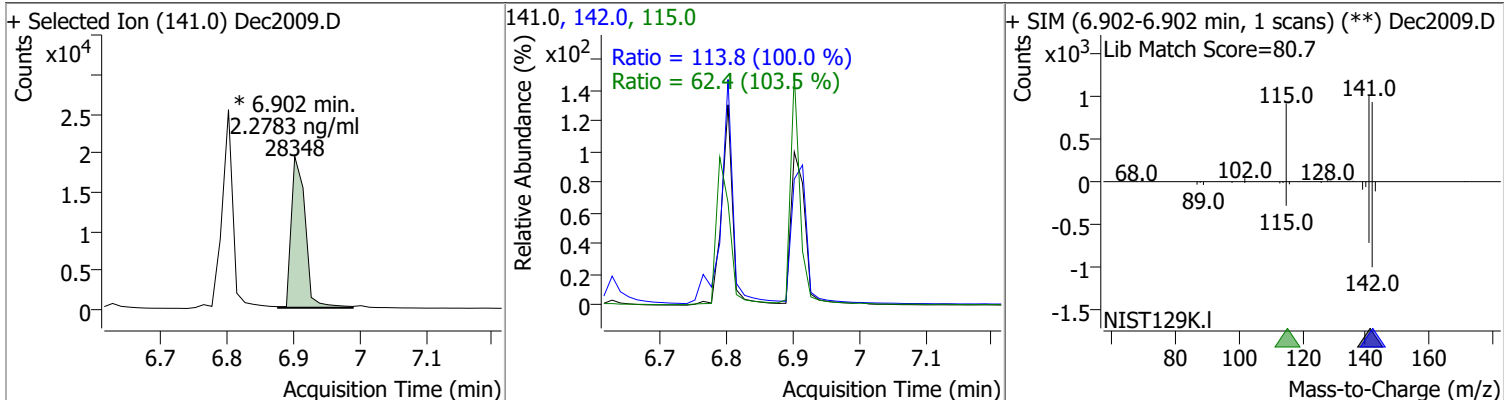


Compound	Conc.	RT	Dev(Min)	Resp.	QIon	QRatio	Lower	Upper
2-Methylnaphthalene	2.3082	6.80	0.00	29476 (m)	142.0	127.5	91.7	170.2
					115.0	53.3	38.1	70.8

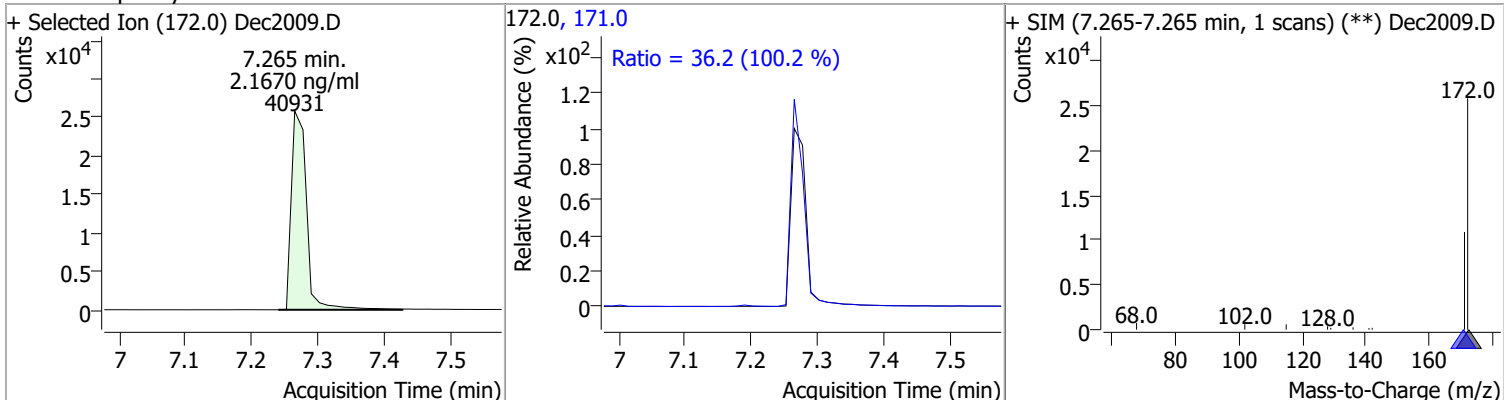


# Quantitation Results Report (QT Reviewed)

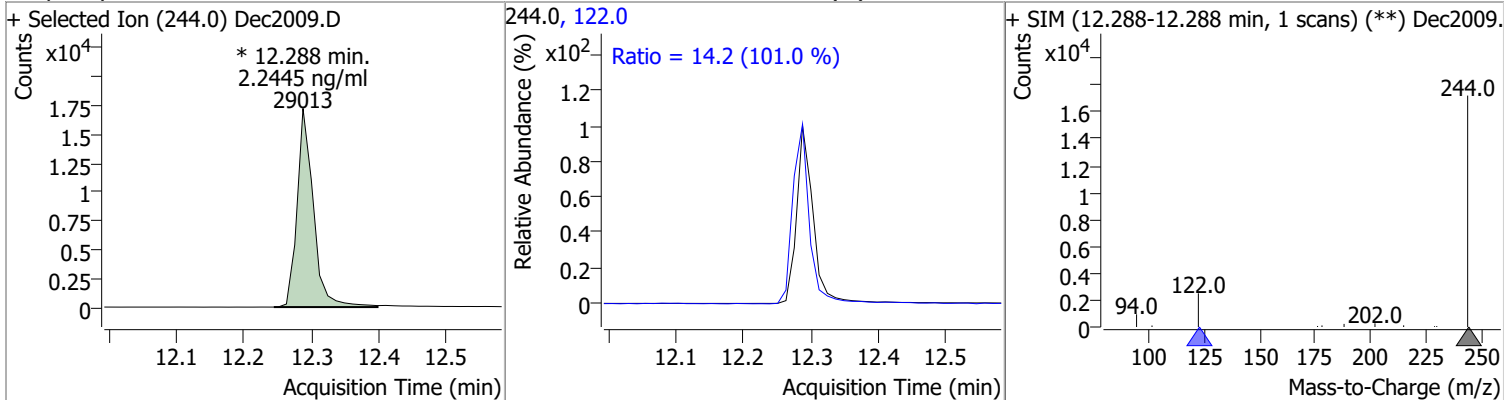
Compound	Conc.	RT	Dev(Min)	Resp.	QIon	QRatio	Lower	Upper
1-Methylnaphthalene	2.2783	6.90	-0.01	28348 (m)	142.0	113.8	79.6	147.8
					115.0	62.4	42.2	78.3



Compound	Conc.	RT	Dev(Min)	Resp.	QIon	QRatio	Lower	Upper
2-Fluorobiphenyl	2.1670	7.26	-0.01	40931	171.0	36.2	25.3	47.0



Compound	Conc.	RT	Dev(Min)	Resp.	QIon	QRatio	Lower	Upper
Terphenyl-d14	2.2445	12.29	0.00	29013 (m)	122.0	14.2	9.8	18.2

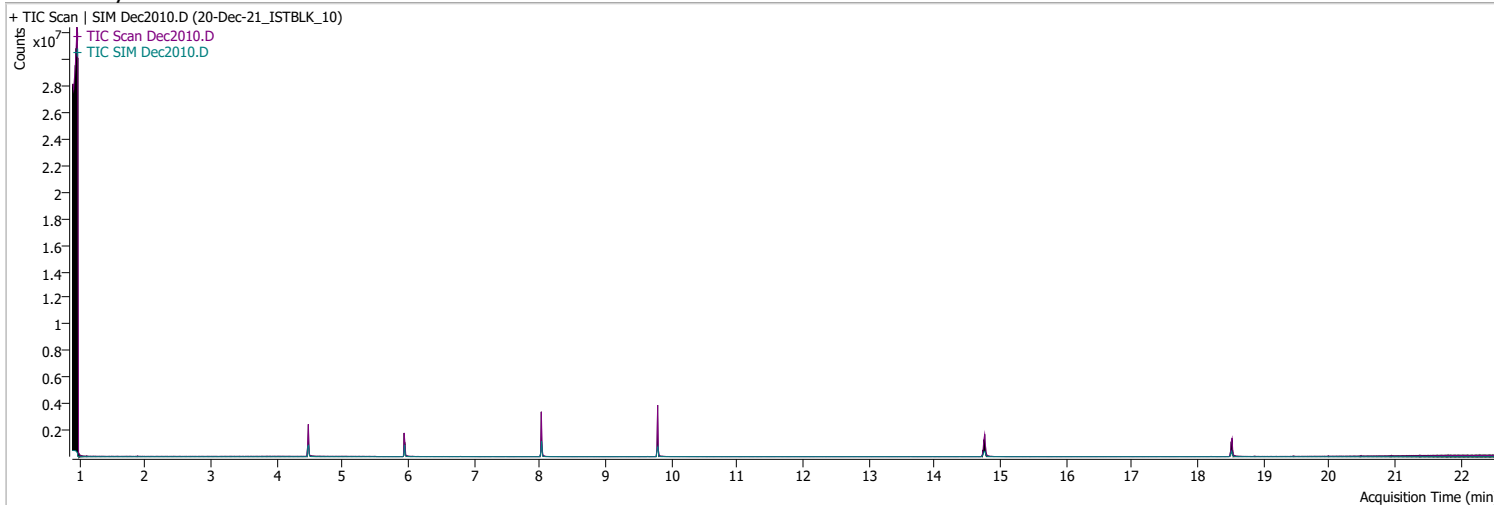




# Quantitation Results Report (QT Reviewed)

Data File	Dec2010.D	Operator	LIMS import
Acq. Method	5975BNASIM	Acq. Date-Time	12/20/2021 8:27:40 PM
Sample Name	20-Dec-21_ISTBLK_10	Instrument	GCMS
Vial	10	Multiplier	1.00
DA Method File		Comment	SVOC-8270-W-LLPAH
Tune File	dftppjph.u	Tune Date	
Batch Name	122021 bna SIM 1.batch.bin	Last Calib Update	12/21/2021 8:40:59 AM

**Ref Library**



Compound	RT	QIon	Resp.	Conc.	Units	Dev(Min)
----------	----	------	-------	-------	-------	----------

**Internal Standards**

**System Monitoring Compounds**

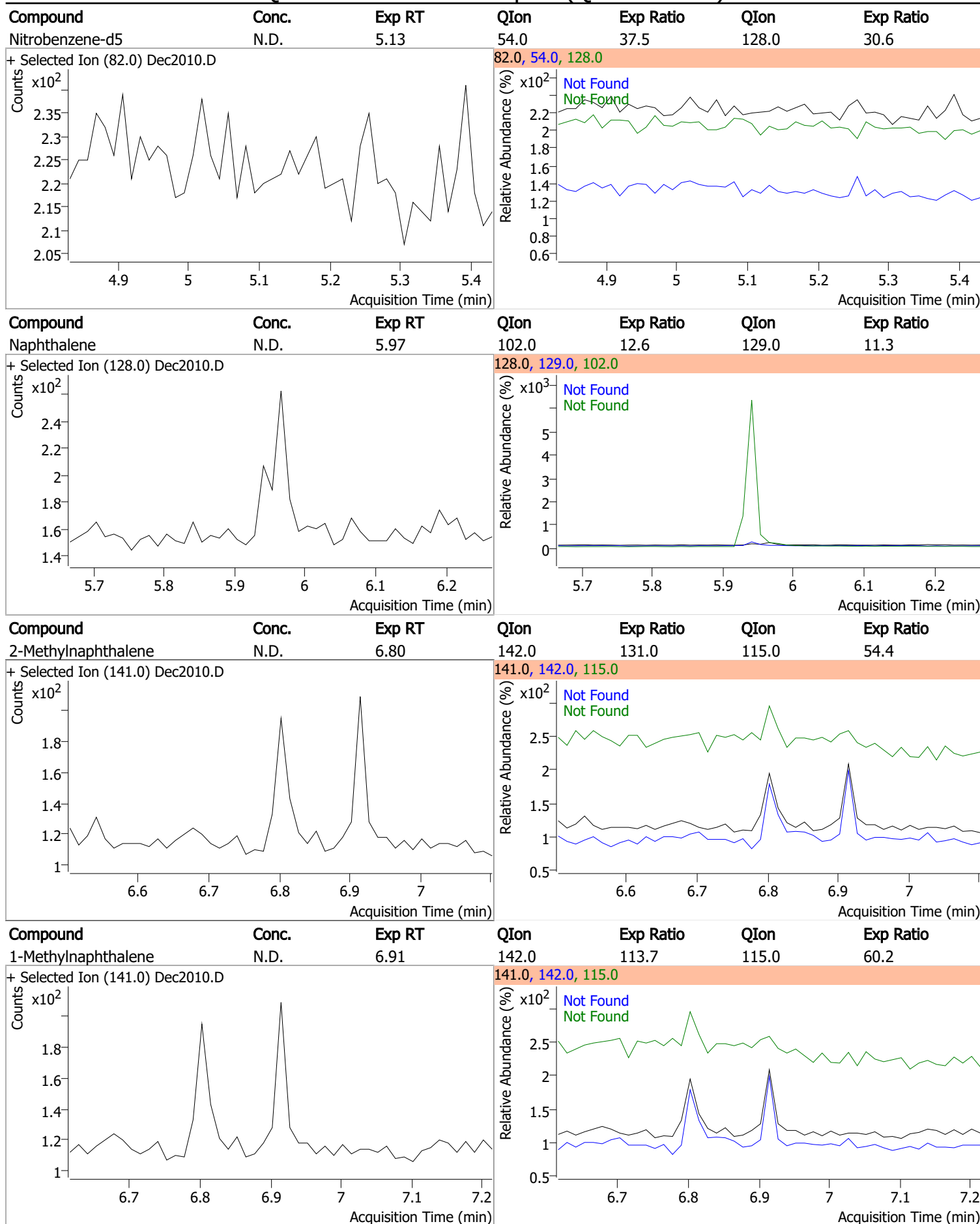
S Nitrobenzene-d5	0.000		0	N.D.
Spiked Amount: 5.000	Range: 19.0 - 102.0%			Recovery = NA%
S 2-Fluorobiphenyl	0.000		0	N.D.
Spiked Amount: 5.000	Range: 25.0 - 94.0%			Recovery = NA%
S Terphenyl-d14	0.000		0	N.D.
Spiked Amount: 5.000	Range: 39.0 - 106.0%			Recovery = NA%

**Target Compounds**

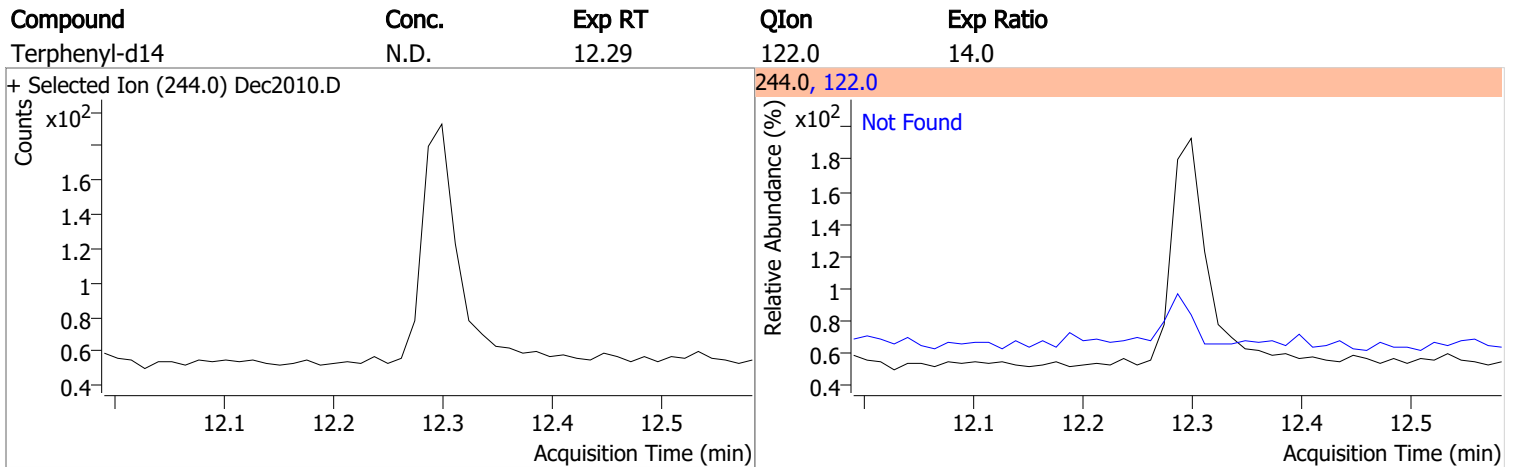
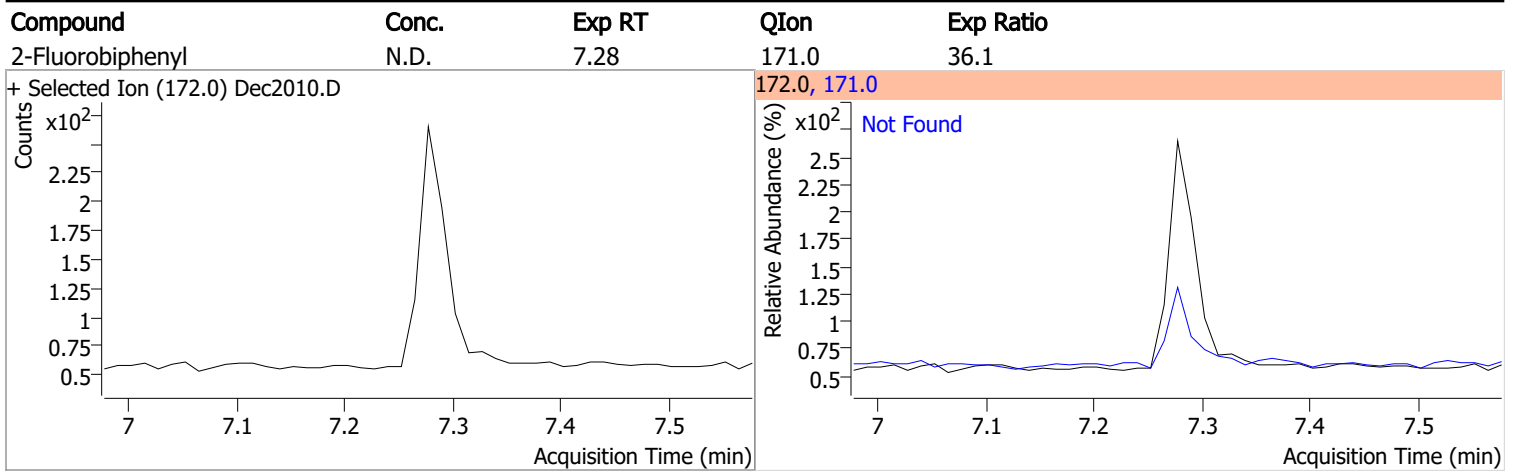
Target Compounds	RT	QIon	Resp.	Conc.	Units	QValue
T Naphthalene	0.000		0	N.D.		
T 2-Methylnaphthalene	0.000		0	N.D.		
T 1-Methylnaphthalene	0.000		0	N.D.		

(#) = Qualifier Out of Range; (m) = Manual Integration; (+) = Area Summed; (\*) = Surrogate Percent Recovery Out of Range; (d): Zeroed Peak

# Quantitation Results Report (QT Reviewed)



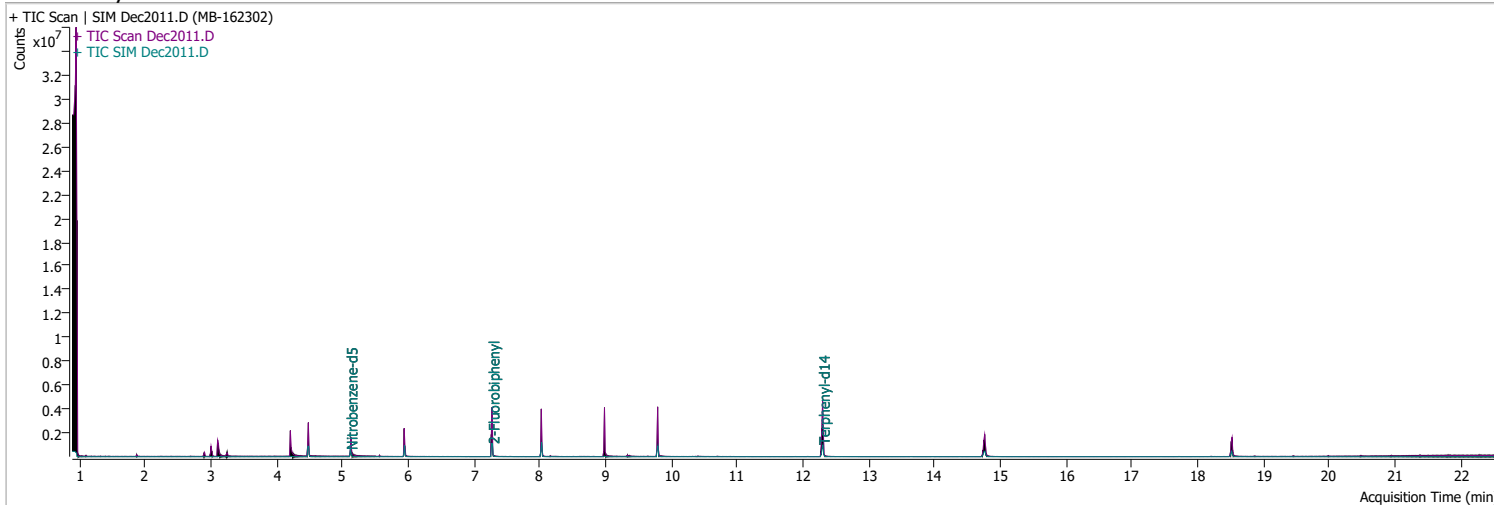
# Quantitation Results Report (QT Reviewed)



# Quantitation Results Report (QT Reviewed)

Data File	Dec2011.D	Operator	LIMS import
Acq. Method	5975BNASIM	Acq. Date-Time	12/20/2021 9:00:17 PM
Sample Name	MB-162302	Instrument	GCMS
Vial	11	Multiplier	1.00
DA Method File		Comment	SVOC-8270-W-LLPAH
Tune File	dftppjph.u	Tune Date	
Batch Name	122021 bna SIM 1.batch.bin	Last Calib Update	12/21/2021 8:40:59 AM

**Ref Library**



Compound	RT	QIon	Resp.	Conc.	Units	Dev(Min)
----------	----	------	-------	-------	-------	----------

**Internal Standards**

**System Monitoring Compounds**

S Nitrobenzene-d5	5.118	82.0	433933	42.1218	ng/ml	-0.013
Spiked Amount: 5.000	Range: 19.0 - 102.0%			Recovery = 842.44%		*
S 2-Fluorobiphenyl	7.277	172.0	1254055	56.4245	ng/ml	0.000
Spiked Amount: 5.000	Range: 25.0 - 94.0%			Recovery = 1128.49%		*
S Terphenyl-d14	12.300	244.0	1257778	91.5064	ng/ml	0.012
Spiked Amount: 5.000	Range: 39.0 - 106.0%			Recovery = 1830.13%		*

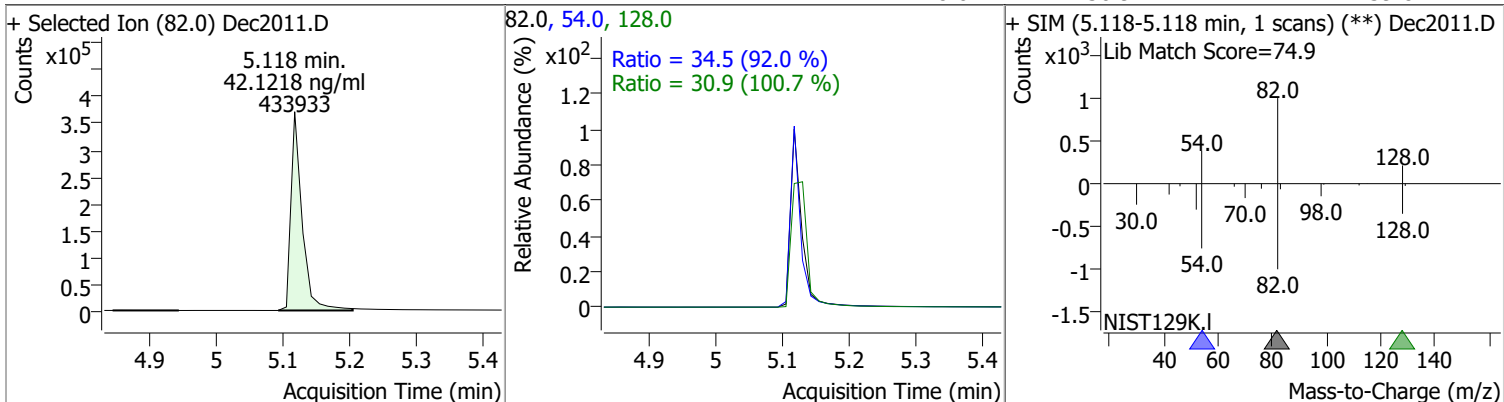
**Target Compounds**

Target Compounds	RT	QIon	Resp.	Conc.	Units	QValue
T Naphthalene	0.000		0	N.D.		
T 2-Methylnaphthalene	0.000		0	N.D.		
T 1-Methylnaphthalene	0.000		0	N.D.		

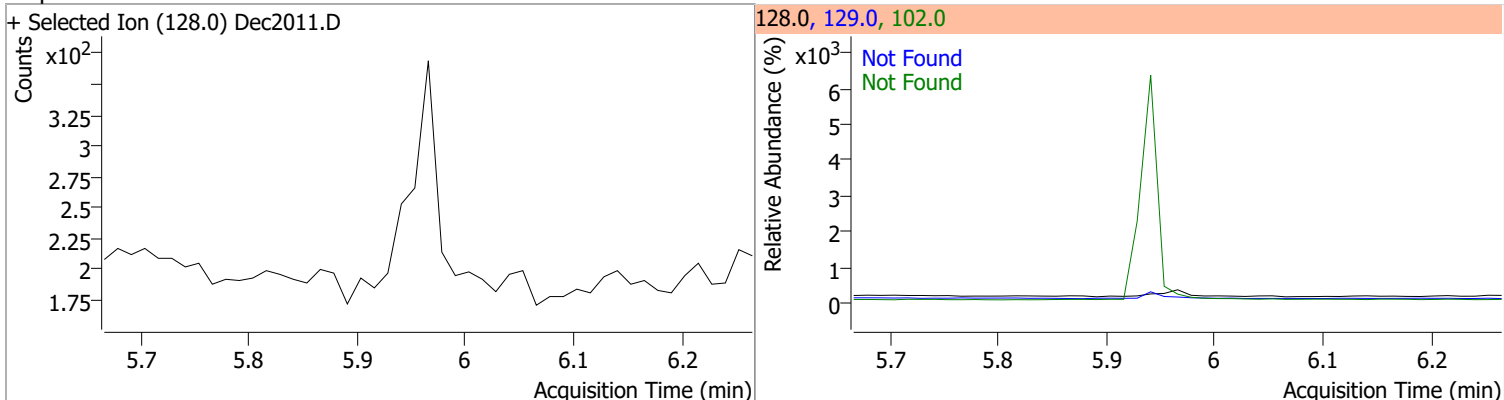
(#) = Qualifier Out of Range; (m) = Manual Integration; (+) = Area Summed; (\*) = Surrogate Percent Recovery Out of Range; (d): Zeroed Peak

# Quantitation Results Report (QT Reviewed)

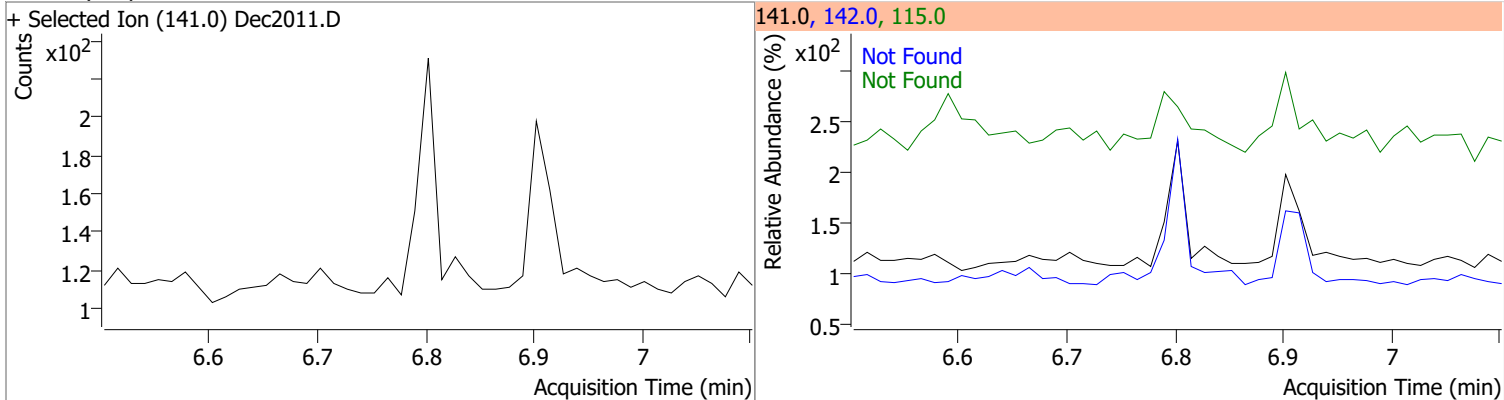
Compound	Conc.	RT	Dev(Min)	Resp.	QIon	QRatio	Lower	Upper
Nitrobenzene-d5	42.1218	5.12	-0.01	433933	54.0	34.5	26.3	48.8
					128.0	30.9	21.4	39.8



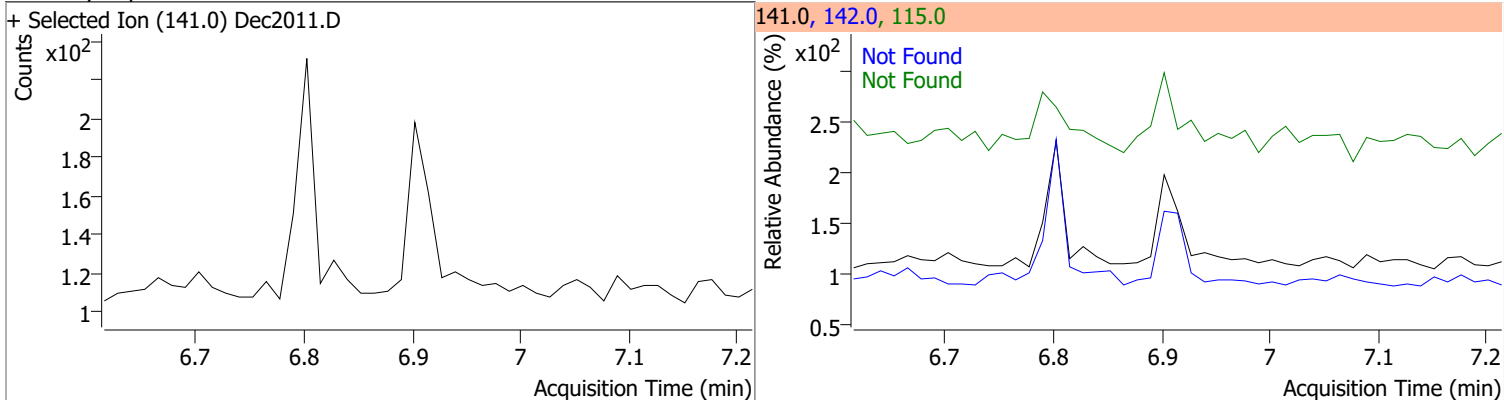
Compound	Conc.	Exp RT	QIon	Exp Ratio	QIon	Exp Ratio
Naphthalene	N.D.	5.97	102.0	12.6	129.0	11.3



Compound	Conc.	Exp RT	QIon	Exp Ratio	QIon	Exp Ratio
2-Methylnaphthalene	N.D.	6.80	142.0	131.0	115.0	54.4

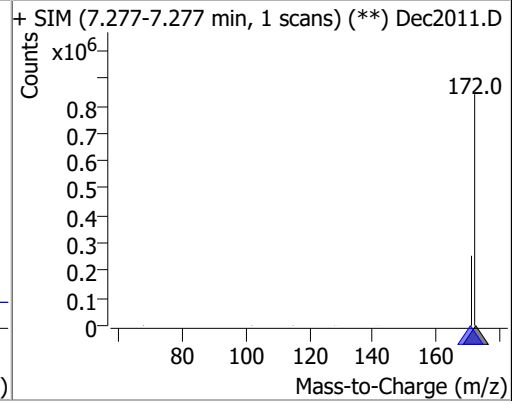
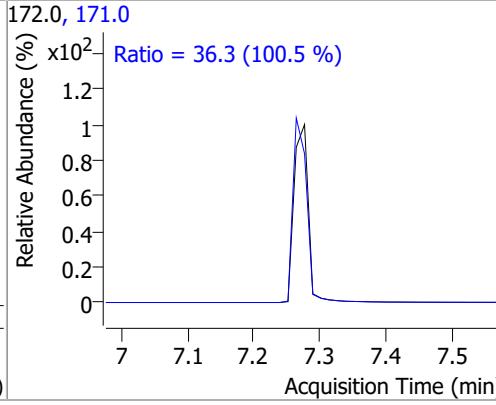
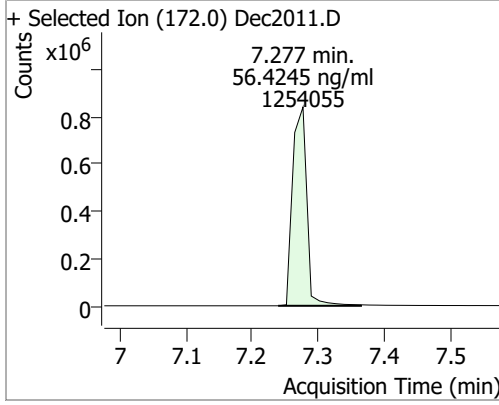


Compound	Conc.	Exp RT	QIon	Exp Ratio	QIon	Exp Ratio
1-Methylnaphthalene	N.D.	6.91	142.0	113.7	115.0	60.2

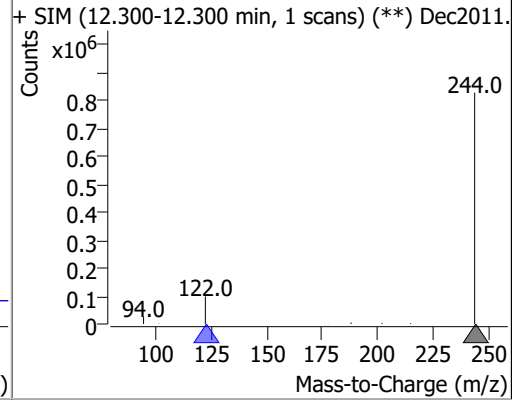
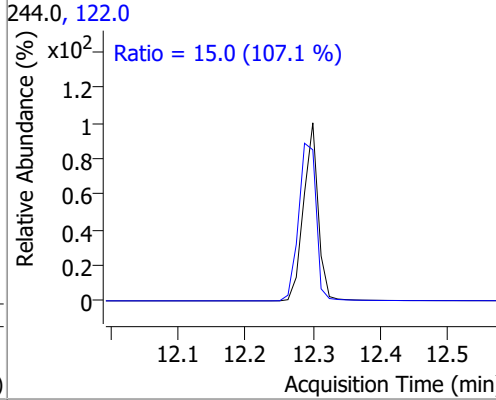
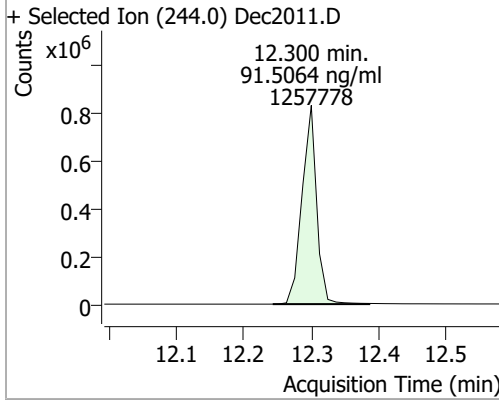


# Quantitation Results Report (QT Reviewed)

Compound	Conc.	RT	Dev(Min)	Resp.	QIon	QRatio	Lower	Upper
2-Fluorobiphenyl	56.4245	7.28	0.00	1254055	171.0	36.3	25.3	47.0



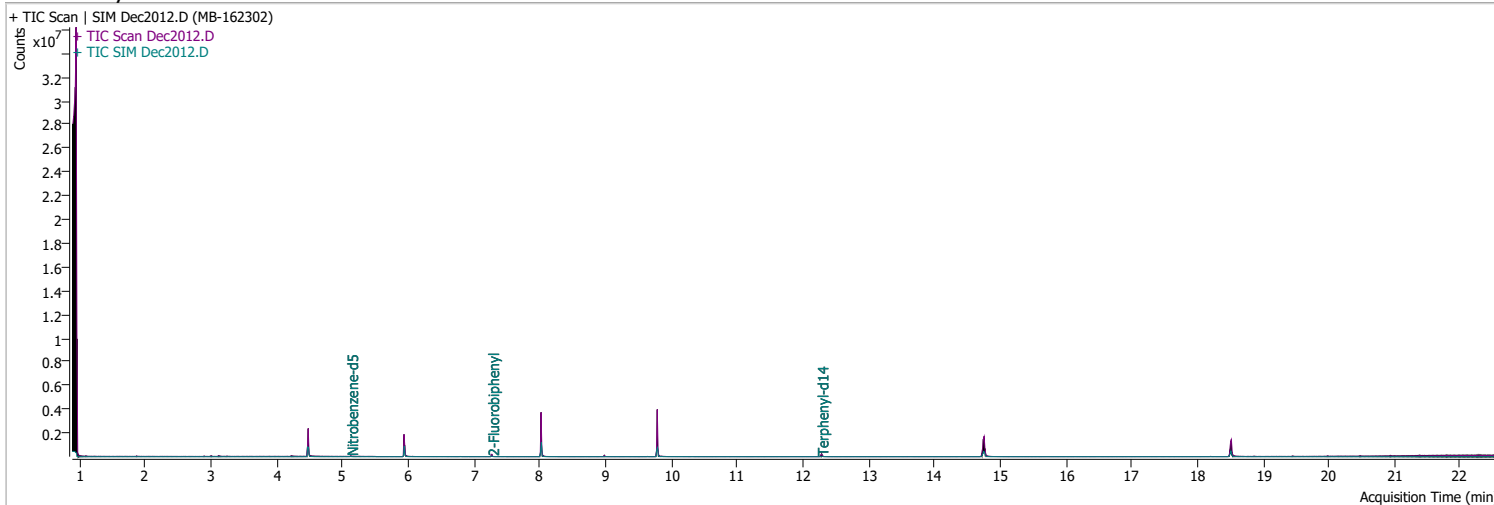
Compound	Conc.	RT	Dev(Min)	Resp.	QIon	QRatio	Lower	Upper
Terphenyl-d14	91.5064	12.30	0.01	1257778	122.0	15.0	9.8	18.2



# Quantitation Results Report (QT Reviewed)

Data File	Dec2012.D	Operator	LIMS import
Acq. Method	5975BNASIM	Acq. Date-Time	12/20/2021 9:32:46 PM
Sample Name	MB-162302	Instrument	GCMS
Vial	12	Multiplier	20.00
DA Method File		Comment	SVOC-8270-W-LLPAH
Tune File	dftppjph.u	Tune Date	
Batch Name	122021 bna SIM 1.batch.bin	Last Calib Update	12/21/2021 8:40:59 AM

**Ref Library**



Compound	RT	QIon	Resp.	Conc.	Units	Dev(Min)
----------	----	------	-------	-------	-------	----------

**Internal Standards**

**System Monitoring Compounds**

S Nitrobenzene-d5	5.131	82.0	14428	51.5351	ng/ml	0.000
Spiked Amount: 5.000	Range: 19.0 - 102.0%			Recovery = 1030.70%		*
S 2-Fluorobiphenyl	7.277	172.0	66248	68.1666	ng/ml	0.000
Spiked Amount: 5.000	Range: 25.0 - 94.0%			Recovery = 1363.33%		*
S Terphenyl-d14	12.288	244.0	60797	93.4333	ng/ml	0.000
Spiked Amount: 5.000	Range: 39.0 - 106.0%			Recovery = 1868.67%		*

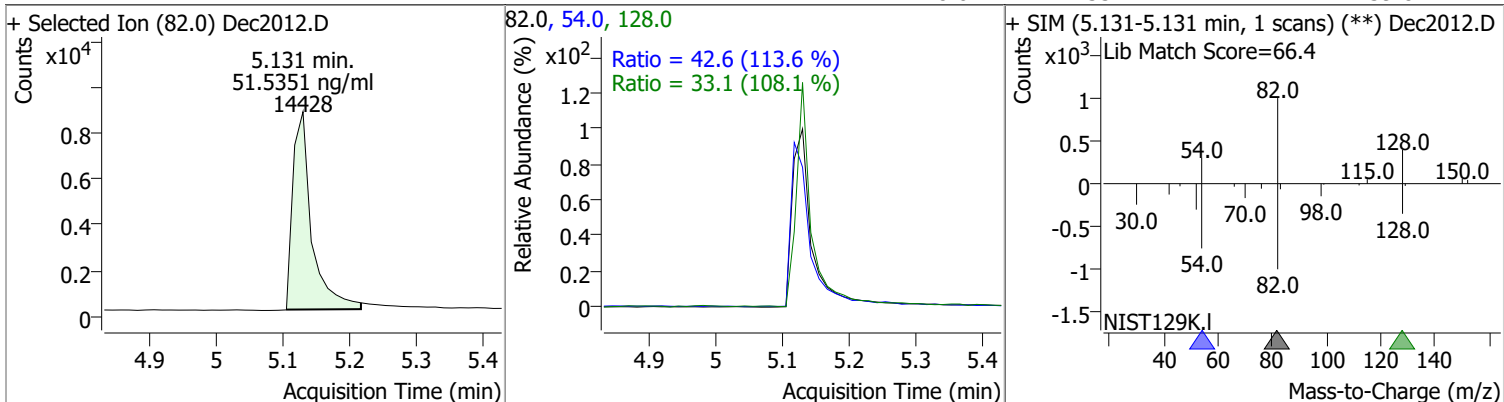
**Target Compounds**

Compound	RT	QIon	Resp.	Conc.	Units	QValue
T Naphthalene	0.000		0	N.D.		
T 2-Methylnaphthalene	0.000		0	N.D.		
T 1-Methylnaphthalene	0.000		0	N.D.		

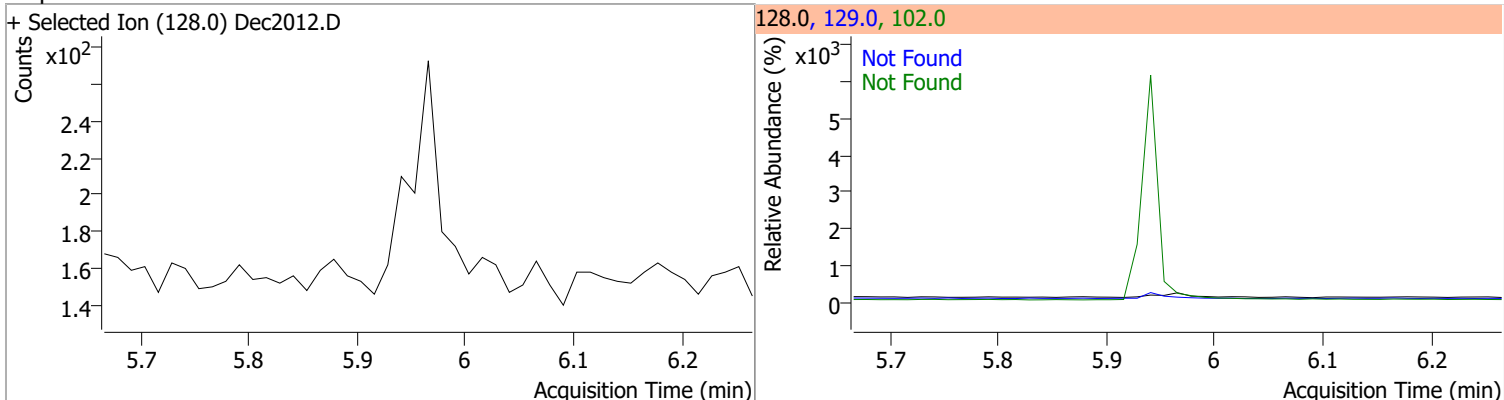
(#) = Qualifier Out of Range; (m) = Manual Integration; (+) = Area Summed; (\*) = Surrogate Percent Recovery Out of Range; (d): Zeroed Peak

# Quantitation Results Report (QT Reviewed)

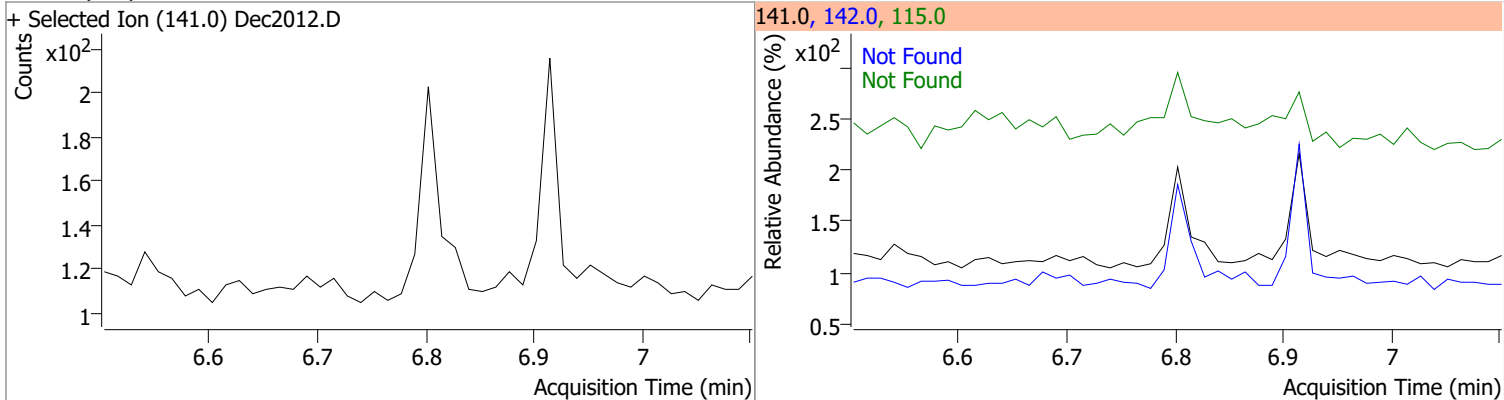
Compound	Conc.	RT	Dev(Min)	Resp.	QIon	QRatio	Lower	Upper
Nitrobenzene-d5	51.5351	5.13	0.00	14428	54.0	42.6	26.3	48.8
					128.0	33.1	21.4	39.8



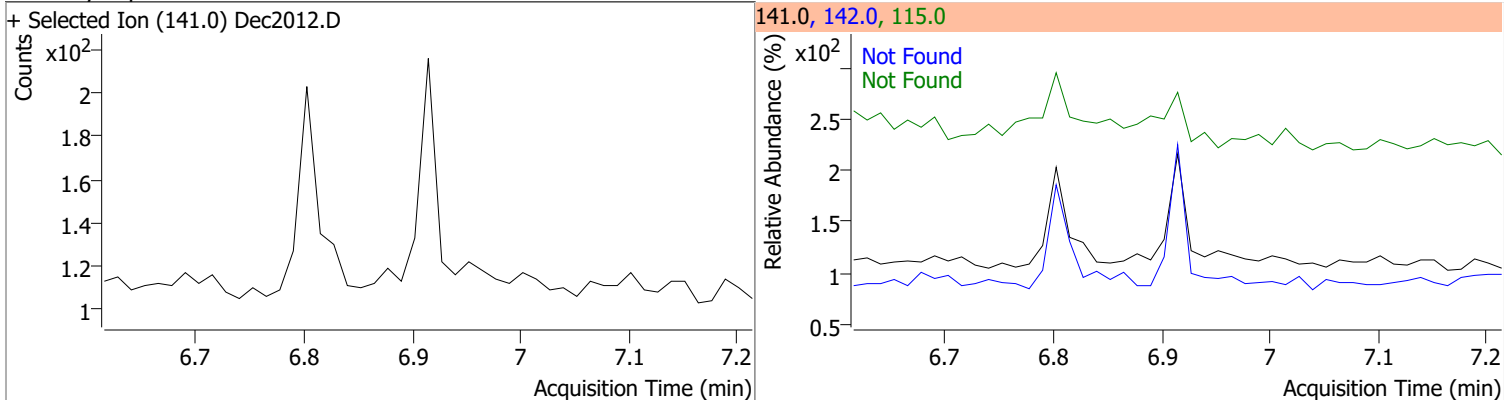
Compound	Conc.	Exp RT	QIon	Exp Ratio	QIon	Exp Ratio
Naphthalene	N.D.	5.97	102.0	12.6	129.0	11.3



Compound	Conc.	Exp RT	QIon	Exp Ratio	QIon	Exp Ratio
2-Methylnaphthalene	N.D.	6.80	142.0	131.0	115.0	54.4



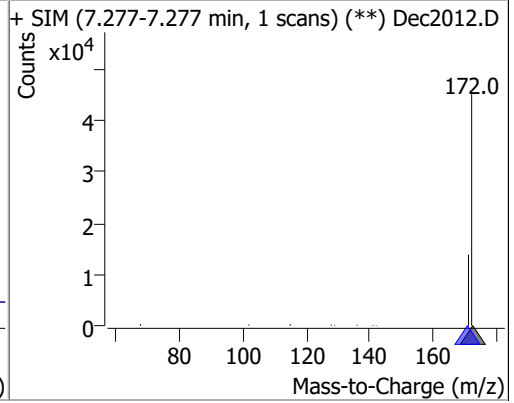
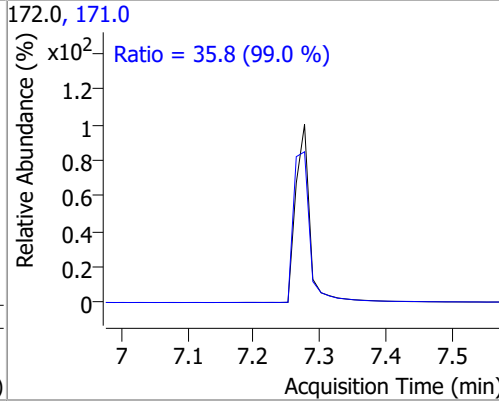
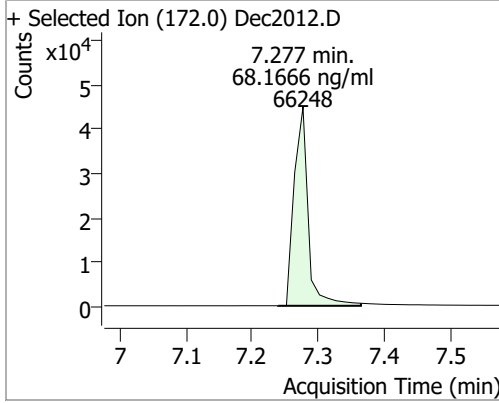
Compound	Conc.	Exp RT	QIon	Exp Ratio	QIon	Exp Ratio
1-Methylnaphthalene	N.D.	6.91	142.0	113.7	115.0	60.2



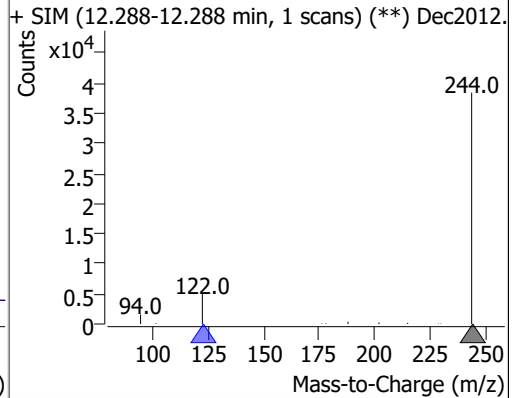
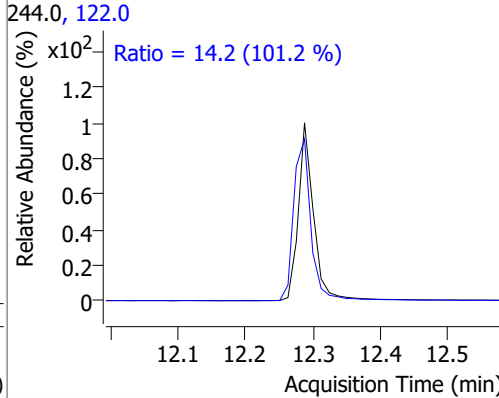
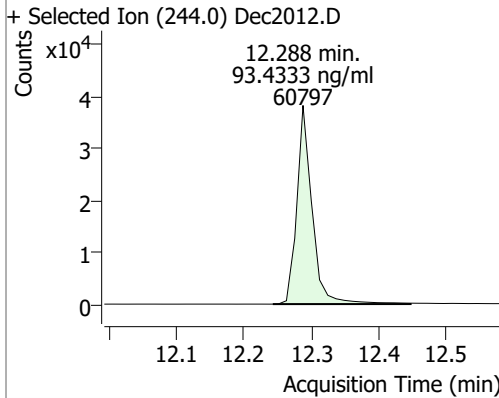


# Quantitation Results Report (QT Reviewed)

Compound	Conc.	RT	Dev(Min)	Resp.	QIon	QRatio	Lower	Upper
2-Fluorobiphenyl	68.1666	7.28	0.00	66248	171.0	35.8	25.3	47.0



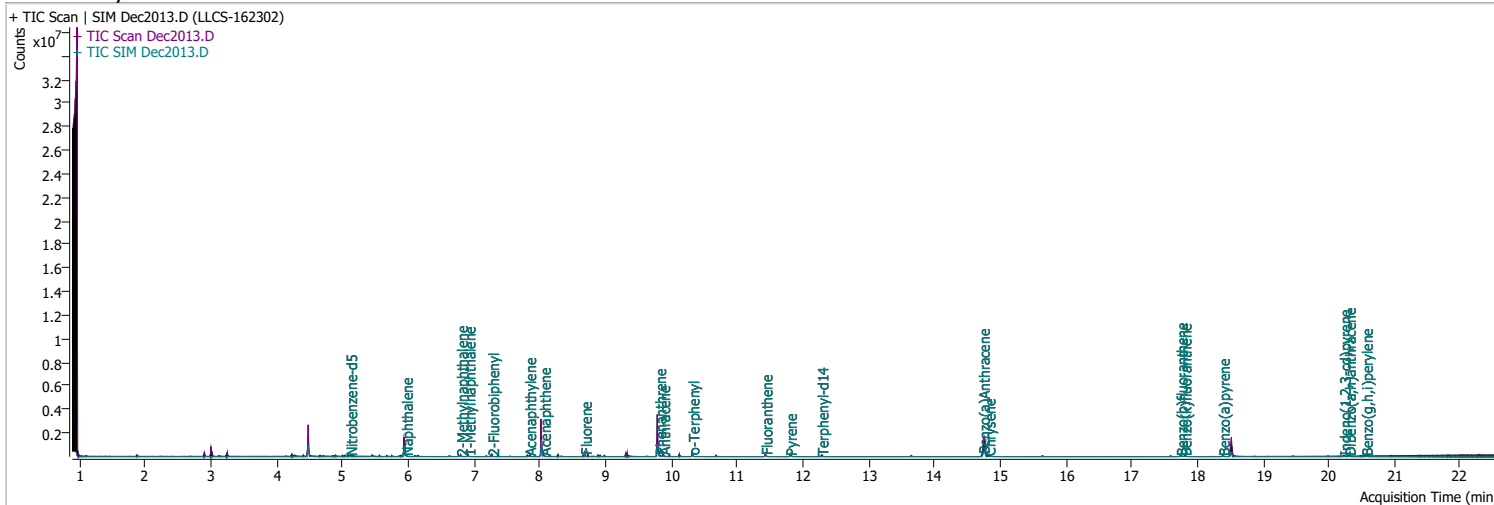
Compound	Conc.	RT	Dev(Min)	Resp.	QIon	QRatio	Lower	Upper
Terphenyl-d14	93.4333	12.29	0.00	60797	122.0	14.2	9.8	18.2



# Quantitation Results Report (QT Reviewed)

Data File	Dec2013.D	Operator	LIMS import
Acq. Method	5975BNASIM	Acq. Date-Time	12/20/2021 10:05:21 PM
Sample Name	LLCS-162302	Instrument	GCMS
Vial	13	Multiplier	1.00
DA Method File		Comment	SVOC-8270-W-LLPAH
Tune File	dftppjph.u	Tune Date	
Batch Name	122021 bna SIM 1.batch.bin	Last Calib Update	12/21/2021 8:40:59 AM

**Ref Library**

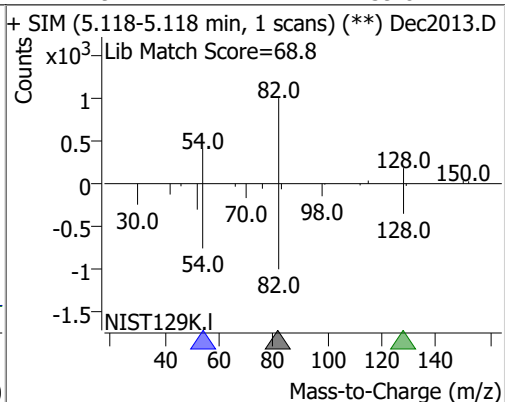
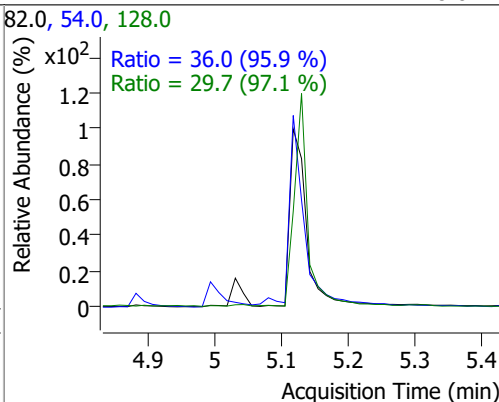
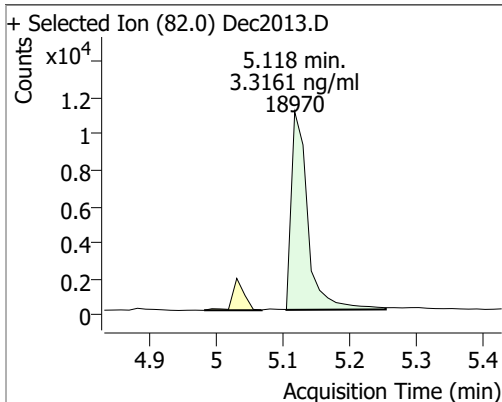


Compound	RT	QIon	Resp.	Conc.	Units	Dev(Min)
<b>Internal Standards</b>						
<b>System Monitoring Compounds</b>						
S Nitrobenzene-d5	5.118	82.0	18970	3.3161	ng/ml	-0.013
Spiked Amount: 5.000	Range: 19.0 - 102.0%			Recovery = 66.32%		
S 2-Fluorobiphenyl	7.277	172.0	57915	2.9667	ng/ml	0.000
Spiked Amount: 5.000	Range: 25.0 - 94.0%			Recovery = 59.33%		
S Terphenyl-d14	12.288	244.0	36801	2.7329	ng/ml	0.000
Spiked Amount: 5.000	Range: 39.0 - 106.0%			Recovery = 54.66%		
<b>Target Compounds</b>						
T Naphthalene	5.966	128.0	50910	2.4479	ng/ml	99
T 2-Methylnaphthalene	6.802	141.0	32062	2.5470	ng/ml	93
T 1-Methylnaphthalene	6.915	141.0	29220	2.3715	ng/ml	96

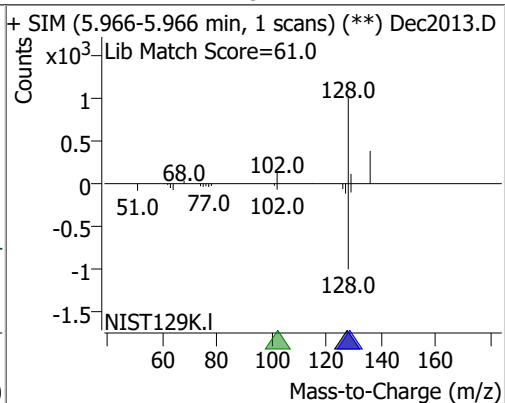
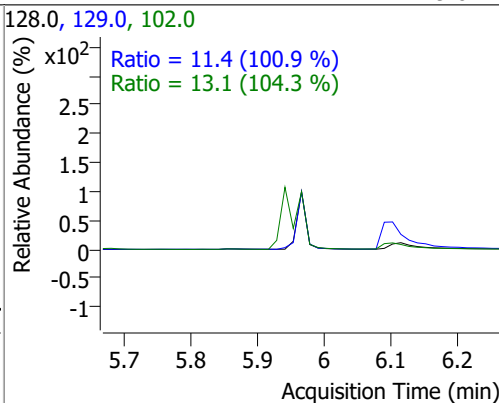
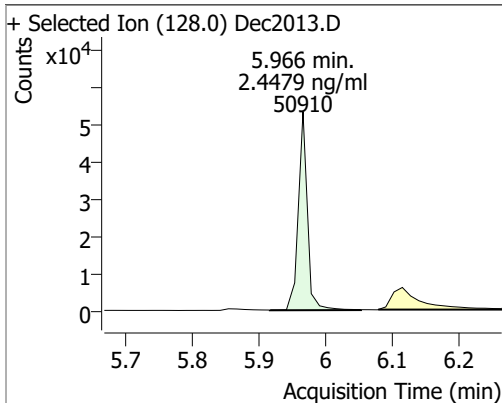
(#) = Qualifier Out of Range; (m) = Manual Integration; (+) = Area Summed; (\*) = Surrogate Percent Recovery Out of Range; (d): Zeroed Peak

# Quantitation Results Report (QT Reviewed)

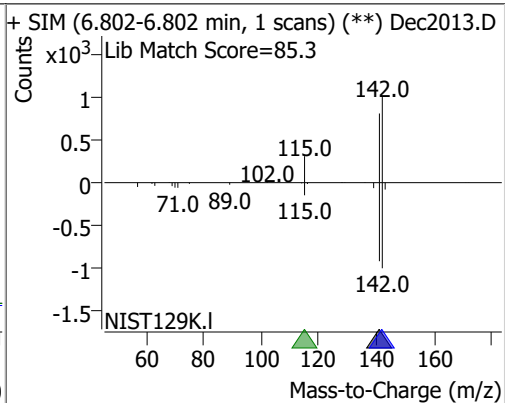
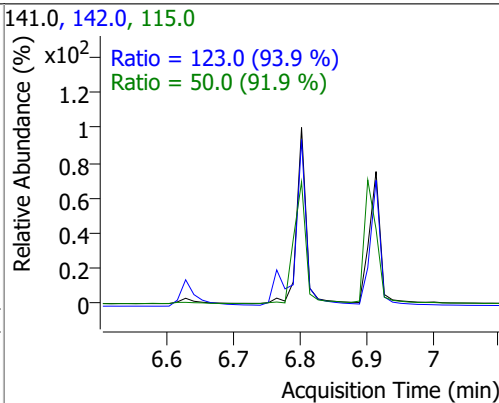
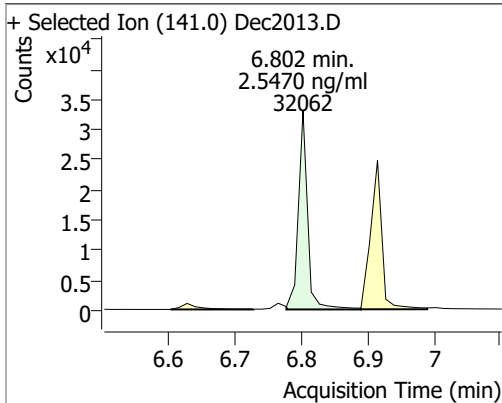
Compound	Conc.	RT	Dev(Min)	Resp.	QIon	QRatio	Lower	Upper
Nitrobenzene-d5	3.3161	5.12	-0.01	18970	54.0	36.0	26.3	48.8
					128.0	29.7	21.4	39.8



Compound	Conc.	RT	Dev(Min)	Resp.	QIon	QRatio	Lower	Upper
Naphthalene	2.4479	5.97	0.00	50910	102.0	13.1	0.0	37.7
					129.0	11.4	7.9	14.7

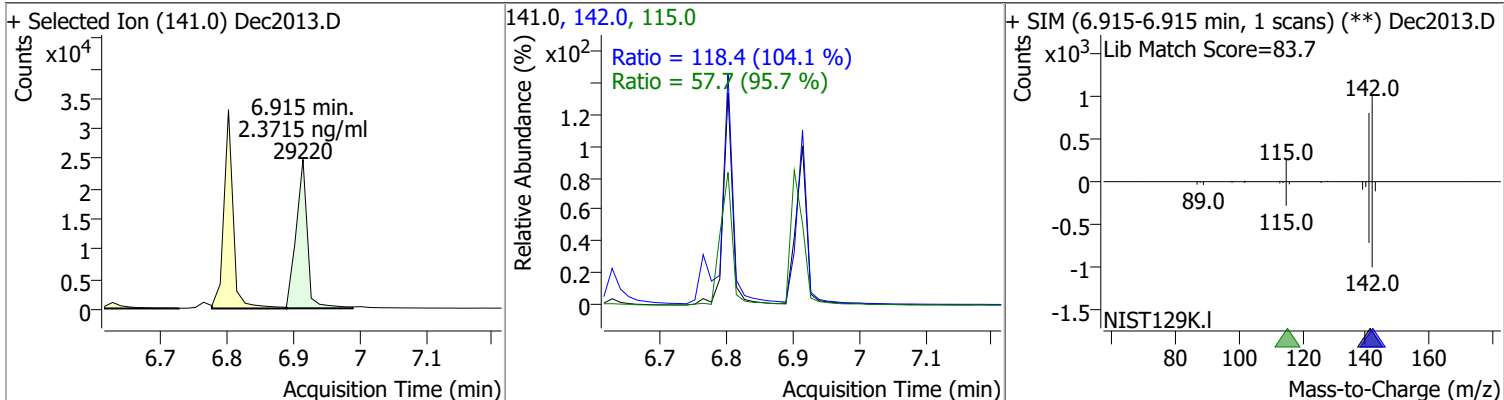


Compound	Conc.	RT	Dev(Min)	Resp.	QIon	QRatio	Lower	Upper
2-Methylnaphthalene	2.5470	6.80	0.00	32062	142.0	123.0	91.7	170.2
					115.0	50.0	38.1	70.8

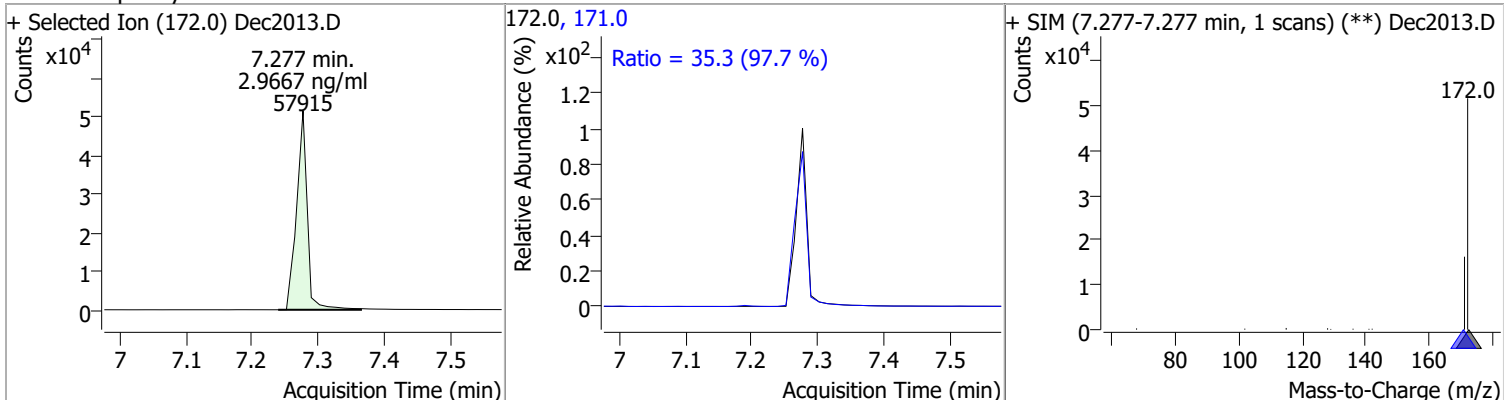


# Quantitation Results Report (QT Reviewed)

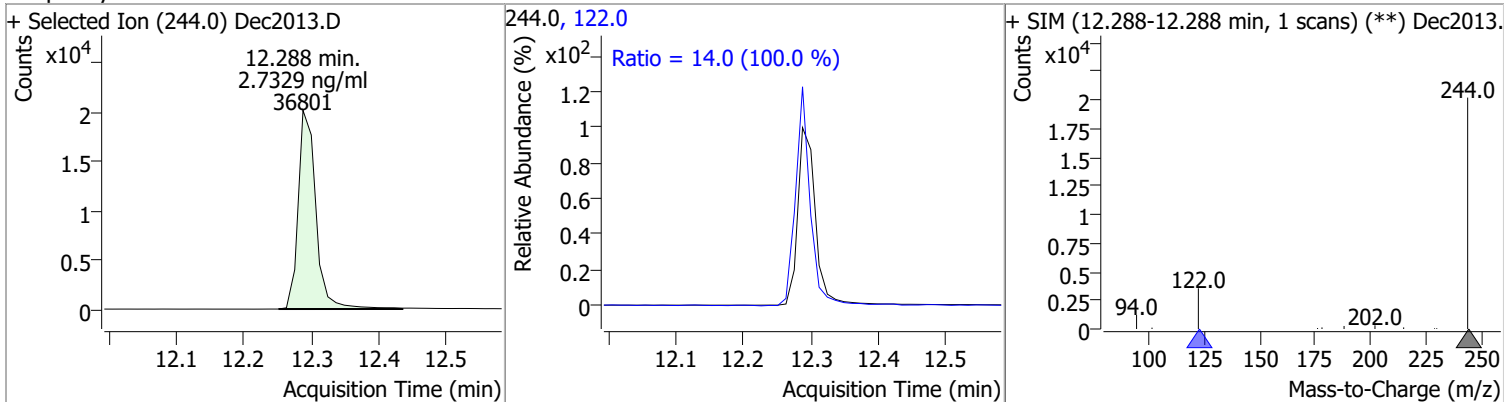
Compound	Conc.	RT	Dev(Min)	Resp.	QIon	QRatio	Lower	Upper
1-Methylnaphthalene	2.3715	6.91	0.00	29220	142.0	118.4	79.6	147.8
					115.0	57.7	42.2	78.3



Compound	Conc.	RT	Dev(Min)	Resp.	QIon	QRatio	Lower	Upper
2-Fluorobiphenyl	2.9667	7.28	0.00	57915	171.0	35.3	25.3	47.0



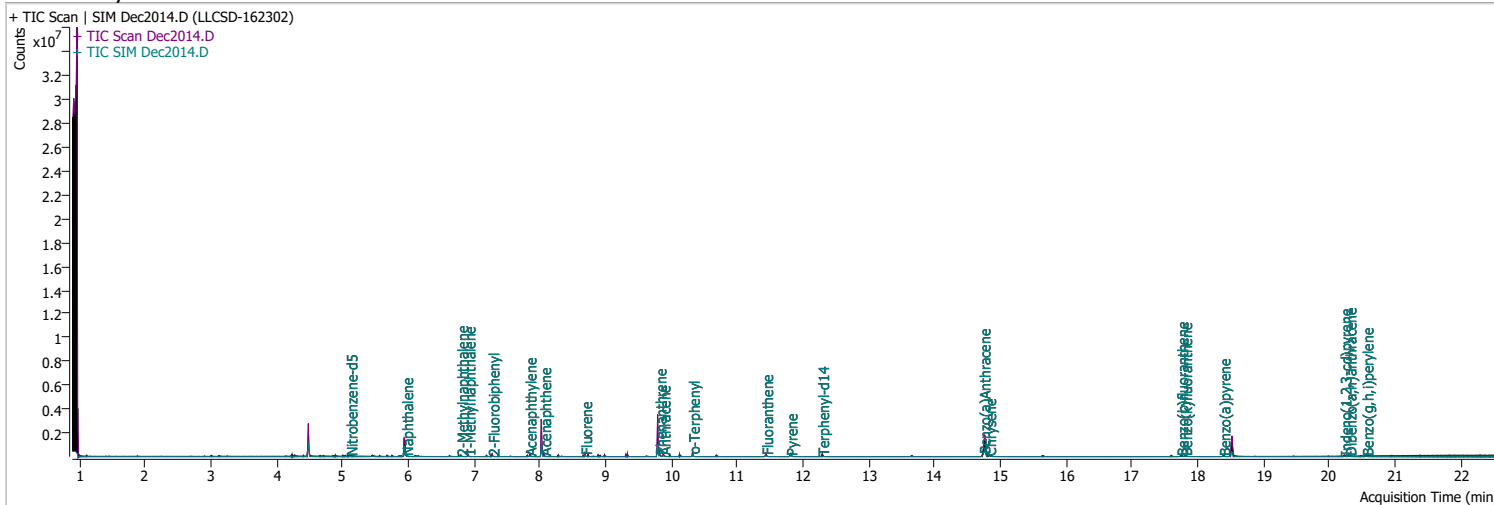
Compound	Conc.	RT	Dev(Min)	Resp.	QIon	QRatio	Lower	Upper
Terphenyl-d14	2.7329	12.29	0.00	36801	122.0	14.0	9.8	18.2



# Quantitation Results Report (QT Reviewed)

Data File	Dec2014.D	Operator	LIMS import
Acq. Method	5975BNASIM	Acq. Date-Time	12/20/2021 10:37:54 PM
Sample Name	LLCSD-162302	Instrument	GCMS
Vial	14	Multiplier	1.00
DA Method File		Comment	SVOC-8270-W-LLPAH
Tune File	dftppjph.u	Tune Date	
Batch Name	122021 bna SIM 1.batch.bin	Last Calib Update	12/21/2021 8:40:59 AM

**Ref Library**

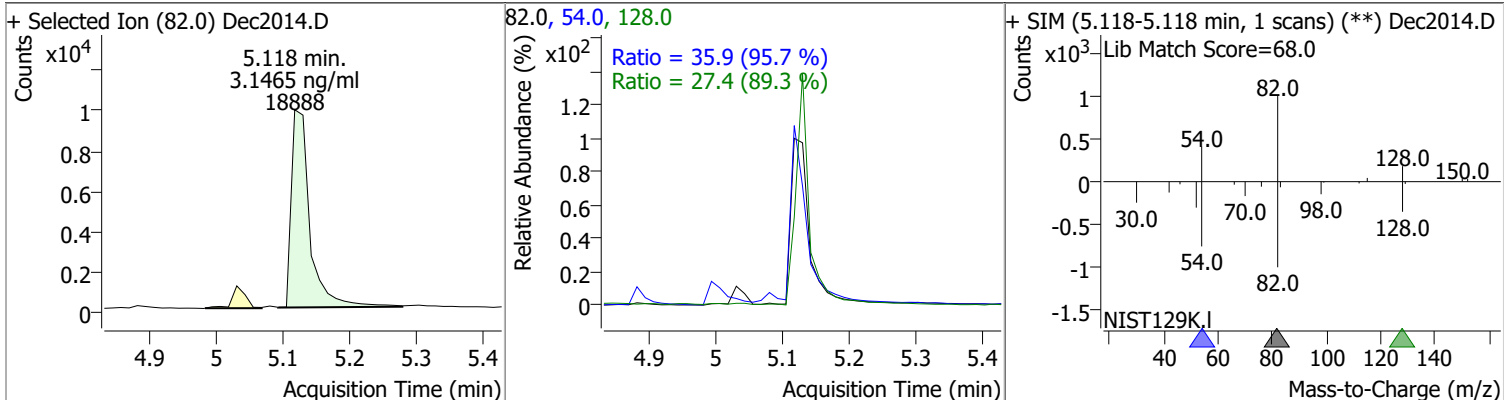


Compound	RT	QIon	Resp.	Conc.	Units	Dev(Min)
<b>Internal Standards</b>						
<b>System Monitoring Compounds</b>						
S Nitrobenzene-d5	5.118	82.0	18888	3.1465	ng/ml	-0.013
Spiked Amount: 5.000	Range: 19.0 - 102.0%			Recovery = 62.93%		
S 2-Fluorobiphenyl	7.277	172.0	61601	3.2066	ng/ml	0.000
Spiked Amount: 5.000	Range: 25.0 - 94.0%			Recovery = 64.13%		
S Terphenyl-d14	12.288	244.0	58424	4.4821	ng/ml	0.000
Spiked Amount: 5.000	Range: 39.0 - 106.0%			Recovery = 89.64%		
<b>Target Compounds</b>						
T Naphthalene	5.966	128.0	45128	2.1728	ng/ml	99
T 2-Methylnaphthalene	6.802	141.0	26279	2.0747	ng/ml	97
T 1-Methylnaphthalene	6.915	141.0	25318	2.0575	ng/ml	96

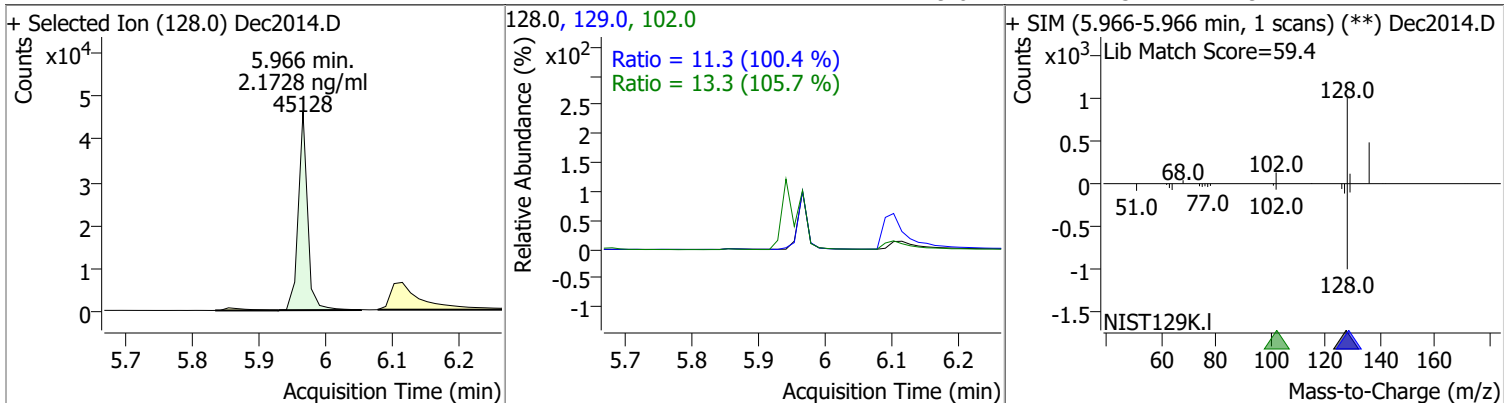
(#) = Qualifier Out of Range; (m) = Manual Integration; (+) = Area Summed; (\*) = Surrogate Percent Recovery Out of Range; (d): Zeroed Peak

# Quantitation Results Report (QT Reviewed)

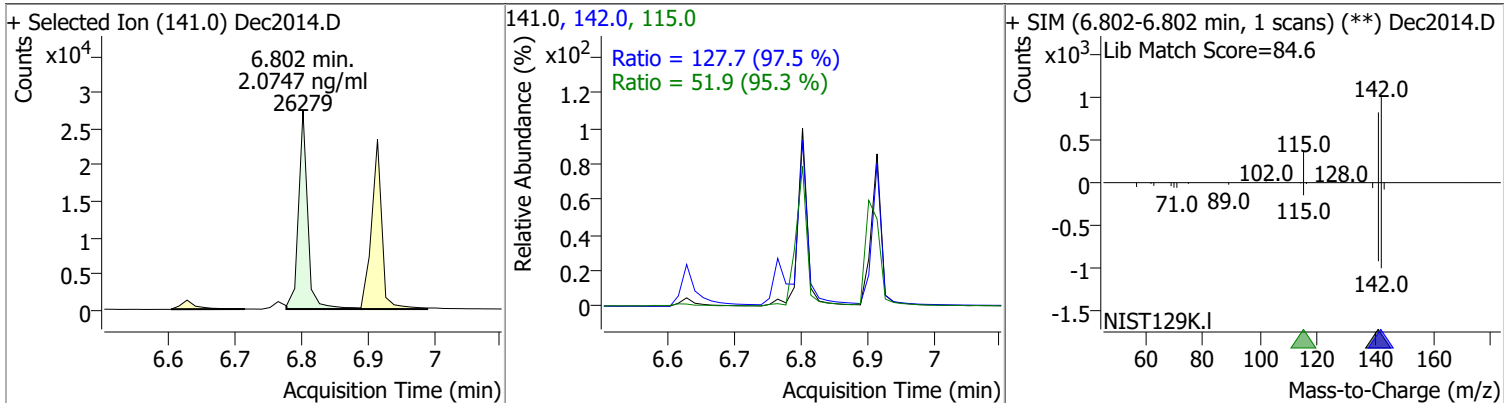
Compound	Conc.	RT	Dev(Min)	Resp.	QIon	QRatio	Lower	Upper
Nitrobenzene-d5	3.1465	5.12	-0.01	18888	54.0	35.9	26.3	48.8
					128.0	27.4	21.4	39.8



Compound	Conc.	RT	Dev(Min)	Resp.	QIon	QRatio	Lower	Upper
Naphthalene	2.1728	5.97	0.00	45128	102.0	13.3	0.0	37.7
					129.0	11.3	7.9	14.7

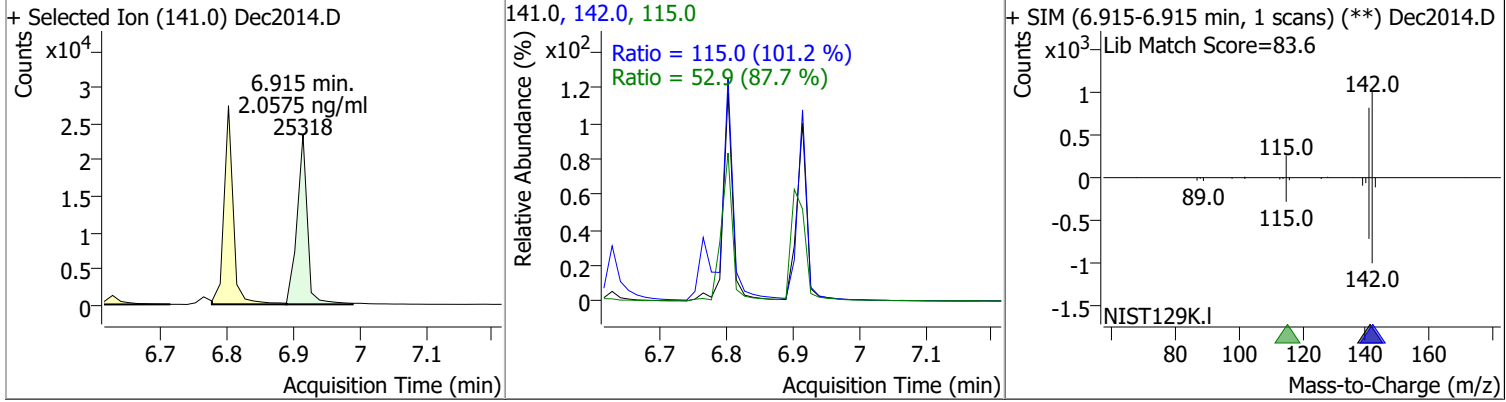


Compound	Conc.	RT	Dev(Min)	Resp.	QIon	QRatio	Lower	Upper
2-Methylnaphthalene	2.0747	6.80	0.00	26279	142.0	127.7	91.7	170.2
					115.0	51.9	38.1	70.8

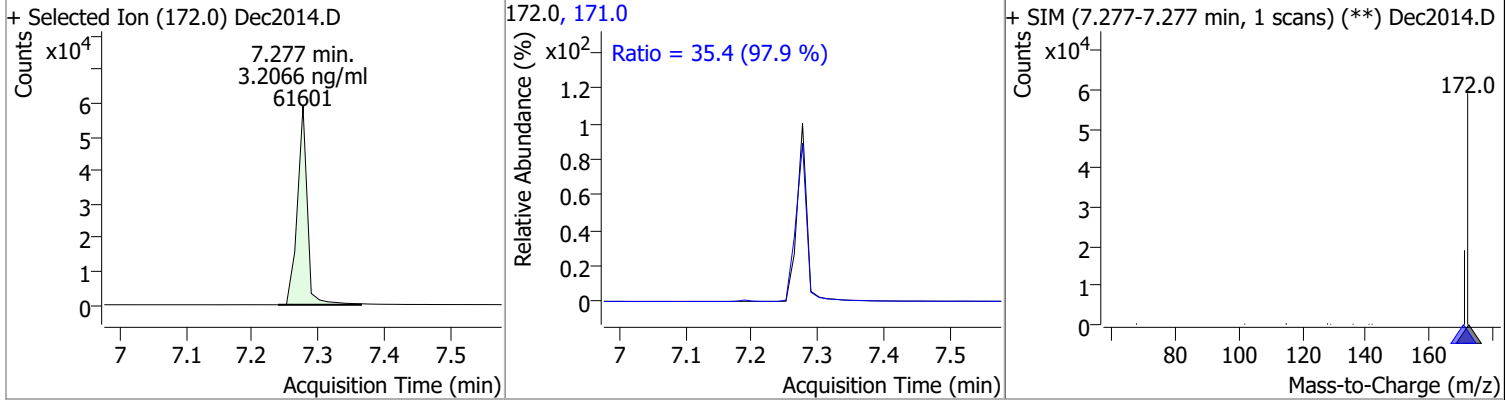


# Quantitation Results Report (QT Reviewed)

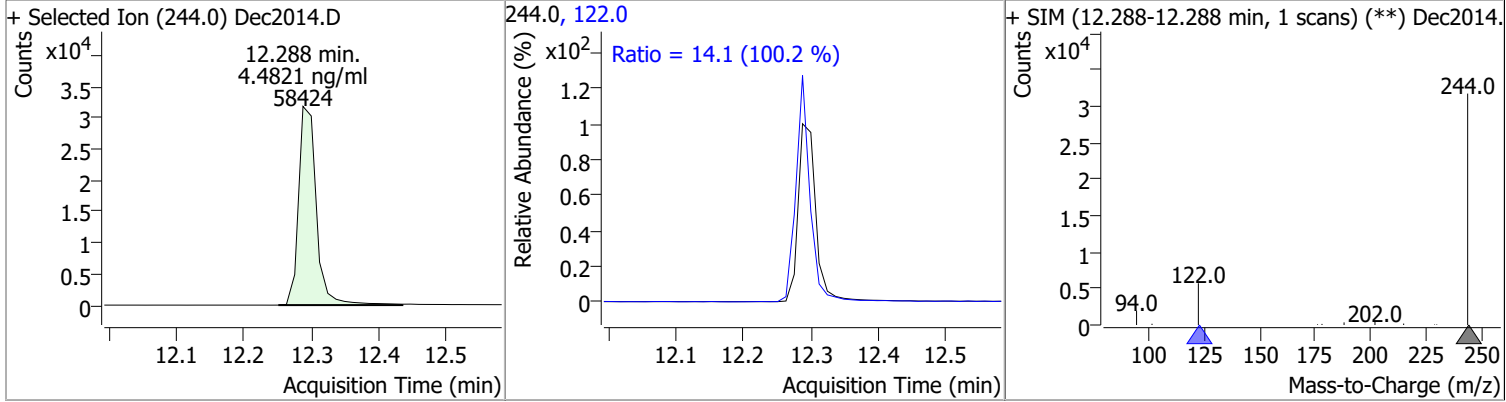
Compound	Conc.	RT	Dev(Min)	Resp.	QIon	QRatio	Lower	Upper
1-Methylnaphthalene	2.0575	6.91	0.00	25318	142.0	115.0	79.6	147.8
					115.0	52.9	42.2	78.3



Compound	Conc.	RT	Dev(Min)	Resp.	QIon	QRatio	Lower	Upper
2-Fluorobiphenyl	3.2066	7.28	0.00	61601	171.0	35.4	25.3	47.0



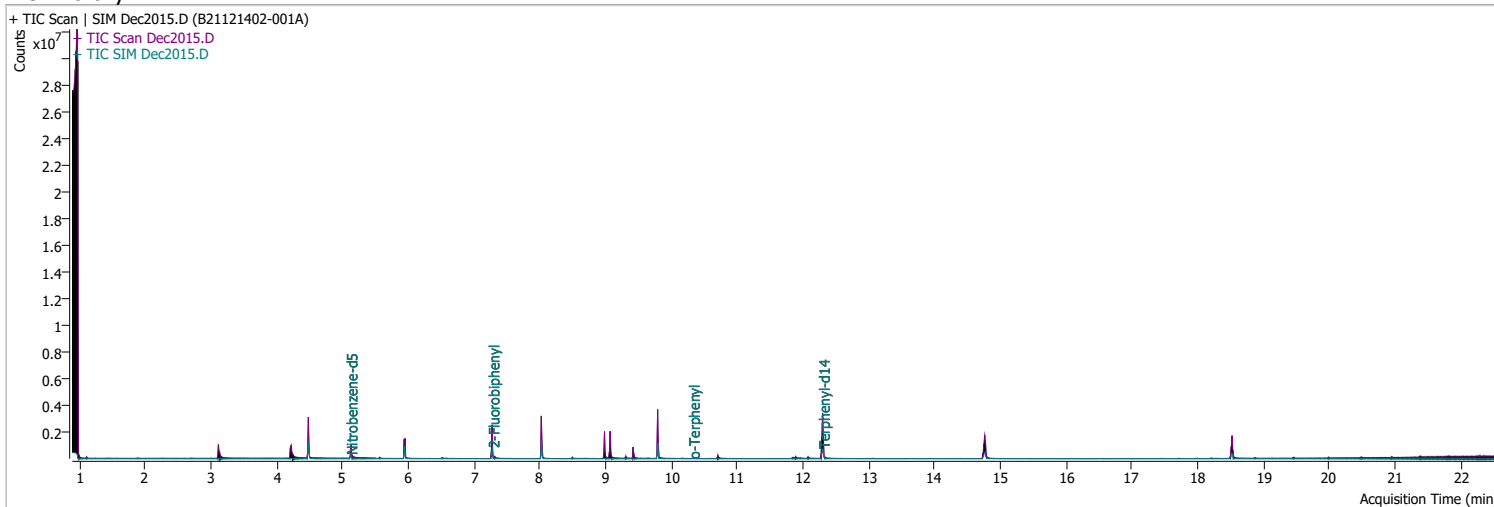
Compound	Conc.	RT	Dev(Min)	Resp.	QIon	QRatio	Lower	Upper
Terphenyl-d14	4.4821	12.29	0.00	58424	122.0	14.1	9.8	18.2



# Quantitation Results Report (QT Reviewed)

Data File	Dec2015.D	Operator	LIMS import
Acq. Method	5975BNASIM	Acq. Date-Time	12/20/2021 11:10:32 PM
Sample Name	B21121402-001A	Instrument	GCMS
Vial	15	Multiplier	1.00
DA Method File		Comment	SVOC-8270-W-LLPAH
Tune File	dftppjph.u	Tune Date	
Batch Name	122021 bna SIM 1.batch.bin	Last Calib Update	12/21/2021 8:40:59 AM

**Ref Library**



Compound	RT	QIon	Resp.	Conc.	Units	Dev(Min)
----------	----	------	-------	-------	-------	----------

**Internal Standards**

**System Monitoring Compounds**

S Nitrobenzene-d5	5.118	82.0	290661	30.2575	ng/ml	-0.012
Spiked Amount: 5.000	Range: 19.0 - 102.0%			Recovery = 605.15%		*
S 2-Fluorobiphenyl	7.277	172.0	673273	32.4356	ng/ml	0.000
Spiked Amount: 5.000	Range: 25.0 - 94.0%			Recovery = 648.71%		*
S Terphenyl-d14	12.300	244.0	912608	69.0338	ng/ml	0.012
Spiked Amount: 5.000	Range: 39.0 - 106.0%			Recovery = 1380.68%		*

**Target Compounds**

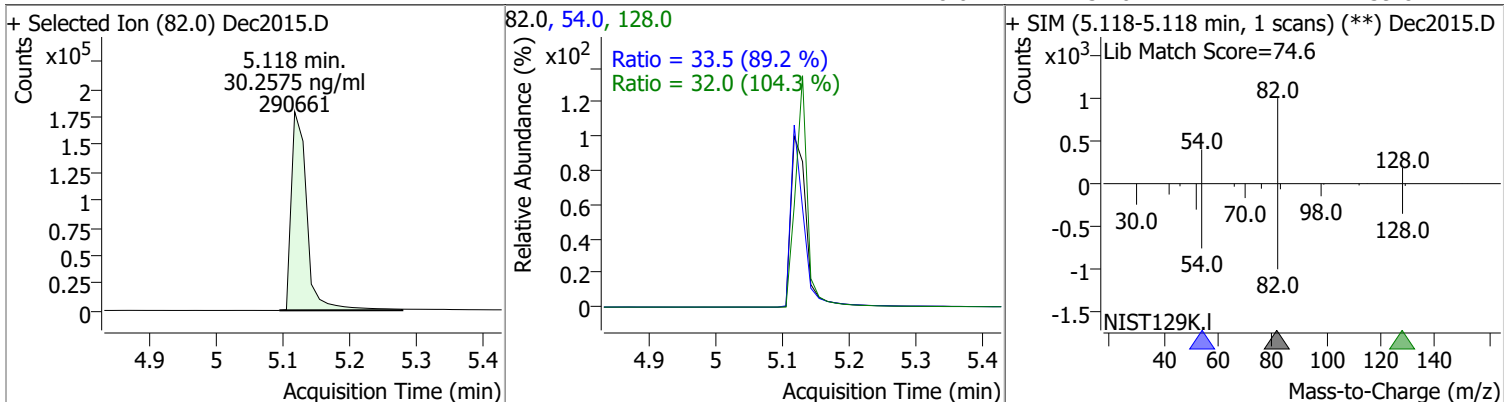
Target Compounds	RT	QIon	Resp.	Conc.	Units	QValue
T Naphthalene	0.000		0	N.D.		
T 2-Methylnaphthalene	0.000		0	N.D.		
T 1-Methylnaphthalene	0.000		0	N.D.		

(#) = Qualifier Out of Range; (m) = Manual Integration; (+) = Area Summed; (\*) = Surrogate Percent Recovery Out of Range; (d): Zeroed Peak

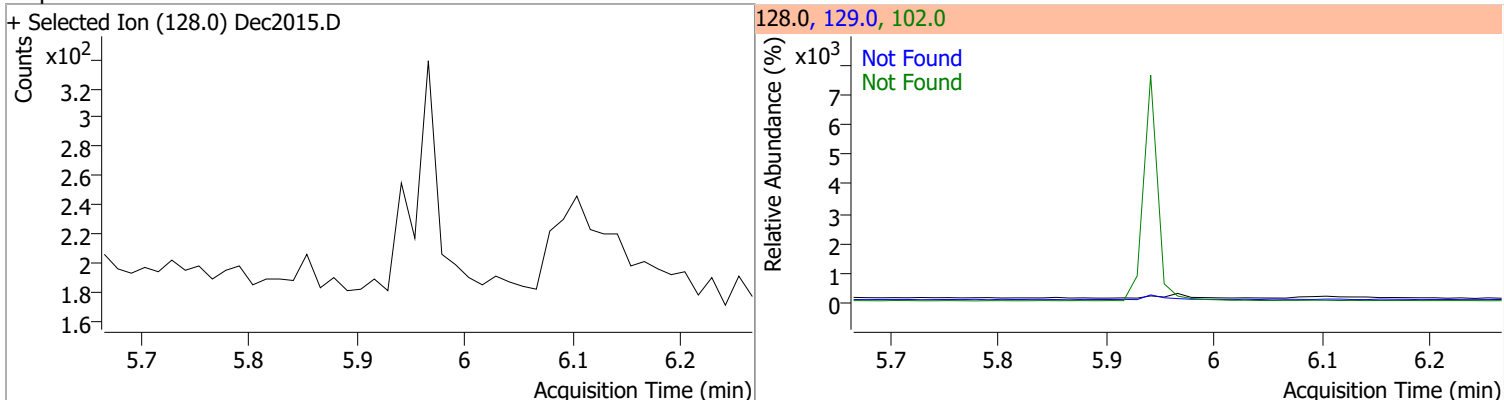


# Quantitation Results Report (QT Reviewed)

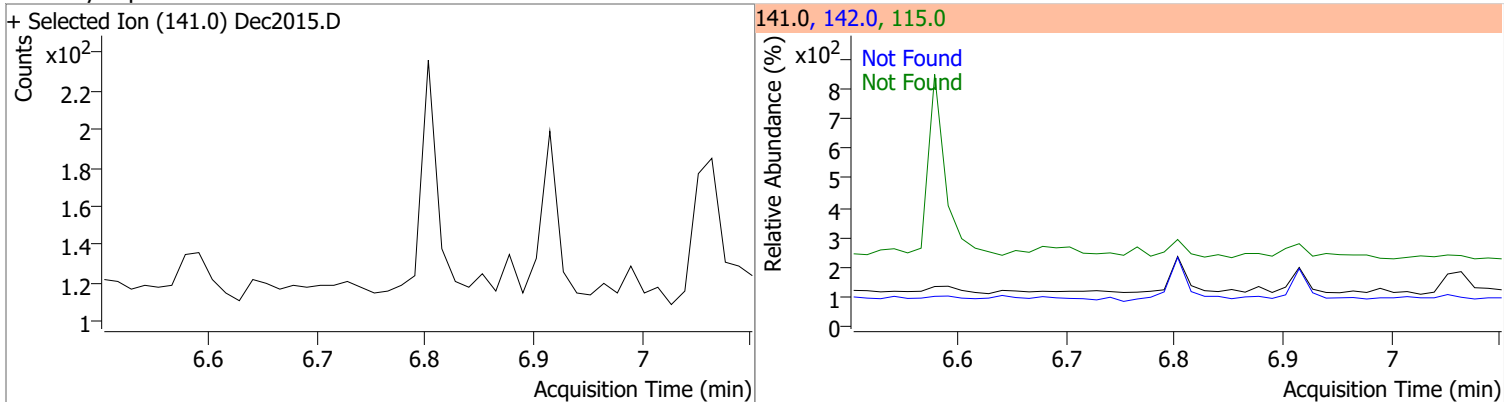
Compound	Conc.	RT	Dev(Min)	Resp.	QIon	QRatio	Lower	Upper
Nitrobenzene-d5	30.2575	5.12	-0.01	290661	54.0	33.5	26.3	48.8
					128.0	32.0	21.4	39.8



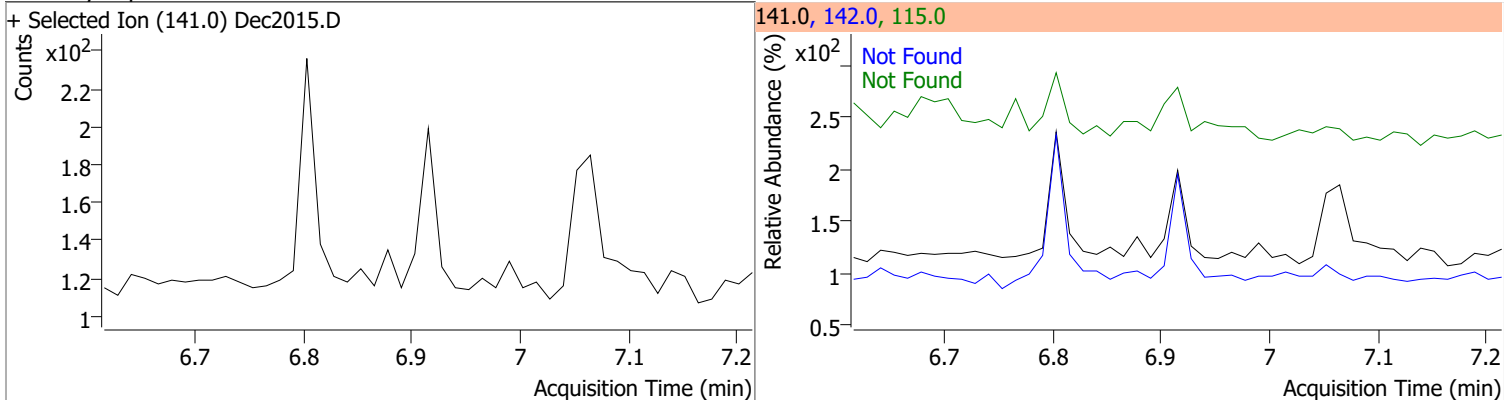
Compound	Conc.	Exp RT	QIon	Exp Ratio	QIon	Exp Ratio
Naphthalene	N.D.	5.97	102.0	12.6	129.0	11.3



Compound	Conc.	Exp RT	QIon	Exp Ratio	QIon	Exp Ratio
2-Methylnaphthalene	N.D.	6.80	142.0	131.0	115.0	54.4

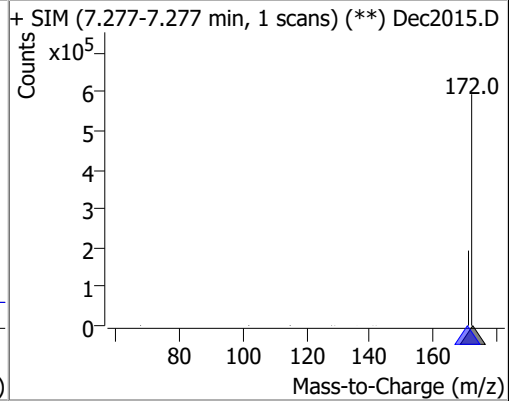
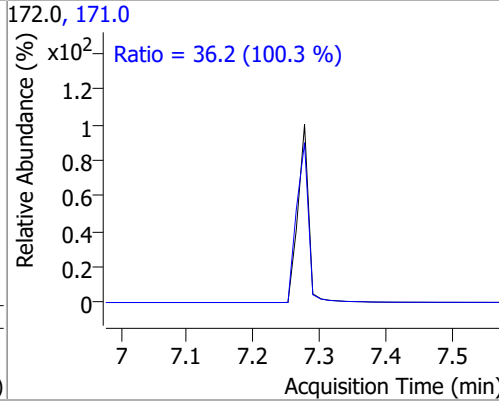
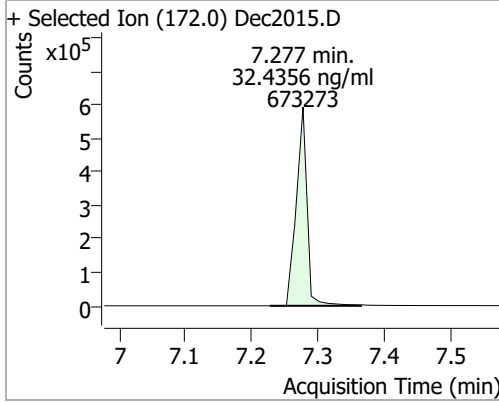


Compound	Conc.	Exp RT	QIon	Exp Ratio	QIon	Exp Ratio
1-Methylnaphthalene	N.D.	6.91	142.0	113.7	115.0	60.2

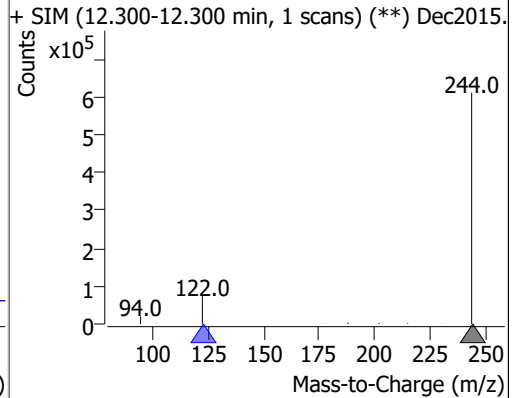
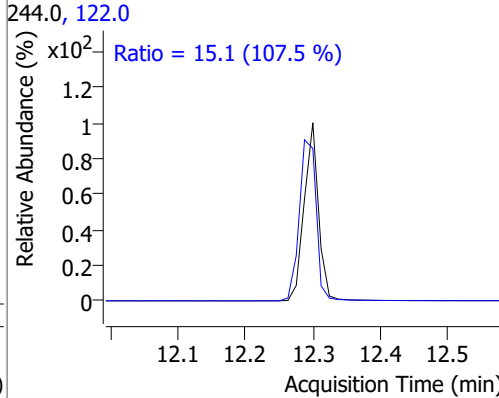
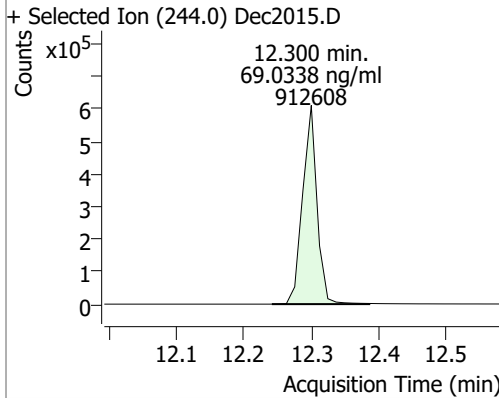


# Quantitation Results Report (QT Reviewed)

Compound	Conc.	RT	Dev(Min)	Resp.	QIon	QRatio	Lower	Upper
2-Fluorobiphenyl	32.4356	7.28	0.00	673273	171.0	36.2	25.3	47.0



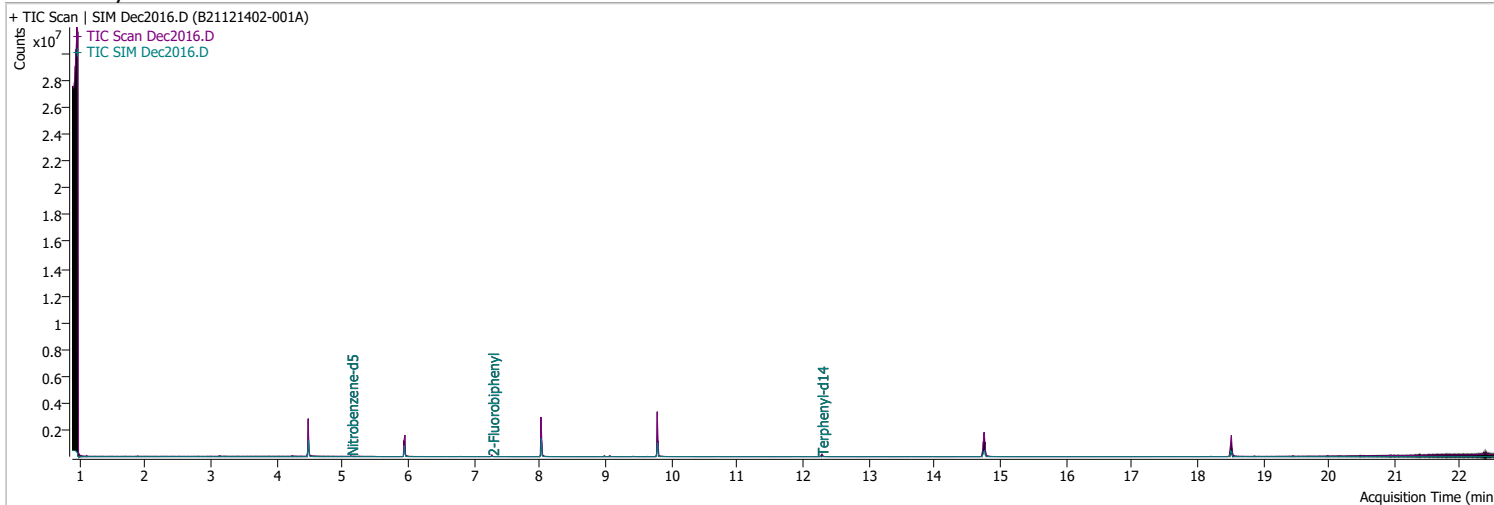
Compound	Conc.	RT	Dev(Min)	Resp.	QIon	QRatio	Lower	Upper
Terphenyl-d14	69.0338	12.30	0.01	912608	122.0	15.1	9.8	18.2



# Quantitation Results Report (QT Reviewed)

Data File	Dec2016.D	Operator	LIMS import
Acq. Method	5975BNASIM	Acq. Date-Time	12/20/2021 11:43:01 PM
Sample Name	B21121402-001A	Instrument	GCMS
Vial	16	Multiplier	20.00
DA Method File		Comment	SVOC-8270-W-LLPAH
Tune File	dftppjph.u	Tune Date	
Batch Name	122021 bna SIM 1.batch.bin	Last Calib Update	12/21/2021 8:40:59 AM

**Ref Library**



Compound	RT	QIon	Resp.	Conc.	Units	Dev(Min)
----------	----	------	-------	-------	-------	----------

**Internal Standards**

**System Monitoring Compounds**

S Nitrobenzene-d5	5.131	82.0	10990	37.2191	ng/ml	0.000
Spiked Amount: 5.000	Range: 19.0 - 102.0%			Recovery = 744.38%		*
S 2-Fluorobiphenyl	7.277	172.0	35747	37.7184	ng/ml	0.000
Spiked Amount: 5.000	Range: 25.0 - 94.0%			Recovery = 754.37%		*
S Terphenyl-d14	12.288	244.0	43923	70.3291	ng/ml	0.000
Spiked Amount: 5.000	Range: 39.0 - 106.0%			Recovery = 1406.58%		*

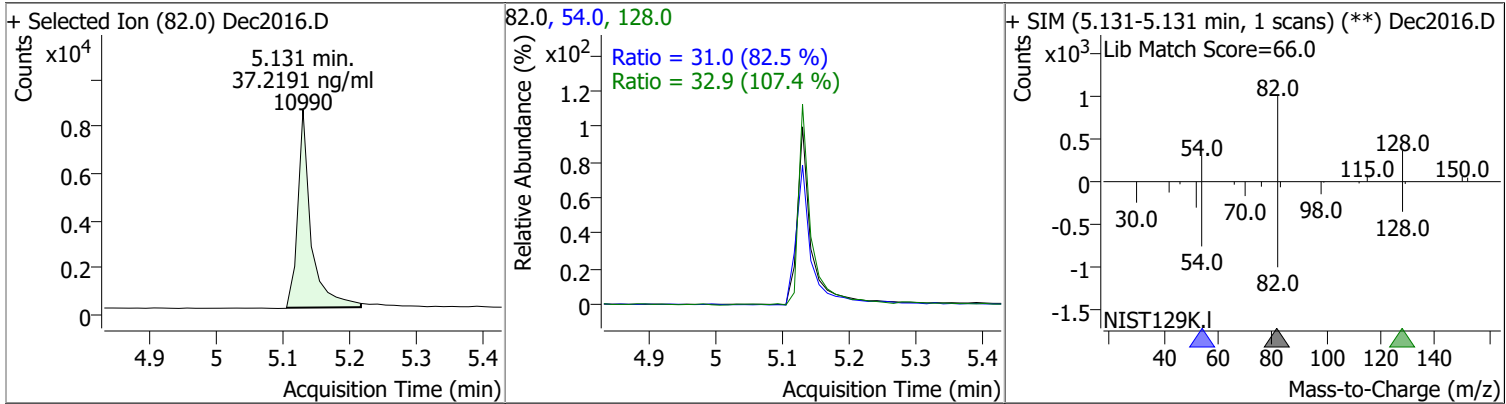
**Target Compounds**

Target Compounds	RT	QIon	Resp.	Conc.	Units	QValue
T Naphthalene	0.000		0	N.D.		
T 2-Methylnaphthalene	0.000		0	N.D.		
T 1-Methylnaphthalene	0.000		0	N.D.		

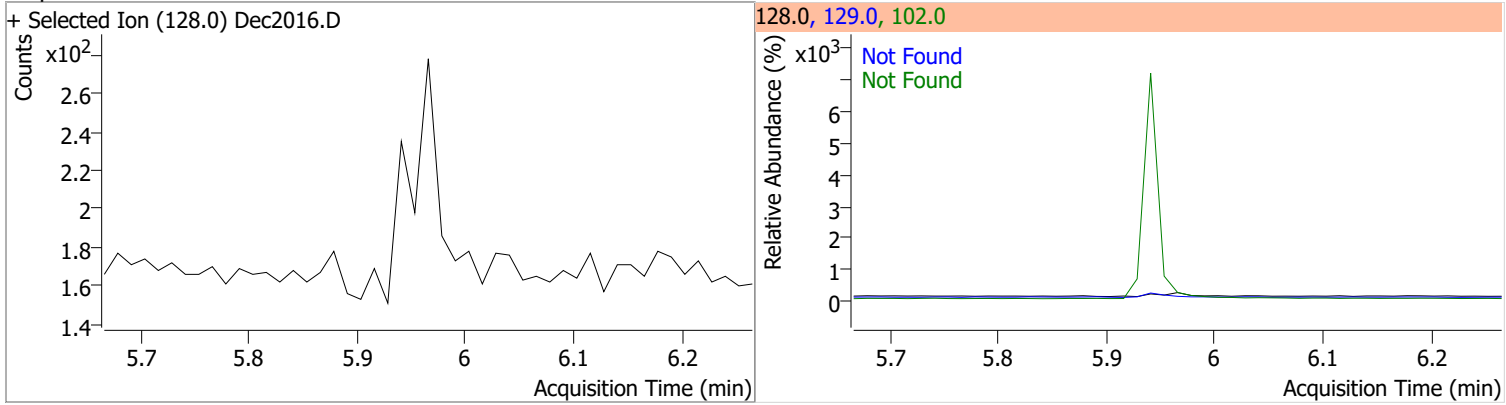
(#) = Qualifier Out of Range; (m) = Manual Integration; (+) = Area Summed; (\*) = Surrogate Percent Recovery Out of Range; (d): Zeroed Peak

# Quantitation Results Report (QT Reviewed)

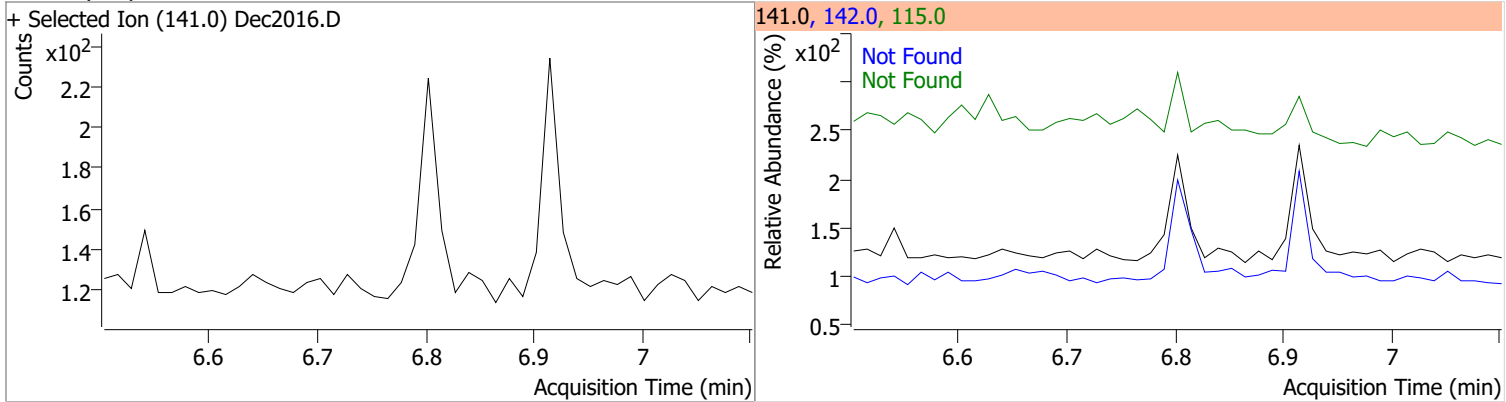
Compound	Conc.	RT	Dev(Min)	Resp.	QIon	QRatio	Lower	Upper
Nitrobenzene-d5	37.2191	5.13	0.00	10990	54.0	31.0	26.3	48.8
					128.0	32.9	21.4	39.8



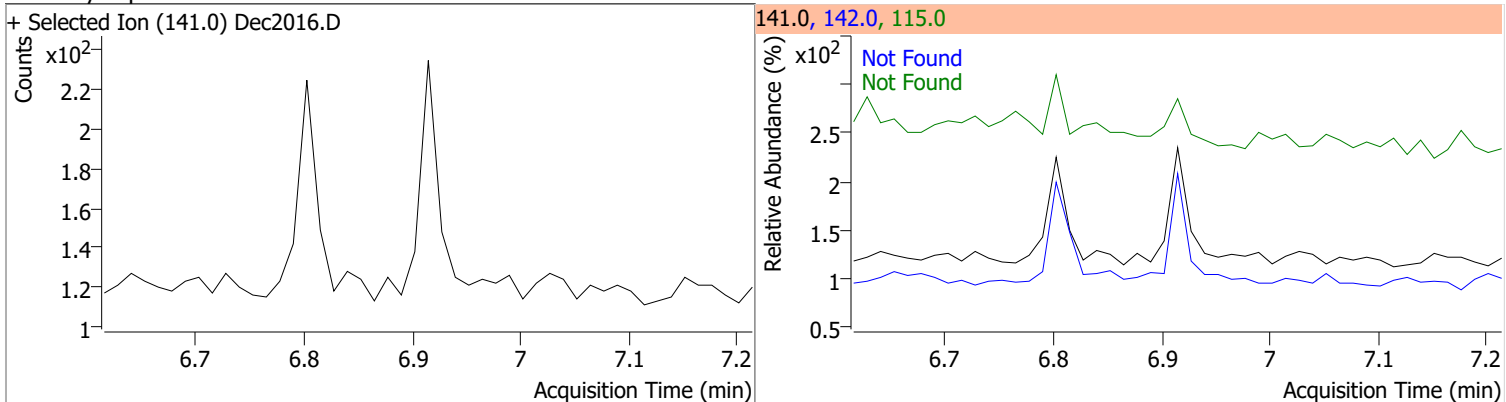
Compound	Conc.	Exp RT	QIon	Exp Ratio	QIon	Exp Ratio
Naphthalene	N.D.	5.97	102.0	12.6	129.0	11.3



Compound	Conc.	Exp RT	QIon	Exp Ratio	QIon	Exp Ratio
2-Methylnaphthalene	N.D.	6.80	142.0	131.0	115.0	54.4

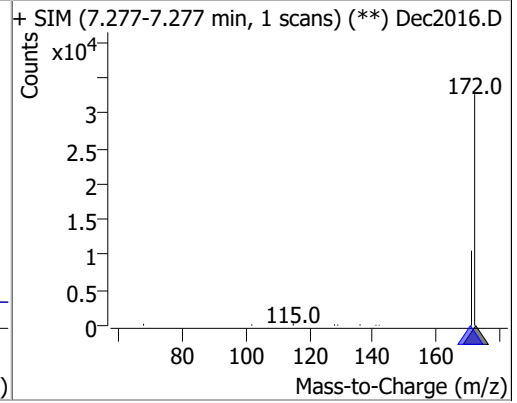
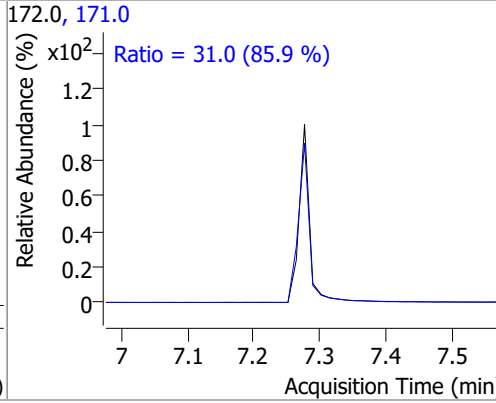
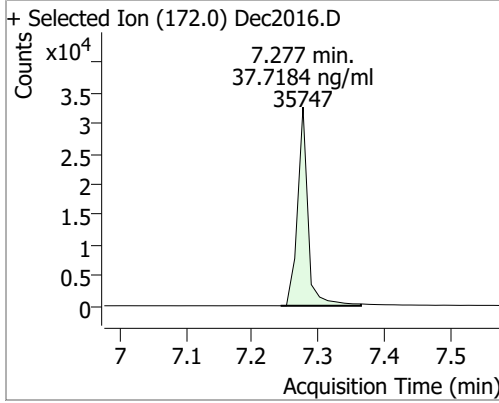


Compound	Conc.	Exp RT	QIon	Exp Ratio	QIon	Exp Ratio
1-Methylnaphthalene	N.D.	6.91	142.0	113.7	115.0	60.2

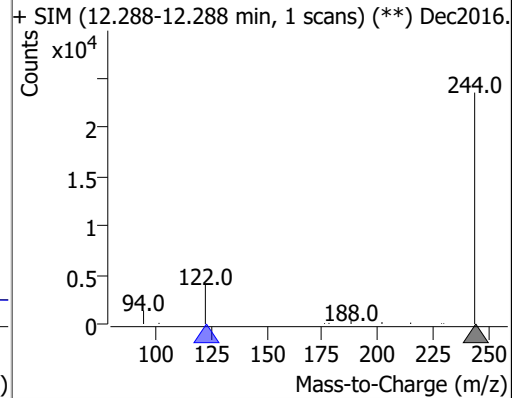
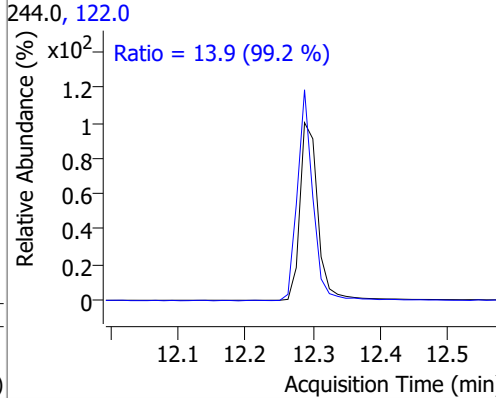
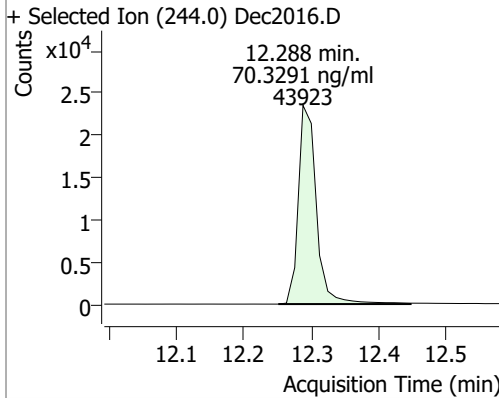


# Quantitation Results Report (QT Reviewed)

Compound	Conc.	RT	Dev(Min)	Resp.	QIon	QRatio	Lower	Upper
2-Fluorobiphenyl	37.7184	7.28	0.00	35747	171.0	31.0	25.3	47.0



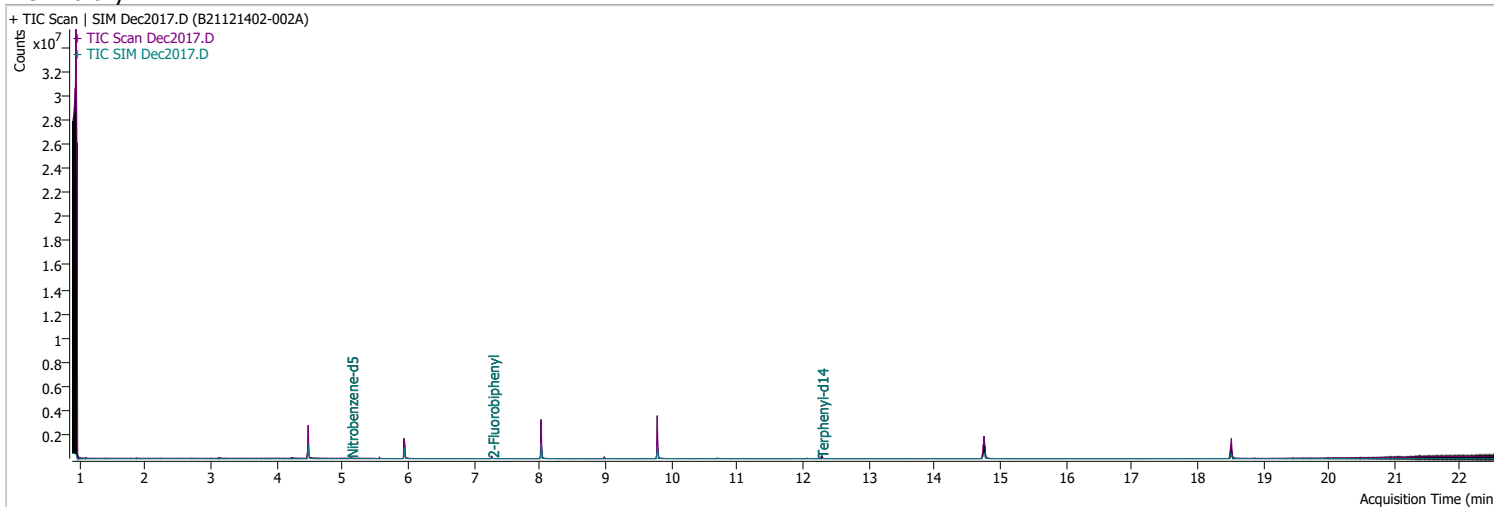
Compound	Conc.	RT	Dev(Min)	Resp.	QIon	QRatio	Lower	Upper
Terphenyl-d14	70.3291	12.29	0.00	43923	122.0	13.9	9.8	18.2



# Quantitation Results Report (QT Reviewed)

Data File	Dec2017.D	Operator	LIMS import
Acq. Method	5975BNASIM	Acq. Date-Time	12/21/2021 12:15:31 AM
Sample Name	B21121402-002A	Instrument	GCMS
Vial	17	Multiplier	1.00
DA Method File		Comment	SVOC-8270-W-LLPAH
Tune File	dftppjph.u	Tune Date	
Batch Name	122021 bna SIM 1.batch.bin	Last Calib Update	12/21/2021 8:40:59 AM

**Ref Library**



Compound	RT	QIon	Resp.	Conc.	Units	Dev(Min)
----------	----	------	-------	-------	-------	----------

**Internal Standards**

**System Monitoring Compounds**

S Nitrobenzene-d5	5.131	82.0	12945	2.2751	ng/ml	0.000
Spiked Amount: 5.000	Range: 19.0 - 102.0%			Recovery = 45.50%		
S 2-Fluorobiphenyl	7.277	172.0	57069	3.1159	ng/ml	0.000
Spiked Amount: 5.000	Range: 25.0 - 94.0%			Recovery = 62.32%		
S Terphenyl-d14	12.288	244.0	53983	4.3168	ng/ml	0.000
Spiked Amount: 5.000	Range: 39.0 - 106.0%			Recovery = 86.34%		

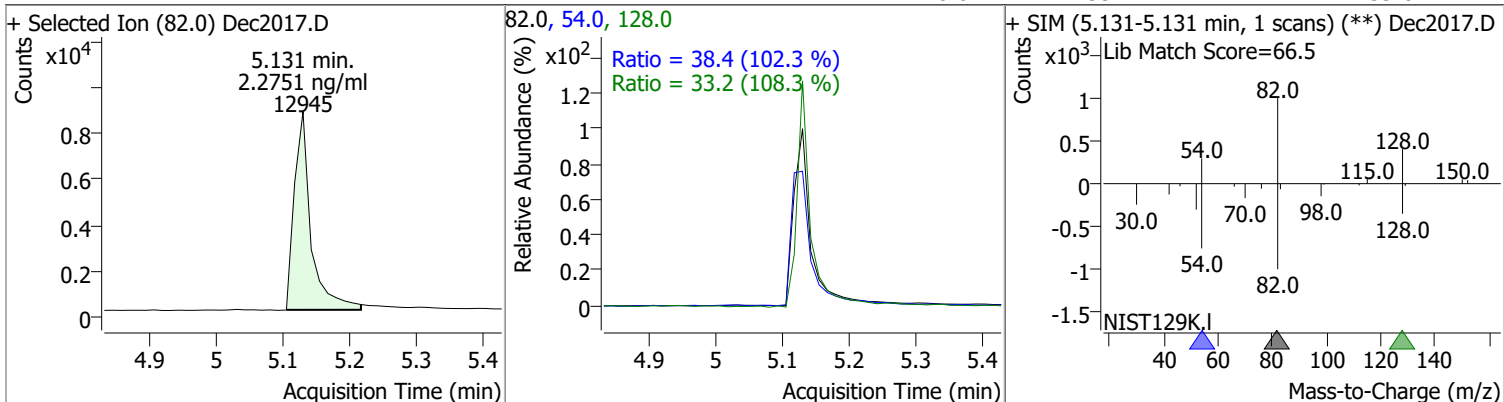
**Target Compounds**

Target Compounds	RT	QIon	Resp.	Conc.	Units	QValue
T Naphthalene	0.000		0	N.D.		
T 2-Methylnaphthalene	0.000		0	N.D.		
T 1-Methylnaphthalene	0.000		0	N.D.		

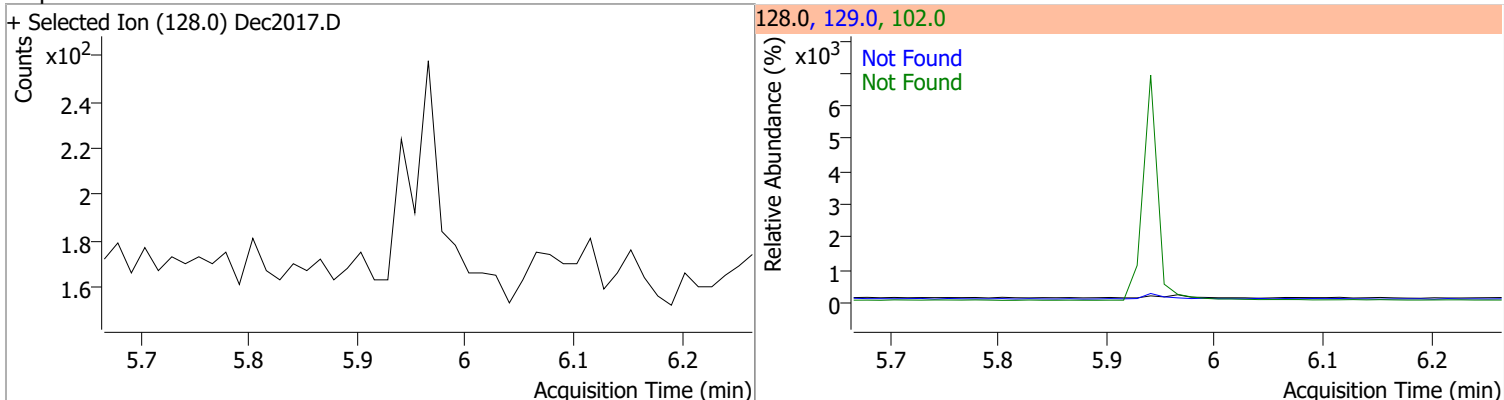
(#) = Qualifier Out of Range; (m) = Manual Integration; (+) = Area Summed; (\*) = Surrogate Percent Recovery Out of Range; (d): Zeroed Peak

# Quantitation Results Report (QT Reviewed)

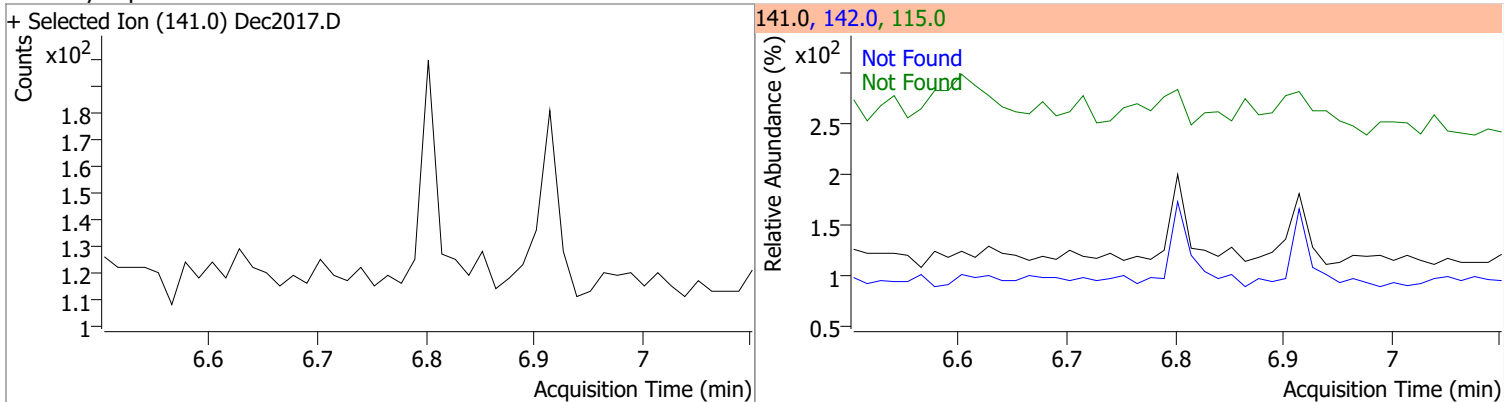
Compound	Conc.	RT	Dev(Min)	Resp.	QIon	QRatio	Lower	Upper
Nitrobenzene-d5	2.2751	5.13	0.00	12945	54.0	38.4	26.3	48.8
					128.0	33.2	21.4	39.8



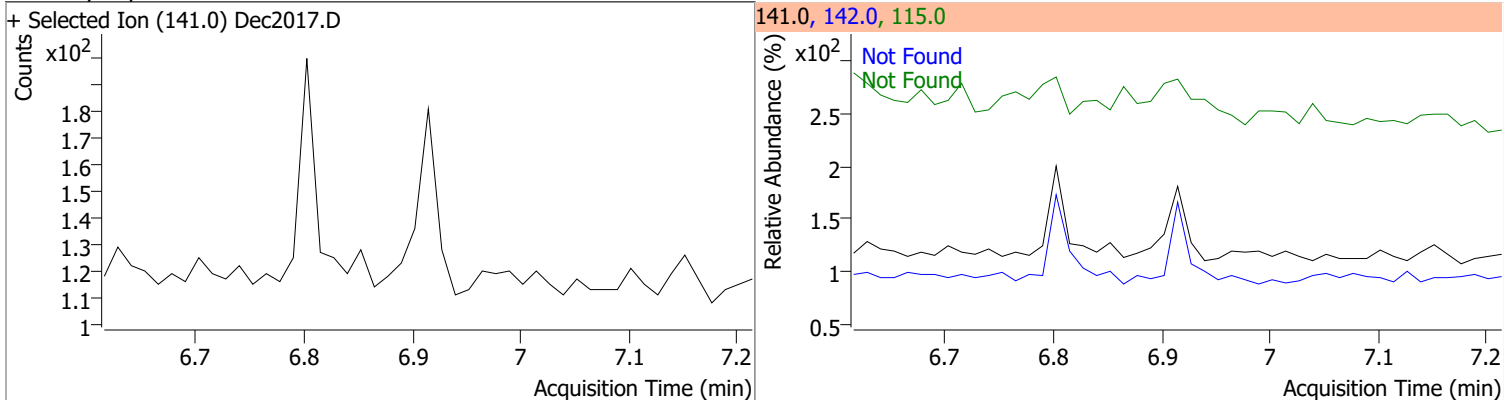
Compound	Conc.	Exp RT	QIon	Exp Ratio	QIon	Exp Ratio
Naphthalene	N.D.	5.97	102.0	12.6	129.0	11.3



Compound	Conc.	Exp RT	QIon	Exp Ratio	QIon	Exp Ratio
2-Methylnaphthalene	N.D.	6.80	142.0	131.0	115.0	54.4

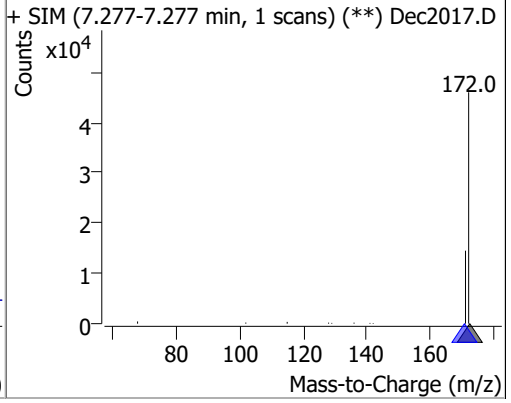
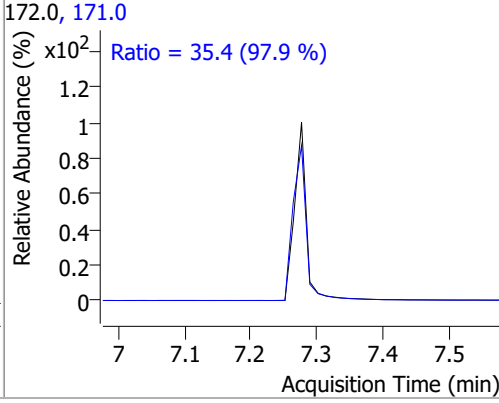
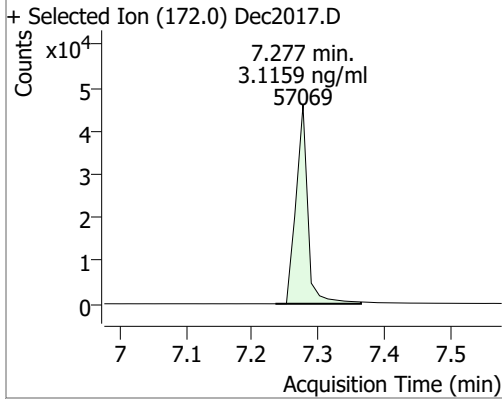


Compound	Conc.	Exp RT	QIon	Exp Ratio	QIon	Exp Ratio
1-Methylnaphthalene	N.D.	6.91	142.0	113.7	115.0	60.2

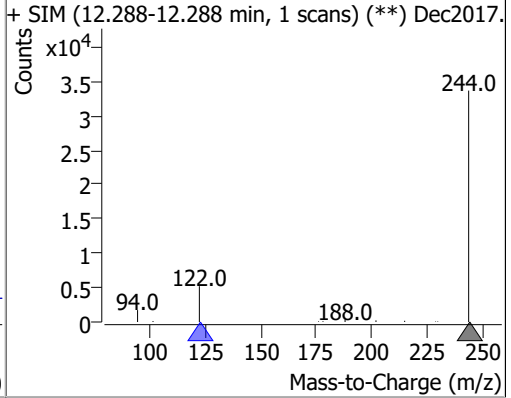
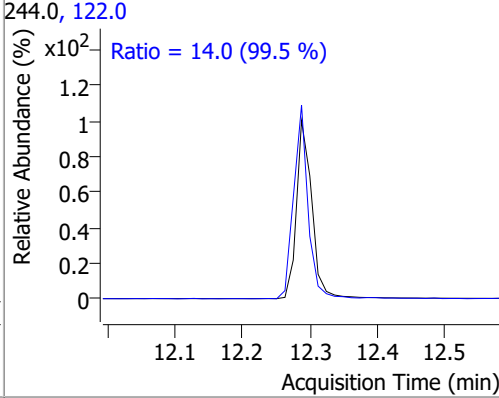
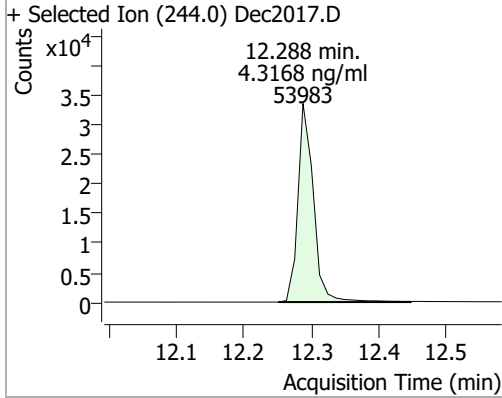


# Quantitation Results Report (QT Reviewed)

Compound	Conc.	RT	Dev(Min)	Resp.	QIon	QRatio	Lower	Upper
2-Fluorobiphenyl	3.1159	7.28	0.00	57069	171.0	35.4	25.3	47.0



Compound	Conc.	RT	Dev(Min)	Resp.	QIon	QRatio	Lower	Upper
Terphenyl-d14	4.3168	12.29	0.00	53983	122.0	14.0	9.8	18.2

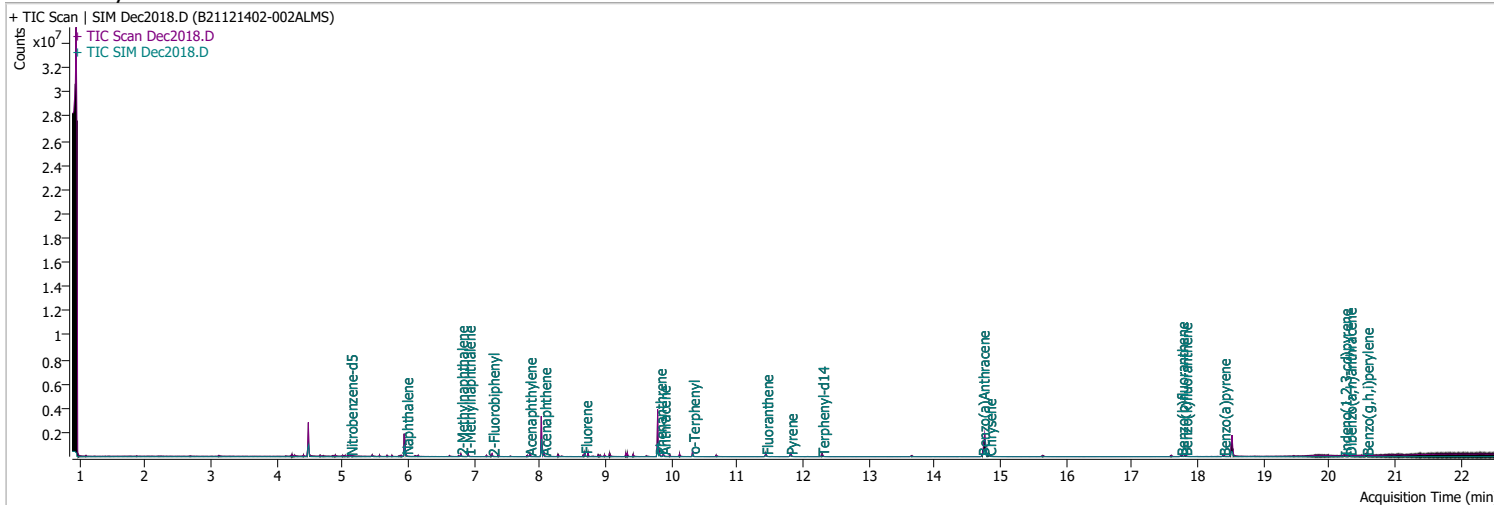




# Quantitation Results Report (QT Reviewed)

Data File	Dec2018.D	Operator	LIMS import
Acq. Method	5975BNASIM	Acq. Date-Time	12/21/2021 12:47:47 AM
Sample Name	B21121402-002ALMS	Instrument	GCMS
Vial	18	Multiplier	1.00
DA Method File		Comment	SVOC-8270-W-LLPAH
Tune File	dftppjph.u	Tune Date	
Batch Name	122021 bna SIM 1.batch.bin	Last Calib Update	12/21/2021 8:40:59 AM

**Ref Library**



Compound	RT	QIon	Resp.	Conc.	Units	Dev(Min)
----------	----	------	-------	-------	-------	----------

**Internal Standards**

**System Monitoring Compounds**

S Nitrobenzene-d5	5.118	82.0	19890	3.3035	ng/ml	-0.013
Spiked Amount: 5.000	Range: 19.0 - 102.0%			Recovery = 66.07%		
S 2-Fluorobiphenyl	7.277	172.0	64866	3.2608	ng/ml	0.000
Spiked Amount: 5.000	Range: 25.0 - 94.0%			Recovery = 65.22%		
S Terphenyl-d14	12.288	244.0	61251	4.5722	ng/ml	0.000
Spiked Amount: 5.000	Range: 39.0 - 106.0%			Recovery = 91.44%		

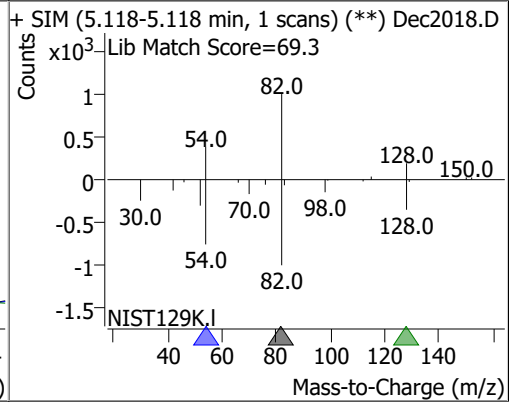
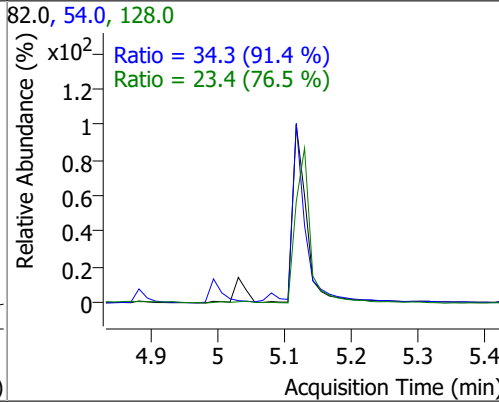
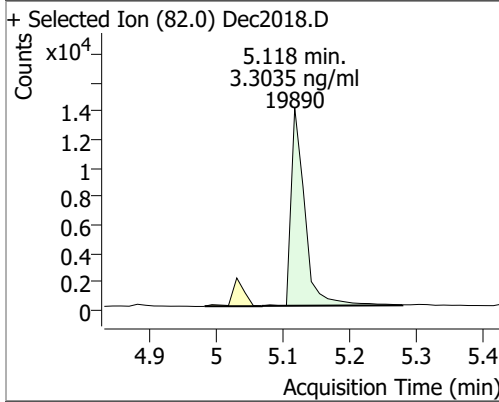
**Target Compounds**

Compound	RT	QIon	Resp.	Conc.	Units	QValue
T Naphthalene	5.966	128.0	62317	2.9364	ng/ml	100
T 2-Methylnaphthalene	6.802	141.0	37920	2.9584	ng/ml m	94
T 1-Methylnaphthalene	6.915	141.0	36135	2.8698	ng/ml m	98

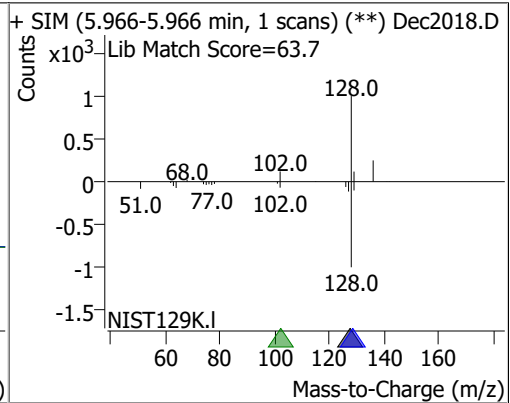
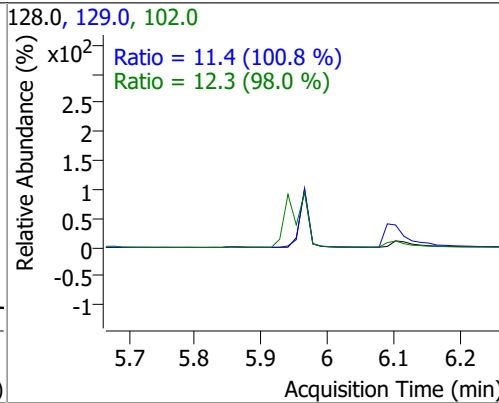
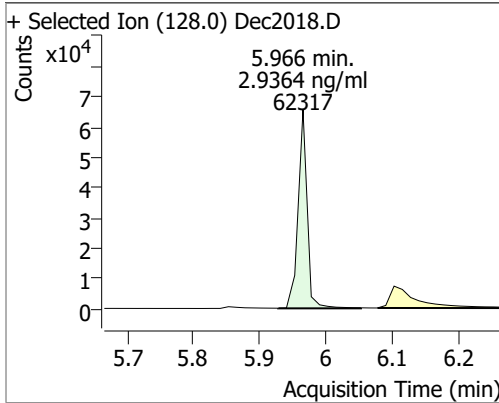
(#) = Qualifier Out of Range; (m) = Manual Integration; (+) = Area Summed; (\*) = Surrogate Percent Recovery Out of Range; (d): Zeroed Peak

# Quantitation Results Report (QT Reviewed)

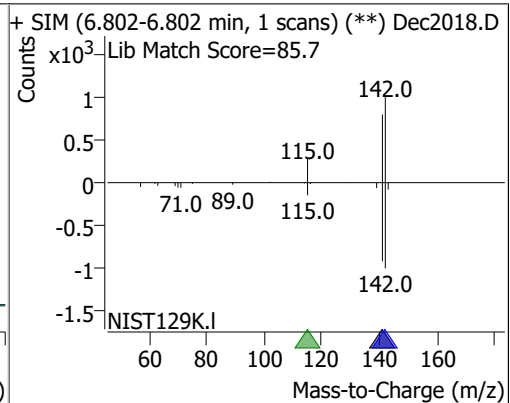
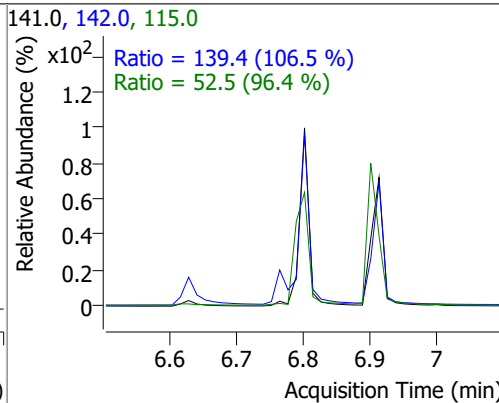
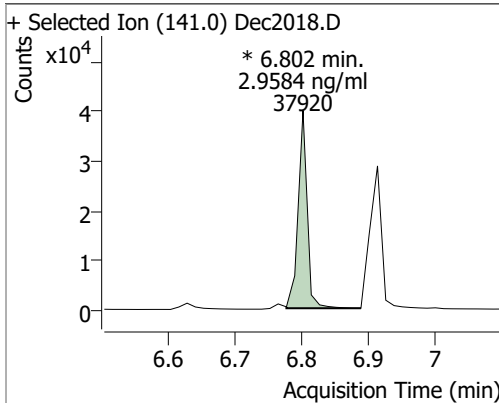
Compound	Conc.	RT	Dev(Min)	Resp.	QIon	QRatio	Lower	Upper
Nitrobenzene-d5	3.3035	5.12	-0.01	19890	54.0	34.3	26.3	48.8
					128.0	23.4	21.4	39.8



Compound	Conc.	RT	Dev(Min)	Resp.	QIon	QRatio	Lower	Upper
Naphthalene	2.9364	5.97	0.00	62317	102.0	12.3	0.0	37.7
					129.0	11.4	7.9	14.7

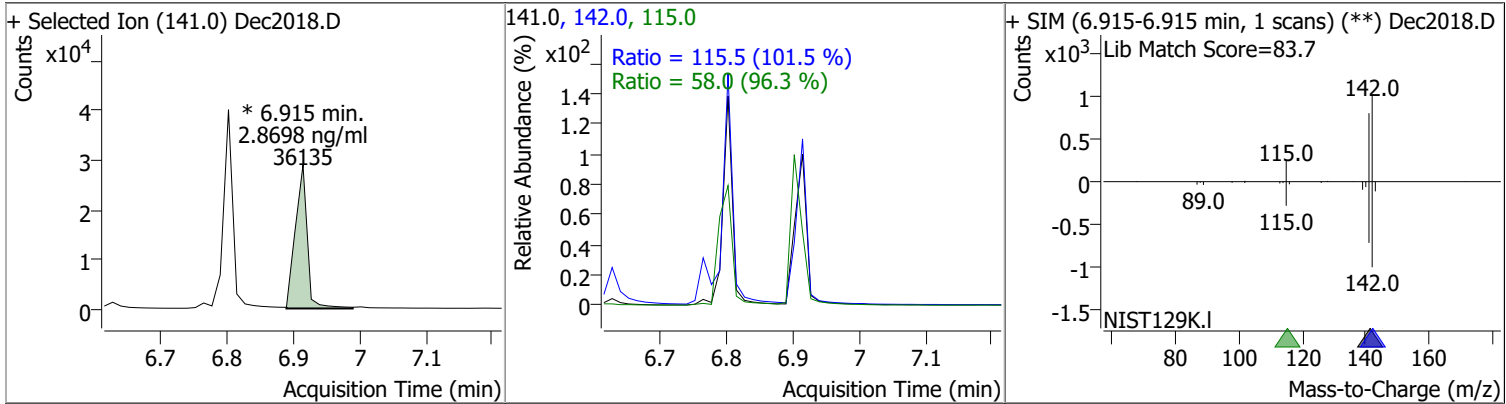


Compound	Conc.	RT	Dev(Min)	Resp.	QIon	QRatio	Lower	Upper
2-Methylnaphthalene	2.9584	6.80	0.00	37920 (m)	142.0	139.4	91.7	170.2
					115.0	52.5	38.1	70.8

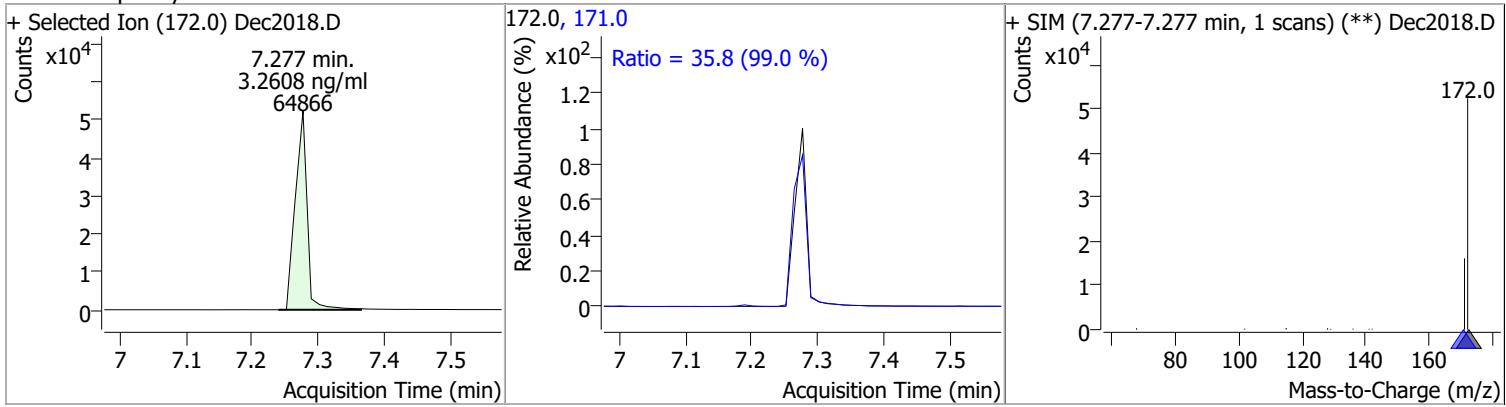


# Quantitation Results Report (QT Reviewed)

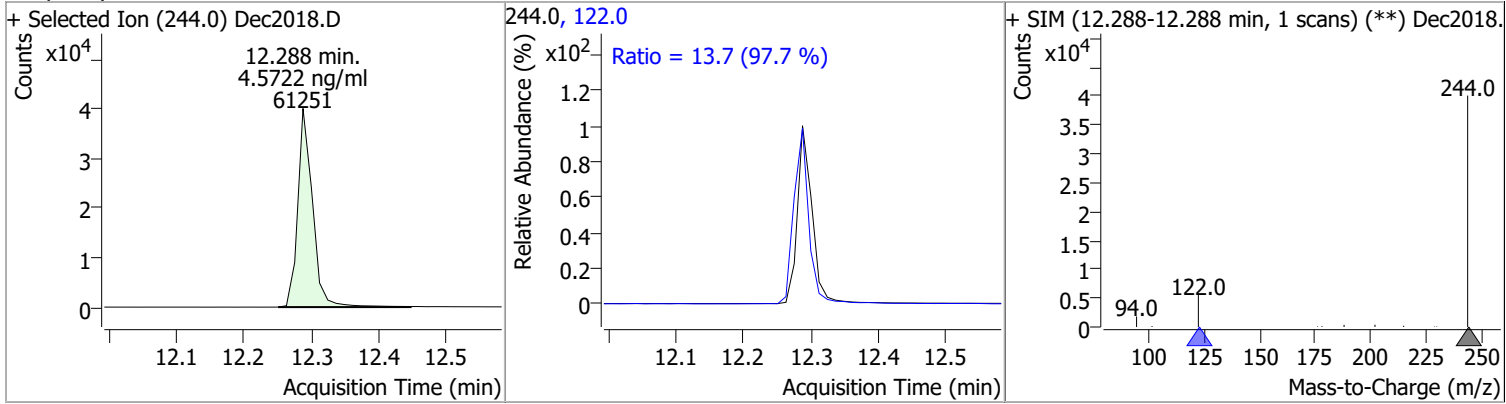
Compound	Conc.	RT	Dev(Min)	Resp.	QIon	QRatio	Lower	Upper
1-Methylnaphthalene	2.8698	6.91	0.00	36135 (m)	142.0	115.5	79.6	147.8
					115.0	58.0	42.2	78.3



Compound	Conc.	RT	Dev(Min)	Resp.	QIon	QRatio	Lower	Upper
2-Fluorobiphenyl	3.2608	7.28	0.00	64866	171.0	35.8	25.3	47.0



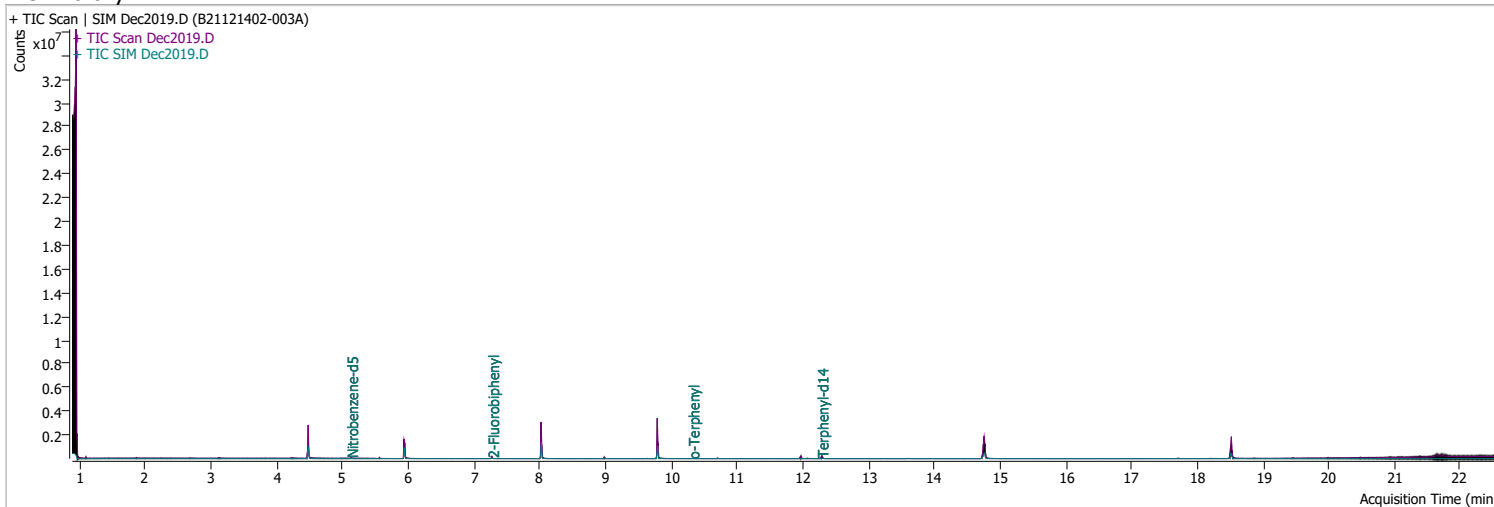
Compound	Conc.	RT	Dev(Min)	Resp.	QIon	QRatio	Lower	Upper
Terphenyl-d14	4.5722	12.29	0.00	61251	122.0	13.7	9.8	18.2



# Quantitation Results Report (QT Reviewed)

Data File	Dec2019.D	Operator	LIMS import
Acq. Method	5975BNASIM	Acq. Date-Time	12/21/2021 1:20:15 AM
Sample Name	B21121402-003A	Instrument	GCMS
Vial	19	Multiplier	1.00
DA Method File		Comment	SVOC-8270-W-LLPAH
Tune File	dftppjph.u	Tune Date	
Batch Name	122021 bna SIM 1.batch.bin	Last Calib Update	12/21/2021 8:40:59 AM

**Ref Library**



Compound	RT	QIon	Resp.	Conc.	Units	Dev(Min)
----------	----	------	-------	-------	-------	----------

**Internal Standards**

**System Monitoring Compounds**

S Nitrobenzene-d5	5.131	82.0	14298	2.4552	ng/ml	0.000
Spiked Amount: 5.000	Range: 19.0 - 102.0%			Recovery = 49.10%		
S 2-Fluorobiphenyl	7.277	172.0	52958	2.7666	ng/ml	0.000
Spiked Amount: 5.000	Range: 25.0 - 94.0%			Recovery = 55.33%		
S Terphenyl-d14	12.288	244.0	58422	4.4169	ng/ml	0.000
Spiked Amount: 5.000	Range: 39.0 - 106.0%			Recovery = 88.34%		

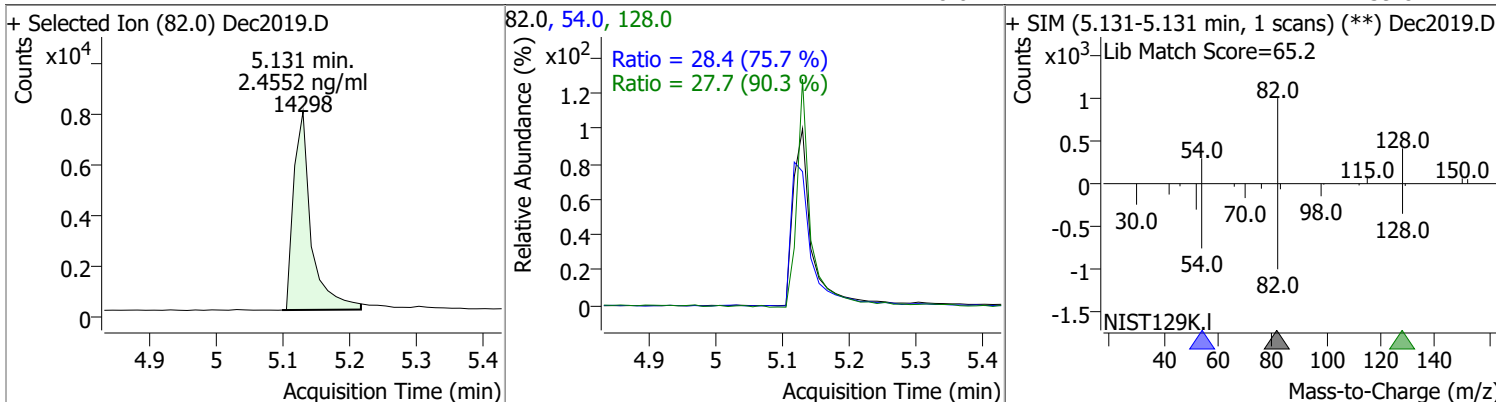
**Target Compounds**

Target Compounds	RT	QIon	Resp.	Conc.	Units	QValue
T Naphthalene	0.000		0	N.D.		
T 2-Methylnaphthalene	0.000		0	N.D.		
T 1-Methylnaphthalene	0.000		0	N.D.		

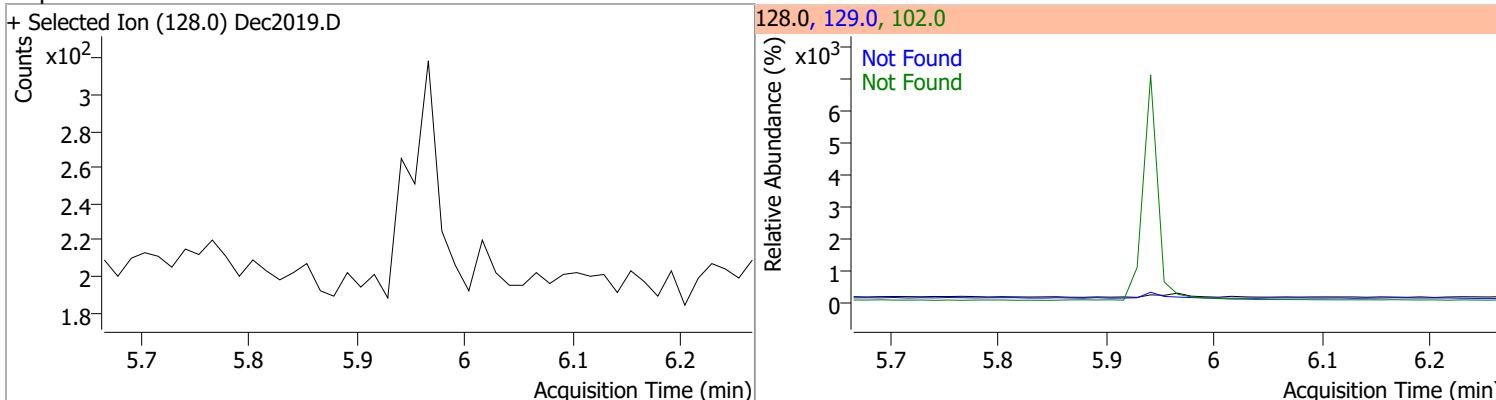
(#) = Qualifier Out of Range; (m) = Manual Integration; (+) = Area Summed; (\*) = Surrogate Percent Recovery Out of Range; (d): Zeroed Peak

# Quantitation Results Report (QT Reviewed)

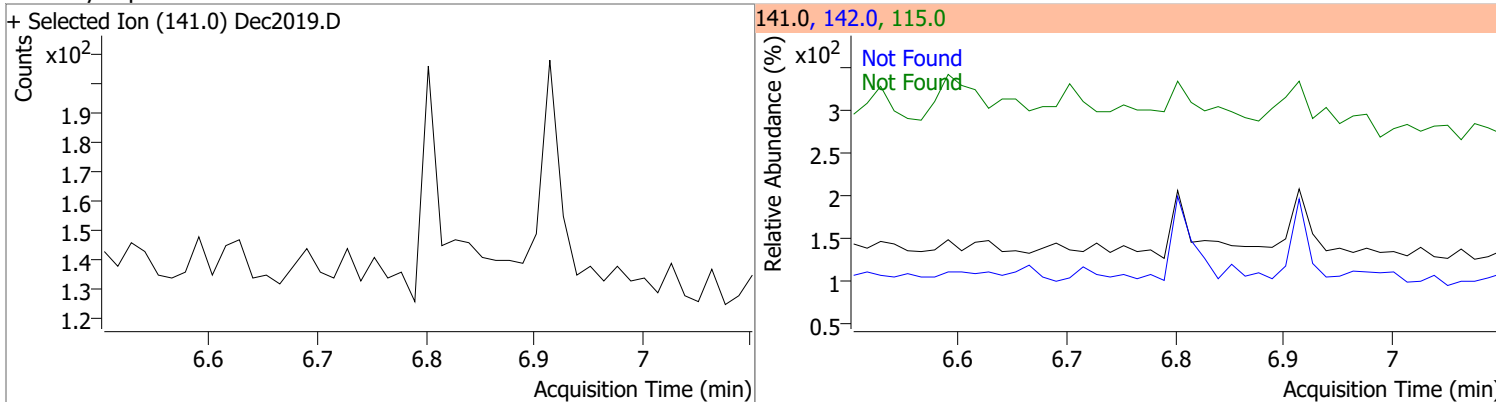
Compound	Conc.	RT	Dev(Min)	Resp.	QIon	QRatio	Lower	Upper
Nitrobenzene-d5	2.4552	5.13	0.00	14298	54.0	28.4	26.3	48.8
					128.0	27.7	21.4	39.8



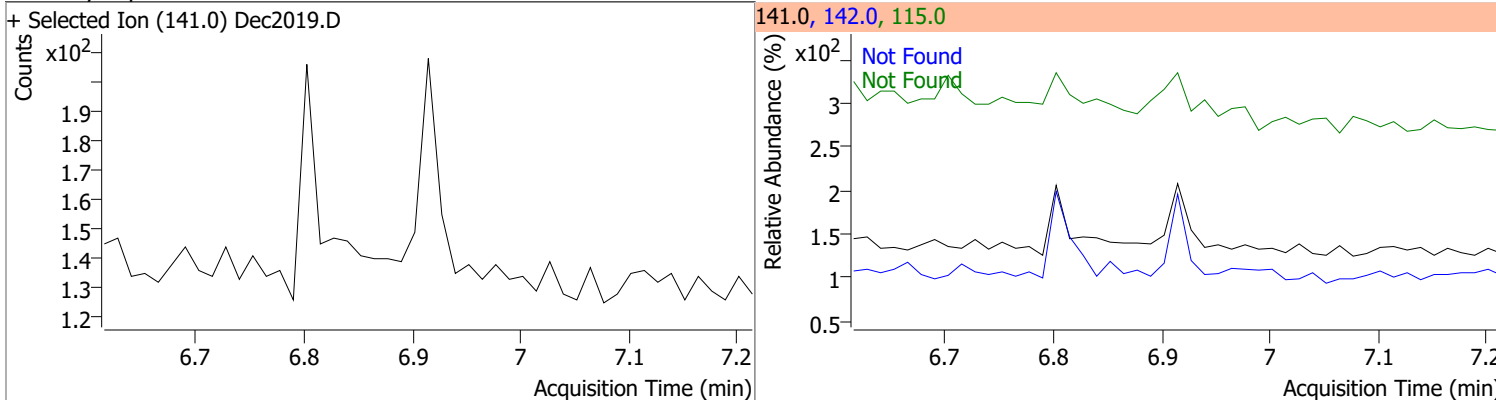
Compound	Conc.	Exp RT	QIon	Exp Ratio	QIon	Exp Ratio
Naphthalene	N.D.	5.97	102.0	12.6	129.0	11.3



Compound	Conc.	Exp RT	QIon	Exp Ratio	QIon	Exp Ratio
2-Methylnaphthalene	N.D.	6.80	142.0	131.0	115.0	54.4

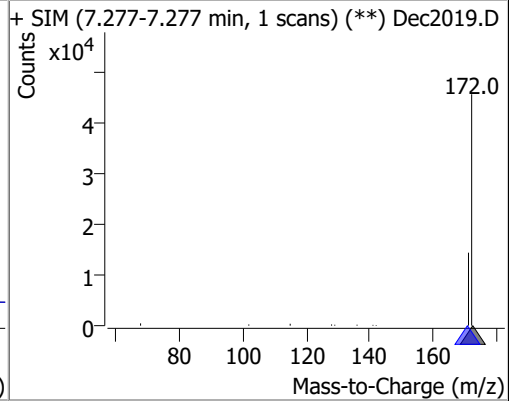
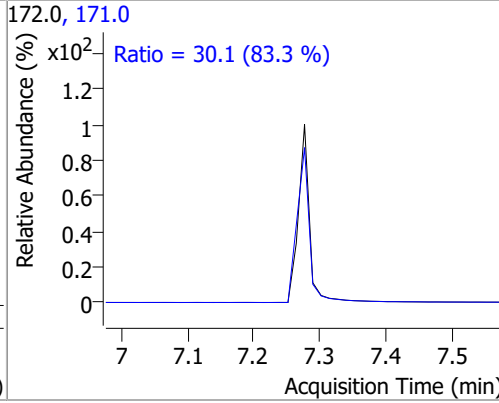
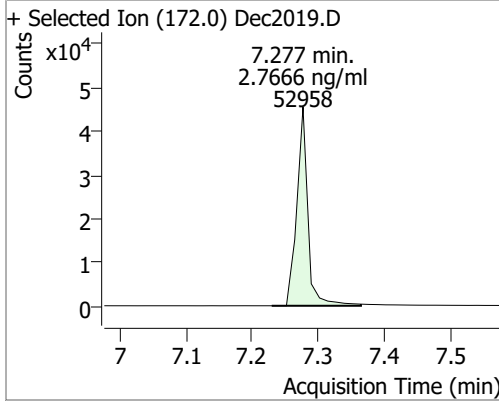


Compound	Conc.	Exp RT	QIon	Exp Ratio	QIon	Exp Ratio
1-Methylnaphthalene	N.D.	6.91	142.0	113.7	115.0	60.2

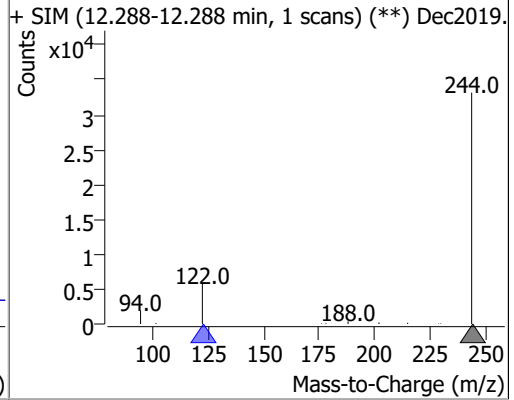
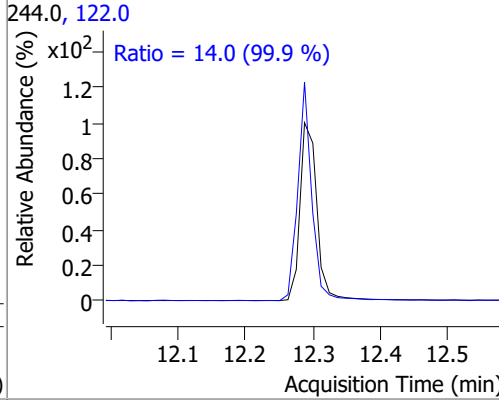
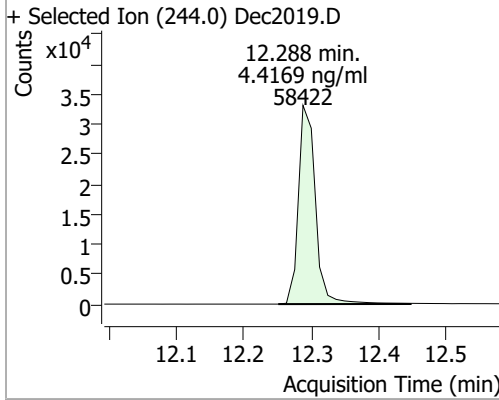


# Quantitation Results Report (QT Reviewed)

Compound	Conc.	RT	Dev(Min)	Resp.	QIon	QRatio	Lower	Upper
2-Fluorobiphenyl	2.7666	7.28	0.00	52958	171.0	30.1	25.3	47.0



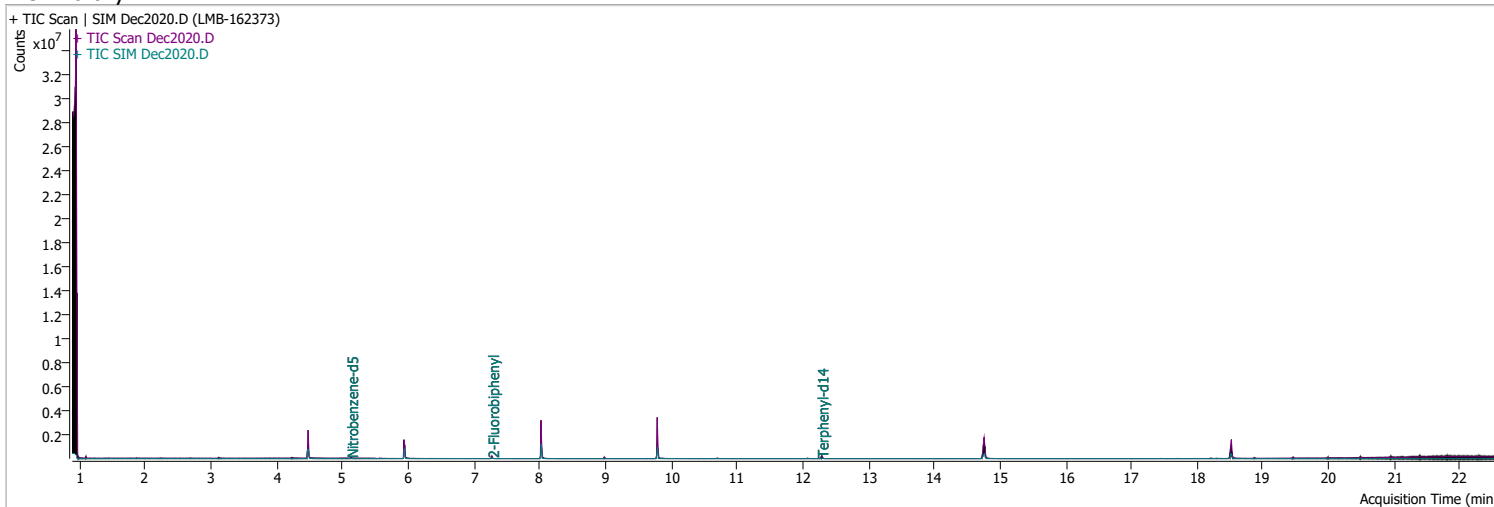
Compound	Conc.	RT	Dev(Min)	Resp.	QIon	QRatio	Lower	Upper
Terphenyl-d14	4.4169	12.29	0.00	58422	122.0	14.0	9.8	18.2



# Quantitation Results Report (QT Reviewed)

Data File	Dec2020.D	Operator	LIMS import
Acq. Method	5975BNASIM	Acq. Date-Time	12/21/2021 1:52:39 AM
Sample Name	LMB-162373	Instrument	GCMS
Vial	20	Multiplier	1.00
DA Method File		Comment	SVOC-8270-W-LLPAH
Tune File	dftppjph.u	Tune Date	
Batch Name	122021 bna SIM 1.batch.bin	Last Calib Update	12/21/2021 8:40:59 AM

**Ref Library**



Compound	RT	QIon	Resp.	Conc.	Units	Dev(Min)
----------	----	------	-------	-------	-------	----------

**Internal Standards**

**System Monitoring Compounds**

S Nitrobenzene-d5	5.131	82.0	15462	2.8880	ng/ml	0.000
Spiked Amount: 5.000	Range: 19.0 - 102.0%			Recovery = 57.76%		
S 2-Fluorobiphenyl	7.277	172.0	66266	3.7211	ng/ml	0.000
Spiked Amount: 5.000	Range: 25.0 - 94.0%			Recovery = 74.42%		
S Terphenyl-d14	12.288	244.0	57511	4.8219	ng/ml	0.000
Spiked Amount: 5.000	Range: 39.0 - 106.0%			Recovery = 96.44%		

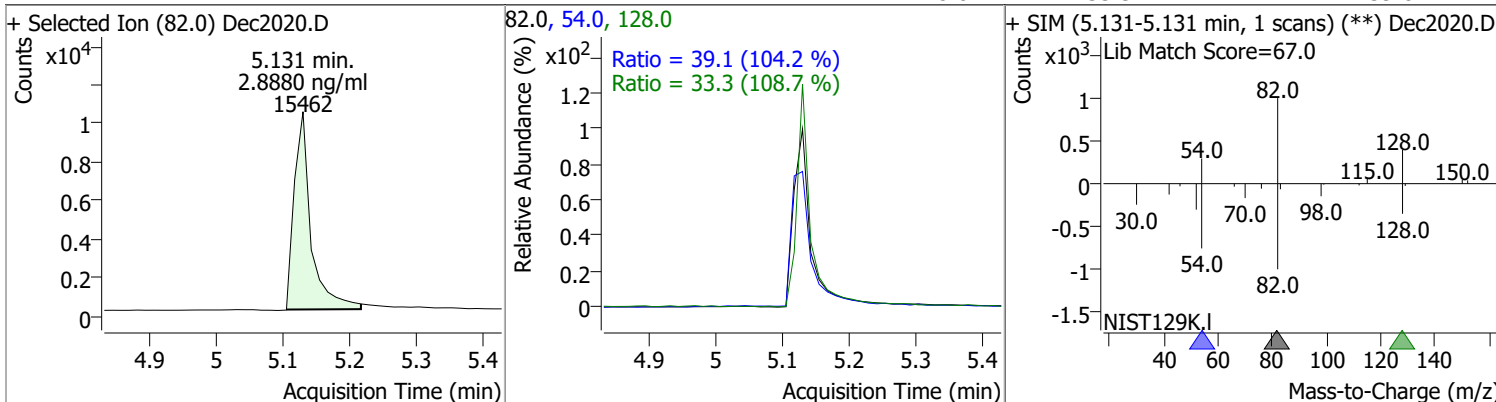
**Target Compounds**

Compound	RT	QIon	Resp.	Conc.	Units	QValue
T Naphthalene	0.000		0	N.D.		
T 2-Methylnaphthalene	0.000		0	N.D.		
T 1-Methylnaphthalene	0.000		0	N.D.		

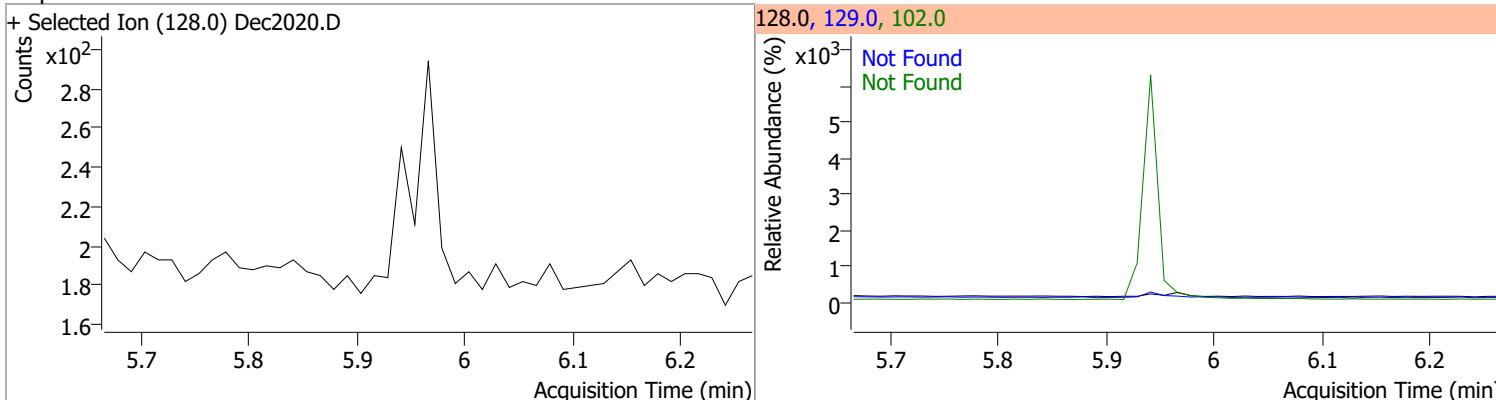
(#) = Qualifier Out of Range; (m) = Manual Integration; (+) = Area Summed; (\*) = Surrogate Percent Recovery Out of Range; (d): Zeroed Peak

# Quantitation Results Report (QT Reviewed)

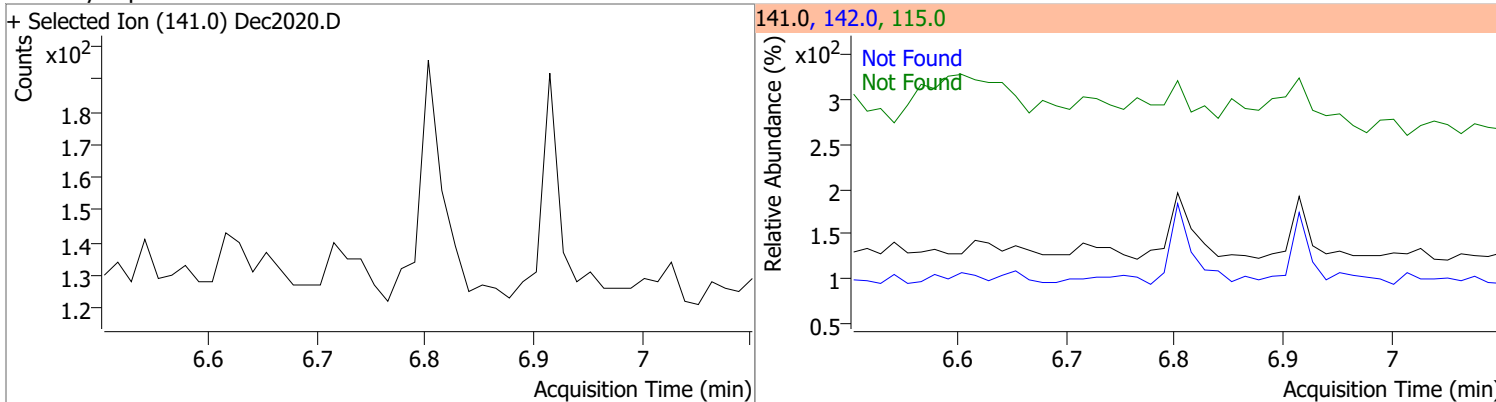
Compound	Conc.	RT	Dev(Min)	Resp.	QIon	QRatio	Lower	Upper
Nitrobenzene-d5	2.8880	5.13	0.00	15462	54.0	39.1	26.3	48.8
					128.0	33.3	21.4	39.8



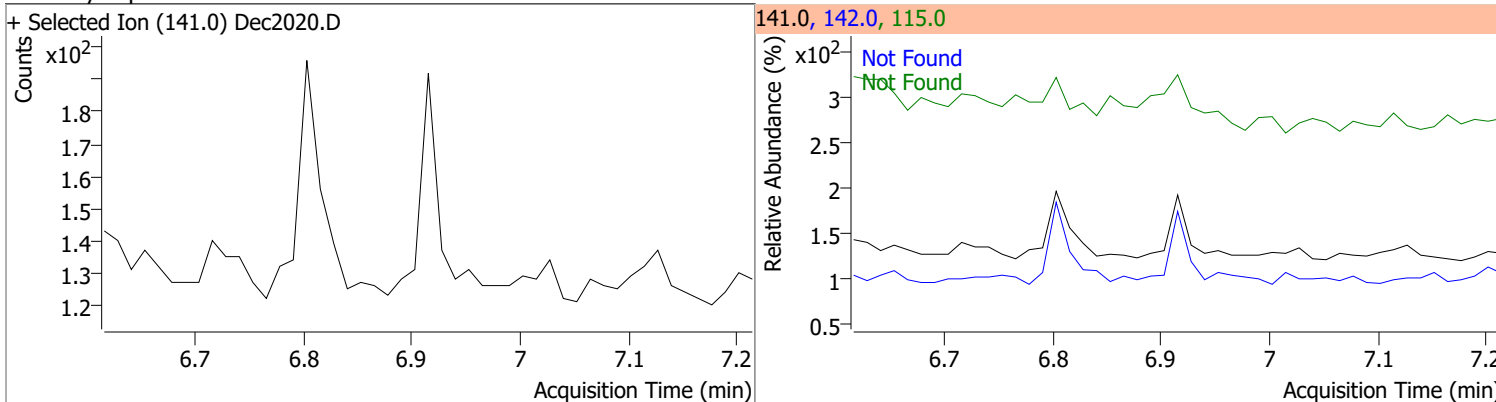
Compound	Conc.	Exp RT	QIon	Exp Ratio	QIon	Exp Ratio
Naphthalene	N.D.	5.97	102.0	12.6	129.0	11.3



Compound	Conc.	Exp RT	QIon	Exp Ratio	QIon	Exp Ratio
2-Methylnaphthalene	N.D.	6.80	142.0	131.0	115.0	54.4



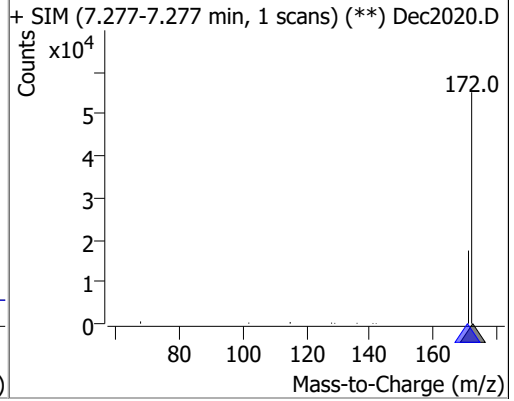
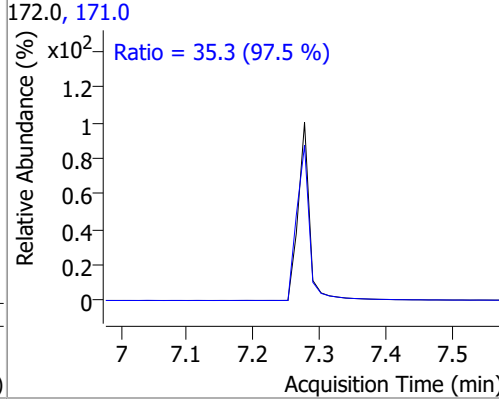
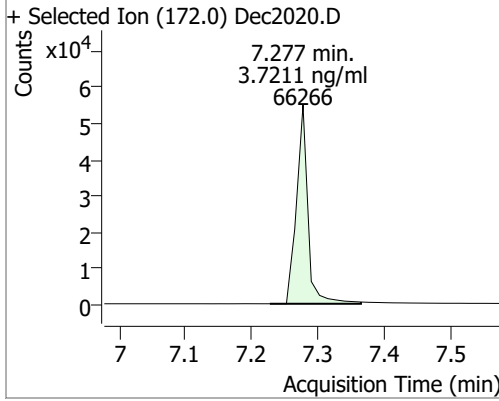
Compound	Conc.	Exp RT	QIon	Exp Ratio	QIon	Exp Ratio
1-Methylnaphthalene	N.D.	6.91	142.0	113.7	115.0	60.2



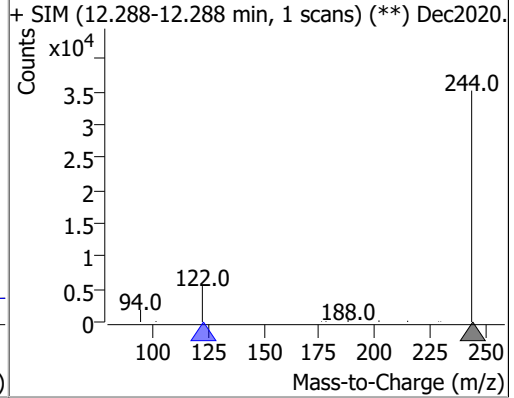
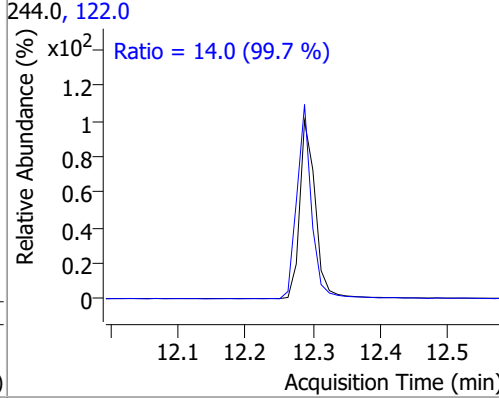
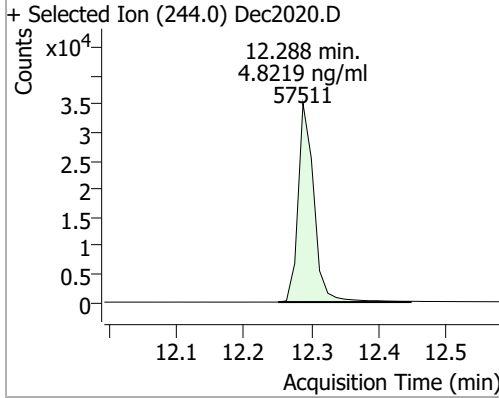


# Quantitation Results Report (QT Reviewed)

Compound	Conc.	RT	Dev(Min)	Resp.	QIon	QRatio	Lower	Upper
2-Fluorobiphenyl	3.7211	7.28	0.00	66266	171.0	35.3	25.3	47.0



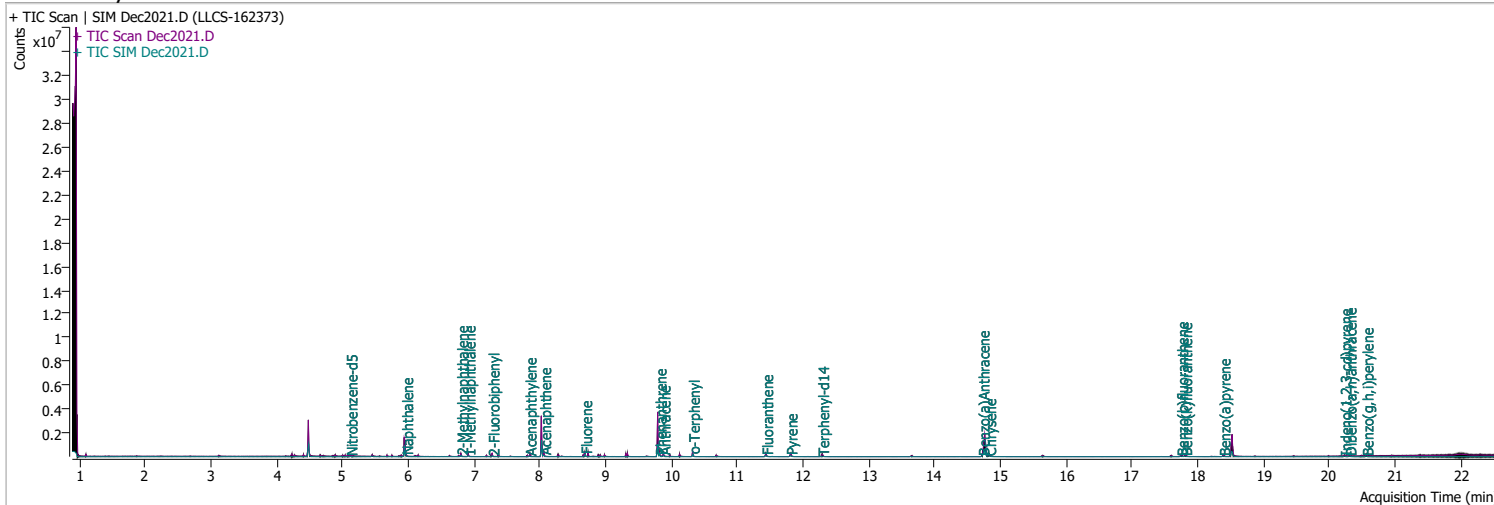
Compound	Conc.	RT	Dev(Min)	Resp.	QIon	QRatio	Lower	Upper
Terphenyl-d14	4.8219	12.29	0.00	57511	122.0	14.0	9.8	18.2



# Quantitation Results Report (QT Reviewed)

Data File	Dec2021.D	Operator	LIMS import
Acq. Method	5975BNASIM	Acq. Date-Time	12/21/2021 2:25:06 AM
Sample Name	LLCS-162373	Instrument	GCMS
Vial	21	Multiplier	1.00
DA Method File		Comment	SVOC-8270-W-LLPAH
Tune File	dftppjph.u	Tune Date	
Batch Name	122021_bna SIM 1.batch.bin	Last Calib Update	12/21/2021 8:40:59 AM

**Ref Library**

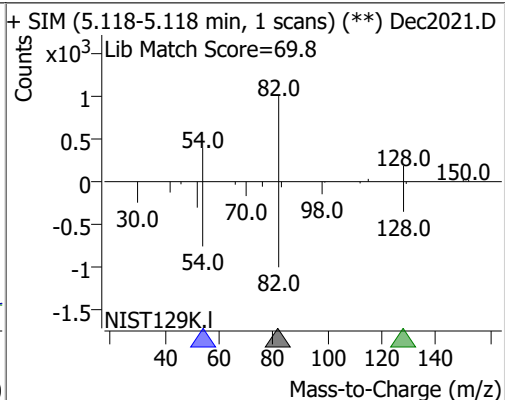
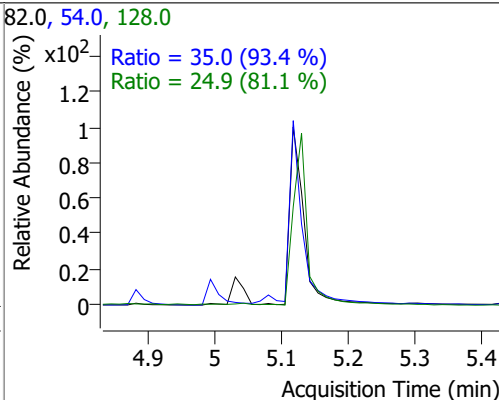
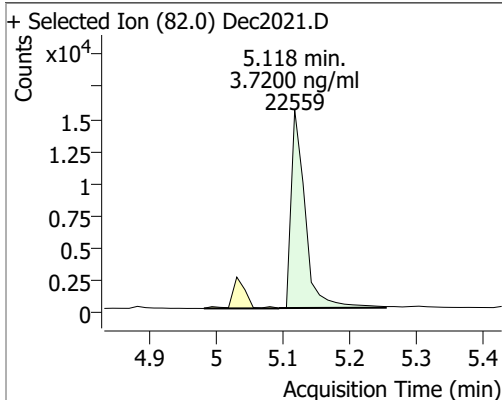


Compound	RT	QIon	Resp.	Conc.	Units	Dev(Min)
<b>Internal Standards</b>						
<b>System Monitoring Compounds</b>						
S Nitrobenzene-d5	5.118	82.0	22559	3.7200	ng/ml	-0.012
Spiked Amount: 5.000	Range: 19.0 - 102.0%			Recovery = 74.40%		
S 2-Fluorobiphenyl	7.277	172.0	70712	3.6145	ng/ml	0.000
Spiked Amount: 5.000	Range: 25.0 - 94.0%			Recovery = 72.29%		
S Terphenyl-d14	12.288	244.0	59534	4.4494	ng/ml	0.000
Spiked Amount: 5.000	Range: 39.0 - 106.0%			Recovery = 88.99%		
<b>Target Compounds</b>						
T Naphthalene	5.966	128.0	72802	3.4835	ng/ml	100
T 2-Methylnaphthalene	6.802	141.0	44505	3.5437	ng/ml	94
T 1-Methylnaphthalene	6.915	141.0	41467	3.3350	ng/ml	98

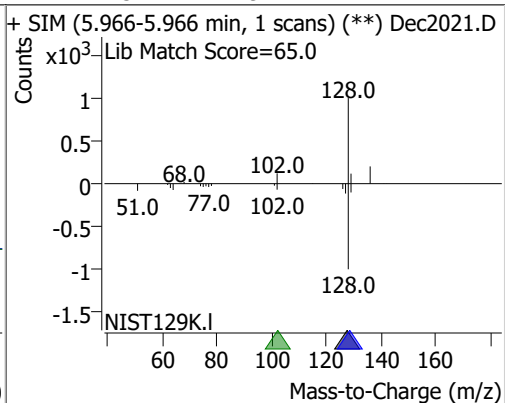
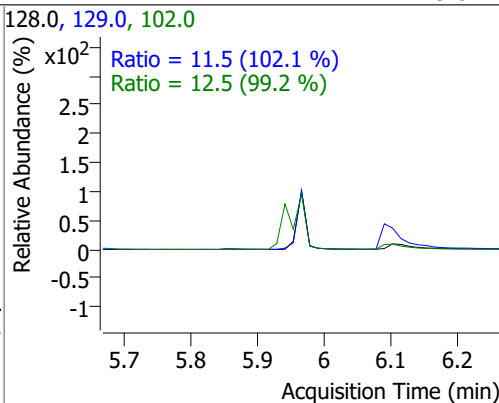
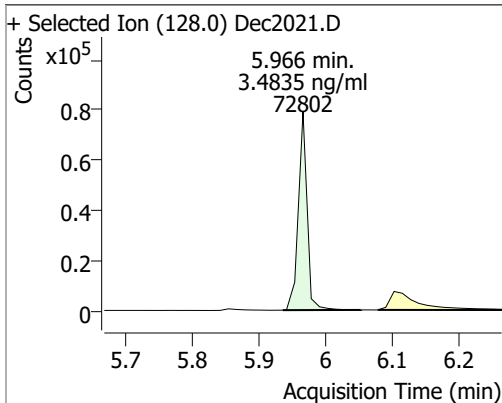
(#) = Qualifier Out of Range; (m) = Manual Integration; (+) = Area Summed; (\*) = Surrogate Percent Recovery Out of Range; (d): Zeroed Peak

# Quantitation Results Report (QT Reviewed)

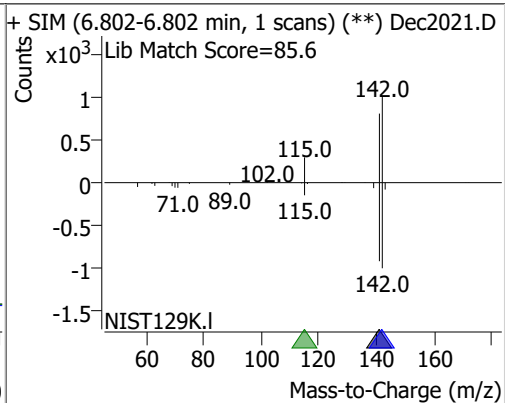
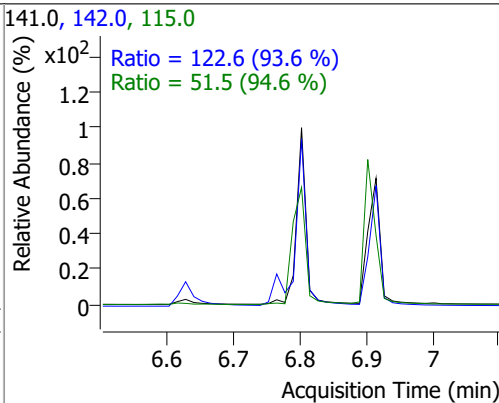
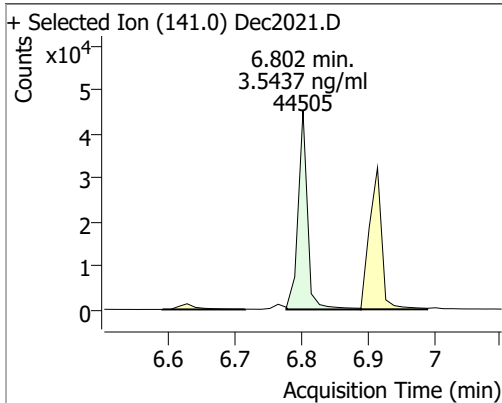
Compound	Conc.	RT	Dev(Min)	Resp.	QIon	QRatio	Lower	Upper
Nitrobenzene-d5	3.7200	5.12	-0.01	22559	54.0	35.0	26.3	48.8
					128.0	24.9	21.4	39.8



Compound	Conc.	RT	Dev(Min)	Resp.	QIon	QRatio	Lower	Upper
Naphthalene	3.4835	5.97	0.00	72802	102.0	12.5	0.0	37.7
					129.0	11.5	7.9	14.7

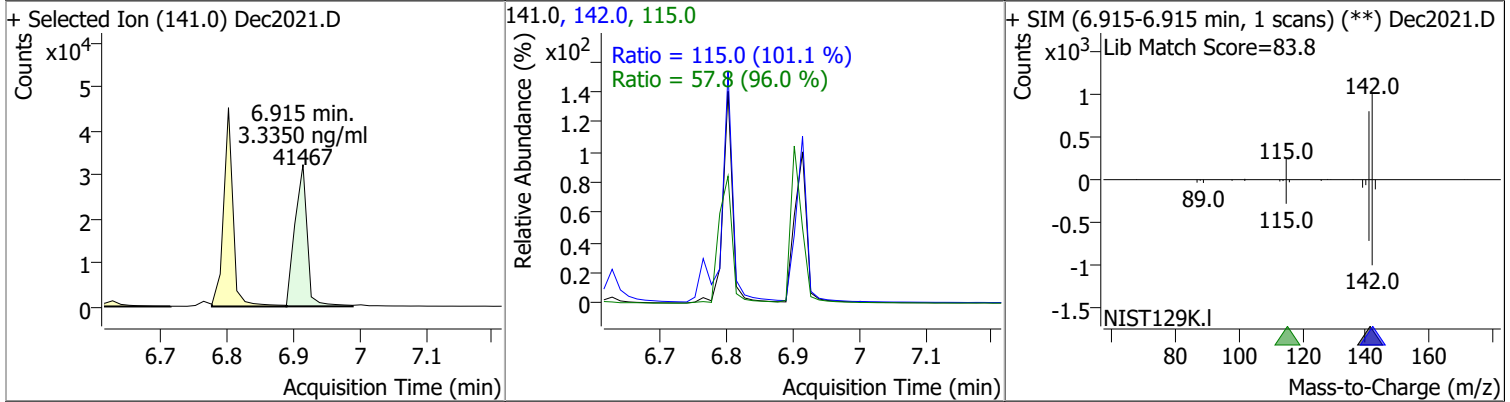


Compound	Conc.	RT	Dev(Min)	Resp.	QIon	QRatio	Lower	Upper
2-Methylnaphthalene	3.5437	6.80	0.00	44505	142.0	122.6	91.7	170.2
					115.0	51.5	38.1	70.8

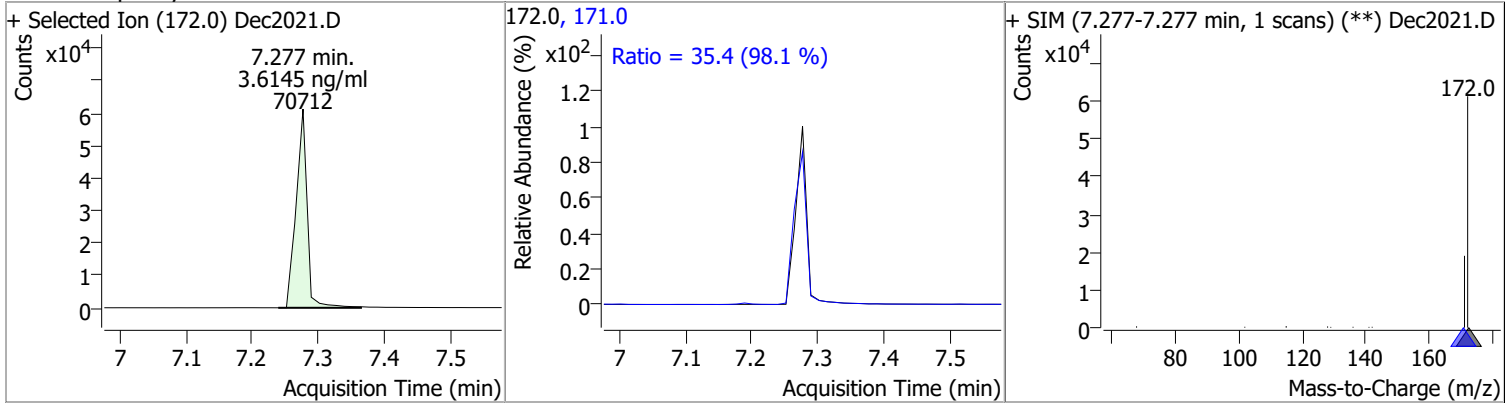


# Quantitation Results Report (QT Reviewed)

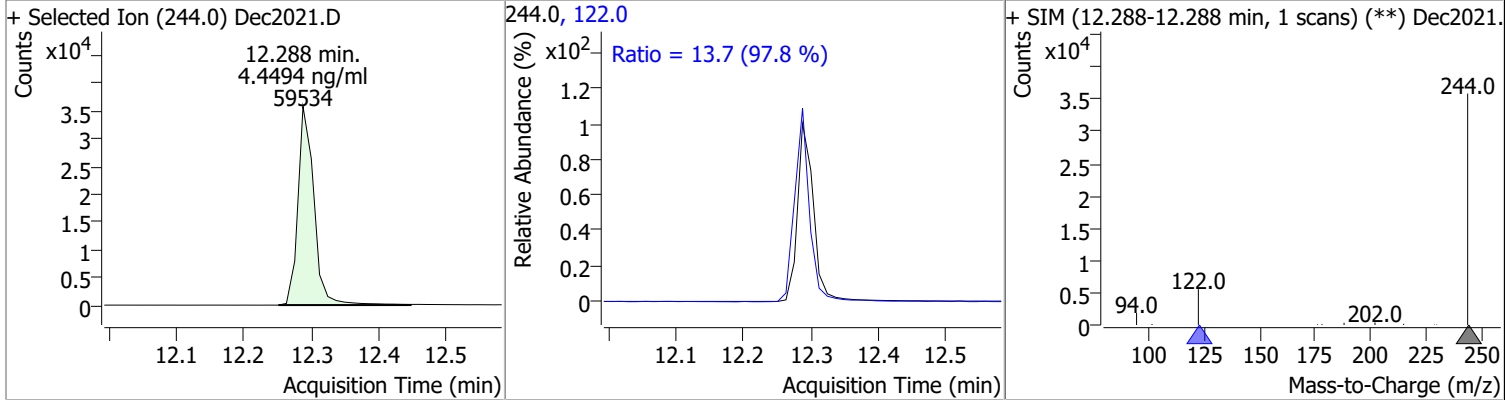
Compound	Conc.	RT	Dev(Min)	Resp.	QIon	QRatio	Lower	Upper
1-Methylnaphthalene	3.3350	6.91	0.00	41467	142.0	115.0	79.6	147.8
					115.0	57.8	42.2	78.3



Compound	Conc.	RT	Dev(Min)	Resp.	QIon	QRatio	Lower	Upper
2-Fluorobiphenyl	3.6145	7.28	0.00	70712	171.0	35.4	25.3	47.0



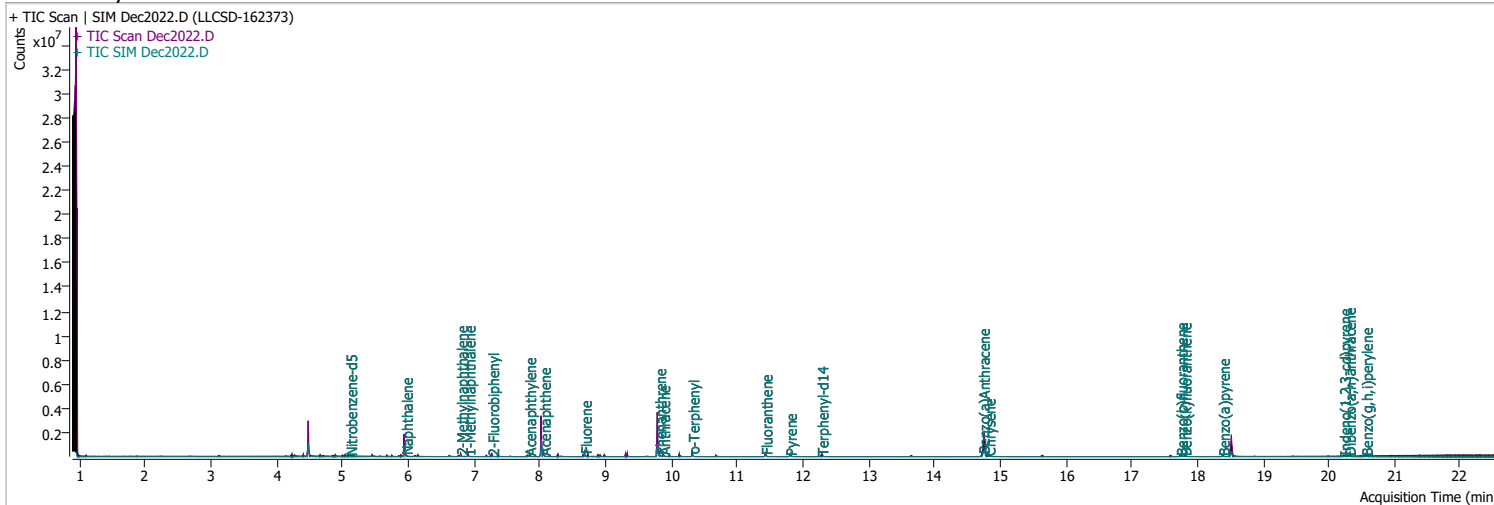
Compound	Conc.	RT	Dev(Min)	Resp.	QIon	QRatio	Lower	Upper
Terphenyl-d14	4.4494	12.29	0.00	59534	122.0	13.7	9.8	18.2



# Quantitation Results Report (QT Reviewed)

Data File	Dec2022.D	Operator	LIMS import
Acq. Method	5975BNASIM	Acq. Date-Time	12/21/2021 2:57:20 AM
Sample Name	LLCSD-162373	Instrument	GCMS
Vial	22	Multiplier	1.00
DA Method File		Comment	SVOC-8270-W-LLPAH
Tune File	dftppjph.u	Tune Date	
Batch Name	122021 bna SIM 1.batch.bin	Last Calib Update	12/21/2021 8:40:59 AM

**Ref Library**



Compound	RT	QIon	Resp.	Conc.	Units	Dev(Min)
----------	----	------	-------	-------	-------	----------

**Internal Standards**

**System Monitoring Compounds**

S Nitrobenzene-d5	5.118	82.0	20562	3.5289	ng/ml	-0.013
Spiked Amount: 5.000	Range: 19.0 - 102.0%			Recovery = 70.58%		
S 2-Fluorobiphenyl	7.277	172.0	69273	3.5645	ng/ml	0.000
Spiked Amount: 5.000	Range: 25.0 - 94.0%			Recovery = 71.29%		
S Terphenyl-d14	12.288	244.0	58850	4.4763	ng/ml	0.000
Spiked Amount: 5.000	Range: 39.0 - 106.0%			Recovery = 89.53%		

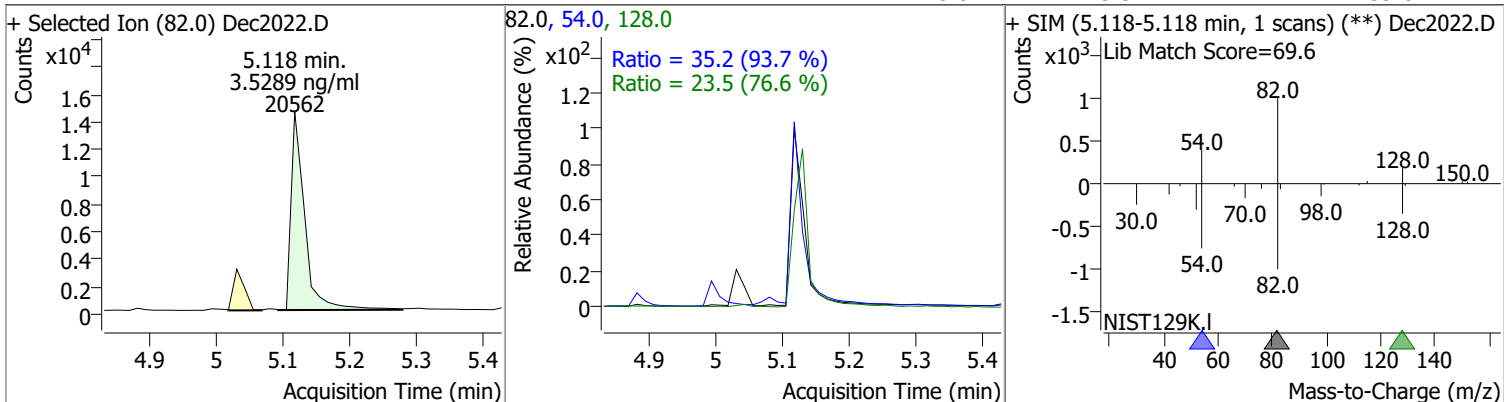
**Target Compounds**

Compound	RT	QIon	Resp.	Conc.	Units	QValue
T Naphthalene	5.966	128.0	73952	3.6101	ng/ml	99
T 2-Methylnaphthalene	6.802	141.0	44352	3.6015	ng/ml m	95
T 1-Methylnaphthalene	6.915	141.0	43394	3.5614	ng/ml m	99

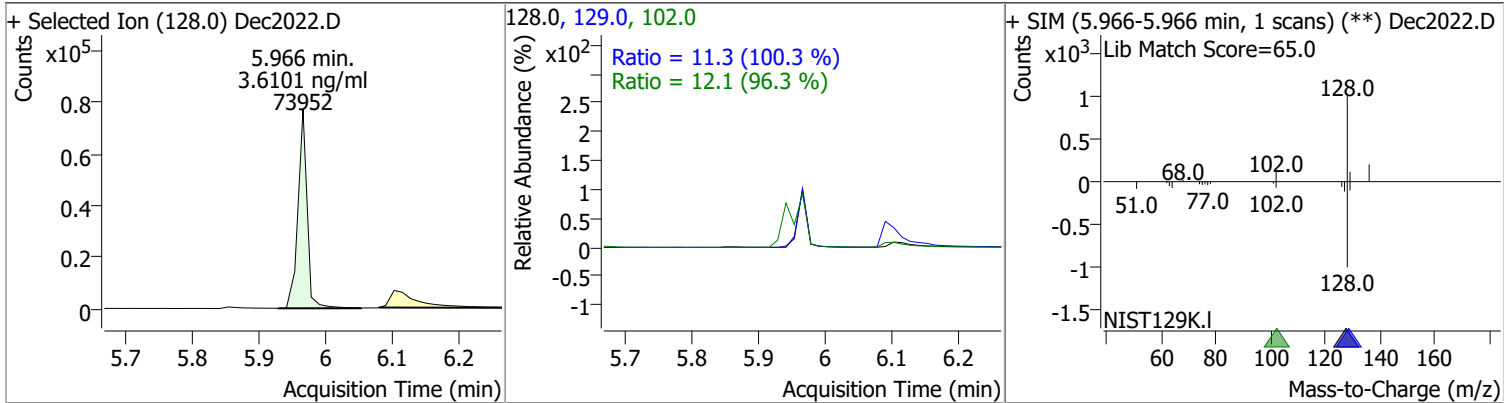
(#) = Qualifier Out of Range; (m) = Manual Integration; (+) = Area Summed; (\*) = Surrogate Percent Recovery Out of Range; (d): Zeroed Peak

# Quantitation Results Report (QT Reviewed)

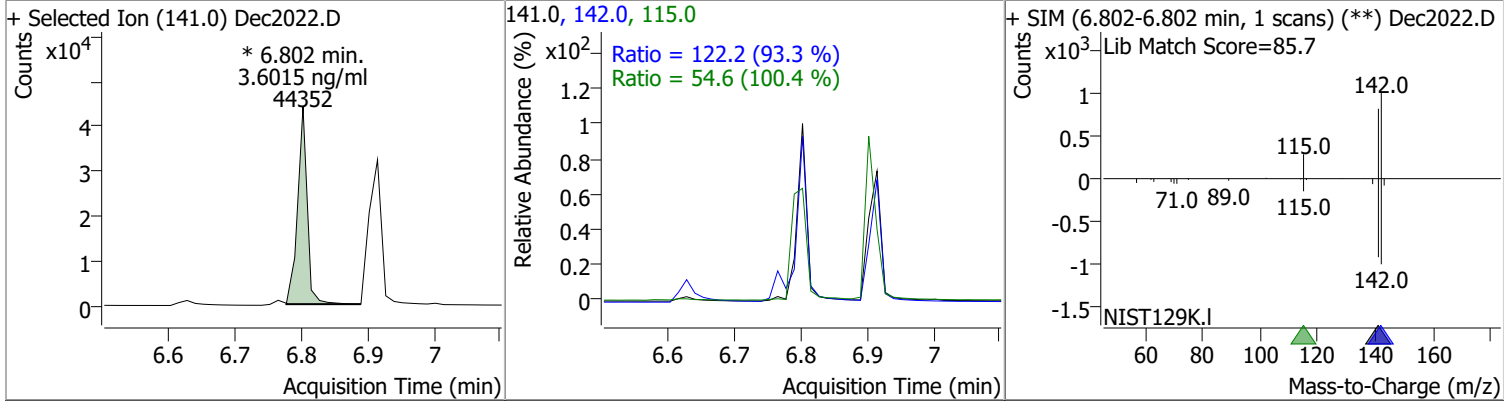
Compound	Conc.	RT	Dev(Min)	Resp.	QIon	QRatio	Lower	Upper
Nitrobenzene-d5	3.5289	5.12	-0.01	20562	54.0	35.2	26.3	48.8
					128.0	23.5	21.4	39.8



Compound	Conc.	RT	Dev(Min)	Resp.	QIon	QRatio	Lower	Upper
Naphthalene	3.6101	5.97	0.00	73952	102.0	12.1	0.0	37.7
					129.0	11.3	7.9	14.7

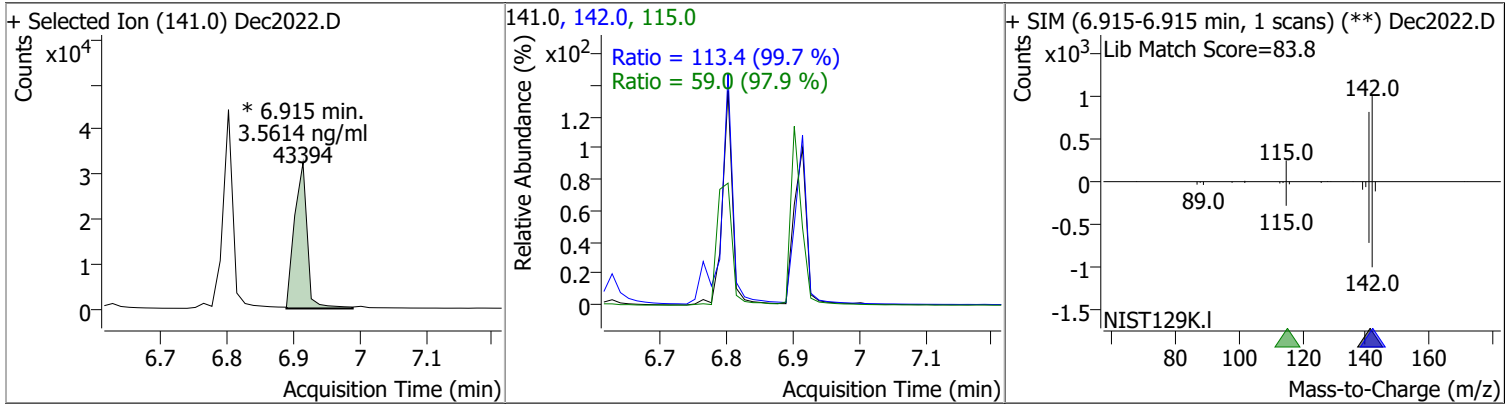


Compound	Conc.	RT	Dev(Min)	Resp.	QIon	QRatio	Lower	Upper
2-Methylnaphthalene	3.6015	6.80	0.00	44352 (m)	142.0	122.2	91.7	170.2
					115.0	54.6	38.1	70.8

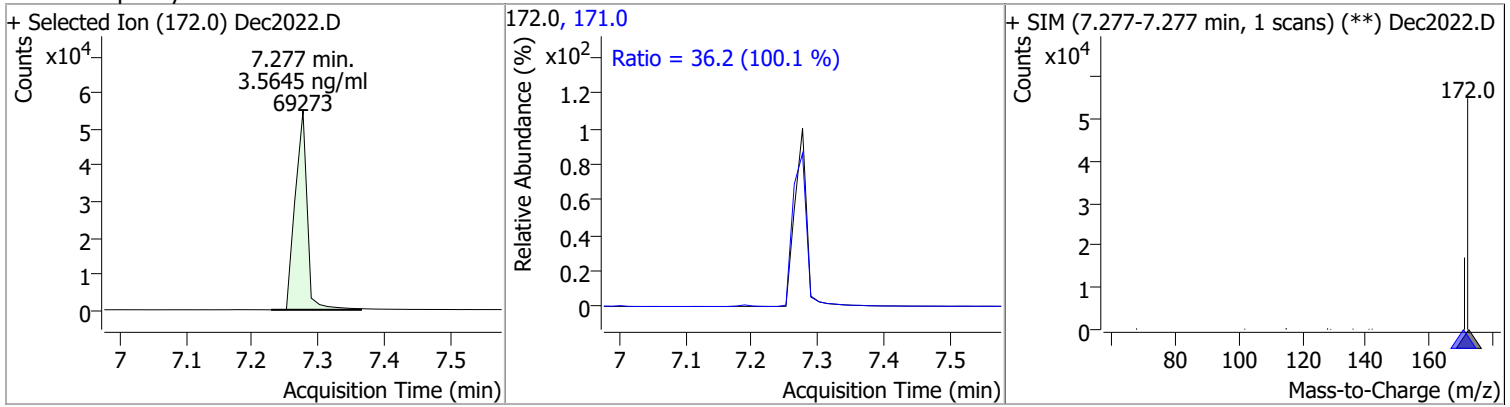


# Quantitation Results Report (QT Reviewed)

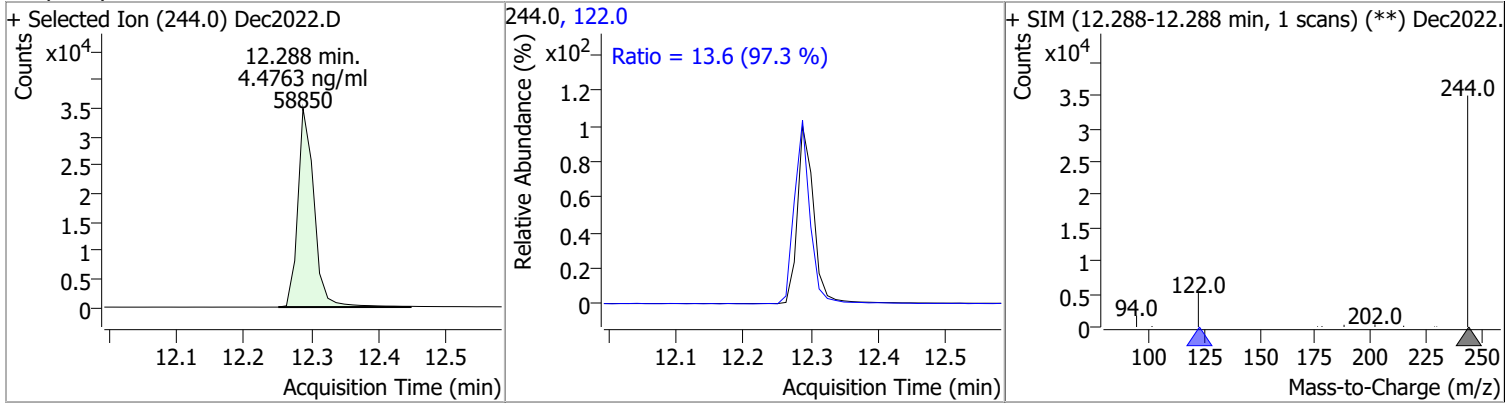
Compound	Conc.	RT	Dev(Min)	Resp.	QIon	QRatio	Lower	Upper
1-Methylnaphthalene	3.5614	6.91	0.00	43394 (m)	142.0	113.4	79.6	147.8
					115.0	59.0	42.2	78.3



Compound	Conc.	RT	Dev(Min)	Resp.	QIon	QRatio	Lower	Upper
2-Fluorobiphenyl	3.5645	7.28	0.00	69273	171.0	36.2	25.3	47.0



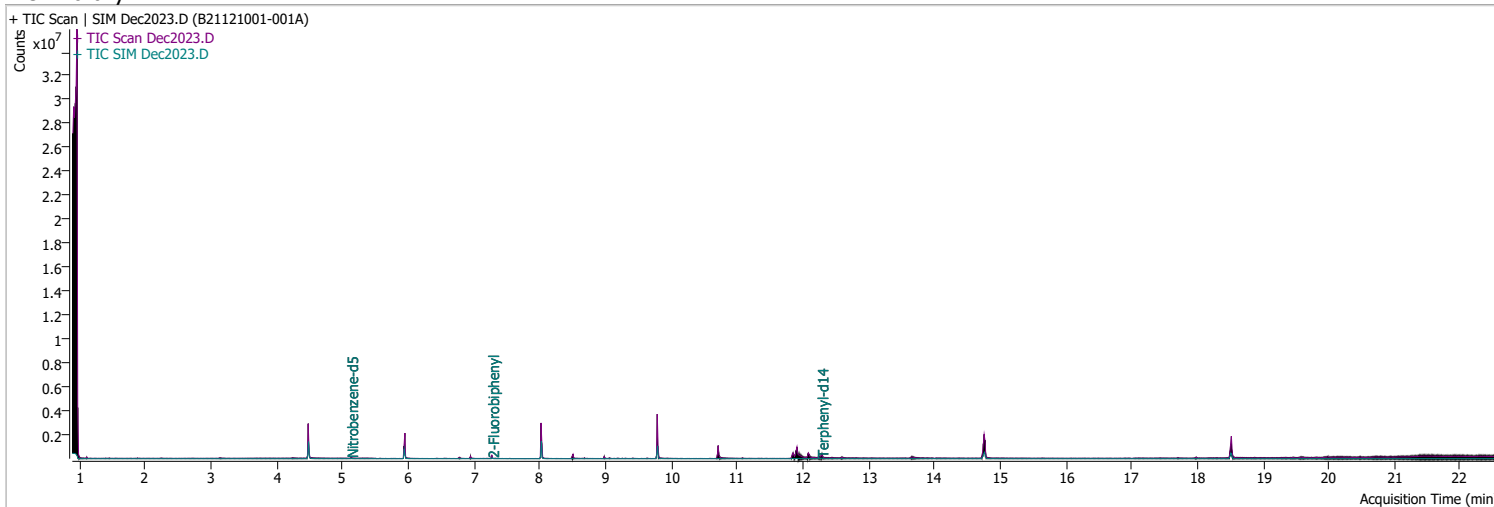
Compound	Conc.	RT	Dev(Min)	Resp.	QIon	QRatio	Lower	Upper
Terphenyl-d14	4.4763	12.29	0.00	58850	122.0	13.6	9.8	18.2



# Quantitation Results Report (QT Reviewed)

Data File	Dec2023.D	Operator	LIMS import
Acq. Method	5975BNASIM	Acq. Date-Time	12/21/2021 3:30:01 AM
Sample Name	B21121001-001A	Instrument	GCMS
Vial	23	Multiplier	1.00
DA Method File		Comment	SVOC-8270-W-LLPAH
Tune File	dftppjph.u	Tune Date	
Batch Name	122021_bna SIM 1.batch.bin	Last Calib Update	12/21/2021 8:40:59 AM

**Ref Library**



Compound	RT	QIon	Resp.	Conc.	Units	Dev(Min)
----------	----	------	-------	-------	-------	----------

**Internal Standards**

**System Monitoring Compounds**

S Nitrobenzene-d5	5.131	82.0	16530	2.5676	ng/ml	0.000
Spiked Amount: 5.000	Range: 19.0 - 102.0%			Recovery = 51.35%		
S 2-Fluorobiphenyl	7.277	172.0	68338	3.4826	ng/ml	0.000
Spiked Amount: 5.000	Range: 25.0 - 94.0%			Recovery = 69.65%		
S Terphenyl-d14	12.288	244.0	62057	4.2288	ng/ml	0.000
Spiked Amount: 5.000	Range: 39.0 - 106.0%			Recovery = 84.58%		

**Target Compounds**

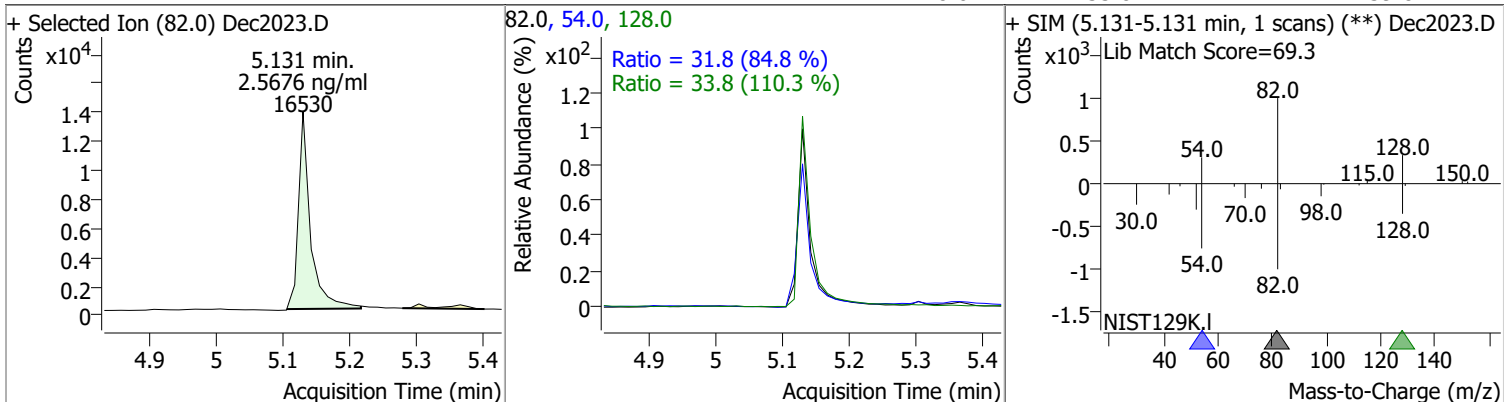
Target Compounds	RT	QIon	Resp.	Conc.	Units	QValue
T Naphthalene	0.000		0	N.D.		
T 2-Methylnaphthalene	0.000		0	N.D.		
T 1-Methylnaphthalene	0.000		0	N.D.		

(#) = Qualifier Out of Range; (m) = Manual Integration; (+) = Area Summed; (\*) = Surrogate Percent Recovery Out of Range; (d): Zeroed Peak

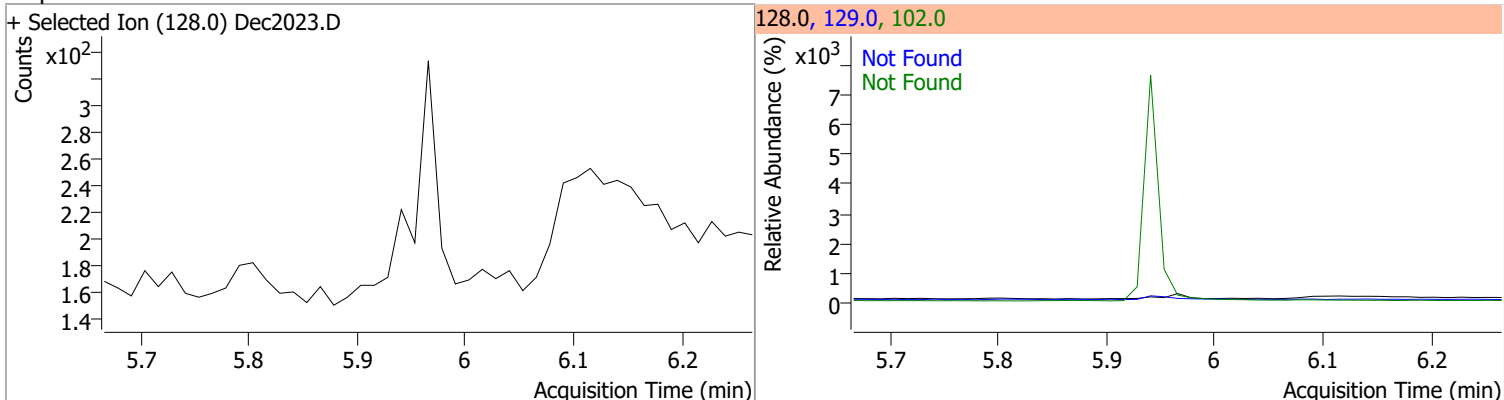


# Quantitation Results Report (QT Reviewed)

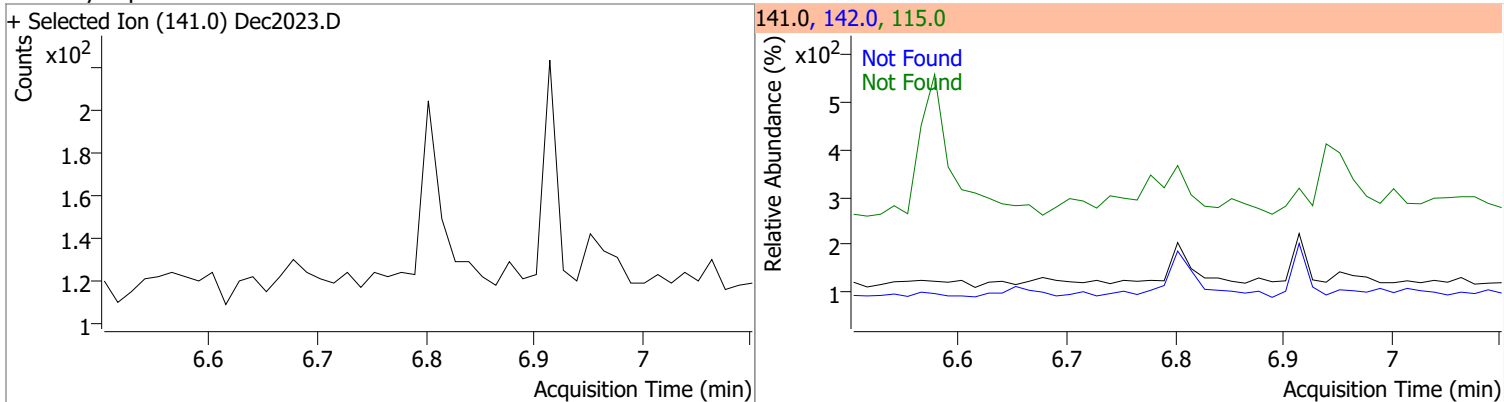
Compound	Conc.	RT	Dev(Min)	Resp.	QIon	QRatio	Lower	Upper
Nitrobenzene-d5	2.5676	5.13	0.00	16530	54.0	31.8	26.3	48.8
					128.0	33.8	21.4	39.8



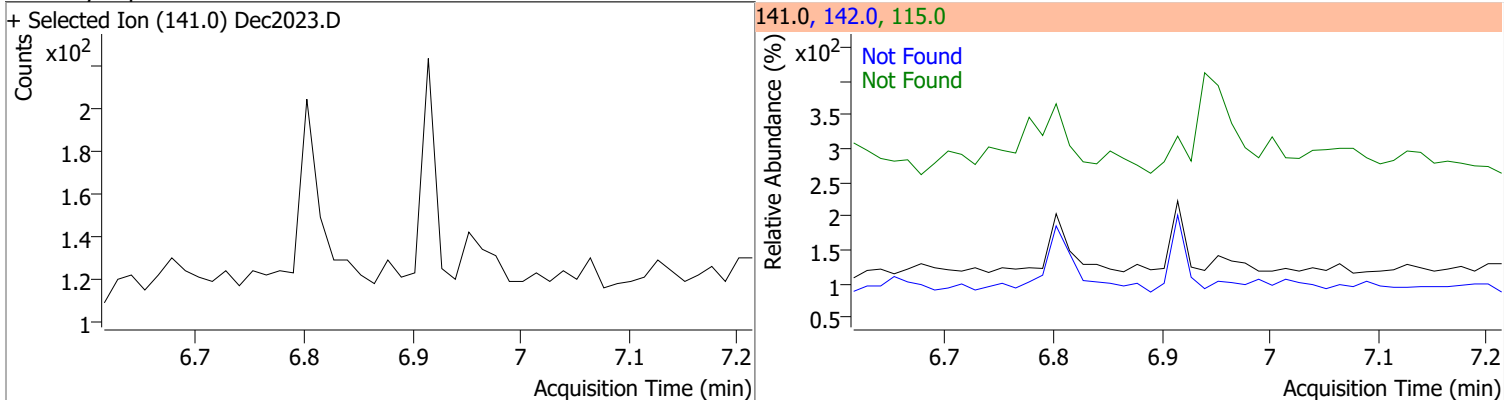
Compound	Conc.	Exp RT	QIon	Exp Ratio	QIon	Exp Ratio
Naphthalene	N.D.	5.97	102.0	12.6	129.0	11.3



Compound	Conc.	Exp RT	QIon	Exp Ratio	QIon	Exp Ratio
2-Methylnaphthalene	N.D.	6.80	142.0	131.0	115.0	54.4

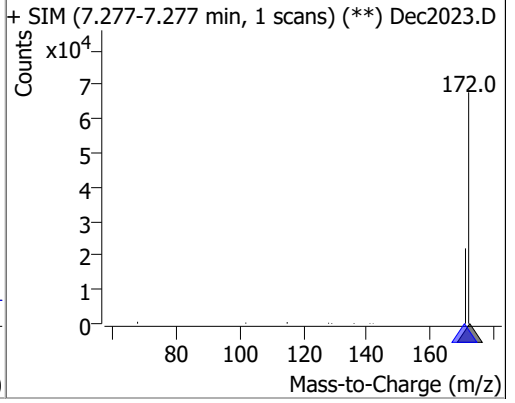
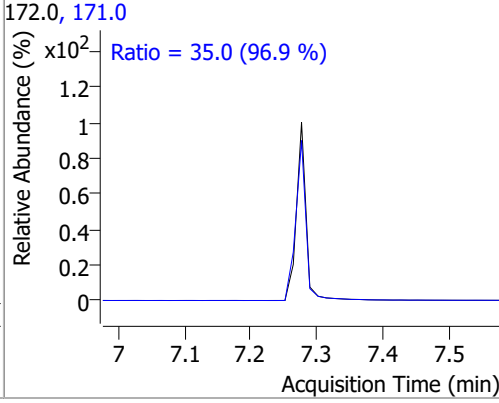
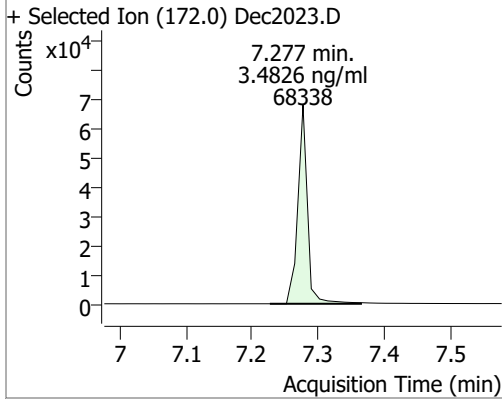


Compound	Conc.	Exp RT	QIon	Exp Ratio	QIon	Exp Ratio
1-Methylnaphthalene	N.D.	6.91	142.0	113.7	115.0	60.2

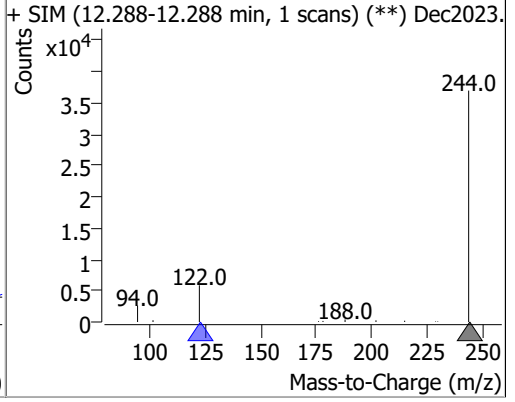
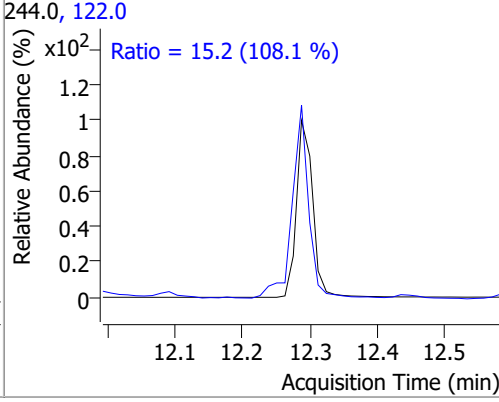
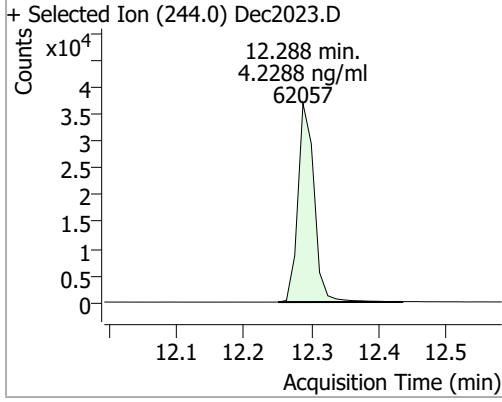


# Quantitation Results Report (QT Reviewed)

Compound	Conc.	RT	Dev(Min)	Resp.	QIon	QRatio	Lower	Upper
2-Fluorobiphenyl	3.4826	7.28	0.00	68338	171.0	35.0	25.3	47.0



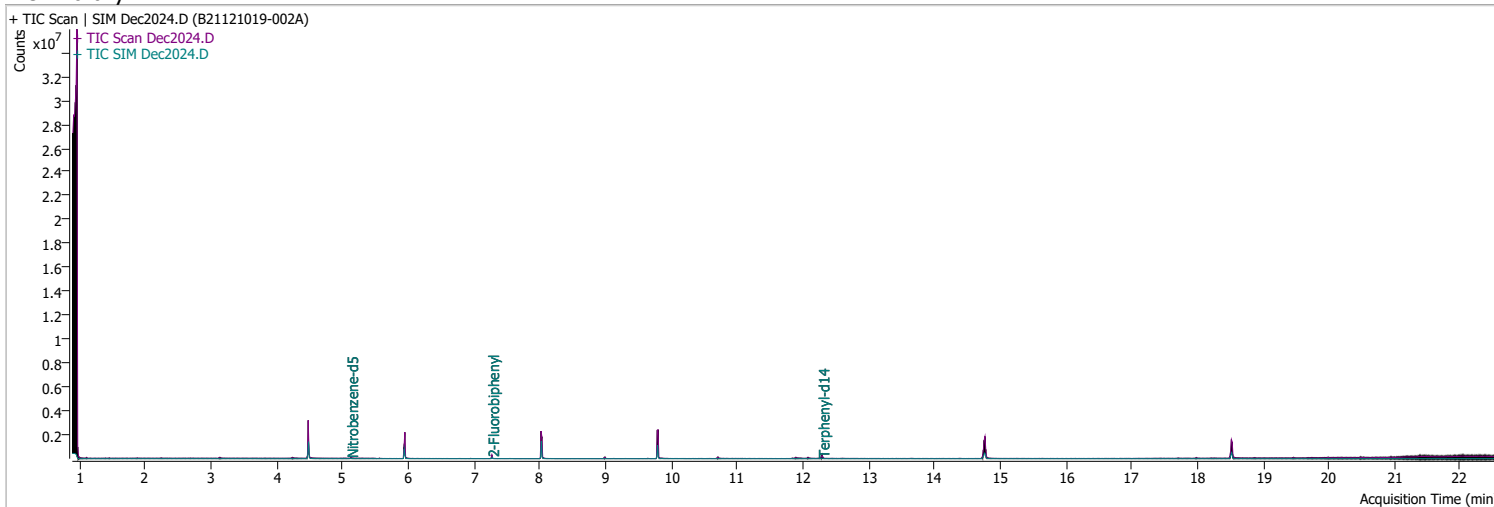
Compound	Conc.	RT	Dev(Min)	Resp.	QIon	QRatio	Lower	Upper
Terphenyl-d14	4.2288	12.29	0.00	62057	122.0	15.2	9.8	18.2



# Quantitation Results Report (QT Reviewed)

Data File	Dec2024.D	Operator	LIMS import
Acq. Method	5975BNASIM	Acq. Date-Time	12/21/2021 4:02:22 AM
Sample Name	B21121019-002A	Instrument	GCMS
Vial	24	Multiplier	1.00
DA Method File		Comment	SVOC-8270-W-LLPAH
Tune File	dftppjph.u	Tune Date	
Batch Name	122021 bna SIM 1.batch.bin	Last Calib Update	12/21/2021 8:40:59 AM

**Ref Library**



Compound	RT	QIon	Resp.	Conc.	Units	Dev(Min)
----------	----	------	-------	-------	-------	----------

**Internal Standards**

**System Monitoring Compounds**

S Nitrobenzene-d5	5.131	82.0	19928	3.0714	ng/ml	0.000
Spiked Amount: 5.000	Range: 19.0 - 102.0%			Recovery = 61.43%		
S 2-Fluorobiphenyl	7.277	172.0	79107	4.2409	ng/ml	0.000
Spiked Amount: 5.000	Range: 25.0 - 94.0%			Recovery = 84.82%		
S Terphenyl-d14	12.300	244.0	62006	4.5782	ng/ml	0.012
Spiked Amount: 5.000	Range: 39.0 - 106.0%			Recovery = 91.56%		

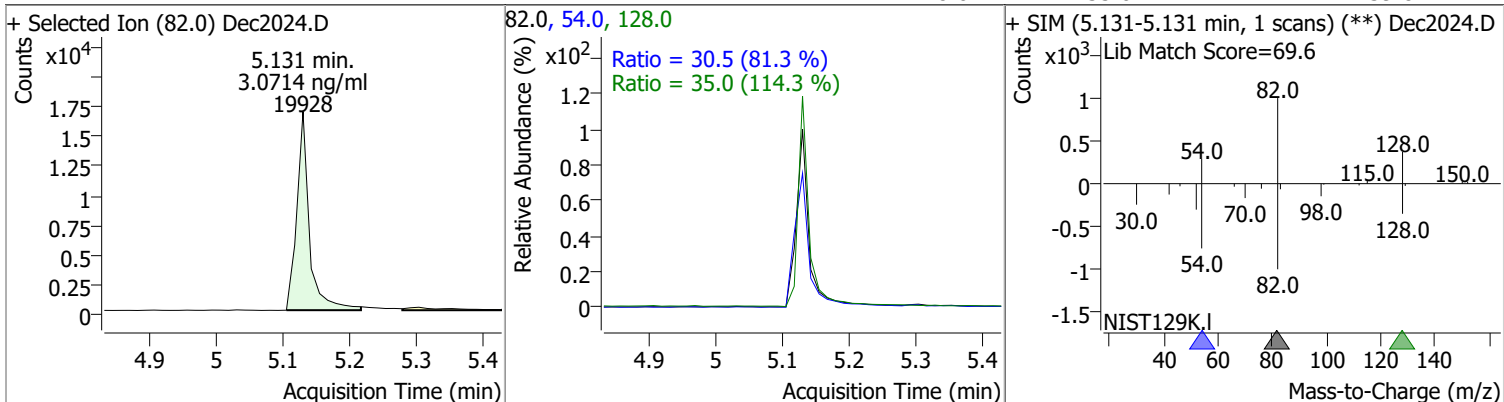
**Target Compounds**

Target Compounds	RT	QIon	Resp.	Conc.	Units	QValue
T Naphthalene	0.000		0	N.D.		
T 2-Methylnaphthalene	0.000		0	N.D.		
T 1-Methylnaphthalene	0.000		0	N.D.		

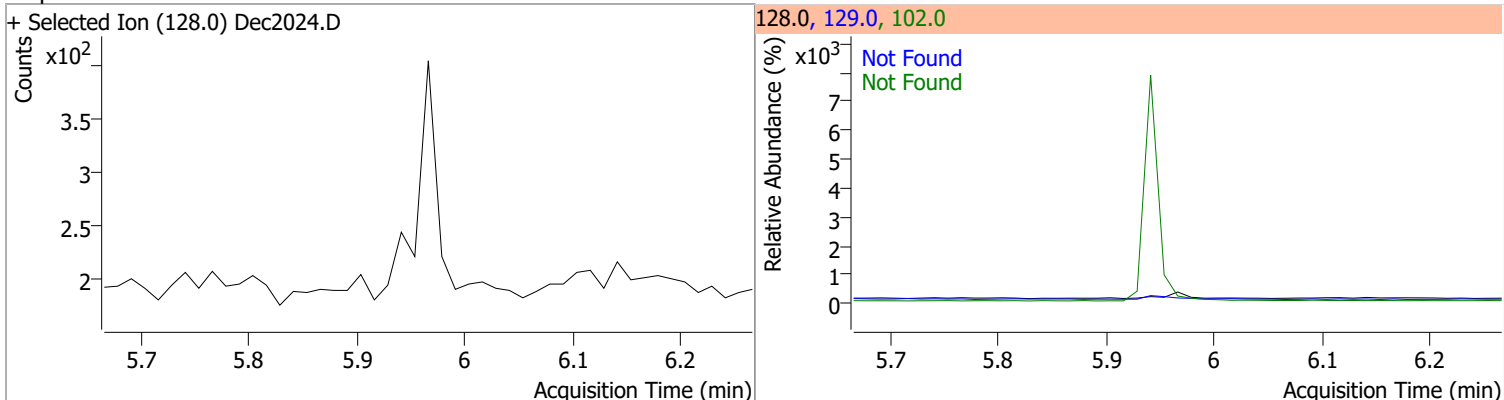
(#) = Qualifier Out of Range; (m) = Manual Integration; (+) = Area Summed; (\*) = Surrogate Percent Recovery Out of Range; (d): Zeroed Peak

# Quantitation Results Report (QT Reviewed)

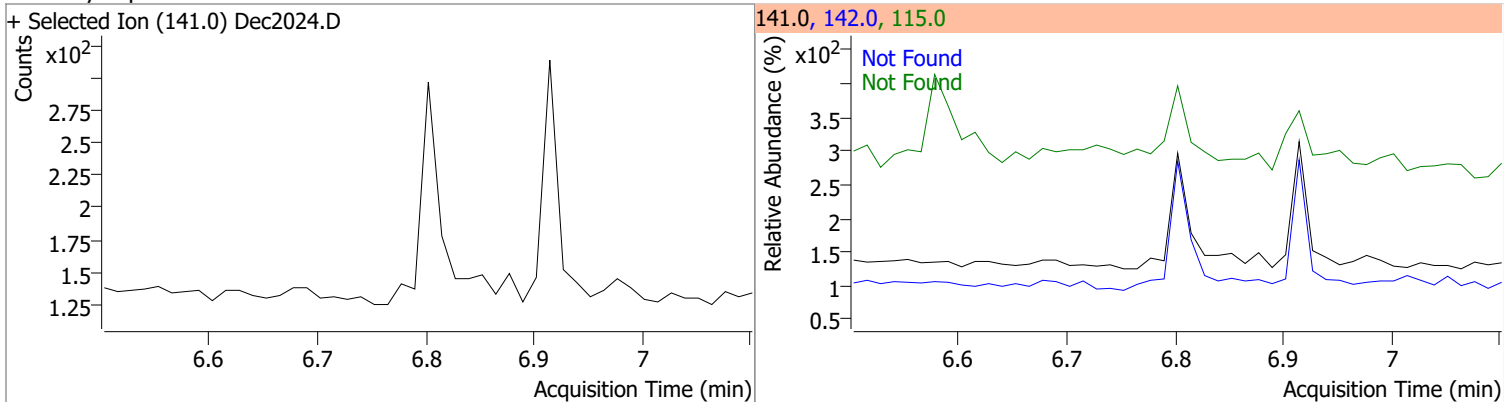
Compound	Conc.	RT	Dev(Min)	Resp.	QIon	QRatio	Lower	Upper
Nitrobenzene-d5	3.0714	5.13	0.00	19928	54.0 128.0	30.5 35.0	26.3 21.4	48.8 39.8



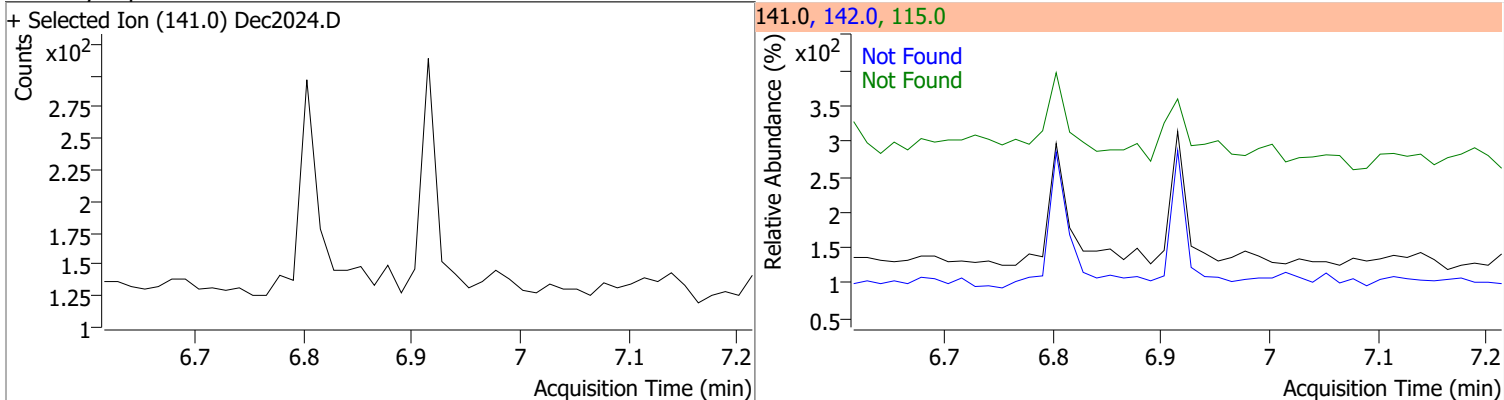
Compound	Conc.	Exp RT	QIon	Exp Ratio	QIon	Exp Ratio
Naphthalene	N.D.	5.97	102.0	12.6	129.0	11.3



Compound	Conc.	Exp RT	QIon	Exp Ratio	QIon	Exp Ratio
2-Methylnaphthalene	N.D.	6.80	142.0	131.0	115.0	54.4

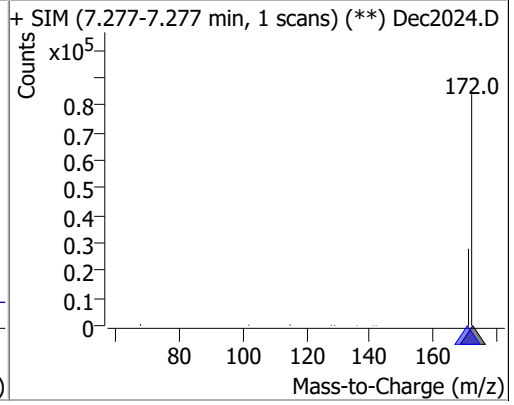
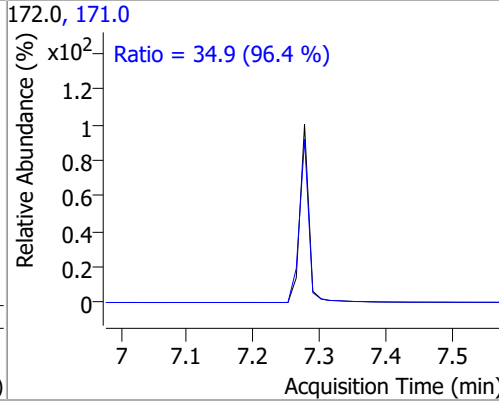
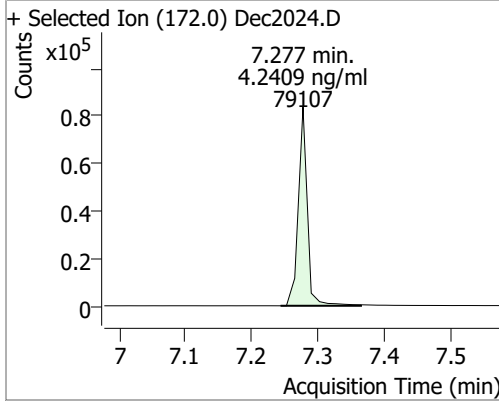


Compound	Conc.	Exp RT	QIon	Exp Ratio	QIon	Exp Ratio
1-Methylnaphthalene	N.D.	6.91	142.0	113.7	115.0	60.2

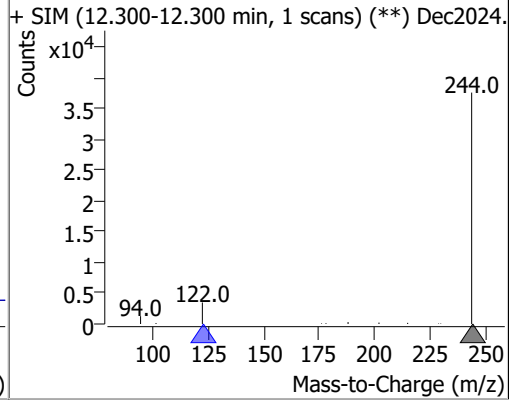
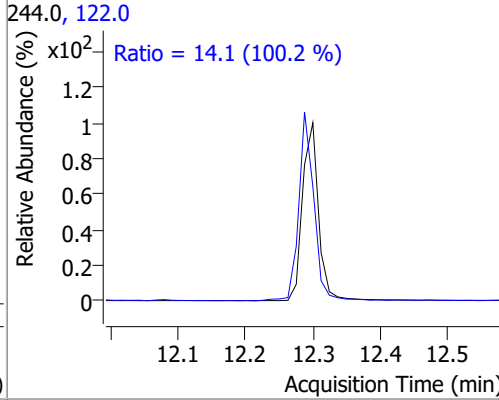
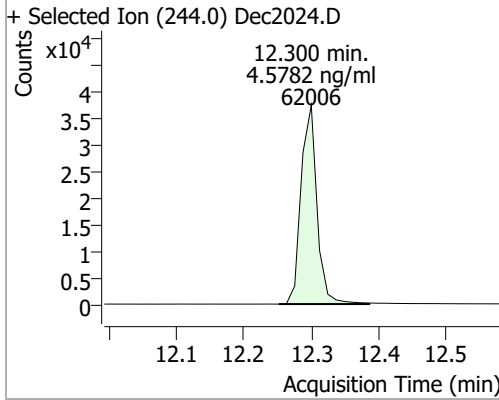


# Quantitation Results Report (QT Reviewed)

Compound	Conc.	RT	Dev(Min)	Resp.	QIon	QRatio	Lower	Upper
2-Fluorobiphenyl	4.2409	7.28	0.00	79107	171.0	34.9	25.3	47.0



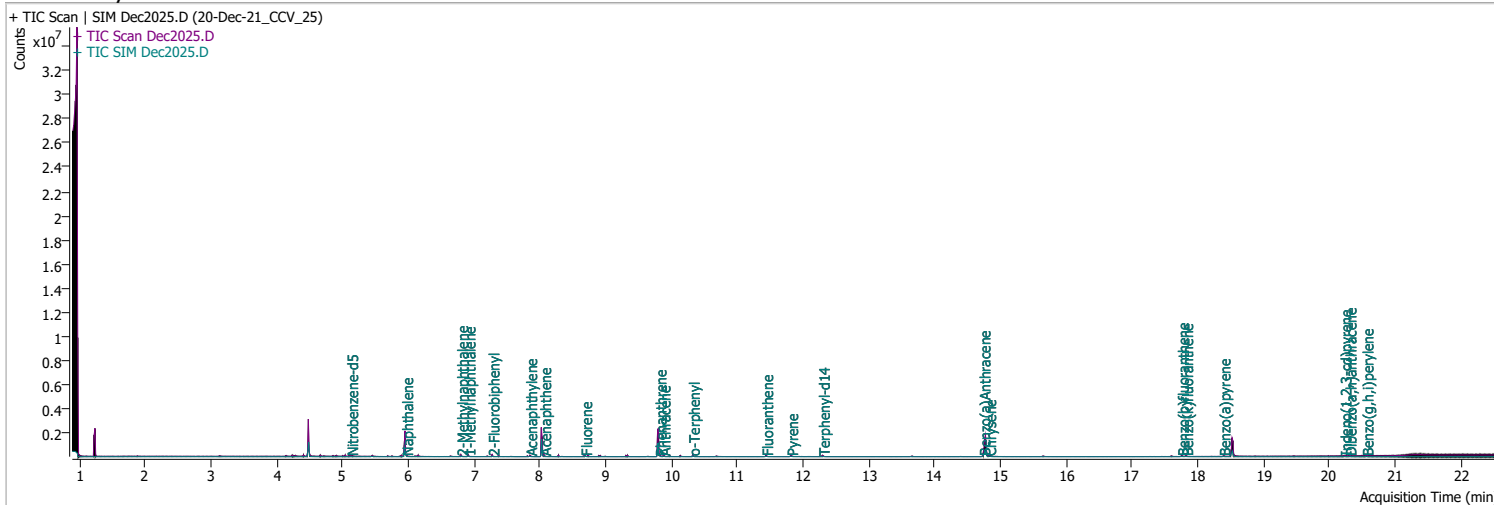
Compound	Conc.	RT	Dev(Min)	Resp.	QIon	QRatio	Lower	Upper
Terphenyl-d14	4.5782	12.30	0.01	62006	122.0	14.1	9.8	18.2



# Quantitation Results Report (QT Reviewed)

Data File	Dec2025.D	Operator	LIMS import
Acq. Method	5975BNASIM	Acq. Date-Time	12/21/2021 4:34:54 AM
Sample Name	20-Dec-21_CCV_25	Instrument	GCMS
Vial	25	Multiplier	1.00
DA Method File		Comment	SVOC-8270-W-LLPAH
Tune File	dftppjph.u	Tune Date	
Batch Name	122021 bna SIM 1.batch.bin	Last Calib Update	12/21/2021 8:40:59 AM

**Ref Library**



Compound	RT	QIon	Resp.	Conc.	Units	Dev(Min)
----------	----	------	-------	-------	-------	----------

**Internal Standards**

**System Monitoring Compounds**

S Nitrobenzene-d5	5.131	82.0	9501	1.6063	ng/ml	0.000
Spiked Amount: 5.000	Range: 19.0 - 102.0%			Recovery = 32.13%		
S 2-Fluorobiphenyl	7.277	172.0	41599	2.2236	ng/ml	0.000
Spiked Amount: 5.000	Range: 25.0 - 94.0%			Recovery = 44.47%		
S Terphenyl-d14	12.300	244.0	22770	1.7799	ng/ml	0.012
Spiked Amount: 5.000	Range: 39.0 - 106.0%			Recovery = 35.60%		*

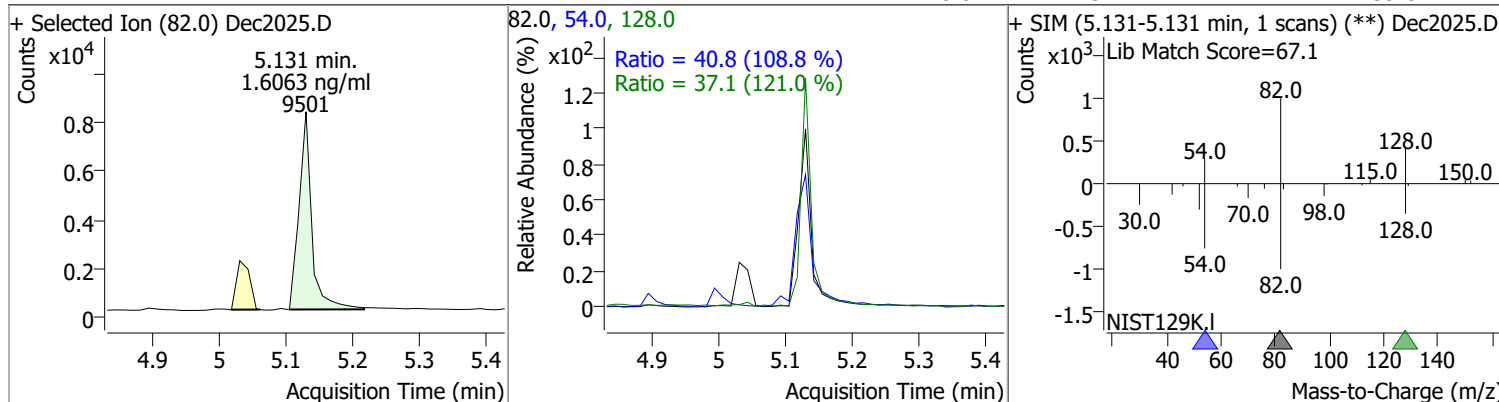
**Target Compounds**

Compound	RT	QIon	Resp.	Conc.	Units	QValue
T Naphthalene	5.966	128.0	47467	2.4710	ng/ml	97
T 2-Methylnaphthalene	6.802	141.0	27745	2.3755	ng/ml	89
T 1-Methylnaphthalene	6.915	141.0	25998	2.2809	ng/ml	96

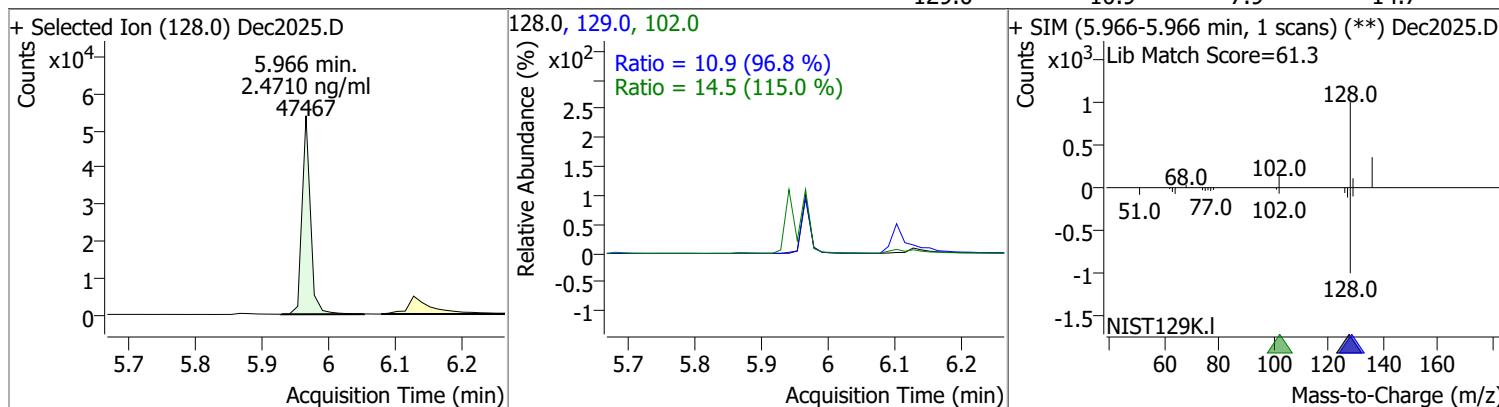
(#) = Qualifier Out of Range; (m) = Manual Integration; (+) = Area Summed; (\*) = Surrogate Percent Recovery Out of Range; (d): Zeroed Peak

# Quantitation Results Report (QT Reviewed)

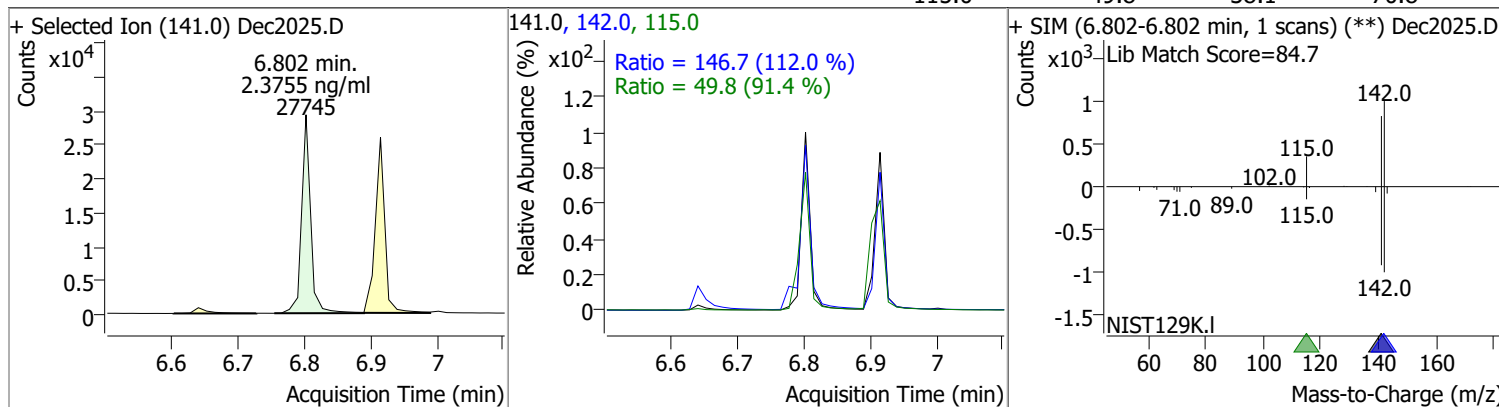
Compound	Conc.	RT	Dev(Min)	Resp.	QIon	QRatio	Lower	Upper
Nitrobenzene-d5	1.6063	5.13	0.00	9501	54.0	40.8	26.3	48.8
					128.0	37.1	21.4	39.8



Compound	Conc.	RT	Dev(Min)	Resp.	QIon	QRatio	Lower	Upper
Naphthalene	2.4710	5.97	0.00	47467	102.0	14.5	0.0	37.7
					129.0	10.9	7.9	14.7

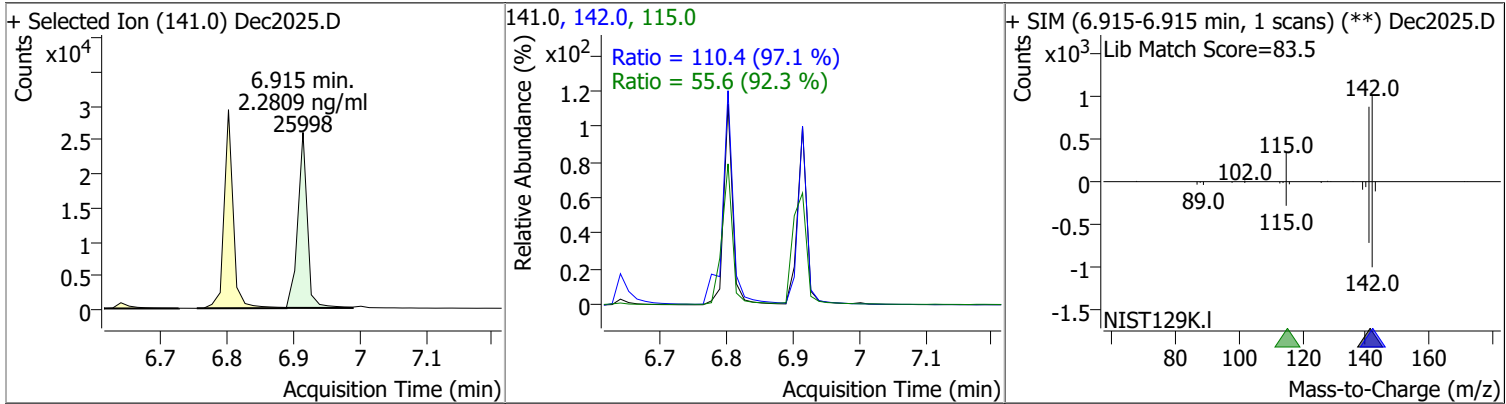


Compound	Conc.	RT	Dev(Min)	Resp.	QIon	QRatio	Lower	Upper
2-Methylnaphthalene	2.3755	6.80	0.00	27745	142.0	146.7	91.7	170.2
					115.0	49.8	38.1	70.8

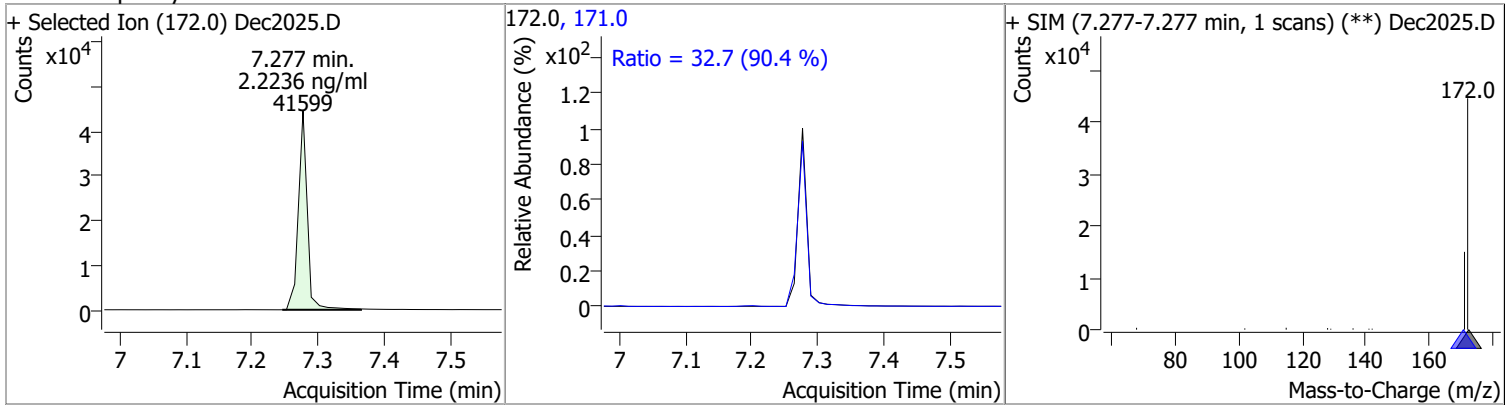


# Quantitation Results Report (QT Reviewed)

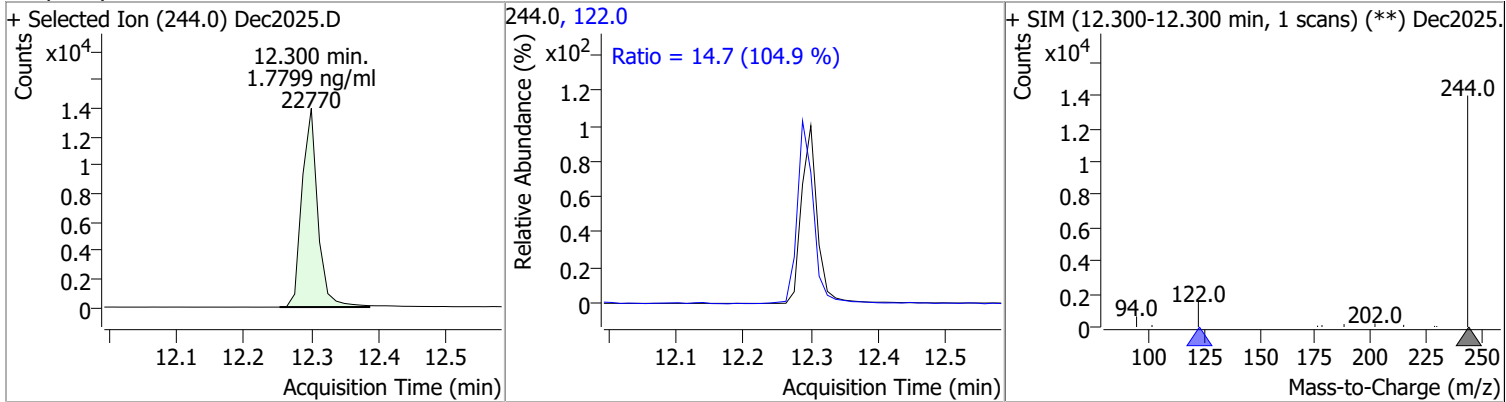
Compound	Conc.	RT	Dev(Min)	Resp.	QIon	QRatio	Lower	Upper
1-Methylnaphthalene	2.2809	6.91	0.00	25998	142.0	110.4	79.6	147.8
					115.0	55.6	42.2	78.3



Compound	Conc.	RT	Dev(Min)	Resp.	QIon	QRatio	Lower	Upper
2-Fluorobiphenyl	2.2236	7.28	0.00	41599	171.0	32.7	25.3	47.0



Compound	Conc.	RT	Dev(Min)	Resp.	QIon	QRatio	Lower	Upper
Terphenyl-d14	1.7799	12.30	0.01	22770	122.0	14.7	9.8	18.2





# Continuing Calibration Report

**Batch Name**      \\MASSHUNTER\Org\Data\SV5975.I\sh122021\1 e8270d bna SIM\QuantResults\122021 bna SIM 1.batch.bin  
**Method File**  
**Daily CC**            \\MASSHUNTER\Org\Data\SV5975.I\sh122021\1 e8270d bna SIMDec2025.D

Level name	Injection Time	Calibration Files
7	12/20/2021 4:06:47 PM	\\MASSHUNTER\Org\Data\SV5975.I\sh122021\1 e8270d bna SIM\Dec2002.D
6	12/20/2021 4:39:23 PM	\\MASSHUNTER\Org\Data\SV5975.I\sh122021\1 e8270d bna SIM\Dec2003.D
5	12/20/2021 5:12:01 PM	\\MASSHUNTER\Org\Data\SV5975.I\sh122021\1 e8270d bna SIM\Dec2004.D
4	12/20/2021 5:44:45 PM	\\MASSHUNTER\Org\Data\SV5975.I\sh122021\1 e8270d bna SIM\Dec2005.D
3	12/20/2021 6:17:20 PM	\\MASSHUNTER\Org\Data\SV5975.I\sh122021\1 e8270d bna SIM\Dec2006.D
2	12/20/2021 6:50:00 PM	\\MASSHUNTER\Org\Data\SV5975.I\sh122021\1 e8270d bna SIM\Dec2007.D
1	12/20/2021 7:22:32 PM	\\MASSHUNTER\Org\Data\SV5975.I\sh122021\1 e8270d bna SIM\Dec2008.D
CCV	12/21/2021 4:34:54 AM	\\MASSHUNTER\Org\Data\SV5975.I\sh122021\1 e8270d bna SIM\Dec2025.D <=====

ISTD Compound:	Avg Resp	Mid Resp	CC Resp	Area%	A/M
1,4-Dichlorobenzene-d4	390123	398641	437710	109.80	M
Naphthalene-d8	758376	774684	715536	92.36	M
Acenaphthene-d10	465605	459222	470703	102.50	M
Chrysene-d12	657596	665532	688198	103.41	M

Target Compound	AvgRF/R2	CC RF	Exp. Conc	Calc. Conc	%Dev	Area%	Curve Fit
1,4-Dichlorobenzene-d4	-----ISTD-----						
Nitrobenzene-d5	0.9992	0.4341	2.00	1.61	19.68	91.20	Quadratic
Naphthalene-d8	-----ISTD-----						
Naphthalene	0.9990	1.3267	2.00	2.47	-23.55 #	112.03	Quadratic
2-Methylnaphthalene	0.9985	0.7755	2.00	2.38	-18.78	109.45	Quadratic
1-Methylnaphthalene	0.9994	0.7267	2.00	2.28	-14.05	105.97	Quadratic
Acenaphthene-d10	-----ISTD-----						
2-Fluorobiphenyl	0.9995	1.7675	2.00	2.22	-11.18	109.23	Quadratic
Chrysene-d12	-----ISTD-----						
Terphenyl-d14	0.7435	0.6617	2.00	1.78	-11.00	98.73	Avg RF

A -- against Average; M -- against Mid Point; P -- against Previous CC in the Method;

# Audit Trail report

**Batch name and path:** \\MASSHUNTER\Org\Data\SV5975.I\sh122021\1 e8270d bna SIM\QuantResults\122021 bna SIM 1.batch.bin  
**Quant batch version:** 10.0  
**Quant reporting version:** 10.0

Name	User	Time	Action	Reason	Comment	Succeed	Exception
CmdNewBatchTable	BL2000\jheine	12/20/2021 3:59:57 PM	Create new batch \\MASSHUNTER\Org\Data\SV5975.I\sh122021\1 e8270d bna SIM\122021 bna SIM 1.batch.bin			✓	
CmdImportSamplesFromWorklist	BL2000\jheine	12/20/2021 4:00:02 PM	Add samples from worklist: \\MASSHUNTER\Org\Data\SV5975.I\sh122021\1 e8270d bna SIM\Dec2001.D			✓	
CmdSetSampleAttribute	BL2000\jheine	12/20/2021 4:00:09 PM	Set SampleType = TuneCheck for sample Dec2001.D; previous value = Sample			✓	
CmdSaveBatchTable	BL2000\jheine	12/20/2021 4:00:48 PM	Save batch \\MASSHUNTER\Org\Data\SV5975.I\sh122021\1 e8270d bna SIM\QuantResults\122021 bna SIM 1.batch.bin			✓	
CmdSaveBatchTable	BL2000\jheine	12/20/2021 4:49:35 PM	Save batch \\MASSHUNTER\Org\Data\SV5975.I\sh122021\1 e8270d bna SIM\QuantResults\122021 bna SIM 1.batch.bin			✓	
CmdOpenBatchTable	BL2000\jheine	12/21/2021 8:22:03 AM	Open batch \\MASSHUNTER\Org\Data\SV5975.I\sh122021\1 e8270d bna SIM\122021 bna SIM 1.batch.bin			✓	
CmdImportSamplesFromWorklist	BL2000\jheine	12/21/2021 8:22:36 AM	Add samples from worklist: \\MASSHUNTER\Org\Data\SV5975.I\sh122021\1 e8270d bna SIM\Dec2009.D, \\MASSHUNTER\Org\Data\SV5975.I\sh122021\1 e8270d bna SIM\Dec2008.D, \\MASSHUNTER\Org\Data\SV5975.I\sh122021\1 e8270d bna SIM\Dec2007.D, \\MASSHUNTER\Org\Data\SV5975.I\sh122021\1 e8270d bna SIM\Dec2006.D, \\MASSHUNTER\Org\Data\SV5975.I\sh122021\1 e8270d bna SIM\Dec2005.D, \\MASSHUNTER\Org\Data\SV5975.I\sh122021\1 e8270d bna SIM\Dec2004.D, \\MASSHUNTER\Org\Data\SV5975.I\sh122021\1 e8270d bna SIM\Dec2003.D, \\MASSHUNTER\Org\Data\SV5975.I\sh122021\1 e8270d bna SIM\Dec2002.D			✓	
CmdStartMethodEditing	BL2000\jheine	12/21/2021 8:25:21 AM	Start method editing			✓	
CmdImportMethodFromBatch	BL2000\jheine	12/21/2021 8:25:22 AM	Import method from batch \\MASSHUNTER\Org\Data\SV5975.I\sh121421\2 e8270d bna SIM\121421 bna SIM 2.batch.bin			✓	
CmdApplyMethodToAllSamples	BL2000\jheine	12/21/2021 8:25:56 AM	Apply method to all samples			✓	
CmdMethodClear	BL2000\jheine	12/21/2021 8:25:56 AM	Clear method			✓	

# Audit Trail report

Name	User	Time	Action	Reason	Comment	Succeed	Exception
CmdEndMethodEditing	BL2000\jheine	12/21/2021 8:25:57 AM	End method editing			✓	
CmdQuantitate	BL2000\jheine	12/21/2021 8:26:02 AM	Quantitate all compounds in all samples			✓	
CmdSetSampleAttribute	BL2000\jheine	12/21/2021 8:26:31 AM	Set SampleType = Calibration for sample Dec2002.D; previous value = Sample			✓	
CmdSetSampleAttribute	BL2000\jheine	12/21/2021 8:26:33 AM	Set SampleType = Calibration for sample Dec2003.D; previous value = Sample			✓	
CmdSetSampleAttribute	BL2000\jheine	12/21/2021 8:26:35 AM	Set SampleType = Calibration for sample Dec2004.D; previous value = Sample			✓	
CmdSetSampleAttribute	BL2000\jheine	12/21/2021 8:26:37 AM	Set SampleType = Calibration for sample Dec2005.D; previous value = Sample			✓	
CmdSetSampleAttribute	BL2000\jheine	12/21/2021 8:26:40 AM	Set SampleType = Calibration for sample Dec2006.D; previous value = Sample			✓	
CmdSetSampleAttribute	BL2000\jheine	12/21/2021 8:26:42 AM	Set SampleType = Calibration for sample Dec2007.D; previous value = Sample			✓	
CmdSetSampleAttribute	BL2000\jheine	12/21/2021 8:26:45 AM	Set SampleType = Calibration for sample Dec2008.D; previous value = Sample			✓	
CmdSetSampleAttribute	BL2000\jheine	12/21/2021 8:26:48 AM	Set SampleType = QC for sample Dec2009.D; previous value = Sample			✓	
CmdSetSampleAttribute	BL2000\jheine	12/21/2021 8:26:51 AM	Set LevelName = ICV for sample Dec2009.D; previous value =			✓	
CmdSetSampleAttribute	BL2000\jheine	12/21/2021 8:26:53 AM	Set LevelName = 1 for sample Dec2008.D; previous value =			✓	
CmdSetSampleAttribute	BL2000\jheine	12/21/2021 8:26:56 AM	Set LevelName = 2 for sample Dec2007.D; previous value =			✓	
CmdSetSampleAttribute	BL2000\jheine	12/21/2021 8:26:59 AM	Set LevelName = 3 for sample Dec2006.D; previous value =			✓	
CmdSetSampleAttribute	BL2000\jheine	12/21/2021 8:27:02 AM	Set LevelName = 4 for sample Dec2005.D; previous value =			✓	
CmdSetSampleAttribute	BL2000\jheine	12/21/2021 8:27:05 AM	Set LevelName = 5 for sample Dec2004.D; previous value =			✓	
CmdSetSampleAttribute	BL2000\jheine	12/21/2021 8:27:08 AM	Set LevelName = 6 for sample Dec2003.D; previous value =			✓	
CmdSetSampleAttribute	BL2000\jheine	12/21/2021 8:27:11 AM	Set LevelName = 7 for sample Dec2002.D; previous value =			✓	
CmdQuantitate	BL2000\jheine	12/21/2021 8:27:14 AM	Quantitate all compounds in all samples			✓	
CmdQuantitate	BL2000\jheine	12/21/2021 8:27:38 AM	Quantitate all compounds in all samples			✓	
CmdZeroOutPeak	BL2000\jheine	12/21/2021 8:28:16 AM	Zero out primary peak of compound Naphthalene in sample Dec2004.D			✓	

# Audit Trail report

Name	User	Time	Action	Reason	Comment	Succeed	Exception
CmdClearManualIntegration	BL2000\jheine	12/21/2021 8:28:19 AM	Clear manual integration of target signal for compound Naphthalene in sample Dec2004.D			✓	
CmdManuallyIntegrateQualifierPeak	BL2000\jheine	12/21/2021 8:28:25 AM	Manually integrate qualifier 129.0 of compound Naphthalene in sample Dec2004.D from x, y = 5.928, 536 to 6.028, 949; result = 1357			✓	
CmdManuallyIntegrateSnapBaseline	BL2000\jheine	12/21/2021 8:28:26 AM	Snap baseline for qualifier 129.0 of compound Naphthalene in sample Dec2004.D from x = 5.928 to x = 6.028, new integration is from x, y = 5.928, 170 to 6.028, 188 and new response = 4734; previous integration is from x, y = 5.928, 536 to 6.028, 949 and previous response = 1357.			✓	
CmdManuallyIntegrateDropBaseline	BL2000\jheine	12/21/2021 8:28:27 AM	Drop baseline for qualifier 129.0 of compound Naphthalene in sample Dec2004.D to y = 170, new integration is from x, y = 5.928, 170 to 6.028, 170 and new response = 4788; previous integration is from x, y = 5.928, 170 to 6.028, 188 and previous response = 4734.			✓	
CmdManuallyIntegrateQualifierPeak	BL2000\jheine	12/21/2021 8:28:31 AM	Manually integrate qualifier 102.0 of compound Naphthalene in sample Dec2004.D, from x, y = 5.953, 960 to 6.053, 113, result = 2788; previous integration is from x, y = 5.916, 113 to 6.053, 113 and previous response = 12159.			✓	
CmdManuallyIntegrateDropBaseline	BL2000\jheine	12/21/2021 8:28:32 AM	Drop baseline for qualifier 102.0 of compound Naphthalene in sample Dec2004.D to y = 113, new integration is from x, y = 5.953, 113 to 6.053, 113 and new response = 5327; previous integration is from x, y = 5.953, 960 to 6.053, 113 and previous response = 2788.			✓	
CmdManuallyIntegrateQualifierPeak	BL2000\jheine	12/21/2021 8:28:51 AM	Manually integrate qualifier 167.0 of compound Fluorene in sample Dec2004.D from x, y = 8.655, 115 to 8.711, 1140; result = 3223			✓	
CmdManuallyIntegrateDropBaseline	BL2000\jheine	12/21/2021 8:28:53 AM	Drop baseline for qualifier 167.0 of compound Fluorene in sample Dec2004.D to y = 115, new integration is from x, y = 8.655, 115 to 8.711, 115 and new response = 4937; previous integration is from x, y = 8.655, 115 to 8.711, 1140 and previous response = 3223.			✓	

# Audit Trail report

Name	User	Time	Action	Reason	Comment	Succeed	Exception
CmdUpdateRetentionTimes	BL2000\jheine	12/21/2021 8:29:26 AM	Update retention time for compound Perylene-d12; Chrysene-d12; Phenanthrene-d10; Acenaphthene-d10; Naphthalene-d8; 1,4-Dichlorobenzene-d4; o-Terphenyl; Terphenyl-d14; 2-Fluorobiphenyl; Nitrobenzene-d5; Dibenzo(a,h)anthracene; Indeno(1,2,3-cd)pyrene; Benzo(a)pyrene; Benzo(k)fluoranthene; Benzo(b)fluoranthene; Chrysene; Benzo(a)Anthracene; Pyrene; Fluoranthene; Anthracene; Phenanthrene; Fluorene; Acenaphthene; Acenaphthylene; 1-Methylnaphthalene; 2-Methylnaphthalene; Naphthalene; Benzo(g,h,i)perylene;			✓	
CmdQuantitate	BL2000\jheine	12/21/2021 8:29:41 AM	Quantitate all compounds in all samples			✓	

# Audit Trail report

Name	User	Time	Action	Reason	Comment	Succeed	Exception
CmdUpdateQualifierRatios	BL2000\jheine	12/21/2021 8:30:28 AM	Update qualifier ratios for compound Perylene-d12; Update qualifier ratios for compound Chrysene-d12; Update qualifier ratios for compound Phenanthrene-d10; Update qualifier ratios for compound Acenaphthene-d10; Update qualifier ratios for compound Naphthalene-d8; Update qualifier ratios for compound 1,4-Dichlorobenzene-d4; Update qualifier ratios for compound o-Terphenyl; Update qualifier ratios for compound Terphenyl-d14; Update qualifier ratios for compound 2-Fluorobiphenyl; Update qualifier ratios for compound Nitrobenzene-d5; Update qualifier ratios for compound Dibenzo(a,h)anthracene; Update qualifier ratios for compound Indeno(1,2,3-cd)pyrene; Update qualifier ratios for compound Benzo(a)pyrene; Update qualifier ratios for compound Benzo(k)fluoranthene; Update qualifier ratios for compound Benzo(b)fluoranthene; Update qualifier ratios for compound Chrysene; Update qualifier ratios for compound Benzo(a)Anthracene; Update qualifier ratios for compound Pyrene; Update qualifier ratios for compound Fluoranthene; Update qualifier ratios for compound Anthracene; Update qualifier ratios for compound Phenanthrene; Update qualifier ratios for compound Fluorene; Update qualifier ratios for compound Acenaphthene; Update qualifier ratios for compound Acenaphthylene; Update qualifier ratios for compound 1-Methylnaphthalene; Update qualifier ratios for compound 2-Methylnaphthalene; Update qualifier ratios for compound Naphthalene; Update qualifier ratios for compound Benzo(g,h,i)perylene;			✓	
CmdQuantitate	BL2000\jheine	12/21/2021 8:30:37 AM	Quantitate all compounds in all samples			✓	
CmdSaveBatchTable	BL2000\jheine	12/21/2021 8:30:40 AM	Save batch \\MASSHUNTER\Org\Data\SV5975.I\sh 122021\1 e8270d bna SIM\QuantResults\122021 bna SIM 1.batch.bin			✓	

# Audit Trail report

Name	User	Time	Action	Reason	Comment	Succeed	Exception
CmdManuallyIntegrateSplit	BL2000\jheine	12/21/2021 8:31:32 AM	Split qualifier 102.0 of compound Naphthalene in sample Dec2002.D and keep left peak, new integration is from x, y = 5.916, 171.972278911565 to 6.041, 171.972278911565 and new response = 39239, previous integration is from x, y = 5.916, 172 to 6.116, 172 and previous response = 47206.			✓	
CmdManuallyIntegrateQualifierPeak	BL2000\jheine	12/21/2021 8:32:08 AM	Manually integrate qualifier 277.0 of compound Benzo(g,h,i)perylene in sample Dec2002.D, from x, y = 20.513, 3638 to 20.686, 7199, result = 709; previous integration is from x, y = 20.529, 2264 to 20.620, 2112 and previous response = 36990.			✓	
CmdManuallyIntegrateSnapBaseline	BL2000\jheine	12/21/2021 8:32:10 AM	Snap baseline for qualifier 277.0 of compound Benzo(g,h,i)perylene in sample Dec2002.D from x = 20.513 to x = 20.686, new integration is from x, y = 20.513, 468 to 20.686, 1077 and new response = 48931; previous integration is from x, y = 20.513, 3638 to 20.686, 7199 and previous response = 709.			✓	
CmdManuallyIntegrateDropBaseline	BL2000\jheine	12/21/2021 8:32:10 AM	Drop baseline for qualifier 277.0 of compound Benzo(g,h,i)perylene in sample Dec2002.D to y = 468, new integration is from x, y = 20.513, 468 to 20.686, 468 and new response = 52091; previous integration is from x, y = 20.513, 468 to 20.686, 1077 and previous response = 48931.			✓	
CmdManuallyIntegratePeak	BL2000\jheine	12/21/2021 8:33:02 AM	Manually integrate compound Acenaphthene in sample Dec2003.D, from x, y = 8.038, 8645 to 8.138, 171, result = 42814; previous integration is from x, y = 8.001, 178 to 8.138, 171 and previous response = 69959.			✓	
CmdManuallyIntegrateDropBaseline	BL2000\jheine	12/21/2021 8:33:04 AM	Drop baseline for compound Acenaphthene in sample Dec2003.D to y = 171, new integration is from x, y = 8.038, 171 to 8.138, 171 and new response = 68159; previous integration is from x, y = 8.038, 8645 to 8.138, 171 and previous response = 42814.			✓	
CmdSetTargetCompoundAttribute	BL2000\jheine	12/21/2021 8:33:05 AM	Set UserAnnotation = CO for compound Acenaphthene in sample Dec2003.D; previous value =			✓	

# Audit Trail report

Name	User	Time	Action	Reason	Comment	Succeed	Exception
CmdManuallyIntegrateQualifierPeak	BL2000\jheine	12/21/2021 8:33:39 AM	Manually integrate qualifier 102.0 of compound Naphthalene in sample Dec2005.D, from x, y = 5.953, 744 to 6.028, 101, result = 1282; previous integration is from x, y = 5.916, 101 to 6.028, 101 and previous response = 8411.			✓	
CmdManuallyIntegrateDropBaseline	BL2000\jheine	12/21/2021 8:33:40 AM	Drop baseline for qualifier 102.0 of compound Naphthalene in sample Dec2005.D to y = 101, new integration is from x, y = 5.953, 101 to 6.028, 101 and new response = 2728; previous integration is from x, y = 5.953, 744 to 6.028, 101 and previous response = 1282.			✓	
CmdManuallyIntegrateQualifierPeak	BL2000\jheine	12/21/2021 8:33:50 AM	Manually integrate qualifier 142.0 of compound 2-Methylnaphthalene in sample Dec2005.D, from x, y = 6.777, 2582 to 6.890, 3251, result = -1136; previous integration is from x, y = 6.604, 107 to 6.752, 107 and previous response = 3608.			✓	
CmdManuallyIntegrateSnapBaseline	BL2000\jheine	12/21/2021 8:33:52 AM	Snap baseline for qualifier 142.0 of compound 2-Methylnaphthalene in sample Dec2005.D from x = 6.777 to x = 6.890, new integration is from x, y = 6.777, 1439 to 6.890, 355 and new response = 12484; previous integration is from x, y = 6.777, 2582 to 6.890, 3251 and previous response = -1136.			✓	
CmdManuallyIntegrateDropBaseline	BL2000\jheine	12/21/2021 8:33:52 AM	Drop baseline for qualifier 142.0 of compound 2-Methylnaphthalene in sample Dec2005.D to y = 355, new integration is from x, y = 6.777, 355 to 6.890, 355 and new response = 16139; previous integration is from x, y = 6.777, 1439 to 6.890, 355 and previous response = 12484.			✓	
CmdManuallyIntegrateSplit	BL2000\jheine	12/21/2021 8:33:58 AM	Split qualifier 142.0 of compound 1-Methylnaphthalene in sample Dec2005.D and keep right peak, new integration is from x, y = 6.890, 107.497619047619 to 7.002, 107.497619047619 and new response = 14700, previous integration is from x, y = 6.752, 107 to 7.002, 107 and previous response = 34050.			✓	
CmdManuallyIntegrateQualifierPeak	BL2000\jheine	12/21/2021 8:35:33 AM	Manually integrate qualifier 102.0 of compound Naphthalene in sample Dec2006.D, from x, y = 5.953, 373 to 6.028, 98, result = 973; previous integration is from x, y = 5.916, 98 to 6.028, 98 and previous response = 6501.			✓	



# Audit Trail report

Name	User	Time	Action	Reason	Comment	Succeed	Exception
CmdManuallyIntegrateDropBaseline	BL2000\jheine	12/21/2021 8:35:34 AM	Drop baseline for qualifier 102.0 of compound Naphthalene in sample Dec2006.D to y = 98, new integration is from x, y = 5.953, 98 to 6.028, 98 and new response = 1592; previous integration is from x, y = 5.953, 373 to 6.028, 98 and previous response = 973.			✓	
CmdManuallyIntegratePeak	BL2000\jheine	12/21/2021 8:35:41 AM	Manually integrate compound 1-Methylnaphthalene in sample Dec2006.D, from x, y = 6.890, 539 to 7.027, 1132, result = 715; previous integration is from x, y = 6.765, 132 to 6.890, 132 and previous response = 6639.			✓	
CmdManuallyIntegrateSnapBaseline	BL2000\jheine	12/21/2021 8:35:42 AM	Snap baseline for compound 1-Methylnaphthalene in sample Dec2006.D, from x = 6.890 to x = 7.027, new integration is from x, y = 6.890, 201 to 7.027, 179 and new response = 6035; previous integration is from x, y = 6.890, 539 to 7.027, 1132 and previous response = 715.			✓	
CmdManuallyIntegrateDropBaseline	BL2000\jheine	12/21/2021 8:35:42 AM	Drop baseline for compound 1-Methylnaphthalene in sample Dec2006.D to y = 179, new integration is from x, y = 6.890, 179 to 7.027, 179 and new response = 6126; previous integration is from x, y = 6.890, 201 to 7.027, 179 and previous response = 6035.			✓	
CmdManuallyIntegrateSplit	BL2000\jheine	12/21/2021 8:36:18 AM	Split peak for compound Nitrobenzene-d5 in sample Dec2007.D and keep left peak, new integration is from x, y = 5.108, 245.261341347904 to 5.278, 244.104759651724 and new response = 787, previous integration is from x, y = 5.108, 245 to 5.278, 244 and previous response = 787.			✓	
CmdManuallyIntegrateQualifierPeak	BL2000\jheine	12/21/2021 8:36:29 AM	Manually integrate qualifier 129.0 of compound Naphthalene in sample Dec2007.D, from x, y = 5.953, 170 to 6.041, 131, result = 438; previous integration is from x, y = 5.906, 131 to 6.041, 131 and previous response = 703.			✓	
CmdManuallyIntegrateDropBaseline	BL2000\jheine	12/21/2021 8:36:30 AM	Drop baseline for qualifier 129.0 of compound Naphthalene in sample Dec2007.D to y = 131, new integration is from x, y = 5.953, 131 to 6.041, 131 and new response = 540; previous integration is from x, y = 5.953, 170 to 6.041, 131 and previous response = 438.			✓	

# Audit Trail report

Name	User	Time	Action	Reason	Comment	Succeed	Exception
CmdManuallyIntegrateQualifierPeak	BL2000\jheine	12/21/2021 8:36:33 AM	Manually integrate qualifier 102.0 of compound Naphthalene in sample Dec2007.D, from x, y = 5.953, 284 to 6.028, 95, result = 617; previous integration is from x, y = 5.916, 95 to 6.028, 95 and previous response = 6121.			✓	
CmdManuallyIntegrateDropBaseline	BL2000\jheine	12/21/2021 8:36:34 AM	Drop baseline for qualifier 102.0 of compound Naphthalene in sample Dec2007.D to y = 95, new integration is from x, y = 5.953, 95 to 6.028, 95 and new response = 1042; previous integration is from x, y = 5.953, 284 to 6.028, 95 and previous response = 617.			✓	
CmdManuallyIntegratePeak	BL2000\jheine	12/21/2021 8:36:41 AM	Manually integrate compound 1-Methylnaphthalene in sample Dec2007.D, from x, y = 6.890, 380 to 7.015, 487, result = 531; previous integration is from x, y = 6.768, 131 to 6.890, 131 and previous response = 2794.			✓	
CmdManuallyIntegrateSnapBaseline	BL2000\jheine	12/21/2021 8:36:43 AM	Snap baseline for compound 1-Methylnaphthalene in sample Dec2007.D, from x = 6.890 to x = 7.015, new integration is from x, y = 6.890, 169 to 7.015, 144 and new response = 2605; previous integration is from x, y = 6.890, 380 to 7.015, 487 and previous response = 531.			✓	
CmdManuallyIntegrateDropBaseline	BL2000\jheine	12/21/2021 8:36:43 AM	Drop baseline for compound 1-Methylnaphthalene in sample Dec2007.D to y = 144, new integration is from x, y = 6.890, 144 to 7.015, 144 and new response = 2699; previous integration is from x, y = 6.890, 169 to 7.015, 144 and previous response = 2605.			✓	
CmdManuallyIntegrateQualifierPeak	BL2000\jheine	12/21/2021 8:36:52 AM	Manually integrate qualifier 153.0 of compound Acenaphthylene in sample Dec2007.D from x, y = 7.826, 417 to 7.888, 653; result = -1118			✓	
CmdManuallyIntegrateSnapBaseline	BL2000\jheine	12/21/2021 8:36:53 AM	Snap baseline for qualifier 153.0 of compound Acenaphthylene in sample Dec2007.D from x = 7.826 to x = 7.888, new integration is from x, y = 7.826, 88 to 7.888, 113 and new response = 508; previous integration is from x, y = 7.826, 417 to 7.888, 653 and previous response = -1118.			✓	

# Audit Trail report

Name	User	Time	Action	Reason	Comment	Succeed	Exception
CmdManuallyIntegrateDropBaseline	BL2000\jheine	12/21/2021 8:36:53 AM	Drop baseline for qualifier 153.0 of compound Acenaphthylene in sample Dec2007.D to y = 88, new integration is from x, y = 7.826, 88 to 7.888, 88 and new response = 554; previous integration is from x, y = 7.826, 88 to 7.888, 113 and previous response = 508.			✓	
CmdManuallyIntegratePeak	BL2000\jheine	12/21/2021 8:36:59 AM	Manually integrate compound Acenaphthene in sample Dec2007.D, from x, y = 8.038, 178 to 8.200, 87, result = 2525; previous integration is from x, y = 7.989, 87 to 8.200, 87 and previous response = 4889.			✓	
CmdManuallyIntegrateDropBaseline	BL2000\jheine	12/21/2021 8:37:00 AM	Drop baseline for compound Acenaphthene in sample Dec2007.D to y = 87, new integration is from x, y = 8.038, 87 to 8.200, 87 and new response = 2967; previous integration is from x, y = 8.038, 178 to 8.200, 87 and previous response = 2525.			✓	
CmdSetTargetCompoundAttribute	BL2000\jheine	12/21/2021 8:37:02 AM	Set UserAnnotation = CO for compound Acenaphthene in sample Dec2007.D; previous value =			✓	
CmdClearManualIntegration	BL2000\jheine	12/21/2021 8:37:09 AM	Clear manual integration of target signal for compound 1-Methylnaphthalene in sample Dec2007.D			✓	
CmdManuallyIntegratePeak	BL2000\jheine	12/21/2021 8:37:13 AM	Manually integrate compound 1-Methylnaphthalene in sample Dec2007.D, from x, y = 6.890, 363 to 7.015, 577, result = 257; previous integration is from x, y = 6.768, 131 to 6.890, 131 and previous response = 2794.			✓	
CmdManuallyIntegrateSnapBaseline	BL2000\jheine	12/21/2021 8:37:14 AM	Snap baseline for compound 1-Methylnaphthalene in sample Dec2007.D, from x = 6.890 to x = 7.015, new integration is from x, y = 6.890, 169 to 7.015, 144 and new response = 2605; previous integration is from x, y = 6.890, 363 to 7.015, 577 and previous response = 257.			✓	
CmdManuallyIntegrateDropBaseline	BL2000\jheine	12/21/2021 8:37:15 AM	Drop baseline for compound 1-Methylnaphthalene in sample Dec2007.D to y = 144, new integration is from x, y = 6.890, 144 to 7.015, 144 and new response = 2699; previous integration is from x, y = 6.890, 169 to 7.015, 144 and previous response = 2605.			✓	
CmdSetTargetCompoundAttribute	BL2000\jheine	12/21/2021 8:37:16 AM	Set UserAnnotation = NI for compound 1-Methylnaphthalene in sample Dec2007.D; previous value =			✓	

# Audit Trail report

Name	User	Time	Action	Reason	Comment	Succeed	Exception
CmdSetTargetCompoundAttribute	BL2000\jheine	12/21/2021 8:37:17 AM	Set UserAnnotation = NI for compound 1-Methylnaphthalene in sample Dec2007.D; previous value = NI			✓	
CmdManuallyIntegrateSplit	BL2000\jheine	12/21/2021 8:37:28 AM	Split qualifier 176.0 of compound Phenanthrene in sample Dec2007.D and keep left peak, new integration is from x, y = 9.769, 70.983979301948 to 9.854, 70.983979301948 and new response = 1092, previous integration is from x, y = 9.769, 71 to 9.904, 71 and previous response = 1822.			✓	
CmdManuallyIntegrateQualifierPeak	BL2000\jheine	12/21/2021 8:37:36 AM	Manually integrate qualifier 176.0 of compound Anthracene in sample Dec2007.D from x, y = 9.854, 117 to 9.941, 179; result = 402			✓	
CmdManuallyIntegrateSnapBaseline	BL2000\jheine	12/21/2021 8:37:37 AM	Snap baseline for qualifier 176.0 of compound Anthracene in sample Dec2007.D from x = 9.854 to x = 9.941, new integration is from x, y = 9.854, 88 to 9.941, 88 and new response = 715; previous integration is from x, y = 9.854, 117 to 9.941, 179 and previous response = 402.			✓	
CmdManuallyIntegrateDropBaseline	BL2000\jheine	12/21/2021 8:37:37 AM	Drop baseline for qualifier 176.0 of compound Anthracene in sample Dec2007.D to y = 88, new integration is from x, y = 9.854, 88 to 9.941, 88 and new response = 715; previous integration is from x, y = 9.854, 88 to 9.941, 88 and previous response = 715.			✓	
CmdManuallyIntegrateQualifierPeak	BL2000\jheine	12/21/2021 8:38:09 AM	Manually integrate qualifier 54.0 of compound Nitrobenzene-d5 in sample Dec2008.D, from x, y = 5.095, 133 to 5.168, 159, result = 84; previous integration is from x, y = 5.095, 133 to 5.237, 135 and previous response = 170.			✓	
CmdManuallyIntegrateDropBaseline	BL2000\jheine	12/21/2021 8:38:10 AM	Drop baseline for qualifier 54.0 of compound Nitrobenzene-d5 in sample Dec2008.D to y = 133, new integration is from x, y = 5.095, 133 to 5.168, 133 and new response = 140; previous integration is from x, y = 5.095, 133 to 5.168, 159 and previous response = 84.			✓	
CmdManuallyIntegrateQualifierPeak	BL2000\jheine	12/21/2021 8:38:20 AM	Manually integrate qualifier 129.0 of compound Naphthalene in sample Dec2008.D, from x, y = 5.953, 156 to 6.016, 122, result = 269; previous integration is from x, y = 5.929, 122 to 6.016, 122 and previous response = 424.			✓	

# Audit Trail report

Name	User	Time	Action	Reason	Comment	Succeed	Exception
CmdManuallyIntegrateDropBaseline	BL2000\jheine	12/21/2021 8:38:21 AM	Drop baseline for qualifier 129.0 of compound Naphthalene in sample Dec2008.D to y = 122, new integration is from x, y = 5.953, 122 to 6.016, 122 and new response = 333; previous integration is from x, y = 5.953, 156 to 6.016, 122 and previous response = 269.			✓	
CmdManuallyIntegrateQualifierPeak	BL2000\jheine	12/21/2021 8:38:25 AM	Manually integrate qualifier 102.0 of compound Naphthalene in sample Dec2008.D, from x, y = 5.953, 223 to 6.016, 91, result = 497; previous integration is from x, y = 5.916, 91 to 6.016, 91 and previous response = 5603.			✓	
CmdManuallyIntegrateDropBaseline	BL2000\jheine	12/21/2021 8:38:26 AM	Drop baseline for qualifier 102.0 of compound Naphthalene in sample Dec2008.D to y = 91, new integration is from x, y = 5.953, 91 to 6.016, 91 and new response = 745; previous integration is from x, y = 5.953, 223 to 6.016, 91 and previous response = 497.			✓	
CmdManuallyIntegratePeak	BL2000\jheine	12/21/2021 8:38:33 AM	Manually integrate compound 1-Methylnaphthalene in sample Dec2008.D, from x, y = 6.890, 228 to 7.002, 265, result = 727; previous integration is from x, y = 6.765, 118 to 6.890, 118 and previous response = 1596.			✓	
CmdManuallyIntegrateSnapBaseline	BL2000\jheine	12/21/2021 8:38:34 AM	Snap baseline for compound 1-Methylnaphthalene in sample Dec2008.D, from x = 6.890 to x = 7.002, new integration is from x, y = 6.890, 137 to 7.002, 126 and new response = 1503; previous integration is from x, y = 6.890, 228 to 7.002, 265 and previous response = 727.			✓	
CmdManuallyIntegrateDropBaseline	BL2000\jheine	12/21/2021 8:38:35 AM	Drop baseline for compound 1-Methylnaphthalene in sample Dec2008.D to y = 126, new integration is from x, y = 6.890, 126 to 7.002, 126 and new response = 1540; previous integration is from x, y = 6.890, 137 to 7.002, 126 and previous response = 1503.			✓	
CmdSetTargetCompoundAttribute	BL2000\jheine	12/21/2021 8:38:37 AM	Set UserAnnotation = NI for compound 1-Methylnaphthalene in sample Dec2008.D; previous value =			✓	
CmdManuallyIntegrateQualifierPeak	BL2000\jheine	12/21/2021 8:38:43 AM	Manually integrate qualifier 153.0 of compound Acenaphthylene in sample Dec2008.D, from x, y = 7.826, 208 to 7.901, 258, result = -301; previous integration is from x, y = 8.038, 86 to 8.187, 86 and previous response = 2005.			✓	

# Audit Trail report

Name	User	Time	Action	Reason	Comment	Succeed	Exception
CmdManuallyIntegrateSnapBaseline	BL2000\jheine	12/21/2021 8:38:44 AM	Snap baseline for qualifier 153.0 of compound Acenaphthylene in sample Dec2008.D from x = 7.826 to x = 7.901, new integration is from x, y = 7.826, 86 to 7.901, 91 and new response = 347; previous integration is from x, y = 7.826, 208 to 7.901, 258 and previous response = -301.			✓	
CmdManuallyIntegrateDropBaseline	BL2000\jheine	12/21/2021 8:38:45 AM	Drop baseline for qualifier 153.0 of compound Acenaphthylene in sample Dec2008.D to y = 86, new integration is from x, y = 7.826, 86 to 7.901, 86 and new response = 358; previous integration is from x, y = 7.826, 86 to 7.901, 91 and previous response = 347.			✓	
CmdManuallyIntegratePeak	BL2000\jheine	12/21/2021 8:38:51 AM	Manually integrate compound Acenaphthene in sample Dec2008.D, from x, y = 8.038, 153 to 8.113, 81, result = 1641; previous integration is from x, y = 7.982, 81 to 8.113, 81 and previous response = 3865.			✓	
CmdManuallyIntegrateDropBaseline	BL2000\jheine	12/21/2021 8:38:53 AM	Drop baseline for compound Acenaphthene in sample Dec2008.D to y = 81, new integration is from x, y = 8.038, 81 to 8.113, 81 and new response = 1801; previous integration is from x, y = 8.038, 153 to 8.113, 81 and previous response = 1641.			✓	
CmdSetTargetCompoundAttribute	BL2000\jheine	12/21/2021 8:38:54 AM	Set UserAnnotation = CO for compound Acenaphthene in sample Dec2008.D; previous value =			✓	
CmdManuallyIntegrateSplit	BL2000\jheine	12/21/2021 8:39:01 AM	Split qualifier 176.0 of compound Phenanthrene in sample Dec2008.D and keep left peak, new integration is from x, y = 9.768, 70.0407407407407 to 9.854, 70.0407407407407 and new response = 656, previous integration is from x, y = 9.768, 70 to 9.904, 70 and previous response = 1109.			✓	
CmdManuallyIntegrateQualifierPeak	BL2000\jheine	12/21/2021 8:39:07 AM	Manually integrate qualifier 176.0 of compound Anthracene in sample Dec2008.D from x, y = 9.854, 113 to 9.941, 144; result = 194			✓	
CmdManuallyIntegrateSnapBaseline	BL2000\jheine	12/21/2021 8:39:09 AM	Snap baseline for qualifier 176.0 of compound Anthracene in sample Dec2008.D from x = 9.854 to x = 9.941, new integration is from x, y = 9.854, 75 to 9.941, 73 and new response = 476; previous integration is from x, y = 9.854, 113 to 9.941, 144 and previous response = 194.			✓	

# Audit Trail report

Name	User	Time	Action	Reason	Comment	Succeed	Exception
CmdManuallyIntegrateDropBaseline	BL2000\jheine	12/21/2021 8:39:10 AM	Drop baseline for qualifier 176.0 of compound Anthracene in sample Dec2008.D to y = 73, new integration is from x, y = 9.854, 73 to 9.941, 73 and new response = 481; previous integration is from x, y = 9.854, 75 to 9.941, 73 and previous response = 476.			✓	
CmdManuallyIntegrateQualifierPeak	BL2000\jheine	12/21/2021 8:39:44 AM	Manually integrate qualifier 102.0 of compound Naphthalene in sample Dec2009.D, from x, y = 5.953, 1176 to 6.053, 97, result = 2366; previous integration is from x, y = 5.907, 97 to 6.053, 97 and previous response = 12928.			✓	
CmdManuallyIntegrateDropBaseline	BL2000\jheine	12/21/2021 8:39:45 AM	Drop baseline for qualifier 102.0 of compound Naphthalene in sample Dec2009.D to y = 97, new integration is from x, y = 5.953, 97 to 6.053, 97 and new response = 5600; previous integration is from x, y = 5.953, 1176 to 6.053, 97 and previous response = 2366.			✓	
CmdManuallyIntegrateSplit	BL2000\jheine	12/21/2021 8:39:50 AM	Split peak for compound 2-Methylnaphthalene in sample Dec2009.D and keep left peak, new integration is from x, y = 6.740, 121.190476190476 to 6.877, 121.190476190476 and new response = 29476, previous integration is from x, y = 6.740, 121 to 7.065, 121 and previous response = 59365.			✓	
CmdSetTargetCompoundAttribute	BL2000\jheine	12/21/2021 8:39:54 AM	Set UserAnnotation = CO for compound 2-Methylnaphthalene in sample Dec2009.D; previous value =			✓	
CmdManuallyIntegrateSplit	BL2000\jheine	12/21/2021 8:39:59 AM	Split peak for compound 1-Methylnaphthalene in sample Dec2009.D and keep right peak, new integration is from x, y = 6.877, 121.190476190476 to 7.065, 121.190476190476 and new response = 29889, previous integration is from x, y = 6.740, 121 to 7.065, 121 and previous response = 59365.			✓	
CmdSetTargetCompoundAttribute	BL2000\jheine	12/21/2021 8:40:00 AM	Set UserAnnotation = CO for compound 1-Methylnaphthalene in sample Dec2009.D; previous value =			✓	
CmdManuallyIntegrateSplit	BL2000\jheine	12/21/2021 8:40:10 AM	Split qualifier 167.0 of compound Fluorene in sample Dec2009.D and keep left peak, new integration is from x, y = 8.650, 97.7799319727891 to 8.823, 97.7799319727891 and new response = 5764, previous integration is from x, y = 8.650, 98 to 8.960, 98 and previous response = 15162.			✓	

# Audit Trail report

Name	User	Time	Action	Reason	Comment	Succeed	Exception
CmdManuallyIntegratePeak	BL2000\jheine	12/21/2021 8:40:41 AM	Manually integrate compound Benzo(g,h,i)perylene in sample Dec2009.D, from x, y = 20.526, 1903 to 20.711, 3105, result = 10920; previous integration is from x, y = 20.529, 1016 to 20.644, 892 and previous response = 28788.			✓	
CmdManuallyIntegrateSnapBaseline	BL2000\jheine	12/21/2021 8:40:42 AM	Snap baseline for compound Benzo(g,h,i)perylene in sample Dec2009.D, from x = 20.526 to x = 20.711, new integration is from x, y = 20.526, 289 to 20.711, 492 and new response = 34422; previous integration is from x, y = 20.526, 1903 to 20.711, 3105 and previous response = 10920.			✓	
CmdManuallyIntegrateDropBaseline	BL2000\jheine	12/21/2021 8:40:43 AM	Drop baseline for compound Benzo(g,h,i)perylene in sample Dec2009.D to y = 289, new integration is from x, y = 20.526, 289 to 20.711, 289 and new response = 35550; previous integration is from x, y = 20.526, 289 to 20.711, 492 and previous response = 34422.			✓	
CmdSetTargetCompoundAttribute	BL2000\jheine	12/21/2021 8:40:45 AM	Set UserAnnotation = BA for compound Benzo(g,h,i)perylene in sample Dec2009.D; previous value =			✓	



# Audit Trail report

Name	User	Time	Action	Reason	Comment	Succeed	Exception
CmdCalibrate	BL2000\jheine	12/21/2021 8:41:00 AM	Replace level ICV with QC sample Dec2009.D for compounds {Dibenzo(a,h)anthracene, Indeno(1,2,3-cd)pyrene, Benzo(a)pyrene, Benzo(k)fluoranthene, Benzo(b)fluoranthene, Chrysene, Benzo(a)Anthracene, Terphenyl-d14, Pyrene, Fluoranthene, o-Terphenyl, Anthracene, Phenanthrene, Fluorene, Acenaphthene, Acenaphthylene, 2-Fluorobiphenyl, 1-Methylnaphthalene, 2-Methylnaphthalene, Naphthalene, Nitrobenzene-d5, Benzo(g,h,i)perylene}; Replace level 1 with Calibration sample Dec2008.D for compounds {Dibenzo(a,h)anthracene, Indeno(1,2,3-cd)pyrene, Benzo(a)pyrene, Benzo(k)fluoranthene, Benzo(b)fluoranthene, Chrysene, Benzo(a)Anthracene, Terphenyl-d14, Pyrene, Fluoranthene, o-Terphenyl, Anthracene, Phenanthrene, Fluorene, Acenaphthene, Acenaphthylene, 2-Fluorobiphenyl, 1-Methylnaphthalene, 2-Methylnaphthalene, Naphthalene, Nitrobenzene-d5, Benzo(g,h,i)perylene}; Replace level 2 with Calibration sample Dec2007.D for compounds {Dibenzo(a,h)anthracene, Indeno(1,2,3-cd)pyrene, Benzo(a)pyrene, Benzo(k)fluoranthene, Benzo(b)fluoranthene, Chrysene, Benzo(a)Anthracene, Terphenyl-d14, Pyrene, Fluoranthene, o-Terphenyl, Anthracene, Phenanthrene, Fluorene, Acenaphthene, Acenaphthylene, 2-Fluorobiphenyl, 1-Methylnaphthalene, 2-Methylnaphthalene, Naphthalene, Nitrobenzene-d5, Benzo(g,h,i)perylene}; Replace level 3 with Calibration sample Dec2006.D for compounds {Dibenzo(a,h)anthracene, Indeno(1,2,3-cd)pyrene, Benzo(a)pyrene, Benzo(k)fluoranthene, Benzo(b)fluoranthene, Chrysene, Benzo(a)Anthracene, Terphenyl-d14, Pyrene, Fluoranthene, o-Terphenyl, Anthracene, Phenanthrene, Fluorene, Acenaphthene, Acenaphthylene, 2-Fluorobiphenyl, 1-Methylnaphthalene, 2-Methylnaphthalene, Naphthalene, Nitrobenzene-d5, Benzo(g,h,i)perylene}; Replace level 4 with Calibration sample Dec2005.D for compounds {Dibenzo(a,h)anthracene,			✓	

# Audit Trail report

Name	User	Time	Action	Reason	Comment	Succeed	Exception
			Indeno(1,2,3-cd)pyrene, Benzo(a)pyrene, Benzo(k)fluoranthene, Benzo(b)fluoranthene, Chrysene, Benzo(a)Anthracene, Terphenyl-d14, Pyrene, Fluoranthene, o-Terphenyl, Anthracene, Phenanthrene, Fluorene, Acenaphthene, Acenaphthylene, 2- Fluorobiphenyl, 1-Methylnaphthalene, 2-Methylnaphthalene, Naphthalene, Nitrobenzene-d5, Benzo(g,h,i)perylene}; Replace level 5 with Calibration sample Dec2004.D for compounds {Dibenzo(a,h)anthracene, Indeno(1,2,3-cd)pyrene, Benzo(a)pyrene, Benzo(k)fluoranthene, Benzo(b)fluoranthene, Chrysene, Benzo(a)Anthracene, Terphenyl-d14, Pyrene, Fluoranthene, o-Terphenyl, Anthracene, Phenanthrene, Fluorene, Acenaphthene, Acenaphthylene, 2- Fluorobiphenyl, 1-Methylnaphthalene, 2-Methylnaphthalene, Naphthalene, Nitrobenzene-d5, Benzo(g,h,i)perylene}; Replace level 6 with Calibration sample Dec2003.D for compounds {Dibenzo(a,h)anthracene, Indeno(1,2,3-cd)pyrene, Benzo(a)pyrene, Benzo(k)fluoranthene, Benzo(b)fluoranthene, Chrysene, Benzo(a)Anthracene, Terphenyl-d14, Pyrene, Fluoranthene, o-Terphenyl, Anthracene, Phenanthrene, Fluorene, Acenaphthene, Acenaphthylene, 2- Fluorobiphenyl, 1-Methylnaphthalene, 2-Methylnaphthalene, Naphthalene, Nitrobenzene-d5, Benzo(g,h,i)perylene}; Replace level 7 with Calibration sample Dec2002.D for compounds {Dibenzo(a,h)anthracene, Indeno(1,2,3-cd)pyrene, Benzo(a)pyrene, Benzo(k)fluoranthene, Benzo(b)fluoranthene, Chrysene, Benzo(a)Anthracene, Terphenyl-d14, Pyrene, Fluoranthene, o-Terphenyl, Anthracene, Phenanthrene, Fluorene, Acenaphthene, Acenaphthylene, 2- Fluorobiphenyl, 1-Methylnaphthalene, 2-Methylnaphthalene, Naphthalene, Nitrobenzene-d5, Benzo(g,h,i)perylene};				
CmdQuantitate	BL2000\jheine	12/21/2021 8:41:07 AM	Quantitate all compounds in all samples			✓	

# Audit Trail report

Name	User	Time	Action	Reason	Comment	Succeed	Exception
CmdSetTargetCompoundAttribute	BL2000\jheine	12/21/2021 8:41:26 AM	Set CurveFit = fitAverageOfResponseFactors for compound Nitrobenzene-d5 in all samples; previous value = fitQuadratic			✓	
CmdSetTargetCompoundAttribute	BL2000\jheine	12/21/2021 8:41:30 AM	Set CurveFit = fitQuadratic for compound Nitrobenzene-d5 in all samples; previous value = fitQuadratic			✓	
CmdSetTargetCompoundAttribute	BL2000\jheine	12/21/2021 8:41:34 AM	Set CurveFit = fitQuadratic for compound Naphthalene in all samples; previous value = fitAverageOfResponseFactors			✓	
CmdSetTargetCompoundAttribute	BL2000\jheine	12/21/2021 8:41:36 AM	Set CurveFitOrigin = originInclude for compound Naphthalene in all samples; previous value = originIgnore			✓	
CmdSetTargetCompoundAttribute	BL2000\jheine	12/21/2021 8:41:37 AM	Set CurveFitWeight = weightOneOverX for compound Naphthalene in all samples; previous value = weightEqual			✓	
CmdQuantitate	BL2000\jheine	12/21/2021 8:41:42 AM	Quantitate all compounds in all samples			✓	
CmdSetTargetCompoundAttribute	BL2000\jheine	12/21/2021 8:41:48 AM	Set CurveFit = fitQuadratic for compound 2-Methylnaphthalene in all samples; previous value = fitAverageOfResponseFactors			✓	
CmdSetTargetCompoundAttribute	BL2000\jheine	12/21/2021 8:41:49 AM	Set CurveFitOrigin = originInclude for compound 2-Methylnaphthalene in all samples; previous value = originIgnore			✓	
CmdSetTargetCompoundAttribute	BL2000\jheine	12/21/2021 8:41:51 AM	Set CurveFitWeight = weightOneOverX for compound 2-Methylnaphthalene in all samples; previous value = weightEqual			✓	
CmdQuantitate	BL2000\jheine	12/21/2021 8:41:55 AM	Quantitate all compounds in all samples			✓	
CmdSetTargetCompoundAttribute	BL2000\jheine	12/21/2021 8:42:01 AM	Set CurveFit = fitQuadratic for compound 1-Methylnaphthalene in all samples; previous value = fitAverageOfResponseFactors			✓	
CmdSetTargetCompoundAttribute	BL2000\jheine	12/21/2021 8:42:03 AM	Set CurveFitOrigin = originInclude for compound 1-Methylnaphthalene in all samples; previous value = originIgnore			✓	
CmdSetTargetCompoundAttribute	BL2000\jheine	12/21/2021 8:42:04 AM	Set CurveFitWeight = weightOneOverX for compound 1-Methylnaphthalene in all samples; previous value = weightEqual			✓	
CmdQuantitate	BL2000\jheine	12/21/2021 8:42:07 AM	Quantitate all compounds in all samples			✓	

# Audit Trail report

Name	User	Time	Action	Reason	Comment	Succeed	Exception
CmdManuallyIntegratePeak	BL2000\jheine	12/21/2021 8:42:23 AM	Manually integrate compound 1-Methylnaphthalene in sample Dec2009.D, from x, y = 6.877, 404 to 6.990, 230, result = 27761; previous integration is from x, y = 6.877, 121 to 7.065, 121 and previous response = 29889.			✓	
CmdManuallyIntegrateDropBaseline	BL2000\jheine	12/21/2021 8:42:24 AM	Drop baseline for compound 1-Methylnaphthalene in sample Dec2009.D to y = 230, new integration is from x, y = 6.877, 230 to 6.990, 230 and new response = 28348; previous integration is from x, y = 6.877, 404 to 6.990, 230 and previous response = 27761.			✓	
CmdSetTargetCompoundAttribute	BL2000\jheine	12/21/2021 8:42:26 AM	Set UserAnnotation = BA for compound 1-Methylnaphthalene in sample Dec2009.D; previous value = CO			✓	
CmdSetTargetCompoundAttribute	BL2000\jheine	12/21/2021 8:42:45 AM	Set CurveFitWeight = weightOneOverXSquared for compound Acenaphthene in all samples; previous value = weightOneOverX			✓	
CmdQuantitate	BL2000\jheine	12/21/2021 8:42:50 AM	Quantitate all compounds in all samples			✓	
CmdSetTargetCompoundAttribute	BL2000\jheine	12/21/2021 8:42:55 AM	Set CurveFit = fitQuadratic for compound Fluorene in all samples; previous value = fitAverageOfResponseFactors			✓	
CmdSetTargetCompoundAttribute	BL2000\jheine	12/21/2021 8:42:57 AM	Set CurveFitOrigin = originInclude for compound Fluorene in all samples; previous value = originIgnore			✓	
CmdSetTargetCompoundAttribute	BL2000\jheine	12/21/2021 8:42:59 AM	Set CurveFitWeight = weightOneOverX for compound Fluorene in all samples; previous value = weightEqual			✓	
CmdQuantitate	BL2000\jheine	12/21/2021 8:43:04 AM	Quantitate all compounds in all samples			✓	
CmdSetTargetCompoundAttribute	BL2000\jheine	12/21/2021 8:43:17 AM	Set CurveFit = fitQuadratic for compound Fluoranthene in all samples; previous value = fitAverageOfResponseFactors			✓	
CmdSetTargetCompoundAttribute	BL2000\jheine	12/21/2021 8:43:20 AM	Set CurveFitOrigin = originInclude for compound Fluoranthene in all samples; previous value = originIgnore			✓	
CmdSetTargetCompoundAttribute	BL2000\jheine	12/21/2021 8:43:22 AM	Set CurveFitWeight = weightOneOverX for compound Fluoranthene in all samples; previous value = weightEqual			✓	
CmdQuantitate	BL2000\jheine	12/21/2021 8:43:26 AM	Quantitate all compounds in all samples			✓	

# Audit Trail report

Name	User	Time	Action	Reason	Comment	Succeed	Exception
CmdSetTargetCompoundAttribute	BL2000\jheine	12/21/2021 8:43:34 AM	Set CurveFit = fitQuadratic for compound o-Terphenyl in all samples; previous value = fitAverageOfResponseFactors			✓	
CmdSetTargetCompoundAttribute	BL2000\jheine	12/21/2021 8:43:38 AM	Set CurveFitWeight = weightOneOverX for compound o-Terphenyl in all samples; previous value = weightEqual			✓	
CmdQuantitate	BL2000\jheine	12/21/2021 8:43:43 AM	Quantitate all compounds in all samples			✓	
CmdSetTargetCompoundAttribute	BL2000\jheine	12/21/2021 8:43:47 AM	Set CurveFit = fitAverageOfResponseFactors for compound o-Terphenyl in all samples; previous value = fitAverageOfResponseFactors			✓	
CmdSetTargetCompoundAttribute	BL2000\jheine	12/21/2021 8:43:50 AM	Set CurveFitOrigin = originIgnore for compound o-Terphenyl in all samples; previous value = originInclude			✓	
CmdSetTargetCompoundAttribute	BL2000\jheine	12/21/2021 8:43:52 AM	Set CurveFitWeight = weightEqual for compound o-Terphenyl in all samples; previous value = weightEqual			✓	
CmdQuantitate	BL2000\jheine	12/21/2021 8:43:58 AM	Quantitate all compounds in all samples			✓	
CmdSetTargetCompoundAttribute	BL2000\jheine	12/21/2021 8:44:12 AM	Set CurveFit = fitAverageOfResponseFactors for compound Benzo(a)Anthracene in all samples; previous value = fitQuadratic			✓	
CmdSetTargetCompoundAttribute	BL2000\jheine	12/21/2021 8:44:15 AM	Set CurveFit = fitQuadratic for compound Benzo(a)Anthracene in all samples; previous value = fitQuadratic			✓	
CmdSetTargetCompoundAttribute	BL2000\jheine	12/21/2021 8:44:18 AM	Set CurveFitWeight = weightOneOverXSquared for compound Benzo(a)Anthracene in all samples; previous value = weightOneOverX			✓	
CmdQuantitate	BL2000\jheine	12/21/2021 8:44:24 AM	Quantitate all compounds in all samples			✓	
CmdSetTargetCompoundAttribute	BL2000\jheine	12/21/2021 8:44:55 AM	Set CurveFit = fitQuadratic for compound Terphenyl-d14 in all samples; previous value = fitAverageOfResponseFactors			✓	
CmdSetTargetCompoundAttribute	BL2000\jheine	12/21/2021 8:44:57 AM	Set CurveFitOrigin = originInclude for compound Terphenyl-d14 in all samples; previous value = originIgnore			✓	
CmdSetTargetCompoundAttribute	BL2000\jheine	12/21/2021 8:44:59 AM	Set CurveFitWeight = weightOneOverX for compound Terphenyl-d14 in all samples; previous value = weightEqual			✓	
CmdQuantitate	BL2000\jheine	12/21/2021 8:45:03 AM	Quantitate all compounds in all samples			✓	

# Audit Trail report

Name	User	Time	Action	Reason	Comment	Succeed	Exception
CmdSetTargetCompoundAttribute	BL2000\jheine	12/21/2021 8:45:13 AM	Set CurveFitWeight = weightOneOverXSquared for compound Terphenyl-d14 in all samples; previous value = weightEqual			✓	
CmdQuantitate	BL2000\jheine	12/21/2021 8:45:19 AM	Quantitate all compounds in all samples			✓	
CmdManuallyIntegratePeak	BL2000\jheine	12/21/2021 8:45:32 AM	Manually integrate compound Terphenyl-d14 in sample Dec2009.D, from x, y = 12.244, 56 to 12.399, 110, result = 28761; previous integration is from x, y = 12.244, 56 to 12.448, 63 and previous response = 29307.			✓	
CmdManuallyIntegrateDropBaseline	BL2000\jheine	12/21/2021 8:45:34 AM	Drop baseline for compound Terphenyl-d14 in sample Dec2009.D to y = 56, new integration is from x, y = 12.244, 56 to 12.399, 56 and new response = 29013; previous integration is from x, y = 12.244, 56 to 12.399, 110 and previous response = 28761.			✓	
CmdSetTargetCompoundAttribute	BL2000\jheine	12/21/2021 8:45:37 AM	Set UserAnnotation = GT for compound Terphenyl-d14 in sample Dec2009.D; previous value =			✓	
CmdSetTargetCompoundAttribute	BL2000\jheine	12/21/2021 8:45:58 AM	Set CurveFit = fitAverageOfResponseFactors for compound Terphenyl-d14 in all samples; previous value = fitAverageOfResponseFactors			✓	
CmdSetTargetCompoundAttribute	BL2000\jheine	12/21/2021 8:46:01 AM	Set CurveFitOrigin = originIgnore for compound Terphenyl-d14 in all samples; previous value = originIgnore			✓	
CmdSetTargetCompoundAttribute	BL2000\jheine	12/21/2021 8:46:02 AM	Set CurveFitWeight = weightEqual for compound Terphenyl-d14 in all samples; previous value = weightEqual			✓	
CmdQuantitate	BL2000\jheine	12/21/2021 8:46:08 AM	Quantitate all compounds in all samples			✓	
CmdSetTargetCompoundAttribute	BL2000\jheine	12/21/2021 8:46:13 AM	Set CurveFit = fitAverageOfResponseFactors for compound Benzo(b)fluoranthene in all samples; previous value = fitQuadratic			✓	
CmdSetTargetCompoundAttribute	BL2000\jheine	12/21/2021 8:46:16 AM	Set CurveFitOrigin = originIgnore for compound Benzo(b)fluoranthene in all samples; previous value = originInclude			✓	
CmdSetTargetCompoundAttribute	BL2000\jheine	12/21/2021 8:46:19 AM	Set CurveFitWeight = weightEqual for compound Benzo(b)fluoranthene in all samples; previous value = weightOneOverX			✓	
CmdQuantitate	BL2000\jheine	12/21/2021 8:46:23 AM	Quantitate all compounds in all samples			✓	

# Audit Trail report

Name	User	Time	Action	Reason	Comment	Succeed	Exception
CmdSetTargetCompoundAttribute	BL2000\jheine	12/21/2021 8:46:29 AM	Set CurveFit = fitQuadratic for compound Benzo(b)fluoranthene in all samples; previous value = fitQuadratic			✓	
CmdSetTargetCompoundAttribute	BL2000\jheine	12/21/2021 8:46:31 AM	Set CurveFitWeight = weightOneOverXSquared for compound Benzo(b)fluoranthene in all samples; previous value = weightOneOverX			✓	
CmdSetTargetCompoundAttribute	BL2000\jheine	12/21/2021 8:46:35 AM	Set CurveFitOrigin = originInclude for compound Benzo(b)fluoranthene in all samples; previous value = originInclude			✓	
CmdQuantitate	BL2000\jheine	12/21/2021 8:46:40 AM	Quantitate all compounds in all samples			✓	
CmdManuallyIntegratePeak	BL2000\jheine	12/21/2021 8:47:01 AM	Manually integrate compound Perylene-d12 in sample Dec2009.D, from x, y = 18.462, 69 to 18.845, 1982, result = 454449; previous integration is from x, y = 18.462, 69 to 18.598, 75 and previous response = 468360.			✓	
CmdManuallyIntegrateDropBaseline	BL2000\jheine	12/21/2021 8:47:03 AM	Drop baseline for compound Perylene-d12 in sample Dec2009.D to y = 69, new integration is from x, y = 18.462, 69 to 18.845, 69 and new response = 476440; previous integration is from x, y = 18.462, 69 to 18.845, 1982 and previous response = 454449.			✓	
CmdSetTargetCompoundAttribute	BL2000\jheine	12/21/2021 8:47:10 AM	Set UserAnnotation = LT for compound Perylene-d12 in sample Dec2009.D; previous value =			✓	
CmdQuantitate	BL2000\jheine	12/21/2021 8:47:18 AM	Quantitate all compounds in all samples			✓	
CmdSetTargetCompoundAttribute	BL2000\jheine	12/21/2021 8:47:30 AM	Set CurveFit = fitAverageOfResponseFactors for compound Benzo(b)fluoranthene in all samples; previous value = fitQuadratic			✓	
CmdSetTargetCompoundAttribute	BL2000\jheine	12/21/2021 8:47:34 AM	Set CurveFitWeight = weightEqual for compound Benzo(b)fluoranthene in all samples; previous value = weightOneOverX			✓	
CmdQuantitate	BL2000\jheine	12/21/2021 8:47:39 AM	Quantitate all compounds in all samples			✓	
CmdSetTargetCompoundAttribute	BL2000\jheine	12/21/2021 8:48:20 AM	Set CurveFitOrigin = originIgnore for compound Benzo(b)fluoranthene in all samples; previous value = originInclude			✓	
CmdQuantitate	BL2000\jheine	12/21/2021 8:48:24 AM	Quantitate all compounds in all samples			✓	
CmdSetTargetCompoundAttribute	BL2000\jheine	12/21/2021 8:48:32 AM	Set CurveFit = fitQuadratic for compound Benzo(k)fluoranthene in all samples; previous value = fitAverageOfResponseFactors			✓	

# Audit Trail report

Name	User	Time	Action	Reason	Comment	Succeed	Exception
CmdSetTargetCompoundAttribute	BL2000\jheine	12/21/2021 8:48:37 AM	Set CurveFitOrigin = originInclude for compound Benzo(k)fluoranthene in all samples; previous value = originIgnore			✓	
CmdSetTargetCompoundAttribute	BL2000\jheine	12/21/2021 8:48:38 AM	Set CurveFitWeight = weightOneOverX for compound Benzo(k)fluoranthene in all samples; previous value = weightEqual			✓	
CmdQuantitate	BL2000\jheine	12/21/2021 8:48:43 AM	Quantitate all compounds in all samples			✓	
CmdStartMethodEditing	BL2000\jheine	12/21/2021 8:49:28 AM	Start method editing			✓	
CmdImportMethodFromSample	BL2000\jheine	12/21/2021 8:49:28 AM	Import method from sample Dec2009.D			✓	
CmdSetMethodTargetCompoundAttribute	BL2000\jheine	12/21/2021 8:50:11 AM	No parameter change for PeakFilterThreshold			✓	
CmdSetMethodTargetCompoundAttribute	BL2000\jheine	12/21/2021 8:50:12 AM	Set PeakFilterThresholdValue = 1220.58893414677 for compound Naphthalene; previous value = 1215.1012858647			✓	
CmdSetMethodTargetCompoundAttribute	BL2000\jheine	12/21/2021 8:50:12 AM	No parameter change for ThresholdNumberOfPeaks			✓	
CmdSetMethodTargetQualifierAttribute	BL2000\jheine	12/21/2021 8:50:12 AM	No parameter change for PeakFilterThreshold			✓	
CmdSetMethodTargetQualifierAttribute	BL2000\jheine	12/21/2021 8:50:12 AM	Set PeakFilterThresholdValue = 137.937962245688 for qualifier 129.0 of compound Naphthalene; previous value = 134.205688972876			✓	
CmdSetMethodTargetQualifierAttribute	BL2000\jheine	12/21/2021 8:50:12 AM	No parameter change for ThresholdNumberOfPeaks			✓	
CmdSetMethodTargetQualifierAttribute	BL2000\jheine	12/21/2021 8:50:13 AM	No parameter change for PeakFilterThreshold			✓	
CmdSetMethodTargetQualifierAttribute	BL2000\jheine	12/21/2021 8:50:13 AM	Set PeakFilterThresholdValue = 153.470798897376 for qualifier 102.0 of compound Naphthalene; previous value = 184.597754963591			✓	
CmdSetMethodTargetQualifierAttribute	BL2000\jheine	12/21/2021 8:50:13 AM	No parameter change for ThresholdNumberOfPeaks			✓	
CmdSetMethodTargetCompoundAttribute	BL2000\jheine	12/21/2021 8:50:13 AM	No parameter change for PeakFilterThreshold			✓	
CmdSetMethodTargetCompoundAttribute	BL2000\jheine	12/21/2021 8:50:13 AM	Set PeakFilterThresholdValue = 797.907698888901 for compound 2-Methylnaphthalene; previous value = 680.818069230758			✓	
CmdSetMethodTargetCompoundAttribute	BL2000\jheine	12/21/2021 8:50:14 AM	No parameter change for ThresholdNumberOfPeaks			✓	
CmdSetMethodTargetQualifierAttribute	BL2000\jheine	12/21/2021 8:50:14 AM	No parameter change for PeakFilterThreshold			✓	
CmdSetMethodTargetQualifierAttribute	BL2000\jheine	12/21/2021 8:50:14 AM	Set PeakFilterThresholdValue = 1044.91457486028 for qualifier 142.0 of compound 2-Methylnaphthalene; previous value = 842.731029500675			✓	



# Audit Trail report

Name	User	Time	Action	Reason	Comment	Succeed	Exception
CmdSetMethodTargetQualifierAttribute	BL2000\jheine	12/21/2021 8:50:14 AM	No parameter change for ThresholdNumberOfPeaks			✓	
CmdSetMethodTargetQualifierAttribute	BL2000\jheine	12/21/2021 8:50:14 AM	No parameter change for PeakFilterThreshold			✓	
CmdSetMethodTargetQualifierAttribute	BL2000\jheine	12/21/2021 8:50:15 AM	Set PeakFilterThresholdValue = 434.34685767974 for qualifier 115.0 of compound 2-Methylnaphthalene; previous value = 366.947653632556			✓	
CmdSetMethodTargetQualifierAttribute	BL2000\jheine	12/21/2021 8:50:15 AM	No parameter change for ThresholdNumberOfPeaks			✓	
CmdSetMethodTargetCompoundAttribute	BL2000\jheine	12/21/2021 8:50:15 AM	No parameter change for PeakFilterThreshold			✓	
CmdSetMethodTargetCompoundAttribute	BL2000\jheine	12/21/2021 8:50:15 AM	Set PeakFilterThresholdValue = 769.836750000014 for compound 1-Methylnaphthalene; previous value = 707.517655128194			✓	
CmdSetMethodTargetCompoundAttribute	BL2000\jheine	12/21/2021 8:50:15 AM	No parameter change for ThresholdNumberOfPeaks			✓	
CmdSetMethodTargetQualifierAttribute	BL2000\jheine	12/21/2021 8:50:16 AM	No parameter change for PeakFilterThreshold			✓	
CmdSetMethodTargetQualifierAttribute	BL2000\jheine	12/21/2021 8:50:16 AM	Set PeakFilterThresholdValue = 875.458518972315 for qualifier 142.0 of compound 1-Methylnaphthalene; previous value = 803.989711003133			✓	
CmdSetMethodTargetQualifierAttribute	BL2000\jheine	12/21/2021 8:50:16 AM	No parameter change for ThresholdNumberOfPeaks			✓	
CmdSetMethodTargetQualifierAttribute	BL2000\jheine	12/21/2021 8:50:16 AM	No parameter change for PeakFilterThreshold			✓	
CmdSetMethodTargetQualifierAttribute	BL2000\jheine	12/21/2021 8:50:16 AM	Set PeakFilterThresholdValue = 463.799511684384 for qualifier 115.0 of compound 1-Methylnaphthalene; previous value = 362.0583899182			✓	
CmdSetMethodTargetQualifierAttribute	BL2000\jheine	12/21/2021 8:50:17 AM	No parameter change for ThresholdNumberOfPeaks			✓	
CmdSetMethodTargetCompoundAttribute	BL2000\jheine	12/21/2021 8:50:17 AM	No parameter change for PeakFilterThreshold			✓	
CmdSetMethodTargetCompoundAttribute	BL2000\jheine	12/21/2021 8:50:17 AM	Set PeakFilterThresholdValue = 1186.19511893271 for compound Acenaphthylene; previous value = 1039.0418913318			✓	
CmdSetMethodTargetCompoundAttribute	BL2000\jheine	12/21/2021 8:50:17 AM	No parameter change for ThresholdNumberOfPeaks			✓	
CmdSetMethodTargetQualifierAttribute	BL2000\jheine	12/21/2021 8:50:17 AM	No parameter change for PeakFilterThreshold			✓	
CmdSetMethodTargetQualifierAttribute	BL2000\jheine	12/21/2021 8:50:17 AM	Set PeakFilterThresholdValue = 173.965894403528 for qualifier 153.0 of compound Acenaphthylene; previous value = 124.758470779765			✓	
CmdSetMethodTargetQualifierAttribute	BL2000\jheine	12/21/2021 8:50:18 AM	No parameter change for ThresholdNumberOfPeaks			✓	

# Audit Trail report

Name	User	Time	Action	Reason	Comment	Succeed	Exception
CmdSetMethodTargetCompoundAttribute	BL2000\jheine	12/21/2021 8:50:18 AM	No parameter change for PeakFilterThreshold			✓	
CmdSetMethodTargetCompoundAttribute	BL2000\jheine	12/21/2021 8:50:18 AM	Set PeakFilterThresholdValue = 900.573443981482 for compound Acenaphthene; previous value = 886.357249999996			✓	
CmdSetMethodTargetCompoundAttribute	BL2000\jheine	12/21/2021 8:50:18 AM	No parameter change for ThresholdNumberOfPeaks			✓	
CmdSetMethodTargetQualifierAttribute	BL2000\jheine	12/21/2021 8:50:18 AM	No parameter change for PeakFilterThreshold			✓	
CmdSetMethodTargetQualifierAttribute	BL2000\jheine	12/21/2021 8:50:19 AM	Set PeakFilterThresholdValue = 515.109769583626 for qualifier 152.0 of compound Acenaphthene; previous value = 485.82655041456			✓	
CmdSetMethodTargetQualifierAttribute	BL2000\jheine	12/21/2021 8:50:19 AM	No parameter change for ThresholdNumberOfPeaks			✓	
CmdSetMethodTargetQualifierAttribute	BL2000\jheine	12/21/2021 8:50:19 AM	No parameter change for PeakFilterThreshold			✓	
CmdSetMethodTargetQualifierAttribute	BL2000\jheine	12/21/2021 8:50:19 AM	Set PeakFilterThresholdValue = 1028.47322372877 for qualifier 153.0 of compound Acenaphthene; previous value = 972.998109802075			✓	
CmdSetMethodTargetQualifierAttribute	BL2000\jheine	12/21/2021 8:50:19 AM	No parameter change for ThresholdNumberOfPeaks			✓	
CmdSetMethodTargetCompoundAttribute	BL2000\jheine	12/21/2021 8:50:20 AM	No parameter change for PeakFilterThreshold			✓	
CmdSetMethodTargetCompoundAttribute	BL2000\jheine	12/21/2021 8:50:20 AM	Set PeakFilterThresholdValue = 1123.40680750915 for compound Fluorene; previous value = 851.627766666663			✓	
CmdSetMethodTargetCompoundAttribute	BL2000\jheine	12/21/2021 8:50:20 AM	No parameter change for ThresholdNumberOfPeaks			✓	
CmdSetMethodTargetQualifierAttribute	BL2000\jheine	12/21/2021 8:50:20 AM	No parameter change for PeakFilterThreshold			✓	
CmdSetMethodTargetQualifierAttribute	BL2000\jheine	12/21/2021 8:50:20 AM	Set PeakFilterThresholdValue = 1044.45965513908 for qualifier 165.0 of compound Fluorene; previous value = 802.686768330895			✓	
CmdSetMethodTargetQualifierAttribute	BL2000\jheine	12/21/2021 8:50:20 AM	No parameter change for ThresholdNumberOfPeaks			✓	
CmdSetMethodTargetQualifierAttribute	BL2000\jheine	12/21/2021 8:50:21 AM	No parameter change for PeakFilterThreshold			✓	
CmdSetMethodTargetQualifierAttribute	BL2000\jheine	12/21/2021 8:50:21 AM	Set PeakFilterThresholdValue = 145.28247658999 for qualifier 167.0 of compound Fluorene; previous value = 108.762317012365			✓	
CmdSetMethodTargetQualifierAttribute	BL2000\jheine	12/21/2021 8:50:21 AM	No parameter change for ThresholdNumberOfPeaks			✓	
CmdSetMethodTargetCompoundAttribute	BL2000\jheine	12/21/2021 8:50:21 AM	No parameter change for PeakFilterThreshold			✓	

# Audit Trail report

Name	User	Time	Action	Reason	Comment	Succeed	Exception
CmdSetMethodTargetCompoundAttribute	BL2000\jheine	12/21/2021 8:50:21 AM	Set PeakFilterThresholdValue = 1819.3952628983 for compound Phenanthrene; previous value = 1640.66630491644			✓	
CmdSetMethodTargetCompoundAttribute	BL2000\jheine	12/21/2021 8:50:22 AM	No parameter change for ThresholdNumberOfPeaks			✓	
CmdSetMethodTargetQualifierAttribute	BL2000\jheine	12/21/2021 8:50:22 AM	No parameter change for PeakFilterThreshold			✓	
CmdSetMethodTargetQualifierAttribute	BL2000\jheine	12/21/2021 8:50:22 AM	Set PeakFilterThresholdValue = 344.606663665418 for qualifier 176.0 of compound Phenanthrene; previous value = 304.517891284867			✓	
CmdSetMethodTargetQualifierAttribute	BL2000\jheine	12/21/2021 8:50:22 AM	No parameter change for ThresholdNumberOfPeaks			✓	
CmdSetMethodTargetCompoundAttribute	BL2000\jheine	12/21/2021 8:50:22 AM	No parameter change for PeakFilterThreshold			✓	
CmdSetMethodTargetCompoundAttribute	BL2000\jheine	12/21/2021 8:50:23 AM	Set PeakFilterThresholdValue = 1240.64153798309 for compound Anthracene; previous value = 1017.31739165815			✓	
CmdSetMethodTargetCompoundAttribute	BL2000\jheine	12/21/2021 8:50:23 AM	No parameter change for ThresholdNumberOfPeaks			✓	
CmdSetMethodTargetQualifierAttribute	BL2000\jheine	12/21/2021 8:50:23 AM	No parameter change for PeakFilterThreshold			✓	
CmdSetMethodTargetQualifierAttribute	BL2000\jheine	12/21/2021 8:50:23 AM	Set PeakFilterThresholdValue = 222.565166759391 for qualifier 176.0 of compound Anthracene; previous value = 187.795577051241			✓	
CmdSetMethodTargetQualifierAttribute	BL2000\jheine	12/21/2021 8:50:23 AM	No parameter change for ThresholdNumberOfPeaks			✓	
CmdSetMethodTargetCompoundAttribute	BL2000\jheine	12/21/2021 8:50:23 AM	No parameter change for PeakFilterThreshold			✓	
CmdSetMethodTargetCompoundAttribute	BL2000\jheine	12/21/2021 8:50:24 AM	Set PeakFilterThresholdValue = 1666.69898064172 for compound Fluoranthene; previous value = 1328.1998654232			✓	
CmdSetMethodTargetCompoundAttribute	BL2000\jheine	12/21/2021 8:50:24 AM	No parameter change for ThresholdNumberOfPeaks			✓	
CmdSetMethodTargetQualifierAttribute	BL2000\jheine	12/21/2021 8:50:24 AM	No parameter change for PeakFilterThreshold			✓	
CmdSetMethodTargetQualifierAttribute	BL2000\jheine	12/21/2021 8:50:24 AM	Set PeakFilterThresholdValue = 189.615753707063 for qualifier 101.0 of compound Fluoranthene; previous value = 152.931457742063			✓	
CmdSetMethodTargetQualifierAttribute	BL2000\jheine	12/21/2021 8:50:24 AM	No parameter change for ThresholdNumberOfPeaks			✓	
CmdSetMethodTargetCompoundAttribute	BL2000\jheine	12/21/2021 8:50:25 AM	No parameter change for PeakFilterThreshold			✓	

# Audit Trail report

Name	User	Time	Action	Reason	Comment	Succeed	Exception
CmdSetMethodTargetCompoundAttribute	BL2000\jheine	12/21/2021 8:50:25 AM	Set PeakFilterThresholdValue = 1766.15181188539 for compound Pyrene; previous value = 1635.00307432536			✓	
CmdSetMethodTargetCompoundAttribute	BL2000\jheine	12/21/2021 8:50:25 AM	No parameter change for ThresholdNumberOfPeaks			✓	
CmdSetMethodTargetQualifierAttribute	BL2000\jheine	12/21/2021 8:50:25 AM	No parameter change for PeakFilterThreshold			✓	
CmdSetMethodTargetQualifierAttribute	BL2000\jheine	12/21/2021 8:50:25 AM	Set PeakFilterThresholdValue = 234.139431933039 for qualifier 101.0 of compound Pyrene; previous value = 240.374209229822			✓	
CmdSetMethodTargetQualifierAttribute	BL2000\jheine	12/21/2021 8:50:25 AM	No parameter change for ThresholdNumberOfPeaks			✓	
CmdSetMethodTargetCompoundAttribute	BL2000\jheine	12/21/2021 8:50:26 AM	No parameter change for PeakFilterThreshold			✓	
CmdSetMethodTargetCompoundAttribute	BL2000\jheine	12/21/2021 8:50:26 AM	Set PeakFilterThresholdValue = 2187.14348133629 for compound Benzo(a)Anthracene; previous value = 1953.72808653116			✓	
CmdSetMethodTargetCompoundAttribute	BL2000\jheine	12/21/2021 8:50:26 AM	No parameter change for ThresholdNumberOfPeaks			✓	
CmdSetMethodTargetQualifierAttribute	BL2000\jheine	12/21/2021 8:50:26 AM	No parameter change for PeakFilterThreshold			✓	
CmdSetMethodTargetQualifierAttribute	BL2000\jheine	12/21/2021 8:50:26 AM	Set PeakFilterThresholdValue = 588.061329030776 for qualifier 229.0 of compound Benzo(a)Anthracene; previous value = 482.262611707105			✓	
CmdSetMethodTargetQualifierAttribute	BL2000\jheine	12/21/2021 8:50:27 AM	No parameter change for ThresholdNumberOfPeaks			✓	
CmdSetMethodTargetQualifierAttribute	BL2000\jheine	12/21/2021 8:50:27 AM	No parameter change for PeakFilterThreshold			✓	
CmdSetMethodTargetQualifierAttribute	BL2000\jheine	12/21/2021 8:50:27 AM	Set PeakFilterThresholdValue = 601.954035400672 for qualifier 226.0 of compound Benzo(a)Anthracene; previous value = 537.777191321951			✓	
CmdSetMethodTargetQualifierAttribute	BL2000\jheine	12/21/2021 8:50:27 AM	No parameter change for ThresholdNumberOfPeaks			✓	
CmdSetMethodTargetCompoundAttribute	BL2000\jheine	12/21/2021 8:50:28 AM	No parameter change for PeakFilterThreshold			✓	
CmdSetMethodTargetCompoundAttribute	BL2000\jheine	12/21/2021 8:50:28 AM	Set PeakFilterThresholdValue = 1499.07610576541 for compound Chrysene; previous value = 1396.28810973704			✓	
CmdSetMethodTargetCompoundAttribute	BL2000\jheine	12/21/2021 8:50:28 AM	No parameter change for ThresholdNumberOfPeaks			✓	
CmdSetMethodTargetQualifierAttribute	BL2000\jheine	12/21/2021 8:50:28 AM	No parameter change for PeakFilterThreshold			✓	

# Audit Trail report

Name	User	Time	Action	Reason	Comment	Succeed	Exception
CmdSetMethodTargetQualifierAttribute	BL2000\jheine	12/21/2021 8:50:28 AM	Set PeakFilterThresholdValue = 463.739721893155 for qualifier 226.0 of compound Chrysene; previous value = 422.169845887469			✓	
CmdSetMethodTargetQualifierAttribute	BL2000\jheine	12/21/2021 8:50:28 AM	No parameter change for ThresholdNumberOfPeaks			✓	
CmdSetMethodTargetQualifierAttribute	BL2000\jheine	12/21/2021 8:50:29 AM	No parameter change for PeakFilterThreshold			✓	
CmdSetMethodTargetQualifierAttribute	BL2000\jheine	12/21/2021 8:50:29 AM	Set PeakFilterThresholdValue = 327.500077290095 for qualifier 229.0 of compound Chrysene; previous value = 300.654017581134			✓	
CmdSetMethodTargetQualifierAttribute	BL2000\jheine	12/21/2021 8:50:29 AM	No parameter change for ThresholdNumberOfPeaks			✓	
CmdSetMethodTargetCompoundAttribute	BL2000\jheine	12/21/2021 8:50:29 AM	No parameter change for PeakFilterThreshold			✓	
CmdSetMethodTargetCompoundAttribute	BL2000\jheine	12/21/2021 8:50:29 AM	Set PeakFilterThresholdValue = 738.398784523359 for compound Benzo(b)fluoranthene; previous value = 711.094169362049			✓	
CmdSetMethodTargetCompoundAttribute	BL2000\jheine	12/21/2021 8:50:30 AM	No parameter change for ThresholdNumberOfPeaks			✓	
CmdSetMethodTargetQualifierAttribute	BL2000\jheine	12/21/2021 8:50:30 AM	No parameter change for PeakFilterThreshold			✓	
CmdSetMethodTargetQualifierAttribute	BL2000\jheine	12/21/2021 8:50:30 AM	Set PeakFilterThresholdValue = 177.774571398214 for qualifier 253.0 of compound Benzo(b)fluoranthene; previous value = 165.70079917201			✓	
CmdSetMethodTargetQualifierAttribute	BL2000\jheine	12/21/2021 8:50:30 AM	No parameter change for ThresholdNumberOfPeaks			✓	
CmdSetMethodTargetCompoundAttribute	BL2000\jheine	12/21/2021 8:50:30 AM	No parameter change for PeakFilterThreshold			✓	
CmdSetMethodTargetCompoundAttribute	BL2000\jheine	12/21/2021 8:50:31 AM	Set PeakFilterThresholdValue = 787.98602124904 for compound Benzo(k)fluoranthene; previous value = 858.701767374521			✓	
CmdSetMethodTargetCompoundAttribute	BL2000\jheine	12/21/2021 8:50:31 AM	No parameter change for ThresholdNumberOfPeaks			✓	
CmdSetMethodTargetQualifierAttribute	BL2000\jheine	12/21/2021 8:50:31 AM	No parameter change for PeakFilterThreshold			✓	
CmdSetMethodTargetQualifierAttribute	BL2000\jheine	12/21/2021 8:50:31 AM	Set PeakFilterThresholdValue = 194.993833639358 for qualifier 253.0 of compound Benzo(k)fluoranthene; previous value = 185.135238813806			✓	
CmdSetMethodTargetQualifierAttribute	BL2000\jheine	12/21/2021 8:50:31 AM	No parameter change for ThresholdNumberOfPeaks			✓	
CmdSetMethodTargetCompoundAttribute	BL2000\jheine	12/21/2021 8:50:32 AM	No parameter change for PeakFilterThreshold			✓	

# Audit Trail report

Name	User	Time	Action	Reason	Comment	Succeed	Exception
CmdSetMethodTargetCompoundAttribute	BL2000\jheine	12/21/2021 8:50:32 AM	Set PeakFilterThresholdValue = 552.668149999993 for compound Benzo(a)pyrene; previous value = 455.802592714217			✓	
CmdSetMethodTargetCompoundAttribute	BL2000\jheine	12/21/2021 8:50:32 AM	No parameter change for ThresholdNumberOfPeaks			✓	
CmdSetMethodTargetQualifierAttribute	BL2000\jheine	12/21/2021 8:50:32 AM	No parameter change for PeakFilterThreshold			✓	
CmdSetMethodTargetQualifierAttribute	BL2000\jheine	12/21/2021 8:50:32 AM	Set PeakFilterThresholdValue = 138.210110576407 for qualifier 253.0 of compound Benzo(a)pyrene; previous value = 111.821070202209			✓	
CmdSetMethodTargetQualifierAttribute	BL2000\jheine	12/21/2021 8:50:33 AM	No parameter change for ThresholdNumberOfPeaks			✓	
CmdSetMethodTargetCompoundAttribute	BL2000\jheine	12/21/2021 8:50:33 AM	No parameter change for PeakFilterThreshold			✓	
CmdSetMethodTargetCompoundAttribute	BL2000\jheine	12/21/2021 8:50:33 AM	Set PeakFilterThresholdValue = 420.343134349856 for compound Indeno(1,2,3-cd)pyrene; previous value = 432.223149090523			✓	
CmdSetMethodTargetCompoundAttribute	BL2000\jheine	12/21/2021 8:50:33 AM	No parameter change for ThresholdNumberOfPeaks			✓	
CmdSetMethodTargetQualifierAttribute	BL2000\jheine	12/21/2021 8:50:33 AM	No parameter change for PeakFilterThreshold			✓	
CmdSetMethodTargetQualifierAttribute	BL2000\jheine	12/21/2021 8:50:33 AM	Set PeakFilterThresholdValue = 112.040226469621 for qualifier 138.0 of compound Indeno(1,2,3-cd)pyrene; previous value = 96.6943390626198			✓	
CmdSetMethodTargetQualifierAttribute	BL2000\jheine	12/21/2021 8:50:34 AM	No parameter change for ThresholdNumberOfPeaks			✓	
CmdSetMethodTargetCompoundAttribute	BL2000\jheine	12/21/2021 8:50:34 AM	No parameter change for PeakFilterThreshold			✓	
CmdSetMethodTargetCompoundAttribute	BL2000\jheine	12/21/2021 8:50:34 AM	Set PeakFilterThresholdValue = 503.112889084119 for compound Dibenzo(a,h)anthracene; previous value = 498.916733488675			✓	
CmdSetMethodTargetCompoundAttribute	BL2000\jheine	12/21/2021 8:50:34 AM	No parameter change for ThresholdNumberOfPeaks			✓	
CmdSetMethodTargetQualifierAttribute	BL2000\jheine	12/21/2021 8:50:34 AM	No parameter change for PeakFilterThreshold			✓	
CmdSetMethodTargetQualifierAttribute	BL2000\jheine	12/21/2021 8:50:34 AM	Set PeakFilterThresholdValue = 146.512609135596 for qualifier 279.0 of compound Dibenzo(a,h)anthracene; previous value = 132.664186180243			✓	
CmdSetMethodTargetQualifierAttribute	BL2000\jheine	12/21/2021 8:50:35 AM	No parameter change for ThresholdNumberOfPeaks			✓	
CmdSetMethodTargetQualifierAttribute	BL2000\jheine	12/21/2021 8:50:35 AM	No parameter change for PeakFilterThreshold			✓	

# Audit Trail report

Name	User	Time	Action	Reason	Comment	Succeed	Exception
CmdSetMethodTargetQualifierAttribute	BL2000\jheine	12/21/2021 8:50:35 AM	Set PeakFilterThresholdValue = 103.54906734961 for qualifier 139.0 of compound Dibenzo(a,h)anthracene; previous value = 92.2682601023032			✓	
CmdSetMethodTargetQualifierAttribute	BL2000\jheine	12/21/2021 8:50:35 AM	No parameter change for ThresholdNumberOfPeaks			✓	
CmdSetMethodTargetCompoundAttribute	BL2000\jheine	12/21/2021 8:50:35 AM	No parameter change for PeakFilterThreshold			✓	
CmdSetMethodTargetCompoundAttribute	BL2000\jheine	12/21/2021 8:50:36 AM	Set PeakFilterThresholdValue = 813.179317348847 for compound Benzo(g,h,i)perylene; previous value = 855.11781770838			✓	
CmdSetMethodTargetCompoundAttribute	BL2000\jheine	12/21/2021 8:50:36 AM	No parameter change for ThresholdNumberOfPeaks			✓	
CmdSetMethodTargetQualifierAttribute	BL2000\jheine	12/21/2021 8:50:36 AM	No parameter change for PeakFilterThreshold			✓	
CmdSetMethodTargetQualifierAttribute	BL2000\jheine	12/21/2021 8:50:36 AM	Set PeakFilterThresholdValue = 162.158508080862 for qualifier 138.0 of compound Benzo(g,h,i)perylene; previous value = 178.514632551324			✓	
CmdSetMethodTargetQualifierAttribute	BL2000\jheine	12/21/2021 8:50:36 AM	No parameter change for ThresholdNumberOfPeaks			✓	
CmdSetMethodTargetQualifierAttribute	BL2000\jheine	12/21/2021 8:50:37 AM	No parameter change for PeakFilterThreshold			✓	
CmdSetMethodTargetQualifierAttribute	BL2000\jheine	12/21/2021 8:50:37 AM	Set PeakFilterThresholdValue = 208.08866254338 for qualifier 277.0 of compound Benzo(g,h,i)perylene; previous value = 202.15392737555			✓	
CmdSetMethodTargetQualifierAttribute	BL2000\jheine	12/21/2021 8:50:37 AM	No parameter change for ThresholdNumberOfPeaks			✓	
CmdSetMethodTargetCompoundAttribute	BL2000\jheine	12/21/2021 8:50:37 AM	No parameter change for PeakFilterThreshold			✓	
CmdSetMethodTargetCompoundAttribute	BL2000\jheine	12/21/2021 8:50:37 AM	Set PeakFilterThresholdValue = 203.39258710255 for compound Nitrobenzene-d5; previous value = 50.8997499999999			✓	
CmdSetMethodTargetCompoundAttribute	BL2000\jheine	12/21/2021 8:50:38 AM	No parameter change for ThresholdNumberOfPeaks			✓	
CmdSetMethodTargetQualifierAttribute	BL2000\jheine	12/21/2021 8:50:38 AM	No parameter change for PeakFilterThreshold			✓	
CmdSetMethodTargetQualifierAttribute	BL2000\jheine	12/21/2021 8:50:38 AM	Set PeakFilterThresholdValue = 76.3146422156176 for qualifier 54.0 of compound Nitrobenzene-d5; previous value = 18.1288459958738			✓	
CmdSetMethodTargetQualifierAttribute	BL2000\jheine	12/21/2021 8:50:38 AM	No parameter change for ThresholdNumberOfPeaks			✓	
CmdSetMethodTargetQualifierAttribute	BL2000\jheine	12/21/2021 8:50:38 AM	No parameter change for PeakFilterThreshold			✓	

# Audit Trail report

Name	User	Time	Action	Reason	Comment	Succeed	Exception
CmdSetMethodTargetQualifierAttribute	BL2000\jheine	12/21/2021 8:50:38 AM	Set PeakFilterThresholdValue = 62.3069909380699 for qualifier 128.0 of compound Nitrobenzene-d5; previous value = 12.6050914574015			✓	
CmdSetMethodTargetQualifierAttribute	BL2000\jheine	12/21/2021 8:50:39 AM	No parameter change for ThresholdNumberOfPeaks			✓	
CmdSetMethodTargetCompoundAttribute	BL2000\jheine	12/21/2021 8:50:39 AM	No parameter change for PeakFilterThreshold			✓	
CmdSetMethodTargetCompoundAttribute	BL2000\jheine	12/21/2021 8:50:39 AM	Set PeakFilterThresholdValue = 1189.77099271562 for compound 2-Fluorobiphenyl; previous value = 1115.67933611111			✓	
CmdSetMethodTargetCompoundAttribute	BL2000\jheine	12/21/2021 8:50:39 AM	No parameter change for ThresholdNumberOfPeaks			✓	
CmdSetMethodTargetQualifierAttribute	BL2000\jheine	12/21/2021 8:50:39 AM	No parameter change for PeakFilterThreshold			✓	
CmdSetMethodTargetQualifierAttribute	BL2000\jheine	12/21/2021 8:50:39 AM	Set PeakFilterThresholdValue = 429.974183834712 for qualifier 171.0 of compound 2-Fluorobiphenyl; previous value = 406.567044500221			✓	
CmdSetMethodTargetQualifierAttribute	BL2000\jheine	12/21/2021 8:50:40 AM	No parameter change for ThresholdNumberOfPeaks			✓	
CmdSetMethodTargetCompoundAttribute	BL2000\jheine	12/21/2021 8:50:40 AM	No parameter change for PeakFilterThreshold			✓	
CmdSetMethodTargetCompoundAttribute	BL2000\jheine	12/21/2021 8:50:40 AM	Set PeakFilterThresholdValue = 696.705419971298 for compound Terphenyl-d14; previous value = 593.817499934918			✓	
CmdSetMethodTargetCompoundAttribute	BL2000\jheine	12/21/2021 8:50:40 AM	No parameter change for ThresholdNumberOfPeaks			✓	
CmdSetMethodTargetQualifierAttribute	BL2000\jheine	12/21/2021 8:50:40 AM	No parameter change for PeakFilterThreshold			✓	
CmdSetMethodTargetQualifierAttribute	BL2000\jheine	12/21/2021 8:50:41 AM	Set PeakFilterThresholdValue = 97.7789219634003 for qualifier 122.0 of compound Terphenyl-d14; previous value = 80.559244730348			✓	
CmdSetMethodTargetQualifierAttribute	BL2000\jheine	12/21/2021 8:50:41 AM	No parameter change for ThresholdNumberOfPeaks			✓	
CmdSetMethodTargetCompoundAttribute	BL2000\jheine	12/21/2021 8:50:41 AM	No parameter change for PeakFilterThreshold			✓	
CmdSetMethodTargetCompoundAttribute	BL2000\jheine	12/21/2021 8:50:41 AM	Set PeakFilterThresholdValue = 1011.90080568781 for compound o-Terphenyl; previous value = 829.633246136956			✓	
CmdSetMethodTargetCompoundAttribute	BL2000\jheine	12/21/2021 8:50:41 AM	No parameter change for ThresholdNumberOfPeaks			✓	
CmdSetMethodTargetQualifierAttribute	BL2000\jheine	12/21/2021 8:50:41 AM	No parameter change for PeakFilterThreshold			✓	



# Audit Trail report

Name	User	Time	Action	Reason	Comment	Succeed	Exception
CmdSetMethodTargetQualifierAttribute	BL2000\jheine	12/21/2021 8:50:42 AM	Set PeakFilterThresholdValue = 663.460556201189 for qualifier 229.0 of compound o-Terphenyl; previous value = 551.420598146302			✓	
CmdSetMethodTargetQualifierAttribute	BL2000\jheine	12/21/2021 8:50:42 AM	No parameter change for ThresholdNumberOfPeaks			✓	
CmdSetMethodTargetQualifierAttribute	BL2000\jheine	12/21/2021 8:50:42 AM	No parameter change for PeakFilterThreshold			✓	
CmdSetMethodTargetQualifierAttribute	BL2000\jheine	12/21/2021 8:50:42 AM	Set PeakFilterThresholdValue = 401.397899497459 for qualifier 215.0 of compound o-Terphenyl; previous value = 328.771544106809			✓	
CmdSetMethodTargetQualifierAttribute	BL2000\jheine	12/21/2021 8:50:42 AM	No parameter change for ThresholdNumberOfPeaks			✓	
CmdSetMethodTargetCompoundAttribute	BL2000\jheine	12/21/2021 8:51:29 AM	No parameter change for PeakFilterThreshold			✓	
CmdSetMethodTargetCompoundAttribute	BL2000\jheine	12/21/2021 8:51:29 AM	No parameter change for PeakFilterThresholdValue			✓	
CmdSetMethodTargetCompoundAttribute	BL2000\jheine	12/21/2021 8:51:29 AM	No parameter change for ThresholdNumberOfPeaks			✓	
CmdSetMethodTargetQualifierAttribute	BL2000\jheine	12/21/2021 8:51:30 AM	No parameter change for PeakFilterThreshold			✓	
CmdSetMethodTargetQualifierAttribute	BL2000\jheine	12/21/2021 8:51:30 AM	No parameter change for PeakFilterThresholdValue			✓	
CmdSetMethodTargetQualifierAttribute	BL2000\jheine	12/21/2021 8:51:30 AM	No parameter change for ThresholdNumberOfPeaks			✓	
CmdSetMethodTargetQualifierAttribute	BL2000\jheine	12/21/2021 8:51:30 AM	No parameter change for PeakFilterThreshold			✓	
CmdSetMethodTargetQualifierAttribute	BL2000\jheine	12/21/2021 8:51:30 AM	No parameter change for PeakFilterThresholdValue			✓	
CmdSetMethodTargetQualifierAttribute	BL2000\jheine	12/21/2021 8:51:30 AM	No parameter change for ThresholdNumberOfPeaks			✓	
CmdSetMethodTargetCompoundAttribute	BL2000\jheine	12/21/2021 8:51:31 AM	No parameter change for PeakFilterThreshold			✓	
CmdSetMethodTargetCompoundAttribute	BL2000\jheine	12/21/2021 8:51:31 AM	No parameter change for PeakFilterThresholdValue			✓	
CmdSetMethodTargetCompoundAttribute	BL2000\jheine	12/21/2021 8:51:31 AM	No parameter change for ThresholdNumberOfPeaks			✓	
CmdSetMethodTargetQualifierAttribute	BL2000\jheine	12/21/2021 8:51:31 AM	No parameter change for PeakFilterThreshold			✓	
CmdSetMethodTargetQualifierAttribute	BL2000\jheine	12/21/2021 8:51:31 AM	No parameter change for PeakFilterThresholdValue			✓	
CmdSetMethodTargetQualifierAttribute	BL2000\jheine	12/21/2021 8:51:32 AM	No parameter change for ThresholdNumberOfPeaks			✓	
CmdSetMethodTargetQualifierAttribute	BL2000\jheine	12/21/2021 8:51:32 AM	No parameter change for PeakFilterThreshold			✓	
CmdSetMethodTargetQualifierAttribute	BL2000\jheine	12/21/2021 8:51:32 AM	No parameter change for PeakFilterThresholdValue			✓	

# Audit Trail report

Name	User	Time	Action	Reason	Comment	Succeed	Exception
CmdSetMethodTargetQualifierAttribute	BL2000\jheine	12/21/2021 8:51:32 AM	No parameter change for ThresholdNumberOfPeaks			✓	
CmdSetMethodTargetCompoundAttribute	BL2000\jheine	12/21/2021 8:51:32 AM	No parameter change for PeakFilterThreshold			✓	
CmdSetMethodTargetCompoundAttribute	BL2000\jheine	12/21/2021 8:51:33 AM	No parameter change for PeakFilterThresholdValue			✓	
CmdSetMethodTargetCompoundAttribute	BL2000\jheine	12/21/2021 8:51:33 AM	No parameter change for ThresholdNumberOfPeaks			✓	
CmdSetMethodTargetQualifierAttribute	BL2000\jheine	12/21/2021 8:51:33 AM	No parameter change for PeakFilterThreshold			✓	
CmdSetMethodTargetQualifierAttribute	BL2000\jheine	12/21/2021 8:51:33 AM	No parameter change for PeakFilterThresholdValue			✓	
CmdSetMethodTargetQualifierAttribute	BL2000\jheine	12/21/2021 8:51:33 AM	No parameter change for ThresholdNumberOfPeaks			✓	
CmdSetMethodTargetQualifierAttribute	BL2000\jheine	12/21/2021 8:51:34 AM	No parameter change for PeakFilterThreshold			✓	
CmdSetMethodTargetQualifierAttribute	BL2000\jheine	12/21/2021 8:51:34 AM	No parameter change for PeakFilterThresholdValue			✓	
CmdSetMethodTargetQualifierAttribute	BL2000\jheine	12/21/2021 8:51:34 AM	No parameter change for ThresholdNumberOfPeaks			✓	
CmdSetMethodTargetCompoundAttribute	BL2000\jheine	12/21/2021 8:51:34 AM	No parameter change for PeakFilterThreshold			✓	
CmdSetMethodTargetCompoundAttribute	BL2000\jheine	12/21/2021 8:51:34 AM	No parameter change for PeakFilterThresholdValue			✓	
CmdSetMethodTargetCompoundAttribute	BL2000\jheine	12/21/2021 8:51:35 AM	No parameter change for ThresholdNumberOfPeaks			✓	
CmdSetMethodTargetQualifierAttribute	BL2000\jheine	12/21/2021 8:51:35 AM	No parameter change for PeakFilterThreshold			✓	
CmdSetMethodTargetQualifierAttribute	BL2000\jheine	12/21/2021 8:51:35 AM	No parameter change for PeakFilterThresholdValue			✓	
CmdSetMethodTargetQualifierAttribute	BL2000\jheine	12/21/2021 8:51:35 AM	No parameter change for ThresholdNumberOfPeaks			✓	
CmdSetMethodTargetCompoundAttribute	BL2000\jheine	12/21/2021 8:51:35 AM	No parameter change for PeakFilterThreshold			✓	
CmdSetMethodTargetCompoundAttribute	BL2000\jheine	12/21/2021 8:51:36 AM	No parameter change for PeakFilterThresholdValue			✓	
CmdSetMethodTargetCompoundAttribute	BL2000\jheine	12/21/2021 8:51:36 AM	No parameter change for ThresholdNumberOfPeaks			✓	
CmdSetMethodTargetQualifierAttribute	BL2000\jheine	12/21/2021 8:51:36 AM	No parameter change for PeakFilterThreshold			✓	
CmdSetMethodTargetQualifierAttribute	BL2000\jheine	12/21/2021 8:51:36 AM	No parameter change for PeakFilterThresholdValue			✓	
CmdSetMethodTargetQualifierAttribute	BL2000\jheine	12/21/2021 8:51:36 AM	No parameter change for ThresholdNumberOfPeaks			✓	
CmdSetMethodTargetQualifierAttribute	BL2000\jheine	12/21/2021 8:51:37 AM	No parameter change for PeakFilterThreshold			✓	
CmdSetMethodTargetQualifierAttribute	BL2000\jheine	12/21/2021 8:51:37 AM	No parameter change for PeakFilterThresholdValue			✓	

# Audit Trail report

Name	User	Time	Action	Reason	Comment	Succeed	Exception
CmdSetMethodTargetQualifierAttribute	BL2000\jheine	12/21/2021 8:51:37 AM	No parameter change for ThresholdNumberOfPeaks			✓	
CmdSetMethodTargetCompoundAttribute	BL2000\jheine	12/21/2021 8:51:37 AM	No parameter change for PeakFilterThreshold			✓	
CmdSetMethodTargetCompoundAttribute	BL2000\jheine	12/21/2021 8:51:37 AM	No parameter change for PeakFilterThresholdValue			✓	
CmdSetMethodTargetCompoundAttribute	BL2000\jheine	12/21/2021 8:51:38 AM	No parameter change for ThresholdNumberOfPeaks			✓	
CmdSetMethodTargetQualifierAttribute	BL2000\jheine	12/21/2021 8:51:38 AM	No parameter change for PeakFilterThreshold			✓	
CmdSetMethodTargetQualifierAttribute	BL2000\jheine	12/21/2021 8:51:38 AM	No parameter change for PeakFilterThresholdValue			✓	
CmdSetMethodTargetQualifierAttribute	BL2000\jheine	12/21/2021 8:51:38 AM	No parameter change for ThresholdNumberOfPeaks			✓	
CmdSetMethodTargetQualifierAttribute	BL2000\jheine	12/21/2021 8:51:38 AM	No parameter change for PeakFilterThreshold			✓	
CmdSetMethodTargetQualifierAttribute	BL2000\jheine	12/21/2021 8:51:39 AM	No parameter change for PeakFilterThresholdValue			✓	
CmdSetMethodTargetQualifierAttribute	BL2000\jheine	12/21/2021 8:51:39 AM	No parameter change for ThresholdNumberOfPeaks			✓	
CmdSetMethodTargetCompoundAttribute	BL2000\jheine	12/21/2021 8:51:39 AM	No parameter change for PeakFilterThreshold			✓	
CmdSetMethodTargetCompoundAttribute	BL2000\jheine	12/21/2021 8:51:39 AM	No parameter change for PeakFilterThresholdValue			✓	
CmdSetMethodTargetCompoundAttribute	BL2000\jheine	12/21/2021 8:51:39 AM	No parameter change for ThresholdNumberOfPeaks			✓	
CmdSetMethodTargetQualifierAttribute	BL2000\jheine	12/21/2021 8:51:40 AM	No parameter change for PeakFilterThreshold			✓	
CmdSetMethodTargetQualifierAttribute	BL2000\jheine	12/21/2021 8:51:40 AM	No parameter change for PeakFilterThresholdValue			✓	
CmdSetMethodTargetQualifierAttribute	BL2000\jheine	12/21/2021 8:51:40 AM	No parameter change for ThresholdNumberOfPeaks			✓	
CmdSetMethodTargetCompoundAttribute	BL2000\jheine	12/21/2021 8:51:40 AM	No parameter change for PeakFilterThreshold			✓	
CmdSetMethodTargetCompoundAttribute	BL2000\jheine	12/21/2021 8:51:40 AM	No parameter change for PeakFilterThresholdValue			✓	
CmdSetMethodTargetCompoundAttribute	BL2000\jheine	12/21/2021 8:51:40 AM	No parameter change for ThresholdNumberOfPeaks			✓	
CmdSetMethodTargetQualifierAttribute	BL2000\jheine	12/21/2021 8:51:40 AM	No parameter change for PeakFilterThreshold			✓	
CmdSetMethodTargetQualifierAttribute	BL2000\jheine	12/21/2021 8:51:41 AM	No parameter change for PeakFilterThresholdValue			✓	
CmdSetMethodTargetQualifierAttribute	BL2000\jheine	12/21/2021 8:51:41 AM	No parameter change for ThresholdNumberOfPeaks			✓	
CmdSetMethodTargetCompoundAttribute	BL2000\jheine	12/21/2021 8:51:41 AM	No parameter change for PeakFilterThreshold			✓	
CmdSetMethodTargetCompoundAttribute	BL2000\jheine	12/21/2021 8:51:41 AM	No parameter change for PeakFilterThresholdValue			✓	

# Audit Trail report

Name	User	Time	Action	Reason	Comment	Succeed	Exception
CmdSetMethodTargetCompoundAttribute	BL2000\jheine	12/21/2021 8:51:41 AM	No parameter change for ThresholdNumberOfPeaks			✓	
CmdSetMethodTargetQualifierAttribute	BL2000\jheine	12/21/2021 8:51:42 AM	No parameter change for PeakFilterThreshold			✓	
CmdSetMethodTargetQualifierAttribute	BL2000\jheine	12/21/2021 8:51:42 AM	No parameter change for PeakFilterThresholdValue			✓	
CmdSetMethodTargetQualifierAttribute	BL2000\jheine	12/21/2021 8:51:42 AM	No parameter change for ThresholdNumberOfPeaks			✓	
CmdSetMethodTargetCompoundAttribute	BL2000\jheine	12/21/2021 8:51:42 AM	No parameter change for PeakFilterThreshold			✓	
CmdSetMethodTargetCompoundAttribute	BL2000\jheine	12/21/2021 8:51:42 AM	No parameter change for PeakFilterThresholdValue			✓	
CmdSetMethodTargetCompoundAttribute	BL2000\jheine	12/21/2021 8:51:42 AM	No parameter change for ThresholdNumberOfPeaks			✓	
CmdSetMethodTargetQualifierAttribute	BL2000\jheine	12/21/2021 8:51:42 AM	No parameter change for PeakFilterThreshold			✓	
CmdSetMethodTargetQualifierAttribute	BL2000\jheine	12/21/2021 8:51:43 AM	No parameter change for PeakFilterThresholdValue			✓	
CmdSetMethodTargetQualifierAttribute	BL2000\jheine	12/21/2021 8:51:43 AM	No parameter change for ThresholdNumberOfPeaks			✓	
CmdSetMethodTargetCompoundAttribute	BL2000\jheine	12/21/2021 8:51:43 AM	No parameter change for PeakFilterThreshold			✓	
CmdSetMethodTargetCompoundAttribute	BL2000\jheine	12/21/2021 8:51:43 AM	No parameter change for PeakFilterThresholdValue			✓	
CmdSetMethodTargetCompoundAttribute	BL2000\jheine	12/21/2021 8:51:43 AM	No parameter change for ThresholdNumberOfPeaks			✓	
CmdSetMethodTargetQualifierAttribute	BL2000\jheine	12/21/2021 8:51:43 AM	No parameter change for PeakFilterThreshold			✓	
CmdSetMethodTargetQualifierAttribute	BL2000\jheine	12/21/2021 8:51:44 AM	No parameter change for PeakFilterThresholdValue			✓	
CmdSetMethodTargetQualifierAttribute	BL2000\jheine	12/21/2021 8:51:44 AM	No parameter change for ThresholdNumberOfPeaks			✓	
CmdSetMethodTargetQualifierAttribute	BL2000\jheine	12/21/2021 8:51:44 AM	No parameter change for PeakFilterThreshold			✓	
CmdSetMethodTargetQualifierAttribute	BL2000\jheine	12/21/2021 8:51:44 AM	No parameter change for PeakFilterThresholdValue			✓	
CmdSetMethodTargetQualifierAttribute	BL2000\jheine	12/21/2021 8:51:44 AM	No parameter change for ThresholdNumberOfPeaks			✓	
CmdSetMethodTargetCompoundAttribute	BL2000\jheine	12/21/2021 8:51:44 AM	No parameter change for PeakFilterThreshold			✓	
CmdSetMethodTargetCompoundAttribute	BL2000\jheine	12/21/2021 8:51:45 AM	No parameter change for PeakFilterThresholdValue			✓	
CmdSetMethodTargetCompoundAttribute	BL2000\jheine	12/21/2021 8:51:45 AM	No parameter change for ThresholdNumberOfPeaks			✓	
CmdSetMethodTargetQualifierAttribute	BL2000\jheine	12/21/2021 8:51:45 AM	No parameter change for PeakFilterThreshold			✓	
CmdSetMethodTargetQualifierAttribute	BL2000\jheine	12/21/2021 8:51:45 AM	No parameter change for PeakFilterThresholdValue			✓	

# Audit Trail report

Name	User	Time	Action	Reason	Comment	Succeed	Exception
CmdSetMethodTargetQualifierAttribute	BL2000\jheine	12/21/2021 8:51:45 AM	No parameter change for ThresholdNumberOfPeaks			✓	
CmdSetMethodTargetQualifierAttribute	BL2000\jheine	12/21/2021 8:51:46 AM	No parameter change for PeakFilterThreshold			✓	
CmdSetMethodTargetQualifierAttribute	BL2000\jheine	12/21/2021 8:51:46 AM	No parameter change for PeakFilterThresholdValue			✓	
CmdSetMethodTargetQualifierAttribute	BL2000\jheine	12/21/2021 8:51:46 AM	No parameter change for ThresholdNumberOfPeaks			✓	
CmdSetMethodTargetCompoundAttribute	BL2000\jheine	12/21/2021 8:51:46 AM	No parameter change for PeakFilterThreshold			✓	
CmdSetMethodTargetCompoundAttribute	BL2000\jheine	12/21/2021 8:51:46 AM	No parameter change for PeakFilterThresholdValue			✓	
CmdSetMethodTargetCompoundAttribute	BL2000\jheine	12/21/2021 8:51:46 AM	No parameter change for ThresholdNumberOfPeaks			✓	
CmdSetMethodTargetQualifierAttribute	BL2000\jheine	12/21/2021 8:51:47 AM	No parameter change for PeakFilterThreshold			✓	
CmdSetMethodTargetQualifierAttribute	BL2000\jheine	12/21/2021 8:51:47 AM	No parameter change for PeakFilterThresholdValue			✓	
CmdSetMethodTargetQualifierAttribute	BL2000\jheine	12/21/2021 8:51:47 AM	No parameter change for ThresholdNumberOfPeaks			✓	
CmdSetMethodTargetCompoundAttribute	BL2000\jheine	12/21/2021 8:51:47 AM	No parameter change for PeakFilterThreshold			✓	
CmdSetMethodTargetCompoundAttribute	BL2000\jheine	12/21/2021 8:51:47 AM	No parameter change for PeakFilterThresholdValue			✓	
CmdSetMethodTargetCompoundAttribute	BL2000\jheine	12/21/2021 8:51:48 AM	No parameter change for ThresholdNumberOfPeaks			✓	
CmdSetMethodTargetQualifierAttribute	BL2000\jheine	12/21/2021 8:51:48 AM	No parameter change for PeakFilterThreshold			✓	
CmdSetMethodTargetQualifierAttribute	BL2000\jheine	12/21/2021 8:51:48 AM	No parameter change for PeakFilterThresholdValue			✓	
CmdSetMethodTargetQualifierAttribute	BL2000\jheine	12/21/2021 8:51:48 AM	No parameter change for ThresholdNumberOfPeaks			✓	
CmdSetMethodTargetCompoundAttribute	BL2000\jheine	12/21/2021 8:51:48 AM	No parameter change for PeakFilterThreshold			✓	
CmdSetMethodTargetCompoundAttribute	BL2000\jheine	12/21/2021 8:51:49 AM	No parameter change for PeakFilterThresholdValue			✓	
CmdSetMethodTargetCompoundAttribute	BL2000\jheine	12/21/2021 8:51:49 AM	No parameter change for ThresholdNumberOfPeaks			✓	
CmdSetMethodTargetQualifierAttribute	BL2000\jheine	12/21/2021 8:51:49 AM	No parameter change for PeakFilterThreshold			✓	
CmdSetMethodTargetQualifierAttribute	BL2000\jheine	12/21/2021 8:51:49 AM	No parameter change for PeakFilterThresholdValue			✓	
CmdSetMethodTargetQualifierAttribute	BL2000\jheine	12/21/2021 8:51:49 AM	No parameter change for ThresholdNumberOfPeaks			✓	
CmdSetMethodTargetCompoundAttribute	BL2000\jheine	12/21/2021 8:51:49 AM	No parameter change for PeakFilterThreshold			✓	
CmdSetMethodTargetCompoundAttribute	BL2000\jheine	12/21/2021 8:51:50 AM	No parameter change for PeakFilterThresholdValue			✓	

# Audit Trail report

Name	User	Time	Action	Reason	Comment	Succeed	Exception
CmdSetMethodTargetCompoundAttribute	BL2000\jheine	12/21/2021 8:51:50 AM	No parameter change for ThresholdNumberOfPeaks			✓	
CmdSetMethodTargetQualifierAttribute	BL2000\jheine	12/21/2021 8:51:50 AM	No parameter change for PeakFilterThreshold			✓	
CmdSetMethodTargetQualifierAttribute	BL2000\jheine	12/21/2021 8:51:50 AM	No parameter change for PeakFilterThresholdValue			✓	
CmdSetMethodTargetQualifierAttribute	BL2000\jheine	12/21/2021 8:51:50 AM	No parameter change for ThresholdNumberOfPeaks			✓	
CmdSetMethodTargetCompoundAttribute	BL2000\jheine	12/21/2021 8:51:50 AM	No parameter change for PeakFilterThreshold			✓	
CmdSetMethodTargetCompoundAttribute	BL2000\jheine	12/21/2021 8:51:51 AM	No parameter change for PeakFilterThresholdValue			✓	
CmdSetMethodTargetCompoundAttribute	BL2000\jheine	12/21/2021 8:51:51 AM	No parameter change for ThresholdNumberOfPeaks			✓	
CmdSetMethodTargetQualifierAttribute	BL2000\jheine	12/21/2021 8:51:51 AM	No parameter change for PeakFilterThreshold			✓	
CmdSetMethodTargetQualifierAttribute	BL2000\jheine	12/21/2021 8:51:51 AM	No parameter change for PeakFilterThresholdValue			✓	
CmdSetMethodTargetQualifierAttribute	BL2000\jheine	12/21/2021 8:51:51 AM	No parameter change for ThresholdNumberOfPeaks			✓	
CmdSetMethodTargetQualifierAttribute	BL2000\jheine	12/21/2021 8:51:52 AM	No parameter change for PeakFilterThreshold			✓	
CmdSetMethodTargetQualifierAttribute	BL2000\jheine	12/21/2021 8:51:52 AM	No parameter change for PeakFilterThresholdValue			✓	
CmdSetMethodTargetQualifierAttribute	BL2000\jheine	12/21/2021 8:51:52 AM	No parameter change for ThresholdNumberOfPeaks			✓	
CmdSetMethodTargetCompoundAttribute	BL2000\jheine	12/21/2021 8:51:52 AM	No parameter change for PeakFilterThreshold			✓	
CmdSetMethodTargetCompoundAttribute	BL2000\jheine	12/21/2021 8:51:52 AM	No parameter change for PeakFilterThresholdValue			✓	
CmdSetMethodTargetCompoundAttribute	BL2000\jheine	12/21/2021 8:51:52 AM	No parameter change for ThresholdNumberOfPeaks			✓	
CmdSetMethodTargetQualifierAttribute	BL2000\jheine	12/21/2021 8:51:53 AM	No parameter change for PeakFilterThreshold			✓	
CmdSetMethodTargetQualifierAttribute	BL2000\jheine	12/21/2021 8:51:53 AM	No parameter change for PeakFilterThresholdValue			✓	
CmdSetMethodTargetQualifierAttribute	BL2000\jheine	12/21/2021 8:51:53 AM	No parameter change for ThresholdNumberOfPeaks			✓	
CmdSetMethodTargetQualifierAttribute	BL2000\jheine	12/21/2021 8:51:53 AM	No parameter change for PeakFilterThreshold			✓	
CmdSetMethodTargetQualifierAttribute	BL2000\jheine	12/21/2021 8:51:53 AM	No parameter change for PeakFilterThresholdValue			✓	
CmdSetMethodTargetQualifierAttribute	BL2000\jheine	12/21/2021 8:51:54 AM	No parameter change for ThresholdNumberOfPeaks			✓	
CmdSetMethodTargetCompoundAttribute	BL2000\jheine	12/21/2021 8:51:54 AM	No parameter change for PeakFilterThreshold			✓	
CmdSetMethodTargetCompoundAttribute	BL2000\jheine	12/21/2021 8:51:54 AM	No parameter change for PeakFilterThresholdValue			✓	

# Audit Trail report

Name	User	Time	Action	Reason	Comment	Succeed	Exception
CmdSetMethodTargetCompoundAttribute	BL2000\jheine	12/21/2021 8:51:54 AM	No parameter change for ThresholdNumberOfPeaks			✓	
CmdSetMethodTargetQualifierAttribute	BL2000\jheine	12/21/2021 8:51:54 AM	No parameter change for PeakFilterThreshold			✓	
CmdSetMethodTargetQualifierAttribute	BL2000\jheine	12/21/2021 8:51:55 AM	No parameter change for PeakFilterThresholdValue			✓	
CmdSetMethodTargetQualifierAttribute	BL2000\jheine	12/21/2021 8:51:55 AM	No parameter change for ThresholdNumberOfPeaks			✓	
CmdSetMethodTargetQualifierAttribute	BL2000\jheine	12/21/2021 8:51:55 AM	No parameter change for PeakFilterThreshold			✓	
CmdSetMethodTargetQualifierAttribute	BL2000\jheine	12/21/2021 8:51:55 AM	No parameter change for PeakFilterThresholdValue			✓	
CmdSetMethodTargetQualifierAttribute	BL2000\jheine	12/21/2021 8:51:55 AM	No parameter change for ThresholdNumberOfPeaks			✓	
CmdSetMethodTargetCompoundAttribute	BL2000\jheine	12/21/2021 8:51:56 AM	No parameter change for PeakFilterThreshold			✓	
CmdSetMethodTargetCompoundAttribute	BL2000\jheine	12/21/2021 8:51:56 AM	No parameter change for PeakFilterThresholdValue			✓	
CmdSetMethodTargetCompoundAttribute	BL2000\jheine	12/21/2021 8:51:56 AM	No parameter change for ThresholdNumberOfPeaks			✓	
CmdSetMethodTargetQualifierAttribute	BL2000\jheine	12/21/2021 8:51:56 AM	No parameter change for PeakFilterThreshold			✓	
CmdSetMethodTargetQualifierAttribute	BL2000\jheine	12/21/2021 8:51:56 AM	No parameter change for PeakFilterThresholdValue			✓	
CmdSetMethodTargetQualifierAttribute	BL2000\jheine	12/21/2021 8:51:57 AM	No parameter change for ThresholdNumberOfPeaks			✓	
CmdSetMethodTargetCompoundAttribute	BL2000\jheine	12/21/2021 8:51:57 AM	No parameter change for PeakFilterThreshold			✓	
CmdSetMethodTargetCompoundAttribute	BL2000\jheine	12/21/2021 8:51:57 AM	No parameter change for PeakFilterThresholdValue			✓	
CmdSetMethodTargetCompoundAttribute	BL2000\jheine	12/21/2021 8:51:57 AM	No parameter change for ThresholdNumberOfPeaks			✓	
CmdSetMethodTargetQualifierAttribute	BL2000\jheine	12/21/2021 8:51:57 AM	No parameter change for PeakFilterThreshold			✓	
CmdSetMethodTargetQualifierAttribute	BL2000\jheine	12/21/2021 8:51:58 AM	No parameter change for PeakFilterThresholdValue			✓	
CmdSetMethodTargetQualifierAttribute	BL2000\jheine	12/21/2021 8:51:58 AM	No parameter change for ThresholdNumberOfPeaks			✓	
CmdSetMethodTargetCompoundAttribute	BL2000\jheine	12/21/2021 8:51:58 AM	No parameter change for PeakFilterThreshold			✓	
CmdSetMethodTargetCompoundAttribute	BL2000\jheine	12/21/2021 8:51:58 AM	No parameter change for PeakFilterThresholdValue			✓	
CmdSetMethodTargetCompoundAttribute	BL2000\jheine	12/21/2021 8:51:58 AM	No parameter change for ThresholdNumberOfPeaks			✓	
CmdSetMethodTargetQualifierAttribute	BL2000\jheine	12/21/2021 8:51:58 AM	No parameter change for PeakFilterThreshold			✓	
CmdSetMethodTargetQualifierAttribute	BL2000\jheine	12/21/2021 8:51:59 AM	No parameter change for PeakFilterThresholdValue			✓	

# Audit Trail report

Name	User	Time	Action	Reason	Comment	Succeed	Exception
CmdSetMethodTargetQualifierAttribute	BL2000\jheine	12/21/2021 8:51:59 AM	No parameter change for ThresholdNumberOfPeaks			✓	
CmdSetMethodTargetQualifierAttribute	BL2000\jheine	12/21/2021 8:51:59 AM	No parameter change for PeakFilterThreshold			✓	
CmdSetMethodTargetQualifierAttribute	BL2000\jheine	12/21/2021 8:51:59 AM	No parameter change for PeakFilterThresholdValue			✓	
CmdSetMethodTargetQualifierAttribute	BL2000\jheine	12/21/2021 8:51:59 AM	No parameter change for ThresholdNumberOfPeaks			✓	
CmdApplyMethodToAllSamples	BL2000\jheine	12/21/2021 8:52:06 AM	Apply method to all samples			✓	
CmdMethodClear	BL2000\jheine	12/21/2021 8:52:06 AM	Clear method			✓	
CmdEndMethodEditing	BL2000\jheine	12/21/2021 8:52:07 AM	End method editing			✓	
CmdQuantitate	BL2000\jheine	12/21/2021 8:52:12 AM	Quantitate all compounds in all samples			✓	
CmdQuantitate	BL2000\jheine	12/21/2021 8:52:21 AM	Quantitate all compounds in all samples			✓	
CmdImportSamplesFromWorklist	BL2000\jheine	12/21/2021 8:53:26 AM	Add samples from worklist: \\MASSHUNTER\Org\Data\SV5975.I\sh 122021\1 e8270d bna SIM\Dec2025.D, \\MASSHUNTER\Org\Data\SV5975.I\sh 122021\1 e8270d bna SIM\Dec2024.D, \\MASSHUNTER\Org\Data\SV5975.I\sh 122021\1 e8270d bna SIM\Dec2023.D, \\MASSHUNTER\Org\Data\SV5975.I\sh 122021\1 e8270d bna SIM\Dec2022.D, \\MASSHUNTER\Org\Data\SV5975.I\sh 122021\1 e8270d bna SIM\Dec2021.D, \\MASSHUNTER\Org\Data\SV5975.I\sh 122021\1 e8270d bna SIM\Dec2020.D, \\MASSHUNTER\Org\Data\SV5975.I\sh 122021\1 e8270d bna SIM\Dec2019.D, \\MASSHUNTER\Org\Data\SV5975.I\sh 122021\1 e8270d bna SIM\Dec2018.D, \\MASSHUNTER\Org\Data\SV5975.I\sh 122021\1 e8270d bna SIM\Dec2017.D, \\MASSHUNTER\Org\Data\SV5975.I\sh 122021\1 e8270d bna SIM\Dec2016.D, \\MASSHUNTER\Org\Data\SV5975.I\sh 122021\1 e8270d bna SIM\Dec2015.D, \\MASSHUNTER\Org\Data\SV5975.I\sh 122021\1 e8270d bna SIM\Dec2014.D, \\MASSHUNTER\Org\Data\SV5975.I\sh 122021\1 e8270d bna SIM\Dec2013.D, \\MASSHUNTER\Org\Data\SV5975.I\sh 122021\1 e8270d bna SIM\Dec2012.D, \\MASSHUNTER\Org\Data\SV5975.I\sh 122021\1 e8270d bna SIM\Dec2011.D, \\MASSHUNTER\Org\Data\SV5975.I\sh 122021\1 e8270d bna SIM\Dec2010.D			✓	
CmdSetSampleAttribute	BL2000\jheine	12/21/2021 8:53:37 AM	Set SampleType = Blank for sample Dec2011.D; previous value = Sample			✓	
CmdSetSampleAttribute	BL2000\jheine	12/21/2021 8:54:39 AM	Set SampleName = LMB-162373 for sample Dec2020.D; previous value = MB-1624XX			✓	



# Audit Trail report

Name	User	Time	Action	Reason	Comment	Succeed	Exception
CmdSetSampleAttribute	BL2000\jheine	12/21/2021 8:54:45 AM	Set SampleName = LLC5-162373 for sample Dec2021.D; previous value = LLC5-1624XX			✓	
CmdSetSampleAttribute	BL2000\jheine	12/21/2021 8:54:53 AM	Set SampleName = LLCSD-162373 for sample Dec2022.D; previous value = LLCSD-1624XX			✓	
CmdSetSampleAttribute	BL2000\jheine	12/21/2021 8:59:43 AM	Set SampleType = Blank for sample Dec2020.D; previous value = Sample			✓	
CmdSetSampleAttribute	BL2000\jheine	12/21/2021 8:59:46 AM	Set SampleType = Matrix for sample Dec2021.D; previous value = Sample			✓	
CmdSetSampleAttribute	BL2000\jheine	12/21/2021 8:59:50 AM	Set SampleType = MatrixDup for sample Dec2022.D; previous value = Sample			✓	
CmdSetSampleAttribute	BL2000\jheine	12/21/2021 8:59:57 AM	Set SampleType = Blank for sample Dec2012.D; previous value = Sample			✓	
CmdSetSampleAttribute	BL2000\jheine	12/21/2021 9:00:00 AM	Set SampleType = Matrix for sample Dec2013.D; previous value = Sample			✓	
CmdSetSampleAttribute	BL2000\jheine	12/21/2021 9:00:04 AM	Set SampleType = MatrixDup for sample Dec2014.D; previous value = Sample			✓	
CmdSetSampleAttribute	BL2000\jheine	12/21/2021 9:00:08 AM	Set SampleType = Matrix for sample Dec2018.D; previous value = Sample			✓	
CmdSetSampleAttribute	BL2000\jheine	12/21/2021 9:00:12 AM	Set MatrixSpikeGroup = MB-162302 for sample Dec2011.D; previous value =			✓	
CmdSetSampleAttribute	BL2000\jheine	12/21/2021 9:00:13 AM	Set MatrixSpikeGroup = MB-162302 for sample Dec2013.D; previous value =			✓	
CmdSetSampleAttribute	BL2000\jheine	12/21/2021 9:00:20 AM	Set MatrixSpikeGroup = B21121402-002A for sample Dec2017.D; previous value =			✓	
CmdSetSampleAttribute	BL2000\jheine	12/21/2021 9:00:22 AM	Set MatrixSpikeGroup = B21121402-002A for sample Dec2018.D; previous value =			✓	
CmdSetSampleAttribute	BL2000\jheine	12/21/2021 9:00:26 AM	Set MatrixSpikeGroup = LMB-162373 for sample Dec2020.D; previous value =			✓	
CmdSetSampleAttribute	BL2000\jheine	12/21/2021 9:00:28 AM	Set MatrixSpikeGroup = LMB-162373 for sample Dec2021.D; previous value =			✓	
CmdSetSampleAttribute	BL2000\jheine	12/21/2021 9:00:29 AM	Set MatrixSpikeGroup = LMB-162373 for sample Dec2022.D; previous value =			✓	
CmdSetSampleAttribute	BL2000\jheine	12/21/2021 9:00:36 AM	Set MatrixSpikeGroup = MB-162302 for sample Dec2014.D; previous value =			✓	
CmdSetSampleAttribute	BL2000\jheine	12/21/2021 9:00:40 AM	Set SampleInformation = MatrixA for sample Dec2013.D; previous value =			✓	
CmdSetSampleAttribute	BL2000\jheine	12/21/2021 9:00:42 AM	Set SampleInformation = MatrixA for sample Dec2014.D; previous value =			✓	

# Audit Trail report

Name	User	Time	Action	Reason	Comment	Succeed	Exception
CmdSetSampleAttribute	BL2000\jheine	12/21/2021 9:00:47 AM	Set SampleInformation = MatrixA for sample Dec2018.D; previous value =			✓	
CmdSetSampleAttribute	BL2000\jheine	12/21/2021 9:00:48 AM	Set SampleInformation = MatrixA for sample Dec2021.D; previous value =			✓	
CmdSetSampleAttribute	BL2000\jheine	12/21/2021 9:00:49 AM	Set SampleInformation = MatrixA for sample Dec2022.D; previous value =			✓	
CmdQuantitate	BL2000\jheine	12/21/2021 9:00:59 AM	Quantitate all compounds in all samples			✓	
CmdSetSampleAttribute	BL2000\jheine	12/21/2021 9:01:08 AM	Set SampleType = CC for sample Dec2025.D; previous value = Sample			✓	
CmdSetSampleAttribute	BL2000\jheine	12/21/2021 9:01:20 AM	Set LevelName = CCV for sample Dec2025.D; previous value =			✓	
CmdQuantitate	BL2000\jheine	12/21/2021 9:01:32 AM	Quantitate all compounds in all samples			✓	
CmdManuallyIntegratePeak	BL2000\jheine	12/21/2021 9:01:54 AM	Manually integrate compound Benzo(a)pyrene in sample Dec2010.D, from x, y = 18.363, 128 to 18.413, 264, result = -308; previous integration is from x, y = 18.464, 67 to 18.586, 68 and previous response = 2737.			✓	
CmdManuallyIntegrateSnapBaseline	BL2000\jheine	12/21/2021 9:01:57 AM	Snap baseline for compound Benzo(a)pyrene in sample Dec2010.D, from x = 18.363 to x = 18.413, new integration is from x, y = 18.363, 68 to 18.413, 71 and new response = 66; previous integration is from x, y = 18.363, 128 to 18.413, 264 and previous response = -308.			✓	
CmdManuallyIntegrateDropBaseline	BL2000\jheine	12/21/2021 9:01:58 AM	Drop baseline for compound Benzo(a)pyrene in sample Dec2010.D to y = 68, new integration is from x, y = 18.363, 68 to 18.413, 68 and new response = 71; previous integration is from x, y = 18.363, 68 to 18.413, 71 and previous response = 66.			✓	
CmdZeroOutPeak	BL2000\jheine	12/21/2021 9:01:59 AM	Zero out primary peak of compound Benzo(a)pyrene in sample Dec2010.D			✓	
CmdManuallyIntegratePeak	BL2000\jheine	12/21/2021 9:02:05 AM	Manually integrate compound Acenaphthene in sample Dec2010.D, from x, y = 8.038, 130 to 8.113, 80, result = 177; previous integration is from x, y = 7.990, 80 to 8.113, 80 and previous response = 2448.			✓	
CmdManuallyIntegrateDropBaseline	BL2000\jheine	12/21/2021 9:02:06 AM	Drop baseline for compound Acenaphthene in sample Dec2010.D to y = 80, new integration is from x, y = 8.038, 80 to 8.113, 80 and new response = 288; previous integration is from x, y = 8.038, 130 to 8.113, 80 and previous response = 177.			✓	
CmdZeroOutPeak	BL2000\jheine	12/21/2021 9:02:07 AM	Zero out primary peak of compound Acenaphthene in sample Dec2010.D			✓	

# Audit Trail report

Name	User	Time	Action	Reason	Comment	Succeed	Exception
CmdZeroOutPeak	BL2000\jheine	12/21/2021 9:02:10 AM	Zero out primary peak of compound Chrysene in sample Dec2010.D			✓	
CmdZeroOutPeak	BL2000\jheine	12/21/2021 9:02:11 AM	Zero out primary peak of compound Benzo(a)Anthracene in sample Dec2010.D			✓	
CmdZeroOutPeak	BL2000\jheine	12/21/2021 9:02:17 AM	Zero out primary peak of compound Fluorene in sample Dec2011.D			✓	
CmdZeroOutPeak	BL2000\jheine	12/21/2021 9:02:20 AM	Zero out primary peak of compound Benzo(a)pyrene in sample Dec2011.D			✓	
CmdManuallyIntegratePeak	BL2000\jheine	12/21/2021 9:02:25 AM	Manually integrate compound Chrysene in sample Dec2011.D, from x, y = 14.801, 98 to 14.901, 60, result = 211; previous integration is from x, y = 14.689, 60 to 14.901, 60 and previous response = 3364.			✓	
CmdManuallyIntegrateDropBaseline	BL2000\jheine	12/21/2021 9:02:27 AM	Drop baseline for compound Chrysene in sample Dec2011.D to y = 60, new integration is from x, y = 14.801, 60 to 14.901, 60 and new response = 322; previous integration is from x, y = 14.801, 98 to 14.901, 60 and previous response = 211.			✓	
CmdZeroOutPeak	BL2000\jheine	12/21/2021 9:02:28 AM	Zero out primary peak of compound Chrysene in sample Dec2011.D			✓	
CmdManuallyIntegratePeak	BL2000\jheine	12/21/2021 9:02:34 AM	Manually integrate compound Acenaphthene in sample Dec2011.D, from x, y = 8.038, 126 to 8.087, 108, result = 146; previous integration is from x, y = 8.000, 110 to 8.087, 108 and previous response = 1970.			✓	
CmdManuallyIntegrateDropBaseline	BL2000\jheine	12/21/2021 9:02:36 AM	Drop baseline for compound Acenaphthene in sample Dec2011.D to y = 108, new integration is from x, y = 8.038, 108 to 8.087, 108 and new response = 171; previous integration is from x, y = 8.038, 126 to 8.087, 108 and previous response = 146.			✓	
CmdZeroOutPeak	BL2000\jheine	12/21/2021 9:02:37 AM	Zero out primary peak of compound Acenaphthene in sample Dec2011.D			✓	
CmdZeroOutPeak	BL2000\jheine	12/21/2021 9:02:39 AM	Zero out primary peak of compound o-Terphenyl in sample Dec2011.D			✓	
CmdZeroOutPeak	BL2000\jheine	12/21/2021 9:02:40 AM	Zero out primary peak of compound Benzo(a)Anthracene in sample Dec2011.D			✓	
CmdZeroOutPeak	BL2000\jheine	12/21/2021 9:02:48 AM	Zero out primary peak of compound Benzo(a)pyrene in sample Dec2012.D			✓	
CmdManuallyIntegratePeak	BL2000\jheine	12/21/2021 9:02:53 AM	Manually integrate compound Acenaphthene in sample Dec2012.D, from x, y = 8.038, 122 to 8.113, 83, result = 221; previous integration is from x, y = 7.968, 83 to 8.113, 83 and previous response = 2476.			✓	

# Audit Trail report

Name	User	Time	Action	Reason	Comment	Succeed	Exception
CmdManuallyIntegrateDropBaseline	BL2000\jheine	12/21/2021 9:02:54 AM	Drop baseline for compound Acenaphthene in sample Dec2012.D to y = 83, new integration is from x, y = 8.038, 83 to 8.113, 83 and new response = 309; previous integration is from x, y = 8.038, 122 to 8.113, 83 and previous response = 221.			✓	
CmdZeroOutPeak	BL2000\jheine	12/21/2021 9:02:56 AM	Zero out primary peak of compound Acenaphthene in sample Dec2012.D			✓	
CmdZeroOutPeak	BL2000\jheine	12/21/2021 9:02:58 AM	Zero out primary peak of compound Chrysene in sample Dec2012.D			✓	
CmdZeroOutPeak	BL2000\jheine	12/21/2021 9:02:59 AM	Zero out primary peak of compound Benzo(a)Anthracene in sample Dec2012.D			✓	
CmdManuallyIntegrateQualifierPeak	BL2000\jheine	12/21/2021 9:03:15 AM	Manually integrate qualifier 102.0 of compound Naphthalene in sample Dec2013.D, from x, y = 5.953, 1022 to 6.041, 103, result = 4265; previous integration is from x, y = 5.916, 103 to 6.041, 103 and previous response = 13354.			✓	
CmdManuallyIntegrateDropBaseline	BL2000\jheine	12/21/2021 9:03:16 AM	Drop baseline for qualifier 102.0 of compound Naphthalene in sample Dec2013.D to y = 103, new integration is from x, y = 5.953, 103 to 6.041, 103 and new response = 6676; previous integration is from x, y = 5.953, 1022 to 6.041, 103 and previous response = 4265.			✓	
CmdManuallyIntegrateQualifierPeak	BL2000\jheine	12/21/2021 9:03:24 AM	Manually integrate qualifier 142.0 of compound 2-Methylnaphthalene in sample Dec2013.D from x, y = 6.777, 6612 to 6.877, 10202; result = -6623			✓	
CmdManuallyIntegrateSnapBaseline	BL2000\jheine	12/21/2021 9:03:25 AM	Snap baseline for qualifier 142.0 of compound 2-Methylnaphthalene in sample Dec2013.D from x = 6.777 to x = 6.877, new integration is from x, y = 6.777, 4346 to 6.877, 724 and new response = 28581; previous integration is from x, y = 6.777, 6612 to 6.877, 10202 and previous response = -6623.			✓	
CmdManuallyIntegrateDropBaseline	BL2000\jheine	12/21/2021 9:03:26 AM	Drop baseline for qualifier 142.0 of compound 2-Methylnaphthalene in sample Dec2013.D to y = 724, new integration is from x, y = 6.777, 724 to 6.877, 724 and new response = 39438; previous integration is from x, y = 6.777, 4346 to 6.877, 724 and previous response = 28581.			✓	

# Audit Trail report

Name	User	Time	Action	Reason	Comment	Succeed	Exception
CmdManuallyIntegrateSplit	BL2000\jheine	12/21/2021 9:03:33 AM	Split qualifier 142.0 of compound 1-Methylnaphthalene in sample Dec2013.D and keep right peak, new integration is from x, y = 6.890, 94.2643849206349 to 7.002, 94.2643849206349 and new response = 34595, previous integration is from x, y = 6.740, 94 to 7.002, 94 and previous response = 87286.			✓	
CmdManuallyIntegrateQualifierPeak	BL2000\jheine	12/21/2021 9:03:40 AM	Manually integrate qualifier 153.0 of compound Acenaphthylene in sample Dec2013.D from x, y = 7.826, 3534 to 7.888, 6715; result = -10057			✓	
CmdManuallyIntegrateSnapBaseline	BL2000\jheine	12/21/2021 9:03:42 AM	Snap baseline for qualifier 153.0 of compound Acenaphthylene in sample Dec2013.D from x = 7.826 to x = 7.888, new integration is from x, y = 7.826, 125 to 7.888, 307 and new response = 8295; previous integration is from x, y = 7.826, 3534 to 7.888, 6715 and previous response = -10057.			✓	
CmdManuallyIntegrateDropBaseline	BL2000\jheine	12/21/2021 9:03:42 AM	Drop baseline for qualifier 153.0 of compound Acenaphthylene in sample Dec2013.D to y = 125, new integration is from x, y = 7.826, 125 to 7.888, 125 and new response = 8635; previous integration is from x, y = 7.826, 125 to 7.888, 307 and previous response = 8295.			✓	
CmdManuallyIntegratePeak	BL2000\jheine	12/21/2021 9:03:47 AM	Manually integrate compound Acenaphthene in sample Dec2013.D, from x, y = 8.038, 6024 to 8.150, 95, result = 21767; previous integration is from x, y = 8.000, 93 to 8.150, 95 and previous response = 44090.			✓	
CmdManuallyIntegrateDropBaseline	BL2000\jheine	12/21/2021 9:03:49 AM	Drop baseline for compound Acenaphthene in sample Dec2013.D to y = 95, new integration is from x, y = 8.038, 95 to 8.150, 95 and new response = 41715; previous integration is from x, y = 8.038, 6024 to 8.150, 95 and previous response = 21767.			✓	
CmdSetTargetCompoundAttribute	BL2000\jheine	12/21/2021 9:03:50 AM	Set UserAnnotation = CO for compound Acenaphthene in sample Dec2013.D; previous value =			✓	
CmdManuallyIntegrateQualifierPeak	BL2000\jheine	12/21/2021 9:04:25 AM	Manually integrate qualifier 129.0 of compound Naphthalene in sample Dec2014.D from x, y = 5.929, 140 to 6.028, 1391; result = 1388			✓	

# Audit Trail report

Name	User	Time	Action	Reason	Comment	Succeed	Exception
CmdManuallyIntegrate DropBaseline	BL2000\jheine	12/21/2021 9:04:27 AM	Drop baseline for qualifier 129.0 of compound Naphthalene in sample Dec2014.D to y = 140, new integration is from x, y = 5.929, 140 to 6.028, 140 and new response = 5121; previous integration is from x, y = 5.929, 140 to 6.028, 1391 and previous response = 1388.			✓	
CmdManuallyIntegrate QualifierPeak	BL2000\jheine	12/21/2021 9:04:30 AM	Manually integrate qualifier 102.0 of compound Naphthalene in sample Dec2014.D, from x, y = 5.953, 1072 to 6.053, 125, result = 3164; previous integration is from x, y = 5.916, 105 to 6.053, 125 and previous response = 12908.			✓	
CmdManuallyIntegrate DropBaseline	BL2000\jheine	12/21/2021 9:04:32 AM	Drop baseline for qualifier 102.0 of compound Naphthalene in sample Dec2014.D to y = 125, new integration is from x, y = 5.953, 125 to 6.053, 125 and new response = 6000; previous integration is from x, y = 5.953, 1072 to 6.053, 125 and previous response = 3164.			✓	
CmdManuallyIntegrate QualifierPeak	BL2000\jheine	12/21/2021 9:04:38 AM	Manually integrate qualifier 142.0 of compound 2-Methylnaphthalene in sample Dec2014.D, from x, y = 6.790, 1597 to 6.890, 163, result = 29264; previous integration is from x, y = 6.740, 133 to 6.890, 163 and previous response = 46987.			✓	
CmdManuallyIntegrate DropBaseline	BL2000\jheine	12/21/2021 9:04:40 AM	Drop baseline for qualifier 142.0 of compound 2-Methylnaphthalene in sample Dec2014.D to y = 163, new integration is from x, y = 6.790, 163 to 6.890, 163 and new response = 33561; previous integration is from x, y = 6.790, 1597 to 6.890, 163 and previous response = 29264.			✓	
CmdManuallyIntegrate QualifierPeak	BL2000\jheine	12/21/2021 9:04:48 AM	Manually integrate qualifier 153.0 of compound Acenaphthylene in sample Dec2014.D from x, y = 7.814, 3830 to 7.901, 6576; result = -18868			✓	
CmdManuallyIntegrateSnapBaseline	BL2000\jheine	12/21/2021 9:04:50 AM	Snap baseline for qualifier 153.0 of compound Acenaphthylene in sample Dec2014.D from x = 7.814 to x = 7.901, new integration is from x, y = 7.814, 88 to 7.901, 227 and new response = 7541; previous integration is from x, y = 7.814, 3830 to 7.901, 6576 and previous response = -18868.			✓	

# Audit Trail report

Name	User	Time	Action	Reason	Comment	Succeed	Exception
CmdManuallyIntegrateDropBaseline	BL2000\jheine	12/21/2021 9:04:50 AM	Drop baseline for qualifier 153.0 of compound Acenaphthylene in sample Dec2014.D to y = 88, new integration is from x, y = 7.814, 88 to 7.901, 88 and new response = 7905; previous integration is from x, y = 7.814, 88 to 7.901, 227 and previous response = 7541.			✓	
CmdZeroOutPeak	BL2000\jheine	12/21/2021 9:05:27 AM	Zero out primary peak of compound Fluorene in sample Dec2015.D			✓	
CmdZeroOutPeak	BL2000\jheine	12/21/2021 9:05:29 AM	Zero out primary peak of compound Benzo(a)pyrene in sample Dec2015.D			✓	
CmdManuallyIntegratePeak	BL2000\jheine	12/21/2021 9:05:37 AM	Manually integrate compound Acenaphthene in sample Dec2015.D, from x, y = 8.038, 147 to 8.113, 102, result = 80; previous integration is from x, y = 7.995, 102 to 8.113, 102 and previous response = 2494.			✓	
CmdZeroOutPeak	BL2000\jheine	12/21/2021 9:05:40 AM	Zero out primary peak of compound Acenaphthene in sample Dec2015.D			✓	
CmdZeroOutPeak	BL2000\jheine	12/21/2021 9:05:43 AM	Zero out primary peak of compound Chrysene in sample Dec2015.D			✓	
CmdZeroOutPeak	BL2000\jheine	12/21/2021 9:05:45 AM	Zero out primary peak of compound Benzo(a)Anthracene in sample Dec2015.D			✓	
CmdManuallyIntegratePeak	BL2000\jheine	12/21/2021 9:06:00 AM	Manually integrate compound Benzo(a)pyrene in sample Dec2016.D, from x, y = 18.363, 128 to 18.425, 313, result = -479; previous integration is from x, y = 18.470, 75 to 18.647, 75 and previous response = 2884.			✓	
CmdManuallyIntegrateSnapBaseline	BL2000\jheine	12/21/2021 9:06:01 AM	Snap baseline for compound Benzo(a)pyrene in sample Dec2016.D, from x = 18.363 to x = 18.425, new integration is from x, y = 18.363, 63 to 18.425, 70 and new response = 93; previous integration is from x, y = 18.363, 128 to 18.425, 313 and previous response = -479.			✓	
CmdManuallyIntegrateDropBaseline	BL2000\jheine	12/21/2021 9:06:02 AM	Drop baseline for compound Benzo(a)pyrene in sample Dec2016.D to y = 63, new integration is from x, y = 18.363, 63 to 18.425, 63 and new response = 106; previous integration is from x, y = 18.363, 63 to 18.425, 70 and previous response = 93.			✓	
CmdZeroOutPeak	BL2000\jheine	12/21/2021 9:06:03 AM	Zero out primary peak of compound Benzo(a)pyrene in sample Dec2016.D			✓	

# Audit Trail report

Name	User	Time	Action	Reason	Comment	Succeed	Exception
CmdManuallyIntegratePeak	BL2000\jheine	12/21/2021 9:06:08 AM	Manually integrate compound Acenaphthene in sample Dec2016.D, from x, y = 8.050, 417 to 8.113, 83, result = -406; previous integration is from x, y = 7.988, 83 to 8.113, 83 and previous response = 2563.			✓	
CmdManuallyIntegrateDropBaseline	BL2000\jheine	12/21/2021 9:06:10 AM	Drop baseline for compound Acenaphthene in sample Dec2016.D to y = 83, new integration is from x, y = 8.050, 83 to 8.113, 83 and new response = 220; previous integration is from x, y = 8.050, 417 to 8.113, 83 and previous response = -406.			✓	
CmdZeroOutPeak	BL2000\jheine	12/21/2021 9:06:11 AM	Zero out primary peak of compound Acenaphthene in sample Dec2016.D			✓	
CmdZeroOutPeak	BL2000\jheine	12/21/2021 9:06:14 AM	Zero out primary peak of compound Chrysene in sample Dec2016.D			✓	
CmdZeroOutPeak	BL2000\jheine	12/21/2021 9:06:16 AM	Zero out primary peak of compound Benzo(a)Anthracene in sample Dec2016.D			✓	
CmdZeroOutPeak	BL2000\jheine	12/21/2021 9:06:40 AM	Zero out primary peak of compound Benzo(a)pyrene in sample Dec2017.D			✓	
CmdZeroOutPeak	BL2000\jheine	12/21/2021 9:06:45 AM	Zero out primary peak of compound Acenaphthene in sample Dec2017.D			✓	
CmdZeroOutPeak	BL2000\jheine	12/21/2021 9:06:48 AM	Zero out primary peak of compound Chrysene in sample Dec2017.D			✓	
CmdZeroOutPeak	BL2000\jheine	12/21/2021 9:06:49 AM	Zero out primary peak of compound Benzo(a)Anthracene in sample Dec2017.D			✓	
CmdManuallyIntegrateQualifierPeak	BL2000\jheine	12/21/2021 9:07:07 AM	Manually integrate qualifier 102.0 of compound Naphthalene in sample Dec2018.D, from x, y = 5.953, 1641 to 6.040, 116, result = 3679; previous integration is from x, y = 5.916, 116 to 6.040, 116 and previous response = 15374.			✓	
CmdManuallyIntegrateDropBaseline	BL2000\jheine	12/21/2021 9:07:08 AM	Drop baseline for qualifier 102.0 of compound Naphthalene in sample Dec2018.D to y = 116, new integration is from x, y = 5.953, 116 to 6.040, 116 and new response = 7680; previous integration is from x, y = 5.953, 1641 to 6.040, 116 and previous response = 3679.			✓	
CmdManuallyIntegratePeak	BL2000\jheine	12/21/2021 9:07:15 AM	Manually integrate compound 2-Methylnaphthalene in sample Dec2018.D, from x, y = 6.777, 3569 to 6.890, 6929, result = 5036; previous integration is from x, y = 6.727, 142 to 6.990, 142 and previous response = 76817.			✓	



# Audit Trail report

Name	User	Time	Action	Reason	Comment	Succeed	Exception
CmdManuallyIntegrateSnapBaseline	BL2000\jheine	12/21/2021 9:07:17 AM	Snap baseline for compound 2-Methylnaphthalene in sample Dec2018.D, from x = 6.777 to x = 6.890, new integration is from x, y = 6.777, 649 to 6.890, 373 and new response = 36990; previous integration is from x, y = 6.777, 3569 to 6.890, 6929 and previous response = 5036.			✓	
CmdManuallyIntegrateDropBaseline	BL2000\jheine	12/21/2021 9:07:17 AM	Drop baseline for compound 2-Methylnaphthalene in sample Dec2018.D to y = 373, new integration is from x, y = 6.777, 373 to 6.890, 373 and new response = 37920; previous integration is from x, y = 6.777, 649 to 6.890, 373 and previous response = 36990.			✓	
CmdSetTargetCompoundAttribute	BL2000\jheine	12/21/2021 9:07:19 AM	Set UserAnnotation = CO for compound 2-Methylnaphthalene in sample Dec2018.D; previous value =			✓	
CmdManuallyIntegrateSplit	BL2000\jheine	12/21/2021 9:07:24 AM	Split peak for compound 1-Methylnaphthalene in sample Dec2018.D and keep right peak, new integration is from x, y = 6.890, 142.170634920635 to 6.990, 142.170634920635 and new response = 36135, previous integration is from x, y = 6.727, 142 to 6.990, 142 and previous response = 76817.			✓	
CmdSetTargetCompoundAttribute	BL2000\jheine	12/21/2021 9:07:25 AM	Set UserAnnotation = CO for compound 1-Methylnaphthalene in sample Dec2018.D; previous value =			✓	
CmdManuallyIntegratePeak	BL2000\jheine	12/21/2021 9:07:36 AM	Manually integrate compound Acenaphthene in sample Dec2018.D, from x, y = 8.038, 6349 to 8.150, 133, result = 29570; previous integration is from x, y = 8.000, 139 to 8.150, 133 and previous response = 52641.			✓	
CmdManuallyIntegrateDropBaseline	BL2000\jheine	12/21/2021 9:07:38 AM	Drop baseline for compound Acenaphthene in sample Dec2018.D to y = 133, new integration is from x, y = 8.038, 133 to 8.150, 133 and new response = 50489; previous integration is from x, y = 8.038, 6349 to 8.150, 133 and previous response = 29570.			✓	
CmdSetTargetCompoundAttribute	BL2000\jheine	12/21/2021 9:07:40 AM	Set UserAnnotation = CO for compound Acenaphthene in sample Dec2018.D; previous value =			✓	
CmdZeroOutPeak	BL2000\jheine	12/21/2021 9:08:22 AM	Zero out primary peak of compound Benzo(a)pyrene in sample Dec2019.D			✓	
CmdZeroOutPeak	BL2000\jheine	12/21/2021 9:08:24 AM	Zero out primary peak of compound Acenaphthene in sample Dec2019.D			✓	

# Audit Trail report

Name	User	Time	Action	Reason	Comment	Succeed	Exception
CmdManuallyIntegratePeak	BL2000\jheine	12/21/2021 9:08:32 AM	Manually integrate compound Chrysene in sample Dec2019.D, from x, y = 14.801, 282 to 14.913, 374, result = -906; previous integration is from x, y = 14.691, 64 to 14.801, 72 and previous response = 3394.			✓	
CmdManuallyIntegrateSnapBaseline	BL2000\jheine	12/21/2021 9:08:33 AM	Snap baseline for compound Chrysene in sample Dec2019.D, from x = 14.801 to x = 14.913, new integration is from x, y = 14.801, 189 to 14.913, 78 and new response = 403; previous integration is from x, y = 14.801, 282 to 14.913, 374 and previous response = -906.			✓	
CmdManuallyIntegrateDropBaseline	BL2000\jheine	12/21/2021 9:08:34 AM	Drop baseline for compound Chrysene in sample Dec2019.D to y = 78, new integration is from x, y = 14.801, 78 to 14.913, 78 and new response = 776; previous integration is from x, y = 14.801, 189 to 14.913, 78 and previous response = 403.			✓	
CmdZeroOutPeak	BL2000\jheine	12/21/2021 9:08:35 AM	Zero out primary peak of compound Chrysene in sample Dec2019.D			✓	
CmdZeroOutPeak	BL2000\jheine	12/21/2021 9:08:38 AM	Zero out primary peak of compound Benzo(k)fluoranthene in sample Dec2019.D			✓	
CmdZeroOutPeak	BL2000\jheine	12/21/2021 9:08:39 AM	Zero out primary peak of compound Benzo(b)fluoranthene in sample Dec2019.D			✓	
CmdZeroOutPeak	BL2000\jheine	12/21/2021 9:08:40 AM	Zero out primary peak of compound Benzo(a)Anthracene in sample Dec2019.D			✓	
CmdZeroOutPeak	BL2000\jheine	12/21/2021 9:08:53 AM	Zero out primary peak of compound Benzo(a)pyrene in sample Dec2020.D			✓	
CmdZeroOutPeak	BL2000\jheine	12/21/2021 9:08:57 AM	Zero out primary peak of compound Acenaphthene in sample Dec2020.D			✓	
CmdZeroOutPeak	BL2000\jheine	12/21/2021 9:08:58 AM	Zero out primary peak of compound Chrysene in sample Dec2020.D			✓	
CmdZeroOutPeak	BL2000\jheine	12/21/2021 9:09:01 AM	Zero out primary peak of compound Benzo(a)Anthracene in sample Dec2020.D			✓	
CmdManuallyIntegrateQualifierPeak	BL2000\jheine	12/21/2021 9:09:37 AM	Manually integrate qualifier 129.0 of compound Naphthalene in sample Dec2021.D from x, y = 5.928, 154 to 6.028, 2340; result = 1854			✓	
CmdManuallyIntegrateDropBaseline	BL2000\jheine	12/21/2021 9:09:38 AM	Drop baseline for qualifier 129.0 of compound Naphthalene in sample Dec2021.D to y = 154, new integration is from x, y = 5.928, 154 to 6.028, 154 and new response = 8396; previous integration is from x, y = 5.928, 154 to 6.028, 2340 and previous response = 1854.			✓	

# Audit Trail report

Name	User	Time	Action	Reason	Comment	Succeed	Exception
CmdManuallyIntegrateQualifierPeak	BL2000\jheine	12/21/2021 9:09:42 AM	Manually integrate qualifier 102.0 of compound Naphthalene in sample Dec2021.D, from x, y = 5.953, 1075 to 6.053, 127, result = 6240; previous integration is from x, y = 5.916, 127 to 6.053, 127 and previous response = 16566.			✓	
CmdManuallyIntegrateDropBaseline	BL2000\jheine	12/21/2021 9:09:43 AM	Drop baseline for qualifier 102.0 of compound Naphthalene in sample Dec2021.D to y = 127, new integration is from x, y = 5.953, 127 to 6.053, 127 and new response = 9083; previous integration is from x, y = 5.953, 1075 to 6.053, 127 and previous response = 6240.			✓	
CmdManuallyIntegrateQualifierPeak	BL2000\jheine	12/21/2021 9:09:50 AM	Manually integrate qualifier 142.0 of compound 2-Methylnaphthalene in sample Dec2021.D from x, y = 6.777, 10195 to 6.890, 9998; result = -8853			✓	
CmdManuallyIntegrateSnapBaseline	BL2000\jheine	12/21/2021 9:09:51 AM	Snap baseline for qualifier 142.0 of compound 2-Methylnaphthalene in sample Dec2021.D from x = 6.777 to x = 6.890, new integration is from x, y = 6.777, 4567 to 6.890, 695 and new response = 41495; previous integration is from x, y = 6.777, 10195 to 6.890, 9998 and previous response = -8853.			✓	
CmdManuallyIntegrateDropBaseline	BL2000\jheine	12/21/2021 9:09:52 AM	Drop baseline for qualifier 142.0 of compound 2-Methylnaphthalene in sample Dec2021.D to y = 695, new integration is from x, y = 6.777, 695 to 6.890, 695 and new response = 54552; previous integration is from x, y = 6.777, 4567 to 6.890, 695 and previous response = 41495.			✓	
CmdManuallyIntegrateSplit	BL2000\jheine	12/21/2021 9:09:58 AM	Split qualifier 142.0 of compound 1-Methylnaphthalene in sample Dec2021.D and keep right peak, new integration is from x, y = 6.890, 103.552777777778 to 7.002, 103.552777777778 and new response = 47681, previous integration is from x, y = 6.740, 104 to 7.002, 104 and previous response = 117111.			✓	
CmdManuallyIntegratePeak	BL2000\jheine	12/21/2021 9:10:07 AM	Manually integrate compound Acenaphthene in sample Dec2021.D, from x, y = 8.038, 10221 to 8.150, 130, result = 20087; previous integration is from x, y = 8.001, 135 to 8.150, 130 and previous response = 56064.			✓	

# Audit Trail report

Name	User	Time	Action	Reason	Comment	Succeed	Exception
CmdManuallyIntegrateDropBaseline	BL2000\jheine	12/21/2021 9:10:08 AM	Drop baseline for compound Acenaphthene in sample Dec2021.D to y = 130, new integration is from x, y = 8.038, 130 to 8.150, 130 and new response = 54037; previous integration is from x, y = 8.038, 10221 to 8.150, 130 and previous response = 20087.			✓	
CmdSetTargetCompoundAttribute	BL2000\jheine	12/21/2021 9:10:10 AM	Set UserAnnotation = CO for compound Acenaphthene in sample Dec2021.D; previous value =			✓	
CmdManuallyIntegrateQualifierPeak	BL2000\jheine	12/21/2021 9:10:50 AM	Manually integrate qualifier 102.0 of compound Naphthalene in sample Dec2022.D, from x, y = 5.953, 1656 to 6.053, 102, result = 4294; previous integration is from x, y = 5.916, 102 to 6.053, 102 and previous response = 16814.			✓	
CmdManuallyIntegrateDropBaseline	BL2000\jheine	12/21/2021 9:10:51 AM	Drop baseline for qualifier 102.0 of compound Naphthalene in sample Dec2022.D to y = 102, new integration is from x, y = 5.953, 102 to 6.053, 102 and new response = 8951; previous integration is from x, y = 5.953, 1656 to 6.053, 102 and previous response = 4294.			✓	
CmdManuallyIntegratePeak	BL2000\jheine	12/21/2021 9:11:00 AM	Manually integrate compound 2-Methylnaphthalene in sample Dec2022.D, from x, y = 6.777, 3916 to 6.890, 4722, result = 17982; previous integration is from x, y = 6.740, 127 to 6.990, 127 and previous response = 90866.			✓	
CmdManuallyIntegrateSnapBaseline	BL2000\jheine	12/21/2021 9:11:01 AM	Snap baseline for compound 2-Methylnaphthalene in sample Dec2022.D, from x = 6.777 to x = 6.890, new integration is from x, y = 6.777, 599 to 6.890, 409 and new response = 43711; previous integration is from x, y = 6.777, 3916 to 6.890, 4722 and previous response = 17982.			✓	
CmdManuallyIntegrateDropBaseline	BL2000\jheine	12/21/2021 9:11:02 AM	Drop baseline for compound 2-Methylnaphthalene in sample Dec2022.D to y = 409, new integration is from x, y = 6.777, 409 to 6.890, 409 and new response = 44352; previous integration is from x, y = 6.777, 599 to 6.890, 409 and previous response = 43711.			✓	
CmdSetTargetCompoundAttribute	BL2000\jheine	12/21/2021 9:11:03 AM	Set UserAnnotation = CO for compound 2-Methylnaphthalene in sample Dec2022.D; previous value =			✓	

# Audit Trail report

Name	User	Time	Action	Reason	Comment	Succeed	Exception
CmdManuallyIntegrateQualifierPeak	BL2000\jheine	12/21/2021 9:11:07 AM	Manually integrate qualifier 142.0 of compound 2-Methylnaphthalene in sample Dec2022.D from x, y = 6.777, 7779 to 6.877, 9872; result = 6117			✓	
CmdManuallyIntegrateSnapBaseline	BL2000\jheine	12/21/2021 9:11:09 AM	Snap baseline for qualifier 142.0 of compound 2-Methylnaphthalene in sample Dec2022.D from x = 6.777 to x = 6.877, new integration is from x, y = 6.777, 4577 to 6.877, 804 and new response = 42897; previous integration is from x, y = 6.777, 7779 to 6.877, 9872 and previous response = 6117.			✓	
CmdManuallyIntegrateDropBaseline	BL2000\jheine	12/21/2021 9:11:09 AM	Drop baseline for qualifier 142.0 of compound 2-Methylnaphthalene in sample Dec2022.D to y = 804, new integration is from x, y = 6.777, 804 to 6.877, 804 and new response = 54207; previous integration is from x, y = 6.777, 4577 to 6.877, 804 and previous response = 42897.			✓	
CmdManuallyIntegrateSplit	BL2000\jheine	12/21/2021 9:11:15 AM	Split peak for compound 1-Methylnaphthalene in sample Dec2022.D and keep right peak, new integration is from x, y = 6.890, 126.509166666667 to 6.990, 126.509166666667 and new response = 43394, previous integration is from x, y = 6.740, 127 to 6.990, 127 and previous response = 90866.			✓	
CmdManuallyIntegrateSplit	BL2000\jheine	12/21/2021 9:11:19 AM	Split qualifier 142.0 of compound 1-Methylnaphthalene in sample Dec2022.D and keep right peak, new integration is from x, y = 6.890, 100.616666666667 to 7.002, 100.616666666667 and new response = 49205, previous integration is from x, y = 6.740, 101 to 7.002, 101 and previous response = 118545.			✓	
CmdManuallyIntegratePeak	BL2000\jheine	12/21/2021 9:11:28 AM	Manually integrate compound Acenaphthene in sample Dec2022.D, from x, y = 8.038, 5593 to 8.150, 105, result = 35574; previous integration is from x, y = 8.000, 104 to 8.150, 105 and previous response = 56479.			✓	
CmdManuallyIntegrateDropBaseline	BL2000\jheine	12/21/2021 9:11:30 AM	Drop baseline for compound Acenaphthene in sample Dec2022.D to y = 105, new integration is from x, y = 8.038, 105 to 8.150, 105 and new response = 54037; previous integration is from x, y = 8.038, 5593 to 8.150, 105 and previous response = 35574.			✓	
CmdSetTargetCompoundAttribute	BL2000\jheine	12/21/2021 9:11:31 AM	Set UserAnnotation = CO for compound Acenaphthene in sample Dec2022.D; previous value =			✓	

# Audit Trail report

Name	User	Time	Action	Reason	Comment	Succeed	Exception
CmdZeroOutPeak	BL2000\jheine	12/21/2021 9:12:11 AM	Zero out primary peak of compound Benzo(a)pyrene in sample Dec2023.D			✓	
CmdZeroOutPeak	BL2000\jheine	12/21/2021 9:12:14 AM	Zero out primary peak of compound Acenaphthene in sample Dec2023.D			✓	
CmdZeroOutPeak	BL2000\jheine	12/21/2021 9:12:15 AM	Zero out primary peak of compound Chrysene in sample Dec2023.D			✓	
CmdZeroOutPeak	BL2000\jheine	12/21/2021 9:12:16 AM	Zero out primary peak of compound Benzo(g,h,i)perylene in sample Dec2023.D			✓	
CmdZeroOutPeak	BL2000\jheine	12/21/2021 9:12:17 AM	Zero out primary peak of compound Benzo(a)Anthracene in sample Dec2023.D			✓	
CmdZeroOutPeak	BL2000\jheine	12/21/2021 9:12:26 AM	Zero out primary peak of compound Benzo(a)pyrene in sample Dec2024.D			✓	
CmdZeroOutPeak	BL2000\jheine	12/21/2021 9:12:27 AM	Zero out primary peak of compound Benzo(a)pyrene in sample Dec2024.D			✓	
CmdZeroOutPeak	BL2000\jheine	12/21/2021 9:12:28 AM	Zero out primary peak of compound Acenaphthene in sample Dec2024.D			✓	
CmdZeroOutPeak	BL2000\jheine	12/21/2021 9:12:29 AM	Zero out primary peak of compound Chrysene in sample Dec2024.D			✓	
CmdZeroOutPeak	BL2000\jheine	12/21/2021 9:12:30 AM	Zero out primary peak of compound Benzo(a)Anthracene in sample Dec2024.D			✓	
CmdManuallyIntegrateQualifierPeak	BL2000\jheine	12/21/2021 9:12:46 AM	Manually integrate qualifier 102.0 of compound Naphthalene in sample Dec2025.D, from x, y = 5.953, 426 to 6.041, 102, result = 6015; previous integration is from x, y = 5.916, 102 to 6.041, 102 and previous response = 13301.			✓	
CmdManuallyIntegrateDropBaseline	BL2000\jheine	12/21/2021 9:12:48 AM	Drop baseline for qualifier 102.0 of compound Naphthalene in sample Dec2025.D to y = 102, new integration is from x, y = 5.953, 102 to 6.041, 102 and new response = 6866; previous integration is from x, y = 5.953, 426 to 6.041, 102 and previous response = 6015.			✓	
CmdSaveBatchTable	BL2000\jheine	12/21/2021 9:13:32 AM	Save batch \\MASSHUNTER\Org\Data\SV5975.I\sh122021\1 e8270d bna SIM\QuantResults\122021 bna SIM 1.batch.bin			✓	
CmdOpenBatchTable	BL2000\jheine	12/22/2021 12:06:50 PM	Open batch \\MASSHUNTER\Org\Data\SV5975.I\sh122021\1 e8270d bna SIM\122021 bna SIM 1.batch.bin			✓	
CmdQuantitate	BL2000\jheine	12/22/2021 12:07:11 PM	Quantitate all compounds in all samples			✓	

# Audit Trail report

Name	User	Time	Action	Reason	Comment	Succeed	Exception
CmdSaveBatchTable	BL2000\jheine	12/22/2021 12:07:19 PM	Save batch \\MASSHUNTER\Org\Data\SV5975.I\sh 122021\1 e8270d bna SIM\QuantResults\122021 bna SIM 1.batch.bin			✓	
GenerateReport	BL2000\jheine	12/22/2021 12:08:20 PM	Generates report - Method: D:\Org\reports\GCMSSSEMI Report Templates\Calibration\Gen_Calibration. m, Output Path: \\MASSHUNTER\Org\Data\SV5975.I\sh 122021\1 e8270d bna SIM\QuantReports\			✓	
GenerateReport	BL2000\jheine	12/22/2021 12:09:18 PM	Generates report - Method: D:\Org\reports\GCMSSSEMI Report Templates\Calibration\init_cal_rpt.m, Output Path: \\MASSHUNTER\Org\Data\SV5975.I\sh 122021\1 e8270d bna SIM\QuantReports\			✓	
GenerateReport	BL2000\jheine	12/22/2021 12:10:38 PM	Generates report - Method: D:\Org\reports\GCMSSSEMI Report Templates\Calibration\Gen_ResultsSu mmmary.m, Output Path: \\MASSHUNTER\Org\Data\SV5975.I\sh 122021\1 e8270d bna SIM\QuantReports\			✓	
GenerateReport	BL2000\jheine	12/22/2021 12:14:45 PM	Generates report - Method: D:\Org\reports\GCMSSSEMI Report Templates\Calibration\Env_QuantResul ts_wGraphics+Chromatogram.m, Output Path: \\MASSHUNTER\Org\Data\SV5975.I\sh 122021\1 e8270d bna SIM\QuantReports\			✓	
CmdSetSampleAttribute	BL2000\jheine	12/22/2021 12:14:59 PM	Set SampleApproved = True for sample Dec2001.D; previous value = False			✓	
CmdSetSampleAttribute	BL2000\jheine	12/22/2021 12:15:01 PM	Set SampleApproved = True for sample Dec2002.D; previous value = False			✓	
CmdSetSampleAttribute	BL2000\jheine	12/22/2021 12:15:02 PM	Set SampleApproved = True for sample Dec2003.D; previous value = False			✓	
CmdSetSampleAttribute	BL2000\jheine	12/22/2021 12:15:04 PM	Set SampleApproved = True for sample Dec2004.D; previous value = False			✓	
CmdSetSampleAttribute	BL2000\jheine	12/22/2021 12:15:05 PM	Set SampleApproved = True for sample Dec2005.D; previous value = False			✓	
CmdSetSampleAttribute	BL2000\jheine	12/22/2021 12:15:07 PM	Set SampleApproved = True for sample Dec2006.D; previous value = False			✓	

# Audit Trail report

Name	User	Time	Action	Reason	Comment	Succeed	Exception
CmdSetSampleAttribute	BL2000\jheine	12/22/2021 12:15:08 PM	Set SampleApproved = True for sample Dec2007.D; previous value = False			✓	
CmdSetSampleAttribute	BL2000\jheine	12/22/2021 12:15:10 PM	Set SampleApproved = True for sample Dec2008.D; previous value = False			✓	
CmdSetSampleAttribute	BL2000\jheine	12/22/2021 12:15:12 PM	Set SampleApproved = True for sample Dec2009.D; previous value = False			✓	
CmdSetSampleAttribute	BL2000\jheine	12/22/2021 12:15:13 PM	Set SampleApproved = True for sample Dec2010.D; previous value = False			✓	
CmdSetSampleAttribute	BL2000\jheine	12/22/2021 12:15:15 PM	Set SampleApproved = True for sample Dec2011.D; previous value = False			✓	
CmdSetSampleAttribute	BL2000\jheine	12/22/2021 12:15:17 PM	Set SampleApproved = True for sample Dec2012.D; previous value = False			✓	
CmdSetSampleAttribute	BL2000\jheine	12/22/2021 12:15:19 PM	Set SampleApproved = True for sample Dec2013.D; previous value = False			✓	
CmdSetSampleAttribute	BL2000\jheine	12/22/2021 12:15:21 PM	Set SampleApproved = True for sample Dec2014.D; previous value = False			✓	
CmdSetSampleAttribute	BL2000\jheine	12/22/2021 12:15:22 PM	Set SampleApproved = True for sample Dec2015.D; previous value = False			✓	
CmdSetSampleAttribute	BL2000\jheine	12/22/2021 12:15:24 PM	Set SampleApproved = True for sample Dec2016.D; previous value = False			✓	
CmdSetSampleAttribute	BL2000\jheine	12/22/2021 12:15:27 PM	Set SampleApproved = True for sample Dec2017.D; previous value = False			✓	
CmdSetSampleAttribute	BL2000\jheine	12/22/2021 12:15:28 PM	Set SampleApproved = True for sample Dec2018.D; previous value = False			✓	
CmdSetSampleAttribute	BL2000\jheine	12/22/2021 12:15:32 PM	Set SampleApproved = True for sample Dec2019.D; previous value = False			✓	
CmdSetSampleAttribute	BL2000\jheine	12/22/2021 12:15:34 PM	Set SampleApproved = True for sample Dec2020.D; previous value = False			✓	
CmdSetSampleAttribute	BL2000\jheine	12/22/2021 12:15:36 PM	Set SampleApproved = True for sample Dec2021.D; previous value = False			✓	
CmdSetSampleAttribute	BL2000\jheine	12/22/2021 12:15:37 PM	Set SampleApproved = True for sample Dec2022.D; previous value = False			✓	
CmdSetSampleAttribute	BL2000\jheine	12/22/2021 12:15:39 PM	Set SampleApproved = True for sample Dec2023.D; previous value = False			✓	



# Audit Trail report

Name	User	Time	Action	Reason	Comment	Succeed	Exception
CmdSetSampleAttribute	BL2000\jheine	12/22/2021 12:15:40 PM	Set SampleApproved = True for sample Dec2024.D; previous value = False			✓	
CmdSetSampleAttribute	BL2000\jheine	12/22/2021 12:15:42 PM	Set SampleApproved = True for sample Dec2025.D; previous value = False			✓	
CmdSaveBatchTable	BL2000\jheine	12/22/2021 12:15:46 PM	Save batch \\MASSHUNTER\Org\Data\SV5975.I\sh 122021\1 e8270d bna SIM\QuantResults\122021 bna SIM 1.batch.bin			✓	
GenerateReport	BL2000\jheine	12/22/2021 12:19:40 PM	Generates report - Method: D:\Org\reports\GCMSSEMI Report Templates\Calibration\Env_QuantResul ts_wGraphics+Chromatogram.m, Output Path: \\MASSHUNTER\Org\Data\SV5975.I\sh 122021\1 e8270d bna SIM\QuantReports\			✓	

# PREP BATCH REPORT

Prep Code: **SVOC-3510C-8270**  
 Prep Batch **162392** Prep Temp **NA °C**

Technician: **Zachary B. Zaccardi**  
 Batch Units: **ML**

Prep Start Date: **12/21/2021 10:16:05 A**  
 Prep End Date: **12/23/2021 9:09:00 A**

Sample ID	Matrix	pH	Initial Samp Amt	Sol Added	Sol Recovered	Final Vol (mL)	Factor	Balance	Prep Start Date	Prep End Date
MB-162392			1000	0	0	1.00	0.001		12/21/2021	12/23/2021
LCS-162392			1000	0	0	1.00	0.001		12/21/2021	12/23/2021
LCSD-162392			1000	0	0	1.00	0.001		12/21/2021	12/23/2021
LLCSD-162392			1000	0	0	1.00	0.001		12/21/2021	12/23/2021
LLCS-162392			1000	0	0	1.00	0.001		12/21/2021	12/23/2021
B21121563-002A	Aqueous	7	1000	0	0	1.00	0.001		12/21/2021	12/23/2021
	Sample orange with precipitate									
B21121605-001B	Ground Water	6	1030	0	0	1.00	0.000971		12/21/2021	12/23/2021
	Clear									
B21121605-002B	Ground Water	6	1010	0	0	1.00	0.00099		12/21/2021	12/23/2021
	Sample has a yellow tint									
B21121605-003B	Ground Water	6	1010	0	0	1.00	0.00099		12/21/2021	12/23/2021
	Sample clear									
B21121606-001D	Aqueous	7	990	0	0	1.00	0.00101		12/21/2021	12/23/2021
	Sample has a yellow tint									
B21121606-002D	Aqueous	7	1030	0	0	1.00	0.000971		12/21/2021	12/23/2021
	Sample has a yellow tint									
B21121606-003D	Aqueous	7	1050	0	0	1.00	0.000952		12/21/2021	12/23/2021
	Sample has a yellow tint									
B21121606-004D	Aqueous	7	870	0	0	1.00	0.00115		12/21/2021	12/23/2021
	Sample has a yellow tint									
B21121606-005D	Aqueous	7	840	0	0	1.00	0.00119		12/21/2021	12/23/2021
	Sample has a yellow tint									
B21121609-001B	Ground Water	6	900	0	0	1.00	0.00111		12/21/2021	12/23/2021
	Sample turbid with a yellow tint. low level surr									
B21121611-001A	Ground Water	6	1000	0	0	1.00	0.001		12/21/2021	12/23/2021
	Sample turbid with a yellow tint									

Number	Reagent Name	Exp Date	
13124	Sulfuric Acid 2020070739	7/2/2022	2mL
13273	pH-indicator Strips 0-14 HC025486	9/30/2024	
14196	Dichloromethane EB867	6/18/2023	100.50
14518	Dichloromethane EC735	10/14/2023	

Spk ID	Spike Name	SampType	AmtAdd	Exp Date
FP211210 14446	DCM RINSED FILTER PAPER	ALL		4/6/2026
Sulfate 12/13/21	Baked Sodium Sulfate	ALL	varies	11/29/2026
sv83418	Benzidines	LCS; MS	50 uL; 25	3/17/2024
sv92702	LCS/Add Extractions	LCS; MS; LLC/D	1.0 mL; 0.	1/14/2022
sv92701	LL BNA Surr	SAMP, LMS, LLC	100 uL	1/30/2022
SVOC NaOH 111	10 N NaOH	SAMP, MB, LCS;	5 drops	7/31/2023
sv92612	BNA Surr	SAMP, MB, LCS;	100 uL; 5	3/31/2022

# PREP BATCH REPORT

Prep Code: **SVOC-3510C-8270**  
 Prep Batch **162392** Prep Temp **NA °C**

Technician: **Zachary B. Zaccardi**  
 Batch Units: **ML**

Prep Start Date: **12/21/2021 10:16:05 A**  
 Prep End Date: **12/23/2021 9:09:00 A**

Sample ID	Matrix	pH	Initial Samp Amt	Sol Added	Sol Recovered	Final Vol (mL)	Factor	Balance	Prep Start Date	Prep End Date
B21121613-001C Sample clear	Ground Water	6	990	0	0	1.00	0.00101		12/21/2021	12/23/2021
B21121613-001CLMS Sample clear	Ground Water	6	1010	0	0	1.00	0.00099		12/21/2021	12/23/2021
B21121613-001CLMSD Sample clear	Ground Water	6	1000	0	0	1.00	0.001		12/21/2021	12/23/2021
B21121613-002A Sample clear. low level surr	Ground Water	6	1030	0	0	1.00	0.000971		12/21/2021	12/23/2021
B21121616-001B Sample has a yellow tint. low level surr	Ground Water	6	990	0	0	1.00	0.00101		12/21/2021	12/23/2021
B21121622-001A Sample clear. low level surr	Ground Water	6	1050	0	0	1.00	0.000952		12/21/2021	12/23/2021
B21121622-002A Sample clear. low level surr	Ground Water	6	1050	0	0	1.00	0.000952		12/21/2021	12/23/2021
B21121622-003A Sample clear	Ground Water	6	940	0	0	1.00	0.00106		12/21/2021	12/23/2021
B21121623-001B Sample clear. low level surr	Ground Water	6	1050	0	0	1.00	0.000952		12/21/2021	12/23/2021
B21121605-001BMS Sample clear	Ground Water	6	1030	0	0	1.00	0.000971		12/21/2021	12/23/2021
B21121402-001Arex Sample turbid	Ground Water	6	990	0	0	1.00	0.00101		12/21/2021	12/23/2021

Number	Reagent Name	Exp Date	
13124	Sulfuric Acid 2020070739	7/2/2022	2mL
13273	pH-indicator Strips 0-14 HC025486	9/30/2024	
14196	Dichloromethane EB867	6/18/2023	100,50
14518	Dichloromethane EC735	10/14/2023	

Spk ID	Spike Name	SampType	AmtAdd	Exp Date
FP211210 14446	DCM RINSED FILTER PAPER	ALL		4/6/2026
Sulfate 12/13/21 (	Baked Sodium Sulfate	ALL	varies	11/29/2026
sv83418	Benzidines	LCS; MS	50 uL; 25	3/17/2024
sv92702	LCS/Add Extractions	LCS; MS; LLCS/D	1.0 mL; 0.	1/14/2022
sv92701	LL BNA Surr	SAMP, LMS, LLC	100 uL	1/30/2022
SVOC NaOH 111	10 N NaOH	SAMP, MB, LCS,	5 drops	7/31/2023
sv92612	BNA Surr	SAMP, MB, LCS;	100 uL; 5	3/31/2022

# Energy Laboratories Inc

# ANALYTICAL RUN Summary

06-Jan-22

Run ID SV5975.I\_211223A

Run Start Date: 12/23/2021
Analyst: John P. Heine
Ical:
Column ID: ZB-SemiVolatiles
Comments:

Std ID	Std Name	Std Amount	Std Units	Samp Amount	Samp Units	SampType	Expiration Date
dcmsvoc13	DCM						11/17/2022
sv100210	BNA 2nd source 200ug/mL	2	ul	198	ul	ICV	1/15/2022
sv100506	BNA low 50 ug/mL	8	ul	192	ul	CCV	3/31/2022
sv100703	BNA Internals 2000 ug/mL	50	ul	50	ul	TUNE	5/31/2022
sv83311	DFTPP 1000 ug/mL	50	ul	50	ul	TUNE	10/31/2022

Seq No	Lab ID	Test Code	Sample Typ	File ID	Analysis Date	DF	Batch ID	Prep Date	SPKref	RPDref	pmoist					
14947329	Dec2301_D_TU	SVOC-8270-DF	TUNE	/5975.I\sh122321\	12/23/2021 10:2	1	R372332		0	0						
Analyte	T	Units	RAW	Final	Text	Spike	SPKref	RPDref	MDL	PQL	UQL	%REC	LOW	HIGH	%RPD	Q
127, % of mass 198	A	%	54.1	54.1		100	0	0	0	0.01	0	54%	40	60	0%	
197, % of mass 198	A	%	0	0		100	0	0	0	0.01	0	0%	0	0.99	0%	
198, Base Peak	A	%	100	100		100	0	0	0	0.01	0	100%	100	100	0%	
199, % of mass 198	A	%	6.8	6.8		100	0	0	0	0.01	0	7%	5	9	0%	
275, % of mass 198	A	%	28.9	28.9		100	0	0	0	0.01	0	29%	10	30	0%	
365, % of mass 198	A	%	3.1	3.1		100	0	0	0	0.01	0	3%	1	99.99	0%	
441, % of mass 443	A	%	92	92		100	0	0	0	0.01	0	92%	0.01	150	0%	
442, % of mass 198	A	%	72.6	72.6		100	0	0	0	0.01	0	73%	40	100	0%	
443, % of mass 442	A	%	19.4	19.4		100	0	0	0	0.01	0	19%	17	23	0%	
51, % of mass 198	A	%	46.6	46.6		100	0	0	0	0.01	0	47%	30	60	0%	
68, % of mass 69	A	%	0	0		100	0	0	0	0.01	0	0%	0	1.99	0%	
70, % of mass 69	A	%	0.7	0.7		100	0	0	0	0.01	0	1%	0	1.99	0%	

Seq No	Lab ID	Test Code	Sample Typ	File ID	Analysis Date	DF	Batch ID	Prep Date	SPKref	RPDref	pmoist					
14947330	23-Dec-21_CC	SVOC-8270-W-	CCV	/5975.I\sh122321\	12/23/2021 10:5	1	R372332		0	0						
Analyte	T	Units	RAW	Final	Text	Spike	SPKref	RPDref	MDL	PQL	UQL	%REC	LOW	HIGH	%RPD	Q
1-Methylnaphthalene	A	ug/L	2.25139	2.25139		2	0	0	0.0206	0.1	10	113%	80	120	0%	
2-Methylnaphthalene	A	ug/L	2.2956	2.2956		2	0	0	0.0176	0.1	10	115%	80	120	0%	
Naphthalene	A	ug/L	2.22172	2.22172		2	0	0	0.029	0.1	10	111%	80	120	0%	
2-Fluorobiphenyl	S	ug/L	2.32513	2.32513		2	0	0	0.0444	0.1	10	116%	80	120	0%	
Nitrobenzene-d5	S	ug/L	2.01678	2.01678		2	0	0	0.0523	0.1	10	101%	80	120	0%	
Terphenyl-d14	S	ug/L	2.18593	2.18593		2	0	0	0.0563	0.1	10	109%	80	120	0%	

Seq No	Lab ID	Test Code	Sample Typ	File ID	Analysis Date	DF	Batch ID	Prep Date	SPKref	RPDref	pmoist					
14947331	23-Dec-21_ISTB	SVOC-8270-W-	SAMP	/5975.I\sh122321\	12/23/2021 11:2	1	R372332		0	0						
Analyte	T	Units	RAW	Final	Text	Spike	SPKref	RPDref	MDL	PQL	UQL	%REC	LOW	HIGH	%RPD	Q
1-Methylnaphthalene	A	ug/L	0	0		0	0	0	0.0206	0.1	10	0%	0	0	0%	
2-Methylnaphthalene	A	ug/L	0	0		0	0	0	0.0176	0.1	10	0%	0	0	0%	
Naphthalene	A	ug/L	0	0		0	0	0	0.029	0.1	10	0%	0	0	0%	
2-Fluorobiphenyl	S	ug/L	0	0		5	0	0	0.0444	0.1	10	0%	25	94	0%	S
Nitrobenzene-d5	S	ug/L	0	0		5	0	0	0.0523	0.1	10	0%	19	102	0%	S
Terphenyl-d14	S	ug/L	0	0		5	0	0	0.0563	0.1	10	0%	39	106	0%	S

Seq No	Lab ID	Test Code	Sample Typ	File ID	Analysis Date	DF	Batch ID	Prep Date	SPKref	RPDref	pmoist					
14947332	MB-162392	SVOC-8270-W-	MBLK	/5975.I\sh122321\	12/23/2021 11:5	1	162392	12/21/2021	0	0						
Analyte	T	Units	RAW	Final	Text	Spike	SPKref	RPDref	MDL	PQL	UQL	%REC	LOW	HIGH	%RPD	Q
1-Methylnaphthalene	A	ug/L	0	0		0	0	0	0.0206	0.05	10	0%			0%	
2-Methylnaphthalene	A	ug/L	0	0		0	0	0	0.0176	0.05	10	0%			0%	
Naphthalene	A	ug/L	0	0		0	0	0	0.029	0.05	10	0%			0%	

Seq No	Lab ID	Test Code	Sample Typ	File ID	Analysis Date	DF	Batch ID	Prep Date	SPKref	RPDref	pmoist					
14947333	MB-162392	SVOC-8270-W-	MBLK	/5975.I\sh122321\	12/23/2021 12:2	20	162392	12/21/2021	0	0						
Analyte	T	Units	RAW	Final	Text	Spike	SPKref	RPDref	MDL	PQL	UQL	%REC	LOW	HIGH	%RPD	Q
2-Fluorobiphenyl	S	ug/L	2.81634	56.3268		100	0	0	0.888	2	10	56%	53	106	0%	
Nitrobenzene-d5	S	ug/L	2.95477	59.0954		100	0	0	1.046	2	10	59%	55	111	0%	
Terphenyl-d14	S	ug/L	5.77766	115.5532		100	0	0	1.126	2	10	116%	58	132	0%	

Seq No	Lab ID	Test Code	Sample Typ	File ID	Analysis Date	DF	Batch ID	Prep Date	SPKref	RPDref	pmoist					
14947334	LLCS-162392	SVOC-8270-W-	LCS-DOD	/5975.I\sh122321\	12/23/2021 1:02:	1	162392	12/21/2021	0	0						
Analyte	T	Units	RAW	Final	Text	Spike	SPKref	RPDref	MDL	PQL	UQL	%REC	LOW	HIGH	%RPD	Q
1-Methylnaphthalene	A	ug/L	3.10317	3.10317		5	0	0	0.0206	0.1	10	62%	41	115	0%	
2-Methylnaphthalene	A	ug/L	3.12218	3.12218		5	0	0	0.0176	0.1	10	62%	39	114	0%	
Naphthalene	A	ug/L	3.01841	3.01841		5	0	0	0.029	0.1	10	60%	43	114	0%	
2-Fluorobiphenyl	S	ug/L	4.19619	4.19619		5	0	0	0.0444	0.1	10	84%	53	106	0%	
Nitrobenzene-d5	S	ug/L	3.95947	3.95947		5	0	0	0.0523	0.1	10	79%	55	111	0%	
Terphenyl-d14	S	ug/L	5.12684	5.12684		5	0	0	0.0563	0.1	10	103%	58	132	0%	

Seq No	Lab ID	Test Code	Sample Typ	File ID	Analysis Date	DF	Batch ID	Prep Date	SPKref	RPDref	pmoist					
14947335	LLCSD-162392	SVOC-8270-W-	LCSD-DOD	/5975.I\sh122321\	12/23/2021 1:34:	1	162392	12/21/2021	0	1E+07						
Analyte	T	Units	RAW	Final	Text	Spike	SPKref	RPDref	MDL	PQL	UQL	%REC	LOW	HIGH	%RPD	Q
1-Methylnaphthalene	A	ug/L	3.01724	3.01724		5	0	3.10317	0.0206	0.1	10	60%	41	115	3%	
2-Methylnaphthalene	A	ug/L	2.82938	2.82938		5	0	3.12218	0.0176	0.1	10	57%	39	114	10%	
Naphthalene	A	ug/L	2.97219	2.97219		5	0	3.01841	0.029	0.1	10	59%	43	114	2%	
2-Fluorobiphenyl	S	ug/L	4.34642	4.34642		5	0	0	0.0444	0.1	10	87%	53	106	0%	
Nitrobenzene-d5	S	ug/L	3.98761	3.98761		5	0	0	0.0523	0.1	10	80%	55	111	0%	
Terphenyl-d14	S	ug/L	5.46072	5.46072		5	0	0	0.0563	0.1	10	109%	58	132	0%	

Seq No	Lab ID	Test Code	Sample Typ	File ID	Analysis Date	DF	Batch ID	Prep Date	SPKref	RPDref	pmoist					
14947336	B21121402-001	SVOC-8270-W-	SAMP	/5975.I\sh122321\	12/23/2021 2:07:	1	162392	12/21/2021	0	0						
Analyte	T	Units	RAW	Final	Text	Spike	SPKref	RPDref	MDL	PQL	UQL	%REC	LOW	HIGH	%RPD	Q
1-Methylnaphthalene	A	ug/L	0	0		0	0	0	0.020806	0.101	10	0%	0	0	0%	
2-Methylnaphthalene	A	ug/L	0	0		0	0	0	0.017776	0.101	10	0%	0	0	0%	
Naphthalene	A	ug/L	0	0		0	0	0	0.02929	0.101	10	0%	0	0	0%	

Seq No	Lab ID	Test Code	Sample Typ	File ID	Analysis Date	DF	Batch ID	Prep Date	SPKref	RPDref	pmoist					
14947337	B21121402-001	SVOC-8270-W-	SAMP	/5975.I\sh122321\	12/23/2021 2:40:	20	162392	12/21/2021	0	0						
Analyte	T	Units	RAW	Final	Text	Spike	SPKref	RPDref	MDL	PQL	UQL	%REC	LOW	HIGH	%RPD	Q
2-Fluorobiphenyl	S	ug/L	3.92182	79.220764		101	0	0	0.89688	2.02	10	78%	53	106	0%	
Nitrobenzene-d5	S	ug/L	2.48617	50.220634		101	0	0	1.05646	2.02	10	50%	55	111	0%	S
Terphenyl-d14	S	ug/L	4.55379	91.986558		101	0	0	1.13726	2.02	10	91%	58	132	0%	

Seq No	Lab ID	Test Code	Sample Typ	File ID	Analysis Date	DF	Batch ID	Prep Date	SPKref	RPDref	pmoist					
14947338	B21121605-001	SVOC-8270-W-	SAMP	/5975.I\sh122321\	12/23/2021 3:13:	1	162392	12/21/2021	0	0						
Analyte	T	Units	RAW	Final	Text	Spike	SPKref	RPDref	MDL	PQL	UQL	%REC	LOW	HIGH	%RPD	Q
1-Methylnaphthalene	A	ug/L	0	0		0	0	0	0.0200026	0.1	10	0%	0	0	0%	U
2-Methylnaphthalene	A	ug/L	0	0		0	0	0	0.0170896	0.1	10	0%	0	0	0%	U
Naphthalene	A	ug/L	0	0		0	0	0	0.028159	0.1	10	0%	0	0	0%	U
Seq No	Lab ID	Test Code	Sample Typ	File ID	Analysis Date	DF	Batch ID	Prep Date	SPKref	RPDref	pmoist					
14947339	B21121605-001	SVOC-8270-W-	SAMP	/5975.I\sh122321\	12/23/2021 3:45:	20	162392	12/21/2021	0	0						
Analyte	T	Units	RAW	Final	Text	Spike	SPKref	RPDref	MDL	PQL	UQL	%REC	LOW	HIGH	%RPD	Q
2-Fluorobiphenyl	S	ug/L	4.72871	91.8315482		97.1	0	0	0.862248	1.942	10	95%	53	106	0%	
Nitrobenzene-d5	S	ug/L	3.54038	68.7541796		97.1	0	0	1.015666	1.942	10	71%	55	111	0%	
Terphenyl-d14	S	ug/L	5.46698	106.168752		97.1	0	0	1.093346	1.942	10	109%	58	132	0%	
Seq No	Lab ID	Test Code	Sample Typ	File ID	Analysis Date	DF	Batch ID	Prep Date	SPKref	RPDref	pmoist					
14947340	B21121605-002	SVOC-8270-W-	SAMP	/5975.I\sh122321\	12/23/2021 4:18:	1	162392	12/21/2021	0	0						
Analyte	T	Units	RAW	Final	Text	Spike	SPKref	RPDref	MDL	PQL	UQL	%REC	LOW	HIGH	%RPD	Q
1-Methylnaphthalene	A	ug/L	0	0		0	0	0	0.020394	0.1	10	0%	0	0	0%	U
2-Methylnaphthalene	A	ug/L	0	0		0	0	0	0.017424	0.1	10	0%	0	0	0%	U
Naphthalene	A	ug/L	0	0		0	0	0	0.02871	0.1	10	0%	0	0	0%	U
Seq No	Lab ID	Test Code	Sample Typ	File ID	Analysis Date	DF	Batch ID	Prep Date	SPKref	RPDref	pmoist					
14947341	B21121605-002	SVOC-8270-W-	SAMP	/5975.I\sh122321\	12/23/2021 4:51:	20	162392	12/21/2021	0	0						
Analyte	T	Units	RAW	Final	Text	Spike	SPKref	RPDref	MDL	PQL	UQL	%REC	LOW	HIGH	%RPD	Q
2-Fluorobiphenyl	S	ug/L	4.41087	87.335226		99	0	0	0.87912	1.98	10	88%	53	106	0%	
Nitrobenzene-d5	S	ug/L	2.88928	57.207744		99	0	0	1.03554	1.98	10	58%	55	111	0%	
Terphenyl-d14	S	ug/L	4.99697	98.940006		99	0	0	1.11474	1.98	10	100%	58	132	0%	
Seq No	Lab ID	Test Code	Sample Typ	File ID	Analysis Date	DF	Batch ID	Prep Date	SPKref	RPDref	pmoist					
14947342	B21121605-003	SVOC-8270-W-	SAMP	/5975.I\sh122321\	12/23/2021 5:24:	1	162392	12/21/2021	0	0						
Analyte	T	Units	RAW	Final	Text	Spike	SPKref	RPDref	MDL	PQL	UQL	%REC	LOW	HIGH	%RPD	Q

Seq No	Lab ID	Test Code	Sample Typ	File ID	Analysis Date	DF	Batch ID	Prep Date	SPKref	RPDref	pmoist					
14947342	B21121605-003	SVOC-8270-W-	SAMP	/5975.I\sh122321\	12/23/2021 5:24:	1	162392	12/21/2021	0	0						
Analyte	T	Units	RAW	Final	Text	Spike	SPKref	RPDref	MDL	PQL	UQL	%REC	LOW	HIGH	%RPD	Q
1-Methylnaphthalene	A	ug/L	0	0		0	0	0	0.020394	0.1	10	0%	0	0	0%	U
2-Methylnaphthalene	A	ug/L	0.05355	0.0530145		0	0	0	0.017424	0.1	10	0%	0	0	0%	J
Naphthalene	A	ug/L	0	0		0	0	0	0.02871	0.1	10	0%	0	0	0%	U
Seq No	Lab ID	Test Code	Sample Typ	File ID	Analysis Date	DF	Batch ID	Prep Date	SPKref	RPDref	pmoist					
14947343	B21121605-003	SVOC-8270-W-	SAMP	/5975.I\sh122321\	12/23/2021 5:57:	20	162392	12/21/2021	0	0						
Analyte	T	Units	RAW	Final	Text	Spike	SPKref	RPDref	MDL	PQL	UQL	%REC	LOW	HIGH	%RPD	Q
2-Fluorobiphenyl	S	ug/L	4.39213	86.964174		99	0	0	0.87912	1.98	10	88%	53	106	0%	
Nitrobenzene-d5	S	ug/L	2.88766	57.175668		99	0	0	1.03554	1.98	10	58%	55	111	0%	
Terphenyl-d14	S	ug/L	5.26487	104.244426		99	0	0	1.11474	1.98	10	105%	58	132	0%	
Seq No	Lab ID	Test Code	Sample Typ	File ID	Analysis Date	DF	Batch ID	Prep Date	SPKref	RPDref	pmoist					
14947344	B21121609-001	SVOC-8270-W-	SAMP	/5975.I\sh122321\	12/23/2021 6:29:	1	162392	12/21/2021	0	0						
Analyte	T	Units	RAW	Final	Text	Spike	SPKref	RPDref	MDL	PQL	UQL	%REC	LOW	HIGH	%RPD	Q
1-Methylnaphthalene	A	ug/L	0	0		0	0	0	0.022866	0.111	10	0%	0	0	0%	U
2-Methylnaphthalene	A	ug/L	0	0		0	0	0	0.019536	0.111	10	0%	0	0	0%	U
Naphthalene	A	ug/L	0	0		0	0	0	0.03219	0.111	10	0%	0	0	0%	U
2-Fluorobiphenyl	S	ug/L	3.94287	4.3765857		5.55	0	0	0.049284	0.111	10	79%	53	106	0%	
Nitrobenzene-d5	S	ug/L	3.51012	3.8962332		5.55	0	0	0.058053	0.111	10	70%	55	111	0%	
Terphenyl-d14	S	ug/L	5.10683	5.6685813		5.55	0	0	0.062493	0.111	10	102%	58	132	0%	
Seq No	Lab ID	Test Code	Sample Typ	File ID	Analysis Date	DF	Batch ID	Prep Date	SPKref	RPDref	pmoist					
14947345	B21121609-001	SVOC-8270-W-	SAMP	/5975.I\sh122321\	12/23/2021 7:02:	20	162392	12/21/2021	0	0						
Analyte	T	Units	RAW	Final	Text	Spike	SPKref	RPDref	MDL	PQL	UQL	%REC	LOW	HIGH	%RPD	Q
Seq No	Lab ID	Test Code	Sample Typ	File ID	Analysis Date	DF	Batch ID	Prep Date	SPKref	RPDref	pmoist					
14947346	B21121611-001	SVOC-8270-W-	SAMP	/5975.I\sh122321\	12/23/2021 7:35:	1	162392	12/21/2021	0	0						
Analyte	T	Units	RAW	Final	Text	Spike	SPKref	RPDref	MDL	PQL	UQL	%REC	LOW	HIGH	%RPD	Q



Seq No	Lab ID	Test Code	Sample Typ	File ID	Analysis Date	DF	Batch ID	Prep Date	SPKref	RPDref	pmoist					
14947346	B21121611-001	SVOC-8270-W-	SAMP	/5975.I\sh122321\	12/23/2021 7:35:	1	162392	12/21/2021	0	0						
Analyte	T	Units	RAW	Final	Text	Spike	SPKref	RPDref	MDL	PQL	UQL	%REC	LOW	HIGH	%RPD	Q
1-Methylnaphthalene	A	ug/L	0	0		0	0	0	0.0206	0.1	10	0%	0	0	0%	U
2-Methylnaphthalene	A	ug/L	0	0		0	0	0	0.0176	0.1	10	0%	0	0	0%	U
Naphthalene	A	ug/L	0	0		0	0	0	0.029	0.1	10	0%	0	0	0%	U
Seq No	Lab ID	Test Code	Sample Typ	File ID	Analysis Date	DF	Batch ID	Prep Date	SPKref	RPDref	pmoist					
14947347	B21121611-001	SVOC-8270-W-	SAMP	/5975.I\sh122321\	12/23/2021 8:08:	20	162392	12/21/2021	0	0						
Analyte	T	Units	RAW	Final	Text	Spike	SPKref	RPDref	MDL	PQL	UQL	%REC	LOW	HIGH	%RPD	Q
2-Fluorobiphenyl	S	ug/L	3.39456	67.8912		100	0	0	0.888	2	10	68%	53	106	0%	
Nitrobenzene-d5	S	ug/L	2.70422	54.0844		100	0	0	1.046	2	10	54%	55	111	0%	S
Terphenyl-d14	S	ug/L	4.50213	90.0426		100	0	0	1.126	2	10	90%	58	132	0%	
Seq No	Lab ID	Test Code	Sample Typ	File ID	Analysis Date	DF	Batch ID	Prep Date	SPKref	RPDref	pmoist					
14947348	B21121613-001	SVOC-8270-W-	SAMP	/5975.I\sh122321\	12/23/2021 8:40:	1	162392	12/21/2021	0	0						
Analyte	T	Units	RAW	Final	Text	Spike	SPKref	RPDref	MDL	PQL	UQL	%REC	LOW	HIGH	%RPD	Q
1-Methylnaphthalene	A	ug/L	0	0		0	0	0	0.020806	0.101	10	0%	0	0	0%	U
2-Methylnaphthalene	A	ug/L	0	0		0	0	0	0.017776	0.101	10	0%	0	0	0%	U
Naphthalene	A	ug/L	0	0		0	0	0	0.02929	0.101	10	0%	0	0	0%	U
2-Fluorobiphenyl	S	ug/L	4.04806	4.0885406		5.05	0	0	0.044844	0.101	10	81%	53	106	0%	
Nitrobenzene-d5	S	ug/L	3.34166	3.3750766		5.05	0	0	0.052823	0.101	10	67%	55	111	0%	
Terphenyl-d14	S	ug/L	4.05691	4.0974791		5.05	0	0	0.056863	0.101	10	81%	58	132	0%	
Seq No	Lab ID	Test Code	Sample Typ	File ID	Analysis Date	DF	Batch ID	Prep Date	SPKref	RPDref	pmoist					
14947349	B21121613-001	SVOC-8270-W-	SAMP	/5975.I\sh122321\	12/23/2021 9:13:	20	162392	12/21/2021	0	0						
Analyte	T	Units	RAW	Final	Text	Spike	SPKref	RPDref	MDL	PQL	UQL	%REC	LOW	HIGH	%RPD	Q
Seq No	Lab ID	Test Code	Sample Typ	File ID	Analysis Date	DF	Batch ID	Prep Date	SPKref	RPDref	pmoist					
14947350	B21121613-001	SVOC-8270-W-	MS-DOD	/5975.I\sh122321\	12/23/2021 9:45:	1	162392	12/21/2021	1E+07	0						
Analyte	T	Units	RAW	Final	Text	Spike	SPKref	RPDref	MDL	PQL	UQL	%REC	LOW	HIGH	%RPD	Q

Seq No	Lab ID	Test Code	Sample Typ	File ID	Analysis Date	DF	Batch ID	Prep Date	SPKref	RPDref	pmoist					
14947350	B21121613-001	SVOC-8270-W-	MS-DOD	/5975.I\sh122321\	12/23/2021 9:45:	1	162392	12/21/2021	1E+07	0						
Analyte	T	Units	RAW	Final	Text	Spike	SPKref	RPDref	MDL	PQL	UQL	%REC	LOW	HIGH	%RPD	Q
1-Methylnaphthalene	A	ug/L	3.53731	3.5019369		4.95	0	0	0.020394	0.1	10	71%	41	115	0%	
2-Methylnaphthalene	A	ug/L	3.87374	3.8350026		4.95	0	0	0.017424	0.1	10	77%	39	114	0%	
Naphthalene	A	ug/L	3.69337	3.6564363		4.95	0	0	0.02871	0.1	10	74%	43	114	0%	
2-Fluorobiphenyl	S	ug/L	4.98195	4.9321305		4.95	0	0	0.043956	0.1	10	100%	53	106	0%	
Nitrobenzene-d5	S	ug/L	4.17419	4.1324481		4.95	0	0	0.051777	0.1	10	83%	55	111	0%	
Terphenyl-d14	S	ug/L	5.35829	5.3047071		4.95	0	0	0.055737	0.1	10	107%	58	132	0%	

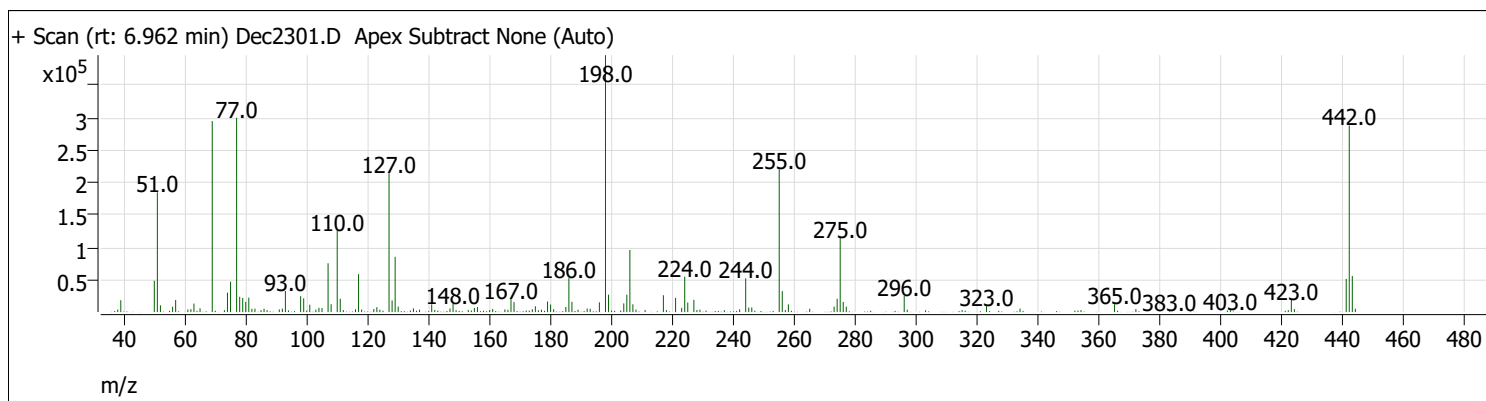
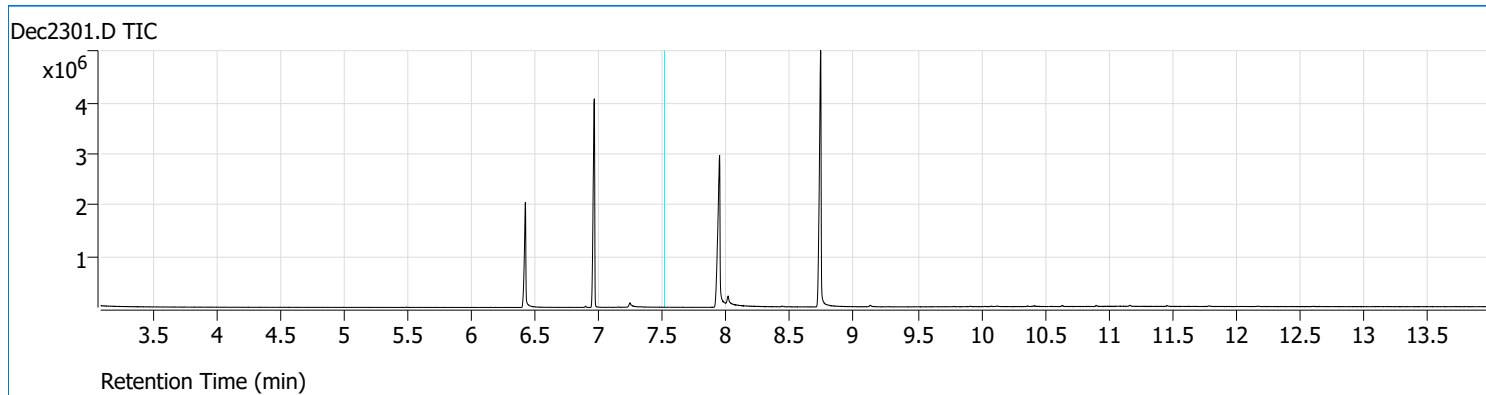
Seq No	Lab ID	Test Code	Sample Typ	File ID	Analysis Date	DF	Batch ID	Prep Date	SPKref	RPDref	pmoist					
14947351	B21121613-001	SVOC-8270-W-	MSD-DOD	/5975.I\sh122321\	12/23/2021 10:1	1	162392	12/21/2021	1E+07	1E+07						
Analyte	T	Units	RAW	Final	Text	Spike	SPKref	RPDref	MDL	PQL	UQL	%REC	LOW	HIGH	%RPD	Q
1-Methylnaphthalene	A	ug/L	3.32748	3.32748		5	0	3.5019369	0.0206	0.1	10	67%	41	115	5%	
2-Methylnaphthalene	A	ug/L	3.51825	3.51825		5	0	3.8350026	0.0176	0.1	10	70%	39	114	9%	
Naphthalene	A	ug/L	3.51949	3.51949		5	0	3.6564363	0.029	0.1	10	70%	43	114	4%	
2-Fluorobiphenyl	S	ug/L	4.75535	4.75535		5	0	0	0.0444	0.1	10	95%	53	106	0%	
Nitrobenzene-d5	S	ug/L	3.88501	3.88501		5	0	0	0.0523	0.1	10	78%	55	111	0%	
Terphenyl-d14	S	ug/L	5.25753	5.25753		5	0	0	0.0563	0.1	10	105%	58	132	0%	

Seq No	Lab ID	Test Code	Sample Typ	File ID	Analysis Date	DF	Batch ID	Prep Date	SPKref	RPDref	pmoist					
14947352	23-Dec-21_CC	SVOC-8270-W-	CCV	/5975.I\sh122321\	12/23/2021 10:5	1	R372332			0	0					
Analyte	T	Units	RAW	Final	Text	Spike	SPKref	RPDref	MDL	PQL	UQL	%REC	LOW	HIGH	%RPD	Q
1-Methylnaphthalene	A	ug/L	2.5015	2.5015		2	0	0	0.0206	0.1	10	125%	50	150	0%	
2-Methylnaphthalene	A	ug/L	2.40046	2.40046		2	0	0	0.0176	0.1	10	120%	50	150	0%	
Naphthalene	A	ug/L	2.4184	2.4184		2	0	0	0.029	0.1	10	121%	50	150	0%	
2-Fluorobiphenyl	S	ug/L	2.56212	2.56212		2	0	0	0.0444	0.1	10	128%	50	150	0%	
Nitrobenzene-d5	S	ug/L	2.12578	2.12578		2	0	0	0.0523	0.1	10	106%	50	150	0%	
Terphenyl-d14	S	ug/L	1.99159	1.99159		2	0	0	0.0563	0.1	10	100%	50	150	0%	

File Name	Sample Name	Line No.	Test Code	Multiplier	Divisor	Method Name
Dec2301.d	23-Dec-21_TUNE_1	1		1	1	5975Tune.M
Dec2302.d	23-Dec-21_CCV_2	2	SVOC-8270-W-LLPAH	1	1	5975BNASIM.M
Dec2303.d	23-Dec-21_ISTBLK_3	3	SVOC-8270-W-LLPAH	1	1	5975BNASIM.M
Dec2304.d	MB-162392	4	SVOC-8270-W-LLPAH	1	1	5975BNASIM.M
Dec2305.d	MB-162392	5	SVOC-8270-W-LLPAH	20	1	5975BNASIM.M
Dec2306.d	LLCS-162392	6	SVOC-8270-W-LLPAH	1	1	5975BNASIM.M
Dec2307.d	LLCSD-162392	7	SVOC-8270-W-LLPAH	1	1	5975BNASIM.M
Dec2308.d	B21121402-001Arex	8	SVOC-8270-W-LLPAH	1	1	5975BNASIM.M
Dec2309.d	B21121402-001Arex	9	SVOC-8270-W-LLPAH	20	1	5975BNASIM.M
Dec2310.d	B21121605-001B	10	SVOC-8270-W-LLPAH	1	1	5975BNASIM.M
Dec2311.d	B21121605-001B	11	SVOC-8270-W-LLPAH	20	1	5975BNASIM.M
Dec2312.d	B21121605-002B	12	SVOC-8270-W-LLPAH	1	1	5975BNASIM.M
Dec2313.d	B21121605-002B	13	SVOC-8270-W-LLPAH	20	1	5975BNASIM.M
Dec2314.d	B21121605-003B	14	SVOC-8270-W-LLPAH	1	1	5975BNASIM.M
Dec2315.d	B21121605-003B	15	SVOC-8270-W-LLPAH	20	1	5975BNASIM.M
Dec2316.d	B21121609-001B	16	SVOC-8270-W-LLPAH	1	1	5975BNASIM.M
Dec2317.d	B21121609-001B	17	SVOC-8270-W-LLPAH	20	1	5975BNASIM.M
Dec2318.d	B21121611-001A	18	SVOC-8270-W-LLPAH	1	1	5975BNASIM.M
Dec2319.d	B21121611-001A	19	SVOC-8270-W-LLPAH	20	1	5975BNASIM.M
Dec2320.d	B21121613-001C	20	SVOC-8270-W-LLPAH	1	1	5975BNASIM.M
Dec2321.d	B21121613-001C	21	SVOC-8270-W-LLPAH	20	1	5975BNASIM.M
Dec2322.d	B21121613-001CLMS	22	SVOC-8270-W-LLPAH	1	1	5975BNASIM.M
Dec2323.d	B21121613-001CLMSD	23	SVOC-8270-W-LLPAH	1	1	5975BNASIM.M
Dec2324.d	23-Dec-21_CCV_24	24	SVOC-8270-W-LLPAH	1	1	5975BNASIM.M
Dec2325.d	23-Dec-21_TUNE_25	25		1	1	5975Tune.M
Dec2326.d	23-Dec-21_CCV_26	26	SVOC-8270-W-LLPAH	1	1	5975BNASIM.M
Dec2327.d	23-Dec-21_ISTBLK_27	27	SVOC-8270-W-LLPAH	1	1	5975BNASIM.M
Dec2328.d	B21121613-002A	28	SVOC-8270-W-LLPAH	1	1	5975BNASIM.M
Dec2329.d	B21121613-002A	29	SVOC-8270-W-LLPAH	20	1	5975BNASIM.M
Dec2330.d	B21121616-001B	30	SVOC-8270-W-LLPAH	1	1	5975BNASIM.M
Dec2331.d	B21121616-001B	31	SVOC-8270-W-LLPAH	20	1	5975BNASIM.M
Dec2332.d	B21121622-001A	32	SVOC-8270-W-LLPAH	1	1	5975BNASIM.M
Dec2333.d	B21121622-001A	33	SVOC-8270-W-LLPAH	20	1	5975BNASIM.M
Dec2334.d	B21121622-002A	34	SVOC-8270-W-LLPAH	1	1	5975BNASIM.M
Dec2335.d	B21121622-002A	35	SVOC-8270-W-LLPAH	20	1	5975BNASIM.M
Dec2336.d	B21121622-003A	36	SVOC-8270-W-LLPAH	1	1	5975BNASIM.M
Dec2337.d	B21121622-003A	37	SVOC-8270-W-LLPAH	20	1	5975BNASIM.M
Dec2338.d	B21121623-001B	38	SVOC-8270-W-LLPAH	1	1	5975BNASIM.M
Dec2339.d	B21121623-001B	39	SVOC-8270-W-LLPAH	20	1	5975BNASIM.M
Dec2340.d	23-Dec-21_CCV_40	40	SVOC-8270-W-LLPAH	1	1	5975BNASIM.M


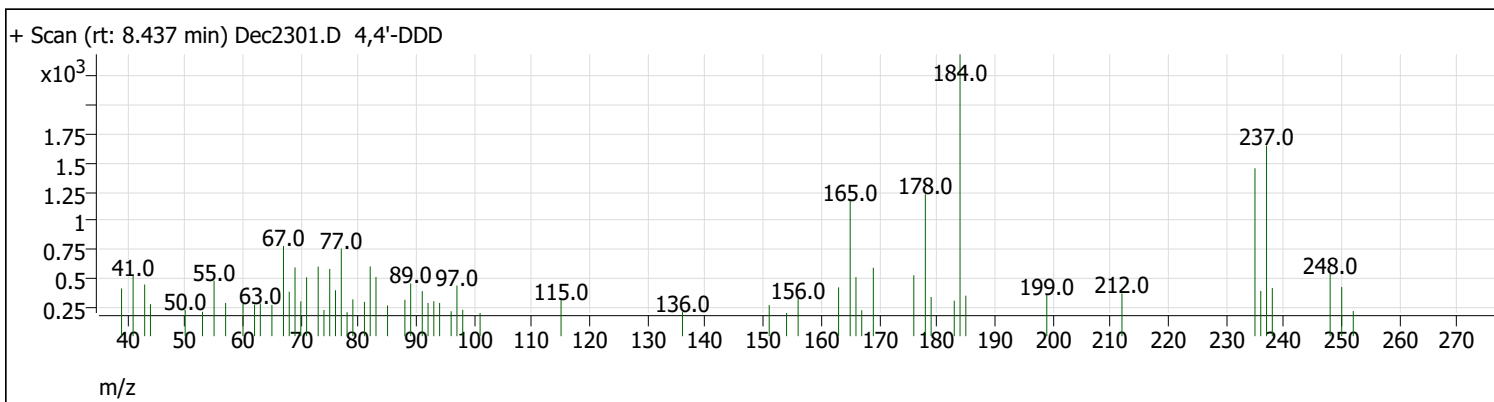
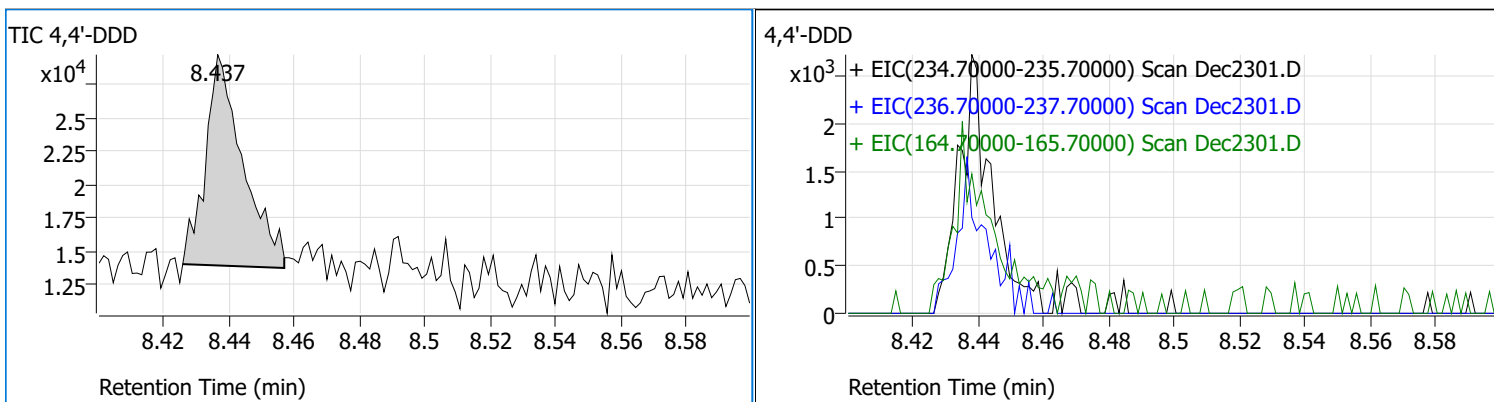
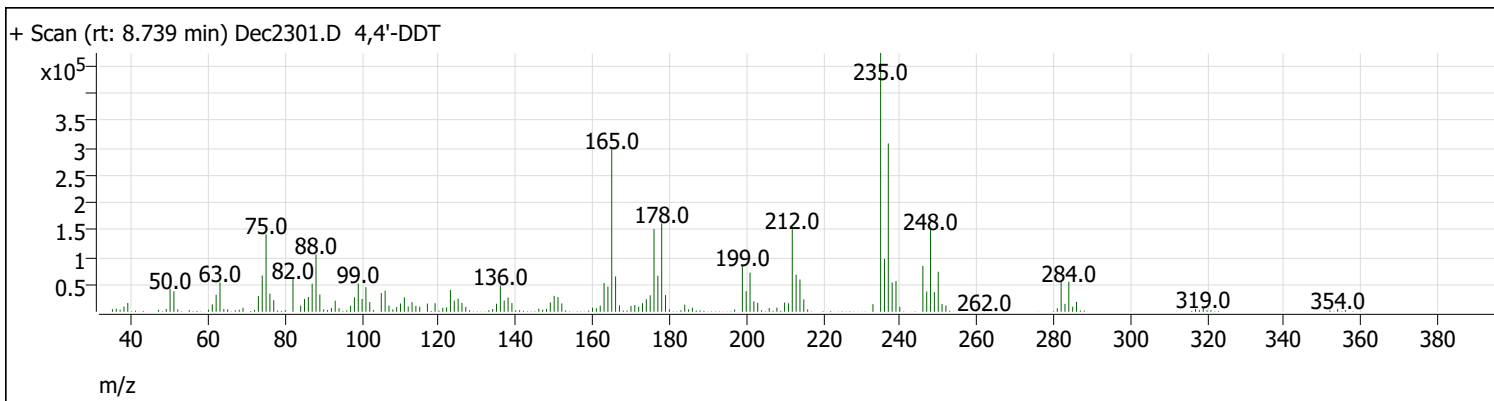
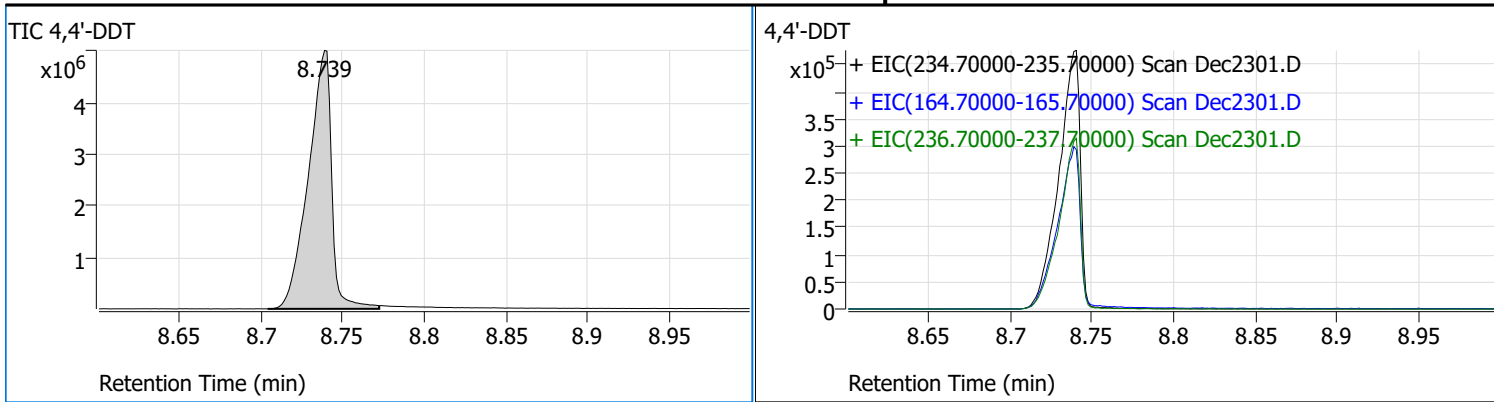
# Tune Evaluation Report

Data Path: \\MASSHUNTER\Org\Data\SV5975.I\sh122321\1 e8270d bna SIM\Dec2301.D  
 Acq on: 12/23/2021 10:26:26 AM  
 Operator: LIMS import  
 Sample: 23-Dec-21\_TUNE\_1  
 Inst Name: GCMS  
 ALS Vial: 1  
 Method: \\MASSHUNTER\Org\Data\SV5975.I\Methods\DFTPP5975625.m



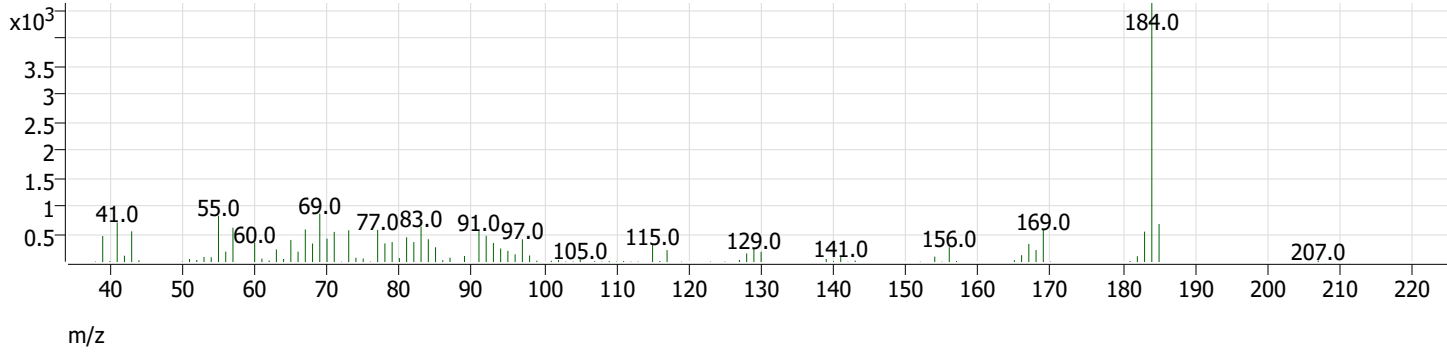
Target Mass	Rel. To Mass	Lower Limit%	Upper Limit%	Rel. Abn%	Raw Abn	Pass/Fail
51	198	30	60	46.6	184640	Pass
68	69	0	2	0.0	0	Pass
70	69	0	2	0.7	1996	Pass
127	198	40	60	54.1	214208	Pass
197	198	0	1	0.0	0	Pass
198	198	100	100	100.0	396160	Pass
199	198	5	9	6.8	26872	Pass
275	198	10	30	28.9	114328	Pass
365	198	1	100	3.1	12139	Pass
441	443	1E-10	150	92.0	51224	Pass
442	198	40	100	72.6	287744	Pass
443	442	17	23	19.4	55696	Pass
69	69	100	100	100.0	294528	Pass

# Tune Evaluation Report



# Tune Evaluation Report

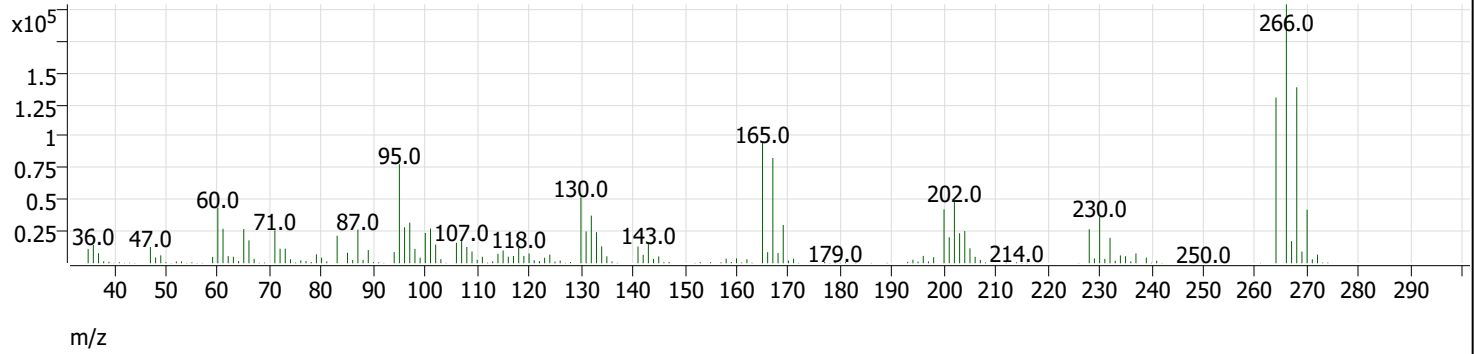
+ Scan (rt: 8.181-8.220 min, 28 scans) Dec2301.D 4,4'-DDE



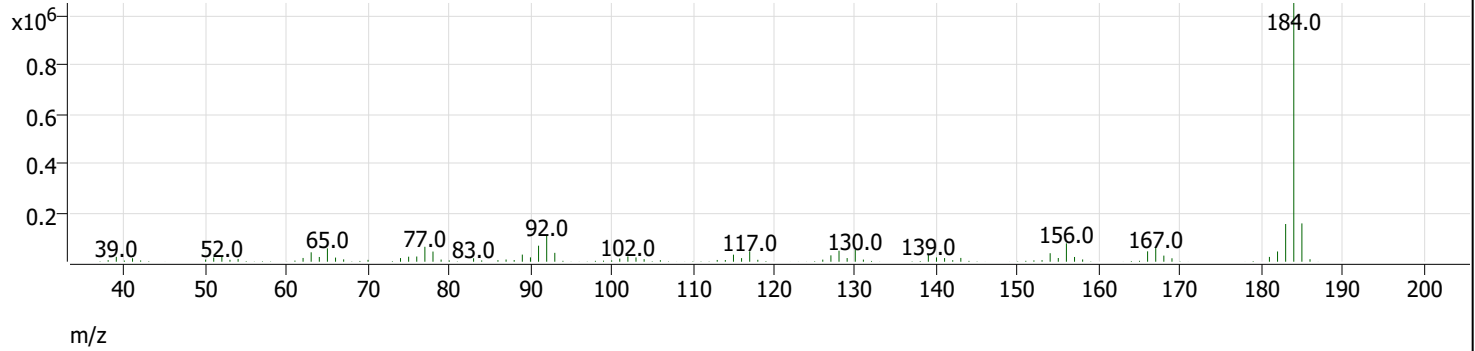
Compound Name	Expected RT	Observed RT	TIC Area	Breakdown %	Pass/Fail
4,4'-DDT	8.800	8.739	4954021	0.3	Pass
4,4'-DDD	8.500	8.437	12660		
4,4'-DDE	8.200	0.000	0		

# Tune Evaluation Report

+ Scan (rt: 6.422 min) Dec2301.D Pentachlorophenol



+ Scan (rt: 7.946 min) Dec2301.D Benzidine

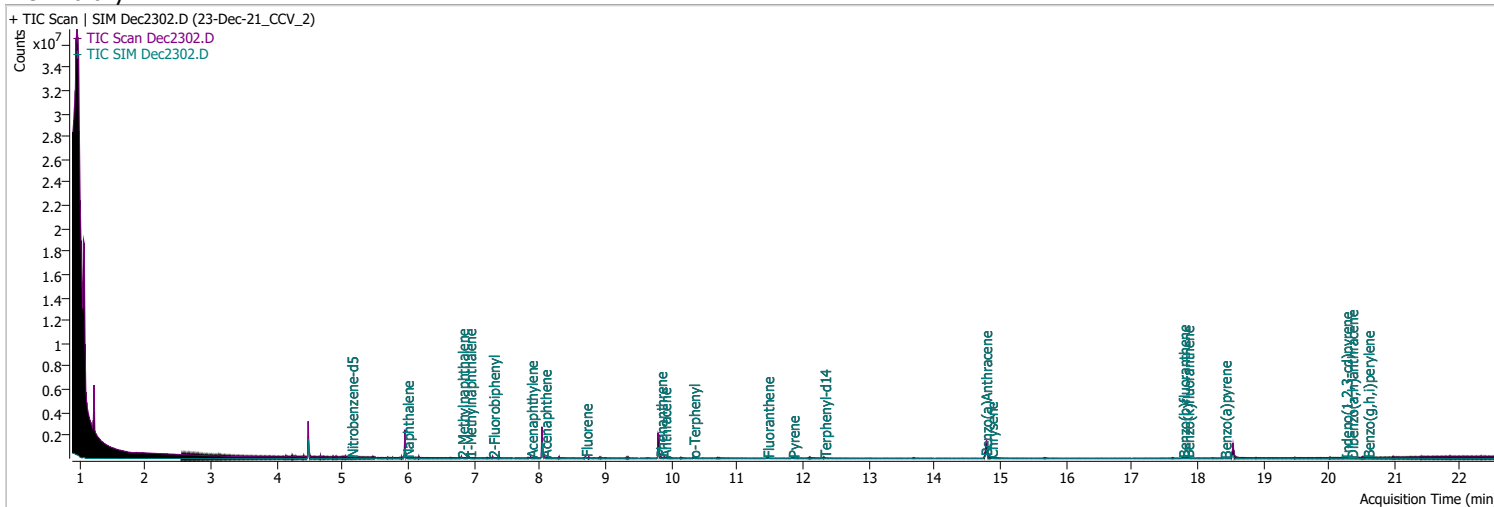


Compound Name	Expected RT	Observed RT	Tailing Factor	PGF	Pass/Fail
Pentachlorophenol	6.800	6.422	0.4	8.7	Pass
Benzidine	8.400	7.946	0.3	5.8	Pass

# Quantitation Results Report (QT Reviewed)

Data File	Dec2302.D	Operator	LIMS import
Acq. Method	5975BNASIM	Acq. Date-Time	12/23/2021 10:50:13 AM
Sample Name	23-Dec-21_CCV_2	Instrument	GCMS
Vial	2	Multiplier	1.00
DA Method File	122021_bna SIM 1.batch.bin	Comment	SVOC-8270-W-LLPAH
Tune File	dftppjph.u	Tune Date	
Batch Name	122321_bna SIM 1.batch.bin	Last Calib Update	12/22/2021 12:25:13 PM

**Ref Library**



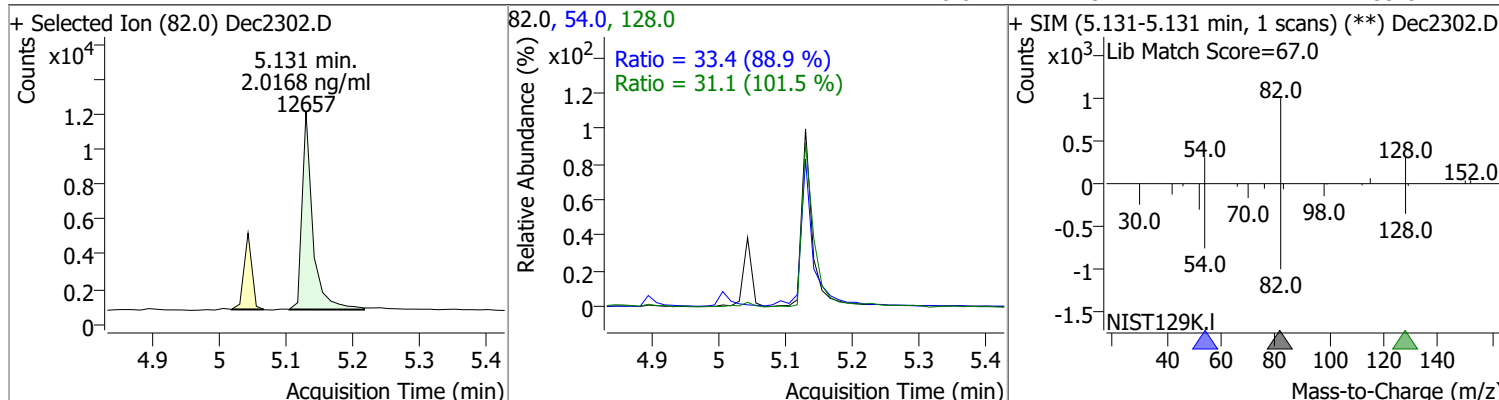
Compound	RT	QIon	Resp.	Conc.	Units	Dev(Min)
<b>Internal Standards</b>						
<b>System Monitoring Compounds</b>						
S Nitrobenzene-d5	5.131	82.0	12657	2.0168	ng/ml	0.000
Spiked Amount: 5.000	Range: 19.0 - 102.0%			Recovery = 40.34%		
S 2-Fluorobiphenyl	7.290	172.0	43031	2.3251	ng/ml	0.000
Spiked Amount: 5.000	Range: 25.0 - 94.0%			Recovery = 46.50%		
S Terphenyl-d14	12.325	244.0	26459	2.1859	ng/ml	0.000
Spiked Amount: 5.000	Range: 39.0 - 106.0%			Recovery = 43.72%		
<b>Target Compounds</b>						<b>QValue</b>
T Naphthalene	5.978	128.0	47064	2.2217	ng/ml	80
T 2-Methylnaphthalene	6.815	141.0	29509	2.2956	ng/ml	m 98
T 1-Methylnaphthalene	6.927	141.0	28198	2.2514	ng/ml	m 99

(#) = Qualifier Out of Range; (m) = Manual Integration; (+) = Area Summed; (\*) = Surrogate Percent Recovery Out of Range; (d): Zeroed Peak

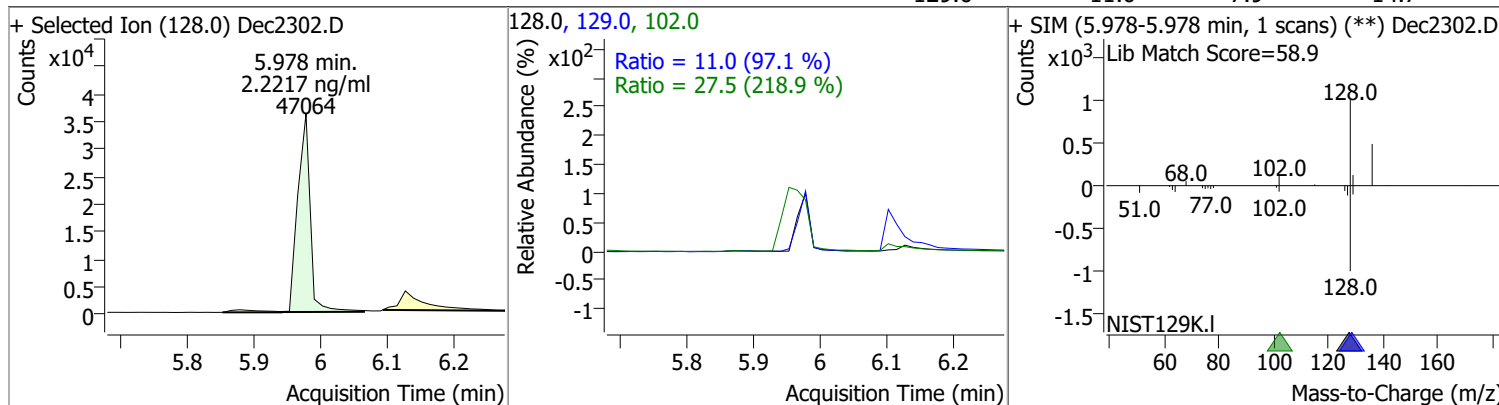


# Quantitation Results Report (QT Reviewed)

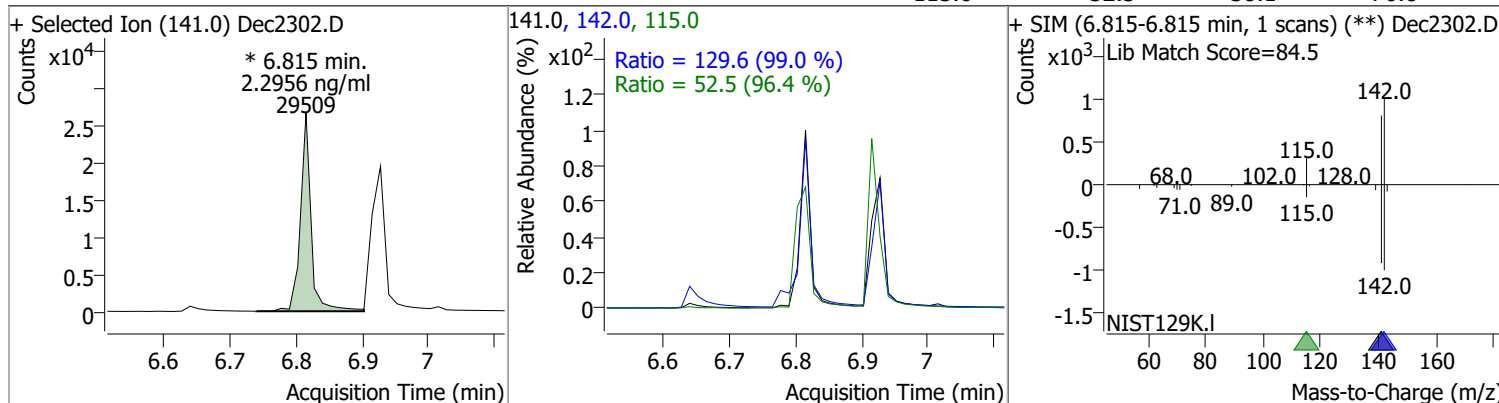
Compound	Conc.	RT	Dev(Min)	Resp.	QIon	QRatio	Lower	Upper
Nitrobenzene-d5	2.0168	5.13	0.00	12657	54.0	33.4	26.3	48.8
					128.0	31.1	21.4	39.8



Compound	Conc.	RT	Dev(Min)	Resp.	QIon	QRatio	Lower	Upper
Naphthalene	2.2217	5.98	0.00	47064	102.0	27.5	0.0	37.7
					129.0	11.0	7.9	14.7

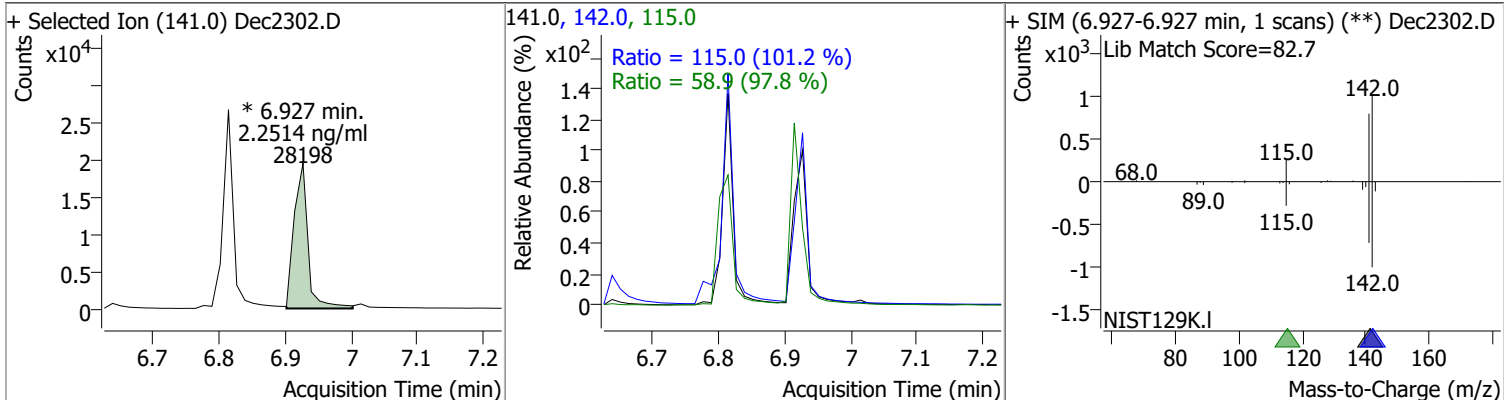


Compound	Conc.	RT	Dev(Min)	Resp.	QIon	QRatio	Lower	Upper
2-Methylnaphthalene	2.2956	6.81	0.00	29509 (m)	142.0	129.6	91.7	170.2
					115.0	52.5	38.1	70.8

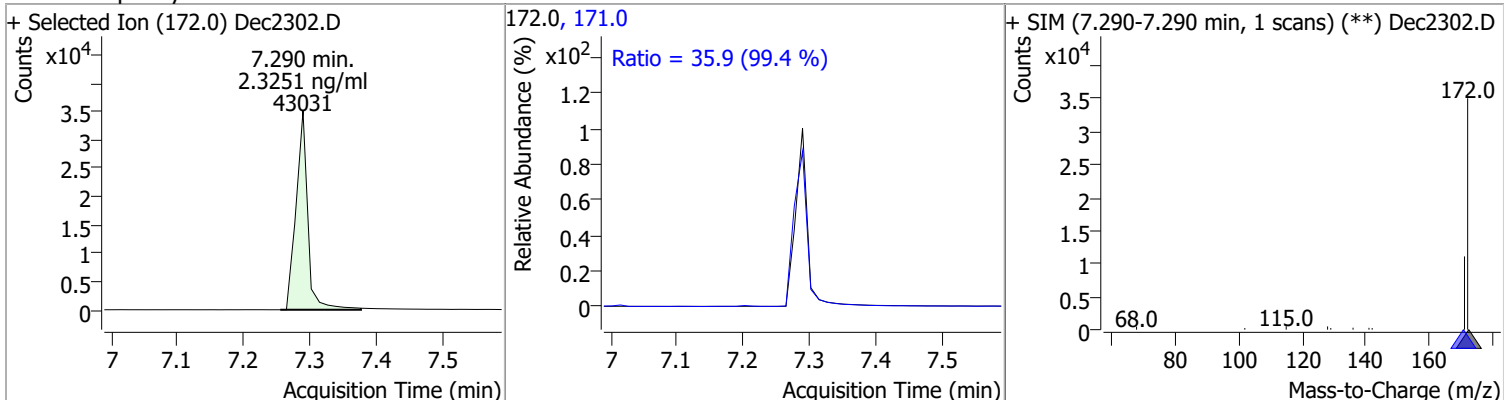


# Quantitation Results Report (QT Reviewed)

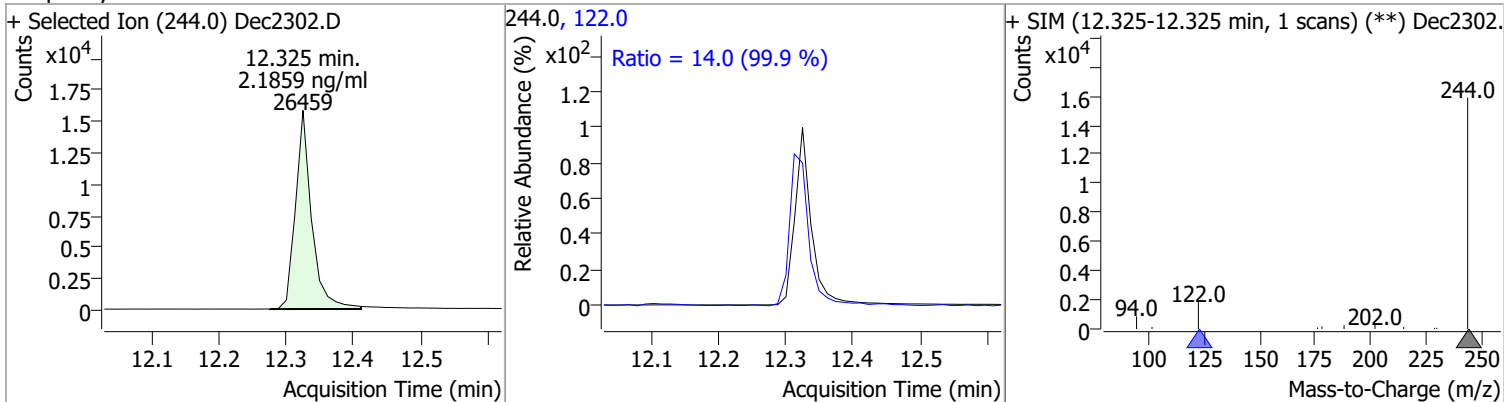
Compound	Conc.	RT	Dev(Min)	Resp.	QIon	QRatio	Lower	Upper
1-Methylnaphthalene	2.2514	6.93	0.00	28198 (m)	142.0	115.0	79.6	147.8
					115.0	58.9	42.2	78.3



Compound	Conc.	RT	Dev(Min)	Resp.	QIon	QRatio	Lower	Upper
2-Fluorobiphenyl	2.3251	7.29	0.00	43031	171.0	35.9	25.3	47.0



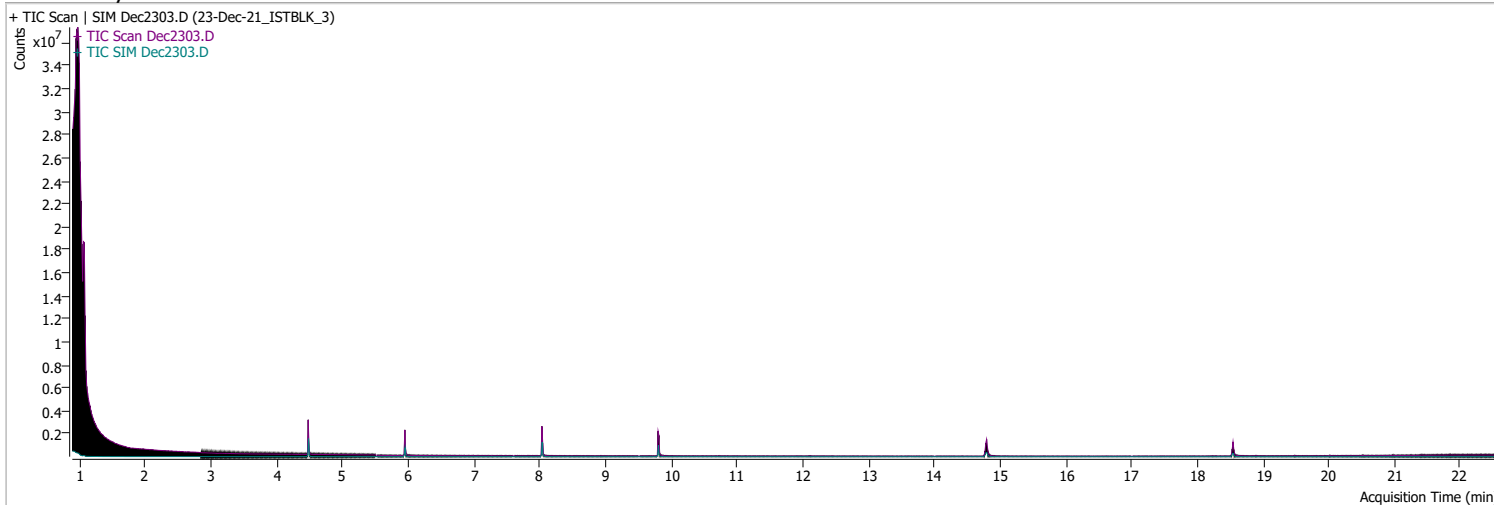
Compound	Conc.	RT	Dev(Min)	Resp.	QIon	QRatio	Lower	Upper
Terphenyl-d14	2.1859	12.32	0.00	26459	122.0	14.0	9.8	18.2



# Quantitation Results Report (QT Reviewed)

Data File	Dec2303.D	Operator	LIMS import
Acq. Method	5975BNASIM	Acq. Date-Time	12/23/2021 11:24:03 AM
Sample Name	23-Dec-21_ISTBLK_3	Instrument	GCMS
Vial	3	Multiplier	1.00
DA Method File	122021_bna SIM 1.batch.bin	Comment	SVOC-8270-W-LLPAH
Tune File	dftppjph.u	Tune Date	
Batch Name	122321_bna SIM 1.batch.bin	Last Calib Update	12/22/2021 12:25:13 PM

**Ref Library**



Compound	RT	QIon	Resp.	Conc.	Units	Dev(Min)
----------	----	------	-------	-------	-------	----------

**Internal Standards**

**System Monitoring Compounds**

S Nitrobenzene-d5	0.000	0	N.D.	
Spiked Amount: 5.000	Range: 19.0 - 102.0%		Recovery = NA%	
S 2-Fluorobiphenyl	0.000	0	N.D.	
Spiked Amount: 5.000	Range: 25.0 - 94.0%		Recovery = NA%	
S Terphenyl-d14	12.559      244.0	0		ng/ml      md      0.235
Spiked Amount: 5.000	Range: 39.0 - 106.0%		Recovery = NA%	

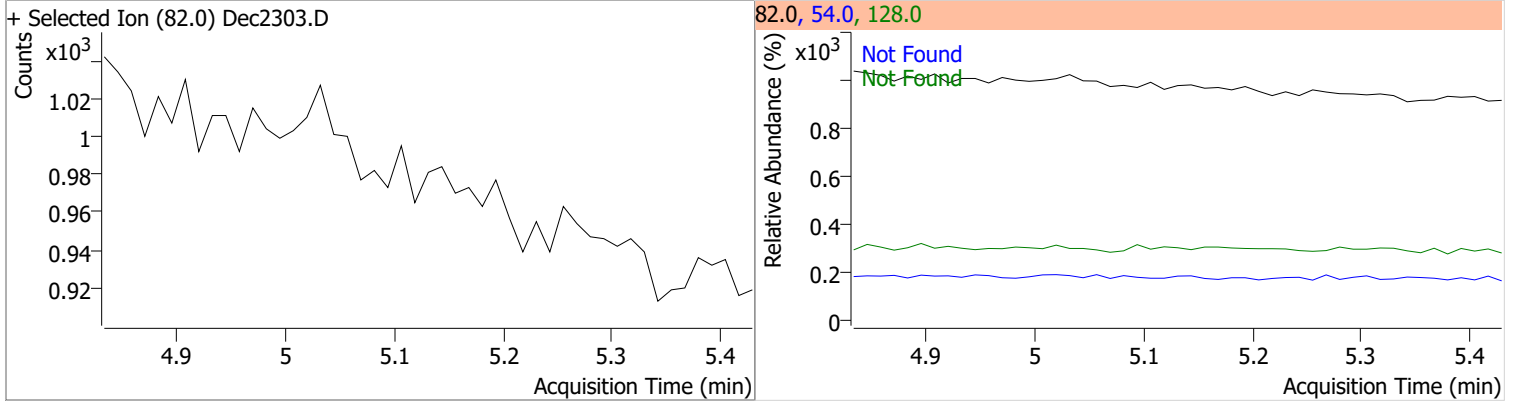
**Target Compounds**

Target Compounds	RT	QIon	Resp.	Conc.	Units	QValue
T Naphthalene	0.000		0	N.D.		
T 2-Methylnaphthalene	0.000		0	N.D.		
T 1-Methylnaphthalene	0.000		0	N.D.		

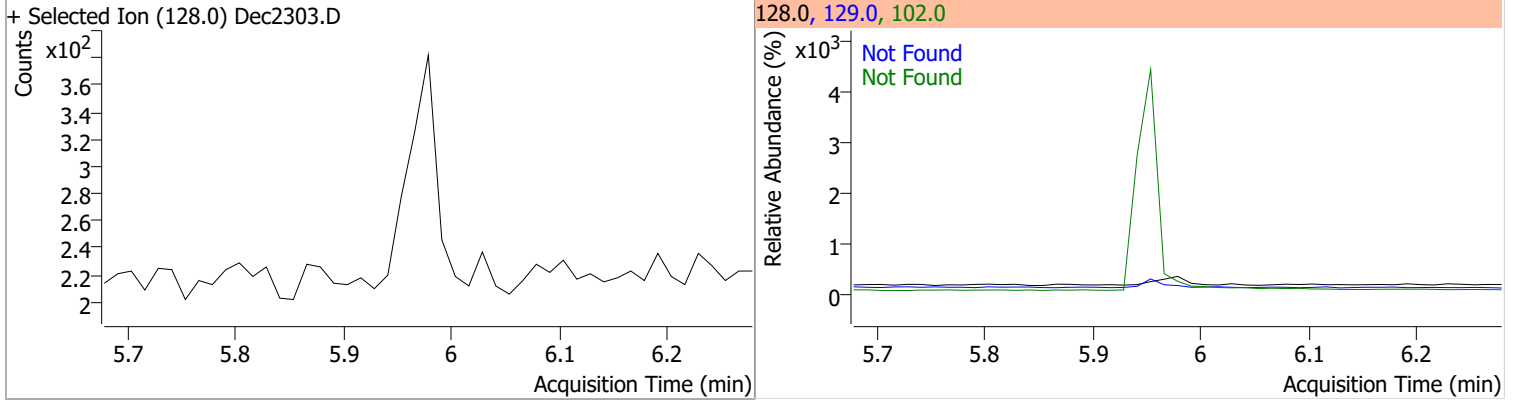
(#) = Qualifier Out of Range; (m) = Manual Integration; (+) = Area Summed; (\*) = Surrogate Percent Recovery Out of Range; (d): Zeroed Peak

# Quantitation Results Report (QT Reviewed)

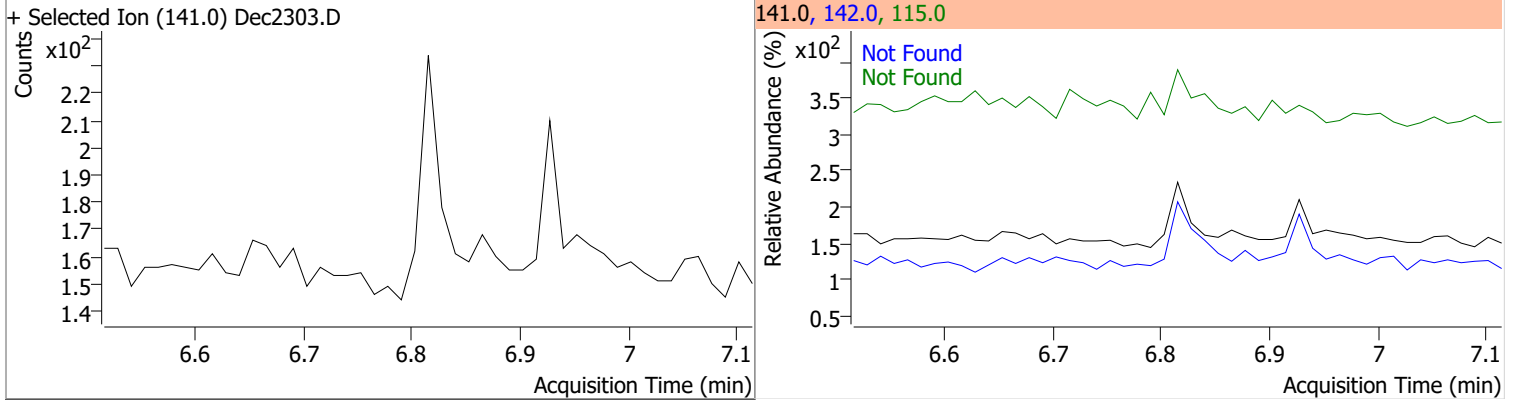
Compound	Conc.	Exp RT	QIon	Exp Ratio	QIon	Exp Ratio
Nitrobenzene-d5	N.D.	5.13	54.0	37.5	128.0	30.6



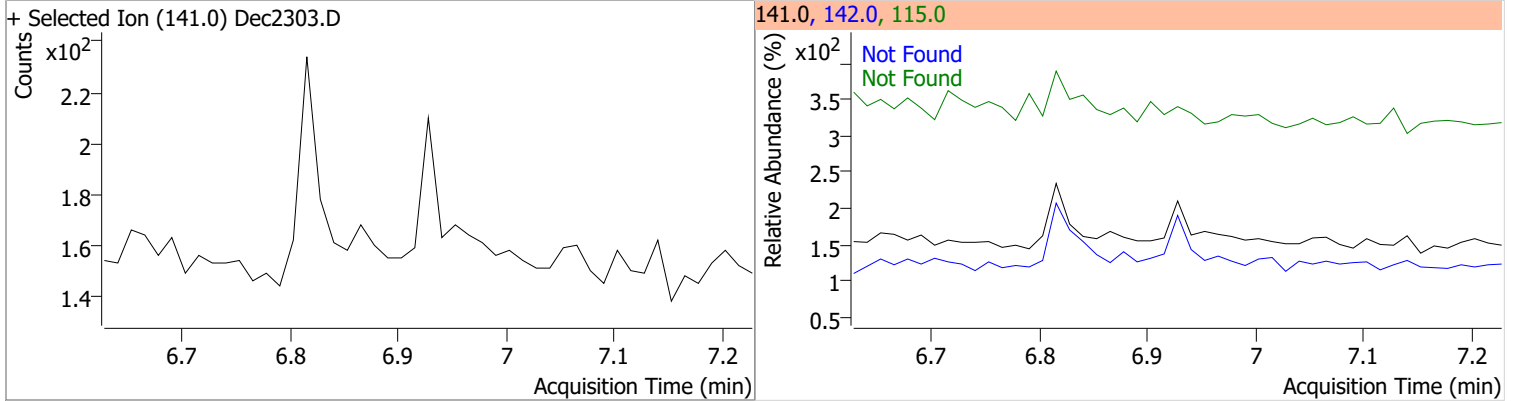
Compound	Conc.	Exp RT	QIon	Exp Ratio	QIon	Exp Ratio
Naphthalene	N.D.	5.98	102.0	12.6	129.0	11.3



Compound	Conc.	Exp RT	QIon	Exp Ratio	QIon	Exp Ratio
2-Methylnaphthalene	N.D.	6.81	142.0	131.0	115.0	54.4

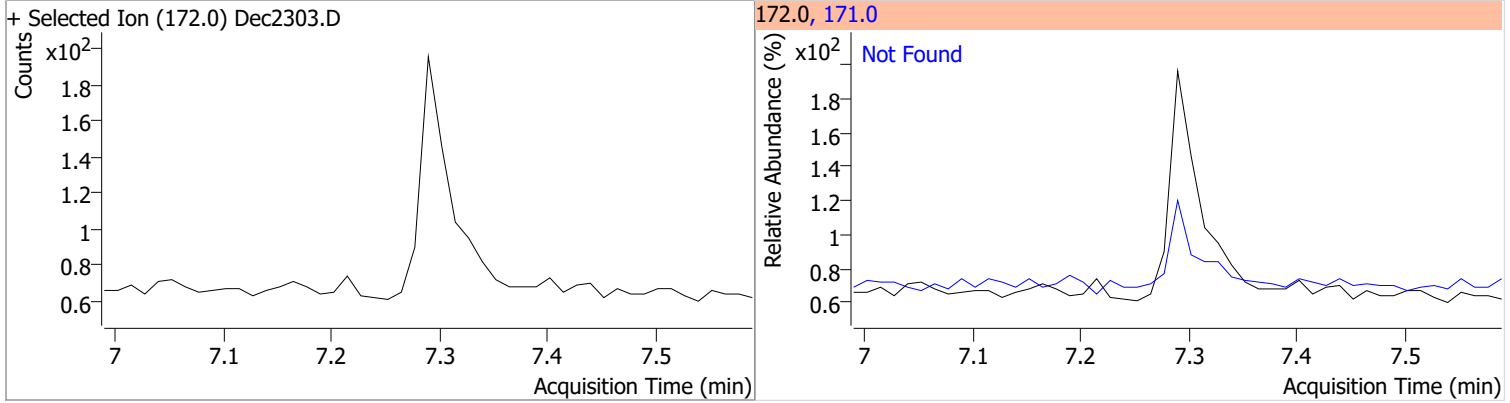


Compound	Conc.	Exp RT	QIon	Exp Ratio	QIon	Exp Ratio
1-Methylnaphthalene	N.D.	6.93	142.0	113.7	115.0	60.2

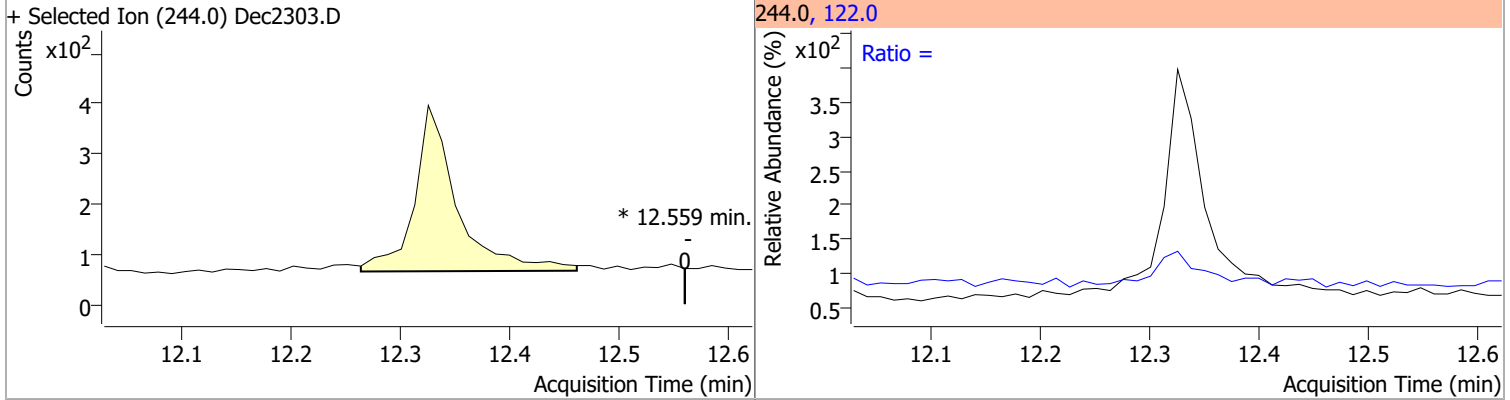


# Quantitation Results Report (QT Reviewed)

Compound	Conc.	Exp RT	QIon	Exp Ratio
2-Fluorobiphenyl	N.D.	7.29	171.0	36.1



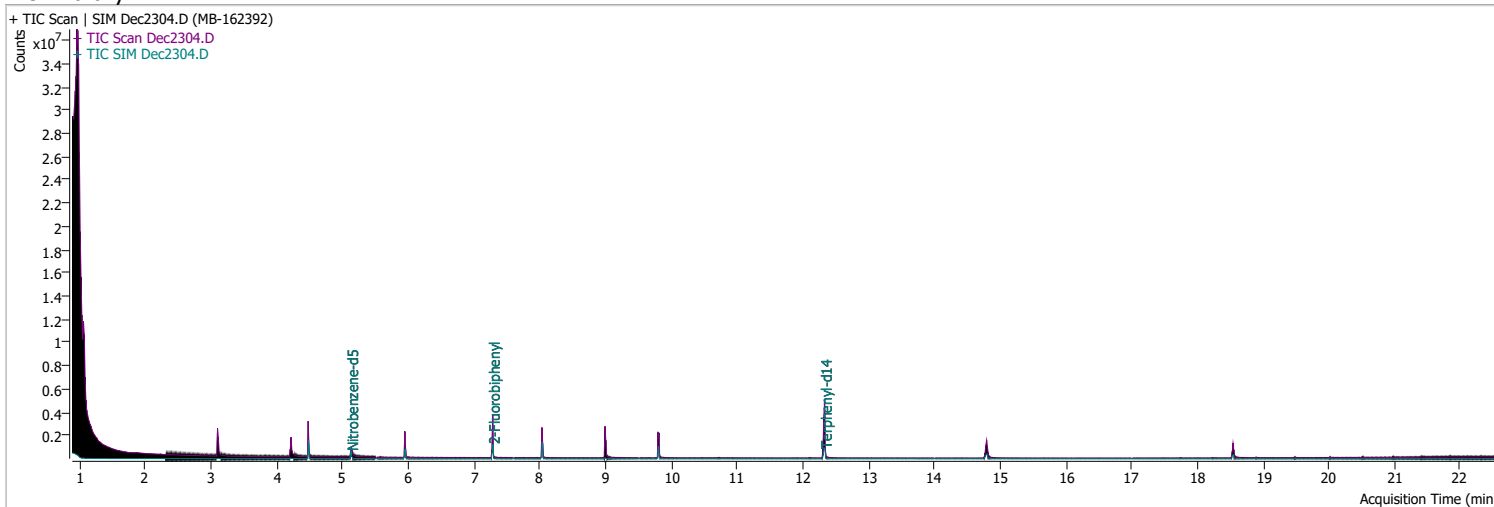
Compound	Conc.	RT	Dev(Min)	Resp.	QIon	QRatio	Lower	Upper
Terphenyl-d14		0		0	122.0		9.8	18.2



# Quantitation Results Report (QT Reviewed)

Data File	Dec2304.D	Operator	LIMS import
Acq. Method	5975BNASIM	Acq. Date-Time	12/23/2021 11:56:41 AM
Sample Name	MB-162392	Instrument	GCMS
Vial	4	Multiplier	1.00
DA Method File	122021 bna SIM 1.batch.bin	Comment	SVOC-8270-W-LLPAH
Tune File	dftppjph.u	Tune Date	
Batch Name	122321 bna SIM 1.batch.bin	Last Calib Update	12/22/2021 12:25:13 PM

**Ref Library**



Compound	RT	QIon	Resp.	Conc.	Units	Dev(Min)
----------	----	------	-------	-------	-------	----------

**Internal Standards**

**System Monitoring Compounds**

S Nitrobenzene-d5	5.131	82.0	436956	40.6286	ng/ml	0.000
Spiked Amount: 5.000	Range: 19.0 - 102.0%			Recovery = 812.57%		*
S 2-Fluorobiphenyl	7.289	172.0	1027665	48.7878	ng/ml	0.000
Spiked Amount: 5.000	Range: 25.0 - 94.0%			Recovery = 975.76%		*
S Terphenyl-d14	12.337	244.0	1397480	111.9436	ng/ml	0.012
Spiked Amount: 5.000	Range: 39.0 - 106.0%			Recovery = 2238.87%		*

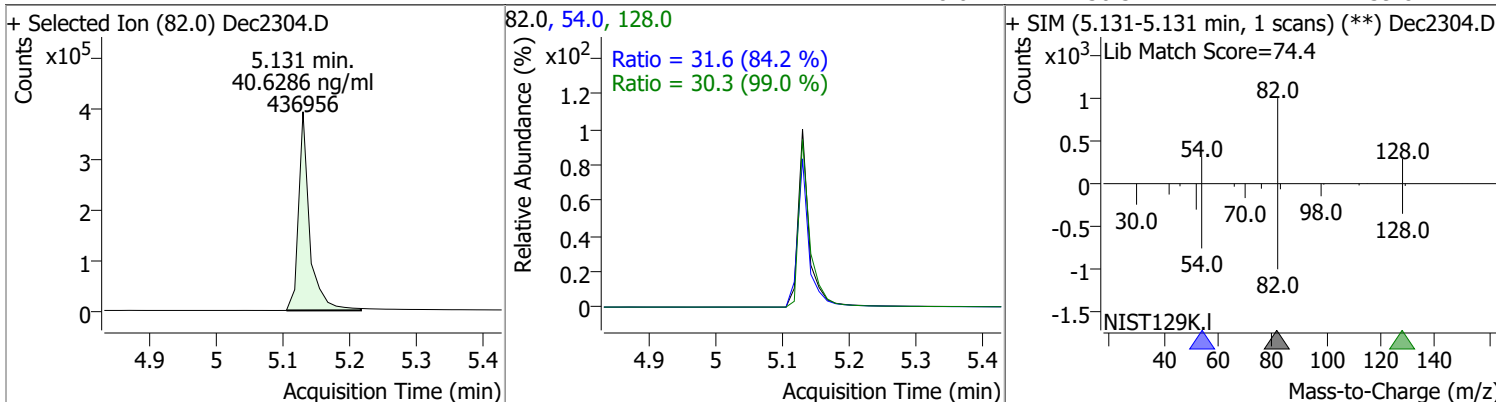
**Target Compounds**

Target Compounds	RT	QIon	Resp.	Conc.	Units	QValue
T Naphthalene	0.000		0	N.D.		
T 2-Methylnaphthalene	0.000		0	N.D.		
T 1-Methylnaphthalene	0.000		0	N.D.		

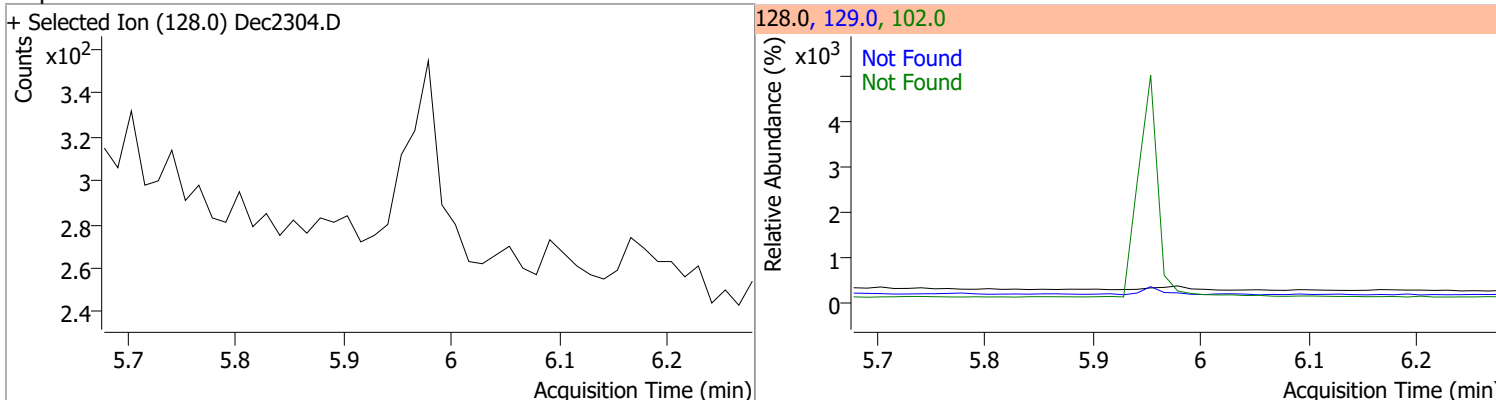
(#) = Qualifier Out of Range; (m) = Manual Integration; (+) = Area Summed; (\*) = Surrogate Percent Recovery Out of Range; (d): Zeroed Peak

# Quantitation Results Report (QT Reviewed)

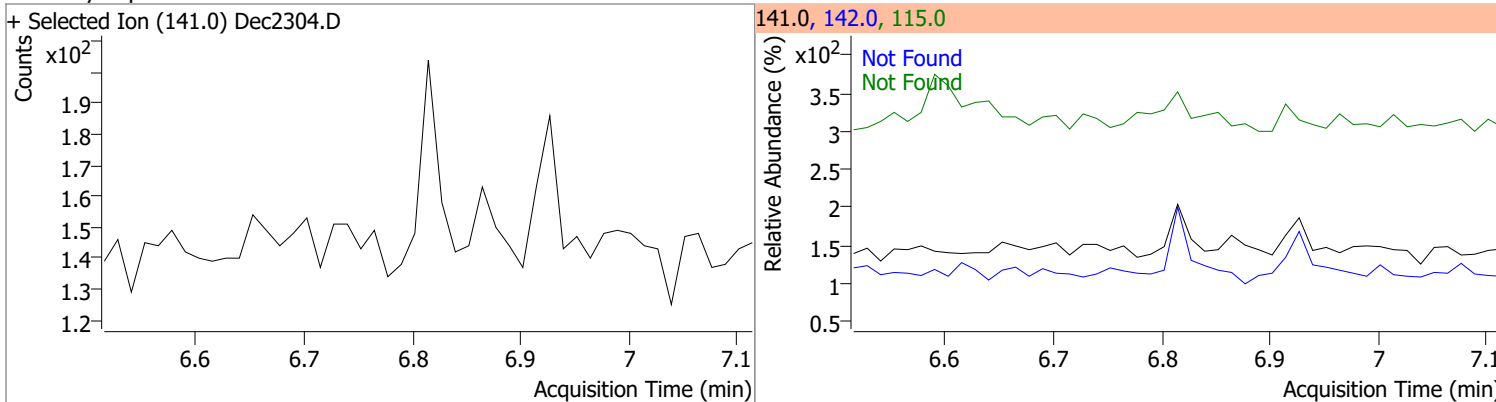
Compound	Conc.	RT	Dev(Min)	Resp.	QIon	QRatio	Lower	Upper
Nitrobenzene-d5	40.6286	5.13	0.00	436956	54.0	31.6	26.3	48.8
					128.0	30.3	21.4	39.8



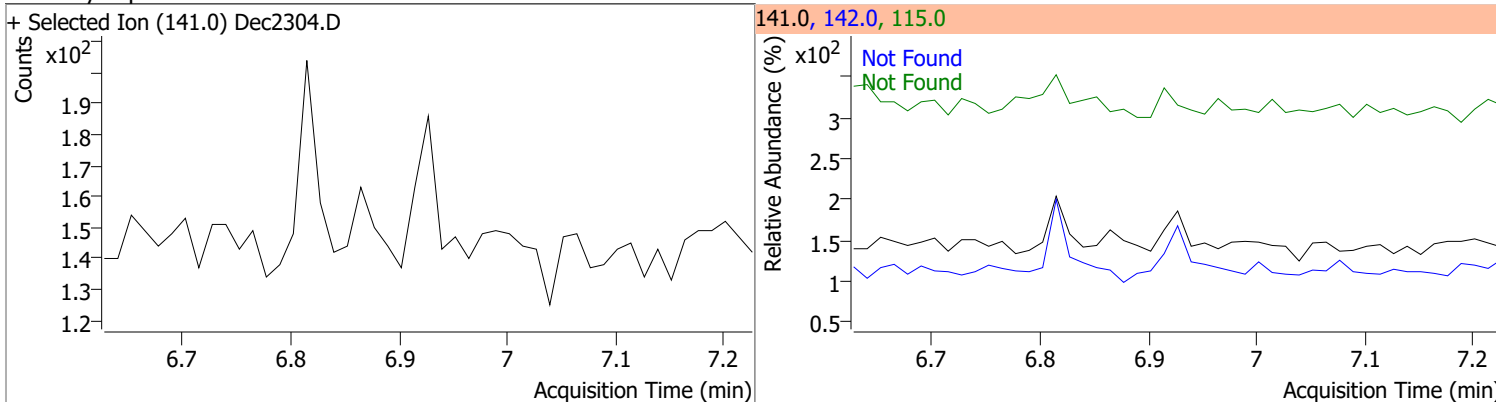
Compound	Conc.	Exp RT	QIon	Exp Ratio	QIon	Exp Ratio
Naphthalene	N.D.	5.98	102.0	12.6	129.0	11.3



Compound	Conc.	Exp RT	QIon	Exp Ratio	QIon	Exp Ratio
2-Methylnaphthalene	N.D.	6.81	142.0	131.0	115.0	54.4

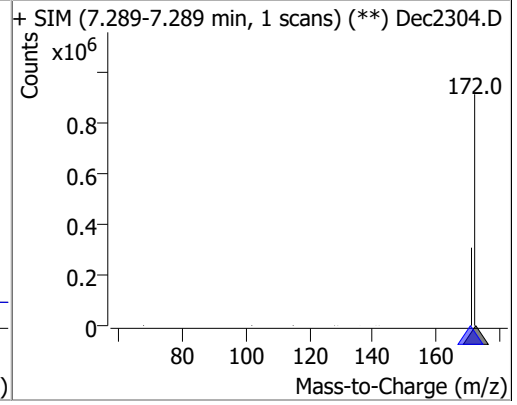
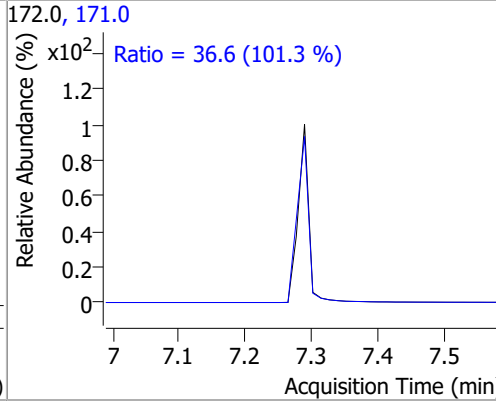
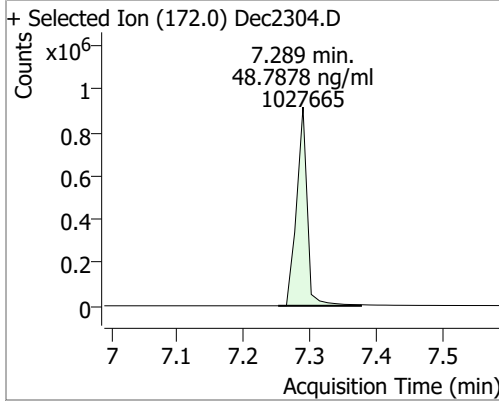


Compound	Conc.	Exp RT	QIon	Exp Ratio	QIon	Exp Ratio
1-Methylnaphthalene	N.D.	6.93	142.0	113.7	115.0	60.2

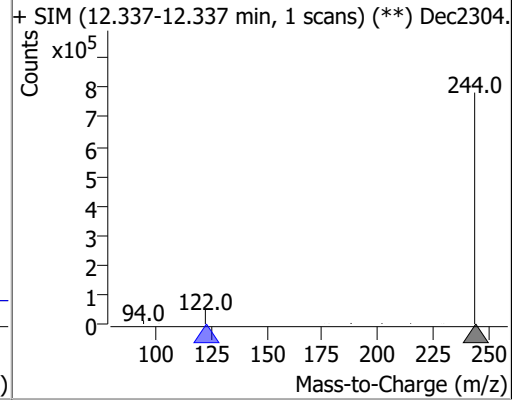
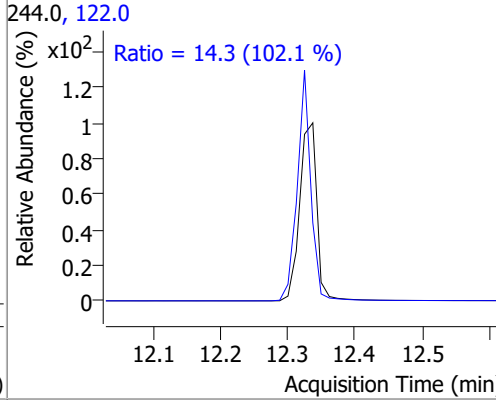
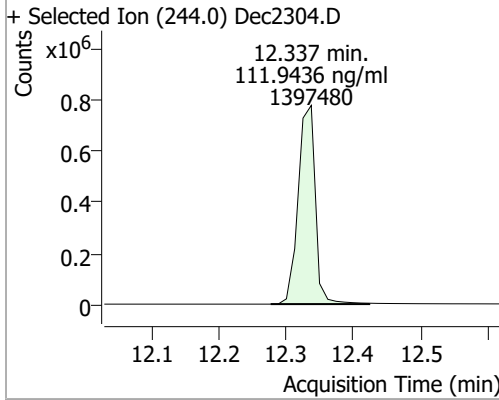


# Quantitation Results Report (QT Reviewed)

Compound	Conc.	RT	Dev(Min)	Resp.	QIon	QRatio	Lower	Upper
2-Fluorobiphenyl	48.7878	7.29	0.00	1027665	171.0	36.6	25.3	47.0



Compound	Conc.	RT	Dev(Min)	Resp.	QIon	QRatio	Lower	Upper
Terphenyl-d14	111.9436	12.34	0.01	1397480	122.0	14.3	9.8	18.2

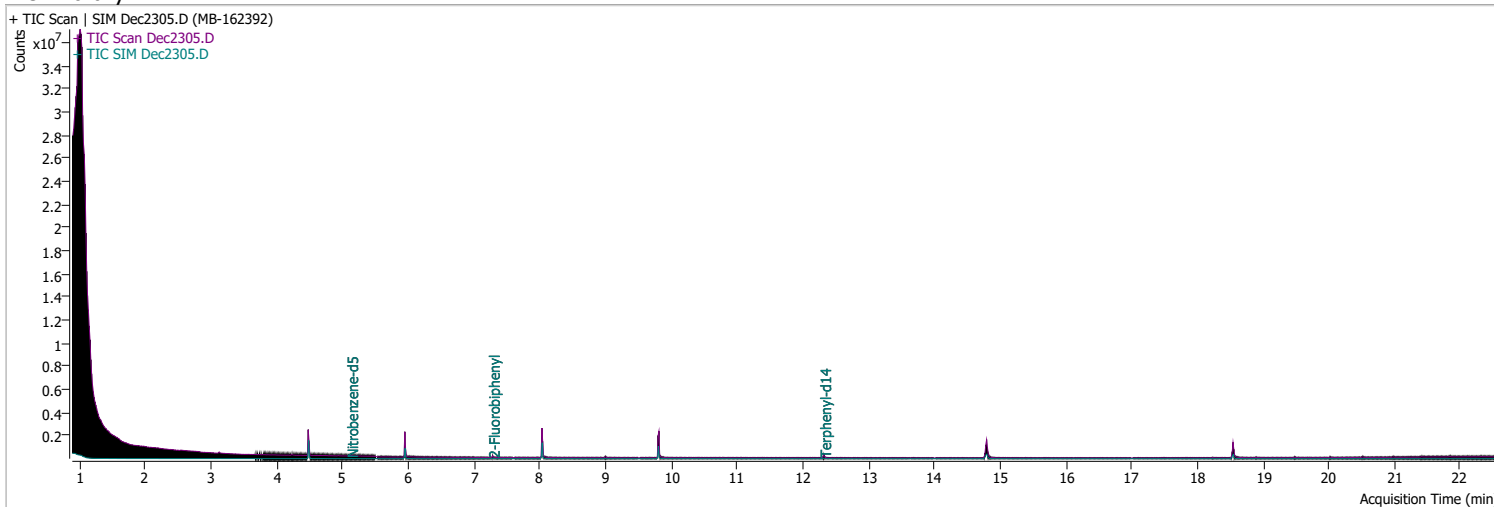




# Quantitation Results Report (QT Reviewed)

Data File	Dec2305.D	Operator	LIMS import
Acq. Method	5975BNASIM	Acq. Date-Time	12/23/2021 12:29:20 PM
Sample Name	MB-162392	Instrument	GCMS
Vial	5	Multiplier	20.00
DA Method File	122021 bna SIM 1.batch.bin	Comment	SVOC-8270-W-LLPAH
Tune File	dftppjph.u	Tune Date	
Batch Name	122321 bna SIM 1.batch.bin	Last Calib Update	12/22/2021 12:25:13 PM

**Ref Library**



Compound	RT	QIon	Resp.	Conc.	Units	Dev(Min)
----------	----	------	-------	-------	-------	----------

**Internal Standards**

**System Monitoring Compounds**

S Nitrobenzene-d5	5.131	82.0	18067	59.0954	ng/ml	0.000
Spiked Amount: 5.000	Range: 19.0 - 102.0%			Recovery = 1181.91%		*
S 2-Fluorobiphenyl	7.290	172.0	53315	56.3268	ng/ml	0.000
Spiked Amount: 5.000	Range: 25.0 - 94.0%			Recovery = 1126.54%		*
S Terphenyl-d14	12.325	244.0	70179	115.5532	ng/ml	0.000
Spiked Amount: 5.000	Range: 39.0 - 106.0%			Recovery = 2311.06%		*

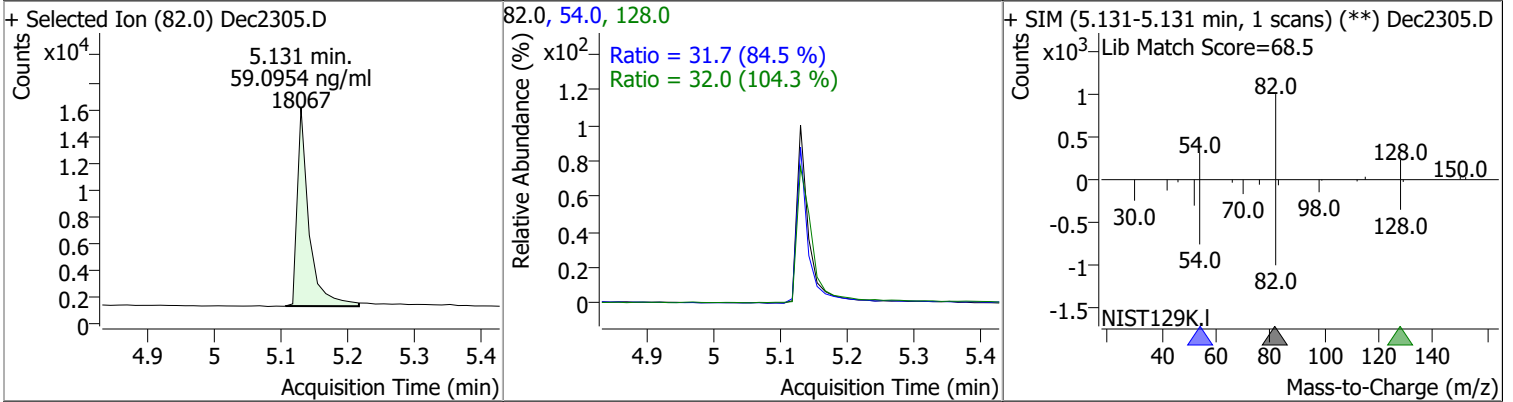
**Target Compounds**

Target Compounds	RT	QIon	Resp.	Conc.	Units	QValue
T Naphthalene	0.000		0	N.D.		
T 2-Methylnaphthalene	0.000		0	N.D.		
T 1-Methylnaphthalene	0.000		0	N.D.		

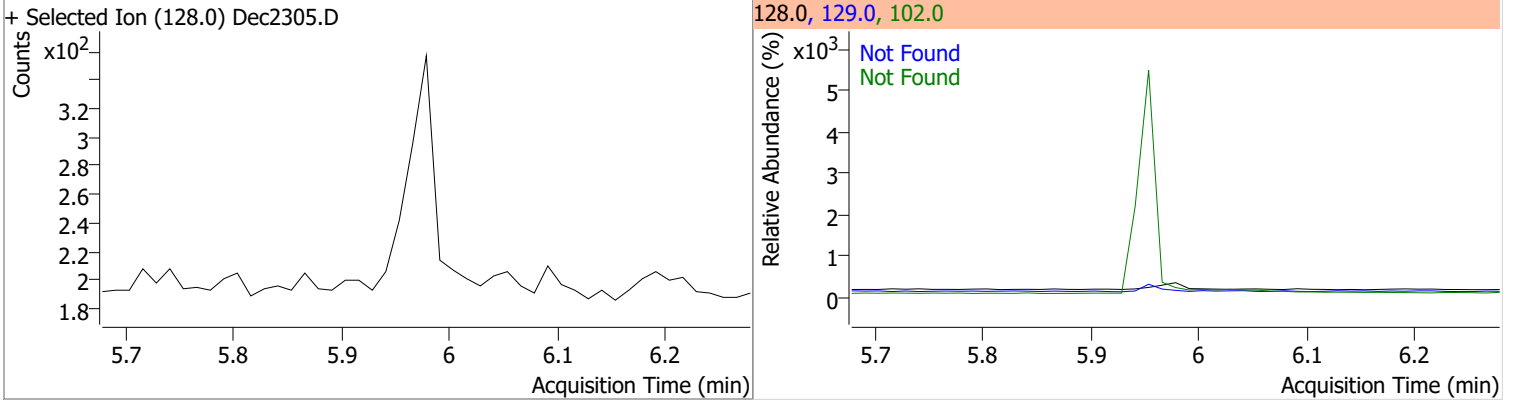
(#) = Qualifier Out of Range; (m) = Manual Integration; (+) = Area Summed; (\*) = Surrogate Percent Recovery Out of Range; (d): Zeroed Peak

# Quantitation Results Report (QT Reviewed)

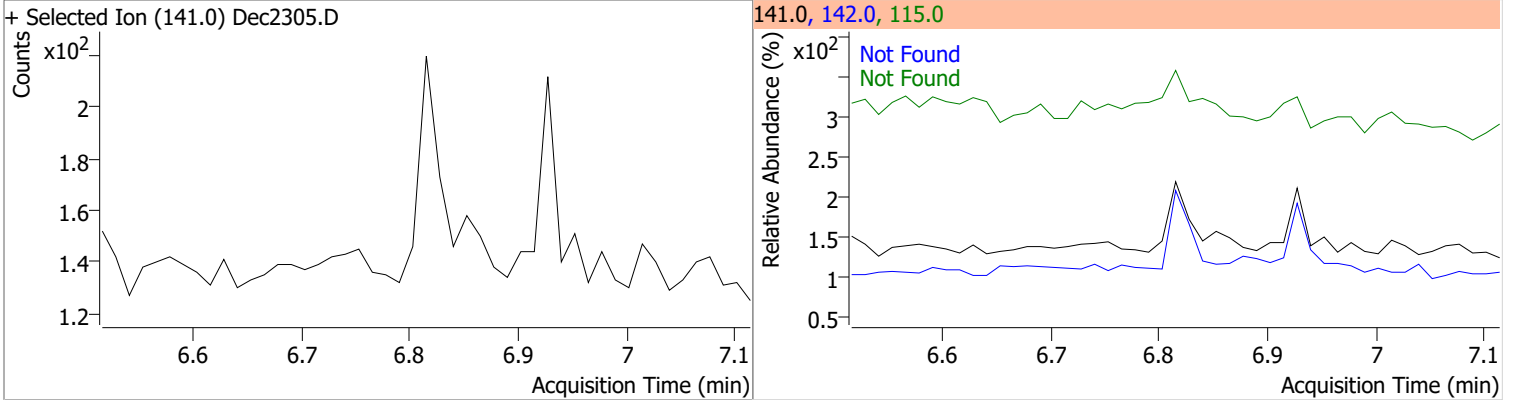
Compound	Conc.	RT	Dev(Min)	Resp.	QIon	QRatio	Lower	Upper
Nitrobenzene-d5	59.0954	5.13	0.00	18067	54.0	31.7	26.3	48.8
					128.0	32.0	21.4	39.8



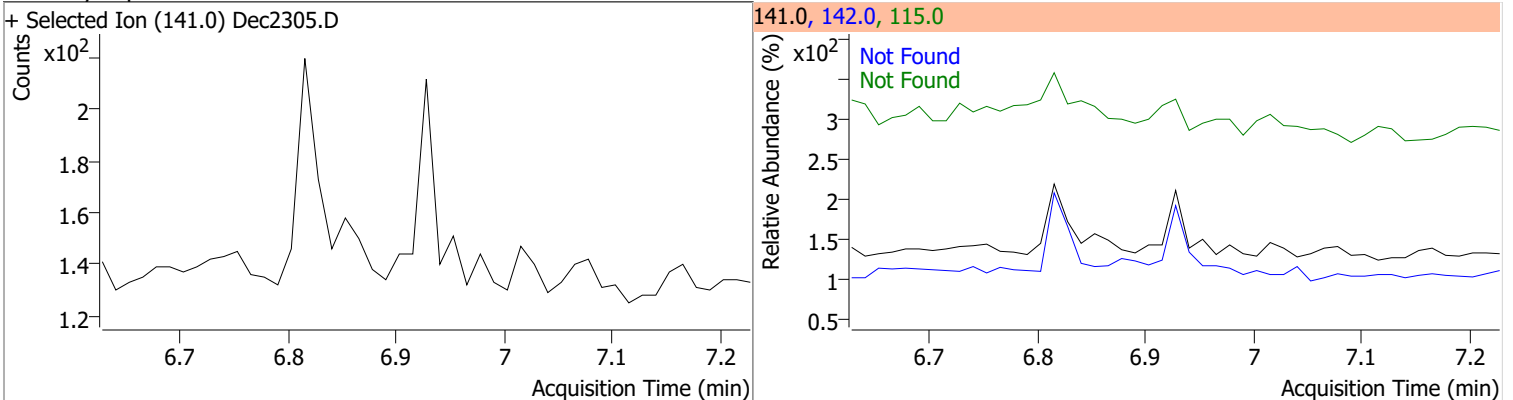
Compound	Conc.	Exp RT	QIon	Exp Ratio	QIon	Exp Ratio
Naphthalene	N.D.	5.98	102.0	12.6	129.0	11.3



Compound	Conc.	Exp RT	QIon	Exp Ratio	QIon	Exp Ratio
2-Methylnaphthalene	N.D.	6.81	142.0	131.0	115.0	54.4

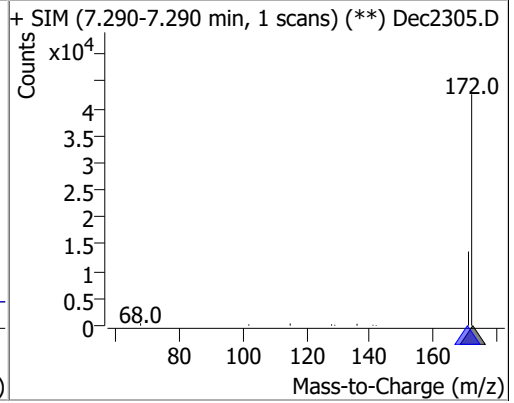
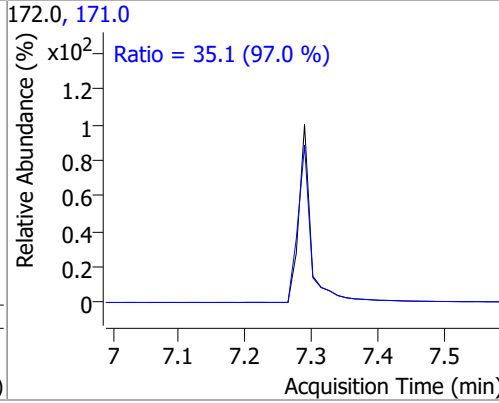
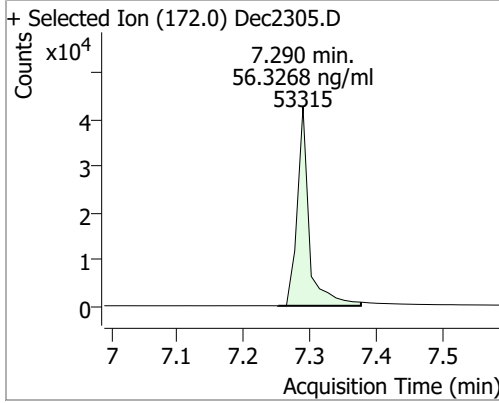


Compound	Conc.	Exp RT	QIon	Exp Ratio	QIon	Exp Ratio
1-Methylnaphthalene	N.D.	6.93	142.0	113.7	115.0	60.2

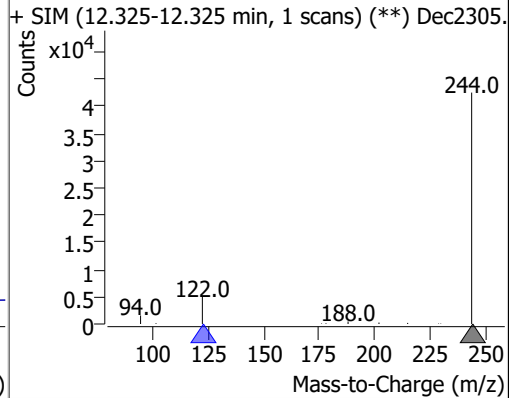
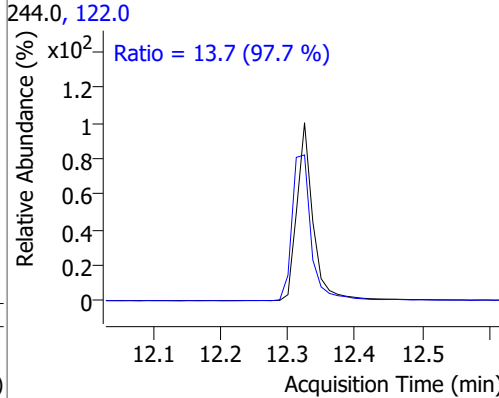
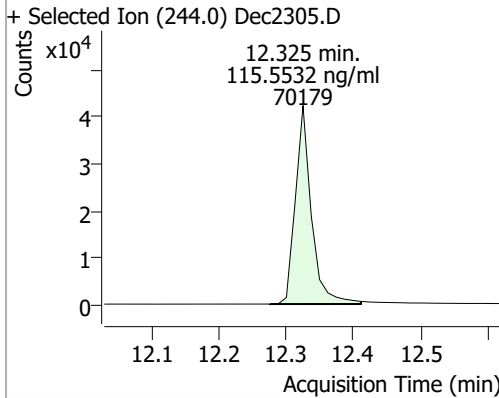


# Quantitation Results Report (QT Reviewed)

Compound	Conc.	RT	Dev(Min)	Resp.	QIon	QRatio	Lower	Upper
2-Fluorobiphenyl	56.3268	7.29	0.00	53315	171.0	35.1	25.3	47.0



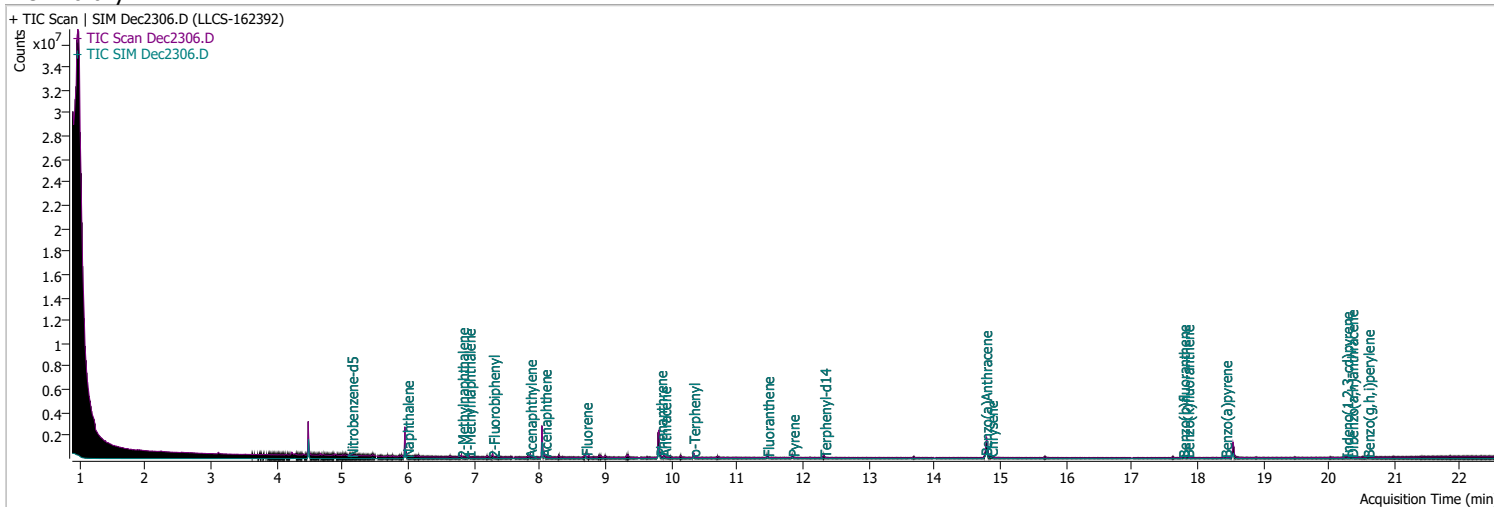
Compound	Conc.	RT	Dev(Min)	Resp.	QIon	QRatio	Lower	Upper
Terphenyl-d14	115.5532	12.32	0.00	70179	122.0	13.7	9.8	18.2



# Quantitation Results Report (QT Reviewed)

Data File	Dec2306.D	Operator	LIMS import
Acq. Method	5975BNASIM	Acq. Date-Time	12/23/2021 1:02:07 PM
Sample Name	LLCS-162392	Instrument	GCMS
Vial	6	Multiplier	1.00
DA Method File	122021 bna SIM 1.batch.bin	Comment	SVOC-8270-W-LLPAH
Tune File	dftppjph.u	Tune Date	
Batch Name	122321 bna SIM 1.batch.bin	Last Calib Update	12/22/2021 12:25:13 PM

**Ref Library**

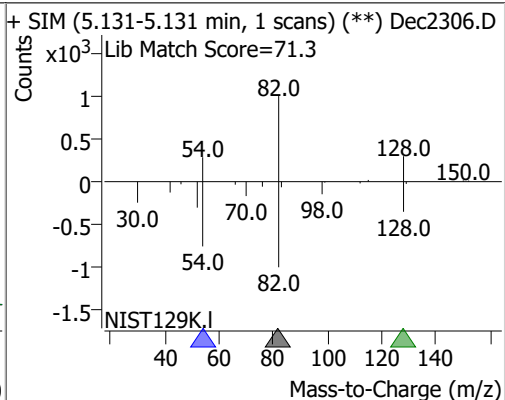
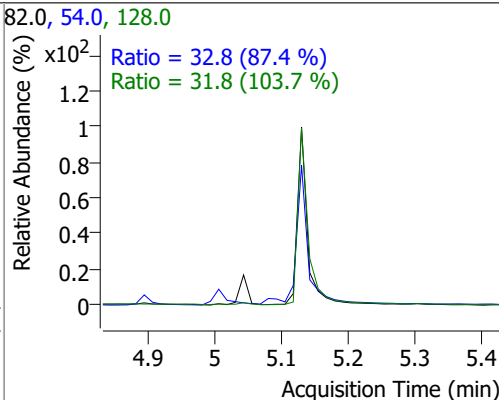
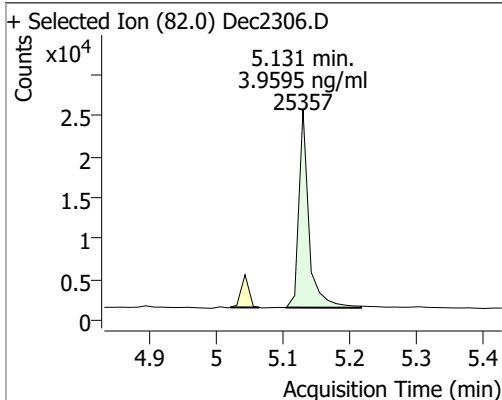


Compound	RT	QIon	Resp.	Conc.	Units	Dev(Min)
<b>Internal Standards</b>						
<b>System Monitoring Compounds</b>						
S Nitrobenzene-d5	5.131	82.0	25357	3.9595	ng/ml	0.000
Spiked Amount: 5.000	Range: 19.0 - 102.0%			Recovery = 79.19%		
S 2-Fluorobiphenyl	7.289	172.0	81131	4.1962	ng/ml	0.000
Spiked Amount: 5.000	Range: 25.0 - 94.0%			Recovery = 83.92%		
S Terphenyl-d14	12.325	244.0	69182	5.1268	ng/ml	0.000
Spiked Amount: 5.000	Range: 39.0 - 106.0%			Recovery = 102.54%		
<b>Target Compounds</b>						
T Naphthalene	5.978	128.0	61980	3.0184	ng/ml	84
T 2-Methylnaphthalene	6.815	141.0	38629	3.1222	ng/ml	96
T 1-Methylnaphthalene	6.915	141.0	37764	3.1032	ng/ml	98

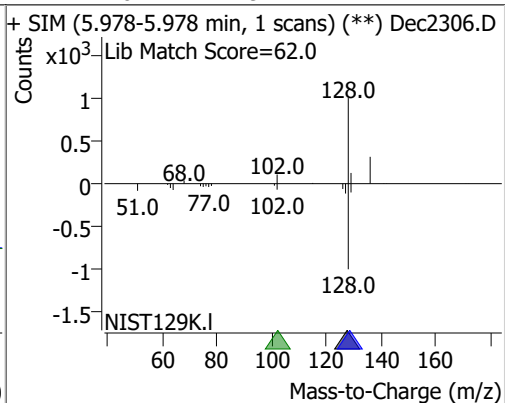
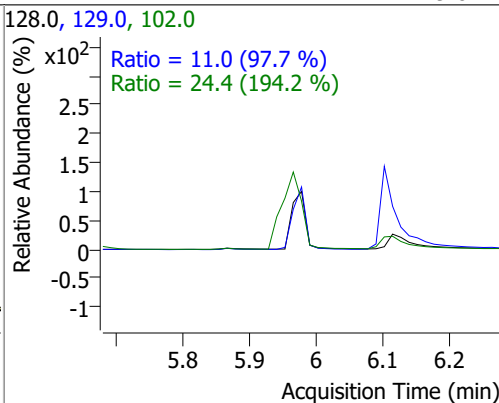
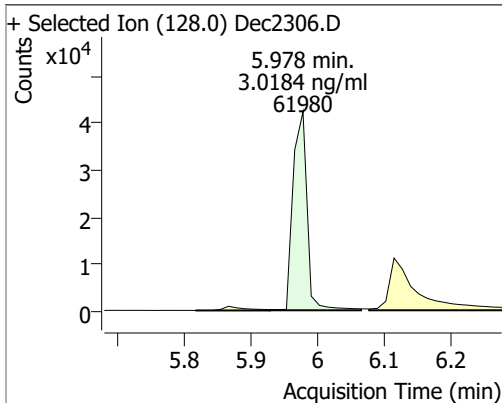
(#) = Qualifier Out of Range; (m) = Manual Integration; (+) = Area Summed; (\*) = Surrogate Percent Recovery Out of Range; (d): Zeroed Peak

# Quantitation Results Report (QT Reviewed)

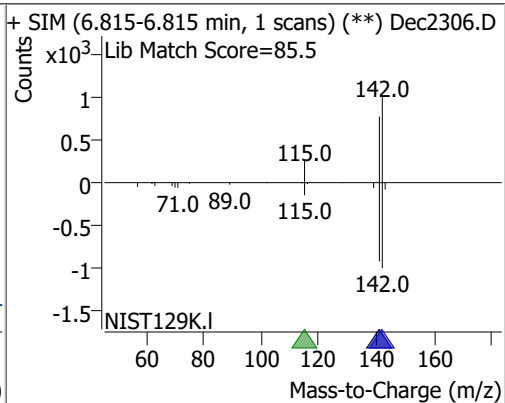
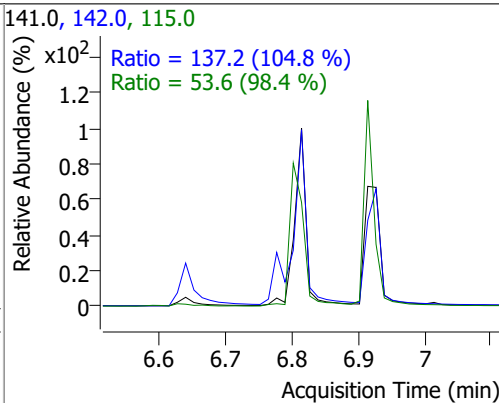
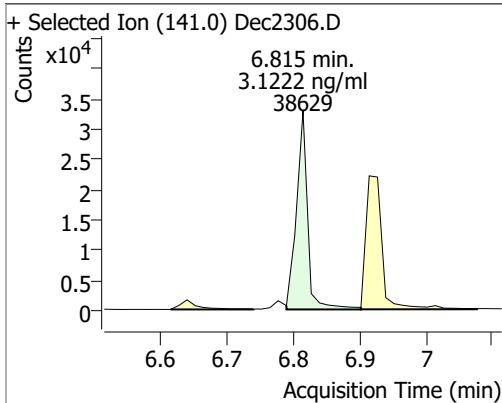
Compound	Conc.	RT	Dev(Min)	Resp.	QIon	QRatio	Lower	Upper
Nitrobenzene-d5	3.9595	5.13	0.00	25357	54.0 128.0	32.8 31.8	26.3 21.4	48.8 39.8



Compound	Conc.	RT	Dev(Min)	Resp.	QIon	QRatio	Lower	Upper
Naphthalene	3.0184	5.98	0.00	61980	102.0 129.0	24.4 11.0	0.0 7.9	37.7 14.7

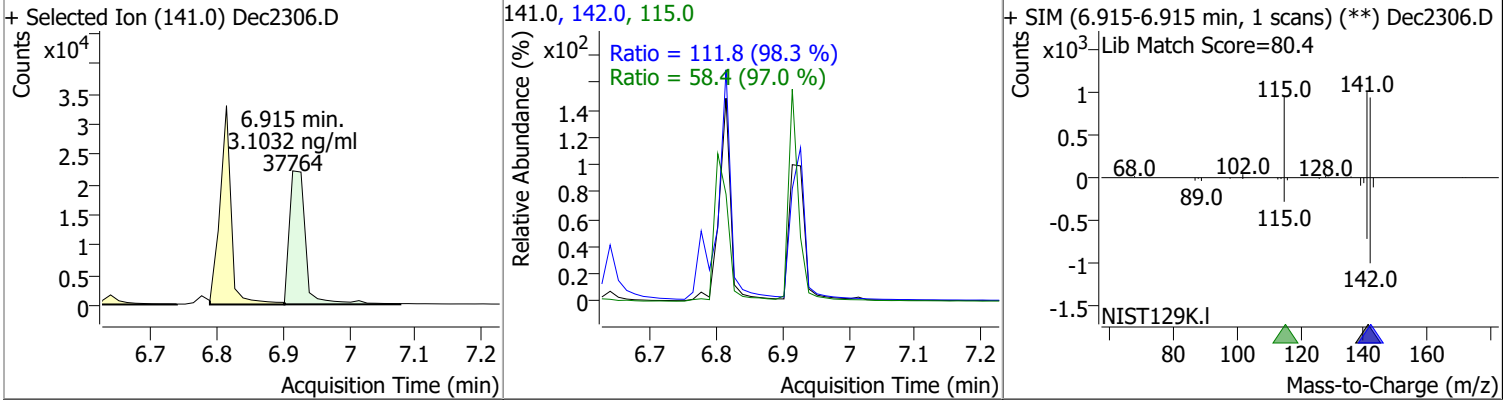


Compound	Conc.	RT	Dev(Min)	Resp.	QIon	QRatio	Lower	Upper
2-Methylnaphthalene	3.1222	6.81	0.00	38629	142.0 115.0	137.2 53.6	91.7 38.1	170.2 70.8

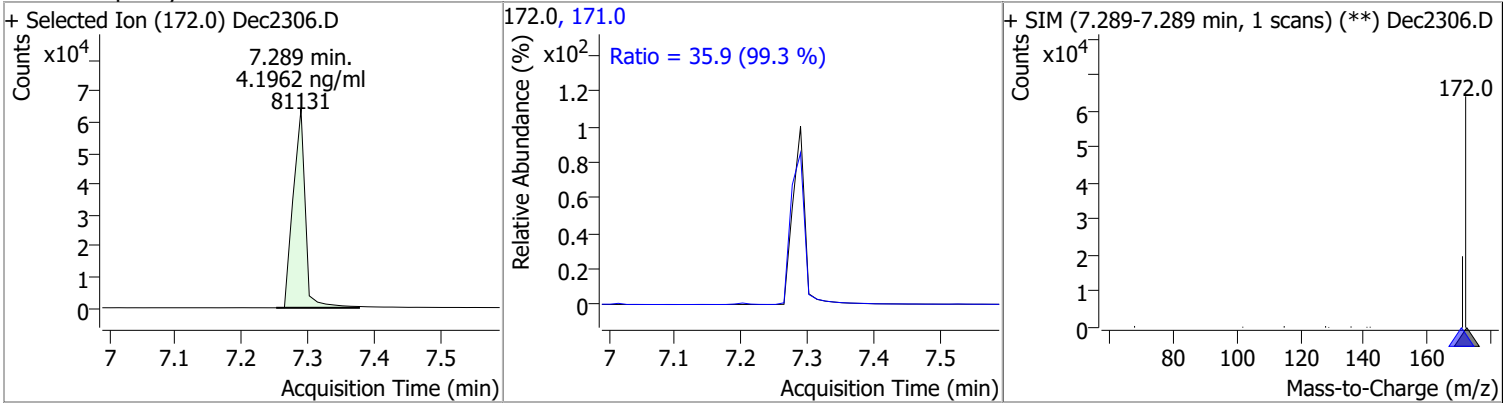


# Quantitation Results Report (QT Reviewed)

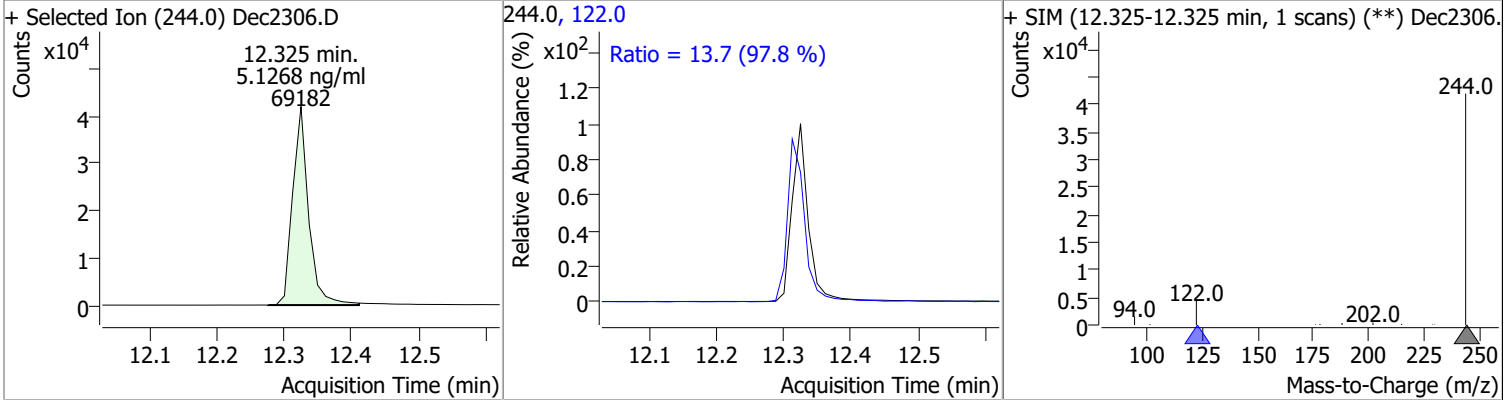
Compound	Conc.	RT	Dev(Min)	Resp.	QIon	QRatio	Lower	Upper
1-Methylnaphthalene	3.1032	6.91	-0.01	37764	142.0	111.8	79.6	147.8
					115.0	58.4	42.2	78.3



Compound	Conc.	RT	Dev(Min)	Resp.	QIon	QRatio	Lower	Upper
2-Fluorobiphenyl	4.1962	7.29	0.00	81131	171.0	35.9	25.3	47.0



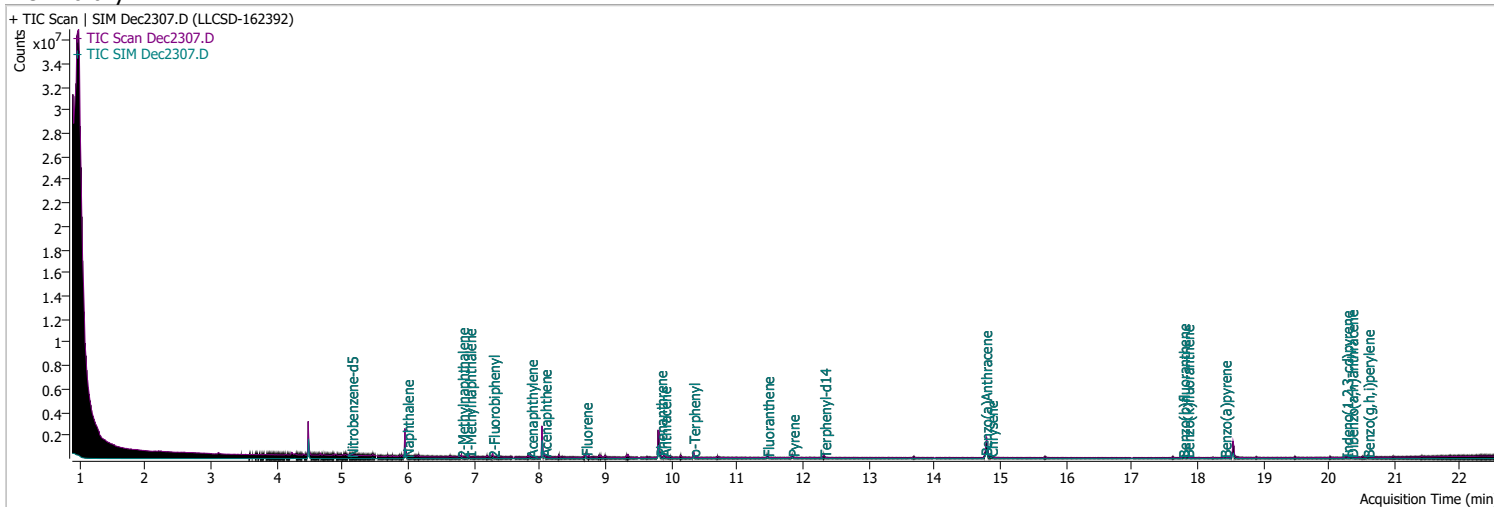
Compound	Conc.	RT	Dev(Min)	Resp.	QIon	QRatio	Lower	Upper
Terphenyl-d14	5.1268	12.32	0.00	69182	122.0	13.7	9.8	18.2



# Quantitation Results Report (QT Reviewed)

Data File	Dec2307.D	Operator	LIMS import
Acq. Method	5975BNASIM	Acq. Date-Time	12/23/2021 1:34:52 PM
Sample Name	LLCSD-162392	Instrument	GCMS
Vial	7	Multiplier	1.00
DA Method File	122021_bna_SIM_1.batch.bin	Comment	SVOC-8270-W-LLPAH
Tune File	dftppjph.u	Tune Date	
Batch Name	122321_bna_SIM_1.batch.bin	Last Calib Update	12/22/2021 12:25:13 PM

**Ref Library**



Compound	RT	QIon	Resp.	Conc.	Units	Dev(Min)
----------	----	------	-------	-------	-------	----------

**Internal Standards**

**System Monitoring Compounds**

S Nitrobenzene-d5	5.131	82.0	26263	3.9876	ng/ml	0.000
Spiked Amount: 5.000	Range: 19.0 - 102.0%			Recovery = 79.75%		
S 2-Fluorobiphenyl	7.289	172.0	84943	4.3464	ng/ml	0.000
Spiked Amount: 5.000	Range: 25.0 - 94.0%			Recovery = 86.93%		
S Terphenyl-d14	12.325	244.0	72993	5.4607	ng/ml	0.000
Spiked Amount: 5.000	Range: 39.0 - 106.0%			Recovery = 109.21%		*

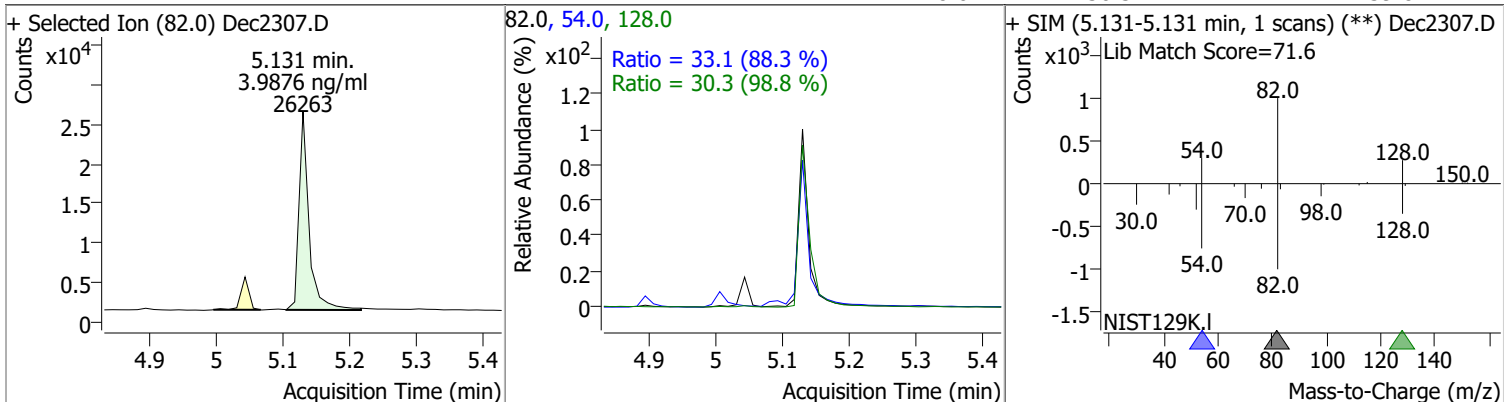
**Target Compounds**

Compound	RT	QIon	Resp.	Conc.	Units	QValue
T Naphthalene	5.978	128.0	64821	2.9722	ng/ml	85
T 2-Methylnaphthalene	6.815	141.0	37391	2.8294	ng/ml	m 88
T 1-Methylnaphthalene	6.927	141.0	39005	3.0172	ng/ml	m 98

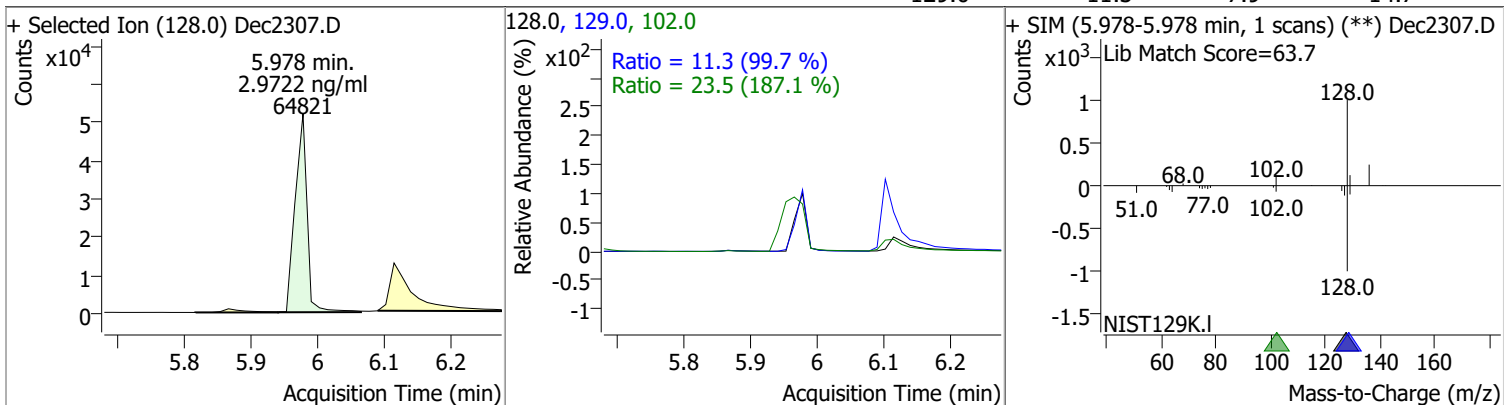
(#) = Qualifier Out of Range; (m) = Manual Integration; (+) = Area Summed; (\*) = Surrogate Percent Recovery Out of Range; (d): Zeroed Peak

# Quantitation Results Report (QT Reviewed)

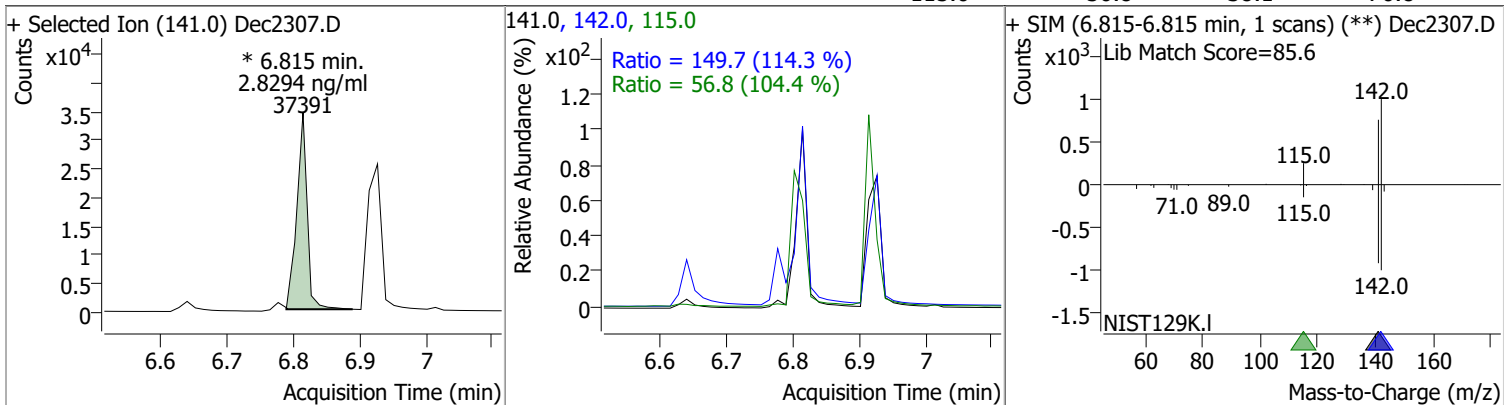
Compound	Conc.	RT	Dev(Min)	Resp.	QIon	QRatio	Lower	Upper
Nitrobenzene-d5	3.9876	5.13	0.00	26263	54.0	33.1	26.3	48.8
					128.0	30.3	21.4	39.8



Compound	Conc.	RT	Dev(Min)	Resp.	QIon	QRatio	Lower	Upper
Naphthalene	2.9722	5.98	0.00	64821	102.0	23.5	0.0	37.7
					129.0	11.3	7.9	14.7



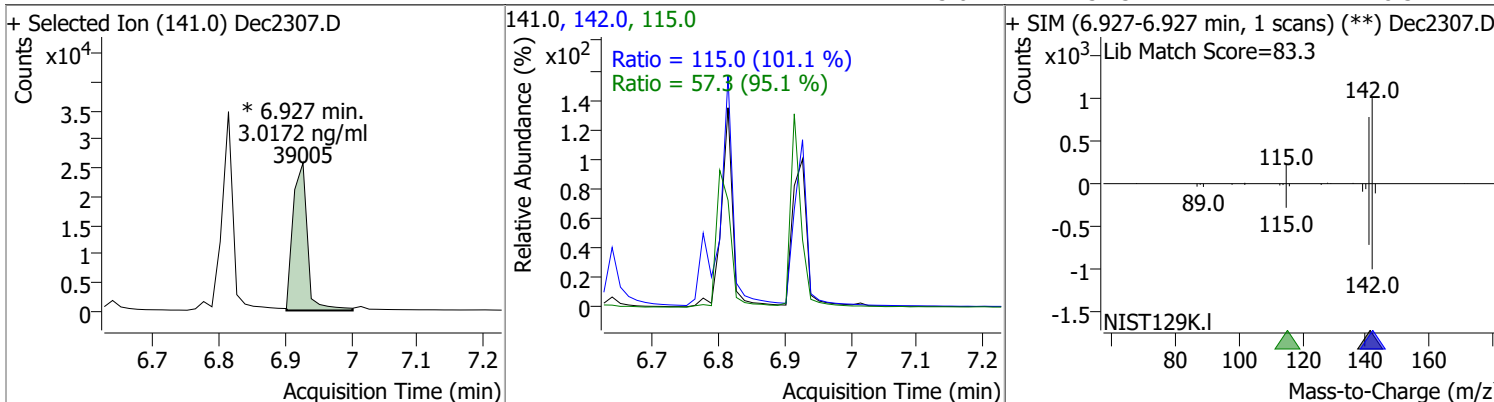
Compound	Conc.	RT	Dev(Min)	Resp.	QIon	QRatio	Lower	Upper
2-Methylnaphthalene	2.8294	6.81	0.00	37391 (m)	142.0	149.7	91.7	170.2
					115.0	56.8	38.1	70.8



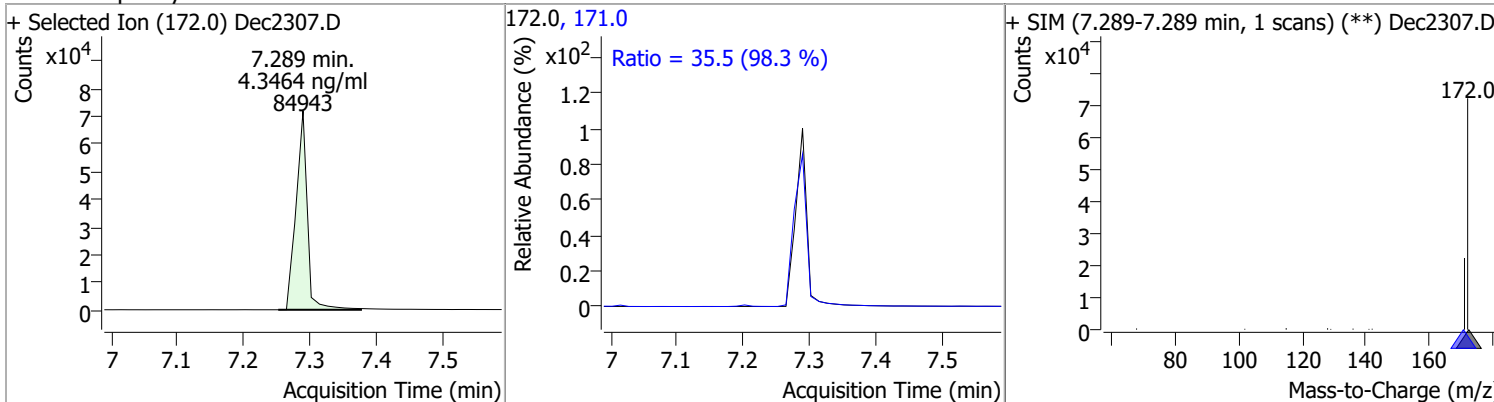


# Quantitation Results Report (QT Reviewed)

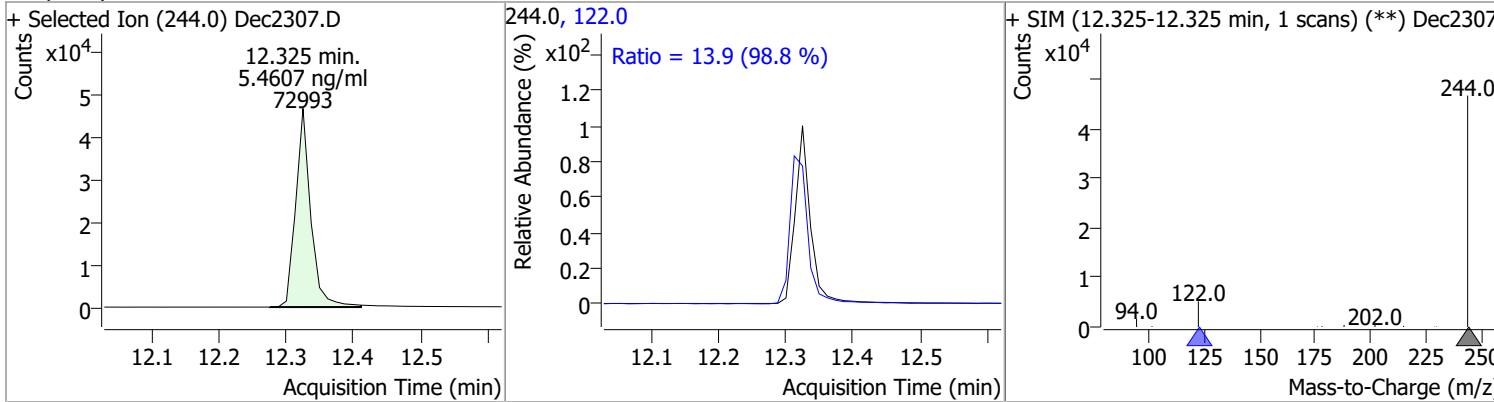
Compound	Conc.	RT	Dev(Min)	Resp.	QIon	QRatio	Lower	Upper
1-Methylnaphthalene	3.0172	6.93	0.00	39005 (m)	142.0	115.0	79.6	147.8
					115.0	57.3	42.2	78.3



Compound	Conc.	RT	Dev(Min)	Resp.	QIon	QRatio	Lower	Upper
2-Fluorobiphenyl	4.3464	7.29	0.00	84943	171.0	35.5	25.3	47.0



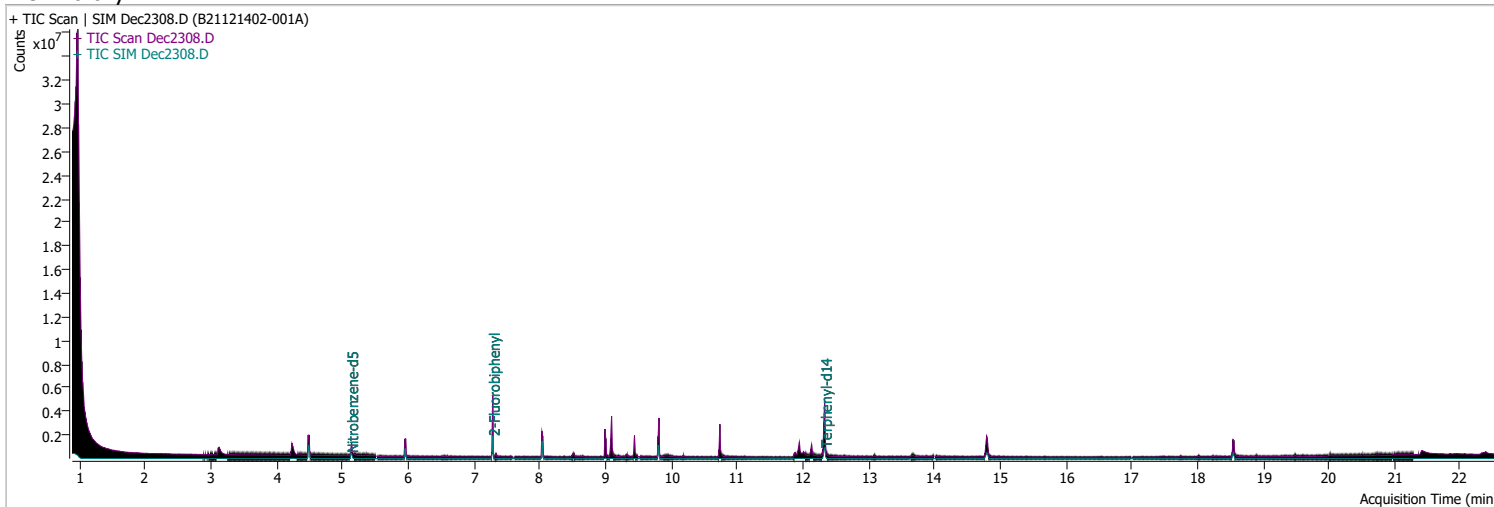
Compound	Conc.	RT	Dev(Min)	Resp.	QIon	QRatio	Lower	Upper
Terphenyl-d14	5.4607	12.32	0.00	72993	122.0	13.9	9.8	18.2



# Quantitation Results Report (QT Reviewed)

Data File	Dec2308.D	Operator	LIMS import
Acq. Method	5975BNASIM	Acq. Date-Time	12/23/2021 2:07:40 PM
Sample Name	B21121402-001A	Instrument	GCMS
Vial	8	Multiplier	1.00
DA Method File	122021_bna_SIM_1.batch.bin	Comment	SVOC-8270-W-LLPAH
Tune File	dftppjph.u	Tune Date	
Batch Name	122321_bna_SIM_1.batch.bin	Last Calib Update	12/22/2021 12:25:13 PM

**Ref Library**



Compound	RT	QIon	Resp.	Conc.	Units	Dev(Min)
----------	----	------	-------	-------	-------	----------

**Internal Standards**

**System Monitoring Compounds**

S Nitrobenzene-d5	5.131	82.0	429226	39.2703	ng/ml	0.000
Spiked Amount: 5.000	Range: 19.0 - 102.0%			Recovery = 785.41%		*
S 2-Fluorobiphenyl	7.289	172.0	1313217	60.6052	ng/ml	0.000
Spiked Amount: 5.000	Range: 25.0 - 94.0%			Recovery = 1212.10%		*
S Terphenyl-d14	12.337	244.0	1311391	88.5173	ng/ml	0.012
Spiked Amount: 5.000	Range: 39.0 - 106.0%			Recovery = 1770.35%		*

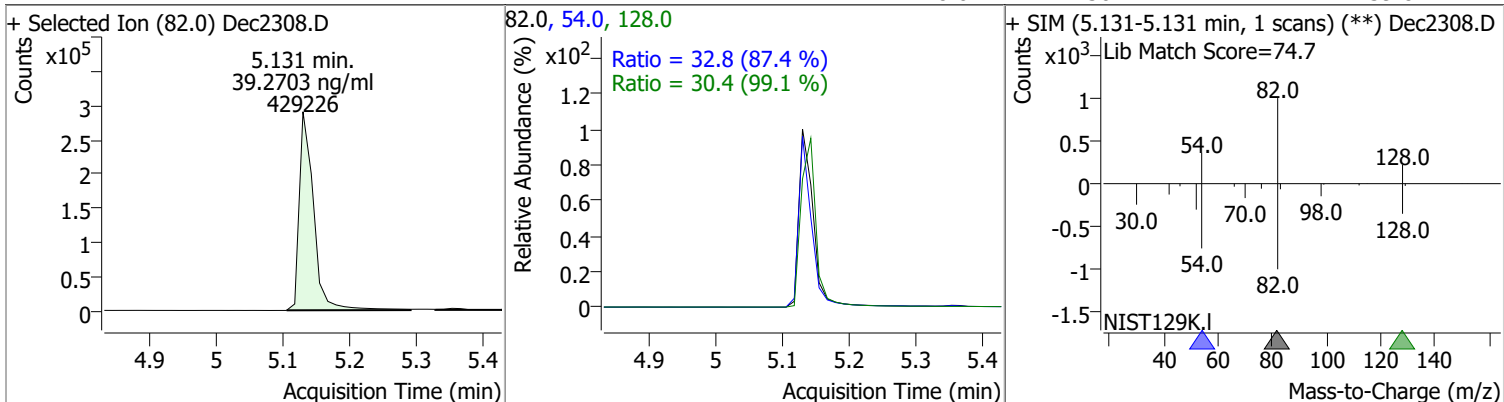
**Target Compounds**

Target Compounds	RT	QIon	Resp.	Conc.	Units	QValue
T Naphthalene	0.000		0	N.D.		
T 2-Methylnaphthalene	0.000		0	N.D.		
T 1-Methylnaphthalene	0.000		0	N.D.		

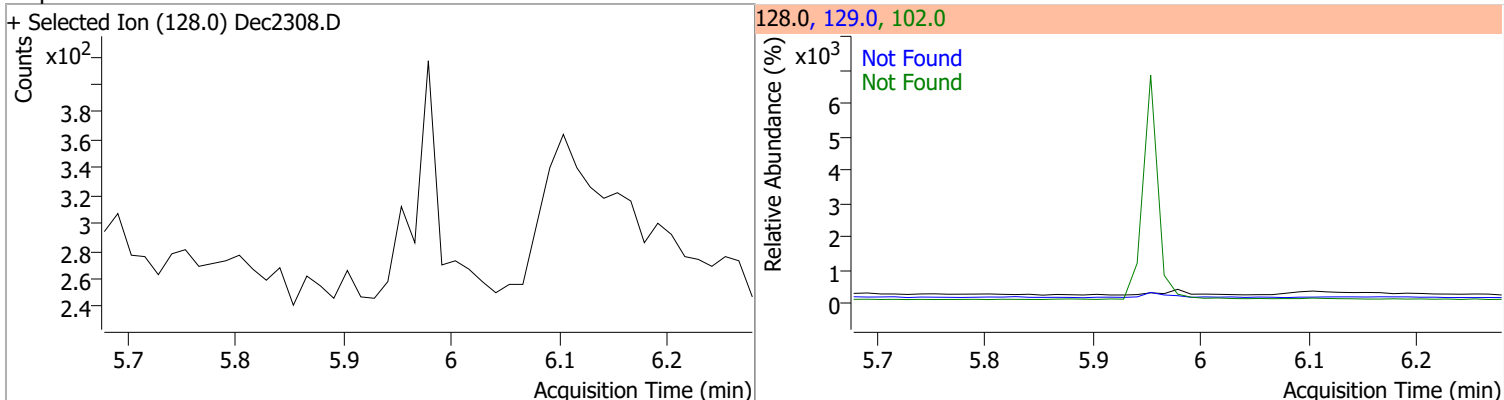
(#) = Qualifier Out of Range; (m) = Manual Integration; (+) = Area Summed; (\*) = Surrogate Percent Recovery Out of Range; (d): Zeroed Peak

# Quantitation Results Report (QT Reviewed)

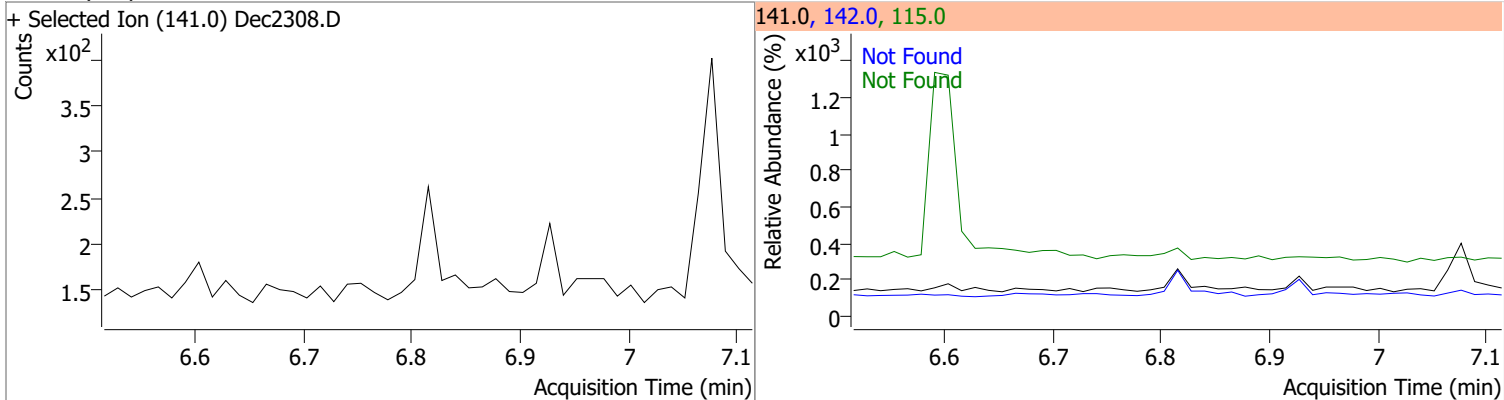
Compound	Conc.	RT	Dev(Min)	Resp.	QIon	QRatio	Lower	Upper
Nitrobenzene-d5	39.2703	5.13	0.00	429226	54.0	32.8	26.3	48.8
					128.0	30.4	21.4	39.8



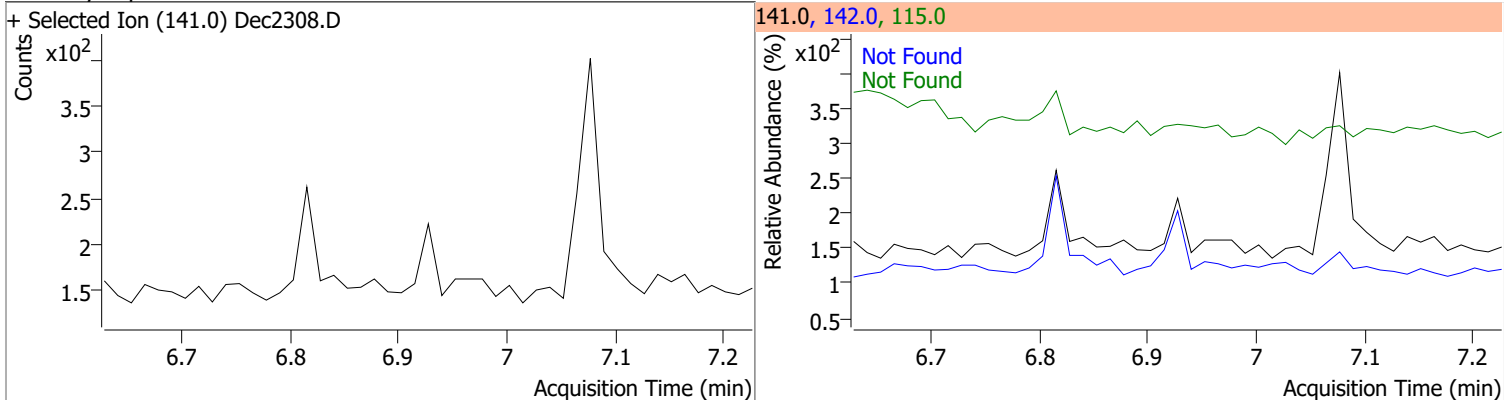
Compound	Conc.	Exp RT	QIon	Exp Ratio	QIon	Exp Ratio
Naphthalene	N.D.	5.98	102.0	12.6	129.0	11.3



Compound	Conc.	Exp RT	QIon	Exp Ratio	QIon	Exp Ratio
2-Methylnaphthalene	N.D.	6.81	142.0	131.0	115.0	54.4

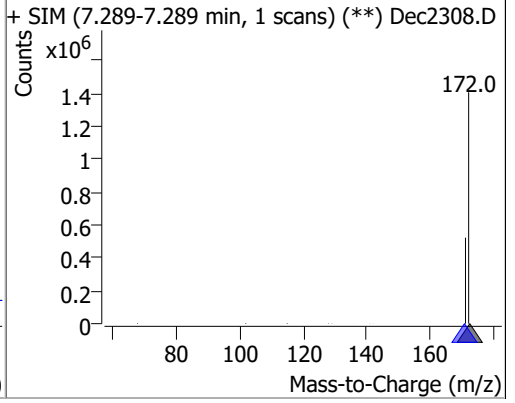
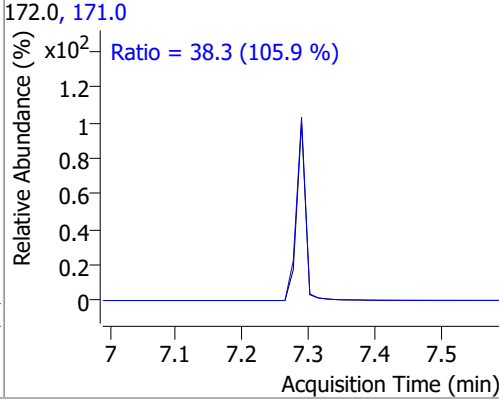
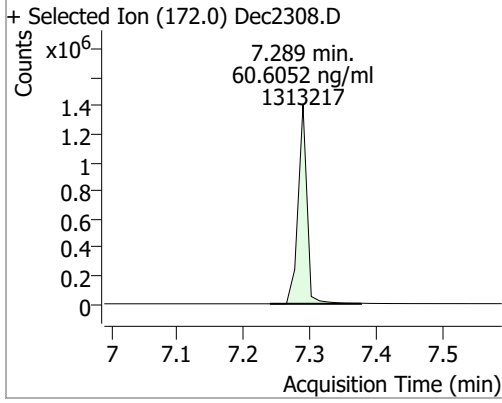


Compound	Conc.	Exp RT	QIon	Exp Ratio	QIon	Exp Ratio
1-Methylnaphthalene	N.D.	6.93	142.0	113.7	115.0	60.2

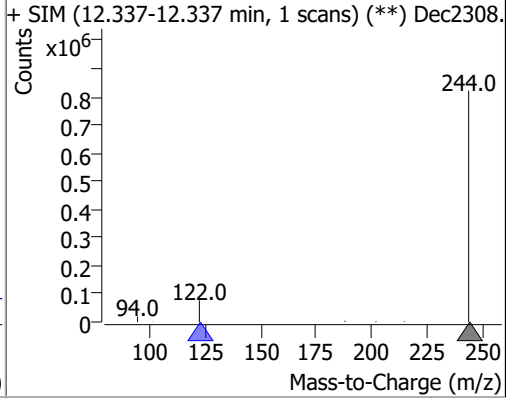
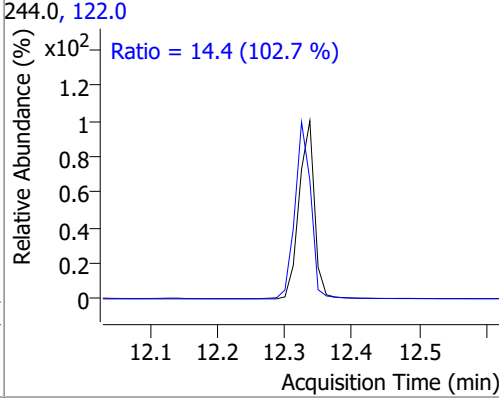
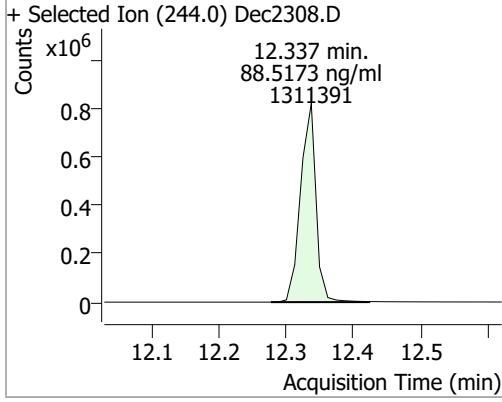


# Quantitation Results Report (QT Reviewed)

Compound	Conc.	RT	Dev(Min)	Resp.	QIon	QRatio	Lower	Upper
2-Fluorobiphenyl	60.6052	7.29	0.00	1313217	171.0	38.3	25.3	47.0



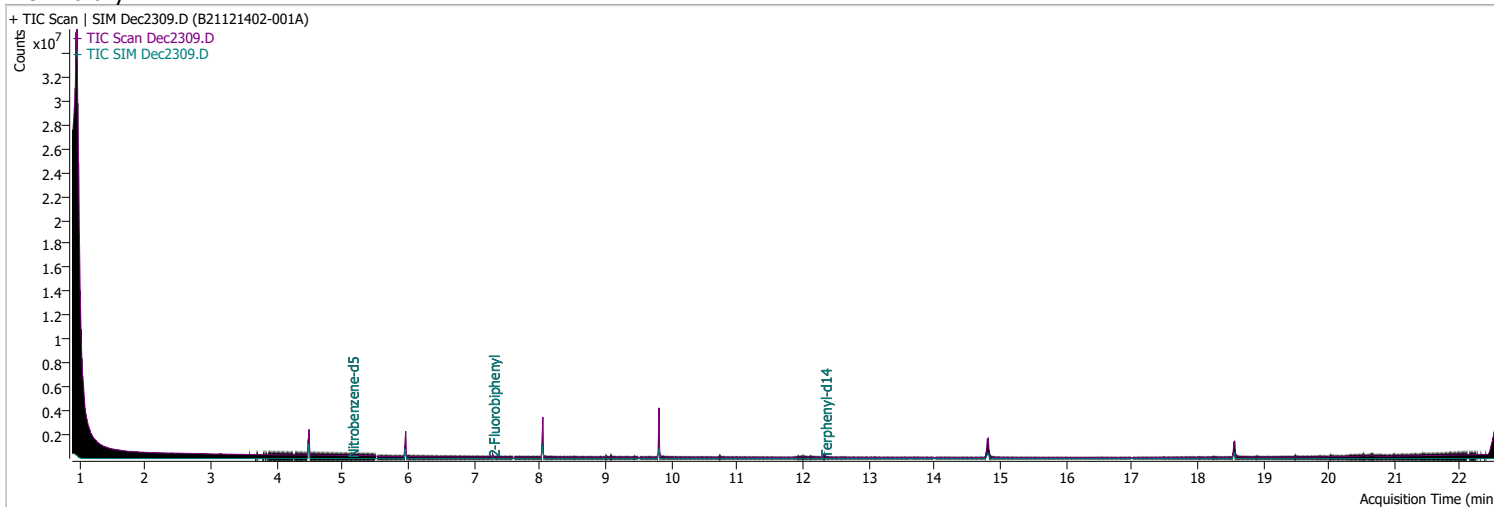
Compound	Conc.	RT	Dev(Min)	Resp.	QIon	QRatio	Lower	Upper
Terphenyl-d14	88.5173	12.34	0.01	1311391	122.0	14.4	9.8	18.2



# Quantitation Results Report (QT Reviewed)

Data File	Dec2309.D	Operator	LIMS import
Acq. Method	5975BNASIM	Acq. Date-Time	12/23/2021 2:40:25 PM
Sample Name	B21121402-001A	Instrument	GCMS
Vial	9	Multiplier	20.00
DA Method File	122021 bna SIM 1.batch.bin	Comment	SVOC-8270-W-LLPAH
Tune File	dftppjph.u	Tune Date	
Batch Name	122321 bna SIM 1.batch.bin	Last Calib Update	12/22/2021 12:25:13 PM

**Ref Library**



Compound	RT	QIon	Resp.	Conc.	Units	Dev(Min)
----------	----	------	-------	-------	-------	----------

**Internal Standards**

**System Monitoring Compounds**

S Nitrobenzene-d5	5.143	82.0	15273	49.7233	ng/ml	0.012
Spiked Amount: 5.000	Range: 19.0 - 102.0%			Recovery = 994.47%		*
S 2-Fluorobiphenyl	7.289	172.0	70377	78.4364	ng/ml	0.000
Spiked Amount: 5.000	Range: 25.0 - 94.0%			Recovery = 1568.73%		*
S Terphenyl-d14	12.337	244.0	61629	91.0758	ng/ml	0.012
Spiked Amount: 5.000	Range: 39.0 - 106.0%			Recovery = 1821.52%		*

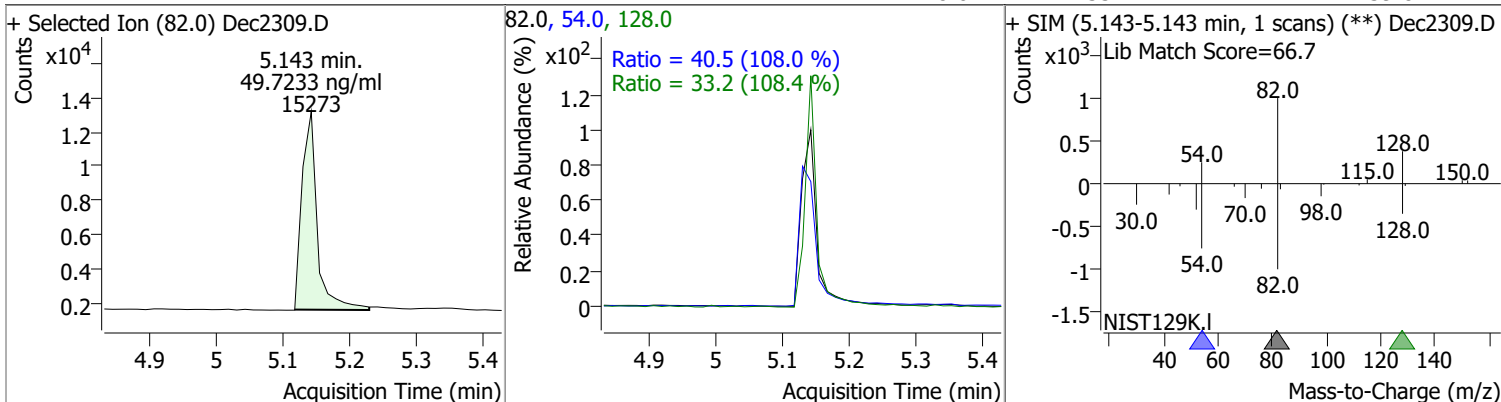
**Target Compounds**

Compound	RT	QIon	Resp.	Conc.	Units	QValue
T Naphthalene	0.000		0	N.D.		
T 2-Methylnaphthalene	0.000		0	N.D.		
T 1-Methylnaphthalene	0.000		0	N.D.		

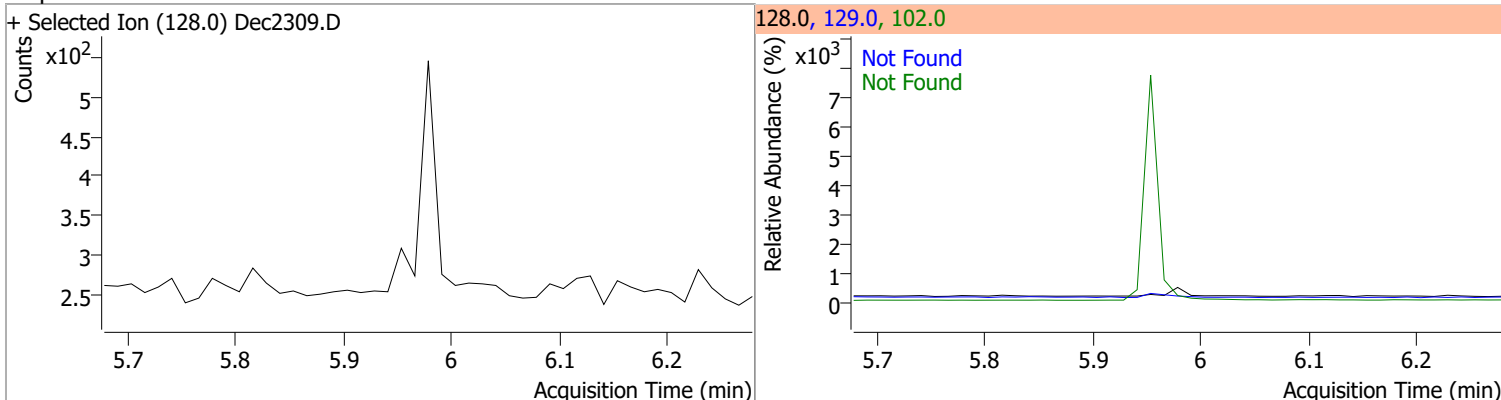
(#) = Qualifier Out of Range; (m) = Manual Integration; (+) = Area Summed; (\*) = Surrogate Percent Recovery Out of Range; (d): Zeroed Peak

# Quantitation Results Report (QT Reviewed)

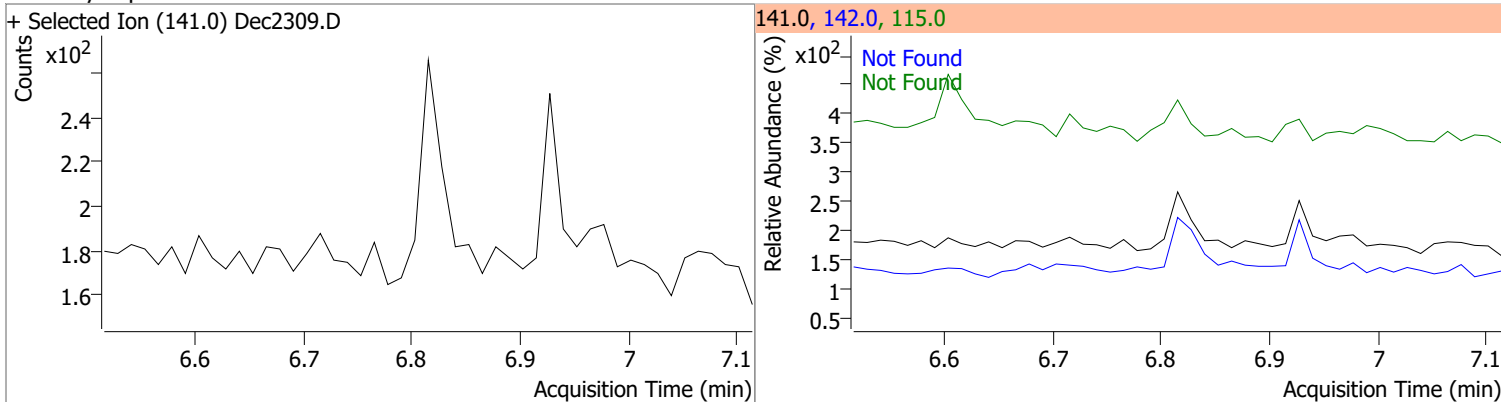
Compound	Conc.	RT	Dev(Min)	Resp.	QIon	QRatio	Lower	Upper
Nitrobenzene-d5	49.7233	5.14	0.01	15273	54.0	40.5	26.3	48.8
					128.0	33.2	21.4	39.8



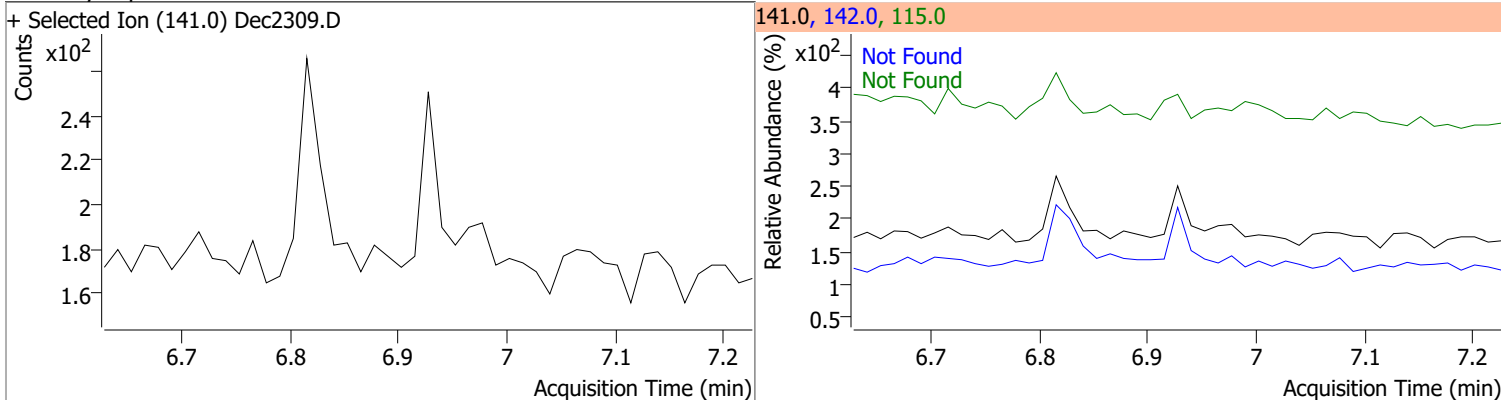
Compound	Conc.	Exp RT	QIon	Exp Ratio	QIon	Exp Ratio
Naphthalene	N.D.	5.98	102.0	12.6	129.0	11.3



Compound	Conc.	Exp RT	QIon	Exp Ratio	QIon	Exp Ratio
2-Methylnaphthalene	N.D.	6.81	142.0	131.0	115.0	54.4

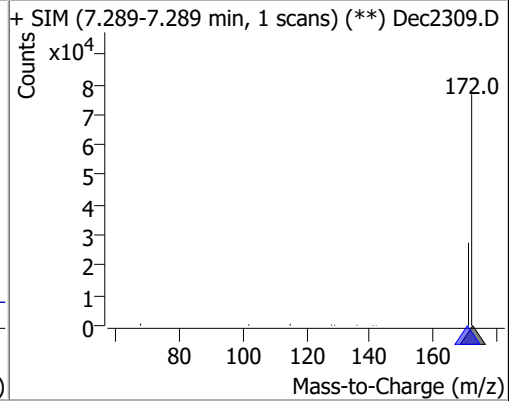
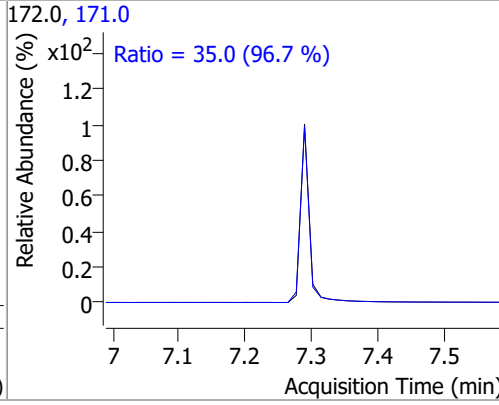
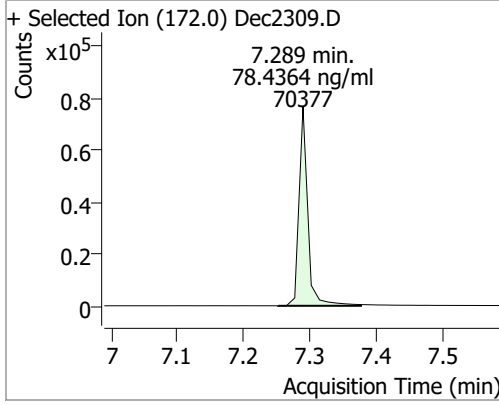


Compound	Conc.	Exp RT	QIon	Exp Ratio	QIon	Exp Ratio
1-Methylnaphthalene	N.D.	6.93	142.0	113.7	115.0	60.2

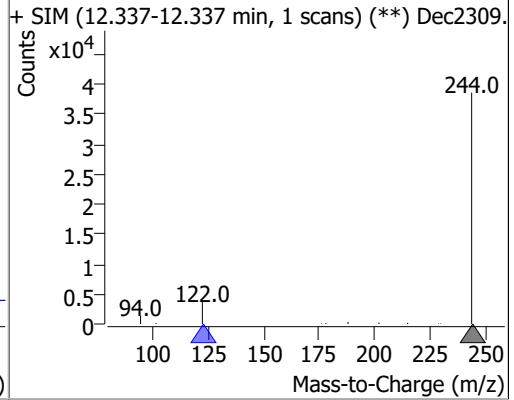
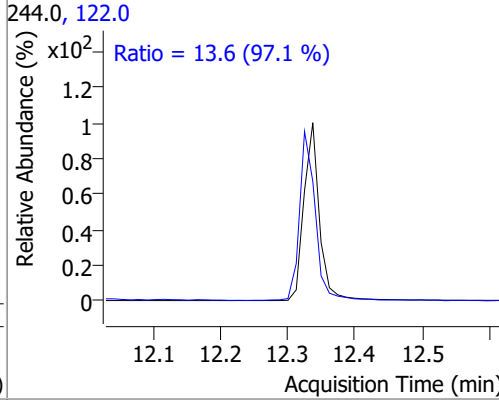
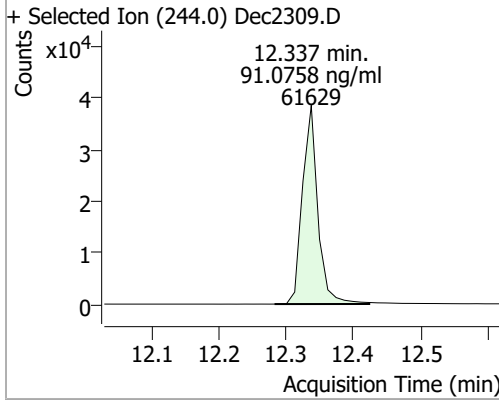


# Quantitation Results Report (QT Reviewed)

Compound	Conc.	RT	Dev(Min)	Resp.	QIon	QRatio	Lower	Upper
2-Fluorobiphenyl	78.4364	7.29	0.00	70377	171.0	35.0	25.3	47.0



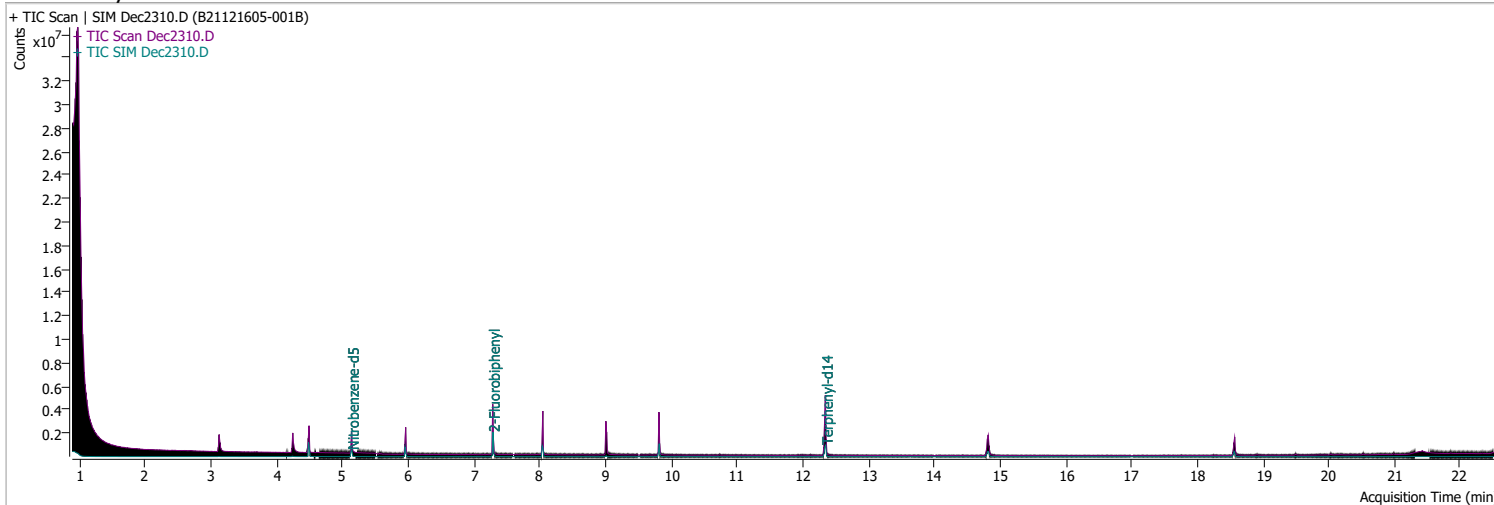
Compound	Conc.	RT	Dev(Min)	Resp.	QIon	QRatio	Lower	Upper
Terphenyl-d14	91.0758	12.34	0.01	61629	122.0	13.6	9.8	18.2



# Quantitation Results Report (QT Reviewed)

Data File	Dec2310.D	Operator	LIMS import
Acq. Method	5975BNASIM	Acq. Date-Time	12/23/2021 3:13:15 PM
Sample Name	B21121605-001B	Instrument	GCMS
Vial	10	Multiplier	1.00
DA Method File	122021 bna SIM 1.batch.bin	Comment	SVOC-8270-W-LLPAH
Tune File	dftppjph.u	Tune Date	
Batch Name	122321 bna SIM 1.batch.bin	Last Calib Update	12/22/2021 12:25:13 PM

**Ref Library**



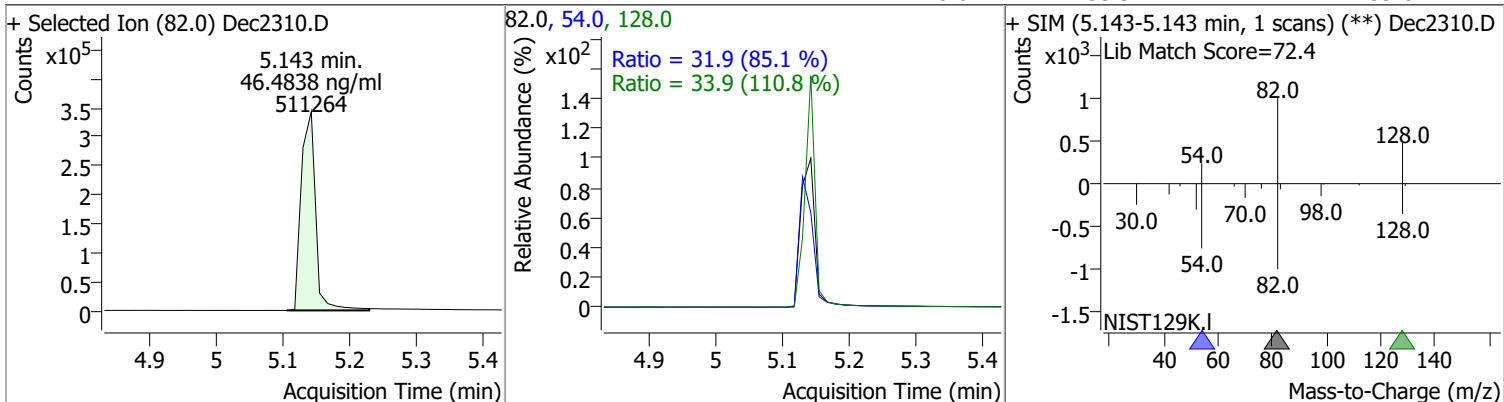
Compound	RT	QIon	Resp.	Conc.	Units	Dev(Min)
<b>Internal Standards</b>						
<b>System Monitoring Compounds</b>						
S Nitrobenzene-d5	5.143	82.0	511264	46.4838	ng/ml	0.012
Spiked Amount: 5.000	Range: 19.0 - 102.0%			Recovery = 929.68%		*
S 2-Fluorobiphenyl	7.289	172.0	1340288	62.0435	ng/ml	0.000
Spiked Amount: 5.000	Range: 25.0 - 94.0%			Recovery = 1240.87%		*
S Terphenyl-d14	12.349	244.0	1412047	103.5611	ng/ml	0.025
Spiked Amount: 5.000	Range: 39.0 - 106.0%			Recovery = 2071.22%		*
<b>Target Compounds</b>						<b>QValue</b>
T Naphthalene	0.000		0	N.D.		
T 2-Methylnaphthalene	0.000		0	N.D.		
T 1-Methylnaphthalene	0.000		0	N.D.		

(#) = Qualifier Out of Range; (m) = Manual Integration; (+) = Area Summed; (\*) = Surrogate Percent Recovery Out of Range; (d): Zeroed Peak

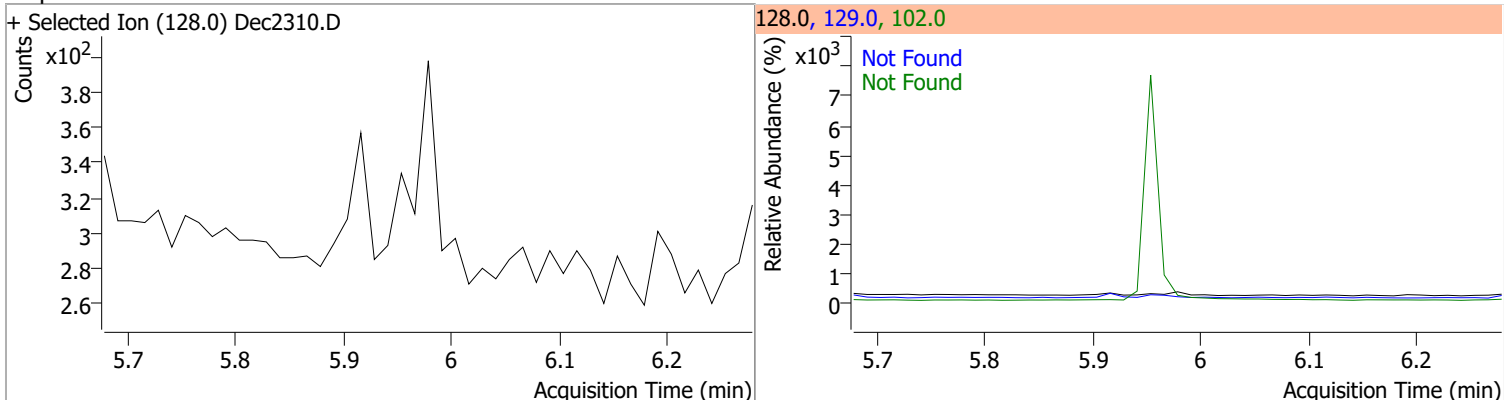


# Quantitation Results Report (QT Reviewed)

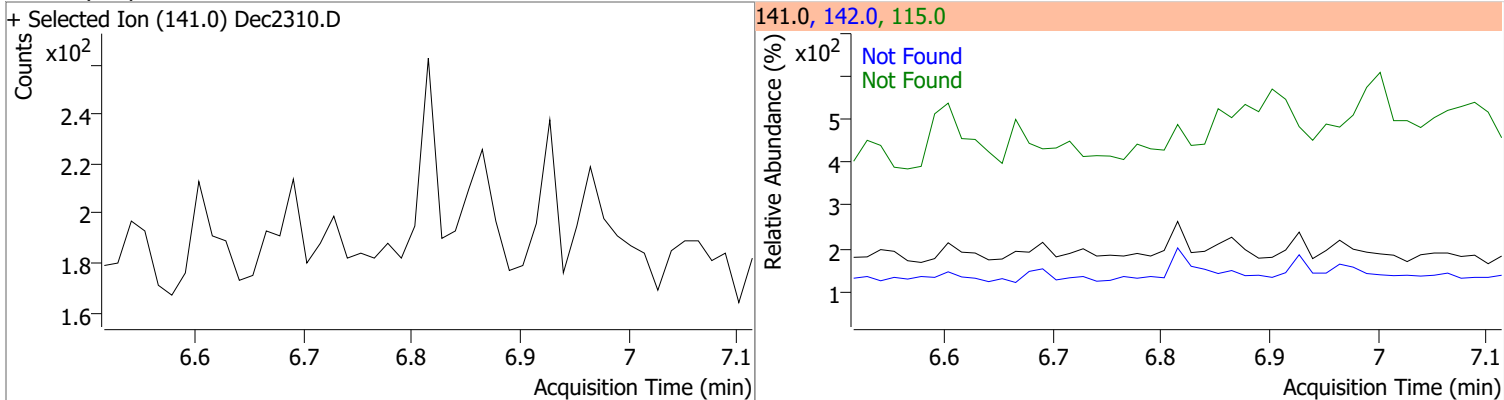
Compound	Conc.	RT	Dev(Min)	Resp.	QIon	QRatio	Lower	Upper
Nitrobenzene-d5	46.4838	5.14	0.01	511264	54.0	31.9	26.3	48.8
					128.0	33.9	21.4	39.8



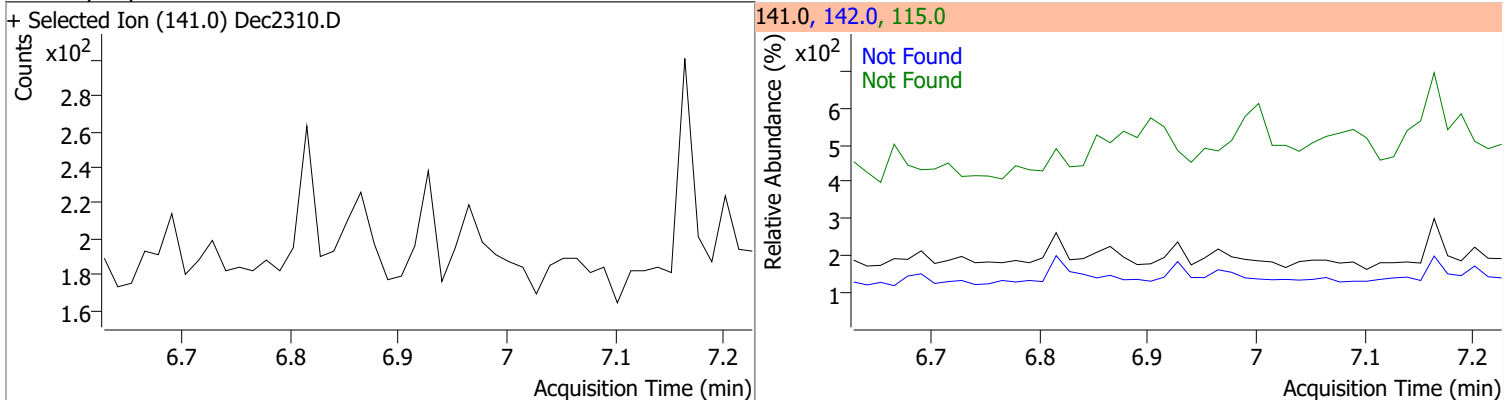
Compound	Conc.	Exp RT	QIon	Exp Ratio	QIon	Exp Ratio
Naphthalene	N.D.	5.98	102.0	12.6	129.0	11.3



Compound	Conc.	Exp RT	QIon	Exp Ratio	QIon	Exp Ratio
2-Methylnaphthalene	N.D.	6.81	142.0	131.0	115.0	54.4

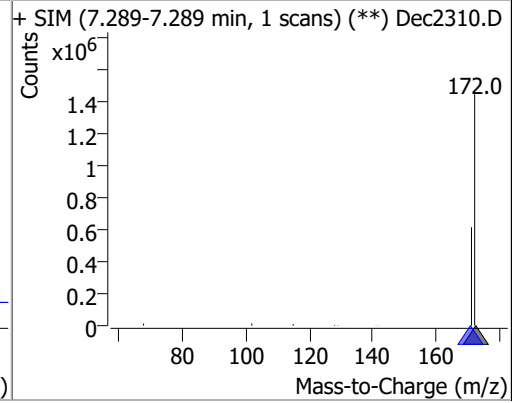
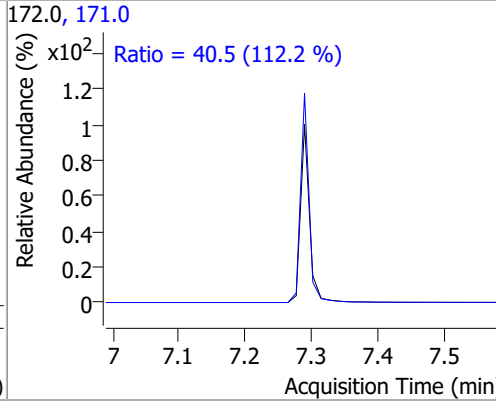
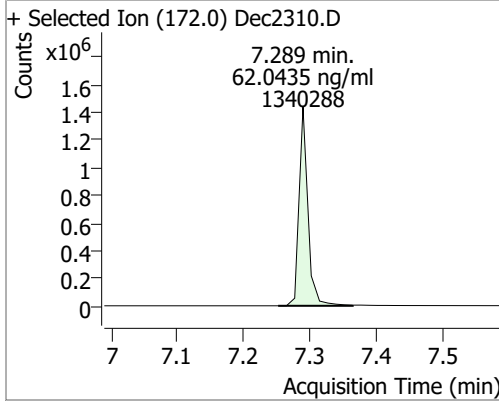


Compound	Conc.	Exp RT	QIon	Exp Ratio	QIon	Exp Ratio
1-Methylnaphthalene	N.D.	6.93	142.0	113.7	115.0	60.2

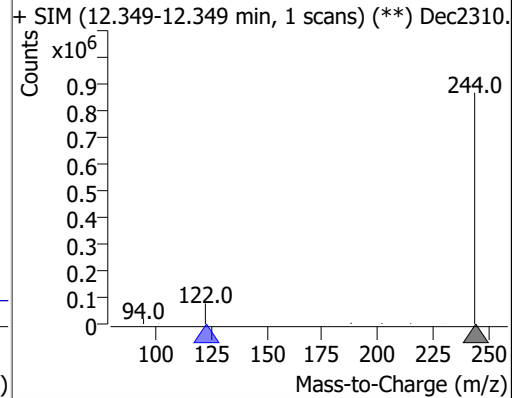
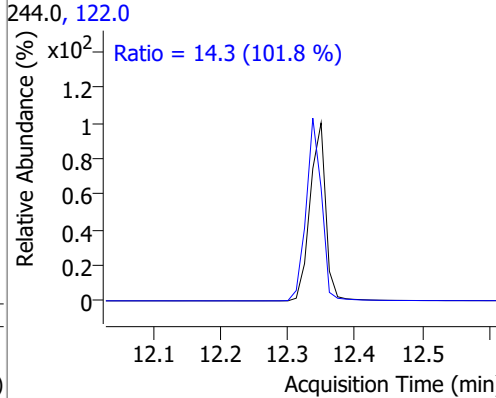
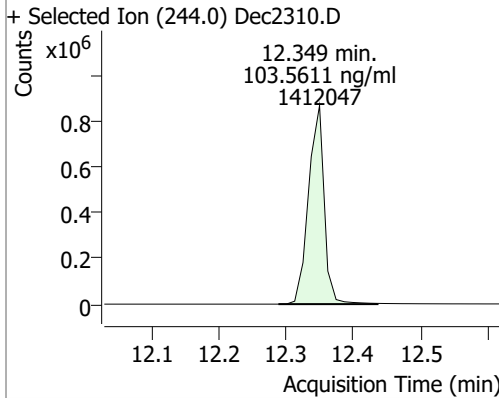


# Quantitation Results Report (QT Reviewed)

Compound	Conc.	RT	Dev(Min)	Resp.	QIon	QRatio	Lower	Upper
2-Fluorobiphenyl	62.0435	7.29	0.00	1340288	171.0	40.5	25.3	47.0



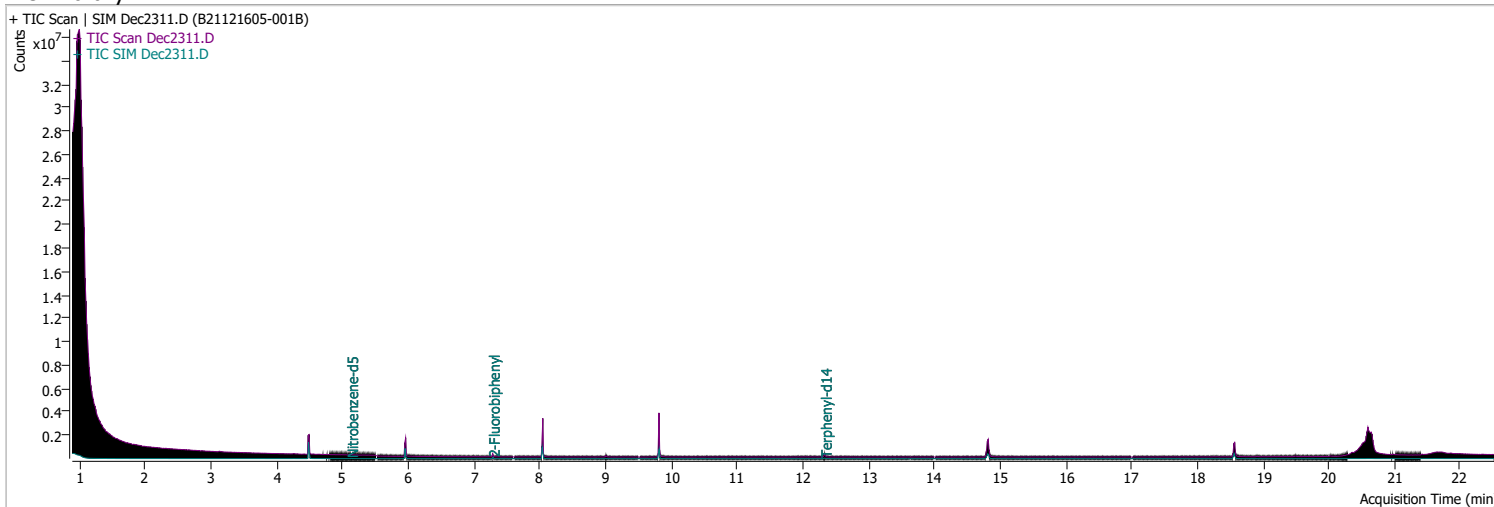
Compound	Conc.	RT	Dev(Min)	Resp.	QIon	QRatio	Lower	Upper
Terphenyl-d14	103.5611	12.35	0.02	1412047	122.0	14.3	9.8	18.2



# Quantitation Results Report (QT Reviewed)

Data File	Dec2311.D	Operator	LIMS import
Acq. Method	5975BNASIM	Acq. Date-Time	12/23/2021 3:45:58 PM
Sample Name	B21121605-001B	Instrument	GCMS
Vial	11	Multiplier	20.00
DA Method File	122021_bna_SIM_1.batch.bin	Comment	SVOC-8270-W-LLPAH
Tune File	dftppjph.u	Tune Date	
Batch Name	122321_bna_SIM_1.batch.bin	Last Calib Update	12/22/2021 12:25:13 PM

**Ref Library**



Compound	RT	QIon	Resp.	Conc.	Units	Dev(Min)
----------	----	------	-------	-------	-------	----------

**Internal Standards**

**System Monitoring Compounds**

S Nitrobenzene-d5	5.131	82.0	21263	70.8076	ng/ml	0.000
Spiked Amount: 5.000	Range: 19.0 - 102.0%			Recovery = 1416.15%		*
S 2-Fluorobiphenyl	7.289	172.0	78314	94.5742	ng/ml	0.000
Spiked Amount: 5.000	Range: 25.0 - 94.0%			Recovery = 1891.48%		*
S Terphenyl-d14	12.337	244.0	67875	109.3396	ng/ml	0.012
Spiked Amount: 5.000	Range: 39.0 - 106.0%			Recovery = 2186.79%		*

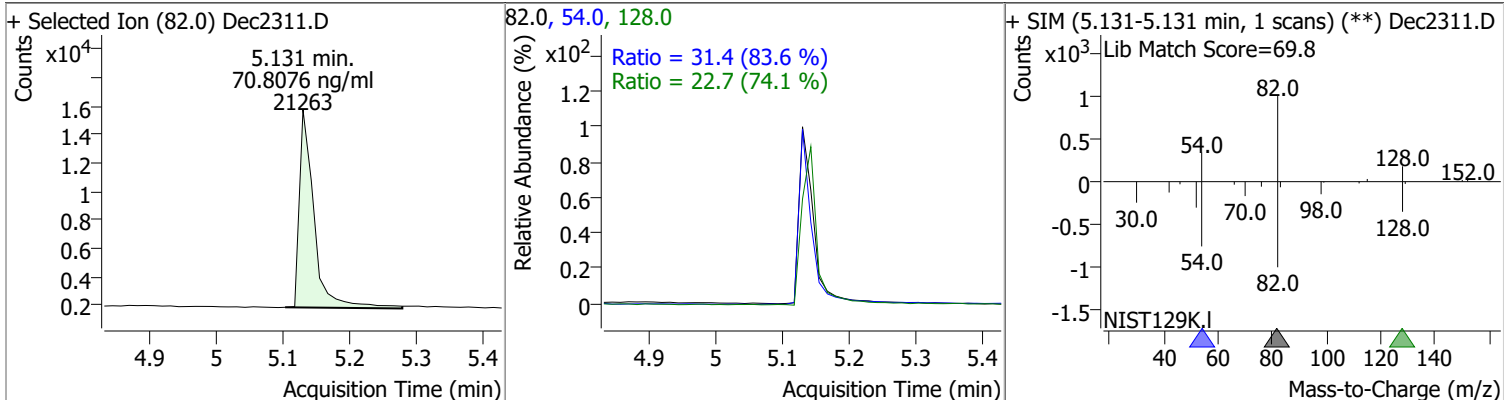
**Target Compounds**

Compound	RT	QIon	Resp.	Conc.	Units	QValue
T Naphthalene	0.000		0	N.D.		
T 2-Methylnaphthalene	0.000		0	N.D.		
T 1-Methylnaphthalene	0.000		0	N.D.		

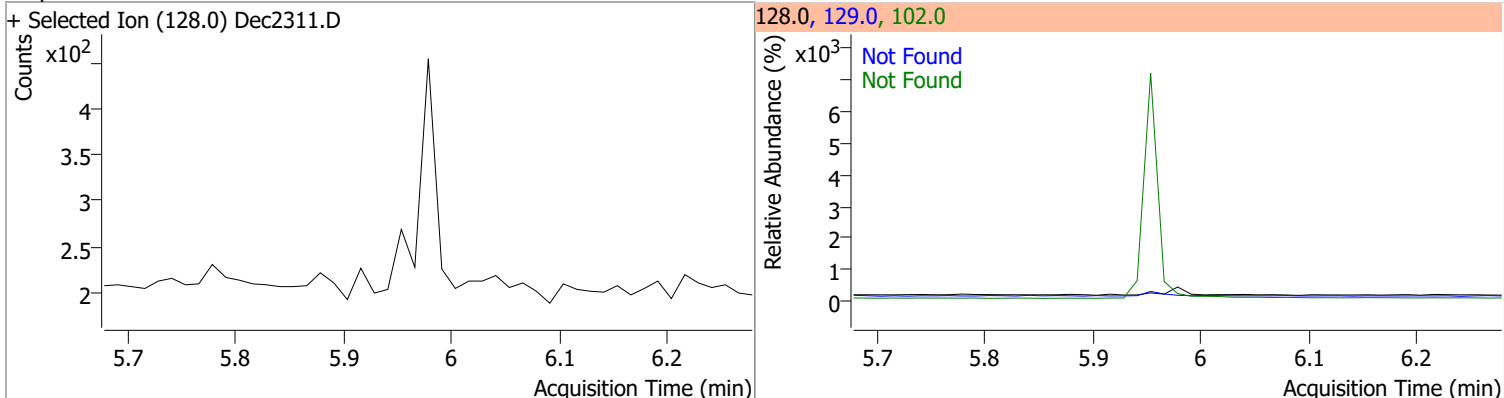
(#) = Qualifier Out of Range; (m) = Manual Integration; (+) = Area Summed; (\*) = Surrogate Percent Recovery Out of Range; (d): Zeroed Peak

# Quantitation Results Report (QT Reviewed)

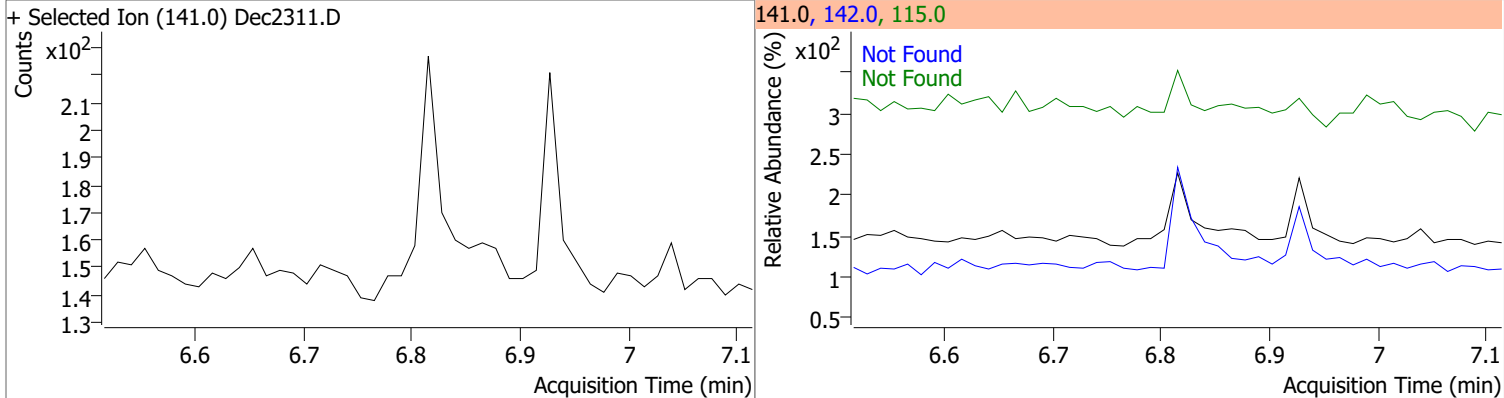
Compound	Conc.	RT	Dev(Min)	Resp.	QIon	QRatio	Lower	Upper
Nitrobenzene-d5	70.8076	5.13	0.00	21263	54.0	31.4	26.3	48.8
					128.0	22.7	21.4	39.8



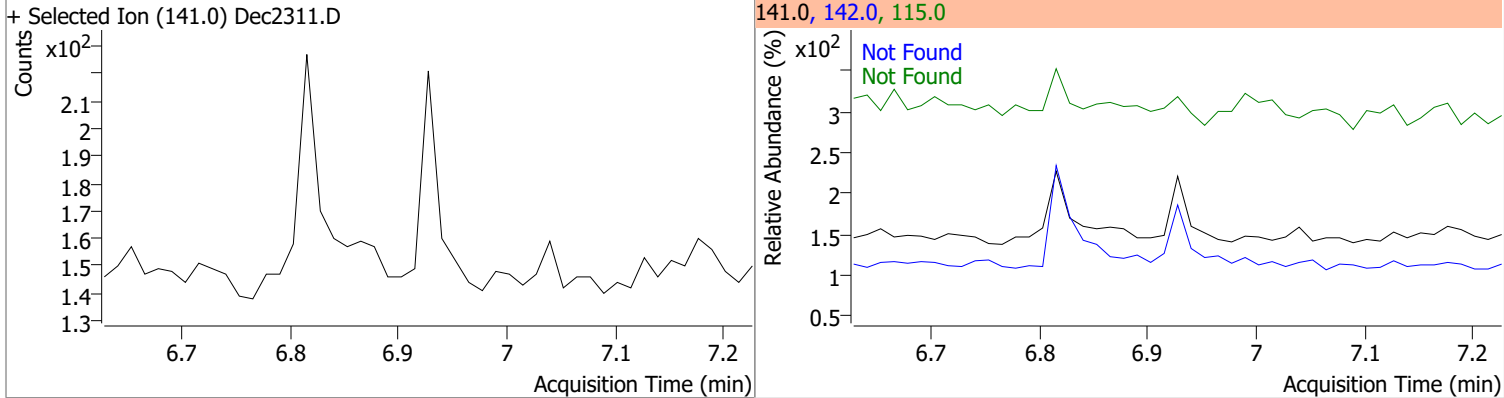
Compound	Conc.	Exp RT	QIon	Exp Ratio	QIon	Exp Ratio
Naphthalene	N.D.	5.98	102.0	12.6	129.0	11.3



Compound	Conc.	Exp RT	QIon	Exp Ratio	QIon	Exp Ratio
2-Methylnaphthalene	N.D.	6.81	142.0	131.0	115.0	54.4

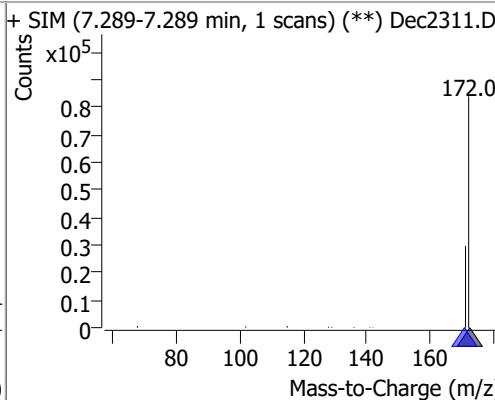
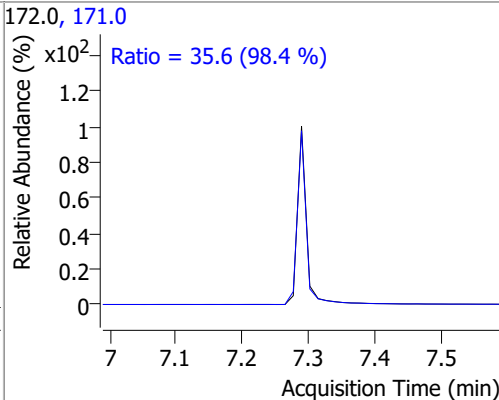
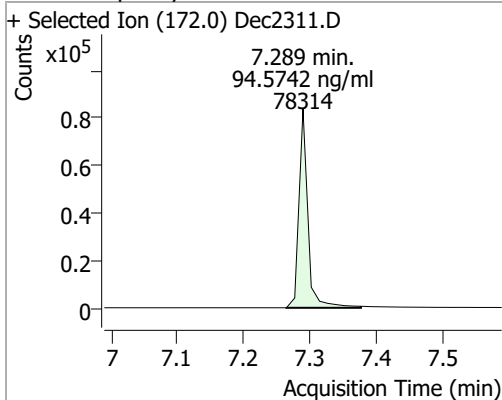


Compound	Conc.	Exp RT	QIon	Exp Ratio	QIon	Exp Ratio
1-Methylnaphthalene	N.D.	6.93	142.0	113.7	115.0	60.2

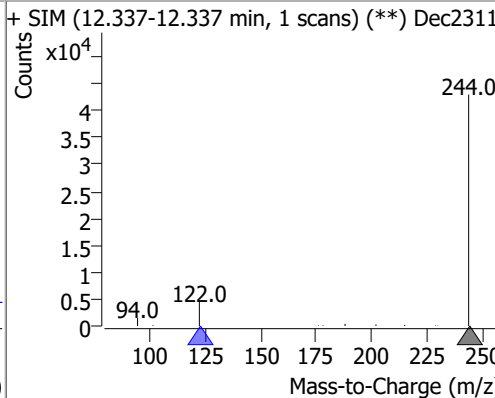
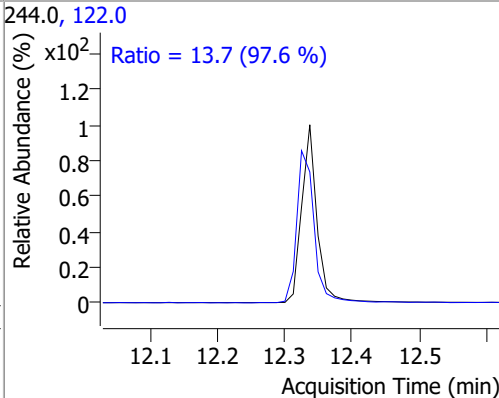
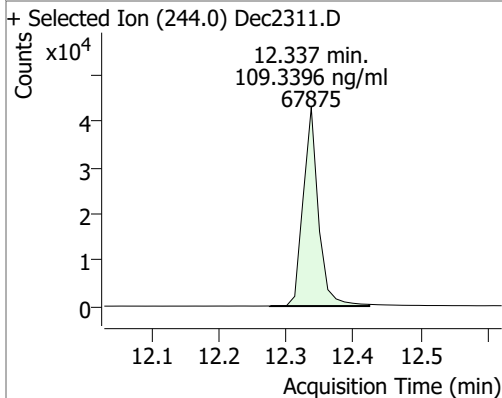


# Quantitation Results Report (QT Reviewed)

Compound	Conc.	RT	Dev(Min)	Resp.	QIon	QRatio	Lower	Upper
2-Fluorobiphenyl	94.5742	7.29	0.00	78314	171.0	35.6	25.3	47.0



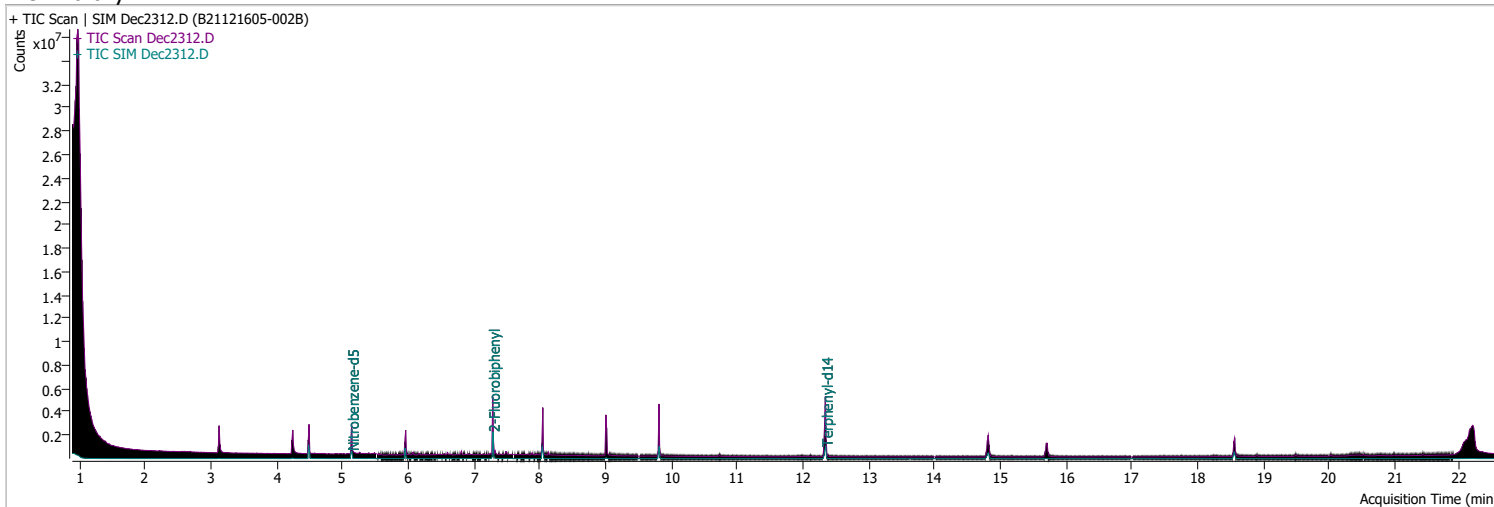
Compound	Conc.	RT	Dev(Min)	Resp.	QIon	QRatio	Lower	Upper
Terphenyl-d14	109.3396	12.34	0.01	67875	122.0	13.7	9.8	18.2



# Quantitation Results Report (QT Reviewed)

Data File	Dec2312.D	Operator	LIMS import
Acq. Method	5975BNASIM	Acq. Date-Time	12/23/2021 4:18:47 PM
Sample Name	B21121605-002B	Instrument	GCMS
Vial	12	Multiplier	1.00
DA Method File	122021 bna SIM 1.batch.bin	Comment	SVOC-8270-W-LLPAH
Tune File	dftppjph.u	Tune Date	
Batch Name	122321 bna SIM 1.batch.bin	Last Calib Update	12/22/2021 12:25:13 PM

**Ref Library**



Compound	RT	QIon	Resp.	Conc.	Units	Dev(Min)
----------	----	------	-------	-------	-------	----------

**Internal Standards**

**System Monitoring Compounds**

S Nitrobenzene-d5	5.143	82.0	576093	50.5321	ng/ml	0.012
Spiked Amount: 5.000	Range: 19.0 - 102.0%			Recovery = 1010.64%		*
S 2-Fluorobiphenyl	7.289	172.0	1441923	68.0532	ng/ml	0.000
Spiked Amount: 5.000	Range: 25.0 - 94.0%			Recovery = 1361.06%		*
S Terphenyl-d14	12.349	244.0	1416766	95.5442	ng/ml	0.025
Spiked Amount: 5.000	Range: 39.0 - 106.0%			Recovery = 1910.88%		*

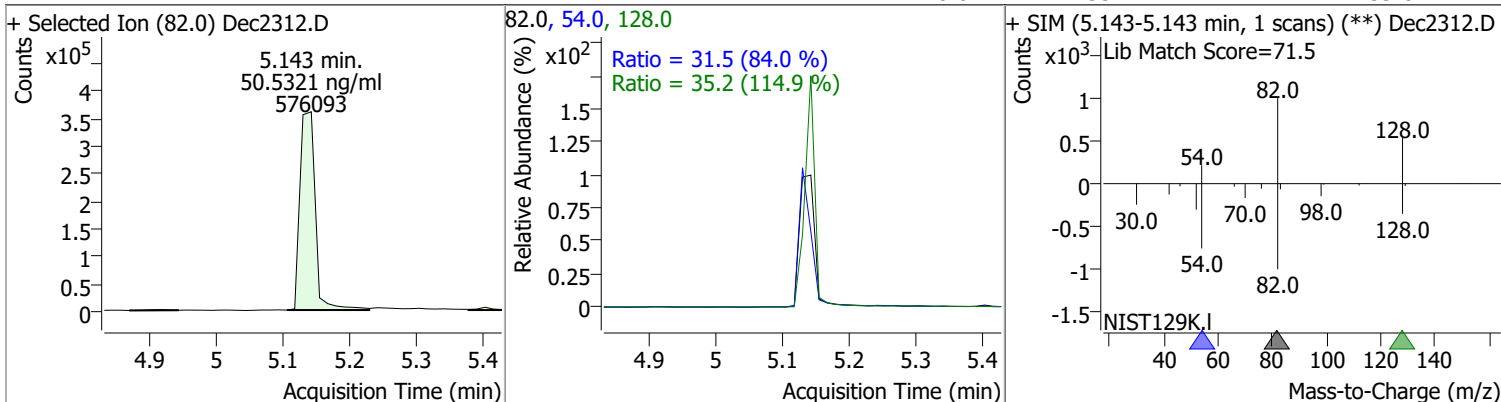
**Target Compounds**

Compound	RT	QIon	Resp.	Conc.	Units	QValue
T Naphthalene	0.000		0	N.D.		
T 2-Methylnaphthalene	6.815	141.0	0		ng/ml md	1
T 1-Methylnaphthalene	6.815	141.0	0		ng/ml md	1

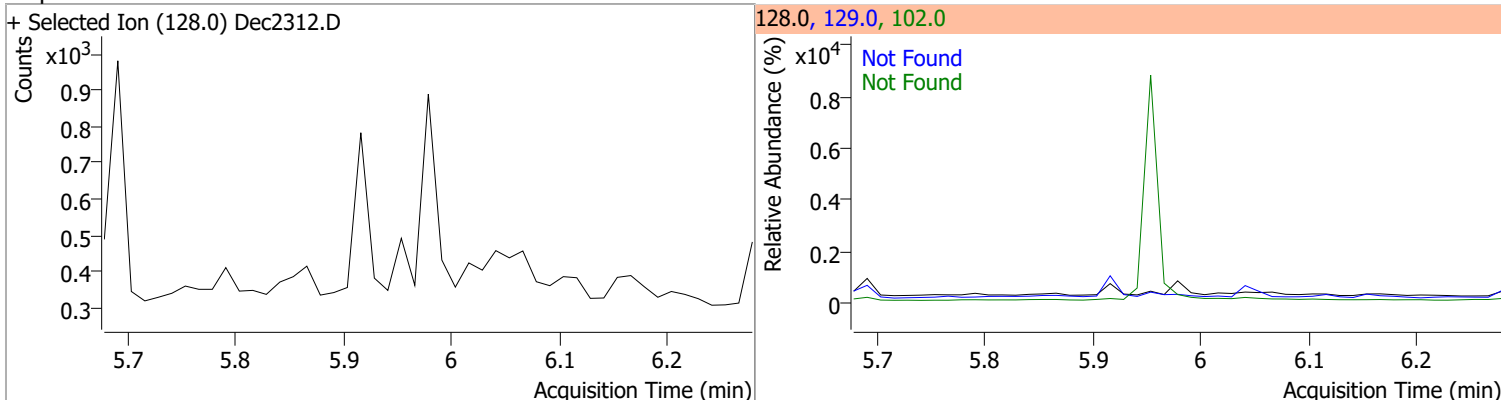
(#) = Qualifier Out of Range; (m) = Manual Integration; (+) = Area Summed; (\*) = Surrogate Percent Recovery Out of Range; (d): Zeroed Peak

# Quantitation Results Report (QT Reviewed)

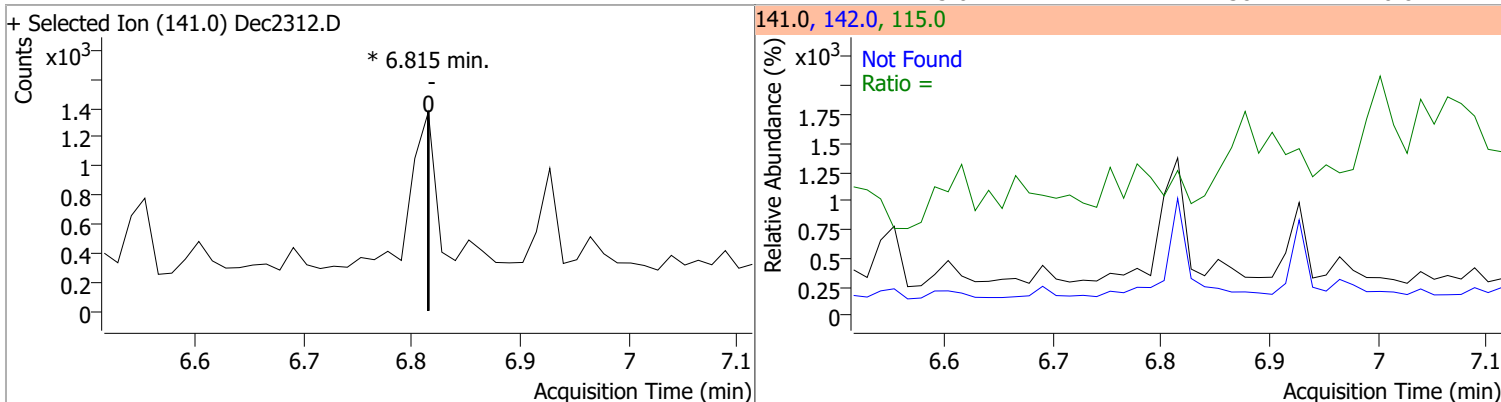
Compound	Conc.	RT	Dev(Min)	Resp.	QIon	QRatio	Lower	Upper
Nitrobenzene-d5	50.5321	5.14	0.01	576093	54.0	31.5	26.3	48.8
					128.0	35.2	21.4	39.8



Compound	Conc.	Exp RT	QIon	Exp Ratio	QIon	Exp Ratio
Naphthalene	N.D.	5.98	102.0	12.6	129.0	11.3

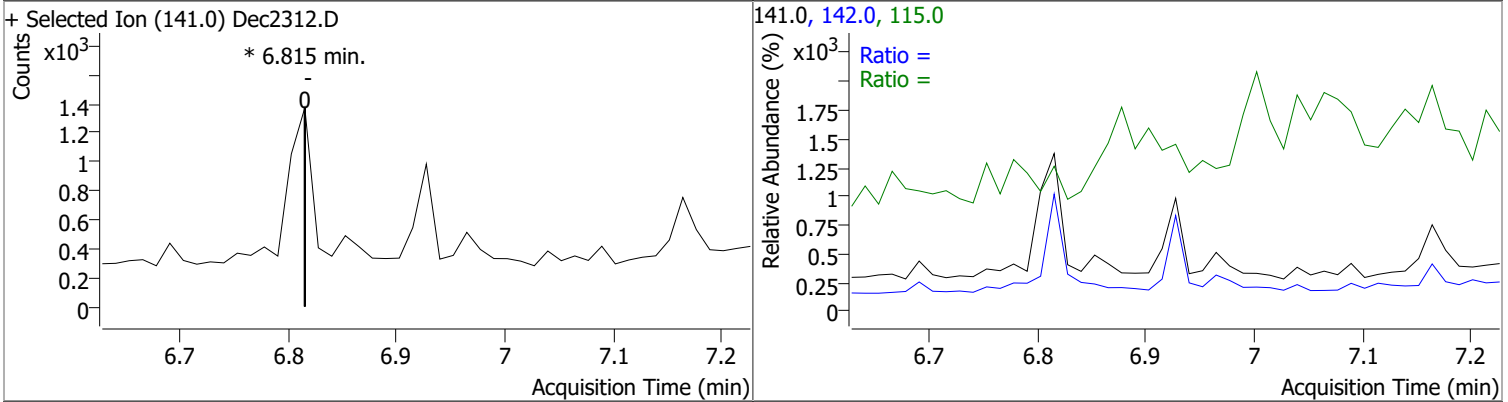


Compound	Conc.	RT	Dev(Min)	Resp.	QIon	QRatio	Lower	Upper
2-Methylnaphthalene		0		0	142.0		91.7	170.2
					115.0		38.1	70.8

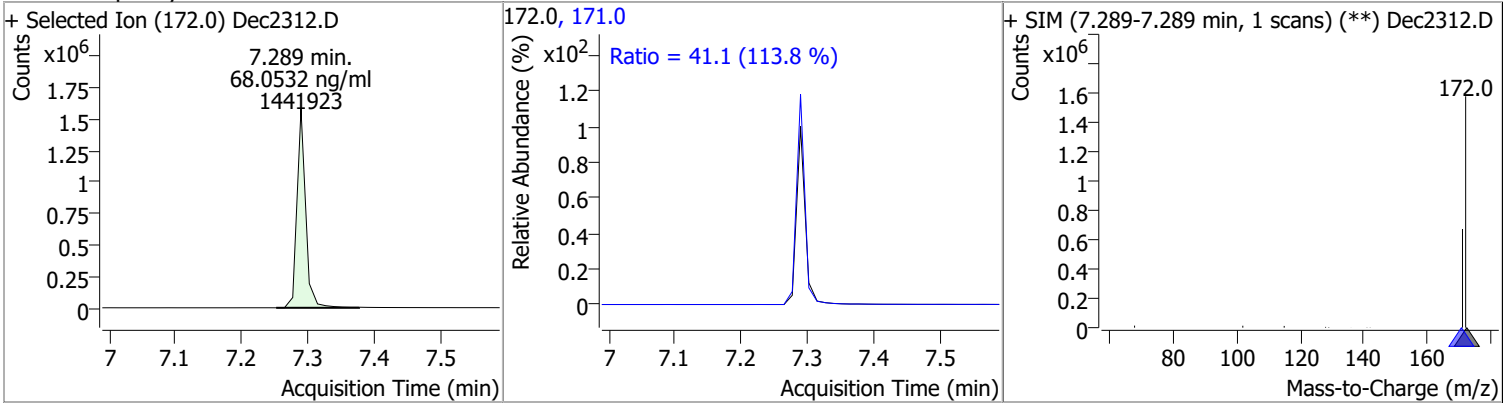


# Quantitation Results Report (QT Reviewed)

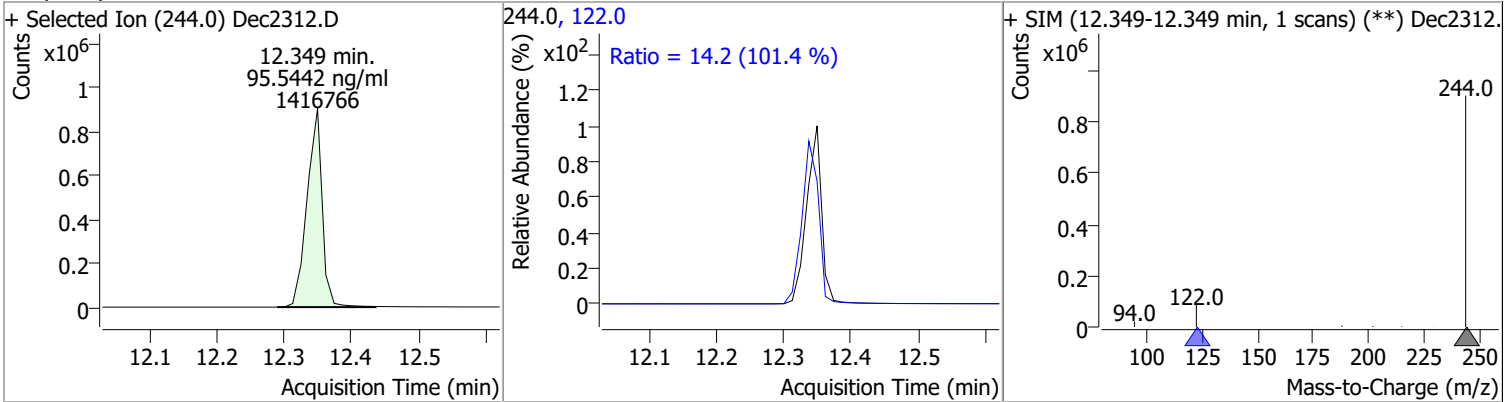
Compound	Conc.	RT	Dev(Min)	Resp.	QIon	QRatio	Lower	Upper
1-Methylnaphthalene		0		0	142.0 115.0		79.6 42.2	147.8 78.3



Compound	Conc.	RT	Dev(Min)	Resp.	QIon	QRatio	Lower	Upper
2-Fluorobiphenyl	68.0532	7.29	0.00	1441923	171.0	41.1	25.3	47.0



Compound	Conc.	RT	Dev(Min)	Resp.	QIon	QRatio	Lower	Upper
Terphenyl-d14	95.5442	12.35	0.02	1416766	122.0	14.2	9.8	18.2

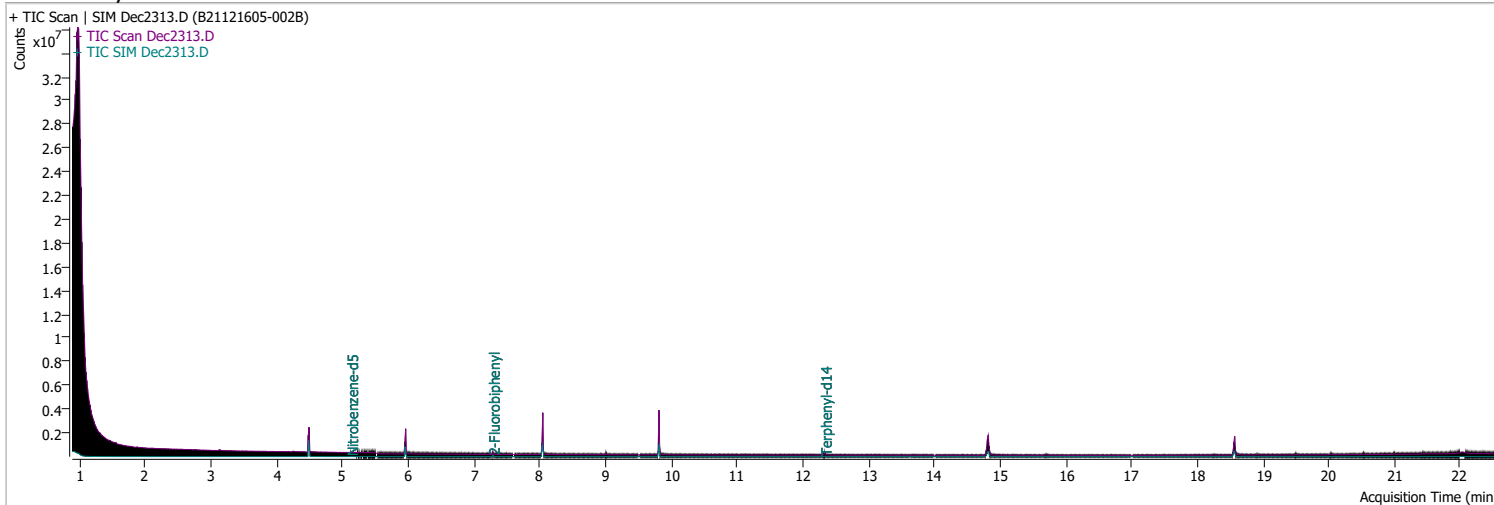




# Quantitation Results Report (QT Reviewed)

Data File	Dec2313.D	Operator	LIMS import
Acq. Method	5975BNASIM	Acq. Date-Time	12/23/2021 4:51:30 PM
Sample Name	B21121605-002B	Instrument	GCMS
Vial	13	Multiplier	20.00
DA Method File	122021_bna_SIM_1.batch.bin	Comment	SVOC-8270-W-LLPAH
Tune File	dftppjph.u	Tune Date	
Batch Name	122321_bna_SIM_1.batch.bin	Last Calib Update	12/22/2021 12:25:13 PM

**Ref Library**



Compound	RT	QIon	Resp.	Conc.	Units	Dev(Min)
----------	----	------	-------	-------	-------	----------

**Internal Standards**

**System Monitoring Compounds**

S Nitrobenzene-d5	5.131	82.0	17624	57.7857	ng/ml	0.000
Spiked Amount: 5.000	Range: 19.0 - 102.0%			Recovery = 1155.71%		*
S 2-Fluorobiphenyl	7.289	172.0	80379	88.2174	ng/ml	0.000
Spiked Amount: 5.000	Range: 25.0 - 94.0%			Recovery = 1764.35%		*
S Terphenyl-d14	12.337	244.0	65994	99.9394	ng/ml	0.012
Spiked Amount: 5.000	Range: 39.0 - 106.0%			Recovery = 1998.79%		*

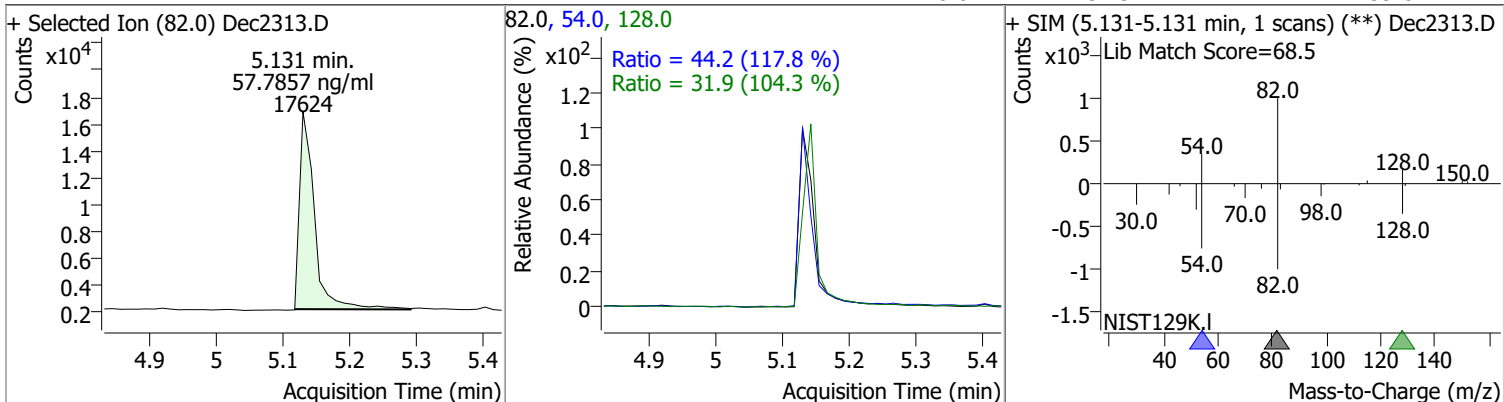
**Target Compounds**

Target Compounds	RT	QIon	Resp.	Conc.	Units	QValue
T Naphthalene	0.000		0	N.D.		
T 2-Methylnaphthalene	0.000		0	N.D.		
T 1-Methylnaphthalene	0.000		0	N.D.		

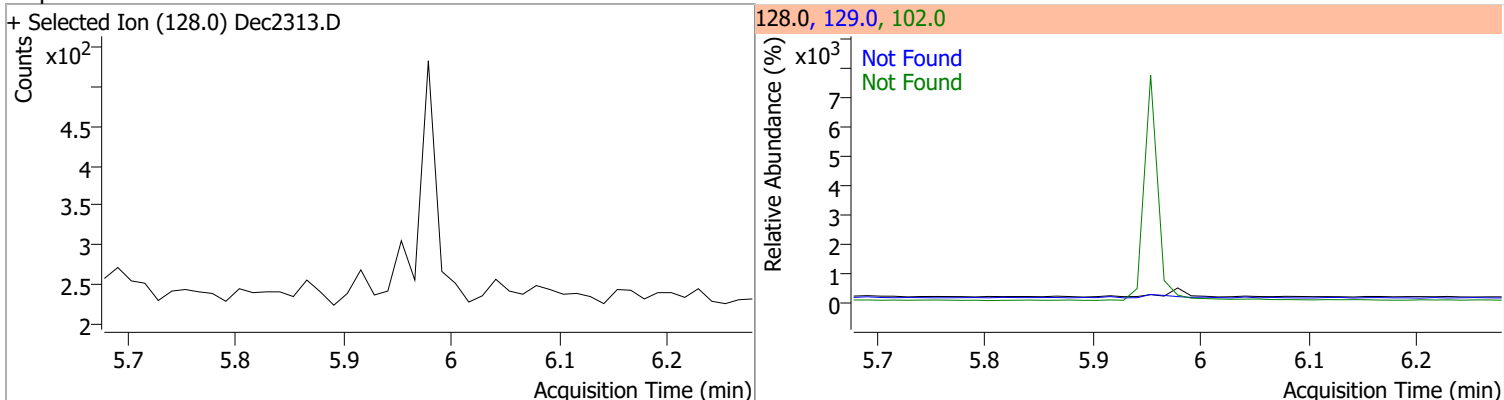
(#) = Qualifier Out of Range; (m) = Manual Integration; (+) = Area Summed; (\*) = Surrogate Percent Recovery Out of Range; (d): Zeroed Peak

# Quantitation Results Report (QT Reviewed)

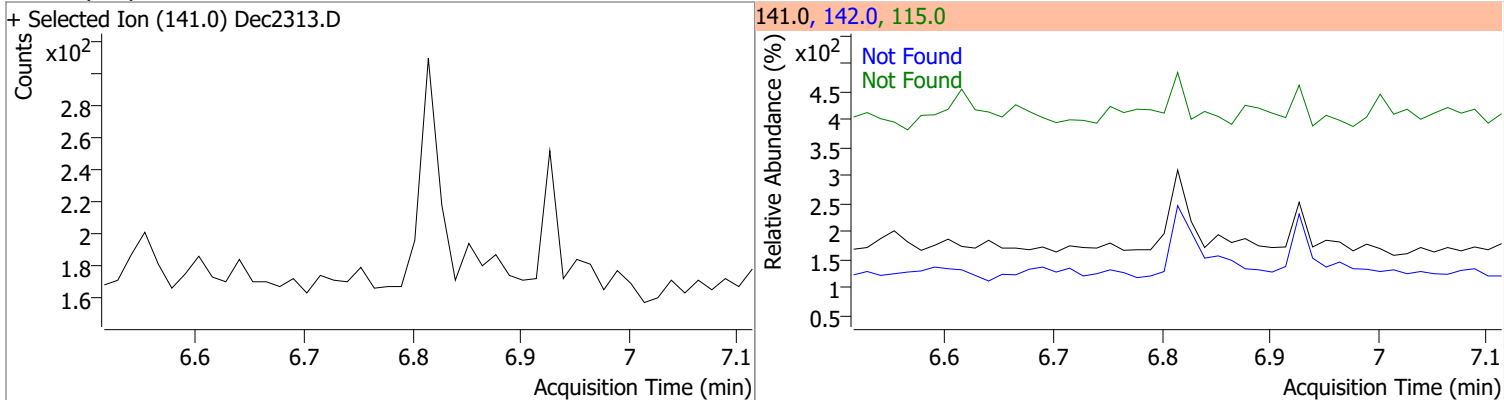
Compound	Conc.	RT	Dev(Min)	Resp.	QIon	QRatio	Lower	Upper
Nitrobenzene-d5	57.7857	5.13	0.00	17624	54.0	44.2	26.3	48.8
					128.0	31.9	21.4	39.8



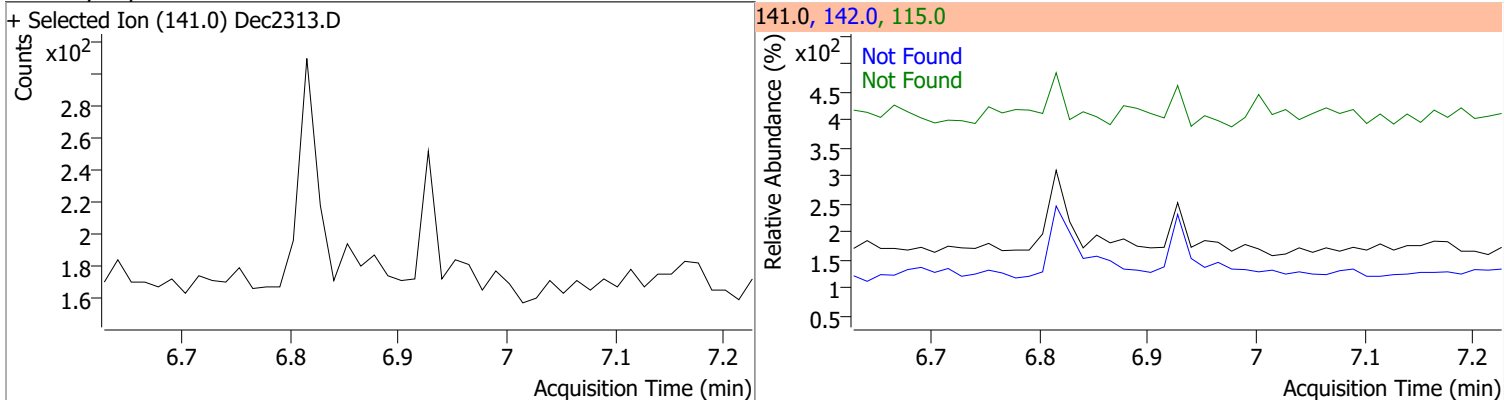
Compound	Conc.	Exp RT	QIon	Exp Ratio	QIon	Exp Ratio
Naphthalene	N.D.	5.98	102.0	12.6	129.0	11.3



Compound	Conc.	Exp RT	QIon	Exp Ratio	QIon	Exp Ratio
2-Methylnaphthalene	N.D.	6.81	142.0	131.0	115.0	54.4

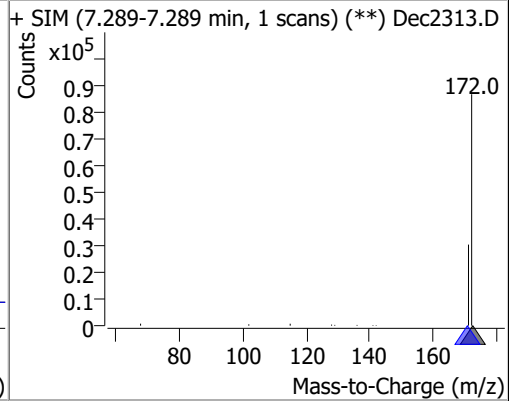
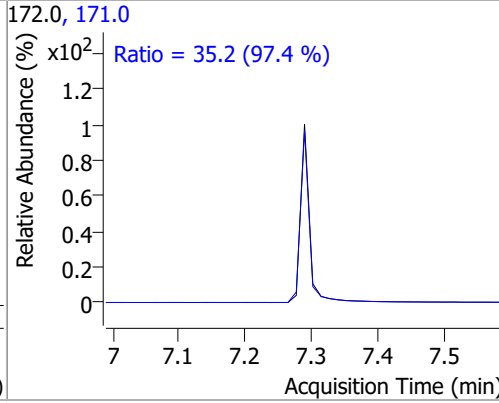
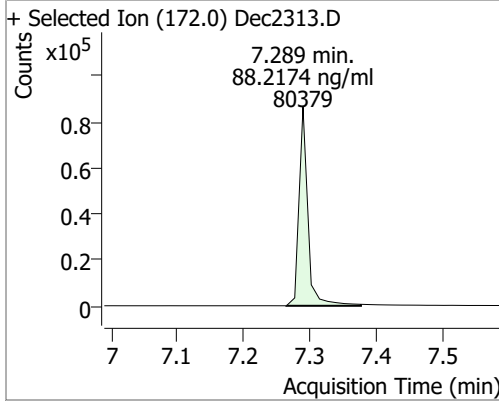


Compound	Conc.	Exp RT	QIon	Exp Ratio	QIon	Exp Ratio
1-Methylnaphthalene	N.D.	6.93	142.0	113.7	115.0	60.2

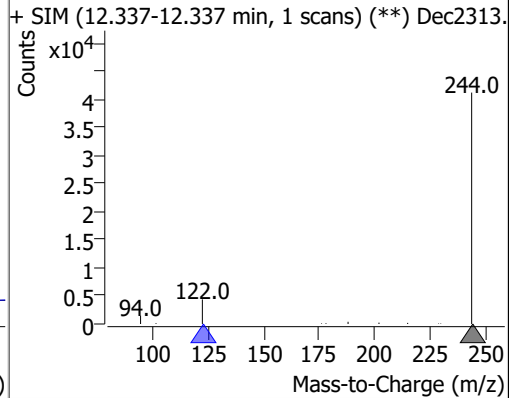
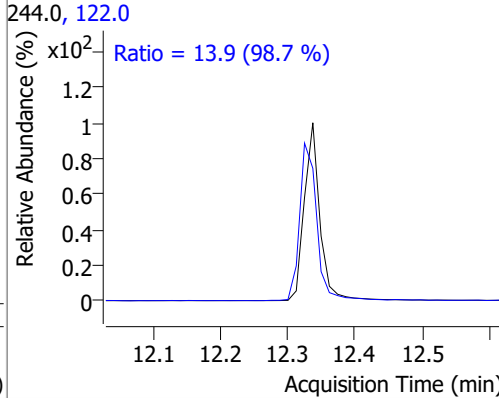
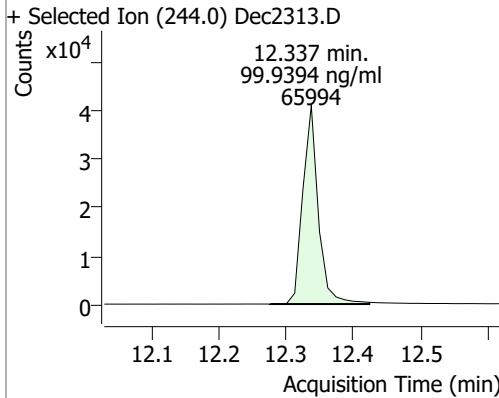


# Quantitation Results Report (QT Reviewed)

Compound	Conc.	RT	Dev(Min)	Resp.	QIon	QRatio	Lower	Upper
2-Fluorobiphenyl	88.2174	7.29	0.00	80379	171.0	35.2	25.3	47.0



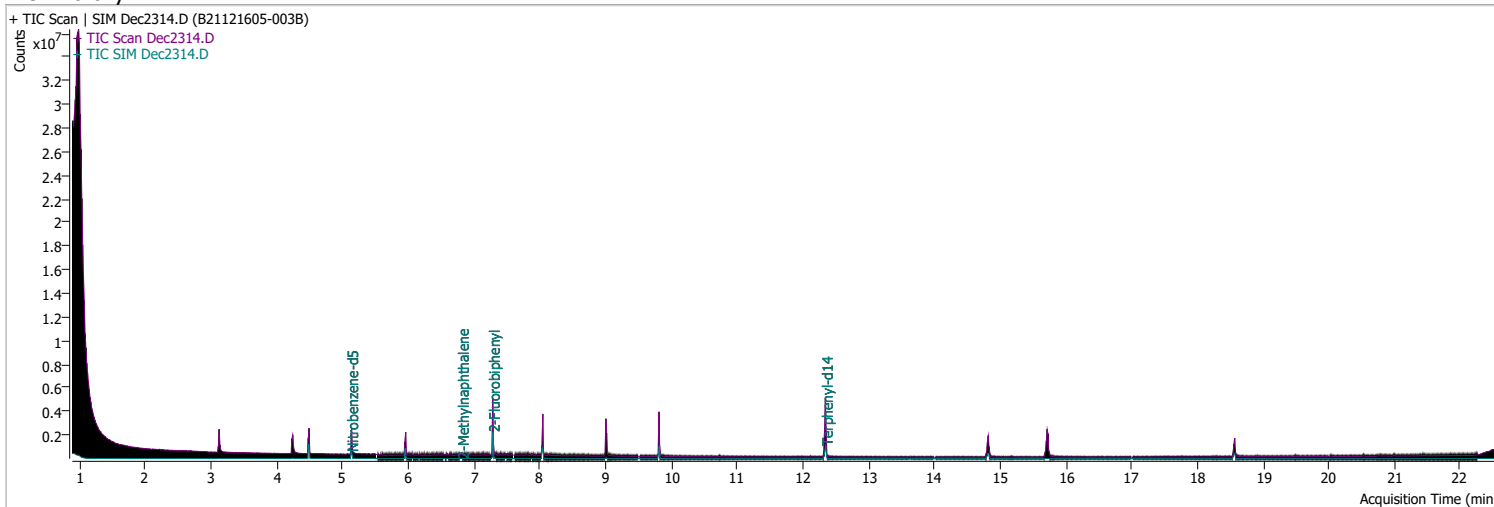
Compound	Conc.	RT	Dev(Min)	Resp.	QIon	QRatio	Lower	Upper
Terphenyl-d14	99.9394	12.34	0.01	65994	122.0	13.9	9.8	18.2



# Quantitation Results Report (QT Reviewed)

Data File	Dec2314.D	Operator	LIMS import
Acq. Method	5975BNASIM	Acq. Date-Time	12/23/2021 5:24:19 PM
Sample Name	B21121605-003B	Instrument	GCMS
Vial	14	Multiplier	1.00
DA Method File	122021_bna_SIM_1.batch.bin	Comment	SVOC-8270-W-LLPAH
Tune File	dftppjph.u	Tune Date	
Batch Name	122321_bna_SIM_1.batch.bin	Last Calib Update	12/22/2021 12:25:13 PM

**Ref Library**



Compound	RT	QIon	Resp.	Conc.	Units	Dev(Min)
----------	----	------	-------	-------	-------	----------

**Internal Standards**

**System Monitoring Compounds**

S Nitrobenzene-d5	5.131	82.0	533124	49.5449	ng/ml	0.000
Spiked Amount: 5.000	Range: 19.0 - 102.0%			Recovery = 990.90%		*
S 2-Fluorobiphenyl	7.289	172.0	1326626	63.3157	ng/ml	0.000
Spiked Amount: 5.000	Range: 25.0 - 94.0%			Recovery = 1266.31%		*
S Terphenyl-d14	12.349	244.0	1379534	104.5066	ng/ml	0.025
Spiked Amount: 5.000	Range: 39.0 - 106.0%			Recovery = 2090.13%		*

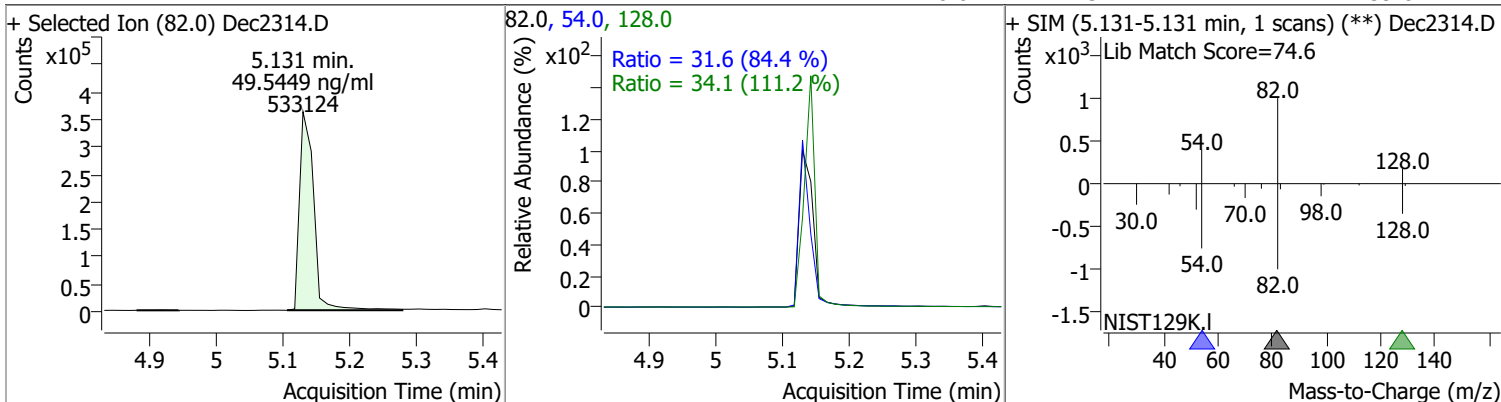
**Target Compounds**

Compound	RT	QIon	Resp.	Conc.	Units	QValue
T Naphthalene	0.000		0	N.D.		
T 2-Methylnaphthalene	6.815	141.0	1333	0.0535	ng/ml #	72
T 1-Methylnaphthalene	6.927	141.0	0		ng/ml md	1

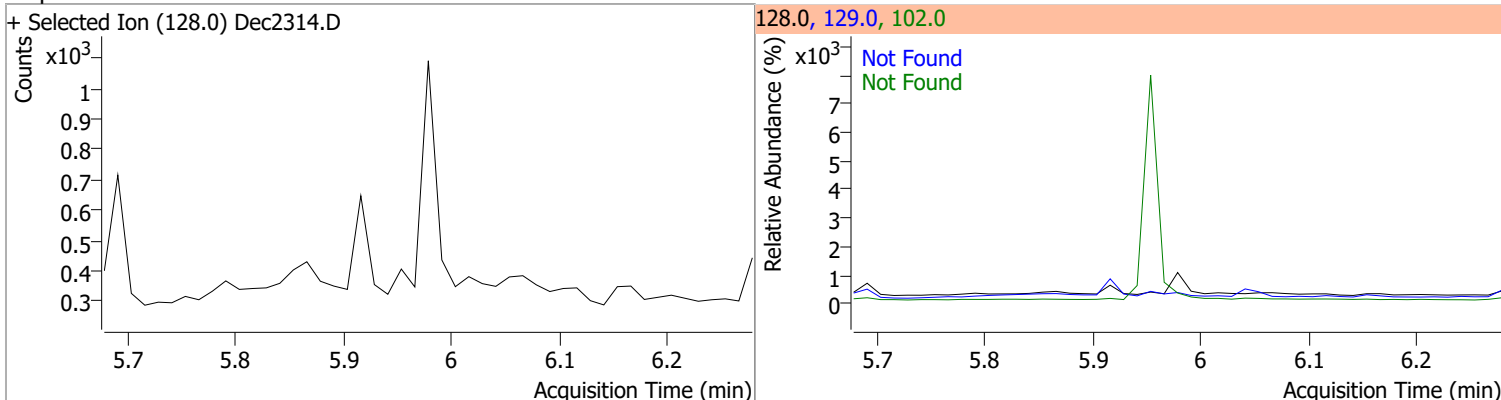
(#) = Qualifier Out of Range; (m) = Manual Integration; (+) = Area Summed; (\*) = Surrogate Percent Recovery Out of Range; (d): Zeroed Peak

# Quantitation Results Report (QT Reviewed)

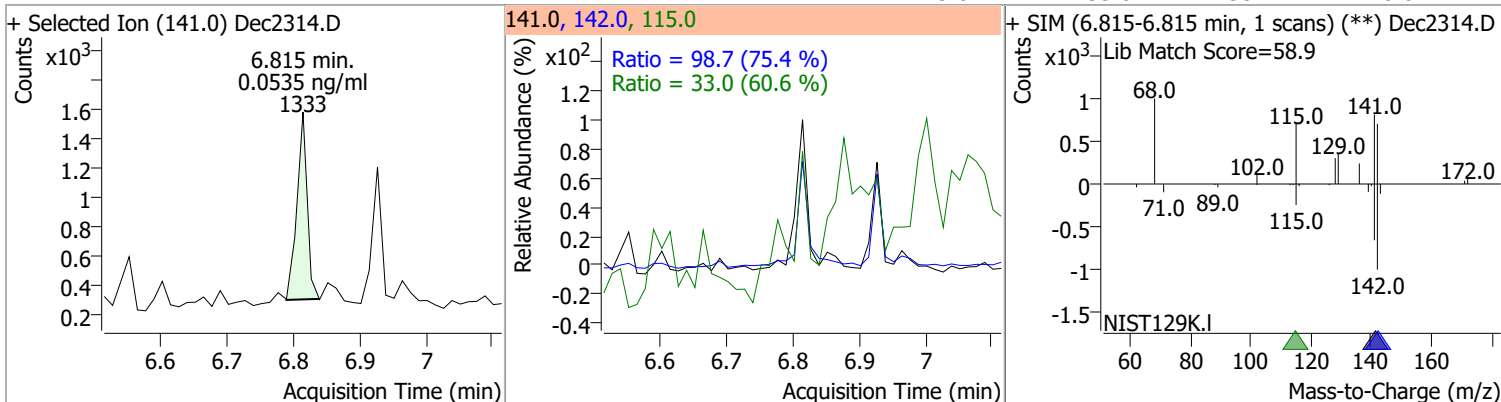
Compound	Conc.	RT	Dev(Min)	Resp.	QIon	QRatio	Lower	Upper
Nitrobenzene-d5	49.5449	5.13	0.00	533124	54.0	31.6	26.3	48.8
					128.0	34.1	21.4	39.8



Compound	Conc.	Exp RT	QIon	Exp Ratio	QIon	Exp Ratio
Naphthalene	N.D.	5.98	102.0	12.6	129.0	11.3

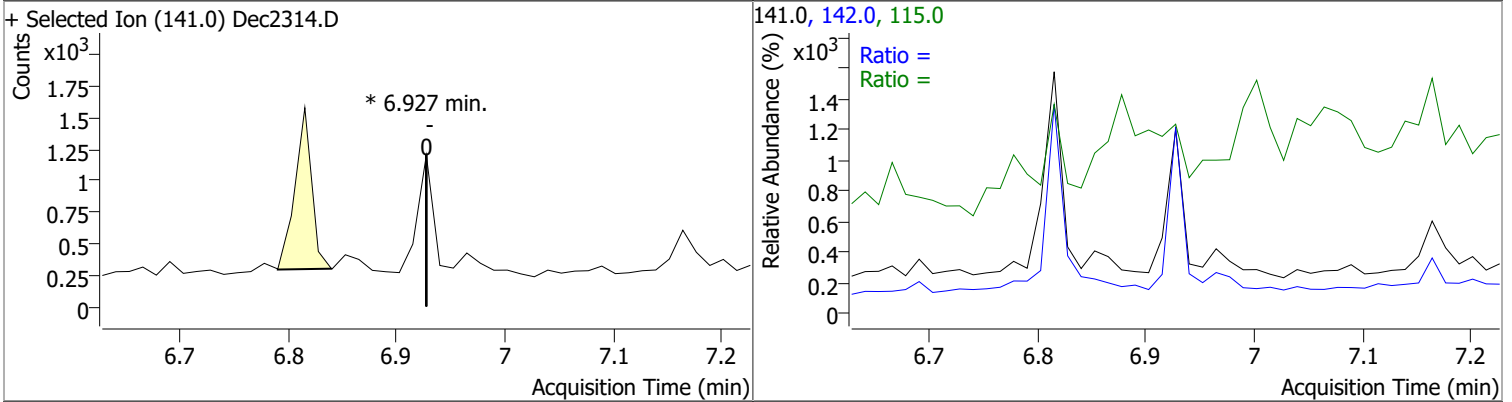


Compound	Conc.	RT	Dev(Min)	Resp.	QIon	QRatio	Lower	Upper
2-Methylnaphthalene	0.0535	6.81	0.00	1333	142.0	98.7	91.7	170.2
					115.0	33.0	38.1	70.8

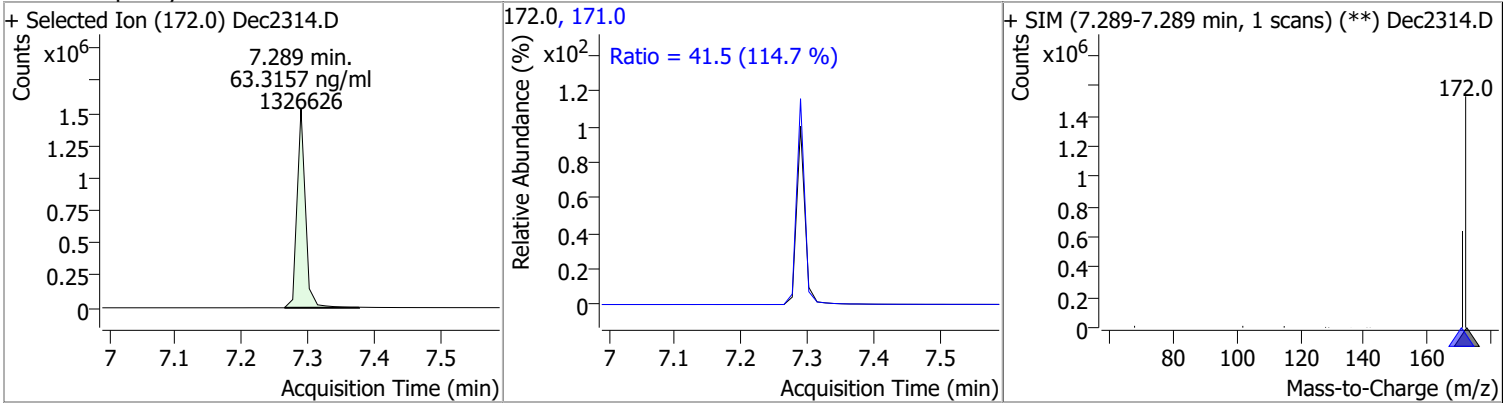


# Quantitation Results Report (QT Reviewed)

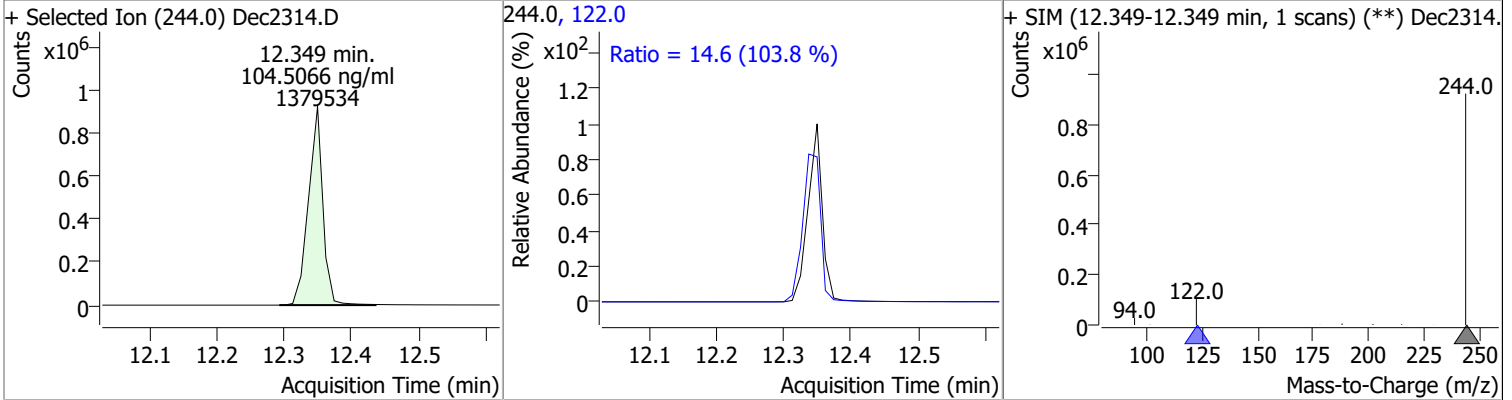
Compound	Conc.	RT	Dev(Min)	Resp.	QIon	QRatio	Lower	Upper
1-Methylnaphthalene		0		0	142.0		79.6	147.8
					115.0		42.2	78.3



Compound	Conc.	RT	Dev(Min)	Resp.	QIon	QRatio	Lower	Upper
2-Fluorobiphenyl	63.3157	7.29	0.00	1326626	171.0	41.5	25.3	47.0



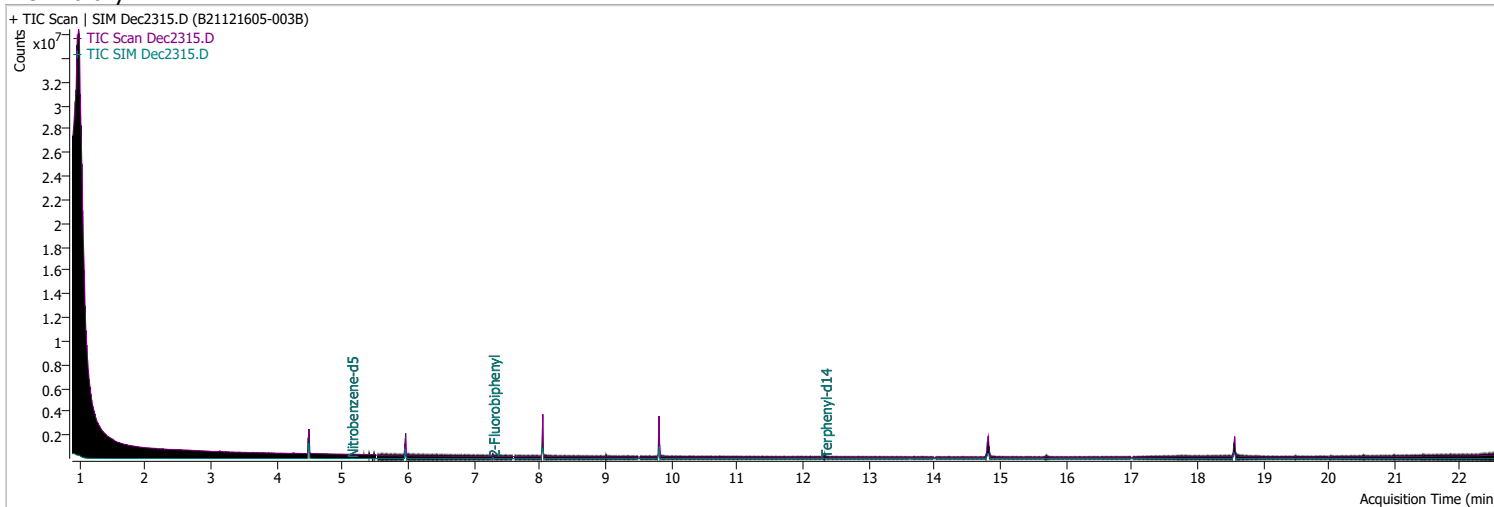
Compound	Conc.	RT	Dev(Min)	Resp.	QIon	QRatio	Lower	Upper
Terphenyl-d14	104.5066	12.35	0.02	1379534	122.0	14.6	9.8	18.2



# Quantitation Results Report (QT Reviewed)

Data File	Dec2315.D	Operator	LIMS import
Acq. Method	5975BNASIM	Acq. Date-Time	12/23/2021 5:57:01 PM
Sample Name	B21121605-003B	Instrument	GCMS
Vial	15	Multiplier	20.00
DA Method File	122021 bna SIM 1.batch.bin	Comment	SVOC-8270-W-LLPAH
Tune File	dftppjph.u	Tune Date	
Batch Name	122321 bna SIM 1.batch.bin	Last Calib Update	12/22/2021 12:25:13 PM

**Ref Library**



Compound	RT	QIon	Resp.	Conc.	Units	Dev(Min)
----------	----	------	-------	-------	-------	----------

**Internal Standards**

**System Monitoring Compounds**

S Nitrobenzene-d5	5.131	82.0	17497	57.7533	ng/ml	0.000
Spiked Amount: 5.000	Range: 19.0 - 102.0%			Recovery = 1155.07%		*
S 2-Fluorobiphenyl	7.289	172.0	79824	87.8427	ng/ml	0.000
Spiked Amount: 5.000	Range: 25.0 - 94.0%			Recovery = 1756.85%		*
S Terphenyl-d14	12.337	244.0	70539	105.2973	ng/ml	0.012
Spiked Amount: 5.000	Range: 39.0 - 106.0%			Recovery = 2105.95%		*

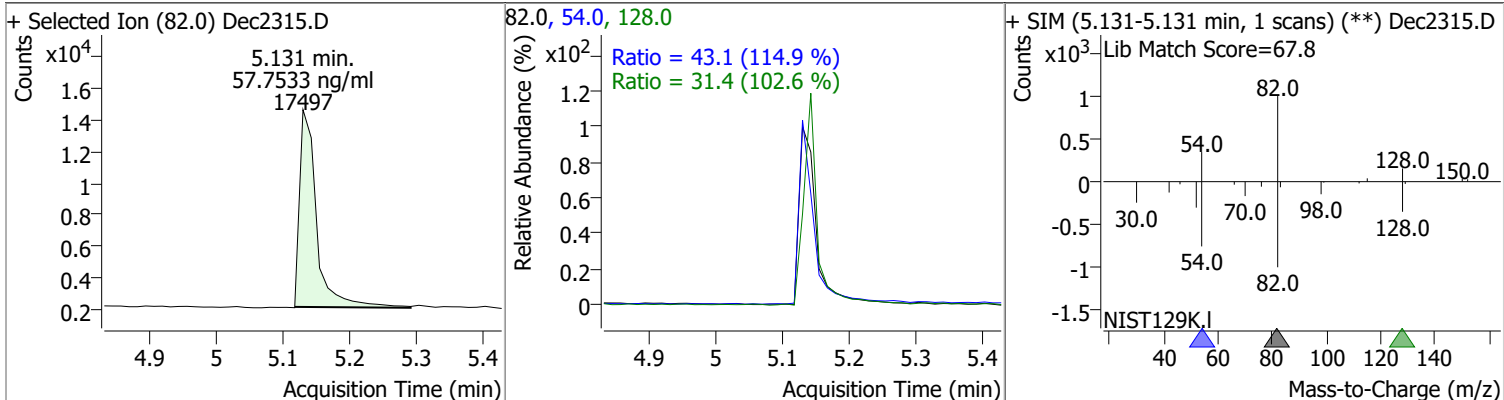
**Target Compounds**

Target Compounds	RT	QIon	Resp.	Conc.	Units	QValue
T Naphthalene	0.000		0	N.D.		
T 2-Methylnaphthalene	0.000		0	N.D.		
T 1-Methylnaphthalene	0.000		0	N.D.		

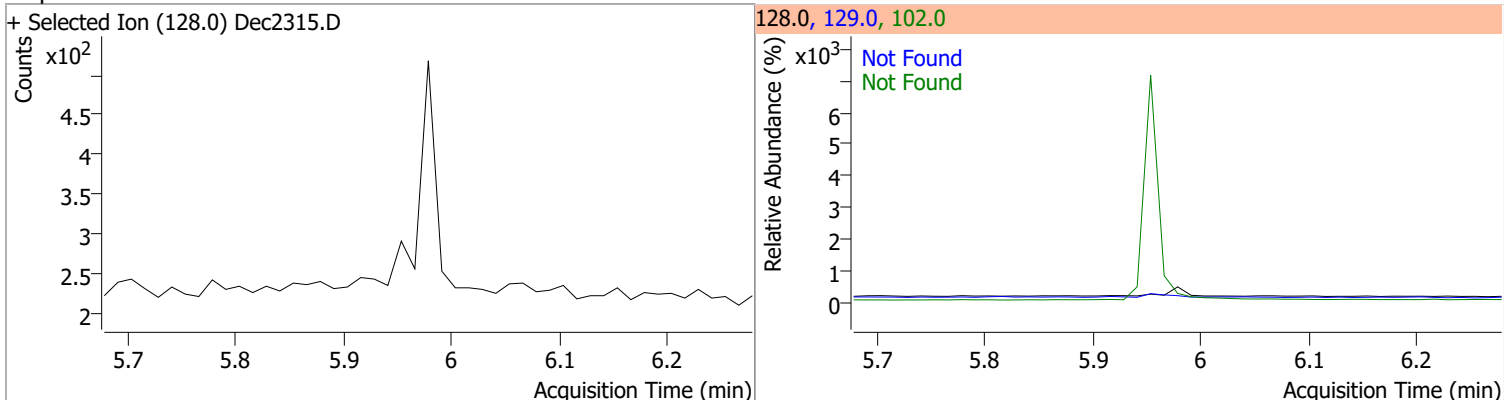
(#) = Qualifier Out of Range; (m) = Manual Integration; (+) = Area Summed; (\*) = Surrogate Percent Recovery Out of Range; (d): Zeroed Peak

# Quantitation Results Report (QT Reviewed)

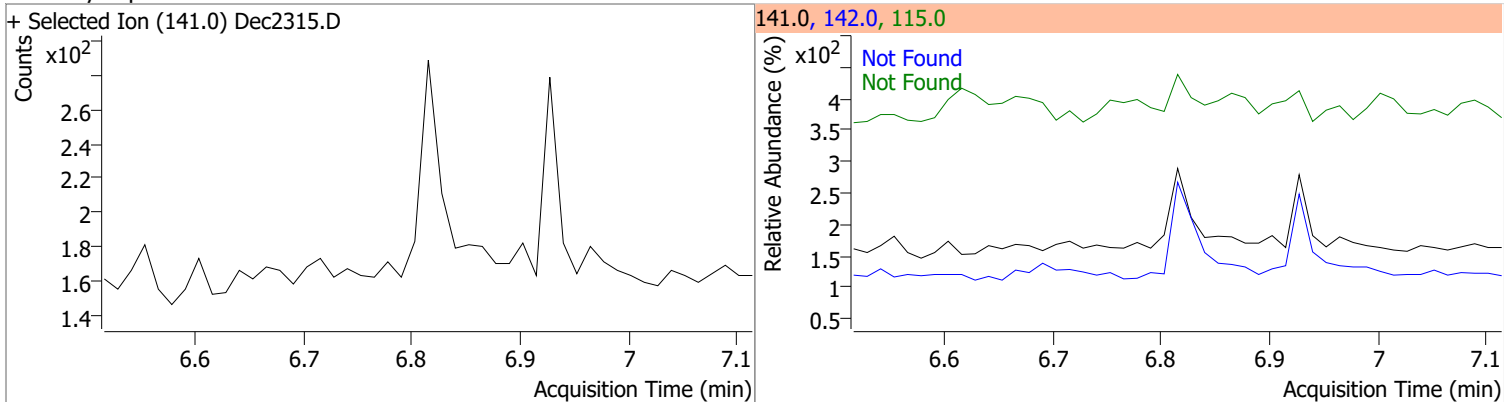
Compound	Conc.	RT	Dev(Min)	Resp.	QIon	QRatio	Lower	Upper
Nitrobenzene-d5	57.7533	5.13	0.00	17497	54.0	43.1	26.3	48.8
					128.0	31.4	21.4	39.8



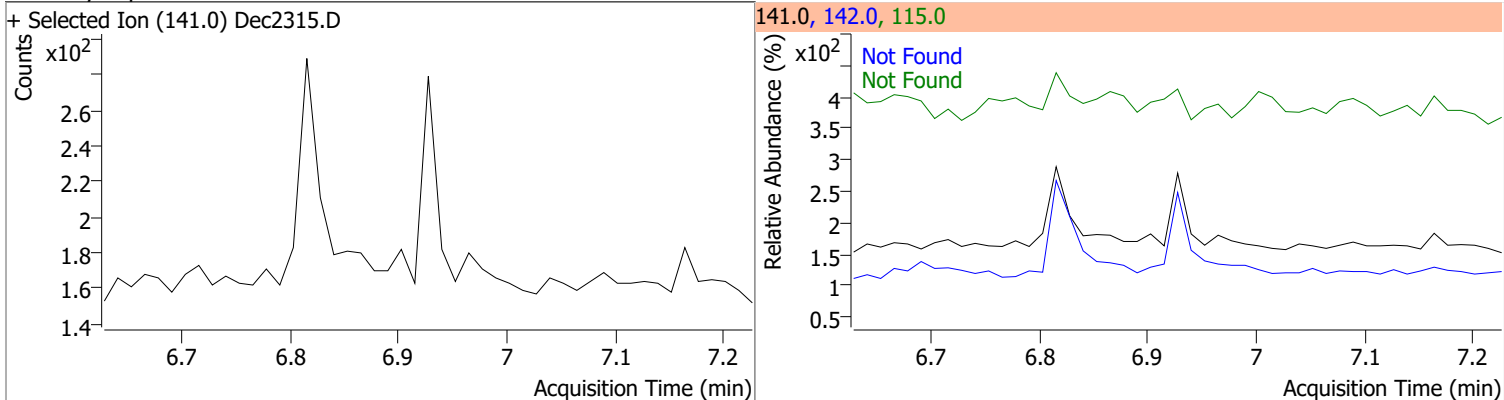
Compound	Conc.	Exp RT	QIon	Exp Ratio	QIon	Exp Ratio
Naphthalene	N.D.	5.98	102.0	12.6	129.0	11.3



Compound	Conc.	Exp RT	QIon	Exp Ratio	QIon	Exp Ratio
2-Methylnaphthalene	N.D.	6.81	142.0	131.0	115.0	54.4



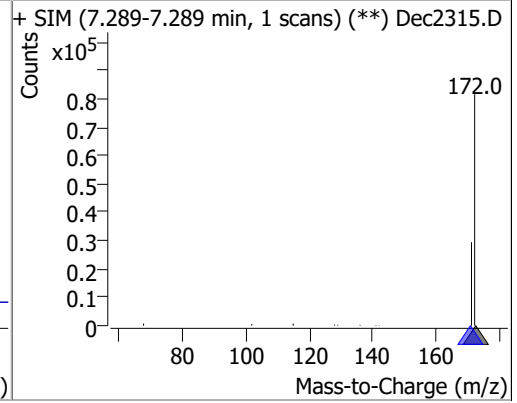
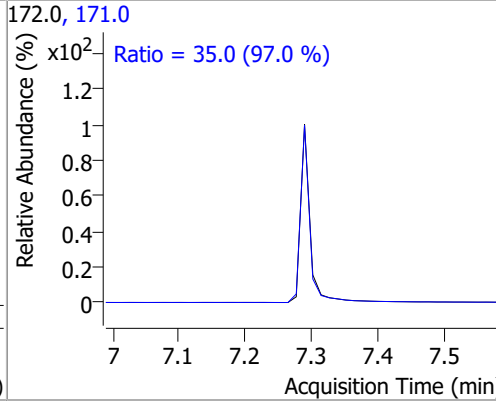
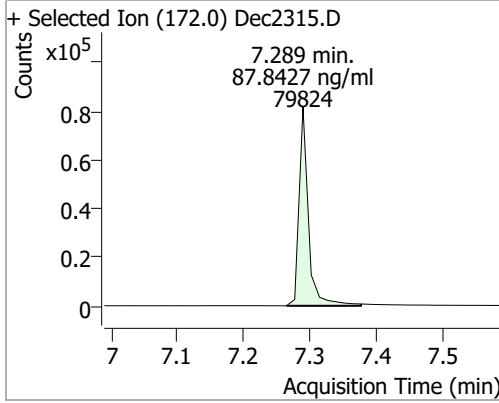
Compound	Conc.	Exp RT	QIon	Exp Ratio	QIon	Exp Ratio
1-Methylnaphthalene	N.D.	6.93	142.0	113.7	115.0	60.2



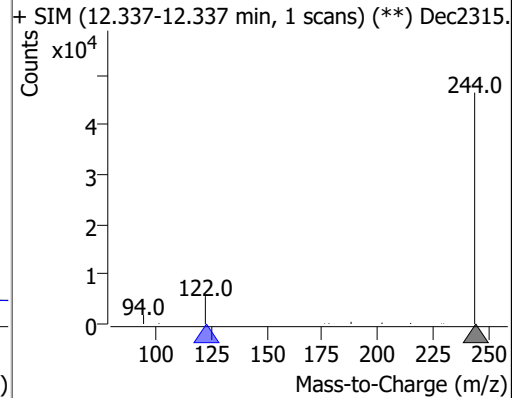
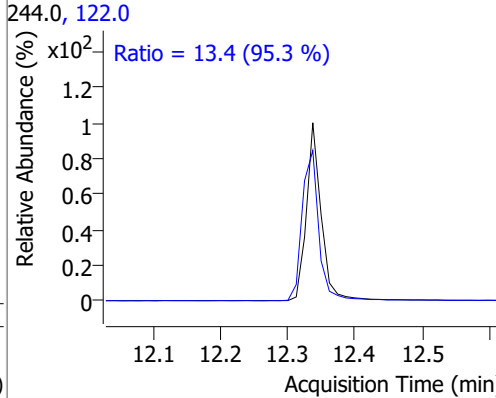
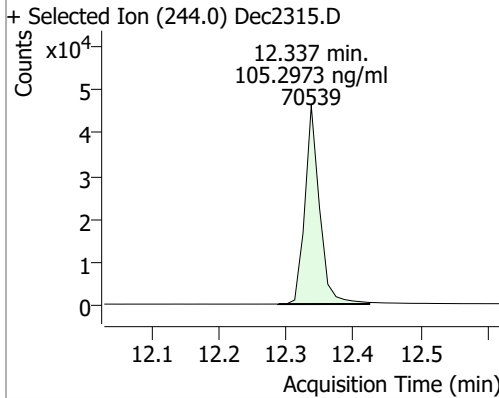


# Quantitation Results Report (QT Reviewed)

Compound	Conc.	RT	Dev(Min)	Resp.	QIon	QRatio	Lower	Upper
2-Fluorobiphenyl	87.8427	7.29	0.00	79824	171.0	35.0	25.3	47.0



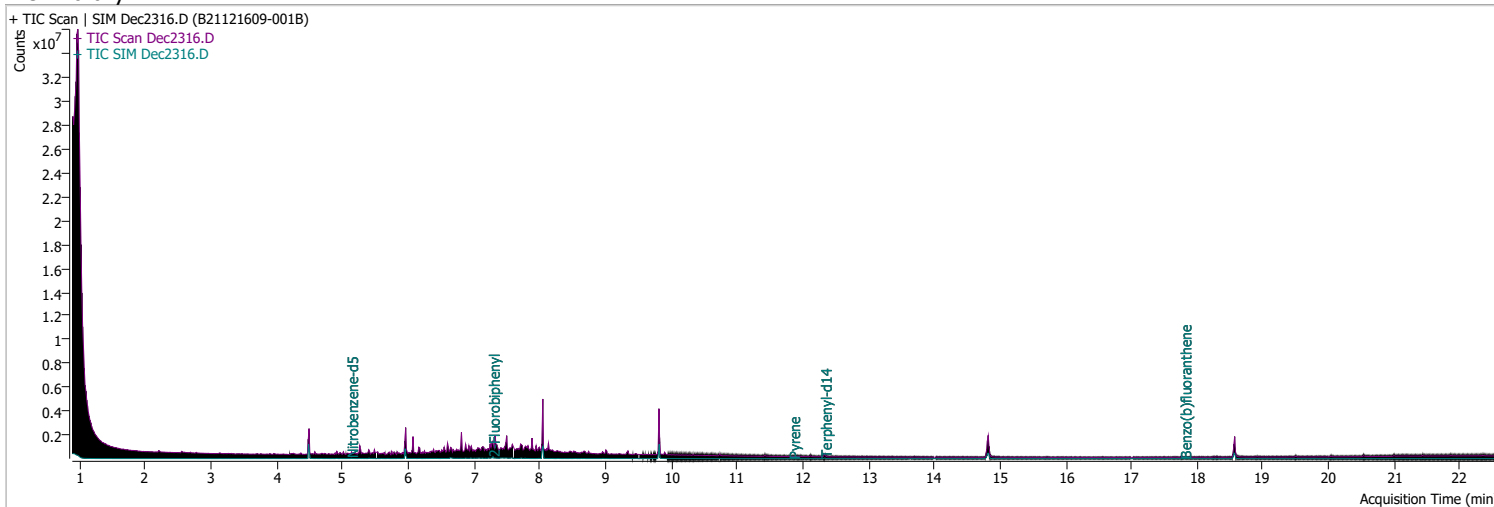
Compound	Conc.	RT	Dev(Min)	Resp.	QIon	QRatio	Lower	Upper
Terphenyl-d14	105.2973	12.34	0.01	70539	122.0	13.4	9.8	18.2



# Quantitation Results Report (QT Reviewed)

Data File	Dec2316.D	Operator	LIMS import
Acq. Method	5975BNASIM	Acq. Date-Time	12/23/2021 6:29:52 PM
Sample Name	B21121609-001B	Instrument	GCMS
Vial	16	Multiplier	1.00
DA Method File	122021 bna SIM 1.batch.bin	Comment	SVOC-8270-W-LLPAH
Tune File	dftppjph.u	Tune Date	
Batch Name	122321 bna SIM 1.batch.bin	Last Calib Update	12/22/2021 12:25:13 PM

**Ref Library**



Compound	RT	QIon	Resp.	Conc.	Units	Dev(Min)
----------	----	------	-------	-------	-------	----------

**Internal Standards**

**System Monitoring Compounds**

S Nitrobenzene-d5	5.131	82.0	21403	3.5101	ng/ml	m	0.000
Spiked Amount: 5.000	Range: 19.0 - 102.0%			Recovery = 70.20%			
S 2-Fluorobiphenyl	7.290	172.0	81436	3.9429	ng/ml		0.000
Spiked Amount: 5.000	Range: 25.0 - 94.0%			Recovery = 78.86%			
S Terphenyl-d14	12.337	244.0	72377	5.1068	ng/ml		0.012
Spiked Amount: 5.000	Range: 39.0 - 106.0%			Recovery = 102.14%			

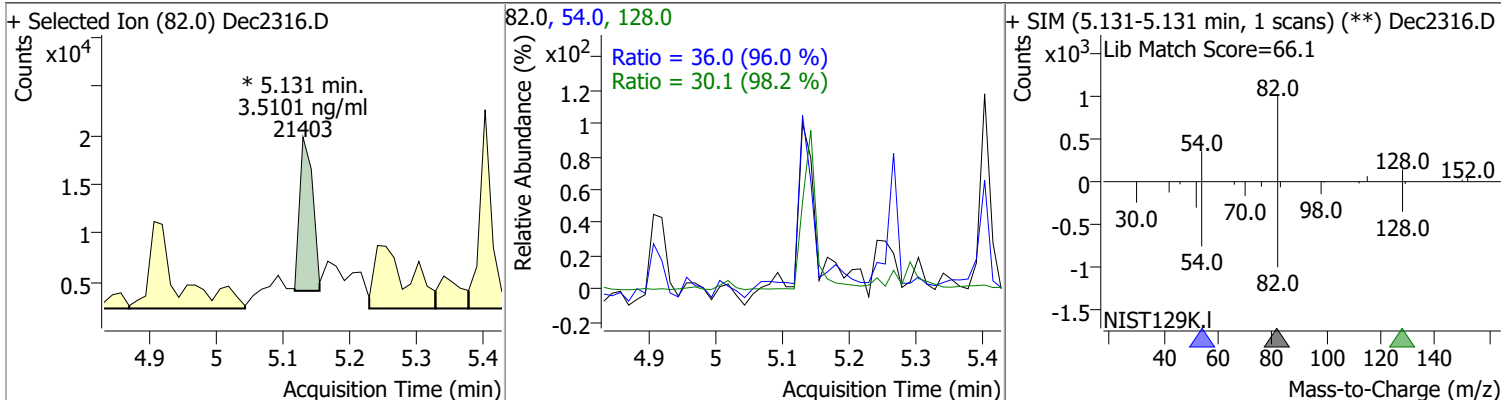
**Target Compounds**

Compound	RT	QIon	Resp.	Conc.	Units	QValue
T Naphthalene	5.978	128.0	0		ng/ml	md 1
T 2-Methylnaphthalene	6.815	141.0	0		ng/ml	md 1
T 1-Methylnaphthalene	6.927	141.0	0		ng/ml	md 1

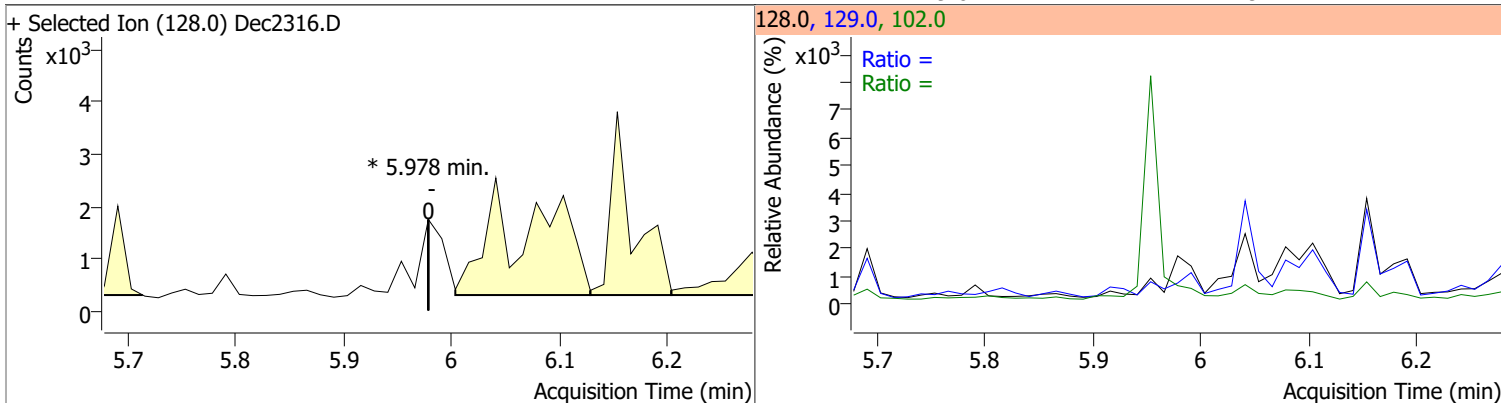
(#) = Qualifier Out of Range; (m) = Manual Integration; (+) = Area Summed; (\*) = Surrogate Percent Recovery Out of Range; (d): Zeroed Peak

# Quantitation Results Report (QT Reviewed)

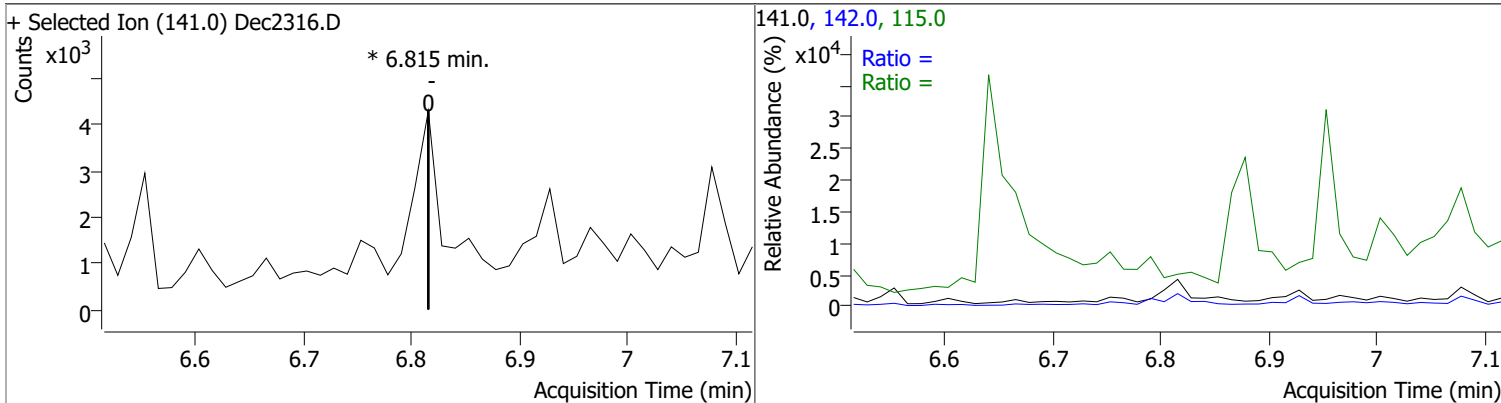
Compound	Conc.	RT	Dev(Min)	Resp.	QIon	QRatio	Lower	Upper
Nitrobenzene-d5	3.5101	5.13	0.00	21403 (m)	54.0 128.0	36.0 30.1	26.3 21.4	48.8 39.8



Compound	Conc.	RT	Dev(Min)	Resp.	QIon	QRatio	Lower	Upper
Naphthalene		0		0	102.0 129.0		0.0 7.9	37.7 14.7

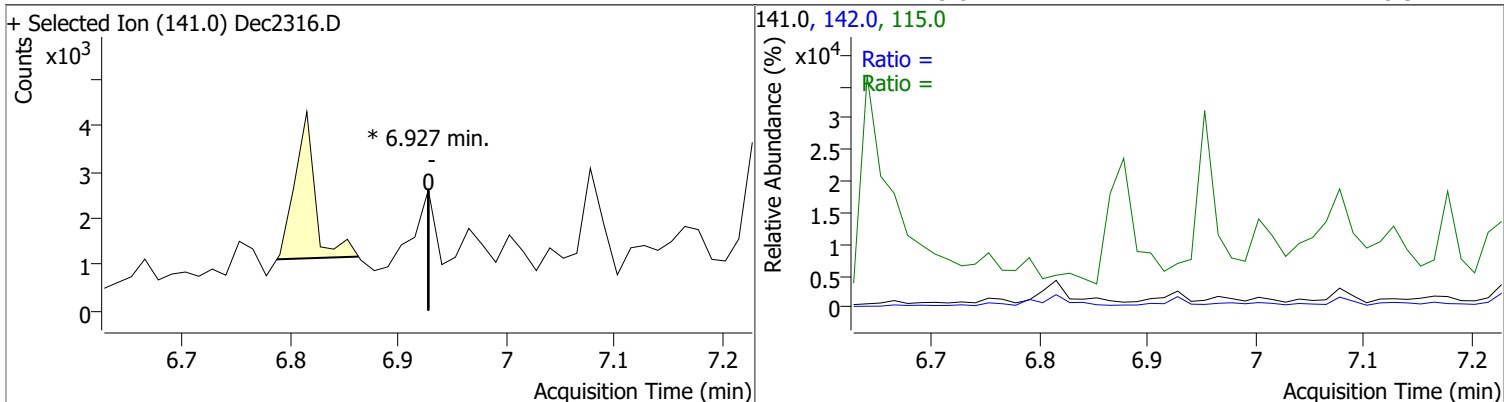


Compound	Conc.	RT	Dev(Min)	Resp.	QIon	QRatio	Lower	Upper
2-Methylnaphthalene		0		0	142.0 115.0		91.7 38.1	170.2 70.8

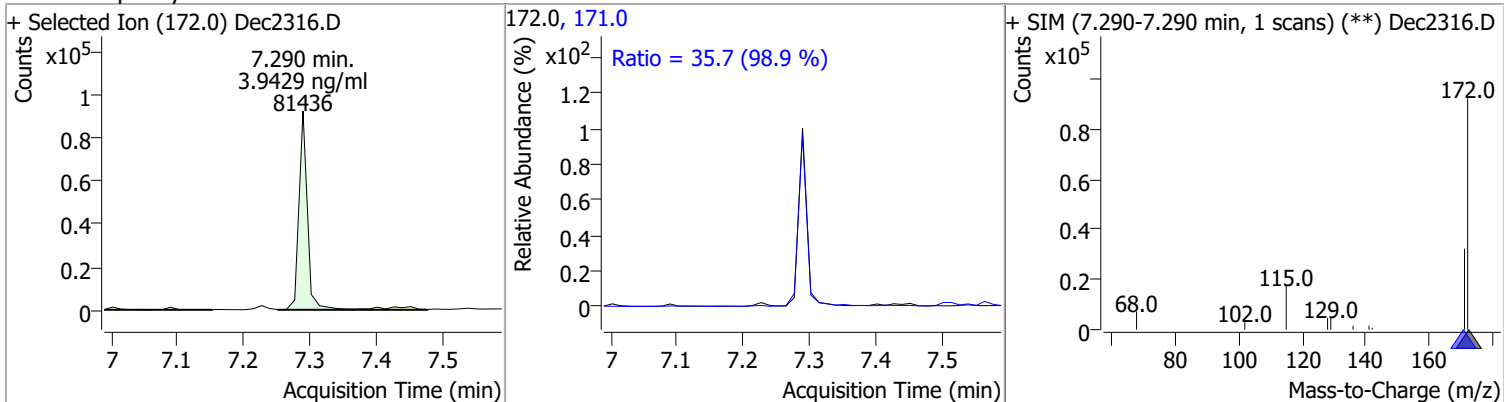


# Quantitation Results Report (QT Reviewed)

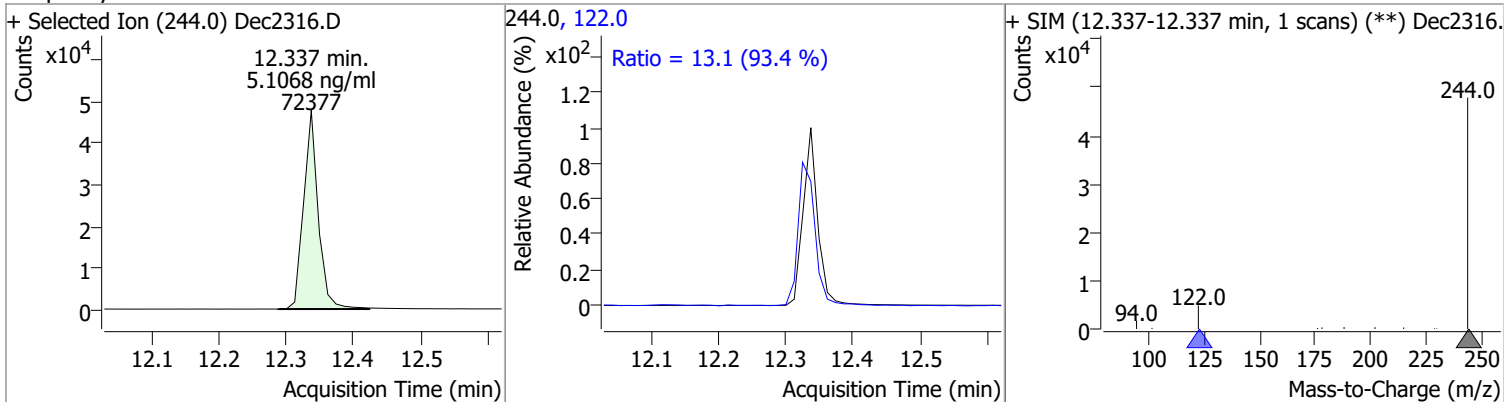
Compound	Conc.	RT	Dev(Min)	Resp.	QIon	QRatio	Lower	Upper
1-Methylnaphthalene		0		0	142.0		79.6	147.8
					115.0		42.2	78.3



Compound	Conc.	RT	Dev(Min)	Resp.	QIon	QRatio	Lower	Upper
2-Fluorobiphenyl	3.9429	7.29	0.00	81436	171.0	35.7	25.3	47.0



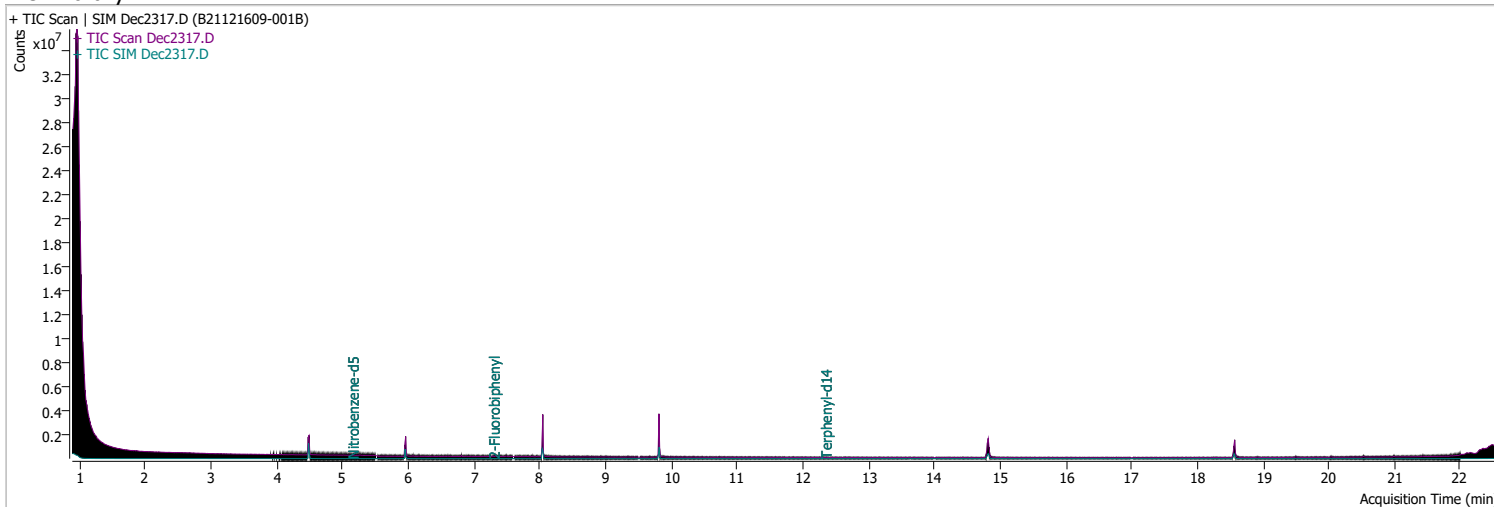
Compound	Conc.	RT	Dev(Min)	Resp.	QIon	QRatio	Lower	Upper
Terphenyl-d14	5.1068	12.34	0.01	72377	122.0	13.1	9.8	18.2



# Quantitation Results Report (QT Reviewed)

Data File	Dec2317.D	Operator	LIMS import
Acq. Method	5975BNASIM	Acq. Date-Time	12/23/2021 7:02:37 PM
Sample Name	B21121609-001B	Instrument	GCMS
Vial	17	Multiplier	20.00
DA Method File	122021_bna_SIM_1.batch.bin	Comment	SVOC-8270-W-LLPAH
Tune File	dftppjph.u	Tune Date	
Batch Name	122321_bna_SIM_1.batch.bin	Last Calib Update	12/22/2021 12:25:13 PM

**Ref Library**



Compound	RT	QIon	Resp.	Conc.	Units	Dev(Min)
----------	----	------	-------	-------	-------	----------

**Internal Standards**

**System Monitoring Compounds**

S Nitrobenzene-d5	5.143	82.0	608	2.8516	ng/ml	#m	0.012
Spiked Amount: 5.000	Range: 19.0 - 102.0%			Recovery = 57.03%			
S 2-Fluorobiphenyl	7.289	172.0	4252	4.3132	ng/ml		0.000
Spiked Amount: 5.000	Range: 25.0 - 94.0%			Recovery = 86.26%			
S Terphenyl-d14	12.337	244.0	3622	5.8073	ng/ml		0.012
Spiked Amount: 5.000	Range: 39.0 - 106.0%			Recovery = 116.15%		*	

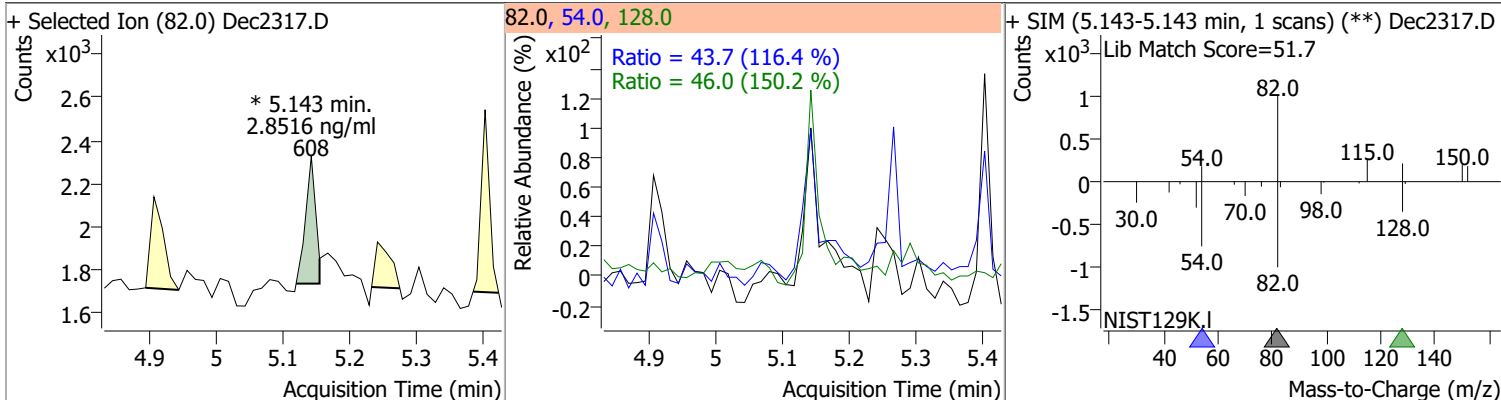
**Target Compounds**

Target Compounds	RT	QIon	Resp.	Conc.	Units	Dev(Min)	QValue
T Naphthalene	0.000		0	N.D.			
T 2-Methylnaphthalene	0.000		0	N.D.			
T 1-Methylnaphthalene	0.000		0	N.D.			

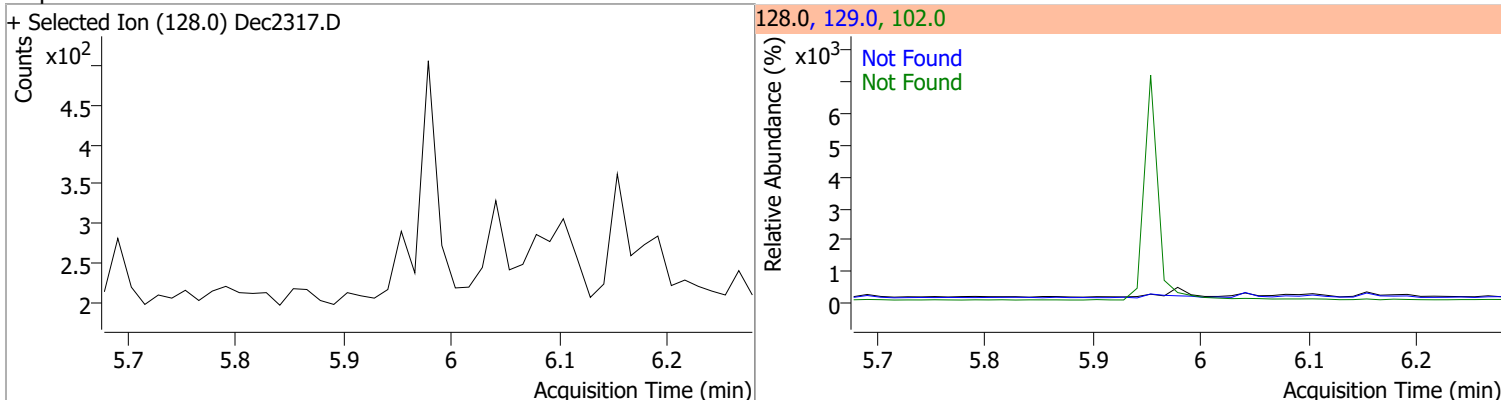
(#) = Qualifier Out of Range; (m) = Manual Integration; (+) = Area Summed; (\*) = Surrogate Percent Recovery Out of Range; (d): Zeroed Peak

# Quantitation Results Report (QT Reviewed)

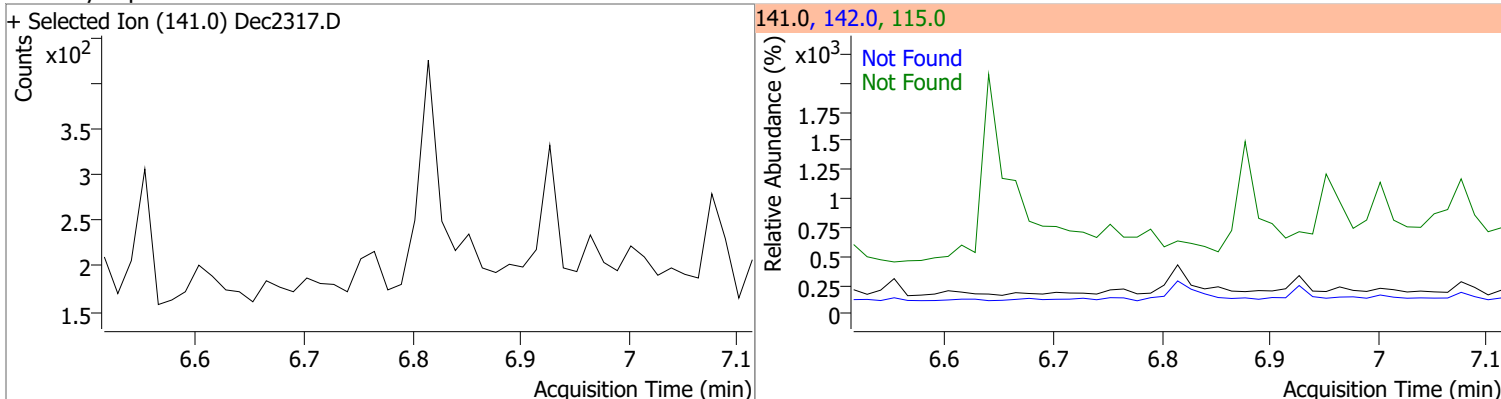
Compound	Conc.	RT	Dev(Min)	Resp.	QIon	QRatio	Lower	Upper
Nitrobenzene-d5	2.8516	5.14	0.01	608 (m)	54.0	43.7	26.3	48.8
					128.0	46.0	21.4	39.8



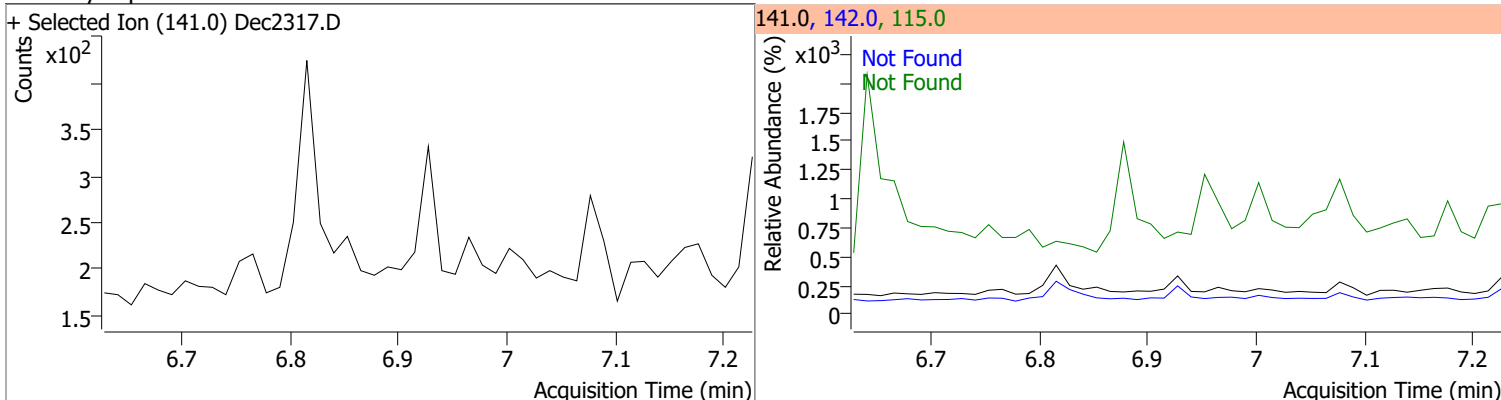
Compound	Conc.	Exp RT	QIon	Exp Ratio	QIon	Exp Ratio
Naphthalene	N.D.	5.98	102.0	12.6	129.0	11.3



Compound	Conc.	Exp RT	QIon	Exp Ratio	QIon	Exp Ratio
2-Methylnaphthalene	N.D.	6.81	142.0	131.0	115.0	54.4

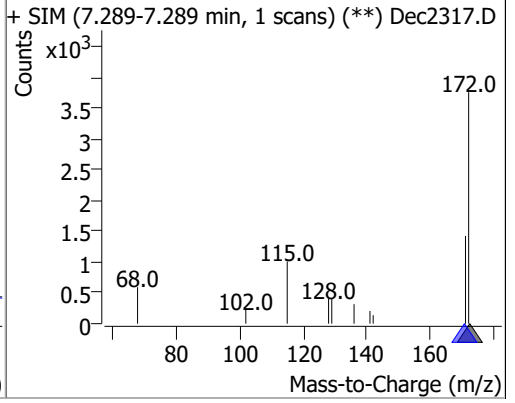
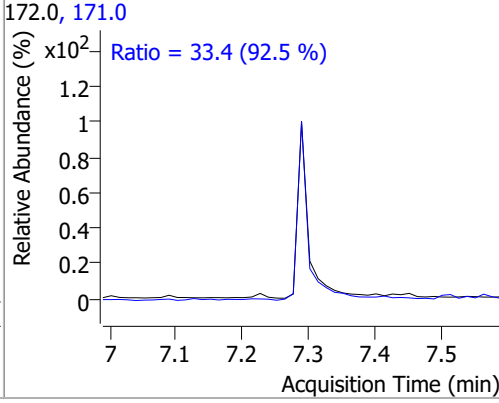
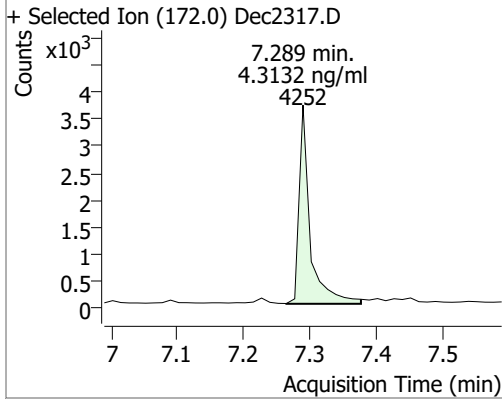


Compound	Conc.	Exp RT	QIon	Exp Ratio	QIon	Exp Ratio
1-Methylnaphthalene	N.D.	6.93	142.0	113.7	115.0	60.2

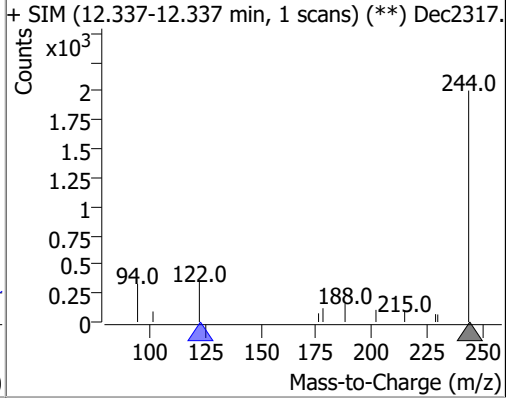
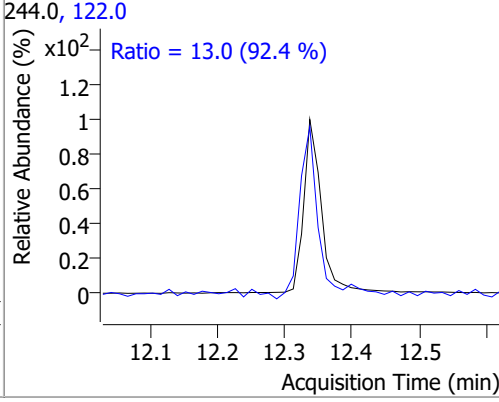
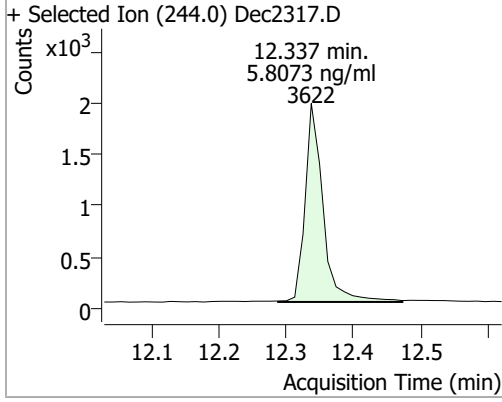


# Quantitation Results Report (QT Reviewed)

Compound	Conc.	RT	Dev(Min)	Resp.	QIon	QRatio	Lower	Upper
2-Fluorobiphenyl	4.3132	7.29	0.00	4252	171.0	33.4	25.3	47.0



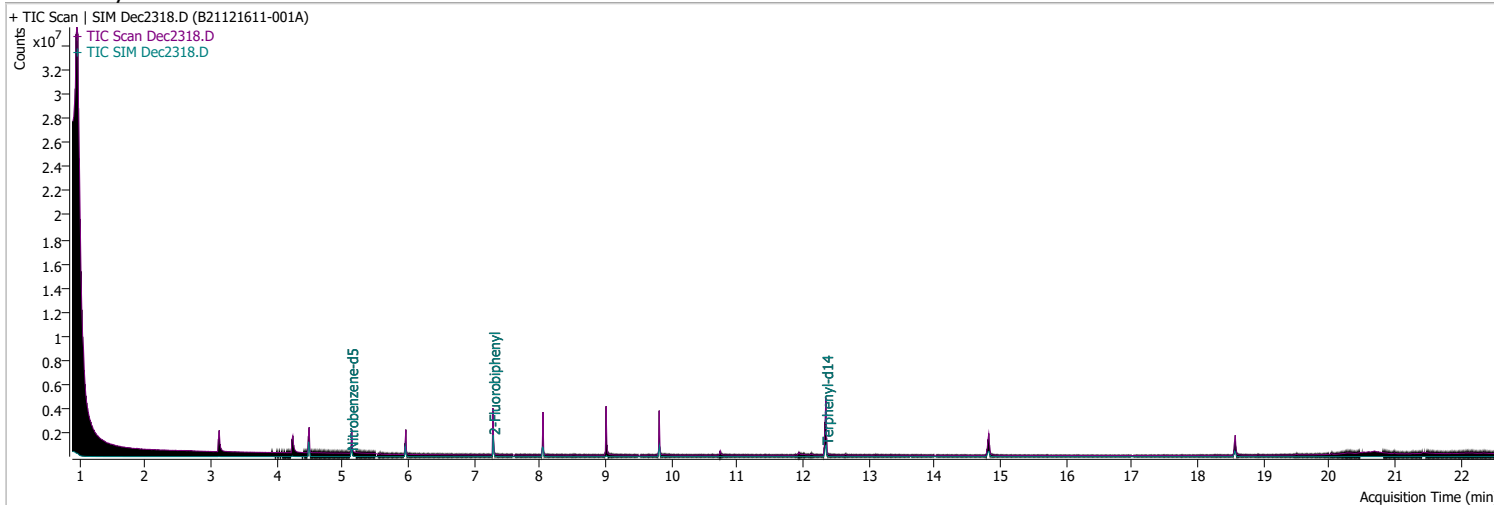
Compound	Conc.	RT	Dev(Min)	Resp.	QIon	QRatio	Lower	Upper
Terphenyl-d14	5.8073	12.34	0.01	3622	122.0	13.0	9.8	18.2



# Quantitation Results Report (QT Reviewed)

Data File	Dec2318.D	Operator	LIMS import
Acq. Method	5975BNASIM	Acq. Date-Time	12/23/2021 7:35:23 PM
Sample Name	B21121611-001A	Instrument	GCMS
Vial	18	Multiplier	1.00
DA Method File	122021_bna_SIM_1.batch.bin	Comment	SVOC-8270-W-LLPAH
Tune File	dftppjph.u	Tune Date	
Batch Name	122321_bna_SIM_1.batch.bin	Last Calib Update	12/22/2021 12:25:13 PM

**Ref Library**



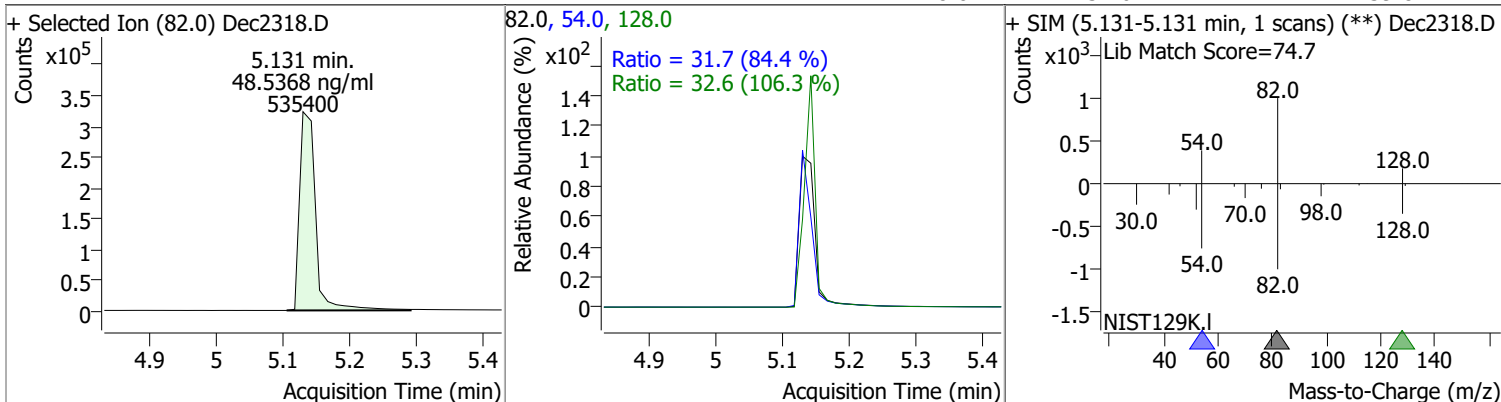
Compound	RT	QIon	Resp.	Conc.	Units	Dev(Min)
<b>Internal Standards</b>						
<b>System Monitoring Compounds</b>						
S Nitrobenzene-d5	5.131	82.0	535400	48.5368	ng/ml	0.000
Spiked Amount: 5.000	Range: 19.0 - 102.0%			Recovery = 970.74%		*
S 2-Fluorobiphenyl	7.289	172.0	1158533	59.1400	ng/ml	0.000
Spiked Amount: 5.000	Range: 25.0 - 94.0%			Recovery = 1182.80%		*
S Terphenyl-d14	12.349	244.0	1313858	101.0545	ng/ml	0.025
Spiked Amount: 5.000	Range: 39.0 - 106.0%			Recovery = 2021.09%		*
<b>Target Compounds</b>						<b>QValue</b>
T Naphthalene	0.000		0	N.D.		
T 2-Methylnaphthalene	0.000		0	N.D.		
T 1-Methylnaphthalene	0.000		0	N.D.		

(#) = Qualifier Out of Range; (m) = Manual Integration; (+) = Area Summed; (\*) = Surrogate Percent Recovery Out of Range; (d): Zeroed Peak

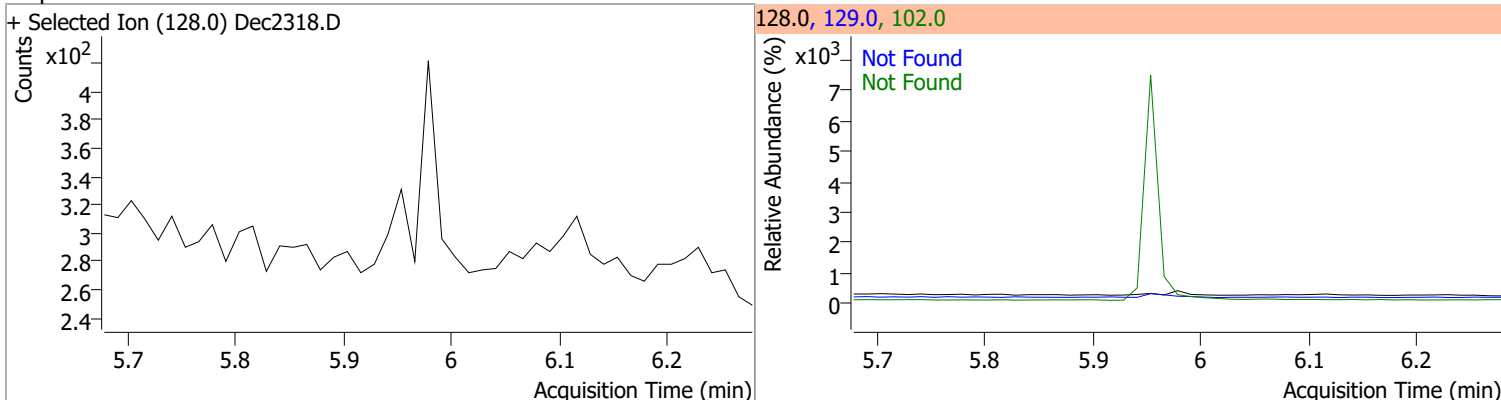


# Quantitation Results Report (QT Reviewed)

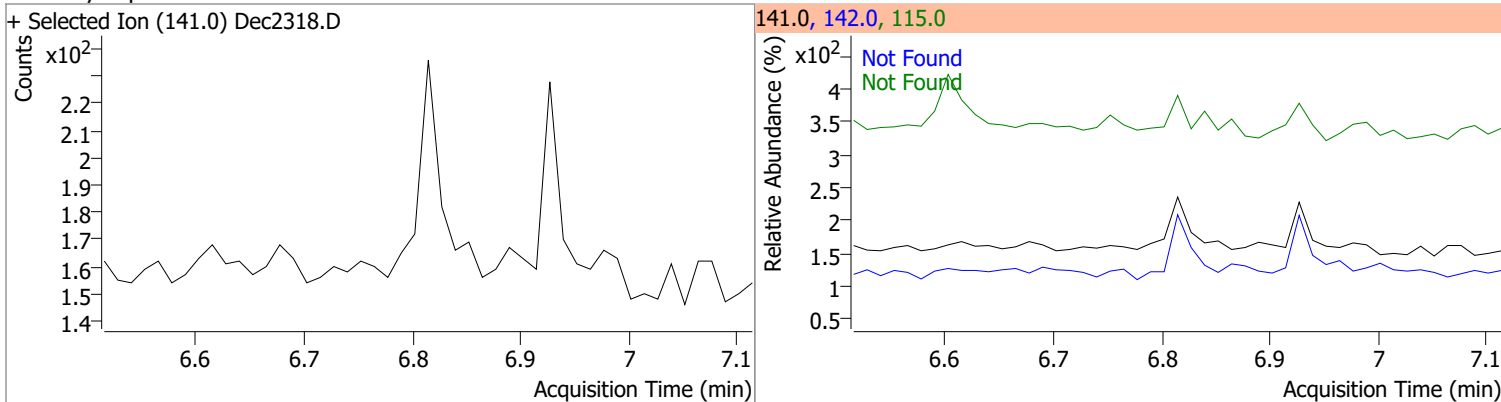
Compound	Conc.	RT	Dev(Min)	Resp.	QIon	QRatio	Lower	Upper
Nitrobenzene-d5	48.5368	5.13	0.00	535400	54.0	31.7	26.3	48.8
					128.0	32.6	21.4	39.8



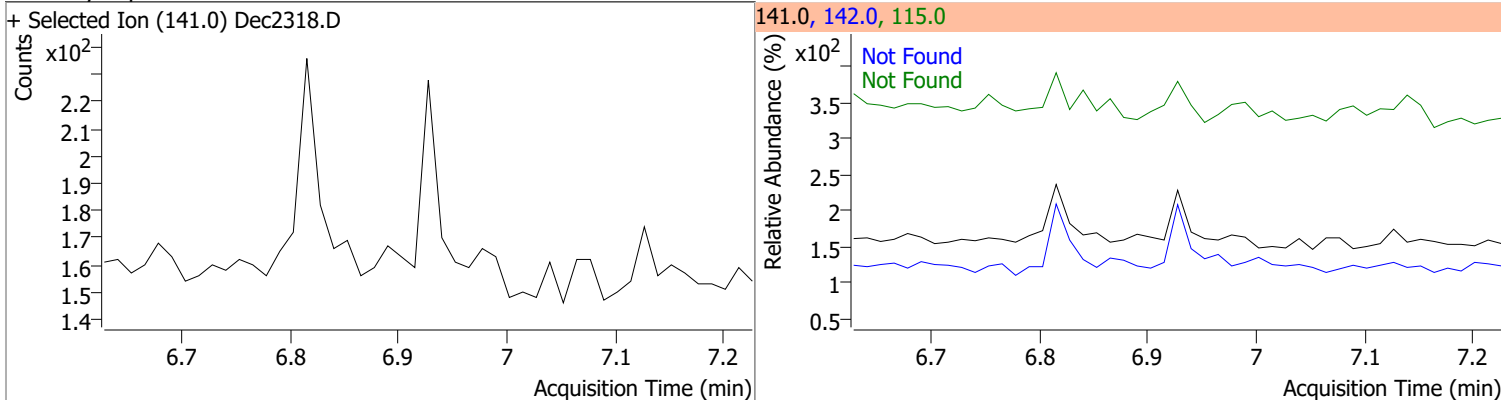
Compound	Conc.	Exp RT	QIon	Exp Ratio	QIon	Exp Ratio
Naphthalene	N.D.	5.98	102.0	12.6	129.0	11.3



Compound	Conc.	Exp RT	QIon	Exp Ratio	QIon	Exp Ratio
2-Methylnaphthalene	N.D.	6.81	142.0	131.0	115.0	54.4

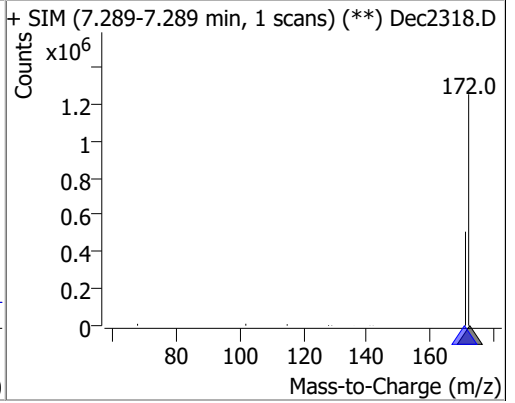
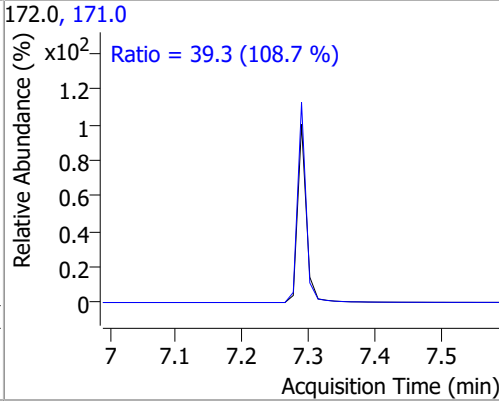
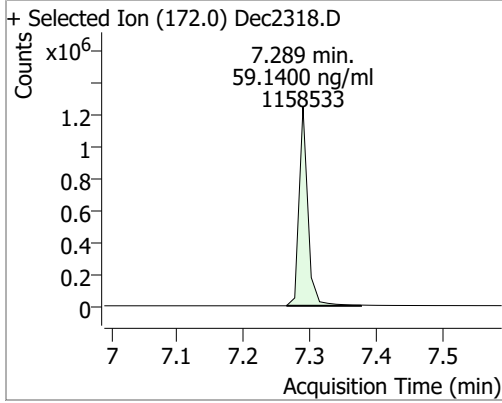


Compound	Conc.	Exp RT	QIon	Exp Ratio	QIon	Exp Ratio
1-Methylnaphthalene	N.D.	6.93	142.0	113.7	115.0	60.2

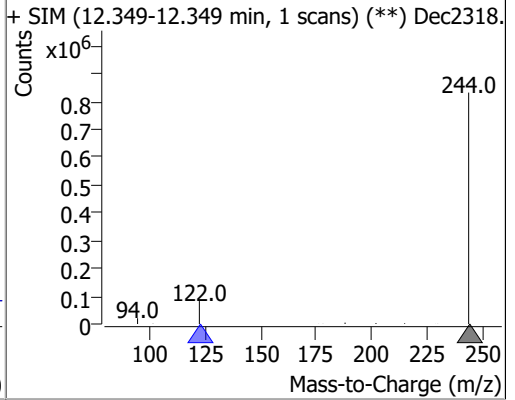
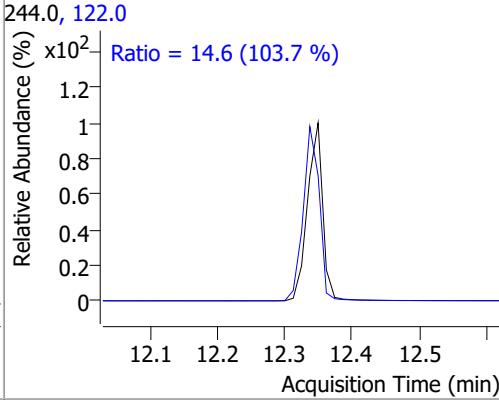
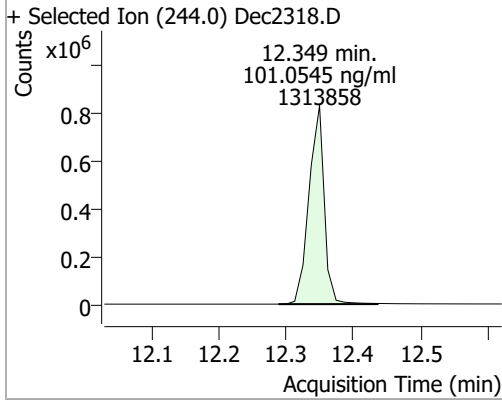


# Quantitation Results Report (QT Reviewed)

Compound	Conc.	RT	Dev(Min)	Resp.	QIon	QRatio	Lower	Upper
2-Fluorobiphenyl	59.1400	7.29	0.00	1158533	171.0	39.3	25.3	47.0



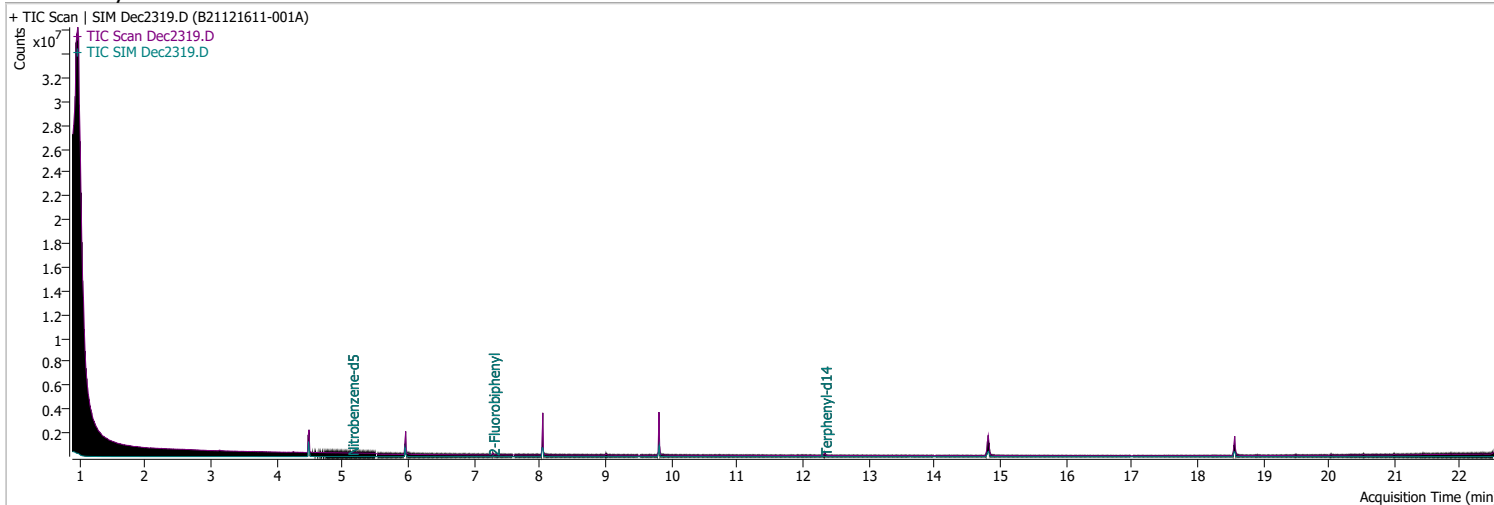
Compound	Conc.	RT	Dev(Min)	Resp.	QIon	QRatio	Lower	Upper
Terphenyl-d14	101.0545	12.35	0.02	1313858	122.0	14.6	9.8	18.2



# Quantitation Results Report (QT Reviewed)

Data File	Dec2319.D	Operator	LIMS import
Acq. Method	5975BNASIM	Acq. Date-Time	12/23/2021 8:08:02 PM
Sample Name	B21121611-001A	Instrument	GCMS
Vial	19	Multiplier	20.00
DA Method File	122021_bna_SIM_1.batch.bin	Comment	SVOC-8270-W-LLPAH
Tune File	dftppjph.u	Tune Date	
Batch Name	122321_bna_SIM_1.batch.bin	Last Calib Update	12/22/2021 12:25:13 PM

**Ref Library**



Compound	RT	QIon	Resp.	Conc.	Units	Dev(Min)
----------	----	------	-------	-------	-------	----------

**Internal Standards**

**System Monitoring Compounds**

S Nitrobenzene-d5	5.143	82.0	15832	54.0845	ng/ml	0.012
Spiked Amount: 5.000	Range: 19.0 - 102.0%			Recovery = 1081.69%		*
S 2-Fluorobiphenyl	7.289	172.0	59444	67.8913	ng/ml	0.000
Spiked Amount: 5.000	Range: 25.0 - 94.0%			Recovery = 1357.83%		*
S Terphenyl-d14	12.337	244.0	58516	90.0427	ng/ml	0.012
Spiked Amount: 5.000	Range: 39.0 - 106.0%			Recovery = 1800.85%		*

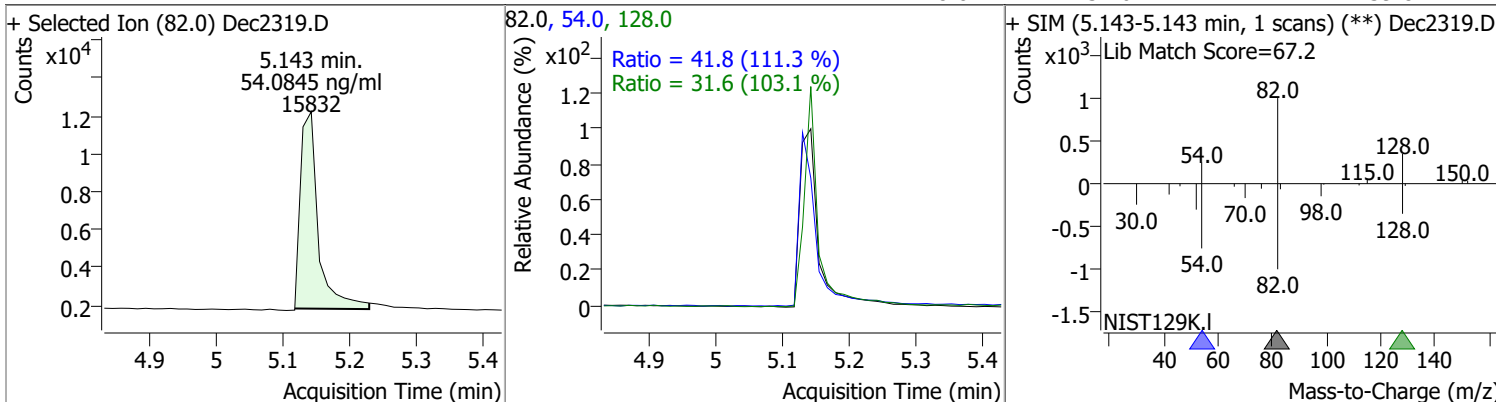
**Target Compounds**

Target Compounds	RT	QIon	Resp.	Conc.	Units	QValue
T Naphthalene	0.000		0	N.D.		
T 2-Methylnaphthalene	0.000		0	N.D.		
T 1-Methylnaphthalene	0.000		0	N.D.		

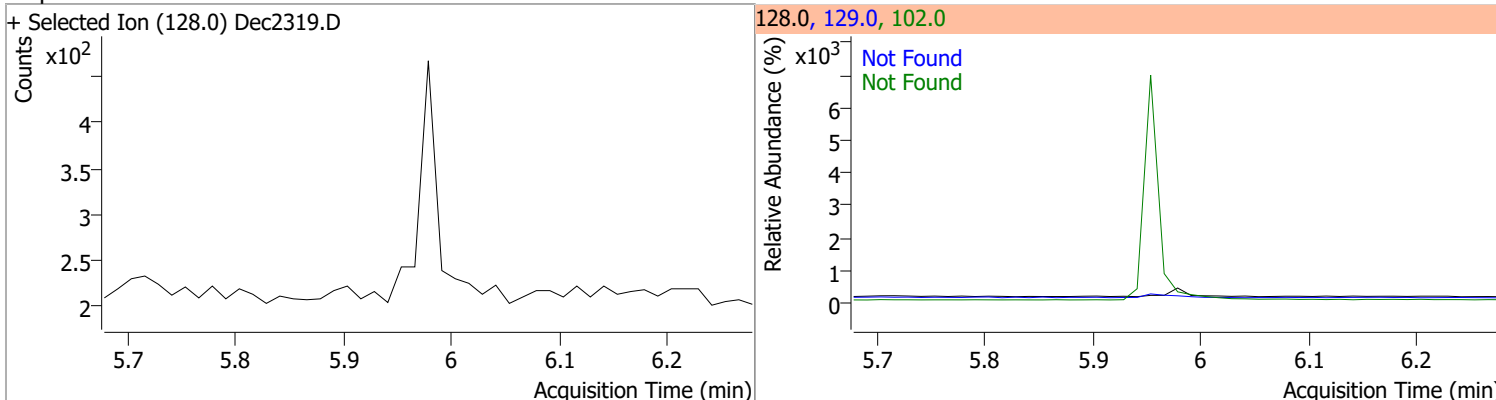
(#) = Qualifier Out of Range; (m) = Manual Integration; (+) = Area Summed; (\*) = Surrogate Percent Recovery Out of Range; (d): Zeroed Peak

# Quantitation Results Report (QT Reviewed)

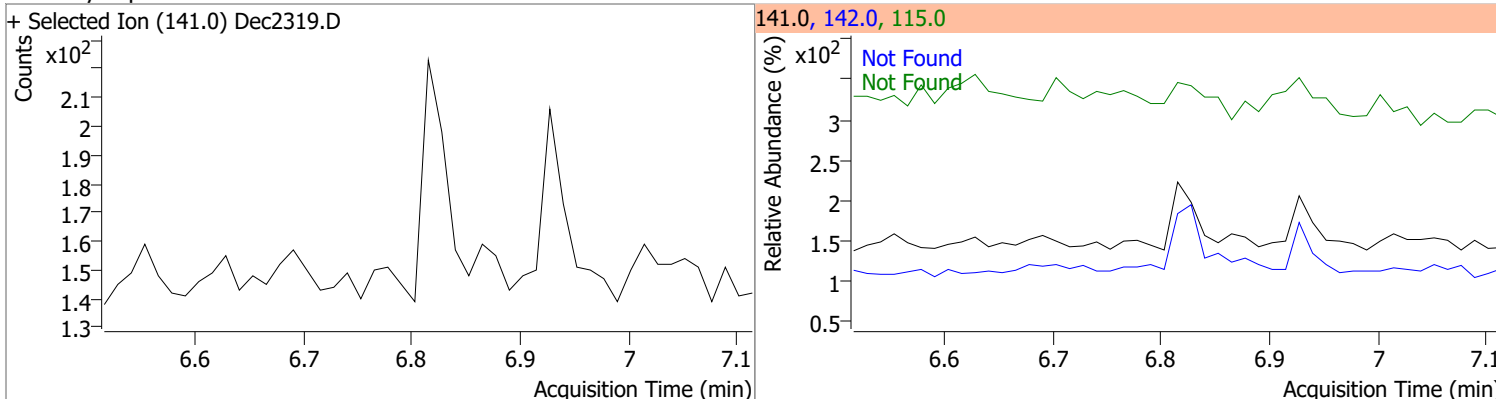
Compound	Conc.	RT	Dev(Min)	Resp.	QIon	QRatio	Lower	Upper
Nitrobenzene-d5	54.0845	5.14	0.01	15832	54.0	41.8	26.3	48.8
					128.0	31.6	21.4	39.8



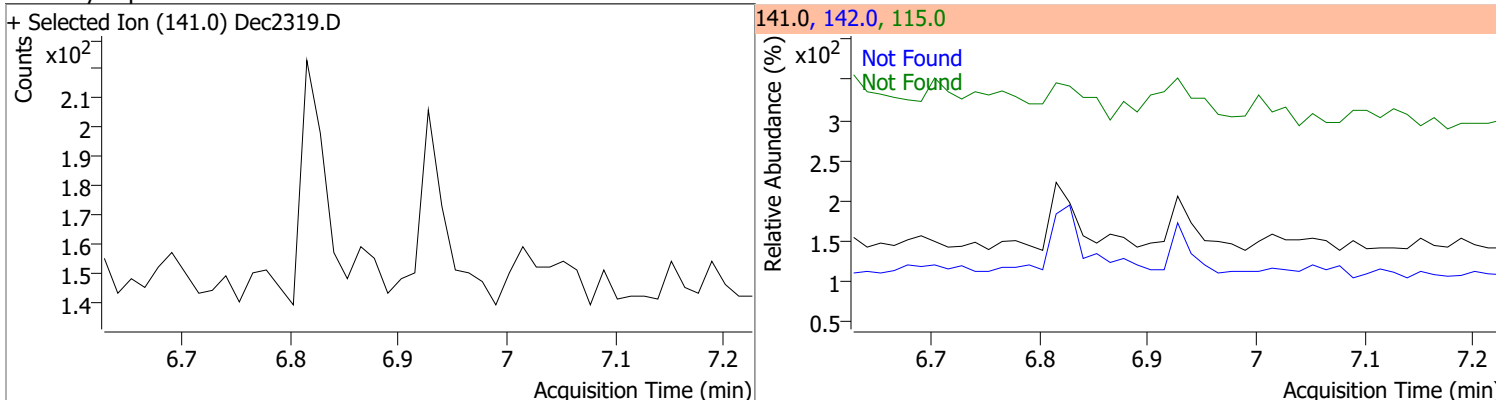
Compound	Conc.	Exp RT	QIon	Exp Ratio	QIon	Exp Ratio
Naphthalene	N.D.	5.98	102.0	12.6	129.0	11.3



Compound	Conc.	Exp RT	QIon	Exp Ratio	QIon	Exp Ratio
2-Methylnaphthalene	N.D.	6.81	142.0	131.0	115.0	54.4

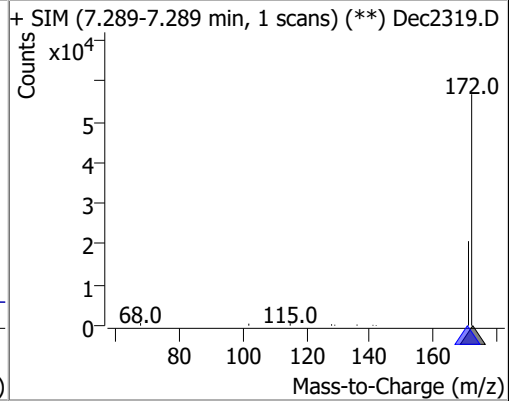
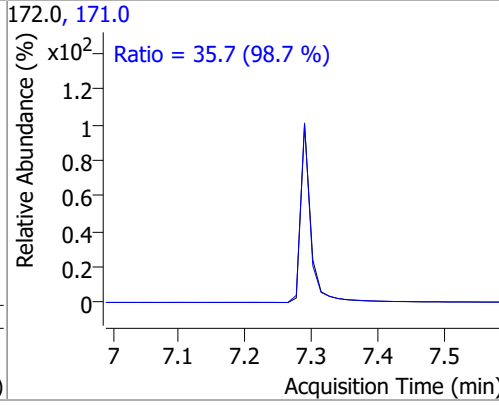
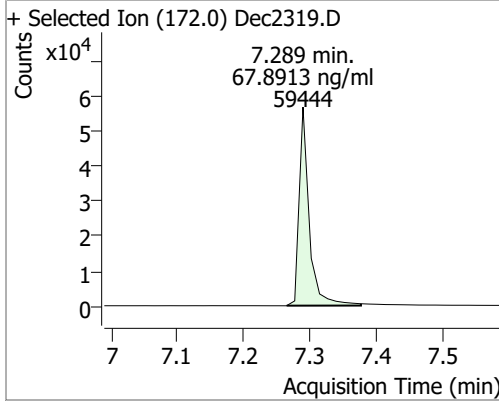


Compound	Conc.	Exp RT	QIon	Exp Ratio	QIon	Exp Ratio
1-Methylnaphthalene	N.D.	6.93	142.0	113.7	115.0	60.2

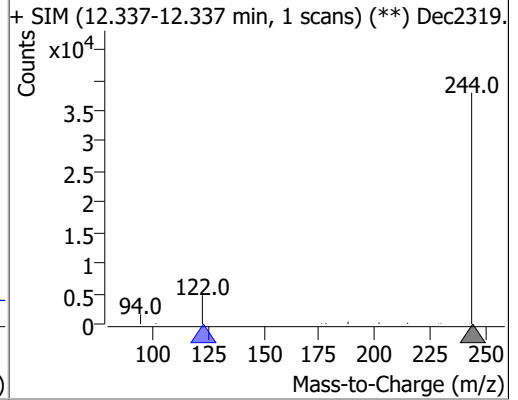
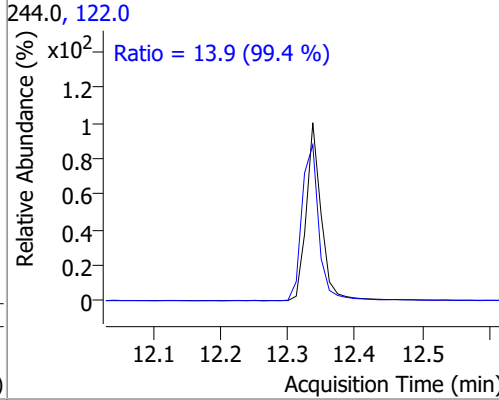
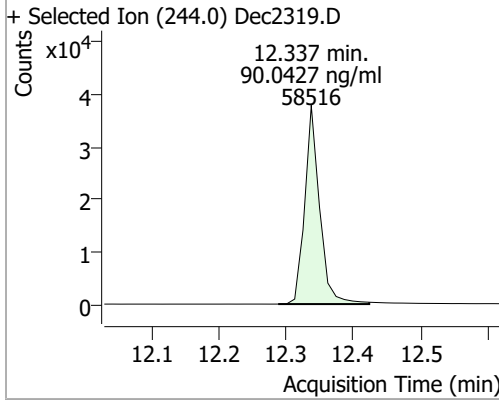


# Quantitation Results Report (QT Reviewed)

Compound	Conc.	RT	Dev(Min)	Resp.	QIon	QRatio	Lower	Upper
2-Fluorobiphenyl	67.8913	7.29	0.00	59444	171.0	35.7	25.3	47.0



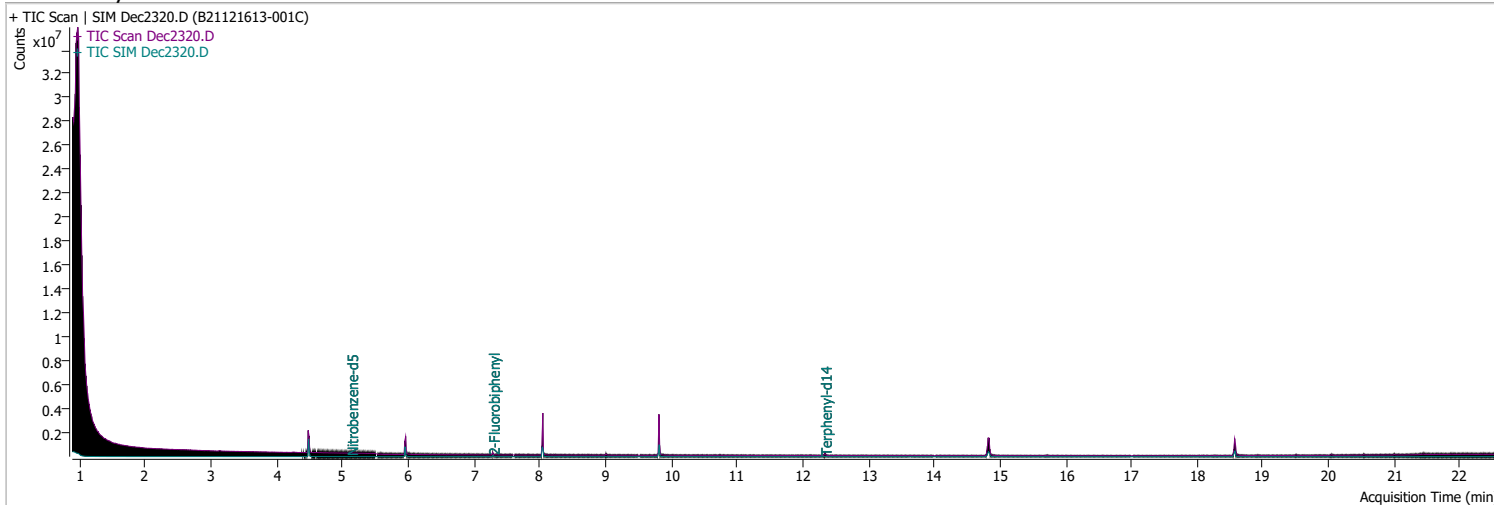
Compound	Conc.	RT	Dev(Min)	Resp.	QIon	QRatio	Lower	Upper
Terphenyl-d14	90.0427	12.34	0.01	58516	122.0	13.9	9.8	18.2



# Quantitation Results Report (QT Reviewed)

Data File	Dec2320.D	Operator	LIMS import
Acq. Method	5975BNASIM	Acq. Date-Time	12/23/2021 8:40:43 PM
Sample Name	B21121613-001C	Instrument	GCMS
Vial	20	Multiplier	1.00
DA Method File	122021_bna_SIM_1.batch.bin	Comment	SVOC-8270-W-LLPAH
Tune File	dftppjph.u	Tune Date	
Batch Name	122321_bna_SIM_1.batch.bin	Last Calib Update	12/22/2021 12:25:13 PM

**Ref Library**

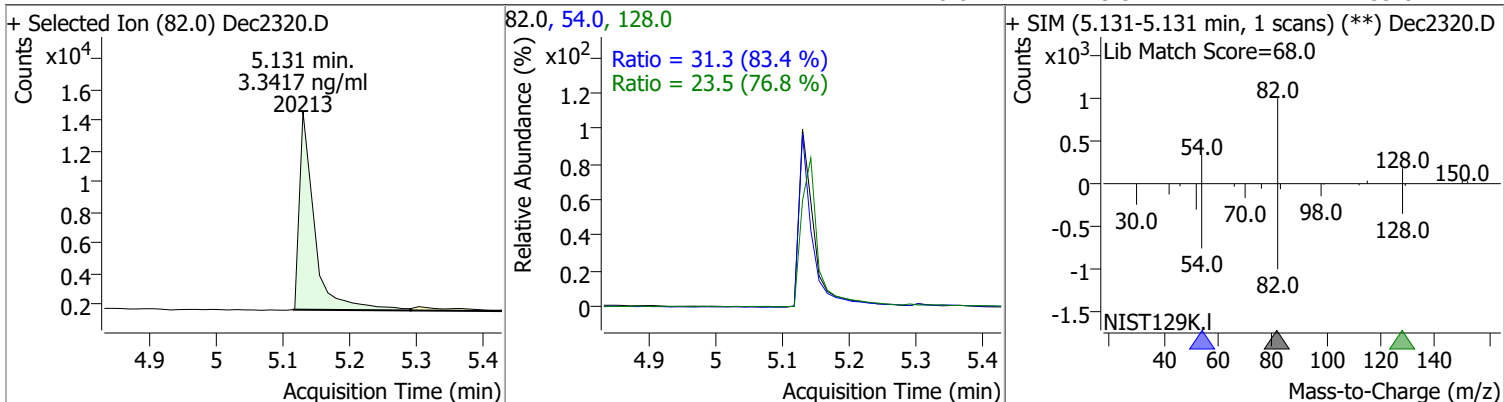


Compound	RT	QIon	Resp.	Conc.	Units	Dev(Min)
<b>Internal Standards</b>						
<b>System Monitoring Compounds</b>						
S Nitrobenzene-d5	5.131	82.0	20213	3.3417	ng/ml	0.000
Spiked Amount: 5.000	Range: 19.0 - 102.0%			Recovery = 66.83%		
S 2-Fluorobiphenyl	7.290	172.0	69107	4.0481	ng/ml	0.000
Spiked Amount: 5.000	Range: 25.0 - 94.0%			Recovery = 80.96%		
S Terphenyl-d14	12.337	244.0	50302	4.0569	ng/ml	0.012
Spiked Amount: 5.000	Range: 39.0 - 106.0%			Recovery = 81.14%		
<b>Target Compounds</b>						<b>QValue</b>
T Naphthalene	0.000		0	N.D.		
T 2-Methylnaphthalene	0.000		0	N.D.		
T 1-Methylnaphthalene	0.000		0	N.D.		

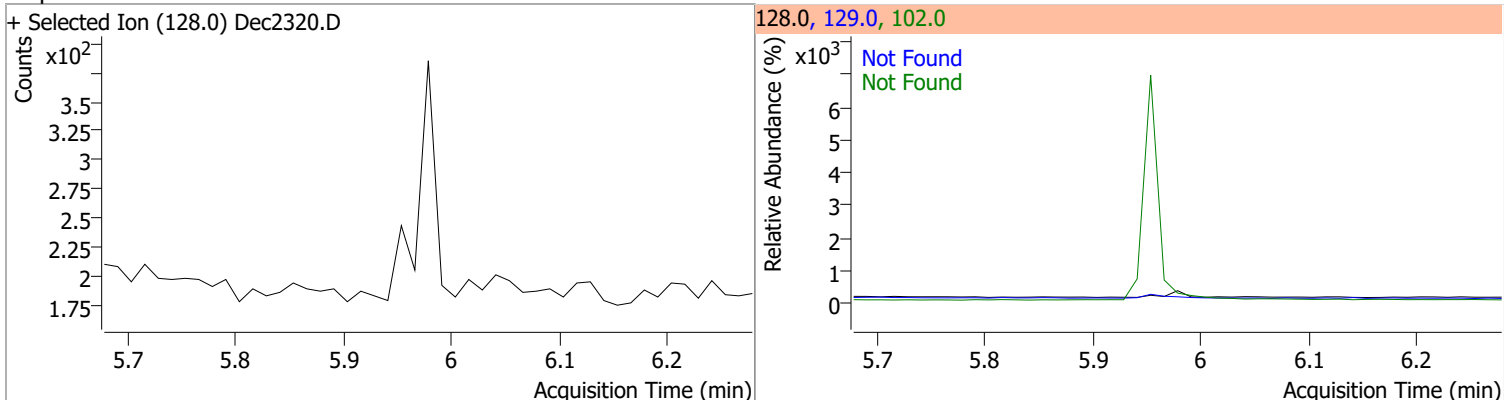
(#) = Qualifier Out of Range; (m) = Manual Integration; (+) = Area Summed; (\*) = Surrogate Percent Recovery Out of Range; (d): Zeroed Peak

# Quantitation Results Report (QT Reviewed)

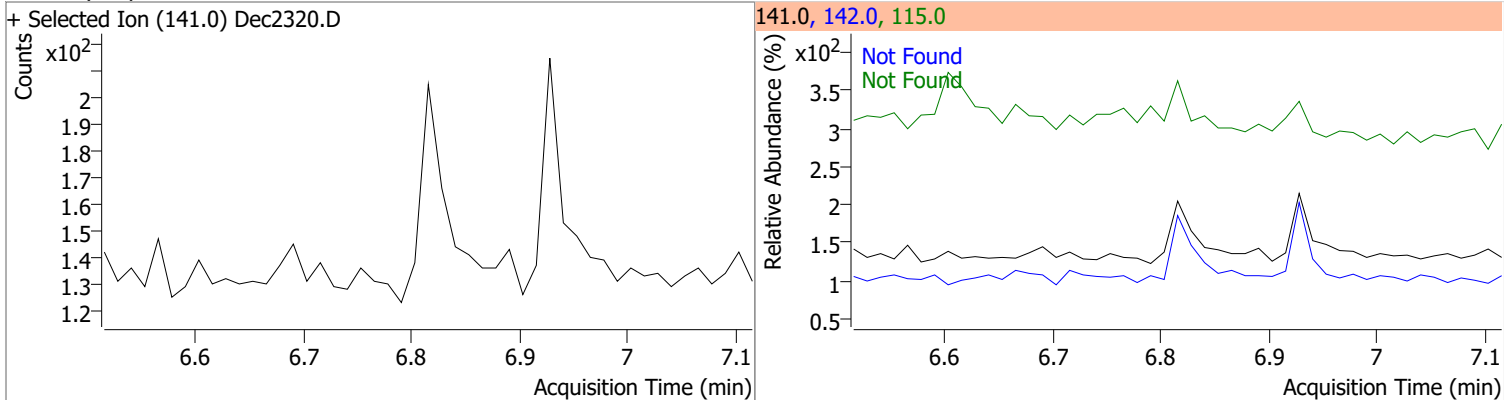
Compound	Conc.	RT	Dev(Min)	Resp.	QIon	QRatio	Lower	Upper
Nitrobenzene-d5	3.3417	5.13	0.00	20213	54.0	31.3	26.3	48.8
					128.0	23.5	21.4	39.8



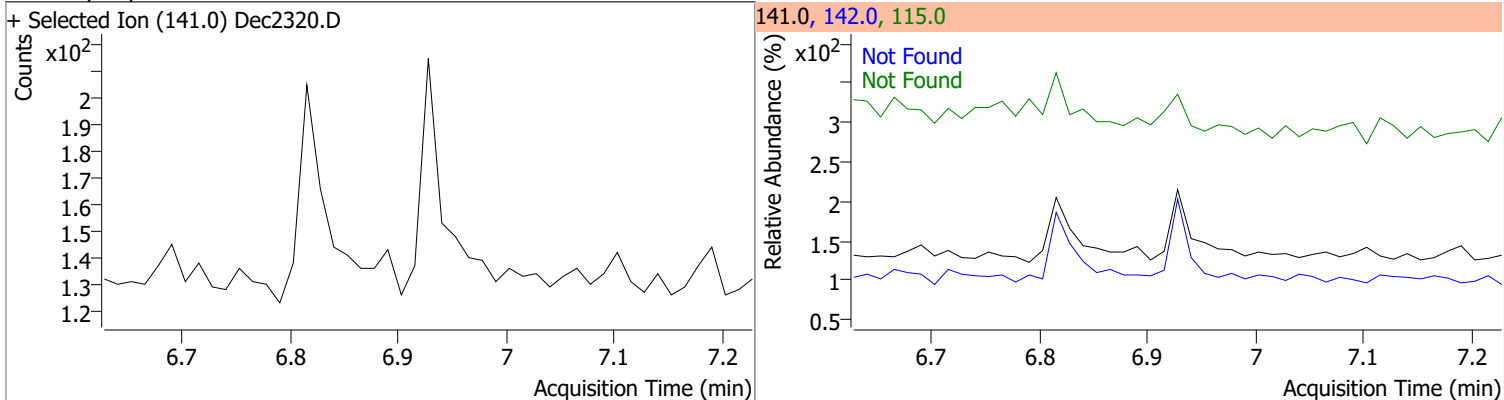
Compound	Conc.	Exp RT	QIon	Exp Ratio	QIon	Exp Ratio
Naphthalene	N.D.	5.98	102.0	12.6	129.0	11.3



Compound	Conc.	Exp RT	QIon	Exp Ratio	QIon	Exp Ratio
2-Methylnaphthalene	N.D.	6.81	142.0	131.0	115.0	54.4

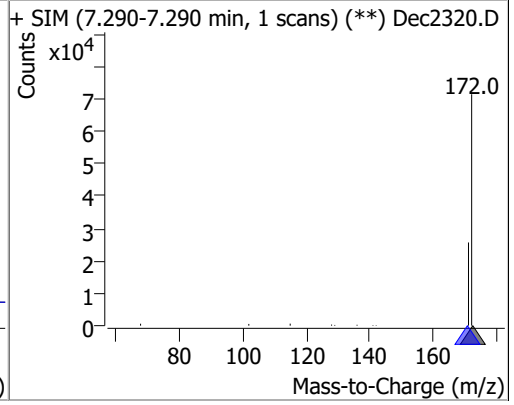
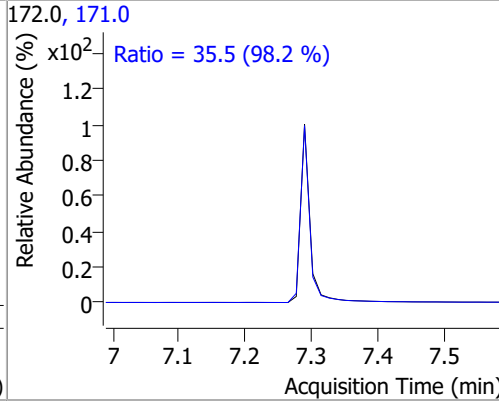
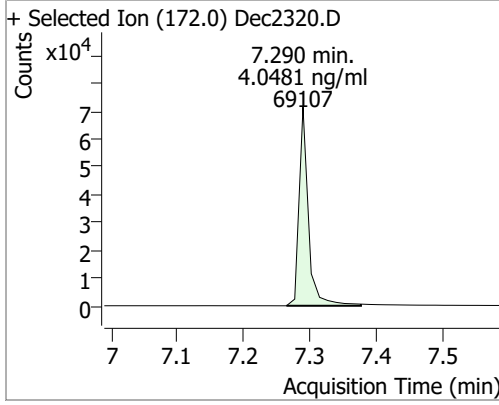


Compound	Conc.	Exp RT	QIon	Exp Ratio	QIon	Exp Ratio
1-Methylnaphthalene	N.D.	6.93	142.0	113.7	115.0	60.2

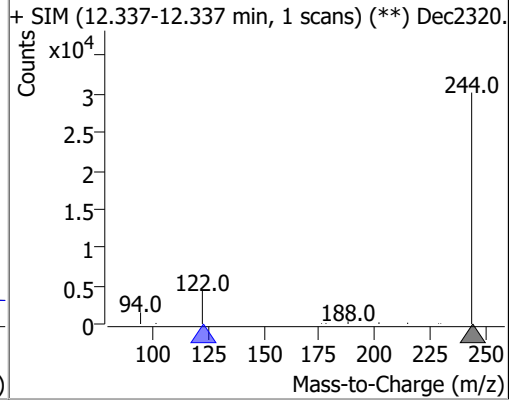
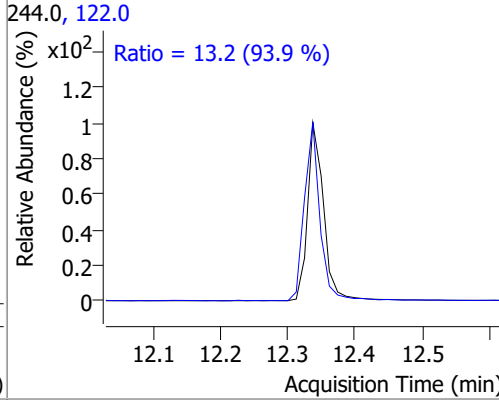
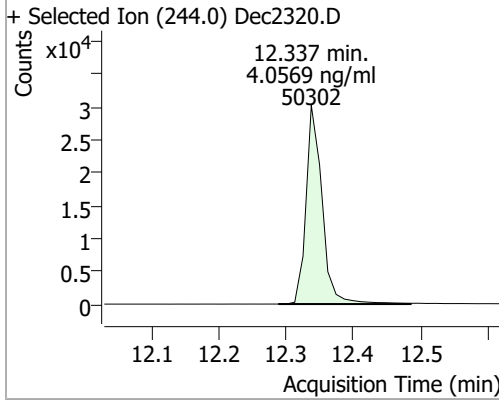


# Quantitation Results Report (QT Reviewed)

Compound	Conc.	RT	Dev(Min)	Resp.	QIon	QRatio	Lower	Upper
2-Fluorobiphenyl	4.0481	7.29	0.00	69107	171.0	35.5	25.3	47.0



Compound	Conc.	RT	Dev(Min)	Resp.	QIon	QRatio	Lower	Upper
Terphenyl-d14	4.0569	12.34	0.01	50302	122.0	13.2	9.8	18.2

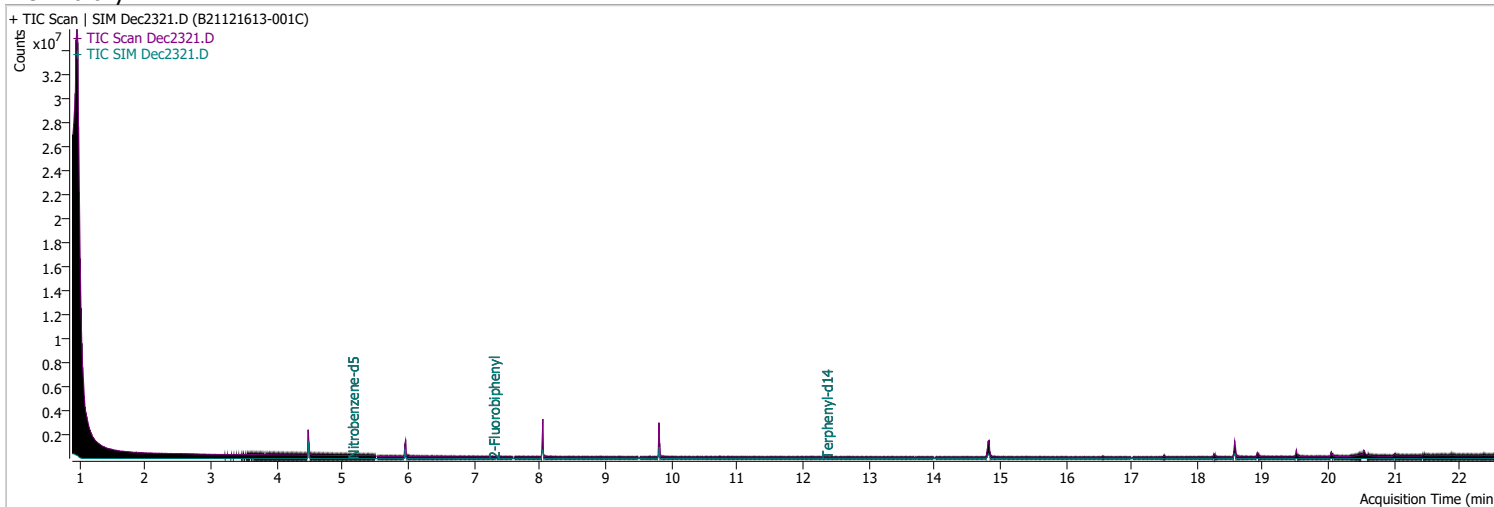




# Quantitation Results Report (QT Reviewed)

Data File	Dec2321.D	Operator	LIMS import
Acq. Method	5975BNASIM	Acq. Date-Time	12/23/2021 9:13:16 PM
Sample Name	B21121613-001C	Instrument	GCMS
Vial	21	Multiplier	20.00
DA Method File	122021_bna_SIM_1.batch.bin	Comment	SVOC-8270-W-LLPAH
Tune File	dftppjph.u	Tune Date	
Batch Name	122321_bna_SIM_1.batch.bin	Last Calib Update	12/22/2021 12:25:13 PM

**Ref Library**



Compound	RT	QIon	Resp.	Conc.	Units	Dev(Min)
----------	----	------	-------	-------	-------	----------

**Internal Standards**

**System Monitoring Compounds**

S Nitrobenzene-d5	5.143	82.0	610	2.8194	ng/ml	#	0.012
Spiked Amount: 5.000	Range: 19.0 - 102.0%			Recovery = 56.39%			
S 2-Fluorobiphenyl	7.290	172.0	4190	4.4560	ng/ml		0.000
Spiked Amount: 5.000	Range: 25.0 - 94.0%			Recovery = 89.12%			
S Terphenyl-d14	12.350	244.0	2975	5.0738	ng/ml		0.025
Spiked Amount: 5.000	Range: 39.0 - 106.0%			Recovery = 101.48%			

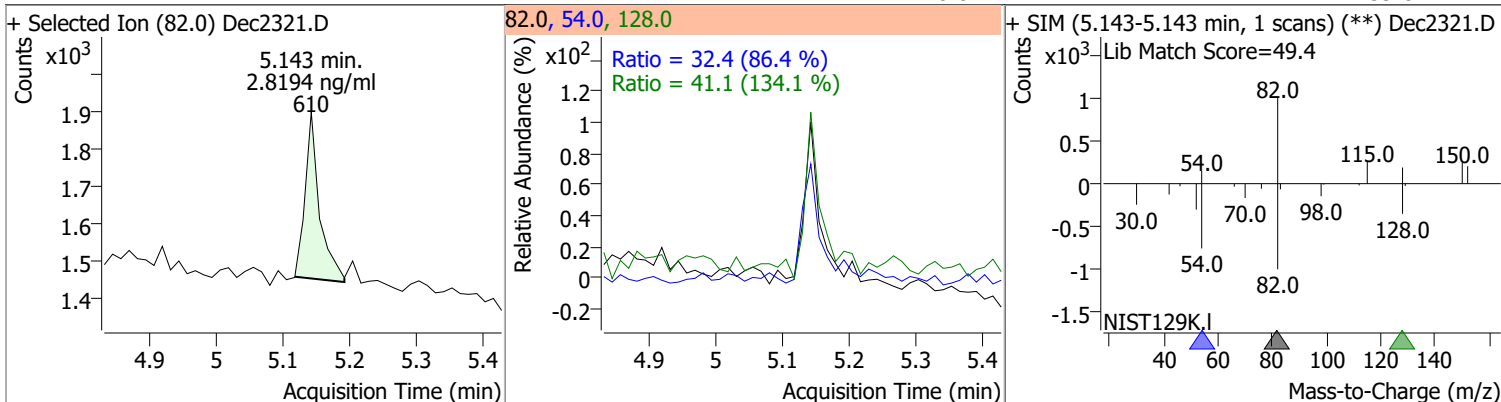
**Target Compounds**

Target Compounds	RT	QIon	Resp.	Conc.	Units	Dev(Min)	QValue
T Naphthalene	0.000		0	N.D.			
T 2-Methylnaphthalene	0.000		0	N.D.			
T 1-Methylnaphthalene	0.000		0	N.D.			

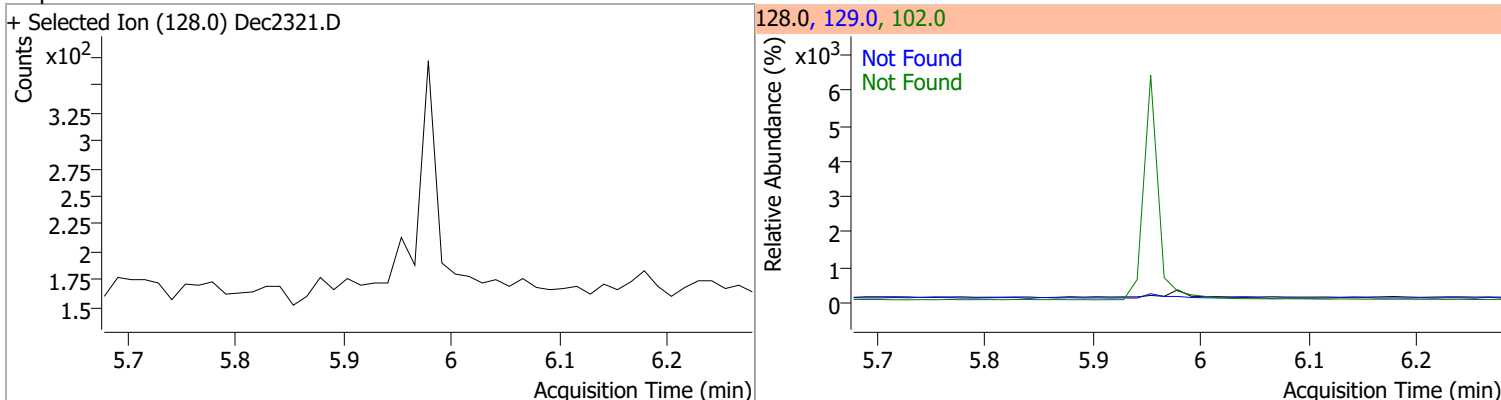
(#) = Qualifier Out of Range; (m) = Manual Integration; (+) = Area Summed; (\*) = Surrogate Percent Recovery Out of Range; (d): Zeroed Peak

# Quantitation Results Report (QT Reviewed)

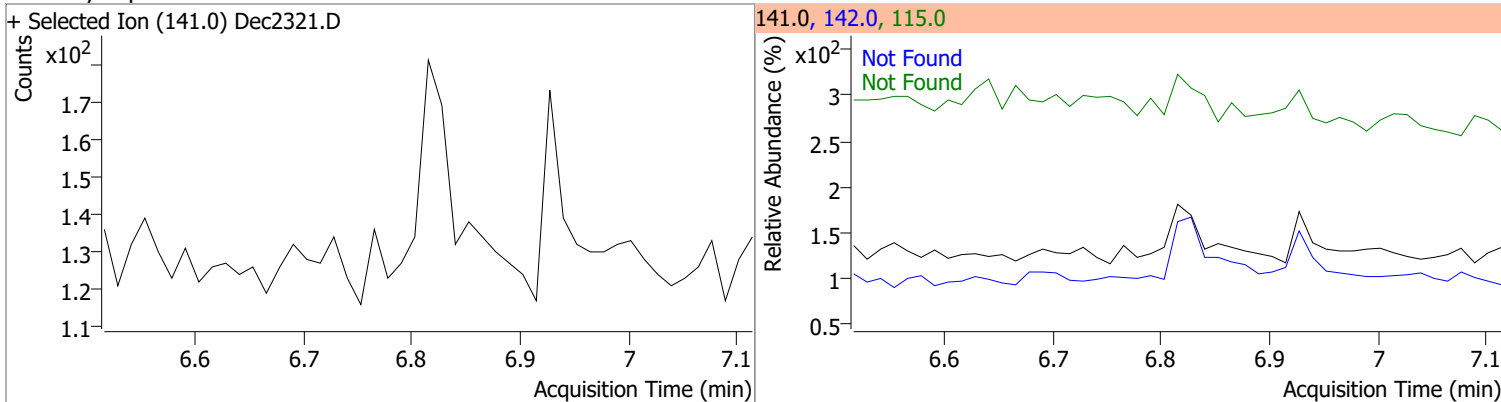
Compound	Conc.	RT	Dev(Min)	Resp.	QIon	QRatio	Lower	Upper
Nitrobenzene-d5	2.8194	5.14	0.01	610	54.0 128.0	32.4 41.1	26.3 21.4	48.8 39.8



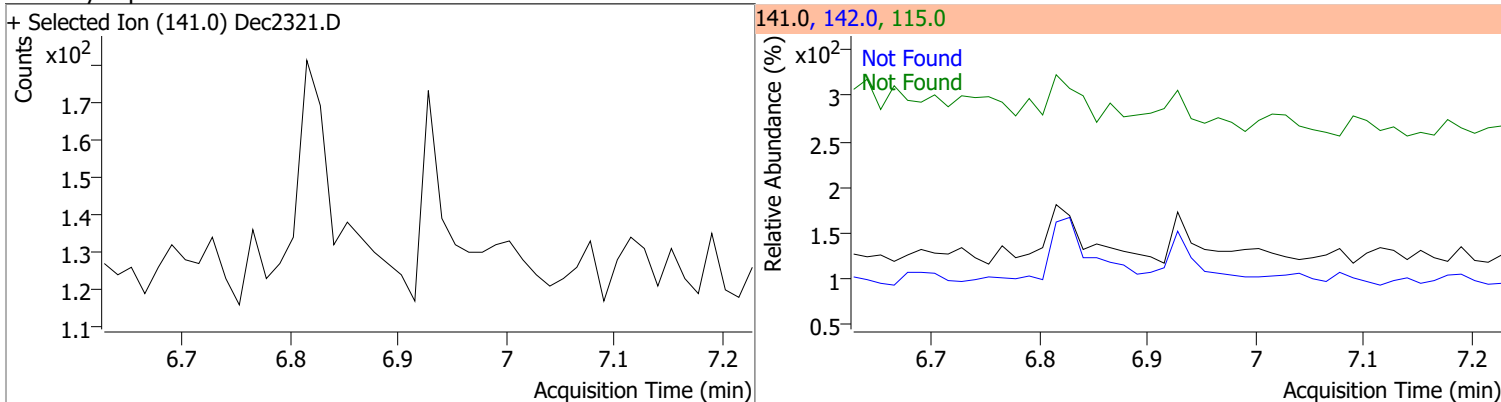
Compound	Conc.	Exp RT	QIon	Exp Ratio	QIon	Exp Ratio
Naphthalene	N.D.	5.98	102.0	12.6	129.0	11.3



Compound	Conc.	Exp RT	QIon	Exp Ratio	QIon	Exp Ratio
2-Methylnaphthalene	N.D.	6.81	142.0	131.0	115.0	54.4

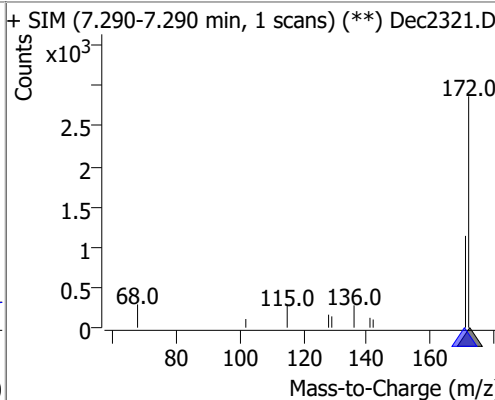
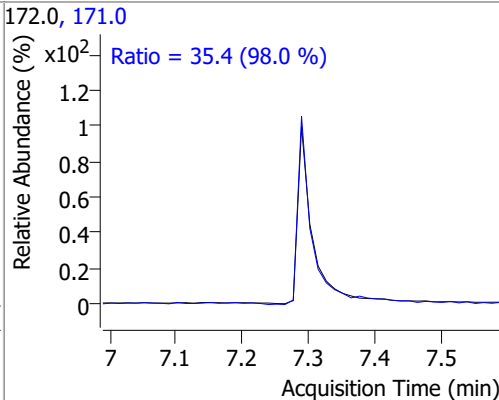
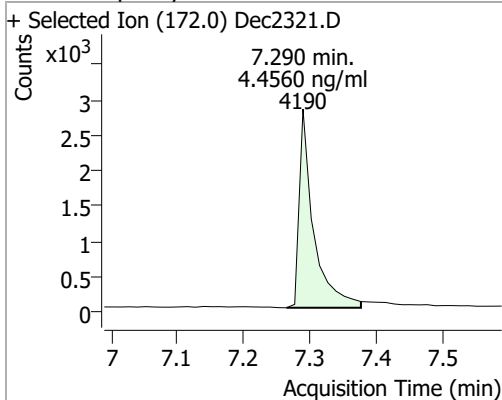


Compound	Conc.	Exp RT	QIon	Exp Ratio	QIon	Exp Ratio
1-Methylnaphthalene	N.D.	6.93	142.0	113.7	115.0	60.2

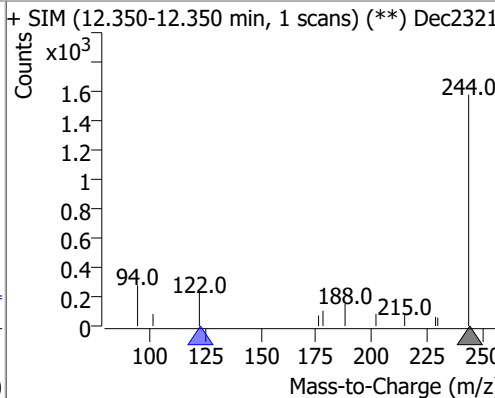
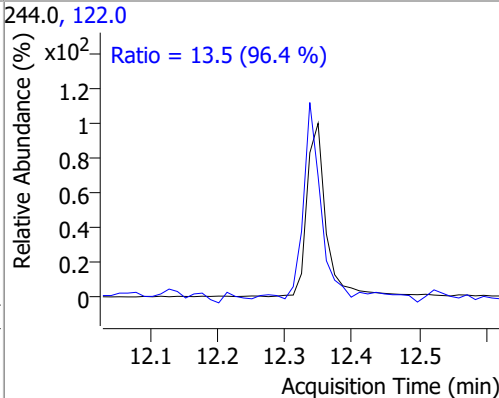
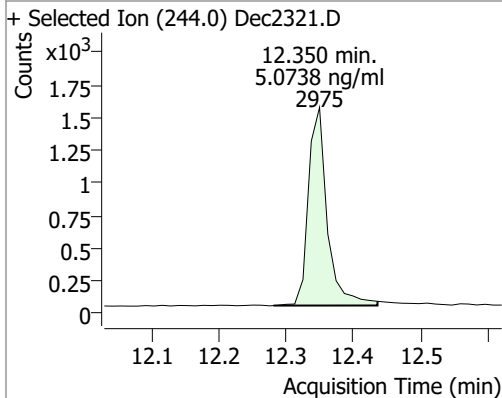


# Quantitation Results Report (QT Reviewed)

Compound	Conc.	RT	Dev(Min)	Resp.	QIon	QRatio	Lower	Upper
2-Fluorobiphenyl	4.4560	7.29	0.00	4190	171.0	35.4	25.3	47.0



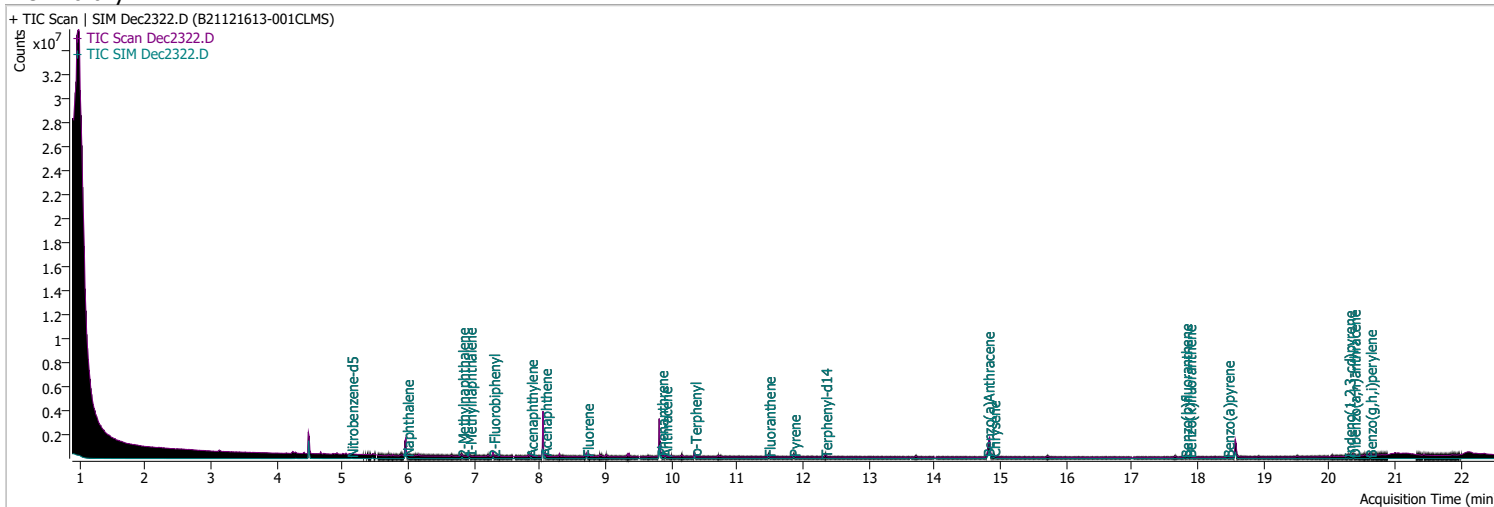
Compound	Conc.	RT	Dev(Min)	Resp.	QIon	QRatio	Lower	Upper
Terphenyl-d14	5.0738	12.35	0.02	2975	122.0	13.5	9.8	18.2



# Quantitation Results Report (QT Reviewed)

Data File	Dec2322.D	Operator	LIMS import
Acq. Method	5975BNASIM	Acq. Date-Time	12/23/2021 9:45:58 PM
Sample Name	B21121613-001CLMS	Instrument	GCMS
Vial	22	Multiplier	1.00
DA Method File	122021_bna_SIM_1.batch.bin	Comment	SVOC-8270-W-LLPAH
Tune File	dftppjph.u	Tune Date	
Batch Name	122321_bna_SIM_1.batch.bin	Last Calib Update	12/22/2021 12:25:13 PM

**Ref Library**

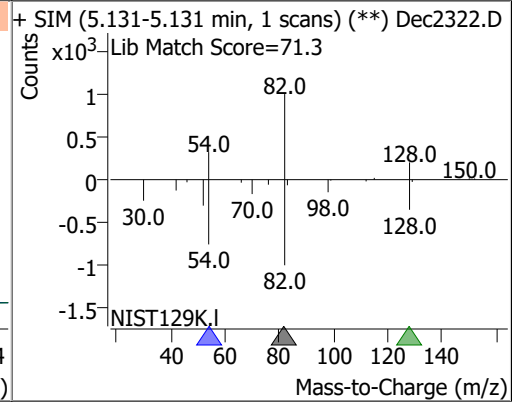
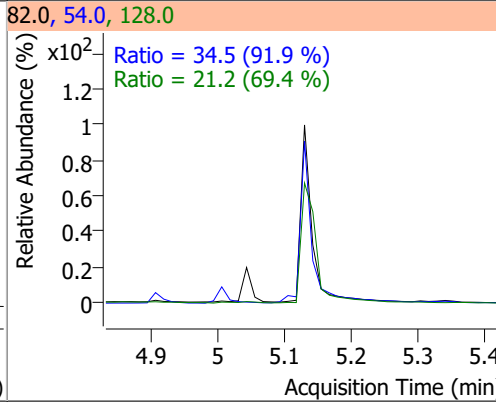
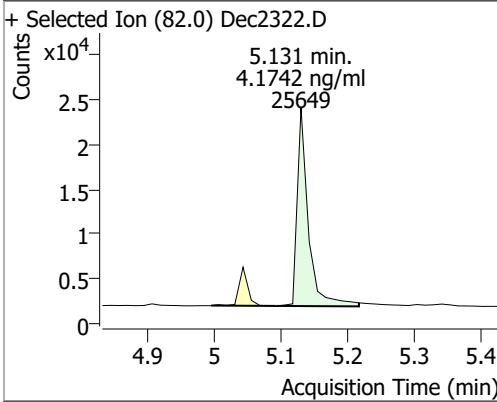


Compound	RT	QIon	Resp.	Conc.	Units	Dev(Min)
<b>Internal Standards</b>						
<b>System Monitoring Compounds</b>						
S Nitrobenzene-d5	5.131	82.0	25649	4.1742	ng/ml	# 0.000
Spiked Amount: 5.000				Range: 19.0 - 102.0% Recovery = 83.48%		
S 2-Fluorobiphenyl	7.289	172.0	87784	4.9819	ng/ml	* 0.000
Spiked Amount: 5.000				Range: 25.0 - 94.0% Recovery = 99.64%		
S Terphenyl-d14	12.337	244.0	70506	5.3583	ng/ml	* 0.012
Spiked Amount: 5.000				Range: 39.0 - 106.0% Recovery = 107.17%		
<b>Target Compounds</b>						
T Naphthalene	5.978	128.0	74766	3.6934	ng/ml	100
T 2-Methylnaphthalene	6.815	141.0	46941	3.8737	ng/ml	84
T 1-Methylnaphthalene	6.927	141.0	42642	3.5373	ng/ml	m 92

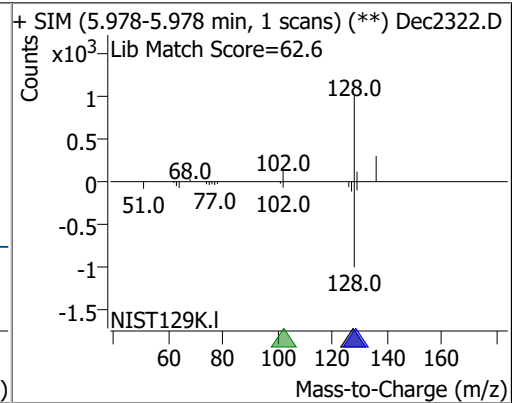
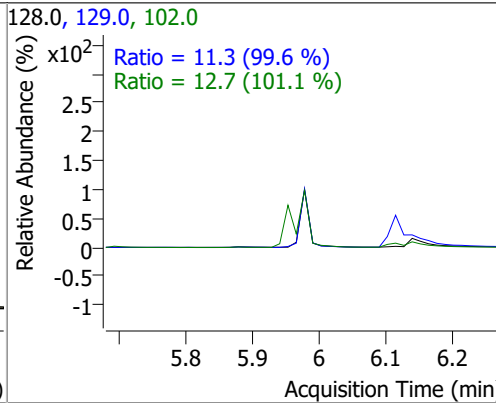
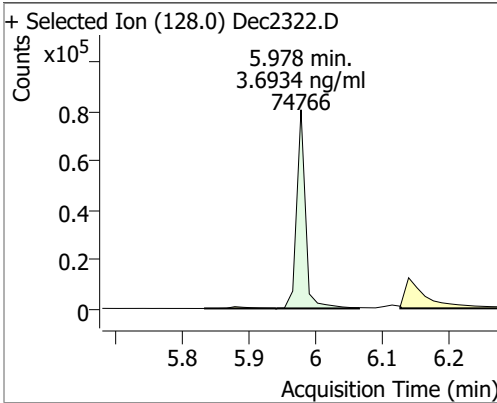
(#) = Qualifier Out of Range; (m) = Manual Integration; (+) = Area Summed; (\*) = Surrogate Percent Recovery Out of Range; (d): Zeroed Peak

# Quantitation Results Report (QT Reviewed)

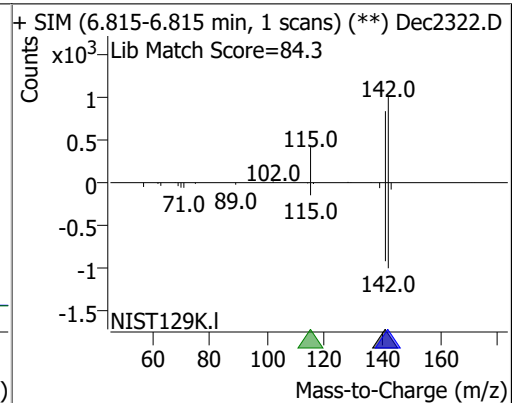
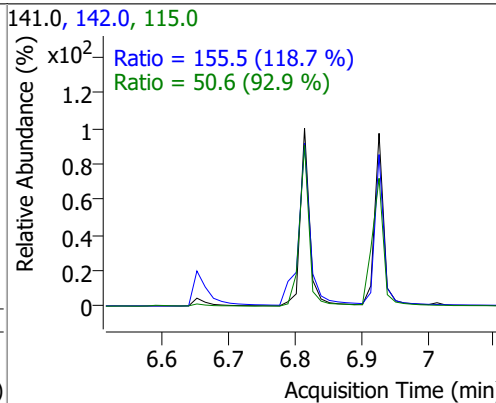
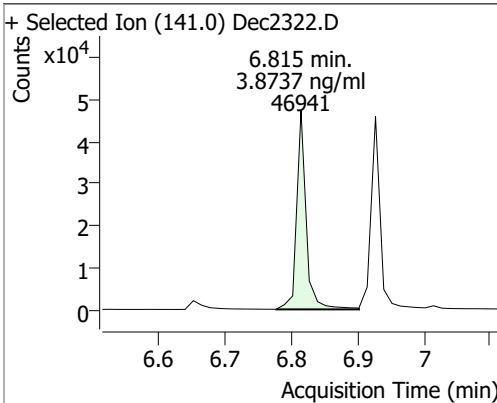
Compound	Conc.	RT	Dev(Min)	Resp.	QIon	QRatio	Lower	Upper
Nitrobenzene-d5	4.1742	5.13	0.00	25649	54.0	34.5	26.3	48.8
					128.0	21.2	21.4	39.8



Compound	Conc.	RT	Dev(Min)	Resp.	QIon	QRatio	Lower	Upper
Naphthalene	3.6934	5.98	0.00	74766	102.0	12.7	0.0	37.7
					129.0	11.3	7.9	14.7

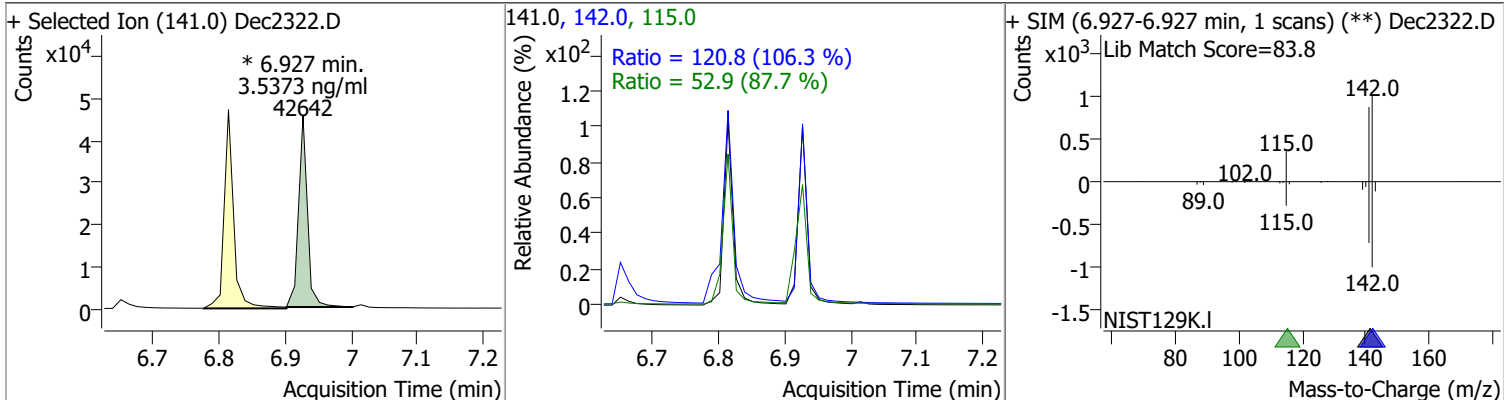


Compound	Conc.	RT	Dev(Min)	Resp.	QIon	QRatio	Lower	Upper
2-Methylnaphthalene	3.8737	6.81	0.00	46941	142.0	155.5	91.7	170.2
					115.0	50.6	38.1	70.8

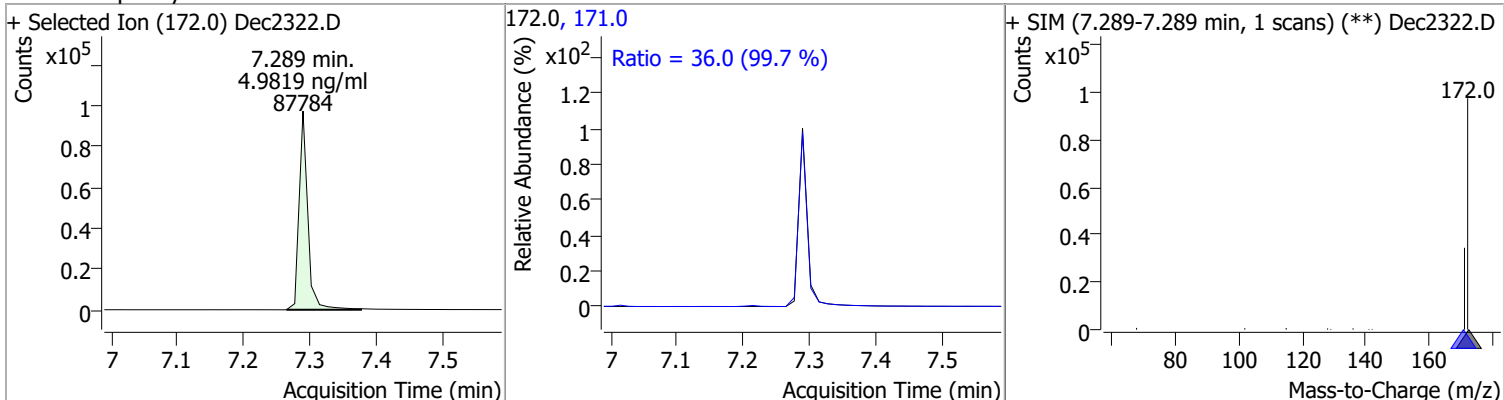


# Quantitation Results Report (QT Reviewed)

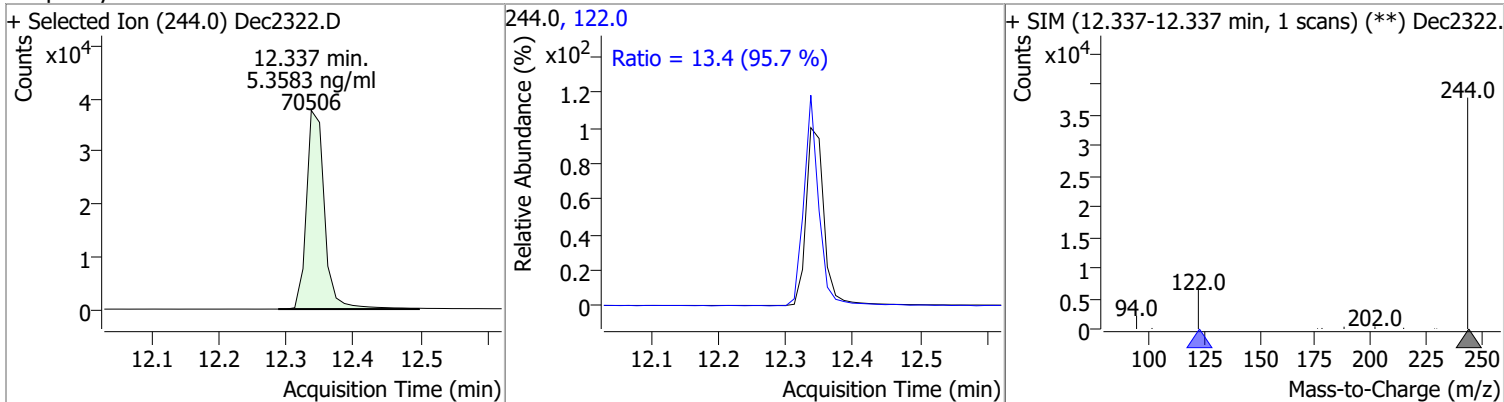
Compound	Conc.	RT	Dev(Min)	Resp.	QIon	QRatio	Lower	Upper
1-Methylnaphthalene	3.5373	6.93	0.00	42642 (m)	142.0	120.8	79.6	147.8
					115.0	52.9	42.2	78.3



Compound	Conc.	RT	Dev(Min)	Resp.	QIon	QRatio	Lower	Upper
2-Fluorobiphenyl	4.9819	7.29	0.00	87784	171.0	36.0	25.3	47.0



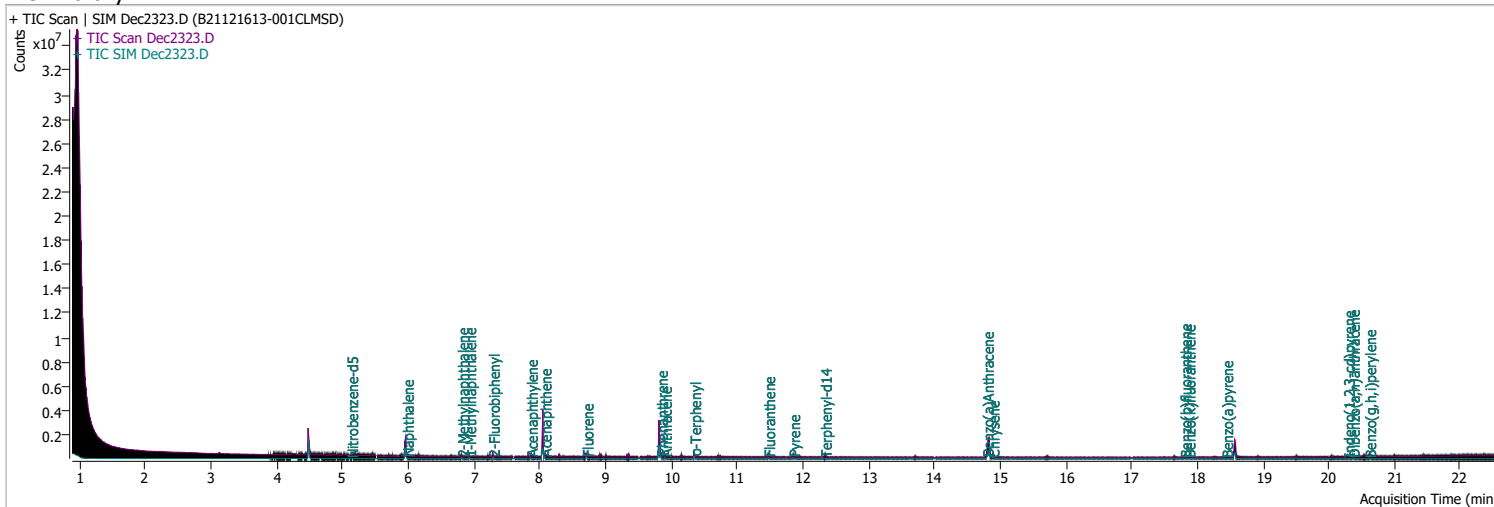
Compound	Conc.	RT	Dev(Min)	Resp.	QIon	QRatio	Lower	Upper
Terphenyl-d14	5.3583	12.34	0.01	70506	122.0	13.4	9.8	18.2



# Quantitation Results Report (QT Reviewed)

Data File	Dec2323.D	Operator	LIMS import
Acq. Method	5975BNASIM	Acq. Date-Time	12/23/2021 10:18:33 PM
Sample Name	B21121613-001CLMSD	Instrument	GCMS
Vial	23	Multiplier	1.00
DA Method File	122021_bna_SIM_1.batch.bin	Comment	SVOC-8270-W-LLPAH
Tune File	dftppjph.u	Tune Date	
Batch Name	122321_bna_SIM_1.batch.bin	Last Calib Update	12/22/2021 12:25:13 PM

**Ref Library**



Compound	RT	QIon	Resp.	Conc.	Units	Dev(Min)
----------	----	------	-------	-------	-------	----------

**Internal Standards**

**System Monitoring Compounds**

S Nitrobenzene-d5	5.131	82.0	24731	3.8850	ng/ml	0.000
Spiked Amount: 5.000	Range: 19.0 - 102.0%			Recovery = 77.70%		
S 2-Fluorobiphenyl	7.289	172.0	84700	4.7554	ng/ml	0.000
Spiked Amount: 5.000	Range: 25.0 - 94.0%			Recovery = 95.11%		*
S Terphenyl-d14	12.337	244.0	69149	5.2575	ng/ml	0.012
Spiked Amount: 5.000	Range: 39.0 - 106.0%			Recovery = 105.15%		

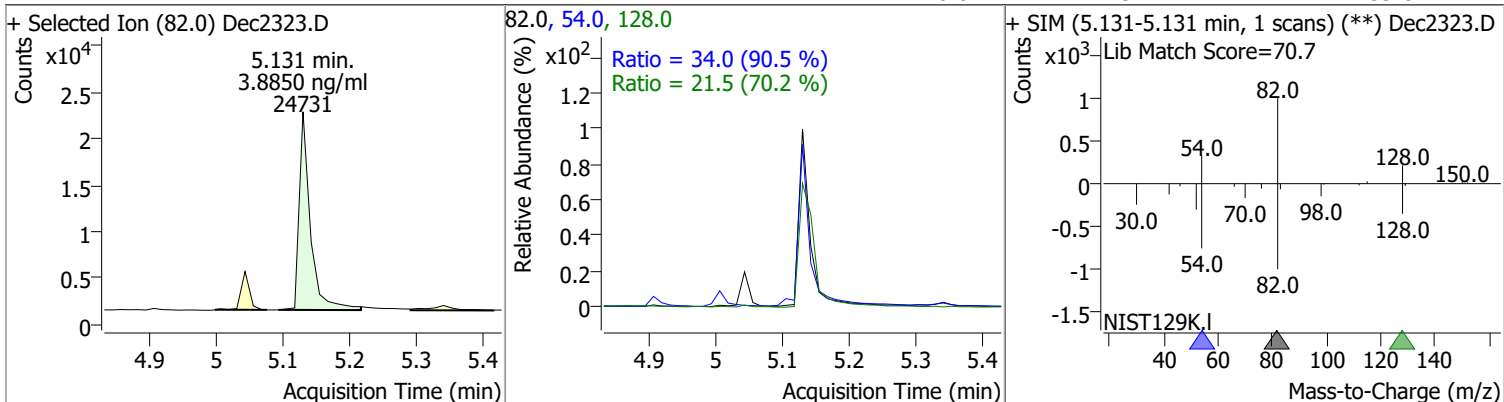
**Target Compounds**

Compound	RT	QIon	Resp.	Conc.	Units	QValue
T Naphthalene	5.978	128.0	71677	3.5195	ng/ml	100
T 2-Methylnaphthalene	6.815	141.0	43099	3.5183	ng/ml	80
T 1-Methylnaphthalene	6.927	141.0	40338	3.3275	ng/ml	93

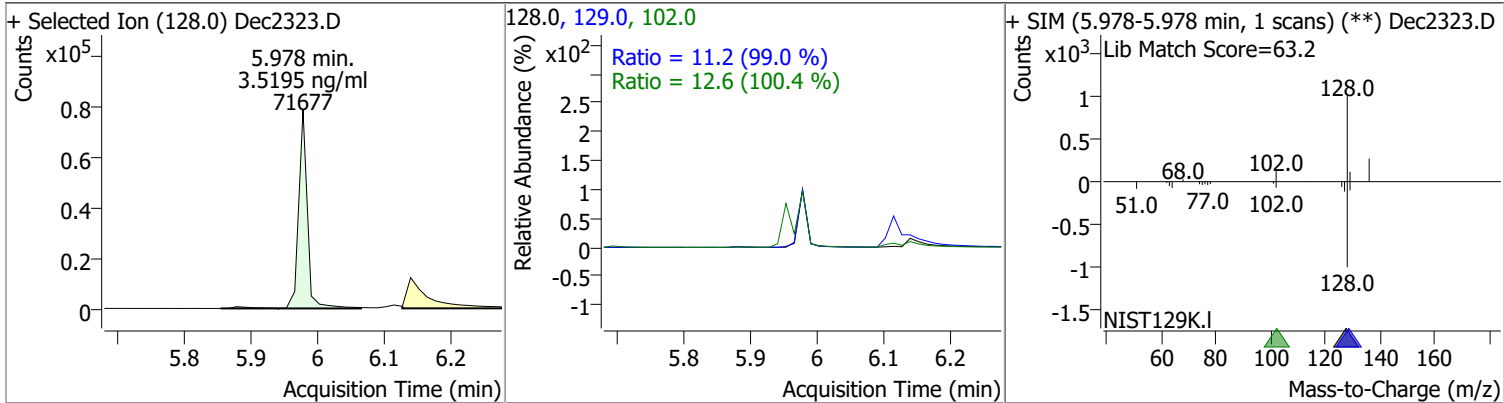
(#) = Qualifier Out of Range; (m) = Manual Integration; (+) = Area Summed; (\*) = Surrogate Percent Recovery Out of Range; (d): Zeroed Peak

# Quantitation Results Report (QT Reviewed)

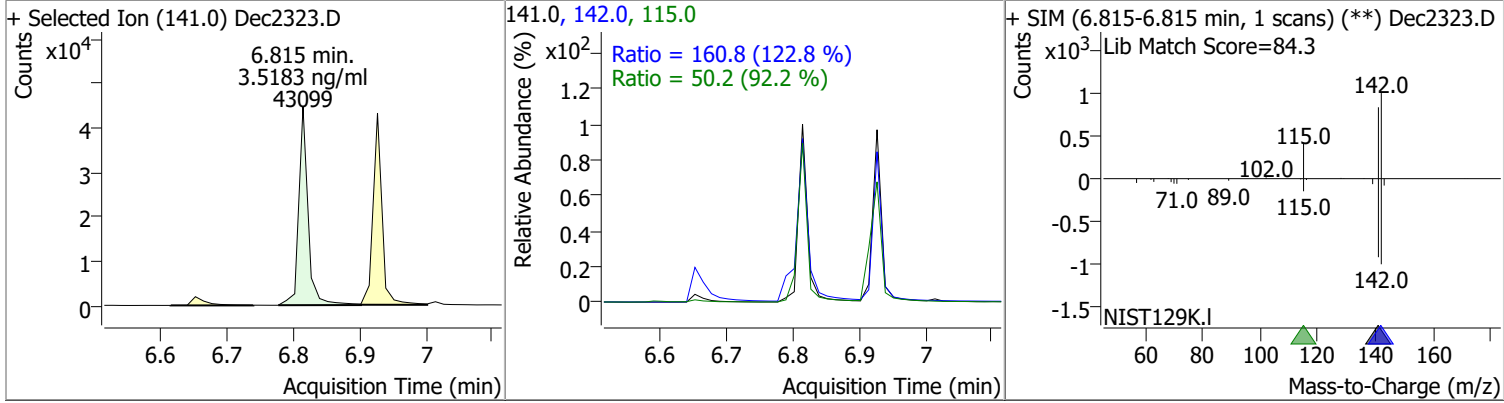
Compound	Conc.	RT	Dev(Min)	Resp.	QIon	QRatio	Lower	Upper
Nitrobenzene-d5	3.8850	5.13	0.00	24731	54.0 128.0	34.0 21.5	26.3 21.4	48.8 39.8



Compound	Conc.	RT	Dev(Min)	Resp.	QIon	QRatio	Lower	Upper
Naphthalene	3.5195	5.98	0.00	71677	102.0 129.0	12.6 11.2	0.0 7.9	37.7 14.7



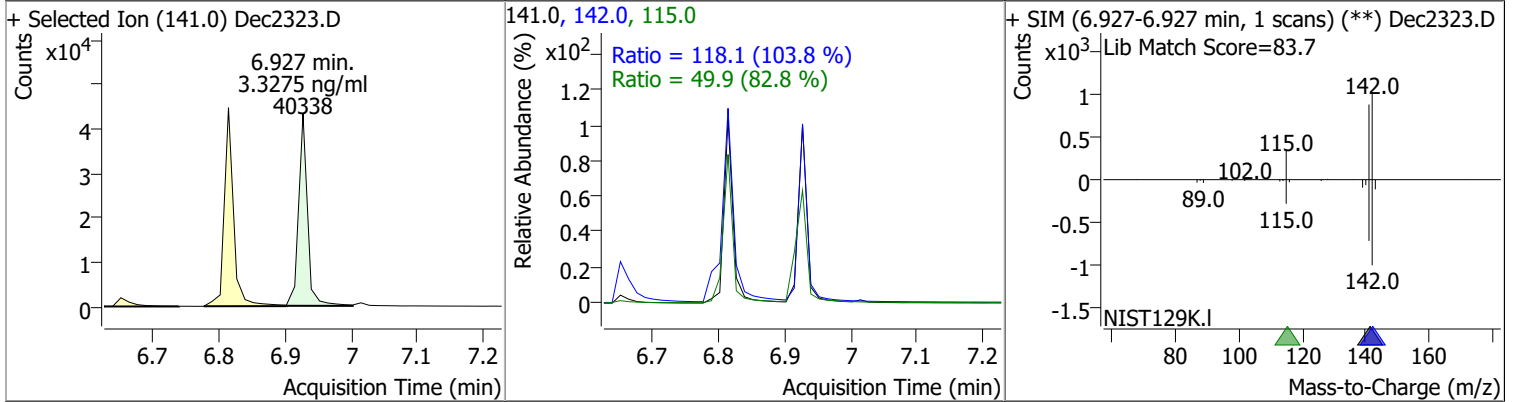
Compound	Conc.	RT	Dev(Min)	Resp.	QIon	QRatio	Lower	Upper
2-Methylnaphthalene	3.5183	6.81	0.00	43099	142.0 115.0	160.8 50.2	91.7 38.1	170.2 70.8



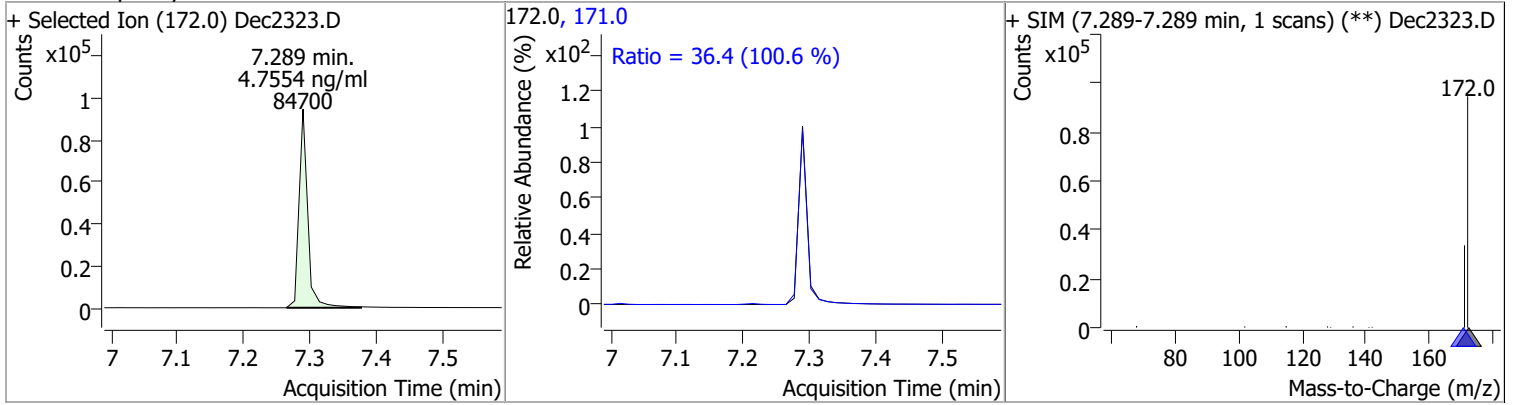


# Quantitation Results Report (QT Reviewed)

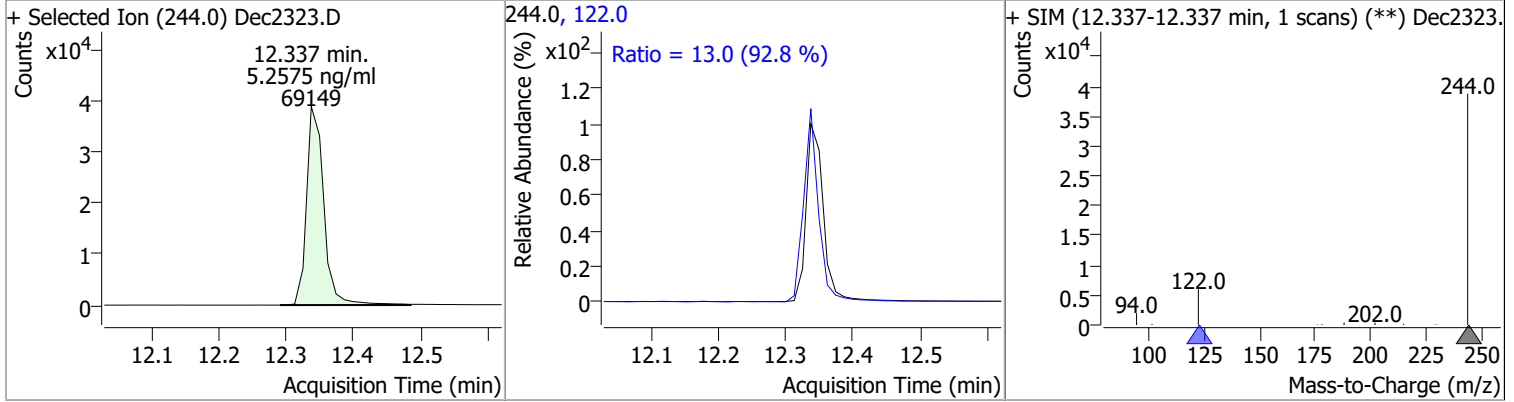
Compound	Conc.	RT	Dev(Min)	Resp.	QIon	QRatio	Lower	Upper
1-Methylnaphthalene	3.3275	6.93	0.00	40338	142.0	118.1	79.6	147.8
					115.0	49.9	42.2	78.3



Compound	Conc.	RT	Dev(Min)	Resp.	QIon	QRatio	Lower	Upper
2-Fluorobiphenyl	4.7554	7.29	0.00	84700	171.0	36.4	25.3	47.0



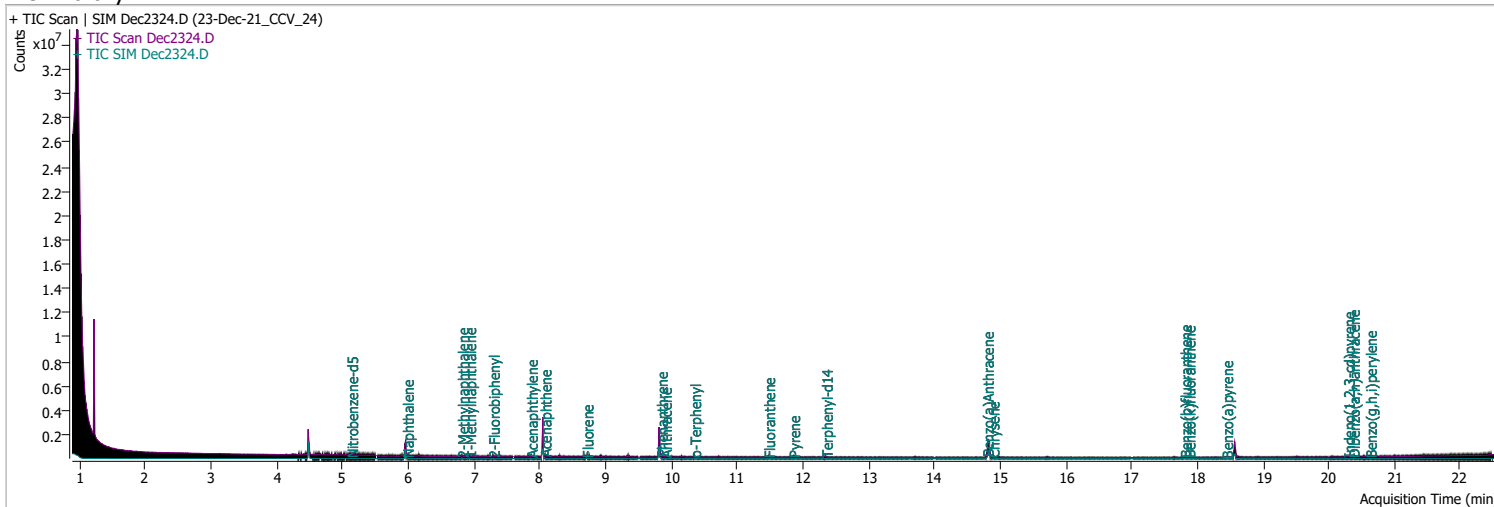
Compound	Conc.	RT	Dev(Min)	Resp.	QIon	QRatio	Lower	Upper
Terphenyl-d14	5.2575	12.34	0.01	69149	122.0	13.0	9.8	18.2



# Quantitation Results Report (QT Reviewed)

Data File	Dec2324.D	Operator	LIMS import
Acq. Method	5975BNASIM	Acq. Date-Time	12/23/2021 10:51:31 PM
Sample Name	23-Dec-21_CCV_24	Instrument	GCMS
Vial	24	Multiplier	1.00
DA Method File	122021_bna SIM 1.batch.bin	Comment	SVOC-8270-W-LLPAH
Tune File	dftppjph.u	Tune Date	
Batch Name	122321_bna SIM 1.batch.bin	Last Calib Update	12/22/2021 12:25:13 PM

**Ref Library**



Compound	RT	QIon	Resp.	Conc.	Units	Dev(Min)
----------	----	------	-------	-------	-------	----------

**Internal Standards**

**System Monitoring Compounds**

S Nitrobenzene-d5	5.131	82.0	11677	2.1258	ng/ml	0.000
Spiked Amount: 5.000	Range: 19.0 - 102.0%			Recovery = 42.52%		
S 2-Fluorobiphenyl	7.290	172.0	43090	2.5621	ng/ml	0.000
Spiked Amount: 5.000	Range: 25.0 - 94.0%			Recovery = 51.24%		
S Terphenyl-d14	12.350	244.0	23320	1.9916	ng/ml	0.025
Spiked Amount: 5.000	Range: 39.0 - 106.0%			Recovery = 39.83%		

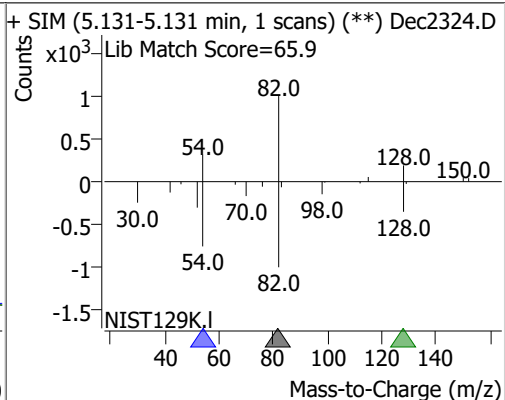
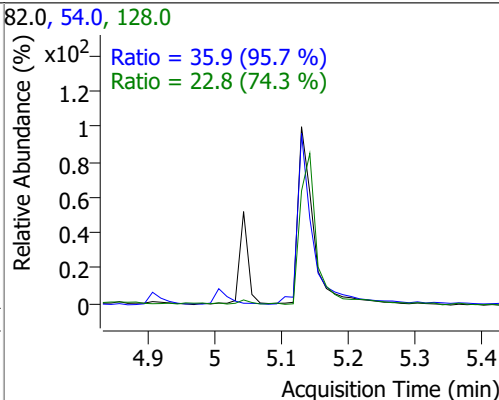
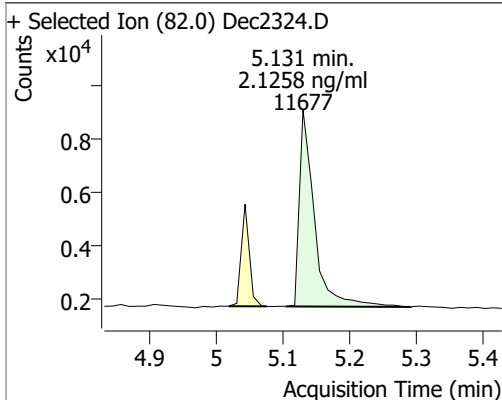
**Target Compounds**

Compound	RT	QIon	Resp.	Conc.	Units	QValue
T Naphthalene	5.978	128.0	45684	2.4184	ng/ml	98
T 2-Methylnaphthalene	6.815	141.0	27531	2.4005	ng/ml	92
T 1-Methylnaphthalene	6.927	141.0	27938	2.5015	ng/ml	96

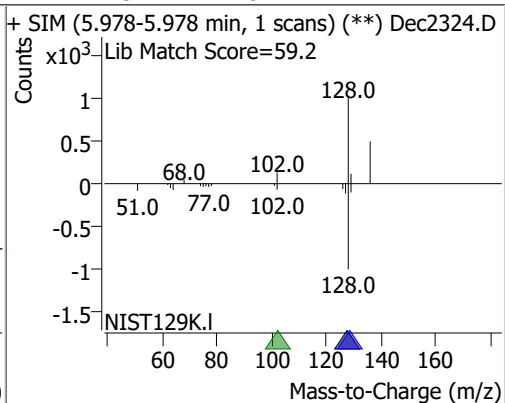
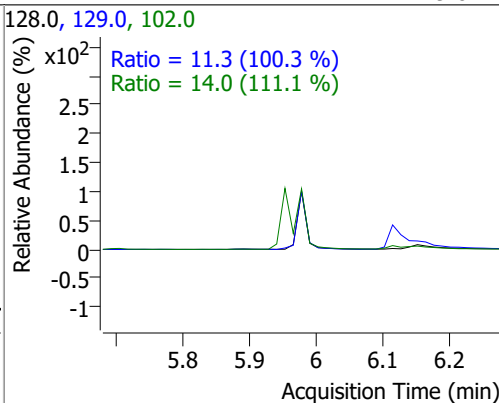
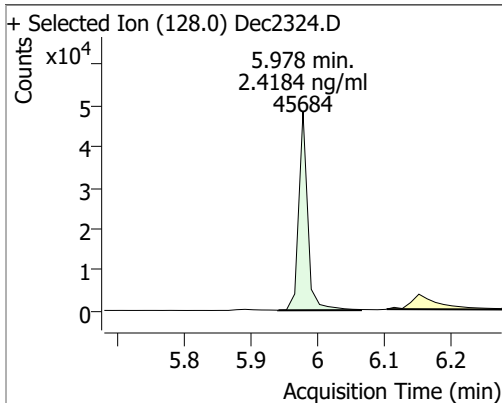
(#) = Qualifier Out of Range; (m) = Manual Integration; (+) = Area Summed; (\*) = Surrogate Percent Recovery Out of Range; (d): Zeroed Peak

# Quantitation Results Report (QT Reviewed)

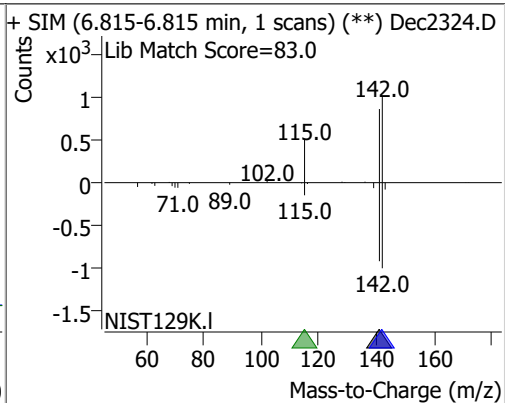
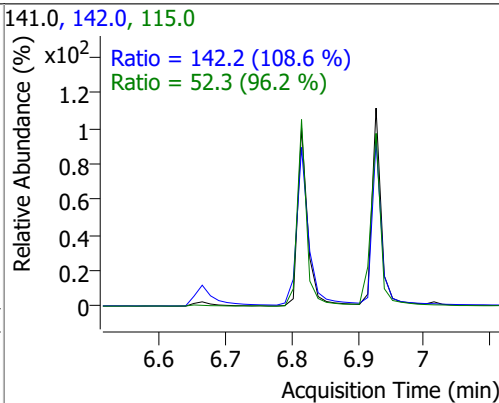
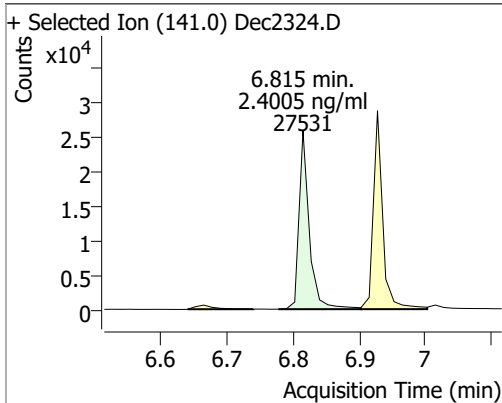
Compound	Conc.	RT	Dev(Min)	Resp.	QIon	QRatio	Lower	Upper
Nitrobenzene-d5	2.1258	5.13	0.00	11677	54.0	35.9	26.3	48.8
					128.0	22.8	21.4	39.8



Compound	Conc.	RT	Dev(Min)	Resp.	QIon	QRatio	Lower	Upper
Naphthalene	2.4184	5.98	0.00	45684	102.0	14.0	0.0	37.7
					129.0	11.3	7.9	14.7

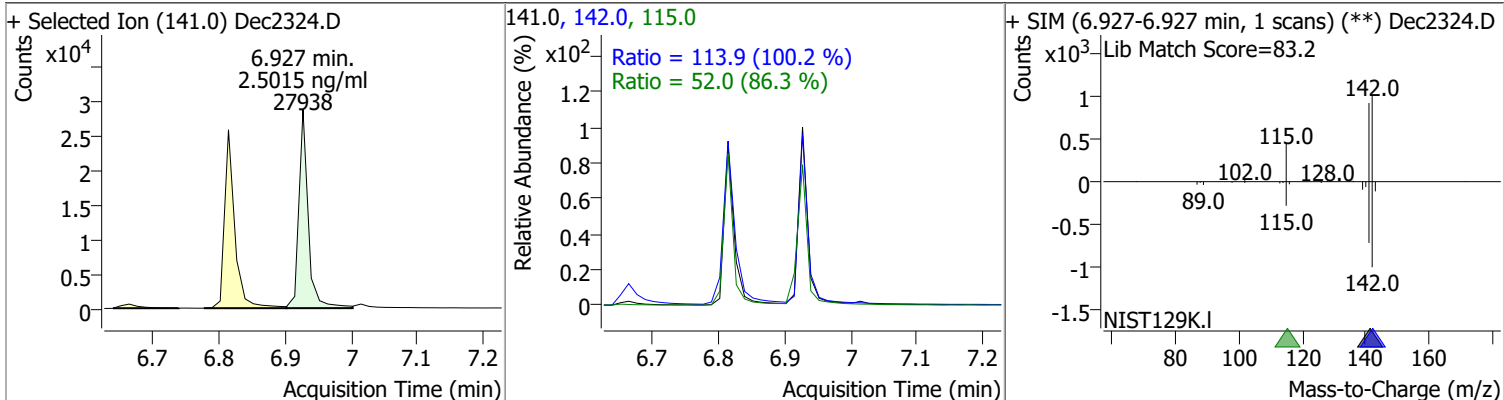


Compound	Conc.	RT	Dev(Min)	Resp.	QIon	QRatio	Lower	Upper
2-Methylnaphthalene	2.4005	6.81	0.00	27531	142.0	142.2	91.7	170.2
					115.0	52.3	38.1	70.8

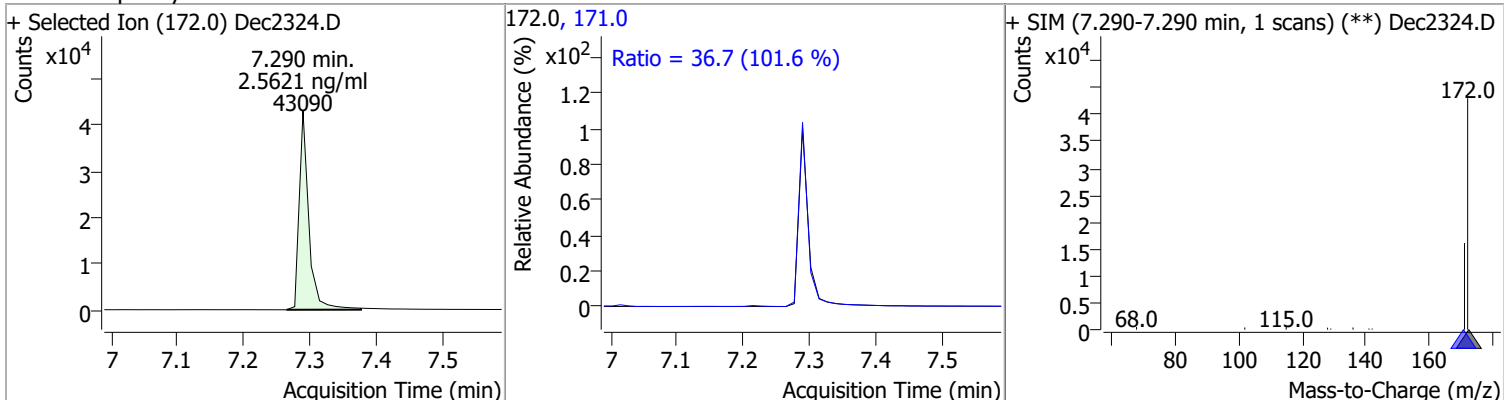


# Quantitation Results Report (QT Reviewed)

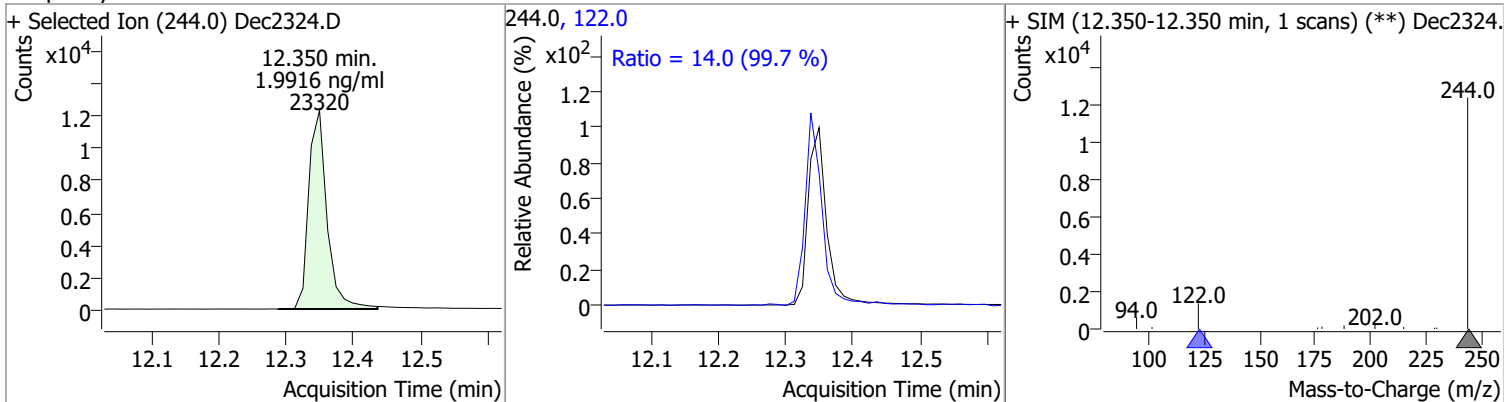
Compound	Conc.	RT	Dev(Min)	Resp.	QIon	QRatio	Lower	Upper
1-Methylnaphthalene	2.5015	6.93	0.00	27938	142.0	113.9	79.6	147.8
					115.0	52.0	42.2	78.3



Compound	Conc.	RT	Dev(Min)	Resp.	QIon	QRatio	Lower	Upper
2-Fluorobiphenyl	2.5621	7.29	0.00	43090	171.0	36.7	25.3	47.0



Compound	Conc.	RT	Dev(Min)	Resp.	QIon	QRatio	Lower	Upper
Terphenyl-d14	1.9916	12.35	0.02	23320	122.0	14.0	9.8	18.2



# Continuing Calibration Report

```

Batch Name      \\MASSHUNTER\Org\Data\SV5975.I\Old Data\2021 Data\sh122321\1 e8270d bna SIM\QuantResults\122321 bna SIM
                 1.batch.bin
Method File     \\MASSHUNTER\Org\Data\SV5975.I\sh122021\1 e8270d bna SIM\122021 bna SIM 1.batch.bin
Daily CC       \\MASSHUNTER\Org\Data\SV5975.I\sh122321\1 e8270d bna SIMDec2302.D

Level name      Injection Time      Calibration Files
7              12/20/2021 4:06:47 PM  \\MASSHUNTER\Org\Data\SV5975.I\sh122021\1 e8270d bna SIM\Dec2002.D
6              12/20/2021 4:39:23 PM  \\MASSHUNTER\Org\Data\SV5975.I\sh122021\1 e8270d bna SIM\Dec2003.D
5              12/20/2021 5:12:01 PM  \\MASSHUNTER\Org\Data\SV5975.I\sh122021\1 e8270d bna SIM\Dec2004.D
4              12/20/2021 5:44:45 PM  \\MASSHUNTER\Org\Data\SV5975.I\sh122021\1 e8270d bna SIM\Dec2005.D
3              12/20/2021 6:17:20 PM  \\MASSHUNTER\Org\Data\SV5975.I\sh122021\1 e8270d bna SIM\Dec2006.D
2              12/20/2021 6:50:00 PM  \\MASSHUNTER\Org\Data\SV5975.I\sh122021\1 e8270d bna SIM\Dec2007.D
1              12/20/2021 7:22:32 PM  \\MASSHUNTER\Org\Data\SV5975.I\sh122021\1 e8270d bna SIM\Dec2008.D
CCV           12/23/2021 10:50:13 AM  \\MASSHUNTER\Org\Data\SV5975.I\Old Data\2021 Data\sh122321\1 e8270d bna
                 SIM\Dec2302.D <=====
    
```

ISTD Compound:	Avg Resp	Mid Resp	CC Resp	Area%	A/M
1,4-Dichlorobenzene-d4	390123	398641	400829	100.55	M
Naphthalene-d8	758376	774684	703062	90.75	M
Acenaphthene-d10	465605	459222	423833	92.29	M
Chrysene-d12	657596	665532	629911	94.65	M

Target Compound	AvgRF/R2	CC RF	Exp. Conc	Calc. Conc	%Dev	Area%	Curve Fit
1,4-Dichlorobenzene-d4	-----ISTD-----						
Nitrobenzene-d5	0.9992	0.5826	2.00	2.13	-6.29	112.08	Quadratic
Naphthalene-d8	-----ISTD-----						
Naphthalene	0.9990	1.2996	2.00	2.42	-20.92 #	107.82	Quadratic
2-Methylnaphthalene	0.9985	0.7832	2.00	2.40	-20.02 #	108.61	Quadratic
1-Methylnaphthalene	0.9994	0.7948	2.00	2.50	-25.08 #	113.88	Quadratic
Acenaphthene-d10	-----ISTD-----						
2-Fluorobiphenyl	0.9995	2.0333	2.00	2.56	-28.11 #	113.14	Quadratic
Chrysene-d12	-----ISTD-----						
Terphenyl-d14	0.7435	0.7404	2.00	1.99	-0.42	101.12	Avg RF

A -- against Average; M -- against Mid Point; P -- against Previous CC in the Method;

# Continuing Calibration Report

```

Batch Name      \\MASSHUNTER\Org\Data\SV5975.I\Old Data\2021 Data\sh122321\1 e8270d bna SIM\QuantResults\122321 bna SIM
                 1.batch.bin
Method File     \\MASSHUNTER\Org\Data\SV5975.I\sh122021\1 e8270d bna SIM\122021 bna SIM 1.batch.bin
Daily CC       \\MASSHUNTER\Org\Data\SV5975.I\sh122321\1 e8270d bna SIMDec2324.D

Level name      Injection Time      Calibration Files
7               12/20/2021 4:06:47 PM  \\MASSHUNTER\Org\Data\SV5975.I\sh122021\1 e8270d bna SIM\Dec2002.D
6               12/20/2021 4:39:23 PM  \\MASSHUNTER\Org\Data\SV5975.I\sh122021\1 e8270d bna SIM\Dec2003.D
5               12/20/2021 5:12:01 PM  \\MASSHUNTER\Org\Data\SV5975.I\sh122021\1 e8270d bna SIM\Dec2004.D
4               12/20/2021 5:44:45 PM  \\MASSHUNTER\Org\Data\SV5975.I\sh122021\1 e8270d bna SIM\Dec2005.D
3               12/20/2021 6:17:20 PM  \\MASSHUNTER\Org\Data\SV5975.I\sh122021\1 e8270d bna SIM\Dec2006.D
2               12/20/2021 6:50:00 PM  \\MASSHUNTER\Org\Data\SV5975.I\sh122021\1 e8270d bna SIM\Dec2007.D
1               12/20/2021 7:22:32 PM  \\MASSHUNTER\Org\Data\SV5975.I\sh122021\1 e8270d bna SIM\Dec2008.D
CCV            12/23/2021 10:51:31 PM  \\MASSHUNTER\Org\Data\SV5975.I\Old Data\2021 Data\sh122321\1 e8270d bna
                 SIM\Dec2324.D <=====
    
```

ISTD Compound:	Avg Resp	Mid Resp	CC Resp	Area%	A/M
1,4-Dichlorobenzene-d4	390123	398641	400829	100.55	M
Naphthalene-d8	758376	774684	703062	90.75	M
Acenaphthene-d10	465605	459222	423833	92.29	M
Chrysene-d12	657596	665532	629911	94.65	M

Target Compound	AvgRF/R2	CC RF	Exp. Conc	Calc. Conc	%Dev	Area%	Curve Fit
1,4-Dichlorobenzene-d4	-----ISTD-----						
Nitrobenzene-d5	0.9992	0.5826	2.00	2.13	-6.29	112.08	Quadratic
Naphthalene-d8	-----ISTD-----						
Naphthalene	0.9990	1.2996	2.00	2.42	-20.92 #	107.82	Quadratic
2-Methylnaphthalene	0.9985	0.7832	2.00	2.40	-20.02 #	108.61	Quadratic
1-Methylnaphthalene	0.9994	0.7948	2.00	2.50	-25.08 #	113.88	Quadratic
Acenaphthene-d10	-----ISTD-----						
2-Fluorobiphenyl	0.9995	2.0333	2.00	2.56	-28.11 #	113.14	Quadratic
Chrysene-d12	-----ISTD-----						
Terphenyl-d14	0.7435	0.7404	2.00	1.99	-0.42	101.12	Avg RF

A -- against Average; M -- against Mid Point; P -- against Previous CC in the Method;

# Audit Trail report

**Batch name and path:** \\MASSHUNTER\Org\Data\SV5975.I\Old Data\2021 Data\sh122321\1 e8270d bna SIM\QuantResults\122321 bna SIM 1.batch.bin  
**Quant batch version:** 10.0  
**Quant reporting version:** 10.0

Name	User	Time	Action	Reason	Comment	Succeed	Exception
CmdNewBatchTable	BL2000\jheine	12/23/2021 11:09:55 AM	Create new batch \\MASSHUNTER\Org\Data\SV5975.I\sh122321\1 e8270d bna SIM\122321 bna SIM 1.batch.bin			✓	
CmdImportSamplesFromWorklist	BL2000\jheine	12/23/2021 11:10:00 AM	Add samples from worklist: \\MASSHUNTER\Org\Data\SV5975.I\sh122321\1 e8270d bna SIM\Dec2301.D			✓	
CmdSetSampleAttribute	BL2000\jheine	12/23/2021 11:10:06 AM	Set SampleType = TuneCheck for sample Dec2301.D; previous value = Sample			✓	
CmdSaveBatchTable	BL2000\jheine	12/23/2021 11:10:54 AM	Save batch \\MASSHUNTER\Org\Data\SV5975.I\sh122321\1 e8270d bna SIM\QuantResults\122321 bna SIM 1.batch.bin			✓	
CmdImportSamplesFromWorklist	BL2000\jheine	12/23/2021 11:13:23 AM	Add samples from worklist: \\MASSHUNTER\Org\Data\SV5975.I\sh122321\1 e8270d bna SIM\Dec2302.D			✓	
CmdStartMethodEditing	BL2000\jheine	12/23/2021 11:13:50 AM	Start method editing			✓	
CmdImportMethodFromBatch	BL2000\jheine	12/23/2021 11:13:51 AM	Import method from batch \\MASSHUNTER\Org\Data\SV5975.I\sh122021\1 e8270d bna SIM\122021 bna SIM 1.batch.bin			✓	
CmdApplyMethodToAllSamples	BL2000\jheine	12/23/2021 11:13:56 AM	Apply method to all samples			✓	
CmdMethodClear	BL2000\jheine	12/23/2021 11:13:56 AM	Clear method			✓	
CmdEndMethodEditing	BL2000\jheine	12/23/2021 11:13:56 AM	End method editing			✓	
CmdQuantitate	BL2000\jheine	12/23/2021 11:13:58 AM	Quantitate all compounds in all samples			✓	
CmdSetSampleAttribute	BL2000\jheine	12/23/2021 11:14:04 AM	Set SampleType = CC for sample Dec2302.D; previous value = Sample			✓	
CmdSetSampleAttribute	BL2000\jheine	12/23/2021 11:14:06 AM	Set LevelName = CCV for sample Dec2302.D; previous value =			✓	
CmdQuantitate	BL2000\jheine	12/23/2021 11:14:08 AM	Quantitate all compounds in sample Dec2302.D			✓	
CmdManuallyIntegrateSplit	BL2000\jheine	12/23/2021 11:14:30 AM	Split peak for compound 2-Methylnaphthalene in sample Dec2302.D and keep left peak, new integration is from x, y = 6.740, 241.251893939394 to 6.902, 241.251893939394 and new response = 29509, previous integration is from x, y = 6.740, 241 to 7.002, 241 and previous response = 57707.			✓	

# Audit Trail report

Name	User	Time	Action	Reason	Comment	Succeed	Exception
CmdSetTargetCompoundAttribute	BL2000\jheine	12/23/2021 11:14:32 AM	Set UserAnnotation = CO for compound 2-Methylnaphthalene in sample Dec2302.D; previous value =			✓	
CmdManuallyIntegrateSplit	BL2000\jheine	12/23/2021 11:14:38 AM	Split peak for compound 1-Methylnaphthalene in sample Dec2302.D and keep right peak, new integration is from x, y = 6.902, 241.251893939394 to 7.002, 241.251893939394 and new response = 28198, previous integration is from x, y = 6.740, 241 to 7.002, 241 and previous response = 57707.			✓	
CmdSetTargetCompoundAttribute	BL2000\jheine	12/23/2021 11:14:40 AM	Set UserAnnotation = CO for compound 1-Methylnaphthalene in sample Dec2302.D; previous value =			✓	
CmdSelectPeak	BL2000\jheine	12/23/2021 11:15:26 AM	Select peak for compound Benzo(k)fluoranthene in sample Dec2302.D			✓	
CmdManuallyIntegrateQualifierPeak	BL2000\jheine	12/23/2021 11:15:41 AM	Manually integrate qualifier 277.0 of compound Benzo(g,h,i)perylene in sample Dec2302.D, from x, y = 20.563, 485 to 20.760, 789, result = 2028; previous integration is from x, y = 20.567, 397 to 20.748, 327 and previous response = 5215.			✓	
CmdManuallyIntegrateSnapBaseline	BL2000\jheine	12/23/2021 11:15:43 AM	Snap baseline for qualifier 277.0 of compound Benzo(g,h,i)perylene in sample Dec2302.D from x = 20.563 to x = 20.760, new integration is from x, y = 20.563, 204 to 20.760, 332 and new response = 6403; previous integration is from x, y = 20.563, 485 to 20.760, 789 and previous response = 2028.			✓	
CmdManuallyIntegrateDropBaseline	BL2000\jheine	12/23/2021 11:15:44 AM	Drop baseline for qualifier 277.0 of compound Benzo(g,h,i)perylene in sample Dec2302.D to y = 204, new integration is from x, y = 20.563, 204 to 20.760, 204 and new response = 7162; previous integration is from x, y = 20.563, 204 to 20.760, 332 and previous response = 6403.			✓	



# Audit Trail report

Name	User	Time	Action	Reason	Comment	Succeed	Exception
CmdUpdateRetentionTimes	BL2000\jheine	12/23/2021 11:15:51 AM	Update retention time for compound Perylene-d12; Chrysene-d12; Phenanthrene-d10; Acenaphthene-d10; Naphthalene-d8; 1,4-Dichlorobenzene-d4; o-Terphenyl; Terphenyl-d14; 2-Fluorobiphenyl; Nitrobenzene-d5; Dibenzo(a,h)anthracene; Indeno(1,2,3-cd)pyrene; Benzo(a)pyrene; Benzo(k)fluoranthene; Benzo(b)fluoranthene; Chrysene; Benzo(a)Anthracene; Pyrene; Fluoranthene; Anthracene; Phenanthrene; Fluorene; Acenaphthene; Acenaphthylene; 1-Methylnaphthalene; 2-Methylnaphthalene; Naphthalene; Benzo(g,h,i)perylene;			✓	
CmdQuantitate	BL2000\jheine	12/23/2021 11:15:57 AM	Quantitate all compounds in all samples			✓	
CmdSaveBatchTable	BL2000\jheine	12/23/2021 11:16:01 AM	Save batch \\MASSHUNTER\Org\Data\SV5975.I\sh122321\1 e8270d bna SIM\QuantResults\122321 bna SIM 1.batch.bin			✓	
CmdSaveBatchTable	BL2000\jheine	12/23/2021 11:16:16 AM	Save batch \\MASSHUNTER\Org\Data\SV5975.I\sh122321\1 e8270d bna SIM\QuantResults\122321 bna SIM 1.batch.bin			✓	
CmdOpenBatchTable	BL2000\jheine	12/27/2021 8:24:46 AM	Open batch \\MASSHUNTER\Org\Data\SV5975.I\sh122321\1 e8270d bna SIM\122321 bna SIM 1.batch.bin			✓	

# Audit Trail report

Name	User	Time	Action	Reason	Comment	Succeed	Exception
CmdImportSamplesFromWorklist	BL2000\jheine	12/27/2021 8:25:55 AM	Add samples from worklist: \\MASSHUNTER\Org\Data\SV5975.I\sh 122321\1 e8270d bna SIM\Dec2324.D, \\MASSHUNTER\Org\Data\SV5975.I\sh 122321\1 e8270d bna SIM\Dec2323.D, \\MASSHUNTER\Org\Data\SV5975.I\sh 122321\1 e8270d bna SIM\Dec2322.D, \\MASSHUNTER\Org\Data\SV5975.I\sh 122321\1 e8270d bna SIM\Dec2321.D, \\MASSHUNTER\Org\Data\SV5975.I\sh 122321\1 e8270d bna SIM\Dec2320.D, \\MASSHUNTER\Org\Data\SV5975.I\sh 122321\1 e8270d bna SIM\Dec2319.D, \\MASSHUNTER\Org\Data\SV5975.I\sh 122321\1 e8270d bna SIM\Dec2318.D, \\MASSHUNTER\Org\Data\SV5975.I\sh 122321\1 e8270d bna SIM\Dec2317.D, \\MASSHUNTER\Org\Data\SV5975.I\sh 122321\1 e8270d bna SIM\Dec2316.D, \\MASSHUNTER\Org\Data\SV5975.I\sh 122321\1 e8270d bna SIM\Dec2315.D, \\MASSHUNTER\Org\Data\SV5975.I\sh 122321\1 e8270d bna SIM\Dec2314.D, \\MASSHUNTER\Org\Data\SV5975.I\sh 122321\1 e8270d bna SIM\Dec2313.D, \\MASSHUNTER\Org\Data\SV5975.I\sh 122321\1 e8270d bna SIM\Dec2312.D, \\MASSHUNTER\Org\Data\SV5975.I\sh 122321\1 e8270d bna SIM\Dec2311.D, \\MASSHUNTER\Org\Data\SV5975.I\sh 122321\1 e8270d bna SIM\Dec2310.D, \\MASSHUNTER\Org\Data\SV5975.I\sh 122321\1 e8270d bna SIM\Dec2309.D, \\MASSHUNTER\Org\Data\SV5975.I\sh 122321\1 e8270d bna SIM\Dec2308.D, \\MASSHUNTER\Org\Data\SV5975.I\sh 122321\1 e8270d bna SIM\Dec2307.D, \\MASSHUNTER\Org\Data\SV5975.I\sh 122321\1 e8270d bna SIM\Dec2306.D, \\MASSHUNTER\Org\Data\SV5975.I\sh 122321\1 e8270d bna SIM\Dec2305.D, \\MASSHUNTER\Org\Data\SV5975.I\sh 122321\1 e8270d bna SIM\Dec2304.D, \\MASSHUNTER\Org\Data\SV5975.I\sh 122321\1 e8270d bna SIM\Dec2303.D			✓	
CmdSetSampleAttribute	BL2000\jheine	12/27/2021 8:26:04 AM	Set SampleType = Blank for sample Dec2304.D; previous value = Sample			✓	
CmdSetSampleAttribute	BL2000\jheine	12/27/2021 8:26:07 AM	Set SampleType = Blank for sample Dec2305.D; previous value = Sample			✓	
CmdSetSampleAttribute	BL2000\jheine	12/27/2021 8:26:15 AM	Set SampleType = CC for sample Dec2324.D; previous value = Sample			✓	
CmdSetSampleAttribute	BL2000\jheine	12/27/2021 8:26:19 AM	Set LevelName = CCV for sample Dec2324.D; previous value =			✓	
CmdQuantitate	BL2000\jheine	12/27/2021 8:26:39 AM	Quantitate all compounds in all samples			✓	

# Audit Trail report

Name	User	Time	Action	Reason	Comment	Succeed	Exception
CmdManuallyIntegratePeak	BL2000\jheine	12/27/2021 8:27:01 AM	Manually integrate compound Benzo(a)pyrene in sample Dec2303.D, from x, y = 18.401, 95 to 18.450, 114, result = 153; previous integration is from x, y = 18.487, 77 to 18.660, 80 and previous response = 2756.			✓	
CmdManuallyIntegrateDropBaseline	BL2000\jheine	12/27/2021 8:27:02 AM	Drop baseline for compound Benzo(a)pyrene in sample Dec2303.D to y = 95, new integration is from x, y = 18.401, 95 to 18.450, 95 and new response = 181; previous integration is from x, y = 18.401, 95 to 18.450, 114 and previous response = 153.			✓	
CmdZeroOutPeak	BL2000\jheine	12/27/2021 8:27:04 AM	Zero out primary peak of compound Benzo(a)pyrene in sample Dec2303.D			✓	
CmdManuallyIntegratePeak	BL2000\jheine	12/27/2021 8:27:10 AM	Manually integrate compound Acenaphthene in sample Dec2303.D, from x, y = 8.063, 238 to 8.125, 107, result = 168; previous integration is from x, y = 8.001, 107 to 8.125, 107 and previous response = 2638.			✓	
CmdManuallyIntegrateDropBaseline	BL2000\jheine	12/27/2021 8:27:11 AM	Drop baseline for compound Acenaphthene in sample Dec2303.D to y = 107, new integration is from x, y = 8.063, 107 to 8.125, 107 and new response = 413; previous integration is from x, y = 8.063, 238 to 8.125, 107 and previous response = 168.			✓	
CmdZeroOutPeak	BL2000\jheine	12/27/2021 8:27:12 AM	Zero out primary peak of compound Acenaphthene in sample Dec2303.D			✓	
CmdManuallyIntegratePeak	BL2000\jheine	12/27/2021 8:27:18 AM	Manually integrate compound Chrysene in sample Dec2303.D, from x, y = 14.838, 386 to 15.000, 300, result = -1183; previous integration is from x, y = 14.702, 72 to 14.838, 77 and previous response = 3409.			✓	
CmdManuallyIntegrateSnapBaseline	BL2000\jheine	12/27/2021 8:27:19 AM	Snap baseline for compound Chrysene in sample Dec2303.D, from x = 14.838 to x = 15.000, new integration is from x, y = 14.838, 288 to 15.000, 107 and new response = 231; previous integration is from x, y = 14.838, 386 to 15.000, 300 and previous response = -1183.			✓	
CmdManuallyIntegrateDropBaseline	BL2000\jheine	12/27/2021 8:27:19 AM	Drop baseline for compound Chrysene in sample Dec2303.D to y = 107, new integration is from x, y = 14.838, 107 to 15.000, 107 and new response = 1109; previous integration is from x, y = 14.838, 288 to 15.000, 107 and previous response = 231.			✓	
CmdZeroOutPeak	BL2000\jheine	12/27/2021 8:27:22 AM	Zero out primary peak of compound Chrysene in sample Dec2303.D			✓	

# Audit Trail report

Name	User	Time	Action	Reason	Comment	Succeed	Exception
CmdManuallyIntegratePeak	BL2000\jheine	12/27/2021 8:27:46 AM	Manually integrate compound Terphenyl-d14 in sample Dec2303.D, from x, y = 12.300, 83 to 12.411, 84, result = 678; previous integration is from x, y = 12.263, 65 to 12.461, 67 and previous response = 906.			✓	
CmdManuallyIntegrateDropBaseline	BL2000\jheine	12/27/2021 8:27:48 AM	Drop baseline for compound Terphenyl-d14 in sample Dec2303.D to y = 83, new integration is from x, y = 12.300, 83 to 12.411, 83 and new response = 683; previous integration is from x, y = 12.300, 83 to 12.411, 84 and previous response = 678.			✓	
CmdSetTargetCompoundAttribute	BL2000\jheine	12/27/2021 8:27:49 AM	Set UserAnnotation = BA for compound Terphenyl-d14 in sample Dec2303.D; previous value =			✓	
CmdManuallyIntegratePeak	BL2000\jheine	12/27/2021 8:27:52 AM	Manually integrate compound Terphenyl-d14 in sample Dec2303.D, from x, y = 12.559, 252 to 12.559, 258, result = 0; previous integration is from x, y = 12.300, 83 to 12.411, 83 and previous response = 683.			✓	
CmdZeroOutPeak	BL2000\jheine	12/27/2021 8:27:52 AM	Zero out primary peak of compound Terphenyl-d14 in sample Dec2303.D			✓	
CmdZeroOutPeak	BL2000\jheine	12/27/2021 8:27:55 AM	Zero out primary peak of compound Indeno(1,2,3-cd)pyrene in sample Dec2303.D			✓	
CmdZeroOutPeak	BL2000\jheine	12/27/2021 8:27:56 AM	Zero out primary peak of compound Anthracene in sample Dec2303.D			✓	
CmdZeroOutPeak	BL2000\jheine	12/27/2021 8:27:58 AM	Zero out primary peak of compound Benzo(a)Anthracene in sample Dec2303.D			✓	
CmdZeroOutPeak	BL2000\jheine	12/27/2021 8:28:06 AM	Zero out primary peak of compound Fluorene in sample Dec2304.D			✓	
CmdManuallyIntegratePeak	BL2000\jheine	12/27/2021 8:28:12 AM	Manually integrate compound Benzo(a)pyrene in sample Dec2304.D, from x, y = 18.400, 112 to 18.462, 138, result = -111; previous integration is from x, y = 18.499, 83 to 18.660, 84 and previous response = 2797.			✓	
CmdManuallyIntegrateSnapBaseline	BL2000\jheine	12/27/2021 8:28:13 AM	Snap baseline for compound Benzo(a)pyrene in sample Dec2304.D, from x = 18.400 to x = 18.462, new integration is from x, y = 18.400, 85 to 18.462, 80 and new response = 47; previous integration is from x, y = 18.400, 112 to 18.462, 138 and previous response = -111.			✓	

# Audit Trail report

Name	User	Time	Action	Reason	Comment	Succeed	Exception
CmdManuallyIntegrateDropBaseline	BL2000\jheine	12/27/2021 8:28:14 AM	Drop baseline for compound Benzo(a)pyrene in sample Dec2304.D to y = 80, new integration is from x, y = 18.400, 80 to 18.462, 80 and new response = 57; previous integration is from x, y = 18.400, 85 to 18.462, 80 and previous response = 47.			✓	
CmdZeroOutPeak	BL2000\jheine	12/27/2021 8:28:15 AM	Zero out primary peak of compound Benzo(a)pyrene in sample Dec2304.D			✓	
CmdManuallyIntegratePeak	BL2000\jheine	12/27/2021 8:28:22 AM	Manually integrate compound Acenaphthene in sample Dec2304.D, from x, y = 8.063, 364 to 8.100, 110, result = -166; previous integration is from x, y = 8.013, 110 to 8.100, 110 and previous response = 2556.			✓	
CmdManuallyIntegrateDropBaseline	BL2000\jheine	12/27/2021 8:28:23 AM	Drop baseline for compound Acenaphthene in sample Dec2304.D to y = 110, new integration is from x, y = 8.063, 110 to 8.100, 110 and new response = 119; previous integration is from x, y = 8.063, 364 to 8.100, 110 and previous response = -166.			✓	
CmdZeroOutPeak	BL2000\jheine	12/27/2021 8:28:25 AM	Zero out primary peak of compound Acenaphthene in sample Dec2304.D			✓	
CmdManuallyIntegratePeak	BL2000\jheine	12/27/2021 8:28:31 AM	Manually integrate compound Chrysene in sample Dec2304.D, from x, y = 14.838, 142 to 14.963, 71, result = 558; previous integration is from x, y = 14.714, 71 to 14.963, 71 and previous response = 3914.			✓	
CmdManuallyIntegrateDropBaseline	BL2000\jheine	12/27/2021 8:28:32 AM	Drop baseline for compound Chrysene in sample Dec2304.D to y = 71, new integration is from x, y = 14.838, 71 to 14.963, 71 and new response = 825; previous integration is from x, y = 14.838, 142 to 14.963, 71 and previous response = 558.			✓	
CmdZeroOutPeak	BL2000\jheine	12/27/2021 8:28:34 AM	Zero out primary peak of compound Chrysene in sample Dec2304.D			✓	
CmdManuallyIntegratePeak	BL2000\jheine	12/27/2021 8:28:39 AM	Manually integrate compound Benzo(a)Anthracene in sample Dec2304.D, from x, y = 14.714, 71 to 14.826, 157, result = 2666; previous integration is from x, y = 14.714, 71 to 14.963, 71 and previous response = 3914.			✓	
CmdManuallyIntegratePeak	BL2000\jheine	12/27/2021 8:28:43 AM	Manually integrate compound Benzo(a)Anthracene in sample Dec2304.D, from x, y = 14.714, 71 to 14.838, 141, result = 2826; previous integration is from x, y = 14.714, 71 to 14.826, 157 and previous response = 2666.			✓	

# Audit Trail report

Name	User	Time	Action	Reason	Comment	Succeed	Exception
CmdManuallyIntegrateDropBaseline	BL2000\jheine	12/27/2021 8:28:44 AM	Drop baseline for compound Benzo(a)Anthracene in sample Dec2304.D to y = 71, new integration is from x, y = 14.714, 71 to 14.838, 71 and new response = 3089; previous integration is from x, y = 14.714, 71 to 14.838, 141 and previous response = 2826.			✓	
CmdZeroOutPeak	BL2000\jheine	12/27/2021 8:28:45 AM	Zero out primary peak of compound Benzo(a)Anthracene in sample Dec2304.D			✓	
CmdZeroOutPeak	BL2000\jheine	12/27/2021 8:29:01 AM	Zero out primary peak of compound Benzo(a)pyrene in sample Dec2305.D			✓	
CmdZeroOutPeak	BL2000\jheine	12/27/2021 8:29:03 AM	Zero out primary peak of compound Acenaphthene in sample Dec2305.D			✓	
CmdZeroOutPeak	BL2000\jheine	12/27/2021 8:29:04 AM	Zero out primary peak of compound Chrysene in sample Dec2305.D			✓	
CmdZeroOutPeak	BL2000\jheine	12/27/2021 8:29:05 AM	Zero out primary peak of compound Anthracene in sample Dec2305.D			✓	
CmdZeroOutPeak	BL2000\jheine	12/27/2021 8:29:06 AM	Zero out primary peak of compound Indeno(1,2,3-cd)pyrene in sample Dec2305.D			✓	
CmdZeroOutPeak	BL2000\jheine	12/27/2021 8:29:07 AM	Zero out primary peak of compound Benzo(a)Anthracene in sample Dec2305.D			✓	
CmdManuallyIntegrateQualifierPeak	BL2000\jheine	12/27/2021 8:29:27 AM	Manually integrate qualifier 142.0 of compound 2-Methylnaphthalene in sample Dec2306.D, from x, y = 6.790, 3973 to 6.902, 104, result = 39966; previous integration is from x, y = 6.752, 104 to 6.902, 104 and previous response = 66232.			✓	
CmdManuallyIntegrateDropBaseline	BL2000\jheine	12/27/2021 8:29:29 AM	Drop baseline for qualifier 142.0 of compound 2-Methylnaphthalene in sample Dec2306.D to y = 104, new integration is from x, y = 6.790, 104 to 6.902, 104 and new response = 53014; previous integration is from x, y = 6.790, 3973 to 6.902, 104 and previous response = 39966.			✓	
CmdSelectPeak	BL2000\jheine	12/27/2021 8:30:05 AM	Select peak for compound Dibenzo(a,h)anthracene in sample Dec2306.D			✓	
CmdSetTargetCompoundAttribute	BL2000\jheine	12/27/2021 8:30:08 AM	Set UserAnnotation = NI for compound Dibenzo(a,h)anthracene in sample Dec2306.D; previous value =			✓	
CmdSetTargetCompoundAttribute	BL2000\jheine	12/27/2021 8:30:14 AM	Set UserAnnotation = RT for compound Dibenzo(a,h)anthracene in sample Dec2306.D; previous value = NI			✓	
CmdSelectPeak	BL2000\jheine	12/27/2021 8:30:33 AM	Select peak for compound Dibenzo(a,h)anthracene in sample Dec2302.D			✓	

# Audit Trail report

Name	User	Time	Action	Reason	Comment	Succeed	Exception
CmdUpdateRetentionTimes	BL2000\jheine	12/27/2021 8:30:46 AM	Update retention time for compound Perylene-d12; Chrysene-d12; Phenanthrene-d10; Acenaphthene-d10; Naphthalene-d8; 1,4-Dichlorobenzene-d4; o-Terphenyl; Terphenyl-d14; 2-Fluorobiphenyl; Nitrobenzene-d5; Benzo(g,h,i)perylene; Indeno(1,2,3-cd)pyrene; Benzo(a)pyrene; Benzo(k)fluoranthene; Benzo(b)fluoranthene; Chrysene; Benzo(a)Anthracene; Pyrene; Fluoranthene; Anthracene; Phenanthrene; Fluorene; Acenaphthene; Acenaphthylene; 1-Methylnaphthalene; 2-Methylnaphthalene; Naphthalene; Dibenzo(a,h)anthracene;			✓	
CmdQuantitate	BL2000\jheine	12/27/2021 8:30:59 AM	Quantitate all compounds in all samples			✓	
CmdClearManualIntegration	BL2000\jheine	12/27/2021 8:31:29 AM	Clear manual integration of target signal for compound Dibenzo(a,h)anthracene in sample Dec2306.D			✓	
CmdSetTargetCompoundAttribute	BL2000\jheine	12/27/2021 8:31:29 AM	Set UserAnnotation = for compound Dibenzo(a,h)anthracene in sample Dec2306.D; previous value = RT			✓	
CmdManuallyIntegrateQualifierPeak	BL2000\jheine	12/27/2021 8:31:49 AM	Manually integrate qualifier 129.0 of compound Naphthalene in sample Dec2307.D from x, y = 5.928, 466 to 6.053, 1649; result = 682			✓	
CmdManuallyIntegrateSnapBaseline	BL2000\jheine	12/27/2021 8:31:51 AM	Snap baseline for qualifier 129.0 of compound Naphthalene in sample Dec2307.D from x = 5.928 to x = 6.053, new integration is from x, y = 5.928, 174 to 6.053, 202 and new response = 7199; previous integration is from x, y = 5.928, 466 to 6.053, 1649 and previous response = 682.			✓	
CmdManuallyIntegrateDropBaseline	BL2000\jheine	12/27/2021 8:31:52 AM	Drop baseline for qualifier 129.0 of compound Naphthalene in sample Dec2307.D to y = 174, new integration is from x, y = 5.928, 174 to 6.053, 174 and new response = 7304; previous integration is from x, y = 5.928, 174 to 6.053, 202 and previous response = 7199.			✓	
CmdManuallyIntegratePeak	BL2000\jheine	12/27/2021 8:32:02 AM	Manually integrate compound 2-Methylnaphthalene in sample Dec2307.D, from x, y = 6.790, 4928 to 6.890, 5071, result = 10544; previous integration is from x, y = 6.727, 144 to 7.002, 144 and previous response = 80641.			✓	

# Audit Trail report

Name	User	Time	Action	Reason	Comment	Succeed	Exception
CmdManuallyIntegrateS napBaseline	BL2000\jheine	12/27/2021 8:32:04 AM	Snap baseline for compound 2-Methylnaphthalene in sample Dec2307.D, from x = 6.790 to x = 6.890, new integration is from x, y = 6.790, 783 to 6.890, 521 and new response = 36606; previous integration is from x, y = 6.790, 4928 to 6.890, 5071 and previous response = 10544.			✓	
CmdManuallyIntegrate DropBaseline	BL2000\jheine	12/27/2021 8:32:05 AM	Drop baseline for compound 2-Methylnaphthalene in sample Dec2307.D to y = 521, new integration is from x, y = 6.790, 521 to 6.890, 521 and new response = 37391; previous integration is from x, y = 6.790, 783 to 6.890, 521 and previous response = 36606.			✓	
CmdSetTargetCompoun dAttribute	BL2000\jheine	12/27/2021 8:32:09 AM	Set UserAnnotation = CO for compound 2-Methylnaphthalene in sample Dec2307.D; previous value =			✓	
CmdManuallyIntegrate QualifierPeak	BL2000\jheine	12/27/2021 8:32:12 AM	Manually integrate qualifier 142.0 of compound 2-Methylnaphthalene in sample Dec2307.D, from x, y = 6.790, 3257 to 6.902, 106, result = 45336; previous integration is from x, y = 6.752, 106 to 6.902, 106 and previous response = 70545.			✓	
CmdManuallyIntegrate DropBaseline	BL2000\jheine	12/27/2021 8:32:13 AM	Drop baseline for qualifier 142.0 of compound 2-Methylnaphthalene in sample Dec2307.D to y = 106, new integration is from x, y = 6.790, 106 to 6.902, 106 and new response = 55962; previous integration is from x, y = 6.790, 3257 to 6.902, 106 and previous response = 45336.			✓	
CmdManuallyIntegrateS plit	BL2000\jheine	12/27/2021 8:32:20 AM	Split peak for compound 1-Methylnaphthalene in sample Dec2307.D and keep right peak, new integration is from x, y = 6.902, 143.8 to 7.002, 143.8 and new response = 39005, previous integration is from x, y = 6.727, 144 to 7.002, 144 and previous response = 80641.			✓	
CmdSetTargetCompoun dAttribute	BL2000\jheine	12/27/2021 8:32:21 AM	Set UserAnnotation = CO for compound 1-Methylnaphthalene in sample Dec2307.D; previous value =			✓	
CmdZeroOutPeak	BL2000\jheine	12/27/2021 8:33:05 AM	Zero out primary peak of compound Fluorene in sample Dec2308.D			✓	
CmdZeroOutPeak	BL2000\jheine	12/27/2021 8:33:08 AM	Zero out primary peak of compound Benzo(a)pyrene in sample Dec2308.D			✓	
CmdZeroOutPeak	BL2000\jheine	12/27/2021 8:33:10 AM	Zero out primary peak of compound Acenaphthene in sample Dec2308.D			✓	
CmdZeroOutPeak	BL2000\jheine	12/27/2021 8:33:12 AM	Zero out primary peak of compound Chrysene in sample Dec2308.D			✓	



# Audit Trail report

Name	User	Time	Action	Reason	Comment	Succeed	Exception
CmdZeroOutPeak	BL2000\jheine	12/27/2021 8:33:14 AM	Zero out primary peak of compound Benzo(a)Anthracene in sample Dec2308.D			✓	
CmdManuallyIntegratePeak	BL2000\jheine	12/27/2021 8:33:30 AM	Manually integrate compound Benzo(a)pyrene in sample Dec2309.D, from x, y = 18.413, 204 to 18.499, 491, result = -1049; previous integration is from x, y = 18.512, 85 to 18.635, 87 and previous response = 3060.			✓	
CmdManuallyIntegrateSnapBaseline	BL2000\jheine	12/27/2021 8:33:31 AM	Snap baseline for compound Benzo(a)pyrene in sample Dec2309.D, from x = 18.413 to x = 18.499, new integration is from x, y = 18.413, 88 to 18.499, 99 and new response = 267; previous integration is from x, y = 18.413, 204 to 18.499, 491 and previous response = -1049.			✓	
CmdManuallyIntegrateDropBaseline	BL2000\jheine	12/27/2021 8:33:31 AM	Drop baseline for compound Benzo(a)pyrene in sample Dec2309.D to y = 88, new integration is from x, y = 18.413, 88 to 18.499, 88 and new response = 295; previous integration is from x, y = 18.413, 88 to 18.499, 99 and previous response = 267.			✓	
CmdManuallyIntegrateQualifierPeak	BL2000\jheine	12/27/2021 8:33:34 AM	Manually integrate qualifier 253.0 of compound Benzo(a)pyrene in sample Dec2309.D from x, y = 18.413, 133 to 18.499, 232; result = -419			✓	
CmdManuallyIntegrateSnapBaseline	BL2000\jheine	12/27/2021 8:33:35 AM	Snap baseline for qualifier 253.0 of compound Benzo(a)pyrene in sample Dec2309.D from x = 18.413 to x = 18.499, new integration is from x, y = 18.413, 85 to 18.499, 90 and new response = 76; previous integration is from x, y = 18.413, 133 to 18.499, 232 and previous response = -419.			✓	
CmdManuallyIntegrateDropBaseline	BL2000\jheine	12/27/2021 8:33:36 AM	Drop baseline for qualifier 253.0 of compound Benzo(a)pyrene in sample Dec2309.D to y = 85, new integration is from x, y = 18.413, 85 to 18.499, 85 and new response = 89; previous integration is from x, y = 18.413, 85 to 18.499, 90 and previous response = 76.			✓	
CmdZeroOutPeak	BL2000\jheine	12/27/2021 8:33:41 AM	Zero out primary peak of compound Benzo(a)pyrene in sample Dec2309.D			✓	
CmdManuallyIntegratePeak	BL2000\jheine	12/27/2021 8:33:46 AM	Manually integrate compound Acenaphthene in sample Dec2309.D, from x, y = 8.063, 635 to 8.125, 109, result = -510; previous integration is from x, y = 8.013, 109 to 8.125, 109 and previous response = 2728.			✓	

# Audit Trail report

Name	User	Time	Action	Reason	Comment	Succeed	Exception
CmdManuallyIntegrateDropBaseline	BL2000\jheine	12/27/2021 8:33:47 AM	Drop baseline for compound Acenaphthene in sample Dec2309.D to y = 109, new integration is from x, y = 8.063, 109 to 8.125, 109 and new response = 473; previous integration is from x, y = 8.063, 635 to 8.125, 109 and previous response = -510.			✓	
CmdZeroOutPeak	BL2000\jheine	12/27/2021 8:33:49 AM	Zero out primary peak of compound Acenaphthene in sample Dec2309.D			✓	
CmdManuallyIntegratePeak	BL2000\jheine	12/27/2021 8:33:55 AM	Manually integrate compound Chrysene in sample Dec2309.D, from x, y = 14.851, 320 to 14.975, 343, result = -978; previous integration is from x, y = 14.733, 72 to 14.851, 74 and previous response = 3285.			✓	
CmdManuallyIntegrateSnapBaseline	BL2000\jheine	12/27/2021 8:33:56 AM	Snap baseline for compound Chrysene in sample Dec2309.D, from x = 14.851 to x = 14.975, new integration is from x, y = 14.851, 214 to 14.975, 99 and new response = 332; previous integration is from x, y = 14.851, 320 to 14.975, 343 and previous response = -978.			✓	
CmdManuallyIntegrateDropBaseline	BL2000\jheine	12/27/2021 8:33:57 AM	Drop baseline for compound Chrysene in sample Dec2309.D to y = 99, new integration is from x, y = 14.851, 99 to 14.975, 99 and new response = 761; previous integration is from x, y = 14.851, 214 to 14.975, 99 and previous response = 332.			✓	
CmdZeroOutPeak	BL2000\jheine	12/27/2021 8:33:58 AM	Zero out primary peak of compound Chrysene in sample Dec2309.D			✓	
CmdManuallyIntegratePeak	BL2000\jheine	12/27/2021 8:34:05 AM	Manually integrate compound Anthracene in sample Dec2309.D, from x, y = 9.879, 218 to 9.953, 267, result = 200; previous integration is from x, y = 9.760, 129 to 9.928, 129 and previous response = 1977.			✓	
CmdManuallyIntegrateSnapBaseline	BL2000\jheine	12/27/2021 8:34:07 AM	Snap baseline for compound Anthracene in sample Dec2309.D, from x = 9.879 to x = 9.953, new integration is from x, y = 9.879, 174 to 9.953, 150 and new response = 558; previous integration is from x, y = 9.879, 218 to 9.953, 267 and previous response = 200.			✓	
CmdManuallyIntegrateDropBaseline	BL2000\jheine	12/27/2021 8:34:07 AM	Drop baseline for compound Anthracene in sample Dec2309.D to y = 150, new integration is from x, y = 9.879, 150 to 9.953, 150 and new response = 611; previous integration is from x, y = 9.879, 174 to 9.953, 150 and previous response = 558.			✓	
CmdZeroOutPeak	BL2000\jheine	12/27/2021 8:34:08 AM	Zero out primary peak of compound Anthracene in sample Dec2309.D			✓	

# Audit Trail report

Name	User	Time	Action	Reason	Comment	Succeed	Exception
CmdZeroOutPeak	BL2000\jheine	12/27/2021 8:34:12 AM	Zero out primary peak of compound Indeno(1,2,3-cd)pyrene in sample Dec2309.D			✓	
CmdZeroOutPeak	BL2000\jheine	12/27/2021 8:34:13 AM	Zero out primary peak of compound Phenanthrene in sample Dec2309.D			✓	
CmdZeroOutPeak	BL2000\jheine	12/27/2021 8:34:14 AM	Zero out primary peak of compound Benzo(a)Anthracene in sample Dec2309.D			✓	
CmdZeroOutPeak	BL2000\jheine	12/27/2021 8:34:26 AM	Zero out primary peak of compound Benzo(a)pyrene in sample Dec2310.D			✓	
CmdManuallyIntegratePeak	BL2000\jheine	12/27/2021 8:34:34 AM	Manually integrate compound Acenaphthene in sample Dec2310.D, from x, y = 8.063, 171 to 8.125, 142, result = 119; previous integration is from x, y = 8.015, 142 to 8.125, 142 and previous response = 2466.			✓	
CmdManuallyIntegrateDropBaseline	BL2000\jheine	12/27/2021 8:34:35 AM	Drop baseline for compound Acenaphthene in sample Dec2310.D to y = 142, new integration is from x, y = 8.063, 142 to 8.125, 142 and new response = 173; previous integration is from x, y = 8.063, 171 to 8.125, 142 and previous response = 119.			✓	
CmdZeroOutPeak	BL2000\jheine	12/27/2021 8:34:36 AM	Zero out primary peak of compound Acenaphthene in sample Dec2310.D			✓	
CmdZeroOutPeak	BL2000\jheine	12/27/2021 8:34:39 AM	Zero out primary peak of compound Chrysene in sample Dec2310.D			✓	
CmdZeroOutPeak	BL2000\jheine	12/27/2021 8:34:40 AM	Zero out primary peak of compound Benzo(a)Anthracene in sample Dec2310.D			✓	
CmdManuallyIntegratePeak	BL2000\jheine	12/27/2021 8:34:56 AM	Manually integrate compound Benzo(a)pyrene in sample Dec2311.D, from x, y = 18.400, 199 to 18.499, 324, result = -813; previous integration is from x, y = 18.512, 81 to 18.648, 83 and previous response = 2760.			✓	
CmdManuallyIntegrateSnapBaseline	BL2000\jheine	12/27/2021 8:34:58 AM	Snap baseline for compound Benzo(a)pyrene in sample Dec2311.D, from x = 18.400 to x = 18.499, new integration is from x, y = 18.400, 71 to 18.499, 92 and new response = 252; previous integration is from x, y = 18.400, 199 to 18.499, 324 and previous response = -813.			✓	
CmdManuallyIntegrateDropBaseline	BL2000\jheine	12/27/2021 8:34:58 AM	Drop baseline for compound Benzo(a)pyrene in sample Dec2311.D to y = 71, new integration is from x, y = 18.400, 71 to 18.499, 71 and new response = 315; previous integration is from x, y = 18.400, 71 to 18.499, 92 and previous response = 252.			✓	
CmdZeroOutPeak	BL2000\jheine	12/27/2021 8:35:00 AM	Zero out primary peak of compound Benzo(a)pyrene in sample Dec2311.D			✓	

# Audit Trail report

Name	User	Time	Action	Reason	Comment	Succeed	Exception
CmdManuallyIntegratePeak	BL2000\jheine	12/27/2021 8:35:05 AM	Manually integrate compound Acenaphthene in sample Dec2311.D, from x, y = 8.063, 147 to 8.125, 98, result = 362; previous integration is from x, y = 8.011, 98 to 8.125, 98 and previous response = 2657.			✓	
CmdManuallyIntegrateDropBaseline	BL2000\jheine	12/27/2021 8:35:06 AM	Drop baseline for compound Acenaphthene in sample Dec2311.D to y = 98, new integration is from x, y = 8.063, 98 to 8.125, 98 and new response = 454; previous integration is from x, y = 8.063, 147 to 8.125, 98 and previous response = 362.			✓	
CmdZeroOutPeak	BL2000\jheine	12/27/2021 8:35:08 AM	Zero out primary peak of compound Acenaphthene in sample Dec2311.D			✓	
CmdZeroOutPeak	BL2000\jheine	12/27/2021 8:35:13 AM	Zero out primary peak of compound Chrysene in sample Dec2311.D			✓	
CmdZeroOutPeak	BL2000\jheine	12/27/2021 8:35:16 AM	Zero out primary peak of compound Indeno(1,2,3-cd)pyrene in sample Dec2311.D			✓	
CmdZeroOutPeak	BL2000\jheine	12/27/2021 8:35:17 AM	Zero out primary peak of compound Anthracene in sample Dec2311.D			✓	
CmdZeroOutPeak	BL2000\jheine	12/27/2021 8:35:19 AM	Zero out primary peak of compound Dibenzo(a,h)anthracene in sample Dec2311.D			✓	
CmdZeroOutPeak	BL2000\jheine	12/27/2021 8:35:20 AM	Zero out primary peak of compound Benzo(g,h,i)perylene in sample Dec2311.D			✓	
CmdZeroOutPeak	BL2000\jheine	12/27/2021 8:35:21 AM	Zero out primary peak of compound Phenanthrene in sample Dec2311.D			✓	
CmdZeroOutPeak	BL2000\jheine	12/27/2021 8:35:22 AM	Zero out primary peak of compound Benzo(a)Anthracene in sample Dec2311.D			✓	
CmdZeroOutPeak	BL2000\jheine	12/27/2021 8:35:35 AM	Zero out primary peak of compound Benzo(a)pyrene in sample Dec2312.D			✓	
CmdZeroOutPeak	BL2000\jheine	12/27/2021 8:35:37 AM	Zero out primary peak of compound Acenaphthene in sample Dec2312.D			✓	
CmdZeroOutPeak	BL2000\jheine	12/27/2021 8:35:40 AM	Zero out primary peak of compound Chrysene in sample Dec2312.D			✓	
CmdZeroOutPeak	BL2000\jheine	12/27/2021 8:35:42 AM	Zero out primary peak of compound 1-Methylnaphthalene in sample Dec2312.D			✓	
CmdZeroOutPeak	BL2000\jheine	12/27/2021 8:35:43 AM	Zero out primary peak of compound 2-Methylnaphthalene in sample Dec2312.D			✓	
CmdZeroOutPeak	BL2000\jheine	12/27/2021 8:35:44 AM	Zero out primary peak of compound Benzo(a)Anthracene in sample Dec2312.D			✓	
CmdZeroOutPeak	BL2000\jheine	12/27/2021 8:35:55 AM	Zero out primary peak of compound Benzo(a)pyrene in sample Dec2313.D			✓	

# Audit Trail report

Name	User	Time	Action	Reason	Comment	Succeed	Exception
CmdZeroOutPeak	BL2000\jheine	12/27/2021 8:35:56 AM	Zero out primary peak of compound Acenaphthene in sample Dec2313.D			✓	
CmdZeroOutPeak	BL2000\jheine	12/27/2021 8:35:57 AM	Zero out primary peak of compound Acenaphthene in sample Dec2313.D			✓	
CmdZeroOutPeak	BL2000\jheine	12/27/2021 8:35:58 AM	Zero out primary peak of compound Chrysene in sample Dec2313.D			✓	
CmdZeroOutPeak	BL2000\jheine	12/27/2021 8:35:58 AM	Zero out primary peak of compound Chrysene in sample Dec2313.D			✓	
CmdZeroOutPeak	BL2000\jheine	12/27/2021 8:35:59 AM	Zero out primary peak of compound Benzo(a)Anthracene in sample Dec2313.D			✓	
CmdZeroOutPeak	BL2000\jheine	12/27/2021 8:36:12 AM	Zero out primary peak of compound Benzo(a)pyrene in sample Dec2314.D			✓	
CmdZeroOutPeak	BL2000\jheine	12/27/2021 8:36:14 AM	Zero out primary peak of compound Acenaphthene in sample Dec2314.D			✓	
CmdZeroOutPeak	BL2000\jheine	12/27/2021 8:36:16 AM	Zero out primary peak of compound Chrysene in sample Dec2314.D			✓	
CmdZeroOutPeak	BL2000\jheine	12/27/2021 8:36:17 AM	Zero out primary peak of compound 1-Methylnaphthalene in sample Dec2314.D			✓	
CmdZeroOutPeak	BL2000\jheine	12/27/2021 8:36:18 AM	Zero out primary peak of compound Acenaphthylene in sample Dec2314.D			✓	
CmdManuallyIntegratePeak	BL2000\jheine	12/27/2021 8:36:25 AM	Manually integrate compound 1-Methylnaphthalene in sample Dec2314.D, from x, y = 6.902, 269 to 6.952, 305, result = 873; previous integration is from x, y = 6.815, 0 to 6.815, 0 and previous response = 0.			✓	
CmdManuallyIntegrateDropBaseline	BL2000\jheine	12/27/2021 8:36:26 AM	Drop baseline for compound 1-Methylnaphthalene in sample Dec2314.D to y = 269, new integration is from x, y = 6.902, 269 to 6.952, 269 and new response = 927; previous integration is from x, y = 6.902, 269 to 6.952, 305 and previous response = 873.			✓	
CmdZeroOutPeak	BL2000\jheine	12/27/2021 8:36:27 AM	Zero out primary peak of compound 1-Methylnaphthalene in sample Dec2314.D			✓	
CmdManuallyIntegrateQualifierPeak	BL2000\jheine	12/27/2021 8:36:34 AM	Manually integrate qualifier 115.0 of compound 2-Methylnaphthalene in sample Dec2314.D, from x, y = 6.802, 1026 to 6.840, 821, result = 209; previous integration is from x, y = 6.765, 821 to 6.840, 821 and previous response = 597.			✓	

# Audit Trail report

Name	User	Time	Action	Reason	Comment	Succeed	Exception
CmdManuallyIntegrateDropBaseline	BL2000\jheine	12/27/2021 8:36:36 AM	Drop baseline for qualifier 115.0 of compound 2-Methylnaphthalene in sample Dec2314.D to y = 821, new integration is from x, y = 6.802, 821 to 6.840, 821 and new response = 440; previous integration is from x, y = 6.802, 1026 to 6.840, 821 and previous response = 209.			✓	
CmdManuallyIntegratePeak	BL2000\jheine	12/27/2021 8:36:46 AM	Manually integrate compound Benzo(a)Anthracene in sample Dec2314.D, from x, y = 14.751, 74 to 14.863, 163, result = 2797; previous integration is from x, y = 14.751, 74 to 14.975, 74 and previous response = 3539.			✓	
CmdManuallyIntegrateDropBaseline	BL2000\jheine	12/27/2021 8:36:47 AM	Drop baseline for compound Benzo(a)Anthracene in sample Dec2314.D to y = 74, new integration is from x, y = 14.751, 74 to 14.863, 74 and new response = 3097; previous integration is from x, y = 14.751, 74 to 14.863, 163 and previous response = 2797.			✓	
CmdZeroOutPeak	BL2000\jheine	12/27/2021 8:36:49 AM	Zero out primary peak of compound Benzo(a)Anthracene in sample Dec2314.D			✓	
CmdManuallyIntegratePeak	BL2000\jheine	12/27/2021 8:37:07 AM	Manually integrate compound Benzo(a)pyrene in sample Dec2315.D, from x, y = 18.413, 211 to 18.487, 417, result = -646; previous integration is from x, y = 18.512, 89 to 18.709, 90 and previous response = 3460.			✓	
CmdManuallyIntegrateSnapBaseline	BL2000\jheine	12/27/2021 8:37:09 AM	Snap baseline for compound Benzo(a)pyrene in sample Dec2315.D, from x = 18.413 to x = 18.487, new integration is from x, y = 18.413, 98 to 18.487, 108 and new response = 291; previous integration is from x, y = 18.413, 211 to 18.487, 417 and previous response = -646.			✓	
CmdManuallyIntegrateDropBaseline	BL2000\jheine	12/27/2021 8:37:09 AM	Drop baseline for compound Benzo(a)pyrene in sample Dec2315.D to y = 98, new integration is from x, y = 18.413, 98 to 18.487, 98 and new response = 313; previous integration is from x, y = 18.413, 98 to 18.487, 108 and previous response = 291.			✓	
CmdZeroOutPeak	BL2000\jheine	12/27/2021 8:37:11 AM	Zero out primary peak of compound Benzo(a)pyrene in sample Dec2315.D			✓	

# Audit Trail report

Name	User	Time	Action	Reason	Comment	Succeed	Exception
CmdManuallyIntegratePeak	BL2000\jheine	12/27/2021 8:37:15 AM	Manually integrate compound Acenaphthene in sample Dec2315.D, from x, y = 8.063, 604 to 8.125, 105, result = -476; previous integration is from x, y = 7.993, 105 to 8.125, 105 and previous response = 2643.			✓	
CmdManuallyIntegrateDropBaseline	BL2000\jheine	12/27/2021 8:37:16 AM	Drop baseline for compound Acenaphthene in sample Dec2315.D to y = 105, new integration is from x, y = 8.063, 105 to 8.125, 105 and new response = 456; previous integration is from x, y = 8.063, 604 to 8.125, 105 and previous response = -476.			✓	
CmdZeroOutPeak	BL2000\jheine	12/27/2021 8:37:18 AM	Zero out primary peak of compound Acenaphthene in sample Dec2315.D			✓	
CmdManuallyIntegratePeak	BL2000\jheine	12/27/2021 8:37:23 AM	Manually integrate compound Chrysene in sample Dec2315.D, from x, y = 14.863, 283 to 14.963, 397, result = -914; previous integration is from x, y = 14.739, 67 to 14.863, 77 and previous response = 3350.			✓	
CmdManuallyIntegrateSnapBaseline	BL2000\jheine	12/27/2021 8:37:24 AM	Snap baseline for compound Chrysene in sample Dec2315.D, from x = 14.863 to x = 14.963, new integration is from x, y = 14.863, 198 to 14.963, 92 and new response = 252; previous integration is from x, y = 14.863, 283 to 14.963, 397 and previous response = -914.			✓	
CmdManuallyIntegrateDropBaseline	BL2000\jheine	12/27/2021 8:37:25 AM	Drop baseline for compound Chrysene in sample Dec2315.D to y = 92, new integration is from x, y = 14.863, 92 to 14.963, 92 and new response = 569; previous integration is from x, y = 14.863, 198 to 14.963, 92 and previous response = 252.			✓	
CmdZeroOutPeak	BL2000\jheine	12/27/2021 8:37:26 AM	Zero out primary peak of compound Chrysene in sample Dec2315.D			✓	
CmdManuallyIntegratePeak	BL2000\jheine	12/27/2021 8:37:33 AM	Manually integrate compound Indeno(1,2,3-cd)pyrene in sample Dec2315.D, from x, y = 20.254, 70 to 20.340, 85, result = 262; previous integration is from x, y = 20.254, 70 to 20.464, 72 and previous response = 433.			✓	
CmdManuallyIntegrateDropBaseline	BL2000\jheine	12/27/2021 8:37:34 AM	Drop baseline for compound Indeno(1,2,3-cd)pyrene in sample Dec2315.D to y = 70, new integration is from x, y = 20.254, 70 to 20.340, 70 and new response = 301; previous integration is from x, y = 20.254, 70 to 20.340, 85 and previous response = 262.			✓	

# Audit Trail report

Name	User	Time	Action	Reason	Comment	Succeed	Exception
CmdZeroOutPeak	BL2000\jheine	12/27/2021 8:37:35 AM	Zero out primary peak of compound Indeno(1,2,3-cd)pyrene in sample Dec2315.D			✓	
CmdZeroOutPeak	BL2000\jheine	12/27/2021 8:37:38 AM	Zero out primary peak of compound Benzo(a)Anthracene in sample Dec2315.D			✓	
CmdManuallyIntegratePeak	BL2000\jheine	12/27/2021 8:38:52 AM	Manually integrate compound Nitrobenzene-d5 in sample Dec2316.D, from x, y = 5.118, 4309 to 5.156, 4090, result = 21158; previous integration is from x, y = 5.044, 2284 to 5.230, 2284 and previous response = 50332.			✓	
CmdManuallyIntegrateDropBaseline	BL2000\jheine	12/27/2021 8:38:53 AM	Drop baseline for compound Nitrobenzene-d5 in sample Dec2316.D to y = 4090, new integration is from x, y = 5.118, 4090 to 5.156, 4090 and new response = 21403; previous integration is from x, y = 5.118, 4309 to 5.156, 4090 and previous response = 21158.			✓	
CmdManuallyIntegrateQualifierPeak	BL2000\jheine	12/27/2021 8:38:58 AM	Manually integrate qualifier 54.0 of compound Nitrobenzene-d5 in sample Dec2316.D, from x, y = 5.118, 844 to 5.156, 2615, result = 5729; previous integration is from x, y = 5.118, 844 to 5.226, 1076 and previous response = 9108.			✓	
CmdManuallyIntegrateDropBaseline	BL2000\jheine	12/27/2021 8:38:59 AM	Drop baseline for qualifier 54.0 of compound Nitrobenzene-d5 in sample Dec2316.D to y = 844, new integration is from x, y = 5.118, 844 to 5.156, 844 and new response = 7710; previous integration is from x, y = 5.118, 844 to 5.156, 2615 and previous response = 5729.			✓	
CmdSetTargetCompoundAttribute	BL2000\jheine	12/27/2021 8:39:17 AM	Set UserAnnotation = BA for compound Nitrobenzene-d5 in sample Dec2316.D; previous value =			✓	
CmdManuallyIntegratePeak	BL2000\jheine	12/27/2021 8:39:31 AM	Manually integrate compound 1-Methylnaphthalene in sample Dec2316.D, from x, y = 6.915, 947 to 6.940, 916, result = 1533; previous integration is from x, y = 6.787, 1110 to 6.863, 1169 and previous response = 3913.			✓	
CmdManuallyIntegrateDropBaseline	BL2000\jheine	12/27/2021 8:39:34 AM	Drop baseline for compound 1-Methylnaphthalene in sample Dec2316.D to y = 916, new integration is from x, y = 6.915, 916 to 6.940, 916 and new response = 1557; previous integration is from x, y = 6.915, 947 to 6.940, 916 and previous response = 1533.			✓	



# Audit Trail report

Name	User	Time	Action	Reason	Comment	Succeed	Exception
CmdManuallyIntegrate QualifierPeak	BL2000\jheine	12/27/2021 8:39:38 AM	Manually integrate qualifier 142.0 of compound 1-Methylnaphthalene in sample Dec2316.D, from x, y = 6.915, 424 to 6.952, 449, result = 1155; previous integration is from x, y = 6.865, 222 to 7.102, 222 and previous response = 7095.			✓	
CmdManuallyIntegrate DropBaseline	BL2000\jheine	12/27/2021 8:39:39 AM	Drop baseline for qualifier 142.0 of compound 1-Methylnaphthalene in sample Dec2316.D to y = 424, new integration is from x, y = 6.915, 424 to 6.952, 424 and new response = 1182; previous integration is from x, y = 6.915, 424 to 6.952, 449 and previous response = 1155.			✓	
CmdManuallyIntegrate QualifierPeak	BL2000\jheine	12/27/2021 8:39:46 AM	Manually integrate qualifier 115.0 of compound 1-Methylnaphthalene in sample Dec2316.D, from x, y = 6.915, 1040 to 6.940, 3627, result = 6752; previous integration is from x, y = 6.915, 1040 to 6.990, 1052 and previous response = 49027.			✓	
CmdManuallyIntegrate DropBaseline	BL2000\jheine	12/27/2021 8:39:48 AM	Drop baseline for qualifier 115.0 of compound 1-Methylnaphthalene in sample Dec2316.D to y = 1040, new integration is from x, y = 6.915, 1040 to 6.940, 1040 and new response = 8691; previous integration is from x, y = 6.915, 1040 to 6.940, 3627 and previous response = 6752.			✓	
CmdManuallyIntegrate QualifierPeak	BL2000\jheine	12/27/2021 8:40:00 AM	Manually integrate qualifier 115.0 of compound 1-Methylnaphthalene in sample Dec2316.D, from x, y = 6.852, 3739 to 6.940, 5461, result = 34027; previous integration is from x, y = 6.915, 1040 to 6.940, 1040 and previous response = 8691.			✓	
CmdManuallyIntegrate DropBaseline	BL2000\jheine	12/27/2021 8:40:02 AM	Drop baseline for qualifier 115.0 of compound 1-Methylnaphthalene in sample Dec2316.D to y = 3739, new integration is from x, y = 6.852, 3739 to 6.940, 3739 and new response = 38542; previous integration is from x, y = 6.852, 3739 to 6.940, 5461 and previous response = 34027.			✓	
CmdManuallyIntegrate QualifierPeak	BL2000\jheine	12/27/2021 8:40:05 AM	Manually integrate qualifier 115.0 of compound 1-Methylnaphthalene in sample Dec2316.D, from x, y = 6.915, 4998 to 6.940, 3739, result = 3702; previous integration is from x, y = 6.852, 3739 to 6.940, 3739 and previous response = 38542.			✓	

# Audit Trail report

Name	User	Time	Action	Reason	Comment	Succeed	Exception
CmdManuallyIntegrateDropBaseline	BL2000\jheine	12/27/2021 8:40:07 AM	Drop baseline for qualifier 115.0 of compound 1-Methylnaphthalene in sample Dec2316.D to y = 3739, new integration is from x, y = 6.915, 3739 to 6.940, 3739 and new response = 4645; previous integration is from x, y = 6.915, 4998 to 6.940, 3739 and previous response = 3702.			✓	
CmdManuallyIntegratePeak	BL2000\jheine	12/27/2021 8:40:45 AM	Manually integrate compound 2-Methylnaphthalene in sample Dec2316.D, from x, y = 6.778, 751 to 6.828, 1052, result = 4206; previous integration is from x, y = 6.787, 1110 to 6.863, 1169 and previous response = 3913.			✓	
CmdManuallyIntegrateDropBaseline	BL2000\jheine	12/27/2021 8:40:46 AM	Drop baseline for compound 2-Methylnaphthalene in sample Dec2316.D to y = 751, new integration is from x, y = 6.778, 751 to 6.828, 751 and new response = 4657; previous integration is from x, y = 6.778, 751 to 6.828, 1052 and previous response = 4206.			✓	
CmdManuallyIntegrateQualifierPeak	BL2000\jheine	12/27/2021 8:40:54 AM	Manually integrate qualifier 142.0 of compound 2-Methylnaphthalene in sample Dec2316.D, from x, y = 6.790, 399 to 6.828, 340, result = 2086; previous integration is from x, y = 6.740, 222 to 6.865, 222 and previous response = 4568.			✓	
CmdManuallyIntegrateQualifierPeak	BL2000\jheine	12/27/2021 8:40:59 AM	Manually integrate qualifier 142.0 of compound 2-Methylnaphthalene in sample Dec2316.D, from x, y = 6.803, 347 to 6.828, 340, result = 1620; previous integration is from x, y = 6.790, 399 to 6.828, 340 and previous response = 2086.			✓	
CmdManuallyIntegrateDropBaseline	BL2000\jheine	12/27/2021 8:41:01 AM	Drop baseline for qualifier 142.0 of compound 2-Methylnaphthalene in sample Dec2316.D to y = 340, new integration is from x, y = 6.803, 340 to 6.828, 340 and new response = 1625; previous integration is from x, y = 6.803, 347 to 6.828, 340 and previous response = 1620.			✓	
CmdManuallyIntegrateQualifierPeak	BL2000\jheine	12/27/2021 8:41:09 AM	Manually integrate qualifier 115.0 of compound 2-Methylnaphthalene in sample Dec2316.D, from x, y = 6.803, 3482 to 6.828, 3324, result = 2496; previous integration is from x, y = 6.852, 1030 to 6.915, 1040 and previous response = 44030.			✓	
CmdZeroOutPeak	BL2000\jheine	12/27/2021 8:41:17 AM	Zero out primary peak of compound 1-Methylnaphthalene in sample Dec2316.D			✓	

# Audit Trail report

Name	User	Time	Action	Reason	Comment	Succeed	Exception
CmdZeroOutPeak	BL2000\jheine	12/27/2021 8:41:29 AM	Zero out primary peak of compound 2-Methylnaphthalene in sample Dec2316.D			✓	
CmdManuallyIntegratePeak	BL2000\jheine	12/27/2021 8:41:35 AM	Manually integrate compound Benzo(b)fluoranthene in sample Dec2316.D, from x, y = 17.760, 89 to 17.845, 235, result = 1657; previous integration is from x, y = 17.760, 89 to 17.980, 96 and previous response = 3182.			✓	
CmdManuallyIntegrateDropBaseline	BL2000\jheine	12/27/2021 8:41:36 AM	Drop baseline for compound Benzo(b)fluoranthene in sample Dec2316.D to y = 89, new integration is from x, y = 17.760, 89 to 17.845, 89 and new response = 2028; previous integration is from x, y = 17.760, 89 to 17.845, 235 and previous response = 1657.			✓	
CmdManuallyIntegrateQualifierPeak	BL2000\jheine	12/27/2021 8:41:43 AM	Manually integrate qualifier 253.0 of compound Benzo(b)fluoranthene in sample Dec2316.D, from x, y = 17.770, 104 to 17.845, 132, result = 425; previous integration is from x, y = 17.770, 104 to 17.966, 109 and previous response = 761.			✓	
CmdManuallyIntegrateDropBaseline	BL2000\jheine	12/27/2021 8:41:44 AM	Drop baseline for qualifier 253.0 of compound Benzo(b)fluoranthene in sample Dec2316.D to y = 104, new integration is from x, y = 17.770, 104 to 17.845, 104 and new response = 487; previous integration is from x, y = 17.770, 104 to 17.845, 132 and previous response = 425.			✓	
CmdManuallyIntegratePeak	BL2000\jheine	12/27/2021 8:41:50 AM	Manually integrate compound Benzo(k)fluoranthene in sample Dec2316.D, from x, y = 17.845, 195 to 17.980, 96, result = 745; previous integration is from x, y = 17.760, 89 to 17.980, 96 and previous response = 3182.			✓	
CmdManuallyIntegrateDropBaseline	BL2000\jheine	12/27/2021 8:41:51 AM	Drop baseline for compound Benzo(k)fluoranthene in sample Dec2316.D to y = 96, new integration is from x, y = 17.845, 96 to 17.980, 96 and new response = 1149; previous integration is from x, y = 17.845, 195 to 17.980, 96 and previous response = 745.			✓	
CmdManuallyIntegrateQualifierPeak	BL2000\jheine	12/27/2021 8:41:54 AM	Manually integrate qualifier 253.0 of compound Benzo(k)fluoranthene in sample Dec2316.D, from x, y = 17.845, 131 to 17.966, 109, result = 191; previous integration is from x, y = 17.770, 104 to 17.966, 109 and previous response = 761.			✓	

# Audit Trail report

Name	User	Time	Action	Reason	Comment	Succeed	Exception
CmdManuallyIntegrateDropBaseline	BL2000\jheine	12/27/2021 8:41:56 AM	Drop baseline for qualifier 253.0 of compound Benzo(k)fluoranthene in sample Dec2316.D to y = 109, new integration is from x, y = 17.845, 109 to 17.966, 109 and new response = 270; previous integration is from x, y = 17.845, 131 to 17.966, 109 and previous response = 191.			✓	
CmdZeroOutPeak	BL2000\jheine	12/27/2021 8:42:09 AM	Zero out primary peak of compound Benzo(k)fluoranthene in sample Dec2316.D			✓	
CmdSelectPeak	BL2000\jheine	12/27/2021 8:42:16 AM	Select peak for compound Chrysene in sample Dec2316.D			✓	
CmdZeroOutPeak	BL2000\jheine	12/27/2021 8:42:18 AM	Zero out primary peak of compound Chrysene in sample Dec2316.D			✓	
CmdZeroOutPeak	BL2000\jheine	12/27/2021 8:42:24 AM	Zero out primary peak of compound Acenaphthylene in sample Dec2316.D			✓	
CmdManuallyIntegratePeak	BL2000\jheine	12/27/2021 8:42:31 AM	Manually integrate compound Indeno(1,2,3-cd)pyrene in sample Dec2316.D, from x, y = 20.242, 85 to 20.340, 279, result = 523; previous integration is from x, y = 20.242, 85 to 20.439, 87 and previous response = 1354.			✓	
CmdManuallyIntegrateDropBaseline	BL2000\jheine	12/27/2021 8:42:32 AM	Drop baseline for compound Indeno(1,2,3-cd)pyrene in sample Dec2316.D to y = 85, new integration is from x, y = 20.242, 85 to 20.340, 85 and new response = 1100; previous integration is from x, y = 20.242, 85 to 20.340, 279 and previous response = 523.			✓	
CmdZeroOutPeak	BL2000\jheine	12/27/2021 8:42:34 AM	Zero out primary peak of compound Indeno(1,2,3-cd)pyrene in sample Dec2316.D			✓	
CmdZeroOutPeak	BL2000\jheine	12/27/2021 8:42:36 AM	Zero out primary peak of compound Benzo(g,h,i)perylene in sample Dec2316.D			✓	
CmdZeroOutPeak	BL2000\jheine	12/27/2021 8:42:36 AM	Zero out primary peak of compound Benzo(a)pyrene in sample Dec2316.D			✓	
CmdZeroOutPeak	BL2000\jheine	12/27/2021 8:42:37 AM	Zero out primary peak of compound Dibenzo(a,h)anthracene in sample Dec2316.D			✓	
CmdZeroOutPeak	BL2000\jheine	12/27/2021 8:42:37 AM	Zero out primary peak of compound Acenaphthene in sample Dec2316.D			✓	
CmdZeroOutPeak	BL2000\jheine	12/27/2021 8:42:38 AM	Zero out primary peak of compound Anthracene in sample Dec2316.D			✓	
CmdZeroOutPeak	BL2000\jheine	12/27/2021 8:42:38 AM	Zero out primary peak of compound Naphthalene in sample Dec2316.D			✓	
CmdZeroOutPeak	BL2000\jheine	12/27/2021 8:42:39 AM	Zero out primary peak of compound Benzo(a)Anthracene in sample Dec2316.D			✓	

# Audit Trail report

Name	User	Time	Action	Reason	Comment	Succeed	Exception
CmdZeroOutPeak	BL2000\jheine	12/27/2021 8:42:41 AM	Zero out primary peak of compound Fluoranthene in sample Dec2316.D			✓	
CmdManuallyIntegratePeak	BL2000\jheine	12/27/2021 8:43:01 AM	Manually integrate compound Benzo(a)pyrene in sample Dec2317.D, from x, y = 18.413, 80 to 18.474, 105, result = 196; previous integration is from x, y = 18.524, 93 to 18.722, 92 and previous response = 2769.			✓	
CmdManuallyIntegrateDropBaseline	BL2000\jheine	12/27/2021 8:43:03 AM	Drop baseline for compound Benzo(a)pyrene in sample Dec2317.D to y = 80, new integration is from x, y = 18.413, 80 to 18.474, 80 and new response = 242; previous integration is from x, y = 18.413, 80 to 18.474, 105 and previous response = 196.			✓	
CmdZeroOutPeak	BL2000\jheine	12/27/2021 8:43:04 AM	Zero out primary peak of compound Benzo(a)pyrene in sample Dec2317.D			✓	
CmdManuallyIntegratePeak	BL2000\jheine	12/27/2021 8:43:17 AM	Manually integrate compound Nitrobenzene-d5 in sample Dec2317.D, from x, y = 5.120, 1735 to 5.156, 2039, result = 288; previous integration is from x, y = 5.120, 1735 to 5.221, 1721 and previous response = 883.			✓	
CmdManuallyIntegrateDropBaseline	BL2000\jheine	12/27/2021 8:43:18 AM	Drop baseline for compound Nitrobenzene-d5 in sample Dec2317.D to y = 1735, new integration is from x, y = 5.120, 1735 to 5.156, 1735 and new response = 608; previous integration is from x, y = 5.120, 1735 to 5.156, 2039 and previous response = 288.			✓	
CmdManuallyIntegrateQualifierPeak	BL2000\jheine	12/27/2021 8:43:21 AM	Manually integrate qualifier 54.0 of compound Nitrobenzene-d5 in sample Dec2317.D, from x, y = 5.110, 199 to 5.156, 240, result = 208; previous integration is from x, y = 5.110, 199 to 5.218, 199 and previous response = 411.			✓	
CmdManuallyIntegrateDropBaseline	BL2000\jheine	12/27/2021 8:43:23 AM	Drop baseline for qualifier 54.0 of compound Nitrobenzene-d5 in sample Dec2317.D to y = 199, new integration is from x, y = 5.110, 199 to 5.156, 199 and new response = 266; previous integration is from x, y = 5.110, 199 to 5.156, 240 and previous response = 208.			✓	
CmdManuallyIntegrateQualifierPeak	BL2000\jheine	12/27/2021 8:44:24 AM	Manually integrate qualifier 128.0 of compound Nitrobenzene-d5 in sample Dec2317.D, from x, y = 5.114, 267 to 5.180, 272, result = 268; previous integration is from x, y = 5.114, 267 to 5.218, 262 and previous response = 338.			✓	

# Audit Trail report

Name	User	Time	Action	Reason	Comment	Succeed	Exception
CmdManuallyIntegrateDropBaseline	BL2000\jheine	12/27/2021 8:44:25 AM	Drop baseline for qualifier 128.0 of compound Nitrobenzene-d5 in sample Dec2317.D to y = 267, new integration is from x, y = 5.114, 267 to 5.180, 267 and new response = 280; previous integration is from x, y = 5.114, 267 to 5.180, 272 and previous response = 268.			✓	
CmdManuallyIntegratePeak	BL2000\jheine	12/27/2021 8:44:37 AM	Manually integrate compound Acenaphthene in sample Dec2317.D, from x, y = 8.063, 731 to 8.125, 115, result = -719; previous integration is from x, y = 8.014, 115 to 8.125, 115 and previous response = 2471.			✓	
CmdManuallyIntegrateDropBaseline	BL2000\jheine	12/27/2021 8:44:38 AM	Drop baseline for compound Acenaphthene in sample Dec2317.D to y = 115, new integration is from x, y = 8.063, 115 to 8.125, 115 and new response = 432; previous integration is from x, y = 8.063, 731 to 8.125, 115 and previous response = -719.			✓	
CmdZeroOutPeak	BL2000\jheine	12/27/2021 8:44:41 AM	Zero out primary peak of compound Acenaphthene in sample Dec2317.D			✓	
CmdManuallyIntegratePeak	BL2000\jheine	12/27/2021 8:44:48 AM	Manually integrate compound Chrysene in sample Dec2317.D, from x, y = 14.851, 313 to 14.938, 333, result = -586; previous integration is from x, y = 14.751, 67 to 14.851, 71 and previous response = 3048.			✓	
CmdManuallyIntegrateSnapBaseline	BL2000\jheine	12/27/2021 8:44:50 AM	Snap baseline for compound Chrysene in sample Dec2317.D, from x = 14.851 to x = 14.938, new integration is from x, y = 14.851, 192 to 14.938, 97 and new response = 347; previous integration is from x, y = 14.851, 313 to 14.938, 333 and previous response = -586.			✓	
CmdManuallyIntegrateDropBaseline	BL2000\jheine	12/27/2021 8:44:50 AM	Drop baseline for compound Chrysene in sample Dec2317.D to y = 97, new integration is from x, y = 14.851, 97 to 14.938, 97 and new response = 596; previous integration is from x, y = 14.851, 192 to 14.938, 97 and previous response = 347.			✓	
CmdZeroOutPeak	BL2000\jheine	12/27/2021 8:44:52 AM	Zero out primary peak of compound Chrysene in sample Dec2317.D			✓	
CmdManuallyIntegratePeak	BL2000\jheine	12/27/2021 8:44:59 AM	Manually integrate compound Anthracene in sample Dec2317.D, from x, y = 9.879, 220 to 9.941, 288, result = 163; previous integration is from x, y = 9.787, 136 to 9.879, 136 and previous response = 1277.			✓	

# Audit Trail report

Name	User	Time	Action	Reason	Comment	Succeed	Exception
CmdManuallyIntegrateSnapBaseline	BL2000\jheine	12/27/2021 8:45:00 AM	Snap baseline for compound Anthracene in sample Dec2317.D, from x = 9.879 to x = 9.941, new integration is from x, y = 9.879, 162 to 9.941, 160 and new response = 508; previous integration is from x, y = 9.879, 220 to 9.941, 288 and previous response = 163.			✓	
CmdManuallyIntegrateDropBaseline	BL2000\jheine	12/27/2021 8:45:01 AM	Drop baseline for compound Anthracene in sample Dec2317.D to y = 160, new integration is from x, y = 9.879, 160 to 9.941, 160 and new response = 512; previous integration is from x, y = 9.879, 162 to 9.941, 160 and previous response = 508.			✓	
CmdZeroOutPeak	BL2000\jheine	12/27/2021 8:45:02 AM	Zero out primary peak of compound Anthracene in sample Dec2317.D			✓	
CmdZeroOutPeak	BL2000\jheine	12/27/2021 8:45:04 AM	Zero out primary peak of compound Indeno(1,2,3-cd)pyrene in sample Dec2317.D			✓	
CmdZeroOutPeak	BL2000\jheine	12/27/2021 8:45:05 AM	Zero out primary peak of compound Benzo(a)Anthracene in sample Dec2317.D			✓	
CmdZeroOutPeak	BL2000\jheine	12/27/2021 8:45:21 AM	Zero out primary peak of compound Benzo(a)pyrene in sample Dec2318.D			✓	
CmdManuallyIntegratePeak	BL2000\jheine	12/27/2021 8:45:28 AM	Manually integrate compound Acenaphthene in sample Dec2318.D, from x, y = 8.063, 146 to 8.125, 115, result = 91; previous integration is from x, y = 8.013, 115 to 8.125, 115 and previous response = 2324.			✓	
CmdManuallyIntegrateDropBaseline	BL2000\jheine	12/27/2021 8:45:29 AM	Drop baseline for compound Acenaphthene in sample Dec2318.D to y = 115, new integration is from x, y = 8.063, 115 to 8.125, 115 and new response = 149; previous integration is from x, y = 8.063, 146 to 8.125, 115 and previous response = 91.			✓	
CmdZeroOutPeak	BL2000\jheine	12/27/2021 8:45:31 AM	Zero out primary peak of compound Acenaphthene in sample Dec2318.D			✓	
CmdManuallyIntegratePeak	BL2000\jheine	12/27/2021 8:45:36 AM	Manually integrate compound Chrysene in sample Dec2318.D, from x, y = 14.863, 165 to 14.975, 81, result = 101; previous integration is from x, y = 14.751, 81 to 14.975, 81 and previous response = 3364.			✓	
CmdManuallyIntegrateDropBaseline	BL2000\jheine	12/27/2021 8:45:37 AM	Drop baseline for compound Chrysene in sample Dec2318.D to y = 81, new integration is from x, y = 14.863, 81 to 14.975, 81 and new response = 384; previous integration is from x, y = 14.863, 165 to 14.975, 81 and previous response = 101.			✓	

# Audit Trail report

Name	User	Time	Action	Reason	Comment	Succeed	Exception
CmdZeroOutPeak	BL2000\jheine	12/27/2021 8:45:38 AM	Zero out primary peak of compound Chrysene in sample Dec2318.D			✓	
CmdZeroOutPeak	BL2000\jheine	12/27/2021 8:45:40 AM	Zero out primary peak of compound Benzo(a)Anthracene in sample Dec2318.D			✓	
CmdManuallyIntegratePeak	BL2000\jheine	12/27/2021 8:45:54 AM	Manually integrate compound Benzo(a)pyrene in sample Dec2319.D, from x, y = 18.413, 138 to 18.487, 413, result = -649; previous integration is from x, y = 18.512, 76 to 18.709, 79 and previous response = 3049.			✓	
CmdManuallyIntegrateSnapBaseline	BL2000\jheine	12/27/2021 8:45:55 AM	Snap baseline for compound Benzo(a)pyrene in sample Dec2319.D, from x = 18.413 to x = 18.487, new integration is from x, y = 18.413, 73 to 18.487, 92 and new response = 210; previous integration is from x, y = 18.413, 138 to 18.487, 413 and previous response = -649.			✓	
CmdManuallyIntegrateDropBaseline	BL2000\jheine	12/27/2021 8:45:56 AM	Drop baseline for compound Benzo(a)pyrene in sample Dec2319.D to y = 73, new integration is from x, y = 18.413, 73 to 18.487, 73 and new response = 252; previous integration is from x, y = 18.413, 73 to 18.487, 92 and previous response = 210.			✓	
CmdZeroOutPeak	BL2000\jheine	12/27/2021 8:45:57 AM	Zero out primary peak of compound Benzo(a)pyrene in sample Dec2319.D			✓	
CmdManuallyIntegratePeak	BL2000\jheine	12/27/2021 8:46:01 AM	Manually integrate compound Acenaphthene in sample Dec2319.D, from x, y = 8.063, 141 to 8.125, 99, result = 333; previous integration is from x, y = 8.014, 99 to 8.125, 99 and previous response = 2417.			✓	
CmdManuallyIntegrateDropBaseline	BL2000\jheine	12/27/2021 8:46:03 AM	Drop baseline for compound Acenaphthene in sample Dec2319.D to y = 99, new integration is from x, y = 8.063, 99 to 8.125, 99 and new response = 413; previous integration is from x, y = 8.063, 141 to 8.125, 99 and previous response = 333.			✓	
CmdZeroOutPeak	BL2000\jheine	12/27/2021 8:46:03 AM	Zero out primary peak of compound Acenaphthene in sample Dec2319.D			✓	
CmdZeroOutPeak	BL2000\jheine	12/27/2021 8:46:06 AM	Zero out primary peak of compound Chrysene in sample Dec2319.D			✓	
CmdZeroOutPeak	BL2000\jheine	12/27/2021 8:46:07 AM	Zero out primary peak of compound Anthracene in sample Dec2319.D			✓	
CmdZeroOutPeak	BL2000\jheine	12/27/2021 8:46:08 AM	Zero out primary peak of compound Benzo(a)Anthracene in sample Dec2319.D			✓	
CmdZeroOutPeak	BL2000\jheine	12/27/2021 8:46:21 AM	Zero out primary peak of compound Benzo(a)pyrene in sample Dec2320.D			✓	



# Audit Trail report

Name	User	Time	Action	Reason	Comment	Succeed	Exception
CmdZeroOutPeak	BL2000\jheine	12/27/2021 8:46:24 AM	Zero out primary peak of compound Acenaphthene in sample Dec2320.D			✓	
CmdZeroOutPeak	BL2000\jheine	12/27/2021 8:46:26 AM	Zero out primary peak of compound Chrysene in sample Dec2320.D			✓	
CmdZeroOutPeak	BL2000\jheine	12/27/2021 8:46:27 AM	Zero out primary peak of compound Benzo(a)Anthracene in sample Dec2320.D			✓	
CmdManuallyIntegratePeak	BL2000\jheine	12/27/2021 8:46:38 AM	Manually integrate compound Benzo(a)pyrene in sample Dec2321.D, from x, y = 18.413, 118 to 18.487, 412, result = -648; previous integration is from x, y = 18.524, 75 to 18.660, 76 and previous response = 2624.			✓	
CmdManuallyIntegrateSnapBaseline	BL2000\jheine	12/27/2021 8:46:39 AM	Snap baseline for compound Benzo(a)pyrene in sample Dec2321.D, from x = 18.413 to x = 18.487, new integration is from x, y = 18.413, 72 to 18.487, 86 and new response = 179; previous integration is from x, y = 18.413, 118 to 18.487, 412 and previous response = -648.			✓	
CmdManuallyIntegrateDropBaseline	BL2000\jheine	12/27/2021 8:46:40 AM	Drop baseline for compound Benzo(a)pyrene in sample Dec2321.D to y = 72, new integration is from x, y = 18.413, 72 to 18.487, 72 and new response = 210; previous integration is from x, y = 18.413, 72 to 18.487, 86 and previous response = 179.			✓	
CmdZeroOutPeak	BL2000\jheine	12/27/2021 8:46:41 AM	Zero out primary peak of compound Benzo(a)pyrene in sample Dec2321.D			✓	
CmdZeroOutPeak	BL2000\jheine	12/27/2021 8:46:47 AM	Zero out primary peak of compound Acenaphthene in sample Dec2321.D			✓	
CmdZeroOutPeak	BL2000\jheine	12/27/2021 8:46:51 AM	Zero out primary peak of compound Chrysene in sample Dec2321.D			✓	
CmdZeroOutPeak	BL2000\jheine	12/27/2021 8:46:52 AM	Zero out primary peak of compound Indeno(1,2,3-cd)pyrene in sample Dec2321.D			✓	
CmdZeroOutPeak	BL2000\jheine	12/27/2021 8:46:53 AM	Zero out primary peak of compound Benzo(a)Anthracene in sample Dec2321.D			✓	
CmdManuallyIntegrateQualifierPeak	BL2000\jheine	12/27/2021 8:47:20 AM	Manually integrate qualifier 138.0 of compound Indeno(1,2,3-cd)pyrene in sample Dec2322.D, from x, y = 20.241, 720 to 20.328, 4212, result = 797; previous integration is from x, y = 20.255, 555 to 20.328, 831 and previous response = 9620.			✓	

# Audit Trail report

Name	User	Time	Action	Reason	Comment	Succeed	Exception
CmdManuallyIntegrateSnapBaseline	BL2000\jheine	12/27/2021 8:47:22 AM	Snap baseline for qualifier 138.0 of compound Indeno(1,2,3-cd)pyrene in sample Dec2322.D from x = 20.241 to x = 20.328, new integration is from x, y = 20.241, 169 to 20.328, 831 and new response = 10998; previous integration is from x, y = 20.241, 720 to 20.328, 4212 and previous response = 797.			✓	
CmdManuallyIntegrateDropBaseline	BL2000\jheine	12/27/2021 8:47:22 AM	Drop baseline for qualifier 138.0 of compound Indeno(1,2,3-cd)pyrene in sample Dec2322.D to y = 169, new integration is from x, y = 20.241, 169 to 20.328, 169 and new response = 12715; previous integration is from x, y = 20.241, 169 to 20.328, 831 and previous response = 10998.			✓	
CmdManuallyIntegrateQualifierPeak	BL2000\jheine	12/27/2021 8:47:29 AM	Manually integrate qualifier 102.0 of compound Naphthalene in sample Dec2322.D, from x, y = 5.966, 1271 to 6.065, 142, result = 6126; previous integration is from x, y = 5.928, 125 to 6.065, 142 and previous response = 16443.			✓	
CmdManuallyIntegrateDropBaseline	BL2000\jheine	12/27/2021 8:47:30 AM	Drop baseline for qualifier 102.0 of compound Naphthalene in sample Dec2322.D to y = 142, new integration is from x, y = 5.966, 142 to 6.065, 142 and new response = 9509; previous integration is from x, y = 5.966, 1271 to 6.065, 142 and previous response = 6126.			✓	
CmdManuallyIntegratePeak	BL2000\jheine	12/27/2021 8:47:39 AM	Manually integrate compound 1-Methylnaphthalene in sample Dec2322.D, from x, y = 6.902, 4900 to 7.002, 5287, result = 14892; previous integration is from x, y = 6.777, 142 to 6.902, 142 and previous response = 46941.			✓	
CmdManuallyIntegrateSnapBaseline	BL2000\jheine	12/27/2021 8:47:41 AM	Snap baseline for compound 1-Methylnaphthalene in sample Dec2322.D, from x = 6.902 to x = 7.002, new integration is from x, y = 6.902, 464 to 7.002, 506 and new response = 42516; previous integration is from x, y = 6.902, 4900 to 7.002, 5287 and previous response = 14892.			✓	
CmdManuallyIntegrateDropBaseline	BL2000\jheine	12/27/2021 8:47:41 AM	Drop baseline for compound 1-Methylnaphthalene in sample Dec2322.D to y = 464, new integration is from x, y = 6.902, 464 to 7.002, 464 and new response = 42642; previous integration is from x, y = 6.902, 464 to 7.002, 506 and previous response = 42516.			✓	

# Audit Trail report

Name	User	Time	Action	Reason	Comment	Succeed	Exception
CmdManuallyIntegrate DropBaseline	BL2000\jheine	12/27/2021 8:47:42 AM	Drop baseline for compound 1-Methylnaphthalene in sample Dec2322.D to y = 464, new integration is from x, y = 6.902, 464 to 7.002, 464 and new response = 42642; previous integration is from x, y = 6.902, 464 to 7.002, 464 and previous response = 42642.			✓	
CmdSetTargetCompoundAttribute	BL2000\jheine	12/27/2021 8:47:44 AM	Set UserAnnotation = NI for compound 1-Methylnaphthalene in sample Dec2322.D; previous value =			✓	
CmdManuallyIntegrate QualifierPeak	BL2000\jheine	12/27/2021 8:48:26 AM	Manually integrate qualifier 129.0 of compound Naphthalene in sample Dec2323.D from x, y = 5.941, 193 to 6.053, 2516; result = 190			✓	
CmdManuallyIntegrate DropBaseline	BL2000\jheine	12/27/2021 8:48:27 AM	Drop baseline for qualifier 129.0 of compound Naphthalene in sample Dec2323.D to y = 193, new integration is from x, y = 5.941, 193 to 6.053, 193 and new response = 8021; previous integration is from x, y = 5.941, 193 to 6.053, 2516 and previous response = 190.			✓	
CmdManuallyIntegrate QualifierPeak	BL2000\jheine	12/27/2021 8:48:30 AM	Manually integrate qualifier 102.0 of compound Naphthalene in sample Dec2323.D, from x, y = 5.966, 1299 to 6.066, 138, result = 5567; previous integration is from x, y = 5.928, 138 to 6.066, 138 and previous response = 15780.			✓	
CmdManuallyIntegrate DropBaseline	BL2000\jheine	12/27/2021 8:48:31 AM	Drop baseline for qualifier 102.0 of compound Naphthalene in sample Dec2323.D to y = 138, new integration is from x, y = 5.966, 138 to 6.066, 138 and new response = 9048; previous integration is from x, y = 5.966, 1299 to 6.066, 138 and previous response = 5567.			✓	
CmdManuallyIntegrate QualifierPeak	BL2000\jheine	12/27/2021 8:50:08 AM	Manually integrate qualifier 102.0 of compound Naphthalene in sample Dec2324.D, from x, y = 5.966, 786 to 6.078, 108, result = 4092; previous integration is from x, y = 5.928, 108 to 6.078, 108 and previous response = 12004.			✓	
CmdManuallyIntegrate DropBaseline	BL2000\jheine	12/27/2021 8:50:09 AM	Drop baseline for qualifier 102.0 of compound Naphthalene in sample Dec2324.D to y = 108, new integration is from x, y = 5.966, 108 to 6.078, 108 and new response = 6381; previous integration is from x, y = 5.966, 786 to 6.078, 108 and previous response = 4092.			✓	

# Audit Trail report

Name	User	Time	Action	Reason	Comment	Succeed	Exception
CmdManuallyIntegrateQualifierPeak	BL2000\jheine	12/27/2021 8:50:25 AM	Manually integrate qualifier 167.0 of compound Fluorene in sample Dec2324.D from x, y = 8.675, 108 to 8.748, 1418; result = 2067			✓	
CmdManuallyIntegrateDropBaseline	BL2000\jheine	12/27/2021 8:50:26 AM	Drop baseline for qualifier 167.0 of compound Fluorene in sample Dec2324.D to y = 108, new integration is from x, y = 8.675, 108 to 8.748, 108 and new response = 4928; previous integration is from x, y = 8.675, 108 to 8.748, 1418 and previous response = 2067.			✓	
CmdSaveBatchTable	BL2000\jheine	12/27/2021 8:51:15 AM	Save batch \\MASSHUNTER\Org\Data\SV5975.I\sh122321\1 e8270d bna SIM\QuantResults\122321 bna SIM 1.batch.bin			✓	
CmdSaveBatchTable	BL2000\jheine	12/27/2021 8:51:46 AM	Save batch \\MASSHUNTER\Org\Data\SV5975.I\sh122321\1 e8270d bna SIM\QuantResults\122321 bna SIM 1.batch.bin			✓	
CmdSaveBatchTable	BL2000\jheine	12/27/2021 8:51:54 AM	Save batch \\MASSHUNTER\Org\Data\SV5975.I\sh122321\1 e8270d bna SIM\QuantResults\122321 bna SIM 1.batch.bin			✓	
CmdOpenBatchTable	BL2000\jheine	1/6/2022 11:39:17 AM	Open batch \\MASSHUNTER\Org\Data\SV5975.I\Old Data\2021 Data\sh122321\1 e8270d bna SIM\122321 bna SIM 1.batch.bin			✓	
CmdSetSampleAttribute	BL2000\jheine	1/6/2022 11:39:52 AM	Set SampleApproved = True for sample Dec2301.D; previous value = False			✓	
CmdSetSampleAttribute	BL2000\jheine	1/6/2022 11:39:53 AM	Set SampleApproved = True for sample Dec2302.D; previous value = False			✓	
CmdSetSampleAttribute	BL2000\jheine	1/6/2022 11:39:54 AM	Set SampleApproved = True for sample Dec2303.D; previous value = False			✓	
CmdSetSampleAttribute	BL2000\jheine	1/6/2022 11:39:55 AM	Set SampleApproved = False for sample Dec2303.D; previous value = True			✓	
CmdSetSampleAttribute	BL2000\jheine	1/6/2022 11:39:56 AM	Set SampleApproved = True for sample Dec2304.D; previous value = False			✓	
CmdSetSampleAttribute	BL2000\jheine	1/6/2022 11:39:57 AM	Set SampleApproved = True for sample Dec2305.D; previous value = False			✓	
CmdSetSampleAttribute	BL2000\jheine	1/6/2022 11:39:59 AM	Set SampleApproved = True for sample Dec2306.D; previous value = False			✓	

# Audit Trail report

Name	User	Time	Action	Reason	Comment	Succeed	Exception
CmdSetSampleAttribute	BL2000\jheine	1/6/2022 11:40:01 AM	Set SampleApproved = True for sample Dec2303.D; previous value = False			✓	
CmdSetSampleAttribute	BL2000\jheine	1/6/2022 11:40:03 AM	Set SampleApproved = True for sample Dec2307.D; previous value = False			✓	
CmdSetSampleAttribute	BL2000\jheine	1/6/2022 11:40:17 AM	Set SampleName = B21121402-001A for sample Dec2308.D; previous value = B21121402-001Arex			✓	
CmdSetSampleAttribute	BL2000\jheine	1/6/2022 11:40:22 AM	Set SampleName = B21121402-001A for sample Dec2309.D; previous value = B21121402-001Arex			✓	
CmdSetSampleAttribute	BL2000\jheine	1/6/2022 11:40:23 AM	Set SampleApproved = True for sample Dec2308.D; previous value = False			✓	
CmdSetSampleAttribute	BL2000\jheine	1/6/2022 11:40:24 AM	Set SampleApproved = True for sample Dec2309.D; previous value = False			✓	
CmdSetSampleAttribute	BL2000\jheine	1/6/2022 11:40:25 AM	Set SampleApproved = True for sample Dec2310.D; previous value = False			✓	
CmdSetSampleAttribute	BL2000\jheine	1/6/2022 11:40:26 AM	Set SampleApproved = True for sample Dec2311.D; previous value = False			✓	
CmdSetSampleAttribute	BL2000\jheine	1/6/2022 11:40:28 AM	Set SampleApproved = True for sample Dec2312.D; previous value = False			✓	
CmdSetSampleAttribute	BL2000\jheine	1/6/2022 11:40:29 AM	Set SampleApproved = True for sample Dec2313.D; previous value = False			✓	
CmdSetSampleAttribute	BL2000\jheine	1/6/2022 11:40:30 AM	Set SampleApproved = True for sample Dec2314.D; previous value = False			✓	
CmdSetSampleAttribute	BL2000\jheine	1/6/2022 11:40:32 AM	Set SampleApproved = True for sample Dec2315.D; previous value = False			✓	
CmdSetSampleAttribute	BL2000\jheine	1/6/2022 11:40:33 AM	Set SampleApproved = True for sample Dec2316.D; previous value = False			✓	
CmdSetSampleAttribute	BL2000\jheine	1/6/2022 11:40:34 AM	Set SampleApproved = True for sample Dec2317.D; previous value = False			✓	
CmdSetSampleAttribute	BL2000\jheine	1/6/2022 11:40:36 AM	Set SampleApproved = True for sample Dec2318.D; previous value = False			✓	
CmdSetSampleAttribute	BL2000\jheine	1/6/2022 11:40:41 AM	Set SampleApproved = True for sample Dec2319.D; previous value = False			✓	
CmdSetSampleAttribute	BL2000\jheine	1/6/2022 11:40:42 AM	Set SampleApproved = True for sample Dec2320.D; previous value = False			✓	

# Audit Trail report

Name	User	Time	Action	Reason	Comment	Succeed	Exception
CmdSetSampleAttribute	BL2000\jheine	1/6/2022 11:40:44 AM	Set SampleApproved = True for sample Dec2321.D; previous value = False			✓	
CmdSetSampleAttribute	BL2000\jheine	1/6/2022 11:40:46 AM	Set SampleApproved = True for sample Dec2322.D; previous value = False			✓	
CmdSetSampleAttribute	BL2000\jheine	1/6/2022 11:40:49 AM	Set SampleApproved = True for sample Dec2323.D; previous value = False			✓	
CmdSetSampleAttribute	BL2000\jheine	1/6/2022 11:40:50 AM	Set SampleApproved = True for sample Dec2324.D; previous value = False			✓	
CmdQuantitate	BL2000\jheine	1/6/2022 11:46:34 AM	Quantitate all compounds in all samples			✓	
CmdSaveBatchTable	BL2000\jheine	1/6/2022 11:46:39 AM	Save batch \\MASSHUNTER\Org\Data\SV5975.I\Old Data\2021 Data\sh122321\1 e8270d bna SIM\QuantResults\122321 bna SIM 1.batch.bin			✓	
GenerateReport	BL2000\jheine	1/6/2022 11:53:58 AM	Generates report - Method: D:\Org\reports\GCMSSSEMI Report Templates\Tests_for_LevelIV\Env_QuantResults_wGraphics+Chromatogram.m, Output Path: \\MASSHUNTER\Org\Data\SV5975.I\Old Data\2021 Data\sh122321\1 e8270d bna SIM\QuantReports\			✓	
GenerateReport	BL2000\jheine	1/6/2022 11:58:05 AM	Generates report - Method: D:\Org\reports\GCMSSSEMI Report Templates\Tests_for_LevelIV\Env_QuantResults_wGraphics+Chromatogram.m, Output Path: \\MASSHUNTER\Org\Data\SV5975.I\Old Data\2021 Data\sh122321\1 e8270d bna SIM\QuantReports\			✓	

# Energy Laboratories Inc

# ANALYTICAL RUN Summary

06-Jan-22

Run ID SV5975.I\_211228A

Run Start Date: 12/28/2021
Analyst: John P. Heine
Ical:
Column ID: ZB-SemiVolatiles
Comments:

Std ID	Std Name	Std Amount	Std Units	Samp Amount	Samp Units	SampType	Expiration Date
dcmsvoc13	DCM						11/17/2022
sv100210	BNA 2nd source 200ug/mL	2	ul	198	ul	ICV	1/15/2022
sv100506	BNA low 50 ug/mL	8	ul	192	ul	CCV	3/31/2022
sv100703	BNA Internals 2000 ug/mL	50	ul	50	ul	TUNE	5/31/2022
sv83311	DFTPP 1000 ug/mL	50	ul	50	ul	TUNE	10/31/2022

Seq No	Lab ID	Test Code	Sample Typ	File ID	Analysis Date	DF	Batch ID	Prep Date	SPKref	RPDref	pmoist					
14955036	Dec2801_D_TU	SVOC-8270-DF	TUNE	/5975.I\sh122821\	12/28/2021 5:06:	1	R372497		0	0						
Analyte	T	Units	RAW	Final	Text	Spike	SPKref	RPDref	MDL	PQL	UQL	%REC	LOW	HIGH	%RPD	Q
127, % of mass 198	A	%	49.1	49.1		100	0	0	0	0.01	0	49%	40	60	0%	
197, % of mass 198	A	%	0	0		100	0	0	0	0.01	0	0%	0	0.99	0%	
198, Base Peak	A	%	100	100		100	0	0	0	0.01	0	100%	100	100	0%	
199, % of mass 198	A	%	6.6	6.6		100	0	0	0	0.01	0	7%	5	9	0%	
275, % of mass 198	A	%	29.6	29.6		100	0	0	0	0.01	0	30%	10	30	0%	
365, % of mass 198	A	%	2.9	2.9		100	0	0	0	0.01	0	3%	1	99.99	0%	
441, % of mass 443	A	%	98.7	98.7		100	0	0	0	0.01	0	99%	0.01	150	0%	
442, % of mass 198	A	%	50.7	50.7		100	0	0	0	0.01	0	51%	40	100	0%	
443, % of mass 442	A	%	19.8	19.8		100	0	0	0	0.01	0	20%	17	23	0%	
51, % of mass 198	A	%	50.7	50.7		100	0	0	0	0.01	0	51%	30	60	0%	
68, % of mass 69	A	%	0	0		100	0	0	0	0.01	0	0%	0	1.99	0%	
70, % of mass 69	A	%	0.5	0.5		100	0	0	0	0.01	0	1%	0	1.99	0%	

Seq No	Lab ID	Test Code	Sample Typ	File ID	Analysis Date	DF	Batch ID	Prep Date	SPKref	RPDref	pmoist					
14955037	28-Dec-21_CAL	SVOC-8270-W-	ICAL	/5975.I\sh122821\	12/28/2021 5:30:	1	R372497		0	0						
Analyte	T	Units	RAW	Final	Text	Spike	SPKref	RPDref	MDL	PQL	UQL	%REC	LOW	HIGH	%RPD	Q
1-Methylnaphthalene	A	ug/L	10.05866	10.05866		10	0	0	0.0206	0.1	10	101%	80	120	0%	
2-Methylnaphthalene	A	ug/L	10.36924	10.36924		10	0	0	0.0176	0.1	10	104%	80	120	0%	
Acenaphthene	A	ug/L	8.95221	8.95221		10	0	0	0.0317	0.1	10	90%	80	120	0%	
Acenaphthylene	A	ug/L	9.66426	9.66426		10	0	0	0.025	0.1	10	97%	80	120	0%	
Anthracene	A	ug/L	10.01599	10.01599		10	0	0	0.0283	0.1	10	100%	80	120	0%	
Benzo(a)anthracene	A	ug/L	10.16112	10.16112		10	0	0	0.0272	0.1	10	102%	80	120	0%	
Benzo(a)pyrene	A	ug/L	10.03426	10.03426		10	0	0	0.0347	0.1	10	100%	80	120	0%	
Benzo(b)fluoranthene	A	ug/L	11.94645	11.94645		10	0	0	0.0226	0.1	10	119%	80	120	0%	
Benzo(g,h,i)perylene	A	ug/L	10.05348	10.05348		10	0	0	0.0267	0.1	10	101%	80	120	0%	
Benzo(k)fluoranthene	A	ug/L	10.01427	10.01427		10	0	0	0.0295	0.1	10	100%	80	120	0%	
Chrysene	A	ug/L	10.13124	10.13124		10	0	0	0.0458	0.1	10	101%	80	120	0%	
Dibenzo(a,h)anthracene	A	ug/L	11.37434	11.37434		10	0	0	0.0367	0.1	10	114%	80	120	0%	
Fluoranthene	A	ug/L	9.91111	9.91111		10	0	0	0.0233	0.1	10	99%	80	120	0%	
Fluorene	A	ug/L	9.76802	9.76802		10	0	0	0.0225	0.1	10	98%	80	120	0%	
Indeno(1,2,3-cd)pyrene	A	ug/L	11.76689	11.76689		10	0	0	0.0491	0.1	10	118%	80	120	0%	
Naphthalene	A	ug/L	10.51984	10.51984		10	0	0	0.029	0.1	10	105%	80	120	0%	
Phenanthrene	A	ug/L	10.15862	10.15862		10	0	0	0.0295	0.1	10	102%	80	120	0%	
Pyrene	A	ug/L	9.96572	9.96572		10	0	0	0.0239	0.1	10	100%	80	120	0%	
1,4-Dichlorobenzene-d4	I	ug/L	40	40		0	0	0	0.1	0.1		0%			0%	
Acenaphthene-d10	I	ug/L	40	40		0	0	0	0.1	0.1		0%			0%	
Chrysene-d12	I	ug/L	40	40		0	0	0	0.1	0.1		0%			0%	
Naphthalene-d8	I	ug/L	40	40		0	0	0	0.1	0.1		0%			0%	
Perylene-d12	I	ug/L	40	40		0	0	0	0.1	0.1		0%			0%	
Phenanthrene-d10	I	ug/L	40	40		0	0	0	0.1	0.1		0%			0%	
2-Fluorobiphenyl	S	ug/L	9.48944	9.48944		10	0	0	0.0444	0.1	10	95%	80	120	0%	
Nitrobenzene-d5	S	ug/L	9.96587	9.96587		10	0	0	0.0523	0.1	10	100%	80	120	0%	
Terphenyl-d14	S	ug/L	10.25802	10.25802		10	0	0	0.0563	0.1	10	103%	80	120	0%	
o-Terphenyl	X	ug/L	9.6658	9.6658		10	0	0	0.0654	0.1	10	97%	80	120	0%	

Seq No	Lab ID	Test Code	Sample Typ	File ID	Analysis Date	DF	Batch ID	Prep Date	SPKref	RPDref	pmoist					
14955038	28-Dec-21_CAL	SVOC-8270-W-	ICAL	/5975.I\sh122821\	12/28/2021 6:03:	1	R372497		0	0						
Analyte	T	Units	RAW	Final	Text	Spike	SPKref	RPDref	MDL	PQL	UQL	%REC	LOW	HIGH	%RPD	Q



Seq No	Lab ID	Test Code	Sample Typ	File ID	Analysis Date	DF	Batch ID	Prep Date	SPKref	RPDref	pmoist					
14955038	28-Dec-21_CAL	SVOC-8270-W-	ICAL	/5975.I\sh122821	12/28/2021 6:03:	1	R372497		0	0						
Analyte	T	Units	RAW	Final	Text	Spike	SPKref	RPDref	MDL	PQL	UQL	%REC	LOW	HIGH	%RPD	Q
1-Methylnaphthalene	A	ug/L	4.60268	4.60268		5	0	0	0.0206	0.1	10	92%	80	120	0%	
2-Methylnaphthalene	A	ug/L	4.56926	4.56926		5	0	0	0.0176	0.1	10	91%	80	120	0%	
Acenaphthene	A	ug/L	4.53675	4.53675		5	0	0	0.0317	0.1	10	91%	80	120	0%	
Acenaphthylene	A	ug/L	4.66606	4.66606		5	0	0	0.025	0.1	10	93%	80	120	0%	
Anthracene	A	ug/L	4.96885	4.96885		5	0	0	0.0283	0.1	10	99%	80	120	0%	
Benzo(a)anthracene	A	ug/L	4.81813	4.81813		5	0	0	0.0272	0.1	10	96%	80	120	0%	
Benzo(a)pyrene	A	ug/L	4.90298	4.90298		5	0	0	0.0347	0.1	10	98%	80	120	0%	
Benzo(b)fluoranthene	A	ug/L	5.18655	5.18655		5	0	0	0.0226	0.1	10	104%	80	120	0%	
Benzo(g,h,i)perylene	A	ug/L	4.84572	4.84572		5	0	0	0.0267	0.1	10	97%	80	120	0%	
Benzo(k)fluoranthene	A	ug/L	4.95002	4.95002		5	0	0	0.0295	0.1	10	99%	80	120	0%	
Chrysene	A	ug/L	4.85617	4.85617		5	0	0	0.0458	0.1	10	97%	80	120	0%	
Dibenzo(a,h)anthracene	A	ug/L	4.66455	4.66455		5	0	0	0.0367	0.1	10	93%	80	120	0%	
Fluoranthene	A	ug/L	4.60748	4.60748		5	0	0	0.0233	0.1	10	92%	80	120	0%	
Fluorene	A	ug/L	4.84804	4.84804		5	0	0	0.0225	0.1	10	97%	80	120	0%	
Indeno(1,2,3-cd)pyrene	A	ug/L	4.81923	4.81923		5	0	0	0.0491	0.1	10	96%	80	120	0%	
Naphthalene	A	ug/L	4.80181	4.80181		5	0	0	0.029	0.1	10	96%	80	120	0%	
Phenanthrene	A	ug/L	4.88339	4.88339		5	0	0	0.0295	0.1	10	98%	80	120	0%	
Pyrene	A	ug/L	4.48873	4.48873		5	0	0	0.0239	0.1	10	90%	80	120	0%	
1,4-Dichlorobenzene-d4	I	ug/L	40	40		0	0	0	0.1	0.1		0%			0%	
Acenaphthene-d10	I	ug/L	40	40		0	0	0	0.1	0.1		0%			0%	
Chrysene-d12	I	ug/L	40	40		0	0	0	0.1	0.1		0%			0%	
Naphthalene-d8	I	ug/L	40	40		0	0	0	0.1	0.1		0%			0%	
Perylene-d12	I	ug/L	40	40		0	0	0	0.1	0.1		0%			0%	
Phenanthrene-d10	I	ug/L	40	40		0	0	0	0.1	0.1		0%			0%	
2-Fluorobiphenyl	S	ug/L	4.608	4.608		5	0	0	0.0444	0.1	10	92%	80	120	0%	
Nitrobenzene-d5	S	ug/L	5.112	5.112		5	0	0	0.0523	0.1	10	102%	80	120	0%	
Terphenyl-d14	S	ug/L	4.6204	4.6204		5	0	0	0.0563	0.1	10	92%	80	120	0%	
o-Terphenyl	X	ug/L	4.51295	4.51295		5	0	0	0.0654	0.1	10	90%	80	120	0%	

Seq No	Lab ID	Test Code	Sample Typ	File ID	Analysis Date	DF	Batch ID	Prep Date	SPKref	RPDref	pmoist					
14955039	28-Dec-21_CAL	SVOC-8270-W-	ICAL	/5975.I\sh122821	12/28/2021 6:35:	1	R372497		0	0						
Analyte	T	Units	RAW	Final	Text	Spike	SPKref	RPDref	MDL	PQL	UQL	%REC	LOW	HIGH	%RPD	Q

Seq No	Lab ID	Test Code	Sample Typ	File ID	Analysis Date	DF	Batch ID	Prep Date	SPKref	RPDref	pmoist					
14955039	28-Dec-21_CAL	SVOC-8270-W-	ICAL	/5975.I\sh122821\	12/28/2021 6:35:	1	R372497		0	0						
Analyte	T	Units	RAW	Final	Text	Spike	SPKref	RPDref	MDL	PQL	UQL	%REC	LOW	HIGH	%RPD	Q
1-Methylnaphthalene	A	ug/L	1.83681	1.83681		2	0	0	0.0206	0.1	10	92%	80	120	0%	
2-Methylnaphthalene	A	ug/L	1.87323	1.87323		2	0	0	0.0176	0.1	10	94%	80	120	0%	
Acenaphthene	A	ug/L	1.86231	1.86231		2	0	0	0.0317	0.1	10	93%	80	120	0%	
Acenaphthylene	A	ug/L	1.80027	1.80027		2	0	0	0.025	0.1	10	90%	80	120	0%	
Anthracene	A	ug/L	1.96434	1.96434		2	0	0	0.0283	0.1	10	98%	80	120	0%	
Benzo(a)anthracene	A	ug/L	1.94879	1.94879		2	0	0	0.0272	0.1	10	97%	80	120	0%	
Benzo(a)pyrene	A	ug/L	1.99973	1.99973		2	0	0	0.0347	0.1	10	100%	80	120	0%	
Benzo(b)fluoranthene	A	ug/L	1.92723	1.92723		2	0	0	0.0226	0.1	10	96%	80	120	0%	
Benzo(g,h,i)perylene	A	ug/L	2.02605	2.02605		2	0	0	0.0267	0.1	10	101%	80	120	0%	
Benzo(k)fluoranthene	A	ug/L	2.04865	2.04865		2	0	0	0.0295	0.1	10	102%	80	120	0%	
Chrysene	A	ug/L	1.95136	1.95136		2	0	0	0.0458	0.1	10	98%	80	120	0%	
Dibenzo(a,h)anthracene	A	ug/L	1.85378	1.85378		2	0	0	0.0367	0.1	10	93%	80	120	0%	
Fluoranthene	A	ug/L	1.78571	1.78571		2	0	0	0.0233	0.1	10	89%	80	120	0%	
Fluorene	A	ug/L	1.85037	1.85037		2	0	0	0.0225	0.1	10	93%	80	120	0%	
Indeno(1,2,3-cd)pyrene	A	ug/L	1.83434	1.83434		2	0	0	0.0491	0.1	10	92%	80	120	0%	
Naphthalene	A	ug/L	1.90307	1.90307		2	0	0	0.029	0.1	10	95%	80	120	0%	
Phenanthrene	A	ug/L	1.91502	1.91502		2	0	0	0.0295	0.1	10	96%	80	120	0%	
Pyrene	A	ug/L	1.82293	1.82293		2	0	0	0.0239	0.1	10	91%	80	120	0%	
1,4-Dichlorobenzene-d4	I	ug/L	40	40		0	0	0	0.1	0.1		0%			0%	
Acenaphthene-d10	I	ug/L	40	40		0	0	0	0.1	0.1		0%			0%	
Chrysene-d12	I	ug/L	40	40		0	0	0	0.1	0.1		0%			0%	
Naphthalene-d8	I	ug/L	40	40		0	0	0	0.1	0.1		0%			0%	
Perylene-d12	I	ug/L	40	40		0	0	0	0.1	0.1		0%			0%	
Phenanthrene-d10	I	ug/L	40	40		0	0	0	0.1	0.1		0%			0%	
2-Fluorobiphenyl	S	ug/L	1.81035	1.81035		2	0	0	0.0444	0.1	10	91%	80	120	0%	
Nitrobenzene-d5	S	ug/L	1.92078	1.92078		2	0	0	0.0523	0.1	10	96%	80	120	0%	
Terphenyl-d14	S	ug/L	1.83901	1.83901		2	0	0	0.0563	0.1	10	92%	80	120	0%	
o-Terphenyl	X	ug/L	1.75229	1.75229		2	0	0	0.0654	0.1	10	88%	80	120	0%	

Seq No	Lab ID	Test Code	Sample Typ	File ID	Analysis Date	DF	Batch ID	Prep Date	SPKref	RPDref	pmoist					
14955040	28-Dec-21_CAL	SVOC-8270-W-	ICAL	/5975.I\sh122821\	12/28/2021 7:08:	1	R372497		0	0						
Analyte	T	Units	RAW	Final	Text	Spike	SPKref	RPDref	MDL	PQL	UQL	%REC	LOW	HIGH	%RPD	Q

Seq No	Lab ID	Test Code	Sample Typ	File ID	Analysis Date	DF	Batch ID	Prep Date	SPKref	RPDref	pmoist					
14955040	28-Dec-21_CAL	SVOC-8270-W-	ICAL	/5975.I\sh122821\	12/28/2021 7:08:	1	R372497		0	0						
Analyte	T	Units	RAW	Final	Text	Spike	SPKref	RPDref	MDL	PQL	UQL	%REC	LOW	HIGH	%RPD	Q
1-Methylnaphthalene	A	ug/L	0.96704	0.96704		1	0	0	0.0206	0.1	10	97%	80	120	0%	
2-Methylnaphthalene	A	ug/L	0.98056	0.98056		1	0	0	0.0176	0.1	10	98%	80	120	0%	
Acenaphthene	A	ug/L	1.00021	1.00021		1	0	0	0.0317	0.1	10	100%	80	120	0%	
Acenaphthylene	A	ug/L	0.99766	0.99766		1	0	0	0.025	0.1	10	100%	80	120	0%	
Anthracene	A	ug/L	1.01153	1.01153		1	0	0	0.0283	0.1	10	101%	80	120	0%	
Benzo(a)anthracene	A	ug/L	1.03188	1.03188		1	0	0	0.0272	0.1	10	103%	80	120	0%	
Benzo(a)pyrene	A	ug/L	1.05124	1.05124		1	0	0	0.0347	0.1	10	105%	80	120	0%	
Benzo(b)fluoranthene	A	ug/L	0.93908	0.93908		1	0	0	0.0226	0.1	10	94%	80	120	0%	
Benzo(g,h,i)perylene	A	ug/L	1.05674	1.05674		1	0	0	0.0267	0.1	10	106%	80	120	0%	
Benzo(k)fluoranthene	A	ug/L	0.99256	0.99256		1	0	0	0.0295	0.1	10	99%	80	120	0%	
Chrysene	A	ug/L	1.03479	1.03479		1	0	0	0.0458	0.1	10	103%	80	120	0%	
Dibenzo(a,h)anthracene	A	ug/L	0.98326	0.98326		1	0	0	0.0367	0.1	10	98%	80	120	0%	
Fluoranthene	A	ug/L	0.96817	0.96817		1	0	0	0.0233	0.1	10	97%	80	120	0%	
Fluorene	A	ug/L	0.99949	0.99949		1	0	0	0.0225	0.1	10	100%	80	120	0%	
Indeno(1,2,3-cd)pyrene	A	ug/L	0.95175	0.95175		1	0	0	0.0491	0.1	10	95%	80	120	0%	
Naphthalene	A	ug/L	0.99085	0.99085		1	0	0	0.029	0.1	10	99%	80	120	0%	
Phenanthrene	A	ug/L	1.02051	1.02051		1	0	0	0.0295	0.1	10	102%	80	120	0%	
Pyrene	A	ug/L	0.94277	0.94277		1	0	0	0.0239	0.1	10	94%	80	120	0%	
1,4-Dichlorobenzene-d4	I	ug/L	40	40		0	0	0	0.1	0.1		0%			0%	
Acenaphthene-d10	I	ug/L	40	40		0	0	0	0.1	0.1		0%			0%	
Chrysene-d12	I	ug/L	40	40		0	0	0	0.1	0.1		0%			0%	
Naphthalene-d8	I	ug/L	40	40		0	0	0	0.1	0.1		0%			0%	
Perylene-d12	I	ug/L	40	40		0	0	0	0.1	0.1		0%			0%	
Phenanthrene-d10	I	ug/L	40	40		0	0	0	0.1	0.1		0%			0%	
2-Fluorobiphenyl	S	ug/L	0.98499	0.98499		1	0	0	0.0444	0.1	10	98%	80	120	0%	
Nitrobenzene-d5	S	ug/L	0.97822	0.97822		1	0	0	0.0523	0.1	10	98%	80	120	0%	
Terphenyl-d14	S	ug/L	0.95599	0.95599		1	0	0	0.0563	0.1	10	96%	80	120	0%	
o-Terphenyl	X	ug/L	0.96943	0.96943		1	0	0	0.0654	0.1	10	97%	80	120	0%	

Seq No	Lab ID	Test Code	Sample Typ	File ID	Analysis Date	DF	Batch ID	Prep Date	SPKref	RPDref	pmoist					
14955041	28-Dec-21_CAL	SVOC-8270-W-	ICAL	/5975.I\sh122821\	12/28/2021 7:41:	1	R372497		0	0						
Analyte	T	Units	RAW	Final	Text	Spike	SPKref	RPDref	MDL	PQL	UQL	%REC	LOW	HIGH	%RPD	Q

Seq No	Lab ID	Test Code	Sample Typ	File ID	Analysis Date	DF	Batch ID	Prep Date	SPKref	RPDref	pmoist					
14955041	28-Dec-21_CAL	SVOC-8270-W-	ICAL	/5975.I\sh122821\	12/28/2021 7:41:	1	R372497		0	0						
Analyte	T	Units	RAW	Final	Text	Spike	SPKref	RPDref	MDL	PQL	UQL	%REC	LOW	HIGH	%RPD	Q
1-Methylnaphthalene	A	ug/L	0.49798	0.49798		0.5	0	0	0.0206	0.1	10	100%	80	120	0%	
2-Methylnaphthalene	A	ug/L	0.52362	0.52362		0.5	0	0	0.0176	0.1	10	105%	80	120	0%	
Acenaphthene	A	ug/L	0.50987	0.50987		0.5	0	0	0.0317	0.1	10	102%	80	120	0%	
Acenaphthylene	A	ug/L	0.49082	0.49082		0.5	0	0	0.025	0.1	10	98%	80	120	0%	
Anthracene	A	ug/L	0.54952	0.54952		0.5	0	0	0.0283	0.1	10	110%	80	120	0%	
Benzo(a)anthracene	A	ug/L	0.52804	0.52804		0.5	0	0	0.0272	0.1	10	106%	80	120	0%	
Benzo(a)pyrene	A	ug/L	0.53728	0.53728		0.5	0	0	0.0347	0.1	10	107%	80	120	0%	
Benzo(b)fluoranthene	A	ug/L	0.46329	0.46329		0.5	0	0	0.0226	0.1	10	93%	80	120	0%	
Benzo(g,h,i)perylene	A	ug/L	0.54194	0.54194		0.5	0	0	0.0267	0.1	10	108%	80	120	0%	
Benzo(k)fluoranthene	A	ug/L	0.49222	0.49222		0.5	0	0	0.0295	0.1	10	98%	80	120	0%	
Chrysene	A	ug/L	0.53181	0.53181		0.5	0	0	0.0458	0.1	10	106%	80	120	0%	
Dibenzo(a,h)anthracene	A	ug/L	0.49819	0.49819		0.5	0	0	0.0367	0.1	10	100%	80	120	0%	
Fluoranthene	A	ug/L	0.49263	0.49263		0.5	0	0	0.0233	0.1	10	99%	80	120	0%	
Fluorene	A	ug/L	0.52342	0.52342		0.5	0	0	0.0225	0.1	10	105%	80	120	0%	
Indeno(1,2,3-cd)pyrene	A	ug/L	0.50221	0.50221		0.5	0	0	0.0491	0.1	10	100%	80	120	0%	
Naphthalene	A	ug/L	0.49743	0.49743		0.5	0	0	0.029	0.1	10	99%	80	120	0%	
Phenanthrene	A	ug/L	0.51828	0.51828		0.5	0	0	0.0295	0.1	10	104%	80	120	0%	
Pyrene	A	ug/L	0.50292	0.50292		0.5	0	0	0.0239	0.1	10	101%	80	120	0%	
1,4-Dichlorobenzene-d4	I	ug/L	40	40		0	0	0	0.1	0.1		0%			0%	
Acenaphthene-d10	I	ug/L	40	40		0	0	0	0.1	0.1		0%			0%	
Chrysene-d12	I	ug/L	40	40		0	0	0	0.1	0.1		0%			0%	
Naphthalene-d8	I	ug/L	40	40		0	0	0	0.1	0.1		0%			0%	
Perylene-d12	I	ug/L	40	40		0	0	0	0.1	0.1		0%			0%	
Phenanthrene-d10	I	ug/L	40	40		0	0	0	0.1	0.1		0%			0%	
2-Fluorobiphenyl	S	ug/L	0.49774	0.49774		0.5	0	0	0.0444	0.1	10	100%	80	120	0%	
Nitrobenzene-d5	S	ug/L	0.51973	0.51973		0.5	0	0	0.0523	0.1	10	104%	80	120	0%	
Terphenyl-d14	S	ug/L	0.49855	0.49855		0.5	0	0	0.0563	0.1	10	100%	80	120	0%	
o-Terphenyl	X	ug/L	0.49787	0.49787		0.5	0	0	0.0654	0.1	10	100%	80	120	0%	

Seq No	Lab ID	Test Code	Sample Typ	File ID	Analysis Date	DF	Batch ID	Prep Date	SPKref	RPDref	pmoist					
14955042	28-Dec-21_CAL	SVOC-8270-W-	ICAL	/5975.I\sh122821\	12/28/2021 8:13:	1	R372497		0	0						
Analyte	T	Units	RAW	Final	Text	Spike	SPKref	RPDref	MDL	PQL	UQL	%REC	LOW	HIGH	%RPD	Q

Seq No	Lab ID	Test Code	Sample Typ	File ID	Analysis Date	DF	Batch ID	Prep Date	SPKref	RPDref	pmoist					
14955042	28-Dec-21_CAL	SVOC-8270-W-	ICAL	/5975.I\sh122821\	12/28/2021 8:13:	1	R372497		0	0						
Analyte	T	Units	RAW	Final	Text	Spike	SPKref	RPDref	MDL	PQL	UQL	%REC	LOW	HIGH	%RPD	Q
1-Methylnaphthalene	A	ug/L	0.20662	0.20662		0.2	0	0	0.0206	0.1	10	103%	80	120	0%	
2-Methylnaphthalene	A	ug/L	0.20517	0.20517		0.2	0	0	0.0176	0.1	10	103%	80	120	0%	
Acenaphthene	A	ug/L	0.21999	0.21999		0.2	0	0	0.0317	0.1	10	110%	80	120	0%	
Acenaphthylene	A	ug/L	0.21233	0.21233		0.2	0	0	0.025	0.1	10	106%	80	120	0%	
Anthracene	A	ug/L	0.19983	0.19983		0.2	0	0	0.0283	0.1	10	100%	80	120	0%	
Benzo(a)anthracene	A	ug/L	0.18839	0.18839		0.2	0	0	0.0272	0.1	10	94%	80	120	0%	
Benzo(a)pyrene	A	ug/L	0.18096	0.18096		0.2	0	0	0.0347	0.1	10	90%	80	120	0%	
Benzo(b)fluoranthene	A	ug/L	0.18728	0.18728		0.2	0	0	0.0226	0.1	10	94%	80	120	0%	
Benzo(g,h,i)perylene	A	ug/L	0.18972	0.18972		0.2	0	0	0.0267	0.1	10	95%	80	120	0%	
Benzo(k)fluoranthene	A	ug/L	0.20506	0.20506		0.2	0	0	0.0295	0.1	10	103%	80	120	0%	
Chrysene	A	ug/L	0.18246	0.18246		0.2	0	0	0.0458	0.1	10	91%	80	120	0%	
Dibenzo(a,h)anthracene	A	ug/L	0.19922	0.19922		0.2	0	0	0.0367	0.1	10	100%	80	120	0%	
Fluoranthene	A	ug/L	0.21099	0.21099		0.2	0	0	0.0233	0.1	10	105%	80	120	0%	
Fluorene	A	ug/L	0.20067	0.20067		0.2	0	0	0.0225	0.1	10	100%	80	120	0%	
Indeno(1,2,3-cd)pyrene	A	ug/L	0.18454	0.18454		0.2	0	0	0.0491	0.1	10	92%	80	120	0%	
Naphthalene	A	ug/L	0.1946	0.1946		0.2	0	0	0.029	0.1	10	97%	80	120	0%	
Phenanthrene	A	ug/L	0.19993	0.19993		0.2	0	0	0.0295	0.1	10	100%	80	120	0%	
Pyrene	A	ug/L	0.20969	0.20969		0.2	0	0	0.0239	0.1	10	105%	80	120	0%	
1,4-Dichlorobenzene-d4	I	ug/L	40	40		0	0	0	0.1	0.1		0%			0%	
Acenaphthene-d10	I	ug/L	40	40		0	0	0	0.1	0.1		0%			0%	
Chrysene-d12	I	ug/L	40	40		0	0	0	0.1	0.1		0%			0%	
Naphthalene-d8	I	ug/L	40	40		0	0	0	0.1	0.1		0%			0%	
Perylene-d12	I	ug/L	40	40		0	0	0	0.1	0.1		0%			0%	
Phenanthrene-d10	I	ug/L	40	40		0	0	0	0.1	0.1		0%			0%	
2-Fluorobiphenyl	S	ug/L	0.21251	0.21251		0.2	0	0	0.0444	0.1	10	106%	80	120	0%	
Nitrobenzene-d5	S	ug/L	0.19989	0.19989		0.2	0	0	0.0523	0.1	10	100%	80	120	0%	
Terphenyl-d14	S	ug/L	0.2059	0.2059		0.2	0	0	0.0563	0.1	10	103%	80	120	0%	
o-Terphenyl	X	ug/L	0.21371	0.21371		0.2	0	0	0.0654	0.1	10	107%	80	120	0%	

Seq No	Lab ID	Test Code	Sample Typ	File ID	Analysis Date	DF	Batch ID	Prep Date	SPKref	RPDref	pmoist					
14955043	28-Dec-21_CAL	SVOC-8270-W-	ICAL	/5975.I\sh122821\	12/28/2021 8:46:	1	R372497		0	0						
Analyte	T	Units	RAW	Final	Text	Spike	SPKref	RPDref	MDL	PQL	UQL	%REC	LOW	HIGH	%RPD	Q

Seq No	Lab ID	Test Code	Sample Typ	File ID	Analysis Date	DF	Batch ID	Prep Date	SPKref	RPDref	pmoist					
14955043	28-Dec-21_CAL	SVOC-8270-W-	ICAL	/5975.I\sh122821	12/28/2021 8:46:	1	R372497		0	0						
Analyte	T	Units	RAW	Final	Text	Spike	SPKref	RPDref	MDL	PQL	UQL	%REC	LOW	HIGH	%RPD	Q
1-Methylnaphthalene	A	ug/L	0.11591	0.11591		0.1	0	0	0.0206	0.1	10	116%	50	150	0%	
2-Methylnaphthalene	A	ug/L	0.1059	0.1059		0.1	0	0	0.0176	0.1	10	106%	50	150	0%	
Acenaphthene	A	ug/L	0.11464	0.11464		0.1	0	0	0.0317	0.1	10	115%	50	150	0%	
Acenaphthylene	A	ug/L	0.11593	0.11593		0.1	0	0	0.025	0.1	10	116%	50	150	0%	
Anthracene	A	ug/L	0.09125	0.09125		0.1	0	0	0.0283	0.1	10	91%	50	150	0%	
Benzo(a)anthracene	A	ug/L	0.10164	0.10164		0.1	0	0	0.0272	0.1	10	102%	50	150	0%	
Benzo(a)pyrene	A	ug/L	0.09848	0.09848		0.1	0	0	0.0347	0.1	10	98%	50	150	0%	
Benzo(b)fluoranthene	A	ug/L	0.10024	0.10024		0.1	0	0	0.0226	0.1	10	100%	50	150	0%	
Benzo(g,h,i)perylene	A	ug/L	0.09225	0.09225		0.1	0	0	0.0267	0.1	10	92%	50	150	0%	
Benzo(k)fluoranthene	A	ug/L	0.09818	0.09818		0.1	0	0	0.0295	0.1	10	98%	50	150	0%	
Chrysene	A	ug/L	0.10293	0.10293		0.1	0	0	0.0458	0.1	10	103%	50	150	0%	
Dibenzo(a,h)anthracene	A	ug/L	0.1027	0.1027		0.1	0	0	0.0367	0.1	10	103%	50	150	0%	
Fluoranthene	A	ug/L	0.11861	0.11861		0.1	0	0	0.0233	0.1	10	119%	50	150	0%	
Fluorene	A	ug/L	0.10787	0.10787		0.1	0	0	0.0225	0.1	10	108%	50	150	0%	
Indeno(1,2,3-cd)pyrene	A	ug/L	0.10634	0.10634		0.1	0	0	0.0491	0.1	10	106%	50	150	0%	
Naphthalene	A	ug/L	0.10774	0.10774		0.1	0	0	0.029	0.1	10	108%	50	150	0%	
Phenanthrene	A	ug/L	0.09933	0.09933		0.1	0	0	0.0295	0.1	10	99%	50	150	0%	
Pyrene	A	ug/L	0.11971	0.11971		0.1	0	0	0.0239	0.1	10	120%	50	150	0%	
1,4-Dichlorobenzene-d4	I	ug/L	40	40		0	0	0	0.1	0.1		0%			0%	
Acenaphthene-d10	I	ug/L	40	40		0	0	0	0.1	0.1		0%			0%	
Chrysene-d12	I	ug/L	40	40		0	0	0	0.1	0.1		0%			0%	
Naphthalene-d8	I	ug/L	40	40		0	0	0	0.1	0.1		0%			0%	
Perylene-d12	I	ug/L	40	40		0	0	0	0.1	0.1		0%			0%	
Phenanthrene-d10	I	ug/L	40	40		0	0	0	0.1	0.1		0%			0%	
2-Fluorobiphenyl	S	ug/L	0.11813	0.11813		0.1	0	0	0.0444	0.1	10	118%	50	150	0%	
Nitrobenzene-d5	S	ug/L	0.10034	0.10034		0.1	0	0	0.0523	0.1	10	100%	50	150	0%	
Terphenyl-d14	S	ug/L	0.1148	0.1148		0.1	0	0	0.0563	0.1	10	115%	50	150	0%	
o-Terphenyl	X	ug/L	0.12209	0.12209		0.1	0	0	0.0654	0.1	10	122%	50	150	0%	

Seq No	Lab ID	Test Code	Sample Typ	File ID	Analysis Date	DF	Batch ID	Prep Date	SPKref	RPDref	pmoist					
14955044	28-Dec-21_CCV	SVOC-8270-W-	ICV	/5975.I\sh122821	12/28/2021 9:19:	1	R372497		0	0						
Analyte	T	Units	RAW	Final	Text	Spike	SPKref	RPDref	MDL	PQL	UQL	%REC	LOW	HIGH	%RPD	Q

Seq No	Lab ID	Test Code	Sample Typ	File ID	Analysis Date	DF	Batch ID	Prep Date	SPKref	RPDref	pmoist					
14955044	28-Dec-21_CCV	SVOC-8270-W-	ICV	/5975.I\sh122821\	12/28/2021 9:19:	1	R372497		0	0						
Analyte	T	Units	RAW	Final	Text	Spike	SPKref	RPDref	MDL	PQL	UQL	%REC	LOW	HIGH	%RPD	Q
1-Methylnaphthalene	A	ug/L	2.28179	2.28179		2	0	0	0.0206	0.1	10	114%	80	120	0%	
2-Methylnaphthalene	A	ug/L	2.10954	2.10954		2	0	0	0.0176	0.1	10	105%	80	120	0%	
Acenaphthene	A	ug/L	2.36763	2.36763		2	0	0	0.0317	0.1	10	118%	80	120	0%	
Acenaphthylene	A	ug/L	2.25828	2.25828		2	0	0	0.025	0.1	10	113%	80	120	0%	
Anthracene	A	ug/L	2.34155	2.34155		2	0	0	0.0283	0.1	10	117%	80	120	0%	
Benzo(a)anthracene	A	ug/L	2.30648	2.30648		2	0	0	0.0272	0.1	10	115%	80	120	0%	
Benzo(a)pyrene	A	ug/L	2.2645	2.2645		2	0	0	0.0347	0.1	10	113%	80	120	0%	
Benzo(b)fluoranthene	A	ug/L	2.23296	2.23296		2	0	0	0.0226	0.1	10	112%	80	120	0%	
Benzo(g,h,i)perylene	A	ug/L	2.3215	2.3215		2	0	0	0.0267	0.1	10	116%	80	120	0%	
Benzo(k)fluoranthene	A	ug/L	2.19575	2.19575		2	0	0	0.0295	0.1	10	110%	80	120	0%	
Chrysene	A	ug/L	2.34022	2.34022		2	0	0	0.0458	0.1	10	117%	80	120	0%	
Dibenzo(a,h)anthracene	A	ug/L	2.26205	2.26205		2	0	0	0.0367	0.1	10	113%	80	120	0%	
Fluoranthene	A	ug/L	2.2695	2.2695		2	0	0	0.0233	0.1	10	113%	80	120	0%	
Fluorene	A	ug/L	2.39799	2.39799		2	0	0	0.0225	0.1	10	120%	80	120	0%	
Indeno(1,2,3-cd)pyrene	A	ug/L	2.26864	2.26864		2	0	0	0.0491	0.1	10	113%	80	120	0%	
Naphthalene	A	ug/L	2.05863	2.05863		2	0	0	0.029	0.1	10	103%	80	120	0%	
Phenanthrene	A	ug/L	2.35989	2.35989		2	0	0	0.0295	0.1	10	118%	80	120	0%	
Pyrene	A	ug/L	2.01204	2.01204		2	0	0	0.0239	0.1	10	101%	80	120	0%	
1,4-Dichlorobenzene-d4	I	ug/L	40	40		0	0	0	0.1	0.1		0%			0%	
Acenaphthene-d10	I	ug/L	40	40		0	0	0	0.1	0.1		0%			0%	
Chrysene-d12	I	ug/L	40	40		0	0	0	0.1	0.1		0%			0%	
Naphthalene-d8	I	ug/L	40	40		0	0	0	0.1	0.1		0%			0%	
Perylene-d12	I	ug/L	40	40		0	0	0	0.1	0.1		0%			0%	
Phenanthrene-d10	I	ug/L	40	40		0	0	0	0.1	0.1		0%			0%	
2-Fluorobiphenyl	S	ug/L	2.26258	2.26258		2	0	0	0.0444	0.1	10	113%	80	120	0%	
Nitrobenzene-d5	S	ug/L	2.38774	2.38774		2	0	0	0.0523	0.1	10	119%	80	120	0%	
Terphenyl-d14	S	ug/L	1.939	1.939		2	0	0	0.0563	0.1	10	97%	80	120	0%	
o-Terphenyl	X	ug/L	2.22841	2.22841		2	0	0	0.0654	0.1	10	111%	80	120	0%	

Seq No	Lab ID	Test Code	Sample Typ	File ID	Analysis Date	DF	Batch ID	Prep Date	SPKref	RPDref	pmoist					
14955045	28-Dec-21_ISTB	SVOC-8270-W-	SAMP	/5975.I\sh122821\	12/28/2021 9:51:	1	R372497		0	0						
Analyte	T	Units	RAW	Final	Text	Spike	SPKref	RPDref	MDL	PQL	UQL	%REC	LOW	HIGH	%RPD	Q

Seq No	Lab ID	Test Code	Sample Typ	File ID	Analysis Date	DF	Batch ID	Prep Date	SPKref	RPDref	pmoist					
14955045	28-Dec-21_ISTB	SVOC-8270-W-	SAMP	/5975.I\sh122821\	12/28/2021 9:51:	1	R372497		0	0						
Analyte	T	Units	RAW	Final	Text	Spike	SPKref	RPDref	MDL	PQL	UQL	%REC	LOW	HIGH	%RPD	Q
1-Methylnaphthalene	A	ug/L	0	0		0	0	0	0.0206	0.1	10	0%	0	0	0%	
2-Methylnaphthalene	A	ug/L	0	0		0	0	0	0.0176	0.1	10	0%	0	0	0%	
Acenaphthene	A	ug/L	0	0		0	0	0	0.0317	0.1	10	0%	0	0	0%	
Acenaphthylene	A	ug/L	0	0		0	0	0	0.025	0.1	10	0%	0	0	0%	
Anthracene	A	ug/L	0	0		0	0	0	0.0283	0.1	10	0%	0	0	0%	
Benzo(a)anthracene	A	ug/L	0	0		0	0	0	0.0272	0.1	10	0%	0	0	0%	
Benzo(a)pyrene	A	ug/L	0	0		0	0	0	0.0347	0.1	10	0%	0	0	0%	
Benzo(b)fluoranthene	A	ug/L	0	0		0	0	0	0.0226	0.1	10	0%	0	0	0%	
Benzo(g,h,i)perylene	A	ug/L	0	0		0	0	0	0.0267	0.1	10	0%	0	0	0%	
Benzo(k)fluoranthene	A	ug/L	0	0		0	0	0	0.0295	0.1	10	0%	0	0	0%	
Chrysene	A	ug/L	0	0		0	0	0	0.0458	0.1	10	0%	0	0	0%	
Dibenzo(a,h)anthracene	A	ug/L	0	0		0	0	0	0.0367	0.1	10	0%	0	0	0%	
Fluoranthene	A	ug/L	0	0		0	0	0	0.0233	0.1	10	0%	0	0	0%	
Fluorene	A	ug/L	0	0		0	0	0	0.0225	0.1	10	0%	0	0	0%	
Indeno(1,2,3-cd)pyrene	A	ug/L	0	0		0	0	0	0.0491	0.1	10	0%	0	0	0%	
Naphthalene	A	ug/L	0	0		0	0	0	0.029	0.1	10	0%	0	0	0%	
Phenanthrene	A	ug/L	0	0		0	0	0	0.0295	0.1	10	0%	0	0	0%	
Pyrene	A	ug/L	0	0		0	0	0	0.0239	0.1	10	0%	0	0	0%	
1,4-Dichlorobenzene-d4	I	ug/L	40	40		0	0	0	0.1	0.1		0%	0	0	0%	
Acenaphthene-d10	I	ug/L	40	40		0	0	0	0.1	0.1		0%	0	0	0%	
Chrysene-d12	I	ug/L	40	40		0	0	0	0.1	0.1		0%	0	0	0%	
Naphthalene-d8	I	ug/L	40	40		0	0	0	0.1	0.1		0%	0	0	0%	
Perylene-d12	I	ug/L	40	40		0	0	0	0.1	0.1		0%	0	0	0%	
Phenanthrene-d10	I	ug/L	40	40		0	0	0	0.1	0.1		0%	0	0	0%	
2-Fluorobiphenyl	S	ug/L	0	0		5	0	0	0.0444	0.1	10	0%	25	94	0%	S
Nitrobenzene-d5	S	ug/L	0	0		5	0	0	0.0523	0.1	10	0%	19	102	0%	S
Terphenyl-d14	S	ug/L	0	0		5	0	0	0.0563	0.1	10	0%	39	106	0%	S
o-Terphenyl	X	ug/L	0	0		200	0	0	0.0654	0.1	10	0%	40	140	0%	S

Seq No	Lab ID	Test Code	Sample Typ	File ID	Analysis Date	DF	Batch ID	Prep Date	SPKref	RPDref	pmoist					
14955048	MB-162432	SVOC-8270-W-	MBLK	/5975.I\sh122821\	12/28/2021 10:2	1	162432	12/22/2021	0	0						
Analyte	T	Units	RAW	Final	Text	Spike	SPKref	RPDref	MDL	PQL	UQL	%REC	LOW	HIGH	%RPD	Q



Seq No	Lab ID	Test Code	Sample Typ	File ID	Analysis Date	DF	Batch ID	Prep Date	SPKref	RPDref	pmoist					
14955048	MB-162432	SVOC-8270-W-	MBLK	/5975.I\sh122821\	12/28/2021 10:2	1	162432	12/22/2021	0	0						
Analyte	T	Units	RAW	Final	Text	Spike	SPKref	RPDref	MDL	PQL	UQL	%REC	LOW	HIGH	%RPD	Q
1-Methylnaphthalene	A	ug/L	0	0		0	0	0	0.0206	0.05	10	0%				0%
2-Methylnaphthalene	A	ug/L	0	0		0	0	0	0.0176	0.05	10	0%				0%
Naphthalene	A	ug/L	0	0		0	0	0	0.029	0.05	10	0%				0%
Seq No	Lab ID	Test Code	Sample Typ	File ID	Analysis Date	DF	Batch ID	Prep Date	SPKref	RPDref	pmoist					
14955049	MB-162432	SVOC-8270-W-	MBLK	/5975.I\sh122821\	12/28/2021 10:5	20	162432	12/22/2021	0	0						
Analyte	T	Units	RAW	Final	Text	Spike	SPKref	RPDref	MDL	PQL	UQL	%REC	LOW	HIGH	%RPD	Q
2-Fluorobiphenyl	S	ug/L	3.35437	67.0874		100	0	0	0.888	2	10	67%	53	106		0%
Nitrobenzene-d5	S	ug/L	3.719	74.38		100	0	0	1.046	2	10	74%	55	111		0%
Terphenyl-d14	S	ug/L	4.89714	97.9428		100	0	0	1.126	2	10	98%	58	132		0%
Seq No	Lab ID	Test Code	Sample Typ	File ID	Analysis Date	DF	Batch ID	Prep Date	SPKref	RPDref	pmoist					
14955050	LLCS-162432	SVOC-8270-W-	LCS-DOD	/5975.I\sh122821\	12/28/2021 11:2	1	162432	12/22/2021	0	0						
Analyte	T	Units	RAW	Final	Text	Spike	SPKref	RPDref	MDL	PQL	UQL	%REC	LOW	HIGH	%RPD	Q
1-Methylnaphthalene	A	ug/L	3.02653	3.02653		5	0	0	0.0206	0.1	10	61%	41	115		0%
2-Methylnaphthalene	A	ug/L	2.69949	2.69949		5	0	0	0.0176	0.1	10	54%	39	114		0%
Naphthalene	A	ug/L	2.56287	2.56287		5	0	0	0.029	0.1	10	51%	43	114		0%
Seq No	Lab ID	Test Code	Sample Typ	File ID	Analysis Date	DF	Batch ID	Prep Date	SPKref	RPDref	pmoist					
14955051	LLCS-162432	SVOC-8270-W-	LCS-DOD	/5975.I\sh122821\	12/29/2021 12:0	20	162432	12/22/2021	0	0						
Analyte	T	Units	RAW	Final	Text	Spike	SPKref	RPDref	MDL	PQL	UQL	%REC	LOW	HIGH	%RPD	Q
2-Fluorobiphenyl	S	ug/L	2.71144	54.2288		100	0	0	0.888	2	10	54%	53	106		0%
Nitrobenzene-d5	S	ug/L	3.1359	62.718		100	0	0	1.046	2	10	63%	55	111		0%
Terphenyl-d14	S	ug/L	5.58659	111.7318		100	0	0	1.126	2	10	112%	58	132		0%
Seq No	Lab ID	Test Code	Sample Typ	File ID	Analysis Date	DF	Batch ID	Prep Date	SPKref	RPDref	pmoist					
14955052	LLCSD-162432	SVOC-8270-W-	LCSD-DOD	/5975.I\sh122821\	12/29/2021 12:3	1	162432	12/22/2021	0	1E+07						
Analyte	T	Units	RAW	Final	Text	Spike	SPKref	RPDref	MDL	PQL	UQL	%REC	LOW	HIGH	%RPD	Q

Seq No	Lab ID	Test Code	Sample Typ	File ID	Analysis Date	DF	Batch ID	Prep Date	SPKref	RPDref	pmoist					
14955052	LLCSD-162432	SVOC-8270-W-	LCSD-DOD	/5975.I\sh122821\	12/29/2021 12:3	1	162432	12/22/2021	0	1E+07						
Analyte	T	Units	RAW	Final	Text	Spike	SPKref	RPDref	MDL	PQL	UQL	%REC	LOW	HIGH	%RPD	Q
1-Methylnaphthalene	A	ug/L	2.45464	2.45464		5	0	3.02653	0.0206	0.1	10	49%	41	115	21%	
2-Methylnaphthalene	A	ug/L	2.19556	2.19556		5	0	2.69949	0.0176	0.1	10	44%	39	114	21%	
Naphthalene	A	ug/L	2.03253	2.03253		5	0	2.56287	0.029	0.1	10	41%	43	114	23%	S
2-Fluorobiphenyl	S	ug/L	4.29935	4.29935		5	0	0	0.0444	0.1	10	86%	53	106	0%	
Nitrobenzene-d5	S	ug/L	5.35939	5.35939		5	0	0	0.0523	0.1	10	107%	55	111	0%	
Terphenyl-d14	S	ug/L	6.65255	6.65255		5	0	0	0.0563	0.1	10	133%	58	132	0%	S
Seq No	Lab ID	Test Code	Sample Typ	File ID	Analysis Date	DF	Batch ID	Prep Date	SPKref	RPDref	pmoist					
14955053	B21121613-002	SVOC-8270-W-	SAMP	/5975.I\sh122821\	12/29/2021 1:07:	1	162392	12/21/2021	0	0						
Analyte	T	Units	RAW	Final	Text	Spike	SPKref	RPDref	MDL	PQL	UQL	%REC	LOW	HIGH	%RPD	Q
1-Methylnaphthalene	A	ug/L	0	0		0	0	0	0.0200026	0.1	10	0%	0	0	0%	U
2-Methylnaphthalene	A	ug/L	0	0		0	0	0	0.0170896	0.1	10	0%	0	0	0%	U
Naphthalene	A	ug/L	0	0		0	0	0	0.028159	0.1	10	0%	0	0	0%	U
Seq No	Lab ID	Test Code	Sample Typ	File ID	Analysis Date	DF	Batch ID	Prep Date	SPKref	RPDref	pmoist					
14955054	B21121613-002	SVOC-8270-W-	SAMP	/5975.I\sh122821\	12/29/2021 1:39:	20	162392	12/21/2021	0	0						
Analyte	T	Units	RAW	Final	Text	Spike	SPKref	RPDref	MDL	PQL	UQL	%REC	LOW	HIGH	%RPD	Q
2-Fluorobiphenyl	S	ug/L	2.73816	53.1750672		97.1	0	0	0.862248	1.942	10	55%	53	106	0%	
Nitrobenzene-d5	S	ug/L	2.21972	43.1069624		97.1	0	0	1.015666	1.942	10	44%	55	111	0%	S
Terphenyl-d14	S	ug/L	4.63288	89.9705296		97.1	0	0	1.093346	1.942	10	93%	58	132	0%	
Seq No	Lab ID	Test Code	Sample Typ	File ID	Analysis Date	DF	Batch ID	Prep Date	SPKref	RPDref	pmoist					
14955055	B21121616-001	SVOC-8270-W-	SAMP	/5975.I\sh122821\	12/29/2021 2:12:	1	162392	12/21/2021	0	0						
Analyte	T	Units	RAW	Final	Text	Spike	SPKref	RPDref	MDL	PQL	UQL	%REC	LOW	HIGH	%RPD	Q
1-Methylnaphthalene	A	ug/L	2.20751	2.2295851		0	0	0	0.020806	0.101	10	0%	0	0	0%	
2-Methylnaphthalene	A	ug/L	0.95101	0.9605201		0	0	0	0.017776	0.101	10	0%	0	0	0%	
Naphthalene	A	ug/L	4.81048	4.8585848		0	0	0	0.02929	0.101	10	0%	0	0	0%	
2-Fluorobiphenyl	S	ug/L	2.43619	2.4605519		5.05	0	0	0.044844	0.101	10	49%	53	106	0%	S
Nitrobenzene-d5	S	ug/L	2.12627	2.1475327		5.05	0	0	0.052823	0.101	10	43%	55	111	0%	S
Terphenyl-d14	S	ug/L	4.06718	4.1078518		5.05	0	0	0.056863	0.101	10	81%	58	132	0%	

Seq No	Lab ID	Test Code	Sample Typ	File ID	Analysis Date	DF	Batch ID	Prep Date	SPKref	RPDref	pmoist					
14955056	B21121622-001	SVOC-8270-W-	SAMP	/5975.I\sh122821\	12/29/2021 2:45:	1	162392	12/21/2021	0	0						
Analyte	T	Units	RAW	Final	Text	Spike	SPKref	RPDref	MDL	PQL	UQL	%REC	LOW	HIGH	%RPD	Q
1-Methylnaphthalene	A	ug/L	0	0		0	0	0	0.0196112	0.1	10	0%	0	0	0%	U
2-Methylnaphthalene	A	ug/L	0	0		0	0	0	0.0167552	0.1	10	0%	0	0	0%	U
Naphthalene	A	ug/L	0	0		0	0	0	0.027608	0.1	10	0%	0	0	0%	U
2-Fluorobiphenyl	S	ug/L	3.14768	2.99659136		4.76	0	0	0.0422688	0.1	10	63%	53	106	0%	
Nitrobenzene-d5	S	ug/L	3.76231	3.58171912		4.76	0	0	0.0497896	0.1	10	75%	55	111	0%	
Terphenyl-d14	S	ug/L	3.91529	3.72735608		4.76	0	0	0.0535976	0.1	10	78%	58	132	0%	

Seq No	Lab ID	Test Code	Sample Typ	File ID	Analysis Date	DF	Batch ID	Prep Date	SPKref	RPDref	pmoist					
14955057	B21121622-002	SVOC-8270-W-	SAMP	/5975.I\sh122821\	12/29/2021 3:17:	1	162392	12/21/2021	0	0						
Analyte	T	Units	RAW	Final	Text	Spike	SPKref	RPDref	MDL	PQL	UQL	%REC	LOW	HIGH	%RPD	Q
1-Methylnaphthalene	A	ug/L	0	0		0	0	0	0.0196112	0.1	10	0%	0	0	0%	U
2-Methylnaphthalene	A	ug/L	0	0		0	0	0	0.0167552	0.1	10	0%	0	0	0%	U
Naphthalene	A	ug/L	0	0		0	0	0	0.027608	0.1	10	0%	0	0	0%	U
2-Fluorobiphenyl	S	ug/L	3.24773	3.09183896		4.76	0	0	0.0422688	0.1	10	65%	53	106	0%	
Nitrobenzene-d5	S	ug/L	3.64216	3.46733632		4.76	0	0	0.0497896	0.1	10	73%	55	111	0%	
Terphenyl-d14	S	ug/L	4.65043	4.42720936		4.76	0	0	0.0535976	0.1	10	93%	58	132	0%	

Seq No	Lab ID	Test Code	Sample Typ	File ID	Analysis Date	DF	Batch ID	Prep Date	SPKref	RPDref	pmoist					
14955058	B21121622-003	SVOC-8270-W-	SAMP	/5975.I\sh122821\	12/29/2021 3:50:	1	162392	12/21/2021	0	0						
Analyte	T	Units	RAW	Final	Text	Spike	SPKref	RPDref	MDL	PQL	UQL	%REC	LOW	HIGH	%RPD	Q
1-Methylnaphthalene	A	ug/L	0	0		0	0	0	0.021836	0.106	10	0%	0	0	0%	U
2-Methylnaphthalene	A	ug/L	0	0		0	0	0	0.018656	0.106	10	0%	0	0	0%	U
Naphthalene	A	ug/L	0	0		0	0	0	0.03074	0.106	10	0%	0	0	0%	U

Seq No	Lab ID	Test Code	Sample Typ	File ID	Analysis Date	DF	Batch ID	Prep Date	SPKref	RPDref	pmoist					
14955059	B21121622-003	SVOC-8270-W-	SAMP	/5975.I\sh122821\	12/29/2021 4:23:	20	162392	12/21/2021	0	0						
Analyte	T	Units	RAW	Final	Text	Spike	SPKref	RPDref	MDL	PQL	UQL	%REC	LOW	HIGH	%RPD	Q
2-Fluorobiphenyl	S	ug/L	2.24548	47.604176		106	0	0	0.94128	2.12	10	45%	53	106	0%	S
Nitrobenzene-d5	S	ug/L	3.42778	72.668936		106	0	0	1.10876	2.12	10	69%	55	111	0%	
Terphenyl-d14	S	ug/L	5.03885	106.82362		106	0	0	1.19356	2.12	10	101%	58	132	0%	

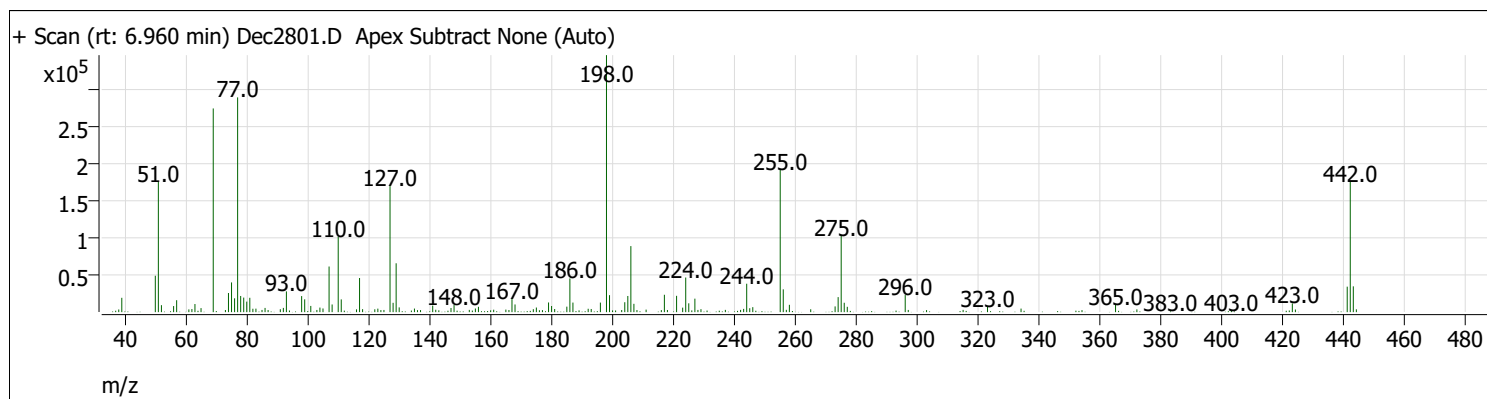
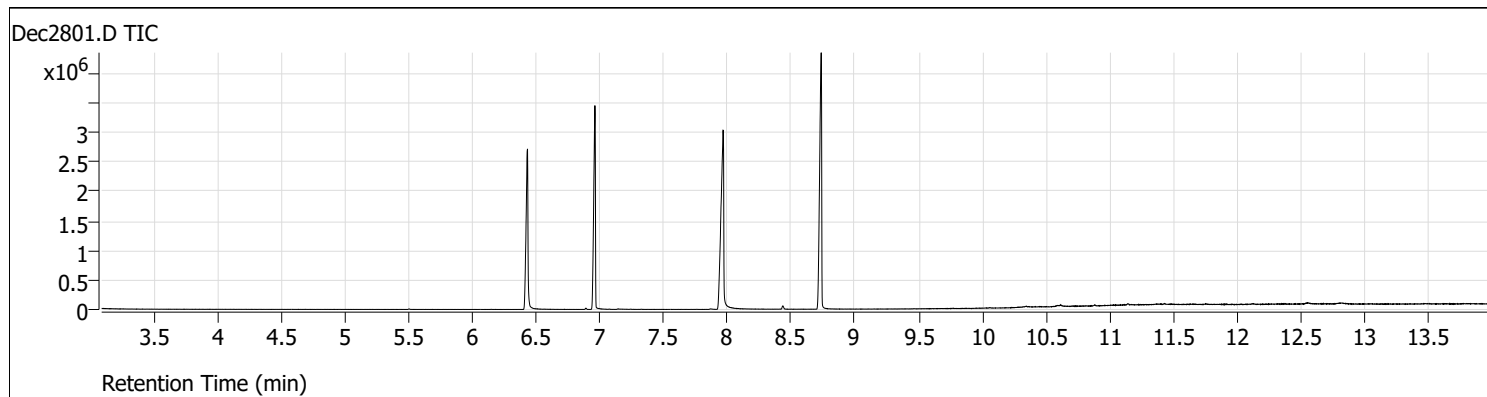
Seq No	Lab ID	Test Code	Sample Typ	File ID	Analysis Date	DF	Batch ID	Prep Date	SPKref	RPDref	pmoist					
14955060	B21121623-001	SVOC-8270-W-	SAMP	/5975.I\sh122821\	12/29/2021 4:55:	1	162392	12/21/2021	0	0						
Analyte	T	Units	RAW	Final	Text	Spike	SPKref	RPDref	MDL	PQL	UQL	%REC	LOW	HIGH	%RPD	Q
1-Methylnaphthalene	A	ug/L	0	0		0	0	0	0.0196112	0.1	10	0%	0	0	0%	U
2-Methylnaphthalene	A	ug/L	0	0		0	0	0	0.0167552	0.1	10	0%	0	0	0%	U
Naphthalene	A	ug/L	0	0		0	0	0	0.027608	0.1	10	0%	0	0	0%	U
2-Fluorobiphenyl	S	ug/L	3.28379	3.12616808		4.76	0	0	0.0422688	0.1	10	66%	53	106	0%	
Nitrobenzene-d5	S	ug/L	3.62325	3.449334		4.76	0	0	0.0497896	0.1	10	72%	55	111	0%	
Terphenyl-d14	S	ug/L	5.0373	4.7955096		4.76	0	0	0.0535976	0.1	10	101%	58	132	0%	

Seq No	Lab ID	Test Code	Sample Typ	File ID	Analysis Date	DF	Batch ID	Prep Date	SPKref	RPDref	pmoist					
14955061	28-Dec-21_CC	SVOC-8270-W-	CCV	/5975.I\sh122821\	12/29/2021 5:28:	1	R372497		0	0						
Analyte	T	Units	RAW	Final	Text	Spike	SPKref	RPDref	MDL	PQL	UQL	%REC	LOW	HIGH	%RPD	Q
1-Methylnaphthalene	A	ug/L	2.05854	2.05854		2	0	0	0.0206	0.1	10	103%	50	150	0%	
2-Methylnaphthalene	A	ug/L	1.80326	1.80326		2	0	0	0.0176	0.1	10	90%	50	150	0%	
Naphthalene	A	ug/L	1.56861	1.56861		2	0	0	0.029	0.1	10	78%	50	150	0%	
2-Fluorobiphenyl	S	ug/L	1.70703	1.70703		2	0	0	0.0444	0.1	10	85%	50	150	0%	
Nitrobenzene-d5	S	ug/L	2.10871	2.10871		2	0	0	0.0523	0.1	10	105%	50	150	0%	
Terphenyl-d14	S	ug/L	1.84995	1.84995		2	0	0	0.0563	0.1	10	92%	50	150	0%	

File Name	Sample Name	Line No.	Test Code	Multiplier	Divisor	Method Name
Dec2801.d	28-Dec-21_TUNE_1	1		1	1	5975Tune.M
Dec2802.d	28-Dec-21_CAL_7	2	SVOC-8270-W-LLPAH	1	1	5975BNASIM.M
Dec2803.d	28-Dec-21_CAL_6	3	SVOC-8270-W-LLPAH	1	1	5975BNASIM.M
Dec2804.d	28-Dec-21_CAL_5	4	SVOC-8270-W-LLPAH	1	1	5975BNASIM.M
Dec2805.d	28-Dec-21_CAL_4	5	SVOC-8270-W-LLPAH	1	1	5975BNASIM.M
Dec2806.d	28-Dec-21_CAL_3	6	SVOC-8270-W-LLPAH	1	1	5975BNASIM.M
Dec2807.d	28-Dec-21_CAL_2	7	SVOC-8270-W-LLPAH	1	1	5975BNASIM.M
Dec2808.d	28-Dec-21_CAL_1	8	SVOC-8270-W-LLPAH	1	1	5975BNASIM.M
Dec2809.d	28-Dec-21_CCV_9	9	SVOC-8270-W-LLPAH	1	1	5975BNASIM.M
Dec2810.d	28-Dec-21_ISTBLK_10	10	SVOC-8270-W-LLPAH	1	1	5975BNASIM.M
Dec2811.d	MB-162432	11	SVOC-8270-W-LLPAH	1	1	5975BNASIM.M
Dec2812.d	MB-162432	12	SVOC-8270-W-LLPAH	20	1	5975BNASIM.M
Dec2813.d	LLCS-162432	13	SVOC-8270-W-LLPAH	1	1	5975BNASIM.M
Dec2814.d	LLCS-162432	14	SVOC-8270-W-LLPAH	20	1	5975BNASIM.M
Dec2815.d	LLCSD-162432	15	SVOC-8270-W-LLPAH	1	1	5975BNASIM.M
Dec2816.d	B21121613-002A	16	SVOC-8270-W-LLPAH	1	1	5975BNASIM.M
Dec2817.d	B21121613-002A	17	SVOC-8270-W-LLPAH	20	1	5975BNASIM.M
Dec2818.d	B21121616-001B	18	SVOC-8270-W-LLPAH	1	1	5975BNASIM.M
Dec2819.d	B21121622-001A	19	SVOC-8270-W-LLPAH	1	1	5975BNASIM.M
Dec2820.d	B21121622-002A	20	SVOC-8270-W-LLPAH	1	1	5975BNASIM.M
Dec2821.d	B21121622-003A	21	SVOC-8270-W-LLPAH	1	1	5975BNASIM.M
Dec2822.d	B21121622-003A	22	SVOC-8270-W-LLPAH	20	1	5975BNASIM.M
Dec2823.d	B21121623-001B	23	SVOC-8270-W-LLPAH	1	1	5975BNASIM.M
Dec2824.d	28-Dec-21_CCV_24	24	SVOC-8270-W-LLPAH	1	1	5975BNASIM.M
Dec2825.d	28-Dec-21_TUNE_25	25		1	1	5975Tune.M
Dec2826.d	28-Dec-21_CCV_26	26	SVOC-8270-W-LLPAH	1	1	5975BNASIM.M
Dec2827.d	28-Dec-21_ISTBLK_27	27	SVOC-8270-W-LLPAH	1	1	5975BNASIM.M
Dec2828.d	B21121841-001A	28	SVOC-8270-W-LLPAH	1	1	5975BNASIM.M
Dec2829.d	B21121841-001A	29	SVOC-8270-W-LLPAH	20	1	5975BNASIM.M
Dec2830.d	B21121841-001ALMS	30	SVOC-8270-W-LLPAH	1	1	5975BNASIM.M
Dec2831.d	B21121841-002A	31	SVOC-8270-W-LLPAH	1	1	5975BNASIM.M
Dec2832.d	B21121841-002A	32	SVOC-8270-W-LLPAH	20	1	5975BNASIM.M
Dec2833.d	B21121841-003A	33	SVOC-8270-W-LLPAH	1	1	5975BNASIM.M
Dec2834.d	B21121841-003A	34	SVOC-8270-W-LLPAH	20	1	5975BNASIM.M
Dec2835.d	B21121841-004A	35	SVOC-8270-W-LLPAH	1	1	5975BNASIM.M
Dec2836.d	B21121841-004A	36	SVOC-8270-W-LLPAH	20	1	5975BNASIM.M
Dec2837.d	28-Dec-21_CCV_37	26	SVOC-8270-W-LLPAH	1	1	5975BNASIM.M

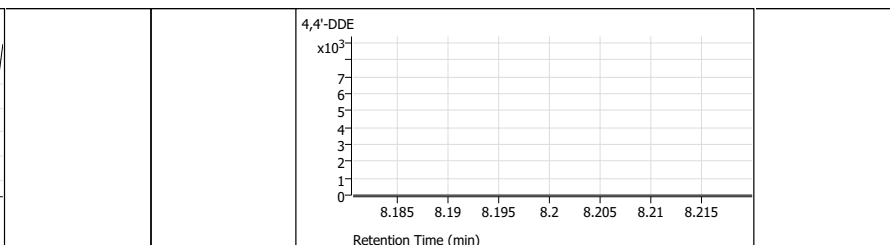
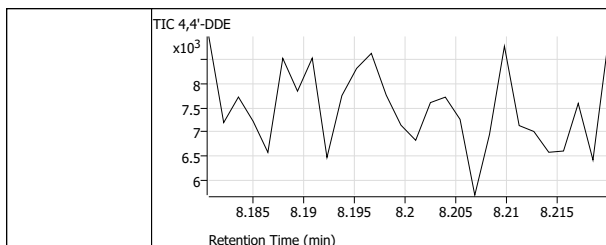
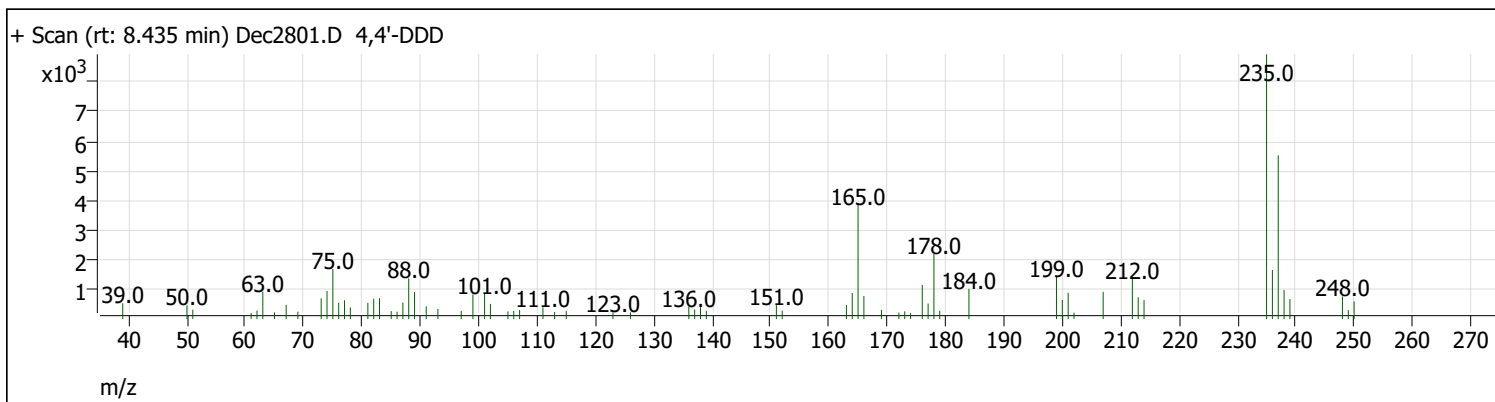
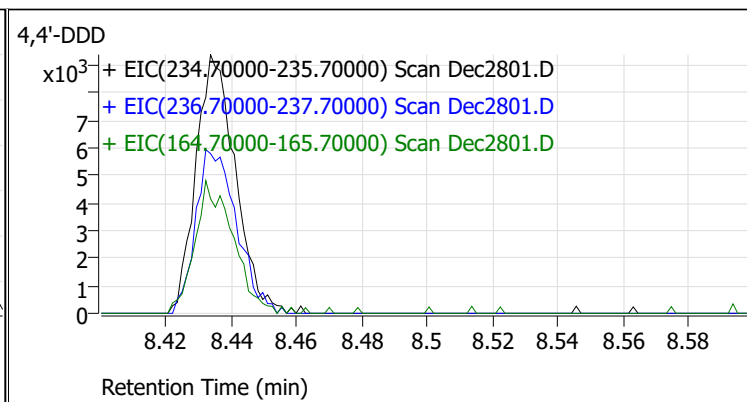
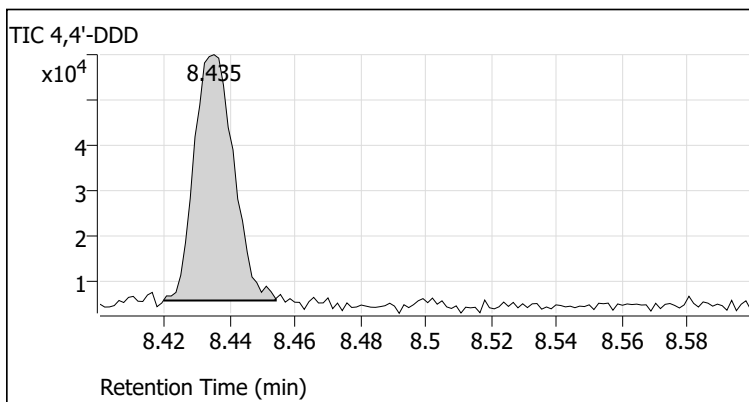
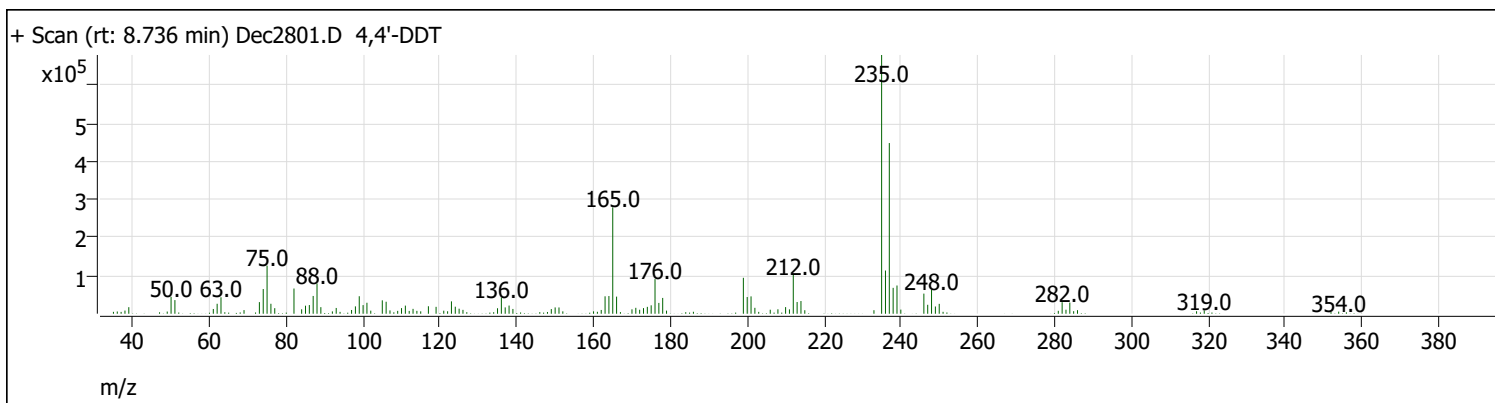
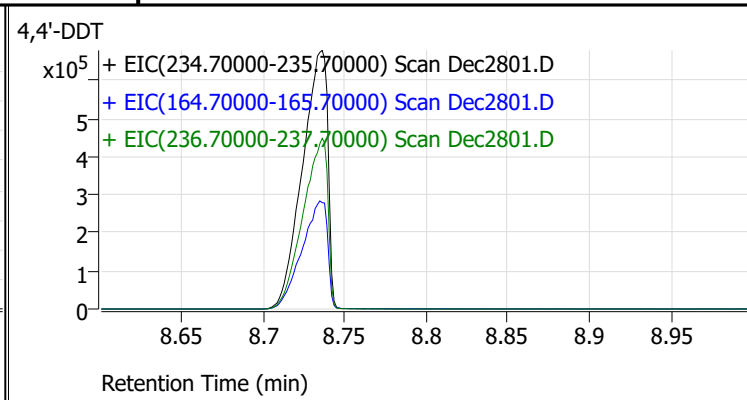
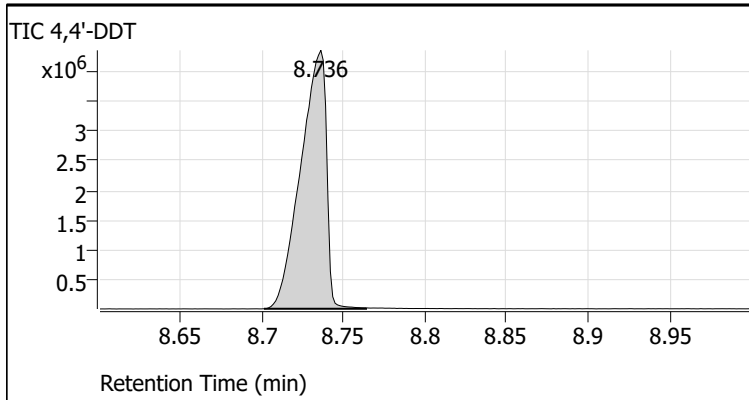
# Tune Evaluation Report

Data Path: \\MASSHUNTER\Org\Data\SV5975.I\sh122821\1 e8270c bna SIM\Dec2801.D  
 Acq on: 12/28/2021 5:06:43 PM  
 Operator: LIMS import  
 Sample: 28-Dec-21\_TUNE\_1  
 Inst Name: GCMS  
 ALS Vial: 1  
 Method: \\MASSHUNTER\Org\Data\SV5975.I\Methods\DFTPP5975625.m



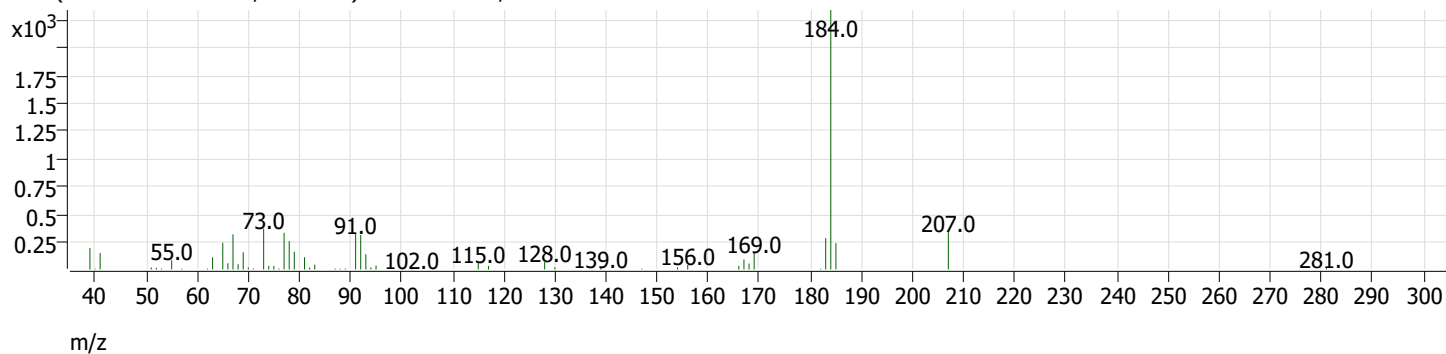
Target Mass	Rel. To Mass	Lower Limit%	Upper Limit%	Rel. Abn%	Raw Abn	Pass/Fail
51	198	30	60	50.7	175808	Pass
68	69	0	2	0.0	0	Pass
70	69	0	2	0.5	1441	Pass
127	198	40	60	49.1	170304	Pass
197	198	0	1	0.0	0	Pass
198	198	100	100	100.0	347072	Pass
199	198	5	9	6.6	22904	Pass
275	198	10	30	29.6	102792	Pass
365	198	1	100	2.9	10127	Pass
441	443	1E-10	150	98.7	34384	Pass
442	198	40	100	50.7	176128	Pass
443	442	17	23	19.8	34832	Pass
69	69	100	100	100.0	275072	Pass

# Tune Evaluation Report



# Tune Evaluation Report

+ Scan (rt: 8.181-8.220 min, 28 scans) Dec2801.D 4,4'-DDE

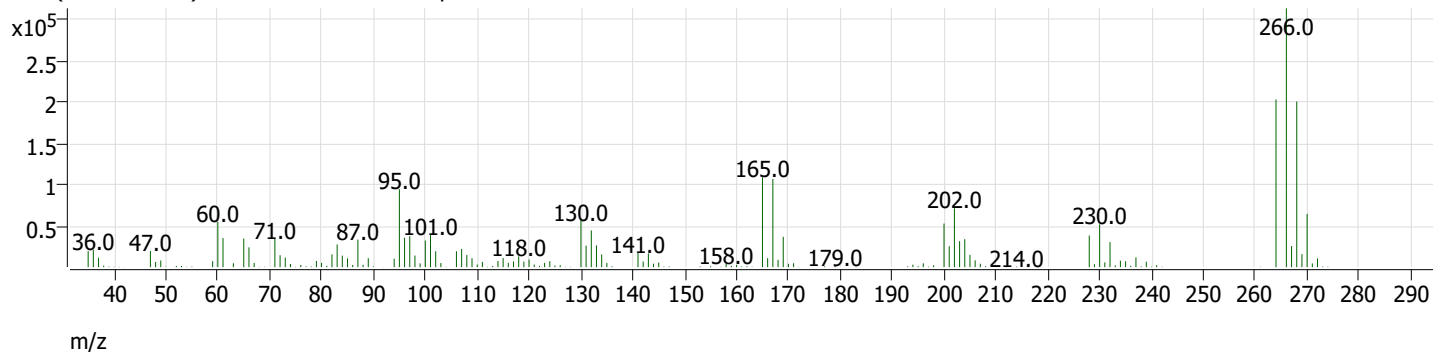


Compound Name	Expected RT	Observed RT	TIC Area	Breakdown %	Pass/Fail
4,4'-DDT	8.800	8.736	4761627	0.9	Pass
4,4'-DDD	8.500	8.435	45444		
4,4'-DDE	8.200	0.000	0		

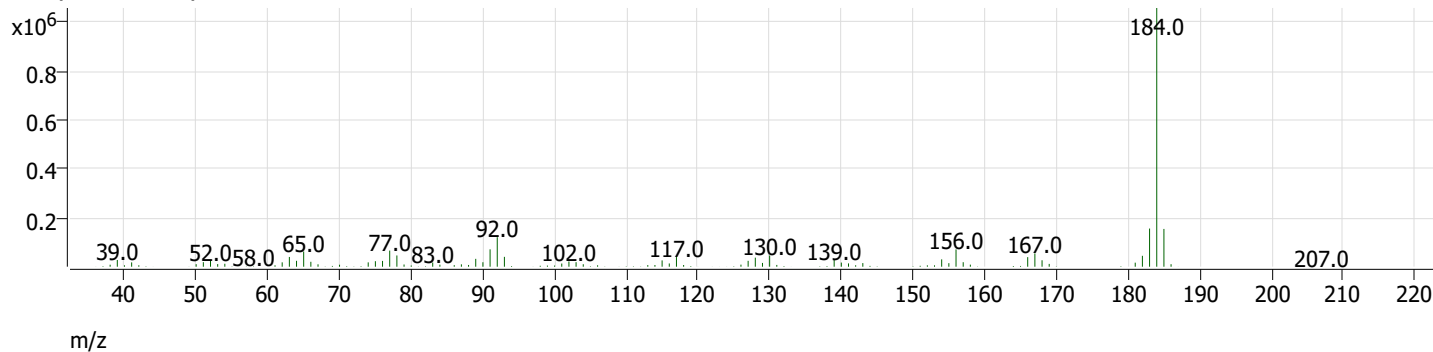


# Tune Evaluation Report

+ Scan (rt: 6.431 min) Dec2801.D Pentachlorophenol



+ Scan (rt: 7.965 min) Dec2801.D Benzidine

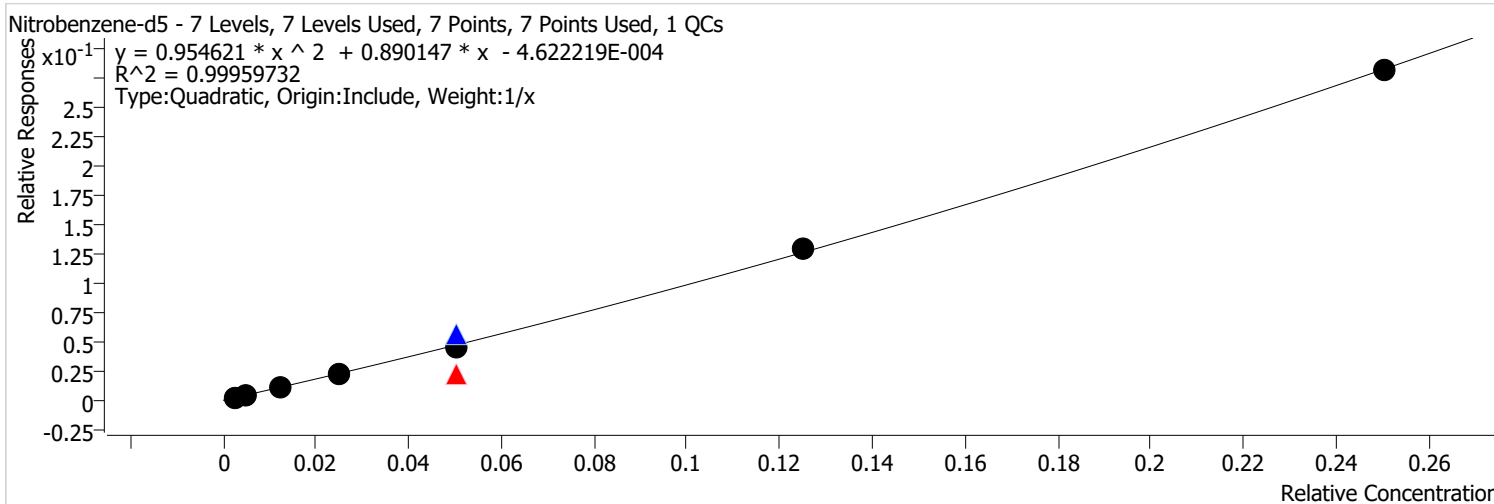


Compound Name	Expected RT	Observed RT	Tailing Factor	PGF	Pass/Fail
Pentachlorophenol	6.800	6.431	0.4	25.5	Pass
Benzidine	8.400	7.965	0.3	16.6	Pass

# Calibration Report

<b>Batch Path</b>	\\MASSHUNTER\Org\Data\SV5975.I\sh122821\1 e8270c bna SIM\QuantResults\122821 bna SIM 1.batch.bin	<b>Analyst Name</b>	BL2000\jheine
<b>Analysis Time</b>	12/29/2021 9:21 AM	<b>Reporter Name</b>	BL2000\jheine
<b>Report Time</b>	1/6/2022 12:26:33 PM	<b>Batch State</b>	Processed
<b>Last Calib Update</b>	12/29/2021 8:56 AM	<b>Quant Report Version</b>	10.0
<b>Quant Batch Version</b>	10.0		

**Nitrobenzene-d5 %RSE =**

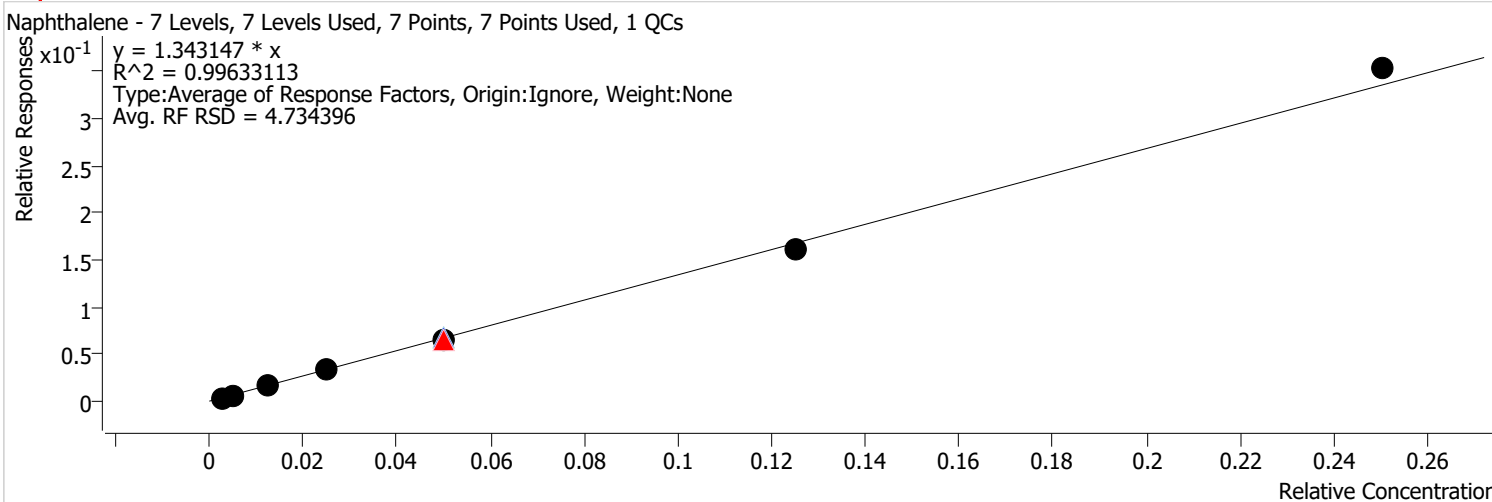


Calibration STD Path	Cal Type	Level	Enabled	Resp.	Exp. Conc	Resp. Factor	Level RSD
\\MASSHUNTER\Org\Data\SV5975.I\sh122821\1 e8270c bna SIM\Dec2808.D	Calibration	1	x	515	0.1000	0.7107	
\\MASSHUNTER\Org\Data\SV5975.I\sh122821\1 e8270c bna SIM\Dec2807.D	Calibration	2	x	1083	0.2000	0.8020	
\\MASSHUNTER\Org\Data\SV5975.I\sh122821\1 e8270c bna SIM\Dec2806.D	Calibration	3	x	3113	0.5000	0.9012	
\\MASSHUNTER\Org\Data\SV5975.I\sh122821\1 e8270c bna SIM\Dec2805.D	Calibration	4	x	6936	1.0000	0.8751	
\\MASSHUNTER\Org\Data\SV5975.I\sh122021\1 e8270d bna SIM\Dec2025.D	CC	CCV	x	9501	2.0000	0.4341	
\\MASSHUNTER\Org\Data\SV5975.I\sh122821\1 e8270c bna SIM\Dec2809.D	QC	ICV	x	18569	2.0000	1.1215	
\\MASSHUNTER\Org\Data\SV5975.I\sh122821\1 e8270c bna SIM\Dec2804.D	Calibration	5	x	14443	2.0000	0.8897	
\\MASSHUNTER\Org\Data\SV5975.I\sh122821\1 e8270c bna SIM\Dec2803.D	Calibration	6	x	42512	5.0000	1.0311	
\\MASSHUNTER\Org\Data\SV5975.I\sh122821\1 e8270c bna SIM\Dec2802.D	Calibration	7	x	92065	10.0000	1.1223	

# Calibration Report

<b>Batch Path</b>	\\MASSHUNTER\Org\Data\SV5975.I\sh122821\1 e8270c bna SIM\QuantResults\122821 bna SIM 1.batch.bin	<b>Analyst Name</b>	BL2000\jheine
<b>Analysis Time</b>	12/29/2021 9:21 AM	<b>Reporter Name</b>	BL2000\jheine
<b>Report Time</b>	1/6/2022 12:26:38 PM	<b>Batch State</b>	Processed
<b>Last Calib Update</b>	12/29/2021 8:56 AM	<b>Quant Report Version</b>	10.0
<b>Quant Batch Version</b>	10.0		

**Naphthalene %RSE = 4.7**



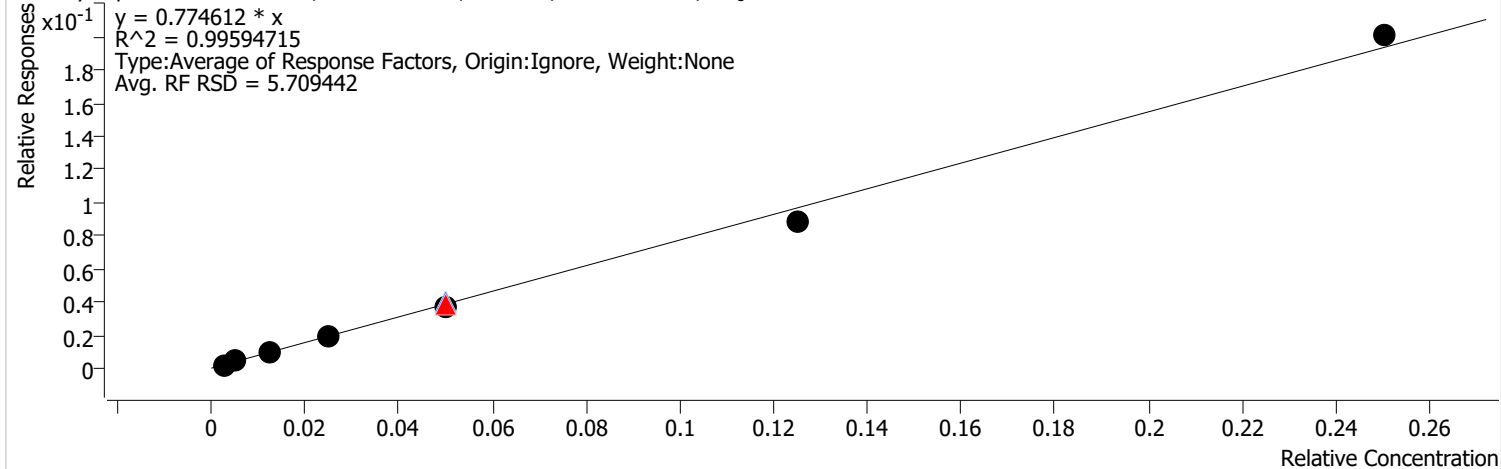
Calibration STD Path	Cal Type	Level	Enabled	Resp.	Exp. Conc	Resp. Factor	Level RSD
\\MASSHUNTER\Org\Data\SV5975.I\sh122821\1 e8270c bna SIM\Dec2808.D	Calibration	1	x	2075	0.1000	1.4471	
\\MASSHUNTER\Org\Data\SV5975.I\sh122821\1 e8270c bna SIM\Dec2807.D	Calibration	2	x	3569	0.2000	1.3069	
\\MASSHUNTER\Org\Data\SV5975.I\sh122821\1 e8270c bna SIM\Dec2806.D	Calibration	3	x	9084	0.5000	1.3362	
\\MASSHUNTER\Org\Data\SV5975.I\sh122821\1 e8270c bna SIM\Dec2805.D	Calibration	4	x	19154	1.0000	1.3309	
\\MASSHUNTER\Org\Data\SV5975.I\sh122021\1 e8270d bna SIM\Dec2025.D	CC	CCV	x	47467	2.0000	1.3267	
\\MASSHUNTER\Org\Data\SV5975.I\sh122821\1 e8270c bna SIM\Dec2809.D	QC	ICV	x	44031	2.0000	1.3825	
\\MASSHUNTER\Org\Data\SV5975.I\sh122821\1 e8270c bna SIM\Dec2804.D	Calibration	5	x	37909	2.0000	1.2781	
\\MASSHUNTER\Org\Data\SV5975.I\sh122821\1 e8270c bna SIM\Dec2803.D	Calibration	6	x	98629	5.0000	1.2899	
\\MASSHUNTER\Org\Data\SV5975.I\sh122821\1 e8270c bna SIM\Dec2802.D	Calibration	7	x	199178	10.0000	1.4130	

# Calibration Report

<b>Batch Path</b>	\\MASSHUNTER\Org\Data\SV5975.I\sh122821\1 e8270c bna SIM\QuantResults\122821 bna SIM 1.batch.bin	<b>Analyst Name</b>	BL2000\jheine
<b>Analysis Time</b>	12/29/2021 9:21 AM	<b>Reporter Name</b>	BL2000\jheine
<b>Report Time</b>	1/6/2022 12:26:38 PM	<b>Batch State</b>	Processed
<b>Last Calib Update</b>	12/29/2021 8:56 AM	<b>Quant Report Version</b>	10.0
<b>Quant Batch Version</b>	10.0		

**2-Methylnaphthalene %RSE = 5.7**

2-Methylnaphthalene - 7 Levels, 7 Levels Used, 7 Points, 7 Points Used, 1 QCs

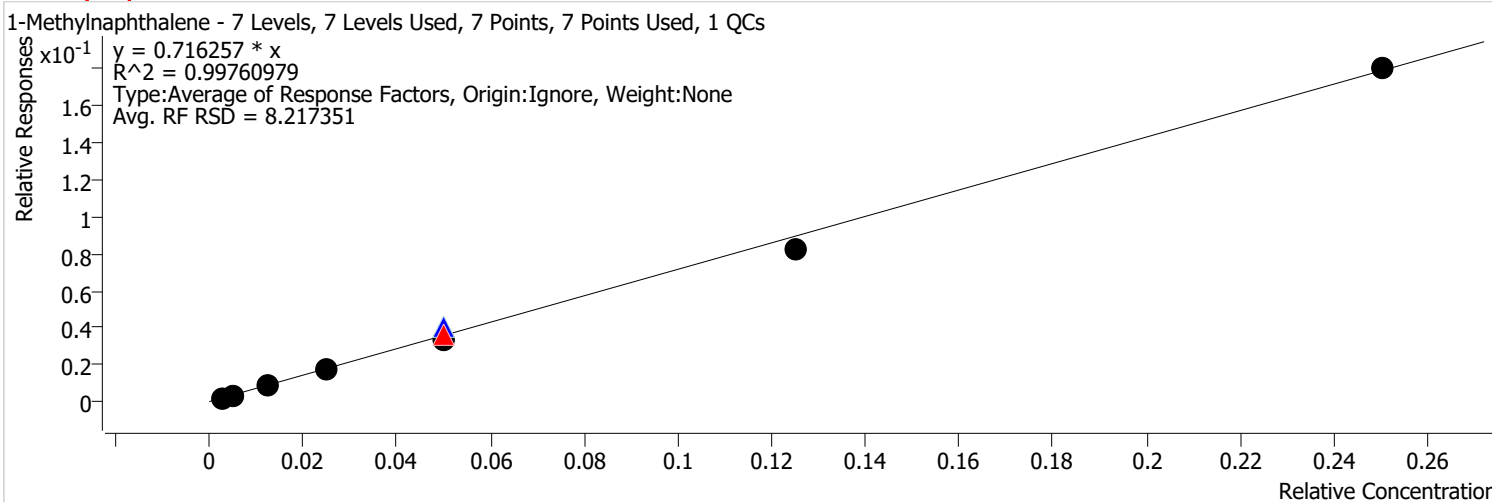


Calibration STD Path	Cal Type	Level	Enabled	Resp.	Exp. Conc	Resp. Factor	Level RSD
\\MASSHUNTER\Org\Data\SV5975.I\sh122821\1 e8270c bna SIM\Dec2808.D	Calibration	1	x	1176	0.1000	0.8203	
\\MASSHUNTER\Org\Data\SV5975.I\sh122821\1 e8270c bna SIM\Dec2807.D	Calibration	2	x	2170	0.2000	0.7946	
\\MASSHUNTER\Org\Data\SV5975.I\sh122821\1 e8270c bna SIM\Dec2806.D	Calibration	3	x	5515	0.5000	0.8112	
\\MASSHUNTER\Org\Data\SV5975.I\sh122821\1 e8270c bna SIM\Dec2805.D	Calibration	4	x	10932	1.0000	0.7596	
\\MASSHUNTER\Org\Data\SV5975.I\sh122021\1 e8270d bna SIM\Dec2025.D	CC	CCV	x	27745	2.0000	0.7755	
\\MASSHUNTER\Org\Data\SV5975.I\sh122821\1 e8270c bna SIM\Dec2809.D	QC	ICV	x	26021	2.0000	0.8170	
\\MASSHUNTER\Org\Data\SV5975.I\sh122821\1 e8270c bna SIM\Dec2804.D	Calibration	5	x	21520	2.0000	0.7255	
\\MASSHUNTER\Org\Data\SV5975.I\sh122821\1 e8270c bna SIM\Dec2803.D	Calibration	6	x	54126	5.0000	0.7079	
\\MASSHUNTER\Org\Data\SV5975.I\sh122821\1 e8270c bna SIM\Dec2802.D	Calibration	7	x	113224	10.0000	0.8032	

# Calibration Report

<b>Batch Path</b>	\\MASSHUNTER\Org\Data\SV5975.I\sh122821\1 e8270c bna SIM\QuantResults\122821 bna SIM 1.batch.bin	<b>Analyst Name</b>	BL2000\jheine
<b>Analysis Time</b>	12/29/2021 9:21 AM	<b>Reporter Name</b>	BL2000\jheine
<b>Report Time</b>	1/6/2022 12:26:38 PM	<b>Batch State</b>	Processed
<b>Last Calib Update</b>	12/29/2021 8:56 AM	<b>Quant Report Version</b>	10.0
<b>Quant Batch Version</b>	10.0		

**1-Methylnaphthalene %RSE = 8.2**

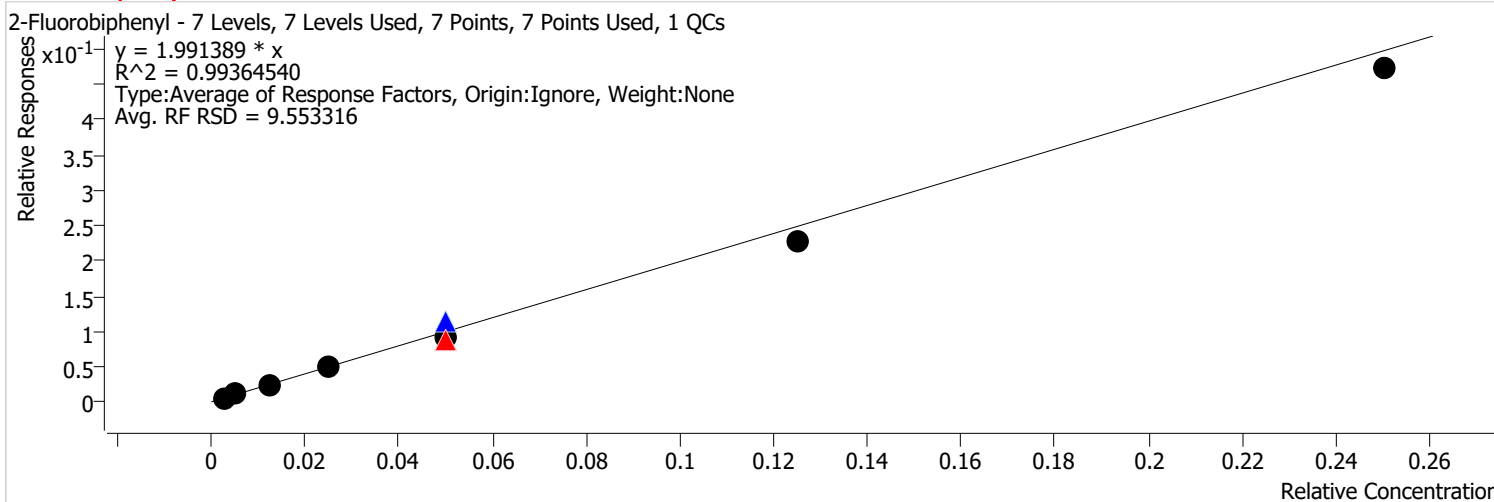


Calibration STD Path	Cal Type	Level	Enabled	Resp.	Exp. Conc	Resp. Factor	Level RSD
\\MASSHUNTER\Org\Data\SV5975.I\sh122821\1 e8270c bna SIM\Dec2808.D	Calibration	1	x	1191	0.1000	0.8302	
\\MASSHUNTER\Org\Data\SV5975.I\sh122821\1 e8270c bna SIM\Dec2807.D	Calibration	2	x	2021	0.2000	0.7400	
\\MASSHUNTER\Org\Data\SV5975.I\sh122821\1 e8270c bna SIM\Dec2806.D	Calibration	3	x	4850	0.5000	0.7134	
\\MASSHUNTER\Org\Data\SV5975.I\sh122821\1 e8270c bna SIM\Dec2805.D	Calibration	4	x	9969	1.0000	0.6926	
\\MASSHUNTER\Org\Data\SV5975.I\sh122021\1 e8270d bna SIM\Dec2025.D	CC	CCV	x	25998	2.0000	0.7267	
\\MASSHUNTER\Org\Data\SV5975.I\sh122821\1 e8270c bna SIM\Dec2809.D	QC	ICV	x	26026	2.0000	0.8172	
\\MASSHUNTER\Org\Data\SV5975.I\sh122821\1 e8270c bna SIM\Dec2804.D	Calibration	5	x	19512	2.0000	0.6578	
\\MASSHUNTER\Org\Data\SV5975.I\sh122821\1 e8270c bna SIM\Dec2803.D	Calibration	6	x	50414	5.0000	0.6593	
\\MASSHUNTER\Org\Data\SV5975.I\sh122821\1 e8270c bna SIM\Dec2802.D	Calibration	7	x	101559	10.0000	0.7205	

# Calibration Report

<b>Batch Path</b>	\\MASSHUNTER\Org\Data\SV5975.I\sh122821\1 e8270c bna SIM\QuantResults\122821 bna SIM 1.batch.bin		
<b>Analysis Time</b>	12/29/2021 9:21 AM	<b>Analyst Name</b>	BL2000\jheine
<b>Report Time</b>	1/6/2022 12:26:38 PM	<b>Reporter Name</b>	BL2000\jheine
<b>Last Calib Update</b>	12/29/2021 8:56 AM	<b>Batch State</b>	Processed
<b>Quant Batch Version</b>	10.0	<b>Quant Report Version</b>	10.0

**2-Fluorobiphenyl %RSE =**

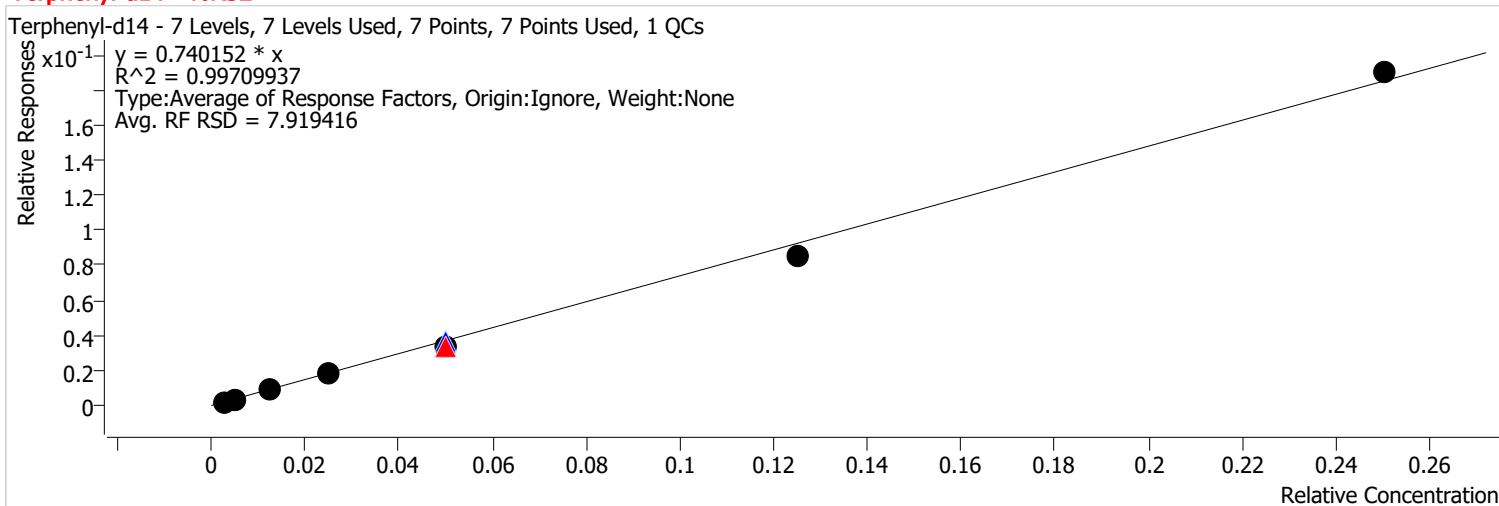


Calibration STD Path	Cal Type	Level	Enabled	Resp.	Exp. Conc	Resp. Factor	Level RSD
\\MASSHUNTER\Org\Data\SV5975.I\sh122821\1 e8270c bna SIM\Dec2808.D	Calibration	1	x	1855	0.1000	2.3524	
\\MASSHUNTER\Org\Data\SV5975.I\sh122821\1 e8270c bna SIM\Dec2807.D	Calibration	2	x	3084	0.2000	2.1159	
\\MASSHUNTER\Org\Data\SV5975.I\sh122821\1 e8270c bna SIM\Dec2806.D	Calibration	3	x	7476	0.5000	1.9824	
\\MASSHUNTER\Org\Data\SV5975.I\sh122821\1 e8270c bna SIM\Dec2805.D	Calibration	4	x	15555	1.0000	1.9615	
\\MASSHUNTER\Org\Data\SV5975.I\sh122021\1 e8270d bna SIM\Dec2025.D	CC	CCV	x	41599	2.0000	1.7675	
\\MASSHUNTER\Org\Data\SV5975.I\sh122821\1 e8270c bna SIM\Dec2809.D	QC	ICV	x	38269	2.0000	2.2528	
\\MASSHUNTER\Org\Data\SV5975.I\sh122821\1 e8270c bna SIM\Dec2804.D	Calibration	5	x	30043	2.0000	1.8026	
\\MASSHUNTER\Org\Data\SV5975.I\sh122821\1 e8270c bna SIM\Dec2803.D	Calibration	6	x	77505	5.0000	1.8353	
\\MASSHUNTER\Org\Data\SV5975.I\sh122821\1 e8270c bna SIM\Dec2802.D	Calibration	7	x	160009	10.0000	1.8897	

# Calibration Report

<b>Batch Path</b>	\\MASSHUNTER\Org\Data\SV5975.I\sh122821\1 e8270c bna SIM\QuantResults\122821 bna SIM 1.batch.bin		
<b>Analysis Time</b>	12/29/2021 9:21 AM	<b>Analyst Name</b>	BL2000\jheine
<b>Report Time</b>	1/6/2022 12:26:38 PM	<b>Reporter Name</b>	BL2000\jheine
<b>Last Calib Update</b>	12/29/2021 8:56 AM	<b>Batch State</b>	Processed
<b>Quant Batch Version</b>	10.0	<b>Quant Report Version</b>	10.0

**Terphenyl-d14 %RSE =**



Calibration STD Path	Cal Type	Level	Enabled	Resp.	Exp. Conc	Resp. Factor	Level RSD
\\MASSHUNTER\Org\Data\SV5975.I\sh122821\1 e8270c bna SIM\Dec2808.D	Calibration	1	x	1041	0.1000	0.8497	
\\MASSHUNTER\Org\Data\SV5975.I\sh122821\1 e8270c bna SIM\Dec2807.D	Calibration	2	x	1955	0.2000	0.7620	
\\MASSHUNTER\Org\Data\SV5975.I\sh122821\1 e8270c bna SIM\Dec2806.D	Calibration	3	x	4385	0.5000	0.7380	
\\MASSHUNTER\Org\Data\SV5975.I\sh122821\1 e8270c bna SIM\Dec2805.D	Calibration	4	x	9183	1.0000	0.7076	
\\MASSHUNTER\Org\Data\SV5975.I\sh122021\1 e8270d bna SIM\Dec2025.D	CC	CCV	x	22770	2.0000	0.6617	
\\MASSHUNTER\Org\Data\SV5975.I\sh122821\1 e8270c bna SIM\Dec2809.D	QC	ICV	x	21623	2.0000	0.7176	
\\MASSHUNTER\Org\Data\SV5975.I\sh122821\1 e8270c bna SIM\Dec2804.D	Calibration	5	x	18378	2.0000	0.6806	
\\MASSHUNTER\Org\Data\SV5975.I\sh122821\1 e8270c bna SIM\Dec2803.D	Calibration	6	x	48329	5.0000	0.6840	
\\MASSHUNTER\Org\Data\SV5975.I\sh122821\1 e8270c bna SIM\Dec2802.D	Calibration	7	x	102521	10.0000	0.7592	

# Initial Calibration Report - GCMS

Method Path  
 Method File  
 Batch Name                    \\MASSHUNTER\Org\Data\SV5975.I\sh122821\1 e8270c bna SIM\QuantResults\122821 bna SIM 1.batch.bin  
 Last Calib Update            12/29/2021 8:56:55 AM

Level Name	Calibration Files	Acq. Date-Time	Level Last Update Time
7	\\MASSHUNTER\Org\Data\SV5975.I\sh122821\1 e8270c bna SIM\Dec2802.D	12/28/2021 5:30:40 PM	12/29/2021 8:56:55 AM
6	\\MASSHUNTER\Org\Data\SV5975.I\sh122821\1 e8270c bna SIM\Dec2803.D	12/28/2021 6:03:21 PM	12/29/2021 8:56:55 AM
5	\\MASSHUNTER\Org\Data\SV5975.I\sh122821\1 e8270c bna SIM\Dec2804.D	12/28/2021 6:35:53 PM	12/29/2021 8:56:55 AM
4	\\MASSHUNTER\Org\Data\SV5975.I\sh122821\1 e8270c bna SIM\Dec2805.D	12/28/2021 7:08:33 PM	12/29/2021 8:56:55 AM
3	\\MASSHUNTER\Org\Data\SV5975.I\sh122821\1 e8270c bna SIM\Dec2806.D	12/28/2021 7:41:06 PM	12/29/2021 8:56:55 AM
2	\\MASSHUNTER\Org\Data\SV5975.I\sh122821\1 e8270c bna SIM\Dec2807.D	12/28/2021 8:13:46 PM	12/29/2021 8:56:55 AM
1	\\MASSHUNTER\Org\Data\SV5975.I\sh122821\1 e8270c bna SIM\Dec2808.D	12/28/2021 8:46:23 PM	12/29/2021 8:56:55 AM

Compound	Curve Fit	7	6	5	4	3	2	1	Avg RF	%RSD
I 1,4-Dichlorobenzene-d4										
S Nitrobenzene-d5	Quadratic	1.1223	1.0311	0.8897	0.8751	0.9012	0.8020	0.7107	0.9046	15.145
I Naphthalene-d8										
T Naphthalene	Avg RF	1.4130	1.2899	1.2781	1.3309	1.3362	1.3069	1.4471	1.3431	4.734
T 2-Methylnaphthalene	Avg RF	0.8032	0.7079	0.7255	0.7596	0.8112	0.7946	0.8203	0.7746	5.709
T 1-Methylnaphthalene	Avg RF	0.7205	0.6593	0.6578	0.6926	0.7134	0.7400	0.8302	0.7163	8.217
I Acenaphthene-d10										
S 2-Fluorobiphenyl	Avg RF	1.8897	1.8353	1.8026	1.9615	1.9824	2.1159	2.3524	1.9914	9.553
I Chrysene-d12										
S Terphenyl-d14	Avg RF	0.7592	0.6840	0.6806	0.7076	0.7380	0.7620	0.8497	0.7402	7.919

(RedFont and #) = Outlier Flag; (I) = Internal Standard; (T) = Target; (S) = Surrogate; (M) = Matrix Spike



Compounds with Curve fitting not using Avg Response Factor:

Compound	Curve Fit	Curve Fit Formula	Curve Fit R2
S Nitrobenzene-d5	Quadratic	$y = 0.954621 * x ^ 2 + 0.890147 * x - 4.622219E-004$	0.999597

(RedFont and #) = Outlier Flag; (I) = Internal Standard; (T) = Target; (S) = Surrogate; (M) = Matrix Spike

# Quantitative Analysis Results Summary Report

Batch Path	\\MASSHUNTER\Org\Data\SV5975.I\sh122821\1_e8270c_bna_SIM\QuantResults\122821_bna_SIM_1.batch.bin	Analyst Name	BL2000\jheine
Analysis Time	12/29/2021 9:21 AM	Reporter Name	BL2000\jheine
Report Time	1/6/2022 12:28:37 PM	Batch State	Processed
Last Calib Update	12/29/2021 8:56 AM	Quant Report Version	10.0
Quant Batch Version	10.0		

## Sequence Table

Data File	sample Name	Sample Type	Vial Position	Inj Vol	Level	Acq Method File
Dec2802.D	28-Dec-21_CAL_7	Cal	2	0.1	7	5975BNASIM
Dec2803.D	28-Dec-21_CAL_6	Cal	3	0.1	6	5975BNASIM
Dec2804.D	28-Dec-21_CAL_5	Cal	4	0.1	5	5975BNASIM
Dec2805.D	28-Dec-21_CAL_4	Cal	5	0.1	4	5975BNASIM
Dec2806.D	28-Dec-21_CAL_3	Cal	6	0.1	3	5975BNASIM
Dec2807.D	28-Dec-21_CAL_2	Cal	7	0.1	2	5975BNASIM
Dec2808.D	28-Dec-21_CAL_1	Cal	8	0.1	1	5975BNASIM
Dec2809.D	28-Dec-21_CCV_9	QC	9	0.1	ICV	5975BNASIM

## Quantitation Results

### Compound: Nitrobenzene-d5

Data File	Sample Type	ISTD	RT	Resp	ISTD Resp	Resp Ratio	Final Conc	Exp. Conc	Accuracy
Dec2802.D	Calibration	1,4-Dichlorobenzene-d4	5.180	92065	328131	0.2806	9.9659	10.0000	99.7
Dec2803.D	Calibration	1,4-Dichlorobenzene-d4	5.180	42512	329834	0.1289	5.1120	5.0000	102.2
Dec2804.D	Calibration	1,4-Dichlorobenzene-d4	5.193	14443	324694	0.0445	1.9208	2.0000	96.0
Dec2805.D	Calibration	1,4-Dichlorobenzene-d4	5.193	6936	317026	0.0219	0.9782	1.0000	97.8
Dec2806.D	Calibration	1,4-Dichlorobenzene-d4	5.193	3113	276368	0.0113	0.5197	0.5000	103.9
Dec2807.D	Calibration	1,4-Dichlorobenzene-d4	5.205	1083	269989	0.0040	0.1999	0.2000	99.9
Dec2808.D	Calibration	1,4-Dichlorobenzene-d4	5.205	515	289704	0.0018	0.1003	0.1000	100.3
Dec2809.D	QC	1,4-Dichlorobenzene-d4	5.181	18569	331151	0.0561	2.3877	2.0000	119.4

### Compound: Naphthalene

Data File	Sample Type	ISTD	RT	Resp	ISTD Resp	Resp Ratio	Final Conc	Exp. Conc	Accuracy
Dec2802.D	Calibration	Naphthalene-d8	5.990	199178	563856	0.3532	10.5198	10.0000	105.2
Dec2803.D	Calibration	Naphthalene-d8	5.991	98629	611694	0.1612	4.8018	5.0000	96.0
Dec2804.D	Calibration	Naphthalene-d8	5.991	37909	593232	0.0639	1.9031	2.0000	95.2
Dec2805.D	Calibration	Naphthalene-d8	5.991	19154	575703	0.0333	0.9908	1.0000	99.1
Dec2806.D	Calibration	Naphthalene-d8	5.991	9084	543848	0.0167	0.4974	0.5000	99.5
Dec2807.D	Calibration	Naphthalene-d8	5.991	3569	546111	0.0065	0.1946	0.2000	97.3
Dec2808.D	Calibration	Naphthalene-d8	5.991	2075	573640	0.0036	0.1077	0.1000	107.7
Dec2809.D	QC	Naphthalene-d8	5.991	44031	636971	0.0691	2.0586	2.0000	102.9

### Compound: 2-Methylnaphthalene

Data File	Sample Type	ISTD	RT	Resp	ISTD Resp	Resp Ratio	Final Conc	Exp. Conc	Accuracy
Dec2802.D	Calibration	Naphthalene-d8	6.815	113224	563856	0.2008	10.3692	10.0000	103.7
Dec2803.D	Calibration	Naphthalene-d8	6.815	54126	611694	0.0885	4.5693	5.0000	91.4
Dec2804.D	Calibration	Naphthalene-d8	6.815	21520	593232	0.0363	1.8732	2.0000	93.7

# Quantitative Analysis Results Summary Report

## Compound: 2-Methylnaphthalene

Data File	Sample Type	ISTD	RT	Resp	ISTD Resp	Resp Ratio	Final Conc	Exp. Conc	Accuracy
Dec2805.D	Calibration	Naphthalene-d8	6.815	10932	575703	0.0190	0.9806	1.0000	98.1
Dec2806.D	Calibration	Naphthalene-d8	6.815	5515	543848	0.0101	0.5236	0.5000	104.7
Dec2807.D	Calibration	Naphthalene-d8	6.815	2170	546111	0.0040	0.2052	0.2000	102.6
Dec2808.D	Calibration	Naphthalene-d8	6.815	1176	573640	0.0021	0.1059	0.1000	105.9
Dec2809.D	QC	Naphthalene-d8	6.815	26021	636971	0.0409	2.1095	2.0000	105.5

## Compound: 1-Methylnaphthalene

Data File	Sample Type	ISTD	RT	Resp	ISTD Resp	Resp Ratio	Final Conc	Exp. Conc	Accuracy
Dec2802.D	Calibration	Naphthalene-d8	6.927	101559	563856	0.1801	10.0587	10.0000	100.6
Dec2803.D	Calibration	Naphthalene-d8	6.927	50414	611694	0.0824	4.6027	5.0000	92.1
Dec2804.D	Calibration	Naphthalene-d8	6.927	19512	593232	0.0329	1.8368	2.0000	91.8
Dec2805.D	Calibration	Naphthalene-d8	6.927	9969	575703	0.0173	0.9670	1.0000	96.7
Dec2806.D	Calibration	Naphthalene-d8	6.927	4850	543848	0.0089	0.4980	0.5000	99.6
Dec2807.D	Calibration	Naphthalene-d8	6.927	2021	546111	0.0037	0.2066	0.2000	103.3
Dec2808.D	Calibration	Naphthalene-d8	6.927	1191	573640	0.0021	0.1159	0.1000	115.9
Dec2809.D	QC	Naphthalene-d8	6.915	26026	636971	0.0409	2.2818	2.0000	114.1

## Compound: 2-Fluorobiphenyl

Data File	Sample Type	ISTD	RT	Resp	ISTD Resp	Resp Ratio	Final Conc	Exp. Conc	Accuracy
Dec2802.D	Calibration	Acenaphthene-d10	7.277	160009	338694	0.4724	9.4894	10.0000	94.9
Dec2803.D	Calibration	Acenaphthene-d10	7.277	77505	337847	0.2294	4.6080	5.0000	92.2
Dec2804.D	Calibration	Acenaphthene-d10	7.277	30043	333337	0.0901	1.8104	2.0000	90.5
Dec2805.D	Calibration	Acenaphthene-d10	7.277	15555	317203	0.0490	0.9850	1.0000	98.5
Dec2806.D	Calibration	Acenaphthene-d10	7.277	7476	301716	0.0248	0.4977	0.5000	99.5
Dec2807.D	Calibration	Acenaphthene-d10	7.277	3084	291537	0.0106	0.2125	0.2000	106.3
Dec2808.D	Calibration	Acenaphthene-d10	7.277	1855	315361	0.0059	0.1181	0.1000	118.1
Dec2809.D	QC	Acenaphthene-d10	7.277	38269	339738	0.1126	2.2626	2.0000	113.1

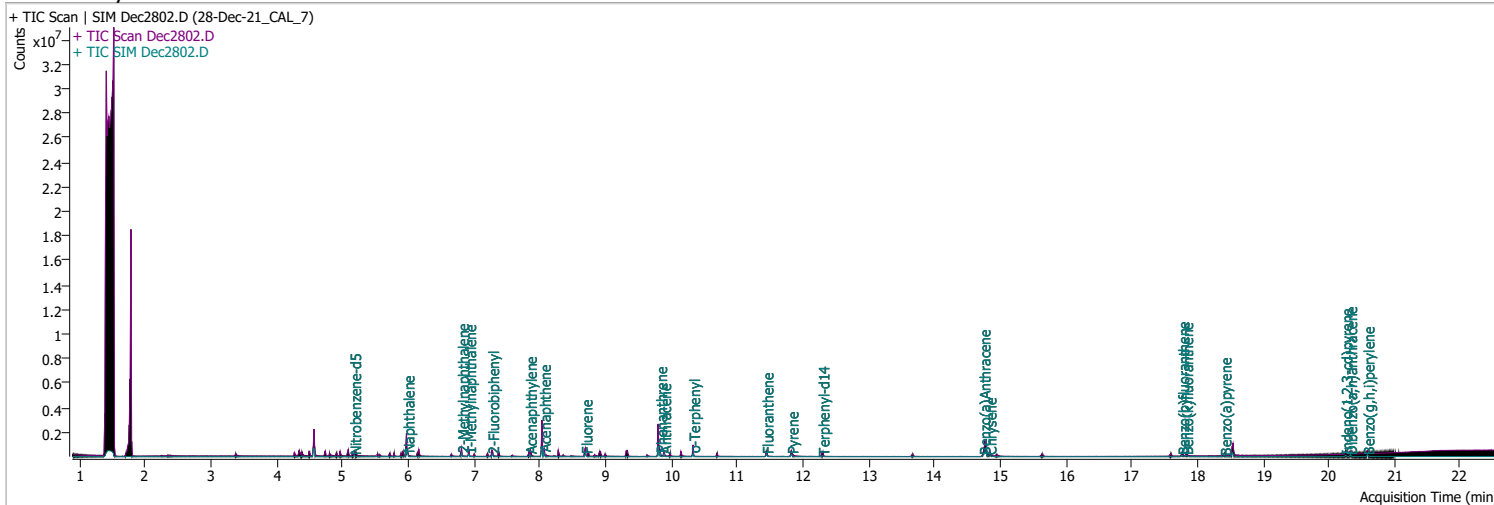
## Compound: Terphenyl-d14

Data File	Sample Type	ISTD	RT	Resp	ISTD Resp	Resp Ratio	Final Conc	Exp. Conc	Accuracy
Dec2802.D	Calibration	Chrysene-d12	12.300	102521	540119	0.1898	10.2580	10.0000	102.6
Dec2803.D	Calibration	Chrysene-d12	12.300	48329	565286	0.0855	4.6204	5.0000	92.4
Dec2804.D	Calibration	Chrysene-d12	12.300	18378	540068	0.0340	1.8390	2.0000	92.0
Dec2805.D	Calibration	Chrysene-d12	12.300	9183	519103	0.0177	0.9560	1.0000	95.6
Dec2806.D	Calibration	Chrysene-d12	12.300	4385	475304	0.0092	0.4985	0.5000	99.7
Dec2807.D	Calibration	Chrysene-d12	12.300	1955	513253	0.0038	0.2059	0.2000	103.0
Dec2808.D	Calibration	Chrysene-d12	12.300	1041	490023	0.0021	0.1148	0.1000	114.8
Dec2809.D	QC	Chrysene-d12	12.288	21623	602674	0.0359	1.9390	2.0000	97.0

# Quantitation Results Report (QT Reviewed)

Data File	Dec2802.D	Operator	LIMS import
Acq. Method	5975BNASIM	Acq. Date-Time	12/28/2021 5:30:40 PM
Sample Name	28-Dec-21_CAL_7	Instrument	GCMS
Vial	2	Multiplier	1.00
DA Method File		Comment	SVOC-8270-W-LLPAH
Tune File	dftppjph.u	Tune Date	
Batch Name	122821 bna SIM 1.batch.bin	Last Calib Update	12/29/2021 8:56:55 AM

**Ref Library**

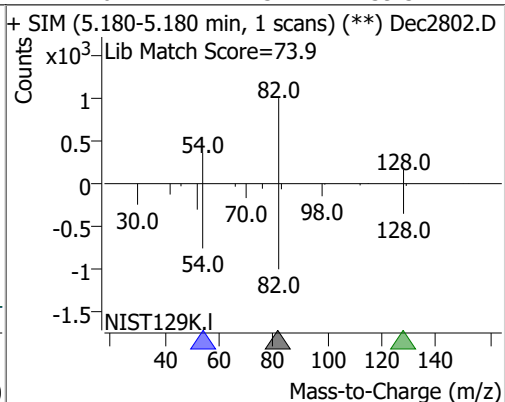
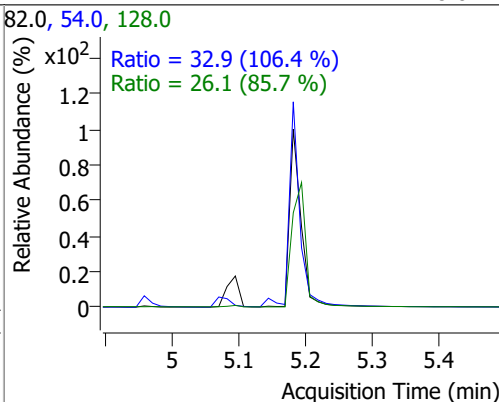
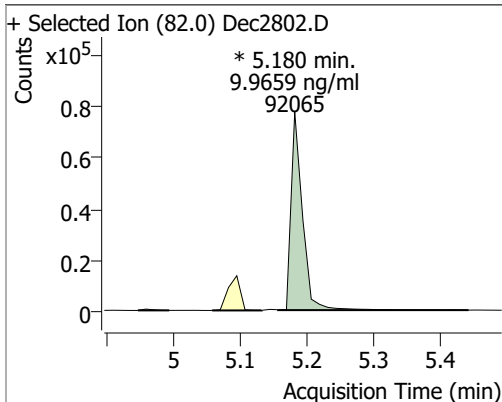


Compound	RT	QIon	Resp.	Conc.	Units	Dev(Min)
<b>Internal Standards</b>						
<b>System Monitoring Compounds</b>						
S Nitrobenzene-d5	5.180	82.0	92065	9.9659	ng/ml	m
Spiked Amount: 5.000	Range: 19.0 - 102.0%			Recovery = 199.32%		*
S 2-Fluorobiphenyl	7.277	172.0	160009	9.4894	ng/ml	0.000
Spiked Amount: 5.000	Range: 25.0 - 94.0%			Recovery = 189.79%		*
S Terphenyl-d14	12.300	244.0	102521	10.2580	ng/ml	0.000
Spiked Amount: 5.000	Range: 39.0 - 106.0%			Recovery = 205.16%		*
<b>Target Compounds</b>						
T Naphthalene	5.990	128.0	199178	10.5198	ng/ml	99
T 2-Methylnaphthalene	6.815	141.0	113224	10.3692	ng/ml	98
T 1-Methylnaphthalene	6.927	141.0	101559	10.0587	ng/ml	99

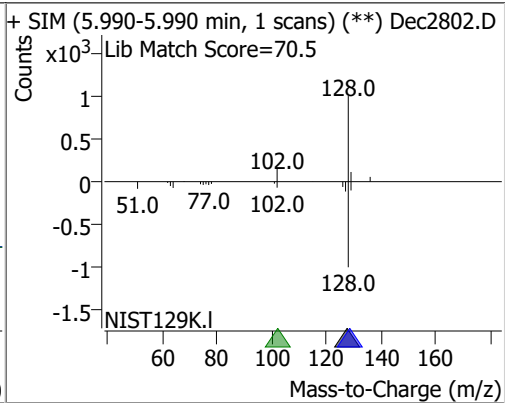
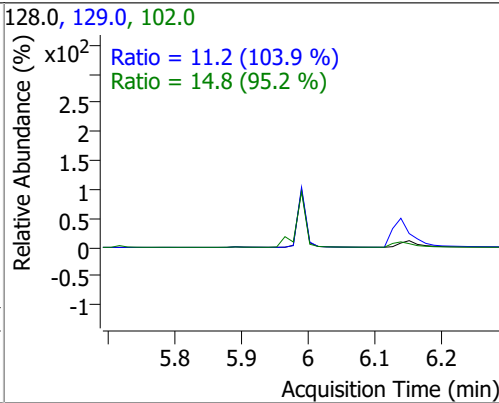
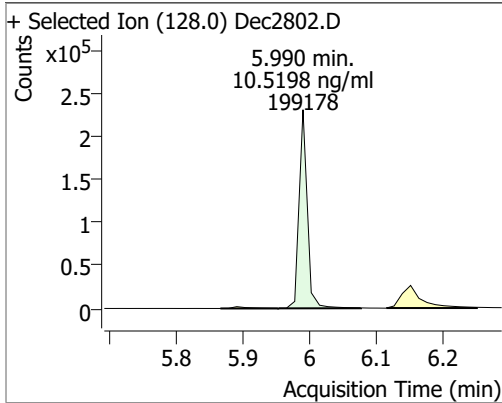
(#) = Qualifier Out of Range; (m) = Manual Integration; (+) = Area Summed; (\*) = Surrogate Percent Recovery Out of Range; (d): Zeroed Peak

# Quantitation Results Report (QT Reviewed)

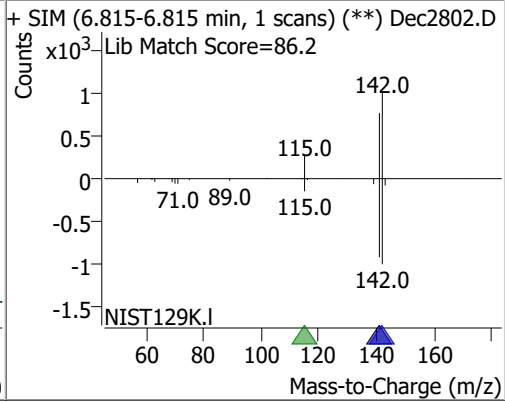
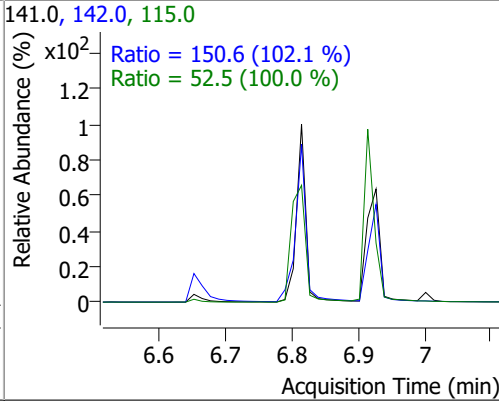
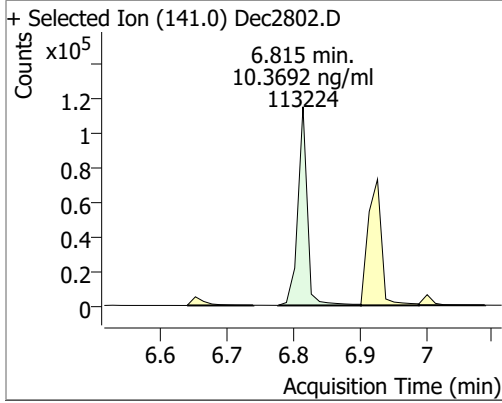
Compound	Conc.	RT	Dev(Min)	Resp.	QIon	QRatio	Lower	Upper
Nitrobenzene-d5	9.9659	5.18	-0.01	92065 (m)	54.0	32.9	21.6	40.2
					128.0	26.1	21.3	39.5



Compound	Conc.	RT	Dev(Min)	Resp.	QIon	QRatio	Lower	Upper
Naphthalene	10.5198	5.99	0.00	199178	102.0	14.8	0.0	46.6
					129.0	11.2	7.6	14.1

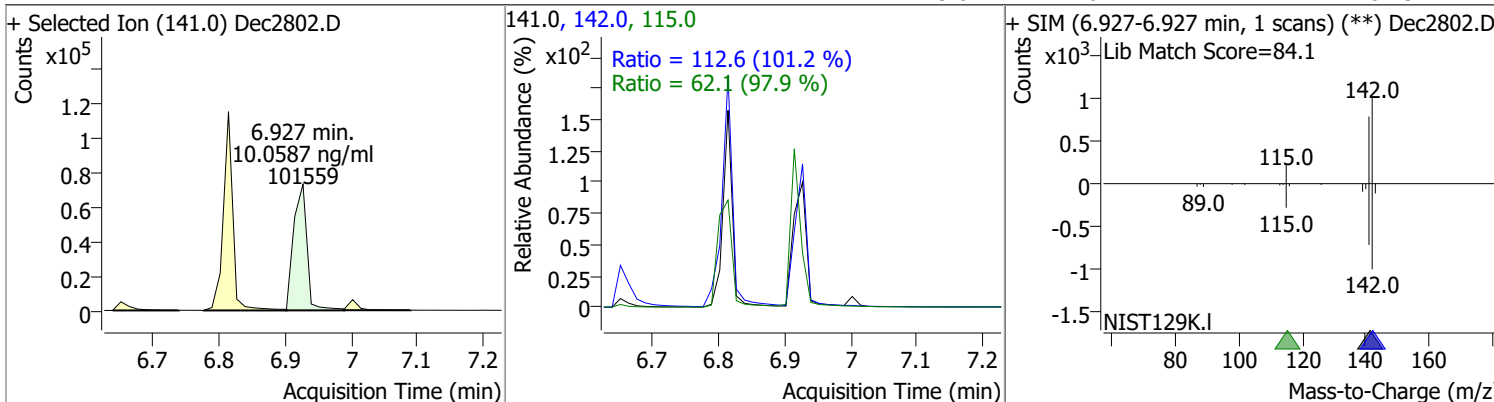


Compound	Conc.	RT	Dev(Min)	Resp.	QIon	QRatio	Lower	Upper
2-Methylnaphthalene	10.3692	6.81	0.00	113224	142.0	150.6	103.3	191.8
					115.0	52.5	36.8	68.3

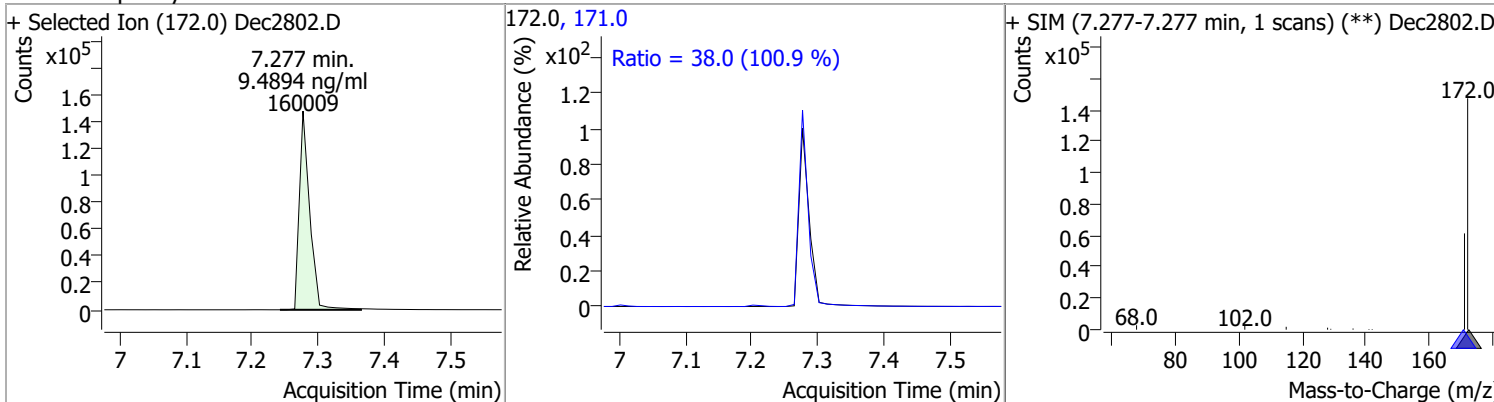


# Quantitation Results Report (QT Reviewed)

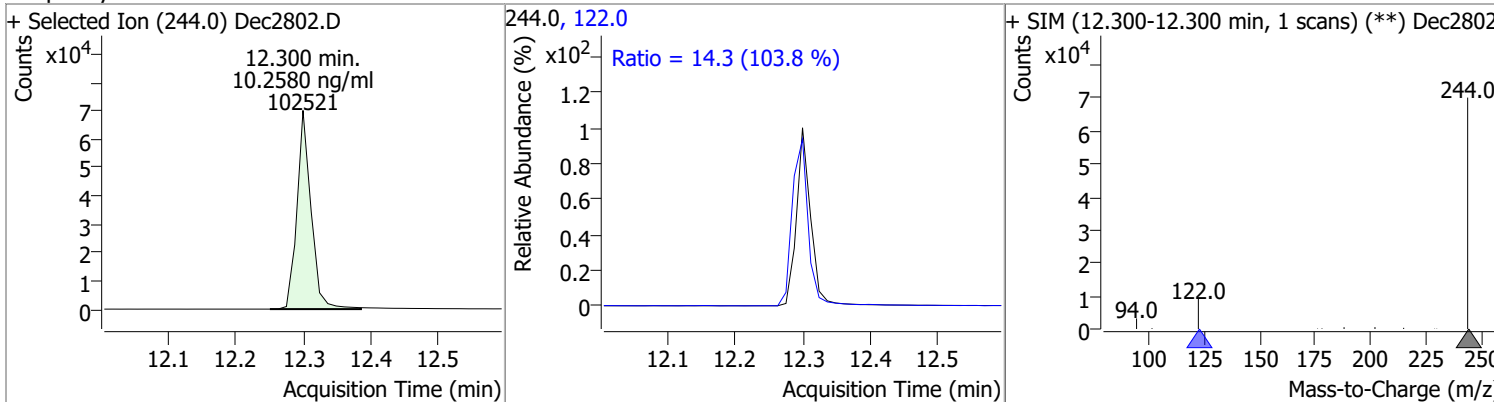
Compound	Conc.	RT	Dev(Min)	Resp.	QIon	QRatio	Lower	Upper
1-Methylnaphthalene	10.0587	6.93	0.00	101559	142.0	112.6	77.9	144.7
					115.0	62.1	44.4	82.5



Compound	Conc.	RT	Dev(Min)	Resp.	QIon	QRatio	Lower	Upper
2-Fluorobiphenyl	9.4894	7.28	0.00	160009	171.0	38.0	26.4	49.0



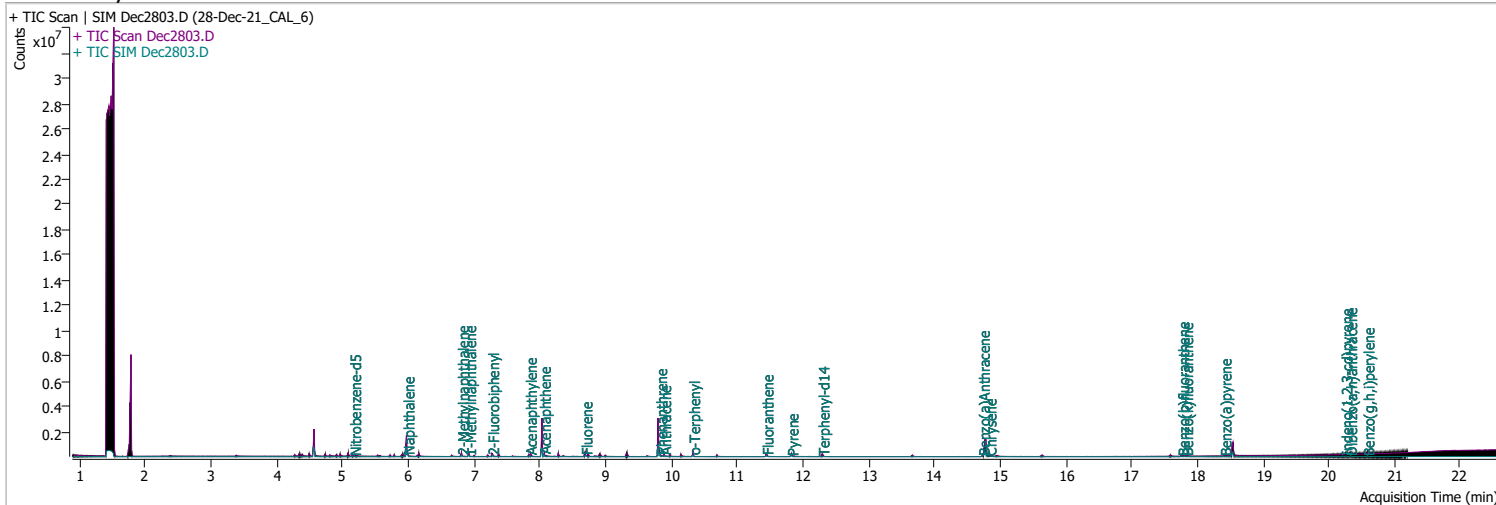
Compound	Conc.	RT	Dev(Min)	Resp.	QIon	QRatio	Lower	Upper
Terphenyl-d14	10.2580	12.30	0.00	102521	122.0	14.3	9.6	17.9



# Quantitation Results Report (QT Reviewed)

Data File	Dec2803.D	Operator	LIMS import
Acq. Method	5975BNASIM	Acq. Date-Time	12/28/2021 6:03:21 PM
Sample Name	28-Dec-21_CAL_6	Instrument	GCMS
Vial	3	Multiplier	1.00
DA Method File		Comment	SVOC-8270-W-LLPAH
Tune File	dftppjph.u	Tune Date	
Batch Name	122821 bna SIM 1.batch.bin	Last Calib Update	12/29/2021 8:56:55 AM

## Ref Library

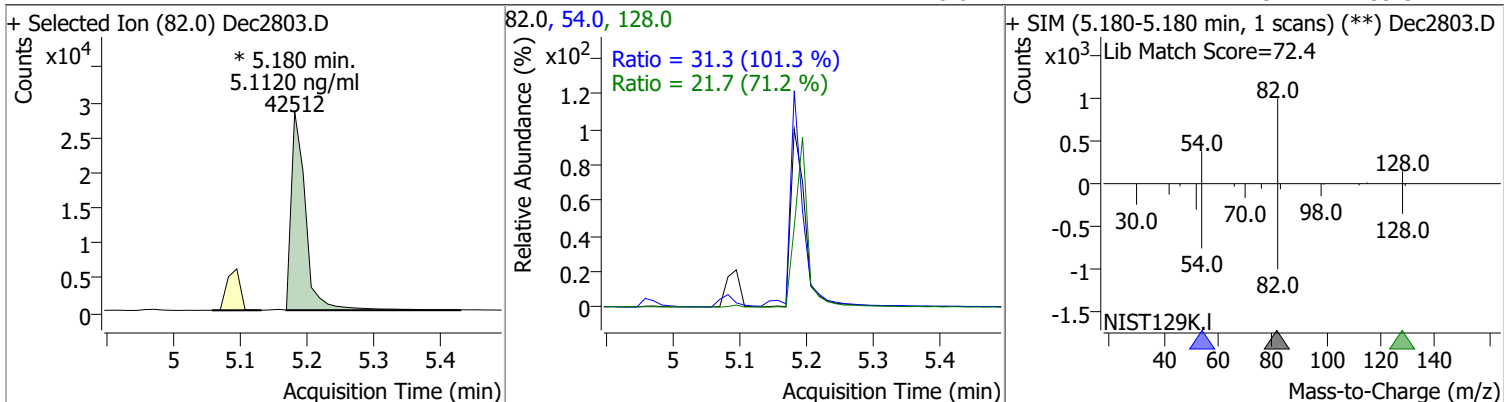


Compound	RT	QIon	Resp.	Conc.	Units	Dev(Min)
<b>Internal Standards</b>						
<b>System Monitoring Compounds</b>						
S Nitrobenzene-d5	5.180	82.0	42512	5.1120	ng/ml	m
Spiked Amount: 5.000	Range: 19.0 - 102.0%			Recovery = 102.24%		*
S 2-Fluorobiphenyl	7.277	172.0	77505	4.6080	ng/ml	0.000
Spiked Amount: 5.000	Range: 25.0 - 94.0%			Recovery = 92.16%		
S Terphenyl-d14	12.300	244.0	48329	4.6204	ng/ml	0.000
Spiked Amount: 5.000	Range: 39.0 - 106.0%			Recovery = 92.41%		
<b>Target Compounds</b>						
T Naphthalene	5.991	128.0	98629	4.8018	ng/ml	98
T 2-Methylnaphthalene	6.815	141.0	54126	4.5693	ng/ml	m
T 1-Methylnaphthalene	6.927	141.0	50414	4.6027	ng/ml	m

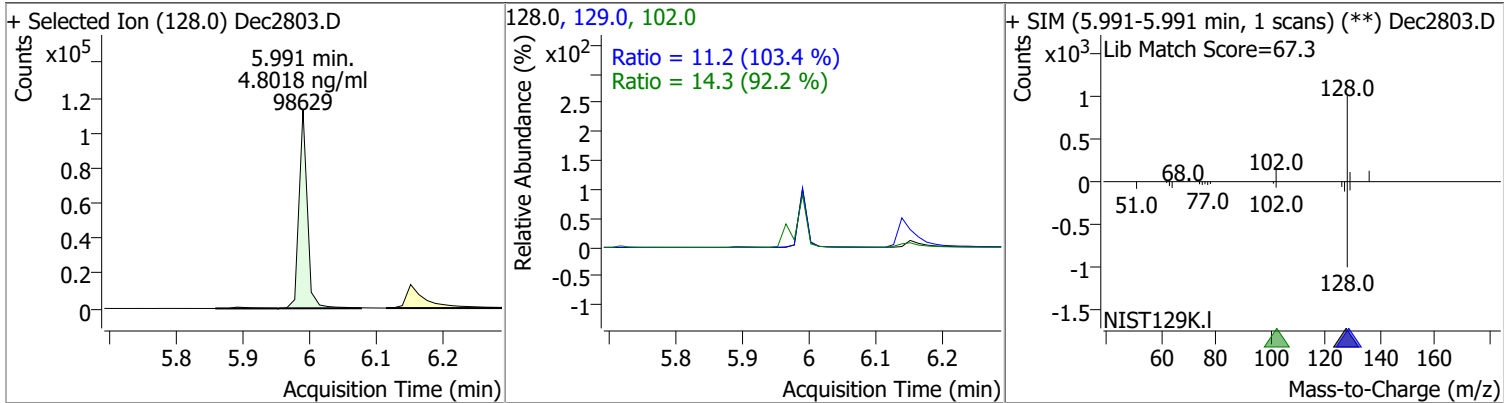
(#) = Qualifier Out of Range; (m) = Manual Integration; (+) = Area Summed; (\*) = Surrogate Percent Recovery Out of Range; (d): Zeroed Peak

# Quantitation Results Report (QT Reviewed)

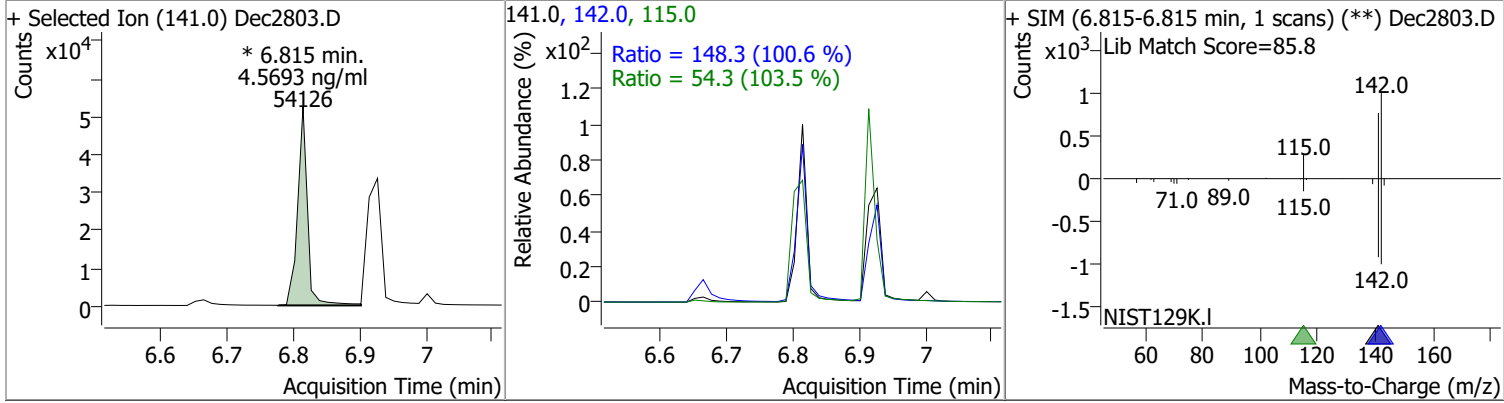
Compound	Conc.	RT	Dev(Min)	Resp.	QIon	QRatio	Lower	Upper
Nitrobenzene-d5	5.1120	5.18	-0.01	42512 (m)	54.0	31.3	21.6	40.2
					128.0	21.7	21.3	39.5



Compound	Conc.	RT	Dev(Min)	Resp.	QIon	QRatio	Lower	Upper
Naphthalene	4.8018	5.99	0.00	98629	102.0	14.3	0.0	46.6
					129.0	11.2	7.6	14.1



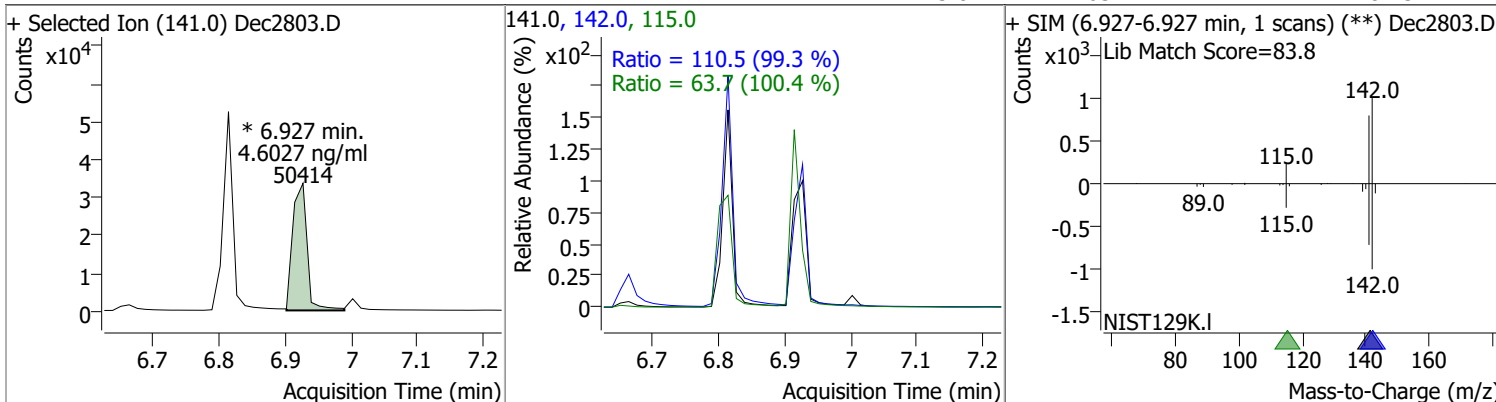
Compound	Conc.	RT	Dev(Min)	Resp.	QIon	QRatio	Lower	Upper
2-Methylnaphthalene	4.5693	6.81	0.00	54126 (m)	142.0	148.3	103.3	191.8
					115.0	54.3	36.8	68.3



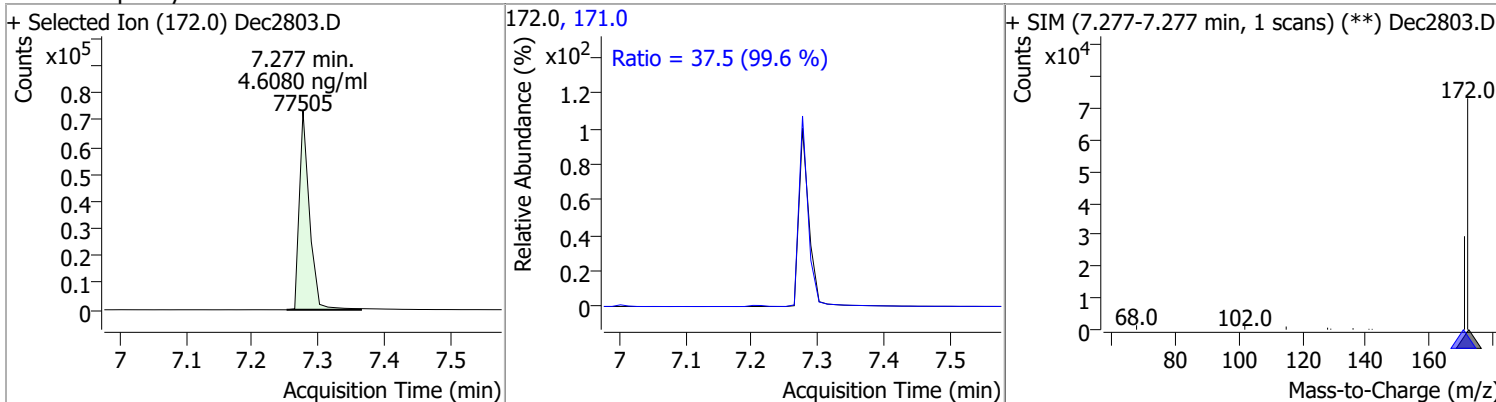


# Quantitation Results Report (QT Reviewed)

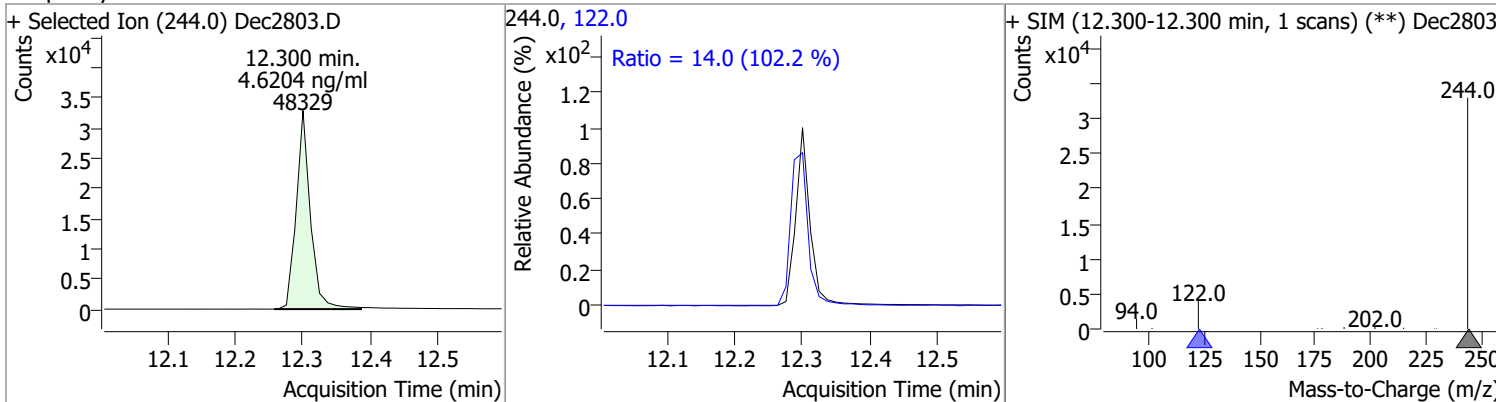
Compound	Conc.	RT	Dev(Min)	Resp.	QIon	QRatio	Lower	Upper
1-Methylnaphthalene	4.6027	6.93	0.00	50414 (m)	142.0	110.5	77.9	144.7
					115.0	63.7	44.4	82.5



Compound	Conc.	RT	Dev(Min)	Resp.	QIon	QRatio	Lower	Upper
2-Fluorobiphenyl	4.6080	7.28	0.00	77505	171.0	37.5	26.4	49.0



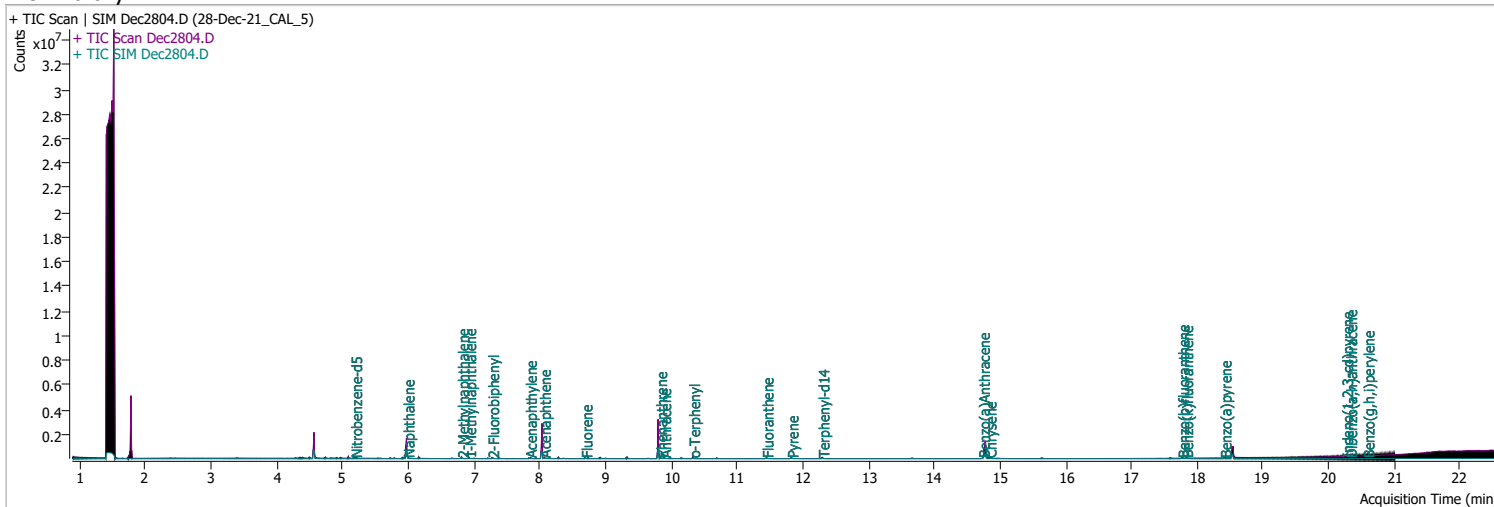
Compound	Conc.	RT	Dev(Min)	Resp.	QIon	QRatio	Lower	Upper
Terphenyl-d14	4.6204	12.30	0.00	48329	122.0	14.0	9.6	17.9



# Quantitation Results Report (QT Reviewed)

Data File	Dec2804.D	Operator	LIMS import
Acq. Method	5975BNASIM	Acq. Date-Time	12/28/2021 6:35:53 PM
Sample Name	28-Dec-21_CAL_5	Instrument	GCMS
Vial	4	Multiplier	1.00
DA Method File		Comment	SVOC-8270-W-LLPAH
Tune File	dftppjph.u	Tune Date	
Batch Name	122821 bna SIM 1.batch.bin	Last Calib Update	12/29/2021 8:56:55 AM

**Ref Library**

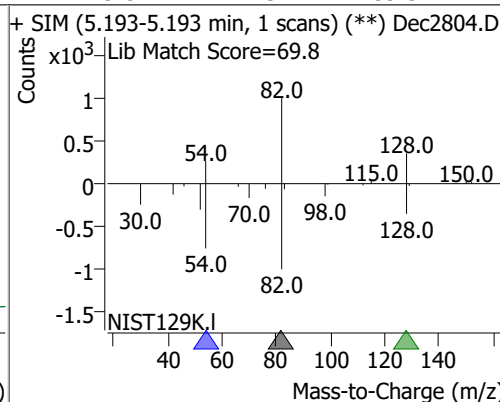
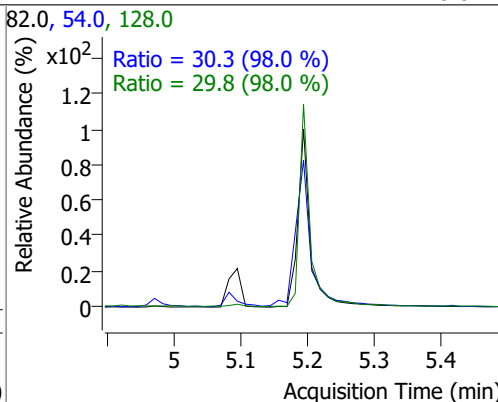
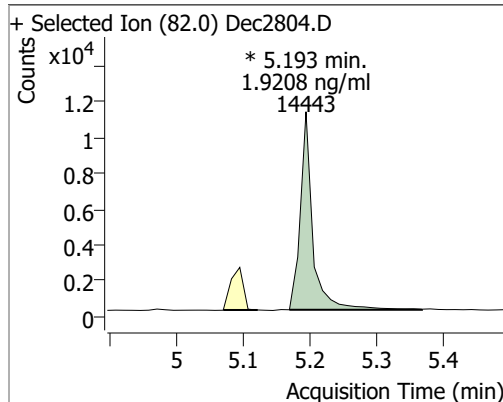


Compound	RT	QIon	Resp.	Conc.	Units	Dev(Min)
<b>Internal Standards</b>						
<b>System Monitoring Compounds</b>						
S Nitrobenzene-d5	5.193	82.0	14443	1.9208	ng/ml	m
Spiked Amount: 5.000	Range: 19.0 - 102.0%			Recovery = 38.42%		
S 2-Fluorobiphenyl	7.277	172.0	30043	1.8104	ng/ml	0.000
Spiked Amount: 5.000	Range: 25.0 - 94.0%			Recovery = 36.21%		
S Terphenyl-d14	12.300	244.0	18378	1.8390	ng/ml	0.000
Spiked Amount: 5.000	Range: 39.0 - 106.0%			Recovery = 36.78%		*
<b>Target Compounds</b>						
T Naphthalene	5.991	128.0	37909	1.9031	ng/ml	100
T 2-Methylnaphthalene	6.815	141.0	21520	1.8732	ng/ml	m
T 1-Methylnaphthalene	6.927	141.0	19512	1.8368	ng/ml	m

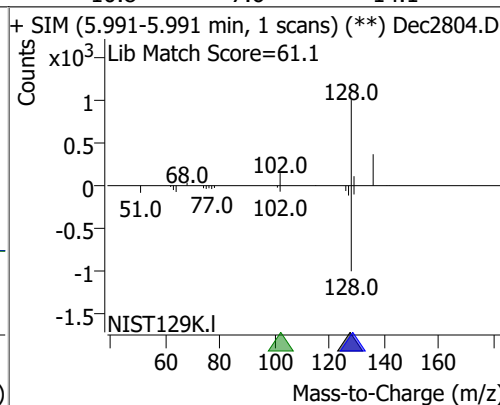
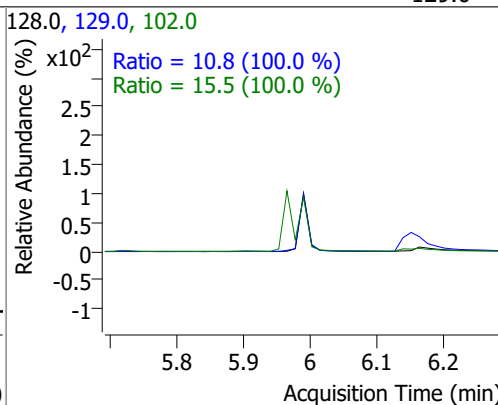
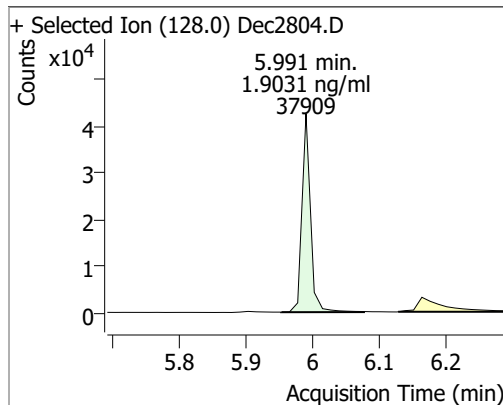
(#) = Qualifier Out of Range; (m) = Manual Integration; (+) = Area Summed; (\*) = Surrogate Percent Recovery Out of Range; (d): Zeroed Peak

# Quantitation Results Report (QT Reviewed)

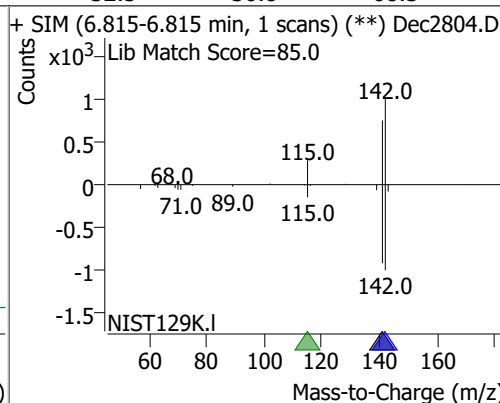
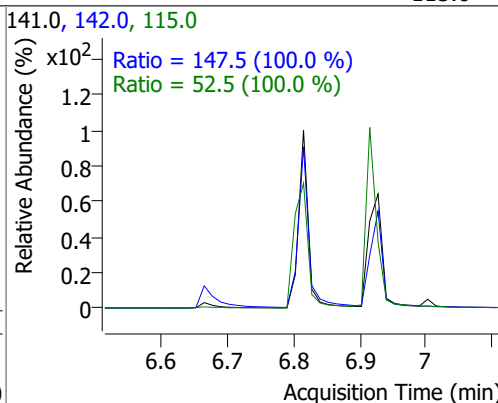
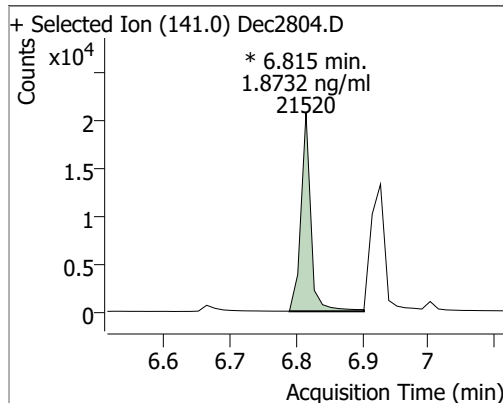
Compound	Conc.	RT	Dev(Min)	Resp.	QIon	QRatio	Lower	Upper
Nitrobenzene-d5	1.9208	5.19	0.00	14443 (m)	54.0	30.3	21.6	40.2
					128.0	29.8	21.3	39.5



Compound	Conc.	RT	Dev(Min)	Resp.	QIon	QRatio	Lower	Upper
Naphthalene	1.9031	5.99	0.00	37909	102.0	15.5	0.0	46.6
					129.0	10.8	7.6	14.1

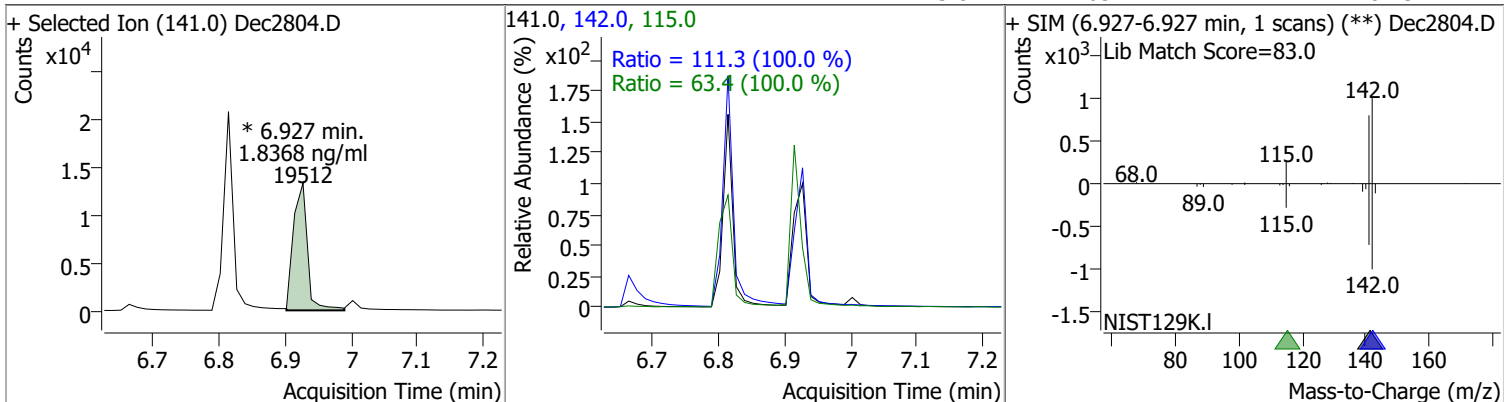


Compound	Conc.	RT	Dev(Min)	Resp.	QIon	QRatio	Lower	Upper
2-Methylnaphthalene	1.8732	6.81	0.00	21520 (m)	142.0	147.5	103.3	191.8
					115.0	52.5	36.8	68.3

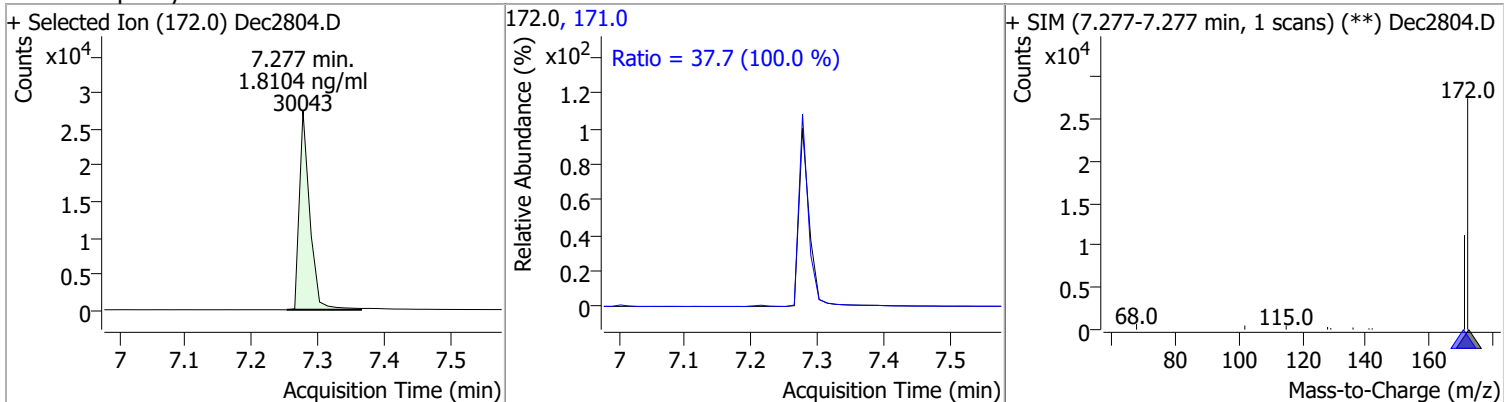


# Quantitation Results Report (QT Reviewed)

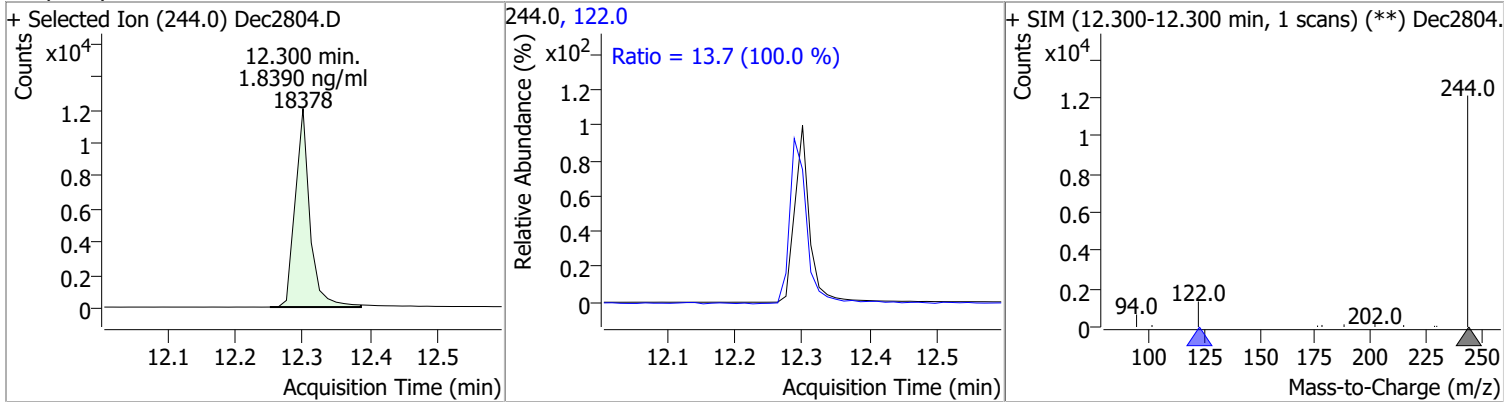
Compound	Conc.	RT	Dev(Min)	Resp.	QIon	QRatio	Lower	Upper
1-Methylnaphthalene	1.8368	6.93	0.00	19512 (m)	142.0	111.3	77.9	144.7
					115.0	63.4	44.4	82.5



Compound	Conc.	RT	Dev(Min)	Resp.	QIon	QRatio	Lower	Upper
2-Fluorobiphenyl	1.8104	7.28	0.00	30043	171.0	37.7	26.4	49.0



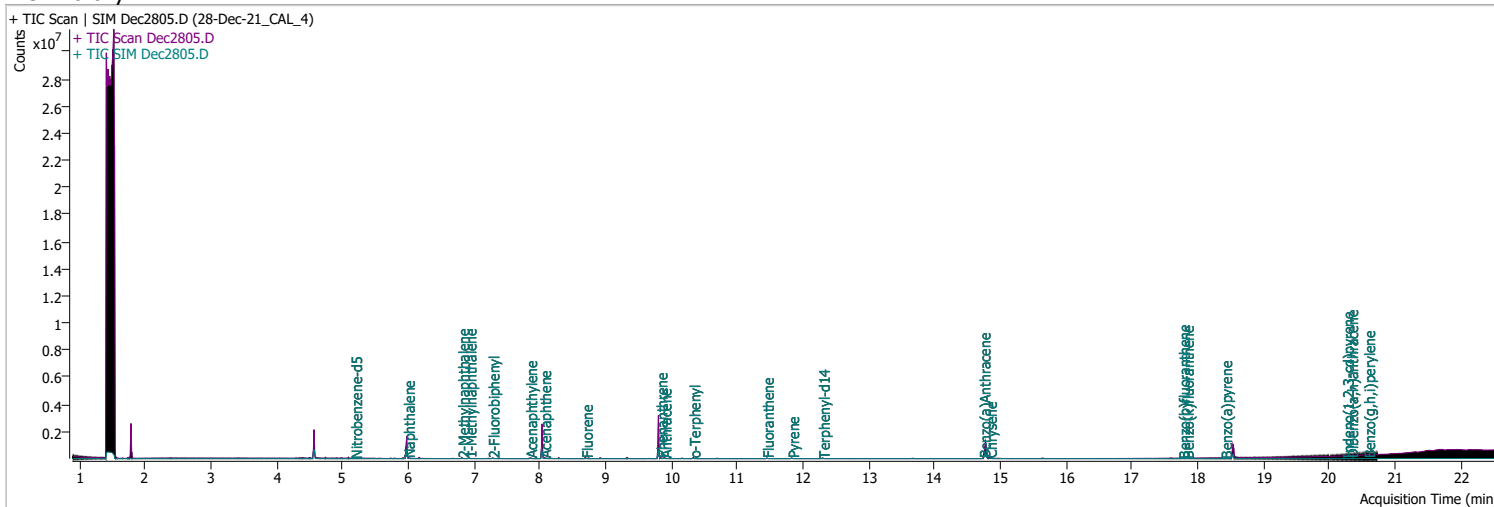
Compound	Conc.	RT	Dev(Min)	Resp.	QIon	QRatio	Lower	Upper
Terphenyl-d14	1.8390	12.30	0.00	18378	122.0	13.7	9.6	17.9



# Quantitation Results Report (QT Reviewed)

Data File	Dec2805.D	Operator	LIMS import
Acq. Method	5975BNASIM	Acq. Date-Time	12/28/2021 7:08:33 PM
Sample Name	28-Dec-21_CAL_4	Instrument	GCMS
Vial	5	Multiplier	1.00
DA Method File		Comment	SVOC-8270-W-LLPAH
Tune File	dftppjph.u	Tune Date	
Batch Name	122821 bna SIM 1.batch.bin	Last Calib Update	12/29/2021 8:56:55 AM

**Ref Library**



Compound	RT	QIon	Resp.	Conc.	Units	Dev(Min)
----------	----	------	-------	-------	-------	----------

**Internal Standards**

**System Monitoring Compounds**

S Nitrobenzene-d5	5.193	82.0	6936	0.9782	ng/ml	0.000
Spiked Amount: 5.000	Range: 19.0 - 102.0%			Recovery = 19.56%		
S 2-Fluorobiphenyl	7.277	172.0	15555	0.9850	ng/ml	0.000
Spiked Amount: 5.000	Range: 25.0 - 94.0%			Recovery = 19.70%		*
S Terphenyl-d14	12.300	244.0	9183	0.9560	ng/ml	0.000
Spiked Amount: 5.000	Range: 39.0 - 106.0%			Recovery = 19.12%		*

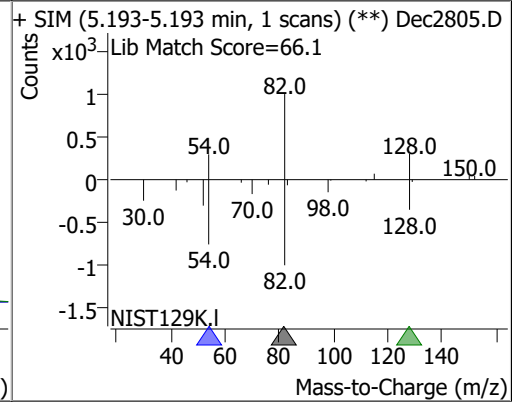
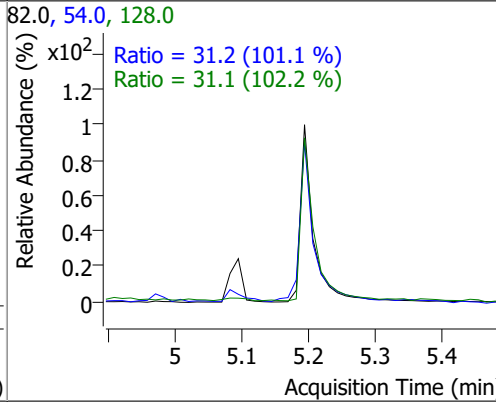
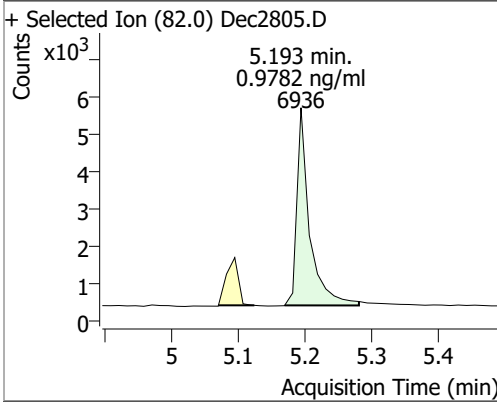
**Target Compounds**

Compound	RT	QIon	Resp.	Conc.	Units	QValue
T Naphthalene	5.991	128.0	19154	0.9908	ng/ml	98
T 2-Methylnaphthalene	6.815	141.0	10932	0.9806	ng/ml	95
T 1-Methylnaphthalene	6.927	141.0	9969	0.9670	ng/ml	99

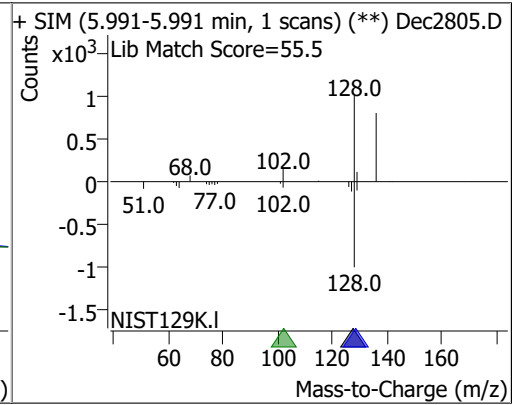
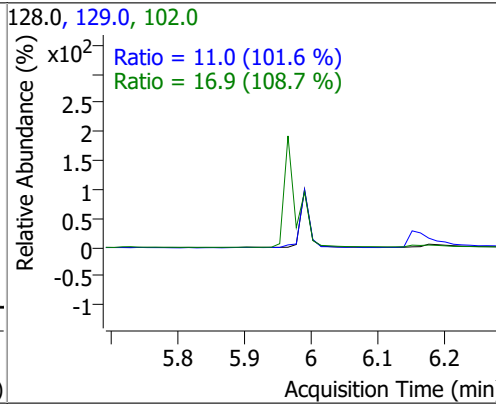
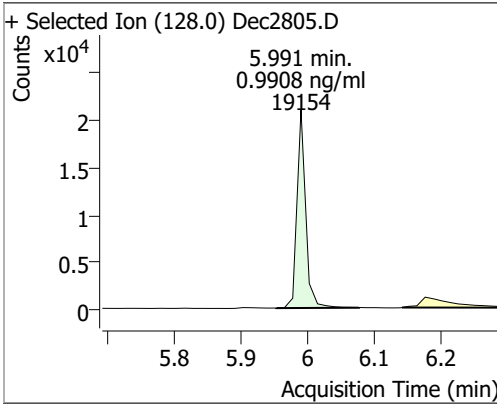
(#) = Qualifier Out of Range; (m) = Manual Integration; (+) = Area Summed; (\*) = Surrogate Percent Recovery Out of Range; (d): Zeroed Peak

# Quantitation Results Report (QT Reviewed)

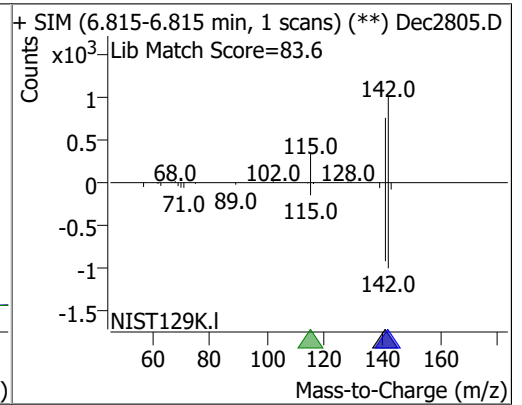
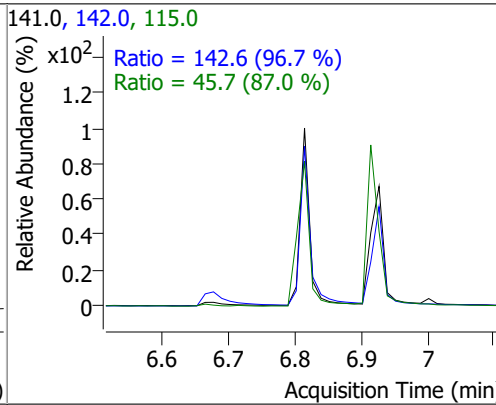
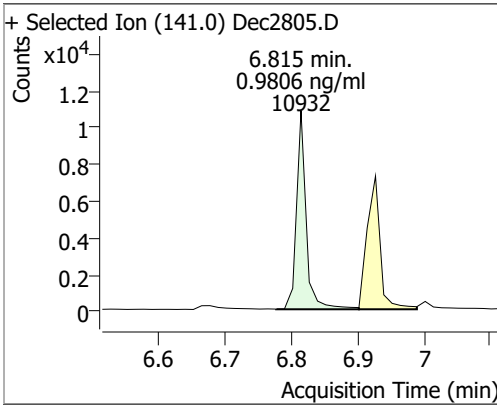
Compound	Conc.	RT	Dev(Min)	Resp.	QIon	QRatio	Lower	Upper
Nitrobenzene-d5	0.9782	5.19	0.00	6936	54.0	31.2	21.6	40.2
					128.0	31.1	21.3	39.5



Compound	Conc.	RT	Dev(Min)	Resp.	QIon	QRatio	Lower	Upper
Naphthalene	0.9908	5.99	0.00	19154	102.0	16.9	0.0	46.6
					129.0	11.0	7.6	14.1

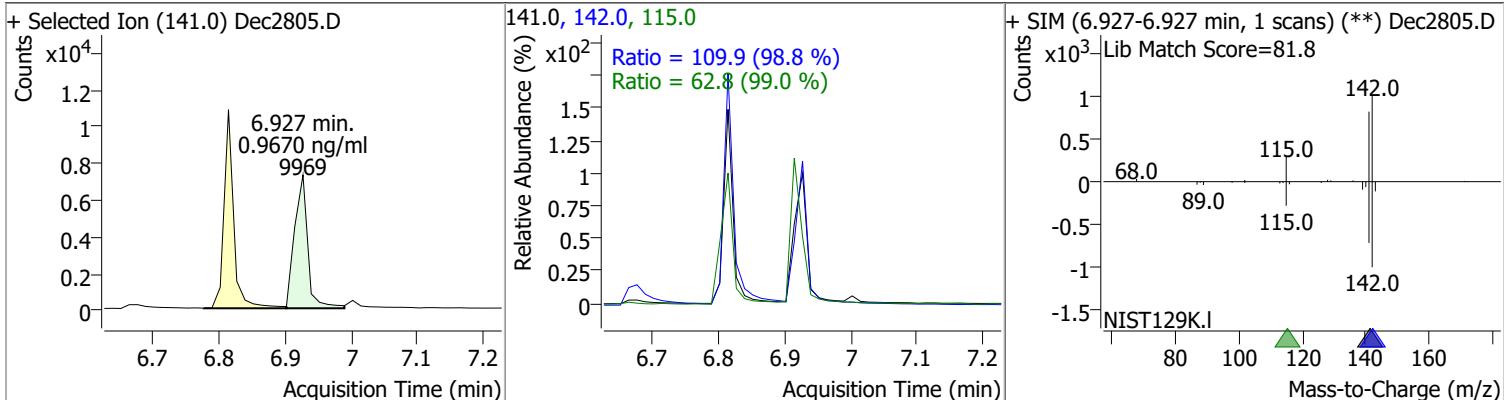


Compound	Conc.	RT	Dev(Min)	Resp.	QIon	QRatio	Lower	Upper
2-Methylnaphthalene	0.9806	6.81	0.00	10932	142.0	142.6	103.3	191.8
					115.0	45.7	36.8	68.3

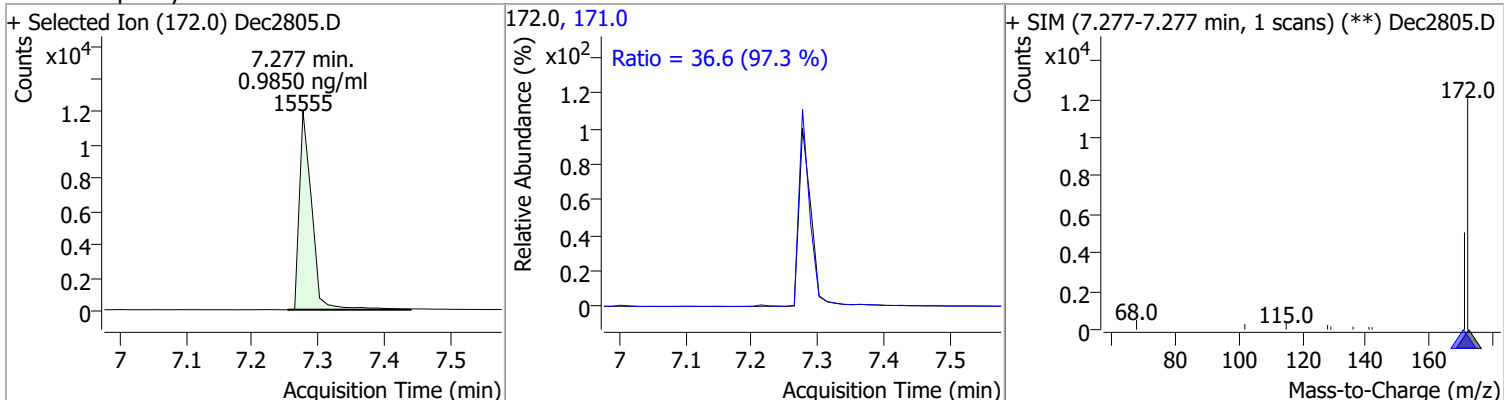


# Quantitation Results Report (QT Reviewed)

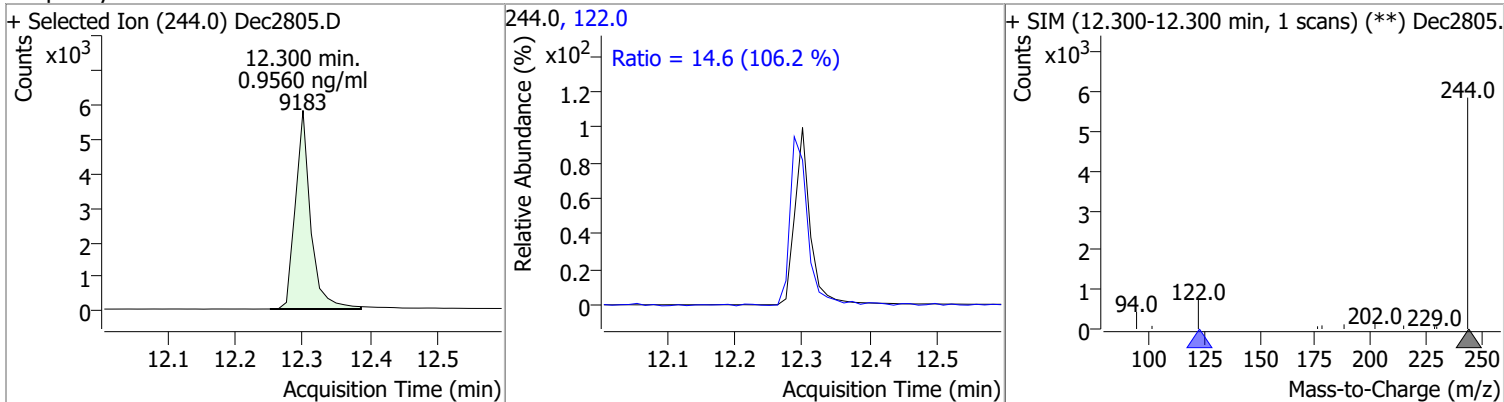
Compound	Conc.	RT	Dev(Min)	Resp.	QIon	QRatio	Lower	Upper
1-Methylnaphthalene	0.9670	6.93	0.00	9969	142.0	109.9	77.9	144.7
					115.0	62.8	44.4	82.5



Compound	Conc.	RT	Dev(Min)	Resp.	QIon	QRatio	Lower	Upper
2-Fluorobiphenyl	0.9850	7.28	0.00	15555	171.0	36.6	26.4	49.0



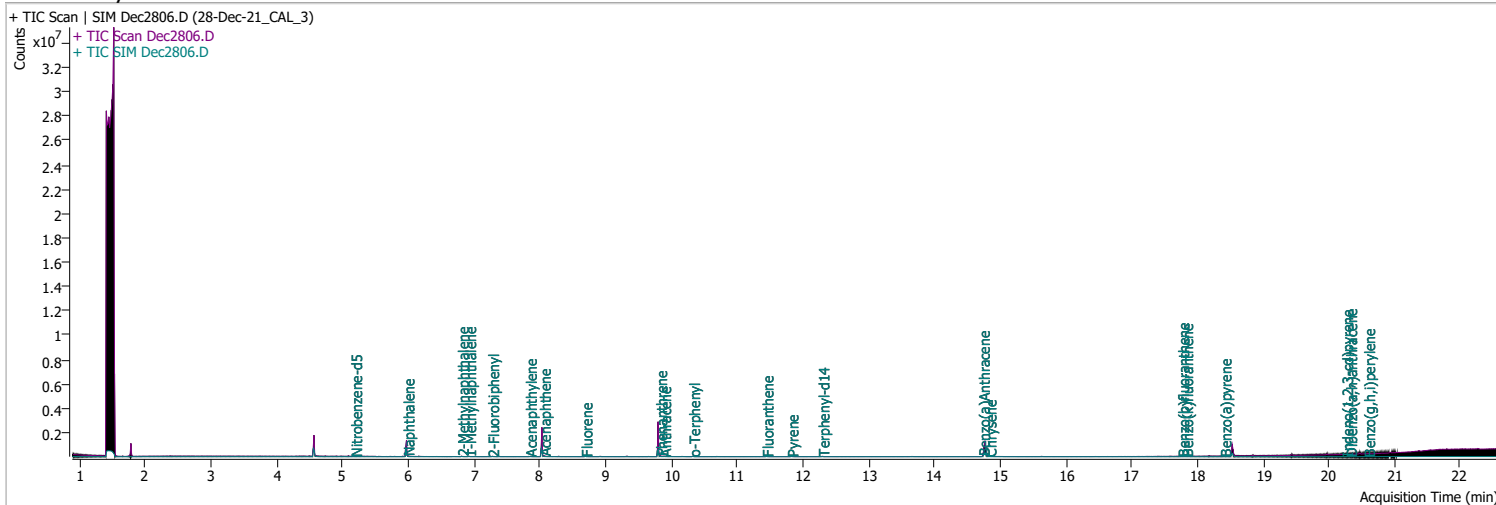
Compound	Conc.	RT	Dev(Min)	Resp.	QIon	QRatio	Lower	Upper
Terphenyl-d14	0.9560	12.30	0.00	9183	122.0	14.6	9.6	17.9



# Quantitation Results Report (QT Reviewed)

Data File	Dec2806.D	Operator	LIMS import
Acq. Method	5975BNASIM	Acq. Date-Time	12/28/2021 7:41:06 PM
Sample Name	28-Dec-21_CAL_3	Instrument	GCMS
Vial	6	Multiplier	1.00
DA Method File		Comment	SVOC-8270-W-LLPAH
Tune File	dftppjph.u	Tune Date	
Batch Name	122821 bna SIM 1.batch.bin	Last Calib Update	12/29/2021 8:56:55 AM

**Ref Library**



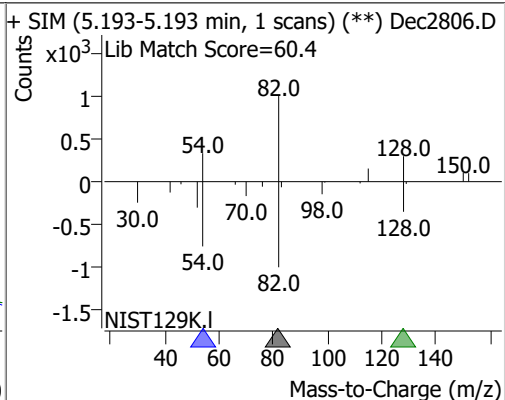
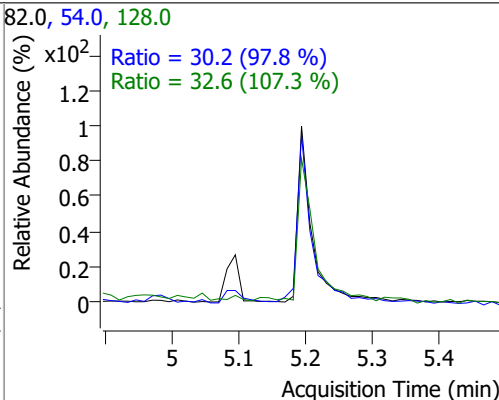
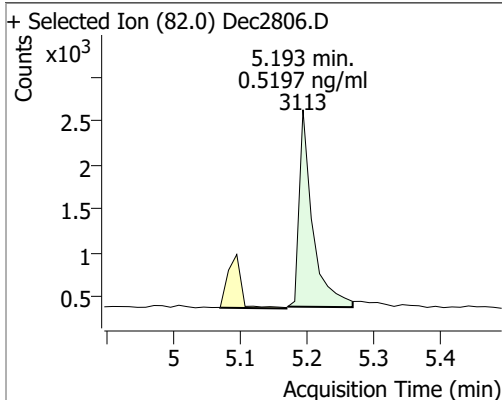
Compound	RT	QIon	Resp.	Conc.	Units	Dev(Min)
<b>Internal Standards</b>						
<b>System Monitoring Compounds</b>						
S Nitrobenzene-d5	5.193	82.0	3113	0.5197	ng/ml	0.000
Spiked Amount: 5.000	Range: 19.0 - 102.0%			Recovery = 10.39%		*
S 2-Fluorobiphenyl	7.277	172.0	7476	0.4977	ng/ml	0.000
Spiked Amount: 5.000	Range: 25.0 - 94.0%			Recovery = 9.95%		*
S Terphenyl-d14	12.300	244.0	4385	0.4985	ng/ml	0.000
Spiked Amount: 5.000	Range: 39.0 - 106.0%			Recovery = 9.97%		*
<b>Target Compounds</b>						
T Naphthalene	5.991	128.0	9084	0.4974	ng/ml	96
T 2-Methylnaphthalene	6.815	141.0	5515	0.5236	ng/ml	94
T 1-Methylnaphthalene	6.927	141.0	4850	0.4980	ng/ml	98

(#) = Qualifier Out of Range; (m) = Manual Integration; (+) = Area Summed; (\*) = Surrogate Percent Recovery Out of Range; (d): Zeroed Peak

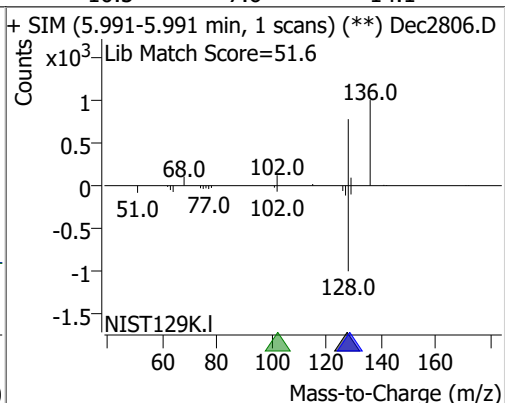
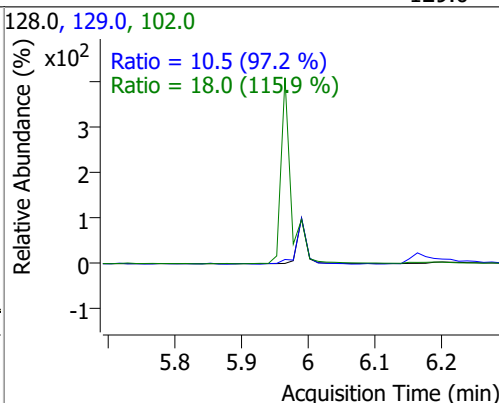
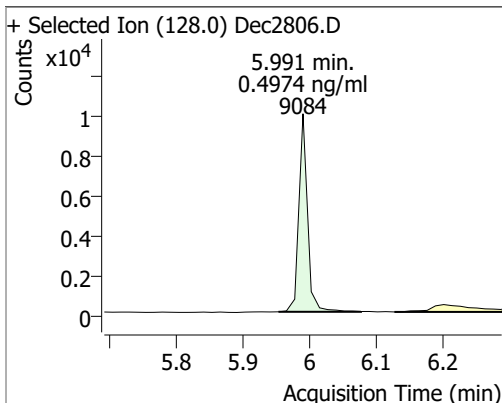


# Quantitation Results Report (QT Reviewed)

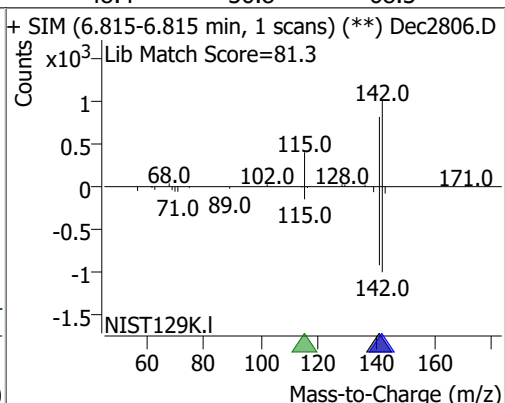
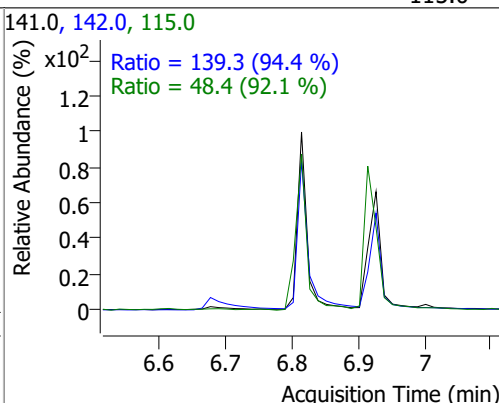
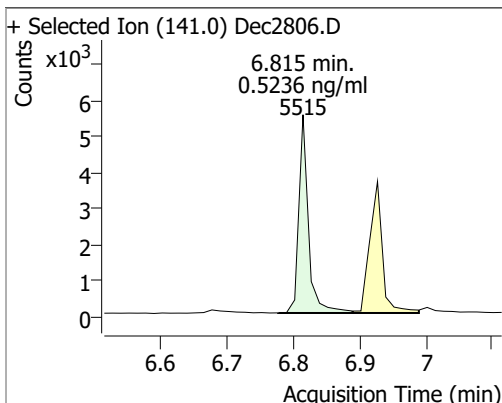
Compound	Conc.	RT	Dev(Min)	Resp.	QIon	QRatio	Lower	Upper
Nitrobenzene-d5	0.5197	5.19	0.00	3113	54.0	30.2	21.6	40.2
					128.0	32.6	21.3	39.5



Compound	Conc.	RT	Dev(Min)	Resp.	QIon	QRatio	Lower	Upper
Naphthalene	0.4974	5.99	0.00	9084	102.0	18.0	0.0	46.6
					129.0	10.5	7.6	14.1

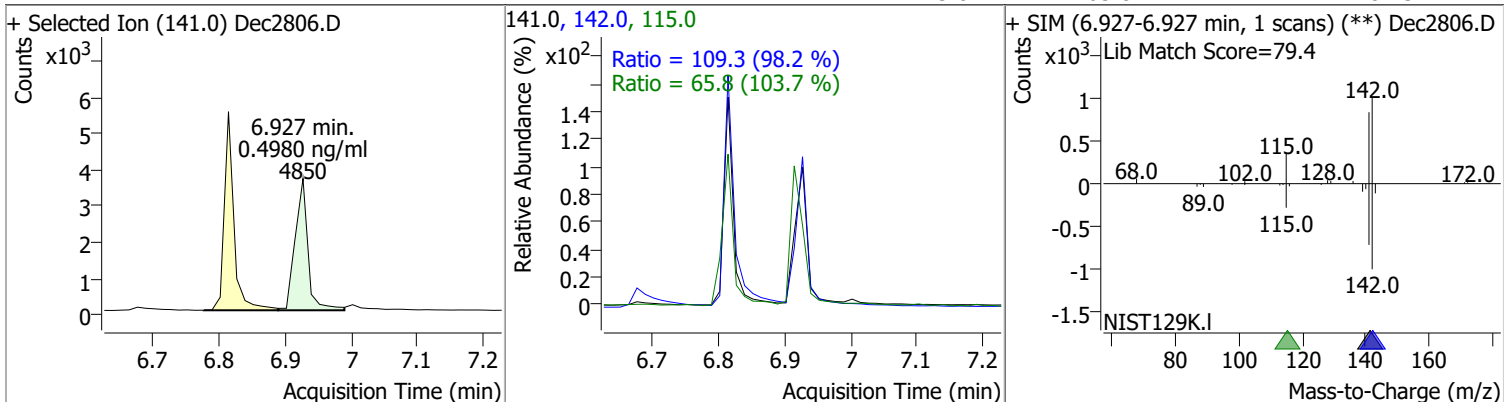


Compound	Conc.	RT	Dev(Min)	Resp.	QIon	QRatio	Lower	Upper
2-Methylnaphthalene	0.5236	6.81	0.00	5515	142.0	139.3	103.3	191.8
					115.0	48.4	36.8	68.3

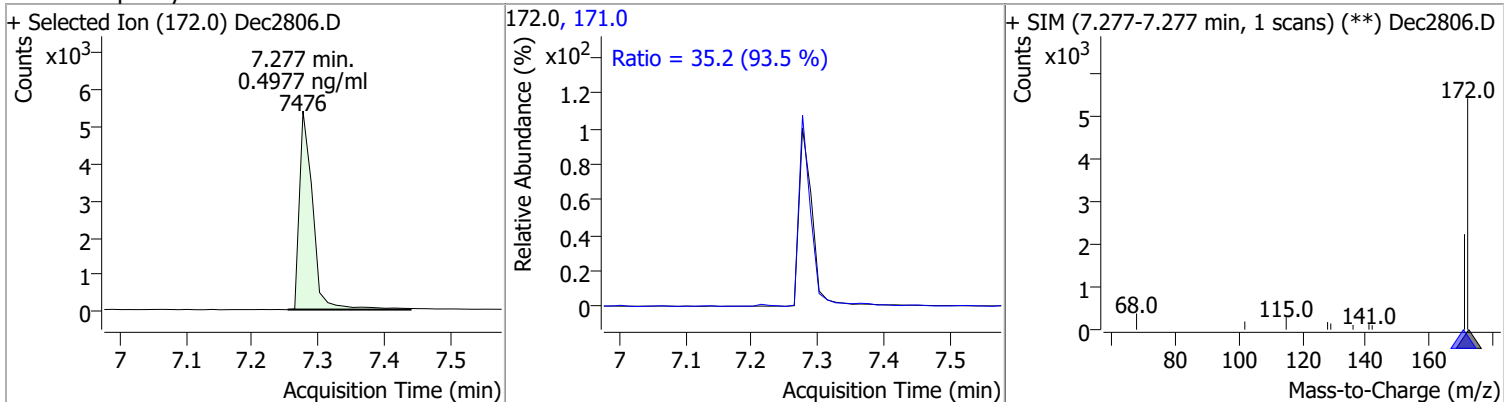


# Quantitation Results Report (QT Reviewed)

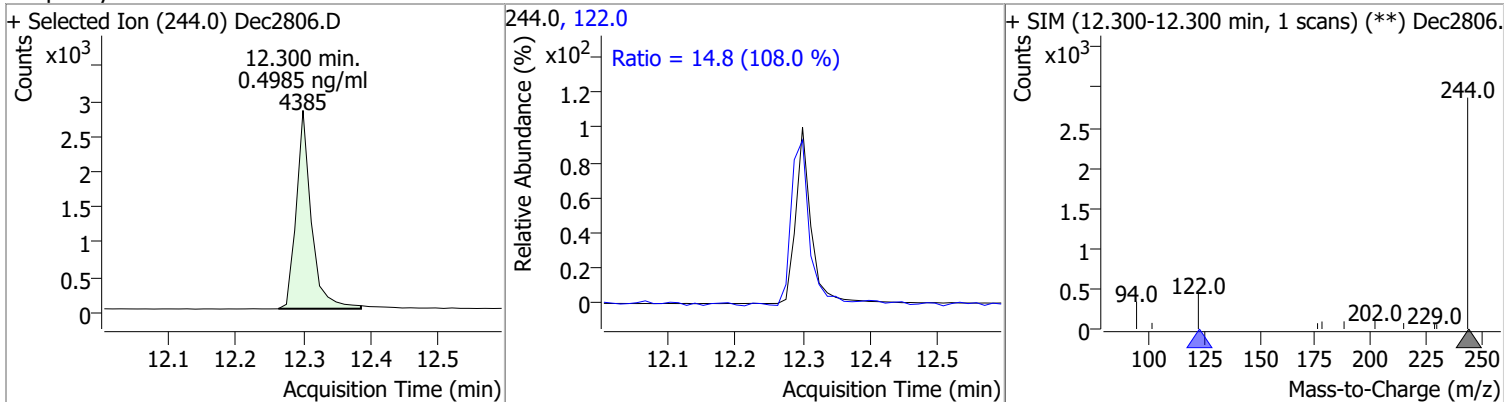
Compound	Conc.	RT	Dev(Min)	Resp.	QIon	QRatio	Lower	Upper
1-Methylnaphthalene	0.4980	6.93	0.00	4850	142.0	109.3	77.9	144.7
					115.0	65.8	44.4	82.5



Compound	Conc.	RT	Dev(Min)	Resp.	QIon	QRatio	Lower	Upper
2-Fluorobiphenyl	0.4977	7.28	0.00	7476	171.0	35.2	26.4	49.0



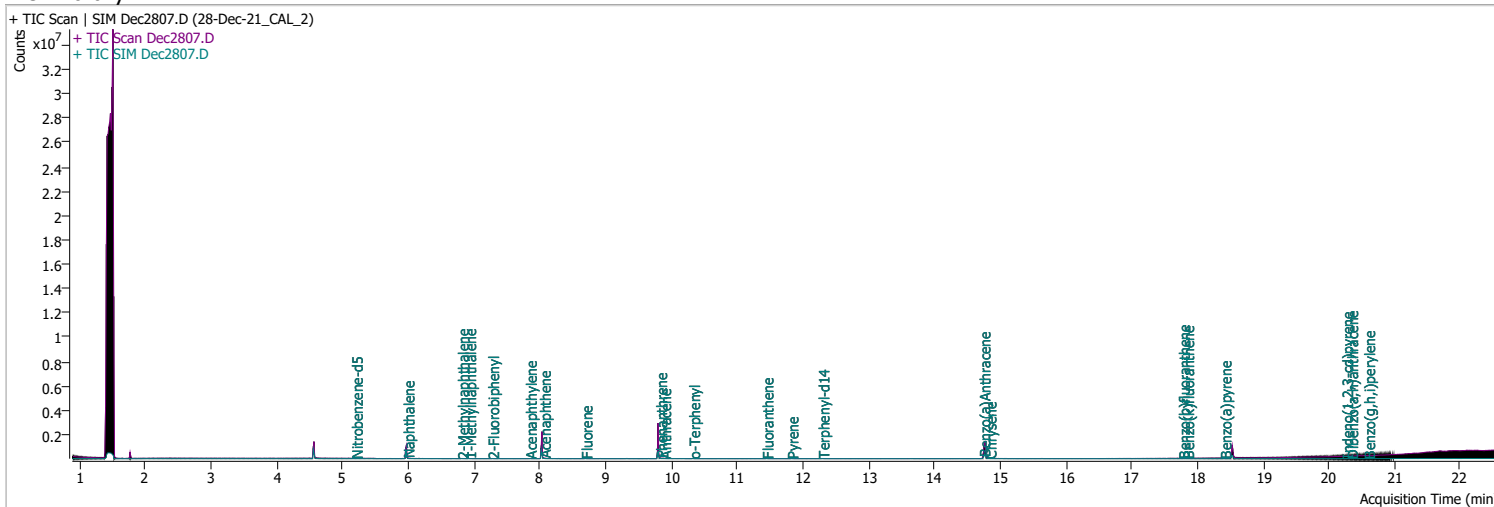
Compound	Conc.	RT	Dev(Min)	Resp.	QIon	QRatio	Lower	Upper
Terphenyl-d14	0.4985	12.30	0.00	4385	122.0	14.8	9.6	17.9



# Quantitation Results Report (QT Reviewed)

Data File	Dec2807.D	Operator	LIMS import
Acq. Method	5975BNASIM	Acq. Date-Time	12/28/2021 8:13:46 PM
Sample Name	28-Dec-21_CAL_2	Instrument	GCMS
Vial	7	Multiplier	1.00
DA Method File		Comment	SVOC-8270-W-LLPAH
Tune File	dftppjph.u	Tune Date	
Batch Name	122821 bna SIM 1.batch.bin	Last Calib Update	12/29/2021 8:56:55 AM

**Ref Library**



Compound	RT	QIon	Resp.	Conc.	Units	Dev(Min)
----------	----	------	-------	-------	-------	----------

**Internal Standards**

**System Monitoring Compounds**

S Nitrobenzene-d5	5.205	82.0	1083	0.1999	ng/ml	0.012
Spiked Amount: 5.000	Range: 19.0 - 102.0%			Recovery = 4.00%		*
S 2-Fluorobiphenyl	7.277	172.0	3084	0.2125	ng/ml	0.000
Spiked Amount: 5.000	Range: 25.0 - 94.0%			Recovery = 4.25%		*
S Terphenyl-d14	12.300	244.0	1955	0.2059	ng/ml	0.000
Spiked Amount: 5.000	Range: 39.0 - 106.0%			Recovery = 4.12%		*

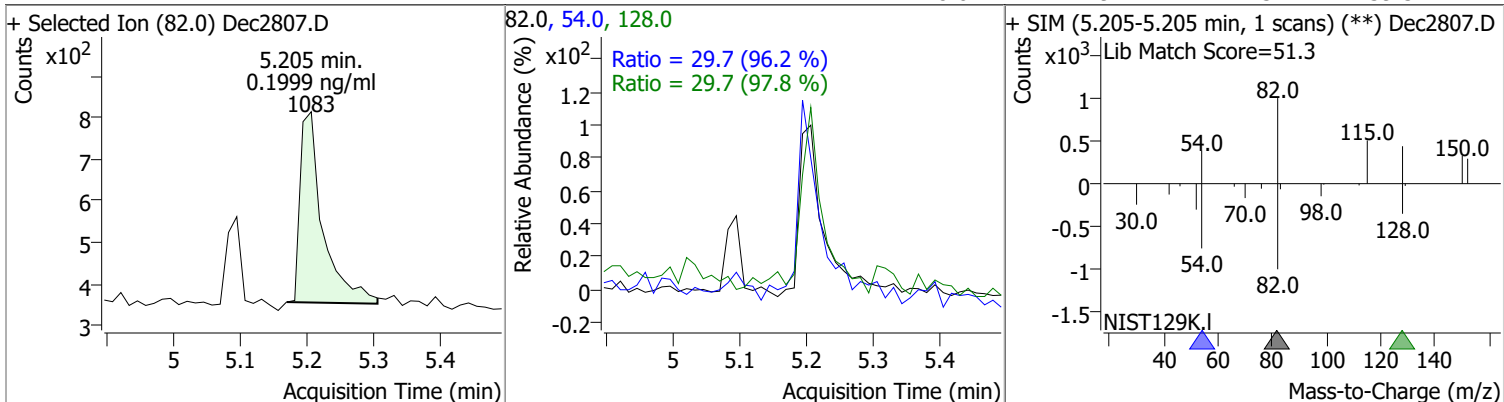
**Target Compounds**

Compound	RT	QIon	Resp.	Conc.	Units	QValue
T Naphthalene	5.991	128.0	3569	0.1946	ng/ml	88
T 2-Methylnaphthalene	6.815	141.0	2170	0.2052	ng/ml	96
T 1-Methylnaphthalene	6.927	141.0	2021	0.2066	ng/ml	94

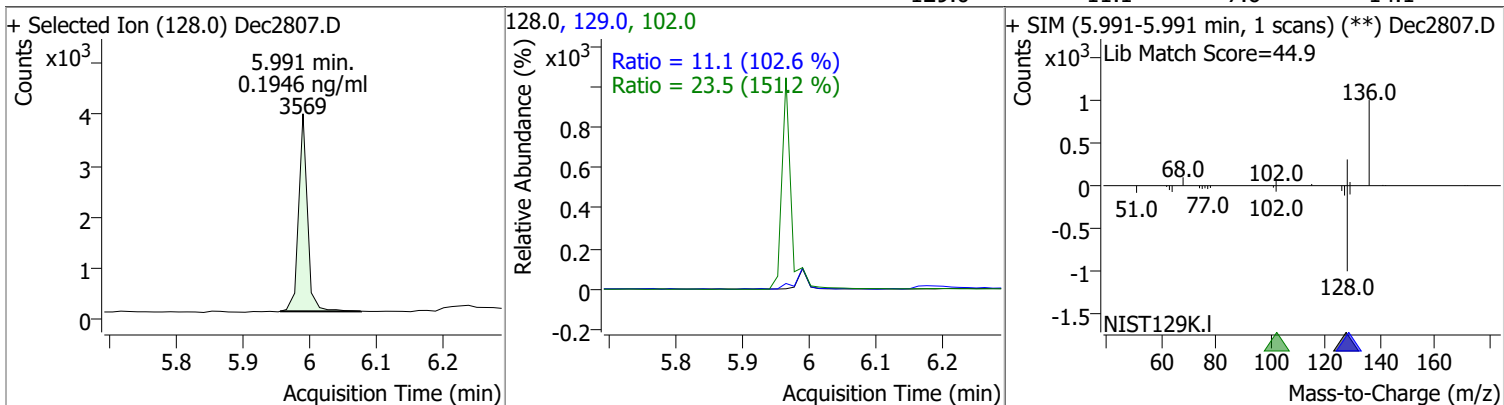
(#) = Qualifier Out of Range; (m) = Manual Integration; (+) = Area Summed; (\*) = Surrogate Percent Recovery Out of Range; (d): Zeroed Peak

# Quantitation Results Report (QT Reviewed)

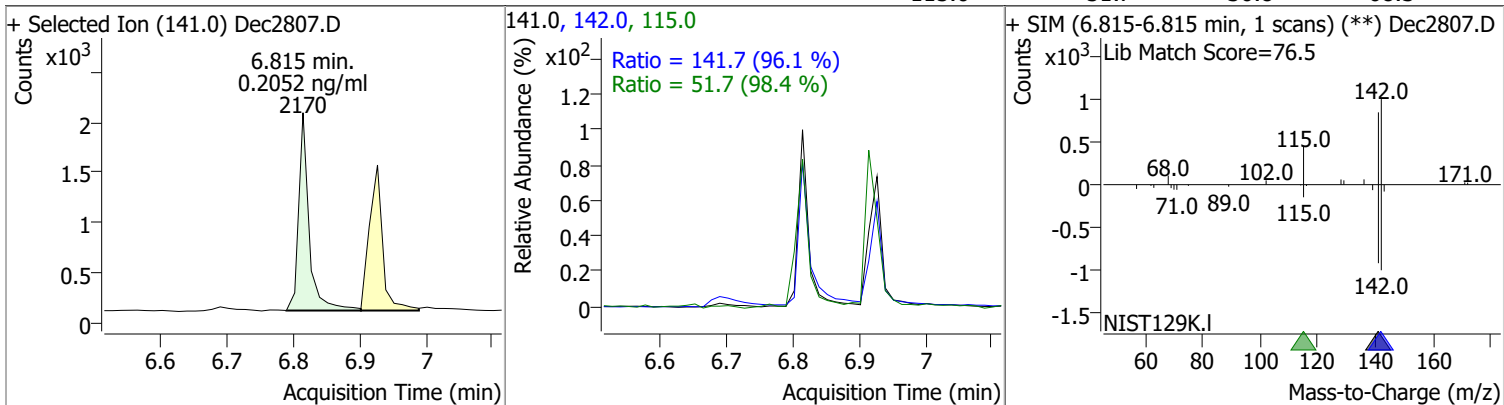
Compound	Conc.	RT	Dev(Min)	Resp.	QIon	QRatio	Lower	Upper
Nitrobenzene-d5	0.1999	5.21	0.01	1083	54.0	29.7	21.6	40.2
					128.0	29.7	21.3	39.5



Compound	Conc.	RT	Dev(Min)	Resp.	QIon	QRatio	Lower	Upper
Naphthalene	0.1946	5.99	0.00	3569	102.0	23.5	0.0	46.6
					129.0	11.1	7.6	14.1

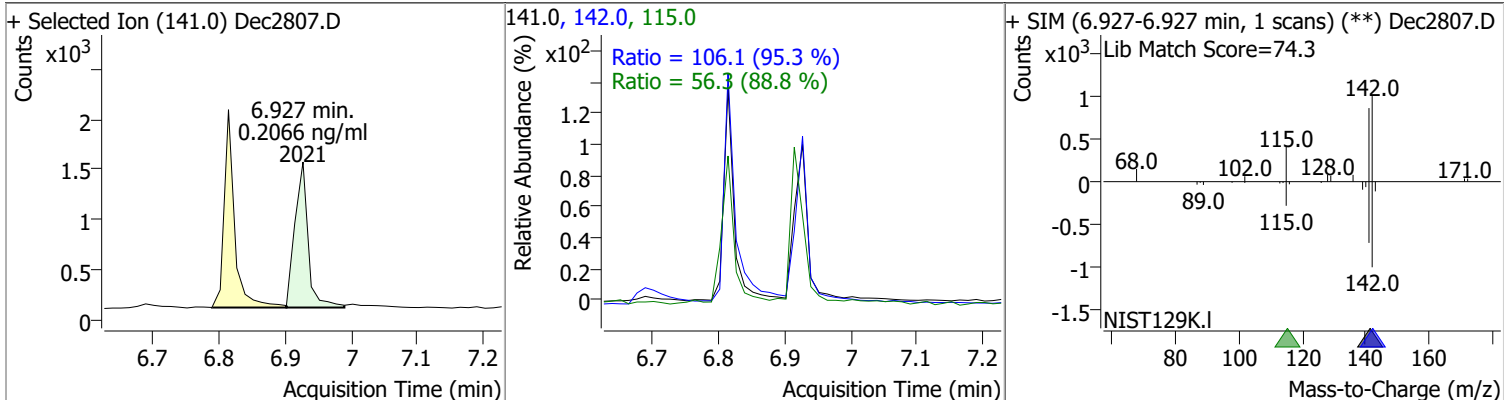


Compound	Conc.	RT	Dev(Min)	Resp.	QIon	QRatio	Lower	Upper
2-Methylnaphthalene	0.2052	6.81	0.00	2170	142.0	141.7	103.3	191.8
					115.0	51.7	36.8	68.3

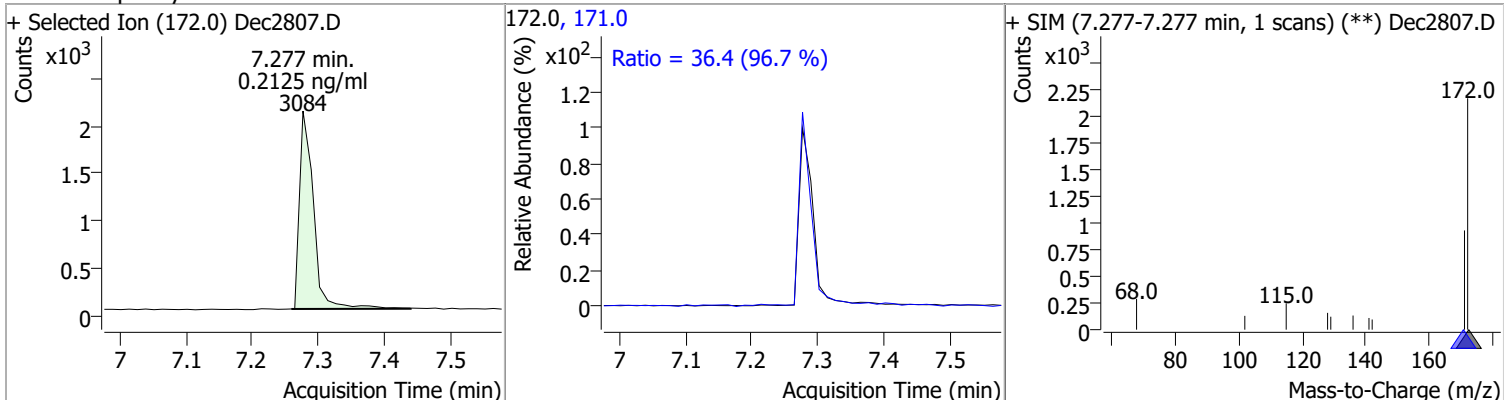


# Quantitation Results Report (QT Reviewed)

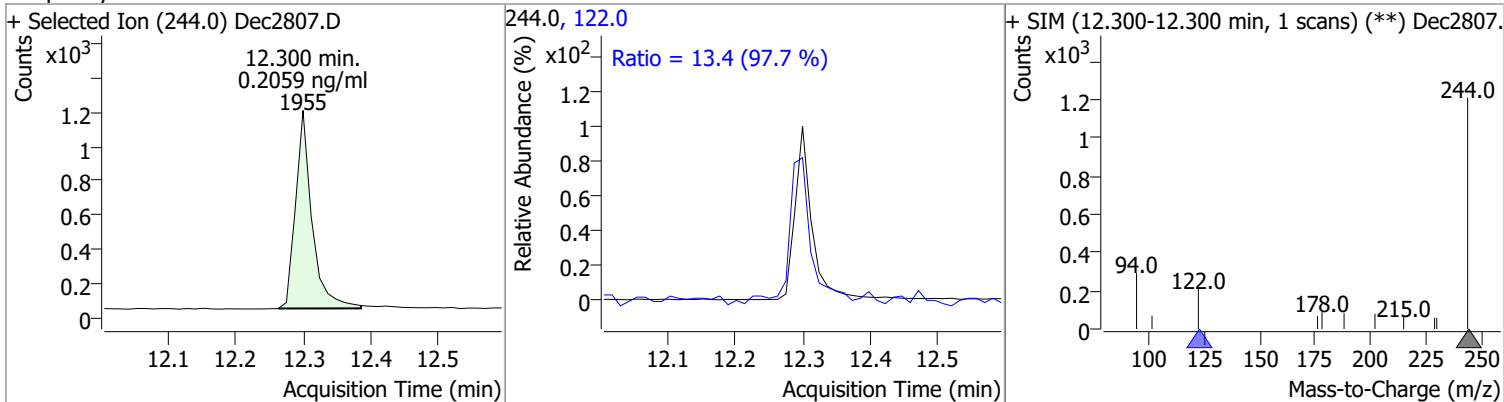
Compound	Conc.	RT	Dev(Min)	Resp.	QIon	QRatio	Lower	Upper
1-Methylnaphthalene	0.2066	6.93	0.00	2021	142.0	106.1	77.9	144.7
					115.0	56.3	44.4	82.5



Compound	Conc.	RT	Dev(Min)	Resp.	QIon	QRatio	Lower	Upper
2-Fluorobiphenyl	0.2125	7.28	0.00	3084	171.0	36.4	26.4	49.0



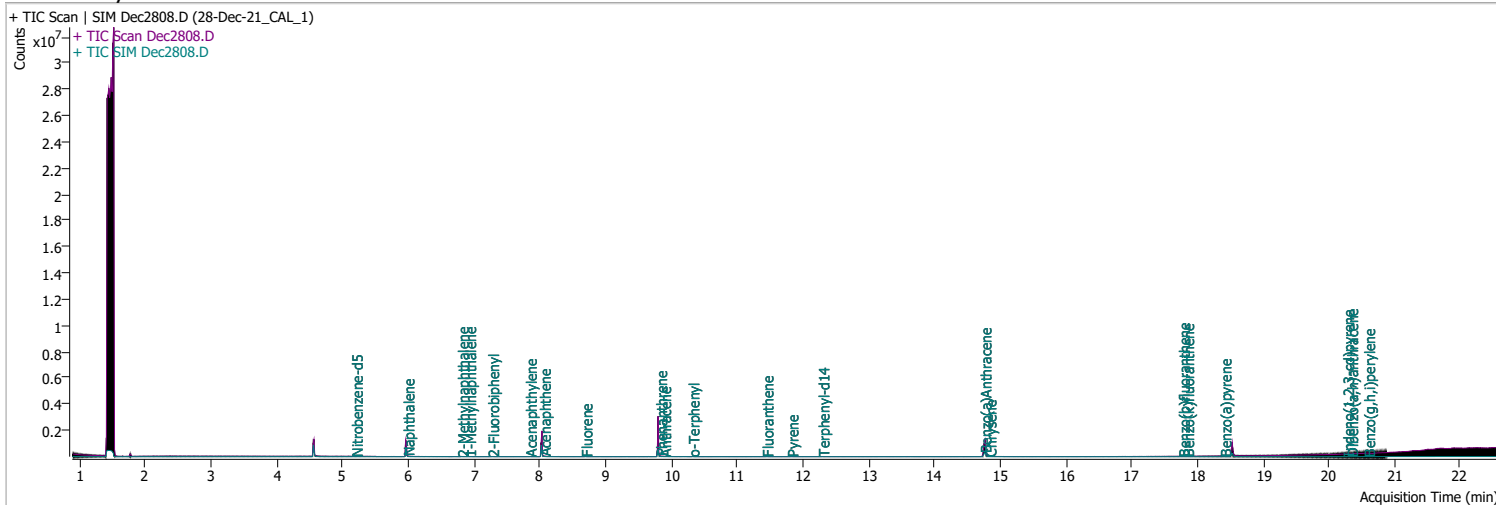
Compound	Conc.	RT	Dev(Min)	Resp.	QIon	QRatio	Lower	Upper
Terphenyl-d14	0.2059	12.30	0.00	1955	122.0	13.4	9.6	17.9



# Quantitation Results Report (QT Reviewed)

Data File	Dec2808.D	Operator	LIMS import
Acq. Method	5975BNASIM	Acq. Date-Time	12/28/2021 8:46:23 PM
Sample Name	28-Dec-21_CAL_1	Instrument	GCMS
Vial	8	Multiplier	1.00
DA Method File		Comment	SVOC-8270-W-LLPAH
Tune File	dftppjph.u	Tune Date	
Batch Name	122821 bna SIM 1.batch.bin	Last Calib Update	12/29/2021 8:56:55 AM

**Ref Library**

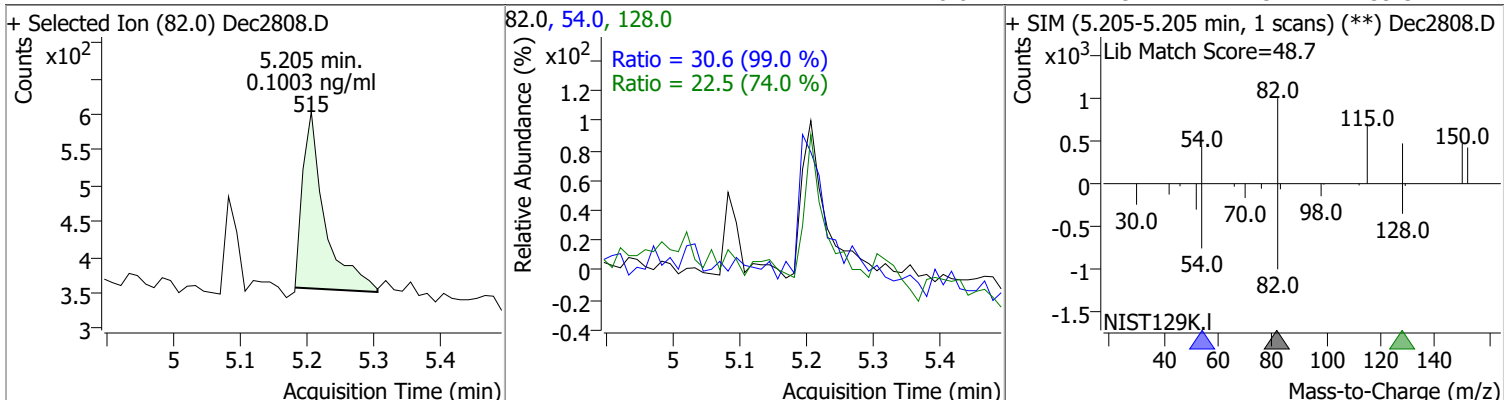


Compound	RT	QIon	Resp.	Conc.	Units	Dev(Min)
<b>Internal Standards</b>						
<b>System Monitoring Compounds</b>						
S Nitrobenzene-d5	5.205	82.0	515	0.1003	ng/ml	0.012
Spiked Amount: 5.000	Range: 19.0 - 102.0%			Recovery = 2.01%		*
S 2-Fluorobiphenyl	7.277	172.0	1855	0.1181	ng/ml	0.000
Spiked Amount: 5.000	Range: 25.0 - 94.0%			Recovery = 2.36%		*
S Terphenyl-d14	12.300	244.0	1041	0.1148	ng/ml	0.000
Spiked Amount: 5.000	Range: 39.0 - 106.0%			Recovery = 2.30%		*
<b>Target Compounds</b>						<b>QValue</b>
T Naphthalene	5.991	128.0	2075	0.1077	ng/ml	82
T 2-Methylnaphthalene	6.815	141.0	1176	0.1059	ng/ml	97
T 1-Methylnaphthalene	6.927	141.0	1191	0.1159	ng/ml	99

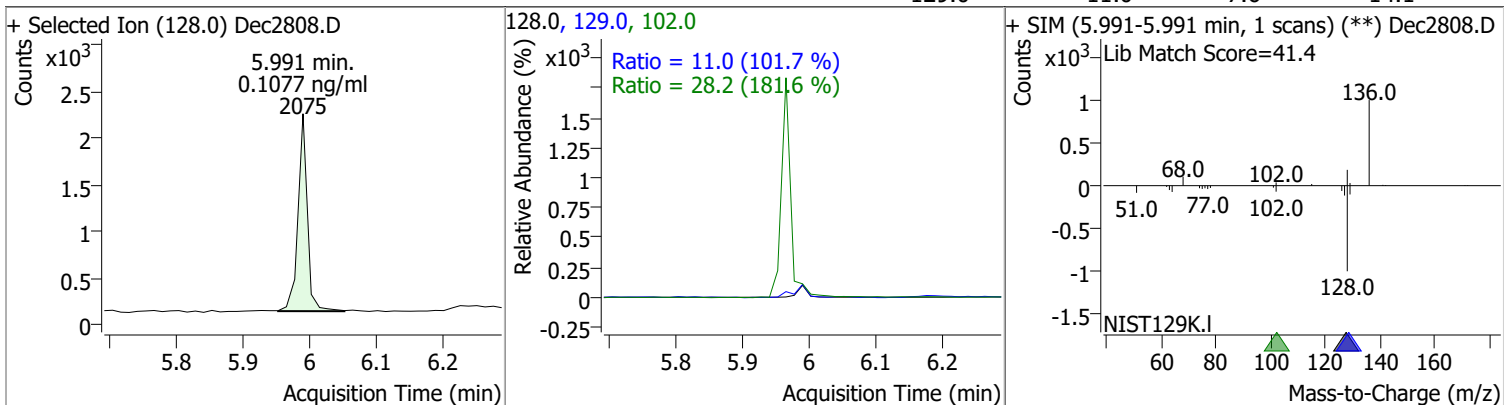
(#) = Qualifier Out of Range; (m) = Manual Integration; (+) = Area Summed; (\*) = Surrogate Percent Recovery Out of Range; (d): Zeroed Peak

# Quantitation Results Report (QT Reviewed)

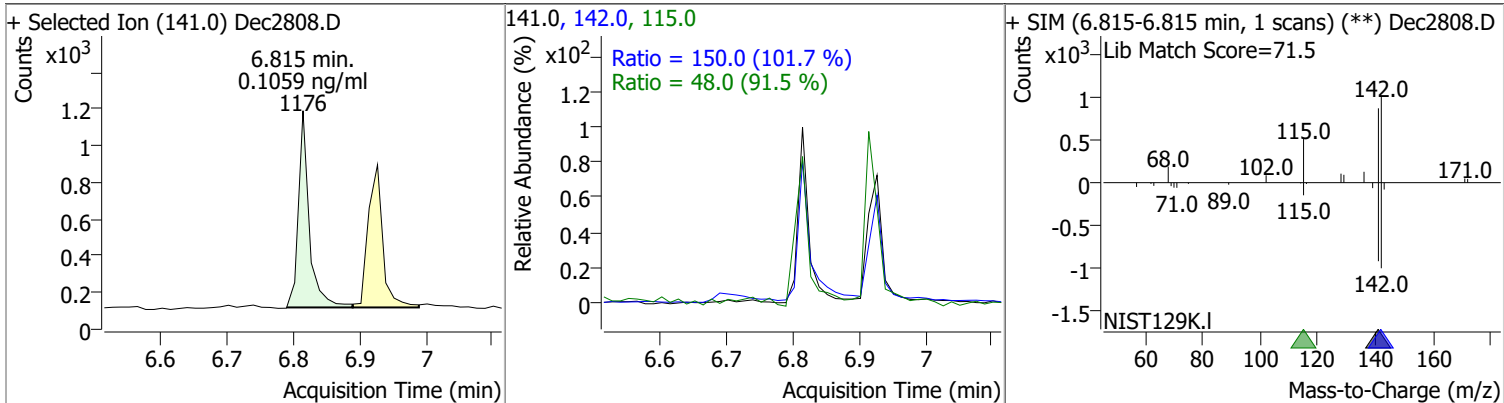
Compound	Conc.	RT	Dev(Min)	Resp.	QIon	QRatio	Lower	Upper
Nitrobenzene-d5	0.1003	5.21	0.01	515	54.0 128.0	30.6 22.5	21.6 21.3	40.2 39.5



Compound	Conc.	RT	Dev(Min)	Resp.	QIon	QRatio	Lower	Upper
Naphthalene	0.1077	5.99	0.00	2075	102.0 129.0	28.2 11.0	0.0 7.6	46.6 14.1

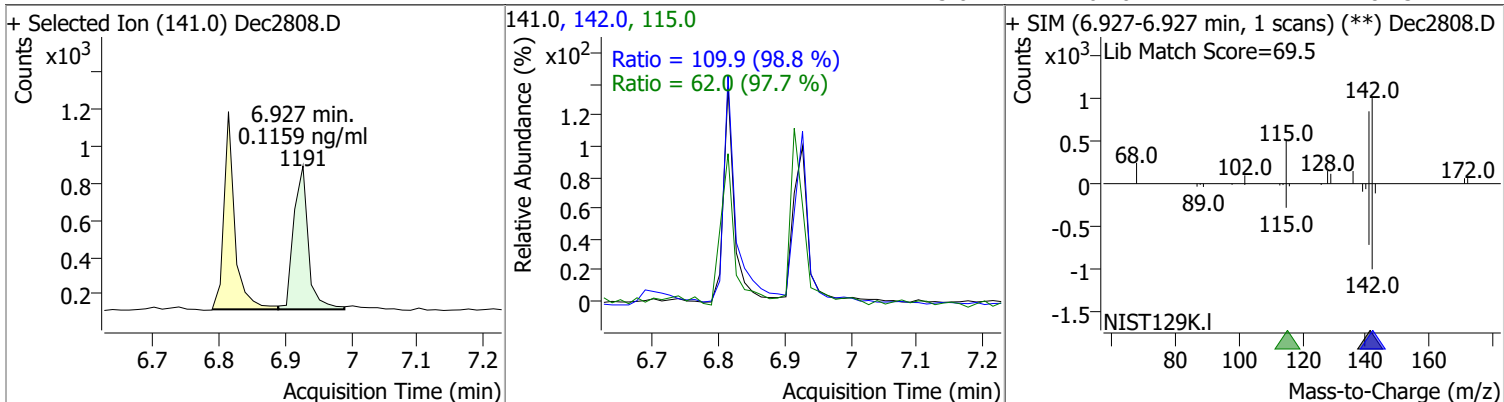


Compound	Conc.	RT	Dev(Min)	Resp.	QIon	QRatio	Lower	Upper
2-Methylnaphthalene	0.1059	6.81	0.00	1176	142.0 115.0	150.0 48.0	103.3 36.8	191.8 68.3

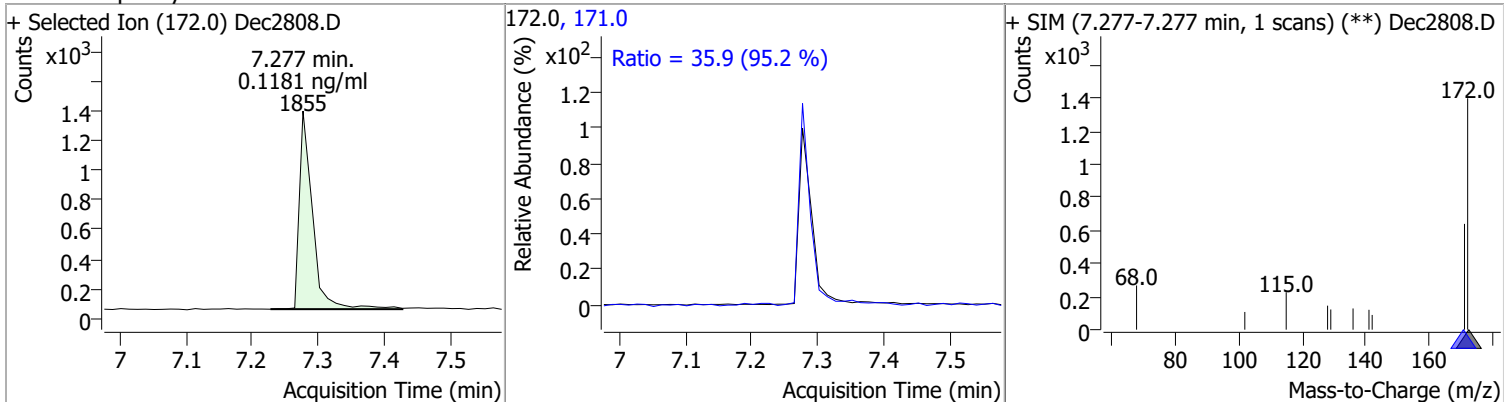


# Quantitation Results Report (QT Reviewed)

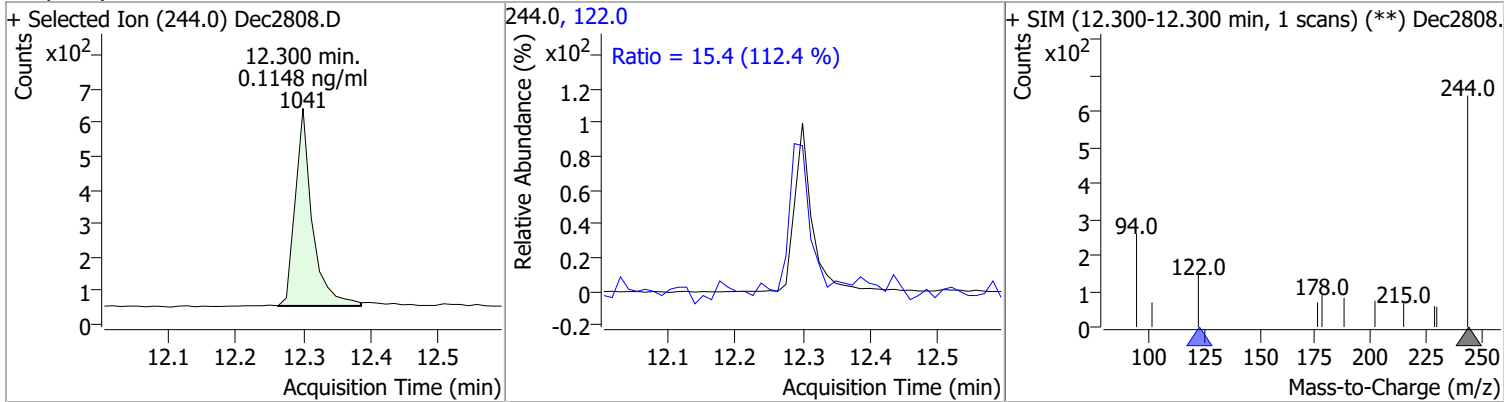
Compound	Conc.	RT	Dev(Min)	Resp.	QIon	QRatio	Lower	Upper
1-Methylnaphthalene	0.1159	6.93	0.00	1191	142.0	109.9	77.9	144.7
					115.0	62.0	44.4	82.5



Compound	Conc.	RT	Dev(Min)	Resp.	QIon	QRatio	Lower	Upper
2-Fluorobiphenyl	0.1181	7.28	0.00	1855	171.0	35.9	26.4	49.0



Compound	Conc.	RT	Dev(Min)	Resp.	QIon	QRatio	Lower	Upper
Terphenyl-d14	0.1148	12.30	0.00	1041	122.0	15.4	9.6	17.9

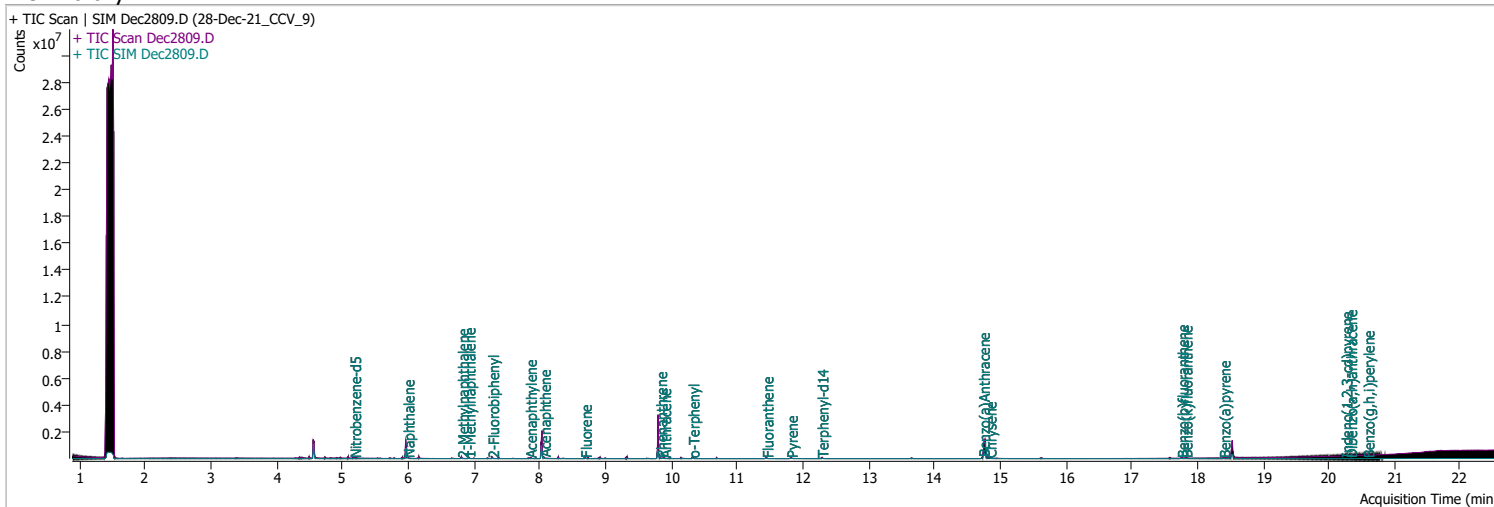




# Quantitation Results Report (QT Reviewed)

Data File	Dec2809.D	Operator	LIMS import
Acq. Method	5975BNASIM	Acq. Date-Time	12/28/2021 9:19:01 PM
Sample Name	28-Dec-21_CCV_9	Instrument	GCMS
Vial	9	Multiplier	1.00
DA Method File		Comment	SVOC-8270-W-LLPAH
Tune File	dftppjph.u	Tune Date	
Batch Name	122821 bna SIM 1.batch.bin	Last Calib Update	12/29/2021 8:56:55 AM

**Ref Library**



Compound	RT	QIon	Resp.	Conc.	Units	Dev(Min)
----------	----	------	-------	-------	-------	----------

**Internal Standards**

**System Monitoring Compounds**

S Nitrobenzene-d5	5.181	82.0	18569	2.3877	ng/ml	-0.012
Spiked Amount: 5.000	Range: 19.0 - 102.0%			Recovery = 47.75%		
S 2-Fluorobiphenyl	7.277	172.0	38269	2.2626	ng/ml	0.000
Spiked Amount: 5.000	Range: 25.0 - 94.0%			Recovery = 45.25%		
S Terphenyl-d14	12.288	244.0	21623	1.9390	ng/ml	-0.012
Spiked Amount: 5.000	Range: 39.0 - 106.0%			Recovery = 38.78%		*

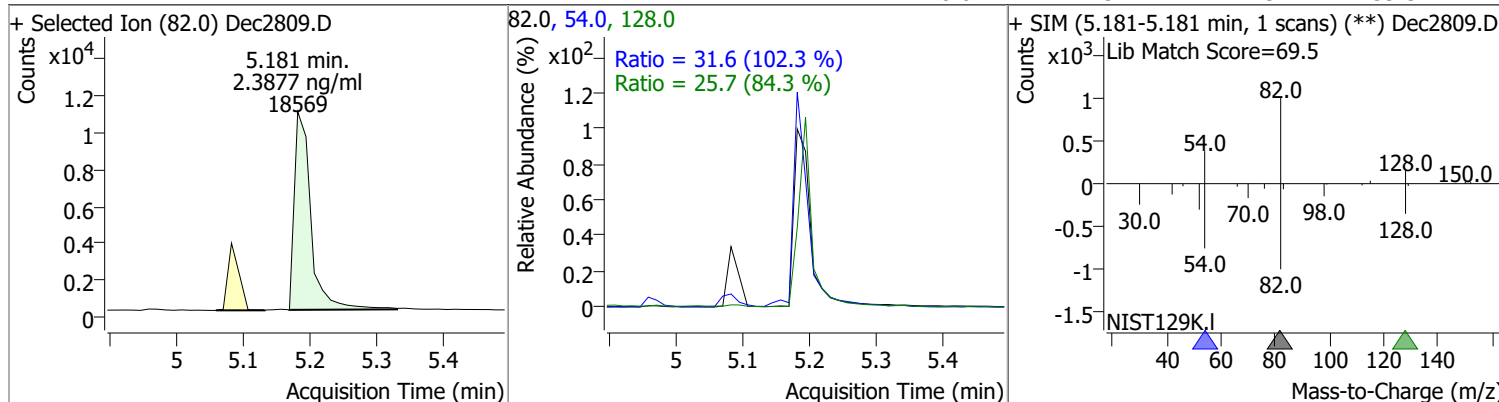
**Target Compounds**

Compound	RT	QIon	Resp.	Conc.	Units	QValue
T Naphthalene	5.991	128.0	44031	2.0586	ng/ml	96
T 2-Methylnaphthalene	6.815	141.0	26021	2.1095	ng/ml	97
T 1-Methylnaphthalene	6.915	141.0	26026	2.2818	ng/ml	98

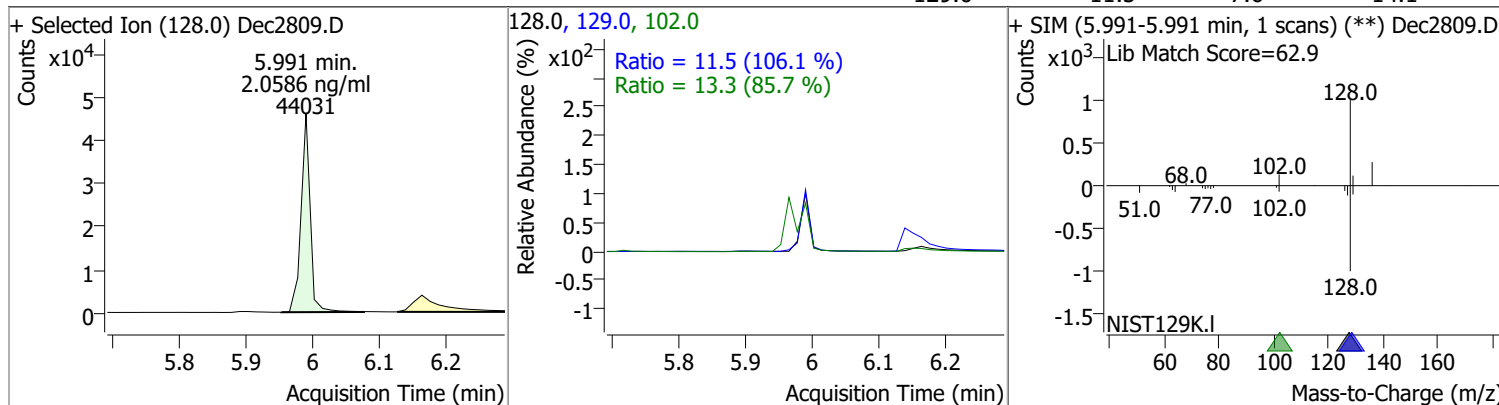
(#) = Qualifier Out of Range; (m) = Manual Integration; (+) = Area Summed; (\*) = Surrogate Percent Recovery Out of Range; (d): Zeroed Peak

# Quantitation Results Report (QT Reviewed)

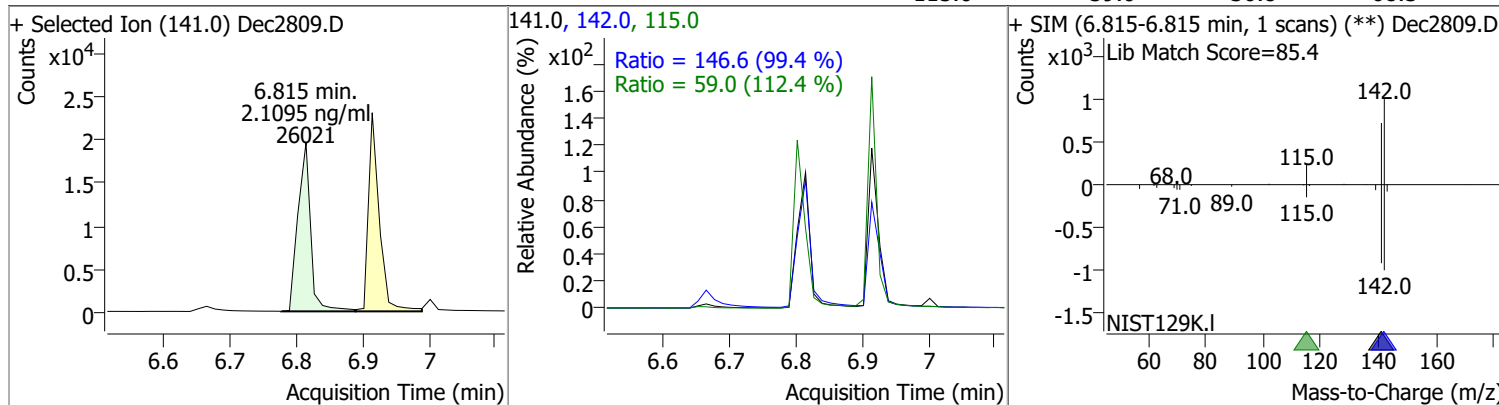
Compound	Conc.	RT	Dev(Min)	Resp.	QIon	QRatio	Lower	Upper
Nitrobenzene-d5	2.3877	5.18	-0.01	18569	54.0	31.6	21.6	40.2
					128.0	25.7	21.3	39.5



Compound	Conc.	RT	Dev(Min)	Resp.	QIon	QRatio	Lower	Upper
Naphthalene	2.0586	5.99	0.00	44031	102.0	13.3	0.0	46.6
					129.0	11.5	7.6	14.1

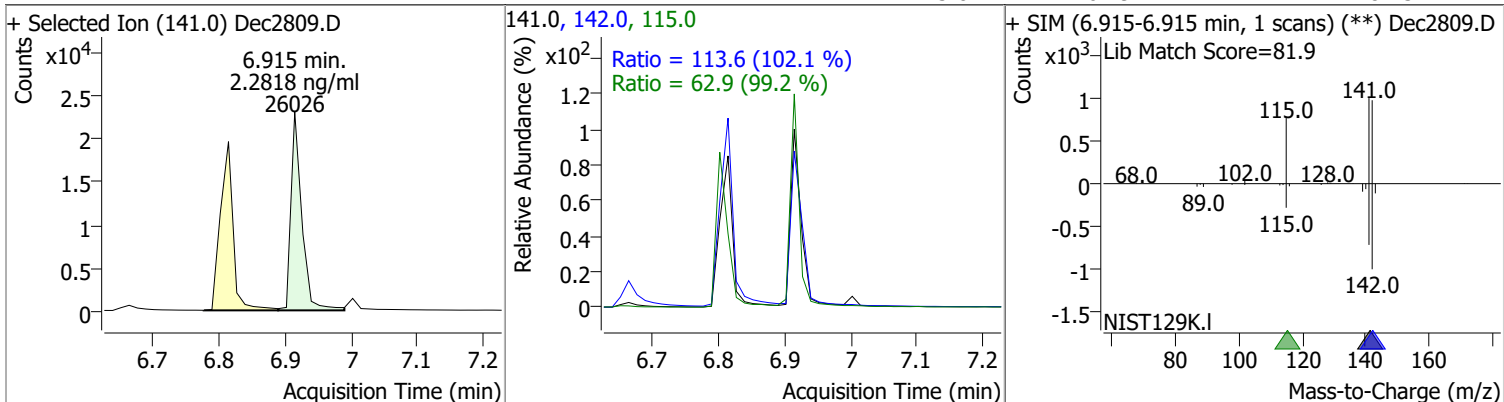


Compound	Conc.	RT	Dev(Min)	Resp.	QIon	QRatio	Lower	Upper
2-Methylnaphthalene	2.1095	6.81	0.00	26021	142.0	146.6	103.3	191.8
					115.0	59.0	36.8	68.3

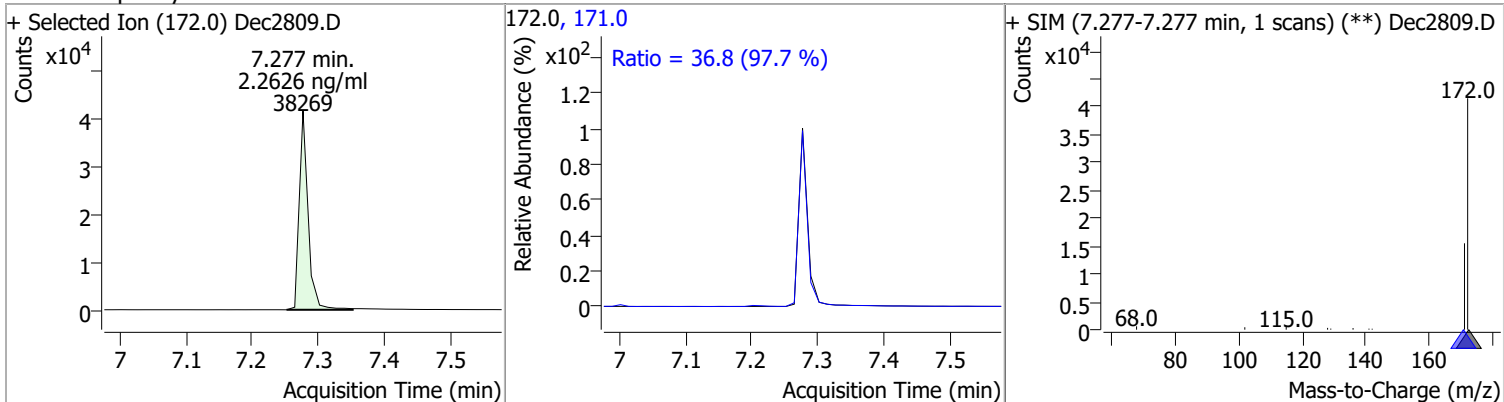


# Quantitation Results Report (QT Reviewed)

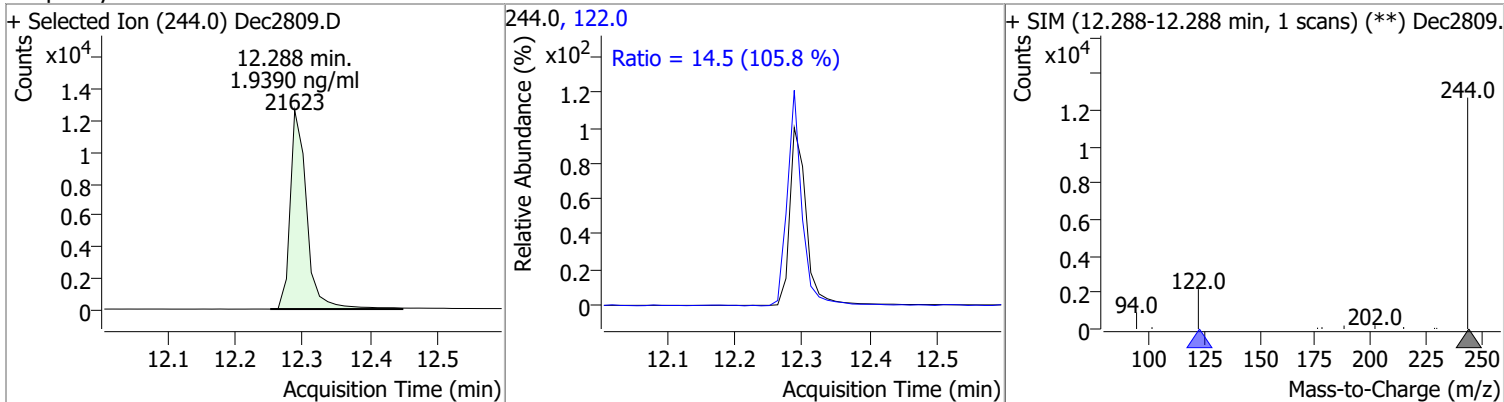
Compound	Conc.	RT	Dev(Min)	Resp.	QIon	QRatio	Lower	Upper
1-Methylnaphthalene	2.2818	6.91	-0.01	26026	142.0	113.6	77.9	144.7
					115.0	62.9	44.4	82.5



Compound	Conc.	RT	Dev(Min)	Resp.	QIon	QRatio	Lower	Upper
2-Fluorobiphenyl	2.2626	7.28	0.00	38269	171.0	36.8	26.4	49.0



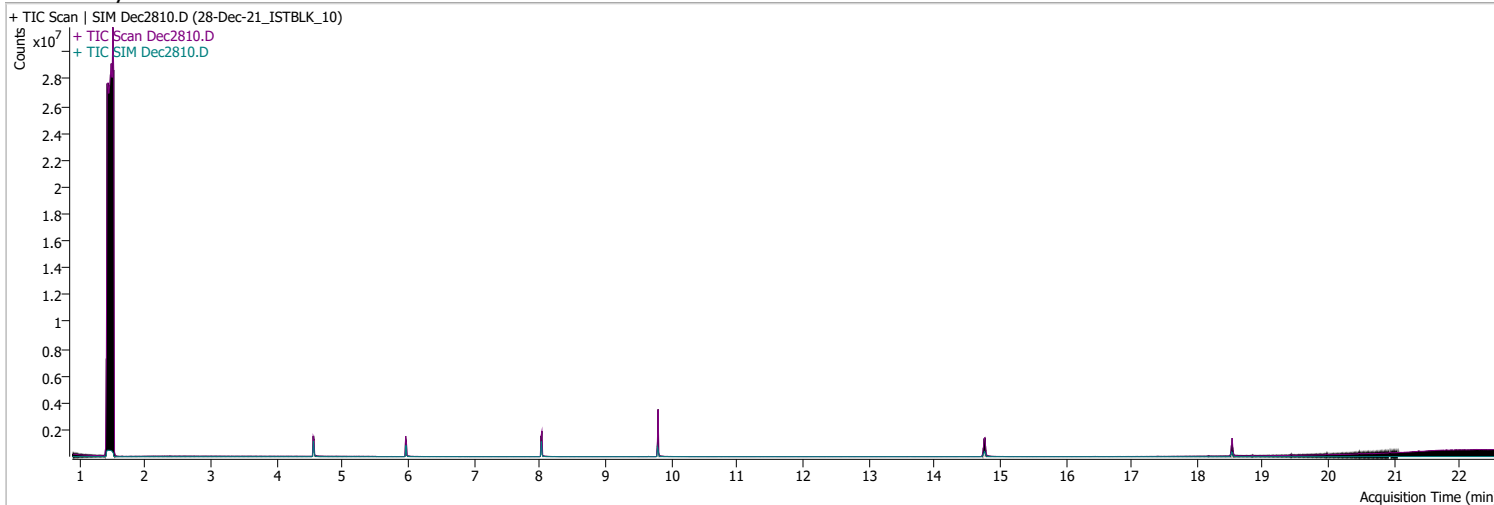
Compound	Conc.	RT	Dev(Min)	Resp.	QIon	QRatio	Lower	Upper
Terphenyl-d14	1.9390	12.29	-0.01	21623	122.0	14.5	9.6	17.9



# Quantitation Results Report (QT Reviewed)

Data File	Dec2810.D	Operator	LIMS import
Acq. Method	5975BNASIM	Acq. Date-Time	12/28/2021 9:51:35 PM
Sample Name	28-Dec-21_ISTBLK_10	Instrument	GCMS
Vial	10	Multiplier	1.00
DA Method File		Comment	SVOC-8270-W-LLPAH
Tune File	dftppjph.u	Tune Date	
Batch Name	122821 bna SIM 1.batch.bin	Last Calib Update	12/29/2021 8:56:55 AM

**Ref Library**



Compound	RT	QIon	Resp.	Conc.	Units	Dev(Min)
----------	----	------	-------	-------	-------	----------

**Internal Standards**

**System Monitoring Compounds**

S Nitrobenzene-d5	0.000	0	N.D.
Spiked Amount: 5.000	Range: 19.0 - 102.0%		Recovery = NA%
S 2-Fluorobiphenyl	0.000	0	N.D.
Spiked Amount: 5.000	Range: 25.0 - 94.0%		Recovery = NA%
S Terphenyl-d14	0.000	0	N.D.
Spiked Amount: 5.000	Range: 39.0 - 106.0%		Recovery = NA%

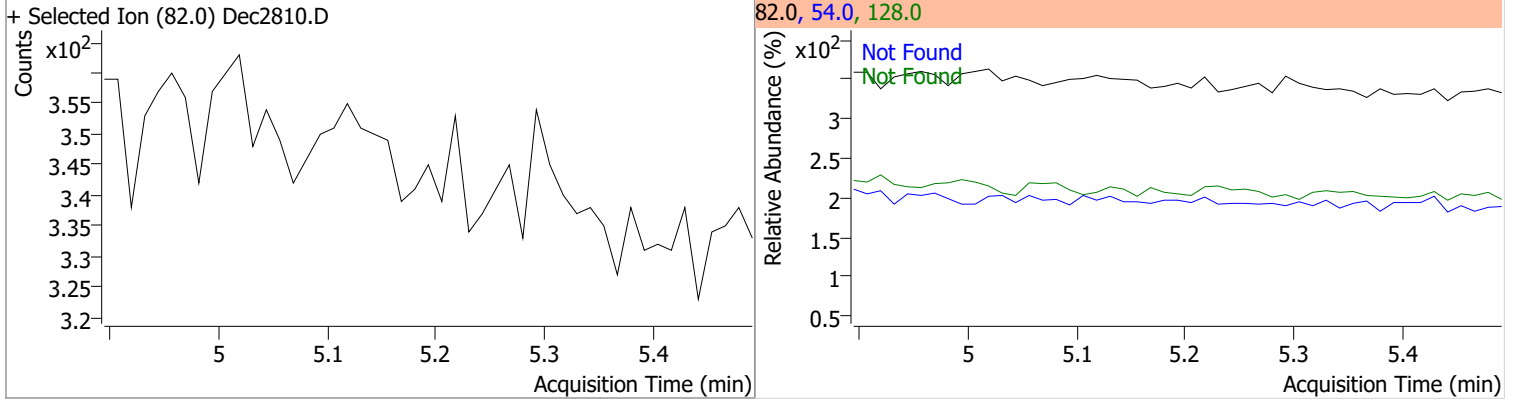
**Target Compounds**

Target Compounds	RT	QIon	Resp.	Conc.	Units	QValue
T Naphthalene	0.000		0	N.D.		
T 2-Methylnaphthalene	0.000		0	N.D.		
T 1-Methylnaphthalene	0.000		0	N.D.		

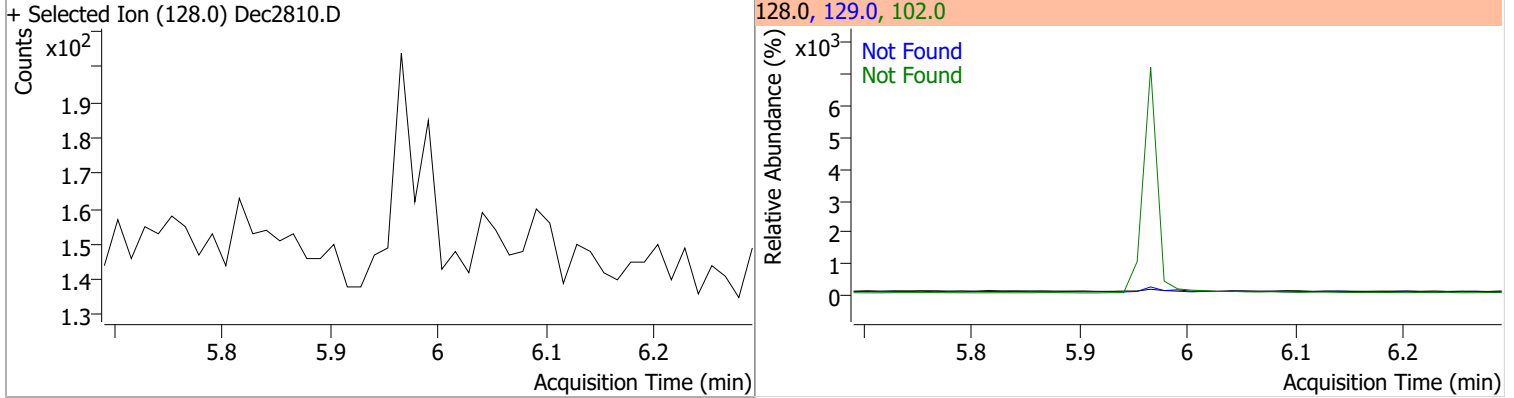
(#) = Qualifier Out of Range; (m) = Manual Integration; (+) = Area Summed; (\*) = Surrogate Percent Recovery Out of Range; (d): Zeroed Peak

# Quantitation Results Report (QT Reviewed)

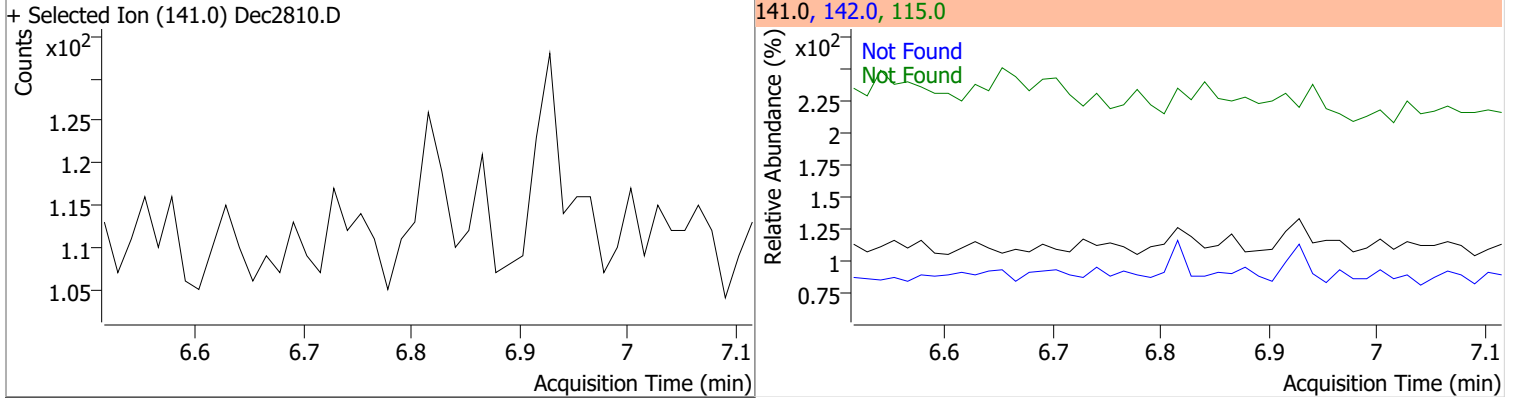
Compound	Conc.	Exp RT	QIon	Exp Ratio	QIon	Exp Ratio
Nitrobenzene-d5	N.D.	5.19	54.0	30.9	128.0	30.4



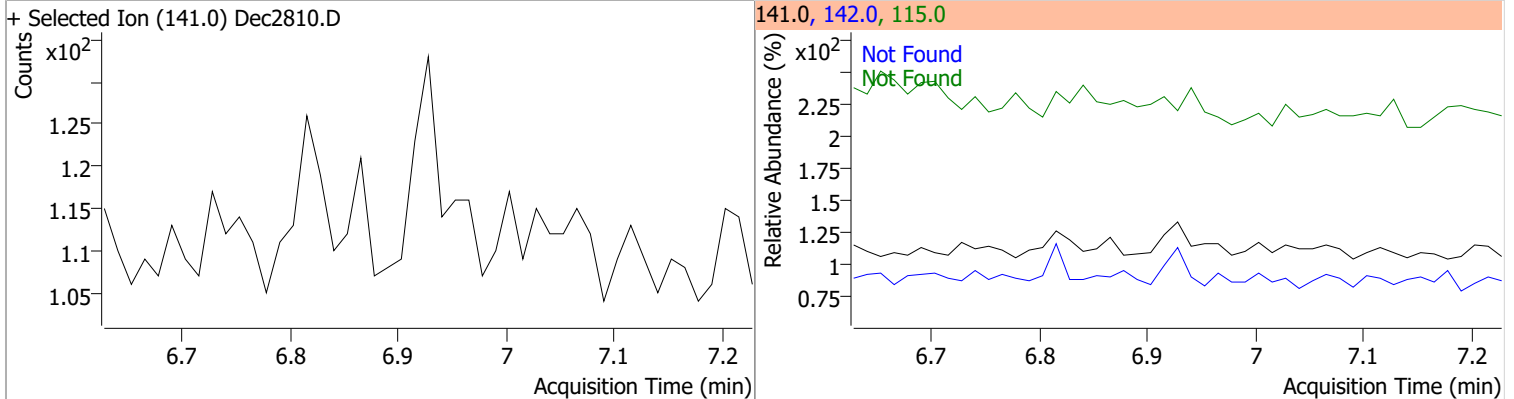
Compound	Conc.	Exp RT	QIon	Exp Ratio	QIon	Exp Ratio
Naphthalene	N.D.	5.99	102.0	15.5	129.0	10.8



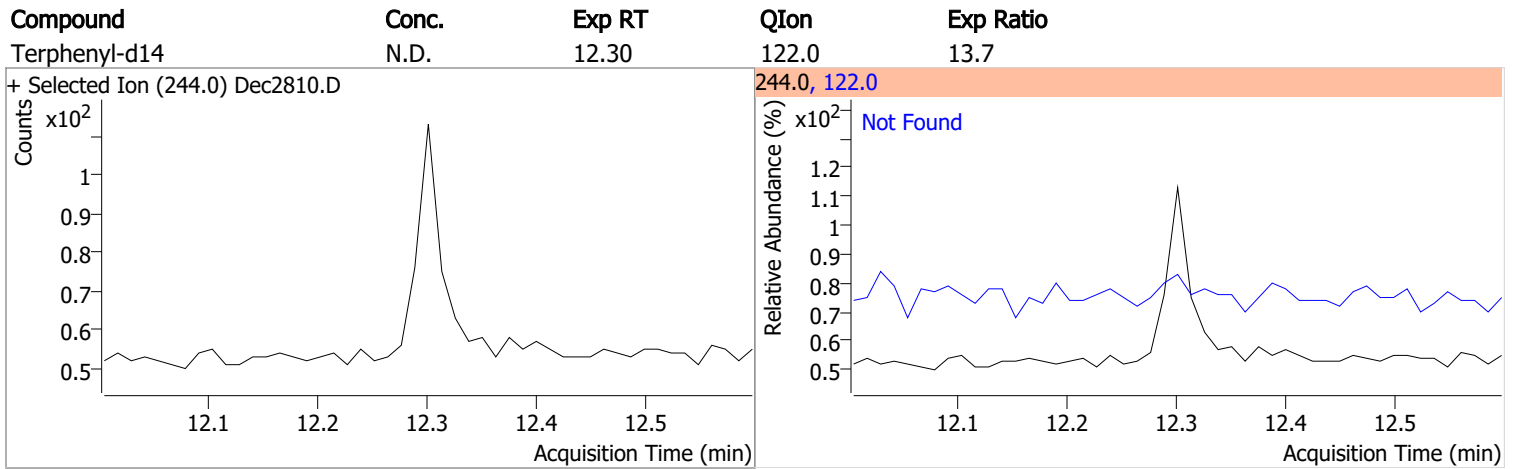
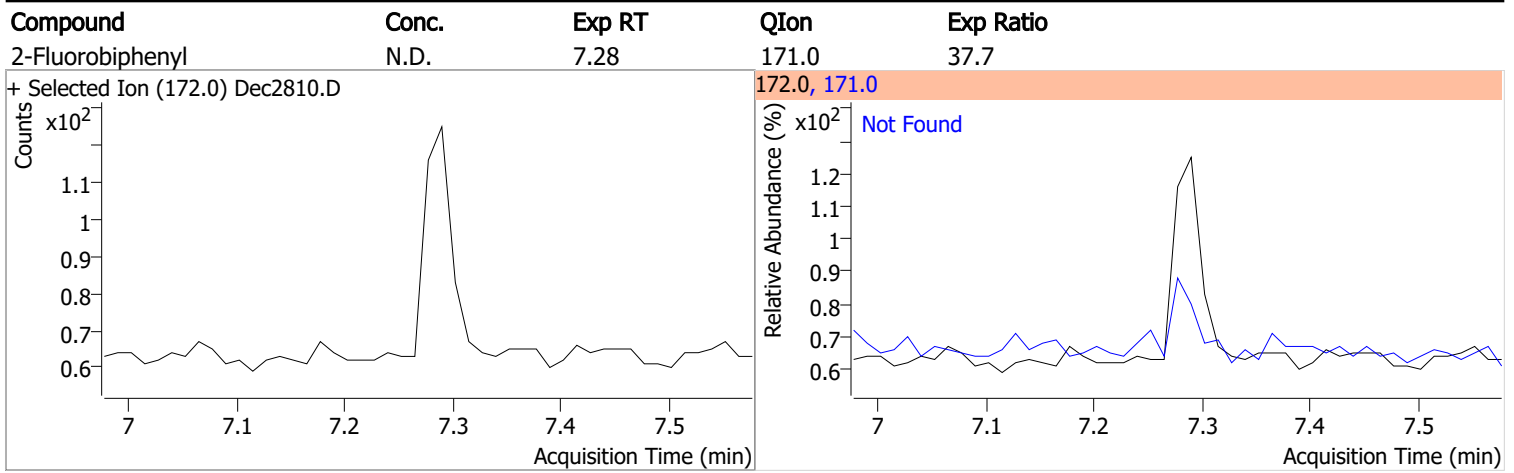
Compound	Conc.	Exp RT	QIon	Exp Ratio	QIon	Exp Ratio
2-Methylnaphthalene	N.D.	6.81	142.0	147.5	115.0	52.5



Compound	Conc.	Exp RT	QIon	Exp Ratio	QIon	Exp Ratio
1-Methylnaphthalene	N.D.	6.93	142.0	111.3	115.0	63.4



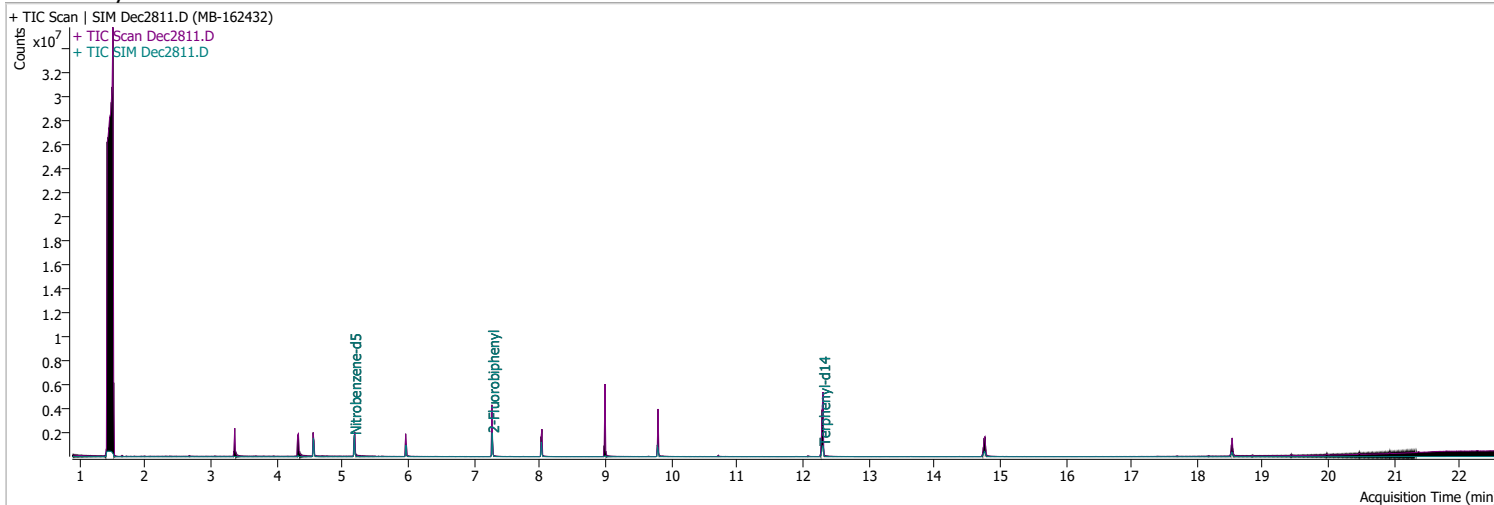
# Quantitation Results Report (QT Reviewed)



# Quantitation Results Report (QT Reviewed)

Data File	Dec2811.D	Operator	LIMS import
Acq. Method	5975BNASIM	Acq. Date-Time	12/28/2021 10:24:13 PM
Sample Name	MB-162432	Instrument	GCMS
Vial	11	Multiplier	1.00
DA Method File		Comment	SVOC-8270-W-LLPAH
Tune File	dftppjph.u	Tune Date	
Batch Name	122821 bna SIM 1.batch.bin	Last Calib Update	12/29/2021 8:56:55 AM

**Ref Library**



Compound	RT	QIon	Resp.	Conc.	Units	Dev(Min)
----------	----	------	-------	-------	-------	----------

**Internal Standards**

**System Monitoring Compounds**

S Nitrobenzene-d5	5.181	82.0	1003127	48.1837	ng/ml	-0.012
Spiked Amount: 5.000	Range: 19.0 - 102.0%			Recovery = 963.67%		*
S 2-Fluorobiphenyl	7.277	172.0	1232820	60.8518	ng/ml	0.000
Spiked Amount: 5.000	Range: 25.0 - 94.0%			Recovery = 1217.04%		*
S Terphenyl-d14	12.313	244.0	1460555	114.7615	ng/ml	0.012
Spiked Amount: 5.000	Range: 39.0 - 106.0%			Recovery = 2295.23%		*

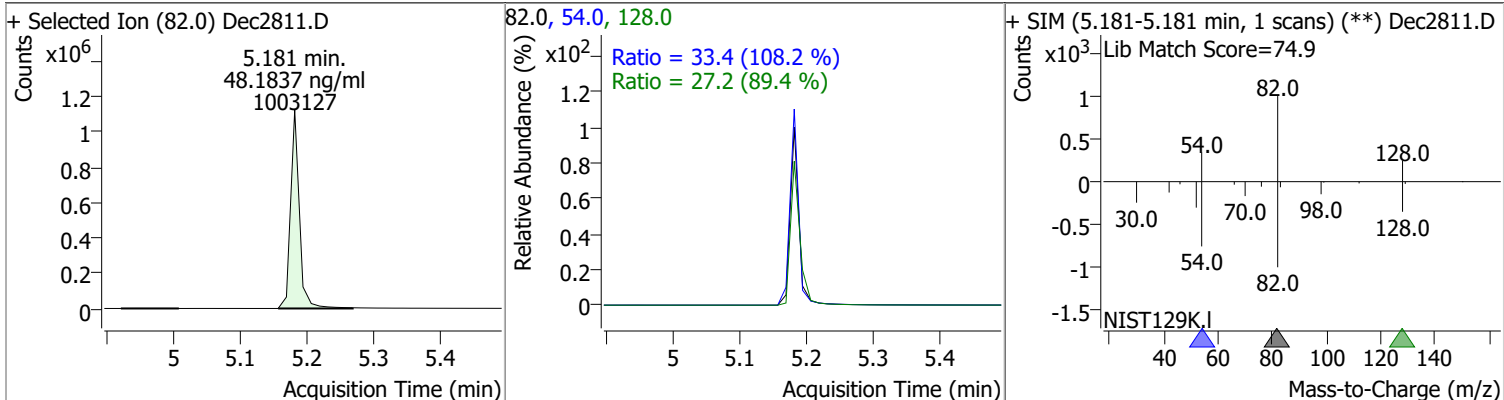
**Target Compounds**

Target Compounds	RT	QIon	Resp.	Conc.	Units	QValue
T Naphthalene	0.000		0	N.D.		
T 2-Methylnaphthalene	0.000		0	N.D.		
T 1-Methylnaphthalene	0.000		0	N.D.		

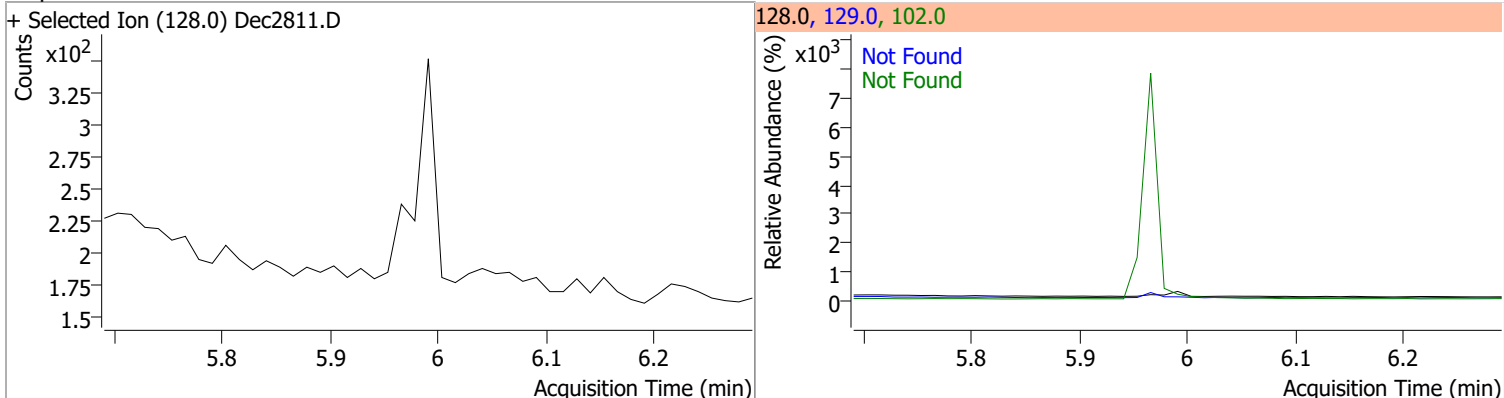
(#) = Qualifier Out of Range; (m) = Manual Integration; (+) = Area Summed; (\*) = Surrogate Percent Recovery Out of Range; (d): Zeroed Peak

# Quantitation Results Report (QT Reviewed)

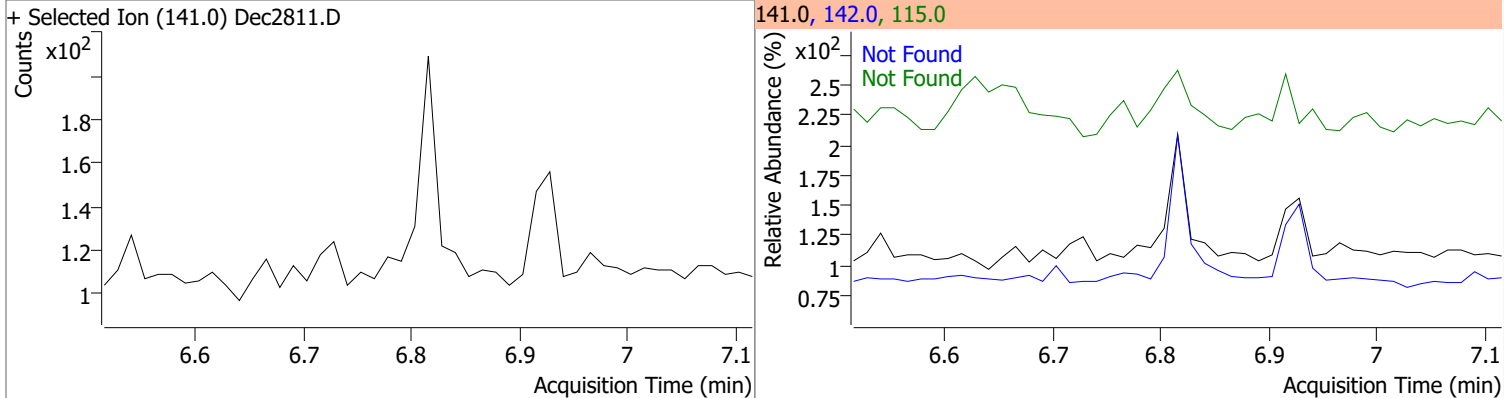
Compound	Conc.	RT	Dev(Min)	Resp.	QIon	QRatio	Lower	Upper
Nitrobenzene-d5	48.1837	5.18	-0.01	1003127	54.0	33.4	21.6	40.2
					128.0	27.2	21.3	39.5



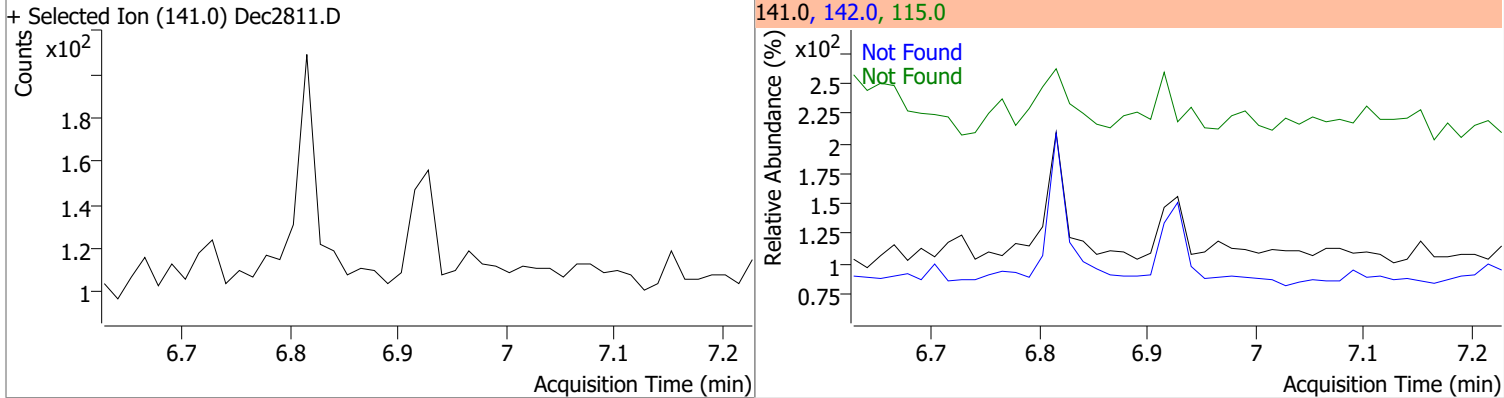
Compound	Conc.	Exp RT	QIon	Exp Ratio	QIon	Exp Ratio
Naphthalene	N.D.	5.99	102.0	15.5	129.0	10.8



Compound	Conc.	Exp RT	QIon	Exp Ratio	QIon	Exp Ratio
2-Methylnaphthalene	N.D.	6.81	142.0	147.5	115.0	52.5



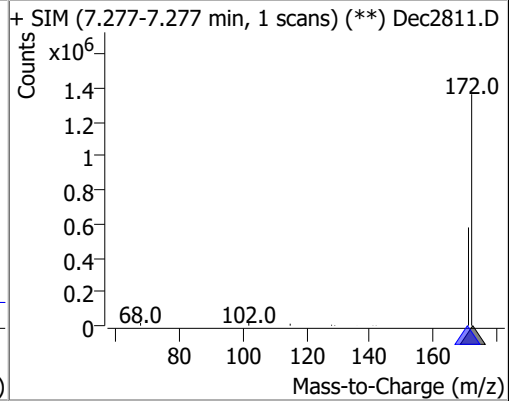
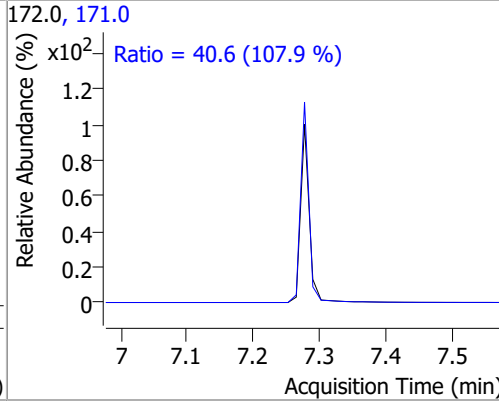
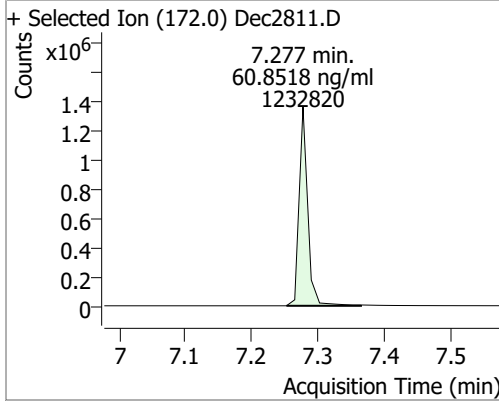
Compound	Conc.	Exp RT	QIon	Exp Ratio	QIon	Exp Ratio
1-Methylnaphthalene	N.D.	6.93	142.0	111.3	115.0	63.4



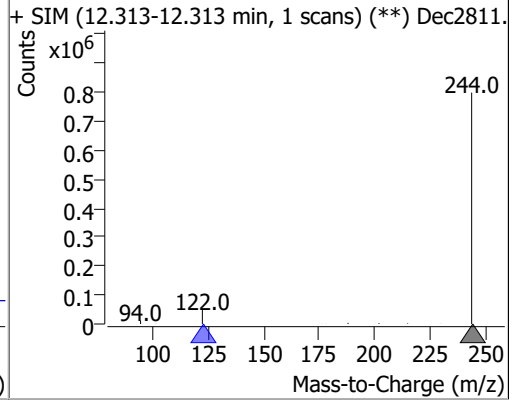
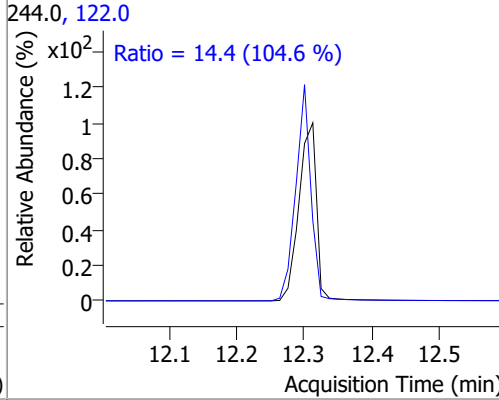
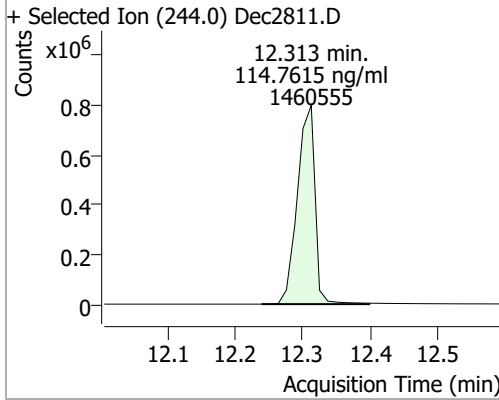


# Quantitation Results Report (QT Reviewed)

Compound	Conc.	RT	Dev(Min)	Resp.	QIon	QRatio	Lower	Upper
2-Fluorobiphenyl	60.8518	7.28	0.00	1232820	171.0	40.6	26.4	49.0



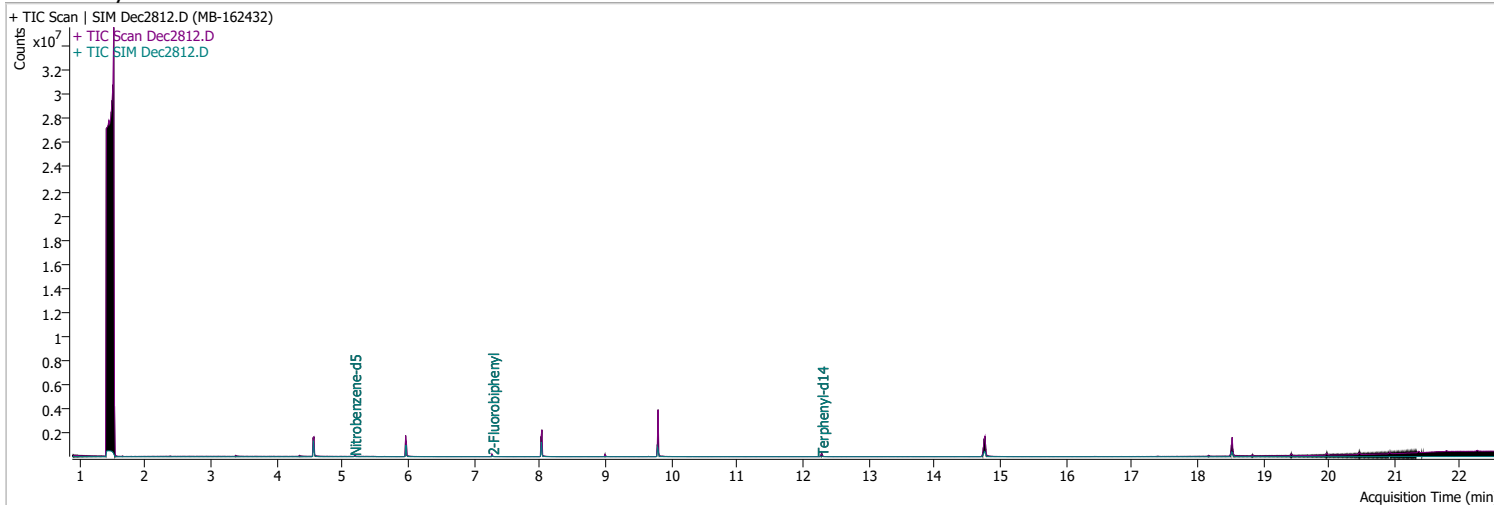
Compound	Conc.	RT	Dev(Min)	Resp.	QIon	QRatio	Lower	Upper
Terphenyl-d14	114.7615	12.31	0.01	1460555	122.0	14.4	9.6	17.9



# Quantitation Results Report (QT Reviewed)

Data File	Dec2812.D	Operator	LIMS import
Acq. Method	5975BNASIM	Acq. Date-Time	12/28/2021 10:56:47 PM
Sample Name	MB-162432	Instrument	GCMS
Vial	12	Multiplier	20.00
DA Method File		Comment	SVOC-8270-W-LLPAH
Tune File	dftppjph.u	Tune Date	
Batch Name	122821 bna SIM 1.batch.bin	Last Calib Update	12/29/2021 8:56:55 AM

**Ref Library**

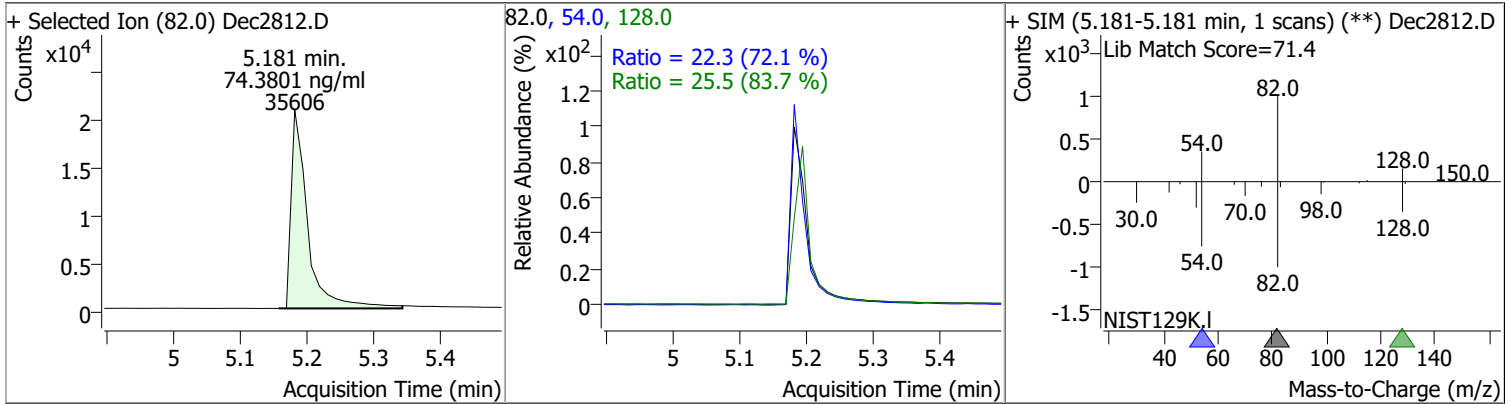


Compound	RT	QIon	Resp.	Conc.	Units	Dev(Min)
<b>Internal Standards</b>						
<b>System Monitoring Compounds</b>						
S Nitrobenzene-d5	5.181	82.0	35606	74.3801	ng/ml	-0.012
Spiked Amount: 5.000	Range: 19.0 - 102.0%			Recovery = 1487.60%		*
S 2-Fluorobiphenyl	7.277	172.0	68112	67.0874	ng/ml	0.000
Spiked Amount: 5.000	Range: 25.0 - 94.0%			Recovery = 1341.75%		*
S Terphenyl-d14	12.288	244.0	64004	97.9428	ng/ml	-0.012
Spiked Amount: 5.000	Range: 39.0 - 106.0%			Recovery = 1958.86%		*
<b>Target Compounds</b>						<b>QValue</b>
T Naphthalene	0.000		0	N.D.		
T 2-Methylnaphthalene	0.000		0	N.D.		
T 1-Methylnaphthalene	0.000		0	N.D.		

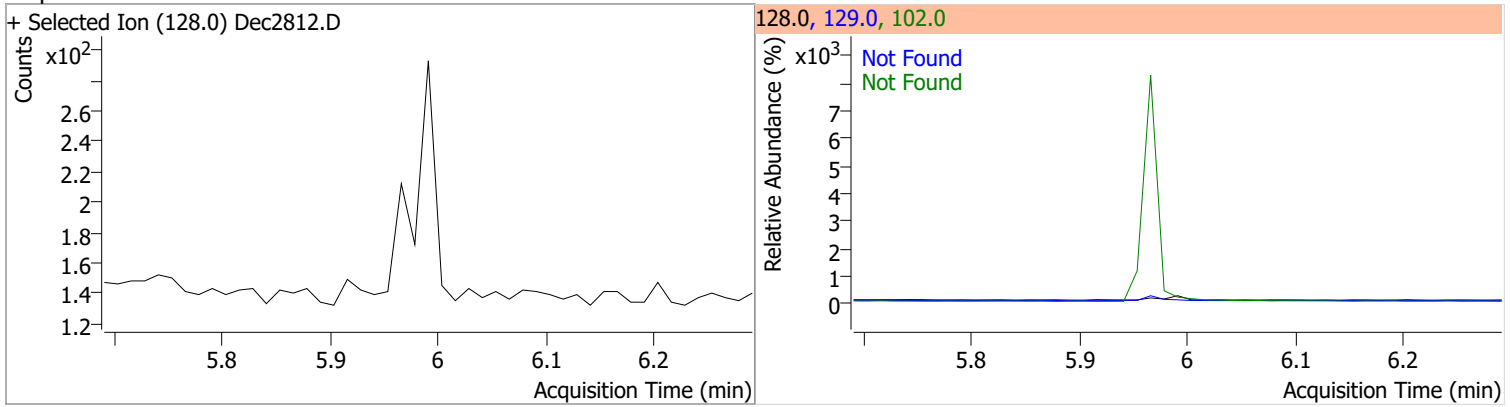
(#) = Qualifier Out of Range; (m) = Manual Integration; (+) = Area Summed; (\*) = Surrogate Percent Recovery Out of Range; (d): Zeroed Peak

# Quantitation Results Report (QT Reviewed)

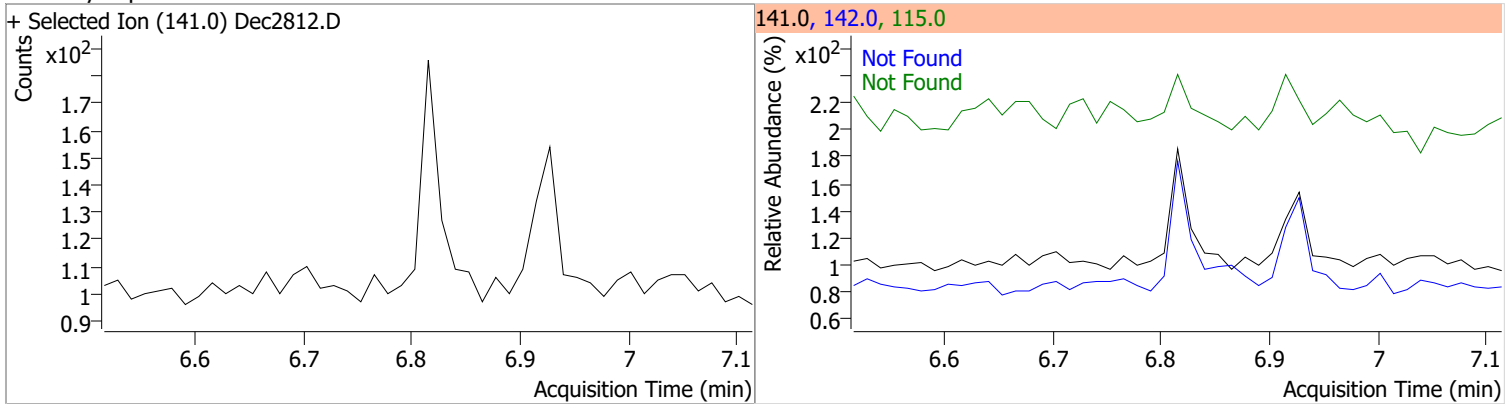
Compound	Conc.	RT	Dev(Min)	Resp.	QIon	QRatio	Lower	Upper
Nitrobenzene-d5	74.3801	5.18	-0.01	35606	54.0	22.3	21.6	40.2
					128.0	25.5	21.3	39.5



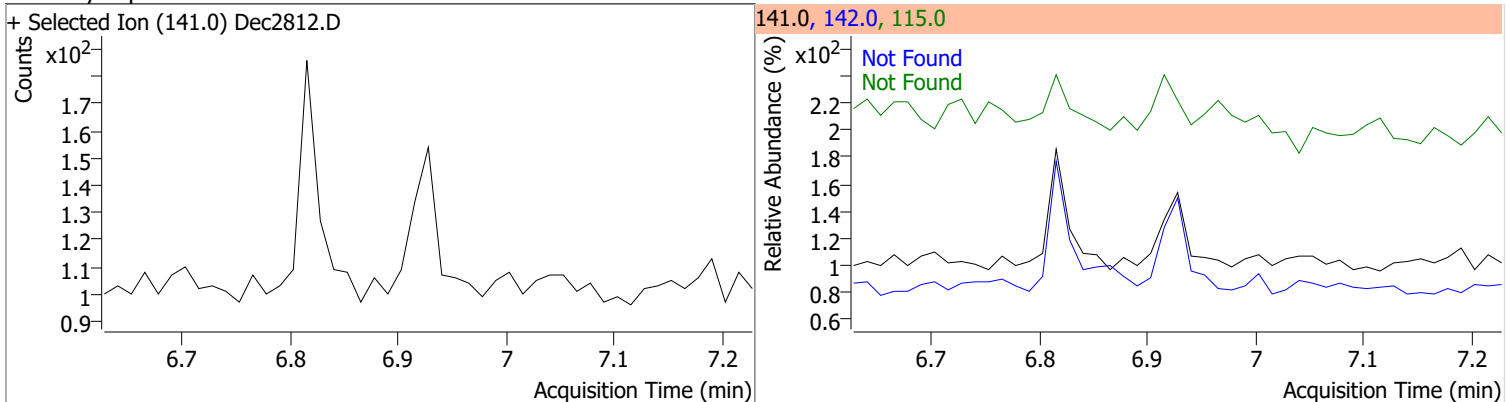
Compound	Conc.	Exp RT	QIon	Exp Ratio	QIon	Exp Ratio
Naphthalene	N.D.	5.99	102.0	15.5	129.0	10.8



Compound	Conc.	Exp RT	QIon	Exp Ratio	QIon	Exp Ratio
2-Methylnaphthalene	N.D.	6.81	142.0	147.5	115.0	52.5

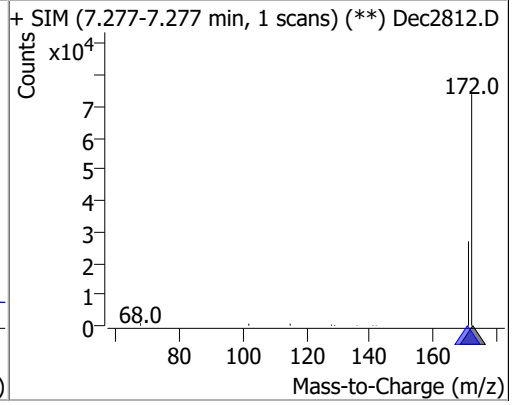
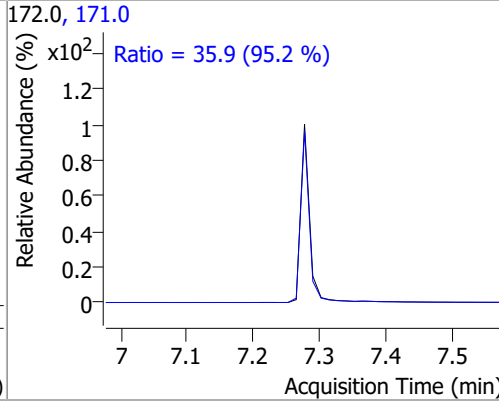
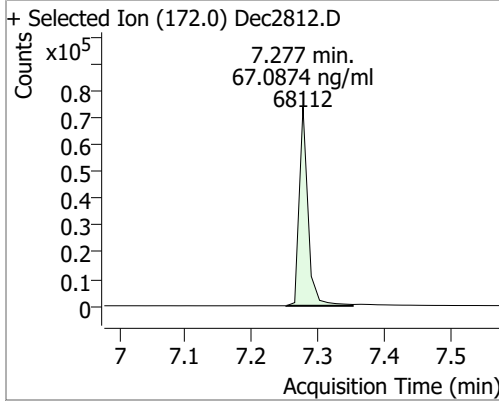


Compound	Conc.	Exp RT	QIon	Exp Ratio	QIon	Exp Ratio
1-Methylnaphthalene	N.D.	6.93	142.0	111.3	115.0	63.4

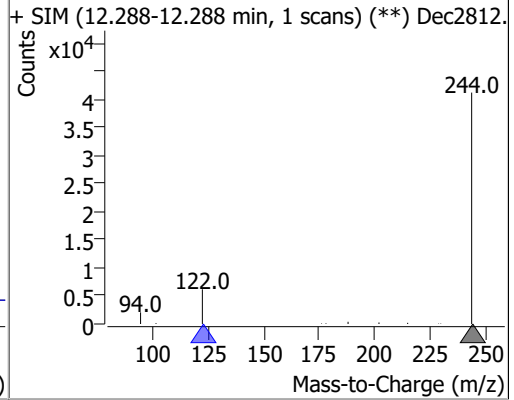
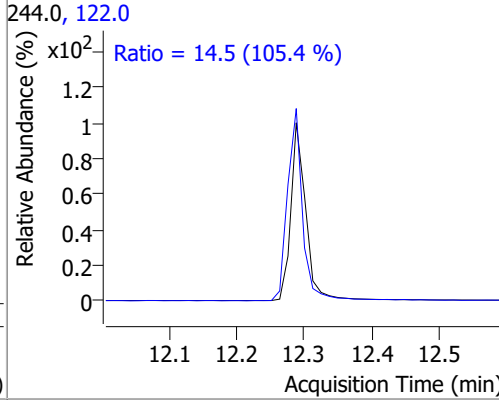
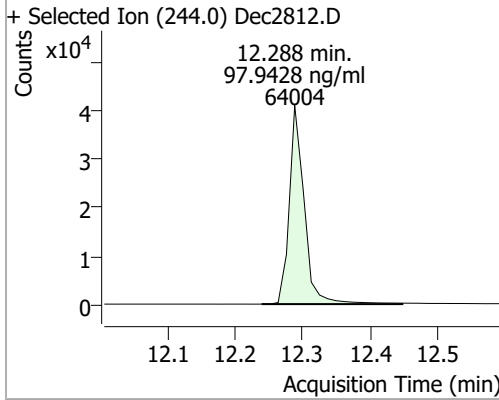


# Quantitation Results Report (QT Reviewed)

Compound	Conc.	RT	Dev(Min)	Resp.	QIon	QRatio	Lower	Upper
2-Fluorobiphenyl	67.0874	7.28	0.00	68112	171.0	35.9	26.4	49.0



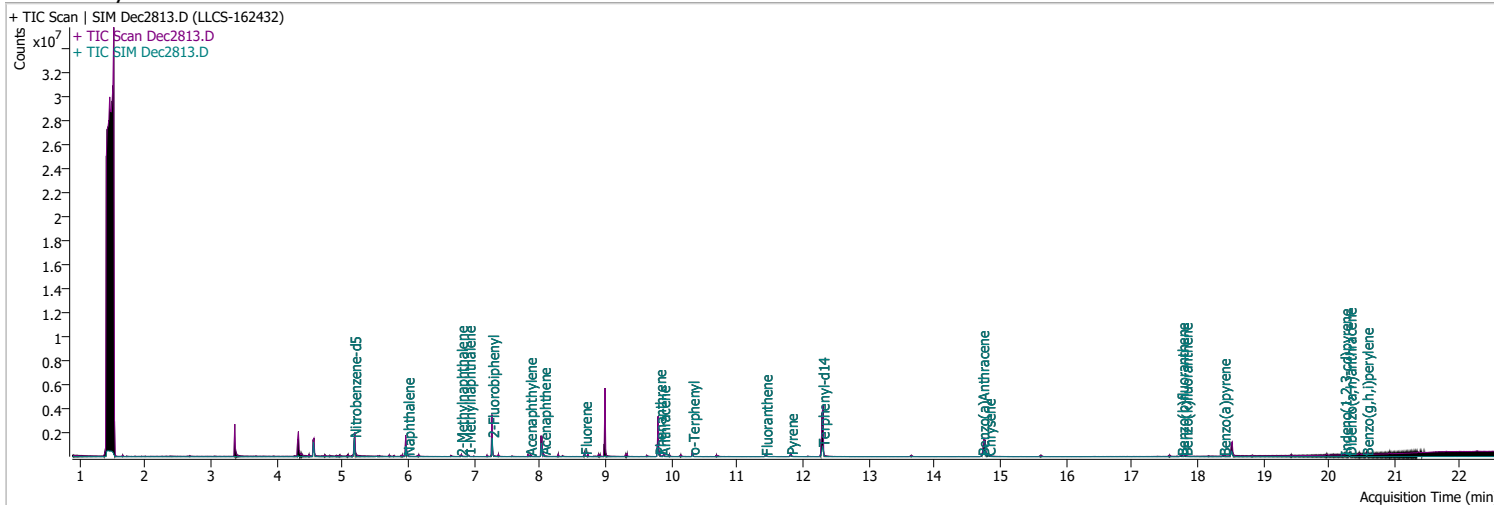
Compound	Conc.	RT	Dev(Min)	Resp.	QIon	QRatio	Lower	Upper
Terphenyl-d14	97.9428	12.29	-0.01	64004	122.0	14.5	9.6	17.9



# Quantitation Results Report (QT Reviewed)

Data File	Dec2813.D	Operator	LIMS import
Acq. Method	5975BNASIM	Acq. Date-Time	12/28/2021 11:29:26 PM
Sample Name	LLCS-162432	Instrument	GCMS
Vial	13	Multiplier	1.00
DA Method File		Comment	SVOC-8270-W-LLPAH
Tune File	dftppjph.u	Tune Date	
Batch Name	122821 bna SIM 1.batch.bin	Last Calib Update	12/29/2021 8:56:55 AM

**Ref Library**

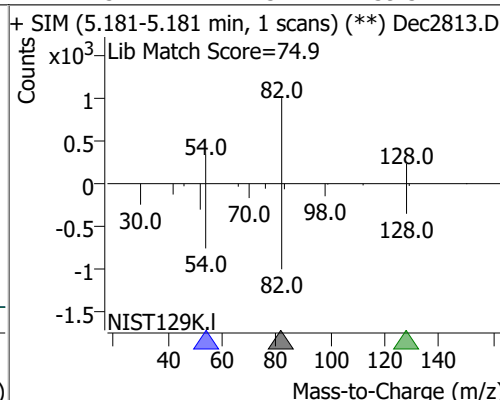
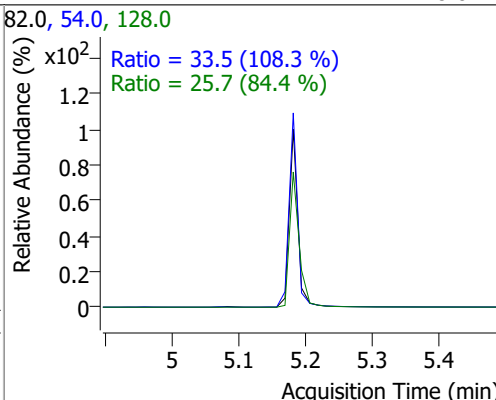
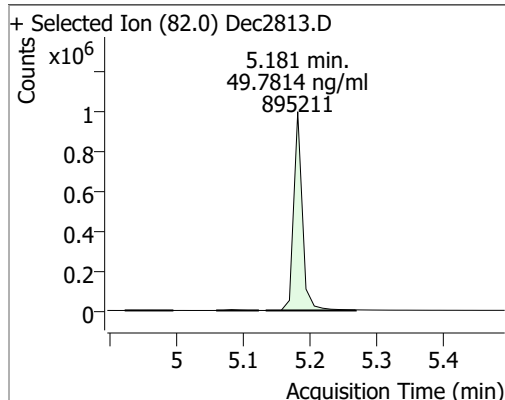


Compound	RT	QIon	Resp.	Conc.	Units	Dev(Min)
<b>Internal Standards</b>						
<b>System Monitoring Compounds</b>						
S Nitrobenzene-d5	5.181	82.0	895211	49.7814	ng/ml	-0.012
Spiked Amount: 5.000	Range: 19.0 - 102.0%			Recovery = 995.63%		*
S 2-Fluorobiphenyl	7.277	172.0	934338	51.3804	ng/ml	0.000
Spiked Amount: 5.000	Range: 25.0 - 94.0%			Recovery = 1027.61%		*
S Terphenyl-d14	12.300	244.0	1248436	106.1419	ng/ml	0.000
Spiked Amount: 5.000	Range: 39.0 - 106.0%			Recovery = 2122.84%		*
<b>Target Compounds</b>						
T Naphthalene	5.991	128.0	59261	2.5629	ng/ml	95
T 2-Methylnaphthalene	6.802	141.0	35999	2.6995	ng/ml	89
T 1-Methylnaphthalene	6.915	141.0	37319	3.0265	ng/ml	98

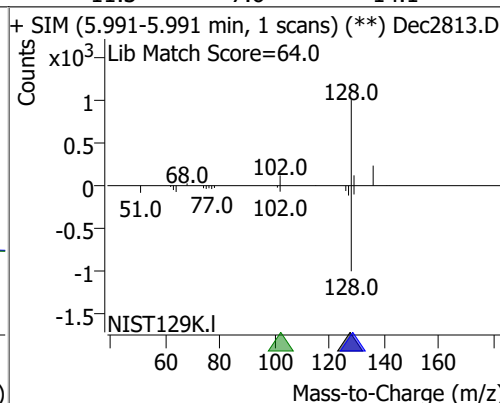
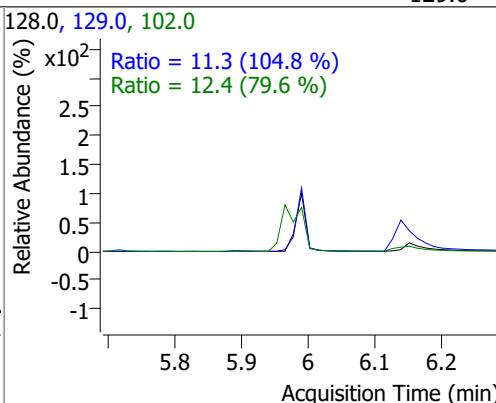
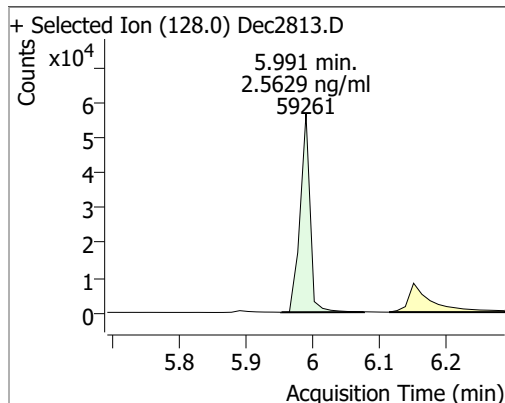
(#) = Qualifier Out of Range; (m) = Manual Integration; (+) = Area Summed; (\*) = Surrogate Percent Recovery Out of Range; (d): Zeroed Peak

# Quantitation Results Report (QT Reviewed)

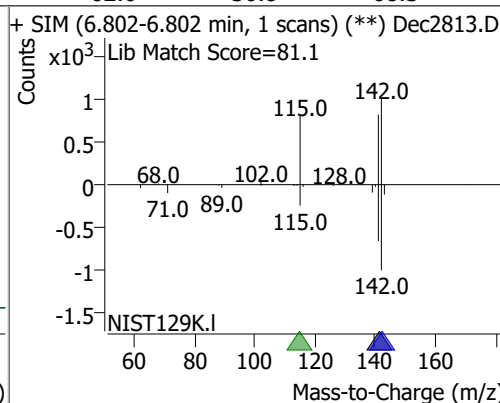
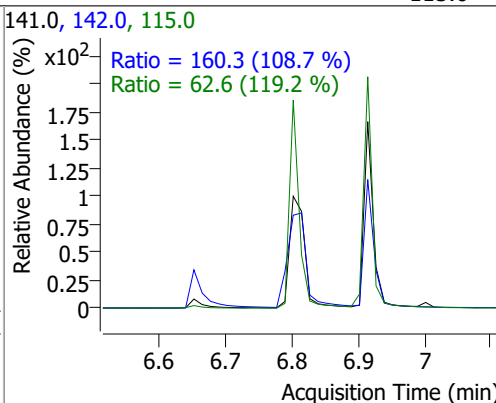
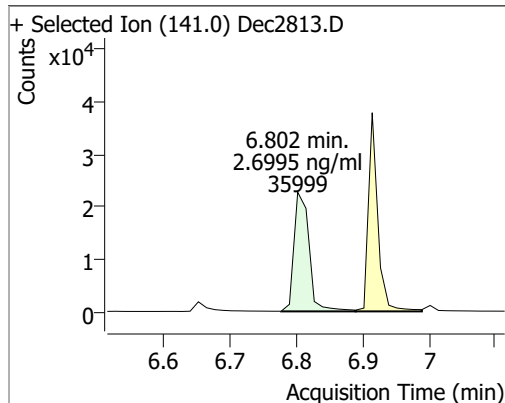
Compound	Conc.	RT	Dev(Min)	Resp.	QIon	QRatio	Lower	Upper
Nitrobenzene-d5	49.7814	5.18	-0.01	895211	54.0	33.5	21.6	40.2
					128.0	25.7	21.3	39.5



Compound	Conc.	RT	Dev(Min)	Resp.	QIon	QRatio	Lower	Upper
Naphthalene	2.5629	5.99	0.00	59261	102.0	12.4	0.0	46.6
					129.0	11.3	7.6	14.1

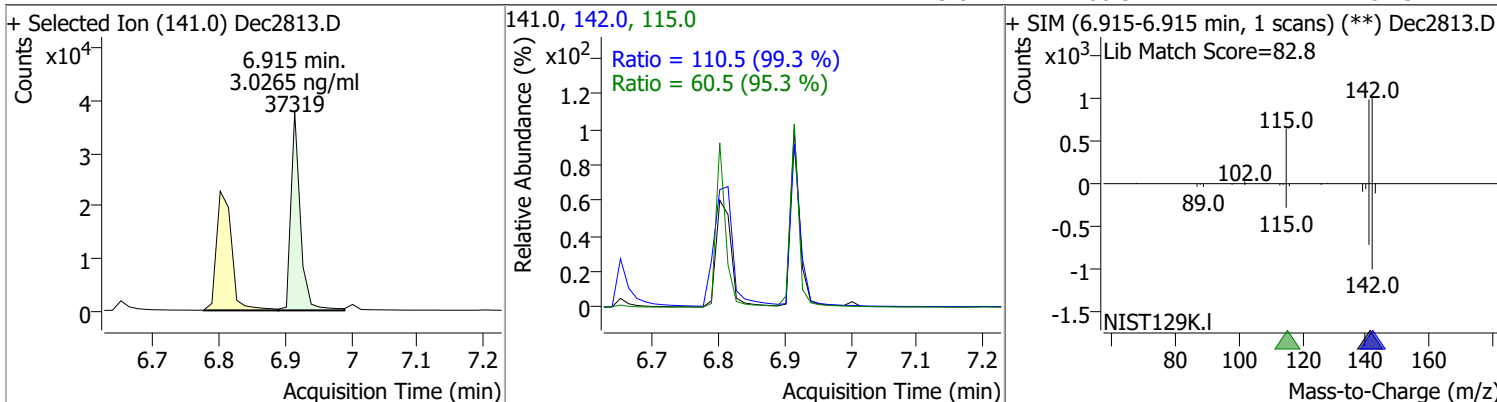


Compound	Conc.	RT	Dev(Min)	Resp.	QIon	QRatio	Lower	Upper
2-Methylnaphthalene	2.6995	6.80	-0.01	35999	142.0	160.3	103.3	191.8
					115.0	62.6	36.8	68.3

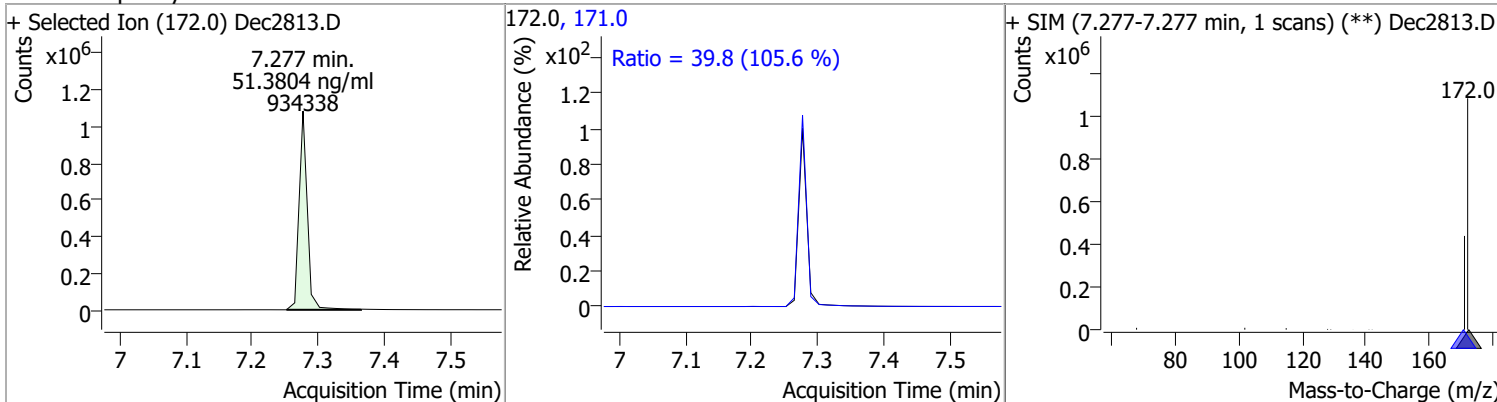


# Quantitation Results Report (QT Reviewed)

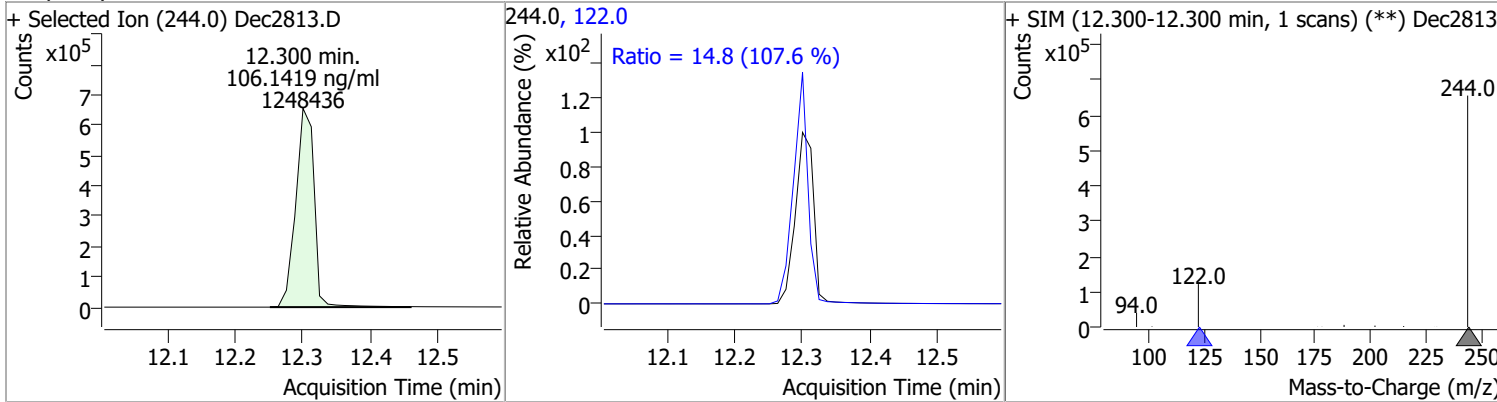
Compound	Conc.	RT	Dev(Min)	Resp.	QIon	QRatio	Lower	Upper
1-Methylnaphthalene	3.0265	6.91	-0.01	37319	142.0	110.5	77.9	144.7
					115.0	60.5	44.4	82.5



Compound	Conc.	RT	Dev(Min)	Resp.	QIon	QRatio	Lower	Upper
2-Fluorobiphenyl	51.3804	7.28	0.00	934338	171.0	39.8	26.4	49.0



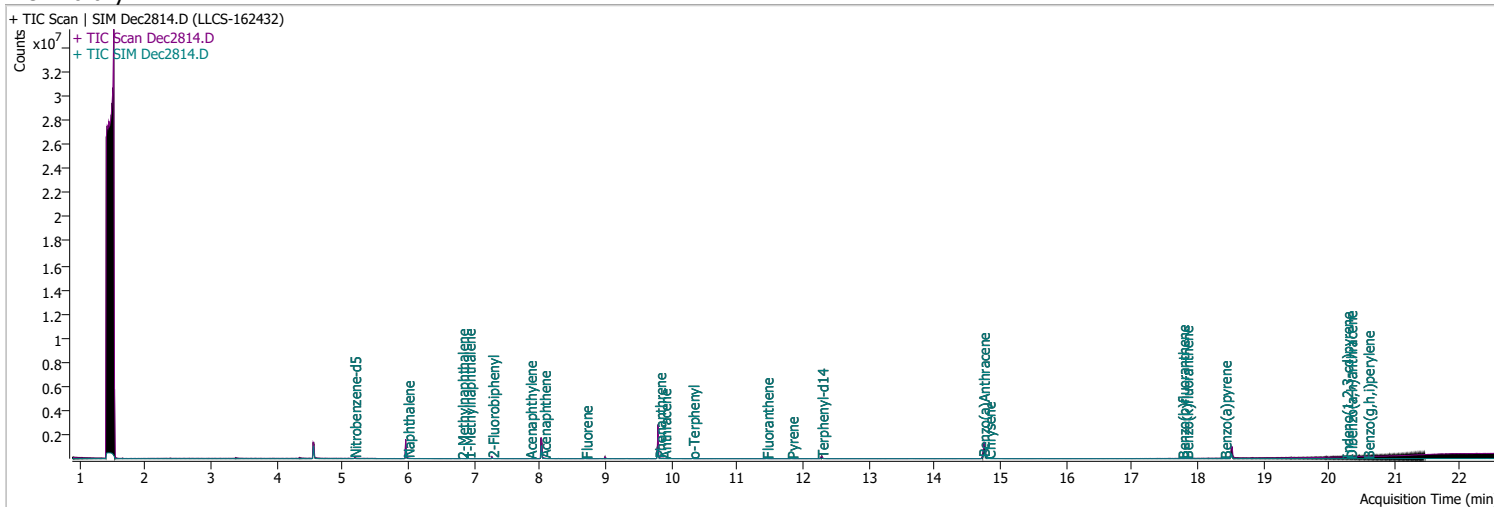
Compound	Conc.	RT	Dev(Min)	Resp.	QIon	QRatio	Lower	Upper
Terphenyl-d14	106.1419	12.30	0.00	1248436	122.0	14.8	9.6	17.9



# Quantitation Results Report (QT Reviewed)

Data File	Dec2814.D	Operator	LIMS import
Acq. Method	5975BNASIM	Acq. Date-Time	12/29/2021 12:01:58 AM
Sample Name	LLCS-162432	Instrument	GCMS
Vial	14	Multiplier	20.00
DA Method File		Comment	SVOC-8270-W-LLPAH
Tune File	dftppjph.u	Tune Date	
Batch Name	122821 bna SIM 1.batch.bin	Last Calib Update	12/29/2021 8:56:55 AM

**Ref Library**



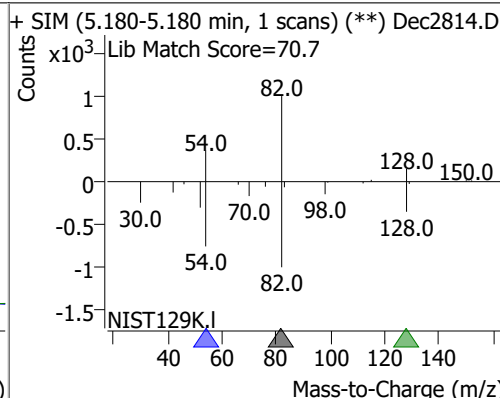
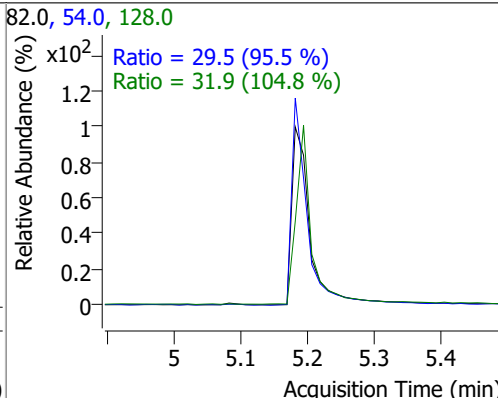
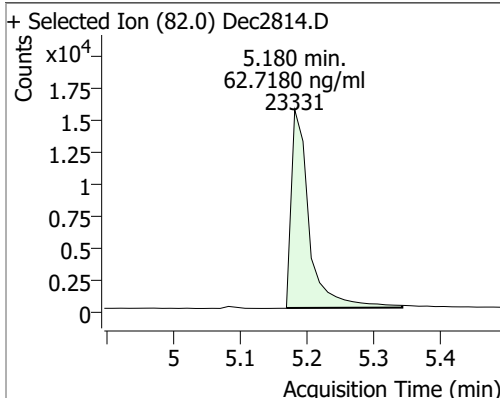
Compound	RT	QIon	Resp.	Conc.	Units	Dev(Min)
<b>Internal Standards</b>						
<b>System Monitoring Compounds</b>						
S Nitrobenzene-d5	5.180	82.0	23331	62.7180	ng/ml	-0.013
Spiked Amount: 5.000	Range: 19.0 - 102.0%			Recovery = 1254.36%		*
S 2-Fluorobiphenyl	7.277	172.0	46619	54.2288	ng/ml	0.000
Spiked Amount: 5.000	Range: 25.0 - 94.0%			Recovery = 1084.58%		*
S Terphenyl-d14	12.288	244.0	54531	111.7317	ng/ml	-0.012
Spiked Amount: 5.000	Range: 39.0 - 106.0%			Recovery = 2234.63%		*
<b>Target Compounds</b>						
T Naphthalene	5.991	128.0	2879	2.7826	ng/ml	87
T 2-Methylnaphthalene	6.815	141.0	1724	2.8888	ng/ml	m 89
T 1-Methylnaphthalene	6.915	141.0	1867	3.3838	ng/ml	m 92

(#) = Qualifier Out of Range; (m) = Manual Integration; (+) = Area Summed; (\*) = Surrogate Percent Recovery Out of Range; (d): Zeroed Peak

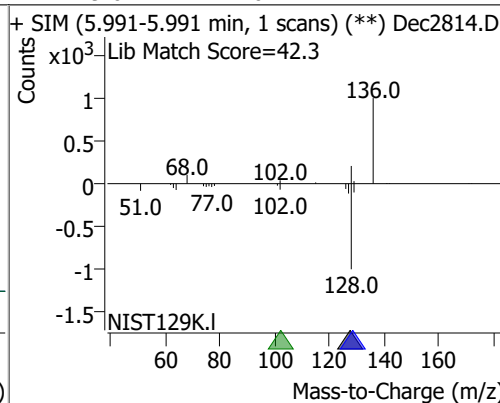
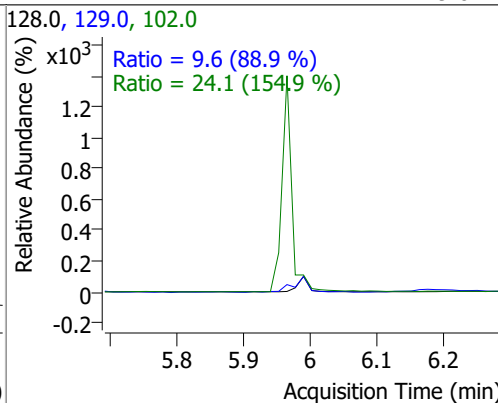
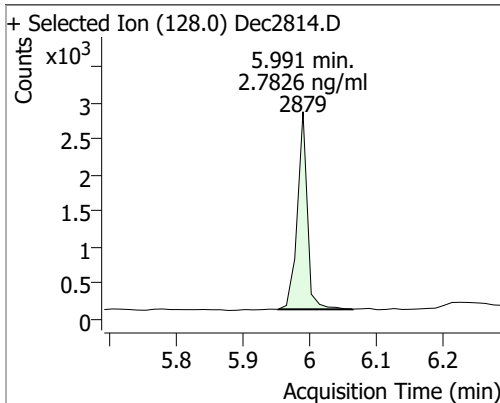


# Quantitation Results Report (QT Reviewed)

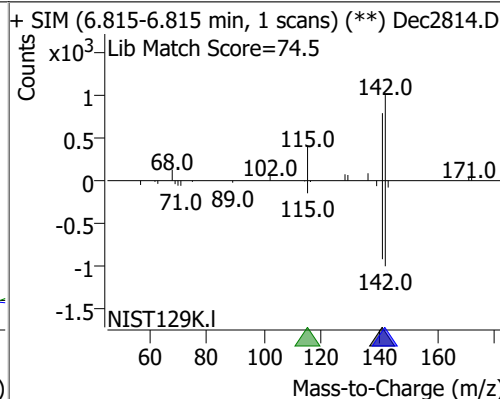
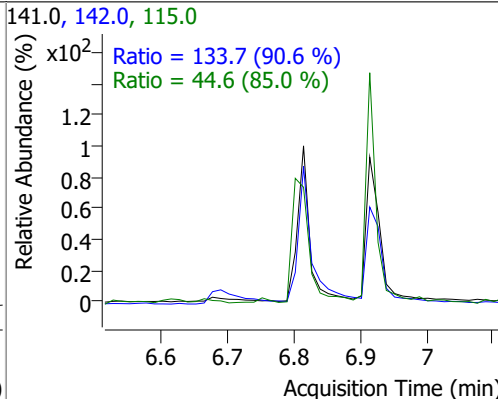
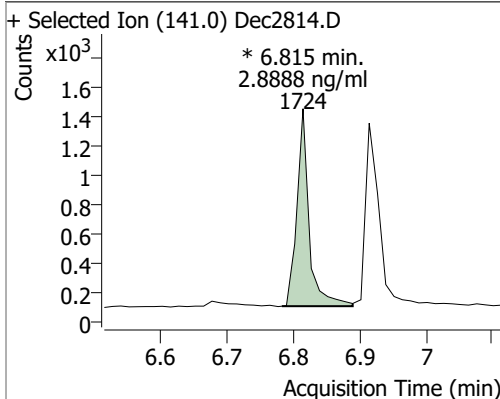
Compound	Conc.	RT	Dev(Min)	Resp.	QIon	QRatio	Lower	Upper
Nitrobenzene-d5	62.7180	5.18	-0.01	23331	54.0	29.5	21.6	40.2
					128.0	31.9	21.3	39.5



Compound	Conc.	RT	Dev(Min)	Resp.	QIon	QRatio	Lower	Upper
Naphthalene	2.7826	5.99	0.00	2879	102.0	24.1	0.0	46.6
					129.0	9.6	7.6	14.1

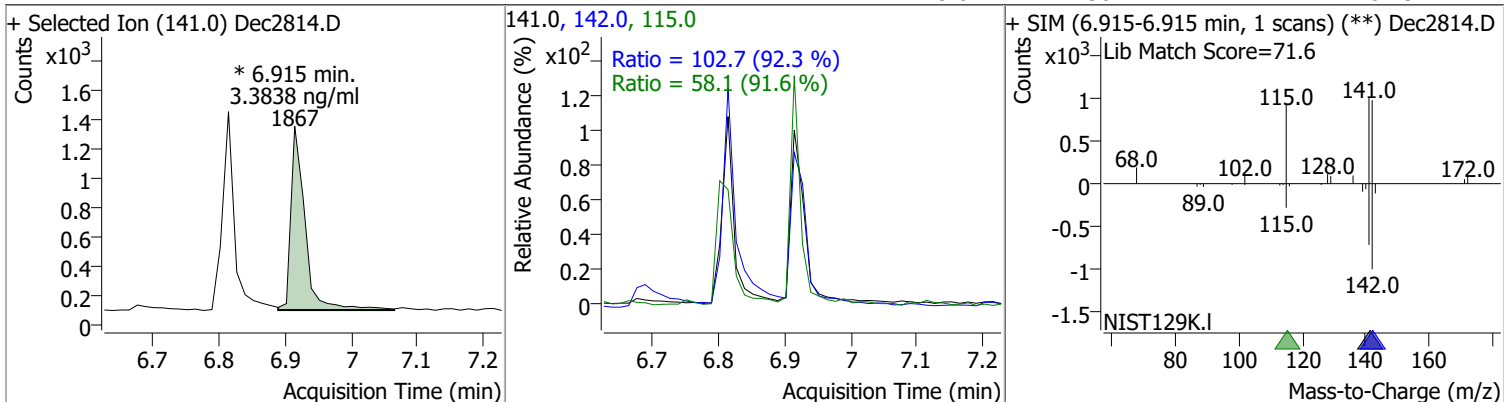


Compound	Conc.	RT	Dev(Min)	Resp.	QIon	QRatio	Lower	Upper
2-Methylnaphthalene	2.8888	6.81	0.00	1724 (m)	142.0	133.7	103.3	191.8
					115.0	44.6	36.8	68.3

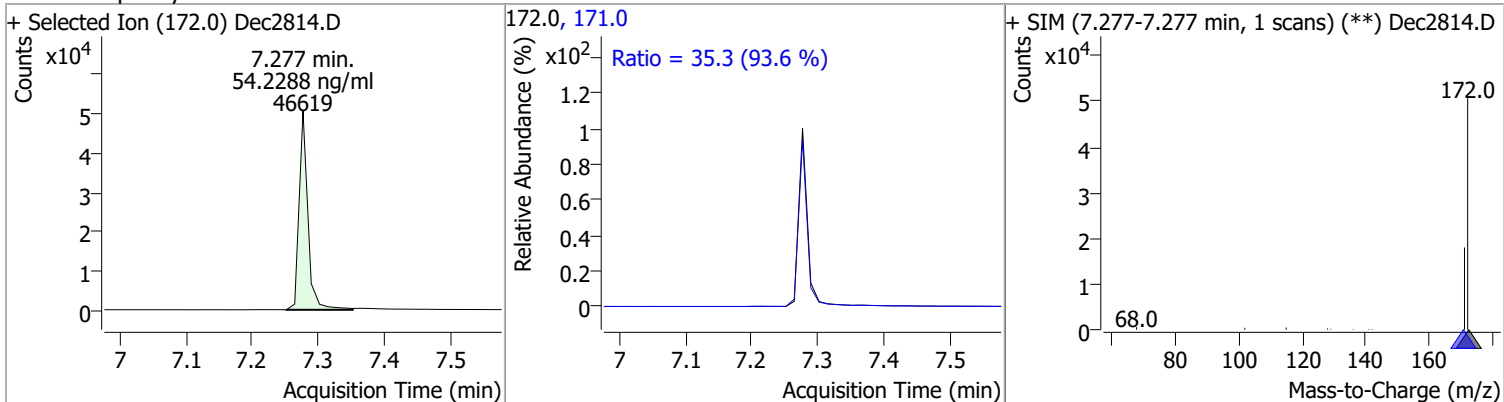


# Quantitation Results Report (QT Reviewed)

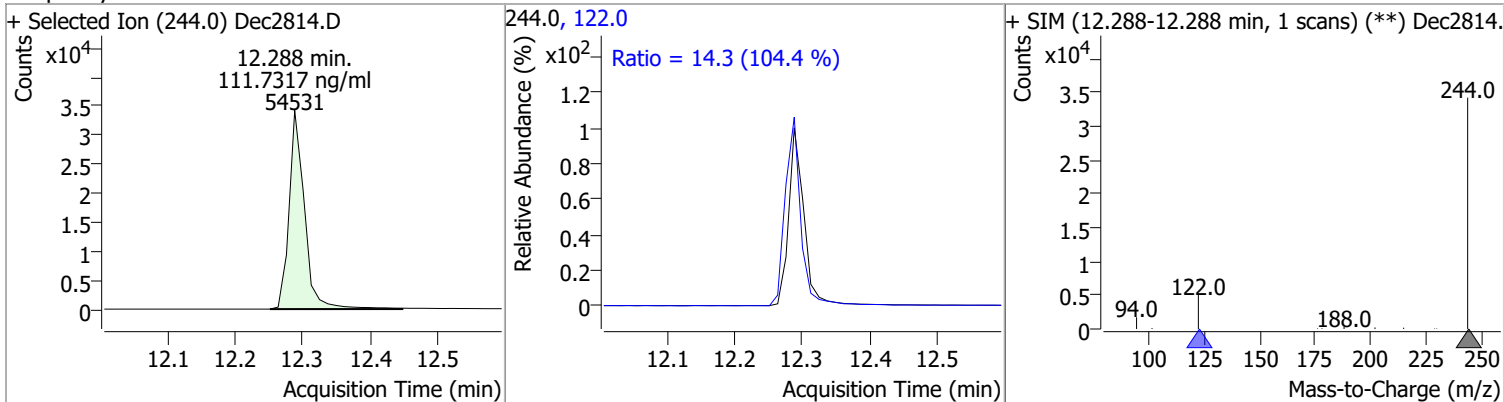
Compound	Conc.	RT	Dev(Min)	Resp.	QIon	QRatio	Lower	Upper
1-Methylnaphthalene	3.3838	6.91	-0.01	1867 (m)	142.0	102.7	77.9	144.7
					115.0	58.1	44.4	82.5



Compound	Conc.	RT	Dev(Min)	Resp.	QIon	QRatio	Lower	Upper
2-Fluorobiphenyl	54.2288	7.28	0.00	46619	171.0	35.3	26.4	49.0



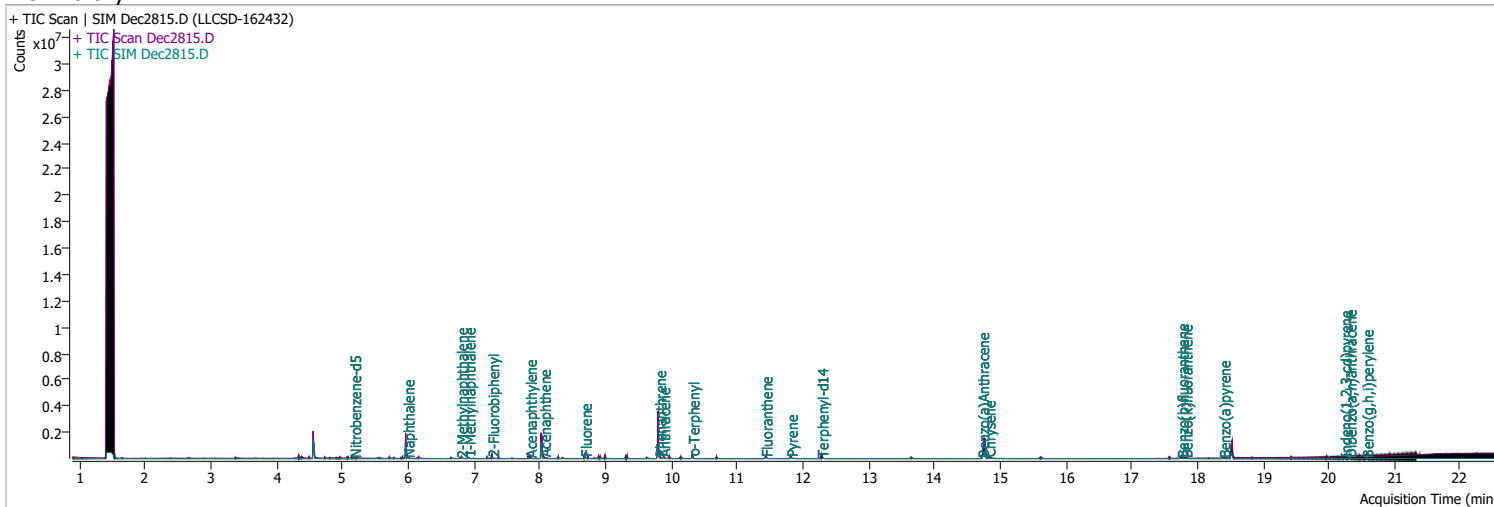
Compound	Conc.	RT	Dev(Min)	Resp.	QIon	QRatio	Lower	Upper
Terphenyl-d14	111.7317	12.29	-0.01	54531	122.0	14.3	9.6	17.9



# Quantitation Results Report (QT Reviewed)

Data File	Dec2815.D	Operator	LIMS import
Acq. Method	5975BNASIM	Acq. Date-Time	12/29/2021 12:34:41 AM
Sample Name	LLCSD-162432	Instrument	GCMS
Vial	15	Multiplier	1.00
DA Method File		Comment	SVOC-8270-W-LLPAH
Tune File	dftppjph.u	Tune Date	
Batch Name	122821 bna SIM 1.batch.bin	Last Calib Update	12/29/2021 8:56:55 AM

**Ref Library**



Compound	RT	QIon	Resp.	Conc.	Units	Dev(Min)
----------	----	------	-------	-------	-------	----------

**Internal Standards**

**System Monitoring Compounds**

S Nitrobenzene-d5	5.180	82.0	52396	5.3594	ng/ml	-0.013
Spiked Amount: 5.000	Range: 19.0 - 102.0%			Recovery = 107.19%		*
S 2-Fluorobiphenyl	7.277	172.0	84714	4.2994	ng/ml	0.000
Spiked Amount: 5.000	Range: 25.0 - 94.0%			Recovery = 85.99%		
S Terphenyl-d14	12.288	244.0	81092	6.6526	ng/ml	-0.013
Spiked Amount: 5.000	Range: 39.0 - 106.0%			Recovery = 133.05%		*

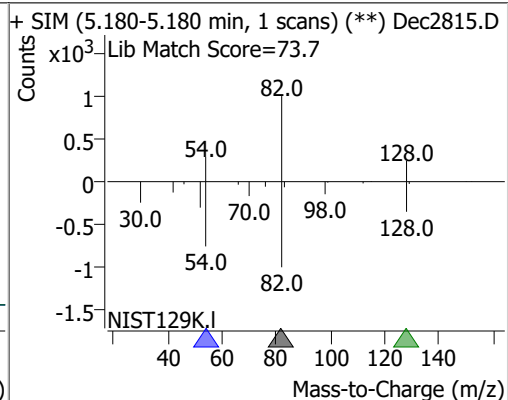
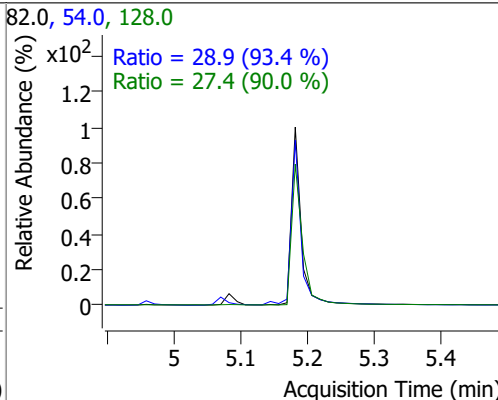
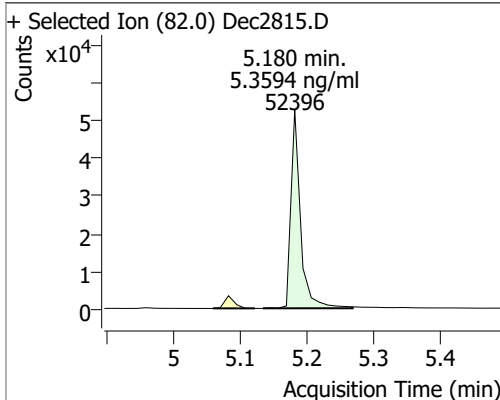
**Target Compounds**

Compound	RT	QIon	Resp.	Conc.	Units	QValue
T Naphthalene	5.991	128.0	50520	2.0325	ng/ml	95
T 2-Methylnaphthalene	6.802	141.0	31472	2.1956	ng/ml	83
T 1-Methylnaphthalene	6.915	141.0	32536	2.4546	ng/ml	99

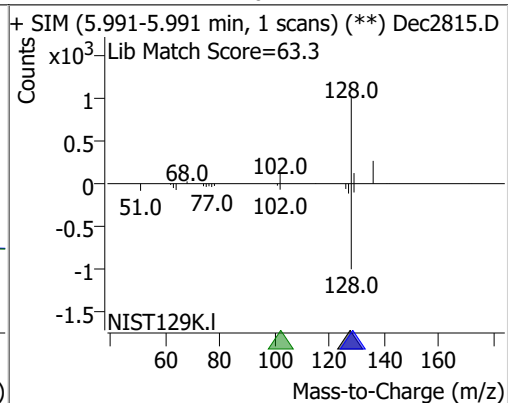
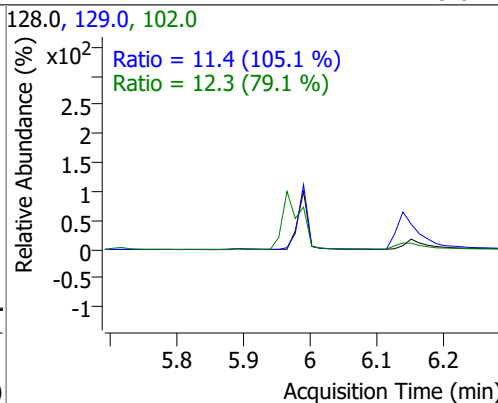
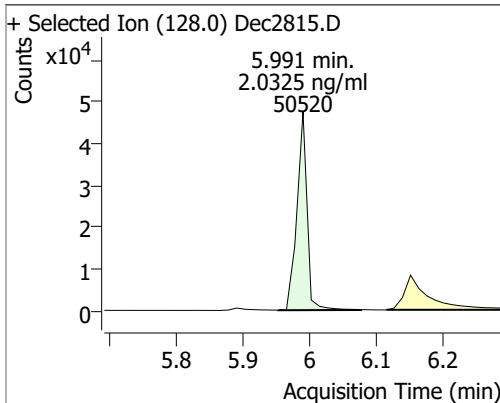
(#) = Qualifier Out of Range; (m) = Manual Integration; (+) = Area Summed; (\*) = Surrogate Percent Recovery Out of Range; (d): Zeroed Peak

# Quantitation Results Report (QT Reviewed)

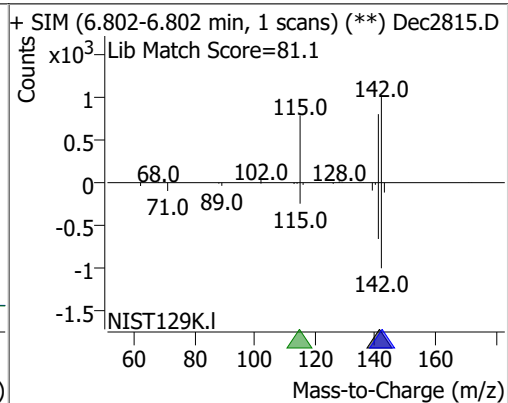
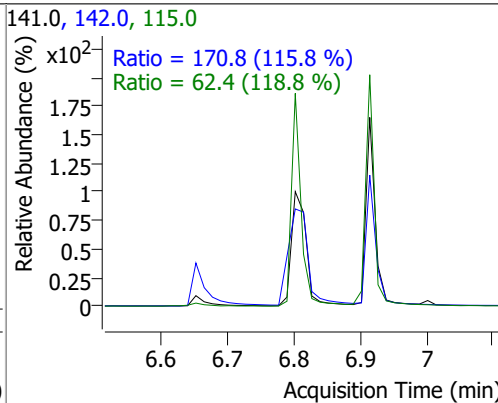
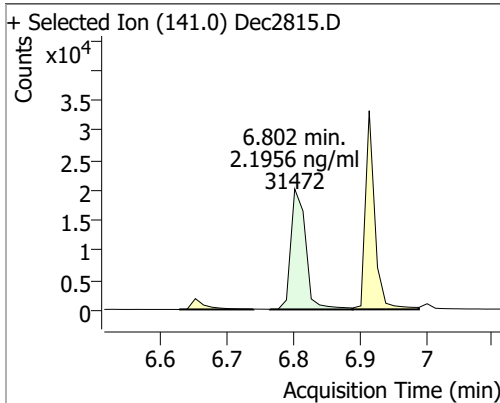
Compound	Conc.	RT	Dev(Min)	Resp.	QIon	QRatio	Lower	Upper
Nitrobenzene-d5	5.3594	5.18	-0.01	52396	54.0	28.9	21.6	40.2
					128.0	27.4	21.3	39.5



Compound	Conc.	RT	Dev(Min)	Resp.	QIon	QRatio	Lower	Upper
Naphthalene	2.0325	5.99	0.00	50520	102.0	12.3	0.0	46.6
					129.0	11.4	7.6	14.1

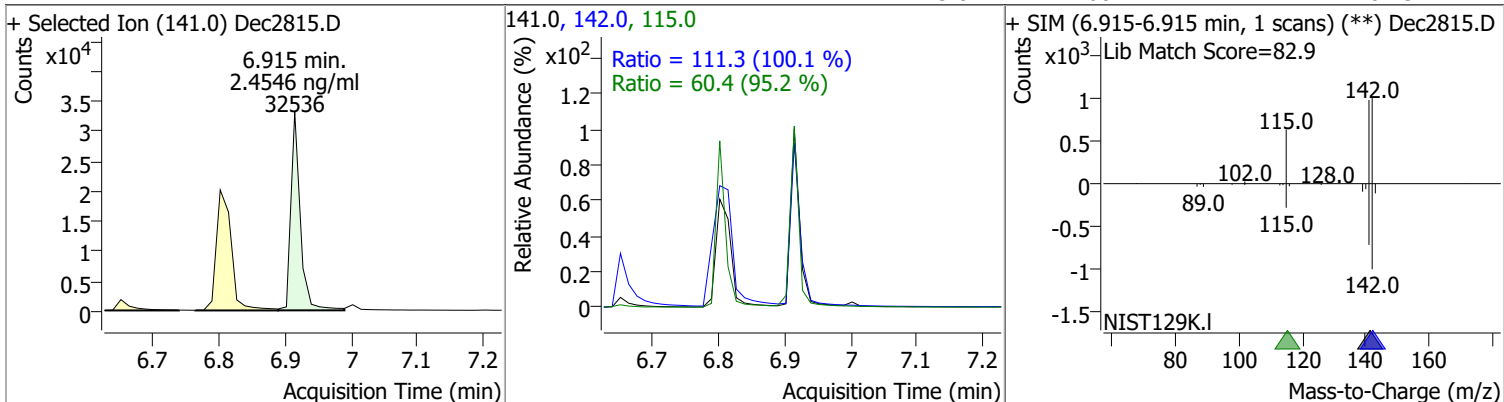


Compound	Conc.	RT	Dev(Min)	Resp.	QIon	QRatio	Lower	Upper
2-Methylnaphthalene	2.1956	6.80	-0.01	31472	142.0	170.8	103.3	191.8
					115.0	62.4	36.8	68.3

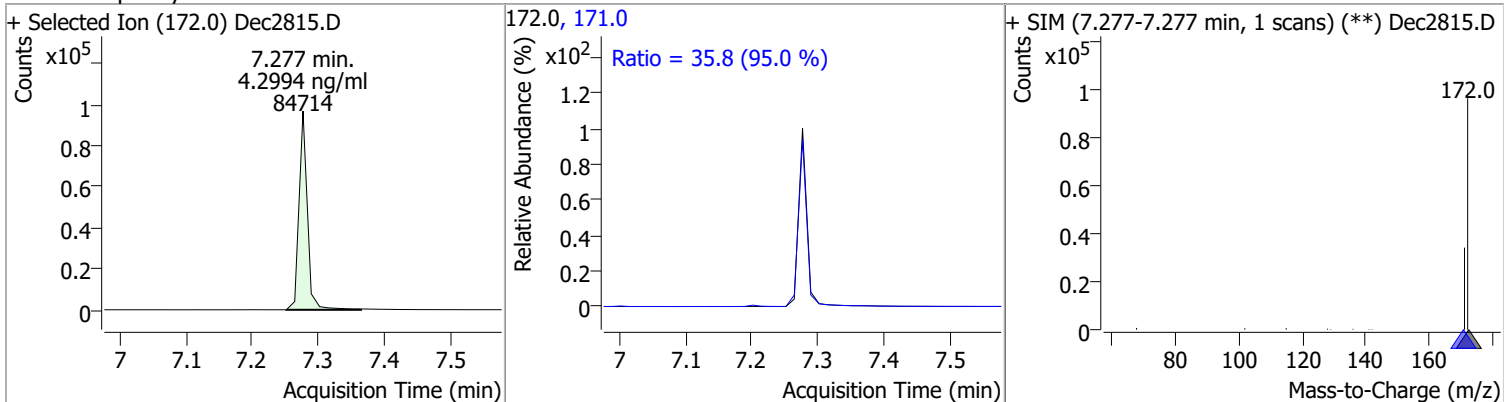


# Quantitation Results Report (QT Reviewed)

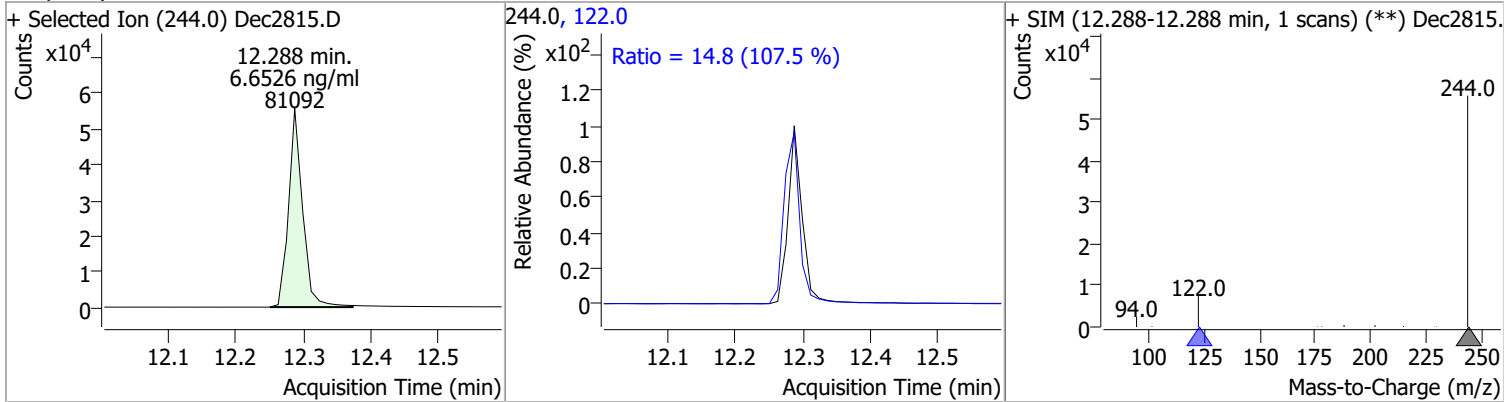
Compound	Conc.	RT	Dev(Min)	Resp.	QIon	QRatio	Lower	Upper
1-Methylnaphthalene	2.4546	6.91	-0.01	32536	142.0 115.0	111.3 60.4	77.9 44.4	144.7 82.5



Compound	Conc.	RT	Dev(Min)	Resp.	QIon	QRatio	Lower	Upper
2-Fluorobiphenyl	4.2994	7.28	0.00	84714	171.0	35.8	26.4	49.0



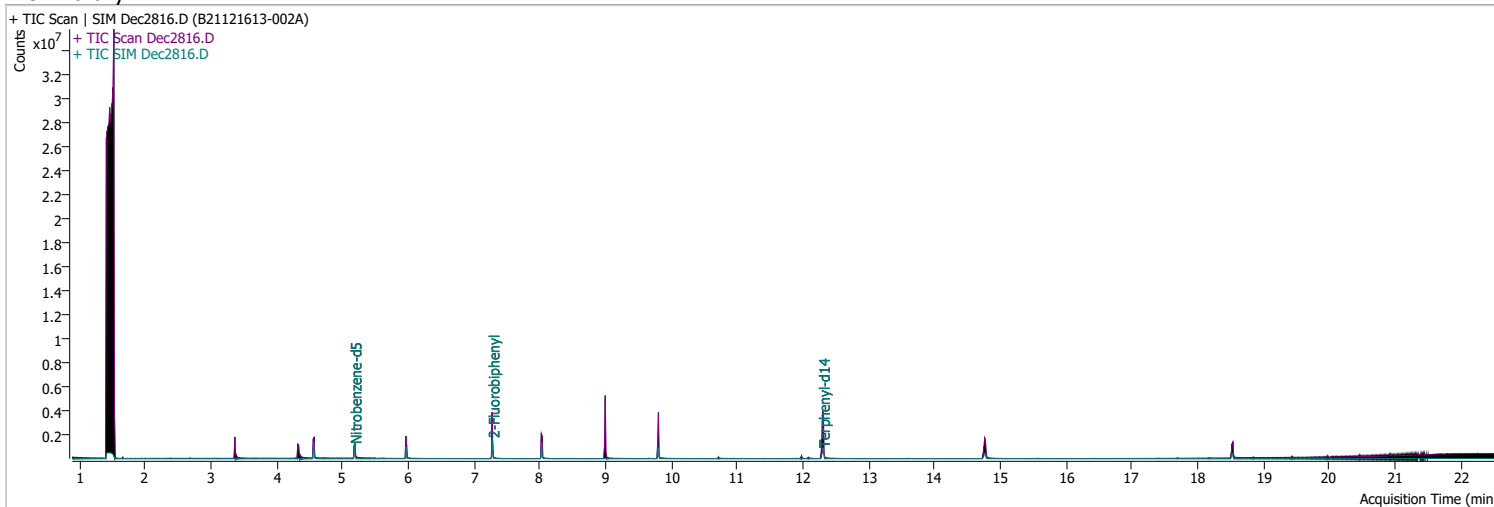
Compound	Conc.	RT	Dev(Min)	Resp.	QIon	QRatio	Lower	Upper
Terphenyl-d14	6.6526	12.29	-0.01	81092	122.0	14.8	9.6	17.9



# Quantitation Results Report (QT Reviewed)

Data File	Dec2816.D	Operator	LIMS import
Acq. Method	5975BNASIM	Acq. Date-Time	12/29/2021 1:07:14 AM
Sample Name	B21121613-002A	Instrument	GCMS
Vial	16	Multiplier	1.00
DA Method File		Comment	SVOC-8270-W-LLPAH
Tune File	dftppjph.u	Tune Date	
Batch Name	122821 bna SIM 1.batch.bin	Last Calib Update	12/29/2021 8:56:55 AM

**Ref Library**



Compound	RT	QIon	Resp.	Conc.	Units	Dev(Min)
----------	----	------	-------	-------	-------	----------

**Internal Standards**

**System Monitoring Compounds**

S Nitrobenzene-d5	5.180	82.0	720920	38.9462	ng/ml	-0.013
Spiked Amount: 5.000	Range: 19.0 - 102.0%			Recovery = 778.92%		*
S 2-Fluorobiphenyl	7.277	172.0	1047690	48.5597	ng/ml	0.000
Spiked Amount: 5.000	Range: 25.0 - 94.0%			Recovery = 971.19%		*
S Terphenyl-d14	12.300	244.0	1255813	94.8449	ng/ml	0.000
Spiked Amount: 5.000	Range: 39.0 - 106.0%			Recovery = 1896.90%		*

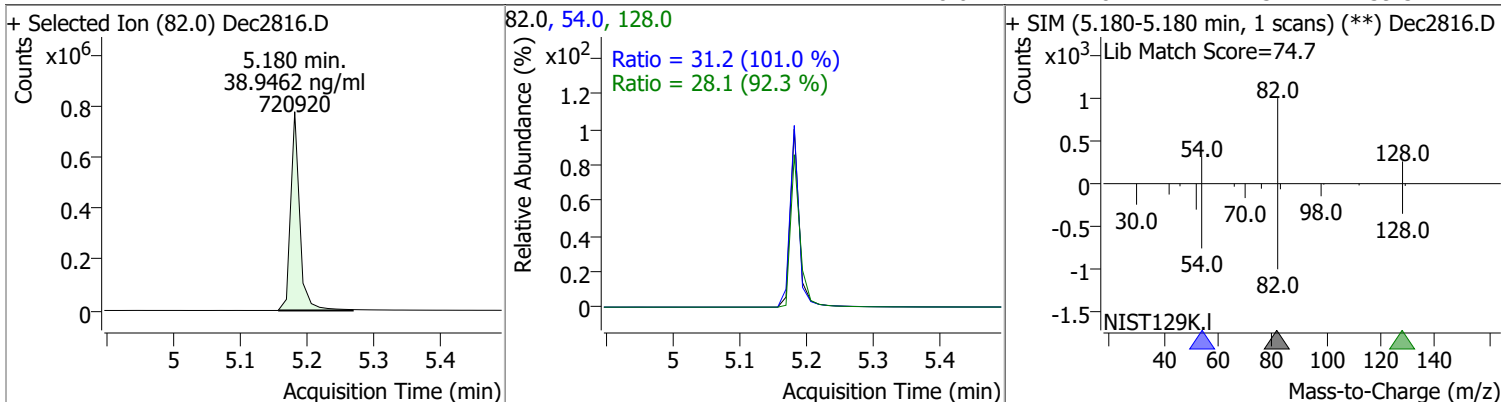
**Target Compounds**

Target Compounds	RT	QIon	Resp.	Conc.	Units	QValue
T Naphthalene	0.000		0	N.D.		
T 2-Methylnaphthalene	0.000		0	N.D.		
T 1-Methylnaphthalene	0.000		0	N.D.		

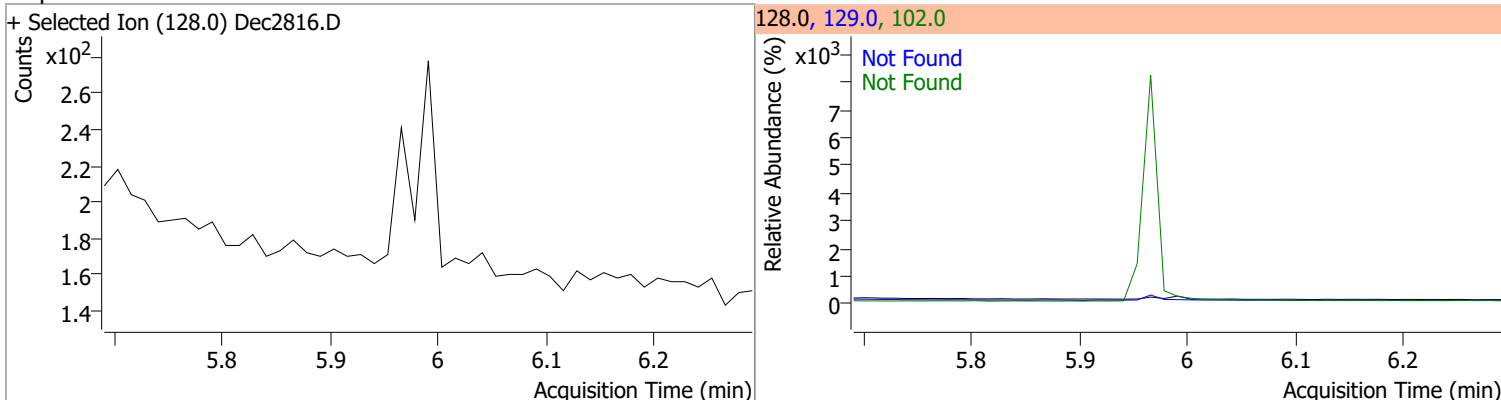
(#) = Qualifier Out of Range; (m) = Manual Integration; (+) = Area Summed; (\*) = Surrogate Percent Recovery Out of Range; (d): Zeroed Peak

# Quantitation Results Report (QT Reviewed)

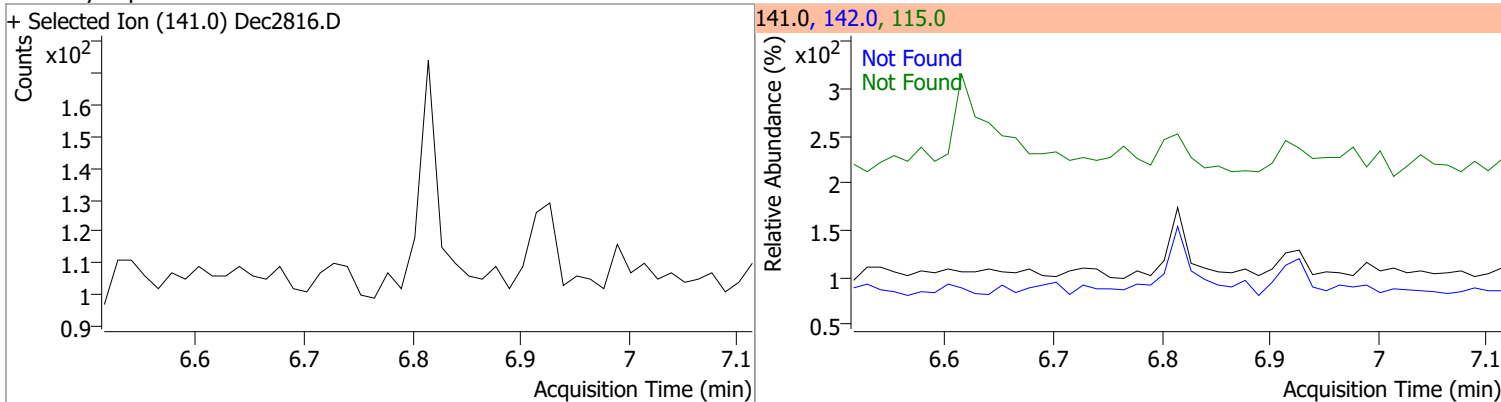
Compound	Conc.	RT	Dev(Min)	Resp.	QIon	QRatio	Lower	Upper
Nitrobenzene-d5	38.9462	5.18	-0.01	720920	54.0	31.2	21.6	40.2
					128.0	28.1	21.3	39.5



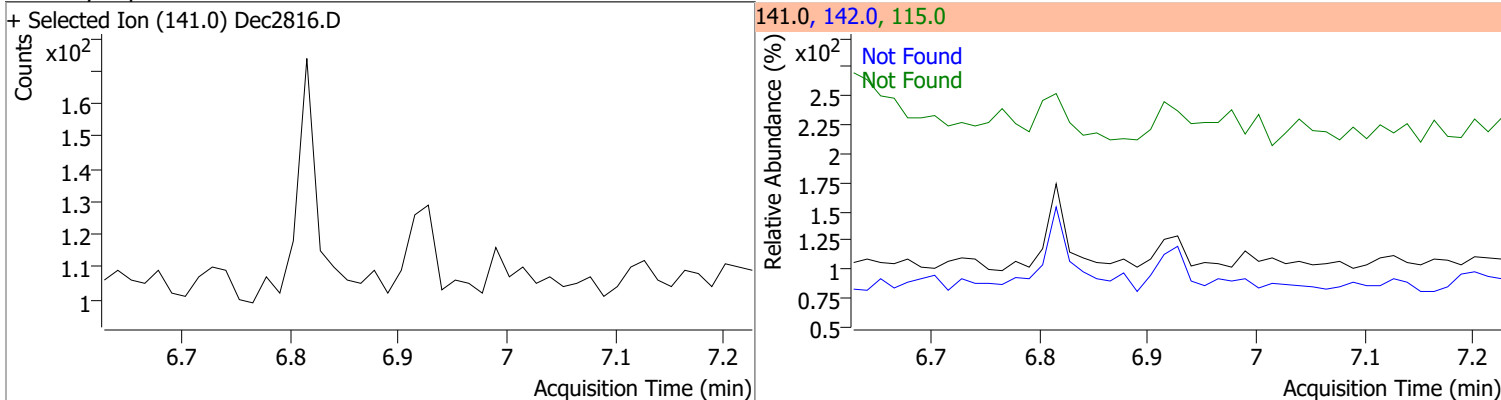
Compound	Conc.	Exp RT	QIon	Exp Ratio	QIon	Exp Ratio
Naphthalene	N.D.	5.99	102.0	15.5	129.0	10.8



Compound	Conc.	Exp RT	QIon	Exp Ratio	QIon	Exp Ratio
2-Methylnaphthalene	N.D.	6.81	142.0	147.5	115.0	52.5

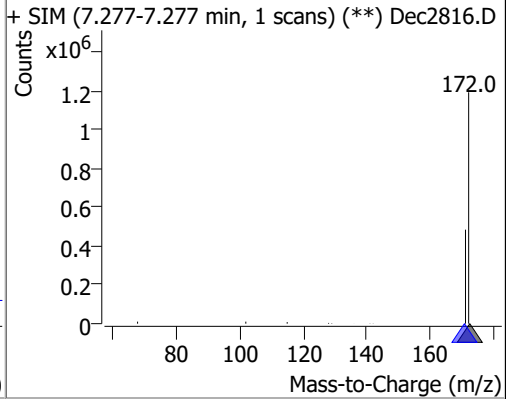
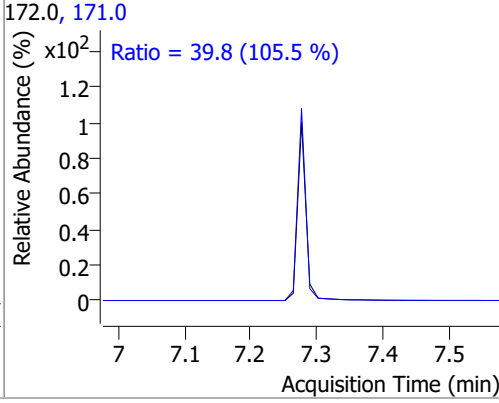
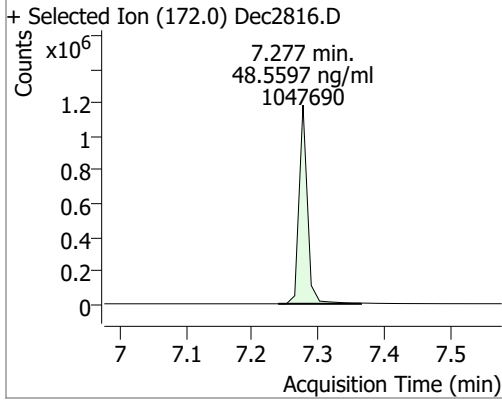


Compound	Conc.	Exp RT	QIon	Exp Ratio	QIon	Exp Ratio
1-Methylnaphthalene	N.D.	6.93	142.0	111.3	115.0	63.4

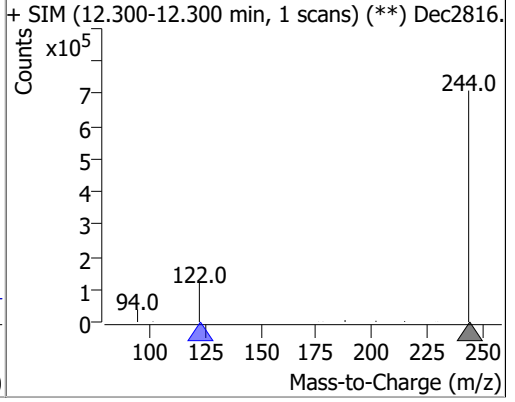
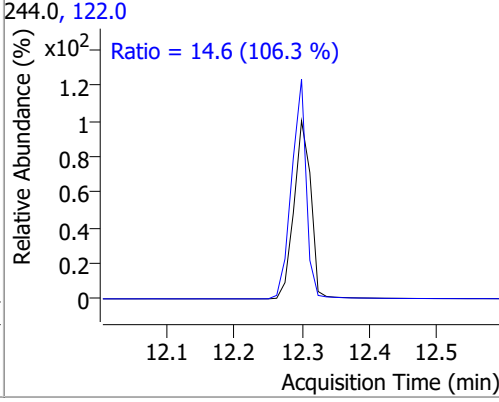
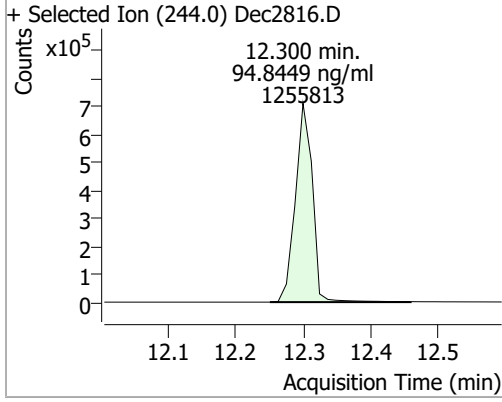


# Quantitation Results Report (QT Reviewed)

Compound	Conc.	RT	Dev(Min)	Resp.	QIon	QRatio	Lower	Upper
2-Fluorobiphenyl	48.5597	7.28	0.00	1047690	171.0	39.8	26.4	49.0



Compound	Conc.	RT	Dev(Min)	Resp.	QIon	QRatio	Lower	Upper
Terphenyl-d14	94.8449	12.30	0.00	1255813	122.0	14.6	9.6	17.9

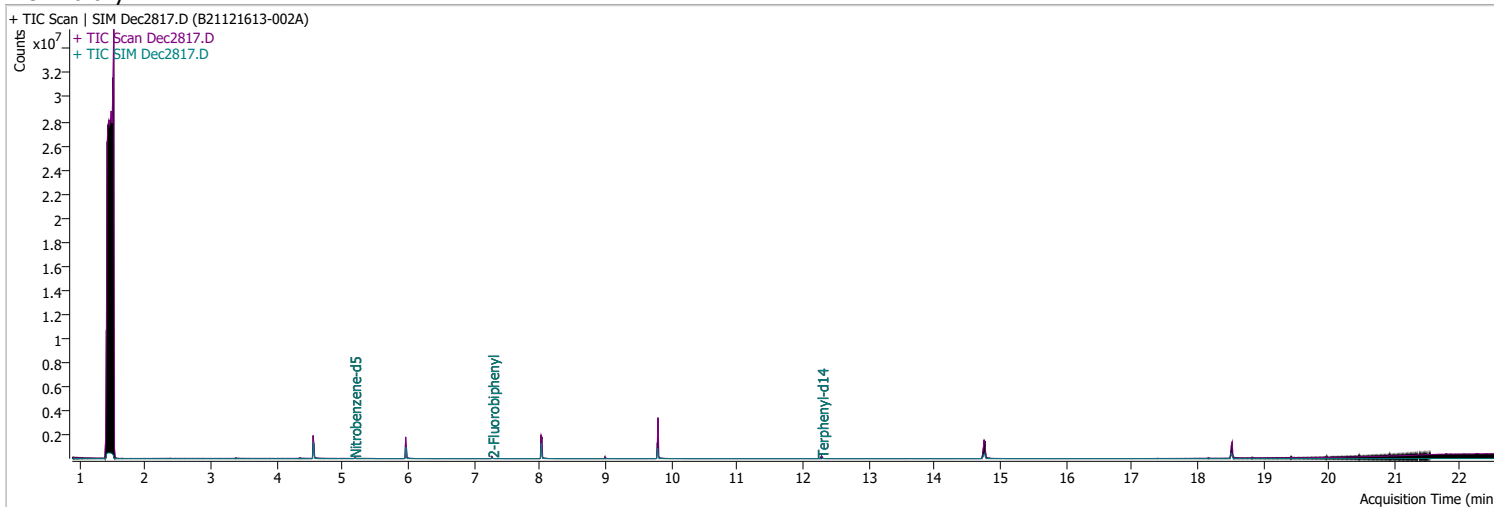




# Quantitation Results Report (QT Reviewed)

Data File	Dec2817.D	Operator	LIMS import
Acq. Method	5975BNASIM	Acq. Date-Time	12/29/2021 1:39:59 AM
Sample Name	B21121613-002A	Instrument	GCMS
Vial	17	Multiplier	20.00
DA Method File		Comment	SVOC-8270-W-LLPAH
Tune File	dftppjph.u	Tune Date	
Batch Name	122821 bna SIM 1.batch.bin	Last Calib Update	12/29/2021 8:56:55 AM

**Ref Library**



Compound	RT	QIon	Resp.	Conc.	Units	Dev(Min)
----------	----	------	-------	-------	-------	----------

**Internal Standards**

**System Monitoring Compounds**

S Nitrobenzene-d5	5.180	82.0	20308	44.3943	ng/ml	-0.013
Spiked Amount: 5.000	Range: 19.0 - 102.0%			Recovery = 887.89%		*
S 2-Fluorobiphenyl	7.277	172.0	56377	54.7631	ng/ml	0.000
Spiked Amount: 5.000	Range: 25.0 - 94.0%			Recovery = 1095.26%		*
S Terphenyl-d14	12.288	244.0	56996	92.6577	ng/ml	-0.013
Spiked Amount: 5.000	Range: 39.0 - 106.0%			Recovery = 1853.15%		*

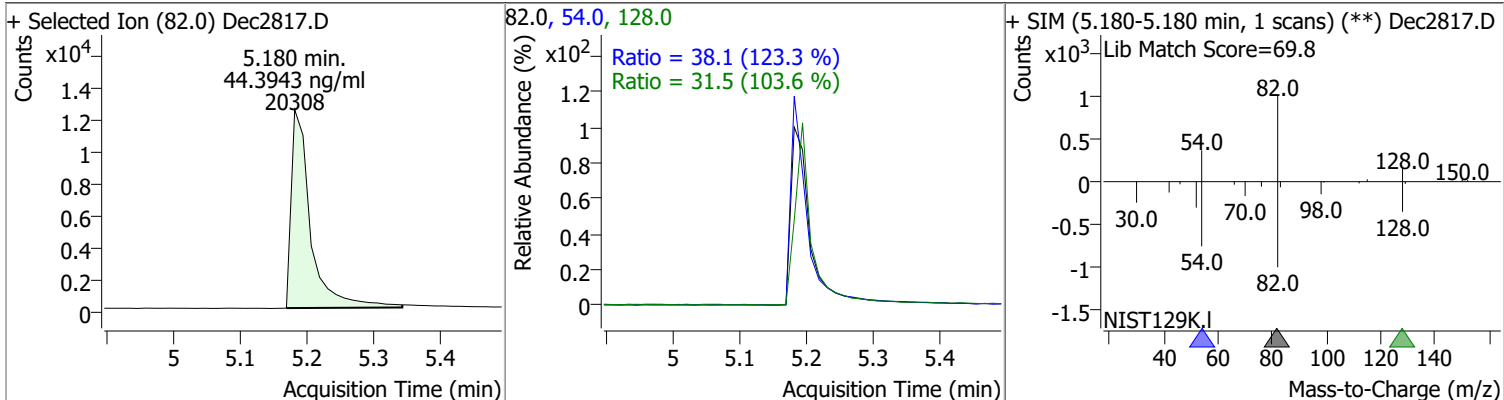
**Target Compounds**

Target Compounds	RT	QIon	Resp.	Conc.	Units	QValue
T Naphthalene	0.000		0	N.D.		
T 2-Methylnaphthalene	0.000		0	N.D.		
T 1-Methylnaphthalene	0.000		0	N.D.		

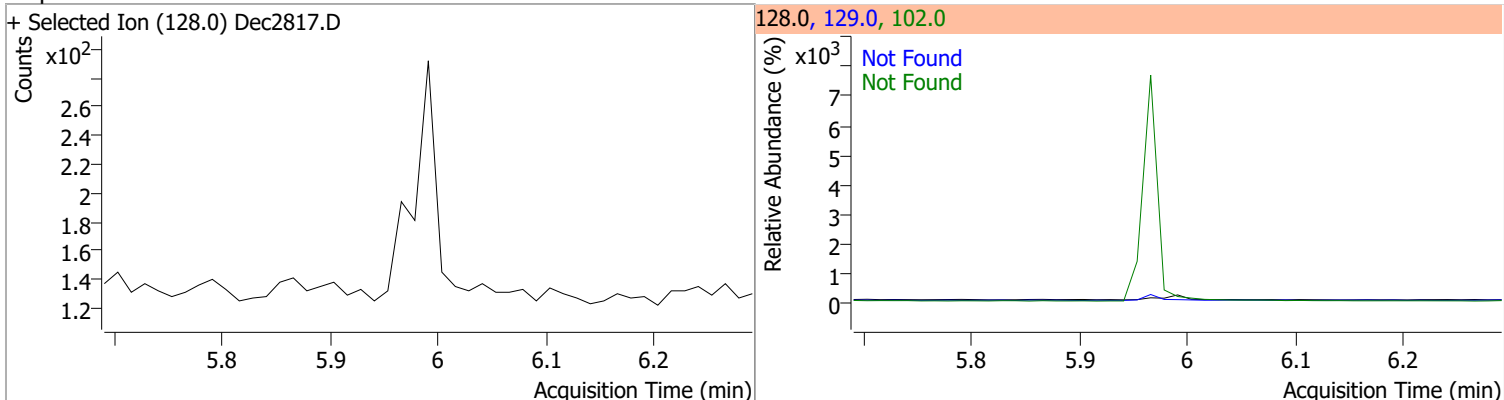
(#) = Qualifier Out of Range; (m) = Manual Integration; (+) = Area Summed; (\*) = Surrogate Percent Recovery Out of Range; (d): Zeroed Peak

# Quantitation Results Report (QT Reviewed)

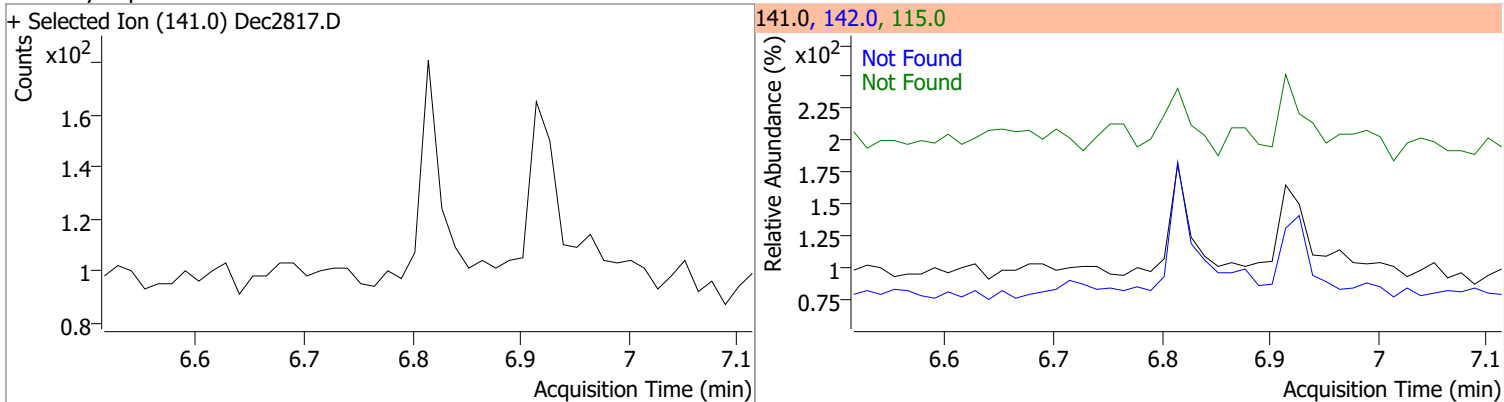
Compound	Conc.	RT	Dev(Min)	Resp.	QIon	QRatio	Lower	Upper
Nitrobenzene-d5	44.3943	5.18	-0.01	20308	54.0	38.1	21.6	40.2
					128.0	31.5	21.3	39.5



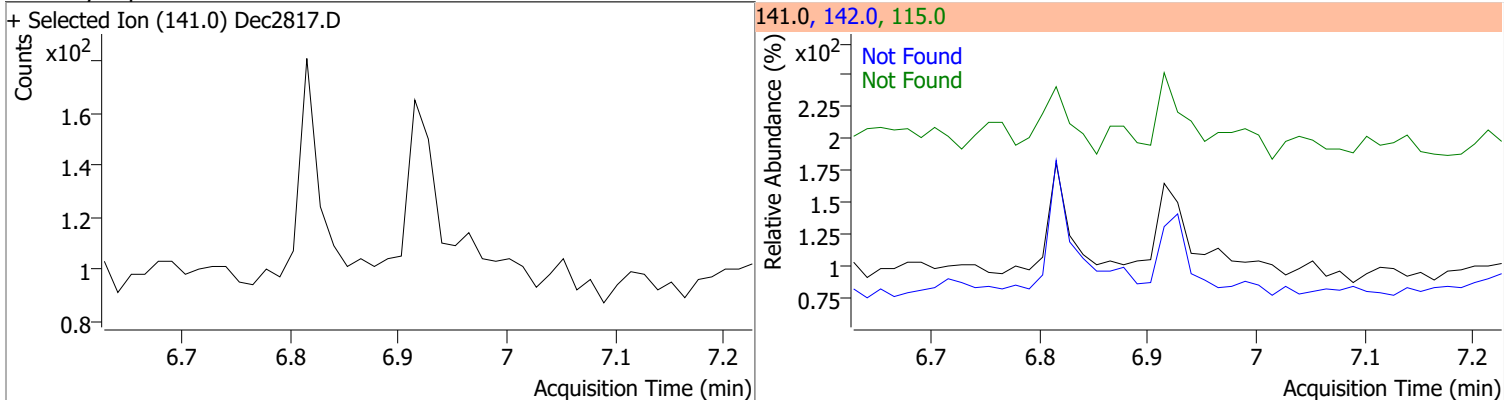
Compound	Conc.	Exp RT	QIon	Exp Ratio	QIon	Exp Ratio
Naphthalene	N.D.	5.99	102.0	15.5	129.0	10.8



Compound	Conc.	Exp RT	QIon	Exp Ratio	QIon	Exp Ratio
2-Methylnaphthalene	N.D.	6.81	142.0	147.5	115.0	52.5

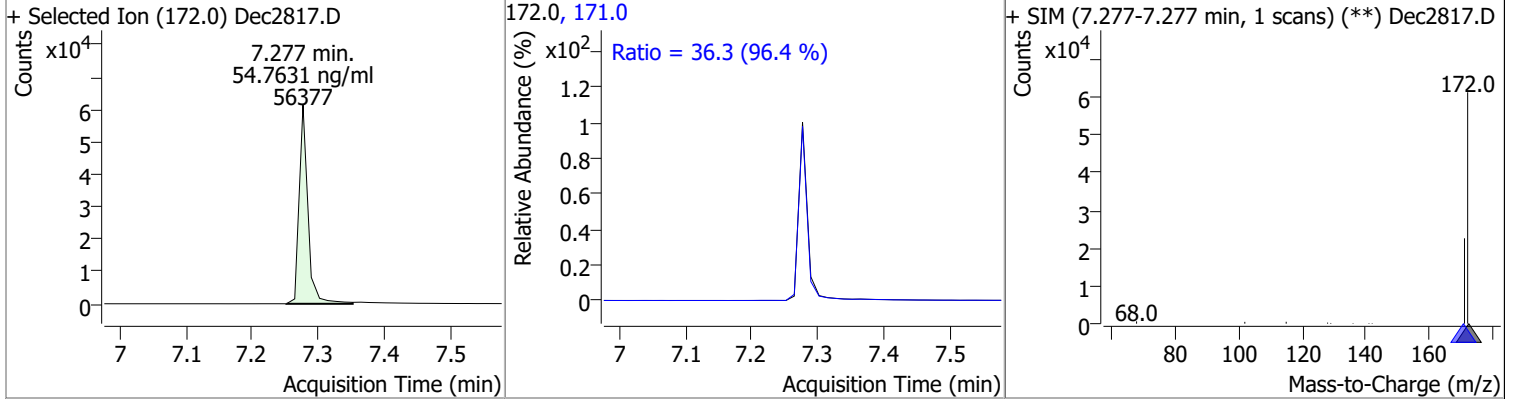


Compound	Conc.	Exp RT	QIon	Exp Ratio	QIon	Exp Ratio
1-Methylnaphthalene	N.D.	6.93	142.0	111.3	115.0	63.4

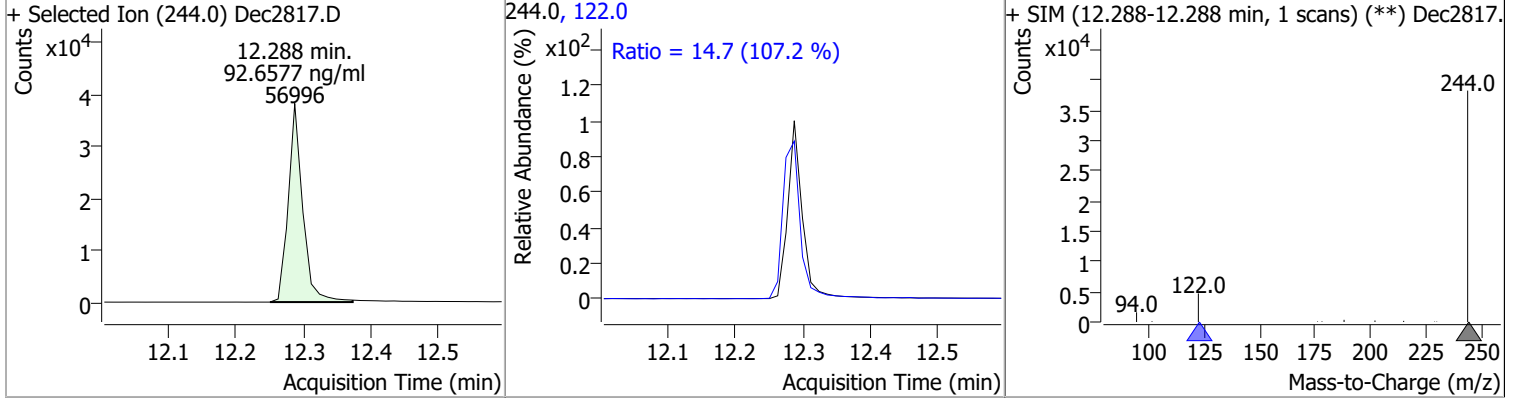


# Quantitation Results Report (QT Reviewed)

Compound	Conc.	RT	Dev(Min)	Resp.	QIon	QRatio	Lower	Upper
2-Fluorobiphenyl	54.7631	7.28	0.00	56377	171.0	36.3	26.4	49.0



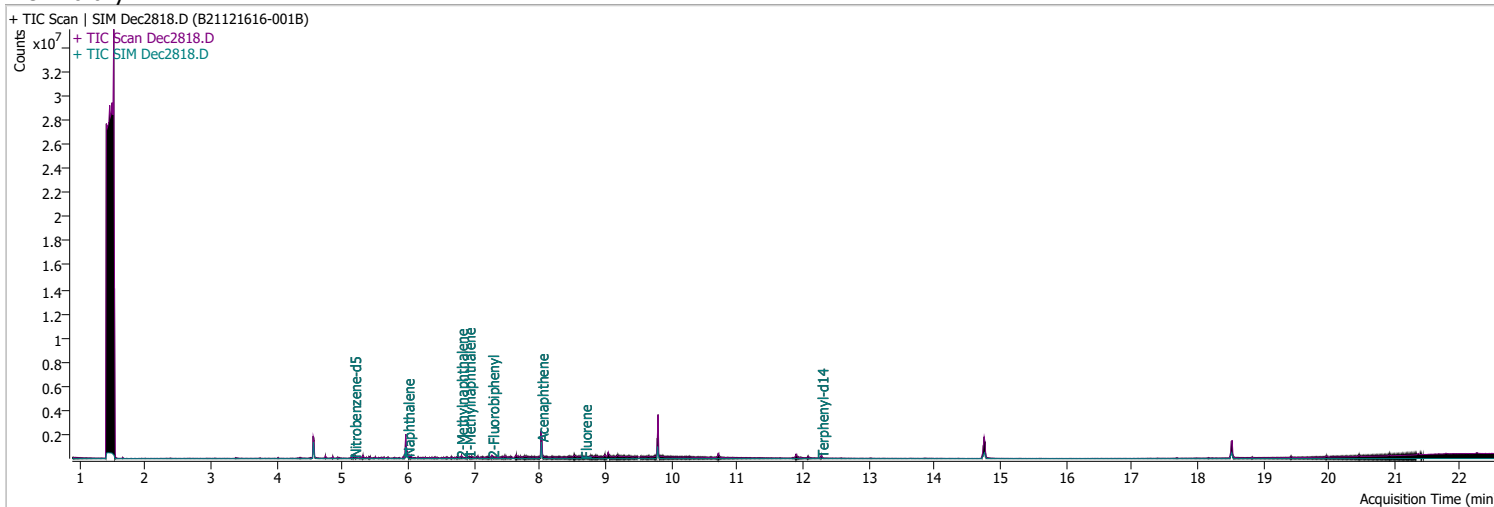
Compound	Conc.	RT	Dev(Min)	Resp.	QIon	QRatio	Lower	Upper
Terphenyl-d14	92.6577	12.29	-0.01	56996	122.0	14.7	9.6	17.9



# Quantitation Results Report (QT Reviewed)

Data File	Dec2818.D	Operator	LIMS import
Acq. Method	5975BNASIM	Acq. Date-Time	12/29/2021 2:12:33 AM
Sample Name	B21121616-001B	Instrument	GCMS
Vial	18	Multiplier	1.00
DA Method File		Comment	SVOC-8270-W-LLPAH
Tune File	dftppjph.u	Tune Date	
Batch Name	122821 bna SIM 1.batch.bin	Last Calib Update	12/29/2021 8:56:55 AM

**Ref Library**

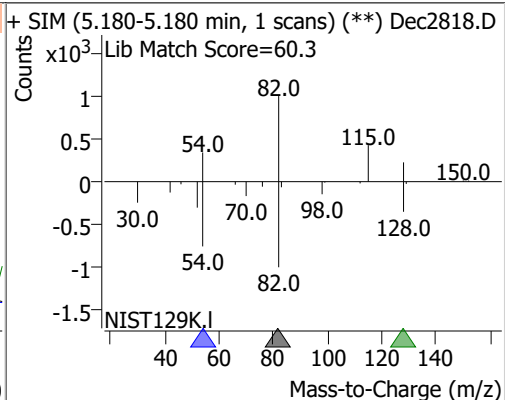
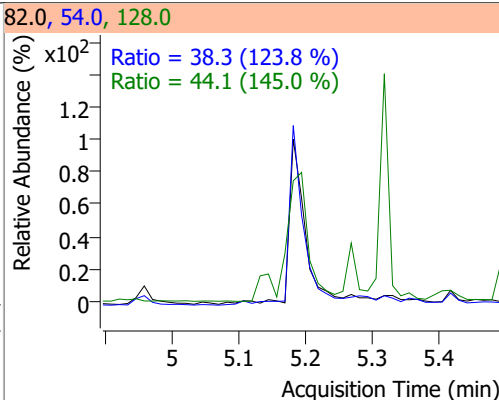
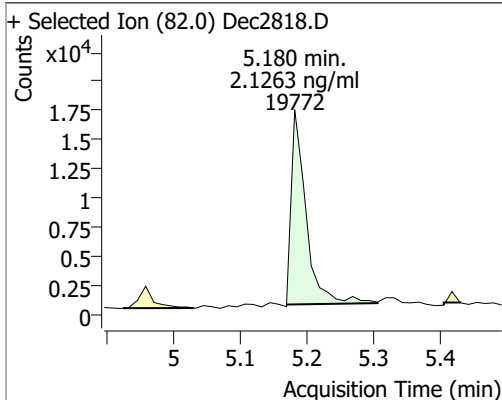


Compound	RT	QIon	Resp.	Conc.	Units	Dev(Min)
<b>Internal Standards</b>						
<b>System Monitoring Compounds</b>						
S Nitrobenzene-d5	5.180	82.0	19772	2.1263	ng/ml	# -0.013
Spiked Amount: 5.000	Range: 19.0 - 102.0%			Recovery = 42.53%		
S 2-Fluorobiphenyl	7.277	172.0	54449	2.4362	ng/ml	0.000
Spiked Amount: 5.000	Range: 25.0 - 94.0%			Recovery = 48.72%		
S Terphenyl-d14	12.288	244.0	54916	4.0672	ng/ml	-0.012
Spiked Amount: 5.000	Range: 39.0 - 106.0%			Recovery = 81.34%		
<b>Target Compounds</b>						
T Naphthalene	5.991	128.0	121070	4.8105	ng/ml	m 96
T 2-Methylnaphthalene	6.802	141.0	13804	0.9510	ng/ml	# 59
T 1-Methylnaphthalene	6.915	141.0	29628	2.2075	ng/ml	97

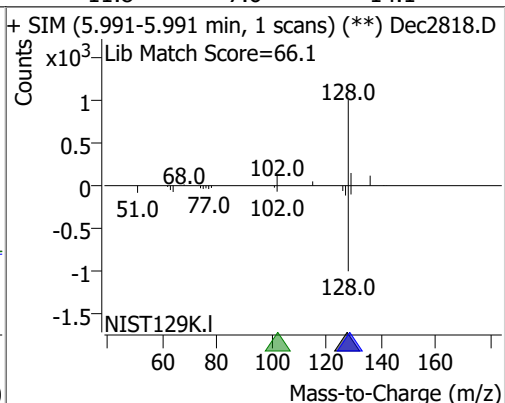
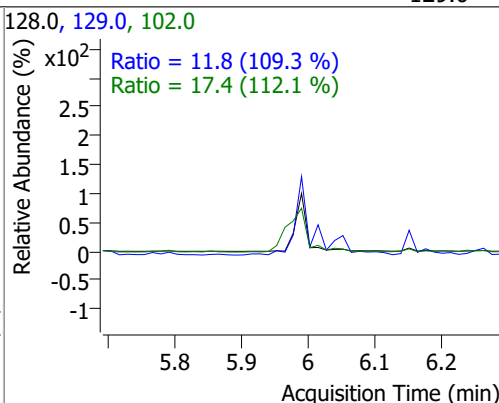
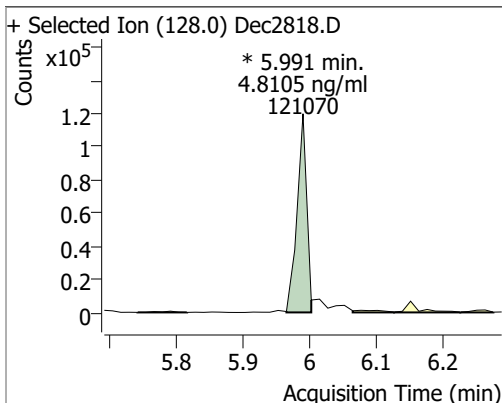
(#) = Qualifier Out of Range; (m) = Manual Integration; (+) = Area Summed; (\*) = Surrogate Percent Recovery Out of Range; (d): Zeroed Peak

# Quantitation Results Report (QT Reviewed)

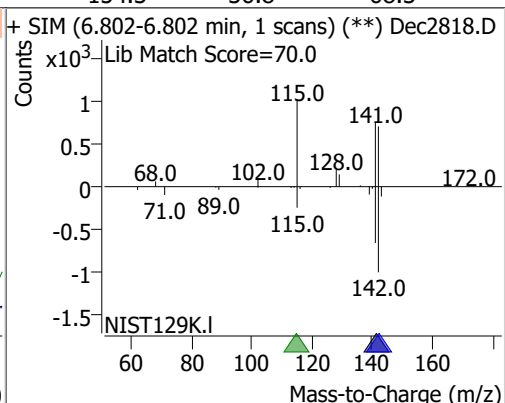
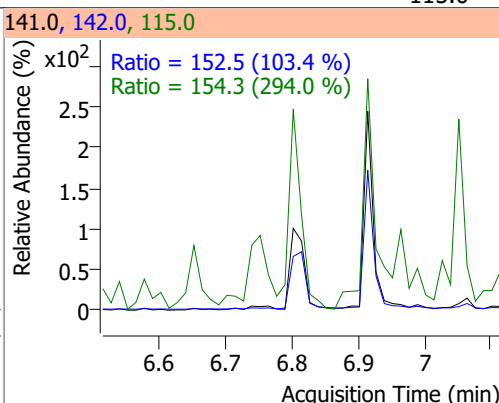
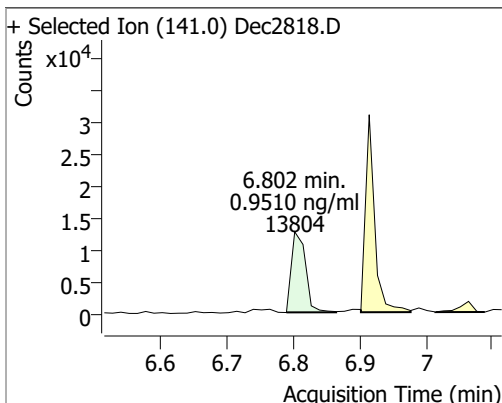
Compound	Conc.	RT	Dev(Min)	Resp.	QIon	QRatio	Lower	Upper
Nitrobenzene-d5	2.1263	5.18	-0.01	19772	54.0	38.3	21.6	40.2
					128.0	44.1	21.3	39.5



Compound	Conc.	RT	Dev(Min)	Resp.	QIon	QRatio	Lower	Upper
Naphthalene	4.8105	5.99	0.00	121070 (m)	102.0	17.4	0.0	46.6
					129.0	11.8	7.6	14.1

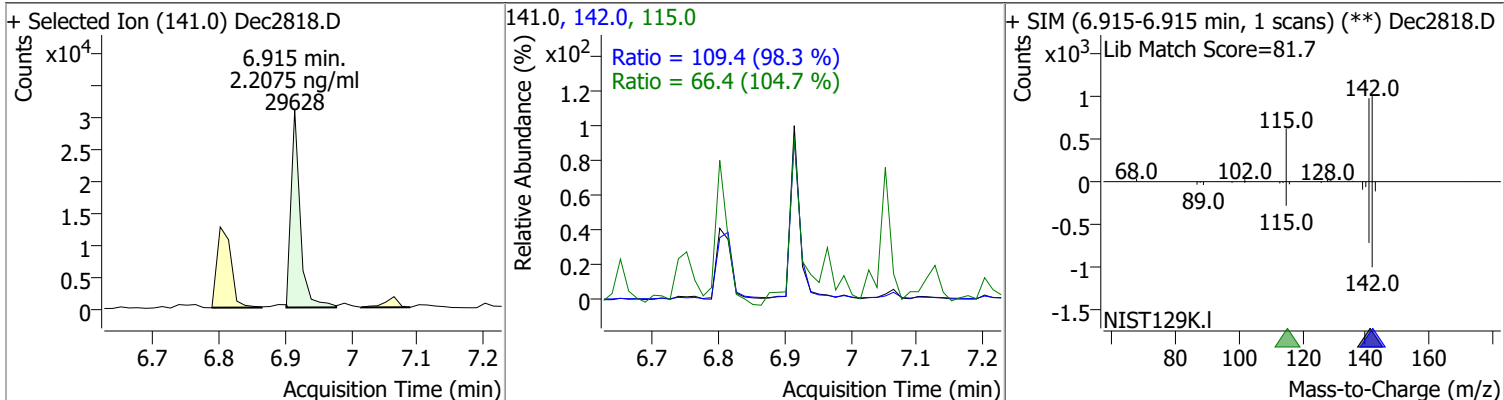


Compound	Conc.	RT	Dev(Min)	Resp.	QIon	QRatio	Lower	Upper
2-Methylnaphthalene	0.9510	6.80	-0.01	13804	142.0	152.5	103.3	191.8
					115.0	154.3	36.8	68.3

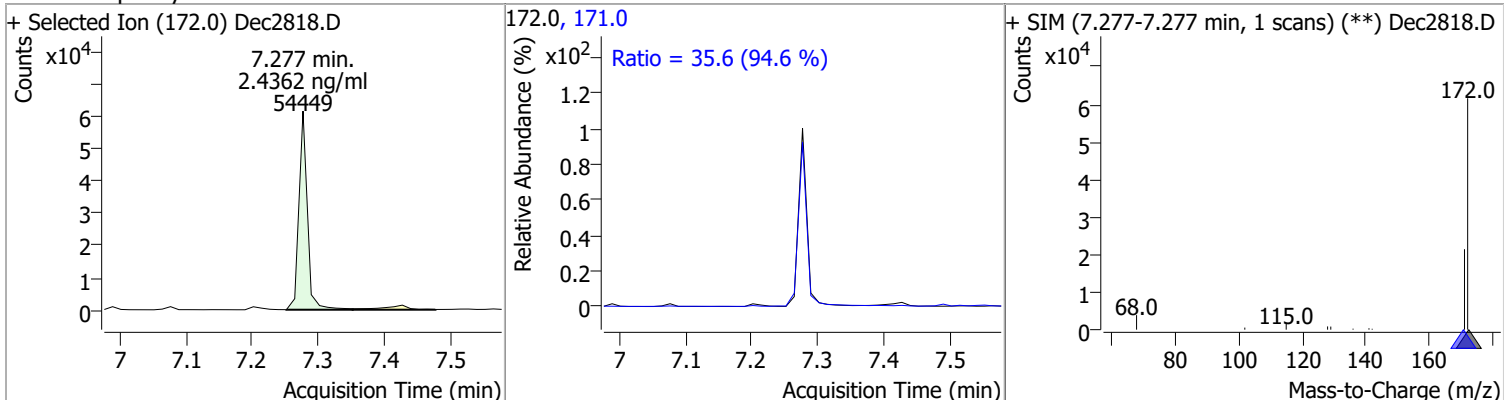


# Quantitation Results Report (QT Reviewed)

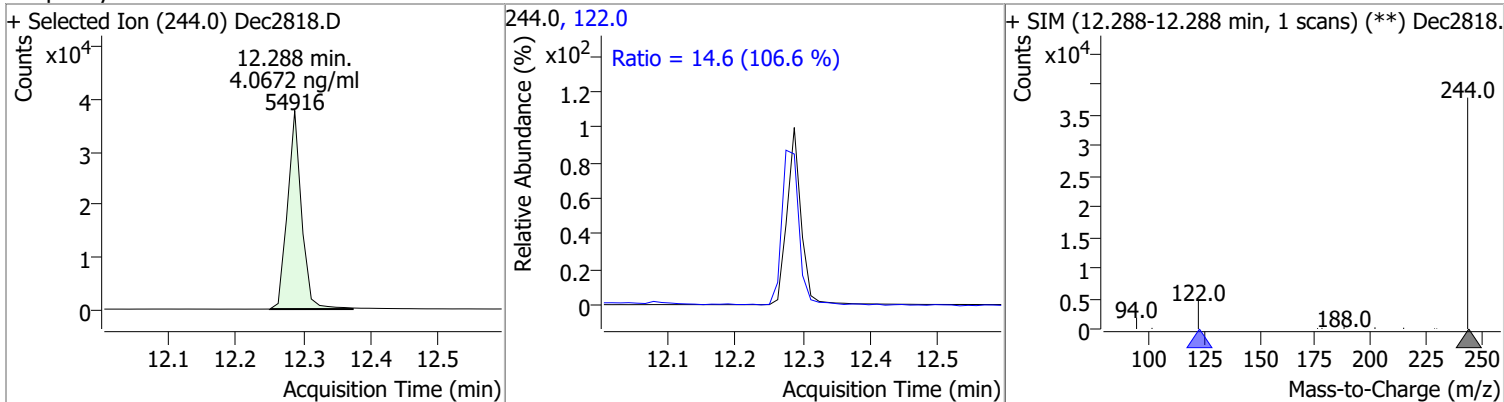
Compound	Conc.	RT	Dev(Min)	Resp.	QIon	QRatio	Lower	Upper
1-Methylnaphthalene	2.2075	6.91	-0.01	29628	142.0	109.4	77.9	144.7
					115.0	66.4	44.4	82.5



Compound	Conc.	RT	Dev(Min)	Resp.	QIon	QRatio	Lower	Upper
2-Fluorobiphenyl	2.4362	7.28	0.00	54449	171.0	35.6	26.4	49.0



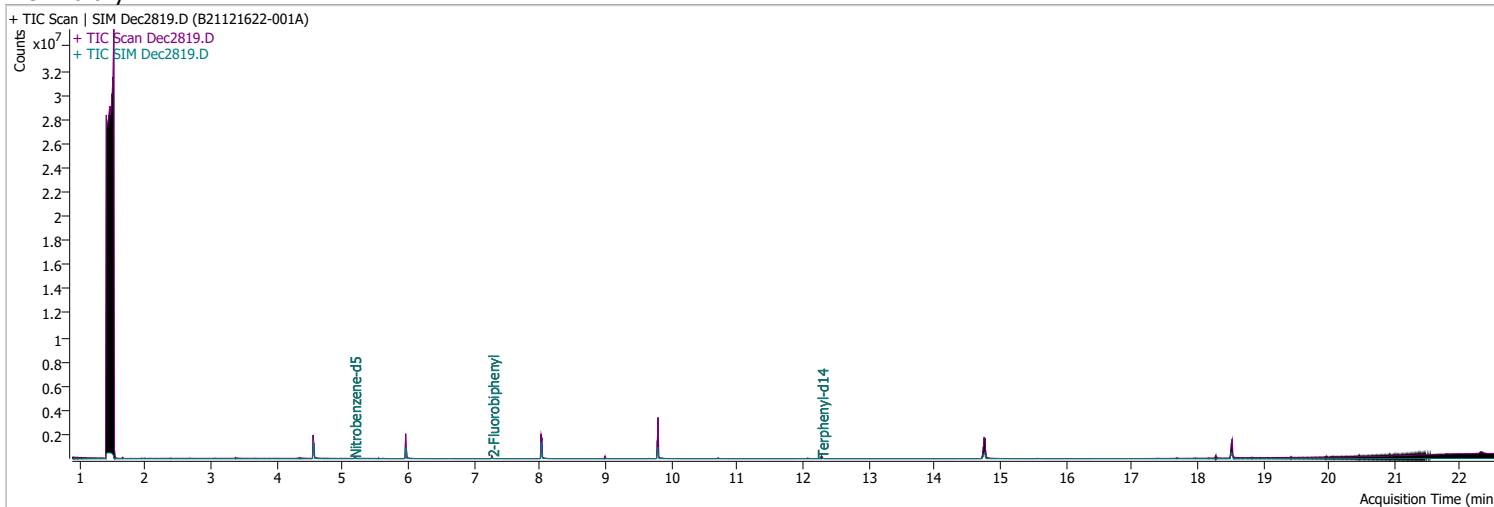
Compound	Conc.	RT	Dev(Min)	Resp.	QIon	QRatio	Lower	Upper
Terphenyl-d14	4.0672	12.29	-0.01	54916	122.0	14.6	9.6	17.9



# Quantitation Results Report (QT Reviewed)

Data File	Dec2819.D	Operator	LIMS import
Acq. Method	5975BNASIM	Acq. Date-Time	12/29/2021 2:45:08 AM
Sample Name	B21121622-001A	Instrument	GCMS
Vial	19	Multiplier	1.00
DA Method File		Comment	SVOC-8270-W-LLPAH
Tune File	dftppjph.u	Tune Date	
Batch Name	122821 bna SIM 1.batch.bin	Last Calib Update	12/29/2021 8:56:55 AM

**Ref Library**



Compound	RT	QIon	Resp.	Conc.	Units	Dev(Min)
----------	----	------	-------	-------	-------	----------

**Internal Standards**

**System Monitoring Compounds**

S Nitrobenzene-d5	5.180	82.0	35685	3.7623	ng/ml	-0.013
Spiked Amount: 5.000	Range: 19.0 - 102.0%			Recovery = 75.25%		
S 2-Fluorobiphenyl	7.277	172.0	66056	3.1477	ng/ml	0.000
Spiked Amount: 5.000	Range: 25.0 - 94.0%			Recovery = 62.95%		
S Terphenyl-d14	12.288	244.0	54726	3.9153	ng/ml	-0.012
Spiked Amount: 5.000	Range: 39.0 - 106.0%			Recovery = 78.31%		

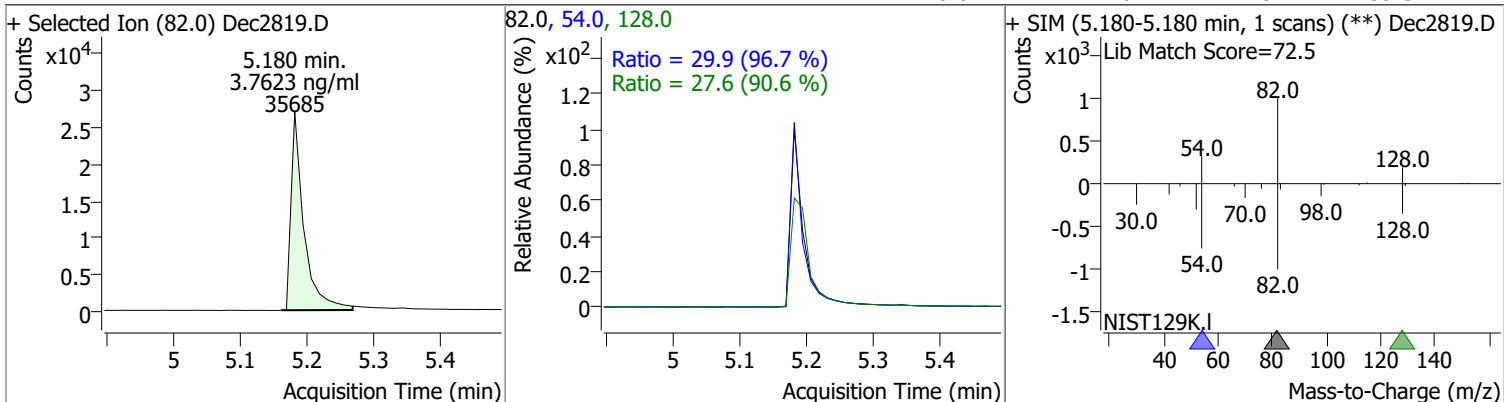
**Target Compounds**

Target Compounds	RT	QIon	Resp.	Conc.	Units	QValue
T Naphthalene	0.000		0	N.D.		
T 2-Methylnaphthalene	0.000		0	N.D.		
T 1-Methylnaphthalene	0.000		0	N.D.		

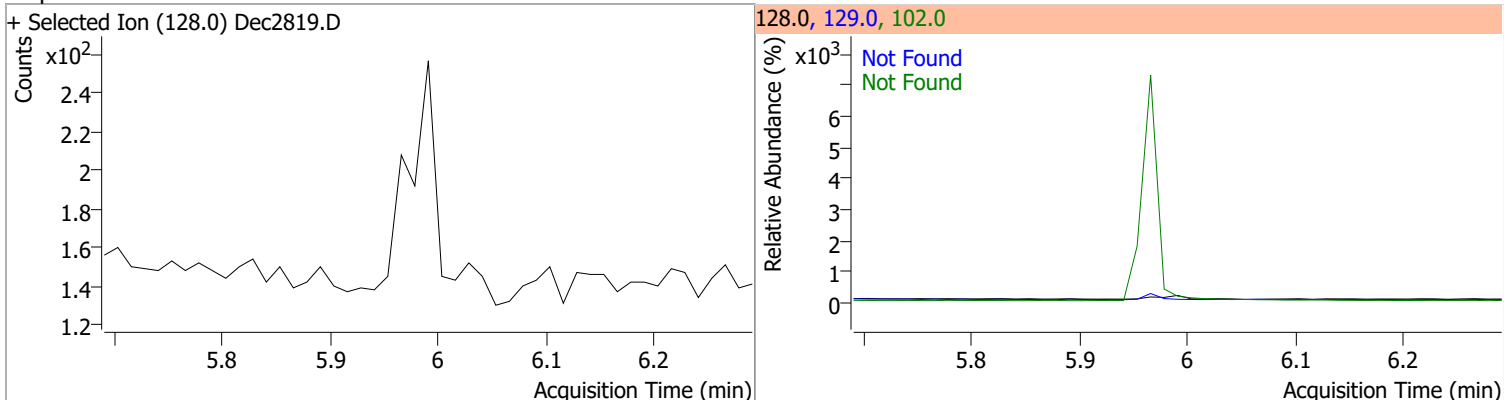
(#) = Qualifier Out of Range; (m) = Manual Integration; (+) = Area Summed; (\*) = Surrogate Percent Recovery Out of Range; (d): Zeroed Peak

# Quantitation Results Report (QT Reviewed)

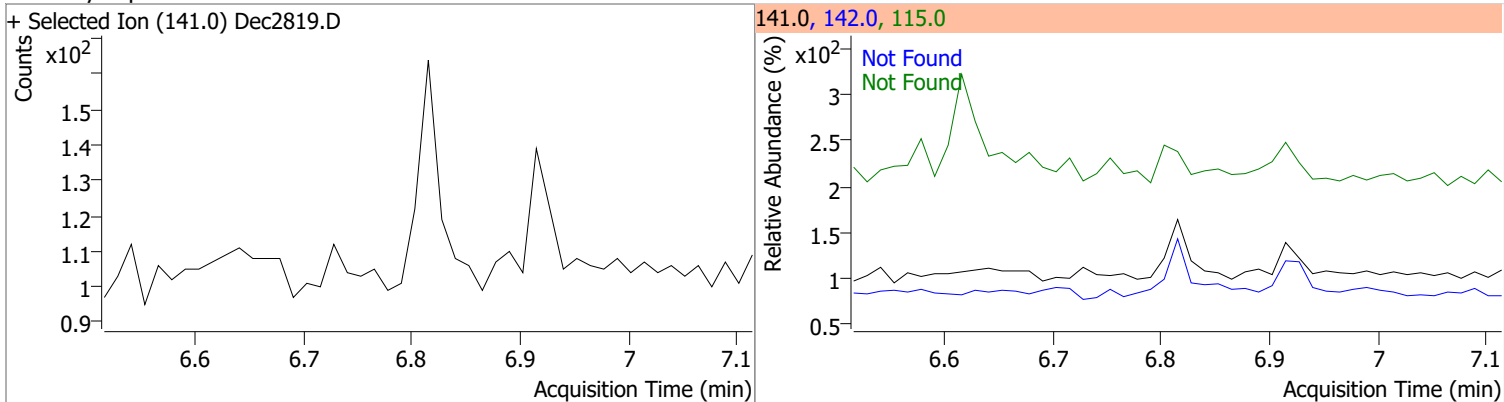
Compound	Conc.	RT	Dev(Min)	Resp.	QIon	QRatio	Lower	Upper
Nitrobenzene-d5	3.7623	5.18	-0.01	35685	54.0	29.9	21.6	40.2
					128.0	27.6	21.3	39.5



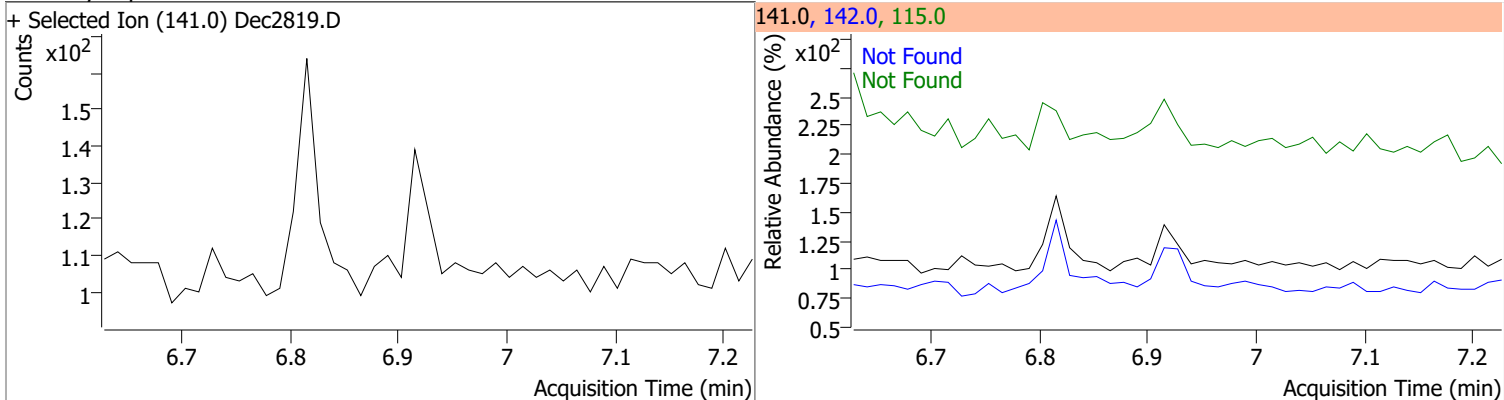
Compound	Conc.	Exp RT	QIon	Exp Ratio	QIon	Exp Ratio
Naphthalene	N.D.	5.99	102.0	15.5	129.0	10.8



Compound	Conc.	Exp RT	QIon	Exp Ratio	QIon	Exp Ratio
2-Methylnaphthalene	N.D.	6.81	142.0	147.5	115.0	52.5



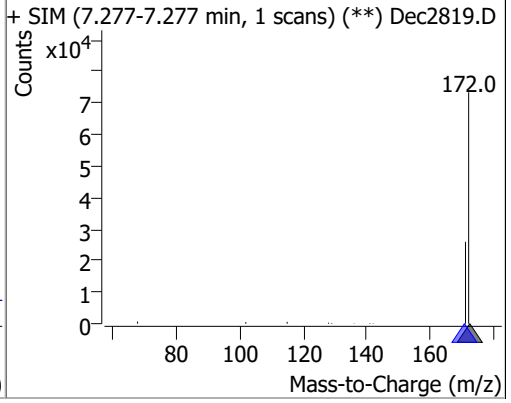
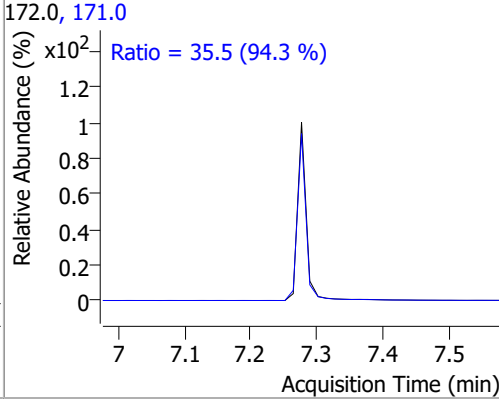
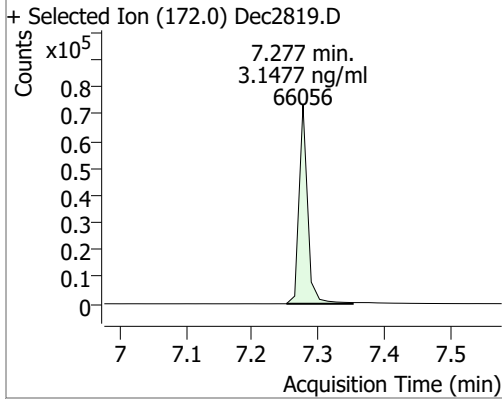
Compound	Conc.	Exp RT	QIon	Exp Ratio	QIon	Exp Ratio
1-Methylnaphthalene	N.D.	6.93	142.0	111.3	115.0	63.4



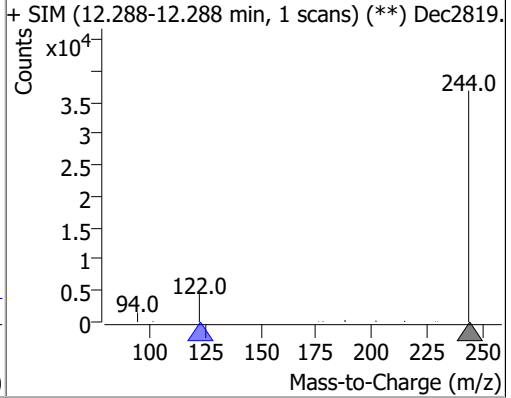
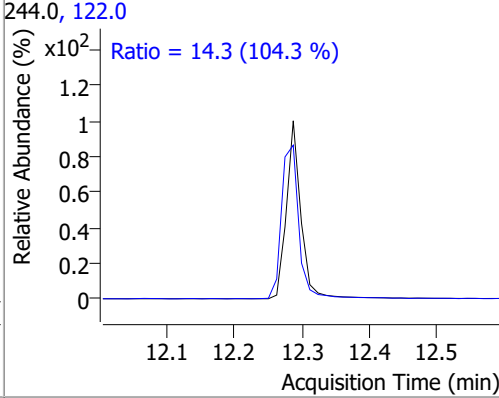
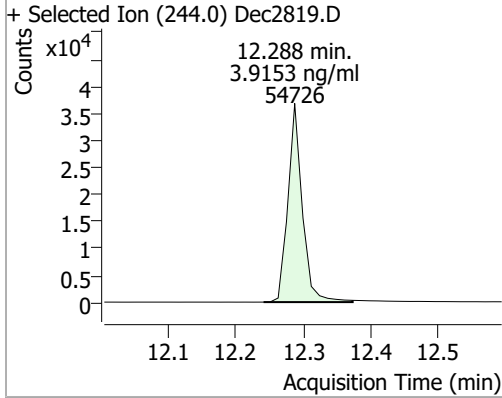


# Quantitation Results Report (QT Reviewed)

Compound	Conc.	RT	Dev(Min)	Resp.	QIon	QRatio	Lower	Upper
2-Fluorobiphenyl	3.1477	7.28	0.00	66056	171.0	35.5	26.4	49.0



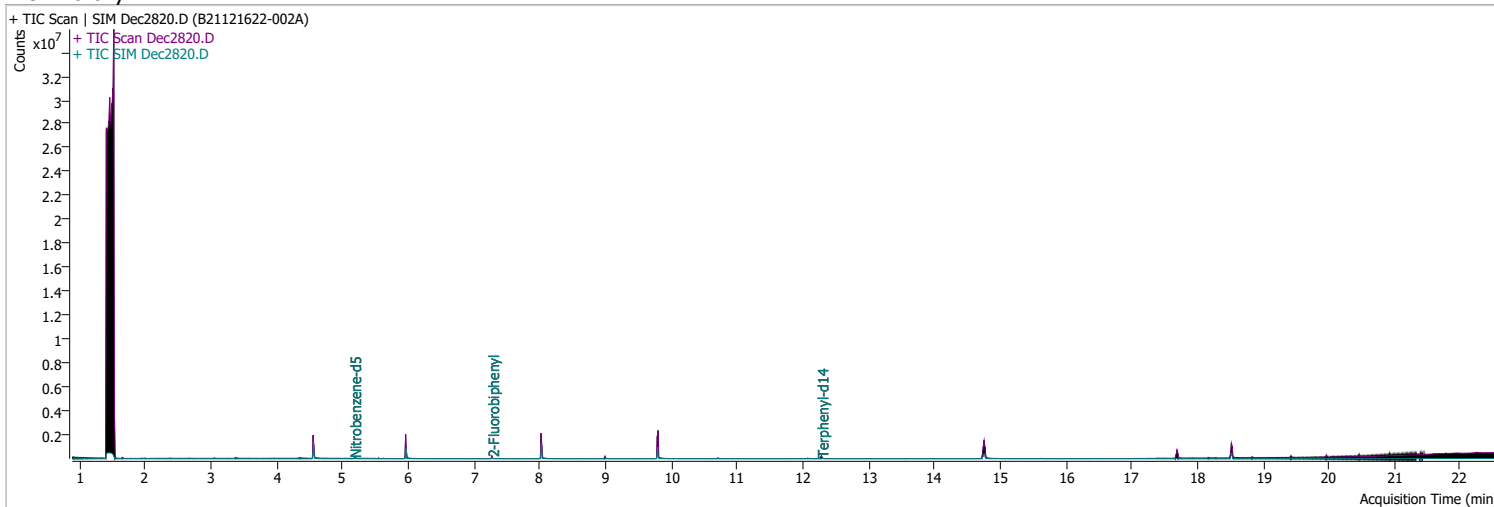
Compound	Conc.	RT	Dev(Min)	Resp.	QIon	QRatio	Lower	Upper
Terphenyl-d14	3.9153	12.29	-0.01	54726	122.0	14.3	9.6	17.9



# Quantitation Results Report (QT Reviewed)

Data File	Dec2820.D	Operator	LIMS import
Acq. Method	5975BNASIM	Acq. Date-Time	12/29/2021 3:17:40 AM
Sample Name	B21121622-002A	Instrument	GCMS
Vial	20	Multiplier	1.00
DA Method File		Comment	SVOC-8270-W-LLPAH
Tune File	dftppjph.u	Tune Date	
Batch Name	122821 bna SIM 1.batch.bin	Last Calib Update	12/29/2021 8:56:55 AM

**Ref Library**



Compound	RT	QIon	Resp.	Conc.	Units	Dev(Min)
----------	----	------	-------	-------	-------	----------

**Internal Standards**

**System Monitoring Compounds**

S Nitrobenzene-d5	5.180	82.0	32932	3.6422	ng/ml	-0.013
Spiked Amount: 5.000	Range: 19.0 - 102.0%			Recovery = 72.84%		
S 2-Fluorobiphenyl	7.277	172.0	64961	3.2477	ng/ml	0.000
Spiked Amount: 5.000	Range: 25.0 - 94.0%			Recovery = 64.95%		
S Terphenyl-d14	12.288	244.0	51797	4.6504	ng/ml	-0.013
Spiked Amount: 5.000	Range: 39.0 - 106.0%			Recovery = 93.01%		

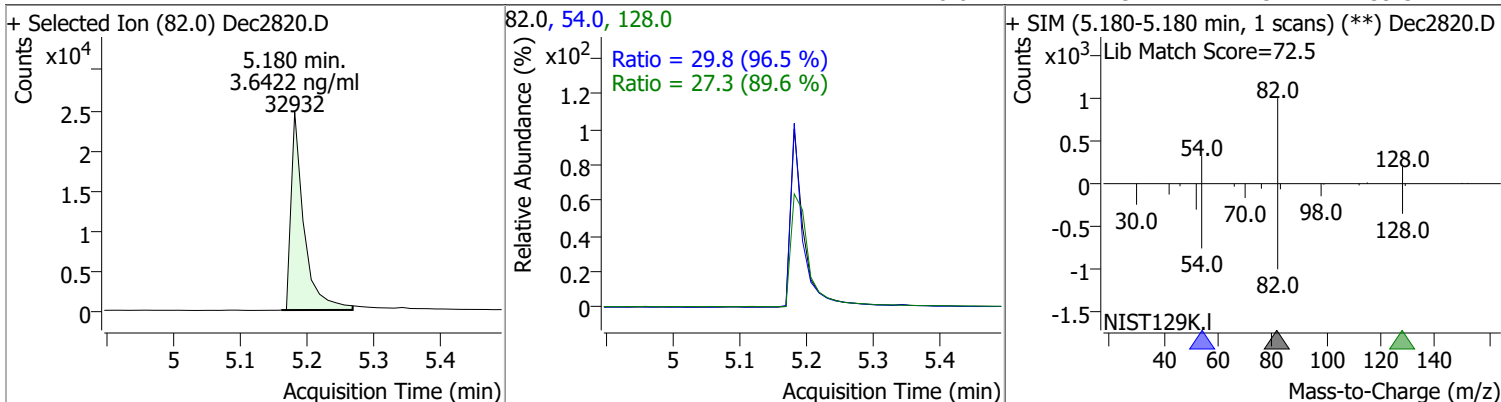
**Target Compounds**

Target Compounds	RT	QIon	Resp.	Conc.	Units	QValue
T Naphthalene	0.000		0	N.D.		
T 2-Methylnaphthalene	0.000		0	N.D.		
T 1-Methylnaphthalene	0.000		0	N.D.		

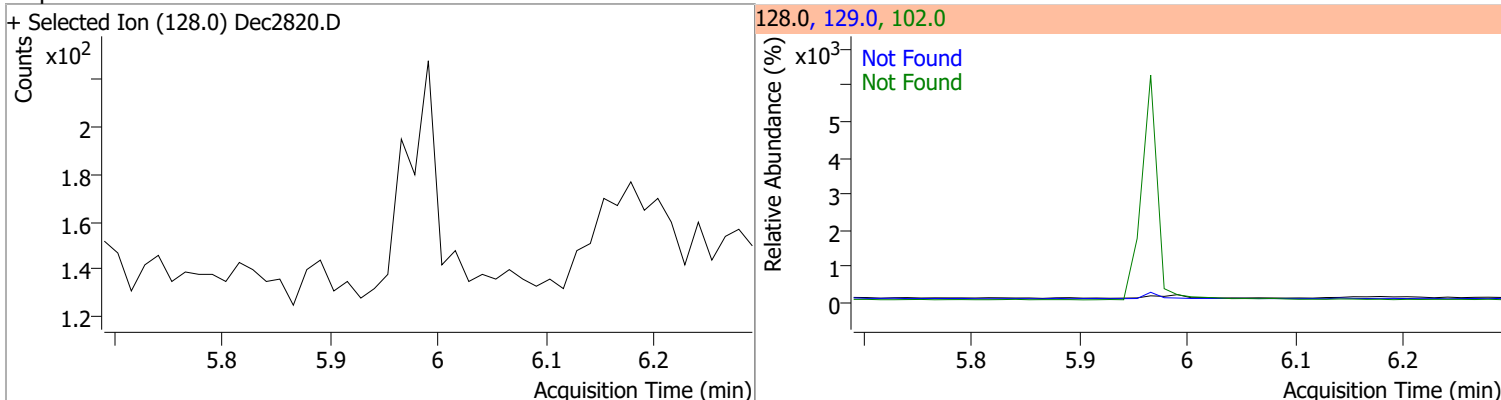
(#) = Qualifier Out of Range; (m) = Manual Integration; (+) = Area Summed; (\*) = Surrogate Percent Recovery Out of Range; (d): Zeroed Peak

# Quantitation Results Report (QT Reviewed)

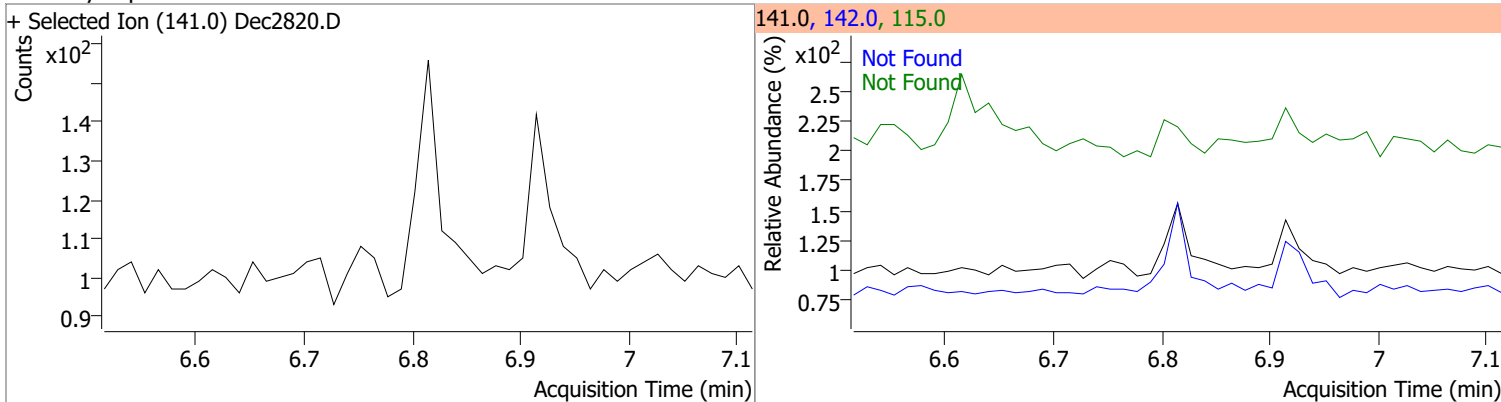
Compound	Conc.	RT	Dev(Min)	Resp.	QIon	QRatio	Lower	Upper
Nitrobenzene-d5	3.6422	5.18	-0.01	32932	54.0	29.8	21.6	40.2
					128.0	27.3	21.3	39.5



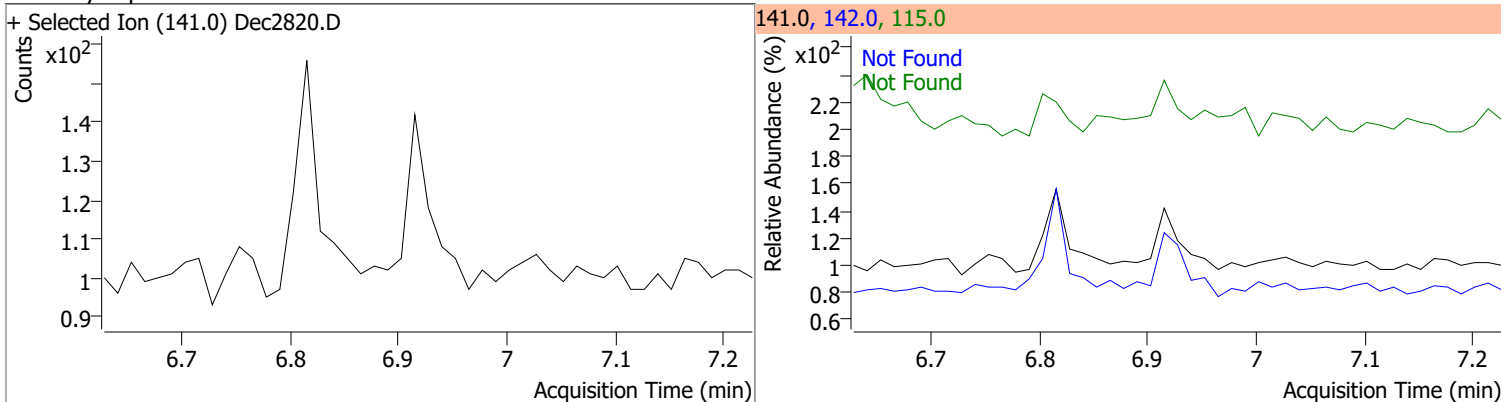
Compound	Conc.	Exp RT	QIon	Exp Ratio	QIon	Exp Ratio
Naphthalene	N.D.	5.99	102.0	15.5	129.0	10.8



Compound	Conc.	Exp RT	QIon	Exp Ratio	QIon	Exp Ratio
2-Methylnaphthalene	N.D.	6.81	142.0	147.5	115.0	52.5

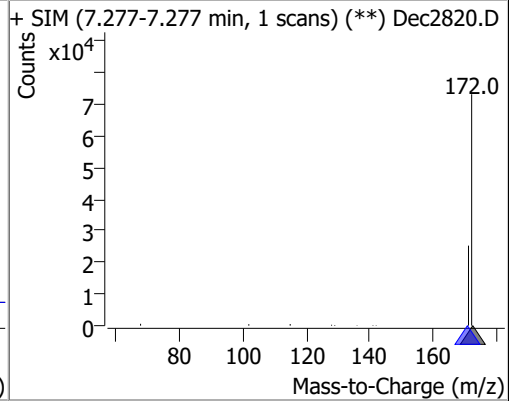
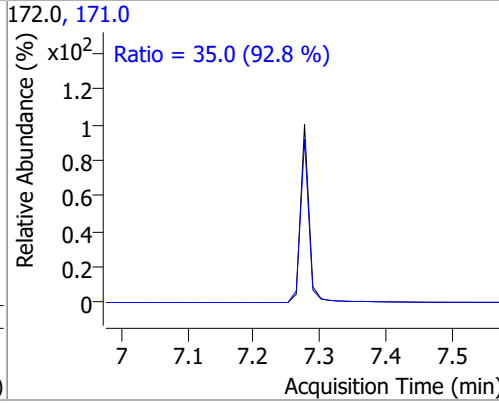
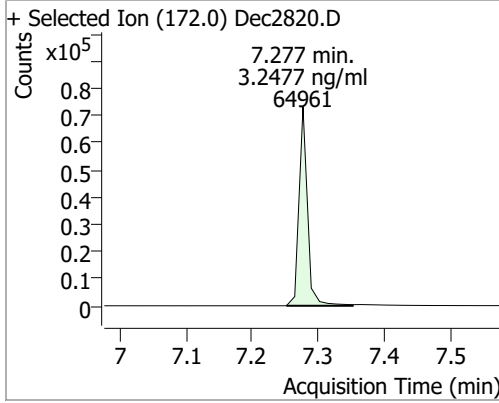


Compound	Conc.	Exp RT	QIon	Exp Ratio	QIon	Exp Ratio
1-Methylnaphthalene	N.D.	6.93	142.0	111.3	115.0	63.4

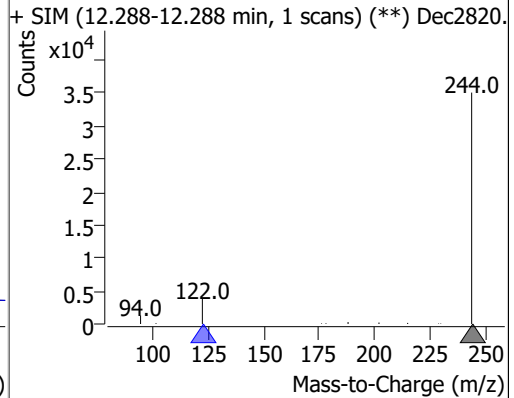
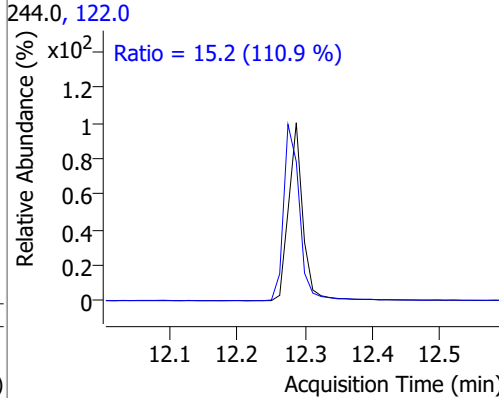
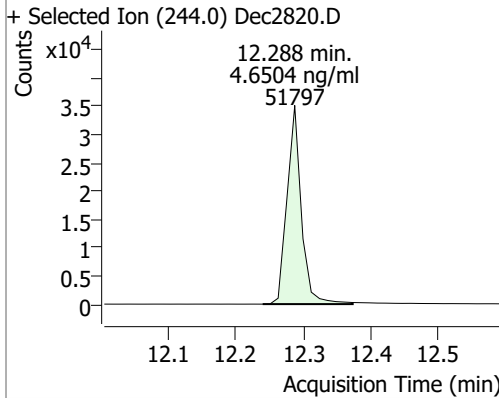


# Quantitation Results Report (QT Reviewed)

Compound	Conc.	RT	Dev(Min)	Resp.	QIon	QRatio	Lower	Upper
2-Fluorobiphenyl	3.2477	7.28	0.00	64961	171.0	35.0	26.4	49.0



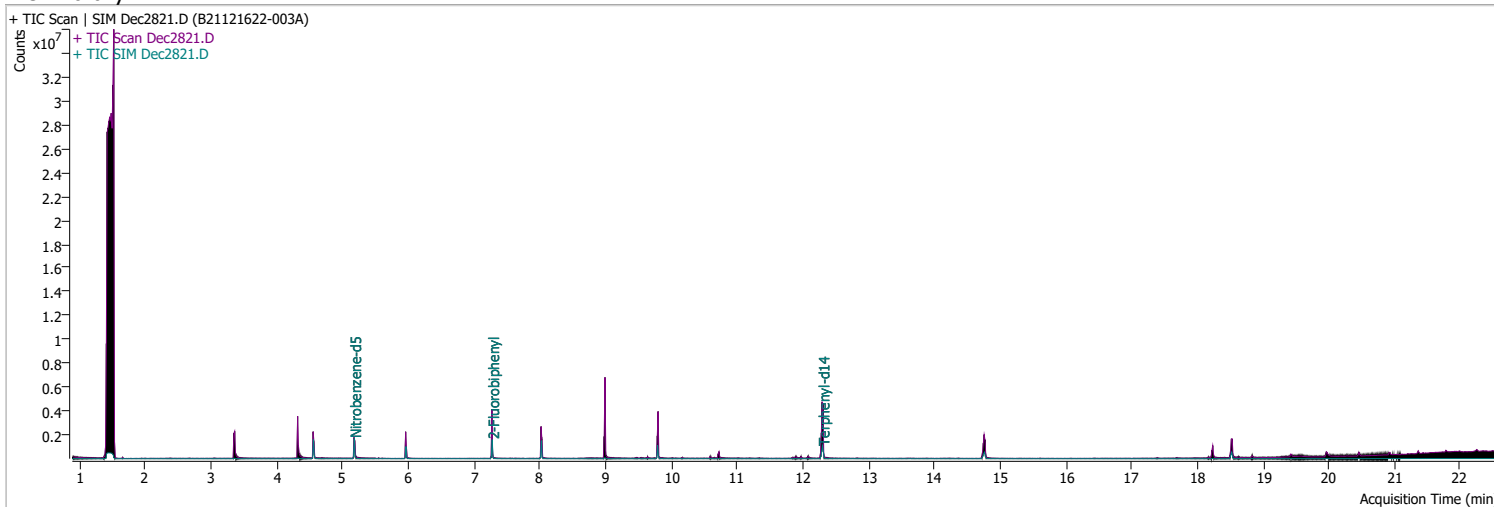
Compound	Conc.	RT	Dev(Min)	Resp.	QIon	QRatio	Lower	Upper
Terphenyl-d14	4.6504	12.29	-0.01	51797	122.0	15.2	9.6	17.9



# Quantitation Results Report (QT Reviewed)

Data File	Dec2821.D	Operator	LIMS import
Acq. Method	5975BNASIM	Acq. Date-Time	12/29/2021 3:50:36 AM
Sample Name	B21121622-003A	Instrument	GCMS
Vial	21	Multiplier	1.00
DA Method File		Comment	SVOC-8270-W-LLPAH
Tune File	dftppjph.u	Tune Date	
Batch Name	122821 bna SIM 1.batch.bin	Last Calib Update	12/29/2021 8:56:55 AM

**Ref Library**



Compound	RT	QIon	Resp.	Conc.	Units	Dev(Min)
----------	----	------	-------	-------	-------	----------

**Internal Standards**

**System Monitoring Compounds**

S Nitrobenzene-d5	5.180	82.0	985912	45.6744	ng/ml	-0.013
Spiked Amount: 5.000	Range: 19.0 - 102.0%			Recovery = 913.49%		*
S 2-Fluorobiphenyl	7.277	172.0	994439	41.2036	ng/ml	0.000
Spiked Amount: 5.000	Range: 25.0 - 94.0%			Recovery = 824.07%		*
S Terphenyl-d14	12.300	244.0	1556131	102.5060	ng/ml	0.000
Spiked Amount: 5.000	Range: 39.0 - 106.0%			Recovery = 2050.12%		*

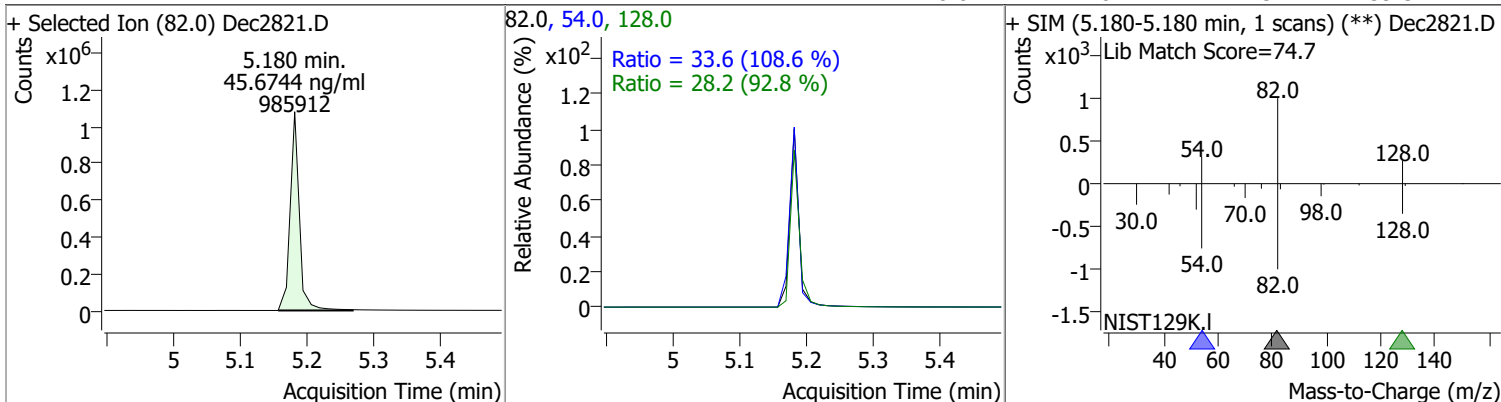
**Target Compounds**

Target Compounds	RT	QIon	Resp.	Conc.	Units	QValue
T Naphthalene	0.000		0	N.D.		
T 2-Methylnaphthalene	0.000		0	N.D.		
T 1-Methylnaphthalene	0.000		0	N.D.		

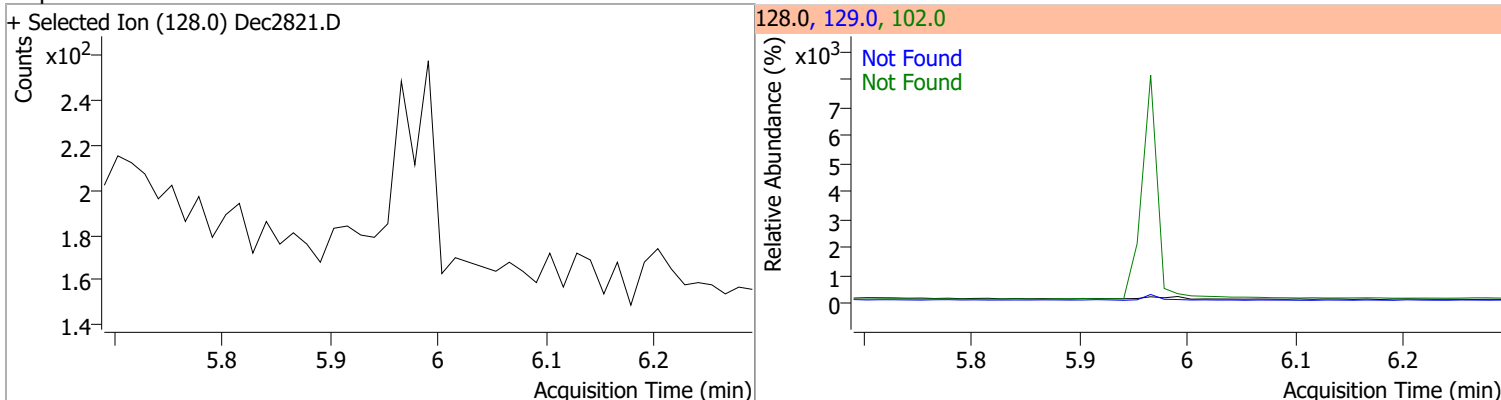
(#) = Qualifier Out of Range; (m) = Manual Integration; (+) = Area Summed; (\*) = Surrogate Percent Recovery Out of Range; (d): Zeroed Peak

# Quantitation Results Report (QT Reviewed)

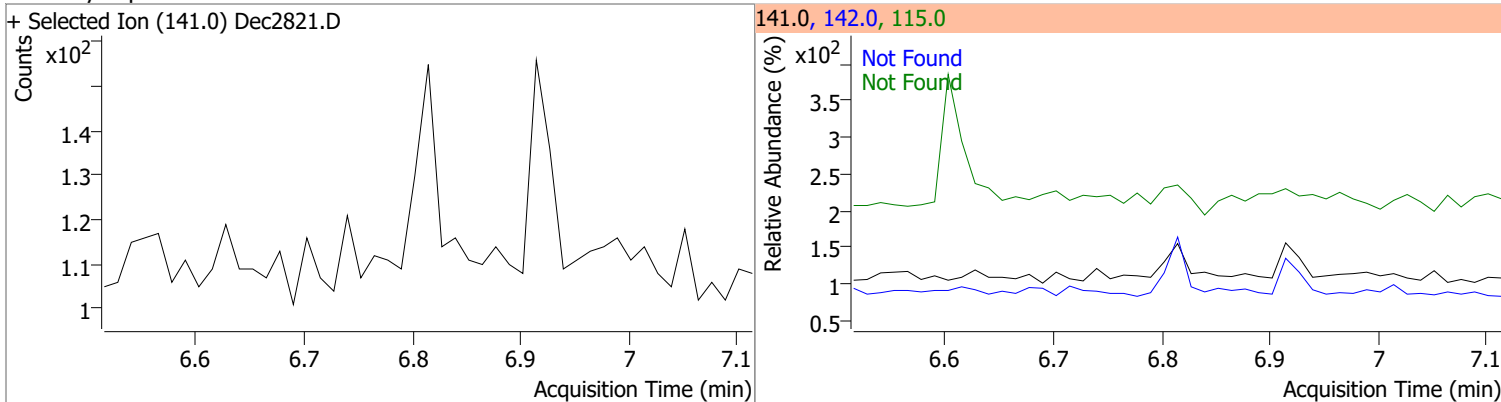
Compound	Conc.	RT	Dev(Min)	Resp.	QIon	QRatio	Lower	Upper
Nitrobenzene-d5	45.6744	5.18	-0.01	985912	54.0	33.6	21.6	40.2
					128.0	28.2	21.3	39.5



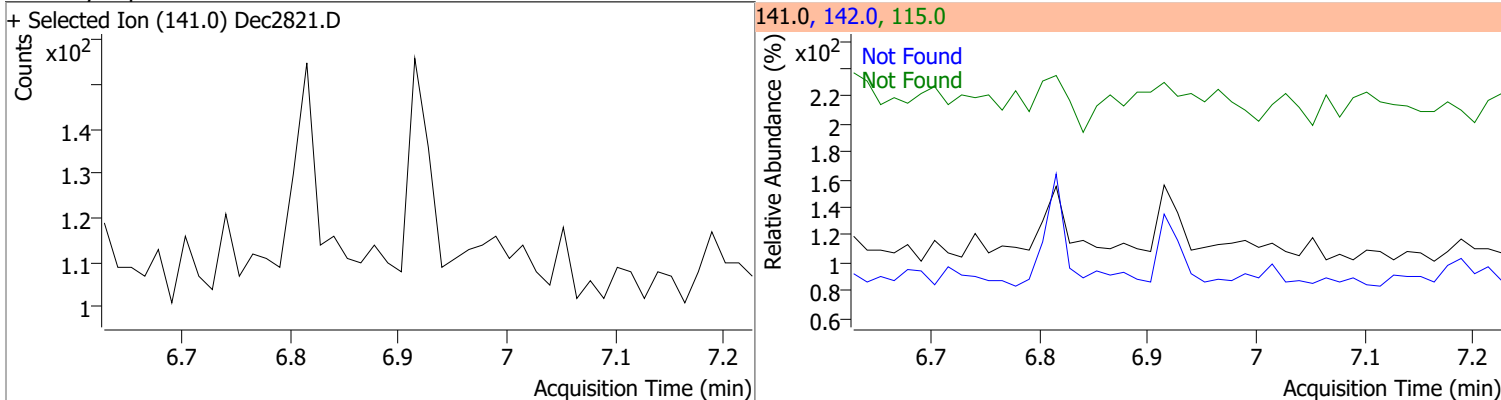
Compound	Conc.	Exp RT	QIon	Exp Ratio	QIon	Exp Ratio
Naphthalene	N.D.	5.99	102.0	15.5	129.0	10.8



Compound	Conc.	Exp RT	QIon	Exp Ratio	QIon	Exp Ratio
2-Methylnaphthalene	N.D.	6.81	142.0	147.5	115.0	52.5

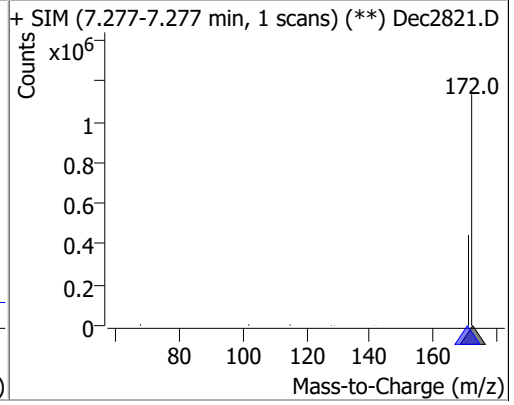
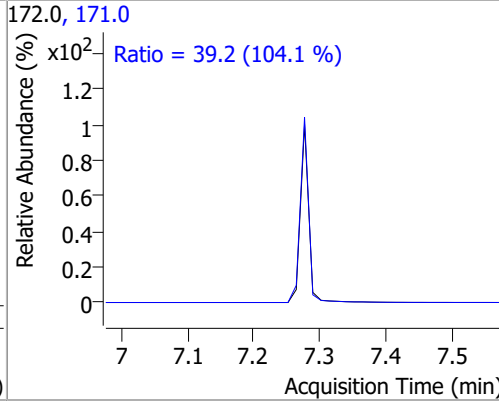
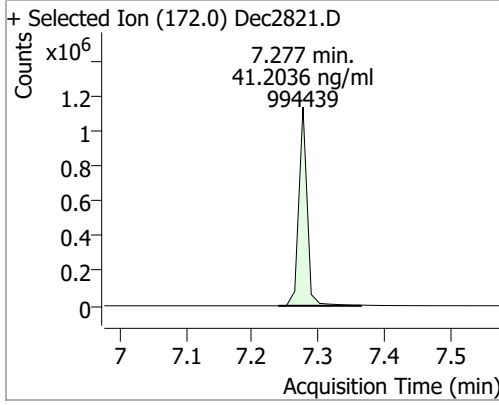


Compound	Conc.	Exp RT	QIon	Exp Ratio	QIon	Exp Ratio
1-Methylnaphthalene	N.D.	6.93	142.0	111.3	115.0	63.4

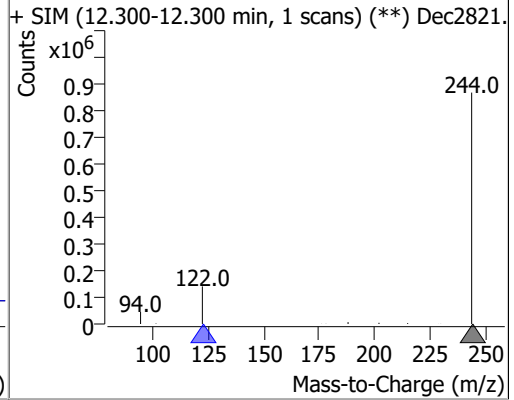
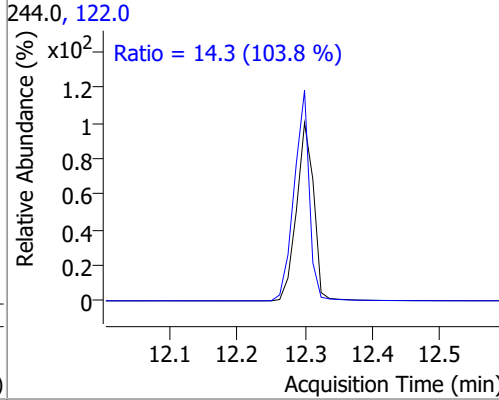
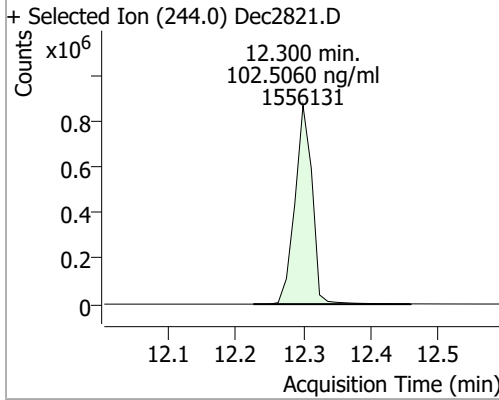


# Quantitation Results Report (QT Reviewed)

Compound	Conc.	RT	Dev(Min)	Resp.	QIon	QRatio	Lower	Upper
2-Fluorobiphenyl	41.2036	7.28	0.00	994439	171.0	39.2	26.4	49.0



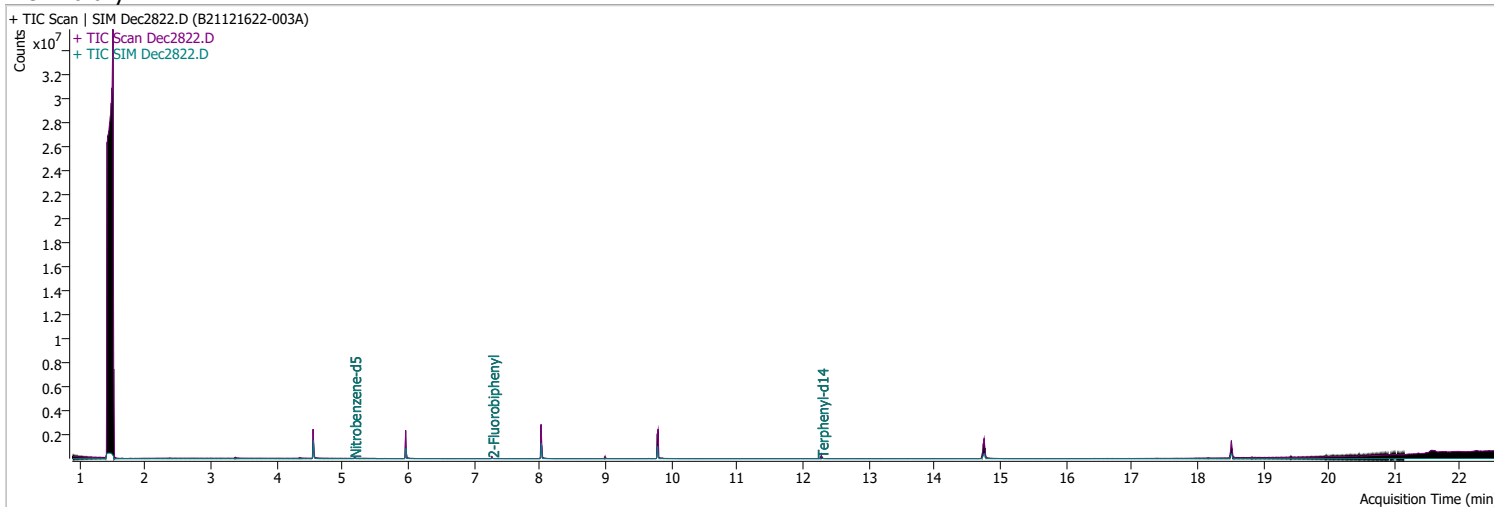
Compound	Conc.	RT	Dev(Min)	Resp.	QIon	QRatio	Lower	Upper
Terphenyl-d14	102.5060	12.30	0.00	1556131	122.0	14.3	9.6	17.9



# Quantitation Results Report (QT Reviewed)

Data File	Dec2822.D	Operator	LIMS import
Acq. Method	5975BNASIM	Acq. Date-Time	12/29/2021 4:23:11 AM
Sample Name	B21121622-003A	Instrument	GCMS
Vial	22	Multiplier	20.00
DA Method File		Comment	SVOC-8270-W-LLPAH
Tune File	dftppjph.u	Tune Date	
Batch Name	122821 bna SIM 1.batch.bin	Last Calib Update	12/29/2021 8:56:55 AM

**Ref Library**



Compound	RT	QIon	Resp.	Conc.	Units	Dev(Min)
----------	----	------	-------	-------	-------	----------

**Internal Standards**

**System Monitoring Compounds**

S Nitrobenzene-d5	5.181	82.0	33275	68.5555	ng/ml	-0.012
Spiked Amount: 5.000	Range: 19.0 - 102.0%			Recovery = 1371.11%		*
S 2-Fluorobiphenyl	7.277	172.0	47634	44.9096	ng/ml	0.000
Spiked Amount: 5.000	Range: 25.0 - 94.0%			Recovery = 898.19%		*
S Terphenyl-d14	12.288	244.0	62560	100.7769	ng/ml	-0.012
Spiked Amount: 5.000	Range: 39.0 - 106.0%			Recovery = 2015.54%		*

**Target Compounds**

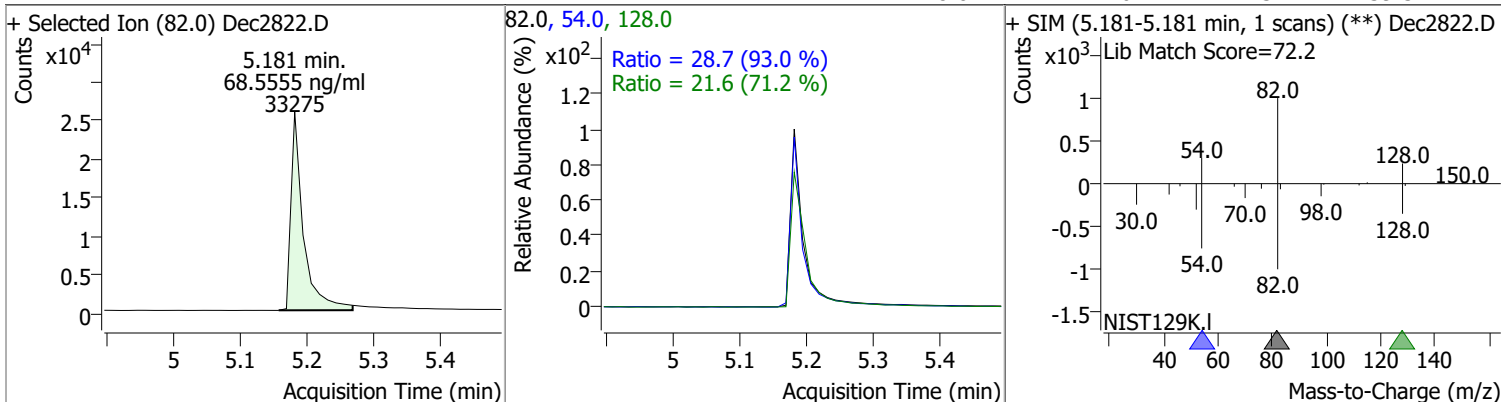
Target Compounds	RT	QIon	Resp.	Conc.	Units	QValue
T Naphthalene	0.000		0	N.D.		
T 2-Methylnaphthalene	0.000		0	N.D.		
T 1-Methylnaphthalene	0.000		0	N.D.		

(#) = Qualifier Out of Range; (m) = Manual Integration; (+) = Area Summed; (\*) = Surrogate Percent Recovery Out of Range; (d): Zeroed Peak

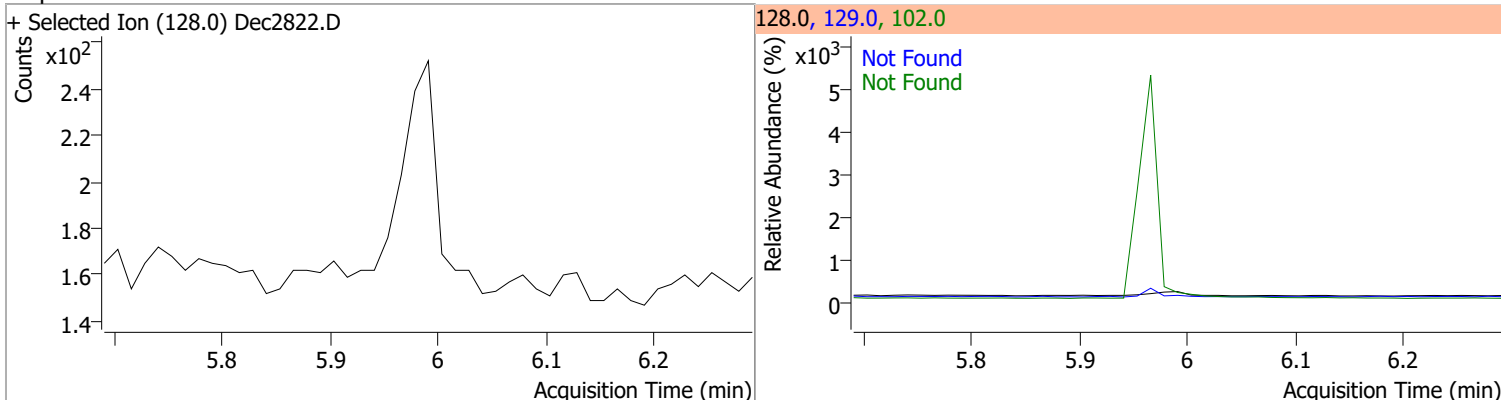


# Quantitation Results Report (QT Reviewed)

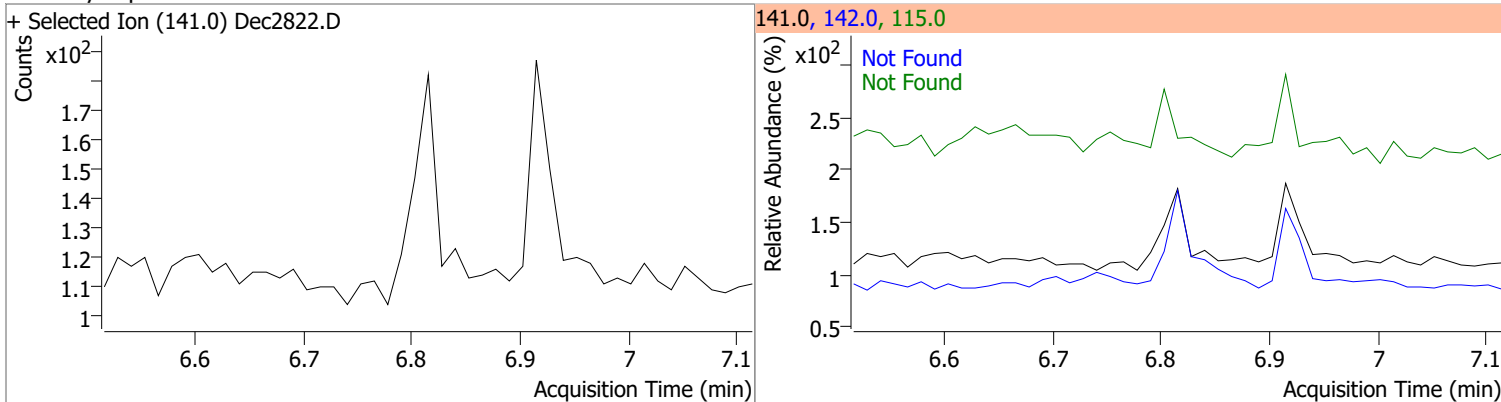
Compound	Conc.	RT	Dev(Min)	Resp.	QIon	QRatio	Lower	Upper
Nitrobenzene-d5	68.5555	5.18	-0.01	33275	54.0	28.7	21.6	40.2
					128.0	21.6	21.3	39.5



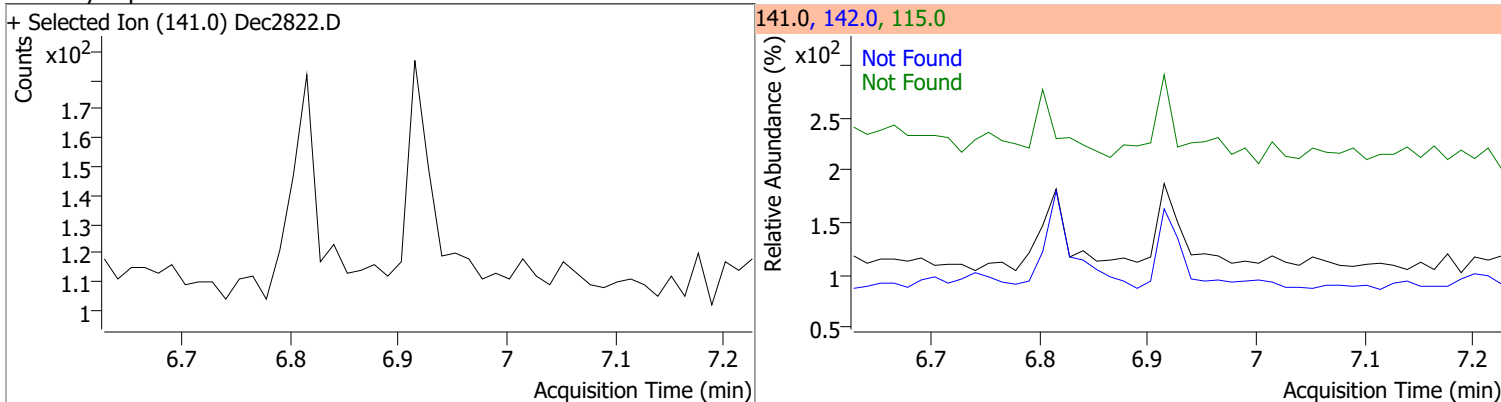
Compound	Conc.	Exp RT	QIon	Exp Ratio	QIon	Exp Ratio
Naphthalene	N.D.	5.99	102.0	15.5	129.0	10.8



Compound	Conc.	Exp RT	QIon	Exp Ratio	QIon	Exp Ratio
2-Methylnaphthalene	N.D.	6.81	142.0	147.5	115.0	52.5

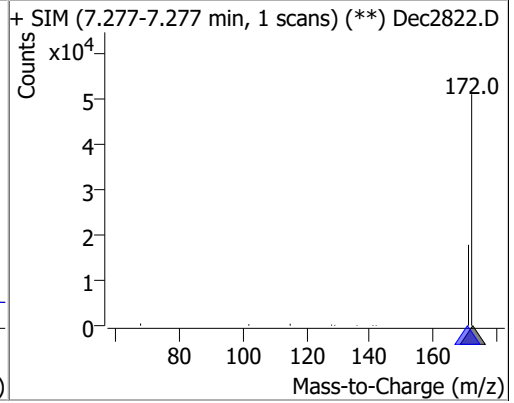
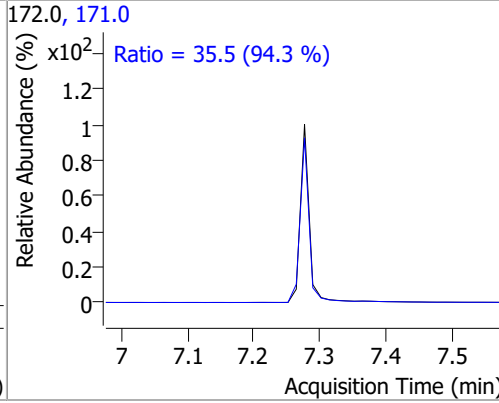
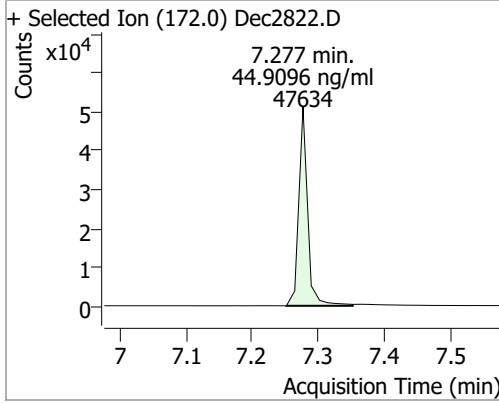


Compound	Conc.	Exp RT	QIon	Exp Ratio	QIon	Exp Ratio
1-Methylnaphthalene	N.D.	6.93	142.0	111.3	115.0	63.4

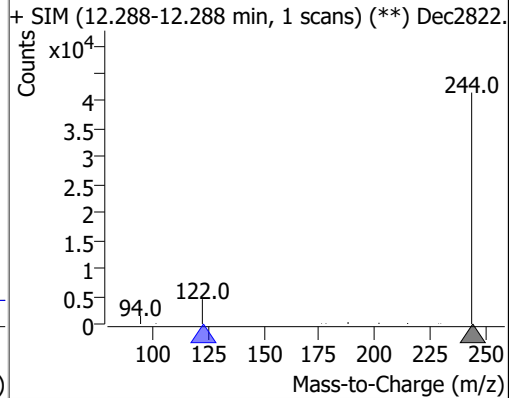
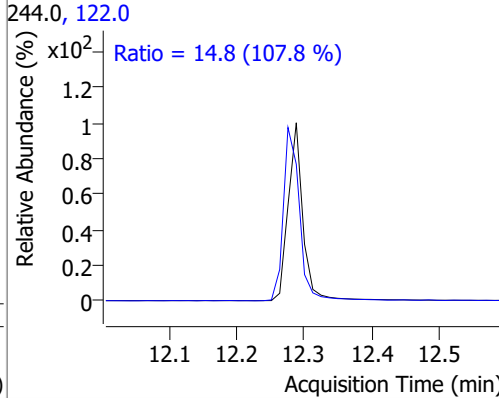
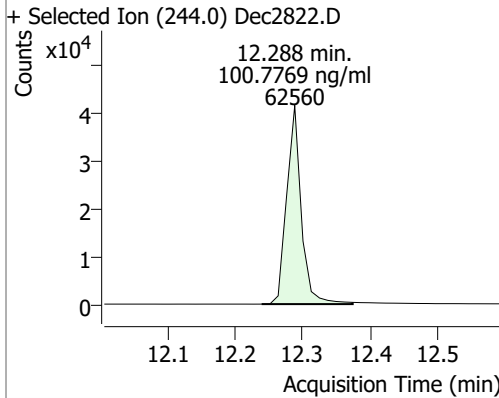


# Quantitation Results Report (QT Reviewed)

Compound	Conc.	RT	Dev(Min)	Resp.	QIon	QRatio	Lower	Upper
2-Fluorobiphenyl	44.9096	7.28	0.00	47634	171.0	35.5	26.4	49.0



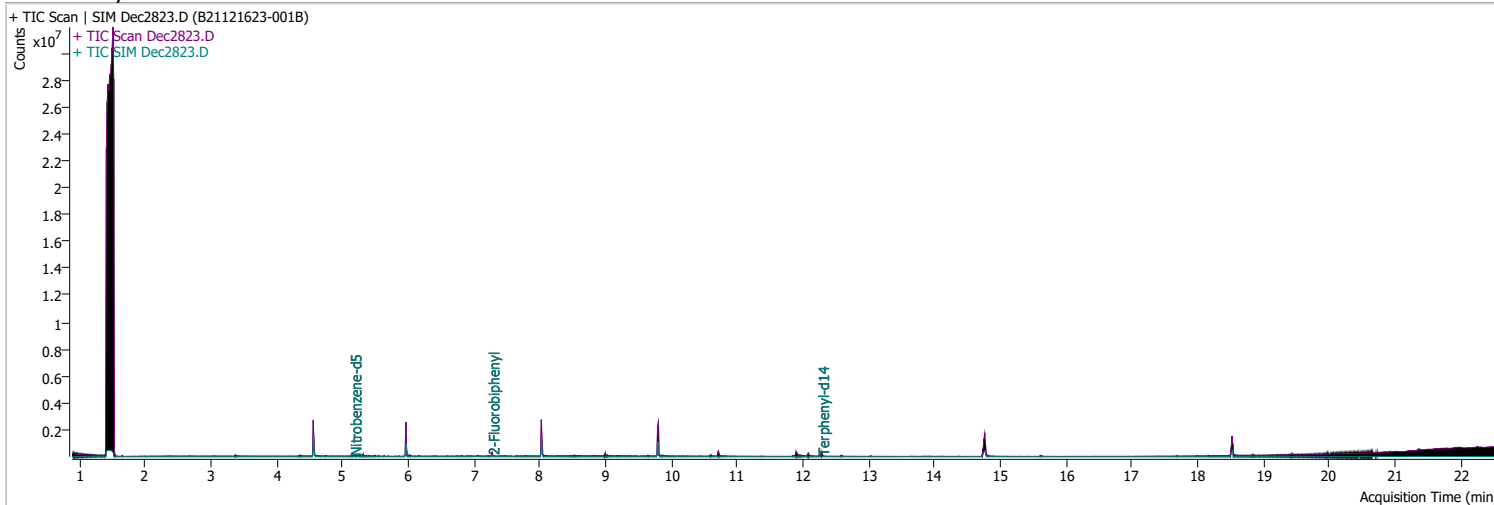
Compound	Conc.	RT	Dev(Min)	Resp.	QIon	QRatio	Lower	Upper
Terphenyl-d14	100.7769	12.29	-0.01	62560	122.0	14.8	9.6	17.9



# Quantitation Results Report (QT Reviewed)

Data File	Dec2823.D	Operator	LIMS import
Acq. Method	5975BNASIM	Acq. Date-Time	12/29/2021 4:55:51 AM
Sample Name	B21121623-001B	Instrument	GCMS
Vial	23	Multiplier	1.00
DA Method File		Comment	SVOC-8270-W-LLPAH
Tune File	dftppjph.u	Tune Date	
Batch Name	122821 bna SIM 1.batch.bin	Last Calib Update	12/29/2021 8:56:55 AM

**Ref Library**



Compound	RT	QIon	Resp.	Conc.	Units	Dev(Min)
----------	----	------	-------	-------	-------	----------

**Internal Standards**

**System Monitoring Compounds**

S Nitrobenzene-d5	5.181	82.0	39500	3.6233	ng/ml	#	-0.012
Spiked Amount: 5.000	Range: 19.0 - 102.0%			Recovery = 72.47%			
S 2-Fluorobiphenyl	7.277	172.0	76083	3.2838	ng/ml		0.000
Spiked Amount: 5.000	Range: 25.0 - 94.0%			Recovery = 65.68%			
S Terphenyl-d14	12.288	244.0	64933	5.0373	ng/ml		-0.012
Spiked Amount: 5.000	Range: 39.0 - 106.0%			Recovery = 100.75%			

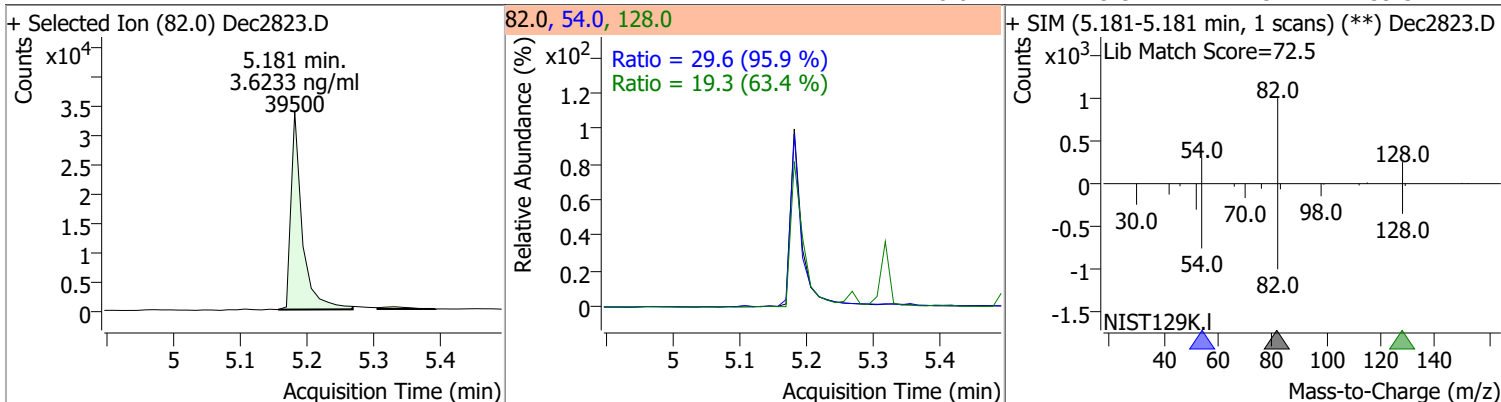
**Target Compounds**

Target Compounds	RT	QIon	Resp.	Conc.	Units	QValue
T Naphthalene	6.003	128.0	0		ng/ml md	1
T 2-Methylnaphthalene	7.065	141.0	0		ng/ml md	1
T 1-Methylnaphthalene	7.065	141.0	0		ng/ml md	1

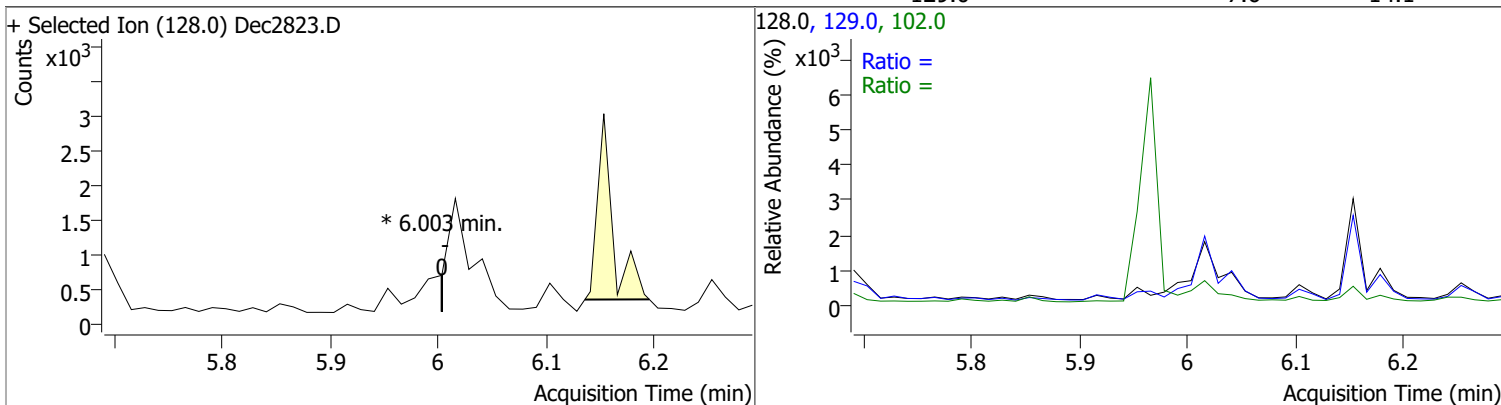
(#) = Qualifier Out of Range; (m) = Manual Integration; (+) = Area Summed; (\*) = Surrogate Percent Recovery Out of Range; (d): Zeroed Peak

# Quantitation Results Report (QT Reviewed)

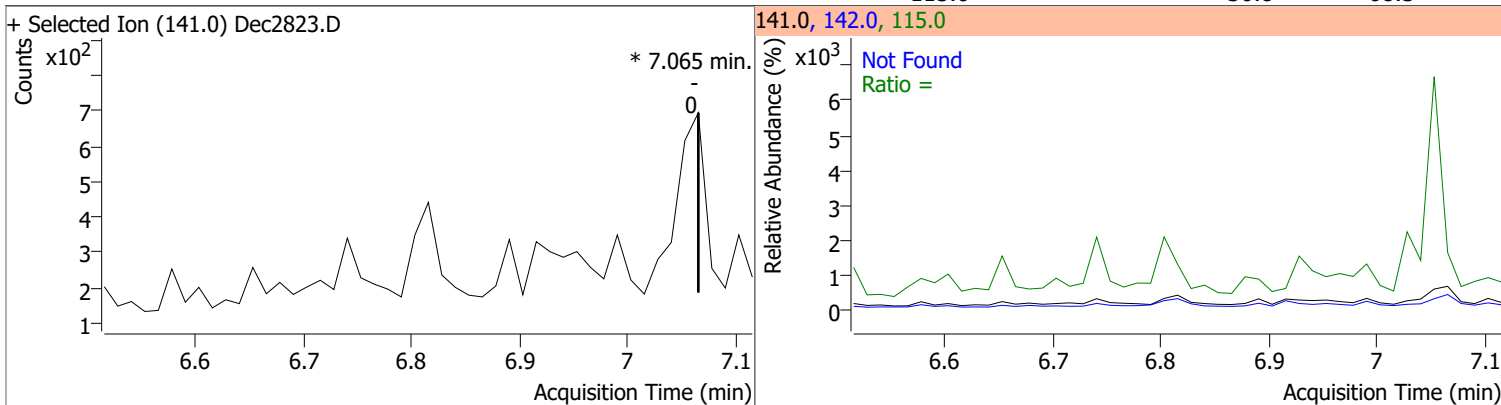
Compound	Conc.	RT	Dev(Min)	Resp.	QIon	QRatio	Lower	Upper
Nitrobenzene-d5	3.6233	5.18	-0.01	39500	54.0	29.6	21.6	40.2
					128.0	19.3	21.3	39.5



Compound	Conc.	RT	Dev(Min)	Resp.	QIon	QRatio	Lower	Upper
Naphthalene	0	0	0	0	102.0	0.0	0.0	46.6
					129.0	7.6	7.6	14.1

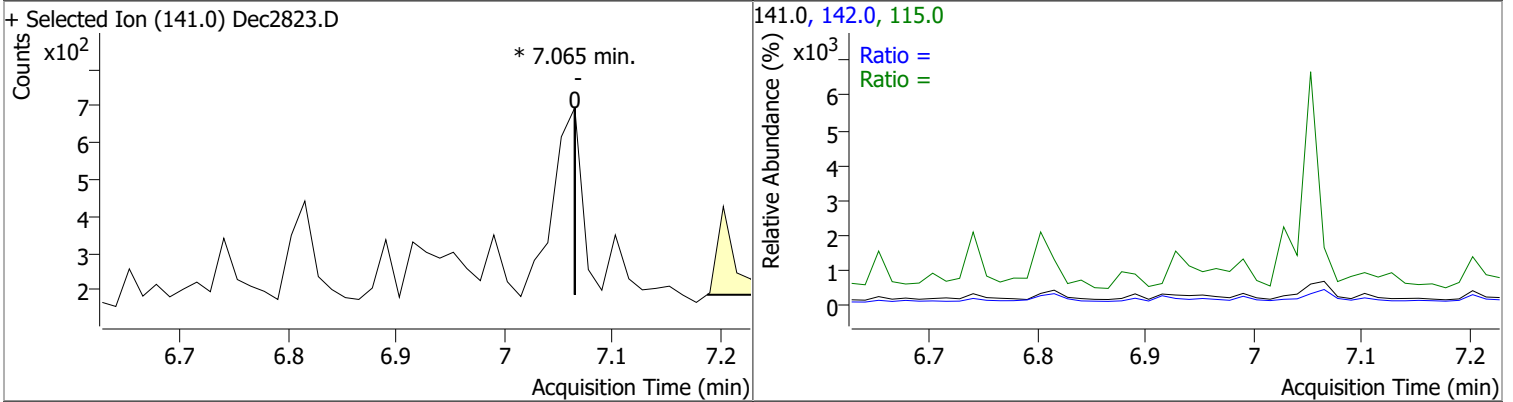


Compound	Conc.	RT	Dev(Min)	Resp.	QIon	QRatio	Lower	Upper
2-Methylnaphthalene	0	0	0	0	142.0	103.3	103.3	191.8
					115.0	36.8	36.8	68.3

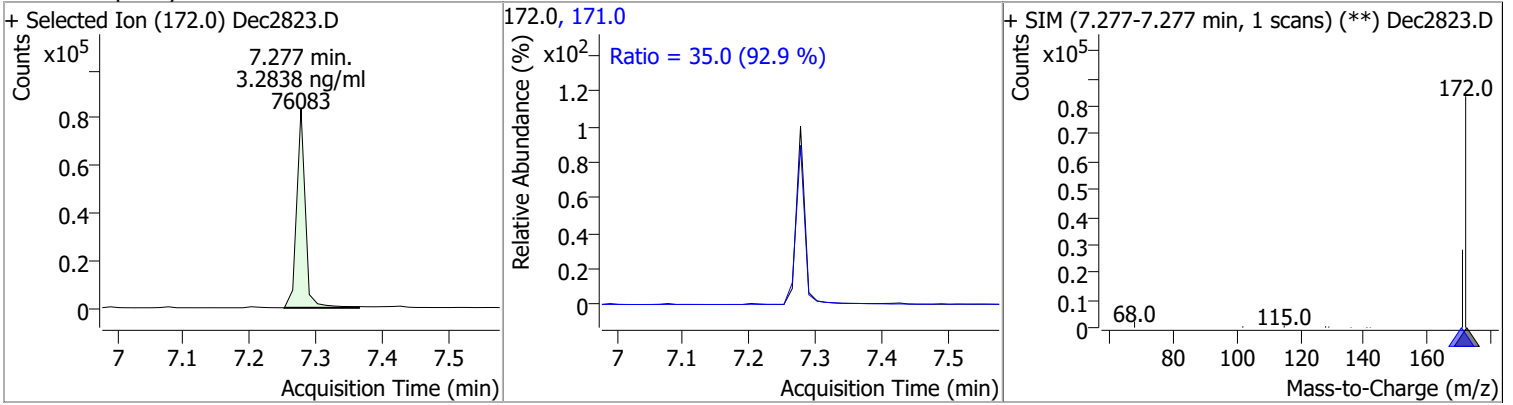


# Quantitation Results Report (QT Reviewed)

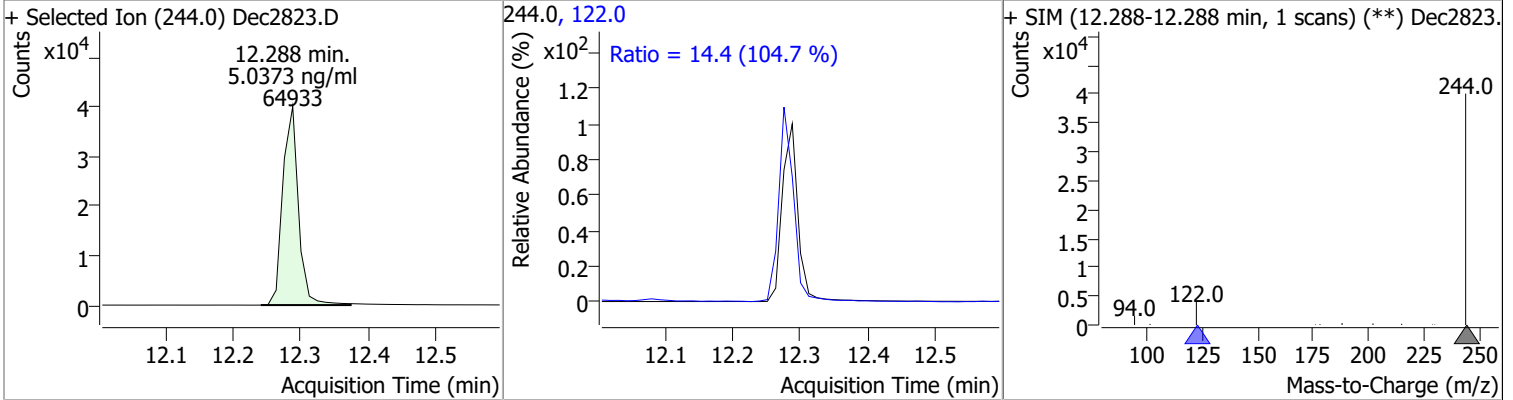
Compound	Conc.	RT	Dev(Min)	Resp.	QIon	QRatio	Lower	Upper
1-Methylnaphthalene		0		0	142.0 115.0		77.9 44.4	144.7 82.5



Compound	Conc.	RT	Dev(Min)	Resp.	QIon	QRatio	Lower	Upper
2-Fluorobiphenyl	3.2838	7.28	0.00	76083	171.0	35.0	26.4	49.0



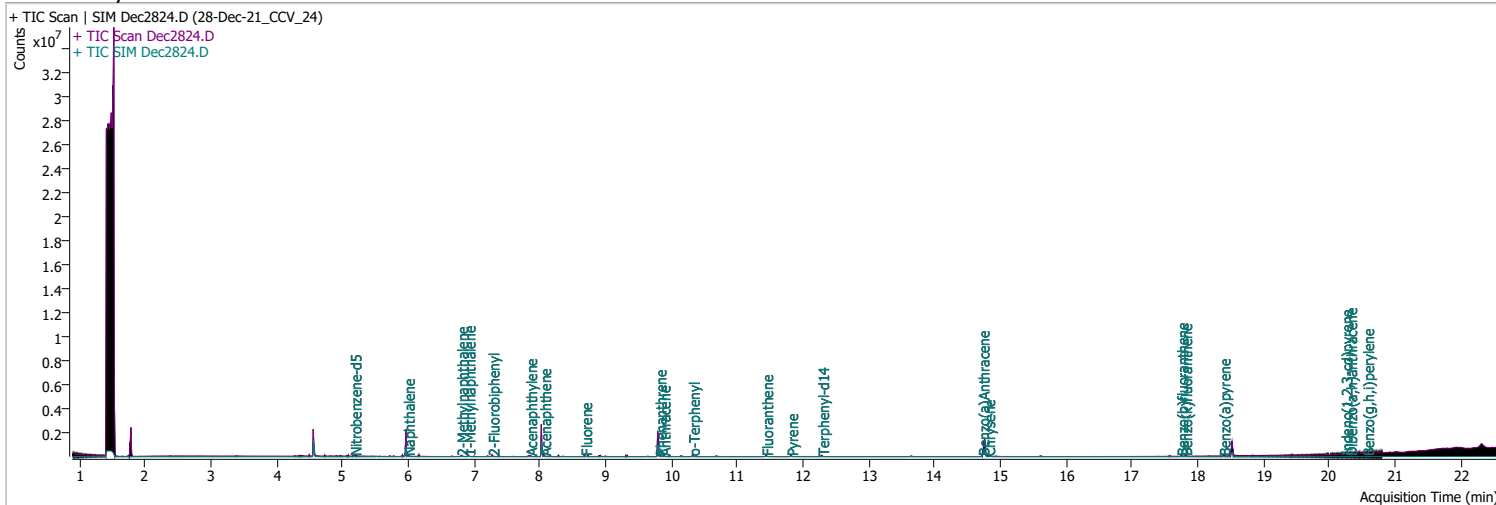
Compound	Conc.	RT	Dev(Min)	Resp.	QIon	QRatio	Lower	Upper
Terphenyl-d14	5.0373	12.29	-0.01	64933	122.0	14.4	9.6	17.9



# Quantitation Results Report (QT Reviewed)

Data File	Dec2824.D	Operator	LIMS import
Acq. Method	5975BNASIM	Acq. Date-Time	12/29/2021 5:28:26 AM
Sample Name	28-Dec-21_CCV_24	Instrument	GCMS
Vial	24	Multiplier	1.00
DA Method File		Comment	SVOC-8270-W-LLPAH
Tune File	dftppjph.u	Tune Date	
Batch Name	122821 bna SIM 1.batch.bin	Last Calib Update	12/29/2021 8:56:55 AM

**Ref Library**



Compound	RT	QIon	Resp.	Conc.	Units	Dev(Min)
----------	----	------	-------	-------	-------	----------

**Internal Standards**

**System Monitoring Compounds**

S Nitrobenzene-d5	5.181	82.0	18436	2.1087	ng/ml	-0.012
Spiked Amount: 5.000	Range: 19.0 - 102.0%			Recovery = 42.17%		
S 2-Fluorobiphenyl	7.277	172.0	34193	1.7070	ng/ml	0.000
Spiked Amount: 5.000	Range: 25.0 - 94.0%			Recovery = 34.14%		
S Terphenyl-d14	12.288	244.0	20472	1.8499	ng/ml	-0.012
Spiked Amount: 5.000	Range: 39.0 - 106.0%			Recovery = 37.00%		*

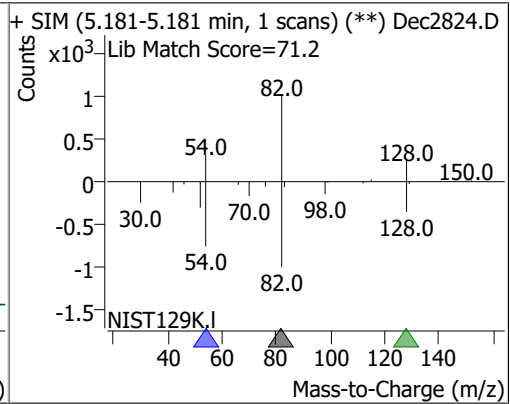
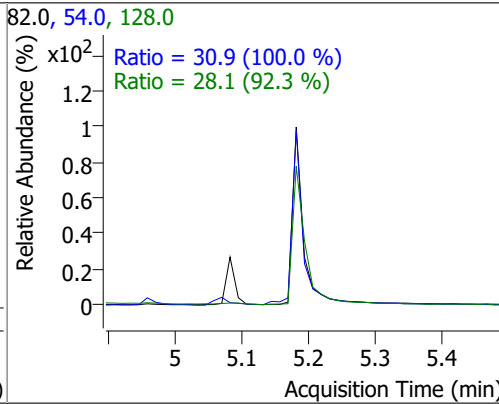
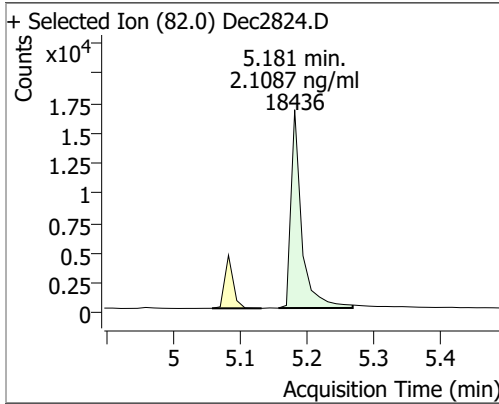
**Target Compounds**

Compound	RT	QIon	Resp.	Conc.	Units	QValue
T Naphthalene	5.991	128.0	36414	1.5686	ng/ml	80
T 2-Methylnaphthalene	6.802	141.0	24142	1.8033	ng/ml	91
T 1-Methylnaphthalene	6.915	141.0	25483	2.0585	ng/ml	95

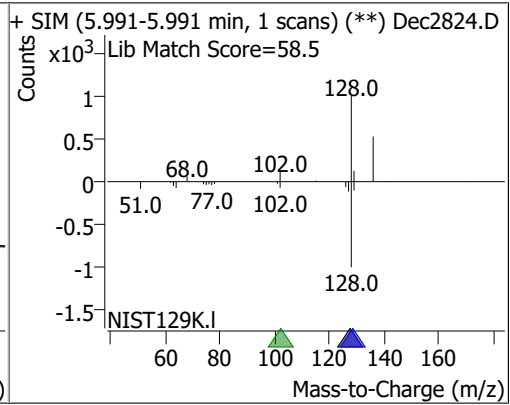
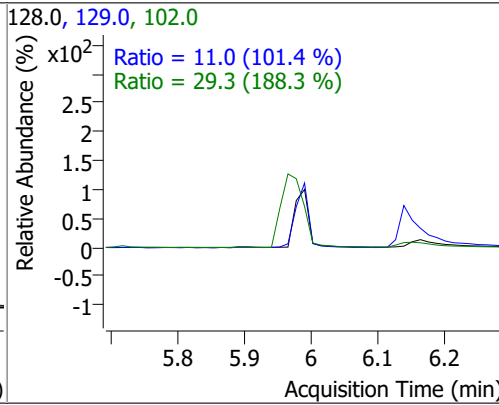
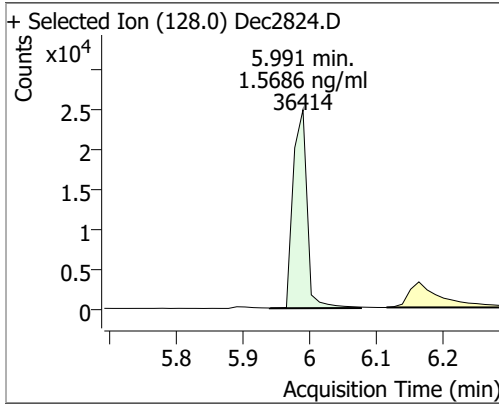
(#) = Qualifier Out of Range; (m) = Manual Integration; (+) = Area Summed; (\*) = Surrogate Percent Recovery Out of Range; (d): Zeroed Peak

# Quantitation Results Report (QT Reviewed)

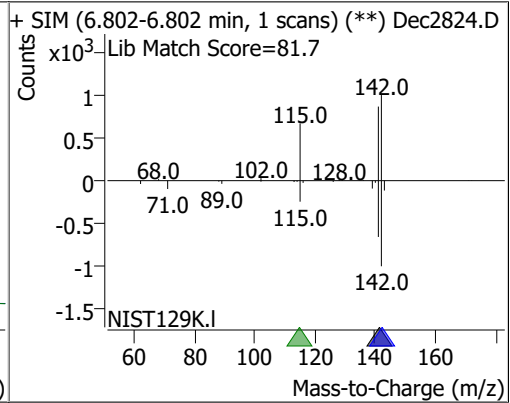
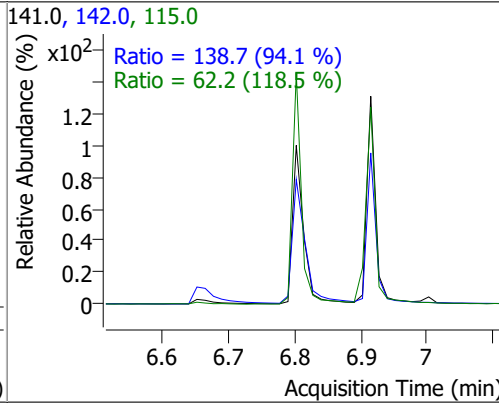
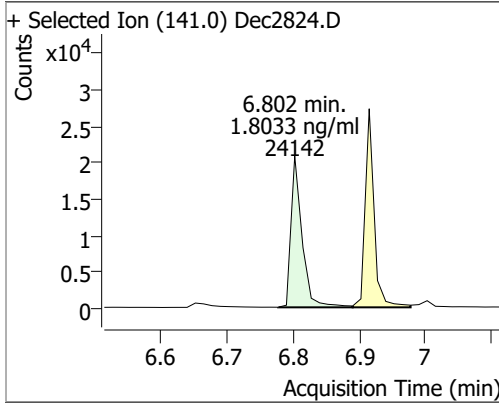
Compound	Conc.	RT	Dev(Min)	Resp.	QIon	QRatio	Lower	Upper
Nitrobenzene-d5	2.1087	5.18	-0.01	18436	54.0	30.9	21.6	40.2
					128.0	28.1	21.3	39.5



Compound	Conc.	RT	Dev(Min)	Resp.	QIon	QRatio	Lower	Upper
Naphthalene	1.5686	5.99	0.00	36414	102.0	29.3	0.0	46.6
					129.0	11.0	7.6	14.1

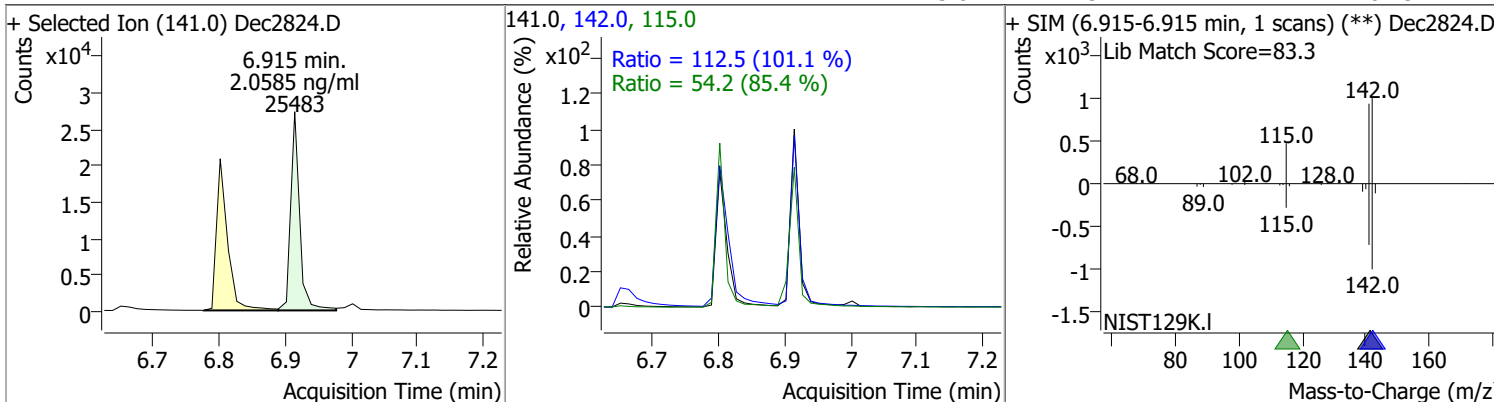


Compound	Conc.	RT	Dev(Min)	Resp.	QIon	QRatio	Lower	Upper
2-Methylnaphthalene	1.8033	6.80	-0.01	24142	142.0	138.7	103.3	191.8
					115.0	62.2	36.8	68.3

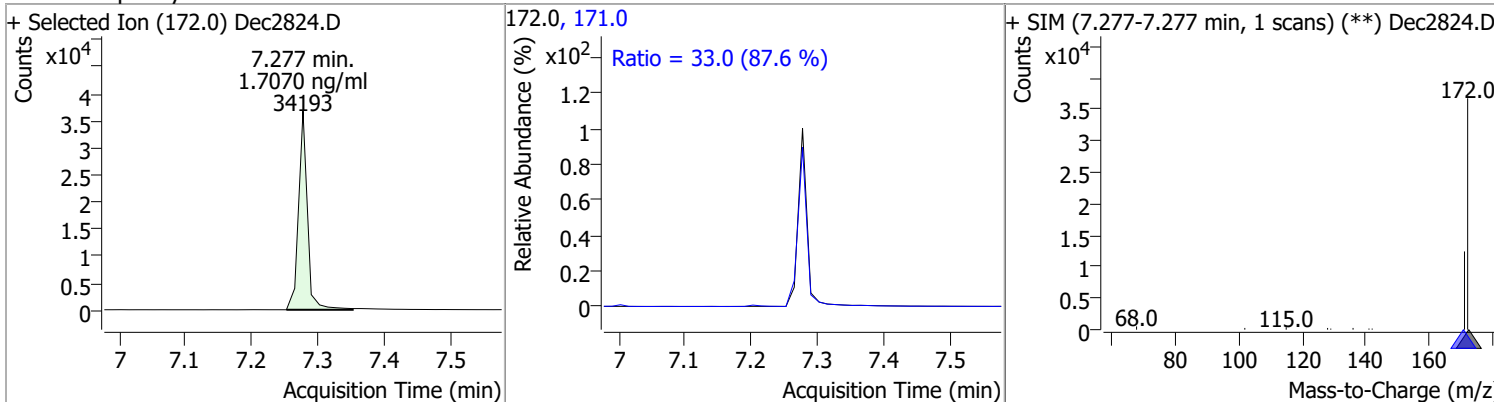


# Quantitation Results Report (QT Reviewed)

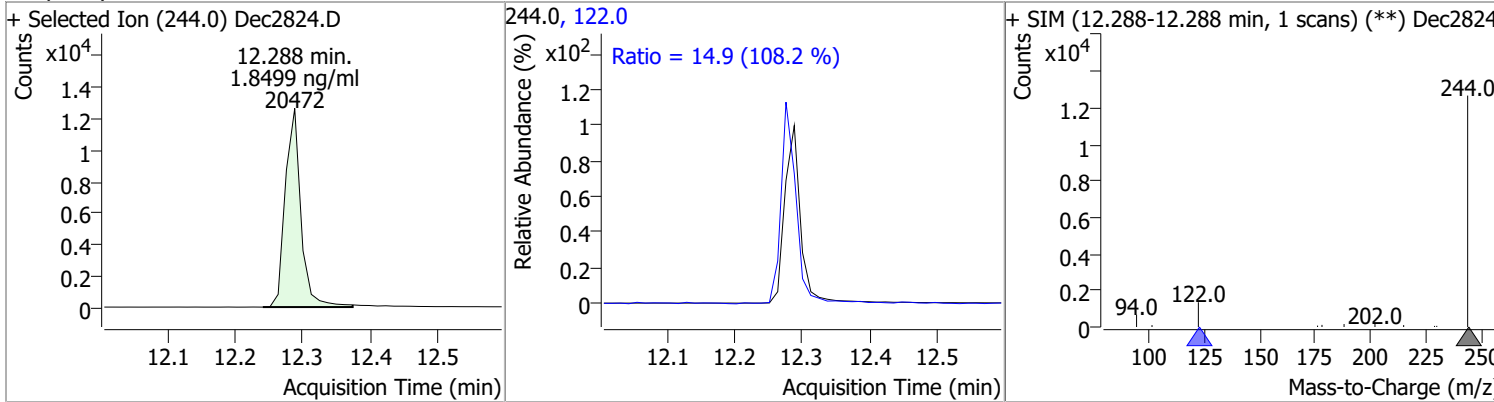
Compound	Conc.	RT	Dev(Min)	Resp.	QIon	QRatio	Lower	Upper
1-Methylnaphthalene	2.0585	6.91	-0.01	25483	142.0	112.5	77.9	144.7
					115.0	54.2	44.4	82.5



Compound	Conc.	RT	Dev(Min)	Resp.	QIon	QRatio	Lower	Upper
2-Fluorobiphenyl	1.7070	7.28	0.00	34193	171.0	33.0	26.4	49.0



Compound	Conc.	RT	Dev(Min)	Resp.	QIon	QRatio	Lower	Upper
Terphenyl-d14	1.8499	12.29	-0.01	20472	122.0	14.9	9.6	17.9





# Continuing Calibration Report

**Batch Name** \\MASSHUNTER\Org\Data\SV5975.I\Old Data\2021 Data\sh122821\1 e8270c bna SIM\QuantResults\122821 bna SIM 1.batch.bin  
**Method File** \\MASSHUNTER\Org\Data\SV5975.I\Old Data\2021 Data\sh122821\1 e8270c bna SIM\QuantReports\122821 bna SIM method backup.m  
**Daily CC** \\MASSHUNTER\Org\Data\SV5975.I\sh122821\1 e8270c bna SIMDec2824.D

Level name	Injection Time	Calibration Files
7	12/28/2021 5:30:40 PM	\\MASSHUNTER\Org\Data\SV5975.I\sh122821\1 e8270c bna SIM\Dec2802.D
6	12/28/2021 6:03:21 PM	\\MASSHUNTER\Org\Data\SV5975.I\sh122821\1 e8270c bna SIM\Dec2803.D
5	12/28/2021 6:35:53 PM	\\MASSHUNTER\Org\Data\SV5975.I\sh122821\1 e8270c bna SIM\Dec2804.D
4	12/28/2021 7:08:33 PM	\\MASSHUNTER\Org\Data\SV5975.I\sh122821\1 e8270c bna SIM\Dec2805.D
3	12/28/2021 7:41:06 PM	\\MASSHUNTER\Org\Data\SV5975.I\sh122821\1 e8270c bna SIM\Dec2806.D
2	12/28/2021 8:13:46 PM	\\MASSHUNTER\Org\Data\SV5975.I\sh122821\1 e8270c bna SIM\Dec2807.D
1	12/28/2021 8:46:23 PM	\\MASSHUNTER\Org\Data\SV5975.I\sh122821\1 e8270c bna SIM\Dec2808.D
CCV	12/29/2021 5:28:26 AM	\\MASSHUNTER\Org\Data\SV5975.I\Old Data\2021 Data\sh122821\1 e8270c bna SIM\Dec2824.D <=====

ISTD Compound:	Avg Resp	Mid Resp	CC Resp	Area%	A/M
1,4-Dichlorobenzene-d4	305106	324694	375338	115.60	M
Naphthalene-d8	572584	593232	691330	116.54	M
Acenaphthene-d10	319385	333337	402342	120.70	M
Chrysene-d12	520451	540068	598054	110.74	M

Target Compound	AvgRF/R2	CC RF	Exp. Conc	Calc. Conc	%Dev	Area%	Curve Fit
1,4-Dichlorobenzene-d4	-----ISTD-----						
Nitrobenzene-d5	0.9996	0.9823	2.00	2.11	-5.44	127.64	Quadratic
Naphthalene-d8	-----ISTD-----						
Naphthalene	1.3431	1.0534	2.00	1.57	-21.57 #	96.05	Avg RF
2-Methylnaphthalene	0.7746	0.6984	2.00	1.80	-9.84	112.18	Avg RF
1-Methylnaphthalene	0.7163	0.7372	2.00	2.06	2.93	130.60	Avg RF
Acenaphthene-d10	-----ISTD-----						
2-Fluorobiphenyl	1.9914	1.6997	2.00	1.71	-14.65	113.81	Avg RF
Chrysene-d12	-----ISTD-----						
Terphenyl-d14	0.7402	0.6846	2.00	1.85	-7.50	111.40	Avg RF

A -- against Average; M -- against Mid Point; P -- against Previous CC in the Method;

# Audit Trail report

**Batch name and path:** \\MASSHUNTER\Org\Data\SV5975.I\sh122821\1 e8270c bna SIM\QuantResults\122821 bna SIM 1.batch.bin  
**Quant batch version:** 10.0  
**Quant reporting version:** 10.0

Name	User	Time	Action	Reason	Comment	Succeed	Exception
CmdNewBatchTable	BL2000\jheine	12/28/2021 12:35:55 PM	Create new batch \\MASSHUNTER\Org\Data\SV5975.I\sh122821\1 e8270c bna SIM\122821 bna SIM 1.batch.bin			✓	
CmdImportSamplesFromWorklist	BL2000\jheine	12/28/2021 12:35:59 PM	Add samples from worklist: \\MASSHUNTER\Org\Data\SV5975.I\sh122821\1 e8270c bna SIM\Dec2801.D			✓	
CmdSetSampleAttribute	BL2000\jheine	12/28/2021 12:36:03 PM	Set SampleType = TuneCheck for sample Dec2801.D; previous value = Sample			✓	
CmdSaveBatchTable	BL2000\jheine	12/28/2021 1:35:28 PM	Save batch \\MASSHUNTER\Org\Data\SV5975.I\sh122821\1 e8270c bna SIM\QuantResults\122821 bna SIM 1.batch.bin			✓	
CmdOpenBatchTable	BL2000\jheine	12/29/2021 8:03:39 AM	Open batch \\MASSHUNTER\Org\Data\SV5975.I\sh122821\1 e8270c bna SIM\122821 bna SIM 1.batch.bin			✓	
CmdRemoveSamples	BL2000\jheine	12/29/2021 8:03:52 AM	Remove 1 sample(s): Remove TuneCheck sample 28-Dec-21_TUNE_1, data file Dec2801.D ;			✓	

# Audit Trail report

Name	User	Time	Action	Reason	Comment	Succeed	Exception
CmdImportSamplesFromWorklist	BL2000\jheine	12/29/2021 8:05:00 AM	Add samples from worklist: \\MASSHUNTER\Org\Data\SV5975.I\sh 122821\1 e8270c bna SIM\Dec2824.D, \\MASSHUNTER\Org\Data\SV5975.I\sh 122821\1 e8270c bna SIM\Dec2823.D, \\MASSHUNTER\Org\Data\SV5975.I\sh 122821\1 e8270c bna SIM\Dec2822.D, \\MASSHUNTER\Org\Data\SV5975.I\sh 122821\1 e8270c bna SIM\Dec2821.D, \\MASSHUNTER\Org\Data\SV5975.I\sh 122821\1 e8270c bna SIM\Dec2820.D, \\MASSHUNTER\Org\Data\SV5975.I\sh 122821\1 e8270c bna SIM\Dec2819.D, \\MASSHUNTER\Org\Data\SV5975.I\sh 122821\1 e8270c bna SIM\Dec2818.D, \\MASSHUNTER\Org\Data\SV5975.I\sh 122821\1 e8270c bna SIM\Dec2817.D, \\MASSHUNTER\Org\Data\SV5975.I\sh 122821\1 e8270c bna SIM\Dec2816.D, \\MASSHUNTER\Org\Data\SV5975.I\sh 122821\1 e8270c bna SIM\Dec2815.D, \\MASSHUNTER\Org\Data\SV5975.I\sh 122821\1 e8270c bna SIM\Dec2814.D, \\MASSHUNTER\Org\Data\SV5975.I\sh 122821\1 e8270c bna SIM\Dec2813.D, \\MASSHUNTER\Org\Data\SV5975.I\sh 122821\1 e8270c bna SIM\Dec2812.D, \\MASSHUNTER\Org\Data\SV5975.I\sh 122821\1 e8270c bna SIM\Dec2811.D, \\MASSHUNTER\Org\Data\SV5975.I\sh 122821\1 e8270c bna SIM\Dec2810.D, \\MASSHUNTER\Org\Data\SV5975.I\sh 122821\1 e8270c bna SIM\Dec2809.D, \\MASSHUNTER\Org\Data\SV5975.I\sh 122821\1 e8270c bna SIM\Dec2808.D, \\MASSHUNTER\Org\Data\SV5975.I\sh 122821\1 e8270c bna SIM\Dec2807.D, \\MASSHUNTER\Org\Data\SV5975.I\sh 122821\1 e8270c bna SIM\Dec2806.D, \\MASSHUNTER\Org\Data\SV5975.I\sh 122821\1 e8270c bna SIM\Dec2805.D, \\MASSHUNTER\Org\Data\SV5975.I\sh 122821\1 e8270c bna SIM\Dec2804.D, \\MASSHUNTER\Org\Data\SV5975.I\sh 122821\1 e8270c bna SIM\Dec2803.D, \\MASSHUNTER\Org\Data\SV5975.I\sh 122821\1 e8270c bna SIM\Dec2802.D, \\MASSHUNTER\Org\Data\SV5975.I\sh 122821\1 e8270c bna SIM\Dec2801.D			✓	
CmdSetSampleAttribute	BL2000\jheine	12/29/2021 8:16:09 AM	Set SampleType = TuneCheck for sample Dec2801.D; previous value = Sample			✓	
CmdSetSampleAttribute	BL2000\jheine	12/29/2021 8:16:54 AM	Set SampleType = Calibration for sample Dec2802.D; previous value = Sample			✓	
CmdSetSampleAttribute	BL2000\jheine	12/29/2021 8:16:57 AM	Set SampleType = Calibration for sample Dec2803.D; previous value = Sample			✓	

# Audit Trail report

Name	User	Time	Action	Reason	Comment	Succeed	Exception
CmdSetSampleAttribute	BL2000\jheine	12/29/2021 8:16:59 AM	Set SampleType = Calibration for sample Dec2804.D; previous value = Sample			✓	
CmdSetSampleAttribute	BL2000\jheine	12/29/2021 8:17:01 AM	Set SampleType = Calibration for sample Dec2805.D; previous value = Sample			✓	
CmdSetSampleAttribute	BL2000\jheine	12/29/2021 8:17:03 AM	Set SampleType = Calibration for sample Dec2806.D; previous value = Sample			✓	
CmdSetSampleAttribute	BL2000\jheine	12/29/2021 8:17:05 AM	Set SampleType = Calibration for sample Dec2807.D; previous value = Sample			✓	
CmdSetSampleAttribute	BL2000\jheine	12/29/2021 8:17:08 AM	Set SampleType = Calibration for sample Dec2808.D; previous value = Sample			✓	
CmdSetSampleAttribute	BL2000\jheine	12/29/2021 8:17:12 AM	Set SampleType = QC for sample Dec2809.D; previous value = Sample			✓	
CmdStartMethodEditing	BL2000\jheine	12/29/2021 8:17:33 AM	Start method editing			✓	
CmdImportMethodFromBatch	BL2000\jheine	12/29/2021 8:17:35 AM	Import method from batch \\MASSHUNTER\Org\Data\SV5975.I\sh122721\1 e8270c bna SIM\122721 bna SIM 1.batch.bin			✓	
CmdApplyMethodToAllSamples	BL2000\jheine	12/29/2021 8:17:42 AM	Apply method to all samples			✓	
CmdMethodClear	BL2000\jheine	12/29/2021 8:17:42 AM	Clear method			✓	
CmdEndMethodEditing	BL2000\jheine	12/29/2021 8:17:43 AM	End method editing			✓	
CmdQuantitate	BL2000\jheine	12/29/2021 8:17:55 AM	Quantitate all compounds in all samples			✓	
CmdSetSampleAttribute	BL2000\jheine	12/29/2021 8:18:19 AM	Set LevelName = 7 for sample Dec2802.D; previous value =			✓	
CmdSetSampleAttribute	BL2000\jheine	12/29/2021 8:18:28 AM	Set LevelName = 6 for sample Dec2803.D; previous value =			✓	
CmdSetSampleAttribute	BL2000\jheine	12/29/2021 8:18:40 AM	Set LevelName = 5 for sample Dec2804.D; previous value =			✓	
CmdSetSampleAttribute	BL2000\jheine	12/29/2021 8:18:49 AM	Set LevelName = 4 for sample Dec2805.D; previous value =			✓	
CmdSetSampleAttribute	BL2000\jheine	12/29/2021 8:18:57 AM	Set LevelName = 3 for sample Dec2806.D; previous value =			✓	
CmdSetSampleAttribute	BL2000\jheine	12/29/2021 8:19:06 AM	Set LevelName = 2 for sample Dec2807.D; previous value =			✓	
CmdSetSampleAttribute	BL2000\jheine	12/29/2021 8:19:15 AM	Set LevelName = 1 for sample Dec2808.D; previous value =			✓	
CmdSetSampleAttribute	BL2000\jheine	12/29/2021 8:19:25 AM	Set LevelName = ICV for sample Dec2809.D; previous value =			✓	
CmdQuantitate	BL2000\jheine	12/29/2021 8:19:41 AM	Quantitate all compounds in all samples			✓	

# Audit Trail report

Name	User	Time	Action	Reason	Comment	Succeed	Exception
CmdManuallyIntegrateQualifierPeak	BL2000\jheine	12/29/2021 8:20:14 AM	Manually integrate qualifier 102.0 of compound Naphthalene in sample Dec2804.D, from x, y = 5.978, 534 to 6.116, 103, result = 4116; previous integration is from x, y = 5.941, 103 to 6.116, 103 and previous response = 11635.			✓	
CmdManuallyIntegrateDropBaseline	BL2000\jheine	12/29/2021 8:20:16 AM	Drop baseline for qualifier 102.0 of compound Naphthalene in sample Dec2804.D to y = 103, new integration is from x, y = 5.978, 103 to 6.116, 103 and new response = 5894; previous integration is from x, y = 5.978, 534 to 6.116, 103 and previous response = 4116.			✓	
CmdManuallyIntegrateSplit	BL2000\jheine	12/29/2021 8:20:23 AM	Split peak for compound 2-Methylnaphthalene in sample Dec2804.D and keep left peak, new integration is from x, y = 6.790, 119.732142857143 to 6.902, 119.732142857143 and new response = 21520, previous integration is from x, y = 6.790, 120 to 6.990, 120 and previous response = 41032.			✓	
CmdSetTargetCompoundAttribute	BL2000\jheine	12/29/2021 8:20:26 AM	Set UserAnnotation = CO for compound 2-Methylnaphthalene in sample Dec2804.D; previous value =			✓	
CmdManuallyIntegrateSplit	BL2000\jheine	12/29/2021 8:20:30 AM	Split peak for compound 1-Methylnaphthalene in sample Dec2804.D and keep right peak, new integration is from x, y = 6.902, 119.732142857143 to 6.990, 119.732142857143 and new response = 19512, previous integration is from x, y = 6.790, 120 to 6.990, 120 and previous response = 41032.			✓	
CmdSetTargetCompoundAttribute	BL2000\jheine	12/29/2021 8:20:32 AM	Set UserAnnotation = CO for compound 1-Methylnaphthalene in sample Dec2804.D; previous value =			✓	
CmdSelectPeak	BL2000\jheine	12/29/2021 8:20:46 AM	Select peak for compound Phenanthrene in sample Dec2804.D			✓	
CmdSetTargetCompoundAttribute	BL2000\jheine	12/29/2021 8:20:48 AM	Set UserAnnotation = RT for compound Phenanthrene in sample Dec2804.D; previous value =			✓	
CmdManuallyIntegrateSplit	BL2000\jheine	12/29/2021 8:21:00 AM	Split qualifier 101.0 of compound Fluoranthene in sample Dec2804.D and keep left peak, new integration is from x, y = 11.412, 77.20875 to 11.559, 77.20875 and new response = 5107, previous integration is from x, y = 11.412, 77 to 11.954, 77 and previous response = 12100.			✓	

# Audit Trail report

Name	User	Time	Action	Reason	Comment	Succeed	Exception
CmdManuallyIntegrateSplit	BL2000\jheine	12/29/2021 8:21:10 AM	Split qualifier 101.0 of compound Pyrene in sample Dec2804.D and keep right peak, new integration is from x, y = 11.769, 77.20875 to 11.954, 77.20875 and new response = 6822, previous integration is from x, y = 11.412, 77 to 11.954, 77 and previous response = 12100.			✓	
CmdManuallyIntegratePeak	BL2000\jheine	12/29/2021 8:21:18 AM	Manually integrate compound Benzo(a)Anthracene in sample Dec2804.D, from x, y = 14.739, 3882 to 14.739, 3704, result = 0; previous integration is from x, y = 14.801, 61 to 15.000, 62 and previous response = 43320.			✓	
CmdSetTargetCompoundAttribute	BL2000\jheine	12/29/2021 8:21:20 AM	Set UserAnnotation = RT for compound Benzo(a)Anthracene in sample Dec2804.D; previous value =			✓	
CmdClearManualIntegration	BL2000\jheine	12/29/2021 8:21:26 AM	Clear manual integration of target signal for compound Benzo(a)Anthracene in sample Dec2804.D			✓	
CmdSetTargetCompoundAttribute	BL2000\jheine	12/29/2021 8:21:27 AM	Set UserAnnotation = for compound Benzo(a)Anthracene in sample Dec2804.D; previous value = RT			✓	
CmdSelectPeak	BL2000\jheine	12/29/2021 8:21:29 AM	Select peak for compound Benzo(a)Anthracene in sample Dec2804.D			✓	
CmdSetTargetCompoundAttribute	BL2000\jheine	12/29/2021 8:21:32 AM	Set UserAnnotation = RT for compound Benzo(a)Anthracene in sample Dec2804.D; previous value =			✓	
CmdSelectPeak	BL2000\jheine	12/29/2021 8:21:39 AM	Select peak for compound Benzo(b)fluoranthene in sample Dec2804.D			✓	
CmdSetTargetCompoundAttribute	BL2000\jheine	12/29/2021 8:21:42 AM	Set UserAnnotation = RT for compound Benzo(b)fluoranthene in sample Dec2804.D; previous value =			✓	
CmdSelectPeak	BL2000\jheine	12/29/2021 8:21:49 AM	Select peak for compound Indeno(1,2,3-cd)pyrene in sample Dec2804.D			✓	
CmdSetTargetCompoundAttribute	BL2000\jheine	12/29/2021 8:21:52 AM	Set UserAnnotation = RT for compound Indeno(1,2,3-cd)pyrene in sample Dec2804.D; previous value =			✓	

# Audit Trail report

Name	User	Time	Action	Reason	Comment	Succeed	Exception
CmdUpdateRetentionTimes	BL2000\jheine	12/29/2021 8:22:08 AM	Update retention time for compound Perylene-d12; Chrysene-d12; Phenanthrene-d10; Acenaphthene-d10; Naphthalene-d8; 1,4-Dichlorobenzene-d4; o-Terphenyl; Terphenyl-d14; 2-Fluorobiphenyl; Nitrobenzene-d5; Dibenzo(a,h)anthracene; Indeno(1,2,3-cd)pyrene; Benzo(a)pyrene; Benzo(k)fluoranthene; Benzo(b)fluoranthene; Chrysene; Benzo(a)Anthracene; Pyrene; Fluoranthene; Anthracene; Phenanthrene; Fluorene; Acenaphthene; Acenaphthylene; 1-Methylnaphthalene; 2-Methylnaphthalene; Naphthalene; Benzo(g,h,i)perylene;			✓	
CmdQuantitate	BL2000\jheine	12/29/2021 8:22:23 AM	Quantitate all compounds in all samples			✓	
CmdQuantitate	BL2000\jheine	12/29/2021 8:23:25 AM	Quantitate all compounds in all samples			✓	
CmdManuallyIntegrateQualifierPeak	BL2000\jheine	12/29/2021 8:23:43 AM	Manually integrate qualifier 54.0 of compound Nitrobenzene-d5 in sample Dec2804.D, from x, y = 5.168, 487 to 5.280, 207, result = 3432; previous integration is from x, y = 5.131, 209 to 5.280, 207 and previous response = 4500.			✓	
CmdManuallyIntegrateDropBaseline	BL2000\jheine	12/29/2021 8:23:45 AM	Drop baseline for qualifier 54.0 of compound Nitrobenzene-d5 in sample Dec2804.D to y = 207, new integration is from x, y = 5.168, 207 to 5.280, 207 and new response = 4373; previous integration is from x, y = 5.168, 487 to 5.280, 207 and previous response = 3432.			✓	

# Audit Trail report

Name	User	Time	Action	Reason	Comment	Succeed	Exception
CmdUpdateQualifierRatios	BL2000\jheine	12/29/2021 8:24:41 AM	Update qualifier ratios for compound Perylene-d12; Update qualifier ratios for compound Chrysene-d12; Update qualifier ratios for compound Phenanthrene-d10; Update qualifier ratios for compound Acenaphthene-d10; Update qualifier ratios for compound Naphthalene-d8; Update qualifier ratios for compound 1,4-Dichlorobenzene-d4; Update qualifier ratios for compound o-Terphenyl; Update qualifier ratios for compound Terphenyl-d14; Update qualifier ratios for compound 2-Fluorobiphenyl; Update qualifier ratios for compound Benzo(g,h,i)perylene; Update qualifier ratios for compound Dibenzo(a,h)anthracene; Update qualifier ratios for compound Indeno(1,2,3-cd)pyrene; Update qualifier ratios for compound Benzo(a)pyrene; Update qualifier ratios for compound Benzo(k)fluoranthene; Update qualifier ratios for compound Benzo(b)fluoranthene; Update qualifier ratios for compound Chrysene; Update qualifier ratios for compound Benzo(a)Anthracene; Update qualifier ratios for compound Pyrene; Update qualifier ratios for compound Fluoranthene; Update qualifier ratios for compound Anthracene; Update qualifier ratios for compound Phenanthrene; Update qualifier ratios for compound Fluorene; Update qualifier ratios for compound Acenaphthene; Update qualifier ratios for compound Acenaphthylene; Update qualifier ratios for compound 1-Methylnaphthalene; Update qualifier ratios for compound 2-Methylnaphthalene; Update qualifier ratios for compound Naphthalene; Update qualifier ratios for compound Nitrobenzene-d5;			✓	
CmdQuantitate	BL2000\jheine	12/29/2021 8:27:14 AM	Quantitate all compounds in all samples			✓	
CmdManuallyIntegrateQualifierPeak	BL2000\jheine	12/29/2021 8:29:50 AM	Manually integrate qualifier 102.0 of compound Naphthalene in sample Dec2803.D, from x, y = 5.978, 877 to 6.078, 118, result = 11868; previous integration is from x, y = 5.941, 118 to 6.078, 118 and previous response = 20539.			✓	



# Audit Trail report

Name	User	Time	Action	Reason	Comment	Succeed	Exception
CmdManuallyIntegrateDropBaseline	BL2000\jheine	12/29/2021 8:29:51 AM	Drop baseline for qualifier 102.0 of compound Naphthalene in sample Dec2803.D to y = 118, new integration is from x, y = 5.978, 118 to 6.078, 118 and new response = 14143; previous integration is from x, y = 5.978, 877 to 6.078, 118 and previous response = 11868.			✓	
CmdManuallyIntegrateSplit	BL2000\jheine	12/29/2021 8:29:56 AM	Split peak for compound 2-Methylnaphthalene in sample Dec2803.D and keep left peak, new integration is from x, y = 6.777, 126.485615079365 to 6.902, 126.485615079365 and new response = 54126, previous integration is from x, y = 6.777, 126 to 6.990, 126 and previous response = 104540.			✓	
CmdSetTargetCompoundAttribute	BL2000\jheine	12/29/2021 8:29:58 AM	Set UserAnnotation = CO for compound 2-Methylnaphthalene in sample Dec2803.D; previous value =			✓	
CmdManuallyIntegrateSplit	BL2000\jheine	12/29/2021 8:30:05 AM	Split peak for compound 1-Methylnaphthalene in sample Dec2803.D and keep right peak, new integration is from x, y = 6.902, 126.485615079365 to 6.990, 126.485615079365 and new response = 50414, previous integration is from x, y = 6.777, 126 to 6.990, 126 and previous response = 104540.			✓	
CmdSetTargetCompoundAttribute	BL2000\jheine	12/29/2021 8:30:08 AM	Set UserAnnotation = CO for compound 1-Methylnaphthalene in sample Dec2803.D; previous value =			✓	
CmdManuallyIntegrateQualifierPeak	BL2000\jheine	12/29/2021 8:30:49 AM	Manually integrate qualifier 102.0 of compound Naphthalene in sample Dec2805.D, from x, y = 5.978, 475 to 6.053, 98, result = 2389; previous integration is from x, y = 5.921, 98 to 6.053, 98 and previous response = 8522.			✓	
CmdManuallyIntegrateDropBaseline	BL2000\jheine	12/29/2021 8:30:51 AM	Drop baseline for qualifier 102.0 of compound Naphthalene in sample Dec2805.D to y = 98, new integration is from x, y = 5.978, 98 to 6.053, 98 and new response = 3238; previous integration is from x, y = 5.978, 475 to 6.053, 98 and previous response = 2389.			✓	
CmdManuallyIntegrateQualifierPeak	BL2000\jheine	12/29/2021 8:31:05 AM	Manually integrate qualifier 167.0 of compound Fluorene in sample Dec2805.D, from x, y = 8.673, 251 to 8.723, 476, result = 959; previous integration is from x, y = 8.885, 98 to 8.985, 98 and previous response = 2823.			✓	

# Audit Trail report

Name	User	Time	Action	Reason	Comment	Succeed	Exception
CmdManuallyIntegrateS napBaseline	BL2000\jheine	12/29/2021 8:31:07 AM	Snap baseline for qualifier 167.0 of compound Fluorene in sample Dec2805.D from x = 8.673 to x = 8.723, new integration is from x, y = 8.673, 97 to 8.723, 165 and new response = 1654; previous integration is from x, y = 8.673, 251 to 8.723, 476 and previous response = 959.			✓	
CmdManuallyIntegrate DropBaseline	BL2000\jheine	12/29/2021 8:31:08 AM	Drop baseline for qualifier 167.0 of compound Fluorene in sample Dec2805.D to y = 97, new integration is from x, y = 8.673, 97 to 8.723, 97 and new response = 1756; previous integration is from x, y = 8.673, 97 to 8.723, 165 and previous response = 1654.			✓	
CmdManuallyIntegrateS plit	BL2000\jheine	12/29/2021 8:31:14 AM	Split peak for compound Phenanthrene in sample Dec2805.D and keep left peak, new integration is from x, y = 9.780, 92.9087593565855 to 9.867, 92.9087593565855 and new response = 21524, previous integration is from x, y = 9.780, 93 to 9.916, 93 and previous response = 38338.			✓	
CmdManuallyIntegrateS plit	BL2000\jheine	12/29/2021 8:31:17 AM	Split qualifier 176.0 of compound Phenanthrene in sample Dec2805.D and keep left peak, new integration is from x, y = 9.780, 69.237035002035 to 9.867, 69.237035002035 and new response = 4018, previous integration is from x, y = 9.780, 69 to 9.916, 69 and previous response = 7091.			✓	
CmdSetTargetCompoun dAttribute	BL2000\jheine	12/29/2021 8:31:23 AM	Set UserAnnotation = CO for compound Phenanthrene in sample Dec2805.D; previous value =			✓	
CmdManuallyIntegrateS plit	BL2000\jheine	12/29/2021 8:31:27 AM	Split peak for compound Anthracene in sample Dec2805.D and keep right peak, new integration is from x, y = 9.867, 92.9087593565855 to 9.916, 92.9087593565855 and new response = 16813, previous integration is from x, y = 9.780, 93 to 9.916, 93 and previous response = 38338.			✓	
CmdManuallyIntegrateS plit	BL2000\jheine	12/29/2021 8:31:29 AM	Split qualifier 176.0 of compound Anthracene in sample Dec2805.D and keep right peak, new integration is from x, y = 9.867, 69.237035002035 to 9.916, 69.237035002035 and new response = 3073, previous integration is from x, y = 9.780, 69 to 9.916, 69 and previous response = 7091.			✓	
CmdSetTargetCompoun dAttribute	BL2000\jheine	12/29/2021 8:31:31 AM	Set UserAnnotation = CO for compound Anthracene in sample Dec2805.D; previous value =			✓	

# Audit Trail report

Name	User	Time	Action	Reason	Comment	Succeed	Exception
CmdManuallyIntegrateQualifierPeak	BL2000\jheine	12/29/2021 8:31:36 AM	Manually integrate qualifier 101.0 of compound Fluoranthene in sample Dec2805.D from x, y = 11.411, 109 to 11.547, 323; result = 1490			✓	
CmdManuallyIntegrateSnapBaseline	BL2000\jheine	12/29/2021 8:31:38 AM	Snap baseline for qualifier 101.0 of compound Fluoranthene in sample Dec2805.D from x = 11.411 to x = 11.547, new integration is from x, y = 11.411, 73 to 11.547, 92 and new response = 2576; previous integration is from x, y = 11.411, 109 to 11.547, 323 and previous response = 1490.			✓	
CmdManuallyIntegrateDropBaseline	BL2000\jheine	12/29/2021 8:31:38 AM	Drop baseline for qualifier 101.0 of compound Fluoranthene in sample Dec2805.D to y = 73, new integration is from x, y = 11.411, 73 to 11.547, 73 and new response = 2653; previous integration is from x, y = 11.411, 73 to 11.547, 92 and previous response = 2576.			✓	
CmdManuallyIntegrateQualifierPeak	BL2000\jheine	12/29/2021 8:32:08 AM	Manually integrate qualifier 102.0 of compound Naphthalene in sample Dec2806.D, from x, y = 5.978, 344 to 6.053, 99, result = 1085; previous integration is from x, y = 5.941, 99 to 6.053, 99 and previous response = 6827.			✓	
CmdManuallyIntegrateDropBaseline	BL2000\jheine	12/29/2021 8:32:09 AM	Drop baseline for qualifier 102.0 of compound Naphthalene in sample Dec2806.D to y = 99, new integration is from x, y = 5.978, 99 to 6.053, 99 and new response = 1636; previous integration is from x, y = 5.978, 344 to 6.053, 99 and previous response = 1085.			✓	
CmdManuallyIntegrateSplit	BL2000\jheine	12/29/2021 8:32:22 AM	Split peak for compound Phenanthrene in sample Dec2806.D and keep left peak, new integration is from x, y = 9.780, 90.1648378191857 to 9.867, 90.1648378191857 and new response = 10788, previous integration is from x, y = 9.780, 90 to 9.965, 90 and previous response = 19679.			✓	
CmdSetTargetCompoundAttribute	BL2000\jheine	12/29/2021 8:32:26 AM	Set UserAnnotation = CO for compound Phenanthrene in sample Dec2806.D; previous value =			✓	
CmdManuallyIntegrateSplit	BL2000\jheine	12/29/2021 8:32:31 AM	Split peak for compound Anthracene in sample Dec2806.D and keep right peak, new integration is from x, y = 9.867, 90.1648378191857 to 9.965, 90.1648378191857 and new response = 8953, previous integration is from x, y = 9.780, 90 to 9.965, 90 and previous response = 19679.			✓	

# Audit Trail report

Name	User	Time	Action	Reason	Comment	Succeed	Exception
CmdSetTargetCompoundAttribute	BL2000\jheine	12/29/2021 8:32:33 AM	Set UserAnnotation = CO for compound Anthracene in sample Dec2806.D; previous value =			✓	
CmdManuallyIntegrateQualifierPeak	BL2000\jheine	12/29/2021 8:33:05 AM	Manually integrate qualifier 129.0 of compound Naphthalene in sample Dec2807.D, from x, y = 5.978, 143 to 6.041, 129, result = 368; previous integration is from x, y = 5.946, 129 to 6.041, 129 and previous response = 502.			✓	
CmdManuallyIntegrateDropBaseline	BL2000\jheine	12/29/2021 8:33:07 AM	Drop baseline for qualifier 129.0 of compound Naphthalene in sample Dec2807.D to y = 129, new integration is from x, y = 5.978, 129 to 6.041, 129 and new response = 396; previous integration is from x, y = 5.978, 143 to 6.041, 129 and previous response = 368.			✓	
CmdManuallyIntegrateQualifierPeak	BL2000\jheine	12/29/2021 8:33:10 AM	Manually integrate qualifier 102.0 of compound Naphthalene in sample Dec2807.D, from x, y = 5.978, 273 to 6.053, 104, result = 457; previous integration is from x, y = 5.941, 103 to 6.053, 104 and previous response = 5869.			✓	
CmdManuallyIntegrateDropBaseline	BL2000\jheine	12/29/2021 8:33:11 AM	Drop baseline for qualifier 102.0 of compound Naphthalene in sample Dec2807.D to y = 104, new integration is from x, y = 5.978, 104 to 6.053, 104 and new response = 839; previous integration is from x, y = 5.978, 273 to 6.053, 104 and previous response = 457.			✓	
CmdManuallyIntegrateQualifierPeak	BL2000\jheine	12/29/2021 8:33:26 AM	Manually integrate qualifier 142.0 of compound 1-Methylnaphthalene in sample Dec2807.D from x, y = 6.902, 323 to 7.015, 274; result = 971			✓	
CmdManuallyIntegrateSnapBaseline	BL2000\jheine	12/29/2021 8:33:27 AM	Snap baseline for qualifier 142.0 of compound 1-Methylnaphthalene in sample Dec2807.D from x = 6.902 to x = 7.015, new integration is from x, y = 6.902, 170 to 7.015, 125 and new response = 1992; previous integration is from x, y = 6.902, 323 to 7.015, 274 and previous response = 971.			✓	
CmdManuallyIntegrateDropBaseline	BL2000\jheine	12/29/2021 8:33:28 AM	Drop baseline for qualifier 142.0 of compound 1-Methylnaphthalene in sample Dec2807.D to y = 125, new integration is from x, y = 6.902, 125 to 7.015, 125 and new response = 2144; previous integration is from x, y = 6.902, 170 to 7.015, 125 and previous response = 1992.			✓	

# Audit Trail report

Name	User	Time	Action	Reason	Comment	Succeed	Exception
CmdManuallyIntegrateQualifierPeak	BL2000\jheine	12/29/2021 8:33:31 AM	Manually integrate qualifier 115.0 of compound 1-Methylnaphthalene in sample Dec2807.D, from x, y = 6.902, 294 to 6.965, 311, result = 904; previous integration is from x, y = 6.877, 227 to 7.052, 224 and previous response = 1292.			✓	
CmdManuallyIntegrateSnapBaseline	BL2000\jheine	12/29/2021 8:33:33 AM	Snap baseline for qualifier 115.0 of compound 1-Methylnaphthalene in sample Dec2807.D from x = 6.902 to x = 6.965, new integration is from x, y = 6.902, 247 to 6.965, 240 and new response = 1125; previous integration is from x, y = 6.902, 294 to 6.965, 311 and previous response = 904.			✓	
CmdManuallyIntegrateDropBaseline	BL2000\jheine	12/29/2021 8:33:34 AM	Drop baseline for qualifier 115.0 of compound 1-Methylnaphthalene in sample Dec2807.D to y = 240, new integration is from x, y = 6.902, 240 to 6.965, 240 and new response = 1138; previous integration is from x, y = 6.902, 247 to 6.965, 240 and previous response = 1125.			✓	
CmdManuallyIntegratePeak	BL2000\jheine	12/29/2021 8:33:42 AM	Manually integrate compound Acenaphthene in sample Dec2807.D, from x, y = 8.187, 1225 to 8.200, 1252, result = -849; previous integration is from x, y = 8.001, 83 to 8.150, 84 and previous response = 4063.			✓	
CmdClearManualIntegration	BL2000\jheine	12/29/2021 8:33:46 AM	Clear manual integration of target signal for compound Acenaphthene in sample Dec2807.D			✓	
CmdManuallyIntegrateSplit	BL2000\jheine	12/29/2021 8:33:48 AM	Split peak for compound Acenaphthene in sample Dec2807.D and keep right peak, new integration is from x, y = 8.001, 82.6967195098868 to 8.150, 84.3988008776998 and new response = 4063, previous integration is from x, y = 8.001, 83 to 8.150, 84 and previous response = 4063.			✓	
CmdManuallyIntegratePeak	BL2000\jheine	12/29/2021 8:33:55 AM	Manually integrate compound Acenaphthene in sample Dec2807.D, from x, y = 8.050, 160 to 8.150, 84, result = 2267; previous integration is from x, y = 8.001, 83 to 8.150, 84 and previous response = 4063.			✓	
CmdManuallyIntegrateDropBaseline	BL2000\jheine	12/29/2021 8:33:57 AM	Drop baseline for compound Acenaphthene in sample Dec2807.D to y = 84, new integration is from x, y = 8.050, 84 to 8.150, 84 and new response = 2494; previous integration is from x, y = 8.050, 160 to 8.150, 84 and previous response = 2267.			✓	

# Audit Trail report

Name	User	Time	Action	Reason	Comment	Succeed	Exception
CmdSetTargetCompoundAttribute	BL2000\jheine	12/29/2021 8:33:59 AM	Set UserAnnotation = CO for compound Acenaphthene in sample Dec2807.D; previous value =			✓	
CmdManuallyIntegrateQualifierPeak	BL2000\jheine	12/29/2021 8:34:01 AM	Manually integrate qualifier 152.0 of compound Acenaphthene in sample Dec2807.D, from x, y = 8.038, 210 to 8.088, 282, result = 845; previous integration is from x, y = 7.826, 95 to 7.938, 95 and previous response = 3311.			✓	
CmdManuallyIntegrateSnapBaseline	BL2000\jheine	12/29/2021 8:34:03 AM	Snap baseline for qualifier 152.0 of compound Acenaphthene in sample Dec2807.D from x = 8.038 to x = 8.088, new integration is from x, y = 8.038, 113 to 8.088, 136 and new response = 1208; previous integration is from x, y = 8.038, 210 to 8.088, 282 and previous response = 845.			✓	
CmdManuallyIntegrateDropBaseline	BL2000\jheine	12/29/2021 8:34:04 AM	Drop baseline for qualifier 152.0 of compound Acenaphthene in sample Dec2807.D to y = 113, new integration is from x, y = 8.038, 113 to 8.088, 113 and new response = 1243; previous integration is from x, y = 8.038, 113 to 8.088, 136 and previous response = 1208.			✓	
CmdManuallyIntegrateQualifierPeak	BL2000\jheine	12/29/2021 8:34:30 AM	Manually integrate qualifier 138.0 of compound Indeno(1,2,3-cd)pyrene in sample Dec2807.D, from x, y = 20.217, 192 to 20.303, 204, result = 486; previous integration is from x, y = 20.243, 237 to 20.299, 243 and previous response = 289.			✓	
CmdManuallyIntegrateDropBaseline	BL2000\jheine	12/29/2021 8:34:31 AM	Drop baseline for qualifier 138.0 of compound Indeno(1,2,3-cd)pyrene in sample Dec2807.D to y = 192, new integration is from x, y = 20.217, 192 to 20.303, 192 and new response = 517; previous integration is from x, y = 20.217, 192 to 20.303, 204 and previous response = 486.			✓	
CmdManuallyIntegrateQualifierPeak	BL2000\jheine	12/29/2021 8:35:48 AM	Manually integrate qualifier 139.0 of compound Dibenzo(a,h)anthracene in sample Dec2807.D, from x, y = 20.296, 187 to 20.365, 230, result = 325; previous integration is from x, y = 20.296, 187 to 20.489, 205 and previous response = 621.			✓	
CmdManuallyIntegrateDropBaseline	BL2000\jheine	12/29/2021 8:35:50 AM	Drop baseline for qualifier 139.0 of compound Dibenzo(a,h)anthracene in sample Dec2807.D to y = 187, new integration is from x, y = 20.296, 187 to 20.365, 187 and new response = 415; previous integration is from x, y = 20.296, 187 to 20.365, 230 and previous response = 325.			✓	

# Audit Trail report

Name	User	Time	Action	Reason	Comment	Succeed	Exception
CmdManuallyIntegrateQualifierPeak	BL2000\jheine	12/29/2021 8:35:59 AM	Manually integrate qualifier 138.0 of compound Benzo(g,h,i)perylene in sample Dec2807.D, from x, y = 20.563, 251 to 20.649, 247, result = 552; previous integration is from x, y = 20.570, 272 to 20.628, 281 and previous response = 431.			✓	
CmdManuallyIntegrateDropBaseline	BL2000\jheine	12/29/2021 8:36:01 AM	Drop baseline for qualifier 138.0 of compound Benzo(g,h,i)perylene in sample Dec2807.D to y = 247, new integration is from x, y = 20.563, 247 to 20.649, 247 and new response = 562; previous integration is from x, y = 20.563, 251 to 20.649, 247 and previous response = 552.			✓	
CmdManuallyIntegrateQualifierPeak	BL2000\jheine	12/29/2021 8:36:10 AM	Manually integrate qualifier 128.0 of compound Nitrobenzene-d5 in sample Dec2807.D, from x, y = 5.168, 202 to 5.267, 204, result = 316; previous integration is from x, y = 5.168, 202 to 5.354, 188 and previous response = 446.			✓	
CmdManuallyIntegrateDropBaseline	BL2000\jheine	12/29/2021 8:36:12 AM	Drop baseline for qualifier 128.0 of compound Nitrobenzene-d5 in sample Dec2807.D to y = 202, new integration is from x, y = 5.168, 202 to 5.267, 202 and new response = 322; previous integration is from x, y = 5.168, 202 to 5.267, 204 and previous response = 316.			✓	
CmdManuallyIntegrateQualifierPeak	BL2000\jheine	12/29/2021 8:36:26 AM	Manually integrate qualifier 129.0 of compound Naphthalene in sample Dec2808.D, from x, y = 5.978, 148 to 6.028, 134, result = 206; previous integration is from x, y = 5.945, 135 to 6.028, 134 and previous response = 330.			✓	
CmdManuallyIntegrateDropBaseline	BL2000\jheine	12/29/2021 8:36:28 AM	Drop baseline for qualifier 129.0 of compound Naphthalene in sample Dec2808.D to y = 134, new integration is from x, y = 5.978, 134 to 6.028, 134 and new response = 228; previous integration is from x, y = 5.978, 148 to 6.028, 134 and previous response = 206.			✓	
CmdManuallyIntegrateQualifierPeak	BL2000\jheine	12/29/2021 8:36:31 AM	Manually integrate qualifier 102.0 of compound Naphthalene in sample Dec2808.D, from x, y = 5.978, 200 to 6.041, 98, result = 396; previous integration is from x, y = 5.941, 98 to 6.041, 98 and previous response = 5557.			✓	

# Audit Trail report

Name	User	Time	Action	Reason	Comment	Succeed	Exception
CmdManuallyIntegrateDropBaseline	BL2000\jheine	12/29/2021 8:36:32 AM	Drop baseline for qualifier 102.0 of compound Naphthalene in sample Dec2808.D to y = 98, new integration is from x, y = 5.978, 98 to 6.041, 98 and new response = 586; previous integration is from x, y = 5.978, 200 to 6.041, 98 and previous response = 396.			✓	
CmdManuallyIntegrateQualifierPeak	BL2000\jheine	12/29/2021 8:36:42 AM	Manually integrate qualifier 142.0 of compound 1-Methylnaphthalene in sample Dec2808.D from x, y = 6.902, 209 to 7.015, 220; result = 598			✓	
CmdManuallyIntegrateSnapBaseline	BL2000\jheine	12/29/2021 8:36:44 AM	Snap baseline for qualifier 142.0 of compound 1-Methylnaphthalene in sample Dec2808.D from x = 6.902 to x = 7.015, new integration is from x, y = 6.902, 142 to 7.015, 109 and new response = 1198; previous integration is from x, y = 6.902, 209 to 7.015, 220 and previous response = 598.			✓	
CmdManuallyIntegrateDropBaseline	BL2000\jheine	12/29/2021 8:36:45 AM	Drop baseline for qualifier 142.0 of compound 1-Methylnaphthalene in sample Dec2808.D to y = 109, new integration is from x, y = 6.902, 109 to 7.015, 109 and new response = 1309; previous integration is from x, y = 6.902, 142 to 7.015, 109 and previous response = 1198.			✓	
CmdManuallyIntegrateQualifierPeak	BL2000\jheine	12/29/2021 8:36:49 AM	Manually integrate qualifier 115.0 of compound 1-Methylnaphthalene in sample Dec2808.D, from x, y = 6.877, 227 to 6.977, 264, result = 627; previous integration is from x, y = 6.877, 227 to 7.019, 224 and previous response = 769.			✓	
CmdManuallyIntegrateDropBaseline	BL2000\jheine	12/29/2021 8:36:50 AM	Drop baseline for qualifier 115.0 of compound 1-Methylnaphthalene in sample Dec2808.D to y = 227, new integration is from x, y = 6.877, 227 to 6.977, 227 and new response = 738; previous integration is from x, y = 6.877, 227 to 6.977, 264 and previous response = 627.			✓	
CmdManuallyIntegratePeak	BL2000\jheine	12/29/2021 8:37:00 AM	Manually integrate compound Acenaphthene in sample Dec2808.D, from x, y = 8.050, 163 to 8.100, 87, result = 1292; previous integration is from x, y = 8.002, 88 to 8.100, 87 and previous response = 3082.			✓	
CmdManuallyIntegrateDropBaseline	BL2000\jheine	12/29/2021 8:37:02 AM	Drop baseline for compound Acenaphthene in sample Dec2808.D to y = 87, new integration is from x, y = 8.050, 87 to 8.100, 87 and new response = 1406; previous integration is from x, y = 8.050, 163 to 8.100, 87 and previous response = 1292.			✓	



# Audit Trail report

Name	User	Time	Action	Reason	Comment	Succeed	Exception
CmdManuallyIntegrateQualifierPeak	BL2000\jheine	12/29/2021 8:37:05 AM	Manually integrate qualifier 152.0 of compound Acenaphthene in sample Dec2808.D, from x, y = 8.038, 160 to 8.088, 276, result = 399; previous integration is from x, y = 7.826, 95 to 7.938, 95 and previous response = 1955.			✓	
CmdManuallyIntegrateSnapBaseline	BL2000\jheine	12/29/2021 8:37:06 AM	Snap baseline for qualifier 152.0 of compound Acenaphthene in sample Dec2808.D from x = 8.038 to x = 8.088, new integration is from x, y = 8.038, 101 to 8.088, 117 and new response = 726; previous integration is from x, y = 8.038, 160 to 8.088, 276 and previous response = 399.			✓	
CmdManuallyIntegrateDropBaseline	BL2000\jheine	12/29/2021 8:37:07 AM	Drop baseline for qualifier 152.0 of compound Acenaphthene in sample Dec2808.D to y = 101, new integration is from x, y = 8.038, 101 to 8.088, 101 and new response = 750; previous integration is from x, y = 8.038, 101 to 8.088, 117 and previous response = 726.			✓	
CmdSetTargetCompoundAttribute	BL2000\jheine	12/29/2021 8:37:10 AM	Set UserAnnotation = CO for compound Acenaphthene in sample Dec2808.D; previous value =			✓	
CmdManuallyIntegrateSplit	BL2000\jheine	12/29/2021 8:37:18 AM	Split qualifier 176.0 of compound Phenanthrene in sample Dec2808.D and keep left peak, new integration is from x, y = 9.785, 68.1670873397436 to 9.867, 68.1670873397436 and new response = 486, previous integration is from x, y = 9.785, 68 to 9.916, 68 and previous response = 813.			✓	
CmdManuallyIntegrateQualifierPeak	BL2000\jheine	12/29/2021 8:37:28 AM	Manually integrate qualifier 176.0 of compound Anthracene in sample Dec2808.D from x, y = 9.867, 92 to 9.941, 110; result = 207			✓	
CmdManuallyIntegrateSnapBaseline	BL2000\jheine	12/29/2021 8:37:30 AM	Snap baseline for qualifier 176.0 of compound Anthracene in sample Dec2808.D from x = 9.867 to x = 9.941, new integration is from x, y = 9.867, 73 to 9.941, 74 and new response = 330; previous integration is from x, y = 9.867, 92 to 9.941, 110 and previous response = 207.			✓	
CmdManuallyIntegrateDropBaseline	BL2000\jheine	12/29/2021 8:37:31 AM	Drop baseline for qualifier 176.0 of compound Anthracene in sample Dec2808.D to y = 73, new integration is from x, y = 9.867, 73 to 9.941, 73 and new response = 332; previous integration is from x, y = 9.867, 73 to 9.941, 74 and previous response = 330.			✓	

# Audit Trail report

Name	User	Time	Action	Reason	Comment	Succeed	Exception
CmdManuallyIntegrate QualifierPeak	BL2000\jheine	12/29/2021 8:37:52 AM	Manually integrate qualifier 253.0 of compound Benzo(a)pyrene in sample Dec2808.D, from x, y = 18.388, 149 to 18.475, 161, result = 276; previous integration is from x, y = 18.399, 170 to 18.463, 174 and previous response = 193.			✓	
CmdManuallyIntegrate DropBaseline	BL2000\jheine	12/29/2021 8:37:54 AM	Drop baseline for qualifier 253.0 of compound Benzo(a)pyrene in sample Dec2808.D to y = 149, new integration is from x, y = 18.388, 149 to 18.475, 149 and new response = 307; previous integration is from x, y = 18.388, 149 to 18.475, 161 and previous response = 276.			✓	
CmdManuallyIntegrate QualifierPeak	BL2000\jheine	12/29/2021 8:38:03 AM	Manually integrate qualifier 138.0 of compound Indeno(1,2,3-cd)pyrene in sample Dec2808.D, from x, y = 20.229, 202 to 20.303, 216, result = 269; previous integration is from x, y = 20.240, 216 to 20.302, 234 and previous response = 188.			✓	
CmdManuallyIntegrate DropBaseline	BL2000\jheine	12/29/2021 8:38:04 AM	Drop baseline for qualifier 138.0 of compound Indeno(1,2,3-cd)pyrene in sample Dec2808.D to y = 202, new integration is from x, y = 20.229, 202 to 20.303, 202 and new response = 299; previous integration is from x, y = 20.229, 202 to 20.303, 216 and previous response = 269.			✓	
CmdManuallyIntegrate QualifierPeak	BL2000\jheine	12/29/2021 8:38:12 AM	Manually integrate qualifier 139.0 of compound Dibenzo(a,h)anthracene in sample Dec2808.D, from x, y = 20.300, 196 to 20.390, 213, result = 244; previous integration is from x, y = 20.300, 196 to 20.487, 215 and previous response = 352.			✓	
CmdManuallyIntegrate DropBaseline	BL2000\jheine	12/29/2021 8:38:14 AM	Drop baseline for qualifier 139.0 of compound Dibenzo(a,h)anthracene in sample Dec2808.D to y = 196, new integration is from x, y = 20.300, 196 to 20.390, 196 and new response = 291; previous integration is from x, y = 20.300, 196 to 20.390, 213 and previous response = 244.			✓	
CmdManuallyIntegrate QualifierPeak	BL2000\jheine	12/29/2021 8:38:21 AM	Manually integrate qualifier 138.0 of compound Benzo(g,h,i)perylene in sample Dec2808.D, from x, y = 20.563, 306 to 20.649, 289, result = 110; previous integration is from x, y = 20.509, 256 to 20.627, 262 and previous response = 404.			✓	

# Audit Trail report

Name	User	Time	Action	Reason	Comment	Succeed	Exception
CmdManuallyIntegrateS napBaseline	BL2000\jheine	12/29/2021 8:38:23 AM	Snap baseline for qualifier 138.0 of compound Benzo(g,h,i)perylene in sample Dec2808.D from x = 20.563 to x = 20.649, new integration is from x, y = 20.563, 299 to 20.649, 237 and new response = 262; previous integration is from x, y = 20.563, 306 to 20.649, 289 and previous response = 110.			✓	
CmdManuallyIntegrate DropBaseline	BL2000\jheine	12/29/2021 8:38:23 AM	Drop baseline for qualifier 138.0 of compound Benzo(g,h,i)perylene in sample Dec2808.D to y = 237, new integration is from x, y = 20.563, 237 to 20.649, 237 and new response = 423; previous integration is from x, y = 20.563, 299 to 20.649, 237 and previous response = 262.			✓	
CmdManuallyIntegrate QualifierPeak	BL2000\jheine	12/29/2021 8:38:47 AM	Manually integrate qualifier 102.0 of compound Naphthalene in sample Dec2809.D, from x, y = 5.978, 850 to 6.107, 135, result = 3114; previous integration is from x, y = 5.928, 106 to 6.107, 135 and previous response = 12503.			✓	
CmdManuallyIntegrate DropBaseline	BL2000\jheine	12/29/2021 8:38:49 AM	Drop baseline for qualifier 102.0 of compound Naphthalene in sample Dec2809.D to y = 135, new integration is from x, y = 5.978, 135 to 6.107, 135 and new response = 5870; previous integration is from x, y = 5.978, 850 to 6.107, 135 and previous response = 3114.			✓	
CmdManuallyIntegrate QualifierPeak	BL2000\jheine	12/29/2021 8:39:01 AM	Manually integrate qualifier 152.0 of compound Acenaphthene in sample Dec2809.D from x, y = 8.025, 3893 to 8.100, 4999; result = -3591			✓	
CmdManuallyIntegrateS napBaseline	BL2000\jheine	12/29/2021 8:39:03 AM	Snap baseline for qualifier 152.0 of compound Acenaphthene in sample Dec2809.D from x = 8.025 to x = 8.100, new integration is from x, y = 8.025, 192 to 8.100, 405 and new response = 15013; previous integration is from x, y = 8.025, 3893 to 8.100, 4999 and previous response = -3591.			✓	
CmdManuallyIntegrate DropBaseline	BL2000\jheine	12/29/2021 8:39:04 AM	Drop baseline for qualifier 152.0 of compound Acenaphthene in sample Dec2809.D to y = 192, new integration is from x, y = 8.025, 192 to 8.100, 192 and new response = 15491; previous integration is from x, y = 8.025, 192 to 8.100, 405 and previous response = 15013.			✓	

# Audit Trail report

Name	User	Time	Action	Reason	Comment	Succeed	Exception
CmdCalibrate	BL2000\jheine	12/29/2021 8:39:47 AM	Replace level ICV with QC sample Dec2809.D for compounds {Benzo(g,h,i)perylene, Dibenzo(a,h)anthracene, Indeno(1,2,3-cd)pyrene, Benzo(a)pyrene, Benzo(k)fluoranthene, Benzo(b)fluoranthene, Chrysene, Benzo(a)Anthracene, Terphenyl-d14, Pyrene, Fluoranthene, Anthracene, Phenanthrene, Fluorene, Acenaphthene, Acenaphthylene, 2-Fluorobiphenyl, 1-Methylnaphthalene, 2-Methylnaphthalene, Naphthalene, Nitrobenzene-d5, o-Terphenyl}; Replace level 1 with Calibration sample Dec2808.D for compounds {Benzo(g,h,i)perylene, Dibenzo(a,h)anthracene, Indeno(1,2,3-cd)pyrene, Benzo(a)pyrene, Benzo(k)fluoranthene, Benzo(b)fluoranthene, Chrysene, Benzo(a)Anthracene, Terphenyl-d14, Pyrene, Fluoranthene, Anthracene, Phenanthrene, Fluorene, Acenaphthene, Acenaphthylene, 2-Fluorobiphenyl, 1-Methylnaphthalene, 2-Methylnaphthalene, Naphthalene, Nitrobenzene-d5, o-Terphenyl}; Replace level 2 with Calibration sample Dec2807.D for compounds {Benzo(g,h,i)perylene, Dibenzo(a,h)anthracene, Indeno(1,2,3-cd)pyrene, Benzo(a)pyrene, Benzo(k)fluoranthene, Benzo(b)fluoranthene, Chrysene, Benzo(a)Anthracene, Terphenyl-d14, Pyrene, Fluoranthene, Anthracene, Phenanthrene, Fluorene, Acenaphthene, Acenaphthylene, 2-Fluorobiphenyl, 1-Methylnaphthalene, 2-Methylnaphthalene, Naphthalene, Nitrobenzene-d5, o-Terphenyl}; Replace level 3 with Calibration sample Dec2806.D for compounds {Benzo(g,h,i)perylene, Dibenzo(a,h)anthracene, Indeno(1,2,3-cd)pyrene, Benzo(a)pyrene, Benzo(k)fluoranthene, Benzo(b)fluoranthene, Chrysene, Benzo(a)Anthracene, Terphenyl-d14, Pyrene, Fluoranthene, Anthracene, Phenanthrene, Fluorene, Acenaphthene, Acenaphthylene, 2-Fluorobiphenyl, 1-Methylnaphthalene, 2-Methylnaphthalene, Naphthalene, Nitrobenzene-d5, o-Terphenyl};			✓	

# Audit Trail report

Name	User	Time	Action	Reason	Comment	Succeed	Exception
			Nitrobenzene-d5, o-Terphenyl}; Replace level 4 with Calibration sample Dec2805.D for compounds {Benzo(g,h,i)perylene, Dibenzo(a,h)anthracene, Indeno(1,2,3-cd)pyrene, Benzo(a)pyrene, Benzo(k)fluoranthene, Benzo(b)fluoranthene, Chrysene, Benzo(a)Anthracene, Terphenyl-d14, Pyrene, Fluoranthene, Anthracene, Phenanthrene, Fluorene, Acenaphthene, Acenaphthylene, 2- Fluorobiphenyl, 1-Methylnaphthalene, 2-Methylnaphthalene, Naphthalene, Nitrobenzene-d5, o-Terphenyl}; Replace level 5 with Calibration sample Dec2804.D for compounds {Benzo(g,h,i)perylene, Dibenzo(a,h)anthracene, Indeno(1,2,3-cd)pyrene, Benzo(a)pyrene, Benzo(k)fluoranthene, Benzo(b)fluoranthene, Chrysene, Benzo(a)Anthracene, Terphenyl-d14, Pyrene, Fluoranthene, Anthracene, Phenanthrene, Fluorene, Acenaphthene, Acenaphthylene, 2- Fluorobiphenyl, 1-Methylnaphthalene, 2-Methylnaphthalene, Naphthalene, Nitrobenzene-d5, o-Terphenyl}; Replace level 6 with Calibration sample Dec2803.D for compounds {Benzo(g,h,i)perylene, Dibenzo(a,h)anthracene, Indeno(1,2,3-cd)pyrene, Benzo(a)pyrene, Benzo(k)fluoranthene, Benzo(b)fluoranthene, Chrysene, Benzo(a)Anthracene, Terphenyl-d14, Pyrene, Fluoranthene, Anthracene, Phenanthrene, Fluorene, Acenaphthene, Acenaphthylene, 2- Fluorobiphenyl, 1-Methylnaphthalene, 2-Methylnaphthalene, Naphthalene, Nitrobenzene-d5, o-Terphenyl}; Replace level 7 with Calibration sample Dec2802.D for compounds {Benzo(g,h,i)perylene, Dibenzo(a,h)anthracene, Indeno(1,2,3-cd)pyrene, Benzo(a)pyrene, Benzo(k)fluoranthene, Benzo(b)fluoranthene, Chrysene, Benzo(a)Anthracene, Terphenyl-d14, Pyrene, Fluoranthene, Anthracene, Phenanthrene, Fluorene, Acenaphthene, Acenaphthylene, 2- Fluorobiphenyl, 1-Methylnaphthalene,				

# Audit Trail report

Name	User	Time	Action	Reason	Comment	Succeed	Exception
			2-Methylnaphthalene, Naphthalene, Nitrobenzene-d5, o-Terphenyl};				
CmdQuantitate	BL2000\jheine	12/29/2021 8:40:01 AM	Quantitate all compounds in all samples			✓	
CmdSetTargetCompoundAttribute	BL2000\jheine	12/29/2021 8:40:38 AM	Set CurveFit = fitAverageOfResponseFactors for compound Nitrobenzene-d5 in all samples; previous value = fitQuadratic			✓	
CmdSetTargetCompoundAttribute	BL2000\jheine	12/29/2021 8:40:42 AM	Set CurveFitOrigin = originIgnore for compound Nitrobenzene-d5 in all samples; previous value = originInclude			✓	
CmdSetTargetCompoundAttribute	BL2000\jheine	12/29/2021 8:40:45 AM	Set CurveFitWeight = weightEqual for compound Nitrobenzene-d5 in all samples; previous value = weightOneOverX			✓	
CmdQuantitate	BL2000\jheine	12/29/2021 8:40:57 AM	Quantitate all compounds in all samples			✓	
CmdSetTargetCompoundAttribute	BL2000\jheine	12/29/2021 8:41:05 AM	Set CurveFit = fitQuadratic for compound Nitrobenzene-d5 in all samples; previous value = fitQuadratic			✓	
CmdSetTargetCompoundAttribute	BL2000\jheine	12/29/2021 8:41:10 AM	Set CurveFitOrigin = originInclude for compound Nitrobenzene-d5 in all samples; previous value = originInclude			✓	
CmdSetTargetCompoundAttribute	BL2000\jheine	12/29/2021 8:41:13 AM	Set CurveFitWeight = weightOneOverX for compound Nitrobenzene-d5 in all samples; previous value = weightOneOverX			✓	
CmdQuantitate	BL2000\jheine	12/29/2021 8:41:27 AM	Quantitate all compounds in all samples			✓	
CmdManuallyIntegratePeak	BL2000\jheine	12/29/2021 8:41:46 AM	Manually integrate compound 1,4-Dichlorobenzene-d4 in sample Dec2809.D, from x, y = 4.534, 144 to 5.516, 351, result = 325055; previous integration is from x, y = 4.534, 144 to 4.646, 147 and previous response = 320765.			✓	
CmdManuallyIntegrateDropBaseline	BL2000\jheine	12/29/2021 8:41:48 AM	Drop baseline for compound 1,4-Dichlorobenzene-d4 in sample Dec2809.D to y = 144, new integration is from x, y = 4.534, 144 to 5.516, 144 and new response = 331151; previous integration is from x, y = 4.534, 144 to 5.516, 351 and previous response = 325055.			✓	
CmdManuallyIntegratePeak	BL2000\jheine	12/29/2021 8:42:08 AM	Manually integrate compound Nitrobenzene-d5 in sample Dec2809.D, from x, y = 5.168, 564 to 5.305, 756, result = 16405; previous integration is from x, y = 5.168, 399 to 5.330, 428 and previous response = 18569.			✓	

# Audit Trail report

Name	User	Time	Action	Reason	Comment	Succeed	Exception
CmdManuallyIntegrateS napBaseline	BL2000\jheine	12/29/2021 8:42:11 AM	Snap baseline for compound Nitrobenzene-d5 in sample Dec2809.D, from x = 5.168 to x = 5.305, new integration is from x, y = 5.168, 404 to 5.305, 519 and new response = 18031; previous integration is from x, y = 5.168, 564 to 5.305, 756 and previous response = 16405.			✓	
CmdManuallyIntegrate DropBaseline	BL2000\jheine	12/29/2021 8:42:11 AM	Drop baseline for compound Nitrobenzene-d5 in sample Dec2809.D to y = 404, new integration is from x, y = 5.168, 404 to 5.305, 404 and new response = 18503; previous integration is from x, y = 5.168, 404 to 5.305, 519 and previous response = 18031.			✓	
CmdSetTargetCompoun dAttribute	BL2000\jheine	12/29/2021 8:42:28 AM	Set CurveFit = fitAverageOfResponseFactors for compound Naphthalene in all samples; previous value = fitQuadratic			✓	
CmdSetTargetCompoun dAttribute	BL2000\jheine	12/29/2021 8:42:32 AM	Set CurveFitOrigin = originIgnore for compound Naphthalene in all samples; previous value = originInclude			✓	
CmdSetTargetCompoun dAttribute	BL2000\jheine	12/29/2021 8:42:35 AM	Set CurveFitWeight = weightEqual for compound Naphthalene in all samples; previous value = weightOneOverX			✓	
CmdQuantitate	BL2000\jheine	12/29/2021 8:42:44 AM	Quantitate all compounds in all samples			✓	
CmdSetTargetCompoun dAttribute	BL2000\jheine	12/29/2021 8:42:57 AM	Set CurveFit = fitAverageOfResponseFactors for compound 2-Methylnaphthalene in all samples; previous value = fitQuadratic			✓	
CmdSetTargetCompoun dAttribute	BL2000\jheine	12/29/2021 8:43:01 AM	Set CurveFitOrigin = originIgnore for compound 2-Methylnaphthalene in all samples; previous value = originInclude			✓	
CmdSetTargetCompoun dAttribute	BL2000\jheine	12/29/2021 8:43:04 AM	Set CurveFitWeight = weightEqual for compound 2-Methylnaphthalene in all samples; previous value = weightOneOverX			✓	
CmdQuantitate	BL2000\jheine	12/29/2021 8:43:14 AM	Quantitate all compounds in all samples			✓	
CmdSetTargetCompoun dAttribute	BL2000\jheine	12/29/2021 8:43:29 AM	Set CurveFit = fitAverageOfResponseFactors for compound 1-Methylnaphthalene in all samples; previous value = fitQuadratic			✓	
CmdSetTargetCompoun dAttribute	BL2000\jheine	12/29/2021 8:43:31 AM	Set CurveFitOrigin = originIgnore for compound 1-Methylnaphthalene in all samples; previous value = originInclude			✓	
CmdSetTargetCompoun dAttribute	BL2000\jheine	12/29/2021 8:43:33 AM	Set CurveFitWeight = weightEqual for compound 1-Methylnaphthalene in all samples; previous value = weightOneOverX			✓	

# Audit Trail report

Name	User	Time	Action	Reason	Comment	Succeed	Exception
CmdQuantitate	BL2000\jheine	12/29/2021 8:43:44 AM	Quantitate all compounds in all samples			✓	
CmdSetTargetCompoundAttribute	BL2000\jheine	12/29/2021 8:43:58 AM	Set CurveFit = fitAverageOfResponseFactors for compound Acenaphthylene in all samples; previous value = fitQuadratic			✓	
CmdSetTargetCompoundAttribute	BL2000\jheine	12/29/2021 8:44:01 AM	Set CurveFitOrigin = originIgnore for compound Acenaphthylene in all samples; previous value = originInclude			✓	
CmdSetTargetCompoundAttribute	BL2000\jheine	12/29/2021 8:44:03 AM	Set CurveFitWeight = weightEqual for compound Acenaphthylene in all samples; previous value = weightOneOverX			✓	
CmdQuantitate	BL2000\jheine	12/29/2021 8:44:14 AM	Quantitate all compounds in all samples			✓	
CmdSetTargetCompoundAttribute	BL2000\jheine	12/29/2021 8:44:33 AM	Set CurveFit = fitAverageOfResponseFactors for compound Acenaphthene in all samples; previous value = fitQuadratic			✓	
CmdSetTargetCompoundAttribute	BL2000\jheine	12/29/2021 8:44:37 AM	Set CurveFitOrigin = originIgnore for compound Acenaphthene in all samples; previous value = originInclude			✓	
CmdSetTargetCompoundAttribute	BL2000\jheine	12/29/2021 8:44:39 AM	Set CurveFitWeight = weightEqual for compound Acenaphthene in all samples; previous value = weightOneOverXSquared			✓	
CmdQuantitate	BL2000\jheine	12/29/2021 8:44:51 AM	Quantitate all compounds in all samples			✓	
CmdSetTargetCompoundAttribute	BL2000\jheine	12/29/2021 8:45:05 AM	Set CurveFit = fitAverageOfResponseFactors for compound Fluorene in all samples; previous value = fitQuadratic			✓	
CmdSetTargetCompoundAttribute	BL2000\jheine	12/29/2021 8:45:09 AM	Set CurveFitOrigin = originIgnore for compound Fluorene in all samples; previous value = originInclude			✓	
CmdSetTargetCompoundAttribute	BL2000\jheine	12/29/2021 8:45:12 AM	Set CurveFitWeight = weightEqual for compound Fluorene in all samples; previous value = weightOneOverX			✓	
CmdQuantitate	BL2000\jheine	12/29/2021 8:45:25 AM	Quantitate all compounds in all samples			✓	
CmdSetTargetCompoundAttribute	BL2000\jheine	12/29/2021 8:45:37 AM	Set CurveFit = fitAverageOfResponseFactors for compound 2-Fluorobiphenyl in all samples; previous value = fitQuadratic			✓	
CmdSetTargetCompoundAttribute	BL2000\jheine	12/29/2021 8:45:41 AM	Set CurveFitOrigin = originIgnore for compound 2-Fluorobiphenyl in all samples; previous value = originInclude			✓	



# Audit Trail report

Name	User	Time	Action	Reason	Comment	Succeed	Exception
CmdSetTargetCompoundAttribute	BL2000\jheine	12/29/2021 8:45:44 AM	Set CurveFitWeight = weightEqual for compound 2-Fluorobiphenyl in all samples; previous value = weightOneOverX			✓	
CmdQuantitate	BL2000\jheine	12/29/2021 8:45:53 AM	Quantitate all compounds in all samples			✓	
CmdSetTargetCompoundAttribute	BL2000\jheine	12/29/2021 8:46:05 AM	Set CurveFit = fitAverageOfResponseFactors for compound Phenanthrene in all samples; previous value = fitQuadratic			✓	
CmdSetTargetCompoundAttribute	BL2000\jheine	12/29/2021 8:46:07 AM	Set CurveFitOrigin = originIgnore for compound Phenanthrene in all samples; previous value = originInclude			✓	
CmdSetTargetCompoundAttribute	BL2000\jheine	12/29/2021 8:46:09 AM	Set CurveFitWeight = weightEqual for compound Phenanthrene in all samples; previous value = weightOneOverX			✓	
CmdQuantitate	BL2000\jheine	12/29/2021 8:46:20 AM	Quantitate all compounds in all samples			✓	
CmdSetTargetCompoundAttribute	BL2000\jheine	12/29/2021 8:46:27 AM	Set CurveFit = fitQuadratic for compound Phenanthrene in all samples; previous value = fitQuadratic			✓	
CmdSetTargetCompoundAttribute	BL2000\jheine	12/29/2021 8:46:31 AM	Set CurveFitOrigin = originInclude for compound Phenanthrene in all samples; previous value = originInclude			✓	
CmdSetTargetCompoundAttribute	BL2000\jheine	12/29/2021 8:46:36 AM	Set CurveFitWeight = weightOneOverX for compound Phenanthrene in all samples; previous value = weightOneOverX			✓	
CmdSetTargetCompoundAttribute	BL2000\jheine	12/29/2021 8:46:40 AM	Set CurveFitWeight = weightOneOverXSquared for compound Phenanthrene in all samples; previous value = weightOneOverX			✓	
CmdQuantitate	BL2000\jheine	12/29/2021 8:46:53 AM	Quantitate all compounds in all samples			✓	
CmdSetTargetCompoundAttribute	BL2000\jheine	12/29/2021 8:47:04 AM	Set CurveFit = fitQuadratic for compound Anthracene in all samples; previous value = fitAverageOfResponseFactors			✓	
CmdSetTargetCompoundAttribute	BL2000\jheine	12/29/2021 8:47:07 AM	Set CurveFitOrigin = originInclude for compound Anthracene in all samples; previous value = originIgnore			✓	
CmdSetTargetCompoundAttribute	BL2000\jheine	12/29/2021 8:47:10 AM	Set CurveFitWeight = weightOneOverX for compound Anthracene in all samples; previous value = weightEqual			✓	
CmdQuantitate	BL2000\jheine	12/29/2021 8:47:20 AM	Quantitate all compounds in all samples			✓	

# Audit Trail report

Name	User	Time	Action	Reason	Comment	Succeed	Exception
CmdSetTargetCompoundAttribute	BL2000\jheine	12/29/2021 8:47:32 AM	Set CurveFit = fitAverageOfResponseFactors for compound Fluoranthene in all samples; previous value = fitQuadratic			✓	
CmdSetTargetCompoundAttribute	BL2000\jheine	12/29/2021 8:47:35 AM	Set CurveFitOrigin = originIgnore for compound Fluoranthene in all samples; previous value = originInclude			✓	
CmdSetTargetCompoundAttribute	BL2000\jheine	12/29/2021 8:47:38 AM	Set CurveFitWeight = weightEqual for compound Fluoranthene in all samples; previous value = weightOneOverX			✓	
CmdQuantitate	BL2000\jheine	12/29/2021 8:47:49 AM	Quantitate all compounds in all samples			✓	
CmdSetTargetCompoundAttribute	BL2000\jheine	12/29/2021 8:48:00 AM	Set CurveFit = fitQuadratic for compound o-Terphenyl in all samples; previous value = fitAverageOfResponseFactors			✓	
CmdSetTargetCompoundAttribute	BL2000\jheine	12/29/2021 8:48:06 AM	Set CurveFitOrigin = originInclude for compound o-Terphenyl in all samples; previous value = originIgnore			✓	
CmdSetTargetCompoundAttribute	BL2000\jheine	12/29/2021 8:48:08 AM	Set CurveFitWeight = weightOneOverX for compound o-Terphenyl in all samples; previous value = weightEqual			✓	
CmdQuantitate	BL2000\jheine	12/29/2021 8:48:18 AM	Quantitate all compounds in all samples			✓	
CmdSetTargetCompoundAttribute	BL2000\jheine	12/29/2021 8:48:24 AM	Set CurveFit = fitAverageOfResponseFactors for compound o-Terphenyl in all samples; previous value = fitAverageOfResponseFactors			✓	
CmdSetTargetCompoundAttribute	BL2000\jheine	12/29/2021 8:48:28 AM	Set CurveFitOrigin = originIgnore for compound o-Terphenyl in all samples; previous value = originIgnore			✓	
CmdSetTargetCompoundAttribute	BL2000\jheine	12/29/2021 8:48:31 AM	Set CurveFitWeight = weightEqual for compound o-Terphenyl in all samples; previous value = weightEqual			✓	
CmdQuantitate	BL2000\jheine	12/29/2021 8:48:42 AM	Quantitate all compounds in all samples			✓	
CmdSetTargetCompoundAttribute	BL2000\jheine	12/29/2021 8:49:12 AM	Set CurveFit = fitAverageOfResponseFactors for compound Benzo(a)Anthracene in all samples; previous value = fitQuadratic			✓	
CmdSetTargetCompoundAttribute	BL2000\jheine	12/29/2021 8:49:16 AM	Set CurveFit = fitQuadratic for compound Benzo(a)Anthracene in all samples; previous value = fitQuadratic			✓	
CmdSetTargetCompoundAttribute	BL2000\jheine	12/29/2021 8:49:20 AM	Set CurveFitWeight = weightOneOverX for compound Benzo(a)Anthracene in all samples; previous value = weightOneOverXSquared			✓	

# Audit Trail report

Name	User	Time	Action	Reason	Comment	Succeed	Exception
CmdQuantitate	BL2000\jheine	12/29/2021 8:49:32 AM	Quantitate all compounds in all samples			✓	
CmdSetTargetCompoundAttribute	BL2000\jheine	12/29/2021 8:49:38 AM	Set CurveFitWeight = weightOneOverXSquared for compound Benzo(a)Anthracene in all samples; previous value = weightOneOverXSquared			✓	
CmdSetTargetCompoundAttribute	BL2000\jheine	12/29/2021 8:50:59 AM	Set CurveFit = fitQuadratic for compound Chrysene in all samples; previous value = fitAverageOfResponseFactors			✓	
CmdSetTargetCompoundAttribute	BL2000\jheine	12/29/2021 8:51:04 AM	Set CurveFitOrigin = originInclude for compound Chrysene in all samples; previous value = originIgnore			✓	
CmdSetTargetCompoundAttribute	BL2000\jheine	12/29/2021 8:51:06 AM	Set CurveFitWeight = weightOneOverXSquared for compound Chrysene in all samples; previous value = weightEqual			✓	
CmdQuantitate	BL2000\jheine	12/29/2021 8:51:18 AM	Quantitate all compounds in all samples			✓	
CmdManuallyIntegratePeak	BL2000\jheine	12/29/2021 8:51:36 AM	Manually integrate compound Chrysene-d12 in sample Dec2809.D, from x, y = 14.702, 75 to 15.598, 2323, result = 542252; previous integration is from x, y = 14.702, 75 to 14.926, 79 and previous response = 586299.			✓	
CmdManuallyIntegrateDropBaseline	BL2000\jheine	12/29/2021 8:51:38 AM	Drop baseline for compound Chrysene-d12 in sample Dec2809.D to y = 75, new integration is from x, y = 14.702, 75 to 15.598, 75 and new response = 602674; previous integration is from x, y = 14.702, 75 to 15.598, 2323 and previous response = 542252.			✓	
CmdSetTargetCompoundAttribute	BL2000\jheine	12/29/2021 8:52:17 AM	Set CurveFit = fitAverageOfResponseFactors for compound Indeno(1,2,3-cd)pyrene in all samples; previous value = fitQuadratic			✓	
CmdSetTargetCompoundAttribute	BL2000\jheine	12/29/2021 8:52:21 AM	Set CurveFitWeight = weightEqual for compound Indeno(1,2,3-cd)pyrene in all samples; previous value = weightOneOverX			✓	
CmdQuantitate	BL2000\jheine	12/29/2021 8:52:32 AM	Quantitate all compounds in all samples			✓	
CmdSetTargetCompoundAttribute	BL2000\jheine	12/29/2021 8:52:47 AM	Set CurveFit = fitAverageOfResponseFactors for compound Dibenzo(a,h)anthracene in all samples; previous value = fitQuadratic			✓	
CmdSetTargetCompoundAttribute	BL2000\jheine	12/29/2021 8:52:51 AM	Set CurveFitWeight = weightEqual for compound Dibenzo(a,h)anthracene in all samples; previous value = weightOneOverX			✓	

# Audit Trail report

Name	User	Time	Action	Reason	Comment	Succeed	Exception
CmdQuantitate	BL2000\jheine	12/29/2021 8:53:04 AM	Quantitate all compounds in all samples			✓	
CmdSetTargetCompoundAttribute	BL2000\jheine	12/29/2021 8:54:00 AM	Set CurveFitWeight = weightOneOverXSquared for compound Nitrobenzene-d5 in all samples; previous value = weightOneOverX			✓	
CmdSetTargetCompoundAttribute	BL2000\jheine	12/29/2021 8:54:06 AM	Set CurveFitWeight = weightOneOverX for compound Nitrobenzene-d5 in all samples; previous value = weightOneOverX			✓	
CmdSetTargetCompoundAttribute	BL2000\jheine	12/29/2021 8:54:10 AM	Set CurveFitWeight = weightOneOverXSquared for compound Nitrobenzene-d5 in all samples; previous value = weightOneOverX			✓	
CmdQuantitate	BL2000\jheine	12/29/2021 8:54:26 AM	Quantitate all compounds in all samples			✓	
CmdClearManualIntegration	BL2000\jheine	12/29/2021 8:55:22 AM	Clear manual integration of target signal for compound Nitrobenzene-d5 in sample Dec2809.D			✓	
CmdManuallyIntegratePeak	BL2000\jheine	12/29/2021 8:55:44 AM	Manually integrate compound Nitrobenzene-d5 in sample Dec2804.D, from x, y = 5.168, 412 to 5.367, 408, result = 14202; previous integration is from x, y = 5.150, 377 to 5.280, 378 and previous response = 14151.			✓	
CmdManuallyIntegrateSnapBaseline	BL2000\jheine	12/29/2021 8:55:47 AM	Snap baseline for compound Nitrobenzene-d5 in sample Dec2804.D, from x = 5.168 to x = 5.367, new integration is from x, y = 5.168, 390 to 5.367, 422 and new response = 14253; previous integration is from x, y = 5.168, 412 to 5.367, 408 and previous response = 14202.			✓	
CmdManuallyIntegrateDropBaseline	BL2000\jheine	12/29/2021 8:55:48 AM	Drop baseline for compound Nitrobenzene-d5 in sample Dec2804.D to y = 390, new integration is from x, y = 5.168, 390 to 5.367, 390 and new response = 14443; previous integration is from x, y = 5.168, 390 to 5.367, 422 and previous response = 14253.			✓	
CmdSetTargetCompoundAttribute	BL2000\jheine	12/29/2021 8:55:53 AM	Set UserAnnotation = BA for compound Nitrobenzene-d5 in sample Dec2804.D; previous value =			✓	
CmdManuallyIntegratePeak	BL2000\jheine	12/29/2021 8:56:12 AM	Manually integrate compound Nitrobenzene-d5 in sample Dec2803.D, from x, y = 5.168, 427 to 5.429, 648, result = 40782; previous integration is from x, y = 5.168, 427 to 5.342, 463 and previous response = 41890.			✓	

# Audit Trail report

Name	User	Time	Action	Reason	Comment	Succeed	Exception
CmdManuallyIntegrateDropBaseline	BL2000\jheine	12/29/2021 8:56:15 AM	Drop baseline for compound Nitrobenzene-d5 in sample Dec2803.D to y = 427, new integration is from x, y = 5.168, 427 to 5.429, 427 and new response = 42512; previous integration is from x, y = 5.168, 427 to 5.429, 648 and previous response = 40782.			✓	
CmdSetTargetCompoundAttribute	BL2000\jheine	12/29/2021 8:56:21 AM	Set UserAnnotation = BA for compound Nitrobenzene-d5 in sample Dec2803.D; previous value =			✓	
CmdManuallyIntegratePeak	BL2000\jheine	12/29/2021 8:56:31 AM	Manually integrate compound Nitrobenzene-d5 in sample Dec2802.D, from x, y = 5.156, 789 to 5.441, 1032, result = 87529; previous integration is from x, y = 5.131, 587 to 5.267, 629 and previous response = 91135.			✓	
CmdManuallyIntegrateSnapBaseline	BL2000\jheine	12/29/2021 8:56:34 AM	Snap baseline for compound Nitrobenzene-d5 in sample Dec2802.D, from x = 5.156 to x = 5.441, new integration is from x, y = 5.156, 789 to 5.441, 646 and new response = 90838; previous integration is from x, y = 5.156, 789 to 5.441, 1032 and previous response = 87529.			✓	
CmdManuallyIntegrateDropBaseline	BL2000\jheine	12/29/2021 8:56:35 AM	Drop baseline for compound Nitrobenzene-d5 in sample Dec2802.D to y = 646, new integration is from x, y = 5.156, 646 to 5.441, 646 and new response = 92065; previous integration is from x, y = 5.156, 789 to 5.441, 646 and previous response = 90838.			✓	
CmdSetTargetCompoundAttribute	BL2000\jheine	12/29/2021 8:56:41 AM	Set UserAnnotation = BA for compound Nitrobenzene-d5 in sample Dec2802.D; previous value =			✓	

# Audit Trail report

Name	User	Time	Action	Reason	Comment	Succeed	Exception
CmdCalibrate	BL2000\jheine	12/29/2021 8:56:55 AM	Replace level ICV with QC sample Dec2809.D for compounds {Benzo(g,h,i)perylene, Dibenzo(a,h)anthracene, Indeno(1,2,3-cd)pyrene, Benzo(a)pyrene, Benzo(k)fluoranthene, Benzo(b)fluoranthene, Chrysene, Benzo(a)Anthracene, Terphenyl-d14, Pyrene, Fluoranthene, o-Terphenyl, Anthracene, Phenanthrene, Fluorene, Acenaphthene, Acenaphthylene, 2-Fluorobiphenyl, 1-Methylnaphthalene, 2-Methylnaphthalene, Naphthalene, Nitrobenzene-d5}; Replace level 1 with Calibration sample Dec2808.D for compounds {Benzo(g,h,i)perylene, Dibenzo(a,h)anthracene, Indeno(1,2,3-cd)pyrene, Benzo(a)pyrene, Benzo(k)fluoranthene, Benzo(b)fluoranthene, Chrysene, Benzo(a)Anthracene, Terphenyl-d14, Pyrene, Fluoranthene, o-Terphenyl, Anthracene, Phenanthrene, Fluorene, Acenaphthene, Acenaphthylene, 2-Fluorobiphenyl, 1-Methylnaphthalene, 2-Methylnaphthalene, Naphthalene, Nitrobenzene-d5}; Replace level 2 with Calibration sample Dec2807.D for compounds {Benzo(g,h,i)perylene, Dibenzo(a,h)anthracene, Indeno(1,2,3-cd)pyrene, Benzo(a)pyrene, Benzo(k)fluoranthene, Benzo(b)fluoranthene, Chrysene, Benzo(a)Anthracene, Terphenyl-d14, Pyrene, Fluoranthene, o-Terphenyl, Anthracene, Phenanthrene, Fluorene, Acenaphthene, Acenaphthylene, 2-Fluorobiphenyl, 1-Methylnaphthalene, 2-Methylnaphthalene, Naphthalene, Nitrobenzene-d5}; Replace level 3 with Calibration sample Dec2806.D for compounds {Benzo(g,h,i)perylene, Dibenzo(a,h)anthracene, Indeno(1,2,3-cd)pyrene, Benzo(a)pyrene, Benzo(k)fluoranthene, Benzo(b)fluoranthene, Chrysene, Benzo(a)Anthracene, Terphenyl-d14, Pyrene, Fluoranthene, o-Terphenyl, Anthracene, Phenanthrene, Fluorene, Acenaphthene, Acenaphthylene, 2-Fluorobiphenyl, 1-Methylnaphthalene, 2-Methylnaphthalene, Naphthalene, Nitrobenzene-d5}; Replace level 4 with Calibration sample Dec2805.D for compounds {Benzo(g,h,i)perylene,			✓	

# Audit Trail report

Name	User	Time	Action	Reason	Comment	Succeed	Exception
			Dibenzo(a,h)anthracene, Indeno(1,2,3-cd)pyrene, Benzo(a)pyrene, Benzo(k)fluoranthene, Benzo(b)fluoranthene, Chrysene, Benzo(a)Anthracene, Terphenyl-d14, Pyrene, Fluoranthene, o-Terphenyl, Anthracene, Phenanthrene, Fluorene, Acenaphthene, Acenaphthylene, 2- Fluorobiphenyl, 1-Methylnaphthalene, 2-Methylnaphthalene, Naphthalene, Nitrobenzene-d5}; Replace level 5 with Calibration sample Dec2804.D for compounds {Benzo(g,h,i)perylene, Dibenzo(a,h)anthracene, Indeno(1,2,3-cd)pyrene, Benzo(a)pyrene, Benzo(k)fluoranthene, Benzo(b)fluoranthene, Chrysene, Benzo(a)Anthracene, Terphenyl-d14, Pyrene, Fluoranthene, o-Terphenyl, Anthracene, Phenanthrene, Fluorene, Acenaphthene, Acenaphthylene, 2- Fluorobiphenyl, 1-Methylnaphthalene, 2-Methylnaphthalene, Naphthalene, Nitrobenzene-d5}; Replace level 6 with Calibration sample Dec2803.D for compounds {Benzo(g,h,i)perylene, Dibenzo(a,h)anthracene, Indeno(1,2,3-cd)pyrene, Benzo(a)pyrene, Benzo(k)fluoranthene, Benzo(b)fluoranthene, Chrysene, Benzo(a)Anthracene, Terphenyl-d14, Pyrene, Fluoranthene, o-Terphenyl, Anthracene, Phenanthrene, Fluorene, Acenaphthene, Acenaphthylene, 2- Fluorobiphenyl, 1-Methylnaphthalene, 2-Methylnaphthalene, Naphthalene, Nitrobenzene-d5}; Replace level 7 with Calibration sample Dec2802.D for compounds {Benzo(g,h,i)perylene, Dibenzo(a,h)anthracene, Indeno(1,2,3-cd)pyrene, Benzo(a)pyrene, Benzo(k)fluoranthene, Benzo(b)fluoranthene, Chrysene, Benzo(a)Anthracene, Terphenyl-d14, Pyrene, Fluoranthene, o-Terphenyl, Anthracene, Phenanthrene, Fluorene, Acenaphthene, Acenaphthylene, 2- Fluorobiphenyl, 1-Methylnaphthalene, 2-Methylnaphthalene, Naphthalene, Nitrobenzene-d5};				
CmdQuantitate	BL2000\jheine	12/29/2021 8:57:14 AM	Quantitate all compounds in all samples			✓	

# Audit Trail report

Name	User	Time	Action	Reason	Comment	Succeed	Exception
CmdSetTargetCompoundAttribute	BL2000\jheine	12/29/2021 8:57:24 AM	Set CurveFitWeight = weightOneOverX for compound Nitrobenzene-d5 in all samples; previous value = weightOneOverX			✓	
CmdQuantitate	BL2000\jheine	12/29/2021 8:57:38 AM	Quantitate all compounds in all samples			✓	
CmdManuallyIntegrateQualifierPeak	BL2000\jheine	12/29/2021 8:58:53 AM	Manually integrate qualifier 128.0 of compound Nitrobenzene-d5 in sample Dec2802.D, from x, y = 5.168, 342 to 5.392, 535, result = 22702; previous integration is from x, y = 5.168, 342 to 5.280, 344 and previous response = 19089.			✓	
CmdManuallyIntegrateDropBaseline	BL2000\jheine	12/29/2021 8:58:55 AM	Drop baseline for qualifier 128.0 of compound Nitrobenzene-d5 in sample Dec2802.D to y = 342, new integration is from x, y = 5.168, 342 to 5.392, 342 and new response = 23994; previous integration is from x, y = 5.168, 342 to 5.392, 535 and previous response = 22702.			✓	
CmdStartMethodEditing	BL2000\jheine	12/29/2021 9:03:06 AM	Start method editing			✓	
CmdImportMethodFromSample	BL2000\jheine	12/29/2021 9:03:06 AM	Import method from sample Dec2810.D			✓	
CmdSetMethodTargetCompoundAttribute	BL2000\jheine	12/29/2021 9:03:24 AM	No parameter change for PeakFilterThreshold			✓	
CmdSetMethodTargetCompoundAttribute	BL2000\jheine	12/29/2021 9:03:25 AM	Set PeakFilterThresholdValue = 1037.63454930473 for compound Naphthalene; previous value = 1220.58893414677			✓	
CmdSetMethodTargetCompoundAttribute	BL2000\jheine	12/29/2021 9:03:25 AM	No parameter change for ThresholdNumberOfPeaks			✓	
CmdSetMethodTargetQualifierAttribute	BL2000\jheine	12/29/2021 9:03:25 AM	No parameter change for PeakFilterThreshold			✓	
CmdSetMethodTargetQualifierAttribute	BL2000\jheine	12/29/2021 9:03:25 AM	Set PeakFilterThresholdValue = 112.174329251956 for qualifier 129.0 of compound Naphthalene; previous value = 137.937962245688			✓	
CmdSetMethodTargetQualifierAttribute	BL2000\jheine	12/29/2021 9:03:25 AM	No parameter change for ThresholdNumberOfPeaks			✓	
CmdSetMethodTargetQualifierAttribute	BL2000\jheine	12/29/2021 9:03:26 AM	No parameter change for PeakFilterThreshold			✓	
CmdSetMethodTargetQualifierAttribute	BL2000\jheine	12/29/2021 9:03:26 AM	Set PeakFilterThresholdValue = 161.337722202857 for qualifier 102.0 of compound Naphthalene; previous value = 153.470798897376			✓	
CmdSetMethodTargetQualifierAttribute	BL2000\jheine	12/29/2021 9:03:26 AM	No parameter change for ThresholdNumberOfPeaks			✓	
CmdSetMethodTargetCompoundAttribute	BL2000\jheine	12/29/2021 9:03:26 AM	No parameter change for PeakFilterThreshold			✓	



# Audit Trail report

Name	User	Time	Action	Reason	Comment	Succeed	Exception
CmdSetMethodTargetCompoundAttribute	BL2000\jheine	12/29/2021 9:03:26 AM	Set PeakFilterThresholdValue = 588.19625396825 for compound 2-Methylnaphthalene; previous value = 797.907698888901			✓	
CmdSetMethodTargetCompoundAttribute	BL2000\jheine	12/29/2021 9:03:26 AM	No parameter change for ThresholdNumberOfPeaks			✓	
CmdSetMethodTargetQualifierAttribute	BL2000\jheine	12/29/2021 9:03:26 AM	No parameter change for PeakFilterThreshold			✓	
CmdSetMethodTargetQualifierAttribute	BL2000\jheine	12/29/2021 9:03:27 AM	Set PeakFilterThresholdValue = 867.611723242636 for qualifier 142.0 of compound 2-Methylnaphthalene; previous value = 1044.91457486028			✓	
CmdSetMethodTargetQualifierAttribute	BL2000\jheine	12/29/2021 9:03:27 AM	No parameter change for ThresholdNumberOfPeaks			✓	
CmdSetMethodTargetQualifierAttribute	BL2000\jheine	12/29/2021 9:03:27 AM	No parameter change for PeakFilterThreshold			✓	
CmdSetMethodTargetQualifierAttribute	BL2000\jheine	12/29/2021 9:03:27 AM	Set PeakFilterThresholdValue = 308.814817007921 for qualifier 115.0 of compound 2-Methylnaphthalene; previous value = 434.34685767974			✓	
CmdSetMethodTargetQualifierAttribute	BL2000\jheine	12/29/2021 9:03:27 AM	No parameter change for ThresholdNumberOfPeaks			✓	
CmdSetMethodTargetCompoundAttribute	BL2000\jheine	12/29/2021 9:03:28 AM	No parameter change for PeakFilterThreshold			✓	
CmdSetMethodTargetCompoundAttribute	BL2000\jheine	12/29/2021 9:03:28 AM	Set PeakFilterThresholdValue = 595.299928571425 for compound 1-Methylnaphthalene; previous value = 769.836750000014			✓	
CmdSetMethodTargetCompoundAttribute	BL2000\jheine	12/29/2021 9:03:28 AM	No parameter change for ThresholdNumberOfPeaks			✓	
CmdSetMethodTargetQualifierAttribute	BL2000\jheine	12/29/2021 9:03:28 AM	No parameter change for PeakFilterThreshold			✓	
CmdSetMethodTargetQualifierAttribute	BL2000\jheine	12/29/2021 9:03:28 AM	Set PeakFilterThresholdValue = 662.394921309491 for qualifier 142.0 of compound 1-Methylnaphthalene; previous value = 875.458518972315			✓	
CmdSetMethodTargetQualifierAttribute	BL2000\jheine	12/29/2021 9:03:28 AM	No parameter change for ThresholdNumberOfPeaks			✓	
CmdSetMethodTargetQualifierAttribute	BL2000\jheine	12/29/2021 9:03:29 AM	No parameter change for PeakFilterThreshold			✓	
CmdSetMethodTargetQualifierAttribute	BL2000\jheine	12/29/2021 9:03:29 AM	Set PeakFilterThresholdValue = 377.588666044884 for qualifier 115.0 of compound 1-Methylnaphthalene; previous value = 463.799511684384			✓	
CmdSetMethodTargetQualifierAttribute	BL2000\jheine	12/29/2021 9:03:29 AM	No parameter change for ThresholdNumberOfPeaks			✓	
CmdSetMethodTargetCompoundAttribute	BL2000\jheine	12/29/2021 9:03:29 AM	No parameter change for PeakFilterThreshold			✓	

# Audit Trail report

Name	User	Time	Action	Reason	Comment	Succeed	Exception
CmdSetMethodTargetCompoundAttribute	BL2000\jheine	12/29/2021 9:03:29 AM	Set PeakFilterThresholdValue = 977.574997222228 for compound Acenaphthylene; previous value = 1186.19511893271			✓	
CmdSetMethodTargetCompoundAttribute	BL2000\jheine	12/29/2021 9:03:30 AM	No parameter change for ThresholdNumberOfPeaks			✓	
CmdSetMethodTargetQualifierAttribute	BL2000\jheine	12/29/2021 9:03:30 AM	No parameter change for PeakFilterThreshold			✓	
CmdSetMethodTargetQualifierAttribute	BL2000\jheine	12/29/2021 9:03:30 AM	Set PeakFilterThresholdValue = 142.297492641816 for qualifier 153.0 of compound Acenaphthylene; previous value = 173.965894403528			✓	
CmdSetMethodTargetQualifierAttribute	BL2000\jheine	12/29/2021 9:03:30 AM	No parameter change for ThresholdNumberOfPeaks			✓	
CmdSetMethodTargetCompoundAttribute	BL2000\jheine	12/29/2021 9:03:30 AM	No parameter change for PeakFilterThreshold			✓	
CmdSetMethodTargetCompoundAttribute	BL2000\jheine	12/29/2021 9:03:31 AM	Set PeakFilterThresholdValue = 702.823942203903 for compound Acenaphthene; previous value = 900.573443981482			✓	
CmdSetMethodTargetCompoundAttribute	BL2000\jheine	12/29/2021 9:03:31 AM	No parameter change for ThresholdNumberOfPeaks			✓	
CmdSetMethodTargetQualifierAttribute	BL2000\jheine	12/29/2021 9:03:31 AM	No parameter change for PeakFilterThreshold			✓	
CmdSetMethodTargetQualifierAttribute	BL2000\jheine	12/29/2021 9:03:31 AM	Set PeakFilterThresholdValue = 385.842848130719 for qualifier 152.0 of compound Acenaphthene; previous value = 515.109769583626			✓	
CmdSetMethodTargetQualifierAttribute	BL2000\jheine	12/29/2021 9:03:31 AM	No parameter change for ThresholdNumberOfPeaks			✓	
CmdSetMethodTargetQualifierAttribute	BL2000\jheine	12/29/2021 9:03:32 AM	No parameter change for PeakFilterThreshold			✓	
CmdSetMethodTargetQualifierAttribute	BL2000\jheine	12/29/2021 9:03:32 AM	Set PeakFilterThresholdValue = 806.667572980904 for qualifier 153.0 of compound Acenaphthene; previous value = 1028.47322372877			✓	
CmdSetMethodTargetQualifierAttribute	BL2000\jheine	12/29/2021 9:03:32 AM	No parameter change for ThresholdNumberOfPeaks			✓	
CmdSetMethodTargetCompoundAttribute	BL2000\jheine	12/29/2021 9:03:32 AM	No parameter change for PeakFilterThreshold			✓	
CmdSetMethodTargetCompoundAttribute	BL2000\jheine	12/29/2021 9:03:32 AM	Set PeakFilterThresholdValue = 756.80948412701 for compound Fluorene; previous value = 1123.40680750915			✓	
CmdSetMethodTargetCompoundAttribute	BL2000\jheine	12/29/2021 9:03:32 AM	No parameter change for ThresholdNumberOfPeaks			✓	
CmdSetMethodTargetQualifierAttribute	BL2000\jheine	12/29/2021 9:03:33 AM	No parameter change for PeakFilterThreshold			✓	

# Audit Trail report

Name	User	Time	Action	Reason	Comment	Succeed	Exception
CmdSetMethodTargetQualifierAttribute	BL2000\jheine	12/29/2021 9:03:33 AM	Set PeakFilterThresholdValue = 729.532248155729 for qualifier 165.0 of compound Fluorene; previous value = 1044.45965513908			✓	
CmdSetMethodTargetQualifierAttribute	BL2000\jheine	12/29/2021 9:03:33 AM	No parameter change for ThresholdNumberOfPeaks			✓	
CmdSetMethodTargetQualifierAttribute	BL2000\jheine	12/29/2021 9:03:33 AM	No parameter change for PeakFilterThreshold			✓	
CmdSetMethodTargetQualifierAttribute	BL2000\jheine	12/29/2021 9:03:34 AM	Set PeakFilterThresholdValue = 85.20871582856 for qualifier 167.0 of compound Fluorene; previous value = 145.28247658999			✓	
CmdSetMethodTargetQualifierAttribute	BL2000\jheine	12/29/2021 9:03:34 AM	No parameter change for ThresholdNumberOfPeaks			✓	
CmdSetMethodTargetCompoundAttribute	BL2000\jheine	12/29/2021 9:03:34 AM	No parameter change for PeakFilterThreshold			✓	
CmdSetMethodTargetCompoundAttribute	BL2000\jheine	12/29/2021 9:03:34 AM	Set PeakFilterThresholdValue = 1378.20817410716 for compound Phenanthrene; previous value = 1819.3952628983			✓	
CmdSetMethodTargetCompoundAttribute	BL2000\jheine	12/29/2021 9:03:34 AM	No parameter change for ThresholdNumberOfPeaks			✓	
CmdSetMethodTargetQualifierAttribute	BL2000\jheine	12/29/2021 9:03:34 AM	No parameter change for PeakFilterThreshold			✓	
CmdSetMethodTargetQualifierAttribute	BL2000\jheine	12/29/2021 9:03:35 AM	Set PeakFilterThresholdValue = 213.984541449823 for qualifier 176.0 of compound Phenanthrene; previous value = 344.606663665418			✓	
CmdSetMethodTargetQualifierAttribute	BL2000\jheine	12/29/2021 9:03:35 AM	No parameter change for ThresholdNumberOfPeaks			✓	
CmdSetMethodTargetCompoundAttribute	BL2000\jheine	12/29/2021 9:03:35 AM	No parameter change for PeakFilterThreshold			✓	
CmdSetMethodTargetCompoundAttribute	BL2000\jheine	12/29/2021 9:03:35 AM	Set PeakFilterThresholdValue = 1070.77109548611 for compound Anthracene; previous value = 1240.64153798309			✓	
CmdSetMethodTargetCompoundAttribute	BL2000\jheine	12/29/2021 9:03:35 AM	No parameter change for ThresholdNumberOfPeaks			✓	
CmdSetMethodTargetQualifierAttribute	BL2000\jheine	12/29/2021 9:03:36 AM	No parameter change for PeakFilterThreshold			✓	
CmdSetMethodTargetQualifierAttribute	BL2000\jheine	12/29/2021 9:03:36 AM	Set PeakFilterThresholdValue = 178.157498643721 for qualifier 176.0 of compound Anthracene; previous value = 222.565166759391			✓	
CmdSetMethodTargetQualifierAttribute	BL2000\jheine	12/29/2021 9:03:36 AM	No parameter change for ThresholdNumberOfPeaks			✓	
CmdSetMethodTargetCompoundAttribute	BL2000\jheine	12/29/2021 9:03:36 AM	No parameter change for PeakFilterThreshold			✓	

# Audit Trail report

Name	User	Time	Action	Reason	Comment	Succeed	Exception
CmdSetMethodTargetCompoundAttribute	BL2000\jheine	12/29/2021 9:03:36 AM	Set PeakFilterThresholdValue = 1280.26819717778 for compound Fluoranthene; previous value = 1666.69898064172			✓	
CmdSetMethodTargetCompoundAttribute	BL2000\jheine	12/29/2021 9:03:37 AM	No parameter change for ThresholdNumberOfPeaks			✓	
CmdSetMethodTargetQualifierAttribute	BL2000\jheine	12/29/2021 9:03:37 AM	No parameter change for PeakFilterThreshold			✓	
CmdSetMethodTargetQualifierAttribute	BL2000\jheine	12/29/2021 9:03:37 AM	Set PeakFilterThresholdValue = 146.018350606525 for qualifier 101.0 of compound Fluoranthene; previous value = 189.615753707063			✓	
CmdSetMethodTargetQualifierAttribute	BL2000\jheine	12/29/2021 9:03:37 AM	No parameter change for ThresholdNumberOfPeaks			✓	
CmdSetMethodTargetCompoundAttribute	BL2000\jheine	12/29/2021 9:03:37 AM	No parameter change for PeakFilterThreshold			✓	
CmdSetMethodTargetCompoundAttribute	BL2000\jheine	12/29/2021 9:03:37 AM	Set PeakFilterThresholdValue = 1463.19161579774 for compound Pyrene; previous value = 1766.15181188539			✓	
CmdSetMethodTargetCompoundAttribute	BL2000\jheine	12/29/2021 9:03:38 AM	No parameter change for ThresholdNumberOfPeaks			✓	
CmdSetMethodTargetQualifierAttribute	BL2000\jheine	12/29/2021 9:03:38 AM	No parameter change for PeakFilterThreshold			✓	
CmdSetMethodTargetQualifierAttribute	BL2000\jheine	12/29/2021 9:03:38 AM	Set PeakFilterThresholdValue = 203.253032152133 for qualifier 101.0 of compound Pyrene; previous value = 234.139431933039			✓	
CmdSetMethodTargetQualifierAttribute	BL2000\jheine	12/29/2021 9:03:38 AM	No parameter change for ThresholdNumberOfPeaks			✓	
CmdSetMethodTargetCompoundAttribute	BL2000\jheine	12/29/2021 9:03:38 AM	No parameter change for PeakFilterThreshold			✓	
CmdSetMethodTargetCompoundAttribute	BL2000\jheine	12/29/2021 9:03:39 AM	Set PeakFilterThresholdValue = 1853.37234592252 for compound Benzo(a)Anthracene; previous value = 2187.14348133629			✓	
CmdSetMethodTargetCompoundAttribute	BL2000\jheine	12/29/2021 9:03:39 AM	No parameter change for ThresholdNumberOfPeaks			✓	
CmdSetMethodTargetQualifierAttribute	BL2000\jheine	12/29/2021 9:03:39 AM	No parameter change for PeakFilterThreshold			✓	
CmdSetMethodTargetQualifierAttribute	BL2000\jheine	12/29/2021 9:03:39 AM	Set PeakFilterThresholdValue = 436.107213370423 for qualifier 229.0 of compound Benzo(a)Anthracene; previous value = 588.061329030776			✓	
CmdSetMethodTargetQualifierAttribute	BL2000\jheine	12/29/2021 9:03:39 AM	No parameter change for ThresholdNumberOfPeaks			✓	
CmdSetMethodTargetQualifierAttribute	BL2000\jheine	12/29/2021 9:03:39 AM	No parameter change for PeakFilterThreshold			✓	

# Audit Trail report

Name	User	Time	Action	Reason	Comment	Succeed	Exception
CmdSetMethodTargetQualifierAttribute	BL2000\jheine	12/29/2021 9:03:40 AM	Set PeakFilterThresholdValue = 517.609002259047 for qualifier 226.0 of compound Benzo(a)Anthracene; previous value = 601.954035400672			✓	
CmdSetMethodTargetQualifierAttribute	BL2000\jheine	12/29/2021 9:03:40 AM	No parameter change for ThresholdNumberOfPeaks			✓	
CmdSetMethodTargetCompoundAttribute	BL2000\jheine	12/29/2021 9:03:40 AM	No parameter change for PeakFilterThreshold			✓	
CmdSetMethodTargetCompoundAttribute	BL2000\jheine	12/29/2021 9:03:40 AM	Set PeakFilterThresholdValue = 1409.75245176248 for compound Chrysene; previous value = 1499.07610576541			✓	
CmdSetMethodTargetCompoundAttribute	BL2000\jheine	12/29/2021 9:03:40 AM	No parameter change for ThresholdNumberOfPeaks			✓	
CmdSetMethodTargetQualifierAttribute	BL2000\jheine	12/29/2021 9:03:41 AM	No parameter change for PeakFilterThreshold			✓	
CmdSetMethodTargetQualifierAttribute	BL2000\jheine	12/29/2021 9:03:41 AM	Set PeakFilterThresholdValue = 446.502448884273 for qualifier 226.0 of compound Chrysene; previous value = 463.739721893155			✓	
CmdSetMethodTargetQualifierAttribute	BL2000\jheine	12/29/2021 9:03:41 AM	No parameter change for ThresholdNumberOfPeaks			✓	
CmdSetMethodTargetQualifierAttribute	BL2000\jheine	12/29/2021 9:03:41 AM	No parameter change for PeakFilterThreshold			✓	
CmdSetMethodTargetQualifierAttribute	BL2000\jheine	12/29/2021 9:03:41 AM	Set PeakFilterThresholdValue = 313.124961416453 for qualifier 229.0 of compound Chrysene; previous value = 327.500077290095			✓	
CmdSetMethodTargetQualifierAttribute	BL2000\jheine	12/29/2021 9:03:42 AM	No parameter change for ThresholdNumberOfPeaks			✓	
CmdSetMethodTargetCompoundAttribute	BL2000\jheine	12/29/2021 9:03:42 AM	No parameter change for PeakFilterThreshold			✓	
CmdSetMethodTargetCompoundAttribute	BL2000\jheine	12/29/2021 9:03:42 AM	Set PeakFilterThresholdValue = 696.285772650434 for compound Benzo(b)fluoranthene; previous value = 738.398784523359			✓	
CmdSetMethodTargetCompoundAttribute	BL2000\jheine	12/29/2021 9:03:42 AM	No parameter change for ThresholdNumberOfPeaks			✓	
CmdSetMethodTargetQualifierAttribute	BL2000\jheine	12/29/2021 9:03:42 AM	No parameter change for PeakFilterThreshold			✓	
CmdSetMethodTargetQualifierAttribute	BL2000\jheine	12/29/2021 9:03:43 AM	Set PeakFilterThresholdValue = 157.268065765652 for qualifier 253.0 of compound Benzo(b)fluoranthene; previous value = 177.774571398214			✓	
CmdSetMethodTargetQualifierAttribute	BL2000\jheine	12/29/2021 9:03:43 AM	No parameter change for ThresholdNumberOfPeaks			✓	
CmdSetMethodTargetCompoundAttribute	BL2000\jheine	12/29/2021 9:03:43 AM	No parameter change for PeakFilterThreshold			✓	

# Audit Trail report

Name	User	Time	Action	Reason	Comment	Succeed	Exception
CmdSetMethodTargetCompoundAttribute	BL2000\jheine	12/29/2021 9:03:43 AM	Set PeakFilterThresholdValue = 1003.41328761145 for compound Benzo(k)fluoranthene; previous value = 787.98602124904			✓	
CmdSetMethodTargetCompoundAttribute	BL2000\jheine	12/29/2021 9:03:43 AM	No parameter change for ThresholdNumberOfPeaks			✓	
CmdSetMethodTargetQualifierAttribute	BL2000\jheine	12/29/2021 9:03:43 AM	No parameter change for PeakFilterThreshold			✓	
CmdSetMethodTargetQualifierAttribute	BL2000\jheine	12/29/2021 9:03:44 AM	Set PeakFilterThresholdValue = 231.172355781881 for qualifier 253.0 of compound Benzo(k)fluoranthene; previous value = 194.993833639358			✓	
CmdSetMethodTargetQualifierAttribute	BL2000\jheine	12/29/2021 9:03:44 AM	No parameter change for ThresholdNumberOfPeaks			✓	
CmdSetMethodTargetCompoundAttribute	BL2000\jheine	12/29/2021 9:03:44 AM	No parameter change for PeakFilterThreshold			✓	
CmdSetMethodTargetCompoundAttribute	BL2000\jheine	12/29/2021 9:03:44 AM	Set PeakFilterThresholdValue = 623.737750000004 for compound Benzo(a)pyrene; previous value = 552.668149999993			✓	
CmdSetMethodTargetCompoundAttribute	BL2000\jheine	12/29/2021 9:03:44 AM	No parameter change for ThresholdNumberOfPeaks			✓	
CmdSetMethodTargetQualifierAttribute	BL2000\jheine	12/29/2021 9:03:45 AM	No parameter change for PeakFilterThreshold			✓	
CmdSetMethodTargetQualifierAttribute	BL2000\jheine	12/29/2021 9:03:45 AM	Set PeakFilterThresholdValue = 147.866406529718 for qualifier 253.0 of compound Benzo(a)pyrene; previous value = 138.210110576407			✓	
CmdSetMethodTargetQualifierAttribute	BL2000\jheine	12/29/2021 9:03:45 AM	No parameter change for ThresholdNumberOfPeaks			✓	
CmdSetMethodTargetCompoundAttribute	BL2000\jheine	12/29/2021 9:03:45 AM	No parameter change for PeakFilterThreshold			✓	
CmdSetMethodTargetCompoundAttribute	BL2000\jheine	12/29/2021 9:03:45 AM	Set PeakFilterThresholdValue = 513.001406921189 for compound Indeno(1,2,3-cd)pyrene; previous value = 420.343134349856			✓	
CmdSetMethodTargetCompoundAttribute	BL2000\jheine	12/29/2021 9:03:45 AM	No parameter change for ThresholdNumberOfPeaks			✓	
CmdSetMethodTargetQualifierAttribute	BL2000\jheine	12/29/2021 9:03:46 AM	No parameter change for PeakFilterThreshold			✓	
CmdSetMethodTargetQualifierAttribute	BL2000\jheine	12/29/2021 9:03:46 AM	Set PeakFilterThresholdValue = 129.069984146015 for qualifier 138.0 of compound Indeno(1,2,3-cd)pyrene; previous value = 112.040226469621			✓	
CmdSetMethodTargetQualifierAttribute	BL2000\jheine	12/29/2021 9:03:46 AM	No parameter change for ThresholdNumberOfPeaks			✓	
CmdSetMethodTargetCompoundAttribute	BL2000\jheine	12/29/2021 9:03:46 AM	No parameter change for PeakFilterThreshold			✓	

# Audit Trail report

Name	User	Time	Action	Reason	Comment	Succeed	Exception
CmdSetMethodTargetCompoundAttribute	BL2000\jheine	12/29/2021 9:03:46 AM	Set PeakFilterThresholdValue = 575.583630389075 for compound Dibenzo(a,h)anthracene; previous value = 503.112889084119			✓	
CmdSetMethodTargetCompoundAttribute	BL2000\jheine	12/29/2021 9:03:46 AM	No parameter change for ThresholdNumberOfPeaks			✓	
CmdSetMethodTargetQualifierAttribute	BL2000\jheine	12/29/2021 9:03:47 AM	No parameter change for PeakFilterThreshold			✓	
CmdSetMethodTargetQualifierAttribute	BL2000\jheine	12/29/2021 9:03:47 AM	Set PeakFilterThresholdValue = 148.80303070392 for qualifier 279.0 of compound Dibenzo(a,h)anthracene; previous value = 146.512609135596			✓	
CmdSetMethodTargetQualifierAttribute	BL2000\jheine	12/29/2021 9:03:47 AM	No parameter change for ThresholdNumberOfPeaks			✓	
CmdSetMethodTargetQualifierAttribute	BL2000\jheine	12/29/2021 9:03:47 AM	No parameter change for PeakFilterThreshold			✓	
CmdSetMethodTargetQualifierAttribute	BL2000\jheine	12/29/2021 9:03:47 AM	Set PeakFilterThresholdValue = 105.230153069532 for qualifier 139.0 of compound Dibenzo(a,h)anthracene; previous value = 103.54906734961			✓	
CmdSetMethodTargetQualifierAttribute	BL2000\jheine	12/29/2021 9:03:48 AM	No parameter change for ThresholdNumberOfPeaks			✓	
CmdSetMethodTargetCompoundAttribute	BL2000\jheine	12/29/2021 9:03:48 AM	No parameter change for PeakFilterThreshold			✓	
CmdSetMethodTargetCompoundAttribute	BL2000\jheine	12/29/2021 9:03:48 AM	Set PeakFilterThresholdValue = 850.864177295763 for compound Benzo(g,h,i)perylene; previous value = 813.179317348847			✓	
CmdSetMethodTargetCompoundAttribute	BL2000\jheine	12/29/2021 9:03:48 AM	No parameter change for ThresholdNumberOfPeaks			✓	
CmdSetMethodTargetQualifierAttribute	BL2000\jheine	12/29/2021 9:03:48 AM	No parameter change for PeakFilterThreshold			✓	
CmdSetMethodTargetQualifierAttribute	BL2000\jheine	12/29/2021 9:03:48 AM	Set PeakFilterThresholdValue = 169.839410707477 for qualifier 138.0 of compound Benzo(g,h,i)perylene; previous value = 162.158508080862			✓	
CmdSetMethodTargetQualifierAttribute	BL2000\jheine	12/29/2021 9:03:49 AM	No parameter change for ThresholdNumberOfPeaks			✓	
CmdSetMethodTargetQualifierAttribute	BL2000\jheine	12/29/2021 9:03:49 AM	No parameter change for PeakFilterThreshold			✓	
CmdSetMethodTargetQualifierAttribute	BL2000\jheine	12/29/2021 9:03:49 AM	Set PeakFilterThresholdValue = 208.343339694147 for qualifier 277.0 of compound Benzo(g,h,i)perylene; previous value = 208.08866254338			✓	
CmdSetMethodTargetQualifierAttribute	BL2000\jheine	12/29/2021 9:03:49 AM	No parameter change for ThresholdNumberOfPeaks			✓	
CmdSetMethodTargetCompoundAttribute	BL2000\jheine	12/29/2021 9:03:49 AM	No parameter change for PeakFilterThreshold			✓	

# Audit Trail report

Name	User	Time	Action	Reason	Comment	Succeed	Exception
CmdSetMethodTargetCompoundAttribute	BL2000\jheine	12/29/2021 9:03:50 AM	Set PeakFilterThresholdValue = 257.376672942736 for compound Nitrobenzene-d5; previous value = 203.39258710255			✓	
CmdSetMethodTargetCompoundAttribute	BL2000\jheine	12/29/2021 9:03:50 AM	No parameter change for ThresholdNumberOfPeaks			✓	
CmdSetMethodTargetQualifierAttribute	BL2000\jheine	12/29/2021 9:03:50 AM	No parameter change for PeakFilterThreshold			✓	
CmdSetMethodTargetQualifierAttribute	BL2000\jheine	12/29/2021 9:03:50 AM	Set PeakFilterThresholdValue = 79.5320739966782 for qualifier 54.0 of compound Nitrobenzene-d5; previous value = 76.3146422156176			✓	
CmdSetMethodTargetQualifierAttribute	BL2000\jheine	12/29/2021 9:03:50 AM	No parameter change for ThresholdNumberOfPeaks			✓	
CmdSetMethodTargetQualifierAttribute	BL2000\jheine	12/29/2021 9:03:51 AM	No parameter change for PeakFilterThreshold			✓	
CmdSetMethodTargetQualifierAttribute	BL2000\jheine	12/29/2021 9:03:51 AM	Set PeakFilterThresholdValue = 78.2812723412894 for qualifier 128.0 of compound Nitrobenzene-d5; previous value = 62.3069909380699			✓	
CmdSetMethodTargetQualifierAttribute	BL2000\jheine	12/29/2021 9:03:51 AM	No parameter change for ThresholdNumberOfPeaks			✓	
CmdSetMethodTargetCompoundAttribute	BL2000\jheine	12/29/2021 9:03:51 AM	No parameter change for PeakFilterThreshold			✓	
CmdSetMethodTargetCompoundAttribute	BL2000\jheine	12/29/2021 9:03:52 AM	Set PeakFilterThresholdValue = 927.30465 for compound 2-Fluorobiphenyl; previous value = 1189.77099271562			✓	
CmdSetMethodTargetCompoundAttribute	BL2000\jheine	12/29/2021 9:03:52 AM	No parameter change for ThresholdNumberOfPeaks			✓	
CmdSetMethodTargetQualifierAttribute	BL2000\jheine	12/29/2021 9:03:52 AM	No parameter change for PeakFilterThreshold			✓	
CmdSetMethodTargetQualifierAttribute	BL2000\jheine	12/29/2021 9:03:52 AM	Set PeakFilterThresholdValue = 349.376072801849 for qualifier 171.0 of compound 2-Fluorobiphenyl; previous value = 429.974183834712			✓	
CmdSetMethodTargetQualifierAttribute	BL2000\jheine	12/29/2021 9:03:52 AM	No parameter change for ThresholdNumberOfPeaks			✓	
CmdSetMethodTargetCompoundAttribute	BL2000\jheine	12/29/2021 9:03:53 AM	No parameter change for PeakFilterThreshold			✓	
CmdSetMethodTargetCompoundAttribute	BL2000\jheine	12/29/2021 9:03:53 AM	Set PeakFilterThresholdValue = 520.464385855652 for compound Terphenyl-d14; previous value = 696.705419971298			✓	
CmdSetMethodTargetCompoundAttribute	BL2000\jheine	12/29/2021 9:03:53 AM	No parameter change for ThresholdNumberOfPeaks			✓	
CmdSetMethodTargetQualifierAttribute	BL2000\jheine	12/29/2021 9:03:53 AM	No parameter change for PeakFilterThreshold			✓	



# Audit Trail report

Name	User	Time	Action	Reason	Comment	Succeed	Exception
CmdSetMethodTargetQualifierAttribute	BL2000\jheine	12/29/2021 9:03:53 AM	Set PeakFilterThresholdValue = 71.4811505716088 for qualifier 122.0 of compound Terphenyl-d14; previous value = 97.7789219634003			✓	
CmdSetMethodTargetQualifierAttribute	BL2000\jheine	12/29/2021 9:03:54 AM	No parameter change for ThresholdNumberOfPeaks			✓	
CmdSetMethodTargetCompoundAttribute	BL2000\jheine	12/29/2021 9:03:54 AM	No parameter change for PeakFilterThreshold			✓	
CmdSetMethodTargetCompoundAttribute	BL2000\jheine	12/29/2021 9:03:54 AM	Set PeakFilterThresholdValue = 708.889818118197 for compound o-Terphenyl; previous value = 1011.90080568781			✓	
CmdSetMethodTargetCompoundAttribute	BL2000\jheine	12/29/2021 9:03:54 AM	No parameter change for ThresholdNumberOfPeaks			✓	
CmdSetMethodTargetQualifierAttribute	BL2000\jheine	12/29/2021 9:03:54 AM	No parameter change for PeakFilterThreshold			✓	
CmdSetMethodTargetQualifierAttribute	BL2000\jheine	12/29/2021 9:03:55 AM	Set PeakFilterThresholdValue = 473.375347897728 for qualifier 229.0 of compound o-Terphenyl; previous value = 663.460556201189			✓	
CmdSetMethodTargetQualifierAttribute	BL2000\jheine	12/29/2021 9:03:55 AM	No parameter change for ThresholdNumberOfPeaks			✓	
CmdSetMethodTargetQualifierAttribute	BL2000\jheine	12/29/2021 9:03:55 AM	No parameter change for PeakFilterThreshold			✓	
CmdSetMethodTargetQualifierAttribute	BL2000\jheine	12/29/2021 9:03:55 AM	Set PeakFilterThresholdValue = 306.221532169349 for qualifier 215.0 of compound o-Terphenyl; previous value = 401.397899497459			✓	
CmdSetMethodTargetQualifierAttribute	BL2000\jheine	12/29/2021 9:03:55 AM	No parameter change for ThresholdNumberOfPeaks			✓	
CmdApplyMethodToAllSamples	BL2000\jheine	12/29/2021 9:04:21 AM	Apply method to all samples			✓	
CmdMethodClear	BL2000\jheine	12/29/2021 9:04:21 AM	Clear method			✓	
CmdEndMethodEditing	BL2000\jheine	12/29/2021 9:04:22 AM	End method editing			✓	
CmdQuantitate	BL2000\jheine	12/29/2021 9:04:33 AM	Quantitate all compounds in all samples			✓	
CmdZeroOutPeak	BL2000\jheine	12/29/2021 9:04:54 AM	Zero out primary peak of compound Benzo(a)pyrene in sample Dec2810.D			✓	
CmdManuallyIntegratePeak	BL2000\jheine	12/29/2021 9:05:01 AM	Manually integrate compound Acenaphthene in sample Dec2810.D, from x, y = 8.050, 355 to 8.113, 78, result = -376; previous integration is from x, y = 8.001, 78 to 8.113, 78 and previous response = 2114.			✓	
CmdManuallyIntegrateDropBaseline	BL2000\jheine	12/29/2021 9:05:02 AM	Drop baseline for compound Acenaphthene in sample Dec2810.D to y = 78, new integration is from x, y = 8.050, 78 to 8.113, 78 and new response = 142; previous integration is from x, y = 8.050, 355 to 8.113, 78 and previous response = -376.			✓	

# Audit Trail report

Name	User	Time	Action	Reason	Comment	Succeed	Exception
CmdZeroOutPeak	BL2000\jheine	12/29/2021 9:05:04 AM	Zero out primary peak of compound Acenaphthene in sample Dec2810.D			✓	
CmdZeroOutPeak	BL2000\jheine	12/29/2021 9:05:06 AM	Zero out primary peak of compound Chrysene in sample Dec2810.D			✓	
CmdZeroOutPeak	BL2000\jheine	12/29/2021 9:05:08 AM	Zero out primary peak of compound Benzo(a)Anthracene in sample Dec2810.D			✓	
CmdZeroOutPeak	BL2000\jheine	12/29/2021 9:05:24 AM	Zero out primary peak of compound Fluorene in sample Dec2811.D			✓	
CmdZeroOutPeak	BL2000\jheine	12/29/2021 9:05:27 AM	Zero out primary peak of compound Benzo(a)pyrene in sample Dec2811.D			✓	
CmdManuallyIntegratePeak	BL2000\jheine	12/29/2021 9:05:33 AM	Manually integrate compound Acenaphthene in sample Dec2811.D, from x, y = 8.050, 380 to 8.088, 102, result = -200; previous integration is from x, y = 8.001, 105 to 8.088, 102 and previous response = 2355.			✓	
CmdManuallyIntegrateDropBaseline	BL2000\jheine	12/29/2021 9:05:34 AM	Drop baseline for compound Acenaphthene in sample Dec2811.D to y = 102, new integration is from x, y = 8.050, 102 to 8.088, 102 and new response = 112; previous integration is from x, y = 8.050, 380 to 8.088, 102 and previous response = -200.			✓	
CmdZeroOutPeak	BL2000\jheine	12/29/2021 9:05:37 AM	Zero out primary peak of compound Acenaphthene in sample Dec2811.D			✓	
CmdZeroOutPeak	BL2000\jheine	12/29/2021 9:05:40 AM	Zero out primary peak of compound Chrysene in sample Dec2811.D			✓	
CmdZeroOutPeak	BL2000\jheine	12/29/2021 9:05:41 AM	Zero out primary peak of compound Benzo(a)Anthracene in sample Dec2811.D			✓	
CmdZeroOutPeak	BL2000\jheine	12/29/2021 9:06:01 AM	Zero out primary peak of compound Benzo(a)pyrene in sample Dec2812.D			✓	
CmdManuallyIntegratePeak	BL2000\jheine	12/29/2021 9:06:06 AM	Manually integrate compound Benzo(a)pyrene in sample Dec2812.D, from x, y = 18.388, 173 to 18.475, 340, result = -597; previous integration is from x, y = 18.524, 0 to 18.524, 0 and previous response = 0.			✓	
CmdManuallyIntegrateSnapBaseline	BL2000\jheine	12/29/2021 9:06:07 AM	Snap baseline for compound Benzo(a)pyrene in sample Dec2812.D, from x = 18.388 to x = 18.475, new integration is from x, y = 18.388, 94 to 18.475, 103 and new response = 223; previous integration is from x, y = 18.388, 173 to 18.475, 340 and previous response = -597.			✓	

# Audit Trail report

Name	User	Time	Action	Reason	Comment	Succeed	Exception
CmdManuallyIntegrateDropBaseline	BL2000\jheine	12/29/2021 9:06:08 AM	Drop baseline for compound Benzo(a)pyrene in sample Dec2812.D to y = 94, new integration is from x, y = 18.388, 94 to 18.475, 94 and new response = 247; previous integration is from x, y = 18.388, 94 to 18.475, 103 and previous response = 223.			✓	
CmdZeroOutPeak	BL2000\jheine	12/29/2021 9:06:10 AM	Zero out primary peak of compound Benzo(a)pyrene in sample Dec2812.D			✓	
CmdManuallyIntegratePeak	BL2000\jheine	12/29/2021 9:06:17 AM	Manually integrate compound Acenaphthene in sample Dec2812.D, from x, y = 8.050, 510 to 8.100, 78, result = -332; previous integration is from x, y = 8.001, 78 to 8.100, 78 and previous response = 2524.			✓	
CmdManuallyIntegrateDropBaseline	BL2000\jheine	12/29/2021 9:06:18 AM	Drop baseline for compound Acenaphthene in sample Dec2812.D to y = 78, new integration is from x, y = 8.050, 78 to 8.100, 78 and new response = 314; previous integration is from x, y = 8.050, 510 to 8.100, 78 and previous response = -332.			✓	
CmdZeroOutPeak	BL2000\jheine	12/29/2021 9:06:20 AM	Zero out primary peak of compound Acenaphthene in sample Dec2812.D			✓	
CmdZeroOutPeak	BL2000\jheine	12/29/2021 9:06:22 AM	Zero out primary peak of compound Chrysene in sample Dec2812.D			✓	
CmdZeroOutPeak	BL2000\jheine	12/29/2021 9:06:24 AM	Zero out primary peak of compound Anthracene in sample Dec2812.D			✓	
CmdZeroOutPeak	BL2000\jheine	12/29/2021 9:06:26 AM	Zero out primary peak of compound Phenanthrene in sample Dec2812.D			✓	
CmdZeroOutPeak	BL2000\jheine	12/29/2021 9:06:27 AM	Zero out primary peak of compound Benzo(a)Anthracene in sample Dec2812.D			✓	
CmdManuallyIntegrateQualifierPeak	BL2000\jheine	12/29/2021 9:06:59 AM	Manually integrate qualifier 102.0 of compound Naphthalene in sample Dec2813.D, from x, y = 5.978, 778 to 6.116, 117, result = 4611; previous integration is from x, y = 5.941, 117 to 6.116, 117 and previous response = 14753.			✓	
CmdManuallyIntegrateDropBaseline	BL2000\jheine	12/29/2021 9:07:00 AM	Drop baseline for qualifier 102.0 of compound Naphthalene in sample Dec2813.D to y = 117, new integration is from x, y = 5.978, 117 to 6.116, 117 and new response = 7332; previous integration is from x, y = 5.978, 778 to 6.116, 117 and previous response = 4611.			✓	

# Audit Trail report

Name	User	Time	Action	Reason	Comment	Succeed	Exception
CmdManuallyIntegrateSplit	BL2000\jheine	12/29/2021 9:07:36 AM	Split peak for compound Acenaphthene in sample Dec2814.D and keep right peak, new integration is from x, y = 8.100, 78.4217495467496 to 8.150, 78.4217495467496 and new response = 133, previous integration is from x, y = 8.000, 78 to 8.150, 78 and previous response = 4379.			✓	
CmdManuallyIntegratePeak	BL2000\jheine	12/29/2021 9:07:43 AM	Manually integrate compound Acenaphthene in sample Dec2814.D, from x, y = 8.038, 425 to 8.150, 279, result = 716; previous integration is from x, y = 8.100, 78 to 8.150, 78 and previous response = 133.			✓	
CmdManuallyIntegrateSnapBaseline	BL2000\jheine	12/29/2021 9:07:45 AM	Snap baseline for compound Acenaphthene in sample Dec2814.D, from x = 8.038 to x = 8.150, new integration is from x, y = 8.038, 214 to 8.150, 107 and new response = 2003; previous integration is from x, y = 8.038, 425 to 8.150, 279 and previous response = 716.			✓	
CmdManuallyIntegrateDropBaseline	BL2000\jheine	12/29/2021 9:07:46 AM	Drop baseline for compound Acenaphthene in sample Dec2814.D to y = 107, new integration is from x, y = 8.038, 107 to 8.150, 107 and new response = 2363; previous integration is from x, y = 8.038, 214 to 8.150, 107 and previous response = 2003.			✓	
CmdSetTargetCompoundAttribute	BL2000\jheine	12/29/2021 9:07:47 AM	Set UserAnnotation = CO for compound Acenaphthene in sample Dec2814.D; previous value =			✓	
CmdManuallyIntegrateQualifierPeak	BL2000\jheine	12/29/2021 9:07:51 AM	Manually integrate qualifier 152.0 of compound Acenaphthene in sample Dec2814.D, from x, y = 8.038, 293 to 8.088, 415, result = 413; previous integration is from x, y = 7.819, 93 to 7.938, 93 and previous response = 3263.			✓	
CmdManuallyIntegrateSnapBaseline	BL2000\jheine	12/29/2021 9:07:52 AM	Snap baseline for qualifier 152.0 of compound Acenaphthene in sample Dec2814.D from x = 8.038 to x = 8.088, new integration is from x, y = 8.038, 105 to 8.088, 127 and new response = 1125; previous integration is from x, y = 8.038, 293 to 8.088, 415 and previous response = 413.			✓	
CmdManuallyIntegrateDropBaseline	BL2000\jheine	12/29/2021 9:07:53 AM	Drop baseline for qualifier 152.0 of compound Acenaphthene in sample Dec2814.D to y = 105, new integration is from x, y = 8.038, 105 to 8.088, 105 and new response = 1158; previous integration is from x, y = 8.038, 105 to 8.088, 127 and previous response = 1125.			✓	

# Audit Trail report

Name	User	Time	Action	Reason	Comment	Succeed	Exception
CmdManuallyIntegrateQualifierPeak	BL2000\jheine	12/29/2021 9:08:12 AM	Manually integrate qualifier 129.0 of compound Naphthalene in sample Dec2814.D, from x, y = 5.978, 237 to 6.028, 118, result = 98; previous integration is from x, y = 5.930, 115 to 6.063, 115 and previous response = 447.			✓	
CmdManuallyIntegrateDropBaseline	BL2000\jheine	12/29/2021 9:08:13 AM	Drop baseline for qualifier 129.0 of compound Naphthalene in sample Dec2814.D to y = 118, new integration is from x, y = 5.978, 118 to 6.028, 118 and new response = 277; previous integration is from x, y = 5.978, 237 to 6.028, 118 and previous response = 98.			✓	
CmdManuallyIntegrateQualifierPeak	BL2000\jheine	12/29/2021 9:08:19 AM	Manually integrate qualifier 102.0 of compound Naphthalene in sample Dec2814.D, from x, y = 5.978, 284 to 6.053, 90, result = 256; previous integration is from x, y = 5.941, 90 to 6.053, 90 and previous response = 6152.			✓	
CmdManuallyIntegrateDropBaseline	BL2000\jheine	12/29/2021 9:08:21 AM	Drop baseline for qualifier 102.0 of compound Naphthalene in sample Dec2814.D to y = 90, new integration is from x, y = 5.978, 90 to 6.053, 90 and new response = 693; previous integration is from x, y = 5.978, 284 to 6.053, 90 and previous response = 256.			✓	
CmdManuallyIntegrateSplit	BL2000\jheine	12/29/2021 9:08:27 AM	Split peak for compound 2-Methylnaphthalene in sample Dec2814.D and keep left peak, new integration is from x, y = 6.783, 103.66369047619 to 6.890, 103.66369047619 and new response = 1724, previous integration is from x, y = 6.783, 104 to 7.065, 104 and previous response = 3591.			✓	
CmdManuallyIntegrateSplit	BL2000\jheine	12/29/2021 9:08:34 AM	Split peak for compound 1-Methylnaphthalene in sample Dec2814.D and keep right peak, new integration is from x, y = 6.890, 103.66369047619 to 7.065, 103.66369047619 and new response = 1867, previous integration is from x, y = 6.783, 104 to 7.065, 104 and previous response = 3591.			✓	
CmdManuallyIntegrateQualifierPeak	BL2000\jheine	12/29/2021 9:10:00 AM	Manually integrate qualifier 152.0 of compound Acenaphthene in sample Dec2815.D from x, y = 8.025, 5265 to 8.113, 7116; result = -9709			✓	

# Audit Trail report

Name	User	Time	Action	Reason	Comment	Succeed	Exception
CmdManuallyIntegrateS napBaseline	BL2000\jheine	12/29/2021 9:10:01 AM	Snap baseline for qualifier 152.0 of compound Acenaphthene in sample Dec2815.D from x = 8.025 to x = 8.113, new integration is from x, y = 8.025, 213 to 8.113, 456 and new response = 20941; previous integration is from x, y = 8.025, 5265 to 8.113, 7116 and previous response = -9709.			✓	
CmdManuallyIntegrate DropBaseline	BL2000\jheine	12/29/2021 9:10:02 AM	Drop baseline for qualifier 152.0 of compound Acenaphthene in sample Dec2815.D to y = 213, new integration is from x, y = 8.025, 213 to 8.113, 213 and new response = 21577; previous integration is from x, y = 8.025, 213 to 8.113, 456 and previous response = 20941.			✓	
CmdManuallyIntegrate QualifierPeak	BL2000\jheine	12/29/2021 9:10:22 AM	Manually integrate qualifier 102.0 of compound Naphthalene in sample Dec2815.D, from x, y = 5.978, 1310 to 6.115, 102, result = 1236; previous integration is from x, y = 5.928, 102 to 6.115, 102 and previous response = 14374.			✓	
CmdManuallyIntegrate DropBaseline	BL2000\jheine	12/29/2021 9:10:23 AM	Drop baseline for qualifier 102.0 of compound Naphthalene in sample Dec2815.D to y = 102, new integration is from x, y = 5.978, 102 to 6.115, 102 and new response = 6215; previous integration is from x, y = 5.978, 1310 to 6.115, 102 and previous response = 1236.			✓	
CmdZeroOutPeak	BL2000\jheine	12/29/2021 9:11:05 AM	Zero out primary peak of compound Fluorene in sample Dec2816.D			✓	
CmdZeroOutPeak	BL2000\jheine	12/29/2021 9:11:08 AM	Zero out primary peak of compound Benzo(a)pyrene in sample Dec2816.D			✓	
CmdZeroOutPeak	BL2000\jheine	12/29/2021 9:11:12 AM	Zero out primary peak of compound Acenaphthene in sample Dec2816.D			✓	
CmdZeroOutPeak	BL2000\jheine	12/29/2021 9:11:15 AM	Zero out primary peak of compound Chrysene in sample Dec2816.D			✓	
CmdZeroOutPeak	BL2000\jheine	12/29/2021 9:11:16 AM	Zero out primary peak of compound Benzo(a)Anthracene in sample Dec2816.D			✓	
CmdManuallyIntegrateP eak	BL2000\jheine	12/29/2021 9:11:36 AM	Manually integrate compound Benzo(a)pyrene in sample Dec2817.D, from x, y = 18.388, 163 to 18.450, 227, result = -201; previous integration is from x, y = 18.487, 99 to 18.573, 103 and previous response = 2575.			✓	

# Audit Trail report

Name	User	Time	Action	Reason	Comment	Succeed	Exception
CmdManuallyIntegrateSnapBaseline	BL2000\jheine	12/29/2021 9:11:38 AM	Snap baseline for compound Benzo(a)pyrene in sample Dec2817.D, from x = 18.388 to x = 18.450, new integration is from x, y = 18.388, 91 to 18.450, 106 and new response = 157; previous integration is from x, y = 18.388, 163 to 18.450, 227 and previous response = -201.			✓	
CmdManuallyIntegrateDropBaseline	BL2000\jheine	12/29/2021 9:11:38 AM	Drop baseline for compound Benzo(a)pyrene in sample Dec2817.D to y = 91, new integration is from x, y = 18.388, 91 to 18.450, 91 and new response = 185; previous integration is from x, y = 18.388, 91 to 18.450, 106 and previous response = 157.			✓	
CmdZeroOutPeak	BL2000\jheine	12/29/2021 9:11:41 AM	Zero out primary peak of compound Benzo(a)pyrene in sample Dec2817.D			✓	
CmdManuallyIntegratePeak	BL2000\jheine	12/29/2021 9:11:55 AM	Manually integrate compound Acenaphthene in sample Dec2817.D, from x, y = 8.050, 445 to 8.113, 77, result = -363; previous integration is from x, y = 7.996, 77 to 8.113, 77 and previous response = 2611.			✓	
CmdManuallyIntegrateDropBaseline	BL2000\jheine	12/29/2021 9:11:56 AM	Drop baseline for compound Acenaphthene in sample Dec2817.D to y = 77, new integration is from x, y = 8.050, 77 to 8.113, 77 and new response = 324; previous integration is from x, y = 8.050, 445 to 8.113, 77 and previous response = -363.			✓	
CmdZeroOutPeak	BL2000\jheine	12/29/2021 9:11:58 AM	Zero out primary peak of compound Acenaphthene in sample Dec2817.D			✓	
CmdZeroOutPeak	BL2000\jheine	12/29/2021 9:12:01 AM	Zero out primary peak of compound Chrysene in sample Dec2817.D			✓	
CmdZeroOutPeak	BL2000\jheine	12/29/2021 9:12:02 AM	Zero out primary peak of compound Benzo(a)Anthracene in sample Dec2817.D			✓	
CmdManuallyIntegratePeak	BL2000\jheine	12/29/2021 9:12:22 AM	Manually integrate compound Naphthalene in sample Dec2818.D, from x, y = 5.966, 176 to 6.003, 5750, result = 114805; previous integration is from x, y = 5.966, 176 to 6.066, 176 and previous response = 138394.			✓	
CmdManuallyIntegrateDropBaseline	BL2000\jheine	12/29/2021 9:12:24 AM	Drop baseline for compound Naphthalene in sample Dec2818.D to y = 176, new integration is from x, y = 5.966, 176 to 6.003, 176 and new response = 121070; previous integration is from x, y = 5.966, 176 to 6.003, 5750 and previous response = 114805.			✓	
CmdSetTargetCompoundAttribute	BL2000\jheine	12/29/2021 9:12:26 AM	Set UserAnnotation = BA for compound Naphthalene in sample Dec2818.D; previous value =			✓	

# Audit Trail report

Name	User	Time	Action	Reason	Comment	Succeed	Exception
CmdManuallyIntegrateQualifierPeak	BL2000\jheine	12/29/2021 9:12:31 AM	Manually integrate qualifier 102.0 of compound Naphthalene in sample Dec2818.D, from x, y = 5.966, 350 to 6.003, 466, result = 20981; previous integration is from x, y = 5.938, 275 to 6.066, 275 and previous response = 29444.			✓	
CmdManuallyIntegrateDropBaseline	BL2000\jheine	12/29/2021 9:12:33 AM	Drop baseline for qualifier 102.0 of compound Naphthalene in sample Dec2818.D to y = 350, new integration is from x, y = 5.966, 350 to 6.003, 350 and new response = 21111; previous integration is from x, y = 5.966, 350 to 6.003, 466 and previous response = 20981.			✓	
CmdManuallyIntegrateQualifierPeak	BL2000\jheine	12/29/2021 9:12:48 AM	Manually integrate qualifier 115.0 of compound 1-Methylnaphthalene in sample Dec2818.D, from x, y = 6.902, 1784 to 6.952, 1827, result = 19670; previous integration is from x, y = 6.865, 287 to 6.952, 287 and previous response = 28710.			✓	
CmdManuallyIntegrateQualifierPeak	BL2000\jheine	12/29/2021 9:13:01 AM	Manually integrate qualifier 128.0 of compound Nitrobenzene-d5 in sample Dec2818.D, from x, y = 5.156, 1565 to 5.243, 176, result = 5093; previous integration is from x, y = 5.118, 176 to 5.243, 176 and previous response = 9702.			✓	
CmdManuallyIntegrateDropBaseline	BL2000\jheine	12/29/2021 9:13:03 AM	Drop baseline for qualifier 128.0 of compound Nitrobenzene-d5 in sample Dec2818.D to y = 176, new integration is from x, y = 5.156, 176 to 5.243, 176 and new response = 8721; previous integration is from x, y = 5.156, 1565 to 5.243, 176 and previous response = 5093.			✓	
CmdManuallyIntegrateQualifierPeak	BL2000\jheine	12/29/2021 9:13:07 AM	Manually integrate qualifier 54.0 of compound Nitrobenzene-d5 in sample Dec2818.D, from x, y = 5.168, 717 to 5.243, 858, result = 5720; previous integration is from x, y = 5.156, 293 to 5.255, 301 and previous response = 8093.			✓	
CmdManuallyIntegrateSnapBaseline	BL2000\jheine	12/29/2021 9:13:09 AM	Snap baseline for qualifier 54.0 of compound Nitrobenzene-d5 in sample Dec2818.D from x = 5.168 to x = 5.243, new integration is from x, y = 5.168, 375 to 5.243, 470 and new response = 7353; previous integration is from x, y = 5.168, 717 to 5.243, 858 and previous response = 5720.			✓	



# Audit Trail report

Name	User	Time	Action	Reason	Comment	Succeed	Exception
CmdManuallyIntegrateDropBaseline	BL2000\jheine	12/29/2021 9:13:10 AM	Drop baseline for qualifier 54.0 of compound Nitrobenzene-d5 in sample Dec2818.D to y = 375, new integration is from x, y = 5.168, 375 to 5.243, 375 and new response = 7566; previous integration is from x, y = 5.168, 375 to 5.243, 470 and previous response = 7353.			✓	
CmdManuallyIntegrateSnapBaseline	BL2000\jheine	12/29/2021 9:13:24 AM	Snap baseline for qualifier 115.0 of compound 2-Methylnaphthalene in sample Dec2818.D from x = 6.777 to x = 6.865, new integration is from x, y = 6.777, 2130 to 6.865, 1082 and new response = 18557; previous integration is from x, y = 6.777, 287 to 6.865, 287 and previous response = 25475.			✓	
CmdManuallyIntegrateDropBaseline	BL2000\jheine	12/29/2021 9:13:25 AM	Drop baseline for qualifier 115.0 of compound 2-Methylnaphthalene in sample Dec2818.D to y = 1082, new integration is from x, y = 6.777, 1082 to 6.865, 1082 and new response = 21306; previous integration is from x, y = 6.777, 2130 to 6.865, 1082 and previous response = 18557.			✓	
CmdZeroOutPeak	BL2000\jheine	12/29/2021 9:13:36 AM	Zero out primary peak of compound Benzo(a)pyrene in sample Dec2818.D			✓	
CmdManuallyIntegrateQualifierPeak	BL2000\jheine	12/29/2021 9:13:42 AM	Manually integrate qualifier 167.0 of compound Fluorene in sample Dec2818.D from x, y = 8.661, 296 to 8.711, 243; result = 306			✓	
CmdManuallyIntegrateSnapBaseline	BL2000\jheine	12/29/2021 9:13:44 AM	Snap baseline for qualifier 167.0 of compound Fluorene in sample Dec2818.D from x = 8.661 to x = 8.711, new integration is from x, y = 8.661, 293 to 8.711, 236 and new response = 320; previous integration is from x, y = 8.661, 296 to 8.711, 243 and previous response = 306.			✓	
CmdManuallyIntegrateDropBaseline	BL2000\jheine	12/29/2021 9:13:44 AM	Drop baseline for qualifier 167.0 of compound Fluorene in sample Dec2818.D to y = 236, new integration is from x, y = 8.661, 236 to 8.711, 236 and new response = 406; previous integration is from x, y = 8.661, 293 to 8.711, 236 and previous response = 320.			✓	
CmdManuallyIntegrateQualifierPeak	BL2000\jheine	12/29/2021 9:13:54 AM	Manually integrate qualifier 167.0 of compound Fluorene in sample Dec2818.D, from x, y = 8.661, 297 to 8.698, 269, result = 252; previous integration is from x, y = 8.661, 236 to 8.711, 236 and previous response = 406.			✓	

# Audit Trail report

Name	User	Time	Action	Reason	Comment	Succeed	Exception
CmdManuallyIntegrateDropBaseline	BL2000\jheine	12/29/2021 9:13:55 AM	Drop baseline for qualifier 167.0 of compound Fluorene in sample Dec2818.D to y = 269, new integration is from x, y = 8.661, 269 to 8.698, 269 and new response = 283; previous integration is from x, y = 8.661, 297 to 8.698, 269 and previous response = 252.			✓	
CmdManuallyIntegrateQualifierPeak	BL2000\jheine	12/29/2021 9:14:05 AM	Manually integrate qualifier 167.0 of compound Fluorene in sample Dec2818.D, from x, y = 8.661, 269 to 8.711, 309, result = 247; previous integration is from x, y = 8.661, 269 to 8.698, 269 and previous response = 283.			✓	
CmdManuallyIntegrateSnapBaseline	BL2000\jheine	12/29/2021 9:14:11 AM	Snap baseline for qualifier 167.0 of compound Fluorene in sample Dec2818.D from x = 8.661 to x = 8.711, new integration is from x, y = 8.661, 293 to 8.711, 236 and new response = 320; previous integration is from x, y = 8.661, 269 to 8.711, 309 and previous response = 247.			✓	
CmdManuallyIntegrateDropBaseline	BL2000\jheine	12/29/2021 9:14:12 AM	Drop baseline for qualifier 167.0 of compound Fluorene in sample Dec2818.D to y = 236, new integration is from x, y = 8.661, 236 to 8.711, 236 and new response = 406; previous integration is from x, y = 8.661, 293 to 8.711, 236 and previous response = 320.			✓	
CmdManuallyIntegratePeak	BL2000\jheine	12/29/2021 9:14:19 AM	Manually integrate compound Chrysene in sample Dec2818.D, from x, y = 14.801, 215 to 14.851, 67, result = 21; previous integration is from x, y = 14.694, 67 to 14.851, 67 and previous response = 3364.			✓	
CmdManuallyIntegrateDropBaseline	BL2000\jheine	12/29/2021 9:14:20 AM	Drop baseline for compound Chrysene in sample Dec2818.D to y = 67, new integration is from x, y = 14.801, 67 to 14.851, 67 and new response = 241; previous integration is from x, y = 14.801, 215 to 14.851, 67 and previous response = 21.			✓	
CmdZeroOutPeak	BL2000\jheine	12/29/2021 9:14:24 AM	Zero out primary peak of compound Chrysene in sample Dec2818.D			✓	
CmdZeroOutPeak	BL2000\jheine	12/29/2021 9:14:27 AM	Zero out primary peak of compound Acenaphthylene in sample Dec2818.D			✓	
CmdZeroOutPeak	BL2000\jheine	12/29/2021 9:14:29 AM	Zero out primary peak of compound Benzo(a)Anthracene in sample Dec2818.D			✓	
CmdZeroOutPeak	BL2000\jheine	12/29/2021 9:14:45 AM	Zero out primary peak of compound Benzo(a)pyrene in sample Dec2819.D			✓	

# Audit Trail report

Name	User	Time	Action	Reason	Comment	Succeed	Exception
CmdManuallyIntegratePeak	BL2000\jheine	12/29/2021 9:14:50 AM	Manually integrate compound Acenaphthene in sample Dec2819.D, from x, y = 8.050, 280 to 8.113, 80, result = -240; previous integration is from x, y = 7.999, 80 to 8.113, 80 and previous response = 2564.			✓	
CmdManuallyIntegrateDropBaseline	BL2000\jheine	12/29/2021 9:14:52 AM	Drop baseline for compound Acenaphthene in sample Dec2819.D to y = 80, new integration is from x, y = 8.050, 80 to 8.113, 80 and new response = 134; previous integration is from x, y = 8.050, 280 to 8.113, 80 and previous response = -240.			✓	
CmdZeroOutPeak	BL2000\jheine	12/29/2021 9:14:54 AM	Zero out primary peak of compound Acenaphthene in sample Dec2819.D			✓	
CmdManuallyIntegratePeak	BL2000\jheine	12/29/2021 9:15:00 AM	Manually integrate compound Chrysene in sample Dec2819.D, from x, y = 14.801, 366 to 14.901, 59, result = -382; previous integration is from x, y = 14.691, 59 to 14.901, 59 and previous response = 3798.			✓	
CmdManuallyIntegrateDropBaseline	BL2000\jheine	12/29/2021 9:15:01 AM	Drop baseline for compound Chrysene in sample Dec2819.D to y = 59, new integration is from x, y = 14.801, 59 to 14.901, 59 and new response = 535; previous integration is from x, y = 14.801, 366 to 14.901, 59 and previous response = -382.			✓	
CmdZeroOutPeak	BL2000\jheine	12/29/2021 9:15:07 AM	Zero out primary peak of compound Chrysene in sample Dec2819.D			✓	
CmdZeroOutPeak	BL2000\jheine	12/29/2021 9:15:10 AM	Zero out primary peak of compound Fluorene in sample Dec2819.D			✓	
CmdZeroOutPeak	BL2000\jheine	12/29/2021 9:15:12 AM	Zero out primary peak of compound Benzo(a)Anthracene in sample Dec2819.D			✓	
CmdManuallyIntegratePeak	BL2000\jheine	12/29/2021 9:15:32 AM	Manually integrate compound Benzo(a)pyrene in sample Dec2820.D, from x, y = 18.289, 1483 to 18.289, 1500, result = 0; previous integration is from x, y = 18.476, 98 to 18.586, 104 and previous response = 2541.			✓	
CmdZeroOutPeak	BL2000\jheine	12/29/2021 9:15:33 AM	Zero out primary peak of compound Benzo(a)pyrene in sample Dec2820.D			✓	
CmdManuallyIntegratePeak	BL2000\jheine	12/29/2021 9:15:40 AM	Manually integrate compound Acenaphthene in sample Dec2820.D, from x, y = 8.050, 321 to 8.113, 79, result = -343; previous integration is from x, y = 8.000, 79 to 8.113, 79 and previous response = 2167.			✓	

# Audit Trail report

Name	User	Time	Action	Reason	Comment	Succeed	Exception
CmdManuallyIntegrateDropBaseline	BL2000\jheine	12/29/2021 9:15:42 AM	Drop baseline for compound Acenaphthene in sample Dec2820.D to y = 79, new integration is from x, y = 8.050, 79 to 8.113, 79 and new response = 109; previous integration is from x, y = 8.050, 321 to 8.113, 79 and previous response = -343.			✓	
CmdZeroOutPeak	BL2000\jheine	12/29/2021 9:15:44 AM	Zero out primary peak of compound Acenaphthene in sample Dec2820.D			✓	
CmdZeroOutPeak	BL2000\jheine	12/29/2021 9:15:47 AM	Zero out primary peak of compound Chrysene in sample Dec2820.D			✓	
CmdZeroOutPeak	BL2000\jheine	12/29/2021 9:15:49 AM	Zero out primary peak of compound Fluorene in sample Dec2820.D			✓	
CmdZeroOutPeak	BL2000\jheine	12/29/2021 9:15:51 AM	Zero out primary peak of compound Benzo(a)Anthracene in sample Dec2820.D			✓	
CmdZeroOutPeak	BL2000\jheine	12/29/2021 9:16:04 AM	Zero out primary peak of compound Fluorene in sample Dec2821.D			✓	
CmdZeroOutPeak	BL2000\jheine	12/29/2021 9:16:07 AM	Zero out primary peak of compound Benzo(a)pyrene in sample Dec2821.D			✓	
CmdManuallyIntegratePeak	BL2000\jheine	12/29/2021 9:16:13 AM	Manually integrate compound Acenaphthene in sample Dec2821.D, from x, y = 8.050, 331 to 8.107, 110, result = -275; previous integration is from x, y = 7.994, 110 to 8.107, 110 and previous response = 2834.			✓	
CmdManuallyIntegrateDropBaseline	BL2000\jheine	12/29/2021 9:16:14 AM	Drop baseline for compound Acenaphthene in sample Dec2821.D to y = 110, new integration is from x, y = 8.050, 110 to 8.107, 110 and new response = 97; previous integration is from x, y = 8.050, 331 to 8.107, 110 and previous response = -275.			✓	
CmdZeroOutPeak	BL2000\jheine	12/29/2021 9:16:16 AM	Zero out primary peak of compound Acenaphthene in sample Dec2821.D			✓	
CmdZeroOutPeak	BL2000\jheine	12/29/2021 9:16:19 AM	Zero out primary peak of compound Chrysene in sample Dec2821.D			✓	
CmdManuallyIntegratePeak	BL2000\jheine	12/29/2021 9:16:30 AM	Manually integrate compound Acenaphthylene in sample Dec2821.D, from x, y = 7.826, 138 to 7.888, 142, result = 158; previous integration is from x, y = 7.965, 144 to 8.113, 146 and previous response = 1546.			✓	
CmdManuallyIntegratePeak	BL2000\jheine	12/29/2021 9:16:33 AM	Manually integrate compound Acenaphthylene in sample Dec2821.D, from x, y = 7.838, 142 to 7.888, 142, result = 114; previous integration is from x, y = 7.826, 138 to 7.888, 142 and previous response = 158.			✓	
CmdZeroOutPeak	BL2000\jheine	12/29/2021 9:16:34 AM	Zero out primary peak of compound Acenaphthylene in sample Dec2821.D			✓	

# Audit Trail report

Name	User	Time	Action	Reason	Comment	Succeed	Exception
CmdZeroOutPeak	BL2000\jheine	12/29/2021 9:16:37 AM	Zero out primary peak of compound Benzo(a)Anthracene in sample Dec2821.D			✓	
CmdManuallyIntegratePeak	BL2000\jheine	12/29/2021 9:16:54 AM	Manually integrate compound Benzo(a)pyrene in sample Dec2822.D, from x, y = 18.376, 91 to 18.425, 115, result = 142; previous integration is from x, y = 18.462, 96 to 18.598, 118 and previous response = 2688.			✓	
CmdManuallyIntegrateDropBaseline	BL2000\jheine	12/29/2021 9:16:56 AM	Drop baseline for compound Benzo(a)pyrene in sample Dec2822.D to y = 91, new integration is from x, y = 18.376, 91 to 18.425, 91 and new response = 178; previous integration is from x, y = 18.376, 91 to 18.425, 115 and previous response = 142.			✓	
CmdZeroOutPeak	BL2000\jheine	12/29/2021 9:16:57 AM	Zero out primary peak of compound Benzo(a)pyrene in sample Dec2822.D			✓	
CmdManuallyIntegratePeak	BL2000\jheine	12/29/2021 9:17:03 AM	Manually integrate compound Acenaphthene in sample Dec2822.D, from x, y = 8.050, 143 to 8.113, 81, result = 158; previous integration is from x, y = 8.001, 81 to 8.113, 81 and previous response = 2320.			✓	
CmdManuallyIntegrateDropBaseline	BL2000\jheine	12/29/2021 9:17:04 AM	Drop baseline for compound Acenaphthene in sample Dec2822.D to y = 81, new integration is from x, y = 8.050, 81 to 8.113, 81 and new response = 275; previous integration is from x, y = 8.050, 143 to 8.113, 81 and previous response = 158.			✓	
CmdZeroOutPeak	BL2000\jheine	12/29/2021 9:17:06 AM	Zero out primary peak of compound Acenaphthene in sample Dec2822.D			✓	
CmdManuallyIntegratePeak	BL2000\jheine	12/29/2021 9:17:12 AM	Manually integrate compound Chrysene in sample Dec2822.D, from x, y = 14.789, 220 to 14.888, 182, result = -229; previous integration is from x, y = 14.690, 59 to 14.789, 59 and previous response = 2986.			✓	
CmdManuallyIntegrateSnapBaseline	BL2000\jheine	12/29/2021 9:17:14 AM	Snap baseline for compound Chrysene in sample Dec2822.D, from x = 14.789 to x = 14.888, new integration is from x, y = 14.789, 155 to 14.888, 88 and new response = 245; previous integration is from x, y = 14.789, 220 to 14.888, 182 and previous response = -229.			✓	
CmdManuallyIntegrateDropBaseline	BL2000\jheine	12/29/2021 9:17:15 AM	Drop baseline for compound Chrysene in sample Dec2822.D to y = 88, new integration is from x, y = 14.789, 88 to 14.888, 88 and new response = 445; previous integration is from x, y = 14.789, 155 to 14.888, 88 and previous response = 245.			✓	

# Audit Trail report

Name	User	Time	Action	Reason	Comment	Succeed	Exception
CmdZeroOutPeak	BL2000\jheine	12/29/2021 9:17:17 AM	Zero out primary peak of compound Chrysene in sample Dec2822.D			✓	
CmdZeroOutPeak	BL2000\jheine	12/29/2021 9:17:21 AM	Zero out primary peak of compound Benzo(a)Anthracene in sample Dec2822.D			✓	
CmdZeroOutPeak	BL2000\jheine	12/29/2021 9:17:38 AM	Zero out primary peak of compound Benzo(a)pyrene in sample Dec2823.D			✓	
CmdManuallyIntegratePeak	BL2000\jheine	12/29/2021 9:17:45 AM	Manually integrate compound Acenaphthene in sample Dec2823.D, from x, y = 8.038, 168 to 8.113, 120, result = 308; previous integration is from x, y = 8.001, 120 to 8.113, 120 and previous response = 2621.			✓	
CmdManuallyIntegrateDropBaseline	BL2000\jheine	12/29/2021 9:17:47 AM	Drop baseline for compound Acenaphthene in sample Dec2823.D to y = 120, new integration is from x, y = 8.038, 120 to 8.113, 120 and new response = 416; previous integration is from x, y = 8.038, 168 to 8.113, 120 and previous response = 308.			✓	
CmdZeroOutPeak	BL2000\jheine	12/29/2021 9:17:48 AM	Zero out primary peak of compound Acenaphthene in sample Dec2823.D			✓	
CmdManuallyIntegratePeak	BL2000\jheine	12/29/2021 9:17:58 AM	Manually integrate compound Naphthalene in sample Dec2823.D, from x, y = 5.966, 187 to 6.003, 357, result = 549; previous integration is from x, y = 5.966, 187 to 6.078, 208 and previous response = 3333.			✓	
CmdManuallyIntegrateDropBaseline	BL2000\jheine	12/29/2021 9:17:59 AM	Drop baseline for compound Naphthalene in sample Dec2823.D to y = 187, new integration is from x, y = 5.966, 187 to 6.003, 187 and new response = 741; previous integration is from x, y = 5.966, 187 to 6.003, 357 and previous response = 549.			✓	
CmdZeroOutPeak	BL2000\jheine	12/29/2021 9:18:00 AM	Zero out primary peak of compound Naphthalene in sample Dec2823.D			✓	
CmdZeroOutPeak	BL2000\jheine	12/29/2021 9:18:04 AM	Zero out primary peak of compound 1-Methylnaphthalene in sample Dec2823.D			✓	
CmdZeroOutPeak	BL2000\jheine	12/29/2021 9:18:07 AM	Zero out primary peak of compound Chrysene in sample Dec2823.D			✓	
CmdZeroOutPeak	BL2000\jheine	12/29/2021 9:18:09 AM	Zero out primary peak of compound 2-Methylnaphthalene in sample Dec2823.D			✓	
CmdZeroOutPeak	BL2000\jheine	12/29/2021 9:18:10 AM	Zero out primary peak of compound Benzo(a)Anthracene in sample Dec2823.D			✓	

# Audit Trail report

Name	User	Time	Action	Reason	Comment	Succeed	Exception
CmdManuallyIntegratePeak	BL2000\jheine	12/29/2021 9:18:45 AM	Manually integrate compound Acenaphthene in sample Dec2824.D, from x, y = 8.038, 3410 to 8.150, 109, result = 12136; previous integration is from x, y = 8.001, 114 to 8.150, 109 and previous response = 24964.			✓	
CmdManuallyIntegrateDropBaseline	BL2000\jheine	12/29/2021 9:18:46 AM	Drop baseline for compound Acenaphthene in sample Dec2824.D to y = 109, new integration is from x, y = 8.038, 109 to 8.150, 109 and new response = 23240; previous integration is from x, y = 8.038, 3410 to 8.150, 109 and previous response = 12136.			✓	
CmdSetTargetCompoundAttribute	BL2000\jheine	12/29/2021 9:18:48 AM	Set UserAnnotation = CO for compound Acenaphthene in sample Dec2824.D; previous value =			✓	
CmdSetSampleAttribute	BL2000\jheine	12/29/2021 9:19:31 AM	Set SampleType = CC for sample Dec2824.D; previous value = Sample			✓	
CmdSetSampleAttribute	BL2000\jheine	12/29/2021 9:19:39 AM	Set LevelName = CCV for sample Dec2824.D; previous value =			✓	
CmdSetSampleAttribute	BL2000\jheine	12/29/2021 9:19:49 AM	Set SampleType = Blank for sample Dec2811.D; previous value = Sample			✓	
CmdSetSampleAttribute	BL2000\jheine	12/29/2021 9:19:54 AM	Set SampleType = Blank for sample Dec2812.D; previous value = Sample			✓	
CmdSetSampleAttribute	BL2000\jheine	12/29/2021 9:20:00 AM	Set SampleType = Matrix for sample Dec2813.D; previous value = Sample			✓	
CmdSetSampleAttribute	BL2000\jheine	12/29/2021 9:20:07 AM	Set SampleType = Matrix for sample Dec2814.D; previous value = Sample			✓	
CmdSetSampleAttribute	BL2000\jheine	12/29/2021 9:20:13 AM	Set SampleType = MatrixDup for sample Dec2815.D; previous value = Sample			✓	
CmdSetSampleAttribute	BL2000\jheine	12/29/2021 9:20:19 AM	Set MatrixSpikeGroup = MB-162432 for sample Dec2811.D; previous value =			✓	
CmdSetSampleAttribute	BL2000\jheine	12/29/2021 9:20:23 AM	Set MatrixSpikeGroup = MB-162432 for sample Dec2813.D; previous value =			✓	
CmdSetSampleAttribute	BL2000\jheine	12/29/2021 9:20:26 AM	Set MatrixSpikeGroup = MB-162432 for sample Dec2814.D; previous value =			✓	
CmdSetSampleAttribute	BL2000\jheine	12/29/2021 9:20:30 AM	Set MatrixSpikeGroup = MB-162432 for sample Dec2815.D; previous value =			✓	
CmdSetSampleAttribute	BL2000\jheine	12/29/2021 9:20:36 AM	Set MatrixSpikeGroup = for sample Dec2814.D; previous value = MB-162432			✓	
CmdSetSampleAttribute	BL2000\jheine	12/29/2021 9:20:41 AM	Set SampleInformation = MatrixA for sample Dec2813.D; previous value =			✓	
CmdSetSampleAttribute	BL2000\jheine	12/29/2021 9:20:49 AM	Set SampleInformation = MatrixA for sample Dec2815.D; previous value =			✓	

# Audit Trail report

Name	User	Time	Action	Reason	Comment	Succeed	Exception
CmdQuantitate	BL2000\jheine	12/29/2021 9:21:01 AM	Quantitate all compounds in all samples			✓	
CmdSaveBatchTable	BL2000\jheine	12/29/2021 9:23:55 AM	Save batch \\MASSHUNTER\Org\Data\SV5975.I\sh 122821\1_e8270c_bna SIM\QuantResults\122821_bna SIM 1.batch.bin			✓	
CmdSetSampleAttribute	BL2000\jheine	12/29/2021 9:24:02 AM	Set SampleApproved = True for sample Dec2801.D; previous value = False			✓	
CmdSetSampleAttribute	BL2000\jheine	12/29/2021 9:24:03 AM	Set SampleApproved = True for sample Dec2802.D; previous value = False			✓	
CmdSetSampleAttribute	BL2000\jheine	12/29/2021 9:24:09 AM	Set SampleApproved = True for sample Dec2803.D; previous value = False			✓	
CmdSetSampleAttribute	BL2000\jheine	12/29/2021 9:24:11 AM	Set SampleApproved = True for sample Dec2804.D; previous value = False			✓	
CmdSetSampleAttribute	BL2000\jheine	12/29/2021 9:24:13 AM	Set SampleApproved = True for sample Dec2805.D; previous value = False			✓	
CmdSetSampleAttribute	BL2000\jheine	12/29/2021 9:24:14 AM	Set SampleApproved = True for sample Dec2806.D; previous value = False			✓	
CmdSetSampleAttribute	BL2000\jheine	12/29/2021 9:24:17 AM	Set SampleApproved = True for sample Dec2807.D; previous value = False			✓	
CmdSetSampleAttribute	BL2000\jheine	12/29/2021 9:24:19 AM	Set SampleApproved = True for sample Dec2808.D; previous value = False			✓	
CmdSetSampleAttribute	BL2000\jheine	12/29/2021 9:24:21 AM	Set SampleApproved = True for sample Dec2809.D; previous value = False			✓	
CmdSetSampleAttribute	BL2000\jheine	12/29/2021 9:24:23 AM	Set SampleApproved = True for sample Dec2810.D; previous value = False			✓	
CmdSetSampleAttribute	BL2000\jheine	12/29/2021 9:24:24 AM	Set SampleApproved = True for sample Dec2811.D; previous value = False			✓	
CmdSetSampleAttribute	BL2000\jheine	12/29/2021 9:24:26 AM	Set SampleApproved = True for sample Dec2812.D; previous value = False			✓	
CmdSetSampleAttribute	BL2000\jheine	12/29/2021 9:24:28 AM	Set SampleApproved = True for sample Dec2813.D; previous value = False			✓	
CmdSetSampleAttribute	BL2000\jheine	12/29/2021 9:24:30 AM	Set SampleApproved = True for sample Dec2814.D; previous value = False			✓	
CmdSetSampleAttribute	BL2000\jheine	12/29/2021 9:24:31 AM	Set SampleApproved = True for sample Dec2815.D; previous value = False			✓	



# Audit Trail report

Name	User	Time	Action	Reason	Comment	Succeed	Exception
CmdSetSampleAttribute	BL2000\jheine	12/29/2021 9:24:33 AM	Set SampleApproved = True for sample Dec2816.D; previous value = False			✓	
CmdSetSampleAttribute	BL2000\jheine	12/29/2021 9:24:34 AM	Set SampleApproved = True for sample Dec2817.D; previous value = False			✓	
CmdSetSampleAttribute	BL2000\jheine	12/29/2021 9:24:36 AM	Set SampleApproved = True for sample Dec2818.D; previous value = False			✓	
CmdSetSampleAttribute	BL2000\jheine	12/29/2021 9:24:38 AM	Set SampleApproved = True for sample Dec2819.D; previous value = False			✓	
CmdSetSampleAttribute	BL2000\jheine	12/29/2021 9:24:40 AM	Set SampleApproved = True for sample Dec2820.D; previous value = False			✓	
CmdSetSampleAttribute	BL2000\jheine	12/29/2021 9:24:41 AM	Set SampleApproved = True for sample Dec2821.D; previous value = False			✓	
CmdSetSampleAttribute	BL2000\jheine	12/29/2021 9:24:43 AM	Set SampleApproved = True for sample Dec2822.D; previous value = False			✓	
CmdSetSampleAttribute	BL2000\jheine	12/29/2021 9:24:45 AM	Set SampleApproved = True for sample Dec2823.D; previous value = False			✓	
CmdSetSampleAttribute	BL2000\jheine	12/29/2021 9:24:46 AM	Set SampleApproved = True for sample Dec2824.D; previous value = False			✓	
CmdSaveBatchTable	BL2000\jheine	12/29/2021 9:24:50 AM	Save batch \\MASSHUNTER\Org\Data\SV5975.I\sh122821\1 e8270c bna SIM\QuantResults\122821 bna SIM 1.batch.bin			✓	
CmdOpenBatchTable	BL2000\jheine	12/29/2021 4:26:08 PM	Open batch \\MASSHUNTER\Org\Data\SV5975.I\sh122821\1 e8270c bna SIM\122821 bna SIM 1.batch.bin			✓	
CmdSaveBatchTable	BL2000\jheine	12/29/2021 5:14:09 PM	Save batch \\MASSHUNTER\Org\Data\SV5975.I\sh122821\1 e8270c bna SIM\QuantResults\122821 bna SIM 1.batch.bin			✓	
CmdOpenBatchTable	BL2000\jheine	1/6/2022 12:19:30 PM	Open batch \\MASSHUNTER\Org\Data\SV5975.I\Old Data\2021 Data\sh122821\1 e8270c bna SIM\122821 bna SIM 1.batch.bin			✓	
GenerateReport	BL2000\jheine	1/6/2022 12:26:40 PM	Generates report - Method: D:\Org\reports\GCMSSEMI Report Templates\Calibration\Gen_Calibration.m, Output Path: \\MASSHUNTER\Org\Data\SV5975.I\Old Data\2021 Data\sh122821\1 e8270c bna SIM\QuantReports\			✓	

# Audit Trail report

Name	User	Time	Action	Reason	Comment	Succeed	Exception
GenerateReport	BL2000\jheine	1/6/2022 12:27:42 PM	Generates report - Method: D:\Org\reports\GCMSSSEMI Report Templates\Calibration\init_cal_rpt.m, Output Path: \\MASSHUNTER\Org\Data\SV5975.I\Old Data\2021 Data\sh122821\1 e8270c bna SIM\QuantReports\			✓	
GenerateReport	BL2000\jheine	1/6/2022 12:28:42 PM	Generates report - Method: D:\Org\reports\GCMSSSEMI Report Templates\Calibration\Gen_ResultsSummary.m, Output Path: \\MASSHUNTER\Org\Data\SV5975.I\Old Data\2021 Data\sh122821\1 e8270c bna SIM\QuantReports\			✓	
GenerateReport	BL2000\jheine	1/6/2022 12:29:55 PM	Generates report - Method: D:\Org\reports\GCMSSSEMI Report Templates\Calibration\Env_QuantResults_wGraphics+Chromatogram.m, Output Path: \\MASSHUNTER\Org\Data\SV5975.I\Old Data\2021 Data\sh122821\1 e8270c bna SIM\QuantReports\				Agilent.MassSpectrometry.DataAnalysis.Quantitative.ApplicationCommandCancelledException: Generating report(s) was canceled by user. at Agilent.MassSpectrometry.DataAnalysis.Quantitative.GenerateReport.RunReportMethod(ICompliance compliance, String user, String batchFolder, String batchFile, String method, String outputPath, String applicationType, String cancelEventName, Int16[] samples, Int16[] compounds, String logonXml, Action`1 progress) at Agilent.MassSpectrometry.DataAnalysis.Quantitative.GenerateReport.Do() at Agilent.MassSpectrometry.CommandModel.CommandHistory.Invoke(ICommand cmd) at Agilent.MassSpectrometry.DataAnalysis.Quantitative.AppCommandContext._Invoke(ICommand cmd)
GenerateReport	BL2000\jheine	1/6/2022 12:33:34 PM	Generates report - Method: D:\Org\reports\GCMSSSEMI Report Templates\Calibration\Env_QuantResults_wGraphics+Chromatogram.m, Output Path: \\MASSHUNTER\Org\Data\SV5975.I\Old Data\2021 Data\sh122821\1 e8270c bna SIM\QuantReports\			✓	

# Energy Laboratories Inc

# Spike LOG

Standard ID: SV100506  
 Standard Name: BNA low 50 ug/mL  
 Date Prepared: 6/2/2021  
 Date Expires: 3/31/2022  
 Department: GCMSSEMI  
 Vendor:  
 Lot Number:  
 Balance ID:  
 Comments:

Type: Secondary  
 BY: John P. Heine  
 Status: New

Chemical / Solvent Used	BottleNo	Amt	Units	Exp
Dichloromethane EA342	13510	0.6	mL	11/17

**Final Volume:** 0.8 mL

<u>Stock Source</u>	<u>Base Units</u>	<u>Amount Added</u>
sv100418 BNA mix 200 ug/mL	ug/mL	0.2 mL

<u>Analtes</u>	<u>CAS</u>	<u>Conc:</u>	<u>ug/mL</u>
A 1-Methylnaphthalene	90-12-0		0
A 2,4,6-Trichlorophenol	88-06-2		0
A 2,4-Dichlorophenol	120-83-2		0
A 2,4-Dimethylphenol	105-67-9		0
A 2,4-Dinitrophenol	51-28-5		0
A 2-Chlorophenol	95-57-8		0
A 2-Nitrophenol	88-75-5		0
A 3,3'-Dichlorobenzidine	91-94-1		0
A 4,6-Dinitro-2-methylphenol	534-52-1		0
A 4-Chloro-2-methylphenol	1570-64-5		0
A 4-Chloro-3-methylphenol	59-50-7		0
A 4-Chlorophenol	106-48-9		0
A 4-Nitrophenol	100-02-7		0
A Acenaphthene	83-32-9		0
A Acenaphthylene	208-96-8		0
A Anthracene	120-12-7		0
A Benzidine	92-87-5		0
A Benzo(a)anthracene	56-55-3		0
A Benzo(a)pyrene	50-32-8		0
A Benzo(b)fluoranthene	205-99-2		0
X Benzo(e)pyrene	192-97-2		0
A Benzo(g,h,i)perylene	191-24-2		0
A Benzo(k)fluoranthene	207-08-9		0
A Chrysene	218-01-9		0
A Dibenzo(a,h)anthracene	53-70-3		0
A Flash Point (Ignitability)			0
A Fluoranthene	206-44-0		0
A Fluorene	86-73-7		0
A Indeno(1,2,3-cd)pyrene	193-39-5		0
A Naphthalene	91-20-3		0
A o-Terphenyl	84-15-1		0

# Energy Laboratories Inc

# Spike LOG

Standard ID: SV100506  
Standard Name: BNA low 50 ug/mL  
Date Prepared: 6/2/2021  
Date Expires: 3/31/2022  
Department: GCMSSEMI  
Vendor:  
Lot Number:  
Balance ID:  
Comments:

Type: Secondary  
BY: John P. Heine  
Status: New

---

A	Pentachlorophenol	87-86-5	0
A	Phenanthrene	85-01-8	0
A	Phenol	108-95-2	0
A	Pyrene	129-00-0	0
A	Pyridine	110-86-1	0
A	Triallate	2303-17-5	0

# Energy Laboratories Inc

# Standard LOG

Standard ID: SV100418  
 Standard Name: BNA mix 200 ug/mL  
 Date Prepared: 6/2/2021  
 Date Expires: 3/31/2022  
 Department: GCMSSEMI  
 Vendor:  
 Lot Number:  
 Balance ID:  
 Comments:

Type: Secondary  
 BY: John P. Heine  
 Status: New

Chemical / Solvent Used	BottleNo	Amt	Units	Exp
Dichloromethane EA342	13510	0.51	mL	11/17

**Final Volume:** 1.5 mL

<u>Stock Source</u>		<u>Base Units</u>	<u>Amount Added</u>
sv82908	AE surr	ug/mL	0.03 mL
sv83407	BN Surr 5000 ug/mL	ug/mL	0.06 mL
sv82917	BNA Custom for Cal	ug/mL	0.15 mL
sv83301	PAH Mix	ug/mL	0.15 mL
sv83120	BN mix	ug/mL	0.15 mL
sv83410	H.S. Mix	ug/mL	0.15 mL
sv83201	Phenols mix	ug/mL	0.15 mL
sv83419	Benzidines CAL 2000ug/mL	ug/mL	0.15 mL

<u>Analtes</u>	<u>CAS</u>	<u>Conc:</u>	<u>ug/mL</u>
A	1-Methylnaphthalene	90-12-0	200
A	2,4,6-Trichlorophenol	88-06-2	200
A	2,4-Dichlorophenol	120-83-2	200
A	2,4-Dimethylphenol	105-67-9	200
A	2,4-Dinitrophenol	51-28-5	200
A	2-Chlorophenol	95-57-8	200
A	2-Nitrophenol	88-75-5	200
A	3,3'-Dichlorobenzidine	91-94-1	200
A	4,6-Dinitro-2-methylphenol	534-52-1	200
A	4-Chloro-2-methylphenol	1570-64-5	200
A	4-Chloro-3-methylphenol	59-50-7	200
A	4-Chlorophenol	106-48-9	200
A	4-Nitrophenol	100-02-7	200
A	Acenaphthene	83-32-9	200
A	Acenaphthylene	208-96-8	0
A	Anthracene	120-12-7	0
A	Benzidine	92-87-5	0
A	Benzo(a)anthracene	56-55-3	0
A	Benzo(a)pyrene	50-32-8	0
A	Benzo(b)fluoranthene	205-99-2	0
X	Benzo(e)pyrene	192-97-2	0
A	Benzo(g,h,i)perylene	191-24-2	0
A	Benzo(k)fluoranthene	207-08-9	0
A	Chrysene	218-01-9	0

# Energy Laboratories Inc

# Standard LOG

Standard ID: SV100418  
Standard Name: BNA mix 200 ug/mL  
Date Prepared: 6/2/2021  
Date Expires: 3/31/2022  
Department: GCMSSEMI  
Vendor:  
Lot Number:  
Balance ID:  
Comments:

Type: Secondary  
BY: John P. Heine  
Status: New

---

A	Dibenzo(a,h)anthracene	53-70-3	0
A	Flash Point (Ignitability)		0
A	Fluoranthene	206-44-0	0
A	Fluorene	86-73-7	0
A	Indeno(1,2,3-cd)pyrene	193-39-5	0
A	Naphthalene	91-20-3	0
A	o-Terphenyl	84-15-1	0
A	Pentachlorophenol	87-86-5	200
A	Phenanthrene	85-01-8	0
A	Phenol	108-95-2	200
A	Pyrene	129-00-0	0
A	Pyridine	110-86-1	0
A	Triallate	2303-17-5	0

# Energy Laboratories Inc

# Spike LOG

Standard ID: DCMSVOC13  
Standard Name: DCM  
Date Prepared: 2/1/2021  
Date Expires: 11/17/2022  
Department:   
Vendor:   
Lot Number:   
Balance ID:   
Comments:   
Type: Neat  
BY: John P. Heine  
Status: New

---

Chemical / Solvent Used	BottleNo	Amt	Units	Exp
Dichloromethane EA342	13510		mL	11/17

Final Volume: mL

Stock Source

Base Units

Amount Added

Analvtes

CAS

Conc: ug/mL

ID #: 13510

Opened: \_\_\_\_\_

Dichloromethane EA342

Expires: 11/17/2022

Rec'd: 1/26/2021

Energy Laboratories Inc 1120 So 27th Street  
Billings MT 59107

# Honeywell

CERTIFICATE OF ANALYSIS

**Honeywell Burdick & Jackson®**

1953 South Harvey Street  
Muskegon, MI 49442  
Phone: (800) 368-0050  
Fax: (231) 728-8226  
[lab.honeywell.com](http://lab.honeywell.com)

Brand: Research Chemicals - B&J  
Product: CS299AA-200  
Lot No.: EA342  
Production Date: 17-Nov-2020  
Best Before: 17-Nov-2022

Dichloromethane, Custom, Contains Amylene Preservative, >99.9%  
for pesticide residue analysis

Parameter	Specification		Result	Units
	Min.	Max.		
Water by Karl Fischer Titration		0.010	0.0016	%
UV Cutoff		233	230	nm
Refractive Index (20°C)	1.4236	1.4246	1.4241	
Residue		1	<0.5	mg/L
GC Analysis	99.9		>99.99	%
Acidity (as HCl)		1	<1	mg/L
Chloride		10	<10	mg/L
Electron Capture GC		10	<10	ng/L
Flame Ionization GC		5	<5	ppb
UV Absorbance @ 240 nm		0.100	0.0920	AU
UV Absorbance @ 250 nm		0.010	0.0099	AU
UV Absorbance @ 300 nm		0.005	0.0008	AU
UV Absorbance @ 400 nm		0.005	0.0028	AU

**Honeywell  
Quality Control Approval**

Muskegon 11/17/2020 LIMS Sample No.: AL03611



# Energy Laboratories Inc

# Standard LOG

Standard ID: SV83407  
Standard Name: BN Surr 5000 ug/mL  
Date Prepared: 12/14/2020  
Date Expires: 10/31/2026  
Department: GCMSSEMI  
Vendor: Restek  
Lot Number: A0166081  
Balance ID:

Type: Primary  
BY: John P. Heine  
Status: New

Comments:

---

Chemical / Solvent Used	BottleNo	Amt	Units	Exp
B/N Surrogate Mix (4/89 SOW)	13328	1	mL	10/31

**Final Volume:** 5 mL

**Stock Source**

**Base Units**

**Amount Added**

**Analtes**

**CAS**

Conc: **ug/mL**

S	2-Fluorobiphenyl	321-60-8	5000
S	Nitrobenzene-d5	4165-60-0	5000
S	Terphenyl-d14	1718-51-0	5000



# CERTIFIED REFERENCE MATERIAL

110 Benner Circle  
Bellefonte, PA 16823-8812  
Tel: (800)356-1688  
Fax: (814)353-1309

www.restek.com

## Certificate of Analysis



### FOR LABORATORY USE ONLY-READ SDS PRIOR TO USE.

*This Reference Material is intended for Laboratory Use Only as a standard for the qualitative and/or quantitative determination of the analyte(s) listed.*

**Catalog No. :** 31086 **Lot No.:** A0166081

**Description :** B/N Surrogate Mix (4/89 SOW)  
Base Neutral Surrogate 5000µg/mL, Methylene Chloride, 5mL/ampul

**Container Size :** 5 mL **Pkg Amt:** > 5 mL

**Expiration Date :** October 31, 2026 **Storage:** 10°C or colder

**Handling:** Sonicate prior to use. **Ship:** Ambient

**ID #:** 13328  
**Opened:** \_\_\_\_\_  
**B/N Surrogate Mix (4/89 SOW)**  
**Expires:** 10/31/2026  
**Rec'd:** 12/14/2020  
Enerav Laboratories Inc 1120 So. 27th Street  
Billings MT 59107

### CERTIFIED VALUES

Elution Order	Compound	Grav. Conc. (weight/volume)	Expanded Uncertainty (95% C.L.; K=2)		
1	Nitrobenzene-d5 CAS # 4165-60-0 (Lot PR-29940B) Purity 99%	5,017.7 µg/mL	+/- 29.1731	µg/mL	Gravimetric
			+/- 225.9987	µg/mL	Unstressed
			+/- 250.7735	µg/mL	Stressed
2	2-Fluorobiphenyl CAS # 321-60-8 (Lot 00019169) Purity 99%	5,049.7 µg/mL	+/- 29.3592	µg/mL	Gravimetric
			+/- 227.4400	µg/mL	Unstressed
			+/- 252.3728	µg/mL	Stressed
3	p-Terphenyl-d14 CAS # 1718-51-0 (Lot PR-27278) Purity 99%	5,029.9 µg/mL	+/- 29.2444	µg/mL	Gravimetric
			+/- 226.5505	µg/mL	Unstressed
			+/- 251.3857	µg/mL	Stressed

**Solvent:** Methylene chloride  
CAS # 75-09-2  
Purity 99%

#### Tech Tips:

Due to the limited solubility of p-terphenyl-d14 in methanol, we do not recommend that this mixture be diluted in methanol.

**Column:**

30m x 0.25mm x 0.25µm  
Rtx-5 (cat.#10223)

**Carrier Gas:**

hydrogen-constant pressure 10 psi.

**Temp. Program:**

40°C (hold 2 min.) to 330°C  
@ 10°C/min. (hold 10 min.)

**Inj. Temp:**

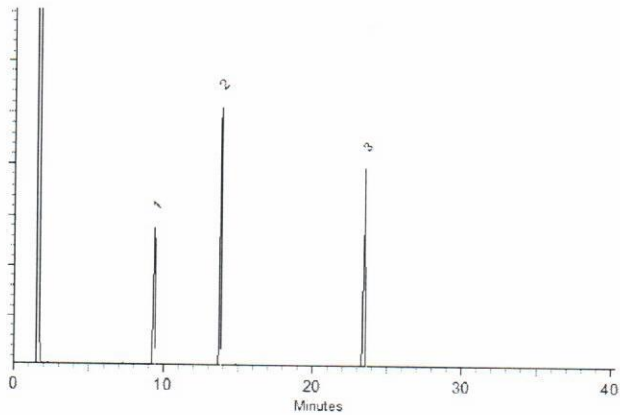
250°C

**Det. Temp:**

330°C

**Det. Type:**

FID



This chromatogram represents a general set of testing conditions chosen for product acceptance. For optimal results in your lab, conditions should be adjusted for your specific instrument, method, and application.

Dalton Stover - Operations Technician I

Date Mixed: 04-Nov-2020

Balance: 1128353505

Justine Albertson - Operations Tech-ARM QC

Date Passed: 06-Nov-2020

Manufactured under Restek's ISO 9001:2015  
Registered Quality System  
Certificate #FM 80397

## General Certified Reference Material Notes

### Expiration Notes:

- Expiration date valid for unopened ampul stored in compliance with the recommended conditions.
- Uncertainty, concentration, and expiration of the CRM are based on the unopened product being stored according to the recommended condition found in the storage field.

### Purity Notes:

- Purity and/or chemical identity are determined by one or more of the following techniques: GC/FID, HPLC, GC/μECD, GC/MS, LC/MS, RI, and/or melting point.
- Compounds with a listed purity of less than 99% have been weight corrected to compensate for impurities and/or salts. A correction factor is used to calculate the amount of compound necessary to achieve the desired concentration of the parent compound in solution.
- Purity of isomeric compounds is reported as the sum of the isomers.
- Purity values are rounded to the nearest whole number.

### Certified Uncertainty Value Notes:

- The uncertainties are determined in accordance with ISO 17034 and Guide 35. The certified combined stressed uncertainty value ( includes gravimetric uncertainty, homogeneity between-ampul uncertainty, storage stability uncertainty and shipping stability uncertainty and were combined using the following formula:

$$U_{combined\ stressed} = k \sqrt{U_{gravimetric}^2 + U_{homogeneity}^2 + U_{storage\ stability}^2 + U_{shipping\ stability}^2}$$

*k* is a coverage factor of 2, which gives a level of confidence of approximately 95%.

- It is important to note that the shipping stability uncertainty was obtained under temperature extremes for specific time intervals; therefore, the certified combined stressed uncertainty value should only be applied to the product if it was stored at non-standard temperature conditions up to and including 7 days. Contact Restek Technical Service at [www.restek.com/Contact-Us](http://www.restek.com/Contact-Us) for use recommendations if your shipment was in-transit for more than 7 days at non-standard temperature conditions.
- Apply the certified combined unstressed uncertainty value if the product was received under standard shipping conditions. Apply the certified combined stressed uncertainty value if the product was received under non-standard conditions as specified below.

Label Conditions	Standard Conditions	Non-Standard Conditions
25°C Nominal (Room Temperature)	< 60°C	≥ 60°C up to 7 days
10°C or colder (Refrigerate)	< 40°C	≥ 40°C up to 7 days
0°C or colder (Freezer) -20°C or colder (Deep Freezer)	< 25°C	≥ 25°C up to 7 days

- Separate (not combined) uncertainty values for gravimetric uncertainty are also displayed on the certificate, if needed, separate homogeneity between-ampul uncertainty, storage stability uncertainty and shipping stability uncertainty values are available by contacting Restek Technical Service at [www.restek.com/Contact-Us](http://www.restek.com/Contact-Us).
- The packaged amount is the minimum sample size for which uncertainty is valid. The ampules are over-filled to ensure that the minimum packaged amount can be sufficiently transferred.

### Manufacturing Notes:

- Concentration is based upon gravimetric preparation using either a balance whose calibration has been verified daily using NIST traceable weights, and/or dilutions with Class A glassware.

### Handling Notes:

- Stability of the unopened product, when stored in compliance with the recommended conditions, is guaranteed through the expiration displayed on the product label and certificate. Contact Restek for additional opened product stability information, with the knowledge/understanding that open product stability is subject to the specific handling and environmental conditions to which the product is exposed. For your convenience Restek supplies deactivated vials with most standards packed in 2mL ampules. Larger volume deactivated vials are available through Restek as a custom ordered item. Additionally, Restek sells DMDCS for the purpose of glassware deactivation as catalog number 31861, which includes complete instructions.



# Energy Laboratories Inc

# Spike LOG

Standard ID: SV83301  
 Standard Name: PAH Mix  
 Date Prepared: 7/13/2020  
 Date Expires: 9/30/2022  
 Department: GCMSSEMI  
 Vendor: Sigma-Aldrich  
 Lot Number: LRAC3877  
 Balance ID:  
 Comments: 4 x 1mL

Type: Primary  
 BY: John P. Heine  
 Status: New

Chemical / Solvent Used	BottleNo	Amt	Units	Exp
TCL PAH Mix	12846	6	mL	9/30/

**Final Volume:** 6 mL

<u>Stock Source</u>	<u>Base Units</u>	<u>Amount Added</u>
<u>Analvtes</u>	<u>CAS</u>	<u>Conc: ug/mL</u>
A Acenaphthene	83-32-9	2000
A Acenaphthylene	208-96-8	2000
A Anthracene	120-12-7	2000
A Benzo(a)anthracene	56-55-3	2000
A Benzo(a)pyrene	50-32-8	2000
A Benzo(b)fluoranthene	205-99-2	2000
X Benzo(e)pyrene	192-97-2	2000
A Benzo(g,h,i)perylene	191-24-2	2000
A Benzo(k)fluoranthene	207-08-9	2000
A Chrysene	218-01-9	2000
A Dibenzo(a,h)anthracene	53-70-3	2000
A Fluoranthene	206-44-0	2000
A Fluorene	86-73-7	2000
A Indeno(1,2,3-cd)pyrene	193-39-5	2000
A Naphthalene	91-20-3	2000
A Phenanthrene	85-01-8	2000
A Pyrene	129-00-0	2000

# Certificate of Analysis

Certified  
Reference  
Material

TCL PAH

MIX,1X1ML,2000UG/ML,BENZENE:DICHLOROMETHANE

## Description

Product ID CRM48905  
Lot LRAC3877  
Expiration Date September 2022  
Manufacturing Date September 2019  
Storage Conditions Refrigerate  
Solvent/Matrix methylene chloride: benzene (1:1)

## Certified Values

Analyte	Certified Value <sup>1,4</sup>	Units	Raw Material Purity,%	Analytical Value <sup>6</sup>	Elution order	Raw Material Lot	CAS
NAPHTHALENE	2000 ± 32	µg/mL	100.0	2022	01	01112017-5	91-20-
ACENAPHTHYLENE	2000 ± 66	µg/mL	99.8	2005	02	LC21494	208-96-
ACENAPHTHENE	2000 ± 63	µg/mL	99.9	2031	03	MKCC8329	83-32-'
FLUORENE	2000 ± 90	µg/mL	99.4	2009	04	LC19126	86-73-'
PHENANTHRENE	2000 ± 56	µg/mL	99.6	2043	05	MKCD3760	85-01-i
ANTHRACENE	2000 ± 39	µg/mL	99.9	2005	06	LC14310	120-12-
FLUORANTHENE	2000 ± 69	µg/mL	98.5	2031	07	LB99099	206-44-
PYRENE	2000 ± 68	µg/mL	91.6	2078	08	LB70761	129-00-
BENZO (A) ANTHRACENE	2000 ± 63	µg/mL	99.9	2002	09	LC19271	56-55-;
CHRYSENE	2000 ± 59	µg/mL	99.0	2026	10	21L74	218-01-
BENZO (B) FLUORANTHENE	2000 ± 62	µg/mL	99.5	1998	11	LB95773	205-99-
BENZO (K) FLUORANTHENE	2000 ± 62	µg/mL	99.9	2043	12	0000029501	207-08-
BENZO(A)PYRENE	2002 ± 64	µg/mL	99.6	2037	13	LB73826	50-32-i
DIBENZ (A,H) ANTHRACENE	2000 ± 64	µg/mL	99.0	2050	14	0012014	53-70-
BENZO (G,I,I) PERYLENE	2000 ± 67	µg/mL	98.5	2059	15	LC19498	191-24-
INDENO (1,2,3-CD) PYRENE	2000 ± 64	µg/mL	99.5	1995	16	ER082107-02	193-39-

ID #: 12846

Opened: \_\_\_\_\_

TCL PAH

Expires: 9/30/2022

Rec'd: 7/13/2020

Eneray Laboratories Inc 1120 So. 27th Street  
Billings MT 59107



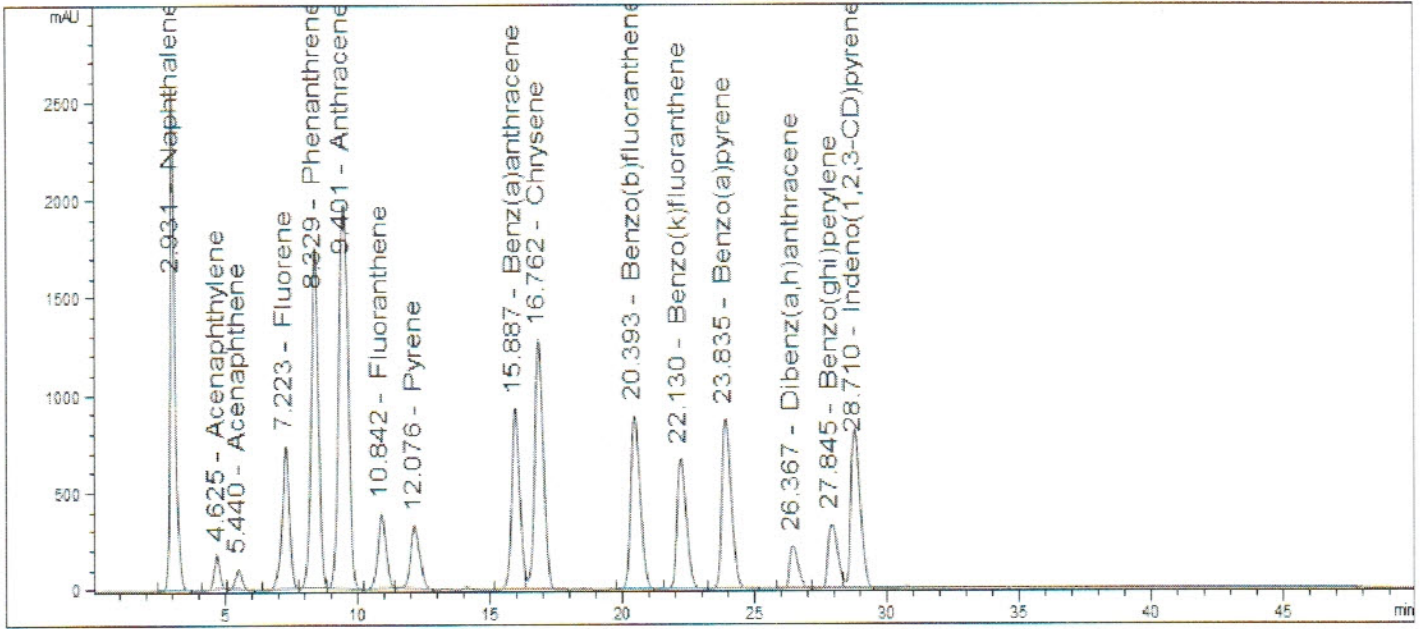
SIGMA-ALDRICH

2931 Soldier Springs Rd. Laramie, Wyoming 82070 USA  
307-742-5452  
rtctechgroup@sial.com www.sigma-aldrich.com

## Description

Lot LRAC3877  
 Expiration Date September 2022  
 Manufacturing Date September 2019  
 Storage Conditions Refrigerate  
 Solvent/Matrix methylene chloride: benzene (1:1)

## Informational Values



### Additional Information:

Analytical Method Parameters:  
 Column: Supelco LC-PAH, 250 mm x 4.6mm, 5µm particle size  
 Mobile Phase A: Water  
 Mobile Phase B: Acetonitrile  
 Detector: UV/DAD/VWD, Wavelength: 254 nm  
 Flow Rate: 1.7 mL/min  
 Column Temperature: 30 °C  
 Injection Volume: 2 µL

#### Gradient

TIME (min)	A%	B%
0	40	60
5	40	60
30	0	100
45	0	100
50	40	60



# Certificate of Analysis

Certified  
Reference  
Material

TCL PAH

MIX,1X1ML,2000UG/ML,BENZENE:DICHLOROMETHANE

## Description

Product ID CRM48905  
Lot LRAC3877  
Expiration Date September 2022  
Manufacturing Date September 2019  
Storage Conditions Refrigerate  
Solvent/Matrix methylene chloride: benzene (1:1)

**1 Metrological traceability:** Traceable to the SI and higher order standards from NIST through an unbroken chain of comparisons. The balance used to weigh raw materials is accurate to +/-0.0001 g and calibrated regularly using mass standards traceable to NIST. All dilutions were performed gravimetrically. Additionally, individual analytes are traceable to NIST SRMs where available and specified above.  
**4 Ucrm - Uncertainty** values in this document are expressed as Expanded Uncertainty (Ucrm) corresponding to the 95% confidence interval. Ucrm is derived from the combined standard uncertainty multiplied by the coverage factor k, which is obtained from a t-distribution and degrees of freedom. The components of combined standard uncertainty include the uncertainties due to characterization, homogeneity, long term stability, and short term stability (transport). The components due to stability are generally considered to be negligible unless otherwise indicated by stability studies. The mathematical representation of the Ucrm calculation is as follows:

$$u_{CRM} = \sqrt{u_{char}^2 + u_{homogeneity}^2 + u_{stability}^2}$$

**k:** Coverage factor derived from a t-distribution table, based on the degrees of freedom of the data set. Assume 2.0 for a **Confidence interval = 95%**

**6 Analytical Value-** For QC verification of the certified value only- not to be used in calculations. Represents the analytical data obtained by comparison to a standard as analyzed by the method described in the CoA or another acceptable method. The result may differ from the certified value and UCRM based on method uncertainty as well as the uncertainty associated with the standard used for comparison.

**Traceability:** The standard was manufactured under an ISO/IEC 17025:2017 certified quality system. The balance used to weigh raw materials is accurate to +/- 0.0001g and calibrated regularly using mass standards traceable to NIST. All dilutions were performed gravimetrically. Additionally, individual analytes are traceable to NIST SRMs where available and specified above.

**Homogeneity:** Homogeneity was assessed in accordance with ISO 17034:2016. Completed units were sampled using a random stratified sampling protocol. The results of chemical analysis were then compared using a one-way analysis of variance approach as described by TNI EL-V3-2009 Appendix A.2. See Instructions for minimum sub-sample size.


Expiration is at end of month given on certificate and label.

THIS PRODUCT WAS DESIGNED, PRODUCED AND VERIFIED FOR ACCURACY AND STABILITY IN ACCORDANCE WITH **ISO/IEC 17025:2017 (ANAB Cert AT-1467)** and **ISO 17034:2016 (ANAB Cert AR-1470)**.

MSDS reports for components comprising greater than 1.0% of the solution or 0.1% for components known to be carcinogens are available upon request.



Andy Ommen - QC Manager



Mark Pooler - QA Supervisor

Certification Date October 17, 2019  
Version 0-10172019



**SIGMA-ALDRICH**

2931 Soldier Springs Rd. Laramie, Wyoming 82070 USA  
307-742-5452  
rtctechgroup@sial.com www.sigma-aldrich.com

# Energy Laboratories Inc

# Spike LOG

Standard ID: SV100210  
 Standard Name: BNA 2nd source 200ug/mL  
 Date Prepared: 3/22/2021  
 Date Expires: 1/15/2022  
 Department: GCMSSEMI  
 Vendor:  
 Lot Number:  
 Balance ID:  
 Comments:

Type: Secondary  
 BY: John P. Heine  
 Status: New

Chemical / Solvent Used	BottleNo	Amt	Units	Exp
Dichloromethane EA342	13510	540	uL	11/17

**Final Volume:** 1 mL

<u>Stock Source</u>		<u>Base Units</u>	<u>Amount Added</u>
sv82908	AE surr	ug/mL	0.02 mL
sv83407	BN Surr 5000 ug/mL	ug/mL	0.04 mL
sv83408	625 LCS Spk	ug/mL	0.2 mL
sv83409	Additional	ug/mL	0.1 mL
sv83008	Benzidines	ug/mL	0.1 mL

<u>Analvtes</u>		<u>CAS</u>	<u>Conc:</u>	<u>ug/mL</u>
A	1,2,4-Trichlorobenzene	120-82-1		0
A	1,2-Dichlorobenzene	95-50-1		0
A	1,3-Dichlorobenzene	541-73-1		0
A	1,4-Dichlorobenzene	106-46-7		0
A	2,4,5-Trichlorophenol	95-95-4		0
A	2,4,6-Trichlorophenol	88-06-2		0
A	2,4-Dichlorophenol	120-83-2		0
A	2,4-Dimethylphenol	105-67-9		0
A	2,4-Dinitrophenol	51-28-5		0
A	2,4-Dinitrotoluene	121-14-2		0
A	2,6-Dinitrotoluene	606-20-2		0
A	2-Chloronaphthalene	91-58-7		0
A	2-Chlorophenol	95-57-8		0
A	2-Methylnaphthalene	91-57-6		0
A	2-Nitroaniline	88-74-4		0
A	2-Nitrophenol	88-75-5		0
A	3-Nitroaniline	99-09-2		0
A	4,6-Dinitro-2-methylphenol	534-52-1		0
A	4-Bromophenyl phenyl ether	101-55-3		0
A	4-Chloro-3-methylphenol	59-50-7		0
A	4-Chlorophenyl phenyl ether	7005-72-3		0
A	4-Nitroaniline	100-01-6		0
A	4-Nitrophenol	100-02-7		0
A	Acenaphthene	83-32-9		0
A	Acenaphthylene	208-96-8		0
A	Anthracene	120-12-7		0
A	Azobenzene	103-33-3		0

# Energy Laboratories Inc

# Spike LOG

Standard ID: SV100210  
Standard Name: BNA 2nd source 200ug/mL  
Date Prepared: 3/22/2021  
Date Expires: 1/15/2022  
Department: GCMSSEMI  
Vendor:  
Lot Number:  
Balance ID:  
Comments:

Type: Secondary  
BY: John P. Heine  
Status: New

---

A	Benzo(a)anthracene	56-55-3	0
A	Benzo(a)pyrene	50-32-8	0
A	Benzo(b)fluoranthene	205-99-2	0
A	Benzo(g,h,i)perylene	191-24-2	0
A	Benzo(k)fluoranthene	207-08-9	0
A	bis(-2-chloroethoxy)Methane	111-91-1	0
A	bis(-2-chloroethyl)Ether	111-44-4	0
A	bis(2-chloroisopropyl)Ether	108-60-1	0
A	bis(2-ethylhexyl)Phthalate	117-81-7	0
A	Butylbenzylphthalate	85-68-7	0
A	Carbazole	86-74-8	0
A	Chrysene	218-01-9	0
A	Di-n-butyl phthalate	84-74-2	0
A	Di-n-octyl phthalate	117-84-0	0
A	Dibenzo(a,h)anthracene	53-70-3	0
A	Dibenzofuran	132-64-9	0
A	Diethyl phthalate	84-66-2	0
A	Dimethyl phthalate	131-11-3	0
A	Fluoranthene	206-44-0	0
A	Fluorene	86-73-7	0
A	Hexachlorobenzene	118-74-1	0
A	Hexachlorobutadiene	87-68-3	0
A	Hexachlorocyclopentadiene	77-47-4	0
A	Hexachloroethane	67-72-1	0
A	Indeno(1,2,3-cd)pyrene	193-39-5	0
A	Isophorone	78-59-1	0
A	m+p-Cresols	108-39-4/106-44-5	0
A	n-Nitroso-di-n-propylamine	621-64-7	0
A	n-Nitrosodimethylamine	62-75-9	0
A	Naphthalene	91-20-3	0
A	Nitrobenzene	98-95-3	0
A	o-Cresol	95-48-7	0
A	p-Chloroaniline	106-47-8	0
A	Pentachlorophenol	87-86-5	0
A	Phenanthrene	85-01-8	0
A	Phenol	108-95-2	0
A	Pyrene	129-00-0	0

# Energy Laboratories Inc

# Spike LOG

Standard ID: SV83408  
 Standard Name: 625 LCS Spk  
 Date Prepared: 2/9/2021  
 Date Expires: 2/2/2026  
 Department: GCMSPR  
 Vendor: Absolute Standard  
 Lot Number: 050120  
 Balance ID:  
 Comments: 12x1mL ampules

Type: Primary  
 BY: Ryan F. Bengé  
 Status: Open

Chemical / Solvent Used	BottleNo	Amt	Units	Exp
CLP Semi-Volatiel Calibration Standar	13539	1	mL	2/2/26

Final Volume: 1 mL

<u>Stock Source</u>	<u>Base Units</u>	<u>Amount Added</u>
<u>Analtes</u>	<u>CAS</u>	Conc: <u>ug/mL</u>
A 1,2,4-Trichlorobenzene	120-82-1	1000
A 1,2-Dichlorobenzene	95-50-1	1000
A 1,3-Dichlorobenzene	541-73-1	1000
A 1,4-Dichlorobenzene	106-46-7	1000
A 2,4,5-Trichlorophenol	95-95-4	1000
A 2,4,6-Trichlorophenol	88-06-2	1000
A 2,4-Dichlorophenol	120-83-2	1000
A 2,4-Dimethylphenol	105-67-9	1000
A 2,4-Dinitrophenol	51-28-5	1000
A 2,4-Dinitrotoluene	121-14-2	1000
A 2,6-Dinitrotoluene	606-20-2	1000
A 2-Chloronaphthalene	91-58-7	1000
A 2-Chlorophenol	95-57-8	1000
A 2-Methylnaphthalene	91-57-6	1000
A 2-Nitroaniline	88-74-4	1000
A 2-Nitrophenol	88-75-5	1000
A 3-Nitroaniline	99-09-2	1000
A 4,6-Dinitro-2-methylphenol	534-52-1	1000
A 4-Bromophenyl phenyl ether	101-55-3	1000
A 4-Chloro-3-methylphenol	59-50-7	1000
A 4-Chlorophenyl phenyl ether	7005-72-3	1000
A 4-Nitroaniline	100-01-6	1000
A 4-Nitrophenol	100-02-7	1000
A Acenaphthene	83-32-9	1000
A Acenaphthylene	208-96-8	1000
A Anthracene	120-12-7	1000
A Azobenzene	103-33-3	1000
A Benzo(a)anthracene	56-55-3	1000
A Benzo(a)pyrene	50-32-8	1000
A Benzo(b)fluoranthene	205-99-2	1000
A Benzo(g,h,i)perylene	191-24-2	1000
A Benzo(k)fluoranthene	207-08-9	1000

# Energy Laboratories Inc

# Spike LOG

Standard ID: SV83408  
Standard Name: 625 LCS Spk  
Date Prepared: 2/9/2021  
Date Expires: 2/2/2026  
Department: GCMSPR  
Vendor: Absolute Standard  
Lot Number: 050120  
Balance ID:  
Comments: 12x1mL ampules

Type: Primary  
BY: Ryan F. Bengé  
Status: Open

---

A	bis(-2-chloroethoxy)Methane	111-91-1	1000
A	bis(-2-chloroethyl)Ether	111-44-4	1000
A	bis(2-chloroisopropyl)Ether	108-60-1	1000
A	bis(2-ethylhexyl)Phthalate	117-81-7	1000
A	Butylbenzylphthalate	85-68-7	1000
A	Carbazole	86-74-8	1000
A	Chrysene	218-01-9	1000
A	Di-n-butyl phthalate	84-74-2	1000
A	Di-n-octyl phthalate	117-84-0	1000
A	Dibenzo(a,h)anthracene	53-70-3	1000
A	Dibenzofuran	132-64-9	1000
A	Diethyl phthalate	84-66-2	1000
A	Dimethyl phthalate	131-11-3	1000
A	Fluoranthene	206-44-0	1000
A	Fluorene	86-73-7	1000
A	Hexachlorobenzene	118-74-1	1000
A	Hexachlorobutadiene	87-68-3	1000
A	Hexachlorocyclopentadiene	77-47-4	1000
A	Hexachloroethane	67-72-1	1000
A	Indeno(1,2,3-cd)pyrene	193-39-5	1000
A	Isophorone	78-59-1	1000
A	m+p-Cresols	108-39-4/106-44-5	1000
A	n-Nitroso-di-n-propylamine	621-64-7	1000
A	n-Nitrosodimethylamine	62-75-9	1000
A	Naphthalene	91-20-3	1000
A	Nitrobenzene	98-95-3	1000
A	o-Cresol	95-48-7	1000
A	p-Chloroaniline	106-47-8	1000
A	Pentachlorophenol	87-86-5	1000
A	Phenanthrene	85-01-8	1000
A	Phenol	108-95-2	1000
A	Pyrene	129-00-0	1000



CERTIFIED WEIGHT REPORT

Part Number: 92180  
Lot Number: 020221  
Description: CLP Semi-Volatile Calibration Standard  
64 components  
Expiration Date: 020228  
Recommended Storage: Freezer (0 °C)  
Nominal Concentration (µg/mL): 1000  
NIST Test ID#: 23060

Solvent: Lot#  
Methylene chloride 104929

Signature: Eli Aliaga  
Formulated By: Eli Aliaga DATE: 020221  
Signature: Pedro L. Rentas  
Reviewed By: Pedro L. Rentas DATE: 020221

Weight(s) shown below were combined and diluted to (mL): 100.0 0.003 Balance Uncertainty 5E-05 Flask Uncertainty

Table with columns: Compound, (RM#) Part Number, Lot Number, Dil. Factor, Initial Vol. (mL), Initial Conc. (µg/mL), Nominal Conc. (µg/mL), Purity (%), Uncertainty Purity (%), Uncertainty Pipette (mL), Target Weight (g), Actual Weight (g), Actual Conc. (µg/mL), Expanded Uncertainty (+/-) (µg/mL), SDS Information (CAS#, OSHA PEL (TWA), LD50), and other regulatory codes.

\* The certified value is the concentration calculated from gravimetric and volumetric measurements unless otherwise stated.  
\* Standards are prepared gravimetrically using balances that are calibrated with weights traceable to NIST (see above).  
\* Standards are certified (±) 0.5% of the stated value, unless otherwise stated.  
\* All Standards, after opening ampule, should be stored with caps tight and under appropriate laboratory conditions.  
\* Uncertainty Reference: Taylor, B.N. and Kuyat, C.E., "Guidelines for Evaluating and Expressing the Uncertainty of NIST Measurement Result," NIST Technical Note 1297, U.S. Government Printing Office, Washington, DC, (1994).

ID #: 13539

Opened:  
CLP Semi-Volatile Calibration Standard  
Expires: 2/2/2026  
Rec'd: 2/5/2021  
Energy Laboratories Inc 1120 So. 27th Street  
Billings MT 59107



# Energy Laboratories Inc

# Standard LOG

Standard ID: SV83407  
Standard Name: BN Surr 5000 ug/mL  
Date Prepared: 12/14/2020  
Date Expires: 10/31/2026  
Department: GCMSSEMI  
Vendor: Restek  
Lot Number: A0166081  
Balance ID:

Type: Primary  
BY: John P. Heine  
Status: New

Comments:

---

Chemical / Solvent Used	BottleNo	Amt	Units	Exp
B/N Surrogate Mix (4/89 SOW)	13328	1	mL	10/31

**Final Volume:** 5 mL

**Stock Source**

**Base Units**

**Amount Added**

**Analvtes**

**CAS**

Conc: **ug/mL**

S	2-Fluorobiphenyl	321-60-8	5000
S	Nitrobenzene-d5	4165-60-0	5000
S	Terphenyl-d14	1718-51-0	5000





# CERTIFIED REFERENCE MATERIAL

110 Benner Circle  
Bellefonte, PA 16823-8812  
Tel: (800)356-1688  
Fax: (814)353-1309

www.restek.com

## Certificate of Analysis



### FOR LABORATORY USE ONLY-READ SDS PRIOR TO USE.

*This Reference Material is intended for Laboratory Use Only as a standard for the qualitative and/or quantitative determination of the analyte(s) listed.*

**Catalog No. :** 31086 **Lot No.:** A0166081

**Description :** B/N Surrogate Mix (4/89 SOW)  
Base Neutral Surrogate 5000µg/mL, Methylene Chloride, 5mL/ampul

**Container Size :** 5 mL **Pkg Amt:** > 5 mL

**Expiration Date :** October 31, 2026 **Storage:** 10°C or colder

**Handling:** Sonicate prior to use. **Ship:** Ambient

**ID #:** 13328  
**Opened:** \_\_\_\_\_  
**B/N Surrogate Mix (4/89 SOW)**  
**Expires:** 10/31/2026  
**Rec'd:** 12/14/2020  
Enerav Laboratories Inc 1120 So. 27th Street  
Billings MT 59107

### CERTIFIED VALUES

Elution Order	Compound	Grav. Conc. (weight/volume)	Expanded Uncertainty (95% C.L.; K=2)		
1	Nitrobenzene-d5 CAS # 4165-60-0 (Lot PR-29940B) Purity 99%	5,017.7 µg/mL	+/- 29.1731	µg/mL	Gravimetric
			+/- 225.9987	µg/mL	Unstressed
			+/- 250.7735	µg/mL	Stressed
2	2-Fluorobiphenyl CAS # 321-60-8 (Lot 00019169) Purity 99%	5,049.7 µg/mL	+/- 29.3592	µg/mL	Gravimetric
			+/- 227.4400	µg/mL	Unstressed
			+/- 252.3728	µg/mL	Stressed
3	p-Terphenyl-d14 CAS # 1718-51-0 (Lot PR-27278) Purity 99%	5,029.9 µg/mL	+/- 29.2444	µg/mL	Gravimetric
			+/- 226.5505	µg/mL	Unstressed
			+/- 251.3857	µg/mL	Stressed

**Solvent:** Methylene chloride  
CAS # 75-09-2  
Purity 99%

#### Tech Tips:

Due to the limited solubility of p-terphenyl-d14 in methanol, we do not recommend that this mixture be diluted in methanol.

**Column:**

30m x 0.25mm x 0.25µm  
Rtx-5 (cat.#10223)

**Carrier Gas:**

hydrogen-constant pressure 10 psi.

**Temp. Program:**

40°C (hold 2 min.) to 330°C  
@ 10°C/min. (hold 10 min.)

**Inj. Temp:**

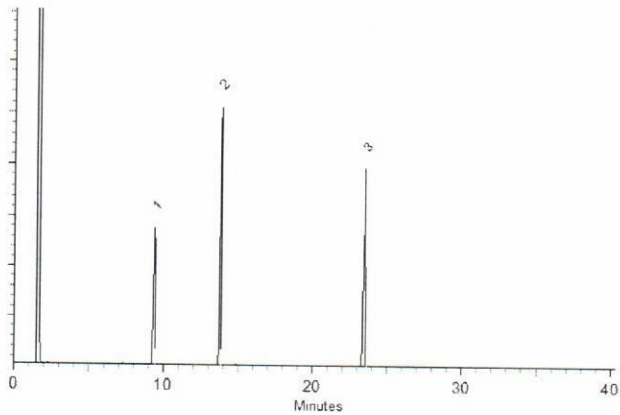
250°C

**Det. Temp:**

330°C

**Det. Type:**

FID



This chromatogram represents a general set of testing conditions chosen for product acceptance. For optimal results in your lab, conditions should be adjusted for your specific instrument, method, and application.

Dalton Stover - Operations Technician I

Date Mixed: 04-Nov-2020

Balance: 1128353505

Justine Albertson - Operations Tech-ARM QC

Date Passed: 06-Nov-2020

Manufactured under Restek's ISO 9001:2015  
Registered Quality System  
Certificate #FM 80397

## General Certified Reference Material Notes

### Expiration Notes:

- Expiration date valid for unopened ampul stored in compliance with the recommended conditions.
- Uncertainty, concentration, and expiration of the CRM are based on the unopened product being stored according to the recommended condition found in the storage field.

### Purity Notes:

- Purity and/or chemical identity are determined by one or more of the following techniques: GC/FID, HPLC, GC/μECD, GC/MS, LC/MS, RI, and/or melting point.
- Compounds with a listed purity of less than 99% have been weight corrected to compensate for impurities and/or salts. A correction factor is used to calculate the amount of compound necessary to achieve the desired concentration of the parent compound in solution.
- Purity of isomeric compounds is reported as the sum of the isomers.
- Purity values are rounded to the nearest whole number.

### Certified Uncertainty Value Notes:

- The uncertainties are determined in accordance with ISO 17034 and Guide 35. The certified combined stressed uncertainty value ( includes gravimetric uncertainty, homogeneity between-ampul uncertainty, storage stability uncertainty and shipping stability uncertainty and were combined using the following formula:

$$U_{combined\ stressed} = k \sqrt{U_{gravimetric}^2 + U_{homogeneity}^2 + U_{storage\ stability}^2 + U_{shipping\ stability}^2}$$

*k* is a coverage factor of 2, which gives a level of confidence of approximately 95%.

- It is important to note that the shipping stability uncertainty was obtained under temperature extremes for specific time intervals; therefore, the certified combined stressed uncertainty value should only be applied to the product if it was stored at non-standard temperature conditions up to and including 7 days. Contact Restek Technical Service at [www.restek.com/Contact-Us](http://www.restek.com/Contact-Us) for use recommendations if your shipment was in-transit for more than 7 days at non-standard temperature conditions.
- Apply the certified combined unstressed uncertainty value if the product was received under standard shipping conditions. Apply the certified combined stressed uncertainty value if the product was received under non-standard conditions as specified below.

Label Conditions	Standard Conditions	Non-Standard Conditions
25°C Nominal (Room Temperature)	< 60°C	≥ 60°C up to 7 days
10°C or colder (Refrigerate)	< 40°C	≥ 40°C up to 7 days
0°C or colder (Freezer) -20°C or colder (Deep Freezer)	< 25°C	≥ 25°C up to 7 days

- Separate (not combined) uncertainty values for gravimetric uncertainty are also displayed on the certificate, if needed, separate homogeneity between-ampul uncertainty, storage stability uncertainty and shipping stability uncertainty values are available by contacting Restek Technical Service at [www.restek.com/Contact-Us](http://www.restek.com/Contact-Us).
- The packaged amount is the minimum sample size for which uncertainty is valid. The ampules are over-filled to ensure that the minimum packaged amount can be sufficiently transferred.

### Manufacturing Notes:

- Concentration is based upon gravimetric preparation using either a balance whose calibration has been verified daily using NIST traceable weights, and/or dilutions with Class A glassware.

### Handling Notes:

- Stability of the unopened product, when stored in compliance with the recommended conditions, is guaranteed through the expiration displayed on the product label and certificate. Contact Restek for additional opened product stability information, with the knowledge/understanding that open product stability is subject to the specific handling and environmental conditions to which the product is exposed. For your convenience Restek supplies deactivated vials with most standards packed in 2mL ampules. Larger volume deactivated vials are available through Restek as a custom ordered item. Additionally, Restek sells DMDCS for the purpose of glassware deactivation as catalog number 31861, which includes complete instructions.

# Energy Laboratories Inc

# Spike LOG

Standard ID: DCMSVOC13  
Standard Name: DCM  
Date Prepared: 2/1/2021  
Date Expires: 11/17/2022  
Department:   
Vendor:   
Lot Number:   
Balance ID:   
Comments:   
Type: Neat  
BY: John P. Heine  
Status: New

---

Chemical / Solvent Used	BottleNo	Amt	Units	Exp
Dichloromethane EA342	13510		mL	11/17

Final Volume: mL

Stock Source

Base Units

Amount Added

Analvtes

CAS

Conc: ug/mL

ID #: 13510

Opened: \_\_\_\_\_

Dichloromethane EA342

Expires: 11/17/2022

Rec'd: 1/26/2021

Energy Laboratories Inc 1120 So 27th Street  
Billings MT 59107

# Honeywell

CERTIFICATE OF ANALYSIS

**Honeywell Burdick & Jackson®**

1953 South Harvey Street  
Muskegon, MI 49442  
Phone: (800) 368-0050  
Fax: (231) 728-8226  
[lab.honeywell.com](http://lab.honeywell.com)

Brand: Research Chemicals - B&J  
Product: CS299AA-200  
Lot No.: EA342  
Production Date: 17-Nov-2020  
Best Before: 17-Nov-2022

Dichloromethane, Custom, Contains Amylene Preservative, >99.9%  
for pesticide residue analysis

Parameter	Specification		Result	Units
	Min.	Max.		
Water by Karl Fischer Titration		0.010	0.0016	%
UV Cutoff		233	230	nm
Refractive Index (20°C)	1.4236	1.4246	1.4241	
Residue		1	<0.5	mg/L
GC Analysis	99.9		>99.99	%
Acidity (as HCl)		1	<1	mg/L
Chloride		10	<10	mg/L
Electron Capture GC		10	<10	ng/L
Flame Ionization GC		5	<5	ppb
UV Absorbance @ 240 nm		0.100	0.0920	AU
UV Absorbance @ 250 nm		0.010	0.0099	AU
UV Absorbance @ 300 nm		0.005	0.0008	AU
UV Absorbance @ 400 nm		0.005	0.0028	AU

**Honeywell  
Quality Control Approval**

Muskegon 11/17/2020 LIMS Sample No.: AL03611

# Energy Laboratories Inc

# Spike LOG

Standard ID: SV83311  
Standard Name: DFTPP 1000 ug/mL  
Date Prepared: 9/28/2020  
Date Expires: 10/31/2022  
Department: GCMSSEMI  
Vendor: Agilent  
Lot Number: 0006559405  
Balance ID:

Type: Primary  
BY: John P. Heine  
Status: New

Comments:

---

Chemical / Solvent Used	BottleNo	Amt	Units	Exp
Semi-Volatiles GC/MS Tuning Standar	13121		mL	10/31

Final Volume: mL

Stock Source

Base Units

Amount Added

Analvtes

CAS

Conc: ug/mL

# Certificate of Analysis

**Product Name:** Semi-Volatiles GC/MS Tuning Standard

**Product Number:** GCM-150-1

**Lot Issue Date:** 16-Sep-2020

**Lot Number:** 0006559405

**Expiration Date:** 31-Oct-2022

**Description:**

This analytical reference material (RM) was manufactured and verified in accordance with an ISO 9001 registered quality system and analyte concentrations were verified by an ISO 17025 accredited laboratory. The concentration and uncertainty value at the 95% confidence level for each analyte, determined gravimetrically, is listed below.

Analyte	CAS#	Analyte Lot	Concentration ± Uncertainty
decafluorotriphenylphosphine	005074-71-5	RM15327	1003 ± 5 µg/mL
benzidine	000092-87-5	RM10200	1003 ± 5 µg/mL
pentachlorophenol	000087-86-5	RM02474	1003 ± 5 µg/mL
4,4'-DDT	000050-29-3	RM00618	1003 ± 5 µg/mL

**Matrix:** methylene chloride (purified)

**Storage Conditions:** Store Frozen (-25° to -10°C).

**Traceability:**

The balances used for these measurements are calibrated with weights traceable to NIST in compliance with ANSI/NCCL Z540.3, ISO 9001, ISO 17025, and ISO 17034. Calibrated Class A glassware is used for volumetric measurements. Thermometers are calibrated against a NIST traceable thermometer in accordance with NIST Special Publication 1088.

**Homogeneity:**

This RM was unitized according to an in-house procedure and is guaranteed to be homogeneous. There is no minimum sub-sample size required.

**Intended Use:**

This RM is intended for the preparation of working reference samples for use in routine laboratory analyses, calibration of instruments, validation of analytical methods, assessments of measurement methods, and continuing calibration verification.

**Instructions for Use:**

Sample aliquots for analysis should be withdrawn at 20°C to 25°C immediately after opening the container and should be processed without delay for the certified values to be valid within the stated uncertainties.

**Hazards:**

Refer to the Safety Data Sheet on [www.agilent.com](http://www.agilent.com) for information regarding this RM.

**ID #: 13121**

Opened: \_\_\_\_\_

Semi-Volatiles GC/MS Tuning Standard

**Expires: 10/31/2022**

Rec'd: 9/28/2020

Energy Laboratories Inc 1120 So. 27th Street  
Billings MT 59107



ISO 17034 Cert  
No. AR-1936

RM was produced in accordance with TUV USA Inc registered ISO 9001 Quality Management System. Cert # 56 100 18560026

Page: 1 of 2

[www.agilent.com/quality/](http://www.agilent.com/quality/)  
CSD-QA-015.1



ISO 17025 Cert  
No. AT-1937

# Certificate of Analysis

**Product Number:** GCM-150-1

**Lot Number:** 0006559405

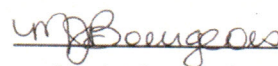
**Expiration of Certification:**

The certification of this RM is valid until the expiration date specified above, provided the RM is handled and stored in accordance with the instructions given in this certificate. This certification is nullified if the RM is damaged, contaminated, or otherwise modified.

**Maintenance of Certification:**

If substantive changes are noted that affect the certification before the expiration of this certificate, Agilent will notify the purchaser.

**Sample lot approver:**

  
Monica Bourgeois  
QMS Representative



ISO 17034 Cert  
No. AR-1936

RM was produced in accordance with TUV USA Inc registered ISO 9001 Quality Management System. Cert # 56 100 18560026

Page: 2 of 2

[www.agilent.com/quality/](http://www.agilent.com/quality/)  
CSD-QA-015.1



ISO 17025 Cert  
No. AT-1937



# Energy Laboratories Inc

# Spike LOG

Standard ID: SV100516  
Standard Name: BNA Internals 2000 ug/mL  
Date Prepared: 7/25/2021  
Date Expires: 6/30/2023  
Department: GCMSSEMI  
Vendor: Chemservice  
Lot Number: 8443500  
Balance ID:

Type: Secondary  
BY: John P. Heine  
Status: New

Comments:

---

Chemical / Solvent Used	BottleNo	Amt	Units	Exp
Dichloromethane EA342	13510	1.06	mL	11/17

**Final Volume:** 2.12 mL

**Stock Source**

sv83506 BNA Internals 4000 ug/mL

**Base Units**

ug/mL

**Amount Added**

1.06 mL

**Analvtes**

**CAS**

Conc: ug/mL

# Energy Laboratories Inc

# Standard LOG

Standard ID: SV83506  
Standard Name: BNA Internals 4000 ug/mL  
Date Prepared: 6/18/2021  
Date Expires: 6/30/2023  
Department: GCMSSEMI  
Vendor: Chemservice  
Lot Number: 8443500  
Balance ID:  
Comments:

Type: Secondary  
BY: John P. Heine  
Status: New

---

Chemical / Solvent Used	BottleNo	Amt	Units	Exp
Mixture #8-Internal Standards	13968	8	mL	6/30/

**Final Volume:** 8 mL

Stock Source

**Base Units**

**Amount Added**

Analvtes

**CAS**

Conc: **ug/mL**

John

660 Tower Lane • P.O. Box 599 • West Chester, PA 19381-0599  
1-800-452-9994 • 1-610-692-3026 • Fax 1-610-692-8729  
info@chemservice.com • www.chemservice.com

## CERTIFICATE OF ANALYSIS

### Mixture #8-Internal Standards

CONCENTRATION 4000ug/ml in Methylene chloride  
CATALOG NUMBER M-PPHC8X12-1ML  
LOT NUMBER 11925100  
DATE CERTIFIED 06/09/21  
EXPIRATION DATE 06/30/23  
STORAGE Store at room temperature (20 - 25 °C).  
HANDLING See Safety Data Sheet  
INTENDED USE For laboratory use only.  
ISO 17034:2016 CERTIFIED [X]

ID	Analyte	CAS	Weight Analyte (mg)	Lot	Purity	Certified Concentration (ug/mL)
N-11000	Acenaphthene-d10	15067-26-2	804.000	00026778	99.5	3999.9
N-11467	Chrysene-d12	1719-03-5	809.700	00025144	99.5	4028.3
N-10217	1,4-Dichlorobenzene-d4	3855-82-1	804.000	00027328	99.5	3999.9
N-12645	Naphthalene-d8	1146-65-2	807.500	00029881	99.3	4009.2
N-12851	Perylene-d12	1520-96-3	805.100	00024295	99.5	4005.4
N-12856	Phenanthrene-d10	1517-22-2	808.700	00027331	99.0	4003.1

Analytical Test	Value
CONCENTRATION (GC/FID)	VERIFIED

ID #: 13968  
Opened: \_\_\_\_\_  
Mixture #8-Internal Standards  
Expires: 6/30/2023  
Rec'd: 6/18/2021  
Enerqa Laboratories Inc 1120 So. 27th Street  
Billings MT 59107

COA Form  
Revision 3 (3/2015)



Print Date: 06/14/21

# CHEM SERVICE INC.

660 Tower Lane • P.O. Box 599 • West Chester, PA 19381-0599  
1-800-452-9994 • 1-610-692-3026 • Fax 1-610-692-8729  
[info@chemservice.com](mailto:info@chemservice.com) • [www.chemservice.com](http://www.chemservice.com)

## Instructions for Use:

Shake mixture prior to use. If particles are present, sonicate for homogeneity. If sample is diluted to lower concentrations, Class A volumetric glassware must be used.


Minimum Sample Size- 0.2 uL for Direct Injection.

Chem Service Inc. guarantees the expanded uncertainty of the above analytes to be +/- 2.0% of the certified concentrations based on gravimetric preparation. The test results published in this report were obtained using equipment capable of producing results that are traceable to NIST and through NIST to the International System of Units (SI). The reported expanded uncertainty of measurement is stated as the combined standard uncertainty of measurement multiplied by the coverage factor  $k$  ( $k=2$ ) such that the coverage probability corresponds to approximately 95%. For certified reference materials, homogeneity and thermal stability testing are available upon request.

Certified By:

*Mary Beth O'Donnell*

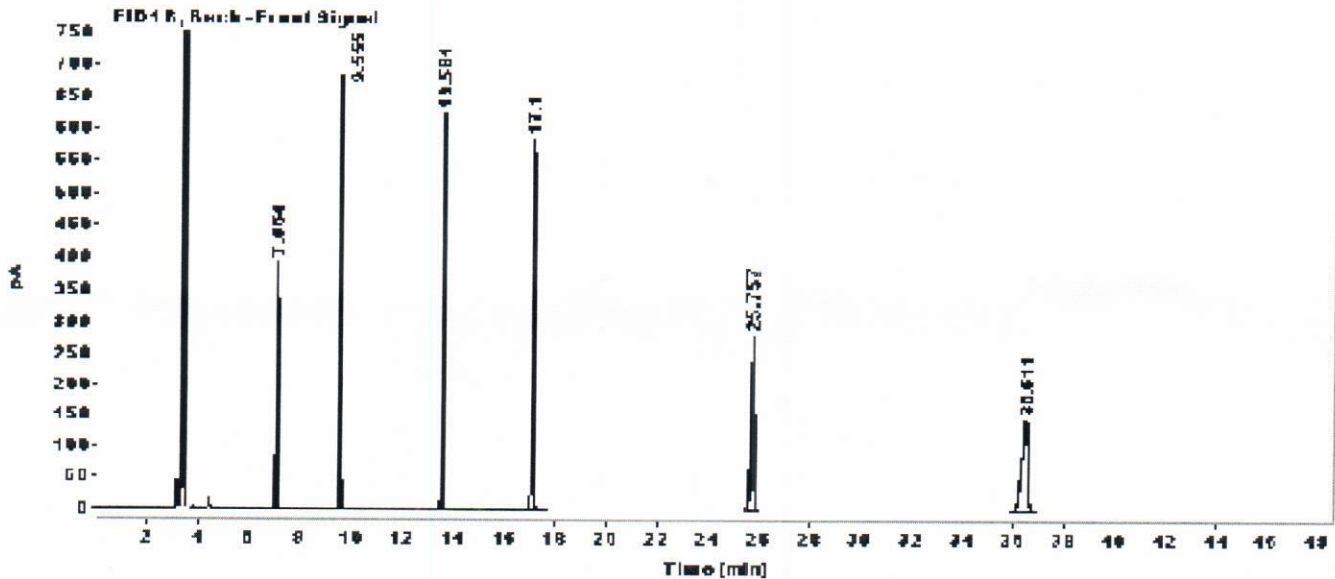
Mary Beth O'Donnell  
CSM/TC



## CERTIFICATE OF ANALYSIS

Gas Chromatography / Flame Ionization Detector (GC/FID)

Data file: C:\CHEM32\1\DATA\2021 DATA\0621\1\M-PPHC8X12.D  
 Sample name: M-PPHC8X12  
 Acq. method: SCREEN-BACK.M  
 Instrument: GC3  
 Injection date: 6/9/2021 11:58:12 AM  
 Column name: RTX-5MS (30m x 0.25mm x 0.5µm)  
 Location: 201  
 Injection Vol: 1.000  
 # Of Injections: 1



Signal: FID1 B, Back - Front Signal

RT [min]	Type	Width [min]	Area	Height	Area%
7.064	BB	0.0442	1119.2875	393.3396	8.4245
9.555	BV R	0.0512	2239.5649	684.7053	16.8565
13.581	BB	0.0598	2394.9761	624.3607	18.0262
17.100	BB	0.0685	2531.9221	584.9907	19.0569
25.757	BB	0.1314	2450.2429	284.7773	18.4422
36.511	BB	0.2375	2550.0964	149.1623	19.1937
Sum			13286.0900		



# Energy Laboratories Inc

# Spike LOG

Standard ID: DCMSVOC13  
Standard Name: DCM  
Date Prepared: 2/1/2021  
Date Expires: 11/17/2022  
Department:   
Vendor:   
Lot Number:   
Balance ID:   
Comments:   
Type: Neat  
BY: John P. Heine  
Status: New

---

Chemical / Solvent Used	BottleNo	Amt	Units	Exp
Dichloromethane EA342	13510		mL	11/17

Final Volume: mL

Stock Source

Base Units

Amount Added

Analvtes

CAS

Conc: ug/mL

ID #: 13510

Opened: \_\_\_\_\_

Dichloromethane EA342

Expires: 11/17/2022

Rec'd: 1/26/2021

Energy Laboratories Inc 1120 So 27th Street  
Billings MT 59107

# Honeywell

CERTIFICATE OF ANALYSIS

**Honeywell Burdick & Jackson®**

1953 South Harvey Street  
Muskegon, MI 49442  
Phone: (800) 368-0050  
Fax: (231) 728-8226  
[lab.honeywell.com](http://lab.honeywell.com)

Brand: Research Chemicals - B&J  
Product: CS299AA-200  
Lot No.: EA342  
Production Date: 17-Nov-2020  
Best Before: 17-Nov-2022

Dichloromethane, Custom, Contains Amylene Preservative, >99.9%  
for pesticide residue analysis

Parameter	Specification		Result	Units
	Min.	Max.		
Water by Karl Fischer Titration		0.010	0.0016	%
UV Cutoff		233	230	nm
Refractive Index (20°C)	1.4236	1.4246	1.4241	
Residue		1	<0.5	mg/L
GC Analysis	99.9		>99.99	%
Acidity (as HCl)		1	<1	mg/L
Chloride		10	<10	mg/L
Electron Capture GC		10	<10	ng/L
Flame Ionization GC		5	<5	ppb
UV Absorbance @ 240 nm		0.100	0.0920	AU
UV Absorbance @ 250 nm		0.010	0.0099	AU
UV Absorbance @ 300 nm		0.005	0.0008	AU
UV Absorbance @ 400 nm		0.005	0.0028	AU

Honeywell  
Quality Control Approval

*Janna Dickinson*

Muskegon 11/17/2020 LIMS Sample No.: AL03611

# Energy Laboratories Inc

# Spike LOG

Standard ID: SV92702  
 Standard Name: LCS/Add Extractions  
 Date Prepared: 12/14/2021  
 Date Expires: 1/14/2022  
 Department: GCMSPR  
 Vendor:  
 Lot Number:  
 Balance ID:  
 Comments: 100ug/mL. Spike 1mL into water.

Type: Secondary  
 BY: Zachary B. Zaccar  
 Status: New

Chemical / Solvent Used	BottleNo	Amt	Units	Exp
Acetone DZ963	13755	21.25	mL	9/24/

**Final Volume:** 25 mL

<u>Stock Source</u>	<u>Base Units</u>	<u>Amount Added</u>
sv83608 625 LCS	ug/mL	2.5 mL
sv83514 Additional	ug/mL	1.25 mL

<u>Analtes</u>	<u>CAS</u>	<u>Conc:</u>	<u>ug/mL</u>
A 1,2,4-Trichlorobenzene	120-82-1		0
A 1,2-Dichlorobenzene	95-50-1		0
A 1,3-Dichlorobenzene	541-73-1		0
A 1,4-Dichlorobenzene	106-46-7		0
A 2,4,5-Trichlorophenol	95-95-4		0
A 2,4,6-Trichlorophenol	88-06-2		0
A 2,4-Dichlorophenol	120-83-2		0
A 2,4-Dimethylphenol	105-67-9		0
A 2,4-Dinitrophenol	51-28-5		0
A 2,4-Dinitrotoluene	121-14-2		0
A 2,6-Dinitrotoluene	606-20-2		0
A 2-Chloronaphthalene	91-58-7		0
A 2-Chlorophenol	95-57-8		0
A 2-Methylnaphthalene	91-57-6		0
A 2-Nitroaniline	88-74-4		0
A 2-Nitrophenol	88-75-5		0
A 3-Nitroaniline	99-09-2		0
A 4,6-Dinitro-2-methylphenol	534-52-1		0
A 4-Bromophenyl phenyl ether	101-55-3		0
A 4-Chloro-3-methylphenol	59-50-7		0
A 4-Chlorophenyl phenyl ether	7005-72-3		0
A 4-Nitroaniline	100-01-6		0
A 4-Nitrophenol	100-02-7		0
A Acenaphthene	83-32-9		0
A Acenaphthylene	208-96-8		0
A Anthracene	120-12-7		0
A Azobenzene	103-33-3		0
A Benzo(a)anthracene	56-55-3		0
A Benzo(a)pyrene	50-32-8		0
A Benzo(b)fluoranthene	205-99-2		0



# Energy Laboratories Inc

# Spike LOG

Standard ID: SV92702  
Standard Name: LCS/Add Extractions  
Date Prepared: 12/14/2021  
Date Expires: 1/14/2022  
Department: GCMSPR  
Vendor:  
Lot Number:  
Balance ID:  
Comments: 100ug/mL. Spike 1mL into water.

Type: Secondary  
BY: Zachary B. Zaccar  
Status: New

---

A	Benzo(g,h,i)perylene	191-24-2	0
A	Benzo(k)fluoranthene	207-08-9	0
A	bis(-2-chloroethoxy)Methane	111-91-1	0
A	bis(-2-chloroethyl)Ether	111-44-4	0
A	bis(2-chloroisopropyl)Ether	108-60-1	0
A	bis(2-ethylhexyl)Phthalate	117-81-7	0
A	Butylbenzylphthalate	85-68-7	0
A	Carbazole	86-74-8	0
A	Chrysene	218-01-9	0
A	Di-n-butyl phthalate	84-74-2	0
A	Di-n-octyl phthalate	117-84-0	0
A	Dibenzo(a,h)anthracene	53-70-3	0
A	Dibenzofuran	132-64-9	0
A	Diethyl phthalate	84-66-2	0
A	Dimethyl phthalate	131-11-3	0
A	Fluoranthene	206-44-0	0
A	Fluorene	86-73-7	0
A	Hexachlorobenzene	118-74-1	0
A	Hexachlorobutadiene	87-68-3	0
A	Hexachlorocyclopentadiene	77-47-4	0
A	Hexachloroethane	67-72-1	0
A	Indeno(1,2,3-cd)pyrene	193-39-5	0
A	Isophorone	78-59-1	0
A	m+p-Cresols	108-39-4/106-44-5	0
A	n-Nitroso-di-n-propylamine	621-64-7	0
A	n-Nitrosodimethylamine	62-75-9	0
A	Naphthalene	91-20-3	0
A	Nitrobenzene	98-95-3	0
A	o-Cresol	95-48-7	0
A	p-Chloroaniline	106-47-8	0
A	Pentachlorophenol	87-86-5	0
A	Phenanthrene	85-01-8	0
A	Phenol	108-95-2	0
A	Pyrene	129-00-0	0

# Energy Laboratories Inc

# Spike LOG

Standard ID: SV83608  
Standard Name: 625 LCS  
Date Prepared: 11/29/2021  
Date Expires: 9/15/2026  
Department: GCMSPR  
Vendor:  
Lot Number:  
Balance ID:  
Comments: 20x1 mL ampule

Type: Secondary  
BY: Ryan F. Bengé  
Status: New

---

Chemical / Solvent Used	BottleNo	Amt	Units	Exp
CLP Semi-volatile calibration standard	14546		mL	9/15/

Final Volume: mL

Stock Source

Base Units

Amount Added

Analvtes

CAS

Conc: ug/mL



**CERTIFIED WEIGHT REPORT**

Part Number: **92180**  
Lot Number: **091521**  
Description: **CLP Semi-Volatile Calibration Standard**  
64 components  
Expiration Date: **091526**  
Recommended Storage: **Freezer (0 °C)**  
Nominal Concentration (µg/mL): **1000**  
NIST Test ID#: **6UTB**

Solvent: **Methylene chloride**  
Lot#: **104929**

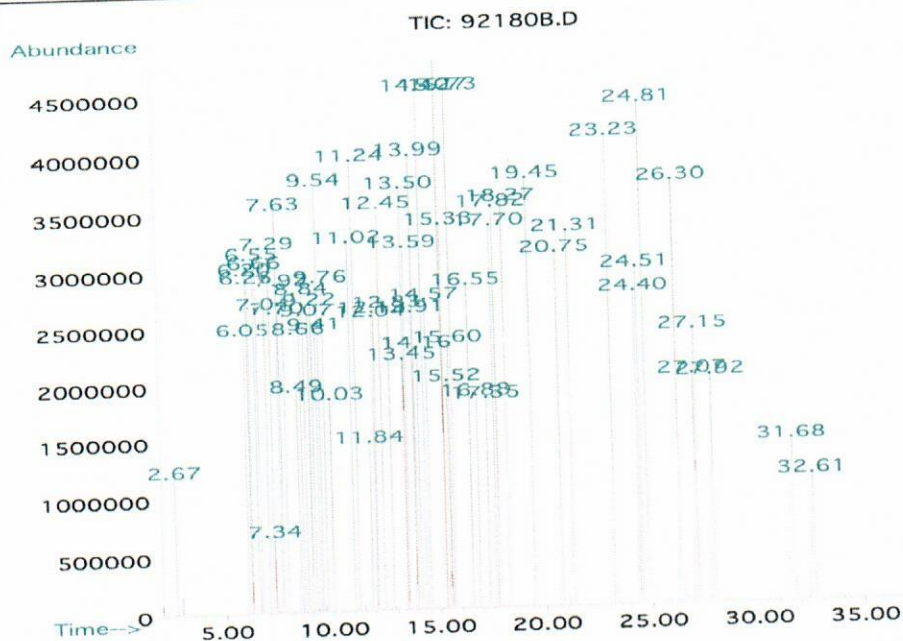
Formulated By: <i>Prashant Chauhan</i>	091521
	DATE
Reviewed By: <i>Pedro L. Rentas</i>	091521
	DATE

Weight(s) shown below were combined and diluted to (mL):  
100.0 0.003 5E-05 Balance Uncertainty  
Flask Uncertainty

Compound	(RM#)	Lot Number	Dil. Factor	Initial Vol. (mL)	Initial Conc. (µg/mL)	Nominal Conc. (µg/mL)	Purity (%)	Uncertainty Purity (%)	Uncertainty Pipette (mL)	Target Weight(g)	Actual Weight(g)	Actual Conc. (µg/mL)	Expanded Uncertainty (µg/mL)	SDS Information		
														(Solute Served)	(Solvent Served)	(On Attached pg.)
1. 2,2'-Oxybis(1-chloropropane)	(0078)	012016AR	NA	NA	NA	1000	98.9	0.2	NA	0.10112	0.10129	1001.7	4.2	108-60-1	N/A	ori-rat 240mg/kg
2. Hexachlorobenzene	(0195)	051697	NA	NA	NA	1000	99	0.2	NA	0.10102	0.10128	1002.6	4.2	118-74-1	N/A	ori-rat 10µg/kg
3. bis(2-Chloroethoxy) methane	10111	011214	0.05	5.00	20018.4	1000	NA	NA	0.017	NA	NA	1000.8	8.0	111-91-1	N/A	ori-rat 10µg/kg
4. bis(2-Chloroethyl) ether	10111	011214	0.05	5.00	20014.3	1000	NA	NA	0.017	NA	NA	1000.5	8.0	111-44-4	15 ppm (90mg/m3/8H)(skin)	ori-rat 75mg/kg
5. bis(2-Ethylhexyl) phthalate	10111	011214	0.05	5.00	20008.8	1000	NA	NA	0.017	NA	NA	1000.3	8.0	117-81-7	5mg/m3/8H	ori-rat 30600mg/kg
6. 4-Bromophenyl phenyl ether	10111	011214	0.05	5.00	20011.3	1000	NA	NA	0.017	NA	NA	1000.5	8.0	101-55-3	N/A	ori-rat 2330mg/kg
7. Benzyl butyl phthalate	10111	011214	0.05	5.00	20009.5	1000	NA	NA	0.017	NA	NA	1000.4	8.0	7005-72-3	N/A	ori-rat 2330mg/kg
8. 4-Chlorophenyl phenyl ether	10111	011214	0.05	5.00	20015.7	1000	NA	NA	0.017	NA	NA	1000.7	8.0	84-66-2	5mg/m3/8H	ori-rat 8600mg/kg
9. Diethyl phthalate	10111	011214	0.05	5.00	20011.6	1000	NA	NA	0.017	NA	NA	1000.5	8.0	131-11-3	5mg/m3/8H	ori-rat 6800mg/kg
10. Dimethyl phthalate	10111	011214	0.05	5.00	20012.2	1000	NA	NA	0.017	NA	NA	1000.5	8.0	84-74-2	5mg/m3/8H	ori-rat 8000mg/kg
11. Di-n-butyl phthalate	10111	011214	0.05	5.00	20010.0	1000	NA	NA	0.017	NA	NA	1000.5	8.0	117-84-0	N/A	ori-rat 47000mg/kg
12. Di-n-octyl phthalate	10111	011214	0.05	5.00	20010.5	1000	NA	NA	0.017	NA	NA	1000.4	8.0	62-75-9	N/A	ori-rat 47000mg/kg
13. N-Nitrosodimethylamine	10111	011214	0.05	5.00	20003.9	1000	NA	NA	0.017	NA	NA	1000.4	8.0	121-64-7	N/A	ori-rat 58mg/kg
14. N-Nitroso-n-propylamine	10111	011214	0.05	5.00	20003.9	1000	NA	NA	0.017	NA	NA	1000.4	8.0	84-74-2	N/A	ori-rat 480mg/kg
15. 1,2-Diphenylhydrazine (as Azobenzene)	10112	042820	0.05	5.00	20002.3	1000	NA	NA	0.017	NA	NA	1000.1	8.1	103-33-3	N/A	ori-rat 1000mg/kg
16. 2-Chloronaphthalene	10112	042820	0.05	5.00	20005.4	1000	NA	NA	0.017	NA	NA	1000.2	8.0	91-58-7	N/A	ori-rat 2078mg/kg
17. 1,2-Dichlorobenzene	10112	042820	0.05	5.00	20003.7	1000	NA	NA	0.017	NA	NA	1000.2	8.0	95-50-1	50 ppm (300mg/m3) (CL)	ori-rat 500mg/kg
18. 1,3-Dichlorobenzene	10112	042820	0.05	5.00	20005.4	1000	NA	NA	0.017	NA	NA	1000.1	8.0	541-73-1	N/A	ori-rat 1062mg/kg
19. 1,4-Dichlorobenzene	10112	042820	0.05	5.00	20003.3	1000	NA	NA	0.017	NA	NA	1000.2	8.0	106-46-7	75 ppm (450mg/m3/8H)	ori-rat 500mg/kg
20. 2,4-Dinitrotoluene	10112	042820	0.05	5.00	20002.4	1000	NA	NA	0.017	NA	NA	1000.1	8.1	121-14-2	1.5mg/m3/8H (skin)	ori-rat 268mg/kg
21. 2,6-Dinitrotoluene	10112	042820	0.05	5.00	20009.4	1000	NA	NA	0.017	NA	NA	1000.0	8.0	806-20-2	1.5mg/m3/8H (skin)	ori-rat 177mg/kg
22. Hexachloro-1,3-butadiene	10112	042820	0.05	5.00	20001.8	1000	NA	NA	0.017	NA	NA	1000.4	12.4	87-68-3	0.02 ppm (0.24mg/m3/8H)	ori-rat 82mg/kg
23. Hexachlorocyclopentadiene	10112	042820	0.05	5.00	20002.4	1000	NA	NA	0.017	NA	NA	1000.0	8.0	77-47-4	0.01 ppm (0.1mg/m3/8H)	ori-rat 1300mg/kg
24. Hexachloroethane	10112	042820	0.05	5.00	20003.8	1000	NA	NA	0.017	NA	NA	1000.0	8.0	67-72-1	1 ppm (10mg/m3/8H)(skin)	ori-rat 4970mg/kg
25. Isophorone	10112	042820	0.05	5.00	20004.9	1000	NA	NA	0.017	NA	NA	1000.1	8.1	78-59-1	25 ppm	ori-rat 2330mg/kg
26. Nitrobenzene	10112	042820	0.05	5.00	20002.0	1000	NA	NA	0.017	NA	NA	1000.1	8.0	98-95-3	1 ppm (5mg/m3/8H)(skin)	ori-rat 780mg/kg
27. 1,2,4-Trichlorobenzene	10112	042820	0.05	5.00	20010.2	1000	NA	NA	0.017	NA	NA	1000.0	8.0	120-82-1	5 ppm (CL) (40mg/m3)	ori-rat 756mg/kg
28. o-Cresol (2-Methylphenol)	10114	081919	0.05	5.00	20061.2	1000	NA	NA	0.017	NA	NA	1000.4	8.0	95-48-7	5 ppm (22mg/m3/8H)(skin)	ori-rat 121mg/kg
29. p-Cresol (4-Methylphenol)	10114	081919	0.05	5.00	20023.2	1000	NA	NA	0.017	NA	NA	1003.0	8.0	106-44-5	5 ppm (22mg/m3/8H)(skin)	ori-rat 207mg/kg
30. 2,4,5-Trichlorophenol	10115	060512	0.05	5.00	20009.6	1000	NA	NA	0.017	NA	NA	1001.1	8.0	95-95-4	N/A	ori-rat 820mg/kg
31. 4-Chloroaniline	10115	060512	0.05	5.00	20020.2	1000	NA	NA	0.017	NA	NA	1000.9	8.0	132-64-9	N/A	ori-rat 310mg/kg
32. Dibenzofuran	10115	060512	0.05	5.00	20012.9	1000	NA	NA	0.017	NA	NA	1000.5	8.1	91-57-6	N/A	ori-rat 1630mg/kg
33. 2-Methylnaphthalene	10115	060512	0.05	5.00	20011.8	1000	NA	NA	0.017	NA	NA	1000.5	8.0	88-74-4	N/A	ori-rat 1600mg/kg
34. 2-Nitroaniline	10115	060512	0.05	5.00	20018.6	1000	NA	NA	0.017	NA	NA	1000.8	8.0	99-09-2	N/A	ori-rat 535mg/kg
35. 3-Nitroaniline	10115	060512	0.05	5.00	20014.9	1000	NA	NA	0.017	NA	NA	1000.8	8.0	100-01-6	1 ppm (6mg/m3/8H)(skin)	ori-rat 750mg/kg
36. 4-Nitroaniline	10118	072120	0.05	5.00	20003.1	1000	NA	NA	0.017	NA	NA	1000.0	8.0	95-57-8	N/A	ori-rat 1830mg/kg
37. 4-Chloro-3-methylphenol	10118	072120	0.05	5.00	20003.7	1000	NA	NA	0.017	NA	NA	1000.1	8.0	120-83-2	N/A	ori-rat 670mg/kg
38. 2-Chlorophenol	10118	072120	0.05	5.00	20003.1	1000	NA	NA	0.017	NA	NA	1000.1	8.1	105-67-9	N/A	ori-rat 580mg/kg
39. 2,4-Dichlorophenol	10118	072120	0.05	5.00	20001.8	1000	NA	NA	0.017	NA	NA	1000.0	8.0	51-28-5	N/A	ori-rat 3200mg/kg
40. 2,4-Dimethylphenol	10118	072120	0.05	5.00	20002.5	1000	NA	NA	0.017	NA	NA	1000.0	8.0	534-52-1	N/A	ori-rat 30mg/kg
41. 2,4-Dinitrophenol	10118	072120	0.05	5.00	20002.0	1000	NA	NA	0.017	NA	NA	1000.1	8.0	88-75-5	N/A	ori-rat 334mg/kg
42. 4,6-Dinitro-2-methylphenol	10118	072120	0.05	5.00	20002.8	1000	NA	NA	0.017	NA	NA	1000.0	8.0	100-02-7	N/A	ori-rat 250mg/kg
43. 2-Nitrophenol	10118	072120	0.05	5.00	20003.9	1000	NA	NA	0.017	NA	NA	1000.0	8.0	87-86-5	0.5mg/m3/8H (skin)	ori-rat 27mg/kg
44. Pentachlorophenol	10118	072120	0.05	5.00	20004.2	1000	NA	NA	0.017	NA	NA	1000.1	8.0	108-95-2	5 ppm (19mg/m3/8H)(skin)	ori-rat 317mg/kg
45. Phenol	10118	072120	0.05	5.00	20001.2	1000	NA	NA	0.018	NA	NA	1000.5	4.1	83-32-9	N/A	ori-rat 820mg/kg
46. 2,4,6-Trichlorophenol	10118	072120	0.05	5.00	2000.2	1000	NA	NA	0.018	NA	NA	1000.0	4.2	208-96-8	N/A	ori-rat 800mg/kg
47. Acenaphthene	1007	042420	0.50	50.00	2000.3	1000	NA	NA	0.018	NA	NA	1000.1	4.1	120-12-7	0.2mg/m3 (8H)	ori-rat 430mg/kg
48. Acenaphthylene	1007	042420	0.50	50.00	2000.0	1000	NA	NA	0.018	NA	NA	1000.6	4.2	56-55-3	N/A	ori-rat 50mg/kg
49. Anthracene	1007	042420	0.50	50.00	2000.9	1000	NA	NA	0.018	NA	NA	999.9	4.1	50-32-8	0.2mg/m3 (8H)	ori-rat 50mg/kg
50. Benzo(a)anthracene	1007	042420	0.50	50.00	2001.2	1000	NA	NA	0.018	NA	NA	1000.4	4.1	205-99-2	N/A	ori-rat 50mg/kg
51. Benzo(a)pyrene	1007	042420	0.50	50.00	2000.2	1000	NA	NA	0.018	NA	NA	1000.5	4.1	207-08-9	N/A	ori-rat 50mg/kg
52. Benzo(b)fluoranthene	1007	042420	0.50	50.00	2000.3	1000	NA	NA	0.018	NA	NA	1000.4	4.1	191-24-2	N/A	ori-rat 50mg/kg
53. Benzo(k)fluoranthene	1007	042420	0.50	50.00	2000.8	1000	NA	NA	0.018	NA	NA	1000.4	4.2	86-74-8	N/A	ori-rat 200mg/kg
54. Benzo(g,h)perylene	1007	042420	0.50	50.00	2000.8	1000	NA	NA	0.018	NA	NA	1000.3	4.2	218-01-9	0.2mg/m3	ori-rat 200mg/kg
55. Carbazole	1007	042420	0.50	50.00	2000.3	1000	NA	NA	0.018	NA	NA	1000.3	4.2	53-70-3	0.2mg/m3	ori-rat 200mg/kg
56. Chrysene	1007	042420	0.50	50.00	2000.9	1000	NA	NA	0.018	NA	NA	1000.1	4.2	206-44-0	N/A	ori-rat 2000mg/kg
57. Dibenzo(a,h)anthracene	1007	042420	0.50	50.00	2000.1	1000	NA	NA	0.018	NA	NA	1000.4	4.1	193-39-5	N/A	ori-rat 490mg/kg
58. Fluoranthene	1007	042420	0.50	50.00	2000.9	1000	NA	NA	0.018	NA	NA	1000.4	4.1	91-20-3	10 ppm (50mg/m3/8H)	ori-rat 490mg/kg
59. Fluorene	1007	042420	0.50	50.00	2000.9	1000	NA	NA	0.018	NA	NA	1000.4	4.1	85-01-8	0.2mg/m3/8H	ori-rat 700mg/kg
60. Indeno(1,2,3-cd)pyrene	1007	042420	0.50	50.00	2001.0	1000	NA	NA	0.018	NA	NA	1000.4	4.2	129		



Method GC8MSD-2.M: Column:SBB-5 (30m X 0.25mm ID X 0.25µm film thickness) Temp 1 = 50°C (1min.), Temp 2 = 300°C (14 min.), Rate = 10°C/min., Injector B = 250°C, Detector B = 290°C, Split Ratio = 100:1, Scan Rate = 2. Analysis performed by Melissa Stonier.



Peak No	Name	MSD RT (min.)
1	N-nitrosodimethylamine	2.67
2	Phenol	6.05
3	bis(2-Chloroethyl)ether	6.20
4	2-Chlorophenol	6.26
5	1,3-Dichlorobenzene	6.55
6	1,4-Dichlorobenzene	6.63
7	1,2-Dichlorobenzene	7.04
8	o-Cresol (2-methylphenol)	7.29
9	bis(2-Chloroisopropyl)ether	7.34
10	p-Cresol (4-methylphenol)/N-nitrosodi-n-propylamine	7.63
11	Hexachloroethane	7.70
12	Nitrobenzene	7.92
13	Isophorone	8.49
14	2-Nitrophenol	8.66
15	2,4-Dimethylphenol	8.84
16	bis(2-Chloroethoxy)methane	9.07
17	2,4-Dichlorophenol	9.22
18	1,2,4-Trichlorobenzene	9.41
19	Naphthalene	9.54
20	4-Chloroaniline	9.76
21	Hexachloro-1,3-Butadiene	10.03
22	4-Chloro-3-methylphenol	11.02
23	2-Methylnaphthalene	11.24
24	Hexachlorocyclopentadiene	11.84
25	2,4,6-Trichlorophenol	12.04
26	2,4,5-Trichlorophenol	12.13
27	2-Chloronaphthalene	12.45
28	2-Nitroaniline	12.84
29	Dimethyl phthalate	13.45
30	Acenaphthylene	13.50
31	2,6-Dinitrotoluene	13.59
32	3-Nitroaniline	13.91
33	Acenaphthene	13.99
34	2,4-Dinitrophenol	14.16
35	Dibenzofuran/4-Nitrophenol	14.40
36	2,4-Dinitrotoluene	14.57
37	Diethyl phthalate/fluorene	15.27
38	4-Chlorophenyl phenyl ether	15.33
39	4-Nitroaniline	15.52
40	4,6-Dinitro-2-methylphenol	15.60
41	Azobenzene	15.73
42	4-Bromophenyl phenyl ether	16.56
43	Hexachlorobenzene	16.89
44	Pentachlorophenol	17.70
45	Phenanthrene	17.82
46	Anthracene	17.82
47	Carbazole	18.27
48	Di-n-butyl phthalate	19.45
49	Fluoranthene	20.75
50	Pyrene	21.31
51	Benzyl butyl phthalate	23.23
52	Benzo(a)anthracene	24.40
53	Chrysene	24.51
54	bis(2-Ethylhexyl)phthalate	24.82
55	Di-n-octyl phthalate	26.30
56	Benzo(b)fluoranthene	27.07
57	Benzo(k)fluoranthene	27.15
58	Benzo(a)pyrene	27.92
59	Indeno(1,2,3-cd)pyrene/Dibenz(a,h)anthracene	31.68
60	Benzo(g,h,i)perylene	32.61

# Energy Laboratories Inc

# Spike LOG

Standard ID: SV83514  
 Standard Name: Additionalals  
 Date Prepared: 9/22/2021  
 Date Expires: 10/1/2022  
 Department: GCMSPR  
 Vendor: AccuStandard  
 Lot Number: 22002155-02  
 Balance ID:  
 Comments: 12x1mL ampules

Type: Primary  
 BY: Ryan F. Bengé  
 Status: Open

Chemical / Solvent Used	BottleNo	Amt	Units	Exp
Custom Semi-Volatile Standard	14279	1	mL	10/1/

**Final Volume:** 1 mL

<u>Stock Source</u>	<u>Base Units</u>	<u>Amount Added</u>
<u>Analtes</u>	<u>CAS</u>	<u>Conc: ug/mL</u>
A 1,2,4-Trichlorobenzene	120-82-1	1000
A 1,2-Dichlorobenzene	95-50-1	1000
A 1,3-Dichlorobenzene	541-73-1	1000
A 1,4-Dichlorobenzene	106-46-7	1000
A 2,4,5-Trichlorophenol	95-95-4	1000
A 2,4,6-Trichlorophenol	88-06-2	1000
A 2,4-Dichlorophenol	120-83-2	1000
A 2,4-Dimethylphenol	105-67-9	1000
A 2,4-Dinitrophenol	51-28-5	1000
A 2,4-Dinitrotoluene	121-14-2	1000
A 2,6-Dinitrotoluene	606-20-2	1000
A 2-Chloronaphthalene	91-58-7	1000
A 2-Chlorophenol	95-57-8	1000
A 2-Methylnaphthalene	91-57-6	1000
A 2-Nitroaniline	88-74-4	1000
A 2-Nitrophenol	88-75-5	1000
A 3-Nitroaniline	99-09-2	1000
A 4,6-Dinitro-2-methylphenol	534-52-1	1000
A 4-Bromophenyl phenyl ether	101-55-3	1000
A 4-Chloro-3-methylphenol	59-50-7	1000
A 4-Chlorophenyl phenyl ether	7005-72-3	1000
A 4-Nitroaniline	100-01-6	1000
A 4-Nitrophenol	100-02-7	1000
A Acenaphthene	83-32-9	1000
A Acenaphthylene	208-96-8	1000
A Anthracene	120-12-7	1000
A Azobenzene	103-33-3	1000
A Benzo(a)anthracene	56-55-3	1000
A Benzo(a)pyrene	50-32-8	1000
A Benzo(b)fluoranthene	205-99-2	1000
A Benzo(g,h,i)perylene	191-24-2	1000
A Benzo(k)fluoranthene	207-08-9	1000

# Energy Laboratories Inc

# Spike LOG

Standard ID: SV83514  
Standard Name: Additionals  
Date Prepared: 9/22/2021  
Date Expires: 10/1/2022  
Department: GCMSPR  
Vendor: AccuStandard  
Lot Number: 22002155-02  
Balance ID:  
Comments: 12x1mL ampules

Type: Primary  
BY: Ryan F. Bengé  
Status: Open

---

A	bis(-2-chloroethoxy)Methane	111-91-1	1000
A	bis(-2-chloroethyl)Ether	111-44-4	1000
A	bis(2-chloroisopropyl)Ether	108-60-1	1000
A	bis(2-ethylhexyl)Phthalate	117-81-7	1000
A	Butylbenzylphthalate	85-68-7	1000
A	Carbazole	86-74-8	1000
A	Chrysene	218-01-9	1000
A	Di-n-butyl phthalate	84-74-2	1000
A	Di-n-octyl phthalate	117-84-0	1000
A	Dibenzo(a,h)anthracene	53-70-3	1000
A	Dibenzofuran	132-64-9	1000
A	Diethyl phthalate	84-66-2	1000
A	Dimethyl phthalate	131-11-3	1000
A	Fluoranthene	206-44-0	1000
A	Fluorene	86-73-7	1000
A	Hexachlorobenzene	118-74-1	1000
A	Hexachlorobutadiene	87-68-3	1000
A	Hexachlorocyclopentadiene	77-47-4	1000
A	Hexachloroethane	67-72-1	1000
A	Indeno(1,2,3-cd)pyrene	193-39-5	1000
A	Isophorone	78-59-1	1000
A	m+p-Cresols	108-39-4/106-44-5	1000
A	n-Nitroso-di-n-propylamine	621-64-7	1000
A	n-Nitrosodimethylamine	62-75-9	1000
A	Naphthalene	91-20-3	1000
A	Nitrobenzene	98-95-3	1000
A	o-Cresol	95-48-7	1000
A	p-Chloroaniline	106-47-8	1000
A	Pentachlorophenol	87-86-5	1000
A	Phenanthrene	85-01-8	1000
A	Phenol	108-95-2	1000
A	Pyrene	129-00-0	1000

# CERTIFICATE OF ANALYSIS

**Catalog No:** S-14500-R2  
**Description:** Custom Semi-Volatile Standard  
**Lot:** 220021255-02  
**Solvent:** Dichloromethane  
**Hazards:** Refer to SDS for complete safety information

**Date Certified:** Aug 31, 2021  
**Expiration:** Oct 1, 2022  
**Sample Size:** 1 mL  
**Components:** 10  
**Storage Condition:** Freeze (<-10 °C)/Sonicate



Signal Word: Warning

Certified Reference Material



AR-1463

Component	CAS #	Purity % (GC/MS)	Prepared Concentration <sup>2</sup> (µg/mL)	Certified Analyte Concentration <sup>1</sup> (µg/mL)
Pyridine				
4-Chlorophenol	110-86-1	98.7	2026	2000
1-Methylnaphthalene	106-48-9	100.0	2019	2019
N-Nitrosodiphenylamine	90-12-0	98.5	2003	1973
4-Chloro-2-methylphenol	86-30-6	100.0	2022	2022
Benzoic acid	1570-64-5	97.0	2069*	2007
Aniline	65-85-0	99.5	2010	2000
Benzyl alcohol	62-53-3	98.0	2002	1962
Triallate	100-51-6	99.9	2011	2009
o-Terphenyl	2303-17-5	99.9	2013	2011
	84-15-1	99.9	2019	2017

**ID #: 14279**  
Opened: \_\_\_\_\_  
Custom Semi-Volatile Standard  
**Expires: 10/1/2022**  
Rec'd: 9/16/2021  
Enerav Laboratories Inc 1120 So. 27th Street  
Billings MT 59107

This Certified Reference Material was verified in accordance with ISO/IEC 17025

\* Weight compensated to 100% purity.

A product with a suffix (-1A, -2B, etc. or -01, -02, etc.) on its lot number has had its expiration date extended and is identical to the same lot number without the suffix.

<sup>2</sup> All weights are traceable through NIST, Test No. 684/289871-17

<sup>1</sup> Certified Analyte Concentration = Purity x Prepared Concentration.


The Uncertainty associated with the certified concentration reported on this certificate is ±2.4%. This value is the combined expanded uncertainty and represents an estimated standard deviation equal to the positive square root of the total variation of the uncertainty of components. A normal distribution is assumed and a coverage factor of K=2 is chosen using approximately a 95% confidence level.

Labels and certificates follow U.S. Conventions in reporting numerical values: A comma (,) is used to separate units of one-thousand or greater. A period (.) is used as a decimal place marker.

The information on this certificate may not be reproduced without the express permission of the manufacturer. See reverse side for additional information

Hazard Information: Please refer to the SDS for information regarding the hazards associated with using this material.

This product was prepared according to in-house procedures and is guaranteed to be homogeneous.

Certified By:   
Larry Decker, Organic QC Manager

# Energy Laboratories Inc

# Standard LOG

Standard ID: SV92701  
 Standard Name: LL BNA Surr  
 Date Prepared: 11/30/2021  
 Date Expires: 1/30/2022  
 Department: GCMSPR  
 Vendor:  
 Lot Number:  
 Balance ID:  
 Comments: 100/50 ug/mL

Type: Tertiary  
 BY: Zachary B. Zaccar  
 Status: New

---

Chemical / Solvent Used	BottleNo	Amt	Units	Exp
Acetone DZ963	13755	3.8	mL	9/24/

**Final Volume:** 4 mL

<u>Stock Source</u>	<u>Base Units</u>	<u>Amount Added</u>
sv92612 BNA Surr	ug/mL	0.2 mL
<u>Analtes</u>	<u>CAS</u>	<u>Conc: ug/mL</u>
S 2,4,6-Tribromophenol	118-79-6	0
S 2-Fluorobiphenyl	321-60-8	0
S 2-Fluorophenol	367-12-4	0
S Nitrobenzene-d5	4165-60-0	0
S Phenol-d5	4165-62-2	0
S Terphenyl-d14	98904-43-9	0



# Energy Laboratories Inc

# Standard LOG

Standard ID: SV92612  
 Standard Name: BNA Surr  
 Date Prepared: 11/15/2021  
 Date Expires: 3/31/2022  
 Department: gcmspr  
 Vendor:  
 Lot Number:  
 Balance ID:  
 Comments: 2000/1000ug/mL

Type: Tertiary  
 BY: Ryan F. Bengé  
 Status: New

---

Chemical / Solvent Used	BottleNo	Amt	Units	Exp
Acetone DZ963	13755	17.5	mL	9/24/

**Final Volume:** 4 mL

<u>Stock Source</u>	<u>Base Units</u>	<u>Amount Added</u>
sv83609 AE Surrogate	ug/mL	2.5 mL
sv83604 BN Surr	ug/mL	5 mL

<u>Analvtes</u>	<u>CAS</u>	<u>Conc:</u>	<u>ug/mL</u>
S 2,4,6-Tribromophenol	118-79-6		2000
S 2-Fluorobiphenyl	321-60-8		1000
S 2-Fluorophenol	367-12-4		2000
S Nitrobenzene-d5	4165-60-0		1000
S Phenol-d5	4165-62-2		2000
S Terphenyl-d14	98904-43-9		1000

ID #: 13755

Opened: \_\_\_\_\_

Acetone DZ963

Expires: 9/24/2022

Rec'd: 4/13/2021

Energy Laboratories Inc 1120 So. 27th Street  
Billings MT 59107

# Honeywell

CERTIFICATE OF ANALYSIS

**Honeywell Burdick & Jackson®**

1953 South Harvey Street  
Muskegon, MI 49442  
Phone: (800) 368-0050  
Fax: (231) 728-8226  
[lab.honeywell.com](http://lab.honeywell.com)

Brand: Research Chemicals - B&J  
Product: 010  
Lot No.: DZ963  
Production Date: 24-Sep-2020  
Best Before: 24-Sep-2022

Acetone, B&J Brand™, >99.9%  
for HPLC, GC, pesticide residue analysis and spectrophotometry

Parameter	Specification		Result	Units
	Min.	Max.		
Water by Karl Fischer Titration		0.50	0.45	%
UV Cutoff		330	328	nm
Refractive Index (20°C)	1.3583	1.3589	1.3585	
Residue		1	<0.5	mg/L
GC Analysis (excluding water)	99.9		99.98	%
Electron Capture GC		10	<10	ng/L
UV Absorbance @ 340 nm		0.060	0.0482	AU
UV Absorbance @ 350 nm		0.010	0.0047	AU
UV Absorbance @ 375 nm		0.005	<0.0001	AU
UV Absorbance @ 400 nm		0.005	<0.0001	AU

Honeywell  
Quality Control Approval

Muskegon 9/24/2020 LIMS Sample No.: AL03008

# Energy Laboratories Inc

# Spike LOG

Standard ID: SV83604  
Standard Name: BN Surr  
Date Prepared: 10/25/2021  
Date Expires: 7/31/2027  
Department: GCMSPR  
Vendor: Restek  
Lot Number: A0175748  
Balance ID:  
Comments: 6 ampules

Type: Primary  
BY: Ryan F. Bengé  
Status: New

---

Chemical / Solvent Used	BottleNo	Amt	Units	Exp
B/N Surrogate Mix (4/89 SOW)	14431	5	mL	7/31/

**Final Volume:** 5 mL

Stock Source

**Base Units**

**Amount Added**

Analvtes

**CAS**

Conc: **ug/mL**



# CERTIFIED REFERENCE MATERIAL

110 Benner Circle  
Bellefonte, PA 16823-8812  
Tel: (800)356-1688  
Fax: (814)353-1309

www.restek.com

## Certificate of Analysis



### FOR LABORATORY USE ONLY-READ SDS PRIOR TO USE.

*This Reference Material is intended for Laboratory Use Only as a standard for the qualitative and/or quantitative determination of the analyte(s) listed.*

**Catalog No. :** 31086 **Lot No.:** A0175748

**Description :** B/N Surrogate Mix (4/89 SOW)  
Base Neutral Surrogate 5000µg/mL, Methylene Chloride, 5mL/ampul

**Container Size :** 5 mL **Pkg Amt:** > 5 mL

**Expiration Date :** July 31, 2027 **Storage:** 10°C or colder

**Handling:** Sonicate prior to use. **Ship:** Ambient

**ID #: 14431**  
**Opened:** \_\_\_\_\_  
 B/N Surrogate Mix (4/89 SOW)  
**Expires: 7/31/2027**  
 Rec'd: 10/25/2021  
 Eneray Laboratories Inc. 1120 So. 27th Street  
 Billings MT 59107

### CERTIFIED VALUES

Elution Order	Compound	Grav. Conc. (weight/volume)	Expanded Uncertainty (95% C.L.; K=2)	
1	Nitrobenzene-d5 CAS # 4165-60-0 Purity 99% (Lot PR-29940A)	5,027.3 µg/mL	+/- 29.2293 µg/mL	Gravimetric
			+/- 226.4341 µg/mL	Unstressed
			+/- 251.2566 µg/mL	Stressed
2	2-Fluorobiphenyl CAS # 321-60-8 Purity 99% (Lot 00019169)	5,001.1 µg/mL	+/- 29.0767 µg/mL	Gravimetric
			+/- 225.2518 µg/mL	Unstressed
			+/- 249.9447 µg/mL	Stressed
3	p-Terphenyl-d14 CAS # 1718-51-0 Purity 99% (Lot PR-30504)	5,001.4 µg/mL	+/- 29.0787 µg/mL	Gravimetric
			+/- 225.2668 µg/mL	Unstressed
			+/- 249.9613 µg/mL	Stressed

**Solvent:** Methylene chloride  
 CAS # 75-09-2  
 Purity 99%

#### Tech Tips:

Due to the limited solubility of p-terphenyl-d14 in methanol, we do not recommend that this mixture be diluted in methanol.

**Column:**

30m x 0.25mm x 0.25µm  
Rtx-5 (cat.#10223)

**Carrier Gas:**

hydrogen-constant pressure 10 psi.

**Temp. Program:**

40°C (hold 2 min.) to 330°C  
@ 10°C/min. (hold 10 min.)

**Inj. Temp:**

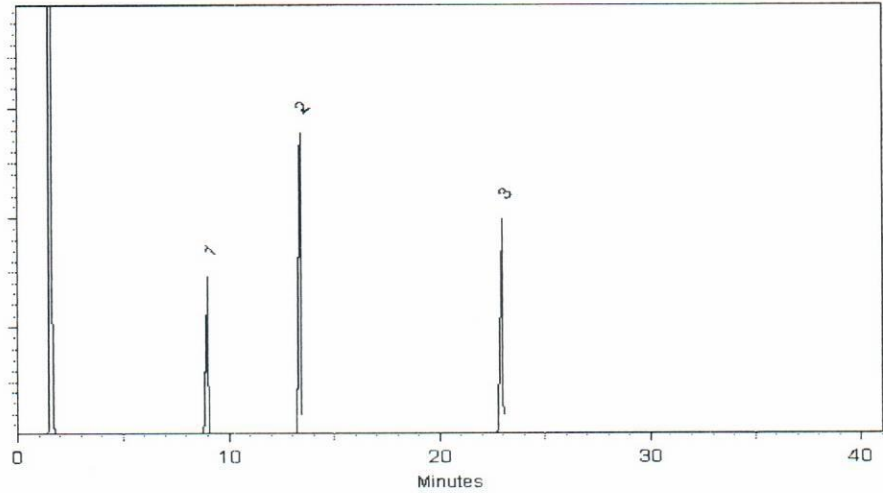
250°C

**Det. Temp:**

330°C

**Det. Type:**

FID



This chromatogram represents a general set of testing conditions chosen for product acceptance. For optimal results in your lab, conditions should be adjusted for your specific instrument, method, and application.

*Sam Moodler*  
Sam Moodler - Operations Tech I

Date Mixed: 25-Aug-2021

Balance: B345965662

*Marline Cowan*  
Marline Cowan - Operations Tech I

Date Passed: 27-Aug-2021

Manufactured under Restek's ISO 9001:2015  
Registered Quality System  
Certificate #FM 80397

## General Certified Reference Material Notes

### Expiration Notes:

- Expiration date valid for unopened ampul stored in compliance with the recommended conditions.
- Uncertainty, concentration, and expiration of the CRM are based on the unopened product being stored according to the recommended condition found in the storage field.

### Purity Notes:

- Purity and/or chemical identity are determined by one or more of the following techniques: GC/FID, HPLC, GC/ $\mu$ ECD, GC/MS, LC/MS, RI, and/or melting point.
- Compounds with a listed purity of less than 99% have been weight corrected to compensate for impurities and/or salts. A correction factor is used to calculate the amount of compound necessary to achieve the desired concentration of the parent compound in solution.
- Purity of isomeric compounds is reported as the sum of the isomers.
- Purity values are rounded to the nearest whole number.

### Certified Uncertainty Value Notes:

- The uncertainties are determined in accordance with ISO 17034 and Guide 35. The certified combined stressed uncertainty value ( includes gravimetric uncertainty, homogeneity between-ampul uncertainty, storage stability uncertainty and shipping stability uncertainty and were combined using the following formula:

$$U_{combined\ stressed} = k \sqrt{U_{gravimetric}^2 + U_{homogeneity}^2 + U_{storage\ stability}^2 + U_{shipping\ stability}^2}$$

$k$  is a coverage factor of 2, which gives a level of confidence of approximately 95%.

- It is important to note that the shipping stability uncertainty was obtained under temperature extremes for specific time intervals; therefore, the certified combined stressed uncertainty value should only be applied to the product if it was stored at non-standard temperature conditions up to and including 7 days. Contact Restek Technical Service at [www.restek.com/Contact-Us](http://www.restek.com/Contact-Us) for use recommendations if your shipment was in-transit for more than 7 days at non-standard temperature conditions.
- Apply the certified combined unstressed uncertainty value if the product was received under standard shipping conditions. Apply the certified combined stressed uncertainty value if the product was received under non-standard conditions as specified below.

Label Conditions	Standard Conditions	Non-Standard Conditions
25°C Nominal (Room Temperature)	< 60°C	≥ 60°C up to 7 days
10°C or colder (Refrigerate)	< 40°C	≥ 40°C up to 7 days
0°C or colder (Freezer) -20°C or colder (Deep Freezer)	< 25°C	≥ 25°C up to 7 days

- Separate (not combined) uncertainty values for gravimetric uncertainty are also displayed on the certificate, if needed, separate homogeneity between-ampul uncertainty, storage stability uncertainty and shipping stability uncertainty values are available by contacting Restek Technical Service at [www.restek.com/Contact-Us](http://www.restek.com/Contact-Us).
- The packaged amount is the minimum sample size for which uncertainty is valid. The ampules are over-filled to ensure that the minimum packaged amount can be sufficiently transferred.

### Manufacturing Notes:

- Concentration is based upon gravimetric preparation using either a balance whose calibration has been verified daily using NIST traceable weights, and/or dilutions with Class A glassware.

### Handling Notes:

- Stability of the unopened product, when stored in compliance with the recommended conditions, is guaranteed through the expiration displayed on the product label and certificate. Contact Restek for additional opened product stability information, with the knowledge/understanding that open product stability is subject to the specific handling and environmental conditions to which the product is exposed. For your convenience Restek supplies deactivated vials with most standards packed in 2mL ampules. Larger volume deactivated vials are available through Restek as a custom ordered item. Additionally, Restek sells DMDCS for the purpose of glassware deactivation as catalog number 31861, which includes complete instructions.