

Energy Laboratories Inc

ANALYTICAL RUN Summary

22-Dec-21

Run ID VOA5975C.I_211207B

Run Start Date: 12/7/2021
 Analyst: Melissa Chavez
 Ical:
 Column ID:
 Comments:

Instrument ID	Description
Bal #22	Balance

Std ID	Std Name	Std Amount	Std Units	Samp Amount	Samp Units	SampType	Expiration Date
VOCF3463	Internals	8.4	ul	42	ml	CAL	12/31/2021
VOCF3497B	Liquids		ul	42	ml	CAL	12/11/2021
VOCF3505B	2nd Source Liquids	1.05	ul	42	ml	ICV	12/23/2021
VOCF3507B	MtBE		ul	42	ml	CAL	12/25/2021
VOCF3517	Internal Standard / Surrogates (INT/SURR)	8.4	ul	42	ml	all (TUNE =	12/31/2022
VOCF3518	Calibration Surrogates			42	ml	CAL	12/31/2022
VOCF3526	Ketones		ul	42	ml	CAL	12/22/2021
VOCF3529A	2nd Source MtBE	1.05	ul	42	ml	ICV	12/29/2021
VOCF3534	2nd Source Ketones	1.05	ul	42	ml	ICV	12/30/2021
VOCF3540A	Gases		ul	42	ml	CAL	12/13/2021
VOCF3541A	2nd Source Gases	1.05	µL	42	ml	ICV	12/13/2021

Seq No	Lab ID	Test Code	Sample Typ	File ID	Analysis Date	DF	Batch ID	Prep Date	SPKref	RPDref	pmoist					
14942279	07DEC05_D_T	VOC-8260-BFB TUNE		\\A5975C\VG1207	12/7/2021 11:40:	1	R372200		0	0						
Analyte	T	Units	RAW	Final	Text	Spike	SPKref	RPDref	MDL	PQL	UQL	%REC	LOW	HIGH	%RPD	Q
173, % of mass 174	A	%	1.2	1.2		100	0	0	0	0	0	1%	0	1.99	0%	
174, % of mass 95	A	%	91.4	91.4		100	0	0	0	0	0	91%	50	99.99	0%	
175, % of mass 174	A	%	7	7		100	0	0	0	0	0	7%	5	9	0%	
176, % of mass 174	A	%	96.8	96.8		100	0	0	0	0	0	97%	95	101	0%	
177, % of mass 176	A	%	7.2	7.2		100	0	0	0	0	0	7%	5	9	0%	
50, % of mass 95	A	%	20.4	20.4		100	0	0	0	0	0	20%	15	40	0%	
75, % of mass 95	A	%	51.2	51.2		100	0	0	0	0	0	51%	30	60	0%	
95, Base Peak	A	%	100	100		100	0	0	0	0	0	100%	0	100	0%	
96, % of mass 95	A	%	6.8	6.8		100	0	0	0	0	0	7%	5	9	0%	

Seq No	Lab ID	Test Code	Sample Typ	File ID	Analysis Date	DF	Batch ID	Prep Date	SPKref	RPDref	pmoist					
14942296	MBLK120721_	VOC-8260-W-Q	MBLK	JA5975C\VG1207	12/7/2021 12:08:	1	R372200		0	0						
Analyte	T	Units	RAW	Final	Text	Spike	SPKref	RPDref	MDL	PQL	UQL	%REC	LOW	HIGH	%RPD	Q
1,1,1,2-Tetrachloroethane	A	ug/L	0	0		0	0	0	0.107	0.5	500	0%	0	0	0%	
1,1,1-Trichloroethane	A	ug/L	0	0		0	0	0	0.131	0.5	500	0%	0	0	0%	
1,1,2,2-Tetrachloroethane	A	ug/L	0	0		0	0	0	0.0872	0.5	500	0%	0	0	0%	
1,1,2-Trichloroethane	A	ug/L	0	0		0	0	0	0.108	0.5	500	0%	0	0	0%	
1,1-Dichloroethane	A	ug/L	0	0		0	0	0	0.176	0.5	500	0%	0	0	0%	
1,1-Dichloroethene	A	ug/L	0	0		0	0	0	0.145	0.5	500	0%	0	0	0%	
1,1-Dichloropropene	A	ug/L	0	0		0	0	0	0.083	0.5	500	0%	0	0	0%	
1,2,3-Trichloropropane	A	ug/L	0	0		0	0	0	0.385	0.5	500	0%	0	0	0%	
1,2-Dibromoethane	A	ug/L	0	0		0	0	0	0.143	0.5	500	0%	0	0	0%	
1,2-Dichlorobenzene	A	ug/L	0	0		0	0	0	0.0858	0.5	500	0%	0	0	0%	
1,2-Dichloroethane	A	ug/L	0	0		0	0	0	0.156	0.5	500	0%	0	0	0%	
1,2-Dichloropropane	A	ug/L	0	0		0	0	0	0.0893	0.5	500	0%	0	0	0%	
1,3-Dichlorobenzene	A	ug/L	0	0		0	0	0	0.0996	0.5	500	0%	0	0	0%	
1,3-Dichloropropane	A	ug/L	0	0		0	0	0	0.106	0.5	500	0%	0	0	0%	
1,4-Dichlorobenzene	A	ug/L	0	0		0	0	0	0.0858	0.5	500	0%	0	0	0%	
2,2-Dichloropropane	A	ug/L	0	0		0	0	0	0.196	0.5	500	0%	0	0	0%	
2-Chlorotoluene	A	ug/L	0	0		0	0	0	0.0876	0.5	500	0%	0	0	0%	
4-Chlorotoluene	A	ug/L	0	0		0	0	0	0.0912	0.5	500	0%	0	0	0%	
Benzene	A	ug/L	0	0		0	0	0	0.119	0.5	500	0%	0	0	0%	
Bromobenzene	A	ug/L	0	0		0	0	0	0.115	0.5	500	0%	0	0	0%	
Bromochloromethane	A	ug/L	0	0		0	0	0	0.176	0.5	500	0%	0	0	0%	
Bromodichloromethane	A	ug/L	0	0		0	0	0	0.155	0.5	500	0%	0	0	0%	
Bromoform	A	ug/L	0	0		0	0	0	0.119	0.5	500	0%	0	0	0%	
Bromomethane	A	ug/L	0	0		0	0	0	0.253	0.5	500	0%	0	0	0%	
Carbon tetrachloride	A	ug/L	0	0		0	0	0	0.165	0.5	500	0%	0	0	0%	
Chlorobenzene	A	ug/L	0	0		0	0	0	0.12	0.5	500	0%	0	0	0%	
Chlorodibromomethane	A	ug/L	0	0		0	0	0	0.0841	0.5	500	0%	0	0	0%	
Chloroethane	A	ug/L	0	0		0	0	0	0.169	0.5	500	0%	0	0	0%	
Chloroform	A	ug/L	0.14479	0		0	0	0	0.0789	0.5	500	0%	0	0	0%	
Chloromethane	A	ug/L	0	0		0	0	0	0.191	0.5	500	0%	0	0	0%	
cis-1,2-Dichloroethene	A	ug/L	0	0		0	0	0	0.167	0.5	500	0%	0	0	0%	
cis-1,3-Dichloropropene	A	ug/L	0	0		0	0	0	0.0943	0.5	500	0%	0	0	0%	
Dibromomethane	A	ug/L	0	0		0	0	0	0.162	0.5	500	0%	0	0	0%	
Dichlorodifluoromethane	A	ug/L	0	0		0	0	0	0.175	0.5	500	0%	0	0	0%	
Ethylbenzene	A	ug/L	0	0		0	0	0	0.0912	0.5	500	0%	0	0	0%	

Seq No	Lab ID	Test Code	Sample Typ	File ID	Analysis Date	DF	Batch ID	Prep Date	SPKref	RPDref	pmoist					
14942296	MBLK120721_	VOC-8260-W-Q	MBLK	JA5975C\VG1207	12/7/2021 12:08:	1	R372200		0	0						
Analyte	T	Units	RAW	Final	Text	Spike	SPKref	RPDref	MDL	PQL	UQL	%REC	LOW	HIGH	%RPD	Q
m+p-Xylenes	A	ug/L	0.12394	0		0	0	0	0.165	0.5	1000	0%	0	0	0%	
Methyl ethyl ketone	A	ug/L	0	0		0	0	0	2.22	10	5000	0%	0	0	0%	
Methyl tert-butyl ether (MTBE)	A	ug/L	0	0		0	0	0	0.119	0.5	500	0%	0	0	0%	
Methylene chloride	A	ug/L	0.97599	0		0	0	0	0.134	0.5	500	0%	0	0	0%	
o-Xylene	A	ug/L	0.02289	0		0	0	0	0.0604	0.5	500	0%	0	0	0%	
Styrene	A	ug/L	0	0		0	0	0	0.067	0.5	500	0%	0	0	0%	
Tetrachloroethene	A	ug/L	0	0		0	0	0	0.0671	0.5	500	0%	0	0	0%	
Toluene	A	ug/L	0	0		0	0	0	0.075	0.5	500	0%	0	0	0%	
trans-1,2-Dichloroethene	A	ug/L	0	0		0	0	0	0.151	0.5	500	0%	0	0	0%	
trans-1,3-Dichloropropene	A	ug/L	0	0		0	0	0	0.0846	0.5	500	0%	0	0	0%	
Trichloroethene	A	ug/L	0	0		0	0	0	0.0993	0.5	500	0%	0	0	0%	
Trichlorofluoromethane	A	ug/L	0	0		0	0	0	0.134	0.5	500	0%	0	0	0%	
Vinyl chloride	A	ug/L	0	0		0	0	0	0.153	0.5	500	0%	0	0	0%	
1,4-Dichlorobenzene-d4	I	ug/L	250	10		0	0	0	0	0	500	0%	0	0	0%	
Chlorobenzene-d5	I	ug/L	250	10		0	0	0	0	0	500	0%	0	0	0%	
Fluorobenzene	I	ug/L	250	10		0	0	0	0	0	500	0%	0	0	0%	
Xylenes, Total	M	ug/L	0.14683	0		0	0	0	0.0604	0.5	1500	0%	0	0	0%	
1,2-Dichloroethane-d4	S	ug/L	249.20938	9.9683752		10	0	0	0.0848	0.5	500	100%	81	118	0%	
Dibromofluoromethane	S	ug/L	252.2929	10.091716		10	0	0	0.129	0.5	500	101%	80	119	0%	
p-Bromofluorobenzene	S	ug/L	268.07409	10.7229636		10	0	0	0.149	0.5	500	107%	85	114	0%	
Toluene-d8	S	ug/L	258.47136	10.3388544		10	0	0	0.0617	0.5	500	103%	89	112	0%	

Seq No	Lab ID	Test Code	Sample Typ	File ID	Analysis Date	DF	Batch ID	Prep Date	SPKref	RPDref	pmoist					
14942297	ICAL120721_1	VOC-8260-W-Q	CAL1	JA5975C\VG1207	12/7/2021 1:14:3	1	R372200		0	0						
Analyte	T	Units	RAW	Final	Text	Spike	SPKref	RPDref	MDL	PQL	UQL	%REC	LOW	HIGH	%RPD	Q
1,1,2,2-Tetrachloroethane	A	ug/L	2.30115	0.092046		0.1	0	0	0.0872	0.5	500	92%	50	150	0%	
1,1,2-Trichloroethane	A	ug/L	2.86291	0.1145164		0.1	0	0	0.108	0.5	500	115%	50	150	0%	
1,1-Dichloropropene	A	ug/L	2.5272	0.101088		0.1	0	0	0.083	0.5	500	101%	50	150	0%	
1,2-Dichlorobenzene	A	ug/L	2.8337	0.113348		0.1	0	0	0.0858	0.5	500	113%	50	150	0%	
1,2-Dichloropropane	A	ug/L	2.53347	0.1013388		0.1	0	0	0.0893	0.5	500	101%	50	150	0%	
1,3-Dichlorobenzene	A	ug/L	2.49283	0.0997132		0.1	0	0	0.0996	0.5	500	100%	50	150	0%	
1,4-Dichlorobenzene	A	ug/L	2.88762	0.1155048		0.1	0	0	0.0858	0.5	500	116%	50	150	0%	
2-Chlorotoluene	A	ug/L	2.78712	0.1114848		0.1	0	0	0.0876	0.5	500	111%	50	150	0%	
4-Chlorotoluene	A	ug/L	2.3258	0.093032		0.1	0	0	0.0912	0.5	500	93%	50	150	0%	

Seq No	Lab ID	Test Code	Sample Typ	File ID	Analysis Date	DF	Batch ID	Prep Date	SPKref	RPDref	pmoist					
14942297	ICAL120721_1	VOC-8260-W-Q	CAL1	JA5975C\VG1207	12/7/2021 1:14:3	1	R372200		0	0						
Analyte	T	Units	RAW	Final	Text	Spike	SPKref	RPDref	MDL	PQL	UQL	%REC	LOW	HIGH	%RPD	Q
Chlorodibromomethane	A	ug/L	2.43256	0.0973024		0.1	0	0	0.0841	0.5	500	97%	50	150	0%	
Chloroform	A	ug/L	2.83394	0.1133576		0.1	0	0	0.0789	0.5	500	113%	50	150	0%	
cis-1,3-Dichloropropene	A	ug/L	2.43549	0.0974196		0.1	0	0	0.0943	0.5	500	97%	50	150	0%	
Ethylbenzene	A	ug/L	2.59539	0.1038156		0.1	0	0	0.0912	0.5	500	104%	50	150	0%	
m+p-Xylenes	A	ug/L	4.56468	0.1825872		0.2	0	0	0.165	0.5	1000	91%	50	150	0%	
o-Xylene	A	ug/L	2.22857	0.0891428		0.1	0	0	0.0604	0.5	500	89%	50	150	0%	
Styrene	A	ug/L	2.14526	0.0858104		0.1	0	0	0.067	0.5	500	86%	50	150	0%	
Tetrachloroethene	A	ug/L	2.50259	0.1001036		0.1	0	0	0.0671	0.5	500	100%	50	150	0%	
Toluene	A	ug/L	2.56005	0.102402		0.1	0	0	0.075	0.5	500	102%	50	150	0%	
trans-1,3-Dichloropropene	A	ug/L	2.36574	0.0946296		0.1	0	0	0.0846	0.5	500	95%	50	150	0%	
Trichloroethene	A	ug/L	2.70865	0.108346		0.1	0	0	0.0993	0.5	500	108%	50	150	0%	
1,4-Dichlorobenzene-d4	I	ug/L	250	10		0	0	0	0	0	500	0%	50	150	0%	
Chlorobenzene-d5	I	ug/L	250	10		0	0	0	0	0	500	0%	50	150	0%	
Fluorobenzene	I	ug/L	250	10		0	0	0	0	0	500	0%	50	150	0%	
Xylenes, Total	M	ug/L	6.79325	0.27173		0.3	0	0	0.0604	0.5	1500	91%	50	150	0%	

Seq No	Lab ID	Test Code	Sample Typ	File ID	Analysis Date	DF	Batch ID	Prep Date	SPKref	RPDref	pmoist					
14942298	ICAL120721_2	VOC-8260-W-Q	CAL2	JA5975C\VG1207	12/7/2021 1:41:5	1	R372200		0	0						
Analyte	T	Units	RAW	Final	Text	Spike	SPKref	RPDref	MDL	PQL	UQL	%REC	LOW	HIGH	%RPD	Q
1,1,1,2-Tetrachloroethane	A	ug/L	11.75496	0.4701984		0.5	0	0	0.107	0.5	500	94%	50	150	0%	
1,1,1-Trichloroethane	A	ug/L	12.08388	0.4833552		0.5	0	0	0.131	0.5	500	97%	50	150	0%	
1,1,2,2-Tetrachloroethane	A	ug/L	12.05831	0.4823324		0.5	0	0	0.0872	0.5	500	96%	70	130	0%	
1,1,2-Trichloroethane	A	ug/L	12.43404	0.4973616		0.5	0	0	0.108	0.5	500	99%	70	130	0%	
1,1-Dichloroethane	A	ug/L	12.50689	0.5002756		0.5	0	0	0.176	0.5	500	100%	50	150	0%	
1,1-Dichloroethene	A	ug/L	12.94233	0.5176932		0.5	0	0	0.145	0.5	500	104%	50	150	0%	
1,1-Dichloropropene	A	ug/L	11.30975	0.45239		0.5	0	0	0.083	0.5	500	90%	70	130	0%	
1,2,3-Trichloropropane	A	ug/L	13.09856	0.5239424		0.5	0	0	0.385	0.5	500	105%	50	150	0%	
1,2-Dibromoethane	A	ug/L	12.77119	0.5108476		0.5	0	0	0.143	0.5	500	102%	50	150	0%	
1,2-Dichlorobenzene	A	ug/L	11.93008	0.4772032		0.5	0	0	0.0858	0.5	500	95%	70	130	0%	
1,2-Dichloroethane	A	ug/L	12.39459	0.4957836		0.5	0	0	0.156	0.5	500	99%	50	150	0%	
1,2-Dichloropropane	A	ug/L	11.63337	0.4653348		0.5	0	0	0.0893	0.5	500	93%	70	130	0%	
1,3-Dichlorobenzene	A	ug/L	12.19508	0.4878032		0.5	0	0	0.0996	0.5	500	98%	70	130	0%	
1,3-Dichloropropane	A	ug/L	12.14851	0.4859404		0.5	0	0	0.106	0.5	500	97%	50	150	0%	
1,4-Dichlorobenzene	A	ug/L	11.9979	0.479916		0.5	0	0	0.0858	0.5	500	96%	70	130	0%	

Seq No	Lab ID	Test Code	Sample Typ	File ID	Analysis Date	DF	Batch ID	Prep Date	SPKref	RPDref	pmoist					
14942298	ICAL120721_2	VOC-8260-W-Q	CAL2	JA5975C\VG1207	12/7/2021 1:41:5	1	R372200		0	0						
Analyte	T	Units	RAW	Final	Text	Spike	SPKref	RPDref	MDL	PQL	UQL	%REC	LOW	HIGH	%RPD	Q
2,2-Dichloropropane	A	ug/L	12.34398	0.4937592		0.5	0	0	0.196	0.5	500	99%	50	150	0%	
2-Chlorotoluene	A	ug/L	11.15106	0.4460424		0.5	0	0	0.0876	0.5	500	89%	70	130	0%	
4-Chlorotoluene	A	ug/L	11.38683	0.4554732		0.5	0	0	0.0912	0.5	500	91%	70	130	0%	
Benzene	A	ug/L	11.93999	0.4775996		0.5	0	0	0.119	0.5	500	96%	50	150	0%	
Bromobenzene	A	ug/L	11.79772	0.4719088		0.5	0	0	0.115	0.5	500	94%	50	150	0%	
Bromochloromethane	A	ug/L	11.98937	0.4795748		0.5	0	0	0.176	0.5	500	96%	50	150	0%	
Bromodichloromethane	A	ug/L	12.49792	0.4999168		0.5	0	0	0.155	0.5	500	100%	50	150	0%	
Bromoform	A	ug/L	13.09498	0.5237992		0.5	0	0	0.119	0.5	500	105%	50	150	0%	
Bromomethane	A	ug/L	13.89402	0.5557608		0.5	0	0	0.253	0.5	500	111%	50	150	0%	
Carbon tetrachloride	A	ug/L	12.02657	0.4810628		0.5	0	0	0.165	0.5	500	96%	50	150	0%	
Chlorobenzene	A	ug/L	12.27387	0.4909548		0.5	0	0	0.12	0.5	500	98%	50	150	0%	
Chlorodibromomethane	A	ug/L	12.40678	0.4962712		0.5	0	0	0.0841	0.5	500	99%	70	130	0%	
Chloroethane	A	ug/L	13.05827	0.5223308		0.5	0	0	0.169	0.5	500	104%	50	150	0%	
Chloroform	A	ug/L	12.62257	0.5049028		0.5	0	0	0.0789	0.5	500	101%	70	130	0%	
Chloromethane	A	ug/L	13.12169	0.5248676		0.5	0	0	0.191	0.5	500	105%	50	150	0%	
cis-1,2-Dichloroethene	A	ug/L	12.42111	0.4968444		0.5	0	0	0.167	0.5	500	99%	50	150	0%	
cis-1,3-Dichloropropene	A	ug/L	11.78793	0.4715172		0.5	0	0	0.0943	0.5	500	94%	70	130	0%	
Dibromomethane	A	ug/L	12.91085	0.516434		0.5	0	0	0.162	0.5	500	103%	50	150	0%	
Dichlorodifluoromethane	A	ug/L	12.07012	0.4828048		0.5	0	0	0.175	0.5	500	97%	50	150	0%	
Ethylbenzene	A	ug/L	11.35043	0.4540172		0.5	0	0	0.0912	0.5	500	91%	70	130	0%	
m+p-Xylenes	A	ug/L	22.52956	0.9011824		1	0	0	0.165	0.5	1000	90%	70	130	0%	
Methyl ethyl ketone	A	ug/L	121.66007	4.8664028		5	0	0	2.22	10	5000	97%	50	150	0%	
Methyl tert-butyl ether (MTBE)	A	ug/L	12.73878	0.5095512		0.5	0	0	0.119	0.5	500	102%	50	150	0%	
Methylene chloride	A	ug/L	14.23707	0.5694828		0.5	0	0	0.134	0.5	500	114%	50	150	0%	
o-Xylene	A	ug/L	11.05745	0.442298		0.5	0	0	0.0604	0.5	500	88%	70	130	0%	
Styrene	A	ug/L	11.48584	0.4594336		0.5	0	0	0.067	0.5	500	92%	70	130	0%	
Tetrachloroethene	A	ug/L	11.91073	0.4764292		0.5	0	0	0.0671	0.5	500	95%	70	130	0%	
Toluene	A	ug/L	11.15165	0.446066		0.5	0	0	0.075	0.5	500	89%	70	130	0%	
trans-1,2-Dichloroethene	A	ug/L	12.66889	0.5067556		0.5	0	0	0.151	0.5	500	101%	50	150	0%	
trans-1,3-Dichloropropene	A	ug/L	12.25064	0.4900256		0.5	0	0	0.0846	0.5	500	98%	70	130	0%	
Trichloroethene	A	ug/L	12.19532	0.4878128		0.5	0	0	0.0993	0.5	500	98%	70	130	0%	
Trichlorofluoromethane	A	ug/L	12.46501	0.4986004		0.5	0	0	0.134	0.5	500	100%	50	150	0%	
Vinyl chloride	A	ug/L	12.0442	0.481768		0.5	0	0	0.153	0.5	500	96%	50	150	0%	
1,4-Dichlorobenzene-d4	I	ug/L	250	10		0	0	0	0	0	500	0%	50	150	0%	
Chlorobenzene-d5	I	ug/L	250	10		0	0	0	0	0	500	0%	50	150	0%	

Seq No	Lab ID	Test Code	Sample Typ	File ID	Analysis Date	DF	Batch ID	Prep Date	SPKref	RPDref	pmoist					
14942298	ICAL120721_2	VOC-8260-W-Q	CAL2	JA5975C\VG1207	12/7/2021 1:41:5	1	R372200		0	0						
Analyte	T	Units	RAW	Final	Text	Spike	SPKref	RPDref	MDL	PQL	UQL	%REC	LOW	HIGH	%RPD	Q
Fluorobenzene	I	ug/L	250	10		0	0	0	0	0	500	0%	50	150	0%	
Xylenes, Total	M	ug/L	33.58701	1.3434804		1.5	0	0	0.0604	0.5	1500	90%	70	130	0%	
1,2-Dichloroethane-d4	S	ug/L	14.34143	0.5736572		0.5	0	0	0.0848	0.5	500	115%	50	150	0%	
Dibromofluoromethane	S	ug/L	13.53969	0.5415876		0.5	0	0	0.129	0.5	500	108%	50	150	0%	
p-Bromofluorobenzene	S	ug/L	12.59876	0.5039504		0.5	0	0	0.149	0.5	500	101%	50	150	0%	
Toluene-d8	S	ug/L	12.46532	0.4986128		0.5	0	0	0.0617	0.5	500	100%	50	150	0%	

Seq No	Lab ID	Test Code	Sample Typ	File ID	Analysis Date	DF	Batch ID	Prep Date	SPKref	RPDref	pmoist					
14942299	ICAL120721_3	VOC-8260-W-Q	CAL3	JA5975C\VG1207	12/7/2021 2:09:0	1	R372200		0	0						
Analyte	T	Units	RAW	Final	Text	Spike	SPKref	RPDref	MDL	PQL	UQL	%REC	LOW	HIGH	%RPD	Q
1,1,1,2-Tetrachloroethane	A	ug/L	24.47151	0.9788604		1	0	0	0.107	0.5	500	98%	70	130	0%	
1,1,1-Trichloroethane	A	ug/L	24.28832	0.9715328		1	0	0	0.131	0.5	500	97%	70	130	0%	
1,1,2,2-Tetrachloroethane	A	ug/L	25.64016	1.0256064		1	0	0	0.0872	0.5	500	103%	70	130	0%	
1,1,2-Trichloroethane	A	ug/L	22.90761	0.9163044		1	0	0	0.108	0.5	500	92%	70	130	0%	
1,1-Dichloroethane	A	ug/L	24.7325	0.9893		1	0	0	0.176	0.5	500	99%	70	130	0%	
1,1-Dichloroethene	A	ug/L	23.3476	0.933904		1	0	0	0.145	0.5	500	93%	70	130	0%	
1,1-Dichloropropene	A	ug/L	23.72091	0.9488364		1	0	0	0.083	0.5	500	95%	70	130	0%	
1,2,3-Trichloropropane	A	ug/L	24.47279	0.9789116		1	0	0	0.385	0.5	500	98%	70	130	0%	
1,2-Dibromoethane	A	ug/L	24.31077	0.9724308		1	0	0	0.143	0.5	500	97%	70	130	0%	
1,2-Dichlorobenzene	A	ug/L	24.15995	0.966398		1	0	0	0.0858	0.5	500	97%	70	130	0%	
1,2-Dichloroethane	A	ug/L	24.60737	0.9842948		1	0	0	0.156	0.5	500	98%	70	130	0%	
1,2-Dichloropropane	A	ug/L	23.65108	0.9460432		1	0	0	0.0893	0.5	500	95%	70	130	0%	
1,3-Dichlorobenzene	A	ug/L	24.04237	0.9616948		1	0	0	0.0996	0.5	500	96%	70	130	0%	
1,3-Dichloropropane	A	ug/L	24.41464	0.9765856		1	0	0	0.106	0.5	500	98%	70	130	0%	
1,4-Dichlorobenzene	A	ug/L	24.25323	0.9701292		1	0	0	0.0858	0.5	500	97%	70	130	0%	
2,2-Dichloropropane	A	ug/L	24.53301	0.9813204		1	0	0	0.196	0.5	500	98%	70	130	0%	
2-Chlorotoluene	A	ug/L	23.26049	0.9304196		1	0	0	0.0876	0.5	500	93%	70	130	0%	
4-Chlorotoluene	A	ug/L	23.57981	0.9431924		1	0	0	0.0912	0.5	500	94%	70	130	0%	
Benzene	A	ug/L	24.42038	0.9768152		1	0	0	0.119	0.5	500	98%	70	130	0%	
Bromobenzene	A	ug/L	24.45558	0.9782232		1	0	0	0.115	0.5	500	98%	70	130	0%	
Bromochloromethane	A	ug/L	25.1767	1.007068		1	0	0	0.176	0.5	500	101%	70	130	0%	
Bromodichloromethane	A	ug/L	24.06097	0.9624388		1	0	0	0.155	0.5	500	96%	70	130	0%	
Bromoform	A	ug/L	24.87969	0.9951876		1	0	0	0.119	0.5	500	100%	70	130	0%	
Bromomethane	A	ug/L	23.17164	0.9268656		1	0	0	0.253	0.5	500	93%	70	130	0%	

Seq No	Lab ID	Test Code	Sample Typ	File ID	Analysis Date	DF	Batch ID	Prep Date	SPKref	RPDref	pmoist					
14942299	ICAL120721_3	VOC-8260-W-Q	CAL3	JA5975C\VG1207	12/7/2021 2:09:0	1	R372200		0	0						
Analyte	T	Units	RAW	Final	Text	Spike	SPKref	RPDref	MDL	PQL	UQL	%REC	LOW	HIGH	%RPD	Q
Carbon tetrachloride	A	ug/L	23.64548	0.9458192		1	0	0	0.165	0.5	500	95%	70	130	0%	
Chlorobenzene	A	ug/L	24.43376	0.9773504		1	0	0	0.12	0.5	500	98%	70	130	0%	
Chlorodibromomethane	A	ug/L	24.02246	0.9608984		1	0	0	0.0841	0.5	500	96%	70	130	0%	
Chloroethane	A	ug/L	25.69189	1.0276756		1	0	0	0.169	0.5	500	103%	70	130	0%	
Chloroform	A	ug/L	24.41451	0.9765804		1	0	0	0.0789	0.5	500	98%	70	130	0%	
Chloromethane	A	ug/L	25.63513	1.0254052		1	0	0	0.191	0.5	500	103%	70	130	0%	
cis-1,2-Dichloroethene	A	ug/L	24.25037	0.9700148		1	0	0	0.167	0.5	500	97%	70	130	0%	
cis-1,3-Dichloropropene	A	ug/L	22.73391	0.9093564		1	0	0	0.0943	0.5	500	91%	70	130	0%	
Dibromomethane	A	ug/L	25.29019	1.0116076		1	0	0	0.162	0.5	500	101%	70	130	0%	
Dichlorodifluoromethane	A	ug/L	25.61964	1.0247856		1	0	0	0.175	0.5	500	102%	70	130	0%	
Ethylbenzene	A	ug/L	22.70723	0.9082892		1	0	0	0.0912	0.5	500	91%	70	130	0%	
m+p-Xylenes	A	ug/L	47.88313	1.9153252		2	0	0	0.165	0.5	1000	96%	70	130	0%	
Methyl ethyl ketone	A	ug/L	243.34275	9.73371		10	0	0	2.22	10	5000	97%	70	130	0%	
Methyl tert-butyl ether (MTBE)	A	ug/L	24.5633	0.982532		1	0	0	0.119	0.5	500	98%	70	130	0%	
Methylene chloride	A	ug/L	26.40529	1.0562116		1	0	0	0.134	0.5	500	106%	70	130	0%	
o-Xylene	A	ug/L	23.12234	0.9248936		1	0	0	0.0604	0.5	500	92%	70	130	0%	
Styrene	A	ug/L	22.50085	0.900034		1	0	0	0.067	0.5	500	90%	70	130	0%	
Tetrachloroethene	A	ug/L	23.33303	0.9333212		1	0	0	0.0671	0.5	500	93%	70	130	0%	
Toluene	A	ug/L	24.00781	0.9603124		1	0	0	0.075	0.5	500	96%	70	130	0%	
trans-1,2-Dichloroethene	A	ug/L	23.74219	0.9496876		1	0	0	0.151	0.5	500	95%	70	130	0%	
trans-1,3-Dichloropropene	A	ug/L	23.02553	0.9210212		1	0	0	0.0846	0.5	500	92%	70	130	0%	
Trichloroethene	A	ug/L	24.10109	0.9640436		1	0	0	0.0993	0.5	500	96%	70	130	0%	
Trichlorofluoromethane	A	ug/L	25.21422	1.0085688		1	0	0	0.134	0.5	500	101%	70	130	0%	
Vinyl chloride	A	ug/L	25.13614	1.0054456		1	0	0	0.153	0.5	500	101%	70	130	0%	
1,4-Dichlorobenzene-d4	I	ug/L	250	10		0	0	0	0	0	500	0%	70	130	0%	
Chlorobenzene-d5	I	ug/L	250	10		0	0	0	0	0	500	0%	70	130	0%	
Fluorobenzene	I	ug/L	250	10		0	0	0	0	0	500	0%	70	130	0%	
Xylenes, Total	M	ug/L	71.00547	2.8402188		3	0	0	0.0604	0.5	1500	95%	70	130	0%	
1,2-Dichloroethane-d4	S	ug/L	27.33754	1.0935016		1	0	0	0.0848	0.5	500	109%	70	130	0%	
Dibromofluoromethane	S	ug/L	24.60561	0.9842244		1	0	0	0.129	0.5	500	98%	70	130	0%	
p-Bromofluorobenzene	S	ug/L	24.16478	0.9665912		1	0	0	0.149	0.5	500	97%	70	130	0%	
Toluene-d8	S	ug/L	24.04933	0.9619732		1	0	0	0.0617	0.5	500	96%	70	130	0%	

Seq No	Lab ID	Test Code	Sample Typ	File ID	Analysis Date	DF	Batch ID	Prep Date	SPKref	RPDref	pmoist					
14942300	ICAL120721_4	VOC-8260-W-Q	CAL4	JA5975C\VG1207	12/7/2021 2:36:2	1	R372200		0	0						
Analyte	T	Units	RAW	Final	Text	Spike	SPKref	RPDref	MDL	PQL	UQL	%REC	LOW	HIGH	%RPD	Q
1,1,1,2-Tetrachloroethane	A	ug/L	47.62912	1.9051648		2	0	0	0.107	0.5	500	95%	70	130	0%	
1,1,1-Trichloroethane	A	ug/L	47.39551	1.8958204		2	0	0	0.131	0.5	500	95%	70	130	0%	
1,1,2,2-Tetrachloroethane	A	ug/L	51.63177	2.0652708		2	0	0	0.0872	0.5	500	103%	70	130	0%	
1,1,2-Trichloroethane	A	ug/L	46.99707	1.8798828		2	0	0	0.108	0.5	500	94%	70	130	0%	
1,1-Dichloroethane	A	ug/L	47.87369	1.9149476		2	0	0	0.176	0.5	500	96%	70	130	0%	
1,1-Dichloroethene	A	ug/L	47.72257	1.9089028		2	0	0	0.145	0.5	500	95%	70	130	0%	
1,1-Dichloropropene	A	ug/L	46.16781	1.8467124		2	0	0	0.083	0.5	500	92%	70	130	0%	
1,2,3-Trichloropropane	A	ug/L	48.91187	1.9564748		2	0	0	0.385	0.5	500	98%	70	130	0%	
1,2-Dibromoethane	A	ug/L	46.68063	1.8672252		2	0	0	0.143	0.5	500	93%	70	130	0%	
1,2-Dichlorobenzene	A	ug/L	46.4314	1.857256		2	0	0	0.0858	0.5	500	93%	70	130	0%	
1,2-Dichloroethane	A	ug/L	47.07708	1.8830832		2	0	0	0.156	0.5	500	94%	70	130	0%	
1,2-Dichloropropane	A	ug/L	46.67568	1.8670272		2	0	0	0.0893	0.5	500	93%	70	130	0%	
1,3-Dichlorobenzene	A	ug/L	48.95145	1.958058		2	0	0	0.0996	0.5	500	98%	70	130	0%	
1,3-Dichloropropane	A	ug/L	48.58992	1.9435968		2	0	0	0.106	0.5	500	97%	70	130	0%	
1,4-Dichlorobenzene	A	ug/L	47.45453	1.8981812		2	0	0	0.0858	0.5	500	95%	70	130	0%	
2,2-Dichloropropane	A	ug/L	47.95612	1.9182448		2	0	0	0.196	0.5	500	96%	70	130	0%	
2-Chlorotoluene	A	ug/L	45.99237	1.8396948		2	0	0	0.0876	0.5	500	92%	70	130	0%	
4-Chlorotoluene	A	ug/L	47.81222	1.9124888		2	0	0	0.0912	0.5	500	96%	70	130	0%	
Benzene	A	ug/L	47.73754	1.9095016		2	0	0	0.119	0.5	500	95%	70	130	0%	
Bromobenzene	A	ug/L	47.90118	1.9160472		2	0	0	0.115	0.5	500	96%	70	130	0%	
Bromochloromethane	A	ug/L	49.28993	1.9715972		2	0	0	0.176	0.5	500	99%	70	130	0%	
Bromodichloromethane	A	ug/L	47.36527	1.8946108		2	0	0	0.155	0.5	500	95%	70	130	0%	
Bromoform	A	ug/L	46.05549	1.8422196		2	0	0	0.119	0.5	500	92%	70	130	0%	
Bromomethane	A	ug/L	48.19362	1.9277448		2	0	0	0.253	0.5	500	96%	70	130	0%	
Carbon tetrachloride	A	ug/L	48.34823	1.9339292		2	0	0	0.165	0.5	500	97%	70	130	0%	
Chlorobenzene	A	ug/L	47.56804	1.9027216		2	0	0	0.12	0.5	500	95%	70	130	0%	
Chlorodibromomethane	A	ug/L	47.29719	1.8918876		2	0	0	0.0841	0.5	500	95%	70	130	0%	
Chloroethane	A	ug/L	49.17414	1.9669656		2	0	0	0.169	0.5	500	98%	70	130	0%	
Chloroform	A	ug/L	47.23658	1.8894632		2	0	0	0.0789	0.5	500	94%	70	130	0%	
Chloromethane	A	ug/L	48.03008	1.9212032		2	0	0	0.191	0.5	500	96%	70	130	0%	
cis-1,2-Dichloroethene	A	ug/L	48.22046	1.9288184		2	0	0	0.167	0.5	500	96%	70	130	0%	
cis-1,3-Dichloropropene	A	ug/L	45.91252	1.8365008		2	0	0	0.0943	0.5	500	92%	70	130	0%	
Dibromomethane	A	ug/L	46.627	1.86508		2	0	0	0.162	0.5	500	93%	70	130	0%	
Dichlorodifluoromethane	A	ug/L	47.2516	1.890064		2	0	0	0.175	0.5	500	95%	70	130	0%	
Ethylbenzene	A	ug/L	45.70062	1.8280248		2	0	0	0.0912	0.5	500	91%	70	130	0%	

Seq No	Lab ID	Test Code	Sample Typ	File ID	Analysis Date	DF	Batch ID	Prep Date	SPKref	RPDref	pmoist					
14942300	ICAL120721_4	VOC-8260-W-Q	CAL4	JA5975C\VG1207	12/7/2021 2:36:2	1	R372200		0	0						
Analyte	T	Units	RAW	Final	Text	Spike	SPKref	RPDref	MDL	PQL	UQL	%REC	LOW	HIGH	%RPD	Q
m+p-Xylenes	A	ug/L	91.0841	3.643364		4	0	0	0.165	0.5	1000	91%	70	130	0%	
Methyl ethyl ketone	A	ug/L	467.67447	18.7069788		20	0	0	2.22	10	5000	94%	70	130	0%	
Methyl tert-butyl ether (MTBE)	A	ug/L	47.17769	1.8871076		2	0	0	0.119	0.5	500	94%	70	130	0%	
Methylene chloride	A	ug/L	49.29984	1.9719936		2	0	0	0.134	0.5	500	99%	70	130	0%	
o-Xylene	A	ug/L	46.29954	1.8519816		2	0	0	0.0604	0.5	500	93%	70	130	0%	
Styrene	A	ug/L	46.27209	1.8508836		2	0	0	0.067	0.5	500	93%	70	130	0%	
Tetrachloroethene	A	ug/L	47.11428	1.8845712		2	0	0	0.0671	0.5	500	94%	70	130	0%	
Toluene	A	ug/L	46.25507	1.8502028		2	0	0	0.075	0.5	500	93%	70	130	0%	
trans-1,2-Dichloroethene	A	ug/L	47.87457	1.9149828		2	0	0	0.151	0.5	500	96%	70	130	0%	
trans-1,3-Dichloropropene	A	ug/L	46.36822	1.8547288		2	0	0	0.0846	0.5	500	93%	70	130	0%	
Trichloroethene	A	ug/L	45.66089	1.8264356		2	0	0	0.0993	0.5	500	91%	70	130	0%	
Trichlorofluoromethane	A	ug/L	47.79061	1.9116244		2	0	0	0.134	0.5	500	96%	70	130	0%	
Vinyl chloride	A	ug/L	48.52312	1.9409248		2	0	0	0.153	0.5	500	97%	70	130	0%	
1,4-Dichlorobenzene-d4	I	ug/L	250	10		0	0	0	0	0	500	0%	70	130	0%	
Chlorobenzene-d5	I	ug/L	250	10		0	0	0	0	0	500	0%	70	130	0%	
Fluorobenzene	I	ug/L	250	10		0	0	0	0	0	500	0%	70	130	0%	
Xylenes, Total	M	ug/L	137.38364	5.4953456		6	0	0	0.0604	0.5	1500	92%	70	130	0%	
1,2-Dichloroethane-d4	S	ug/L	45.58099	1.8232396		2	0	0	0.0848	0.5	500	91%	70	130	0%	
Dibromofluoromethane	S	ug/L	49.80505	1.992202		2	0	0	0.129	0.5	500	100%	70	130	0%	
p-Bromofluorobenzene	S	ug/L	46.44734	1.8578936		2	0	0	0.149	0.5	500	93%	70	130	0%	
Toluene-d8	S	ug/L	45.38259	1.8153036		2	0	0	0.0617	0.5	500	91%	70	130	0%	

Seq No	Lab ID	Test Code	Sample Typ	File ID	Analysis Date	DF	Batch ID	Prep Date	SPKref	RPDref	pmoist					
14942301	ICAL120721_5	VOC-8260-W-Q	CAL5	JA5975C\VG1207	12/7/2021 3:31:1	1	R372200		0	0						
Analyte	T	Units	RAW	Final	Text	Spike	SPKref	RPDref	MDL	PQL	UQL	%REC	LOW	HIGH	%RPD	Q
1,1,1,2-Tetrachloroethane	A	ug/L	126.74708	5.0698832		5	0	0	0.107	0.5	500	101%	70	130	0%	
1,1,1-Trichloroethane	A	ug/L	125.54554	5.0218216		5	0	0	0.131	0.5	500	100%	70	130	0%	
1,1,2,2-Tetrachloroethane	A	ug/L	125.62166	5.0248664		5	0	0	0.0872	0.5	500	100%	70	130	0%	
1,1,2-Trichloroethane	A	ug/L	121.27985	4.851194		5	0	0	0.108	0.5	500	97%	70	130	0%	
1,1-Dichloroethane	A	ug/L	124.92345	4.996938		5	0	0	0.176	0.5	500	100%	70	130	0%	
1,1-Dichloroethene	A	ug/L	125.81405	5.032562		5	0	0	0.145	0.5	500	101%	70	130	0%	
1,1-Dichloropropene	A	ug/L	128.32346	5.1329384		5	0	0	0.083	0.5	500	103%	70	130	0%	
1,2,3-Trichloropropane	A	ug/L	127.30384	5.0921536		5	0	0	0.385	0.5	500	102%	70	130	0%	
1,2-Dibromoethane	A	ug/L	125.9259	5.037036		5	0	0	0.143	0.5	500	101%	70	130	0%	

Seq No	Lab ID	Test Code	Sample Typ	File ID	Analysis Date	DF	Batch ID	Prep Date	SPKref	RPDref	pmoist					
14942301	ICAL120721_5	VOC-8260-W-Q	CAL5	JA5975C\VG1207	12/7/2021 3:31:1	1	R372200		0	0						
Analyte	T	Units	RAW	Final	Text	Spike	SPKref	RPDref	MDL	PQL	UQL	%REC	LOW	HIGH	%RPD	Q
1,2-Dichlorobenzene	A	ug/L	122.85299	4.9141196		5	0	0	0.0858	0.5	500	98%	70	130	0%	
1,2-Dichloroethane	A	ug/L	124.38625	4.97545		5	0	0	0.156	0.5	500	100%	70	130	0%	
1,2-Dichloropropane	A	ug/L	126.97286	5.0789144		5	0	0	0.0893	0.5	500	102%	70	130	0%	
1,3-Dichlorobenzene	A	ug/L	125.22857	5.0091428		5	0	0	0.0996	0.5	500	100%	70	130	0%	
1,3-Dichloropropane	A	ug/L	123.50001	4.9400004		5	0	0	0.106	0.5	500	99%	70	130	0%	
1,4-Dichlorobenzene	A	ug/L	123.65279	4.9461116		5	0	0	0.0858	0.5	500	99%	70	130	0%	
2,2-Dichloropropane	A	ug/L	125.67711	5.0270844		5	0	0	0.196	0.5	500	101%	70	130	0%	
2-Chlorotoluene	A	ug/L	126.023	5.04092		5	0	0	0.0876	0.5	500	101%	70	130	0%	
4-Chlorotoluene	A	ug/L	131.18839	5.2475356		5	0	0	0.0912	0.5	500	105%	70	130	0%	
Benzene	A	ug/L	127.19575	5.08783		5	0	0	0.119	0.5	500	102%	70	130	0%	
Bromobenzene	A	ug/L	126.73961	5.0695844		5	0	0	0.115	0.5	500	101%	70	130	0%	
Bromochloromethane	A	ug/L	125.76315	5.030526		5	0	0	0.176	0.5	500	101%	70	130	0%	
Bromodichloromethane	A	ug/L	123.79996	4.9519984		5	0	0	0.155	0.5	500	99%	70	130	0%	
Bromoform	A	ug/L	123.92069	4.9568276		5	0	0	0.119	0.5	500	99%	70	130	0%	
Bromomethane	A	ug/L	121.08028	4.8432112		5	0	0	0.253	0.5	500	97%	70	130	0%	
Carbon tetrachloride	A	ug/L	126.34341	5.0537364		5	0	0	0.165	0.5	500	101%	70	130	0%	
Chlorobenzene	A	ug/L	126.03679	5.0414716		5	0	0	0.12	0.5	500	101%	70	130	0%	
Chlorodibromomethane	A	ug/L	124.94189	4.9976756		5	0	0	0.0841	0.5	500	100%	70	130	0%	
Chloroethane	A	ug/L	123.63833	4.9455332		5	0	0	0.169	0.5	500	99%	70	130	0%	
Chloroform	A	ug/L	122.64527	4.9058108		5	0	0	0.0789	0.5	500	98%	70	130	0%	
Chloromethane	A	ug/L	123.41238	4.9364952		5	0	0	0.191	0.5	500	99%	70	130	0%	
cis-1,2-Dichloroethene	A	ug/L	122.21195	4.888478		5	0	0	0.167	0.5	500	98%	70	130	0%	
cis-1,3-Dichloropropene	A	ug/L	126.98916	5.0795664		5	0	0	0.0943	0.5	500	102%	70	130	0%	
Dibromomethane	A	ug/L	123.41678	4.9366712		5	0	0	0.162	0.5	500	99%	70	130	0%	
Dichlorodifluoromethane	A	ug/L	127.03082	5.0812328		5	0	0	0.175	0.5	500	102%	70	130	0%	
Ethylbenzene	A	ug/L	126.56529	5.0626116		5	0	0	0.0912	0.5	500	101%	70	130	0%	
m+p-Xylenes	A	ug/L	261.25958	10.4503832		10	0	0	0.165	0.5	1000	105%	70	130	0%	
Methyl ethyl ketone	A	ug/L	1225.80939	49.0323756		50	0	0	2.22	10	5000	98%	70	130	0%	
Methyl tert-butyl ether (MTBE)	A	ug/L	119.89295	4.795718		5	0	0	0.119	0.5	500	96%	70	130	0%	
Methylene chloride	A	ug/L	120.94824	4.8379296		5	0	0	0.134	0.5	500	97%	70	130	0%	
o-Xylene	A	ug/L	130.3167	5.212668		5	0	0	0.0604	0.5	500	104%	70	130	0%	
Styrene	A	ug/L	130.9695	5.23878		5	0	0	0.067	0.5	500	105%	70	130	0%	
Tetrachloroethene	A	ug/L	127.02873	5.0811492		5	0	0	0.0671	0.5	500	102%	70	130	0%	
Toluene	A	ug/L	125.98895	5.039558		5	0	0	0.075	0.5	500	101%	70	130	0%	
trans-1,2-Dichloroethene	A	ug/L	126.65246	5.0660984		5	0	0	0.151	0.5	500	101%	70	130	0%	

Seq No	Lab ID	Test Code	Sample Typ	File ID	Analysis Date	DF	Batch ID	Prep Date	SPKref	RPDref	pmoist					
14942301	ICAL120721_5	VOC-8260-W-Q	CAL5	JA5975C\VG1207	12/7/2021 3:31:1	1	R372200		0	0						
Analyte	T	Units	RAW	Final	Text	Spike	SPKref	RPDref	MDL	PQL	UQL	%REC	LOW	HIGH	%RPD	Q
trans-1,3-Dichloropropene	A	ug/L	126.02647	5.0410588		5	0	0	0.0846	0.5	500	101%	70	130	0%	
Trichloroethene	A	ug/L	123.76474	4.9505896		5	0	0	0.0993	0.5	500	99%	70	130	0%	
Trichlorofluoromethane	A	ug/L	125.63539	5.0254156		5	0	0	0.134	0.5	500	101%	70	130	0%	
Vinyl chloride	A	ug/L	127.11474	5.0845896		5	0	0	0.153	0.5	500	102%	70	130	0%	
1,4-Dichlorobenzene-d4	I	ug/L	250	10		0	0	0	0	0	500	0%	70	130	0%	
Chlorobenzene-d5	I	ug/L	250	10		0	0	0	0	0	500	0%	70	130	0%	
Fluorobenzene	I	ug/L	250	10		0	0	0	0	0	500	0%	70	130	0%	
Xylenes, Total	M	ug/L	391.57628	15.6630512		15	0	0	0.0604	0.5	1500	104%	70	130	0%	
1,2-Dichloroethane-d4	S	ug/L	119.70578	4.7882312		5	0	0	0.0848	0.5	500	96%	70	130	0%	
Dibromofluoromethane	S	ug/L	118.31537	4.7326148		5	0	0	0.129	0.5	500	95%	70	130	0%	
p-Bromofluorobenzene	S	ug/L	126.98495	5.079398		5	0	0	0.149	0.5	500	102%	70	130	0%	
Toluene-d8	S	ug/L	125.31708	5.0126832		5	0	0	0.0617	0.5	500	100%	70	130	0%	

Seq No	Lab ID	Test Code	Sample Typ	File ID	Analysis Date	DF	Batch ID	Prep Date	SPKref	RPDref	pmoist					
14942302	ICAL120721_6	VOC-8260-W-Q	CAL6	JA5975C\VG1207	12/7/2021 4:26:0	1	R372200		0	0						
Analyte	T	Units	RAW	Final	Text	Spike	SPKref	RPDref	MDL	PQL	UQL	%REC	LOW	HIGH	%RPD	Q
1,1,1,2-Tetrachloroethane	A	ug/L	256.40105	10.256042		10	0	0	0.107	0.5	500	103%	70	130	0%	
1,1,1-Trichloroethane	A	ug/L	255.76936	10.2307744		10	0	0	0.131	0.5	500	102%	70	130	0%	
1,1,2,2-Tetrachloroethane	A	ug/L	252.57715	10.103086		10	0	0	0.0872	0.5	500	101%	70	130	0%	
1,1,2-Trichloroethane	A	ug/L	245.23987	9.8095948		10	0	0	0.108	0.5	500	98%	70	130	0%	
1,1-Dichloroethane	A	ug/L	256.41756	10.2567024		10	0	0	0.176	0.5	500	103%	70	130	0%	
1,1-Dichloroethene	A	ug/L	256.31969	10.2527876		10	0	0	0.145	0.5	500	103%	70	130	0%	
1,1-Dichloropropene	A	ug/L	262.94311	10.5177244		10	0	0	0.083	0.5	500	105%	70	130	0%	
1,2,3-Trichloropropane	A	ug/L	251.40354	10.0561416		10	0	0	0.385	0.5	500	101%	70	130	0%	
1,2-Dibromoethane	A	ug/L	253.32711	10.1330844		10	0	0	0.143	0.5	500	101%	70	130	0%	
1,2-Dichlorobenzene	A	ug/L	254.15315	10.166126		10	0	0	0.0858	0.5	500	102%	70	130	0%	
1,2-Dichloroethane	A	ug/L	250.50476	10.0201904		10	0	0	0.156	0.5	500	100%	70	130	0%	
1,2-Dichloropropane	A	ug/L	261.37483	10.4549932		10	0	0	0.0893	0.5	500	105%	70	130	0%	
1,3-Dichlorobenzene	A	ug/L	256.43627	10.2574508		10	0	0	0.0996	0.5	500	103%	70	130	0%	
1,3-Dichloropropane	A	ug/L	255.06265	10.202506		10	0	0	0.106	0.5	500	102%	70	130	0%	
1,4-Dichlorobenzene	A	ug/L	247.77431	9.9109724		10	0	0	0.0858	0.5	500	99%	70	130	0%	
2,2-Dichloropropane	A	ug/L	257.15472	10.2861888		10	0	0	0.196	0.5	500	103%	70	130	0%	
2-Chlorotoluene	A	ug/L	259.5632	10.382528		10	0	0	0.0876	0.5	500	104%	70	130	0%	
4-Chlorotoluene	A	ug/L	267.06565	10.682626		10	0	0	0.0912	0.5	500	107%	70	130	0%	

Seq No	Lab ID	Test Code	Sample Typ	File ID	Analysis Date	DF	Batch ID	Prep Date	SPKref	RPDref	pmoist					
14942302	ICAL120721_6	VOC-8260-W-Q	CAL6	JA5975C\VG1207	12/7/2021 4:26:0	1	R372200		0	0						
Analyte	T	Units	RAW	Final	Text	Spike	SPKref	RPDref	MDL	PQL	UQL	%REC	LOW	HIGH	%RPD	Q
Benzene	A	ug/L	256.77652	10.2710608		10	0	0	0.119	0.5	500	103%	70	130	0%	
Bromobenzene	A	ug/L	258.34	10.3336		10	0	0	0.115	0.5	500	103%	70	130	0%	
Bromochloromethane	A	ug/L	255.24225	10.20969		10	0	0	0.176	0.5	500	102%	70	130	0%	
Bromodichloromethane	A	ug/L	255.17151	10.2068604		10	0	0	0.155	0.5	500	102%	70	130	0%	
Bromoform	A	ug/L	250.65139	10.0260556		10	0	0	0.119	0.5	500	100%	70	130	0%	
Bromomethane	A	ug/L	257.93531	10.3174124		10	0	0	0.253	0.5	500	103%	70	130	0%	
Carbon tetrachloride	A	ug/L	260.05157	10.4020628		10	0	0	0.165	0.5	500	104%	70	130	0%	
Chlorobenzene	A	ug/L	254.22607	10.1690428		10	0	0	0.12	0.5	500	102%	70	130	0%	
Chlorodibromomethane	A	ug/L	257.54972	10.3019888		10	0	0	0.0841	0.5	500	103%	70	130	0%	
Chloroethane	A	ug/L	247.80807	9.9123228		10	0	0	0.169	0.5	500	99%	70	130	0%	
Chloroform	A	ug/L	245.98125	9.83925		10	0	0	0.0789	0.5	500	98%	70	130	0%	
Chloromethane	A	ug/L	249.57159	9.9828636		10	0	0	0.191	0.5	500	100%	70	130	0%	
cis-1,2-Dichloroethene	A	ug/L	255.40701	10.2162804		10	0	0	0.167	0.5	500	102%	70	130	0%	
cis-1,3-Dichloropropene	A	ug/L	261.97738	10.4790952		10	0	0	0.0943	0.5	500	105%	70	130	0%	
Dibromomethane	A	ug/L	249.12876	9.9651504		10	0	0	0.162	0.5	500	100%	70	130	0%	
Dichlorodifluoromethane	A	ug/L	258.42984	10.3371936		10	0	0	0.175	0.5	500	103%	70	130	0%	
Ethylbenzene	A	ug/L	265.99773	10.6399092		10	0	0	0.0912	0.5	500	106%	70	130	0%	
m+p-Xylenes	A	ug/L	539.21143	21.5684572		20	0	0	0.165	0.5	1000	108%	70	130	0%	
Methyl ethyl ketone	A	ug/L	2543.18218	101.727287		100	0	0	2.22	10	5000	102%	70	130	0%	
Methyl tert-butyl ether (MTBE)	A	ug/L	251.03786	10.0415144		10	0	0	0.119	0.5	500	100%	70	130	0%	
Methylene chloride	A	ug/L	238.45515	9.538206		10	0	0	0.134	0.5	500	95%	70	130	0%	
o-Xylene	A	ug/L	271.96242	10.8784968		10	0	0	0.0604	0.5	500	109%	70	130	0%	
Styrene	A	ug/L	275.28955	11.011582		10	0	0	0.067	0.5	500	110%	70	130	0%	
Tetrachloroethene	A	ug/L	261.87802	10.4751208		10	0	0	0.0671	0.5	500	105%	70	130	0%	
Toluene	A	ug/L	264.39901	10.5759604		10	0	0	0.075	0.5	500	106%	70	130	0%	
trans-1,2-Dichloroethene	A	ug/L	254.08415	10.163366		10	0	0	0.151	0.5	500	102%	70	130	0%	
trans-1,3-Dichloropropene	A	ug/L	257.16712	10.2866848		10	0	0	0.0846	0.5	500	103%	70	130	0%	
Trichloroethene	A	ug/L	253.37744	10.1350976		10	0	0	0.0993	0.5	500	101%	70	130	0%	
Trichlorofluoromethane	A	ug/L	251.2759	10.051036		10	0	0	0.134	0.5	500	101%	70	130	0%	
Vinyl chloride	A	ug/L	254.01774	10.1607096		10	0	0	0.153	0.5	500	102%	70	130	0%	
1,4-Dichlorobenzene-d4	I	ug/L	250	10		0	0	0	0	0	500	0%	70	130	0%	
Chlorobenzene-d5	I	ug/L	250	10		0	0	0	0	0	500	0%	70	130	0%	
Fluorobenzene	I	ug/L	250	10		0	0	0	0	0	500	0%	70	130	0%	
Xylenes, Total	M	ug/L	811.17385	32.446954		30	0	0	0.0604	0.5	1500	108%	70	130	0%	
1,2-Dichloroethane-d4	S	ug/L	240.50605	9.620242		10	0	0	0.0848	0.5	500	96%	70	130	0%	

Seq No	Lab ID	Test Code	Sample Typ	File ID	Analysis Date	DF	Batch ID	Prep Date	SPKref	RPDref	pmoist					
14942302	ICAL120721_6	VOC-8260-W-Q	CAL6	JA5975C\VG1207	12/7/2021 4:26:0	1	R372200		0	0						
Analyte	T	Units	RAW	Final	Text	Spike	SPKref	RPDref	MDL	PQL	UQL	%REC	LOW	HIGH	%RPD	Q
Dibromofluoromethane	S	ug/L	248.34775	9.93391		10	0	0	0.129	0.5	500	99%	70	130	0%	
p-Bromofluorobenzene	S	ug/L	255.44526	10.2178104		10	0	0	0.149	0.5	500	102%	70	130	0%	
Toluene-d8	S	ug/L	260.40034	10.4160136		10	0	0	0.0617	0.5	500	104%	70	130	0%	

Seq No	Lab ID	Test Code	Sample Typ	File ID	Analysis Date	DF	Batch ID	Prep Date	SPKref	RPDref	pmoist					
14942303	ICAL120721_7	VOC-8260-W-Q	CAL7	JA5975C\VG1207	12/7/2021 5:20:5	1	R372200		0	0						
Analyte	T	Units	RAW	Final	Text	Spike	SPKref	RPDref	MDL	PQL	UQL	%REC	LOW	HIGH	%RPD	Q
1,1,1,2-Tetrachloroethane	A	ug/L	386.53301	15.4613204		15	0	0	0.107	0.5	500	103%	70	130	0%	
1,1,1-Trichloroethane	A	ug/L	386.84718	15.4738872		15	0	0	0.131	0.5	500	103%	70	130	0%	
1,1,2,2-Tetrachloroethane	A	ug/L	378.26375	15.13055		15	0	0	0.0872	0.5	500	101%	70	130	0%	
1,1,2-Trichloroethane	A	ug/L	384.64585	15.385834		15	0	0	0.108	0.5	500	103%	70	130	0%	
1,1-Dichloroethane	A	ug/L	373.4234	14.936936		15	0	0	0.176	0.5	500	100%	70	130	0%	
1,1-Dichloroethene	A	ug/L	378.32166	15.1328664		15	0	0	0.145	0.5	500	101%	70	130	0%	
1,1-Dichloropropene	A	ug/L	394.59753	15.7839012		15	0	0	0.083	0.5	500	105%	70	130	0%	
1,2,3-Trichloropropane	A	ug/L	363.38584	14.5354336		15	0	0	0.385	0.5	500	97%	70	130	0%	
1,2-Dibromoethane	A	ug/L	381.52839	15.2611356		15	0	0	0.143	0.5	500	102%	70	130	0%	
1,2-Dichlorobenzene	A	ug/L	375.17806	15.0071224		15	0	0	0.0858	0.5	500	100%	70	130	0%	
1,2-Dichloroethane	A	ug/L	390.80222	15.6320888		15	0	0	0.156	0.5	500	104%	70	130	0%	
1,2-Dichloropropane	A	ug/L	391.7175	15.6687		15	0	0	0.0893	0.5	500	104%	70	130	0%	
1,3-Dichlorobenzene	A	ug/L	379.63523	15.1854092		15	0	0	0.0996	0.5	500	101%	70	130	0%	
1,3-Dichloropropane	A	ug/L	383.11037	15.3244148		15	0	0	0.106	0.5	500	102%	70	130	0%	
1,4-Dichlorobenzene	A	ug/L	369.05372	14.7621488		15	0	0	0.0858	0.5	500	98%	70	130	0%	
2,2-Dichloropropane	A	ug/L	379.74227	15.1896908		15	0	0	0.196	0.5	500	101%	70	130	0%	
2-Chlorotoluene	A	ug/L	388.50689	15.5402756		15	0	0	0.0876	0.5	500	104%	70	130	0%	
4-Chlorotoluene	A	ug/L	395.36108	15.8144432		15	0	0	0.0912	0.5	500	105%	70	130	0%	
Benzene	A	ug/L	383.81312	15.3525248		15	0	0	0.119	0.5	500	102%	70	130	0%	
Bromobenzene	A	ug/L	383.07435	15.322974		15	0	0	0.115	0.5	500	102%	70	130	0%	
Bromochloromethane	A	ug/L	378.58247	15.1432988		15	0	0	0.176	0.5	500	101%	70	130	0%	
Bromodichloromethane	A	ug/L	384.13958	15.3655832		15	0	0	0.155	0.5	500	102%	70	130	0%	
Bromoform	A	ug/L	377.00279	15.0801116		15	0	0	0.119	0.5	500	101%	70	130	0%	
Bromomethane	A	ug/L	376.68659	15.0674636		15	0	0	0.253	0.5	500	100%	70	130	0%	
Carbon tetrachloride	A	ug/L	382.27053	15.2908212		15	0	0	0.165	0.5	500	102%	70	130	0%	
Chlorobenzene	A	ug/L	382.24617	15.2898468		15	0	0	0.12	0.5	500	102%	70	130	0%	
Chlorodibromomethane	A	ug/L	386.84066	15.4736264		15	0	0	0.0841	0.5	500	103%	70	130	0%	

Seq No	Lab ID	Test Code	Sample Typ	File ID	Analysis Date	DF	Batch ID	Prep Date	SPKref	RPDref	pmoist					
14942303	ICAL120721_7	VOC-8260-W-Q	CAL7	JA5975C\VG1207	12/7/2021 5:20:5	1	R372200		0	0						
Analyte	T	Units	RAW	Final	Text	Spike	SPKref	RPDref	MDL	PQL	UQL	%REC	LOW	HIGH	%RPD	Q
Chloroethane	A	ug/L	364.76071	14.5904284		15	0	0	0.169	0.5	500	97%	70	130	0%	
Chloroform	A	ug/L	368.16951	14.7267804		15	0	0	0.0789	0.5	500	98%	70	130	0%	
Chloromethane	A	ug/L	368.33755	14.733502		15	0	0	0.191	0.5	500	98%	70	130	0%	
cis-1,2-Dichloroethene	A	ug/L	383.08974	15.3235896		15	0	0	0.167	0.5	500	102%	70	130	0%	
cis-1,3-Dichloropropene	A	ug/L	406.38403	16.2553612		15	0	0	0.0943	0.5	500	108%	70	130	0%	
Dibromomethane	A	ug/L	379.84587	15.1938348		15	0	0	0.162	0.5	500	101%	70	130	0%	
Dichlorodifluoromethane	A	ug/L	375.28388	15.0113552		15	0	0	0.175	0.5	500	100%	70	130	0%	
Ethylbenzene	A	ug/L	398.15018	15.9260072		15	0	0	0.0912	0.5	500	106%	70	130	0%	
m+p-Xylenes	A	ug/L	810.47405	32.418962		30	0	0	0.165	0.5	1000	108%	70	130	0%	
Methyl ethyl ketone	A	ug/L	3914.26245	156.570498		150	0	0	2.22	10	5000	104%	70	130	0%	
Methyl tert-butyl ether (MTBE)	A	ug/L	392.28848	15.6915392		15	0	0	0.119	0.5	500	105%	70	130	0%	
Methylene chloride	A	ug/L	352.68322	14.1073288		15	0	0	0.134	0.5	500	94%	70	130	0%	
o-Xylene	A	ug/L	412.91658	16.5166632		15	0	0	0.0604	0.5	500	110%	70	130	0%	
Styrene	A	ug/L	415.67358	16.6269432		15	0	0	0.067	0.5	500	111%	70	130	0%	
Tetrachloroethene	A	ug/L	389.70047	15.5880188		15	0	0	0.0671	0.5	500	104%	70	130	0%	
Toluene	A	ug/L	396.03106	15.8412424		15	0	0	0.075	0.5	500	106%	70	130	0%	
trans-1,2-Dichloroethene	A	ug/L	380.57512	15.2230048		15	0	0	0.151	0.5	500	101%	70	130	0%	
trans-1,3-Dichloropropene	A	ug/L	403.90362	16.1561448		15	0	0	0.0846	0.5	500	108%	70	130	0%	
Trichloroethene	A	ug/L	381.75753	15.2703012		15	0	0	0.0993	0.5	500	102%	70	130	0%	
Trichlorofluoromethane	A	ug/L	379.23983	15.1695932		15	0	0	0.134	0.5	500	101%	70	130	0%	
Vinyl chloride	A	ug/L	375.15948	15.0063792		15	0	0	0.153	0.5	500	100%	70	130	0%	
1,4-Dichlorobenzene-d4	I	ug/L	250	10		0	0	0	0	0	500	0%	70	130	0%	
Chlorobenzene-d5	I	ug/L	250	10		0	0	0	0	0	500	0%	70	130	0%	
Fluorobenzene	I	ug/L	250	10		0	0	0	0	0	500	0%	70	130	0%	
Xylenes, Total	M	ug/L	1223.39063	48.9356252		45	0	0	0.0604	0.5	1500	109%	70	130	0%	
1,2-Dichloroethane-d4	S	ug/L	359.91435	14.396574		15	0	0	0.0848	0.5	500	96%	70	130	0%	
Dibromofluoromethane	S	ug/L	370.18463	14.8073852		15	0	0	0.129	0.5	500	99%	70	130	0%	
p-Bromofluorobenzene	S	ug/L	382.2717	15.290868		15	0	0	0.149	0.5	500	102%	70	130	0%	
Toluene-d8	S	ug/L	387.06538	15.4826152		15	0	0	0.0617	0.5	500	103%	70	130	0%	

Seq No	Lab ID	Test Code	Sample Typ	File ID	Analysis Date	DF	Batch ID	Prep Date	SPKref	RPDref	pmoist					
14942304	ICAL120721_8	VOC-8260-W-Q	CAL8	JA5975C\VG1207	12/7/2021 6:15:4	1	R372200		0	0						
Analyte	T	Units	RAW	Final	Text	Spike	SPKref	RPDref	MDL	PQL	UQL	%REC	LOW	HIGH	%RPD	Q

Seq No	Lab ID	Test Code	Sample Typ	File ID	Analysis Date	DF	Batch ID	Prep Date	SPKref	RPDref	pmoist					
14942304	ICAL120721_8	VOC-8260-W-Q	CAL8	JA5975C\VG1207	12/7/2021 6:15:4	1	R372200		0	0						
Analyte	T	Units	RAW	Final	Text	Spike	SPKref	RPDref	MDL	PQL	UQL	%REC	LOW	HIGH	%RPD	Q
1,1,1,2-Tetrachloroethane	A	ug/L	528.91239	21.1564956		20	0	0	0.107	0.5	500	106%	70	130	0%	
1,1,1-Trichloroethane	A	ug/L	527.40612	21.0962448		20	0	0	0.131	0.5	500	105%	70	130	0%	
1,1,2,2-Tetrachloroethane	A	ug/L	516.32461	20.6529844		20	0	0	0.0872	0.5	500	103%	70	130	0%	
1,1,2-Trichloroethane	A	ug/L	513.47399	20.5389596		20	0	0	0.108	0.5	500	103%	70	130	0%	
1,1-Dichloroethane	A	ug/L	515.91051	20.6364204		20	0	0	0.176	0.5	500	103%	70	130	0%	
1,1-Dichloroethene	A	ug/L	517.80476	20.7121904		20	0	0	0.145	0.5	500	104%	70	130	0%	
1,1-Dichloropropene	A	ug/L	540.76366	21.6305464		20	0	0	0.083	0.5	500	108%	70	130	0%	
1,2,3-Trichloropropane	A	ug/L	500.94611	20.0378444		20	0	0	0.385	0.5	500	100%	70	130	0%	
1,2-Dibromoethane	A	ug/L	517.06843	20.6827372		20	0	0	0.143	0.5	500	103%	70	130	0%	
1,2-Dichlorobenzene	A	ug/L	508.58905	20.343562		20	0	0	0.0858	0.5	500	102%	70	130	0%	
1,2-Dichloroethane	A	ug/L	521.67388	20.8669552		20	0	0	0.156	0.5	500	104%	70	130	0%	
1,2-Dichloropropane	A	ug/L	535.26216	21.4104864		20	0	0	0.0893	0.5	500	107%	70	130	0%	
1,3-Dichlorobenzene	A	ug/L	523.30083	20.9320332		20	0	0	0.0996	0.5	500	105%	70	130	0%	
1,3-Dichloropropane	A	ug/L	524.92868	20.9971472		20	0	0	0.106	0.5	500	105%	70	130	0%	
1,4-Dichlorobenzene	A	ug/L	500.71916	20.0287664		20	0	0	0.0858	0.5	500	100%	70	130	0%	
2,2-Dichloropropane	A	ug/L	512.67851	20.5071404		20	0	0	0.196	0.5	500	103%	70	130	0%	
2-Chlorotoluene	A	ug/L	530.17266	21.2069064		20	0	0	0.0876	0.5	500	106%	70	130	0%	
4-Chlorotoluene	A	ug/L	543.61544	21.7446176		20	0	0	0.0912	0.5	500	109%	70	130	0%	
Benzene	A	ug/L	522.53064	20.9012256		20	0	0	0.119	0.5	500	105%	70	130	0%	
Bromobenzene	A	ug/L	525.56379	21.0225516		20	0	0	0.115	0.5	500	105%	70	130	0%	
Bromochloromethane	A	ug/L	505.67804	20.2271216		20	0	0	0.176	0.5	500	101%	70	130	0%	
Bromodichloromethane	A	ug/L	527.48229	21.0992916		20	0	0	0.155	0.5	500	105%	70	130	0%	
Bromoform	A	ug/L	518.39599	20.7358396		20	0	0	0.119	0.5	500	104%	70	130	0%	
Bromomethane	A	ug/L	496.35239	19.8540956		20	0	0	0.253	0.5	500	99%	70	130	0%	
Carbon tetrachloride	A	ug/L	527.3747	21.094988		20	0	0	0.165	0.5	500	105%	70	130	0%	
Chlorobenzene	A	ug/L	522.42866	20.8971464		20	0	0	0.12	0.5	500	104%	70	130	0%	
Chlorodibromomethane	A	ug/L	533.14019	21.3256076		20	0	0	0.0841	0.5	500	107%	70	130	0%	
Chloroethane	A	ug/L	495.57285	19.822914		20	0	0	0.169	0.5	500	99%	70	130	0%	
Chloroform	A	ug/L	494.2168	19.768672		20	0	0	0.0789	0.5	500	99%	70	130	0%	
Chloromethane	A	ug/L	498.21932	19.9287728		20	0	0	0.191	0.5	500	100%	70	130	0%	
cis-1,2-Dichloroethene	A	ug/L	525.49522	21.0198088		20	0	0	0.167	0.5	500	105%	70	130	0%	
cis-1,3-Dichloropropene	A	ug/L	553.82544	22.1530176		20	0	0	0.0943	0.5	500	111%	70	130	0%	
Dibromomethane	A	ug/L	513.10644	20.5242576		20	0	0	0.162	0.5	500	103%	70	130	0%	
Dichlorodifluoromethane	A	ug/L	506.92504	20.2770016		20	0	0	0.175	0.5	500	101%	70	130	0%	
Ethylbenzene	A	ug/L	546.63045	21.865218		20	0	0	0.0912	0.5	500	109%	70	130	0%	

Seq No	Lab ID	Test Code	Sample Typ	File ID	Analysis Date	DF	Batch ID	Prep Date	SPKref	RPDref	pmoist					
14942304	ICAL120721_8	VOC-8260-W-Q	CAL8	JA5975C\VG1207	12/7/2021 6:15:4	1	R372200		0	0						
Analyte	T	Units	RAW	Final	Text	Spike	SPKref	RPDref	MDL	PQL	UQL	%REC	LOW	HIGH	%RPD	Q
m+p-Xylenes	A	ug/L	1113.28378	44.5313512		40	0	0	0.165	0.5	1000	111%	70	130	0%	
Methyl ethyl ketone	A	ug/L	5381.37912	215.255165		200	0	0	2.22	10	5000	108%	70	130	0%	
Methyl tert-butyl ether (MTBE)	A	ug/L	522.70696	20.9082784		20	0	0	0.119	0.5	500	105%	70	130	0%	
Methylene chloride	A	ug/L	478.46545	19.138618		20	0	0	0.134	0.5	500	96%	70	130	0%	
o-Xylene	A	ug/L	570.79977	22.8319908		20	0	0	0.0604	0.5	500	114%	70	130	0%	
Styrene	A	ug/L	570.08791	22.8035164		20	0	0	0.067	0.5	500	114%	70	130	0%	
Tetrachloroethene	A	ug/L	533.77767	21.3511068		20	0	0	0.0671	0.5	500	107%	70	130	0%	
Toluene	A	ug/L	538.42178	21.5368712		20	0	0	0.075	0.5	500	108%	70	130	0%	
trans-1,2-Dichloroethene	A	ug/L	517.44322	20.6977288		20	0	0	0.151	0.5	500	103%	70	130	0%	
trans-1,3-Dichloropropene	A	ug/L	555.65545	22.226218		20	0	0	0.0846	0.5	500	111%	70	130	0%	
Trichloroethene	A	ug/L	521.00329	20.8401316		20	0	0	0.0993	0.5	500	104%	70	130	0%	
Trichlorofluoromethane	A	ug/L	508.46256	20.3385024		20	0	0	0.134	0.5	500	102%	70	130	0%	
Vinyl chloride	A	ug/L	513.57089	20.5428356		20	0	0	0.153	0.5	500	103%	70	130	0%	
1,4-Dichlorobenzene-d4	I	ug/L	250	10		0	0	0	0	0	500	0%	70	130	0%	
Chlorobenzene-d5	I	ug/L	250	10		0	0	0	0	0	500	0%	70	130	0%	
Fluorobenzene	I	ug/L	250	10		0	0	0	0	0	500	0%	70	130	0%	
Xylenes, Total	M	ug/L	1684.08355	67.363342		60	0	0	0.0604	0.5	1500	112%	70	130	0%	
1,2-Dichloroethane-d4	S	ug/L	484.06113	19.3624452		20	0	0	0.0848	0.5	500	97%	70	130	0%	
Dibromofluoromethane	S	ug/L	504.71344	20.1885376		20	0	0	0.129	0.5	500	101%	70	130	0%	
p-Bromofluorobenzene	S	ug/L	519.75457	20.7901828		20	0	0	0.149	0.5	500	104%	70	130	0%	
Toluene-d8	S	ug/L	528.41847	21.1367388		20	0	0	0.0617	0.5	500	106%	70	130	0%	

Seq No	Lab ID	Test Code	Sample Typ	File ID	Analysis Date	DF	Batch ID	Prep Date	SPKref	RPDref	pmoist					
14942305	ICV120721	VOC-8260-W-Q	ICV	JA5975C\VG1207	12/7/2021 7:10:2	1	R372200		0	0						
Analyte	T	Units	RAW	Final	Text	Spike	SPKref	RPDref	MDL	PQL	UQL	%REC	LOW	HIGH	%RPD	Q
1,1,1,2-Tetrachloroethane	A	ug/L	132.32924	5.2931696		5	0	0	0.107	0.5	500	106%	80	120	0%	
1,1,1-Trichloroethane	A	ug/L	125.45551	5.0182204		5	0	0	0.131	0.5	500	100%	80	120	0%	
1,1,2,2-Tetrachloroethane	A	ug/L	130.54192	5.2216768		5	0	0	0.0872	0.5	500	104%	80	120	0%	
1,1,2-Trichloroethane	A	ug/L	127.7467	5.109868		5	0	0	0.108	0.5	500	102%	80	120	0%	
1,1-Dichloroethane	A	ug/L	131.12544	5.2450176		5	0	0	0.176	0.5	500	105%	80	120	0%	
1,1-Dichloroethene	A	ug/L	125.74458	5.0297832		5	0	0	0.145	0.5	500	101%	80	120	0%	
1,1-Dichloropropene	A	ug/L	122.19215	4.887686		5	0	0	0.083	0.5	500	98%	80	120	0%	
1,2,3-Trichloropropane	A	ug/L	132.15146	5.2860584		5	0	0	0.385	0.5	500	106%	80	120	0%	
1,2-Dibromoethane	A	ug/L	129.76964	5.1907856		5	0	0	0.143	0.5	500	104%	80	120	0%	

Seq No	Lab ID	Test Code	Sample Typ	File ID	Analysis Date	DF	Batch ID	Prep Date	SPKref	RPDref	pmoist					
14942305	ICV120721	VOC-8260-W-Q	ICV	JA5975C\VG1207	12/7/2021 7:10:2	1	R372200		0	0						
Analyte	T	Units	RAW	Final	Text	Spike	SPKref	RPDref	MDL	PQL	UQL	%REC	LOW	HIGH	%RPD	Q
1,2-Dichlorobenzene	A	ug/L	132.14716	5.2858864		5	0	0	0.0858	0.5	500	106%	80	120	0%	
1,2-Dichloroethane	A	ug/L	126.01134	5.0404536		5	0	0	0.156	0.5	500	101%	80	120	0%	
1,2-Dichloropropane	A	ug/L	132.33697	5.2934788		5	0	0	0.0893	0.5	500	106%	80	120	0%	
1,3-Dichlorobenzene	A	ug/L	137.02801	5.4811204		5	0	0	0.0996	0.5	500	110%	80	120	0%	
1,3-Dichloropropane	A	ug/L	129.19289	5.1677156		5	0	0	0.106	0.5	500	103%	80	120	0%	
1,4-Dichlorobenzene	A	ug/L	131.86631	5.2746524		5	0	0	0.0858	0.5	500	105%	80	120	0%	
2,2-Dichloropropane	A	ug/L	128.81767	5.1527068		5	0	0	0.196	0.5	500	103%	80	120	0%	
2-Chlorotoluene	A	ug/L	133.90563	5.3562252		5	0	0	0.0876	0.5	500	107%	80	120	0%	
4-Chlorotoluene	A	ug/L	138.85925	5.55437		5	0	0	0.0912	0.5	500	111%	80	120	0%	
Benzene	A	ug/L	130.5825	5.2233		5	0	0	0.119	0.5	500	104%	80	120	0%	
Bromobenzene	A	ug/L	135.84988	5.4339952		5	0	0	0.115	0.5	500	109%	80	120	0%	
Bromochloromethane	A	ug/L	127.75765	5.110306		5	0	0	0.176	0.5	500	102%	80	120	0%	
Bromodichloromethane	A	ug/L	135.46872	5.4187488		5	0	0	0.155	0.5	500	108%	80	120	0%	
Bromoform	A	ug/L	126.01359	5.0405436		5	0	0	0.119	0.5	500	101%	80	120	0%	
Bromomethane	A	ug/L	125.21424	5.0085696		5	0	0	0.253	0.5	500	100%	80	120	0%	
Carbon tetrachloride	A	ug/L	123.65566	4.9462264		5	0	0	0.165	0.5	500	99%	80	120	0%	
Chlorobenzene	A	ug/L	136.22496	5.4489984		5	0	0	0.12	0.5	500	109%	80	120	0%	
Chlorodibromomethane	A	ug/L	128.00676	5.1202704		5	0	0	0.0841	0.5	500	102%	80	120	0%	
Chloroethane	A	ug/L	121.37701	4.8550804		5	0	0	0.169	0.5	500	97%	80	120	0%	
Chloroform	A	ug/L	120.55777	4.8223108		5	0	0	0.0789	0.5	500	96%	80	120	0%	
Chloromethane	A	ug/L	115.99919	4.6399676		5	0	0	0.191	0.5	500	93%	80	120	0%	
cis-1,2-Dichloroethene	A	ug/L	128.9183	5.156732		5	0	0	0.167	0.5	500	103%	80	120	0%	
cis-1,3-Dichloropropene	A	ug/L	127.26442	5.0905768		5	0	0	0.0943	0.5	500	102%	80	120	0%	
Dibromomethane	A	ug/L	126.20246	5.0480984		5	0	0	0.162	0.5	500	101%	80	120	0%	
Dichlorodifluoromethane	A	ug/L	115.95327	4.6381308		5	0	0	0.175	0.5	500	93%	80	120	0%	
Ethylbenzene	A	ug/L	134.38357	5.3753428		5	0	0	0.0912	0.5	500	108%	80	120	0%	
m+p-Xylenes	A	ug/L	271.37091	10.8548364		10	0	0	0.165	0.5	1000	109%	80	120	0%	
Methyl ethyl ketone	A	ug/L	1304.98066	52.1992264		50	0	0	2.22	10	5000	104%	80	120	0%	
Methyl tert-butyl ether (MTBE)	A	ug/L	128.45932	5.1383728		5	0	0	0.119	0.5	500	103%	80	120	0%	
Methylene chloride	A	ug/L	123.31185	4.932474		5	0	0	0.134	0.5	500	99%	80	120	0%	
o-Xylene	A	ug/L	140.13377	5.6053508		5	0	0	0.0604	0.5	500	112%	80	120	0%	
Styrene	A	ug/L	141.95559	5.6782236		5	0	0	0.067	0.5	500	114%	80	120	0%	
Tetrachloroethene	A	ug/L	134.24881	5.3699524		5	0	0	0.0671	0.5	500	107%	80	120	0%	
Toluene	A	ug/L	134.28445	5.371378		5	0	0	0.075	0.5	500	107%	80	120	0%	
trans-1,2-Dichloroethene	A	ug/L	130.74976	5.2299904		5	0	0	0.151	0.5	500	105%	80	120	0%	

Seq No	Lab ID	Test Code	Sample Typ	File ID	Analysis Date	DF	Batch ID	Prep Date	SPKref	RPDref	pmoist					
14942305	ICV120721	VOC-8260-W-Q	ICV	DA5975C\VG1207	12/7/2021 7:10:2	1	R372200		0	0						
Analyte	T	Units	RAW	Final	Text	Spike	SPKref	RPDref	MDL	PQL	UQL	%REC	LOW	HIGH	%RPD	Q
trans-1,3-Dichloropropene	A	ug/L	135.89974	5.4359896		5	0	0	0.0846	0.5	500	109%	80	120	0%	
Trichloroethene	A	ug/L	125.68215	5.027286		5	0	0	0.0993	0.5	500	101%	80	120	0%	
Trichlorofluoromethane	A	ug/L	125.46391	5.0185564		5	0	0	0.134	0.5	500	100%	80	120	0%	
Vinyl chloride	A	ug/L	124.84881	4.9939524		5	0	0	0.153	0.5	500	100%	80	120	0%	
1,4-Dichlorobenzene-d4	I	ug/L	250	10		0	0	0	0	0	500	0%	0	0	0%	
Chlorobenzene-d5	I	ug/L	250	10		0	0	0	0	0	500	0%	0	0	0%	
Fluorobenzene	I	ug/L	250	10		0	0	0	0	0	500	0%	0	0	0%	
Xylenes, Total	M	ug/L	411.50468	16.4601872		15	0	0	0.0604	0.5	1500	110%	80	120	0%	
1,2-Dichloroethane-d4	S	ug/L	250.95741	10.0382964		10	0	0	0.0848	0.5	500	100%	80	120	0%	
Dibromofluoromethane	S	ug/L	250.86654	10.0346616		10	0	0	0.129	0.5	500	100%	80	120	0%	
p-Bromofluorobenzene	S	ug/L	259.85884	10.3943536		10	0	0	0.149	0.5	500	104%	80	120	0%	
Toluene-d8	S	ug/L	263.30063	10.5320252		10	0	0	0.0617	0.5	500	105%	80	120	0%	

Contents.txt
DATAFILE HEADERS FROM C:\MSDCHEM\1\DATA\VG120721

Data file Name : C:\MSDCHEM\1\DATA\VG120721\07DEC01.D
Sample Name : BLK
Operator : MSC
Date injected : 7 Dec 2021 9:14 am
Instrument : VOA5975C
Method used : 5975CACQF
No of spectra : 5616
Start Time : 0.840
End Time : 16.498
Vial Number : 1

Data file Name : C:\MSDCHEM\1\DATA\VG120721\07DEC02.D
Sample Name : BFB120721_
Operator : MSC
Date injected : 7 Dec 2021 9:42 am
Instrument : VOA5975C
Method used : 5975CACQF
No of spectra : 5616
Start Time : 0.840
End Time : 16.498
Vial Number : 2

Data file Name : C:\MSDCHEM\1\DATA\VG120721\07DEC03.D
Sample Name : MBLK120721_
Operator : MSC
Date injected : 7 Dec 2021 10:35 am
Instrument : VOA5975C
Method used : 5975CACQF
No of spectra : 5616
Start Time : 0.840
End Time : 16.498
Vial Number : 3

Data file Name : C:\MSDCHEM\1\DATA\VG120721\07DEC04.D
Sample Name : LX_CCV120721_
Operator : MSC
Date injected : 7 Dec 2021 11:13 am
Instrument : VOA5975C
Method used : 5975CACQF
No of spectra : 5616
Start Time : 0.840
End Time : 16.498
Vial Number : 4

Data file Name : C:\MSDCHEM\1\DATA\VG120721\07DEC05.D
Sample Name : BFB120721_
Operator : MSC
Date injected : 7 Dec 2021 11:40 am
Instrument : VOA5975C
Method used : 5975CACQF
No of spectra : 5616
Start Time : 0.840
End Time : 16.498
Vial Number : 5

Data file Name : C:\MSDCHEM\1\DATA\VG120721\07DEC06.D
Page 1

Contents.txt

Sample Name : MBLK120721_
 Operator : MSC
 Date injected : 7 Dec 2021 12:08 pm
 Instrument : VOA5975C
 Method used : 5975CACQF
 No of spectra : 5616
 Start Time : 0.840
 End Time : 16.498
 Vial Number : 6

Data file Name : C:\MSDCHEM\1\DATA\VG120721\07DEC07.D
 Sample Name : ICAL120721_1
 Operator : MSC
 Date injected : 7 Dec 2021 1:14 pm
 Instrument : VOA5975C
 Method used : 5975CACQF
 No of spectra : 5616
 Start Time : 0.840
 End Time : 16.498
 Vial Number : 7

Data file Name : C:\MSDCHEM\1\DATA\VG120721\07DEC08.D
 Sample Name : ICAL120721_2
 Operator : MSC
 Date injected : 7 Dec 2021 1:41 pm
 Instrument : VOA5975C
 Method used : 5975CACQF
 No of spectra : 5616
 Start Time : 0.839
 End Time : 16.498
 Vial Number : 8

Data file Name : C:\MSDCHEM\1\DATA\VG120721\07DEC09.D
 Sample Name : ICAL120721_3
 Operator : MSC
 Date injected : 7 Dec 2021 2:09 pm
 Instrument : VOA5975C
 Method used : 5975CACQF
 No of spectra : 5616
 Start Time : 0.840
 End Time : 16.498
 Vial Number : 9

Data file Name : C:\MSDCHEM\1\DATA\VG120721\07DEC10.D
 Sample Name : ICAL120721_4
 Operator : MSC
 Date injected : 7 Dec 2021 2:36 pm
 Instrument : VOA5975C
 Method used : 5975CACQF
 No of spectra : 5616
 Start Time : 0.840
 End Time : 16.498
 Vial Number : 10

Data file Name : C:\MSDCHEM\1\DATA\VG120721\07DEC11.D
 Sample Name : BLK
 Operator : MSC
 Date injected : 7 Dec 2021 3:03 pm

Contents.txt

Instrument : VOA5975C
Method used : 5975CACQF
No of spectra : 5616
Start Time : 0.840
End Time : 16.498
Vial Number : 11

Data file Name : C:\MSDCHEM\1\DATA\VG120721\07DEC12.D
Sample Name : ICAL120721_5
Operator : MSC
Date injected : 7 Dec 2021 3:31 pm
Instrument : VOA5975C
Method used : 5975CACQF
No of spectra : 5616
Start Time : 0.840
End Time : 16.498
Vial Number : 12

Data file Name : C:\MSDCHEM\1\DATA\VG120721\07DEC13.D
Sample Name : ICAL120721_6
Operator : MSC
Date injected : 7 Dec 2021 3:58 pm
Instrument : VOA5975C
Method used : 5975CACQF
No of spectra : 5616
Start Time : 0.840
End Time : 16.498
Vial Number : 13

Data file Name : C:\MSDCHEM\1\DATA\VG120721\07DEC14.D
Sample Name : ICAL120721_7
Operator : MSC
Date injected : 7 Dec 2021 4:26 pm
Instrument : VOA5975C
Method used : 5975CACQF
No of spectra : 5616
Start Time : 0.840
End Time : 16.498
Vial Number : 14

Data file Name : C:\MSDCHEM\1\DATA\VG120721\07DEC15.D
Sample Name : ICAL120721_8
Operator : MSC
Date injected : 7 Dec 2021 4:53 pm
Instrument : VOA5975C
Method used : 5975CACQF
No of spectra : 5616
Start Time : 0.840
End Time : 16.498
Vial Number : 15

Data file Name : C:\MSDCHEM\1\DATA\VG120721\07DEC16.D
Sample Name : ICAL120721_9
Operator : MSC
Date injected : 7 Dec 2021 5:20 pm
Instrument : VOA5975C
Method used : 5975CACQF
No of spectra : 5616

Contents.txt

Start Time : 0.840
End Time : 16.498
Vial Number : 16

Data file Name : C:\MSDCHEM\1\DATA\VG120721\07DEC17.D
Sample Name : ICAL120721_0
Operator : MSC
Date injected : 7 Dec 2021 5:48 pm
Instrument : VOA5975C
Method used : 5975CACQF
No of spectra : 5616
Start Time : 0.840
End Time : 16.498
Vial Number : 17

Data file Name : C:\MSDCHEM\1\DATA\VG120721\07DEC18.D
Sample Name : ICAL120721_1
Operator : MSC
Date injected : 7 Dec 2021 6:15 pm
Instrument : VOA5975C
Method used : 5975CACQF
No of spectra : 5616
Start Time : 0.840
End Time : 16.498
Vial Number : 18

Data file Name : C:\MSDCHEM\1\DATA\VG120721\07DEC19.D
Sample Name : ICAL120721_2
Operator : MSC
Date injected : 7 Dec 2021 6:43 pm
Instrument : VOA5975C
Method used : 5975CACQF
No of spectra : 5616
Start Time : 0.840
End Time : 16.498
Vial Number : 19

Data file Name : C:\MSDCHEM\1\DATA\VG120721\07DEC20.D
Sample Name : ICAL120721_3
Operator : MSC
Date injected : 7 Dec 2021 7:10 pm
Instrument : VOA5975C
Method used : 5975CACQF
No of spectra : 5616
Start Time : 0.839
End Time : 16.498
Vial Number : 20

Data file Name : C:\MSDCHEM\1\DATA\VG120721\07DEC21.D
Sample Name : BLK
Operator : MSC
Date injected : 7 Dec 2021 7:37 pm
Instrument : VOA5975C
Method used : 5975CACQF
No of spectra : 5616
Start Time : 0.839
End Time : 16.498
Vial Number : 21

Contents.txt

Data file Name : C:\MSDCHEM\1\DATA\VG120721\07DEC22.D
Sample Name : MDL120721
Operator : MSC
Date injected : 7 Dec 2021 8:05 pm
Instrument : VOA5975C
Method used : 5975CACQF
No of spectra : 5616
Start Time : 0.839
End Time : 16.498
Vial Number : 22

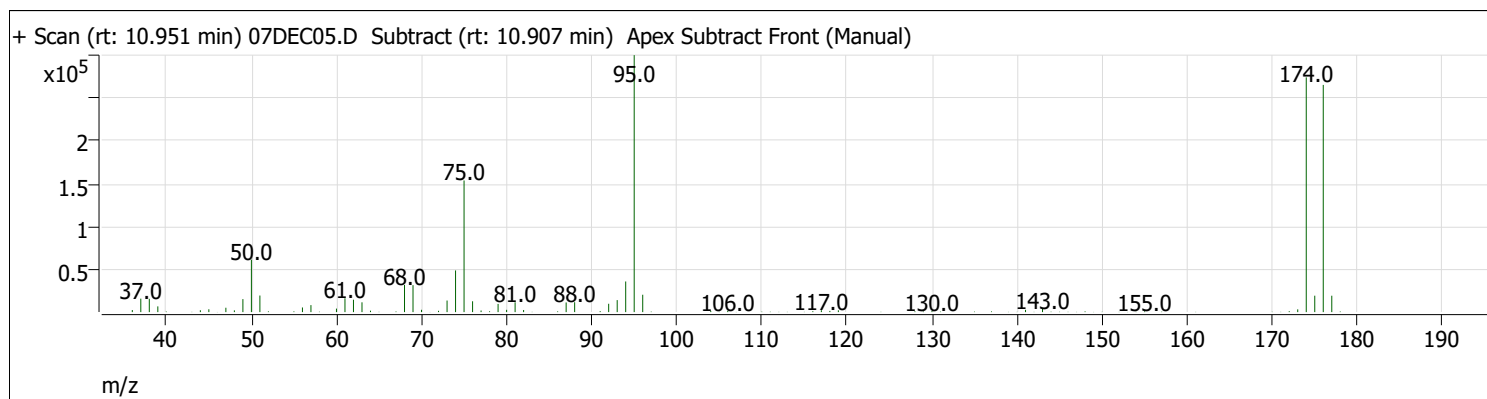
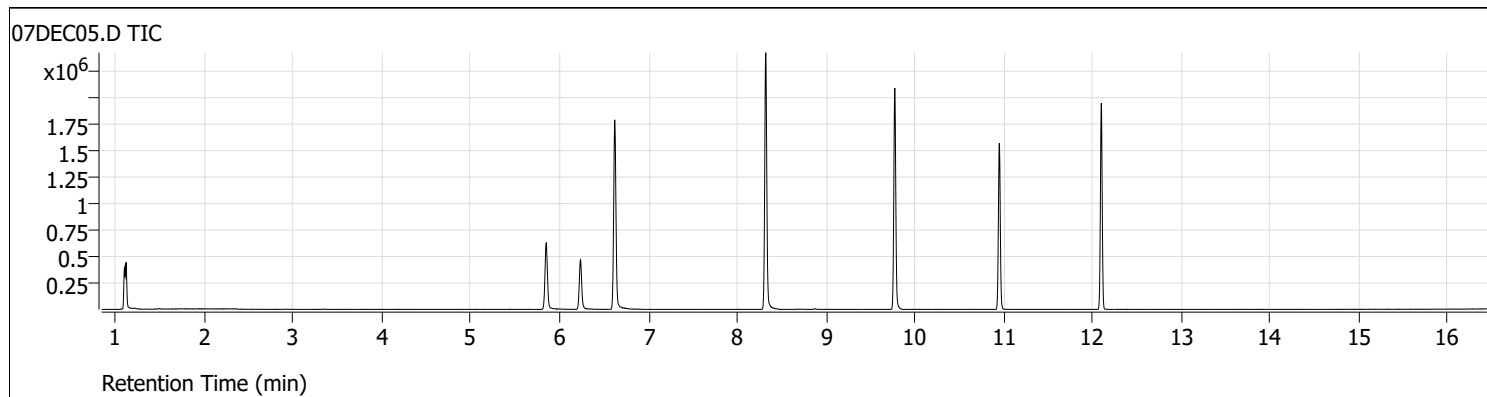
Data file Name : C:\MSDCHEM\1\DATA\VG120721\07DEC23.D
Sample Name : LOD120721_2xCAL1
Operator : MSC
Date injected : 7 Dec 2021 8:32 pm
Instrument : VOA5975C
Method used : 5975CACQF
No of spectra : 5616
Start Time : 0.840
End Time : 16.498
Vial Number : 23

Data file Name : C:\MSDCHEM\1\DATA\VG120721\07DEC24.D
Sample Name : MBLK120721_NoSurr
Operator : MSC
Date injected : 7 Dec 2021 8:59 pm
Instrument : VOA5975C
Method used : 5975CACQF
No of spectra : 5616
Start Time : 0.840
End Time : 16.498
Vial Number : 24

Data file Name : C:\MSDCHEM\1\DATA\VG120721\07DEC25.D
Sample Name : BLK
Operator : MSC
Date injected : 7 Dec 2021 9:27 pm
Instrument : VOA5975C
Method used : 5975CACQF
No of spectra : 5616
Start Time : 0.840
End Time : 16.498
Vial Number : 25

Tune Evaluation Report

Data Path: D:\Org\Data\VOA5975C\VG120721\07DEC05.D
 Acq on: 12/7/2021 11:40:54 AM
 Operator: MSC
 Sample: BFB120721_
 Inst Name: VOA5975C
 ALS Vial: 5
 Method: \\MASSHUNTER\Org\Data\Methods\BFBapex.m



Target Mass	Rel. To Mass	Lower Limit%	Upper Limit%	Rel. Abn%	Raw Abn	Pass/Fail
50	95	15	40	20.4	61360	Pass
75	95	30	60	51.2	153984	Pass
95	95	100	100	100.0	300544	Pass
96	95	5	9	6.8	20320	Pass
173	174	0	2	1.2	3206	Pass
174	95	50	100	91.4	274560	Pass
175	174	5	9	7.0	19200	Pass
176	174	95	101	96.8	265728	Pass
177	176	5	9	7.2	19176	Pass

Quantitative Analysis Results Summary Report

Batch Path	D:\Org\Data\VOA5975C\VG120721_L4\QuantResults\VG120721_8260B_624pt1_L4.batch.bin	Analyst Name	BL2000\mchavez
Analysis Time	12/22/2021 10:27 AM	Reporter Name	BL2000\mchavez
Report Time	12/22/2021 10:28:45 AM	Batch State	Processed
Last Calib Update	12/13/2021 2:48 PM	Quant Report Version	10.0
Quant Batch Version	10.0		

Sequence Table

Data File	sample Name	Sample Type	Vial Position	Inj Vol	Level	Acq Method File
07DEC07.D	ICAL120721_1	Cal	7	0	1	5975CACQF.M
07DEC08.D	ICAL120721_2	Cal	8	0	2	5975CACQF.M
07DEC09.D	ICAL120721_3	Cal	9	0	3	5975CACQF.M
07DEC10.D	ICAL120721_4	Cal	10	0	4	5975CACQF.M
07DEC12.D	ICAL120721_5	Cal	12	0	5	5975CACQF.M
07DEC14.D	ICAL120721_6	Cal	14	0	6	5975CACQF.M
07DEC16.D	ICAL120721_7	Cal	16	0	7	5975CACQF.M
07DEC18.D	ICAL120721_8	Cal	18	0	8	5975CACQF.M
07DEC20.D	ICV120721	QC	20	0	QC	5975CACQF.M

Quantitation Results

Compound: Dichlorodifluoromethane

Data File	Sample Type	ISTD	RT	Resp	ISTD Resp	Resp Ratio	Final Conc	Exp. Conc	Accuracy
07DEC07.D	Calibration	Fluorobenzene	1.244	3115	723692	0.0043	3.0104	2.5000	120.4
07DEC08.D	Calibration	Fluorobenzene	1.244	12683	734902	0.0173	12.0701	12.5000	96.6
07DEC09.D	Calibration	Fluorobenzene	1.244	27748	757491	0.0366	25.6196	25.0000	102.5
07DEC10.D	Calibration	Fluorobenzene	1.241	48672	720413	0.0676	47.2516	50.0000	94.5
07DEC12.D	Calibration	Fluorobenzene	1.244	137433	756660	0.1816	127.0308	125.0000	101.6
07DEC14.D	Calibration	Fluorobenzene	1.241	279484	756368	0.3695	258.4298	250.0000	103.4
07DEC16.D	Calibration	Fluorobenzene	1.244	404779	754357	0.5366	375.2839	375.0000	100.1
07DEC18.D	Calibration	Fluorobenzene	1.241	552849	762749	0.7248	506.9250	500.0000	101.4
07DEC20.D	QC	Fluorobenzene	1.241	124975	753805	0.1658	115.9533	125.0000	

Compound: Chloromethane

Data File	Sample Type	ISTD	RT	Resp	ISTD Resp	Resp Ratio	Final Conc	Exp. Conc	Accuracy
07DEC07.D	Calibration	Fluorobenzene	1.414	4048	723692	0.0056	3.4358	2.5000	137.4
07DEC08.D	Calibration	Fluorobenzene	1.414	15699	734902	0.0214	13.1217	12.5000	105.0
07DEC09.D	Calibration	Fluorobenzene	1.411	31613	757491	0.0417	25.6351	25.0000	102.5
07DEC10.D	Calibration	Fluorobenzene	1.406	56331	720413	0.0782	48.0301	50.0000	96.1
07DEC12.D	Calibration	Fluorobenzene	1.408	152024	756660	0.2009	123.4124	125.0000	98.7
07DEC14.D	Calibration	Fluorobenzene	1.406	307313	756368	0.4063	249.5716	250.0000	99.8
07DEC16.D	Calibration	Fluorobenzene	1.406	452351	754357	0.5997	368.3375	375.0000	98.2
07DEC18.D	Calibration	Fluorobenzene	1.406	618664	762749	0.8111	498.2193	500.0000	99.6
07DEC20.D	QC	Fluorobenzene	1.408	142353	753805	0.1888	115.9992	125.0000	

Quantitative Analysis Results Summary Report

Compound: Vinyl chloride

Data File	Sample Type	ISTD	RT	Resp	ISTD Resp	Resp Ratio	Final Conc	Exp. Conc	Accuracy
07DEC07.D	Calibration	Fluorobenzene	1.498	3504	723692	0.0048	3.1612	2.5000	126.4
07DEC08.D	Calibration	Fluorobenzene	1.500	13557	734902	0.0184	12.0442	12.5000	96.4
07DEC09.D	Calibration	Fluorobenzene	1.501	29163	757491	0.0385	25.1361	25.0000	100.5
07DEC10.D	Calibration	Fluorobenzene	1.498	53541	720413	0.0743	48.5231	50.0000	97.0
07DEC12.D	Calibration	Fluorobenzene	1.498	147317	756660	0.1947	127.1147	125.0000	101.7
07DEC14.D	Calibration	Fluorobenzene	1.495	294275	756368	0.3891	254.0177	250.0000	101.6
07DEC16.D	Calibration	Fluorobenzene	1.498	433460	754357	0.5746	375.1595	375.0000	100.0
07DEC18.D	Calibration	Fluorobenzene	1.495	599982	762749	0.7866	513.5709	500.0000	102.7
07DEC20.D	QC	Fluorobenzene	1.498	144145	753805	0.1912	124.8488	125.0000	

Compound: Bromomethane

Data File	Sample Type	ISTD	RT	Resp	ISTD Resp	Resp Ratio	Final Conc	Exp. Conc	Accuracy
07DEC07.D	Calibration	Fluorobenzene	1.802	1468	723692	0.0020	6.8732	2.5000	274.9
07DEC08.D	Calibration	Fluorobenzene	1.799	4574	734902	0.0062	13.8940	12.5000	111.2
07DEC09.D	Calibration	Fluorobenzene	1.802	8941	757491	0.0118	23.1716	25.0000	92.7
07DEC10.D	Calibration	Fluorobenzene	1.799	19489	720413	0.0271	48.1936	50.0000	96.4
07DEC12.D	Calibration	Fluorobenzene	1.802	55345	756660	0.0731	121.0803	125.0000	96.9
07DEC14.D	Calibration	Fluorobenzene	1.793	125869	756368	0.1664	257.9353	250.0000	103.2
07DEC16.D	Calibration	Fluorobenzene	1.796	191950	754357	0.2545	376.6866	375.0000	100.4
07DEC18.D	Calibration	Fluorobenzene	1.796	266856	762749	0.3499	496.3524	500.0000	99.3
07DEC20.D	QC	Fluorobenzene	1.799	57163	753805	0.0758	125.2142	125.0000	

Compound: Chloroethane

Data File	Sample Type	ISTD	RT	Resp	ISTD Resp	Resp Ratio	Final Conc	Exp. Conc	Accuracy
07DEC07.D	Calibration	Fluorobenzene	1.899	2147	723692	0.0030	3.5062	2.5000	140.2
07DEC08.D	Calibration	Fluorobenzene	1.899	8120	734902	0.0110	13.0583	12.5000	104.5
07DEC09.D	Calibration	Fluorobenzene	1.899	16467	757491	0.0217	25.6919	25.0000	102.8
07DEC10.D	Calibration	Fluorobenzene	1.897	29975	720413	0.0416	49.1741	50.0000	98.3
07DEC12.D	Calibration	Fluorobenzene	1.896	79158	756660	0.1046	123.6383	125.0000	98.9
07DEC14.D	Calibration	Fluorobenzene	1.896	158595	756368	0.2097	247.8081	250.0000	99.1
07DEC16.D	Calibration	Fluorobenzene	1.899	232823	754357	0.3086	364.7607	375.0000	97.3
07DEC18.D	Calibration	Fluorobenzene	1.894	319838	762749	0.4193	495.5729	500.0000	99.1
07DEC20.D	QC	Fluorobenzene	1.896	77417	753805	0.1027	121.3770	125.0000	

Compound: Trichlorofluoromethane

Data File	Sample Type	ISTD	RT	Resp	ISTD Resp	Resp Ratio	Final Conc	Exp. Conc	Accuracy
07DEC07.D	Calibration	Fluorobenzene	2.147	4345	723692	0.0060	3.0017	2.5000	120.1
07DEC08.D	Calibration	Fluorobenzene	2.145	18323	734902	0.0249	12.4650	12.5000	99.7
07DEC09.D	Calibration	Fluorobenzene	2.145	38203	757491	0.0504	25.2142	25.0000	100.9
07DEC10.D	Calibration	Fluorobenzene	2.145	68865	720413	0.0956	47.7906	50.0000	95.6
07DEC12.D	Calibration	Fluorobenzene	2.145	190146	756660	0.2513	125.6354	125.0000	100.5
07DEC14.D	Calibration	Fluorobenzene	2.145	380153	756368	0.5026	251.2759	250.0000	100.5

Quantitative Analysis Results Summary Report

Compound: Trichlorofluoromethane

Data File	Sample Type	ISTD	RT	Resp	ISTD Resp	Resp Ratio	Final Conc	Exp. Conc	Accuracy
07DEC16.D	Calibration	Fluorobenzene	2.145	572223	754357	0.7586	379.2398	375.0000	101.1
07DEC18.D	Calibration	Fluorobenzene	2.142	775738	762749	1.0170	508.4626	500.0000	101.7
07DEC20.D	QC	Fluorobenzene	2.147	189170	753805	0.2510	125.4639	125.0000	

Compound: 1,1-Dichloroethene

Data File	Sample Type	ISTD	RT	Resp	ISTD Resp	Resp Ratio	Final Conc	Exp. Conc	Accuracy
07DEC07.D	Calibration	Fluorobenzene	2.694	2053	723692	0.0028	2.7407	2.5000	109.6
07DEC08.D	Calibration	Fluorobenzene	2.705	9845	734902	0.0134	12.9423	12.5000	103.5
07DEC09.D	Calibration	Fluorobenzene	2.705	18306	757491	0.0242	23.3476	25.0000	93.4
07DEC10.D	Calibration	Fluorobenzene	2.703	35586	720413	0.0494	47.7226	50.0000	95.4
07DEC12.D	Calibration	Fluorobenzene	2.700	98538	756660	0.1302	125.8140	125.0000	100.7
07DEC14.D	Calibration	Fluorobenzene	2.700	200673	756368	0.2653	256.3197	250.0000	102.5
07DEC16.D	Calibration	Fluorobenzene	2.702	295401	754357	0.3916	378.3217	375.0000	100.9
07DEC18.D	Calibration	Fluorobenzene	2.700	408810	762749	0.5360	517.8048	500.0000	103.6
07DEC20.D	QC	Fluorobenzene	2.702	98112	753805	0.1302	125.7446	125.0000	

Compound: Methylene chloride

Data File	Sample Type	ISTD	RT	Resp	ISTD Resp	Resp Ratio	Final Conc	Exp. Conc	Accuracy
07DEC07.D	Calibration	Fluorobenzene	3.333	5280	723692	0.0073	4.9786	2.5000	199.1
07DEC08.D	Calibration	Fluorobenzene	3.333	15333	734902	0.0209	14.2371	12.5000	113.9
07DEC09.D	Calibration	Fluorobenzene	3.333	29312	757491	0.0387	26.4053	25.0000	105.6
07DEC10.D	Calibration	Fluorobenzene	3.330	52048	720413	0.0722	49.2998	50.0000	98.6
07DEC12.D	Calibration	Fluorobenzene	3.333	134115	756660	0.1772	120.9482	125.0000	96.8
07DEC14.D	Calibration	Fluorobenzene	3.330	264312	756368	0.3494	238.4551	250.0000	95.4
07DEC16.D	Calibration	Fluorobenzene	3.333	389887	754357	0.5168	352.6832	375.0000	94.0
07DEC18.D	Calibration	Fluorobenzene	3.333	534822	762749	0.7012	478.4654	500.0000	95.7
07DEC20.D	QC	Fluorobenzene	3.333	136220	753805	0.1807	123.3119	125.0000	

Compound: trans-1,2-Dichloroethene

Data File	Sample Type	ISTD	RT	Resp	ISTD Resp	Resp Ratio	Final Conc	Exp. Conc	Accuracy
07DEC07.D	Calibration	Fluorobenzene	3.717	2035	723692	0.0028	2.7192	2.5000	108.8
07DEC08.D	Calibration	Fluorobenzene	3.720	9628	734902	0.0131	12.6689	12.5000	101.4
07DEC09.D	Calibration	Fluorobenzene	3.718	18598	757491	0.0246	23.7422	25.0000	95.0
07DEC10.D	Calibration	Fluorobenzene	3.715	35666	720413	0.0495	47.8746	50.0000	95.7
07DEC12.D	Calibration	Fluorobenzene	3.717	99102	756660	0.1310	126.6525	125.0000	101.3
07DEC14.D	Calibration	Fluorobenzene	3.717	198737	756368	0.2628	254.0842	250.0000	101.6
07DEC16.D	Calibration	Fluorobenzene	3.720	296883	754357	0.3936	380.5751	375.0000	101.5
07DEC18.D	Calibration	Fluorobenzene	3.717	408143	762749	0.5351	517.4432	500.0000	103.5
07DEC20.D	QC	Fluorobenzene	3.715	101922	753805	0.1352	130.7498	125.0000	

Quantitative Analysis Results Summary Report

Compound: Methyl tert-butyl ether (MTBE)

Data File	Sample Type	ISTD	RT	Resp	ISTD Resp	Resp Ratio	Final Conc	Exp. Conc	Accuracy
07DEC07.D	Calibration	Fluorobenzene	3.765	2798	723692	0.0039	2.9192	2.5000	116.8
07DEC08.D	Calibration	Fluorobenzene	3.768	12399	734902	0.0169	12.7388	12.5000	101.9
07DEC09.D	Calibration	Fluorobenzene	3.745	24643	757491	0.0325	24.5633	25.0000	98.3
07DEC10.D	Calibration	Fluorobenzene	3.748	45014	720413	0.0625	47.1777	50.0000	94.4
07DEC12.D	Calibration	Fluorobenzene	3.751	120150	756660	0.1588	119.8929	125.0000	95.9
07DEC14.D	Calibration	Fluorobenzene	3.754	251479	756368	0.3325	251.0379	250.0000	100.4
07DEC16.D	Calibration	Fluorobenzene	3.757	391933	754357	0.5196	392.2885	375.0000	104.6
07DEC18.D	Calibration	Fluorobenzene	3.754	528043	762749	0.6923	522.7070	500.0000	104.5
07DEC20.D	QC	Fluorobenzene	3.751	128249	753805	0.1701	128.4593	125.0000	

Compound: 1,1-Dichloroethane

Data File	Sample Type	ISTD	RT	Resp	ISTD Resp	Resp Ratio	Final Conc	Exp. Conc	Accuracy
07DEC07.D	Calibration	Fluorobenzene	4.387	3746	723692	0.0052	2.6403	2.5000	105.6
07DEC08.D	Calibration	Fluorobenzene	4.389	18019	734902	0.0245	12.5069	12.5000	100.1
07DEC09.D	Calibration	Fluorobenzene	4.384	36728	757491	0.0485	24.7325	25.0000	98.9
07DEC10.D	Calibration	Fluorobenzene	4.379	67613	720413	0.0939	47.8737	50.0000	95.7
07DEC12.D	Calibration	Fluorobenzene	4.384	185309	756660	0.2449	124.9235	125.0000	99.9
07DEC14.D	Calibration	Fluorobenzene	4.381	380218	756368	0.5027	256.4176	250.0000	102.6
07DEC16.D	Calibration	Fluorobenzene	4.381	552243	754357	0.7321	373.4234	375.0000	99.6
07DEC18.D	Calibration	Fluorobenzene	4.378	771450	762749	1.0114	515.9105	500.0000	103.2
07DEC20.D	QC	Fluorobenzene	4.378	193775	753805	0.2571	131.1254	125.0000	

Compound: 2,2-Dichloropropane

Data File	Sample Type	ISTD	RT	Resp	ISTD Resp	Resp Ratio	Final Conc	Exp. Conc	Accuracy
07DEC07.D	Calibration	Fluorobenzene	5.187	2974	723692	0.0041	2.8630	2.5000	114.5
07DEC08.D	Calibration	Fluorobenzene	5.195	13021	734902	0.0177	12.3440	12.5000	98.8
07DEC09.D	Calibration	Fluorobenzene	5.193	26674	757491	0.0352	24.5330	25.0000	98.1
07DEC10.D	Calibration	Fluorobenzene	5.193	49589	720413	0.0688	47.9561	50.0000	95.9
07DEC12.D	Calibration	Fluorobenzene	5.195	136495	756660	0.1804	125.6771	125.0000	100.5
07DEC14.D	Calibration	Fluorobenzene	5.193	279182	756368	0.3691	257.1547	250.0000	102.9
07DEC16.D	Calibration	Fluorobenzene	5.193	411174	754357	0.5451	379.7423	375.0000	101.3
07DEC18.D	Calibration	Fluorobenzene	5.193	561289	762749	0.7359	512.6785	500.0000	102.5
07DEC20.D	QC	Fluorobenzene	5.195	139378	753805	0.1849	128.8177	125.0000	

Compound: cis-1,2-Dichloroethene

Data File	Sample Type	ISTD	RT	Resp	ISTD Resp	Resp Ratio	Final Conc	Exp. Conc	Accuracy
07DEC07.D	Calibration	Fluorobenzene	5.223	2299	723692	0.0032	2.9628	2.5000	118.5
07DEC08.D	Calibration	Fluorobenzene	5.220	9789	734902	0.0133	12.4211	12.5000	99.4
07DEC09.D	Calibration	Fluorobenzene	5.221	19699	757491	0.0260	24.2504	25.0000	97.0
07DEC10.D	Calibration	Fluorobenzene	5.221	37253	720413	0.0517	48.2205	50.0000	96.4
07DEC12.D	Calibration	Fluorobenzene	5.215	99166	756660	0.1311	122.2120	125.0000	97.8
07DEC14.D	Calibration	Fluorobenzene	5.212	207164	756368	0.2739	255.4070	250.0000	102.2

Quantitative Analysis Results Summary Report

Compound: cis-1,2-Dichloroethene

Data File	Sample Type	ISTD	RT	Resp	ISTD Resp	Resp Ratio	Final Conc	Exp. Conc	Accuracy
07DEC16.D	Calibration	Fluorobenzene	5.215	309903	754357	0.4108	383.0897	375.0000	102.2
07DEC18.D	Calibration	Fluorobenzene	5.215	429832	762749	0.5635	525.4952	500.0000	105.1
07DEC20.D	QC	Fluorobenzene	5.215	104213	753805	0.1382	128.9183	125.0000	

Compound: Methyl ethyl ketone

Data File	Sample Type	ISTD	RT	Resp	ISTD Resp	Resp Ratio	Final Conc	Exp. Conc	Accuracy
07DEC07.D	Calibration	Fluorobenzene	5.287	2928	723692	0.0040	28.3835	25.0000	113.5
07DEC08.D	Calibration	Fluorobenzene	5.287	12746	734902	0.0173	121.6601	125.0000	97.3
07DEC09.D	Calibration	Fluorobenzene	5.285	26278	757491	0.0347	243.3427	250.0000	97.3
07DEC10.D	Calibration	Fluorobenzene	5.285	48031	720413	0.0667	467.6745	500.0000	93.5
07DEC12.D	Calibration	Fluorobenzene	5.282	132227	756660	0.1748	1225.8094	1250.0000	98.1
07DEC14.D	Calibration	Fluorobenzene	5.279	274225	756368	0.3626	2543.1822	2500.0000	101.7
07DEC16.D	Calibration	Fluorobenzene	5.285	420943	754357	0.5580	3914.2624	3750.0000	104.4
07DEC18.D	Calibration	Fluorobenzene	5.282	585156	762749	0.7672	5381.3791	5000.0000	107.6
07DEC20.D	QC	Fluorobenzene	5.282	140236	753805	0.1860	1304.9807	1250.0000	

Compound: Bromochloromethane

Data File	Sample Type	ISTD	RT	Resp	ISTD Resp	Resp Ratio	Final Conc	Exp. Conc	Accuracy
07DEC07.D	Calibration	Fluorobenzene	5.530	556	723692	0.0008	1.9020	2.5000	76.1
07DEC08.D	Calibration	Fluorobenzene	5.522	3557	734902	0.0048	11.9894	12.5000	95.9
07DEC09.D	Calibration	Fluorobenzene	5.525	7699	757491	0.0102	25.1767	25.0000	100.7
07DEC10.D	Calibration	Fluorobenzene	5.516	14335	720413	0.0199	49.2899	50.0000	98.6
07DEC12.D	Calibration	Fluorobenzene	5.522	38416	756660	0.0508	125.7631	125.0000	100.6
07DEC14.D	Calibration	Fluorobenzene	5.519	77937	756368	0.1030	255.2422	250.0000	102.1
07DEC16.D	Calibration	Fluorobenzene	5.522	115291	754357	0.1528	378.5825	375.0000	101.0
07DEC18.D	Calibration	Fluorobenzene	5.522	155709	762749	0.2041	505.6780	500.0000	101.1
07DEC20.D	QC	Fluorobenzene	5.519	38878	753805	0.0516	127.7577	125.0000	

Compound: Chloroform

Data File	Sample Type	ISTD	RT	Resp	ISTD Resp	Resp Ratio	Final Conc	Exp. Conc	Accuracy
07DEC07.D	Calibration	Fluorobenzene	5.647	3967	723692	0.0055	2.8339	2.5000	113.4
07DEC08.D	Calibration	Fluorobenzene	5.653	17943	734902	0.0244	12.6226	12.5000	101.0
07DEC09.D	Calibration	Fluorobenzene	5.656	35772	757491	0.0472	24.4145	25.0000	97.7
07DEC10.D	Calibration	Fluorobenzene	5.653	65823	720413	0.0914	47.2366	50.0000	94.5
07DEC12.D	Calibration	Fluorobenzene	5.653	179502	756660	0.2372	122.6453	125.0000	98.1
07DEC14.D	Calibration	Fluorobenzene	5.653	359876	756368	0.4758	245.9813	250.0000	98.4
07DEC16.D	Calibration	Fluorobenzene	5.650	537208	754357	0.7121	368.1695	375.0000	98.2
07DEC18.D	Calibration	Fluorobenzene	5.653	729150	762749	0.9560	494.2168	500.0000	98.8
07DEC20.D	QC	Fluorobenzene	5.655	175781	753805	0.2332	120.5578	125.0000	

Quantitative Analysis Results Summary Report

Compound: 1,1,1-Trichloroethane

Data File	Sample Type	ISTD	RT	Resp	ISTD Resp	Resp Ratio	Final Conc	Exp. Conc	Accuracy
07DEC07.D	Calibration	Fluorobenzene	5.837	3321	723692	0.0046	2.5143	2.5000	100.6
07DEC08.D	Calibration	Fluorobenzene	5.834	16207	734902	0.0221	12.0839	12.5000	96.7
07DEC09.D	Calibration	Fluorobenzene	5.834	33577	757491	0.0443	24.2883	25.0000	97.2
07DEC10.D	Calibration	Fluorobenzene	5.834	62314	720413	0.0865	47.3955	50.0000	94.8
07DEC12.D	Calibration	Fluorobenzene	5.831	173368	756660	0.2291	125.5455	125.0000	100.4
07DEC14.D	Calibration	Fluorobenzene	5.834	353060	756368	0.4668	255.7694	250.0000	102.3
07DEC16.D	Calibration	Fluorobenzene	5.831	532578	754357	0.7060	386.8472	375.0000	103.2
07DEC18.D	Calibration	Fluorobenzene	5.831	734165	762749	0.9625	527.4061	500.0000	105.5
07DEC20.D	QC	Fluorobenzene	5.834	172590	753805	0.2290	125.4555	125.0000	

Compound: Dibromofluoromethane

Data File	Sample Type	ISTD	RT	Resp	ISTD Resp	Resp Ratio	Final Conc	Exp. Conc	Accuracy
07DEC07.D	Calibration	Fluorobenzene	5.845	3572	723692	0.0049	5.0362	2.5000	201.4
07DEC08.D	Calibration	Fluorobenzene	5.851	9752	734902	0.0133	13.5397	12.5000	108.3
07DEC09.D	Calibration	Fluorobenzene	5.848	18267	757491	0.0241	24.6056	25.0000	98.4
07DEC10.D	Calibration	Fluorobenzene	5.845	35165	720413	0.0488	49.8051	50.0000	99.6
07DEC12.D	Calibration	Fluorobenzene	5.851	87740	756660	0.1160	118.3154	125.0000	94.7
07DEC14.D	Calibration	Fluorobenzene	5.845	184098	756368	0.2434	248.3478	250.0000	99.3
07DEC16.D	Calibration	Fluorobenzene	5.848	273685	754357	0.3628	370.1846	375.0000	98.7
07DEC18.D	Calibration	Fluorobenzene	5.845	377296	762749	0.4947	504.7134	500.0000	100.9
07DEC20.D	QC	Fluorobenzene	5.845	185335	753805	0.2459	250.8665	250.0000	

Compound: Carbon tetrachloride

Data File	Sample Type	ISTD	RT	Resp	ISTD Resp	Resp Ratio	Final Conc	Exp. Conc	Accuracy
07DEC07.D	Calibration	Fluorobenzene	6.024	2861	723692	0.0040	2.2077	2.5000	88.3
07DEC08.D	Calibration	Fluorobenzene	6.024	15827	734902	0.0215	12.0266	12.5000	96.2
07DEC09.D	Calibration	Fluorobenzene	6.029	32074	757491	0.0423	23.6455	25.0000	94.6
07DEC10.D	Calibration	Fluorobenzene	6.027	62372	720413	0.0866	48.3482	50.0000	96.7
07DEC12.D	Calibration	Fluorobenzene	6.026	171191	756660	0.2262	126.3434	125.0000	101.1
07DEC14.D	Calibration	Fluorobenzene	6.026	352225	756368	0.4657	260.0516	250.0000	104.0
07DEC16.D	Calibration	Fluorobenzene	6.029	516387	754357	0.6845	382.2705	375.0000	101.9
07DEC18.D	Calibration	Fluorobenzene	6.026	720325	762749	0.9444	527.3747	500.0000	105.5
07DEC20.D	QC	Fluorobenzene	6.026	166917	753805	0.2214	123.6557	125.0000	

Compound: 1,1-Dichloropropene

Data File	Sample Type	ISTD	RT	Resp	ISTD Resp	Resp Ratio	Final Conc	Exp. Conc	Accuracy
07DEC07.D	Calibration	Fluorobenzene	6.046	2942	723692	0.0041	2.5272	2.5000	101.1
07DEC08.D	Calibration	Fluorobenzene	6.040	13370	734902	0.0182	11.3097	12.5000	90.5
07DEC09.D	Calibration	Fluorobenzene	6.040	28904	757491	0.0382	23.7209	25.0000	94.9
07DEC10.D	Calibration	Fluorobenzene	6.038	53502	720413	0.0743	46.1678	50.0000	92.3
07DEC12.D	Calibration	Fluorobenzene	6.040	156191	756660	0.2064	128.3235	125.0000	102.7
07DEC14.D	Calibration	Fluorobenzene	6.040	319922	756368	0.4230	262.9431	250.0000	105.2

Quantitative Analysis Results Summary Report

Compound: 1,1-Dichloropropene

Data File	Sample Type	ISTD	RT	Resp	ISTD Resp	Resp Ratio	Final Conc	Exp. Conc	Accuracy
07DEC16.D	Calibration	Fluorobenzene	6.038	478829	754357	0.6348	394.5975	375.0000	105.2
07DEC18.D	Calibration	Fluorobenzene	6.040	663496	762749	0.8699	540.7637	500.0000	108.2
07DEC20.D	QC	Fluorobenzene	6.040	148167	753805	0.1966	122.1922	125.0000	

Compound: 1,2-Dichloroethane-d4

Data File	Sample Type	ISTD	RT	Resp	ISTD Resp	Resp Ratio	Final Conc	Exp. Conc	Accuracy
07DEC07.D	Calibration	Fluorobenzene	6.233	1694	723692	0.0023	5.2348	2.5000	209.4
07DEC08.D	Calibration	Fluorobenzene	6.233	4714	734902	0.0064	14.3414	12.5000	114.7
07DEC09.D	Calibration	Fluorobenzene	6.230	9262	757491	0.0122	27.3375	25.0000	109.4
07DEC10.D	Calibration	Fluorobenzene	6.233	14687	720413	0.0204	45.5810	50.0000	91.2
07DEC12.D	Calibration	Fluorobenzene	6.230	40512	756660	0.0535	119.7058	125.0000	95.8
07DEC14.D	Calibration	Fluorobenzene	6.236	81363	756368	0.1076	240.5061	250.0000	96.2
07DEC16.D	Calibration	Fluorobenzene	6.233	121435	754357	0.1610	359.9143	375.0000	96.0
07DEC18.D	Calibration	Fluorobenzene	6.230	165139	762749	0.2165	484.0611	500.0000	96.8
07DEC20.D	QC	Fluorobenzene	6.233	84611	753805	0.1122	250.9574	250.0000	

Compound: Benzene

Data File	Sample Type	ISTD	RT	Resp	ISTD Resp	Resp Ratio	Final Conc	Exp. Conc	Accuracy
07DEC07.D	Calibration	Fluorobenzene	6.280	7638	723692	0.0106	2.5942	2.5000	103.8
07DEC08.D	Calibration	Fluorobenzene	6.280	35699	734902	0.0486	11.9400	12.5000	95.5
07DEC09.D	Calibration	Fluorobenzene	6.283	75258	757491	0.0994	24.4204	25.0000	97.7
07DEC10.D	Calibration	Fluorobenzene	6.280	139915	720413	0.1942	47.7375	50.0000	95.5
07DEC12.D	Calibration	Fluorobenzene	6.280	391558	756660	0.5175	127.1957	125.0000	101.8
07DEC14.D	Calibration	Fluorobenzene	6.280	790153	756368	1.0447	256.7765	250.0000	102.7
07DEC16.D	Calibration	Fluorobenzene	6.280	1177930	754357	1.5615	383.8131	375.0000	102.4
07DEC18.D	Calibration	Fluorobenzene	6.280	1621497	762749	2.1259	522.5306	500.0000	104.5
07DEC20.D	QC	Fluorobenzene	6.280	400467	753805	0.5313	130.5825	125.0000	

Compound: 1,2-Dichloroethane

Data File	Sample Type	ISTD	RT	Resp	ISTD Resp	Resp Ratio	Final Conc	Exp. Conc	Accuracy
07DEC07.D	Calibration	Fluorobenzene	6.316	2010	723692	0.0028	2.6119	2.5000	104.5
07DEC08.D	Calibration	Fluorobenzene	6.319	9686	734902	0.0132	12.3946	12.5000	99.2
07DEC09.D	Calibration	Fluorobenzene	6.325	19821	757491	0.0262	24.6074	25.0000	98.4
07DEC10.D	Calibration	Fluorobenzene	6.325	36064	720413	0.0501	47.0771	50.0000	94.2
07DEC12.D	Calibration	Fluorobenzene	6.319	100082	756660	0.1323	124.3863	125.0000	99.5
07DEC14.D	Calibration	Fluorobenzene	6.322	201480	756368	0.2664	250.5048	250.0000	100.2
07DEC16.D	Calibration	Fluorobenzene	6.322	313485	754357	0.4156	390.8022	375.0000	104.2
07DEC18.D	Calibration	Fluorobenzene	6.322	423120	762749	0.5547	521.6739	500.0000	104.3
07DEC20.D	QC	Fluorobenzene	6.325	101007	753805	0.1340	126.0113	125.0000	

Quantitative Analysis Results Summary Report

Compound: Trichloroethene

Data File	Sample Type	ISTD	RT	Resp	ISTD Resp	Resp Ratio	Final Conc	Exp. Conc	Accuracy
07DEC07.D	Calibration	Chlorobenzene-d5	7.033	2425	282401	0.0086	2.7086	2.5000	108.3
07DEC08.D	Calibration	Chlorobenzene-d5	7.027	11012	284774	0.0387	12.1953	12.5000	97.6
07DEC09.D	Calibration	Chlorobenzene-d5	7.030	22512	294581	0.0764	24.1011	25.0000	96.4
07DEC10.D	Calibration	Chlorobenzene-d5	7.030	40847	282126	0.1448	45.6609	50.0000	91.3
07DEC12.D	Calibration	Chlorobenzene-d5	7.028	113207	288472	0.3924	123.7647	125.0000	99.0
07DEC14.D	Calibration	Chlorobenzene-d5	7.028	231457	288091	0.8034	253.3774	250.0000	101.4
07DEC16.D	Calibration	Chlorobenzene-d5	7.028	346197	285998	1.2105	381.7575	375.0000	101.8
07DEC18.D	Calibration	Chlorobenzene-d5	7.028	473683	286731	1.6520	521.0033	500.0000	104.2
07DEC20.D	QC	Chlorobenzene-d5	7.027	112072	281223	0.3985	125.6821	125.0000	

Compound: 1,2-Dichloropropane

Data File	Sample Type	ISTD	RT	Resp	ISTD Resp	Resp Ratio	Final Conc	Exp. Conc	Accuracy
07DEC07.D	Calibration	Chlorobenzene-d5	7.270	1911	282401	0.0068	2.5335	2.5000	101.3
07DEC08.D	Calibration	Chlorobenzene-d5	7.278	8850	284774	0.0311	11.6334	12.5000	93.1
07DEC09.D	Calibration	Chlorobenzene-d5	7.273	18612	294581	0.0632	23.6511	25.0000	94.6
07DEC10.D	Calibration	Chlorobenzene-d5	7.273	35178	282126	0.1247	46.6757	50.0000	93.4
07DEC12.D	Calibration	Chlorobenzene-d5	7.270	97848	288472	0.3392	126.9729	125.0000	101.6
07DEC14.D	Calibration	Chlorobenzene-d5	7.270	201155	288091	0.6982	261.3748	250.0000	104.5
07DEC16.D	Calibration	Chlorobenzene-d5	7.273	299277	285998	1.0464	391.7175	375.0000	104.5
07DEC18.D	Calibration	Chlorobenzene-d5	7.273	409995	286731	1.4299	535.2622	500.0000	107.1
07DEC20.D	QC	Chlorobenzene-d5	7.273	99419	281223	0.3535	132.3370	125.0000	

Compound: Dibromomethane

Data File	Sample Type	ISTD	RT	Resp	ISTD Resp	Resp Ratio	Final Conc	Exp. Conc	Accuracy
07DEC07.D	Calibration	Chlorobenzene-d5	7.401	765	282401	0.0027	2.4712	2.5000	98.8
07DEC08.D	Calibration	Chlorobenzene-d5	7.390	4032	284774	0.0142	12.9109	12.5000	103.3
07DEC09.D	Calibration	Chlorobenzene-d5	7.396	8170	294581	0.0277	25.2902	25.0000	101.2
07DEC10.D	Calibration	Chlorobenzene-d5	7.396	14426	282126	0.0511	46.6270	50.0000	93.3
07DEC12.D	Calibration	Chlorobenzene-d5	7.396	39043	288472	0.1353	123.4168	125.0000	98.7
07DEC14.D	Calibration	Chlorobenzene-d5	7.398	78708	288091	0.2732	249.1288	250.0000	99.7
07DEC16.D	Calibration	Chlorobenzene-d5	7.399	119134	285998	0.4166	379.8459	375.0000	101.3
07DEC18.D	Calibration	Chlorobenzene-d5	7.399	161342	286731	0.5627	513.1064	500.0000	102.6
07DEC20.D	QC	Chlorobenzene-d5	7.396	38921	281223	0.1384	126.2025	125.0000	

Compound: Bromodichloromethane

Data File	Sample Type	ISTD	RT	Resp	ISTD Resp	Resp Ratio	Final Conc	Exp. Conc	Accuracy
07DEC07.D	Calibration	Chlorobenzene-d5	7.577	1973	282401	0.0070	2.2495	2.5000	90.0
07DEC08.D	Calibration	Chlorobenzene-d5	7.588	11056	284774	0.0388	12.4979	12.5000	100.0
07DEC09.D	Calibration	Chlorobenzene-d5	7.585	22018	294581	0.0747	24.0610	25.0000	96.2
07DEC10.D	Calibration	Chlorobenzene-d5	7.585	41511	282126	0.1471	47.3653	50.0000	94.7
07DEC12.D	Calibration	Chlorobenzene-d5	7.585	110939	288472	0.3846	123.8000	125.0000	99.0
07DEC14.D	Calibration	Chlorobenzene-d5	7.582	228361	288091	0.7927	255.1715	250.0000	102.1

Quantitative Analysis Results Summary Report

Compound: Bromodichloromethane

Data File	Sample Type	ISTD	RT	Resp	ISTD Resp	Resp Ratio	Final Conc	Exp. Conc	Accuracy
07DEC16.D	Calibration	Chlorobenzene-d5	7.585	341281	285998	1.1933	384.1396	375.0000	102.4
07DEC18.D	Calibration	Chlorobenzene-d5	7.585	469832	286731	1.6386	527.4823	500.0000	105.5
07DEC20.D	QC	Chlorobenzene-d5	7.588	118345	281223	0.4208	135.4687	125.0000	

Compound: cis-1,3-Dichloropropene

Data File	Sample Type	ISTD	RT	Resp	ISTD Resp	Resp Ratio	Final Conc	Exp. Conc	Accuracy
07DEC07.D	Calibration	Chlorobenzene-d5	8.065	2373	282401	0.0084	2.4355	2.5000	97.4
07DEC08.D	Calibration	Chlorobenzene-d5	8.059	11582	284774	0.0407	11.7879	12.5000	94.3
07DEC09.D	Calibration	Chlorobenzene-d5	8.057	23106	294581	0.0784	22.7339	25.0000	90.9
07DEC10.D	Calibration	Chlorobenzene-d5	8.060	44691	282126	0.1584	45.9125	50.0000	91.8
07DEC12.D	Calibration	Chlorobenzene-d5	8.059	126391	288472	0.4381	126.9892	125.0000	101.6
07DEC14.D	Calibration	Chlorobenzene-d5	8.057	260399	288091	0.9039	261.9774	250.0000	104.8
07DEC16.D	Calibration	Chlorobenzene-d5	8.057	401001	285998	1.4021	406.3840	375.0000	108.4
07DEC18.D	Calibration	Chlorobenzene-d5	8.057	547890	286731	1.9108	553.8254	500.0000	110.8
07DEC20.D	QC	Chlorobenzene-d5	8.054	123482	281223	0.4391	127.2644	125.0000	

Compound: Toluene-d8

Data File	Sample Type	ISTD	RT	Resp	ISTD Resp	Resp Ratio	Final Conc	Exp. Conc	Accuracy
07DEC07.D	Calibration	Chlorobenzene-d5	8.319	12051	282401	0.0427	4.2451	2.5000	169.8
07DEC08.D	Calibration	Chlorobenzene-d5	8.316	35684	284774	0.1253	12.4653	12.5000	99.7
07DEC09.D	Calibration	Chlorobenzene-d5	8.322	71216	294581	0.2418	24.0493	25.0000	96.2
07DEC10.D	Calibration	Chlorobenzene-d5	8.319	128707	282126	0.4562	45.3826	50.0000	90.8
07DEC12.D	Calibration	Chlorobenzene-d5	8.319	363399	288472	1.2597	125.3171	125.0000	100.3
07DEC14.D	Calibration	Chlorobenzene-d5	8.319	754121	288091	2.6176	260.4003	250.0000	104.2
07DEC16.D	Calibration	Chlorobenzene-d5	8.322	1112800	285998	3.8909	387.0654	375.0000	103.2
07DEC18.D	Calibration	Chlorobenzene-d5	8.322	1523079	286731	5.3119	528.4185	500.0000	105.7
07DEC20.D	QC	Chlorobenzene-d5	8.319	744342	281223	2.6468	263.3006	250.0000	

Compound: Toluene

Data File	Sample Type	ISTD	RT	Resp	ISTD Resp	Resp Ratio	Final Conc	Exp. Conc	Accuracy
07DEC07.D	Calibration	Chlorobenzene-d5	8.386	4778	282401	0.0169	2.5601	2.5000	102.4
07DEC08.D	Calibration	Chlorobenzene-d5	8.388	20988	284774	0.0737	11.1517	12.5000	89.2
07DEC09.D	Calibration	Chlorobenzene-d5	8.389	46740	294581	0.1587	24.0078	25.0000	96.0
07DEC10.D	Calibration	Chlorobenzene-d5	8.389	86245	282126	0.3057	46.2551	50.0000	92.5
07DEC12.D	Calibration	Chlorobenzene-d5	8.388	240197	288472	0.8327	125.9889	125.0000	100.8
07DEC14.D	Calibration	Chlorobenzene-d5	8.388	503409	288091	1.7474	264.3990	250.0000	105.8
07DEC16.D	Calibration	Chlorobenzene-d5	8.388	748555	285998	2.6173	396.0311	375.0000	105.6
07DEC18.D	Calibration	Chlorobenzene-d5	8.388	1020302	286731	3.5584	538.4218	500.0000	107.7
07DEC20.D	QC	Chlorobenzene-d5	8.386	249579	281223	0.8875	134.2845	125.0000	

Quantitative Analysis Results Summary Report

Compound: trans-1,3-Dichloropropene

Data File	Sample Type	ISTD	RT	Resp	ISTD Resp	Resp Ratio	Final Conc	Exp. Conc	Accuracy
07DEC07.D	Calibration	Chlorobenzene-d5	8.645	1649	282401	0.0058	2.3657	2.5000	94.6
07DEC08.D	Calibration	Chlorobenzene-d5	8.642	8612	284774	0.0302	12.2506	12.5000	98.0
07DEC09.D	Calibration	Chlorobenzene-d5	8.640	16744	294581	0.0568	23.0255	25.0000	92.1
07DEC10.D	Calibration	Chlorobenzene-d5	8.640	32293	282126	0.1145	46.3682	50.0000	92.7
07DEC12.D	Calibration	Chlorobenzene-d5	8.639	89745	288472	0.3111	126.0265	125.0000	100.8
07DEC14.D	Calibration	Chlorobenzene-d5	8.637	182890	288091	0.6348	257.1671	250.0000	102.9
07DEC16.D	Calibration	Chlorobenzene-d5	8.639	285158	285998	0.9971	403.9036	375.0000	107.7
07DEC18.D	Calibration	Chlorobenzene-d5	8.637	393301	286731	1.3717	555.6555	500.0000	111.1
07DEC20.D	QC	Chlorobenzene-d5	8.639	94344	281223	0.3355	135.8997	125.0000	

Compound: 1,1,2-Trichloroethane

Data File	Sample Type	ISTD	RT	Resp	ISTD Resp	Resp Ratio	Final Conc	Exp. Conc	Accuracy
07DEC07.D	Calibration	Chlorobenzene-d5	8.821	1040	282401	0.0037	2.8629	2.5000	114.5
07DEC08.D	Calibration	Chlorobenzene-d5	8.818	4553	284774	0.0160	12.4340	12.5000	99.5
07DEC09.D	Calibration	Chlorobenzene-d5	8.812	8677	294581	0.0295	22.9076	25.0000	91.6
07DEC10.D	Calibration	Chlorobenzene-d5	8.815	17049	282126	0.0604	46.9971	50.0000	94.0
07DEC12.D	Calibration	Chlorobenzene-d5	8.815	44986	288472	0.1559	121.2799	125.0000	97.0
07DEC14.D	Calibration	Chlorobenzene-d5	8.818	90846	288091	0.3153	245.2399	250.0000	98.1
07DEC16.D	Calibration	Chlorobenzene-d5	8.818	141452	285998	0.4946	384.6458	375.0000	102.6
07DEC18.D	Calibration	Chlorobenzene-d5	8.818	189312	286731	0.6602	513.4740	500.0000	102.7
07DEC20.D	QC	Chlorobenzene-d5	8.818	46194	281223	0.1643	127.7467	125.0000	

Compound: Tetrachloroethene

Data File	Sample Type	ISTD	RT	Resp	ISTD Resp	Resp Ratio	Final Conc	Exp. Conc	Accuracy
07DEC07.D	Calibration	Chlorobenzene-d5	8.943	1851	282401	0.0066	2.5026	2.5000	100.1
07DEC08.D	Calibration	Chlorobenzene-d5	8.935	8883	284774	0.0312	11.9107	12.5000	95.3
07DEC09.D	Calibration	Chlorobenzene-d5	8.935	18001	294581	0.0611	23.3330	25.0000	93.3
07DEC10.D	Calibration	Chlorobenzene-d5	8.935	34811	282126	0.1234	47.1143	50.0000	94.2
07DEC12.D	Calibration	Chlorobenzene-d5	8.935	95968	288472	0.3327	127.0287	125.0000	101.6
07DEC14.D	Calibration	Chlorobenzene-d5	8.935	197583	288091	0.6858	261.8780	250.0000	104.8
07DEC16.D	Calibration	Chlorobenzene-d5	8.938	291887	285998	1.0206	389.7005	375.0000	103.9
07DEC18.D	Calibration	Chlorobenzene-d5	8.938	400826	286731	1.3979	533.7777	500.0000	106.8
07DEC20.D	QC	Chlorobenzene-d5	8.938	98874	281223	0.3516	134.2488	125.0000	

Compound: 1,3-Dichloropropane

Data File	Sample Type	ISTD	RT	Resp	ISTD Resp	Resp Ratio	Final Conc	Exp. Conc	Accuracy
07DEC07.D	Calibration	Chlorobenzene-d5	8.974	1684	282401	0.0060	2.3246	2.5000	93.0
07DEC08.D	Calibration	Chlorobenzene-d5	8.982	8873	284774	0.0312	12.1485	12.5000	97.2
07DEC09.D	Calibration	Chlorobenzene-d5	8.983	18446	294581	0.0626	24.4146	25.0000	97.7
07DEC10.D	Calibration	Chlorobenzene-d5	8.983	35159	282126	0.1246	48.5899	50.0000	97.2
07DEC12.D	Calibration	Chlorobenzene-d5	8.980	91373	288472	0.3167	123.5000	125.0000	98.8
07DEC14.D	Calibration	Chlorobenzene-d5	8.980	188462	288091	0.6542	255.0627	250.0000	102.0

Quantitative Analysis Results Summary Report

Compound: 1,3-Dichloropropane

Data File	Sample Type	ISTD	RT	Resp	ISTD Resp	Resp Ratio	Final Conc	Exp. Conc	Accuracy
07DEC16.D	Calibration	Chlorobenzene-d5	8.980	281018	285998	0.9826	383.1104	375.0000	102.2
07DEC18.D	Calibration	Chlorobenzene-d5	8.982	386031	286731	1.3463	524.9287	500.0000	105.0
07DEC20.D	QC	Chlorobenzene-d5	8.982	93183	281223	0.3313	129.1929	125.0000	

Compound: Chlorodibromomethane

Data File	Sample Type	ISTD	RT	Resp	ISTD Resp	Resp Ratio	Final Conc	Exp. Conc	Accuracy
07DEC07.D	Calibration	Chlorobenzene-d5	9.197	1333	282401	0.0047	2.4326	2.5000	97.3
07DEC08.D	Calibration	Chlorobenzene-d5	9.205	6858	284774	0.0241	12.4068	12.5000	99.3
07DEC09.D	Calibration	Chlorobenzene-d5	9.203	13736	294581	0.0466	24.0225	25.0000	96.1
07DEC10.D	Calibration	Chlorobenzene-d5	9.206	25901	282126	0.0918	47.2972	50.0000	94.6
07DEC12.D	Calibration	Chlorobenzene-d5	9.200	69960	288472	0.2425	124.9419	125.0000	100.0
07DEC14.D	Calibration	Chlorobenzene-d5	9.203	144022	288091	0.4999	257.5497	250.0000	103.0
07DEC16.D	Calibration	Chlorobenzene-d5	9.203	214750	285998	0.7509	386.8407	375.0000	103.2
07DEC18.D	Calibration	Chlorobenzene-d5	9.203	296725	286731	1.0349	533.1402	500.0000	106.6
07DEC20.D	QC	Chlorobenzene-d5	9.205	69875	281223	0.2485	128.0068	125.0000	

Compound: 1,2-Dibromoethane

Data File	Sample Type	ISTD	RT	Resp	ISTD Resp	Resp Ratio	Final Conc	Exp. Conc	Accuracy
07DEC07.D	Calibration	Chlorobenzene-d5	9.306	1040	282401	0.0037	2.6334	2.5000	105.3
07DEC08.D	Calibration	Chlorobenzene-d5	9.306	5084	284774	0.0179	12.7712	12.5000	102.2
07DEC09.D	Calibration	Chlorobenzene-d5	9.303	10011	294581	0.0340	24.3108	25.0000	97.2
07DEC10.D	Calibration	Chlorobenzene-d5	9.309	18410	282126	0.0653	46.6806	50.0000	93.4
07DEC12.D	Calibration	Chlorobenzene-d5	9.306	50780	288472	0.1760	125.9259	125.0000	100.7
07DEC14.D	Calibration	Chlorobenzene-d5	9.303	102020	288091	0.3541	253.3271	250.0000	101.3
07DEC16.D	Calibration	Chlorobenzene-d5	9.306	152533	285998	0.5333	381.5284	375.0000	101.7
07DEC18.D	Calibration	Chlorobenzene-d5	9.306	207251	286731	0.7228	517.0684	500.0000	103.4
07DEC20.D	QC	Chlorobenzene-d5	9.303	51015	281223	0.1814	129.7696	125.0000	

Compound: Chlorobenzene

Data File	Sample Type	ISTD	RT	Resp	ISTD Resp	Resp Ratio	Final Conc	Exp. Conc	Accuracy
07DEC07.D	Calibration	Chlorobenzene-d5	9.802	5406	282401	0.0191	2.6832	2.5000	107.3
07DEC08.D	Calibration	Chlorobenzene-d5	9.799	24937	284774	0.0876	12.2739	12.5000	98.2
07DEC09.D	Calibration	Chlorobenzene-d5	9.802	51352	294581	0.1743	24.4338	25.0000	97.7
07DEC10.D	Calibration	Chlorobenzene-d5	9.800	95746	282126	0.3394	47.5680	50.0000	95.1
07DEC12.D	Calibration	Chlorobenzene-d5	9.802	259396	288472	0.8992	126.0368	125.0000	100.8
07DEC14.D	Calibration	Chlorobenzene-d5	9.802	522531	288091	1.8138	254.2261	250.0000	101.7
07DEC16.D	Calibration	Chlorobenzene-d5	9.802	779953	285998	2.7271	382.2462	375.0000	101.9
07DEC18.D	Calibration	Chlorobenzene-d5	9.802	1068720	286731	3.7273	522.4287	500.0000	104.5
07DEC20.D	QC	Chlorobenzene-d5	9.802	273319	281223	0.9719	136.2250	125.0000	

Quantitative Analysis Results Summary Report

Compound: 1,1,1,2-Tetrachloroethane

Data File	Sample Type	ISTD	RT	Resp	ISTD Resp	Resp Ratio	Final Conc	Exp. Conc	Accuracy
07DEC07.D	Calibration	Chlorobenzene-d5	9.889	1655	282401	0.0059	2.4149	2.5000	96.6
07DEC08.D	Calibration	Chlorobenzene-d5	9.889	8124	284774	0.0285	11.7550	12.5000	94.0
07DEC09.D	Calibration	Chlorobenzene-d5	9.894	17495	294581	0.0594	24.4715	25.0000	97.9
07DEC10.D	Calibration	Chlorobenzene-d5	9.892	32611	282126	0.1156	47.6291	50.0000	95.3
07DEC12.D	Calibration	Chlorobenzene-d5	9.892	88734	288472	0.3076	126.7471	125.0000	101.4
07DEC14.D	Calibration	Chlorobenzene-d5	9.891	179266	288091	0.6223	256.4011	250.0000	102.6
07DEC16.D	Calibration	Chlorobenzene-d5	9.892	268286	285998	0.9381	386.5330	375.0000	103.1
07DEC18.D	Calibration	Chlorobenzene-d5	9.892	368050	286731	1.2836	528.9124	500.0000	105.8
07DEC20.D	QC	Chlorobenzene-d5	9.891	90314	281223	0.3211	132.3292	125.0000	

Compound: Ethylbenzene

Data File	Sample Type	ISTD	RT	Resp	ISTD Resp	Resp Ratio	Final Conc	Exp. Conc	Accuracy
07DEC07.D	Calibration	Chlorobenzene-d5	9.922	9311	282401	0.0330	2.5954	2.5000	103.8
07DEC08.D	Calibration	Chlorobenzene-d5	9.919	41062	284774	0.1442	11.3504	12.5000	90.8
07DEC09.D	Calibration	Chlorobenzene-d5	9.917	84976	294581	0.2885	22.7072	25.0000	90.8
07DEC10.D	Calibration	Chlorobenzene-d5	9.920	163792	282126	0.5806	45.7006	50.0000	91.4
07DEC12.D	Calibration	Chlorobenzene-d5	9.919	463816	288472	1.6078	126.5653	125.0000	101.3
07DEC14.D	Calibration	Chlorobenzene-d5	9.919	973498	288091	3.3791	265.9977	250.0000	106.4
07DEC16.D	Calibration	Chlorobenzene-d5	9.919	1446563	285998	5.0579	398.1502	375.0000	106.2
07DEC18.D	Calibration	Chlorobenzene-d5	9.919	1991113	286731	6.9442	546.6304	500.0000	109.3
07DEC20.D	QC	Chlorobenzene-d5	9.919	480092	281223	1.7072	134.3836	125.0000	

Compound: m+p-Xylenes

Data File	Sample Type	ISTD	RT	Resp	ISTD Resp	Resp Ratio	Final Conc	Exp. Conc	Accuracy
07DEC07.D	Calibration	Chlorobenzene-d5	10.036	6244	282401	0.0221	4.5647	5.0000	91.3
07DEC08.D	Calibration	Chlorobenzene-d5	10.036	31077	284774	0.1091	22.5296	25.0000	90.1
07DEC09.D	Calibration	Chlorobenzene-d5	10.039	68324	294581	0.2319	47.8831	50.0000	95.8
07DEC10.D	Calibration	Chlorobenzene-d5	10.039	124472	282126	0.4412	91.0841	100.0000	91.1
07DEC12.D	Calibration	Chlorobenzene-d5	10.039	365058	288472	1.2655	261.2596	250.0000	104.5
07DEC14.D	Calibration	Chlorobenzene-d5	10.039	752445	288091	2.6118	539.2114	500.0000	107.8
07DEC16.D	Calibration	Chlorobenzene-d5	10.039	1122763	285998	3.9258	810.4741	750.0000	108.1
07DEC18.D	Calibration	Chlorobenzene-d5	10.039	1546203	286731	5.3925	1113.2838	1000.0000	111.3
07DEC20.D	QC	Chlorobenzene-d5	10.039	369658	281223	1.3145	271.3709	250.0000	

Compound: o-Xylene

Data File	Sample Type	ISTD	RT	Resp	ISTD Resp	Resp Ratio	Final Conc	Exp. Conc	Accuracy
07DEC07.D	Calibration	Chlorobenzene-d5	10.430	2660	282401	0.0094	2.2286	2.5000	89.1
07DEC08.D	Calibration	Chlorobenzene-d5	10.430	13309	284774	0.0467	11.0575	12.5000	88.5
07DEC09.D	Calibration	Chlorobenzene-d5	10.430	28789	294581	0.0977	23.1223	25.0000	92.5
07DEC10.D	Calibration	Chlorobenzene-d5	10.430	55209	282126	0.1957	46.2995	50.0000	92.6
07DEC12.D	Calibration	Chlorobenzene-d5	10.430	158889	288472	0.5508	130.3167	125.0000	104.3
07DEC14.D	Calibration	Chlorobenzene-d5	10.430	331153	288091	1.1495	271.9624	250.0000	108.8

Quantitative Analysis Results Summary Report

Compound: o-Xylene

Data File	Sample Type	ISTD	RT	Resp	ISTD Resp	Resp Ratio	Final Conc	Exp. Conc	Accuracy
07DEC16.D	Calibration	Chlorobenzene-d5	10.430	499132	285998	1.7452	412.9166	375.0000	110.1
07DEC18.D	Calibration	Chlorobenzene-d5	10.433	691749	286731	2.4125	570.7998	500.0000	114.2
07DEC20.D	QC	Chlorobenzene-d5	10.430	166565	281223	0.5923	140.1338	125.0000	

Compound: Styrene

Data File	Sample Type	ISTD	RT	Resp	ISTD Resp	Resp Ratio	Final Conc	Exp. Conc	Accuracy
07DEC07.D	Calibration	Chlorobenzene-d5	10.452	4170	282401	0.0148	2.1453	2.5000	85.8
07DEC08.D	Calibration	Chlorobenzene-d5	10.444	22514	284774	0.0791	11.4858	12.5000	91.9
07DEC09.D	Calibration	Chlorobenzene-d5	10.447	45624	294581	0.1549	22.5009	25.0000	90.0
07DEC10.D	Calibration	Chlorobenzene-d5	10.447	89857	282126	0.3185	46.2721	50.0000	92.5
07DEC12.D	Calibration	Chlorobenzene-d5	10.446	260054	288472	0.9015	130.9695	125.0000	104.8
07DEC14.D	Calibration	Chlorobenzene-d5	10.449	545895	288091	1.8949	275.2896	250.0000	110.1
07DEC16.D	Calibration	Chlorobenzene-d5	10.449	818286	285998	2.8612	415.6736	375.0000	110.8
07DEC18.D	Calibration	Chlorobenzene-d5	10.449	1125139	286731	3.9240	570.0879	500.0000	114.0
07DEC20.D	QC	Chlorobenzene-d5	10.449	274785	281223	0.9771	141.9556	125.0000	

Compound: Bromoform

Data File	Sample Type	ISTD	RT	Resp	ISTD Resp	Resp Ratio	Final Conc	Exp. Conc	Accuracy
07DEC07.D	Calibration	1,4-Dichlorobenzene-d4	10.622	687	207603	0.0033	2.6363	2.5000	105.5
07DEC08.D	Calibration	1,4-Dichlorobenzene-d4	10.628	3687	224297	0.0164	13.0950	12.5000	104.8
07DEC09.D	Calibration	1,4-Dichlorobenzene-d4	10.625	7244	231947	0.0312	24.8797	25.0000	99.5
07DEC10.D	Calibration	1,4-Dichlorobenzene-d4	10.625	12631	218480	0.0578	46.0555	50.0000	92.1
07DEC12.D	Calibration	1,4-Dichlorobenzene-d4	10.622	35867	230572	0.1556	123.9207	125.0000	99.1
07DEC14.D	Calibration	1,4-Dichlorobenzene-d4	10.625	73254	232818	0.3146	250.6514	250.0000	100.3
07DEC16.D	Calibration	1,4-Dichlorobenzene-d4	10.625	110557	233613	0.4732	377.0028	375.0000	100.5
07DEC18.D	Calibration	1,4-Dichlorobenzene-d4	10.622	152589	234486	0.6507	518.3960	500.0000	103.7
07DEC20.D	QC	1,4-Dichlorobenzene-d4	10.625	36546	231035	0.1582	126.0136	125.0000	

Compound: p-Bromofluorobenzene

Data File	Sample Type	ISTD	RT	Resp	ISTD Resp	Resp Ratio	Final Conc	Exp. Conc	Accuracy
07DEC07.D	Calibration	1,4-Dichlorobenzene-d4	10.948	4335	207603	0.0209	5.4571	2.5000	218.3
07DEC08.D	Calibration	1,4-Dichlorobenzene-d4	10.951	10813	224297	0.0482	12.5988	12.5000	100.8
07DEC09.D	Calibration	1,4-Dichlorobenzene-d4	10.951	21447	231947	0.0925	24.1648	25.0000	96.7
07DEC10.D	Calibration	1,4-Dichlorobenzene-d4	10.951	38830	218480	0.1777	46.4473	50.0000	92.9
07DEC12.D	Calibration	1,4-Dichlorobenzene-d4	10.951	112035	230572	0.4859	126.9850	125.0000	101.6
07DEC14.D	Calibration	1,4-Dichlorobenzene-d4	10.951	227567	232818	0.9774	255.4453	250.0000	102.2
07DEC16.D	Calibration	1,4-Dichlorobenzene-d4	10.951	341715	233613	1.4627	382.2717	375.0000	101.9
07DEC18.D	Calibration	1,4-Dichlorobenzene-d4	10.951	466348	234486	1.9888	519.7546	500.0000	104.0
07DEC20.D	QC	1,4-Dichlorobenzene-d4	10.951	229726	231035	0.9943	259.8588	250.0000	

Quantitative Analysis Results Summary Report

Compound: Bromobenzene

Data File	Sample Type	ISTD	RT	Resp	ISTD Resp	Resp Ratio	Final Conc	Exp. Conc	Accuracy
07DEC07.D	Calibration	1,4-Dichlorobenzene-d4	11.096	1908	207603	0.0092	2.7769	2.5000	111.1
07DEC08.D	Calibration	1,4-Dichlorobenzene-d4	11.096	8760	224297	0.0391	11.7977	12.5000	94.4
07DEC09.D	Calibration	1,4-Dichlorobenzene-d4	11.096	18778	231947	0.0810	24.4556	25.0000	97.8
07DEC10.D	Calibration	1,4-Dichlorobenzene-d4	11.094	34645	218480	0.1586	47.9012	50.0000	95.8
07DEC12.D	Calibration	1,4-Dichlorobenzene-d4	11.093	96739	230572	0.4196	126.7396	125.0000	101.4
07DEC14.D	Calibration	1,4-Dichlorobenzene-d4	11.093	199109	232818	0.8552	258.3400	250.0000	103.3
07DEC16.D	Calibration	1,4-Dichlorobenzene-d4	11.093	296253	233613	1.2681	383.0743	375.0000	102.2
07DEC18.D	Calibration	1,4-Dichlorobenzene-d4	11.093	407967	234486	1.7398	525.5638	500.0000	105.1
07DEC20.D	QC	1,4-Dichlorobenzene-d4	11.093	103901	231035	0.4497	135.8499	125.0000	

Compound: 1,1,2,2-Tetrachloroethane

Data File	Sample Type	ISTD	RT	Resp	ISTD Resp	Resp Ratio	Final Conc	Exp. Conc	Accuracy
07DEC07.D	Calibration	1,4-Dichlorobenzene-d4	11.107	906	207603	0.0044	2.3011	2.5000	92.0
07DEC08.D	Calibration	1,4-Dichlorobenzene-d4	11.110	5129	224297	0.0229	12.0583	12.5000	96.5
07DEC09.D	Calibration	1,4-Dichlorobenzene-d4	11.110	11278	231947	0.0486	25.6402	25.0000	102.6
07DEC10.D	Calibration	1,4-Dichlorobenzene-d4	11.113	21392	218480	0.0979	51.6318	50.0000	103.3
07DEC12.D	Calibration	1,4-Dichlorobenzene-d4	11.113	54928	230572	0.2382	125.6217	125.0000	100.5
07DEC14.D	Calibration	1,4-Dichlorobenzene-d4	11.110	111515	232818	0.4790	252.5771	250.0000	101.0
07DEC16.D	Calibration	1,4-Dichlorobenzene-d4	11.110	167577	233613	0.7173	378.2637	375.0000	100.9
07DEC18.D	Calibration	1,4-Dichlorobenzene-d4	11.113	229595	234486	0.9791	516.3246	500.0000	103.3
07DEC20.D	QC	1,4-Dichlorobenzene-d4	11.113	57194	231035	0.2476	130.5419	125.0000	

Compound: 1,2,3-Trichloropropane

Data File	Sample Type	ISTD	RT	Resp	ISTD Resp	Resp Ratio	Final Conc	Exp. Conc	Accuracy
07DEC07.D	Calibration	1,4-Dichlorobenzene-d4	11.149	229	207603	0.0011	2.2088	2.5000	88.4
07DEC08.D	Calibration	1,4-Dichlorobenzene-d4	11.149	1468	224297	0.0065	13.0986	12.5000	104.8
07DEC09.D	Calibration	1,4-Dichlorobenzene-d4	11.146	2836	231947	0.0122	24.4728	25.0000	97.9
07DEC10.D	Calibration	1,4-Dichlorobenzene-d4	11.144	5339	218480	0.0244	48.9119	50.0000	97.8
07DEC12.D	Calibration	1,4-Dichlorobenzene-d4	11.146	14665	230572	0.0636	127.3038	125.0000	101.8
07DEC14.D	Calibration	1,4-Dichlorobenzene-d4	11.152	29243	232818	0.1256	251.4035	250.0000	100.6
07DEC16.D	Calibration	1,4-Dichlorobenzene-d4	11.149	42413	233613	0.1816	363.3858	375.0000	96.9
07DEC18.D	Calibration	1,4-Dichlorobenzene-d4	11.146	58687	234486	0.2503	500.9461	500.0000	100.2
07DEC20.D	QC	1,4-Dichlorobenzene-d4	11.146	15254	231035	0.0660	132.1515	125.0000	

Compound: 2-Chlorotoluene

Data File	Sample Type	ISTD	RT	Resp	ISTD Resp	Resp Ratio	Final Conc	Exp. Conc	Accuracy
07DEC07.D	Calibration	1,4-Dichlorobenzene-d4	11.289	1981	207603	0.0095	2.7871	2.5000	111.5
07DEC08.D	Calibration	1,4-Dichlorobenzene-d4	11.289	8562	224297	0.0382	11.1511	12.5000	89.2
07DEC09.D	Calibration	1,4-Dichlorobenzene-d4	11.289	18469	231947	0.0796	23.2605	25.0000	93.0
07DEC10.D	Calibration	1,4-Dichlorobenzene-d4	11.292	34398	218480	0.1574	45.9924	50.0000	92.0
07DEC12.D	Calibration	1,4-Dichlorobenzene-d4	11.291	99470	230572	0.4314	126.0230	125.0000	100.8
07DEC14.D	Calibration	1,4-Dichlorobenzene-d4	11.291	206869	232818	0.8885	259.5632	250.0000	103.8

Quantitative Analysis Results Summary Report

Compound: 2-Chlorotoluene

Data File	Sample Type	ISTD	RT	Resp	ISTD Resp	Resp Ratio	Final Conc	Exp. Conc	Accuracy
07DEC16.D	Calibration	1,4-Dichlorobenzene-d4	11.289	310693	233613	1.3299	388.5069	375.0000	103.6
07DEC18.D	Calibration	1,4-Dichlorobenzene-d4	11.291	425569	234486	1.8149	530.1727	500.0000	106.0
07DEC20.D	QC	1,4-Dichlorobenzene-d4	11.291	105904	231035	0.4584	133.9056	125.0000	

Compound: 4-Chlorotoluene

Data File	Sample Type	ISTD	RT	Resp	ISTD Resp	Resp Ratio	Final Conc	Exp. Conc	Accuracy
07DEC07.D	Calibration	1,4-Dichlorobenzene-d4	11.400	5339	207603	0.0257	2.3258	2.5000	93.0
07DEC08.D	Calibration	1,4-Dichlorobenzene-d4	11.397	28241	224297	0.1259	11.3868	12.5000	91.1
07DEC09.D	Calibration	1,4-Dichlorobenzene-d4	11.400	60476	231947	0.2607	23.5798	25.0000	94.3
07DEC10.D	Calibration	1,4-Dichlorobenzene-d4	11.398	115506	218480	0.5287	47.8122	50.0000	95.6
07DEC12.D	Calibration	1,4-Dichlorobenzene-d4	11.397	334469	230572	1.4506	131.1884	125.0000	105.0
07DEC14.D	Calibration	1,4-Dichlorobenzene-d4	11.397	687525	232818	2.9531	267.0656	250.0000	106.8
07DEC16.D	Calibration	1,4-Dichlorobenzene-d4	11.400	1021280	233613	4.3717	395.3611	375.0000	105.4
07DEC18.D	Calibration	1,4-Dichlorobenzene-d4	11.400	1409492	234486	6.0110	543.6154	500.0000	108.7
07DEC20.D	QC	1,4-Dichlorobenzene-d4	11.400	354737	231035	1.5354	138.8592	125.0000	

Compound: 1,3-Dichlorobenzene

Data File	Sample Type	ISTD	RT	Resp	ISTD Resp	Resp Ratio	Final Conc	Exp. Conc	Accuracy
07DEC07.D	Calibration	1,4-Dichlorobenzene-d4	12.033	3132	207603	0.0151	2.4928	2.5000	99.7
07DEC08.D	Calibration	1,4-Dichlorobenzene-d4	12.033	16554	224297	0.0738	12.1951	12.5000	97.6
07DEC09.D	Calibration	1,4-Dichlorobenzene-d4	12.030	33749	231947	0.1455	24.0424	25.0000	96.2
07DEC10.D	Calibration	1,4-Dichlorobenzene-d4	12.033	64725	218480	0.2963	48.9515	50.0000	97.9
07DEC12.D	Calibration	1,4-Dichlorobenzene-d4	12.033	174745	230572	0.7579	125.2286	125.0000	100.2
07DEC14.D	Calibration	1,4-Dichlorobenzene-d4	12.033	361319	232818	1.5519	256.4363	250.0000	102.6
07DEC16.D	Calibration	1,4-Dichlorobenzene-d4	12.033	536733	233613	2.2975	379.6352	375.0000	101.2
07DEC18.D	Calibration	1,4-Dichlorobenzene-d4	12.033	742614	234486	3.1670	523.3008	500.0000	104.7
07DEC20.D	QC	1,4-Dichlorobenzene-d4	12.036	191594	231035	0.8293	137.0280	125.0000	

Compound: 1,4-Dichlorobenzene

Data File	Sample Type	ISTD	RT	Resp	ISTD Resp	Resp Ratio	Final Conc	Exp. Conc	Accuracy
07DEC07.D	Calibration	1,4-Dichlorobenzene-d4	12.125	3748	207603	0.0181	2.8876	2.5000	115.5
07DEC08.D	Calibration	1,4-Dichlorobenzene-d4	12.120	16825	224297	0.0750	11.9979	12.5000	96.0
07DEC09.D	Calibration	1,4-Dichlorobenzene-d4	12.128	35171	231947	0.1516	24.2532	25.0000	97.0
07DEC10.D	Calibration	1,4-Dichlorobenzene-d4	12.125	64821	218480	0.2967	47.4545	50.0000	94.9
07DEC12.D	Calibration	1,4-Dichlorobenzene-d4	12.122	178253	230572	0.7731	123.6528	125.0000	98.9
07DEC14.D	Calibration	1,4-Dichlorobenzene-d4	12.122	360661	232818	1.5491	247.7743	250.0000	99.1
07DEC16.D	Calibration	1,4-Dichlorobenzene-d4	12.122	539030	233613	2.3074	369.0537	375.0000	98.4
07DEC18.D	Calibration	1,4-Dichlorobenzene-d4	12.125	734070	234486	3.1305	500.7192	500.0000	100.1
07DEC20.D	QC	1,4-Dichlorobenzene-d4	12.125	190475	231035	0.8244	131.8663	125.0000	

Quantitative Analysis Results Summary Report

Compound: 1,2-Dichlorobenzene

Data File	Sample Type	ISTD	RT	Resp	ISTD Resp	Resp Ratio	Final Conc	Exp. Conc	Accuracy
07DEC07.D	Calibration	1,4-Dichlorobenzene-d4	12.496	3013	207603	0.0145	2.8337	2.5000	113.3
07DEC08.D	Calibration	1,4-Dichlorobenzene-d4	12.493	13705	224297	0.0611	11.9301	12.5000	95.4
07DEC09.D	Calibration	1,4-Dichlorobenzene-d4	12.491	28701	231947	0.1237	24.1599	25.0000	96.6
07DEC10.D	Calibration	1,4-Dichlorobenzene-d4	12.493	51956	218480	0.2378	46.4314	50.0000	92.9
07DEC12.D	Calibration	1,4-Dichlorobenzene-d4	12.491	145079	230572	0.6292	122.8530	125.0000	98.3
07DEC14.D	Calibration	1,4-Dichlorobenzene-d4	12.493	303057	232818	1.3017	254.1532	250.0000	101.7
07DEC16.D	Calibration	1,4-Dichlorobenzene-d4	12.493	448897	233613	1.9215	375.1781	375.0000	100.0
07DEC18.D	Calibration	1,4-Dichlorobenzene-d4	12.493	610796	234486	2.6048	508.5890	500.0000	101.7
07DEC20.D	QC	1,4-Dichlorobenzene-d4	12.493	156368	231035	0.6768	132.1472	125.0000	

Initial Calibration Report - VOA5975C

Method Path \\MASSHUNTER\Org\Data\Methods\Quant\VOA5975C\VOA5975C_120721_CAL
 Method File VOA5975C_8260B_SHT_DoD_L4_120721.m
 Batch Name D:\Org\Data\VOA5975C\VG120721_L4\QuantResults\VG120721_8260B_624pt1_L4.batch.bin
 Last Calib Update 12/13/2021 2:48:18 PM

Level Name	Calibration Files	Acq. Date-Time	Level Last Update Time
1	D:\Org\Data\VOA5975C\VG120721\07DEC07.D	12/7/2021 1:14:33 PM	12/10/2021 12:59:33 PM
2	D:\Org\Data\VOA5975C\VG120721\07DEC08.D	12/7/2021 1:41:51 PM	12/10/2021 12:59:33 PM
3	D:\Org\Data\VOA5975C\VG120721\07DEC09.D	12/7/2021 2:09:09 PM	12/10/2021 12:59:33 PM
4	D:\Org\Data\VOA5975C\VG120721\07DEC10.D	12/7/2021 2:36:28 PM	12/10/2021 12:59:33 PM
5	D:\Org\Data\VOA5975C\VG120721\07DEC12.D	12/7/2021 3:31:19 PM	12/10/2021 12:59:33 PM
6	D:\Org\Data\VOA5975C\VG120721\07DEC14.D	12/7/2021 4:26:07 PM	12/10/2021 12:59:33 PM
7	D:\Org\Data\VOA5975C\VG120721\07DEC16.D	12/7/2021 5:20:56 PM	12/10/2021 12:59:33 PM
8	D:\Org\Data\VOA5975C\VG120721\07DEC18.D	12/7/2021 6:15:44 PM	12/10/2021 12:59:33 PM

Compound	Curve Fit	1	2	3	4	5	6	7	8	Avg RF	%RSD
----- ISTD -----											
I Fluorobenzene											
T Dichlorodifluoromethane	Avg RF		0.3452	0.3663	0.3378	0.3633	0.3695	0.3577	0.3624	0.3575	3.269
T Chloromethane	Avg RF		0.4272	0.4173	0.3910	0.4018	0.4063	0.3998	0.4055	0.4070	2.934
T Vinyl chloride	Avg RF		0.3689	0.3850	0.3716	0.3894	0.3891	0.3831	0.3933	0.3829	2.420
T Bromomethane	Quadratic		0.1245	0.1180	0.1353	0.1463	0.1664	0.1696	0.1749	0.1479	15.493 #
T Chloroethane	Avg RF		0.2210	0.2174	0.2080	0.2092	0.2097	0.2058	0.2097	0.2115	2.599
T Trichlorofluoromethane	Avg RF		0.4987	0.5043	0.4780	0.5026	0.5026	0.5057	0.5085	0.5001	2.041
T 1,1-Dichloroethene	Avg RF		0.2679	0.2417	0.2470	0.2605	0.2653	0.2611	0.2680	0.2588	4.026
T Methylene chloride	Avg RF		0.4173	0.3870	0.3612	0.3545	0.3494	0.3446	0.3506	0.3664	7.217
T trans-1,2-Dichloroethene	Avg RF		0.2620	0.2455	0.2475	0.2619	0.2628	0.2624	0.2675	0.2585	3.266
T Methyl tert-butyl ether (MTBE)	Avg RF		0.3374	0.3253	0.3124	0.3176	0.3325	0.3464	0.3461	0.3311	4.027
T 1,1-Dichloroethane	Avg RF		0.4904	0.4849	0.4693	0.4898	0.5027	0.4880	0.5057	0.4901	2.454
T 2,2-Dichloropropane	Avg RF		0.3544	0.3521	0.3442	0.3608	0.3691	0.3634	0.3679	0.3588	2.526
T cis-1,2-Dichloroethene	Avg RF		0.2664	0.2601	0.2586	0.2621	0.2739	0.2739	0.2818	0.2681	3.224
T Methyl ethyl ketone	Avg RF		0.0347	0.0347	0.0333	0.0350	0.0363	0.0372	0.0384	0.0356 #	4.833
T Bromochloromethane	Avg RF		0.0968	0.1016	0.0995	0.1015	0.1030	0.1019	0.1021	0.1009	2.089
T Chloroform	Avg RF	0.5482	0.4883	0.4722	0.4568	0.4745	0.4758	0.4748	0.4780	0.4836	5.685
T 1,1,1-Trichloroethane	Avg RF		0.4411	0.4433	0.4325	0.4582	0.4668	0.4707	0.4813	0.4563	3.913
S Dibromofluoromethane	Avg RF		0.2654	0.2412	0.2441	0.2319	0.2434	0.2419	0.2473	0.2450	4.151
T Carbon tetrachloride	Avg RF		0.4307	0.4234	0.4329	0.4525	0.4657	0.4564	0.4722	0.4477	4.197
T 1,1-Dichloropropene	Avg RF	0.4065	0.3639	0.3816	0.3713	0.4128	0.4230	0.4232	0.4349	0.4022	6.595
S 1,2-Dichloroethane-d4	Avg RF		0.1283	0.1223	0.1019	0.1071	0.1076	0.1073	0.1083	0.1118	8.576
T Benzene	Avg RF		0.9715	0.9935	0.9711	1.0350	1.0447	1.0410	1.0629	1.0171	3.701
T 1,2-Dichloroethane	Avg RF		0.2636	0.2617	0.2503	0.2645	0.2664	0.2770	0.2774	0.2658	3.516
----- ISTD -----											
I Chlorobenzene-d5											
T Trichloroethene	Avg RF	0.8589	0.7734	0.7642	0.7239	0.7849	0.8034	0.8070	0.8260	0.7927	5.176
T 1,2-Dichloropropane	Avg RF	0.6768	0.6215	0.6318	0.6234	0.6784	0.6982	0.6976	0.7149	0.6678	5.555
T Dibromomethane	Avg RF		0.2832	0.2773	0.2557	0.2707	0.2732	0.2777	0.2813	0.2742	3.365
T Bromodichloromethane	Avg RF		0.7765	0.7474	0.7357	0.7691	0.7927	0.7955	0.8193	0.7766	3.724

Initial Calibration Report - VOA5975C

Compound	Curve Fit	1	2	3	4	5	6	7	8	Avg RF	%RSD		
T cis-1,3-Dichloropropene	Avg RF	0.8403	0.8134	0.7844	0.7920	0.8763	0.9039	0.9347	0.9554	0.8626	7.555		
S Toluene-d8	Avg RF		2.5061	2.4175	2.2810	2.5195	2.6176	2.5940	2.6559	2.5131	5.162		
T Toluene	Avg RF	1.6919	1.4740	1.5867	1.5285	1.6653	1.7474	1.7449	1.7792	1.6522	6.743		
T trans-1,3-Dichloropropene	Avg RF	0.5840	0.6048	0.5684	0.5723	0.6222	0.6348	0.6647	0.6858	0.6171	6.971		
T 1,1,2-Trichloroethane	Avg RF	0.3681	0.3198	0.2946	0.3022	0.3119	0.3153	0.3297	0.3301	0.3215	7.005		
T Tetrachloroethene	Avg RF	0.6554	0.6239	0.6111	0.6169	0.6654	0.6858	0.6804	0.6990	0.6547	5.158		
T 1,3-Dichloropropane	Avg RF		0.6232	0.6262	0.6231	0.6335	0.6542	0.6551	0.6732	0.6412	3.066		
T Chlorodibromomethane	Avg RF	0.4722	0.4816	0.4663	0.4590	0.4850	0.4999	0.5006	0.5174	0.4853	4.060		
T 1,2-Dibromoethane	Avg RF		0.3571	0.3398	0.3263	0.3521	0.3541	0.3556	0.3614	0.3495	3.497		
T Chlorobenzene	Avg RF		1.7514	1.7432	1.6969	1.7984	1.8138	1.8181	1.8636	1.7836	3.148		
T 1,1,1,2-Tetrachloroethane	Avg RF		0.5706	0.5939	0.5780	0.6152	0.6223	0.6254	0.6418	0.6067	4.357		
T Ethylbenzene	Avg RF	3.2971	2.8838	2.8846	2.9028	3.2157	3.3791	3.3720	3.4721	3.1759	7.790		
T m+p-Xylenes	Avg RF	1.1055	1.0913	1.1597	1.1030	1.2655	1.3059	1.3086	1.3481	1.2109	8.832		
T o-Xylene	Avg RF	0.9419	0.9347	0.9773	0.9784	1.1016	1.1495	1.1635	1.2063	1.0566	10.421		
T Styrene	Avg RF	1.4766	1.5812	1.5488	1.5925	1.8030	1.8949	1.9074	1.9620	1.7208	11.097		
I 1,4-Dichlorobenzene-d4					----- ISTD -----								
T Bromoform	Avg RF		0.3288	0.3123	0.2891	0.3111	0.3146	0.3155	0.3254	0.3138	4.078		
S p-Bromofluorobenzene	Avg RF		0.9642	0.9247	0.8886	0.9718	0.9774	0.9752	0.9944	0.9566	3.849		
T Bromobenzene	Avg RF		0.7811	0.8096	0.7929	0.8391	0.8552	0.8454	0.8699	0.8276	4.037		
T 1,1,2,2-Tetrachloroethane	Avg RF	0.4364	0.4573	0.4862	0.4896	0.4764	0.4790	0.4782	0.4896	0.4741	3.886		
T 1,2,3-Trichloropropane	Avg RF		0.1309	0.1223	0.1222	0.1272	0.1256	0.1210	0.1251	0.1249	2.752		
T 2-Chlorotoluene	Avg RF	0.9541	0.7635	0.7963	0.7872	0.8628	0.8885	0.8866	0.9075	0.8558	7.798		
T 4-Chlorotoluene	Avg RF	2.5717	2.5182	2.6073	2.6434	2.9012	2.9531	2.9144	3.0055	2.7644	7.131		
T 1,3-Dichlorobenzene	Avg RF	1.5086	1.4761	1.4550	1.4813	1.5158	1.5519	1.5317	1.5835	1.5130	2.803		
T 1,4-Dichlorobenzene	Avg RF	1.8054	1.5002	1.5163	1.4835	1.5462	1.5491	1.5382	1.5653	1.5630	6.501		
T 1,2-Dichlorobenzene	Avg RF	1.4513	1.2220	1.2374	1.1890	1.2584	1.3017	1.2810	1.3024	1.2804	6.209		

(RedFont and #) = Outlier Flag; (I) = Internal Standard; (T) = Target; (S) = Surrogate; (M) = Matrix Spike

Compounds with Curve fitting not using Avg Response Factor:

Compound	Curve Fit	Curve Fit Formula	Curve Fit R2
T Bromomethane	Quadratic	$y = 0.014644 * x^2 + 0.148177 * x - 0.002056$	0.999316

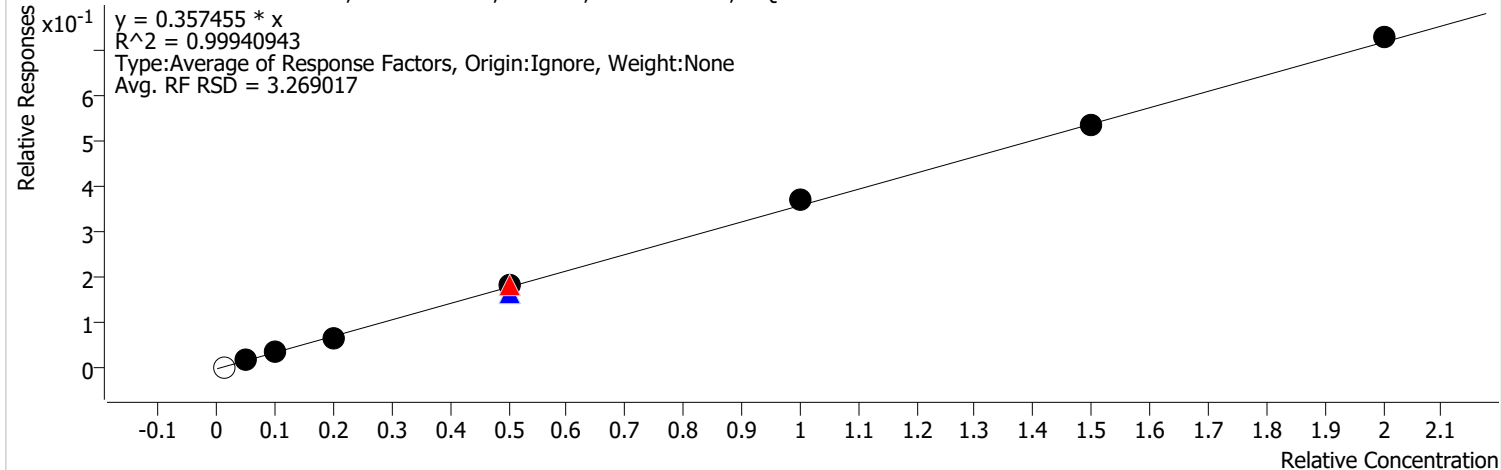
(RedFont and #) = Outlier Flag; (I) = Internal Standard; (T) = Target; (S) = Surrogate; (M) = Matrix Spike

Calibration Report

Batch Path	D:\Org\Data\VOA5975C\VG120721_L4\QuantResults\VG120721_8260B_624pt1_L4.batch.bin	Analyst Name	BL2000\mchavez
Analysis Time	12/22/2021 10:27 AM	Reporter Name	BL2000\mchavez
Report Time	12/22/2021 10:28:35 AM	Batch State	Processed
Last Calib Update	12/13/2021 2:48 PM	Quant Report Version	10.0
Quant Batch Version	10.0		

Dichlorodifluoromethane %RSE = 3.3

Dichlorodifluoromethane - 8 Levels, 7 Levels Used, 8 Points, 7 Points Used, 1 QCs



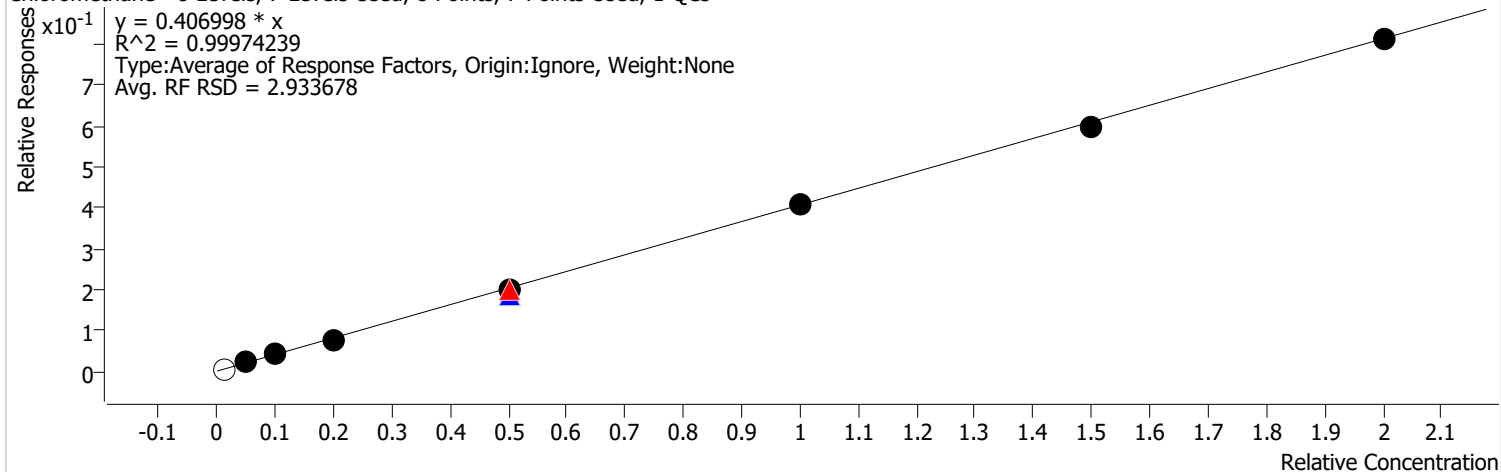
Calibration STD Path	Cal Type	Level	Enabled	Resp.	Exp. Conc	Resp. Factor	Level RSD
D:\Org\Data\VOA5975C\VG120721\07DEC07.D	Calibration	1		3115	2.5000	0.4304	
D:\Org\Data\VOA5975C\VG120721\07DEC08.D	Calibration	2	x	12683	12.5000	0.3452	
D:\Org\Data\VOA5975C\VG120721\07DEC09.D	Calibration	3	x	27748	25.0000	0.3663	
D:\Org\Data\VOA5975C\VG120721\07DEC10.D	Calibration	4	x	48672	50.0000	0.3378	
D:\Org\Data\VOA5975C\VG120721\07DEC20.D	QC	QC	x	124975	125.0000	0.3316	
D:\Org\Data\VOA5975C\VG120721\07DEC12.D	Calibration	5	x	137433	125.0000	0.3633	
D:\Org\Data\VOA5975C\VG120721\07DEC12CC.D	CC	CC	x	137433	125.0000	0.3633	
D:\Org\Data\VOA5975C\VG120721\07DEC14.D	Calibration	6	x	279484	250.0000	0.3695	
D:\Org\Data\VOA5975C\VG120721\07DEC16.D	Calibration	7	x	404779	375.0000	0.3577	
D:\Org\Data\VOA5975C\VG120721\07DEC18.D	Calibration	8	x	552849	500.0000	0.3624	

Calibration Report

Batch Path	D:\Org\Data\VOA5975C\VG120721_L4\QuantResults\VG120721_8260B_624pt1_L4.batch.bin	Analyst Name	BL2000\mchavez
Analysis Time	12/22/2021 10:27 AM	Reporter Name	BL2000\mchavez
Report Time	12/22/2021 10:28:39 AM	Batch State	Processed
Last Calib Update	12/13/2021 2:48 PM	Quant Report Version	10.0
Quant Batch Version	10.0		

Chloromethane %RSE = 2.9

Chloromethane - 8 Levels, 7 Levels Used, 8 Points, 7 Points Used, 1 QCs

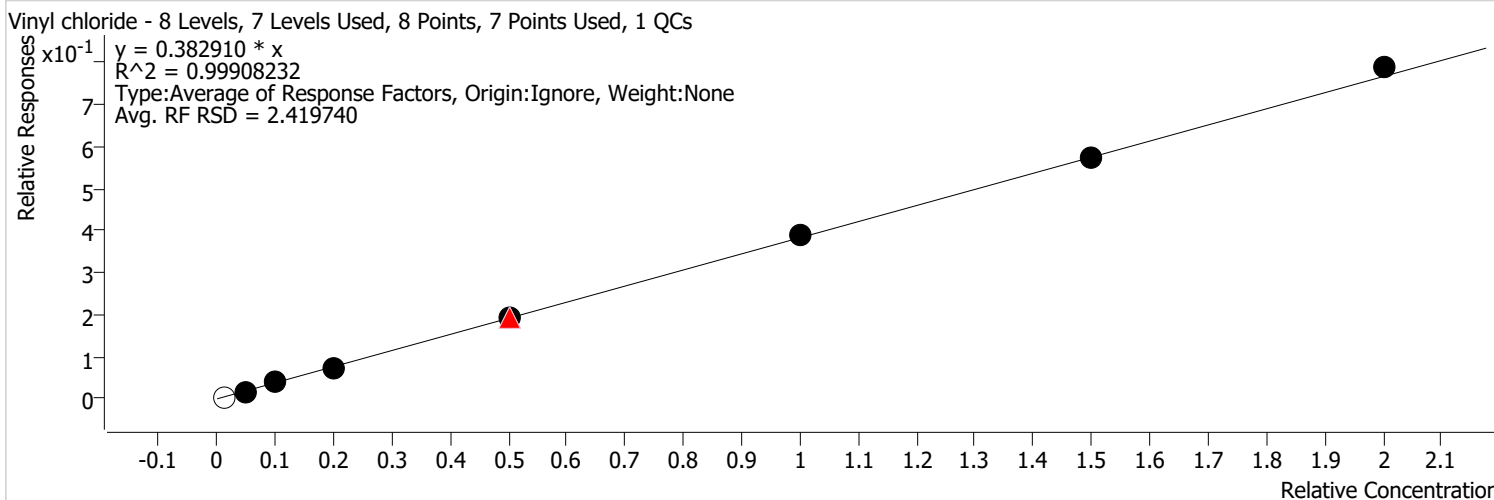


Calibration STD Path	Cal Type	Level	Enabled	Resp.	Exp. Conc	Resp. Factor	Level RSD
D:\Org\Data\VOA5975C\VG120721\07DEC07.D	Calibration	1		4048	2.5000	0.5594	
D:\Org\Data\VOA5975C\VG120721\07DEC08.D	Calibration	2	x	15699	12.5000	0.4272	
D:\Org\Data\VOA5975C\VG120721\07DEC09.D	Calibration	3	x	31613	25.0000	0.4173	
D:\Org\Data\VOA5975C\VG120721\07DEC10.D	Calibration	4	x	56331	50.0000	0.3910	
D:\Org\Data\VOA5975C\VG120721\07DEC20.D	QC	QC	x	142353	125.0000	0.3777	
D:\Org\Data\VOA5975C\VG120721\07DEC12.D	Calibration	5	x	152024	125.0000	0.4018	
D:\Org\Data\VOA5975C\VG120721\07DEC12CC.D	CC	CC	x	152024	125.0000	0.4018	
D:\Org\Data\VOA5975C\VG120721\07DEC14.D	Calibration	6	x	307313	250.0000	0.4063	
D:\Org\Data\VOA5975C\VG120721\07DEC16.D	Calibration	7	x	452351	375.0000	0.3998	
D:\Org\Data\VOA5975C\VG120721\07DEC18.D	Calibration	8	x	618664	500.0000	0.4055	

Calibration Report

Batch Path	D:\Org\Data\VOA5975C\VG120721_L4\QuantResults\VG120721_8260B_624pt1_L4.batch.bin	Analyst Name	BL2000\mchavez
Analysis Time	12/22/2021 10:27 AM	Reporter Name	BL2000\mchavez
Report Time	12/22/2021 10:28:39 AM	Batch State	Processed
Last Calib Update	12/13/2021 2:48 PM	Quant Report Version	10.0
Quant Batch Version	10.0		

Vinyl chloride %RSE = 2.4



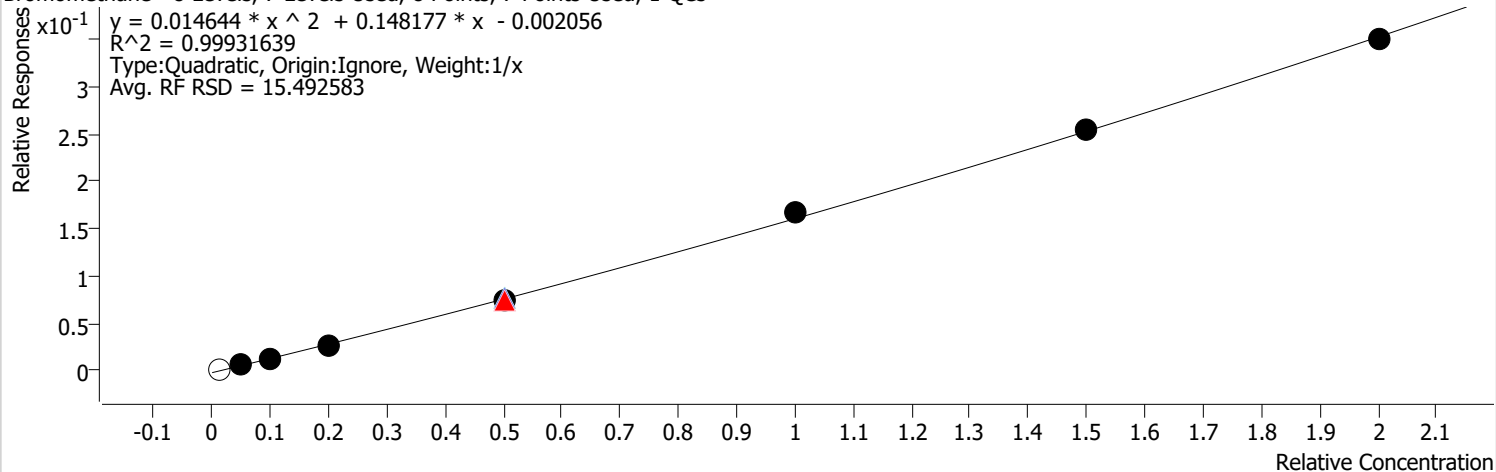
Calibration STD Path	Cal Type	Level	Enabled	Resp.	Exp. Conc	Resp. Factor	Level RSD
D:\Org\Data\VOA5975C\VG120721\07DEC07.D	Calibration	1		3504	2.5000	0.4842	
D:\Org\Data\VOA5975C\VG120721\07DEC08.D	Calibration	2	x	13557	12.5000	0.3689	
D:\Org\Data\VOA5975C\VG120721\07DEC09.D	Calibration	3	x	29163	25.0000	0.3850	
D:\Org\Data\VOA5975C\VG120721\07DEC10.D	Calibration	4	x	53541	50.0000	0.3716	
D:\Org\Data\VOA5975C\VG120721\07DEC20.D	QC	QC	x	144145	125.0000	0.3824	
D:\Org\Data\VOA5975C\VG120721\07DEC12.D	Calibration	5	x	147317	125.0000	0.3894	
D:\Org\Data\VOA5975C\VG120721\07DEC12CC.D	CC	CC	x	147317	125.0000	0.3894	
D:\Org\Data\VOA5975C\VG120721\07DEC14.D	Calibration	6	x	294275	250.0000	0.3891	
D:\Org\Data\VOA5975C\VG120721\07DEC16.D	Calibration	7	x	433460	375.0000	0.3831	
D:\Org\Data\VOA5975C\VG120721\07DEC18.D	Calibration	8	x	599982	500.0000	0.3933	

Calibration Report

Batch Path	D:\Org\Data\VOA5975C\VG120721_L4\QuantResults\VG120721_8260B_624pt1_L4.batch.bin	Analyst Name	BL2000\mchavez
Analysis Time	12/22/2021 10:27 AM	Reporter Name	BL2000\mchavez
Report Time	12/22/2021 10:28:39 AM	Batch State	Processed
Last Calib Update	12/13/2021 2:48 PM	Quant Report Version	10.0
Quant Batch Version	10.0		

Bromomethane %RSE = 7.3

Bromomethane - 8 Levels, 7 Levels Used, 8 Points, 7 Points Used, 1 QCs



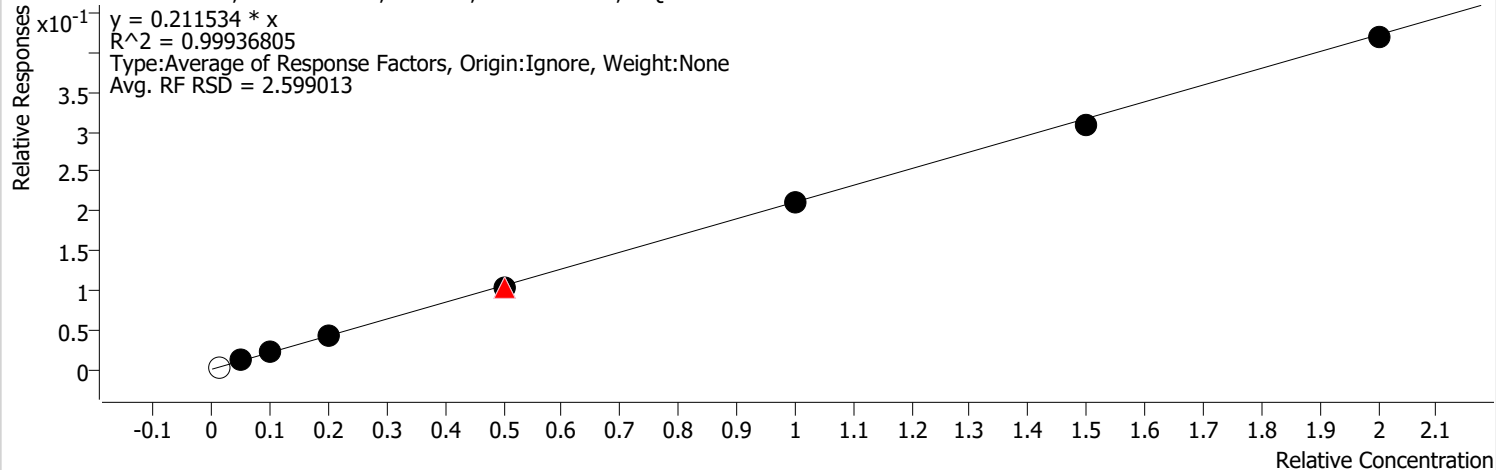
Calibration STD Path	Cal Type	Level	Enabled	Resp.	Exp. Conc	Resp. Factor	Level RSD
D:\Org\Data\VOA5975C\VG120721\07DEC07.D	Calibration	1		1468	2.5000	0.2029	
D:\Org\Data\VOA5975C\VG120721\07DEC08.D	Calibration	2	x	4574	12.5000	0.1245	
D:\Org\Data\VOA5975C\VG120721\07DEC09.D	Calibration	3	x	8941	25.0000	0.1180	
D:\Org\Data\VOA5975C\VG120721\07DEC10.D	Calibration	4	x	19489	50.0000	0.1353	
D:\Org\Data\VOA5975C\VG120721\07DEC20.D	QC	QC	x	57163	125.0000	0.1517	
D:\Org\Data\VOA5975C\VG120721\07DEC12.D	Calibration	5	x	55345	125.0000	0.1463	
D:\Org\Data\VOA5975C\VG120721\07DEC12CC.D	CC	CC	x	55345	125.0000	0.1463	
D:\Org\Data\VOA5975C\VG120721\07DEC14.D	Calibration	6	x	125869	250.0000	0.1664	
D:\Org\Data\VOA5975C\VG120721\07DEC16.D	Calibration	7	x	191950	375.0000	0.1696	
D:\Org\Data\VOA5975C\VG120721\07DEC18.D	Calibration	8	x	266856	500.0000	0.1749	

Calibration Report

Batch Path	D:\Org\Data\VOA5975C\VG120721_L4\QuantResults\VG120721_8260B_624pt1_L4.batch.bin	Analyst Name	BL2000\mchavez
Analysis Time	12/22/2021 10:27 AM	Reporter Name	BL2000\mchavez
Report Time	12/22/2021 10:28:39 AM	Batch State	Processed
Last Calib Update	12/13/2021 2:48 PM	Quant Report Version	10.0
Quant Batch Version	10.0		

Chloroethane %RSE = 2.6

Chloroethane - 8 Levels, 7 Levels Used, 8 Points, 7 Points Used, 1 QCs



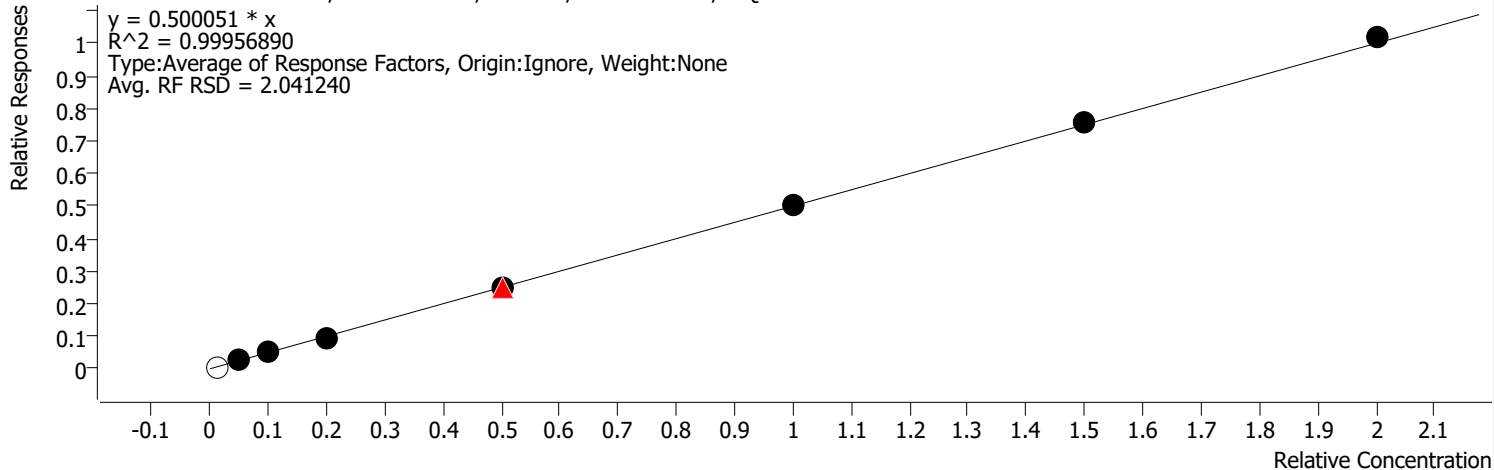
Calibration STD Path	Cal Type	Level	Enabled	Resp.	Exp. Conc	Resp. Factor	Level RSD
D:\Org\Data\VOA5975C\VG120721\07DEC07.D	Calibration	1		2147	2.5000	0.2967	
D:\Org\Data\VOA5975C\VG120721\07DEC08.D	Calibration	2	x	8120	12.5000	0.2210	
D:\Org\Data\VOA5975C\VG120721\07DEC09.D	Calibration	3	x	16467	25.0000	0.2174	
D:\Org\Data\VOA5975C\VG120721\07DEC10.D	Calibration	4	x	29975	50.0000	0.2080	
D:\Org\Data\VOA5975C\VG120721\07DEC20.D	QC	QC	x	77417	125.0000	0.2054	
D:\Org\Data\VOA5975C\VG120721\07DEC12.D	Calibration	5	x	79158	125.0000	0.2092	
D:\Org\Data\VOA5975C\VG120721\07DEC12CC.D	CC	CC	x	79158	125.0000	0.2092	
D:\Org\Data\VOA5975C\VG120721\07DEC14.D	Calibration	6	x	158595	250.0000	0.2097	
D:\Org\Data\VOA5975C\VG120721\07DEC16.D	Calibration	7	x	232823	375.0000	0.2058	
D:\Org\Data\VOA5975C\VG120721\07DEC18.D	Calibration	8	x	319838	500.0000	0.2097	

Calibration Report

Batch Path	D:\Org\Data\VOA5975C\VG120721_L4\QuantResults\VG120721_8260B_624pt1_L4.batch.bin	Analyst Name	BL2000\mchavez
Analysis Time	12/22/2021 10:27 AM	Reporter Name	BL2000\mchavez
Report Time	12/22/2021 10:28:39 AM	Batch State	Processed
Last Calib Update	12/13/2021 2:48 PM	Quant Report Version	10.0
Quant Batch Version	10.0		

Trichlorofluoromethane %RSE = 2.0

Trichlorofluoromethane - 8 Levels, 7 Levels Used, 8 Points, 7 Points Used, 1 QCs

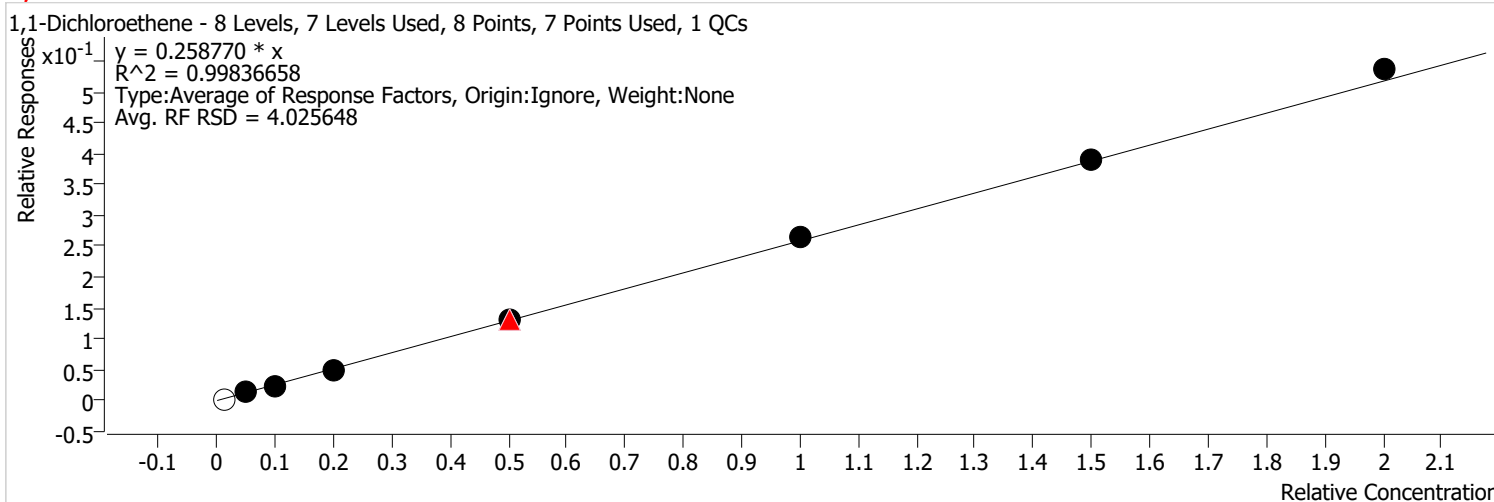


Calibration STD Path	Cal Type	Level	Enabled	Resp.	Exp. Conc	Resp. Factor	Level RSD
D:\Org\Data\VOA5975C\VG120721\07DEC07.D	Calibration	1		4345	2.5000	0.6004	
D:\Org\Data\VOA5975C\VG120721\07DEC08.D	Calibration	2	x	18323	12.5000	0.4987	
D:\Org\Data\VOA5975C\VG120721\07DEC09.D	Calibration	3	x	38203	25.0000	0.5043	
D:\Org\Data\VOA5975C\VG120721\07DEC10.D	Calibration	4	x	68865	50.0000	0.4780	
D:\Org\Data\VOA5975C\VG120721\07DEC20.D	QC	QC	x	189170	125.0000	0.5019	
D:\Org\Data\VOA5975C\VG120721\07DEC12.D	Calibration	5	x	190146	125.0000	0.5026	
D:\Org\Data\VOA5975C\VG120721\07DEC12CC.D	CC	CC	x	190146	125.0000	0.5026	
D:\Org\Data\VOA5975C\VG120721\07DEC14.D	Calibration	6	x	380153	250.0000	0.5026	
D:\Org\Data\VOA5975C\VG120721\07DEC16.D	Calibration	7	x	572223	375.0000	0.5057	
D:\Org\Data\VOA5975C\VG120721\07DEC18.D	Calibration	8	x	775738	500.0000	0.5085	

Calibration Report

Batch Path	D:\Org\Data\VOA5975C\VG120721_L4\QuantResults\VG120721_8260B_624pt1_L4.batch.bin	Analyst Name	BL2000\mchavez
Analysis Time	12/22/2021 10:27 AM	Reporter Name	BL2000\mchavez
Report Time	12/22/2021 10:28:39 AM	Batch State	Processed
Last Calib Update	12/13/2021 2:48 PM	Quant Report Version	10.0
Quant Batch Version	10.0		

1,1-Dichloroethene %RSE = 4.0

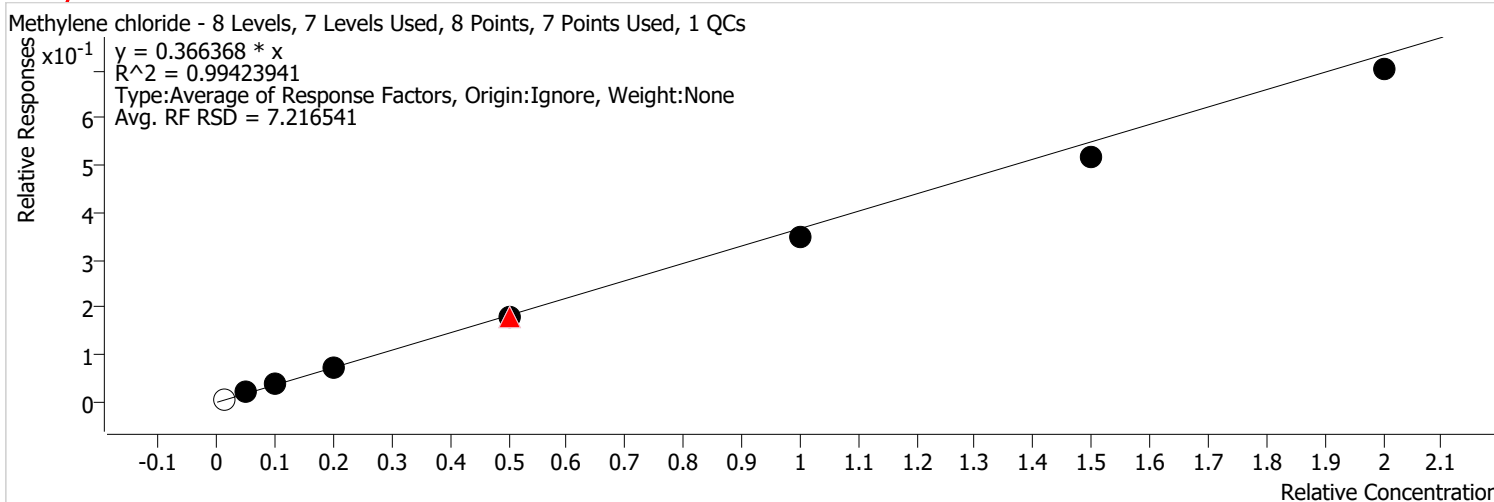


Calibration STD Path	Cal Type	Level	Enabled	Resp.	Exp. Conc	Resp. Factor	Level RSD
D:\Org\Data\VOA5975C\VG120721\07DEC07.D	Calibration	1		2053	2.5000	0.2837	
D:\Org\Data\VOA5975C\VG120721\07DEC08.D	Calibration	2	x	9845	12.5000	0.2679	
D:\Org\Data\VOA5975C\VG120721\07DEC09.D	Calibration	3	x	18306	25.0000	0.2417	
D:\Org\Data\VOA5975C\VG120721\07DEC10.D	Calibration	4	x	35586	50.0000	0.2470	
D:\Org\Data\VOA5975C\VG120721\07DEC20.D	QC	QC	x	98112	125.0000	0.2603	
D:\Org\Data\VOA5975C\VG120721\07DEC12.D	Calibration	5	x	98538	125.0000	0.2605	
D:\Org\Data\VOA5975C\VG120721\07DEC12CC.D	CC	CC	x	98538	125.0000	0.2605	
D:\Org\Data\VOA5975C\VG120721\07DEC14.D	Calibration	6	x	200673	250.0000	0.2653	
D:\Org\Data\VOA5975C\VG120721\07DEC16.D	Calibration	7	x	295401	375.0000	0.2611	
D:\Org\Data\VOA5975C\VG120721\07DEC18.D	Calibration	8	x	408810	500.0000	0.2680	

Calibration Report

Batch Path	D:\Org\Data\VOA5975C\VG120721_L4\QuantResults\VG120721_8260B_624pt1_L4.batch.bin	Analyst Name	BL2000\mchavez
Analysis Time	12/22/2021 10:27 AM	Reporter Name	BL2000\mchavez
Report Time	12/22/2021 10:28:39 AM	Batch State	Processed
Last Calib Update	12/13/2021 2:48 PM	Quant Report Version	10.0
Quant Batch Version	10.0		

Methylene chloride %RSE = 7.2

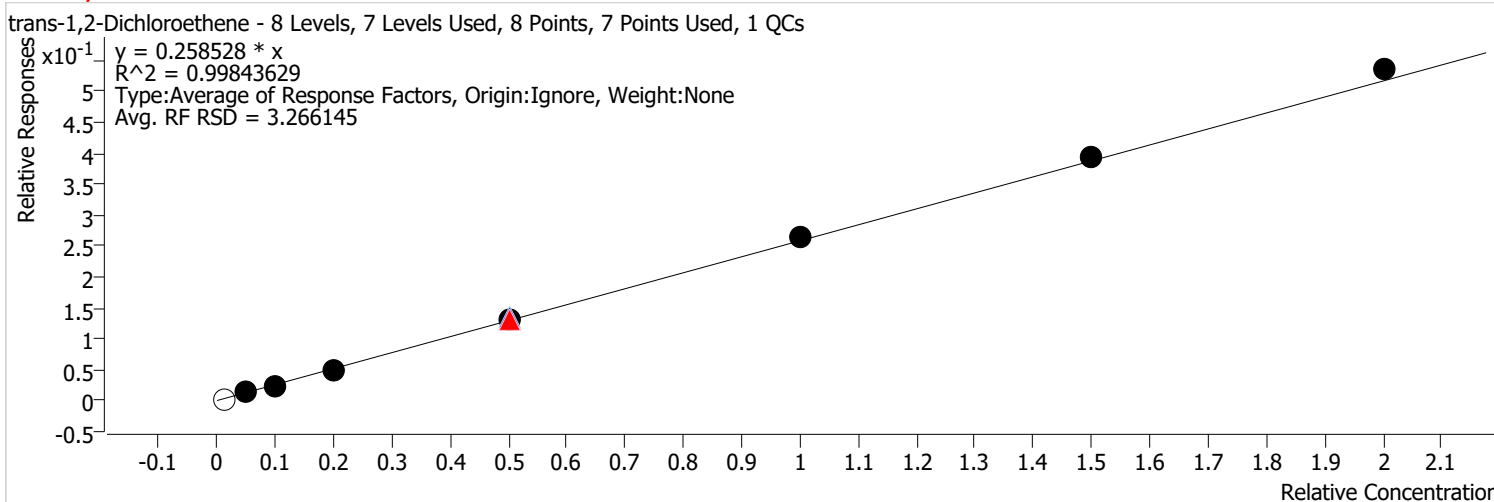


Calibration STD Path	Cal Type	Level	Enabled	Resp.	Exp. Conc	Resp. Factor	Level RSD
D:\Org\Data\VOA5975C\VG120721\07DEC07.D	Calibration	1		5280	2.5000	0.7296	
D:\Org\Data\VOA5975C\VG120721\07DEC08.D	Calibration	2	x	15333	12.5000	0.4173	
D:\Org\Data\VOA5975C\VG120721\07DEC09.D	Calibration	3	x	29312	25.0000	0.3870	
D:\Org\Data\VOA5975C\VG120721\07DEC10.D	Calibration	4	x	52048	50.0000	0.3612	
D:\Org\Data\VOA5975C\VG120721\07DEC20.D	QC	QC	x	136220	125.0000	0.3614	
D:\Org\Data\VOA5975C\VG120721\07DEC12.D	Calibration	5	x	134115	125.0000	0.3545	
D:\Org\Data\VOA5975C\VG120721\07DEC12CC.D	CC	CC	x	134115	125.0000	0.3545	
D:\Org\Data\VOA5975C\VG120721\07DEC14.D	Calibration	6	x	264312	250.0000	0.3494	
D:\Org\Data\VOA5975C\VG120721\07DEC16.D	Calibration	7	x	389887	375.0000	0.3446	
D:\Org\Data\VOA5975C\VG120721\07DEC18.D	Calibration	8	x	534822	500.0000	0.3506	

Calibration Report

Batch Path	D:\Org\Data\VOA5975C\VG120721_L4\QuantResults\VG120721_8260B_624pt1_L4.batch.bin	Analyst Name	BL2000\mchavez
Analysis Time	12/22/2021 10:27 AM	Reporter Name	BL2000\mchavez
Report Time	12/22/2021 10:28:39 AM	Batch State	Processed
Last Calib Update	12/13/2021 2:48 PM	Quant Report Version	10.0
Quant Batch Version	10.0		

trans-1,2-Dichloroethene %RSE = 3.3



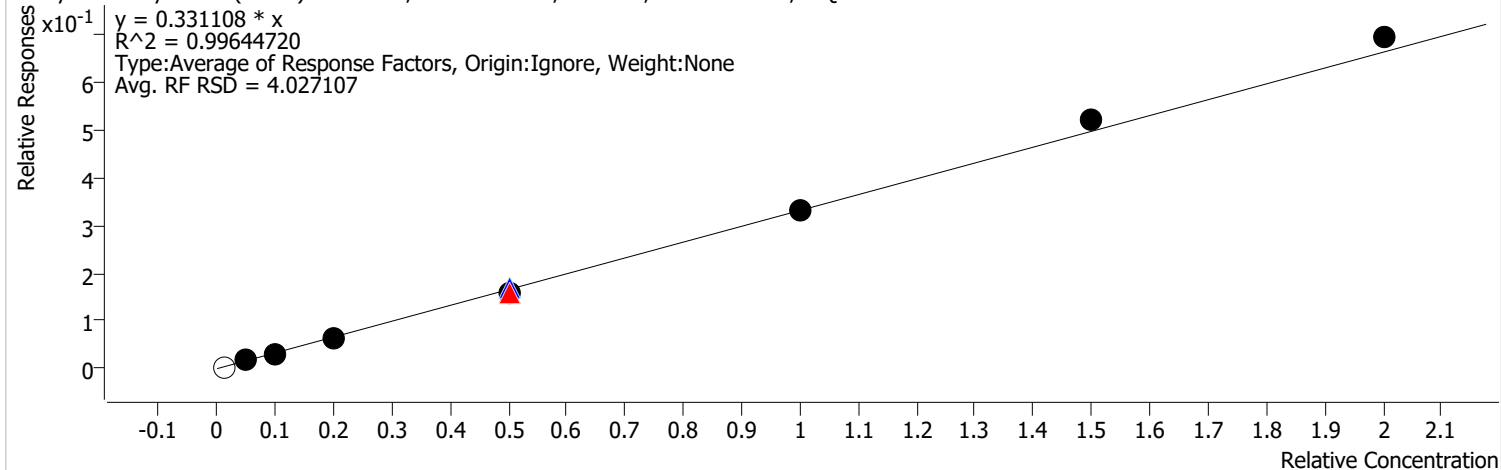
Calibration STD Path	Cal Type	Level	Enabled	Resp.	Exp. Conc	Resp. Factor	Level RSD
D:\Org\Data\VOA5975C\VG120721\07DEC07.D	Calibration	1		2035	2.5000	0.2812	
D:\Org\Data\VOA5975C\VG120721\07DEC08.D	Calibration	2	x	9628	12.5000	0.2620	
D:\Org\Data\VOA5975C\VG120721\07DEC09.D	Calibration	3	x	18598	25.0000	0.2455	
D:\Org\Data\VOA5975C\VG120721\07DEC10.D	Calibration	4	x	35666	50.0000	0.2475	
D:\Org\Data\VOA5975C\VG120721\07DEC20.D	QC	QC	x	101922	125.0000	0.2704	
D:\Org\Data\VOA5975C\VG120721\07DEC12.D	Calibration	5	x	99102	125.0000	0.2619	
D:\Org\Data\VOA5975C\VG120721\07DEC12CC.D	CC	CC	x	99102	125.0000	0.2619	
D:\Org\Data\VOA5975C\VG120721\07DEC14.D	Calibration	6	x	198737	250.0000	0.2628	
D:\Org\Data\VOA5975C\VG120721\07DEC16.D	Calibration	7	x	296883	375.0000	0.2624	
D:\Org\Data\VOA5975C\VG120721\07DEC18.D	Calibration	8	x	408143	500.0000	0.2675	

Calibration Report

Batch Path	D:\Org\Data\VOA5975C\VG120721_L4\QuantResults\VG120721_8260B_624pt1_L4.batch.bin	Analyst Name	BL2000\mchavez
Analysis Time	12/22/2021 10:27 AM	Reporter Name	BL2000\mchavez
Report Time	12/22/2021 10:28:39 AM	Batch State	Processed
Last Calib Update	12/13/2021 2:48 PM	Quant Report Version	10.0
Quant Batch Version	10.0		

Methyl tert-butyl ether (MTBE) %RSE = 4.0

Methyl tert-butyl ether (MTBE) - 8 Levels, 7 Levels Used, 8 Points, 7 Points Used, 1 QCs

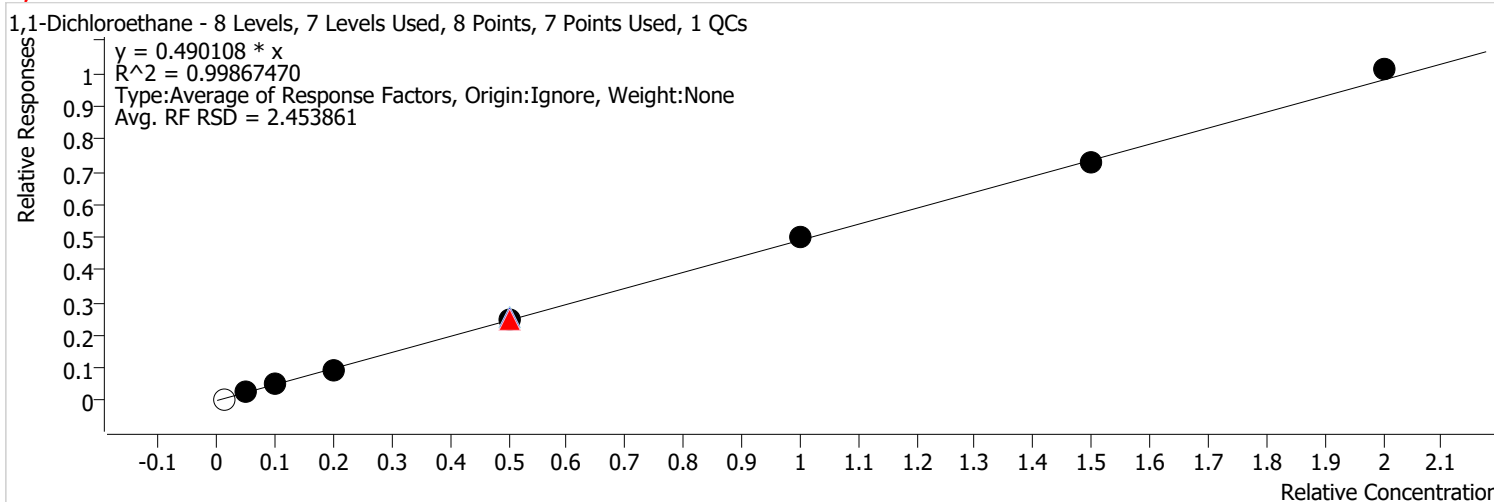


Calibration STD Path	Cal Type	Level	Enabled	Resp.	Exp. Conc	Resp. Factor	Level RSD
D:\Org\Data\VOA5975C\VG120721\07DEC07.D	Calibration	1		2798	2.5000	0.3866	
D:\Org\Data\VOA5975C\VG120721\07DEC08.D	Calibration	2	x	12399	12.5000	0.3374	
D:\Org\Data\VOA5975C\VG120721\07DEC09.D	Calibration	3	x	24643	25.0000	0.3253	
D:\Org\Data\VOA5975C\VG120721\07DEC10.D	Calibration	4	x	45014	50.0000	0.3124	
D:\Org\Data\VOA5975C\VG120721\07DEC20.D	QC	QC	x	128249	125.0000	0.3403	
D:\Org\Data\VOA5975C\VG120721\07DEC12.D	Calibration	5	x	120150	125.0000	0.3176	
D:\Org\Data\VOA5975C\VG120721\07DEC12CC.D	CC	CC	x	120150	125.0000	0.3176	
D:\Org\Data\VOA5975C\VG120721\07DEC14.D	Calibration	6	x	251479	250.0000	0.3325	
D:\Org\Data\VOA5975C\VG120721\07DEC16.D	Calibration	7	x	391933	375.0000	0.3464	
D:\Org\Data\VOA5975C\VG120721\07DEC18.D	Calibration	8	x	528043	500.0000	0.3461	

Calibration Report

Batch Path	D:\Org\Data\VOA5975C\VG120721_L4\QuantResults\VG120721_8260B_624pt1_L4.batch.bin	Analyst Name	BL2000\mchavez
Analysis Time	12/22/2021 10:27 AM	Reporter Name	BL2000\mchavez
Report Time	12/22/2021 10:28:40 AM	Batch State	Processed
Last Calib Update	12/13/2021 2:48 PM	Quant Report Version	10.0
Quant Batch Version	10.0		

1,1-Dichloroethane %RSE = 2.5



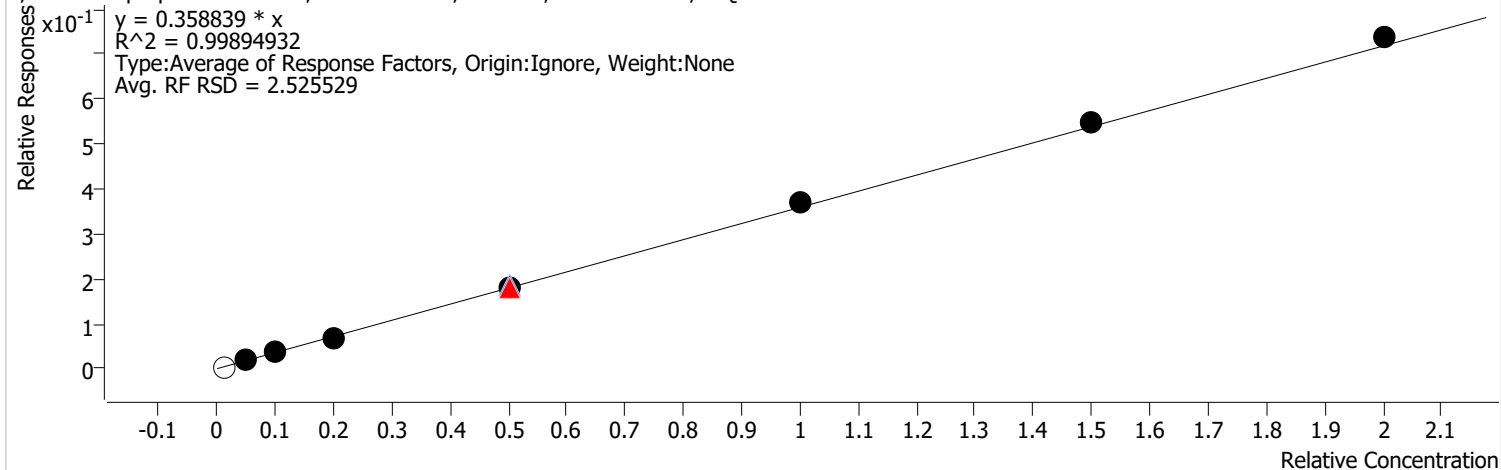
Calibration STD Path	Cal Type	Level	Enabled	Resp.	Exp. Conc	Resp. Factor	Level RSD
D:\Org\Data\VOA5975C\VG120721\07DEC07.D	Calibration	1		3746	2.5000	0.5176	
D:\Org\Data\VOA5975C\VG120721\07DEC08.D	Calibration	2	x	18019	12.5000	0.4904	
D:\Org\Data\VOA5975C\VG120721\07DEC09.D	Calibration	3	x	36728	25.0000	0.4849	
D:\Org\Data\VOA5975C\VG120721\07DEC10.D	Calibration	4	x	67613	50.0000	0.4693	
D:\Org\Data\VOA5975C\VG120721\07DEC20.D	QC	QC	x	193775	125.0000	0.5141	
D:\Org\Data\VOA5975C\VG120721\07DEC12.D	Calibration	5	x	185309	125.0000	0.4898	
D:\Org\Data\VOA5975C\VG120721\07DEC12CC.D	CC	CC	x	185309	125.0000	0.4898	
D:\Org\Data\VOA5975C\VG120721\07DEC14.D	Calibration	6	x	380218	250.0000	0.5027	
D:\Org\Data\VOA5975C\VG120721\07DEC16.D	Calibration	7	x	552243	375.0000	0.4880	
D:\Org\Data\VOA5975C\VG120721\07DEC18.D	Calibration	8	x	771450	500.0000	0.5057	

Calibration Report

Batch Path	D:\Org\Data\VOA5975C\VG120721_L4\QuantResults\VG120721_8260B_624pt1_L4.batch.bin	Analyst Name	BL2000\mchavez
Analysis Time	12/22/2021 10:27 AM	Reporter Name	BL2000\mchavez
Report Time	12/22/2021 10:28:40 AM	Batch State	Processed
Last Calib Update	12/13/2021 2:48 PM	Quant Report Version	10.0
Quant Batch Version	10.0		

2,2-Dichloropropane %RSE = 2.5

2,2-Dichloropropane - 8 Levels, 7 Levels Used, 8 Points, 7 Points Used, 1 QCs



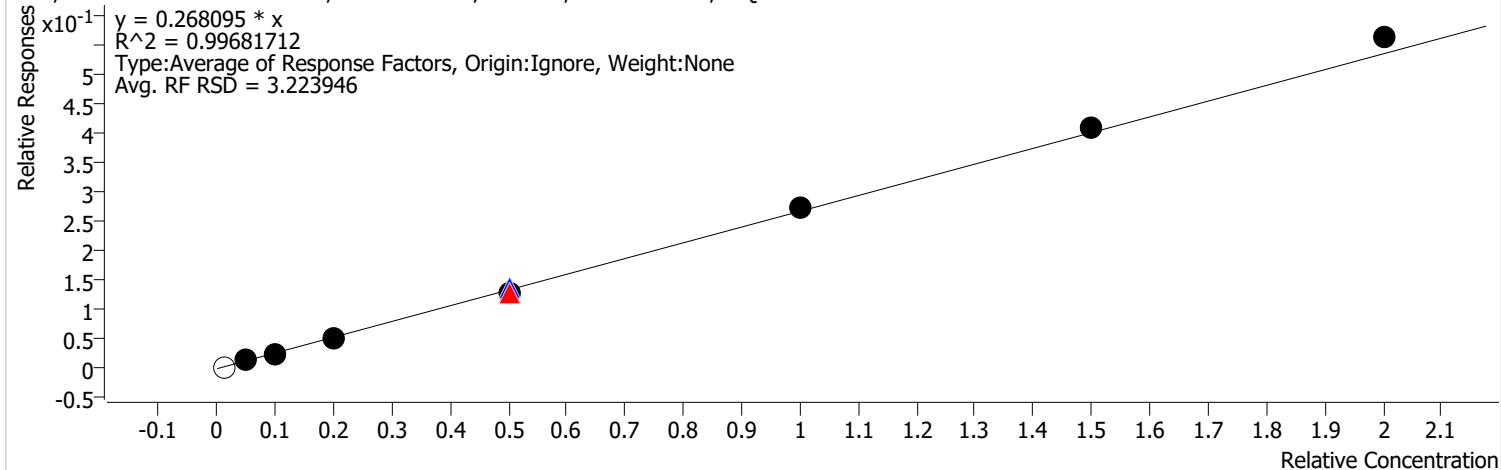
Calibration STD Path	Cal Type	Level	Enabled	Resp.	Exp. Conc	Resp. Factor	Level RSD
D:\Org\Data\VOA5975C\VG120721\07DEC07.D	Calibration	1		2974	2.5000	0.4109	
D:\Org\Data\VOA5975C\VG120721\07DEC08.D	Calibration	2	x	13021	12.5000	0.3544	
D:\Org\Data\VOA5975C\VG120721\07DEC09.D	Calibration	3	x	26674	25.0000	0.3521	
D:\Org\Data\VOA5975C\VG120721\07DEC10.D	Calibration	4	x	49589	50.0000	0.3442	
D:\Org\Data\VOA5975C\VG120721\07DEC20.D	QC	QC	x	139378	125.0000	0.3698	
D:\Org\Data\VOA5975C\VG120721\07DEC12.D	Calibration	5	x	136495	125.0000	0.3608	
D:\Org\Data\VOA5975C\VG120721\07DEC12CC.D	CC	CC	x	136495	125.0000	0.3608	
D:\Org\Data\VOA5975C\VG120721\07DEC14.D	Calibration	6	x	279182	250.0000	0.3691	
D:\Org\Data\VOA5975C\VG120721\07DEC16.D	Calibration	7	x	411174	375.0000	0.3634	
D:\Org\Data\VOA5975C\VG120721\07DEC18.D	Calibration	8	x	561289	500.0000	0.3679	

Calibration Report

Batch Path	D:\Org\Data\VOA5975C\VG120721_L4\QuantResults\VG120721_8260B_624pt1_L4.batch.bin	Analyst Name	BL2000\mchavez
Analysis Time	12/22/2021 10:27 AM	Reporter Name	BL2000\mchavez
Report Time	12/22/2021 10:28:40 AM	Batch State	Processed
Last Calib Update	12/13/2021 2:48 PM	Quant Report Version	10.0
Quant Batch Version	10.0		

cis-1,2-Dichloroethene %RSE = 3.2

cis-1,2-Dichloroethene - 8 Levels, 7 Levels Used, 8 Points, 7 Points Used, 1 QCs

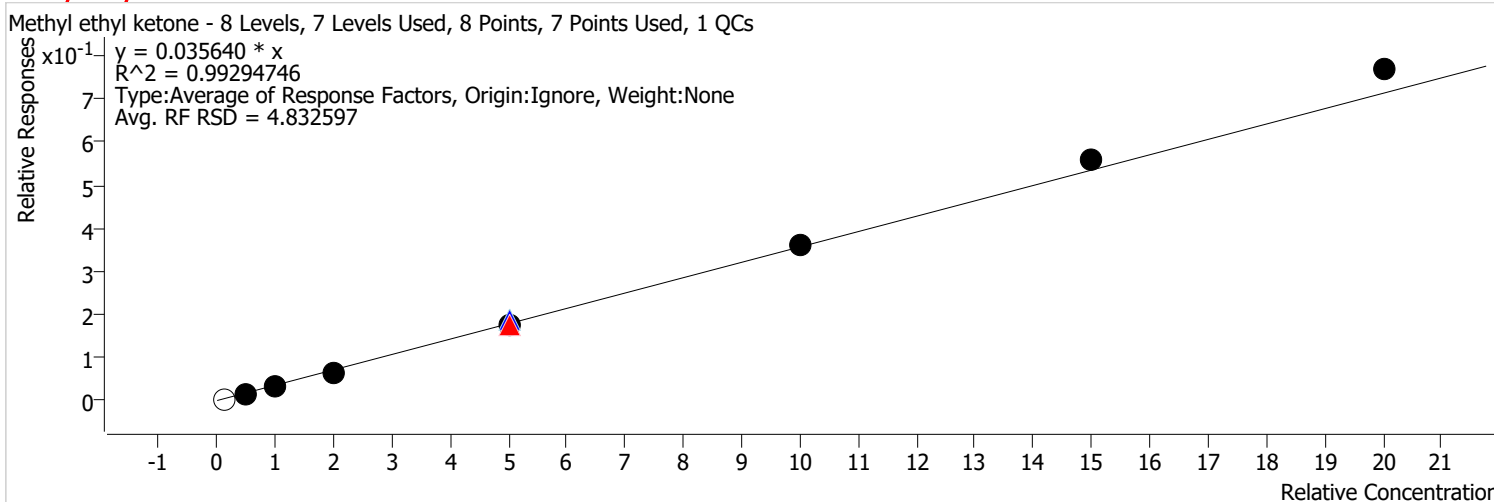


Calibration STD Path	Cal Type	Level	Enabled	Resp.	Exp. Conc	Resp. Factor	Level RSD
D:\Org\Data\VOA5975C\VG120721\07DEC07.D	Calibration	1		2299	2.5000	0.3177	
D:\Org\Data\VOA5975C\VG120721\07DEC08.D	Calibration	2	x	9789	12.5000	0.2664	
D:\Org\Data\VOA5975C\VG120721\07DEC09.D	Calibration	3	x	19699	25.0000	0.2601	
D:\Org\Data\VOA5975C\VG120721\07DEC10.D	Calibration	4	x	37253	50.0000	0.2586	
D:\Org\Data\VOA5975C\VG120721\07DEC20.D	QC	QC	x	104213	125.0000	0.2765	
D:\Org\Data\VOA5975C\VG120721\07DEC12.D	Calibration	5	x	99166	125.0000	0.2621	
D:\Org\Data\VOA5975C\VG120721\07DEC12CC.D	CC	CC	x	99166	125.0000	0.2621	
D:\Org\Data\VOA5975C\VG120721\07DEC14.D	Calibration	6	x	207164	250.0000	0.2739	
D:\Org\Data\VOA5975C\VG120721\07DEC16.D	Calibration	7	x	309903	375.0000	0.2739	
D:\Org\Data\VOA5975C\VG120721\07DEC18.D	Calibration	8	x	429832	500.0000	0.2818	

Calibration Report

Batch Path	D:\Org\Data\VOA5975C\VG120721_L4\QuantResults\VG120721_8260B_624pt1_L4.batch.bin	Analyst Name	BL2000\mchavez
Analysis Time	12/22/2021 10:27 AM	Reporter Name	BL2000\mchavez
Report Time	12/22/2021 10:28:40 AM	Batch State	Processed
Last Calib Update	12/13/2021 2:48 PM	Quant Report Version	10.0
Quant Batch Version	10.0		

Methyl ethyl ketone %RSE = 4.8



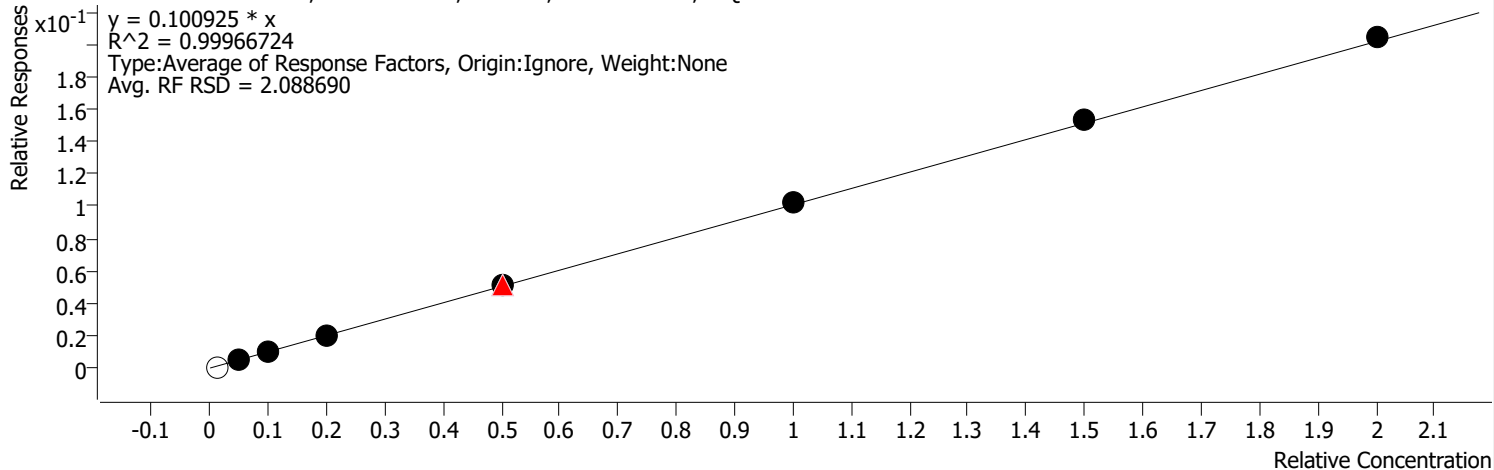
Calibration STD Path	Cal Type	Level	Enabled	Resp.	Exp. Conc	Resp. Factor	Level RSD
D:\Org\Data\VOA5975C\VG120721\07DEC07.D	Calibration	1		2928	25.0000	0.0405	
D:\Org\Data\VOA5975C\VG120721\07DEC08.D	Calibration	2	x	12746	125.0000	0.0347	
D:\Org\Data\VOA5975C\VG120721\07DEC09.D	Calibration	3	x	26278	250.0000	0.0347	
D:\Org\Data\VOA5975C\VG120721\07DEC10.D	Calibration	4	x	48031	500.0000	0.0333	
D:\Org\Data\VOA5975C\VG120721\07DEC20.D	QC	QC	x	140236	1250.0000	0.0372	
D:\Org\Data\VOA5975C\VG120721\07DEC12.D	Calibration	5	x	132227	1250.0000	0.0350	
D:\Org\Data\VOA5975C\VG120721\07DEC12CC.D	CC	CC	x	132227	1250.0000	0.0350	
D:\Org\Data\VOA5975C\VG120721\07DEC14.D	Calibration	6	x	274225	2500.0000	0.0363	
D:\Org\Data\VOA5975C\VG120721\07DEC16.D	Calibration	7	x	420943	3750.0000	0.0372	
D:\Org\Data\VOA5975C\VG120721\07DEC18.D	Calibration	8	x	585156	5000.0000	0.0384	

Calibration Report

Batch Path	D:\Org\Data\VOA5975C\VG120721_L4\QuantResults\VG120721_8260B_624pt1_L4.batch.bin	Analyst Name	BL2000\mchavez
Analysis Time	12/22/2021 10:27 AM	Reporter Name	BL2000\mchavez
Report Time	12/22/2021 10:28:40 AM	Batch State	Processed
Last Calib Update	12/13/2021 2:48 PM	Quant Report Version	10.0
Quant Batch Version	10.0		

Bromochloromethane %RSE = 2.1

Bromochloromethane - 8 Levels, 7 Levels Used, 8 Points, 7 Points Used, 1 QCs



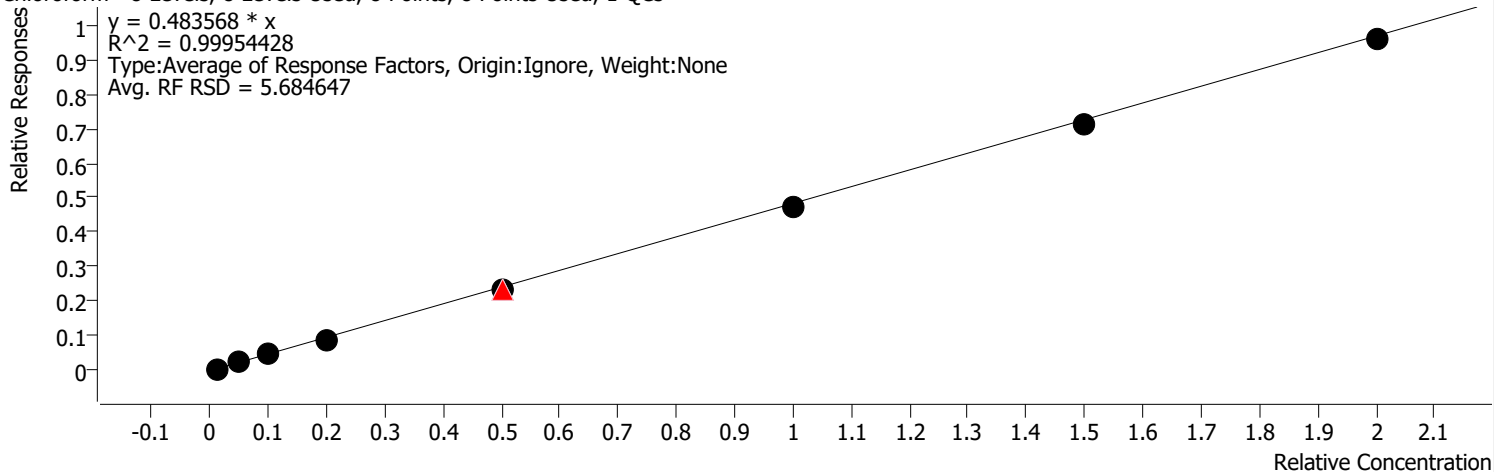
Calibration STD Path	Cal Type	Level	Enabled	Resp.	Exp. Conc	Resp. Factor	Level RSD
D:\Org\Data\VOA5975C\VG120721\07DEC07.D	Calibration	1		556	2.5000	0.0768	
D:\Org\Data\VOA5975C\VG120721\07DEC08.D	Calibration	2	x	3557	12.5000	0.0968	
D:\Org\Data\VOA5975C\VG120721\07DEC09.D	Calibration	3	x	7699	25.0000	0.1016	
D:\Org\Data\VOA5975C\VG120721\07DEC10.D	Calibration	4	x	14335	50.0000	0.0995	
D:\Org\Data\VOA5975C\VG120721\07DEC20.D	QC	QC	x	38878	125.0000	0.1032	
D:\Org\Data\VOA5975C\VG120721\07DEC12.D	Calibration	5	x	38416	125.0000	0.1015	
D:\Org\Data\VOA5975C\VG120721\07DEC12CC.D	CC	CC	x	38416	125.0000	0.1015	
D:\Org\Data\VOA5975C\VG120721\07DEC14.D	Calibration	6	x	77937	250.0000	0.1030	
D:\Org\Data\VOA5975C\VG120721\07DEC16.D	Calibration	7	x	115291	375.0000	0.1019	
D:\Org\Data\VOA5975C\VG120721\07DEC18.D	Calibration	8	x	155709	500.0000	0.1021	

Calibration Report

Batch Path	D:\Org\Data\VOA5975C\VG120721_L4\QuantResults\VG120721_8260B_624pt1_L4.batch.bin	Analyst Name	BL2000\mchavez
Analysis Time	12/22/2021 10:27 AM	Reporter Name	BL2000\mchavez
Report Time	12/22/2021 10:28:40 AM	Batch State	Processed
Last Calib Update	12/13/2021 2:48 PM	Quant Report Version	10.0
Quant Batch Version	10.0		

Chloroform %RSE = 5.7

Chloroform - 8 Levels, 8 Levels Used, 8 Points, 8 Points Used, 1 QCs

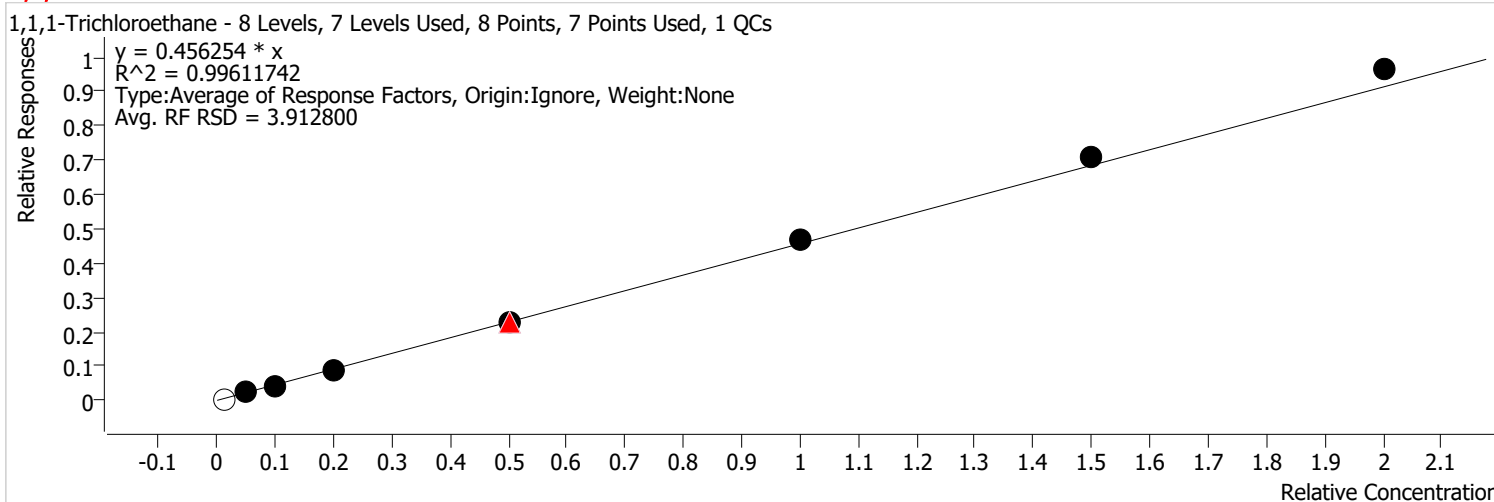


Calibration STD Path	Cal Type	Level	Enabled	Resp.	Exp. Conc	Resp. Factor	Level RSD
D:\Org\Data\VOA5975C\VG120721\07DEC07.D	Calibration	1	x	3967	2.5000	0.5482	
D:\Org\Data\VOA5975C\VG120721\07DEC08.D	Calibration	2	x	17943	12.5000	0.4883	
D:\Org\Data\VOA5975C\VG120721\07DEC09.D	Calibration	3	x	35772	25.0000	0.4722	
D:\Org\Data\VOA5975C\VG120721\07DEC10.D	Calibration	4	x	65823	50.0000	0.4568	
D:\Org\Data\VOA5975C\VG120721\07DEC20.D	QC	QC	x	175781	125.0000	0.4664	
D:\Org\Data\VOA5975C\VG120721\07DEC12.D	Calibration	5	x	179502	125.0000	0.4745	
D:\Org\Data\VOA5975C\VG120721\07DEC12CC.D	CC	CC	x	179502	125.0000	0.4745	
D:\Org\Data\VOA5975C\VG120721\07DEC14.D	Calibration	6	x	359876	250.0000	0.4758	
D:\Org\Data\VOA5975C\VG120721\07DEC16.D	Calibration	7	x	537208	375.0000	0.4748	
D:\Org\Data\VOA5975C\VG120721\07DEC18.D	Calibration	8	x	729150	500.0000	0.4780	

Calibration Report

Batch Path	D:\Org\Data\VOA5975C\VG120721_L4\QuantResults\VG120721_8260B_624pt1_L4.batch.bin	Analyst Name	BL2000\mchavez
Analysis Time	12/22/2021 10:27 AM	Reporter Name	BL2000\mchavez
Report Time	12/22/2021 10:28:40 AM	Batch State	Processed
Last Calib Update	12/13/2021 2:48 PM	Quant Report Version	10.0
Quant Batch Version	10.0		

1,1,1-Trichloroethane %RSE = 3.9

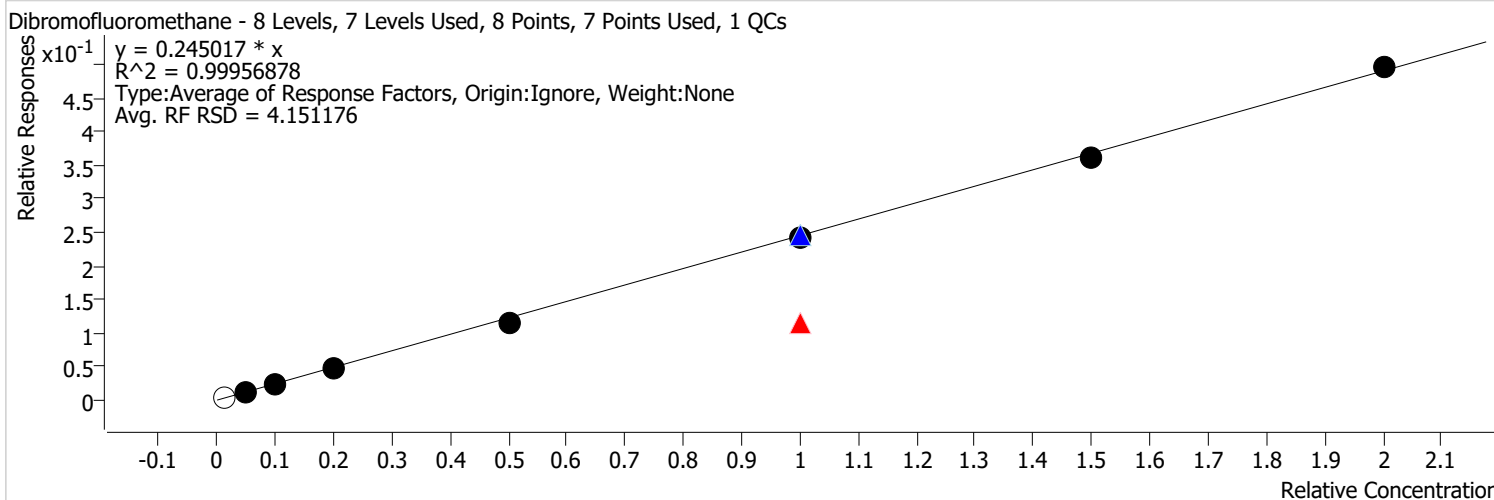


Calibration STD Path	Cal Type	Level	Enabled	Resp.	Exp. Conc	Resp. Factor	Level RSD
D:\Org\Data\VOA5975C\VG120721\07DEC07.D	Calibration	1		3321	2.5000	0.4589	
D:\Org\Data\VOA5975C\VG120721\07DEC08.D	Calibration	2	x	16207	12.5000	0.4411	
D:\Org\Data\VOA5975C\VG120721\07DEC09.D	Calibration	3	x	33577	25.0000	0.4433	
D:\Org\Data\VOA5975C\VG120721\07DEC10.D	Calibration	4	x	62314	50.0000	0.4325	
D:\Org\Data\VOA5975C\VG120721\07DEC20.D	QC	QC	x	172590	125.0000	0.4579	
D:\Org\Data\VOA5975C\VG120721\07DEC12.D	Calibration	5	x	173368	125.0000	0.4582	
D:\Org\Data\VOA5975C\VG120721\07DEC12CC.D	CC	CC	x	173368	125.0000	0.4582	
D:\Org\Data\VOA5975C\VG120721\07DEC14.D	Calibration	6	x	353060	250.0000	0.4668	
D:\Org\Data\VOA5975C\VG120721\07DEC16.D	Calibration	7	x	532578	375.0000	0.4707	
D:\Org\Data\VOA5975C\VG120721\07DEC18.D	Calibration	8	x	734165	500.0000	0.4813	

Calibration Report

Batch Path	D:\Org\Data\VOA5975C\VG120721_L4\QuantResults\VG120721_8260B_624pt1_L4.batch.bin	Analyst Name	BL2000\mchavez
Analysis Time	12/22/2021 10:27 AM	Reporter Name	BL2000\mchavez
Report Time	12/22/2021 10:28:40 AM	Batch State	Processed
Last Calib Update	12/13/2021 2:48 PM	Quant Report Version	10.0
Quant Batch Version	10.0		

Dibromofluoromethane %RSE =



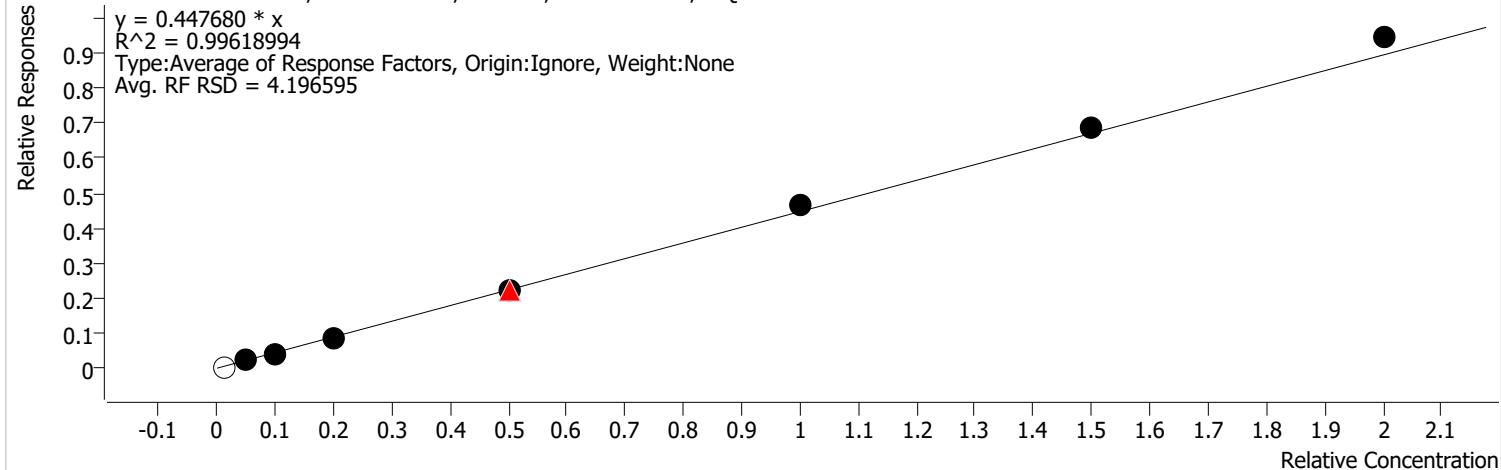
Calibration STD Path	Cal Type	Level	Enabled	Resp.	Exp. Conc	Resp. Factor	Level RSD
D:\Org\Data\VOA5975C\VG120721\07DEC07.D	Calibration	1		3572	2.5000	0.4936	
D:\Org\Data\VOA5975C\VG120721\07DEC08.D	Calibration	2	x	9752	12.5000	0.2654	
D:\Org\Data\VOA5975C\VG120721\07DEC09.D	Calibration	3	x	18267	25.0000	0.2412	
D:\Org\Data\VOA5975C\VG120721\07DEC10.D	Calibration	4	x	35165	50.0000	0.2441	
D:\Org\Data\VOA5975C\VG120721\07DEC12.D	Calibration	5	x	87740	125.0000	0.2319	
D:\Org\Data\VOA5975C\VG120721\07DEC20.D	QC	QC	x	185335	250.0000	0.2459	
D:\Org\Data\VOA5975C\VG120721\07DEC14.D	Calibration	6	x	184098	250.0000	0.2434	
D:\Org\Data\VOA5975C\VG120721\07DEC12CC.D	CC	CC	x	87740	250.0000	0.1160	
D:\Org\Data\VOA5975C\VG120721\07DEC16.D	Calibration	7	x	273685	375.0000	0.2419	
D:\Org\Data\VOA5975C\VG120721\07DEC18.D	Calibration	8	x	377296	500.0000	0.2473	

Calibration Report

Batch Path	D:\Org\Data\VOA5975C\VG120721_L4\QuantResults\VG120721_8260B_624pt1_L4.batch.bin	Analyst Name	BL2000\mchavez
Analysis Time	12/22/2021 10:27 AM	Reporter Name	BL2000\mchavez
Report Time	12/22/2021 10:28:40 AM	Batch State	Processed
Last Calib Update	12/13/2021 2:48 PM	Quant Report Version	10.0
Quant Batch Version	10.0		

Carbon tetrachloride %RSE = 4.2

Carbon tetrachloride - 8 Levels, 7 Levels Used, 8 Points, 7 Points Used, 1 QCs

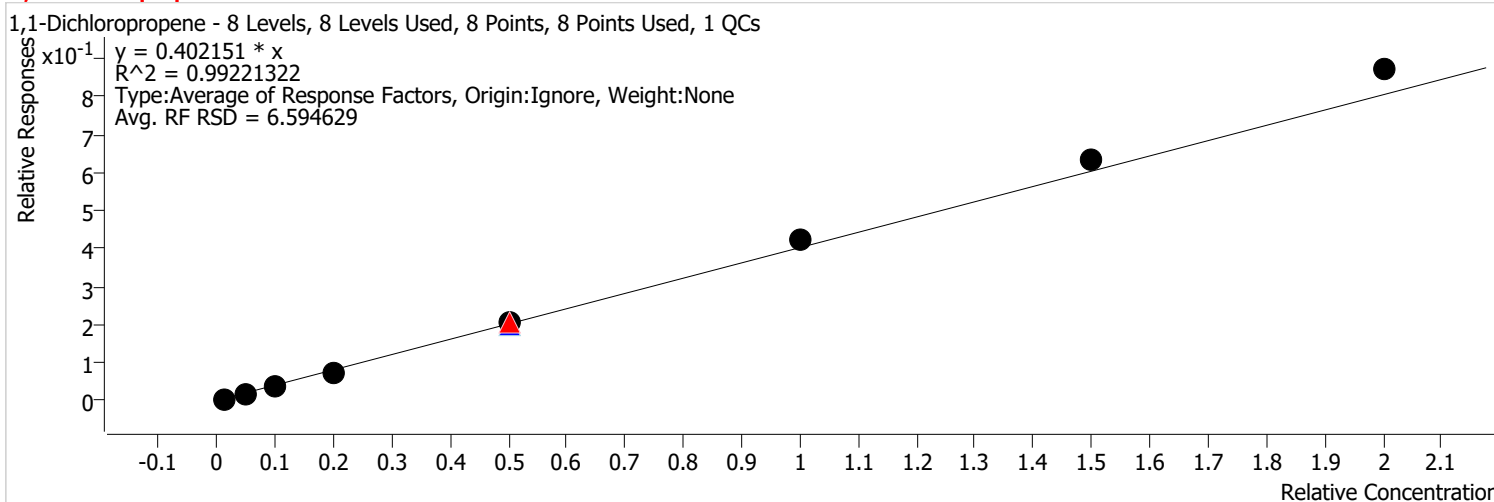


Calibration STD Path	Cal Type	Level	Enabled	Resp.	Exp. Conc	Resp. Factor	Level RSD
D:\Org\Data\VOA5975C\VG120721\07DEC07.D	Calibration	1		2861	2.5000	0.3953	
D:\Org\Data\VOA5975C\VG120721\07DEC08.D	Calibration	2	x	15827	12.5000	0.4307	
D:\Org\Data\VOA5975C\VG120721\07DEC09.D	Calibration	3	x	32074	25.0000	0.4234	
D:\Org\Data\VOA5975C\VG120721\07DEC10.D	Calibration	4	x	62372	50.0000	0.4329	
D:\Org\Data\VOA5975C\VG120721\07DEC20.D	QC	QC	x	166917	125.0000	0.4429	
D:\Org\Data\VOA5975C\VG120721\07DEC12.D	Calibration	5	x	171191	125.0000	0.4525	
D:\Org\Data\VOA5975C\VG120721\07DEC12CC.D	CC	CC	x	171191	125.0000	0.4525	
D:\Org\Data\VOA5975C\VG120721\07DEC14.D	Calibration	6	x	352225	250.0000	0.4657	
D:\Org\Data\VOA5975C\VG120721\07DEC16.D	Calibration	7	x	516387	375.0000	0.4564	
D:\Org\Data\VOA5975C\VG120721\07DEC18.D	Calibration	8	x	720325	500.0000	0.4722	

Calibration Report

Batch Path	D:\Org\Data\VOA5975C\VG120721_L4\QuantResults\VG120721_8260B_624pt1_L4.batch.bin	Analyst Name	BL2000\mchavez
Analysis Time	12/22/2021 10:27 AM	Reporter Name	BL2000\mchavez
Report Time	12/22/2021 10:28:40 AM	Batch State	Processed
Last Calib Update	12/13/2021 2:48 PM	Quant Report Version	10.0
Quant Batch Version	10.0		

1,1-Dichloropropene %RSE = 6.6

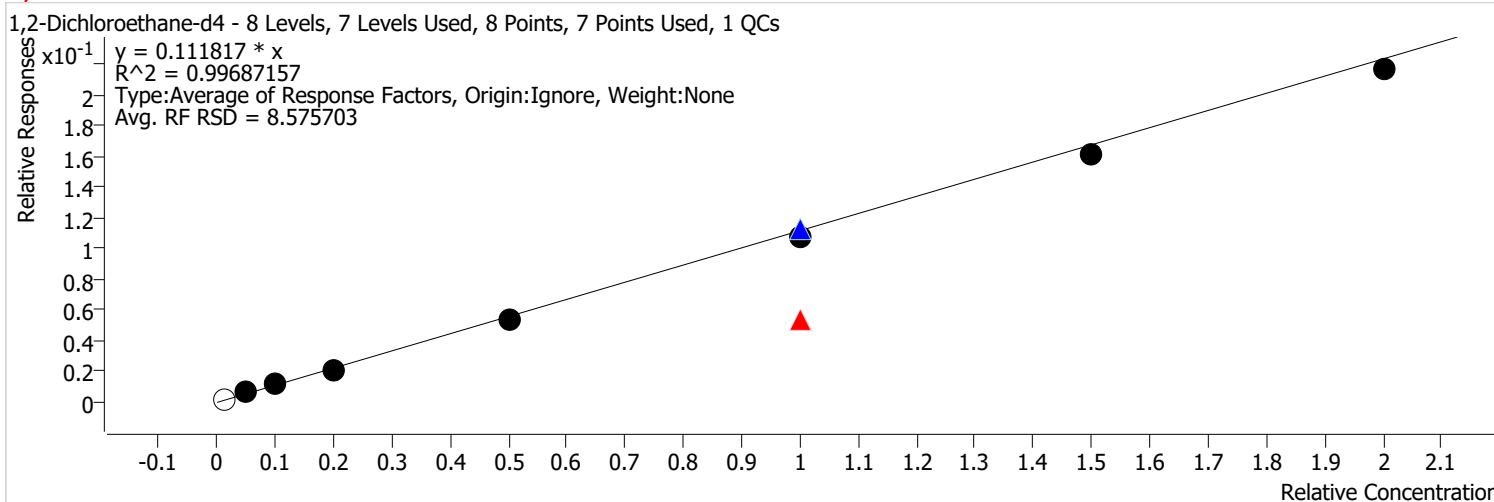


Calibration STD Path	Cal Type	Level	Enabled	Resp.	Exp. Conc	Resp. Factor	Level RSD
D:\Org\Data\VOA5975C\VG120721\07DEC07.D	Calibration	1	x	2942	2.5000	0.4065	
D:\Org\Data\VOA5975C\VG120721\07DEC08.D	Calibration	2	x	13370	12.5000	0.3639	
D:\Org\Data\VOA5975C\VG120721\07DEC09.D	Calibration	3	x	28904	25.0000	0.3816	
D:\Org\Data\VOA5975C\VG120721\07DEC10.D	Calibration	4	x	53502	50.0000	0.3713	
D:\Org\Data\VOA5975C\VG120721\07DEC20.D	QC	QC	x	148167	125.0000	0.3931	
D:\Org\Data\VOA5975C\VG120721\07DEC12.D	Calibration	5	x	156191	125.0000	0.4128	
D:\Org\Data\VOA5975C\VG120721\07DEC12CC.D	CC	CC	x	156191	125.0000	0.4128	
D:\Org\Data\VOA5975C\VG120721\07DEC14.D	Calibration	6	x	319922	250.0000	0.4230	
D:\Org\Data\VOA5975C\VG120721\07DEC16.D	Calibration	7	x	478829	375.0000	0.4232	
D:\Org\Data\VOA5975C\VG120721\07DEC18.D	Calibration	8	x	663496	500.0000	0.4349	

Calibration Report

Batch Path	D:\Org\Data\VOA5975C\VG120721_L4\QuantResults\VG120721_8260B_624pt1_L4.batch.bin	Analyst Name	BL2000\mchavez
Analysis Time	12/22/2021 10:27 AM	Reporter Name	BL2000\mchavez
Report Time	12/22/2021 10:28:40 AM	Batch State	Processed
Last Calib Update	12/13/2021 2:48 PM	Quant Report Version	10.0
Quant Batch Version	10.0		

1,2-Dichloroethane-d4 %RSE =

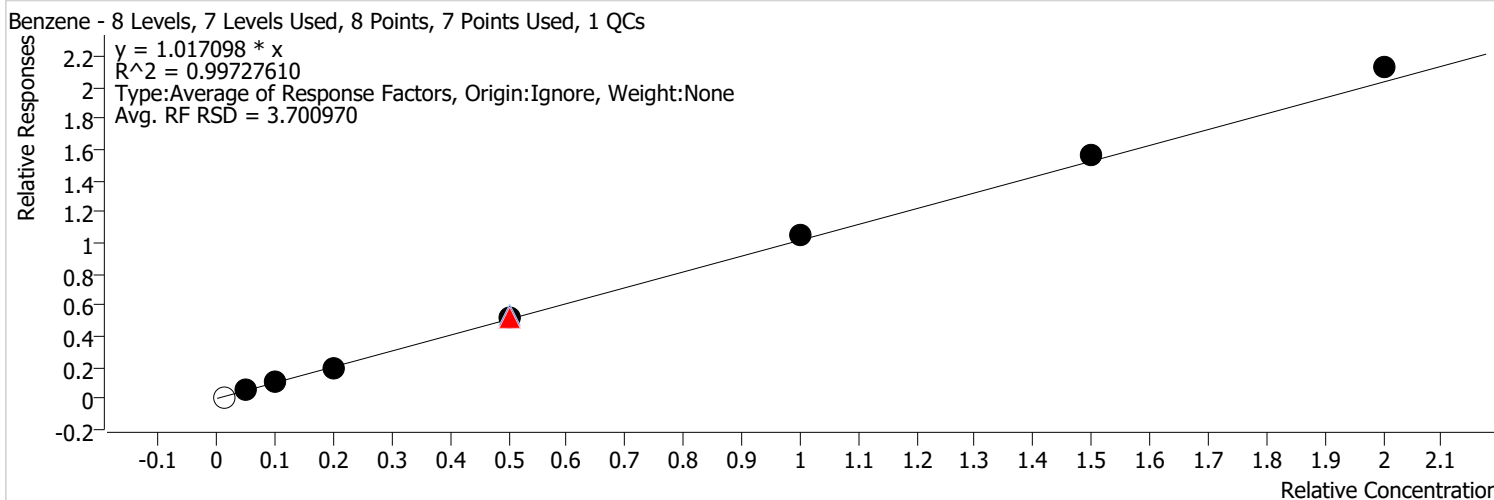


Calibration STD Path	Cal Type	Level	Enabled	Resp.	Exp. Conc	Resp. Factor	Level RSD
D:\Org\Data\VOA5975C\VG120721\07DEC07.D	Calibration	1		1694	2.5000	0.2341	
D:\Org\Data\VOA5975C\VG120721\07DEC08.D	Calibration	2	x	4714	12.5000	0.1283	
D:\Org\Data\VOA5975C\VG120721\07DEC09.D	Calibration	3	x	9262	25.0000	0.1223	
D:\Org\Data\VOA5975C\VG120721\07DEC10.D	Calibration	4	x	14687	50.0000	0.1019	
D:\Org\Data\VOA5975C\VG120721\07DEC12.D	Calibration	5	x	40512	125.0000	0.1071	
D:\Org\Data\VOA5975C\VG120721\07DEC20.D	QC	QC	x	84611	250.0000	0.1122	
D:\Org\Data\VOA5975C\VG120721\07DEC14.D	Calibration	6	x	81363	250.0000	0.1076	
D:\Org\Data\VOA5975C\VG120721\07DEC12CC.D	CC	CC	x	40512	250.0000	0.0535	
D:\Org\Data\VOA5975C\VG120721\07DEC16.D	Calibration	7	x	121435	375.0000	0.1073	
D:\Org\Data\VOA5975C\VG120721\07DEC18.D	Calibration	8	x	165139	500.0000	0.1083	

Calibration Report

Batch Path	D:\Org\Data\VOA5975C\VG120721_L4\QuantResults\VG120721_8260B_624pt1_L4.batch.bin	Analyst Name	BL2000\mchavez
Analysis Time	12/22/2021 10:27 AM	Reporter Name	BL2000\mchavez
Report Time	12/22/2021 10:28:40 AM	Batch State	Processed
Last Calib Update	12/13/2021 2:48 PM	Quant Report Version	10.0
Quant Batch Version	10.0		

Benzene %RSE = 3.7

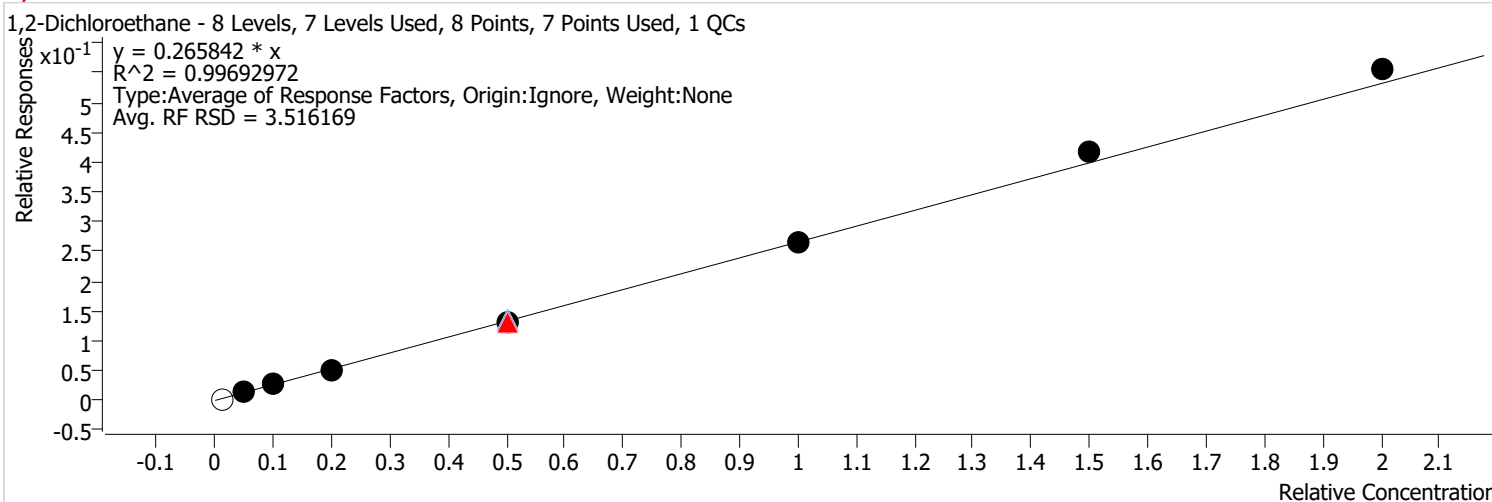


Calibration STD Path	Cal Type	Level	Enabled	Resp.	Exp. Conc	Resp. Factor	Level RSD
D:\Org\Data\VOA5975C\VG120721\07DEC07.D	Calibration	1		7638	2.5000	1.0554	
D:\Org\Data\VOA5975C\VG120721\07DEC08.D	Calibration	2	x	35699	12.5000	0.9715	
D:\Org\Data\VOA5975C\VG120721\07DEC09.D	Calibration	3	x	75258	25.0000	0.9935	
D:\Org\Data\VOA5975C\VG120721\07DEC10.D	Calibration	4	x	139915	50.0000	0.9711	
D:\Org\Data\VOA5975C\VG120721\07DEC20.D	QC	QC	x	400467	125.0000	1.0625	
D:\Org\Data\VOA5975C\VG120721\07DEC12.D	Calibration	5	x	391558	125.0000	1.0350	
D:\Org\Data\VOA5975C\VG120721\07DEC12CC.D	CC	CC	x	391558	125.0000	1.0350	
D:\Org\Data\VOA5975C\VG120721\07DEC14.D	Calibration	6	x	790153	250.0000	1.0447	
D:\Org\Data\VOA5975C\VG120721\07DEC16.D	Calibration	7	x	1177930	375.0000	1.0410	
D:\Org\Data\VOA5975C\VG120721\07DEC18.D	Calibration	8	x	1621497	500.0000	1.0629	

Calibration Report

Batch Path	D:\Org\Data\VOA5975C\VG120721_L4\QuantResults\VG120721_8260B_624pt1_L4.batch.bin	Analyst Name	BL2000\mchavez
Analysis Time	12/22/2021 10:27 AM	Reporter Name	BL2000\mchavez
Report Time	12/22/2021 10:28:40 AM	Batch State	Processed
Last Calib Update	12/13/2021 2:48 PM	Quant Report Version	10.0
Quant Batch Version	10.0		

1,2-Dichloroethane %RSE = 3.5

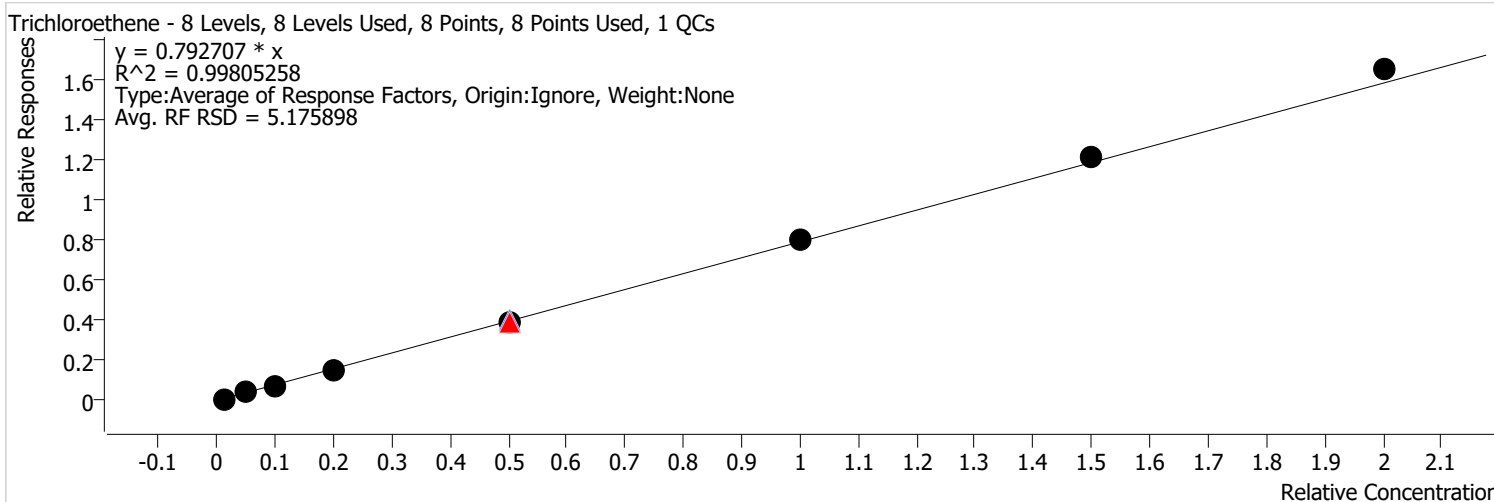


Calibration STD Path	Cal Type	Level	Enabled	Resp.	Exp. Conc	Resp. Factor	Level RSD
D:\Org\Data\VOA5975C\VG120721\07DEC07.D	Calibration	1		2010	2.5000	0.2777	
D:\Org\Data\VOA5975C\VG120721\07DEC08.D	Calibration	2	x	9686	12.5000	0.2636	
D:\Org\Data\VOA5975C\VG120721\07DEC09.D	Calibration	3	x	19821	25.0000	0.2617	
D:\Org\Data\VOA5975C\VG120721\07DEC10.D	Calibration	4	x	36064	50.0000	0.2503	
D:\Org\Data\VOA5975C\VG120721\07DEC20.D	QC	QC	x	101007	125.0000	0.2680	
D:\Org\Data\VOA5975C\VG120721\07DEC12.D	Calibration	5	x	100082	125.0000	0.2645	
D:\Org\Data\VOA5975C\VG120721\07DEC12CC.D	CC	CC	x	100082	125.0000	0.2645	
D:\Org\Data\VOA5975C\VG120721\07DEC14.D	Calibration	6	x	201480	250.0000	0.2664	
D:\Org\Data\VOA5975C\VG120721\07DEC16.D	Calibration	7	x	313485	375.0000	0.2770	
D:\Org\Data\VOA5975C\VG120721\07DEC18.D	Calibration	8	x	423120	500.0000	0.2774	

Calibration Report

Batch Path	D:\Org\Data\VOA5975C\VG120721_L4\QuantResults\VG120721_8260B_624pt1_L4.batch.bin	Analyst Name	BL2000\mchavez
Analysis Time	12/22/2021 10:27 AM	Reporter Name	BL2000\mchavez
Report Time	12/22/2021 10:28:41 AM	Batch State	Processed
Last Calib Update	12/13/2021 2:48 PM	Quant Report Version	10.0
Quant Batch Version	10.0		

Trichloroethene %RSE = 5.2

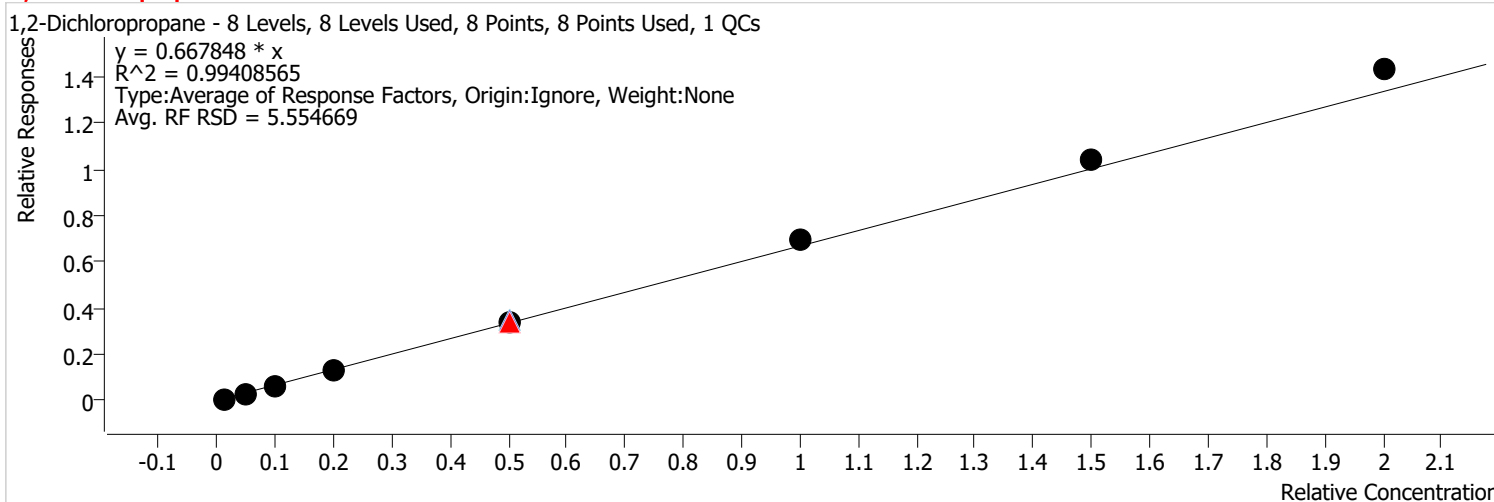


Calibration STD Path	Cal Type	Level	Enabled	Resp.	Exp. Conc	Resp. Factor	Level RSD
D:\Org\Data\VOA5975C\VG120721\07DEC07.D	Calibration	1	x	2425	2.5000	0.8589	
D:\Org\Data\VOA5975C\VG120721\07DEC08.D	Calibration	2	x	11012	12.5000	0.7734	
D:\Org\Data\VOA5975C\VG120721\07DEC09.D	Calibration	3	x	22512	25.0000	0.7642	
D:\Org\Data\VOA5975C\VG120721\07DEC10.D	Calibration	4	x	40847	50.0000	0.7239	
D:\Org\Data\VOA5975C\VG120721\07DEC20.D	QC	QC	x	112072	125.0000	0.7970	
D:\Org\Data\VOA5975C\VG120721\07DEC12.D	Calibration	5	x	113207	125.0000	0.7849	
D:\Org\Data\VOA5975C\VG120721\07DEC12CC.D	CC	CC	x	113207	125.0000	0.7849	
D:\Org\Data\VOA5975C\VG120721\07DEC14.D	Calibration	6	x	231457	250.0000	0.8034	
D:\Org\Data\VOA5975C\VG120721\07DEC16.D	Calibration	7	x	346197	375.0000	0.8070	
D:\Org\Data\VOA5975C\VG120721\07DEC18.D	Calibration	8	x	473683	500.0000	0.8260	

Calibration Report

Batch Path	D:\Org\Data\VOA5975C\VG120721_L4\QuantResults\VG120721_8260B_624pt1_L4.batch.bin	Analyst Name	BL2000\mchavez
Analysis Time	12/22/2021 10:27 AM	Reporter Name	BL2000\mchavez
Report Time	12/22/2021 10:28:41 AM	Batch State	Processed
Last Calib Update	12/13/2021 2:48 PM	Quant Report Version	10.0
Quant Batch Version	10.0		

1,2-Dichloropropane %RSE = 5.6

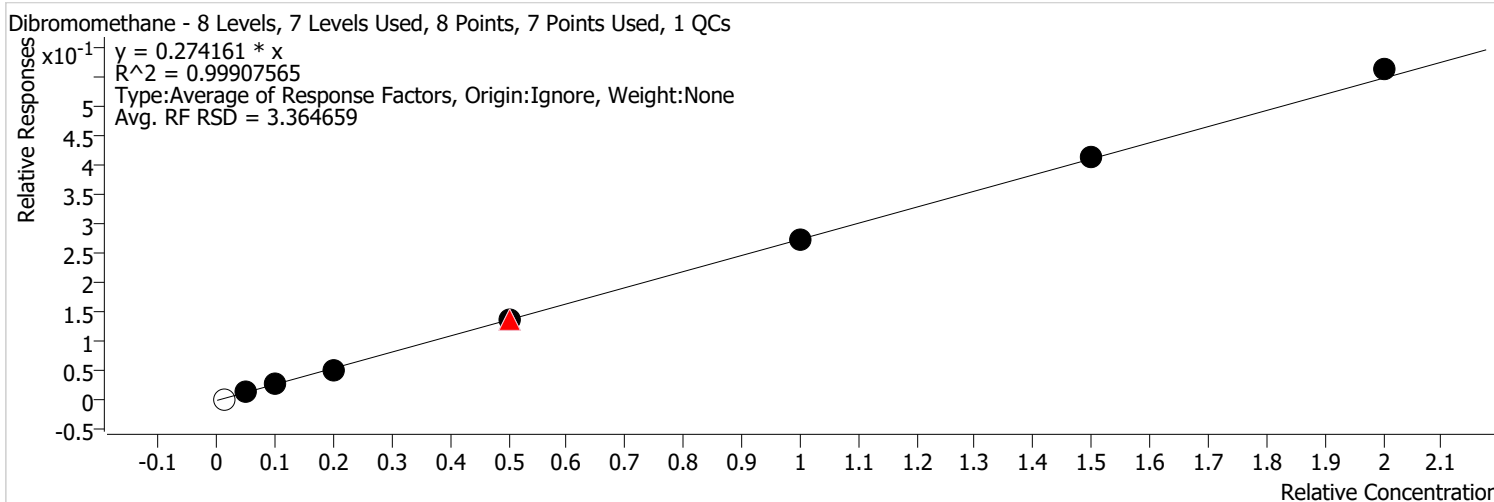


Calibration STD Path	Cal Type	Level	Enabled	Resp.	Exp. Conc	Resp. Factor	Level RSD
D:\Org\Data\VOA5975C\VG120721\07DEC07.D	Calibration	1	x	1911	2.5000	0.6768	
D:\Org\Data\VOA5975C\VG120721\07DEC08.D	Calibration	2	x	8850	12.5000	0.6215	
D:\Org\Data\VOA5975C\VG120721\07DEC09.D	Calibration	3	x	18612	25.0000	0.6318	
D:\Org\Data\VOA5975C\VG120721\07DEC10.D	Calibration	4	x	35178	50.0000	0.6234	
D:\Org\Data\VOA5975C\VG120721\07DEC20.D	QC	QC	x	99419	125.0000	0.7070	
D:\Org\Data\VOA5975C\VG120721\07DEC12.D	Calibration	5	x	97848	125.0000	0.6784	
D:\Org\Data\VOA5975C\VG120721\07DEC12CC.D	CC	CC	x	97848	125.0000	0.6784	
D:\Org\Data\VOA5975C\VG120721\07DEC14.D	Calibration	6	x	201155	250.0000	0.6982	
D:\Org\Data\VOA5975C\VG120721\07DEC16.D	Calibration	7	x	299277	375.0000	0.6976	
D:\Org\Data\VOA5975C\VG120721\07DEC18.D	Calibration	8	x	409995	500.0000	0.7149	

Calibration Report

Batch Path	D:\Org\Data\VOA5975C\VG120721_L4\QuantResults\VG120721_8260B_624pt1_L4.batch.bin	Analyst Name	BL2000\mchavez
Analysis Time	12/22/2021 10:27 AM	Reporter Name	BL2000\mchavez
Report Time	12/22/2021 10:28:41 AM	Batch State	Processed
Last Calib Update	12/13/2021 2:48 PM	Quant Report Version	10.0
Quant Batch Version	10.0		

Dibromomethane %RSE = 3.4



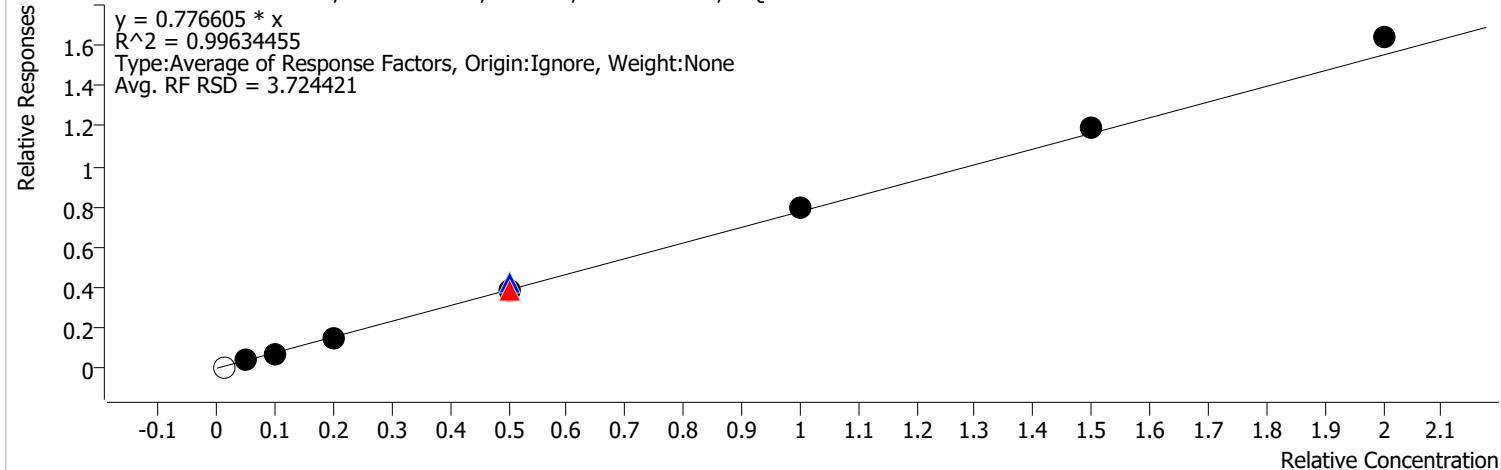
Calibration STD Path	Cal Type	Level	Enabled	Resp.	Exp. Conc	Resp. Factor	Level RSD
D:\Org\Data\VOA5975C\VG120721\07DEC07.D	Calibration	1		765	2.5000	0.2710	
D:\Org\Data\VOA5975C\VG120721\07DEC08.D	Calibration	2	x	4032	12.5000	0.2832	
D:\Org\Data\VOA5975C\VG120721\07DEC09.D	Calibration	3	x	8170	25.0000	0.2773	
D:\Org\Data\VOA5975C\VG120721\07DEC10.D	Calibration	4	x	14426	50.0000	0.2557	
D:\Org\Data\VOA5975C\VG120721\07DEC20.D	QC	QC	x	38921	125.0000	0.2768	
D:\Org\Data\VOA5975C\VG120721\07DEC12.D	Calibration	5	x	39043	125.0000	0.2707	
D:\Org\Data\VOA5975C\VG120721\07DEC12CC.D	CC	CC	x	39043	125.0000	0.2707	
D:\Org\Data\VOA5975C\VG120721\07DEC14.D	Calibration	6	x	78708	250.0000	0.2732	
D:\Org\Data\VOA5975C\VG120721\07DEC16.D	Calibration	7	x	119134	375.0000	0.2777	
D:\Org\Data\VOA5975C\VG120721\07DEC18.D	Calibration	8	x	161342	500.0000	0.2813	

Calibration Report

Batch Path	D:\Org\Data\VOA5975C\VG120721_L4\QuantResults\VG120721_8260B_624pt1_L4.batch.bin	Analyst Name	BL2000\mchavez
Analysis Time	12/22/2021 10:27 AM	Reporter Name	BL2000\mchavez
Report Time	12/22/2021 10:28:41 AM	Batch State	Processed
Last Calib Update	12/13/2021 2:48 PM	Quant Report Version	10.0
Quant Batch Version	10.0		

Bromodichloromethane %RSE = 3.7

Bromodichloromethane - 8 Levels, 7 Levels Used, 8 Points, 7 Points Used, 1 QCs



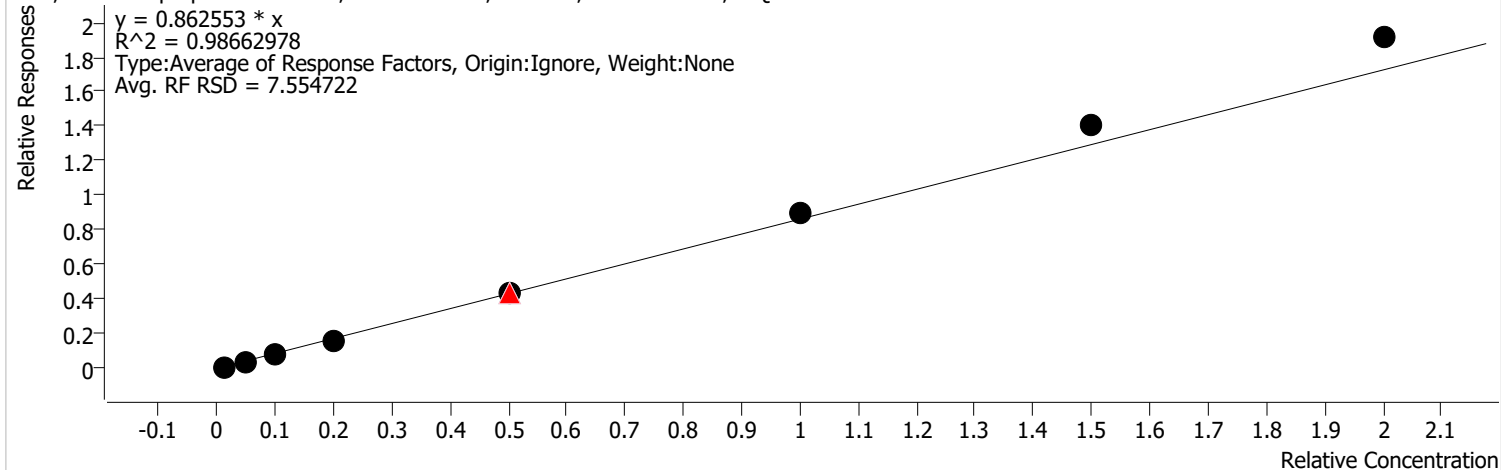
Calibration STD Path	Cal Type	Level	Enabled	Resp.	Exp. Conc	Resp. Factor	Level RSD
D:\Org\Data\VOA5975C\VG120721\07DEC07.D	Calibration	1		1973	2.5000	0.6988	
D:\Org\Data\VOA5975C\VG120721\07DEC08.D	Calibration	2	x	11056	12.5000	0.7765	
D:\Org\Data\VOA5975C\VG120721\07DEC09.D	Calibration	3	x	22018	25.0000	0.7474	
D:\Org\Data\VOA5975C\VG120721\07DEC10.D	Calibration	4	x	41511	50.0000	0.7357	
D:\Org\Data\VOA5975C\VG120721\07DEC20.D	QC	QC	x	118345	125.0000	0.8416	
D:\Org\Data\VOA5975C\VG120721\07DEC12.D	Calibration	5	x	110939	125.0000	0.7691	
D:\Org\Data\VOA5975C\VG120721\07DEC12CC.D	CC	CC	x	110939	125.0000	0.7691	
D:\Org\Data\VOA5975C\VG120721\07DEC14.D	Calibration	6	x	228361	250.0000	0.7927	
D:\Org\Data\VOA5975C\VG120721\07DEC16.D	Calibration	7	x	341281	375.0000	0.7955	
D:\Org\Data\VOA5975C\VG120721\07DEC18.D	Calibration	8	x	469832	500.0000	0.8193	

Calibration Report

Batch Path	D:\Org\Data\VOA5975C\VG120721_L4\QuantResults\VG120721_8260B_624pt1_L4.batch.bin	Analyst Name	BL2000\mchavez
Analysis Time	12/22/2021 10:27 AM	Reporter Name	BL2000\mchavez
Report Time	12/22/2021 10:28:41 AM	Batch State	Processed
Last Calib Update	12/13/2021 2:48 PM	Quant Report Version	10.0
Quant Batch Version	10.0		

cis-1,3-Dichloropropene %RSE = 7.6

cis-1,3-Dichloropropene - 8 Levels, 8 Levels Used, 8 Points, 8 Points Used, 1 QCs

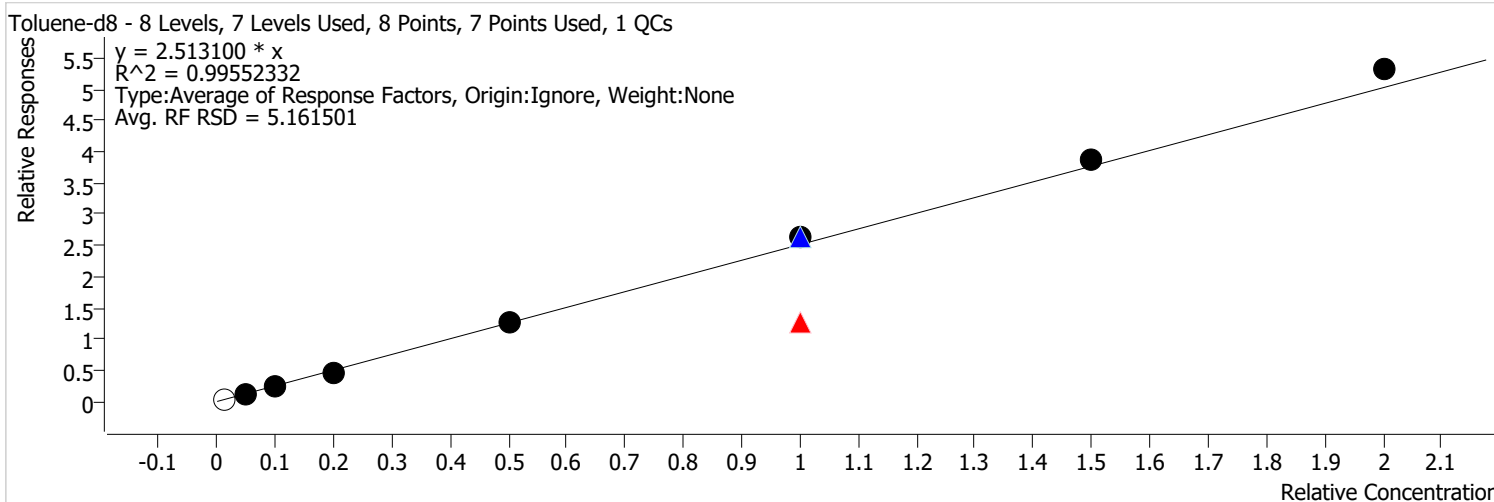


Calibration STD Path	Cal Type	Level	Enabled	Resp.	Exp. Conc	Resp. Factor	Level RSD
D:\Org\Data\VOA5975C\VG120721\07DEC07.D	Calibration	1	x	2373	2.5000	0.8403	
D:\Org\Data\VOA5975C\VG120721\07DEC08.D	Calibration	2	x	11582	12.5000	0.8134	
D:\Org\Data\VOA5975C\VG120721\07DEC09.D	Calibration	3	x	23106	25.0000	0.7844	
D:\Org\Data\VOA5975C\VG120721\07DEC10.D	Calibration	4	x	44691	50.0000	0.7920	
D:\Org\Data\VOA5975C\VG120721\07DEC20.D	QC	QC	x	123482	125.0000	0.8782	
D:\Org\Data\VOA5975C\VG120721\07DEC12.D	Calibration	5	x	126391	125.0000	0.8763	
D:\Org\Data\VOA5975C\VG120721\07DEC12CC.D	CC	CC	x	126391	125.0000	0.8763	
D:\Org\Data\VOA5975C\VG120721\07DEC14.D	Calibration	6	x	260399	250.0000	0.9039	
D:\Org\Data\VOA5975C\VG120721\07DEC16.D	Calibration	7	x	401001	375.0000	0.9347	
D:\Org\Data\VOA5975C\VG120721\07DEC18.D	Calibration	8	x	547890	500.0000	0.9554	

Calibration Report

Batch Path	D:\Org\Data\VOA5975C\VG120721_L4\QuantResults\VG120721_8260B_624pt1_L4.batch.bin	Analyst Name	BL2000\mchavez
Analysis Time	12/22/2021 10:27 AM	Reporter Name	BL2000\mchavez
Report Time	12/22/2021 10:28:41 AM	Batch State	Processed
Last Calib Update	12/13/2021 2:48 PM	Quant Report Version	10.0
Quant Batch Version	10.0		

Toluene-d8 %RSE =

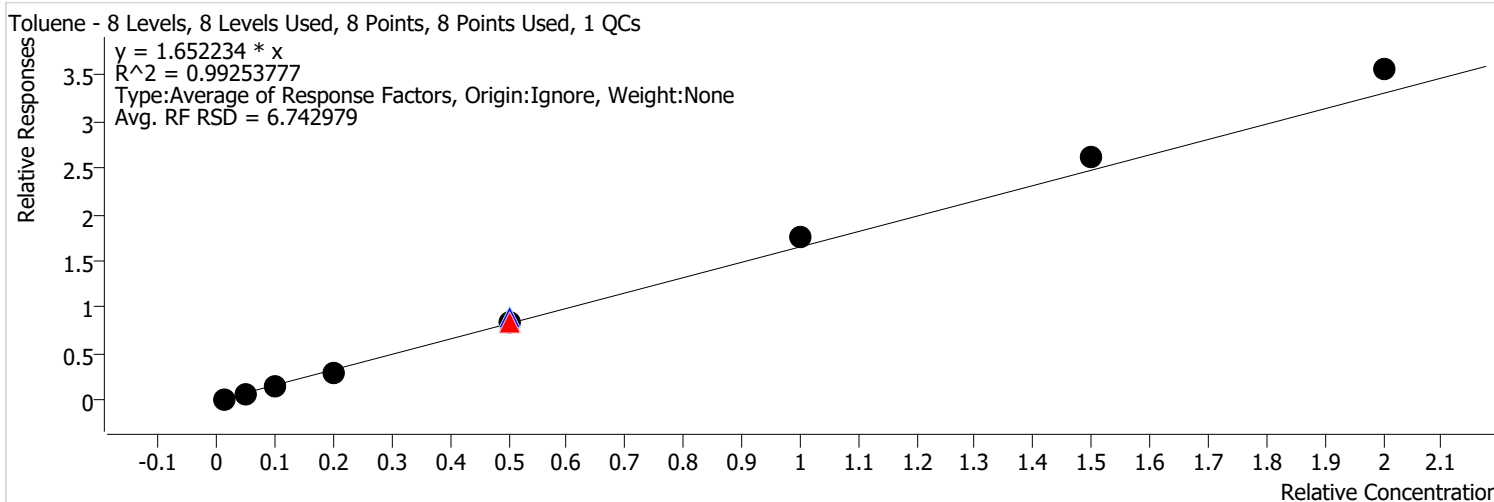


Calibration STD Path	Cal Type	Level	Enabled	Resp.	Exp. Conc	Resp. Factor	Level RSD
D:\Org\Data\VOA5975C\VG120721\07DEC07.D	Calibration	1		12051	2.5000	4.2673	
D:\Org\Data\VOA5975C\VG120721\07DEC08.D	Calibration	2	x	35684	12.5000	2.5061	
D:\Org\Data\VOA5975C\VG120721\07DEC09.D	Calibration	3	x	71216	25.0000	2.4175	
D:\Org\Data\VOA5975C\VG120721\07DEC10.D	Calibration	4	x	128707	50.0000	2.2810	
D:\Org\Data\VOA5975C\VG120721\07DEC12.D	Calibration	5	x	363399	125.0000	2.5195	
D:\Org\Data\VOA5975C\VG120721\07DEC20.D	QC	QC	x	744342	250.0000	2.6468	
D:\Org\Data\VOA5975C\VG120721\07DEC14.D	Calibration	6	x	754121	250.0000	2.6176	
D:\Org\Data\VOA5975C\VG120721\07DEC12CC.D	CC	CC	x	363399	250.0000	1.2597	
D:\Org\Data\VOA5975C\VG120721\07DEC16.D	Calibration	7	x	1112800	375.0000	2.5940	
D:\Org\Data\VOA5975C\VG120721\07DEC18.D	Calibration	8	x	1523079	500.0000	2.6559	

Calibration Report

Batch Path	D:\Org\Data\VOA5975C\VG120721_L4\QuantResults\VG120721_8260B_624pt1_L4.batch.bin	Analyst Name	BL2000\mchavez
Analysis Time	12/22/2021 10:27 AM	Reporter Name	BL2000\mchavez
Report Time	12/22/2021 10:28:41 AM	Batch State	Processed
Last Calib Update	12/13/2021 2:48 PM	Quant Report Version	10.0
Quant Batch Version	10.0		

Toluene %RSE = 6.7

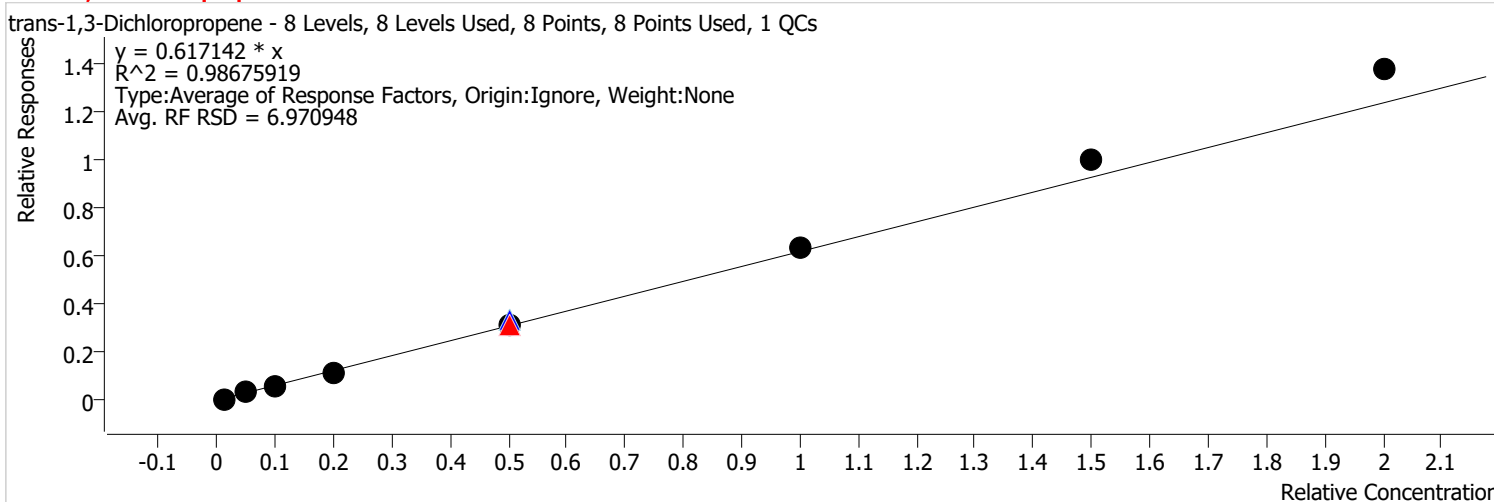


Calibration STD Path	Cal Type	Level	Enabled	Resp.	Exp. Conc	Resp. Factor	Level RSD
D:\Org\Data\VOA5975C\VG120721\07DEC07.D	Calibration	1	x	4778	2.5000	1.6919	
D:\Org\Data\VOA5975C\VG120721\07DEC08.D	Calibration	2	x	20988	12.5000	1.4740	
D:\Org\Data\VOA5975C\VG120721\07DEC09.D	Calibration	3	x	46740	25.0000	1.5867	
D:\Org\Data\VOA5975C\VG120721\07DEC10.D	Calibration	4	x	86245	50.0000	1.5285	
D:\Org\Data\VOA5975C\VG120721\07DEC20.D	QC	QC	x	249579	125.0000	1.7750	
D:\Org\Data\VOA5975C\VG120721\07DEC12.D	Calibration	5	x	240197	125.0000	1.6653	
D:\Org\Data\VOA5975C\VG120721\07DEC12CC.D	CC	CC	x	240197	125.0000	1.6653	
D:\Org\Data\VOA5975C\VG120721\07DEC14.D	Calibration	6	x	503409	250.0000	1.7474	
D:\Org\Data\VOA5975C\VG120721\07DEC16.D	Calibration	7	x	748555	375.0000	1.7449	
D:\Org\Data\VOA5975C\VG120721\07DEC18.D	Calibration	8	x	1020302	500.0000	1.7792	

Calibration Report

Batch Path	D:\Org\Data\VOA5975C\VG120721_L4\QuantResults\VG120721_8260B_624pt1_L4.batch.bin	Analyst Name	BL2000\mchavez
Analysis Time	12/22/2021 10:27 AM	Reporter Name	BL2000\mchavez
Report Time	12/22/2021 10:28:41 AM	Batch State	Processed
Last Calib Update	12/13/2021 2:48 PM	Quant Report Version	10.0
Quant Batch Version	10.0		

trans-1,3-Dichloropropene %RSE = 7.0

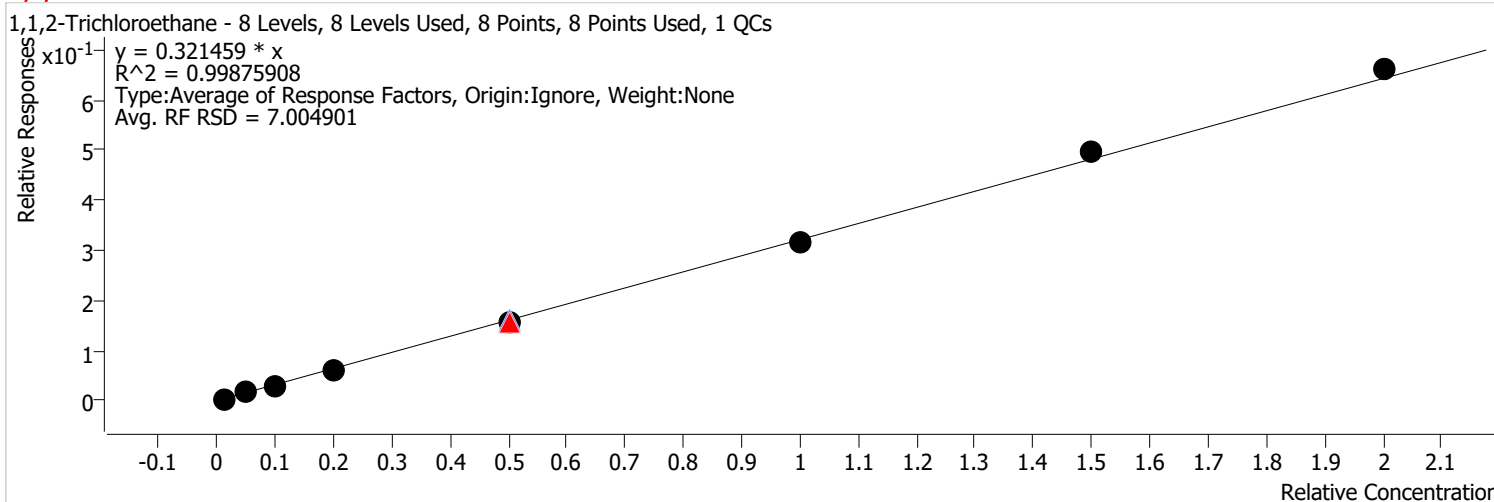


Calibration STD Path	Cal Type	Level	Enabled	Resp.	Exp. Conc	Resp. Factor	Level RSD
D:\Org\Data\VOA5975C\VG120721\07DEC07.D	Calibration	1	x	1649	2.5000	0.5840	
D:\Org\Data\VOA5975C\VG120721\07DEC08.D	Calibration	2	x	8612	12.5000	0.6048	
D:\Org\Data\VOA5975C\VG120721\07DEC09.D	Calibration	3	x	16744	25.0000	0.5684	
D:\Org\Data\VOA5975C\VG120721\07DEC10.D	Calibration	4	x	32293	50.0000	0.5723	
D:\Org\Data\VOA5975C\VG120721\07DEC20.D	QC	QC	x	94344	125.0000	0.6710	
D:\Org\Data\VOA5975C\VG120721\07DEC12.D	Calibration	5	x	89745	125.0000	0.6222	
D:\Org\Data\VOA5975C\VG120721\07DEC12CC.D	CC	CC	x	89745	125.0000	0.6222	
D:\Org\Data\VOA5975C\VG120721\07DEC14.D	Calibration	6	x	182890	250.0000	0.6348	
D:\Org\Data\VOA5975C\VG120721\07DEC16.D	Calibration	7	x	285158	375.0000	0.6647	
D:\Org\Data\VOA5975C\VG120721\07DEC18.D	Calibration	8	x	393301	500.0000	0.6858	

Calibration Report

Batch Path	D:\Org\Data\VOA5975C\VG120721_L4\QuantResults\VG120721_8260B_624pt1_L4.batch.bin	Analyst Name	BL2000\mchavez
Analysis Time	12/22/2021 10:27 AM	Reporter Name	BL2000\mchavez
Report Time	12/22/2021 10:28:41 AM	Batch State	Processed
Last Calib Update	12/13/2021 2:48 PM	Quant Report Version	10.0
Quant Batch Version	10.0		

1,1,2-Trichloroethane %RSE = 7.0

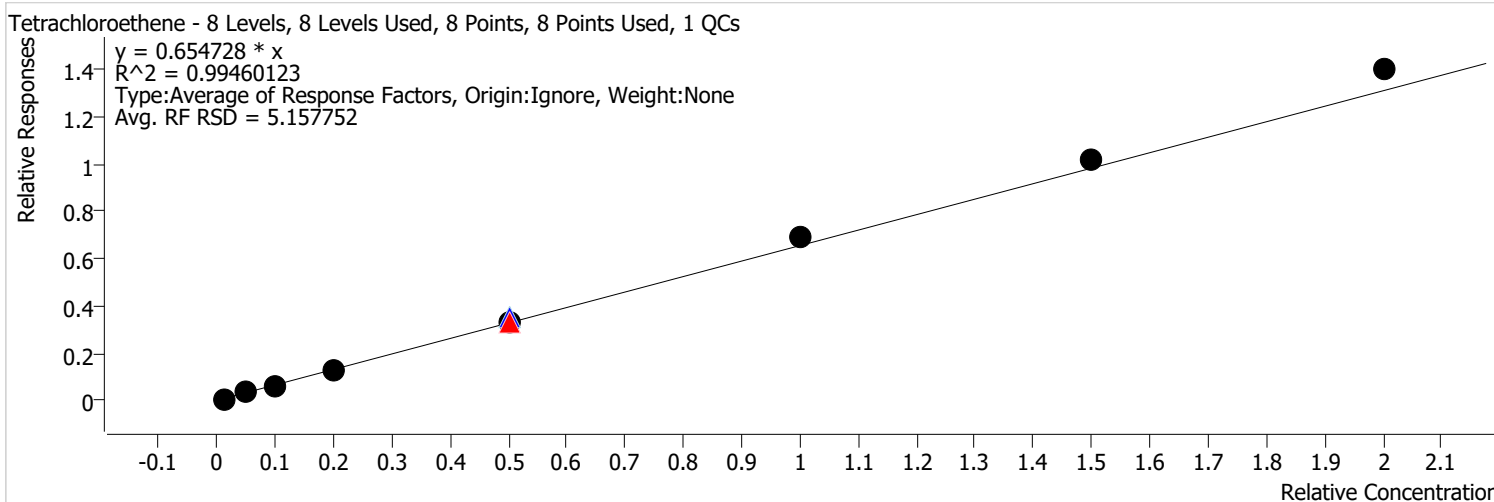


Calibration STD Path	Cal Type	Level	Enabled	Resp.	Exp. Conc	Resp. Factor	Level RSD
D:\Org\Data\VOA5975C\VG120721\07DEC07.D	Calibration	1	x	1040	2.5000	0.3681	
D:\Org\Data\VOA5975C\VG120721\07DEC08.D	Calibration	2	x	4553	12.5000	0.3198	
D:\Org\Data\VOA5975C\VG120721\07DEC09.D	Calibration	3	x	8677	25.0000	0.2946	
D:\Org\Data\VOA5975C\VG120721\07DEC10.D	Calibration	4	x	17049	50.0000	0.3022	
D:\Org\Data\VOA5975C\VG120721\07DEC20.D	QC	QC	x	46194	125.0000	0.3285	
D:\Org\Data\VOA5975C\VG120721\07DEC12.D	Calibration	5	x	44986	125.0000	0.3119	
D:\Org\Data\VOA5975C\VG120721\07DEC12CC.D	CC	CC	x	44986	125.0000	0.3119	
D:\Org\Data\VOA5975C\VG120721\07DEC14.D	Calibration	6	x	90846	250.0000	0.3153	
D:\Org\Data\VOA5975C\VG120721\07DEC16.D	Calibration	7	x	141452	375.0000	0.3297	
D:\Org\Data\VOA5975C\VG120721\07DEC18.D	Calibration	8	x	189312	500.0000	0.3301	

Calibration Report

Batch Path	D:\Org\Data\VOA5975C\VG120721_L4\QuantResults\VG120721_8260B_624pt1_L4.batch.bin	Analyst Name	BL2000\mchavez
Analysis Time	12/22/2021 10:27 AM	Reporter Name	BL2000\mchavez
Report Time	12/22/2021 10:28:41 AM	Batch State	Processed
Last Calib Update	12/13/2021 2:48 PM	Quant Report Version	10.0
Quant Batch Version	10.0		

Tetrachloroethene %RSE = 5.2

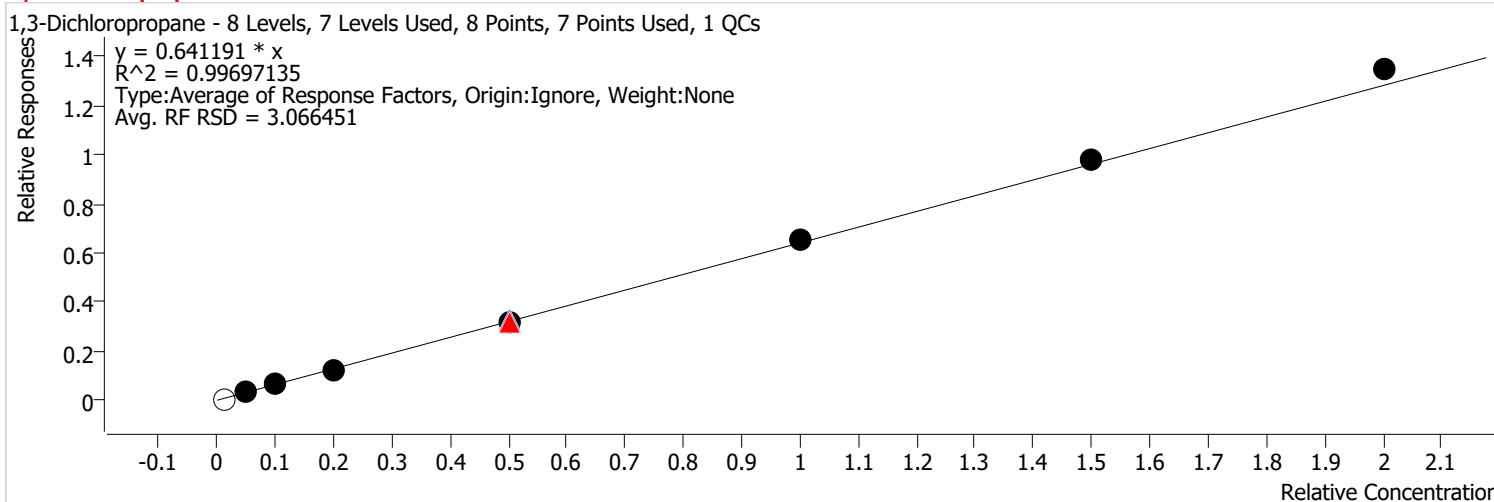


Calibration STD Path	Cal Type	Level	Enabled	Resp.	Exp. Conc	Resp. Factor	Level RSD
D:\Org\Data\VOA5975C\VG120721\07DEC07.D	Calibration	1	x	1851	2.5000	0.6554	
D:\Org\Data\VOA5975C\VG120721\07DEC08.D	Calibration	2	x	8883	12.5000	0.6239	
D:\Org\Data\VOA5975C\VG120721\07DEC09.D	Calibration	3	x	18001	25.0000	0.6111	
D:\Org\Data\VOA5975C\VG120721\07DEC10.D	Calibration	4	x	34811	50.0000	0.6169	
D:\Org\Data\VOA5975C\VG120721\07DEC20.D	QC	QC	x	98874	125.0000	0.7032	
D:\Org\Data\VOA5975C\VG120721\07DEC12.D	Calibration	5	x	95968	125.0000	0.6654	
D:\Org\Data\VOA5975C\VG120721\07DEC12CC.D	CC	CC	x	95968	125.0000	0.6654	
D:\Org\Data\VOA5975C\VG120721\07DEC14.D	Calibration	6	x	197583	250.0000	0.6858	
D:\Org\Data\VOA5975C\VG120721\07DEC16.D	Calibration	7	x	291887	375.0000	0.6804	
D:\Org\Data\VOA5975C\VG120721\07DEC18.D	Calibration	8	x	400826	500.0000	0.6990	

Calibration Report

Batch Path	D:\Org\Data\VOA5975C\VG120721_L4\QuantResults\VG120721_8260B_624pt1_L4.batch.bin	Analyst Name	BL2000\mchavez
Analysis Time	12/22/2021 10:27 AM	Reporter Name	BL2000\mchavez
Report Time	12/22/2021 10:28:41 AM	Batch State	Processed
Last Calib Update	12/13/2021 2:48 PM	Quant Report Version	10.0
Quant Batch Version	10.0		

1,3-Dichloropropane %RSE = 3.1



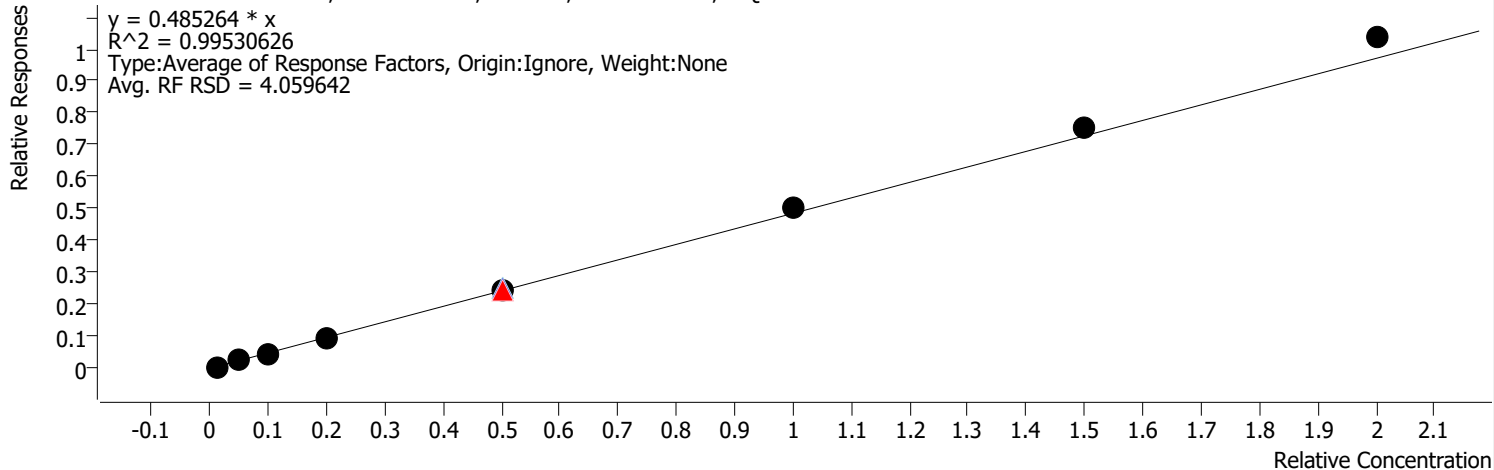
Calibration STD Path	Cal Type	Level	Enabled	Resp.	Exp. Conc	Resp. Factor	Level RSD
D:\Org\Data\VOA5975C\VG120721\07DEC07.D	Calibration	1		1684	2.5000	0.5962	
D:\Org\Data\VOA5975C\VG120721\07DEC08.D	Calibration	2	x	8873	12.5000	0.6232	
D:\Org\Data\VOA5975C\VG120721\07DEC09.D	Calibration	3	x	18446	25.0000	0.6262	
D:\Org\Data\VOA5975C\VG120721\07DEC10.D	Calibration	4	x	35159	50.0000	0.6231	
D:\Org\Data\VOA5975C\VG120721\07DEC20.D	QC	QC	x	93183	125.0000	0.6627	
D:\Org\Data\VOA5975C\VG120721\07DEC12.D	Calibration	5	x	91373	125.0000	0.6335	
D:\Org\Data\VOA5975C\VG120721\07DEC12CC.D	CC	CC	x	91373	125.0000	0.6335	
D:\Org\Data\VOA5975C\VG120721\07DEC14.D	Calibration	6	x	188462	250.0000	0.6542	
D:\Org\Data\VOA5975C\VG120721\07DEC16.D	Calibration	7	x	281018	375.0000	0.6551	
D:\Org\Data\VOA5975C\VG120721\07DEC18.D	Calibration	8	x	386031	500.0000	0.6732	

Calibration Report

Batch Path	D:\Org\Data\VOA5975C\VG120721_L4\QuantResults\VG120721_8260B_624pt1_L4.batch.bin	Analyst Name	BL2000\mchavez
Analysis Time	12/22/2021 10:27 AM	Reporter Name	BL2000\mchavez
Report Time	12/22/2021 10:28:41 AM	Batch State	Processed
Last Calib Update	12/13/2021 2:48 PM	Quant Report Version	10.0
Quant Batch Version	10.0		

Chlorodibromomethane %RSE = 4.1

Chlorodibromomethane - 8 Levels, 8 Levels Used, 8 Points, 8 Points Used, 1 QCs

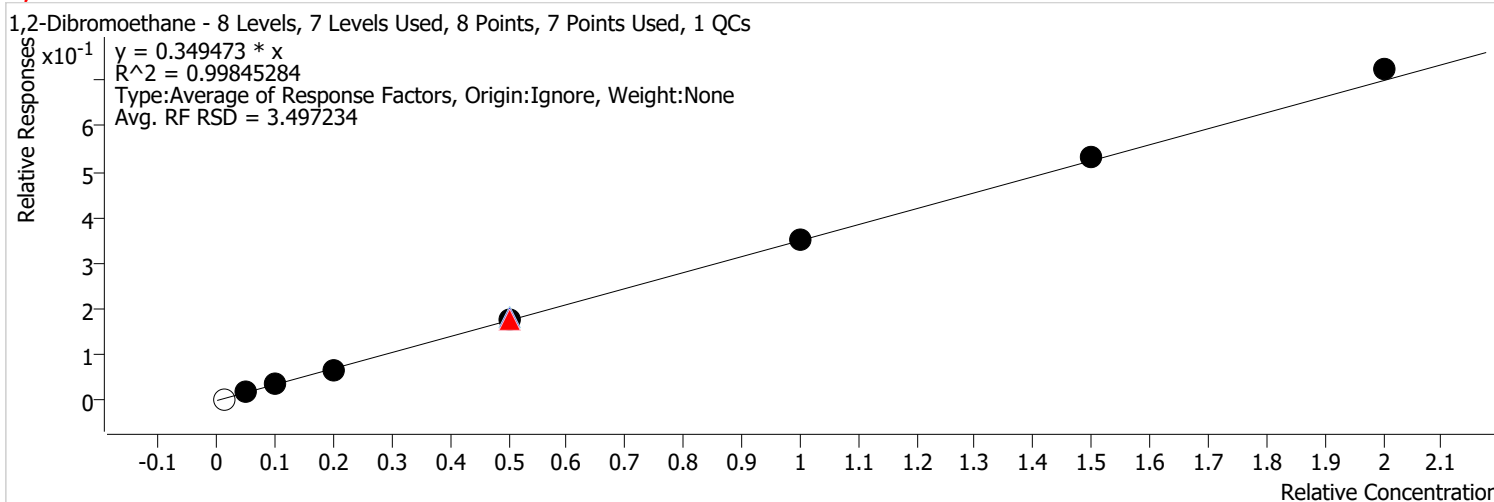


Calibration STD Path	Cal Type	Level	Enabled	Resp.	Exp. Conc	Resp. Factor	Level RSD
D:\Org\Data\VOA5975C\VG120721\07DEC07.D	Calibration	1	x	1333	2.5000	0.4722	
D:\Org\Data\VOA5975C\VG120721\07DEC08.D	Calibration	2	x	6858	12.5000	0.4816	
D:\Org\Data\VOA5975C\VG120721\07DEC09.D	Calibration	3	x	13736	25.0000	0.4663	
D:\Org\Data\VOA5975C\VG120721\07DEC10.D	Calibration	4	x	25901	50.0000	0.4590	
D:\Org\Data\VOA5975C\VG120721\07DEC20.D	QC	QC	x	69875	125.0000	0.4969	
D:\Org\Data\VOA5975C\VG120721\07DEC12.D	Calibration	5	x	69960	125.0000	0.4850	
D:\Org\Data\VOA5975C\VG120721\07DEC12CC.D	CC	CC	x	69960	125.0000	0.4850	
D:\Org\Data\VOA5975C\VG120721\07DEC14.D	Calibration	6	x	144022	250.0000	0.4999	
D:\Org\Data\VOA5975C\VG120721\07DEC16.D	Calibration	7	x	214750	375.0000	0.5006	
D:\Org\Data\VOA5975C\VG120721\07DEC18.D	Calibration	8	x	296725	500.0000	0.5174	

Calibration Report

Batch Path	D:\Org\Data\VOA5975C\VG120721_L4\QuantResults\VG120721_8260B_624pt1_L4.batch.bin	Analyst Name	BL2000\mchavez
Analysis Time	12/22/2021 10:27 AM	Reporter Name	BL2000\mchavez
Report Time	12/22/2021 10:28:41 AM	Batch State	Processed
Last Calib Update	12/13/2021 2:48 PM	Quant Report Version	10.0
Quant Batch Version	10.0		

1,2-Dibromoethane %RSE = 3.5

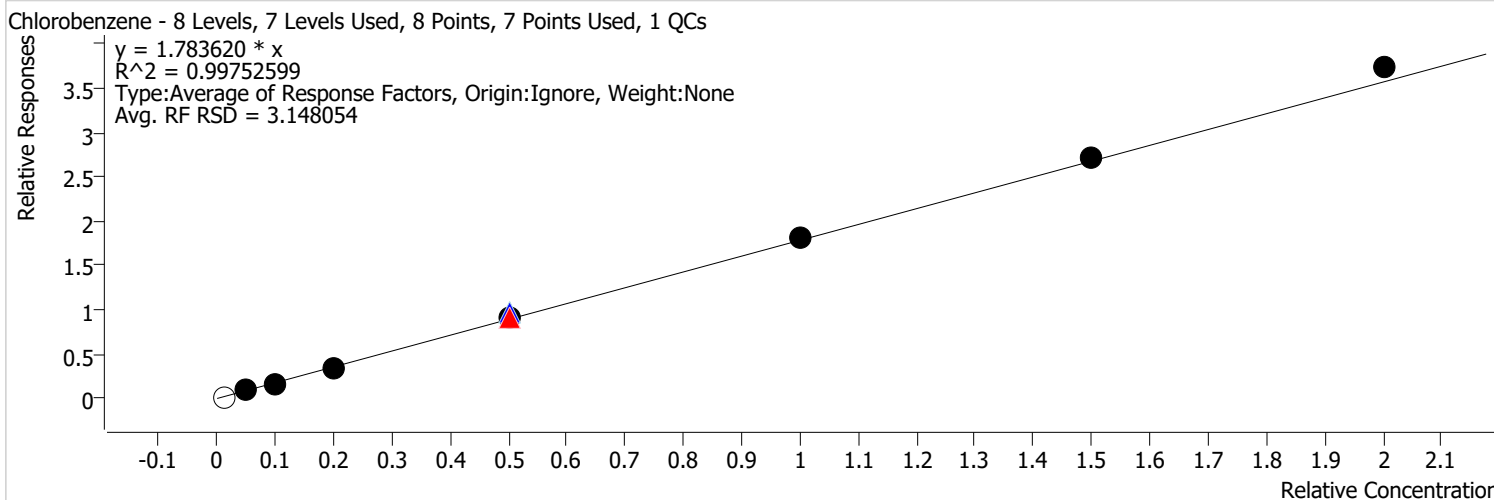


Calibration STD Path	Cal Type	Level	Enabled	Resp.	Exp. Conc	Resp. Factor	Level RSD
D:\Org\Data\VOA5975C\VG120721\07DEC07.D	Calibration	1		1040	2.5000	0.3681	
D:\Org\Data\VOA5975C\VG120721\07DEC08.D	Calibration	2	x	5084	12.5000	0.3571	
D:\Org\Data\VOA5975C\VG120721\07DEC09.D	Calibration	3	x	10011	25.0000	0.3398	
D:\Org\Data\VOA5975C\VG120721\07DEC10.D	Calibration	4	x	18410	50.0000	0.3263	
D:\Org\Data\VOA5975C\VG120721\07DEC20.D	QC	QC	x	51015	125.0000	0.3628	
D:\Org\Data\VOA5975C\VG120721\07DEC12.D	Calibration	5	x	50780	125.0000	0.3521	
D:\Org\Data\VOA5975C\VG120721\07DEC12CC.D	CC	CC	x	50780	125.0000	0.3521	
D:\Org\Data\VOA5975C\VG120721\07DEC14.D	Calibration	6	x	102020	250.0000	0.3541	
D:\Org\Data\VOA5975C\VG120721\07DEC16.D	Calibration	7	x	152533	375.0000	0.3556	
D:\Org\Data\VOA5975C\VG120721\07DEC18.D	Calibration	8	x	207251	500.0000	0.3614	

Calibration Report

Batch Path	D:\Org\Data\VOA5975C\VG120721_L4\QuantResults\VG120721_8260B_624pt1_L4.batch.bin	Analyst Name	BL2000\mchavez
Analysis Time	12/22/2021 10:27 AM	Reporter Name	BL2000\mchavez
Report Time	12/22/2021 10:28:41 AM	Batch State	Processed
Last Calib Update	12/13/2021 2:48 PM	Quant Report Version	10.0
Quant Batch Version	10.0		

Chlorobenzene %RSE = 3.1

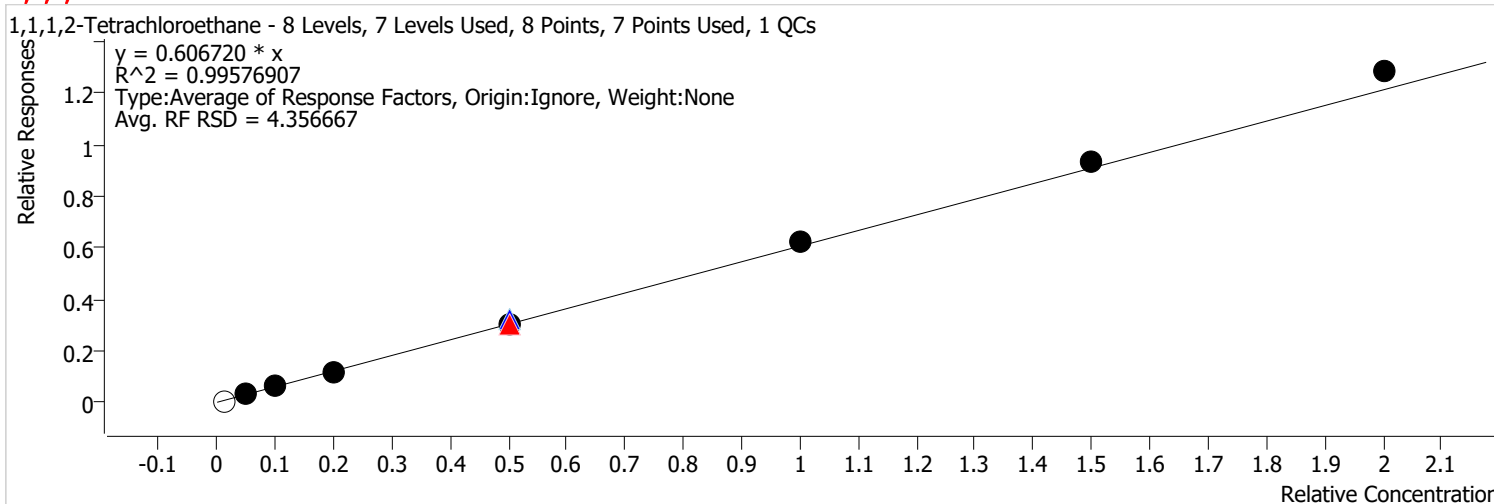


Calibration STD Path	Cal Type	Level	Enabled	Resp.	Exp. Conc	Resp. Factor	Level RSD
D:\Org\Data\VOA5975C\VG120721\07DEC07.D	Calibration	1		5406	2.5000	1.9143	
D:\Org\Data\VOA5975C\VG120721\07DEC08.D	Calibration	2	x	24937	12.5000	1.7514	
D:\Org\Data\VOA5975C\VG120721\07DEC09.D	Calibration	3	x	51352	25.0000	1.7432	
D:\Org\Data\VOA5975C\VG120721\07DEC10.D	Calibration	4	x	95746	50.0000	1.6969	
D:\Org\Data\VOA5975C\VG120721\07DEC20.D	QC	QC	x	273319	125.0000	1.9438	
D:\Org\Data\VOA5975C\VG120721\07DEC12.D	Calibration	5	x	259396	125.0000	1.7984	
D:\Org\Data\VOA5975C\VG120721\07DEC12CC.D	CC	CC	x	259396	125.0000	1.7984	
D:\Org\Data\VOA5975C\VG120721\07DEC14.D	Calibration	6	x	522531	250.0000	1.8138	
D:\Org\Data\VOA5975C\VG120721\07DEC16.D	Calibration	7	x	779953	375.0000	1.8181	
D:\Org\Data\VOA5975C\VG120721\07DEC18.D	Calibration	8	x	1068720	500.0000	1.8636	

Calibration Report

Batch Path	D:\Org\Data\VOA5975C\VG120721_L4\QuantResults\VG120721_8260B_624pt1_L4.batch.bin	Analyst Name	BL2000\mchavez
Analysis Time	12/22/2021 10:27 AM	Reporter Name	BL2000\mchavez
Report Time	12/22/2021 10:28:41 AM	Batch State	Processed
Last Calib Update	12/13/2021 2:48 PM	Quant Report Version	10.0
Quant Batch Version	10.0		

1,1,1,2-Tetrachloroethane %RSE = 4.4



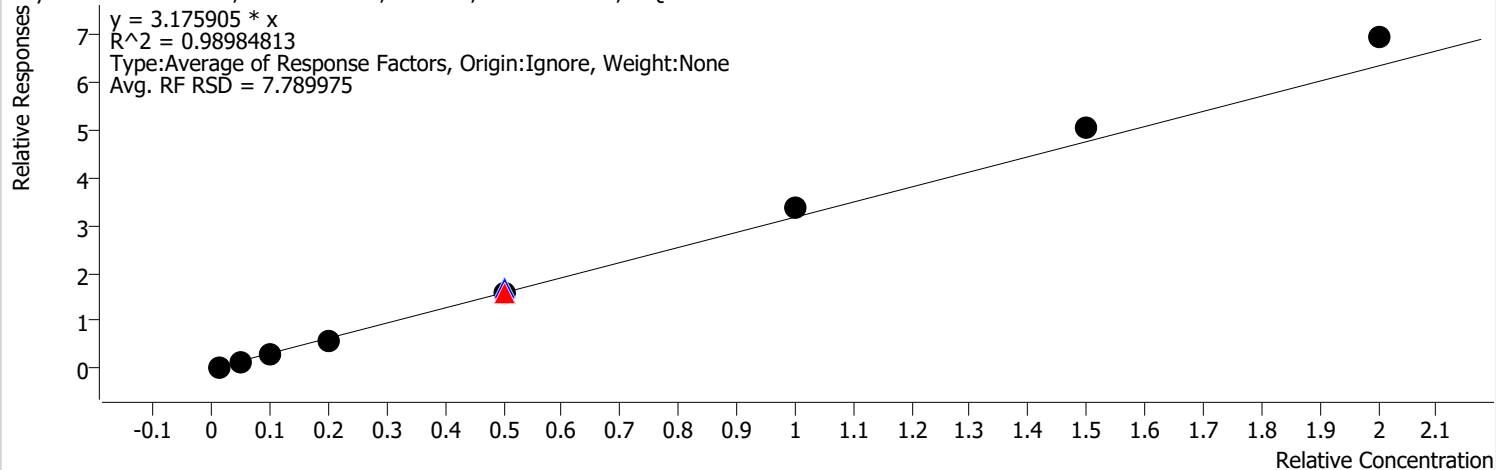
Calibration STD Path	Cal Type	Level	Enabled	Resp.	Exp. Conc	Resp. Factor	Level RSD
D:\Org\Data\VOA5975C\VG120721\07DEC07.D	Calibration	1		1655	2.5000	0.5861	
D:\Org\Data\VOA5975C\VG120721\07DEC08.D	Calibration	2	x	8124	12.5000	0.5706	
D:\Org\Data\VOA5975C\VG120721\07DEC09.D	Calibration	3	x	17495	25.0000	0.5939	
D:\Org\Data\VOA5975C\VG120721\07DEC10.D	Calibration	4	x	32611	50.0000	0.5780	
D:\Org\Data\VOA5975C\VG120721\07DEC20.D	QC	QC	x	90314	125.0000	0.6423	
D:\Org\Data\VOA5975C\VG120721\07DEC12.D	Calibration	5	x	88734	125.0000	0.6152	
D:\Org\Data\VOA5975C\VG120721\07DEC12CC.D	CC	CC	x	88734	125.0000	0.6152	
D:\Org\Data\VOA5975C\VG120721\07DEC14.D	Calibration	6	x	179266	250.0000	0.6223	
D:\Org\Data\VOA5975C\VG120721\07DEC16.D	Calibration	7	x	268286	375.0000	0.6254	
D:\Org\Data\VOA5975C\VG120721\07DEC18.D	Calibration	8	x	368050	500.0000	0.6418	

Calibration Report

Batch Path	D:\Org\Data\VOA5975C\VG120721_L4\QuantResults\VG120721_8260B_624pt1_L4.batch.bin	Analyst Name	BL2000\mchavez
Analysis Time	12/22/2021 10:27 AM	Reporter Name	BL2000\mchavez
Report Time	12/22/2021 10:28:42 AM	Batch State	Processed
Last Calib Update	12/13/2021 2:48 PM	Quant Report Version	10.0
Quant Batch Version	10.0		

Ethylbenzene %RSE = 7.8

Ethylbenzene - 8 Levels, 8 Levels Used, 8 Points, 8 Points Used, 1 QCs

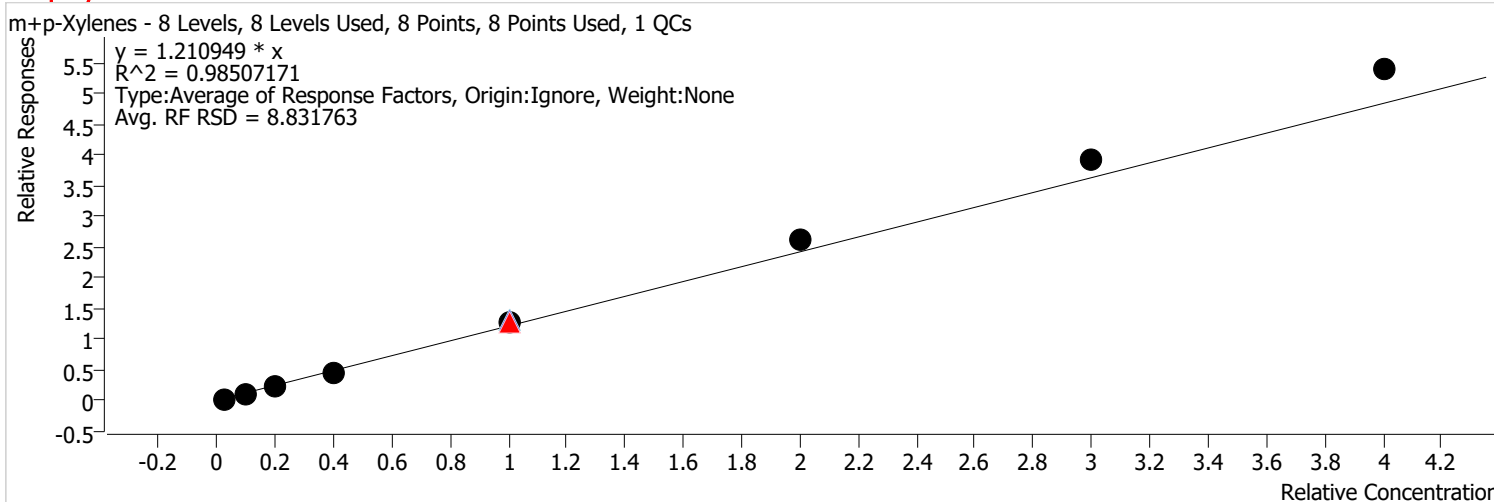


Calibration STD Path	Cal Type	Level	Enabled	Resp.	Exp. Conc	Resp. Factor	Level RSD
D:\Org\Data\VOA5975C\VG120721\07DEC07.D	Calibration	1	x	9311	2.5000	3.2971	
D:\Org\Data\VOA5975C\VG120721\07DEC08.D	Calibration	2	x	41062	12.5000	2.8838	
D:\Org\Data\VOA5975C\VG120721\07DEC09.D	Calibration	3	x	84976	25.0000	2.8846	
D:\Org\Data\VOA5975C\VG120721\07DEC10.D	Calibration	4	x	163792	50.0000	2.9028	
D:\Org\Data\VOA5975C\VG120721\07DEC20.D	QC	QC	x	480092	125.0000	3.4143	
D:\Org\Data\VOA5975C\VG120721\07DEC12.D	Calibration	5	x	463816	125.0000	3.2157	
D:\Org\Data\VOA5975C\VG120721\07DEC12CC.D	CC	CC	x	463816	125.0000	3.2157	
D:\Org\Data\VOA5975C\VG120721\07DEC14.D	Calibration	6	x	973498	250.0000	3.3791	
D:\Org\Data\VOA5975C\VG120721\07DEC16.D	Calibration	7	x	1446563	375.0000	3.3720	
D:\Org\Data\VOA5975C\VG120721\07DEC18.D	Calibration	8	x	1991113	500.0000	3.4721	

Calibration Report

Batch Path	D:\Org\Data\VOA5975C\VG120721_L4\QuantResults\VG120721_8260B_624pt1_L4.batch.bin	Analyst Name	BL2000\mchavez
Analysis Time	12/22/2021 10:27 AM	Reporter Name	BL2000\mchavez
Report Time	12/22/2021 10:28:42 AM	Batch State	Processed
Last Calib Update	12/13/2021 2:48 PM	Quant Report Version	10.0
Quant Batch Version	10.0		

m+p-Xylenes %RSE = 8.8

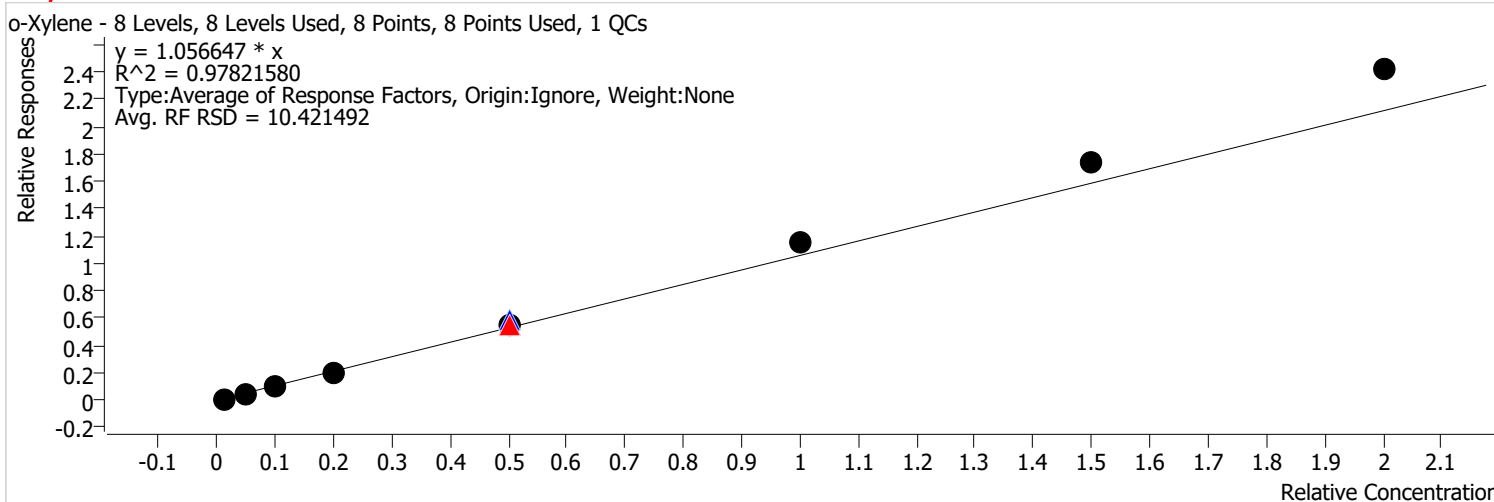


Calibration STD Path	Cal Type	Level	Enabled	Resp.	Exp. Conc	Resp. Factor	Level RSD
D:\Org\Data\VOA5975C\VG120721\07DEC07.D	Calibration	1	x	6244	5.0000	1.1055	
D:\Org\Data\VOA5975C\VG120721\07DEC08.D	Calibration	2	x	31077	25.0000	1.0913	
D:\Org\Data\VOA5975C\VG120721\07DEC09.D	Calibration	3	x	68324	50.0000	1.1597	
D:\Org\Data\VOA5975C\VG120721\07DEC10.D	Calibration	4	x	124472	100.0000	1.1030	
D:\Org\Data\VOA5975C\VG120721\07DEC20.D	QC	QC	x	369658	250.0000	1.3145	
D:\Org\Data\VOA5975C\VG120721\07DEC12.D	Calibration	5	x	365058	250.0000	1.2655	
D:\Org\Data\VOA5975C\VG120721\07DEC12CC.D	CC	CC	x	365058	250.0000	1.2655	
D:\Org\Data\VOA5975C\VG120721\07DEC14.D	Calibration	6	x	752445	500.0000	1.3059	
D:\Org\Data\VOA5975C\VG120721\07DEC16.D	Calibration	7	x	1122763	750.0000	1.3086	
D:\Org\Data\VOA5975C\VG120721\07DEC18.D	Calibration	8	x	1546203	1000.0000	1.3481	

Calibration Report

Batch Path	D:\Org\Data\VOA5975C\VG120721_L4\QuantResults\VG120721_8260B_624pt1_L4.batch.bin	Analyst Name	BL2000\mchavez
Analysis Time	12/22/2021 10:27 AM	Reporter Name	BL2000\mchavez
Report Time	12/22/2021 10:28:42 AM	Batch State	Processed
Last Calib Update	12/13/2021 2:48 PM	Quant Report Version	10.0
Quant Batch Version	10.0		

o-Xylene %RSE = 10.4



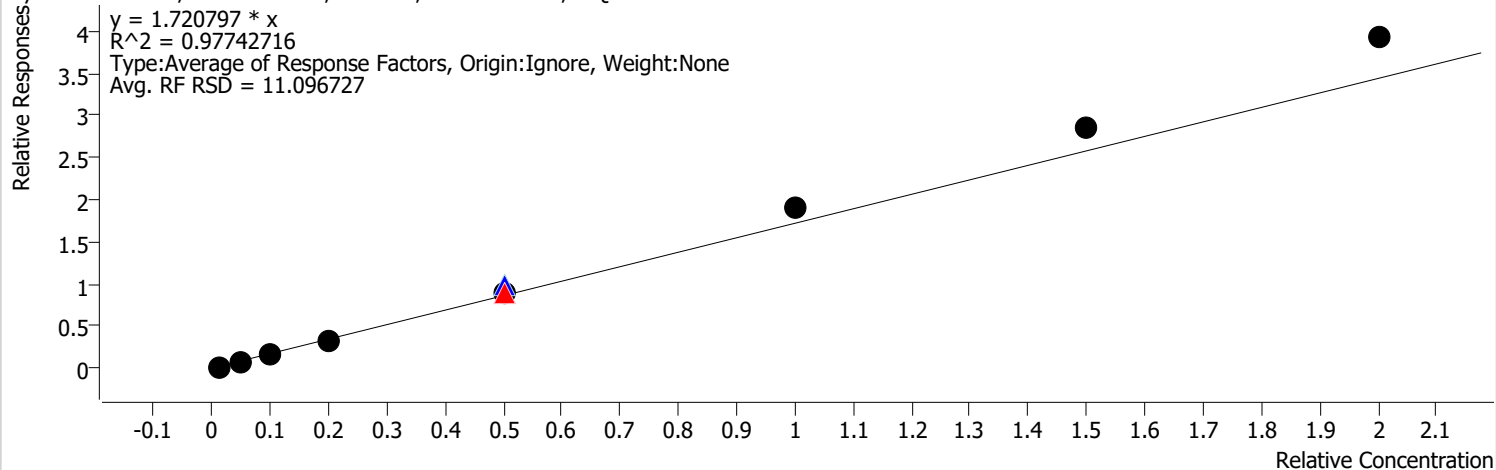
Calibration STD Path	Cal Type	Level	Enabled	Resp.	Exp. Conc	Resp. Factor	Level RSD
D:\Org\Data\VOA5975C\VG120721\07DEC07.D	Calibration	1	x	2660	2.5000	0.9419	
D:\Org\Data\VOA5975C\VG120721\07DEC08.D	Calibration	2	x	13309	12.5000	0.9347	
D:\Org\Data\VOA5975C\VG120721\07DEC09.D	Calibration	3	x	28789	25.0000	0.9773	
D:\Org\Data\VOA5975C\VG120721\07DEC10.D	Calibration	4	x	55209	50.0000	0.9784	
D:\Org\Data\VOA5975C\VG120721\07DEC20.D	QC	QC	x	166565	125.0000	1.1846	
D:\Org\Data\VOA5975C\VG120721\07DEC12.D	Calibration	5	x	158889	125.0000	1.1016	
D:\Org\Data\VOA5975C\VG120721\07DEC12CC.D	CC	CC	x	158889	125.0000	1.1016	
D:\Org\Data\VOA5975C\VG120721\07DEC14.D	Calibration	6	x	331153	250.0000	1.1495	
D:\Org\Data\VOA5975C\VG120721\07DEC16.D	Calibration	7	x	499132	375.0000	1.1635	
D:\Org\Data\VOA5975C\VG120721\07DEC18.D	Calibration	8	x	691749	500.0000	1.2063	

Calibration Report

Batch Path	D:\Org\Data\VOA5975C\VG120721_L4\QuantResults\VG120721_8260B_624pt1_L4.batch.bin	Analyst Name	BL2000\mchavez
Analysis Time	12/22/2021 10:27 AM	Reporter Name	BL2000\mchavez
Report Time	12/22/2021 10:28:42 AM	Batch State	Processed
Last Calib Update	12/13/2021 2:48 PM	Quant Report Version	10.0
Quant Batch Version	10.0		

Styrene %RSE = 11.1

Styrene - 8 Levels, 8 Levels Used, 8 Points, 8 Points Used, 1 QCs



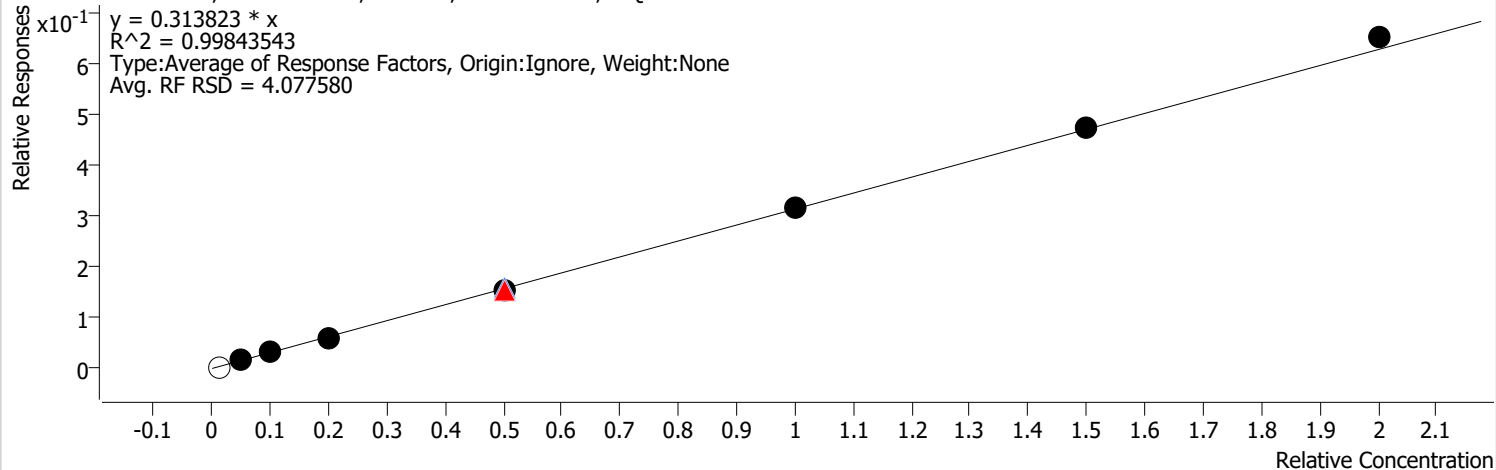
Calibration STD Path	Cal Type	Level	Enabled	Resp.	Exp. Conc	Resp. Factor	Level RSD
D:\Org\Data\VOA5975C\VG120721\07DEC07.D	Calibration	1	x	4170	2.5000	1.4766	
D:\Org\Data\VOA5975C\VG120721\07DEC08.D	Calibration	2	x	22514	12.5000	1.5812	
D:\Org\Data\VOA5975C\VG120721\07DEC09.D	Calibration	3	x	45624	25.0000	1.5488	
D:\Org\Data\VOA5975C\VG120721\07DEC10.D	Calibration	4	x	89857	50.0000	1.5925	
D:\Org\Data\VOA5975C\VG120721\07DEC20.D	QC	QC	x	274785	125.0000	1.9542	
D:\Org\Data\VOA5975C\VG120721\07DEC12.D	Calibration	5	x	260054	125.0000	1.8030	
D:\Org\Data\VOA5975C\VG120721\07DEC12CC.D	CC	CC	x	260054	125.0000	1.8030	
D:\Org\Data\VOA5975C\VG120721\07DEC14.D	Calibration	6	x	545895	250.0000	1.8949	
D:\Org\Data\VOA5975C\VG120721\07DEC16.D	Calibration	7	x	818286	375.0000	1.9074	
D:\Org\Data\VOA5975C\VG120721\07DEC18.D	Calibration	8	x	1125139	500.0000	1.9620	

Calibration Report

Batch Path	D:\Org\Data\VOA5975C\VG120721_L4\QuantResults\VG120721_8260B_624pt1_L4.batch.bin	Analyst Name	BL2000\mchavez
Analysis Time	12/22/2021 10:27 AM	Reporter Name	BL2000\mchavez
Report Time	12/22/2021 10:28:42 AM	Batch State	Processed
Last Calib Update	12/13/2021 2:48 PM	Quant Report Version	10.0
Quant Batch Version	10.0		

Bromoform %RSE = 4.1

Bromoform - 8 Levels, 7 Levels Used, 8 Points, 7 Points Used, 1 QCs

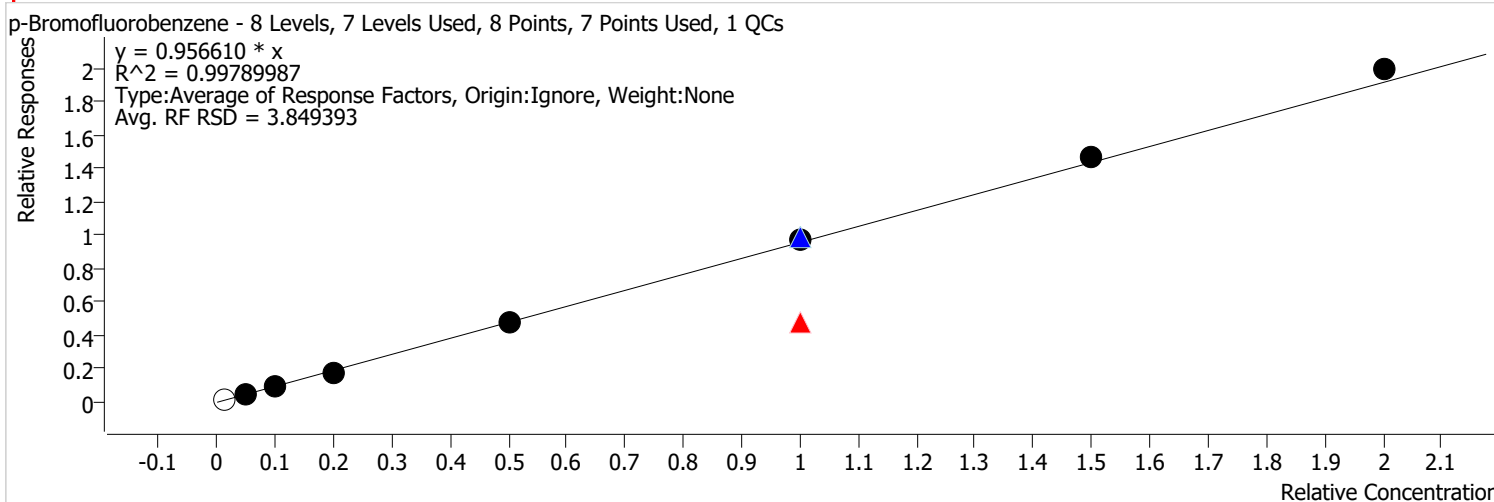


Calibration STD Path	Cal Type	Level	Enabled	Resp.	Exp. Conc	Resp. Factor	Level RSD
D:\Org\Data\VOA5975C\VG120721\07DEC07.D	Calibration	1		687	2.5000	0.3309	
D:\Org\Data\VOA5975C\VG120721\07DEC08.D	Calibration	2	x	3687	12.5000	0.3288	
D:\Org\Data\VOA5975C\VG120721\07DEC09.D	Calibration	3	x	7244	25.0000	0.3123	
D:\Org\Data\VOA5975C\VG120721\07DEC10.D	Calibration	4	x	12631	50.0000	0.2891	
D:\Org\Data\VOA5975C\VG120721\07DEC20.D	QC	QC	x	36546	125.0000	0.3164	
D:\Org\Data\VOA5975C\VG120721\07DEC12.D	Calibration	5	x	35867	125.0000	0.3111	
D:\Org\Data\VOA5975C\VG120721\07DEC12CC.D	CC	CC	x	35867	125.0000	0.3111	
D:\Org\Data\VOA5975C\VG120721\07DEC14.D	Calibration	6	x	73254	250.0000	0.3146	
D:\Org\Data\VOA5975C\VG120721\07DEC16.D	Calibration	7	x	110557	375.0000	0.3155	
D:\Org\Data\VOA5975C\VG120721\07DEC18.D	Calibration	8	x	152589	500.0000	0.3254	

Calibration Report

Batch Path	D:\Org\Data\VOA5975C\VG120721_L4\QuantResults\VG120721_8260B_624pt1_L4.batch.bin	Analyst Name	BL2000\mchavez
Analysis Time	12/22/2021 10:27 AM	Reporter Name	BL2000\mchavez
Report Time	12/22/2021 10:28:42 AM	Batch State	Processed
Last Calib Update	12/13/2021 2:48 PM	Quant Report Version	10.0
Quant Batch Version	10.0		

p-Bromofluorobenzene %RSE =



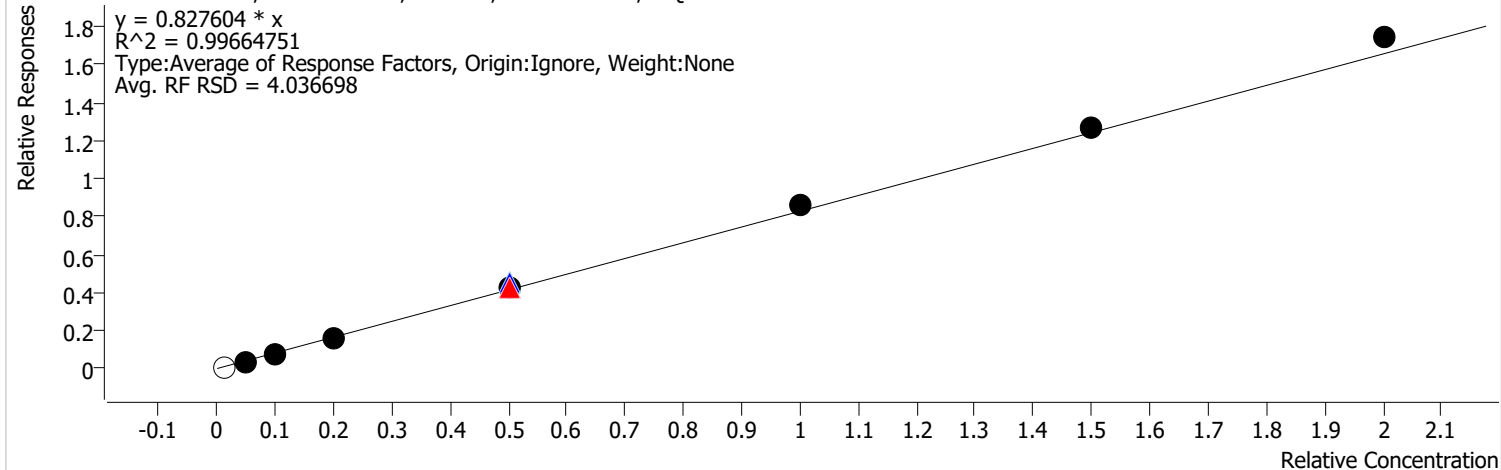
Calibration STD Path	Cal Type	Level	Enabled	Resp.	Exp. Conc	Resp. Factor	Level RSD
D:\Org\Data\VOA5975C\VG120721\07DEC07.D	Calibration	1		4335	2.5000	2.0881	
D:\Org\Data\VOA5975C\VG120721\07DEC08.D	Calibration	2	x	10813	12.5000	0.9642	
D:\Org\Data\VOA5975C\VG120721\07DEC09.D	Calibration	3	x	21447	25.0000	0.9247	
D:\Org\Data\VOA5975C\VG120721\07DEC10.D	Calibration	4	x	38830	50.0000	0.8886	
D:\Org\Data\VOA5975C\VG120721\07DEC12.D	Calibration	5	x	112035	125.0000	0.9718	
D:\Org\Data\VOA5975C\VG120721\07DEC20.D	QC	QC	x	229726	250.0000	0.9943	
D:\Org\Data\VOA5975C\VG120721\07DEC14.D	Calibration	6	x	227567	250.0000	0.9774	
D:\Org\Data\VOA5975C\VG120721\07DEC12CC.D	CC	CC	x	112035	250.0000	0.4859	
D:\Org\Data\VOA5975C\VG120721\07DEC16.D	Calibration	7	x	341715	375.0000	0.9752	
D:\Org\Data\VOA5975C\VG120721\07DEC18.D	Calibration	8	x	466348	500.0000	0.9944	

Calibration Report

Batch Path	D:\Org\Data\VOA5975C\VG120721_L4\QuantResults\VG120721_8260B_624pt1_L4.batch.bin	Analyst Name	BL2000\mchavez
Analysis Time	12/22/2021 10:27 AM	Reporter Name	BL2000\mchavez
Report Time	12/22/2021 10:28:42 AM	Batch State	Processed
Last Calib Update	12/13/2021 2:48 PM	Quant Report Version	10.0
Quant Batch Version	10.0		

Bromobenzene %RSE = 4.0

Bromobenzene - 8 Levels, 7 Levels Used, 8 Points, 7 Points Used, 1 QCs

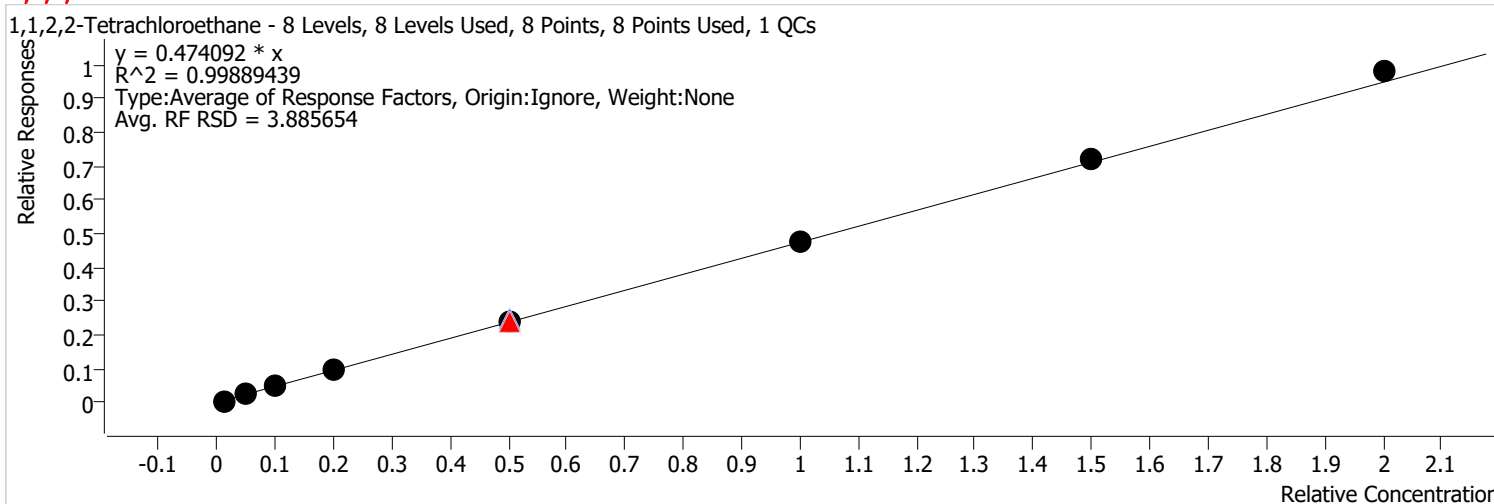


Calibration STD Path	Cal Type	Level	Enabled	Resp.	Exp. Conc	Resp. Factor	Level RSD
D:\Org\Data\VOA5975C\VG120721\07DEC07.D	Calibration	1		1908	2.5000	0.9193	
D:\Org\Data\VOA5975C\VG120721\07DEC08.D	Calibration	2	x	8760	12.5000	0.7811	
D:\Org\Data\VOA5975C\VG120721\07DEC09.D	Calibration	3	x	18778	25.0000	0.8096	
D:\Org\Data\VOA5975C\VG120721\07DEC10.D	Calibration	4	x	34645	50.0000	0.7929	
D:\Org\Data\VOA5975C\VG120721\07DEC20.D	QC	QC	x	103901	125.0000	0.8994	
D:\Org\Data\VOA5975C\VG120721\07DEC12.D	Calibration	5	x	96739	125.0000	0.8391	
D:\Org\Data\VOA5975C\VG120721\07DEC12CC.D	CC	CC	x	96739	125.0000	0.8391	
D:\Org\Data\VOA5975C\VG120721\07DEC14.D	Calibration	6	x	199109	250.0000	0.8552	
D:\Org\Data\VOA5975C\VG120721\07DEC16.D	Calibration	7	x	296253	375.0000	0.8454	
D:\Org\Data\VOA5975C\VG120721\07DEC18.D	Calibration	8	x	407967	500.0000	0.8699	

Calibration Report

Batch Path	D:\Org\Data\VOA5975C\VG120721_L4\QuantResults\VG120721_8260B_624pt1_L4.batch.bin	Analyst Name	BL2000\mchavez
Analysis Time	12/22/2021 10:27 AM	Reporter Name	BL2000\mchavez
Report Time	12/22/2021 10:28:42 AM	Batch State	Processed
Last Calib Update	12/13/2021 2:48 PM	Quant Report Version	10.0
Quant Batch Version	10.0		

1,1,2,2-Tetrachloroethane %RSE = 3.9

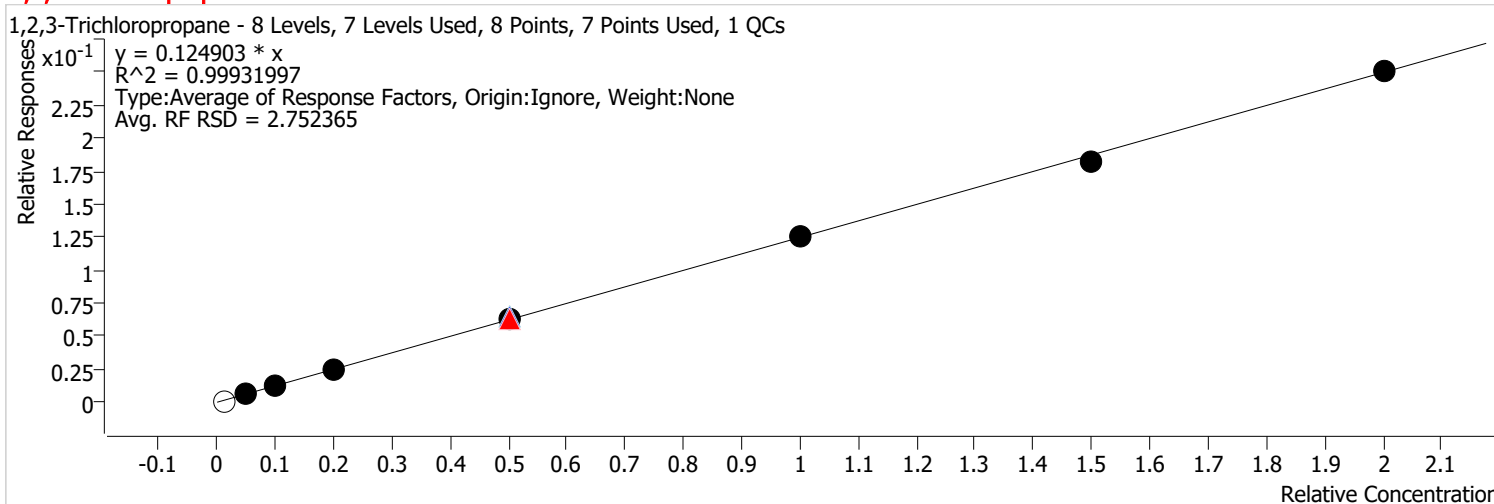


Calibration STD Path	Cal Type	Level	Enabled	Resp.	Exp. Conc	Resp. Factor	Level RSD
D:\Org\Data\VOA5975C\VG120721\07DEC07.D	Calibration	1	x	906	2.5000	0.4364	
D:\Org\Data\VOA5975C\VG120721\07DEC08.D	Calibration	2	x	5129	12.5000	0.4573	
D:\Org\Data\VOA5975C\VG120721\07DEC09.D	Calibration	3	x	11278	25.0000	0.4862	
D:\Org\Data\VOA5975C\VG120721\07DEC10.D	Calibration	4	x	21392	50.0000	0.4896	
D:\Org\Data\VOA5975C\VG120721\07DEC20.D	QC	QC	x	57194	125.0000	0.4951	
D:\Org\Data\VOA5975C\VG120721\07DEC12.D	Calibration	5	x	54928	125.0000	0.4764	
D:\Org\Data\VOA5975C\VG120721\07DEC12CC.D	CC	CC	x	54928	125.0000	0.4764	
D:\Org\Data\VOA5975C\VG120721\07DEC14.D	Calibration	6	x	111515	250.0000	0.4790	
D:\Org\Data\VOA5975C\VG120721\07DEC16.D	Calibration	7	x	167577	375.0000	0.4782	
D:\Org\Data\VOA5975C\VG120721\07DEC18.D	Calibration	8	x	229595	500.0000	0.4896	

Calibration Report

Batch Path	D:\Org\Data\VOA5975C\VG120721_L4\QuantResults\VG120721_8260B_624pt1_L4.batch.bin	Analyst Name	BL2000\mchavez
Analysis Time	12/22/2021 10:27 AM	Reporter Name	BL2000\mchavez
Report Time	12/22/2021 10:28:42 AM	Batch State	Processed
Last Calib Update	12/13/2021 2:48 PM	Quant Report Version	10.0
Quant Batch Version	10.0		

1,2,3-Trichloropropane %RSE = 2.8

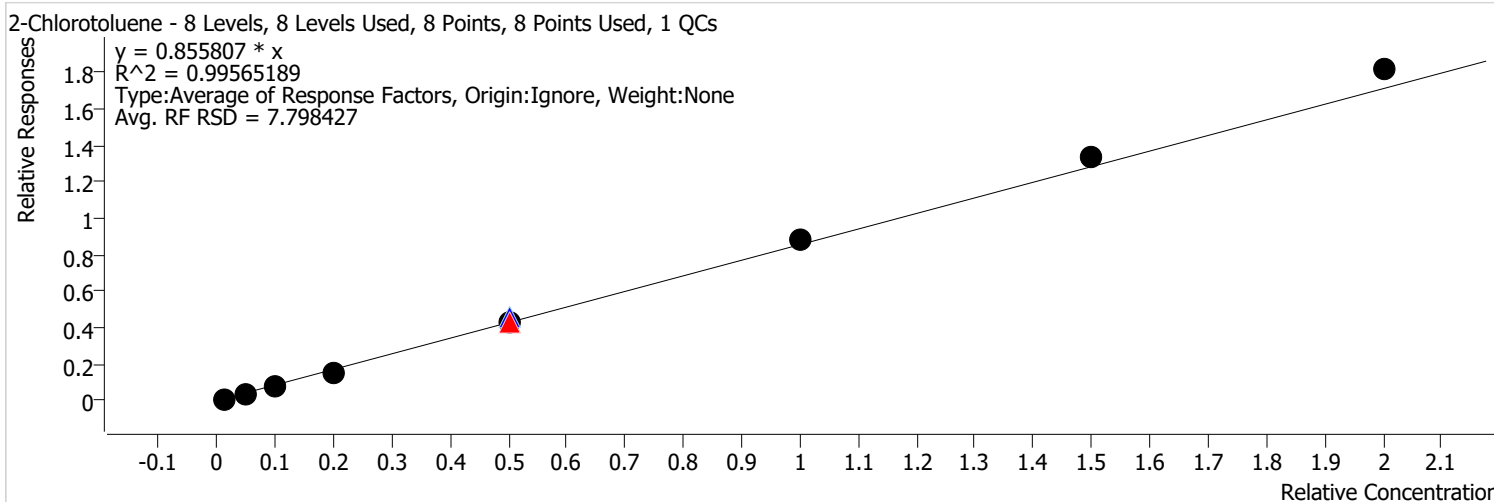


Calibration STD Path	Cal Type	Level	Enabled	Resp.	Exp. Conc	Resp. Factor	Level RSD
D:\Org\Data\VOA5975C\VG120721\07DEC07.D	Calibration	1		229	2.5000	0.1104	
D:\Org\Data\VOA5975C\VG120721\07DEC08.D	Calibration	2	x	1468	12.5000	0.1309	
D:\Org\Data\VOA5975C\VG120721\07DEC09.D	Calibration	3	x	2836	25.0000	0.1223	
D:\Org\Data\VOA5975C\VG120721\07DEC10.D	Calibration	4	x	5339	50.0000	0.1222	
D:\Org\Data\VOA5975C\VG120721\07DEC20.D	QC	QC	x	15254	125.0000	0.1320	
D:\Org\Data\VOA5975C\VG120721\07DEC12.D	Calibration	5	x	14665	125.0000	0.1272	
D:\Org\Data\VOA5975C\VG120721\07DEC12CC.D	CC	CC	x	14665	125.0000	0.1272	
D:\Org\Data\VOA5975C\VG120721\07DEC14.D	Calibration	6	x	29243	250.0000	0.1256	
D:\Org\Data\VOA5975C\VG120721\07DEC16.D	Calibration	7	x	42413	375.0000	0.1210	
D:\Org\Data\VOA5975C\VG120721\07DEC18.D	Calibration	8	x	58687	500.0000	0.1251	

Calibration Report

Batch Path	D:\Org\Data\VOA5975C\VG120721_L4\QuantResults\VG120721_8260B_624pt1_L4.batch.bin	Analyst Name	BL2000\mchavez
Analysis Time	12/22/2021 10:27 AM	Reporter Name	BL2000\mchavez
Report Time	12/22/2021 10:28:42 AM	Batch State	Processed
Last Calib Update	12/13/2021 2:48 PM	Quant Report Version	10.0
Quant Batch Version	10.0		

2-Chlorotoluene %RSE = 7.8

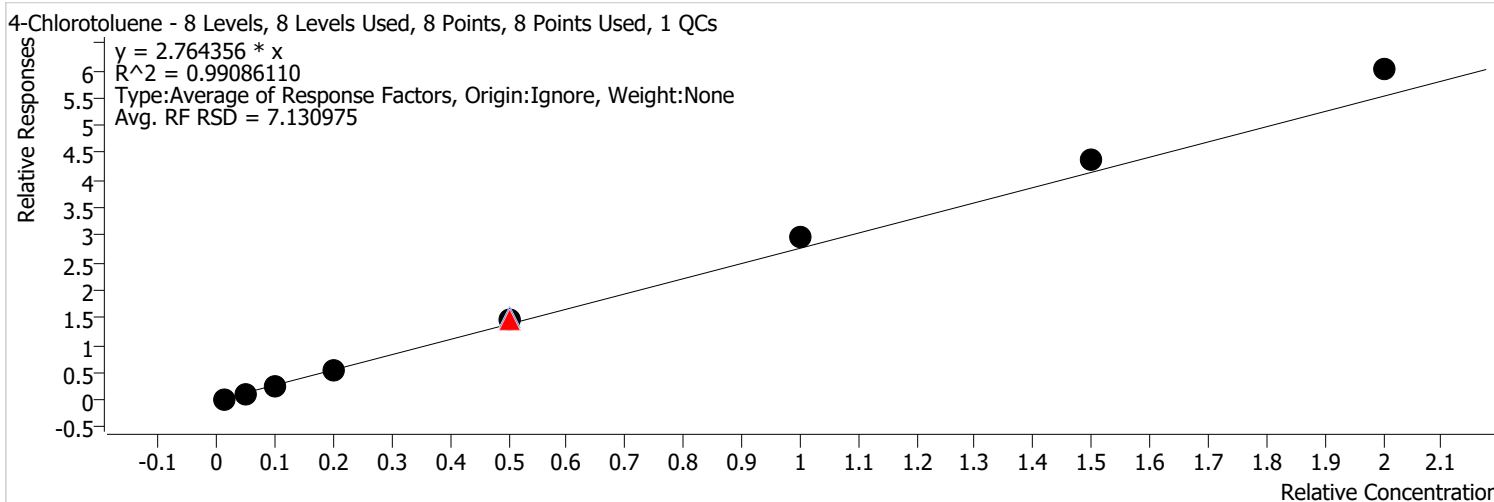


Calibration STD Path	Cal Type	Level	Enabled	Resp.	Exp. Conc	Resp. Factor	Level RSD
D:\Org\Data\VOA5975C\VG120721\07DEC07.D	Calibration	1	x	1981	2.5000	0.9541	
D:\Org\Data\VOA5975C\VG120721\07DEC08.D	Calibration	2	x	8562	12.5000	0.7635	
D:\Org\Data\VOA5975C\VG120721\07DEC09.D	Calibration	3	x	18469	25.0000	0.7963	
D:\Org\Data\VOA5975C\VG120721\07DEC10.D	Calibration	4	x	34398	50.0000	0.7872	
D:\Org\Data\VOA5975C\VG120721\07DEC20.D	QC	QC	x	105904	125.0000	0.9168	
D:\Org\Data\VOA5975C\VG120721\07DEC12.D	Calibration	5	x	99470	125.0000	0.8628	
D:\Org\Data\VOA5975C\VG120721\07DEC12CC.D	CC	CC	x	99470	125.0000	0.8628	
D:\Org\Data\VOA5975C\VG120721\07DEC14.D	Calibration	6	x	206869	250.0000	0.8885	
D:\Org\Data\VOA5975C\VG120721\07DEC16.D	Calibration	7	x	310693	375.0000	0.8866	
D:\Org\Data\VOA5975C\VG120721\07DEC18.D	Calibration	8	x	425569	500.0000	0.9075	

Calibration Report

Batch Path	D:\Org\Data\VOA5975C\VG120721_L4\QuantResults\VG120721_8260B_624pt1_L4.batch.bin	Analyst Name	BL2000\mchavez
Analysis Time	12/22/2021 10:27 AM	Reporter Name	BL2000\mchavez
Report Time	12/22/2021 10:28:42 AM	Batch State	Processed
Last Calib Update	12/13/2021 2:48 PM	Quant Report Version	10.0
Quant Batch Version	10.0		

4-Chlorotoluene %RSE = 7.1

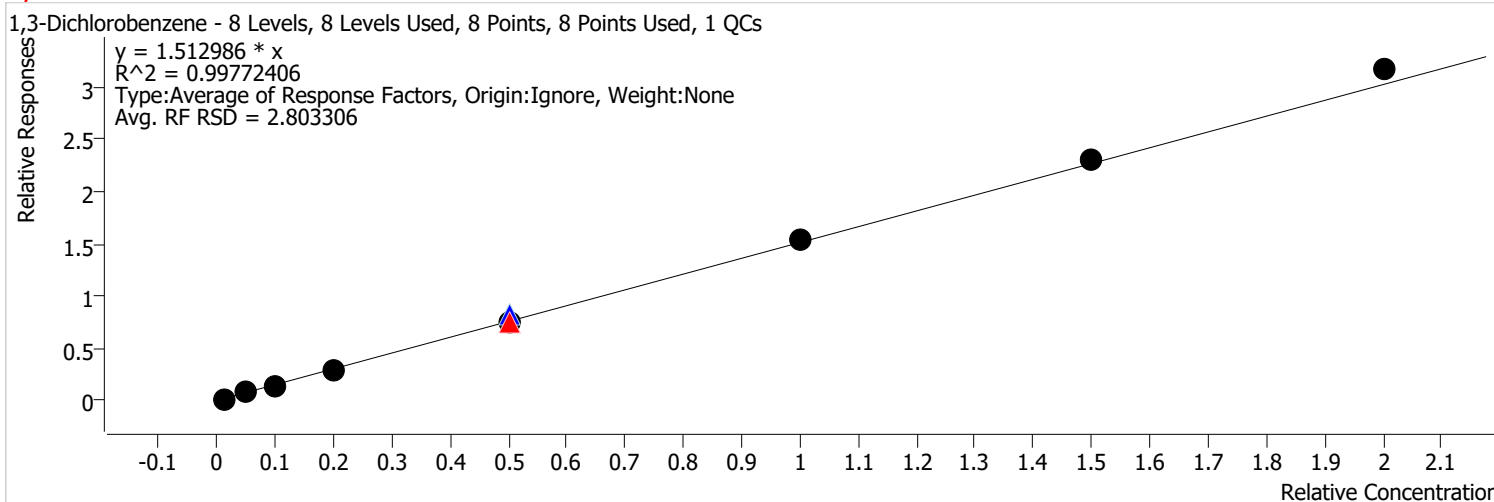


Calibration STD Path	Cal Type	Level	Enabled	Resp.	Exp. Conc	Resp. Factor	Level RSD
D:\Org\Data\VOA5975C\VG120721\07DEC07.D	Calibration	1	x	5339	2.5000	2.5717	
D:\Org\Data\VOA5975C\VG120721\07DEC08.D	Calibration	2	x	28241	12.5000	2.5182	
D:\Org\Data\VOA5975C\VG120721\07DEC09.D	Calibration	3	x	60476	25.0000	2.6073	
D:\Org\Data\VOA5975C\VG120721\07DEC10.D	Calibration	4	x	115506	50.0000	2.6434	
D:\Org\Data\VOA5975C\VG120721\07DEC20.D	QC	QC	x	354737	125.0000	3.0709	
D:\Org\Data\VOA5975C\VG120721\07DEC12.D	Calibration	5	x	334469	125.0000	2.9012	
D:\Org\Data\VOA5975C\VG120721\07DEC12CC.D	CC	CC	x	334469	125.0000	2.9012	
D:\Org\Data\VOA5975C\VG120721\07DEC14.D	Calibration	6	x	687525	250.0000	2.9531	
D:\Org\Data\VOA5975C\VG120721\07DEC16.D	Calibration	7	x	1021280	375.0000	2.9144	
D:\Org\Data\VOA5975C\VG120721\07DEC18.D	Calibration	8	x	1409492	500.0000	3.0055	

Calibration Report

Batch Path	D:\Org\Data\VOA5975C\VG120721_L4\QuantResults\VG120721_8260B_624pt1_L4.batch.bin	Analyst Name	BL2000\mchavez
Analysis Time	12/22/2021 10:27 AM	Reporter Name	BL2000\mchavez
Report Time	12/22/2021 10:28:42 AM	Batch State	Processed
Last Calib Update	12/13/2021 2:48 PM	Quant Report Version	10.0
Quant Batch Version	10.0		

1,3-Dichlorobenzene %RSE = 2.8

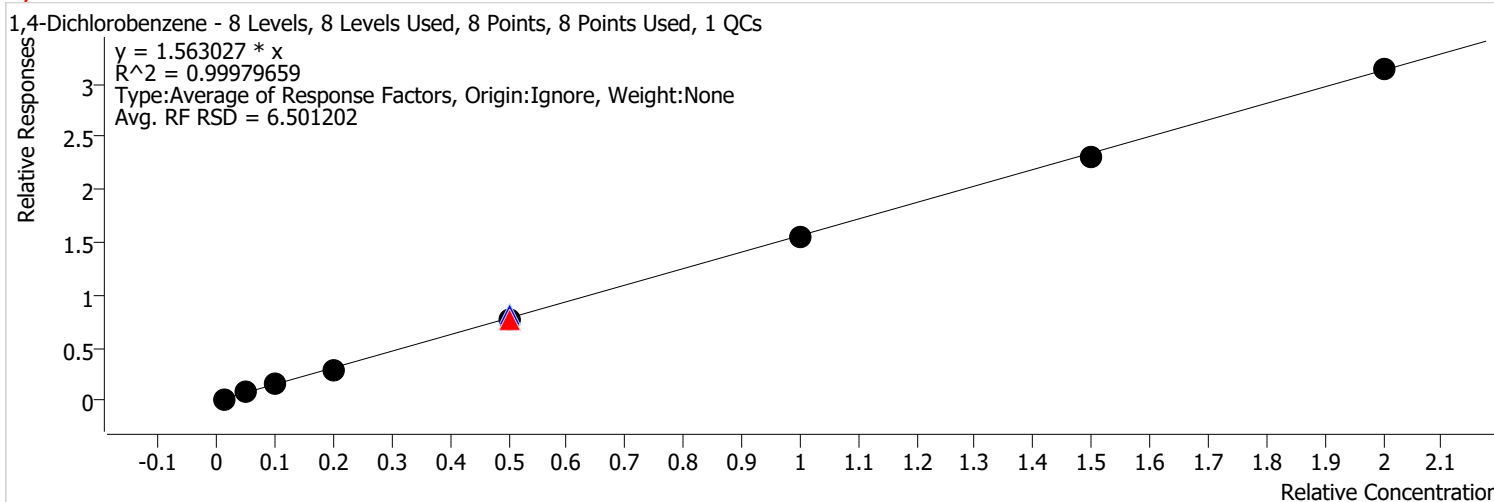


Calibration STD Path	Cal Type	Level	Enabled	Resp.	Exp. Conc	Resp. Factor	Level RSD
D:\Org\Data\VOA5975C\VG120721\07DEC07.D	Calibration	1	x	3132	2.5000	1.5086	
D:\Org\Data\VOA5975C\VG120721\07DEC08.D	Calibration	2	x	16554	12.5000	1.4761	
D:\Org\Data\VOA5975C\VG120721\07DEC09.D	Calibration	3	x	33749	25.0000	1.4550	
D:\Org\Data\VOA5975C\VG120721\07DEC10.D	Calibration	4	x	64725	50.0000	1.4813	
D:\Org\Data\VOA5975C\VG120721\07DEC20.D	QC	QC	x	191594	125.0000	1.6586	
D:\Org\Data\VOA5975C\VG120721\07DEC12.D	Calibration	5	x	174745	125.0000	1.5158	
D:\Org\Data\VOA5975C\VG120721\07DEC12CC.D	CC	CC	x	174745	125.0000	1.5158	
D:\Org\Data\VOA5975C\VG120721\07DEC14.D	Calibration	6	x	361319	250.0000	1.5519	
D:\Org\Data\VOA5975C\VG120721\07DEC16.D	Calibration	7	x	536733	375.0000	1.5317	
D:\Org\Data\VOA5975C\VG120721\07DEC18.D	Calibration	8	x	742614	500.0000	1.5835	

Calibration Report

Batch Path	D:\Org\Data\VOA5975C\VG120721_L4\QuantResults\VG120721_8260B_624pt1_L4.batch.bin	Analyst Name	BL2000\mchavez
Analysis Time	12/22/2021 10:27 AM	Reporter Name	BL2000\mchavez
Report Time	12/22/2021 10:28:42 AM	Batch State	Processed
Last Calib Update	12/13/2021 2:48 PM	Quant Report Version	10.0
Quant Batch Version	10.0		

1,4-Dichlorobenzene %RSE = 6.5

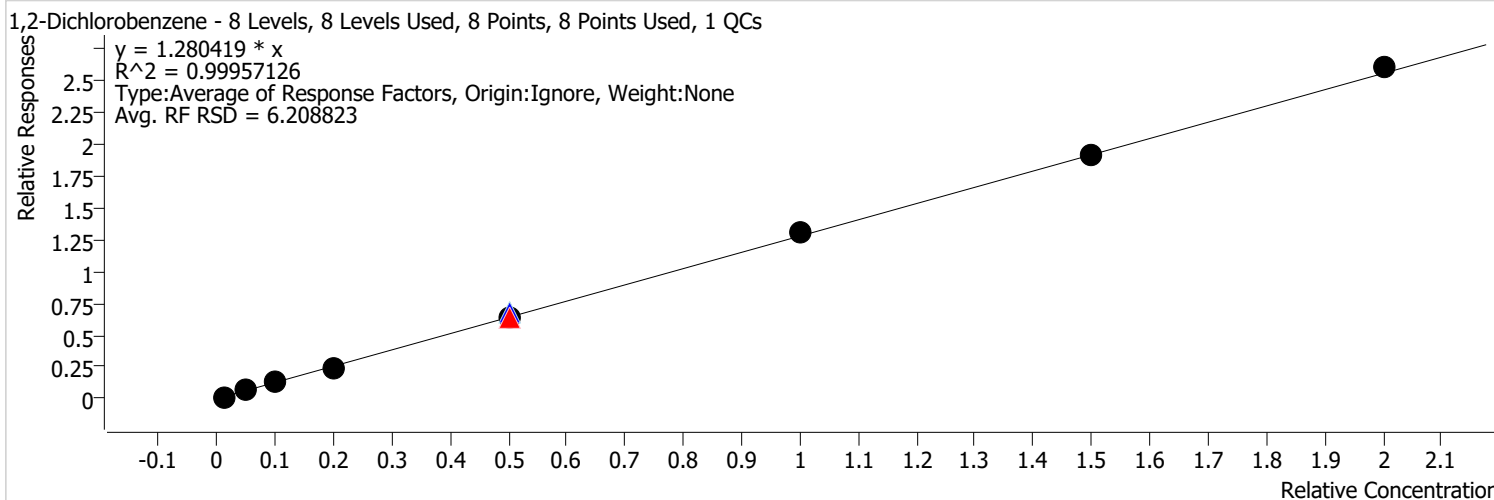


Calibration STD Path	Cal Type	Level	Enabled	Resp.	Exp. Conc	Resp. Factor	Level RSD
D:\Org\Data\VOA5975C\VG120721\07DEC07.D	Calibration	1	x	3748	2.5000	1.8054	
D:\Org\Data\VOA5975C\VG120721\07DEC08.D	Calibration	2	x	16825	12.5000	1.5002	
D:\Org\Data\VOA5975C\VG120721\07DEC09.D	Calibration	3	x	35171	25.0000	1.5163	
D:\Org\Data\VOA5975C\VG120721\07DEC10.D	Calibration	4	x	64821	50.0000	1.4835	
D:\Org\Data\VOA5975C\VG120721\07DEC20.D	QC	QC	x	190475	125.0000	1.6489	
D:\Org\Data\VOA5975C\VG120721\07DEC12.D	Calibration	5	x	178253	125.0000	1.5462	
D:\Org\Data\VOA5975C\VG120721\07DEC12CC.D	CC	CC	x	178253	125.0000	1.5462	
D:\Org\Data\VOA5975C\VG120721\07DEC14.D	Calibration	6	x	360661	250.0000	1.5491	
D:\Org\Data\VOA5975C\VG120721\07DEC16.D	Calibration	7	x	539030	375.0000	1.5382	
D:\Org\Data\VOA5975C\VG120721\07DEC18.D	Calibration	8	x	734070	500.0000	1.5653	

Calibration Report

Batch Path	D:\Org\Data\VOA5975C\VG120721_L4\QuantResults\VG120721_8260B_624pt1_L4.batch.bin	Analyst Name	BL2000\mchavez
Analysis Time	12/22/2021 10:27 AM	Reporter Name	BL2000\mchavez
Report Time	12/22/2021 10:28:42 AM	Batch State	Processed
Last Calib Update	12/13/2021 2:48 PM	Quant Report Version	10.0
Quant Batch Version	10.0		

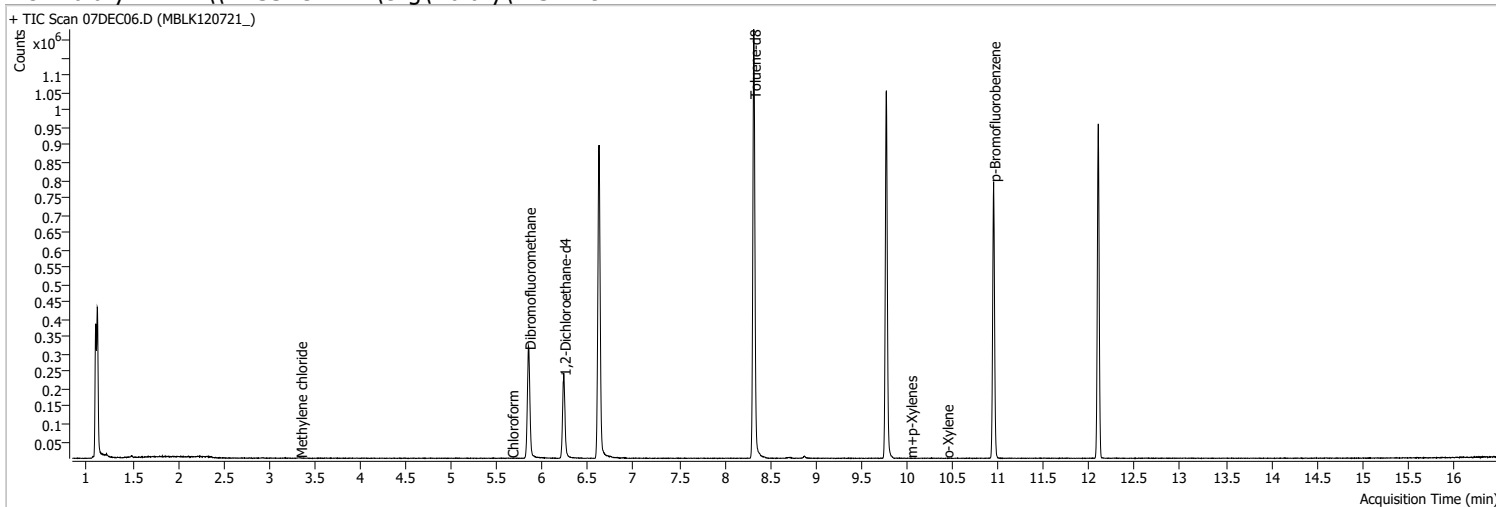
1,2-Dichlorobenzene %RSE = 6.2



Calibration STD Path	Cal Type	Level	Enabled	Resp.	Exp. Conc	Resp. Factor	Level RSD
D:\Org\Data\VOA5975C\VG120721\07DEC07.D	Calibration	1	x	3013	2.5000	1.4513	
D:\Org\Data\VOA5975C\VG120721\07DEC08.D	Calibration	2	x	13705	12.5000	1.2220	
D:\Org\Data\VOA5975C\VG120721\07DEC09.D	Calibration	3	x	28701	25.0000	1.2374	
D:\Org\Data\VOA5975C\VG120721\07DEC10.D	Calibration	4	x	51956	50.0000	1.1890	
D:\Org\Data\VOA5975C\VG120721\07DEC20.D	QC	QC	x	156368	125.0000	1.3536	
D:\Org\Data\VOA5975C\VG120721\07DEC12.D	Calibration	5	x	145079	125.0000	1.2584	
D:\Org\Data\VOA5975C\VG120721\07DEC12CC.D	CC	CC	x	145079	125.0000	1.2584	
D:\Org\Data\VOA5975C\VG120721\07DEC14.D	Calibration	6	x	303057	250.0000	1.3017	
D:\Org\Data\VOA5975C\VG120721\07DEC16.D	Calibration	7	x	448897	375.0000	1.2810	
D:\Org\Data\VOA5975C\VG120721\07DEC18.D	Calibration	8	x	610796	500.0000	1.3024	

Quantitation Results Report (QT Reviewed)

Data File	07DEC06.D	Operator	MSC
Acq. Method	5975CACQF.M	Acq. Date-Time	12/7/2021 12:08:12 PM
Sample Name	MBLK120721_	Instrument	VOA5975C
Vial	6	Multiplier	1.00
DA Method File	VOA5975C_8260B_SHT_DoD_L4_120721.m	Comment	
Tune File	BFB_Atune3.u	Tune Date	10/11/2021 4:02:00 PM
Batch Name	VG120721_8260B_624pt1_L4.batch.bin	Last Calib Update	12/13/2021 2:48:18 PM
Ref Library	\\MASSHUNTER\Org\Library\NIST129K.I		



Compound	RT	QIon	Resp.	Conc.	Units	Dev(Min)
----------	----	------	-------	-------	-------	----------

Internal Standards

M Fluorobenzene	6.621	96.0	757648	250.0000	ng	0.000
M Chlorobenzene-d5	9.772	82.0	285362	250.0000	ng	-0.003
M 1,4-Dichlorobenzene-d4	12.097	152.0	215993	250.0000	ng	-0.003

System Monitoring Compounds

S Dibromofluoromethane	5.851	113.0	187339	252.2929	ng	0.000
Spiked Amount: 250.000	Range: 80.0 - 119.0%			Recovery = 100.92%		
S 1,2-Dichloroethane-d4	6.236	67.0	84450	249.2094	ng	0.006
Spiked Amount: 250.000	Range: 81.0 - 118.0%			Recovery = 99.68%		
S Toluene-d8	8.319	98.0	741444	258.4714	ng	0.000
Spiked Amount: 250.000	Range: 89.0 - 112.0%			Recovery = 103.39%		
S p-Bromofluorobenzene	10.951	95.0	221559	268.0741	ng	0.000
Spiked Amount: 250.000	Range: 85.0 - 114.0%			Recovery = 107.23%		

Target Compounds

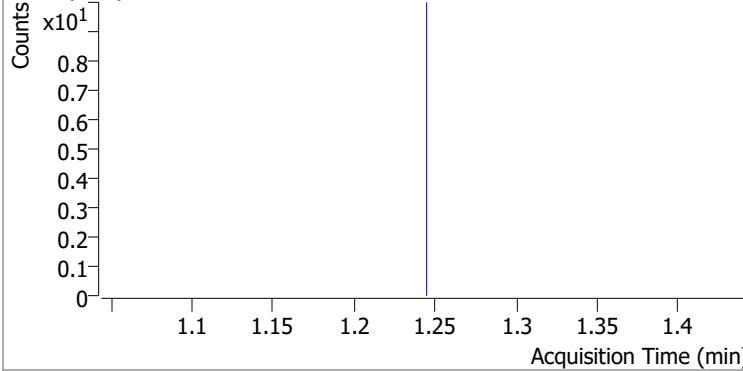
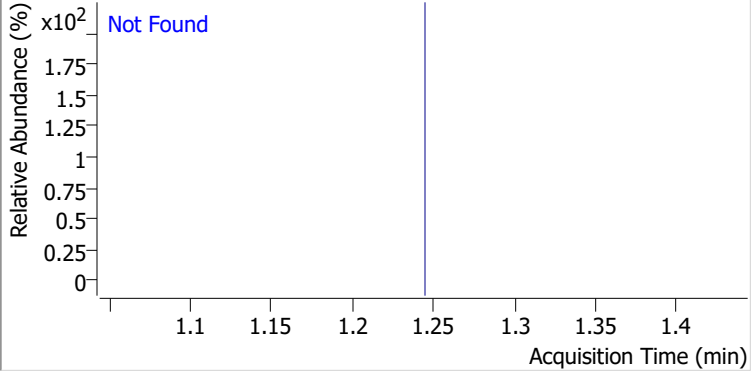
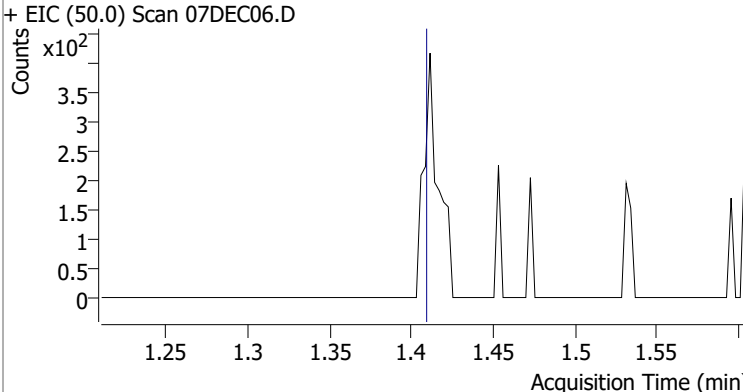
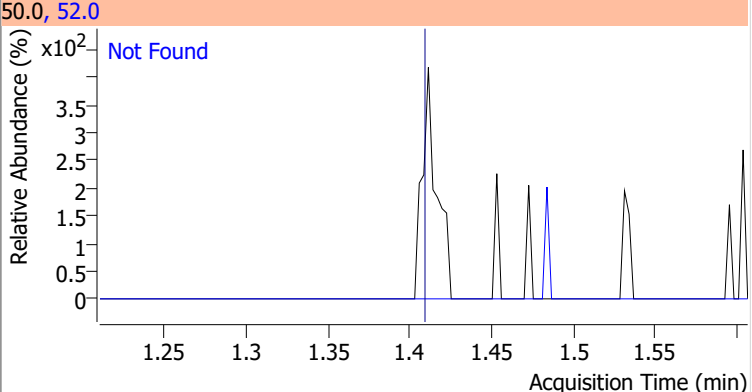
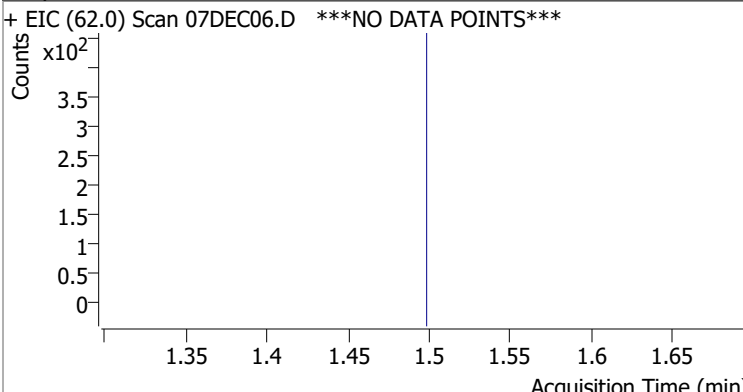
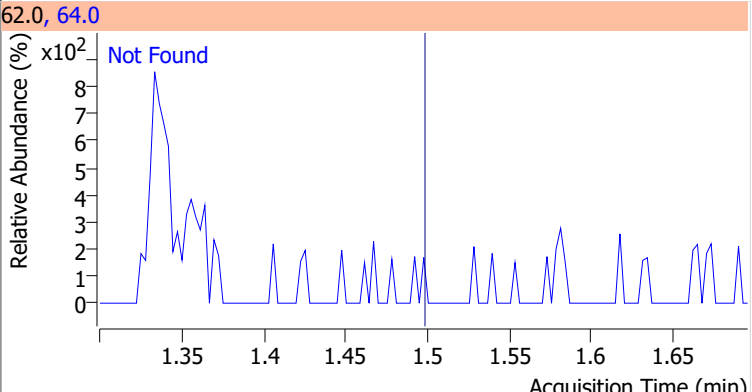
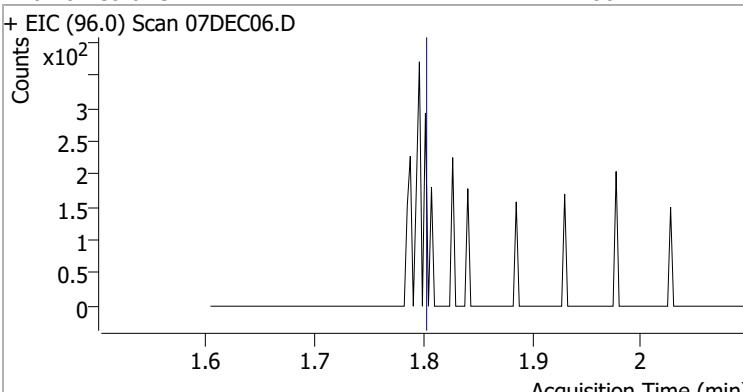
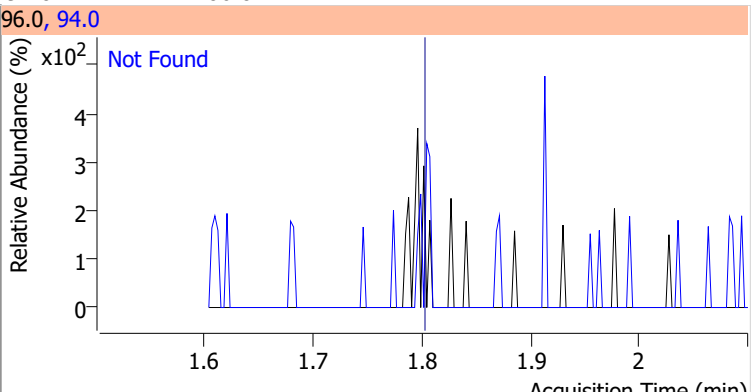
Target Compound	RT	QIon	Resp.	Conc.	Units	QValue
T Dichlorodifluoromethane	0.000		0	N.D.		
T Chloromethane	0.000		0	N.D.		
T Vinyl chloride	0.000		0	N.D.		
T Bromomethane	0.000		0	N.D.		
T Chloroethane	0.000		0	N.D.		
T Trichlorofluoromethane	0.000		0	N.D.		
T 1,1-Dichloroethene	0.000		0	N.D.		
T Methylene chloride	3.341	49.0	1084	0.9760	ng m	88
T trans-1,2-Dichloroethene	0.000		0	N.D.		
T Methyl tert-butyl ether (MTBE)	0.000		0	N.D.		
T 1,1-Dichloroethane	0.000		0	N.D.		
T 2,2-Dichloropropane	0.000		0	N.D.		
T cis-1,2-Dichloroethene	0.000		0	N.D.		
T Methyl ethyl ketone	0.000		0	N.D.		
T Bromochloromethane	0.000		0	N.D.		
T Chloroform	5.661	83.0	212	0.1448	ng m	80

Quantitation Results Report (QT Reviewed)

Compound	RT	QIon	Resp.	Conc.	Units	Dev(Min)
T 1,1,1-Trichloroethane	0.000		0	N.D.		
T Carbon tetrachloride	0.000		0	N.D.		
T 1,1-Dichloropropene	0.000		0	N.D.		
T Benzene	0.000		0	N.D.		
T 1,2-Dichloroethane	0.000		0	N.D.		
T Trichloroethene	0.000		0	N.D.		
T 1,2-Dichloropropane	0.000		0	N.D.		
T Dibromomethane	0.000		0	N.D.		
T Bromodichloromethane	0.000		0	N.D.		
T cis-1,3-Dichloropropene	0.000		0	N.D.		
T Toluene	0.000		0	N.D.		
T trans-1,3-Dichloropropene	0.000		0	N.D.		
T 1,1,2-Trichloroethane	0.000		0	N.D.		
T Tetrachloroethene	0.000		0	N.D.		
T 1,3-Dichloropropane	0.000		0	N.D.		
T Chlorodibromomethane	0.000		0	N.D.		
T 1,2-Dibromoethane	0.000		0	N.D.		
T Chlorobenzene	0.000		0	N.D.		
T 1,1,1,2-Tetrachloroethane	0.000		0	N.D.		
T Ethylbenzene	0.000		0	N.D.		
T m+p-Xylenes	10.037	106.0	171	0.1239	ng #m	77
T o-Xylene	10.433	106.0	28	0.0229	ng #m	28
T Styrene	0.000		0	N.D.		
T Bromoform	0.000		0	N.D.		
T Bromobenzene	0.000		0	N.D.		
T 1,1,2,2-Tetrachloroethane	0.000		0	N.D.		
T 1,2,3-Trichloropropane	0.000		0	N.D.		
T 2-Chlorotoluene	0.000		0	N.D.		
T 4-Chlorotoluene	0.000		0	N.D.		
T 1,3-Dichlorobenzene	0.000		0	N.D.		
T 1,4-Dichlorobenzene	0.000		0	N.D.		
T 1,2-Dichlorobenzene	0.000		0	N.D.		

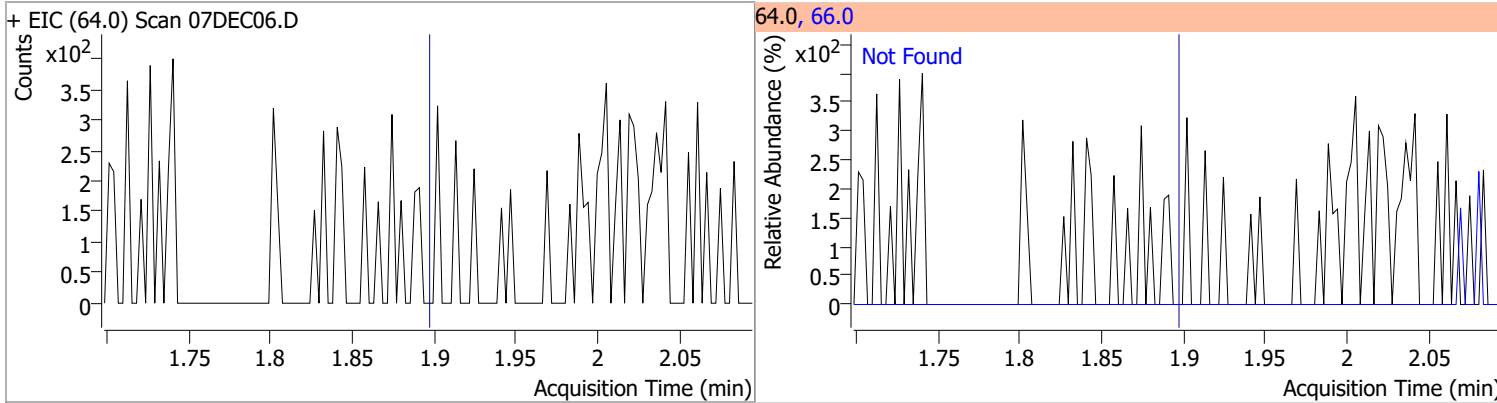
(#) = Qualifier Out of Range; (m) = Manual Integration; (+) = Area Summed; (*) = Surrogate Percent Recovery Out of Range; (d): Zeroed Peak

Quantitation Results Report (QT Reviewed)

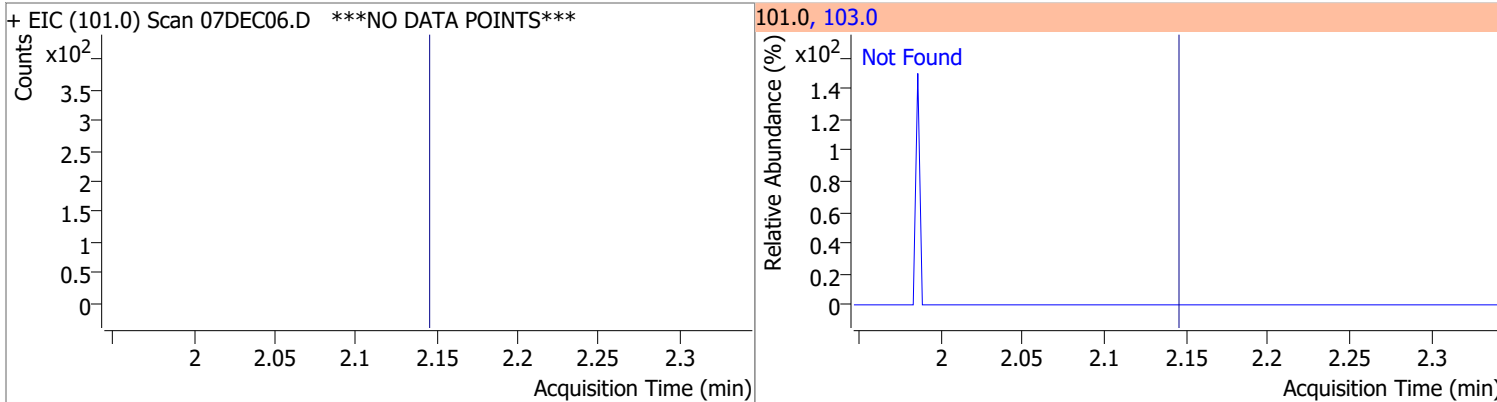
Compound	Conc.	Exp RT	QIon	Exp Ratio
Dichlorodifluoromethane	N.D.	1.24	87.0	32.0
+ EIC (85.0) Scan 07DEC06.D ***NO DATA POINTS***			85.0, 87.0	
				
Chloromethane	N.D.	1.41	52.0	32.7
+ EIC (50.0) Scan 07DEC06.D			50.0, 52.0	
				
Vinyl chloride	N.D.	1.50	64.0	31.6
+ EIC (62.0) Scan 07DEC06.D ***NO DATA POINTS***			62.0, 64.0	
				
Bromomethane	N.D.	1.80	94.0	106.0
+ EIC (96.0) Scan 07DEC06.D			96.0, 94.0	
				

Quantitation Results Report (QT Reviewed)

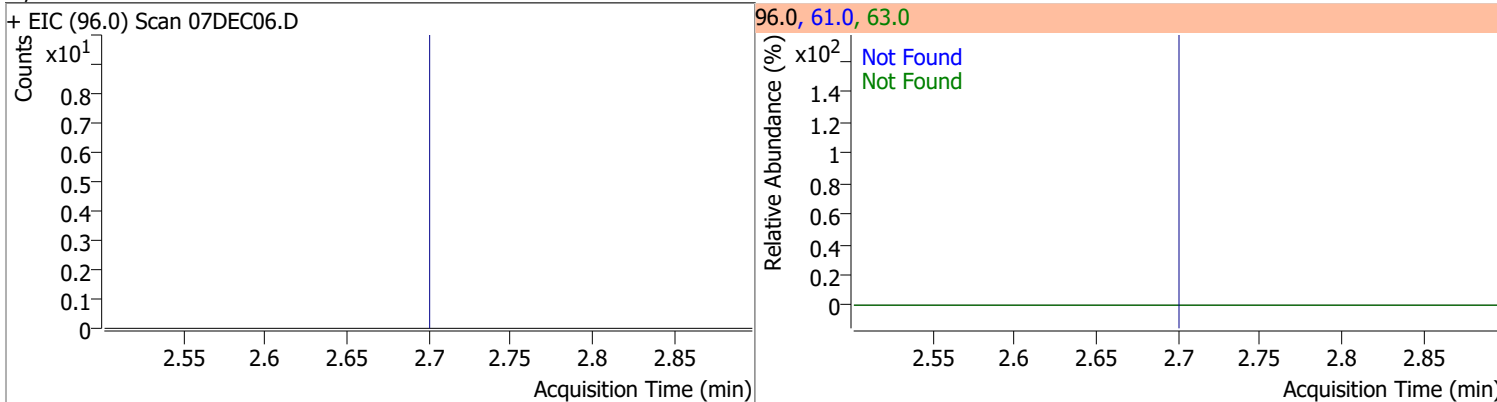
Compound	Conc.	Exp RT	QIon	Exp Ratio
Chloroethane	N.D.	1.90	66.0	30.8



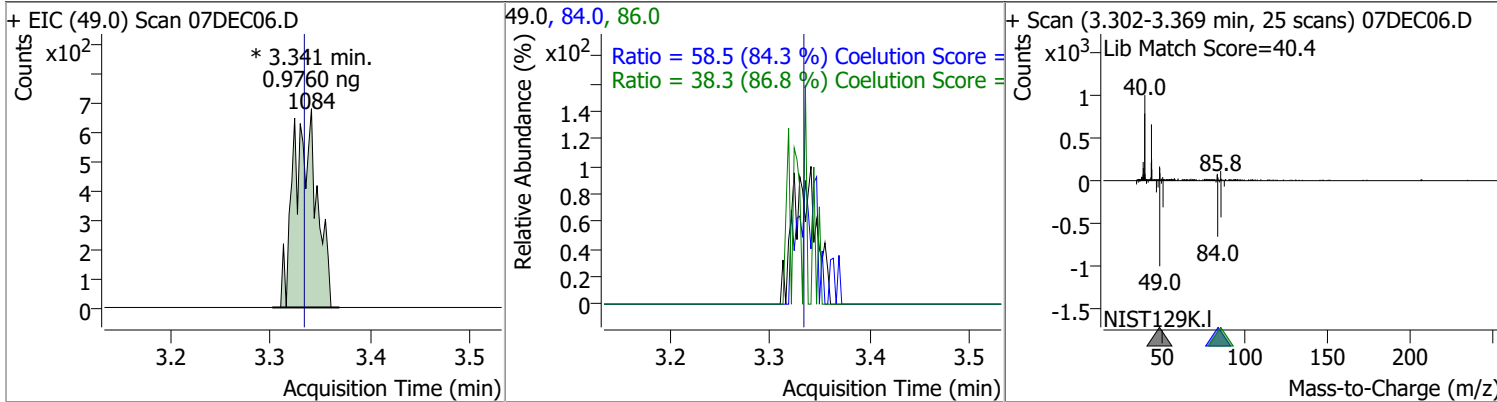
Compound	Conc.	Exp RT	QIon	Exp Ratio
Trichlorofluoromethane	N.D.	2.14	103.0	64.8



Compound	Conc.	Exp RT	QIon	Exp Ratio	QIon	Exp Ratio
1,1-Dichloroethene	N.D.	2.70	61.0	180.1	63.0	57.5

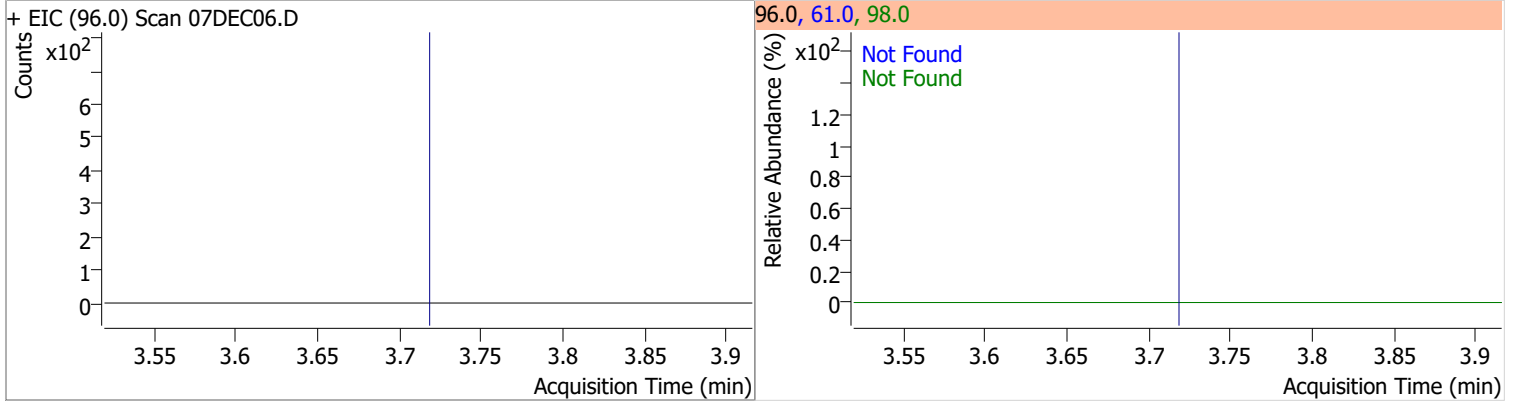


Compound	Conc.	RT	Dev(Min)	Resp.	QIon	QRatio	Lower	Upper
Methylene chloride	0.9760	3.34	0.01	1084 (m)	84.0	58.5	39.4	99.4
					86.0	38.3	14.1	74.1

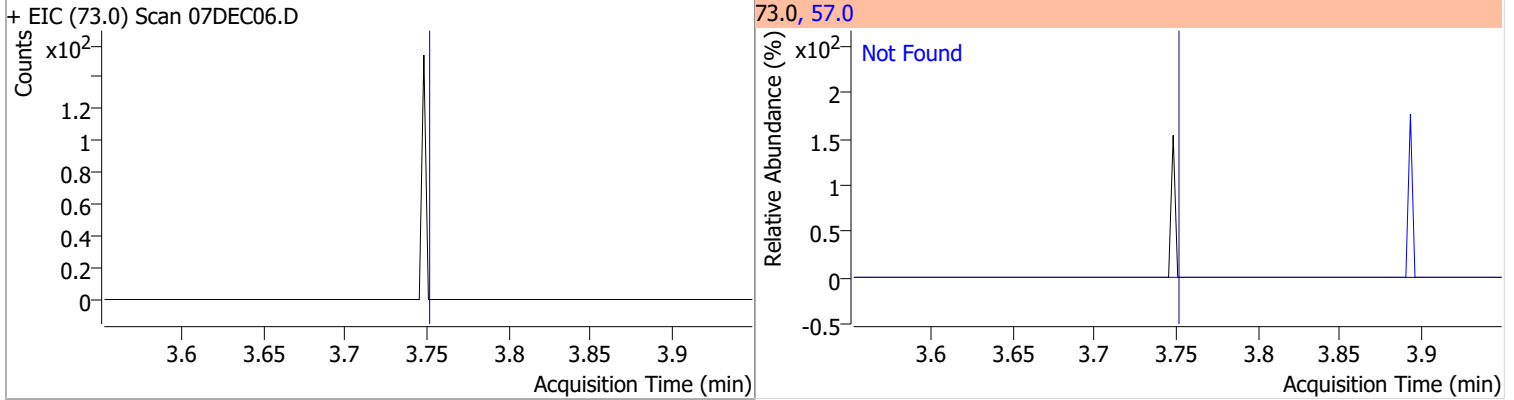


Quantitation Results Report (QT Reviewed)

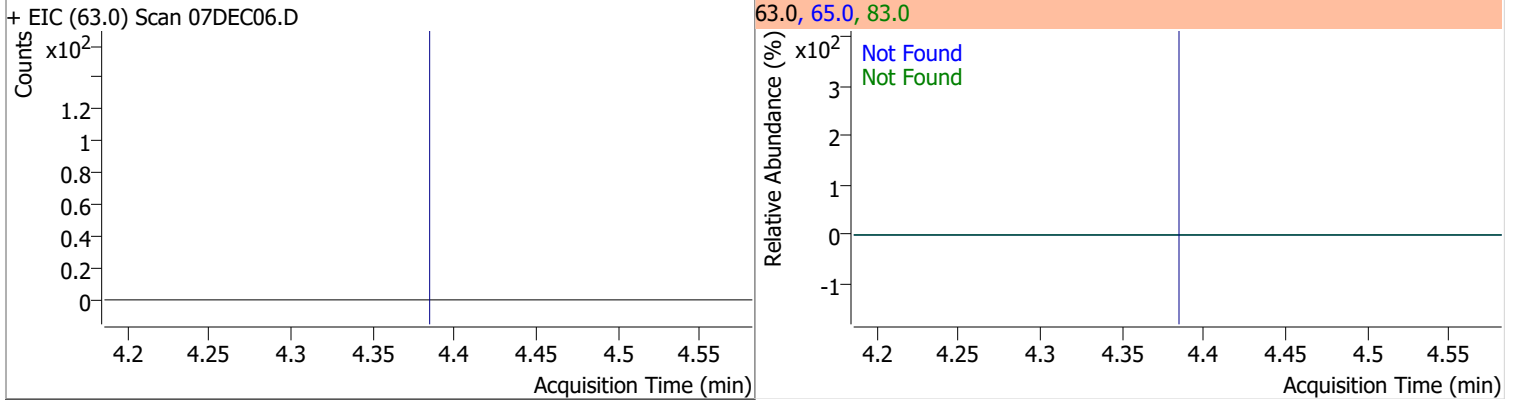
Compound	Conc.	Exp RT	QIon	Exp Ratio	QIon	Exp Ratio
trans-1,2-Dichloroethene	N.D.	3.72	61.0	155.1	98.0	62.8



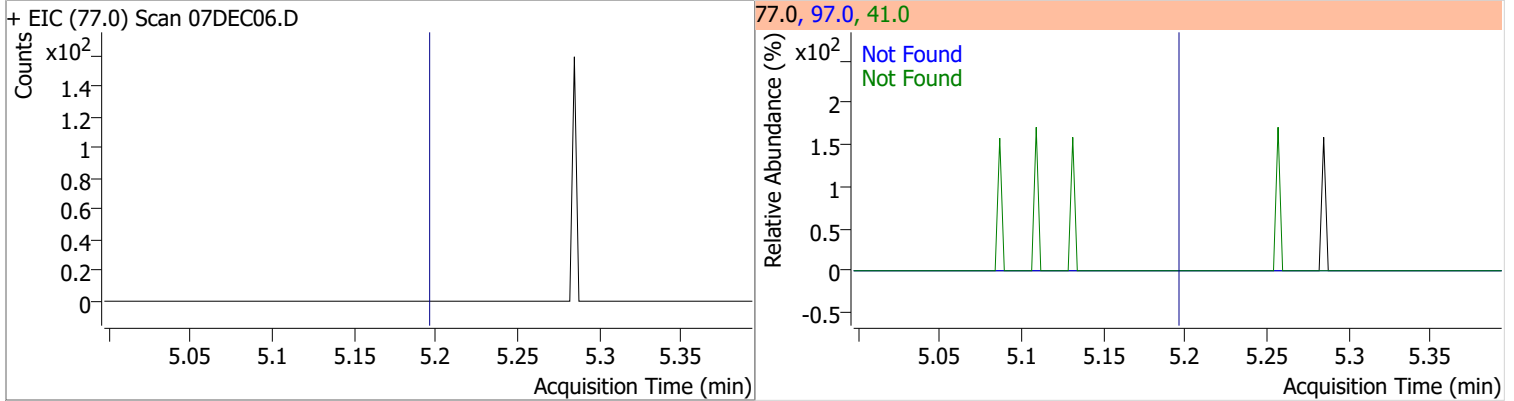
Compound	Conc.	Exp RT	QIon	Exp Ratio
Methyl tert-butyl ether (MTBE)	N.D.	3.75	57.0	23.9



Compound	Conc.	Exp RT	QIon	Exp Ratio	QIon	Exp Ratio
1,1-Dichloroethane	N.D.	4.38	65.0	31.7	83.0	12.8

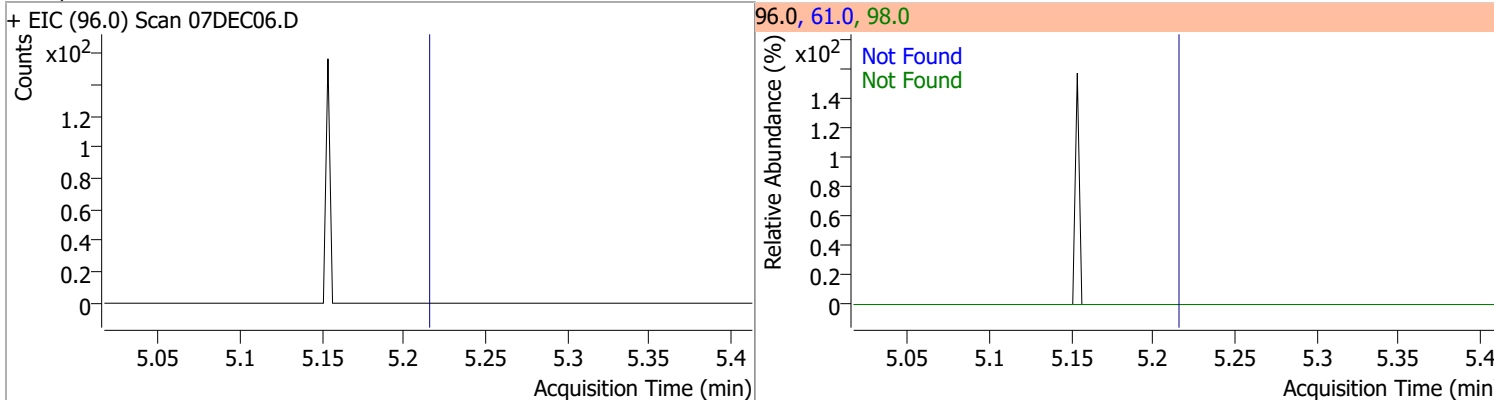


Compound	Conc.	Exp RT	QIon	Exp Ratio	QIon	Exp Ratio
2,2-Dichloropropane	N.D.	5.20	41.0	59.0	97.0	21.8

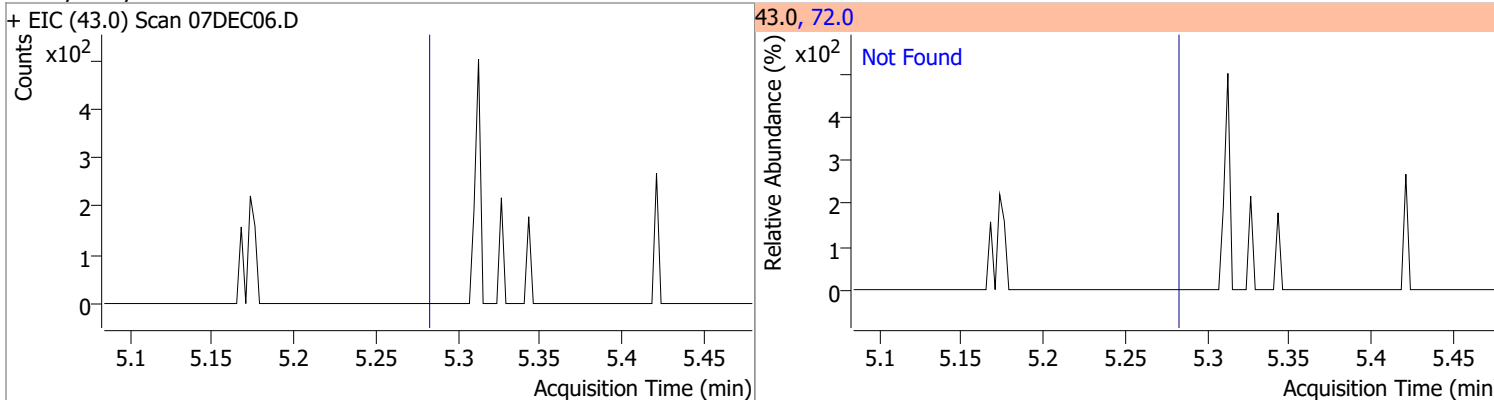


Quantitation Results Report (QT Reviewed)

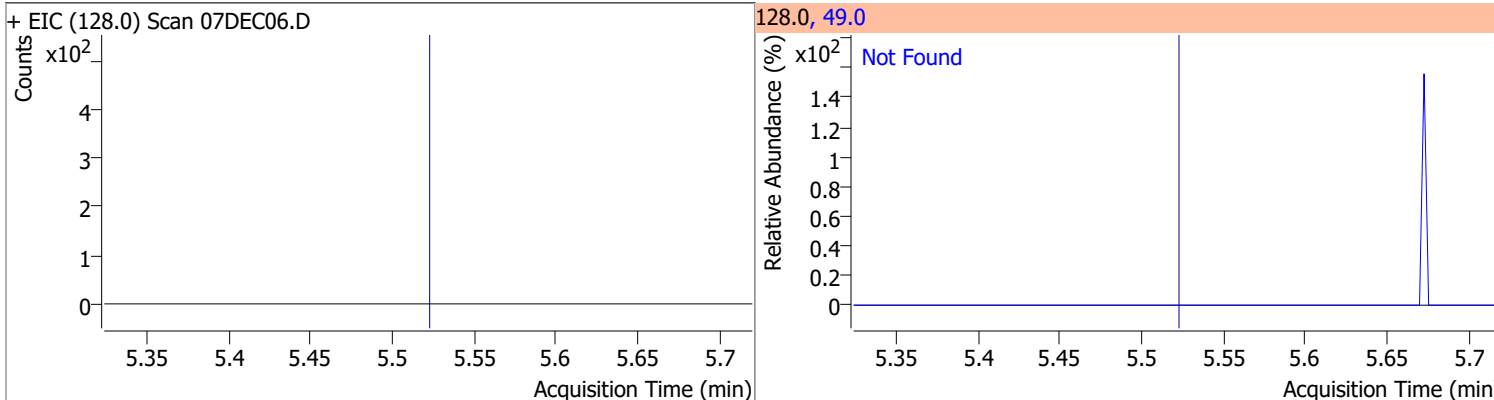
Compound	Conc.	Exp RT	QIon	Exp Ratio	QIon	Exp Ratio
cis-1,2-Dichloroethene	N.D.	5.21	61.0	163.3	98.0	64.4



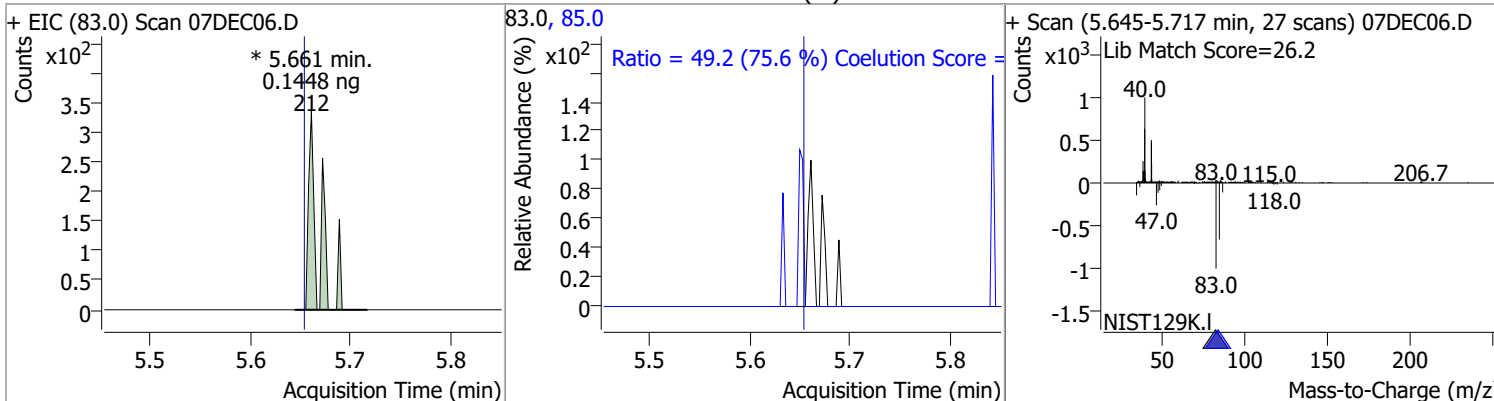
Compound	Conc.	Exp RT	QIon	Exp Ratio
Methyl ethyl ketone	N.D.	5.28	72.0	22.2



Compound	Conc.	Exp RT	QIon	Exp Ratio
Bromochloromethane	N.D.	5.52	49.0	184.6

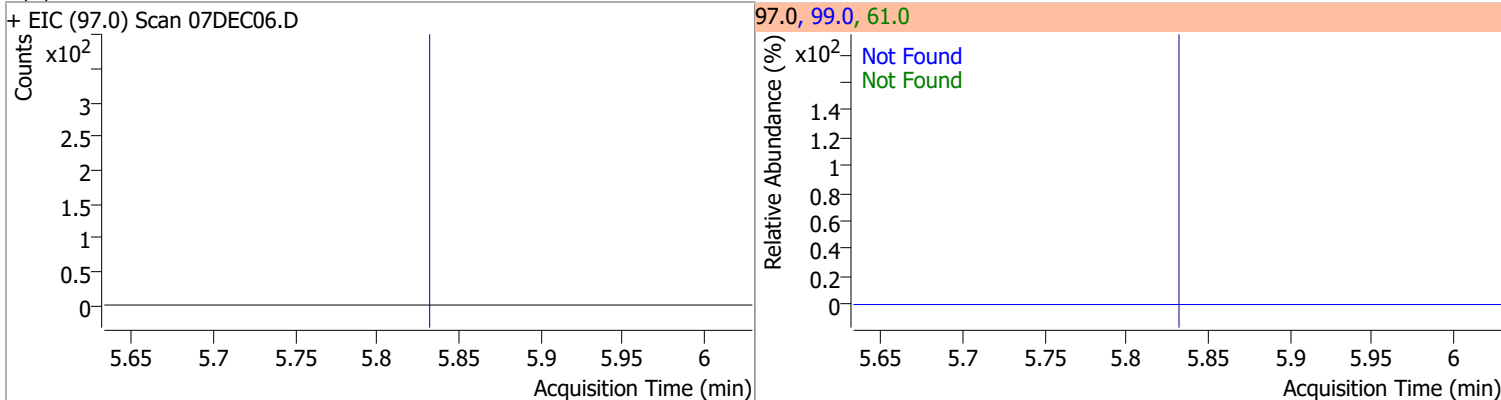


Compound	Conc.	RT	Dev(Min)	Resp.	QIon	QRatio	Lower	Upper
Chloroform	0.1448	5.66	0.01	212 (m)	85.0	49.2	35.1	95.1

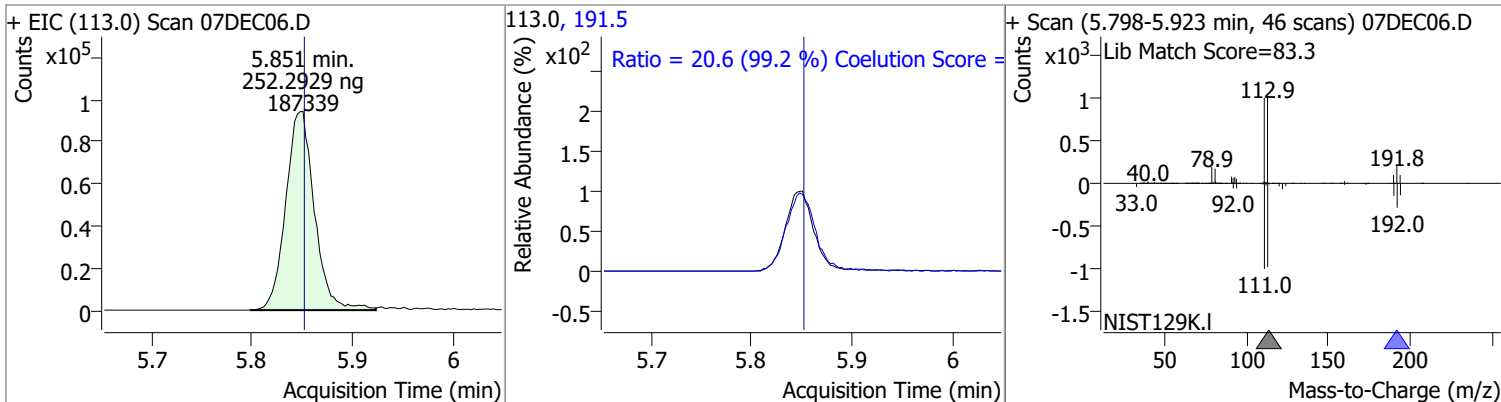


Quantitation Results Report (QT Reviewed)

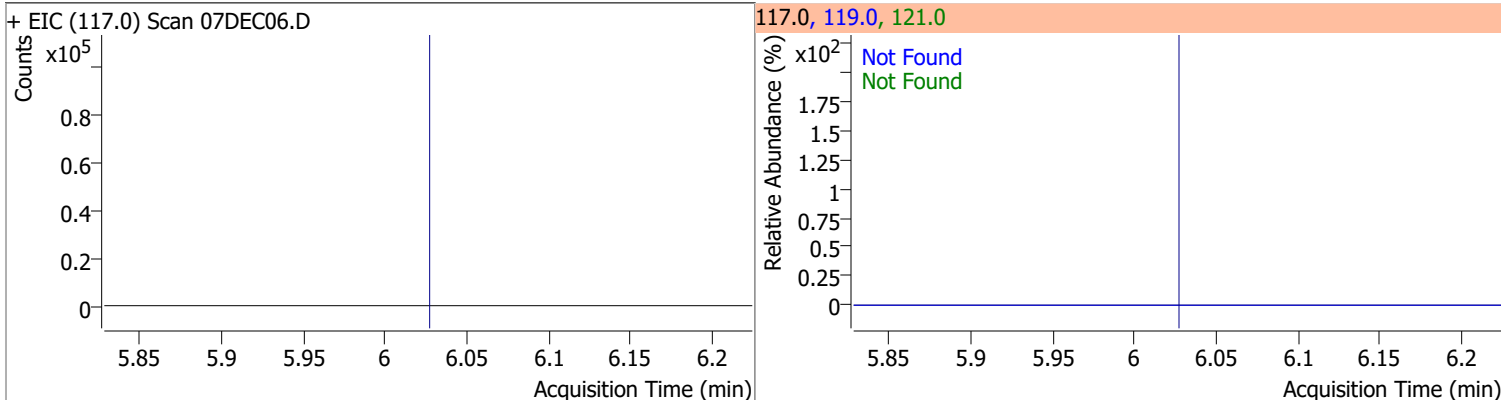
Compound	Conc.	Exp RT	QIon	Exp Ratio	QIon	Exp Ratio
1,1,1-Trichloroethane	N.D.	5.83	99.0	65.7	61.0	45.0



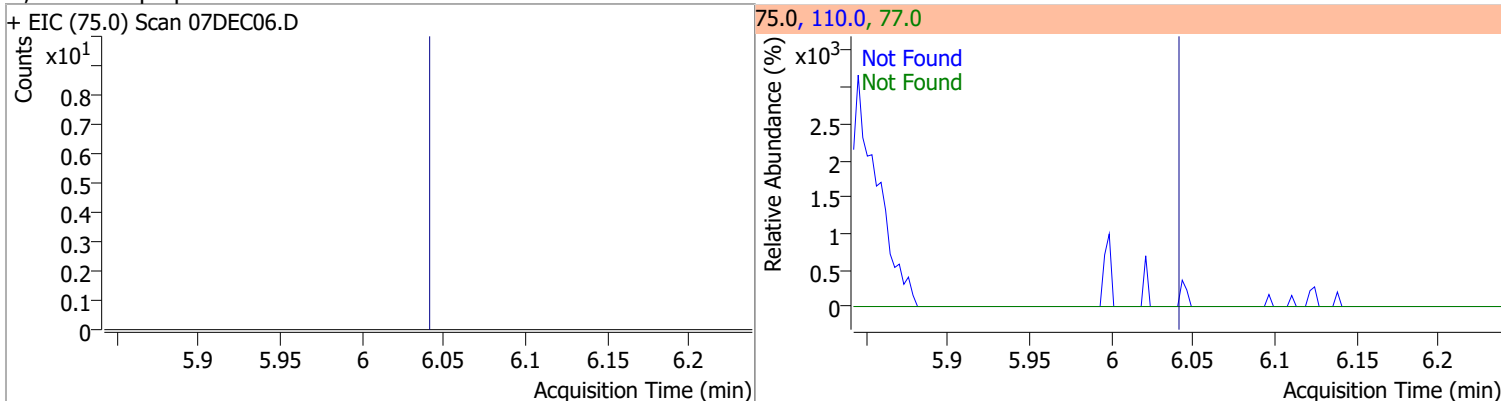
Compound	Conc.	RT	Dev(Min)	Resp.	QIon	QRatio	Lower	Upper
Dibromofluoromethane	252.2929	5.85	0.00	187339	191.5	20.6	0.0	50.7



Compound	Conc.	Exp RT	QIon	Exp Ratio	QIon	Exp Ratio
Carbon tetrachloride	N.D.	6.03	119.0	97.5	121.0	30.4

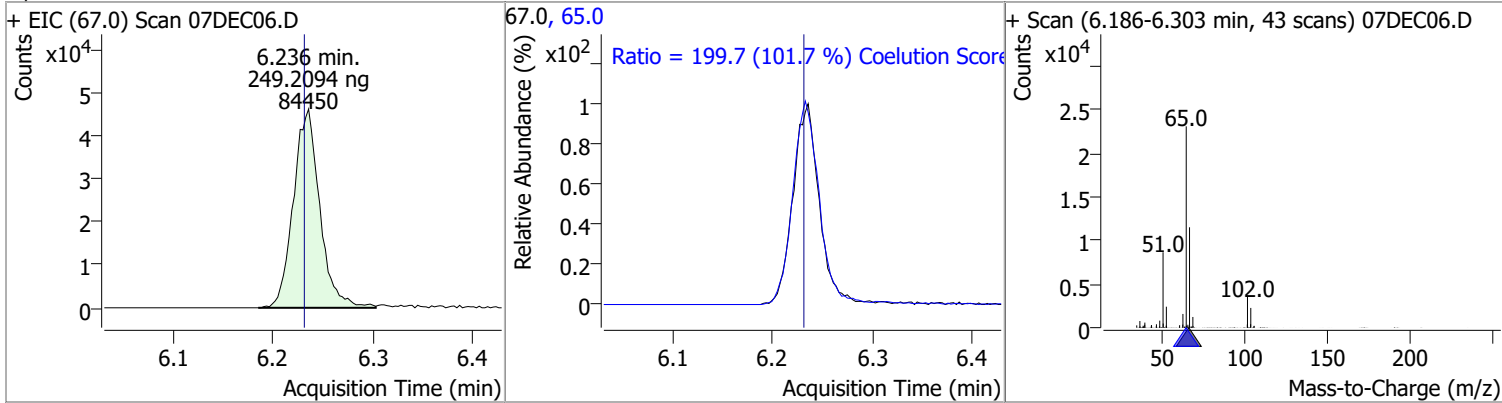


Compound	Conc.	Exp RT	QIon	Exp Ratio	QIon	Exp Ratio
1,1-Dichloropropene	N.D.	6.04	110.0	35.4	77.0	30.5

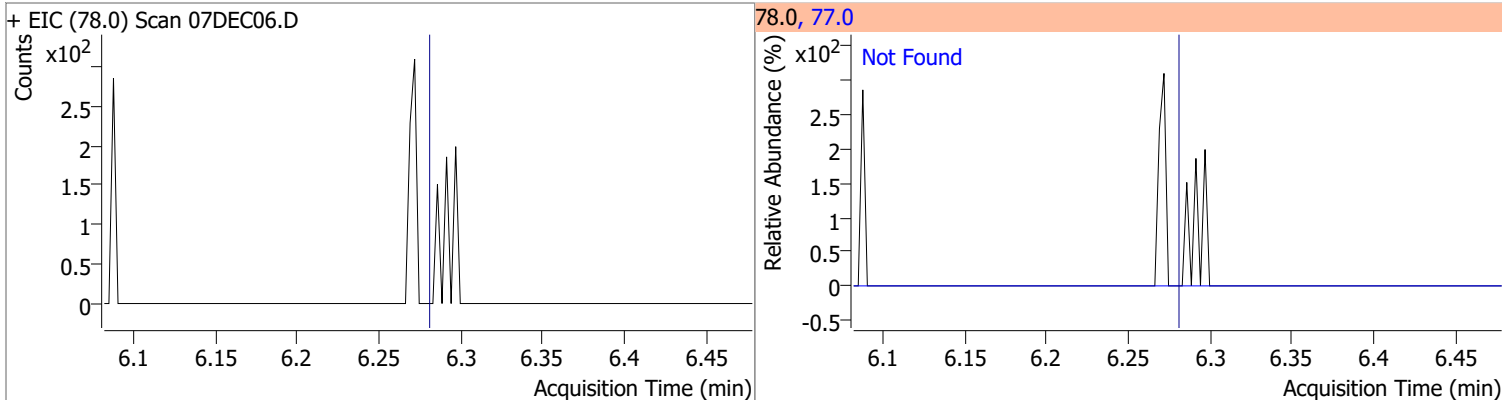


Quantitation Results Report (QT Reviewed)

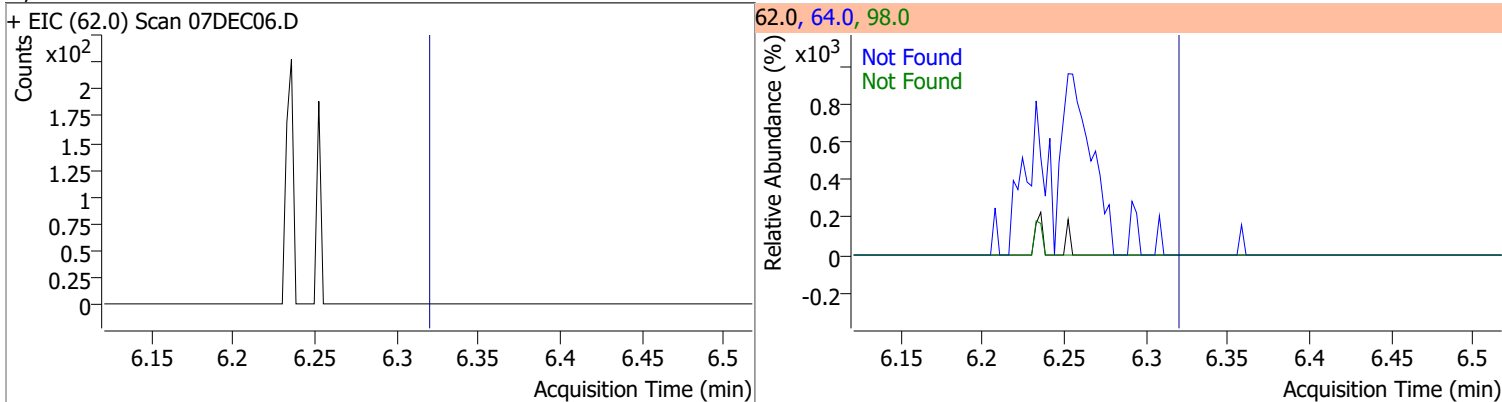
Compound	Conc.	RT	Dev(Min)	Resp.	QIon	QRatio	Lower	Upper
1,2-Dichloroethane-d4	249.2094	6.24	0.01	84450	65.0	199.7	166.3	226.3



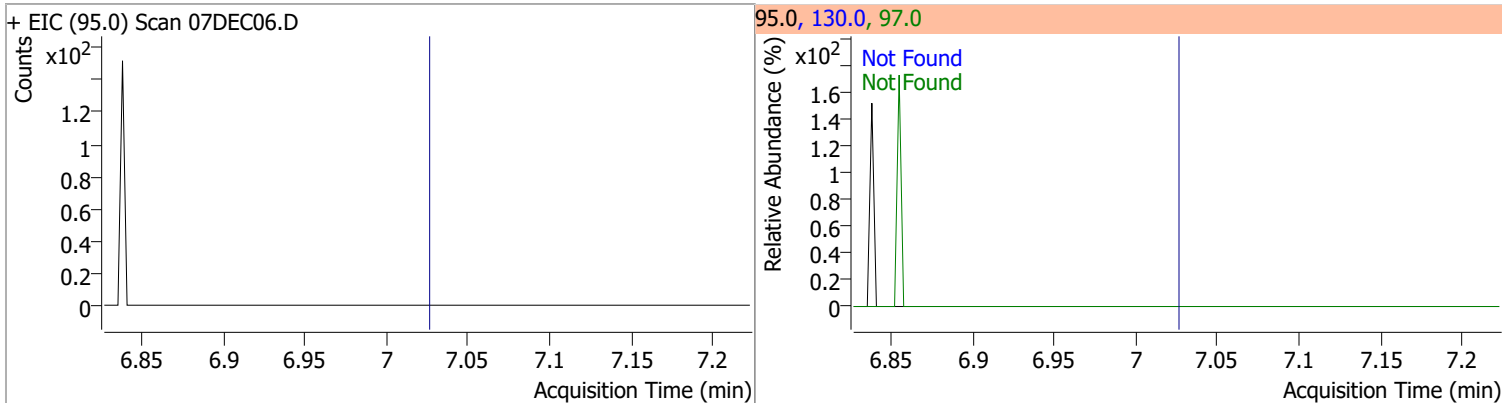
Compound	Conc.	Exp RT	QIon	Exp Ratio
Benzene	N.D.	6.28	77.0	23.5



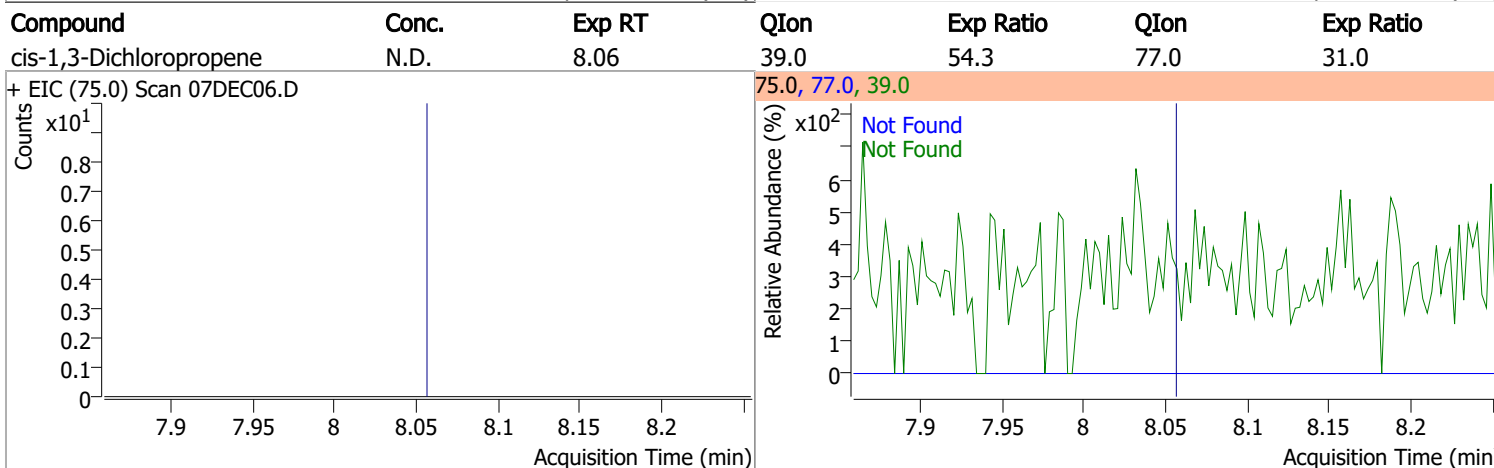
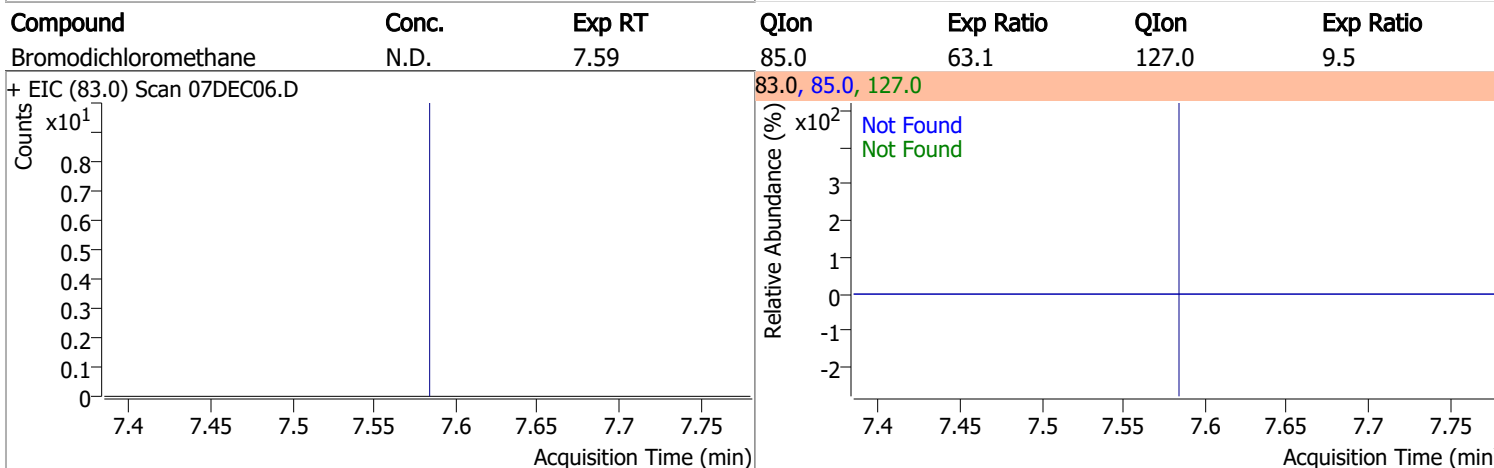
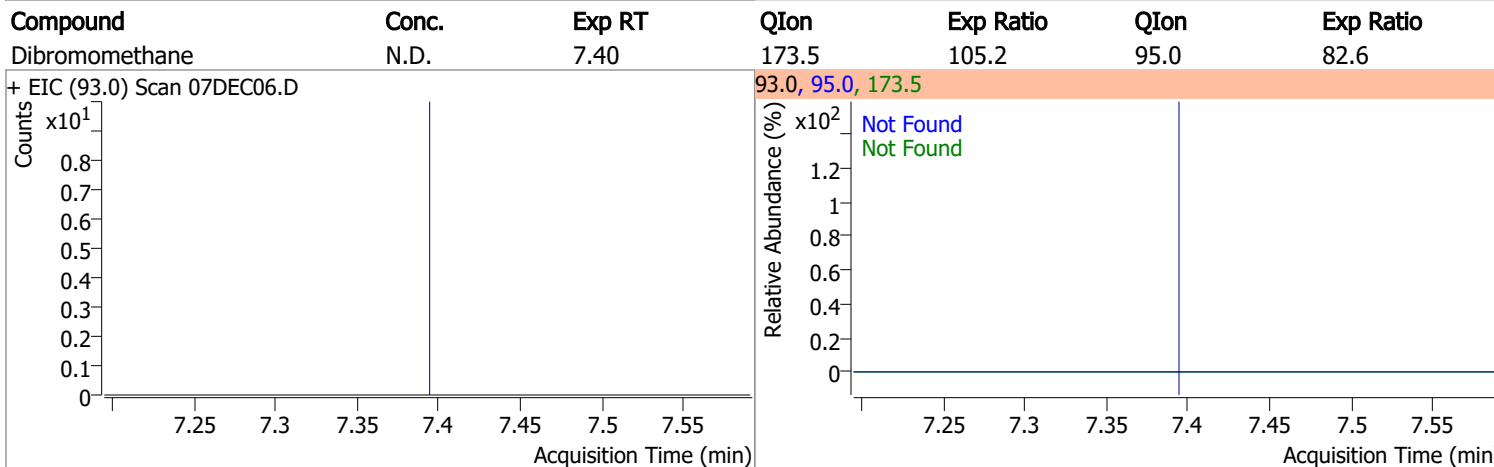
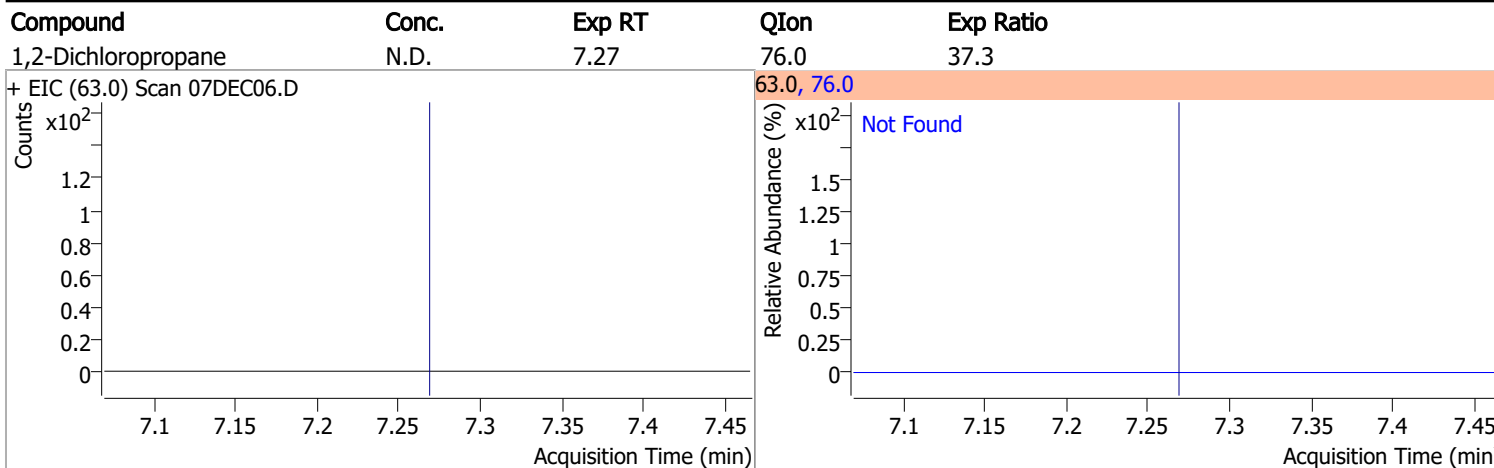
Compound	Conc.	Exp RT	QIon	Exp Ratio	QIon	Exp Ratio
1,2-Dichloroethane	N.D.	6.32	64.0	32.3	98.0	8.2



Compound	Conc.	Exp RT	QIon	Exp Ratio	QIon	Exp Ratio
Trichloroethene	N.D.	7.03	130.0	100.8	97.0	64.7

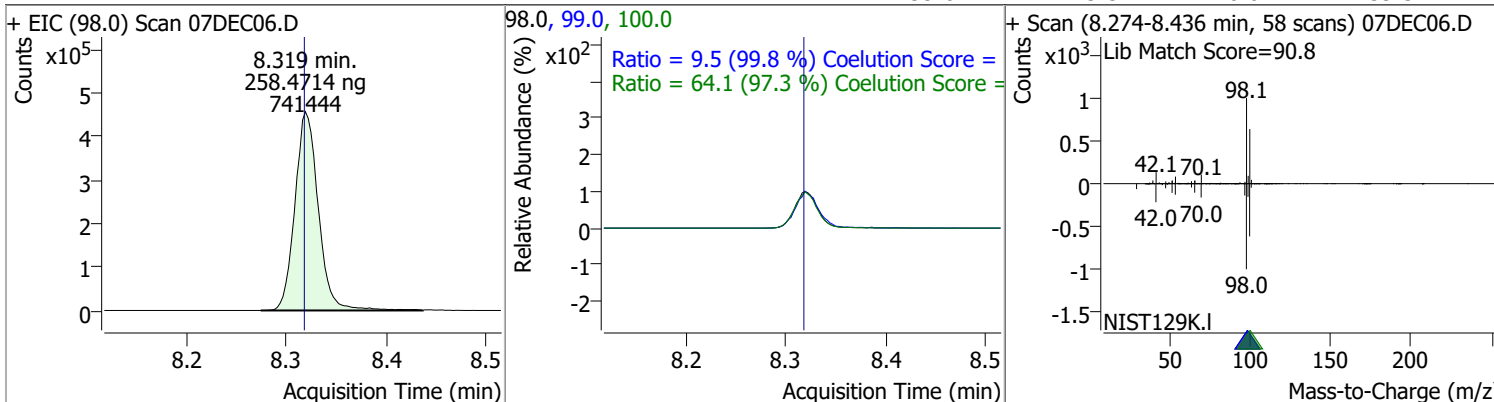


Quantitation Results Report (QT Reviewed)

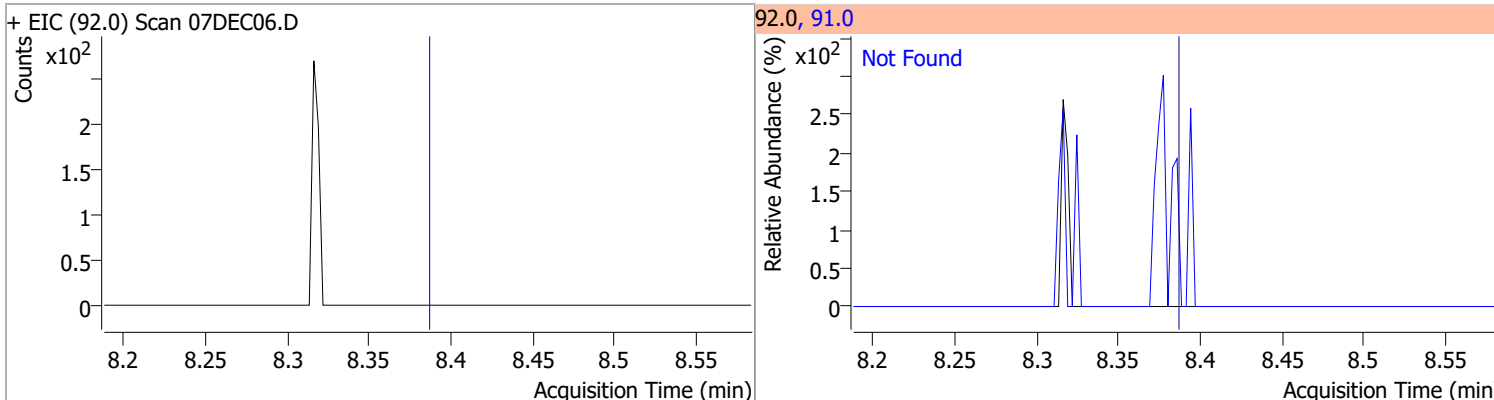


Quantitation Results Report (QT Reviewed)

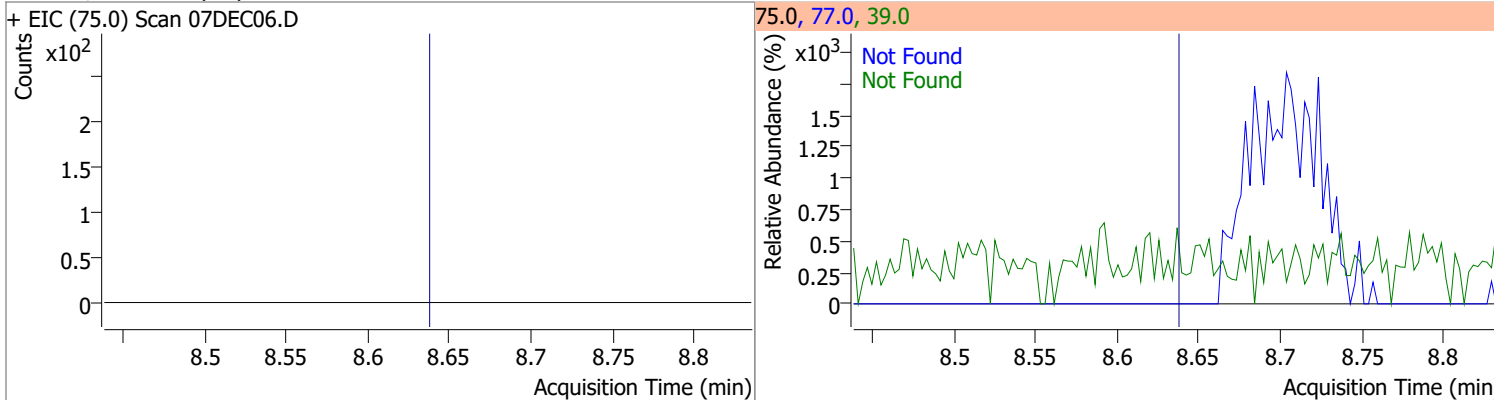
Compound	Conc.	RT	Dev(Min)	Resp.	QIon	QRatio	Lower	Upper
Toluene-d8	258.4714	8.32	0.00	741444	100.0	64.1	35.9	95.9
					99.0	9.5	0.0	39.5



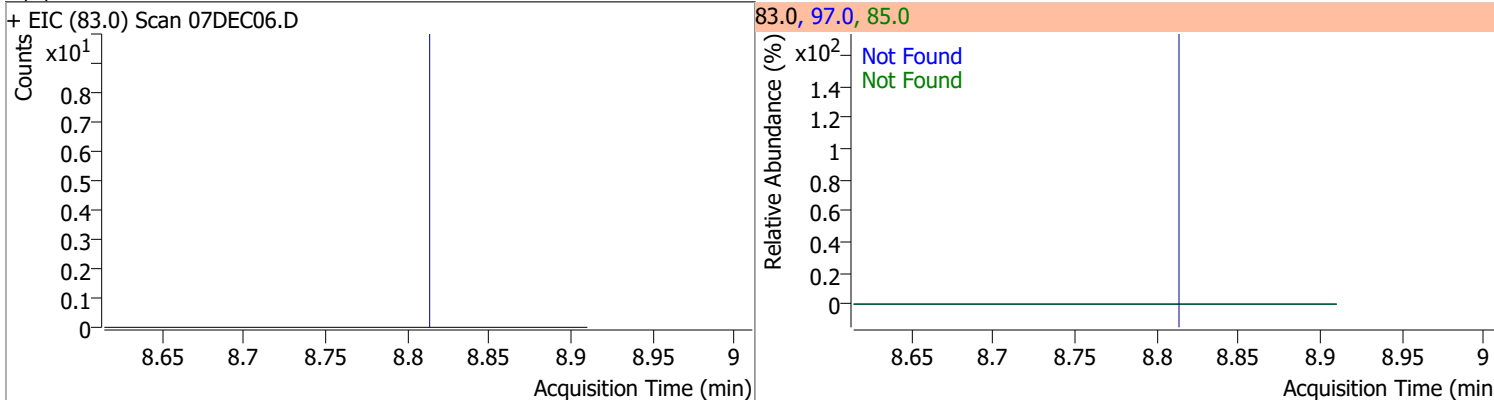
Compound	Conc.	Exp RT	QIon	Exp Ratio
Toluene	N.D.	8.39	91.0	174.3



Compound	Conc.	Exp RT	QIon	Exp Ratio	QIon	Exp Ratio
trans-1,3-Dichloropropene	N.D.	8.64	39.0	52.1	77.0	32.0

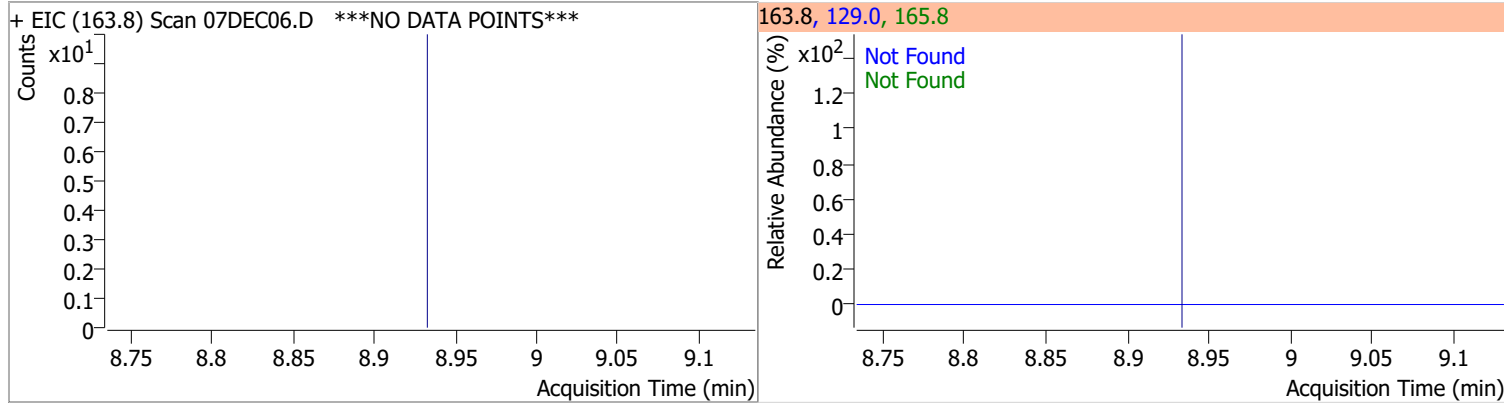


Compound	Conc.	Exp RT	QIon	Exp Ratio	QIon	Exp Ratio
1,1,2-Trichloroethane	N.D.	8.82	97.0	114.3	85.0	61.5

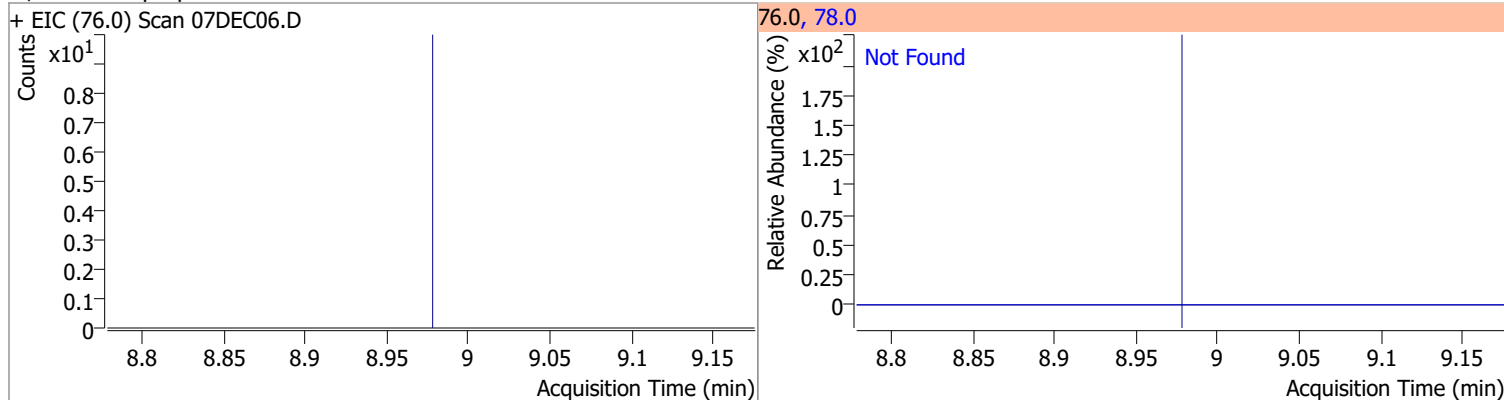


Quantitation Results Report (QT Reviewed)

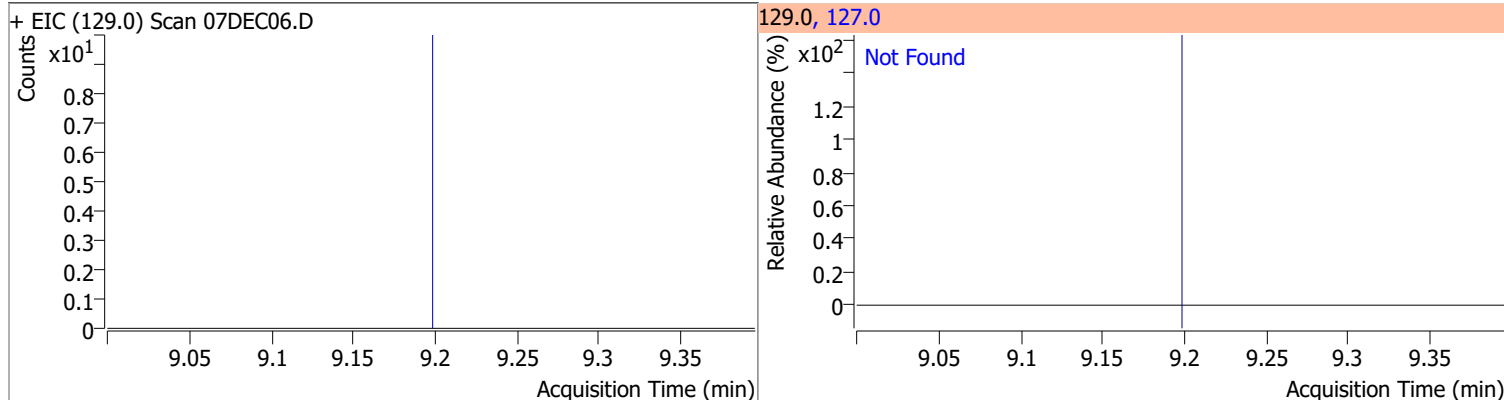
Compound	Conc.	Exp RT	QIon	Exp Ratio	QIon	Exp Ratio
Tetrachloroethene	N.D.	8.94	165.8	128.3	129.0	95.3



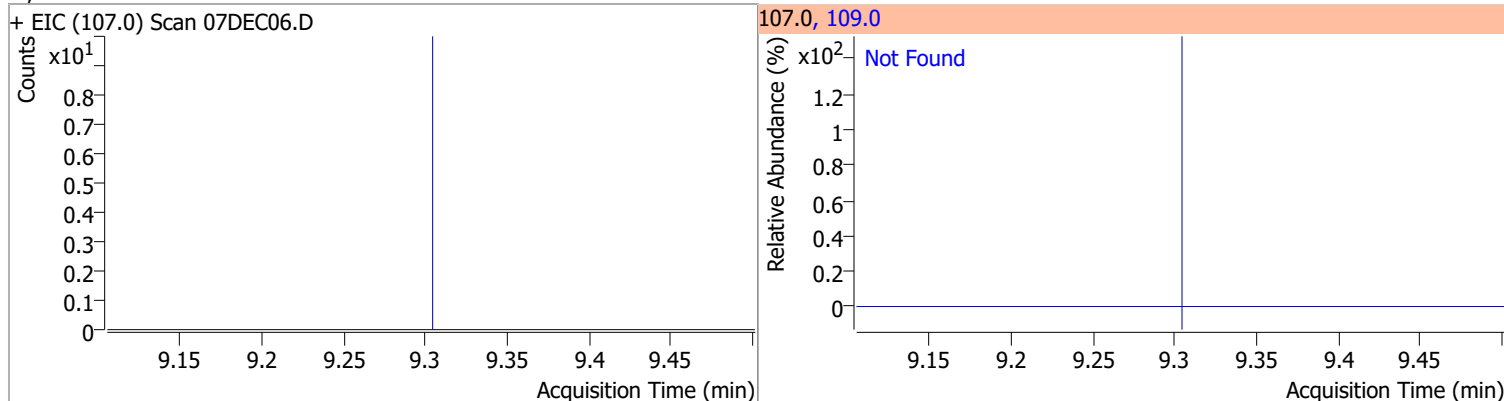
Compound	Conc.	Exp RT	QIon	Exp Ratio
1,3-Dichloropropane	N.D.	8.98	78.0	32.1



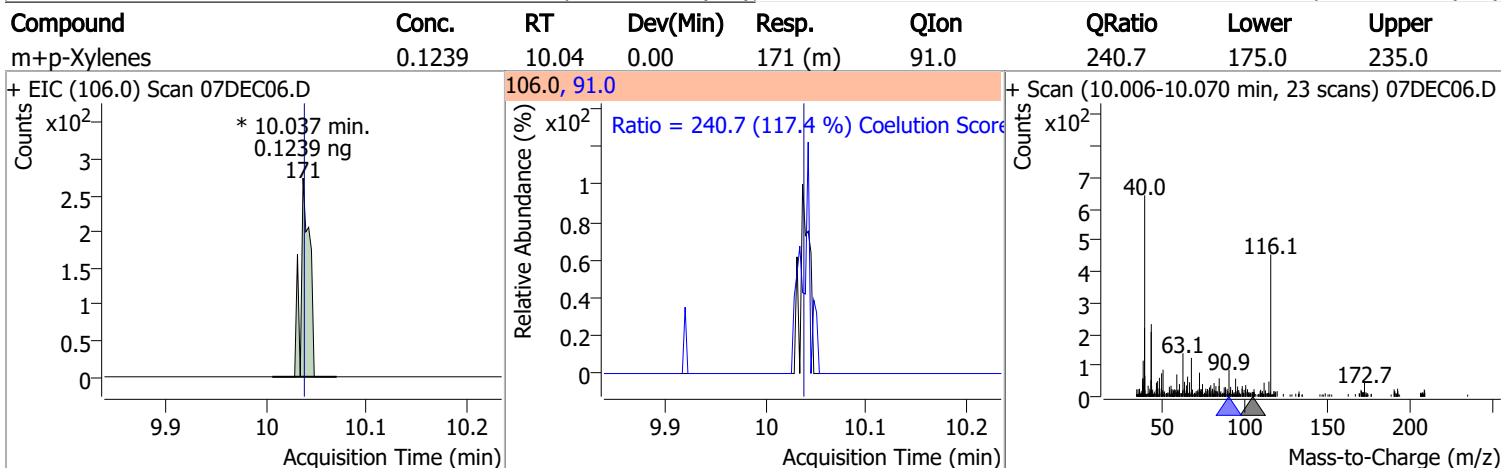
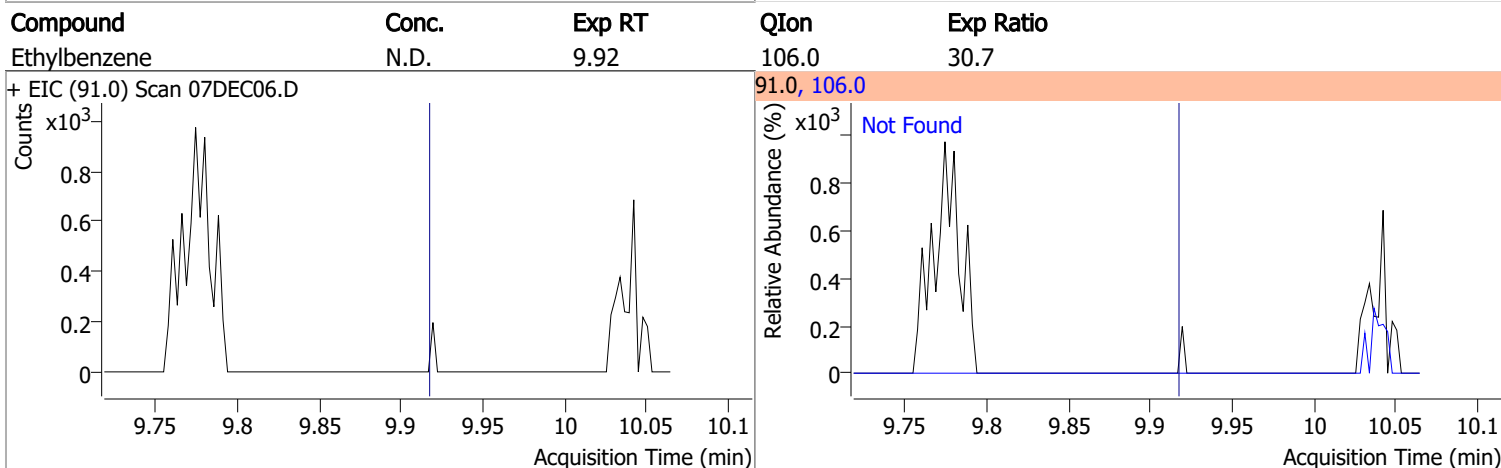
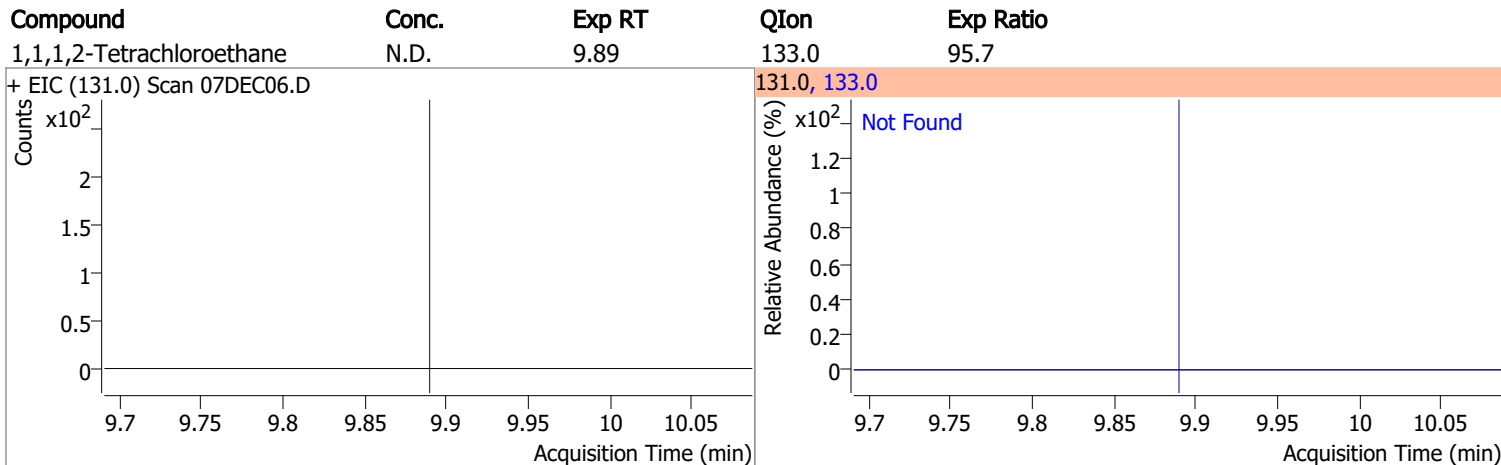
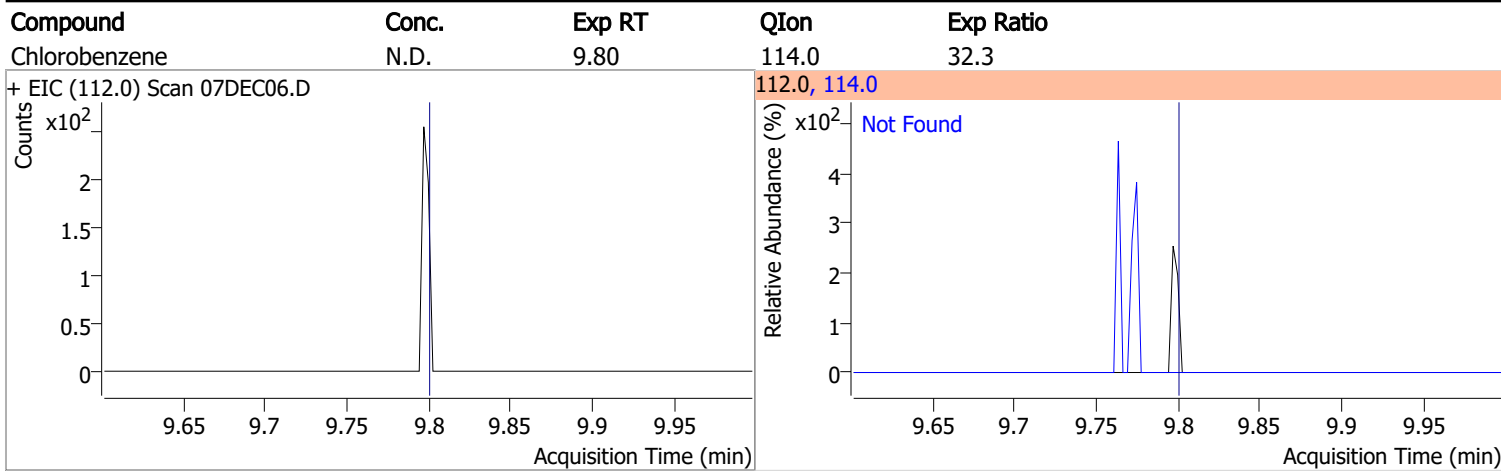
Compound	Conc.	Exp RT	QIon	Exp Ratio
Chlorodibromomethane	N.D.	9.20	127.0	75.3



Compound	Conc.	Exp RT	QIon	Exp Ratio
1,2-Dibromoethane	N.D.	9.31	109.0	97.2

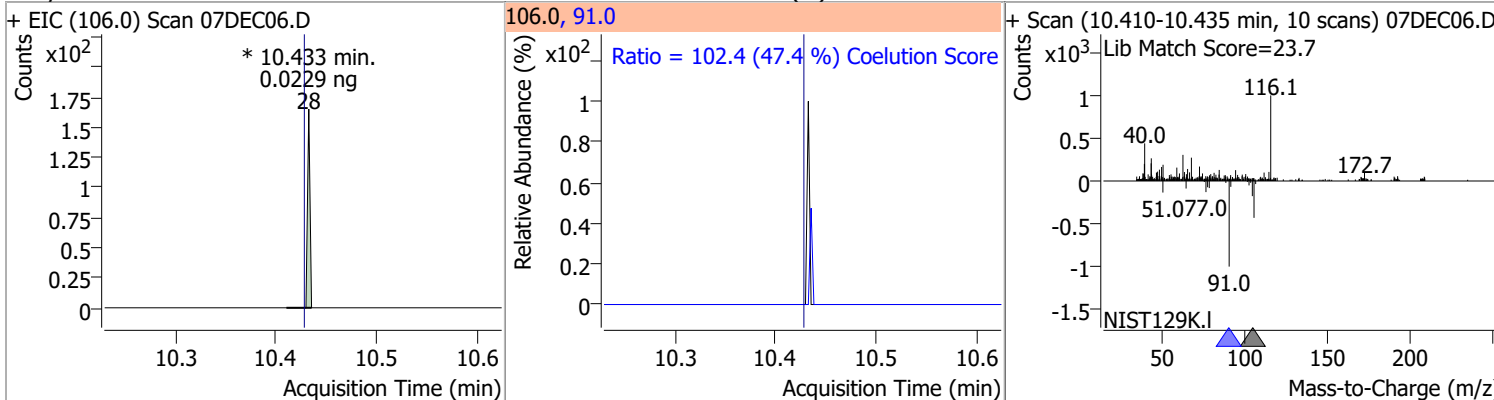


Quantitation Results Report (QT Reviewed)

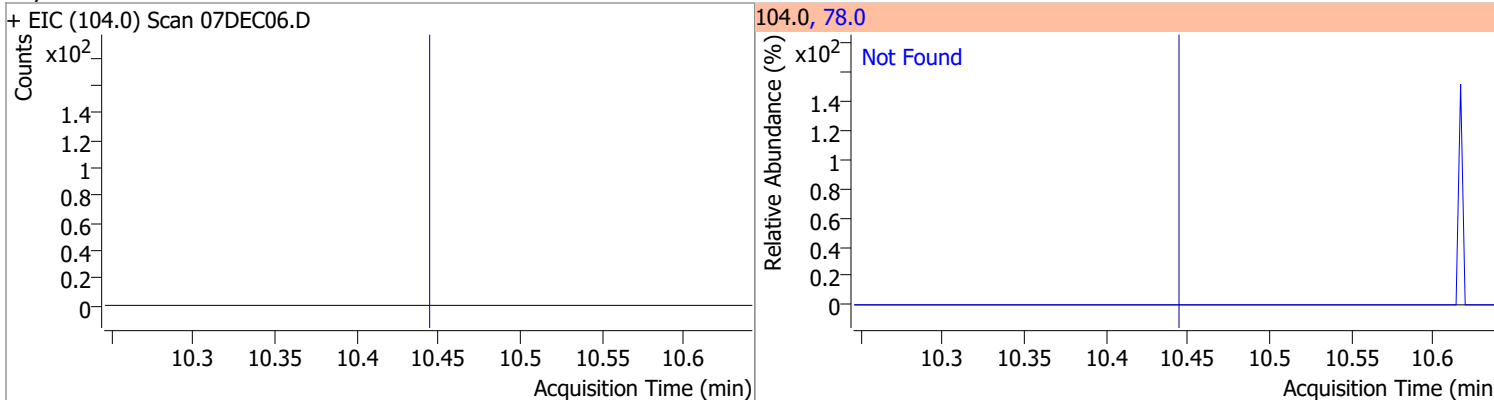


Quantitation Results Report (QT Reviewed)

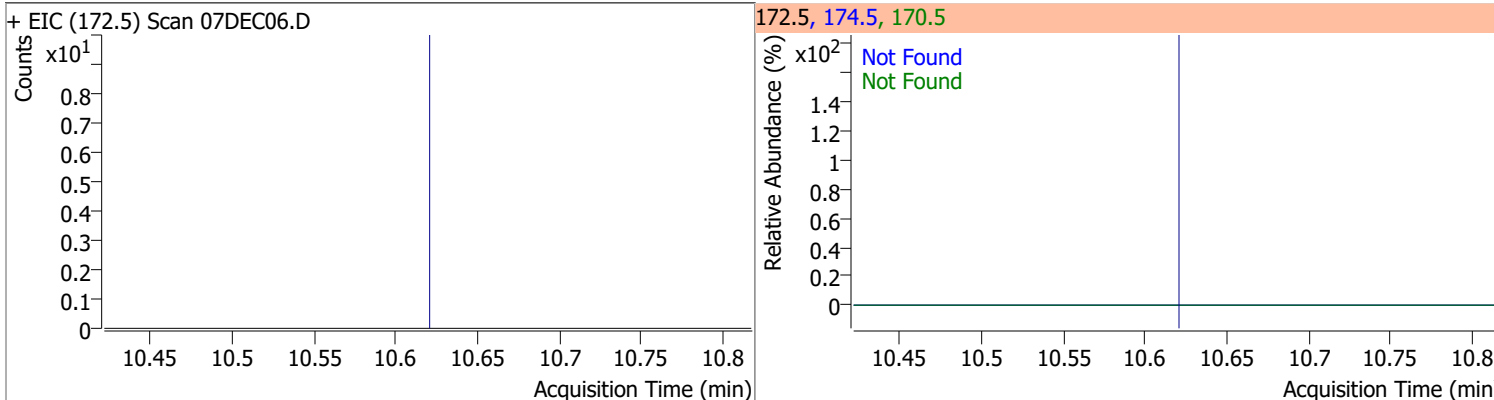
Compound	Conc.	RT	Dev(Min)	Resp.	QIon	QRatio	Lower	Upper
o-Xylene	0.0229	10.43	0.00	28 (m)	91.0	102.4	186.1	246.1



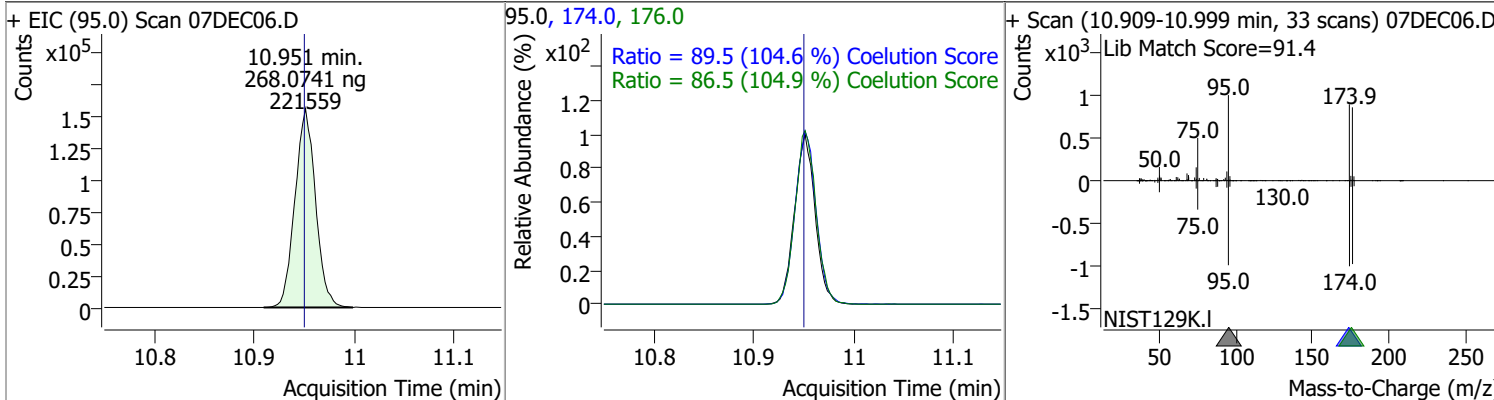
Compound	Conc.	Exp RT	QIon	Exp Ratio
Styrene	N.D.	10.45	78.0	50.6



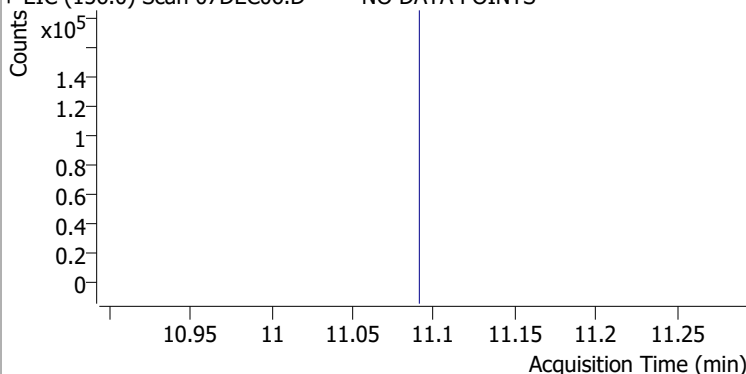
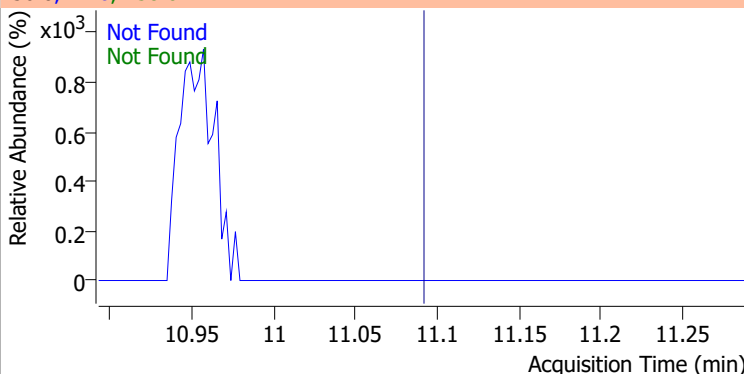
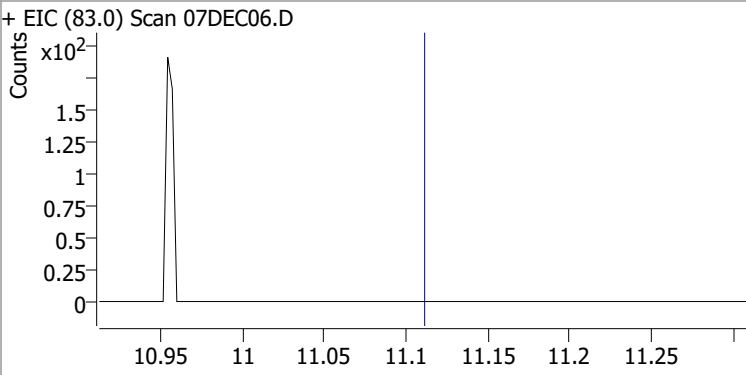
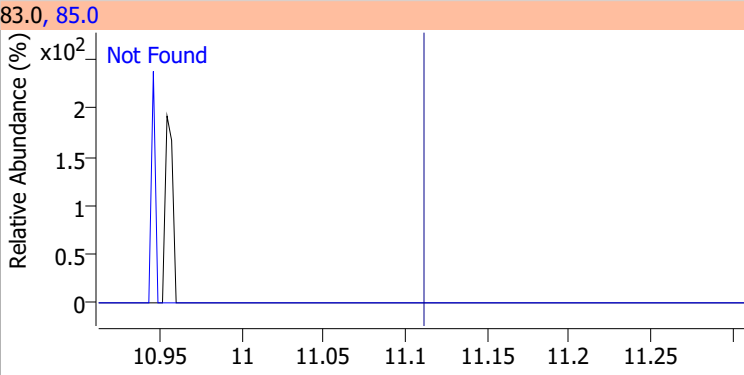
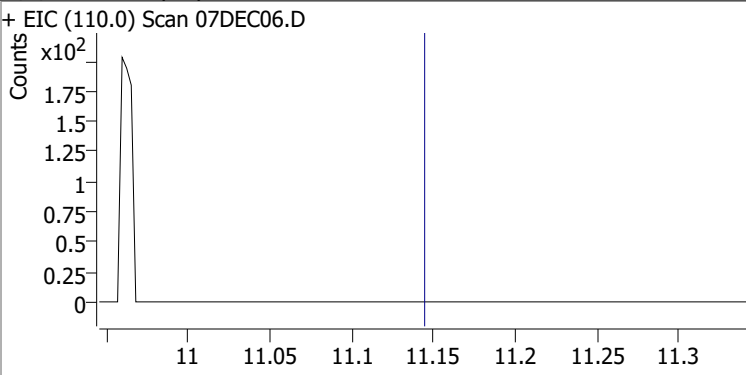
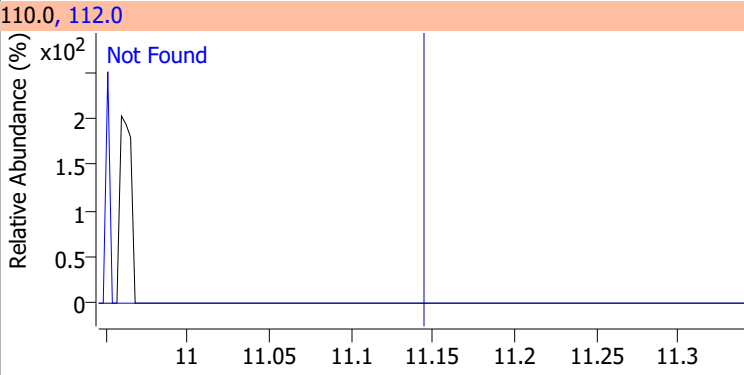
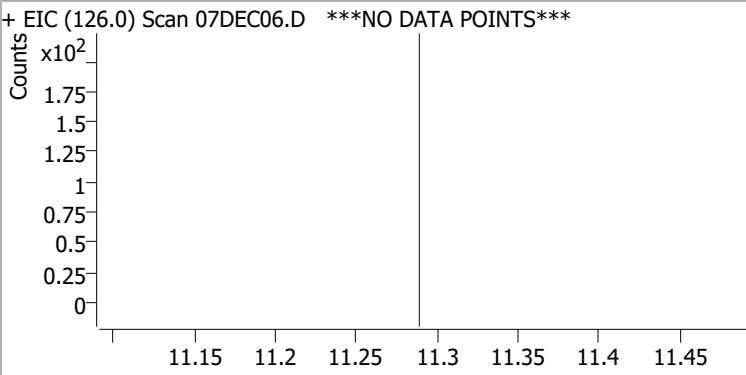
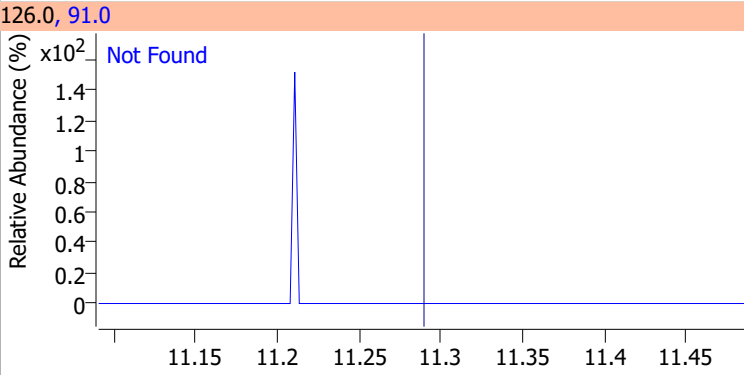
Compound	Conc.	Exp RT	QIon	Exp Ratio	QIon	Exp Ratio
Bromoform	N.D.	10.62	170.5	52.7	174.5	50.7



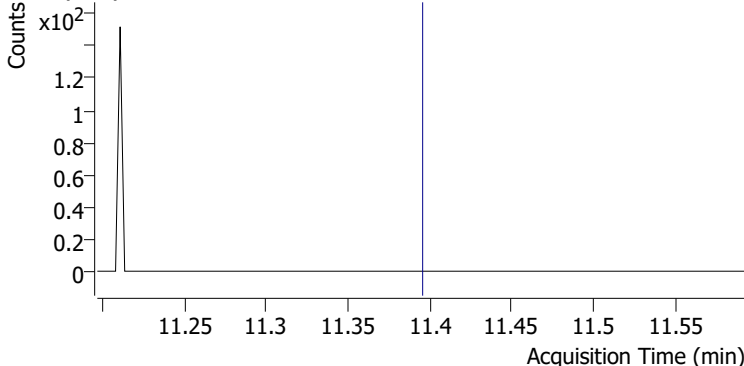
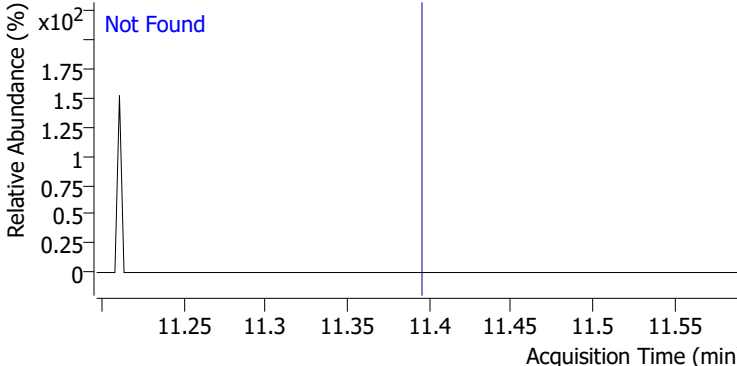
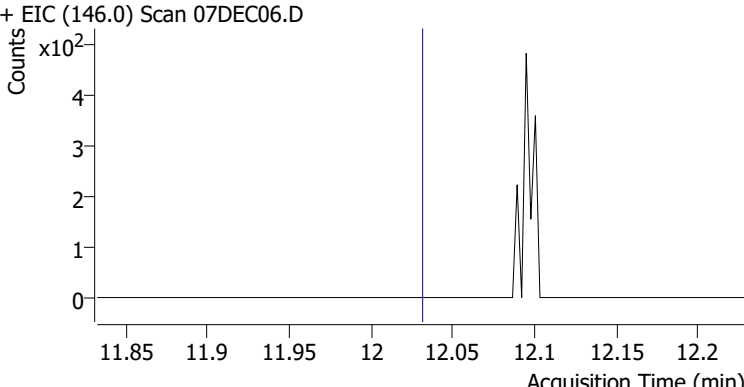
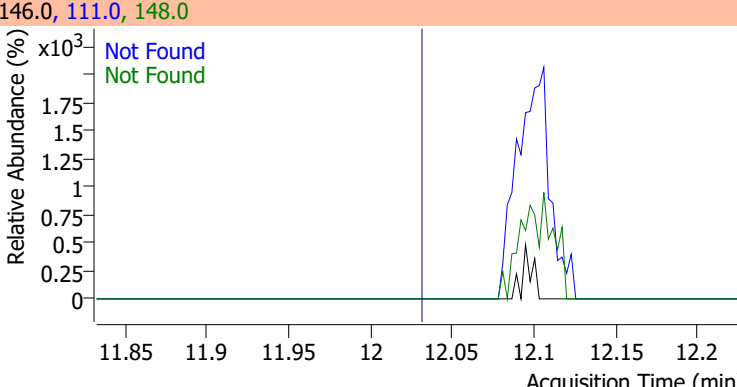
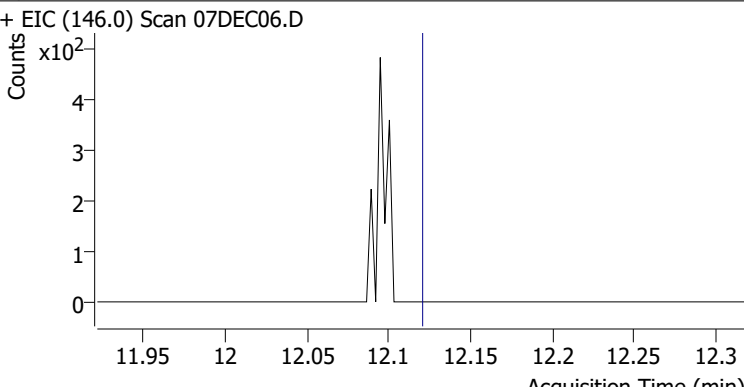
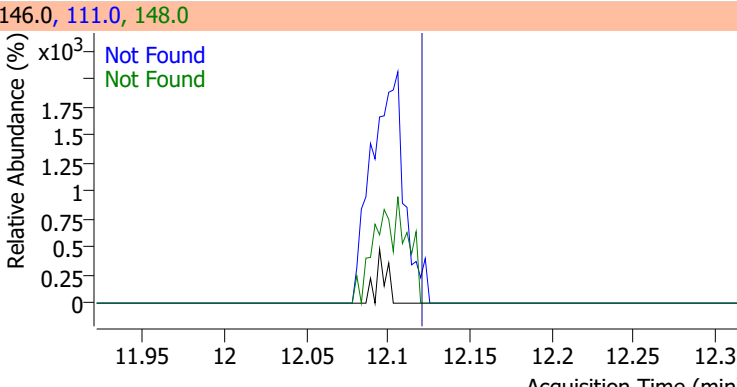
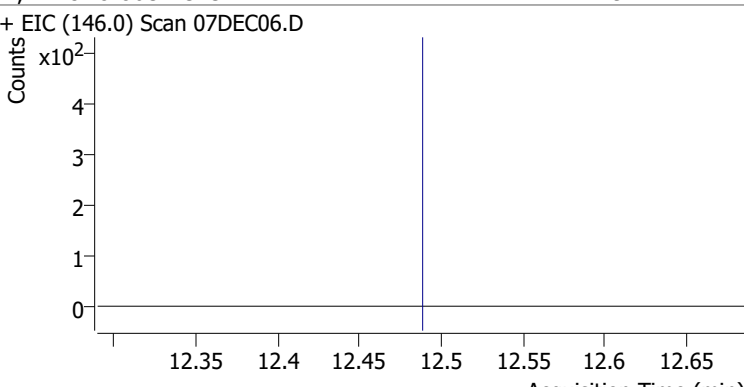
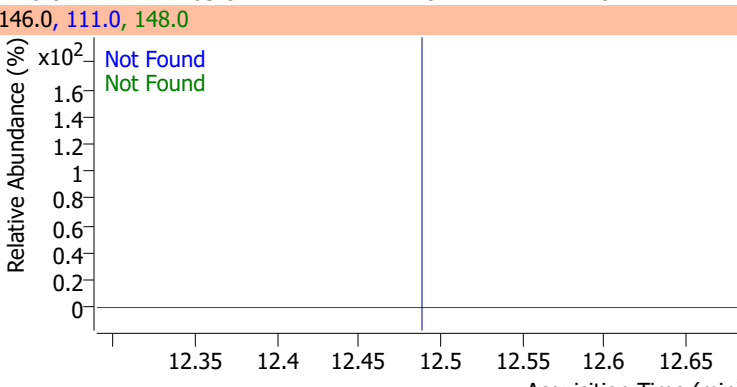
Compound	Conc.	RT	Dev(Min)	Resp.	QIon	QRatio	Lower	Upper
p-Bromofluorobenzene	268.0741	10.95	0.00	221559	174.0	89.5	55.5	115.5
					176.0	86.5	52.5	112.5



Quantitation Results Report (QT Reviewed)

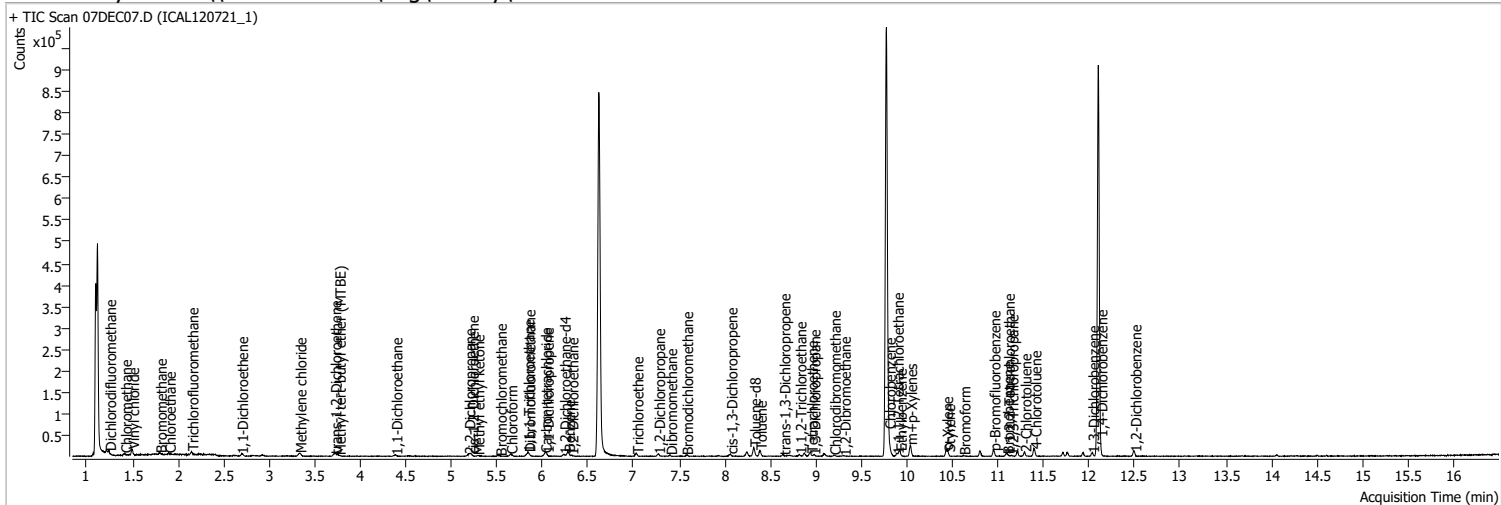
Compound	Conc.	Exp RT	QIon	Exp Ratio	QIon	Exp Ratio
Bromobenzene	N.D.	11.09	77.0	153.2	158.0	96.2
+ EIC (156.0) Scan 07DEC06.D ***NO DATA POINTS***			156.0, 77.0, 158.0			
						
1,1,2,2-Tetrachloroethane	N.D.	11.11	85.0	63.2		
+ EIC (83.0) Scan 07DEC06.D			83.0, 85.0			
						
1,2,3-Trichloropropane	N.D.	11.15	112.0	65.8		
+ EIC (110.0) Scan 07DEC06.D			110.0, 112.0			
						
2-Chlorotoluene	N.D.	11.29	91.0	294.1		
+ EIC (126.0) Scan 07DEC06.D ***NO DATA POINTS***			126.0, 91.0			
						

Quantitation Results Report (QT Reviewed)

Compound	Conc.	Exp RT	QIon	Exp Ratio		
4-Chlorotoluene	N.D.	11.40	126.0	30.4		
+ EIC (91.0) Scan 07DEC06.D			91.0, 126.0			
						
1,3-Dichlorobenzene	N.D.	12.03	148.0	64.5	QIon	Exp Ratio
+ EIC (146.0) Scan 07DEC06.D			146.0, 111.0, 148.0			
						
1,4-Dichlorobenzene	N.D.	12.12	148.0	64.0	QIon	Exp Ratio
+ EIC (146.0) Scan 07DEC06.D			146.0, 111.0, 148.0			
						
1,2-Dichlorobenzene	N.D.	12.49	148.0	63.8	QIon	Exp Ratio
+ EIC (146.0) Scan 07DEC06.D			146.0, 111.0, 148.0			
						

Quantitation Results Report (QT Reviewed)

Data File	07DEC07.D	Operator	MSC
Acq. Method	5975CACQF.M	Acq. Date-Time	12/7/2021 1:14:33 PM
Sample Name	ICAL120721_1	Instrument	VOA5975C
Vial	7	Multiplier	1.00
DA Method File	VOA5975C_8260B_SHT_DoD_L4_120721.m	Comment	
Tune File	BFB_Atune3.u	Tune Date	10/11/2021 4:02:00 PM
Batch Name	VG120721_8260B_624pt1_L4.batch.bin	Last Calib Update	12/13/2021 2:48:18 PM
Ref Library	\\MASSHUNTER\Org\Library\NIST129K.l		



Compound	RT	QIon	Resp.	Conc.	Units	Dev(Min)
Internal Standards						
M Fluorobenzene	6.618	96.0	723692	250.0000	ng	-0.003
M Chlorobenzene-d5	9.774	82.0	282401	250.0000	ng	0.000
M 1,4-Dichlorobenzene-d4	12.103	152.0	207603	250.0000	ng	0.003
System Monitoring Compounds						
S Dibromofluoromethane	5.845	113.0	3572	5.0362	ng	-0.006
Spiked Amount: 250.000	Range: 80.0 - 119.0%			Recovery = 2.01%	*	
S 1,2-Dichloroethane-d4	6.233	67.0	1694	5.2348	ng	0.003
Spiked Amount: 250.000	Range: 81.0 - 118.0%			Recovery = 2.09%	*	
S Toluene-d8	8.319	98.0	12051	4.2451	ng	0.000
Spiked Amount: 250.000	Range: 89.0 - 112.0%			Recovery = 1.70%	*	
S p-Bromofluorobenzene	10.948	95.0	4335	5.4571	ng	-0.003
Spiked Amount: 250.000	Range: 85.0 - 114.0%			Recovery = 2.18%	*	
Target Compounds						
T Dichlorodifluoromethane	1.244	85.0	3115	3.0104	ng	94
T Chloromethane	1.414	50.0	4048	3.4358	ng	100
T Vinyl chloride	1.498	62.0	3504	3.1612	ng	76
T Bromomethane	1.802	96.0	1468	6.8732	ng	m 87
T Chloroethane	1.899	64.0	2147	3.5062	ng	96
T Trichlorofluoromethane	2.147	101.0	4345	3.0017	ng	100
T 1,1-Dichloroethene	2.694	96.0	2053	2.7407	ng	94
T Methylene chloride	3.333	49.0	5280	4.9786	ng	99
T trans-1,2-Dichloroethene	3.717	96.0	2035	2.7192	ng	92
T Methyl tert-butyl ether (MTBE)	3.765	73.0	2798	2.9192	ng	m 87
T 1,1-Dichloroethane	4.387	63.0	3746	2.6403	ng	m 88
T 2,2-Dichloropropane	5.187	77.0	2974	2.8630	ng	85
T cis-1,2-Dichloroethene	5.223	96.0	2299	2.9628	ng	m 90
T Methyl ethyl ketone	5.287	43.0	2928	28.3835	ng	m 96
T Bromochloromethane	5.530	128.0	556	1.9020	ng	#m 71
T Chloroform	5.647	83.0	3967	2.8339	ng	94

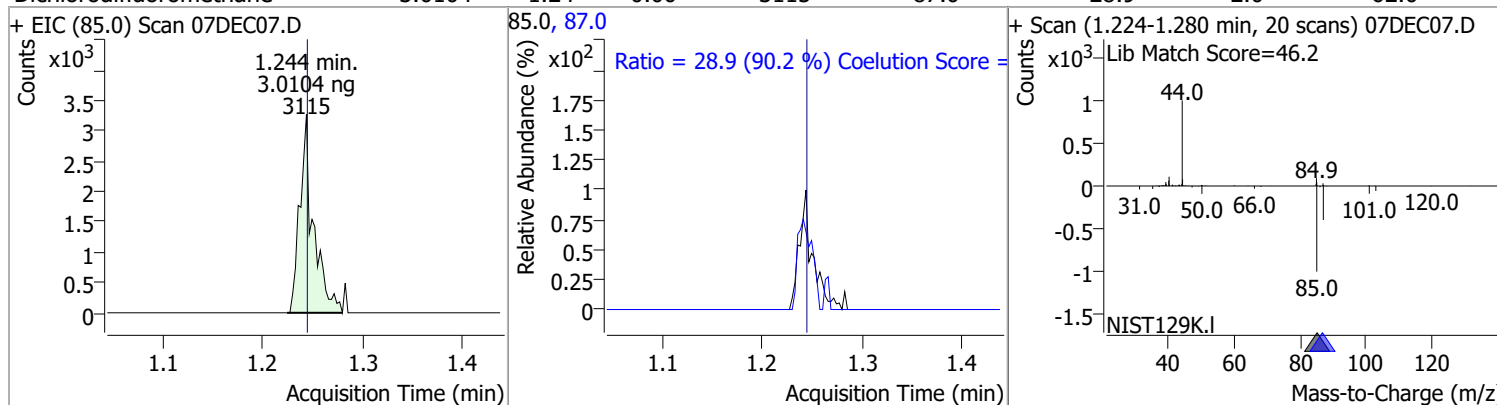
Quantitation Results Report (QT Reviewed)

Compound	RT	QIon	Resp.	Conc.	Units	Dev(Min)
T 1,1,1-Trichloroethane	5.837	97.0	3321	2.5143	ng m	90
T Carbon tetrachloride	6.024	117.0	2861	2.2077	ng	95
T 1,1-Dichloropropene	6.046	75.0	2942	2.5272	ng	90
T Benzene	6.280	78.0	7638	2.5942	ng	93
T 1,2-Dichloroethane	6.316	62.0	2010	2.6119	ng	94
T Trichloroethene	7.033	95.0	2425	2.7086	ng m	96
T 1,2-Dichloropropane	7.270	63.0	1911	2.5335	ng m	91
T Dibromomethane	7.401	93.0	765	2.4712	ng m	85
T Bromodichloromethane	7.577	83.0	1973	2.2495	ng m	93
T cis-1,3-Dichloropropene	8.065	75.0	2373	2.4355	ng	95
T Toluene	8.386	92.0	4778	2.5601	ng	99
T trans-1,3-Dichloropropene	8.645	75.0	1649	2.3657	ng m	77
T 1,1,2-Trichloroethane	8.821	83.0	1040	2.8629	ng m	92
T Tetrachloroethene	8.943	163.8	1851	2.5026	ng m	94
T 1,3-Dichloropropane	8.974	76.0	1684	2.3246	ng m	86
T Chlorodibromomethane	9.197	129.0	1333	2.4326	ng m	90
T 1,2-Dibromoethane	9.306	107.0	1040	2.6334	ng m	87
T Chlorobenzene	9.802	112.0	5406	2.6832	ng	93
T 1,1,1,2-Tetrachloroethane	9.889	131.0	1655	2.4149	ng m	99
T Ethylbenzene	9.922	91.0	9311	2.5954	ng	95
T m+p-Xylenes	10.036	106.0	6244	4.5647	ng	95
T o-Xylene	10.430	106.0	2660	2.2286	ng	95
T Styrene	10.452	104.0	4170	2.1453	ng	87
T Bromoform	10.622	172.5	687	2.6363	ng m	78
T Bromobenzene	11.096	156.0	1908	2.7769	ng m	98
T 1,1,2,2-Tetrachloroethane	11.107	83.0	906	2.3011	ng m	84
T 1,2,3-Trichloropropane	11.149	110.0	229	2.2088	ng #m	57
T 2-Chlorotoluene	11.289	126.0	1981	2.7871	ng #m	76
T 4-Chlorotoluene	11.400	91.0	5339	2.3258	ng	100
T 1,3-Dichlorobenzene	12.033	146.0	3132	2.4928	ng	93
T 1,4-Dichlorobenzene	12.125	146.0	3748	2.8876	ng	73
T 1,2-Dichlorobenzene	12.496	146.0	3013	2.8337	ng	98

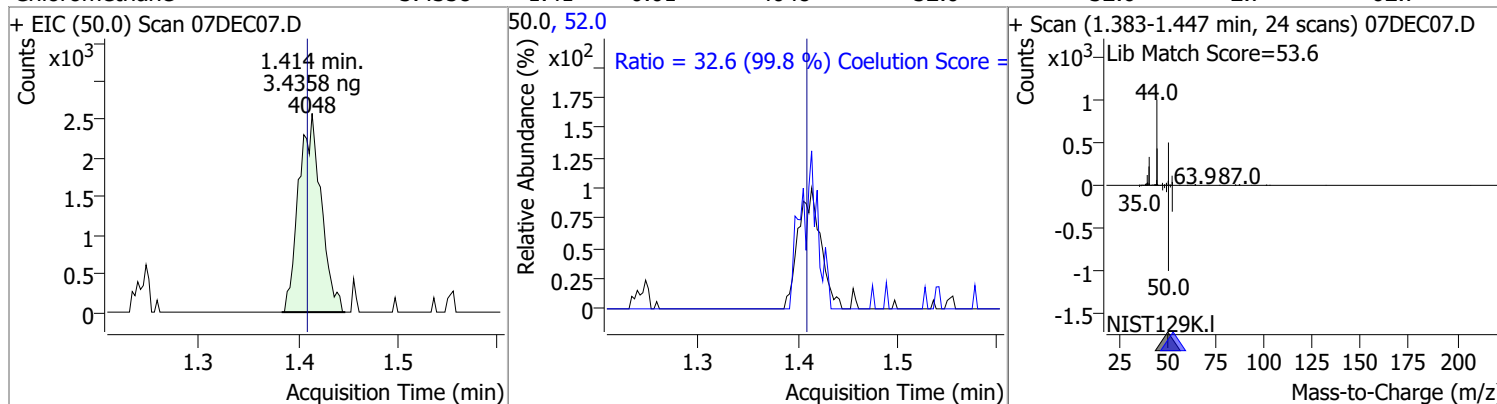
(#) = Qualifier Out of Range; (m) = Manual Integration; (+) = Area Summed; (*) = Surrogate Percent Recovery Out of Range; (d): Zeroed Peak

Quantitation Results Report (QT Reviewed)

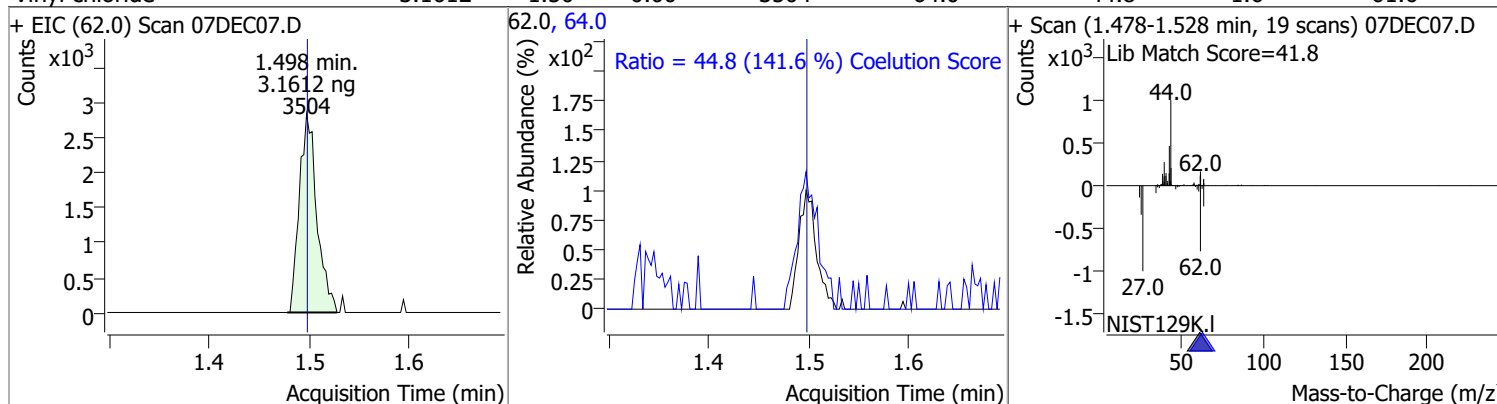
Compound	Conc.	RT	Dev(Min)	Resp.	QIon	QRatio	Lower	Upper
Dichlorodifluoromethane	3.0104	1.24	0.00	3115	87.0	28.9	2.0	62.0



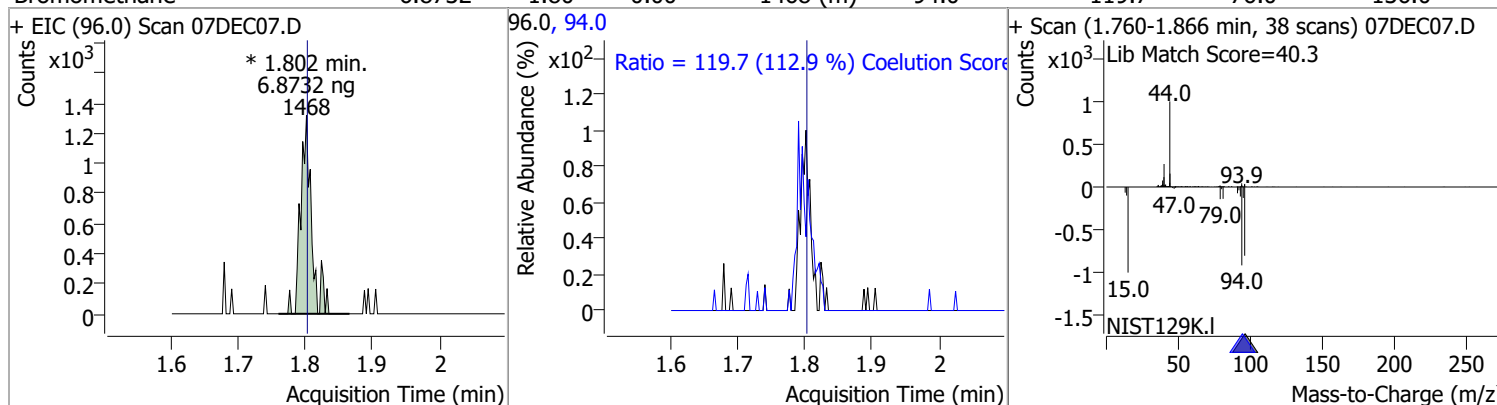
Compound	Conc.	RT	Dev(Min)	Resp.	QIon	QRatio	Lower	Upper
Chloromethane	3.4358	1.41	0.01	4048	52.0	32.6	2.7	62.7



Compound	Conc.	RT	Dev(Min)	Resp.	QIon	QRatio	Lower	Upper
Vinyl chloride	3.1612	1.50	0.00	3504	64.0	44.8	1.6	61.6

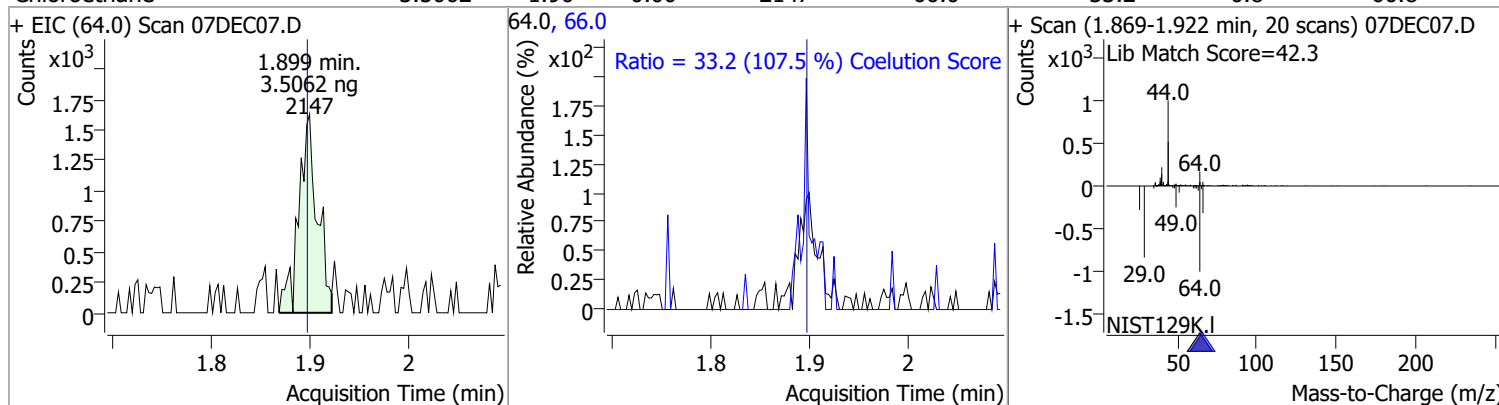


Compound	Conc.	RT	Dev(Min)	Resp.	QIon	QRatio	Lower	Upper
Bromomethane	6.8732	1.80	0.00	1468 (m)	94.0	119.7	76.0	136.0

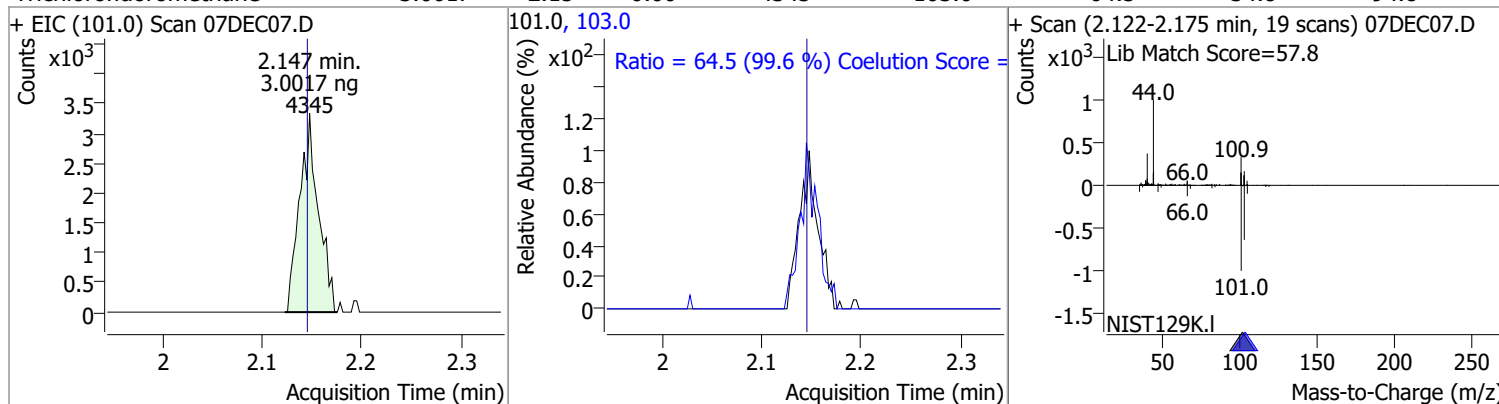


Quantitation Results Report (QT Reviewed)

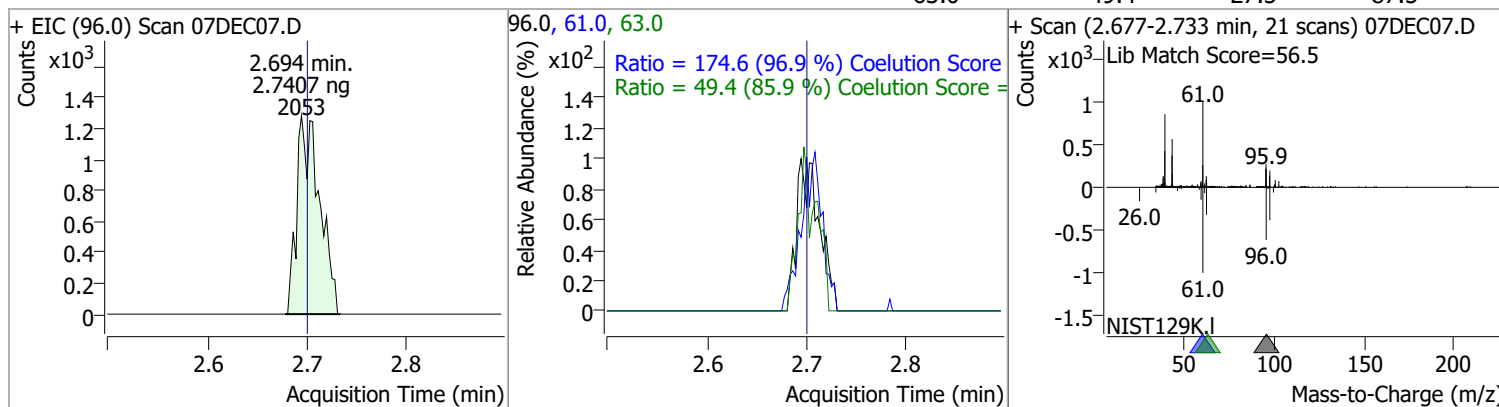
Compound	Conc.	RT	Dev(Min)	Resp.	QIon	QRatio	Lower	Upper
Chloroethane	3.5062	1.90	0.00	2147	66.0	33.2	0.8	60.8



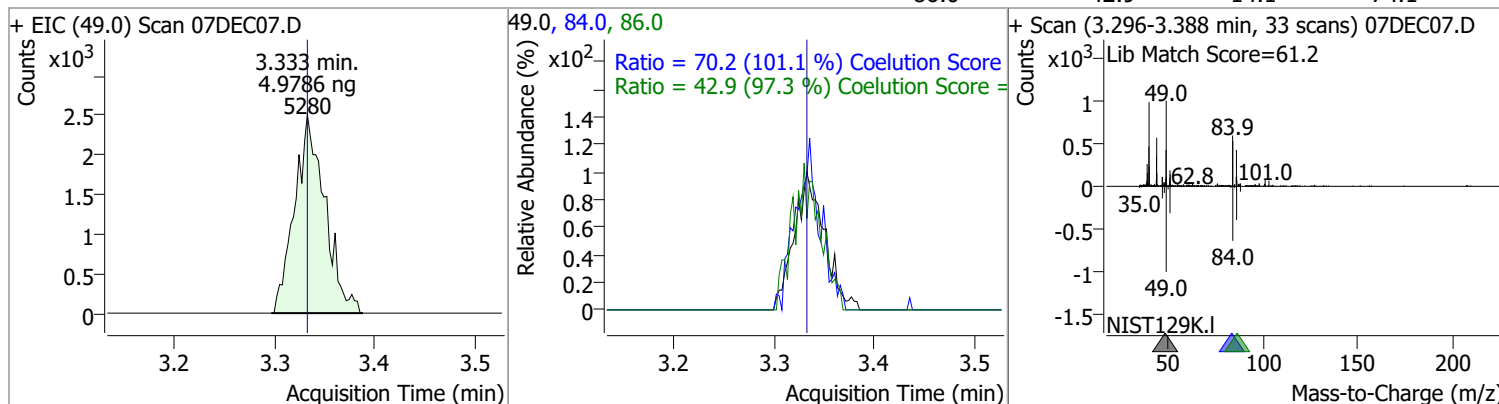
Trichlorofluoromethane	3.0017	2.15	0.00	4345	103.0	64.5	34.8	94.8
------------------------	--------	------	------	------	-------	------	------	------



1,1-Dichloroethene	2.7407	2.69	-0.01	2053	61.0	174.6	150.1	210.1
					63.0	49.4	27.5	87.5

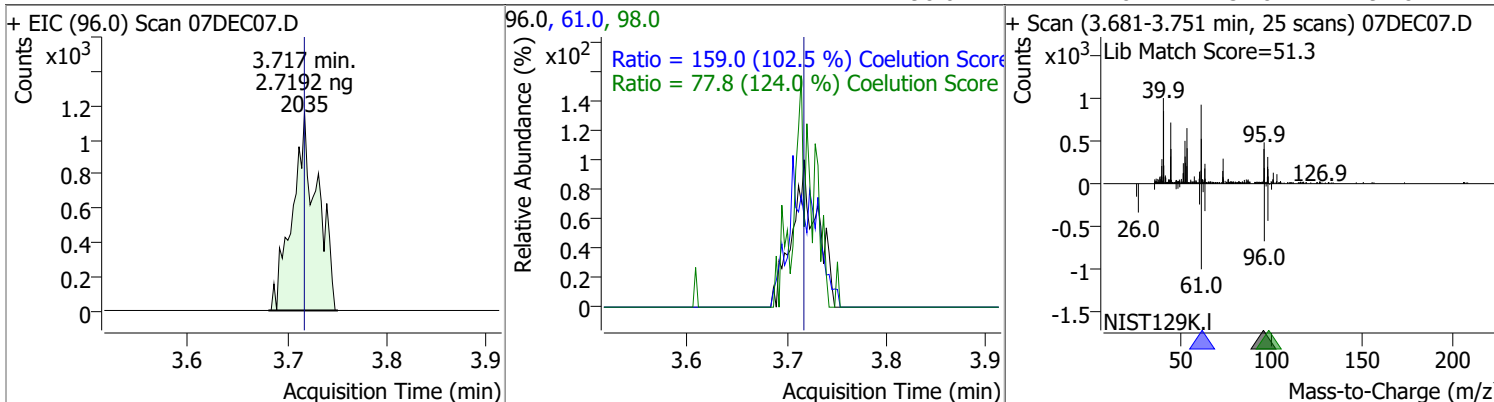


Methylene chloride	4.9786	3.33	0.00	5280	84.0	70.2	39.4	99.4
					86.0	42.9	14.1	74.1

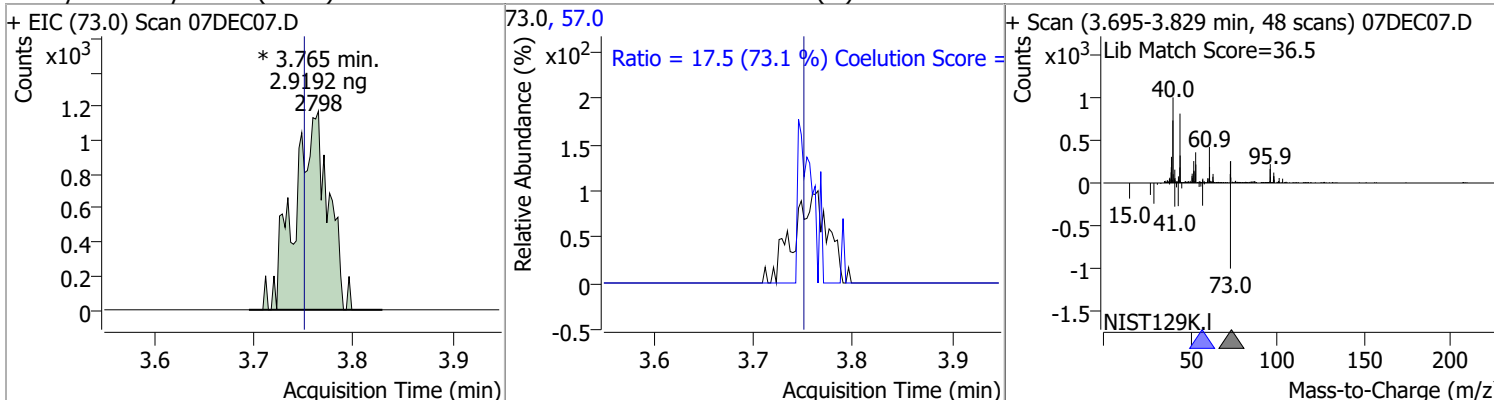


Quantitation Results Report (QT Reviewed)

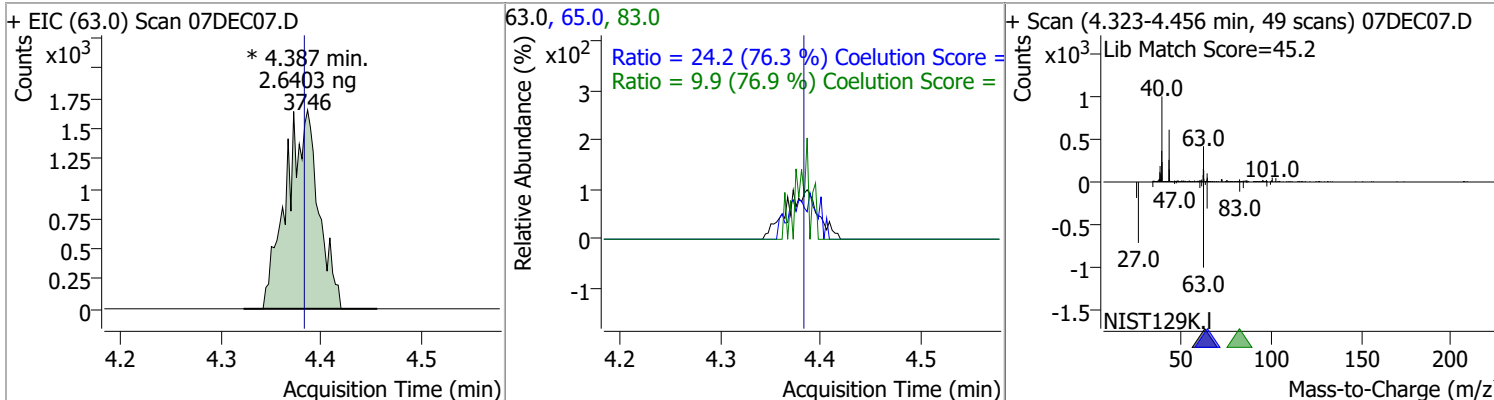
Compound	Conc.	RT	Dev(Min)	Resp.	QIon	QRatio	Lower	Upper
trans-1,2-Dichloroethene	2.7192	3.72	0.00	2035	61.0	159.0	125.1	185.1
					98.0	77.8	32.8	92.8



Compound	Conc.	RT	Dev(Min)	Resp.	QIon	QRatio	Lower	Upper
Methyl tert-butyl ether (MTBE)	2.9192	3.76	0.01	2798 (m)	57.0	17.5	0.0	53.9

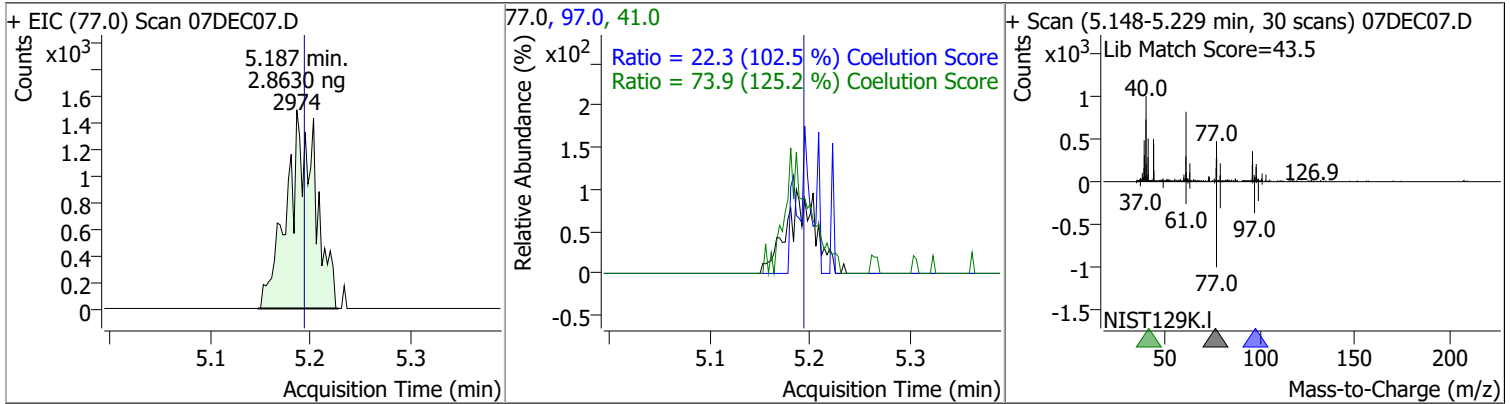


Compound	Conc.	RT	Dev(Min)	Resp.	QIon	QRatio	Lower	Upper
1,1-Dichloroethane	2.6403	4.39	0.00	3746 (m)	65.0	24.2	1.7	61.7
					83.0	9.9	0.0	42.8

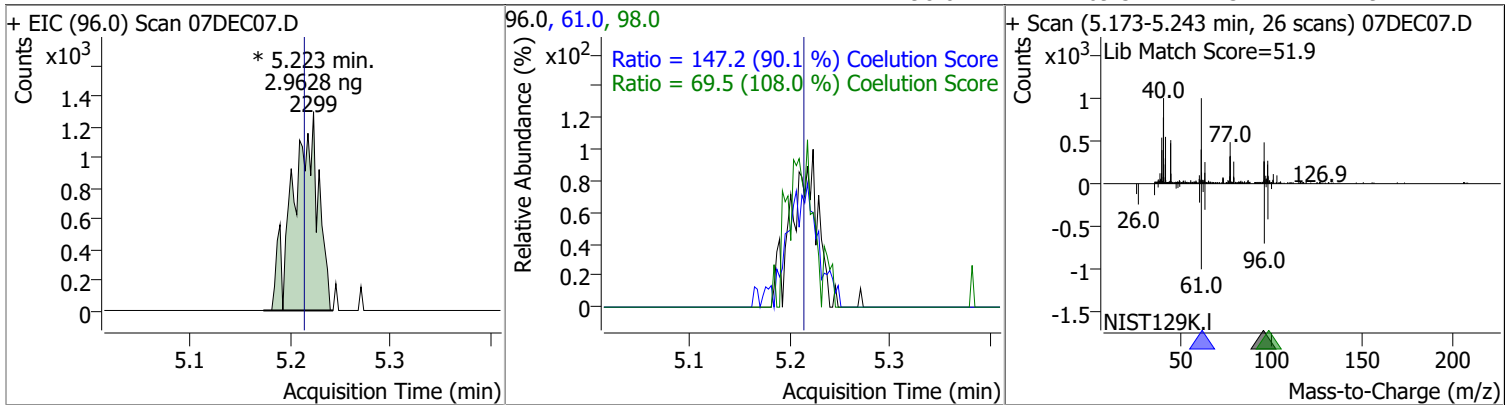


Quantitation Results Report (QT Reviewed)

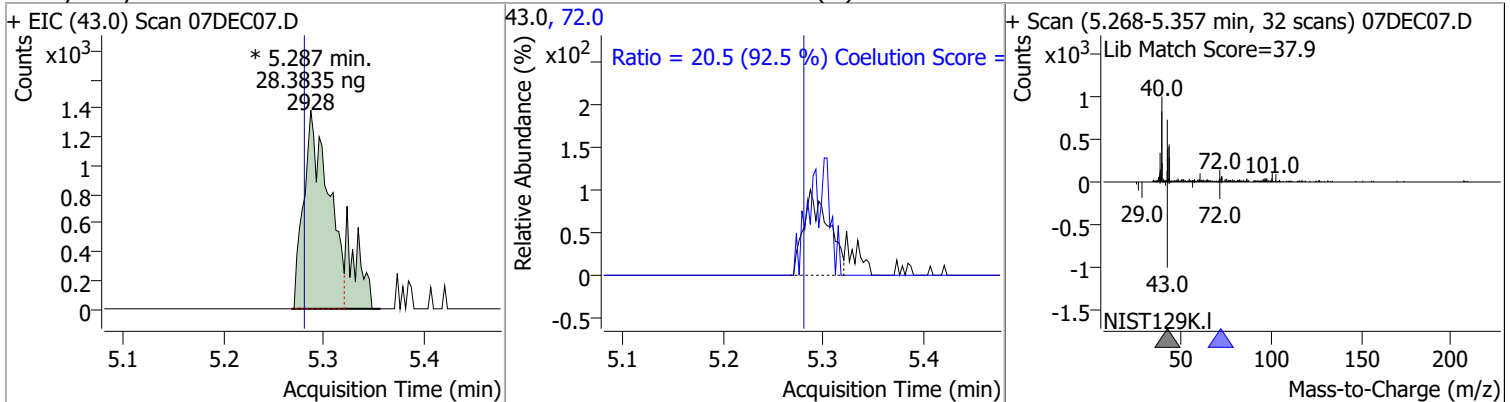
Compound	Conc.	RT	Dev(Min)	Resp.	QIon	QRatio	Lower	Upper
2,2-Dichloropropane	2.8630	5.19	-0.01	2974	41.0 97.0	73.9 22.3	29.0 0.0	89.0 51.8



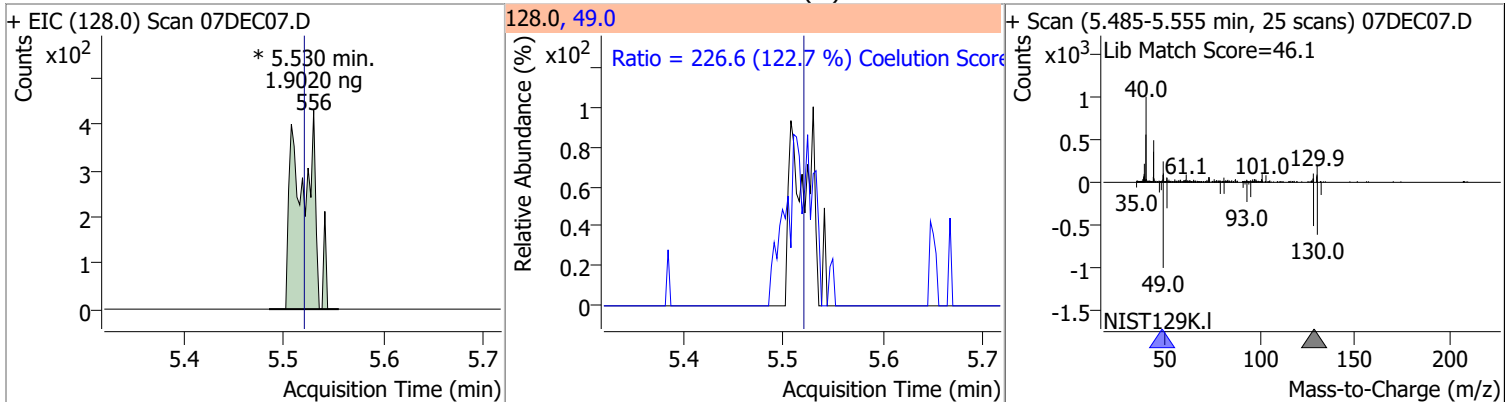
Compound	Conc.	RT	Dev(Min)	Resp.	QIon	QRatio	Lower	Upper
cis-1,2-Dichloroethene	2.9628	5.22	0.01	2299 (m)	61.0 98.0	147.2 69.5	133.3 34.4	193.3 94.4



Compound	Conc.	RT	Dev(Min)	Resp.	QIon	QRatio	Lower	Upper
Methyl ethyl ketone	28.3835	5.29	0.01	2928 (m)	72.0	20.5	0.0	52.2

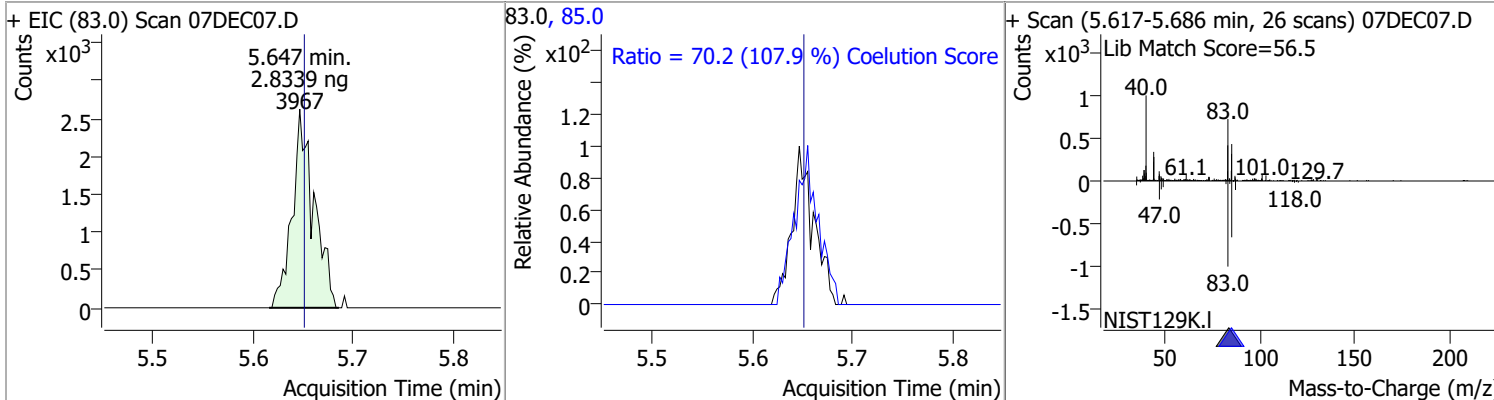


Compound	Conc.	RT	Dev(Min)	Resp.	QIon	QRatio	Lower	Upper
Bromochloromethane	1.9020	5.53	0.01	556 (m)	49.0	226.6	154.6	214.6

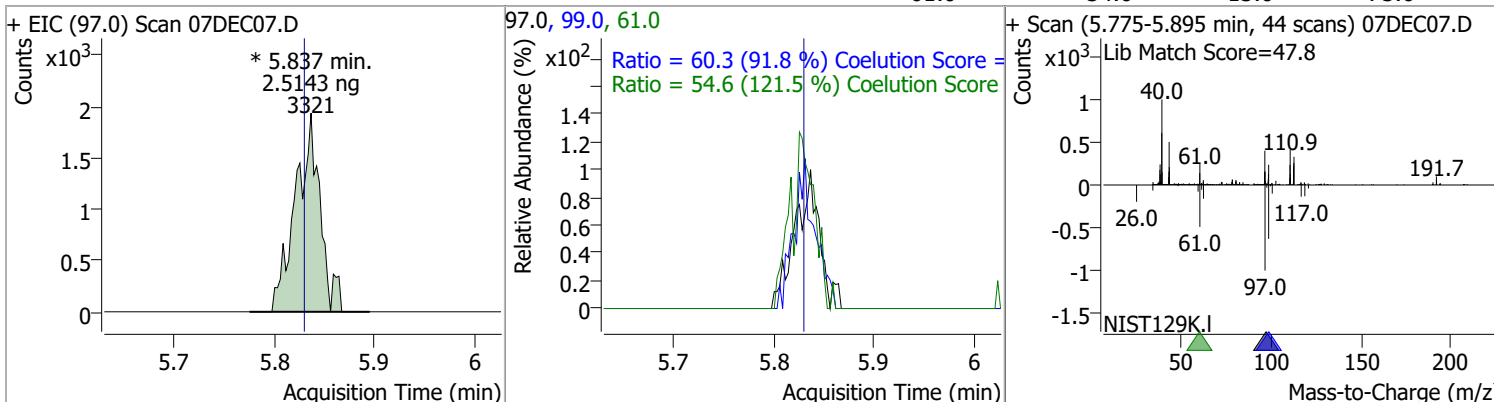


Quantitation Results Report (QT Reviewed)

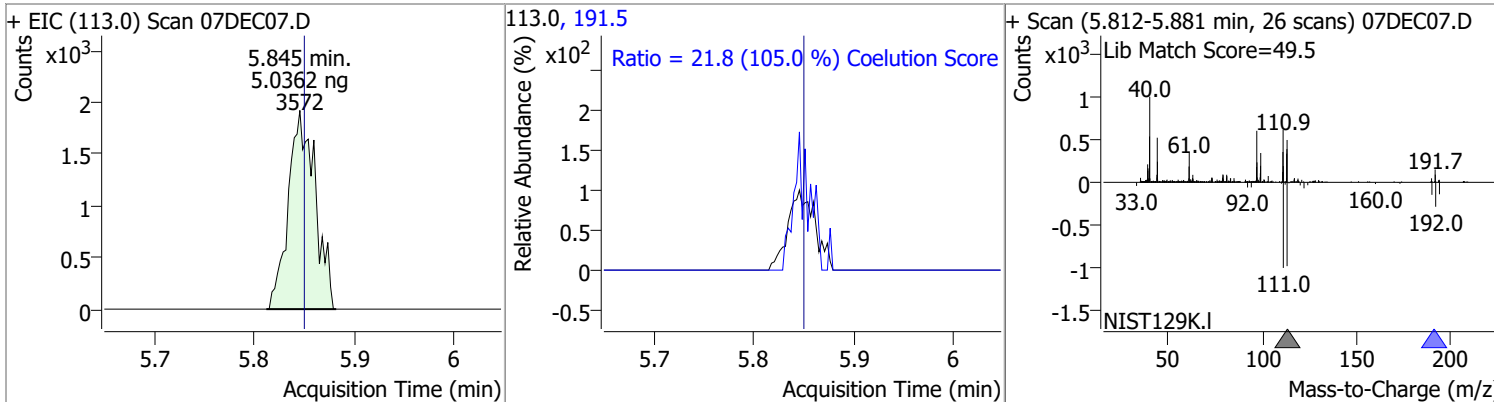
Compound	Conc.	RT	Dev(Min)	Resp.	QIon	QRatio	Lower	Upper
Chloroform	2.8339	5.65	-0.01	3967	85.0	70.2	35.1	95.1



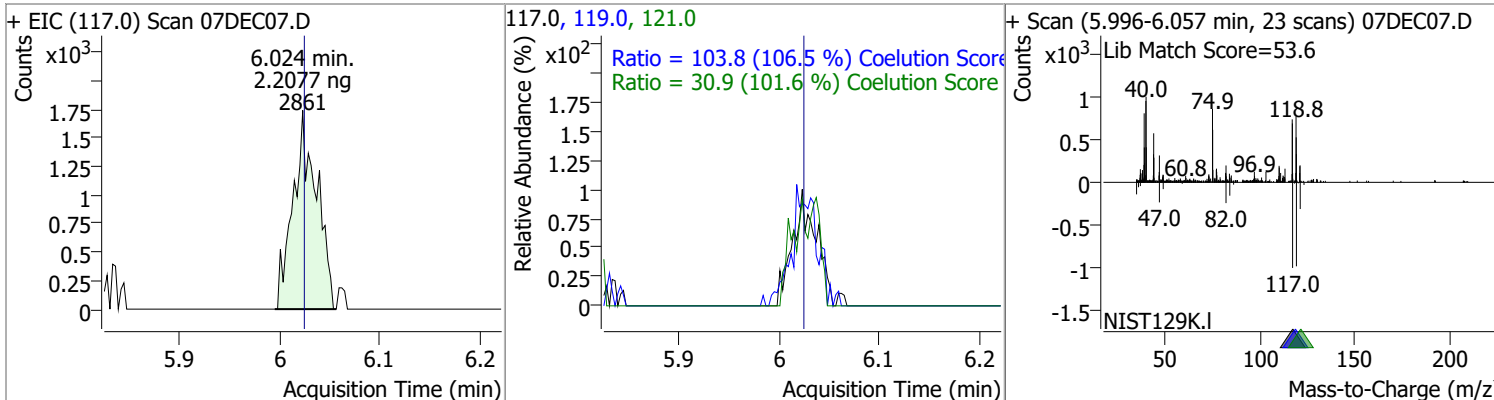
Compound	Conc.	RT	Dev(Min)	Resp.	QIon	QRatio	Lower	Upper
1,1,1-Trichloroethane	2.5143	5.84	0.01	3321 (m)	99.0	60.3	35.7	95.7
					61.0	54.6	15.0	75.0



Compound	Conc.	RT	Dev(Min)	Resp.	QIon	QRatio	Lower	Upper
Dibromofluoromethane	5.0362	5.85	-0.01	3572	191.5	21.8	0.0	50.7

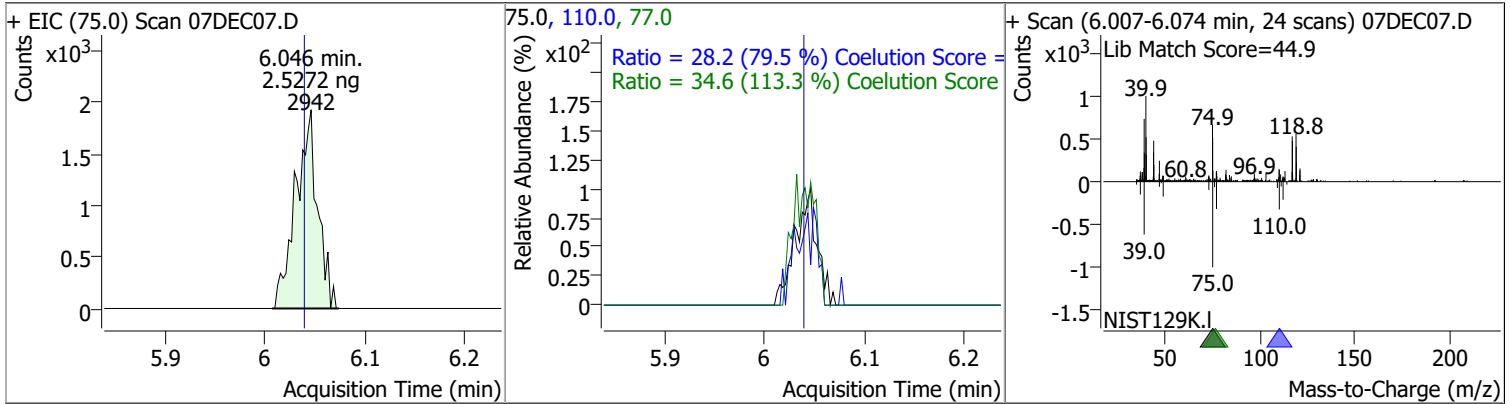


Compound	Conc.	RT	Dev(Min)	Resp.	QIon	QRatio	Lower	Upper
Carbon tetrachloride	2.2077	6.02	0.00	2861	119.0	103.8	67.5	127.5
					121.0	30.9	0.4	60.4

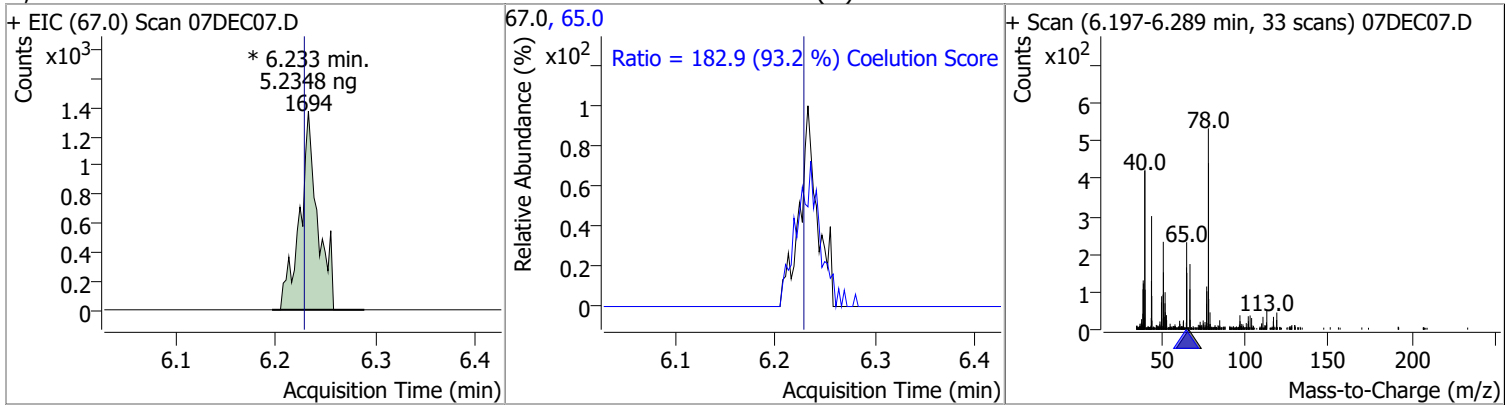


Quantitation Results Report (QT Reviewed)

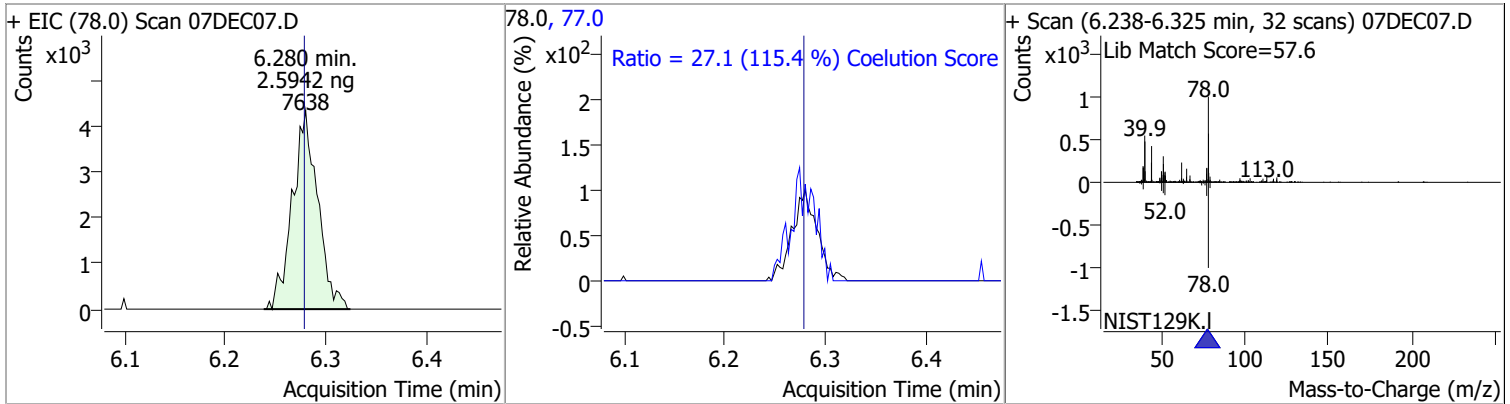
Compound	Conc.	RT	Dev(Min)	Resp.	QIon	QRatio	Lower	Upper
1,1-Dichloropropene	2.5272	6.05	0.01	2942	110.0	28.2	5.4	65.4
					77.0	34.6	0.5	60.5



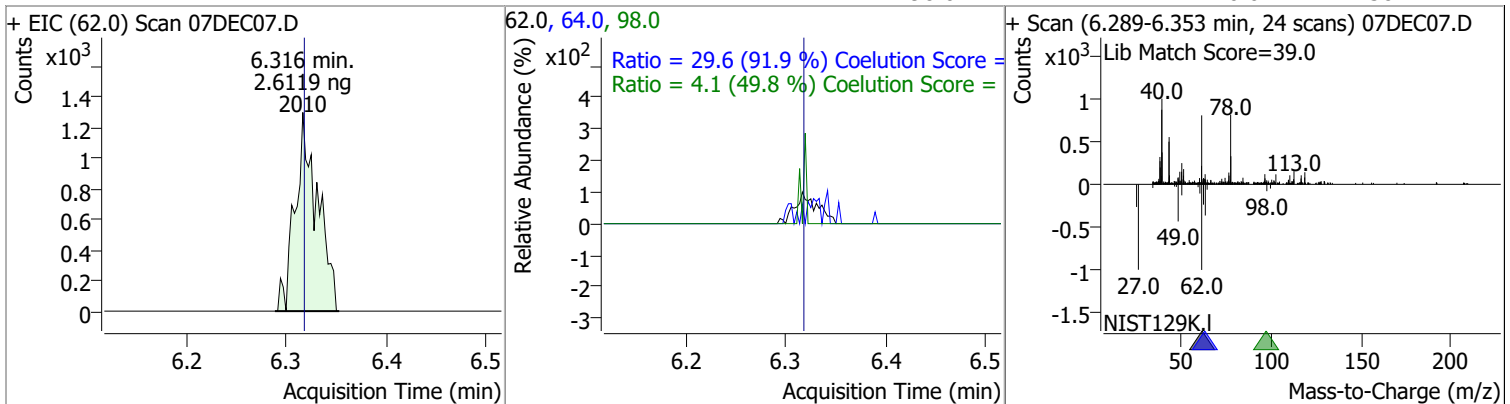
Compound	Conc.	RT	Dev(Min)	Resp.	QIon	QRatio	Lower	Upper
1,2-Dichloroethane-d4	5.2348	6.23	0.00	1694 (m)	65.0	182.9	166.3	226.3



Compound	Conc.	RT	Dev(Min)	Resp.	QIon	QRatio	Lower	Upper
Benzene	2.5942	6.28	0.00	7638	77.0	27.1	0.0	53.5

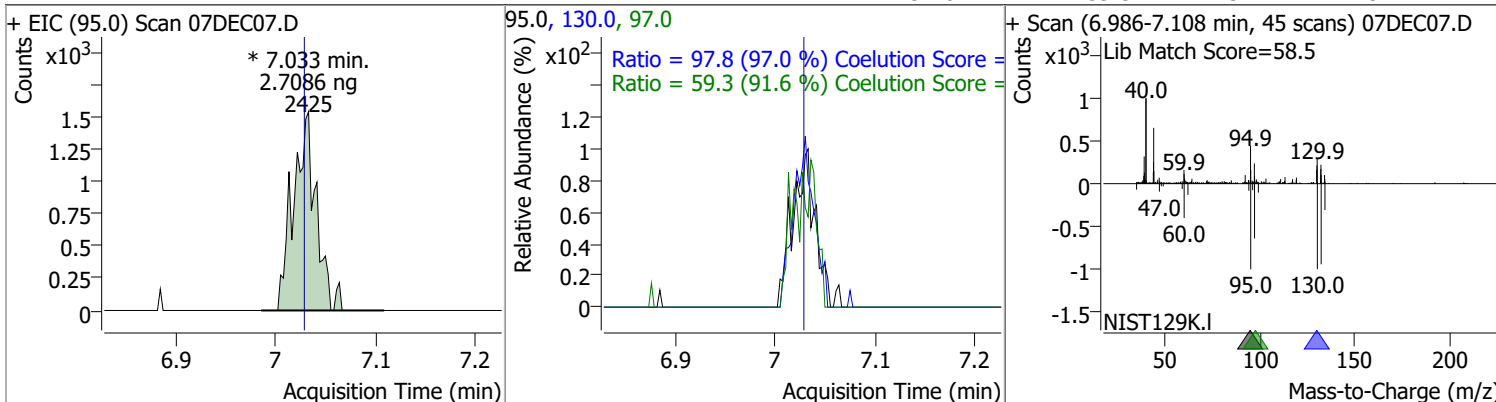


Compound	Conc.	RT	Dev(Min)	Resp.	QIon	QRatio	Lower	Upper
1,2-Dichloroethane	2.6119	6.32	0.00	2010	64.0	29.6	2.3	62.3
					98.0	4.1	0.0	38.2

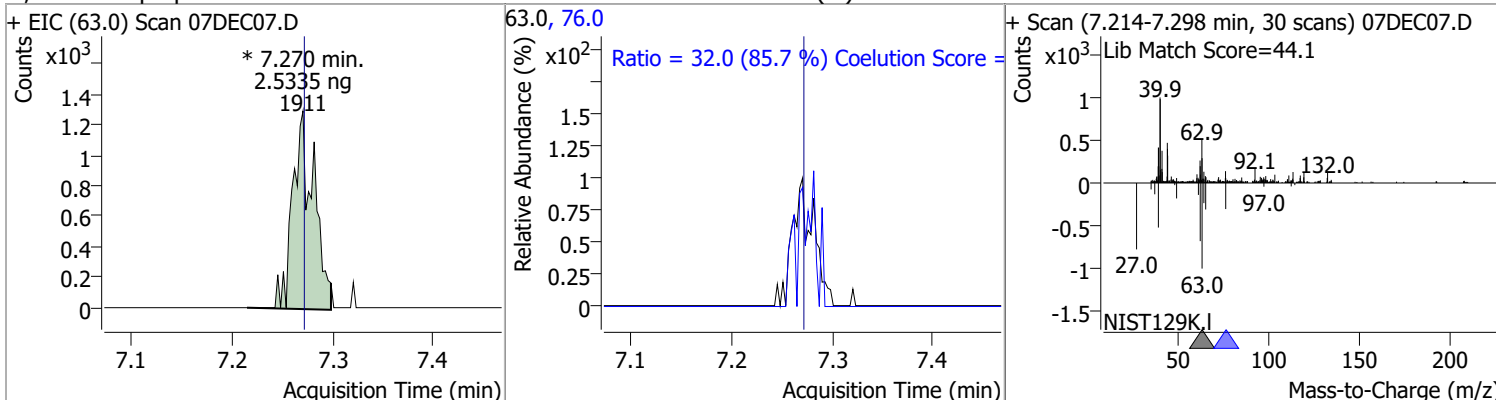


Quantitation Results Report (QT Reviewed)

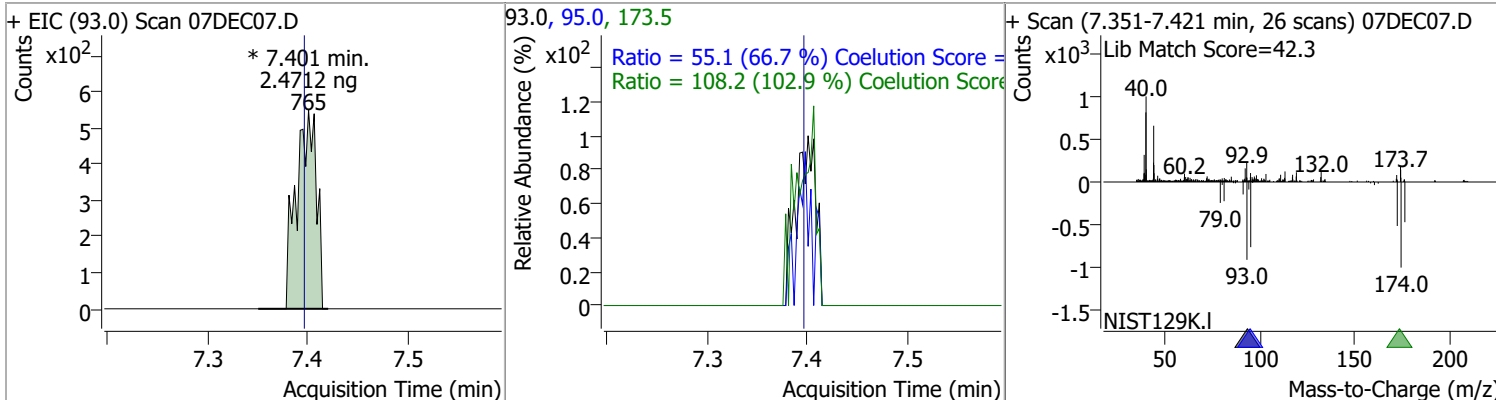
Compound	Conc.	RT	Dev(Min)	Resp.	QIon	QRatio	Lower	Upper
Trichloroethene	2.7086	7.03	0.01	2425 (m)	130.0	97.8	70.8	130.8
					97.0	59.3	34.7	94.7



Compound	Conc.	RT	Dev(Min)	Resp.	QIon	QRatio	Lower	Upper
1,2-Dichloropropane	2.5335	7.27	0.00	1911 (m)	76.0	32.0	7.3	67.3

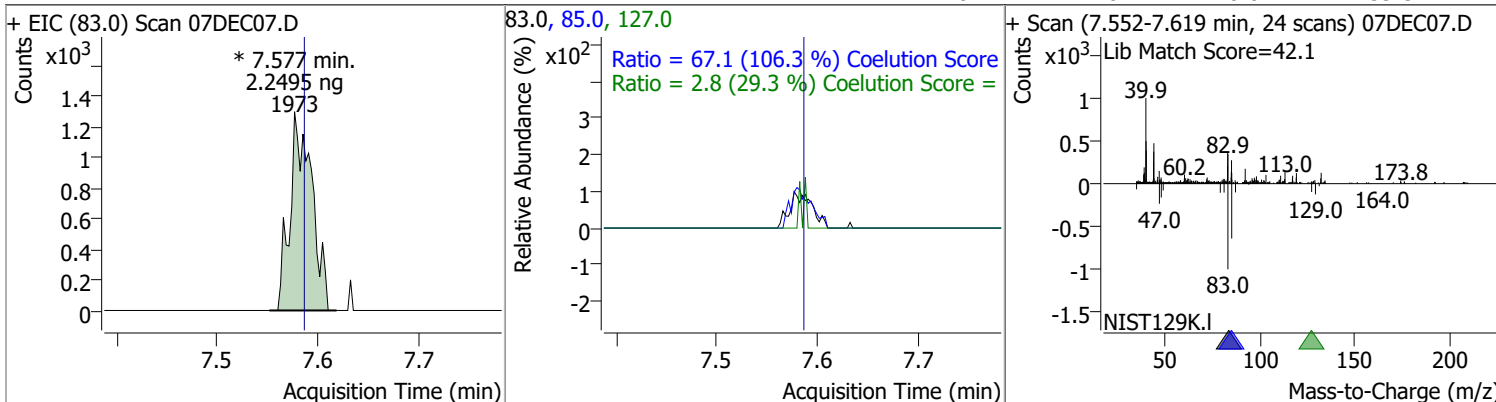


Compound	Conc.	RT	Dev(Min)	Resp.	QIon	QRatio	Lower	Upper
Dibromomethane	2.4712	7.40	0.01	765 (m)	173.5	108.2	75.2	135.2
					95.0	55.1	52.6	112.6

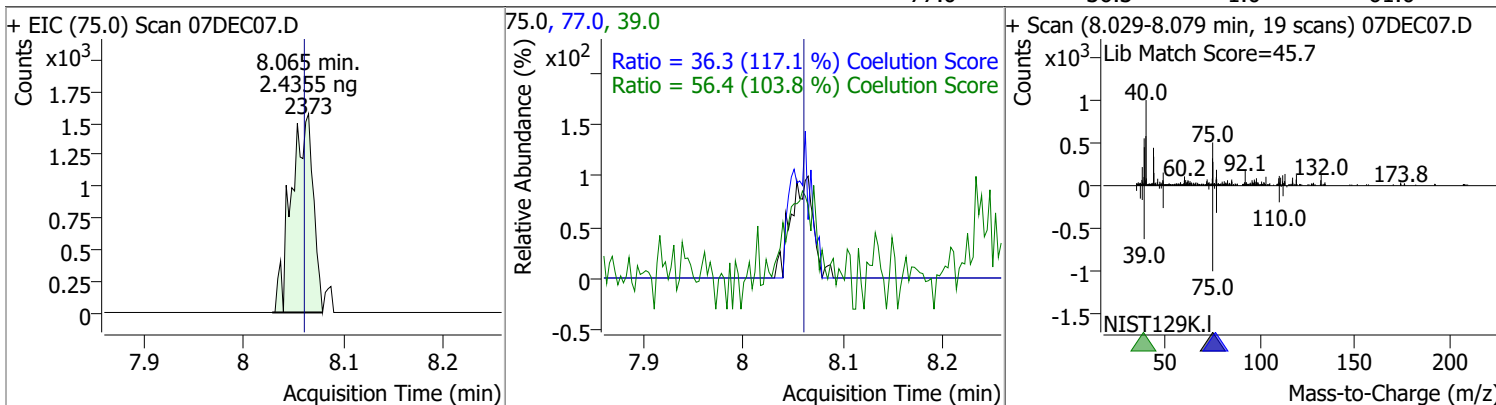


Quantitation Results Report (QT Reviewed)

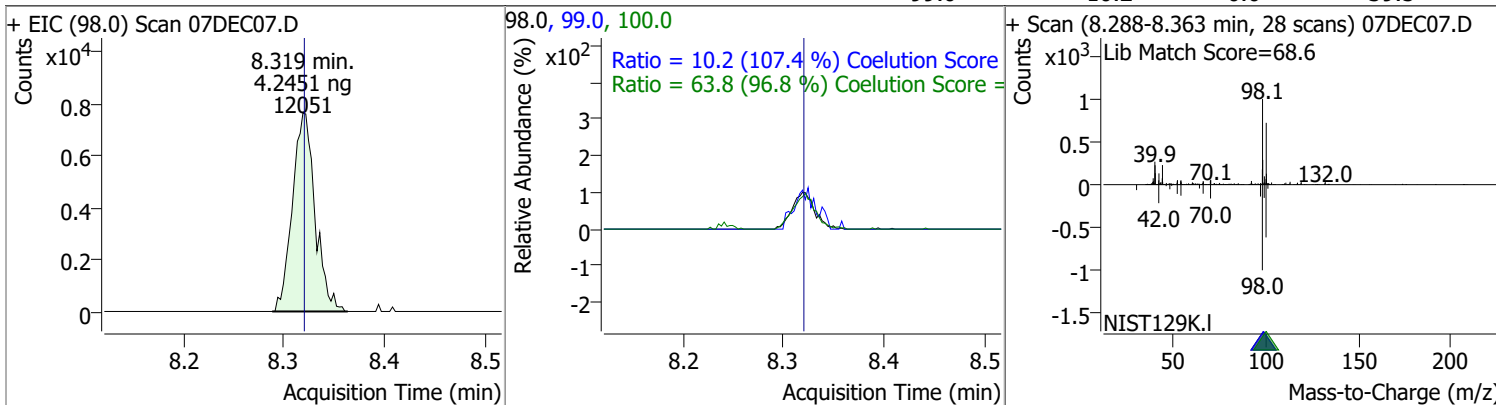
Compound	Conc.	RT	Dev(Min)	Resp.	QIon	QRatio	Lower	Upper
Bromodichloromethane	2.2495	7.58	-0.01	1973 (m)	85.0	67.1	33.1	93.1
					127.0	2.8	0.0	39.5



Compound	Conc.	RT	Dev(Min)	Resp.	QIon	QRatio	Lower	Upper
cis-1,3-Dichloropropene	2.4355	8.06	0.01	2373	39.0	56.4	24.3	84.3
					77.0	36.3	1.0	61.0

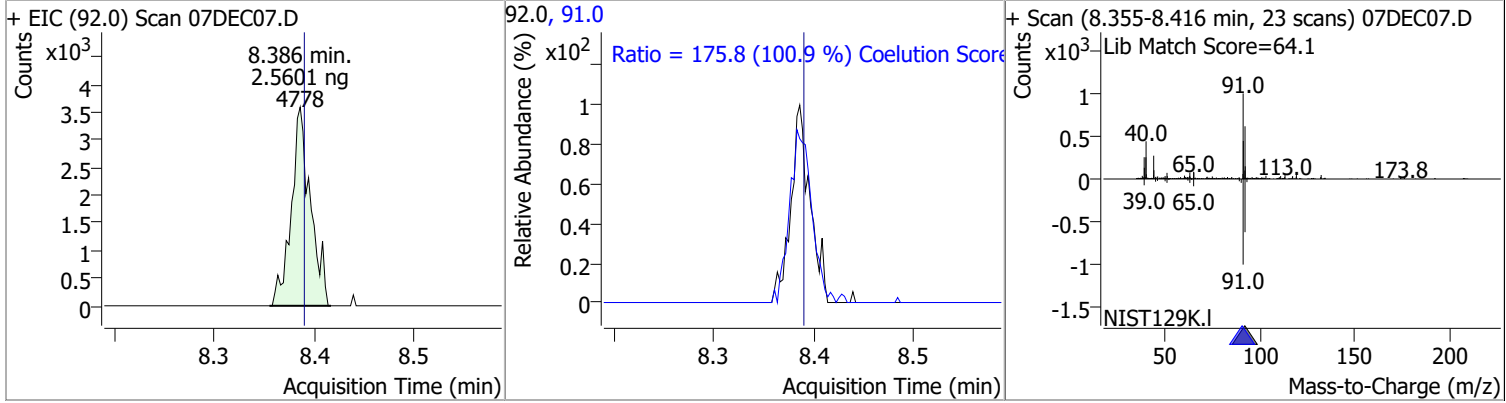


Compound	Conc.	RT	Dev(Min)	Resp.	QIon	QRatio	Lower	Upper
Toluene-d8	4.2451	8.32	0.00	12051	100.0	63.8	35.9	95.9
					99.0	10.2	0.0	39.5

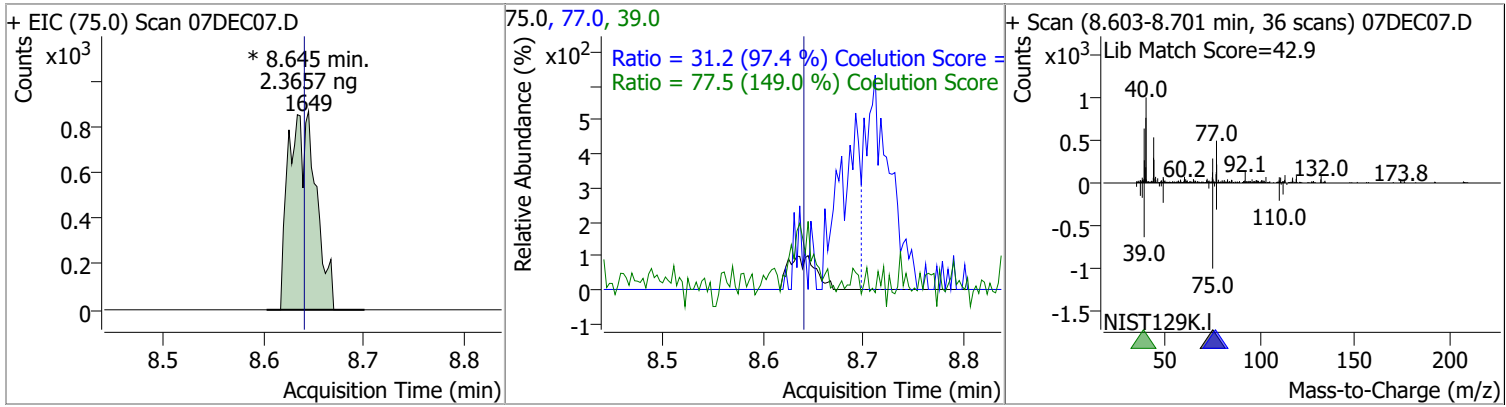


Quantitation Results Report (QT Reviewed)

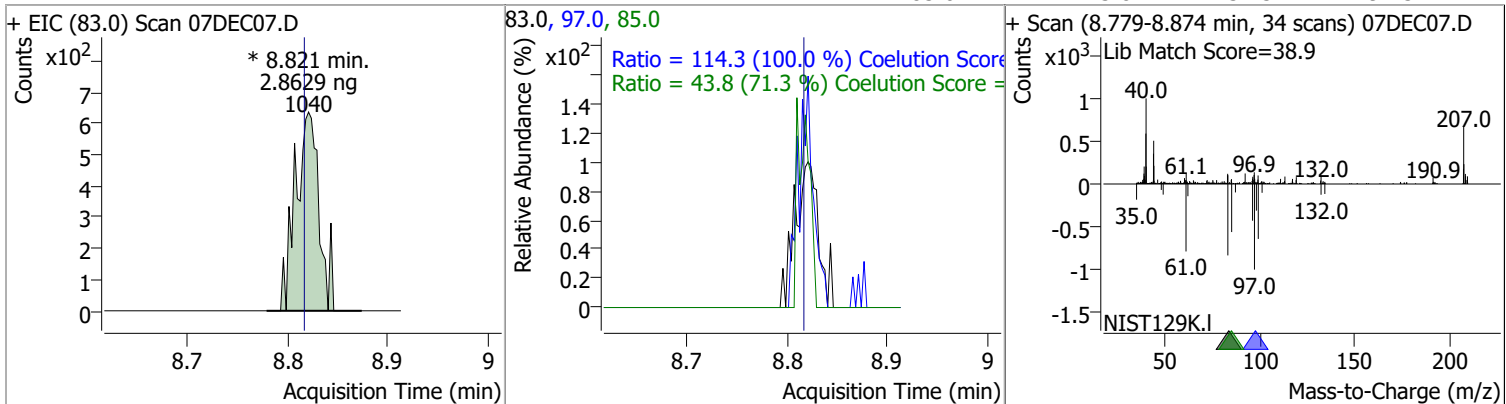
Compound	Conc.	RT	Dev(Min)	Resp.	QIon	QRatio	Lower	Upper
Toluene	2.5601	8.39	0.00	4778	91.0	175.8	144.3	204.3



Compound	Conc.	RT	Dev(Min)	Resp.	QIon	QRatio	Lower	Upper
trans-1,3-Dichloropropene	2.3657	8.64	0.01	1649 (m)	39.0	77.5	22.1	82.1
					77.0	31.2	2.0	62.0

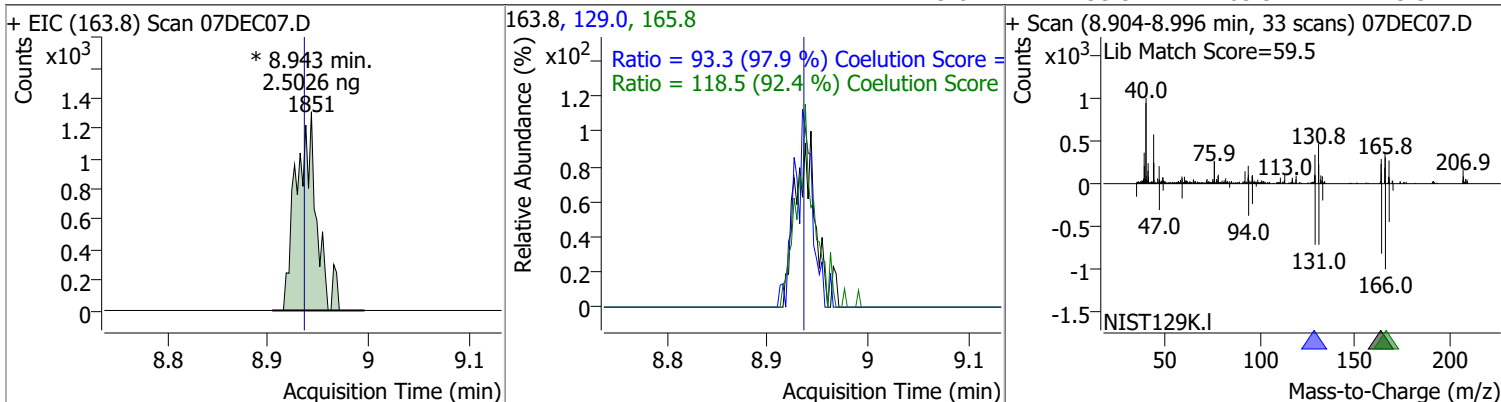


Compound	Conc.	RT	Dev(Min)	Resp.	QIon	QRatio	Lower	Upper
1,1,2-Trichloroethane	2.8629	8.82	0.01	1040 (m)	97.0	114.3	84.3	144.3
					85.0	43.8	31.5	91.5

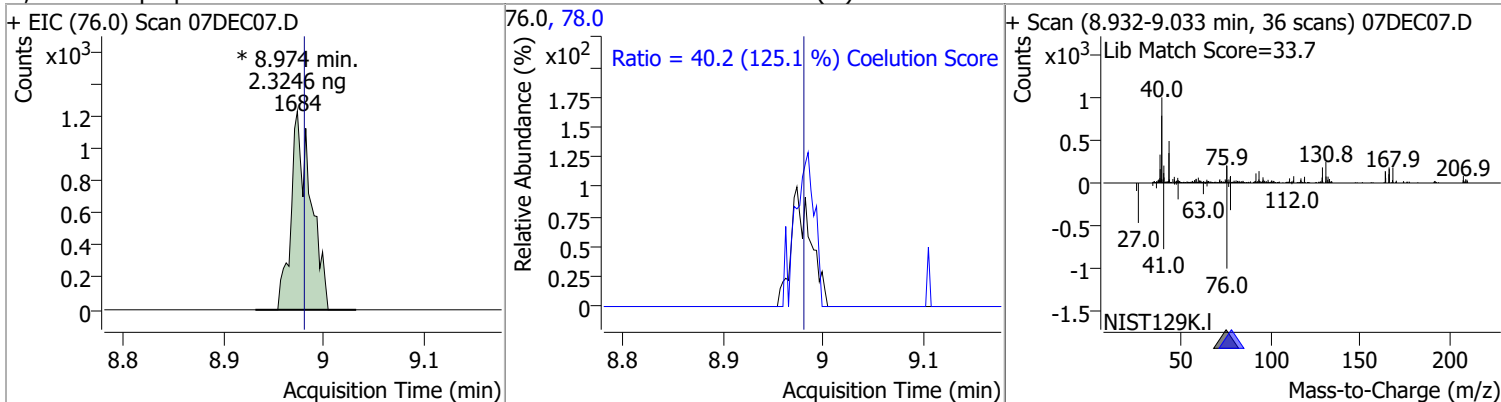


Quantitation Results Report (QT Reviewed)

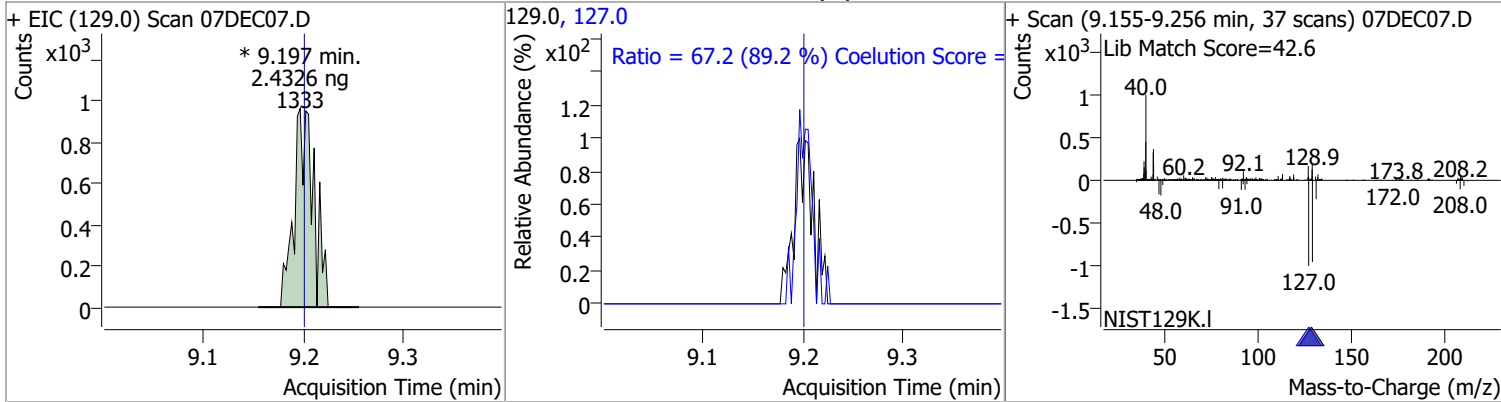
Compound	Conc.	RT	Dev(Min)	Resp.	QIon	QRatio	Lower	Upper
Tetrachloroethene	2.5026	8.94	0.01	1851 (m)	165.8	118.5	98.3	158.3
					129.0	93.3	65.3	125.3



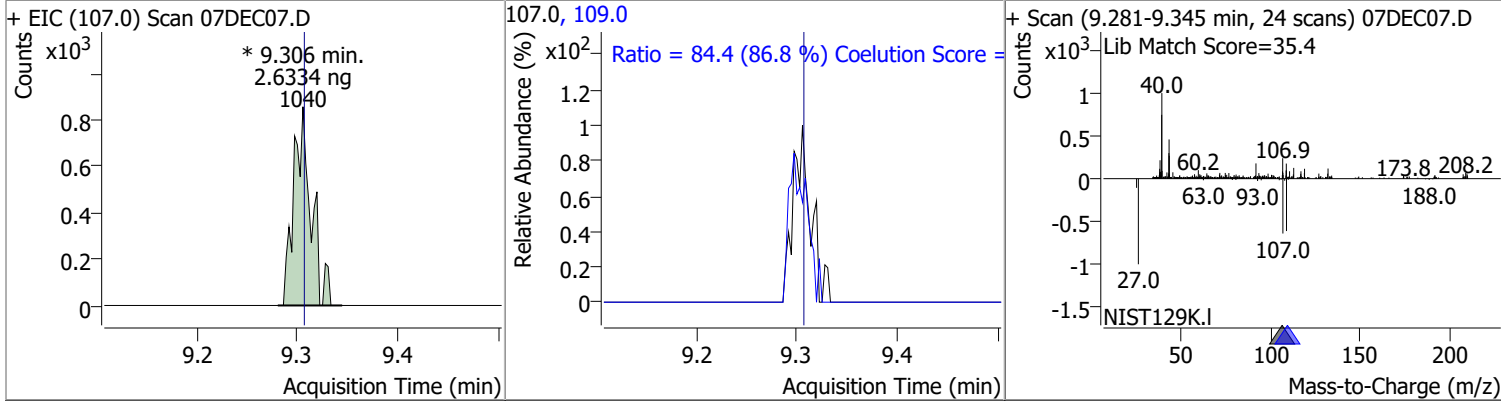
Compound	Conc.	RT	Dev(Min)	Resp.	QIon	QRatio	Lower	Upper
1,3-Dichloropropane	2.3246	8.97	-0.01	1684 (m)	78.0	40.2	2.1	62.1



Compound	Conc.	RT	Dev(Min)	Resp.	QIon	QRatio	Lower	Upper
Chlorodibromomethane	2.4326	9.20	0.00	1333 (m)	127.0	67.2	45.3	105.3

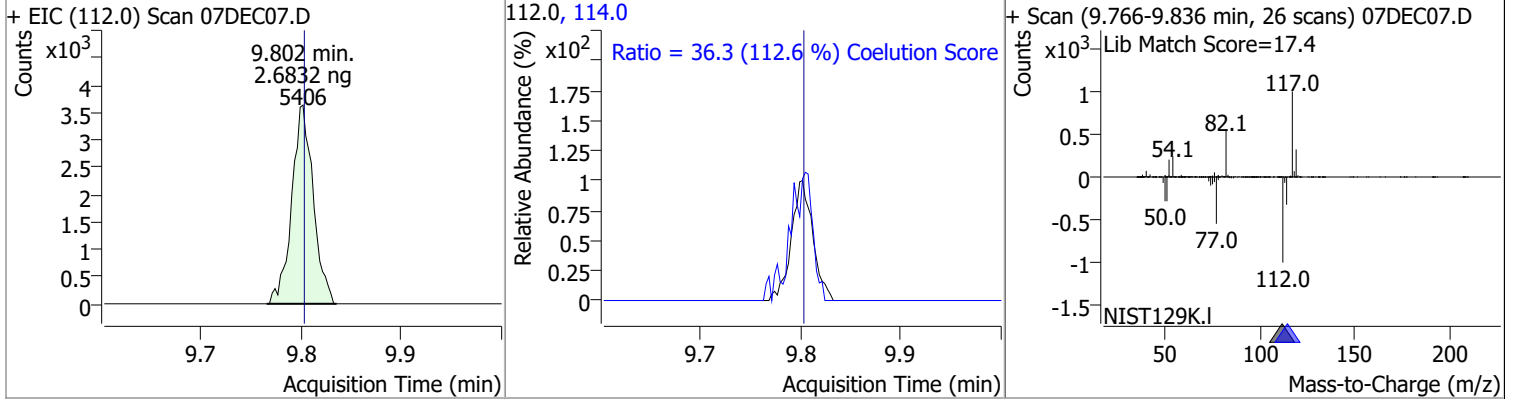


Compound	Conc.	RT	Dev(Min)	Resp.	QIon	QRatio	Lower	Upper
1,2-Dibromoethane	2.6334	9.31	0.00	1040 (m)	109.0	84.4	67.2	127.2

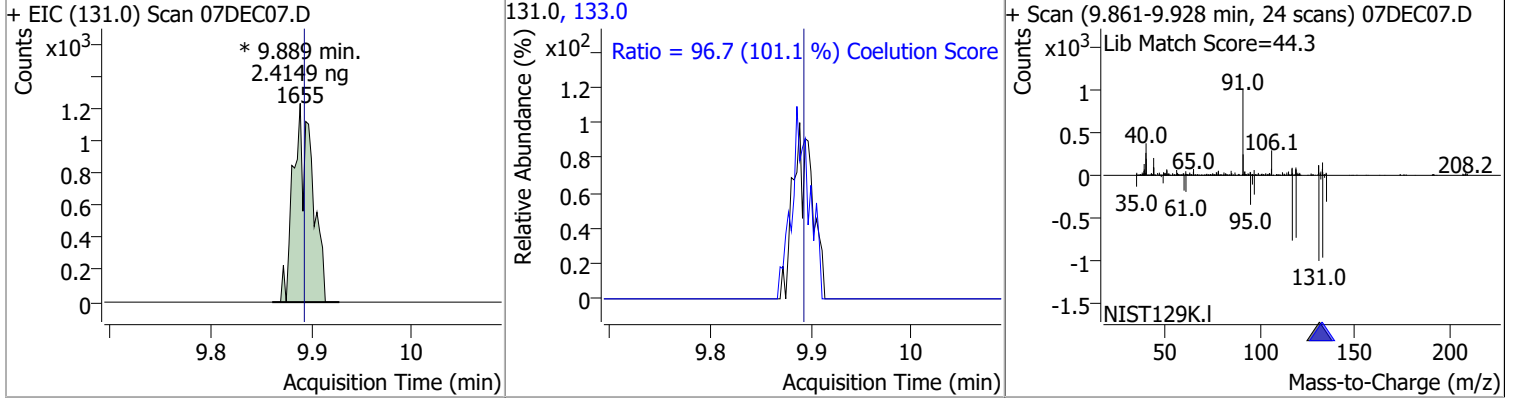


Quantitation Results Report (QT Reviewed)

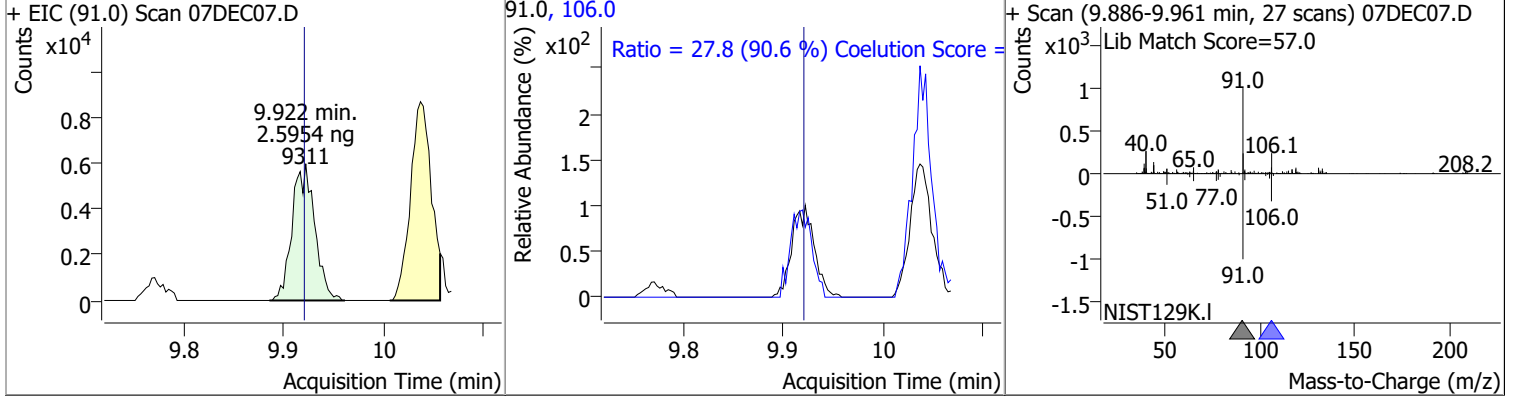
Compound	Conc.	RT	Dev(Min)	Resp.	QIon	QRatio	Lower	Upper
Chlorobenzene	2.6832	9.80	0.00	5406	114.0	36.3	2.3	62.3



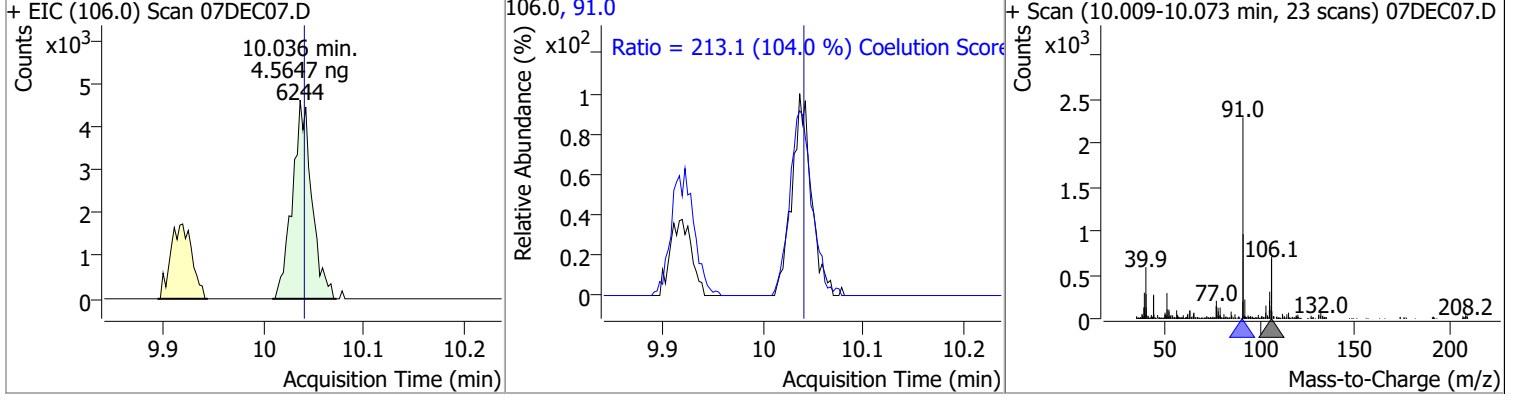
Compound	Conc.	RT	Dev(Min)	Resp.	QIon	QRatio	Lower	Upper
1,1,1,2-Tetrachloroethane	2.4149	9.89	0.00	1655 (m)	133.0	96.7	65.7	125.7



Compound	Conc.	RT	Dev(Min)	Resp.	QIon	QRatio	Lower	Upper
Ethylbenzene	2.5954	9.92	0.00	9311	106.0	27.8	0.7	60.7

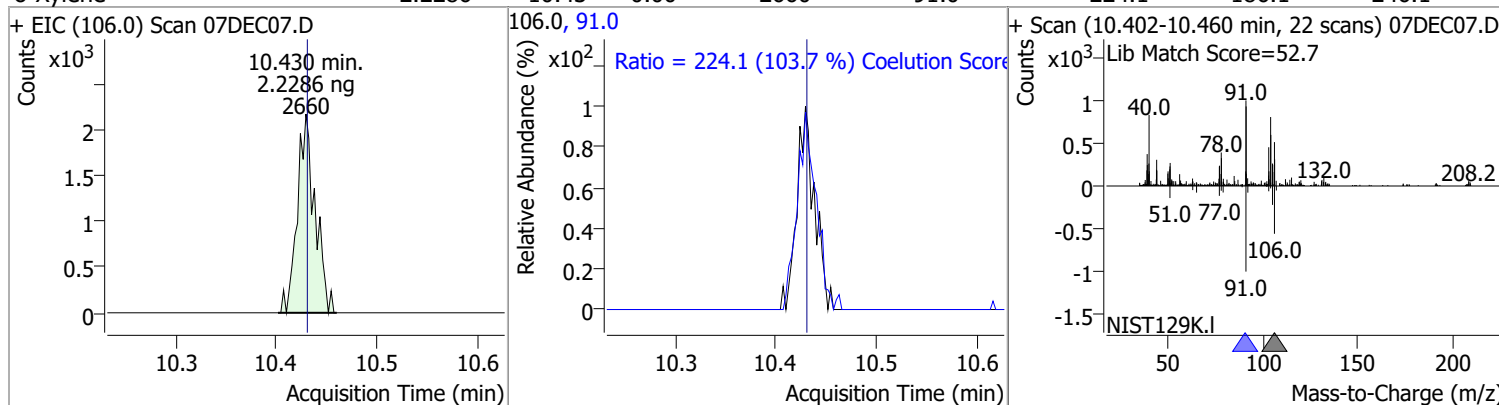


Compound	Conc.	RT	Dev(Min)	Resp.	QIon	QRatio	Lower	Upper
m+p-Xylenes	4.5647	10.04	0.00	6244	91.0	213.1	175.0	235.0

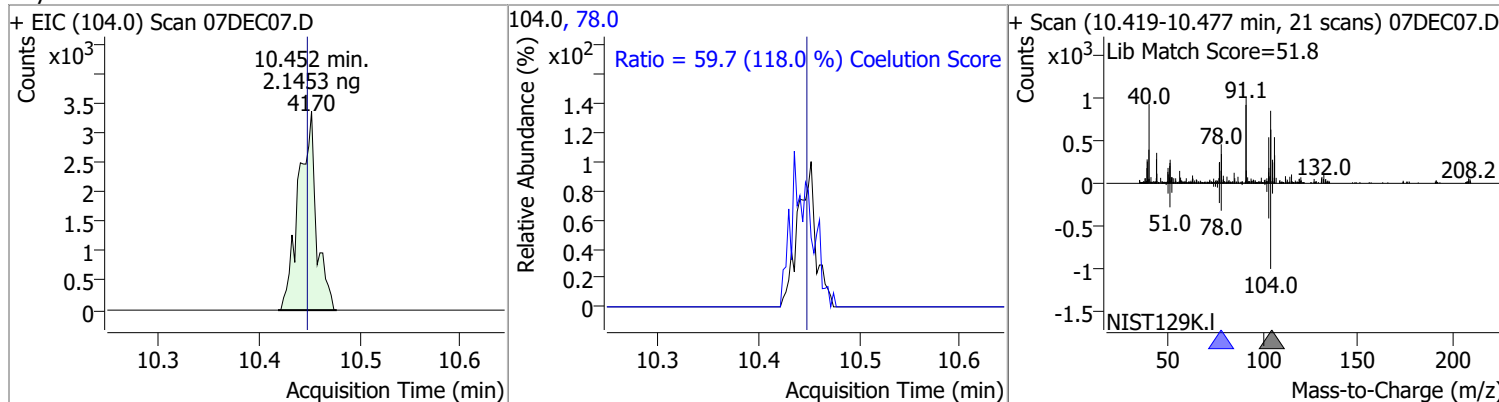


Quantitation Results Report (QT Reviewed)

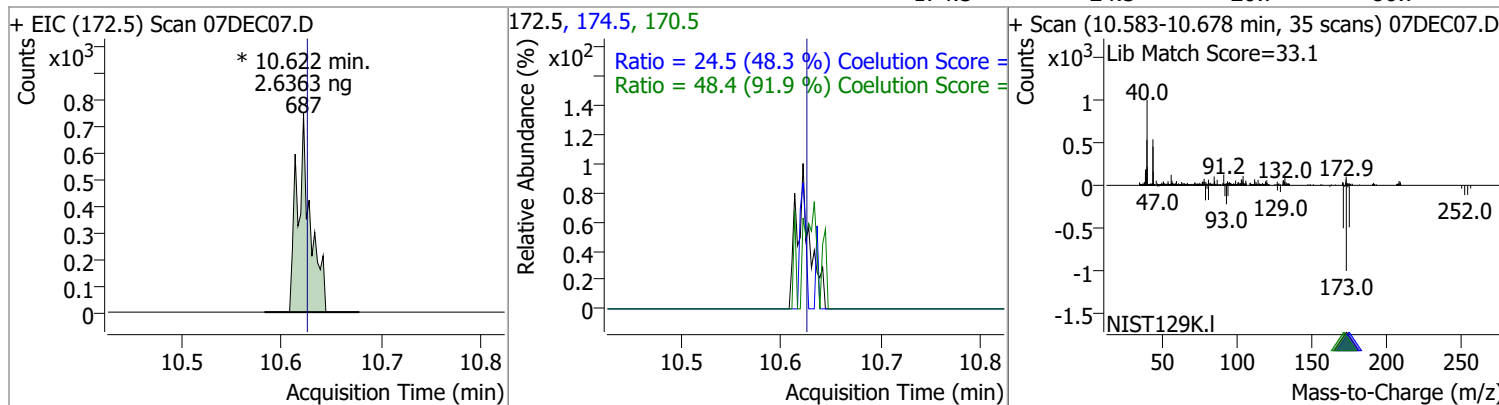
Compound	Conc.	RT	Dev(Min)	Resp.	QIon	QRatio	Lower	Upper
o-Xylene	2.2286	10.43	0.00	2660	91.0	224.1	186.1	246.1



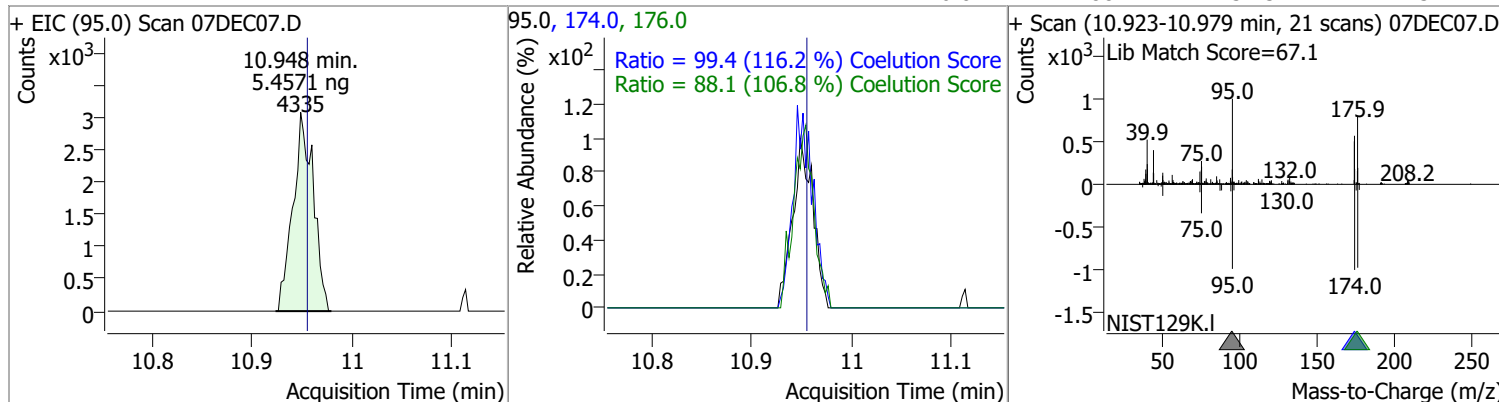
Compound	Conc.	RT	Dev(Min)	Resp.	QIon	QRatio	Lower	Upper
Styrene	2.1453	10.45	0.01	4170	78.0	59.7	20.6	80.6



Compound	Conc.	RT	Dev(Min)	Resp.	QIon	QRatio	Lower	Upper
Bromoform	2.6363	10.62	0.00	687 (m)	170.5	48.4	22.7	82.7
					174.5	24.5	20.7	80.7

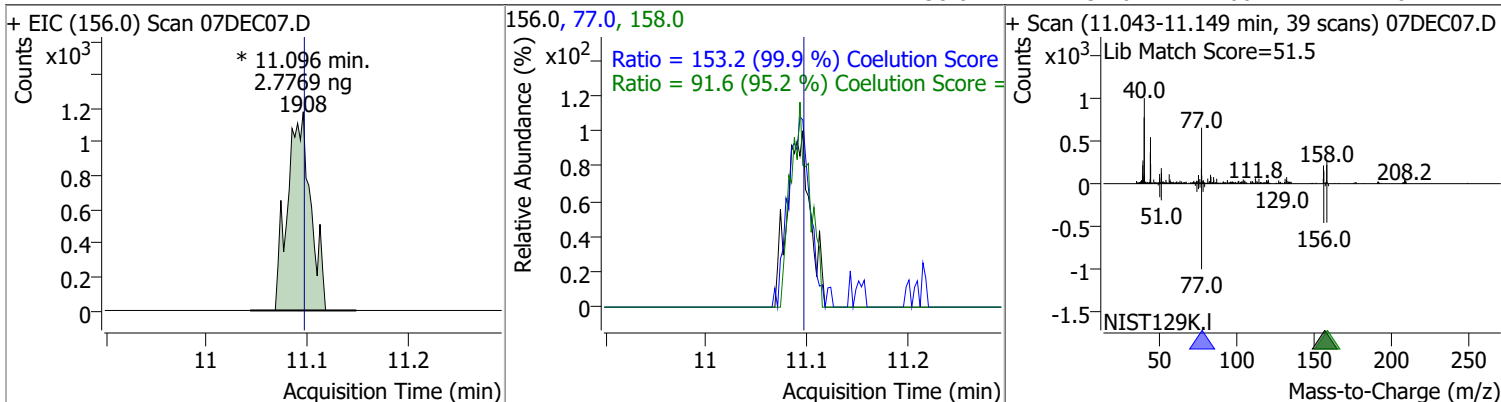


Compound	Conc.	RT	Dev(Min)	Resp.	QIon	QRatio	Lower	Upper
p-Bromofluorobenzene	5.4571	10.95	0.00	4335	174.0	99.4	55.5	115.5
					176.0	88.1	52.5	112.5

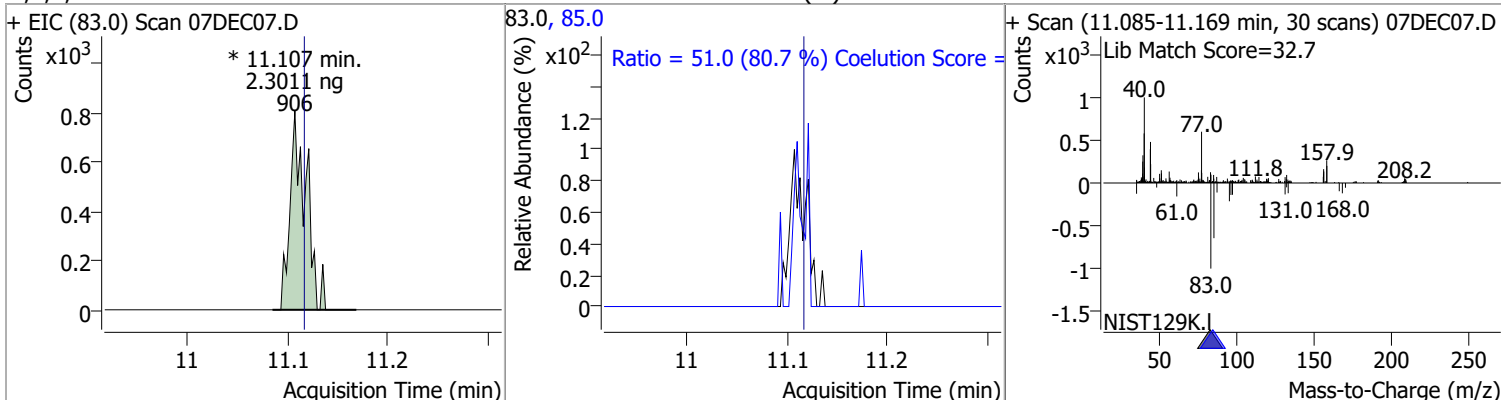


Quantitation Results Report (QT Reviewed)

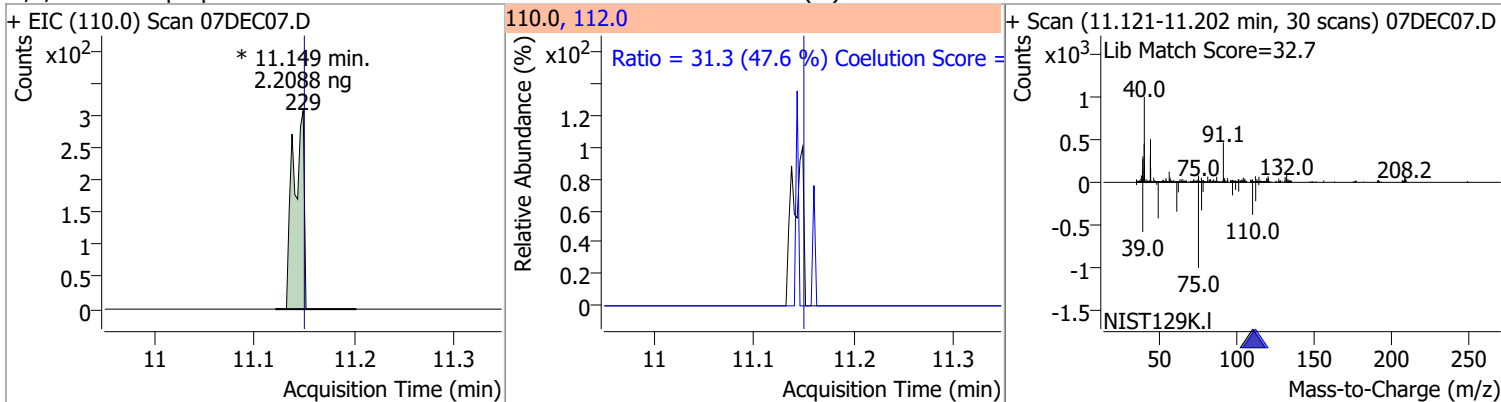
Compound	Conc.	RT	Dev(Min)	Resp.	QIon	QRatio	Lower	Upper
Bromobenzene	2.7769	11.10	0.00	1908 (m)	77.0	153.2	123.2	183.2
					158.0	91.6	66.2	126.2



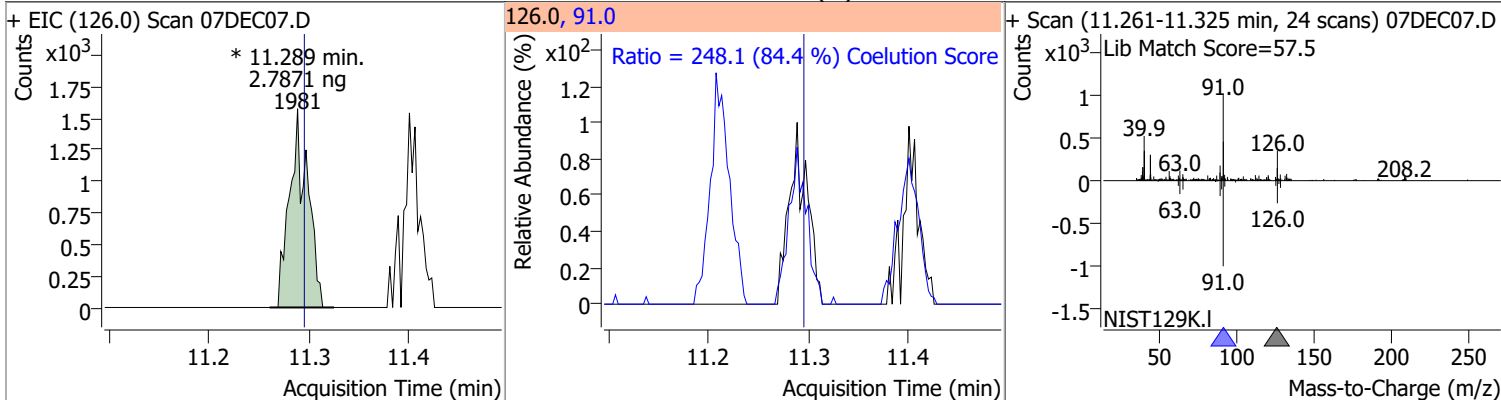
Compound	Conc.	RT	Dev(Min)	Resp.	QIon	QRatio	Lower	Upper
1,1,2,2-Tetrachloroethane	2.3011	11.11	-0.01	906 (m)	85.0	51.0	33.2	93.2



Compound	Conc.	RT	Dev(Min)	Resp.	QIon	QRatio	Lower	Upper
1,2,3-Trichloropropane	2.2088	11.15	0.00	229 (m)	112.0	31.3	35.8	95.8



Compound	Conc.	RT	Dev(Min)	Resp.	QIon	QRatio	Lower	Upper
2-Chlorotoluene	2.7871	11.29	0.00	1981 (m)	91.0	248.1	264.1	324.1

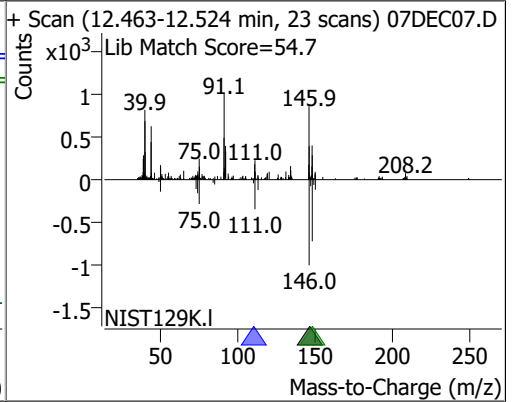
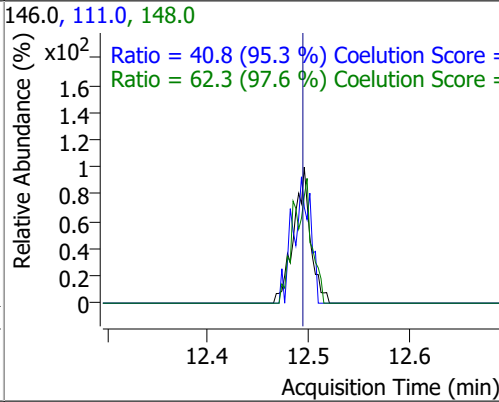
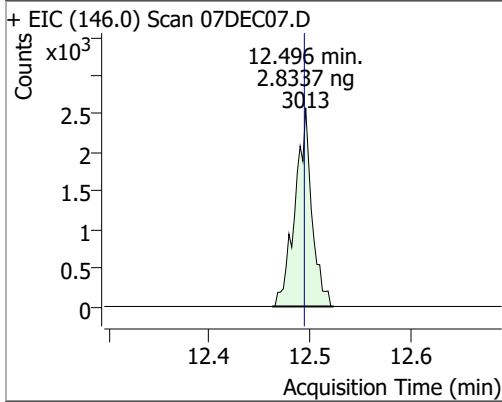


Quantitation Results Report (QT Reviewed)

Compound	Conc.	RT	Dev(Min)	Resp.	QIon	QRatio	Lower	Upper
4-Chlorotoluene	2.3258	11.40	0.00	5339	126.0	30.6	0.4	60.4
+ EIC (91.0) Scan 07DEC07.D			91.0, 126.0			+ Scan (11.369-11.431 min, 22 scans) 07DEC07.D		
1,3-Dichlorobenzene	2.4928	12.03	0.00	3132	148.0	69.2	34.5	94.5
+ EIC (146.0) Scan 07DEC07.D			146.0, 111.0, 148.0			+ Scan (12.005-12.064 min, 22 scans) 07DEC07.D		
1,4-Dichlorobenzene	2.8876	12.13	0.00	3748	148.0	86.3	34.0	94.0
+ EIC (146.0) Scan 07DEC07.D			146.0, 111.0, 148.0			+ Scan (12.092-12.153 min, 23 scans) 07DEC07.D		

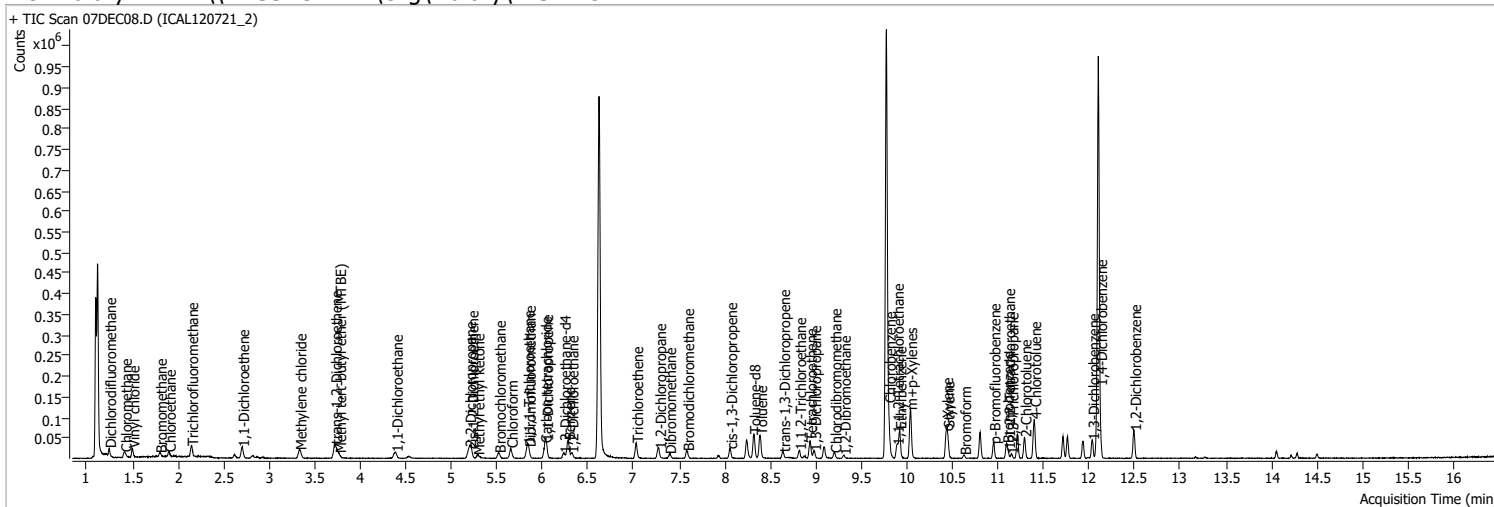
Quantitation Results Report (QT Reviewed)

Compound	Conc.	RT	Dev(Min)	Resp.	QIon	QRatio	Lower	Upper
1,2-Dichlorobenzene	2.8337	12.50	0.01	3013	148.0	62.3	33.8	93.8
					111.0	40.8	12.8	72.8



Quantitation Results Report (QT Reviewed)

Data File	07DEC08.D	Operator	MSC
Acq. Method	5975CACQF.M	Acq. Date-Time	12/7/2021 1:41:51 PM
Sample Name	ICAL120721_2	Instrument	VOA5975C
Vial	8	Multiplier	1.00
DA Method File	VOA5975C_8260B_SHT_DoD_L4_120721.m	Comment	
Tune File	BFB_Atune3.u	Tune Date	10/11/2021 4:02:00 PM
Batch Name	VG120721_8260B_624pt1_L4.batch.bin	Last Calib Update	12/13/2021 2:48:18 PM
Ref Library	\\MASSHUNTER\Org\Library\NIST129K.I		



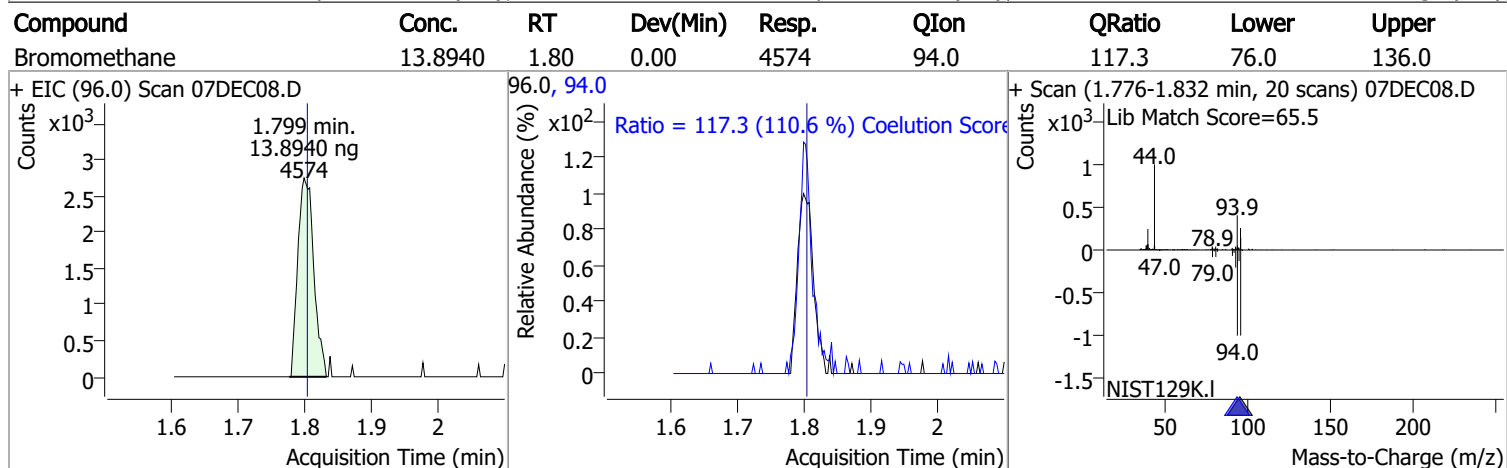
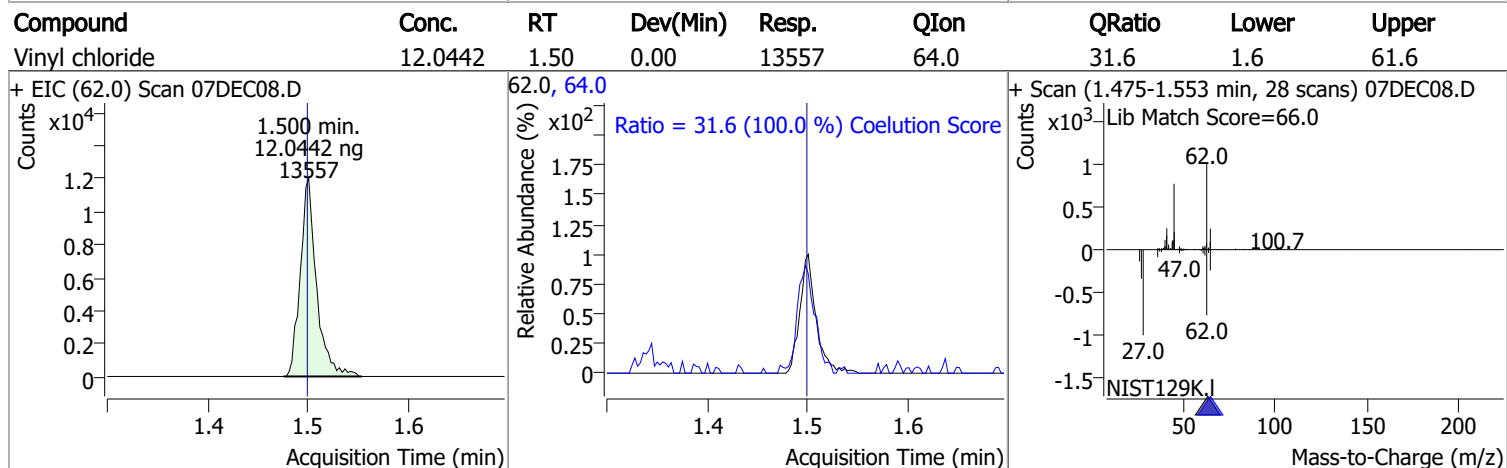
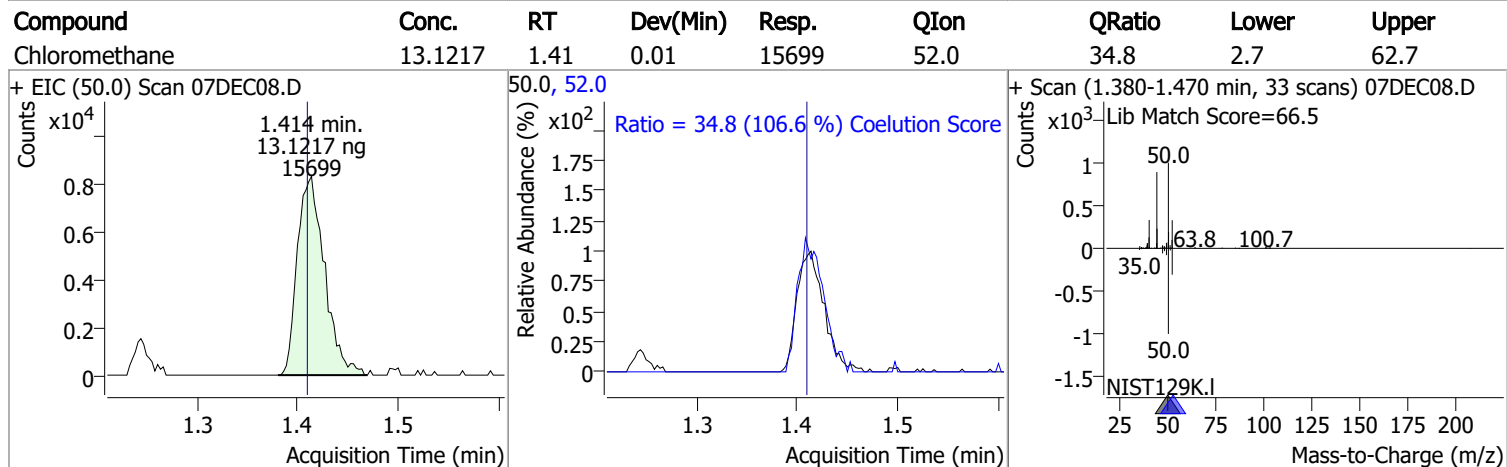
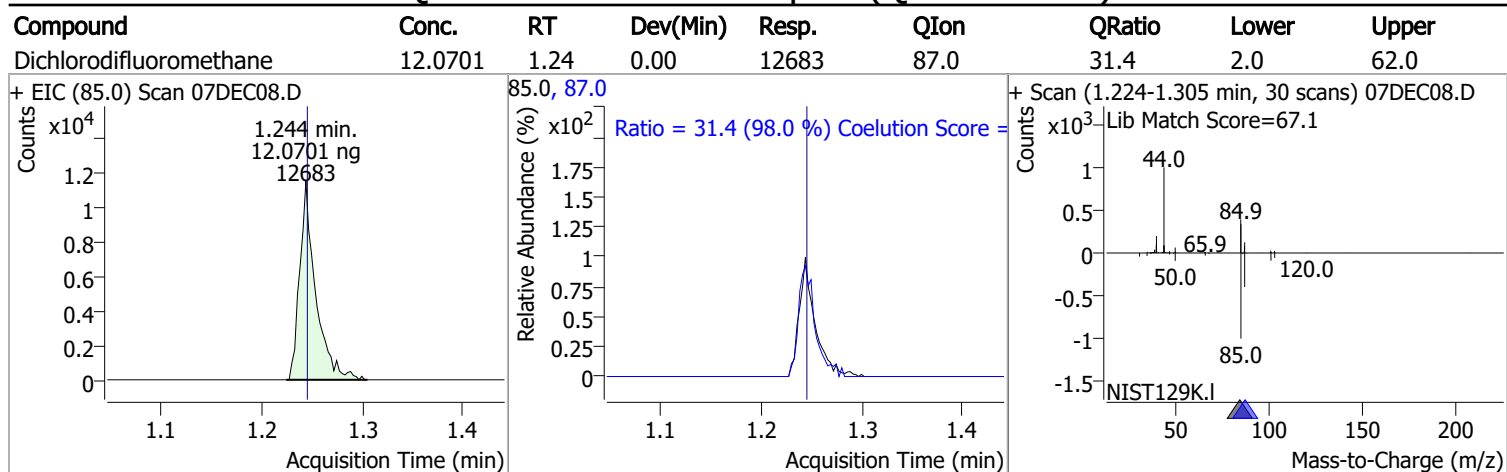
Compound	RT	QIon	Resp.	Conc.	Units	Dev(Min)
Internal Standards						
M Fluorobenzene	6.620	96.0	734902	250.0000	ng	0.000
M Chlorobenzene-d5	9.771	82.0	284774	250.0000	ng	-0.003
M 1,4-Dichlorobenzene-d4	12.100	152.0	224297	250.0000	ng	0.000
System Monitoring Compounds						
S Dibromofluoromethane	5.851	113.0	9752	13.5397	ng	0.000
Spiked Amount: 250.000	Range: 80.0 - 119.0%			Recovery = 5.42%	*	
S 1,2-Dichloroethane-d4	6.233	67.0	4714	14.3414	ng	0.003
Spiked Amount: 250.000	Range: 81.0 - 118.0%			Recovery = 5.74%	*	
S Toluene-d8	8.316	98.0	35684	12.4653	ng	-0.003
Spiked Amount: 250.000	Range: 89.0 - 112.0%			Recovery = 4.99%	*	
S p-Bromofluorobenzene	10.951	95.0	10813	12.5988	ng	0.000
Spiked Amount: 250.000	Range: 85.0 - 114.0%			Recovery = 5.04%	*	
Target Compounds						
T Dichlorodifluoromethane	1.244	85.0	12683	12.0701	ng	99
T Chloromethane	1.414	50.0	15699	13.1217	ng	96
T Vinyl chloride	1.500	62.0	13557	12.0442	ng	100
T Bromomethane	1.799	96.0	4574	13.8940	ng	89
T Chloroethane	1.899	64.0	8120	13.0583	ng	96
T Trichlorofluoromethane	2.145	101.0	18323	12.4650	ng	98
T 1,1-Dichloroethene	2.705	96.0	9845	12.9423	ng	94
T Methylene chloride	3.333	49.0	15333	14.2371	ng	94
T trans-1,2-Dichloroethene	3.720	96.0	9628	12.6689	ng	97
T Methyl tert-butyl ether (MTBE)	3.768	73.0	12399	12.7388	ng	96
T 1,1-Dichloroethane	4.389	63.0	18019	12.5069	ng	99
T 2,2-Dichloropropane	5.195	77.0	13021	12.3440	ng	82
T cis-1,2-Dichloroethene	5.220	96.0	9789	12.4211	ng	98
T Methyl ethyl ketone	5.287	43.0	12746	121.6601	ng	97
T Bromochloromethane	5.522	128.0	3557	11.9894	ng	92
T Chloroform	5.653	83.0	17943	12.6226	ng	96

Quantitation Results Report (QT Reviewed)

Compound	RT	QIon	Resp.	Conc.	Units	Dev(Min)	
T 1,1,1-Trichloroethane	5.834	97.0	16207	12.0839	ng	96	
T Carbon tetrachloride	6.024	117.0	15827	12.0266	ng	96	
T 1,1-Dichloropropene	6.040	75.0	13370	11.3097	ng	93	
T Benzene	6.280	78.0	35699	11.9400	ng	97	
T 1,2-Dichloroethane	6.319	62.0	9686	12.3946	ng	96	
T Trichloroethene	7.027	95.0	11012	12.1953	ng	99	
T 1,2-Dichloropropane	7.278	63.0	8850	11.6334	ng	92	
T Dibromomethane	7.390	93.0	4032	12.9109	ng	94	
T Bromodichloromethane	7.588	83.0	11056	12.4979	ng	100	
T cis-1,3-Dichloropropene	8.059	75.0	11582	11.7879	ng	94	
T Toluene	8.388	92.0	20988	11.1517	ng	94	
T trans-1,3-Dichloropropene	8.642	75.0	8612	12.2506	ng	90	
T 1,1,2-Trichloroethane	8.818	83.0	4553	12.4340	ng	98	
T Tetrachloroethene	8.935	163.8	8883	11.9107	ng	100	
T 1,3-Dichloropropane	8.982	76.0	8873	12.1485	ng	99	
T Chlorodibromomethane	9.205	129.0	6858	12.4068	ng	97	
T 1,2-Dibromoethane	9.306	107.0	5084	12.7712	ng	87	
T Chlorobenzene	9.799	112.0	24937	12.2739	ng	100	
T 1,1,1,2-Tetrachloroethane	9.889	131.0	8124	11.7550	ng	92	
T Ethylbenzene	9.919	91.0	41062	11.3504	ng	98	
T m+p-Xylenes	10.036	106.0	31077	22.5296	ng	98	
T o-Xylene	10.430	106.0	13309	11.0575	ng	89	
T Styrene	10.444	104.0	22514	11.4858	ng	100	
T Bromoform	10.628	172.5	3687	13.0950	ng	93	
T Bromobenzene	11.096	156.0	8760	11.7977	ng	97	
T 1,1,2,2-Tetrachloroethane	11.110	83.0	5129	12.0583	ng	85	
T 1,2,3-Trichloropropane	11.149	110.0	1468	13.0986	ng	m	83
T 2-Chlorotoluene	11.289	126.0	8562	11.1511	ng	98	
T 4-Chlorotoluene	11.397	91.0	28241	11.3868	ng	94	
T 1,3-Dichlorobenzene	12.033	146.0	16554	12.1951	ng	95	
T 1,4-Dichlorobenzene	12.120	146.0	16825	11.9979	ng	85	
T 1,2-Dichlorobenzene	12.493	146.0	13705	11.9301	ng	98	

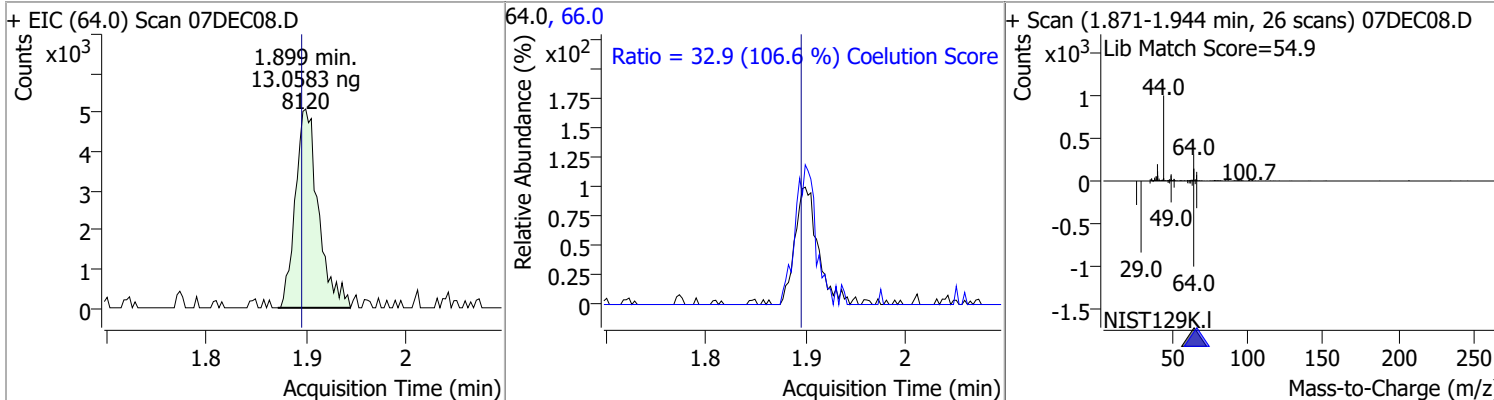
(#) = Qualifier Out of Range; (m) = Manual Integration; (+) = Area Summed; (*) = Surrogate Percent Recovery Out of Range; (d): Zeroed Peak

Quantitation Results Report (QT Reviewed)

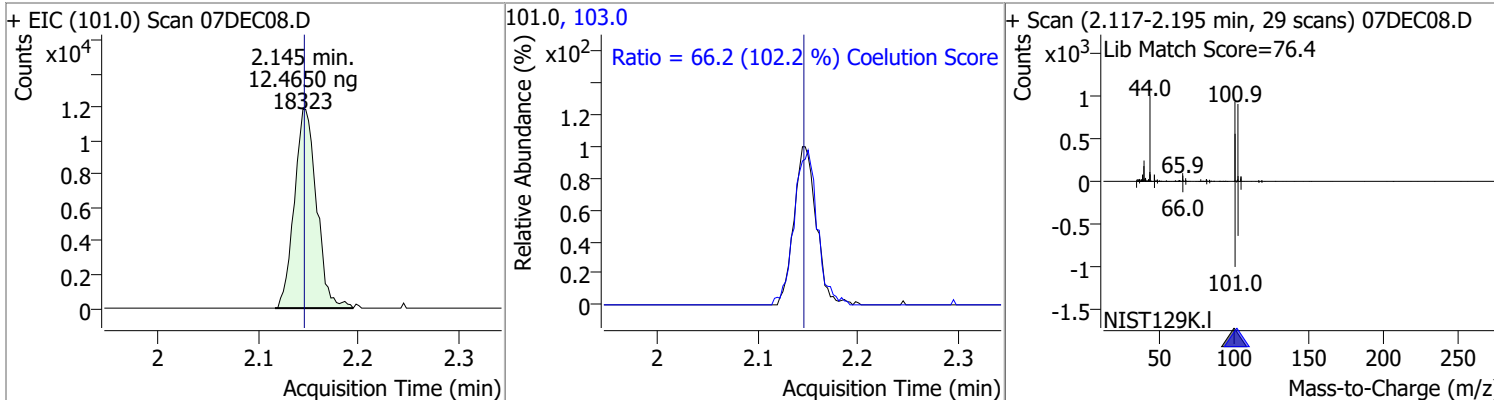


Quantitation Results Report (QT Reviewed)

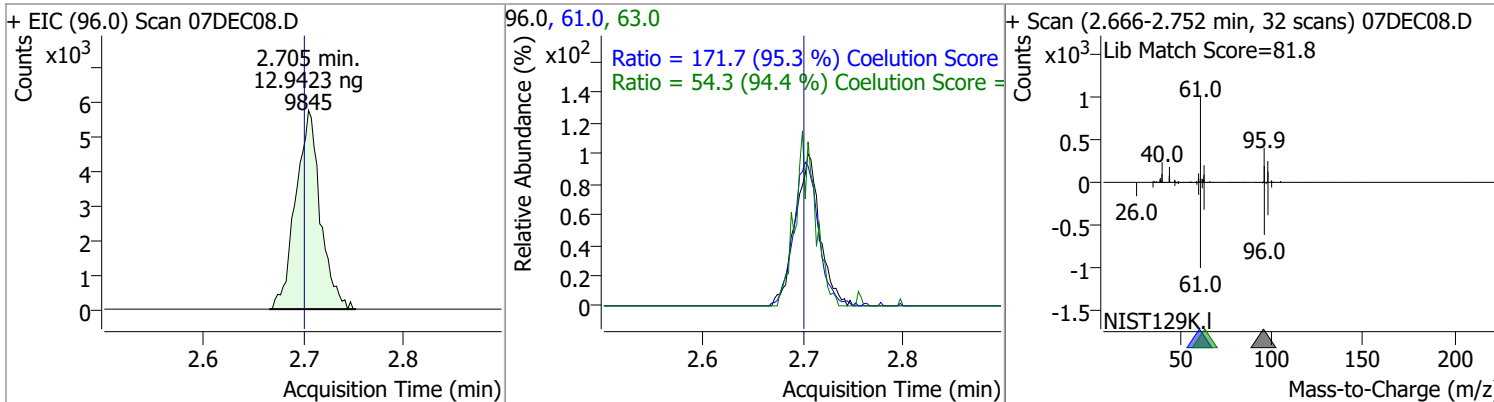
Compound	Conc.	RT	Dev(Min)	Resp.	QIon	QRatio	Lower	Upper
Chloroethane	13.0583	1.90	0.00	8120	66.0	32.9	0.8	60.8



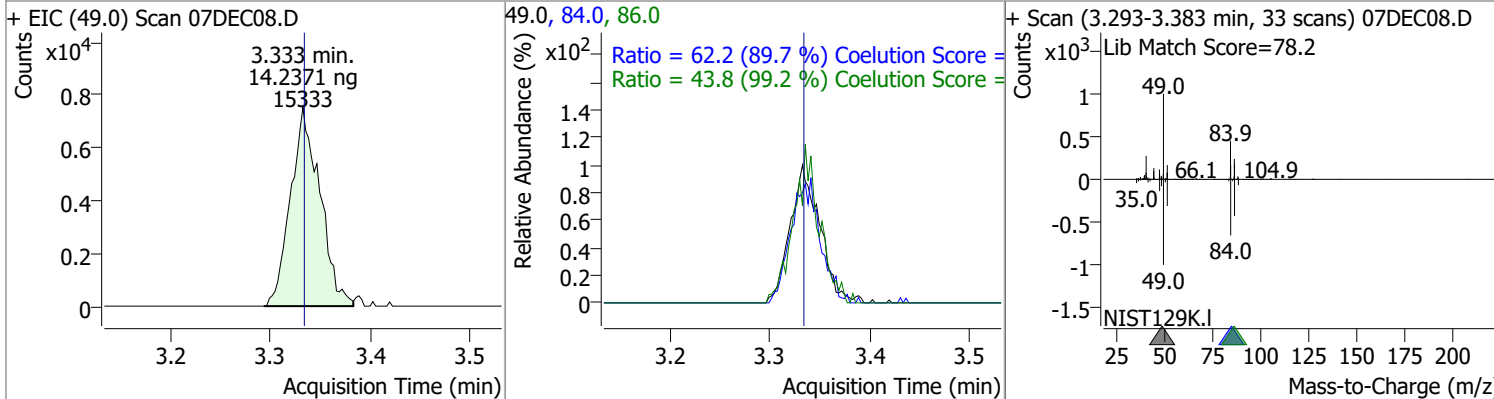
Trichlorofluoromethane	12.4650	2.14	0.00	18323	103.0	66.2	34.8	94.8
------------------------	---------	------	------	-------	-------	------	------	------



1,1-Dichloroethene	12.9423	2.71	0.01	9845	61.0	171.7	150.1	210.1
					63.0	54.3	27.5	87.5

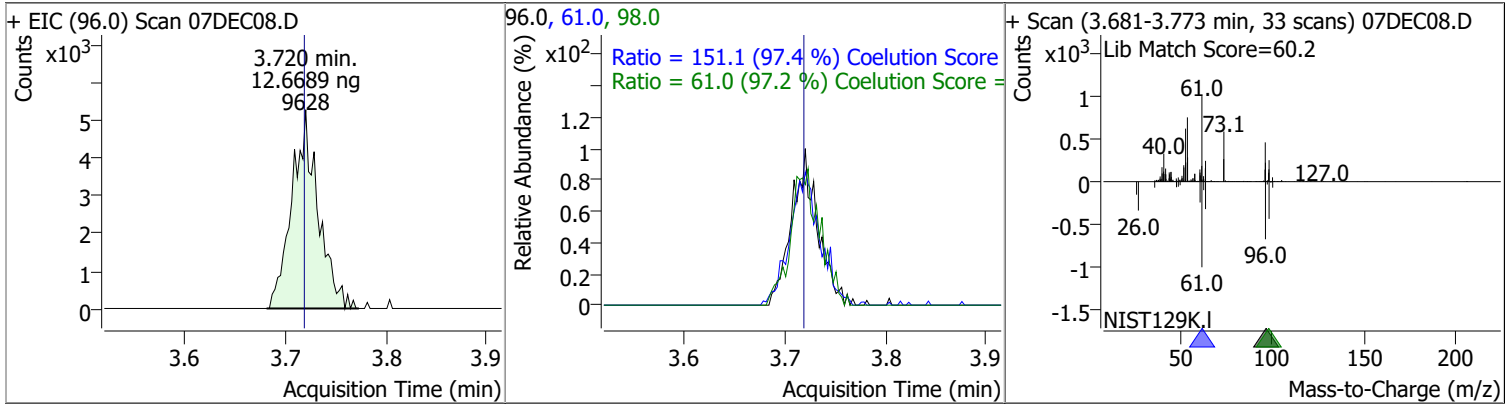


Methylene chloride	14.2371	3.33	0.00	15333	84.0	62.2	39.4	99.4
					86.0	43.8	14.1	74.1

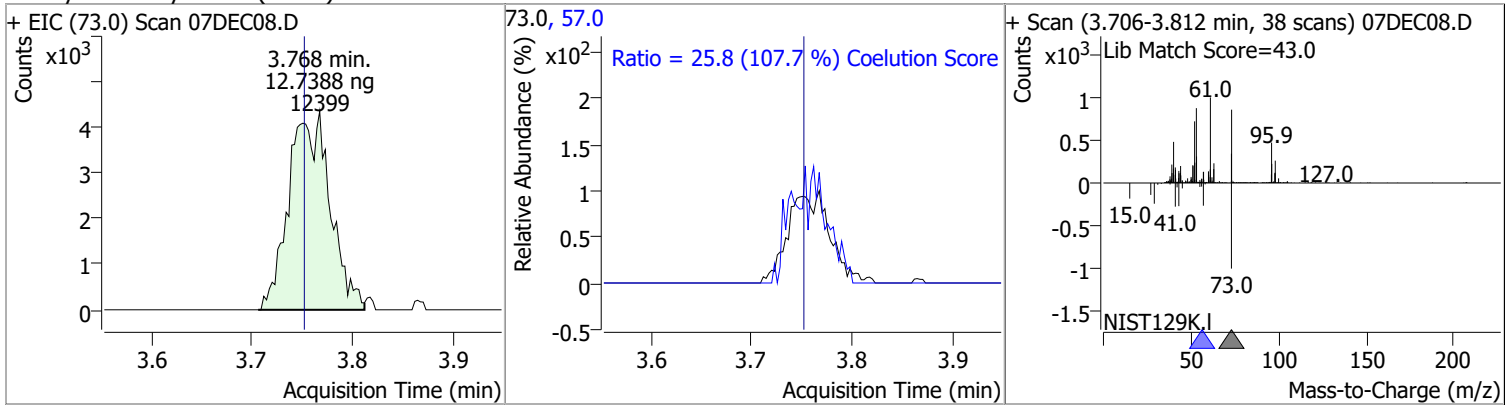


Quantitation Results Report (QT Reviewed)

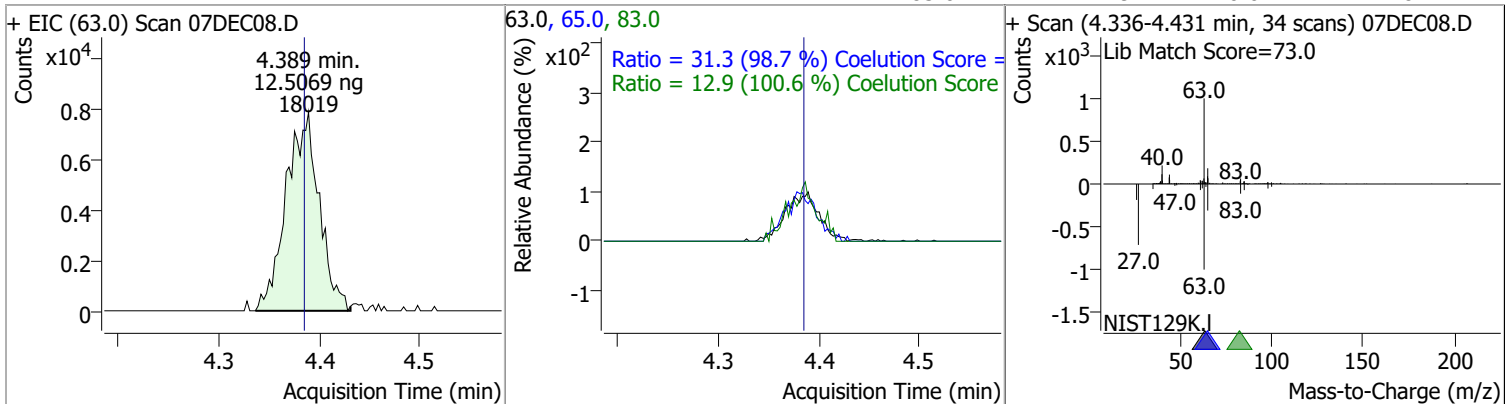
Compound	Conc.	RT	Dev(Min)	Resp.	QIon	QRatio	Lower	Upper
trans-1,2-Dichloroethene	12.6689	3.72	0.00	9628	61.0	151.1	125.1	185.1
					98.0	61.0	32.8	92.8



Compound	Conc.	RT	Dev(Min)	Resp.	QIon	QRatio	Lower	Upper
Methyl tert-butyl ether (MTBE)	12.7388	3.77	0.02	12399	57.0	25.8	0.0	53.9

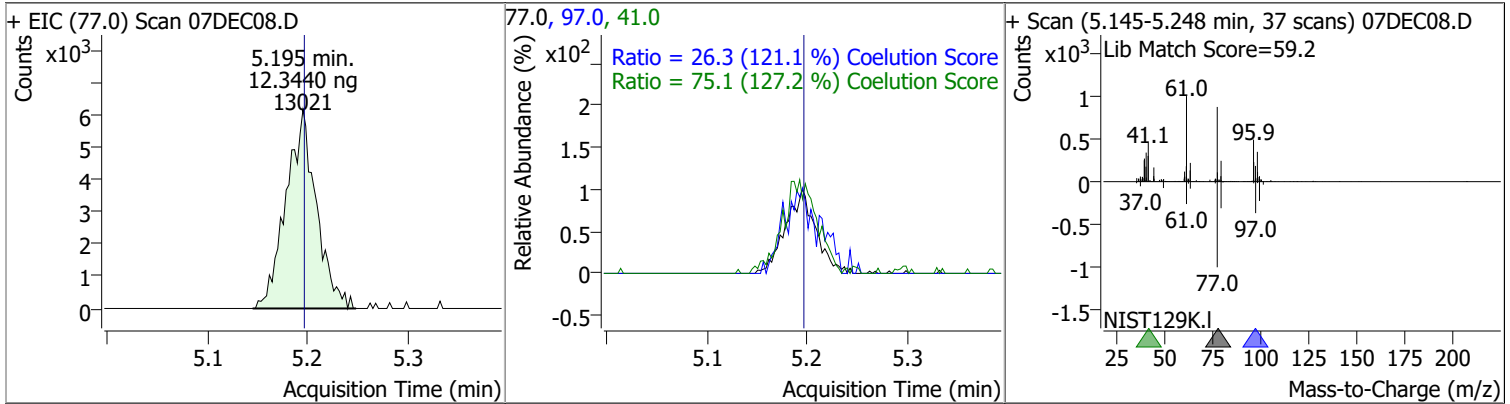


Compound	Conc.	RT	Dev(Min)	Resp.	QIon	QRatio	Lower	Upper
1,1-Dichloroethane	12.5069	4.39	0.01	18019	65.0	31.3	1.7	61.7
					83.0	12.9	0.0	42.8

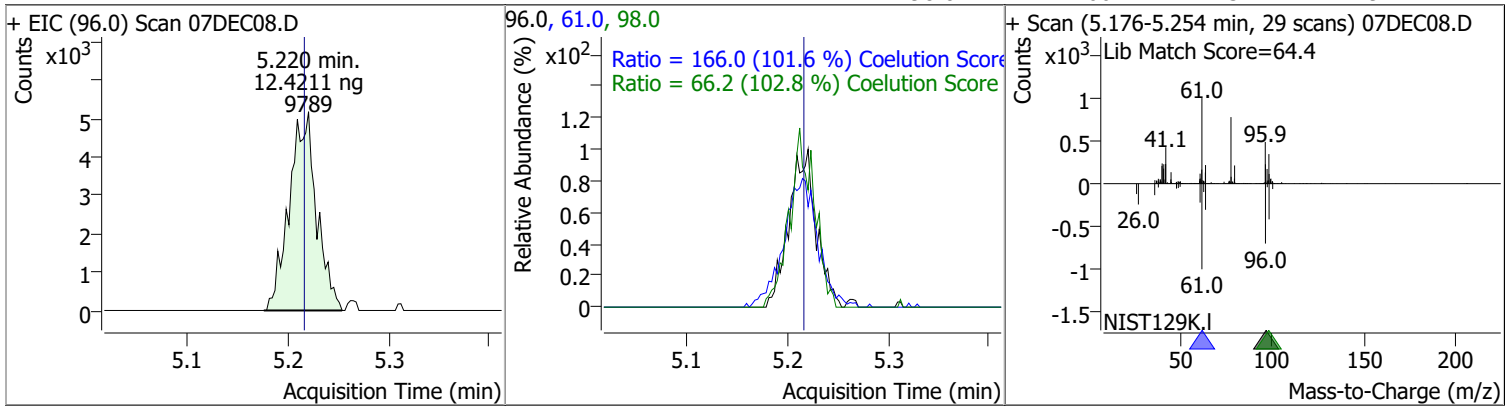


Quantitation Results Report (QT Reviewed)

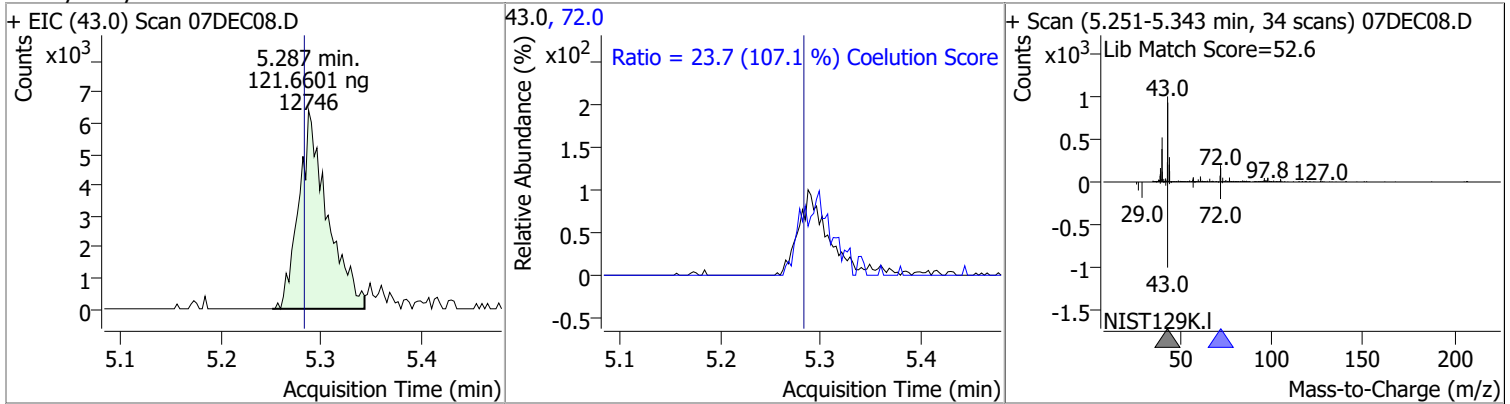
Compound	Conc.	RT	Dev(Min)	Resp.	QIon	QRatio	Lower	Upper
2,2-Dichloropropane	12.3440	5.20	0.00	13021	41.0	75.1	29.0	89.0
					97.0	26.3	0.0	51.8



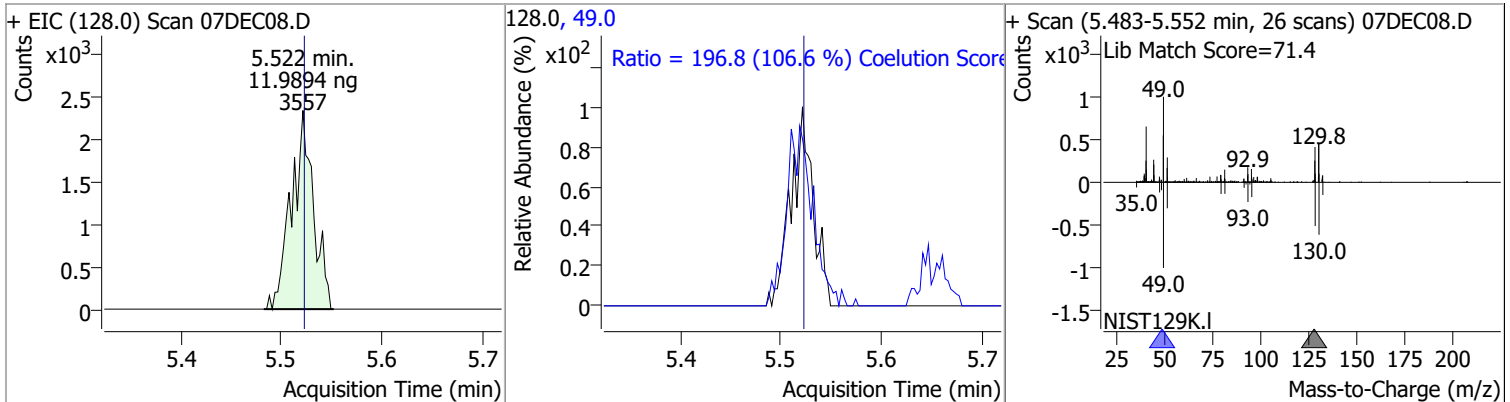
Compound	Conc.	RT	Dev(Min)	Resp.	QIon	QRatio	Lower	Upper
cis-1,2-Dichloroethene	12.4211	5.22	0.01	9789	61.0	166.0	133.3	193.3
					98.0	66.2	34.4	94.4



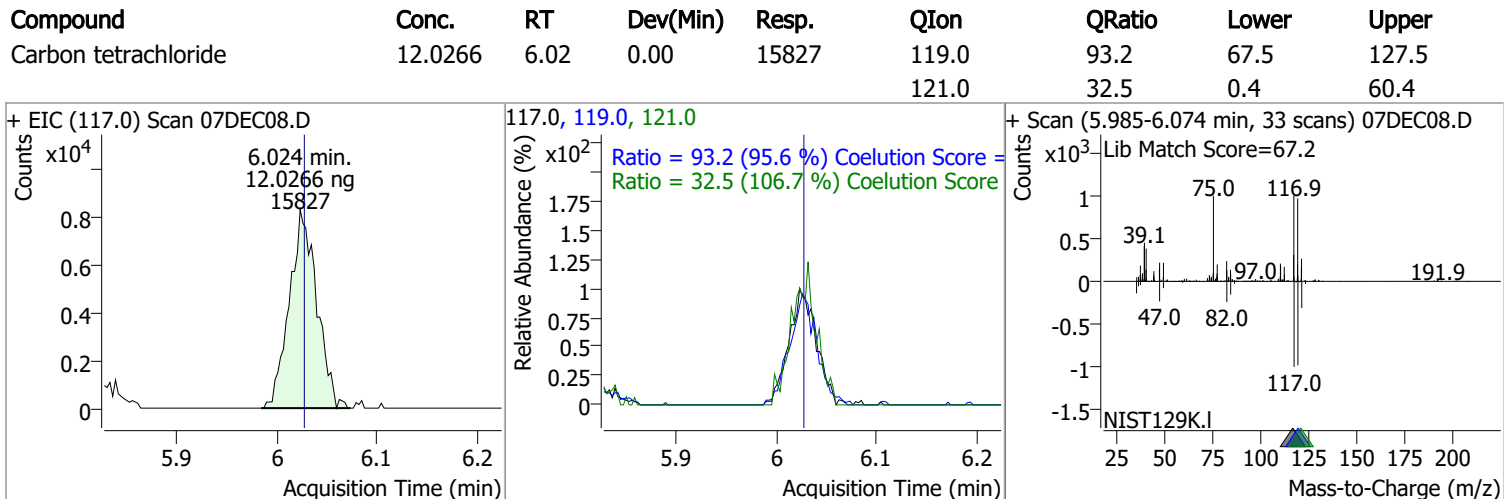
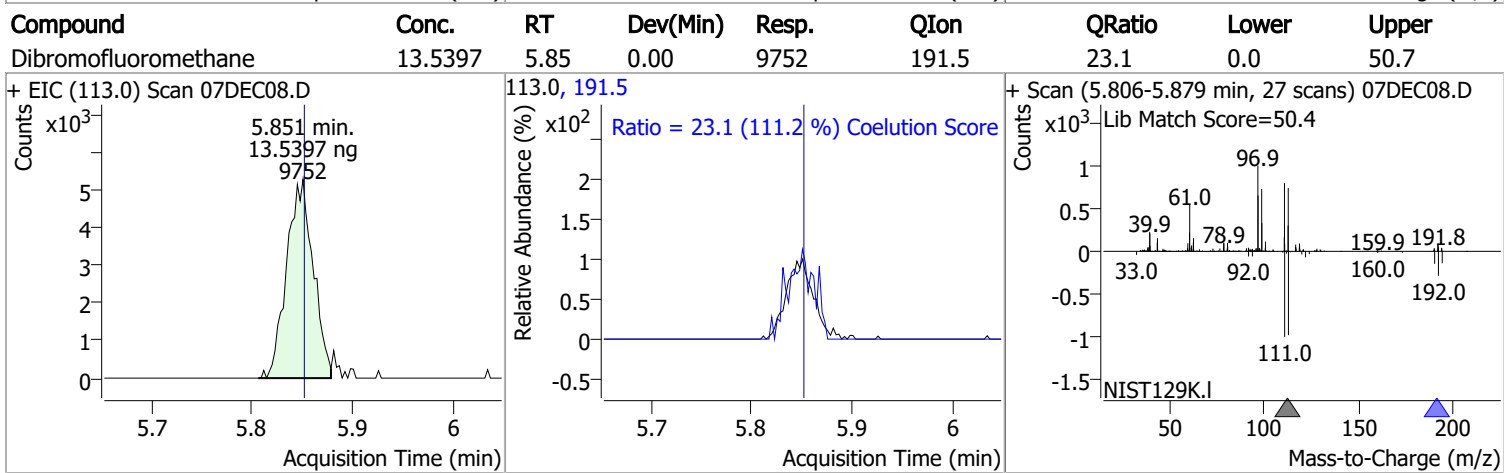
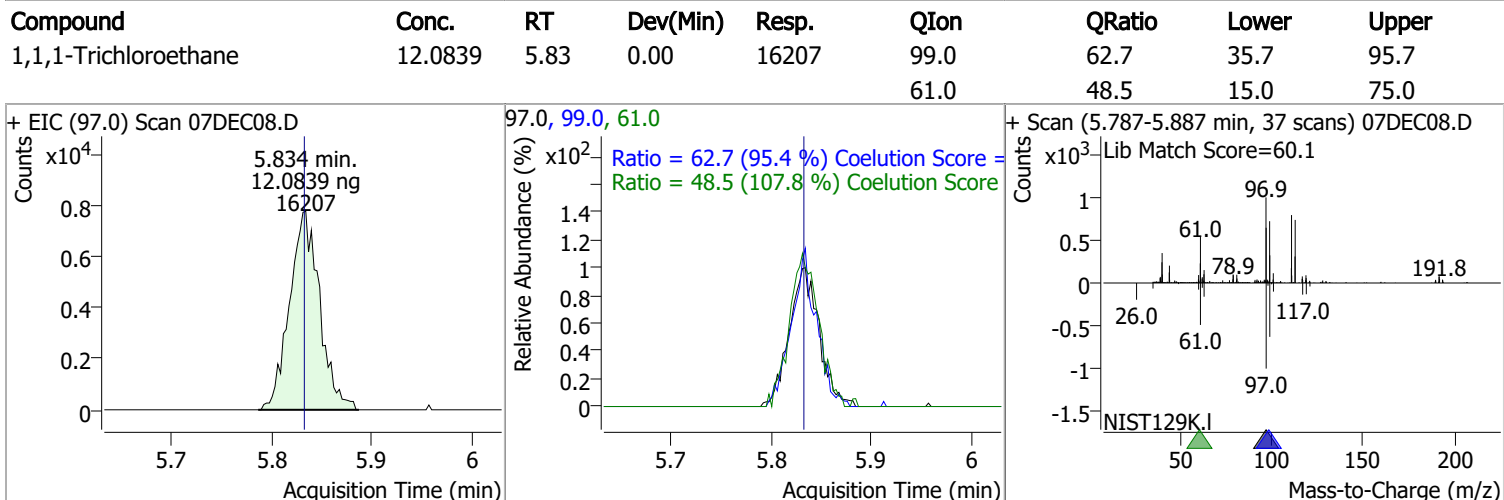
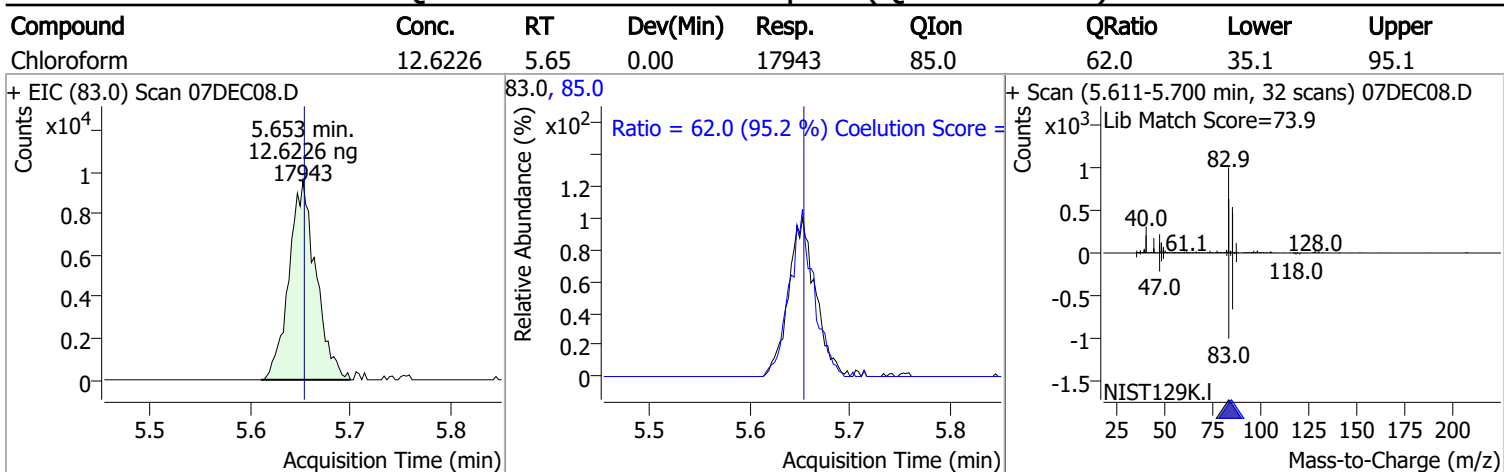
Compound	Conc.	RT	Dev(Min)	Resp.	QIon	QRatio	Lower	Upper
Methyl ethyl ketone	121.6601	5.29	0.01	12746	72.0	23.7	0.0	52.2



Compound	Conc.	RT	Dev(Min)	Resp.	QIon	QRatio	Lower	Upper
Bromochloromethane	11.9894	5.52	0.00	3557	49.0	196.8	154.6	214.6

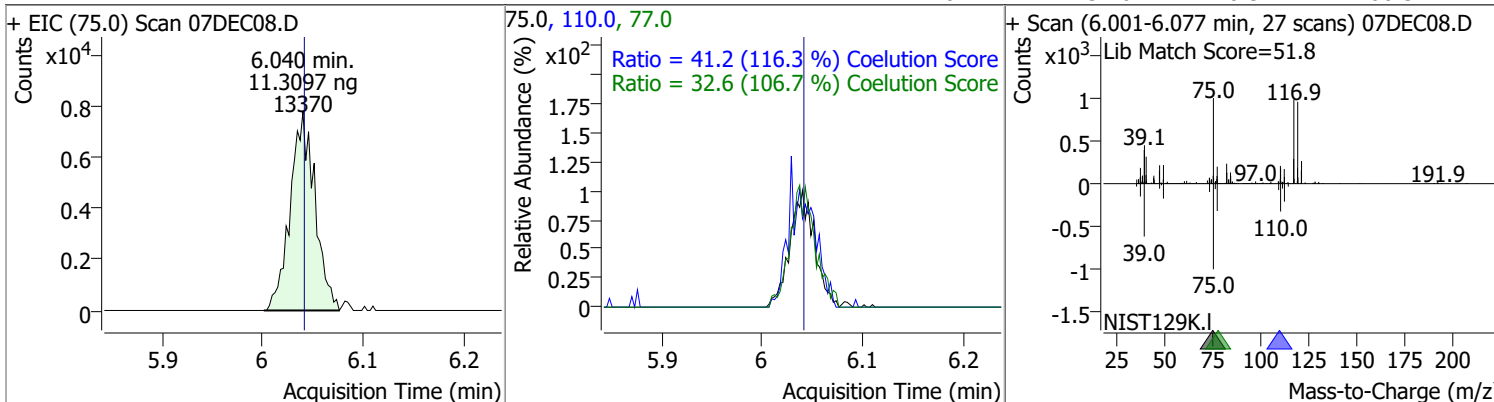


Quantitation Results Report (QT Reviewed)

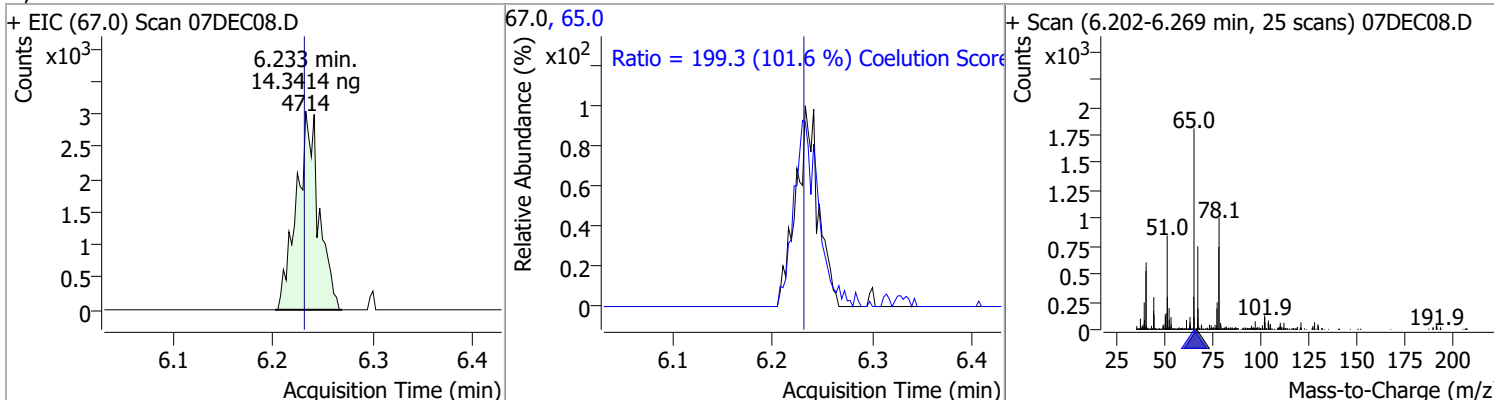


Quantitation Results Report (QT Reviewed)

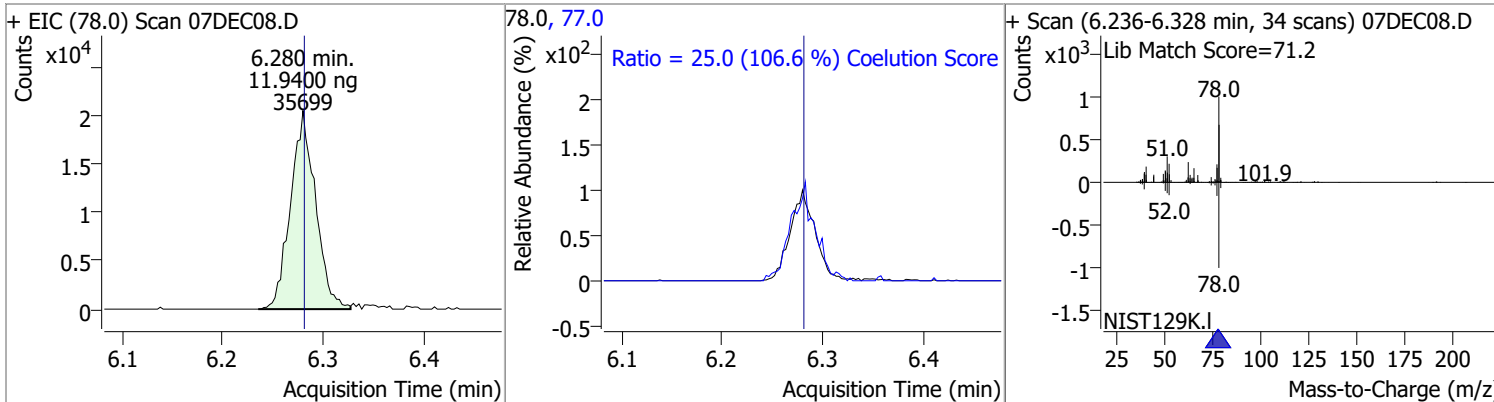
Compound	Conc.	RT	Dev(Min)	Resp.	QIon	QRatio	Lower	Upper
1,1-Dichloropropene	11.3097	6.04	0.00	13370	110.0	41.2	5.4	65.4
					77.0	32.6	0.5	60.5



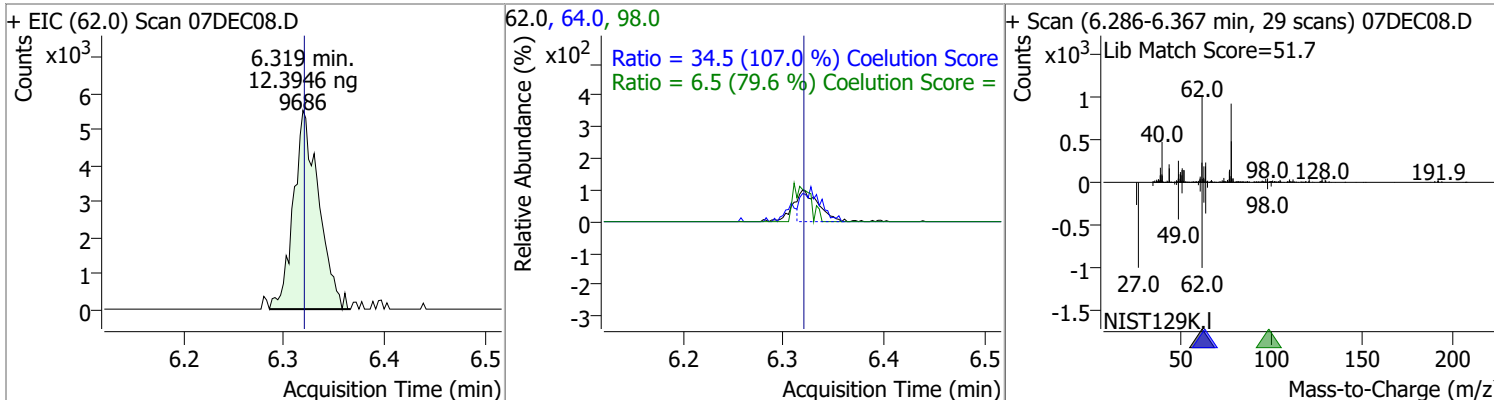
Compound	Conc.	RT	Dev(Min)	Resp.	QIon	QRatio	Lower	Upper
1,2-Dichloroethane-d4	14.3414	6.23	0.00	4714	65.0	199.3	166.3	226.3



Compound	Conc.	RT	Dev(Min)	Resp.	QIon	QRatio	Lower	Upper
Benzene	11.9400	6.28	0.00	35699	77.0	25.0	0.0	53.5

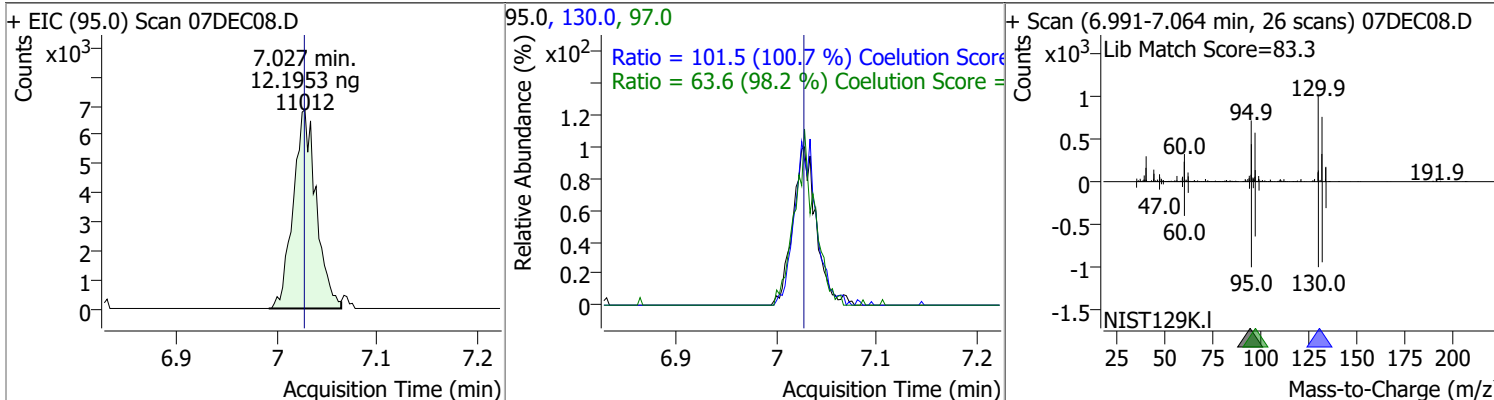


Compound	Conc.	RT	Dev(Min)	Resp.	QIon	QRatio	Lower	Upper
1,2-Dichloroethane	12.3946	6.32	0.00	9686	64.0	34.5	2.3	62.3
					98.0	6.5	0.0	38.2

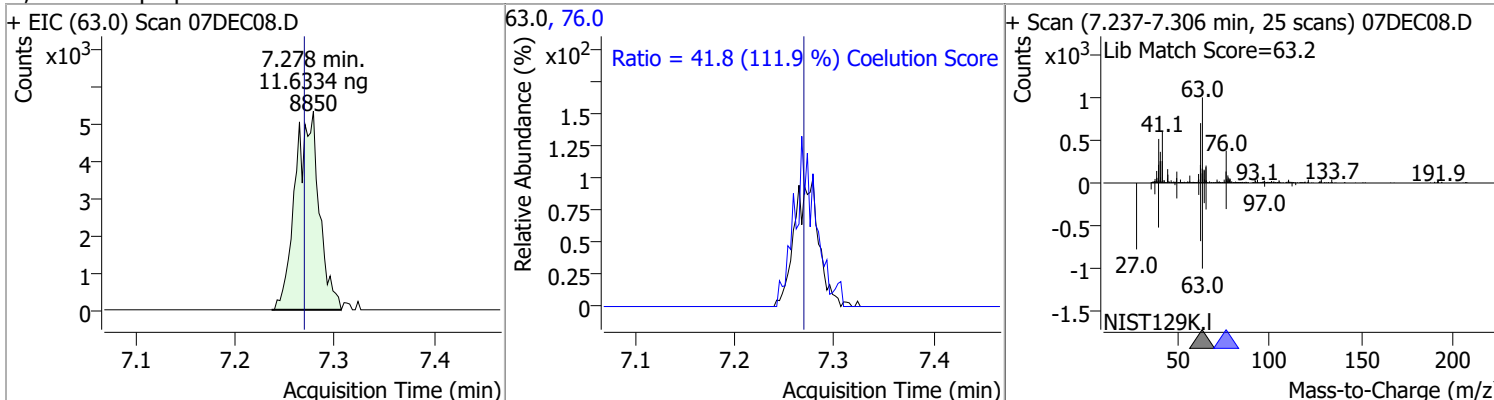


Quantitation Results Report (QT Reviewed)

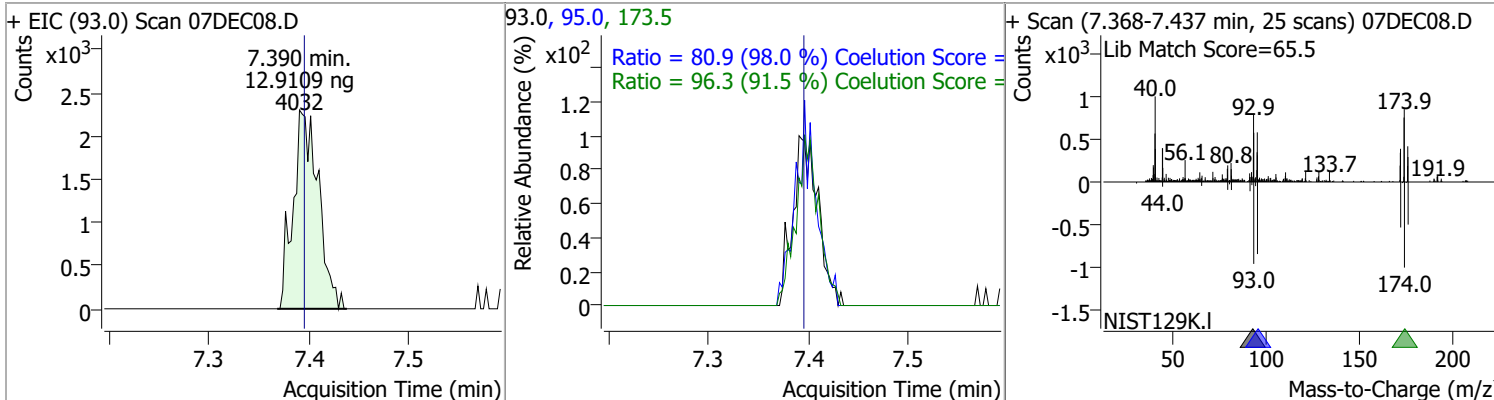
Compound	Conc.	RT	Dev(Min)	Resp.	QIon	QRatio	Lower	Upper
Trichloroethene	12.1953	7.03	0.00	11012	130.0	101.5	70.8	130.8
					97.0	63.6	34.7	94.7



Compound	Conc.	RT	Dev(Min)	Resp.	QIon	QRatio	Lower	Upper
1,2-Dichloropropane	11.6334	7.28	0.01	8850	76.0	41.8	7.3	67.3

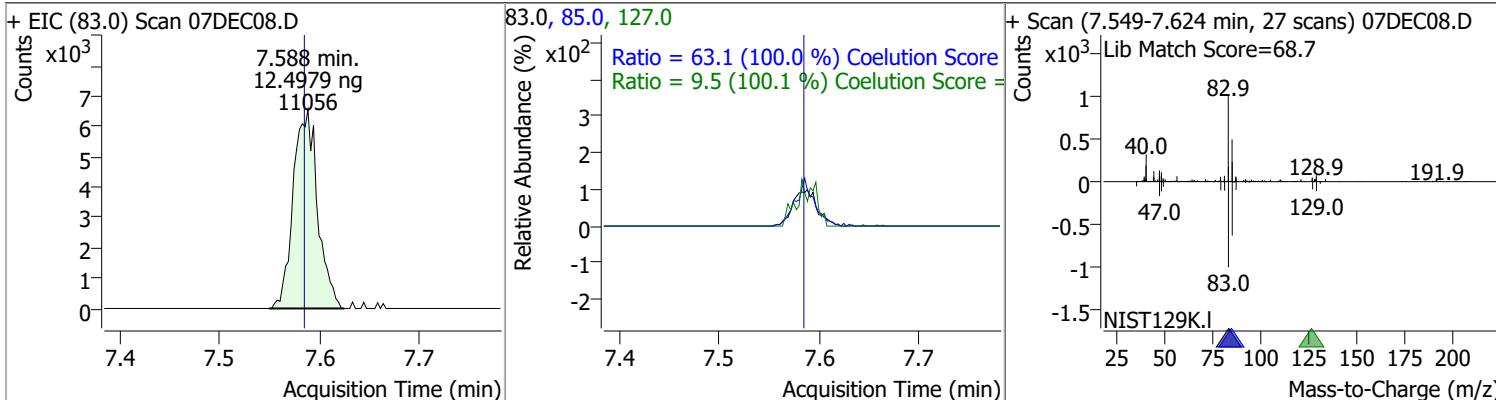


Compound	Conc.	RT	Dev(Min)	Resp.	QIon	QRatio	Lower	Upper
Dibromomethane	12.9109	7.39	-0.01	4032	173.5	96.3	75.2	135.2
					95.0	80.9	52.6	112.6

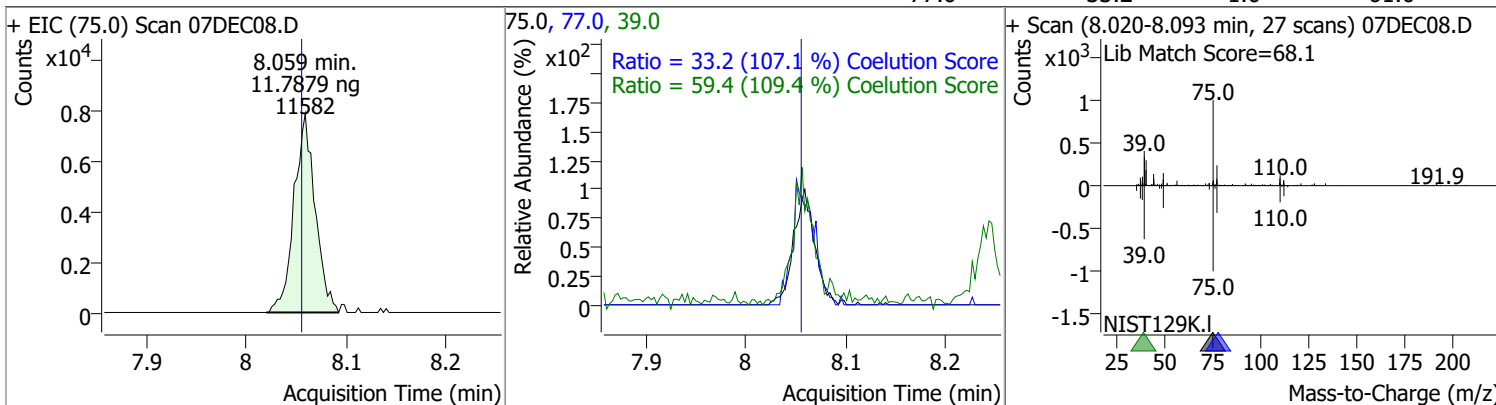


Quantitation Results Report (QT Reviewed)

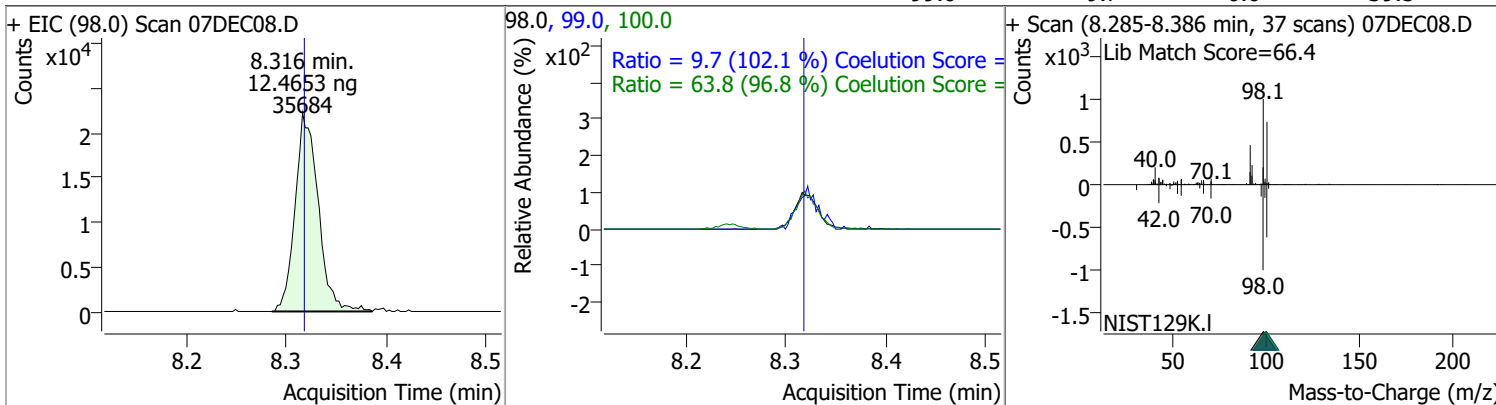
Compound	Conc.	RT	Dev(Min)	Resp.	QIon	QRatio	Lower	Upper
Bromodichloromethane	12.4979	7.59	0.00	11056	85.0	63.1	33.1	93.1
					127.0	9.5	0.0	39.5



Compound	Conc.	RT	Dev(Min)	Resp.	QIon	QRatio	Lower	Upper
cis-1,3-Dichloropropene	11.7879	8.06	0.00	11582	39.0	59.4	24.3	84.3
					77.0	33.2	1.0	61.0

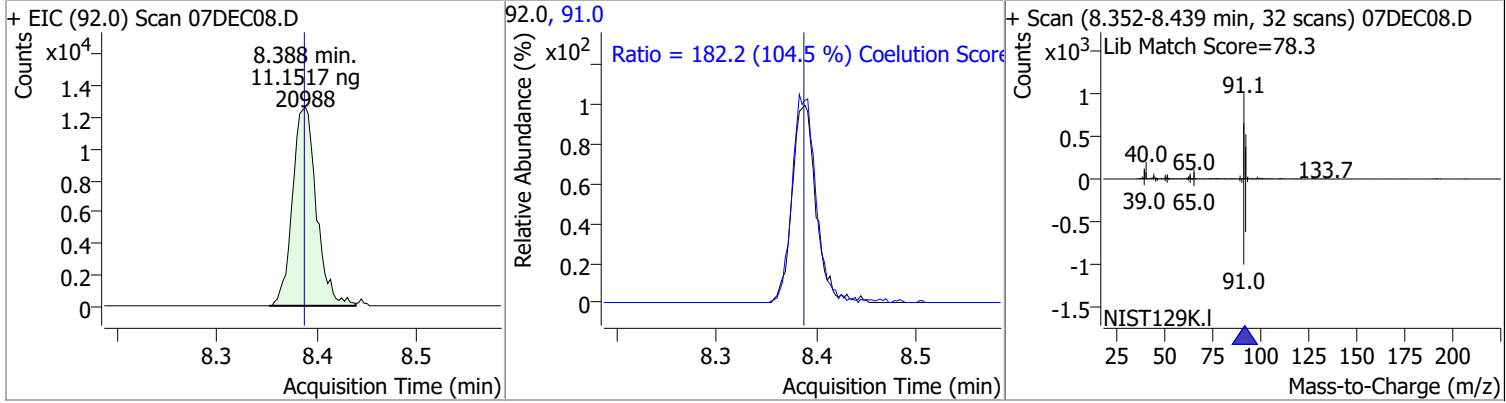


Compound	Conc.	RT	Dev(Min)	Resp.	QIon	QRatio	Lower	Upper
Toluene-d8	12.4653	8.32	0.00	35684	100.0	63.8	35.9	95.9
					99.0	9.7	0.0	39.5

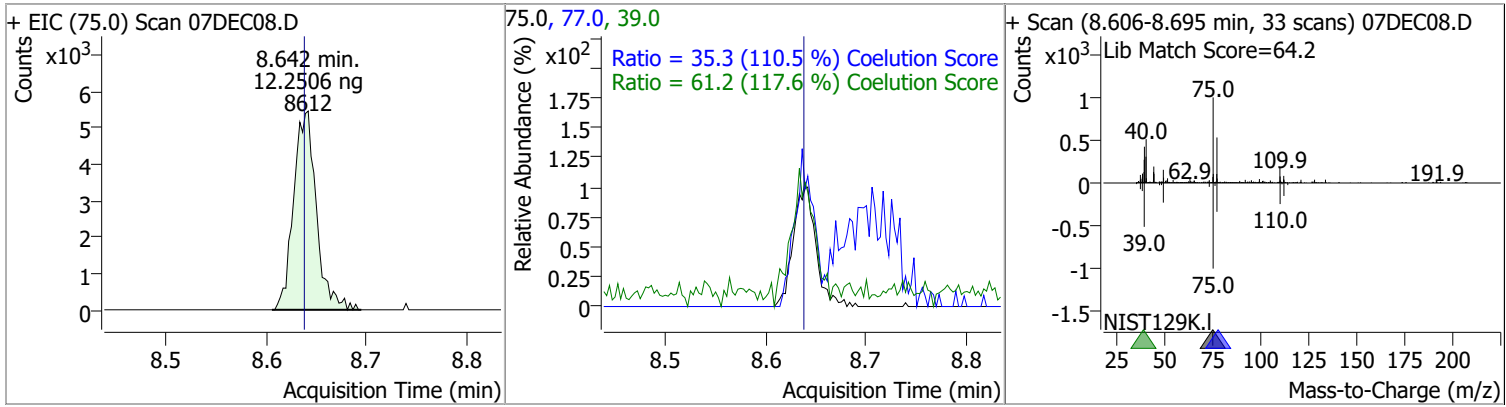


Quantitation Results Report (QT Reviewed)

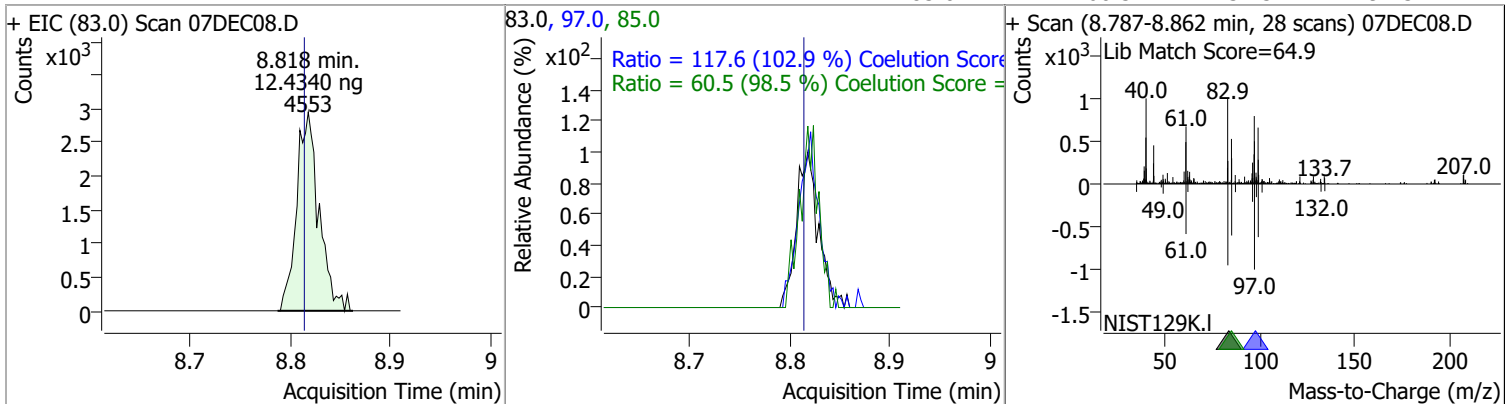
Compound	Conc.	RT	Dev(Min)	Resp.	QIon	QRatio	Lower	Upper
Toluene	11.1517	8.39	0.00	20988	91.0	182.2	144.3	204.3



Compound	Conc.	RT	Dev(Min)	Resp.	QIon	QRatio	Lower	Upper
trans-1,3-Dichloropropene	12.2506	8.64	0.00	8612	39.0	61.2	22.1	82.1
					77.0	35.3	2.0	62.0

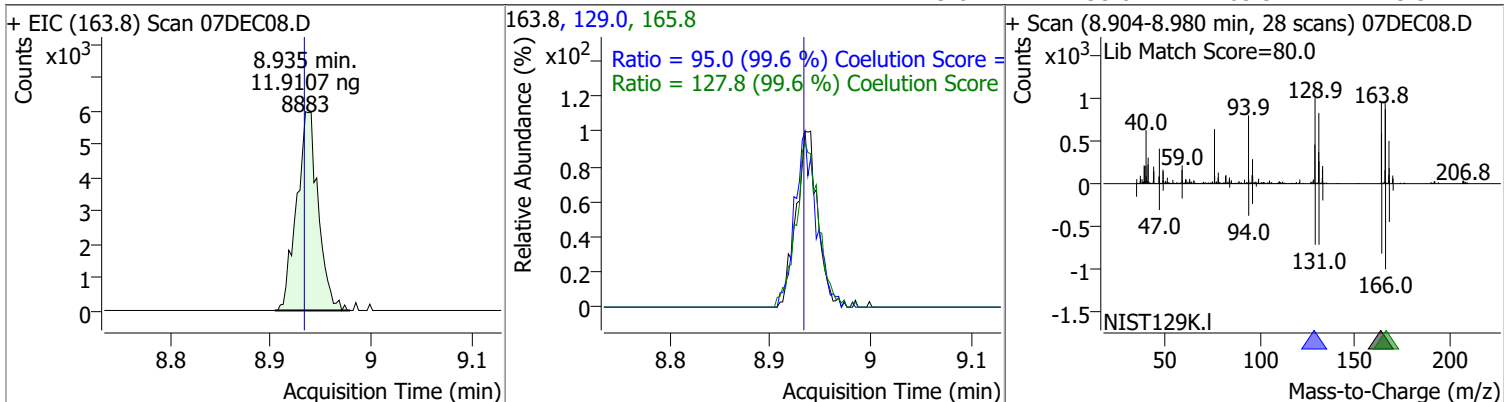


Compound	Conc.	RT	Dev(Min)	Resp.	QIon	QRatio	Lower	Upper
1,1,2-Trichloroethane	12.4340	8.82	0.00	4553	97.0	117.6	84.3	144.3
					85.0	60.5	31.5	91.5

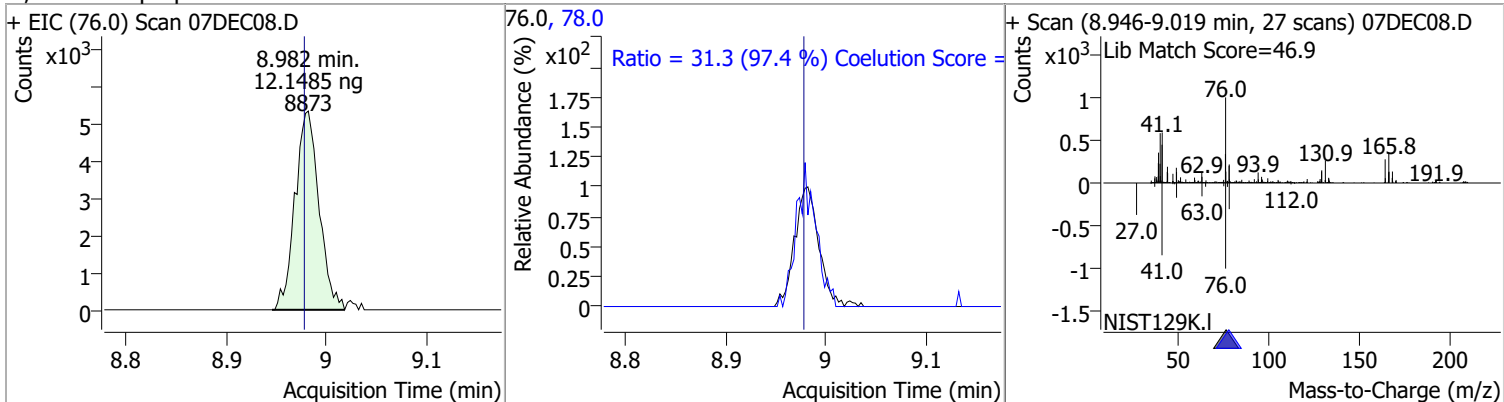


Quantitation Results Report (QT Reviewed)

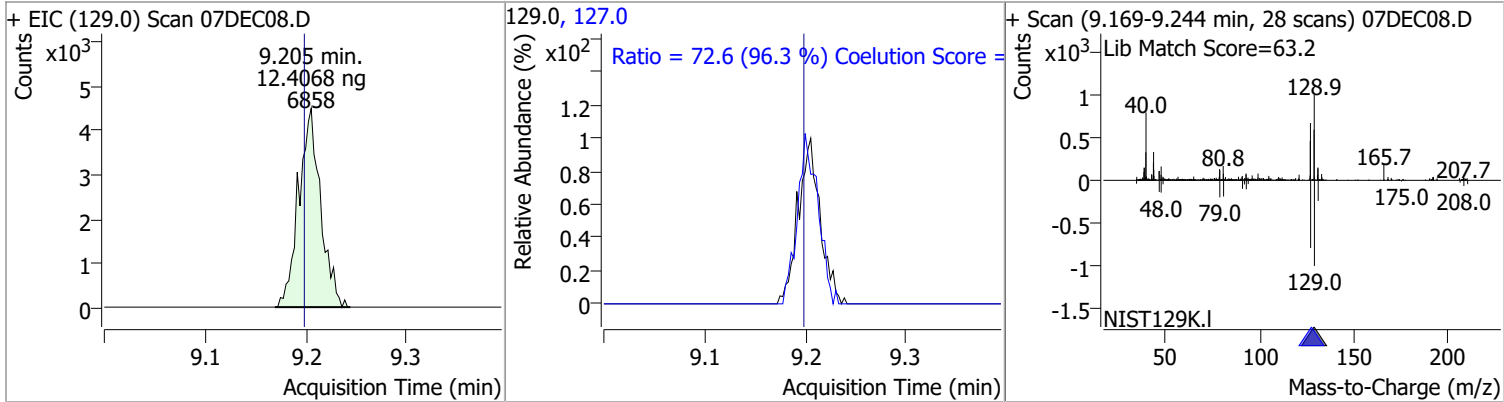
Compound	Conc.	RT	Dev(Min)	Resp.	QIon	QRatio	Lower	Upper
Tetrachloroethene	11.9107	8.93	0.00	8883	165.8	127.8	98.3	158.3
					129.0	95.0	65.3	125.3



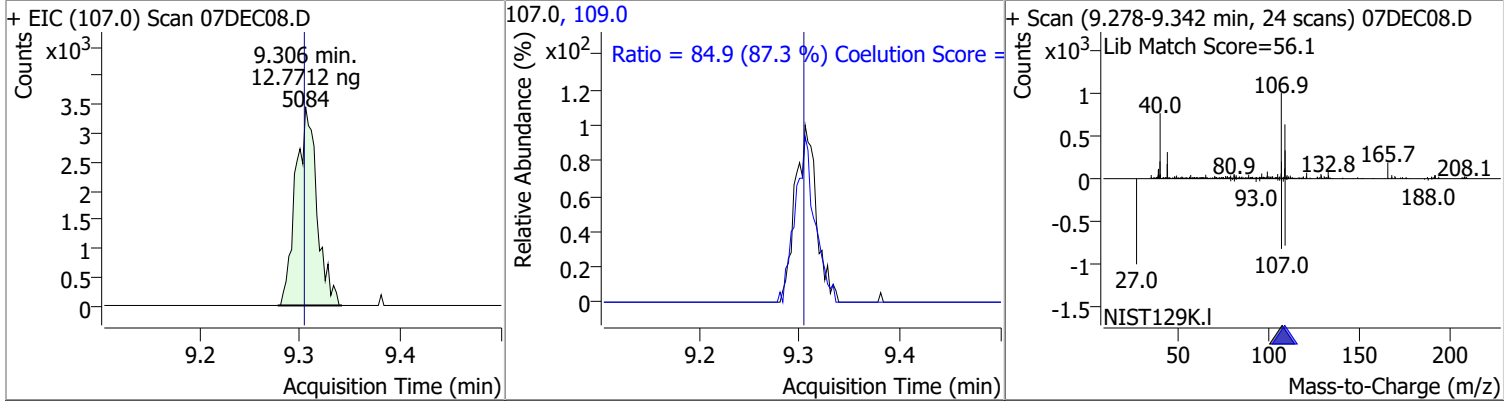
Compound	Conc.	RT	Dev(Min)	Resp.	QIon	QRatio	Lower	Upper
1,3-Dichloropropane	12.1485	8.98	0.00	8873	78.0	31.3	2.1	62.1



Compound	Conc.	RT	Dev(Min)	Resp.	QIon	QRatio	Lower	Upper
Chlorodibromomethane	12.4068	9.21	0.01	6858	127.0	72.6	45.3	105.3



Compound	Conc.	RT	Dev(Min)	Resp.	QIon	QRatio	Lower	Upper
1,2-Dibromoethane	12.7712	9.31	0.00	5084	109.0	84.9	67.2	127.2

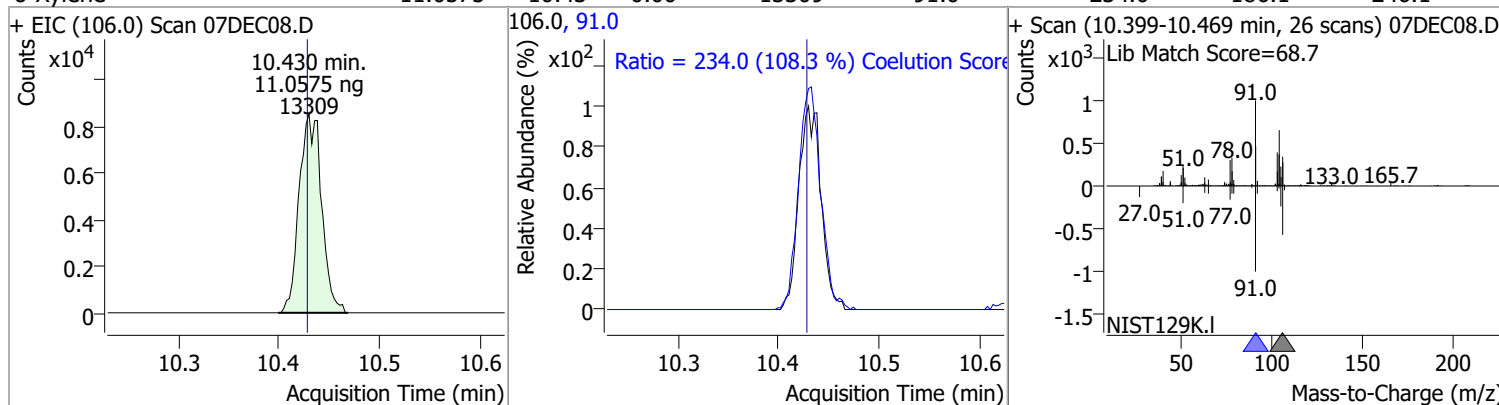


Quantitation Results Report (QT Reviewed)

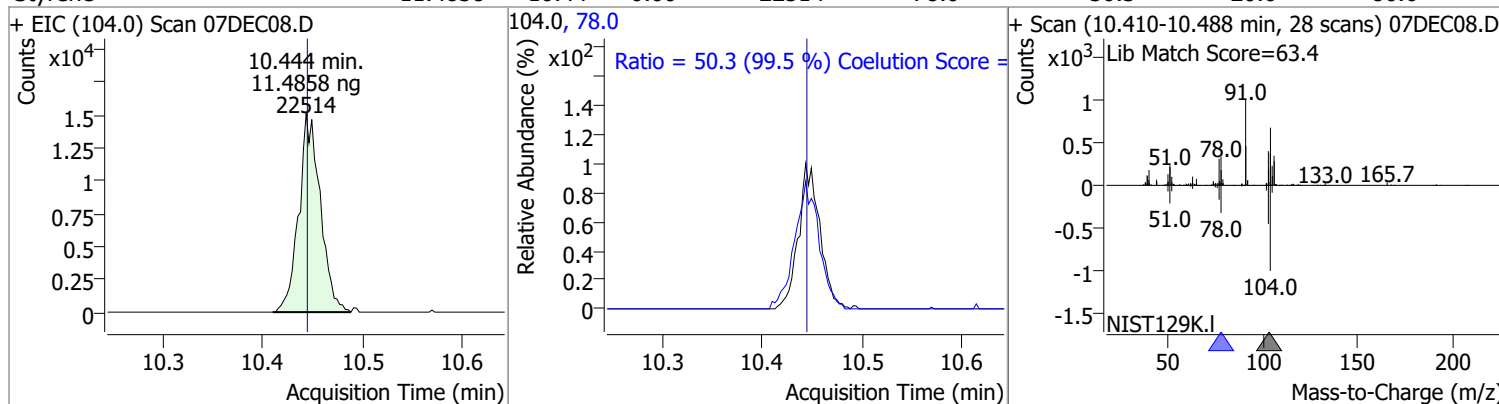
Compound	Conc.	RT	Dev(Min)	Resp.	QIon	QRatio	Lower	Upper
Chlorobenzene	12.2739	9.80	0.00	24937	114.0	32.3	2.3	62.3
+ EIC (112.0) Scan 07DEC08.D			112.0, 114.0			+ Scan (9.766-9.847 min, 30 scans) 07DEC08.D		
1,1,1,2-Tetrachloroethane	11.7550	9.89	0.00	8124	133.0	103.7	65.7	125.7
+ EIC (131.0) Scan 07DEC08.D			131.0, 133.0			+ Scan (9.861-9.933 min, 27 scans) 07DEC08.D		
Ethylbenzene	11.3504	9.92	0.00	41062	106.0	31.6	0.7	60.7
+ EIC (91.0) Scan 07DEC08.D			91.0, 106.0			+ Scan (9.883-9.961 min, 29 scans) 07DEC08.D		
m+p-Xylenes	22.5296	10.04	0.00	31077	91.0	202.5	175.0	235.0
+ EIC (106.0) Scan 07DEC08.D			106.0, 91.0			+ Scan (10.006-10.087 min, 30 scans) 07DEC08.D		

Quantitation Results Report (QT Reviewed)

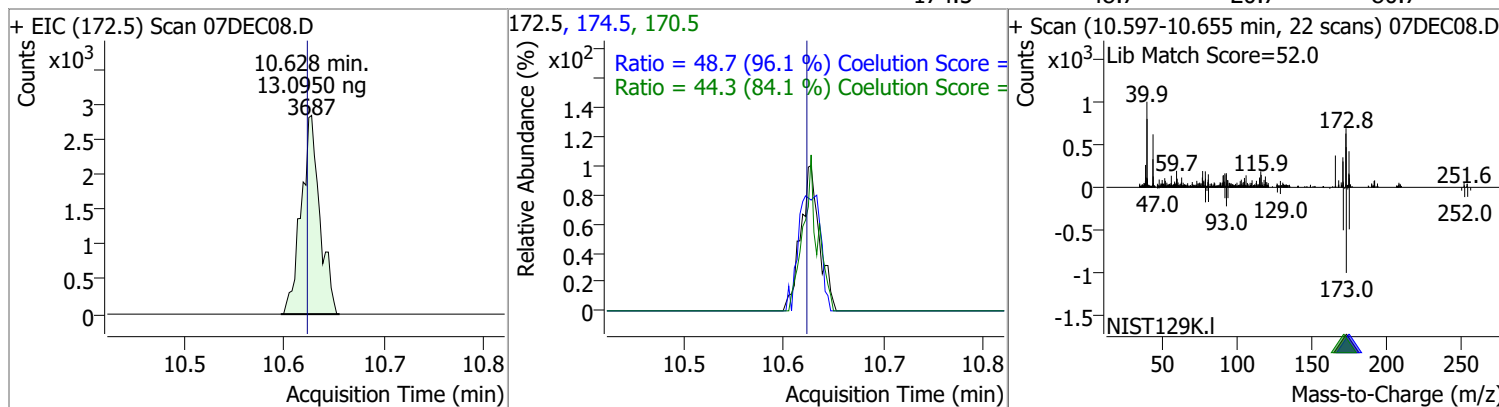
Compound	Conc.	RT	Dev(Min)	Resp.	QIon	QRatio	Lower	Upper
o-Xylene	11.0575	10.43	0.00	13309	91.0	234.0	186.1	246.1



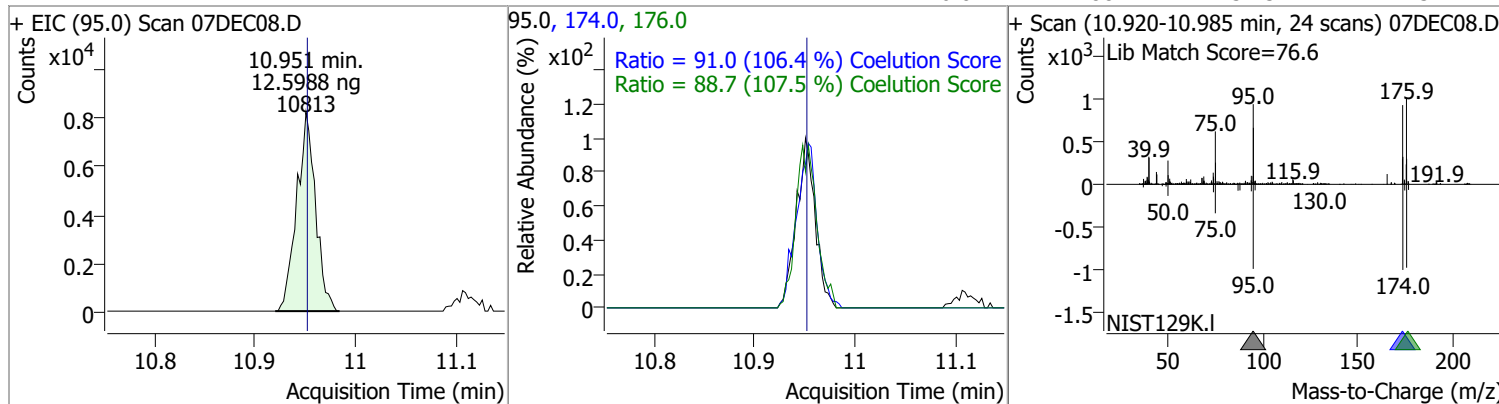
Compound	Conc.	RT	Dev(Min)	Resp.	QIon	QRatio	Lower	Upper
Styrene	11.4858	10.44	0.00	22514	78.0	50.3	20.6	80.6



Compound	Conc.	RT	Dev(Min)	Resp.	QIon	QRatio	Lower	Upper
Bromoform	13.0950	10.63	0.01	3687	170.5	44.3	22.7	82.7
					174.5	48.7	20.7	80.7

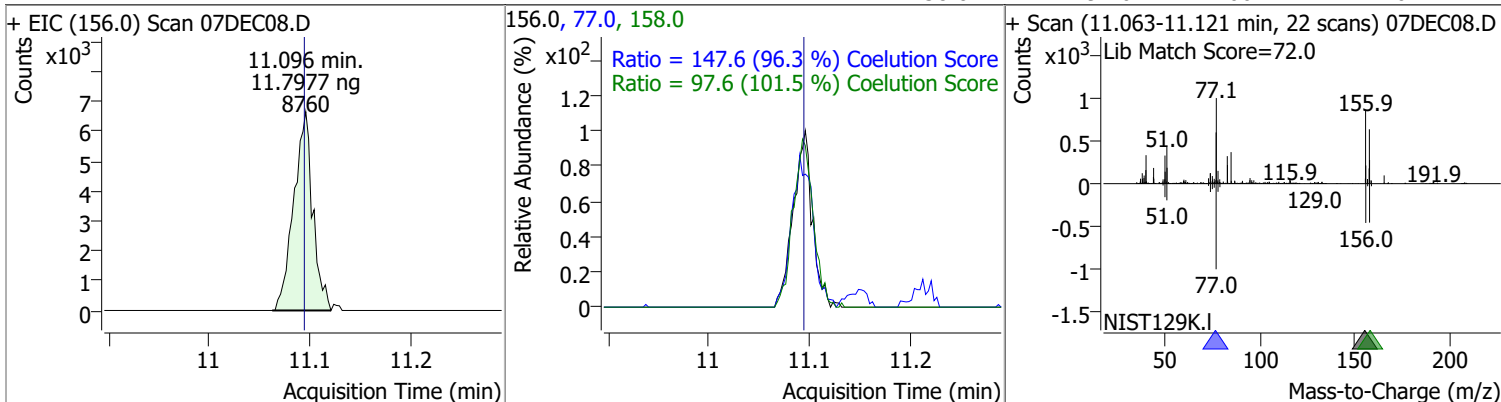


Compound	Conc.	RT	Dev(Min)	Resp.	QIon	QRatio	Lower	Upper
p-Bromofluorobenzene	12.5988	10.95	0.00	10813	174.0	91.0	55.5	115.5
					176.0	88.7	52.5	112.5

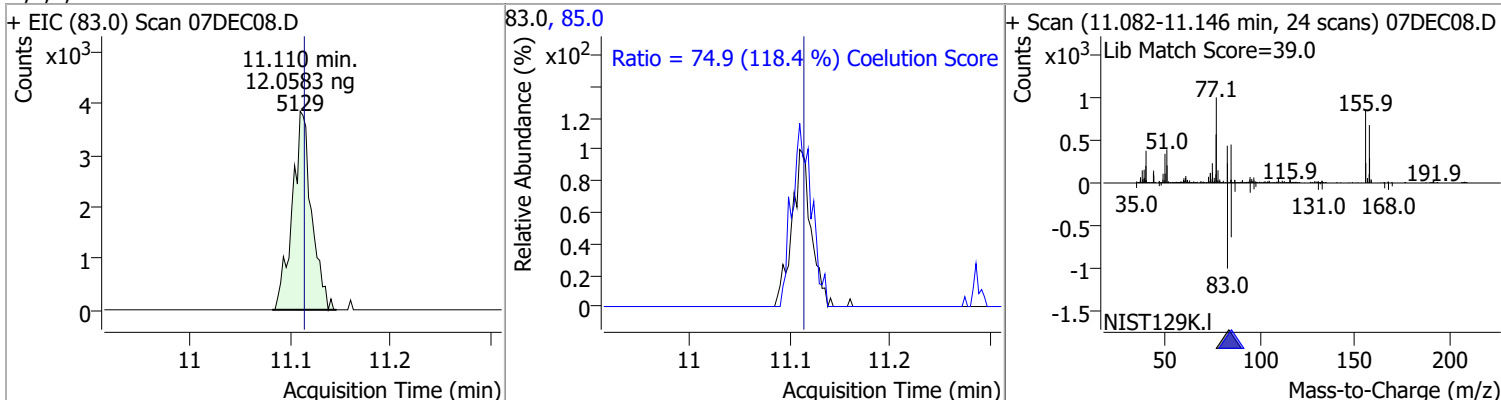


Quantitation Results Report (QT Reviewed)

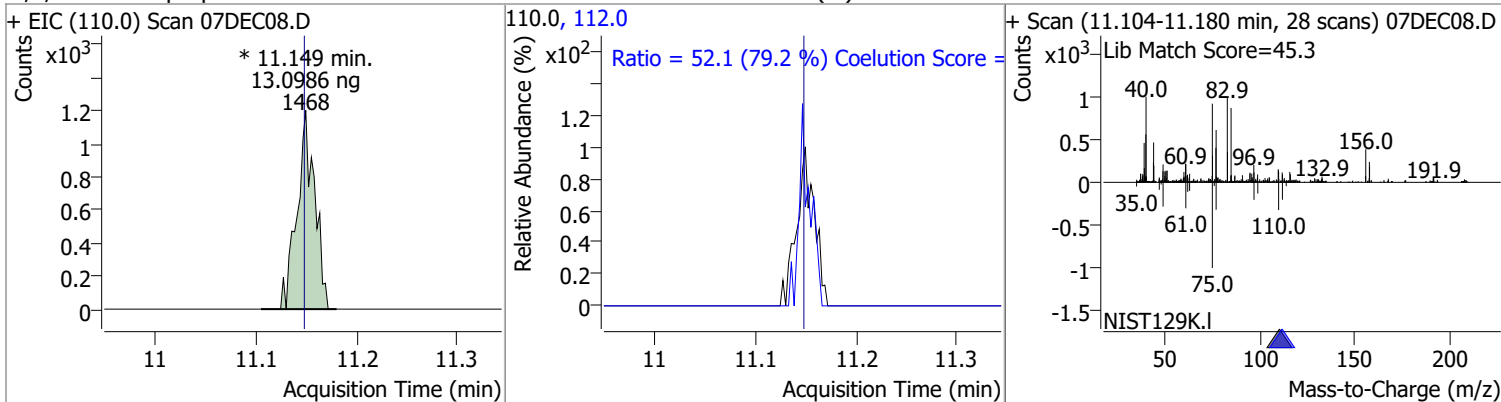
Compound	Conc.	RT	Dev(Min)	Resp.	QIon	QRatio	Lower	Upper
Bromobenzene	11.7977	11.10	0.00	8760	77.0	147.6	123.2	183.2
					158.0	97.6	66.2	126.2



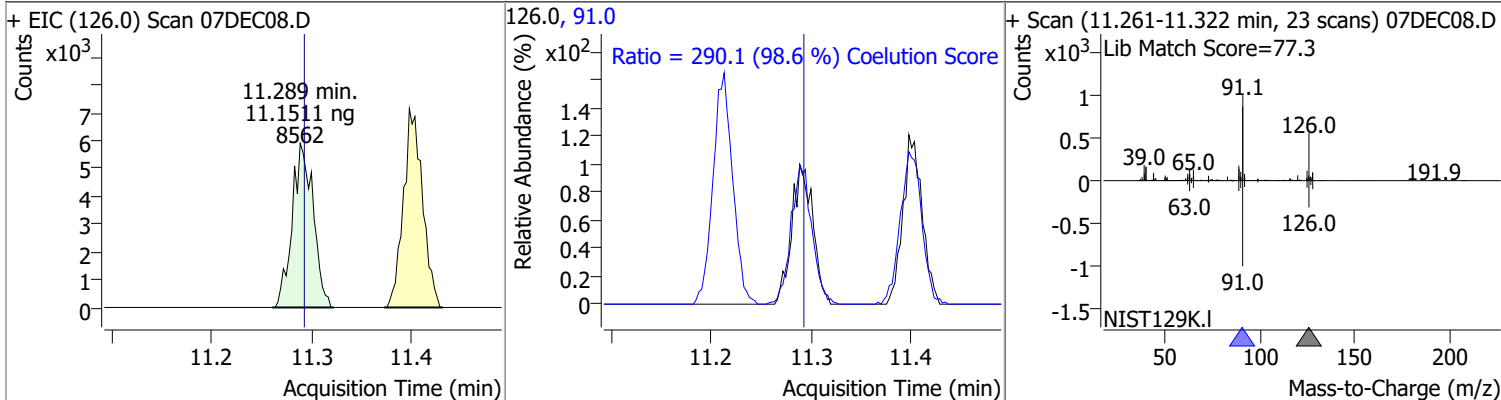
Compound	Conc.	RT	Dev(Min)	Resp.	QIon	QRatio	Lower	Upper
1,1,2,2-Tetrachloroethane	12.0583	11.11	0.00	5129	85.0	74.9	33.2	93.2



Compound	Conc.	RT	Dev(Min)	Resp.	QIon	QRatio	Lower	Upper
1,2,3-Trichloropropane	13.0986	11.15	0.00	1468 (m)	112.0	52.1	35.8	95.8

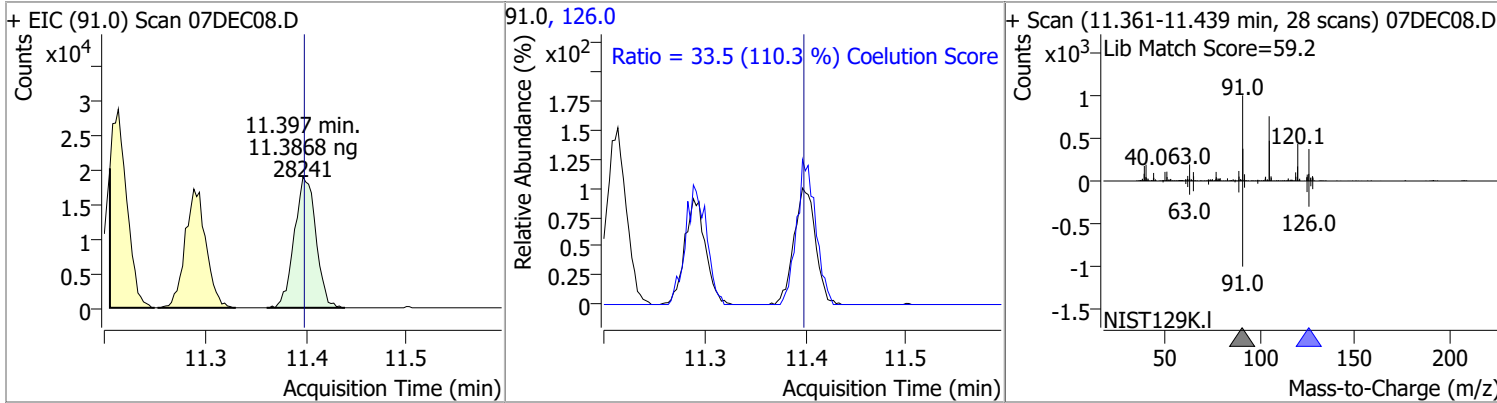


Compound	Conc.	RT	Dev(Min)	Resp.	QIon	QRatio	Lower	Upper
2-Chlorotoluene	11.1511	11.29	0.00	8562	91.0	290.1	264.1	324.1

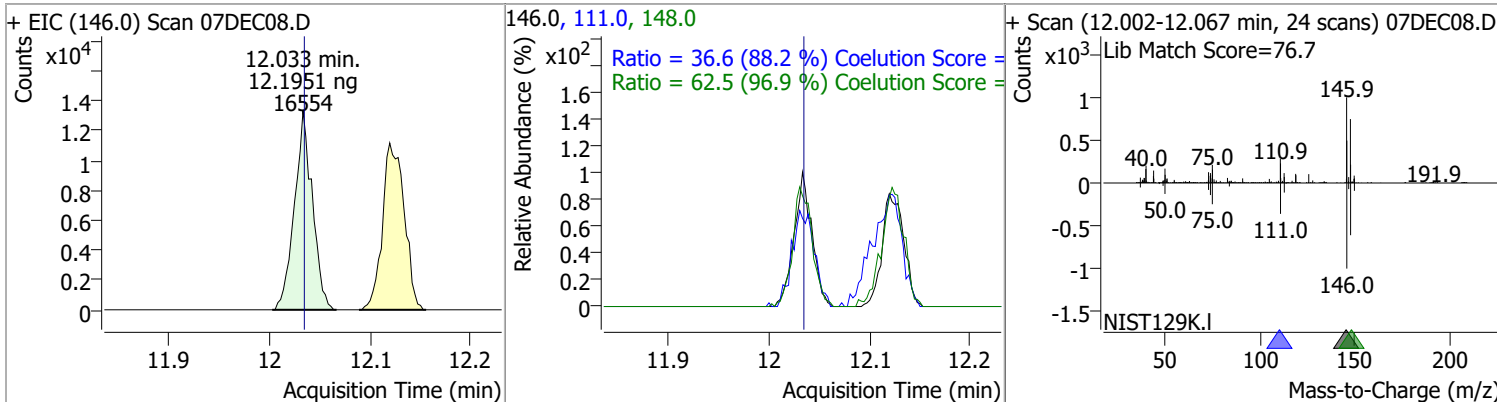


Quantitation Results Report (QT Reviewed)

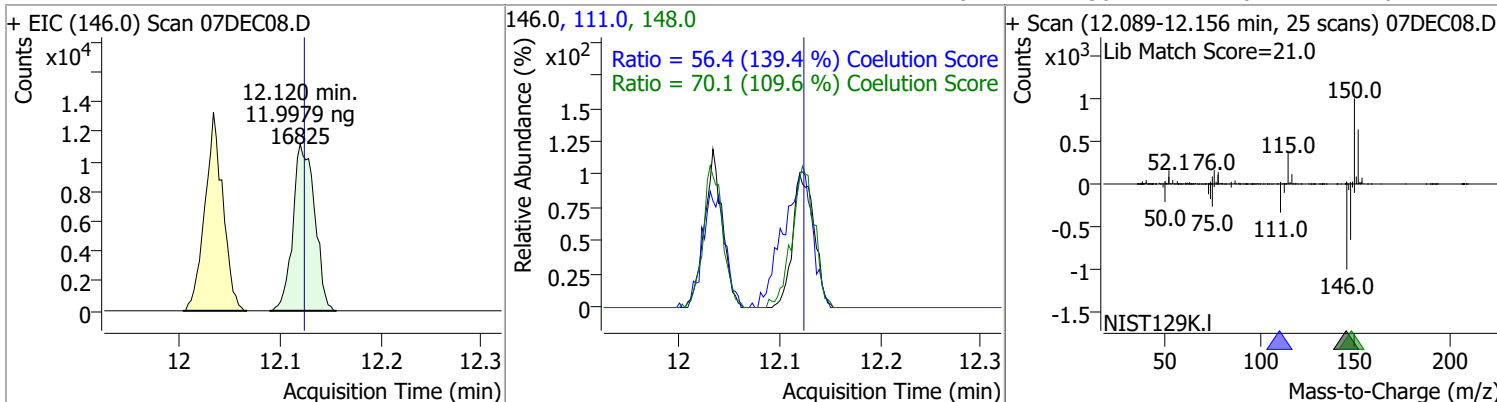
Compound	Conc.	RT	Dev(Min)	Resp.	QIon	QRatio	Lower	Upper
4-Chlorotoluene	11.3868	11.40	0.00	28241	126.0	33.5	0.4	60.4



Compound	Conc.	RT	Dev(Min)	Resp.	QIon	QRatio	Lower	Upper
1,3-Dichlorobenzene	12.1951	12.03	0.00	16554	148.0	62.5	34.5	94.5

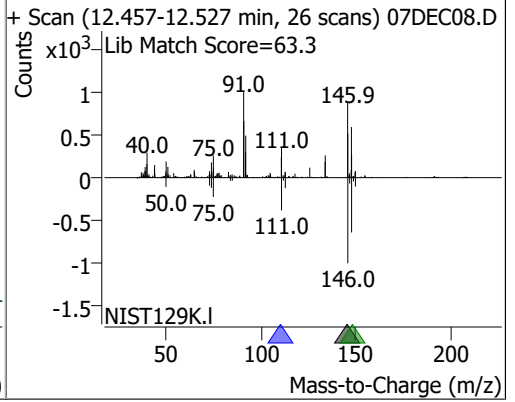
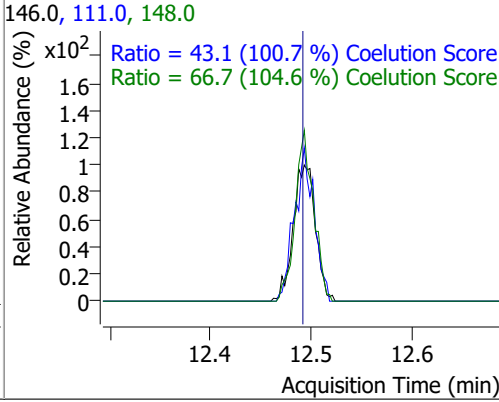
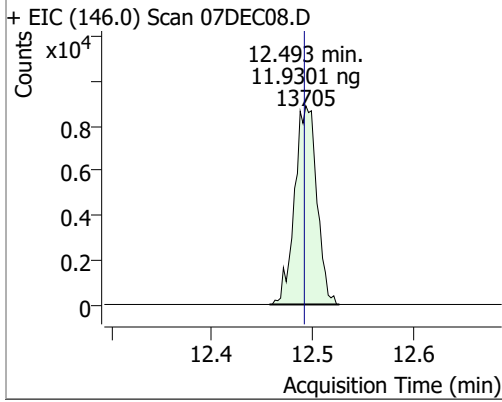


Compound	Conc.	RT	Dev(Min)	Resp.	QIon	QRatio	Lower	Upper
1,4-Dichlorobenzene	11.9979	12.12	0.00	16825	148.0	70.1	34.0	94.0



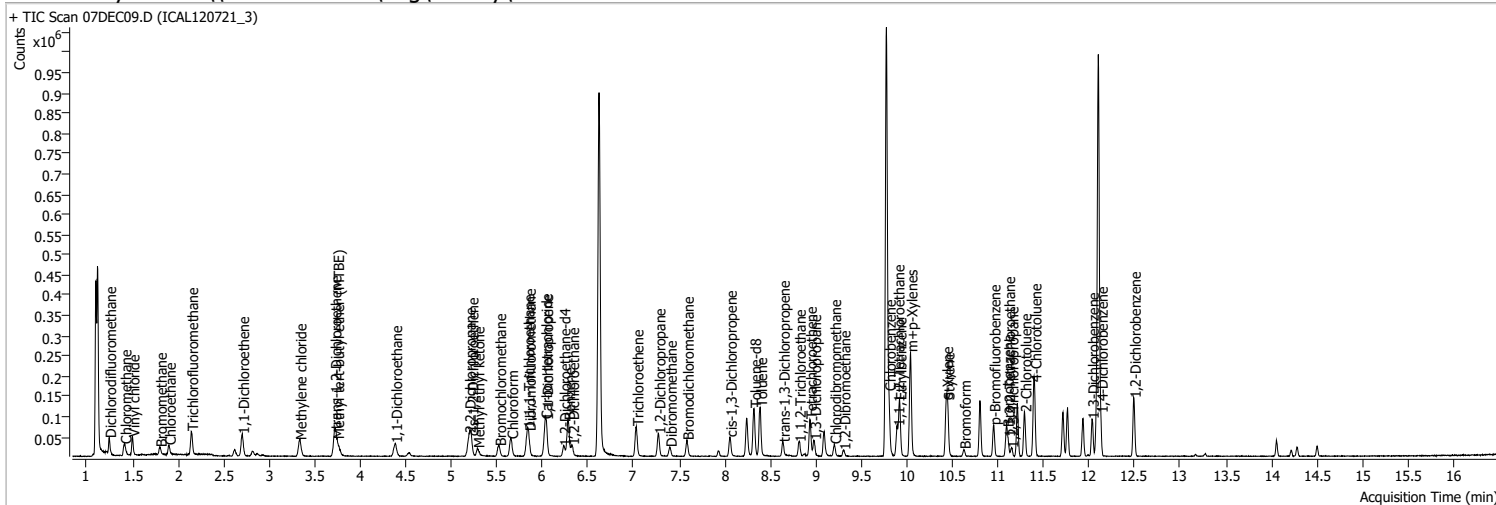
Quantitation Results Report (QT Reviewed)

Compound	Conc.	RT	Dev(Min)	Resp.	QIon	QRatio	Lower	Upper
1,2-Dichlorobenzene	11.9301	12.49	0.00	13705	148.0	66.7	33.8	93.8
					111.0	43.1	12.8	72.8



Quantitation Results Report (QT Reviewed)

Data File	07DEC09.D	Operator	MSC
Acq. Method	5975CACQF.M	Acq. Date-Time	12/7/2021 2:09:09 PM
Sample Name	ICAL120721_3	Instrument	VOA5975C
Vial	9	Multiplier	1.00
DA Method File	VOA5975C_8260B_SHT_DoD_L4_120721.m	Comment	
Tune File	BFB_Atune3.u	Tune Date	10/11/2021 4:02:00 PM
Batch Name	VG120721_8260B_624pt1_L4.batch.bin	Last Calib Update	12/13/2021 2:48:18 PM
Ref Library	\\MASSHUNTER\Org\Library\NIST129K.I		



Compound	RT	QIon	Resp.	Conc.	Units	Dev(Min)
Internal Standards						
M Fluorobenzene	6.621	96.0	757491	250.0000	ng	0.000
M Chlorobenzene-d5	9.777	82.0	294581	250.0000	ng	0.003
M 1,4-Dichlorobenzene-d4	12.100	152.0	231947	250.0000	ng	0.000
System Monitoring Compounds						
S Dibromofluoromethane	5.848	113.0	18267	24.6056	ng	-0.003
Spiked Amount: 250.000	Range: 80.0 - 119.0%			Recovery = 9.84%	*	
S 1,2-Dichloroethane-d4	6.230	67.0	9262	27.3375	ng	0.000
Spiked Amount: 250.000	Range: 81.0 - 118.0%			Recovery = 10.94%	*	
S Toluene-d8	8.322	98.0	71216	24.0493	ng	0.003
Spiked Amount: 250.000	Range: 89.0 - 112.0%			Recovery = 9.62%	*	
S p-Bromofluorobenzene	10.951	95.0	21447	24.1648	ng	0.000
Spiked Amount: 250.000	Range: 85.0 - 114.0%			Recovery = 9.67%	*	
Target Compounds						
T Dichlorodifluoromethane	1.244	85.0	27748	25.6196	ng	99
T Chloromethane	1.411	50.0	31613	25.6351	ng	97
T Vinyl chloride	1.501	62.0	29163	25.1361	ng	99
T Bromomethane	1.802	96.0	8941	23.1716	ng	99
T Chloroethane	1.899	64.0	16467	25.6919	ng	97
T Trichlorofluoromethane	2.145	101.0	38203	25.2142	ng	99
T 1,1-Dichloroethene	2.705	96.0	18306	23.3476	ng	94
T Methylene chloride	3.333	49.0	29312	26.4053	ng	97
T trans-1,2-Dichloroethene	3.718	96.0	18598	23.7422	ng	94
T Methyl tert-butyl ether (MTBE)	3.745	73.0	24643	24.5633	ng	100
T 1,1-Dichloroethane	4.384	63.0	36728	24.7325	ng	100
T 2,2-Dichloropropane	5.193	77.0	26674	24.5330	ng	82
T cis-1,2-Dichloroethene	5.221	96.0	19699	24.2504	ng	99
T Methyl ethyl ketone	5.285	43.0	26278	243.3427	ng	97
T Bromochloromethane	5.525	128.0	7699	25.1767	ng	99
T Chloroform	5.656	83.0	35772	24.4145	ng	99

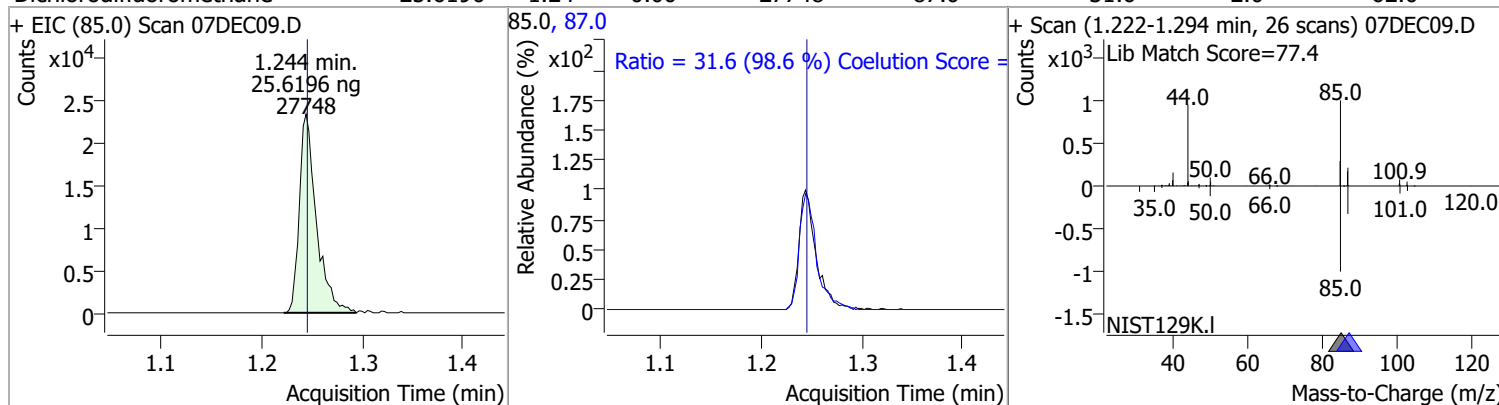
Quantitation Results Report (QT Reviewed)

Compound	RT	QIon	Resp.	Conc.	Units	Dev(Min)
T 1,1,1-Trichloroethane	5.834	97.0	33577	24.2883	ng	96
T Carbon tetrachloride	6.029	117.0	32074	23.6455	ng	99
T 1,1-Dichloropropene	6.040	75.0	28904	23.7209	ng	98
T Benzene	6.283	78.0	75258	24.4204	ng	99
T 1,2-Dichloroethane	6.325	62.0	19821	24.6074	ng	98
T Trichloroethene	7.030	95.0	22512	24.1011	ng	96
T 1,2-Dichloropropane	7.273	63.0	18612	23.6511	ng	98
T Dibromomethane	7.396	93.0	8170	25.2902	ng	95
T Bromodichloromethane	7.585	83.0	22018	24.0610	ng	98
T cis-1,3-Dichloropropene	8.057	75.0	23106	22.7339	ng	98
T Toluene	8.389	92.0	46740	24.0078	ng	96
T trans-1,3-Dichloropropene	8.640	75.0	16744	23.0255	ng	83
T 1,1,2-Trichloroethane	8.812	83.0	8677	22.9076	ng	92
T Tetrachloroethene	8.935	163.8	18001	23.3330	ng	100
T 1,3-Dichloropropane	8.983	76.0	18446	24.4146	ng	96
T Chlorodibromomethane	9.203	129.0	13736	24.0225	ng	100
T 1,2-Dibromoethane	9.303	107.0	10011	24.3108	ng	95
T Chlorobenzene	9.802	112.0	51352	24.4338	ng	98
T 1,1,1,2-Tetrachloroethane	9.894	131.0	17495	24.4715	ng	100
T Ethylbenzene	9.917	91.0	84976	22.7072	ng	100
T m+p-Xylenes	10.039	106.0	68324	47.8831	ng	96
T o-Xylene	10.430	106.0	28789	23.1223	ng	98
T Styrene	10.447	104.0	45624	22.5009	ng	99
T Bromoform	10.625	172.5	7244	24.8797	ng	94
T Bromobenzene	11.096	156.0	18778	24.4556	ng	99
T 1,1,2,2-Tetrachloroethane	11.110	83.0	11278	25.6402	ng	100
T 1,2,3-Trichloropropane	11.146	110.0	2836	24.4728	ng	96
T 2-Chlorotoluene	11.289	126.0	18469	23.2605	ng	98
T 4-Chlorotoluene	11.400	91.0	60476	23.5798	ng	98
T 1,3-Dichlorobenzene	12.030	146.0	33749	24.0424	ng	98
T 1,4-Dichlorobenzene	12.128	146.0	35171	24.2532	ng	97
T 1,2-Dichlorobenzene	12.491	146.0	28701	24.1599	ng	97

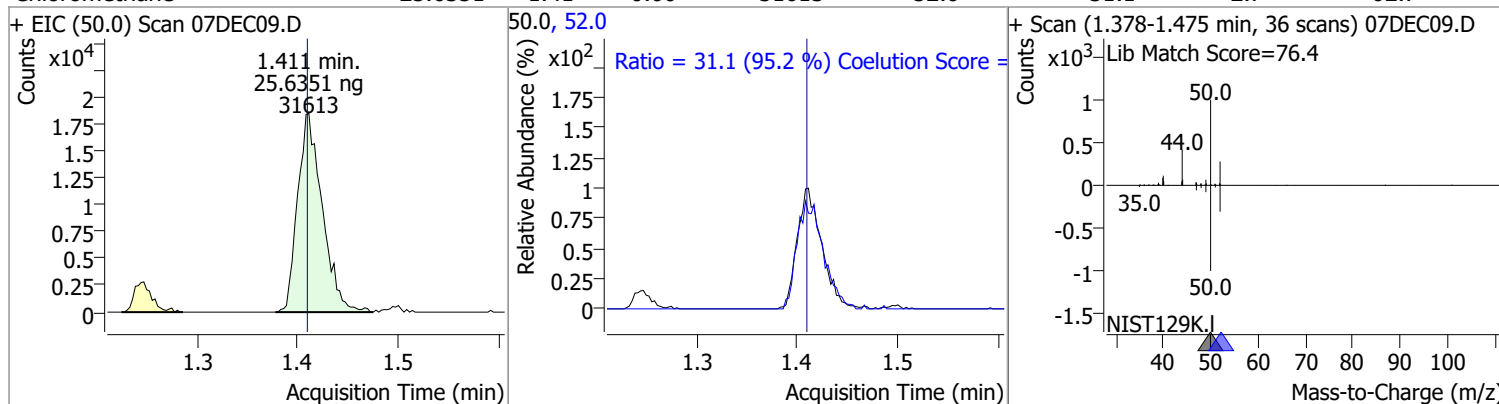
(#) = Qualifier Out of Range; (m) = Manual Integration; (+) = Area Summed; (*) = Surrogate Percent Recovery Out of Range; (d): Zeroed Peak

Quantitation Results Report (QT Reviewed)

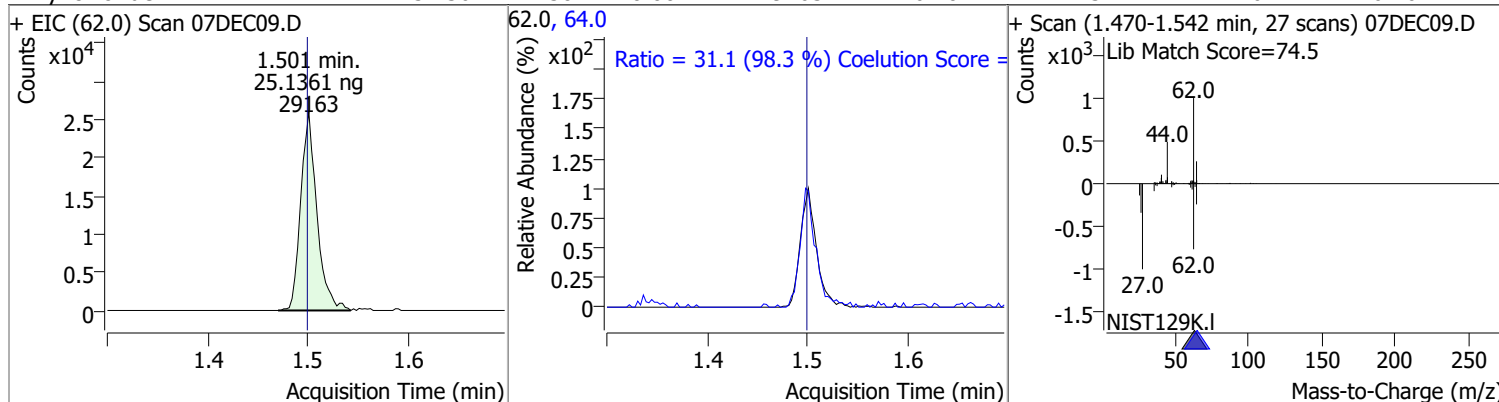
Compound	Conc.	RT	Dev(Min)	Resp.	QIon	QRatio	Lower	Upper
Dichlorodifluoromethane	25.6196	1.24	0.00	27748	87.0	31.6	2.0	62.0



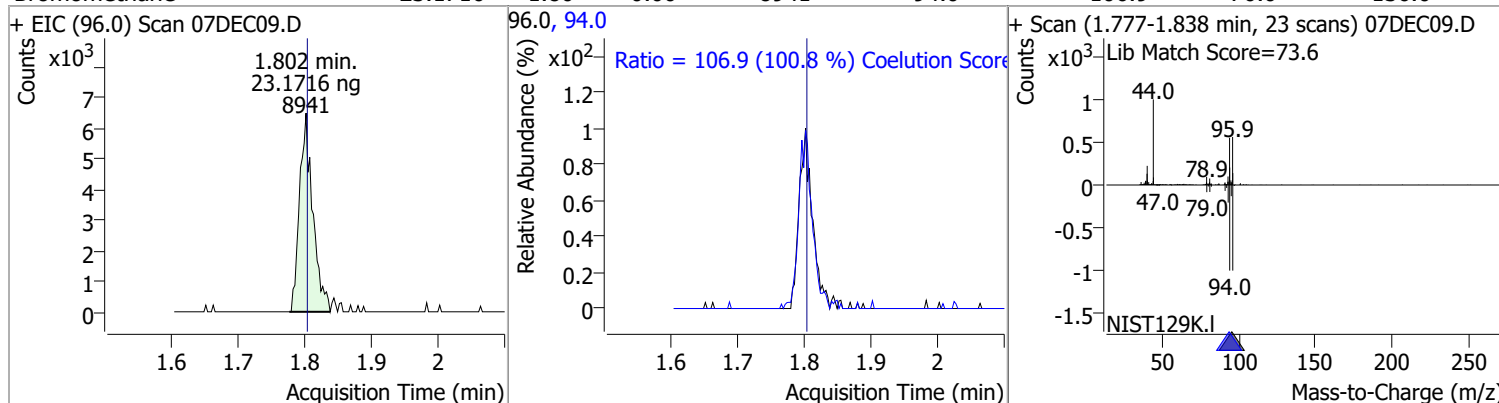
Compound	Conc.	RT	Dev(Min)	Resp.	QIon	QRatio	Lower	Upper
Chloromethane	25.6351	1.41	0.00	31613	52.0	31.1	2.7	62.7



Compound	Conc.	RT	Dev(Min)	Resp.	QIon	QRatio	Lower	Upper
Vinyl chloride	25.1361	1.50	0.00	29163	64.0	31.1	1.6	61.6

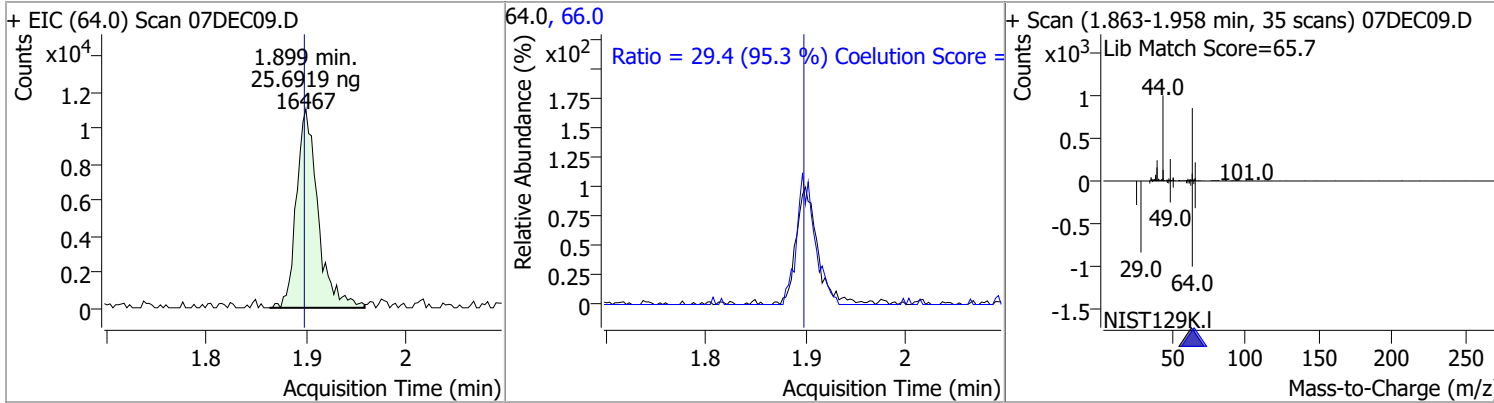


Compound	Conc.	RT	Dev(Min)	Resp.	QIon	QRatio	Lower	Upper
Bromomethane	23.1716	1.80	0.00	8941	94.0	106.9	76.0	136.0

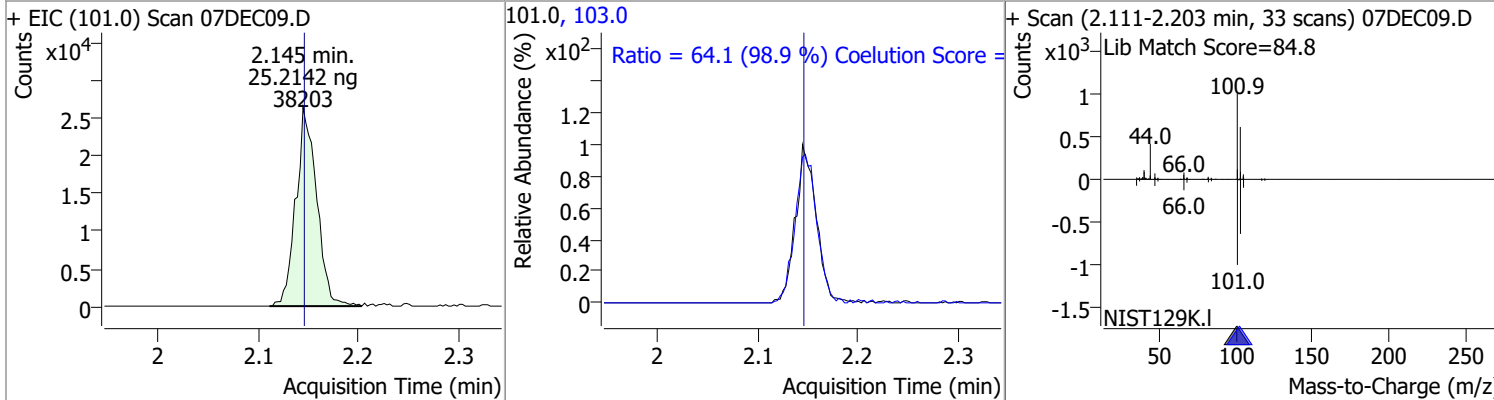


Quantitation Results Report (QT Reviewed)

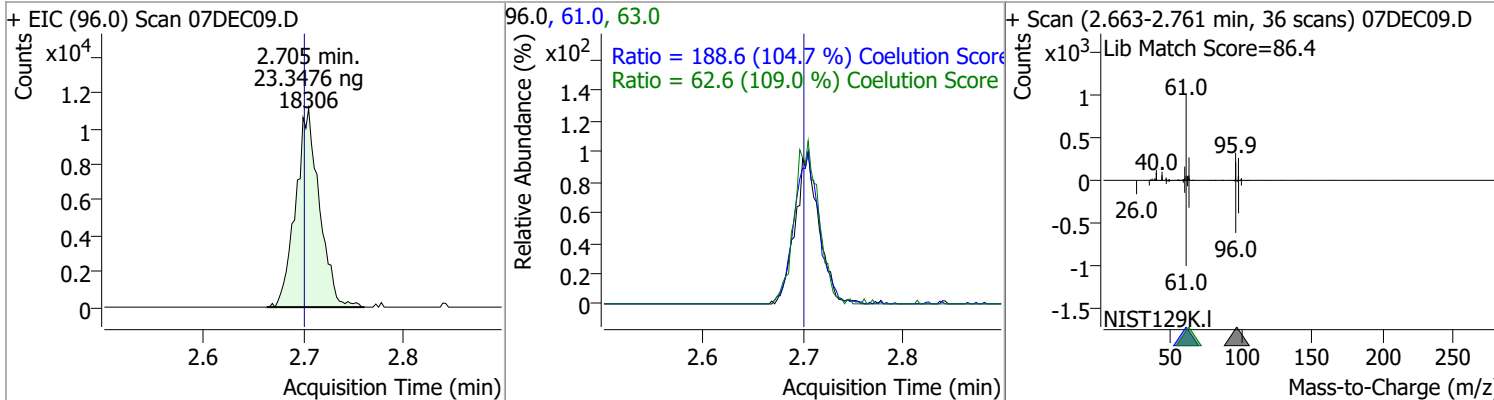
Compound	Conc.	RT	Dev(Min)	Resp.	QIon	QRatio	Lower	Upper
Chloroethane	25.6919	1.90	0.00	16467	66.0	29.4	0.8	60.8



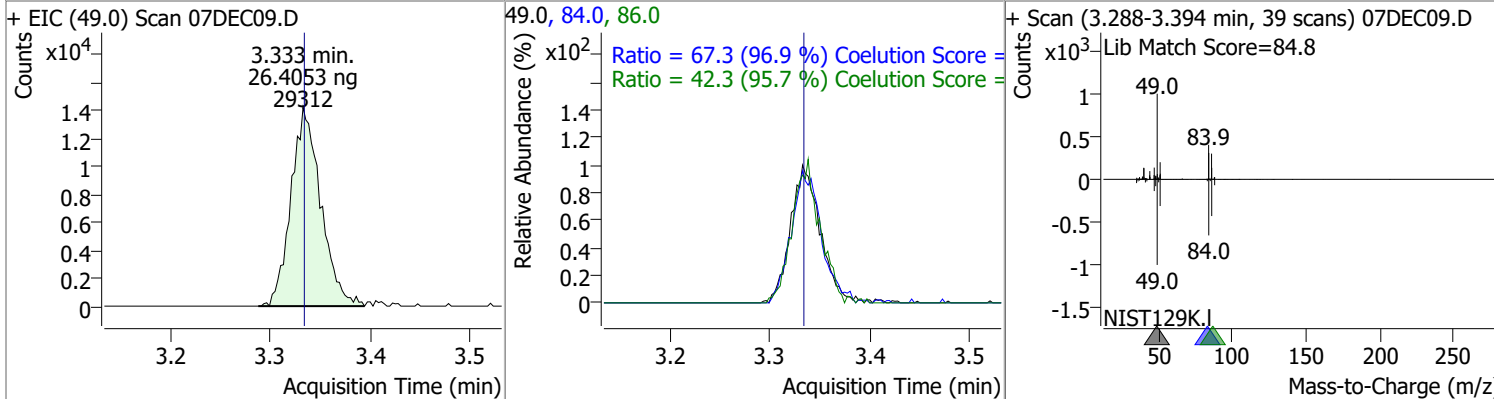
Trichlorofluoromethane	25.2142	2.14	0.00	38203	103.0	64.1	34.8	94.8
------------------------	---------	------	------	-------	-------	------	------	------



1,1-Dichloroethene	23.3476	2.71	0.01	18306	61.0	188.6	150.1	210.1
					63.0	62.6	27.5	87.5

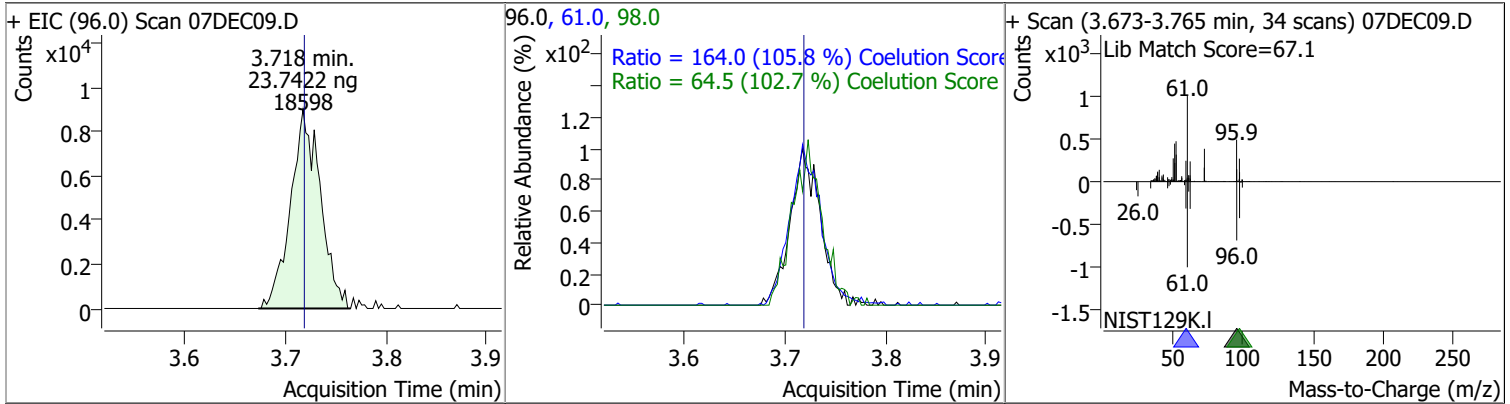


Methylene chloride	26.4053	3.33	0.00	29312	84.0	67.3	39.4	99.4
					86.0	42.3	14.1	74.1

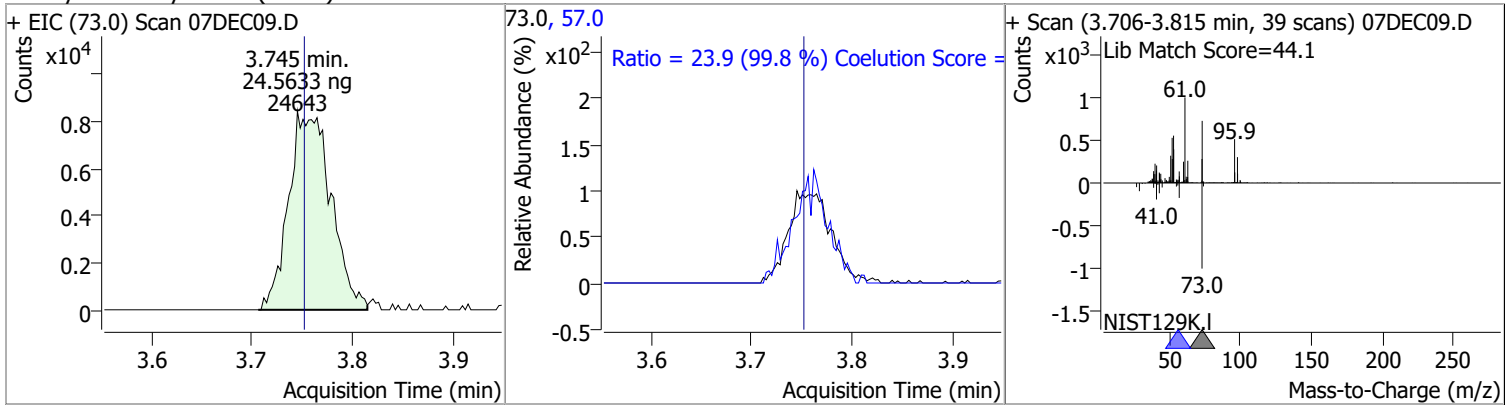


Quantitation Results Report (QT Reviewed)

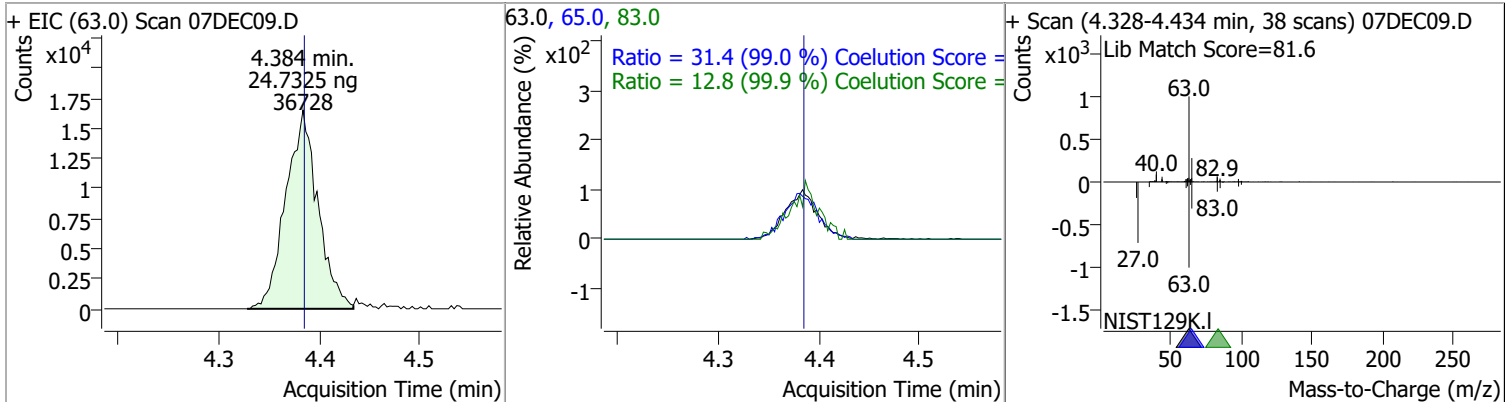
Compound	Conc.	RT	Dev(Min)	Resp.	QIon	QRatio	Lower	Upper
trans-1,2-Dichloroethene	23.7422	3.72	0.00	18598	61.0	164.0	125.1	185.1
					98.0	64.5	32.8	92.8



Compound	Conc.	RT	Dev(Min)	Resp.	QIon	QRatio	Lower	Upper
Methyl tert-butyl ether (MTBE)	24.5633	3.75	-0.01	24643	57.0	23.9	0.0	53.9

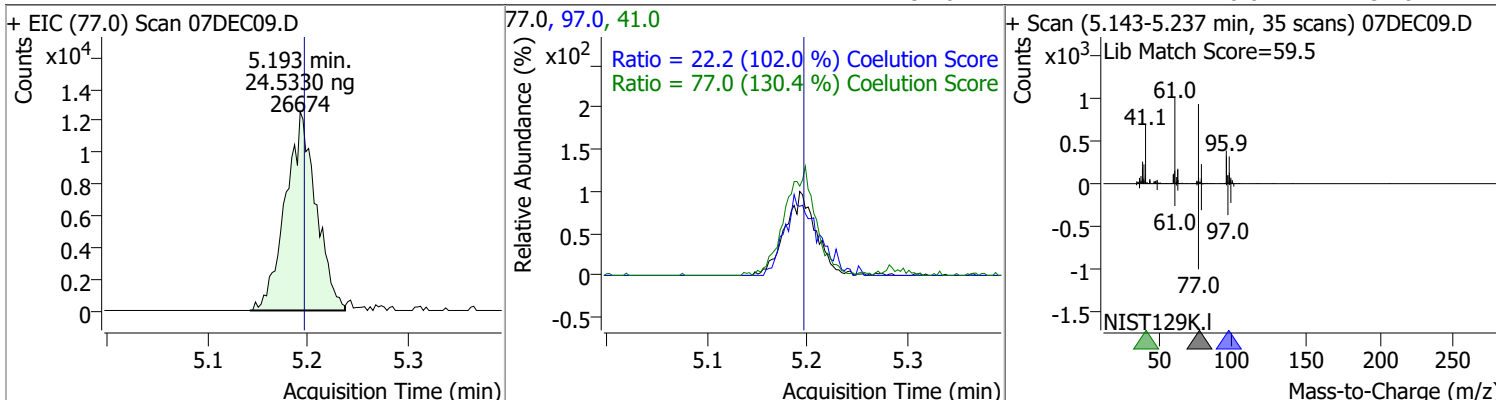


Compound	Conc.	RT	Dev(Min)	Resp.	QIon	QRatio	Lower	Upper
1,1-Dichloroethane	24.7325	4.38	0.00	36728	65.0	31.4	1.7	61.7
					83.0	12.8	0.0	42.8

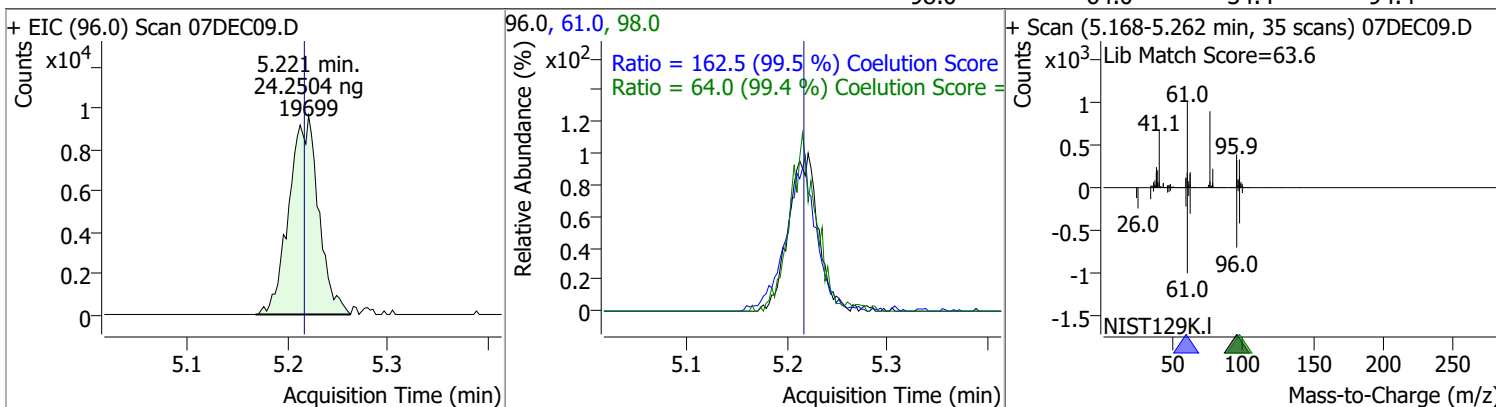


Quantitation Results Report (QT Reviewed)

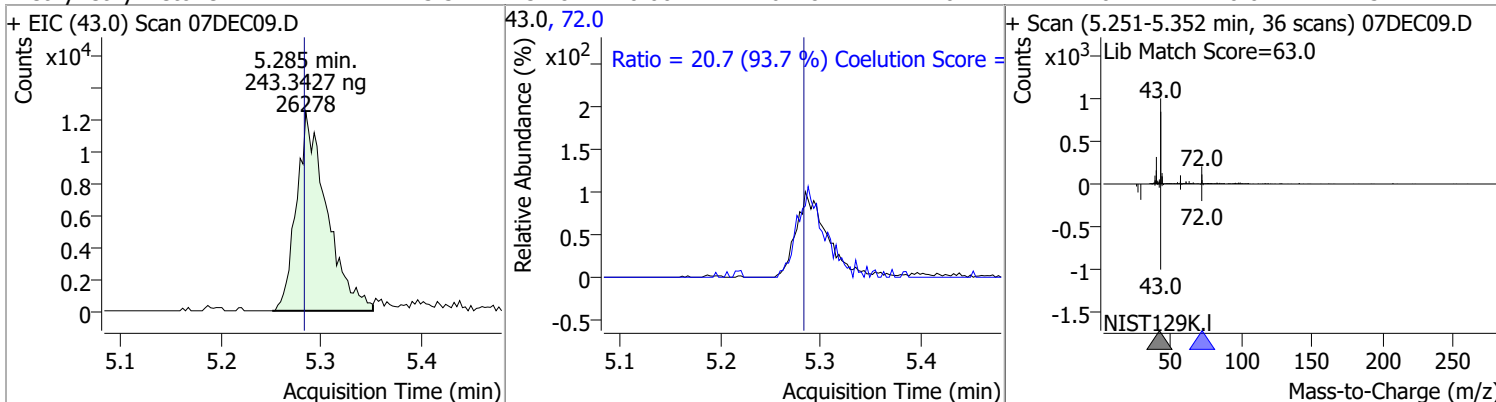
Compound	Conc.	RT	Dev(Min)	Resp.	QIon	QRatio	Lower	Upper
2,2-Dichloropropane	24.5330	5.19	0.00	26674	41.0	77.0	29.0	89.0
					97.0	22.2	0.0	51.8



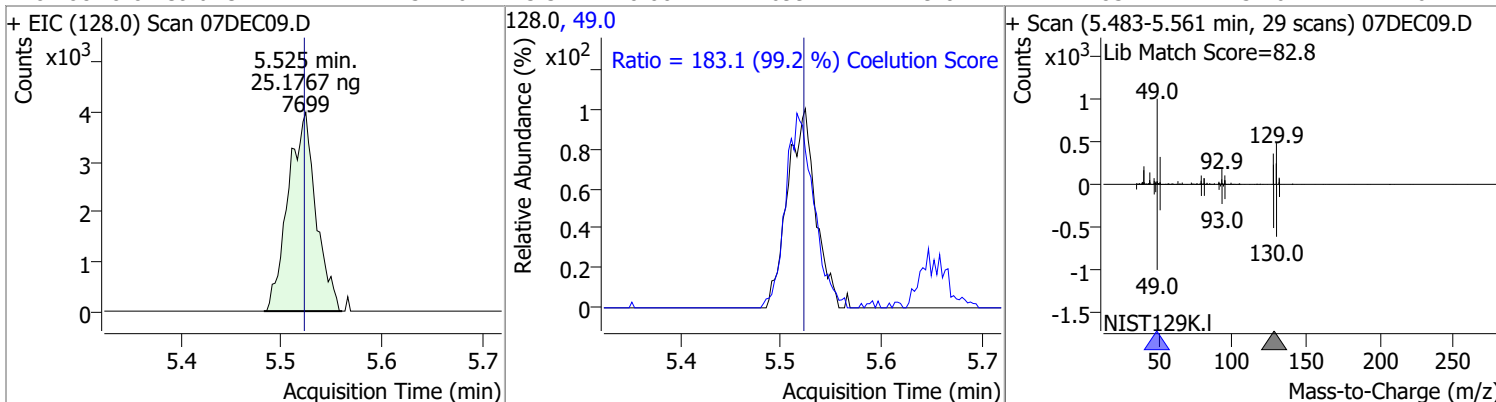
Compound	Conc.	RT	Dev(Min)	Resp.	QIon	QRatio	Lower	Upper
cis-1,2-Dichloroethene	24.2504	5.22	0.01	19699	61.0	162.5	133.3	193.3
					98.0	64.0	34.4	94.4



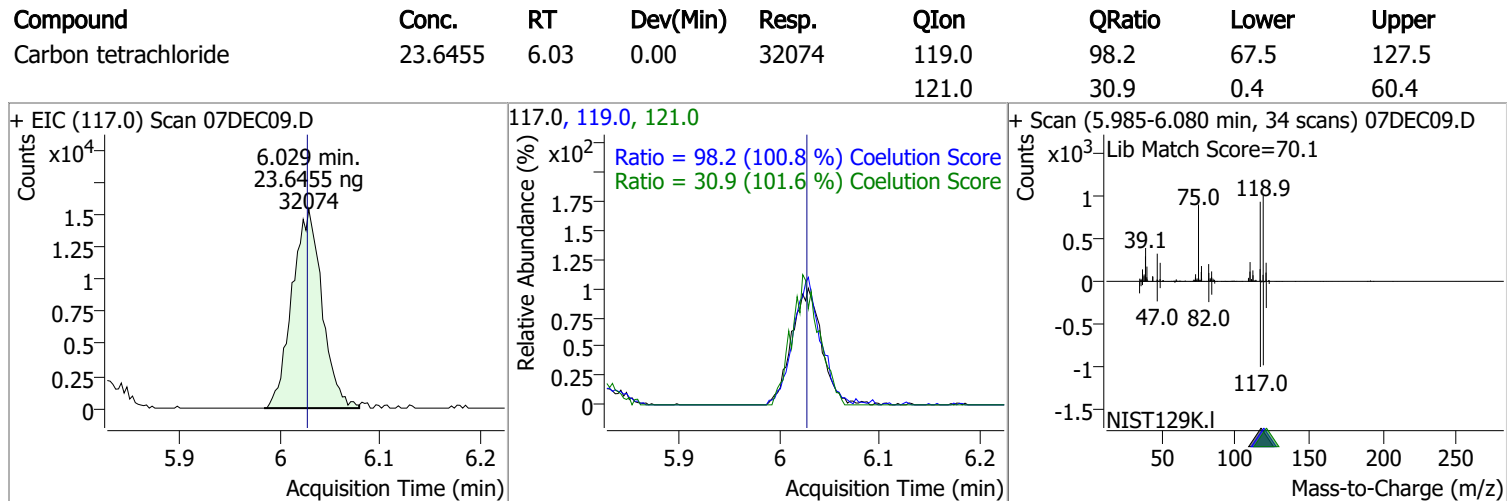
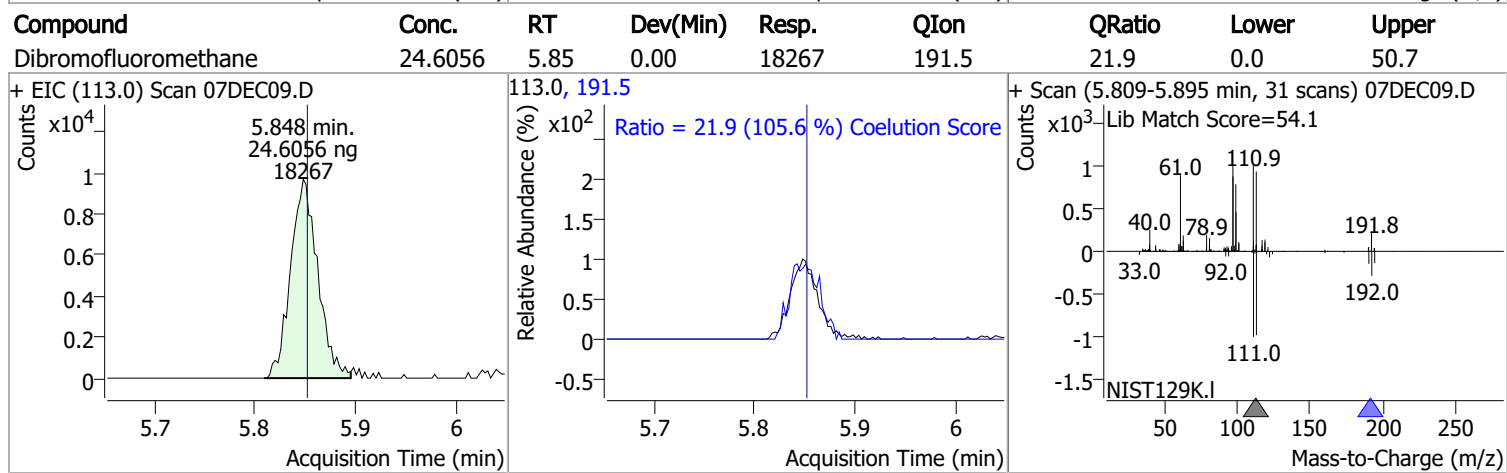
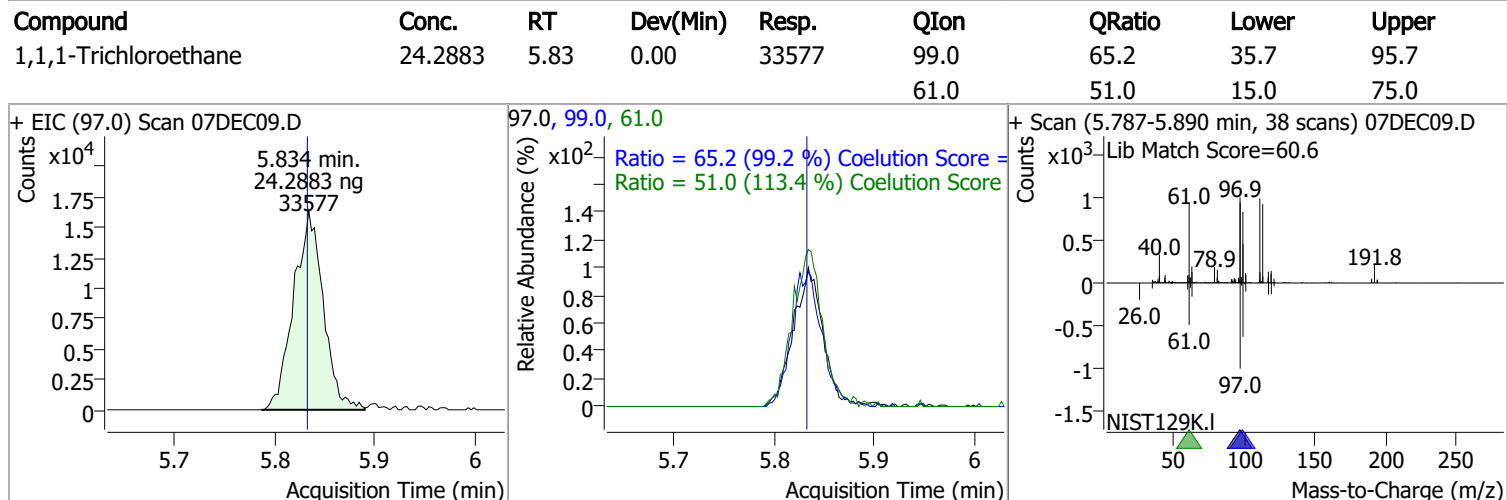
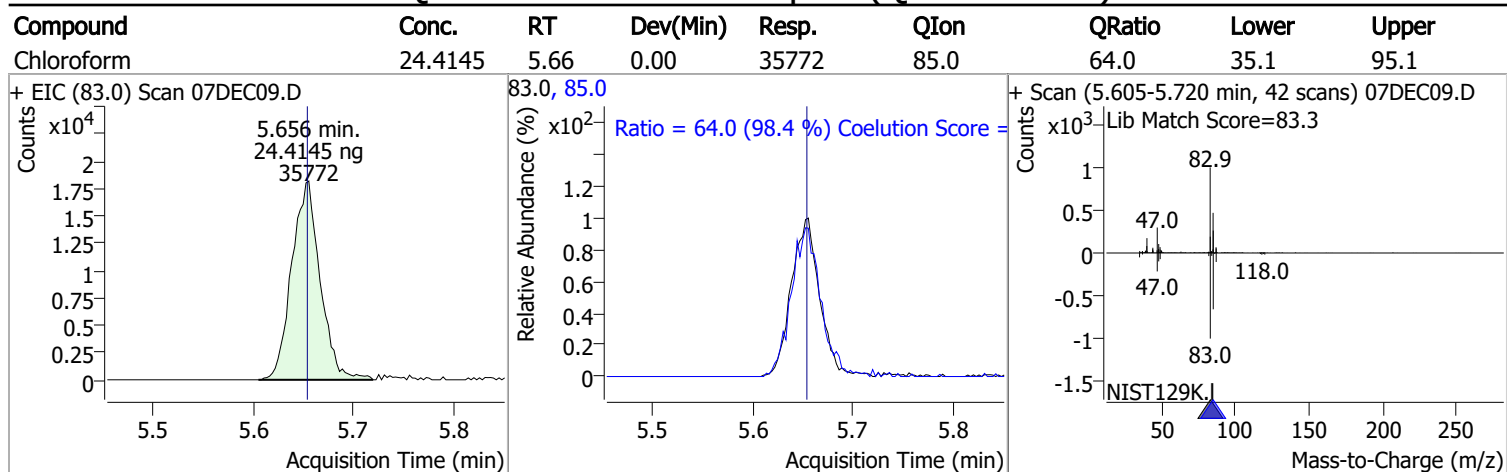
Compound	Conc.	RT	Dev(Min)	Resp.	QIon	QRatio	Lower	Upper
Methyl ethyl ketone	243.3427	5.28	0.00	26278	72.0	20.7	0.0	52.2



Compound	Conc.	RT	Dev(Min)	Resp.	QIon	QRatio	Lower	Upper
Bromochloromethane	25.1767	5.52	0.00	7699	49.0	183.1	154.6	214.6

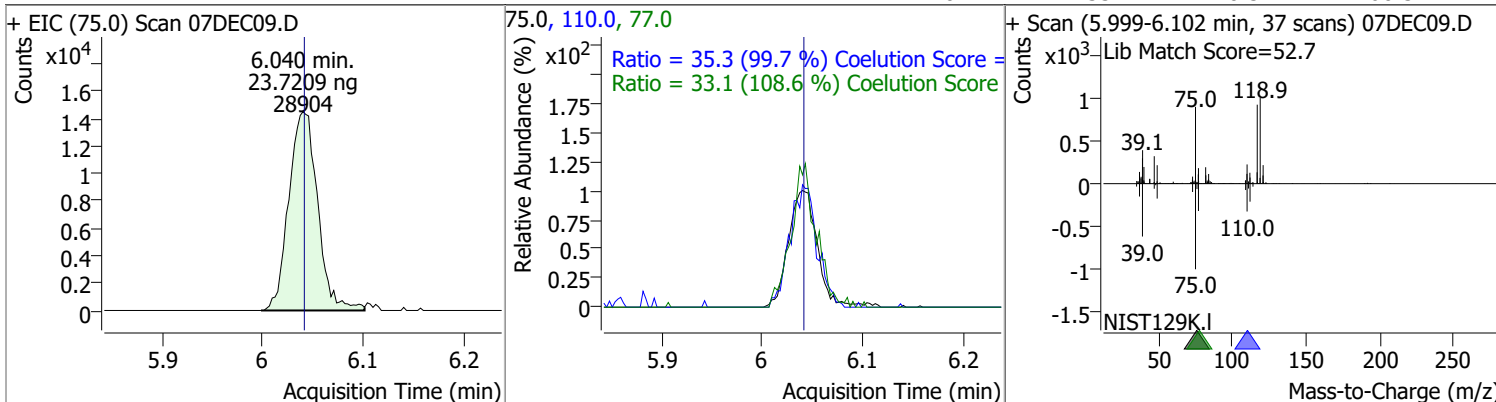


Quantitation Results Report (QT Reviewed)

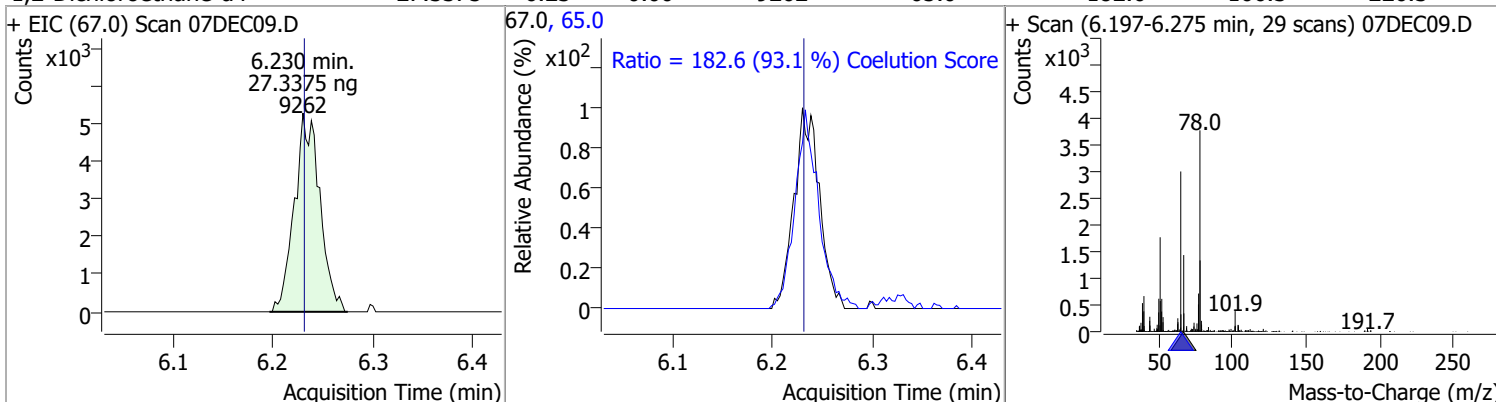


Quantitation Results Report (QT Reviewed)

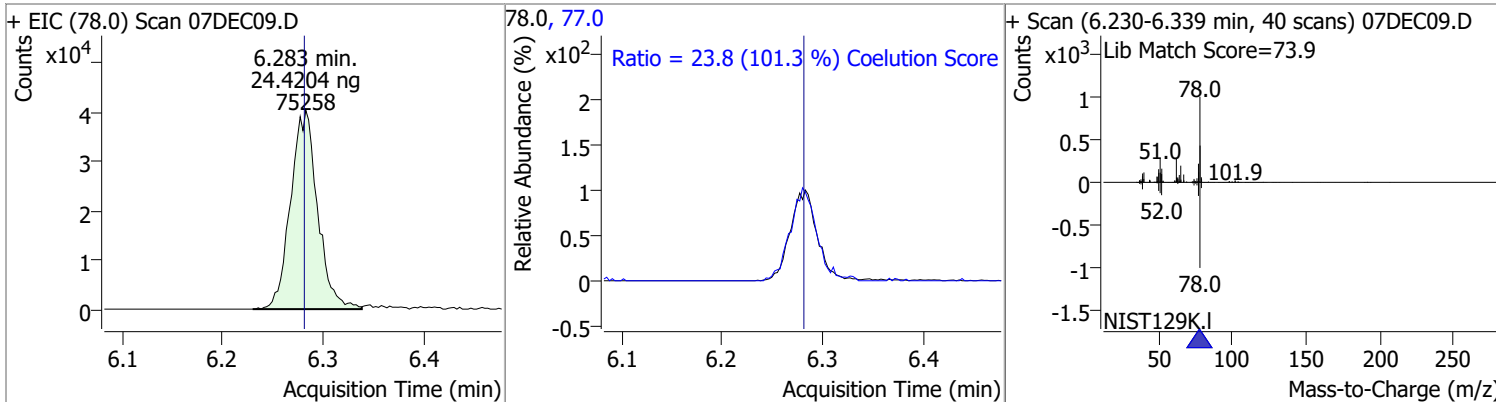
Compound	Conc.	RT	Dev(Min)	Resp.	QIon	QRatio	Lower	Upper
1,1-Dichloropropene	23.7209	6.04	0.00	28904	110.0	35.3	5.4	65.4
					77.0	33.1	0.5	60.5



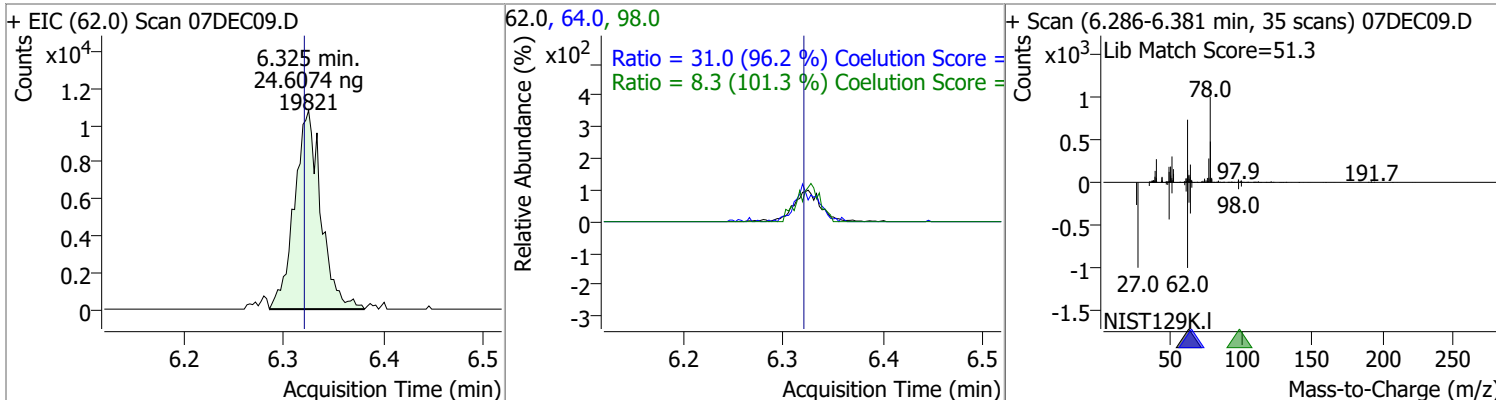
Compound	Conc.	RT	Dev(Min)	Resp.	QIon	QRatio	Lower	Upper
1,2-Dichloroethane-d4	27.3375	6.23	0.00	9262	65.0	182.6	166.3	226.3



Compound	Conc.	RT	Dev(Min)	Resp.	QIon	QRatio	Lower	Upper
Benzene	24.4204	6.28	0.00	75258	77.0	23.8	0.0	53.5

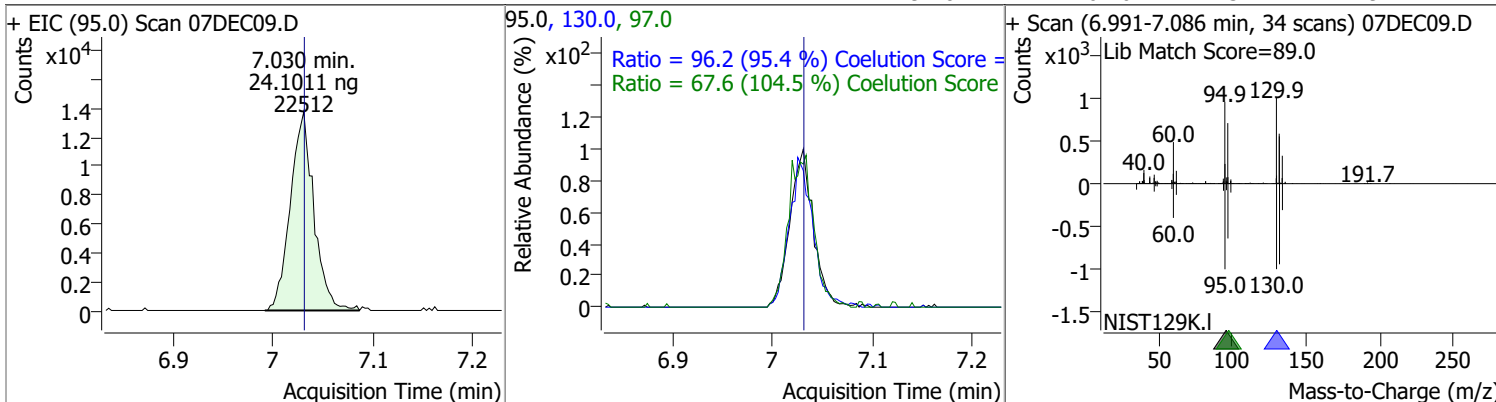


Compound	Conc.	RT	Dev(Min)	Resp.	QIon	QRatio	Lower	Upper
1,2-Dichloroethane	24.6074	6.32	0.01	19821	64.0	31.0	2.3	62.3
					98.0	8.3	0.0	38.2

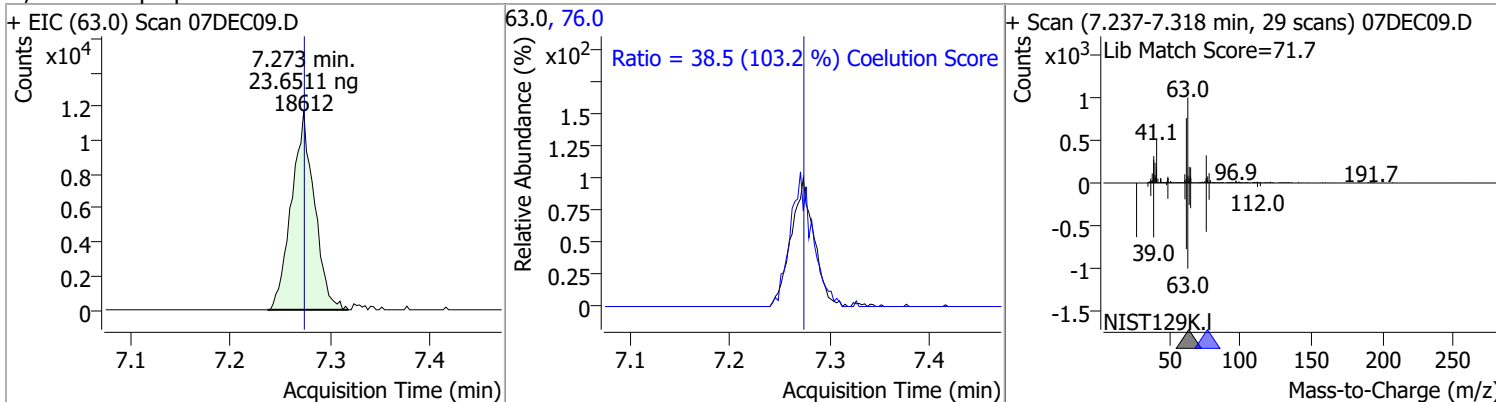


Quantitation Results Report (QT Reviewed)

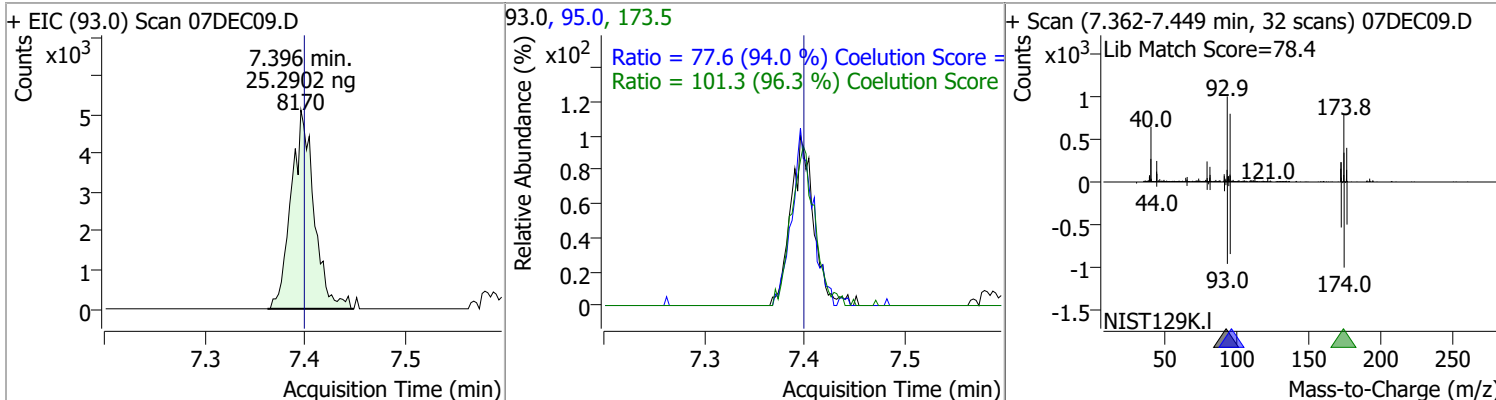
Compound	Conc.	RT	Dev(Min)	Resp.	QIon	QRatio	Lower	Upper
Trichloroethene	24.1011	7.03	0.00	22512	130.0	96.2	70.8	130.8
					97.0	67.6	34.7	94.7



Compound	Conc.	RT	Dev(Min)	Resp.	QIon	QRatio	Lower	Upper
1,2-Dichloropropane	23.6511	7.27	0.00	18612	76.0	38.5	7.3	67.3

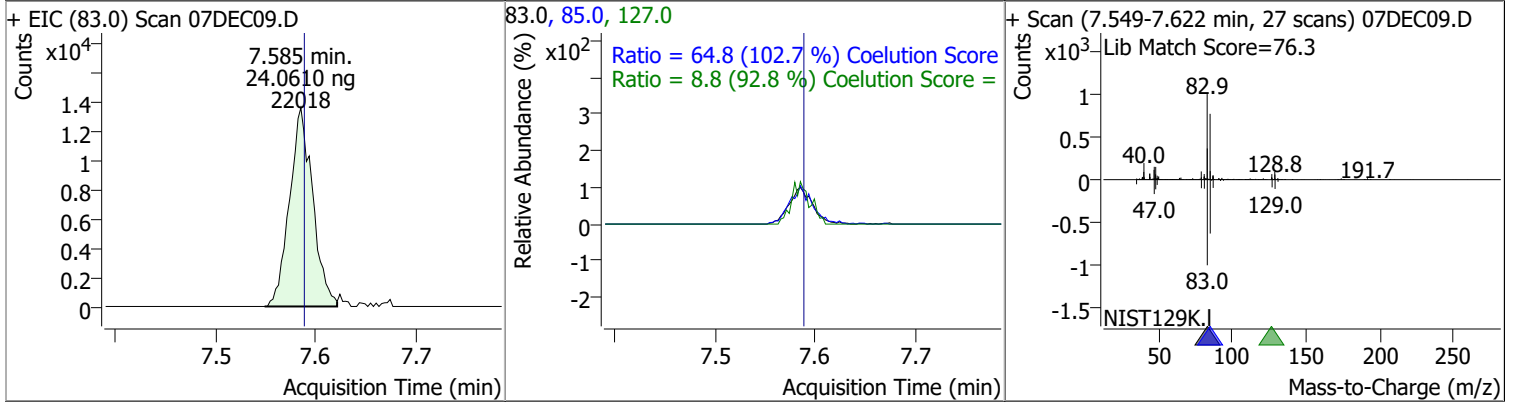


Compound	Conc.	RT	Dev(Min)	Resp.	QIon	QRatio	Lower	Upper
Dibromomethane	25.2902	7.40	0.00	8170	173.5	101.3	75.2	135.2
					95.0	77.6	52.6	112.6

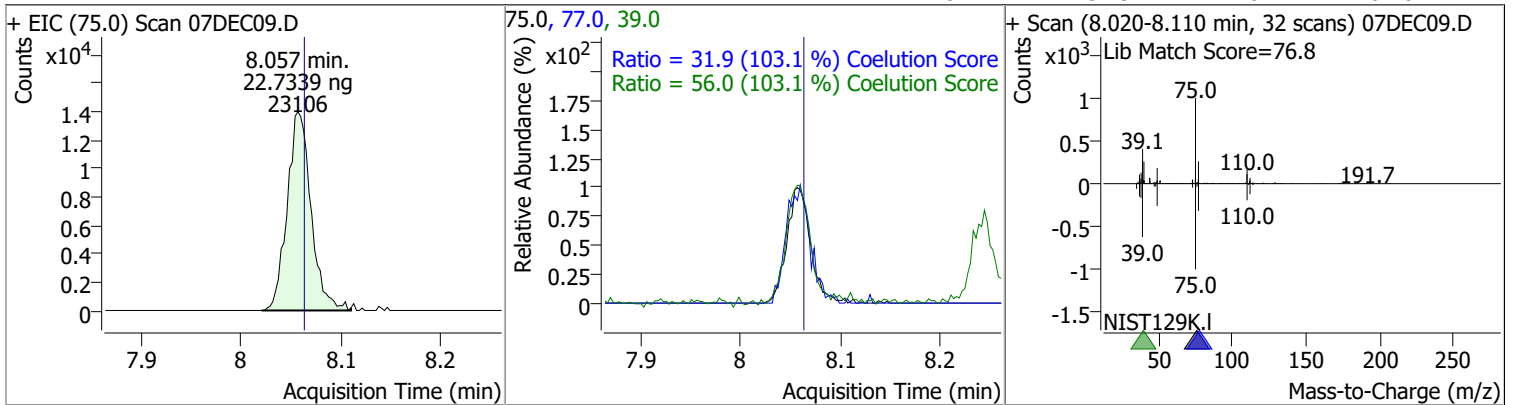


Quantitation Results Report (QT Reviewed)

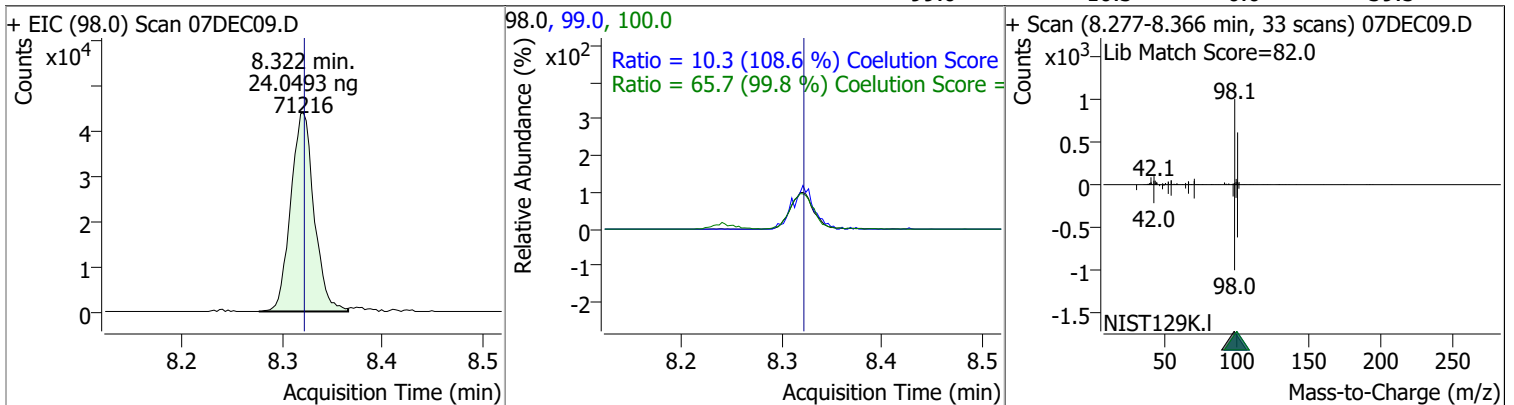
Compound	Conc.	RT	Dev(Min)	Resp.	QIon	QRatio	Lower	Upper
Bromodichloromethane	24.0610	7.59	0.00	22018	85.0	64.8	33.1	93.1
					127.0	8.8	0.0	39.5



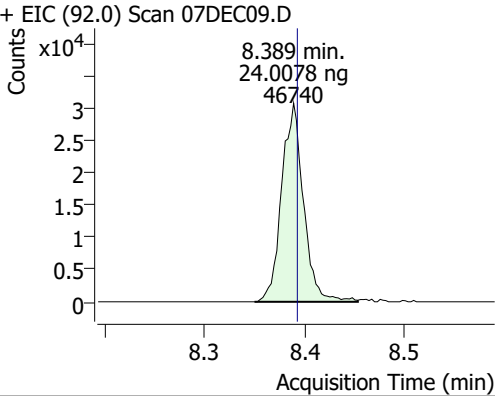
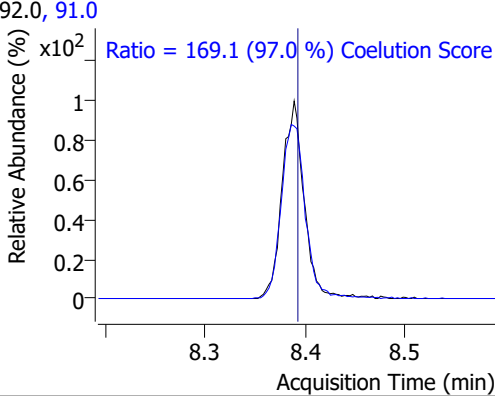
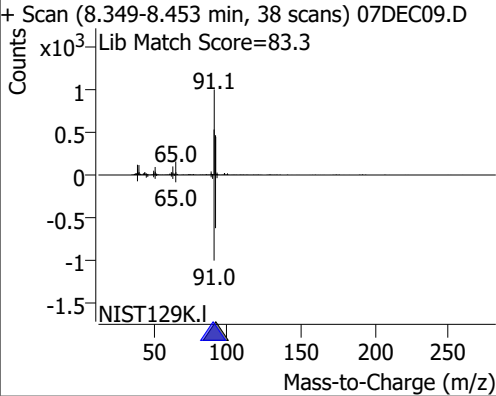
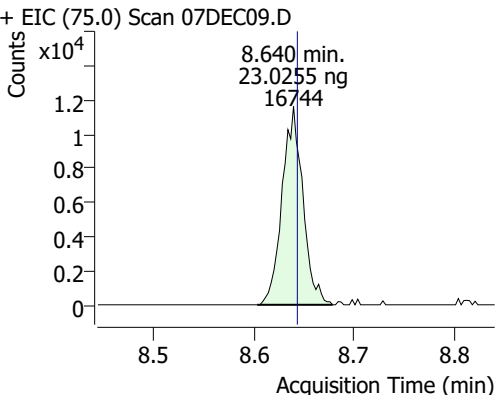
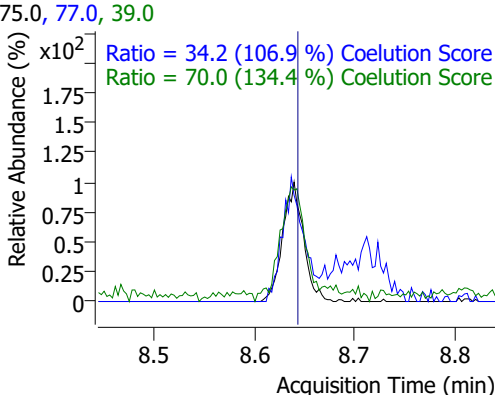
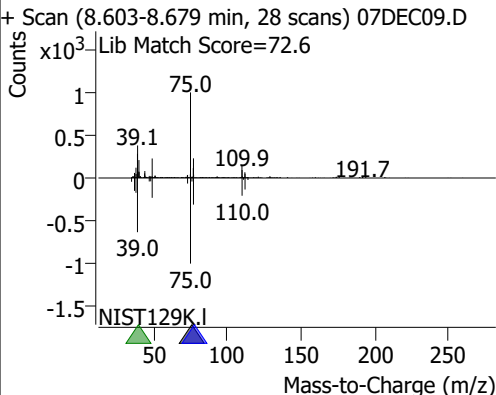
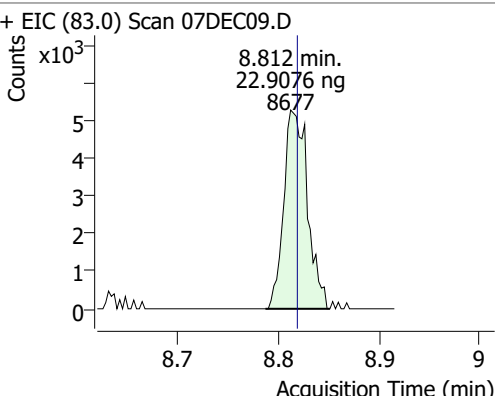
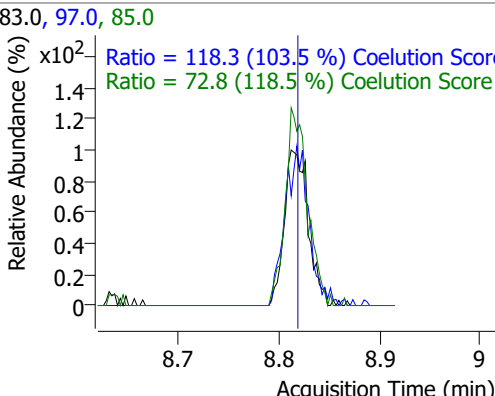
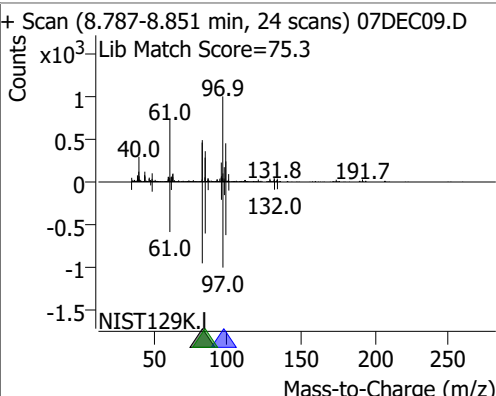
Compound	Conc.	RT	Dev(Min)	Resp.	QIon	QRatio	Lower	Upper
cis-1,3-Dichloropropene	22.7339	8.06	0.00	23106	39.0	56.0	24.3	84.3
					77.0	31.9	1.0	61.0



Compound	Conc.	RT	Dev(Min)	Resp.	QIon	QRatio	Lower	Upper
Toluene-d8	24.0493	8.32	0.00	71216	100.0	65.7	35.9	95.9
					99.0	10.3	0.0	39.5

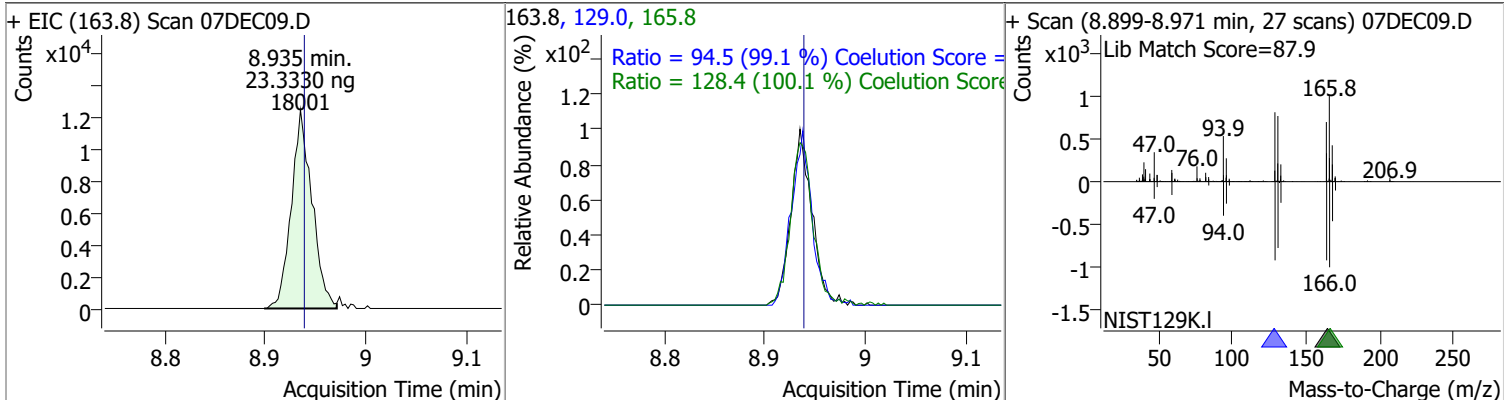


Quantitation Results Report (QT Reviewed)

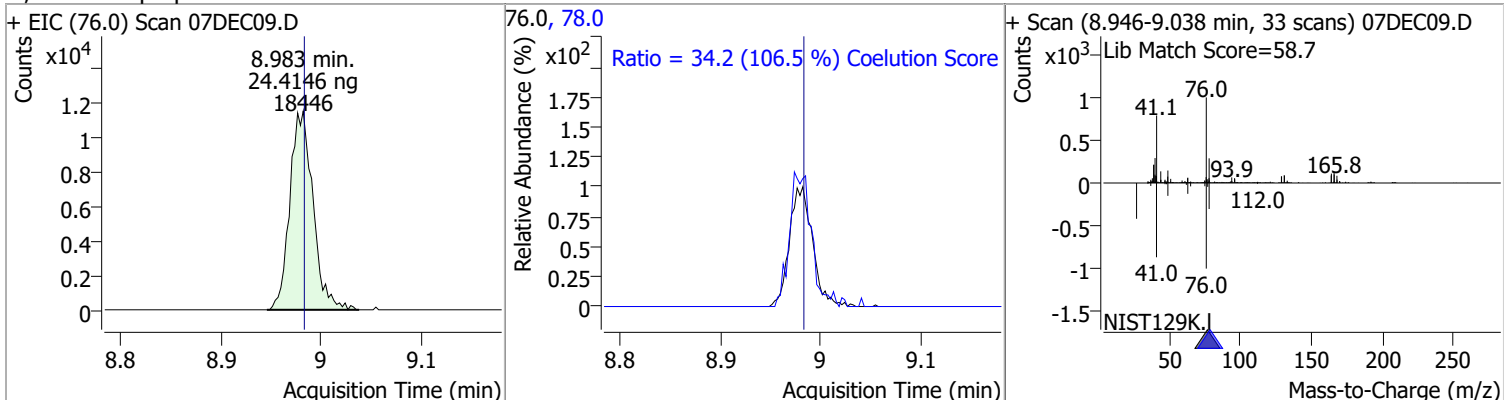
Compound	Conc.	RT	Dev(Min)	Resp.	QIon	QRatio	Lower	Upper
Toluene	24.0078	8.39	0.00	46740	91.0	169.1	144.3	204.3
+ EIC (92.0) Scan 07DEC09.D			92.0, 91.0			+ Scan (8.349-8.453 min, 38 scans) 07DEC09.D		
								
trans-1,3-Dichloropropene	23.0255	8.64	0.00	16744	39.0	70.0	22.1	82.1
					77.0	34.2	2.0	62.0
+ EIC (75.0) Scan 07DEC09.D			75.0, 77.0, 39.0			+ Scan (8.603-8.679 min, 28 scans) 07DEC09.D		
								
1,1,2-Trichloroethane	22.9076	8.81	0.00	8677	97.0	118.3	84.3	144.3
					85.0	72.8	31.5	91.5
+ EIC (83.0) Scan 07DEC09.D			83.0, 97.0, 85.0			+ Scan (8.787-8.851 min, 24 scans) 07DEC09.D		
								

Quantitation Results Report (QT Reviewed)

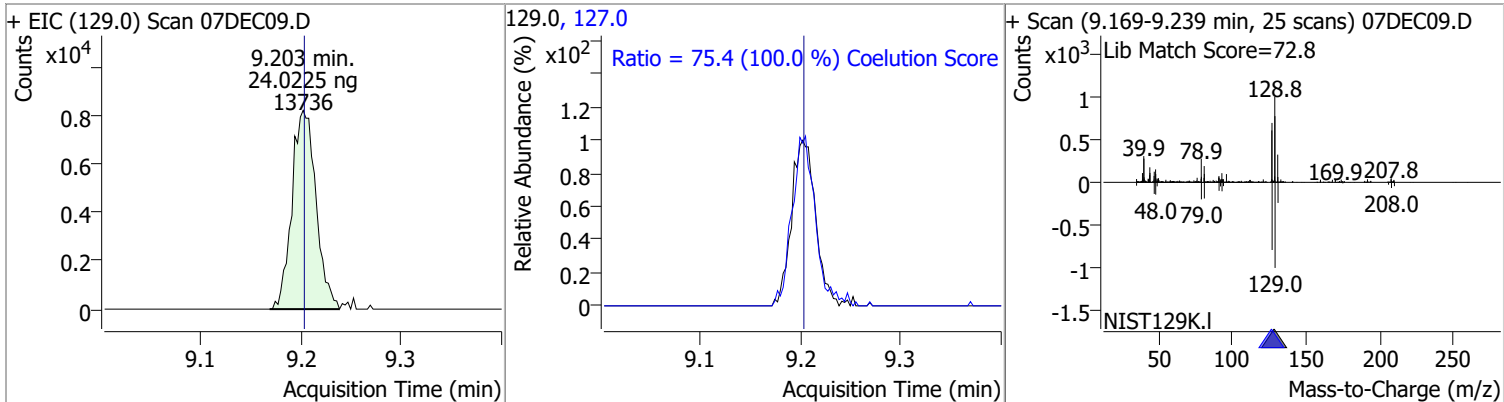
Compound	Conc.	RT	Dev(Min)	Resp.	QIon	QRatio	Lower	Upper
Tetrachloroethene	23.3330	8.94	0.00	18001	165.8	128.4	98.3	158.3
					129.0	94.5	65.3	125.3



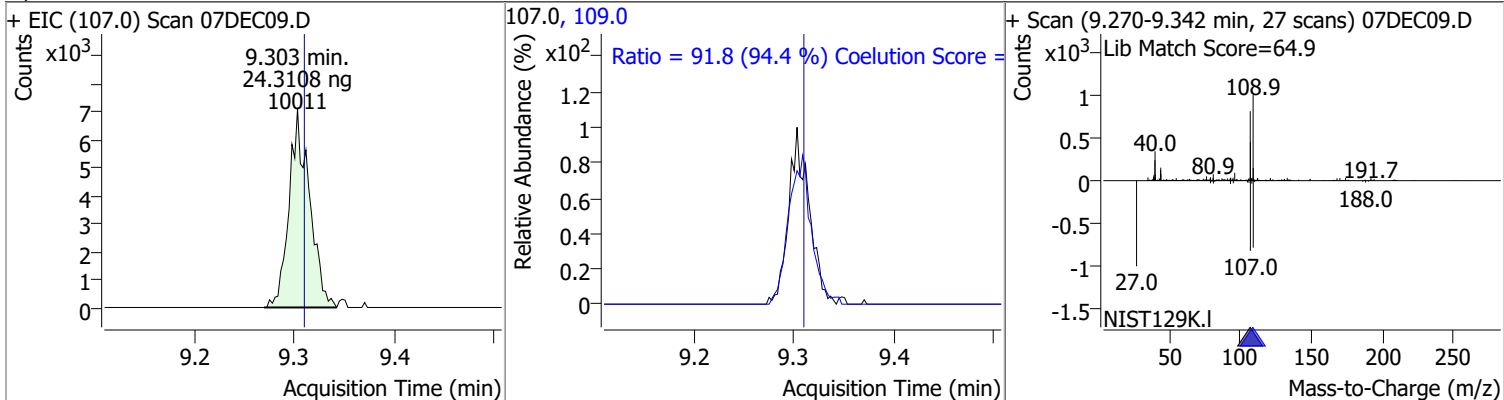
Compound	Conc.	RT	Dev(Min)	Resp.	QIon	QRatio	Lower	Upper
1,3-Dichloropropane	24.4146	8.98	0.00	18446	78.0	34.2	2.1	62.1



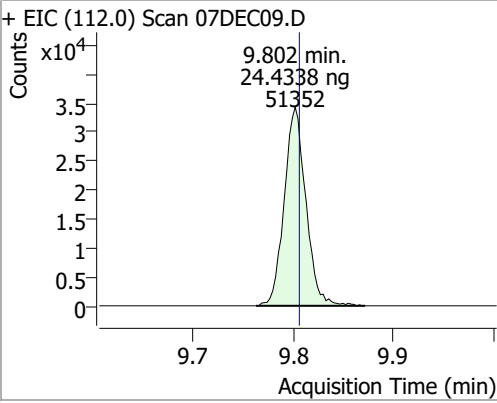
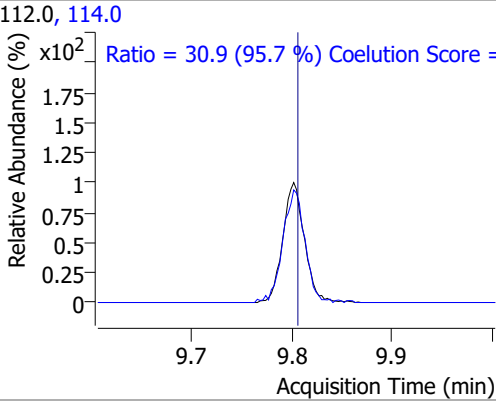
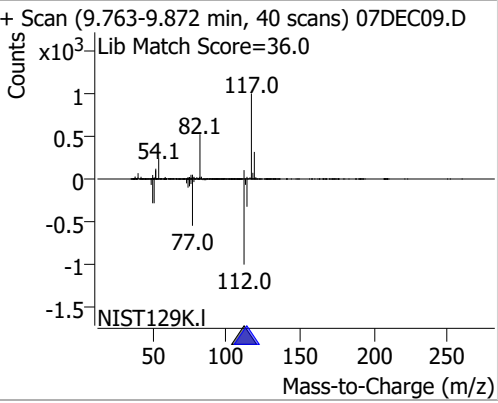
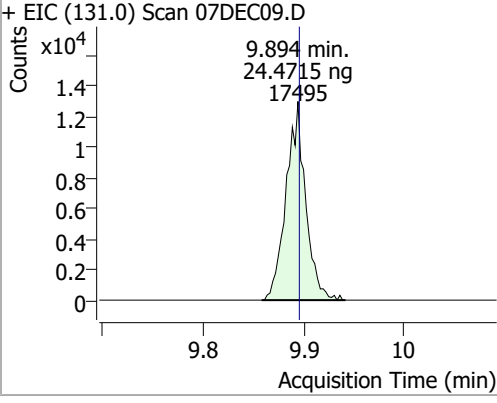
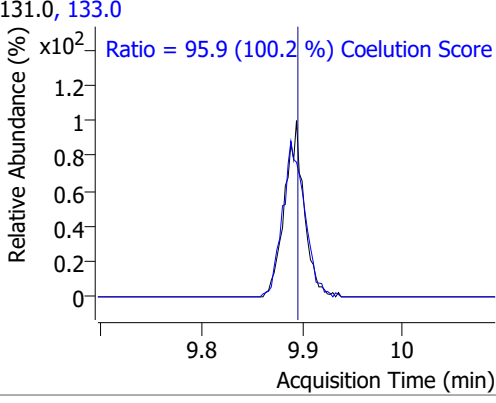
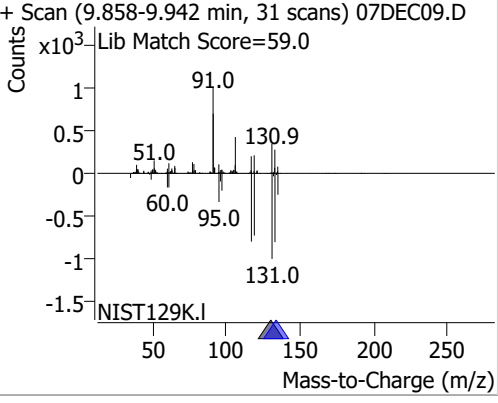
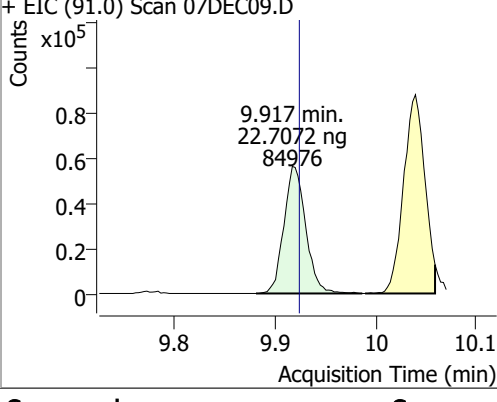
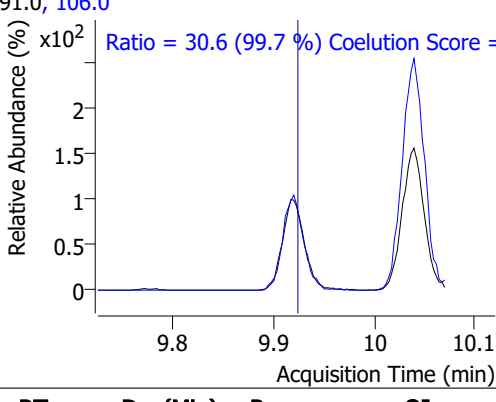
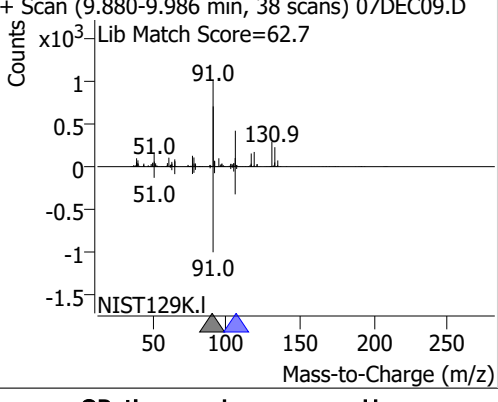
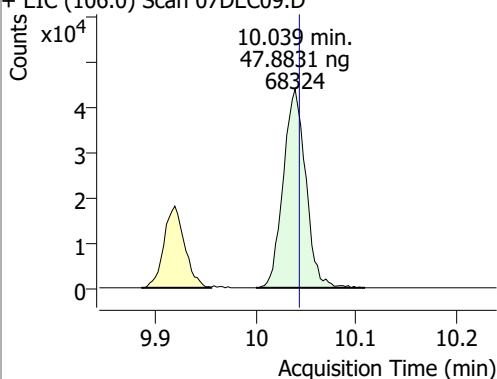
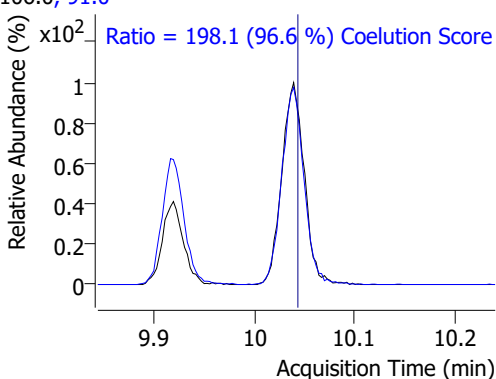
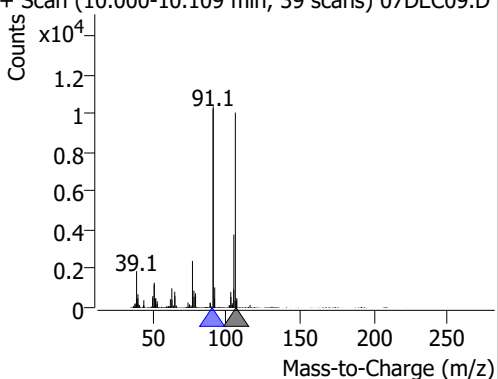
Compound	Conc.	RT	Dev(Min)	Resp.	QIon	QRatio	Lower	Upper
Chlorodibromomethane	24.0225	9.20	0.00	13736	127.0	75.4	45.3	105.3



Compound	Conc.	RT	Dev(Min)	Resp.	QIon	QRatio	Lower	Upper
1,2-Dibromoethane	24.3108	9.30	0.00	10011	109.0	91.8	67.2	127.2

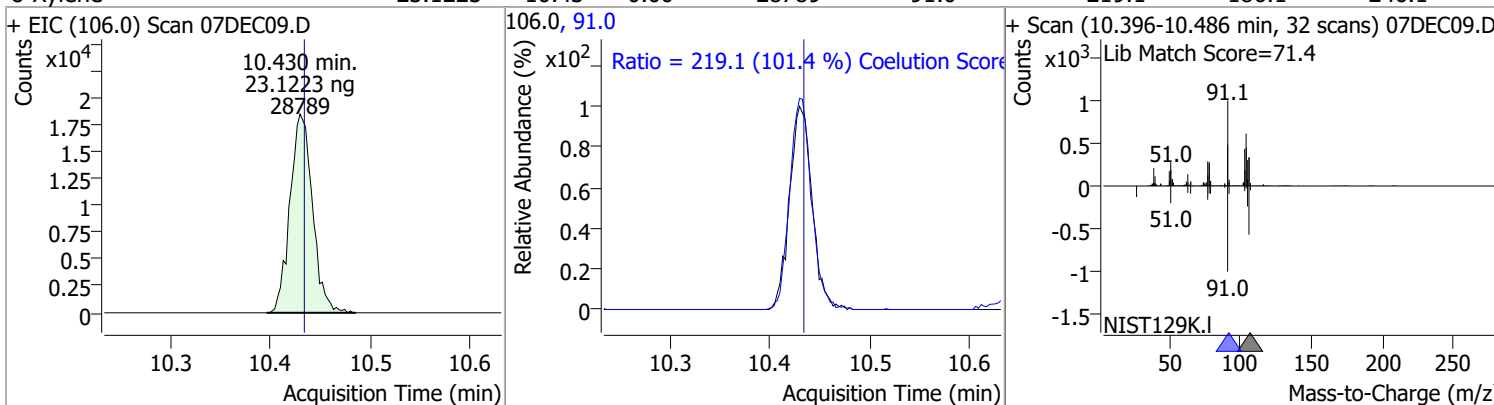


Quantitation Results Report (QT Reviewed)

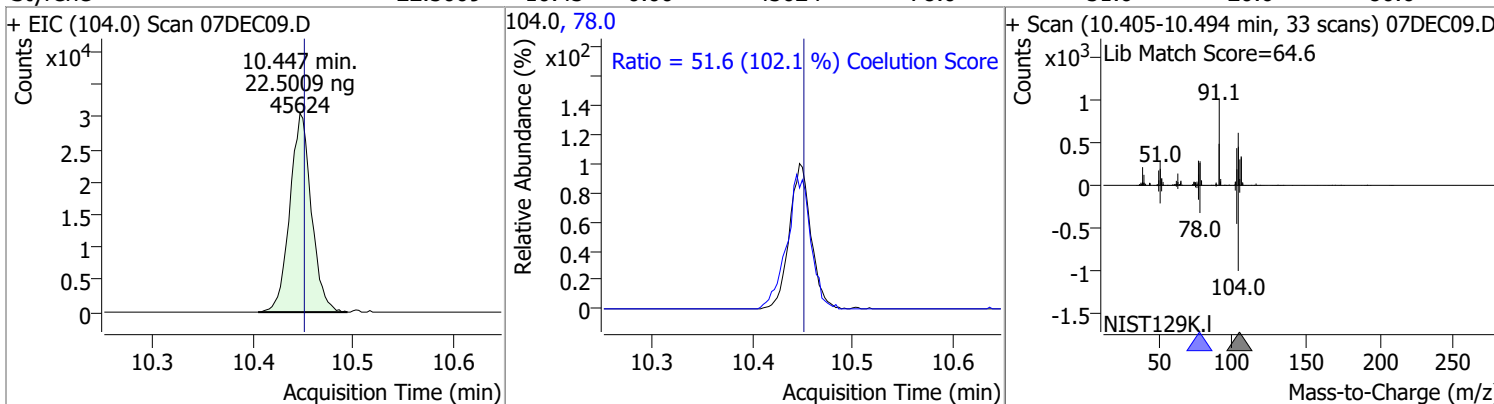
Compound	Conc.	RT	Dev(Min)	Resp.	QIon	QRatio	Lower	Upper
Chlorobenzene	24.4338	9.80	0.00	51352	114.0	30.9	2.3	62.3
+ EIC (112.0) Scan 07DEC09.D			112.0, 114.0			+ Scan (9.763-9.872 min, 40 scans) 07DEC09.D		
								
			Ratio = 30.9 (95.7 %) Coelution Score =					
1,1,1,2-Tetrachloroethane	24.4715	9.89	0.00	17495	133.0	95.9	65.7	125.7
+ EIC (131.0) Scan 07DEC09.D			131.0, 133.0			+ Scan (9.858-9.942 min, 31 scans) 07DEC09.D		
								
			Ratio = 95.9 (100.2 %) Coelution Score =					
Ethylbenzene	22.7072	9.92	0.00	84976	106.0	30.6	0.7	60.7
+ EIC (91.0) Scan 07DEC09.D			91.0, 106.0			+ Scan (9.880-9.986 min, 38 scans) 07DEC09.D		
								
			Ratio = 30.6 (99.7 %) Coelution Score =					
m+p-Xylenes	47.8831	10.04	0.00	68324	91.0	198.1	175.0	235.0
+ EIC (106.0) Scan 07DEC09.D			106.0, 91.0			+ Scan (10.000-10.109 min, 39 scans) 07DEC09.D		
								
			Ratio = 198.1 (96.6 %) Coelution Score =					

Quantitation Results Report (QT Reviewed)

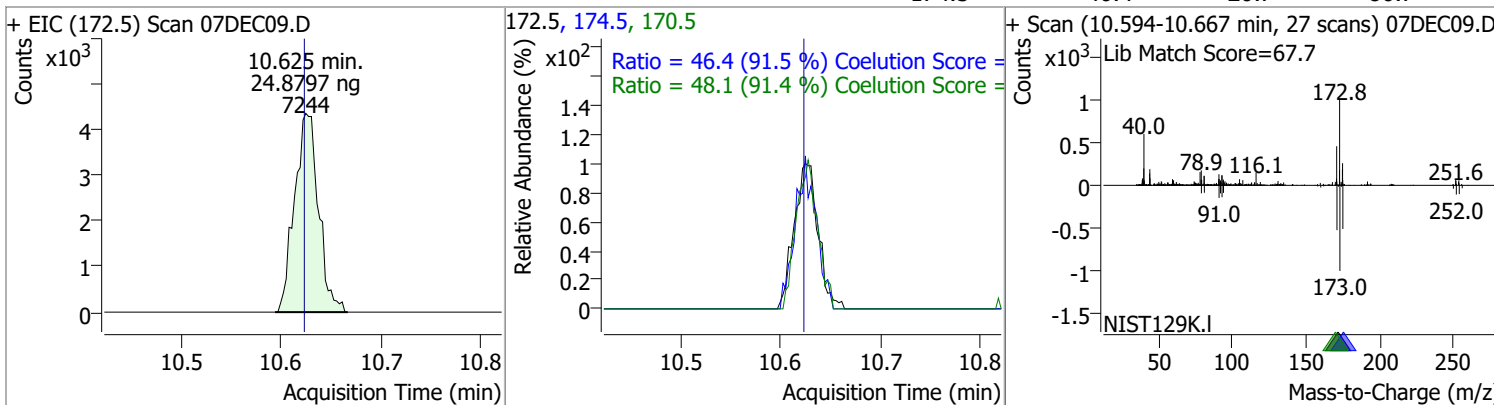
Compound	Conc.	RT	Dev(Min)	Resp.	QIon	QRatio	Lower	Upper
o-Xylene	23.1223	10.43	0.00	28789	91.0	219.1	186.1	246.1



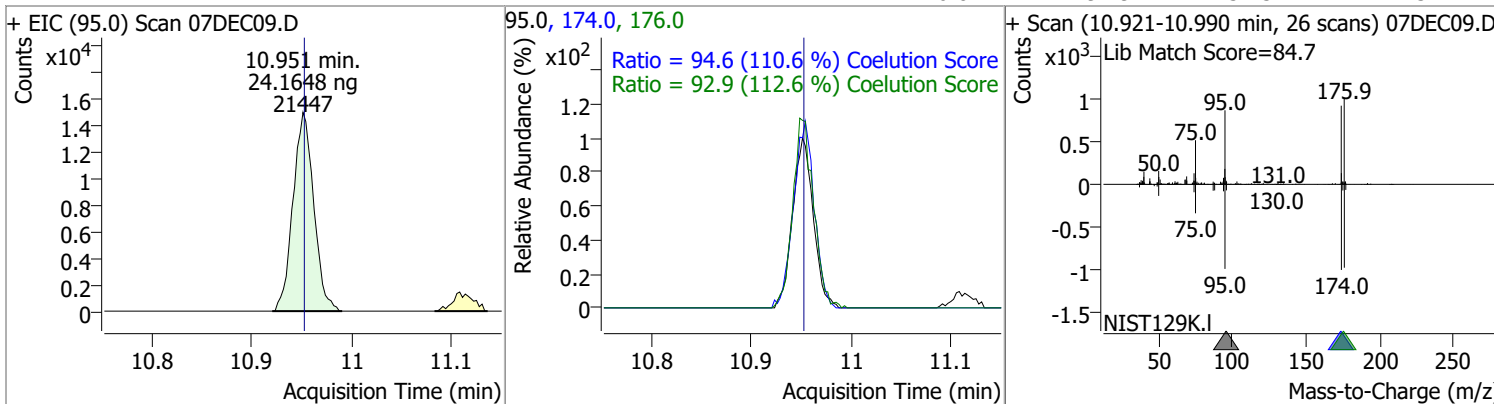
Compound	Conc.	RT	Dev(Min)	Resp.	QIon	QRatio	Lower	Upper
Styrene	22.5009	10.45	0.00	45624	78.0	51.6	20.6	80.6



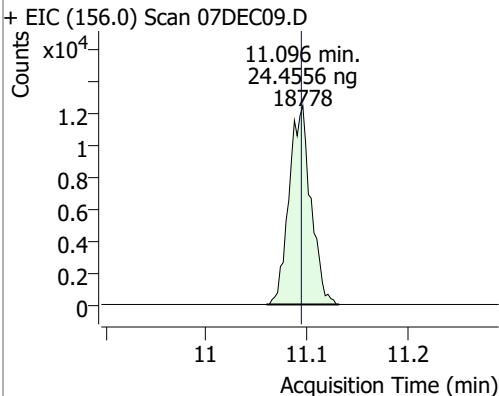
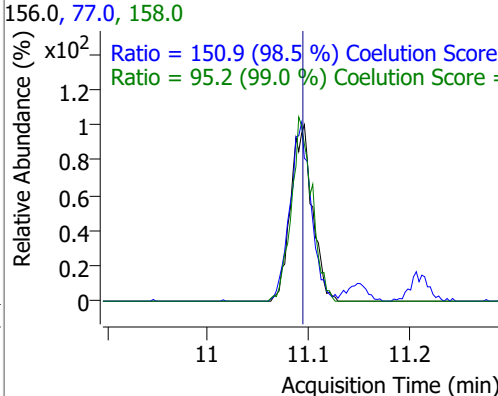
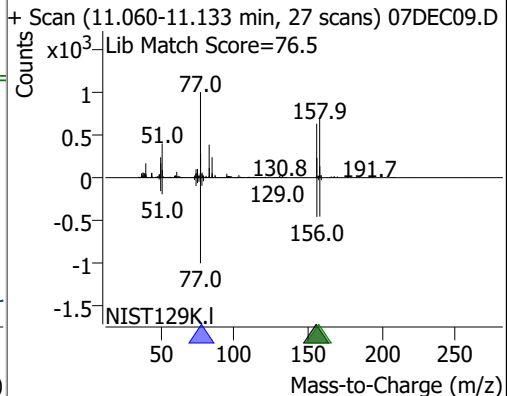
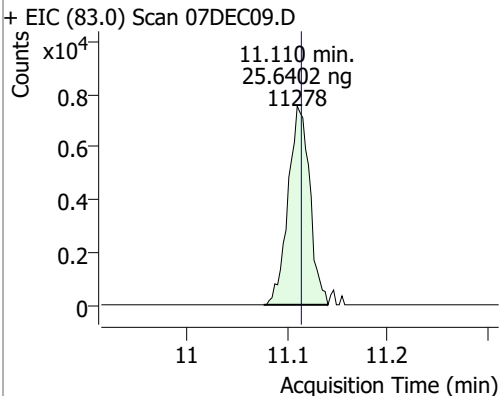
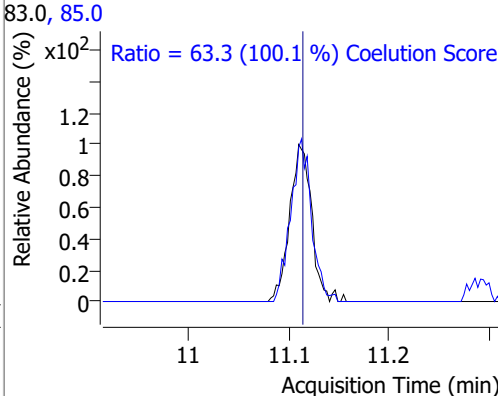
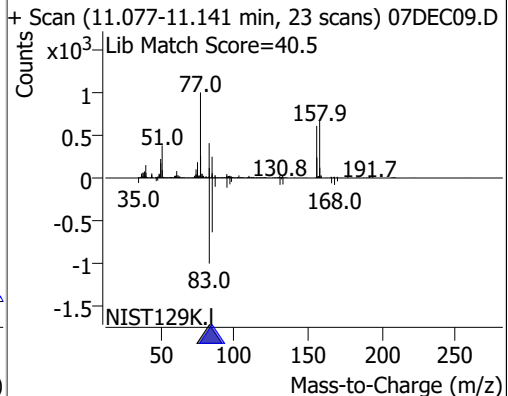
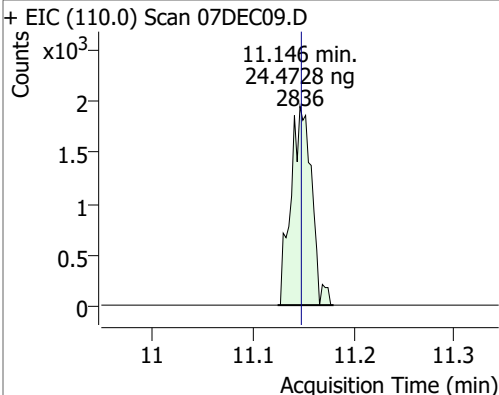
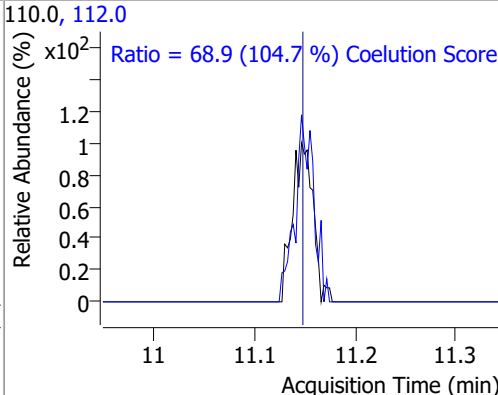
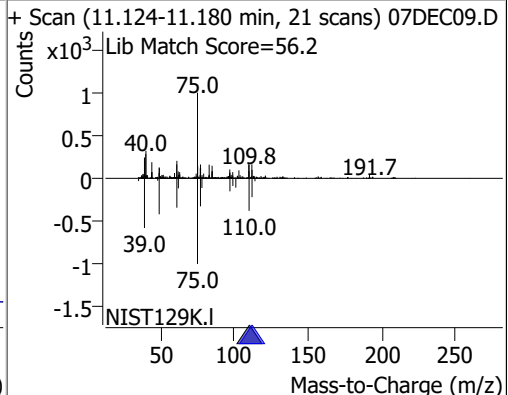
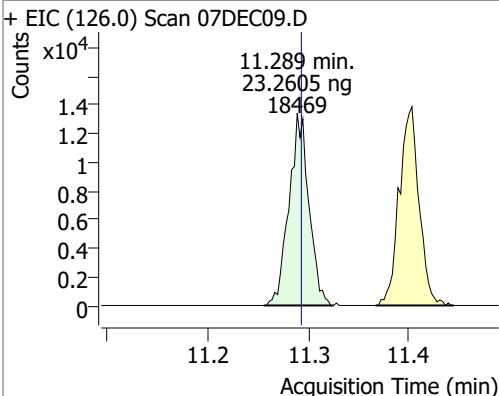
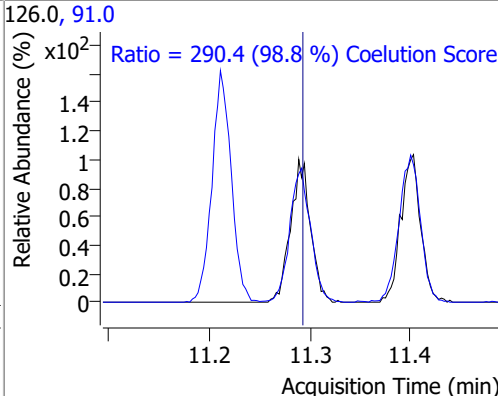
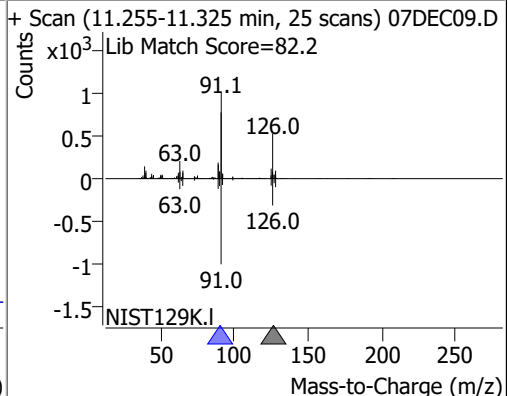
Compound	Conc.	RT	Dev(Min)	Resp.	QIon	QRatio	Lower	Upper
Bromoform	24.8797	10.63	0.00	7244	170.5	48.1	22.7	82.7
					174.5	46.4	20.7	80.7



Compound	Conc.	RT	Dev(Min)	Resp.	QIon	QRatio	Lower	Upper
p-Bromofluorobenzene	24.1648	10.95	0.00	21447	174.0	94.6	55.5	115.5
					176.0	92.9	52.5	112.5

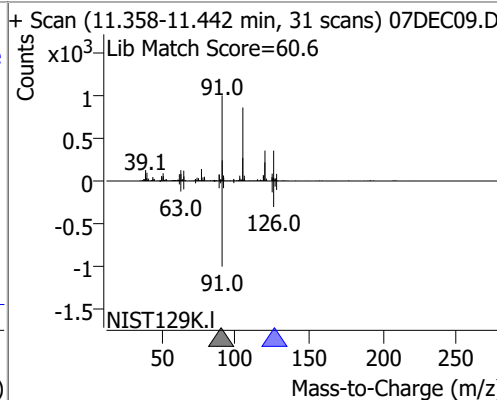
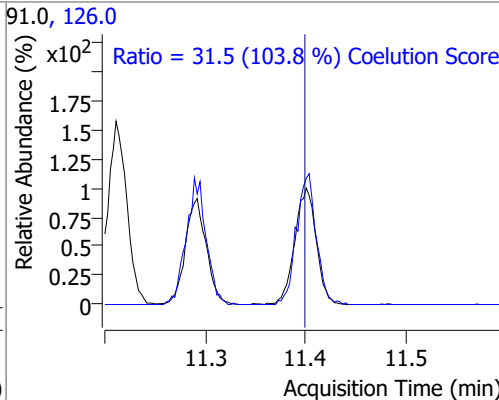
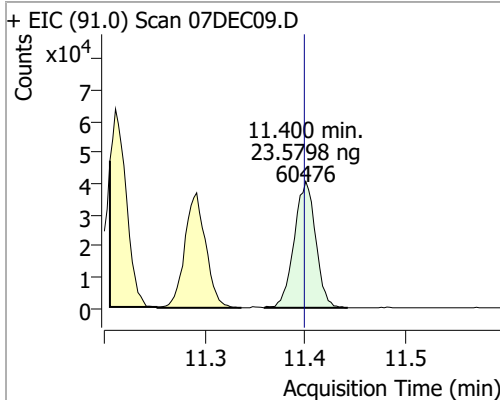


Quantitation Results Report (QT Reviewed)

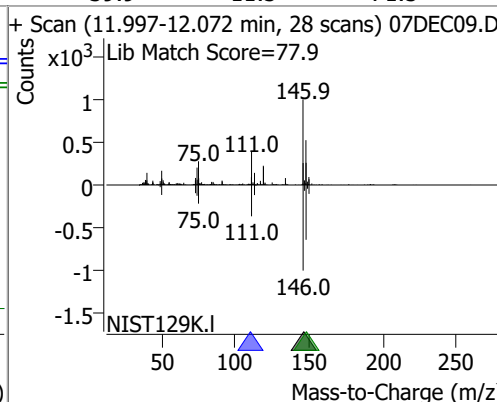
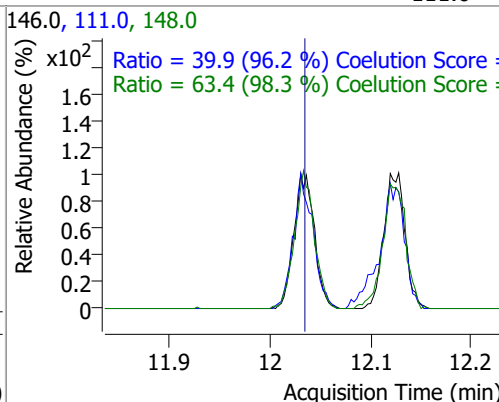
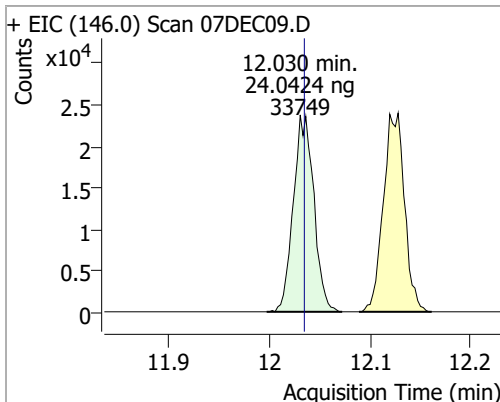
Compound	Conc.	RT	Dev(Min)	Resp.	QIon	QRatio	Lower	Upper
Bromobenzene	24.4556	11.10	0.00	18778	77.0 158.0	150.9 95.2	123.2 66.2	183.2 126.2
+ EIC (156.0) Scan 07DEC09.D			156.0, 77.0, 158.0			+ Scan (11.060-11.133 min, 27 scans) 07DEC09.D		
								
11.096 min. 24.4556 ng 18778			Ratio = 150.9 (98.5 %) Coelution Score Ratio = 95.2 (99.0 %) Coelution Score			Lib Match Score=76.5 77.0, 157.9, 130.8, 191.7, 129.0, 156.0, 51.0		
1,1,2,2-Tetrachloroethane	25.6402	11.11	0.00	11278	85.0	63.3	33.2	93.2
+ EIC (83.0) Scan 07DEC09.D			83.0, 85.0			+ Scan (11.077-11.141 min, 23 scans) 07DEC09.D		
								
11.110 min. 25.6402 ng 11278			Ratio = 63.3 (100.1 %) Coelution Score			Lib Match Score=40.5 77.0, 157.9, 130.8, 191.7, 168.0, 83.0, 51.0, 35.0		
1,2,3-Trichloropropane	24.4728	11.15	0.00	2836	112.0	68.9	35.8	95.8
+ EIC (110.0) Scan 07DEC09.D			110.0, 112.0			+ Scan (11.124-11.180 min, 21 scans) 07DEC09.D		
								
11.146 min. 24.4728 ng 2836			Ratio = 68.9 (104.7 %) Coelution Score			Lib Match Score=56.2 75.0, 191.7, 109.8, 110.0, 75.0, 40.0, 39.0		
2-Chlorotoluene	23.2605	11.29	0.00	18469	91.0	290.4	264.1	324.1
+ EIC (126.0) Scan 07DEC09.D			126.0, 91.0			+ Scan (11.255-11.325 min, 25 scans) 07DEC09.D		
								
11.289 min. 23.2605 ng 18469			Ratio = 290.4 (98.8 %) Coelution Score			Lib Match Score=82.2 91.1, 126.0, 63.0, 126.0, 91.0, 63.0		

Quantitation Results Report (QT Reviewed)

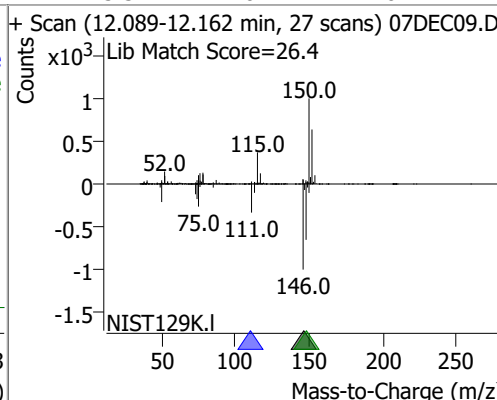
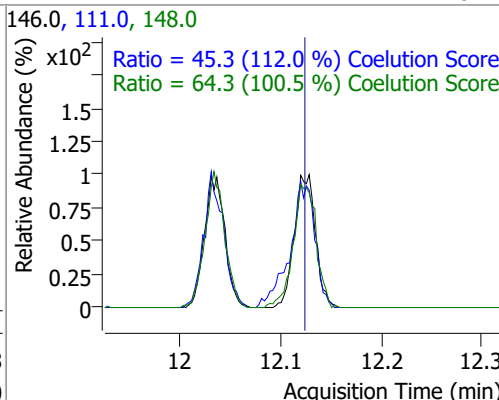
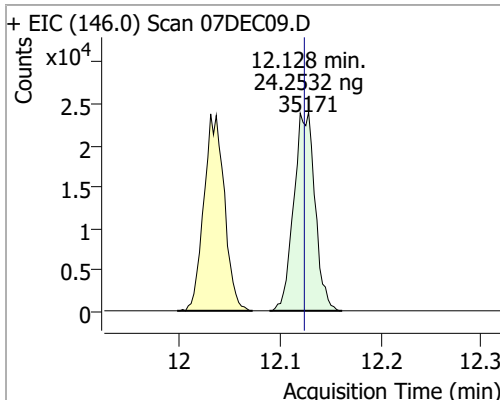
Compound	Conc.	RT	Dev(Min)	Resp.	QIon	QRatio	Lower	Upper
4-Chlorotoluene	23.5798	11.40	0.00	60476	126.0	31.5	0.4	60.4



Compound	Conc.	RT	Dev(Min)	Resp.	QIon	QRatio	Lower	Upper
1,3-Dichlorobenzene	24.0424	12.03	0.00	33749	148.0	63.4	34.5	94.5
					111.0	39.9	11.5	71.5

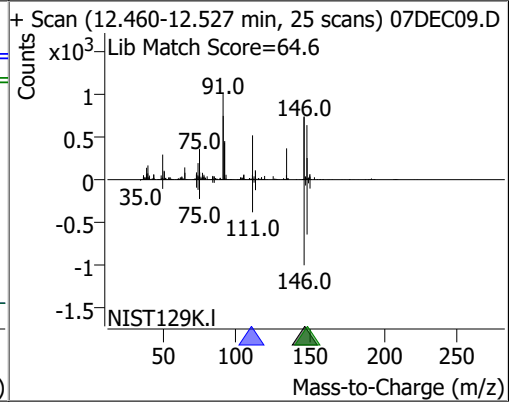
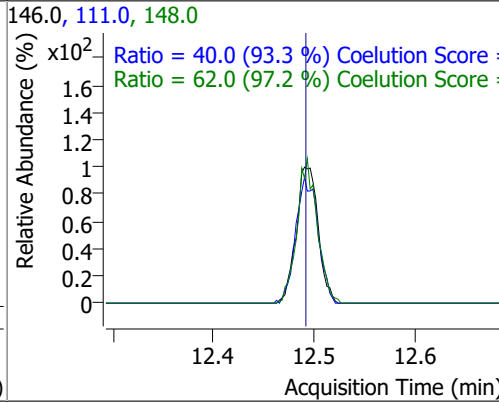
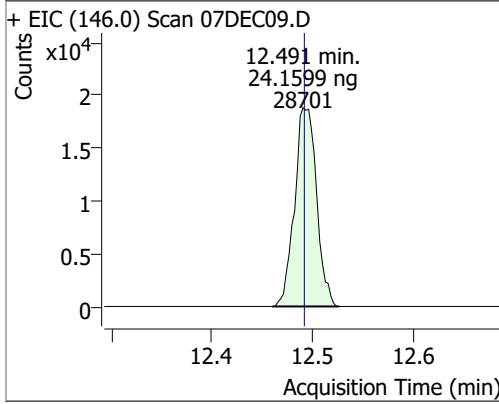


Compound	Conc.	RT	Dev(Min)	Resp.	QIon	QRatio	Lower	Upper
1,4-Dichlorobenzene	24.2532	12.13	0.01	35171	148.0	64.3	34.0	94.0
					111.0	45.3	10.4	70.4



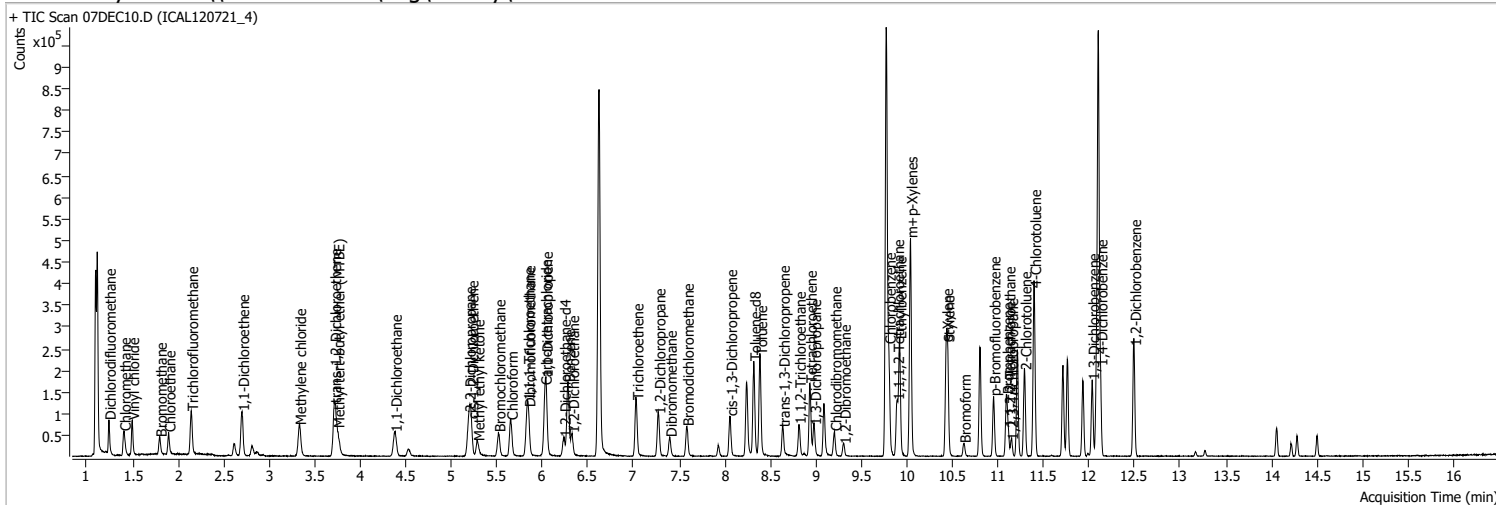
Quantitation Results Report (QT Reviewed)

Compound	Conc.	RT	Dev(Min)	Resp.	QIon	QRatio	Lower	Upper
1,2-Dichlorobenzene	24.1599	12.49	0.00	28701	148.0	62.0	33.8	93.8
					111.0	40.0	12.8	72.8



Quantitation Results Report (QT Reviewed)

Data File	07DEC10.D	Operator	MSC
Acq. Method	5975CACQF.M	Acq. Date-Time	12/7/2021 2:36:28 PM
Sample Name	ICAL120721_4	Instrument	VOA5975C
Vial	10	Multiplier	1.00
DA Method File	VOA5975C_8260B_SHT_DoD_L4_120721.m	Comment	
Tune File	BFB_Atune3.u	Tune Date	10/11/2021 4:02:00 PM
Batch Name	VG120721_8260B_624pt1_L4.batch.bin	Last Calib Update	12/13/2021 2:48:18 PM
Ref Library	\\MASSHUNTER\Org\Library\NIST129K.I		



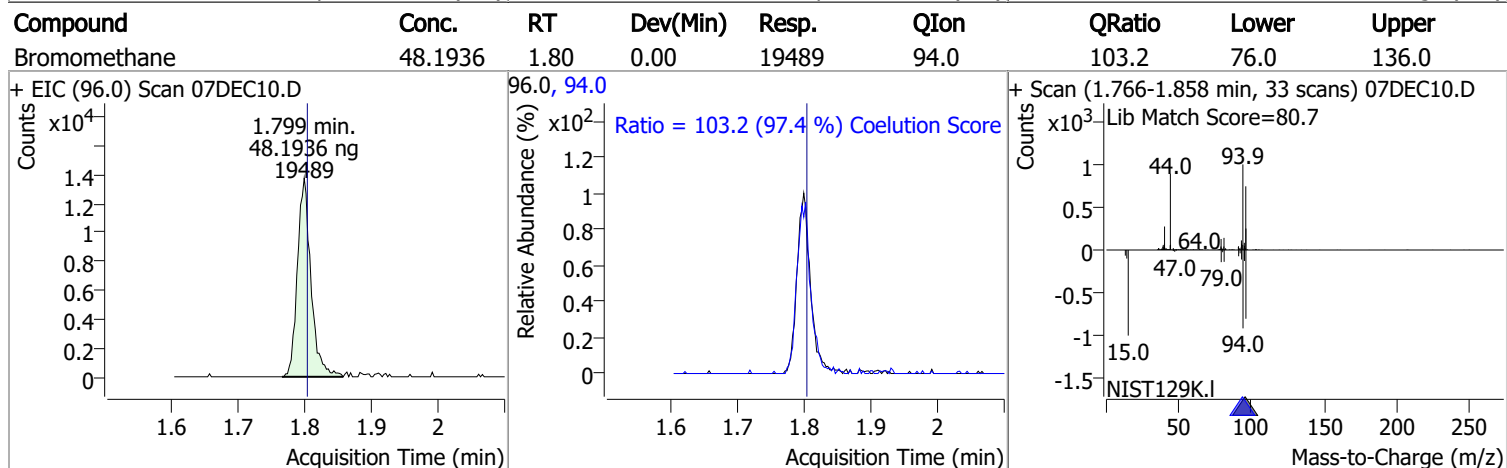
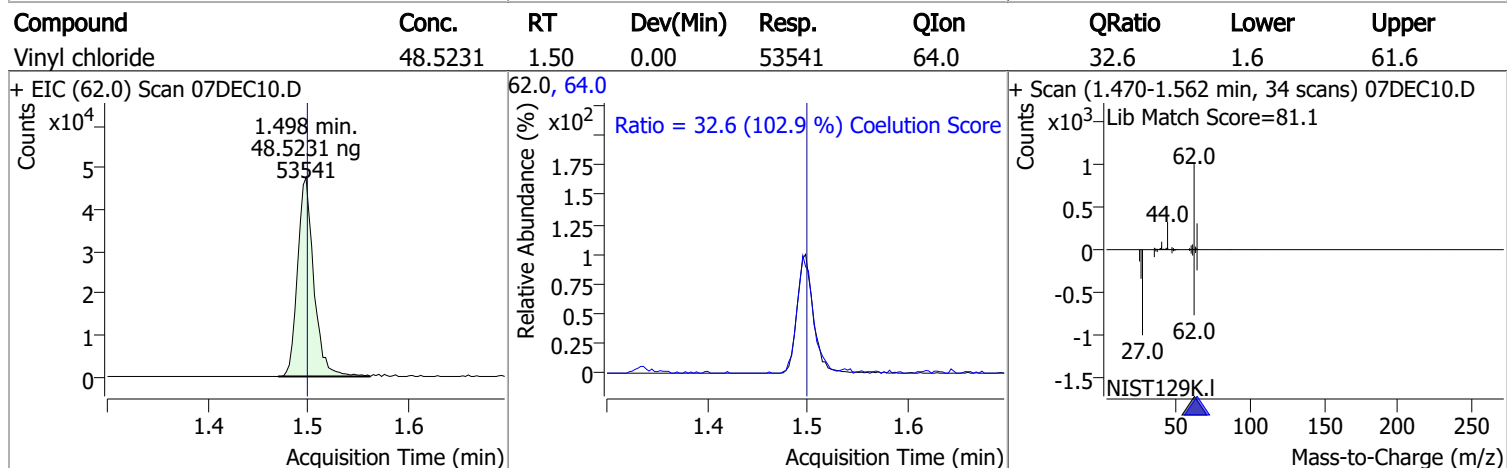
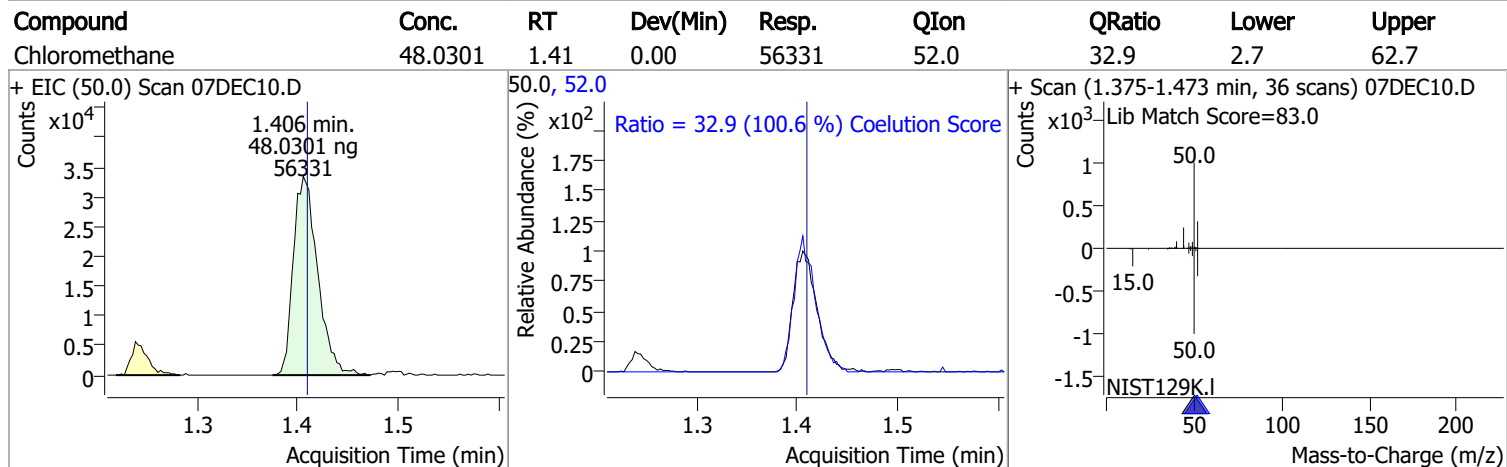
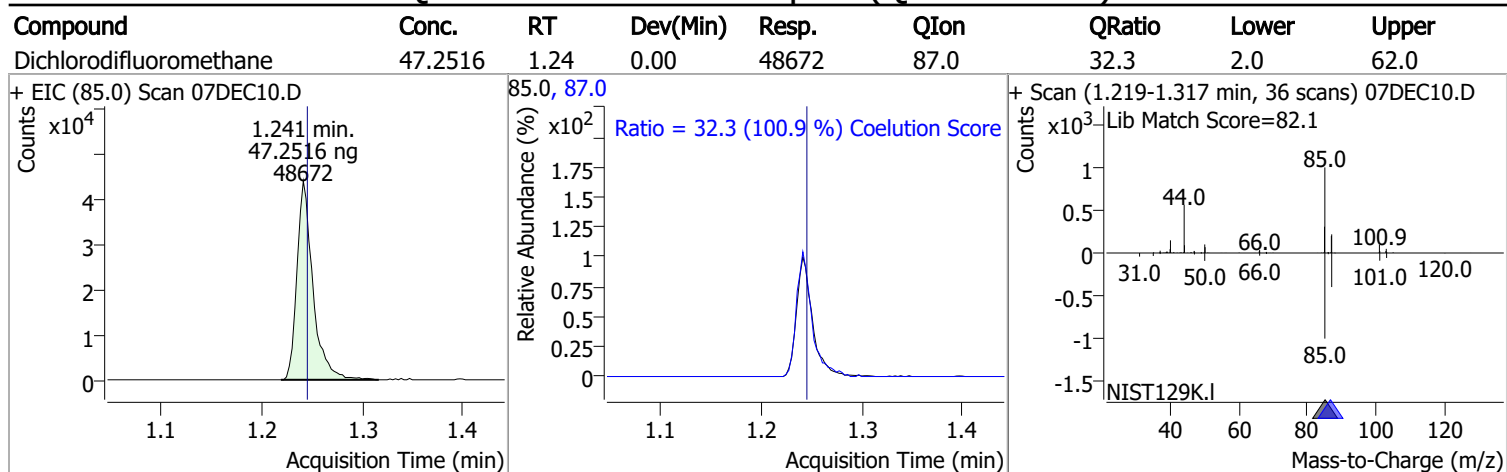
Compound	RT	QIon	Resp.	Conc.	Units	Dev(Min)
Internal Standards						
M Fluorobenzene	6.621	96.0	720413	250.0000	ng	0.000
M Chlorobenzene-d5	9.775	82.0	282126	250.0000	ng	0.000
M 1,4-Dichlorobenzene-d4	12.100	152.0	218480	250.0000	ng	0.000
System Monitoring Compounds						
S Dibromofluoromethane	5.845	113.0	35165	49.8051	ng	-0.005
Spiked Amount: 250.000	Range: 80.0 - 119.0%			Recovery = 19.92%	*	
S 1,2-Dichloroethane-d4	6.233	67.0	14687	45.5810	ng	0.003
Spiked Amount: 250.000	Range: 81.0 - 118.0%			Recovery = 18.23%	*	
S Toluene-d8	8.319	98.0	128707	45.3826	ng	0.000
Spiked Amount: 250.000	Range: 89.0 - 112.0%			Recovery = 18.15%	*	
S p-Bromofluorobenzene	10.951	95.0	38830	46.4473	ng	0.000
Spiked Amount: 250.000	Range: 85.0 - 114.0%			Recovery = 18.58%	*	
Target Compounds						
T Dichlorodifluoromethane	1.241	85.0	48672	47.2516	ng	99
T Chloromethane	1.406	50.0	56331	48.0301	ng	100
T Vinyl chloride	1.498	62.0	53541	48.5231	ng	98
T Bromomethane	1.799	96.0	19489	48.1936	ng	97
T Chloroethane	1.897	64.0	29975	49.1741	ng	99
T Trichlorofluoromethane	2.145	101.0	68865	47.7906	ng	100
T 1,1-Dichloroethene	2.703	96.0	35586	47.7226	ng	99
T Methylene chloride	3.330	49.0	52048	49.2998	ng	97
T trans-1,2-Dichloroethene	3.715	96.0	35666	47.8746	ng	98
T Methyl tert-butyl ether (MTBE)	3.748	73.0	45014	47.1777	ng	94
T 1,1-Dichloroethane	4.379	63.0	67613	47.8737	ng	99
T 2,2-Dichloropropane	5.193	77.0	49589	47.9561	ng	80
T cis-1,2-Dichloroethene	5.221	96.0	37253	48.2205	ng	97
T Methyl ethyl ketone	5.285	43.0	48031	467.6745	ng	97
T Bromochloromethane	5.516	128.0	14335	49.2899	ng	96
T Chloroform	5.653	83.0	65823	47.2366	ng	97

Quantitation Results Report (QT Reviewed)

Compound	RT	QIon	Resp.	Conc.	Units	Dev(Min)
T 1,1,1-Trichloroethane	5.834	97.0	62314	47.3955	ng	96
T Carbon tetrachloride	6.027	117.0	62372	48.3482	ng	98
T 1,1-Dichloropropene	6.038	75.0	53502	46.1678	ng	99
T Benzene	6.280	78.0	139915	47.7375	ng	100
T 1,2-Dichloroethane	6.325	62.0	36064	47.0771	ng	99
T Trichloroethene	7.030	95.0	40847	45.6609	ng	99
T 1,2-Dichloropropane	7.273	63.0	35178	46.6757	ng	97
T Dibromomethane	7.396	93.0	14426	46.6270	ng	97
T Bromodichloromethane	7.585	83.0	41511	47.3653	ng	99
T cis-1,3-Dichloropropene	8.060	75.0	44691	45.9125	ng	96
T Toluene	8.389	92.0	86245	46.2551	ng	98
T trans-1,3-Dichloropropene	8.640	75.0	32293	46.3682	ng	96
T 1,1,2-Trichloroethane	8.815	83.0	17049	46.9971	ng	97
T Tetrachloroethene	8.935	163.8	34811	47.1143	ng	98
T 1,3-Dichloropropane	8.983	76.0	35159	48.5899	ng	99
T Chlorodibromomethane	9.206	129.0	25901	47.2972	ng	97
T 1,2-Dibromoethane	9.309	107.0	18410	46.6806	ng	99
T Chlorobenzene	9.800	112.0	95746	47.5680	ng	100
T 1,1,1,2-Tetrachloroethane	9.892	131.0	32611	47.6291	ng	97
T Ethylbenzene	9.920	91.0	163792	45.7006	ng	100
T m+p-Xylenes	10.039	106.0	124472	91.0841	ng	97
T o-Xylene	10.430	106.0	55209	46.2995	ng	100
T Styrene	10.447	104.0	89857	46.2721	ng	98
T Bromoform	10.625	172.5	12631	46.0555	ng	97
T Bromobenzene	11.094	156.0	34645	47.9012	ng	97
T 1,1,2,2-Tetrachloroethane	11.113	83.0	21392	51.6318	ng	99
T 1,2,3-Trichloropropane	11.144	110.0	5339	48.9119	ng	100
T 2-Chlorotoluene	11.292	126.0	34398	45.9924	ng	100
T 4-Chlorotoluene	11.398	91.0	115506	47.8122	ng	99
T 1,3-Dichlorobenzene	12.033	146.0	64725	48.9515	ng	95
T 1,4-Dichlorobenzene	12.125	146.0	64821	47.4545	ng	99
T 1,2-Dichlorobenzene	12.493	146.0	51956	46.4314	ng	98

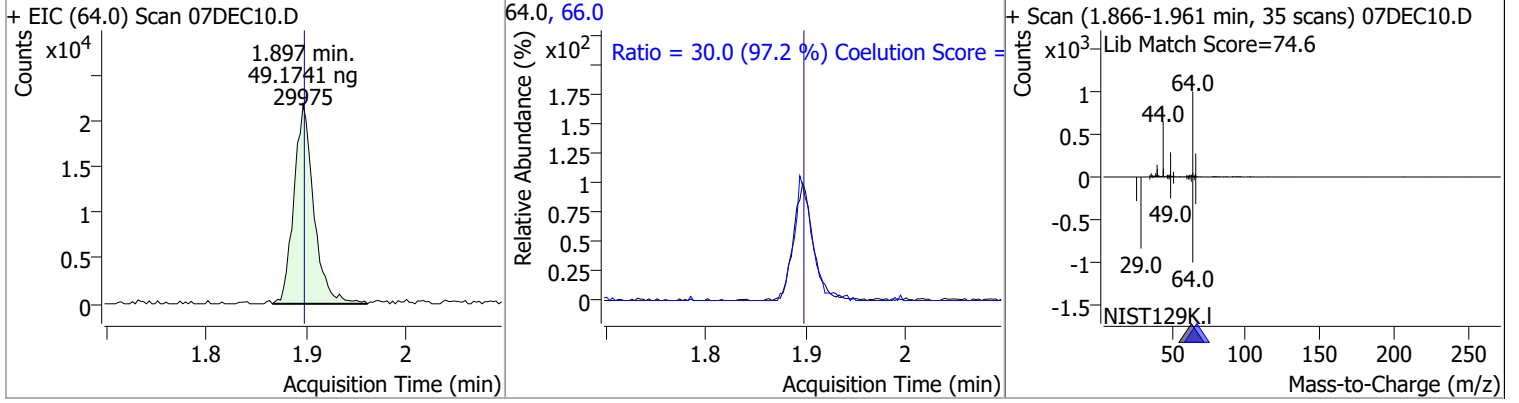
(#) = Qualifier Out of Range; (m) = Manual Integration; (+) = Area Summed; (*) = Surrogate Percent Recovery Out of Range; (d): Zeroed Peak

Quantitation Results Report (QT Reviewed)

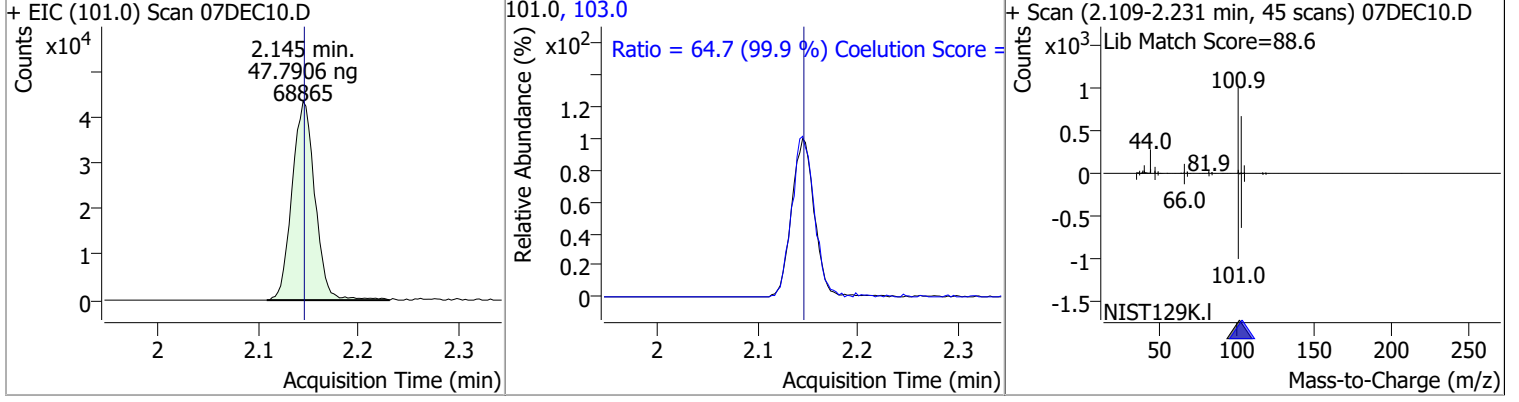


Quantitation Results Report (QT Reviewed)

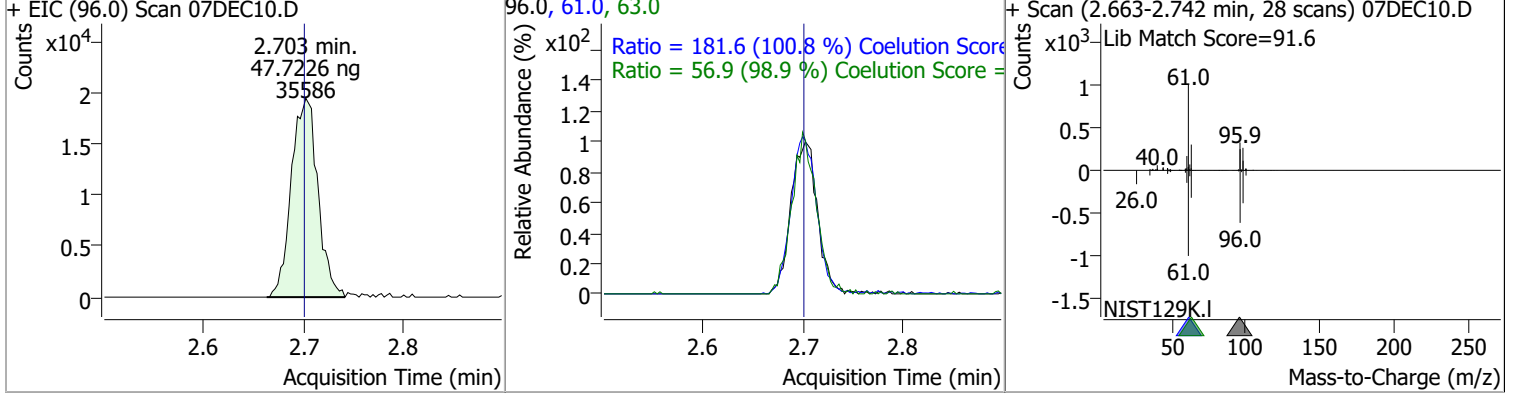
Compound	Conc.	RT	Dev(Min)	Resp.	QIon	QRatio	Lower	Upper
Chloroethane	49.1741	1.90	0.00	29975	66.0	30.0	0.8	60.8



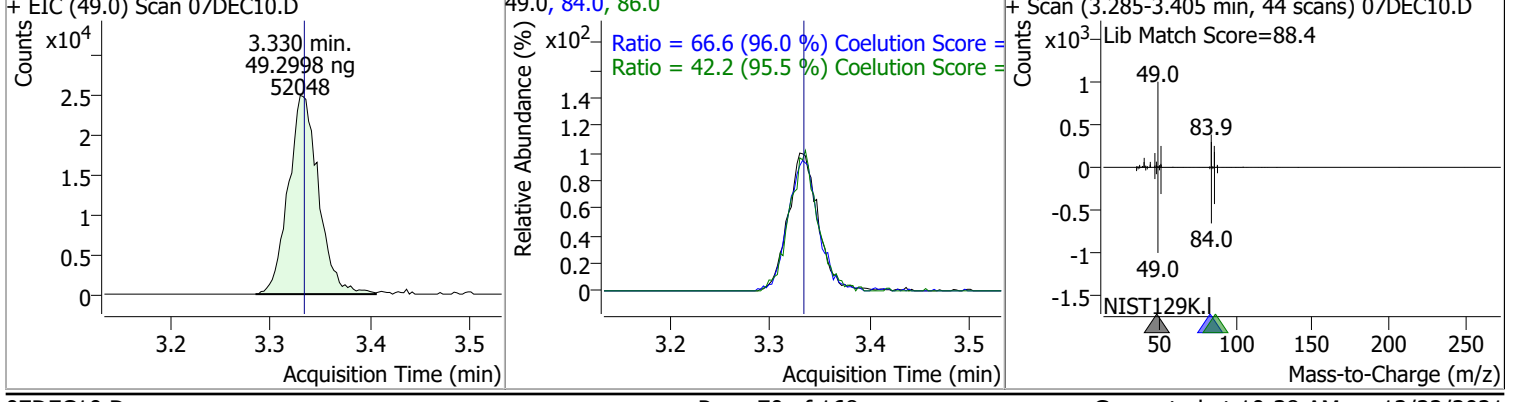
Trichlorofluoromethane	47.7906	2.14	0.00	68865	103.0	64.7	34.8	94.8
------------------------	---------	------	------	-------	-------	------	------	------



1,1-Dichloroethene	47.7226	2.70	0.00	35586	61.0	181.6	150.1	210.1
					63.0	56.9	27.5	87.5

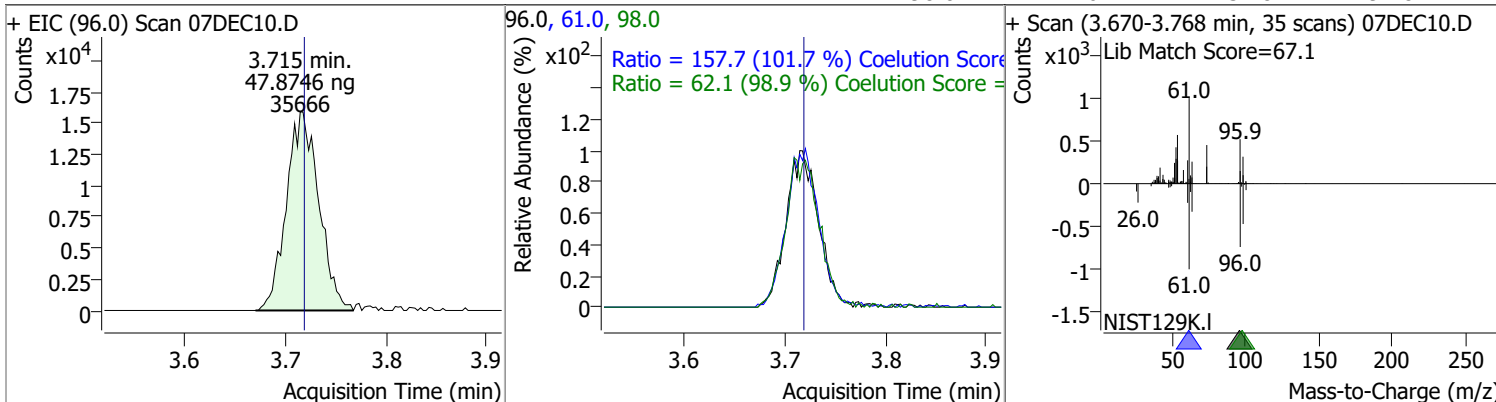


Methylene chloride	49.2998	3.33	0.00	52048	84.0	66.6	39.4	99.4
					86.0	42.2	14.1	74.1

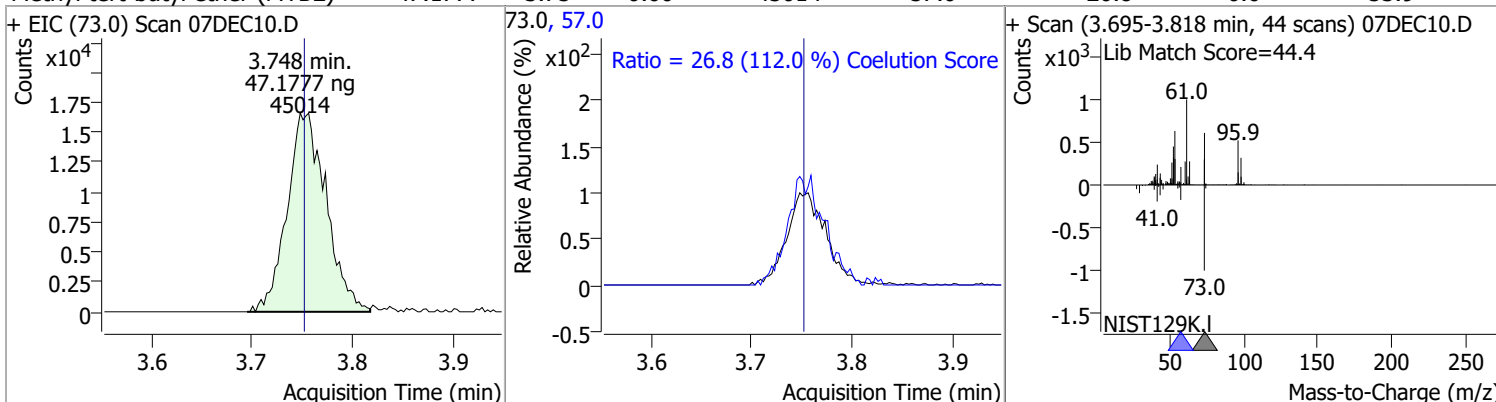


Quantitation Results Report (QT Reviewed)

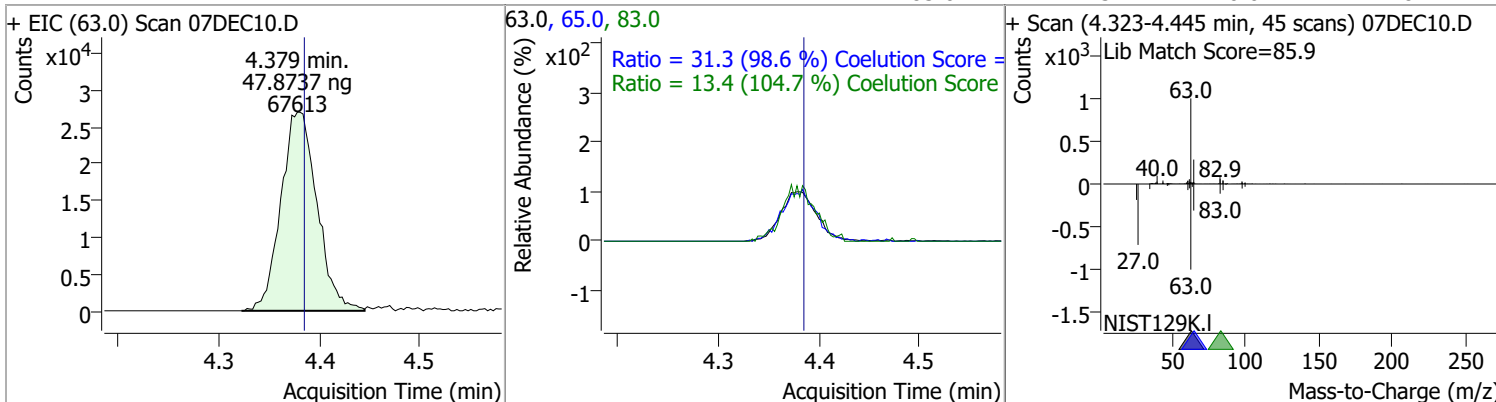
Compound	Conc.	RT	Dev(Min)	Resp.	QIon	QRatio	Lower	Upper
trans-1,2-Dichloroethene	47.8746	3.71	0.00	35666	61.0	157.7	125.1	185.1
					98.0	62.1	32.8	92.8



Compound	Conc.	RT	Dev(Min)	Resp.	QIon	QRatio	Lower	Upper
Methyl tert-butyl ether (MTBE)	47.1777	3.75	0.00	45014	57.0	26.8	0.0	53.9

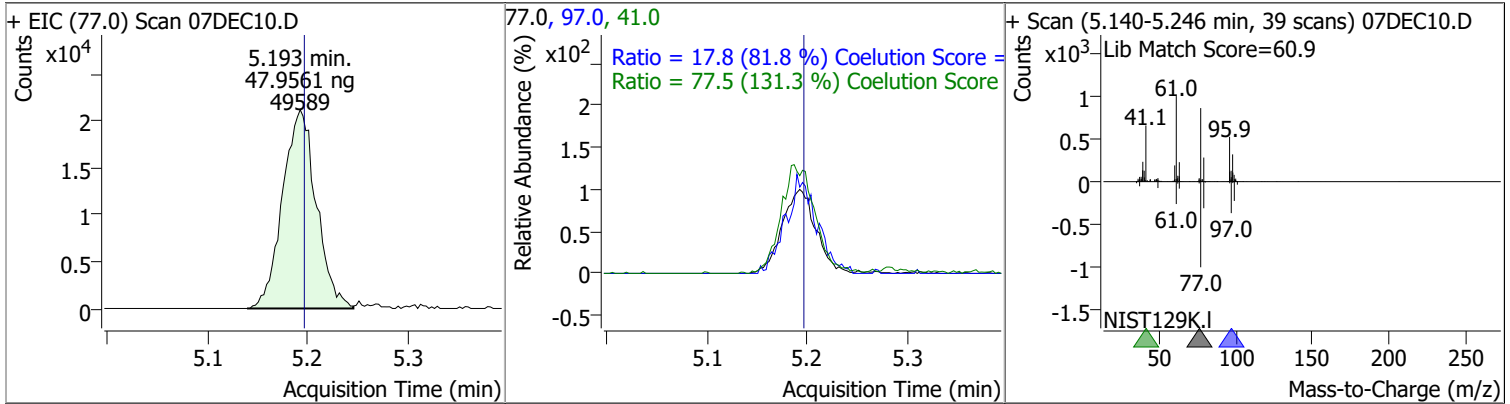


Compound	Conc.	RT	Dev(Min)	Resp.	QIon	QRatio	Lower	Upper
1,1-Dichloroethane	47.8737	4.38	-0.01	67613	65.0	31.3	1.7	61.7
					83.0	13.4	0.0	42.8

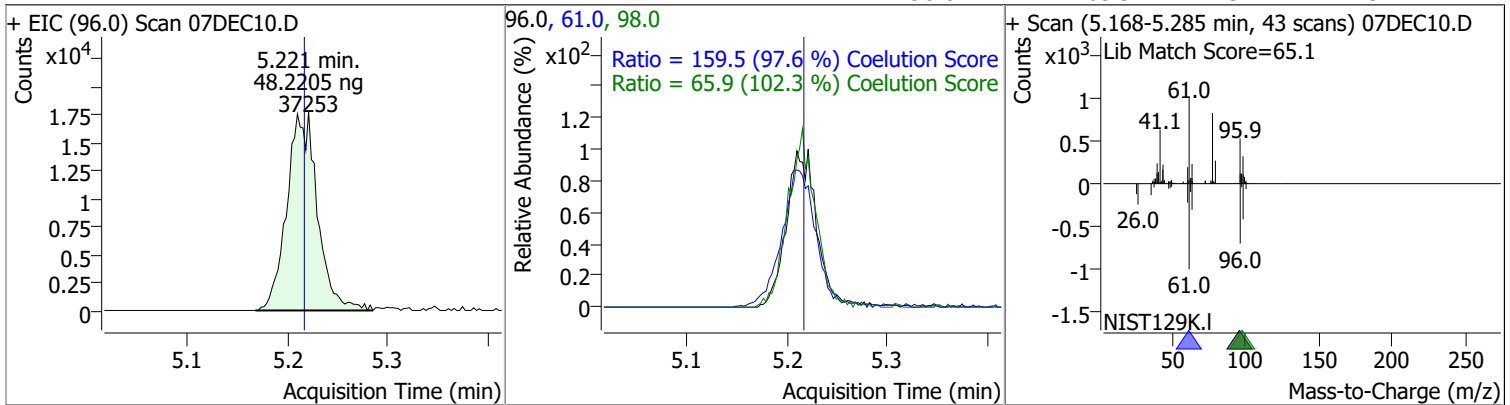


Quantitation Results Report (QT Reviewed)

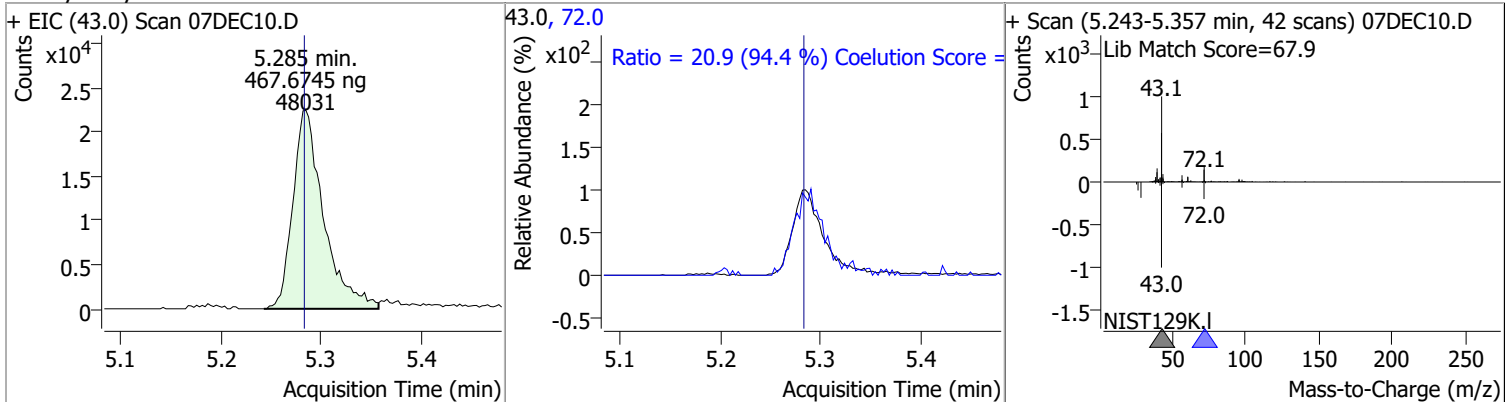
Compound	Conc.	RT	Dev(Min)	Resp.	QIon	QRatio	Lower	Upper
2,2-Dichloropropane	47.9561	5.19	0.00	49589	41.0	77.5	29.0	89.0
					97.0	17.8	0.0	51.8



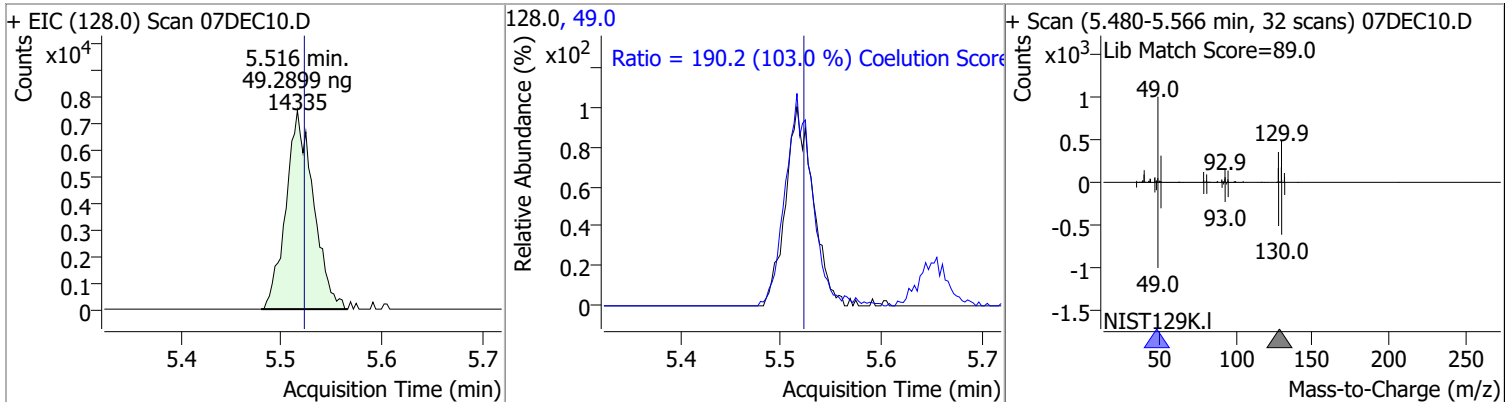
Compound	Conc.	RT	Dev(Min)	Resp.	QIon	QRatio	Lower	Upper
cis-1,2-Dichloroethene	48.2205	5.22	0.01	37253	61.0	159.5	133.3	193.3
					98.0	65.9	34.4	94.4



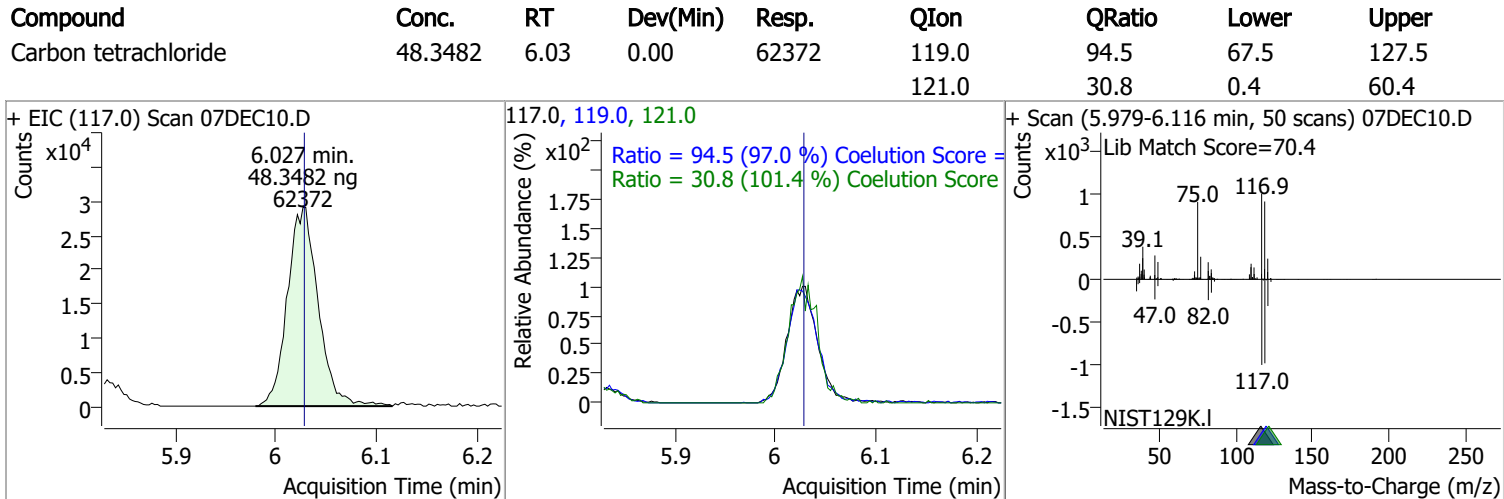
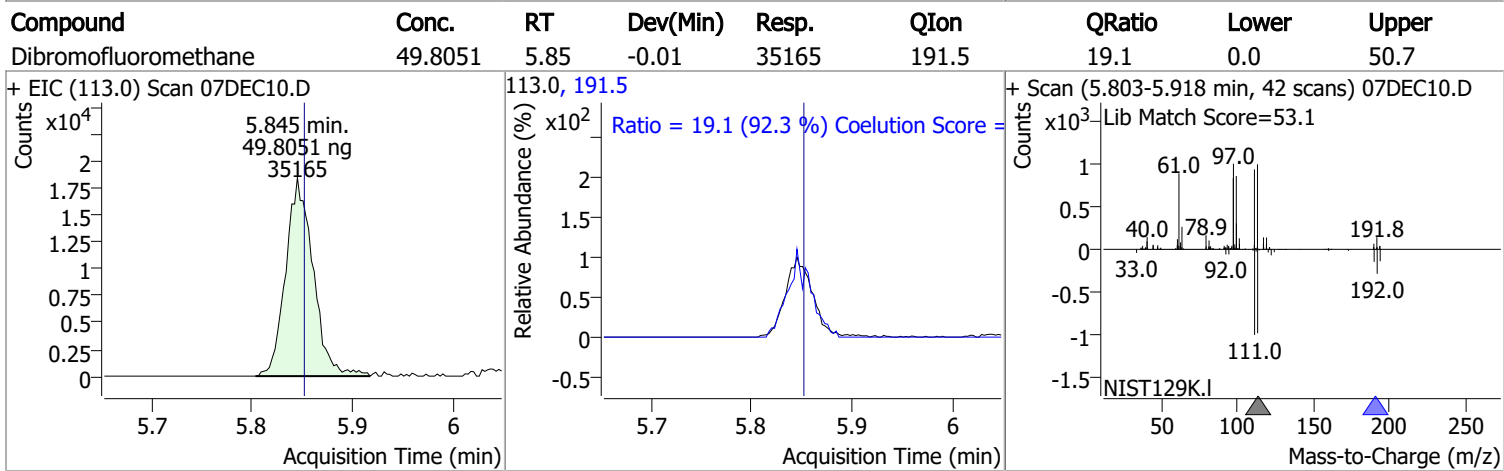
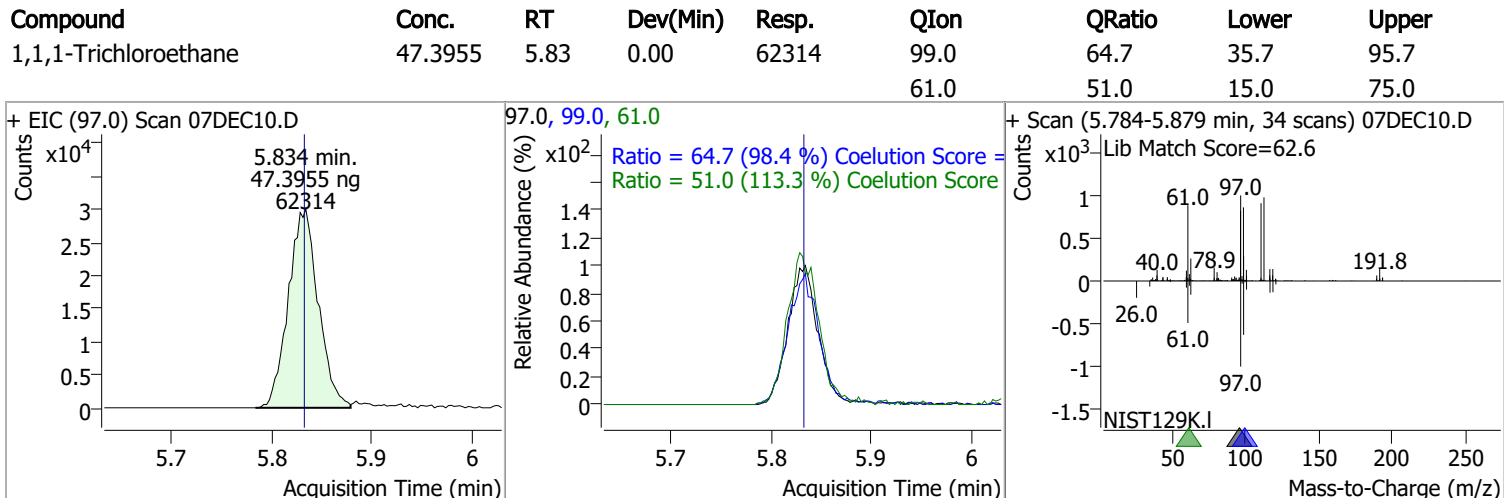
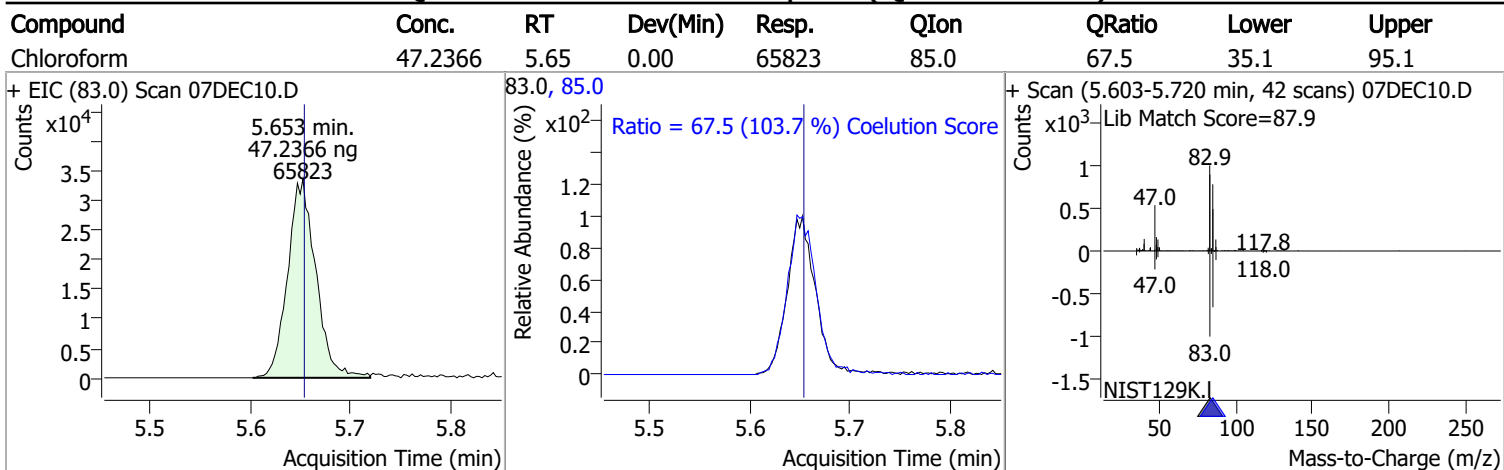
Compound	Conc.	RT	Dev(Min)	Resp.	QIon	QRatio	Lower	Upper
Methyl ethyl ketone	467.6745	5.28	0.00	48031	72.0	20.9	0.0	52.2



Compound	Conc.	RT	Dev(Min)	Resp.	QIon	QRatio	Lower	Upper
Bromochloromethane	49.2899	5.52	-0.01	14335	49.0	190.2	154.6	214.6

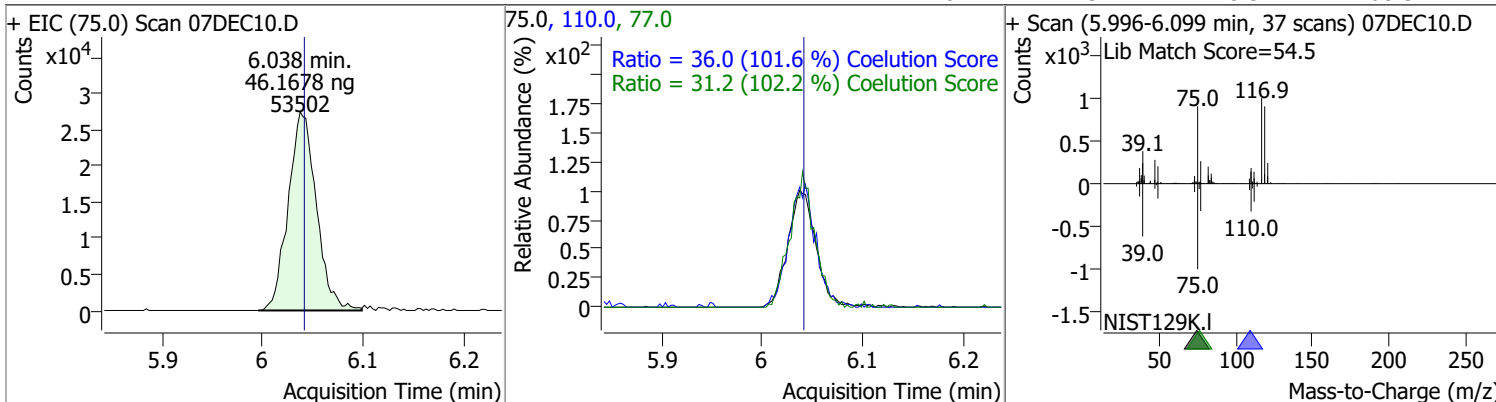


Quantitation Results Report (QT Reviewed)

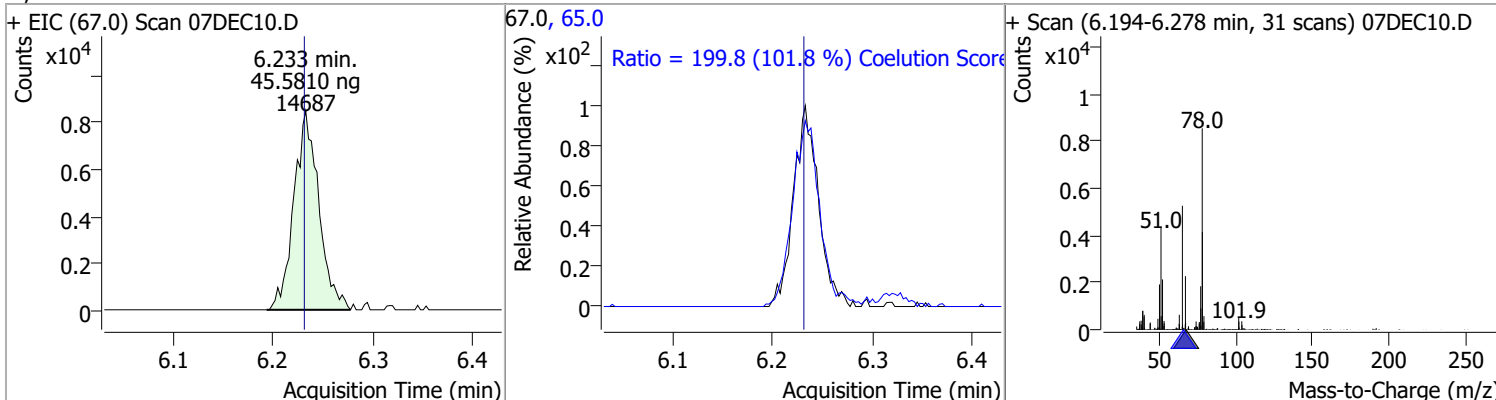


Quantitation Results Report (QT Reviewed)

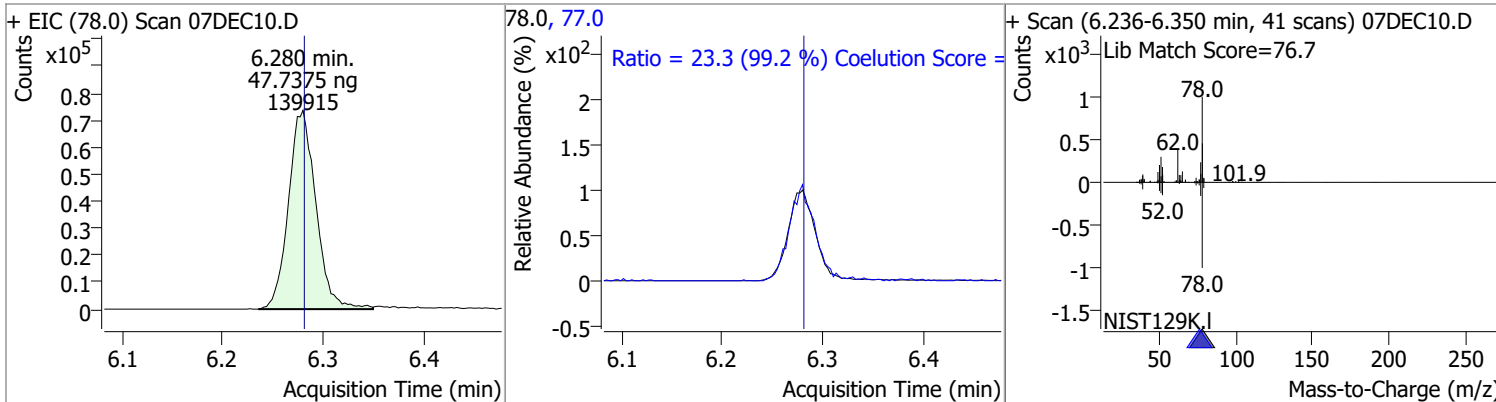
Compound	Conc.	RT	Dev(Min)	Resp.	QIon	QRatio	Lower	Upper
1,1-Dichloropropene	46.1678	6.04	0.00	53502	110.0	36.0	5.4	65.4
					77.0	31.2	0.5	60.5



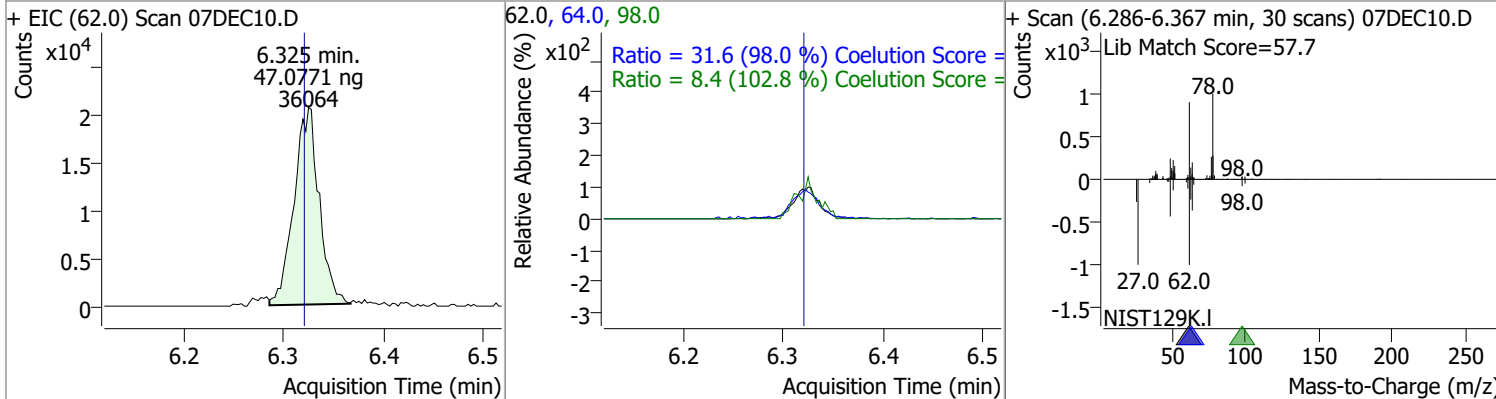
Compound	Conc.	RT	Dev(Min)	Resp.	QIon	QRatio	Lower	Upper
1,2-Dichloroethane-d4	45.5810	6.23	0.00	14687	65.0	199.8	166.3	226.3



Compound	Conc.	RT	Dev(Min)	Resp.	QIon	QRatio	Lower	Upper
Benzene	47.7375	6.28	0.00	139915	77.0	23.3	0.0	53.5

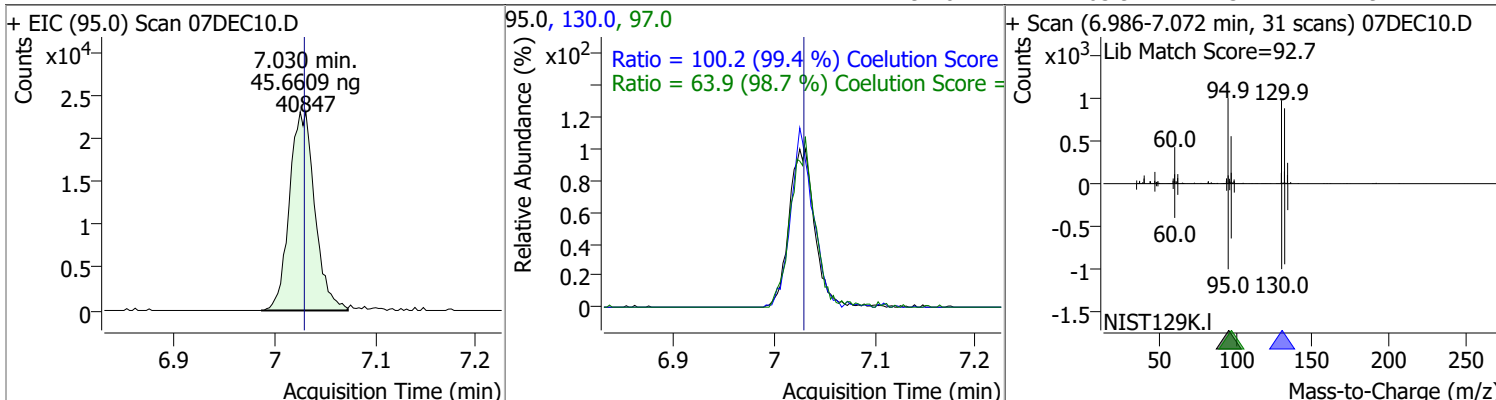


Compound	Conc.	RT	Dev(Min)	Resp.	QIon	QRatio	Lower	Upper
1,2-Dichloroethane	47.0771	6.32	0.01	36064	64.0	31.6	2.3	62.3
					98.0	8.4	0.0	38.2

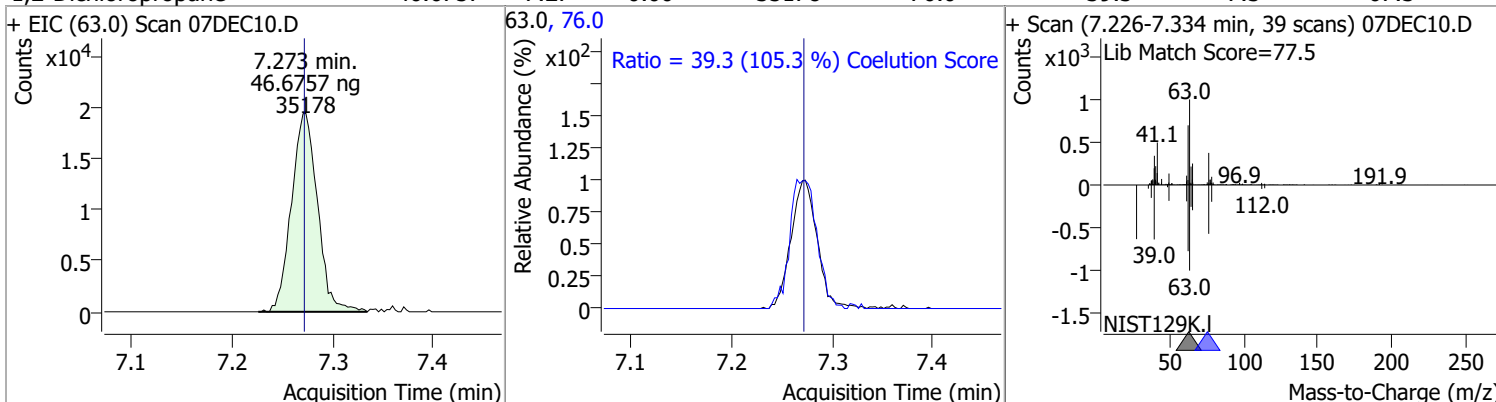


Quantitation Results Report (QT Reviewed)

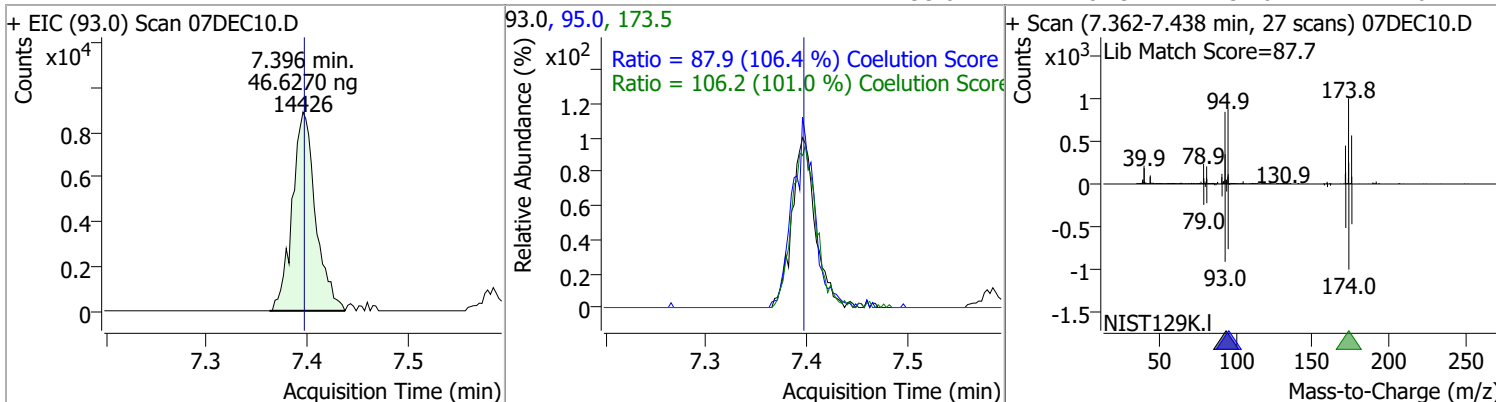
Compound	Conc.	RT	Dev(Min)	Resp.	QIon	QRatio	Lower	Upper
Trichloroethene	45.6609	7.03	0.00	40847	130.0	100.2	70.8	130.8
					97.0	63.9	34.7	94.7



Compound	Conc.	RT	Dev(Min)	Resp.	QIon	QRatio	Lower	Upper
1,2-Dichloropropane	46.6757	7.27	0.00	35178	76.0	39.3	7.3	67.3

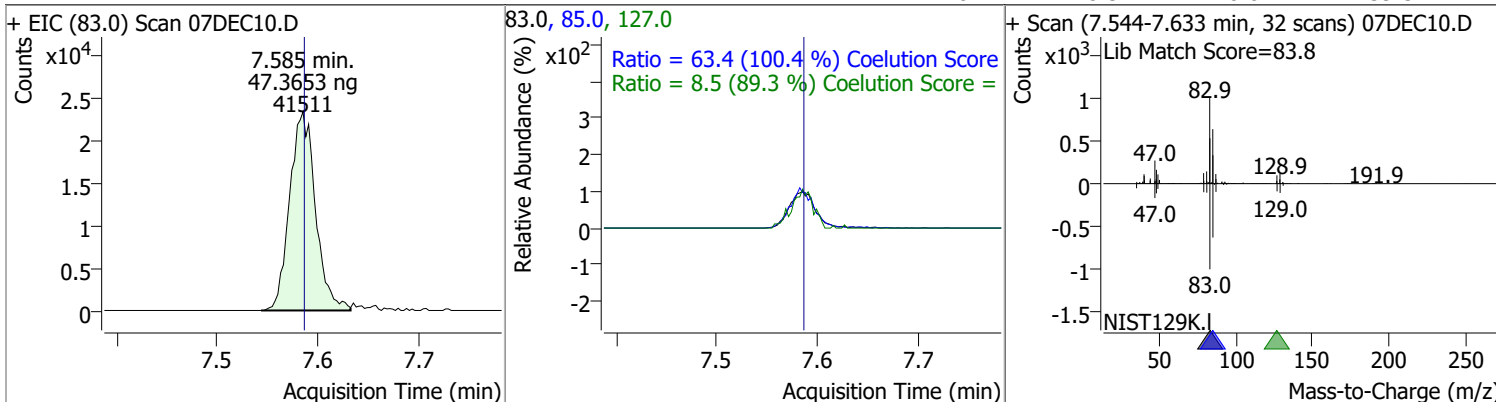


Compound	Conc.	RT	Dev(Min)	Resp.	QIon	QRatio	Lower	Upper
Dibromomethane	46.6270	7.40	0.00	14426	173.5	106.2	75.2	135.2
					95.0	87.9	52.6	112.6

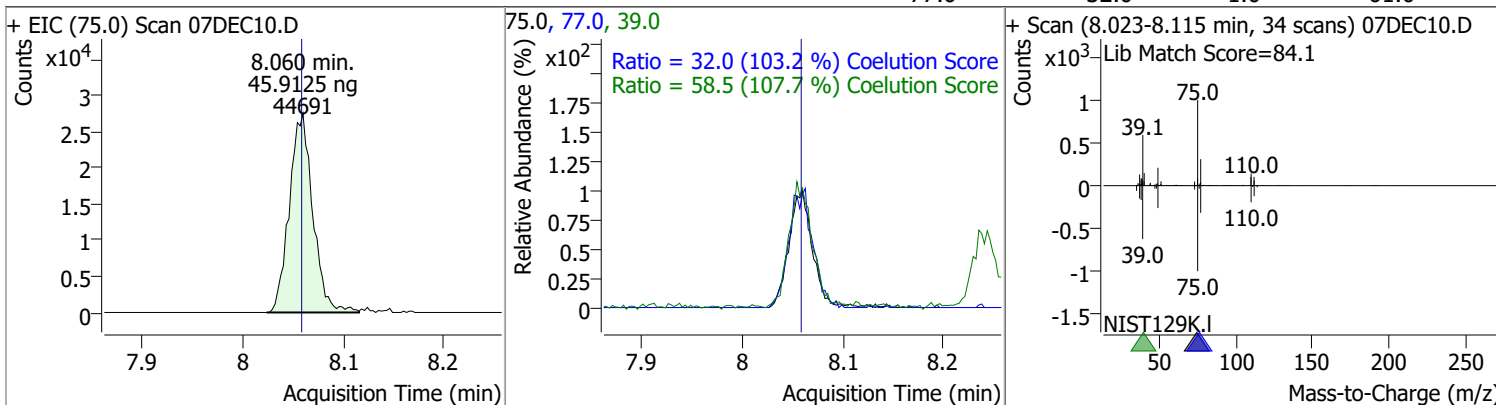


Quantitation Results Report (QT Reviewed)

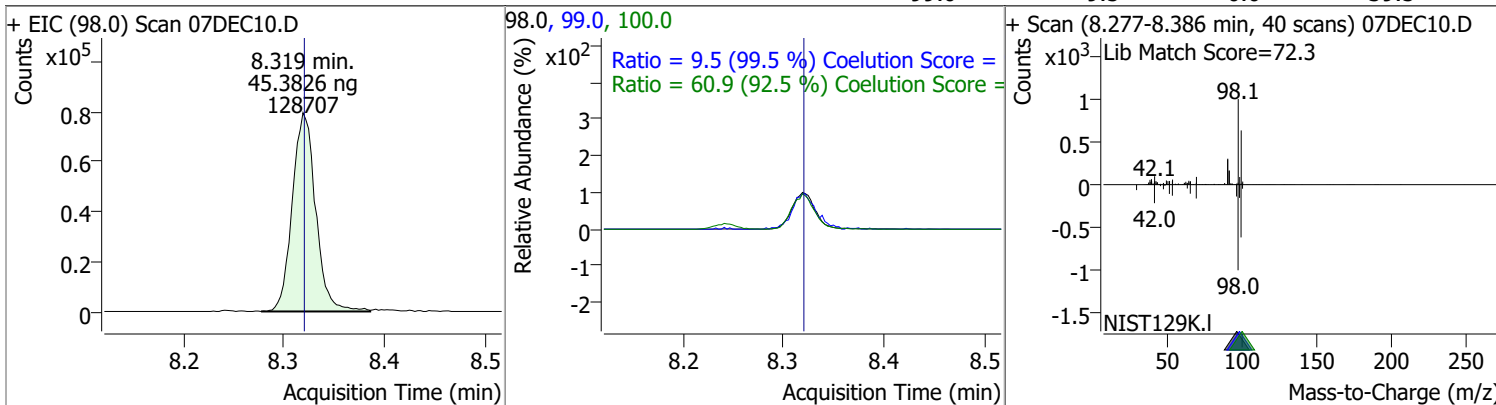
Compound	Conc.	RT	Dev(Min)	Resp.	QIon	QRatio	Lower	Upper
Bromodichloromethane	47.3653	7.59	0.00	41511	85.0	63.4	33.1	93.1
					127.0	8.5	0.0	39.5



Compound	Conc.	RT	Dev(Min)	Resp.	QIon	QRatio	Lower	Upper
cis-1,3-Dichloropropene	45.9125	8.06	0.00	44691	39.0	58.5	24.3	84.3
					77.0	32.0	1.0	61.0

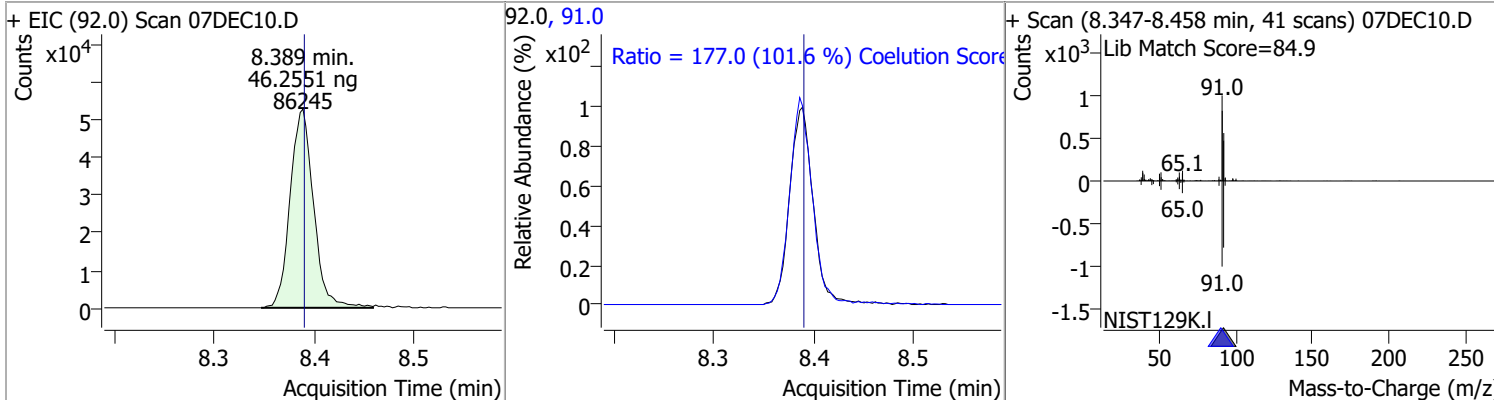


Compound	Conc.	RT	Dev(Min)	Resp.	QIon	QRatio	Lower	Upper
Toluene-d8	45.3826	8.32	0.00	128707	100.0	60.9	35.9	95.9
					99.0	9.5	0.0	39.5

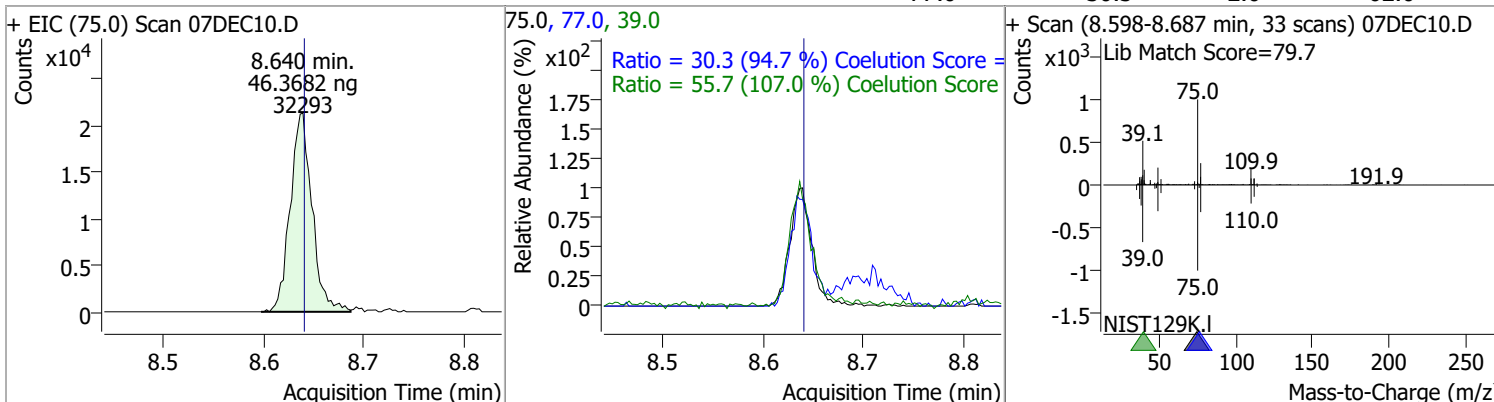


Quantitation Results Report (QT Reviewed)

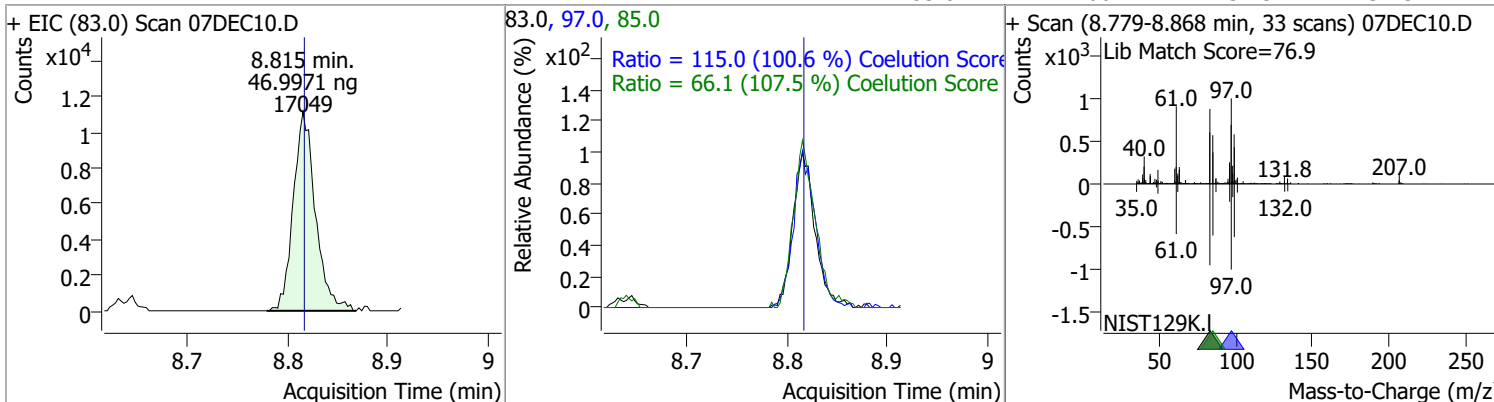
Compound	Conc.	RT	Dev(Min)	Resp.	QIon	QRatio	Lower	Upper
Toluene	46.2551	8.39	0.00	86245	91.0	177.0	144.3	204.3



Compound	Conc.	RT	Dev(Min)	Resp.	QIon	QRatio	Lower	Upper
trans-1,3-Dichloropropene	46.3682	8.64	0.00	32293	39.0	55.7	22.1	82.1
					77.0	30.3	2.0	62.0

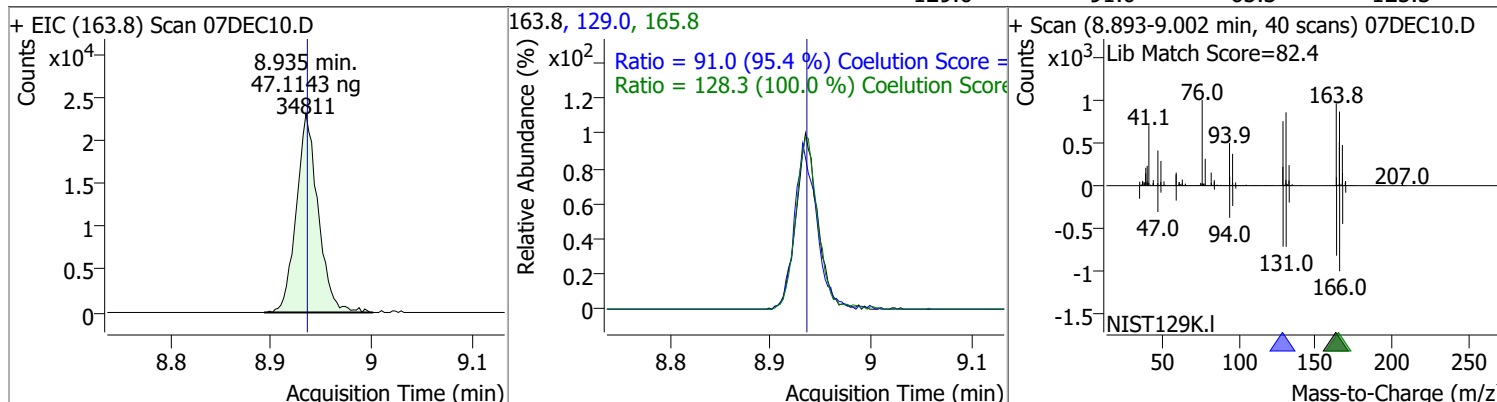


Compound	Conc.	RT	Dev(Min)	Resp.	QIon	QRatio	Lower	Upper
1,1,2-Trichloroethane	46.9971	8.82	0.00	17049	97.0	115.0	84.3	144.3
					85.0	66.1	31.5	91.5

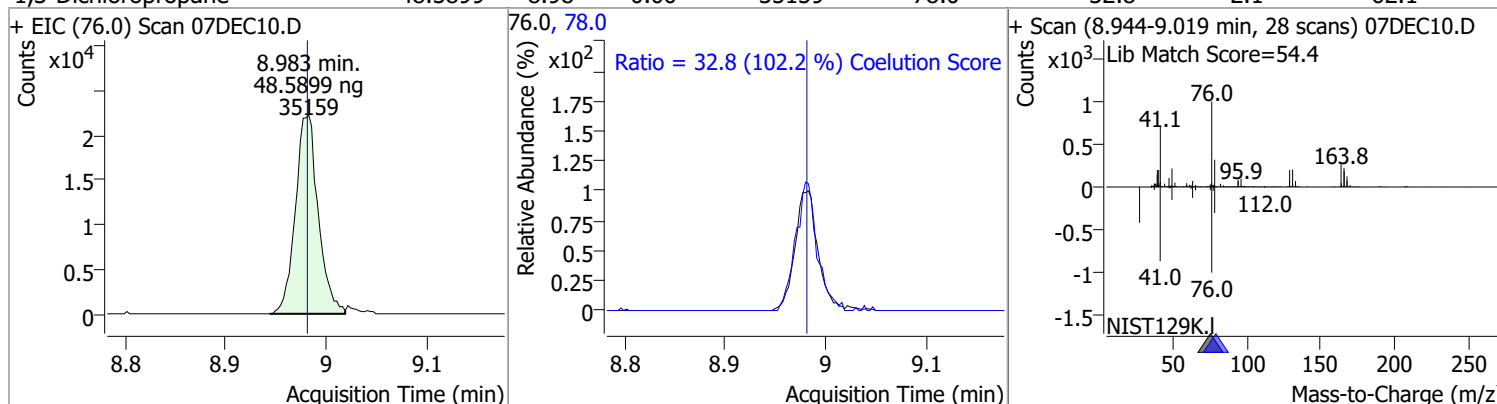


Quantitation Results Report (QT Reviewed)

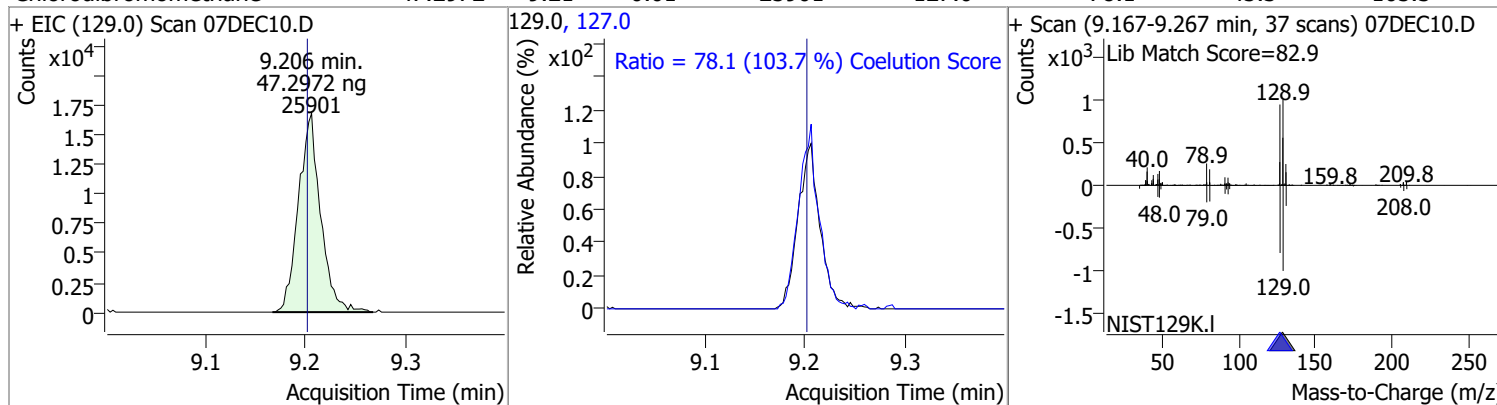
Compound	Conc.	RT	Dev(Min)	Resp.	QIon	QRatio	Lower	Upper
Tetrachloroethene	47.1143	8.94	0.00	34811	165.8	128.3	98.3	158.3
					129.0	91.0	65.3	125.3



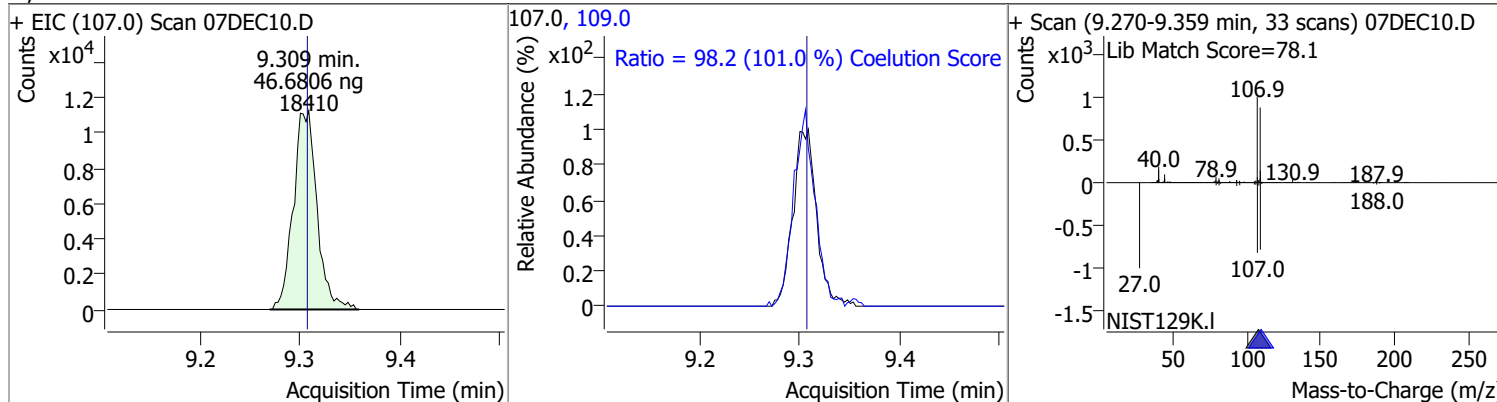
Compound	Conc.	RT	Dev(Min)	Resp.	QIon	QRatio	Lower	Upper
1,3-Dichloropropane	48.5899	8.98	0.00	35159	78.0	32.8	2.1	62.1



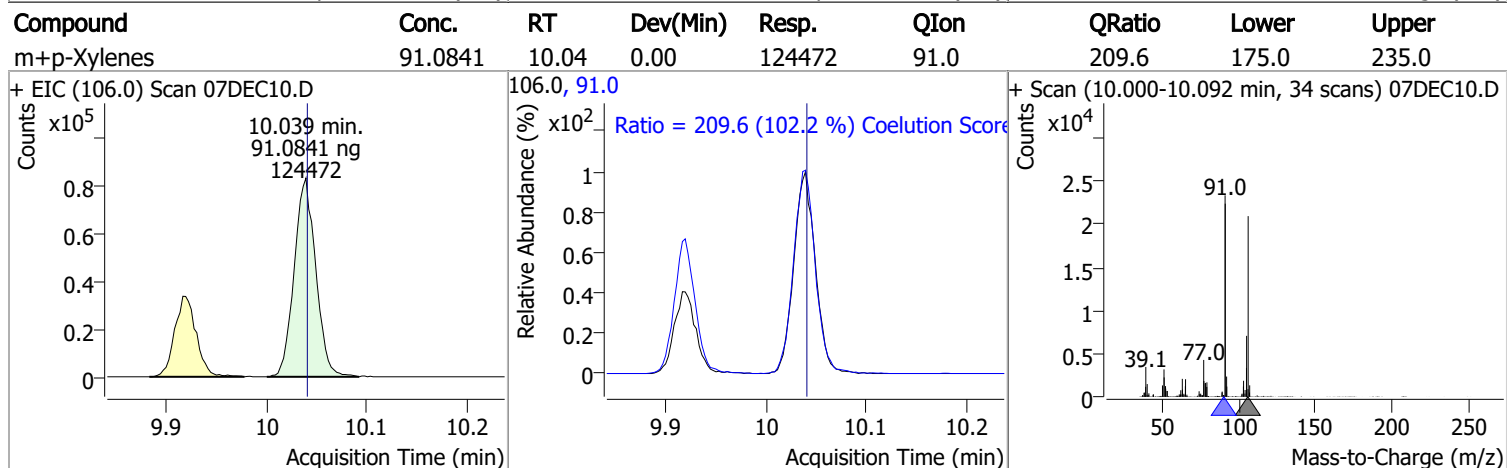
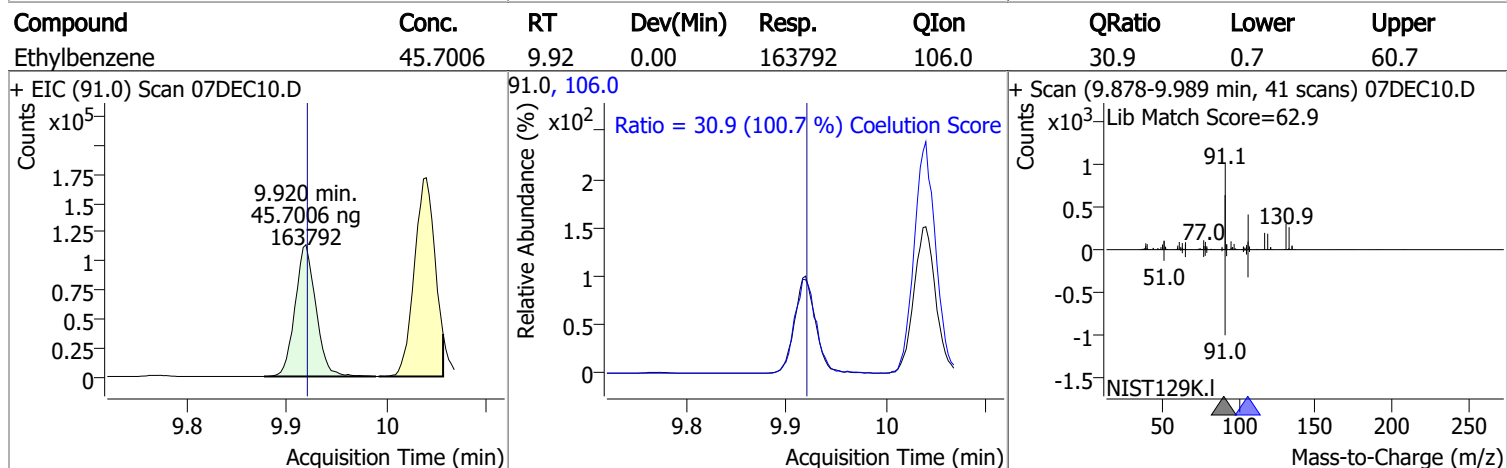
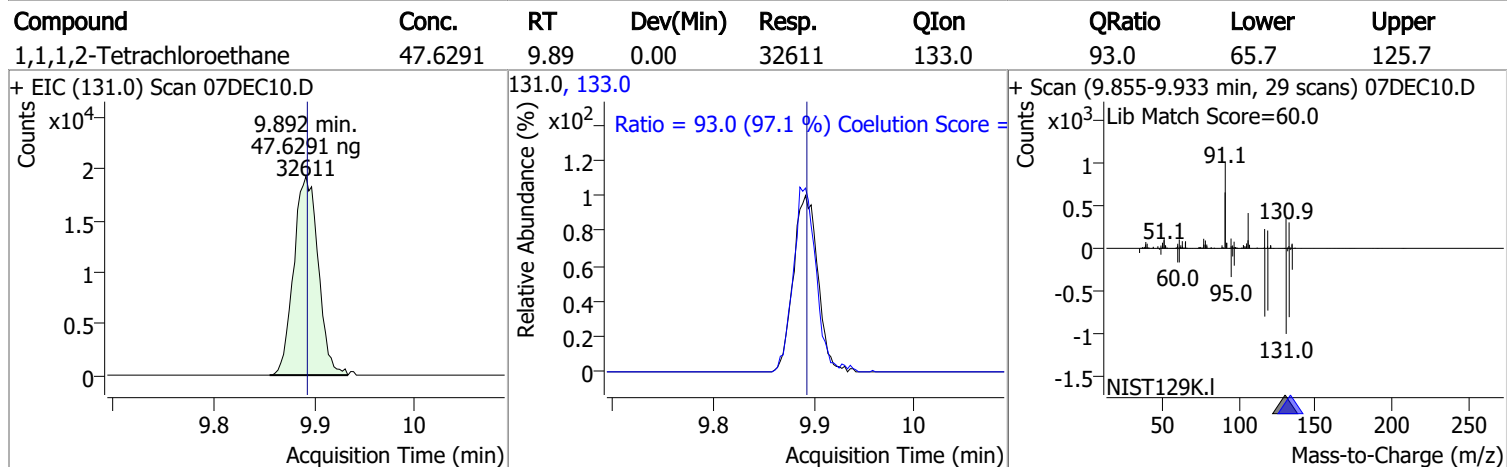
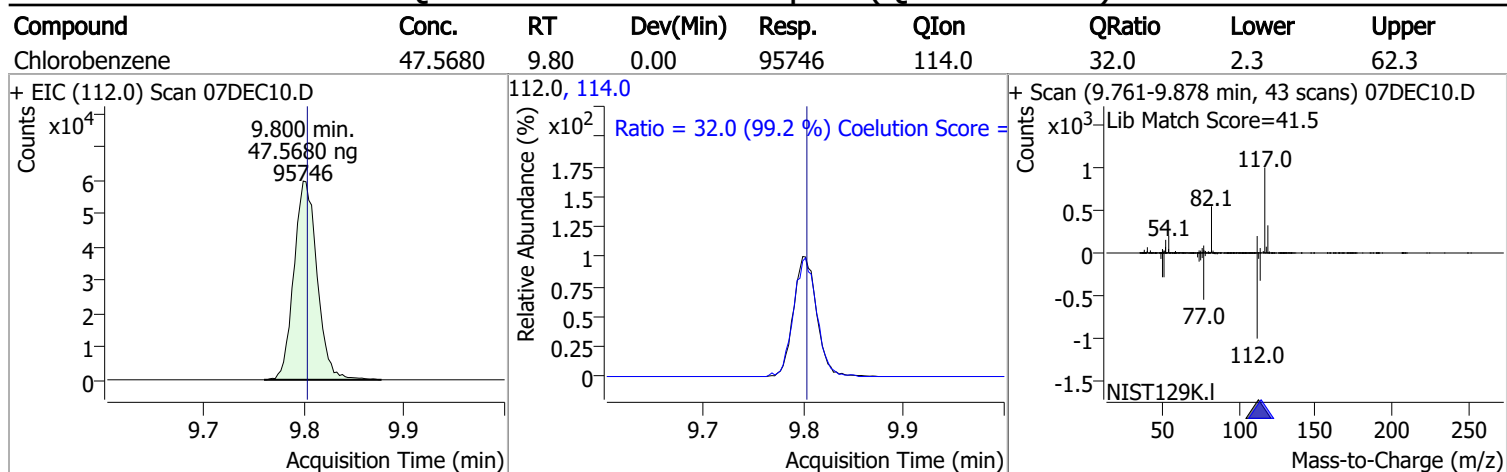
Compound	Conc.	RT	Dev(Min)	Resp.	QIon	QRatio	Lower	Upper
Chlorodibromomethane	47.2972	9.21	0.01	25901	127.0	78.1	45.3	105.3



Compound	Conc.	RT	Dev(Min)	Resp.	QIon	QRatio	Lower	Upper
1,2-Dibromoethane	46.6806	9.31	0.00	18410	109.0	98.2	67.2	127.2

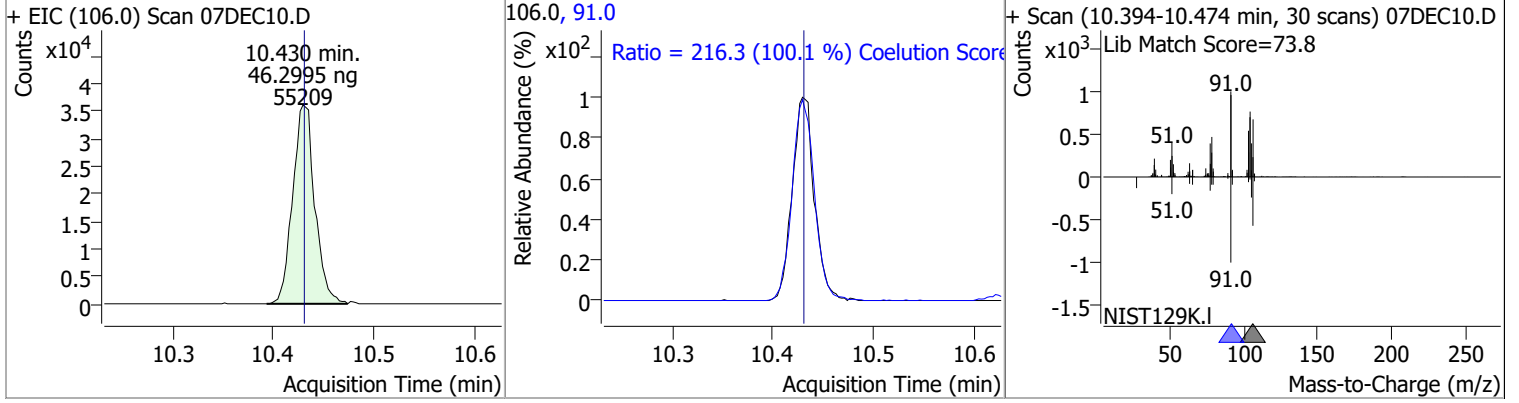


Quantitation Results Report (QT Reviewed)

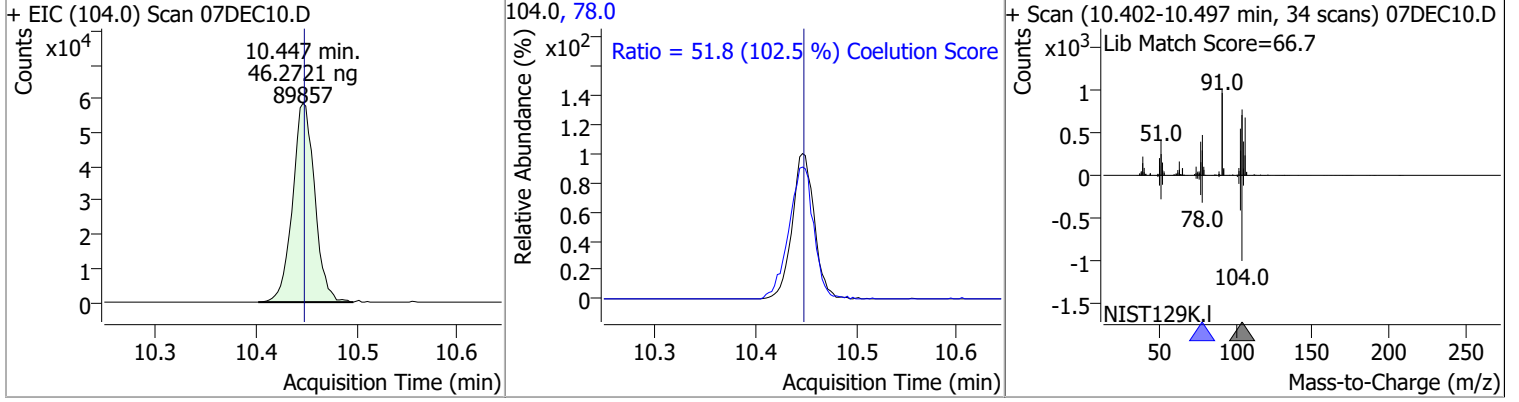


Quantitation Results Report (QT Reviewed)

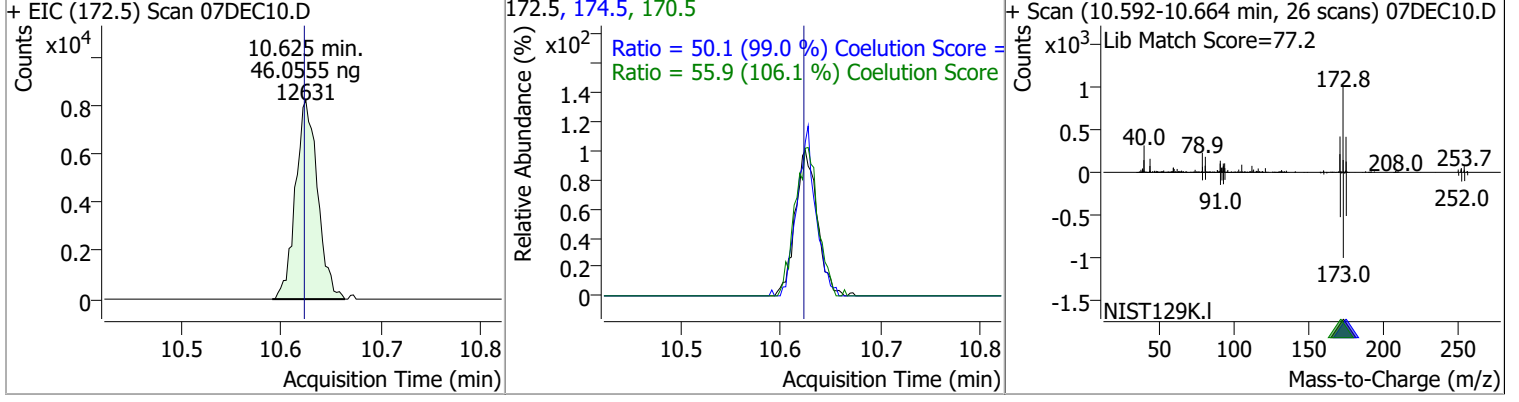
Compound	Conc.	RT	Dev(Min)	Resp.	QIon	QRatio	Lower	Upper
o-Xylene	46.2995	10.43	0.00	55209	91.0	216.3	186.1	246.1



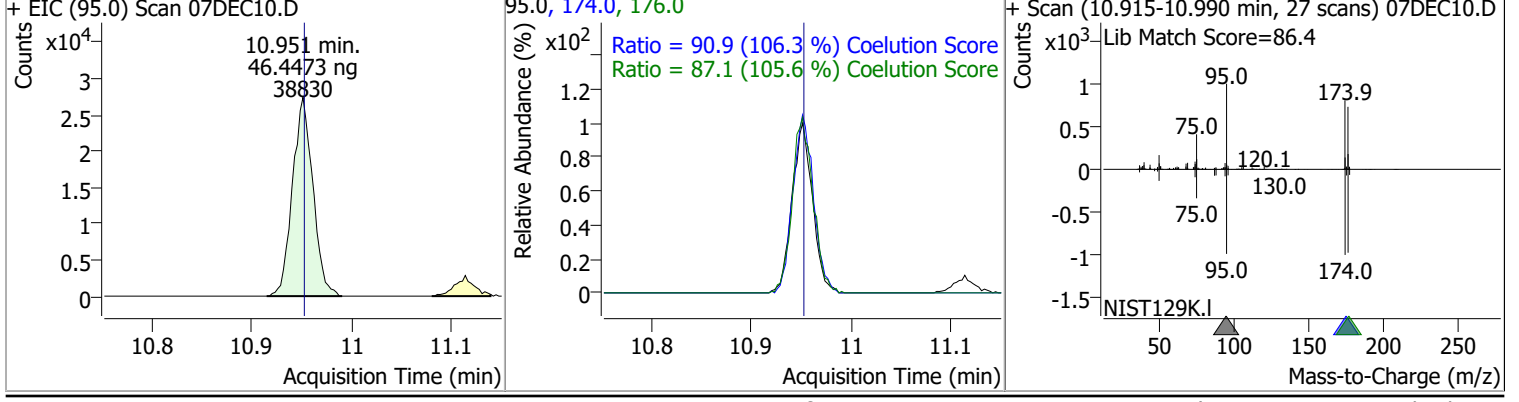
Compound	Conc.	RT	Dev(Min)	Resp.	QIon	QRatio	Lower	Upper
Styrene	46.2721	10.45	0.00	89857	78.0	51.8	20.6	80.6



Compound	Conc.	RT	Dev(Min)	Resp.	QIon	QRatio	Lower	Upper
Bromoform	46.0555	10.63	0.00	12631	170.5	55.9	22.7	82.7
					174.5	50.1	20.7	80.7

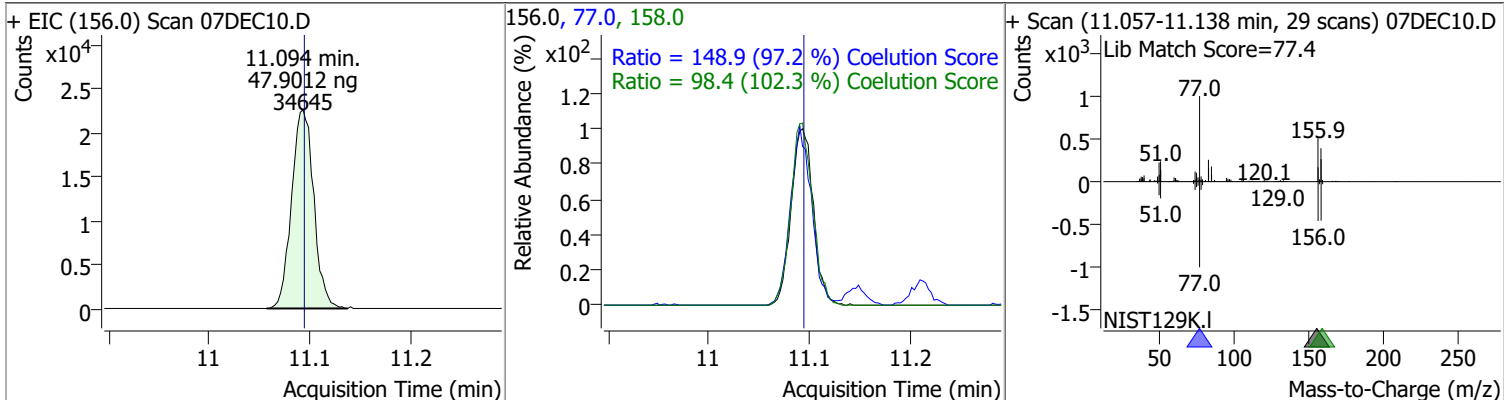


Compound	Conc.	RT	Dev(Min)	Resp.	QIon	QRatio	Lower	Upper
p-Bromofluorobenzene	46.4473	10.95	0.00	38830	174.0	90.9	55.5	115.5
					176.0	87.1	52.5	112.5

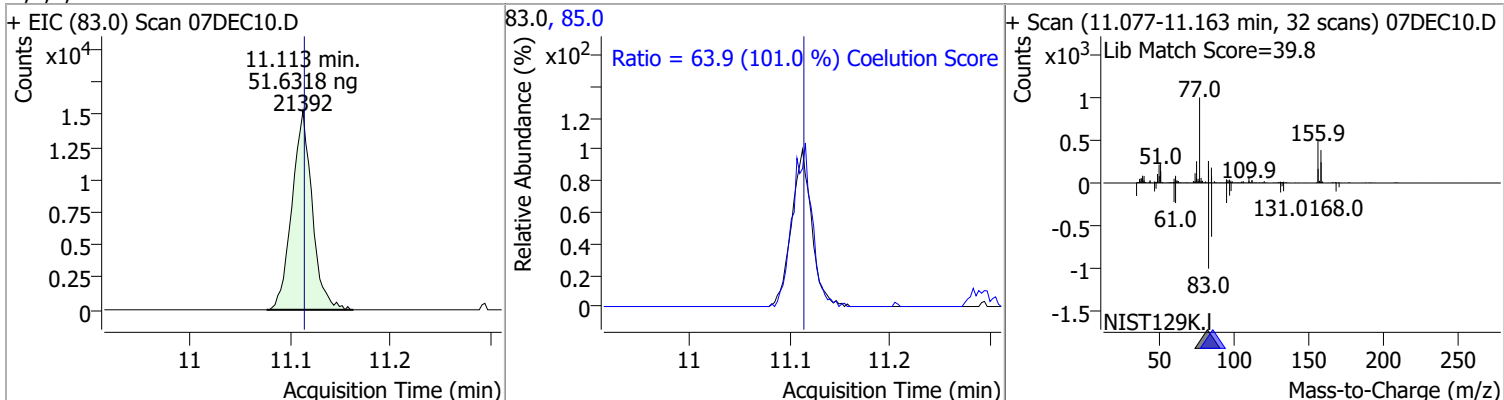


Quantitation Results Report (QT Reviewed)

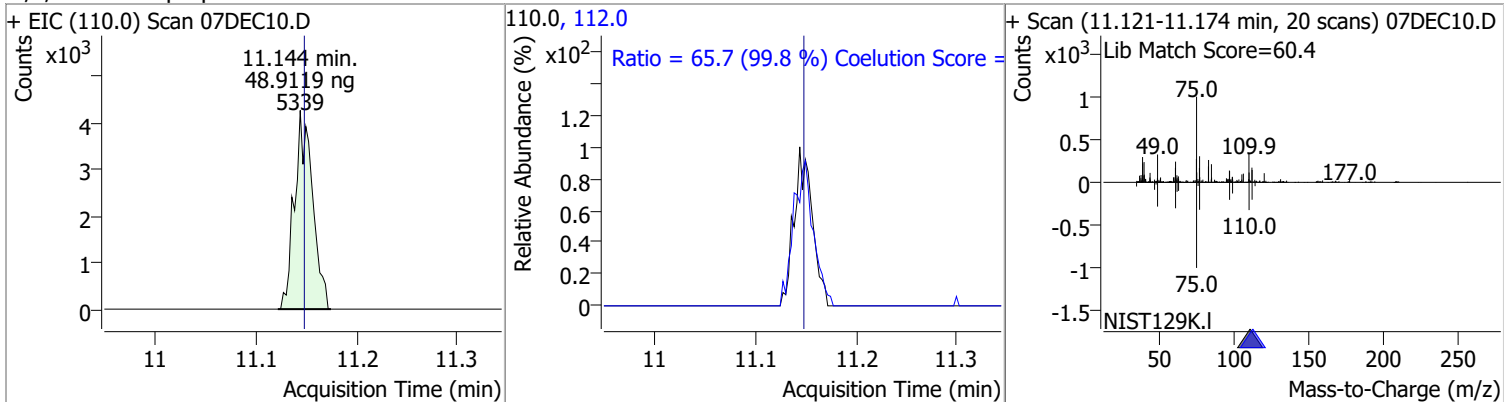
Compound	Conc.	RT	Dev(Min)	Resp.	QIon	QRatio	Lower	Upper
Bromobenzene	47.9012	11.09	0.00	34645	77.0	148.9	123.2	183.2
					158.0	98.4	66.2	126.2



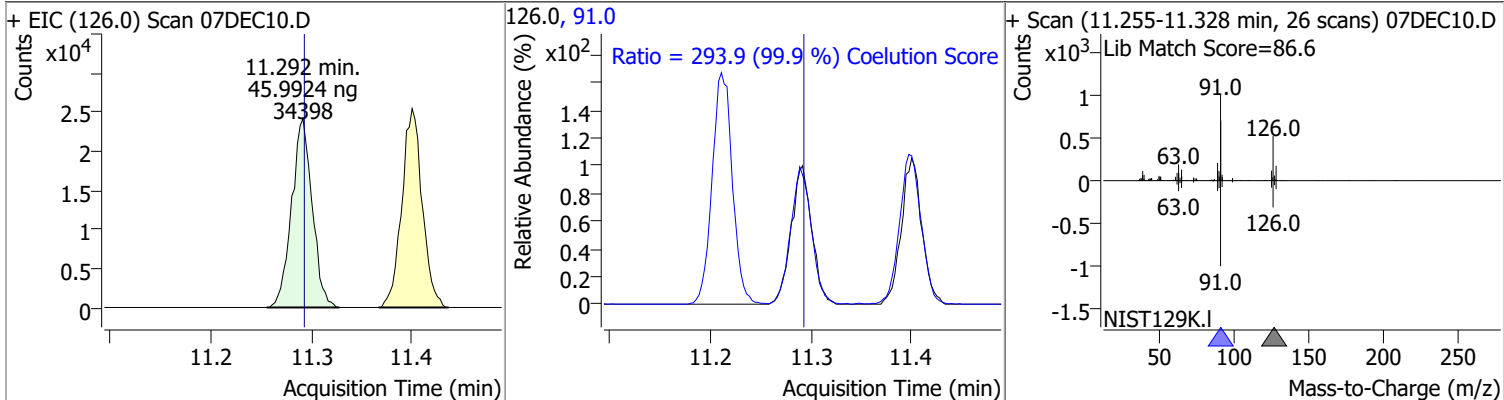
Compound	Conc.	RT	Dev(Min)	Resp.	QIon	QRatio	Lower	Upper
1,1,2,2-Tetrachloroethane	51.6318	11.11	0.00	21392	85.0	63.9	33.2	93.2



Compound	Conc.	RT	Dev(Min)	Resp.	QIon	QRatio	Lower	Upper
1,2,3-Trichloropropane	48.9119	11.14	0.00	5339	112.0	65.7	35.8	95.8



Compound	Conc.	RT	Dev(Min)	Resp.	QIon	QRatio	Lower	Upper
2-Chlorotoluene	45.9924	11.29	0.00	34398	91.0	293.9	264.1	324.1

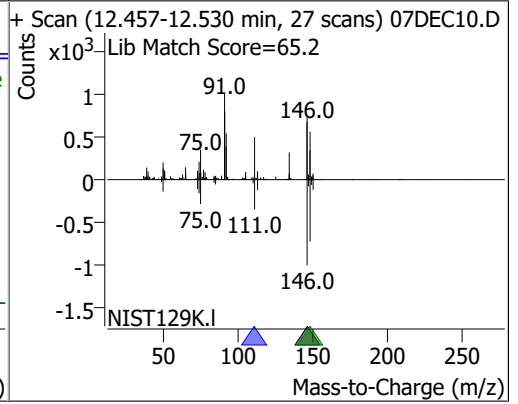
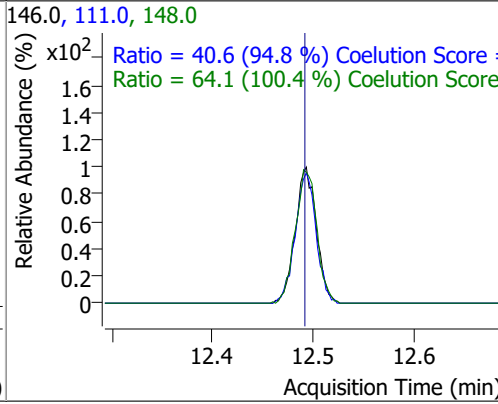
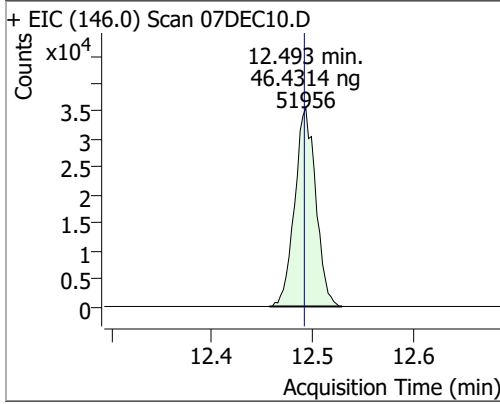


Quantitation Results Report (QT Reviewed)

Compound	Conc.	RT	Dev(Min)	Resp.	QIon	QRatio	Lower	Upper
4-Chlorotoluene	47.8122	11.40	0.00	115506	126.0	31.1	0.4	60.4
+ EIC (91.0) Scan 07DEC10.D			91.0, 126.0			+ Scan (11.358-11.445 min, 31 scans) 07DEC10.D		
1,3-Dichlorobenzene	48.9515	12.03	0.00	64725	148.0	61.3	34.5	94.5
+ EIC (146.0) Scan 07DEC10.D			146.0, 111.0, 148.0			+ Scan (11.997-12.070 min, 27 scans) 07DEC10.D		
1,4-Dichlorobenzene	47.4545	12.13	0.00	64821	148.0	63.9	34.0	94.0
+ EIC (146.0) Scan 07DEC10.D			146.0, 111.0, 148.0			+ Scan (12.086-12.164 min, 29 scans) 07DEC10.D		

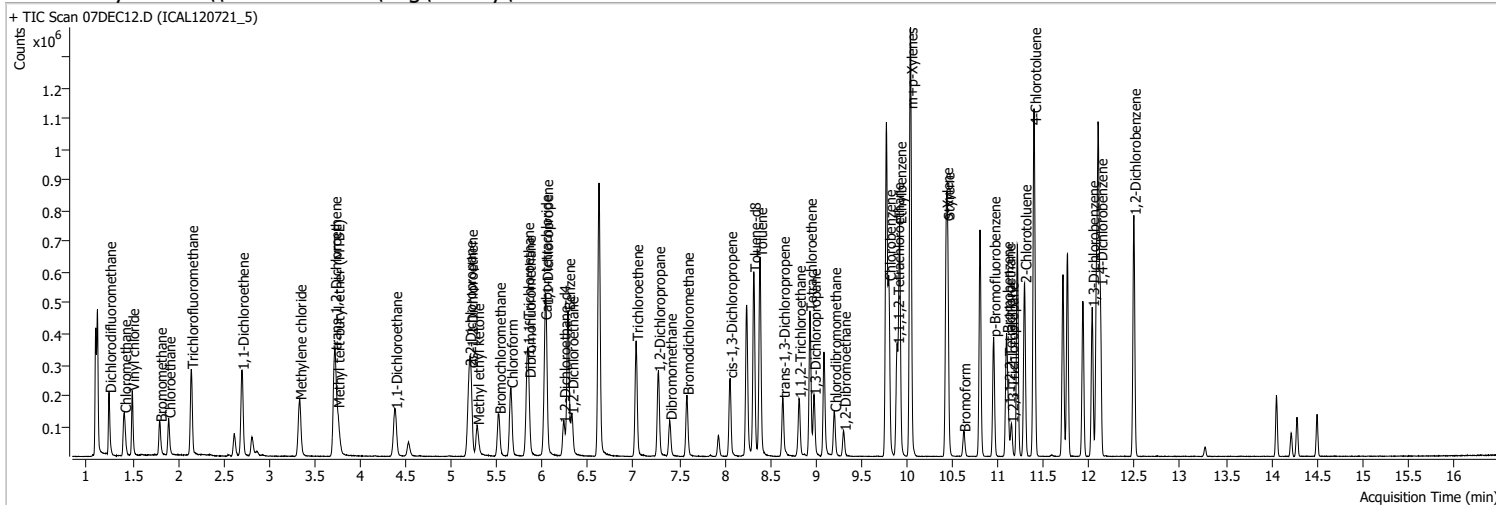
Quantitation Results Report (QT Reviewed)

Compound	Conc.	RT	Dev(Min)	Resp.	QIon	QRatio	Lower	Upper
1,2-Dichlorobenzene	46.4314	12.49	0.00	51956	148.0	64.1	33.8	93.8
					111.0	40.6	12.8	72.8



Quantitation Results Report (QT Reviewed)

Data File	07DEC12.D	Operator	MSC
Acq. Method	5975CACQF.M	Acq. Date-Time	12/7/2021 3:31:19 PM
Sample Name	ICAL120721_5	Instrument	VOA5975C
Vial	12	Multiplier	1.00
DA Method File	VOA5975C_8260B_SHT_DoD_L4_120721.m	Comment	
Tune File	BFB_Atune3.u	Tune Date	10/11/2021 4:02:00 PM
Batch Name	VG120721_8260B_624pt1_L4.batch.bin	Last Calib Update	12/13/2021 2:48:18 PM
Ref Library	\\MASSHUNTER\Org\Library\NIST129K.I		



Compound	RT	QIon	Resp.	Conc.	Units	Dev(Min)
Internal Standards						
M Fluorobenzene	6.620	96.0	756660	250.0000	ng	0.000
M Chlorobenzene-d5	9.774	82.0	288472	250.0000	ng	0.000
M 1,4-Dichlorobenzene-d4	12.100	152.0	230572	250.0000	ng	0.000
System Monitoring Compounds						
S Dibromofluoromethane	5.851	113.0	87740	118.3154	ng	0.000
Spiked Amount: 250.000	Range: 80.0 - 119.0%			Recovery = 47.33%	*	
S 1,2-Dichloroethane-d4	6.230	67.0	40512	119.7058	ng	0.000
Spiked Amount: 250.000	Range: 81.0 - 118.0%			Recovery = 47.88%	*	
S Toluene-d8	8.319	98.0	363399	125.3171	ng	0.000
Spiked Amount: 250.000	Range: 89.0 - 112.0%			Recovery = 50.13%	*	
S p-Bromofluorobenzene	10.951	95.0	112035	126.9850	ng	0.000
Spiked Amount: 250.000	Range: 85.0 - 114.0%			Recovery = 50.79%	*	
Target Compounds						
T Dichlorodifluoromethane	1.244	85.0	137433	127.0308	ng	100
T Chloromethane	1.408	50.0	152024	123.4124	ng	98
T Vinyl chloride	1.498	62.0	147317	127.1147	ng	96
T Bromomethane	1.802	96.0	55345	121.0803	ng	98
T Chloroethane	1.896	64.0	79158	123.6383	ng	99
T Trichlorofluoromethane	2.145	101.0	190146	125.6354	ng	99
T 1,1-Dichloroethene	2.700	96.0	98538	125.8140	ng	98
T Methylene chloride	3.333	49.0	134115	120.9482	ng	96
T trans-1,2-Dichloroethene	3.717	96.0	99102	126.6525	ng	99
T Methyl tert-butyl ether (MTBE)	3.751	73.0	120150	119.8929	ng	99
T 1,1-Dichloroethane	4.384	63.0	185309	124.9235	ng	100
T 2,2-Dichloropropane	5.195	77.0	136495	125.6771	ng	85
T cis-1,2-Dichloroethene	5.215	96.0	99166	122.2120	ng	96
T Methyl ethyl ketone	5.282	43.0	132227	1225.8094	ng	98
T Bromochloromethane	5.522	128.0	38416	125.7631	ng	96
T Chloroform	5.653	83.0	179502	122.6453	ng	100

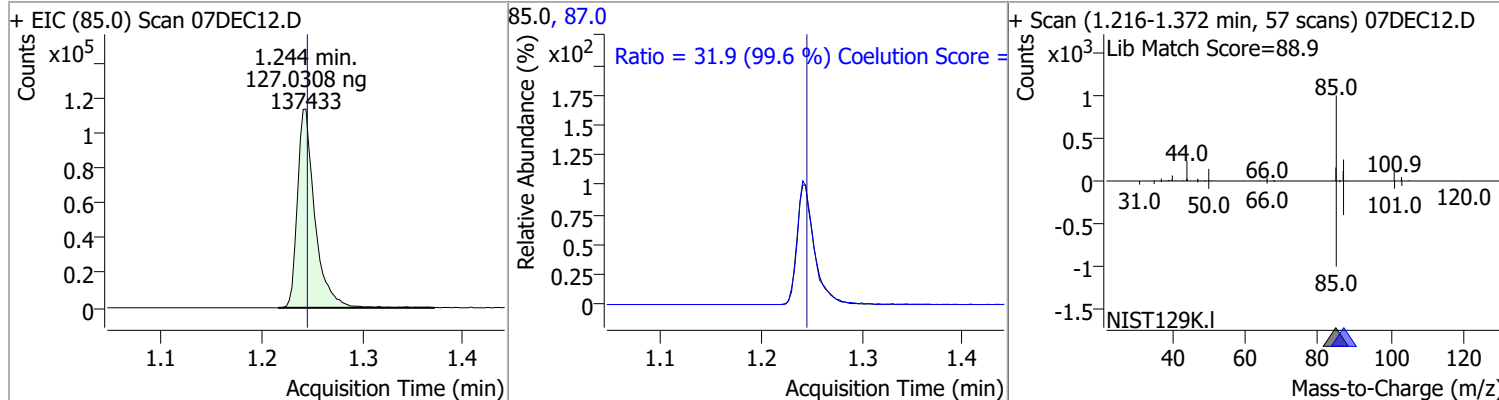
Quantitation Results Report (QT Reviewed)

Compound	RT	QIon	Resp.	Conc.	Units	Dev(Min)
T 1,1,1-Trichloroethane	5.831	97.0	173368	125.5455	ng	96
T Carbon tetrachloride	6.026	117.0	171191	126.3434	ng	98
T 1,1-Dichloropropene	6.040	75.0	156191	128.3235	ng	98
T Benzene	6.280	78.0	391558	127.1957	ng	100
T 1,2-Dichloroethane	6.319	62.0	100082	124.3863	ng	99
T Trichloroethene	7.028	95.0	113207	123.7647	ng	98
T 1,2-Dichloropropane	7.270	63.0	97848	126.9729	ng	97
T Dibromomethane	7.396	93.0	39043	123.4168	ng	98
T Bromodichloromethane	7.585	83.0	110939	123.8000	ng	99
T cis-1,3-Dichloropropene	8.059	75.0	126391	126.9892	ng	98
T Toluene	8.388	92.0	240197	125.9889	ng	96
T trans-1,3-Dichloropropene	8.639	75.0	89745	126.0265	ng	95
T 1,1,2-Trichloroethane	8.815	83.0	44986	121.2799	ng	98
T Tetrachloroethene	8.935	163.8	95968	127.0287	ng	99
T 1,3-Dichloropropane	8.980	76.0	91373	123.5000	ng	99
T Chlorodibromomethane	9.200	129.0	69960	124.9419	ng	99
T 1,2-Dibromoethane	9.306	107.0	50780	125.9259	ng	95
T Chlorobenzene	9.802	112.0	259396	126.0368	ng	99
T 1,1,1,2-Tetrachloroethane	9.892	131.0	88734	126.7471	ng	98
T Ethylbenzene	9.919	91.0	463816	126.5653	ng	99
T m+p-Xylenes	10.039	106.0	365058	261.2596	ng	99
T o-Xylene	10.430	106.0	158889	130.3167	ng	99
T Styrene	10.446	104.0	260054	130.9695	ng	99
T Bromoform	10.622	172.5	35867	123.9207	ng	94
T Bromobenzene	11.093	156.0	96739	126.7396	ng	97
T 1,1,2,2-Tetrachloroethane	11.113	83.0	54928	125.6217	ng	97
T 1,2,3-Trichloropropane	11.146	110.0	14665	127.3038	ng	95
T 2-Chlorotoluene	11.291	126.0	99470	126.0230	ng	96
T 4-Chlorotoluene	11.397	91.0	334469	131.1884	ng	99
T 1,3-Dichlorobenzene	12.033	146.0	174745	125.2286	ng	99
T 1,4-Dichlorobenzene	12.122	146.0	178253	123.6528	ng	100
T 1,2-Dichlorobenzene	12.491	146.0	145079	122.8530	ng	99

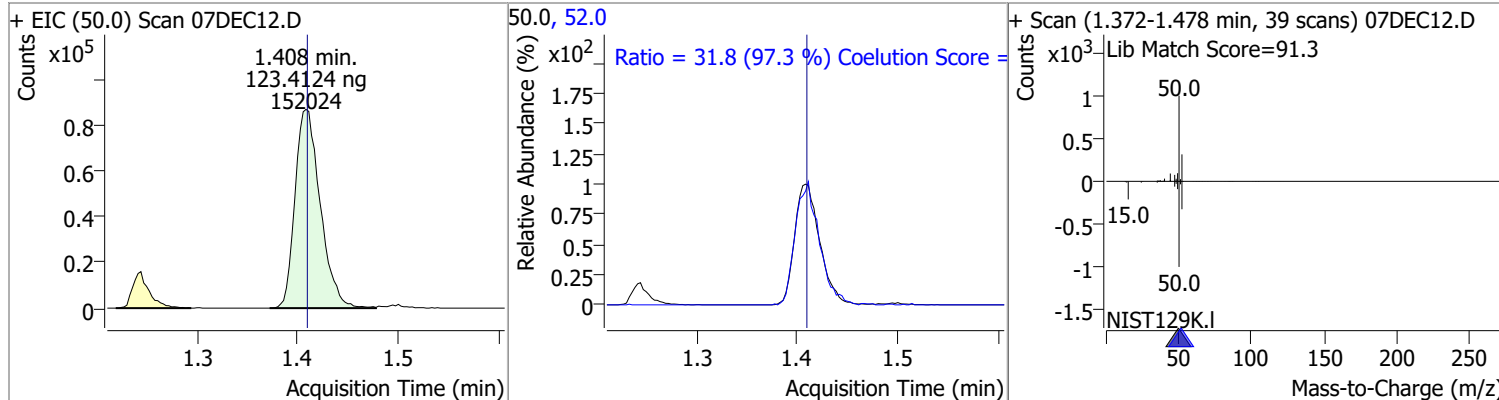
(#) = Qualifier Out of Range; (m) = Manual Integration; (+) = Area Summed; (*) = Surrogate Percent Recovery Out of Range; (d): Zeroed Peak

Quantitation Results Report (QT Reviewed)

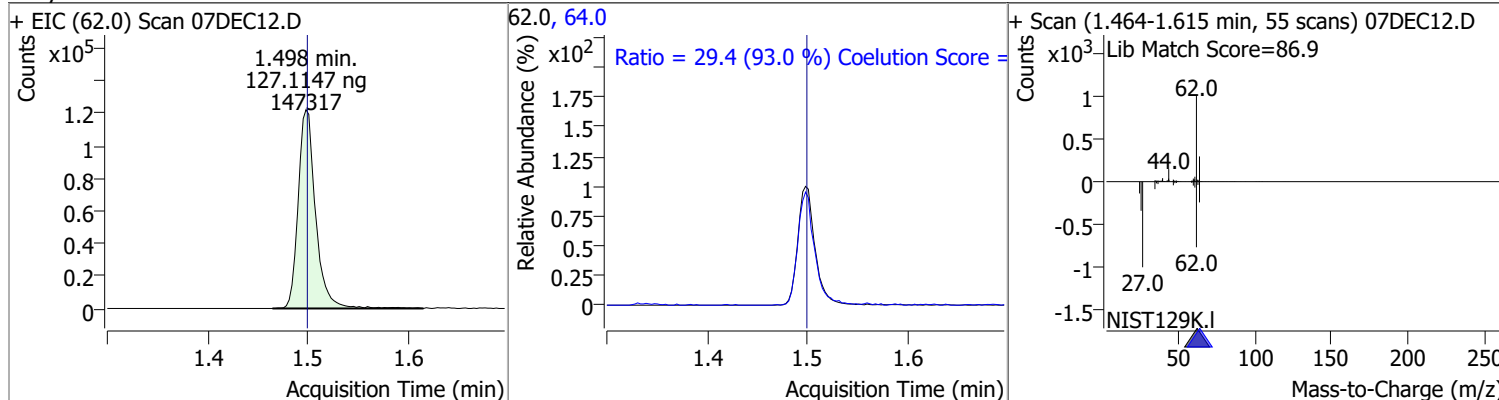
Compound	Conc.	RT	Dev(Min)	Resp.	QIon	QRatio	Lower	Upper
Dichlorodifluoromethane	127.0308	1.24	0.00	137433	87.0	31.9	2.0	62.0



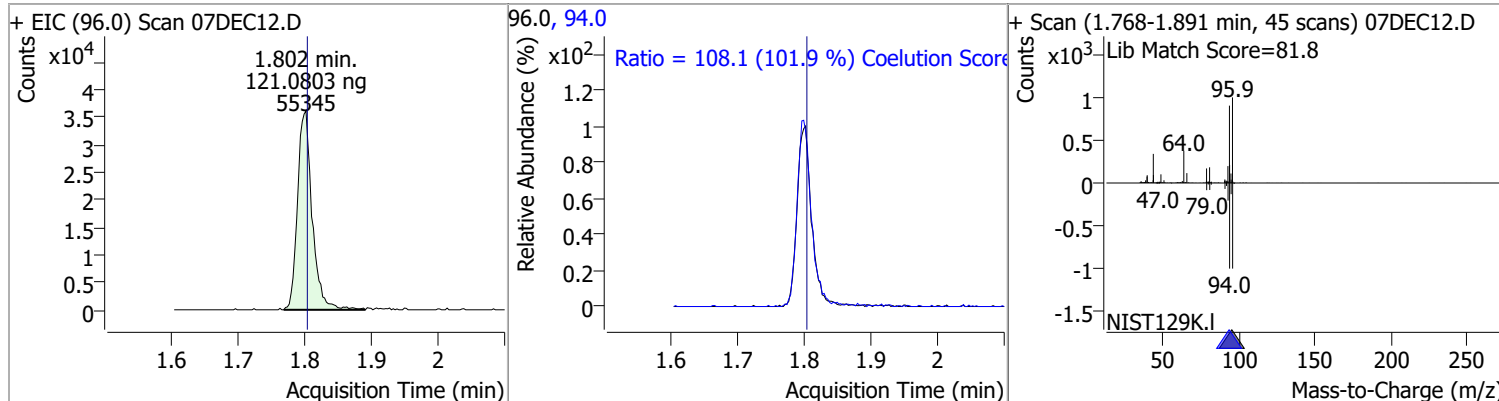
Compound	Conc.	RT	Dev(Min)	Resp.	QIon	QRatio	Lower	Upper
Chloromethane	123.4124	1.41	0.00	152024	52.0	31.8	2.7	62.7



Compound	Conc.	RT	Dev(Min)	Resp.	QIon	QRatio	Lower	Upper
Vinyl chloride	127.1147	1.50	0.00	147317	64.0	29.4	1.6	61.6

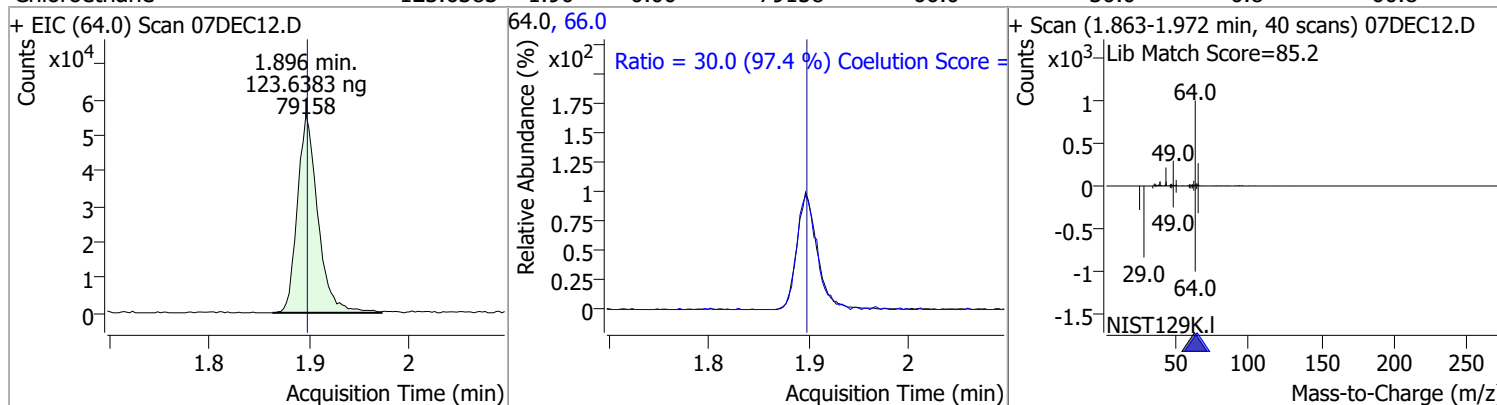


Compound	Conc.	RT	Dev(Min)	Resp.	QIon	QRatio	Lower	Upper
Bromomethane	121.0803	1.80	0.00	55345	94.0	108.1	76.0	136.0

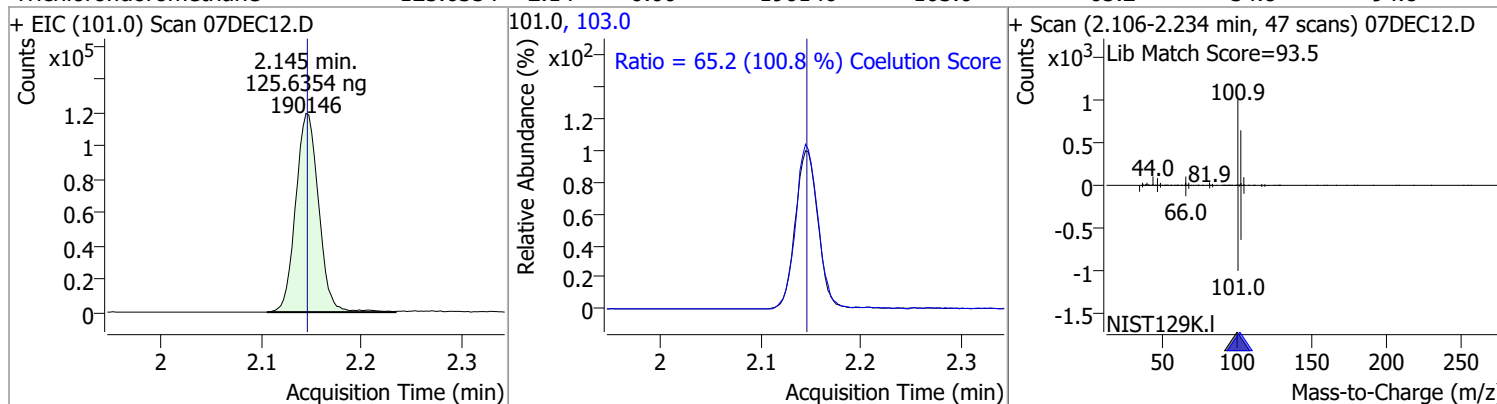


Quantitation Results Report (QT Reviewed)

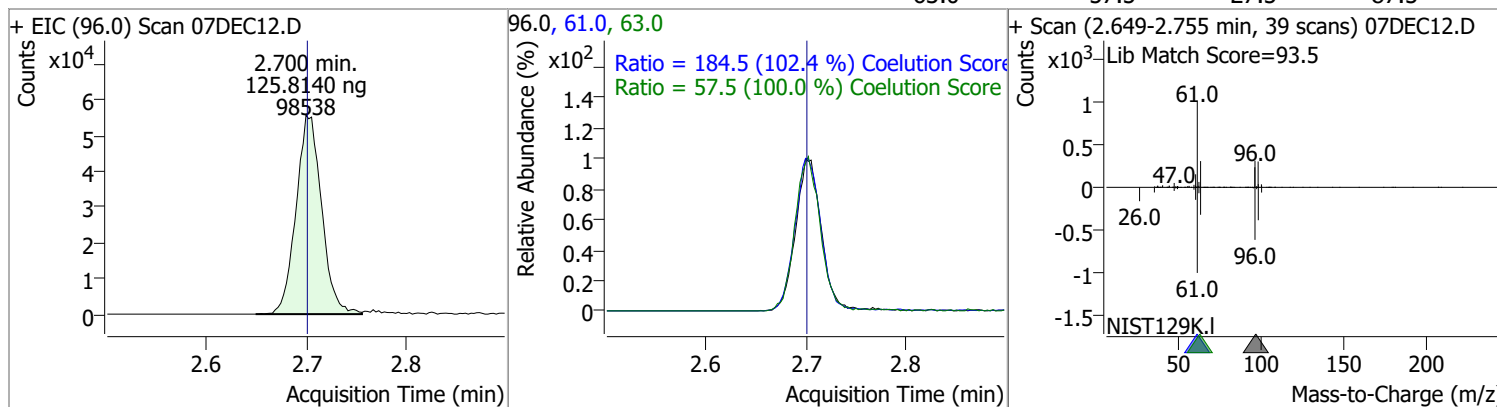
Compound	Conc.	RT	Dev(Min)	Resp.	QIon	QRatio	Lower	Upper
Chloroethane	123.6383	1.90	0.00	79158	66.0	30.0	0.8	60.8



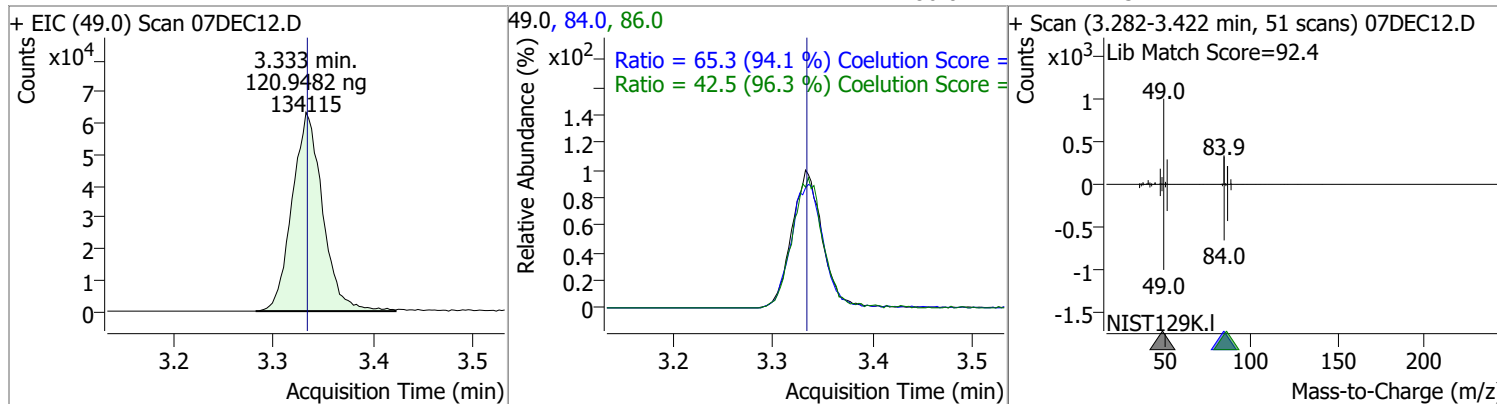
Compound	Conc.	RT	Dev(Min)	Resp.	QIon	QRatio	Lower	Upper
Trichlorofluoromethane	125.6354	2.14	0.00	190146	103.0	65.2	34.8	94.8



Compound	Conc.	RT	Dev(Min)	Resp.	QIon	QRatio	Lower	Upper
1,1-Dichloroethene	125.8140	2.70	0.00	98538	61.0	184.5	150.1	210.1
					63.0	57.5	27.5	87.5

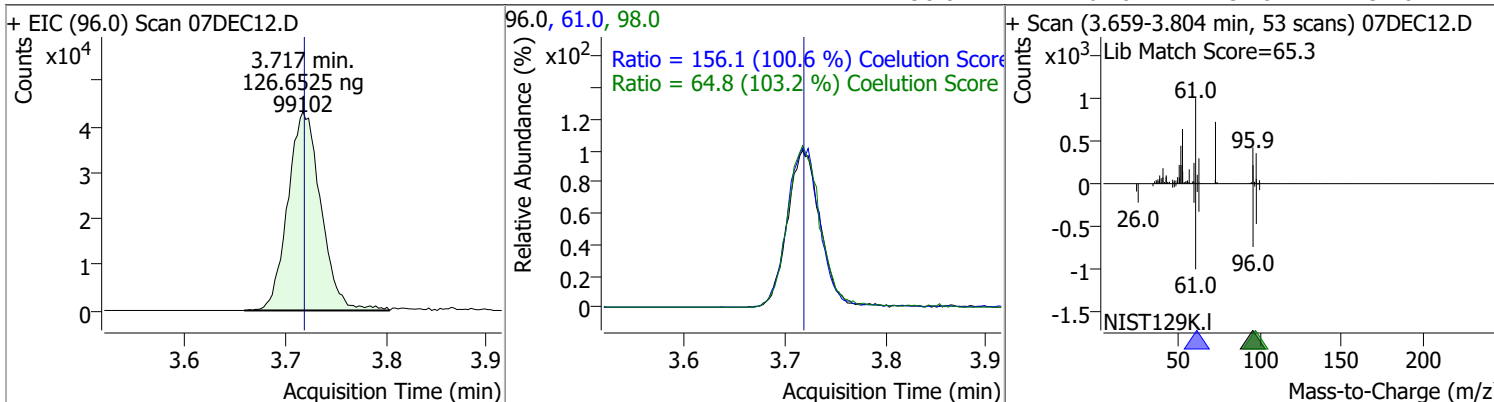


Compound	Conc.	RT	Dev(Min)	Resp.	QIon	QRatio	Lower	Upper
Methylene chloride	120.9482	3.33	0.00	134115	84.0	65.3	39.4	99.4
					86.0	42.5	14.1	74.1

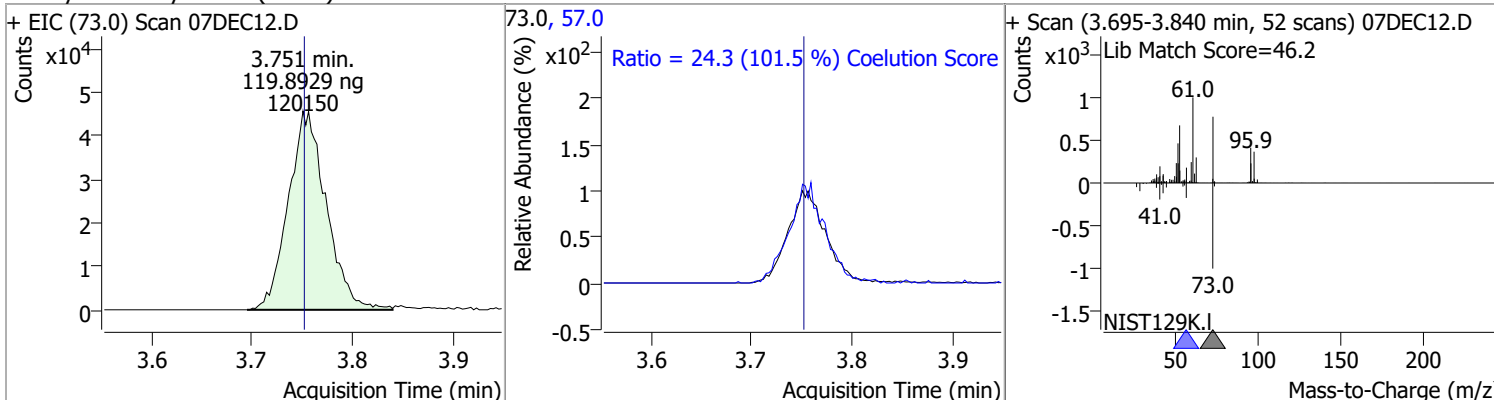


Quantitation Results Report (QT Reviewed)

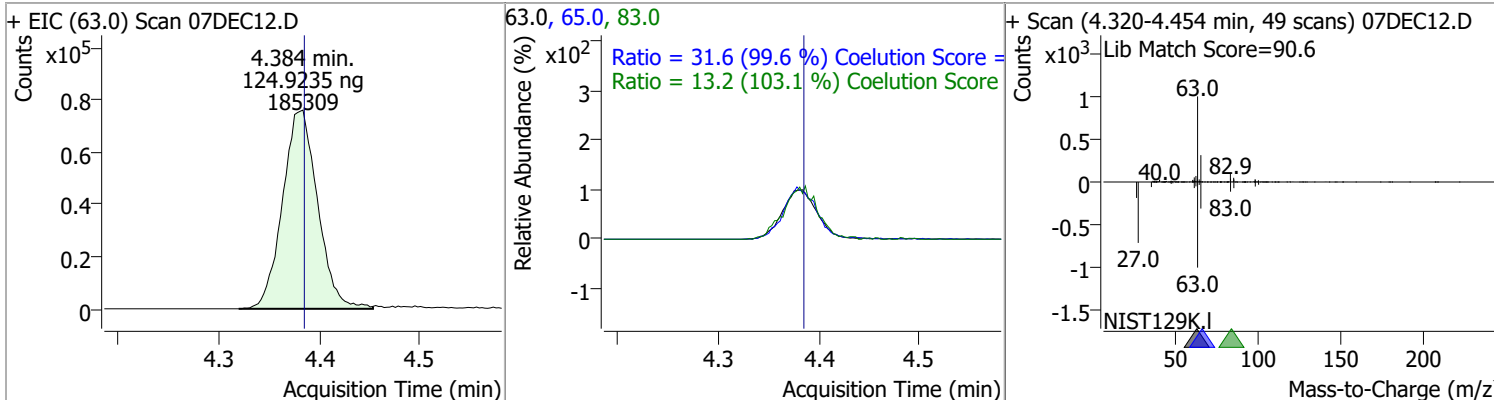
Compound	Conc.	RT	Dev(Min)	Resp.	QIon	QRatio	Lower	Upper
trans-1,2-Dichloroethene	126.6525	3.72	0.00	99102	61.0	156.1	125.1	185.1
					98.0	64.8	32.8	92.8



Compound	Conc.	RT	Dev(Min)	Resp.	QIon	QRatio	Lower	Upper
Methyl tert-butyl ether (MTBE)	119.8929	3.75	0.00	120150	57.0	24.3	0.0	53.9

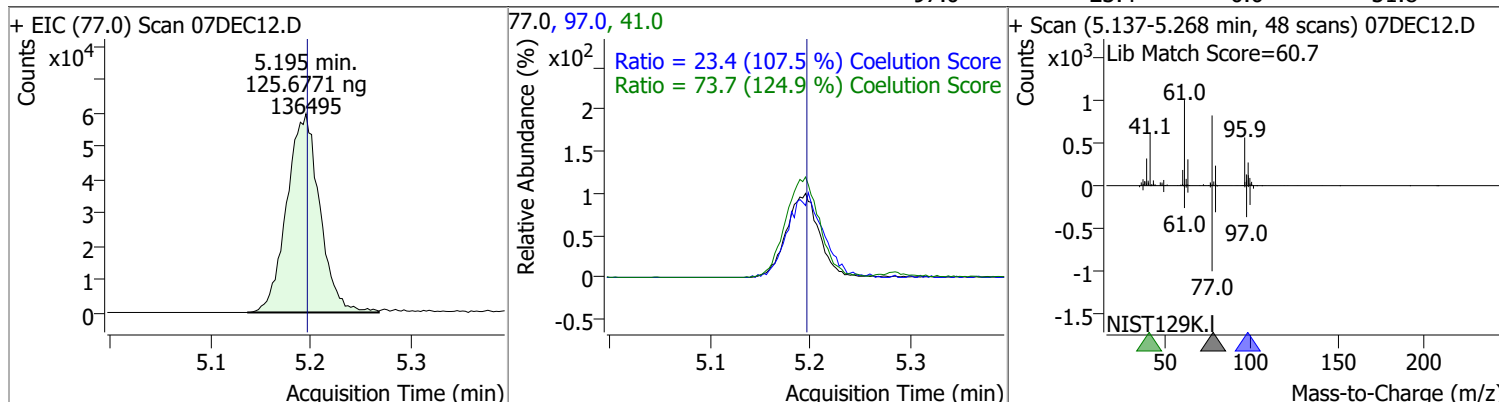


Compound	Conc.	RT	Dev(Min)	Resp.	QIon	QRatio	Lower	Upper
1,1-Dichloroethane	124.9235	4.38	0.00	185309	65.0	31.6	1.7	61.7
					83.0	13.2	0.0	42.8

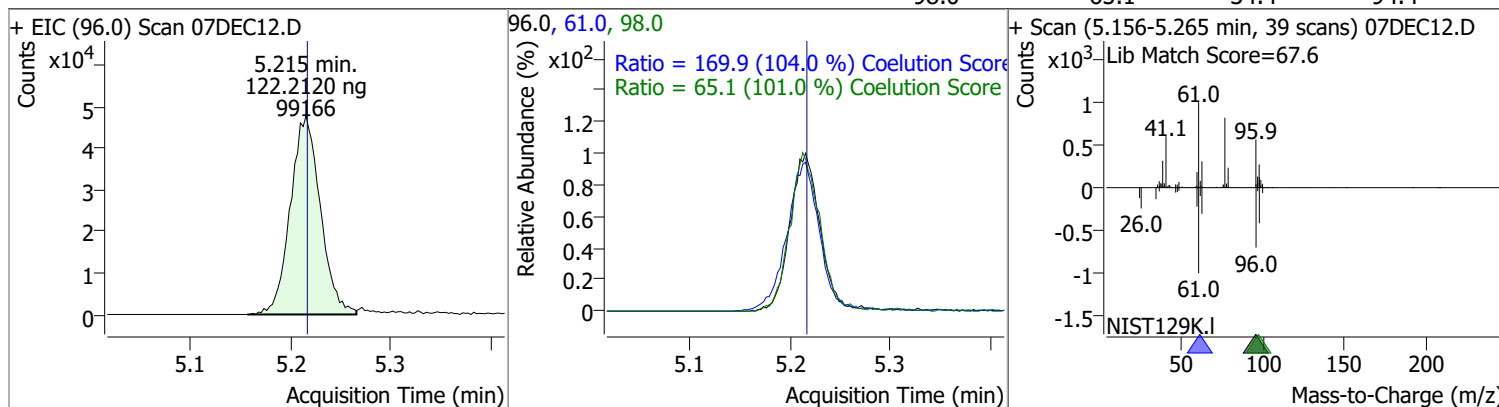


Quantitation Results Report (QT Reviewed)

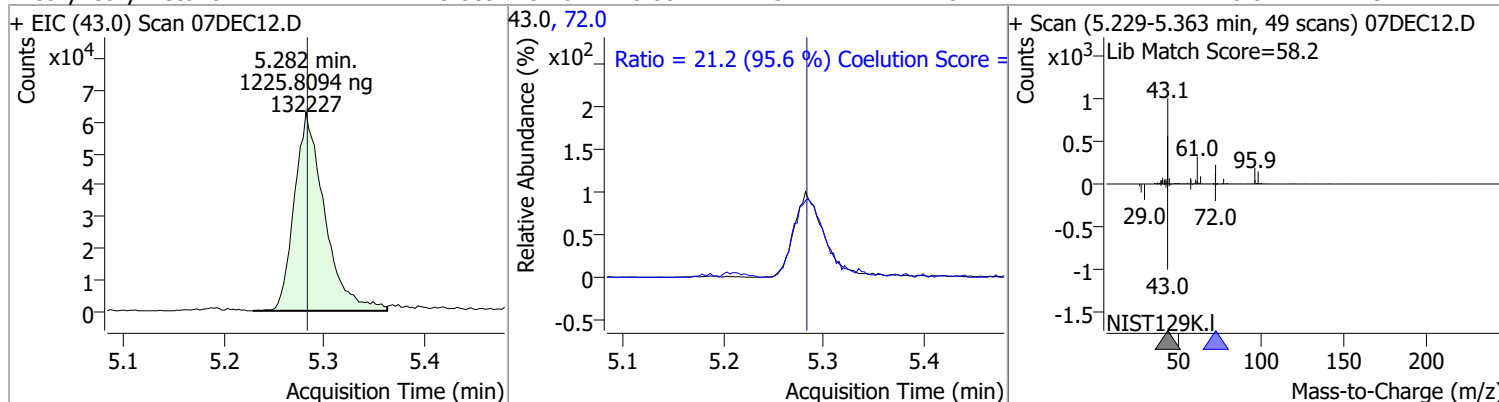
Compound	Conc.	RT	Dev(Min)	Resp.	QIon	QRatio	Lower	Upper
2,2-Dichloropropane	125.6771	5.20	0.00	136495	41.0	73.7	29.0	89.0
					97.0	23.4	0.0	51.8



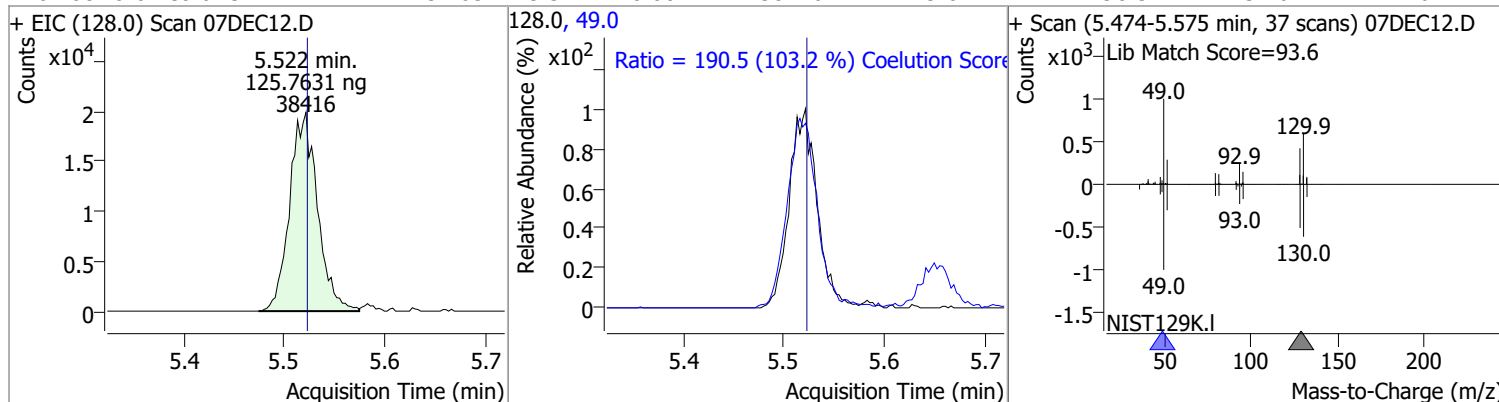
Compound	Conc.	RT	Dev(Min)	Resp.	QIon	QRatio	Lower	Upper
cis-1,2-Dichloroethene	122.2120	5.21	0.00	99166	61.0	169.9	133.3	193.3
					98.0	65.1	34.4	94.4



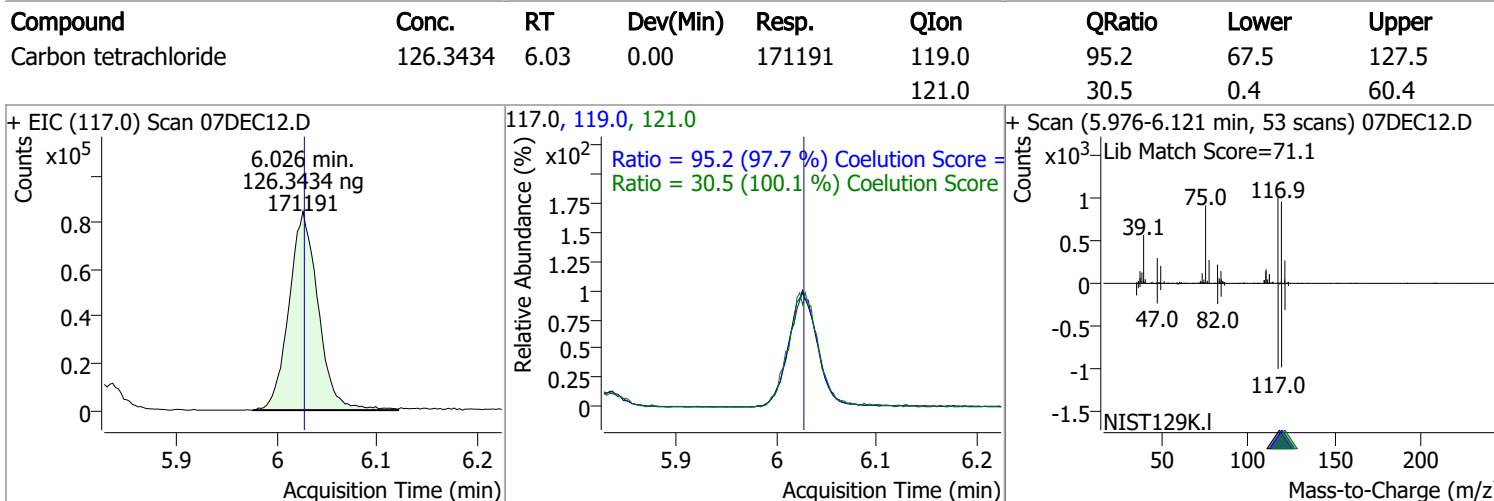
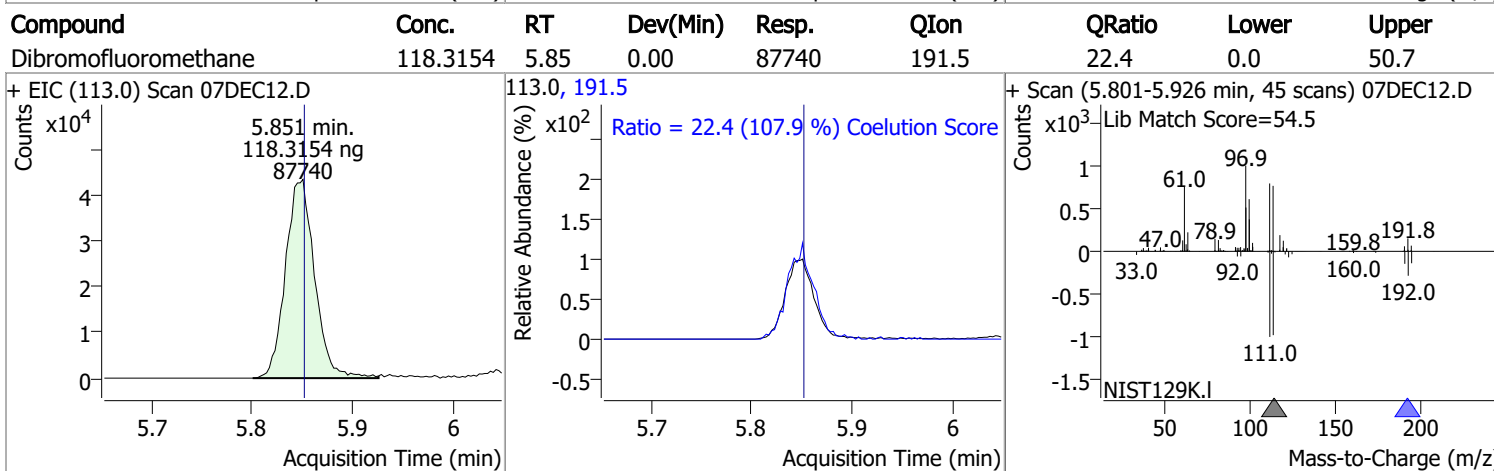
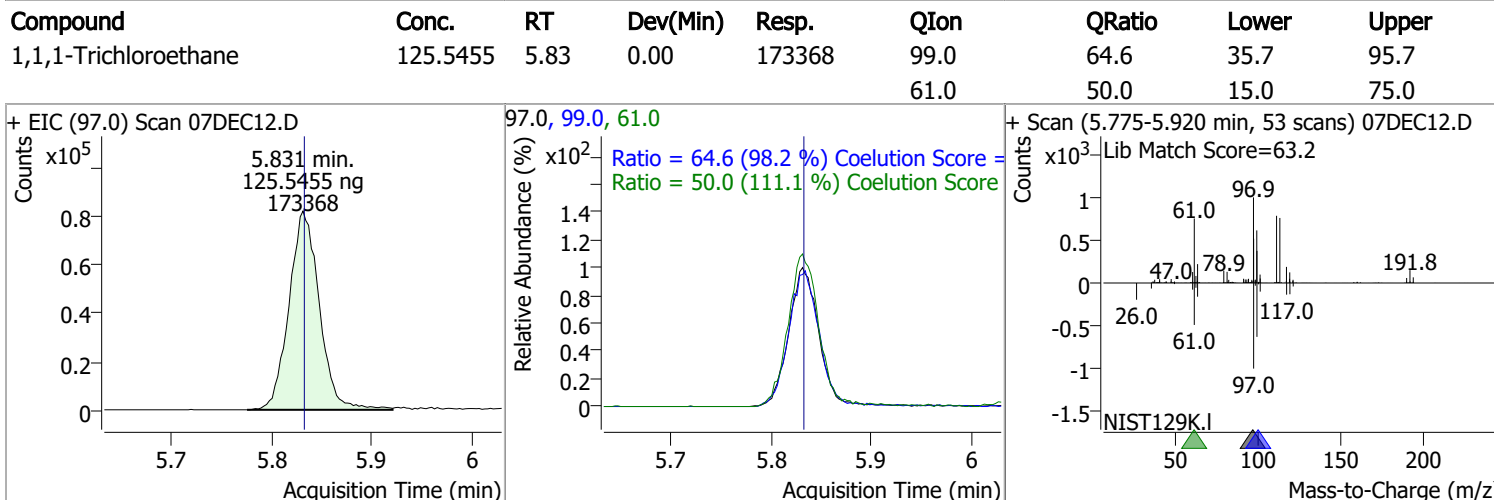
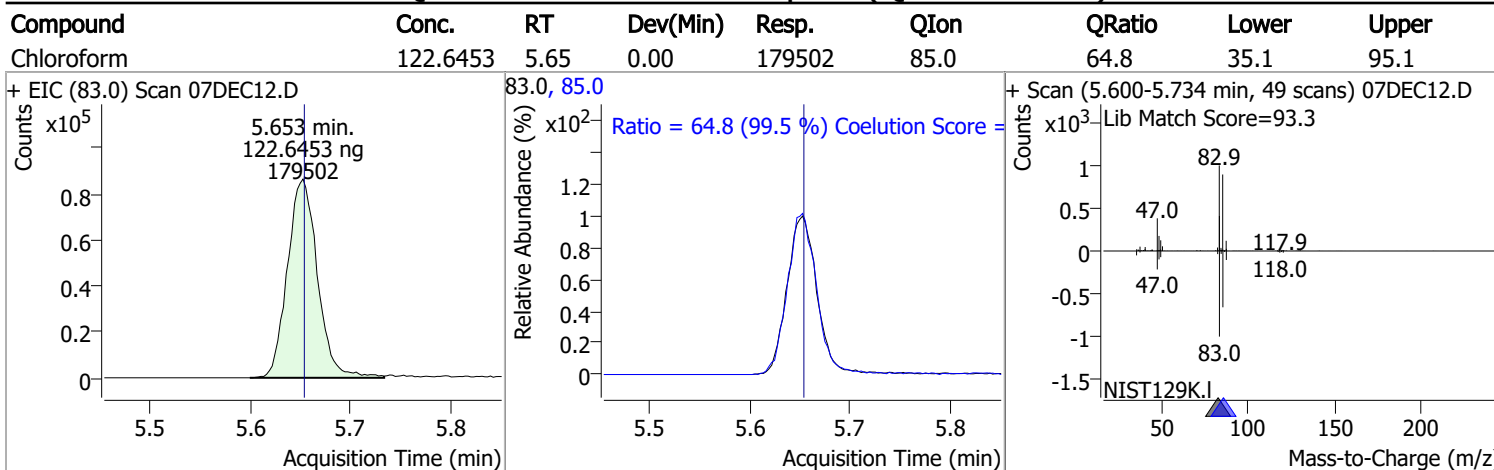
Compound	Conc.	RT	Dev(Min)	Resp.	QIon	QRatio	Lower	Upper
Methyl ethyl ketone	1225.8094	5.28	0.00	132227	72.0	21.2	0.0	52.2



Compound	Conc.	RT	Dev(Min)	Resp.	QIon	QRatio	Lower	Upper
Bromochloromethane	125.7631	5.52	0.00	38416	49.0	190.5	154.6	214.6

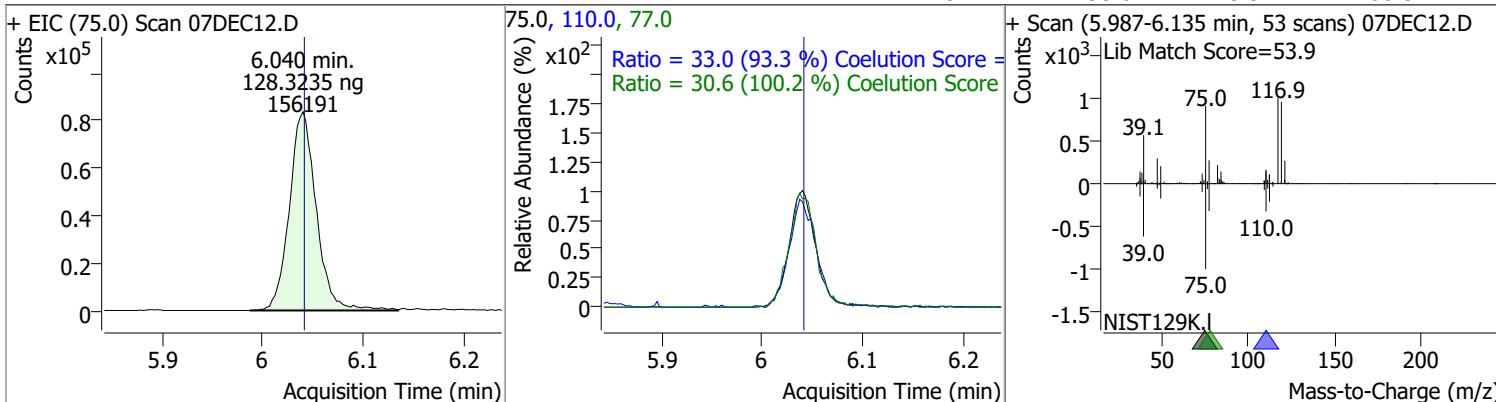


Quantitation Results Report (QT Reviewed)

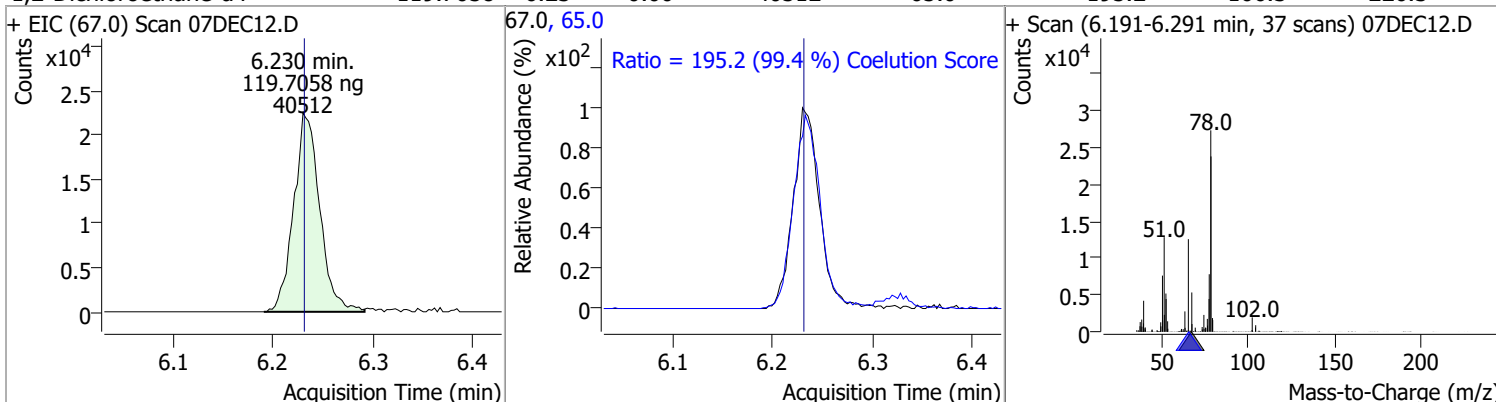


Quantitation Results Report (QT Reviewed)

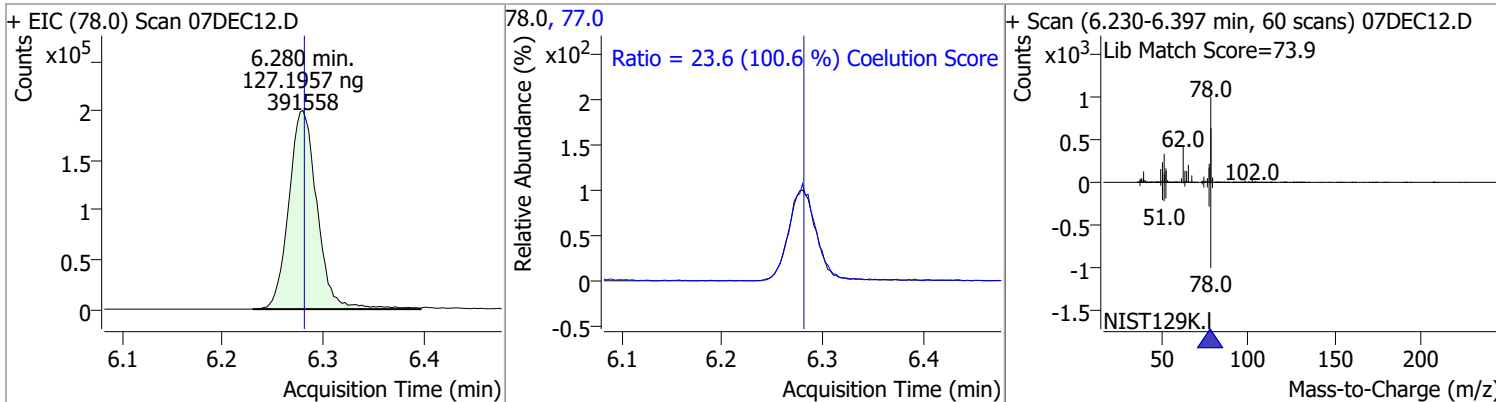
Compound	Conc.	RT	Dev(Min)	Resp.	QIon	QRatio	Lower	Upper
1,1-Dichloropropene	128.3235	6.04	0.00	156191	110.0	33.0	5.4	65.4
					77.0	30.6	0.5	60.5



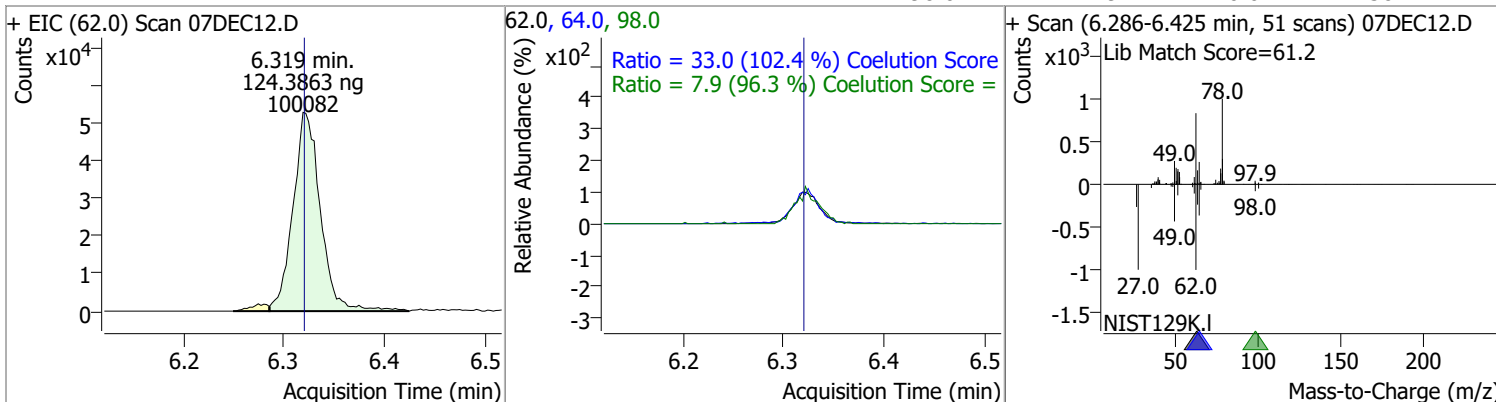
Compound	Conc.	RT	Dev(Min)	Resp.	QIon	QRatio	Lower	Upper
1,2-Dichloroethane-d4	119.7058	6.23	0.00	40512	65.0	195.2	166.3	226.3



Compound	Conc.	RT	Dev(Min)	Resp.	QIon	QRatio	Lower	Upper
Benzene	127.1957	6.28	0.00	391558	77.0	23.6	0.0	53.5

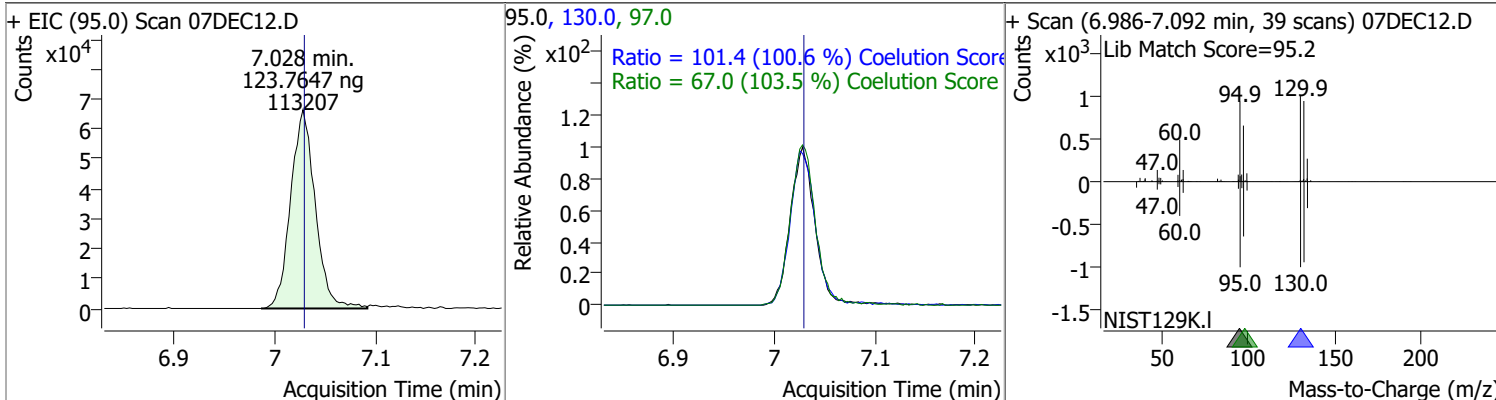


Compound	Conc.	RT	Dev(Min)	Resp.	QIon	QRatio	Lower	Upper
1,2-Dichloroethane	124.3863	6.32	0.00	100082	64.0	33.0	2.3	62.3
					98.0	7.9	0.0	38.2

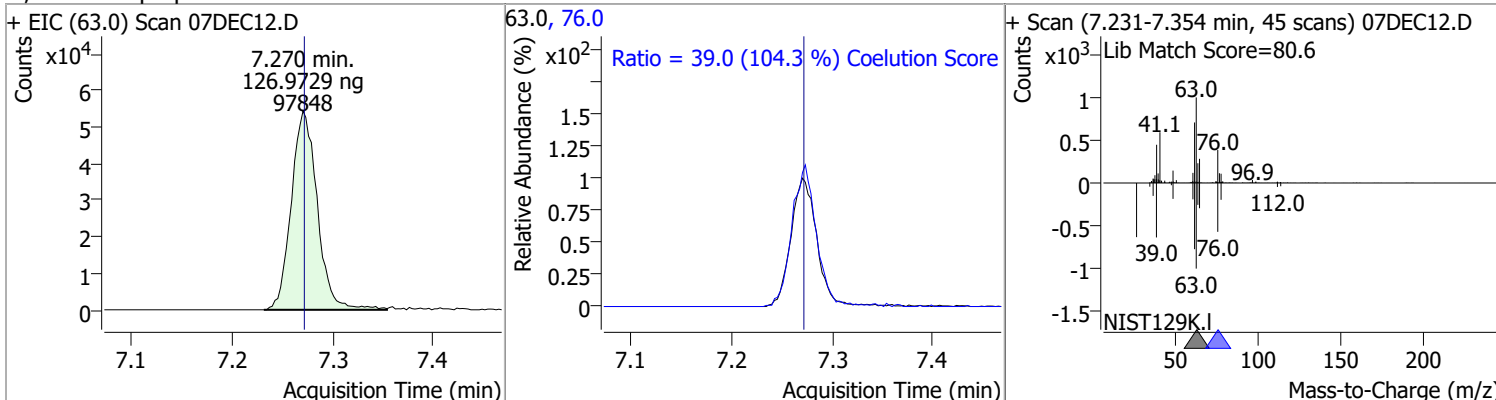


Quantitation Results Report (QT Reviewed)

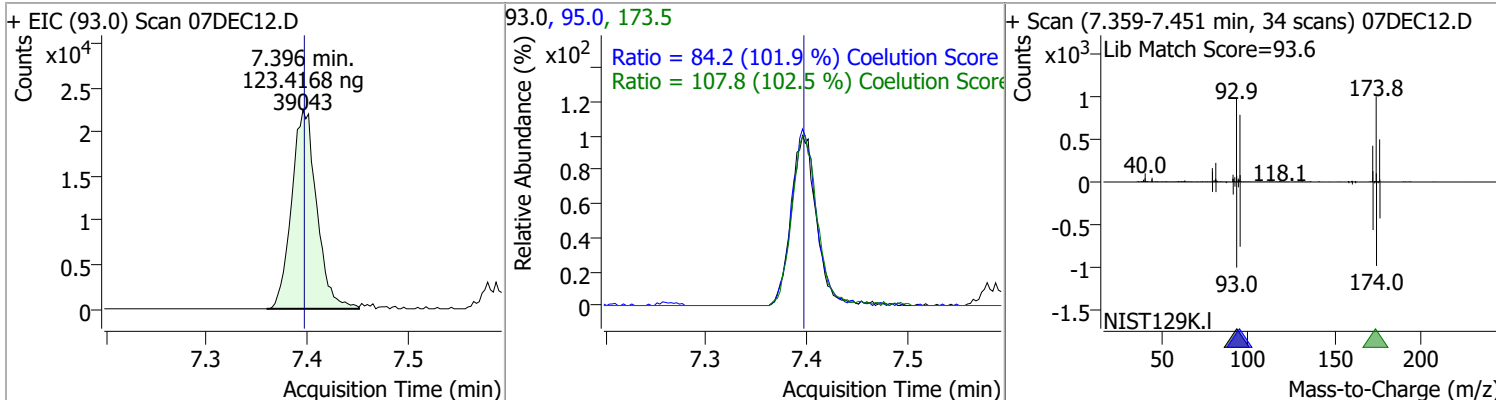
Compound	Conc.	RT	Dev(Min)	Resp.	QIon	QRatio	Lower	Upper
Trichloroethene	123.7647	7.03	0.00	113207	130.0	101.4	70.8	130.8
					97.0	67.0	34.7	94.7



Compound	Conc.	RT	Dev(Min)	Resp.	QIon	QRatio	Lower	Upper
1,2-Dichloropropane	126.9729	7.27	0.00	97848	76.0	39.0	7.3	67.3

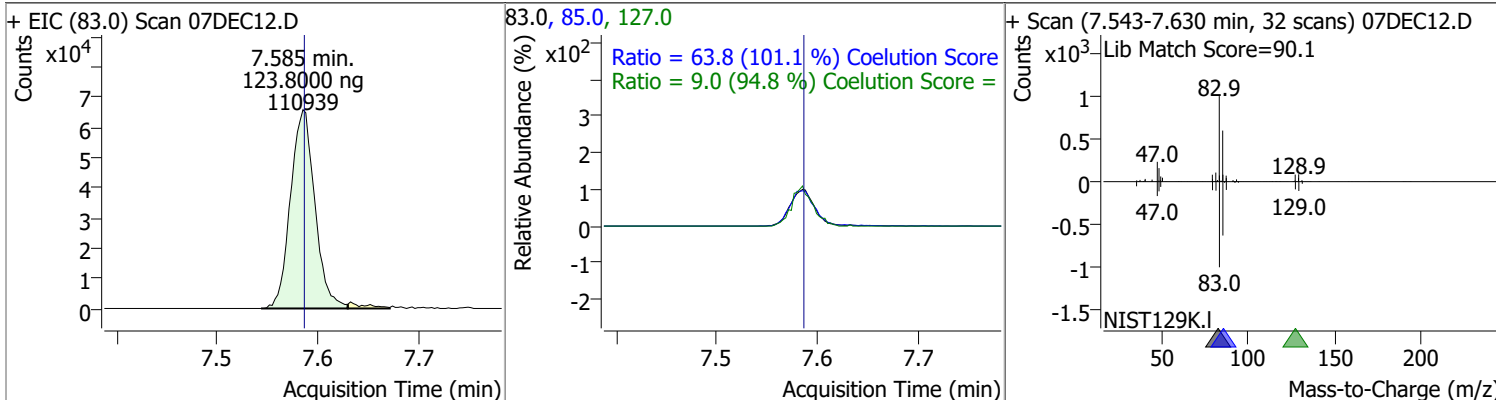


Compound	Conc.	RT	Dev(Min)	Resp.	QIon	QRatio	Lower	Upper
Dibromomethane	123.4168	7.40	0.00	39043	173.5	107.8	75.2	135.2
					95.0	84.2	52.6	112.6

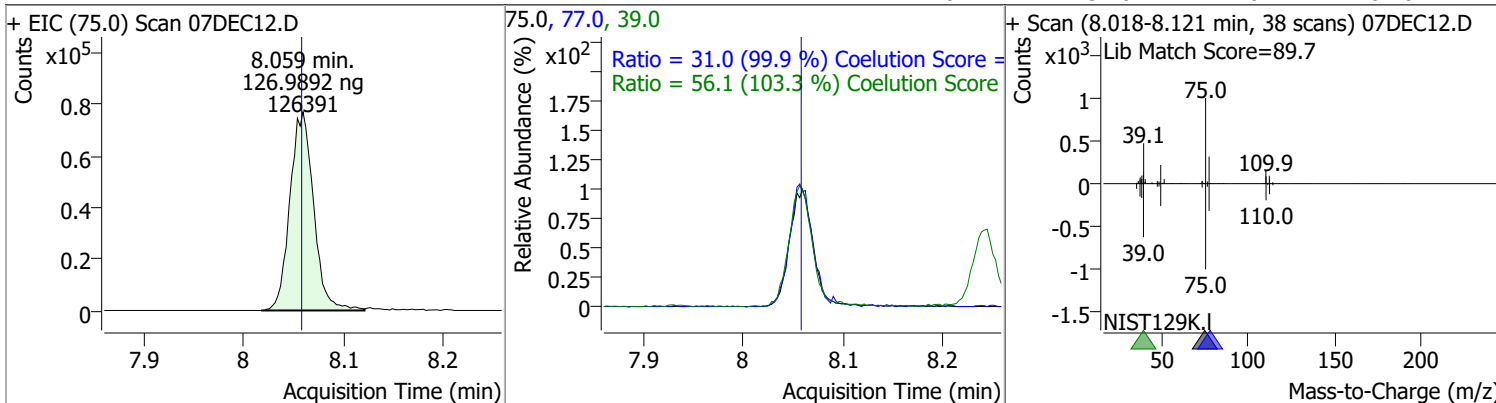


Quantitation Results Report (QT Reviewed)

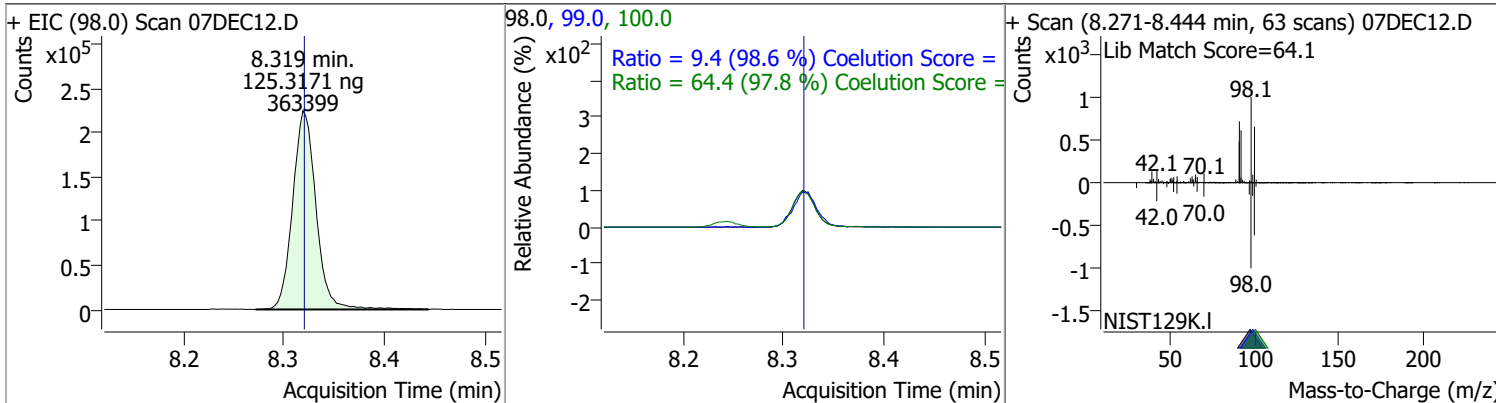
Compound	Conc.	RT	Dev(Min)	Resp.	QIon	QRatio	Lower	Upper
Bromodichloromethane	123.8000	7.59	0.00	110939	85.0	63.8	33.1	93.1
					127.0	9.0	0.0	39.5



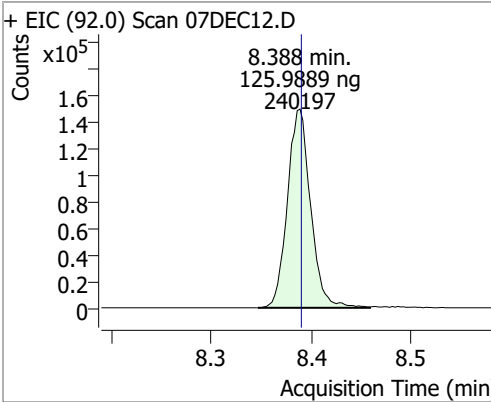
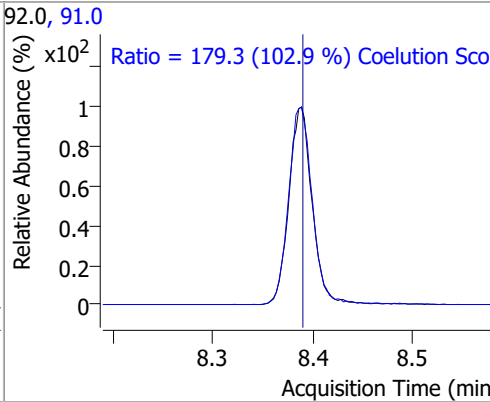
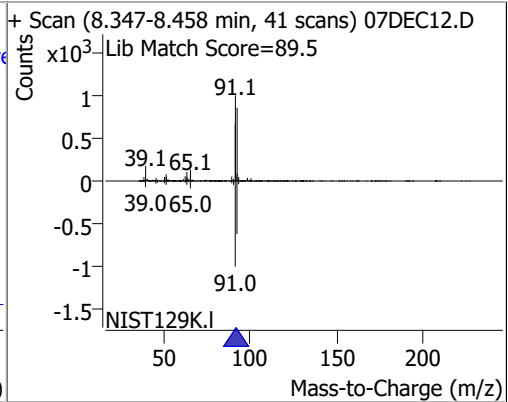
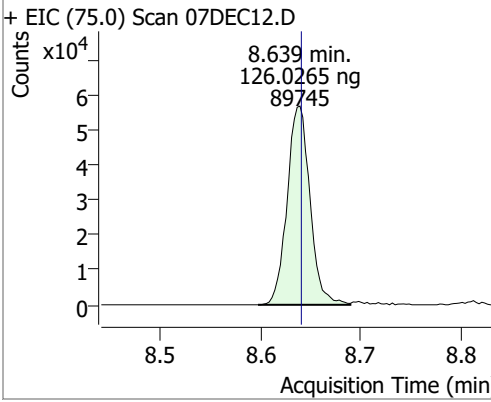
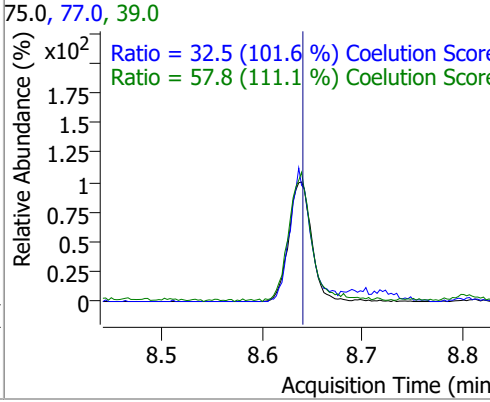
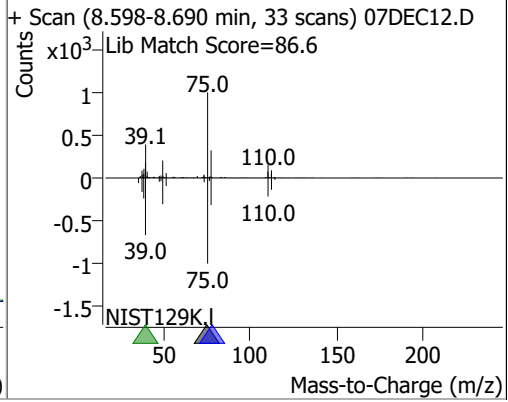
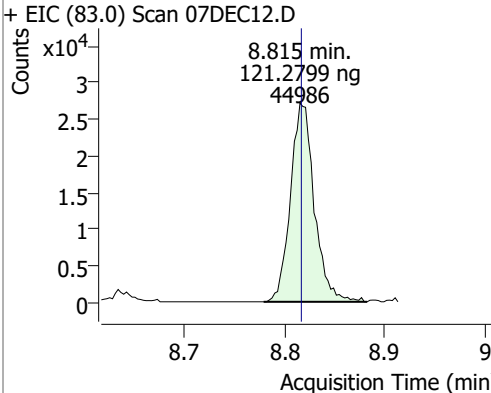
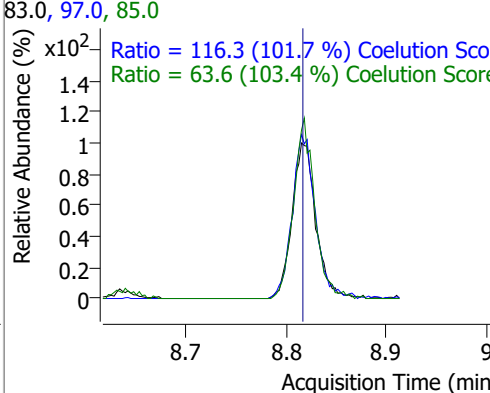
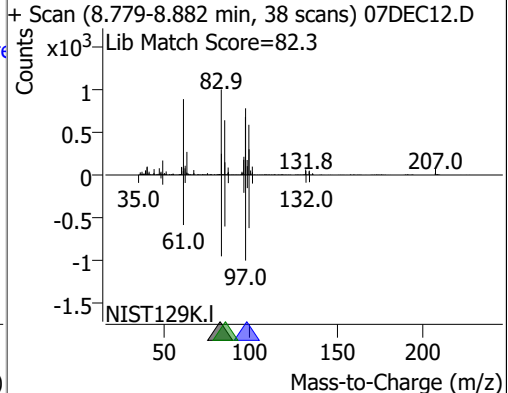
Compound	Conc.	RT	Dev(Min)	Resp.	QIon	QRatio	Lower	Upper
cis-1,3-Dichloropropene	126.9892	8.06	0.00	126391	39.0	56.1	24.3	84.3
					77.0	31.0	1.0	61.0



Compound	Conc.	RT	Dev(Min)	Resp.	QIon	QRatio	Lower	Upper
Toluene-d8	125.3171	8.32	0.00	363399	100.0	64.4	35.9	95.9
					99.0	9.4	0.0	39.5

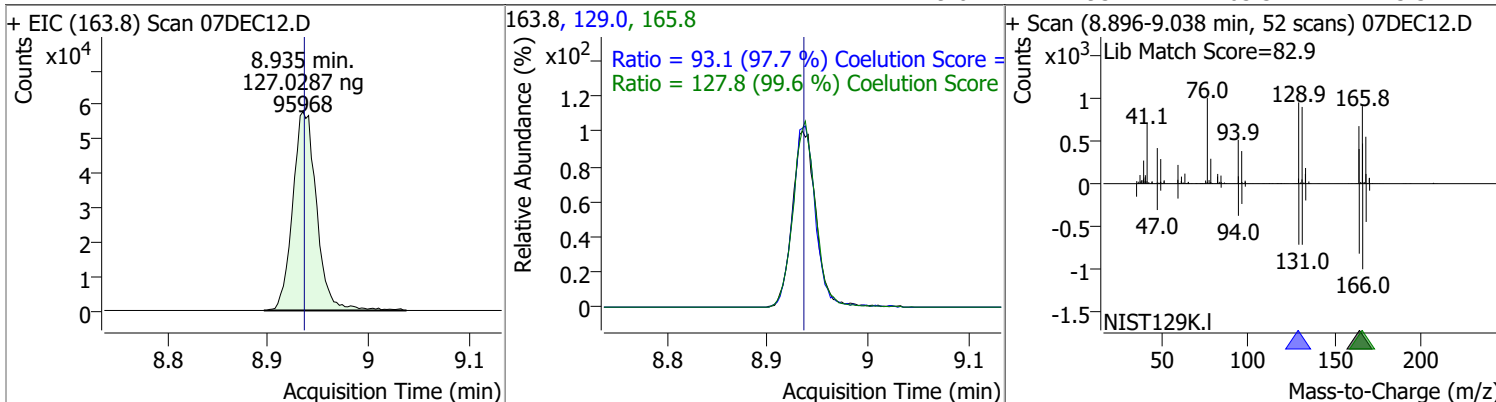


Quantitation Results Report (QT Reviewed)

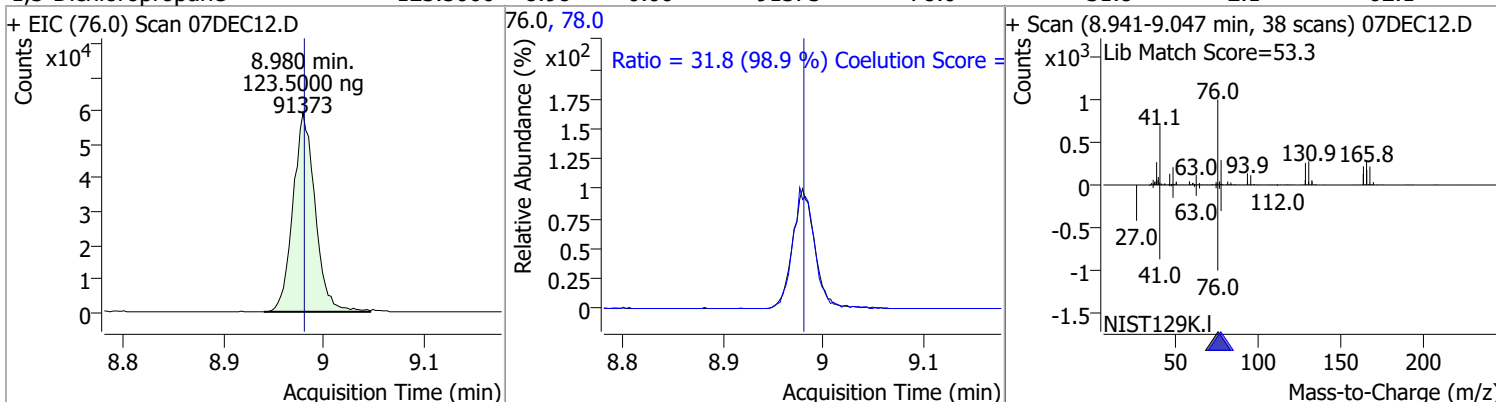
Compound	Conc.	RT	Dev(Min)	Resp.	QIon	QRatio	Lower	Upper
Toluene	125.9889	8.39	0.00	240197	91.0	179.3	144.3	204.3
+ EIC (92.0) Scan 07DEC12.D			92.0, 91.0			+ Scan (8.347-8.458 min, 41 scans) 07DEC12.D		
								
trans-1,3-Dichloropropene	126.0265	8.64	0.00	89745	39.0 77.0	57.8 32.5	22.1 2.0	82.1 62.0
+ EIC (75.0) Scan 07DEC12.D			75.0, 77.0, 39.0			+ Scan (8.598-8.690 min, 33 scans) 07DEC12.D		
								
1,1,2-Trichloroethane	121.2799	8.82	0.00	44986	97.0 85.0	116.3 63.6	84.3 31.5	144.3 91.5
+ EIC (83.0) Scan 07DEC12.D			83.0, 97.0, 85.0			+ Scan (8.779-8.882 min, 38 scans) 07DEC12.D		
								

Quantitation Results Report (QT Reviewed)

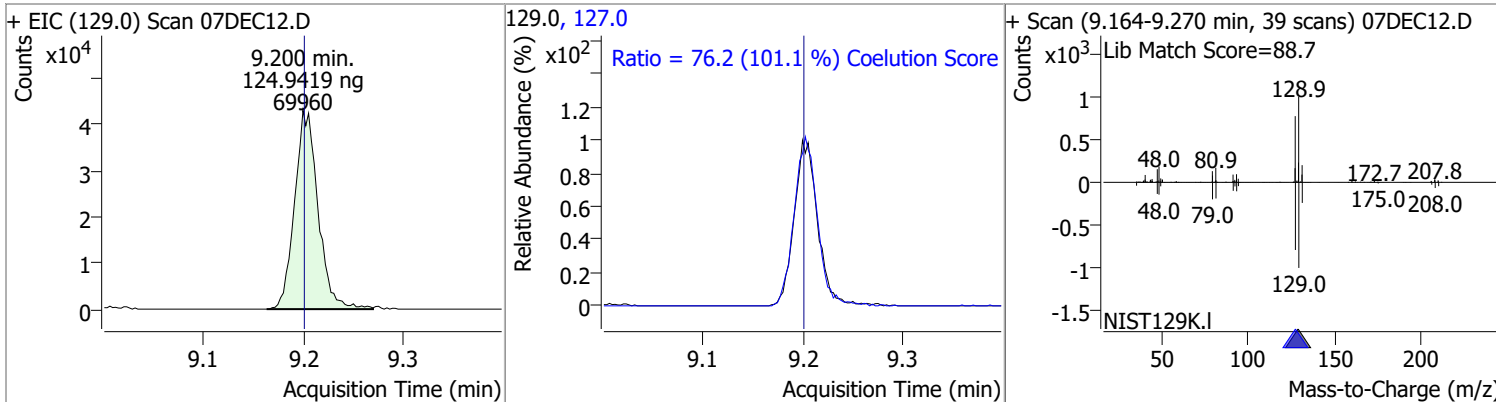
Compound	Conc.	RT	Dev(Min)	Resp.	QIon	QRatio	Lower	Upper
Tetrachloroethene	127.0287	8.94	0.00	95968	165.8	127.8	98.3	158.3
					129.0	93.1	65.3	125.3



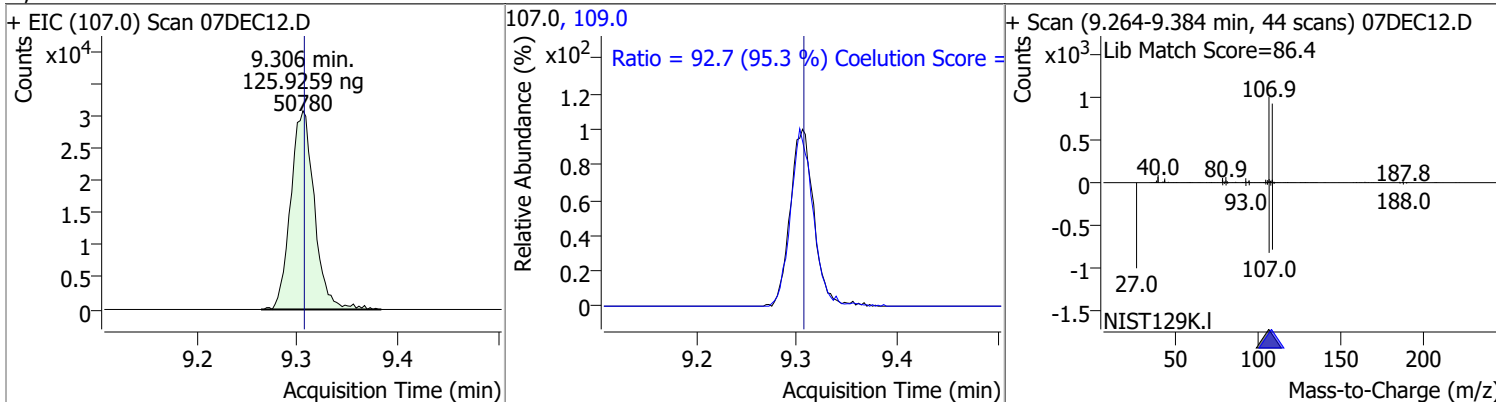
Compound	Conc.	RT	Dev(Min)	Resp.	QIon	QRatio	Lower	Upper
1,3-Dichloropropane	123.5000	8.98	0.00	91373	78.0	31.8	2.1	62.1



Compound	Conc.	RT	Dev(Min)	Resp.	QIon	QRatio	Lower	Upper
Chlorodibromomethane	124.9419	9.20	0.00	69960	127.0	76.2	45.3	105.3

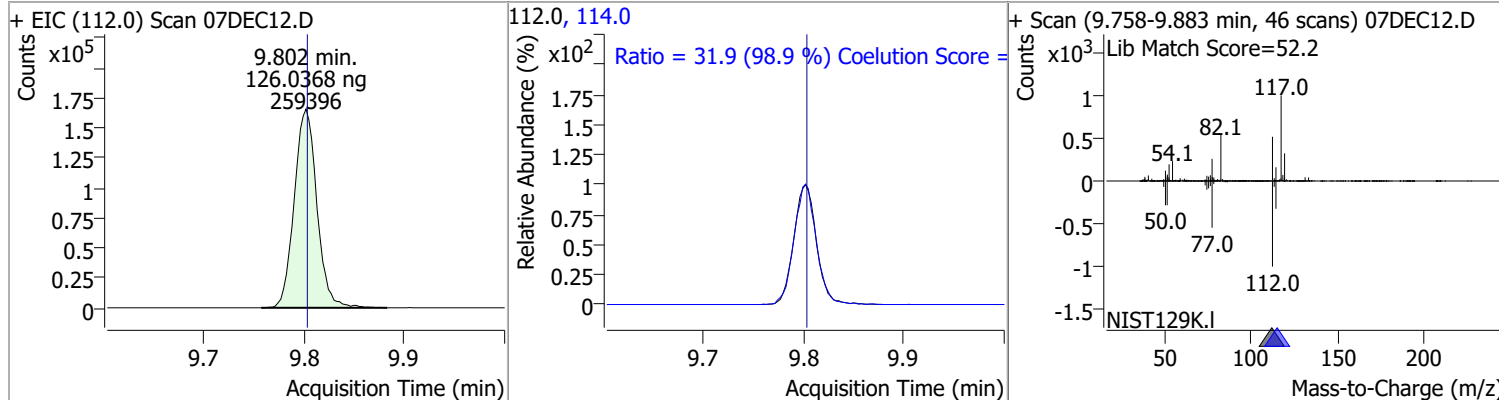


Compound	Conc.	RT	Dev(Min)	Resp.	QIon	QRatio	Lower	Upper
1,2-Dibromoethane	125.9259	9.31	0.00	50780	109.0	92.7	67.2	127.2

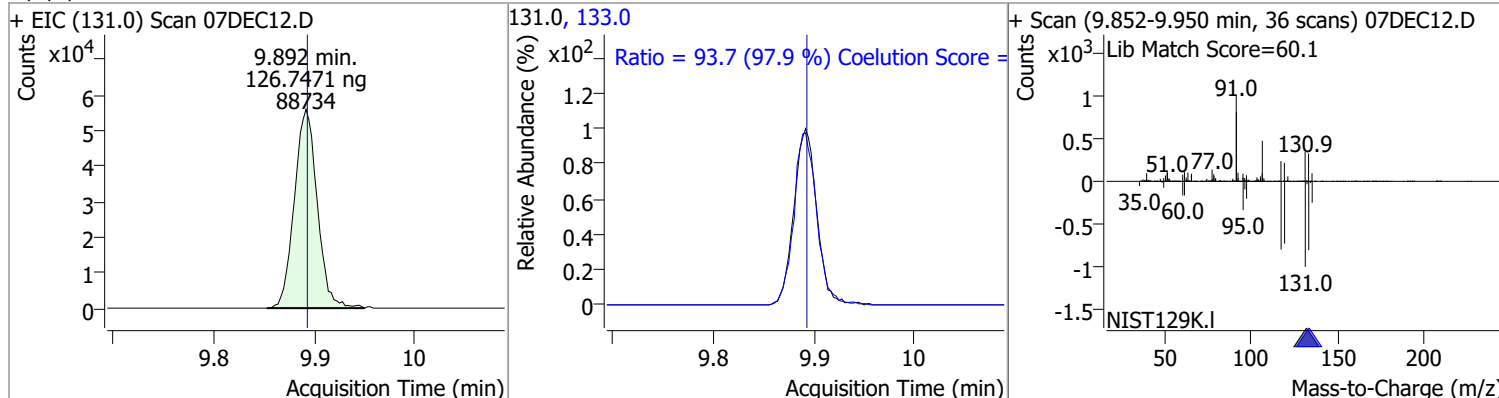


Quantitation Results Report (QT Reviewed)

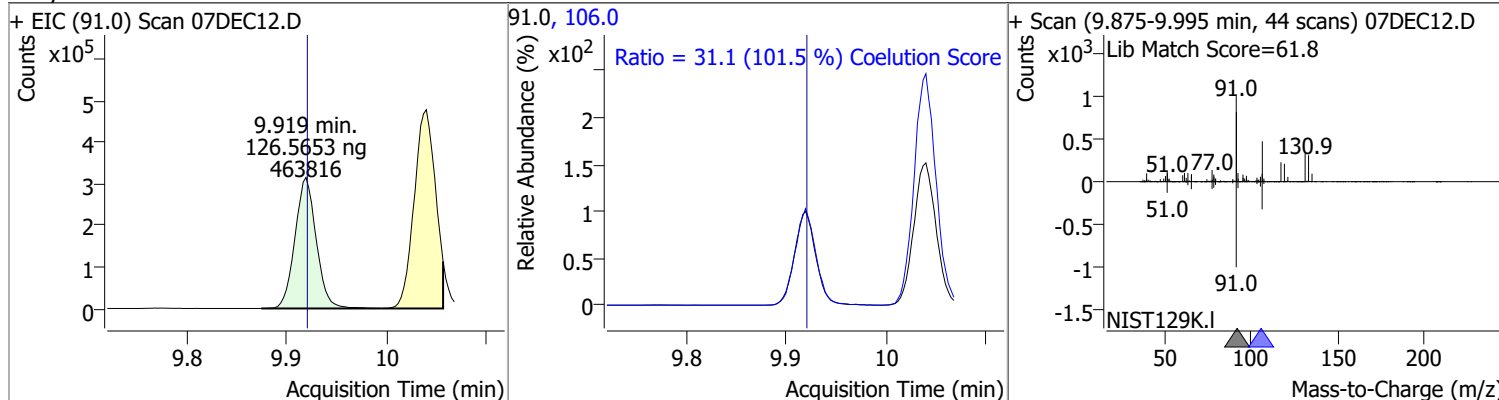
Compound	Conc.	RT	Dev(Min)	Resp.	QIon	QRatio	Lower	Upper
Chlorobenzene	126.0368	9.80	0.00	259396	114.0	31.9	2.3	62.3



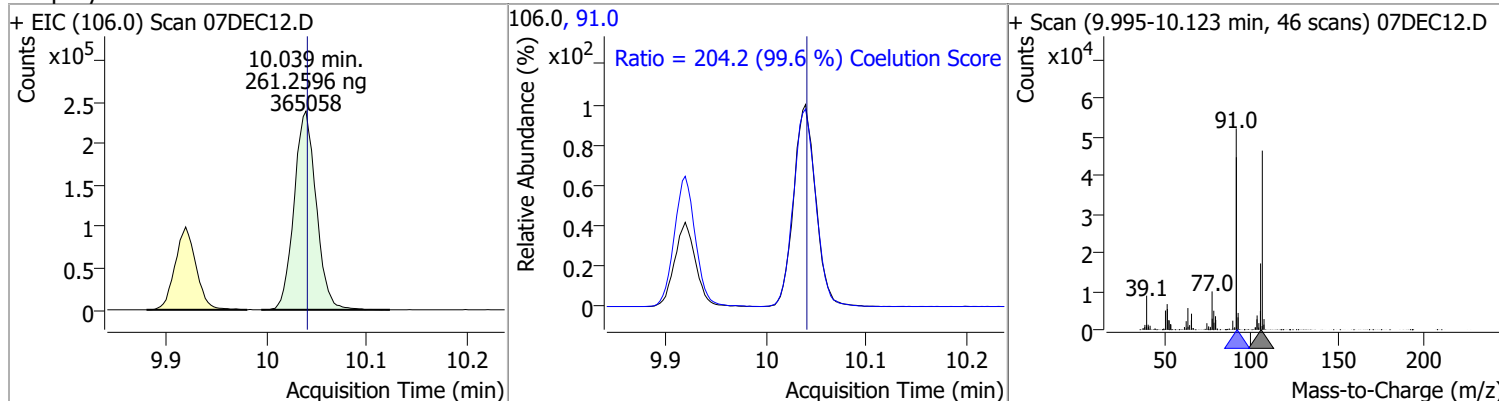
Compound	Conc.	RT	Dev(Min)	Resp.	QIon	QRatio	Lower	Upper
1,1,1,2-Tetrachloroethane	126.7471	9.89	0.00	88734	133.0	93.7	65.7	125.7



Compound	Conc.	RT	Dev(Min)	Resp.	QIon	QRatio	Lower	Upper
Ethylbenzene	126.5653	9.92	0.00	463816	106.0	31.1	0.7	60.7

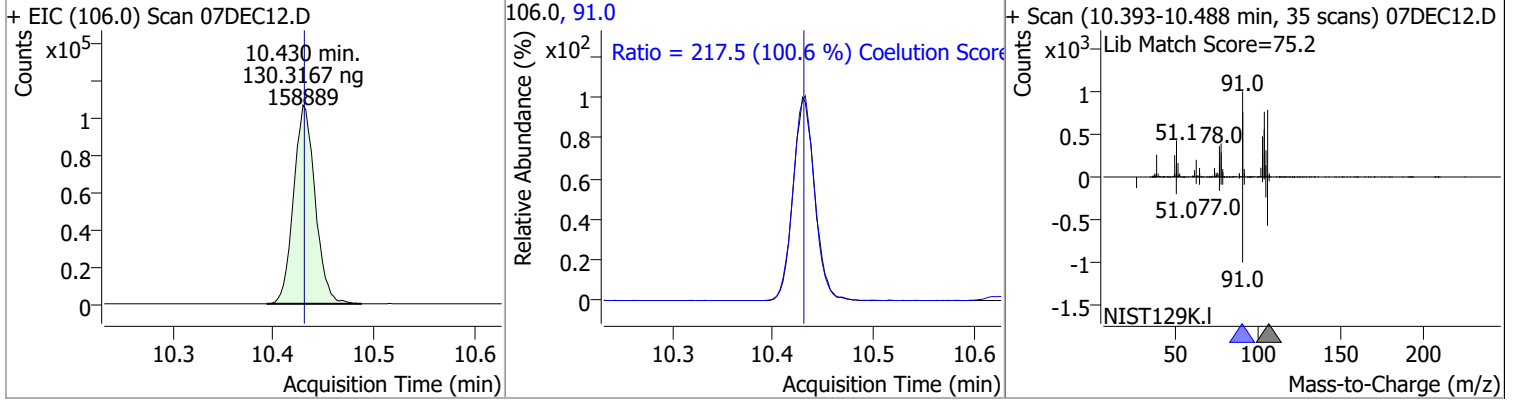


Compound	Conc.	RT	Dev(Min)	Resp.	QIon	QRatio	Lower	Upper
m+p-Xylenes	261.2596	10.04	0.00	365058	91.0	204.2	175.0	235.0

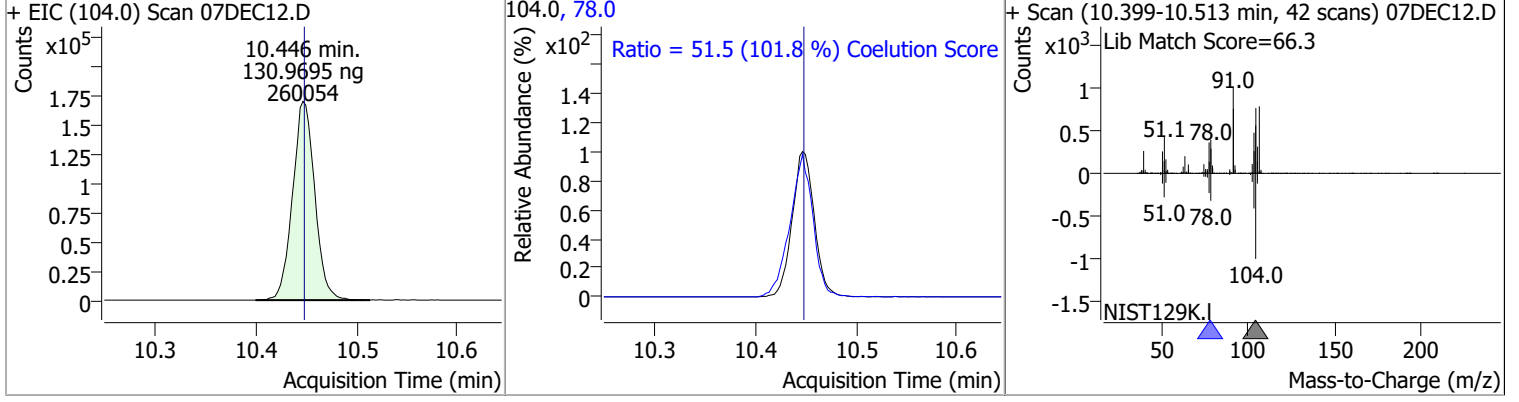


Quantitation Results Report (QT Reviewed)

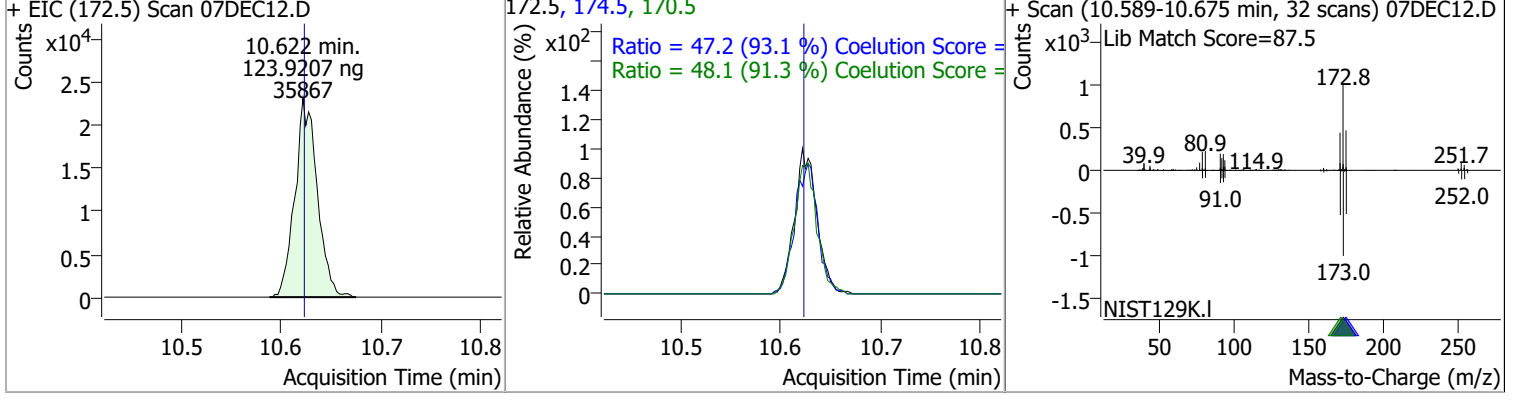
Compound	Conc.	RT	Dev(Min)	Resp.	QIon	QRatio	Lower	Upper
o-Xylene	130.3167	10.43	0.00	158889	91.0	217.5	186.1	246.1



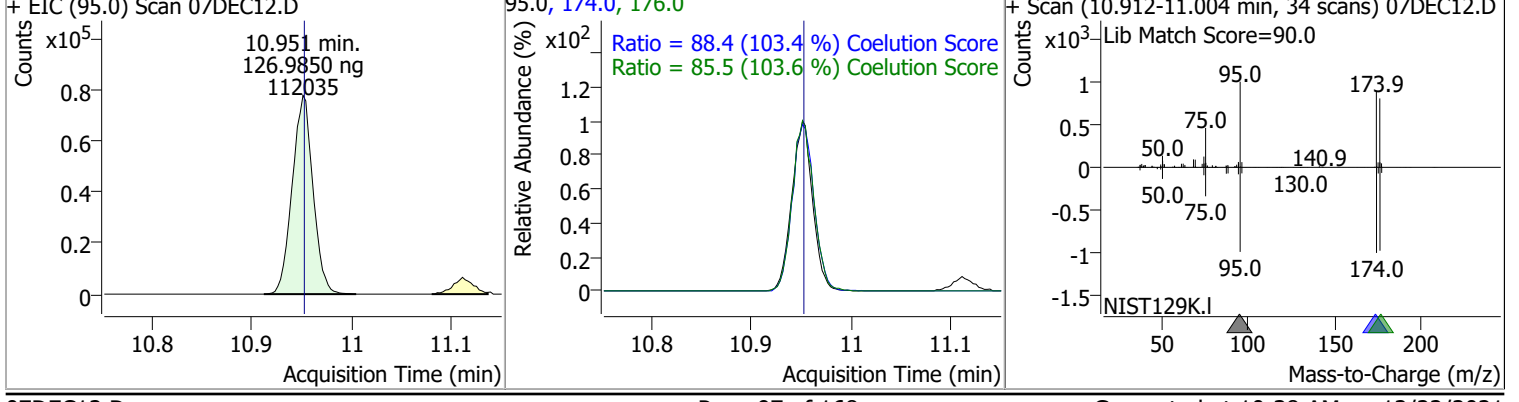
Compound	Conc.	RT	Dev(Min)	Resp.	QIon	QRatio	Lower	Upper
Styrene	130.9695	10.45	0.00	260054	78.0	51.5	20.6	80.6



Compound	Conc.	RT	Dev(Min)	Resp.	QIon	QRatio	Lower	Upper
Bromoform	123.9207	10.62	0.00	35867	170.5	48.1	22.7	82.7
					174.5	47.2	20.7	80.7

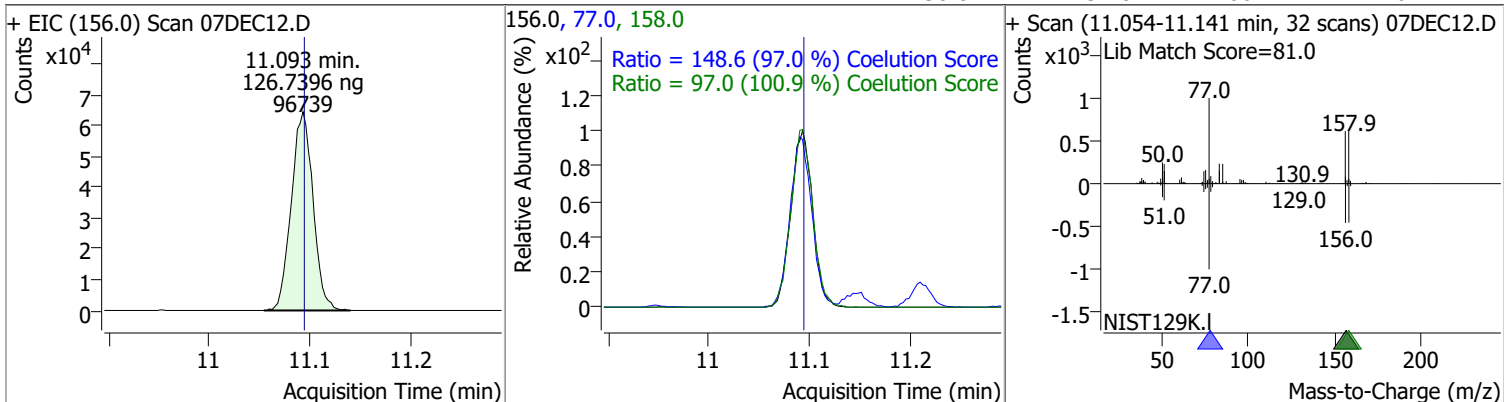


Compound	Conc.	RT	Dev(Min)	Resp.	QIon	QRatio	Lower	Upper
p-Bromofluorobenzene	126.9850	10.95	0.00	112035	174.0	88.4	55.5	115.5
					176.0	85.5	52.5	112.5

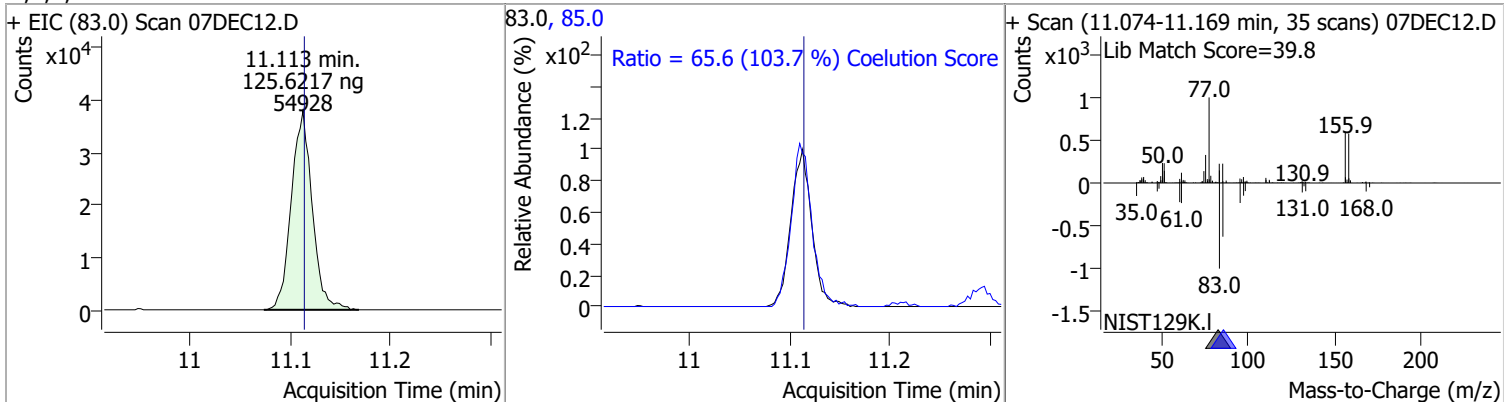


Quantitation Results Report (QT Reviewed)

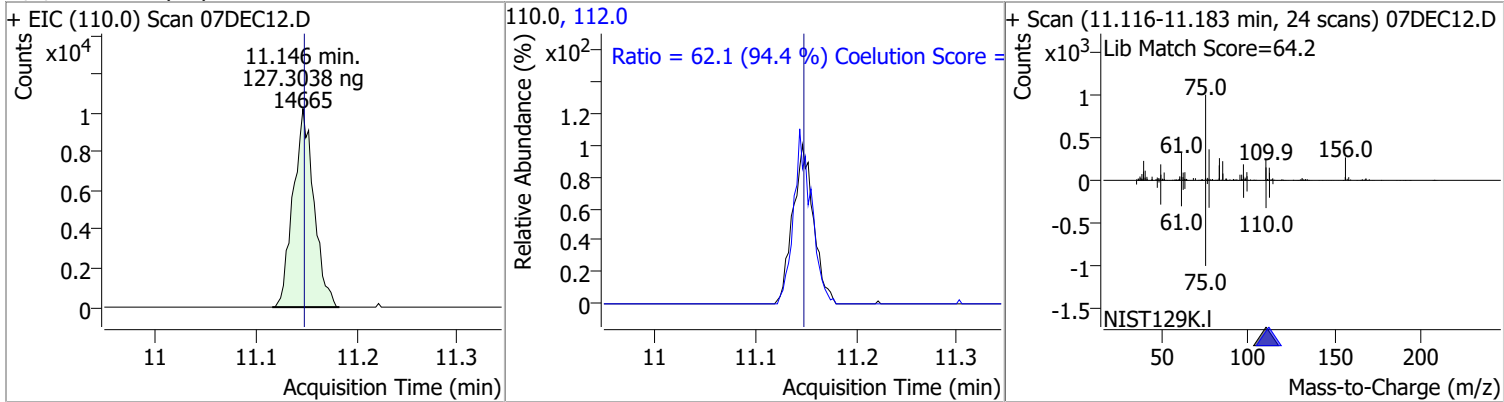
Compound	Conc.	RT	Dev(Min)	Resp.	QIon	QRatio	Lower	Upper
Bromobenzene	126.7396	11.09	0.00	96739	77.0	148.6	123.2	183.2
					158.0	97.0	66.2	126.2



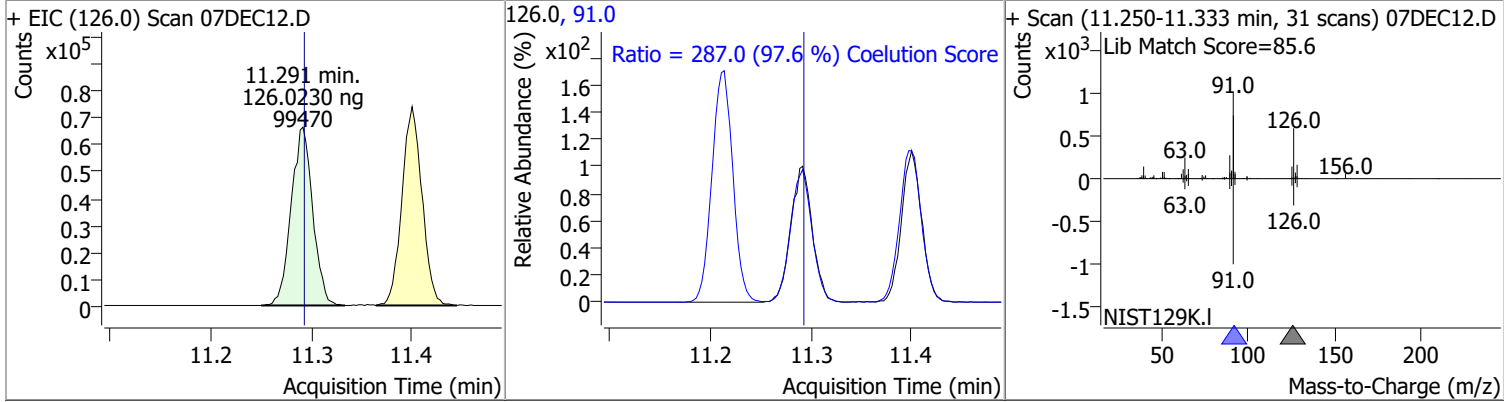
Compound	Conc.	RT	Dev(Min)	Resp.	QIon	QRatio	Lower	Upper
1,1,2,2-Tetrachloroethane	125.6217	11.11	0.00	54928	85.0	65.6	33.2	93.2



Compound	Conc.	RT	Dev(Min)	Resp.	QIon	QRatio	Lower	Upper
1,2,3-Trichloropropane	127.3038	11.15	0.00	14665	112.0	62.1	35.8	95.8



Compound	Conc.	RT	Dev(Min)	Resp.	QIon	QRatio	Lower	Upper
2-Chlorotoluene	126.0230	11.29	0.00	99470	91.0	287.0	264.1	324.1

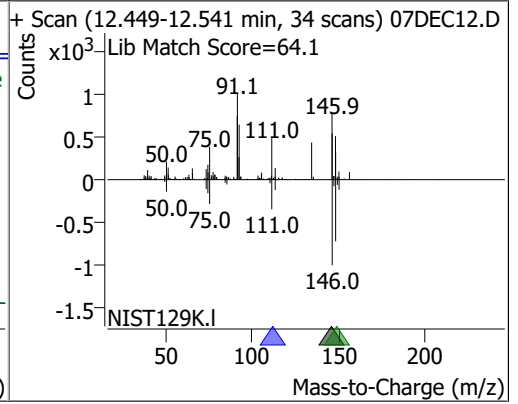
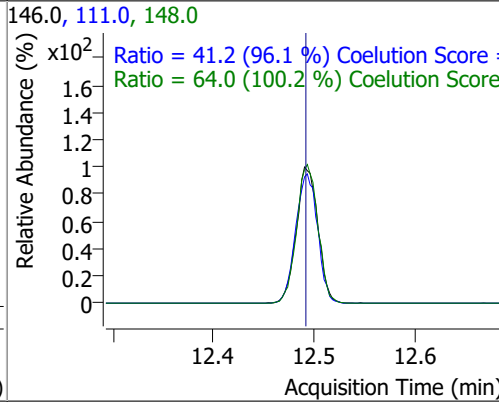
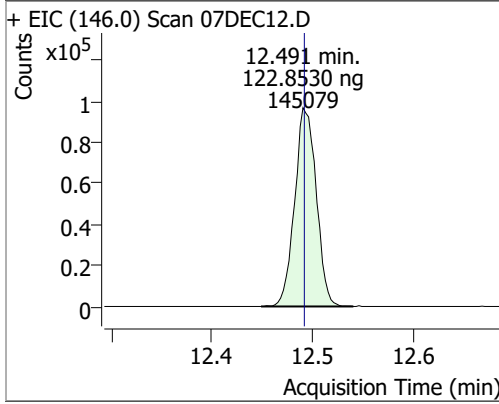


Quantitation Results Report (QT Reviewed)

Compound	Conc.	RT	Dev(Min)	Resp.	QIon	QRatio	Lower	Upper
4-Chlorotoluene	131.1884	11.40	0.00	334469	126.0	31.0	0.4	60.4
+ EIC (91.0) Scan 07DEC12.D			91.0, 126.0			+ Scan (11.361-11.456 min, 34 scans) 07DEC12.D		
1,3-Dichlorobenzene	125.2286	12.03	0.00	174745	148.0	64.0	34.5	94.5
+ EIC (146.0) Scan 07DEC12.D			146.0, 111.0, 148.0			+ Scan (11.994-12.075 min, 29 scans) 07DEC12.D		
1,4-Dichlorobenzene	123.6528	12.12	0.00	178253	148.0	64.1	34.0	94.0
+ EIC (146.0) Scan 07DEC12.D			146.0, 111.0, 148.0			+ Scan (12.075-12.170 min, 35 scans) 07DEC12.D		

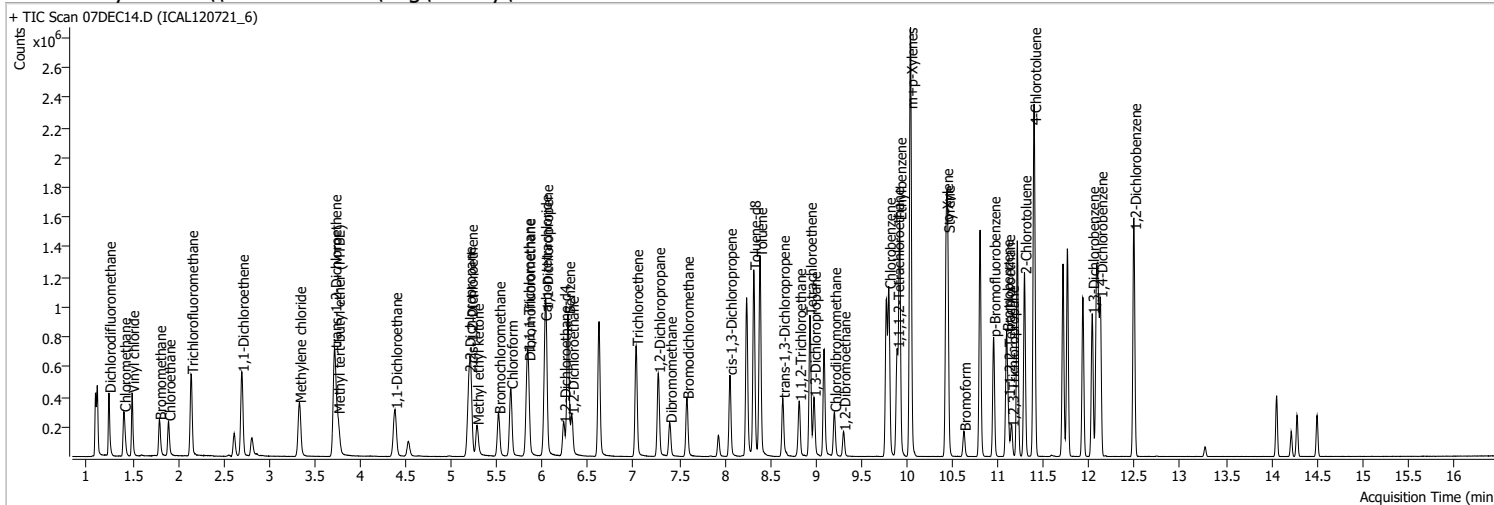
Quantitation Results Report (QT Reviewed)

Compound	Conc.	RT	Dev(Min)	Resp.	QIon	QRatio	Lower	Upper
1,2-Dichlorobenzene	122.8530	12.49	0.00	145079	148.0	64.0	33.8	93.8
					111.0	41.2	12.8	72.8



Quantitation Results Report (QT Reviewed)

Data File	07DEC14.D	Operator	MSC
Acq. Method	5975CACQF.M	Acq. Date-Time	12/7/2021 4:26:07 PM
Sample Name	ICAL120721_6	Instrument	VOA5975C
Vial	14	Multiplier	1.00
DA Method File	VOA5975C_8260B_SHT_DoD_L4_120721.m	Comment	
Tune File	BFB_Atune3.u	Tune Date	10/11/2021 4:02:00 PM
Batch Name	VG120721_8260B_624pt1_L4.batch.bin	Last Calib Update	12/13/2021 2:48:18 PM
Ref Library	\\MASSHUNTER\Org\Library\NIST129K.I		



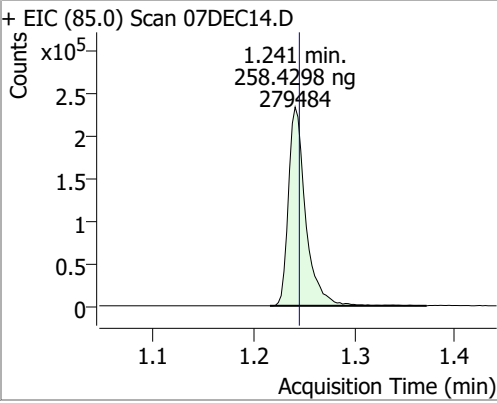
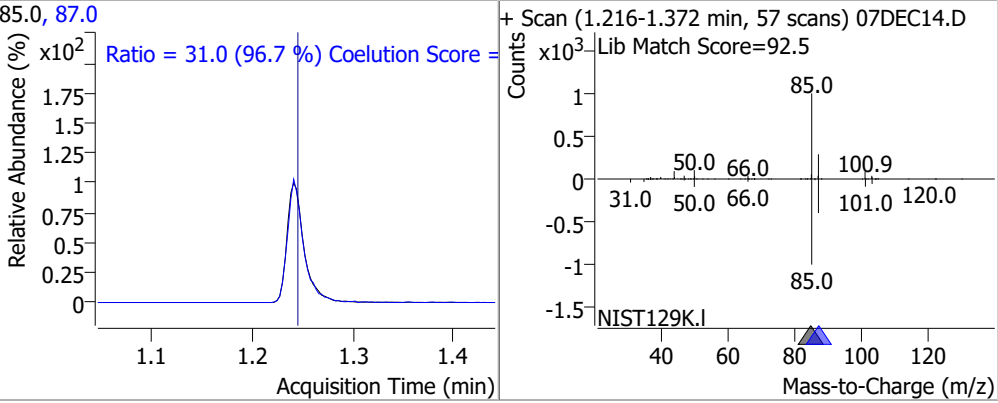
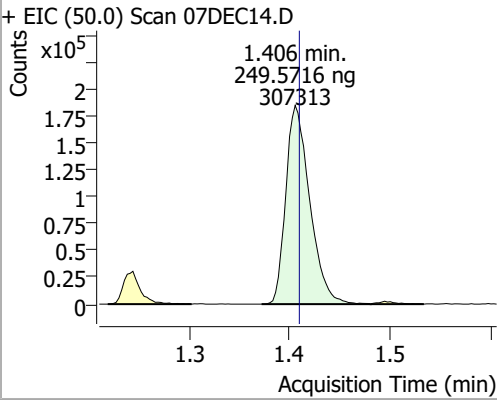
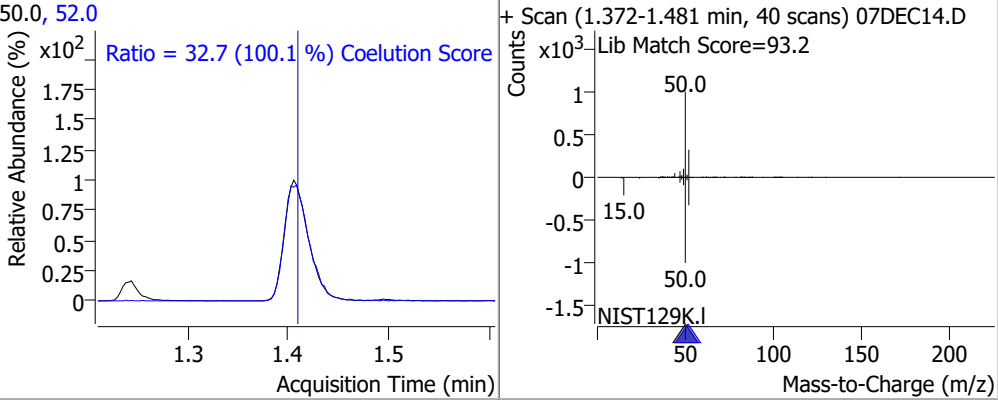
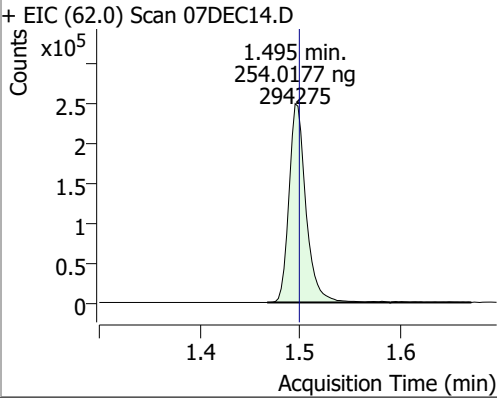
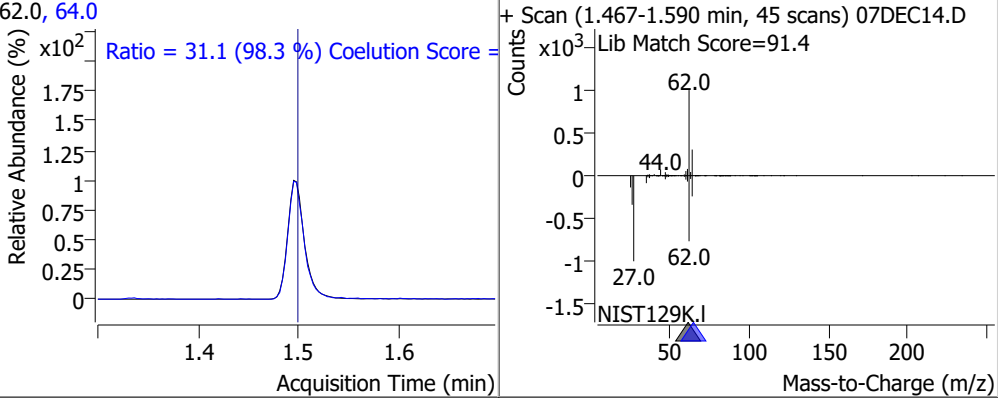
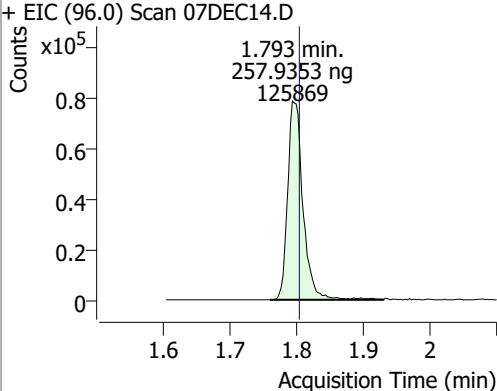
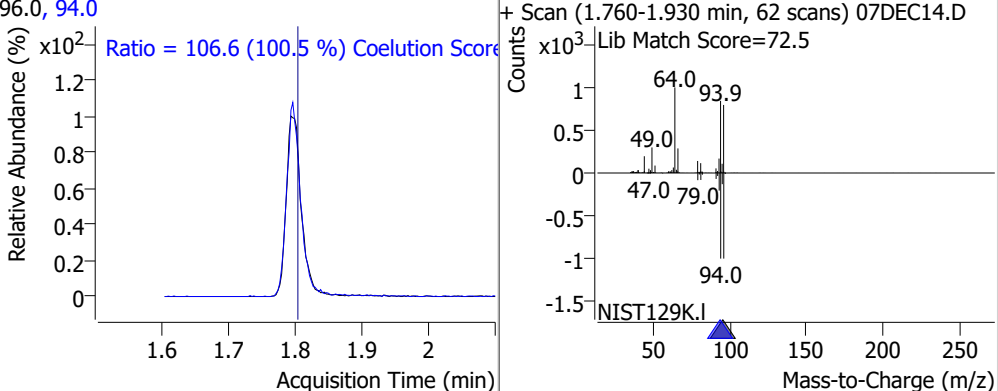
Compound	RT	QIon	Resp.	Conc.	Units	Dev(Min)
Internal Standards						
M Fluorobenzene	6.620	96.0	756368	250.0000	ng	0.000
M Chlorobenzene-d5	9.774	82.0	288091	250.0000	ng	0.000
M 1,4-Dichlorobenzene-d4	12.100	152.0	232818	250.0000	ng	0.000
System Monitoring Compounds						
S Dibromofluoromethane	5.845	113.0	184098	248.3478	ng	-0.006
Spiked Amount: 250.000	Range: 80.0 - 119.0%			Recovery = 99.34%		
S 1,2-Dichloroethane-d4	6.236	67.0	81363	240.5061	ng	0.006
Spiked Amount: 250.000	Range: 81.0 - 118.0%			Recovery = 96.20%		
S Toluene-d8	8.319	98.0	754121	260.4003	ng	0.000
Spiked Amount: 250.000	Range: 89.0 - 112.0%			Recovery = 104.16%		
S p-Bromofluorobenzene	10.951	95.0	227567	255.4453	ng	0.000
Spiked Amount: 250.000	Range: 85.0 - 114.0%			Recovery = 102.18%		
Target Compounds						
T Dichlorodifluoromethane	1.241	85.0	279484	258.4298	ng	98
T Chloromethane	1.406	50.0	307313	249.5716	ng	100
T Vinyl chloride	1.495	62.0	294275	254.0177	ng	99
T Bromomethane	1.793	96.0	125869	257.9353	ng	99
T Chloroethane	1.896	64.0	158595	247.8081	ng	99
T Trichlorofluoromethane	2.145	101.0	380153	251.2759	ng	98
T 1,1-Dichloroethene	2.700	96.0	200673	256.3197	ng	98
T Methylene chloride	3.330	49.0	264312	238.4551	ng	97
T trans-1,2-Dichloroethene	3.717	96.0	198737	254.0842	ng	98
T Methyl tert-butyl ether (MTBE)	3.754	73.0	251479	251.0379	ng	97
T 1,1-Dichloroethane	4.381	63.0	380218	256.4176	ng	99
T 2,2-Dichloropropane	5.193	77.0	279182	257.1547	ng	88
T cis-1,2-Dichloroethene	5.212	96.0	207164	255.4070	ng	99
T Methyl ethyl ketone	5.279	43.0	274225	2543.1822	ng	98
T Bromochloromethane	5.519	128.0	77937	255.2422	ng	95
T Chloroform	5.653	83.0	359876	245.9813	ng	100

Quantitation Results Report (QT Reviewed)

Compound	RT	QIon	Resp.	Conc.	Units	Dev(Min)
T 1,1,1-Trichloroethane	5.834	97.0	353060	255.7694	ng	96
T Carbon tetrachloride	6.026	117.0	352225	260.0516	ng	98
T 1,1-Dichloropropene	6.040	75.0	319922	262.9431	ng	99
T Benzene	6.280	78.0	790153	256.7765	ng	100
T 1,2-Dichloroethane	6.322	62.0	201480	250.5048	ng	99
T Trichloroethene	7.028	95.0	231457	253.3774	ng	98
T 1,2-Dichloropropane	7.270	63.0	201155	261.3748	ng	98
T Dibromomethane	7.398	93.0	78708	249.1288	ng	99
T Bromodichloromethane	7.582	83.0	228361	255.1715	ng	97
T cis-1,3-Dichloropropene	8.057	75.0	260399	261.9774	ng	99
T Toluene	8.388	92.0	503409	264.3990	ng	99
T trans-1,3-Dichloropropene	8.637	75.0	182890	257.1671	ng	97
T 1,1,2-Trichloroethane	8.818	83.0	90846	245.2399	ng	99
T Tetrachloroethene	8.935	163.8	197583	261.8780	ng	98
T 1,3-Dichloropropane	8.980	76.0	188462	255.0627	ng	99
T Chlorodibromomethane	9.203	129.0	144022	257.5497	ng	97
T 1,2-Dibromoethane	9.303	107.0	102020	253.3271	ng	96
T Chlorobenzene	9.802	112.0	522531	254.2261	ng	100
T 1,1,1,2-Tetrachloroethane	9.891	131.0	179266	256.4011	ng	100
T Ethylbenzene	9.919	91.0	973498	265.9977	ng	100
T m+p-Xylenes	10.039	106.0	752445	539.2114	ng	99
T o-Xylene	10.430	106.0	331153	271.9624	ng	99
T Styrene	10.449	104.0	545895	275.2896	ng	100
T Bromoform	10.625	172.5	73254	250.6514	ng	98
T Bromobenzene	11.093	156.0	199109	258.3400	ng	98
T 1,1,2,2-Tetrachloroethane	11.110	83.0	111515	252.5771	ng	98
T 1,2,3-Trichloropropane	11.152	110.0	29243	251.4035	ng	98
T 2-Chlorotoluene	11.291	126.0	206869	259.5632	ng	96
T 4-Chlorotoluene	11.397	91.0	687525	267.0656	ng	99
T 1,3-Dichlorobenzene	12.033	146.0	361319	256.4363	ng	98
T 1,4-Dichlorobenzene	12.122	146.0	360661	247.7743	ng	99
T 1,2-Dichlorobenzene	12.493	146.0	303057	254.1532	ng	98

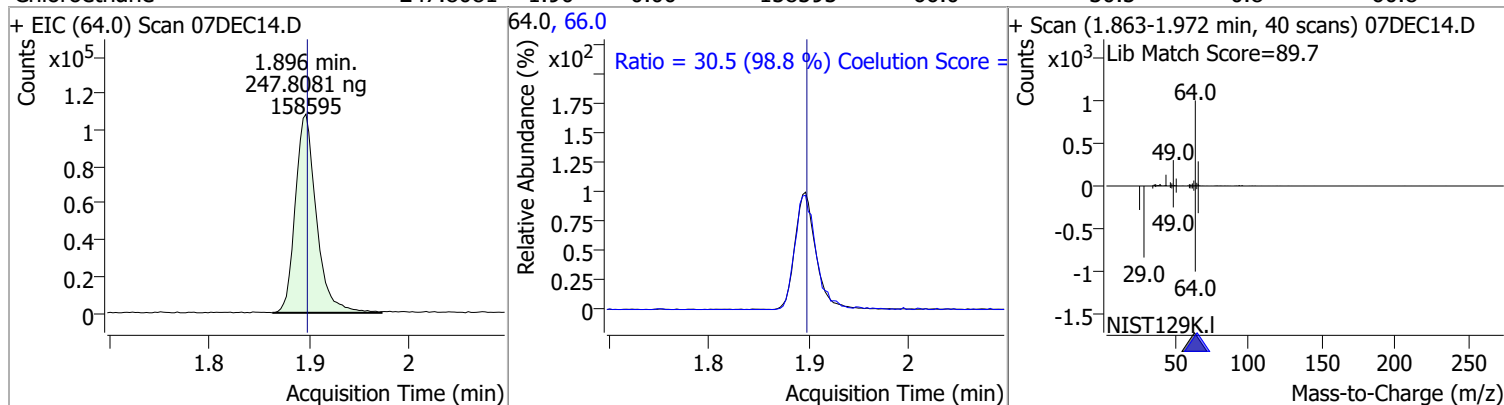
(#) = Qualifier Out of Range; (m) = Manual Integration; (+) = Area Summed; (*) = Surrogate Percent Recovery Out of Range; (d): Zeroed Peak

Quantitation Results Report (QT Reviewed)

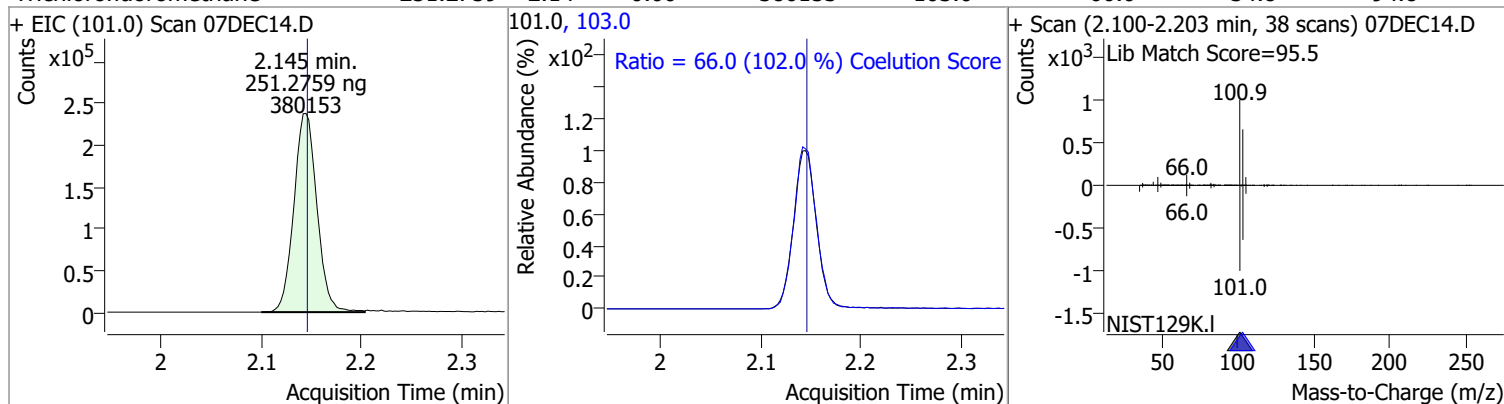
Compound	Conc.	RT	Dev(Min)	Resp.	QIon	QRatio	Lower	Upper
Dichlorodifluoromethane	258.4298	1.24	0.00	279484	87.0	31.0	2.0	62.0
+ EIC (85.0) Scan 07DEC14.D			85.0, 87.0			+ Scan (1.216-1.372 min, 57 scans) 07DEC14.D		
	Ratio = 31.0 (96.7 %) Coelution Score =							
Chloromethane	249.5716	1.41	0.00	307313	52.0	32.7	2.7	62.7
+ EIC (50.0) Scan 07DEC14.D			50.0, 52.0			+ Scan (1.372-1.481 min, 40 scans) 07DEC14.D		
	Ratio = 32.7 (100.1 %) Coelution Score =							
Vinyl chloride	254.0177	1.49	0.00	294275	64.0	31.1	1.6	61.6
+ EIC (62.0) Scan 07DEC14.D			62.0, 64.0			+ Scan (1.467-1.590 min, 45 scans) 07DEC14.D		
	Ratio = 31.1 (98.3 %) Coelution Score =							
Bromomethane	257.9353	1.79	-0.01	125869	94.0	106.6	76.0	136.0
+ EIC (96.0) Scan 07DEC14.D			96.0, 94.0			+ Scan (1.760-1.930 min, 62 scans) 07DEC14.D		
	Ratio = 106.6 (100.5 %) Coelution Score =							

Quantitation Results Report (QT Reviewed)

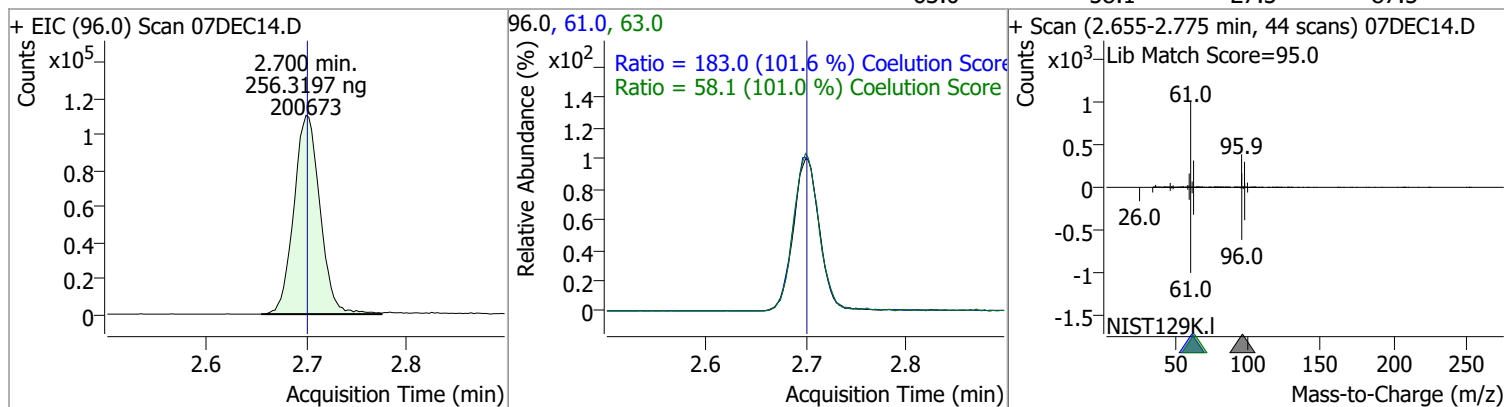
Compound	Conc.	RT	Dev(Min)	Resp.	QIon	QRatio	Lower	Upper
Chloroethane	247.8081	1.90	0.00	158595	66.0	30.5	0.8	60.8



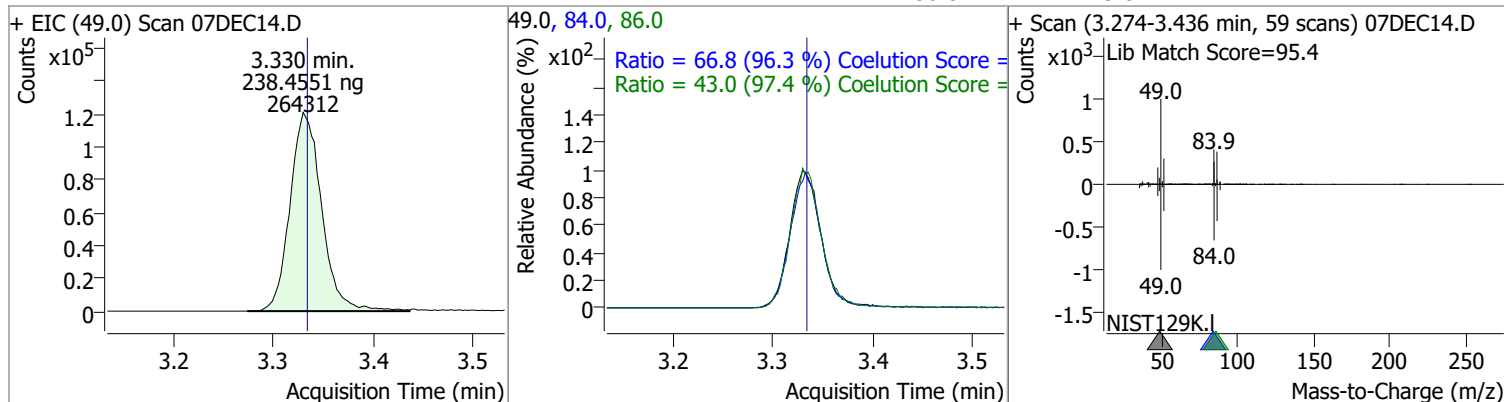
Trichlorofluoromethane	251.2759	2.14	0.00	380153	103.0	66.0	34.8	94.8
------------------------	----------	------	------	--------	-------	------	------	------



1,1-Dichloroethene	256.3197	2.70	0.00	200673	61.0	183.0	150.1	210.1
					63.0	58.1	27.5	87.5

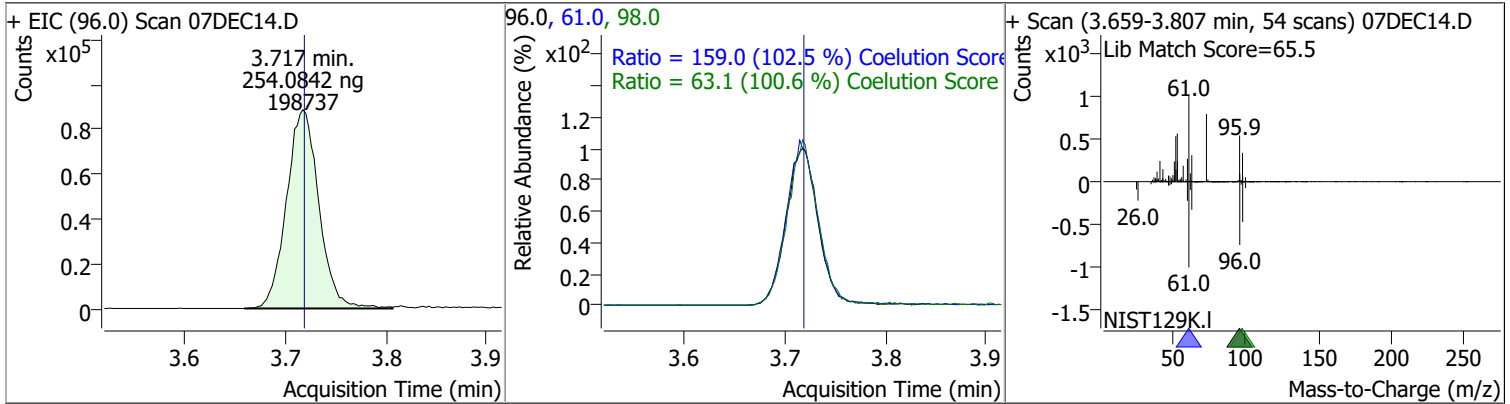


Methylene chloride	238.4551	3.33	0.00	264312	84.0	66.8	39.4	99.4
					86.0	43.0	14.1	74.1

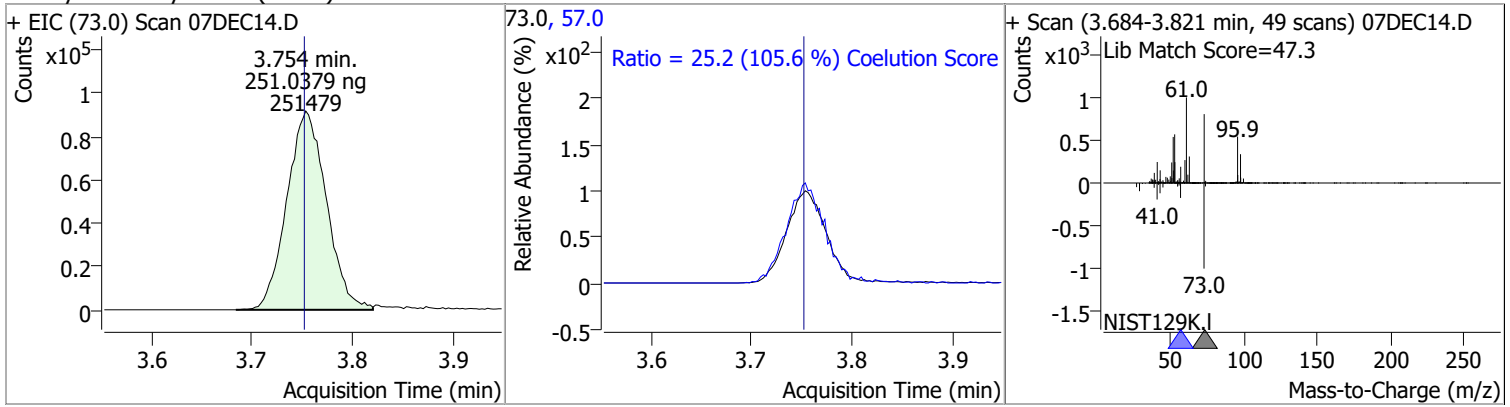


Quantitation Results Report (QT Reviewed)

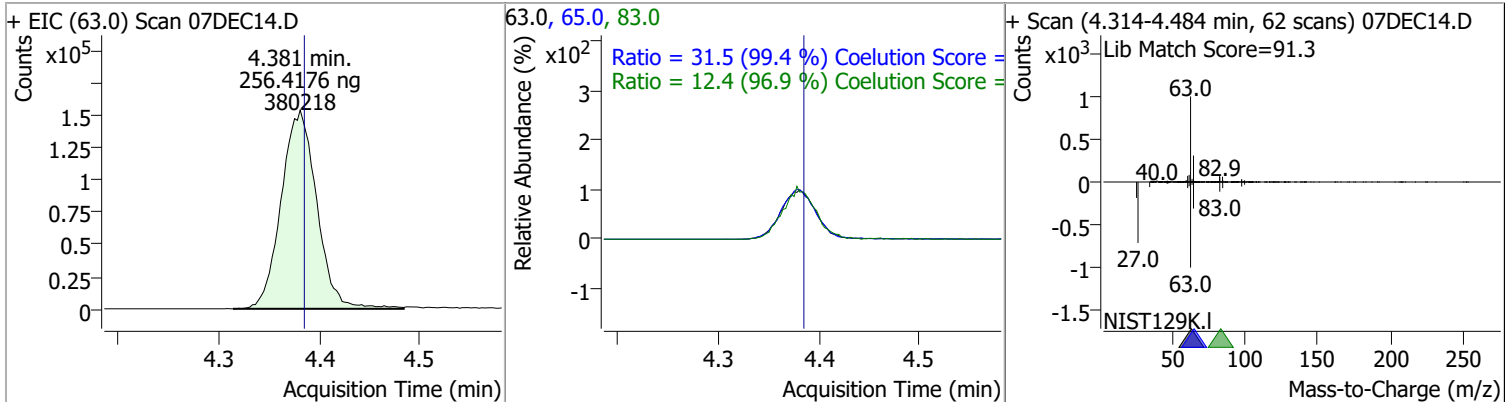
Compound	Conc.	RT	Dev(Min)	Resp.	QIon	QRatio	Lower	Upper
trans-1,2-Dichloroethene	254.0842	3.72	0.00	198737	61.0	159.0	125.1	185.1
					98.0	63.1	32.8	92.8



Compound	Conc.	RT	Dev(Min)	Resp.	QIon	QRatio	Lower	Upper
Methyl tert-butyl ether (MTBE)	251.0379	3.75	0.00	251479	57.0	25.2	0.0	53.9

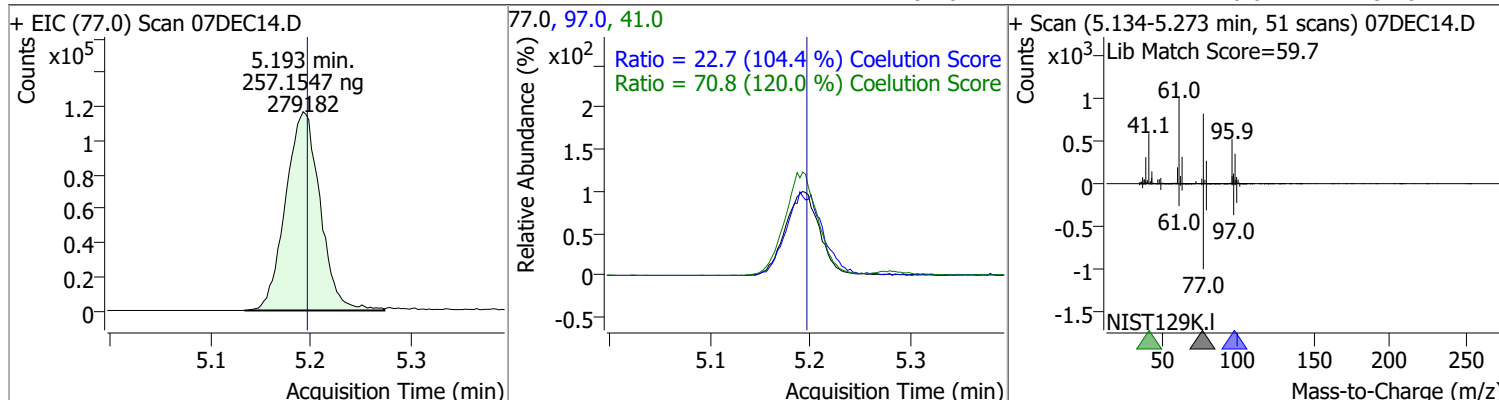


Compound	Conc.	RT	Dev(Min)	Resp.	QIon	QRatio	Lower	Upper
1,1-Dichloroethane	256.4176	4.38	0.00	380218	65.0	31.5	1.7	61.7
					83.0	12.4	0.0	42.8

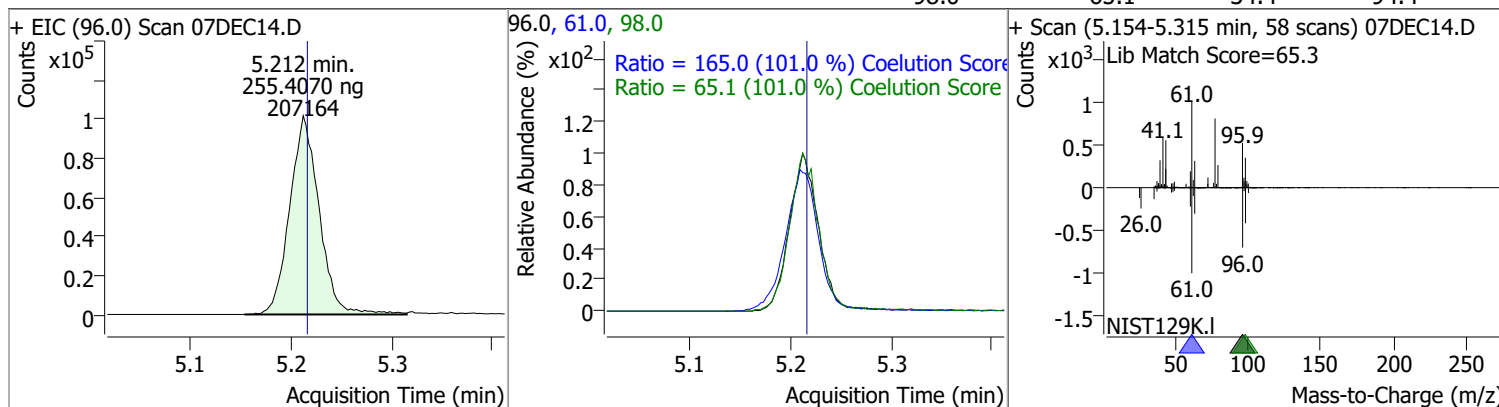


Quantitation Results Report (QT Reviewed)

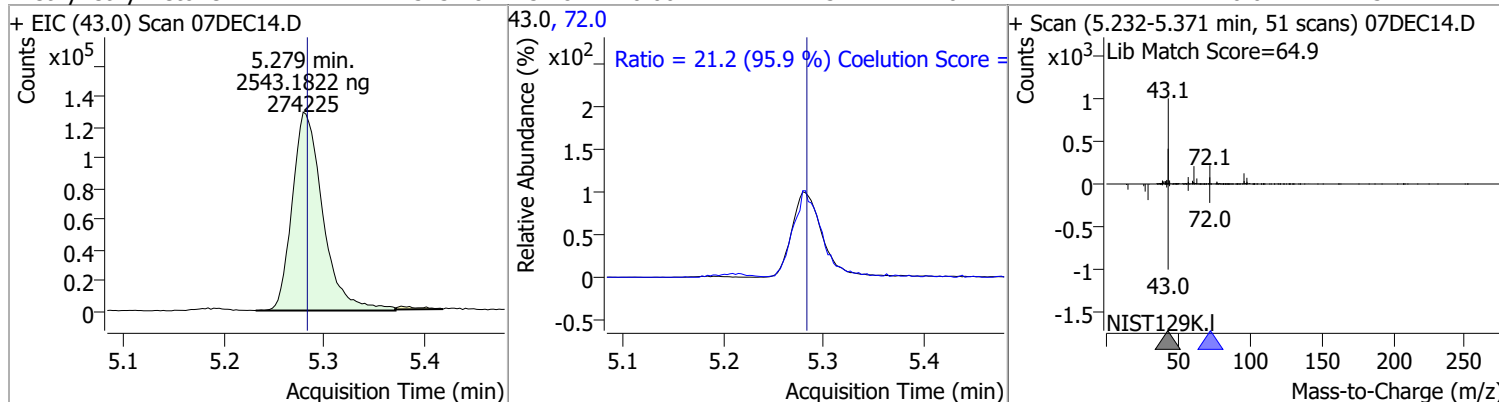
Compound	Conc.	RT	Dev(Min)	Resp.	QIon	QRatio	Lower	Upper
2,2-Dichloropropane	257.1547	5.19	0.00	279182	41.0	70.8	29.0	89.0
					97.0	22.7	0.0	51.8



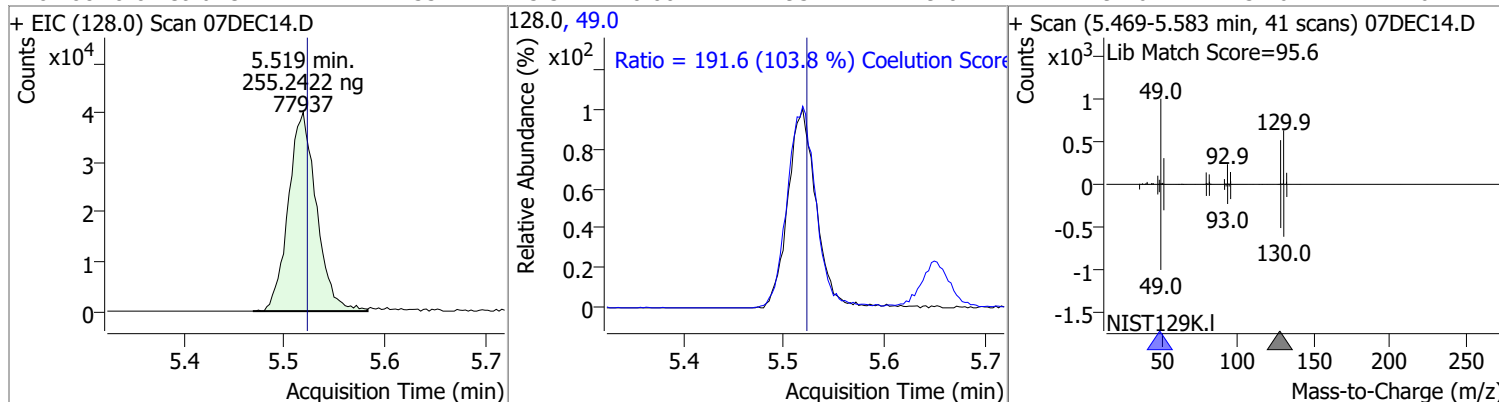
Compound	Conc.	RT	Dev(Min)	Resp.	QIon	QRatio	Lower	Upper
cis-1,2-Dichloroethene	255.4070	5.21	0.00	207164	61.0	165.0	133.3	193.3
					98.0	65.1	34.4	94.4



Compound	Conc.	RT	Dev(Min)	Resp.	QIon	QRatio	Lower	Upper
Methyl ethyl ketone	2543.1822	5.28	0.00	274225	72.0	21.2	0.0	52.2

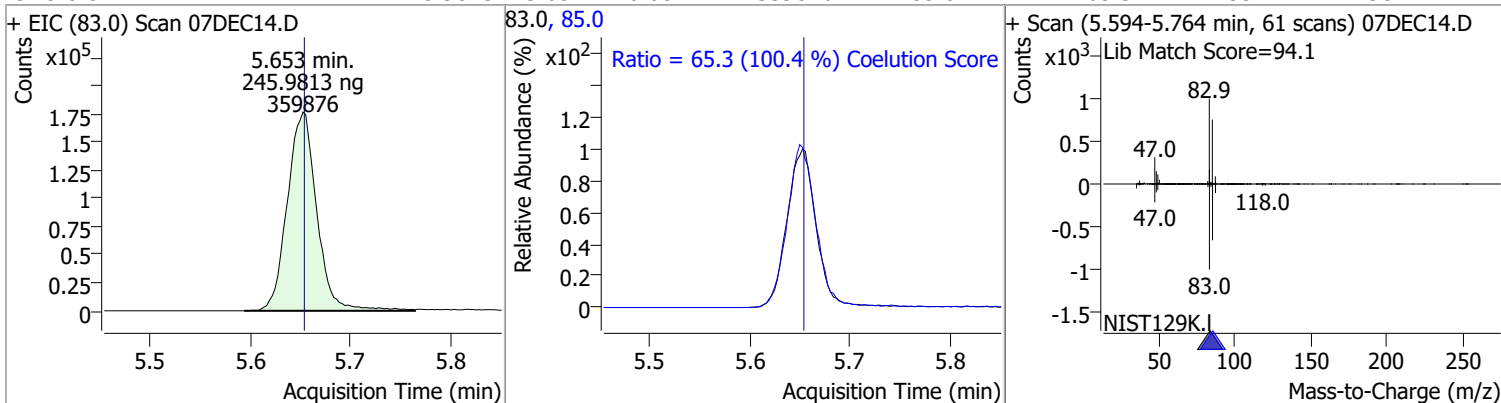


Compound	Conc.	RT	Dev(Min)	Resp.	QIon	QRatio	Lower	Upper
Bromochloromethane	255.2422	5.52	0.00	77937	49.0	191.6	154.6	214.6

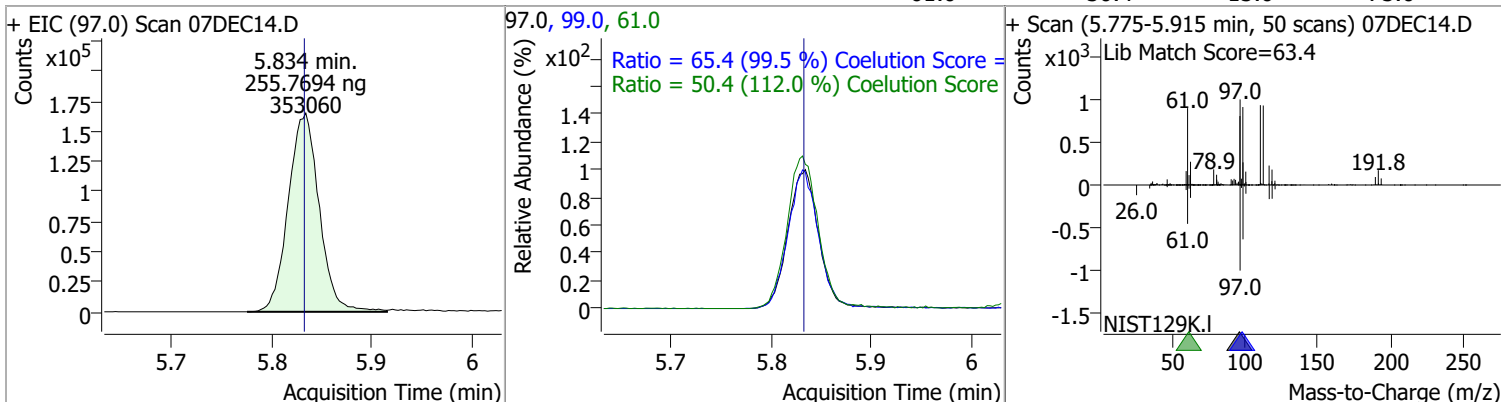


Quantitation Results Report (QT Reviewed)

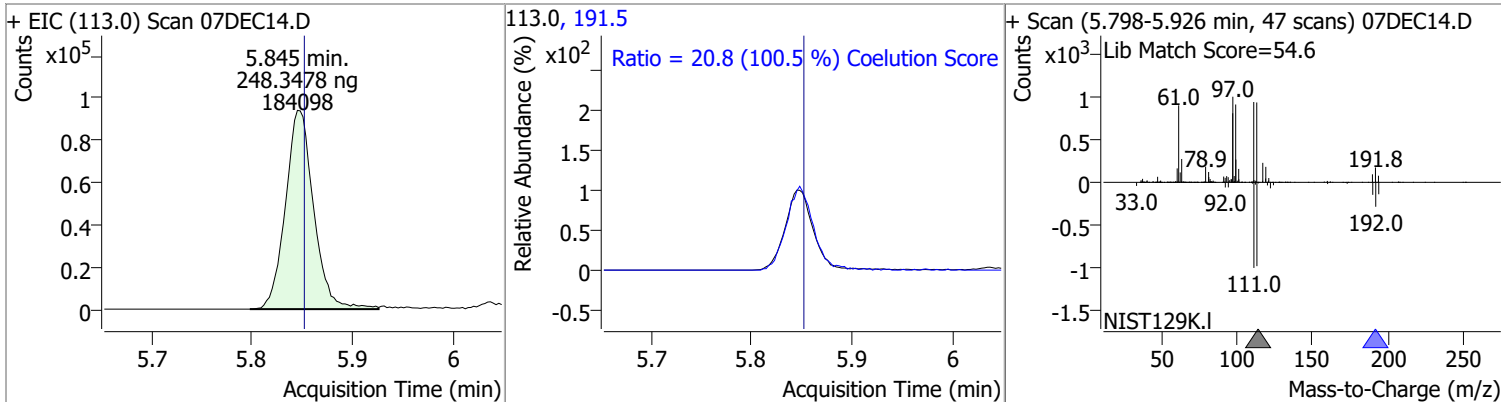
Compound	Conc.	RT	Dev(Min)	Resp.	QIon	QRatio	Lower	Upper
Chloroform	245.9813	5.65	0.00	359876	85.0	65.3	35.1	95.1



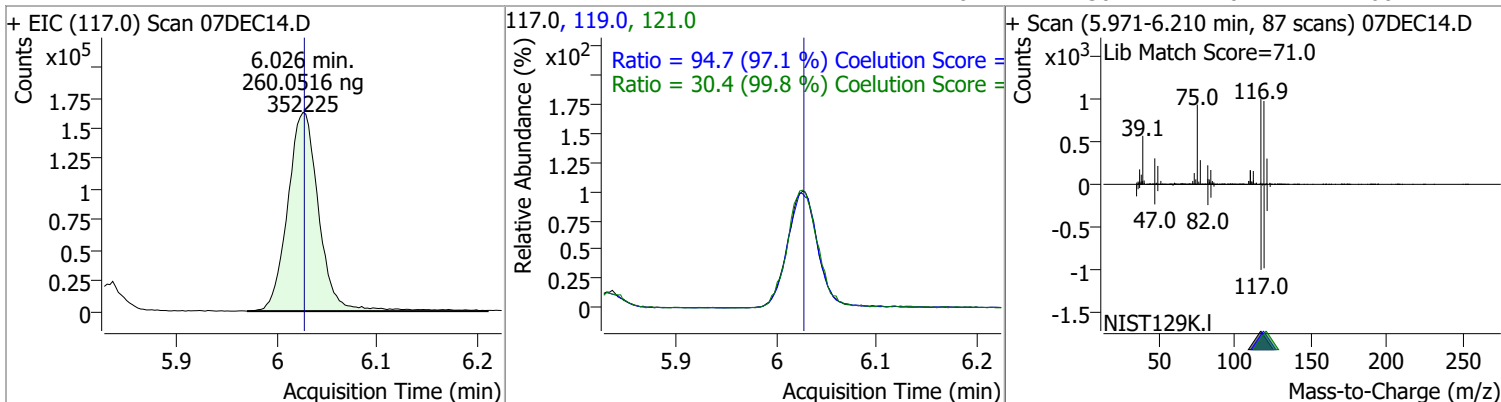
Compound	Conc.	RT	Dev(Min)	Resp.	QIon	QRatio	Lower	Upper
1,1,1-Trichloroethane	255.7694	5.83	0.00	353060	99.0	65.4	35.7	95.7
					61.0	50.4	15.0	75.0



Compound	Conc.	RT	Dev(Min)	Resp.	QIon	QRatio	Lower	Upper
Dibromofluoromethane	248.3478	5.85	-0.01	184098	191.5	20.8	0.0	50.7

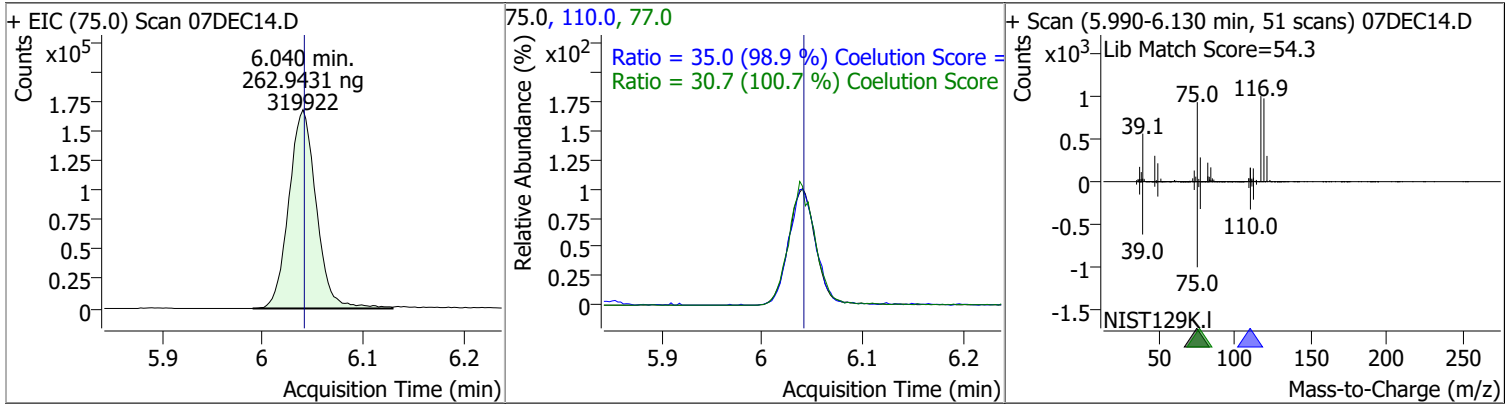


Compound	Conc.	RT	Dev(Min)	Resp.	QIon	QRatio	Lower	Upper
Carbon tetrachloride	260.0516	6.03	0.00	352225	119.0	94.7	67.5	127.5
					121.0	30.4	0.4	60.4

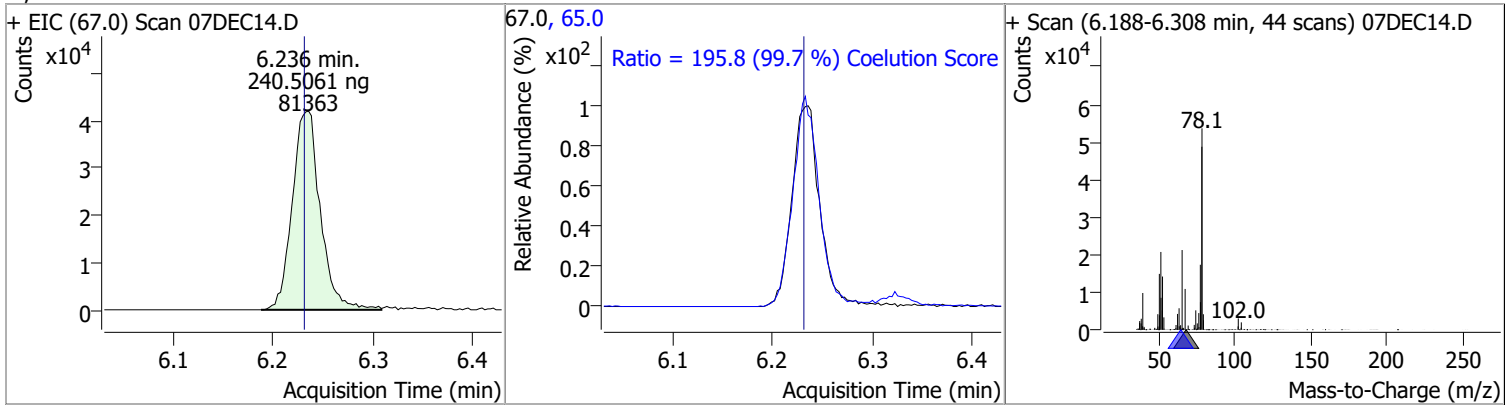


Quantitation Results Report (QT Reviewed)

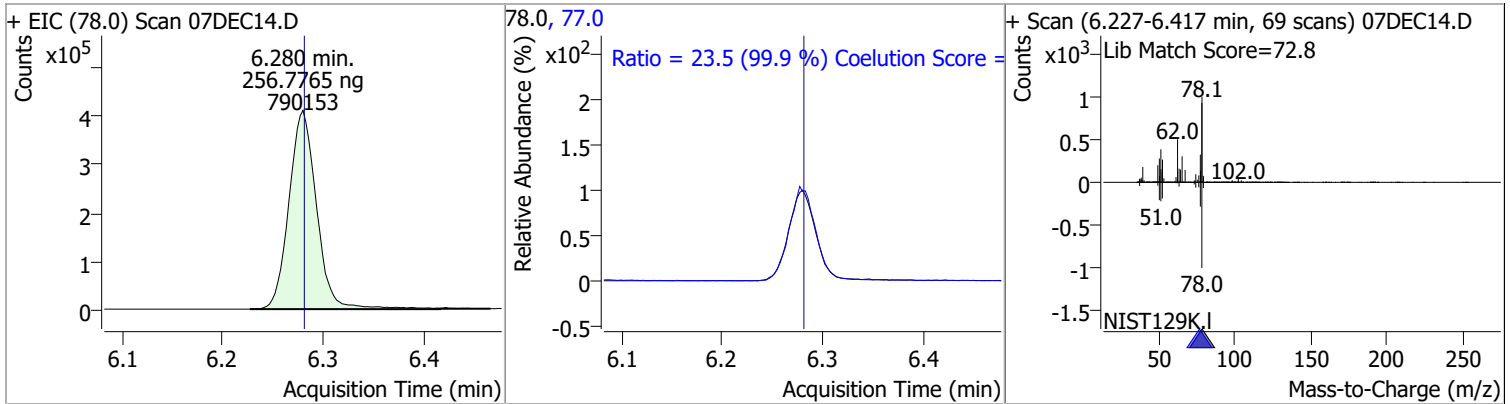
Compound	Conc.	RT	Dev(Min)	Resp.	QIon	QRatio	Lower	Upper
1,1-Dichloropropene	262.9431	6.04	0.00	319922	110.0	35.0	5.4	65.4
					77.0	30.7	0.5	60.5



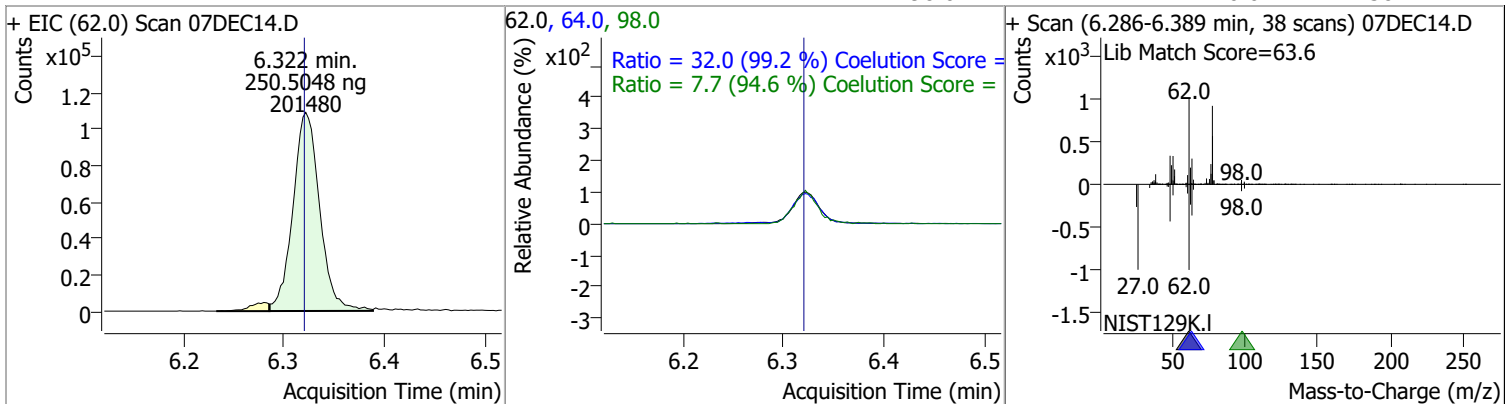
Compound	Conc.	RT	Dev(Min)	Resp.	QIon	QRatio	Lower	Upper
1,2-Dichloroethane-d4	240.5061	6.24	0.01	81363	65.0	195.8	166.3	226.3
					77.0	30.7	0.5	60.5



Compound	Conc.	RT	Dev(Min)	Resp.	QIon	QRatio	Lower	Upper
Benzene	256.7765	6.28	0.00	790153	77.0	23.5	0.0	53.5
					77.0	23.5	0.0	53.5

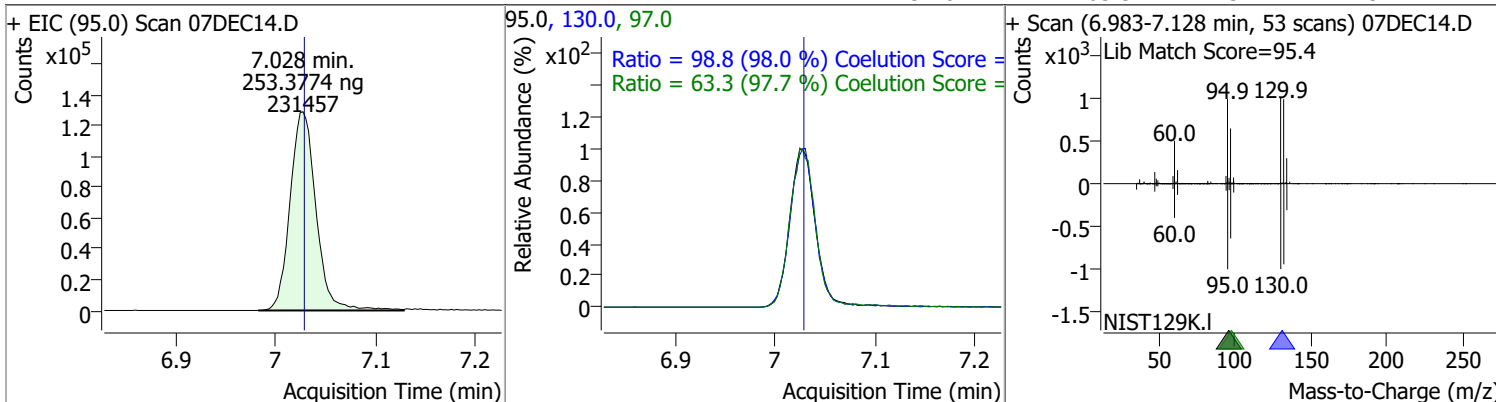


Compound	Conc.	RT	Dev(Min)	Resp.	QIon	QRatio	Lower	Upper
1,2-Dichloroethane	250.5048	6.32	0.00	201480	64.0	32.0	2.3	62.3
					98.0	7.7	0.0	38.2

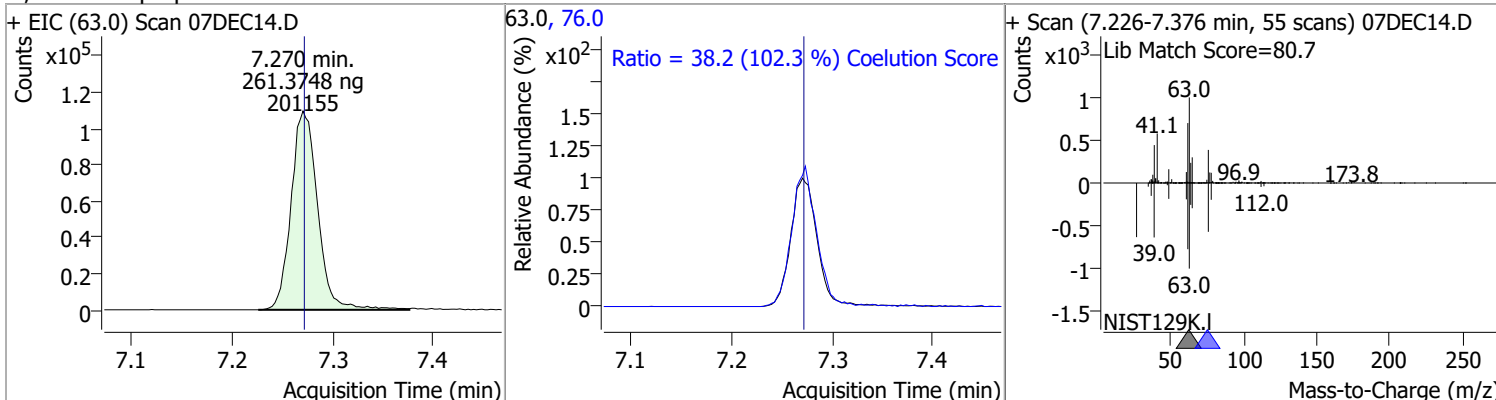


Quantitation Results Report (QT Reviewed)

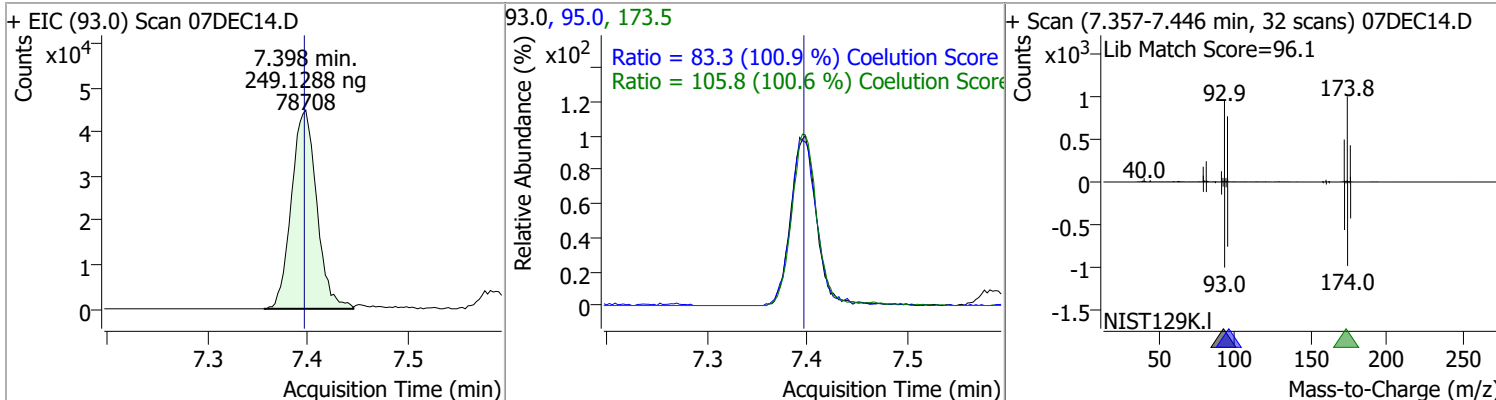
Compound	Conc.	RT	Dev(Min)	Resp.	QIon	QRatio	Lower	Upper
Trichloroethene	253.3774	7.03	0.00	231457	130.0	98.8	70.8	130.8
					97.0	63.3	34.7	94.7



Compound	Conc.	RT	Dev(Min)	Resp.	QIon	QRatio	Lower	Upper
1,2-Dichloropropane	261.3748	7.27	0.00	201155	76.0	38.2	7.3	67.3

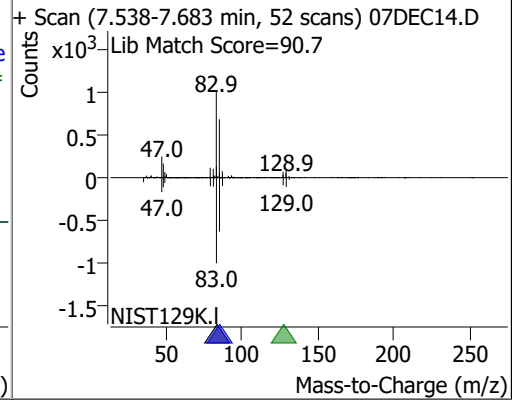
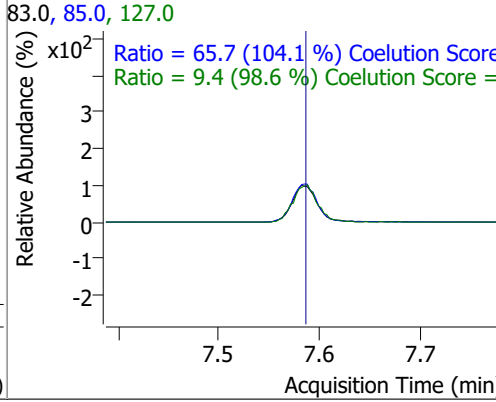
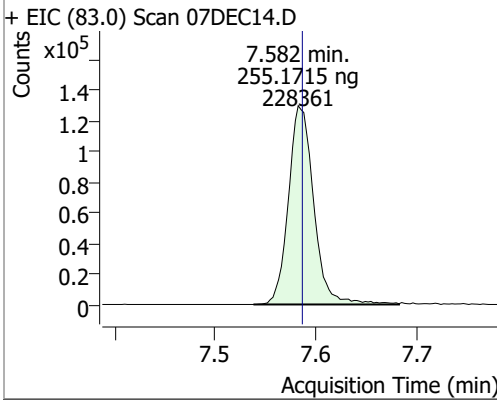


Compound	Conc.	RT	Dev(Min)	Resp.	QIon	QRatio	Lower	Upper
Dibromomethane	249.1288	7.40	0.00	78708	173.5	105.8	75.2	135.2
					95.0	83.3	52.6	112.6

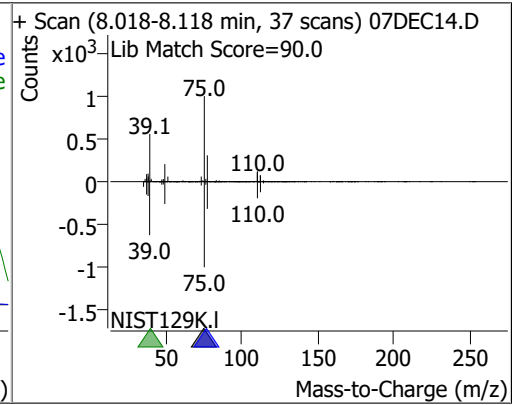
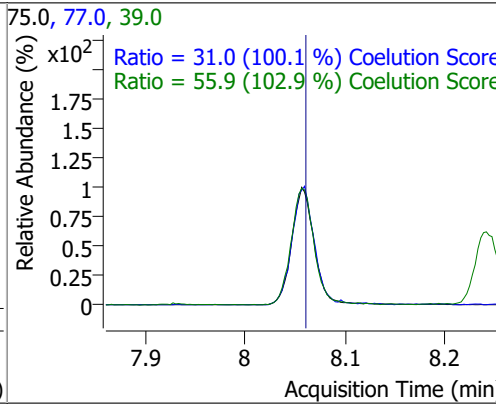
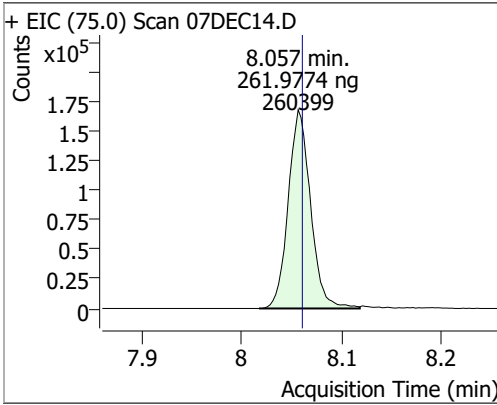


Quantitation Results Report (QT Reviewed)

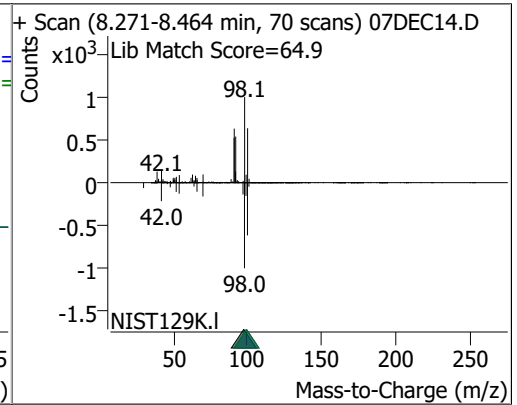
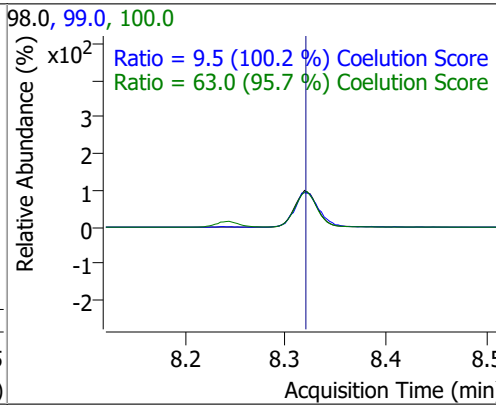
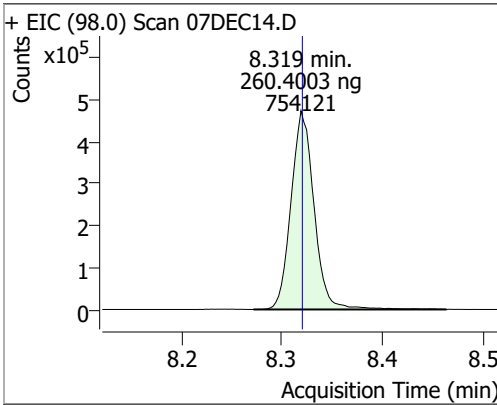
Compound	Conc.	RT	Dev(Min)	Resp.	QIon	QRatio	Lower	Upper
Bromodichloromethane	255.1715	7.58	0.00	228361	85.0	65.7	33.1	93.1
					127.0	9.4	0.0	39.5



Compound	Conc.	RT	Dev(Min)	Resp.	QIon	QRatio	Lower	Upper
cis-1,3-Dichloropropene	261.9774	8.06	0.00	260399	39.0	55.9	24.3	84.3
					77.0	31.0	1.0	61.0

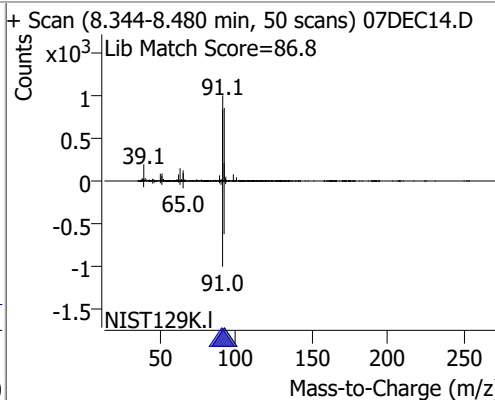
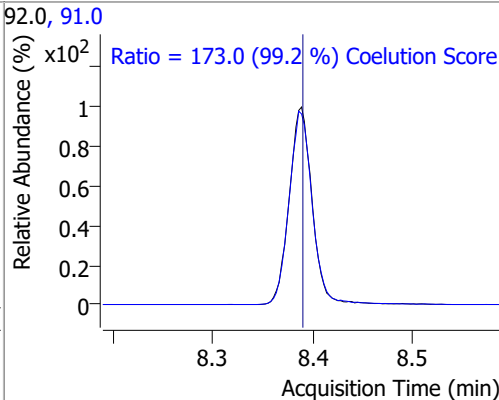
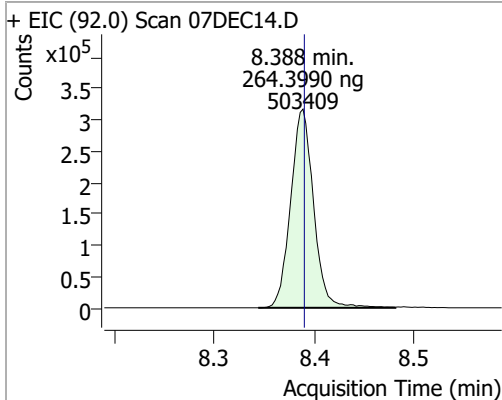


Compound	Conc.	RT	Dev(Min)	Resp.	QIon	QRatio	Lower	Upper
Toluene-d8	260.4003	8.32	0.00	754121	100.0	63.0	35.9	95.9
					99.0	9.5	0.0	39.5

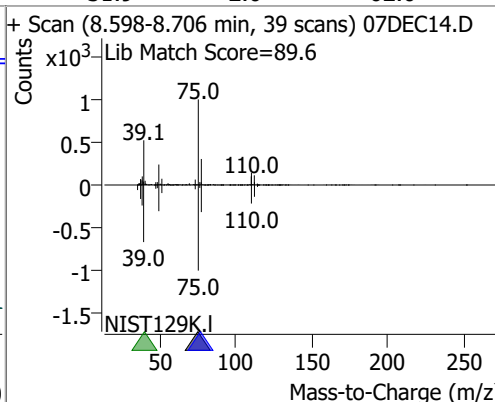
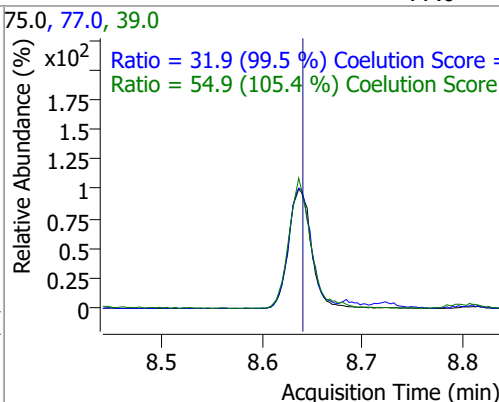
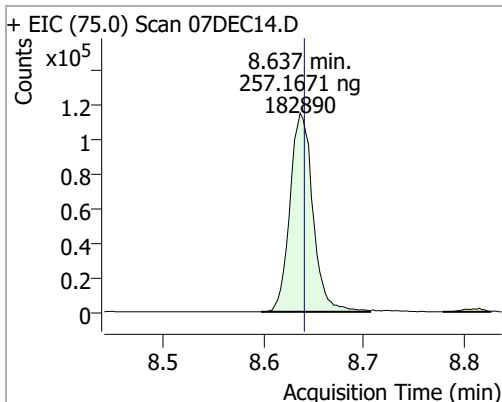


Quantitation Results Report (QT Reviewed)

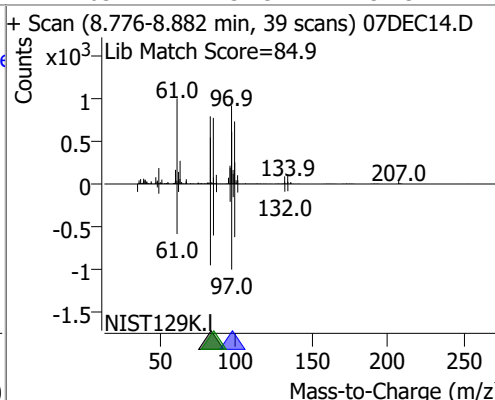
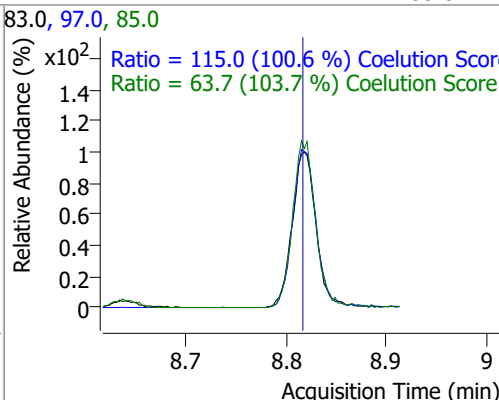
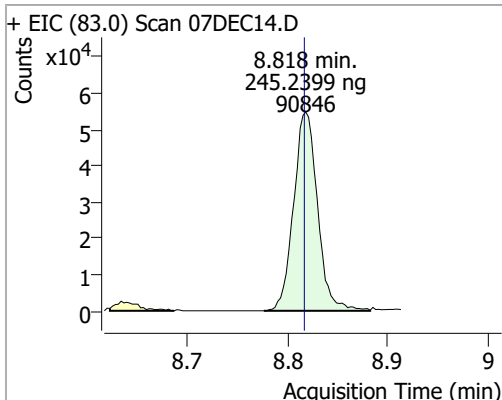
Compound	Conc.	RT	Dev(Min)	Resp.	QIon	QRatio	Lower	Upper
Toluene	264.3990	8.39	0.00	503409	91.0	173.0	144.3	204.3



Compound	Conc.	RT	Dev(Min)	Resp.	QIon	QRatio	Lower	Upper
trans-1,3-Dichloropropene	257.1671	8.64	0.00	182890	39.0	54.9	22.1	82.1
					77.0	31.9	2.0	62.0

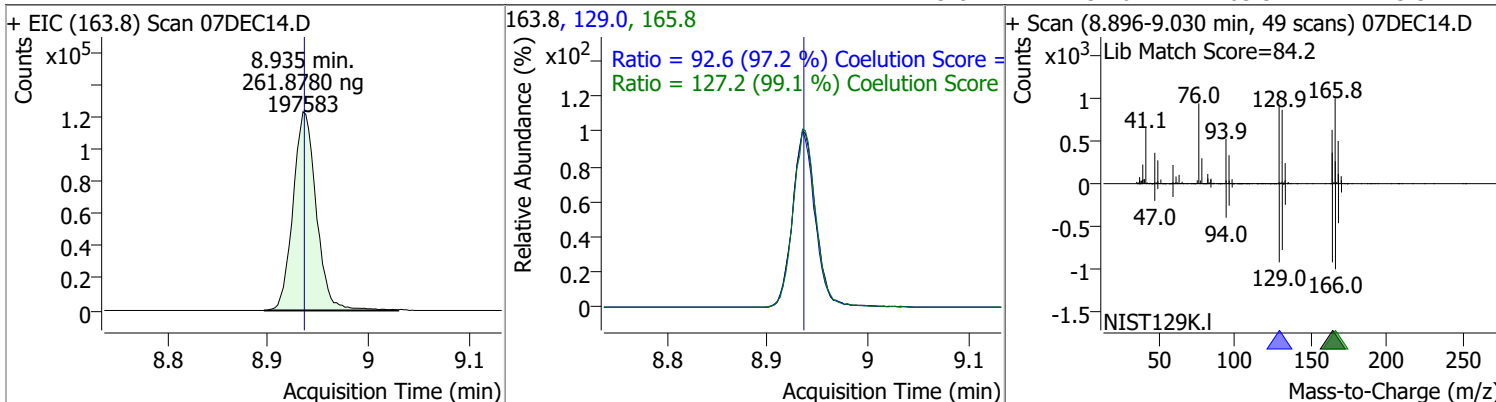


Compound	Conc.	RT	Dev(Min)	Resp.	QIon	QRatio	Lower	Upper
1,1,2-Trichloroethane	245.2399	8.82	0.00	90846	97.0	115.0	84.3	144.3
					85.0	63.7	31.5	91.5

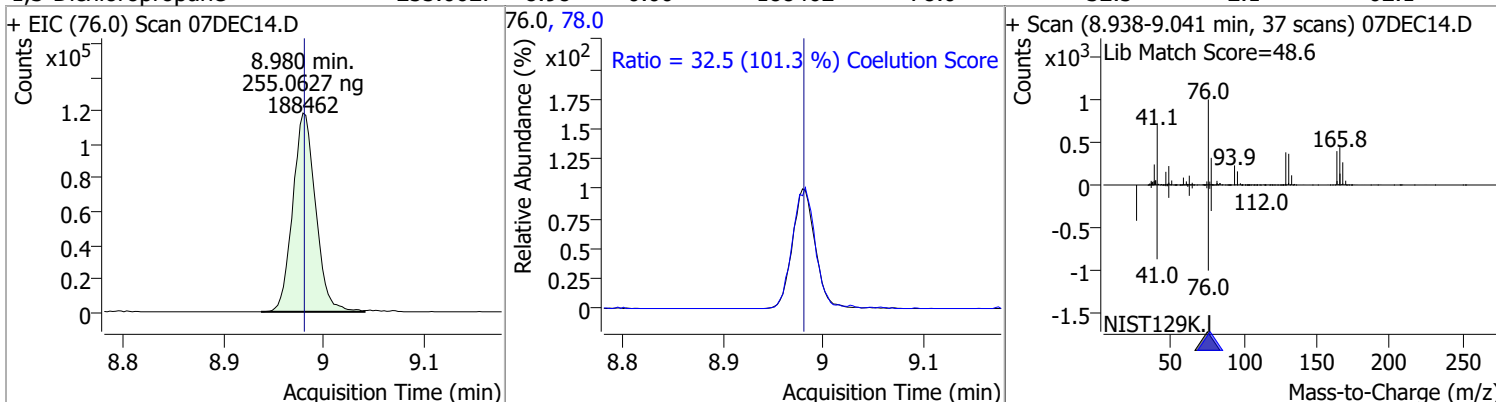


Quantitation Results Report (QT Reviewed)

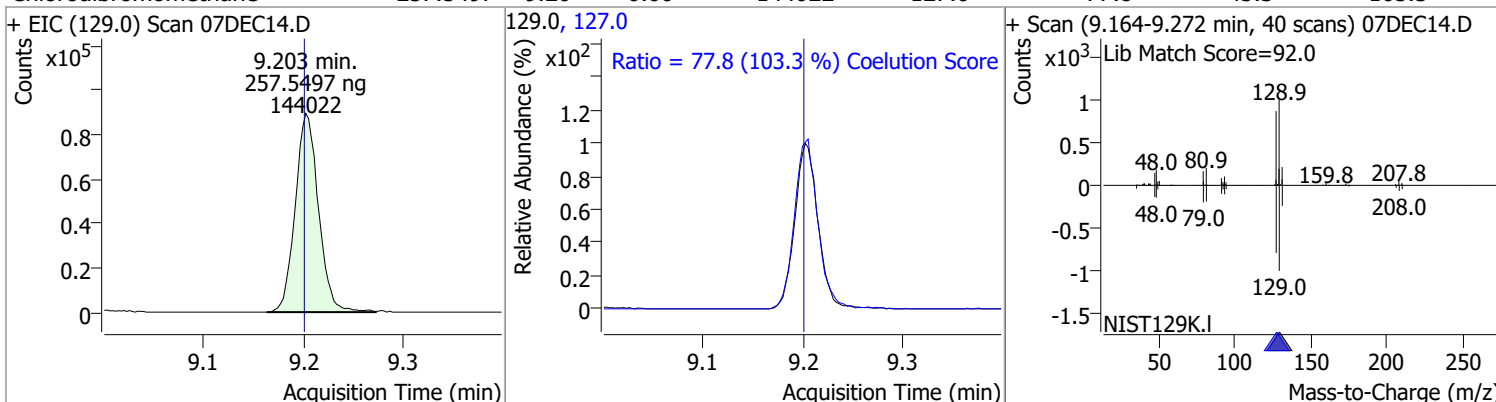
Compound	Conc.	RT	Dev(Min)	Resp.	QIon	QRatio	Lower	Upper
Tetrachloroethene	261.8780	8.93	0.00	197583	165.8	127.2	98.3	158.3
					129.0	92.6	65.3	125.3



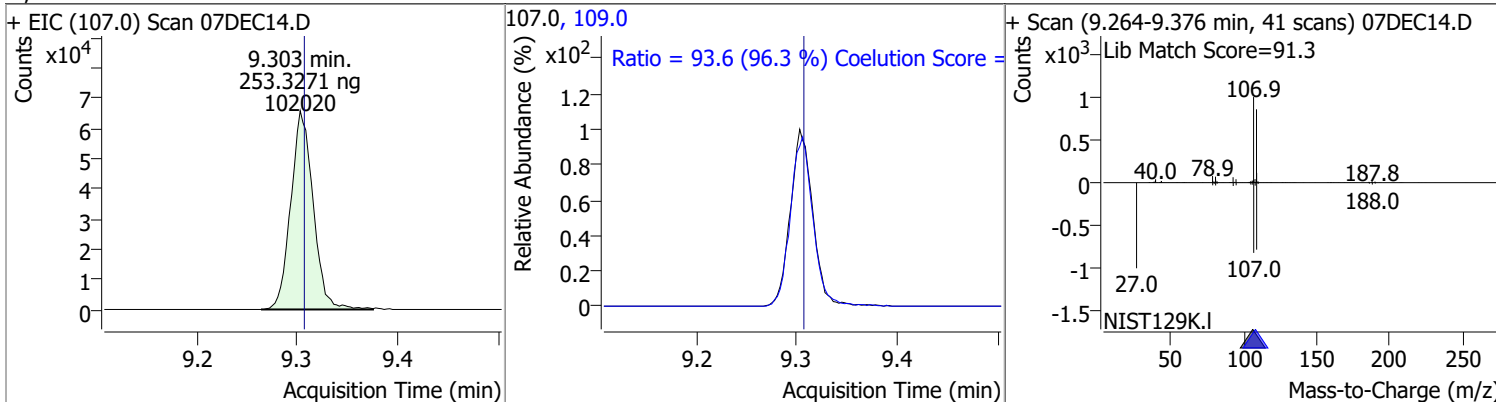
Compound	Conc.	RT	Dev(Min)	Resp.	QIon	QRatio	Lower	Upper
1,3-Dichloropropane	255.0627	8.98	0.00	188462	78.0	32.5	2.1	62.1



Compound	Conc.	RT	Dev(Min)	Resp.	QIon	QRatio	Lower	Upper
Chlorodibromomethane	257.5497	9.20	0.00	144022	127.0	77.8	45.3	105.3

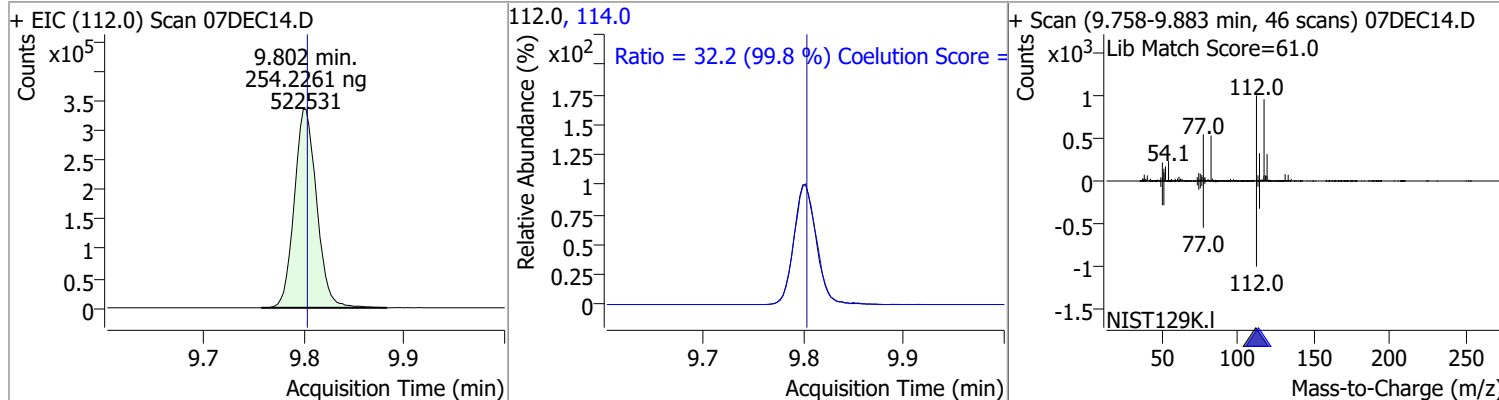


Compound	Conc.	RT	Dev(Min)	Resp.	QIon	QRatio	Lower	Upper
1,2-Dibromoethane	253.3271	9.30	0.00	102020	109.0	93.6	67.2	127.2

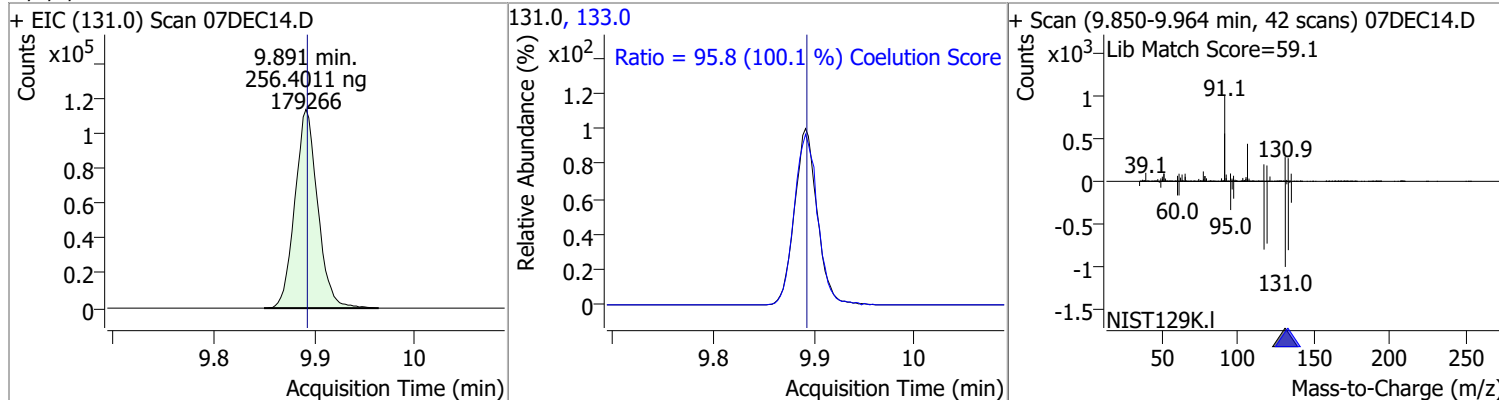


Quantitation Results Report (QT Reviewed)

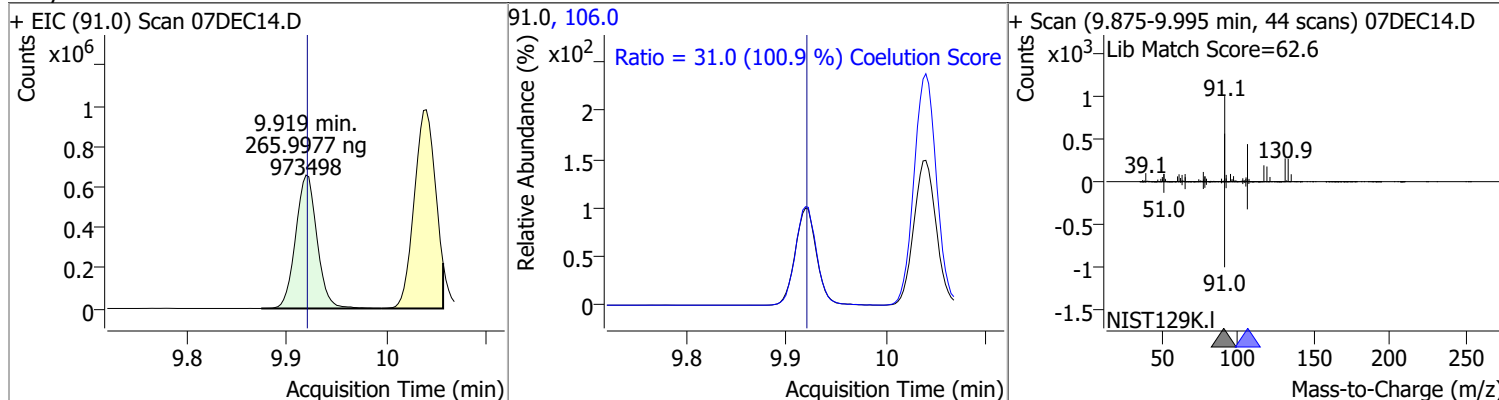
Compound	Conc.	RT	Dev(Min)	Resp.	QIon	QRatio	Lower	Upper
Chlorobenzene	254.2261	9.80	0.00	522531	114.0	32.2	2.3	62.3



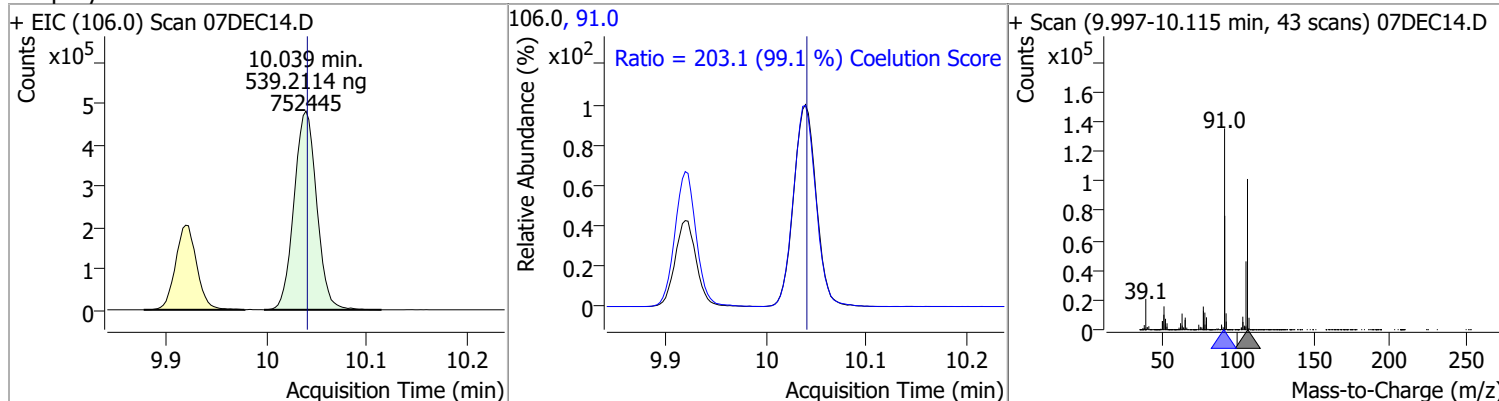
Compound	Conc.	RT	Dev(Min)	Resp.	QIon	QRatio	Lower	Upper
1,1,1,2-Tetrachloroethane	256.4011	9.89	0.00	179266	133.0	95.8	65.7	125.7



Compound	Conc.	RT	Dev(Min)	Resp.	QIon	QRatio	Lower	Upper
Ethylbenzene	265.9977	9.92	0.00	973498	106.0	31.0	0.7	60.7

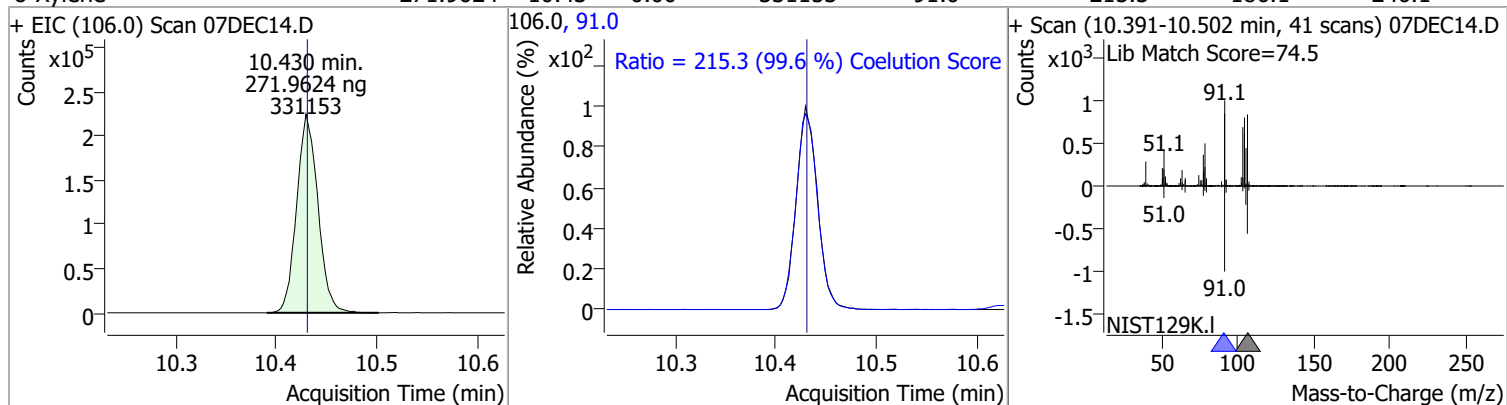


Compound	Conc.	RT	Dev(Min)	Resp.	QIon	QRatio	Lower	Upper
m+p-Xylenes	539.2114	10.04	0.00	752445	91.0	203.1	175.0	235.0

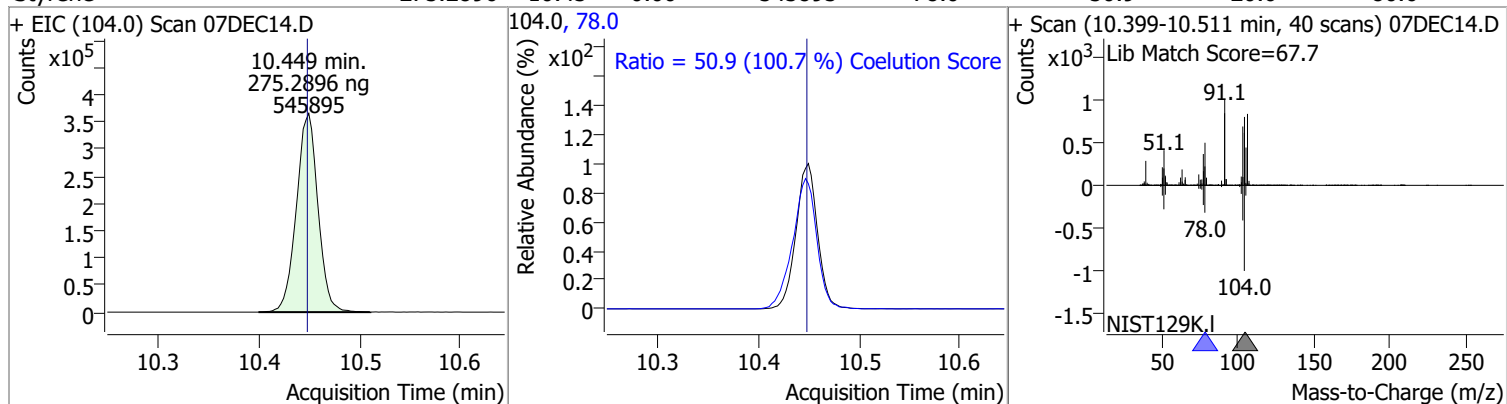


Quantitation Results Report (QT Reviewed)

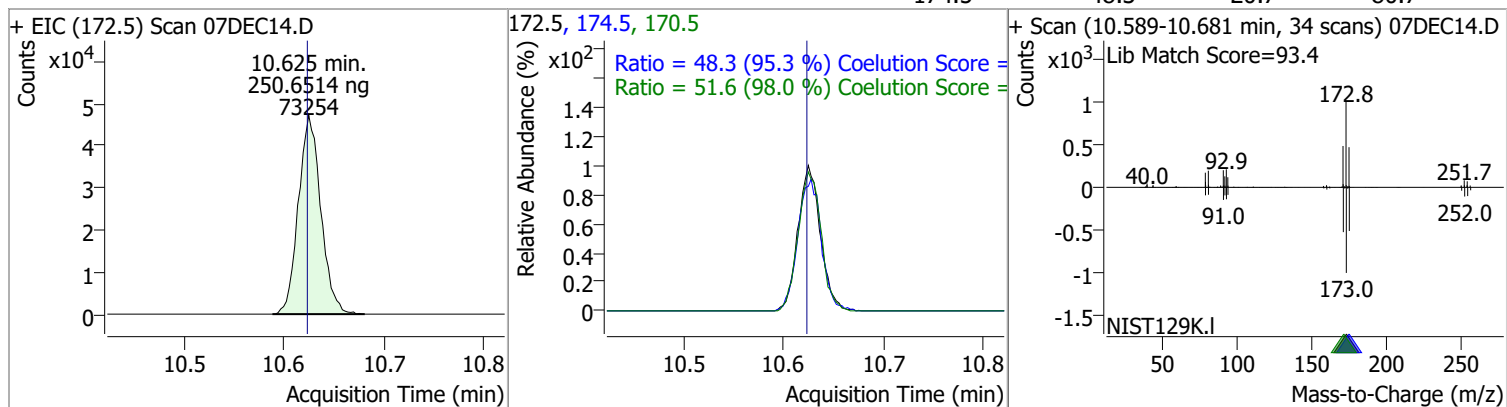
Compound	Conc.	RT	Dev(Min)	Resp.	QIon	QRatio	Lower	Upper
o-Xylene	271.9624	10.43	0.00	331153	91.0	215.3	186.1	246.1



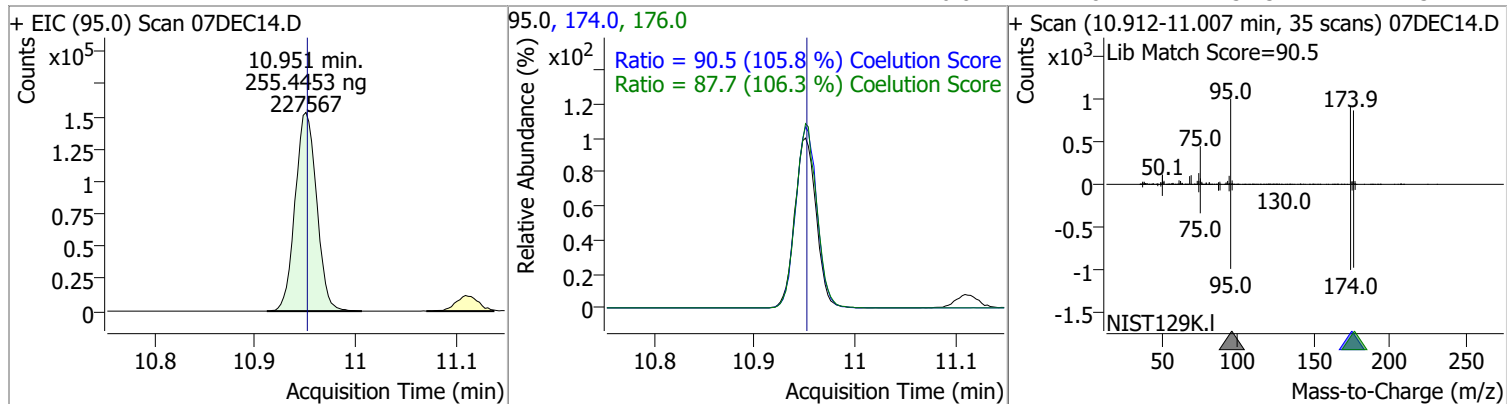
Compound	Conc.	RT	Dev(Min)	Resp.	QIon	QRatio	Lower	Upper
Styrene	275.2896	10.45	0.00	545895	78.0	50.9	20.6	80.6



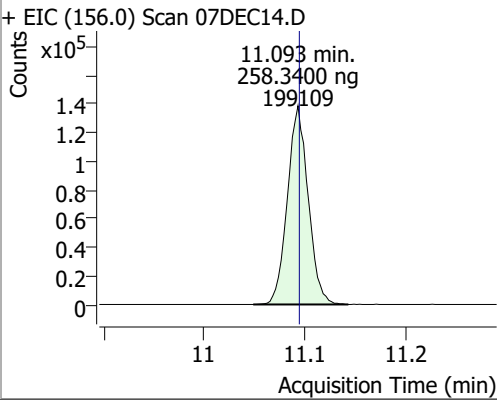
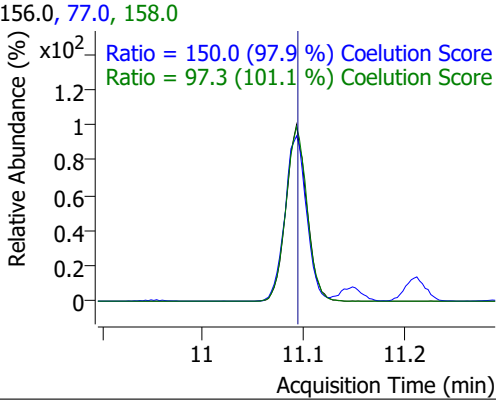
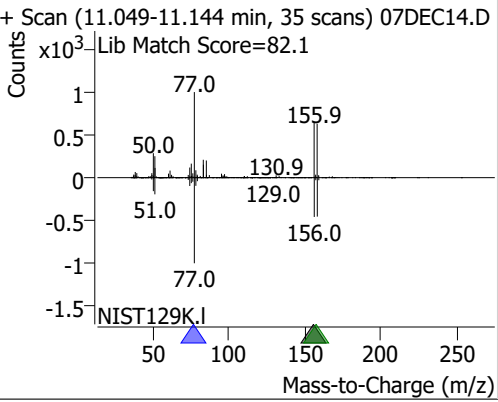
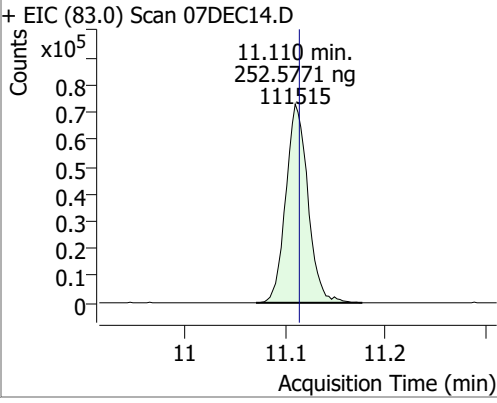
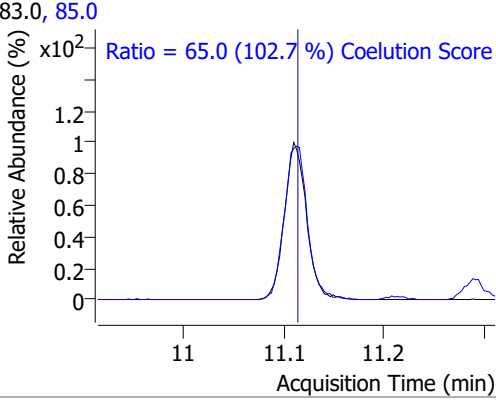
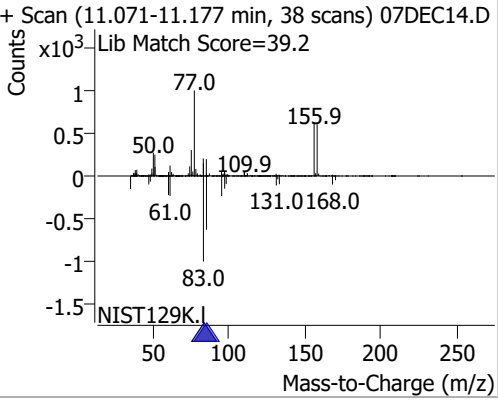
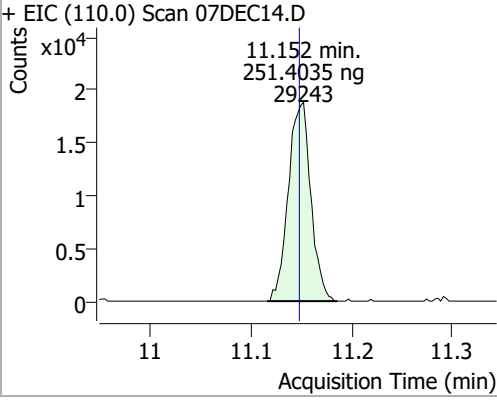
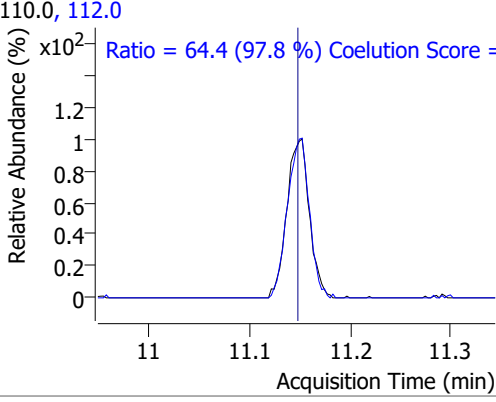
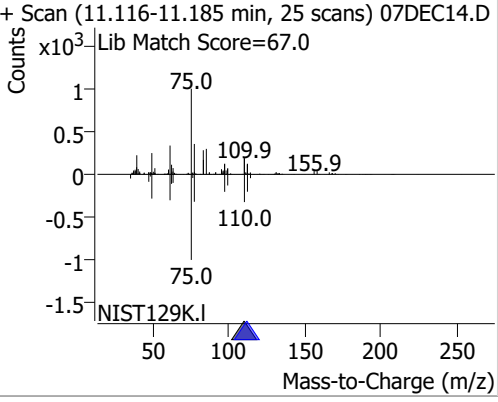
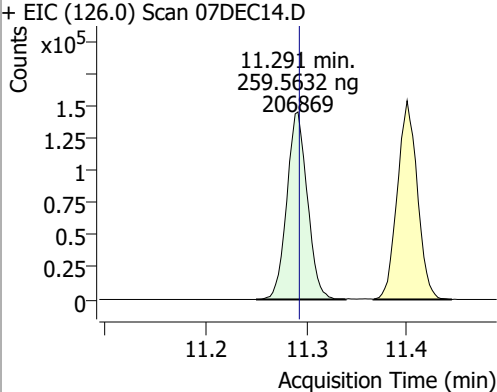
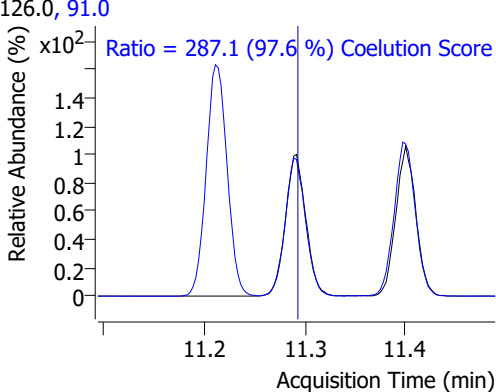
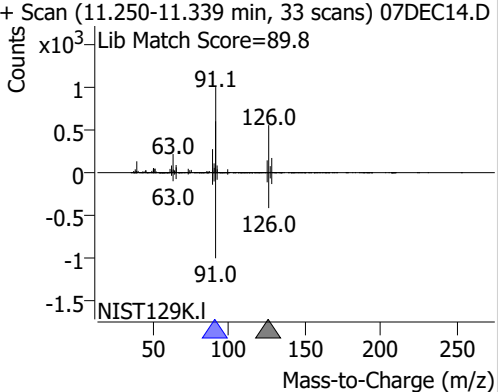
Compound	Conc.	RT	Dev(Min)	Resp.	QIon	QRatio	Lower	Upper
Bromoform	250.6514	10.62	0.00	73254	170.5	51.6	22.7	82.7
					174.5	48.3	20.7	80.7



Compound	Conc.	RT	Dev(Min)	Resp.	QIon	QRatio	Lower	Upper
p-Bromofluorobenzene	255.4453	10.95	0.00	227567	174.0	90.5	55.5	115.5
					176.0	87.7	52.5	112.5

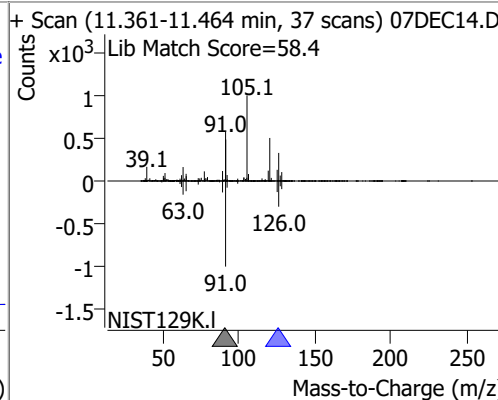
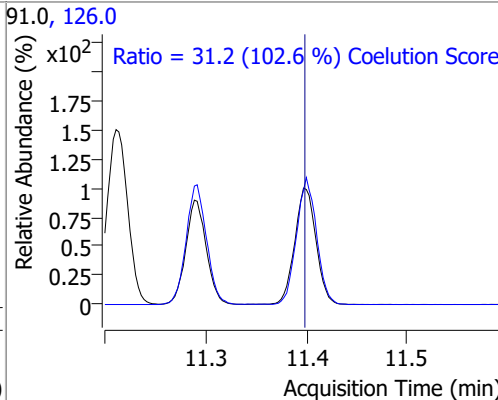
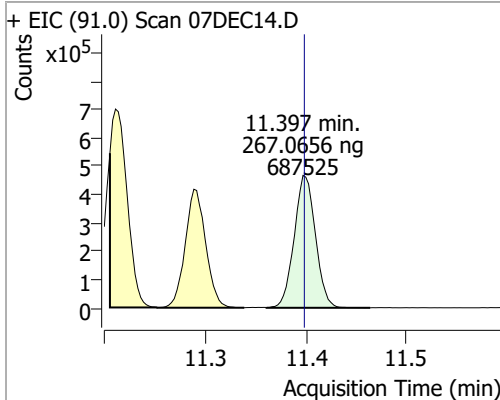


Quantitation Results Report (QT Reviewed)

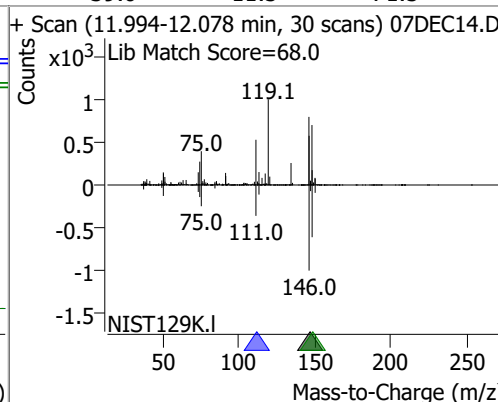
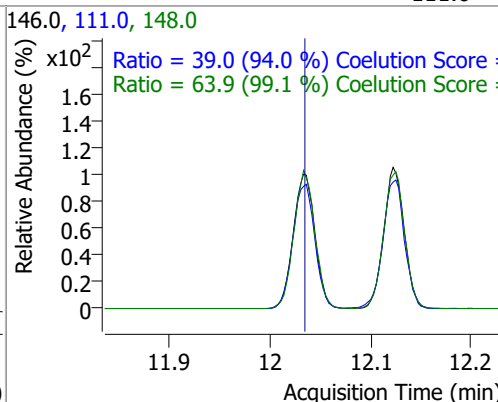
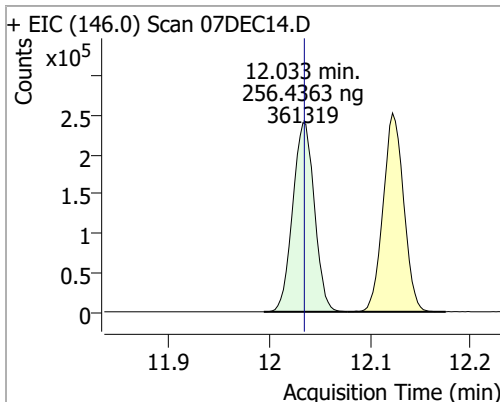
Compound	Conc.	RT	Dev(Min)	Resp.	QIon	QRatio	Lower	Upper
Bromobenzene	258.3400	11.09	0.00	199109	77.0 158.0	150.0 97.3	123.2 66.2	183.2 126.2
								
1,1,2,2-Tetrachloroethane	252.5771	11.11	0.00	111515	85.0	65.0	33.2	93.2
								
1,2,3-Trichloropropane	251.4035	11.15	0.01	29243	112.0	64.4	35.8	95.8
								
2-Chlorotoluene	259.5632	11.29	0.00	206869	91.0	287.1	264.1	324.1
								

Quantitation Results Report (QT Reviewed)

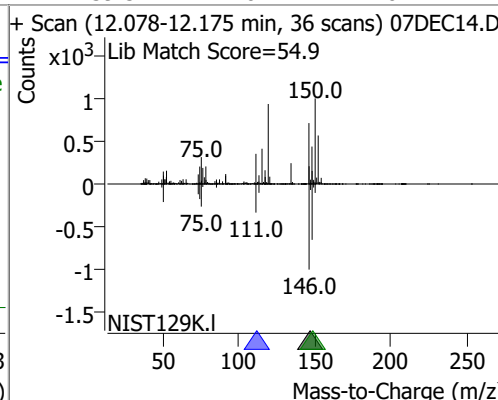
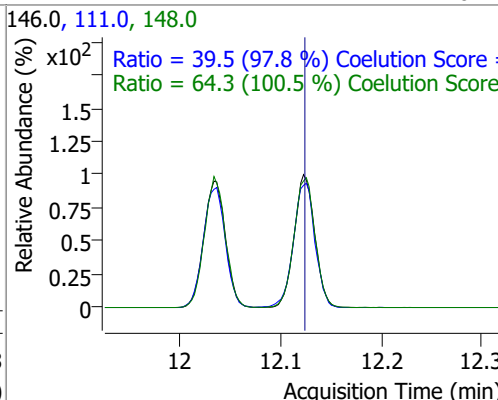
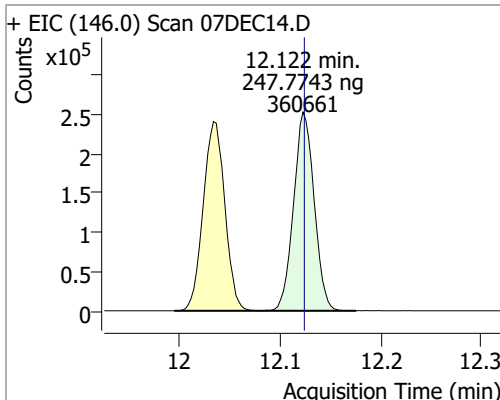
Compound	Conc.	RT	Dev(Min)	Resp.	QIon	QRatio	Lower	Upper
4-Chlorotoluene	267.0656	11.40	0.00	687525	126.0	31.2	0.4	60.4



Compound	Conc.	RT	Dev(Min)	Resp.	QIon	QRatio	Lower	Upper
1,3-Dichlorobenzene	256.4363	12.03	0.00	361319	148.0	63.9	34.5	94.5
					111.0	39.0	11.5	71.5

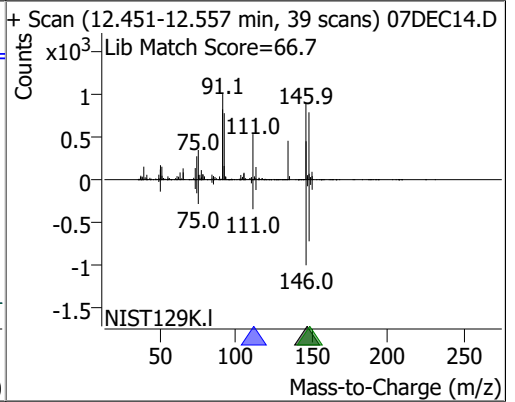
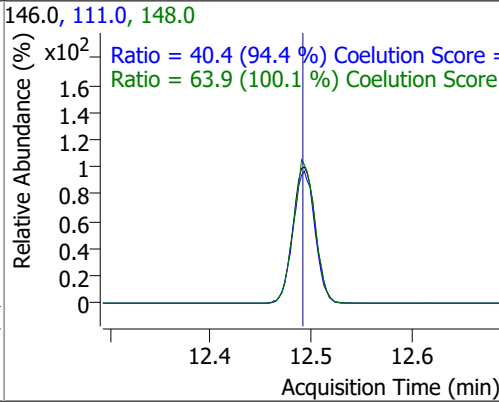
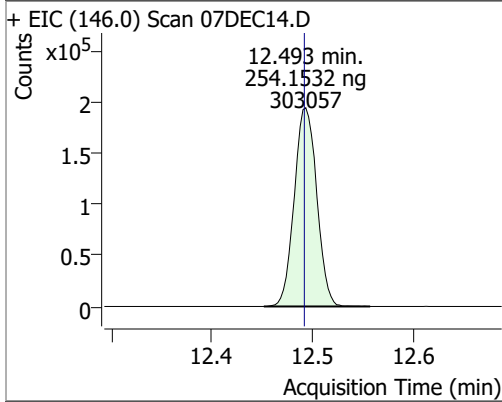


Compound	Conc.	RT	Dev(Min)	Resp.	QIon	QRatio	Lower	Upper
1,4-Dichlorobenzene	247.7743	12.12	0.00	360661	148.0	64.3	34.0	94.0
					111.0	39.5	10.4	70.4



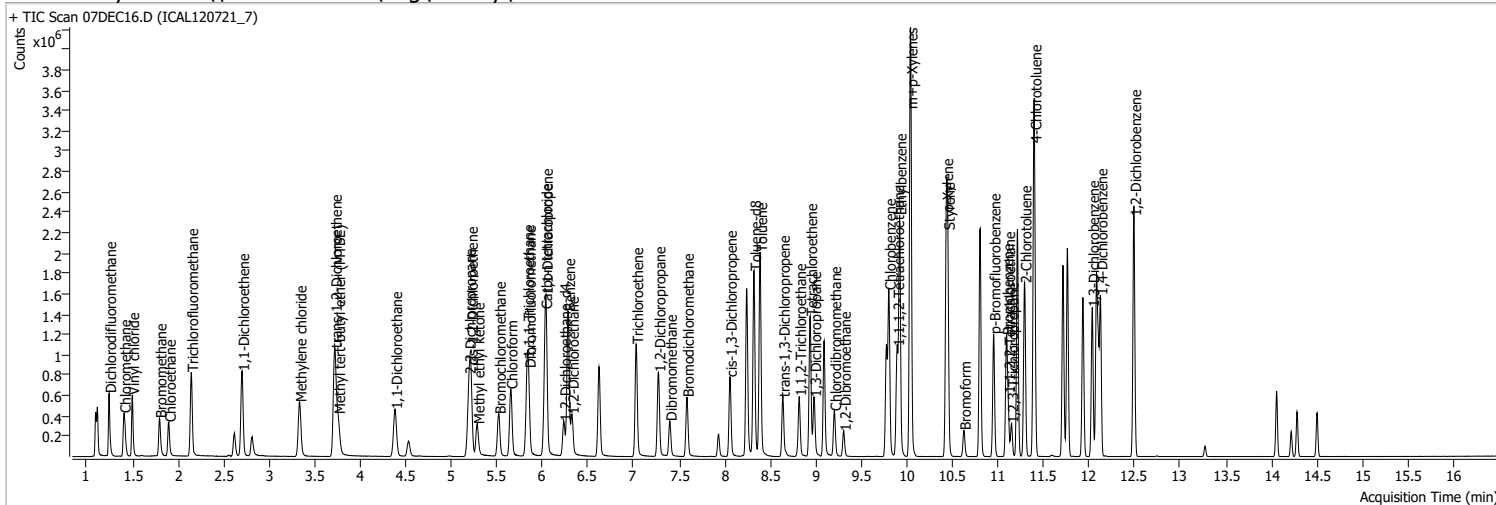
Quantitation Results Report (QT Reviewed)

Compound	Conc.	RT	Dev(Min)	Resp.	QIon	QRatio	Lower	Upper
1,2-Dichlorobenzene	254.1532	12.49	0.00	303057	148.0	63.9	33.8	93.8
					111.0	40.4	12.8	72.8



Quantitation Results Report (QT Reviewed)

Data File	07DEC16.D	Operator	MSC
Acq. Method	5975CACQF.M	Acq. Date-Time	12/7/2021 5:20:56 PM
Sample Name	ICAL120721_7	Instrument	VOA5975C
Vial	16	Multiplier	1.00
DA Method File	VOA5975C_8260B_SHT_DoD_L4_120721.m	Comment	
Tune File	BFB_Atune3.u	Tune Date	10/11/2021 4:02:00 PM
Batch Name	VG120721_8260B_624pt1_L4.batch.bin	Last Calib Update	12/13/2021 2:48:18 PM
Ref Library	\\MASSHUNTER\Org\Library\NIST129K.I		



Compound	RT	QIon	Resp.	Conc.	Units	Dev(Min)
Internal Standards						
M Fluorobenzene	6.620	96.0	754357	250.0000	ng	0.000
M Chlorobenzene-d5	9.774	82.0	285998	250.0000	ng	0.000
M 1,4-Dichlorobenzene-d4	12.100	152.0	233613	250.0000	ng	0.000
System Monitoring Compounds						
S Dibromofluoromethane	5.848	113.0	273685	370.1846	ng	-0.003
Spiked Amount: 250.000	Range: 80.0 - 119.0%			Recovery = 148.07%	*	
S 1,2-Dichloroethane-d4	6.233	67.0	121435	359.9143	ng	0.003
Spiked Amount: 250.000	Range: 81.0 - 118.0%			Recovery = 143.97%	*	
S Toluene-d8	8.322	98.0	1112800	387.0654	ng	0.003
Spiked Amount: 250.000	Range: 89.0 - 112.0%			Recovery = 154.83%	*	
S p-Bromofluorobenzene	10.951	95.0	341715	382.2717	ng	0.000
Spiked Amount: 250.000	Range: 85.0 - 114.0%			Recovery = 152.91%	*	
Target Compounds						
T Dichlorodifluoromethane	1.244	85.0	404779	375.2839	ng	99
T Chloromethane	1.406	50.0	452351	368.3375	ng	99
T Vinyl chloride	1.498	62.0	433460	375.1595	ng	99
T Bromomethane	1.796	96.0	191950	376.6866	ng	99
T Chloroethane	1.899	64.0	232823	364.7607	ng	99
T Trichlorofluoromethane	2.145	101.0	572223	379.2398	ng	98
T 1,1-Dichloroethene	2.702	96.0	295401	378.3217	ng	97
T Methylene chloride	3.333	49.0	389887	352.6832	ng	98
T trans-1,2-Dichloroethene	3.720	96.0	296883	380.5751	ng	98
T Methyl tert-butyl ether (MTBE)	3.757	73.0	391933	392.2885	ng	99
T 1,1-Dichloroethane	4.381	63.0	552243	373.4234	ng	100
T 2,2-Dichloropropane	5.193	77.0	411174	379.7423	ng	89
T cis-1,2-Dichloroethene	5.215	96.0	309903	383.0897	ng	99
T Methyl ethyl ketone	5.285	43.0	420943	3914.2624	ng	98
T Bromochloromethane	5.522	128.0	115291	378.5825	ng	92
T Chloroform	5.650	83.0	537208	368.1695	ng	100

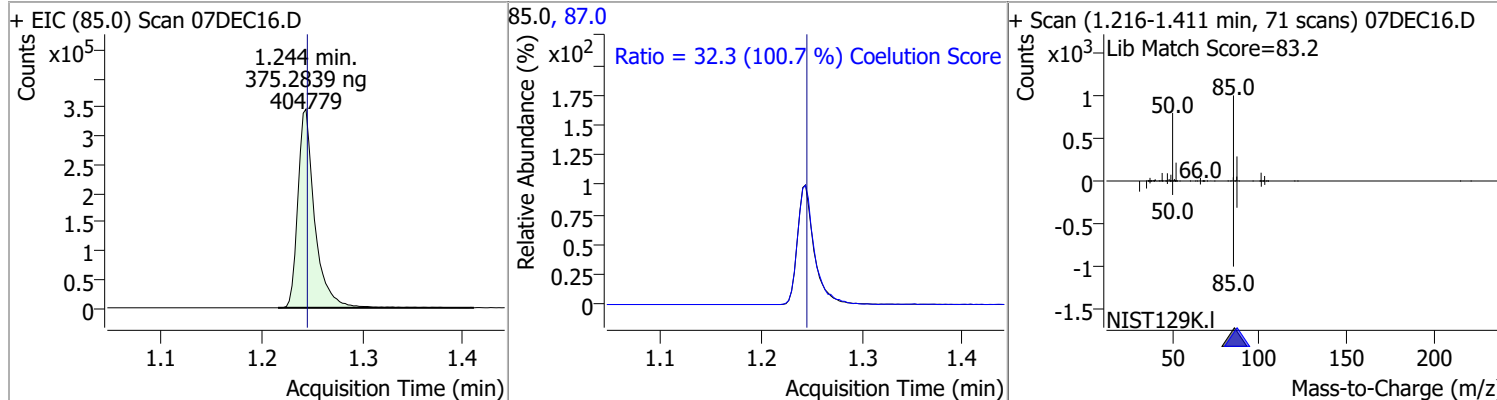
Quantitation Results Report (QT Reviewed)

Compound	RT	QIon	Resp.	Conc.	Units	Dev(Min)
T 1,1,1-Trichloroethane	5.831	97.0	532578	386.8472	ng	96
T Carbon tetrachloride	6.029	117.0	516387	382.2705	ng	100
T 1,1-Dichloropropene	6.038	75.0	478829	394.5975	ng	99
T Benzene	6.280	78.0	1177930	383.8131	ng	100
T 1,2-Dichloroethane	6.322	62.0	313485	390.8022	ng	98
T Trichloroethene	7.028	95.0	346197	381.7575	ng	100
T 1,2-Dichloropropane	7.273	63.0	299277	391.7175	ng	98
T Dibromomethane	7.399	93.0	119134	379.8459	ng	99
T Bromodichloromethane	7.585	83.0	341281	384.1396	ng	98
T cis-1,3-Dichloropropene	8.057	75.0	401001	406.3840	ng	99
T Toluene	8.388	92.0	748555	396.0311	ng	100
T trans-1,3-Dichloropropene	8.639	75.0	285158	403.9036	ng	97
T 1,1,2-Trichloroethane	8.818	83.0	141452	384.6458	ng	96
T Tetrachloroethene	8.938	163.8	291887	389.7005	ng	98
T 1,3-Dichloropropane	8.980	76.0	281018	383.1104	ng	99
T Chlorodibromomethane	9.203	129.0	214750	386.8407	ng	97
T 1,2-Dibromoethane	9.306	107.0	152533	381.5284	ng	95
T Chlorobenzene	9.802	112.0	779953	382.2462	ng	99
T 1,1,1,2-Tetrachloroethane	9.892	131.0	268286	386.5330	ng	100
T Ethylbenzene	9.919	91.0	1446563	398.1502	ng	99
T m+p-Xylenes	10.039	106.0	1122763	810.4741	ng	99
T o-Xylene	10.430	106.0	499132	412.9166	ng	99
T Styrene	10.449	104.0	818286	415.6736	ng	100
T Bromoform	10.625	172.5	110557	377.0028	ng	99
T Bromobenzene	11.093	156.0	296253	383.0743	ng	97
T 1,1,2,2-Tetrachloroethane	11.110	83.0	167577	378.2637	ng	99
T 1,2,3-Trichloropropane	11.149	110.0	42413	363.3858	ng	99
T 2-Chlorotoluene	11.289	126.0	310693	388.5069	ng	96
T 4-Chlorotoluene	11.400	91.0	1021280	395.3611	ng	98
T 1,3-Dichlorobenzene	12.033	146.0	536733	379.6352	ng	99
T 1,4-Dichlorobenzene	12.122	146.0	539030	369.0537	ng	99
T 1,2-Dichlorobenzene	12.493	146.0	448897	375.1781	ng	99

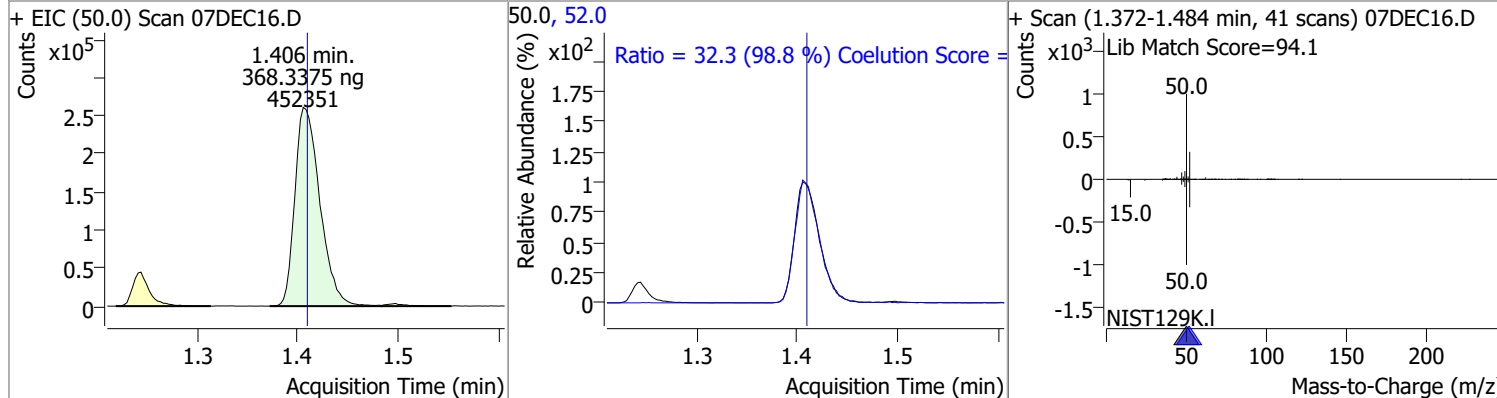
(#) = Qualifier Out of Range; (m) = Manual Integration; (+) = Area Summed; (*) = Surrogate Percent Recovery Out of Range; (d): Zeroed Peak

Quantitation Results Report (QT Reviewed)

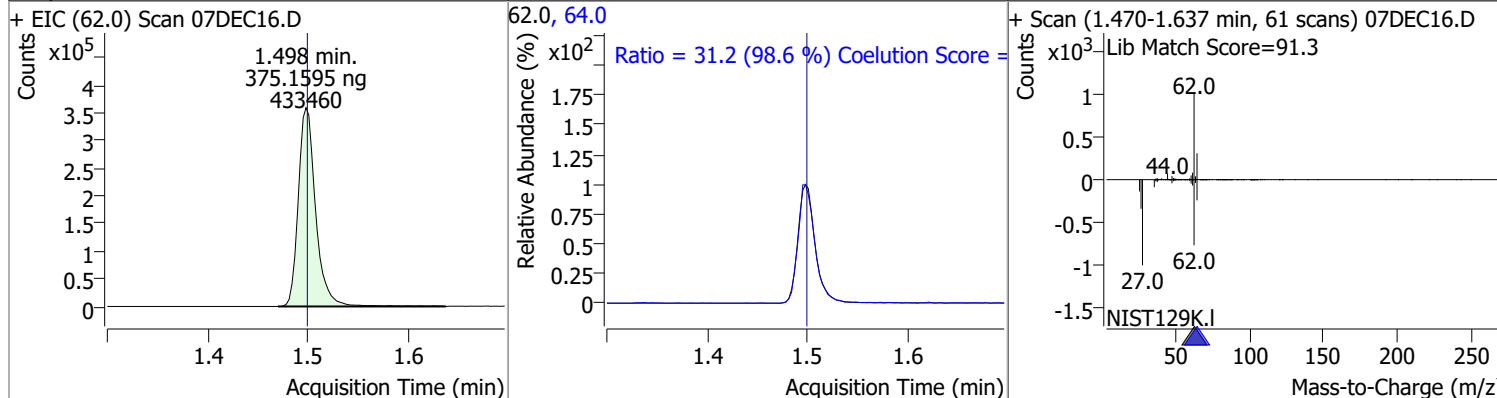
Compound	Conc.	RT	Dev(Min)	Resp.	QIon	QRatio	Lower	Upper
Dichlorodifluoromethane	375.2839	1.24	0.00	404779	87.0	32.3	2.0	62.0



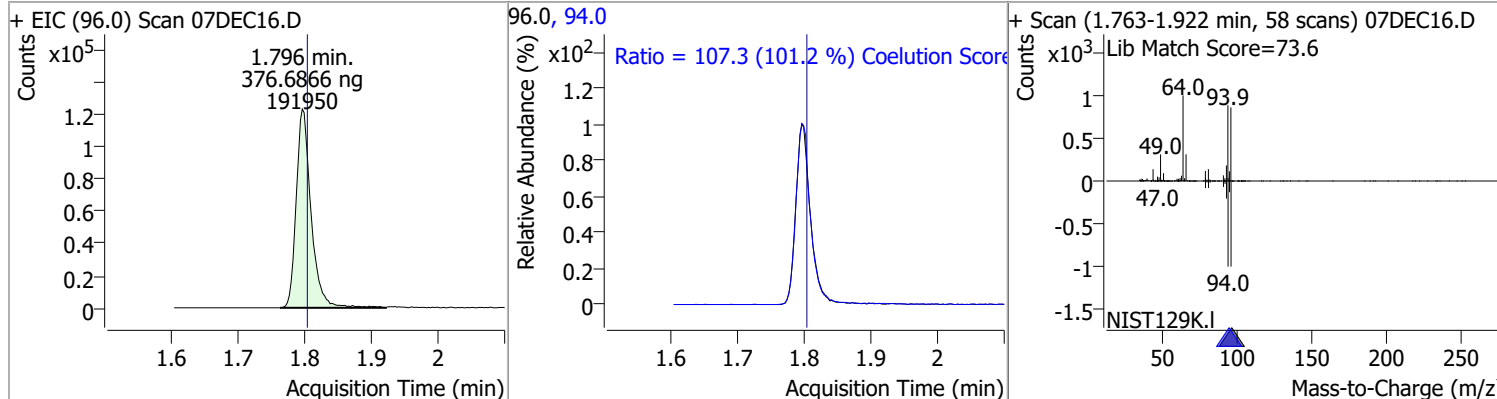
Compound	Conc.	RT	Dev(Min)	Resp.	QIon	QRatio	Lower	Upper
Chloromethane	368.3375	1.41	0.00	452351	52.0	32.3	2.7	62.7



Compound	Conc.	RT	Dev(Min)	Resp.	QIon	QRatio	Lower	Upper
Vinyl chloride	375.1595	1.50	0.00	433460	64.0	31.2	1.6	61.6

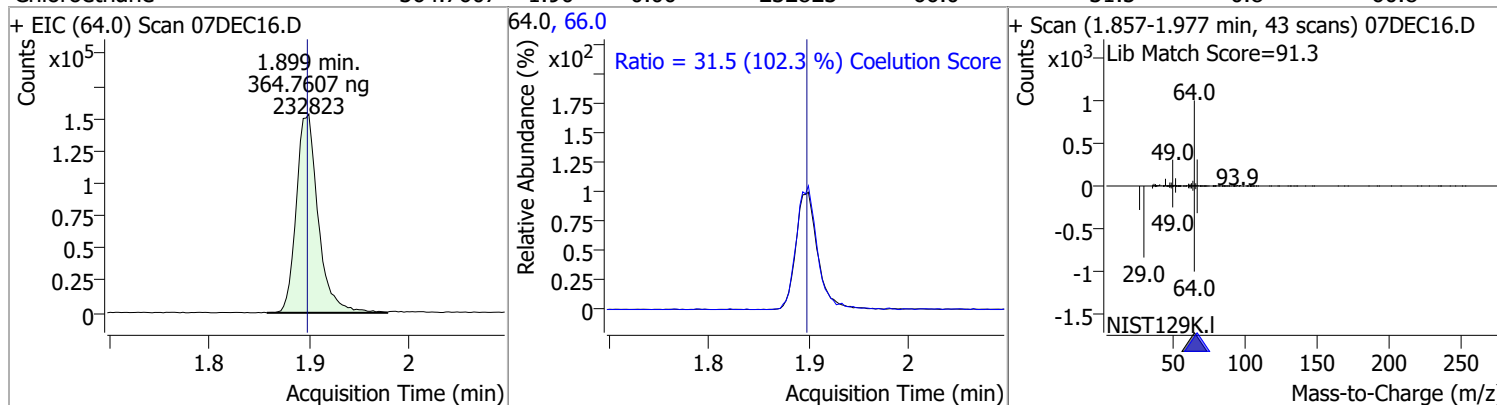


Compound	Conc.	RT	Dev(Min)	Resp.	QIon	QRatio	Lower	Upper
Bromomethane	376.6866	1.80	-0.01	191950	94.0	107.3	76.0	136.0

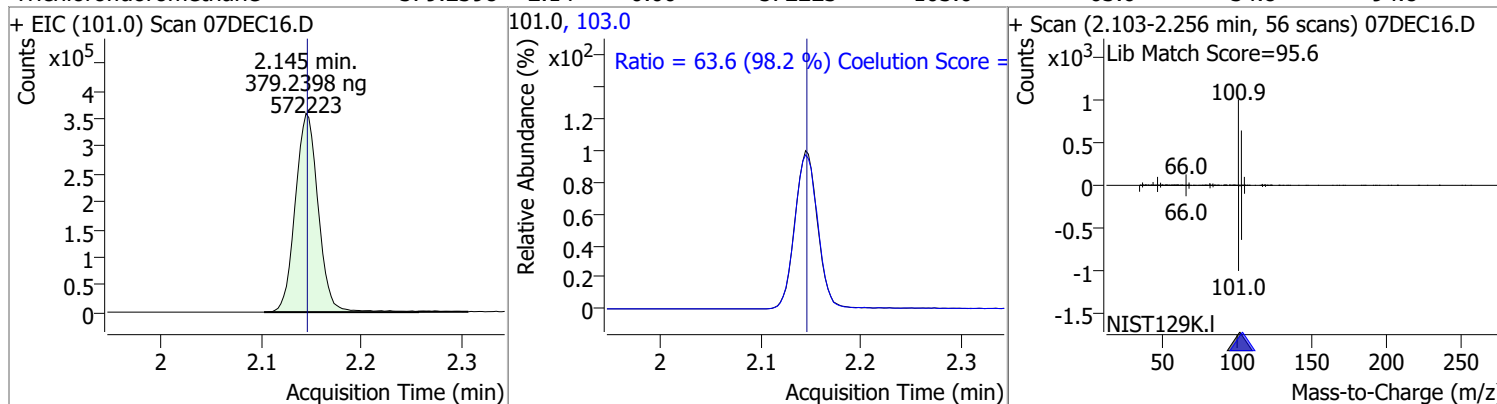


Quantitation Results Report (QT Reviewed)

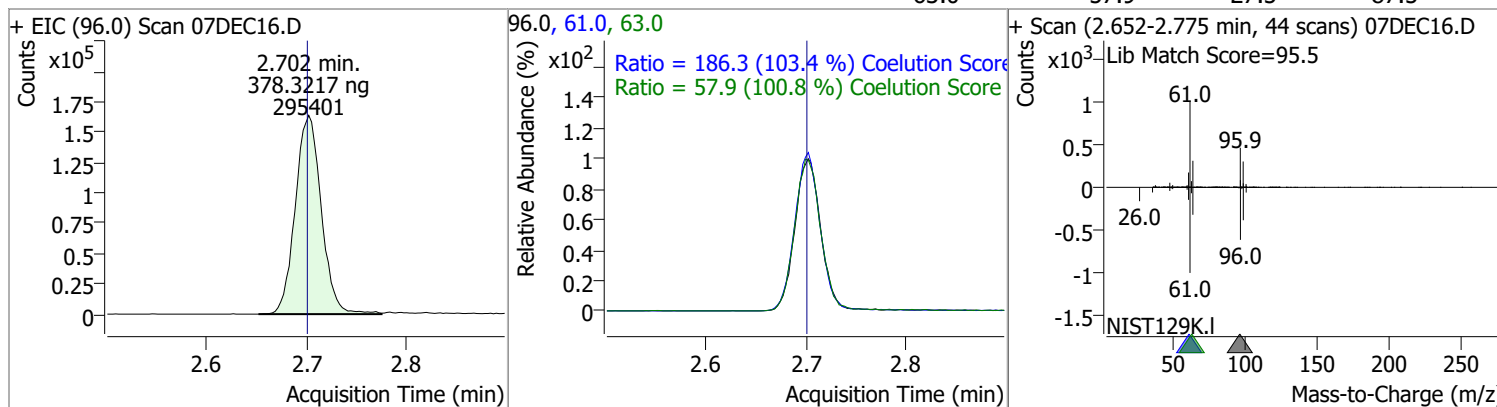
Compound	Conc.	RT	Dev(Min)	Resp.	QIon	QRatio	Lower	Upper
Chloroethane	364.7607	1.90	0.00	232823	66.0	31.5	0.8	60.8



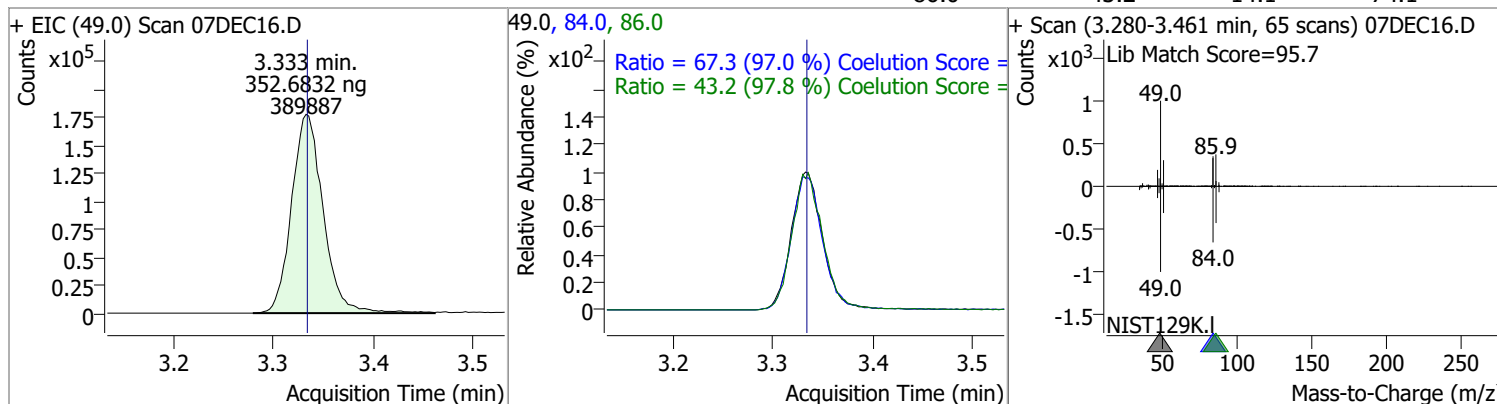
Compound	Conc.	RT	Dev(Min)	Resp.	QIon	QRatio	Lower	Upper
Trichlorofluoromethane	379.2398	2.14	0.00	572223	103.0	63.6	34.8	94.8



Compound	Conc.	RT	Dev(Min)	Resp.	QIon	QRatio	Lower	Upper
1,1-Dichloroethene	378.3217	2.70	0.00	295401	61.0	186.3	150.1	210.1
					63.0	57.9	27.5	87.5

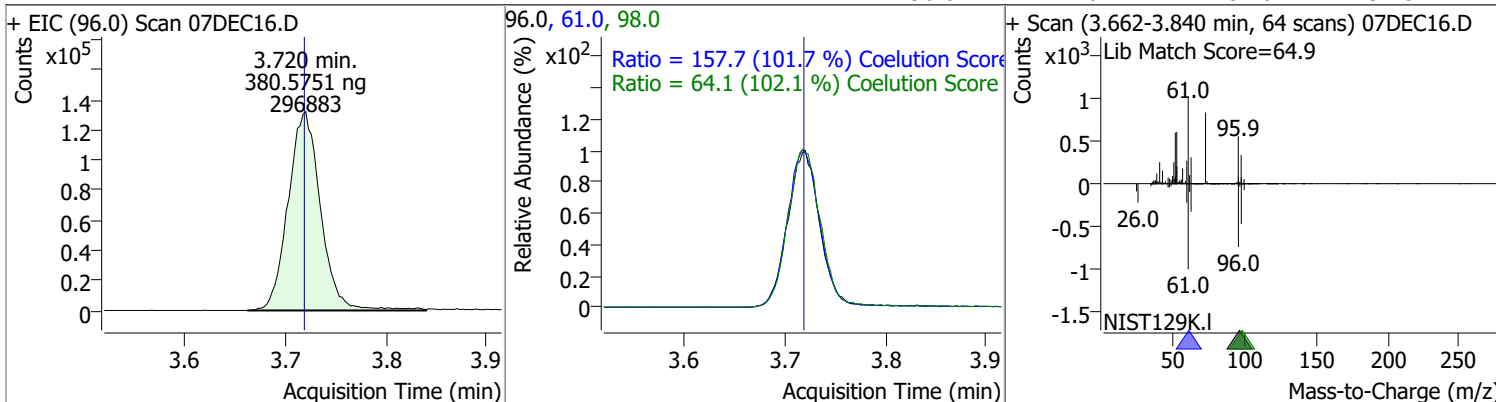


Compound	Conc.	RT	Dev(Min)	Resp.	QIon	QRatio	Lower	Upper
Methylene chloride	352.6832	3.33	0.00	389887	84.0	67.3	39.4	99.4
					86.0	43.2	14.1	74.1

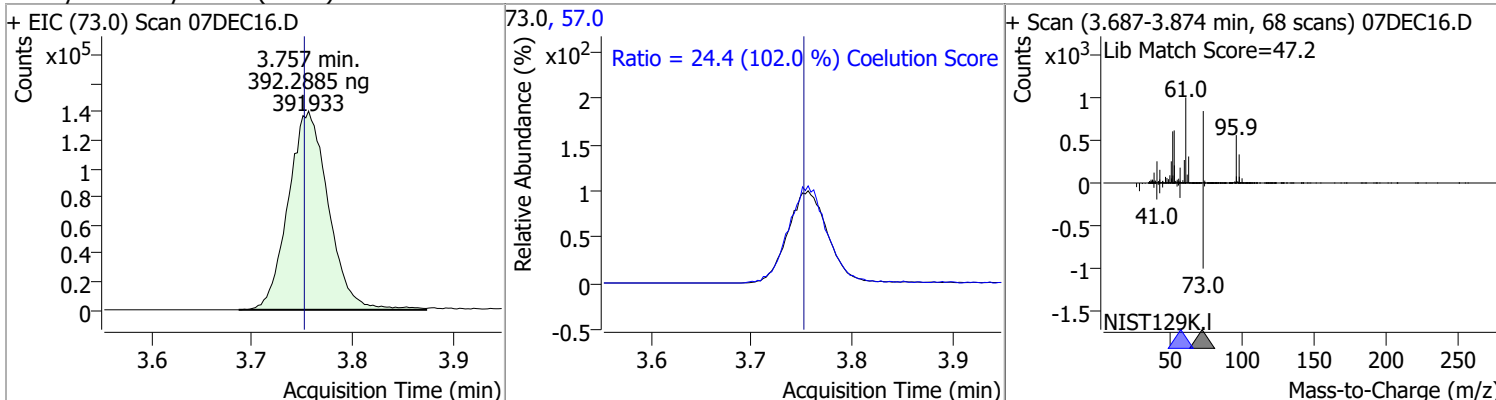


Quantitation Results Report (QT Reviewed)

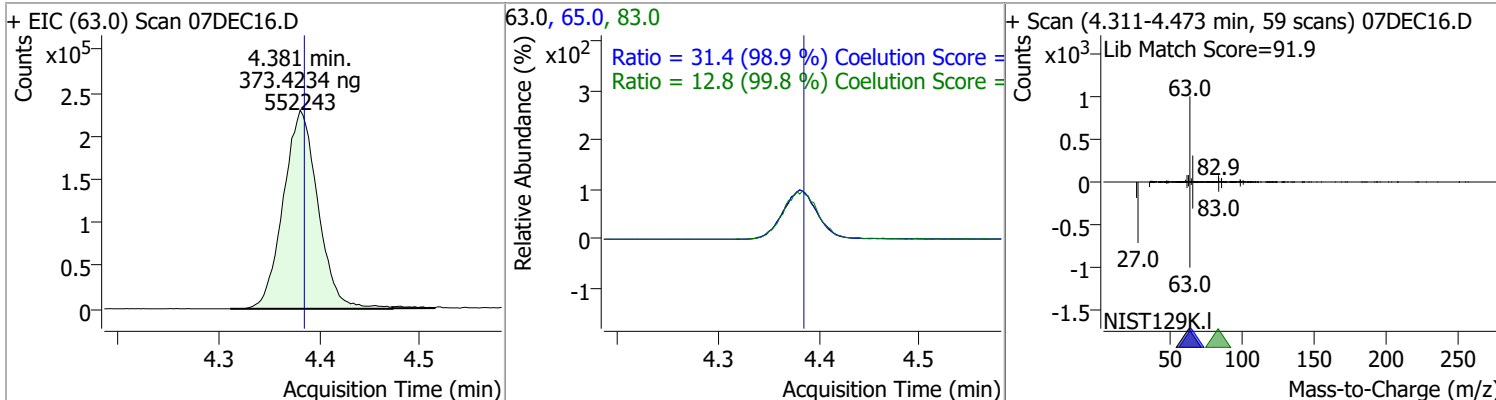
Compound	Conc.	RT	Dev(Min)	Resp.	QIon	QRatio	Lower	Upper
trans-1,2-Dichloroethene	380.5751	3.72	0.00	296883	61.0	157.7	125.1	185.1
					98.0	64.1	32.8	92.8



Compound	Conc.	RT	Dev(Min)	Resp.	QIon	QRatio	Lower	Upper
Methyl tert-butyl ether (MTBE)	392.2885	3.76	0.01	391933	57.0	24.4	0.0	53.9

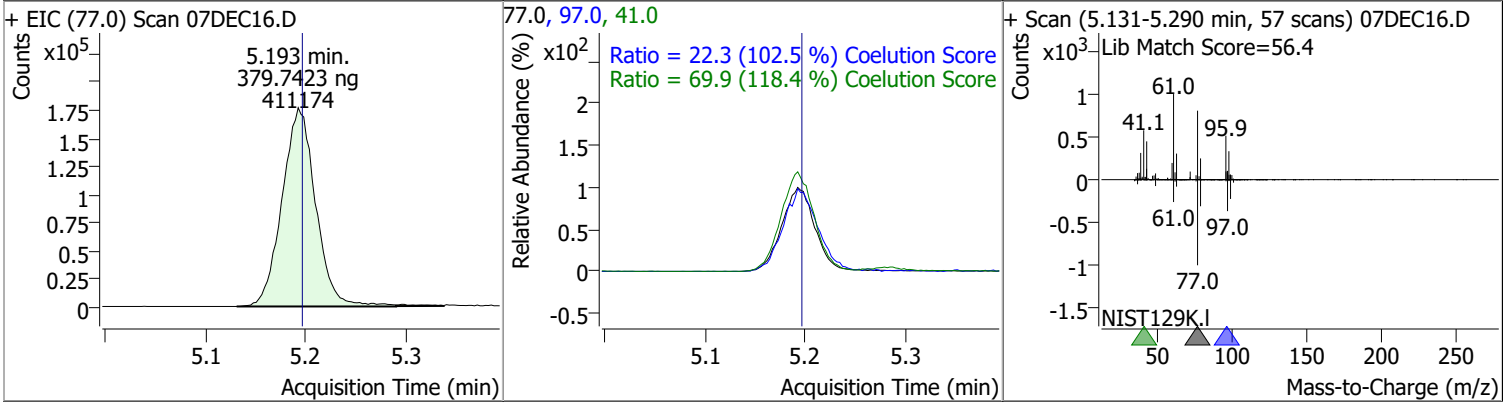


Compound	Conc.	RT	Dev(Min)	Resp.	QIon	QRatio	Lower	Upper
1,1-Dichloroethane	373.4234	4.38	0.00	552243	65.0	31.4	1.7	61.7
					83.0	12.8	0.0	42.8

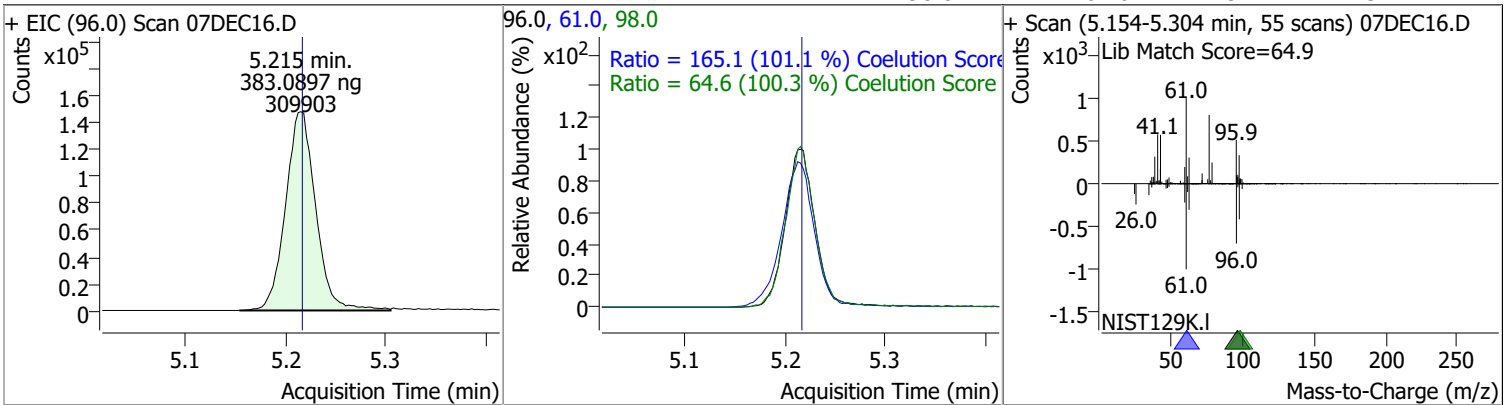


Quantitation Results Report (QT Reviewed)

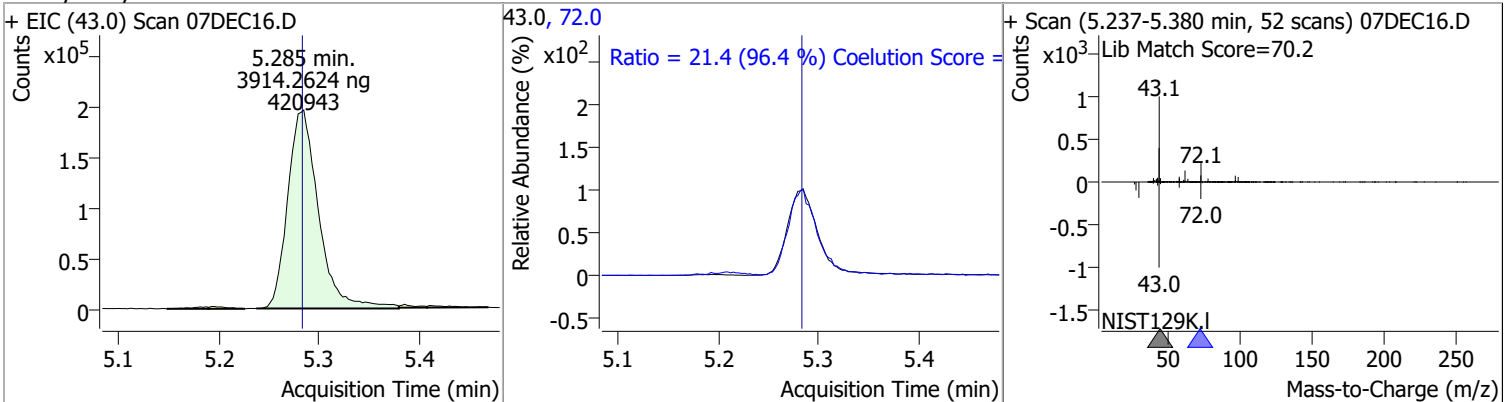
Compound	Conc.	RT	Dev(Min)	Resp.	QIon	QRatio	Lower	Upper
2,2-Dichloropropane	379.7423	5.19	0.00	411174	41.0	69.9	29.0	89.0
					97.0	22.3	0.0	51.8



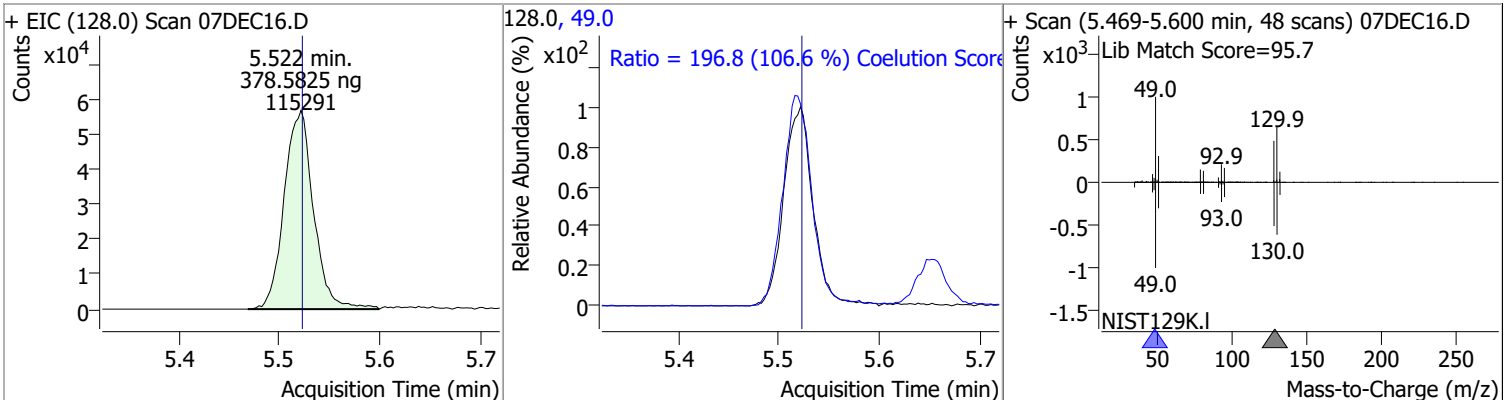
Compound	Conc.	RT	Dev(Min)	Resp.	QIon	QRatio	Lower	Upper
cis-1,2-Dichloroethene	383.0897	5.21	0.00	309903	61.0	165.1	133.3	193.3
					98.0	64.6	34.4	94.4



Compound	Conc.	RT	Dev(Min)	Resp.	QIon	QRatio	Lower	Upper
Methyl ethyl ketone	3914.2624	5.28	0.00	420943	72.0	21.4	0.0	52.2

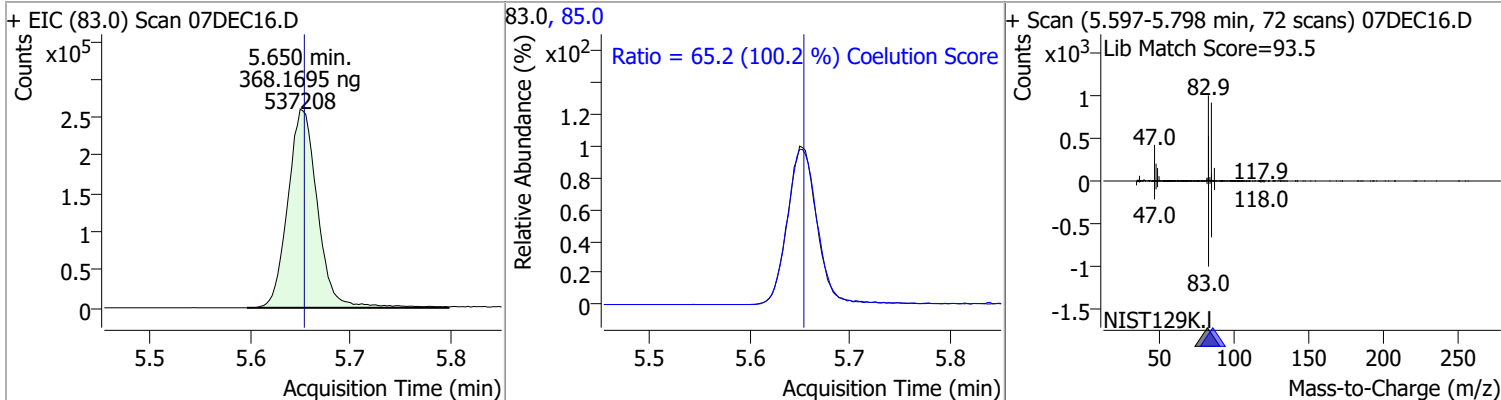


Compound	Conc.	RT	Dev(Min)	Resp.	QIon	QRatio	Lower	Upper
Bromochloromethane	378.5825	5.52	0.00	115291	49.0	196.8	154.6	214.6

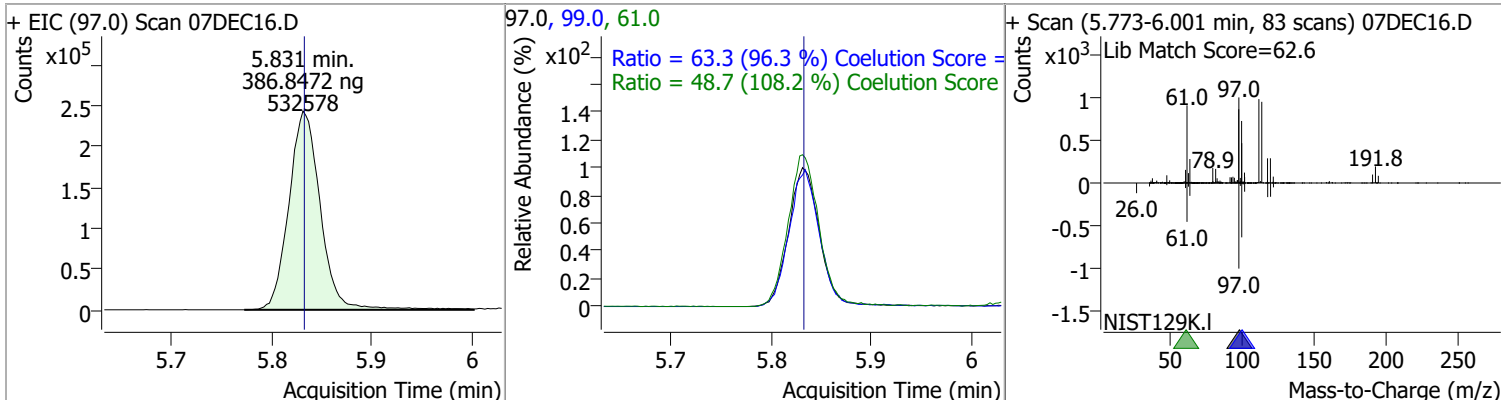


Quantitation Results Report (QT Reviewed)

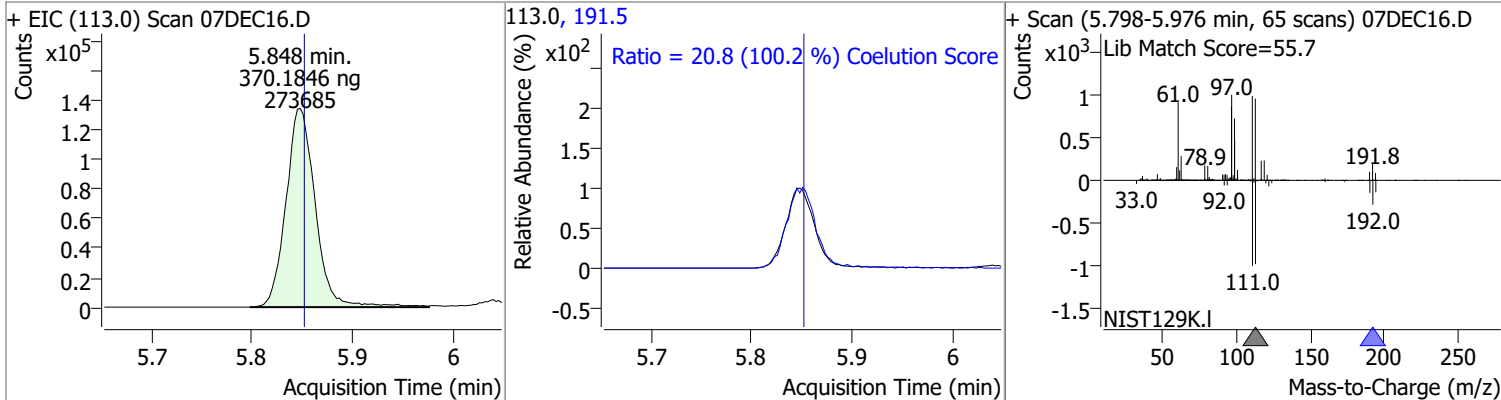
Compound	Conc.	RT	Dev(Min)	Resp.	QIon	QRatio	Lower	Upper
Chloroform	368.1695	5.65	0.00	537208	85.0	65.2	35.1	95.1



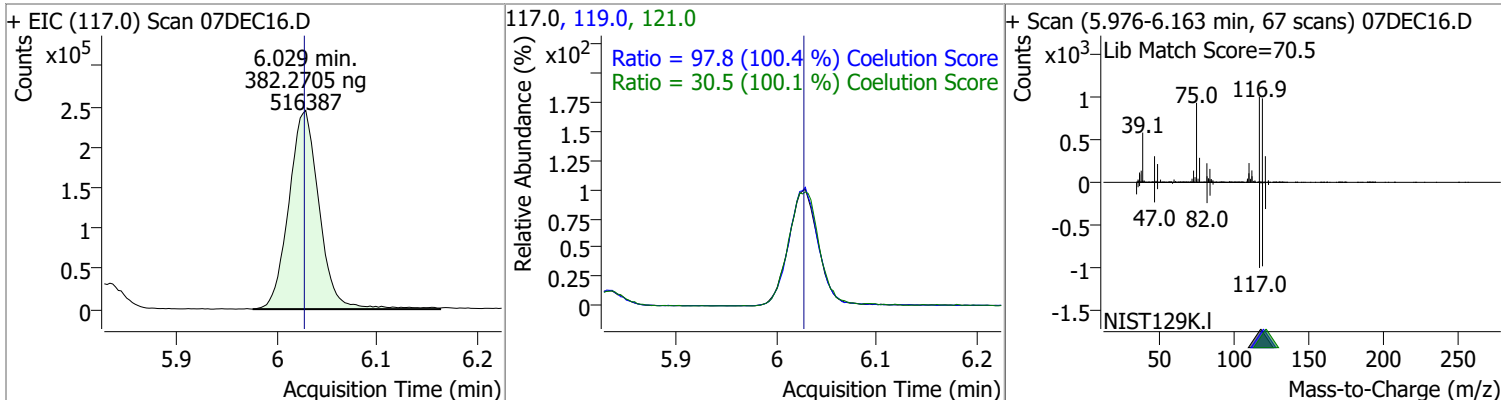
Compound	Conc.	RT	Dev(Min)	Resp.	QIon	QRatio	Lower	Upper
1,1,1-Trichloroethane	386.8472	5.83	0.00	532578	99.0	63.3	35.7	95.7
					61.0	48.7	15.0	75.0



Compound	Conc.	RT	Dev(Min)	Resp.	QIon	QRatio	Lower	Upper
Dibromofluoromethane	370.1846	5.85	0.00	273685	191.5	20.8	0.0	50.7

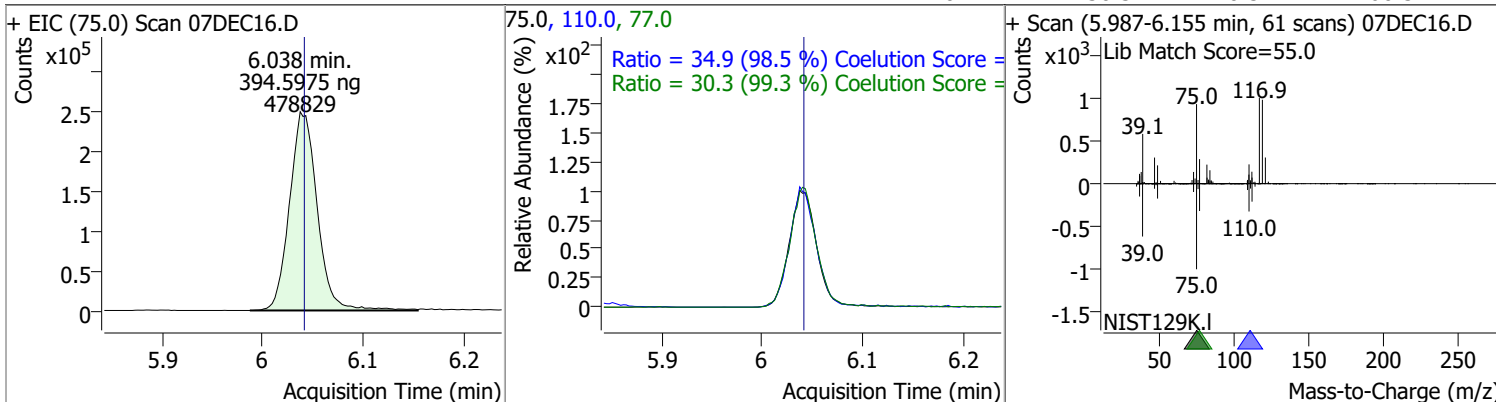


Compound	Conc.	RT	Dev(Min)	Resp.	QIon	QRatio	Lower	Upper
Carbon tetrachloride	382.2705	6.03	0.00	516387	119.0	97.8	67.5	127.5
					121.0	30.5	0.4	60.4

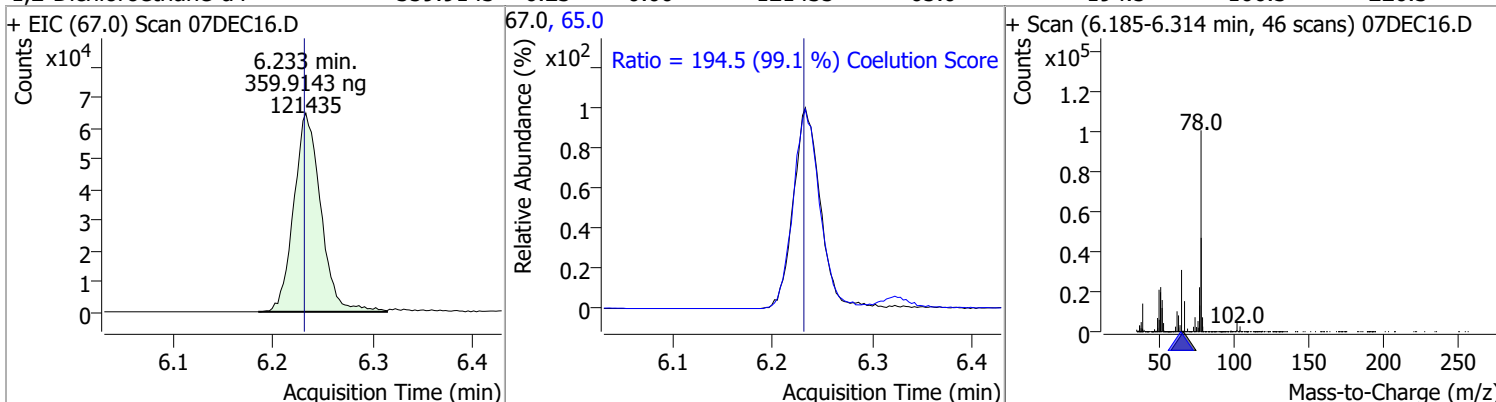


Quantitation Results Report (QT Reviewed)

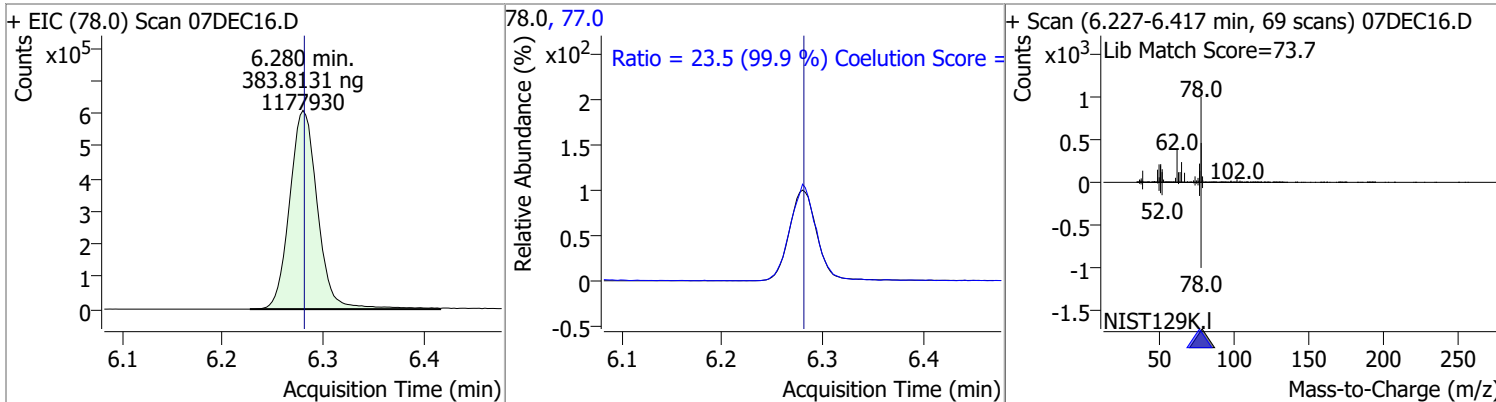
Compound	Conc.	RT	Dev(Min)	Resp.	QIon	QRatio	Lower	Upper
1,1-Dichloropropene	394.5975	6.04	0.00	478829	110.0	34.9	5.4	65.4
					77.0	30.3	0.5	60.5



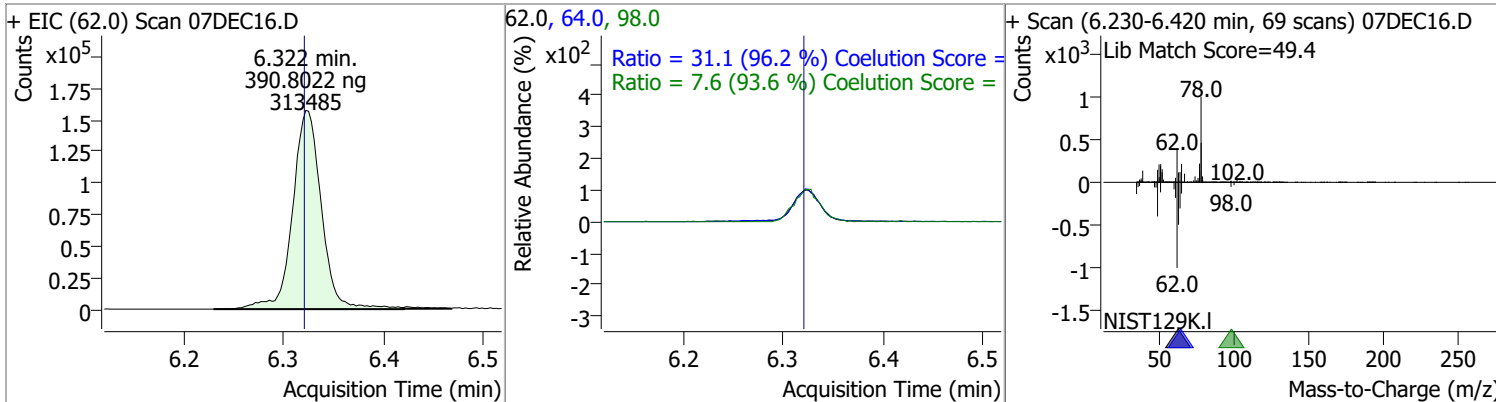
Compound	Conc.	RT	Dev(Min)	Resp.	QIon	QRatio	Lower	Upper
1,2-Dichloroethane-d4	359.9143	6.23	0.00	121435	65.0	194.5	166.3	226.3



Compound	Conc.	RT	Dev(Min)	Resp.	QIon	QRatio	Lower	Upper
Benzene	383.8131	6.28	0.00	1177930	77.0	23.5	0.0	53.5

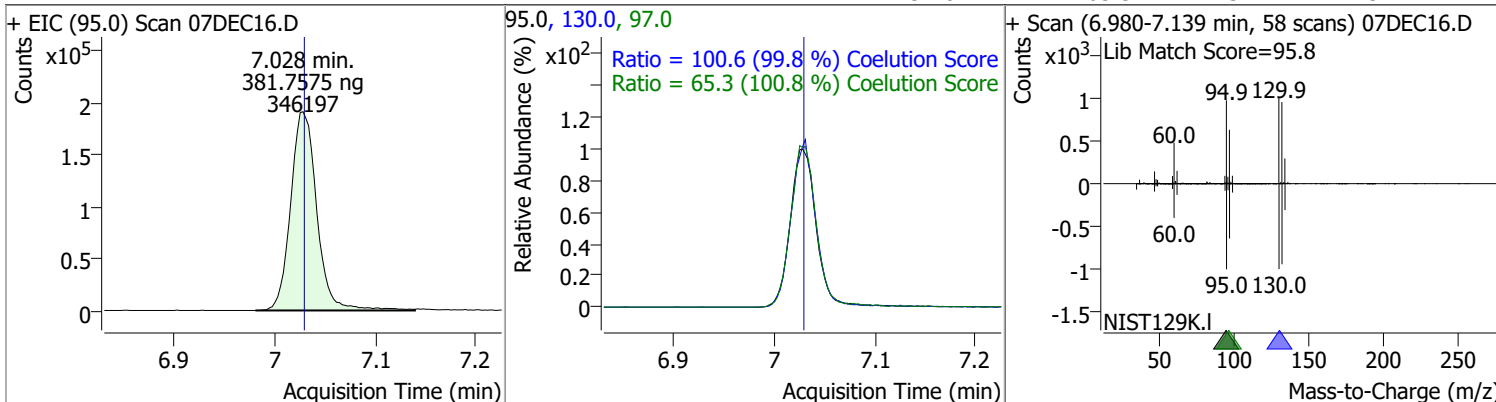


Compound	Conc.	RT	Dev(Min)	Resp.	QIon	QRatio	Lower	Upper
1,2-Dichloroethane	390.8022	6.32	0.00	313485	64.0	31.1	2.3	62.3
					98.0	7.6	0.0	38.2

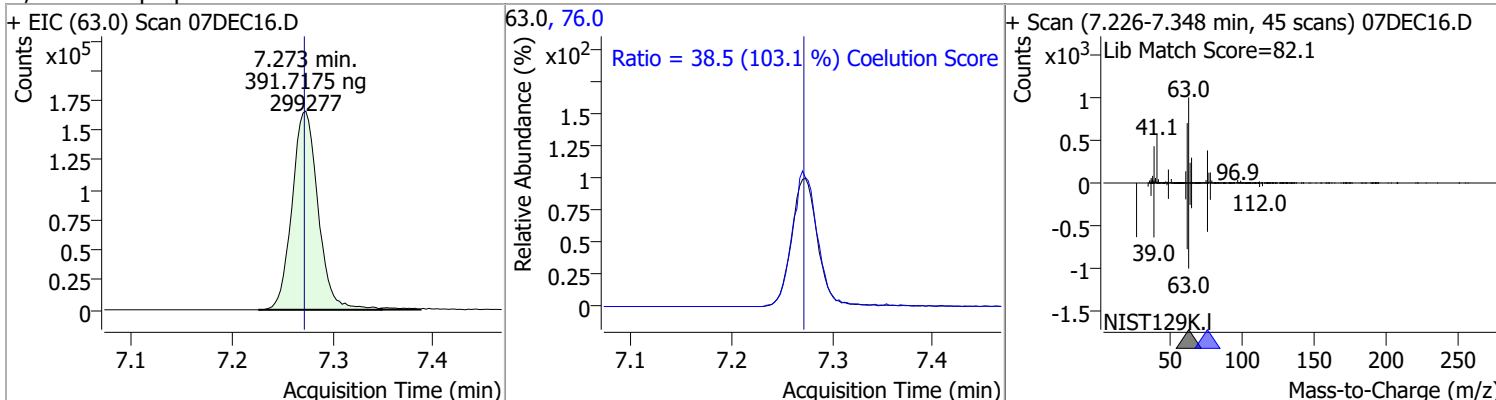


Quantitation Results Report (QT Reviewed)

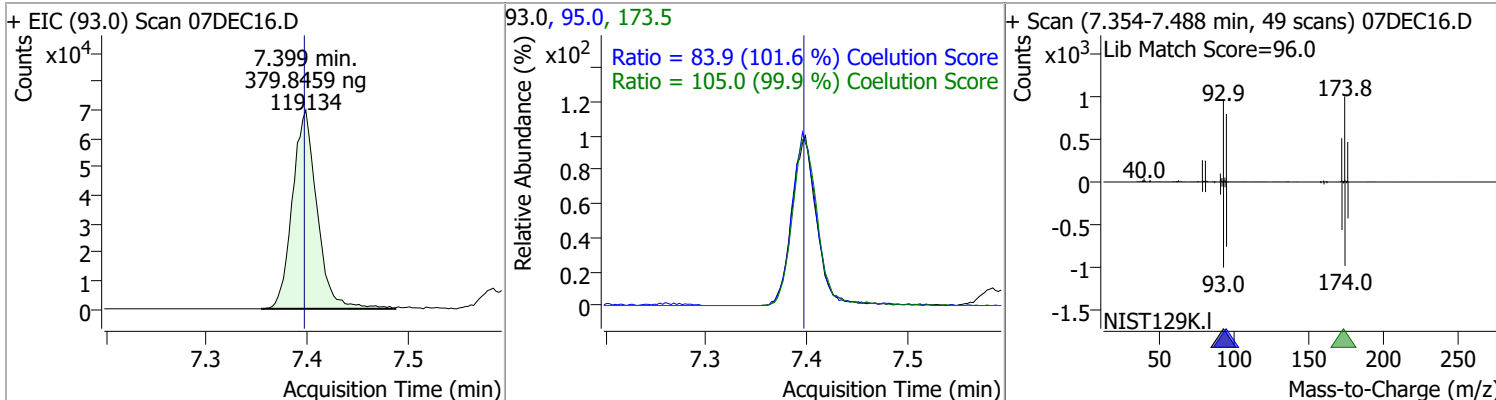
Compound	Conc.	RT	Dev(Min)	Resp.	QIon	QRatio	Lower	Upper
Trichloroethene	381.7575	7.03	0.00	346197	130.0	100.6	70.8	130.8
					97.0	65.3	34.7	94.7



Compound	Conc.	RT	Dev(Min)	Resp.	QIon	QRatio	Lower	Upper
1,2-Dichloropropane	391.7175	7.27	0.00	299277	76.0	38.5	7.3	67.3

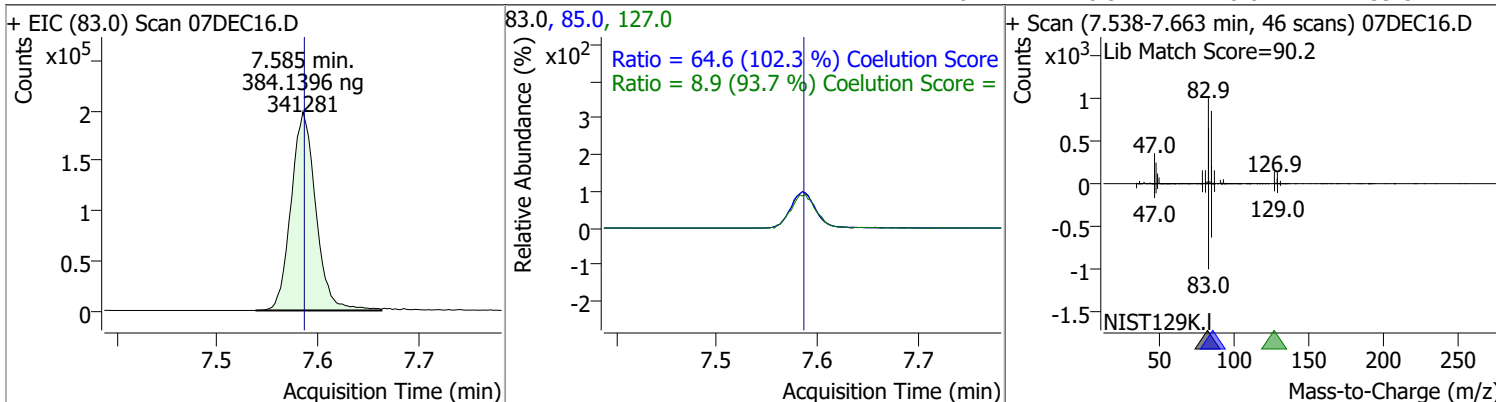


Compound	Conc.	RT	Dev(Min)	Resp.	QIon	QRatio	Lower	Upper
Dibromomethane	379.8459	7.40	0.00	119134	173.5	105.0	75.2	135.2
					95.0	83.9	52.6	112.6

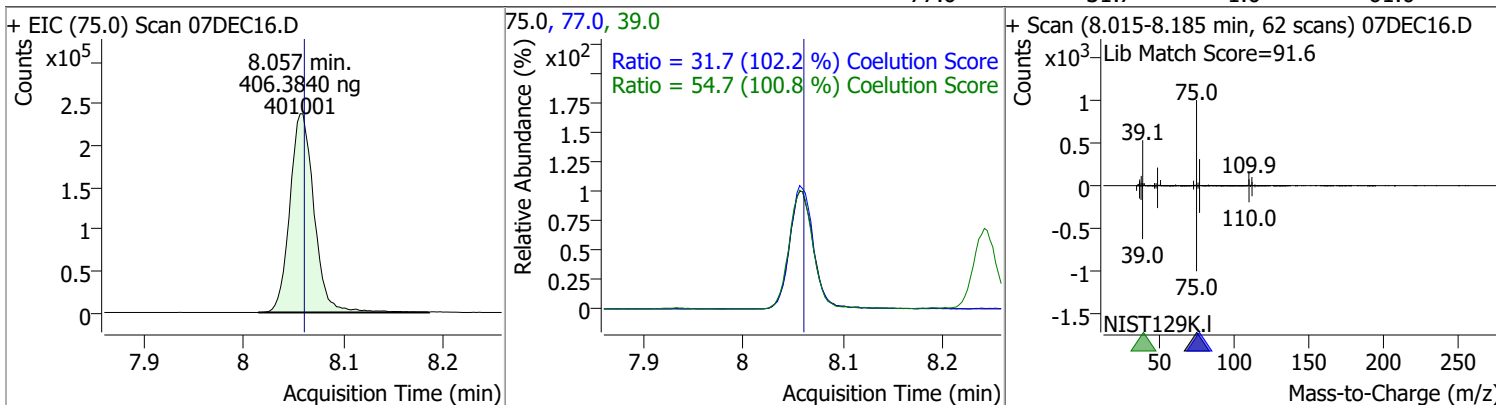


Quantitation Results Report (QT Reviewed)

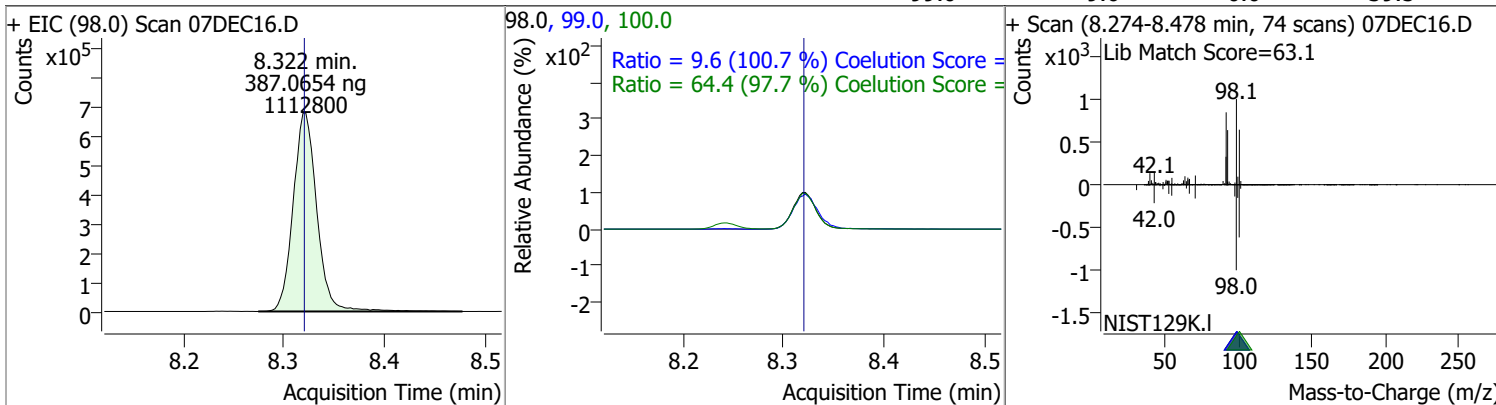
Compound	Conc.	RT	Dev(Min)	Resp.	QIon	QRatio	Lower	Upper
Bromodichloromethane	384.1396	7.59	0.00	341281	85.0	64.6	33.1	93.1
					127.0	8.9	0.0	39.5



Compound	Conc.	RT	Dev(Min)	Resp.	QIon	QRatio	Lower	Upper
cis-1,3-Dichloropropene	406.3840	8.06	0.00	401001	39.0	54.7	24.3	84.3
					77.0	31.7	1.0	61.0

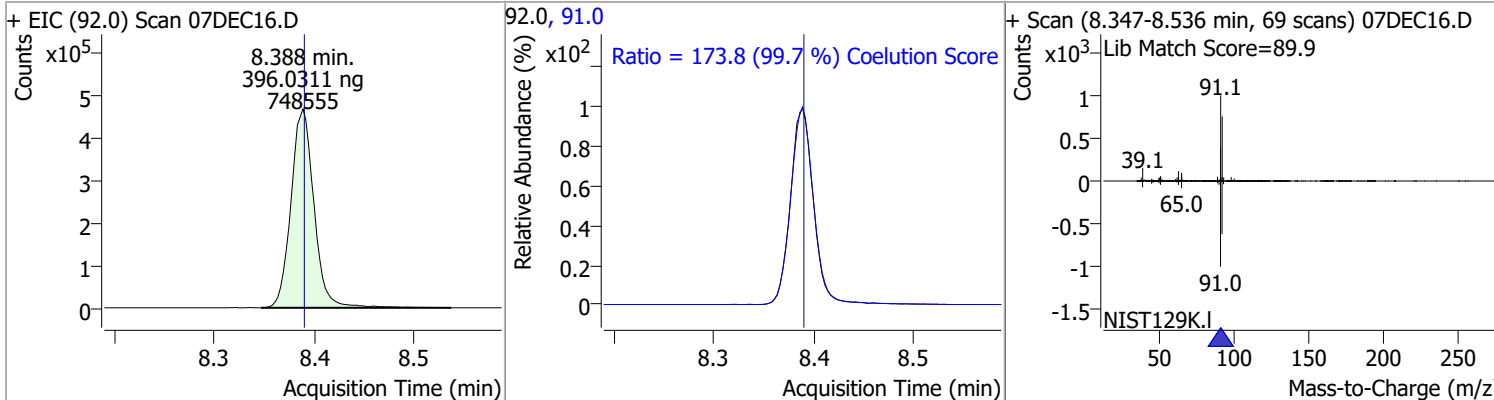


Compound	Conc.	RT	Dev(Min)	Resp.	QIon	QRatio	Lower	Upper
Toluene-d8	387.0654	8.32	0.00	1112800	100.0	64.4	35.9	95.9
					99.0	9.6	0.0	39.5

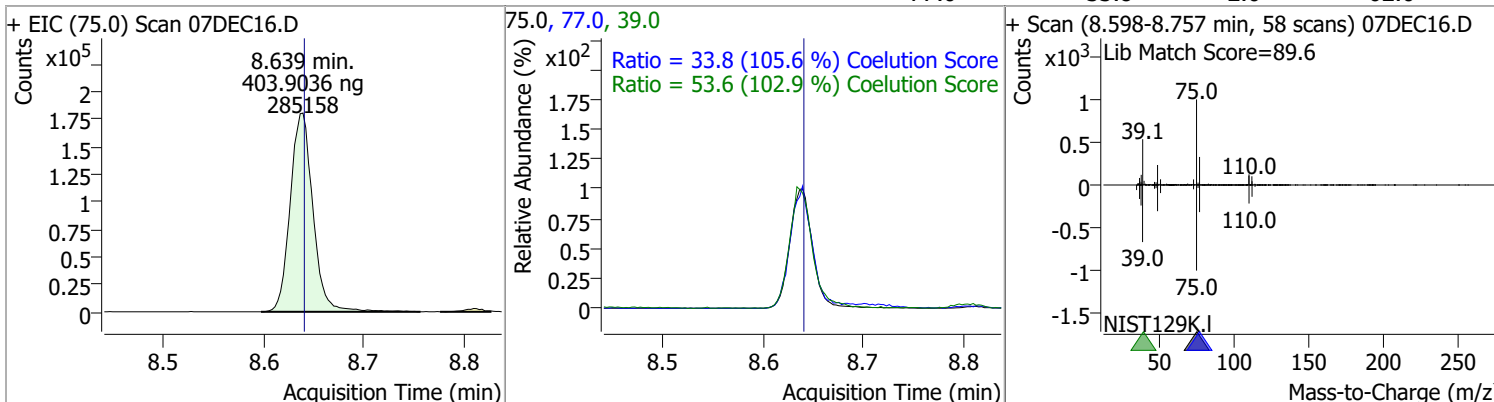


Quantitation Results Report (QT Reviewed)

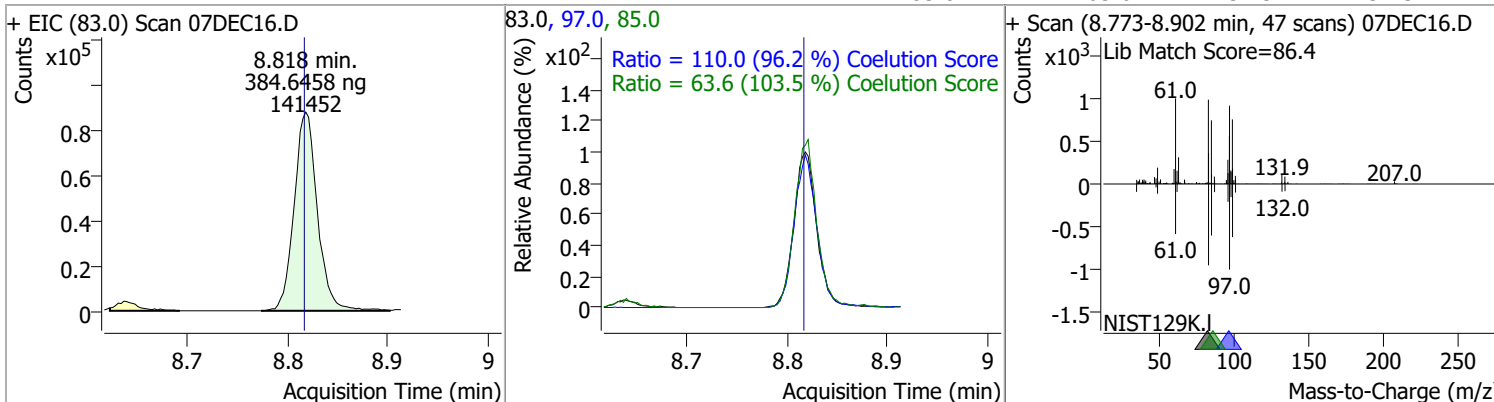
Compound	Conc.	RT	Dev(Min)	Resp.	QIon	QRatio	Lower	Upper
Toluene	396.0311	8.39	0.00	748555	91.0	173.8	144.3	204.3



Compound	Conc.	RT	Dev(Min)	Resp.	QIon	QRatio	Lower	Upper
trans-1,3-Dichloropropene	403.9036	8.64	0.00	285158	39.0 77.0	53.6 33.8	22.1 2.0	82.1 62.0

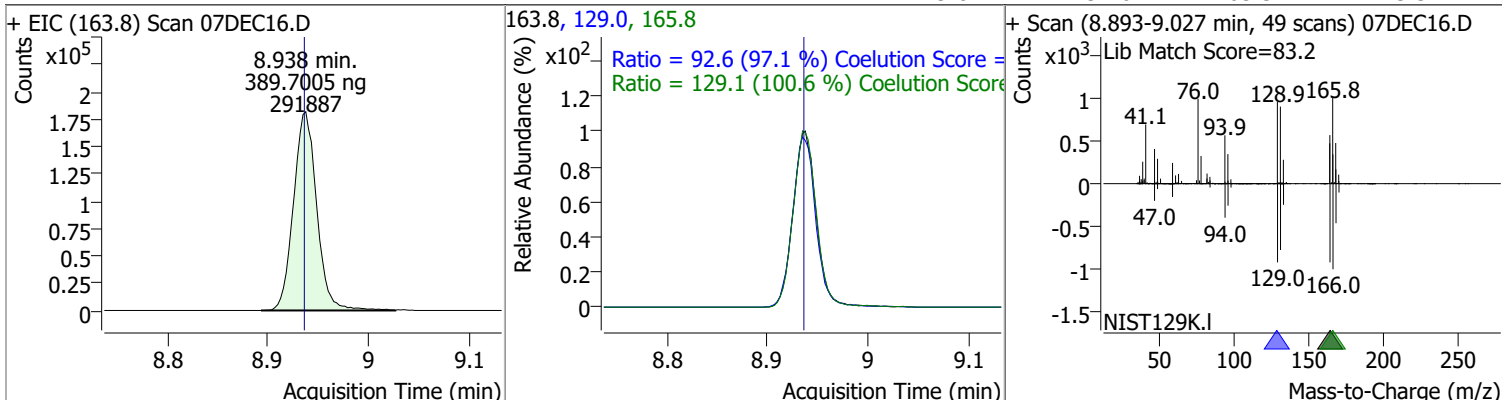


Compound	Conc.	RT	Dev(Min)	Resp.	QIon	QRatio	Lower	Upper
1,1,2-Trichloroethane	384.6458	8.82	0.00	141452	97.0 85.0	110.0 63.6	84.3 31.5	144.3 91.5

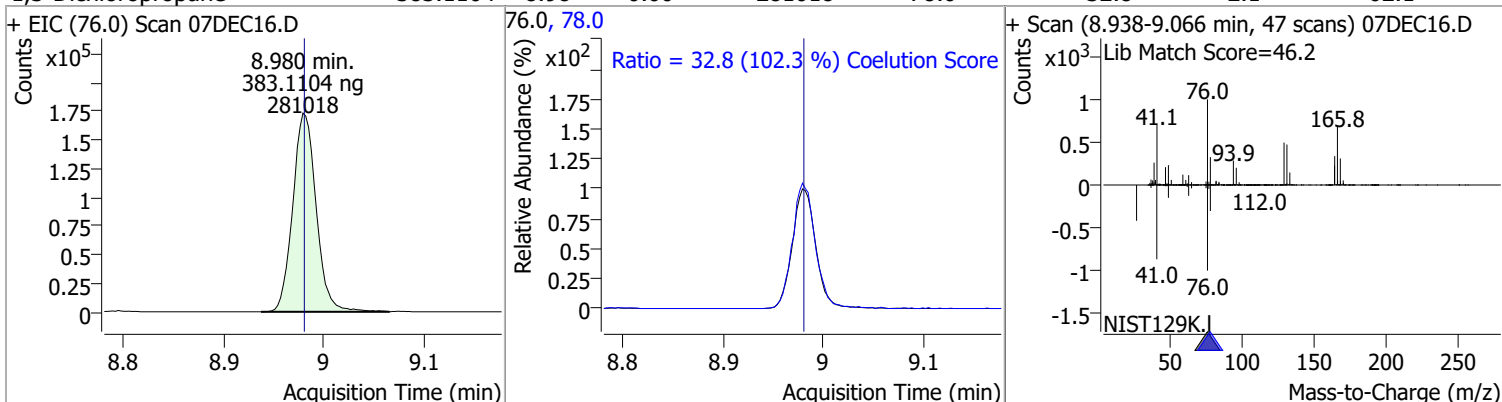


Quantitation Results Report (QT Reviewed)

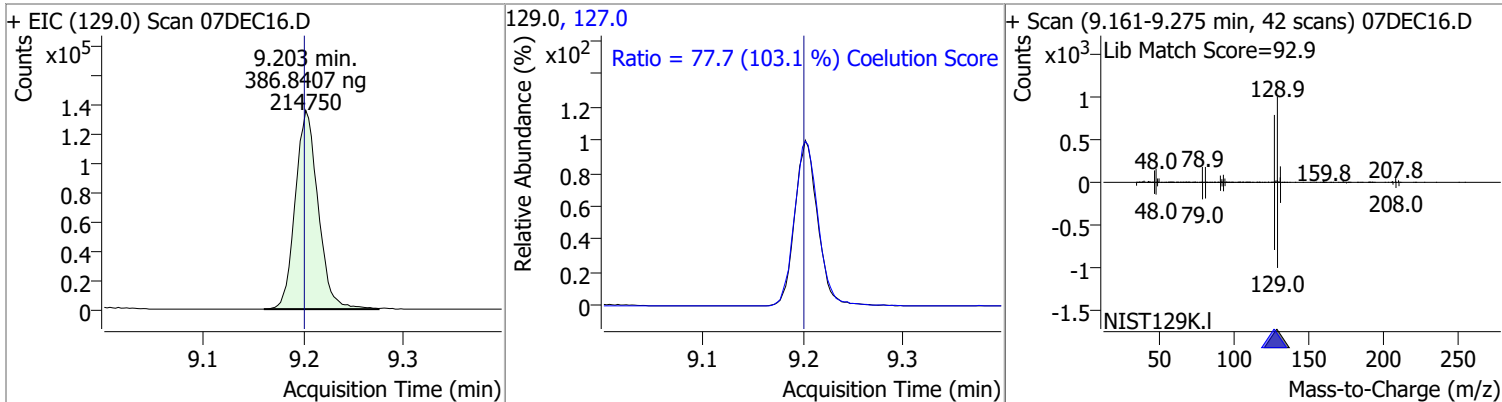
Compound	Conc.	RT	Dev(Min)	Resp.	QIon	QRatio	Lower	Upper
Tetrachloroethene	389.7005	8.94	0.00	291887	165.8	129.1	98.3	158.3
					129.0	92.6	65.3	125.3



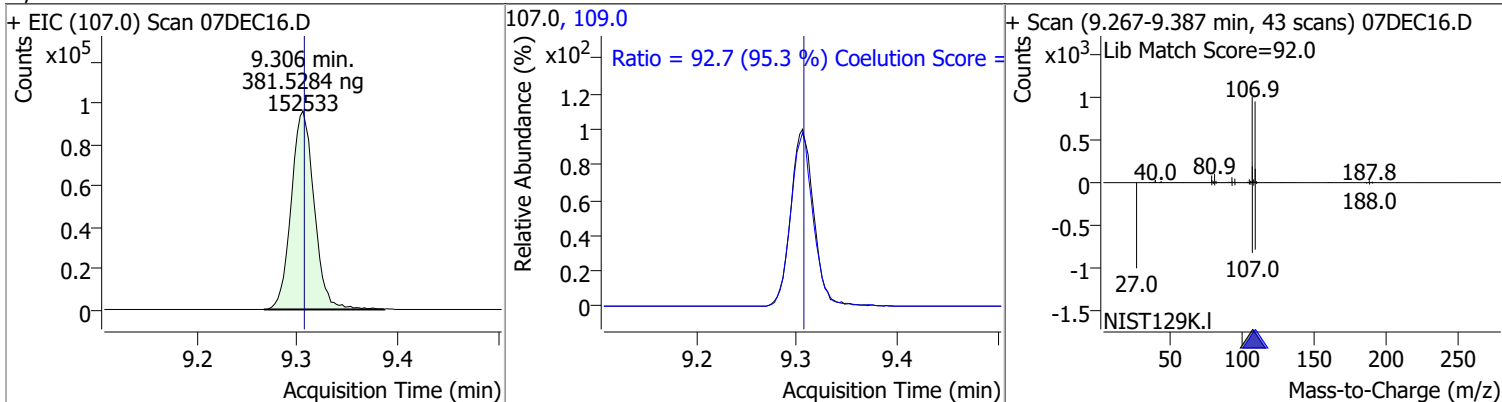
Compound	Conc.	RT	Dev(Min)	Resp.	QIon	QRatio	Lower	Upper
1,3-Dichloropropane	383.1104	8.98	0.00	281018	78.0	32.8	2.1	62.1



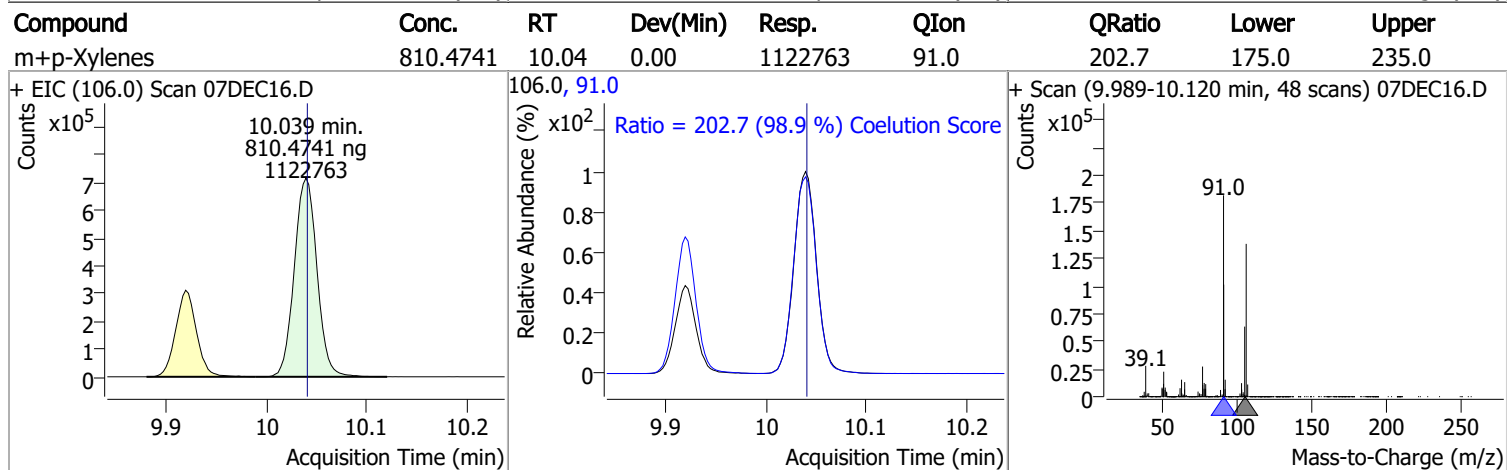
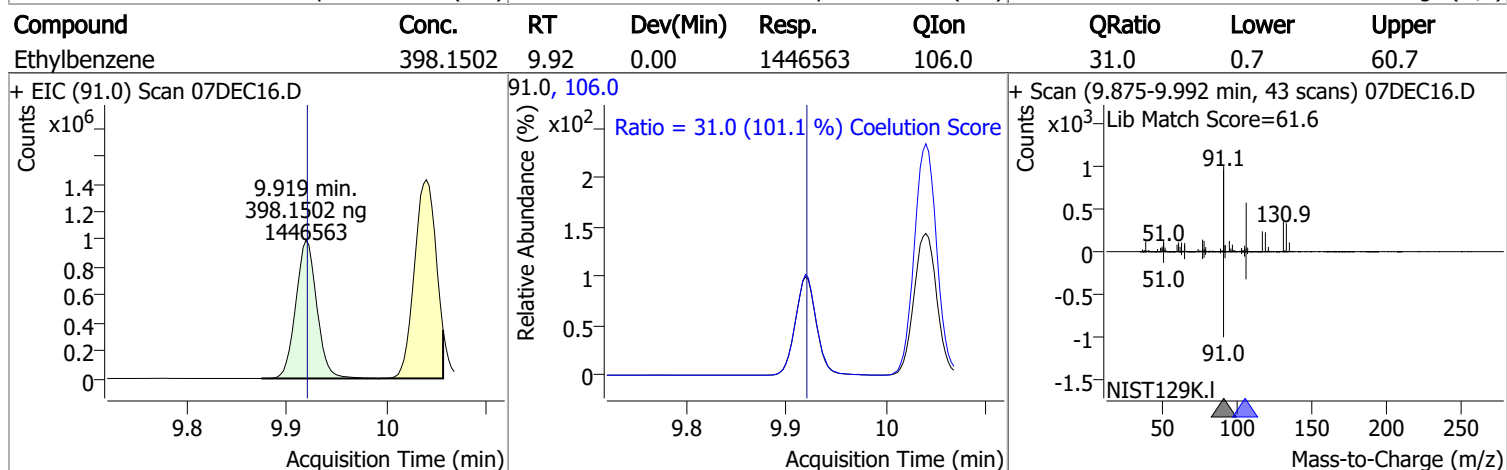
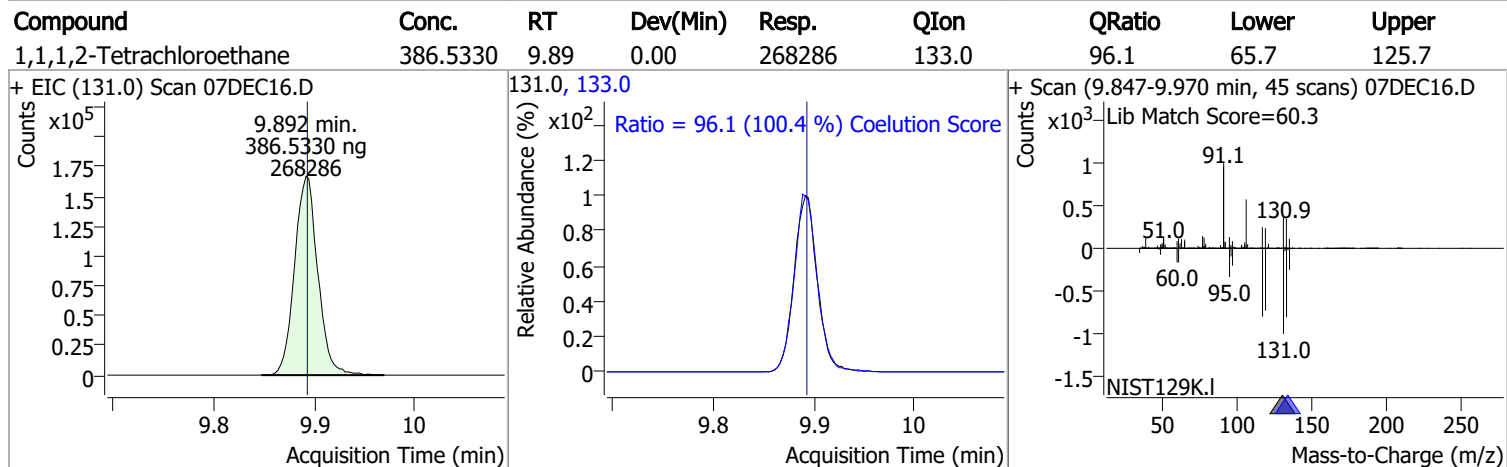
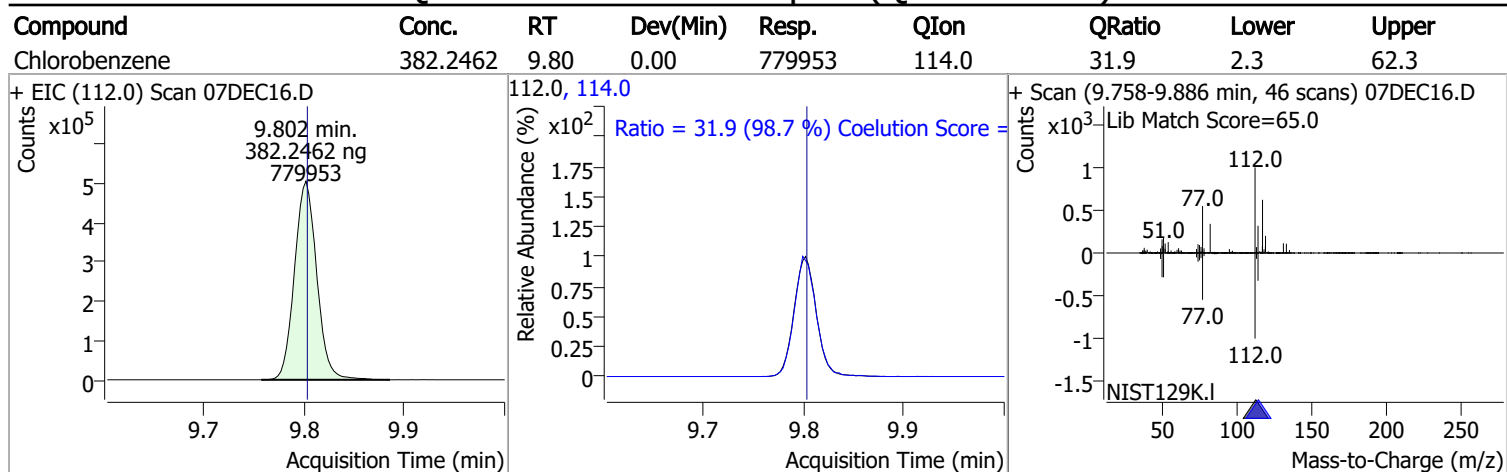
Compound	Conc.	RT	Dev(Min)	Resp.	QIon	QRatio	Lower	Upper
Chlorodibromomethane	386.8407	9.20	0.00	214750	127.0	77.7	45.3	105.3



Compound	Conc.	RT	Dev(Min)	Resp.	QIon	QRatio	Lower	Upper
1,2-Dibromoethane	381.5284	9.31	0.00	152533	109.0	92.7	67.2	127.2

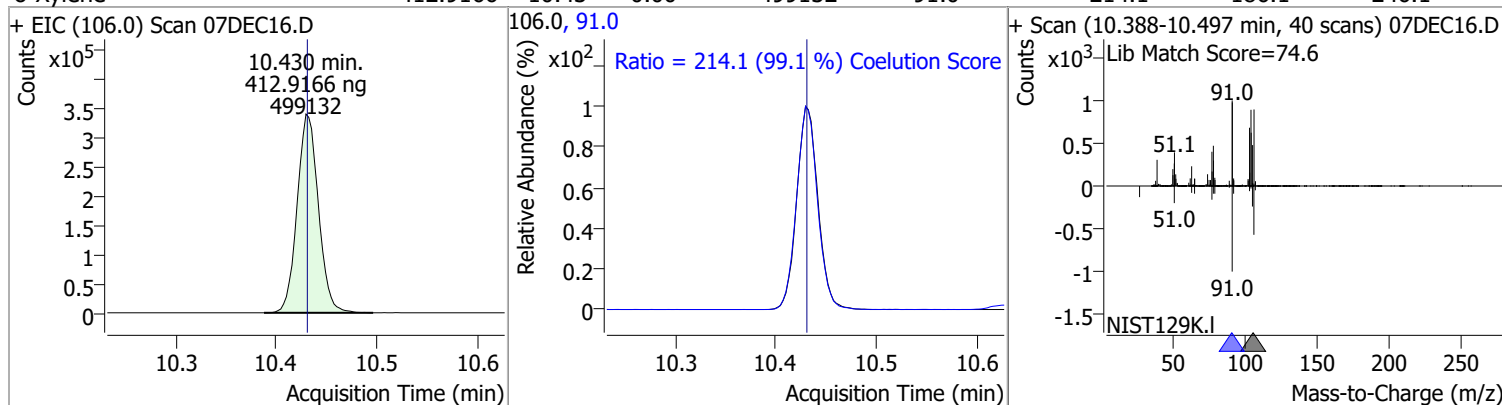


Quantitation Results Report (QT Reviewed)

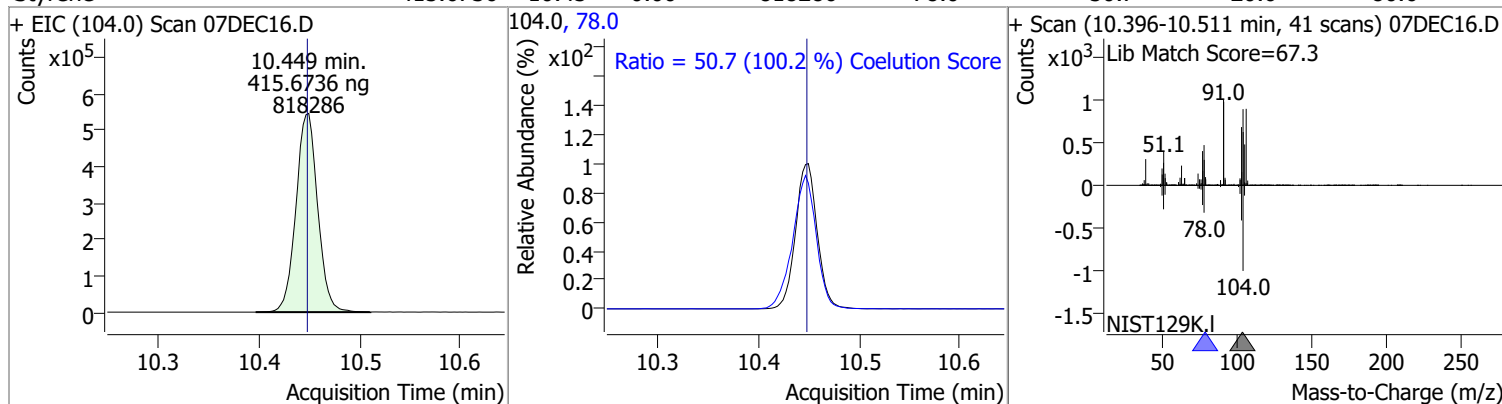


Quantitation Results Report (QT Reviewed)

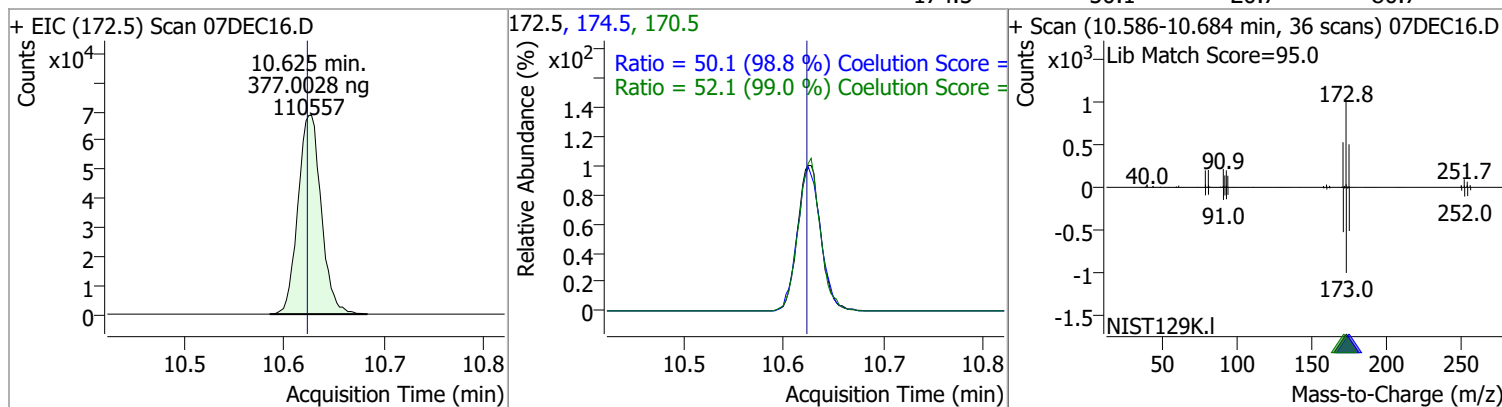
Compound	Conc.	RT	Dev(Min)	Resp.	QIon	QRatio	Lower	Upper
o-Xylene	412.9166	10.43	0.00	499132	91.0	214.1	186.1	246.1



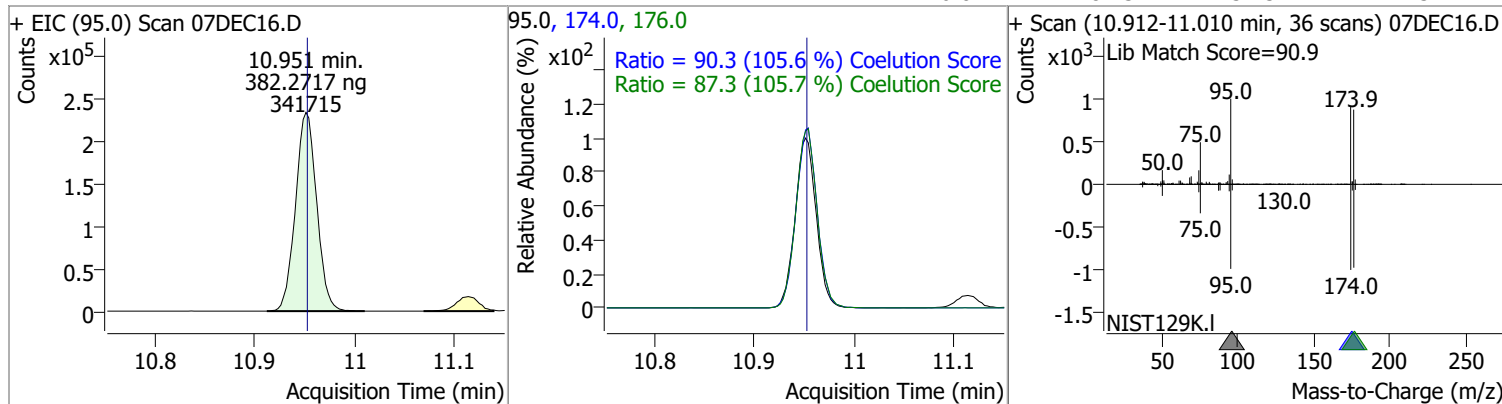
Compound	Conc.	RT	Dev(Min)	Resp.	QIon	QRatio	Lower	Upper
Styrene	415.6736	10.45	0.00	818286	78.0	50.7	20.6	80.6



Compound	Conc.	RT	Dev(Min)	Resp.	QIon	QRatio	Lower	Upper
Bromoform	377.0028	10.62	0.00	110557	170.5 174.5	52.1 50.1	22.7 20.7	82.7 80.7

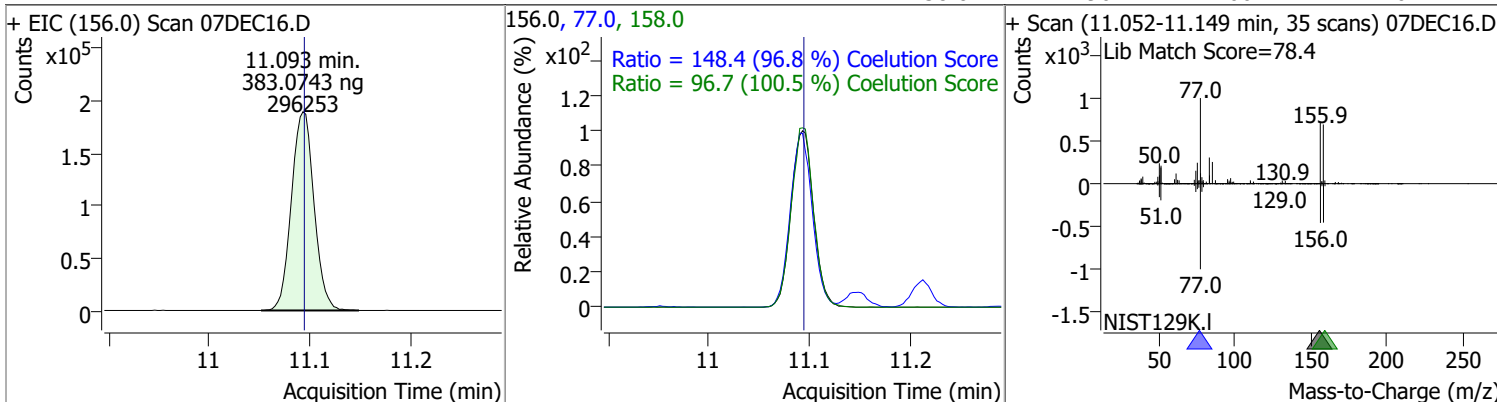


Compound	Conc.	RT	Dev(Min)	Resp.	QIon	QRatio	Lower	Upper
p-Bromofluorobenzene	382.2717	10.95	0.00	341715	174.0 176.0	90.3 87.3	55.5 52.5	115.5 112.5

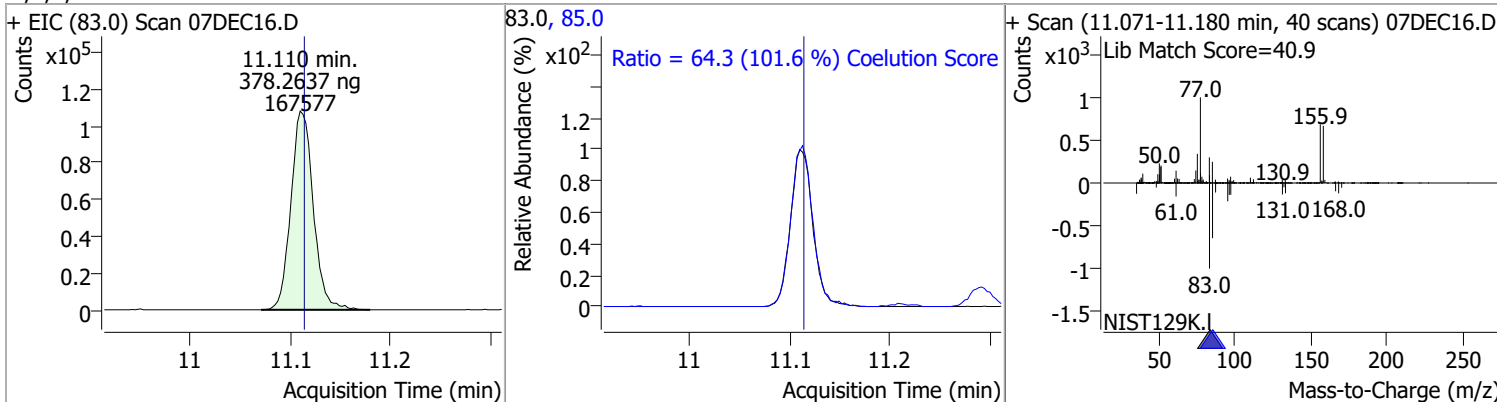


Quantitation Results Report (QT Reviewed)

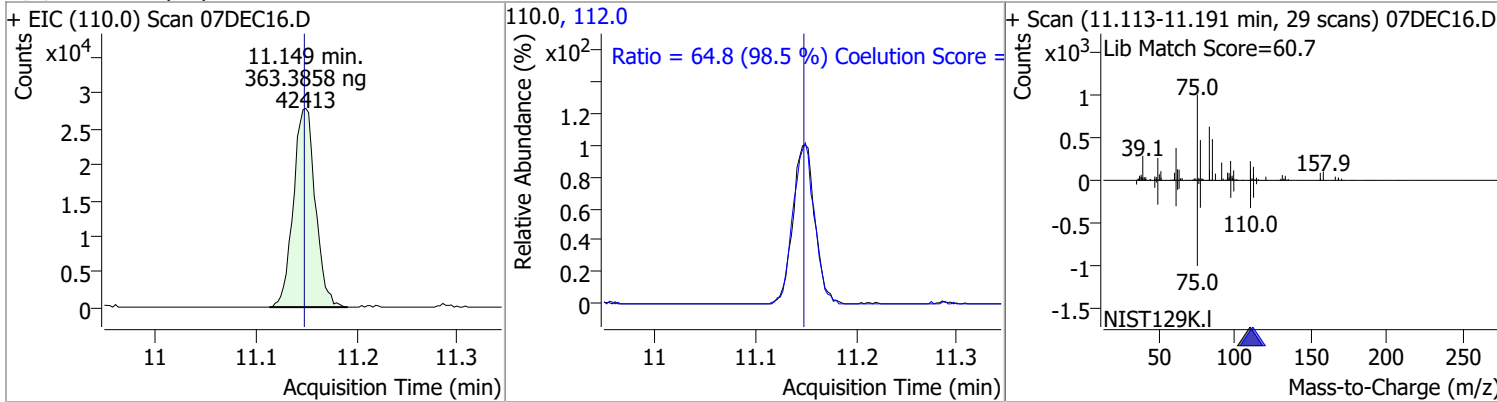
Compound	Conc.	RT	Dev(Min)	Resp.	QIon	QRatio	Lower	Upper
Bromobenzene	383.0743	11.09	0.00	296253	77.0	148.4	123.2	183.2
					158.0	96.7	66.2	126.2



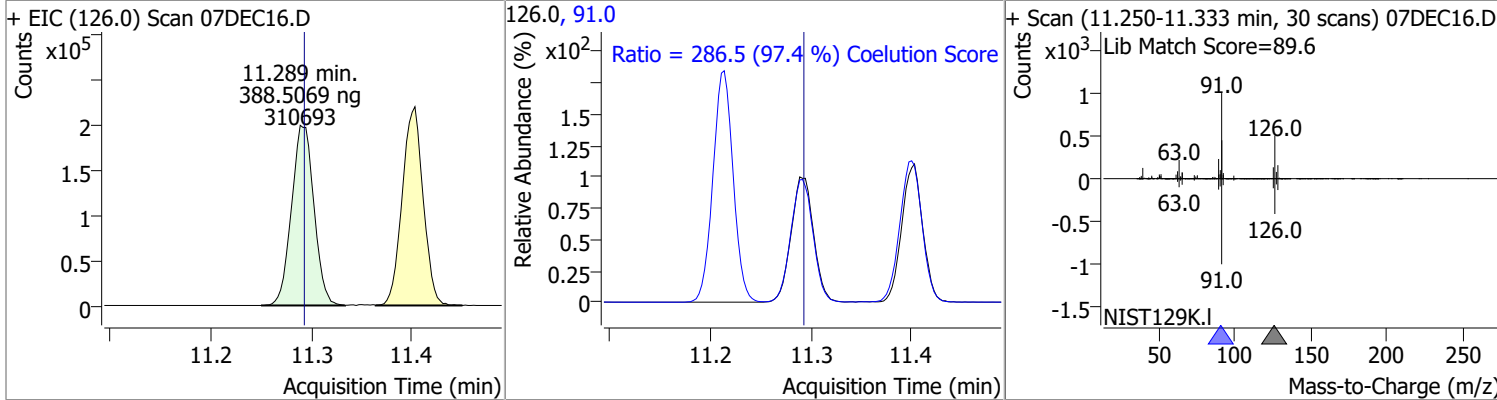
Compound	Conc.	RT	Dev(Min)	Resp.	QIon	QRatio	Lower	Upper
1,1,2,2-Tetrachloroethane	378.2637	11.11	0.00	167577	85.0	64.3	33.2	93.2



Compound	Conc.	RT	Dev(Min)	Resp.	QIon	QRatio	Lower	Upper
1,2,3-Trichloropropane	363.3858	11.15	0.00	42413	112.0	64.8	35.8	95.8



Compound	Conc.	RT	Dev(Min)	Resp.	QIon	QRatio	Lower	Upper
2-Chlorotoluene	388.5069	11.29	0.00	310693	91.0	286.5	264.1	324.1

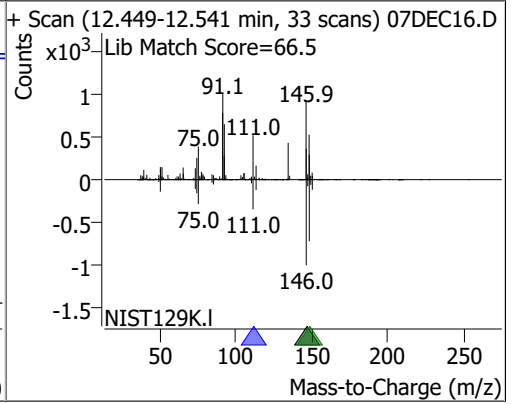
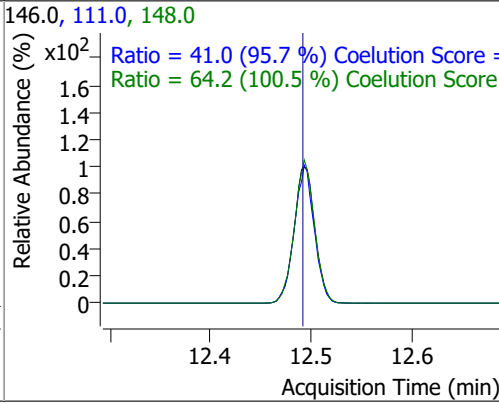
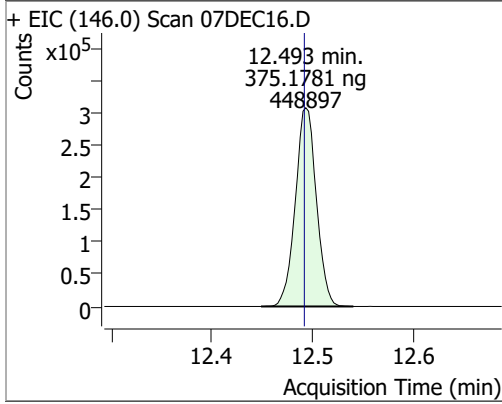


Quantitation Results Report (QT Reviewed)

Compound	Conc.	RT	Dev(Min)	Resp.	QIon	QRatio	Lower	Upper
4-Chlorotoluene	395.3611	11.40	0.00	1021280	126.0	31.3	0.4	60.4
+ EIC (91.0) Scan 07DEC16.D			91.0, 126.0			+ Scan (11.358-11.453 min, 35 scans) 07DEC16.D		
1,3-Dichlorobenzene	379.6352	12.03	0.00	536733	148.0	64.2	34.5	94.5
+ EIC (146.0) Scan 07DEC16.D			146.0, 111.0, 148.0			+ Scan (11.994-12.078 min, 31 scans) 07DEC16.D		
1,4-Dichlorobenzene	369.0537	12.12	0.00	539030	148.0	64.4	34.0	94.0
+ EIC (146.0) Scan 07DEC16.D			146.0, 111.0, 148.0			+ Scan (12.078-12.167 min, 32 scans) 07DEC16.D		

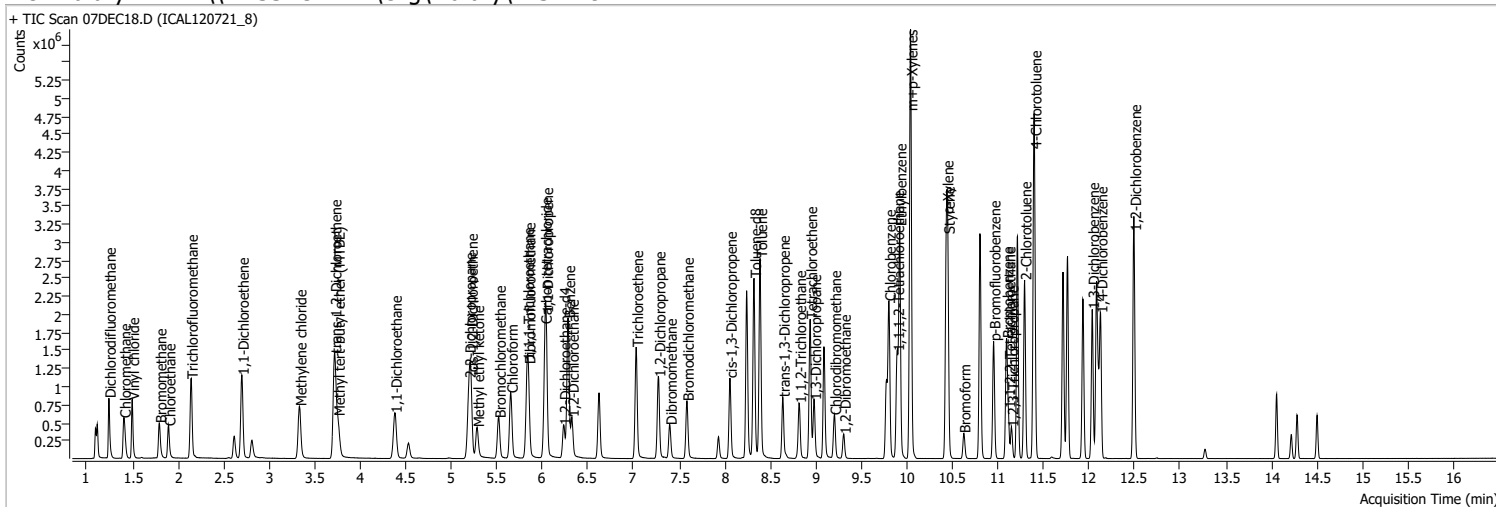
Quantitation Results Report (QT Reviewed)

Compound	Conc.	RT	Dev(Min)	Resp.	QIon	QRatio	Lower	Upper
1,2-Dichlorobenzene	375.1781	12.49	0.00	448897	148.0	64.2	33.8	93.8
					111.0	41.0	12.8	72.8



Quantitation Results Report (QT Reviewed)

Data File	07DEC18.D	Operator	MSC
Acq. Method	5975CACQF.M	Acq. Date-Time	12/7/2021 6:15:44 PM
Sample Name	ICAL120721_8	Instrument	VOA5975C
Vial	18	Multiplier	1.00
DA Method File	VOA5975C_8260B_SHT_DoD_L4_120721.m	Comment	
Tune File	BFB_Atune3.u	Tune Date	10/11/2021 4:02:00 PM
Batch Name	VG120721_8260B_624pt1_L4.batch.bin	Last Calib Update	12/13/2021 2:48:18 PM
Ref Library	\\MASSHUNTER\Org\Library\NIST129K.I		



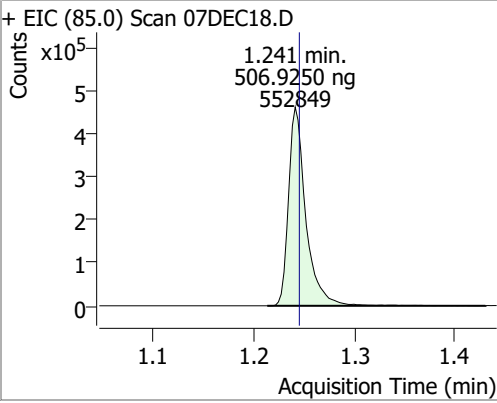
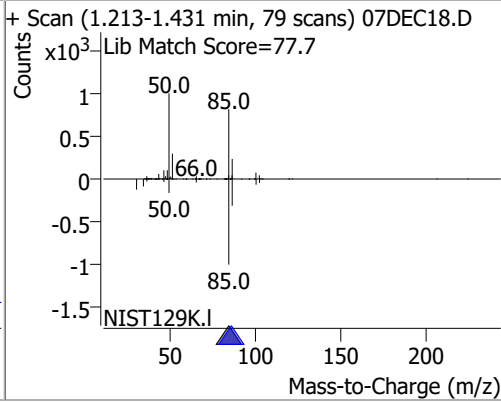
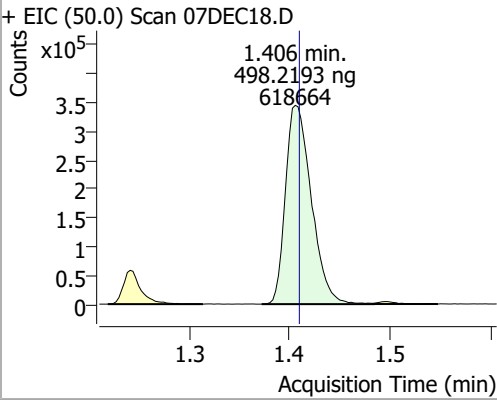
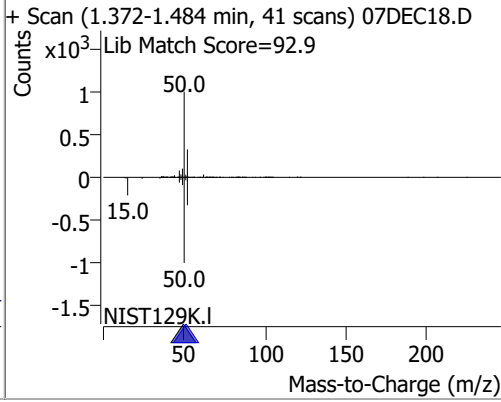
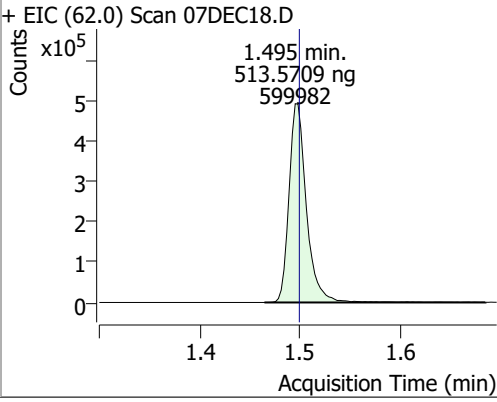
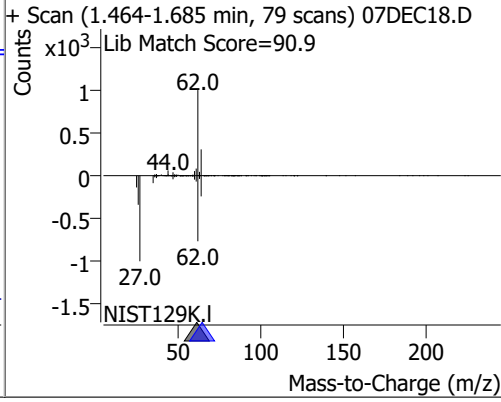
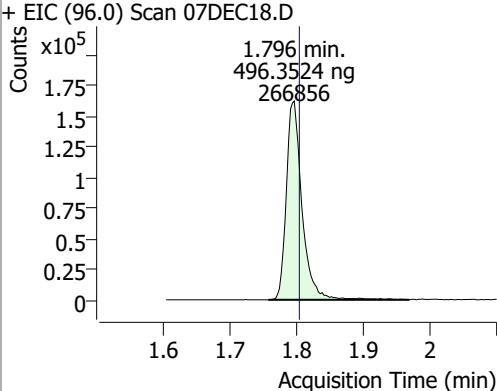
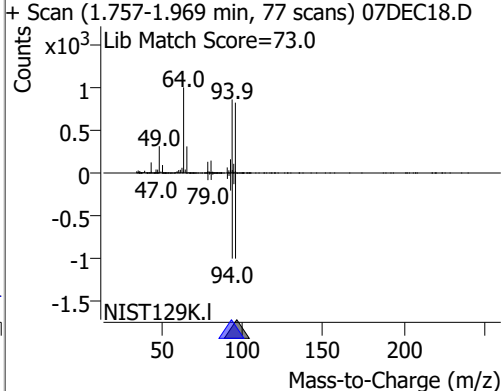
Compound	RT	QIon	Resp.	Conc.	Units	Dev(Min)
Internal Standards						
M Fluorobenzene	6.620	96.0	762749	250.0000	ng	0.000
M Chlorobenzene-d5	9.772	82.0	286731	250.0000	ng	-0.003
M 1,4-Dichlorobenzene-d4	12.103	152.0	234486	250.0000	ng	0.003
System Monitoring Compounds						
S Dibromofluoromethane	5.845	113.0	377296	504.7134	ng	-0.006
Spiked Amount: 250.000	Range: 80.0 - 119.0%			Recovery = 201.89%	*	
S 1,2-Dichloroethane-d4	6.230	67.0	165139	484.0611	ng	0.000
Spiked Amount: 250.000	Range: 81.0 - 118.0%			Recovery = 193.62%	*	
S Toluene-d8	8.322	98.0	1523079	528.4185	ng	0.003
Spiked Amount: 250.000	Range: 89.0 - 112.0%			Recovery = 211.37%	*	
S p-Bromofluorobenzene	10.951	95.0	466348	519.7546	ng	0.000
Spiked Amount: 250.000	Range: 85.0 - 114.0%			Recovery = 207.90%	*	
Target Compounds						
T Dichlorodifluoromethane	1.241	85.0	552849	506.9250	ng	99
T Chloromethane	1.406	50.0	618664	498.2193	ng	100
T Vinyl chloride	1.495	62.0	599982	513.5709	ng	99
T Bromomethane	1.796	96.0	266856	496.3524	ng	100
T Chloroethane	1.894	64.0	319838	495.5729	ng	100
T Trichlorofluoromethane	2.142	101.0	775738	508.4626	ng	99
T 1,1-Dichloroethene	2.700	96.0	408810	517.8048	ng	97
T Methylene chloride	3.333	49.0	534822	478.4654	ng	96
T trans-1,2-Dichloroethene	3.717	96.0	408143	517.4432	ng	98
T Methyl tert-butyl ether (MTBE)	3.754	73.0	528043	522.7070	ng	98
T 1,1-Dichloroethane	4.378	63.0	771450	515.9105	ng	99
T 2,2-Dichloropropane	5.193	77.0	561289	512.6785	ng	90
T cis-1,2-Dichloroethene	5.215	96.0	429832	525.4952	ng	100
T Methyl ethyl ketone	5.282	43.0	585156	5381.3791	ng	97
T Bromochloromethane	5.522	128.0	155709	505.6780	ng	93
T Chloroform	5.653	83.0	729150	494.2168	ng	100

Quantitation Results Report (QT Reviewed)

Compound	RT	QIon	Resp.	Conc.	Units	Dev(Min)
T 1,1,1-Trichloroethane	5.831	97.0	734165	527.4061	ng	97
T Carbon tetrachloride	6.026	117.0	720325	527.3747	ng	99
T 1,1-Dichloropropene	6.040	75.0	663496	540.7637	ng	99
T Benzene	6.280	78.0	1621497	522.5306	ng	100
T 1,2-Dichloroethane	6.322	62.0	423120	521.6739	ng	97
T Trichloroethene	7.028	95.0	473683	521.0033	ng	100
T 1,2-Dichloropropane	7.273	63.0	409995	535.2622	ng	99
T Dibromomethane	7.399	93.0	161342	513.1064	ng	98
T Bromodichloromethane	7.585	83.0	469832	527.4823	ng	98
T cis-1,3-Dichloropropene	8.057	75.0	547890	553.8254	ng	99
T Toluene	8.388	92.0	1020302	538.4218	ng	100
T trans-1,3-Dichloropropene	8.637	75.0	393301	555.6555	ng	99
T 1,1,2-Trichloroethane	8.818	83.0	189312	513.4740	ng	98
T Tetrachloroethene	8.938	163.8	400826	533.7777	ng	99
T 1,3-Dichloropropane	8.982	76.0	386031	524.9287	ng	98
T Chlorodibromomethane	9.203	129.0	296725	533.1402	ng	98
T 1,2-Dibromoethane	9.306	107.0	207251	517.0684	ng	97
T Chlorobenzene	9.802	112.0	1068720	522.4287	ng	100
T 1,1,1,2-Tetrachloroethane	9.892	131.0	368050	528.9124	ng	99
T Ethylbenzene	9.919	91.0	1991113	546.6304	ng	99
T m+p-Xylenes	10.039	106.0	1546203	1113.2838	ng	99
T o-Xylene	10.433	106.0	691749	570.7998	ng	99
T Styrene	10.449	104.0	1125139	570.0879	ng	99
T Bromoform	10.622	172.5	152589	518.3960	ng	99
T Bromobenzene	11.093	156.0	407967	525.5638	ng	97
T 1,1,2,2-Tetrachloroethane	11.113	83.0	229595	516.3246	ng	100
T 1,2,3-Trichloropropane	11.146	110.0	58687	500.9461	ng	97
T 2-Chlorotoluene	11.291	126.0	425569	530.1727	ng	95
T 4-Chlorotoluene	11.400	91.0	1409492	543.6154	ng	99
T 1,3-Dichlorobenzene	12.033	146.0	742614	523.3008	ng	98
T 1,4-Dichlorobenzene	12.125	146.0	734070	500.7192	ng	99
T 1,2-Dichlorobenzene	12.493	146.0	610796	508.5890	ng	98

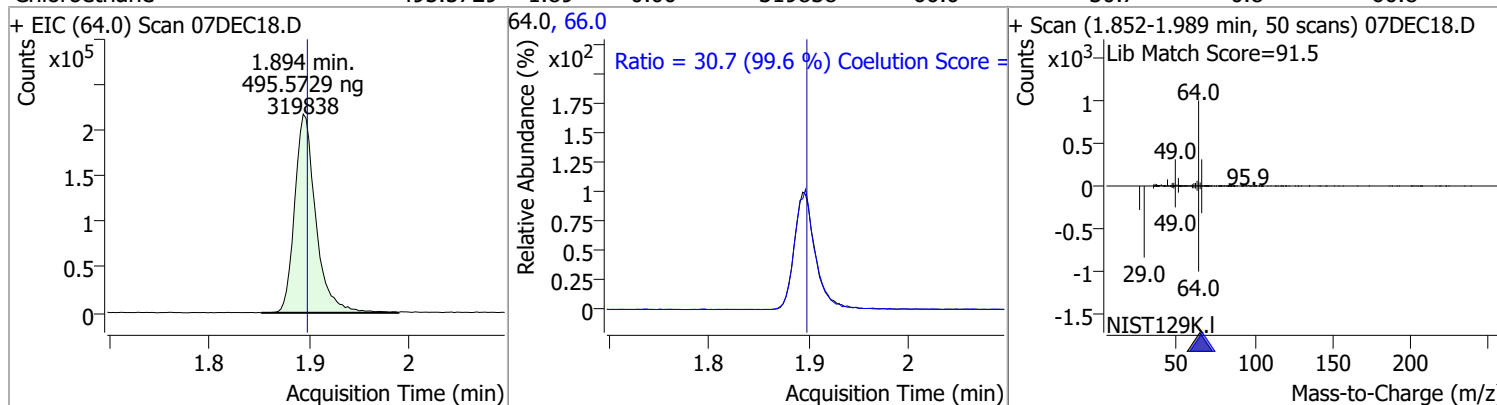
(#) = Qualifier Out of Range; (m) = Manual Integration; (+) = Area Summed; (*) = Surrogate Percent Recovery Out of Range; (d): Zeroed Peak

Quantitation Results Report (QT Reviewed)

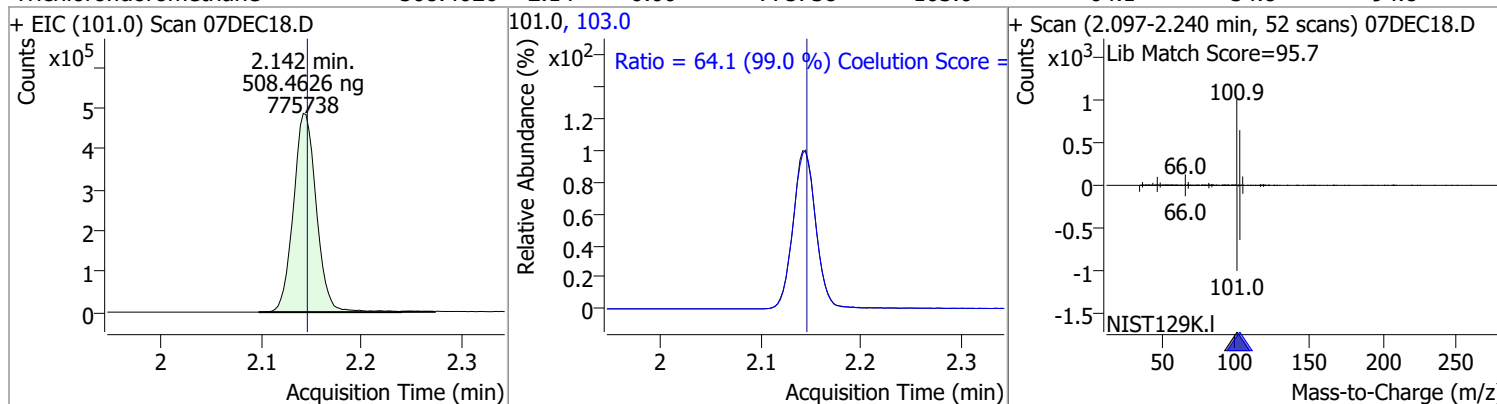
Compound	Conc.	RT	Dev(Min)	Resp.	QIon	QRatio	Lower	Upper
Dichlorodifluoromethane	506.9250	1.24	0.00	552849	87.0	32.4	2.0	62.0
+ EIC (85.0) Scan 07DEC18.D			85.0, 87.0			+ Scan (1.213-1.431 min, 79 scans) 07DEC18.D		
	1.241 min. 506.9250 ng 552849		Ratio = 32.4 (101.0 %) Coelution Score					
						Lib Match Score=77.7		
Chloromethane	498.2193	1.41	0.00	618664	52.0	32.9	2.7	62.7
+ EIC (50.0) Scan 07DEC18.D			50.0, 52.0			+ Scan (1.372-1.484 min, 41 scans) 07DEC18.D		
	1.406 min. 498.2193 ng 618664		Ratio = 32.9 (100.6 %) Coelution Score					
						Lib Match Score=92.9		
Vinyl chloride	513.5709	1.49	0.00	599982	64.0	31.0	1.6	61.6
+ EIC (62.0) Scan 07DEC18.D			62.0, 64.0			+ Scan (1.464-1.685 min, 79 scans) 07DEC18.D		
	1.495 min. 513.5709 ng 599982		Ratio = 31.0 (98.0 %) Coelution Score					
						Lib Match Score=90.9		
Bromomethane	496.3524	1.80	-0.01	266856	94.0	106.0	76.0	136.0
+ EIC (96.0) Scan 07DEC18.D			96.0, 94.0			+ Scan (1.757-1.969 min, 77 scans) 07DEC18.D		
	1.796 min. 496.3524 ng 266856		Ratio = 106.0 (99.9 %) Coelution Score					
						Lib Match Score=73.0		

Quantitation Results Report (QT Reviewed)

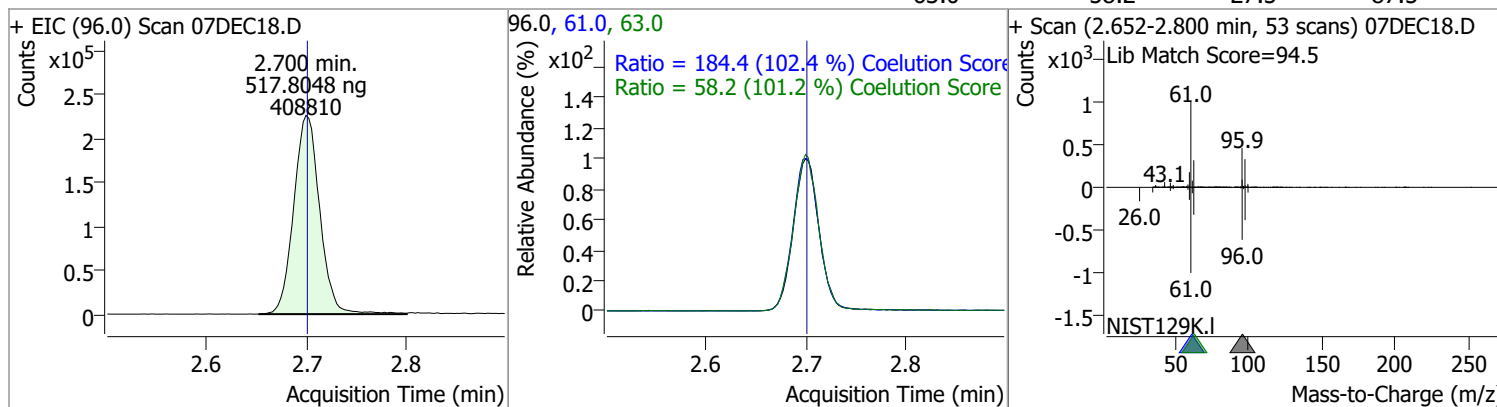
Compound	Conc.	RT	Dev(Min)	Resp.	QIon	QRatio	Lower	Upper
Chloroethane	495.5729	1.89	0.00	319838	66.0	30.7	0.8	60.8



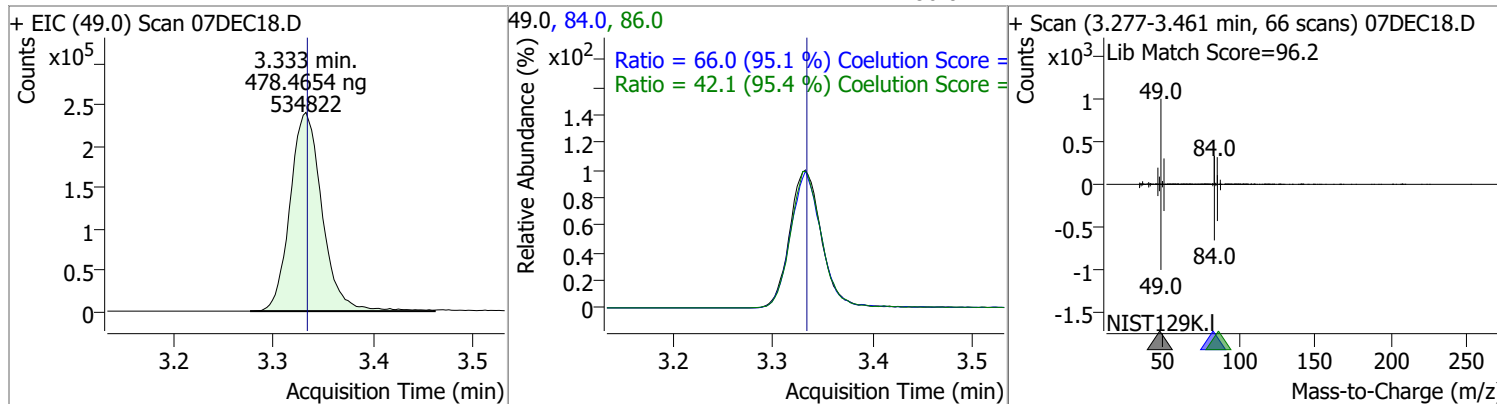
Compound	Conc.	RT	Dev(Min)	Resp.	QIon	QRatio	Lower	Upper
Trichlorofluoromethane	508.4626	2.14	0.00	775738	103.0	64.1	34.8	94.8



Compound	Conc.	RT	Dev(Min)	Resp.	QIon	QRatio	Lower	Upper
1,1-Dichloroethene	517.8048	2.70	0.00	408810	61.0	184.4	150.1	210.1
					63.0	58.2	27.5	87.5

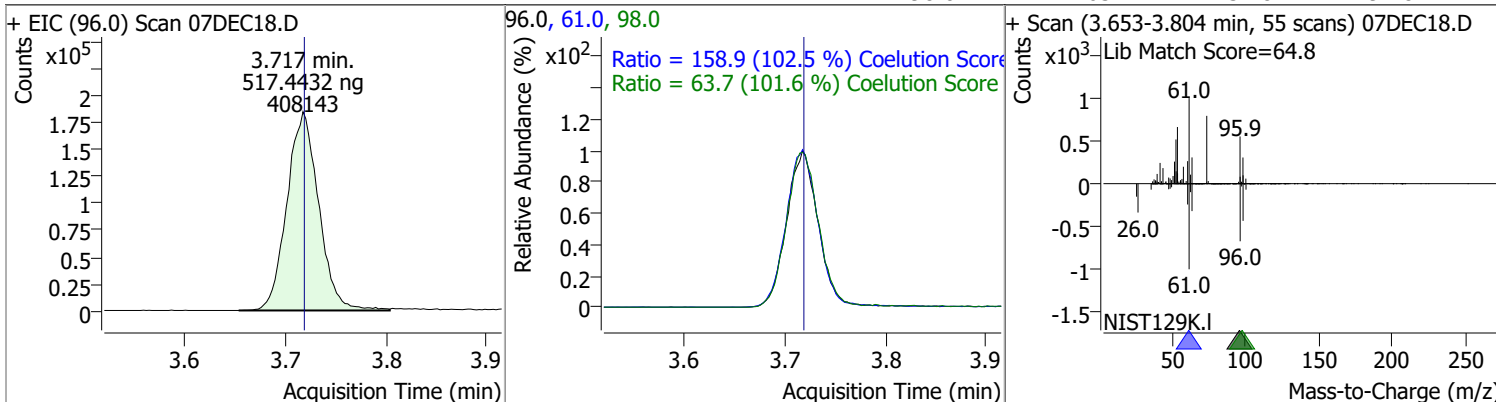


Compound	Conc.	RT	Dev(Min)	Resp.	QIon	QRatio	Lower	Upper
Methylene chloride	478.4654	3.33	0.00	534822	84.0	66.0	39.4	99.4
					86.0	42.1	14.1	74.1

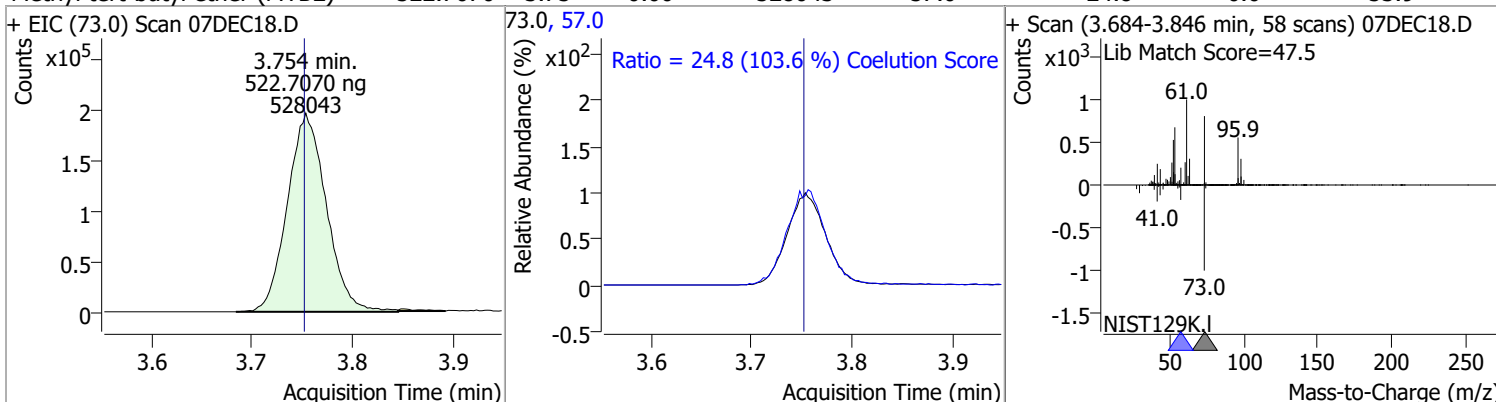


Quantitation Results Report (QT Reviewed)

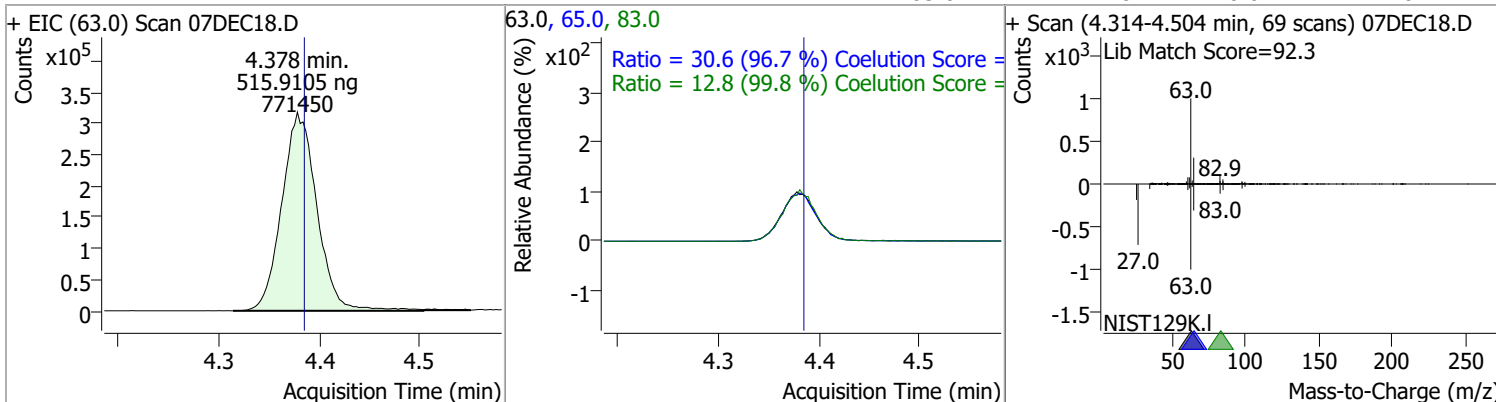
Compound	Conc.	RT	Dev(Min)	Resp.	QIon	QRatio	Lower	Upper
trans-1,2-Dichloroethene	517.4432	3.72	0.00	408143	61.0	158.9	125.1	185.1
					98.0	63.7	32.8	92.8



Compound	Conc.	RT	Dev(Min)	Resp.	QIon	QRatio	Lower	Upper
Methyl tert-butyl ether (MTBE)	522.7070	3.75	0.00	528043	57.0	24.8	0.0	53.9

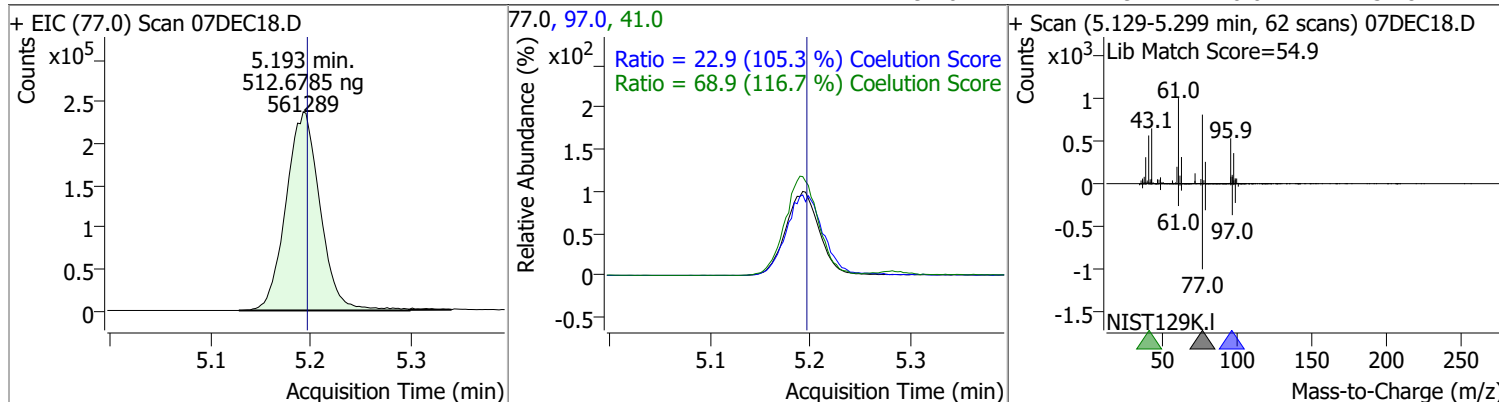


Compound	Conc.	RT	Dev(Min)	Resp.	QIon	QRatio	Lower	Upper
1,1-Dichloroethane	515.9105	4.38	-0.01	771450	65.0	30.6	1.7	61.7
					83.0	12.8	0.0	42.8

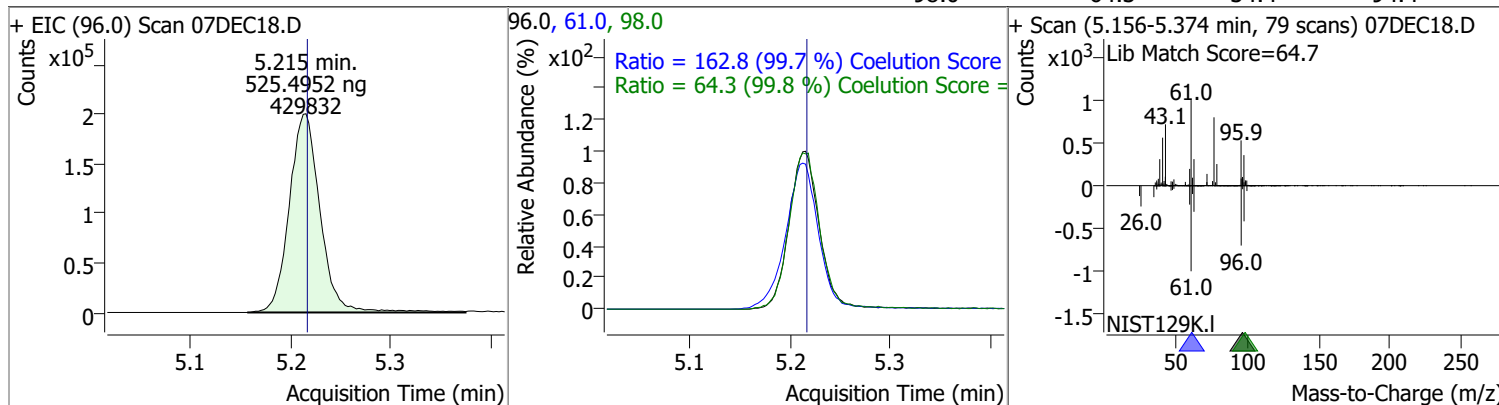


Quantitation Results Report (QT Reviewed)

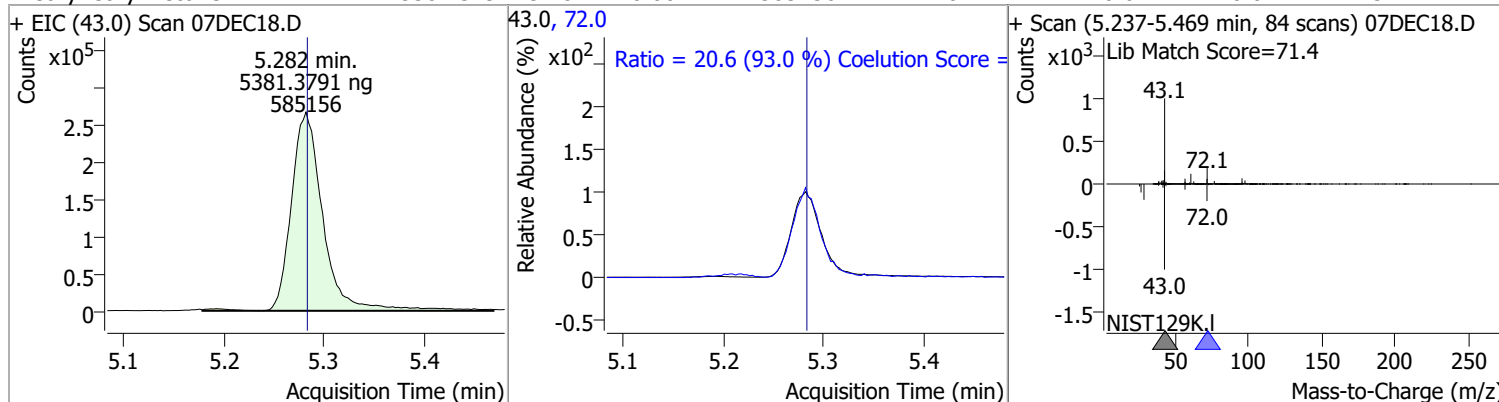
Compound	Conc.	RT	Dev(Min)	Resp.	QIon	QRatio	Lower	Upper
2,2-Dichloropropane	512.6785	5.19	0.00	561289	41.0	68.9	29.0	89.0
					97.0	22.9	0.0	51.8



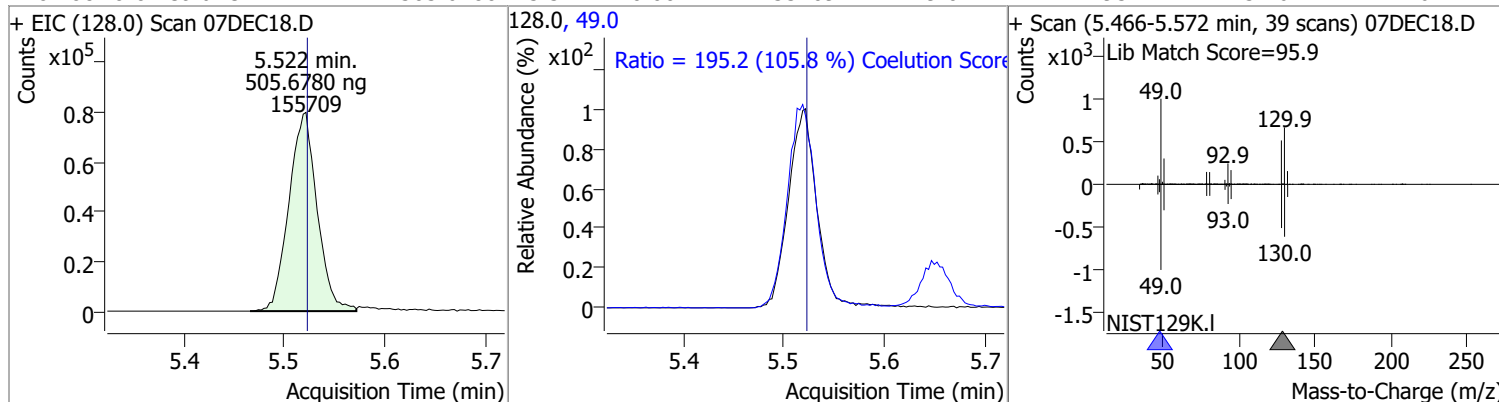
Compound	Conc.	RT	Dev(Min)	Resp.	QIon	QRatio	Lower	Upper
cis-1,2-Dichloroethene	525.4952	5.21	0.00	429832	61.0	162.8	133.3	193.3
					98.0	64.3	34.4	94.4



Compound	Conc.	RT	Dev(Min)	Resp.	QIon	QRatio	Lower	Upper
Methyl ethyl ketone	5381.3791	5.28	0.00	585156	72.0	20.6	0.0	52.2

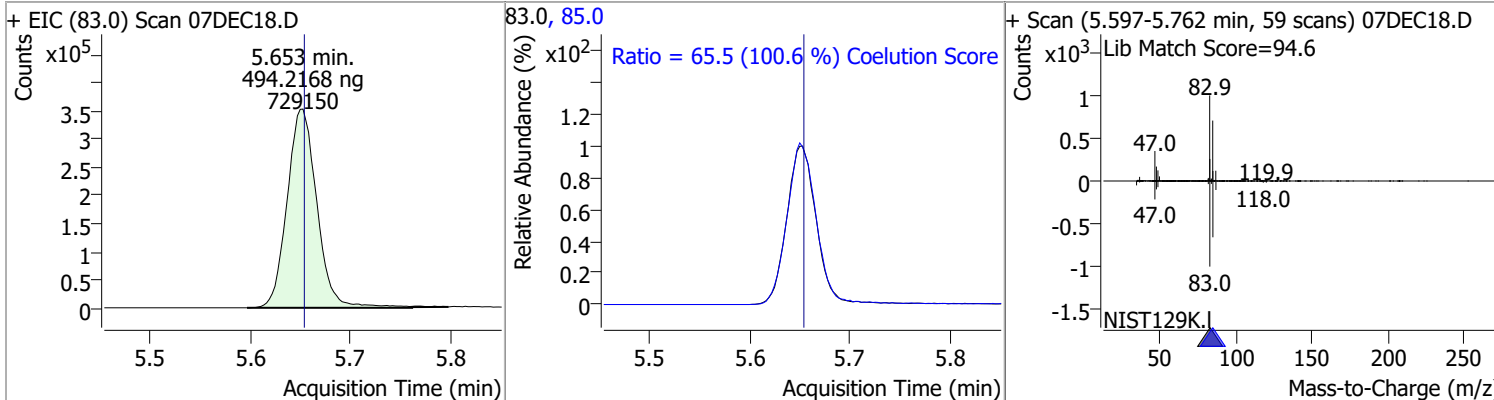


Compound	Conc.	RT	Dev(Min)	Resp.	QIon	QRatio	Lower	Upper
Bromochloromethane	505.6780	5.52	0.00	155709	49.0	195.2	154.6	214.6

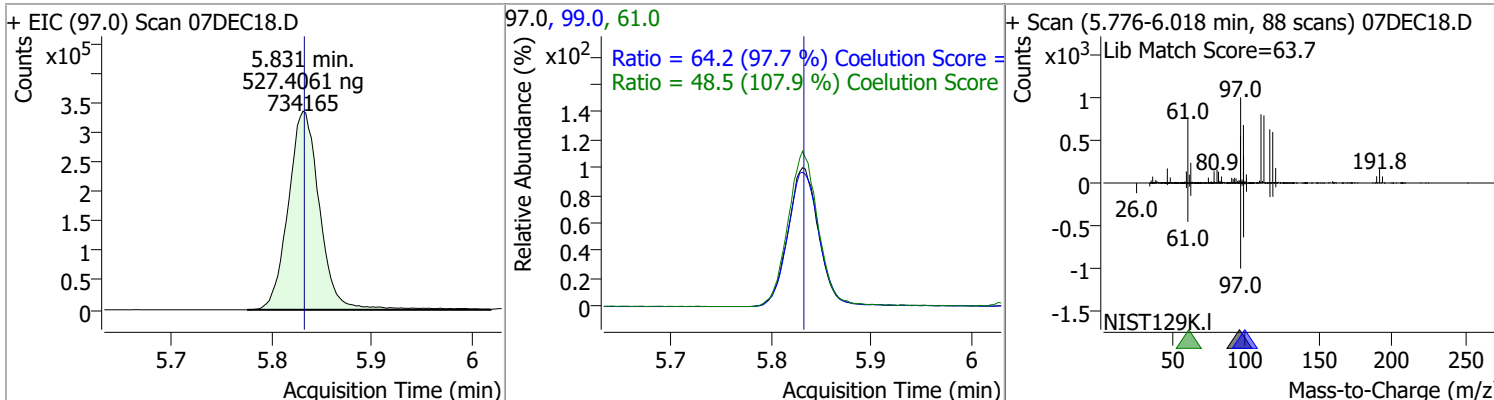


Quantitation Results Report (QT Reviewed)

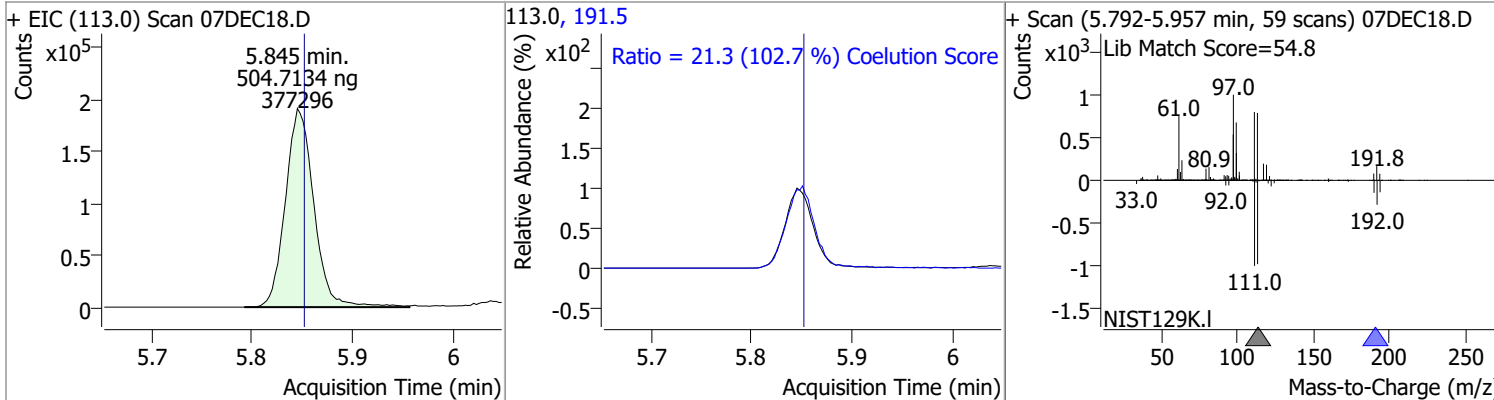
Compound	Conc.	RT	Dev(Min)	Resp.	QIon	QRatio	Lower	Upper
Chloroform	494.2168	5.65	0.00	729150	85.0	65.5	35.1	95.1



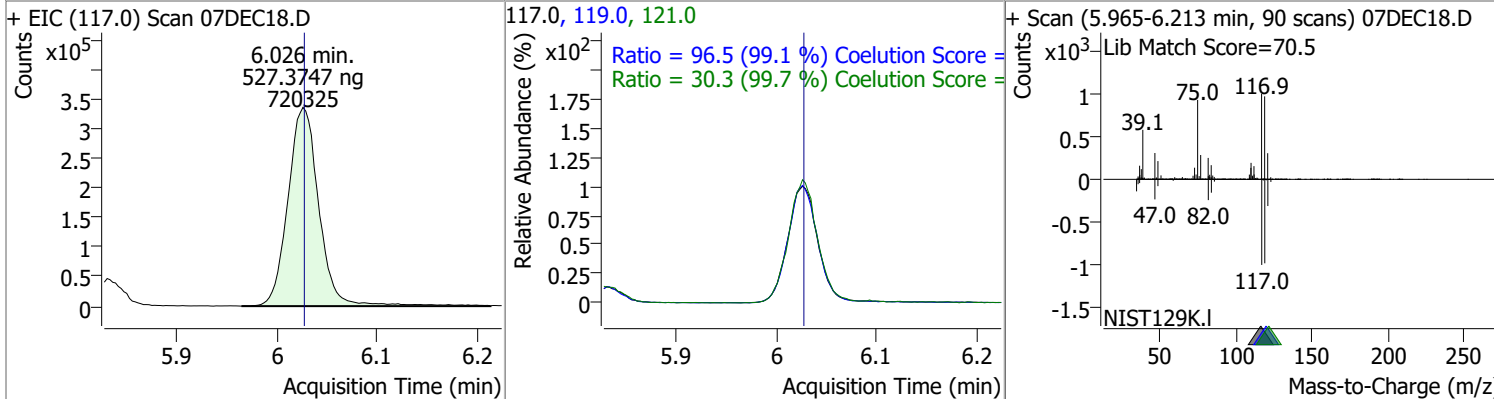
Compound	Conc.	RT	Dev(Min)	Resp.	QIon	QRatio	Lower	Upper
1,1,1-Trichloroethane	527.4061	5.83	0.00	734165	99.0	64.2	35.7	95.7
					61.0	48.5	15.0	75.0



Compound	Conc.	RT	Dev(Min)	Resp.	QIon	QRatio	Lower	Upper
Dibromofluoromethane	504.7134	5.85	-0.01	377296	191.5	21.3	0.0	50.7

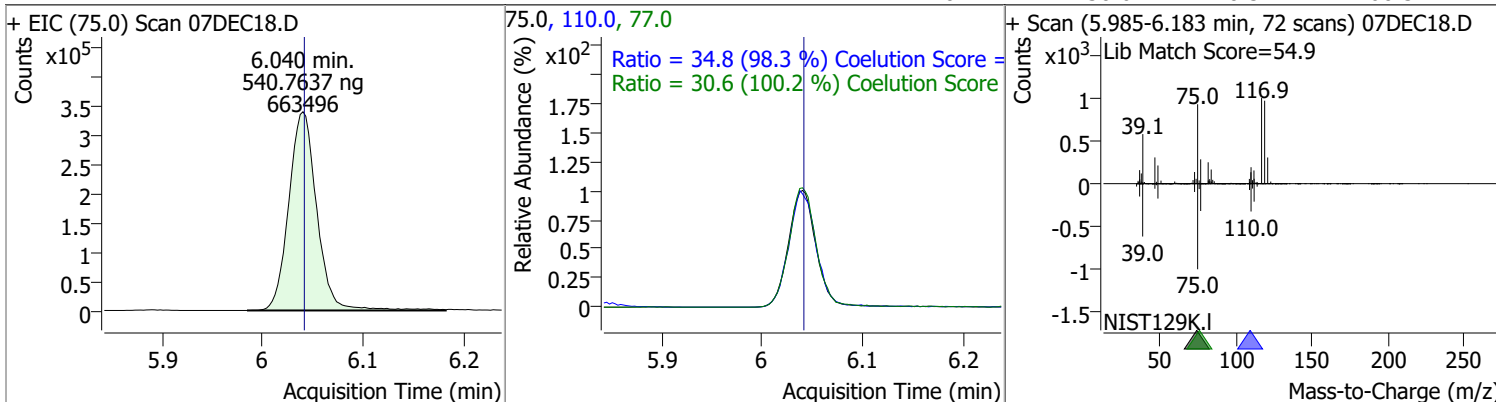


Compound	Conc.	RT	Dev(Min)	Resp.	QIon	QRatio	Lower	Upper
Carbon tetrachloride	527.3747	6.03	0.00	720325	119.0	96.5	67.5	127.5
					121.0	30.3	0.4	60.4

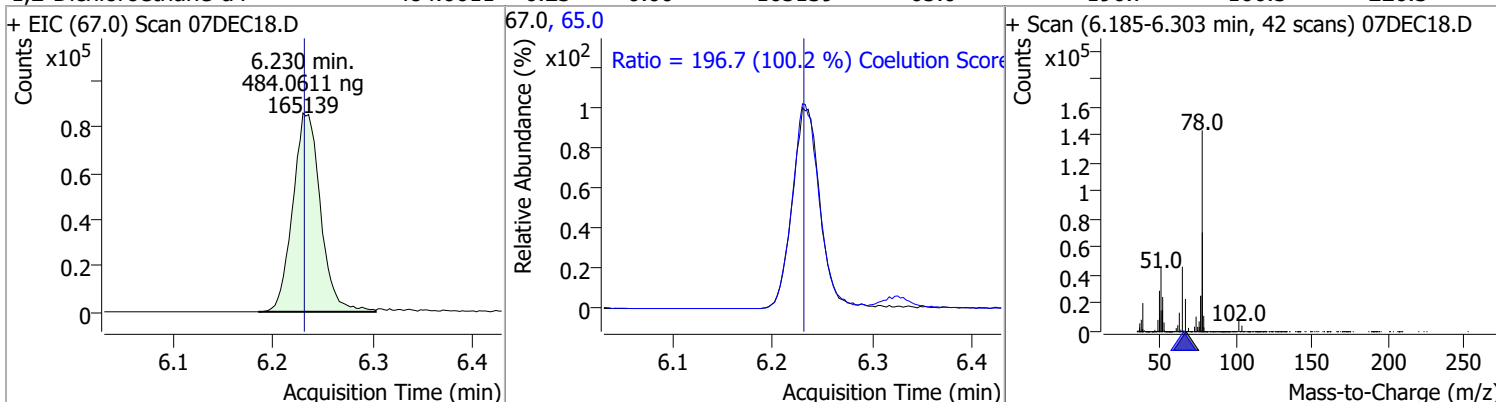


Quantitation Results Report (QT Reviewed)

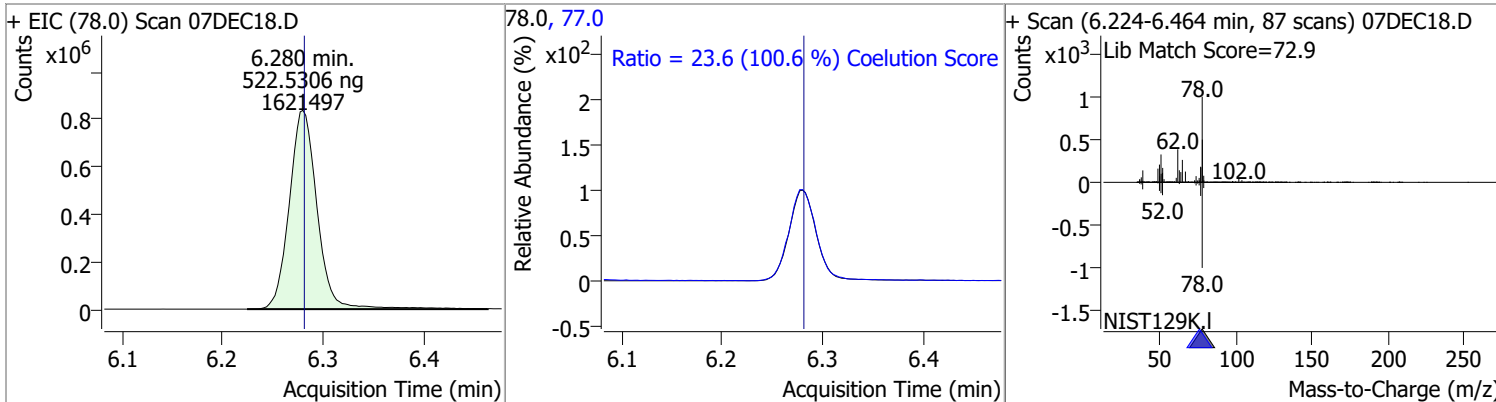
Compound	Conc.	RT	Dev(Min)	Resp.	QIon	QRatio	Lower	Upper
1,1-Dichloropropene	540.7637	6.04	0.00	663496	110.0	34.8	5.4	65.4
					77.0	30.6	0.5	60.5



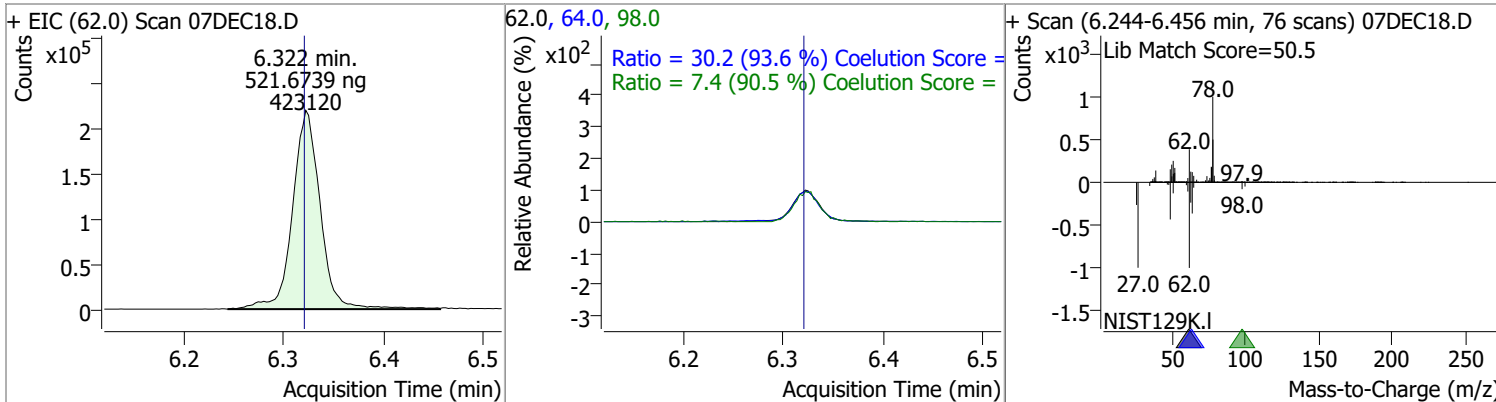
Compound	Conc.	RT	Dev(Min)	Resp.	QIon	QRatio	Lower	Upper
1,2-Dichloroethane-d4	484.0611	6.23	0.00	165139	65.0	196.7	166.3	226.3



Compound	Conc.	RT	Dev(Min)	Resp.	QIon	QRatio	Lower	Upper
Benzene	522.5306	6.28	0.00	1621497	77.0	23.6	0.0	53.5

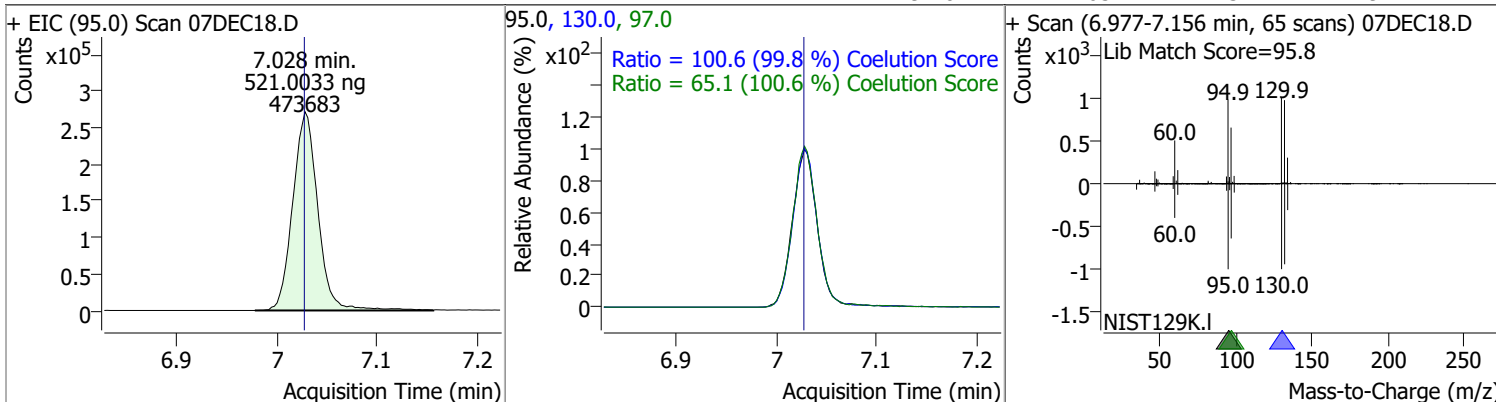


Compound	Conc.	RT	Dev(Min)	Resp.	QIon	QRatio	Lower	Upper
1,2-Dichloroethane	521.6739	6.32	0.00	423120	64.0	30.2	2.3	62.3
					98.0	7.4	0.0	38.2

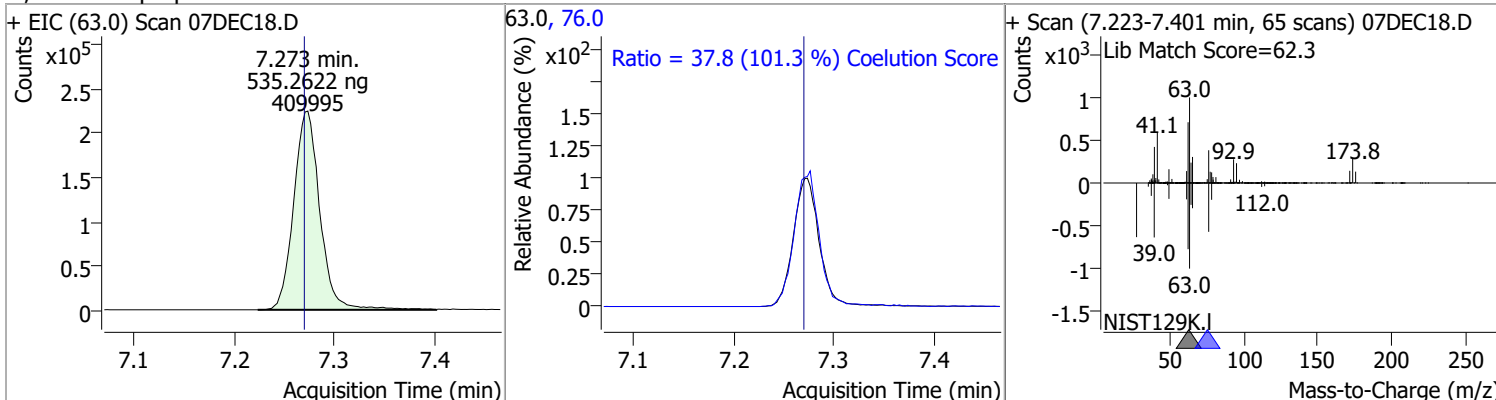


Quantitation Results Report (QT Reviewed)

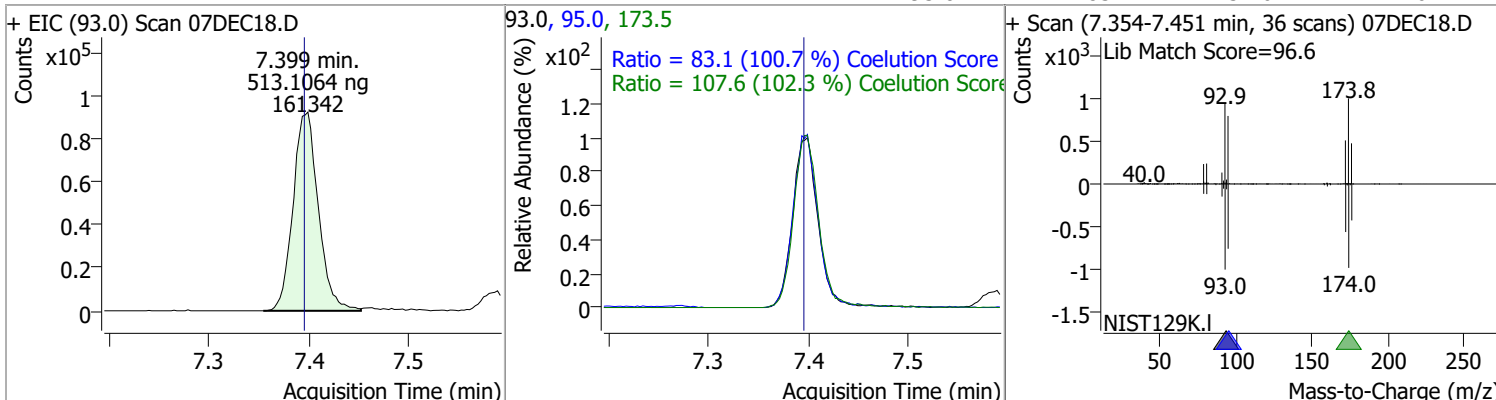
Compound	Conc.	RT	Dev(Min)	Resp.	QIon	QRatio	Lower	Upper
Trichloroethene	521.0033	7.03	0.00	473683	130.0	100.6	70.8	130.8
					97.0	65.1	34.7	94.7



Compound	Conc.	RT	Dev(Min)	Resp.	QIon	QRatio	Lower	Upper
1,2-Dichloropropane	535.2622	7.27	0.00	409995	76.0	37.8	7.3	67.3

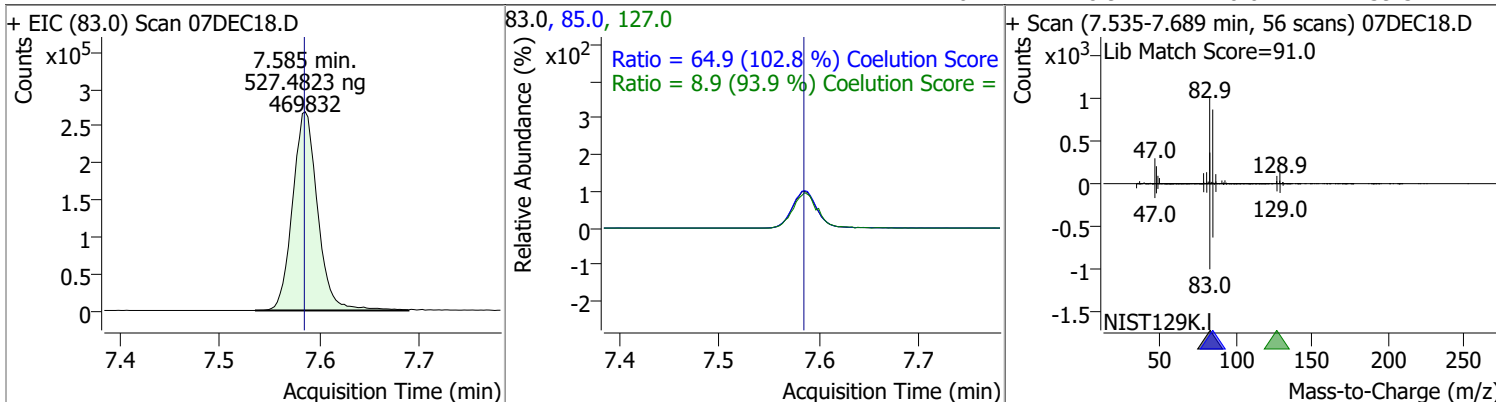


Compound	Conc.	RT	Dev(Min)	Resp.	QIon	QRatio	Lower	Upper
Dibromomethane	513.1064	7.40	0.00	161342	173.5	107.6	75.2	135.2
					95.0	83.1	52.6	112.6

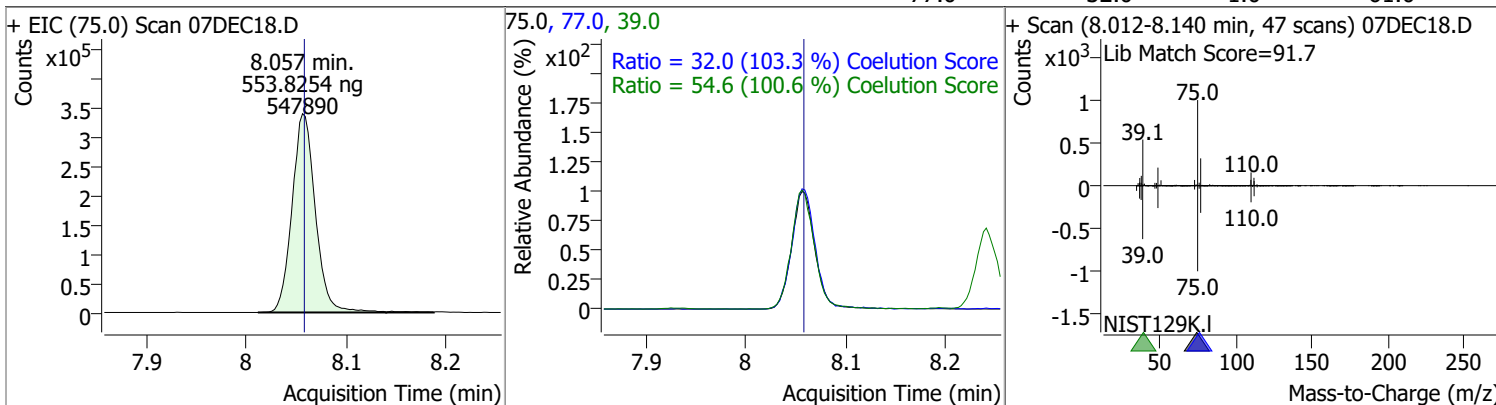


Quantitation Results Report (QT Reviewed)

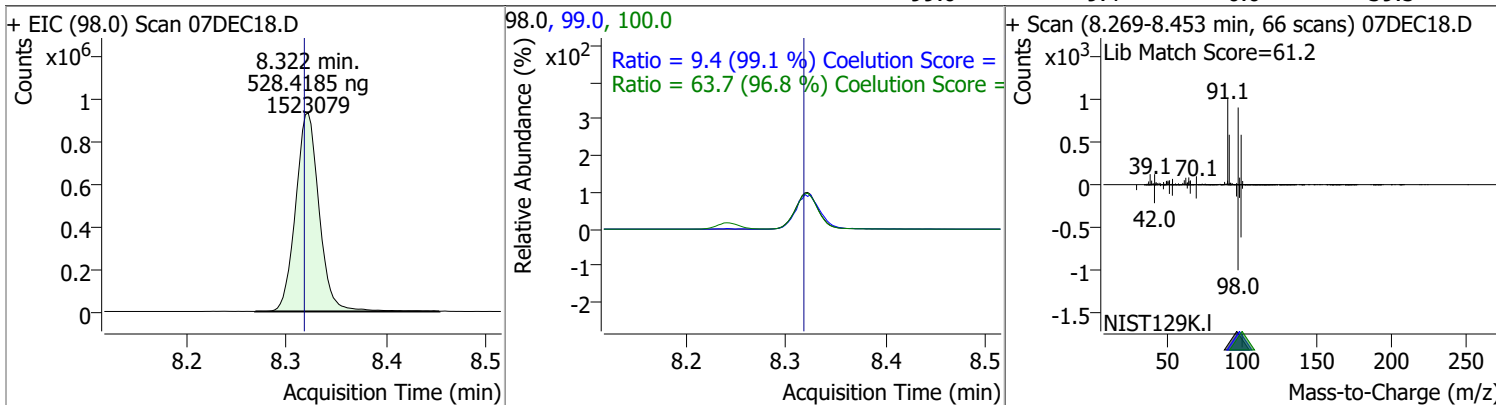
Compound	Conc.	RT	Dev(Min)	Resp.	QIon	QRatio	Lower	Upper
Bromodichloromethane	527.4823	7.59	0.00	469832	85.0	64.9	33.1	93.1
					127.0	8.9	0.0	39.5



Compound	Conc.	RT	Dev(Min)	Resp.	QIon	QRatio	Lower	Upper
cis-1,3-Dichloropropene	553.8254	8.06	0.00	547890	39.0	54.6	24.3	84.3
					77.0	32.0	1.0	61.0



Compound	Conc.	RT	Dev(Min)	Resp.	QIon	QRatio	Lower	Upper
Toluene-d8	528.4185	8.32	0.00	1523079	100.0	63.7	35.9	95.9
					99.0	9.4	0.0	39.5

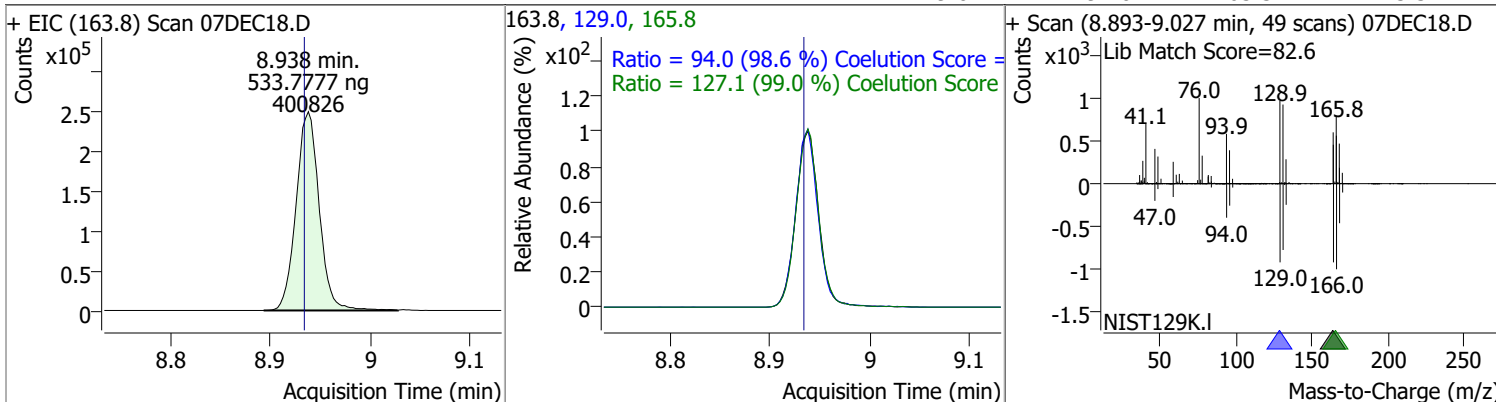


Quantitation Results Report (QT Reviewed)

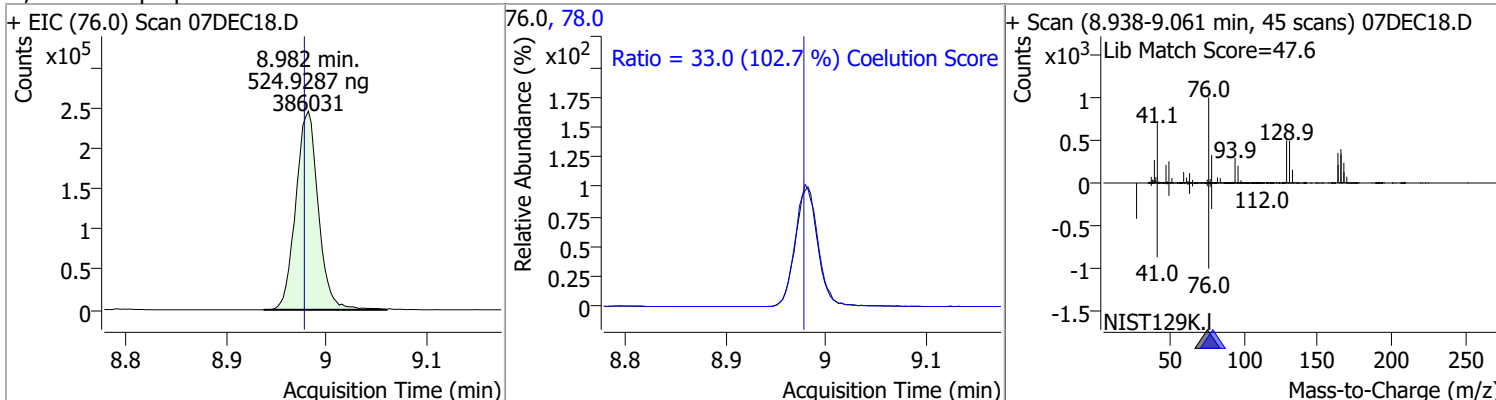
Compound	Conc.	RT	Dev(Min)	Resp.	QIon	QRatio	Lower	Upper
Toluene	538.4218	8.39	0.00	1020302	91.0	174.2	144.3	204.3
+ EIC (92.0) Scan 07DEC18.D			92.0, 91.0			+ Scan (8.341-8.542 min, 72 scans) 07DEC18.D		
trans-1,3-Dichloropropene	555.6555	8.64	0.00	393301	39.0	52.8	22.1	82.1
+ EIC (75.0) Scan 07DEC18.D			75.0, 77.0, 39.0			+ Scan (8.592-8.723 min, 48 scans) 07DEC18.D		
1,1,2-Trichloroethane	513.4740	8.82	0.00	189312	97.0	112.4	84.3	144.3
+ EIC (83.0) Scan 07DEC18.D			83.0, 97.0, 85.0			+ Scan (8.768-8.896 min, 47 scans) 07DEC18.D		

Quantitation Results Report (QT Reviewed)

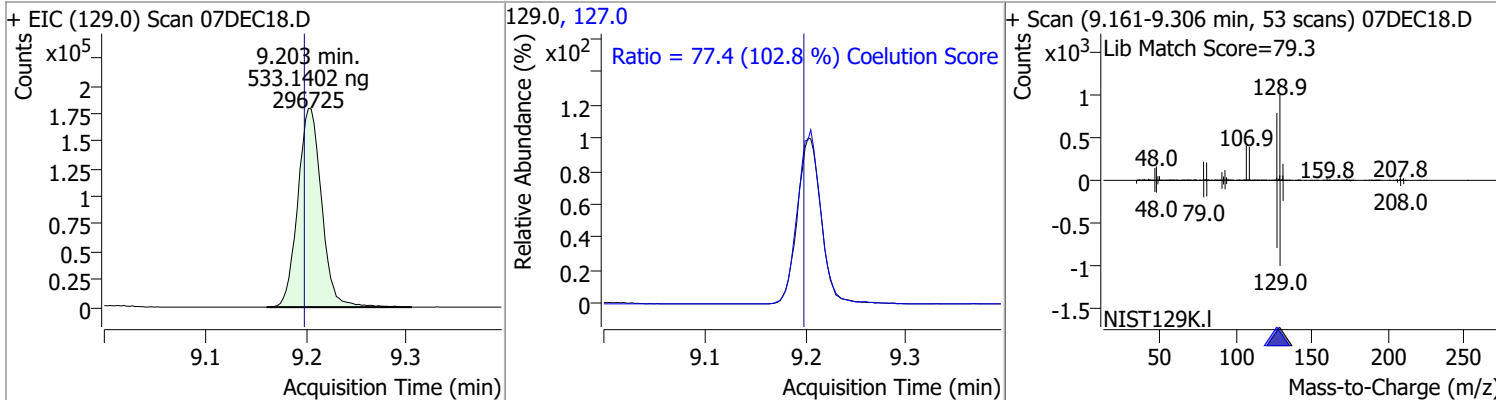
Compound	Conc.	RT	Dev(Min)	Resp.	QIon	QRatio	Lower	Upper
Tetrachloroethene	533.7777	8.94	0.00	400826	165.8	127.1	98.3	158.3
					129.0	94.0	65.3	125.3



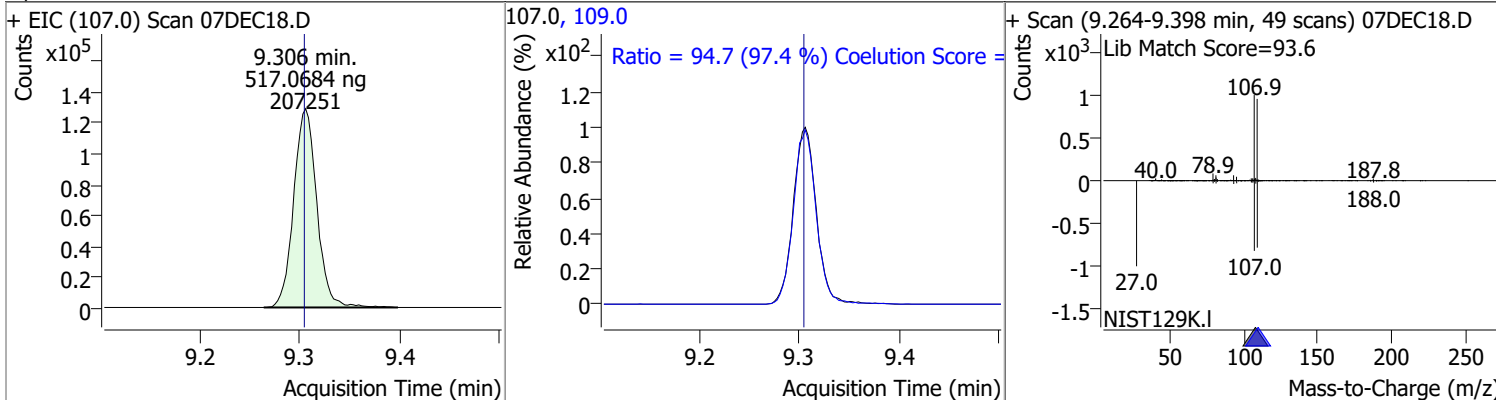
Compound	Conc.	RT	Dev(Min)	Resp.	QIon	QRatio	Lower	Upper
1,3-Dichloropropane	524.9287	8.98	0.00	386031	78.0	33.0	2.1	62.1



Compound	Conc.	RT	Dev(Min)	Resp.	QIon	QRatio	Lower	Upper
Chlorodibromomethane	533.1402	9.20	0.00	296725	127.0	77.4	45.3	105.3



Compound	Conc.	RT	Dev(Min)	Resp.	QIon	QRatio	Lower	Upper
1,2-Dibromoethane	517.0684	9.31	0.00	207251	109.0	94.7	67.2	127.2

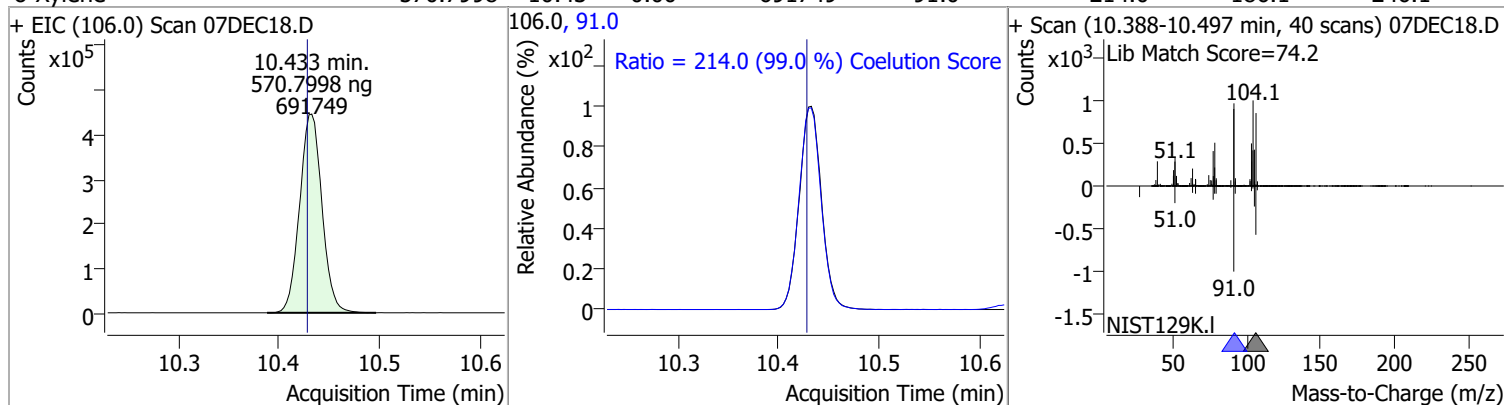


Quantitation Results Report (QT Reviewed)

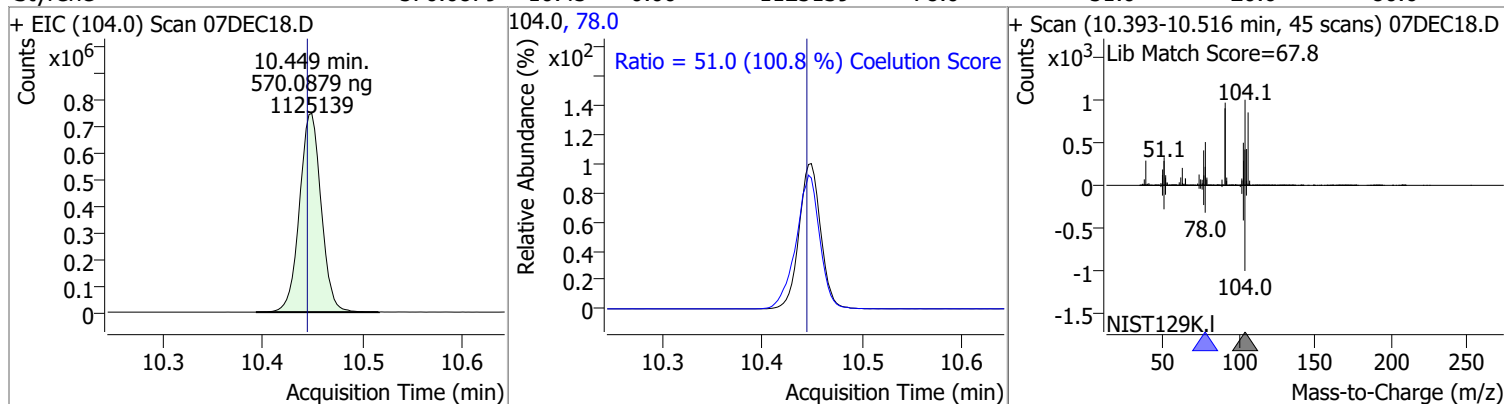
Compound	Conc.	RT	Dev(Min)	Resp.	QIon	QRatio	Lower	Upper
Chlorobenzene	522.4287	9.80	0.00	1068720	114.0	32.4	2.3	62.3
+ EIC (112.0) Scan 07DEC18.D			112.0, 114.0			+ Scan (9.758-9.892 min, 48 scans) 07DEC18.D		
1,1,1,2-Tetrachloroethane	528.9124	9.89	0.00	368050	133.0	96.7	65.7	125.7
+ EIC (131.0) Scan 07DEC18.D			131.0, 133.0			+ Scan (9.847-9.970 min, 45 scans) 07DEC18.D		
Ethylbenzene	546.6304	9.92	0.00	1991113	106.0	31.1	0.7	60.7
+ EIC (91.0) Scan 07DEC18.D			91.0, 106.0			+ Scan (9.872-9.992 min, 44 scans) 07DEC18.D		
m+p-Xylenes	1113.2838	10.04	0.00	1546203	91.0	203.1	175.0	235.0
+ EIC (106.0) Scan 07DEC18.D			106.0, 91.0			+ Scan (9.995-10.115 min, 44 scans) 07DEC18.D		

Quantitation Results Report (QT Reviewed)

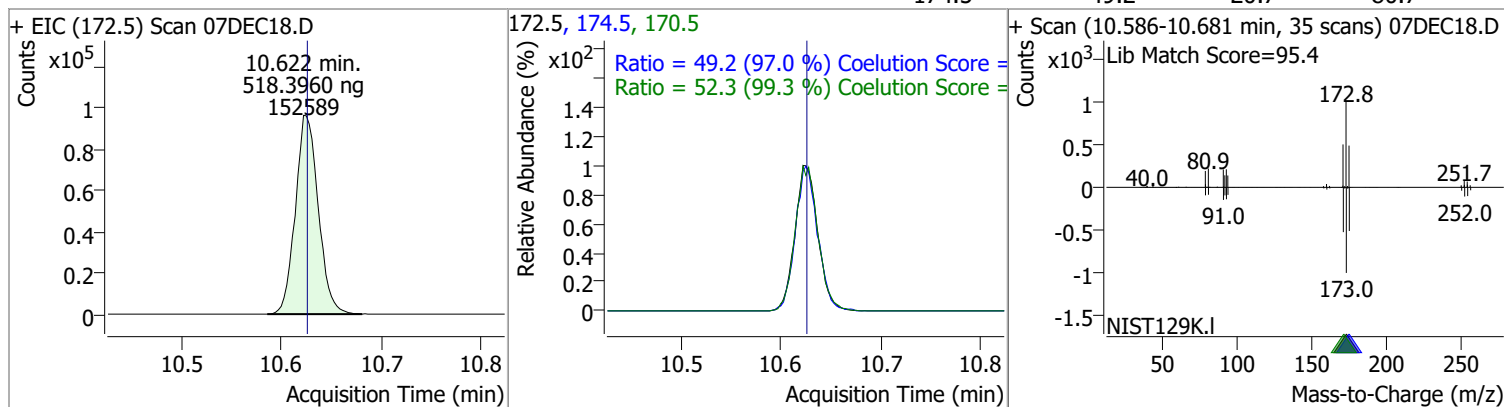
Compound	Conc.	RT	Dev(Min)	Resp.	QIon	QRatio	Lower	Upper
o-Xylene	570.7998	10.43	0.00	691749	91.0	214.0	186.1	246.1



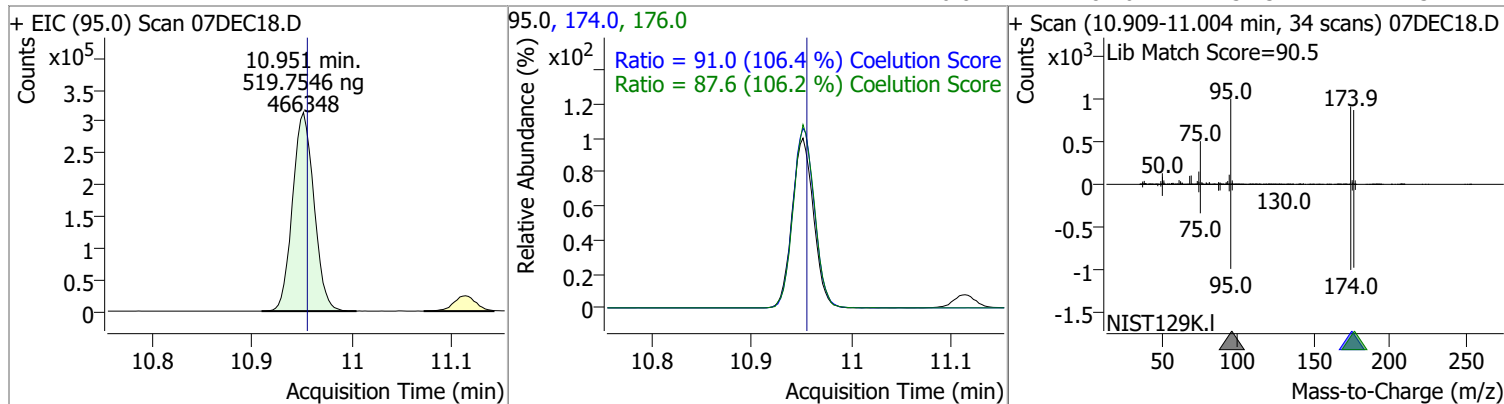
Compound	Conc.	RT	Dev(Min)	Resp.	QIon	QRatio	Lower	Upper
Styrene	570.0879	10.45	0.00	1125139	78.0	51.0	20.6	80.6



Compound	Conc.	RT	Dev(Min)	Resp.	QIon	QRatio	Lower	Upper
Bromoform	518.3960	10.62	0.00	152589	170.5	52.3	22.7	82.7
					174.5	49.2	20.7	80.7

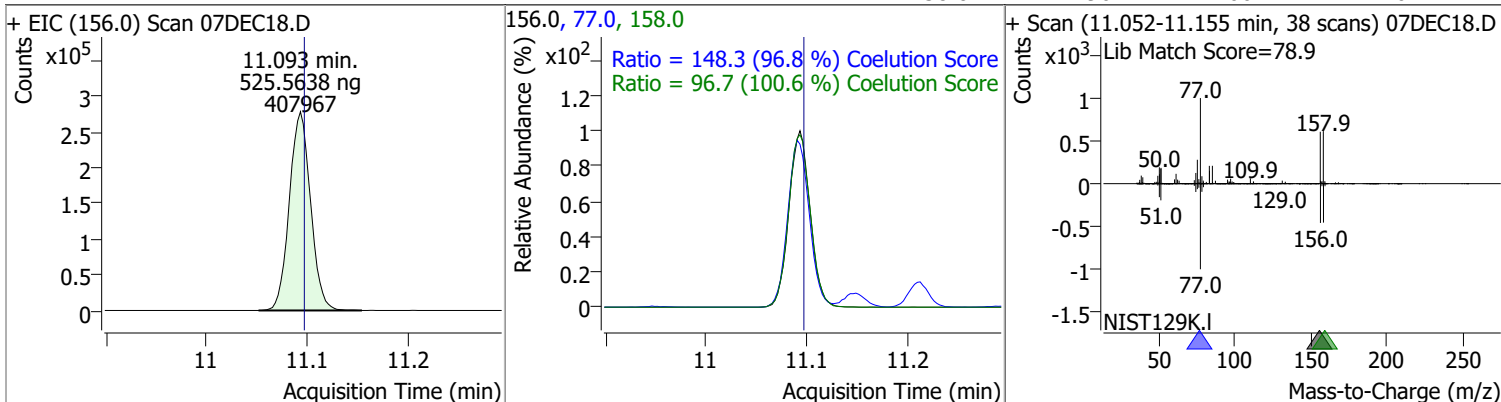


Compound	Conc.	RT	Dev(Min)	Resp.	QIon	QRatio	Lower	Upper
p-Bromofluorobenzene	519.7546	10.95	0.00	466348	174.0	91.0	55.5	115.5
					176.0	87.6	52.5	112.5

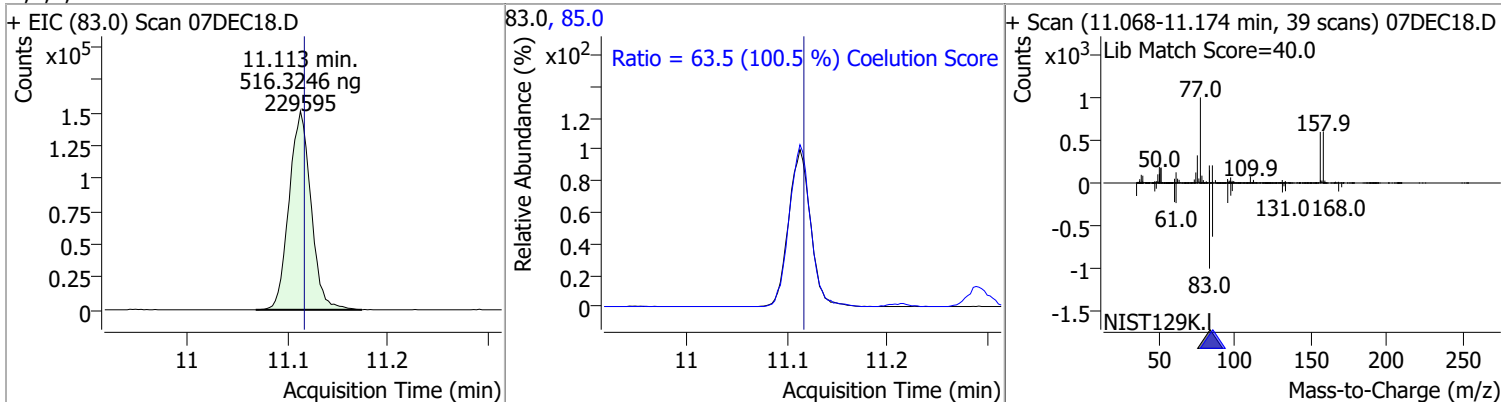


Quantitation Results Report (QT Reviewed)

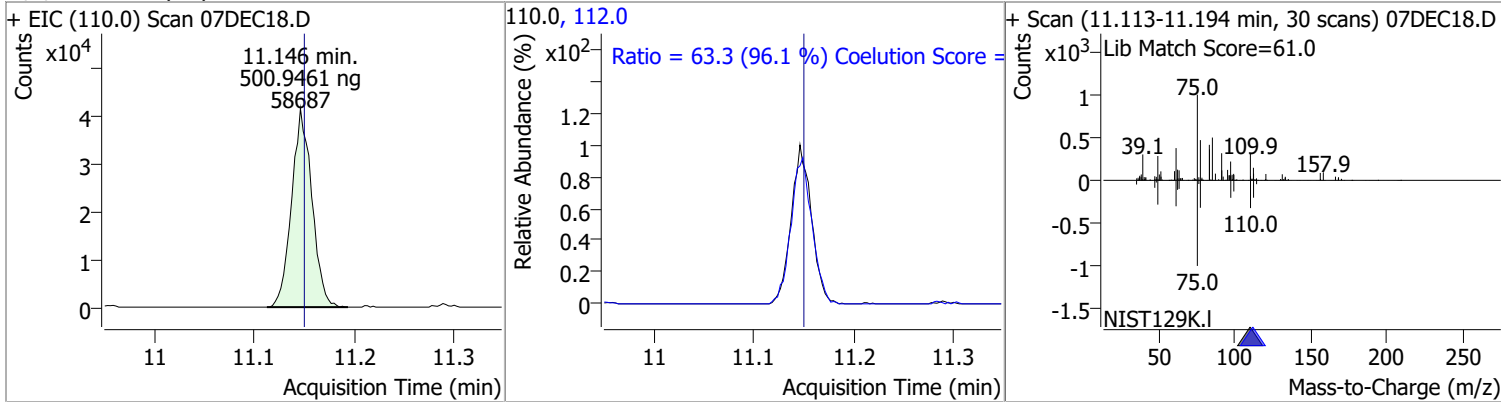
Compound	Conc.	RT	Dev(Min)	Resp.	QIon	QRatio	Lower	Upper
Bromobenzene	525.5638	11.09	0.00	407967	77.0	148.3	123.2	183.2
					158.0	96.7	66.2	126.2



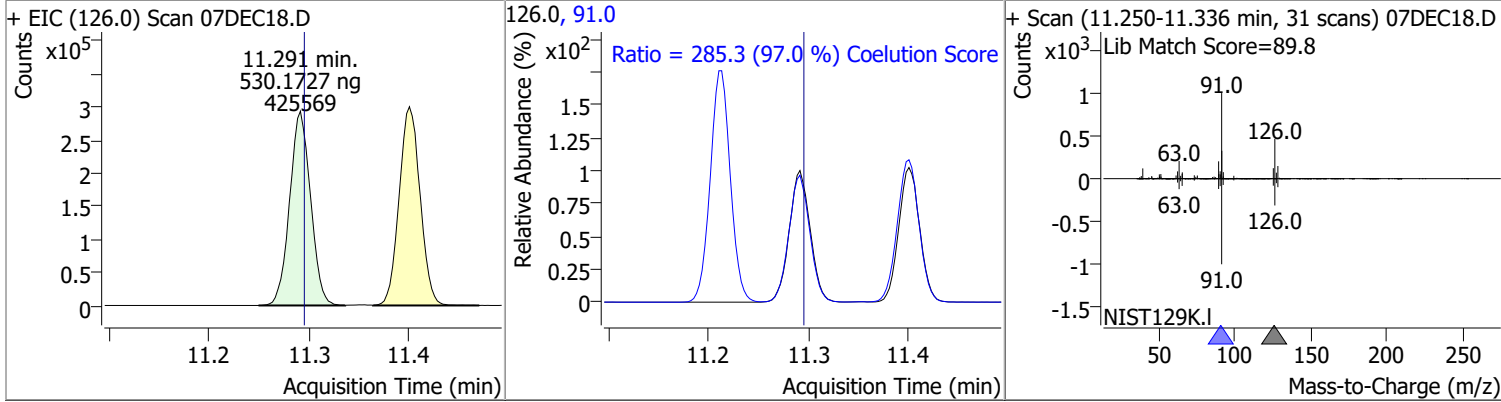
Compound	Conc.	RT	Dev(Min)	Resp.	QIon	QRatio	Lower	Upper
1,1,2,2-Tetrachloroethane	516.3246	11.11	0.00	229595	85.0	63.5	33.2	93.2



Compound	Conc.	RT	Dev(Min)	Resp.	QIon	QRatio	Lower	Upper
1,2,3-Trichloropropane	500.9461	11.15	0.00	58687	112.0	63.3	35.8	95.8

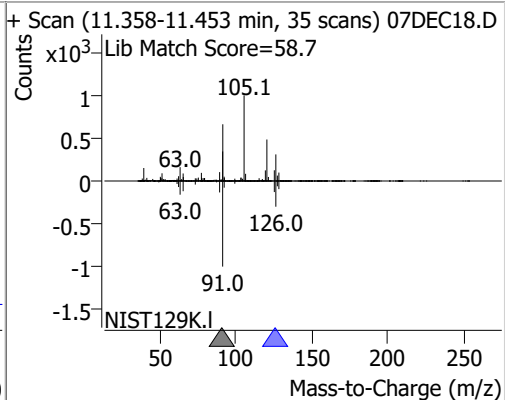
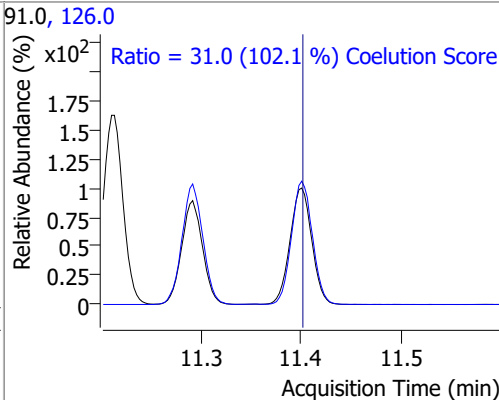
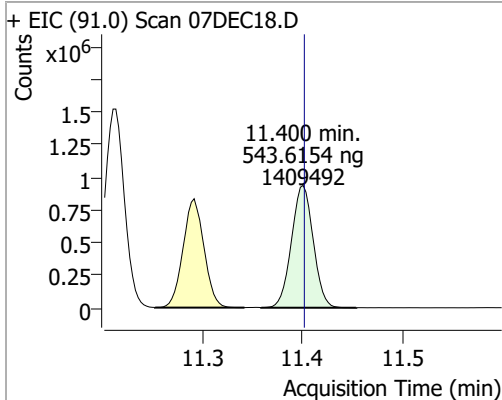


Compound	Conc.	RT	Dev(Min)	Resp.	QIon	QRatio	Lower	Upper
2-Chlorotoluene	530.1727	11.29	0.00	425569	91.0	285.3	264.1	324.1

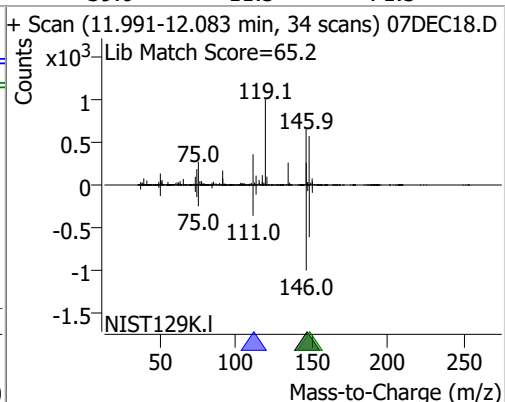
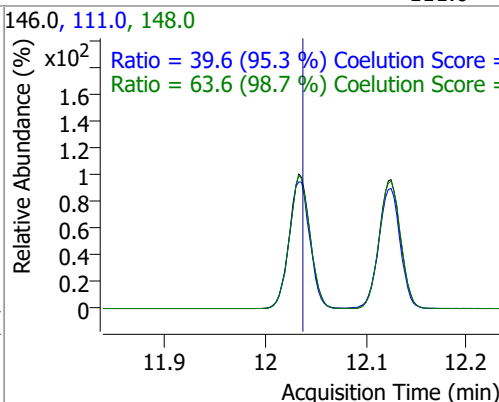
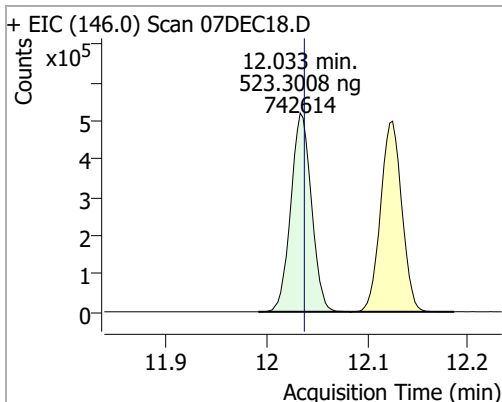


Quantitation Results Report (QT Reviewed)

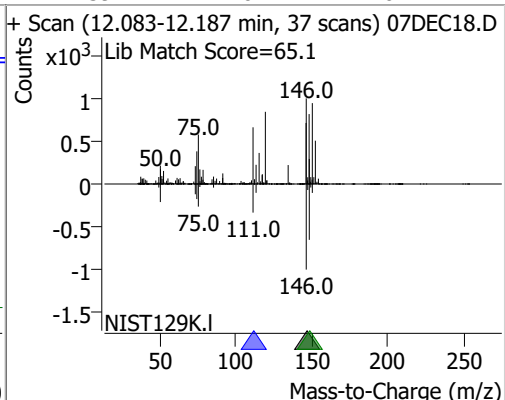
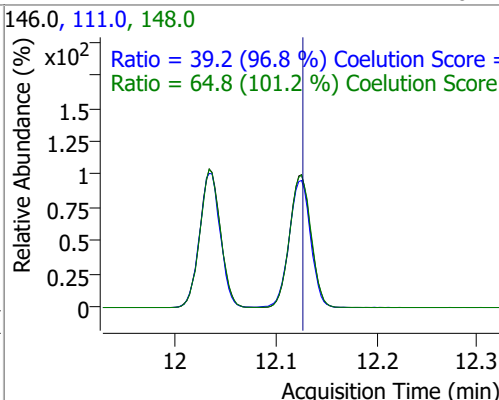
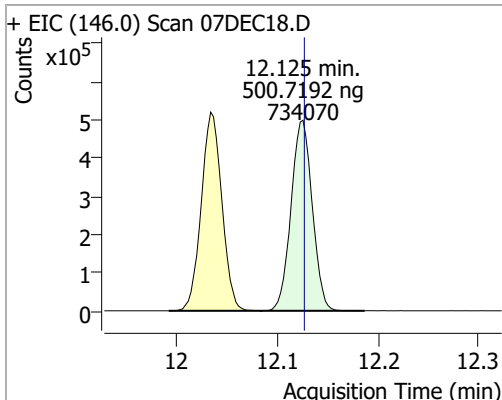
Compound	Conc.	RT	Dev(Min)	Resp.	QIon	QRatio	Lower	Upper
4-Chlorotoluene	543.6154	11.40	0.00	1409492	126.0	31.0	0.4	60.4



1,3-Dichlorobenzene	523.3008	12.03	0.00	742614	148.0	63.6	34.5	94.5
					111.0	39.6	11.5	71.5

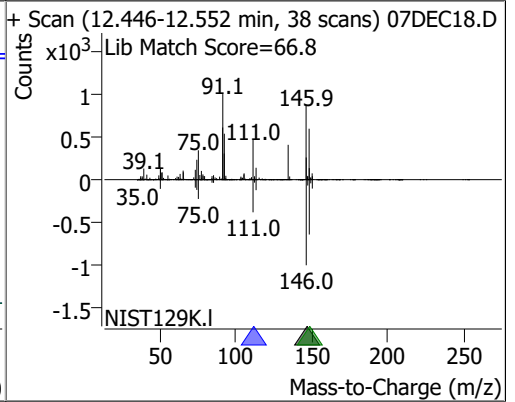
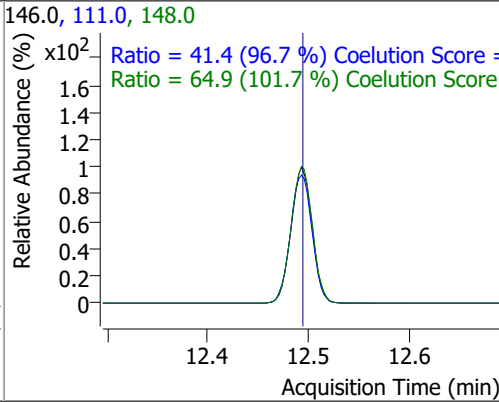
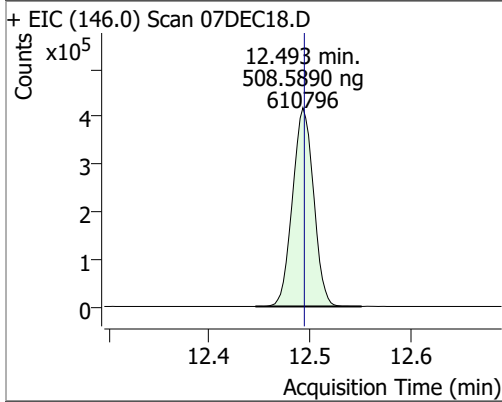


1,4-Dichlorobenzene	500.7192	12.13	0.00	734070	148.0	64.8	34.0	94.0
					111.0	39.2	10.4	70.4



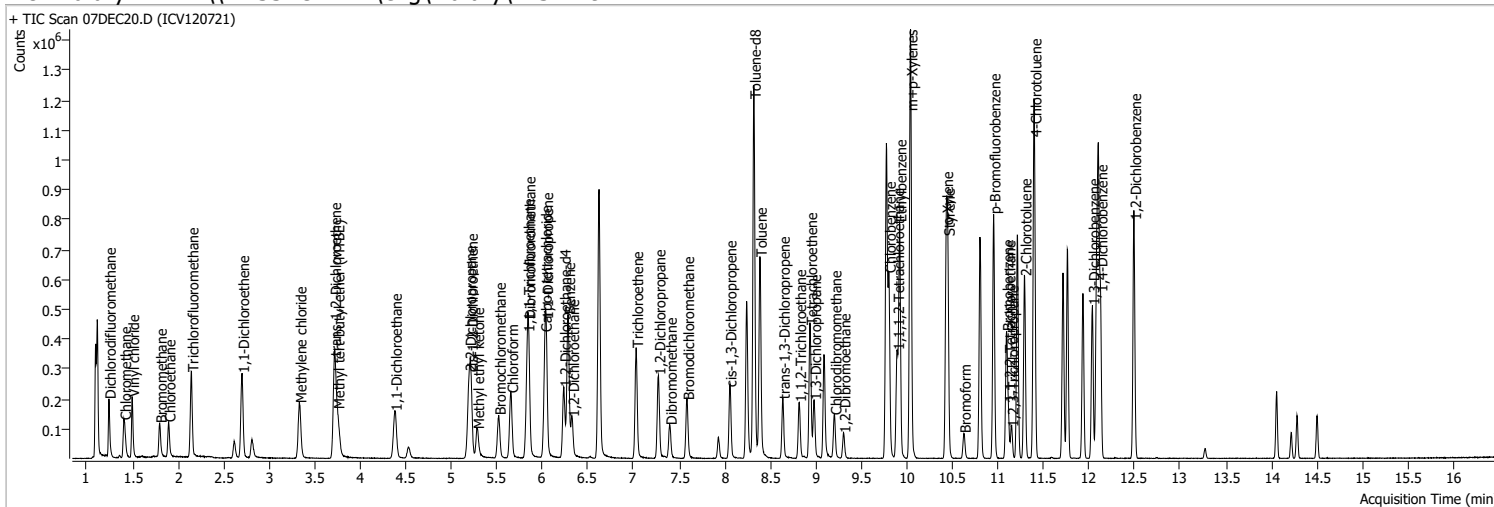
Quantitation Results Report (QT Reviewed)

Compound	Conc.	RT	Dev(Min)	Resp.	QIon	QRatio	Lower	Upper
1,2-Dichlorobenzene	508.5890	12.49	0.00	610796	148.0	64.9	33.8	93.8
					111.0	41.4	12.8	72.8



Quantitation Results Report (QT Reviewed)

Data File	07DEC20.D	Operator	MSC
Acq. Method	5975CACQF.M	Acq. Date-Time	12/7/2021 7:10:23 PM
Sample Name	ICV120721	Instrument	VOA5975C
Vial	20	Multiplier	1.00
DA Method File	VOA5975C_8260B_SHT_DoD_L4_120721.m	Comment	
Tune File	BFB_Atune3.u	Tune Date	10/11/2021 4:02:00 PM
Batch Name	VG120721_8260B_624pt1_L4.batch.bin	Last Calib Update	12/13/2021 2:48:18 PM
Ref Library	\\MASSHUNTER\Org\Library\NIST129K.I		



Compound	RT	QIon	Resp.	Conc.	Units	Dev(Min)
----------	----	------	-------	-------	-------	----------

Internal Standards

M Fluorobenzene	6.620	96.0	753805	250.0000	ng	0.000
M Chlorobenzene-d5	9.774	82.0	281223	250.0000	ng	0.000
M 1,4-Dichlorobenzene-d4	12.100	152.0	231035	250.0000	ng	0.000

System Monitoring Compounds

S Dibromofluoromethane	5.845	113.0	185335	250.8665	ng	-0.006
Spiked Amount: 250.000	Range: 80.0 - 119.0%			Recovery = 100.35%		
S 1,2-Dichloroethane-d4	6.233	67.0	84611	250.9574	ng	0.003
Spiked Amount: 250.000	Range: 81.0 - 118.0%			Recovery = 100.38%		
S Toluene-d8	8.319	98.0	744342	263.3006	ng	0.000
Spiked Amount: 250.000	Range: 89.0 - 112.0%			Recovery = 105.32%		
S p-Bromofluorobenzene	10.951	95.0	229726	259.8588	ng	0.000
Spiked Amount: 250.000	Range: 85.0 - 114.0%			Recovery = 103.94%		

Target Compounds

Compound	RT	QIon	Resp.	Conc.	Units	QValue
T Dichlorodifluoromethane	1.241	85.0	124975	115.9533	ng	99
T Chloromethane	1.408	50.0	142353	115.9992	ng	99
T Vinyl chloride	1.498	62.0	144145	124.8488	ng	98
T Bromomethane	1.799	96.0	57163	125.2142	ng	99
T Chloroethane	1.896	64.0	77417	121.3770	ng	100
T Trichlorofluoromethane	2.147	101.0	189170	125.4639	ng	98
T 1,1-Dichloroethene	2.702	96.0	98112	125.7446	ng	97
T Methylene chloride	3.333	49.0	136220	123.3119	ng	95
T trans-1,2-Dichloroethene	3.715	96.0	101922	130.7498	ng	99
T Methyl tert-butyl ether (MTBE)	3.751	73.0	128249	128.4593	ng	98
T 1,1-Dichloroethane	4.378	63.0	193775	131.1254	ng	100
T 2,2-Dichloropropane	5.195	77.0	139378	128.8177	ng	88
T cis-1,2-Dichloroethene	5.215	96.0	104213	128.9183	ng	99
T Methyl ethyl ketone	5.282	43.0	140236	1304.9807	ng	96
T Bromochloromethane	5.519	128.0	38878	127.7577	ng	98
T Chloroform	5.655	83.0	175781	120.5578	ng	100

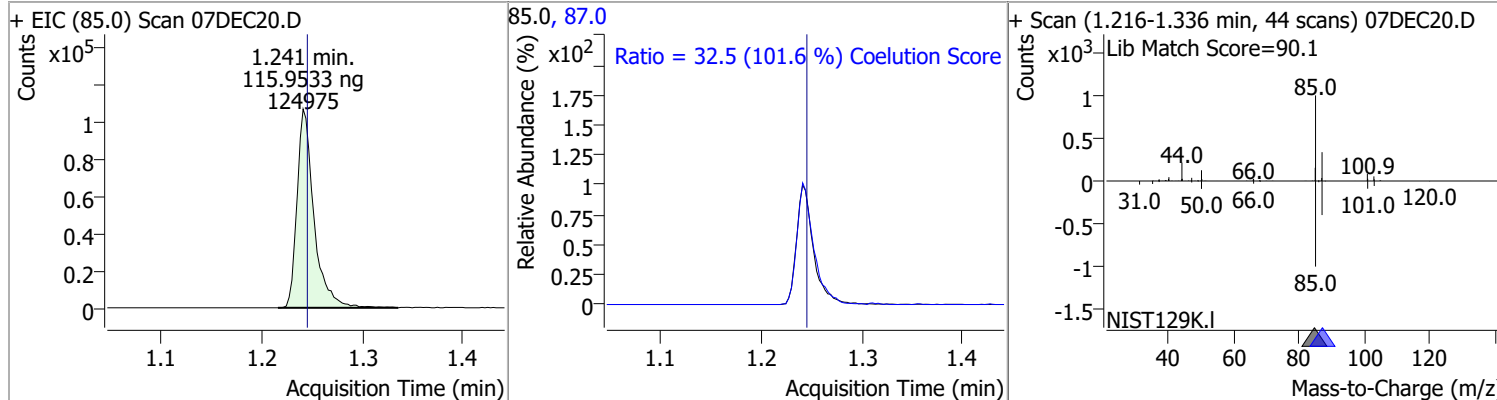
Quantitation Results Report (QT Reviewed)

Compound	RT	QIon	Resp.	Conc.	Units	Dev(Min)
T 1,1,1-Trichloroethane	5.834	97.0	172590	125.4555	ng	96
T Carbon tetrachloride	6.026	117.0	166917	123.6557	ng	99
T 1,1-Dichloropropene	6.040	75.0	148167	122.1922	ng	99
T Benzene	6.280	78.0	400467	130.5825	ng	100
T 1,2-Dichloroethane	6.325	62.0	101007	126.0113	ng	95
T Trichloroethene	7.027	95.0	112072	125.6821	ng	99
T 1,2-Dichloropropane	7.273	63.0	99419	132.3370	ng	98
T Dibromomethane	7.396	93.0	38921	126.2025	ng	98
T Bromodichloromethane	7.588	83.0	118345	135.4687	ng	98
T cis-1,3-Dichloropropene	8.054	75.0	123482	127.2644	ng	98
T Toluene	8.386	92.0	249579	134.2845	ng	98
T trans-1,3-Dichloropropene	8.639	75.0	94344	135.8997	ng	97
T 1,1,2-Trichloroethane	8.818	83.0	46194	127.7467	ng	96
T Tetrachloroethene	8.938	163.8	98874	134.2488	ng	97
T 1,3-Dichloropropane	8.982	76.0	93183	129.1929	ng	99
T Chlorodibromomethane	9.205	129.0	69875	128.0068	ng	99
T 1,2-Dibromoethane	9.303	107.0	51015	129.7696	ng	96
T Chlorobenzene	9.802	112.0	273319	136.2250	ng	99
T 1,1,1,2-Tetrachloroethane	9.891	131.0	90314	132.3292	ng	99
T Ethylbenzene	9.919	91.0	480092	134.3836	ng	100
T m+p-Xylenes	10.039	106.0	369658	271.3709	ng	99
T o-Xylene	10.430	106.0	166565	140.1338	ng	98
T Styrene	10.449	104.0	274785	141.9556	ng	100
T Bromoform	10.625	172.5	36546	126.0136	ng	99
T Bromobenzene	11.093	156.0	103901	135.8499	ng	97
T 1,1,2,2-Tetrachloroethane	11.113	83.0	57194	130.5419	ng	99
T 1,2,3-Trichloropropane	11.146	110.0	15254	132.1515	ng	97
T 2-Chlorotoluene	11.291	126.0	105904	133.9056	ng	97
T 4-Chlorotoluene	11.400	91.0	354737	138.8592	ng	99
T 1,3-Dichlorobenzene	12.036	146.0	191594	137.0280	ng	98
T 1,4-Dichlorobenzene	12.125	146.0	190475	131.8663	ng	99
T 1,2-Dichlorobenzene	12.493	146.0	156368	132.1472	ng	98

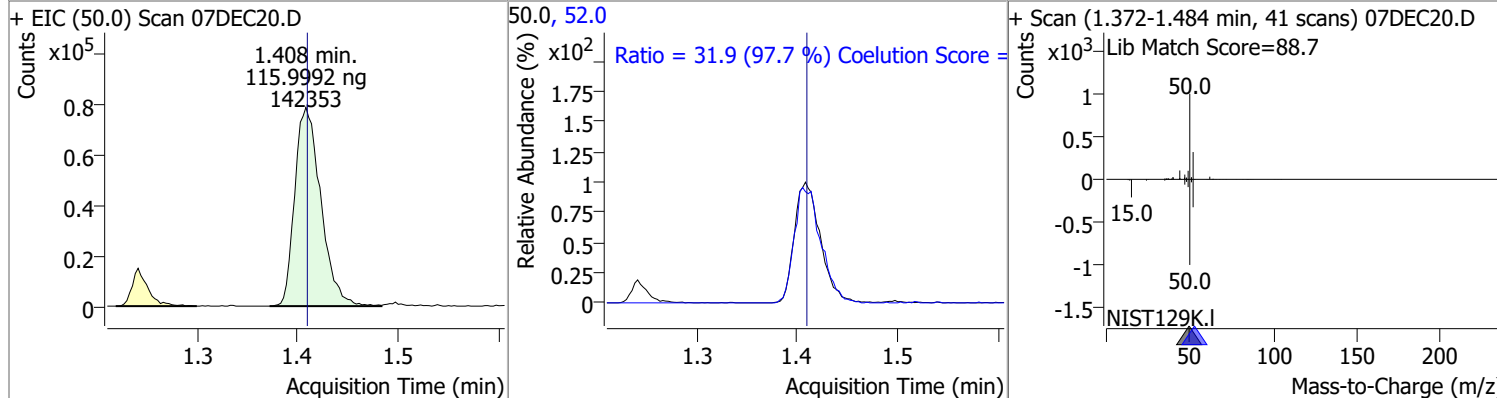
(#) = Qualifier Out of Range; (m) = Manual Integration; (+) = Area Summed; (*) = Surrogate Percent Recovery Out of Range; (d): Zeroed Peak

Quantitation Results Report (QT Reviewed)

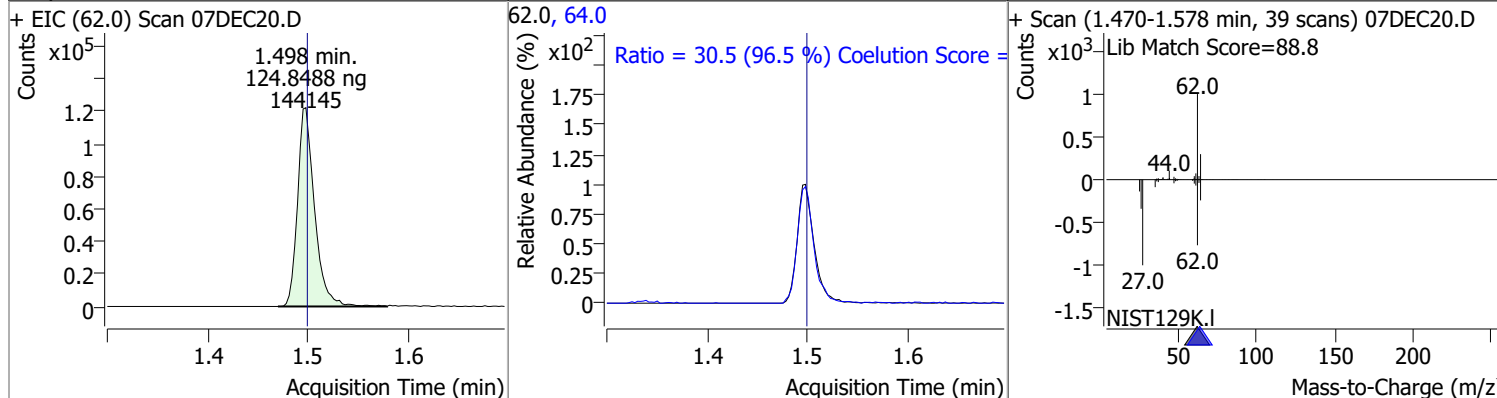
Compound	Conc.	RT	Dev(Min)	Resp.	QIon	QRatio	Lower	Upper
Dichlorodifluoromethane	115.9533	1.24	0.00	124975	87.0	32.5	2.0	62.0



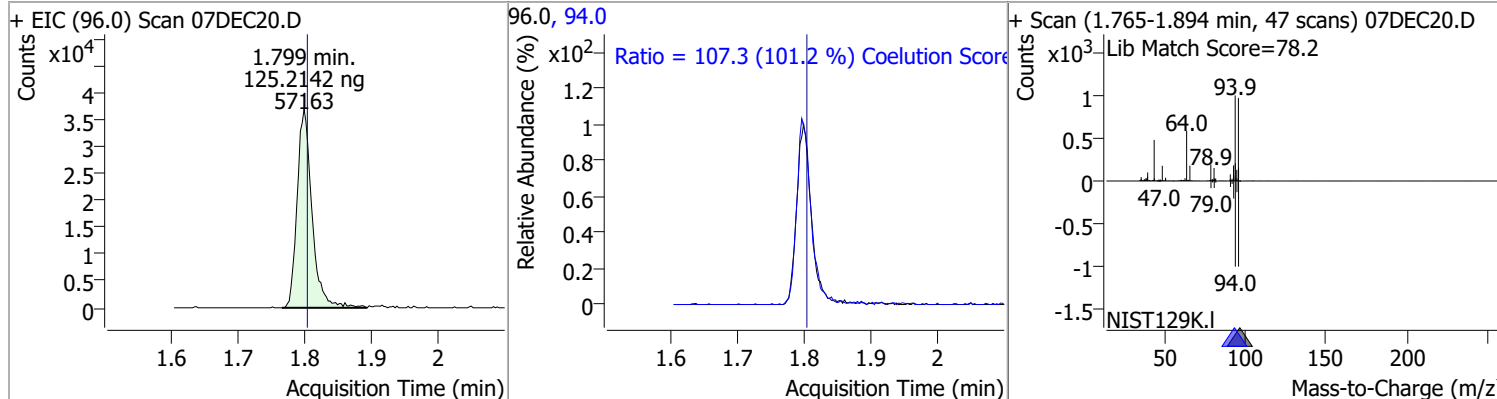
Compound	Conc.	RT	Dev(Min)	Resp.	QIon	QRatio	Lower	Upper
Chloromethane	115.9992	1.41	0.00	142353	52.0	31.9	2.7	62.7



Compound	Conc.	RT	Dev(Min)	Resp.	QIon	QRatio	Lower	Upper
Vinyl chloride	124.8488	1.50	0.00	144145	64.0	30.5	1.6	61.6

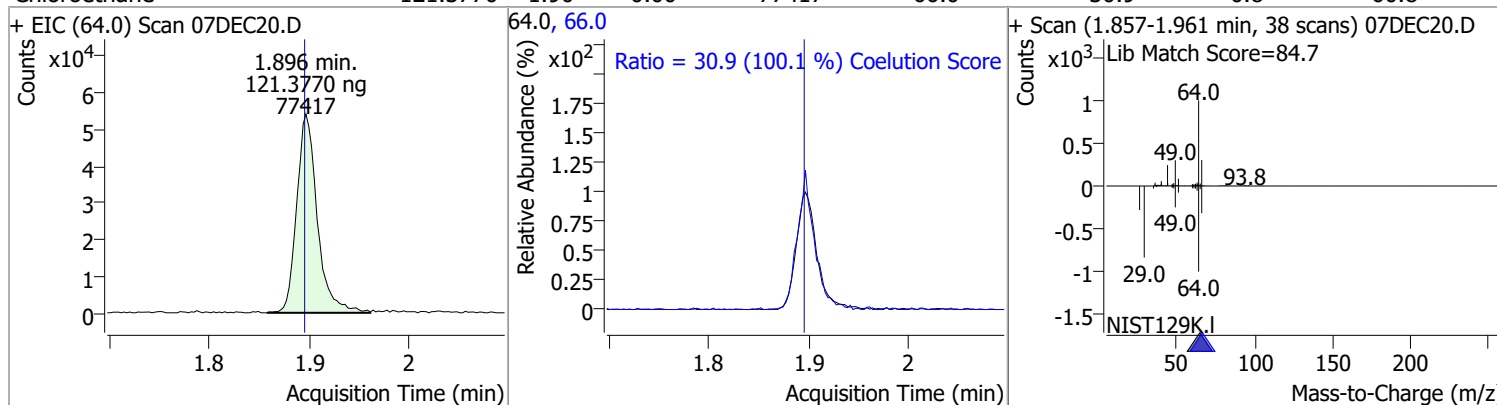


Compound	Conc.	RT	Dev(Min)	Resp.	QIon	QRatio	Lower	Upper
Bromomethane	125.2142	1.80	0.00	57163	94.0	107.3	76.0	136.0

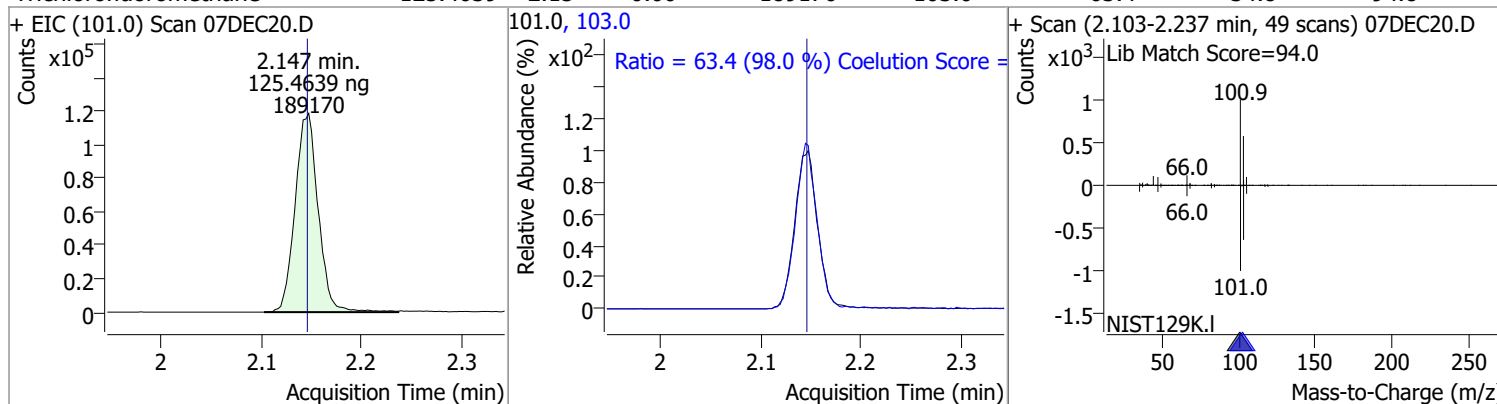


Quantitation Results Report (QT Reviewed)

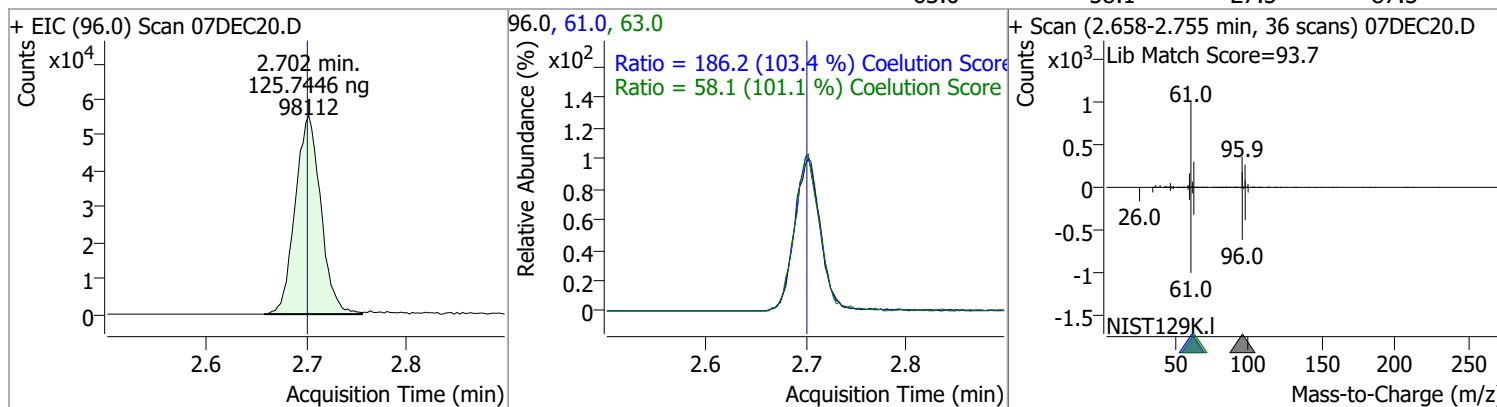
Compound	Conc.	RT	Dev(Min)	Resp.	QIon	QRatio	Lower	Upper
Chloroethane	121.3770	1.90	0.00	77417	66.0	30.9	0.8	60.8



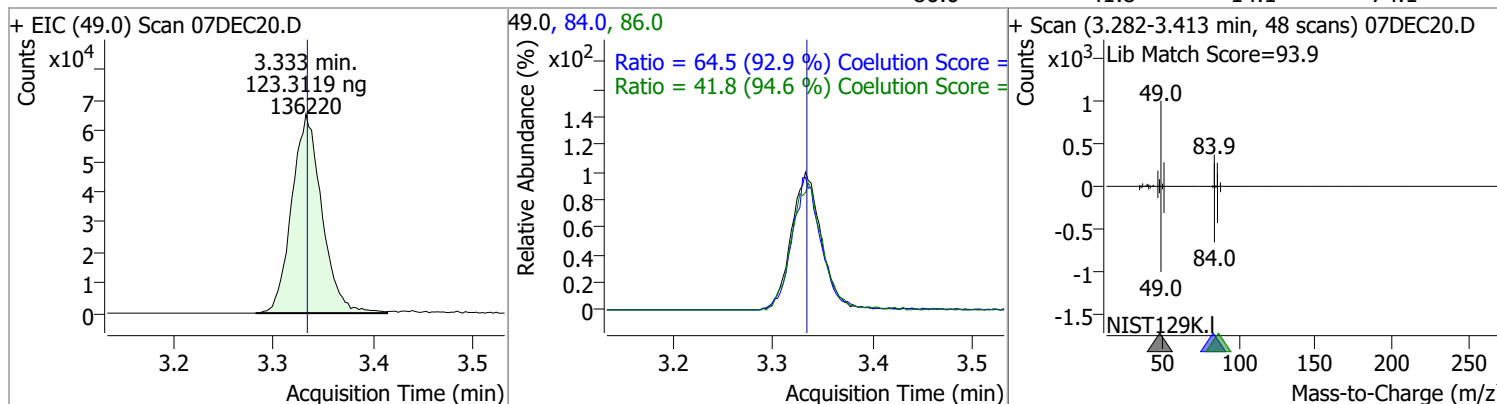
Compound	Conc.	RT	Dev(Min)	Resp.	QIon	QRatio	Lower	Upper
Trichlorofluoromethane	125.4639	2.15	0.00	189170	103.0	63.4	34.8	94.8



Compound	Conc.	RT	Dev(Min)	Resp.	QIon	QRatio	Lower	Upper
1,1-Dichloroethene	125.7446	2.70	0.00	98112	61.0	186.2	150.1	210.1
					63.0	58.1	27.5	87.5

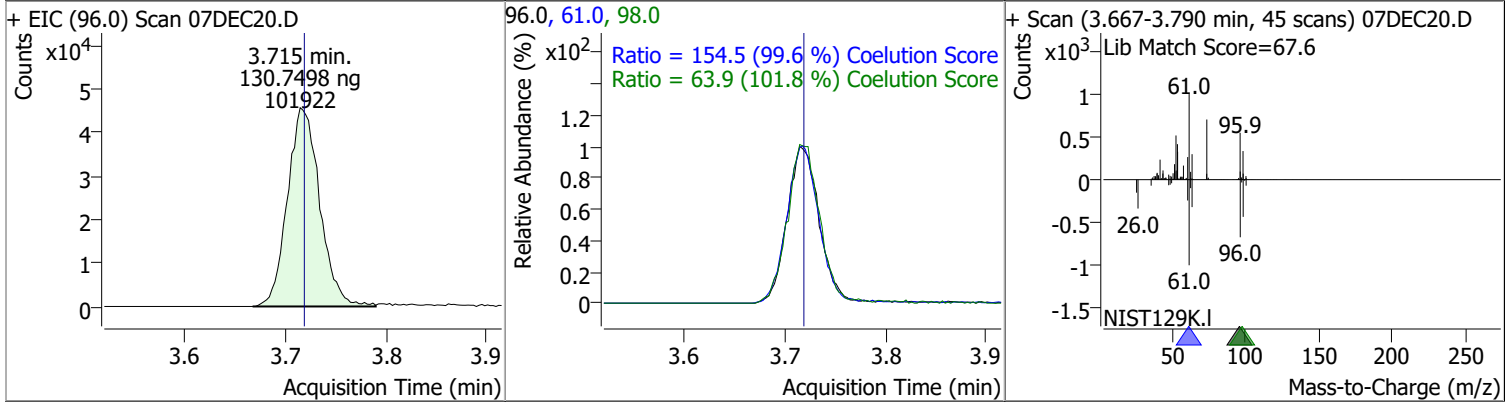


Compound	Conc.	RT	Dev(Min)	Resp.	QIon	QRatio	Lower	Upper
Methylene chloride	123.3119	3.33	0.00	136220	84.0	64.5	39.4	99.4
					86.0	41.8	14.1	74.1

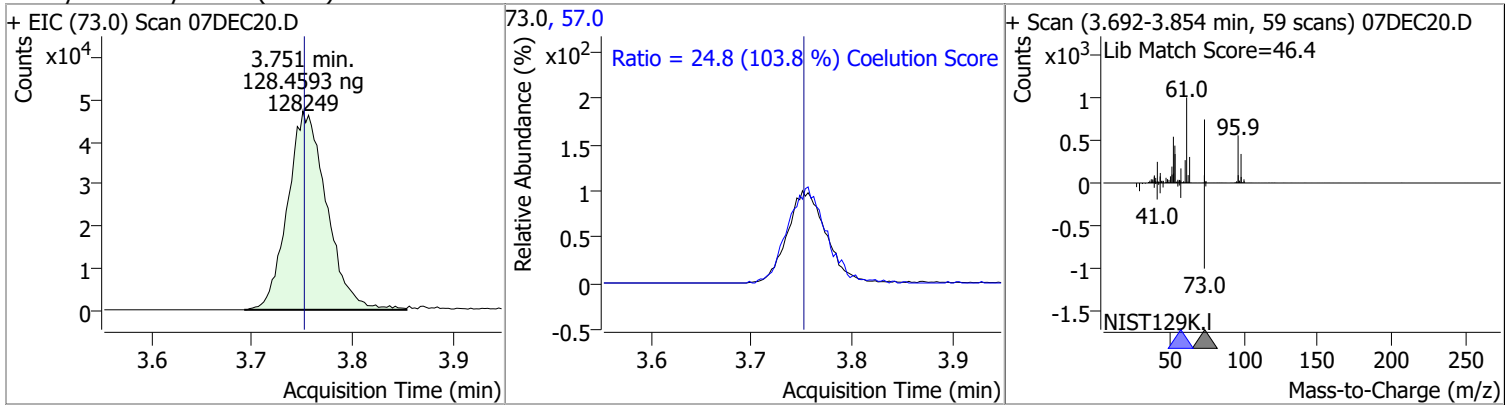


Quantitation Results Report (QT Reviewed)

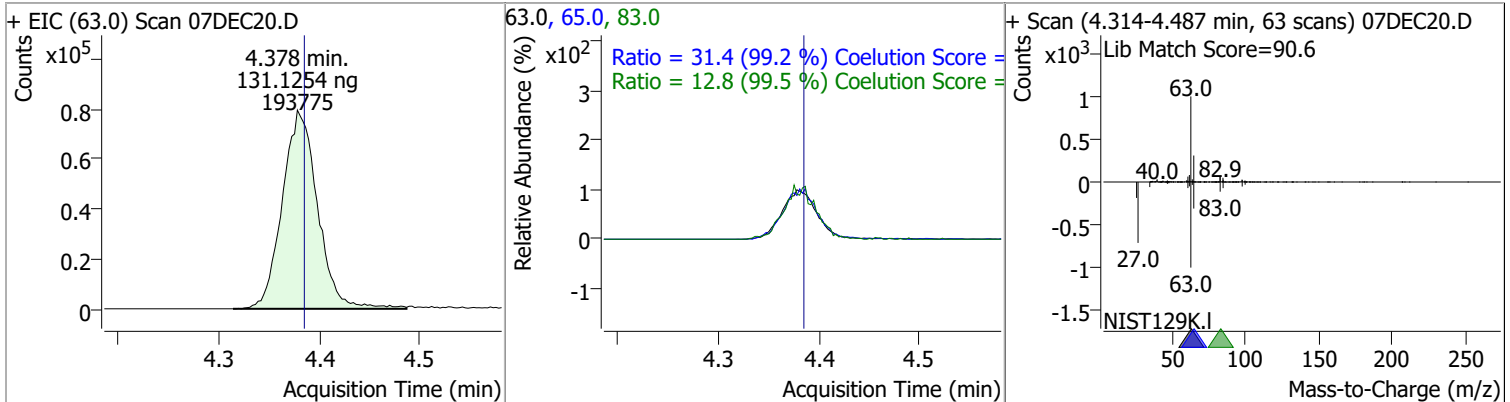
Compound	Conc.	RT	Dev(Min)	Resp.	QIon	QRatio	Lower	Upper
trans-1,2-Dichloroethene	130.7498	3.71	0.00	101922	61.0	154.5	125.1	185.1
					98.0	63.9	32.8	92.8



Compound	Conc.	RT	Dev(Min)	Resp.	QIon	QRatio	Lower	Upper
Methyl tert-butyl ether (MTBE)	128.4593	3.75	0.00	128249	57.0	24.8	0.0	53.9

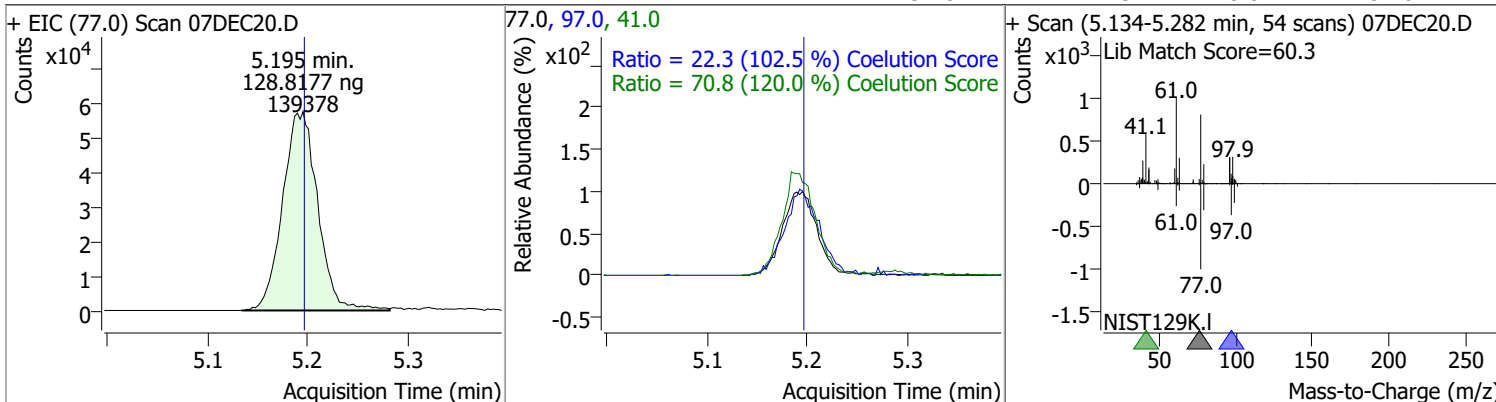


Compound	Conc.	RT	Dev(Min)	Resp.	QIon	QRatio	Lower	Upper
1,1-Dichloroethane	131.1254	4.38	-0.01	193775	65.0	31.4	1.7	61.7
					83.0	12.8	0.0	42.8

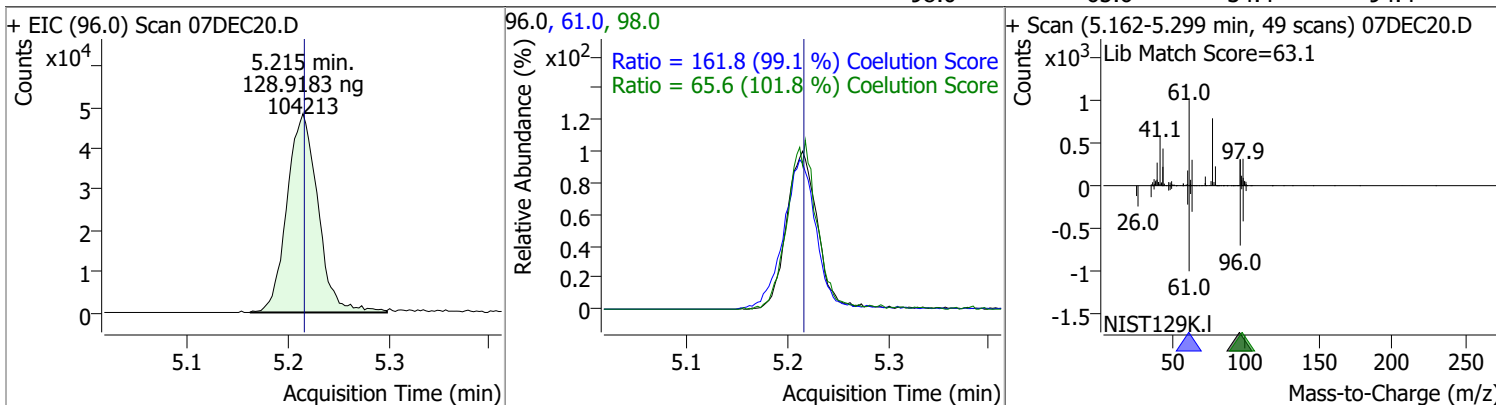


Quantitation Results Report (QT Reviewed)

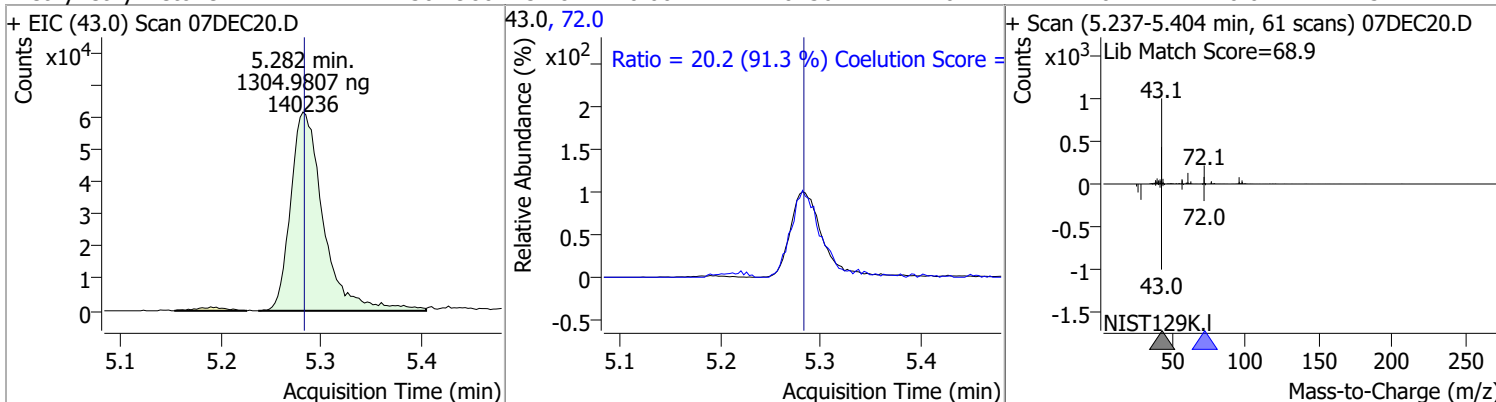
Compound	Conc.	RT	Dev(Min)	Resp.	QIon	QRatio	Lower	Upper
2,2-Dichloropropane	128.8177	5.20	0.00	139378	41.0	70.8	29.0	89.0
					97.0	22.3	0.0	51.8



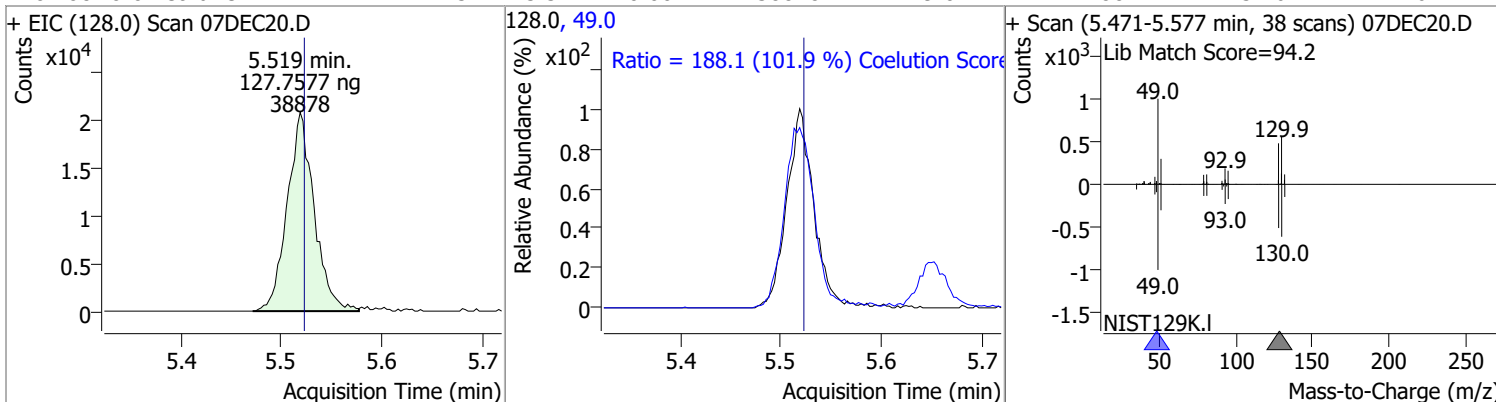
Compound	Conc.	RT	Dev(Min)	Resp.	QIon	QRatio	Lower	Upper
cis-1,2-Dichloroethene	128.9183	5.21	0.00	104213	61.0	161.8	133.3	193.3
					98.0	65.6	34.4	94.4



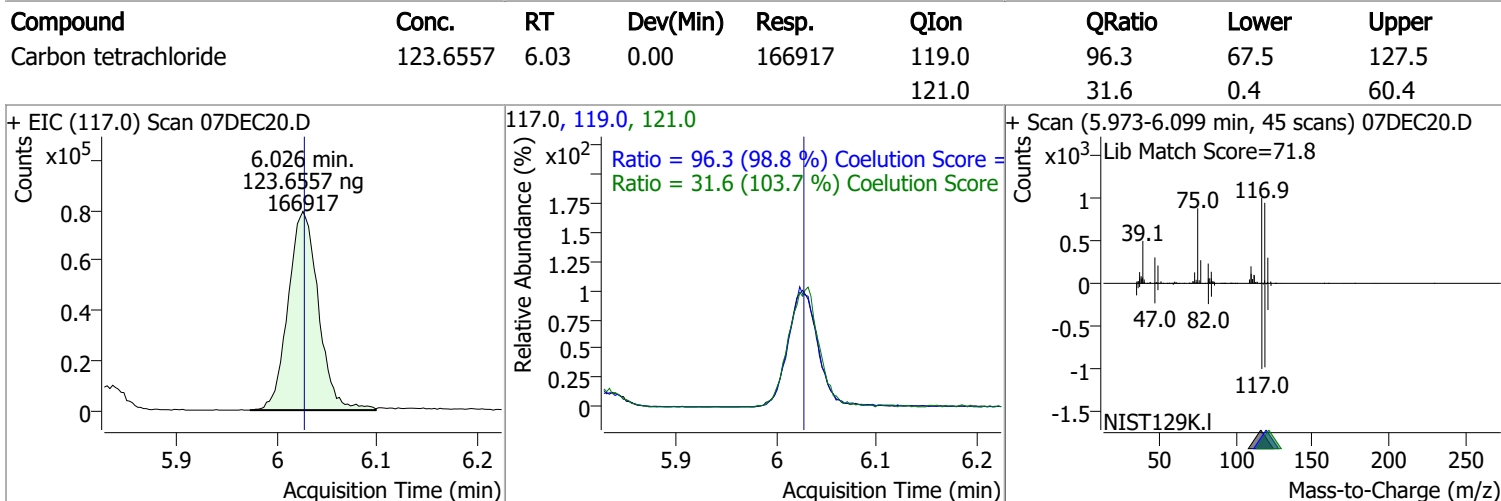
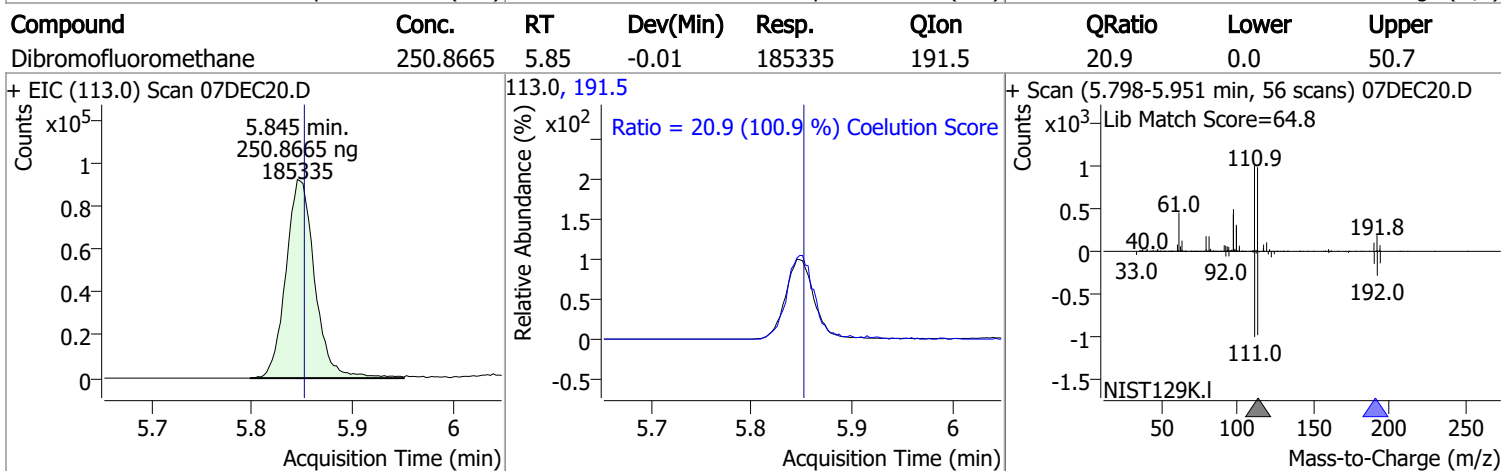
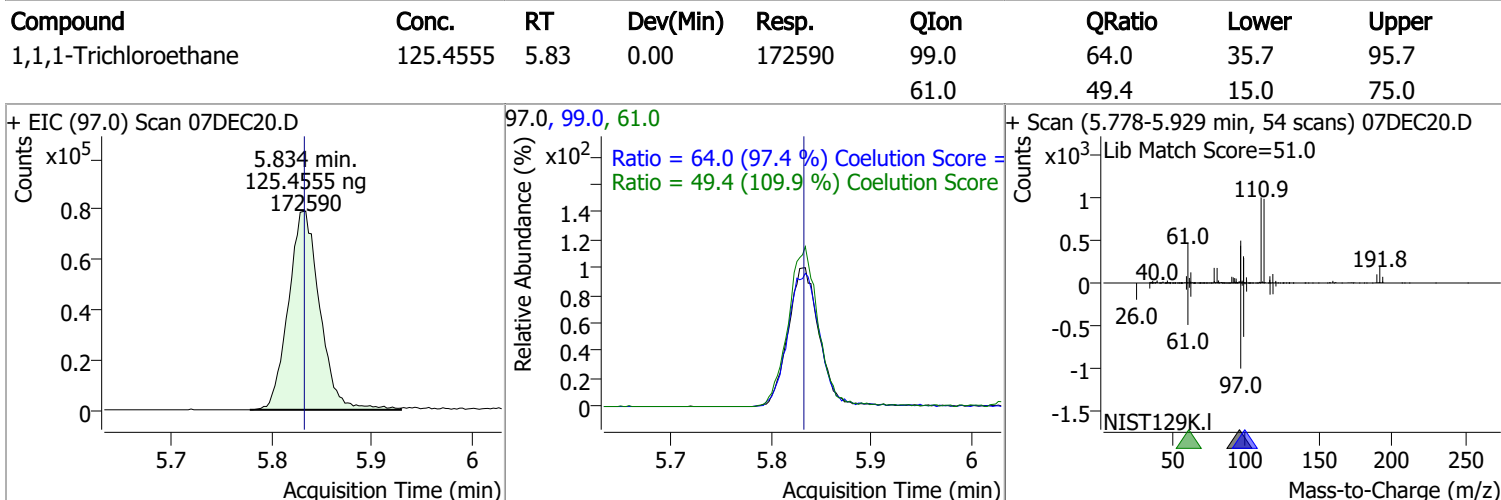
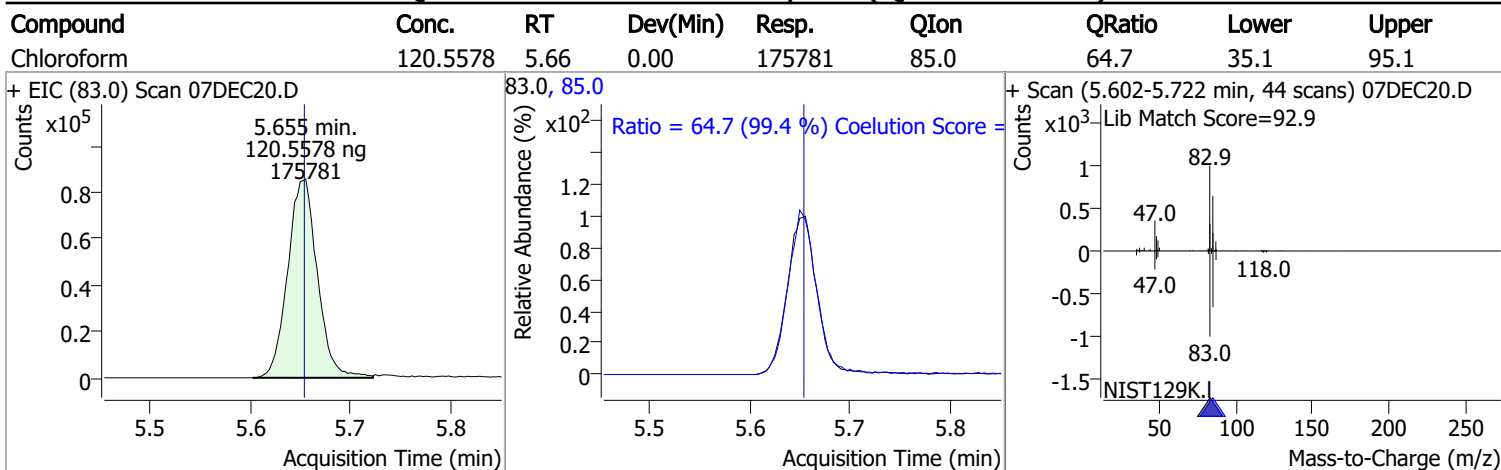
Compound	Conc.	RT	Dev(Min)	Resp.	QIon	QRatio	Lower	Upper
Methyl ethyl ketone	1304.9807	5.28	0.00	140236	72.0	20.2	0.0	52.2



Compound	Conc.	RT	Dev(Min)	Resp.	QIon	QRatio	Lower	Upper
Bromochloromethane	127.7577	5.52	0.00	38878	49.0	188.1	154.6	214.6

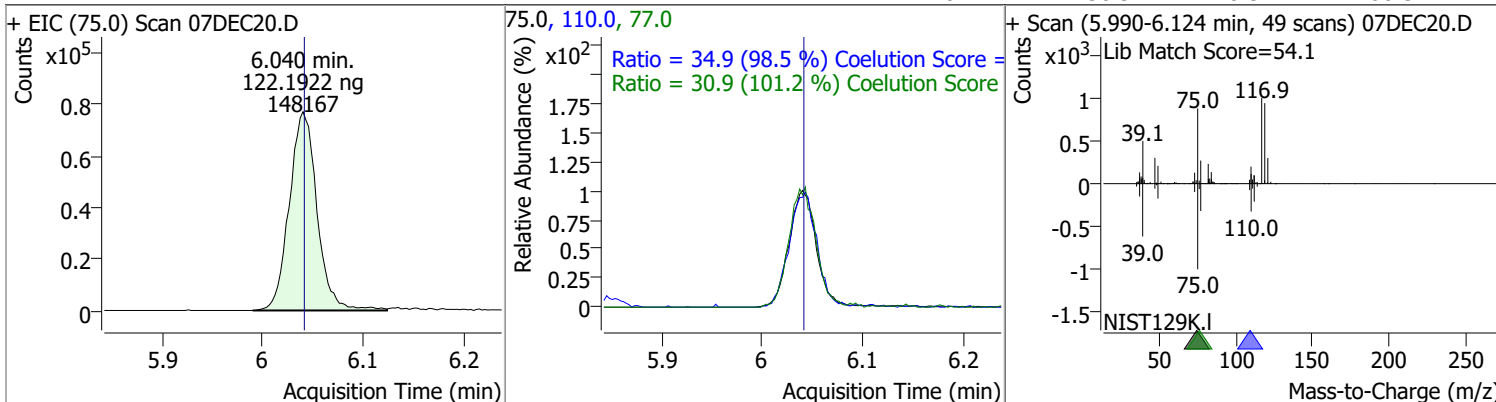


Quantitation Results Report (QT Reviewed)

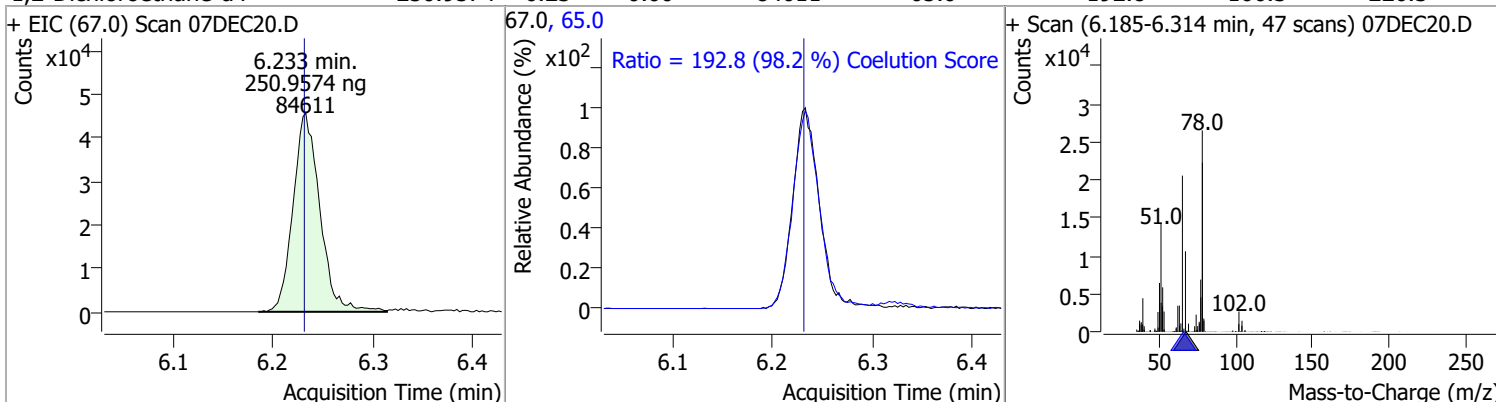


Quantitation Results Report (QT Reviewed)

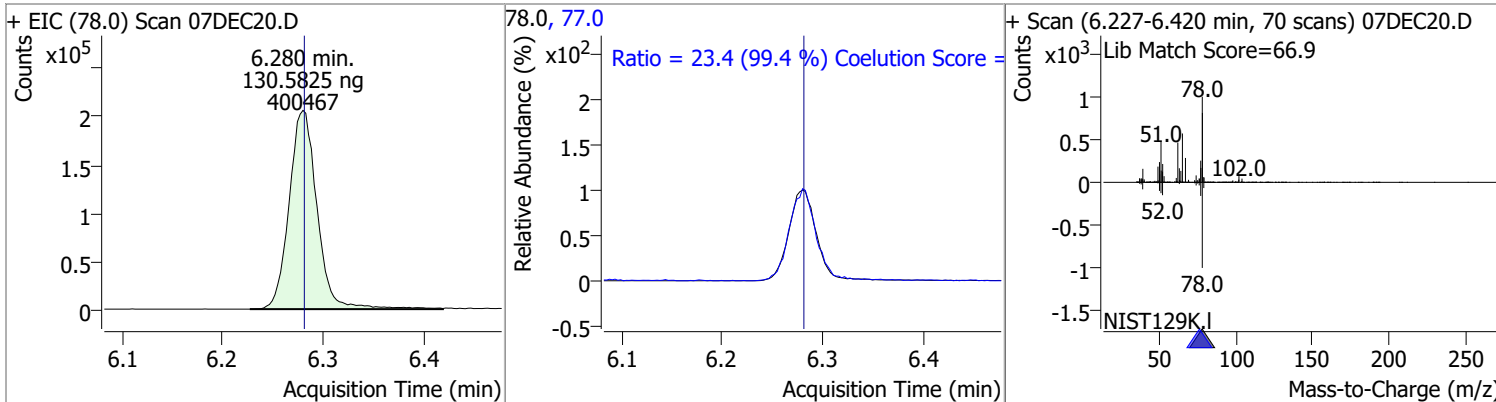
Compound	Conc.	RT	Dev(Min)	Resp.	QIon	QRatio	Lower	Upper
1,1-Dichloropropene	122.1922	6.04	0.00	148167	110.0	34.9	5.4	65.4
					77.0	30.9	0.5	60.5



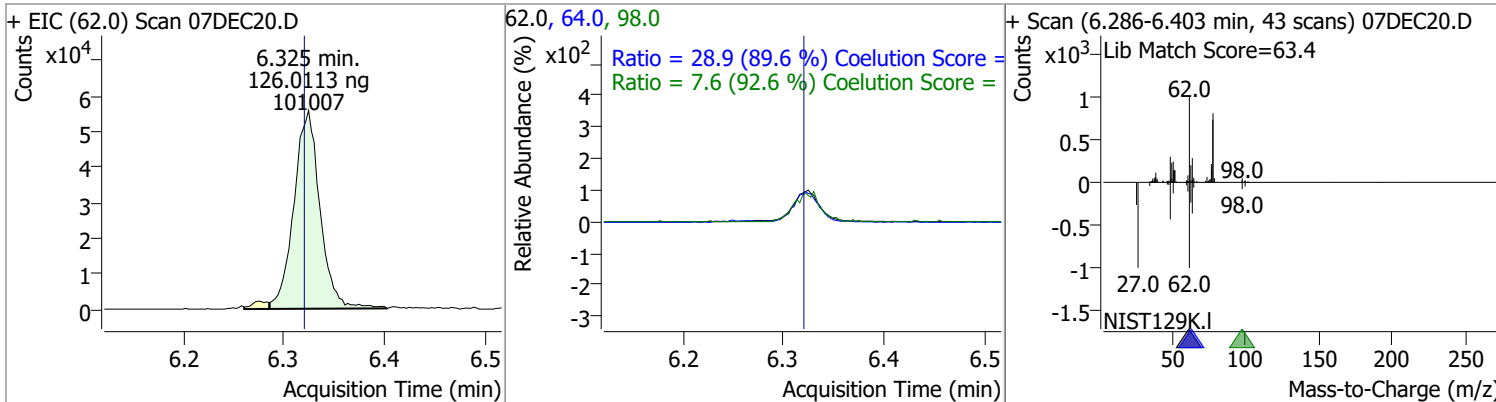
Compound	Conc.	RT	Dev(Min)	Resp.	QIon	QRatio	Lower	Upper
1,2-Dichloroethane-d4	250.9574	6.23	0.00	84611	65.0	192.8	166.3	226.3



Compound	Conc.	RT	Dev(Min)	Resp.	QIon	QRatio	Lower	Upper
Benzene	130.5825	6.28	0.00	400467	77.0	23.4	0.0	53.5

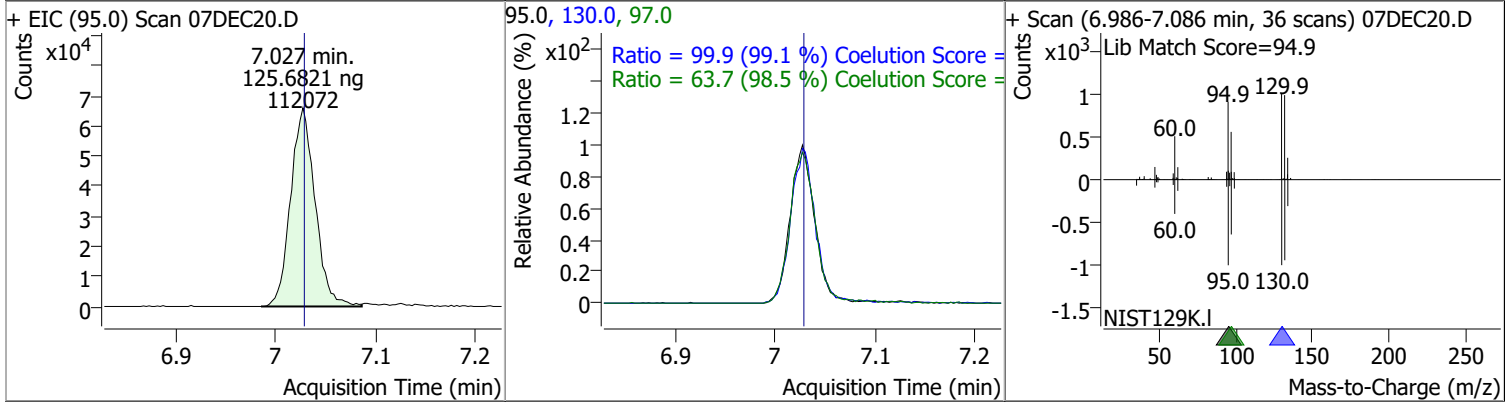


Compound	Conc.	RT	Dev(Min)	Resp.	QIon	QRatio	Lower	Upper
1,2-Dichloroethane	126.0113	6.32	0.01	101007	64.0	28.9	2.3	62.3
					98.0	7.6	0.0	38.2

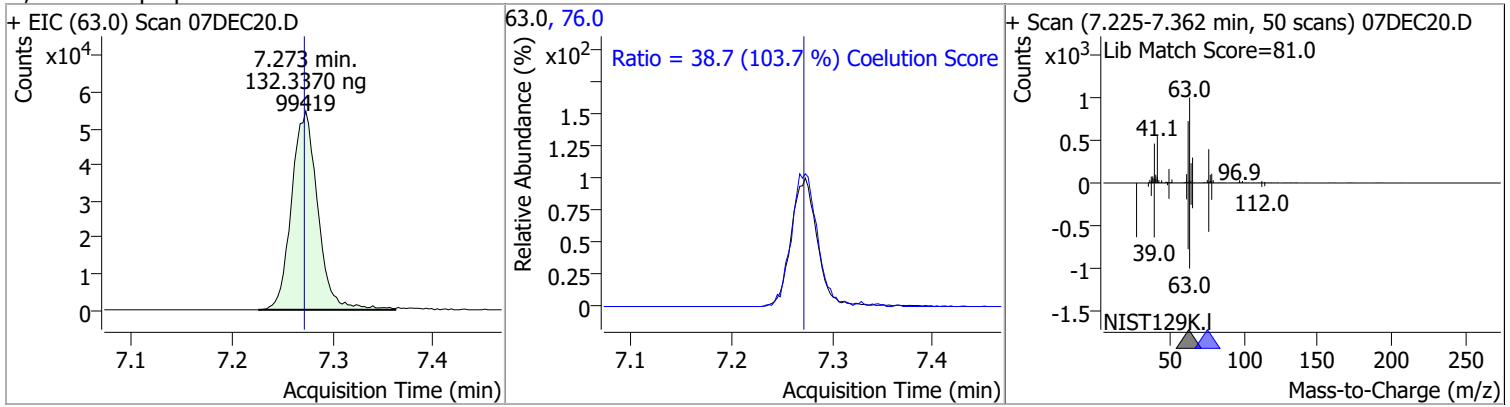


Quantitation Results Report (QT Reviewed)

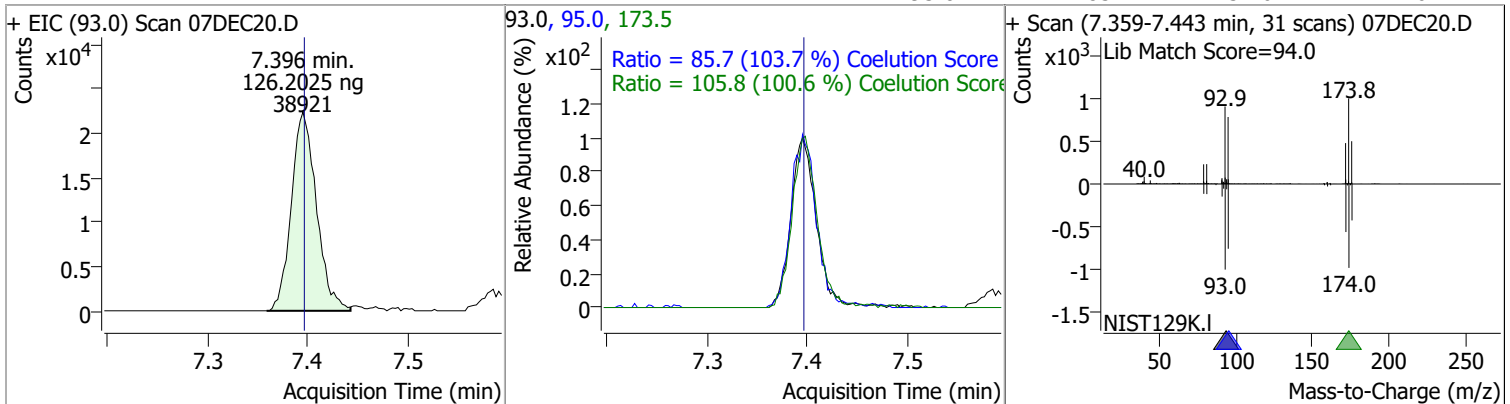
Compound	Conc.	RT	Dev(Min)	Resp.	QIon	QRatio	Lower	Upper
Trichloroethene	125.6821	7.03	0.00	112072	130.0	99.9	70.8	130.8
					97.0	63.7	34.7	94.7



Compound	Conc.	RT	Dev(Min)	Resp.	QIon	QRatio	Lower	Upper
1,2-Dichloropropane	132.3370	7.27	0.00	99419	76.0	38.7	7.3	67.3

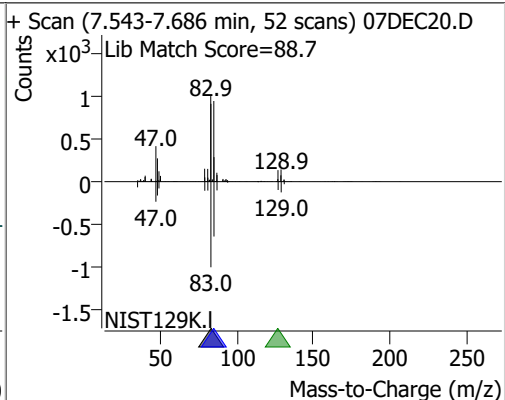
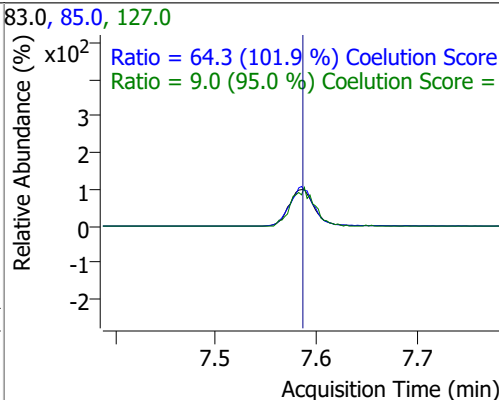
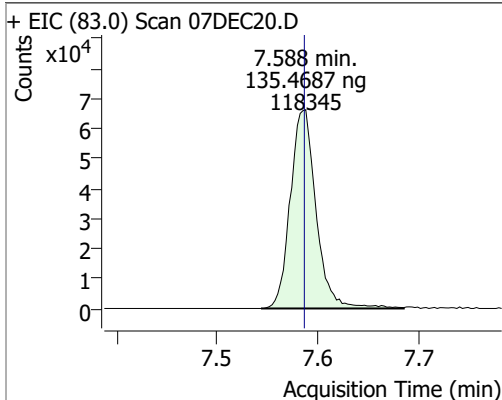


Compound	Conc.	RT	Dev(Min)	Resp.	QIon	QRatio	Lower	Upper
Dibromomethane	126.2025	7.40	0.00	38921	173.5	105.8	75.2	135.2
					95.0	85.7	52.6	112.6

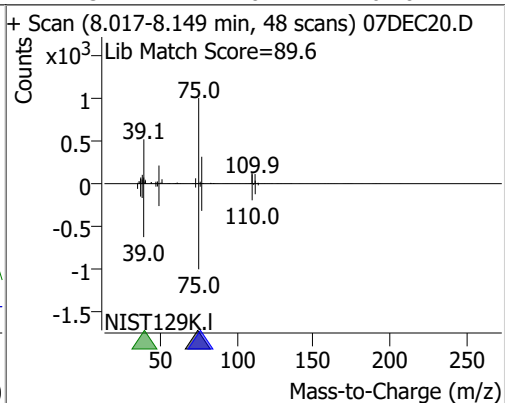
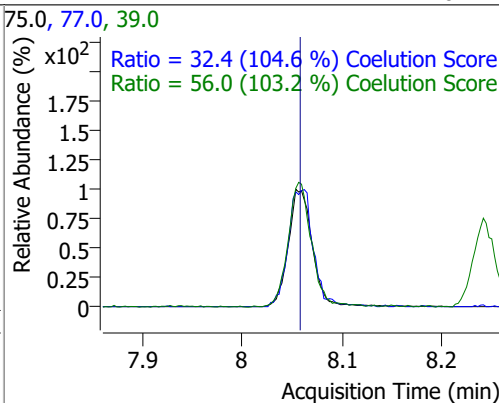
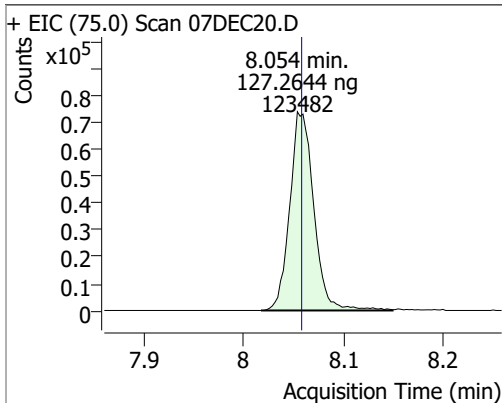


Quantitation Results Report (QT Reviewed)

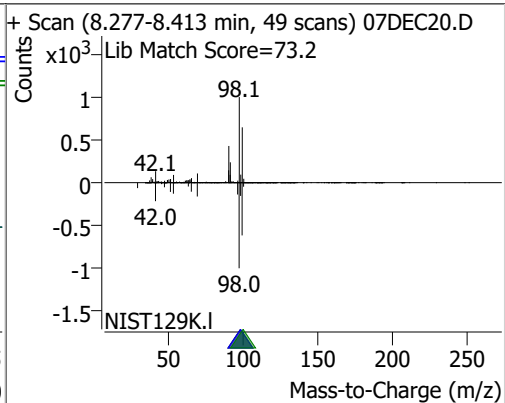
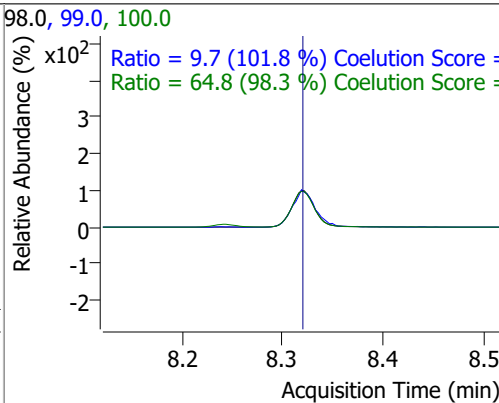
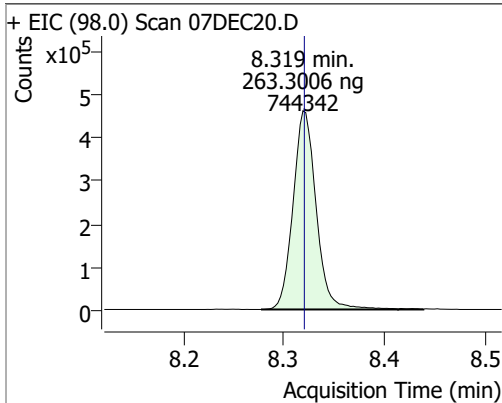
Compound	Conc.	RT	Dev(Min)	Resp.	QIon	QRatio	Lower	Upper
Bromodichloromethane	135.4687	7.59	0.00	118345	85.0	64.3	33.1	93.1
					127.0	9.0	0.0	39.5



Compound	Conc.	RT	Dev(Min)	Resp.	QIon	QRatio	Lower	Upper
cis-1,3-Dichloropropene	127.2644	8.05	-0.01	123482	39.0	56.0	24.3	84.3
					77.0	32.4	1.0	61.0



Compound	Conc.	RT	Dev(Min)	Resp.	QIon	QRatio	Lower	Upper
Toluene-d8	263.3006	8.32	0.00	744342	100.0	64.8	35.9	95.9
					99.0	9.7	0.0	39.5

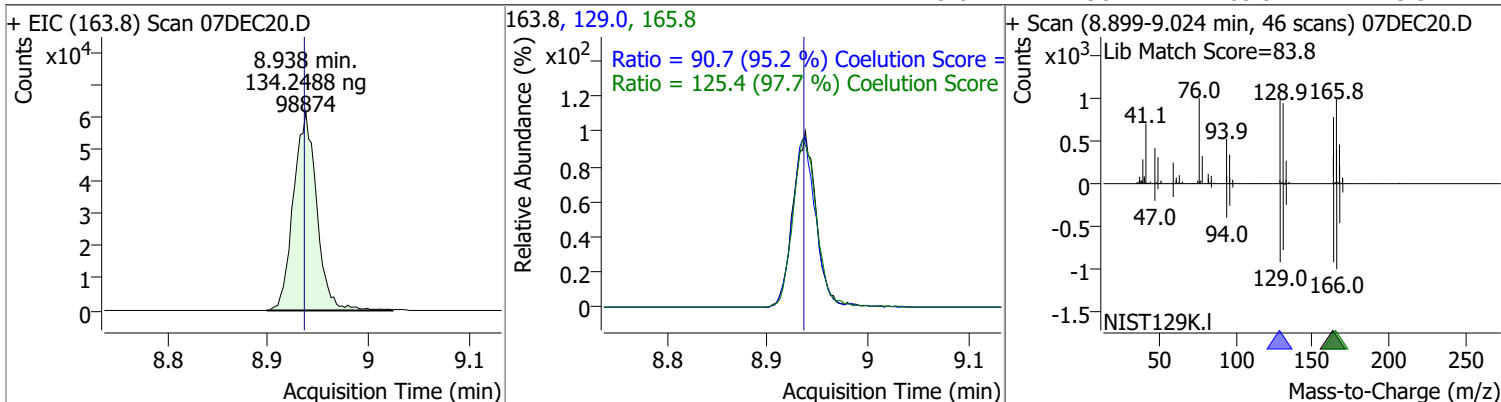


Quantitation Results Report (QT Reviewed)

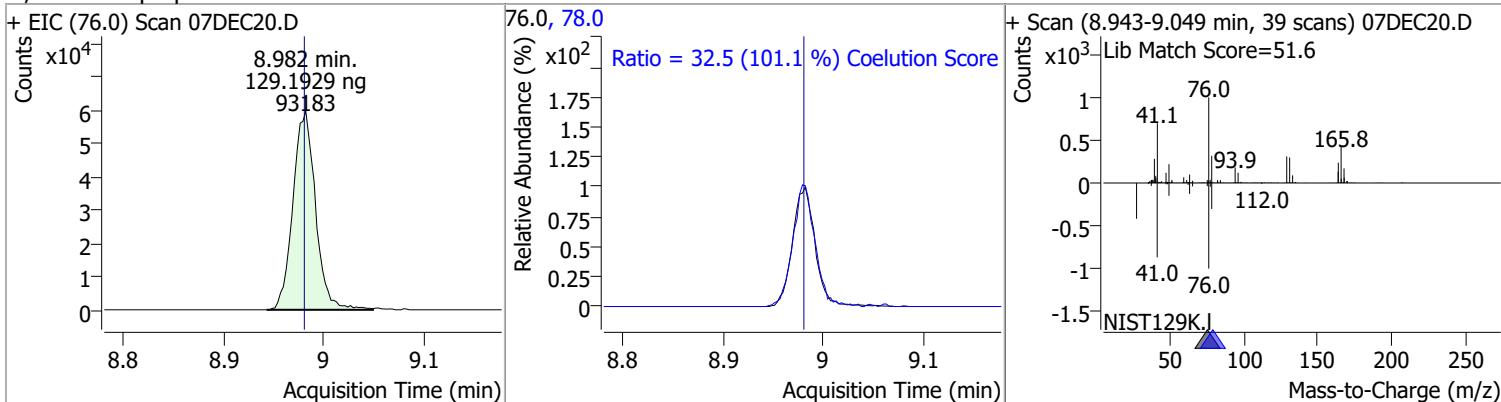
Compound	Conc.	RT	Dev(Min)	Resp.	QIon	QRatio	Lower	Upper
Toluene	134.2845	8.39	0.00	249579	91.0	176.4	144.3	204.3
+ EIC (92.0) Scan 07DEC20.D			92.0, 91.0			+ Scan (8.344-8.455 min, 41 scans) 07DEC20.D		
trans-1,3-Dichloropropene	135.8997	8.64	0.00	94344	39.0	49.6	22.1	82.1
+ EIC (75.0) Scan 07DEC20.D			75.0, 77.0, 39.0			+ Scan (8.600-8.698 min, 36 scans) 07DEC20.D		
1,1,2-Trichloroethane	127.7467	8.82	0.00	46194	97.0	116.6	84.3	144.3
+ EIC (83.0) Scan 07DEC20.D			83.0, 97.0, 85.0			+ Scan (8.779-8.882 min, 38 scans) 07DEC20.D		

Quantitation Results Report (QT Reviewed)

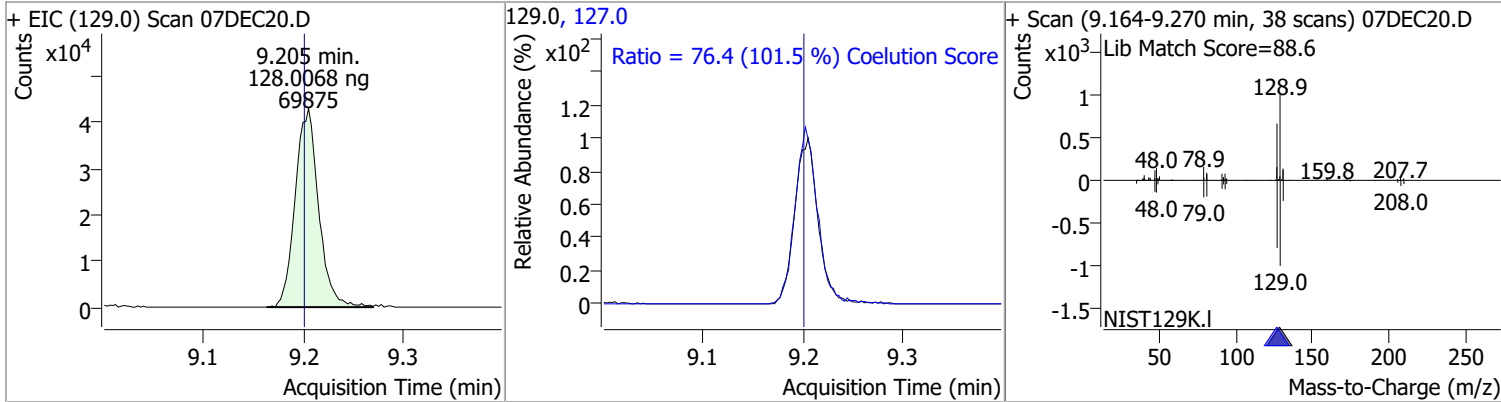
Compound	Conc.	RT	Dev(Min)	Resp.	QIon	QRatio	Lower	Upper
Tetrachloroethene	134.2488	8.94	0.00	98874	165.8	125.4	98.3	158.3
					129.0	90.7	65.3	125.3



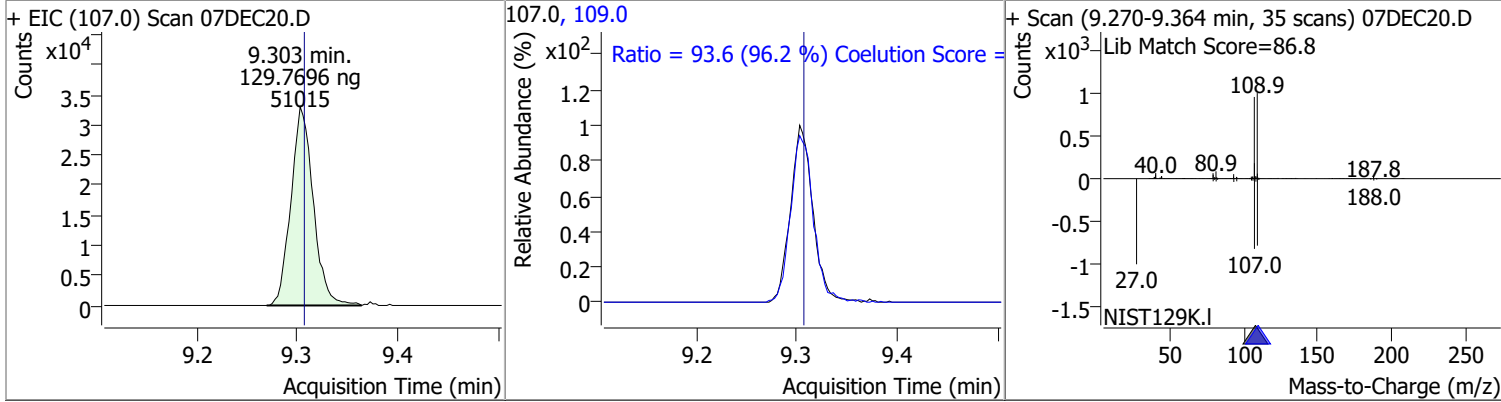
Compound	Conc.	RT	Dev(Min)	Resp.	QIon	QRatio	Lower	Upper
1,3-Dichloropropane	129.1929	8.98	0.00	93183	78.0	32.5	2.1	62.1



Compound	Conc.	RT	Dev(Min)	Resp.	QIon	QRatio	Lower	Upper
Chlorodibromomethane	128.0068	9.21	0.01	69875	127.0	76.4	45.3	105.3



Compound	Conc.	RT	Dev(Min)	Resp.	QIon	QRatio	Lower	Upper
1,2-Dibromoethane	129.7696	9.30	0.00	51015	109.0	93.6	67.2	127.2

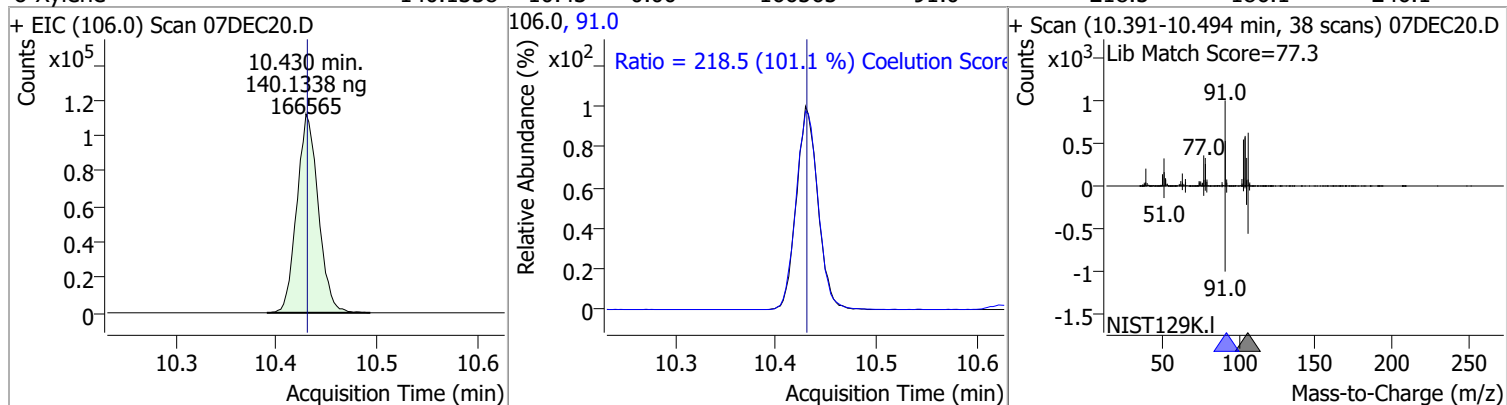


Quantitation Results Report (QT Reviewed)

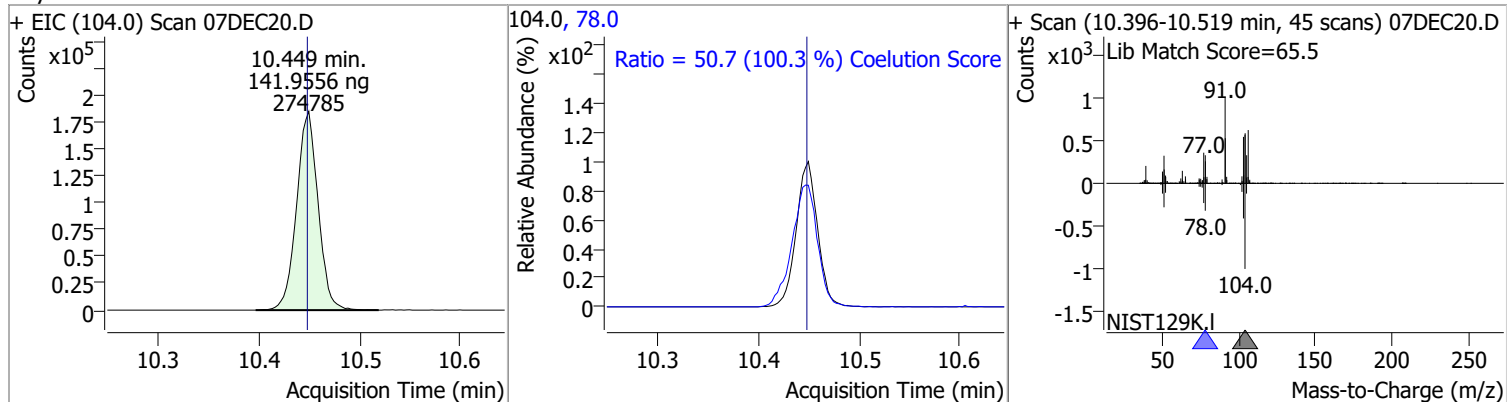
Compound	Conc.	RT	Dev(Min)	Resp.	QIon	QRatio	Lower	Upper
Chlorobenzene	136.2250	9.80	0.00	273319	114.0	31.5	2.3	62.3
+ EIC (112.0) Scan 07DEC20.D			112.0, 114.0			+ Scan (9.760-9.894 min, 49 scans) 07DEC20.D		
1,1,1,2-Tetrachloroethane	132.3292	9.89	0.00	90314	133.0	96.6	65.7	125.7
+ EIC (131.0) Scan 07DEC20.D			131.0, 133.0			+ Scan (9.850-9.956 min, 39 scans) 07DEC20.D		
Ethylbenzene	134.3836	9.92	0.00	480092	106.0	30.9	0.7	60.7
+ EIC (91.0) Scan 07DEC20.D			91.0, 106.0			+ Scan (9.877-9.992 min, 42 scans) 07DEC20.D		
m+p-Xylenes	271.3709	10.04	0.00	369658	91.0	203.2	175.0	235.0
+ EIC (106.0) Scan 07DEC20.D			106.0, 91.0			+ Scan (10.000-10.115 min, 42 scans) 07DEC20.D		

Quantitation Results Report (QT Reviewed)

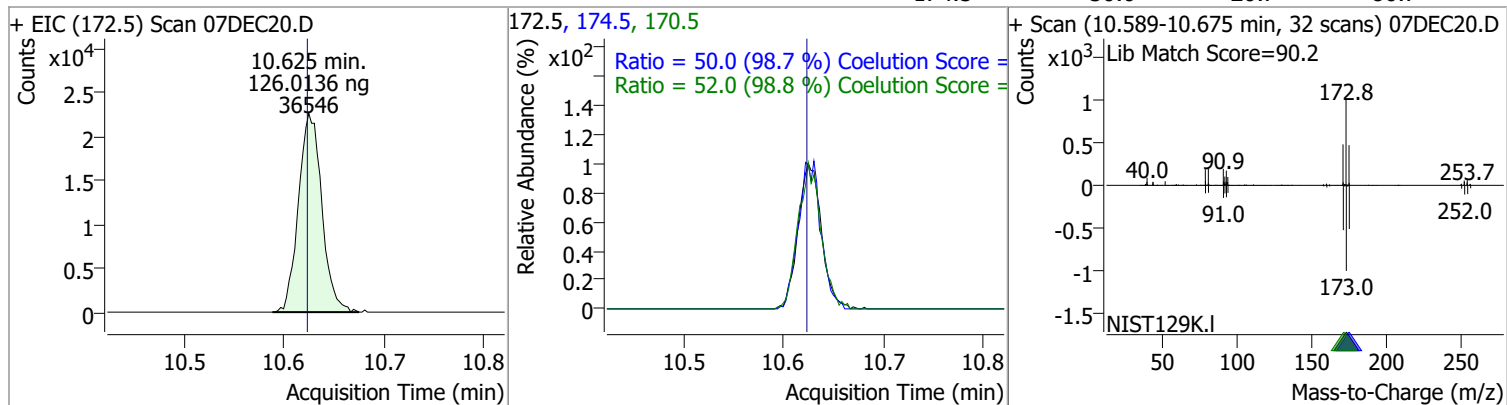
Compound	Conc.	RT	Dev(Min)	Resp.	QIon	QRatio	Lower	Upper
o-Xylene	140.1338	10.43	0.00	166565	91.0	218.5	186.1	246.1



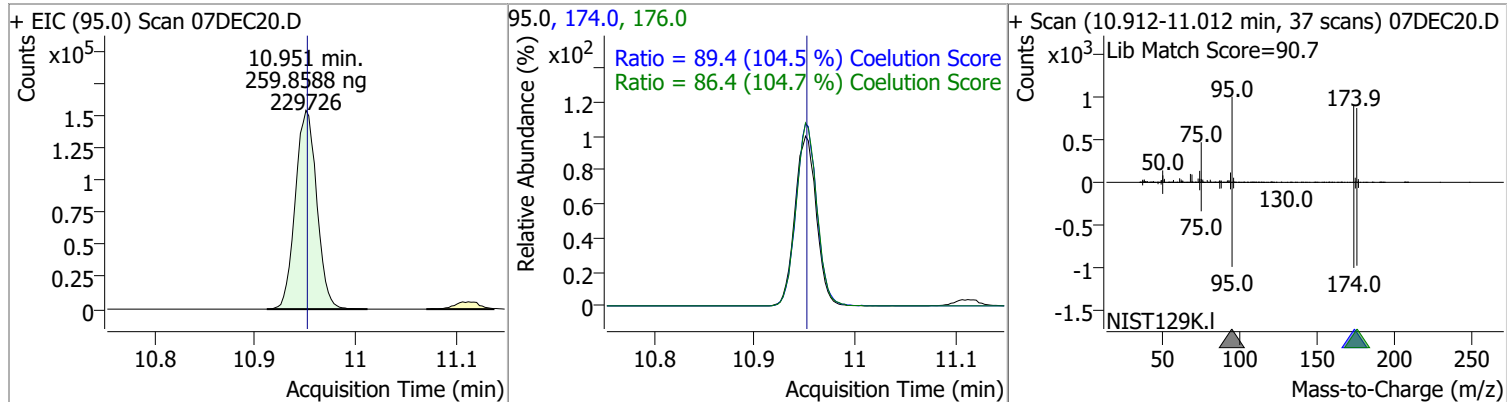
Compound	Conc.	RT	Dev(Min)	Resp.	QIon	QRatio	Lower	Upper
Styrene	141.9556	10.45	0.00	274785	78.0	50.7	20.6	80.6



Compound	Conc.	RT	Dev(Min)	Resp.	QIon	QRatio	Lower	Upper
Bromoform	126.0136	10.62	0.00	36546	170.5	52.0	22.7	82.7
					174.5	50.0	20.7	80.7

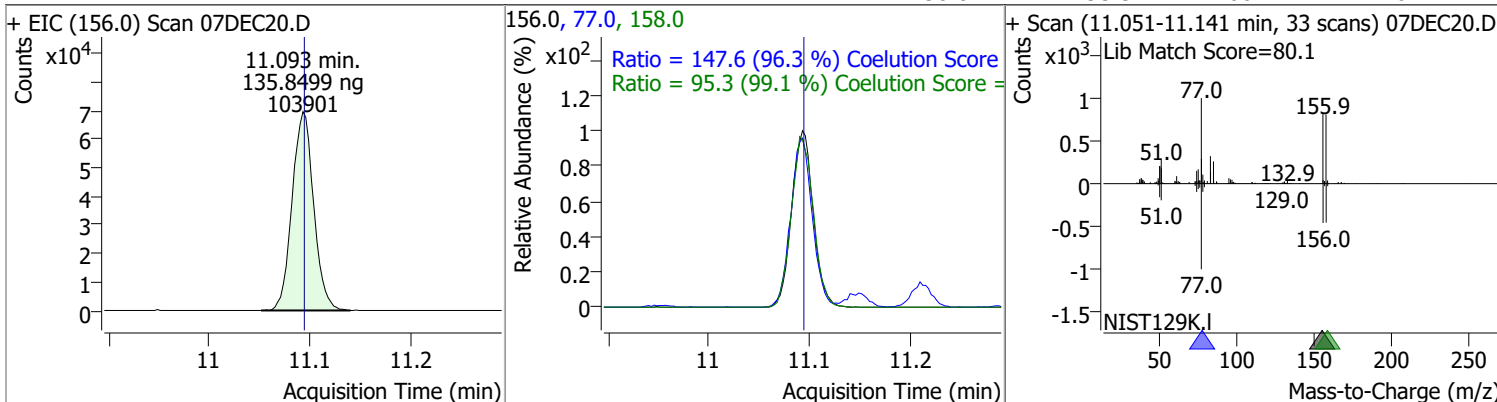


Compound	Conc.	RT	Dev(Min)	Resp.	QIon	QRatio	Lower	Upper
p-Bromofluorobenzene	259.8588	10.95	0.00	229726	174.0	89.4	55.5	115.5
					176.0	86.4	52.5	112.5

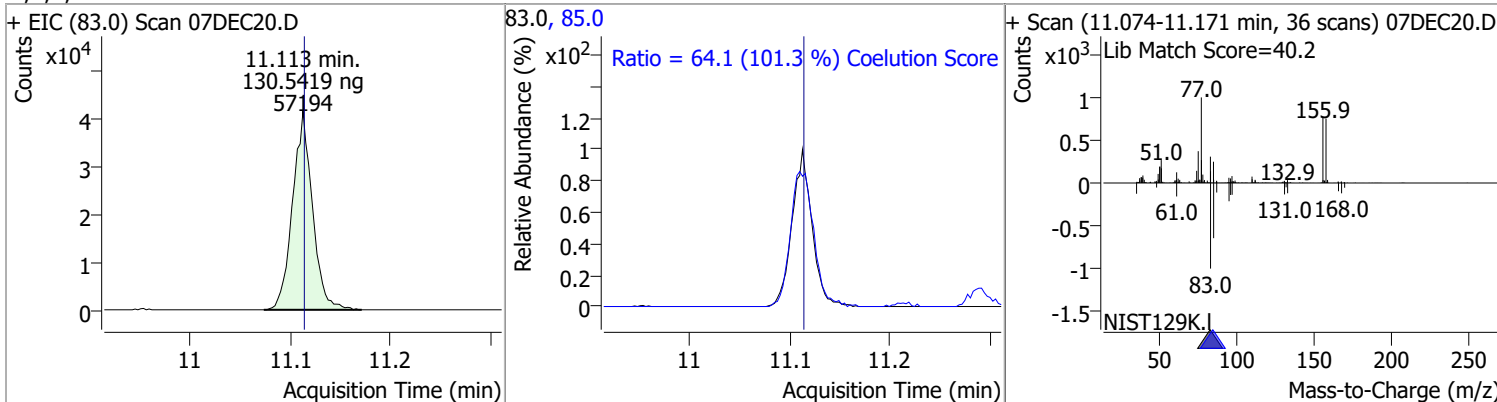


Quantitation Results Report (QT Reviewed)

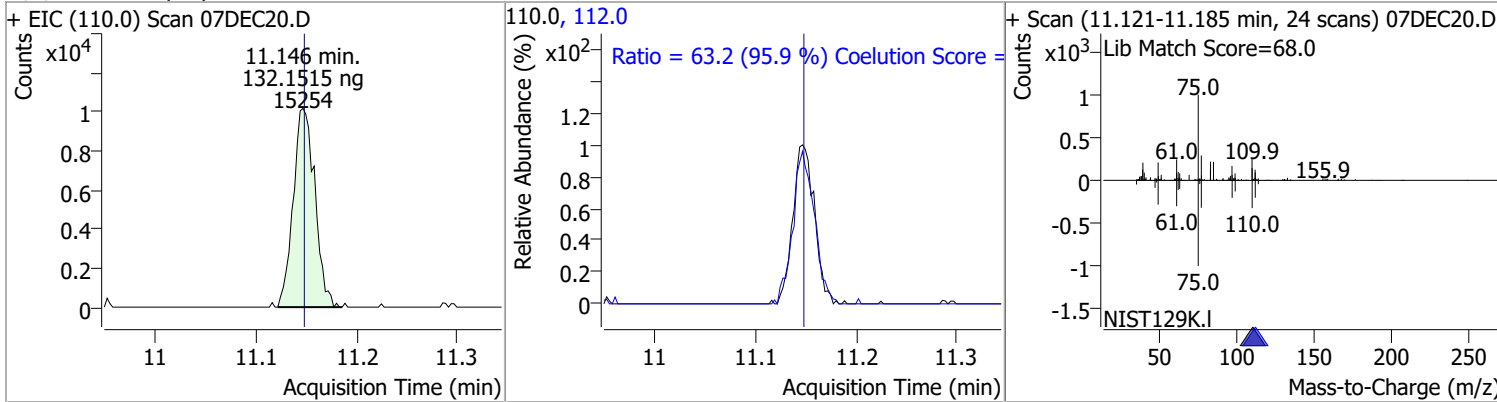
Compound	Conc.	RT	Dev(Min)	Resp.	QIon	QRatio	Lower	Upper
Bromobenzene	135.8499	11.09	0.00	103901	77.0	147.6	123.2	183.2
					158.0	95.3	66.2	126.2



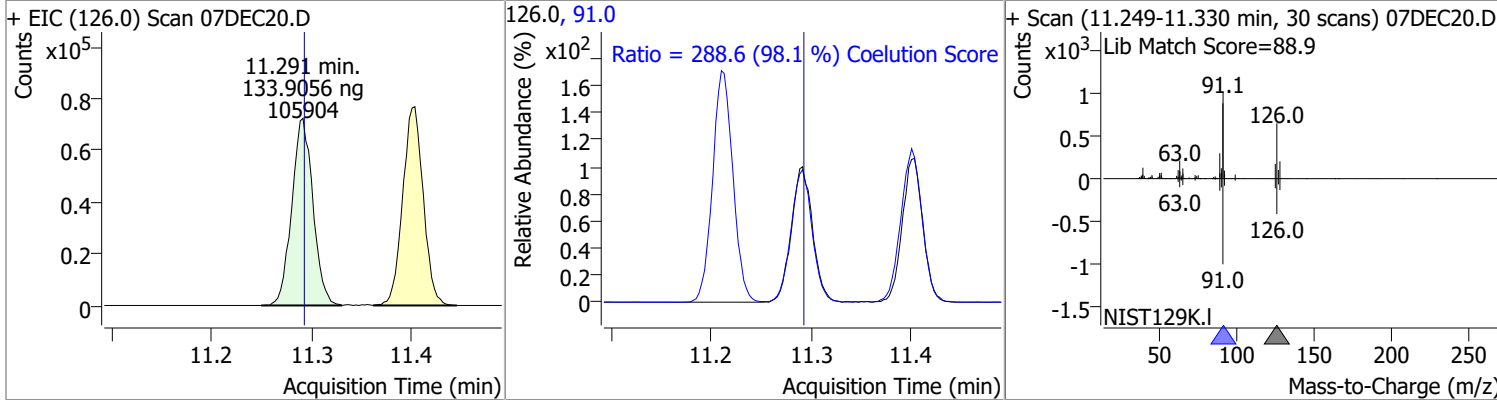
Compound	Conc.	RT	Dev(Min)	Resp.	QIon	QRatio	Lower	Upper
1,1,2,2-Tetrachloroethane	130.5419	11.11	0.00	57194	85.0	64.1	33.2	93.2



Compound	Conc.	RT	Dev(Min)	Resp.	QIon	QRatio	Lower	Upper
1,2,3-Trichloropropane	132.1515	11.15	0.00	15254	112.0	63.2	35.8	95.8

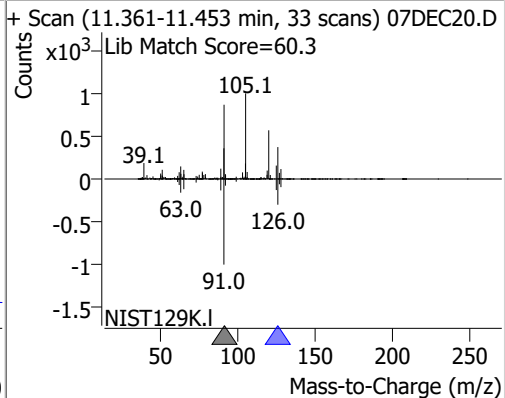
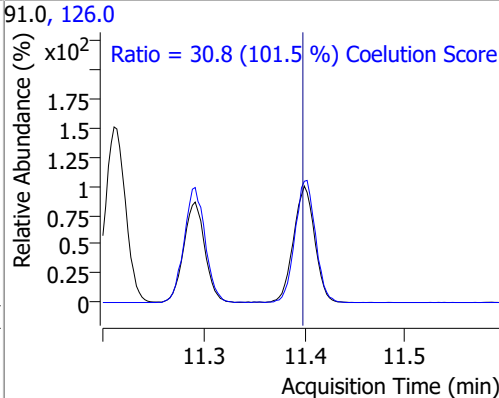
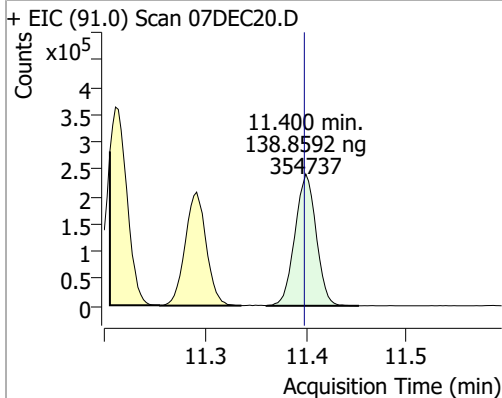


Compound	Conc.	RT	Dev(Min)	Resp.	QIon	QRatio	Lower	Upper
2-Chlorotoluene	133.9056	11.29	0.00	105904	91.0	288.6	264.1	324.1

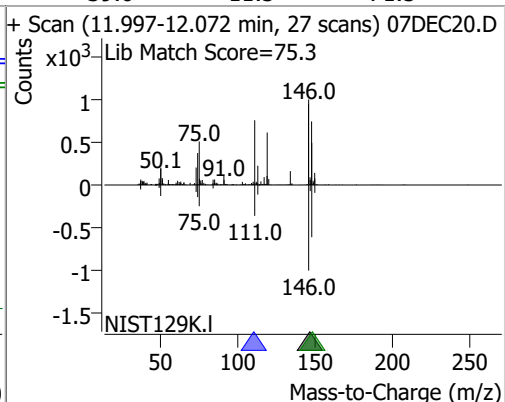
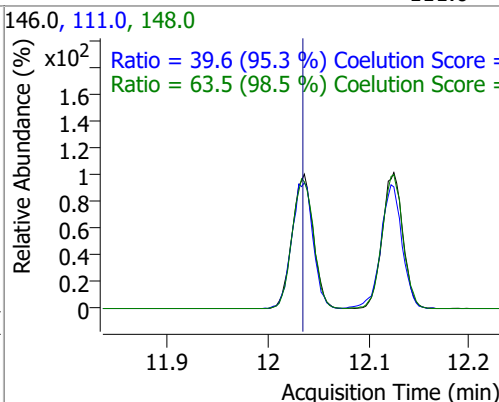
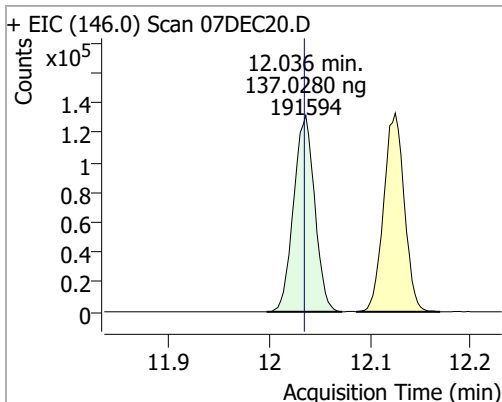


Quantitation Results Report (QT Reviewed)

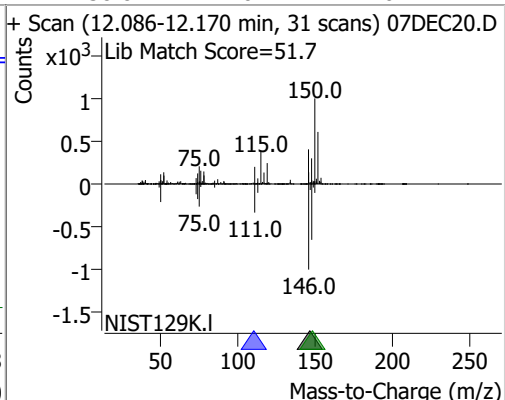
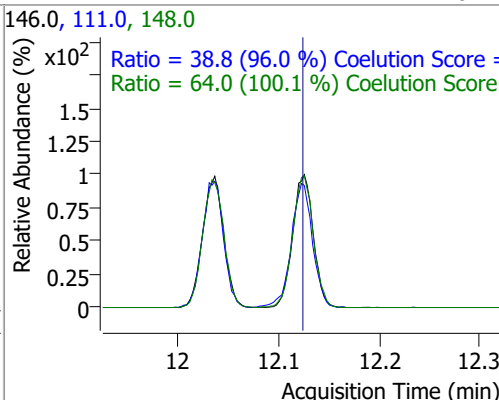
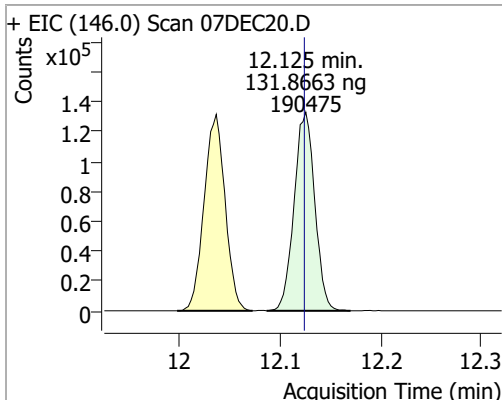
Compound	Conc.	RT	Dev(Min)	Resp.	QIon	QRatio	Lower	Upper
4-Chlorotoluene	138.8592	11.40	0.00	354737	126.0	30.8	0.4	60.4



Compound	Conc.	RT	Dev(Min)	Resp.	QIon	QRatio	Lower	Upper
1,3-Dichlorobenzene	137.0280	12.04	0.00	191594	148.0	63.5	34.5	94.5
					111.0	39.6	11.5	71.5

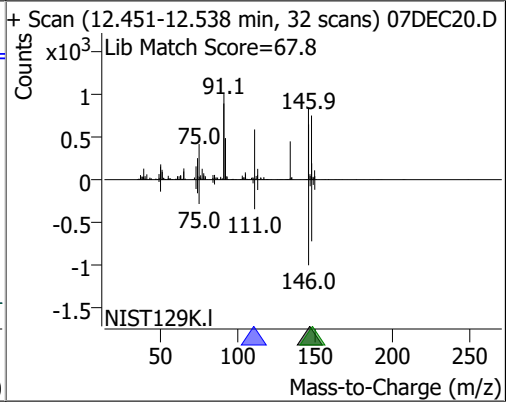
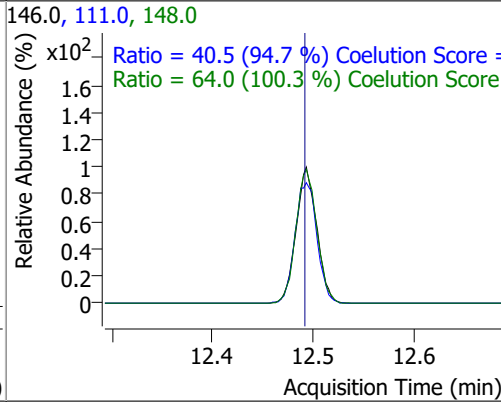
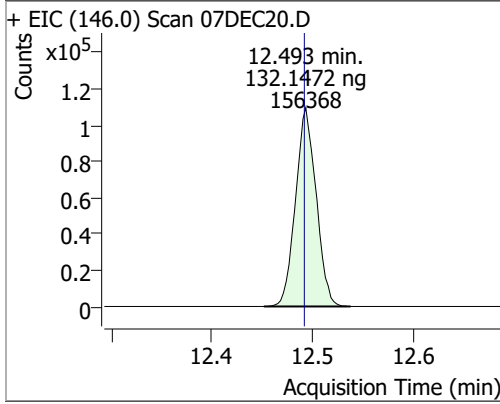


Compound	Conc.	RT	Dev(Min)	Resp.	QIon	QRatio	Lower	Upper
1,4-Dichlorobenzene	131.8663	12.13	0.00	190475	148.0	64.0	34.0	94.0
					111.0	38.8	10.4	70.4



Quantitation Results Report (QT Reviewed)

Compound	Conc.	RT	Dev(Min)	Resp.	QIon	QRatio	Lower	Upper
1,2-Dichlorobenzene	132.1472	12.49	0.00	156368	148.0	64.0	33.8	93.8
					111.0	40.5	12.8	72.8



Audit Trail report

Batch name and path: D:\Org\Data\VOA5975C\VG120721_L4\QuantResults\VG120721_8260B_624pt1_L4.batch.bin
Quant batch version: 10.0
Quant reporting version: 10.0

Name	User	Time	Action	Reason	Comment	Succeed	Exception
CmdNewBatchTable	BL2000\mchavez	12/7/2021 10:08:24 AM	Create new batch D:\Org\Data\VOA5975C\VG120721\VG120721_8260B_624pt1.batch.bin			✓	
CmdImportSamplesFromWorklist	BL2000\mchavez	12/7/2021 10:08:36 AM	Add samples from worklist: D:\Org\Data\VOA5975C\VG120721\07DEC02.D, D:\Org\Data\VOA5975C\VG120721\07DEC01.D			✓	
CmdSetSampleAttribute	BL2000\mchavez	12/7/2021 10:08:42 AM	Set SampleType = TuneCheck for sample 07DEC02.D; previous value = Sample			✓	
CmdQuantitate	BL2000\mchavez	12/7/2021 10:08:44 AM	Quantitate all compounds in all samples			✓	
CmdSaveBatchTable	BL2000\mchavez	12/7/2021 10:31:32 AM	Save batch D:\Org\Data\VOA5975C\VG120721\QuantResults\VG120721_8260B_624pt1.batch.bin			✓	
CmdSaveBatchTable	BL2000\mchavez	12/7/2021 10:37:42 AM	Save batch D:\Org\Data\VOA5975C\VG120721\QuantResults\VG120721_8260B_624pt1.batch.bin			✓	
CmdImportSamplesFromWorklist	BL2000\mchavez	12/7/2021 11:00:10 AM	Add samples from worklist: D:\Org\Data\VOA5975C\VG120721\07DEC03.D			✓	
CmdSetSampleAttribute	BL2000\mchavez	12/7/2021 11:00:19 AM	Set SampleType = Blank for sample 07DEC03.D; previous value = Sample			✓	
CmdQuantitate	BL2000\mchavez	12/7/2021 11:01:05 AM	Quantitate all compounds in all samples			✓	
CmdSaveBatchTable	BL2000\mchavez	12/7/2021 11:11:31 AM	Save batch D:\Org\Data\VOA5975C\VG120721\QuantResults\VG120721_8260B_624pt1.batch.bin			✓	
CmdOpenBatchTable	BL2000\mchavez	12/7/2021 11:48:23 AM	Open batch D:\Org\Data\VOA5975C\VG120721\VG120721_8260B_624pt1.batch.bin			✓	
CmdImportSamplesFromWorklist	BL2000\mchavez	12/7/2021 11:48:40 AM	Add samples from worklist: D:\Org\Data\VOA5975C\VG120721\07DEC04.D			✓	
CmdSetSampleAttribute	BL2000\mchavez	12/7/2021 11:48:44 AM	Set SampleType = CC for sample 07DEC04.D; previous value = Sample			✓	
CmdSetSampleAttribute	BL2000\mchavez	12/7/2021 11:48:48 AM	Set LevelName = CC for sample 07DEC04.D; previous value =			✓	
CmdStartMethodEditing	BL2000\mchavez	12/7/2021 11:52:19 AM	Start method editing			✓	
CmdImportMethodFromBatch	BL2000\mchavez	12/7/2021 11:52:21 AM	Import method from batch D:\Org\Data\VOA5975C\VG120221\VG120221_8260B_624pt1.batch.bin			✓	

Audit Trail report

Name	User	Time	Action	Reason	Comment	Succeed	Exception
CmdApplyMethodToAllSamples	BL2000\mchavez	12/7/2021 11:52:29 AM	Apply method to all samples			✓	
CmdMethodClear	BL2000\mchavez	12/7/2021 11:52:29 AM	Clear method			✓	
CmdEndMethodEditing	BL2000\mchavez	12/7/2021 11:52:30 AM	End method editing			✓	
CmdQuantitate	BL2000\mchavez	12/7/2021 11:52:35 AM	Quantitate all compounds in all samples			✓	
CmdSaveBatchTable	BL2000\mchavez	12/7/2021 11:54:26 AM	Save batch D:\Org\Data\VOA5975C\VG120721\QuantResults\VG120721_8260B_624pt1.batch.bin			✓	
CmdImportSamplesFromWorklist	BL2000\mchavez	12/7/2021 12:00:19 PM	Add samples from worklist: D:\Org\Data\VOA5975C\VG120721\07DEC05.D			✓	
CmdSetSampleAttribute	BL2000\mchavez	12/7/2021 12:00:22 PM	Set SampleType = TuneCheck for sample 07DEC05.D; previous value = Sample			✓	
CmdQuantitate	BL2000\mchavez	12/7/2021 12:00:26 PM	Quantitate all compounds in all samples			✓	
CmdSaveBatchTable	BL2000\mchavez	12/7/2021 12:20:36 PM	Save batch D:\Org\Data\VOA5975C\VG120721\QuantResults\VG120721_8260B_624pt1.batch.bin			✓	
CmdOpenBatchTable	BL2000\mchavez	12/7/2021 2:23:57 PM	Open batch D:\Org\Data\VOA5975C\VG120721\VG120721_8260B_624pt1.batch.bin			✓	
CmdImportSamplesFromWorklist	BL2000\mchavez	12/7/2021 2:30:05 PM	Add samples from worklist: D:\Org\Data\VOA5975C\VG120721\07DEC09.D, D:\Org\Data\VOA5975C\VG120721\07DEC08.D, D:\Org\Data\VOA5975C\VG120721\07DEC07.D, D:\Org\Data\VOA5975C\VG120721\07DEC06.D			✓	
CmdSetSampleAttribute	BL2000\mchavez	12/7/2021 2:31:56 PM	Set SampleType = Calibration for sample 07DEC07.D; previous value = Sample			✓	
CmdSetSampleAttribute	BL2000\mchavez	12/7/2021 2:32:00 PM	Set SampleType = Calibration for sample 07DEC08.D; previous value = Sample			✓	
CmdSetSampleAttribute	BL2000\mchavez	12/7/2021 2:32:02 PM	Set SampleType = Calibration for sample 07DEC09.D; previous value = Sample			✓	
CmdSetSampleAttribute	BL2000\mchavez	12/7/2021 2:33:38 PM	Set LevelName = 1 for sample 07DEC07.D; previous value =			✓	
CmdSetSampleAttribute	BL2000\mchavez	12/7/2021 2:33:41 PM	Set LevelName = 2 for sample 07DEC08.D; previous value =			✓	
CmdQuantitate	BL2000\mchavez	12/7/2021 2:33:51 PM	Quantitate all compounds in all samples			✓	
CmdSetSampleAttribute	BL2000\mchavez	12/7/2021 2:34:06 PM	Set LevelName = 3 for sample 07DEC09.D; previous value =			✓	

Audit Trail report

Name	User	Time	Action	Reason	Comment	Succeed	Exception
CmdQuantitate	BL2000\mchavez	12/7/2021 2:34:16 PM	Quantitate all compounds in all samples			✓	
CmdManuallyIntegratePeak	BL2000\mchavez	12/7/2021 2:35:17 PM	Manually integrate compound 1,2-Dibromo-3-chloropropane in sample 07DEC09.D from x, y = 13.246, 0 to 13.310, 0; result = 1319			✓	
CmdSetTargetCompoundAttribute	BL2000\mchavez	12/7/2021 2:35:18 PM	Set UserAnnotation = NI for compound 1,2-Dibromo-3-chloropropane in sample 07DEC09.D; previous value =			✓	
CmdManuallyIntegrateQualifierPeak	BL2000\mchavez	12/7/2021 2:35:23 PM	Manually integrate qualifier155.0 of compound 1,2-Dibromo-3-chloropropane in sample 07DEC09.D from x, y = 13.238, 0 to 13.322, 0; result = 1238			✓	
CmdManuallyIntegrateQualifierPeak	BL2000\mchavez	12/7/2021 2:35:25 PM	Manually integrate qualifier157.0 of compound 1,2-Dibromo-3-chloropropane in sample 07DEC09.D from x, y = 13.221, 0 to 13.333, 0; result = 1659			✓	
CmdSaveBatchTable	BL2000\mchavez	12/7/2021 2:35:47 PM	Save batch D:\Org\Data\VOA5975C\VG120721\QuantResults\VG120721_8260B_624pt1.batch.bin			✓	
CmdOpenBatchTable	BL2000\mchavez	12/8/2021 8:53:12 AM	Open batch D:\Org\Data\VOA5975C\VG120721\VG120721_8260B_624pt1.batch.bin			✓	

Audit Trail report

Name	User	Time	Action	Reason	Comment	Succeed	Exception
CmdImportSamplesFromWorklist	BL2000\mchavez	12/8/2021 8:55:48 AM	Add samples from worklist: D:\Org\Data\VOA5975C\VG120721\07DEC25.D, D:\Org\Data\VOA5975C\VG120721\07DEC24.D, D:\Org\Data\VOA5975C\VG120721\07DEC23.D, D:\Org\Data\VOA5975C\VG120721\07DEC22.D, D:\Org\Data\VOA5975C\VG120721\07DEC21.D, D:\Org\Data\VOA5975C\VG120721\07DEC20.D, D:\Org\Data\VOA5975C\VG120721\07DEC19.D, D:\Org\Data\VOA5975C\VG120721\07DEC18.D, D:\Org\Data\VOA5975C\VG120721\07DEC17.D, D:\Org\Data\VOA5975C\VG120721\07DEC16.D, D:\Org\Data\VOA5975C\VG120721\07DEC15.D, D:\Org\Data\VOA5975C\VG120721\07DEC14.D, D:\Org\Data\VOA5975C\VG120721\07DEC13.D, D:\Org\Data\VOA5975C\VG120721\07DEC12.D, D:\Org\Data\VOA5975C\VG120721\07DEC11.D, D:\Org\Data\VOA5975C\VG120721\07DEC10.D			✓	
CmdSaveBatchTable	BL2000\mchavez	12/8/2021 8:56:08 AM	Save batch D:\Org\Data\VOA5975C\VG120721\QuantResults\VG120721_8260B_624pt1.batch.bin			✓	
CmdOpenBatchTable	BL2000\mchavez	12/8/2021 1:12:48 PM	Open batch D:\Org\Data\VOA5975C\VG120721\VG120721_8260B_624pt1.batch.bin			✓	
CmdSetSampleAttribute	BL2000\mchavez	12/8/2021 1:13:02 PM	Set SampleType = Calibration for sample 07DEC10.D; previous value = Sample			✓	
CmdSetSampleAttribute	BL2000\mchavez	12/8/2021 1:13:06 PM	Set LevelName = 4 for sample 07DEC21.D; previous value =			✓	
CmdSetSampleAttribute	BL2000\mchavez	12/8/2021 1:13:18 PM	Set LevelName = 4 for sample 07DEC10.D; previous value =			✓	
CmdSetSampleAttribute	BL2000\mchavez	12/8/2021 1:13:25 PM	Set SampleType = Calibration for sample 07DEC12.D; previous value = Sample			✓	
CmdSetSampleAttribute	BL2000\mchavez	12/8/2021 1:13:32 PM	Set LevelName = 5 for sample 07DEC12.D; previous value =			✓	
CmdSetSampleAttribute	BL2000\mchavez	12/8/2021 1:13:34 PM	Set LevelName = for sample 07DEC21.D; previous value = 4			✓	

Audit Trail report

Name	User	Time	Action	Reason	Comment	Succeed	Exception
CmdSetSampleAttribute	BL2000\mchavez	12/8/2021 1:13:42 PM	Set SampleType = Calibration for sample 07DEC14.D; previous value = Sample			✓	
CmdSetSampleAttribute	BL2000\mchavez	12/8/2021 1:13:48 PM	Set LevelName = 6 for sample 07DEC14.D; previous value =			✓	
CmdQuantitate	BL2000\mchavez	12/8/2021 1:14:24 PM	Quantitate all compounds in all samples			✓	
CmdSetSampleAttribute	BL2000\mchavez	12/8/2021 1:14:39 PM	Set SampleName = BLK for sample 07DEC13.D; previous value = ICAL120721_6			✓	
CmdSetSampleAttribute	BL2000\mchavez	12/8/2021 1:17:56 PM	Set SampleName = BLK for sample 07DEC15.D; previous value = ICAL120721_8			✓	
CmdSetSampleAttribute	BL2000\mchavez	12/8/2021 1:18:03 PM	Set SampleName = ICAL120721_6 for sample 07DEC14.D; previous value = ICAL120721_7			✓	
CmdSetSampleAttribute	BL2000\mchavez	12/8/2021 1:18:06 PM	Set SampleName = ICAL120721_7 for sample 07DEC16.D; previous value = ICAL120721_9			✓	
CmdSetSampleAttribute	BL2000\mchavez	12/8/2021 1:18:10 PM	Set SampleName = BLK for sample 07DEC17.D; previous value = ICAL120721_0			✓	
CmdSetSampleAttribute	BL2000\mchavez	12/8/2021 1:18:14 PM	Set SampleName = ICAL120721_8 for sample 07DEC18.D; previous value = ICAL120721_1			✓	
CmdSetSampleAttribute	BL2000\mchavez	12/8/2021 1:18:17 PM	Set SampleName = BLK for sample 07DEC19.D; previous value = ICAL120721_2			✓	
CmdSaveBatchTable	BL2000\mchavez	12/8/2021 1:18:29 PM	Save batch D:\Org\Data\VOA5975C\VG120721\QuantResults\VG120721_8260B_624pt1.batch.bin			✓	
CmdOpenBatchTable	BL2000\mchavez	12/8/2021 1:25:53 PM	Open batch D:\Org\Data\VOA5975C\VG120721\VG120721_8260B_624pt1.batch.bin			✓	
CmdSaveBatchTable	BL2000\mchavez	12/8/2021 1:26:35 PM	Save batch D:\Org\Data\VOA5975C\VG120721\QuantResults\VG120721_8260B_624pt1.batch.bin			✓	
CmdOpenBatchTable	BL2000\mchavez	12/10/2021 10:07:54 AM	Open batch D:\Org\Data\VOA5975C\VG120721\VG120721_8260B_624pt1.batch.bin			✓	
CmdSetSampleAttribute	BL2000\mchavez	12/10/2021 10:08:12 AM	Set SampleType = Calibration for sample 07DEC16.D; previous value = Sample			✓	

Audit Trail report

Name	User	Time	Action	Reason	Comment	Succeed	Exception
CmdQuantitate	BL2000\mchavez	12/10/2021 10:08:16 AM	Quantitate all compounds in all samples				Agilent.MassSpectrometry.DataAnalysis.Quantitative.ApplicationCommandException: Batch quantitation failed ---> Agilent.MassSpectrometry.DataAnalysis.Quantitative.ApplicationCommandException: Sample not validated: Level name is undefined for a Calibration or QC sample. at Agilent.MassSpectrometry.DataAnalysis.Quantitative.Analysis.Batch.ValidateBatchMethod() at Agilent.MassSpectrometry.DataAnalysis.Quantitative.Analysis.Batch.Quantitate() --- End of inner exception stack trace --- at Agilent.MassSpectrometry.DataAnalysis.Quantitative.Analysis.Batch.Quantitate() at Agilent.MassSpectrometry.DataAnalysis.Quantitative.CmdQuantitate.QuantitateBatch(Int16 batchId) at Agilent.MassSpectrometry.CommandModel.CommandHistory.Invoke(ICommand cmd) at Agilent.MassSpectrometry.DataAnalysis.Quantitative.AppCommandContext.Invoke(ICommand cmd)
CmdSetSampleAttribute	BL2000\mchavez	12/10/2021 10:08:28 AM	Set LevelName = 7 for sample 07DEC16.D; previous value =			✓	
CmdQuantitate	BL2000\mchavez	12/10/2021 10:09:04 AM	Quantitate all compounds in all samples			✓	
CmdRemoveSamples	BL2000\mchavez	12/10/2021 10:09:18 AM	Remove 8 sample(s): Remove Sample sample ICAL120721_8, data file 07DEC18.D ; Remove Sample sample BLK, data file 07DEC19.D ; Remove Sample sample ICAL120721_3, data file 07DEC20.D ; Remove Sample sample BLK, data file 07DEC21.D ; Remove Sample sample MDL120721, data file 07DEC22.D ; Remove Sample sample LOD120721_2xCAL1, data file 07DEC23.D ; Remove Sample sample MBLK120721_NoSurr, data file 07DEC24.D ; Remove Sample sample BLK, data file 07DEC25.D ;			✓	

Audit Trail report

Name	User	Time	Action	Reason	Comment	Succeed	Exception
CmdImportSamplesFromWorklist	BL2000\mchavez	12/10/2021 10:10:55 AM	Add samples from worklist: D:\Org\Data\VOA5975C\VG120721\07DEC20.D, D:\Org\Data\VOA5975C\VG120721\07DEC19.D, D:\Org\Data\VOA5975C\VG120721\07DEC18.D			✓	
CmdSaveBatchTable	BL2000\mchavez	12/10/2021 10:11:00 AM	Save batch D:\Org\Data\VOA5975C\VG120721\QuantResults\VG120721_8260B_624pt1.batch.bin			✓	
CmdSetSampleAttribute	BL2000\mchavez	12/10/2021 10:11:08 AM	Set SampleName = ICAL120721_8 for sample 07DEC18.D; previous value = ICAL120721_1			✓	
CmdSetSampleAttribute	BL2000\mchavez	12/10/2021 10:11:14 AM	Set SampleType = Calibration for sample 07DEC18.D; previous value = Sample			✓	
CmdSetSampleAttribute	BL2000\mchavez	12/10/2021 10:11:21 AM	Set LevelName = 8 for sample 07DEC18.D; previous value =			✓	
CmdSetSampleAttribute	BL2000\mchavez	12/10/2021 10:11:30 AM	Set SampleName = BLK for sample 07DEC19.D; previous value = ICAL120721_2			✓	
CmdSetSampleAttribute	BL2000\mchavez	12/10/2021 10:11:36 AM	Set SampleName = ICV120721 for sample 07DEC20.D; previous value = ICAL120721_3			✓	
CmdQuantitate	BL2000\mchavez	12/10/2021 10:12:04 AM	Quantitate all compounds in all samples			✓	
CmdSaveBatchTable	BL2000\mchavez	12/10/2021 10:12:44 AM	Save batch D:\Org\Data\VOA5975C\VG120721\QuantResults\VG120721_8260B_624pt1.batch.bin			✓	
CmdSetSampleAttribute	BL2000\mchavez	12/10/2021 10:13:05 AM	Set SampleType = QC for sample 07DEC20.D; previous value = Sample			✓	
CmdSetSampleAttribute	BL2000\mchavez	12/10/2021 10:13:16 AM	Set LevelName = QC for sample 07DEC20.D; previous value =			✓	
CmdSetSampleAttribute	BL2000\mchavez	12/10/2021 10:13:20 AM	Set SampleInformation = LCSA for sample 07DEC20.D; previous value =			✓	
CmdSetSampleAttribute	BL2000\mchavez	12/10/2021 10:16:38 AM	Set SampleApproved = True for sample 07DEC12.D; previous value = False			✓	
CmdStartMethodEditing	BL2000\mchavez	12/10/2021 10:16:44 AM	Start method editing			✓	
CmdImportMethodFromSample	BL2000\mchavez	12/10/2021 10:16:44 AM	Import method from sample 07DEC12.D			✓	

Audit Trail report

Name	User	Time	Action	Reason	Comment	Succeed	Exception
CmdUpdateRetentionTimes	BL2000\mchavez	12/10/2021 10:17:16 AM	Update retention time for compound VA_Fluorobenzene; Vinyl acetate; Acrolein; 2-Chloroethylvinyl ether; Acrylonitrile; Chlorobenzene; Tetrachloroethene; Trichloroethene; Carbon tetrachloride; Chloroform; 1,1-Dichloroethene; Vinyl chloride; p-Bromofluorobenzene; Toluene-d8; 1,2-Dichloroethane-d4; Dibromofluoromethane; 1,4-Dichlorobenzene-d4; Chlorobenzene-d5; Fluorobenzene; 1,2-Dichloroethane; Benzene; 1,4-Dichlorobenzene; Methyl ethyl ketone; Styrene; 1,1,1-Trichloroethane; Methyl tert-butyl ether (MTBE); Methylene chloride; o-Xylene; m+p-Xylenes; Ethylbenzene; Toluene; 1,2,3-Trichlorobenzene; Naphthalene; Hexachlorobutadiene; 1,2,4-Trichlorobenzene; 1,2-Dibromo-3-chloropropane; 1,2-Dichlorobenzene; n-Butylbenzene; p-Isopropyltoluene; 1,3-Dichlorobenzene; sec-Butylbenzene; 1,2,4-Trimethylbenzene; tert-Butylbenzene; 4-Chlorotoluene; 1,3,5-Trimethylbenzene; 2-Chlorotoluene; n-Propylbenzene; 1,2,3-Trichloropropane; Bromobenzene; 1,1,2,2-Tetrachloroethane; Isopropylbenzene; Bromoform; 1,1,1,2-Tetrachloroethane; 1,2-Dibromoethane; Chlorodibromomethane; 1,3-Dichloropropane; 1,1,2-Trichloroethane; trans-1,3-Dichloropropene; cis-1,3-Dichloropropene; Bromodichloromethane; Dibromomethane; 1,2-Dichloropropane; 1,1-Dichloropropene; Bromochloromethane; cis-1,2-Dichloroethene; 2,2-Dichloropropane; 1,1-Dichloroethane; trans-1,2-Dichloroethene; Trichlorofluoromethane; Chloroethane; Bromomethane; Chloromethane; Dichlorodifluoromethane; BM_Fluorobenzene; Acetone; 2-Hexanone; Methyl isobutyl ketone; Acetone_58;			✓	
CmdApplyMethodToAllSamples	BL2000\mchavez	12/10/2021 10:17:34 AM	Apply method to all samples			✓	
CmdMethodClear	BL2000\mchavez	12/10/2021 10:17:34 AM	Clear method			✓	
CmdEndMethodEditing	BL2000\mchavez	12/10/2021 10:17:34 AM	End method editing			✓	

Audit Trail report

Name	User	Time	Action	Reason	Comment	Succeed	Exception
CmdQuantitate	BL2000\mchavez	12/10/2021 10:18:06 AM	Quantitate all compounds in all samples			✓	
CmdManuallyIntegratePeak	BL2000\mchavez	12/10/2021 10:18:33 AM	Manually integrate compound 1,2,3-Trichlorobenzene in sample 07DEC07.D from x, y = 14.470, 0 to 14.532, 0; result = 586			✓	
CmdSetTargetCompoundAttribute	BL2000\mchavez	12/10/2021 10:18:38 AM	Set UserAnnotation = NI for compound 1,2,3-Trichlorobenzene in sample 07DEC07.D; previous value =			✓	
CmdManuallyIntegrateQualifierPeak	BL2000\mchavez	12/10/2021 10:18:41 AM	Manually integrate qualifier182.0 of compound 1,2,3-Trichlorobenzene in sample 07DEC07.D from x, y = 14.470, 0 to 14.546, 0; result = 488			✓	
CmdManuallyIntegrateQualifierPeak	BL2000\mchavez	12/10/2021 10:18:42 AM	Manually integrate qualifier145.0 of compound 1,2,3-Trichlorobenzene in sample 07DEC07.D from x, y = 14.476, 0 to 14.549, 0; result = 142			✓	
CmdSetTargetCompoundAttribute	BL2000\mchavez	12/10/2021 10:18:47 AM	Set UserAnnotation = NI for compound 1,2,3-Trichlorobenzene in sample 07DEC07.D; previous value = NI			✓	
CmdManuallyIntegratePeak	BL2000\mchavez	12/10/2021 11:20:57 AM	Manually integrate compound Bromomethane in sample 07DEC07.D from x, y = 1.760, 0 to 1.866, 0; result = 1468			✓	
CmdManuallyIntegrateQualifierPeak	BL2000\mchavez	12/10/2021 11:21:00 AM	Manually integrate qualifier94.0 of compound Bromomethane in sample 07DEC07.D from x, y = 1.768, 0 to 1.857, 0; result = 1758			✓	
CmdManuallyIntegrateQualifierPeak	BL2000\mchavez	12/10/2021 11:21:05 AM	Manually integrate qualifier87.0 of compound Dichlorodifluoromethane in sample 07DEC07.D from x, y = 1.208, 0 to 1.289, 0; result = 901			✓	
CmdManuallyIntegrateQualifierPeak	BL2000\mchavez	12/10/2021 11:21:09 AM	Manually integrate qualifier52.0 of compound Chloromethane in sample 07DEC07.D from x, y = 1.386, 0 to 1.445, 0; result = 1321			✓	
CmdManuallyIntegrateQualifierPeak	BL2000\mchavez	12/10/2021 11:21:13 AM	Manually integrate qualifier64.0 of compound Vinyl chloride in sample 07DEC07.D from x, y = 1.467, 0 to 1.540, 0; result = 1571			✓	
CmdManuallyIntegrateQualifierPeak	BL2000\mchavez	12/10/2021 11:21:20 AM	Manually integrate qualifier66.0 of compound Chloroethane in sample 07DEC07.D from x, y = 1.869, 0 to 1.924, -31; result = 764			✓	
CmdManuallyIntegratePeak	BL2000\mchavez	12/10/2021 11:22:41 AM	Manually integrate compound Acrolein in sample 07DEC07.D from x, y = 2.594, 0 to 2.663, 0; result = 1367			✓	
CmdManuallyIntegrateQualifierPeak	BL2000\mchavez	12/10/2021 11:22:44 AM	Manually integrate qualifier55.0 of compound Acrolein in sample 07DEC07.D from x, y = 2.599, 0 to 2.655, 0; result = 1041			✓	

Audit Trail report

Name	User	Time	Action	Reason	Comment	Succeed	Exception
CmdManuallyIntegrateQualifierPeak	BL2000\mchavez	12/10/2021 11:22:48 AM	Manually integrate qualifier63.0 of compound 1,1-Dichloroethene in sample 07DEC07.D from x, y = 2.661, 0 to 2.758, 0; result = 1014			✓	
CmdManuallyIntegrateQualifierPeak	BL2000\mchavez	12/10/2021 11:22:53 AM	Manually integrate qualifier58.0 of compound Acetone in sample 07DEC07.D from x, y = 2.783, 0 to 2.864, 0; result = 685			✓	
CmdManuallyIntegrateQualifierPeak	BL2000\mchavez	12/10/2021 11:22:59 AM	Manually integrate qualifier86.0 of compound Methylene chloride in sample 07DEC07.D from x, y = 3.291, 0 to 3.433, 0; result = 2267			✓	
CmdManuallyIntegratePeak	BL2000\mchavez	12/10/2021 11:23:18 AM	Manually integrate compound Acrylonitrile in sample 07DEC07.D from x, y = 3.678, 0 to 3.787, 0; result = 2761			✓	
CmdManuallyIntegrateQualifierPeak	BL2000\mchavez	12/10/2021 11:23:22 AM	Manually integrate qualifier51.0 of compound Acrylonitrile in sample 07DEC07.D from x, y = 3.664, 0 to 3.790, 0; result = 1165			✓	
CmdManuallyIntegrateQualifierPeak	BL2000\mchavez	12/10/2021 11:23:27 AM	Manually integrate qualifier61.0 of compound trans-1,2-Dichloroethene in sample 07DEC07.D from x, y = 3.659, 0 to 3.776, 0; result = 3236			✓	
CmdManuallyIntegrateQualifierPeak	BL2000\mchavez	12/10/2021 11:23:29 AM	Manually integrate qualifier98.0 of compound trans-1,2-Dichloroethene in sample 07DEC07.D from x, y = 3.662, 0 to 3.784, 0; result = 1584			✓	
CmdManuallyIntegratePeak	BL2000\mchavez	12/10/2021 11:23:35 AM	Manually integrate compound Methyl tert-butyl ether (MTBE) in sample 07DEC07.D from x, y = 3.690, 0 to 3.790, 377; result = 1629			✓	
CmdManuallyIntegratePeak	BL2000\mchavez	12/10/2021 11:23:44 AM	Manually integrate compound Methyl tert-butyl ether (MTBE) in sample 07DEC07.D, from x, y = 3.695, 0 to 3.829, 0, result = 2798; previous integration is from x, y = 3.690, 0 to 3.790, 377 and previous response = 1629.			✓	
CmdManuallyIntegrateQualifierPeak	BL2000\mchavez	12/10/2021 11:23:48 AM	Manually integrate qualifier57.0 of compound Methyl tert-butyl ether (MTBE) in sample 07DEC07.D from x, y = 3.726, 0 to 3.773, 0; result = 489			✓	
CmdManuallyIntegratePeak	BL2000\mchavez	12/10/2021 11:23:53 AM	Manually integrate compound 1,1-Dichloroethane in sample 07DEC07.D from x, y = 4.323, 0 to 4.456, 0; result = 3746			✓	
CmdManuallyIntegrateQualifierPeak	BL2000\mchavez	12/10/2021 11:23:56 AM	Manually integrate qualifier65.0 of compound 1,1-Dichloroethane in sample 07DEC07.D from x, y = 4.342, 0 to 4.434, 0; result = 906			✓	

Audit Trail report

Name	User	Time	Action	Reason	Comment	Succeed	Exception
CmdManuallyIntegrateQualifierPeak	BL2000\mchavez	12/10/2021 11:23:58 AM	Manually integrate qualifier 83.0 of compound 1,1-Dichloroethane in sample 07DEC07.D from x, y = 4.348, 0 to 4.420, 0; result = 370			✓	
CmdManuallyIntegrateQualifierPeak	BL2000\mchavez	12/10/2021 11:24:08 AM	Manually integrate qualifier 86.0 of compound Vinyl acetate in sample 07DEC07.D from x, y = 4.509, 0 to 4.579, 0; result = 31			✓	
CmdManuallyIntegrateQualifierPeak	BL2000\mchavez	12/10/2021 11:24:22 AM	Manually integrate qualifier 97.0 of compound 2,2-Dichloropropane in sample 07DEC07.D from x, y = 5.154, 37 to 5.279, 0; result = 524			✓	
CmdManuallyIntegrateDropBaseline	BL2000\mchavez	12/10/2021 11:24:25 AM	Drop baseline for qualifier 97.0 of compound 2,2-Dichloropropane in sample 07DEC07.D to y = 0, new integration is from x, y = 5.154, 0 to 5.279, 0 and new response = 663; previous integration is from x, y = 5.154, 37 to 5.279, 0 and previous response = 524.			✓	
CmdManuallyIntegratePeak	BL2000\mchavez	12/10/2021 11:24:31 AM	Manually integrate compound cis-1,2-Dichloroethene in sample 07DEC07.D from x, y = 5.173, 0 to 5.243, 0; result = 2299			✓	
CmdManuallyIntegrateQualifierPeak	BL2000\mchavez	12/10/2021 11:24:33 AM	Manually integrate qualifier 61.0 of compound cis-1,2-Dichloroethene in sample 07DEC07.D, from x, y = 5.145, 0 to 5.274, 0, result = 3631; previous integration is from x, y = 5.184, 0 to 5.254, 0 and previous response = 3385.			✓	
CmdManuallyIntegrateQualifierPeak	BL2000\mchavez	12/10/2021 11:24:40 AM	Manually integrate qualifier 98.0 of compound cis-1,2-Dichloroethene in sample 07DEC07.D from x, y = 5.151, 0 to 5.271, 0; result = 1599			✓	
CmdManuallyIntegrateQualifierPeak	BL2000\mchavez	12/10/2021 11:24:46 AM	Manually integrate qualifier 72.0 of compound Methyl ethyl ketone in sample 07DEC07.D from x, y = 5.260, 0 to 5.326, 0; result = 600			✓	
CmdManuallyIntegratePeak	BL2000\mchavez	12/10/2021 11:24:50 AM	Manually integrate compound Methyl ethyl ketone in sample 07DEC07.D, from x, y = 5.268, 0 to 5.357, 0, result = 2928; previous integration is from x, y = 5.268, 0 to 5.321, 0 and previous response = 2413.			✓	
CmdManuallyIntegratePeak	BL2000\mchavez	12/10/2021 11:24:55 AM	Manually integrate compound Bromochloromethane in sample 07DEC07.D from x, y = 5.485, 0 to 5.555, 0; result = 556			✓	
CmdManuallyIntegrateQualifierPeak	BL2000\mchavez	12/10/2021 11:24:58 AM	Manually integrate qualifier 49.0 of compound Bromochloromethane in sample 07DEC07.D from x, y = 5.477, 0 to 5.555, 0; result = 1317			✓	

Audit Trail report

Name	User	Time	Action	Reason	Comment	Succeed	Exception
CmdManuallyIntegrateQualifierPeak	BL2000\mchavez	12/10/2021 11:25:05 AM	Manually integrate qualifier 191.5 of compound Dibromofluoromethane in sample 07DEC07.D from x, y = 5.801, 0 to 5.912, 0; result = 778			✓	
CmdManuallyIntegratePeak	BL2000\mchavez	12/10/2021 11:25:15 AM	Manually integrate compound 1,1,1-Trichloroethane in sample 07DEC07.D from x, y = 5.775, 0 to 5.895, 0; result = 3321			✓	
CmdManuallyIntegrateQualifierPeak	BL2000\mchavez	12/10/2021 11:25:19 AM	Manually integrate qualifier 61.0 of compound 1,1,1-Trichloroethane in sample 07DEC07.D from x, y = 5.784, 0 to 5.884, 0; result = 1814			✓	
CmdManuallyIntegrateQualifierPeak	BL2000\mchavez	12/10/2021 11:25:24 AM	Manually integrate qualifier 121.0 of compound Carbon tetrachloride in sample 07DEC07.D from x, y = 5.976, 0 to 6.107, 0; result = 885			✓	
CmdManuallyIntegrateQualifierPeak	BL2000\mchavez	12/10/2021 11:25:31 AM	Manually integrate qualifier 110.0 of compound 1,1-Dichloropropene in sample 07DEC07.D from x, y = 6.010, 0 to 6.071, 0; result = 829			✓	
CmdManuallyIntegrateQualifierPeak	BL2000\mchavez	12/10/2021 11:25:34 AM	Manually integrate qualifier 77.0 of compound 1,1-Dichloropropene in sample 07DEC07.D from x, y = 5.990, 0 to 6.071, 0; result = 1017			✓	
CmdManuallyIntegratePeak	BL2000\mchavez	12/10/2021 11:25:39 AM	Manually integrate compound 1,2-Dichloroethane-d4 in sample 07DEC07.D from x, y = 6.197, 0 to 6.289, 0; result = 1694			✓	
CmdManuallyIntegrateQualifierPeak	BL2000\mchavez	12/10/2021 11:25:41 AM	Manually integrate qualifier 65.0 of compound 1,2-Dichloroethane-d4 in sample 07DEC07.D, from x, y = 6.185, 0 to 6.297, 0, result = 3127; previous integration is from x, y = 6.202, 0 to 6.275, 0 and previous response = 3099.			✓	
CmdClearManualIntegration	BL2000\mchavez	12/10/2021 11:25:43 AM	Clear manual integration of qualifier 65.0 for compound 1,2-Dichloroethane-d4 in sample 07DEC07.D			✓	
CmdManuallyIntegrateQualifierPeak	BL2000\mchavez	12/10/2021 11:25:50 AM	Manually integrate qualifier 77.0 of compound Benzene in sample 07DEC07.D from x, y = 6.230, 0 to 6.319, 0; result = 2072			✓	
CmdManuallyIntegrateQualifierPeak	BL2000\mchavez	12/10/2021 11:25:58 AM	Manually integrate qualifier 64.0 of compound 1,2-Dichloroethane in sample 07DEC07.D from x, y = 6.258, 0 to 6.364, 0; result = 596			✓	
CmdManuallyIntegrateQualifierPeak	BL2000\mchavez	12/10/2021 11:26:01 AM	Manually integrate qualifier 98.0 of compound 1,2-Dichloroethane in sample 07DEC07.D from x, y = 6.303, 0 to 6.342, 0; result = 82			✓	

Audit Trail report

Name	User	Time	Action	Reason	Comment	Succeed	Exception
CmdManuallyIntegratePeak	BL2000\mchavez	12/10/2021 11:26:07 AM	Manually integrate compound Acetone_58 in sample 07DEC07.D from x, y = 2.767, 0 to 2.856, 0; result = 685			✓	
CmdManuallyIntegratePeak	BL2000\mchavez	12/10/2021 11:26:13 AM	Manually integrate compound 2-Chloroethylvinyl ether in sample 07DEC07.D from x, y = 7.895, 0 to 7.978, 0; result = 672			✓	
CmdManuallyIntegrateQualifierPeak	BL2000\mchavez	12/10/2021 11:26:16 AM	Manually integrate qualifier65.0 of compound 2-Chloroethylvinyl ether in sample 07DEC07.D from x, y = 7.903, 0 to 7.978, 0; result = 124			✓	
CmdManuallyIntegratePeak	BL2000\mchavez	12/10/2021 11:26:22 AM	Manually integrate compound Trichloroethene in sample 07DEC07.D from x, y = 6.986, 0 to 7.108, 0; result = 2425			✓	
CmdManuallyIntegrateQualifierPeak	BL2000\mchavez	12/10/2021 11:26:26 AM	Manually integrate qualifier97.0 of compound Trichloroethene in sample 07DEC07.D from x, y = 6.986, 0 to 7.069, 0; result = 1439			✓	
CmdManuallyIntegratePeak	BL2000\mchavez	12/10/2021 11:26:31 AM	Manually integrate compound 1,2-Dichloropropane in sample 07DEC07.D from x, y = 7.214, 0 to 7.298, -14; result = 1911			✓	
CmdManuallyIntegrateQualifierPeak	BL2000\mchavez	12/10/2021 11:26:36 AM	Manually integrate qualifier76.0 of compound 1,2-Dichloropropane in sample 07DEC07.D from x, y = 7.245, 0 to 7.323, 0; result = 612			✓	
CmdManuallyIntegratePeak	BL2000\mchavez	12/10/2021 11:26:41 AM	Manually integrate compound Dibromomethane in sample 07DEC07.D from x, y = 7.351, 0 to 7.421, 0; result = 765			✓	
CmdManuallyIntegrateQualifierPeak	BL2000\mchavez	12/10/2021 11:26:44 AM	Manually integrate qualifier95.0 of compound Dibromomethane in sample 07DEC07.D from x, y = 7.362, 0 to 7.454, 0; result = 422			✓	
CmdManuallyIntegrateQualifierPeak	BL2000\mchavez	12/10/2021 11:26:46 AM	Manually integrate qualifier173.5 of compound Dibromomethane in sample 07DEC07.D from x, y = 7.362, 0 to 7.457, 0; result = 828			✓	
CmdManuallyIntegratePeak	BL2000\mchavez	12/10/2021 11:26:51 AM	Manually integrate compound Bromodichloromethane in sample 07DEC07.D from x, y = 7.552, 0 to 7.619, 0; result = 1973			✓	
CmdManuallyIntegrateQualifierPeak	BL2000\mchavez	12/10/2021 11:26:53 AM	Manually integrate qualifier85.0 of compound Bromodichloromethane in sample 07DEC07.D from x, y = 7.552, 0 to 7.655, 0; result = 1325			✓	
CmdManuallyIntegrateQualifierPeak	BL2000\mchavez	12/10/2021 11:26:55 AM	Manually integrate qualifier127.0 of compound Bromodichloromethane in sample 07DEC07.D from x, y = 7.555, 0 to 7.622, 0; result = 55			✓	

Audit Trail report

Name	User	Time	Action	Reason	Comment	Succeed	Exception
CmdManuallyIntegrate QualifierPeak	BL2000\mchavez	12/10/2021 11:27:02 AM	Manually integrate qualifier 77.0 of compound cis-1,3-Dichloropropene in sample 07DEC07.D from x, y = 8.012, 0 to 8.121, 0; result = 861			✓	
CmdManuallyIntegrate QualifierPeak	BL2000\mchavez	12/10/2021 11:27:06 AM	Manually integrate qualifier 39.0 of compound cis-1,3-Dichloropropene in sample 07DEC07.D from x, y = 8.015, 211 to 8.098, 293; result = 2832			✓	
CmdManuallyIntegrate QualifierPeak	BL2000\mchavez	12/10/2021 11:27:12 AM	Manually integrate qualifier 100.0 of compound Methyl isobutyl ketone in sample 07DEC07.D from x, y = 8.204, 0 to 8.285, 0; result = 710			✓	
CmdManuallyIntegrate QualifierPeak	BL2000\mchavez	12/10/2021 11:27:19 AM	Manually integrate qualifier 39.0 of compound cis-1,3-Dichloropropene in sample 07DEC07.D, from x, y = 8.015, 211 to 8.101, 244, result = 1632; previous integration is from x, y = 8.015, 211 to 8.257, 293 and previous response = 2832.			✓	
CmdManuallyIntegrate QualifierPeak	BL2000\mchavez	12/10/2021 11:27:29 AM	Manually integrate qualifier 99.0 of compound Toluene-d8 in sample 07DEC07.D from x, y = 8.282, 0 to 8.372, 0; result = 1257			✓	

Audit Trail report

Name	User	Time	Action	Reason	Comment	Succeed	Exception
CmdManuallyIntegratePeak	BL2000\mchavez	12/10/2021 11:27:37 AM	Manually integrate compound trans-1,3-Dichloropropene in sample 07DEC07.D from x, y = 8.612, 0 to 8.690, 0; result = 0				Agilent.MassSpectrometry.DataAnalysis.Quantitative.ApplicationCommandException: Manual integration failed for compound trans-1,3-Dichloropropene in sample ICAL120721_1. ---> Agilent.MassSpectrometry.DataAnalysis.Quantitative.ApplicationCommandException: Manual integration failed for compound trans-1,3-Dichloropropene in sample ICAL120721_1. ---> System.IndexOutOfRangeException: Index was outside the bounds of the array. at at Agilent.MassSpectrometry.DataAnalysis.AgileIntegrator.Peak.a(Double[] A_0, Single[] A_1, Int32 A_2, Int32 A_3, Int32 A_4, Double A_5, Double A_6, Double& A_7, Double& A_8, Int32& A_9, Int32& A_10, Int32& A_11, Int32& A_12) at at Agilent.MassSpectrometry.DataAnalysis.AgileIntegrator.Peak.ComputeChromatographicMetrics(Double[] xArray, Single[] yArray, Int32 startIndex, Int32 apexIndex, Int32 endIndex, Double baselineSlope, Double yIntercept, Double& fullWidthHalfMaximum, Double& symmetry) at at Agilent.MassSpectrometry.DataAnalysis.Quantitative.Integrator.a(IChromatogram A_0, IPeakList A_1) at at Agilent.MassSpectrometry.DataAnalysis.Quantitative.Integrator.ManualIntegrate(IChromatogram chromatogram, Double xStart, Double yStart, Double xEnd, Double yEnd, IChromPeakList& peaklist) at at Agilent.MassSpectrometry.DataAnalysis.Quantitative.Analysis.MeasuredIon.ManualIntegrate(Double xStart, Double yStart, Double xEnd, Double yEnd) --- End of inner exception stack trace --- at at Agilent.MassSpectrometry.DataAnalysis.Quantitative.Analysis.QuantifierIon.SetManualIntegrationFailureMessage(Exception e) at at Agilent.MassSpectrometry.DataAnalysis.Quantitative.Analysis.MeasuredIon.ManualIntegrate(Double xStart, Double yStart, Double xEnd, Double yEnd)

Audit Trail report

Name	User	Time	Action	Reason	Comment	Succeed	Exception
							at Agilent.MassSpectrometry.DataAnalysis.Quantitative.CmdManuallyIntegratePeak.Do() --- End of inner exception stack trace --- at Agilent.MassSpectrometry.DataAnalysis.Quantitative.CmdManuallyIntegratePeak.Do() at Agilent.MassSpectrometry.CommandModel.CommandHistory.Invoke(ICommand cmd) at Agilent.MassSpectrometry.DataAnalysis.Quantitative.AppCommandContext.Invoke(ICommand cmd)

Audit Trail report

Name	User	Time	Action	Reason	Comment	Succeed	Exception
CmdManuallyIntegrate QualifierPeak	BL2000\mchavez	12/10/2021 11:27:44 AM	Manually integrate qualifier 77.0 of compound trans-1,3-Dichloropropene in sample 07DEC07.D from x, y = 8.612, 0 to 8.653, 0; result = 0				<p>Agilent.MassSpectrometry.DataAnalysis.Quantitative.ApplicationCommandException: Manual integration failed for qualifier 77.0 of compound trans-1,3-Dichloropropene in sample ICAL120721_1. ---></p> <p>Agilent.MassSpectrometry.DataAnalysis.Quantitative.ApplicationCommandException: Manual integration failed for qualifier 77.0 of compound trans-1,3-Dichloropropene in sample ICAL120721_1. ---></p> <p>System.IndexOutOfRangeException: Index was outside the bounds of the array. at Agilent.MassSpectrometry.DataAnalysis.AgileIntegrator.Peak.a(Double[] A_0, Single[] A_1, Int32 A_2, Int32 A_3, Int32 A_4, Double A_5, Double A_6, Double A_7, Double A_8, Int32 A_9, Int32 A_10, Int32 A_11, Int32 A_12) at Agilent.MassSpectrometry.DataAnalysis.AgileIntegrator.Peak.ComputeChromatographicMetrics(Double[] xArray, Single[] yArray, Int32 startIndex, Int32 apexIndex, Int32 endIndex, Double baselineSlope, Double yIntercept, Double fullWidthHalfMaximum, Double symmetry) at Agilent.MassSpectrometry.DataAnalysis.Quantitative.Integrator.a(ICHromatogram A_0, IPeakList A_1) at Agilent.MassSpectrometry.DataAnalysis.Quantitative.Integrator.ManualIntegrate(ICHromatogram chromatogram, Double xStart, Double yStart, Double xEnd, Double yEnd, IChromPeakList& peaklist) at Agilent.MassSpectrometry.DataAnalysis.Quantitative.Analysis.MeasuredIon.ManualIntegrate(Double xStart, Double yStart, Double xEnd, Double yEnd) --- End of inner exception stack trace --- at Agilent.MassSpectrometry.DataAnalysis.Quantitative.Analysis.QualifierIon.SetManualIntegrationFailureMessage(Exception e) at Agilent.MassSpectrometry.DataAnalysis.Quantitative.Analysis.MeasuredIon.M</p>

Audit Trail report

Name	User	Time	Action	Reason	Comment	Succeed	Exception
							anualIntegrate(Double xStart, Double yStart, Double xEnd, Double yEnd) at Agilent.MassSpectrometry.DataAnalysis.Quantitative.CmdManuallyIntegrateQualifierPeak.Do() --- End of inner exception stack trace --- at Agilent.MassSpectrometry.DataAnalysis.Quantitative.CmdManuallyIntegrateQualifierPeak.Do() at Agilent.MassSpectrometry.CommandModel.CommandHistory.Invoke(ICommand cmd) at Agilent.MassSpectrometry.DataAnalysis.Quantitative.AppCommandContext._Invoke(ICommand cmd)
CmdManuallyIntegrateQualifierPeak	BL2000\mchavez	12/10/2021 11:27:51 AM	Manually integrate qualifier 39.0 of compound trans-1,3-Dichloropropene in sample 07DEC07.D from x, y = 8.617, 203 to 8.670, 183; result = 0			✓	
CmdManuallyIntegratePeak	BL2000\mchavez	12/10/2021 11:28:42 AM	Manually integrate compound trans-1,3-Dichloropropene in sample 07DEC07.D from x, y = 8.603, 0 to 8.701, 0; result = 1649			✓	
CmdManuallyIntegrateQualifierPeak	BL2000\mchavez	12/10/2021 11:28:46 AM	Manually integrate qualifier 77.0 of compound trans-1,3-Dichloropropene in sample 07DEC07.D, from x, y = 8.614, 0 to 8.653, 0, result = 514; previous integration is from x, y = 8.698, 0 to 8.757, 0 and previous response = 2881.			✓	
CmdManuallyIntegratePeak	BL2000\mchavez	12/10/2021 11:28:54 AM	Manually integrate compound 1,1,2-Trichloroethane in sample 07DEC07.D from x, y = 8.779, 0 to 8.874, 0; result = 1040			✓	
CmdManuallyIntegrateQualifierPeak	BL2000\mchavez	12/10/2021 11:28:57 AM	Manually integrate qualifier 97.0 of compound 1,1,2-Trichloroethane in sample 07DEC07.D from x, y = 8.768, 0 to 8.843, 0; result = 1188			✓	
CmdManuallyIntegrateQualifierPeak	BL2000\mchavez	12/10/2021 11:29:16 AM	Manually integrate qualifier 85.0 of compound 1,1,2-Trichloroethane in sample 07DEC07.D from x, y = 8.793, 0 to 8.849, 0; result = 456			✓	
CmdManuallyIntegratePeak	BL2000\mchavez	12/10/2021 11:29:21 AM	Manually integrate compound Tetrachloroethene in sample 07DEC07.D from x, y = 8.904, 0 to 8.996, 0; result = 1851			✓	
CmdManuallyIntegrateQualifierPeak	BL2000\mchavez	12/10/2021 11:29:24 AM	Manually integrate qualifier 129.0 of compound Tetrachloroethene in sample 07DEC07.D from x, y = 8.893, 0 to 8.977, 0; result = 1727			✓	

Audit Trail report

Name	User	Time	Action	Reason	Comment	Succeed	Exception
CmdManuallyIntegratePeak	BL2000\mchavez	12/10/2021 11:29:29 AM	Manually integrate compound 1,3-Dichloropropane in sample 07DEC07.D from x, y = 8.932, 0 to 9.033, 0; result = 1684			✓	
CmdManuallyIntegrateQualifierPeak	BL2000\mchavez	12/10/2021 11:29:32 AM	Manually integrate qualifier78.0 of compound 1,3-Dichloropropane in sample 07DEC07.D from x, y = 8.949, 0 to 9.016, 0; result = 676			✓	
CmdManuallyIntegrateQualifierPeak	BL2000\mchavez	12/10/2021 11:29:37 AM	Manually integrate qualifier58.0 of compound 2-Hexanone in sample 07DEC07.D from x, y = 9.038, 0 to 9.166, 0; result = 2253			✓	
CmdManuallyIntegrateQualifierPeak	BL2000\mchavez	12/10/2021 11:29:40 AM	Manually integrate qualifier57.0 of compound 2-Hexanone in sample 07DEC07.D from x, y = 9.060, 0 to 9.116, 0; result = 748			✓	
CmdManuallyIntegratePeak	BL2000\mchavez	12/10/2021 11:29:46 AM	Manually integrate compound 2-Hexanone in sample 07DEC07.D, from x, y = 9.164, 0 to 9.245, 445, result = -960; previous integration is from x, y = 9.063, 0 to 9.119, 0 and previous response = 4110.			✓	
CmdManuallyIntegratePeak	BL2000\mchavez	12/10/2021 11:29:53 AM	Manually integrate compound Chlorodibromomethane in sample 07DEC07.D from x, y = 9.155, 0 to 9.256, 0; result = 1333			✓	
CmdManuallyIntegrateQualifierPeak	BL2000\mchavez	12/10/2021 11:30:14 AM	Manually integrate qualifier127.0 of compound Chlorodibromomethane in sample 07DEC07.D from x, y = 9.147, 0 to 9.245, 0; result = 896			✓	
CmdClearManualIntegration	BL2000\mchavez	12/10/2021 11:30:19 AM	Clear manual integration of target signal for compound 2-Hexanone in sample 07DEC07.D			✓	
CmdManuallyIntegratePeak	BL2000\mchavez	12/10/2021 11:30:31 AM	Manually integrate compound 1,2-Dibromoethane in sample 07DEC07.D from x, y = 9.281, 0 to 9.345, 0; result = 1040			✓	
CmdManuallyIntegrateQualifierPeak	BL2000\mchavez	12/10/2021 11:30:33 AM	Manually integrate qualifier109.0 of compound 1,2-Dibromoethane in sample 07DEC07.D from x, y = 9.270, 0 to 9.353, 0; result = 877			✓	
CmdManuallyIntegrateQualifierPeak	BL2000\mchavez	12/10/2021 11:30:39 AM	Manually integrate qualifier114.0 of compound Chlorobenzene in sample 07DEC07.D from x, y = 9.752, 0 to 9.858, 0; result = 1965			✓	
CmdManuallyIntegratePeak	BL2000\mchavez	12/10/2021 11:30:45 AM	Manually integrate compound 1,1,1,2-Tetrachloroethane in sample 07DEC07.D from x, y = 9.861, 0 to 9.928, 0; result = 1655			✓	
CmdManuallyIntegrateQualifierPeak	BL2000\mchavez	12/10/2021 11:30:47 AM	Manually integrate qualifier133.0 of compound 1,1,1,2-Tetrachloroethane in sample 07DEC07.D from x, y = 9.850, 0 to 9.931, 0; result = 1600			✓	

Audit Trail report

Name	User	Time	Action	Reason	Comment	Succeed	Exception
CmdSaveBatchTable	BL2000\mchavez	12/10/2021 11:48:47 AM	Save batch D:\Org\Data\VOA5975C\VG120721\QuantResults\VG120721_8260B_624pt1.batch.bin			✓	
CmdOpenBatchTable	BL2000\mchavez	12/10/2021 12:07:53 PM	Open batch D:\Org\Data\VOA5975C\VG120721\VG120721_8260B_624pt1.batch.bin			✓	
CmdManuallyIntegratePeak	BL2000\mchavez	12/10/2021 12:15:01 PM	Manually integrate compound Bromoform in sample 07DEC07.D from x, y = 10.583, 0 to 10.678, 0; result = 687			✓	
CmdManuallyIntegrateQualifierPeak	BL2000\mchavez	12/10/2021 12:15:03 PM	Manually integrate qualifier174.5 of compound Bromoform in sample 07DEC07.D from x, y = 10.597, 0 to 10.675, 0; result = 168			✓	
CmdManuallyIntegrateQualifierPeak	BL2000\mchavez	12/10/2021 12:15:06 PM	Manually integrate qualifier170.5 of compound Bromoform in sample 07DEC07.D from x, y = 10.603, 0 to 10.678, 0; result = 332			✓	
CmdManuallyIntegrateQualifierPeak	BL2000\mchavez	12/10/2021 12:15:11 PM	Manually integrate qualifier120.0 of compound Isopropylbenzene in sample 07DEC07.D from x, y = 10.773, 0 to 10.854, 0; result = 1936			✓	
CmdManuallyIntegratePeak	BL2000\mchavez	12/10/2021 12:15:31 PM	Manually integrate compound 1,1,2,2-Tetrachloroethane in sample 07DEC07.D from x, y = 11.085, 0 to 11.169, 0; result = 906			✓	
CmdManuallyIntegrateQualifierPeak	BL2000\mchavez	12/10/2021 12:15:34 PM	Manually integrate qualifier85.0 of compound 1,1,2,2-Tetrachloroethane in sample 07DEC07.D from x, y = 11.077, 0 to 11.138, 0; result = 462			✓	
CmdManuallyIntegratePeak	BL2000\mchavez	12/10/2021 12:15:42 PM	Manually integrate compound Bromobenzene in sample 07DEC07.D from x, y = 11.043, 0 to 11.149, 0; result = 1908			✓	
CmdManuallyIntegrateQualifierPeak	BL2000\mchavez	12/10/2021 12:15:46 PM	Manually integrate qualifier158.0 of compound Bromobenzene in sample 07DEC07.D from x, y = 11.063, 0 to 11.144, 0; result = 1748			✓	
CmdManuallyIntegratePeak	BL2000\mchavez	12/10/2021 12:15:51 PM	Manually integrate compound 1,2,3-Trichloropropane in sample 07DEC07.D from x, y = 11.121, 0 to 11.202, 0; result = 229			✓	
CmdManuallyIntegrateQualifierPeak	BL2000\mchavez	12/10/2021 12:15:53 PM	Manually integrate qualifier112.0 of compound 1,2,3-Trichloropropane in sample 07DEC07.D from x, y = 11.118, 0 to 11.194, 0; result = 72			✓	
CmdManuallyIntegratePeak	BL2000\mchavez	12/10/2021 12:15:58 PM	Manually integrate compound n-Propylbenzene in sample 07DEC07.D, from x, y = 11.163, 0 to 11.264, 0, result = 1684; previous integration is from x, y = 11.367, 0 to 11.403, 0 and previous response = 2447.			✓	

Audit Trail report

Name	User	Time	Action	Reason	Comment	Succeed	Exception
CmdManuallyIntegratePeak	BL2000\mchavez	12/10/2021 12:26:46 PM	Manually integrate compound 2-Chlorotoluene in sample 07DEC07.D from x, y = 11.261, 0 to 11.325, 0; result = 1981			✓	
CmdManuallyIntegrateQualifierPeak	BL2000\mchavez	12/10/2021 12:26:48 PM	Manually integrate qualifier 91.0 of compound 2-Chlorotoluene in sample 07DEC07.D, from x, y = 11.316, 0 to 11.336, 0, result = 4914; previous integration is from x, y = 11.264, 0 to 11.316, 0 and previous response = 4914.			✓	
CmdClearManualIntegration	BL2000\mchavez	12/10/2021 12:26:50 PM	Clear manual integration of qualifier 91.0 for compound 2-Chlorotoluene in sample 07DEC07.D			✓	
CmdManuallyIntegrateQualifierPeak	BL2000\mchavez	12/10/2021 12:26:59 PM	Manually integrate qualifier 126.0 of compound 4-Chlorotoluene in sample 07DEC07.D from x, y = 11.369, 0 to 11.453, 0; result = 1633			✓	
CmdManuallyIntegratePeak	BL2000\mchavez	12/10/2021 12:27:04 PM	Manually integrate compound tert-Butylbenzene in sample 07DEC07.D from x, y = 11.693, 0 to 11.749, 0; result = 942			✓	
CmdManuallyIntegrateQualifierPeak	BL2000\mchavez	12/10/2021 12:27:10 PM	Manually integrate qualifier 120.0 of compound 1,2,4-Trimethylbenzene in sample 07DEC07.D from x, y = 11.724, 0 to 11.793, 0; result = 1980			✓	
CmdManuallyIntegrateQualifierPeak	BL2000\mchavez	12/10/2021 12:27:16 PM	Manually integrate qualifier 134.0 of compound sec-Butylbenzene in sample 07DEC07.D from x, y = 11.894, 0 to 11.966, 0; result = 906			✓	
CmdManuallyIntegrateQualifierPeak	BL2000\mchavez	12/10/2021 12:27:23 PM	Manually integrate qualifier 111.0 of compound 1,3-Dichlorobenzene in sample 07DEC07.D from x, y = 12.002, 0 to 12.072, 0; result = 1447			✓	
CmdManuallyIntegrateQualifierPeak	BL2000\mchavez	12/10/2021 12:27:28 PM	Manually integrate qualifier 134.0 of compound p-Isopropyltoluene in sample 07DEC07.D from x, y = 12.050, 0 to 12.122, 0; result = 1267			✓	
CmdManuallyIntegrateQualifierPeak	BL2000\mchavez	12/10/2021 12:27:31 PM	Manually integrate qualifier 91.0 of compound p-Isopropyltoluene in sample 07DEC07.D from x, y = 12.053, 0 to 12.122, 0; result = 1685			✓	
CmdManuallyIntegrateQualifierPeak	BL2000\mchavez	12/10/2021 12:28:42 PM	Manually integrate qualifier 92.0 of compound n-Butylbenzene in sample 07DEC07.D from x, y = 12.463, 0 to 12.530, 0; result = 1802			✓	
CmdManuallyIntegrateQualifierPeak	BL2000\mchavez	12/10/2021 12:28:44 PM	Manually integrate qualifier 134.0 of compound n-Butylbenzene in sample 07DEC07.D from x, y = 12.465, 0 to 12.516, 0; result = 659			✓	
CmdManuallyIntegrateQualifierPeak	BL2000\mchavez	12/10/2021 12:28:49 PM	Manually integrate qualifier 111.0 of compound 1,2-Dichlorobenzene in sample 07DEC07.D from x, y = 12.443, 0 to 12.543, 0; result = 1230			✓	

Audit Trail report

Name	User	Time	Action	Reason	Comment	Succeed	Exception
CmdManuallyIntegrateQualifierPeak	BL2000\mchavez	12/10/2021 12:28:52 PM	Manually integrate qualifier148.0 of compound 1,2-Dichlorobenzene in sample 07DEC07.D from x, y = 12.463, 0 to 12.532, 0; result = 1876			✓	
CmdManuallyIntegratePeak	BL2000\mchavez	12/10/2021 12:28:57 PM	Manually integrate compound 1,2-Dibromo-3-chloropropane in sample 07DEC07.D from x, y = 13.252, 0 to 13.319, 0; result = 148			✓	
CmdManuallyIntegrateQualifierPeak	BL2000\mchavez	12/10/2021 12:28:59 PM	Manually integrate qualifier155.0 of compound 1,2-Dibromo-3-chloropropane in sample 07DEC07.D from x, y = 13.246, 0 to 13.299, 0; result = 26			✓	
CmdManuallyIntegrateQualifierPeak	BL2000\mchavez	12/10/2021 12:29:02 PM	Manually integrate qualifier157.0 of compound 1,2-Dibromo-3-chloropropane in sample 07DEC07.D from x, y = 13.249, 0 to 13.322, 0; result = 132			✓	
CmdManuallyIntegratePeak	BL2000\mchavez	12/10/2021 12:29:06 PM	Manually integrate compound 1,2,4-Trichlorobenzene in sample 07DEC07.D from x, y = 14.024, 0 to 14.119, 0; result = 1086			✓	
CmdManuallyIntegrateQualifierPeak	BL2000\mchavez	12/10/2021 12:29:08 PM	Manually integrate qualifier182.0 of compound 1,2,4-Trichlorobenzene in sample 07DEC07.D from x, y = 14.024, 0 to 14.108, 0; result = 1056			✓	
CmdManuallyIntegrateQualifierPeak	BL2000\mchavez	12/10/2021 12:29:11 PM	Manually integrate qualifier145.0 of compound 1,2,4-Trichlorobenzene in sample 07DEC07.D from x, y = 14.033, 0 to 14.083, 0; result = 244			✓	
CmdManuallyIntegratePeak	BL2000\mchavez	12/10/2021 12:29:17 PM	Manually integrate compound Hexachlorobutadiene in sample 07DEC07.D from x, y = 14.178, 0 to 14.261, 0; result = 240			✓	
CmdManuallyIntegrateQualifierPeak	BL2000\mchavez	12/10/2021 12:29:19 PM	Manually integrate qualifier222.8 of compound Hexachlorobutadiene in sample 07DEC07.D from x, y = 14.189, 0 to 14.247, 0; result = 69			✓	
CmdManuallyIntegrateQualifierPeak	BL2000\mchavez	12/10/2021 12:29:21 PM	Manually integrate qualifier226.8 of compound Hexachlorobutadiene in sample 07DEC07.D from x, y = 14.194, 0 to 14.247, 0; result = 73			✓	
CmdManuallyIntegratePeak	BL2000\mchavez	12/10/2021 12:29:25 PM	Manually integrate compound Naphthalene in sample 07DEC07.D from x, y = 14.219, 0 to 14.325, 0; result = 1660			✓	
CmdManuallyIntegrateQualifierPeak	BL2000\mchavez	12/10/2021 12:29:28 PM	Manually integrate qualifier127.0 of compound Naphthalene in sample 07DEC07.D from x, y = 14.267, 0 to 14.320, 0; result = 46			✓	
CmdSetSampleAttribute	BL2000\mchavez	12/10/2021 12:29:32 PM	Set SampleApproved = True for sample 07DEC07.D; previous value = False			✓	

Audit Trail report

Name	User	Time	Action	Reason	Comment	Succeed	Exception
CmdSaveBatchTable	BL2000\mchavez	12/10/2021 12:30:25 PM	Save batch D:\Org\Data\VOA5975C\VG120721\QuantResults\VG120721_8260B_624pt1.batch.bin			✓	
CmdOpenBatchTable	BL2000\mchavez	12/10/2021 12:44:31 PM	Open batch D:\Org\Data\VOA5975C\VG120721\VG120721_8260B_624pt1.batch.bin			✓	
CmdManuallyIntegrateQualifierPeak	BL2000\mchavez	12/10/2021 12:45:41 PM	Manually integrate qualifier58.0 of compound Acetone in sample 07DEC08.D from x, y = 2.778, 0 to 2.878, 0; result = 2465			✓	
CmdManuallyIntegrateQualifierPeak	BL2000\mchavez	12/10/2021 12:45:49 PM	Manually integrate qualifier57.0 of compound Methyl tert-butyl ether (MTBE) in sample 07DEC08.D from x, y = 3.709, 0 to 3.829, 0; result = 3194			✓	
CmdManuallyIntegrateQualifierPeak	BL2000\mchavez	12/10/2021 12:45:54 PM	Manually integrate qualifier83.0 of compound 1,1-Dichloroethane in sample 07DEC08.D from x, y = 4.320, 0 to 4.462, 0; result = 2324			✓	
CmdManuallyIntegrateQualifierPeak	BL2000\mchavez	12/10/2021 12:45:58 PM	Manually integrate qualifier86.0 of compound Vinyl acetate in sample 07DEC08.D from x, y = 4.507, 0 to 4.593, 0; result = 589			✓	
CmdManuallyIntegrateQualifierPeak	BL2000\mchavez	12/10/2021 12:46:02 PM	Manually integrate qualifier97.0 of compound 2,2-Dichloropropane in sample 07DEC08.D from x, y = 5.134, 0 to 5.282, 0; result = 3431			✓	
CmdManuallyIntegrateQualifierPeak	BL2000\mchavez	12/10/2021 12:46:08 PM	Manually integrate qualifier72.0 of compound Methyl ethyl ketone in sample 07DEC08.D from x, y = 5.254, 0 to 5.354, 0; result = 3023			✓	
CmdManuallyIntegrateQualifierPeak	BL2000\mchavez	12/10/2021 12:46:17 PM	Manually integrate qualifier191.5 of compound Dibromofluoromethane in sample 07DEC08.D from x, y = 5.798, 0 to 5.892, 0; result = 2249			✓	
CmdManuallyIntegrateQualifierPeak	BL2000\mchavez	12/10/2021 12:46:29 PM	Manually integrate qualifier 64.0 of compound 1,2-Dichloroethane in sample 07DEC08.D, from x, y = 6.286, 0 to 6.361, 0, result = 3308; previous integration is from x, y = 6.314, 0 to 6.361, 0 and previous response = 2521.			✓	
CmdManuallyIntegrateQualifierPeak	BL2000\mchavez	12/10/2021 12:46:32 PM	Manually integrate qualifier98.0 of compound 1,2-Dichloroethane in sample 07DEC08.D from x, y = 6.288, 0 to 6.361, 0; result = 630			✓	
CmdManuallyIntegratePeak	BL2000\mchavez	12/10/2021 12:46:38 PM	Manually integrate compound Acetone_58 in sample 07DEC08.D from x, y = 2.775, 0 to 2.875, 0; result = 2465			✓	
CmdManuallyIntegrateQualifierPeak	BL2000\mchavez	12/10/2021 12:46:45 PM	Manually integrate qualifier106.0 of compound 2-Chloroethylvinyl ether in sample 07DEC08.D from x, y = 7.892, 0 to 7.967, 0; result = 721			✓	

Audit Trail report

Name	User	Time	Action	Reason	Comment	Succeed	Exception
CmdManuallyIntegrateQualifierPeak	BL2000\mchavez	12/10/2021 12:46:47 PM	Manually integrate qualifier65.0 of compound 2-Chloroethylvinyl ether in sample 07DEC08.D from x, y = 7.895, 0 to 7.976, 0; result = 640			✓	
CmdManuallyIntegrateQualifierPeak	BL2000\mchavez	12/10/2021 12:46:58 PM	Manually integrate qualifier127.0 of compound Bromodichloromethane in sample 07DEC08.D from x, y = 7.538, 0 to 7.633, 0; result = 1051			✓	
CmdManuallyIntegrateQualifierPeak	BL2000\mchavez	12/10/2021 12:47:33 PM	Manually integrate qualifier174.5 of compound Bromoform in sample 07DEC08.D from x, y = 10.586, 0 to 10.675, 0; result = 1796			✓	
CmdManuallyIntegrateQualifierPeak	BL2000\mchavez	12/10/2021 12:47:35 PM	Manually integrate qualifier170.5 of compound Bromoform in sample 07DEC08.D from x, y = 10.586, 0 to 10.667, 0; result = 1632			✓	
CmdManuallyIntegratePeak	BL2000\mchavez	12/10/2021 12:47:47 PM	Manually integrate compound 1,2,3-Trichloropropane in sample 07DEC08.D from x, y = 11.104, 0 to 11.180, 0; result = 1468			✓	
CmdManuallyIntegrateQualifierPeak	BL2000\mchavez	12/10/2021 12:47:49 PM	Manually integrate qualifier112.0 of compound 1,2,3-Trichloropropane in sample 07DEC08.D from x, y = 11.118, 0 to 11.199, 0; result = 765			✓	
CmdManuallyIntegratePeak	BL2000\mchavez	12/10/2021 12:48:13 PM	Manually integrate compound 1,2-Dibromo-3-chloropropane in sample 07DEC08.D from x, y = 13.227, 0 to 13.324, 0; result = 592			✓	
CmdManuallyIntegrateQualifierPeak	BL2000\mchavez	12/10/2021 12:48:15 PM	Manually integrate qualifier155.0 of compound 1,2-Dibromo-3-chloropropane in sample 07DEC08.D from x, y = 13.241, 0 to 13.316, 0; result = 473			✓	
CmdManuallyIntegrateQualifierPeak	BL2000\mchavez	12/10/2021 12:48:18 PM	Manually integrate qualifier157.0 of compound 1,2-Dibromo-3-chloropropane in sample 07DEC08.D from x, y = 13.243, 0 to 13.302, 0; result = 642			✓	
CmdManuallyIntegrateQualifierPeak	BL2000\mchavez	12/10/2021 12:48:25 PM	Manually integrate qualifier145.0 of compound 1,2,4-Trichlorobenzene in sample 07DEC08.D from x, y = 14.019, 0 to 14.125, 0; result = 1369			✓	
CmdManuallyIntegratePeak	BL2000\mchavez	12/10/2021 12:48:31 PM	Manually integrate compound Hexachlorobutadiene in sample 07DEC08.D from x, y = 14.183, 0 to 14.261, 0; result = 1354			✓	
CmdManuallyIntegrateQualifierPeak	BL2000\mchavez	12/10/2021 12:48:33 PM	Manually integrate qualifier222.8 of compound Hexachlorobutadiene in sample 07DEC08.D from x, y = 14.183, 0 to 14.253, 0; result = 932			✓	
CmdManuallyIntegrateQualifierPeak	BL2000\mchavez	12/10/2021 12:48:35 PM	Manually integrate qualifier226.8 of compound Hexachlorobutadiene in sample 07DEC08.D from x, y = 14.186, 0 to 14.250, 0; result = 1036			✓	

Audit Trail report

Name	User	Time	Action	Reason	Comment	Succeed	Exception
CmdManuallyIntegrateQualifierPeak	BL2000\mchavez	12/10/2021 12:48:40 PM	Manually integrate qualifier127.0 of compound Naphthalene in sample 07DEC08.D from x, y = 14.233, 0 to 14.342, 0; result = 1049			✓	
CmdManuallyIntegrateQualifierPeak	BL2000\mchavez	12/10/2021 12:48:46 PM	Manually integrate qualifier145.0 of compound 1,2,3-Trichlorobenzene in sample 07DEC08.D from x, y = 14.476, 0 to 14.565, 0; result = 713			✓	
CmdSetSampleAttribute	BL2000\mchavez	12/10/2021 12:48:47 PM	Set SampleApproved = True for sample 07DEC08.D; previous value = False			✓	
CmdManuallyIntegrateQualifierPeak	BL2000\mchavez	12/10/2021 12:48:54 PM	Manually integrate qualifier145.0 of compound 1,2,3-Trichlorobenzene in sample 07DEC09.D from x, y = 14.459, 0 to 14.560, 0; result = 1902			✓	
CmdManuallyIntegrateQualifierPeak	BL2000\mchavez	12/10/2021 12:48:58 PM	Manually integrate qualifier127.0 of compound Naphthalene in sample 07DEC09.D from x, y = 14.253, 0 to 14.342, 0; result = 2137			✓	
CmdManuallyIntegrateQualifierPeak	BL2000\mchavez	12/10/2021 12:49:02 PM	Manually integrate qualifier222.8 of compound Hexachlorobutadiene in sample 07DEC09.D from x, y = 14.178, 0 to 14.261, 0; result = 1705			✓	
CmdManuallyIntegrateQualifierPeak	BL2000\mchavez	12/10/2021 12:49:12 PM	Manually integrate qualifier112.0 of compound 1,2,3-Trichloropropane in sample 07DEC09.D from x, y = 11.105, 0 to 11.197, 0; result = 1953			✓	
CmdManuallyIntegrateQualifierPeak	BL2000\mchavez	12/10/2021 12:49:20 PM	Manually integrate qualifier127.0 of compound Bromodichloromethane in sample 07DEC09.D from x, y = 7.530, 0 to 7.633, 0; result = 1941			✓	
CmdManuallyIntegrateQualifierPeak	BL2000\mchavez	12/10/2021 12:49:27 PM	Manually integrate qualifier106.0 of compound 2-Chloroethylvinyl ether in sample 07DEC09.D from x, y = 7.889, 0 to 8.012, 0; result = 1444			✓	
CmdManuallyIntegrateQualifierPeak	BL2000\mchavez	12/10/2021 12:49:29 PM	Manually integrate qualifier65.0 of compound 2-Chloroethylvinyl ether in sample 07DEC09.D from x, y = 7.901, 0 to 7.976, 0; result = 1463			✓	
CmdManuallyIntegrateQualifierPeak	BL2000\mchavez	12/10/2021 12:49:34 PM	Manually integrate qualifier98.0 of compound 1,2-Dichloroethane in sample 07DEC09.D from x, y = 6.289, 0 to 6.381, 0; result = 1641			✓	
CmdManuallyIntegrateQualifierPeak	BL2000\mchavez	12/10/2021 12:49:41 PM	Manually integrate qualifier86.0 of compound Vinyl acetate in sample 07DEC09.D from x, y = 4.490, 0 to 4.593, 0; result = 1164			✓	
CmdManuallyIntegrateQualifierPeak	BL2000\mchavez	12/10/2021 12:49:46 PM	Manually integrate qualifier57.0 of compound Methyl tert-butyl ether (MTBE) in sample 07DEC09.D from x, y = 3.692, 0 to 3.835, 0; result = 5878			✓	

Audit Trail report

Name	User	Time	Action	Reason	Comment	Succeed	Exception
CmdSetSampleAttribute	BL2000\mchavez	12/10/2021 12:49:53 PM	Set SampleApproved = True for sample 07DEC09.D; previous value = False			✓	
CmdManuallyIntegrateQualifierPeak	BL2000\mchavez	12/10/2021 12:50:28 PM	Manually integrate qualifier 98.0 of compound 1,2-Dichloroethane in sample 07DEC10.D from x, y = 6.294, 0 to 6.389, 0; result = 3029			✓	
CmdSetSampleAttribute	BL2000\mchavez	12/10/2021 12:51:10 PM	Set SampleApproved = True for sample 07DEC18.D; previous value = False			✓	
CmdSetSampleAttribute	BL2000\mchavez	12/10/2021 12:51:16 PM	Set SampleApproved = True for sample 07DEC14.D; previous value = False			✓	
CmdSetSampleAttribute	BL2000\mchavez	12/10/2021 12:51:18 PM	Set SampleApproved = True for sample 07DEC16.D; previous value = False			✓	
CmdSetSampleAttribute	BL2000\mchavez	12/10/2021 12:51:46 PM	Set SampleApproved = True for sample 07DEC20.D; previous value = False			✓	

Audit Trail report

Name	User	Time	Action	Reason	Comment	Succeed	Exception
CmdCalibrate	BL2000\mchavez	12/10/2021 12:59:35 PM	Replace level QC with QC sample 07DEC20.D for compounds {Vinyl acetate, Acrolein, 2-Chloroethylvinyl ether, Acrylonitrile, Chlorobenzene, Tetrachloroethene, Trichloroethene, Carbon tetrachloride, Chloroform, 1,1-Dichloroethene, Vinyl chloride, p-Bromofluorobenzene, Toluene-d8, 1,2-Dichloroethane-d4, Dibromofluoromethane, 1,2-Dichloroethane, Benzene, 1,4-Dichlorobenzene, Methyl ethyl ketone, Styrene, 1,1,1-Trichloroethane, Methyl tert-butyl ether (MTBE), Methylene chloride, o-Xylene, m+p-Xylenes, Ethylbenzene, Toluene, 1,2,3-Trichlorobenzene, Naphthalene, Hexachlorobutadiene, 1,2,4-Trichlorobenzene, 1,2-Dibromo-3-chloropropane, 1,2-Dichlorobenzene, n-Butylbenzene, p-Isopropyltoluene, 1,3-Dichlorobenzene, sec-Butylbenzene, 1,2,4-Trimethylbenzene, tert-Butylbenzene, 4-Chlorotoluene, 1,3,5-Trimethylbenzene, 2-Chlorotoluene, n-Propylbenzene, 1,2,3-Trichloropropane, Bromobenzene, 1,1,2,2-Tetrachloroethane, Isopropylbenzene, Bromoform, 1,1,1,2-Tetrachloroethane, 1,2-Dibromoethane, Chlorodibromomethane, 1,3-Dichloropropane, 1,1,2-Trichloroethane, trans-1,3-Dichloropropene, cis-1,3-Dichloropropene, Bromodichloromethane, Dibromomethane, 1,2-Dichloropropane, 1,1-Dichloropropene, Bromochloromethane, cis-1,2-Dichloroethene, 2,2-Dichloropropane, 1,1-Dichloroethane, trans-1,2-Dichloroethene, Trichlorofluoromethane, Chloroethane, Bromomethane, Chloromethane, Dichlorodifluoromethane, Acetone, 2-Hexanone, Methyl isobutyl ketone, Acetone_58}; Replace level 8 with Calibration sample 07DEC18.D for compounds {Vinyl acetate, Acrolein, 2-Chloroethylvinyl ether, Acrylonitrile, Chlorobenzene, Tetrachloroethene, Trichloroethene, Carbon tetrachloride, Chloroform, 1,1-Dichloroethene, Vinyl chloride, p-Bromofluorobenzene, Toluene-d8, 1,2-Dichloroethane-d4, Dibromofluoromethane, 1,2-Dichloroethane, Benzene, 1,4-Dichlorobenzene, Methyl ethyl ketone,			✓	

Audit Trail report

Name	User	Time	Action	Reason	Comment	Succeed	Exception
			Styrene, 1,1,1-Trichloroethane, Methyl tert-butyl ether (MTBE), Methylene chloride, o-Xylene, m+p-Xylenes, Ethylbenzene, Toluene, 1,2,3-Trichlorobenzene, Naphthalene, Hexachlorobutadiene, 1,2,4-Trichlorobenzene, 1,2-Dibromo-3-chloropropane, 1,2-Dichlorobenzene, n-Butylbenzene, p-Isopropyltoluene, 1,3-Dichlorobenzene, sec-Butylbenzene, 1,2,4-Trimethylbenzene, tert-Butylbenzene, 4-Chlorotoluene, 1,3,5-Trimethylbenzene, 2-Chlorotoluene, n-Propylbenzene, 1,2,3-Trichloropropane, Bromobenzene, 1,1,2,2-Tetrachloroethane, Isopropylbenzene, Bromoform, 1,1,1,2-Tetrachloroethane, 1,2-Dibromoethane, Chlorodibromomethane, 1,3-Dichloropropane, 1,1,2-Trichloroethane, trans-1,3-Dichloropropene, cis-1,3-Dichloropropene, Bromodichloromethane, Dibromomethane, 1,2-Dichloropropane, 1,1-Dichloropropene, Bromochloromethane, cis-1,2-Dichloroethene, 2,2-Dichloropropane, 1,1-Dichloroethane, trans-1,2-Dichloroethene, Trichlorofluoromethane, Chloroethane, Bromomethane, Chloromethane, Dichlorodifluoromethane, Acetone, 2-Hexanone, Methyl isobutyl ketone, Acetone_58}; Replace level 7 with Calibration sample 07DEC16.D for compounds {Vinyl acetate, Acrolein, 2-Chloroethylvinyl ether, Acrylonitrile, Chlorobenzene, Tetrachloroethene, Trichloroethene, Carbon tetrachloride, Chloroform, 1,1-Dichloroethene, Vinyl chloride, p-Bromofluorobenzene, Toluene-d8, 1,2-Dichloroethane-d4, Dibromofluoromethane, 1,2-Dichloroethane, Benzene, 1,4-Dichlorobenzene, Methyl ethyl ketone, Styrene, 1,1,1-Trichloroethane, Methyl tert-butyl ether (MTBE), Methylene chloride, o-Xylene, m+p-Xylenes, Ethylbenzene, Toluene, 1,2,3-Trichlorobenzene, Naphthalene, Hexachlorobutadiene, 1,2,4-Trichlorobenzene, 1,2-Dibromo-3-chloropropane, 1,2-Dichlorobenzene, n-Butylbenzene, p-Isopropyltoluene, 1,3-Dichlorobenzene, sec-Butylbenzene, 1,2,4-Trimethylbenzene, tert-Butylbenzene, 4-Chlorotoluene,				

Audit Trail report

Name	User	Time	Action	Reason	Comment	Succeed	Exception
			1,3,5-Trimethylbenzene, 2-Chlorotoluene, n-Propylbenzene, 1,2,3-Trichloropropane, Bromobenzene, 1,1,2,2-Tetrachloroethane, Isopropylbenzene, Bromoform, 1,1,1,2-Tetrachloroethane, 1,2-Dibromoethane, Chlorodibromomethane, 1,3-Dichloropropane, 1,1,2-Trichloroethane, trans-1,3-Dichloropropene, cis-1,3-Dichloropropene, Bromodichloromethane, Dibromomethane, 1,2-Dichloropropane, 1,1-Dichloropropene, Bromochloromethane, cis-1,2-Dichloroethene, 2,2-Dichloropropane, 1,1-Dichloroethane, trans-1,2-Dichloroethene, Trichlorofluoromethane, Chloroethane, Bromomethane, Chloromethane, Dichlorodifluoromethane, Acetone, 2-Hexanone, Methyl isobutyl ketone, Acetone_58}; Replace level 6 with Calibration sample 07DEC14.D for compounds {Vinyl acetate, Acrolein, 2-Chloroethylvinyl ether, Acrylonitrile, Chlorobenzene, Tetrachloroethene, Trichloroethene, Carbon tetrachloride, Chloroform, 1,1-Dichloroethene, Vinyl chloride, p-Bromofluorobenzene, Toluene-d8, 1,2-Dichloroethane-d4, Dibromofluoromethane, 1,2-Dichloroethane, Benzene, 1,4-Dichlorobenzene, Methyl ethyl ketone, Styrene, 1,1,1-Trichloroethane, Methyl tert-butyl ether (MTBE), Methylene chloride, o-Xylene, m+p-Xylenes, Ethylbenzene, Toluene, 1,2,3-Trichlorobenzene, Naphthalene, Hexachlorobutadiene, 1,2,4-Trichlorobenzene, 1,2-Dibromo-3-chloropropane, 1,2-Dichlorobenzene, n-Butylbenzene, p-Isopropyltoluene, 1,3-Dichlorobenzene, sec-Butylbenzene, 1,2,4-Trimethylbenzene, tert-Butylbenzene, 4-Chlorotoluene, 1,3,5-Trimethylbenzene, 2-Chlorotoluene, n-Propylbenzene, 1,2,3-Trichloropropane, Bromobenzene, 1,1,2,2-Tetrachloroethane, Isopropylbenzene, Bromoform, 1,1,1,2-Tetrachloroethane, 1,2-Dibromoethane, Chlorodibromomethane, 1,3-Dichloropropane, 1,1,2-Trichloroethane, trans-1,3-Dichloropropene, cis-1,3-Dichloropropene,				

Audit Trail report

Name	User	Time	Action	Reason	Comment	Succeed	Exception
			Bromodichloromethane, Dibromomethane, 1,2- Dichloropropane, 1,1-Dichloropropene, Bromochloromethane, cis-1,2- Dichloroethene, 2,2-Dichloropropane, 1,1-Dichloroethane, trans-1,2- Dichloroethene, Trichlorofluoromethane, Chloroethane, Bromomethane, Chloromethane, Dichlorodifluoromethane, Acetone, 2- Hexanone, Methyl isobutyl ketone, Acetone_58}; Replace level 5 with Calibration sample 07DEC12.D for compounds {Vinyl acetate, Acrolein, 2- Chloroethylvinyl ether, Acrylonitrile, Chlorobenzene, Tetrachloroethene, Trichloroethene, Carbon tetrachloride, Chloroform, 1,1-Dichloroethene, Vinyl chloride, p-Bromofluorobenzene, Toluene-d8, 1,2-Dichloroethane-d4, Dibromofluoromethane, 1,2- Dichloroethane, Benzene, 1,4- Dichlorobenzene, Methyl ethyl ketone, Styrene, 1,1,1-Trichloroethane, Methyl tert-butyl ether (MTBE), Methylene chloride, o-Xylene, m+p-Xylenes, Ethylbenzene, Toluene, 1,2,3- Trichlorobenzene, Naphthalene, Hexachlorobutadiene, 1,2,4- Trichlorobenzene, 1,2-Dibromo-3- chloropropane, 1,2-Dichlorobenzene, n-Butylbenzene, p-Isopropyltoluene, 1,3-Dichlorobenzene, sec- Butylbenzene, 1,2,4-Trimethylbenzene, tert-Butylbenzene, 4-Chlorotoluene, 1,3,5-Trimethylbenzene, 2- Chlorotoluene, n-Propylbenzene, 1,2,3- Trichloropropane, Bromobenzene, 1,1,2,2-Tetrachloroethane, Isopropylbenzene, Bromoform, 1,1,1,2-Tetrachloroethane, 1,2- Dibromoethane, Chlorodibromomethane, 1,3- Dichloropropane, 1,1,2- Trichloroethane, trans-1,3- Dichloropropene, cis-1,3- Dichloropropene, Bromodichloromethane, Dibromomethane, 1,2- Dichloropropane, 1,1-Dichloropropene, Bromochloromethane, cis-1,2- Dichloroethene, 2,2-Dichloropropane, 1,1-Dichloroethane, trans-1,2- Dichloroethene, Trichlorofluoromethane, Chloroethane, Bromomethane, Chloromethane, Dichlorodifluoromethane, Acetone, 2- Hexanone, Methyl isobutyl ketone, Acetone_58}; Replace level 4 with				

Audit Trail report

Name	User	Time	Action	Reason	Comment	Succeed	Exception
			Calibration sample 07DEC10.D for compounds {Vinyl acetate, Acrolein, 2-Chloroethylvinyl ether, Acrylonitrile, Chlorobenzene, Tetrachloroethene, Trichloroethene, Carbon tetrachloride, Chloroform, 1,1-Dichloroethene, Vinyl chloride, p-Bromofluorobenzene, Toluene-d8, 1,2-Dichloroethane-d4, Dibromofluoromethane, 1,2-Dichloroethane, Benzene, 1,4-Dichlorobenzene, Methyl ethyl ketone, Styrene, 1,1,1-Trichloroethane, Methyl tert-butyl ether (MTBE), Methylene chloride, o-Xylene, m+p-Xylenes, Ethylbenzene, Toluene, 1,2,3-Trichlorobenzene, Naphthalene, Hexachlorobutadiene, 1,2,4-Trichlorobenzene, 1,2-Dibromo-3-chloropropane, 1,2-Dichlorobenzene, n-Butylbenzene, p-Isopropyltoluene, 1,3-Dichlorobenzene, sec-Butylbenzene, 1,2,4-Trimethylbenzene, tert-Butylbenzene, 4-Chlorotoluene, 1,3,5-Trimethylbenzene, 2-Chlorotoluene, n-Propylbenzene, 1,2,3-Trichloropropane, Bromobenzene, 1,1,2,2-Tetrachloroethane, Isopropylbenzene, Bromoform, 1,1,1,2-Tetrachloroethane, 1,2-Dibromoethane, Chlorodibromomethane, 1,3-Dichloropropane, 1,1,2-Trichloroethane, trans-1,3-Dichloropropene, cis-1,3-Dichloropropene, Bromodichloromethane, Dibromomethane, 1,2-Dichloropropane, 1,1-Dichloropropene, Bromochloromethane, cis-1,2-Dichloroethene, 2,2-Dichloropropane, 1,1-Dichloroethane, trans-1,2-Dichloroethene, Trichlorofluoromethane, Chloroethane, Bromomethane, Chloromethane, Dichlorodifluoromethane, Acetone, 2-Hexanone, Methyl isobutyl ketone, Acetone_58}; Replace level 3 with Calibration sample 07DEC09.D for compounds {Vinyl acetate, Acrolein, 2-Chloroethylvinyl ether, Acrylonitrile, Chlorobenzene, Tetrachloroethene, Trichloroethene, Carbon tetrachloride, Chloroform, 1,1-Dichloroethene, Vinyl chloride, p-Bromofluorobenzene, Toluene-d8, 1,2-Dichloroethane-d4, Dibromofluoromethane, 1,2-Dichloroethane, Benzene, 1,4-Dichlorobenzene, Methyl ethyl ketone, Styrene, 1,1,1-Trichloroethane, Methyl				

Audit Trail report

Name	User	Time	Action	Reason	Comment	Succeed	Exception
			tert-butyl ether (MTBE), Methylene chloride, o-Xylene, m+p-Xylenes, Ethylbenzene, Toluene, 1,2,3-Trichlorobenzene, Naphthalene, Hexachlorobutadiene, 1,2,4-Trichlorobenzene, 1,2-Dibromo-3-chloropropane, 1,2-Dichlorobenzene, n-Butylbenzene, p-Isopropyltoluene, 1,3-Dichlorobenzene, sec-Butylbenzene, 1,2,4-Trimethylbenzene, tert-Butylbenzene, 4-Chlorotoluene, 1,3,5-Trimethylbenzene, 2-Chlorotoluene, n-Propylbenzene, 1,2,3-Trichloropropane, Bromobenzene, 1,1,2,2-Tetrachloroethane, Isopropylbenzene, Bromoform, 1,1,1,2-Tetrachloroethane, 1,2-Dibromoethane, Chlorodibromomethane, 1,3-Dichloropropane, 1,1,2-Trichloroethane, trans-1,3-Dichloropropene, cis-1,3-Dichloropropene, Bromodichloromethane, Dibromomethane, 1,2-Dichloropropane, 1,1-Dichloropropene, Bromochloromethane, cis-1,2-Dichloroethene, 2,2-Dichloropropane, 1,1-Dichloroethane, trans-1,2-Dichloroethene, Trichlorofluoromethane, Chloroethane, Bromomethane, Chloromethane, Dichlorodifluoromethane, Acetone, 2-Hexanone, Methyl isobutyl ketone, Acetone_58}; Replace level 2 with Calibration sample 07DEC08.D for compounds {Vinyl acetate, Acrolein, 2-Chloroethylvinyl ether, Acrylonitrile, Chlorobenzene, Tetrachloroethene, Trichloroethene, Carbon tetrachloride, Chloroform, 1,1-Dichloroethene, Vinyl chloride, p-Bromofluorobenzene, Toluene-d8, 1,2-Dichloroethane-d4, Dibromofluoromethane, 1,2-Dichloroethane, Benzene, 1,4-Dichlorobenzene, Methyl ethyl ketone, Styrene, 1,1,1-Trichloroethane, Methyl tert-butyl ether (MTBE), Methylene chloride, o-Xylene, m+p-Xylenes, Ethylbenzene, Toluene, 1,2,3-Trichlorobenzene, Naphthalene, Hexachlorobutadiene, 1,2,4-Trichlorobenzene, 1,2-Dibromo-3-chloropropane, 1,2-Dichlorobenzene, n-Butylbenzene, p-Isopropyltoluene, 1,3-Dichlorobenzene, sec-Butylbenzene, 1,2,4-Trimethylbenzene, tert-Butylbenzene, 4-Chlorotoluene, 1,3,5-Trimethylbenzene, 2-				

Audit Trail report

Name	User	Time	Action	Reason	Comment	Succeed	Exception
			Chlorotoluene, n-Propylbenzene, 1,2,3-Trichloropropane, Bromobenzene, 1,1,2,2-Tetrachloroethane, Isopropylbenzene, Bromoform, 1,1,1,2-Tetrachloroethane, 1,2-Dibromoethane, Chlorodibromomethane, 1,3-Dichloropropane, 1,1,2-Trichloroethane, trans-1,3-Dichloropropene, cis-1,3-Dichloropropene, Bromodichloromethane, Dibromomethane, 1,2-Dichloropropane, 1,1-Dichloropropene, Bromochloromethane, cis-1,2-Dichloroethene, 2,2-Dichloropropane, 1,1-Dichloroethane, trans-1,2-Dichloroethene, Trichlorofluoromethane, Chloroethane, Bromomethane, Chloromethane, Dichlorodifluoromethane, Acetone, 2-Hexanone, Methyl isobutyl ketone, Acetone_58}; Replace level 1 with Calibration sample 07DEC07.D for compounds {Vinyl acetate, Acrolein, 2-Chloroethylvinyl ether, Acrylonitrile, Chlorobenzene, Tetrachloroethene, Trichloroethene, Carbon tetrachloride, Chloroform, 1,1-Dichloroethene, Vinyl chloride, p-Bromofluorobenzene, Toluene-d8, 1,2-Dichloroethane-d4, Dibromofluoromethane, 1,2-Dichloroethane, Benzene, 1,4-Dichlorobenzene, Methyl ethyl ketone, Styrene, 1,1,1-Trichloroethane, Methyl tert-butyl ether (MTBE), Methylene chloride, o-Xylene, m+p-Xylenes, Ethylbenzene, Toluene, 1,2,3-Trichlorobenzene, Naphthalene, Hexachlorobutadiene, 1,2,4-Trichlorobenzene, 1,2-Dibromo-3-chloropropane, 1,2-Dichlorobenzene, n-Butylbenzene, p-Isopropyltoluene, 1,3-Dichlorobenzene, sec-Butylbenzene, 1,2,4-Trimethylbenzene, tert-Butylbenzene, 4-Chlorotoluene, 1,3,5-Trimethylbenzene, 2-Chlorotoluene, n-Propylbenzene, 1,2,3-Trichloropropane, Bromobenzene, 1,1,2,2-Tetrachloroethane, Isopropylbenzene, Bromoform, 1,1,1,2-Tetrachloroethane, 1,2-Dibromoethane, Chlorodibromomethane, 1,3-Dichloropropane, 1,1,2-Trichloroethane, trans-1,3-Dichloropropene, cis-1,3-Dichloropropene, Bromodichloromethane,				

Audit Trail report

Name	User	Time	Action	Reason	Comment	Succeed	Exception
			Dibromomethane, 1,2-Dichloropropane, 1,1-Dichloropropene, Bromochloromethane, cis-1,2-Dichloroethene, 2,2-Dichloropropane, 1,1-Dichloroethane, trans-1,2-Dichloroethene, Trichlorofluoromethane, Chloroethane, Bromomethane, Chloromethane, Dichlorodifluoromethane, Acetone, 2-Hexanone, Methyl isobutyl ketone, Acetone_58};				
CmdQuantitate	BL2000\mchavez	12/10/2021 1:01:00 PM	Quantitate all compounds in all samples			✓	
CmdSetLevelEnable	BL2000\mchavez	12/10/2021 1:02:16 PM	Set LevelEnable = False for calibration level 1, levelId = 20 of compound Bromomethane in sample 07DEC12.D; previous value = True			✓	
CmdSetLevelEnable	BL2000\mchavez	12/10/2021 1:02:21 PM	Set LevelEnable = True for calibration level 1, levelId = 20 of compound Bromomethane in sample 07DEC12.D; previous value = False			✓	
CmdSetTargetCompoundAttribute	BL2000\mchavez	12/10/2021 1:02:26 PM	Set CurveFit = fitQuadratic for compound Bromomethane in all samples; previous value = fitAverageOfResponseFactors			✓	
CmdSetTargetCompoundAttribute	BL2000\mchavez	12/10/2021 1:02:28 PM	Set CurveFitWeight = weightOneOverX for compound Bromomethane in all samples; previous value = weightEqual			✓	
CmdSetLevelEnable	BL2000\mchavez	12/10/2021 1:03:22 PM	Set LevelEnable = True for calibration level 1, levelId = 20 of compound Methylene chloride in sample 07DEC12.D; previous value = False			✓	
CmdSetTargetCompoundAttribute	BL2000\mchavez	12/10/2021 1:03:26 PM	Set CurveFit = fitAverageOfResponseFactors for compound Methylene chloride in all samples; previous value = fitQuadratic			✓	
CmdSetTargetCompoundAttribute	BL2000\mchavez	12/10/2021 1:03:28 PM	Set CurveFitWeight = weightEqual for compound Methylene chloride in all samples; previous value = weightOneOverX			✓	
CmdQuantitate	BL2000\mchavez	12/10/2021 1:03:55 PM	Quantitate all compounds in all samples			✓	
CmdSaveBatchTable	BL2000\mchavez	12/10/2021 1:04:54 PM	Save batch D:\Org\Data\VOA5975C\VG120721\QuantResults\VG120721_8260B_624pt1.batch.bin			✓	
CmdOpenBatchTable	BL2000\mchavez	12/10/2021 1:09:00 PM	Open batch D:\Org\Data\VOA5975C\VG120721\VG120721_8260B_624pt1.batch.bin			✓	
CmdSetSampleAttribute	BL2000\mchavez	12/10/2021 1:09:59 PM	Set SampleApproved = True for sample 07DEC10.D; previous value = False			✓	

Audit Trail report

Name	User	Time	Action	Reason	Comment	Succeed	Exception
CmdSetLevelEnable	BL2000\mchavez	12/10/2021 1:10:09 PM	Set LevelEnable = False for calibration level 1, levelId = 20 of compound Methylene chloride in sample 07DEC12.D; previous value = True			✓	
CmdQuantitate	BL2000\mchavez	12/10/2021 1:10:36 PM	Quantitate all compounds in all samples			✓	
CmdManuallyIntegratePeak	BL2000\mchavez	12/10/2021 1:11:08 PM	Manually integrate compound Methylene chloride in sample 07DEC03.D from x, y = 3.296, 0 to 3.394, 0; result = 1968			✓	
CmdManuallyIntegrateQualifierPeak	BL2000\mchavez	12/10/2021 1:11:12 PM	Manually integrate qualifier84.0 of compound Methylene chloride in sample 07DEC03.D from x, y = 3.291, 0 to 3.386, 0; result = 1249			✓	
CmdManuallyIntegrateQualifierPeak	BL2000\mchavez	12/10/2021 1:11:14 PM	Manually integrate qualifier86.0 of compound Methylene chloride in sample 07DEC03.D from x, y = 3.285, 0 to 3.391, 0; result = 853			✓	
CmdStartMethodEditing	BL2000\mchavez	12/10/2021 1:12:03 PM	Start method editing			✓	
CmdImportMethodFromSample	BL2000\mchavez	12/10/2021 1:12:04 PM	Import method from sample 07DEC07.D			✓	
CmdApplyMethodToAllSamples	BL2000\mchavez	12/10/2021 1:13:06 PM	Apply method to all samples			✓	
CmdMethodClear	BL2000\mchavez	12/10/2021 1:13:06 PM	Clear method			✓	
CmdEndMethodEditing	BL2000\mchavez	12/10/2021 1:13:07 PM	End method editing			✓	
CmdQuantitate	BL2000\mchavez	12/10/2021 1:13:33 PM	Quantitate all compounds in all samples			✓	
CmdManuallyIntegrateQualifierPeak	BL2000\mchavez	12/10/2021 1:16:42 PM	Manually integrate qualifier 111.0 of compound 1,4-Dichlorobenzene in sample 07DEC07.D, from x, y = 12.114, 104 to 12.147, 0, result = 1152; previous integration is from x, y = 12.072, 0 to 12.147, 0 and previous response = 4203.			✓	
CmdManuallyIntegrateDropBaseline	BL2000\mchavez	12/10/2021 1:16:46 PM	Drop baseline for qualifier 111.0 of compound 1,4-Dichlorobenzene in sample 07DEC07.D to y = 0, new integration is from x, y = 12.114, 0 to 12.147, 0 and new response = 1256; previous integration is from x, y = 12.114, 104 to 12.147, 0 and previous response = 1152.			✓	
CmdSetLevelEnable	BL2000\mchavez	12/10/2021 1:17:02 PM	Set LevelEnable = False for calibration level 1, levelId = 20 of compound 1,2-Dibromo-3-chloropropane in sample 07DEC07.D; previous value = True			✓	
CmdQuantitate	BL2000\mchavez	12/10/2021 1:17:42 PM	Quantitate all compounds in all samples			✓	
CmdSaveBatchTable	BL2000\mchavez	12/10/2021 1:18:14 PM	Save batch D:\Org\Data\VOA5975C\VG120721\QuantResults\VG120721_8260B_624pt1.batch.bin			✓	

Audit Trail report

Name	User	Time	Action	Reason	Comment	Succeed	Exception
CmdOpenBatchTable	BL2000\mchavez	12/13/2021 1:54:42 PM	Open batch D:\Org\Data\VOA5975C\VG120721\VG120721_8260B_624pt1.batch.bin			✓	
CmdSetSampleAttribute	BL2000\mchavez	12/13/2021 1:54:59 PM	Set SampleType = Blank for sample 07DEC06.D; previous value = Sample			✓	
CmdImportSamplesFromWorklist	BL2000\mchavez	12/13/2021 1:56:27 PM	Add samples from worklist: D:\Org\Data\VOA5975C\VG120721\07DEC12CC.D			✓	
CmdSetSampleAttribute	BL2000\mchavez	12/13/2021 1:56:40 PM	Set SampleName = CCV120721_5 for sample 07DEC12CC.D; previous value = ICAL120721_5			✓	
CmdSetSampleAttribute	BL2000\mchavez	12/13/2021 1:56:49 PM	Set SampleType = CC for sample 07DEC12CC.D; previous value = Sample			✓	
CmdSetSampleAttribute	BL2000\mchavez	12/13/2021 1:56:59 PM	Set SampleName = CCV120721 for sample 07DEC12CC.D; previous value = CCV120721_5			✓	
CmdSetSampleAttribute	BL2000\mchavez	12/13/2021 1:57:08 PM	Set LevelName = CC for sample 07DEC12CC.D; previous value =			✓	
CmdQuantitate	BL2000\mchavez	12/13/2021 1:57:41 PM	Quantitate all compounds in all samples			✓	
CmdSetSampleAttribute	BL2000\mchavez	12/13/2021 1:58:25 PM	Set UserDefined = Reimported Cal 5 to use as CCV for sample 07DEC12CC.D; previous value =			✓	
CmdSaveBatchTable	BL2000\mchavez	12/13/2021 1:58:41 PM	Save batch D:\Org\Data\VOA5975C\VG120721\QuantResults\VG120721_8260B_624pt1.batch.bin			✓	
CmdOpenBatchTable	BL2000\mchavez	12/13/2021 2:00:10 PM	Open batch D:\Org\Data\VOA5975C\VG120721\VG120721_8260B_624pt1.batch.bin			✓	
CmdSetSampleAttribute	BL2000\mchavez	12/13/2021 2:01:37 PM	Set SampleApproved = True for sample 07DEC05.D; previous value = False			✓	
CmdSetSampleAttribute	BL2000\mchavez	12/13/2021 2:24:49 PM	Set SampleApproved = True for sample 07DEC12CC.D; previous value = False			✓	
CmdSaveBatchTable	BL2000\mchavez	12/13/2021 2:42:36 PM	Save batch D:\Org\Data\VOA5975C\VG120721\QuantResults\VG120721_8260B_624pt1.batch.bin			✓	
CmdManuallyIntegratePeak	BL2000\mchavez	12/13/2021 2:44:02 PM	Manually integrate compound m+p-Xylenes in sample 07DEC06.D from x, y = 10.006, 0 to 10.070, 0; result = 171			✓	
CmdManuallyIntegrateQualifierPeak	BL2000\mchavez	12/13/2021 2:44:05 PM	Manually integrate qualifier 91.0 of compound m+p-Xylenes in sample 07DEC06.D from x, y = 10.009, 0 to 10.073, 0; result = 413			✓	
CmdManuallyIntegratePeak	BL2000\mchavez	12/13/2021 2:44:10 PM	Manually integrate compound o-Xylene in sample 07DEC06.D from x, y = 10.410, 0 to 10.435, 0; result = 28			✓	

Audit Trail report

Name	User	Time	Action	Reason	Comment	Succeed	Exception
CmdManuallyIntegrateQualifierPeak	BL2000\mchavez	12/13/2021 2:44:13 PM	Manually integrate qualifier91.0 of compound o-Xylene in sample 07DEC06.D from x, y = 10.424, 0 to 10.452, 0; result = 28			✓	
CmdSetSampleAttribute	BL2000\mchavez	12/13/2021 2:47:34 PM	Set SampleApproved = True for sample 07DEC06.D; previous value = False			✓	
CmdCalibrate	BL2000\mchavez	12/13/2021 2:48:20 PM	Replace level CC with CC sample 07DEC12CC.D for compounds {Vinyl acetate, Acrolein, 2-Chloroethylvinyl ether, Acrylonitrile, Chlorobenzene, Tetrachloroethene, Trichloroethene, Carbon tetrachloride, Chloroform, 1,1-Dichloroethene, Vinyl chloride, p-Bromofluorobenzene, Toluene-d8, 1,2-Dichloroethane-d4, Dibromofluoromethane, 1,2-Dichloroethane, Benzene, 1,4-Dichlorobenzene, Methyl ethyl ketone, Styrene, 1,1,1-Trichloroethane, Methyl tert-butyl ether (MTBE), Methylene chloride, o-Xylene, m+p-Xylenes, Ethylbenzene, Toluene, 1,2,3-Trichlorobenzene, Naphthalene, Hexachlorobutadiene, 1,2,4-Trichlorobenzene, 1,2-Dibromo-3-chloropropane, 1,2-Dichlorobenzene, n-Butylbenzene, p-Isopropyltoluene, 1,3-Dichlorobenzene, sec-Butylbenzene, 1,2,4-Trimethylbenzene, tert-Butylbenzene, 4-Chlorotoluene, 1,3,5-Trimethylbenzene, 2-Chlorotoluene, n-Propylbenzene, 1,2,3-Trichloropropane, Bromobenzene, 1,1,2,2-Tetrachloroethane, Isopropylbenzene, Bromoform, 1,1,1,2-Tetrachloroethane, 1,2-Dibromoethane, Chlorodibromomethane, 1,3-Dichloropropane, 1,1,2-Trichloroethane, trans-1,3-Dichloropropene, cis-1,3-Dichloropropene, Bromodichloromethane, Dibromomethane, 1,2-Dichloropropane, 1,1-Dichloropropene, Bromochloromethane, cis-1,2-Dichloroethene, 2,2-Dichloropropane, 1,1-Dichloroethane, trans-1,2-Dichloroethene, Trichlorofluoromethane, Chloroethane, Bromomethane, Chloromethane, Dichlorodifluoromethane, Acetone, 2-Hexanone, Methyl isobutyl ketone, Acetone_58};			✓	
CmdQuantitate	BL2000\mchavez	12/13/2021 2:48:50 PM	Quantitate all compounds in all samples			✓	

Audit Trail report

Name	User	Time	Action	Reason	Comment	Succeed	Exception
CmdSaveBatchTable	BL2000\mchavez	12/13/2021 2:55:13 PM	Save batch D:\Org\Data\VOA5975C\VG120721\QuantResults\VG120721_8260B_624pt1.batch.bin			✓	
CmdOpenBatchTable	BL2000\steve	12/20/2021 1:51:39 PM	Open batch D:\Org\Data\VOA5975C\VG120721_L4\VG120721_8260B_624pt1_L4.batch.bin			✓	
CmdStartMethodEditing	BL2000\steve	12/20/2021 1:52:06 PM	Start method editing			✓	
CmdImportMethodFromSample	BL2000\steve	12/20/2021 1:52:06 PM	Import method from sample 07DEC06.D			✓	
CmdRemoveMethodTargetCompound	BL2000\steve	12/20/2021 1:57:13 PM	Remove compound B_Fluorobenzene			✓	
CmdRemoveMethodTargetCompound	BL2000\steve	12/20/2021 1:57:56 PM	Remove compound B_1,4-Dichlorobenzene-d4			✓	
CmdRemoveMethodTargetCompound	BL2000\steve	12/20/2021 1:57:57 PM	Remove compound IDM_Fluorobenzene			✓	
CmdRemoveMethodTargetCompound	BL2000\steve	12/20/2021 1:57:57 PM	Remove compound E_Fluorobenzene			✓	
CmdRemoveMethodTargetCompound	BL2000\steve	12/20/2021 1:57:57 PM	Remove compound E_1,4-Dichlorobenzene-d4			✓	
CmdRemoveMethodTargetCompound	BL2000\steve	12/20/2021 1:57:57 PM	Remove compound LX_Fluorobenzene			✓	
CmdRemoveMethodTargetCompound	BL2000\steve	12/20/2021 1:57:58 PM	Remove compound LX_Chlorobenzene_d5			✓	
CmdRemoveMethodTargetCompound	BL2000\steve	12/20/2021 1:57:58 PM	Remove compound T_1,4-Dichlorobenzene-d4			✓	
CmdRemoveMethodTargetCompound	BL2000\steve	12/20/2021 1:57:59 PM	Remove compound LX_1,4-Dichlorobenzene-d4			✓	
CmdRemoveMethodTargetCompound	BL2000\steve	12/20/2021 1:57:59 PM	Remove compound VA_Fluorobenzene			✓	
CmdRemoveMethodTargetCompound	BL2000\steve	12/20/2021 1:57:59 PM	Remove compound IPA_Fluorobenzene			✓	
CmdRemoveMethodTargetCompound	BL2000\steve	12/20/2021 1:58:00 PM	Remove compound EAC_Fluorobenzene			✓	
CmdRemoveMethodTargetCompound	BL2000\steve	12/20/2021 1:58:55 PM	Remove compound Pentachloroethane			✓	
CmdRemoveMethodTargetCompound	BL2000\steve	12/20/2021 1:59:07 PM	Remove compound Allyl chloride			✓	
CmdRemoveMethodTargetCompound	BL2000\steve	12/20/2021 1:59:07 PM	Remove compound Acrolein			✓	
CmdRemoveMethodTargetCompound	BL2000\steve	12/20/2021 1:59:16 PM	Remove compound 1,1,2-Trichloro-1,2,2-trifluoroethane			✓	
CmdRemoveMethodTargetCompound	BL2000\steve	12/20/2021 2:02:11 PM	Remove compound Iodomethane			✓	
CmdRemoveMethodTargetCompound	BL2000\steve	12/20/2021 2:02:11 PM	Remove compound Carbon disulfide			✓	
CmdRemoveMethodTargetCompound	BL2000\steve	12/20/2021 2:02:11 PM	Remove compound Acetonitrile			✓	

Audit Trail report

Name	User	Time	Action	Reason	Comment	Succeed	Exception
CmdRemoveMethodTargetCompound	BL2000\steve	12/20/2021 2:02:12 PM	Remove compound Chloroprene			✓	
CmdRemoveMethodTargetCompound	BL2000\steve	12/20/2021 2:02:22 PM	Remove compound Acrylonitrile			✓	
CmdRemoveMethodTargetCompound	BL2000\steve	12/20/2021 2:02:34 PM	Remove compound n-Hexane			✓	
CmdRemoveMethodTargetCompound	BL2000\steve	12/20/2021 2:02:43 PM	Remove compound Vinyl acetate			✓	
CmdRemoveMethodTargetCompound	BL2000\steve	12/20/2021 2:02:44 PM	Remove compound Ethyl Acetate			✓	
CmdRemoveMethodTargetCompound	BL2000\steve	12/20/2021 2:02:44 PM	Remove compound Isobutanol			✓	
CmdRemoveMethodTargetCompound	BL2000\steve	12/20/2021 2:02:55 PM	Remove compound Propionitrile			✓	
CmdRemoveMethodTargetCompound	BL2000\steve	12/20/2021 2:03:01 PM	Remove compound Methacrylonitrile			✓	
CmdRemoveMethodTargetCompound	BL2000\steve	12/20/2021 2:03:11 PM	Remove compound Cyclohexane			✓	
CmdSetMethodTargetCompoundAttribute	BL2000\steve	12/20/2021 2:03:17 PM	Set CompoundName = for compound Methylcyclohexane; previous value = Methylcyclohexane			✓	
CmdRemoveMethodTargetCompound	BL2000\steve	12/20/2021 2:03:22 PM	Remove compound			✓	
CmdRemoveMethodTargetCompound	BL2000\steve	12/20/2021 2:04:18 PM	Remove compound Methyl methacrylate			✓	
CmdRemoveMethodTargetCompound	BL2000\steve	12/20/2021 2:04:18 PM	Remove compound 1,4-Dioxane			✓	
CmdRemoveMethodTargetCompound	BL2000\steve	12/20/2021 2:04:26 PM	Remove compound Isopropanol			✓	
CmdRemoveMethodTargetCompound	BL2000\steve	12/20/2021 2:04:27 PM	Remove compound Isopropyl acetate			✓	
CmdRemoveMethodTargetCompound	BL2000\steve	12/20/2021 2:04:35 PM	Remove compound n-Amyl acetate			✓	
CmdRemoveMethodTargetCompound	BL2000\steve	12/20/2021 2:04:42 PM	Remove compound Ethyl methacrylate			✓	
CmdRemoveMethodTargetCompound	BL2000\steve	12/20/2021 2:08:37 PM	Remove compound 1,2,3-Trimethylbenzene			✓	
CmdRemoveMethodTargetCompound	BL2000\steve	12/20/2021 2:09:19 PM	Remove compound 1,2,4-Trichlorobenzene			✓	
CmdRemoveMethodTargetCompound	BL2000\steve	12/20/2021 2:09:20 PM	Remove compound 1,2,4-Trimethylbenzene			✓	
CmdRemoveMethodTargetCompound	BL2000\steve	12/20/2021 2:09:20 PM	Remove compound 1,2-Dibromo-3-chloropropane			✓	
CmdRemoveMethodTargetCompound	BL2000\steve	12/20/2021 2:09:39 PM	Remove compound 1,2,3-Trichlorobenzene			✓	
CmdRemoveMethodTargetCompound	BL2000\steve	12/20/2021 2:10:02 PM	Remove compound 1,3,5-Trimethylbenzene			✓	
CmdRemoveMethodTargetCompound	BL2000\steve	12/20/2021 2:10:35 PM	Remove compound 2-Chloroethylvinyl ether			✓	

Audit Trail report

Name	User	Time	Action	Reason	Comment	Succeed	Exception
CmdRemoveMethodTargetCompound	BL2000\steve	12/20/2021 2:10:58 PM	Remove compound 2-Hexanone			✓	
CmdRemoveMethodTargetCompound	BL2000\steve	12/20/2021 2:11:14 PM	Remove compound Acetone			✓	
CmdRemoveMethodTargetCompound	BL2000\steve	12/20/2021 2:11:15 PM	Remove compound Acetone_58			✓	
CmdRemoveMethodTargetCompound	BL2000\steve	12/20/2021 2:12:26 PM	Remove compound Hexachlorobutadiene			✓	
CmdRemoveMethodTargetCompound	BL2000\steve	12/20/2021 2:12:39 PM	Remove compound Isopropylbenzene			✓	
CmdRemoveMethodTargetCompound	BL2000\steve	12/20/2021 2:12:57 PM	Remove compound Methyl isobutyl ketone			✓	
CmdRemoveMethodTargetCompound	BL2000\steve	12/20/2021 2:13:19 PM	Remove compound Naphthalene			✓	
CmdRemoveMethodTargetCompound	BL2000\steve	12/20/2021 2:13:19 PM	Remove compound n-Butylbenzene			✓	
CmdRemoveMethodTargetCompound	BL2000\steve	12/20/2021 2:13:20 PM	Remove compound n-Propylbenzene			✓	
CmdRemoveMethodTargetCompound	BL2000\steve	12/20/2021 2:13:41 PM	Remove compound p-Isopropyltoluene			✓	
CmdRemoveMethodTargetCompound	BL2000\steve	12/20/2021 2:13:41 PM	Remove compound sec-Butylbenzene			✓	
CmdRemoveMethodTargetCompound	BL2000\steve	12/20/2021 2:14:00 PM	Remove compound tert-Butylbenzene			✓	
CmdRemoveMethodTargetCompound	BL2000\steve	12/20/2021 2:14:25 PM	Remove compound trans-1,4-Dichloro-2-butene			✓	
CmdSetMethodTargetCompoundAttribute	BL2000\steve	12/20/2021 2:14:55 PM	Set CompoundGroup = for compound 1,1,1,2-Tetrachloroethane; previous value = A CAL,TAS			✓	
CmdSetMethodTargetCompoundAttribute	BL2000\steve	12/20/2021 2:15:00 PM	Set CompoundGroup = for compound 1,1,1-Trichloroethane; previous value = A CAL,TAS,HLLY			✓	
CmdSetMethodTargetCompoundAttribute	BL2000\steve	12/20/2021 2:15:00 PM	Set CompoundGroup = for compound 1,1,2,2-Tetrachloroethane; previous value = A CAL,TAS			✓	
CmdSetMethodTargetCompoundAttribute	BL2000\steve	12/20/2021 2:15:00 PM	Set CompoundGroup = for compound 1,1,2-Trichloroethane; previous value = A CAL,TAS			✓	
CmdSetMethodTargetCompoundAttribute	BL2000\steve	12/20/2021 2:15:00 PM	Set CompoundGroup = for compound 1,1-Dichloroethane; previous value = A CAL,TAS			✓	
CmdSetMethodTargetCompoundAttribute	BL2000\steve	12/20/2021 2:15:00 PM	Set CompoundGroup = for compound 1,1-Dichloroethene; previous value = A CAL,TCLP,TAS,HLLY			✓	
CmdSetMethodTargetCompoundAttribute	BL2000\steve	12/20/2021 2:15:00 PM	Set CompoundGroup = for compound 1,1-Dichloropropene; previous value = A CAL,TAS			✓	
CmdSetMethodTargetCompoundAttribute	BL2000\steve	12/20/2021 2:15:00 PM	Set CompoundGroup = for compound 1,2,3-Trichloropropane; previous value = A CAL,TAS			✓	

Audit Trail report

Name	User	Time	Action	Reason	Comment	Succeed	Exception
CmdSetMethodTargetCompoundAttribute	BL2000\steve	12/20/2021 2:15:00 PM	Set CompoundGroup = for compound 1,2-Dibromoethane; previous value = A CAL,TAS			✓	
CmdSetMethodTargetCompoundAttribute	BL2000\steve	12/20/2021 2:15:00 PM	Set CompoundGroup = for compound 1,2-Dichlorobenzene; previous value = A CAL,TAS			✓	
CmdSetMethodTargetCompoundAttribute	BL2000\steve	12/20/2021 2:15:00 PM	Set CompoundGroup = for compound 1,2-Dichloroethane; previous value = A CAL,TCLP,TAS,BTEX,HLLY			✓	
CmdSetMethodTargetCompoundAttribute	BL2000\steve	12/20/2021 2:15:00 PM	Set CompoundGroup = for compound 1,2-Dichloroethane-d4; previous value = A CAL,TCLP,TAS,BTEX,UP,HLLY			✓	
CmdSetMethodTargetCompoundAttribute	BL2000\steve	12/20/2021 2:15:00 PM	Set CompoundGroup = for compound 1,2-Dichloropropane; previous value = A CAL,TAS			✓	
CmdSetMethodTargetCompoundAttribute	BL2000\steve	12/20/2021 2:15:00 PM	Set CompoundGroup = for compound 1,3-Dichlorobenzene; previous value = A CAL,TAS			✓	
CmdSetMethodTargetCompoundAttribute	BL2000\steve	12/20/2021 2:15:00 PM	Set CompoundGroup = for compound 1,3-Dichloropropane; previous value = A CAL,TAS			✓	
CmdSetMethodTargetCompoundAttribute	BL2000\steve	12/20/2021 2:15:00 PM	Set CompoundGroup = for compound 1,4-Dichlorobenzene; previous value = A CAL,TCLP,TAS			✓	
CmdSetMethodTargetCompoundAttribute	BL2000\steve	12/20/2021 2:15:00 PM	Set CompoundGroup = for compound 1,4-Dichlorobenzene-d4; previous value = A CAL,TCLP,TAS,BTEX,UP,HLLY			✓	
CmdSetMethodTargetCompoundAttribute	BL2000\steve	12/20/2021 2:15:00 PM	Set CompoundGroup = for compound 2,2-Dichloropropane; previous value = A CAL,TAS			✓	
CmdSetMethodTargetCompoundAttribute	BL2000\steve	12/20/2021 2:15:00 PM	Set CompoundGroup = for compound 2-Chlorotoluene; previous value = A CAL,TAS			✓	
CmdSetMethodTargetCompoundAttribute	BL2000\steve	12/20/2021 2:15:00 PM	Set CompoundGroup = for compound 4-Chlorotoluene; previous value = A CAL,TAS			✓	
CmdSetMethodTargetCompoundAttribute	BL2000\steve	12/20/2021 2:15:00 PM	Set CompoundGroup = for compound Benzene; previous value = A CAL,TCLP,TAS,BTEX,HLLY			✓	
CmdSetMethodTargetCompoundAttribute	BL2000\steve	12/20/2021 2:15:00 PM	Set CompoundGroup = for compound BM_Fluorobenzene; previous value = A CAL,TAS			✓	
CmdSetMethodTargetCompoundAttribute	BL2000\steve	12/20/2021 2:15:00 PM	Set CompoundGroup = for compound Bromobenzene; previous value = A CAL,TAS			✓	
CmdSetMethodTargetCompoundAttribute	BL2000\steve	12/20/2021 2:15:00 PM	Set CompoundGroup = for compound Bromochloromethane; previous value = A CAL,TAS			✓	
CmdSetMethodTargetCompoundAttribute	BL2000\steve	12/20/2021 2:15:00 PM	Set CompoundGroup = for compound Bromodichloromethane; previous value = A CAL,TAS			✓	

Audit Trail report

Name	User	Time	Action	Reason	Comment	Succeed	Exception
CmdSetMethodTargetCompoundAttribute	BL2000\steve	12/20/2021 2:15:00 PM	Set CompoundGroup = for compound Bromoform; previous value = A CAL,TAS			✓	
CmdSetMethodTargetCompoundAttribute	BL2000\steve	12/20/2021 2:15:00 PM	Set CompoundGroup = for compound Bromomethane; previous value = A CAL,TAS			✓	
CmdSetMethodTargetCompoundAttribute	BL2000\steve	12/20/2021 2:15:00 PM	Set CompoundGroup = for compound Carbon tetrachloride; previous value = A CAL,TCLP,TAS,HLLY			✓	
CmdSetMethodTargetCompoundAttribute	BL2000\steve	12/20/2021 2:15:00 PM	Set CompoundGroup = for compound Chlorobenzene; previous value = A CAL,TCLP,TAS,HLLY			✓	
CmdSetMethodTargetCompoundAttribute	BL2000\steve	12/20/2021 2:15:00 PM	Set CompoundGroup = for compound Chlorobenzene-d5; previous value = A CAL,TCLP,TAS,BTEX,UP,HLLY			✓	
CmdSetMethodTargetCompoundAttribute	BL2000\steve	12/20/2021 2:15:00 PM	Set CompoundGroup = for compound Chlorodibromomethane; previous value = A CAL,TAS			✓	
CmdSetMethodTargetCompoundAttribute	BL2000\steve	12/20/2021 2:15:00 PM	Set CompoundGroup = for compound Chloroethane; previous value = A CAL,TAS			✓	
CmdSetMethodTargetCompoundAttribute	BL2000\steve	12/20/2021 2:15:00 PM	Set CompoundGroup = for compound Chloroform; previous value = A CAL,TCLP,TAS,HLLY			✓	
CmdSetMethodTargetCompoundAttribute	BL2000\steve	12/20/2021 2:15:00 PM	Set CompoundGroup = for compound Chloromethane; previous value = A CAL,TAS			✓	
CmdSetMethodTargetCompoundAttribute	BL2000\steve	12/20/2021 2:15:00 PM	Set CompoundGroup = for compound cis-1,2-Dichloroethene; previous value = A CAL,TAS			✓	
CmdSetMethodTargetCompoundAttribute	BL2000\steve	12/20/2021 2:15:01 PM	Set CompoundGroup = for compound cis-1,3-Dichloropropene; previous value = A CAL,TAS			✓	
CmdSetMethodTargetCompoundAttribute	BL2000\steve	12/20/2021 2:15:01 PM	Set CompoundGroup = for compound Dibromofluoromethane; previous value = A CAL,TCLP,TAS,BTEX,UP,HLLY			✓	
CmdSetMethodTargetCompoundAttribute	BL2000\steve	12/20/2021 2:15:01 PM	Set CompoundGroup = for compound Dibromomethane; previous value = A CAL,TAS			✓	
CmdSetMethodTargetCompoundAttribute	BL2000\steve	12/20/2021 2:15:01 PM	Set CompoundGroup = for compound Dichlorodifluoromethane; previous value = A CAL,TAS			✓	
CmdSetMethodTargetCompoundAttribute	BL2000\steve	12/20/2021 2:15:01 PM	Set CompoundGroup = for compound Ethylbenzene; previous value = A CAL,TAS,BTEX,HLLY			✓	
CmdSetMethodTargetCompoundAttribute	BL2000\steve	12/20/2021 2:15:01 PM	Set CompoundGroup = for compound Fluorobenzene; previous value = A CAL,TCLP,TAS,BTEX,UP,HLLY			✓	
CmdSetMethodTargetCompoundAttribute	BL2000\steve	12/20/2021 2:15:01 PM	Set CompoundGroup = for compound m+p-Xylenes; previous value = A CAL,TAS,BTEX,HLLY			✓	

Audit Trail report

Name	User	Time	Action	Reason	Comment	Succeed	Exception
CmdSetMethodTargetCompoundAttribute	BL2000\steve	12/20/2021 2:15:01 PM	Set CompoundGroup = for compound Methyl ethyl ketone; previous value = A CAL,TCLP,HLLY			✓	
CmdSetMethodTargetCompoundAttribute	BL2000\steve	12/20/2021 2:15:01 PM	Set CompoundGroup = for compound Methyl tert-butyl ether (MTBE); previous value = A CAL,TAS,HLLY			✓	
CmdSetMethodTargetCompoundAttribute	BL2000\steve	12/20/2021 2:15:01 PM	Set CompoundGroup = for compound Methylene chloride; previous value = A CAL,TAS,HLLY			✓	
CmdSetMethodTargetCompoundAttribute	BL2000\steve	12/20/2021 2:15:01 PM	Set CompoundGroup = for compound o-Xylene; previous value = A CAL,TAS,BTEX,HLLY			✓	
CmdSetMethodTargetCompoundAttribute	BL2000\steve	12/20/2021 2:15:01 PM	Set CompoundGroup = for compound p-Bromofluorobenzene; previous value = A CAL,TCLP,TAS,BTEX,UP,HLLY			✓	
CmdSetMethodTargetCompoundAttribute	BL2000\steve	12/20/2021 2:15:01 PM	Set CompoundGroup = for compound Styrene; previous value = A CAL,TAS,HLLY			✓	
CmdSetMethodTargetCompoundAttribute	BL2000\steve	12/20/2021 2:15:01 PM	Set CompoundGroup = for compound Tetrachloroethene; previous value = A CAL,TCLP,TAS,HLLY			✓	
CmdSetMethodTargetCompoundAttribute	BL2000\steve	12/20/2021 2:15:01 PM	Set CompoundGroup = for compound Toluene; previous value = A CAL,TAS,BTEX,HLLY			✓	
CmdSetMethodTargetCompoundAttribute	BL2000\steve	12/20/2021 2:15:01 PM	Set CompoundGroup = for compound Toluene-d8; previous value = A CAL,TCLP,TAS,BTEX,UP,HLLY			✓	
CmdSetMethodTargetCompoundAttribute	BL2000\steve	12/20/2021 2:15:01 PM	Set CompoundGroup = for compound trans-1,2-Dichloroethene; previous value = A CAL,TAS			✓	
CmdSetMethodTargetCompoundAttribute	BL2000\steve	12/20/2021 2:15:01 PM	Set CompoundGroup = for compound trans-1,3-Dichloropropene; previous value = A CAL,TAS			✓	
CmdSetMethodTargetCompoundAttribute	BL2000\steve	12/20/2021 2:15:01 PM	Set CompoundGroup = for compound Trichloroethene; previous value = A CAL,TCLP,TAS,HLLY			✓	
CmdSetMethodTargetCompoundAttribute	BL2000\steve	12/20/2021 2:15:01 PM	Set CompoundGroup = for compound Trichlorofluoromethane; previous value = A CAL,TAS			✓	
CmdSetMethodTargetCompoundAttribute	BL2000\steve	12/20/2021 2:15:01 PM	Set CompoundGroup = for compound Vinyl chloride; previous value = A CAL,TCLP,TAS,HLLY			✓	
CmdSaveMethodAs	BL2000\steve	12/20/2021 2:16:20 PM	Save method to file \\MASSHUNTER\Org\Data-Methods\Quant\VOA5975C\VOA5975C_120721_SHT_L4.m			✓	
CmdApplyMethodToAllSamples	BL2000\steve	12/20/2021 2:16:48 PM	Apply method to all samples			✓	
CmdMethodClear	BL2000\steve	12/20/2021 2:16:48 PM	Clear method			✓	
CmdEndMethodEditing	BL2000\steve	12/20/2021 2:16:49 PM	End method editing			✓	

Audit Trail report

Name	User	Time	Action	Reason	Comment	Succeed	Exception
CmdQuantitate	BL2000\steve	12/20/2021 2:17:04 PM	Quantitate all compounds in all samples			✓	
CmdSaveBatchTable	BL2000\steve	12/20/2021 2:18:38 PM	Save batch D:\Org\Data\VOA5975C\VG120721_L4\QuantResults\VG120721_8260B_624pt1_L4.batch.bin			✓	
CmdStartMethodEditing	BL2000\steve	12/20/2021 2:18:44 PM	Start method editing			✓	
CmdImportMethodFromSample	BL2000\steve	12/20/2021 2:18:44 PM	Import method from sample 07DEC07.D			✓	
CmdSetMethodTargetCompoundAttribute	BL2000\steve	12/20/2021 2:20:13 PM	Set CCResponseRatioLimitLow = 80 for compound 1,1,1,2-Tetrachloroethane; previous value = 70			✓	
CmdSetMethodTargetCompoundAttribute	BL2000\steve	12/20/2021 2:20:19 PM	Set CCResponseRatioLimitLow = 80 for compound 1,1,1-Trichloroethane; previous value = 70			✓	
CmdSetMethodTargetCompoundAttribute	BL2000\steve	12/20/2021 2:20:19 PM	Set CCResponseRatioLimitLow = 80 for compound 1,1,2,2-Tetrachloroethane; previous value = 70			✓	
CmdSetMethodTargetCompoundAttribute	BL2000\steve	12/20/2021 2:20:19 PM	Set CCResponseRatioLimitLow = 80 for compound 1,1,2-Trichloroethane; previous value = 70			✓	
CmdSetMethodTargetCompoundAttribute	BL2000\steve	12/20/2021 2:20:19 PM	Set CCResponseRatioLimitLow = 80 for compound 1,1-Dichloroethane; previous value = 70			✓	
CmdSetMethodTargetCompoundAttribute	BL2000\steve	12/20/2021 2:20:19 PM	No parameter change for CCResponseRatioLimitLow			✓	
CmdSetMethodTargetCompoundAttribute	BL2000\steve	12/20/2021 2:20:19 PM	Set CCResponseRatioLimitLow = 80 for compound 1,1-Dichloropropene; previous value = 70			✓	
CmdSetMethodTargetCompoundAttribute	BL2000\steve	12/20/2021 2:20:19 PM	Set CCResponseRatioLimitLow = 80 for compound 1,2,3-Trichloropropane; previous value = 70			✓	
CmdSetMethodTargetCompoundAttribute	BL2000\steve	12/20/2021 2:20:19 PM	Set CCResponseRatioLimitLow = 80 for compound 1,2-Dibromoethane; previous value = 70			✓	
CmdSetMethodTargetCompoundAttribute	BL2000\steve	12/20/2021 2:20:19 PM	Set CCResponseRatioLimitLow = 80 for compound 1,2-Dichlorobenzene; previous value = 70			✓	
CmdSetMethodTargetCompoundAttribute	BL2000\steve	12/20/2021 2:20:19 PM	Set CCResponseRatioLimitLow = 80 for compound 1,2-Dichloroethane; previous value = 70			✓	
CmdSetMethodTargetCompoundAttribute	BL2000\steve	12/20/2021 2:20:19 PM	Set CCResponseRatioLimitLow = 80 for compound 1,2-Dichloroethane-d4; previous value = 70			✓	
CmdSetMethodTargetCompoundAttribute	BL2000\steve	12/20/2021 2:20:19 PM	No parameter change for CCResponseRatioLimitLow			✓	
CmdSetMethodTargetCompoundAttribute	BL2000\steve	12/20/2021 2:20:19 PM	Set CCResponseRatioLimitLow = 80 for compound 1,3-Dichlorobenzene; previous value = 70			✓	

Audit Trail report

Name	User	Time	Action	Reason	Comment	Succeed	Exception
CmdSetMethodTargetCompoundAttribute	BL2000\steve	12/20/2021 2:20:19 PM	Set CCResponseRatioLimitLow = 80 for compound 1,3-Dichloropropane; previous value = 70			✓	
CmdSetMethodTargetCompoundAttribute	BL2000\steve	12/20/2021 2:20:19 PM	Set CCResponseRatioLimitLow = 80 for compound 1,4-Dichlorobenzene; previous value = 70			✓	
CmdSetMethodTargetCompoundAttribute	BL2000\steve	12/20/2021 2:20:19 PM	Set CCResponseRatioLimitLow = 80 for compound 1,4-Dichlorobenzene-d4; previous value =			✓	
CmdSetMethodTargetCompoundAttribute	BL2000\steve	12/20/2021 2:20:19 PM	Set CCResponseRatioLimitLow = 80 for compound 2,2-Dichloropropane; previous value = 70			✓	
CmdSetMethodTargetCompoundAttribute	BL2000\steve	12/20/2021 2:20:19 PM	Set CCResponseRatioLimitLow = 80 for compound 2-Chlorotoluene; previous value = 70			✓	
CmdSetMethodTargetCompoundAttribute	BL2000\steve	12/20/2021 2:20:19 PM	Set CCResponseRatioLimitLow = 80 for compound 4-Chlorotoluene; previous value = 70			✓	
CmdSetMethodTargetCompoundAttribute	BL2000\steve	12/20/2021 2:20:19 PM	Set CCResponseRatioLimitLow = 80 for compound Benzene; previous value = 70			✓	
CmdSetMethodTargetCompoundAttribute	BL2000\steve	12/20/2021 2:20:19 PM	Set CCResponseRatioLimitLow = 80 for compound BM_Fluorobenzene; previous value =			✓	
CmdSetMethodTargetCompoundAttribute	BL2000\steve	12/20/2021 2:20:19 PM	Set CCResponseRatioLimitLow = 80 for compound Bromobenzene; previous value = 70			✓	
CmdSetMethodTargetCompoundAttribute	BL2000\steve	12/20/2021 2:20:19 PM	Set CCResponseRatioLimitLow = 80 for compound Bromochloromethane; previous value = 70			✓	
CmdSetMethodTargetCompoundAttribute	BL2000\steve	12/20/2021 2:20:19 PM	Set CCResponseRatioLimitLow = 80 for compound Bromodichloromethane; previous value = 70			✓	
CmdSetMethodTargetCompoundAttribute	BL2000\steve	12/20/2021 2:20:19 PM	Set CCResponseRatioLimitLow = 80 for compound Bromoform; previous value = 70			✓	
CmdSetMethodTargetCompoundAttribute	BL2000\steve	12/20/2021 2:20:19 PM	Set CCResponseRatioLimitLow = 80 for compound Bromomethane; previous value = 70			✓	
CmdSetMethodTargetCompoundAttribute	BL2000\steve	12/20/2021 2:20:19 PM	Set CCResponseRatioLimitLow = 80 for compound Carbon tetrachloride; previous value = 70			✓	
CmdSetMethodTargetCompoundAttribute	BL2000\steve	12/20/2021 2:20:19 PM	Set CCResponseRatioLimitLow = 80 for compound Chlorobenzene; previous value = 70			✓	
CmdSetMethodTargetCompoundAttribute	BL2000\steve	12/20/2021 2:20:19 PM	Set CCResponseRatioLimitLow = 80 for compound Chlorobenzene-d5; previous value =			✓	
CmdSetMethodTargetCompoundAttribute	BL2000\steve	12/20/2021 2:20:19 PM	Set CCResponseRatioLimitLow = 80 for compound Chlorodibromomethane; previous value = 70			✓	

Audit Trail report

Name	User	Time	Action	Reason	Comment	Succeed	Exception
CmdSetMethodTargetCompoundAttribute	BL2000\steve	12/20/2021 2:20:19 PM	Set CCResponseRatioLimitLow = 80 for compound Chloroethane; previous value = 70			✓	
CmdSetMethodTargetCompoundAttribute	BL2000\steve	12/20/2021 2:20:19 PM	No parameter change for CCResponseRatioLimitLow			✓	
CmdSetMethodTargetCompoundAttribute	BL2000\steve	12/20/2021 2:20:19 PM	Set CCResponseRatioLimitLow = 80 for compound Chloromethane; previous value = 70			✓	
CmdSetMethodTargetCompoundAttribute	BL2000\steve	12/20/2021 2:20:19 PM	Set CCResponseRatioLimitLow = 80 for compound cis-1,2-Dichloroethene; previous value = 70			✓	
CmdSetMethodTargetCompoundAttribute	BL2000\steve	12/20/2021 2:20:19 PM	Set CCResponseRatioLimitLow = 80 for compound cis-1,3-Dichloropropene; previous value = 70			✓	
CmdSetMethodTargetCompoundAttribute	BL2000\steve	12/20/2021 2:20:19 PM	Set CCResponseRatioLimitLow = 80 for compound Dibromofluoromethane; previous value = 70			✓	
CmdSetMethodTargetCompoundAttribute	BL2000\steve	12/20/2021 2:20:19 PM	Set CCResponseRatioLimitLow = 80 for compound Dibromomethane; previous value = 70			✓	
CmdSetMethodTargetCompoundAttribute	BL2000\steve	12/20/2021 2:20:19 PM	Set CCResponseRatioLimitLow = 80 for compound Dichlorodifluoromethane; previous value = 70			✓	
CmdSetMethodTargetCompoundAttribute	BL2000\steve	12/20/2021 2:20:19 PM	No parameter change for CCResponseRatioLimitLow			✓	
CmdSetMethodTargetCompoundAttribute	BL2000\steve	12/20/2021 2:20:19 PM	Set CCResponseRatioLimitLow = 80 for compound Fluorobenzene; previous value =			✓	
CmdSetMethodTargetCompoundAttribute	BL2000\steve	12/20/2021 2:20:19 PM	Set CCResponseRatioLimitLow = 80 for compound m+p-Xylenes; previous value = 70			✓	
CmdSetMethodTargetCompoundAttribute	BL2000\steve	12/20/2021 2:20:19 PM	Set CCResponseRatioLimitLow = 80 for compound Methyl ethyl ketone; previous value = 70			✓	
CmdSetMethodTargetCompoundAttribute	BL2000\steve	12/20/2021 2:20:19 PM	Set CCResponseRatioLimitLow = 80 for compound Methyl tert-butyl ether (MTBE); previous value = 70			✓	
CmdSetMethodTargetCompoundAttribute	BL2000\steve	12/20/2021 2:20:19 PM	Set CCResponseRatioLimitLow = 80 for compound Methylene chloride; previous value = 70			✓	
CmdSetMethodTargetCompoundAttribute	BL2000\steve	12/20/2021 2:20:19 PM	Set CCResponseRatioLimitLow = 80 for compound o-Xylene; previous value = 70			✓	
CmdSetMethodTargetCompoundAttribute	BL2000\steve	12/20/2021 2:20:19 PM	Set CCResponseRatioLimitLow = 80 for compound p-Bromofluorobenzene; previous value = 70			✓	
CmdSetMethodTargetCompoundAttribute	BL2000\steve	12/20/2021 2:20:19 PM	Set CCResponseRatioLimitLow = 80 for compound Styrene; previous value = 70			✓	

Audit Trail report

Name	User	Time	Action	Reason	Comment	Succeed	Exception
CmdSetMethodTargetCompoundAttribute	BL2000\steve	12/20/2021 2:20:19 PM	Set CCResponseRatioLimitLow = 80 for compound Tetrachloroethene; previous value = 70			✓	
CmdSetMethodTargetCompoundAttribute	BL2000\steve	12/20/2021 2:20:19 PM	No parameter change for CCResponseRatioLimitLow			✓	
CmdSetMethodTargetCompoundAttribute	BL2000\steve	12/20/2021 2:20:19 PM	Set CCResponseRatioLimitLow = 80 for compound Toluene-d8; previous value = 70			✓	
CmdSetMethodTargetCompoundAttribute	BL2000\steve	12/20/2021 2:20:19 PM	Set CCResponseRatioLimitLow = 80 for compound trans-1,2-Dichloroethene; previous value = 70			✓	
CmdSetMethodTargetCompoundAttribute	BL2000\steve	12/20/2021 2:20:19 PM	Set CCResponseRatioLimitLow = 80 for compound trans-1,3-Dichloropropene; previous value = 70			✓	
CmdSetMethodTargetCompoundAttribute	BL2000\steve	12/20/2021 2:20:19 PM	Set CCResponseRatioLimitLow = 80 for compound Trichloroethene; previous value = 70			✓	
CmdSetMethodTargetCompoundAttribute	BL2000\steve	12/20/2021 2:20:20 PM	Set CCResponseRatioLimitLow = 80 for compound Trichlorofluoromethane; previous value = 70			✓	
CmdSetMethodTargetCompoundAttribute	BL2000\steve	12/20/2021 2:20:20 PM	No parameter change for CCResponseRatioLimitLow			✓	
CmdSetMethodTargetCompoundAttribute	BL2000\steve	12/20/2021 2:20:31 PM	Set CCResponseRatioLimitLow = for compound Fluorobenzene; previous value = 80			✓	
CmdSetMethodTargetCompoundAttribute	BL2000\steve	12/20/2021 2:20:34 PM	Set CCResponseRatioLimitLow = for compound Chlorobenzene-d5; previous value = 80			✓	
CmdSetMethodTargetCompoundAttribute	BL2000\steve	12/20/2021 2:20:37 PM	Set CCResponseRatioLimitLow = for compound 1,4-Dichlorobenzene-d4; previous value = 80			✓	
CmdSetMethodTargetCompoundAttribute	BL2000\steve	12/20/2021 2:20:40 PM	Set CCResponseRatioLimitLow = for compound BM_Fluorobenzene; previous value = 80			✓	
CmdSetMethodTargetCompoundAttribute	BL2000\steve	12/20/2021 2:20:57 PM	No parameter change for CCResponseRatioLimitHigh			✓	
CmdSetMethodTargetCompoundAttribute	BL2000\steve	12/20/2021 2:20:57 PM	No parameter change for CCResponseRatioLimitHigh			✓	
CmdSetMethodTargetCompoundAttribute	BL2000\steve	12/20/2021 2:20:57 PM	No parameter change for CCResponseRatioLimitHigh			✓	
CmdSetMethodTargetCompoundAttribute	BL2000\steve	12/20/2021 2:20:57 PM	No parameter change for CCResponseRatioLimitHigh			✓	
CmdSetMethodTargetCompoundAttribute	BL2000\steve	12/20/2021 2:20:57 PM	No parameter change for CCResponseRatioLimitHigh			✓	
CmdSetMethodTargetCompoundAttribute	BL2000\steve	12/20/2021 2:20:57 PM	Set CCResponseRatioLimitHigh = 120 for compound Dichlorodifluoromethane; previous value = 130			✓	
CmdSetMethodTargetCompoundAttribute	BL2000\steve	12/20/2021 2:20:57 PM	Set CCResponseRatioLimitHigh = 120 for compound Chloromethane; previous value = 130			✓	

Audit Trail report

Name	User	Time	Action	Reason	Comment	Succeed	Exception
CmdSetMethodTargetCompoundAttribute	BL2000\steve	12/20/2021 2:20:57 PM	Set CCResponseRatioLimitHigh = 120 for compound Bromomethane; previous value = 130			✓	
CmdSetMethodTargetCompoundAttribute	BL2000\steve	12/20/2021 2:20:57 PM	Set CCResponseRatioLimitHigh = 120 for compound Chloroethane; previous value = 130			✓	
CmdSetMethodTargetCompoundAttribute	BL2000\steve	12/20/2021 2:20:57 PM	Set CCResponseRatioLimitHigh = 120 for compound Trichlorofluoromethane; previous value = 130			✓	
CmdSetMethodTargetCompoundAttribute	BL2000\steve	12/20/2021 2:20:57 PM	Set CCResponseRatioLimitHigh = 120 for compound Methylene chloride; previous value = 130			✓	
CmdSetMethodTargetCompoundAttribute	BL2000\steve	12/20/2021 2:20:57 PM	Set CCResponseRatioLimitHigh = 120 for compound trans-1,2-Dichloroethene; previous value = 130			✓	
CmdSetMethodTargetCompoundAttribute	BL2000\steve	12/20/2021 2:20:57 PM	Set CCResponseRatioLimitHigh = 120 for compound Methyl tert-butyl ether (MTBE); previous value = 130			✓	
CmdSetMethodTargetCompoundAttribute	BL2000\steve	12/20/2021 2:20:57 PM	Set CCResponseRatioLimitHigh = 120 for compound 1,1-Dichloroethane; previous value = 130			✓	
CmdSetMethodTargetCompoundAttribute	BL2000\steve	12/20/2021 2:20:57 PM	Set CCResponseRatioLimitHigh = 120 for compound 2,2-Dichloropropane; previous value = 130			✓	
CmdSetMethodTargetCompoundAttribute	BL2000\steve	12/20/2021 2:20:57 PM	Set CCResponseRatioLimitHigh = 120 for compound cis-1,2-Dichloroethene; previous value = 130			✓	
CmdSetMethodTargetCompoundAttribute	BL2000\steve	12/20/2021 2:20:57 PM	Set CCResponseRatioLimitHigh = 120 for compound Methyl ethyl ketone; previous value = 130			✓	
CmdSetMethodTargetCompoundAttribute	BL2000\steve	12/20/2021 2:20:57 PM	Set CCResponseRatioLimitHigh = 120 for compound Bromochloromethane; previous value = 130			✓	
CmdSetMethodTargetCompoundAttribute	BL2000\steve	12/20/2021 2:20:57 PM	Set CCResponseRatioLimitHigh = 120 for compound Dibromofluoromethane; previous value = 130			✓	
CmdSetMethodTargetCompoundAttribute	BL2000\steve	12/20/2021 2:20:57 PM	Set CCResponseRatioLimitHigh = 120 for compound 1,1,1-Trichloroethane; previous value = 130			✓	
CmdSetMethodTargetCompoundAttribute	BL2000\steve	12/20/2021 2:20:57 PM	Set CCResponseRatioLimitHigh = 120 for compound Carbon tetrachloride; previous value = 130			✓	
CmdSetMethodTargetCompoundAttribute	BL2000\steve	12/20/2021 2:20:57 PM	Set CCResponseRatioLimitHigh = 120 for compound 1,1-Dichloropropene; previous value = 130			✓	
CmdSetMethodTargetCompoundAttribute	BL2000\steve	12/20/2021 2:20:57 PM	Set CCResponseRatioLimitHigh = 120 for compound 1,2-Dichloroethane-d4; previous value = 130			✓	
CmdSetMethodTargetCompoundAttribute	BL2000\steve	12/20/2021 2:20:57 PM	Set CCResponseRatioLimitHigh = 120 for compound Benzene; previous value = 130			✓	

Audit Trail report

Name	User	Time	Action	Reason	Comment	Succeed	Exception
CmdSetMethodTargetCompoundAttribute	BL2000\steve	12/20/2021 2:20:57 PM	Set CCResponseRatioLimitHigh = 120 for compound 1,2-Dichloroethane; previous value = 130			✓	
CmdSetMethodTargetCompoundAttribute	BL2000\steve	12/20/2021 2:20:57 PM	Set CCResponseRatioLimitHigh = 120 for compound Trichloroethene; previous value = 130			✓	
CmdSetMethodTargetCompoundAttribute	BL2000\steve	12/20/2021 2:20:57 PM	Set CCResponseRatioLimitHigh = 120 for compound Dibromomethane; previous value = 130			✓	
CmdSetMethodTargetCompoundAttribute	BL2000\steve	12/20/2021 2:20:57 PM	Set CCResponseRatioLimitHigh = 120 for compound Bromodichloromethane; previous value = 130			✓	
CmdSetMethodTargetCompoundAttribute	BL2000\steve	12/20/2021 2:20:57 PM	Set CCResponseRatioLimitHigh = 120 for compound cis-1,3-Dichloropropene; previous value = 130			✓	
CmdSetMethodTargetCompoundAttribute	BL2000\steve	12/20/2021 2:20:57 PM	Set CCResponseRatioLimitHigh = 120 for compound Toluene-d8; previous value = 130			✓	
CmdSetMethodTargetCompoundAttribute	BL2000\steve	12/20/2021 2:20:57 PM	Set CCResponseRatioLimitHigh = 120 for compound trans-1,3-Dichloropropene; previous value = 130			✓	
CmdSetMethodTargetCompoundAttribute	BL2000\steve	12/20/2021 2:20:57 PM	Set CCResponseRatioLimitHigh = 120 for compound 1,1,2-Trichloroethane; previous value = 130			✓	
CmdSetMethodTargetCompoundAttribute	BL2000\steve	12/20/2021 2:20:57 PM	Set CCResponseRatioLimitHigh = 120 for compound Tetrachloroethene; previous value = 130			✓	
CmdSetMethodTargetCompoundAttribute	BL2000\steve	12/20/2021 2:20:57 PM	Set CCResponseRatioLimitHigh = 120 for compound 1,3-Dichloropropane; previous value = 130			✓	
CmdSetMethodTargetCompoundAttribute	BL2000\steve	12/20/2021 2:20:57 PM	Set CCResponseRatioLimitHigh = 120 for compound Chlorodibromomethane; previous value = 130			✓	
CmdSetMethodTargetCompoundAttribute	BL2000\steve	12/20/2021 2:20:57 PM	Set CCResponseRatioLimitHigh = 120 for compound 1,2-Dibromoethane; previous value = 130			✓	
CmdSetMethodTargetCompoundAttribute	BL2000\steve	12/20/2021 2:20:57 PM	Set CCResponseRatioLimitHigh = 120 for compound Chlorobenzene; previous value = 130			✓	
CmdSetMethodTargetCompoundAttribute	BL2000\steve	12/20/2021 2:20:57 PM	Set CCResponseRatioLimitHigh = 120 for compound 1,1,1,2-Tetrachloroethane; previous value = 130			✓	
CmdSetMethodTargetCompoundAttribute	BL2000\steve	12/20/2021 2:20:57 PM	Set CCResponseRatioLimitHigh = 120 for compound m+p-Xylenes; previous value = 130			✓	
CmdSetMethodTargetCompoundAttribute	BL2000\steve	12/20/2021 2:20:57 PM	Set CCResponseRatioLimitHigh = 120 for compound o-Xylene; previous value = 130			✓	
CmdSetMethodTargetCompoundAttribute	BL2000\steve	12/20/2021 2:20:57 PM	Set CCResponseRatioLimitHigh = 120 for compound Styrene; previous value = 130			✓	

Audit Trail report

Name	User	Time	Action	Reason	Comment	Succeed	Exception
CmdSetMethodTargetCompoundAttribute	BL2000\steve	12/20/2021 2:20:57 PM	Set CCResponseRatioLimitHigh = 120 for compound Bromoform; previous value = 130			✓	
CmdSetMethodTargetCompoundAttribute	BL2000\steve	12/20/2021 2:20:57 PM	Set CCResponseRatioLimitHigh = 120 for compound p-Bromofluorobenzene; previous value = 130			✓	
CmdSetMethodTargetCompoundAttribute	BL2000\steve	12/20/2021 2:20:57 PM	Set CCResponseRatioLimitHigh = 120 for compound 1,1,2,2-Tetrachloroethane; previous value = 130			✓	
CmdSetMethodTargetCompoundAttribute	BL2000\steve	12/20/2021 2:20:57 PM	Set CCResponseRatioLimitHigh = 120 for compound Bromobenzene; previous value = 130			✓	
CmdSetMethodTargetCompoundAttribute	BL2000\steve	12/20/2021 2:20:57 PM	Set CCResponseRatioLimitHigh = 120 for compound 1,2,3-Trichloropropane; previous value = 130			✓	
CmdSetMethodTargetCompoundAttribute	BL2000\steve	12/20/2021 2:20:57 PM	Set CCResponseRatioLimitHigh = 120 for compound 2-Chlorotoluene; previous value = 130			✓	
CmdSetMethodTargetCompoundAttribute	BL2000\steve	12/20/2021 2:20:57 PM	Set CCResponseRatioLimitHigh = 120 for compound 4-Chlorotoluene; previous value = 130			✓	
CmdSetMethodTargetCompoundAttribute	BL2000\steve	12/20/2021 2:20:57 PM	Set CCResponseRatioLimitHigh = 120 for compound 1,3-Dichlorobenzene; previous value = 130			✓	
CmdSetMethodTargetCompoundAttribute	BL2000\steve	12/20/2021 2:20:57 PM	Set CCResponseRatioLimitHigh = 120 for compound 1,4-Dichlorobenzene; previous value = 130			✓	
CmdSetMethodTargetCompoundAttribute	BL2000\steve	12/20/2021 2:20:57 PM	Set CCResponseRatioLimitHigh = 120 for compound 1,2-Dichlorobenzene; previous value = 130			✓	
CmdSetMethodTargetCompoundAttribute	BL2000\steve	12/20/2021 2:21:31 PM	Set QCLCSMinimumRecoveryA = 50 for compound BM_Fluorobenzene; previous value =			✓	
CmdSetMethodTargetCompoundAttribute	BL2000\steve	12/20/2021 2:21:35 PM	Set QCLCSMaximumRecoveryA = 200 for compound BM_Fluorobenzene; previous value =			✓	
CmdSetMethodTargetCompoundAttribute	BL2000\steve	12/20/2021 2:21:38 PM	Set QCLCSMinimumRecoveryB = 50 for compound BM_Fluorobenzene; previous value =			✓	
CmdSetMethodTargetCompoundAttribute	BL2000\steve	12/20/2021 2:21:42 PM	Set QCLCSMaximumRecoveryB = 200 for compound BM_Fluorobenzene; previous value =			✓	
CmdSaveMethodAs	BL2000\steve	12/20/2021 2:22:28 PM	Save method to file \\MASSHUNTER\Org\Data\Methods\Quant\VOA5975C\VOA5975C_120721_SH_T_L4.m			✓	
CmdApplyMethodToAllSamples	BL2000\steve	12/20/2021 2:22:39 PM	Apply method to all samples			✓	
CmdMethodClear	BL2000\steve	12/20/2021 2:22:39 PM	Clear method			✓	
CmdEndMethodEditing	BL2000\steve	12/20/2021 2:22:40 PM	End method editing			✓	

Audit Trail report

Name	User	Time	Action	Reason	Comment	Succeed	Exception
CmdQuantitate	BL2000\steve	12/20/2021 2:22:58 PM	Quantitate all compounds in all samples			✓	
CmdManuallyIntegrate QualifierPeak	BL2000\steve	12/20/2021 2:23:11 PM	Manually integrate qualifier52.0 of compound Chloromethane in sample 07DEC07.D from x, y = 1.381, 0 to 1.442, 0; result = 1320			✓	
CmdManuallyIntegrate QualifierPeak	BL2000\steve	12/20/2021 2:23:17 PM	Manually integrate qualifier64.0 of compound Vinyl chloride in sample 07DEC07.D from x, y = 1.467, 0 to 1.537, 0; result = 1570			✓	
CmdManuallyIntegrate QualifierPeak	BL2000\steve	12/20/2021 2:23:24 PM	Manually integrate qualifier94.0 of compound Bromomethane in sample 07DEC07.D from x, y = 1.771, 0 to 1.871, 0; result = 1758			✓	
CmdManuallyIntegrate QualifierPeak	BL2000\steve	12/20/2021 2:23:34 PM	Manually integrate qualifier66.0 of compound Chloroethane in sample 07DEC07.D from x, y = 1.877, 0 to 1.919, 0; result = 674			✓	
CmdManuallyIntegrate QualifierPeak	BL2000\steve	12/20/2021 2:23:42 PM	Manually integrate qualifier63.0 of compound 1,1-Dichloroethene in sample 07DEC07.D from x, y = 2.669, 0 to 2.747, 0; result = 1014			✓	
CmdManuallyIntegrate QualifierPeak	BL2000\steve	12/20/2021 2:23:49 PM	Manually integrate qualifier86.0 of compound Methylene chloride in sample 07DEC07.D from x, y = 3.299, 0 to 3.391, 0; result = 2267			✓	
CmdManuallyIntegrate QualifierPeak	BL2000\steve	12/20/2021 2:23:56 PM	Manually integrate qualifier61.0 of compound trans-1,2-Dichloroethene in sample 07DEC07.D from x, y = 3.656, 0 to 3.770, 0; result = 3236			✓	
CmdManuallyIntegrate QualifierPeak	BL2000\steve	12/20/2021 2:24:00 PM	Manually integrate qualifier98.0 of compound trans-1,2-Dichloroethene in sample 07DEC07.D from x, y = 3.678, 0 to 3.759, 0; result = 1584			✓	
CmdManuallyIntegrate QualifierPeak	BL2000\steve	12/20/2021 2:25:43 PM	Manually integrate qualifier57.0 of compound Methyl tert-butyl ether (MTBE) in sample 07DEC07.D from x, y = 3.729, 0 to 3.779, 0; result = 489			✓	
CmdManuallyIntegrate QualifierPeak	BL2000\steve	12/20/2021 2:25:49 PM	Manually integrate qualifier65.0 of compound 1,1-Dichloroethane in sample 07DEC07.D from x, y = 4.323, 0 to 4.423, 0; result = 906			✓	
CmdManuallyIntegrate QualifierPeak	BL2000\steve	12/20/2021 2:25:52 PM	Manually integrate qualifier83.0 of compound 1,1-Dichloroethane in sample 07DEC07.D from x, y = 4.325, 0 to 4.434, 0; result = 370			✓	
CmdManuallyIntegrate QualifierPeak	BL2000\steve	12/20/2021 2:25:58 PM	Manually integrate qualifier97.0 of compound 2,2-Dichloropropane in sample 07DEC07.D from x, y = 5.165, 0 to 5.251, 0; result = 663			✓	

Audit Trail report

Name	User	Time	Action	Reason	Comment	Succeed	Exception
CmdManuallyIntegrate QualifierPeak	BL2000\steve	12/20/2021 2:26:06 PM	Manually integrate qualifier98.0 of compound cis-1,2-Dichloroethene in sample 07DEC07.D from x, y = 5.173, 0 to 5.262, 0; result = 1599			✓	
CmdManuallyIntegrate QualifierPeak	BL2000\steve	12/20/2021 2:26:14 PM	Manually integrate qualifier72.0 of compound Methyl ethyl ketone in sample 07DEC07.D from x, y = 5.251, 0 to 5.360, 0; result = 600			✓	
CmdManuallyIntegrate QualifierPeak	BL2000\steve	12/20/2021 2:26:20 PM	Manually integrate qualifier49.0 of compound Bromochloromethane in sample 07DEC07.D from x, y = 5.480, 0 to 5.541, 0; result = 1259			✓	
CmdManuallyIntegrate QualifierPeak	BL2000\steve	12/20/2021 2:26:31 PM	Manually integrate qualifier191.5 of compound Dibromofluoromethane in sample 07DEC07.D from x, y = 5.809, 0 to 5.867, 0; result = 743			✓	
CmdManuallyIntegrate QualifierPeak	BL2000\steve	12/20/2021 2:26:37 PM	Manually integrate qualifier61.0 of compound 1,1,1-Trichloroethane in sample 07DEC07.D from x, y = 5.801, 0 to 5.870, 0; result = 1814			✓	
CmdManuallyIntegrate QualifierPeak	BL2000\steve	12/20/2021 2:26:42 PM	Manually integrate qualifier121.0 of compound Carbon tetrachloride in sample 07DEC07.D from x, y = 5.985, 0 to 6.063, 0; result = 885			✓	
CmdManuallyIntegrate QualifierPeak	BL2000\steve	12/20/2021 2:26:49 PM	Manually integrate qualifier110.0 of compound 1,1-Dichloropropene in sample 07DEC07.D from x, y = 5.990, 0 to 6.063, 0; result = 829			✓	
CmdManuallyIntegrate QualifierPeak	BL2000\steve	12/20/2021 2:26:51 PM	Manually integrate qualifier77.0 of compound 1,1-Dichloropropene in sample 07DEC07.D from x, y = 6.007, 0 to 6.088, 0; result = 1017			✓	
CmdManuallyIntegrate QualifierPeak	BL2000\steve	12/20/2021 2:27:15 PM	Manually integrate qualifier77.0 of compound Benzene in sample 07DEC07.D from x, y = 6.233, 0 to 6.322, 0; result = 2072			✓	
CmdManuallyIntegrate QualifierPeak	BL2000\steve	12/20/2021 2:27:22 PM	Manually integrate qualifier64.0 of compound 1,2-Dichloroethane in sample 07DEC07.D from x, y = 6.283, 0 to 6.367, 0; result = 596			✓	
CmdManuallyIntegrate QualifierPeak	BL2000\steve	12/20/2021 2:27:25 PM	Manually integrate qualifier98.0 of compound 1,2-Dichloroethane in sample 07DEC07.D from x, y = 6.297, 0 to 6.347, 0; result = 82			✓	
CmdManuallyIntegrate QualifierPeak	BL2000\steve	12/20/2021 2:27:31 PM	Manually integrate qualifier97.0 of compound Trichloroethene in sample 07DEC07.D from x, y = 6.991, 0 to 7.075, 0; result = 1439			✓	
CmdManuallyIntegrate QualifierPeak	BL2000\steve	12/20/2021 2:27:41 PM	Manually integrate qualifier76.0 of compound 1,2-Dichloropropane in sample 07DEC07.D from x, y = 7.242, 0 to 7.309, 0; result = 612			✓	

Audit Trail report

Name	User	Time	Action	Reason	Comment	Succeed	Exception
CmdManuallyIntegrate QualifierPeak	BL2000\steve	12/20/2021 2:28:01 PM	Manually integrate qualifier 95.0 of compound Dibromomethane in sample 07DEC07.D from x, y = 7.359, 0 to 7.446, 0; result = 422			✓	
CmdManuallyIntegrate QualifierPeak	BL2000\steve	12/20/2021 2:28:06 PM	Manually integrate qualifier 173.5 of compound Dibromomethane in sample 07DEC07.D from x, y = 7.371, 28 to 7.429, 0; result = 779			✓	
CmdManuallyIntegrate QualifierPeak	BL2000\steve	12/20/2021 2:28:08 PM	Manually integrate qualifier 173.5 of compound Dibromomethane in sample 07DEC07.D, from x, y = 7.368, 0 to 7.440, 0, result = 828; previous integration is from x, y = 7.371, 28 to 7.429, 0 and previous response = 779.			✓	
CmdManuallyIntegrate QualifierPeak	BL2000\steve	12/20/2021 2:28:16 PM	Manually integrate qualifier 85.0 of compound Bromodichloromethane in sample 07DEC07.D from x, y = 7.549, 0 to 7.641, 0; result = 1325			✓	
CmdManuallyIntegrate QualifierPeak	BL2000\steve	12/20/2021 2:28:18 PM	Manually integrate qualifier 127.0 of compound Bromodichloromethane in sample 07DEC07.D from x, y = 7.563, 0 to 7.624, 0; result = 55			✓	

Audit Trail report

Name	User	Time	Action	Reason	Comment	Succeed	Exception
CmdManuallyIntegrate QualifierPeak	BL2000\steve	12/20/2021 2:28:24 PM	Manually integrate qualifier 77.0 of compound cis-1,3-Dichloropropene in sample 07DEC07.D from x, y = 8.023, 0 to 8.101, 0; result = 0				Agilent.MassSpectrometry.DataAnalysis.Quantitative.ApplicationCommandException: Manual integration failed for qualifier 77.0 of compound cis-1,3-Dichloropropene in sample ICAL120721_1. ---> Agilent.MassSpectrometry.DataAnalysis.Quantitative.ApplicationCommandException: Manual integration failed for qualifier 77.0 of compound cis-1,3-Dichloropropene in sample ICAL120721_1. ---> System.IndexOutOfRangeException: Index was outside the bounds of the array. at Agilent.MassSpectrometry.DataAnalysis.AgileIntegrator.Peak.a(Double[] A_0, Single[] A_1, Int32 A_2, Int32 A_3, Int32 A_4, Double A_5, Double A_6, Double A_7, Double A_8, Int32 A_9, Int32 A_10, Int32 A_11, Int32 A_12) at Agilent.MassSpectrometry.DataAnalysis.AgileIntegrator.Peak.ComputeChromatographicMetrics(Double[] xArray, Single[] yArray, Int32 startIndex, Int32 apexIndex, Int32 endIndex, Double baselineSlope, Double yIntercept, Double fullWidthHalfMaximum, Double symmetry) at Agilent.MassSpectrometry.DataAnalysis.Quantitative.Integrator.a(ICHromatogram A_0, IPeakList A_1) at Agilent.MassSpectrometry.DataAnalysis.Quantitative.Integrator.ManualIntegrate(ICHromatogram chromatogram, Double xStart, Double yStart, Double xEnd, Double yEnd, IChromPeakList& peaklist) at Agilent.MassSpectrometry.DataAnalysis.Quantitative.Analysis.MeasuredIon.ManualIntegrate(Double xStart, Double yStart, Double xEnd, Double yEnd) --- End of inner exception stack trace --- at Agilent.MassSpectrometry.DataAnalysis.Quantitative.Analysis.QualifierIon.SetManualIntegrationFailureMessage(Exception e) at Agilent.MassSpectrometry.DataAnalysis.Quantitative.Analysis.MeasuredIon.M

Audit Trail report

Name	User	Time	Action	Reason	Comment	Succeed	Exception
							anualIntegrate(Double xStart, Double yStart, Double xEnd, Double yEnd) at Agilent.MassSpectrometry.DataAnalysis.Quantitative.CmdManuallyIntegrateQualifierPeak.Do() --- End of inner exception stack trace --- at Agilent.MassSpectrometry.DataAnalysis.Quantitative.CmdManuallyIntegrateQualifierPeak.Do() at Agilent.MassSpectrometry.CommandModel.CommandHistory.Invoke(ICommand cmd) at Agilent.MassSpectrometry.DataAnalysis.Quantitative.AppCommandContext._Invoke(ICommand cmd)
CmdManuallyIntegrateQualifierPeak	BL2000\steve	12/20/2021 2:28:32 PM	Manually integrate qualifier39.0 of compound cis-1,3-Dichloropropene in sample 07DEC07.D from x, y = 8.026, 312 to 8.082, 342; result = 0			✓	
CmdManuallyIntegrateQualifierPeak	BL2000\steve	12/20/2021 2:28:36 PM	Manually integrate qualifier 39.0 of compound cis-1,3-Dichloropropene in sample 07DEC07.D, from x, y = 8.020, 208 to 8.104, 203, result = 1797; previous integration is from x, y = 8.257, 312 to 8.257, 312 and previous response = 0.			✓	
CmdManuallyIntegrateQualifierPeak	BL2000\steve	12/20/2021 2:28:44 PM	Manually integrate qualifier77.0 of compound cis-1,3-Dichloropropene in sample 07DEC07.D from x, y = 8.037, 0 to 8.090, 0; result = 861			✓	
CmdManuallyIntegrateQualifierPeak	BL2000\steve	12/20/2021 2:28:53 PM	Manually integrate qualifier99.0 of compound Toluene-d8 in sample 07DEC07.D from x, y = 8.274, 0 to 8.383, 0; result = 1257			✓	
CmdManuallyIntegrateQualifierPeak	BL2000\steve	12/20/2021 2:29:09 PM	Manually integrate qualifier 77.0 of compound trans-1,3-Dichloropropene in sample 07DEC07.D, from x, y = 8.606, 0 to 8.651, 4, result = 509; previous integration is from x, y = 8.698, 0 to 8.757, 0 and previous response = 2881.			✓	
CmdManuallyIntegrateQualifierPeak	BL2000\steve	12/20/2021 2:29:13 PM	Manually integrate qualifier39.0 of compound trans-1,3-Dichloropropene in sample 07DEC07.D from x, y = 8.614, 196 to 8.673, 199; result = 1376			✓	

Audit Trail report

Name	User	Time	Action	Reason	Comment	Succeed	Exception
CmdManuallyIntegrate QualifierPeak	BL2000\steve	12/20/2021 2:29:33 PM	Manually integrate qualifier 39.0 of compound trans-1,3-Dichloropropene in sample 07DEC07.D, from x, y = 8.614, 196 to 8.659, 201, result = 2496; previous integration is from x, y = 8.614, 196 to 8.673, 199 and previous response = 1376.			✓	
CmdManuallyIntegrate QualifierPeak	BL2000\steve	12/20/2021 2:29:39 PM	Manually integrate qualifier 39.0 of compound trans-1,3-Dichloropropene in sample 07DEC07.D, from x, y = 8.617, 203 to 8.659, 201, result = 2451; previous integration is from x, y = 8.614, 196 to 8.837, 201 and previous response = 2496.			✓	
CmdManuallyIntegrate QualifierPeak	BL2000\steve	12/20/2021 2:29:46 PM	Manually integrate qualifier 39.0 of compound trans-1,3-Dichloropropene in sample 07DEC07.D, from x, y = 8.645, 197 to 8.662, 197, result = 330; previous integration is from x, y = 8.617, 203 to 8.837, 201 and previous response = 2451.			✓	
CmdManuallyIntegrate QualifierPeak	BL2000\steve	12/20/2021 2:29:51 PM	Manually integrate qualifier 39.0 of compound trans-1,3-Dichloropropene in sample 07DEC07.D, from x, y = 8.614, 201 to 8.662, 197, result = 1299; previous integration is from x, y = 8.645, 197 to 8.662, 197 and previous response = 330.			✓	
CmdManuallyIntegrate QualifierPeak	BL2000\steve	12/20/2021 2:30:02 PM	Manually integrate qualifier 97.0 of compound 1,1,2-Trichloroethane in sample 07DEC07.D from x, y = 8.779, 0 to 8.846, 0; result = 1189			✓	
CmdManuallyIntegrate QualifierPeak	BL2000\steve	12/20/2021 2:30:05 PM	Manually integrate qualifier 85.0 of compound 1,1,2-Trichloroethane in sample 07DEC07.D from x, y = 8.782, 0 to 8.849, 0; result = 456			✓	
CmdManuallyIntegrate QualifierPeak	BL2000\steve	12/20/2021 2:30:11 PM	Manually integrate qualifier 129.0 of compound Tetrachloroethene in sample 07DEC07.D from x, y = 8.879, 0 to 8.977, 0; result = 1727			✓	
CmdManuallyIntegrate QualifierPeak	BL2000\steve	12/20/2021 2:30:17 PM	Manually integrate qualifier 78.0 of compound 1,3-Dichloropropane in sample 07DEC07.D from x, y = 8.943, 0 to 9.019, 0; result = 676			✓	
CmdManuallyIntegrate QualifierPeak	BL2000\steve	12/20/2021 2:30:24 PM	Manually integrate qualifier 127.0 of compound Chlorodibromomethane in sample 07DEC07.D from x, y = 9.175, 0 to 9.245, 0; result = 896			✓	
CmdManuallyIntegrate QualifierPeak	BL2000\steve	12/20/2021 2:30:30 PM	Manually integrate qualifier 109.0 of compound 1,2-Dibromoethane in sample 07DEC07.D from x, y = 9.264, 0 to 9.350, 0; result = 877			✓	

Audit Trail report

Name	User	Time	Action	Reason	Comment	Succeed	Exception
CmdManuallyIntegrate QualifierPeak	BL2000\steve	12/20/2021 2:30:39 PM	Manually integrate qualifier114.0 of compound Chlorobenzene in sample 07DEC07.D from x, y = 9.758, 0 to 9.844, 0; result = 1965			✓	
CmdManuallyIntegrate QualifierPeak	BL2000\steve	12/20/2021 2:30:46 PM	Manually integrate qualifier133.0 of compound 1,1,1,2-Tetrachloroethane in sample 07DEC07.D from x, y = 9.855, 0 to 9.925, 0; result = 1601			✓	
CmdManuallyIntegrate QualifierPeak	BL2000\steve	12/20/2021 2:31:07 PM	Manually integrate qualifier174.5 of compound Bromoform in sample 07DEC07.D from x, y = 10.594, 0 to 10.653, 0; result = 168			✓	
CmdManuallyIntegrate QualifierPeak	BL2000\steve	12/20/2021 2:31:09 PM	Manually integrate qualifier170.5 of compound Bromoform in sample 07DEC07.D from x, y = 10.597, 0 to 10.681, 0; result = 332			✓	
CmdManuallyIntegrate QualifierPeak	BL2000\steve	12/20/2021 2:31:31 PM	Manually integrate qualifier85.0 of compound 1,1,2,2-Tetrachloroethane in sample 07DEC07.D from x, y = 11.099, 0 to 11.144, 0; result = 411			✓	
CmdManuallyIntegrate QualifierPeak	BL2000\steve	12/20/2021 2:31:37 PM	Manually integrate qualifier158.0 of compound Bromobenzene in sample 07DEC07.D from x, y = 11.060, 0 to 11.144, 0; result = 1748			✓	
CmdManuallyIntegrate QualifierPeak	BL2000\steve	12/20/2021 2:31:43 PM	Manually integrate qualifier112.0 of compound 1,2,3-Trichloropropane in sample 07DEC07.D from x, y = 11.132, 0 to 11.155, 0; result = 46			✓	
CmdManuallyIntegrate QualifierPeak	BL2000\steve	12/20/2021 2:31:47 PM	Manually integrate qualifier 112.0 of compound 1,2,3-Trichloropropane in sample 07DEC07.D, from x, y = 11.132, 0 to 11.177, 0, result = 72; previous integration is from x, y = 11.132, 0 to 11.155, 0 and previous response = 46.			✓	
CmdManuallyIntegrate QualifierPeak	BL2000\steve	12/20/2021 2:31:51 PM	Manually integrate qualifier 112.0 of compound 1,2,3-Trichloropropane in sample 07DEC07.D, from x, y = 11.132, 0 to 11.158, 0, result = 46; previous integration is from x, y = 11.132, 0 to 11.177, 0 and previous response = 72.			✓	
CmdManuallyIntegrate QualifierPeak	BL2000\steve	12/20/2021 2:32:08 PM	Manually integrate qualifier126.0 of compound 4-Chlorotoluene in sample 07DEC07.D from x, y = 11.364, 0 to 11.450, 0; result = 1633			✓	
CmdManuallyIntegrate QualifierPeak	BL2000\steve	12/20/2021 2:32:16 PM	Manually integrate qualifier111.0 of compound 1,3-Dichlorobenzene in sample 07DEC07.D from x, y = 12.002, 0 to 12.064, 0; result = 1447			✓	
CmdManuallyIntegrate QualifierPeak	BL2000\steve	12/20/2021 2:32:33 PM	Manually integrate qualifier111.0 of compound 1,2-Dichlorobenzene in sample 07DEC07.D from x, y = 12.454, 0 to 12.518, 0; result = 1231			✓	

Audit Trail report

Name	User	Time	Action	Reason	Comment	Succeed	Exception
CmdManuallyIntegrateQualifierPeak	BL2000\steve	12/20/2021 2:32:36 PM	Manually integrate qualifier 148.0 of compound 1,2-Dichlorobenzene in sample 07DEC07.D from x, y = 12.451, 0 to 12.543, 0; result = 1876			✓	
CmdSaveBatchTable	BL2000\steve	12/20/2021 2:32:41 PM	Save batch D:\Org\Data\VOA5975C\VG120721_L4\QuantResults\VG120721_8260B_624pt1_L4.batch.bin			✓	
CmdStartMethodEditing	BL2000\steve	12/20/2021 2:32:55 PM	Start method editing			✓	
CmdImportMethodFromSample	BL2000\steve	12/20/2021 2:32:55 PM	Import method from sample 07DEC07.D			✓	
CmdSaveMethodAs	BL2000\steve	12/20/2021 2:33:29 PM	Save method to file \\MASSHUNTER\Org\Data\Methods\Quant\VOA5975C\VOA5975C_120721_SHT_L4.m			✓	
CmdApplyMethodToAllSamples	BL2000\steve	12/20/2021 2:33:42 PM	Apply method to all samples			✓	
CmdMethodClear	BL2000\steve	12/20/2021 2:33:43 PM	Clear method			✓	
CmdEndMethodEditing	BL2000\steve	12/20/2021 2:33:43 PM	End method editing			✓	
CmdQuantitate	BL2000\steve	12/20/2021 2:34:01 PM	Quantitate all compounds in all samples			✓	
CmdSaveBatchTable	BL2000\steve	12/20/2021 2:34:17 PM	Save batch D:\Org\Data\VOA5975C\VG120721_L4\QuantResults\VG120721_8260B_624pt1_L4.batch.bin			✓	
CmdOpenBatchTable	BL2000\steve	12/20/2021 3:52:48 PM	Open batch D:\Org\Data\VOA5975C\VG120721_L4\VG120721_8260B_624pt1_L4.batch.bin			✓	
CmdStartMethodEditing	BL2000\steve	12/20/2021 3:53:01 PM	Start method editing			✓	
CmdImportMethodFromSample	BL2000\steve	12/20/2021 3:53:01 PM	Import method from sample 07DEC01.D			✓	
CmdSaveMethodAs	BL2000\steve	12/20/2021 3:54:11 PM	Save method to file \\MASSHUNTER\Org\Data\Methods\Quant\VOA5975C\VOA5975C_120721_CAL\VOA5975C_8260B_624pt1_SHT_L4_120721.m			✓	
CmdMethodClear	BL2000\steve	12/20/2021 3:54:15 PM	Clear method			✓	
CmdEndMethodEditing	BL2000\steve	12/20/2021 3:54:15 PM	End method editing			✓	
CmdStartMethodEditing	BL2000\steve	12/20/2021 3:55:09 PM	Start method editing			✓	
CmdImportMethodFromFile	BL2000\steve	12/20/2021 3:55:10 PM	Import method from file \\MASSHUNTER\Org\Data\Methods\Quant\VOA5975C\VOA5975C_120721_CAL\VOA5975C_8260B_624pt1_SHT_L4_120721.m			✓	
CmdApplyMethodToAllSamples	BL2000\steve	12/20/2021 3:55:24 PM	Apply method to all samples			✓	
CmdMethodClear	BL2000\steve	12/20/2021 3:55:24 PM	Clear method			✓	
CmdEndMethodEditing	BL2000\steve	12/20/2021 3:55:25 PM	End method editing			✓	

Audit Trail report

Name	User	Time	Action	Reason	Comment	Succeed	Exception
CmdQuantitate	BL2000\steve	12/20/2021 3:55:43 PM	Quantitate all compounds in all samples			✓	
CmdSaveBatchTable	BL2000\steve	12/20/2021 3:55:56 PM	Save batch D:\Org\Data\VOA5975C\VG120721_L4\QuantResults\VG120721_8260B_624pt1_L4.batch.bin			✓	
CmdSaveBatchTable	BL2000\steve	12/20/2021 3:56:38 PM	Save batch D:\Org\Data\VOA5975C\VG120721_L4\QuantResults\VG120721_8260B_624pt1_L4.batch.bin			✓	
CmdOpenBatchTable	BL2000\steve	12/20/2021 4:08:57 PM	Open batch D:\Org\Data\VOA5975C\VG120721_L4\VG120721_8260B_624pt1_L4.batch.bin			✓	
CmdStartMethodEditing	BL2000\steve	12/20/2021 4:09:52 PM	Start method editing			✓	
CmdImportMethodFromSample	BL2000\steve	12/20/2021 4:09:52 PM	Import method from sample 07DEC06.D			✓	
CmdSetMethodTargetCompoundAttribute	BL2000\steve	12/20/2021 4:10:49 PM	Set QCLCSMinimumRecoveryA = 78 for compound 1,1,1,2-Tetrachloroethane; previous value = 75			✓	
CmdSetMethodTargetCompoundAttribute	BL2000\steve	12/20/2021 4:10:55 PM	Set QCLCSMaximumRecoveryA = 124 for compound 1,1,1,2-Tetrachloroethane; previous value = 135			✓	
CmdSetMethodTargetCompoundAttribute	BL2000\steve	12/20/2021 4:11:02 PM	Set QCLCSMinimumRecoveryA = 74 for compound 1,1,1-Trichloroethane; previous value = 64			✓	
CmdSetMethodTargetCompoundAttribute	BL2000\steve	12/20/2021 4:11:16 PM	Set QCLCSMaximumRecoveryA = 131 for compound 1,1,1-Trichloroethane; previous value = 141			✓	
CmdSetMethodTargetCompoundAttribute	BL2000\steve	12/20/2021 4:11:22 PM	Set QCLCSMinimumRecoveryA = 71 for compound 1,1,2,2-Tetrachloroethane; previous value = 72			✓	
CmdSetMethodTargetCompoundAttribute	BL2000\steve	12/20/2021 4:11:27 PM	Set QCLCSMaximumRecoveryA = 121 for compound 1,1,2,2-Tetrachloroethane; previous value = 132			✓	
CmdSetMethodTargetCompoundAttribute	BL2000\steve	12/20/2021 4:11:37 PM	Set QCLCSMinimumRecoveryA = 80 for compound 1,1,2-Trichloroethane; previous value = 72			✓	
CmdSetMethodTargetCompoundAttribute	BL2000\steve	12/20/2021 4:11:43 PM	Set QCLCSMaximumRecoveryA = 119 for compound 1,1,2-Trichloroethane; previous value = 133			✓	
CmdSetMethodTargetCompoundAttribute	BL2000\steve	12/20/2021 4:11:52 PM	Set QCLCSMinimumRecoveryA = 77 for compound 1,1-Dichloroethane; previous value = 72			✓	
CmdSetMethodTargetCompoundAttribute	BL2000\steve	12/20/2021 4:11:58 PM	Set QCLCSMaximumRecoveryA = 125 for compound 1,1-Dichloroethane; previous value = 130			✓	

Audit Trail report

Name	User	Time	Action	Reason	Comment	Succeed	Exception
CmdSetMethodTargetCompoundAttribute	BL2000\steve	12/20/2021 4:12:06 PM	Set QCLCSMinimumRecoveryA = 71 for compound 1,1-Dichloroethene; previous value = 66			✓	
CmdSetMethodTargetCompoundAttribute	BL2000\steve	12/20/2021 4:12:11 PM	Set QCLCSMaximumRecoveryA = 131 for compound 1,1-Dichloroethene; previous value = 142			✓	
CmdSetMethodTargetCompoundAttribute	BL2000\steve	12/20/2021 4:12:19 PM	Set QCLCSMinimumRecoveryA = 79 for compound 1,1-Dichloropropene; previous value = 72			✓	
CmdSetMethodTargetCompoundAttribute	BL2000\steve	12/20/2021 4:12:23 PM	Set QCLCSMaximumRecoveryA = 125 for compound 1,1-Dichloropropene; previous value = 140			✓	
CmdSetMethodTargetCompoundAttribute	BL2000\steve	12/20/2021 4:12:33 PM	Set QCLCSMinimumRecoveryA = 73 for compound 1,2,3-Trichloropropane; previous value = 67			✓	
CmdSetMethodTargetCompoundAttribute	BL2000\steve	12/20/2021 4:12:40 PM	Set QCLCSMaximumRecoveryA = 125 for compound 1,2,3-Trichloropropane; previous value = 133			✓	
CmdSetMethodTargetCompoundAttribute	BL2000\steve	12/20/2021 4:13:07 PM	Set QCLCSMinimumRecoveryA = 78 for compound 1,2-Dibromoethane; previous value = 75			✓	
CmdSetMethodTargetCompoundAttribute	BL2000\steve	12/20/2021 4:13:12 PM	Set QCLCSMaximumRecoveryA = 122 for compound 1,2-Dibromoethane; previous value = 131			✓	
CmdSaveMethodAs	BL2000\steve	12/20/2021 4:13:33 PM	Save method to file \\MASSHUNTER\Org\Data\Methods\Quant\VOA5975C\VOA5975C_120721_CAL\VOA5975C_8260B_624pt1_SHT_L4_120721.m			✓	
CmdMethodClear	BL2000\steve	12/20/2021 4:13:47 PM	Clear method			✓	
CmdEndMethodEditing	BL2000\steve	12/20/2021 4:13:48 PM	End method editing			✓	
CmdSaveBatchTable	BL2000\steve	12/20/2021 4:14:00 PM	Save batch D:\Org\Data\VOA5975C\VG120721_L4\QuantResults\VG120721_8260B_624pt1_L4.batch.bin			✓	
CmdOpenBatchTable	BL2000\steve	12/21/2021 3:27:19 PM	Open batch D:\Org\Data\VOA5975C\VG120721_L4\VG120721_8260B_624pt1_L4.batch.bin			✓	
CmdStartMethodEditing	BL2000\steve	12/21/2021 3:27:51 PM	Start method editing			✓	
CmdImportMethodFromSample	BL2000\steve	12/21/2021 3:27:51 PM	Import method from sample 07DEC01.D			✓	
CmdMethodClear	BL2000\steve	12/21/2021 3:29:20 PM	Clear method			✓	
CmdEndMethodEditing	BL2000\steve	12/21/2021 3:29:21 PM	End method editing			✓	
CmdStartMethodEditing	BL2000\steve	12/21/2021 3:29:55 PM	Start method editing			✓	
CmdImportMethodFromFile	BL2000\steve	12/21/2021 3:29:56 PM	Import method from file \\MASSHUNTER\Org\Data\Methods\Quant\VOA5975C\VOA5975C_120721_CAL\VOA5975C_8260B_624pt1_SHT_L4_120721.m			✓	

Audit Trail report

Name	User	Time	Action	Reason	Comment	Succeed	Exception
CmdSetMethodTargetCompoundAttribute	BL2000\steve	12/21/2021 3:32:44 PM	Set QCLCSMinimumRecoveryA = 80 for compound 1,2-Dichlorobenzene; previous value = 78			✓	
CmdSetMethodTargetCompoundAttribute	BL2000\steve	12/21/2021 3:32:49 PM	Set QCLCSMaximumRecoveryA = 119 for compound 1,2-Dichlorobenzene; previous value = 129			✓	
CmdSetMethodTargetCompoundAttribute	BL2000\steve	12/21/2021 3:32:56 PM	Set QCLCSMinimumRecoveryA = 73 for compound 1,2-Dichloroethane; previous value = 57			✓	
CmdSetMethodTargetCompoundAttribute	BL2000\steve	12/21/2021 3:33:05 PM	Set QCLCSMaximumRecoveryA = 128 for compound 1,2-Dichloroethane; previous value = 146			✓	
CmdSetMethodTargetCompoundAttribute	BL2000\steve	12/21/2021 3:37:30 PM	Set QCLCSMinimumRecoveryA = 81 for compound 1,2-Dichloroethane-d4; previous value = 70			✓	
CmdSetMethodTargetCompoundAttribute	BL2000\steve	12/21/2021 3:37:34 PM	Set QCLCSMaximumRecoveryA = 118 for compound 1,2-Dichloroethane-d4; previous value = 130			✓	
CmdSetMethodTargetCompoundAttribute	BL2000\steve	12/21/2021 3:38:07 PM	Set QCLCSMinimumRecoveryA = 78 for compound 1,2-Dichloropropane; previous value = 72			✓	
CmdSetMethodTargetCompoundAttribute	BL2000\steve	12/21/2021 3:38:11 PM	Set QCLCSMaximumRecoveryA = 122 for compound 1,2-Dichloropropane; previous value = 135			✓	
CmdSetMethodTargetCompoundAttribute	BL2000\steve	12/21/2021 3:38:20 PM	Set QCLCSMinimumRecoveryA = 80 for compound 1,3-Dichlorobenzene; previous value = 79			✓	
CmdSetMethodTargetCompoundAttribute	BL2000\steve	12/21/2021 3:38:24 PM	Set QCLCSMaximumRecoveryA = 119 for compound 1,3-Dichlorobenzene; previous value = 132			✓	
CmdSetMethodTargetCompoundAttribute	BL2000\steve	12/21/2021 3:38:36 PM	Set QCLCSMinimumRecoveryA = 80 for compound 1,3-Dichloropropane; previous value = 75			✓	
CmdSetMethodTargetCompoundAttribute	BL2000\steve	12/21/2021 3:38:44 PM	Set QCLCSMaximumRecoveryA = 119 for compound 1,3-Dichloropropane; previous value = 134			✓	
CmdSetMethodTargetCompoundAttribute	BL2000\steve	12/21/2021 3:38:51 PM	Set QCLCSMinimumRecoveryA = 79 for compound 1,4-Dichlorobenzene; previous value = 78			✓	
CmdSetMethodTargetCompoundAttribute	BL2000\steve	12/21/2021 3:38:54 PM	Set QCLCSMaximumRecoveryA = 118 for compound 1,4-Dichlorobenzene; previous value = 131			✓	
CmdSetMethodTargetCompoundAttribute	BL2000\steve	12/21/2021 3:39:07 PM	Set QCLCSMinimumRecoveryA = 60 for compound 2,2-Dichloropropane; previous value = 42			✓	
CmdSetMethodTargetCompoundAttribute	BL2000\steve	12/21/2021 3:39:11 PM	Set QCLCSMaximumRecoveryA = 139 for compound 2,2-Dichloropropane; previous value = 167			✓	
CmdSetMethodTargetCompoundAttribute	BL2000\steve	12/21/2021 3:39:20 PM	Set QCLCSMinimumRecoveryA = 79 for compound 2-Chlorotoluene; previous value = 74			✓	

Audit Trail report

Name	User	Time	Action	Reason	Comment	Succeed	Exception
CmdSetMethodTargetCompoundAttribute	BL2000\steve	12/21/2021 3:39:23 PM	Set QCLCSMaximumRecoveryA = 122 for compound 2-Chlorotoluene; previous value = 135			✓	
CmdSetMethodTargetCompoundAttribute	BL2000\steve	12/21/2021 3:39:32 PM	Set QCLCSMinimumRecoveryA = 78 for compound 4-Chlorotoluene; previous value = 79			✓	
CmdSetMethodTargetCompoundAttribute	BL2000\steve	12/21/2021 3:39:36 PM	Set QCLCSMaximumRecoveryA = 122 for compound 4-Chlorotoluene; previous value = 135			✓	
CmdSetMethodTargetCompoundAttribute	BL2000\steve	12/21/2021 3:39:45 PM	Set QCLCSMinimumRecoveryA = 79 for compound Benzene; previous value = 71			✓	
CmdSetMethodTargetCompoundAttribute	BL2000\steve	12/21/2021 3:39:58 PM	Set QCLCSMaximumRecoveryA = 120 for compound Benzene; previous value = 133			✓	
CmdSetMethodTargetCompoundAttribute	BL2000\steve	12/21/2021 3:40:06 PM	Set QCLCSMinimumRecoveryA = 80 for compound Bromobenzene; previous value = 78			✓	
CmdSetMethodTargetCompoundAttribute	BL2000\steve	12/21/2021 3:40:10 PM	Set QCLCSMaximumRecoveryA = 120 for compound Bromobenzene; previous value = 133			✓	
CmdSetMethodTargetCompoundAttribute	BL2000\steve	12/21/2021 3:40:22 PM	Set QCLCSMinimumRecoveryA = 78 for compound Bromochloromethane; previous value = 68			✓	
CmdSetMethodTargetCompoundAttribute	BL2000\steve	12/21/2021 3:40:25 PM	Set QCLCSMaximumRecoveryA = 123 for compound Bromochloromethane; previous value = 131			✓	
CmdSetMethodTargetCompoundAttribute	BL2000\steve	12/21/2021 3:40:33 PM	Set QCLCSMinimumRecoveryA = 79 for compound Bromodichloromethane; previous value = 67			✓	
CmdSetMethodTargetCompoundAttribute	BL2000\steve	12/21/2021 3:40:37 PM	Set QCLCSMaximumRecoveryA = 125 for compound Bromodichloromethane; previous value = 138			✓	
CmdSetMethodTargetCompoundAttribute	BL2000\steve	12/21/2021 3:40:43 PM	Set QCLCSMinimumRecoveryA = 66 for compound Bromoform; previous value = 64			✓	
CmdSetMethodTargetCompoundAttribute	BL2000\steve	12/21/2021 3:40:47 PM	Set QCLCSMaximumRecoveryA = 130 for compound Bromoform; previous value = 136			✓	
CmdSetMethodTargetCompoundAttribute	BL2000\steve	12/21/2021 3:40:54 PM	Set QCLCSMinimumRecoveryA = 53 for compound Bromomethane; previous value = 60			✓	
CmdSetMethodTargetCompoundAttribute	BL2000\steve	12/21/2021 3:40:58 PM	Set QCLCSMaximumRecoveryA = 141 for compound Bromomethane; previous value = 138			✓	
CmdSetMethodTargetCompoundAttribute	BL2000\steve	12/21/2021 3:41:30 PM	Set QCLCSMinimumRecoveryA = 72 for compound Carbon tetrachloride; previous value = 61			✓	
CmdSetMethodTargetCompoundAttribute	BL2000\steve	12/21/2021 3:41:34 PM	Set QCLCSMaximumRecoveryA = 136 for compound Carbon tetrachloride; previous value = 144			✓	

Audit Trail report

Name	User	Time	Action	Reason	Comment	Succeed	Exception
CmdSetMethodTargetCompoundAttribute	BL2000\steve	12/21/2021 3:41:41 PM	Set QCLCSMinimumRecoveryA = 82 for compound Chlorobenzene; previous value = 78			✓	
CmdSetMethodTargetCompoundAttribute	BL2000\steve	12/21/2021 3:41:45 PM	Set QCLCSMaximumRecoveryA = 118 for compound Chlorobenzene; previous value = 136			✓	
CmdSetMethodTargetCompoundAttribute	BL2000\steve	12/21/2021 3:41:51 PM	Set QCLCSMinimumRecoveryA = 74 for compound Chlorodibromomethane; previous value = 72			✓	
CmdSetMethodTargetCompoundAttribute	BL2000\steve	12/21/2021 3:41:57 PM	Set QCLCSMaximumRecoveryA = 126 for compound Chlorodibromomethane; previous value = 136			✓	
CmdSetMethodTargetCompoundAttribute	BL2000\steve	12/21/2021 3:42:06 PM	Set QCLCSMinimumRecoveryA = 60 for compound Chloroethane; previous value = 64			✓	
CmdSetMethodTargetCompoundAttribute	BL2000\steve	12/21/2021 3:42:20 PM	Set QCLCSMaximumRecoveryA = 138 for compound Chloroethane; previous value = 136			✓	
CmdSetMethodTargetCompoundAttribute	BL2000\steve	12/21/2021 3:42:32 PM	Set QCLCSMinimumRecoveryA = 79 for compound Chloroform; previous value = 69			✓	
CmdSetMethodTargetCompoundAttribute	BL2000\steve	12/21/2021 3:42:35 PM	Set QCLCSMaximumRecoveryA = 124 for compound Chloroform; previous value = 133			✓	
CmdSetMethodTargetCompoundAttribute	BL2000\steve	12/21/2021 3:42:40 PM	Set QCLCSMinimumRecoveryA = 50 for compound Chloromethane; previous value = 63			✓	
CmdSetMethodTargetCompoundAttribute	BL2000\steve	12/21/2021 3:42:44 PM	Set QCLCSMaximumRecoveryA = 139 for compound Chloromethane; previous value = 149			✓	
CmdSetMethodTargetCompoundAttribute	BL2000\steve	12/21/2021 3:42:51 PM	Set QCLCSMinimumRecoveryA = 78 for compound cis-1,2-Dichloroethene; previous value = 74			✓	
CmdSetMethodTargetCompoundAttribute	BL2000\steve	12/21/2021 3:42:54 PM	Set QCLCSMaximumRecoveryA = 123 for compound cis-1,2-Dichloroethene; previous value = 133			✓	
CmdSetMethodTargetCompoundAttribute	BL2000\steve	12/21/2021 3:43:04 PM	Set QCLCSMaximumRecoveryA = 124 for compound cis-1,3-Dichloropropene; previous value = 132			✓	
CmdSetMethodTargetCompoundAttribute	BL2000\steve	12/21/2021 3:43:21 PM	Set QCLCSMinimumRecoveryA = 80 for compound Dibromofluoromethane; previous value = 77			✓	
CmdSetMethodTargetCompoundAttribute	BL2000\steve	12/21/2021 3:43:25 PM	Set QCLCSMaximumRecoveryA = 119 for compound Dibromofluoromethane; previous value = 126			✓	
CmdSetMethodTargetCompoundAttribute	BL2000\steve	12/21/2021 3:43:42 PM	Set QCLCSMinimumRecoveryA = 79 for compound Dibromomethane; previous value = 72			✓	
CmdSetMethodTargetCompoundAttribute	BL2000\steve	12/21/2021 3:43:46 PM	Set QCLCSMaximumRecoveryA = 123 for compound Dibromomethane; previous value = 133			✓	

Audit Trail report

Name	User	Time	Action	Reason	Comment	Succeed	Exception
CmdSetMethodTargetCompoundAttribute	BL2000\steve	12/21/2021 3:43:54 PM	Set QCLCSMinimumRecoveryA = 32 for compound Dichlorodifluoromethane; previous value = 55			✓	
CmdSetMethodTargetCompoundAttribute	BL2000\steve	12/21/2021 3:43:58 PM	Set QCLCSMaximumRecoveryA = 152 for compound Dichlorodifluoromethane; previous value = 141			✓	
CmdSetMethodTargetCompoundAttribute	BL2000\steve	12/21/2021 3:44:15 PM	Set QCLCSMinimumRecoveryA = 79 for compound Ethylbenzene; previous value = 78			✓	
CmdSetMethodTargetCompoundAttribute	BL2000\steve	12/21/2021 3:44:18 PM	Set QCLCSMaximumRecoveryA = 121 for compound Ethylbenzene; previous value = 131			✓	
CmdSetMethodTargetCompoundAttribute	BL2000\steve	12/21/2021 3:44:28 PM	Set QCLCSMinimumRecoveryA = 80 for compound m+p-Xylenes; previous value = 78			✓	
CmdSetMethodTargetCompoundAttribute	BL2000\steve	12/21/2021 3:44:32 PM	Set QCLCSMaximumRecoveryA = 121 for compound m+p-Xylenes; previous value = 133			✓	
CmdSetMethodTargetCompoundAttribute	BL2000\steve	12/21/2021 3:44:52 PM	Set QCLCSMinimumRecoveryA = 56 for compound Methyl ethyl ketone; previous value = 55			✓	
CmdSetMethodTargetCompoundAttribute	BL2000\steve	12/21/2021 3:44:56 PM	Set QCLCSMaximumRecoveryA = 143 for compound Methyl ethyl ketone; previous value = 145			✓	
CmdSetMethodTargetCompoundAttribute	BL2000\steve	12/21/2021 3:45:03 PM	Set QCLCSMinimumRecoveryA = 71 for compound Methyl tert-butyl ether (MTBE); previous value = 58			✓	
CmdSetMethodTargetCompoundAttribute	BL2000\steve	12/21/2021 3:45:17 PM	Set QCLCSMaximumRecoveryA = 124 for compound Methyl tert-butyl ether (MTBE); previous value = 151			✓	
CmdSetMethodTargetCompoundAttribute	BL2000\steve	12/21/2021 3:45:23 PM	Set QCLCSMinimumRecoveryA = 74 for compound Methylene chloride; previous value = 73			✓	
CmdSetMethodTargetCompoundAttribute	BL2000\steve	12/21/2021 3:45:27 PM	Set QCLCSMaximumRecoveryA = 124 for compound Methylene chloride; previous value = 126			✓	
CmdSetMethodTargetCompoundAttribute	BL2000\steve	12/21/2021 3:45:39 PM	Set QCLCSMinimumRecoveryA = 78 for compound o-Xylene; previous value = 79			✓	
CmdSetMethodTargetCompoundAttribute	BL2000\steve	12/21/2021 3:45:43 PM	Set QCLCSMaximumRecoveryA = 122 for compound o-Xylene; previous value = 136			✓	
CmdSetMethodTargetCompoundAttribute	BL2000\steve	12/21/2021 3:46:00 PM	Set QCLCSMinimumRecoveryA = 85 for compound p-Bromofluorobenzene; previous value = 76			✓	
CmdSetMethodTargetCompoundAttribute	BL2000\steve	12/21/2021 3:46:03 PM	Set QCLCSMaximumRecoveryA = 114 for compound p-Bromofluorobenzene; previous value = 127			✓	

Audit Trail report

Name	User	Time	Action	Reason	Comment	Succeed	Exception
CmdSetMethodTargetCompoundAttribute	BL2000\steve	12/21/2021 3:46:14 PM	Set QCLCSMinimumRecoveryA = 78 for compound Styrene; previous value = 76			✓	
CmdSetMethodTargetCompoundAttribute	BL2000\steve	12/21/2021 3:46:18 PM	Set QCLCSMaximumRecoveryA = 123 for compound Styrene; previous value = 134			✓	
CmdSetMethodTargetCompoundAttribute	BL2000\steve	12/21/2021 3:46:39 PM	Set QCLCSMinimumRecoveryA = 74 for compound Tetrachloroethene; previous value = 78			✓	
CmdSetMethodTargetCompoundAttribute	BL2000\steve	12/21/2021 3:46:43 PM	Set QCLCSMaximumRecoveryA = 129 for compound Tetrachloroethene; previous value = 137			✓	
CmdSetMethodTargetCompoundAttribute	BL2000\steve	12/21/2021 3:46:56 PM	Set QCLCSMinimumRecoveryA = 80 for compound Toluene; previous value = 78			✓	
CmdSetMethodTargetCompoundAttribute	BL2000\steve	12/21/2021 3:47:00 PM	Set QCLCSMaximumRecoveryA = 121 for compound Toluene; previous value = 134			✓	
CmdSetMethodTargetCompoundAttribute	BL2000\steve	12/21/2021 3:47:10 PM	Set QCLCSMinimumRecoveryA = 89 for compound Toluene-d8; previous value = 79			✓	
CmdSetMethodTargetCompoundAttribute	BL2000\steve	12/21/2021 3:47:14 PM	Set QCLCSMaximumRecoveryA = 112 for compound Toluene-d8; previous value = 122			✓	
CmdSetMethodTargetCompoundAttribute	BL2000\steve	12/21/2021 3:47:33 PM	Set QCLCSMinimumRecoveryA = 75 for compound trans-1,2-Dichloroethene; previous value = 76			✓	
CmdSetMethodTargetCompoundAttribute	BL2000\steve	12/21/2021 3:47:44 PM	Set QCLCSMaximumRecoveryA = 124 for compound trans-1,2-Dichloroethene; previous value = 138			✓	
CmdSetMethodTargetCompoundAttribute	BL2000\steve	12/21/2021 3:48:03 PM	Set QCLCSMinimumRecoveryA = 73 for compound trans-1,3-Dichloropropene; previous value = 77			✓	
CmdSetMethodTargetCompoundAttribute	BL2000\steve	12/21/2021 3:48:07 PM	Set QCLCSMaximumRecoveryA = 127 for compound trans-1,3-Dichloropropene; previous value = 145			✓	
CmdSetMethodTargetCompoundAttribute	BL2000\steve	12/21/2021 3:48:14 PM	Set QCLCSMinimumRecoveryA = 79 for compound Trichloroethene; previous value = 75			✓	
CmdSetMethodTargetCompoundAttribute	BL2000\steve	12/21/2021 3:48:17 PM	Set QCLCSMaximumRecoveryA = 123 for compound Trichloroethene; previous value = 138			✓	
CmdSetMethodTargetCompoundAttribute	BL2000\steve	12/21/2021 3:48:24 PM	Set QCLCSMinimumRecoveryA = 65 for compound Trichlorofluoromethane; previous value = 58			✓	
CmdSetMethodTargetCompoundAttribute	BL2000\steve	12/21/2021 3:48:27 PM	Set QCLCSMaximumRecoveryA = 141 for compound Trichlorofluoromethane; previous value = 139			✓	
CmdSetMethodTargetCompoundAttribute	BL2000\steve	12/21/2021 3:48:39 PM	Set QCLCSMinimumRecoveryA = 58 for compound Vinyl chloride; previous value = 66			✓	

Audit Trail report

Name	User	Time	Action	Reason	Comment	Succeed	Exception
CmdSetMethodTargetCompoundAttribute	BL2000\steve	12/21/2021 3:48:44 PM	Set QCLCSMaximumRecoveryA = 137 for compound Vinyl chloride; previous value = 140			✓	
CmdSaveMethodAs	BL2000\steve	12/21/2021 3:48:55 PM	Save method to file \\MASSHUNTER\Org\Data\Methods\Quant\VOA5975C\VOA5975C_120721_CAL\VOA5975C_8260B_624pt1_SHT_L4_120721.m			✓	
CmdSetMethodTargetCompoundAttribute	BL2000\steve	12/21/2021 3:52:30 PM	Set MatrixSpikePercentRecoveryMinimum = 50 for compound BM_Fluorobenzene; previous value =			✓	
CmdSetMethodTargetCompoundAttribute	BL2000\steve	12/21/2021 3:52:34 PM	Set MatrixSpikePercentRecoveryMaximum = 200 for compound BM_Fluorobenzene; previous value =			✓	
CmdSetMethodTargetCompoundAttribute	BL2000\steve	12/21/2021 3:52:38 PM	Set MatrixSpikeBPercentRecoveryMinimum = 50 for compound BM_Fluorobenzene; previous value =			✓	
CmdSetMethodTargetCompoundAttribute	BL2000\steve	12/21/2021 3:52:41 PM	Set MatrixSpikeBPercentRecoveryMaximum = 200 for compound BM_Fluorobenzene; previous value =			✓	
CmdSetMethodTargetCompoundAttribute	BL2000\steve	12/21/2021 3:52:52 PM	Set MatrixSpikeConcentration = 250 for compound BM_Fluorobenzene; previous value =			✓	
CmdSetMethodTargetCompoundAttribute	BL2000\steve	12/21/2021 3:52:57 PM	Set MatrixSpikeBConcentration = 250 for compound BM_Fluorobenzene; previous value =			✓	
CmdSaveMethodAs	BL2000\steve	12/21/2021 3:59:42 PM	Save method to file \\MASSHUNTER\Org\Data\Methods\Quant\VOA5975C\VOA5975C_120721_CAL\VOA5975C_8260B_624pt1_SHT_L4_120721.m			✓	
CmdApplyMethodToAllSamples	BL2000\steve	12/21/2021 3:59:52 PM	Apply method to all samples			✓	
CmdMethodClear	BL2000\steve	12/21/2021 3:59:52 PM	Clear method			✓	
CmdEndMethodEditing	BL2000\steve	12/21/2021 3:59:53 PM	End method editing			✓	
CmdQuantitate	BL2000\steve	12/21/2021 4:00:09 PM	Quantitate all compounds in all samples			✓	
CmdSaveBatchTable	BL2000\steve	12/21/2021 4:05:12 PM	Save batch D:\Org\Data\VOA5975C\VG120721_L4\QuantResults\VG120721_8260B_624pt1_L4.batch.bin			✓	
CmdOpenBatchTable	BL2000\mchavez	12/22/2021 8:53:46 AM	Open batch D:\Org\Data\VOA5975C\VG120721_L4\VG120721_8260B_624pt1_L4.batch.bin			✓	
CmdStartMethodEditing	BL2000\mchavez	12/22/2021 8:54:40 AM	Start method editing			✓	
CmdImportMethodFromSample	BL2000\mchavez	12/22/2021 8:54:40 AM	Import method from sample 07DEC07.D			✓	

Audit Trail report

Name	User	Time	Action	Reason	Comment	Succeed	Exception
CmdSetMethodTargetCompoundAttribute	BL2000\mchavez	12/22/2021 8:55:04 AM	Set SurrogatePercentRecoveryMinimum = 89 for compound Toluene-d8; previous value = 79			✓	
CmdSetMethodTargetCompoundAttribute	BL2000\mchavez	12/22/2021 8:55:07 AM	Set SurrogatePercentRecoveryMaximum = 112 for compound Toluene-d8; previous value = 122			✓	
CmdSetMethodTargetCompoundAttribute	BL2000\mchavez	12/22/2021 8:55:38 AM	Set SurrogatePercentRecoveryMinimum = 81 for compound 1,2-Dichloroethane-d4; previous value = 70			✓	
CmdSetMethodTargetCompoundAttribute	BL2000\mchavez	12/22/2021 8:55:44 AM	Set SurrogatePercentRecoveryMaximum = 118 for compound 1,2-Dichloroethane-d4; previous value = 130			✓	
CmdSetMethodTargetCompoundAttribute	BL2000\mchavez	12/22/2021 8:55:48 AM	Set SurrogatePercentRecoveryMinimum = 85 for compound p-Bromofluorobenzene; previous value = 76			✓	
CmdSetMethodTargetCompoundAttribute	BL2000\mchavez	12/22/2021 8:55:51 AM	Set SurrogatePercentRecoveryMaximum = 114 for compound p-Bromofluorobenzene; previous value = 127			✓	
CmdSetMethodTargetCompoundAttribute	BL2000\mchavez	12/22/2021 8:55:58 AM	Set SurrogatePercentRecoveryMinimum = 80 for compound Dibromofluoromethane; previous value = 77			✓	
CmdSetMethodTargetCompoundAttribute	BL2000\mchavez	12/22/2021 8:56:00 AM	Set SurrogatePercentRecoveryMaximum = 119 for compound Dibromofluoromethane; previous value = 126			✓	
CmdSetMethodTargetCompoundAttribute	BL2000\mchavez	12/22/2021 8:56:22 AM	Set AccuracyMaximumPercentDeviation = 20 for compound Dichlorodifluoromethane; previous value = 30			✓	
CmdSetMethodTargetCompoundAttribute	BL2000\mchavez	12/22/2021 8:56:26 AM	Set AccuracyMaximumPercentDeviation = 20 for compound Chloromethane; previous value = 30			✓	
CmdSetMethodTargetCompoundAttribute	BL2000\mchavez	12/22/2021 8:56:26 AM	Set AccuracyMaximumPercentDeviation = 20 for compound Bromomethane; previous value = 30			✓	
CmdSetMethodTargetCompoundAttribute	BL2000\mchavez	12/22/2021 8:56:26 AM	Set AccuracyMaximumPercentDeviation = 20 for compound Chloroethane; previous value = 30			✓	

Audit Trail report

Name	User	Time	Action	Reason	Comment	Succeed	Exception
CmdSetMethodTargetCompoundAttribute	BL2000\mchavez	12/22/2021 8:56:26 AM	Set AccuracyMaximumPercentDeviation = 20 for compound Trichlorofluoromethane; previous value = 30			✓	
CmdSetMethodTargetCompoundAttribute	BL2000\mchavez	12/22/2021 8:56:26 AM	Set AccuracyMaximumPercentDeviation = 20 for compound Methylene chloride; previous value = 30			✓	
CmdSetMethodTargetCompoundAttribute	BL2000\mchavez	12/22/2021 8:56:26 AM	Set AccuracyMaximumPercentDeviation = 20 for compound trans-1,2-Dichloroethene; previous value = 30			✓	
CmdSetMethodTargetCompoundAttribute	BL2000\mchavez	12/22/2021 8:56:26 AM	Set AccuracyMaximumPercentDeviation = 20 for compound Methyl tert-butyl ether (MTBE); previous value = 30			✓	
CmdSetMethodTargetCompoundAttribute	BL2000\mchavez	12/22/2021 8:56:26 AM	Set AccuracyMaximumPercentDeviation = 20 for compound 1,1-Dichloroethane; previous value = 30			✓	
CmdSetMethodTargetCompoundAttribute	BL2000\mchavez	12/22/2021 8:56:26 AM	Set AccuracyMaximumPercentDeviation = 20 for compound 2,2-Dichloropropane; previous value = 30			✓	
CmdSetMethodTargetCompoundAttribute	BL2000\mchavez	12/22/2021 8:56:26 AM	Set AccuracyMaximumPercentDeviation = 20 for compound cis-1,2-Dichloroethene; previous value = 30			✓	
CmdSetMethodTargetCompoundAttribute	BL2000\mchavez	12/22/2021 8:56:26 AM	Set AccuracyMaximumPercentDeviation = 20 for compound Methyl ethyl ketone; previous value = 30			✓	
CmdSetMethodTargetCompoundAttribute	BL2000\mchavez	12/22/2021 8:56:26 AM	Set AccuracyMaximumPercentDeviation = 20 for compound Bromochloromethane; previous value = 30			✓	
CmdSetMethodTargetCompoundAttribute	BL2000\mchavez	12/22/2021 8:56:26 AM	Set AccuracyMaximumPercentDeviation = 20 for compound Dibromofluoromethane; previous value = 30			✓	
CmdSetMethodTargetCompoundAttribute	BL2000\mchavez	12/22/2021 8:56:26 AM	Set AccuracyMaximumPercentDeviation = 20 for compound 1,1,1-Trichloroethane; previous value = 30			✓	
CmdSetMethodTargetCompoundAttribute	BL2000\mchavez	12/22/2021 8:56:26 AM	Set AccuracyMaximumPercentDeviation = 20 for compound Carbon tetrachloride; previous value = 30			✓	

Audit Trail report

Name	User	Time	Action	Reason	Comment	Succeed	Exception
CmdSetMethodTargetCompoundAttribute	BL2000\mchavez	12/22/2021 8:56:26 AM	Set AccuracyMaximumPercentDeviation = 20 for compound 1,1-Dichloropropene; previous value = 30			✓	
CmdSetMethodTargetCompoundAttribute	BL2000\mchavez	12/22/2021 8:56:26 AM	Set AccuracyMaximumPercentDeviation = 20 for compound 1,2-Dichloroethane-d4; previous value = 30			✓	
CmdSetMethodTargetCompoundAttribute	BL2000\mchavez	12/22/2021 8:56:26 AM	Set AccuracyMaximumPercentDeviation = 20 for compound Benzene; previous value = 30			✓	
CmdSetMethodTargetCompoundAttribute	BL2000\mchavez	12/22/2021 8:56:26 AM	Set AccuracyMaximumPercentDeviation = 20 for compound 1,2-Dichloroethane; previous value = 30			✓	
CmdSetMethodTargetCompoundAttribute	BL2000\mchavez	12/22/2021 8:56:26 AM	Set AccuracyMaximumPercentDeviation = 20 for compound Trichloroethene; previous value = 30			✓	
CmdSetMethodTargetCompoundAttribute	BL2000\mchavez	12/22/2021 8:56:26 AM	Set AccuracyMaximumPercentDeviation = 20 for compound Dibromomethane; previous value = 30			✓	
CmdSetMethodTargetCompoundAttribute	BL2000\mchavez	12/22/2021 8:56:26 AM	Set AccuracyMaximumPercentDeviation = 20 for compound Bromodichloromethane; previous value = 30			✓	
CmdSetMethodTargetCompoundAttribute	BL2000\mchavez	12/22/2021 8:56:26 AM	Set AccuracyMaximumPercentDeviation = 20 for compound cis-1,3-Dichloropropene; previous value = 30			✓	
CmdSetMethodTargetCompoundAttribute	BL2000\mchavez	12/22/2021 8:56:26 AM	Set AccuracyMaximumPercentDeviation = 20 for compound Toluene-d8; previous value = 30			✓	
CmdSetMethodTargetCompoundAttribute	BL2000\mchavez	12/22/2021 8:56:26 AM	Set AccuracyMaximumPercentDeviation = 20 for compound trans-1,3-Dichloropropene; previous value = 30			✓	
CmdSetMethodTargetCompoundAttribute	BL2000\mchavez	12/22/2021 8:56:26 AM	Set AccuracyMaximumPercentDeviation = 20 for compound 1,1,2-Trichloroethane; previous value = 30			✓	
CmdSetMethodTargetCompoundAttribute	BL2000\mchavez	12/22/2021 8:56:26 AM	Set AccuracyMaximumPercentDeviation = 20 for compound Tetrachloroethene; previous value = 30			✓	
CmdSetMethodTargetCompoundAttribute	BL2000\mchavez	12/22/2021 8:56:26 AM	Set AccuracyMaximumPercentDeviation = 20 for compound 1,3-Dichloropropane; previous value = 30			✓	

Audit Trail report

Name	User	Time	Action	Reason	Comment	Succeed	Exception
CmdSetMethodTargetCompoundAttribute	BL2000\mchavez	12/22/2021 8:56:26 AM	Set AccuracyMaximumPercentDeviation = 20 for compound Chlorodibromomethane; previous value = 30			✓	
CmdSetMethodTargetCompoundAttribute	BL2000\mchavez	12/22/2021 8:56:26 AM	Set AccuracyMaximumPercentDeviation = 20 for compound 1,2-Dibromoethane; previous value = 30			✓	
CmdSetMethodTargetCompoundAttribute	BL2000\mchavez	12/22/2021 8:56:26 AM	Set AccuracyMaximumPercentDeviation = 20 for compound Chlorobenzene; previous value = 30			✓	
CmdSetMethodTargetCompoundAttribute	BL2000\mchavez	12/22/2021 8:56:26 AM	Set AccuracyMaximumPercentDeviation = 20 for compound 1,1,1,2-Tetrachloroethane; previous value = 30			✓	
CmdSetMethodTargetCompoundAttribute	BL2000\mchavez	12/22/2021 8:56:26 AM	Set AccuracyMaximumPercentDeviation = 20 for compound m+p-Xylenes; previous value = 30			✓	
CmdSetMethodTargetCompoundAttribute	BL2000\mchavez	12/22/2021 8:56:26 AM	Set AccuracyMaximumPercentDeviation = 20 for compound o-Xylene; previous value = 30			✓	
CmdSetMethodTargetCompoundAttribute	BL2000\mchavez	12/22/2021 8:56:26 AM	Set AccuracyMaximumPercentDeviation = 20 for compound Styrene; previous value = 30			✓	
CmdSetMethodTargetCompoundAttribute	BL2000\mchavez	12/22/2021 8:56:26 AM	Set AccuracyMaximumPercentDeviation = 20 for compound Bromoform; previous value = 30			✓	
CmdSetMethodTargetCompoundAttribute	BL2000\mchavez	12/22/2021 8:56:26 AM	Set AccuracyMaximumPercentDeviation = 20 for compound p-Bromofluorobenzene; previous value = 30			✓	
CmdSetMethodTargetCompoundAttribute	BL2000\mchavez	12/22/2021 8:56:26 AM	Set AccuracyMaximumPercentDeviation = 20 for compound 1,1,2,2-Tetrachloroethane; previous value = 30			✓	
CmdSetMethodTargetCompoundAttribute	BL2000\mchavez	12/22/2021 8:56:26 AM	Set AccuracyMaximumPercentDeviation = 20 for compound Bromobenzene; previous value = 30			✓	
CmdSetMethodTargetCompoundAttribute	BL2000\mchavez	12/22/2021 8:56:26 AM	Set AccuracyMaximumPercentDeviation = 20 for compound 1,2,3-Trichloropropane; previous value = 30			✓	

Audit Trail report

Name	User	Time	Action	Reason	Comment	Succeed	Exception
CmdSetMethodTargetCompoundAttribute	BL2000\mchavez	12/22/2021 8:56:26 AM	Set AccuracyMaximumPercentDeviation = 20 for compound 2-Chlorotoluene; previous value = 30			✓	
CmdSetMethodTargetCompoundAttribute	BL2000\mchavez	12/22/2021 8:56:26 AM	Set AccuracyMaximumPercentDeviation = 20 for compound 4-Chlorotoluene; previous value = 30			✓	
CmdSetMethodTargetCompoundAttribute	BL2000\mchavez	12/22/2021 8:56:26 AM	Set AccuracyMaximumPercentDeviation = 20 for compound 1,3-Dichlorobenzene; previous value = 30			✓	
CmdSetMethodTargetCompoundAttribute	BL2000\mchavez	12/22/2021 8:56:26 AM	Set AccuracyMaximumPercentDeviation = 20 for compound 1,4-Dichlorobenzene; previous value = 30			✓	
CmdSetMethodTargetCompoundAttribute	BL2000\mchavez	12/22/2021 8:56:26 AM	Set AccuracyMaximumPercentDeviation = 20 for compound 1,2-Dichlorobenzene; previous value = 30			✓	
CmdSetMethodTargetCompoundAttribute	BL2000\mchavez	12/22/2021 8:56:26 AM	No parameter change for AccuracyMaximumPercentDeviation			✓	
CmdSetMethodTargetCompoundAttribute	BL2000\mchavez	12/22/2021 8:56:26 AM	No parameter change for AccuracyMaximumPercentDeviation			✓	
CmdSetMethodTargetCompoundAttribute	BL2000\mchavez	12/22/2021 8:56:26 AM	No parameter change for AccuracyMaximumPercentDeviation			✓	
CmdSetMethodTargetCompoundAttribute	BL2000\mchavez	12/22/2021 8:56:26 AM	No parameter change for AccuracyMaximumPercentDeviation			✓	
CmdSetMethodTargetCompoundAttribute	BL2000\mchavez	12/22/2021 8:56:26 AM	No parameter change for AccuracyMaximumPercentDeviation			✓	
CmdSetMethodTargetCompoundAttribute	BL2000\mchavez	12/22/2021 8:56:26 AM	No parameter change for AccuracyMaximumPercentDeviation			✓	
CmdSetMethodTargetCompoundAttribute	BL2000\mchavez	12/22/2021 8:56:54 AM	Set ISTDFlag = False for compound BM_Fluorobenzene; previous value = True			✓	
CmdSetMethodTargetCompoundAttribute	BL2000\mchavez	12/22/2021 8:56:59 AM	Set ISTDCompoundID = 0 for compound Bromomethane; previous value = 4			✓	
CmdRemoveMethodTargetCompound	BL2000\mchavez	12/22/2021 8:57:05 AM	Remove compound BM_Fluorobenzene			✓	
CmdSetMethodTargetCompoundAttribute	BL2000\mchavez	12/22/2021 8:58:53 AM	Set MatrixSpikePercentRecoveryMinimum = 78 for compound 1,1,1,2-Tetrachloroethane; previous value = 75			✓	
CmdSetMethodTargetCompoundAttribute	BL2000\mchavez	12/22/2021 8:58:55 AM	Set MatrixSpikePercentRecoveryMinimum = 74 for compound 1,1,1-Trichloroethane; previous value = 64			✓	

Audit Trail report

Name	User	Time	Action	Reason	Comment	Succeed	Exception
CmdSetMethodTargetCompoundAttribute	BL2000\mchavez	12/22/2021 8:58:57 AM	Set MatrixSpikePercentRecoveryMinimum = 71 for compound 1,1,2,2-Tetrachloroethane; previous value = 72			✓	
CmdSetMethodTargetCompoundAttribute	BL2000\mchavez	12/22/2021 8:59:00 AM	Set MatrixSpikePercentRecoveryMinimum = 80 for compound 1,1,2-Trichloroethane; previous value = 72			✓	
CmdSetMethodTargetCompoundAttribute	BL2000\mchavez	12/22/2021 8:59:02 AM	Set MatrixSpikePercentRecoveryMinimum = 77 for compound 1,1-Dichloroethane; previous value = 72			✓	
CmdSetMethodTargetCompoundAttribute	BL2000\mchavez	12/22/2021 8:59:05 AM	Set MatrixSpikePercentRecoveryMinimum = 71 for compound 1,1-Dichloroethene; previous value = 66			✓	
CmdSetMethodTargetCompoundAttribute	BL2000\mchavez	12/22/2021 8:59:07 AM	Set MatrixSpikePercentRecoveryMinimum = 79 for compound 1,1-Dichloropropene; previous value = 72			✓	
CmdSetMethodTargetCompoundAttribute	BL2000\mchavez	12/22/2021 8:59:16 AM	Set MatrixSpikePercentRecoveryMinimum = 73 for compound 1,2,3-Trichloropropane; previous value = 67			✓	
CmdSetMethodTargetCompoundAttribute	BL2000\mchavez	12/22/2021 8:59:23 AM	Set MatrixSpikePercentRecoveryMinimum = 78 for compound 1,2-Dibromoethane; previous value = 75			✓	
CmdSetMethodTargetCompoundAttribute	BL2000\mchavez	12/22/2021 8:59:27 AM	Set MatrixSpikePercentRecoveryMinimum = 80 for compound 1,2-Dichlorobenzene; previous value = 78			✓	
CmdSetMethodTargetCompoundAttribute	BL2000\mchavez	12/22/2021 8:59:38 AM	Set MatrixSpikePercentRecoveryMinimum = 73 for compound 1,2-Dichloroethane; previous value = 57			✓	
CmdSetMethodTargetCompoundAttribute	BL2000\mchavez	12/22/2021 8:59:52 AM	Set MatrixSpikePercentRecoveryMinimum = 81 for compound 1,2-Dichloroethane-d4; previous value = 70			✓	
CmdSetMethodTargetCompoundAttribute	BL2000\mchavez	12/22/2021 9:00:15 AM	Set MatrixSpikePercentRecoveryMinimum = 78 for compound 1,2-Dichloropropane; previous value = 72			✓	
CmdSetMethodTargetCompoundAttribute	BL2000\mchavez	12/22/2021 9:00:21 AM	Set MatrixSpikePercentRecoveryMinimum = 80 for compound 1,3-Dichlorobenzene; previous value = 79			✓	
CmdSetMethodTargetCompoundAttribute	BL2000\mchavez	12/22/2021 9:00:24 AM	Set MatrixSpikePercentRecoveryMinimum = 80 for compound 1,3-Dichloropropane; previous value = 75			✓	

Audit Trail report

Name	User	Time	Action	Reason	Comment	Succeed	Exception
CmdSetMethodTargetCompoundAttribute	BL2000\mchavez	12/22/2021 9:00:28 AM	Set MatrixSpikePercentRecoveryMinimum = 79 for compound 1,4-Dichlorobenzene; previous value = 78			✓	
CmdSetMethodTargetCompoundAttribute	BL2000\mchavez	12/22/2021 9:00:36 AM	Set MatrixSpikePercentRecoveryMinimum = 60 for compound 2,2-Dichloropropane; previous value = 42			✓	
CmdSetMethodTargetCompoundAttribute	BL2000\mchavez	12/22/2021 9:00:41 AM	Set MatrixSpikePercentRecoveryMinimum = 79 for compound 2-Chlorotoluene; previous value = 74			✓	
CmdSetMethodTargetCompoundAttribute	BL2000\mchavez	12/22/2021 9:00:43 AM	Set MatrixSpikePercentRecoveryMinimum = 78 for compound 4-Chlorotoluene; previous value = 79			✓	
CmdSetMethodTargetCompoundAttribute	BL2000\mchavez	12/22/2021 9:00:46 AM	Set MatrixSpikePercentRecoveryMinimum = 79 for compound Benzene; previous value = 71			✓	
CmdSetMethodTargetCompoundAttribute	BL2000\mchavez	12/22/2021 9:00:50 AM	Set MatrixSpikePercentRecoveryMinimum = 80 for compound Bromobenzene; previous value = 78			✓	
CmdSetMethodTargetCompoundAttribute	BL2000\mchavez	12/22/2021 9:00:55 AM	Set MatrixSpikePercentRecoveryMinimum = 78 for compound Bromochloromethane; previous value = 68			✓	
CmdSetMethodTargetCompoundAttribute	BL2000\mchavez	12/22/2021 9:01:01 AM	Set MatrixSpikePercentRecoveryMinimum = 79 for compound Bromodichloromethane; previous value = 67			✓	
CmdSetMethodTargetCompoundAttribute	BL2000\mchavez	12/22/2021 9:01:04 AM	Set MatrixSpikePercentRecoveryMinimum = 66 for compound Bromoform; previous value = 64			✓	
CmdSetMethodTargetCompoundAttribute	BL2000\mchavez	12/22/2021 9:01:09 AM	Set MatrixSpikePercentRecoveryMinimum = 53 for compound Bromomethane; previous value = 60			✓	
CmdSetMethodTargetCompoundAttribute	BL2000\mchavez	12/22/2021 9:01:13 AM	Set MatrixSpikePercentRecoveryMinimum = 72 for compound Carbon tetrachloride; previous value = 61			✓	
CmdSetMethodTargetCompoundAttribute	BL2000\mchavez	12/22/2021 9:01:17 AM	Set MatrixSpikePercentRecoveryMinimum = 82 for compound Chlorobenzene; previous value = 78			✓	

Audit Trail report

Name	User	Time	Action	Reason	Comment	Succeed	Exception
CmdSetMethodTargetCompoundAttribute	BL2000\mchavez	12/22/2021 9:02:49 AM	Set MatrixSpikePercentRecoveryMinimum = 74 for compound Chlorodibromomethane; previous value = 72			✓	
CmdSetMethodTargetCompoundAttribute	BL2000\mchavez	12/22/2021 9:02:53 AM	Set MatrixSpikePercentRecoveryMinimum = 60 for compound Chloroethane; previous value = 64			✓	
CmdSetMethodTargetCompoundAttribute	BL2000\mchavez	12/22/2021 9:02:58 AM	Set MatrixSpikePercentRecoveryMinimum = 79 for compound Chloroform; previous value = 69			✓	
CmdSetMethodTargetCompoundAttribute	BL2000\mchavez	12/22/2021 9:03:02 AM	Set MatrixSpikePercentRecoveryMinimum = 50 for compound Chloromethane; previous value = 63			✓	
CmdSetMethodTargetCompoundAttribute	BL2000\mchavez	12/22/2021 9:03:06 AM	Set MatrixSpikePercentRecoveryMinimum = 78 for compound cis-1,2-Dichloroethene; previous value = 74			✓	
CmdSetMethodTargetCompoundAttribute	BL2000\mchavez	12/22/2021 9:03:24 AM	Set MatrixSpikePercentRecoveryMinimum = 80 for compound Dibromofluoromethane; previous value = 77			✓	
CmdSetMethodTargetCompoundAttribute	BL2000\mchavez	12/22/2021 9:03:38 AM	Set MatrixSpikePercentRecoveryMinimum = 79 for compound Dibromomethane; previous value = 72			✓	
CmdSetMethodTargetCompoundAttribute	BL2000\mchavez	12/22/2021 9:03:42 AM	Set MatrixSpikePercentRecoveryMinimum = 32 for compound Dichlorodifluoromethane; previous value = 55			✓	
CmdSetMethodTargetCompoundAttribute	BL2000\mchavez	12/22/2021 9:03:45 AM	Set MatrixSpikePercentRecoveryMinimum = 79 for compound Ethylbenzene; previous value = 78			✓	
CmdSetMethodTargetCompoundAttribute	BL2000\mchavez	12/22/2021 9:03:57 AM	Set MatrixSpikePercentRecoveryMinimum = 80 for compound m+p-Xylenes; previous value = 78			✓	
CmdSetMethodTargetCompoundAttribute	BL2000\mchavez	12/22/2021 9:04:02 AM	Set MatrixSpikePercentRecoveryMinimum = 56 for compound Methyl ethyl ketone; previous value = 55			✓	
CmdSetMethodTargetCompoundAttribute	BL2000\mchavez	12/22/2021 9:04:06 AM	Set MatrixSpikePercentRecoveryMinimum = 71 for compound Methyl tert-butyl ether (MTBE); previous value = 58			✓	

Audit Trail report

Name	User	Time	Action	Reason	Comment	Succeed	Exception
CmdSetMethodTargetCompoundAttribute	BL2000\mchavez	12/22/2021 9:04:09 AM	Set MatrixSpikePercentRecoveryMinimum = 74 for compound Methylene chloride; previous value = 73			✓	
CmdSetMethodTargetCompoundAttribute	BL2000\mchavez	12/22/2021 9:04:13 AM	Set MatrixSpikePercentRecoveryMinimum = 78 for compound o-Xylene; previous value = 79			✓	
CmdSetMethodTargetCompoundAttribute	BL2000\mchavez	12/22/2021 9:04:19 AM	Set MatrixSpikePercentRecoveryMinimum = 85 for compound p-Bromofluorobenzene; previous value = 76			✓	
CmdSetMethodTargetCompoundAttribute	BL2000\mchavez	12/22/2021 9:04:23 AM	Set MatrixSpikePercentRecoveryMinimum = 78 for compound Styrene; previous value = 76			✓	
CmdSetMethodTargetCompoundAttribute	BL2000\mchavez	12/22/2021 9:04:33 AM	Set MatrixSpikePercentRecoveryMinimum = 74 for compound Tetrachloroethene; previous value = 78			✓	
CmdSetMethodTargetCompoundAttribute	BL2000\mchavez	12/22/2021 9:04:36 AM	Set MatrixSpikePercentRecoveryMinimum = 80 for compound Toluene; previous value = 78			✓	
CmdSetMethodTargetCompoundAttribute	BL2000\mchavez	12/22/2021 9:04:41 AM	Set MatrixSpikePercentRecoveryMinimum = 89 for compound Toluene-d8; previous value = 79			✓	
CmdSetMethodTargetCompoundAttribute	BL2000\mchavez	12/22/2021 9:04:47 AM	Set MatrixSpikePercentRecoveryMinimum = 75 for compound trans-1,2-Dichloroethene; previous value = 76			✓	
CmdSetMethodTargetCompoundAttribute	BL2000\mchavez	12/22/2021 9:04:50 AM	Set MatrixSpikePercentRecoveryMinimum = 73 for compound trans-1,3-Dichloropropene; previous value = 77			✓	
CmdSetMethodTargetCompoundAttribute	BL2000\mchavez	12/22/2021 9:04:53 AM	Set MatrixSpikePercentRecoveryMinimum = 79 for compound Trichloroethene; previous value = 75			✓	
CmdSetMethodTargetCompoundAttribute	BL2000\mchavez	12/22/2021 9:04:57 AM	Set MatrixSpikePercentRecoveryMinimum = 65 for compound Trichlorofluoromethane; previous value = 58			✓	
CmdSetMethodTargetCompoundAttribute	BL2000\mchavez	12/22/2021 9:05:00 AM	Set MatrixSpikePercentRecoveryMinimum = 58 for compound Vinyl chloride; previous value = 66			✓	

Audit Trail report

Name	User	Time	Action	Reason	Comment	Succeed	Exception
CmdSetMethodTargetCompoundAttribute	BL2000\mchavez	12/22/2021 9:05:21 AM	Set MatrixSpikePercentRecoveryMaximum = 119 for compound Dibromofluoromethane; previous value = 126			✓	
CmdSetMethodTargetCompoundAttribute	BL2000\mchavez	12/22/2021 9:05:25 AM	Set MatrixSpikePercentRecoveryMaximum = 118 for compound 1,2-Dichloroethane-d4; previous value = 130			✓	
CmdSetMethodTargetCompoundAttribute	BL2000\mchavez	12/22/2021 9:05:28 AM	Set MatrixSpikePercentRecoveryMaximum = 112 for compound Toluene-d8; previous value = 122			✓	
CmdSetMethodTargetCompoundAttribute	BL2000\mchavez	12/22/2021 9:05:31 AM	Set MatrixSpikePercentRecoveryMaximum = 114 for compound p-Bromofluorobenzene; previous value = 127			✓	
CmdSetMethodTargetCompoundAttribute	BL2000\mchavez	12/22/2021 9:05:53 AM	Set MatrixSpikePercentRecoveryMaximum = 124 for compound 1,1,1,2-Tetrachloroethane; previous value = 135			✓	
CmdSetMethodTargetCompoundAttribute	BL2000\mchavez	12/22/2021 9:05:56 AM	Set MatrixSpikePercentRecoveryMaximum = 131 for compound 1,1,1-Trichloroethane; previous value = 141			✓	
CmdSetMethodTargetCompoundAttribute	BL2000\mchavez	12/22/2021 9:05:58 AM	Set MatrixSpikePercentRecoveryMaximum = 121 for compound 1,1,2,2-Tetrachloroethane; previous value = 132			✓	
CmdSetMethodTargetCompoundAttribute	BL2000\mchavez	12/22/2021 9:06:00 AM	Set MatrixSpikePercentRecoveryMaximum = 119 for compound 1,1,2-Trichloroethane; previous value = 133			✓	
CmdSetMethodTargetCompoundAttribute	BL2000\mchavez	12/22/2021 9:06:05 AM	Set MatrixSpikePercentRecoveryMaximum = 125 for compound 1,1-Dichloroethane; previous value = 130			✓	
CmdSetMethodTargetCompoundAttribute	BL2000\mchavez	12/22/2021 9:06:25 AM	Set MatrixSpikePercentRecoveryMaximum = 131 for compound 1,1-Dichloroethene; previous value = 142			✓	
CmdSetMethodTargetCompoundAttribute	BL2000\mchavez	12/22/2021 9:06:55 AM	Set MatrixSpikePercentRecoveryMaximum = 125 for compound 1,1-Dichloropropene; previous value = 140			✓	
CmdSetMethodTargetCompoundAttribute	BL2000\mchavez	12/22/2021 9:06:57 AM	Set MatrixSpikePercentRecoveryMaximum = 125 for compound 1,2,3-Trichloropropane; previous value = 133			✓	

Audit Trail report

Name	User	Time	Action	Reason	Comment	Succeed	Exception
CmdSetMethodTargetCompoundAttribute	BL2000\mchavez	12/22/2021 9:06:59 AM	Set MatrixSpikePercentRecoveryMaximum = 122 for compound 1,2-Dibromoethane; previous value = 131			✓	
CmdSetMethodTargetCompoundAttribute	BL2000\mchavez	12/22/2021 9:07:04 AM	Set MatrixSpikePercentRecoveryMaximum = 119 for compound 1,2-Dichlorobenzene; previous value = 129			✓	
CmdSetMethodTargetCompoundAttribute	BL2000\mchavez	12/22/2021 9:07:09 AM	Set MatrixSpikePercentRecoveryMaximum = 125 for compound 1,2-Dichloroethane; previous value = 146			✓	
CmdSetMethodTargetCompoundAttribute	BL2000\mchavez	12/22/2021 9:07:22 AM	Set MatrixSpikePercentRecoveryMaximum = 122 for compound 1,2-Dichloropropane; previous value = 135			✓	
CmdSetMethodTargetCompoundAttribute	BL2000\mchavez	12/22/2021 9:07:27 AM	Set MatrixSpikePercentRecoveryMaximum = 119 for compound 1,3-Dichlorobenzene; previous value = 132			✓	
CmdSetMethodTargetCompoundAttribute	BL2000\mchavez	12/22/2021 9:07:30 AM	Set MatrixSpikePercentRecoveryMaximum = 119 for compound 1,3-Dichloropropane; previous value = 134			✓	
CmdSetMethodTargetCompoundAttribute	BL2000\mchavez	12/22/2021 9:07:34 AM	Set MatrixSpikePercentRecoveryMaximum = 118 for compound 1,4-Dichlorobenzene; previous value = 131			✓	
CmdSetMethodTargetCompoundAttribute	BL2000\mchavez	12/22/2021 9:07:42 AM	Set MatrixSpikePercentRecoveryMaximum = 139 for compound 2,2-Dichloropropane; previous value = 167			✓	
CmdSetMethodTargetCompoundAttribute	BL2000\mchavez	12/22/2021 9:07:48 AM	Set MatrixSpikePercentRecoveryMaximum = 122 for compound 2-Chlorotoluene; previous value = 135			✓	
CmdSetMethodTargetCompoundAttribute	BL2000\mchavez	12/22/2021 9:07:50 AM	Set MatrixSpikePercentRecoveryMaximum = 122 for compound 4-Chlorotoluene; previous value = 135			✓	
CmdSetMethodTargetCompoundAttribute	BL2000\mchavez	12/22/2021 9:07:56 AM	Set MatrixSpikePercentRecoveryMaximum = 120 for compound Benzene; previous value = 133			✓	
CmdSetMethodTargetCompoundAttribute	BL2000\mchavez	12/22/2021 9:08:01 AM	Set MatrixSpikePercentRecoveryMaximum = 120 for compound Bromobenzene; previous value = 133			✓	

Audit Trail report

Name	User	Time	Action	Reason	Comment	Succeed	Exception
CmdSetMethodTargetCompoundAttribute	BL2000\mchavez	12/22/2021 9:08:07 AM	Set MatrixSpikePercentRecoveryMaximum = 123 for compound Bromochloromethane; previous value = 131			✓	
CmdSetMethodTargetCompoundAttribute	BL2000\mchavez	12/22/2021 9:08:17 AM	Set MatrixSpikePercentRecoveryMaximum = 125 for compound Bromodichloromethane; previous value = 138			✓	
CmdSetMethodTargetCompoundAttribute	BL2000\mchavez	12/22/2021 9:08:23 AM	Set MatrixSpikePercentRecoveryMaximum = 130 for compound Bromoform; previous value = 136			✓	
CmdSetMethodTargetCompoundAttribute	BL2000\mchavez	12/22/2021 9:08:29 AM	Set MatrixSpikePercentRecoveryMaximum = 141 for compound Bromomethane; previous value = 138			✓	
CmdSetMethodTargetCompoundAttribute	BL2000\mchavez	12/22/2021 9:08:34 AM	Set MatrixSpikePercentRecoveryMaximum = 136 for compound Carbon tetrachloride; previous value = 144			✓	
CmdSetMethodTargetCompoundAttribute	BL2000\mchavez	12/22/2021 9:08:47 AM	Set MatrixSpikePercentRecoveryMaximum = 118 for compound Chlorobenzene; previous value = 136			✓	
CmdSetMethodTargetCompoundAttribute	BL2000\mchavez	12/22/2021 9:08:52 AM	Set MatrixSpikePercentRecoveryMaximum = 126 for compound Chlorodibromomethane; previous value = 136			✓	
CmdSetMethodTargetCompoundAttribute	BL2000\mchavez	12/22/2021 9:08:58 AM	Set MatrixSpikePercentRecoveryMaximum = 138 for compound Chloroethane; previous value = 136			✓	
CmdSetMethodTargetCompoundAttribute	BL2000\mchavez	12/22/2021 9:09:03 AM	Set MatrixSpikePercentRecoveryMaximum = 124 for compound Chloroform; previous value = 133			✓	
CmdSetMethodTargetCompoundAttribute	BL2000\mchavez	12/22/2021 9:09:10 AM	Set MatrixSpikePercentRecoveryMaximum = 139 for compound Chloromethane; previous value = 149			✓	
CmdSetMethodTargetCompoundAttribute	BL2000\mchavez	12/22/2021 9:11:53 AM	Set MatrixSpikePercentRecoveryMaximum = 123 for compound cis-1,2-Dichloroethene; previous value = 133			✓	
CmdSetMethodTargetCompoundAttribute	BL2000\mchavez	12/22/2021 9:11:58 AM	Set MatrixSpikePercentRecoveryMaximum = 124 for compound cis-1,3-Dichloropropene; previous value = 132			✓	

Audit Trail report

Name	User	Time	Action	Reason	Comment	Succeed	Exception
CmdSetMethodTargetCompoundAttribute	BL2000\mchavez	12/22/2021 9:12:06 AM	Set MatrixSpikePercentRecoveryMaximum = 123 for compound Dibromomethane; previous value = 133			✓	
CmdSetMethodTargetCompoundAttribute	BL2000\mchavez	12/22/2021 9:12:09 AM	Set MatrixSpikePercentRecoveryMaximum = 152 for compound Dichlorodifluoromethane; previous value = 141			✓	
CmdSetMethodTargetCompoundAttribute	BL2000\mchavez	12/22/2021 9:12:12 AM	Set MatrixSpikePercentRecoveryMaximum = 121 for compound Ethylbenzene; previous value = 131			✓	
CmdSetMethodTargetCompoundAttribute	BL2000\mchavez	12/22/2021 9:12:18 AM	Set MatrixSpikePercentRecoveryMaximum = 121 for compound m+p-Xylenes; previous value = 133			✓	
CmdSetMethodTargetCompoundAttribute	BL2000\mchavez	12/22/2021 9:12:23 AM	Set MatrixSpikePercentRecoveryMaximum = 143 for compound Methyl ethyl ketone; previous value = 145			✓	
CmdSetMethodTargetCompoundAttribute	BL2000\mchavez	12/22/2021 9:12:28 AM	Set MatrixSpikePercentRecoveryMaximum = 124 for compound Methyl tert-butyl ether (MTBE); previous value = 151			✓	
CmdSetMethodTargetCompoundAttribute	BL2000\mchavez	12/22/2021 9:12:39 AM	Set MatrixSpikePercentRecoveryMaximum = 124 for compound Methylene chloride; previous value = 126			✓	
CmdSetMethodTargetCompoundAttribute	BL2000\mchavez	12/22/2021 9:12:42 AM	Set MatrixSpikePercentRecoveryMaximum = 122 for compound o-Xylene; previous value = 136			✓	
CmdSetMethodTargetCompoundAttribute	BL2000\mchavez	12/22/2021 9:12:45 AM	Set MatrixSpikePercentRecoveryMaximum = 123 for compound p-Bromofluorobenzene; previous value = 114			✓	
CmdSetMethodTargetCompoundAttribute	BL2000\mchavez	12/22/2021 9:12:54 AM	Set MatrixSpikePercentRecoveryMaximum = 114 for compound p-Bromofluorobenzene; previous value = 123			✓	
CmdSetMethodTargetCompoundAttribute	BL2000\mchavez	12/22/2021 9:13:09 AM	Set MatrixSpikePercentRecoveryMaximum = 123 for compound Styrene; previous value = 134			✓	
CmdSetMethodTargetCompoundAttribute	BL2000\mchavez	12/22/2021 9:13:16 AM	Set MatrixSpikePercentRecoveryMaximum = 129 for compound Tetrachloroethene; previous value = 137			✓	

Audit Trail report

Name	User	Time	Action	Reason	Comment	Succeed	Exception
CmdSetMethodTargetCompoundAttribute	BL2000\mchavez	12/22/2021 9:13:21 AM	Set MatrixSpikePercentRecoveryMaximum = 121 for compound Toluene; previous value = 134			✓	
CmdSetMethodTargetCompoundAttribute	BL2000\mchavez	12/22/2021 9:13:30 AM	Set MatrixSpikePercentRecoveryMaximum = 124 for compound trans-1,2-Dichloroethene; previous value = 138			✓	
CmdSetMethodTargetCompoundAttribute	BL2000\mchavez	12/22/2021 9:13:34 AM	Set MatrixSpikePercentRecoveryMaximum = 127 for compound trans-1,3-Dichloropropene; previous value = 145			✓	
CmdSetMethodTargetCompoundAttribute	BL2000\mchavez	12/22/2021 9:13:38 AM	Set MatrixSpikePercentRecoveryMaximum = 123 for compound Trichloroethene; previous value = 138			✓	
CmdSetMethodTargetCompoundAttribute	BL2000\mchavez	12/22/2021 9:13:42 AM	Set MatrixSpikePercentRecoveryMaximum = 141 for compound Trichlorofluoromethane; previous value = 139			✓	
CmdSetMethodTargetCompoundAttribute	BL2000\mchavez	12/22/2021 9:13:47 AM	Set MatrixSpikePercentRecoveryMaximum = 137 for compound Vinyl chloride; previous value = 140			✓	
CmdSetMethodTargetCompoundAttribute	BL2000\mchavez	12/22/2021 9:16:17 AM	Set ISTDResponseMaximumPercentDeviation = 200 for compound Fluorobenzene; previous value = 100			✓	
CmdSetMethodTargetCompoundAttribute	BL2000\mchavez	12/22/2021 9:16:19 AM	Set ISTDResponseMaximumPercentDeviation = 200 for compound Chlorobenzene-d5; previous value = 100			✓	
CmdSetMethodTargetCompoundAttribute	BL2000\mchavez	12/22/2021 9:16:20 AM	Set ISTDResponseMaximumPercentDeviation = 200 for compound 1,4-Dichlorobenzene-d4; previous value = 100			✓	
CmdApplyMethodToAllSamples	BL2000\mchavez	12/22/2021 9:16:32 AM	Apply method to all samples			✓	
CmdMethodClear	BL2000\mchavez	12/22/2021 9:16:32 AM	Clear method			✓	
CmdEndMethodEditing	BL2000\mchavez	12/22/2021 9:16:33 AM	End method editing			✓	
CmdQuantitate	BL2000\mchavez	12/22/2021 9:16:48 AM	Quantitate all compounds in all samples			✓	
CmdManuallyIntegrateQualifierPeak	BL2000\mchavez	12/22/2021 9:18:26 AM	Manually integrate qualifier 87.0 of compound Dichlorodifluoromethane in sample 07DEC07.D from x, y = 1.199, 0 to 1.280, 0; result = 901			✓	
CmdSetLevelEnable	BL2000\mchavez	12/22/2021 9:18:31 AM	Set LevelEnable = False for calibration level 1, levelId = 20 of compound Dichlorodifluoromethane in sample 07DEC07.D; previous value = True			✓	

Audit Trail report

Name	User	Time	Action	Reason	Comment	Succeed	Exception
CmdQuantitate	BL2000\mchavez	12/22/2021 9:18:48 AM	Quantitate all compounds in all samples			✓	
CmdSetLevelEnable	BL2000\mchavez	12/22/2021 9:20:22 AM	Set LevelEnable = False for calibration level 1, levelId = 20 of compound Chloromethane in sample 07DEC07.D; previous value = True			✓	
CmdManuallyIntegrateQualifierPeak	BL2000\mchavez	12/22/2021 9:20:25 AM	Manually integrate qualifier52.0 of compound Chloromethane in sample 07DEC07.D from x, y = 1.378, 0 to 1.445, 0; result = 1321			✓	
CmdQuantitate	BL2000\mchavez	12/22/2021 9:20:39 AM	Quantitate all compounds in all samples			✓	
CmdSaveBatchTable	BL2000\mchavez	12/22/2021 9:20:51 AM	Save batch D:\Org\Data\VOA5975C\VG120721_L4\QuantResults\VG120721_8260B_624pt1_L4.batch.bin			✓	
CmdOpenBatchTable	BL2000\mchavez	12/22/2021 9:49:12 AM	Open batch D:\Org\Data\VOA5975C\VG120721_L4\VG120721_8260B_624pt1_L4.batch.bin			✓	
CmdManuallyIntegrateQualifierPeak	BL2000\mchavez	12/22/2021 9:50:08 AM	Manually integrate qualifier64.0 of compound Vinyl chloride in sample 07DEC07.D from x, y = 1.470, 0 to 1.542, 0; result = 1570			✓	
CmdSetLevelEnable	BL2000\mchavez	12/22/2021 9:50:32 AM	Set LevelEnable = False for calibration level 1, levelId = 20 of compound Vinyl chloride in sample 07DEC07.D; previous value = True			✓	
CmdManuallyIntegrateQualifierPeak	BL2000\mchavez	12/22/2021 9:50:43 AM	Manually integrate qualifier94.0 of compound Bromomethane in sample 07DEC07.D from x, y = 1.746, 0 to 1.852, 0; result = 1758			✓	
CmdSetLevelEnable	BL2000\mchavez	12/22/2021 9:50:52 AM	Set LevelEnable = False for calibration level 1, levelId = 20 of compound Bromomethane in sample 07DEC07.D; previous value = True			✓	
CmdQuantitate	BL2000\mchavez	12/22/2021 9:51:07 AM	Quantitate all compounds in all samples			✓	
CmdManuallyIntegrateQualifierPeak	BL2000\mchavez	12/22/2021 9:51:30 AM	Manually integrate qualifier66.0 of compound Chloroethane in sample 07DEC07.D from x, y = 1.871, 0 to 1.924, 51; result = 631			✓	
CmdManuallyIntegrateQualifierPeak	BL2000\mchavez	12/22/2021 9:51:36 AM	Manually integrate qualifier 66.0 of compound Chloroethane in sample 07DEC07.D, from x, y = 1.871, 0 to 1.927, 0, result = 712; previous integration is from x, y = 1.871, 0 to 1.924, 51 and previous response = 631.			✓	
CmdSetLevelEnable	BL2000\mchavez	12/22/2021 9:51:46 AM	Set LevelEnable = False for calibration level 1, levelId = 20 of compound Chloroethane in sample 07DEC07.D; previous value = True			✓	

Audit Trail report

Name	User	Time	Action	Reason	Comment	Succeed	Exception
CmdSetLevelEnable	BL2000\mchavez	12/22/2021 9:51:57 AM	Set LevelEnable = False for calibration level 1, levelId = 20 of compound Trichlorofluoromethane in sample 07DEC07.D; previous value = True			✓	
CmdManuallyIntegrateQualifierPeak	BL2000\mchavez	12/22/2021 9:52:05 AM	Manually integrate qualifier63.0 of compound 1,1-Dichloroethene in sample 07DEC07.D from x, y = 2.672, 0 to 2.750, 0; result = 1014			✓	
CmdSetLevelEnable	BL2000\mchavez	12/22/2021 9:52:12 AM	Set LevelEnable = False for calibration level 1, levelId = 20 of compound 1,1-Dichloroethene in sample 07DEC07.D; previous value = True			✓	
CmdManuallyIntegrateQualifierPeak	BL2000\mchavez	12/22/2021 9:52:20 AM	Manually integrate qualifier86.0 of compound Methylene chloride in sample 07DEC07.D from x, y = 3.288, 0 to 3.383, 0; result = 2267			✓	
CmdManuallyIntegrateQualifierPeak	BL2000\mchavez	12/22/2021 9:52:34 AM	Manually integrate qualifier61.0 of compound trans-1,2-Dichloroethene in sample 07DEC07.D from x, y = 3.667, 0 to 3.770, 0; result = 3236			✓	
CmdManuallyIntegrateQualifierPeak	BL2000\mchavez	12/22/2021 9:52:37 AM	Manually integrate qualifier98.0 of compound trans-1,2-Dichloroethene in sample 07DEC07.D from x, y = 3.681, 0 to 3.779, 0; result = 1584			✓	
CmdSetLevelEnable	BL2000\mchavez	12/22/2021 9:52:43 AM	Set LevelEnable = False for calibration level 1, levelId = 20 of compound trans-1,2-Dichloroethene in sample 07DEC07.D; previous value = True			✓	
CmdManuallyIntegrateQualifierPeak	BL2000\mchavez	12/22/2021 9:52:52 AM	Manually integrate qualifier57.0 of compound Methyl tert-butyl ether (MTBE) in sample 07DEC07.D from x, y = 3.720, 32 to 3.782, 0; result = 430			✓	
CmdManuallyIntegrateDropBaseline	BL2000\mchavez	12/22/2021 9:52:55 AM	Drop baseline for qualifier 57.0 of compound Methyl tert-butyl ether (MTBE) in sample 07DEC07.D to y = 0, new integration is from x, y = 3.720, 0 to 3.782, 0 and new response = 489; previous integration is from x, y = 3.720, 32 to 3.782, 0 and previous response = 430.			✓	
CmdManuallyIntegrateQualifierPeak	BL2000\mchavez	12/22/2021 9:53:11 AM	Manually integrate qualifier57.0 of compound Methyl tert-butyl ether (MTBE) in sample 07DEC08.D from x, y = 3.701, 0 to 3.848, 0; result = 3194			✓	
CmdSetLevelEnable	BL2000\mchavez	12/22/2021 9:53:17 AM	Set LevelEnable = False for calibration level 1, levelId = 20 of compound Methyl tert-butyl ether (MTBE) in sample 07DEC07.D; previous value = True			✓	
CmdManuallyIntegrateQualifierPeak	BL2000\mchavez	12/22/2021 9:53:24 AM	Manually integrate qualifier57.0 of compound Methyl tert-butyl ether (MTBE) in sample 07DEC09.D from x, y = 3.698, 0 to 3.835, 0; result = 5877			✓	

Audit Trail report

Name	User	Time	Action	Reason	Comment	Succeed	Exception
CmdManuallyIntegrateQualifierPeak	BL2000\mchavez	12/22/2021 9:53:50 AM	Manually integrate qualifier65.0 of compound 1,1-Dichloroethane in sample 07DEC07.D from x, y = 4.342, 0 to 4.426, 0; result = 906			✓	
CmdManuallyIntegrateQualifierPeak	BL2000\mchavez	12/22/2021 9:53:52 AM	Manually integrate qualifier83.0 of compound 1,1-Dichloroethane in sample 07DEC07.D from x, y = 4.353, 0 to 4.434, 0; result = 370			✓	
CmdManuallyIntegrateQualifierPeak	BL2000\mchavez	12/22/2021 9:54:01 AM	Manually integrate qualifier83.0 of compound 1,1-Dichloroethane in sample 07DEC08.D from x, y = 4.325, 0 to 4.445, 0; result = 2324			✓	
CmdSetLevelEnable	BL2000\mchavez	12/22/2021 9:54:22 AM	Set LevelEnable = False for calibration level 1, levelId = 20 of compound 1,1-Dichloroethane in sample 07DEC07.D; previous value = True			✓	
CmdManuallyIntegrateQualifierPeak	BL2000\mchavez	12/22/2021 9:54:35 AM	Manually integrate qualifier97.0 of compound 2,2-Dichloropropane in sample 07DEC07.D from x, y = 5.173, 0 to 5.234, 0; result = 663			✓	
CmdManuallyIntegrateQualifierPeak	BL2000\mchavez	12/22/2021 9:54:40 AM	Manually integrate qualifier97.0 of compound 2,2-Dichloropropane in sample 07DEC08.D from x, y = 5.134, 0 to 5.262, 0; result = 3431			✓	
CmdSetLevelEnable	BL2000\mchavez	12/22/2021 9:54:56 AM	Set LevelEnable = False for calibration level 1, levelId = 20 of compound cis-1,2-Dichloroethene in sample 07DEC07.D; previous value = True			✓	
CmdManuallyIntegrateQualifierPeak	BL2000\mchavez	12/22/2021 9:55:02 AM	Manually integrate qualifier98.0 of compound cis-1,2-Dichloroethene in sample 07DEC07.D from x, y = 5.179, 0 to 5.248, 0; result = 1599			✓	
CmdManuallyIntegrateQualifierPeak	BL2000\mchavez	12/22/2021 9:55:11 AM	Manually integrate qualifier72.0 of compound Methyl ethyl ketone in sample 07DEC07.D from x, y = 5.248, 0 to 5.360, 0; result = 600			✓	
CmdSetLevelEnable	BL2000\mchavez	12/22/2021 9:55:21 AM	Set LevelEnable = False for calibration level 1, levelId = 20 of compound Methyl ethyl ketone in sample 07DEC07.D; previous value = True			✓	
CmdManuallyIntegrateQualifierPeak	BL2000\mchavez	12/22/2021 9:55:30 AM	Manually integrate qualifier72.0 of compound Methyl ethyl ketone in sample 07DEC08.D from x, y = 5.254, 0 to 5.354, 0; result = 3023			✓	
CmdManuallyIntegrateQualifierPeak	BL2000\mchavez	12/22/2021 9:55:43 AM	Manually integrate qualifier49.0 of compound Bromochloromethane in sample 07DEC07.D from x, y = 5.471, 0 to 5.541, 0; result = 1259			✓	
CmdSetLevelEnable	BL2000\mchavez	12/22/2021 9:55:47 AM	Set LevelEnable = False for calibration level 1, levelId = 20 of compound Bromochloromethane in sample 07DEC07.D; previous value = True			✓	

Audit Trail report

Name	User	Time	Action	Reason	Comment	Succeed	Exception
CmdManuallyIntegrateQualifierPeak	BL2000\mchavez	12/22/2021 9:56:00 AM	Manually integrate qualifier61.0 of compound 1,1,1-Trichloroethane in sample 07DEC07.D from x, y = 5.778, 0 to 5.890, 0; result = 1814			✓	
CmdSetLevelEnable	BL2000\mchavez	12/22/2021 9:56:08 AM	Set LevelEnable = False for calibration level 1, levelId = 20 of compound 1,1,1-Trichloroethane in sample 07DEC07.D; previous value = True			✓	
CmdManuallyIntegrateQualifierPeak	BL2000\mchavez	12/22/2021 9:56:18 AM	Manually integrate qualifier191.5 of compound Dibromofluoromethane in sample 07DEC07.D from x, y = 5.812, 0 to 5.890, 0; result = 778			✓	
CmdManuallyIntegrateQualifierPeak	BL2000\mchavez	12/22/2021 9:56:25 AM	Manually integrate qualifier191.5 of compound Dibromofluoromethane in sample 07DEC08.D from x, y = 5.781, 0 to 5.901, 0; result = 2249			✓	
CmdManuallyIntegrateQualifierPeak	BL2000\mchavez	12/22/2021 9:56:45 AM	Manually integrate qualifier121.0 of compound Carbon tetrachloride in sample 07DEC07.D from x, y = 5.976, 0 to 6.063, 0; result = 885			✓	
CmdSetLevelEnable	BL2000\mchavez	12/22/2021 9:56:55 AM	Set LevelEnable = False for calibration level 1, levelId = 20 of compound Carbon tetrachloride in sample 07DEC07.D; previous value = True			✓	
CmdManuallyIntegrateQualifierPeak	BL2000\mchavez	12/22/2021 9:57:20 AM	Manually integrate qualifier110.0 of compound 1,1-Dichloropropene in sample 07DEC07.D from x, y = 6.001, 0 to 6.065, 0; result = 828			✓	
CmdManuallyIntegrateQualifierPeak	BL2000\mchavez	12/22/2021 9:57:22 AM	Manually integrate qualifier77.0 of compound 1,1-Dichloropropene in sample 07DEC07.D from x, y = 6.021, -12 to 6.082, 0; result = 1011			✓	
CmdManuallyIntegrateQualifierPeak	BL2000\mchavez	12/22/2021 9:57:26 AM	Manually integrate qualifier 77.0 of compound 1,1-Dichloropropene in sample 07DEC07.D, from x, y = 5.985, 0 to 6.082, 0, result = 1017; previous integration is from x, y = 6.021, -12 to 6.082, 0 and previous response = 1011.			✓	
CmdManuallyIntegrateQualifierPeak	BL2000\mchavez	12/22/2021 9:57:39 AM	Manually integrate qualifier77.0 of compound Benzene in sample 07DEC07.D from x, y = 6.216, 0 to 6.339, 0; result = 2072			✓	
CmdSetLevelEnable	BL2000\mchavez	12/22/2021 9:57:47 AM	Set LevelEnable = False for calibration level 1, levelId = 20 of compound Benzene in sample 07DEC07.D; previous value = True			✓	
CmdSetLevelEnable	BL2000\mchavez	12/22/2021 9:58:12 AM	Set LevelEnable = False for calibration level 1, levelId = 20 of compound 1,2-Dichloroethane in sample 07DEC07.D; previous value = True			✓	

Audit Trail report

Name	User	Time	Action	Reason	Comment	Succeed	Exception
CmdManuallyIntegrateQualifierPeak	BL2000\mchavez	12/22/2021 9:58:16 AM	Manually integrate qualifier64.0 of compound 1,2-Dichloroethane in sample 07DEC07.D from x, y = 6.280, 0 to 6.364, 0; result = 596			✓	
CmdManuallyIntegrateQualifierPeak	BL2000\mchavez	12/22/2021 9:58:18 AM	Manually integrate qualifier98.0 of compound 1,2-Dichloroethane in sample 07DEC07.D from x, y = 6.294, 0 to 6.344, 0; result = 82			✓	
CmdManuallyIntegrateQualifierPeak	BL2000\mchavez	12/22/2021 9:58:29 AM	Manually integrate qualifier 64.0 of compound 1,2-Dichloroethane in sample 07DEC08.D, from x, y = 6.275, 0 to 6.361, 0, result = 3345; previous integration is from x, y = 6.314, 0 to 6.361, 0 and previous response = 2521.			✓	
CmdManuallyIntegrateQualifierPeak	BL2000\mchavez	12/22/2021 9:58:33 AM	Manually integrate qualifier98.0 of compound 1,2-Dichloroethane in sample 07DEC08.D from x, y = 6.283, 0 to 6.369, 0; result = 630			✓	
CmdManuallyIntegrateQualifierPeak	BL2000\mchavez	12/22/2021 9:58:42 AM	Manually integrate qualifier98.0 of compound 1,2-Dichloroethane in sample 07DEC09.D from x, y = 6.286, 0 to 6.372, 0; result = 1641			✓	
CmdManuallyIntegrateQualifierPeak	BL2000\mchavez	12/22/2021 9:58:46 AM	Manually integrate qualifier98.0 of compound 1,2-Dichloroethane in sample 07DEC10.D from x, y = 6.261, 0 to 6.384, 0; result = 3028			✓	
CmdManuallyIntegrateQualifierPeak	BL2000\mchavez	12/22/2021 9:59:00 AM	Manually integrate qualifier97.0 of compound Trichloroethene in sample 07DEC07.D from x, y = 6.991, 0 to 7.089, 0; result = 1439			✓	
CmdManuallyIntegrateQualifierPeak	BL2000\mchavez	12/22/2021 9:59:14 AM	Manually integrate qualifier76.0 of compound 1,2-Dichloropropane in sample 07DEC07.D from x, y = 7.245, 0 to 7.320, 0; result = 612			✓	
CmdManuallyIntegrateQualifierPeak	BL2000\mchavez	12/22/2021 9:59:24 AM	Manually integrate qualifier95.0 of compound Dibromomethane in sample 07DEC07.D from x, y = 7.351, 0 to 7.426, 0; result = 422			✓	
CmdManuallyIntegrateQualifierPeak	BL2000\mchavez	12/22/2021 9:59:27 AM	Manually integrate qualifier173.5 of compound Dibromomethane in sample 07DEC07.D from x, y = 7.348, 0 to 7.443, 0; result = 828			✓	
CmdSetLevelEnable	BL2000\mchavez	12/22/2021 9:59:29 AM	Set LevelEnable = False for calibration level 1, levelId = 20 of compound Dibromomethane in sample 07DEC07.D; previous value = True			✓	
CmdManuallyIntegrateQualifierPeak	BL2000\mchavez	12/22/2021 9:59:36 AM	Manually integrate qualifier85.0 of compound Bromodichloromethane in sample 07DEC07.D from x, y = 7.541, 0 to 7.644, 0; result = 1325			✓	

Audit Trail report

Name	User	Time	Action	Reason	Comment	Succeed	Exception
CmdManuallyIntegrateQualifierPeak	BL2000\mchavez	12/22/2021 9:59:39 AM	Manually integrate qualifier127.0 of compound Bromodichloromethane in sample 07DEC07.D from x, y = 7.552, 0 to 7.630, 0; result = 55			✓	
CmdManuallyIntegrateQualifierPeak	BL2000\mchavez	12/22/2021 9:59:45 AM	Manually integrate qualifier127.0 of compound Bromodichloromethane in sample 07DEC08.D from x, y = 7.549, 0 to 7.624, 0; result = 1051			✓	
CmdManuallyIntegrateQualifierPeak	BL2000\mchavez	12/22/2021 9:59:51 AM	Manually integrate qualifier127.0 of compound Bromodichloromethane in sample 07DEC09.D from x, y = 7.541, 0 to 7.622, 0; result = 1941			✓	
CmdSetLevelEnable	BL2000\mchavez	12/22/2021 10:00:13 AM	Set LevelEnable = False for calibration level 1, levelId = 20 of compound Bromodichloromethane in sample 07DEC07.D; previous value = True			✓	
CmdManuallyIntegrateQualifierPeak	BL2000\mchavez	12/22/2021 10:00:24 AM	Manually integrate qualifier77.0 of compound cis-1,3-Dichloropropene in sample 07DEC07.D from x, y = 8.031, 0 to 8.093, 0; result = 861			✓	
CmdManuallyIntegrateQualifierPeak	BL2000\mchavez	12/22/2021 10:00:28 AM	Manually integrate qualifier39.0 of compound cis-1,3-Dichloropropene in sample 07DEC07.D from x, y = 8.031, 287 to 8.084, 253; result = 1338			✓	
CmdSetLevelEnable	BL2000\mchavez	12/22/2021 10:00:30 AM	Set LevelEnable = False for calibration level 1, levelId = 20 of compound cis-1,3-Dichloropropene in sample 07DEC07.D; previous value = True			✓	
CmdSetLevelEnable	BL2000\mchavez	12/22/2021 10:00:43 AM	Set LevelEnable = True for calibration level 1, levelId = 20 of compound cis-1,3-Dichloropropene in sample 07DEC07.D; previous value = False			✓	
CmdManuallyIntegrateQualifierPeak	BL2000\mchavez	12/22/2021 10:00:47 AM	Manually integrate qualifier 77.0 of compound cis-1,3-Dichloropropene in sample 07DEC07.D, from x, y = 8.031, 0 to 8.107, 0, result = 861; previous integration is from x, y = 8.031, 0 to 8.257, 0 and previous response = 861.			✓	
CmdManuallyIntegrateQualifierPeak	BL2000\mchavez	12/22/2021 10:00:59 AM	Manually integrate qualifier99.0 of compound Toluene-d8 in sample 07DEC07.D from x, y = 8.282, 0 to 8.352, 0; result = 1230			✓	
CmdManuallyIntegrateQualifierPeak	BL2000\mchavez	12/22/2021 10:03:58 AM	Manually integrate qualifier 77.0 of compound trans-1,3-Dichloropropene in sample 07DEC07.D, from x, y = 8.606, 0 to 8.656, 0, result = 5647; previous integration is from x, y = 8.698, 0 to 8.757, 0 and previous response = 2881.			✓	

Audit Trail report

Name	User	Time	Action	Reason	Comment	Succeed	Exception
CmdManuallyIntegrate QualifierPeak	BL2000\mchavez	12/22/2021 10:04:07 AM	Manually integrate qualifier 77.0 of compound trans-1,3-Dichloropropene in sample 07DEC07.D, from x, y = 8.606, 0 to 8.656, 0, result = 5647; previous integration is from x, y = 8.606, 0 to 8.837, 0 and previous response = 5647.			✓	
CmdManuallyIntegrate QualifierPeak	BL2000\mchavez	12/22/2021 10:04:14 AM	Manually integrate qualifier 39.0 of compound trans-1,3-Dichloropropene in sample 07DEC07.D from x, y = 8.617, 203 to 8.673, 199; result = 1364			✓	
CmdManuallyIntegrate QualifierPeak	BL2000\mchavez	12/22/2021 10:04:20 AM	Manually integrate qualifier 77.0 of compound trans-1,3-Dichloropropene in sample 07DEC07.D, from x, y = 8.606, 0 to 8.656, 0, result = 5647; previous integration is from x, y = 8.606, 0 to 8.837, 0 and previous response = 5647.			✓	
CmdManuallyIntegrate QualifierPeak	BL2000\mchavez	12/22/2021 10:04:23 AM	Manually integrate qualifier 77.0 of compound trans-1,3-Dichloropropene in sample 07DEC07.D, from x, y = 8.533, 0 to 8.603, 0, result = 2881; previous integration is from x, y = 8.606, 0 to 8.837, 0 and previous response = 5647.			✓	
CmdManuallyIntegrate QualifierPeak	BL2000\mchavez	12/22/2021 10:04:28 AM	Manually integrate qualifier 77.0 of compound trans-1,3-Dichloropropene in sample 07DEC07.D, from x, y = 8.614, 0 to 8.653, 0, result = 514; previous integration is from x, y = 8.698, 0 to 8.757, 0 and previous response = 2881.			✓	
CmdManuallyIntegrate QualifierPeak	BL2000\mchavez	12/22/2021 10:04:56 AM	Manually integrate qualifier 39.0 of compound trans-1,3-Dichloropropene in sample 07DEC07.D, from x, y = 8.617, 203 to 8.667, 247, result = 1279; previous integration is from x, y = 8.617, 203 to 8.673, 199 and previous response = 1364.			✓	
CmdManuallyIntegrate QualifierPeak	BL2000\mchavez	12/22/2021 10:05:08 AM	Manually integrate qualifier 97.0 of compound 1,1,2-Trichloroethane in sample 07DEC07.D from x, y = 8.782, 0 to 8.857, 0; result = 1189			✓	
CmdManuallyIntegrate QualifierPeak	BL2000\mchavez	12/22/2021 10:05:11 AM	Manually integrate qualifier 85.0 of compound 1,1,2-Trichloroethane in sample 07DEC07.D from x, y = 8.790, 0 to 8.849, 0; result = 456			✓	
CmdManuallyIntegrate QualifierPeak	BL2000\mchavez	12/22/2021 10:05:19 AM	Manually integrate qualifier 129.0 of compound Tetrachloroethene in sample 07DEC07.D from x, y = 8.888, 0 to 8.994, 0; result = 1727			✓	

Audit Trail report

Name	User	Time	Action	Reason	Comment	Succeed	Exception
CmdManuallyIntegrateQualifierPeak	BL2000\mchavez	12/22/2021 10:05:49 AM	Manually integrate qualifier78.0 of compound 1,3-Dichloropropane in sample 07DEC07.D from x, y = 8.952, 0 to 9.030, 0; result = 676			✓	
CmdSetLevelEnable	BL2000\mchavez	12/22/2021 10:05:51 AM	Set LevelEnable = False for calibration level 1, levelId = 20 of compound 1,3-Dichloropropane in sample 07DEC07.D; previous value = True			✓	
CmdManuallyIntegrateQualifierPeak	BL2000\mchavez	12/22/2021 10:06:49 AM	Manually integrate qualifier127.0 of compound Chlorodibromomethane in sample 07DEC07.D from x, y = 9.166, 0 to 9.245, 0; result = 896			✓	
CmdSetLevelEnable	BL2000\mchavez	12/22/2021 10:07:13 AM	Set LevelEnable = True for calibration level 1, levelId = 20 of compound Chlorodibromomethane in sample 07DEC07.D; previous value = False			✓	
CmdQuantitate	BL2000\mchavez	12/22/2021 10:07:30 AM	Quantitate all compounds in all samples			✓	
CmdManuallyIntegrateQualifierPeak	BL2000\mchavez	12/22/2021 10:07:53 AM	Manually integrate qualifier109.0 of compound 1,2-Dibromoethane in sample 07DEC07.D from x, y = 9.278, 0 to 9.337, 0; result = 877			✓	
CmdSetLevelEnable	BL2000\mchavez	12/22/2021 10:07:54 AM	Set LevelEnable = False for calibration level 1, levelId = 20 of compound 1,2-Dibromoethane in sample 07DEC07.D; previous value = True			✓	
CmdSetLevelEnable	BL2000\mchavez	12/22/2021 10:08:04 AM	Set LevelEnable = False for calibration level 1, levelId = 20 of compound Chlorobenzene in sample 07DEC07.D; previous value = True			✓	
CmdManuallyIntegrateQualifierPeak	BL2000\mchavez	12/22/2021 10:08:08 AM	Manually integrate qualifier114.0 of compound Chlorobenzene in sample 07DEC07.D from x, y = 9.744, 0 to 9.841, 0; result = 1965			✓	
CmdManuallyIntegrateQualifierPeak	BL2000\mchavez	12/22/2021 10:08:17 AM	Manually integrate qualifier133.0 of compound 1,1,1,2-Tetrachloroethane in sample 07DEC07.D from x, y = 9.852, 0 to 9.917, 0; result = 1601			✓	
CmdSetLevelEnable	BL2000\mchavez	12/22/2021 10:08:19 AM	Set LevelEnable = False for calibration level 1, levelId = 20 of compound 1,1,1,2-Tetrachloroethane in sample 07DEC07.D; previous value = True			✓	
CmdSetLevelEnable	BL2000\mchavez	12/22/2021 10:09:10 AM	Set LevelEnable = False for calibration level 1, levelId = 20 of compound Bromoform in sample 07DEC07.D; previous value = True			✓	
CmdManuallyIntegrateQualifierPeak	BL2000\mchavez	12/22/2021 10:09:14 AM	Manually integrate qualifier174.5 of compound Bromoform in sample 07DEC07.D from x, y = 10.591, 35 to 10.658, 0; result = 98			✓	

Audit Trail report

Name	User	Time	Action	Reason	Comment	Succeed	Exception
CmdManuallyIntegrateQualifierPeak	BL2000\mchavez	12/22/2021 10:09:16 AM	Manually integrate qualifier 170.5 of compound Bromoform in sample 07DEC07.D from x, y = 10.586, 0 to 10.675, 0; result = 332			✓	
CmdManuallyIntegrateDropBaseline	BL2000\mchavez	12/22/2021 10:09:18 AM	Drop baseline for qualifier 170.5 of compound Bromoform in sample 07DEC07.D to y = 0, new integration is from x, y = 10.586, 0 to 10.675, 0 and new response = 332; previous integration is from x, y = 10.586, 0 to 10.675, 0 and previous response = 332.			✓	
CmdManuallyIntegrateDropBaseline	BL2000\mchavez	12/22/2021 10:09:20 AM	Drop baseline for qualifier 174.5 of compound Bromoform in sample 07DEC07.D to y = 0, new integration is from x, y = 10.591, 0 to 10.658, 0 and new response = 168; previous integration is from x, y = 10.591, 35 to 10.658, 0 and previous response = 98.			✓	
CmdManuallyIntegrateQualifierPeak	BL2000\mchavez	12/22/2021 10:09:26 AM	Manually integrate qualifier 78.0 of compound Styrene in sample 07DEC08.D, from x, y = 10.290, 0 to 10.349, 0, result = 11331; previous integration is from x, y = 10.405, 0 to 10.485, 0 and previous response = 11331.			✓	
CmdClearManualIntegration	BL2000\mchavez	12/22/2021 10:09:30 AM	Clear manual integration of qualifier 78.0 for compound Styrene in sample 07DEC08.D			✓	
CmdManuallyIntegrateQualifierPeak	BL2000\mchavez	12/22/2021 10:09:39 AM	Manually integrate qualifier 174.5 of compound Bromoform in sample 07DEC08.D from x, y = 10.580, 0 to 10.664, 0; result = 1796			✓	
CmdManuallyIntegrateQualifierPeak	BL2000\mchavez	12/22/2021 10:09:41 AM	Manually integrate qualifier 170.5 of compound Bromoform in sample 07DEC08.D from x, y = 10.594, 0 to 10.675, 0; result = 1632			✓	
CmdSetLevelEnable	BL2000\mchavez	12/22/2021 10:10:06 AM	Set LevelEnable = False for calibration level 1, levelId = 20 of compound Bromobenzene in sample 07DEC07.D; previous value = True			✓	
CmdManuallyIntegrateQualifierPeak	BL2000\mchavez	12/22/2021 10:10:10 AM	Manually integrate qualifier 158.0 of compound Bromobenzene in sample 07DEC07.D from x, y = 11.052, 0 to 11.166, 0; result = 1748			✓	
CmdManuallyIntegrateQualifierPeak	BL2000\mchavez	12/22/2021 10:10:18 AM	Manually integrate qualifier 85.0 of compound 1,1,2,2-Tetrachloroethane in sample 07DEC07.D from x, y = 11.085, 0 to 11.149, 0; result = 462			✓	
CmdManuallyIntegrateQualifierPeak	BL2000\mchavez	12/22/2021 10:10:35 AM	Manually integrate qualifier 112.0 of compound 1,2,3-Trichloropropane in sample 07DEC07.D from x, y = 11.118, 0 to 11.174, 0; result = 72			✓	

Audit Trail report

Name	User	Time	Action	Reason	Comment	Succeed	Exception
CmdManuallyIntegrateQualifierPeak	BL2000\mchavez	12/22/2021 10:10:40 AM	Manually integrate qualifier112.0 of compound 1,2,3-Trichloropropane in sample 07DEC08.D from x, y = 11.113, 0 to 11.188, 0; result = 765			✓	
CmdManuallyIntegrateQualifierPeak	BL2000\mchavez	12/22/2021 10:10:46 AM	Manually integrate qualifier112.0 of compound 1,2,3-Trichloropropane in sample 07DEC09.D from x, y = 11.099, 0 to 11.208, 0; result = 1954			✓	
CmdManuallyIntegrateQualifierPeak	BL2000\mchavez	12/22/2021 10:11:56 AM	Manually integrate qualifier126.0 of compound 4-Chlorotoluene in sample 07DEC07.D from x, y = 11.367, 0 to 11.445, 0; result = 1633			✓	
CmdManuallyIntegrateQualifierPeak	BL2000\mchavez	12/22/2021 10:12:23 AM	Manually integrate qualifier111.0 of compound 1,3-Dichlorobenzene in sample 07DEC07.D from x, y = 12.002, 0 to 12.064, 0; result = 1447			✓	
CmdManuallyIntegrateQualifierPeak	BL2000\mchavez	12/22/2021 10:12:49 AM	Manually integrate qualifier 111.0 of compound 1,4-Dichlorobenzene in sample 07DEC07.D, from x, y = 12.120, -88 to 12.147, 0, result = 988; previous integration is from x, y = 12.072, 0 to 12.147, 0 and previous response = 4203.			✓	
CmdManuallyIntegrateSnapBaseline	BL2000\mchavez	12/22/2021 10:12:55 AM	Snap baseline for qualifier 111.0 of compound 1,4-Dichlorobenzene in sample 07DEC07.D from x = 12.120 to x = 12.147, new integration is from x, y = 12.120, 999 to 12.147, 0 and new response = 79; previous integration is from x, y = 12.120, -88 to 12.147, 0 and previous response = 988.			✓	
CmdManuallyIntegrateDropBaseline	BL2000\mchavez	12/22/2021 10:12:57 AM	Drop baseline for qualifier 111.0 of compound 1,4-Dichlorobenzene in sample 07DEC07.D to y = 0, new integration is from x, y = 12.120, 0 to 12.147, 0 and new response = 914; previous integration is from x, y = 12.120, 999 to 12.147, 0 and previous response = 79.			✓	
CmdManuallyIntegrateQualifierPeak	BL2000\mchavez	12/22/2021 10:13:02 AM	Manually integrate qualifier 148.0 of compound 1,4-Dichlorobenzene in sample 07DEC07.D, from x, y = 12.081, 0 to 12.150, 0, result = 3236; previous integration is from x, y = 12.108, 0 to 12.150, 0 and previous response = 2363.			✓	
CmdManuallyIntegrateQualifierPeak	BL2000\mchavez	12/22/2021 10:13:20 AM	Manually integrate qualifier111.0 of compound 1,2-Dichlorobenzene in sample 07DEC07.D from x, y = 12.460, 0 to 12.527, 0; result = 1230			✓	
CmdManuallyIntegrateQualifierPeak	BL2000\mchavez	12/22/2021 10:13:22 AM	Manually integrate qualifier148.0 of compound 1,2-Dichlorobenzene in sample 07DEC07.D from x, y = 12.460, 0 to 12.543, 0; result = 1876			✓	

Audit Trail report

Name	User	Time	Action	Reason	Comment	Succeed	Exception
CmdQuantitate	BL2000\mchavez	12/22/2021 10:13:39 AM	Quantitate all compounds in all samples			✓	
CmdSaveBatchTable	BL2000\mchavez	12/22/2021 10:13:45 AM	Save batch D:\Org\Data\VOA5975C\VG120721_L4\QuantResults\VG120721_8260B_624pt1_L4.batch.bin			✓	
CmdStartMethodEditing	BL2000\mchavez	12/22/2021 10:13:51 AM	Start method editing			✓	
CmdImportMethodFrom Sample	BL2000\mchavez	12/22/2021 10:13:51 AM	Import method from sample 07DEC07.D			✓	
CmdApplyMethodToAllSamples	BL2000\mchavez	12/22/2021 10:14:40 AM	Apply method to all samples			✓	
CmdMethodClear	BL2000\mchavez	12/22/2021 10:14:41 AM	Clear method			✓	
CmdEndMethodEditing	BL2000\mchavez	12/22/2021 10:14:42 AM	End method editing			✓	
CmdQuantitate	BL2000\mchavez	12/22/2021 10:14:58 AM	Quantitate all compounds in all samples			✓	
CmdSetTargetCompoundAttribute	BL2000\mchavez	12/22/2021 10:15:28 AM	Set CurveFit = fitAverageOfResponseFactors for compound Chloroethane in all samples; previous value = fitQuadratic			✓	
CmdSetTargetCompoundAttribute	BL2000\mchavez	12/22/2021 10:15:30 AM	Set CurveFitWeight = weightEqual for compound Chloroethane in all samples; previous value = weightOneOverX			✓	
CmdQuantitate	BL2000\mchavez	12/22/2021 10:15:44 AM	Quantitate all compounds in all samples			✓	
CmdStartMethodEditing	BL2000\mchavez	12/22/2021 10:16:30 AM	Start method editing			✓	
CmdImportMethodFrom Sample	BL2000\mchavez	12/22/2021 10:16:30 AM	Import method from sample 07DEC07.D			✓	
CmdSaveMethodAs	BL2000\mchavez	12/22/2021 10:17:40 AM	Save method to file \\MASSHUNTER\Org\Data\Methods\Quant\VOA5975C\VOA5975C_120721_CAL\VOA5975C_8260B_SHT_DoD_L4_120721.m			✓	
CmdApplyMethodToAllSamples	BL2000\mchavez	12/22/2021 10:17:55 AM	Apply method to all samples			✓	
CmdMethodClear	BL2000\mchavez	12/22/2021 10:17:55 AM	Clear method			✓	
CmdEndMethodEditing	BL2000\mchavez	12/22/2021 10:17:56 AM	End method editing			✓	
CmdQuantitate	BL2000\mchavez	12/22/2021 10:18:10 AM	Quantitate all compounds in all samples			✓	
CmdSaveBatchTable	BL2000\mchavez	12/22/2021 10:18:21 AM	Save batch D:\Org\Data\VOA5975C\VG120721_L4\QuantResults\VG120721_8260B_624pt1_L4.batch.bin			✓	

Audit Trail report

Name	User	Time	Action	Reason	Comment	Succeed	Exception
GenerateReport	BL2000\mchavez	12/22/2021 10:21:09 AM	Generates report - Method: \\MASSHUNTER\Org\reports\LevelIV_Reports\Calibration\01_Init_Cal+Gen_Calibration+Gen_ResultsSummary.m, Output Path: D:\Org\Data\VOA5975C\VG120721_L4\QuantReports\VG120721_8260B_624pt1_L4			✓	
CmdStartMethodEditing	BL2000\mchavez	12/22/2021 10:24:37 AM	Start method editing			✓	
CmdImportMethodFromSample	BL2000\mchavez	12/22/2021 10:24:37 AM	Import method from sample 07DEC07.D			✓	
CmdSaveMethodAs	BL2000\mchavez	12/22/2021 10:24:52 AM	Save method to file \\MASSHUNTER\Org\Data\Methods\Quant\VOA5975C\VOA5975C_120721_CAL\VOA5975C_8260B_SHT_DoD_L4_120721.m			✓	
CmdApplyMethodToAllSamples	BL2000\mchavez	12/22/2021 10:25:19 AM	Apply method to all samples			✓	
CmdMethodClear	BL2000\mchavez	12/22/2021 10:25:19 AM	Clear method			✓	
CmdEndMethodEditing	BL2000\mchavez	12/22/2021 10:25:19 AM	End method editing			✓	
CmdQuantitate	BL2000\mchavez	12/22/2021 10:25:34 AM	Quantitate all compounds in all samples			✓	
CmdSaveBatchTable	BL2000\mchavez	12/22/2021 10:25:45 AM	Save batch D:\Org\Data\VOA5975C\VG120721_L4\QuantResults\VG120721_8260B_624pt1_L4.batch.bin			✓	
GenerateReport	BL2000\mchavez	12/22/2021 10:26:39 AM	Generates report - Method: \\MASSHUNTER\Org\reports\LevelIV_Reports\Calibration\01_Init_Cal+Gen_Calibration+Gen_ResultsSummary.m, Output Path: D:\Org\Data\VOA5975C\VG120721_L4\QuantReports\VG120721_8260B_624pt1_L4-1			✓	
CmdStartMethodEditing	BL2000\mchavez	12/22/2021 10:27:04 AM	Start method editing			✓	
CmdImportMethodFromFile	BL2000\mchavez	12/22/2021 10:27:05 AM	Import method from file \\MASSHUNTER\Org\Data\Methods\Quant\VOA5975C\VOA5975C_120721_CAL\VOA5975C_8260B_SHT_DoD_L4_120721.m			✓	
CmdApplyMethodToAllSamples	BL2000\mchavez	12/22/2021 10:27:15 AM	Apply method to all samples			✓	
CmdMethodClear	BL2000\mchavez	12/22/2021 10:27:15 AM	Clear method			✓	
CmdEndMethodEditing	BL2000\mchavez	12/22/2021 10:27:15 AM	End method editing			✓	
CmdQuantitate	BL2000\mchavez	12/22/2021 10:27:31 AM	Quantitate all compounds in all samples			✓	

Audit Trail report

Name	User	Time	Action	Reason	Comment	Succeed	Exception
CmdSaveBatchTable	BL2000\mchavez	12/22/2021 10:27:40 AM	Save batch D:\Org\Data\VOA5975C\VG120721_L4\QuantResults\VG120721_8260B_624pt1_L4.batch.bin			✓	
GenerateReport	BL2000\mchavez	12/22/2021 10:28:52 AM	Generates report - Method: \\MASSHUNTER\Org\reports\LevelIV_Reports\Calibration\01_Init_Cal+Gen_Calibration+Gen_ResultsSummary.m, Output Path: D:\Org\Data\VOA5975C\VG120721_L4\QuantReports\VG120721_8260B_624pt1_L4-2			✓	
CmdSetTargetCompoundAttribute	BL2000\mchavez	12/22/2021 10:29:36 AM	Set UserAnnotation = NI for compound Bromomethane in sample 07DEC07.D; previous value =			✓	
CmdSetTargetCompoundAttribute	BL2000\mchavez	12/22/2021 10:29:40 AM	Set UserAnnotation = NI for compound Methyl tert-butyl ether (MTBE) in sample 07DEC07.D; previous value =			✓	
CmdSetTargetCompoundAttribute	BL2000\mchavez	12/22/2021 10:29:43 AM	Set UserAnnotation = NI for compound 1,1-Dichloroethane in sample 07DEC07.D; previous value =			✓	
CmdSetTargetCompoundAttribute	BL2000\mchavez	12/22/2021 10:29:46 AM	Set UserAnnotation = NI for compound cis-1,2-Dichloroethene in sample 07DEC07.D; previous value =			✓	
CmdSetTargetCompoundAttribute	BL2000\mchavez	12/22/2021 10:29:50 AM	Set UserAnnotation = LT for compound Methyl ethyl ketone in sample 07DEC07.D; previous value =			✓	
CmdSetTargetCompoundAttribute	BL2000\mchavez	12/22/2021 10:29:54 AM	Set UserAnnotation = NI for compound Bromochloromethane in sample 07DEC07.D; previous value =			✓	
CmdSetTargetCompoundAttribute	BL2000\mchavez	12/22/2021 10:30:03 AM	Set UserAnnotation = NI for compound 1,1,1-Trichloroethane in sample 07DEC07.D; previous value =			✓	
CmdSetTargetCompoundAttribute	BL2000\mchavez	12/22/2021 10:30:06 AM	Set UserAnnotation = NI for compound 1,2-Dichloroethane-d4 in sample 07DEC07.D; previous value =			✓	
CmdSetTargetCompoundAttribute	BL2000\mchavez	12/22/2021 10:30:09 AM	Set UserAnnotation = NI for compound Trichloroethene in sample 07DEC07.D; previous value =			✓	
CmdSetTargetCompoundAttribute	BL2000\mchavez	12/22/2021 10:30:12 AM	Set UserAnnotation = NI for compound 1,2-Dichloropropane in sample 07DEC07.D; previous value =			✓	
CmdSetTargetCompoundAttribute	BL2000\mchavez	12/22/2021 10:30:15 AM	Set UserAnnotation = NI for compound Dibromomethane in sample 07DEC07.D; previous value =			✓	
CmdSetTargetCompoundAttribute	BL2000\mchavez	12/22/2021 10:30:18 AM	Set UserAnnotation = NI for compound Bromodichloromethane in sample 07DEC07.D; previous value =			✓	
CmdSetTargetCompoundAttribute	BL2000\mchavez	12/22/2021 10:30:22 AM	Set UserAnnotation = NI for compound trans-1,3-Dichloropropene in sample 07DEC07.D; previous value =			✓	

Audit Trail report

Name	User	Time	Action	Reason	Comment	Succeed	Exception
CmdSetTargetCompoundAttribute	BL2000\mchavez	12/22/2021 10:30:26 AM	Set UserAnnotation = NI for compound 1,1,2-Trichloroethane in sample 07DEC07.D; previous value =			✓	
CmdSetTargetCompoundAttribute	BL2000\mchavez	12/22/2021 10:30:31 AM	Set UserAnnotation = NI for compound Tetrachloroethene in sample 07DEC07.D; previous value =			✓	
CmdSetTargetCompoundAttribute	BL2000\mchavez	12/22/2021 10:30:34 AM	Set UserAnnotation = NI for compound 1,3-Dichloropropane in sample 07DEC07.D; previous value =			✓	
CmdSetTargetCompoundAttribute	BL2000\mchavez	12/22/2021 10:30:36 AM	Set UserAnnotation = NI for compound Chlorodibromomethane in sample 07DEC07.D; previous value =			✓	
CmdSetTargetCompoundAttribute	BL2000\mchavez	12/22/2021 10:30:39 AM	Set UserAnnotation = NI for compound 1,2-Dibromoethane in sample 07DEC07.D; previous value =			✓	
CmdSetTargetCompoundAttribute	BL2000\mchavez	12/22/2021 10:30:47 AM	Set UserAnnotation = NI for compound 1,1,1,2-Tetrachloroethane in sample 07DEC07.D; previous value =			✓	
CmdSetTargetCompoundAttribute	BL2000\mchavez	12/22/2021 10:30:51 AM	Set UserAnnotation = NI for compound Bromoform in sample 07DEC07.D; previous value =			✓	
CmdSetTargetCompoundAttribute	BL2000\mchavez	12/22/2021 10:30:55 AM	Set UserAnnotation = NI for compound 1,1,2,2-Tetrachloroethane in sample 07DEC07.D; previous value =			✓	
CmdSetTargetCompoundAttribute	BL2000\mchavez	12/22/2021 10:30:59 AM	Set UserAnnotation = NI for compound Bromobenzene in sample 07DEC07.D; previous value =			✓	
CmdSetTargetCompoundAttribute	BL2000\mchavez	12/22/2021 10:31:20 AM	Set UserAnnotation = NI for compound 1,2,3-Trichloropropane in sample 07DEC07.D; previous value =			✓	
CmdSetTargetCompoundAttribute	BL2000\mchavez	12/22/2021 10:31:23 AM	Set UserAnnotation = NI for compound 2-Chlorotoluene in sample 07DEC07.D; previous value =			✓	
CmdSetTargetCompoundAttribute	BL2000\mchavez	12/22/2021 10:31:37 AM	Set UserAnnotation = NI for compound 1,2,3-Trichloropropane in sample 07DEC08.D; previous value =			✓	
CmdManuallyIntegratePeak	BL2000\mchavez	12/22/2021 10:32:22 AM	Manually integrate compound Bromomethane in sample 07DEC06.D from x, y = 1.766, 0 to 1.810, 0; result = 234			✓	
CmdManuallyIntegrateQualifierPeak	BL2000\mchavez	12/22/2021 10:32:26 AM	Manually integrate qualifier94.0 of compound Bromomethane in sample 07DEC06.D from x, y = 1.793, 0 to 1.832, 0; result = 173			✓	
CmdZeroOutPeak	BL2000\mchavez	12/22/2021 10:32:38 AM	Zero out primary peak of compound Bromomethane in sample 07DEC06.D			✓	
CmdZeroOutPeak	BL2000\mchavez	12/22/2021 10:32:40 AM	Zero out qualifier peak of compound Bromomethane 94.0 in sample 07DEC06.D			✓	

Audit Trail report

Name	User	Time	Action	Reason	Comment	Succeed	Exception
CmdManuallyIntegratePeak	BL2000\mchavez	12/22/2021 10:32:52 AM	Manually integrate compound Methylene chloride in sample 07DEC06.D from x, y = 3.302, 0 to 3.369, 0; result = 1084			✓	
CmdManuallyIntegrateQualifierPeak	BL2000\mchavez	12/22/2021 10:32:54 AM	Manually integrate qualifier84.0 of compound Methylene chloride in sample 07DEC06.D from x, y = 3.294, 0 to 3.411, 0; result = 634			✓	
CmdManuallyIntegrateQualifierPeak	BL2000\mchavez	12/22/2021 10:32:56 AM	Manually integrate qualifier86.0 of compound Methylene chloride in sample 07DEC06.D from x, y = 3.283, 0 to 3.377, 0; result = 415			✓	
CmdSetTargetCompoundAttribute	BL2000\mchavez	12/22/2021 10:32:59 AM	Set UserAnnotation = NI for compound Methylene chloride in sample 07DEC06.D; previous value =			✓	
CmdManuallyIntegratePeak	BL2000\mchavez	12/22/2021 10:33:17 AM	Manually integrate compound Chloroform in sample 07DEC06.D from x, y = 5.645, 0 to 5.681, 0; result = 187			✓	
CmdManuallyIntegrateQualifierPeak	BL2000\mchavez	12/22/2021 10:33:20 AM	Manually integrate qualifier85.0 of compound Chloroform in sample 07DEC06.D from x, y = 5.639, 0 to 5.681, 0; result = 76			✓	
CmdManuallyIntegrateQualifierPeak	BL2000\mchavez	12/22/2021 10:34:09 AM	Manually integrate qualifier91.0 of compound m+p-Xylenes in sample 07DEC06.D from x, y = 10.017, 0 to 10.070, 0; result = 412			✓	
CmdSetTargetCompoundAttribute	BL2000\mchavez	12/22/2021 10:34:11 AM	Set UserAnnotation = NI for compound m+p-Xylenes in sample 07DEC06.D; previous value =			✓	
CmdSetTargetCompoundAttribute	BL2000\mchavez	12/22/2021 10:34:14 AM	Set UserAnnotation = NI for compound o-Xylene in sample 07DEC06.D; previous value =			✓	
CmdManuallyIntegrateQualifierPeak	BL2000\mchavez	12/22/2021 10:34:17 AM	Manually integrate qualifier91.0 of compound o-Xylene in sample 07DEC06.D from x, y = 10.427, 0 to 10.447, 0; result = 28			✓	

Audit Trail report

Name	User	Time	Action	Reason	Comment	Succeed	Exception
CmdClearManualIntegration	BL2000\mchavez	12/22/2021 10:34:57 AM	Clear manual integration of qualifier 94.0 for compound Bromomethane in sample 07DEC06.D				Agilent.MassSpectrometry.DataAnalysis.Quantitative.ApplicationCommandException: Integrator did not find any peaks at Agilent.MassSpectrometry.DataAnalysis.Quantitative.Analysis.MeasuredIon.ClearManualIntegration() at Agilent.MassSpectrometry.DataAnalysis.Quantitative.CmdClearManualIntegration.Do() at Agilent.MassSpectrometry.CommandModel.CommandHistory.Invoke(ICommand cmd) at Agilent.MassSpectrometry.DataAnalysis.Quantitative.AppCommandContext._Invoke(ICommand cmd)
CmdClearManualIntegration	BL2000\mchavez	12/22/2021 10:35:04 AM	Clear manual integration of target signal for compound Bromomethane in sample 07DEC06.D				Agilent.MassSpectrometry.DataAnalysis.Quantitative.ApplicationCommandException: Integrator did not find any peaks at Agilent.MassSpectrometry.DataAnalysis.Quantitative.Analysis.MeasuredIon.ClearManualIntegration() at Agilent.MassSpectrometry.DataAnalysis.Quantitative.CmdClearManualIntegration.Do() at Agilent.MassSpectrometry.CommandModel.CommandHistory.Invoke(ICommand cmd) at Agilent.MassSpectrometry.DataAnalysis.Quantitative.AppCommandContext._Invoke(ICommand cmd)
CmdSetTargetCompoundAttribute	BL2000\mchavez	12/22/2021 10:35:13 AM	Set UserAnnotation = NI for compound Chloroform in sample 07DEC06.D; previous value =			✓	
CmdQuantitate	BL2000\mchavez	12/22/2021 10:35:31 AM	Quantitate all compounds in all samples			✓	
CmdManuallyIntegratePeak	BL2000\mchavez	12/22/2021 10:36:15 AM	Manually integrate compound Chloroform in sample 07DEC06.D, from x, y = 5.645, 0 to 5.717, 0, result = 212; previous integration is from x, y = 5.645, 0 to 5.681, 0 and previous response = 187.			✓	
CmdManuallyIntegrateQualifierPeak	BL2000\mchavez	12/22/2021 10:36:19 AM	Manually integrate qualifier 85.0 of compound Chloroform in sample 07DEC06.D, from x, y = 5.617, 0 to 5.681, 0, result = 104; previous integration is from x, y = 5.639, 0 to 5.681, 0 and previous response = 76.			✓	

Audit Trail report

Name	User	Time	Action	Reason	Comment	Succeed	Exception
CmdSaveBatchTable	BL2000\mchavez	12/22/2021 10:36:30 AM	Save batch D:\Org\Data\VOA5975C\VG120721_L4\QuantResults\VG120721_8260B_624pt1_L4.batch.bin			✓	
CmdQuantitate	BL2000\mchavez	12/22/2021 10:36:51 AM	Quantitate all compounds in all samples			✓	
CmdSaveBatchTable	BL2000\mchavez	12/22/2021 10:37:14 AM	Save batch D:\Org\Data\VOA5975C\VG120721_L4\QuantResults\VG120721_8260B_624pt1_L4.batch.bin			✓	

Energy Laboratories Inc

ANALYTICAL RUN Summary

03-Feb-22

Run ID VOA5975C.I_211221B

Run Start Date: 12/21/2021
Analyst: Melissa Chavez
Ical:
Column ID:
Comments:

Std ID	Std Name	Std Amount	Std Units	Samp Amount	Samp Units	SampType	Expiration Date
VOCF3505B	2nd Source Liquids	1.05	ul	42	ml	LCS, MS, M	12/23/2021
VOCF3507B	MtBE	1.05	ul	42	ml	CCV	12/25/2021
VOCF3517	Internal Standard / Surrogates (INT/SURR)	8.4	ul	42	ml	ALL (TUNE	12/31/2022
VOCF3529A	2nd Source MtBE	1.05	ul	42	ml	LCS, MS, M	12/29/2021
VOCF3546A	Liquids	1.05	ul	42	ml	CCV	1/13/2022
VOCF3549	2nd Source Ketones	1.05	ul	42	ml	LCS, MS, M	1/15/2022
VOCF3550	Ketones	1.05	ul	42	ml	CCV	1/16/2022
VOCF3551A	Gases	1.05	ul	42	ml	CCV	12/28/2021
VOCF3552A	2nd Source Gases	1.05	ul	42	ml	LCS, MS, M	12/28/2021

Seq No	Lab ID	Test Code	Sample Typ	File ID	Analysis Date	DF	Batch ID	Prep Date	SPKref	RPDref	pmoist					
14952307	21DEC32_D_T	VOC-8260-BFB	TUNE	DA5975C\VG1221	12/21/2021 11:5	1	R372445		0	0						
Analyte	T	Units	RAW	Final	Text	Spike	SPKref	RPDref	MDL	PQL	UQL	%REC	LOW	HIGH	%RPD	Q
173, % of mass 174	A	%	1.3	1.3		100	0	0	0	0	0	1%	0	1.99	0%	
174, % of mass 95	A	%	93.6	93.6		100	0	0	0	0	0	94%	50	99.99	0%	
175, % of mass 174	A	%	7.6	7.6		100	0	0	0	0	0	8%	5	9	0%	
176, % of mass 174	A	%	97.6	97.6		100	0	0	0	0	0	98%	95	101	0%	
177, % of mass 176	A	%	6.9	6.9		100	0	0	0	0	0	7%	5	9	0%	
50, % of mass 95	A	%	20.5	20.5		100	0	0	0	0	0	21%	15	40	0%	
75, % of mass 95	A	%	49.4	49.4		100	0	0	0	0	0	49%	30	60	0%	
95, Base Peak	A	%	100	100		100	0	0	0	0	0	100%	0	100	0%	
96, % of mass 95	A	%	6.9	6.9		100	0	0	0	0	0	7%	5	9	0%	

Seq No	Lab ID	Test Code	Sample Typ	File ID	Analysis Date	DF	Batch ID	Prep Date	SPKref	RPDref	pmoist					
14952308	CCV122121a	VOC-8260-W-Q	CCV	JA5975C\VG1221	12/22/2021 12:2	1	R372445		0	0						
Analyte	T	Units	RAW	Final	Text	Spike	SPKref	RPDref	MDL	PQL	UQL	%REC	LOW	HIGH	%RPD	Q
1,1,1,2-Tetrachloroethane	A	ug/L	131.34034	5.2536136		5	0	0	0.107	0.5	500	105%	80	120	0%	
1,1,1-Trichloroethane	A	ug/L	126.55349	5.0621396		5	0	0	0.131	0.5	500	101%	80	120	0%	
1,1,2,2-Tetrachloroethane	A	ug/L	126.12095	5.044838		5	0	0	0.0872	0.5	500	101%	80	120	0%	
1,1,2-Trichloroethane	A	ug/L	129.25001	5.1700004		5	0	0	0.108	0.5	500	103%	80	120	0%	
1,1-Dichloroethane	A	ug/L	127.57501	5.1030004		5	0	0	0.176	0.5	500	102%	80	120	0%	
1,1-Dichloroethene	A	ug/L	126.3043	5.052172		5	0	0	0.145	0.5	500	101%	80	120	0%	
1,1-Dichloropropene	A	ug/L	123.7881	4.951524		5	0	0	0.083	0.5	500	99%	80	120	0%	
1,2,3-Trichloropropane	A	ug/L	125.52568	5.0210272		5	0	0	0.385	0.5	500	100%	80	120	0%	
1,2-Dibromoethane	A	ug/L	133.3303	5.333212		5	0	0	0.143	0.5	500	107%	80	120	0%	
1,2-Dichlorobenzene	A	ug/L	124.91457	4.9965828		5	0	0	0.0858	0.5	500	100%	80	120	0%	
1,2-Dichloroethane	A	ug/L	124.31851	4.9727404		5	0	0	0.156	0.5	500	99%	80	120	0%	
1,2-Dichloropropane	A	ug/L	132.50601	5.3002404		5	0	0	0.0893	0.5	500	106%	80	120	0%	
1,3-Dichlorobenzene	A	ug/L	127.33142	5.0932568		5	0	0	0.0996	0.5	500	102%	80	120	0%	
1,3-Dichloropropane	A	ug/L	131.81371	5.2725484		5	0	0	0.106	0.5	500	105%	80	120	0%	
1,4-Dichlorobenzene	A	ug/L	126.49533	5.0598132		5	0	0	0.0858	0.5	500	101%	80	120	0%	
2,2-Dichloropropane	A	ug/L	116.22112	4.6488448		5	0	0	0.196	0.5	500	93%	80	120	0%	
2-Chlorotoluene	A	ug/L	126.06516	5.0426064		5	0	0	0.0876	0.5	500	101%	80	120	0%	
4-Chlorotoluene	A	ug/L	129.24073	5.1696292		5	0	0	0.0912	0.5	500	103%	80	120	0%	
Benzene	A	ug/L	127.78059	5.1112236		5	0	0	0.119	0.5	500	102%	80	120	0%	
Bromobenzene	A	ug/L	127.89852	5.1159408		5	0	0	0.115	0.5	500	102%	80	120	0%	
Bromochloromethane	A	ug/L	128.53623	5.1414492		5	0	0	0.176	0.5	500	103%	80	120	0%	
Bromodichloromethane	A	ug/L	125.78177	5.0312708		5	0	0	0.155	0.5	500	101%	80	120	0%	
Bromoform	A	ug/L	124.03469	4.9613876		5	0	0	0.119	0.5	500	99%	80	120	0%	
Bromomethane	A	ug/L	134.02237	5.3608948		5	0	0	0.253	0.5	500	107%	80	120	0%	
Carbon tetrachloride	A	ug/L	125.40817	5.0163268		5	0	0	0.165	0.5	500	100%	80	120	0%	
Chlorobenzene	A	ug/L	130.73292	5.2293168		5	0	0	0.12	0.5	500	105%	80	120	0%	
Chlorodibromomethane	A	ug/L	126.1747	5.046988		5	0	0	0.0841	0.5	500	101%	80	120	0%	
Chloroethane	A	ug/L	114.81591	4.5926364		5	0	0	0.169	0.5	500	92%	80	120	0%	
Chloroform	A	ug/L	120.99993	4.8399972		5	0	0	0.0789	0.5	500	97%	80	120	0%	
Chloromethane	A	ug/L	122.74787	4.9099148		5	0	0	0.191	0.5	500	98%	80	120	0%	
cis-1,2-Dichloroethene	A	ug/L	124.00215	4.960086		5	0	0	0.167	0.5	500	99%	80	120	0%	
cis-1,3-Dichloropropene	A	ug/L	125.12435	5.004974		5	0	0	0.0943	0.5	500	100%	80	120	0%	
Dibromomethane	A	ug/L	130.63442	5.2253768		5	0	0	0.162	0.5	500	105%	80	120	0%	
Dichlorodifluoromethane	A	ug/L	113.90283	4.5561132		5	0	0	0.175	0.5	500	91%	80	120	0%	
Ethylbenzene	A	ug/L	131.10251	5.2441004		5	0	0	0.0912	0.5	500	105%	80	120	0%	

Seq No	Lab ID	Test Code	Sample Typ	File ID	Analysis Date	DF	Batch ID	Prep Date	SPKref	RPDref	pmoist					
14952308	CCV122121a	VOC-8260-W-Q	CCV	JA5975C\VG1221	12/22/2021 12:2	1	R372445		0	0						
Analyte	T	Units	RAW	Final	Text	Spike	SPKref	RPDref	MDL	PQL	UQL	%REC	LOW	HIGH	%RPD	Q
m+p-Xylenes	A	ug/L	269.42548	10.7770192		10	0	0	0.165	0.5	1000	108%	80	120	0%	
Methyl ethyl ketone	A	ug/L	1309.57262	52.3829048		50	0	0	2.22	10	5000	105%	80	120	0%	
Methyl tert-butyl ether (MTBE)	A	ug/L	121.41968	4.8567872		5	0	0	0.119	0.5	500	97%	80	120	0%	
Methylene chloride	A	ug/L	120.7986	4.831944		5	0	0	0.134	0.5	500	97%	80	120	0%	
o-Xylene	A	ug/L	134.9556	5.398224		5	0	0	0.0604	0.5	500	108%	80	120	0%	
Styrene	A	ug/L	136.59158	5.4636632		5	0	0	0.067	0.5	500	109%	80	120	0%	
Tetrachloroethene	A	ug/L	134.45117	5.3780468		5	0	0	0.0671	0.5	500	108%	80	120	0%	
Toluene	A	ug/L	136.04658	5.4418632		5	0	0	0.075	0.5	500	109%	80	120	0%	
trans-1,2-Dichloroethene	A	ug/L	126.28398	5.0513592		5	0	0	0.151	0.5	500	101%	80	120	0%	
trans-1,3-Dichloropropene	A	ug/L	128.7385	5.14954		5	0	0	0.0846	0.5	500	103%	80	120	0%	
Trichloroethene	A	ug/L	127.5149	5.100596		5	0	0	0.0993	0.5	500	102%	80	120	0%	
Trichlorofluoromethane	A	ug/L	109.60181	4.3840724		5	0	0	0.134	0.5	500	88%	80	120	0%	
Vinyl chloride	A	ug/L	118.5985	4.74394		5	0	0	0.153	0.5	500	95%	80	120	0%	
1,4-Dichlorobenzene-d4	I	ug/L	250	10		0	0	0	0	0	500	0%	0	0	0%	
Chlorobenzene-d5	I	ug/L	250	10		0	0	0	0	0	500	0%	0	0	0%	
Fluorobenzene	I	ug/L	250	10		0	0	0	0	0	500	0%	0	0	0%	
Xylenes, Total	M	ug/L	404.38108	16.1752432		15	0	0	0.0604	0.5	1500	108%	80	120	0%	
1,2-Dichloroethane-d4	S	ug/L	243.59407	9.7437628		10	0	0	0.0848	0.5	500	97%	80	120	0%	
Dibromofluoromethane	S	ug/L	254.90591	10.1962364		10	0	0	0.129	0.5	500	102%	80	120	0%	
p-Bromofluorobenzene	S	ug/L	252.80012	10.1120048		10	0	0	0.149	0.5	500	101%	80	120	0%	
Toluene-d8	S	ug/L	270.91509	10.8366036		10	0	0	0.0617	0.5	500	108%	80	120	0%	

Seq No	Lab ID	Test Code	Sample Typ	File ID	Analysis Date	DF	Batch ID	Prep Date	SPKref	RPDref	pmoist					
14952309	LCS122121a	VOC-8260-W-Q	LCS-DOD	JA5975C\VG1221	12/22/2021 12:5	1	R372445		0	0						
Analyte	T	Units	RAW	Final	Text	Spike	SPKref	RPDref	MDL	PQL	UQL	%REC	LOW	HIGH	%RPD	Q
1,1,1,2-Tetrachloroethane	A	ug/L	128.09967	5.1239868		5	0	0	0.107	0.5	500	102%	78	124	0%	
1,1,1-Trichloroethane	A	ug/L	122.16005	4.886402		5	0	0	0.131	0.5	500	98%	74	131	0%	
1,1,2,2-Tetrachloroethane	A	ug/L	124.53272	4.9813088		5	0	0	0.0872	0.5	500	100%	71	121	0%	
1,1,2-Trichloroethane	A	ug/L	129.7862	5.191448		5	0	0	0.108	0.5	500	104%	80	119	0%	
1,1-Dichloroethane	A	ug/L	129.57436	5.1829744		5	0	0	0.176	0.5	500	104%	77	125	0%	
1,1-Dichloroethene	A	ug/L	121.70139	4.8680556		5	0	0	0.145	0.5	500	97%	71	131	0%	
1,1-Dichloropropene	A	ug/L	116.27971	4.6511884		5	0	0	0.083	0.5	500	93%	79	125	0%	
1,2,3-Trichloropropane	A	ug/L	125.51705	5.020682		5	0	0	0.385	0.5	500	100%	73	125	0%	
1,2-Dibromoethane	A	ug/L	131.01463	5.2405852		5	0	0	0.143	0.5	500	105%	78	122	0%	

Seq No	Lab ID	Test Code	Sample Typ	File ID	Analysis Date	DF	Batch ID	Prep Date	SPKref	RPDref	pmoist					
14952309	LCS122121a	VOC-8260-W-Q	LCS-DOD	JA5975C\VG1221	12/22/2021 12:5	1	R372445		0	0						
Analyte	T	Units	RAW	Final	Text	Spike	SPKref	RPDref	MDL	PQL	UQL	%REC	LOW	HIGH	%RPD	Q
1,2-Dichlorobenzene	A	ug/L	129.95353	5.1981412		5	0	0	0.0858	0.5	500	104%	80	119	0%	
1,2-Dichloroethane	A	ug/L	120.50556	4.8202224		5	0	0	0.156	0.5	500	96%	73	128	0%	
1,2-Dichloropropane	A	ug/L	127.89438	5.1157752		5	0	0	0.0893	0.5	500	102%	78	122	0%	
1,3-Dichlorobenzene	A	ug/L	132.47617	5.2990468		5	0	0	0.0996	0.5	500	106%	80	119	0%	
1,3-Dichloropropane	A	ug/L	126.41736	5.0566944		5	0	0	0.106	0.5	500	101%	80	119	0%	
1,4-Dichlorobenzene	A	ug/L	127.66468	5.1065872		5	0	0	0.0858	0.5	500	102%	79	118	0%	
2,2-Dichloropropane	A	ug/L	113.15992	4.5263968		5	0	0	0.196	0.5	500	91%	60	139	0%	
2-Chlorotoluene	A	ug/L	129.21842	5.1687368		5	0	0	0.0876	0.5	500	103%	79	122	0%	
4-Chlorotoluene	A	ug/L	131.29928	5.2519712		5	0	0	0.0912	0.5	500	105%	78	122	0%	
Benzene	A	ug/L	127.48117	5.0992468		5	0	0	0.119	0.5	500	102%	79	120	0%	
Bromobenzene	A	ug/L	126.63708	5.0654832		5	0	0	0.115	0.5	500	101%	80	120	0%	
Bromochloromethane	A	ug/L	128.31851	5.1327404		5	0	0	0.176	0.5	500	103%	78	123	0%	
Bromodichloromethane	A	ug/L	128.81984	5.1527936		5	0	0	0.155	0.5	500	103%	79	125	0%	
Bromoform	A	ug/L	124.359	4.97436		5	0	0	0.119	0.5	500	99%	66	130	0%	
Bromomethane	A	ug/L	124.51643	4.9806572		5	0	0	0.253	0.5	500	100%	53	141	0%	
Carbon tetrachloride	A	ug/L	120.50159	4.8200636		5	0	0	0.165	0.5	500	96%	72	136	0%	
Chlorobenzene	A	ug/L	131.79981	5.2719924		5	0	0	0.12	0.5	500	105%	82	118	0%	
Chlorodibromomethane	A	ug/L	126.84735	5.073894		5	0	0	0.0841	0.5	500	101%	74	126	0%	
Chloroethane	A	ug/L	115.57119	4.6228476		5	0	0	0.169	0.5	500	92%	60	138	0%	
Chloroform	A	ug/L	118.78066	4.7512264		5	0	0	0.0789	0.5	500	95%	79	124	0%	
Chloromethane	A	ug/L	119.17021	4.7668084		5	0	0	0.191	0.5	500	95%	50	139	0%	
cis-1,2-Dichloroethene	A	ug/L	125.77597	5.0310388		5	0	0	0.167	0.5	500	101%	78	123	0%	
cis-1,3-Dichloropropene	A	ug/L	118.81898	4.7527592		5	0	0	0.0943	0.5	500	95%	75	124	0%	
Dibromomethane	A	ug/L	124.04198	4.9616792		5	0	0	0.162	0.5	500	99%	79	123	0%	
Dichlorodifluoromethane	A	ug/L	111.60915	4.464366		5	0	0	0.175	0.5	500	89%	32	152	0%	
Ethylbenzene	A	ug/L	128.46375	5.13855		5	0	0	0.0912	0.5	500	103%	79	121	0%	
m+p-Xylenes	A	ug/L	260.50512	10.4202048		10	0	0	0.165	0.5	1000	104%	80	121	0%	
Methyl ethyl ketone	A	ug/L	1413.91072	56.5564288		50	0	0	2.22	10	5000	113%	56	143	0%	
Methyl tert-butyl ether (MTBE)	A	ug/L	130.90934	5.2363736		5	0	0	0.119	0.5	500	105%	71	124	0%	
Methylene chloride	A	ug/L	119.2917	4.771668		5	0	0	0.134	0.5	500	95%	74	124	0%	
o-Xylene	A	ug/L	135.32881	5.4131524		5	0	0	0.0604	0.5	500	108%	78	122	0%	
Styrene	A	ug/L	136.00103	5.4400412		5	0	0	0.067	0.5	500	109%	78	123	0%	
Tetrachloroethene	A	ug/L	129.5849	5.183396		5	0	0	0.0671	0.5	500	104%	74	129	0%	
Toluene	A	ug/L	132.00233	5.2800932		5	0	0	0.075	0.5	500	106%	80	121	0%	
trans-1,2-Dichloroethene	A	ug/L	125.77056	5.0308224		5	0	0	0.151	0.5	500	101%	75	124	0%	

Seq No	Lab ID	Test Code	Sample Typ	File ID	Analysis Date	DF	Batch ID	Prep Date	SPKref	RPDref	pmoist					
14952309	LCS122121a	VOC-8260-W-Q	LCS-DOD	JA5975C\VG1221	12/22/2021 12:5	1	R372445		0	0						
Analyte	T	Units	RAW	Final	Text	Spike	SPKref	RPDref	MDL	PQL	UQL	%REC	LOW	HIGH	%RPD	Q
trans-1,3-Dichloropropene	A	ug/L	125.61008	5.0244032		5	0	0	0.0846	0.5	500	100%	73	127	0%	
Trichloroethene	A	ug/L	123.86008	4.9544032		5	0	0	0.0993	0.5	500	99%	79	123	0%	
Trichlorofluoromethane	A	ug/L	109.7269	4.389076		5	0	0	0.134	0.5	500	88%	65	141	0%	
Vinyl chloride	A	ug/L	118.48838	4.7395352		5	0	0	0.153	0.5	500	95%	58	137	0%	
1,4-Dichlorobenzene-d4	I	ug/L	250	10		0	0	0	0	0	500	0%	0	0	0%	
Chlorobenzene-d5	I	ug/L	250	10		0	0	0	0	0	500	0%	0	0	0%	
Fluorobenzene	I	ug/L	250	10		0	0	0	0	0	500	0%	0	0	0%	
Xylenes, Total	M	ug/L	395.83393	15.8333572		15	0	0	0.0604	0.5	1500	106%	79	121	0%	
1,2-Dichloroethane-d4	S	ug/L	250.08919	10.0035676		10	0	0	0.0848	0.5	500	100%	81	118	0%	
Dibromofluoromethane	S	ug/L	254.23407	10.1693628		10	0	0	0.129	0.5	500	102%	80	119	0%	
p-Bromofluorobenzene	S	ug/L	249.63678	9.9854712		10	0	0	0.149	0.5	500	100%	85	114	0%	
Toluene-d8	S	ug/L	265.56972	10.6227888		10	0	0	0.0617	0.5	500	106%	89	112	0%	

Seq No	Lab ID	Test Code	Sample Typ	File ID	Analysis Date	DF	Batch ID	Prep Date	SPKref	RPDref	pmoist					
14952310	MBLK122121a	VOC-8260-W-Q	MBLK	JA5975C\VG1221	12/22/2021 1:44:	1	R372445		0	0						
Analyte	T	Units	RAW	Final	Text	Spike	SPKref	RPDref	MDL	PQL	UQL	%REC	LOW	HIGH	%RPD	Q
1,1,1,2-Tetrachloroethane	A	ug/L	0	0		0	0	0	0.107	0.5	500	0%	0	0	0%	
1,1,1-Trichloroethane	A	ug/L	0	0		0	0	0	0.131	0.5	500	0%	0	0	0%	
1,1,2,2-Tetrachloroethane	A	ug/L	0	0		0	0	0	0.0872	0.5	500	0%	0	0	0%	
1,1,2-Trichloroethane	A	ug/L	0	0		0	0	0	0.108	0.5	500	0%	0	0	0%	
1,1-Dichloroethane	A	ug/L	0	0		0	0	0	0.176	0.5	500	0%	0	0	0%	
1,1-Dichloroethene	A	ug/L	0	0		0	0	0	0.145	0.5	500	0%	0	0	0%	
1,1-Dichloropropene	A	ug/L	0	0		0	0	0	0.083	0.5	500	0%	0	0	0%	
1,2,3-Trichloropropane	A	ug/L	0	0		0	0	0	0.385	0.5	500	0%	0	0	0%	
1,2-Dibromoethane	A	ug/L	0	0		0	0	0	0.143	0.5	500	0%	0	0	0%	
1,2-Dichlorobenzene	A	ug/L	0	0		0	0	0	0.0858	0.5	500	0%	0	0	0%	
1,2-Dichloroethane	A	ug/L	0	0		0	0	0	0.156	0.5	500	0%	0	0	0%	
1,2-Dichloropropane	A	ug/L	0	0		0	0	0	0.0893	0.5	500	0%	0	0	0%	
1,3-Dichlorobenzene	A	ug/L	0	0		0	0	0	0.0996	0.5	500	0%	0	0	0%	
1,3-Dichloropropane	A	ug/L	0	0		0	0	0	0.106	0.5	500	0%	0	0	0%	
1,4-Dichlorobenzene	A	ug/L	0	0		0	0	0	0.0858	0.5	500	0%	0	0	0%	
2,2-Dichloropropane	A	ug/L	0	0		0	0	0	0.196	0.5	500	0%	0	0	0%	
2-Chlorotoluene	A	ug/L	0	0		0	0	0	0.0876	0.5	500	0%	0	0	0%	
4-Chlorotoluene	A	ug/L	0	0		0	0	0	0.0912	0.5	500	0%	0	0	0%	

Seq No	Lab ID	Test Code	Sample Typ	File ID	Analysis Date	DF	Batch ID	Prep Date	SPKref	RPDref	pmoist					
14952310	MBLK122121a	VOC-8260-W-Q	MBLK	JA5975C\VG1221	12/22/2021 1:44:	1	R372445		0	0						
Analyte	T	Units	RAW	Final	Text	Spike	SPKref	RPDref	MDL	PQL	UQL	%REC	LOW	HIGH	%RPD	Q
Benzene	A	ug/L	0	0		0	0	0	0.119	0.5	500	0%	0	0	0%	
Bromobenzene	A	ug/L	0	0		0	0	0	0.115	0.5	500	0%	0	0	0%	
Bromochloromethane	A	ug/L	0	0		0	0	0	0.176	0.5	500	0%	0	0	0%	
Bromodichloromethane	A	ug/L	0	0		0	0	0	0.155	0.5	500	0%	0	0	0%	
Bromoform	A	ug/L	0	0		0	0	0	0.119	0.5	500	0%	0	0	0%	
Bromomethane	A	ug/L	0	0		0	0	0	0.253	0.5	500	0%	0	0	0%	
Carbon tetrachloride	A	ug/L	0	0		0	0	0	0.165	0.5	500	0%	0	0	0%	
Chlorobenzene	A	ug/L	0	0		0	0	0	0.12	0.5	500	0%	0	0	0%	
Chlorodibromomethane	A	ug/L	0	0		0	0	0	0.0841	0.5	500	0%	0	0	0%	
Chloroethane	A	ug/L	0	0		0	0	0	0.169	0.5	500	0%	0	0	0%	
Chloroform	A	ug/L	1.20127	0		0	0	0	0.0789	0.5	500	0%	0	0	0%	
Chloromethane	A	ug/L	0	0		0	0	0	0.191	0.5	500	0%	0	0	0%	
cis-1,2-Dichloroethene	A	ug/L	0	0		0	0	0	0.167	0.5	500	0%	0	0	0%	
cis-1,3-Dichloropropene	A	ug/L	0	0		0	0	0	0.0943	0.5	500	0%	0	0	0%	
Dibromomethane	A	ug/L	0	0		0	0	0	0.162	0.5	500	0%	0	0	0%	
Dichlorodifluoromethane	A	ug/L	0	0		0	0	0	0.175	0.5	500	0%	0	0	0%	
Ethylbenzene	A	ug/L	0	0		0	0	0	0.0912	0.5	500	0%	0	0	0%	
m+p-Xylenes	A	ug/L	0	0		0	0	0	0.165	0.5	1000	0%	0	0	0%	
Methyl ethyl ketone	A	ug/L	0	0		0	0	0	2.22	10	5000	0%	0	0	0%	
Methyl tert-butyl ether (MTBE)	A	ug/L	0	0		0	0	0	0.119	0.5	500	0%	0	0	0%	
Methylene chloride	A	ug/L	1.17311	0		0	0	0	0.134	0.5	500	0%	0	0	0%	
o-Xylene	A	ug/L	0	0		0	0	0	0.0604	0.5	500	0%	0	0	0%	
Styrene	A	ug/L	0	0		0	0	0	0.067	0.5	500	0%	0	0	0%	
Tetrachloroethene	A	ug/L	0	0		0	0	0	0.0671	0.5	500	0%	0	0	0%	
Toluene	A	ug/L	0.08194	0		0	0	0	0.075	0.5	500	0%	0	0	0%	
trans-1,2-Dichloroethene	A	ug/L	0	0		0	0	0	0.151	0.5	500	0%	0	0	0%	
trans-1,3-Dichloropropene	A	ug/L	0	0		0	0	0	0.0846	0.5	500	0%	0	0	0%	
Trichloroethene	A	ug/L	0	0		0	0	0	0.0993	0.5	500	0%	0	0	0%	
Trichlorofluoromethane	A	ug/L	0	0		0	0	0	0.134	0.5	500	0%	0	0	0%	
Vinyl chloride	A	ug/L	0	0		0	0	0	0.153	0.5	500	0%	0	0	0%	
1,4-Dichlorobenzene-d4	I	ug/L	250	10		0	0	0	0	0	500	0%	0	0	0%	
Chlorobenzene-d5	I	ug/L	250	10		0	0	0	0	0	500	0%	0	0	0%	
Fluorobenzene	I	ug/L	250	10		0	0	0	0	0	500	0%	0	0	0%	
Xylenes, Total	M	ug/L	0	0		0	0	0	0.0604	0.5	1500	0%	0	0	0%	
1,2-Dichloroethane-d4	S	ug/L	252.23735	10.089494		10	0	0	0.0848	0.5	500	101%	81	118	0%	

Seq No	Lab ID	Test Code	Sample Typ	File ID	Analysis Date	DF	Batch ID	Prep Date	SPKref	RPDref	pmoist					
14952310	MBLK122121a	VOC-8260-W-Q	MBLK	JA5975C\VG1221	12/22/2021 1:44:	1	R372445		0	0						
Analyte	T	Units	RAW	Final	Text	Spike	SPKref	RPDref	MDL	PQL	UQL	%REC	LOW	HIGH	%RPD	Q
Dibromofluoromethane	S	ug/L	261.62919	10.4651676		10	0	0	0.129	0.5	500	105%	80	119	0%	
p-Bromofluorobenzene	S	ug/L	257.75925	10.31037		10	0	0	0.149	0.5	500	103%	85	114	0%	
Toluene-d8	S	ug/L	258.29465	10.331786		10	0	0	0.0617	0.5	500	103%	89	112	0%	

Seq No	Lab ID	Test Code	Sample Typ	File ID	Analysis Date	DF	Batch ID	Prep Date	SPKref	RPDref	pmoist					
14952311	B21121611-001	VOC-8260-W-Q	SAMP	JA5975C\VG1221	12/22/2021 2:12:	1	R372445		0	0						
Analyte	T	Units	RAW	Final	Text	Spike	SPKref	RPDref	MDL	PQL	UQL	%REC	LOW	HIGH	%RPD	Q
1,1,1,2-Tetrachloroethane	A	ug/L	0	0		0	0	0	0.107	0.5	500	0%	0	0	0%	U
1,1,1-Trichloroethane	A	ug/L	0	0		0	0	0	0.131	0.5	500	0%	0	0	0%	U
1,1,2,2-Tetrachloroethane	A	ug/L	0	0		0	0	0	0.0872	0.5	500	0%	0	0	0%	U
1,1,2-Trichloroethane	A	ug/L	0	0		0	0	0	0.108	0.5	500	0%	0	0	0%	U
1,1-Dichloroethane	A	ug/L	0	0		0	0	0	0.176	0.5	500	0%	0	0	0%	U
1,1-Dichloroethene	A	ug/L	0	0		0	0	0	0.145	0.5	500	0%	0	0	0%	U
1,1-Dichloropropene	A	ug/L	0	0		0	0	0	0.083	0.5	500	0%	0	0	0%	U
1,2,3-Trichloropropane	A	ug/L	0	0		0	0	0	0.385	0.5	500	0%	0	0	0%	U
1,2-Dibromoethane	A	ug/L	0	0		0	0	0	0.143	0.5	500	0%	0	0	0%	U
1,2-Dichlorobenzene	A	ug/L	0	0		0	0	0	0.0858	0.5	500	0%	0	0	0%	U
1,2-Dichloroethane	A	ug/L	0	0		0	0	0	0.156	0.5	500	0%	0	0	0%	U
1,2-Dichloropropane	A	ug/L	0	0		0	0	0	0.0893	0.5	500	0%	0	0	0%	U
1,3-Dichlorobenzene	A	ug/L	0	0		0	0	0	0.0996	0.5	500	0%	0	0	0%	U
1,3-Dichloropropane	A	ug/L	0	0		0	0	0	0.106	0.5	500	0%	0	0	0%	U
1,4-Dichlorobenzene	A	ug/L	0	0		0	0	0	0.0858	0.5	500	0%	0	0	0%	U
2,2-Dichloropropane	A	ug/L	0	0		0	0	0	0.196	0.5	500	0%	0	0	0%	U
2-Chlorotoluene	A	ug/L	0	0		0	0	0	0.0876	0.5	500	0%	0	0	0%	U
4-Chlorotoluene	A	ug/L	0	0		0	0	0	0.0912	0.5	500	0%	0	0	0%	U
Benzene	A	ug/L	0.08229	0		0	0	0	0.119	0.5	500	0%	0	0	0%	U
Bromobenzene	A	ug/L	0	0		0	0	0	0.115	0.5	500	0%	0	0	0%	U
Bromochloromethane	A	ug/L	0	0		0	0	0	0.176	0.5	500	0%	0	0	0%	U
Bromodichloromethane	A	ug/L	0	0		0	0	0	0.155	0.5	500	0%	0	0	0%	U
Bromoform	A	ug/L	0	0		0	0	0	0.119	0.5	500	0%	0	0	0%	U
Bromomethane	A	ug/L	0	0		0	0	0	0.253	0.5	500	0%	0	0	0%	U
Carbon tetrachloride	A	ug/L	0	0		0	0	0	0.165	0.5	500	0%	0	0	0%	U
Chlorobenzene	A	ug/L	0	0		0	0	0	0.12	0.5	500	0%	0	0	0%	U
Chlorodibromomethane	A	ug/L	0	0		0	0	0	0.0841	0.5	500	0%	0	0	0%	U

Seq No	Lab ID	Test Code	Sample Typ	File ID	Analysis Date	DF	Batch ID	Prep Date	SPKref	RPDref	pmoist					
14952311	B21121611-001	VOC-8260-W-Q	SAMP	JA5975C\VG1221	12/22/2021 2:12:	1	R372445		0	0						
Analyte	T	Units	RAW	Final	Text	Spike	SPKref	RPDref	MDL	PQL	UQL	%REC	LOW	HIGH	%RPD	Q
Chloroethane	A	ug/L	0	0		0	0	0	0.169	0.5	500	0%	0	0	0%	U
Chloroform	A	ug/L	0	0		0	0	0	0.0789	0.5	500	0%	0	0	0%	U
Chloromethane	A	ug/L	0.3626	0		0	0	0	0.191	0.5	500	0%	0	0	0%	U
cis-1,2-Dichloroethene	A	ug/L	0	0		0	0	0	0.167	0.5	500	0%	0	0	0%	U
cis-1,3-Dichloropropene	A	ug/L	0	0		0	0	0	0.0943	0.5	500	0%	0	0	0%	U
Dibromomethane	A	ug/L	0	0		0	0	0	0.162	0.5	500	0%	0	0	0%	U
Dichlorodifluoromethane	A	ug/L	0.64451	0		0	0	0	0.175	0.5	500	0%	0	0	0%	U
Ethylbenzene	A	ug/L	0	0		0	0	0	0.0912	0.5	500	0%	0	0	0%	U
m+p-Xylenes	A	ug/L	0	0		0	0	0	0.165	0.5	1000	0%	0	0	0%	U
Methyl ethyl ketone	A	ug/L	0	0		0	0	0	2.22	10	5000	0%	0	0	0%	U
Methyl tert-butyl ether (MTBE)	A	ug/L	0	0		0	0	0	0.119	0.5	500	0%	0	0	0%	U
Methylene chloride	A	ug/L	0	0		0	0	0	0.134	0.5	500	0%	0	0	0%	U
o-Xylene	A	ug/L	0	0		0	0	0	0.0604	0.5	500	0%	0	0	0%	U
Styrene	A	ug/L	0	0		0	0	0	0.067	0.5	500	0%	0	0	0%	U
Tetrachloroethene	A	ug/L	0	0		0	0	0	0.0671	0.5	500	0%	0	0	0%	U
Toluene	A	ug/L	0	0		0	0	0	0.075	0.5	500	0%	0	0	0%	U
trans-1,2-Dichloroethene	A	ug/L	0	0		0	0	0	0.151	0.5	500	0%	0	0	0%	U
trans-1,3-Dichloropropene	A	ug/L	0	0		0	0	0	0.0846	0.5	500	0%	0	0	0%	U
Trichloroethene	A	ug/L	0	0		0	0	0	0.0993	0.5	500	0%	0	0	0%	U
Trichlorofluoromethane	A	ug/L	0	0		0	0	0	0.134	0.5	500	0%	0	0	0%	U
Vinyl chloride	A	ug/L	0	0		0	0	0	0.153	0.5	500	0%	0	0	0%	U
1,4-Dichlorobenzene-d4	I	ug/L	250	10		0	0	0	0	0	500	0%	0	0	0%	
Chlorobenzene-d5	I	ug/L	250	10		0	0	0	0	0	500	0%	0	0	0%	
Fluorobenzene	I	ug/L	250	10		0	0	0	0	0	500	0%	0	0	0%	
Xylenes, Total	M	ug/L	0	0		0	0	0	0.0604	0.5	1500	0%	0	0	0%	U
1,2-Dichloroethane-d4	S	ug/L	240.29368	9.6117472		10	0	0	0.0848	0.5	500	96%	81	118	0%	
Dibromofluoromethane	S	ug/L	224.88001	8.9952004		10	0	0	0.129	0.5	500	90%	80	119	0%	
p-Bromofluorobenzene	S	ug/L	260.23476	10.4093904		10	0	0	0.149	0.5	500	104%	85	114	0%	
Toluene-d8	S	ug/L	257.65576	10.3062304		10	0	0	0.0617	0.5	500	103%	89	112	0%	

Seq No	Lab ID	Test Code	Sample Typ	File ID	Analysis Date	DF	Batch ID	Prep Date	SPKref	RPDref	pmoist					
14952312	B21121611-001	VOC-8260-W-S	SAMP	JA5975C\VG1221	12/22/2021 2:12:	1	R372445		0	0						
Analyte	T	Units	RAW	Final	Text	Spike	SPKref	RPDref	MDL	PQL	UQL	%REC	LOW	HIGH	%RPD	Q

Seq No	Lab ID	Test Code	Sample Typ	File ID	Analysis Date	DF	Batch ID	Prep Date	SPKref	RPDref	pmoist					
14952312	B21121611-001	VOC-8260-W-S	SAMP	JA5975C\VG122112/22/2021	2:12:	1	R372445		0	0						
Analyte	T	Units	RAW	Final	Text	Spike	SPKref	RPDref	MDL	PQL	UQL	%REC	LOW	HIGH	%RPD	Q
1,1,1,2-Tetrachloroethane	A	ug/L	0	0		0	0	0	0.107	1	500	0%	0	0	0%	U
1,1,1-Trichloroethane	A	ug/L	0	0		0	0	0	0.131	1	500	0%	0	0	0%	U
1,1,2,2-Tetrachloroethane	A	ug/L	0	0		0	0	0	0.0872	1	500	0%	0	0	0%	U
1,1,2-Trichloroethane	A	ug/L	0	0		0	0	0	0.108	1	500	0%	0	0	0%	U
1,1-Dichloroethane	A	ug/L	0	0		0	0	0	0.176	1	500	0%	0	0	0%	U
1,1-Dichloroethene	A	ug/L	0	0		0	0	0	0.145	1	500	0%	0	0	0%	U
1,1-Dichloropropene	A	ug/L	0	0		0	0	0	0.083	1	500	0%	0	0	0%	U
1,2,3-Trichloropropane	A	ug/L	0	0		0	0	0	0.385	1	500	0%	0	0	0%	U
1,2-Dibromoethane	A	ug/L	0	0		0	0	0	0.143	1	500	0%	0	0	0%	U
1,2-Dichlorobenzene	A	ug/L	0	0		0	0	0	0.0858	1	500	0%	0	0	0%	U
1,2-Dichloroethane	A	ug/L	0	0		0	0	0	0.156	1	500	0%	0	0	0%	U
1,2-Dichloropropane	A	ug/L	0	0		0	0	0	0.0893	1	500	0%	0	0	0%	U
1,3-Dichlorobenzene	A	ug/L	0	0		0	0	0	0.0996	1	500	0%	0	0	0%	U
1,3-Dichloropropane	A	ug/L	0	0		0	0	0	0.106	1	500	0%	0	0	0%	U
1,4-Dichlorobenzene	A	ug/L	0	0		0	0	0	0.0858	1	500	0%	0	0	0%	U
2,2-Dichloropropane	A	ug/L	0	0		0	0	0	0.196	1	500	0%	0	0	0%	U
2-Chlorotoluene	A	ug/L	0	0		0	0	0	0.0876	1	500	0%	0	0	0%	U
4-Chlorotoluene	A	ug/L	0	0		0	0	0	0.0912	1	500	0%	0	0	0%	U
Benzene	A	ug/L	0.08229	0		0	0	0	0.119	1	500	0%	0	0	0%	U
Bromobenzene	A	ug/L	0	0		0	0	0	0.115	1	500	0%	0	0	0%	U
Bromochloromethane	A	ug/L	0	0		0	0	0	0.176	1	500	0%	0	0	0%	U
Bromodichloromethane	A	ug/L	0	0		0	0	0	0.155	1	500	0%	0	0	0%	U
Bromoform	A	ug/L	0	0		0	0	0	0.119	1	500	0%	0	0	0%	U
Bromomethane	A	ug/L	0	0		0	0	0	0.253	1	500	0%	0	0	0%	U
Carbon tetrachloride	A	ug/L	0	0		0	0	0	0.165	1	500	0%	0	0	0%	U
Chlorobenzene	A	ug/L	0	0		0	0	0	0.12	1	500	0%	0	0	0%	U
Chlorodibromomethane	A	ug/L	0	0		0	0	0	0.0841	1	500	0%	0	0	0%	U
Chloroethane	A	ug/L	0	0		0	0	0	0.169	1	500	0%	0	0	0%	U
Chloroform	A	ug/L	0	0		0	0	0	0.0789	1	500	0%	0	0	0%	U
Chloromethane	A	ug/L	0.3626	0		0	0	0	0.191	1	500	0%	0	0	0%	U
cis-1,2-Dichloroethene	A	ug/L	0	0		0	0	0	0.167	1	500	0%	0	0	0%	U
cis-1,3-Dichloropropene	A	ug/L	0	0		0	0	0	0.0943	1	500	0%	0	0	0%	U
Dibromomethane	A	ug/L	0	0		0	0	0	0.162	1	500	0%	0	0	0%	U
Dichlorodifluoromethane	A	ug/L	0.64451	0		0	0	0	0.175	1	500	0%	0	0	0%	U
Ethylbenzene	A	ug/L	0	0		0	0	0	0.0912	1	500	0%	0	0	0%	U

Seq No	Lab ID	Test Code	Sample Typ	File ID	Analysis Date	DF	Batch ID	Prep Date	SPKref	RPDref	pmoist					
14952312	B21121611-001	VOC-8260-W-S	SAMP	JA5975C\VG122112/22/2021	2:12:	1	R372445		0	0						
Analyte	T	Units	RAW	Final	Text	Spike	SPKref	RPDref	MDL	PQL	UQL	%REC	LOW	HIGH	%RPD	Q
m+p-Xylenes	A	ug/L	0	0		0	0	0	0.165	1	1000	0%	0	0	0%	U
Methyl ethyl ketone	A	ug/L	0	0		0	0	0	2.22	20	5000	0%	0	0	0%	U
Methyl tert-butyl ether (MTBE)	A	ug/L	0	0		0	0	0	0.119	1	500	0%	0	0	0%	U
Methylene chloride	A	ug/L	0	0		0	0	0	0.134	1	500	0%	0	0	0%	U
o-Xylene	A	ug/L	0	0		0	0	0	0.0604	1	500	0%	0	0	0%	U
Styrene	A	ug/L	0	0		0	0	0	0.067	1	500	0%	0	0	0%	U
Tetrachloroethene	A	ug/L	0	0		0	0	0	0.0671	1	500	0%	0	0	0%	U
Toluene	A	ug/L	0	0		0	0	0	0.075	1	500	0%	0	0	0%	U
trans-1,2-Dichloroethene	A	ug/L	0	0		0	0	0	0.151	1	500	0%	0	0	0%	U
trans-1,3-Dichloropropene	A	ug/L	0	0		0	0	0	0.0846	1	500	0%	0	0	0%	U
Trichloroethene	A	ug/L	0	0		0	0	0	0.0993	1	500	0%	0	0	0%	U
Trichlorofluoromethane	A	ug/L	0	0		0	0	0	0.134	1	500	0%	0	0	0%	U
Vinyl chloride	A	ug/L	0	0		0	0	0	0.153	1	500	0%	0	0	0%	U
1,4-Dichlorobenzene-d4	I	ug/L	250	10		0	0	0	0	0	0	0%	0	0	0%	
Chlorobenzene-d5	I	ug/L	250	10		0	0	0	0.1	0	0	0%	0	0	0%	
Fluorobenzene	I	ug/L	250	10		0	0	0	0.1	0	0	0%	0	0	0%	
Xylenes, Total	M	ug/L	0	0		0	0	0	0.0604	1	0	0%	0	0	0%	U
1,2-Dichloroethane-d4	S	ug/L	240.29368	9.6117472		10	0	0	0.0848	1	500	96%	81	118	0%	
Dibromofluoromethane	S	ug/L	224.88001	8.9952004		10	0	0	0.129	1	500	90%	80	119	0%	
p-Bromofluorobenzene	S	ug/L	260.23476	10.4093904		10	0	0	0.149	1	500	104%	85	114	0%	
Toluene-d8	S	ug/L	257.65576	10.3062304		10	0	0	0.0617	1	500	103%	89	112	0%	

Seq No	Lab ID	Test Code	Sample Typ	File ID	Analysis Date	DF	Batch ID	Prep Date	SPKref	RPDref	pmoist					
14952313	B21121616-001	VOC-8260-W-S	SAMP	JA5975C\VG122112/22/2021	2:39:	1	R372445		0	0						
Analyte	T	Units	RAW	Final	Text	Spike	SPKref	RPDref	MDL	PQL	UQL	%REC	LOW	HIGH	%RPD	Q
1,1,1,2-Tetrachloroethane	A	ug/L	0	0		0	0	0	0.107	1	500	0%	0	0	0%	U
1,1,1-Trichloroethane	A	ug/L	0	0		0	0	0	0.131	1	500	0%	0	0	0%	U
1,1,2,2-Tetrachloroethane	A	ug/L	0	0		0	0	0	0.0872	1	500	0%	0	0	0%	U
1,1,2-Trichloroethane	A	ug/L	0	0		0	0	0	0.108	1	500	0%	0	0	0%	U
1,1-Dichloroethane	A	ug/L	0	0		0	0	0	0.176	1	500	0%	0	0	0%	U
1,1-Dichloroethene	A	ug/L	0	0		0	0	0	0.145	1	500	0%	0	0	0%	U
1,1-Dichloropropene	A	ug/L	0	0		0	0	0	0.083	1	500	0%	0	0	0%	U
1,2,3-Trichloropropane	A	ug/L	0	0		0	0	0	0.385	1	500	0%	0	0	0%	U
1,2-Dibromoethane	A	ug/L	0	0		0	0	0	0.143	1	500	0%	0	0	0%	U

Seq No	Lab ID	Test Code	Sample Typ	File ID	Analysis Date	DF	Batch ID	Prep Date	SPKref	RPDref	pmoist					
14952313	B21121616-001	VOC-8260-W-S	SAMP	JA5975C\VG1221	12/22/2021 2:39:	1	R372445		0	0						
Analyte	T	Units	RAW	Final	Text	Spike	SPKref	RPDref	MDL	PQL	UQL	%REC	LOW	HIGH	%RPD	Q
1,2-Dichlorobenzene	A	ug/L	0	0		0	0	0	0.0858	1	500	0%	0	0	0%	U
1,2-Dichloroethane	A	ug/L	0	0		0	0	0	0.156	1	500	0%	0	0	0%	U
1,2-Dichloropropane	A	ug/L	0	0		0	0	0	0.0893	1	500	0%	0	0	0%	U
1,3-Dichlorobenzene	A	ug/L	0	0		0	0	0	0.0996	1	500	0%	0	0	0%	U
1,3-Dichloropropane	A	ug/L	0	0		0	0	0	0.106	1	500	0%	0	0	0%	U
1,4-Dichlorobenzene	A	ug/L	0	0		0	0	0	0.0858	1	500	0%	0	0	0%	U
2,2-Dichloropropane	A	ug/L	0	0		0	0	0	0.196	1	500	0%	0	0	0%	U
2-Chlorotoluene	A	ug/L	0	0		0	0	0	0.0876	1	500	0%	0	0	0%	U
4-Chlorotoluene	A	ug/L	0	0		0	0	0	0.0912	1	500	0%	0	0	0%	U
Benzene	A	ug/L	0.41739	0		0	0	0	0.119	1	500	0%	0	0	0%	U
Bromobenzene	A	ug/L	0	0		0	0	0	0.115	1	500	0%	0	0	0%	U
Bromochloromethane	A	ug/L	0	0		0	0	0	0.176	1	500	0%	0	0	0%	U
Bromodichloromethane	A	ug/L	0	0		0	0	0	0.155	1	500	0%	0	0	0%	U
Bromoform	A	ug/L	0	0		0	0	0	0.119	1	500	0%	0	0	0%	U
Bromomethane	A	ug/L	0	0		0	0	0	0.253	1	500	0%	0	0	0%	U
Carbon tetrachloride	A	ug/L	0	0		0	0	0	0.165	1	500	0%	0	0	0%	U
Chlorobenzene	A	ug/L	0	0		0	0	0	0.12	1	500	0%	0	0	0%	U
Chlorodibromomethane	A	ug/L	0	0		0	0	0	0.0841	1	500	0%	0	0	0%	U
Chloroethane	A	ug/L	0	0		0	0	0	0.169	1	500	0%	0	0	0%	U
Chloroform	A	ug/L	0	0		0	0	0	0.0789	1	500	0%	0	0	0%	U
Chloromethane	A	ug/L	0	0		0	0	0	0.191	1	500	0%	0	0	0%	U
cis-1,2-Dichloroethene	A	ug/L	0	0		0	0	0	0.167	1	500	0%	0	0	0%	U
cis-1,3-Dichloropropene	A	ug/L	0	0		0	0	0	0.0943	1	500	0%	0	0	0%	U
Dibromomethane	A	ug/L	0	0		0	0	0	0.162	1	500	0%	0	0	0%	U
Dichlorodifluoromethane	A	ug/L	0	0		0	0	0	0.175	1	500	0%	0	0	0%	U
Ethylbenzene	A	ug/L	0.84957	0		0	0	0	0.0912	1	500	0%	0	0	0%	U
m+p-Xylenes	A	ug/L	0	0		0	0	0	0.165	1	1000	0%	0	0	0%	U
Methyl ethyl ketone	A	ug/L	0	0		0	0	0	2.22	20	5000	0%	0	0	0%	U
Methyl tert-butyl ether (MTBE)	A	ug/L	0	0		0	0	0	0.119	1	500	0%	0	0	0%	U
Methylene chloride	A	ug/L	0	0		0	0	0	0.134	1	500	0%	0	0	0%	U
o-Xylene	A	ug/L	0	0		0	0	0	0.0604	1	500	0%	0	0	0%	U
Styrene	A	ug/L	0	0		0	0	0	0.067	1	500	0%	0	0	0%	U
Tetrachloroethene	A	ug/L	0	0		0	0	0	0.0671	1	500	0%	0	0	0%	U
Toluene	A	ug/L	0.16542	0		0	0	0	0.075	1	500	0%	0	0	0%	U
trans-1,2-Dichloroethene	A	ug/L	0	0		0	0	0	0.151	1	500	0%	0	0	0%	U

Seq No	Lab ID	Test Code	Sample Typ	File ID	Analysis Date	DF	Batch ID	Prep Date	SPKref	RPDref	pmoist					
14952313	B21121616-001	VOC-8260-W-S	SAMP	JA5975C\VG1221	12/22/2021 2:39:	1	R372445		0	0						
Analyte	T	Units	RAW	Final	Text	Spike	SPKref	RPDref	MDL	PQL	UQL	%REC	LOW	HIGH	%RPD	Q
trans-1,3-Dichloropropene	A	ug/L	0	0		0	0	0	0.0846	1	500	0%	0	0	0%	U
Trichloroethene	A	ug/L	0	0		0	0	0	0.0993	1	500	0%	0	0	0%	U
Trichlorofluoromethane	A	ug/L	0	0		0	0	0	0.134	1	500	0%	0	0	0%	U
Vinyl chloride	A	ug/L	0	0		0	0	0	0.153	1	500	0%	0	0	0%	U
1,4-Dichlorobenzene-d4	I	ug/L	250	10		0	0	0	0	0	0	0%	0	0	0%	
Chlorobenzene-d5	I	ug/L	250	10		0	0	0	0.1	0	0	0%	0	0	0%	
Fluorobenzene	I	ug/L	250	10		0	0	0	0.1	0	0	0%	0	0	0%	
Xylenes, Total	M	ug/L	0	0		0	0	0	0.0604	1	0	0%	0	0	0%	U
1,2-Dichloroethane-d4	S	ug/L	255.24404	10.2097616		10	0	0	0.0848	1	500	102%	81	118	0%	
Dibromofluoromethane	S	ug/L	256.94157	10.2776628		10	0	0	0.129	1	500	103%	80	119	0%	
p-Bromofluorobenzene	S	ug/L	256.34787	10.2539148		10	0	0	0.149	1	500	103%	85	114	0%	
Toluene-d8	S	ug/L	256.04524	10.2418096		10	0	0	0.0617	1	500	102%	89	112	0%	

Seq No	Lab ID	Test Code	Sample Typ	File ID	Analysis Date	DF	Batch ID	Prep Date	SPKref	RPDref	pmoist					
14952314	B21121623-001	VOC-8260-W-S	SAMP	JA5975C\VG1221	12/22/2021 3:06:	1	R372445		0	0						
Analyte	T	Units	RAW	Final	Text	Spike	SPKref	RPDref	MDL	PQL	UQL	%REC	LOW	HIGH	%RPD	Q
1,1,1,2-Tetrachloroethane	A	ug/L	0	0		0	0	0	0.107	1	500	0%	0	0	0%	U
1,1,1-Trichloroethane	A	ug/L	0	0		0	0	0	0.131	1	500	0%	0	0	0%	U
1,1,2,2-Tetrachloroethane	A	ug/L	0	0		0	0	0	0.0872	1	500	0%	0	0	0%	U
1,1,2-Trichloroethane	A	ug/L	0	0		0	0	0	0.108	1	500	0%	0	0	0%	U
1,1-Dichloroethane	A	ug/L	0	0		0	0	0	0.176	1	500	0%	0	0	0%	U
1,1-Dichloroethene	A	ug/L	0	0		0	0	0	0.145	1	500	0%	0	0	0%	U
1,1-Dichloropropene	A	ug/L	0	0		0	0	0	0.083	1	500	0%	0	0	0%	U
1,2,3-Trichloropropane	A	ug/L	0	0		0	0	0	0.385	1	500	0%	0	0	0%	U
1,2-Dibromoethane	A	ug/L	0	0		0	0	0	0.143	1	500	0%	0	0	0%	U
1,2-Dichlorobenzene	A	ug/L	0	0		0	0	0	0.0858	1	500	0%	0	0	0%	U
1,2-Dichloroethane	A	ug/L	0	0		0	0	0	0.156	1	500	0%	0	0	0%	U
1,2-Dichloropropane	A	ug/L	0	0		0	0	0	0.0893	1	500	0%	0	0	0%	U
1,3-Dichlorobenzene	A	ug/L	0	0		0	0	0	0.0996	1	500	0%	0	0	0%	U
1,3-Dichloropropane	A	ug/L	0	0		0	0	0	0.106	1	500	0%	0	0	0%	U
1,4-Dichlorobenzene	A	ug/L	0	0		0	0	0	0.0858	1	500	0%	0	0	0%	U
2,2-Dichloropropane	A	ug/L	0	0		0	0	0	0.196	1	500	0%	0	0	0%	U
2-Chlorotoluene	A	ug/L	0	0		0	0	0	0.0876	1	500	0%	0	0	0%	U
4-Chlorotoluene	A	ug/L	0	0		0	0	0	0.0912	1	500	0%	0	0	0%	U

Seq No	Lab ID	Test Code	Sample Typ	File ID	Analysis Date	DF	Batch ID	Prep Date	SPKref	RPDref	pmoist					
14952314	B21121623-001	VOC-8260-W-S	SAMP	JA5975C\VG122112/22/2021	3:06:	1	R372445		0	0						
Analyte	T	Units	RAW	Final	Text	Spike	SPKref	RPDref	MDL	PQL	UQL	%REC	LOW	HIGH	%RPD	Q
Benzene	A	ug/L	0	0		0	0	0	0.119	1	500	0%	0	0	0%	U
Bromobenzene	A	ug/L	0	0		0	0	0	0.115	1	500	0%	0	0	0%	U
Bromochloromethane	A	ug/L	0	0		0	0	0	0.176	1	500	0%	0	0	0%	U
Bromodichloromethane	A	ug/L	0	0		0	0	0	0.155	1	500	0%	0	0	0%	U
Bromoform	A	ug/L	0	0		0	0	0	0.119	1	500	0%	0	0	0%	U
Bromomethane	A	ug/L	0	0		0	0	0	0.253	1	500	0%	0	0	0%	U
Carbon tetrachloride	A	ug/L	0	0		0	0	0	0.165	1	500	0%	0	0	0%	U
Chlorobenzene	A	ug/L	0	0		0	0	0	0.12	1	500	0%	0	0	0%	U
Chlorodibromomethane	A	ug/L	0	0		0	0	0	0.0841	1	500	0%	0	0	0%	U
Chloroethane	A	ug/L	0	0		0	0	0	0.169	1	500	0%	0	0	0%	U
Chloroform	A	ug/L	0	0		0	0	0	0.0789	1	500	0%	0	0	0%	U
Chloromethane	A	ug/L	0	0		0	0	0	0.191	1	500	0%	0	0	0%	U
cis-1,2-Dichloroethene	A	ug/L	0	0		0	0	0	0.167	1	500	0%	0	0	0%	U
cis-1,3-Dichloropropene	A	ug/L	0	0		0	0	0	0.0943	1	500	0%	0	0	0%	U
Dibromomethane	A	ug/L	0	0		0	0	0	0.162	1	500	0%	0	0	0%	U
Dichlorodifluoromethane	A	ug/L	0	0		0	0	0	0.175	1	500	0%	0	0	0%	U
Ethylbenzene	A	ug/L	0	0		0	0	0	0.0912	1	500	0%	0	0	0%	U
m+p-Xylenes	A	ug/L	0	0		0	0	0	0.165	1	1000	0%	0	0	0%	U
Methyl ethyl ketone	A	ug/L	0	0		0	0	0	2.22	20	5000	0%	0	0	0%	U
Methyl tert-butyl ether (MTBE)	A	ug/L	0	0		0	0	0	0.119	1	500	0%	0	0	0%	U
Methylene chloride	A	ug/L	0	0		0	0	0	0.134	1	500	0%	0	0	0%	U
o-Xylene	A	ug/L	0	0		0	0	0	0.0604	1	500	0%	0	0	0%	U
Styrene	A	ug/L	0	0		0	0	0	0.067	1	500	0%	0	0	0%	U
Tetrachloroethene	A	ug/L	0	0		0	0	0	0.0671	1	500	0%	0	0	0%	U
Toluene	A	ug/L	0	0		0	0	0	0.075	1	500	0%	0	0	0%	U
trans-1,2-Dichloroethene	A	ug/L	0	0		0	0	0	0.151	1	500	0%	0	0	0%	U
trans-1,3-Dichloropropene	A	ug/L	0	0		0	0	0	0.0846	1	500	0%	0	0	0%	U
Trichloroethene	A	ug/L	0	0		0	0	0	0.0993	1	500	0%	0	0	0%	U
Trichlorofluoromethane	A	ug/L	0	0		0	0	0	0.134	1	500	0%	0	0	0%	U
Vinyl chloride	A	ug/L	0	0		0	0	0	0.153	1	500	0%	0	0	0%	U
1,4-Dichlorobenzene-d4	I	ug/L	250	10		0	0	0	0	0	0	0%	0	0	0%	
Chlorobenzene-d5	I	ug/L	250	10		0	0	0	0.1	0	0	0%	0	0	0%	
Fluorobenzene	I	ug/L	250	10		0	0	0	0.1	0	0	0%	0	0	0%	
Xylenes, Total	M	ug/L	0	0		0	0	0	0.0604	1	0	0%	0	0	0%	U
1,2-Dichloroethane-d4	S	ug/L	257.93213	10.3172852		10	0	0	0.0848	1	500	103%	81	118	0%	

Seq No	Lab ID	Test Code	Sample Typ	File ID	Analysis Date	DF	Batch ID	Prep Date	SPKref	RPDref	pmoist					
14952314	B21121623-001	VOC-8260-W-S	SAMP	JA5975C\VG1221	12/22/2021 3:06:	1	R372445		0	0						
Analyte	T	Units	RAW	Final	Text	Spike	SPKref	RPDref	MDL	PQL	UQL	%REC	LOW	HIGH	%RPD	Q
Dibromofluoromethane	S	ug/L	260.01093	10.4004372		10	0	0	0.129	1	500	104%	80	119	0%	
p-Bromofluorobenzene	S	ug/L	253.72049	10.1488196		10	0	0	0.149	1	500	101%	85	114	0%	
Toluene-d8	S	ug/L	258.62756	10.3451024		10	0	0	0.0617	1	500	103%	89	112	0%	

Seq No	Lab ID	Test Code	Sample Typ	File ID	Analysis Date	DF	Batch ID	Prep Date	SPKref	RPDref	pmoist					
14952315	B21121611-002	VOC-8260-W-S	SAMP	JA5975C\VG1221	12/22/2021 8:39:	1	R372445		0	0						
Analyte	T	Units	RAW	Final	Text	Spike	SPKref	RPDref	MDL	PQL	UQL	%REC	LOW	HIGH	%RPD	Q
1,1,1,2-Tetrachloroethane	A	ug/L	0	0		0	0	0	0.107	1	500	0%	0	0	0%	U
1,1,1-Trichloroethane	A	ug/L	0	0		0	0	0	0.131	1	500	0%	0	0	0%	U
1,1,2,2-Tetrachloroethane	A	ug/L	0	0		0	0	0	0.0872	1	500	0%	0	0	0%	U
1,1,2-Trichloroethane	A	ug/L	0	0		0	0	0	0.108	1	500	0%	0	0	0%	U
1,1-Dichloroethane	A	ug/L	0	0		0	0	0	0.176	1	500	0%	0	0	0%	U
1,1-Dichloroethene	A	ug/L	0	0		0	0	0	0.145	1	500	0%	0	0	0%	U
1,1-Dichloropropene	A	ug/L	0	0		0	0	0	0.083	1	500	0%	0	0	0%	U
1,2,3-Trichloropropane	A	ug/L	0	0		0	0	0	0.385	1	500	0%	0	0	0%	U
1,2-Dibromoethane	A	ug/L	0	0		0	0	0	0.143	1	500	0%	0	0	0%	U
1,2-Dichlorobenzene	A	ug/L	0	0		0	0	0	0.0858	1	500	0%	0	0	0%	U
1,2-Dichloroethane	A	ug/L	0	0		0	0	0	0.156	1	500	0%	0	0	0%	U
1,2-Dichloropropane	A	ug/L	0	0		0	0	0	0.0893	1	500	0%	0	0	0%	U
1,3-Dichlorobenzene	A	ug/L	0	0		0	0	0	0.0996	1	500	0%	0	0	0%	U
1,3-Dichloropropane	A	ug/L	0	0		0	0	0	0.106	1	500	0%	0	0	0%	U
1,4-Dichlorobenzene	A	ug/L	0	0		0	0	0	0.0858	1	500	0%	0	0	0%	U
2,2-Dichloropropane	A	ug/L	0	0		0	0	0	0.196	1	500	0%	0	0	0%	U
2-Chlorotoluene	A	ug/L	0	0		0	0	0	0.0876	1	500	0%	0	0	0%	U
4-Chlorotoluene	A	ug/L	0	0		0	0	0	0.0912	1	500	0%	0	0	0%	U
Benzene	A	ug/L	0	0		0	0	0	0.119	1	500	0%	0	0	0%	U
Bromobenzene	A	ug/L	0	0		0	0	0	0.115	1	500	0%	0	0	0%	U
Bromochloromethane	A	ug/L	0	0		0	0	0	0.176	1	500	0%	0	0	0%	U
Bromodichloromethane	A	ug/L	0	0		0	0	0	0.155	1	500	0%	0	0	0%	U
Bromoform	A	ug/L	0	0		0	0	0	0.119	1	500	0%	0	0	0%	U
Bromomethane	A	ug/L	0	0		0	0	0	0.253	1	500	0%	0	0	0%	U
Carbon tetrachloride	A	ug/L	0	0		0	0	0	0.165	1	500	0%	0	0	0%	U
Chlorobenzene	A	ug/L	0	0		0	0	0	0.12	1	500	0%	0	0	0%	U
Chlorodibromomethane	A	ug/L	0	0		0	0	0	0.0841	1	500	0%	0	0	0%	U

Seq No	Lab ID	Test Code	Sample Typ	File ID	Analysis Date	DF	Batch ID	Prep Date	SPKref	RPDref	pmoist					
14952315	B21121611-002	VOC-8260-W-S	SAMP	JA5975C\VG1221	12/22/2021 8:39:	1	R372445		0	0						
Analyte	T	Units	RAW	Final	Text	Spike	SPKref	RPDref	MDL	PQL	UQL	%REC	LOW	HIGH	%RPD	Q
Chloroethane	A	ug/L	0	0		0	0	0	0.169	1	500	0%	0	0	0%	U
Chloroform	A	ug/L	0	0		0	0	0	0.0789	1	500	0%	0	0	0%	U
Chloromethane	A	ug/L	0	0		0	0	0	0.191	1	500	0%	0	0	0%	U
cis-1,2-Dichloroethene	A	ug/L	0	0		0	0	0	0.167	1	500	0%	0	0	0%	U
cis-1,3-Dichloropropene	A	ug/L	0	0		0	0	0	0.0943	1	500	0%	0	0	0%	U
Dibromomethane	A	ug/L	0	0		0	0	0	0.162	1	500	0%	0	0	0%	U
Dichlorodifluoromethane	A	ug/L	0	0		0	0	0	0.175	1	500	0%	0	0	0%	U
Ethylbenzene	A	ug/L	0	0		0	0	0	0.0912	1	500	0%	0	0	0%	U
m+p-Xylenes	A	ug/L	0	0		0	0	0	0.165	1	1000	0%	0	0	0%	U
Methyl ethyl ketone	A	ug/L	0	0		0	0	0	2.22	20	5000	0%	0	0	0%	U
Methyl tert-butyl ether (MTBE)	A	ug/L	0	0		0	0	0	0.119	1	500	0%	0	0	0%	U
Methylene chloride	A	ug/L	2.87401	0		0	0	0	0.134	1	500	0%	0	0	0%	U
o-Xylene	A	ug/L	0	0		0	0	0	0.0604	1	500	0%	0	0	0%	U
Styrene	A	ug/L	0	0		0	0	0	0.067	1	500	0%	0	0	0%	U
Tetrachloroethene	A	ug/L	0	0		0	0	0	0.0671	1	500	0%	0	0	0%	U
Toluene	A	ug/L	0.35549	0		0	0	0	0.075	1	500	0%	0	0	0%	U
trans-1,2-Dichloroethene	A	ug/L	0	0		0	0	0	0.151	1	500	0%	0	0	0%	U
trans-1,3-Dichloropropene	A	ug/L	0	0		0	0	0	0.0846	1	500	0%	0	0	0%	U
Trichloroethene	A	ug/L	0	0		0	0	0	0.0993	1	500	0%	0	0	0%	U
Trichlorofluoromethane	A	ug/L	0	0		0	0	0	0.134	1	500	0%	0	0	0%	U
Vinyl chloride	A	ug/L	0	0		0	0	0	0.153	1	500	0%	0	0	0%	U
1,4-Dichlorobenzene-d4	I	ug/L	250	10		0	0	0	0	0	0	0%	0	0	0%	
Chlorobenzene-d5	I	ug/L	250	10		0	0	0	0.1	0	0	0%	0	0	0%	
Fluorobenzene	I	ug/L	250	10		0	0	0	0.1	0	0	0%	0	0	0%	
Xylenes, Total	M	ug/L	0	0		0	0	0	0.0604	1	0	0%	0	0	0%	U
1,2-Dichloroethane-d4	S	ug/L	286.14652	11.4458608		10	0	0	0.0848	1	500	114%	81	118	0%	
Dibromofluoromethane	S	ug/L	276.99305	11.079722		10	0	0	0.129	1	500	111%	80	119	0%	
p-Bromofluorobenzene	S	ug/L	279.86238	11.1944952		10	0	0	0.149	1	500	112%	85	114	0%	
Toluene-d8	S	ug/L	254.19736	10.1678944		10	0	0	0.0617	1	500	102%	89	112	0%	

Seq No	Lab ID	Test Code	Sample Typ	File ID	Analysis Date	DF	Batch ID	Prep Date	SPKref	RPDref	pmoist					
14952316	B21121616-002	VOC-8260-W-S	SAMP	JA5975C\VG1221	12/22/2021 9:06:	1	R372445		0	0						
Analyte	T	Units	RAW	Final	Text	Spike	SPKref	RPDref	MDL	PQL	UQL	%REC	LOW	HIGH	%RPD	Q

Seq No	Lab ID	Test Code	Sample Typ	File ID	Analysis Date	DF	Batch ID	Prep Date	SPKref	RPDref	pmoist					
14952316	B21121616-002	VOC-8260-W-S	SAMP	JA5975C\VG122112/22/2021	9:06:	1	R372445		0	0						
Analyte	T	Units	RAW	Final	Text	Spike	SPKref	RPDref	MDL	PQL	UQL	%REC	LOW	HIGH	%RPD	Q
1,1,1,2-Tetrachloroethane	A	ug/L	0	0		0	0	0	0.107	1	500	0%	0	0	0%	U
1,1,1-Trichloroethane	A	ug/L	0	0		0	0	0	0.131	1	500	0%	0	0	0%	U
1,1,2,2-Tetrachloroethane	A	ug/L	0	0		0	0	0	0.0872	1	500	0%	0	0	0%	U
1,1,2-Trichloroethane	A	ug/L	0	0		0	0	0	0.108	1	500	0%	0	0	0%	U
1,1-Dichloroethane	A	ug/L	0	0		0	0	0	0.176	1	500	0%	0	0	0%	U
1,1-Dichloroethene	A	ug/L	0	0		0	0	0	0.145	1	500	0%	0	0	0%	U
1,1-Dichloropropene	A	ug/L	0	0		0	0	0	0.083	1	500	0%	0	0	0%	U
1,2,3-Trichloropropane	A	ug/L	0	0		0	0	0	0.385	1	500	0%	0	0	0%	U
1,2-Dibromoethane	A	ug/L	0	0		0	0	0	0.143	1	500	0%	0	0	0%	U
1,2-Dichlorobenzene	A	ug/L	0	0		0	0	0	0.0858	1	500	0%	0	0	0%	U
1,2-Dichloroethane	A	ug/L	0	0		0	0	0	0.156	1	500	0%	0	0	0%	U
1,2-Dichloropropane	A	ug/L	0	0		0	0	0	0.0893	1	500	0%	0	0	0%	U
1,3-Dichlorobenzene	A	ug/L	0	0		0	0	0	0.0996	1	500	0%	0	0	0%	U
1,3-Dichloropropane	A	ug/L	0	0		0	0	0	0.106	1	500	0%	0	0	0%	U
1,4-Dichlorobenzene	A	ug/L	0	0		0	0	0	0.0858	1	500	0%	0	0	0%	U
2,2-Dichloropropane	A	ug/L	0	0		0	0	0	0.196	1	500	0%	0	0	0%	U
2-Chlorotoluene	A	ug/L	0	0		0	0	0	0.0876	1	500	0%	0	0	0%	U
4-Chlorotoluene	A	ug/L	0	0		0	0	0	0.0912	1	500	0%	0	0	0%	U
Benzene	A	ug/L	0	0		0	0	0	0.119	1	500	0%	0	0	0%	U
Bromobenzene	A	ug/L	0	0		0	0	0	0.115	1	500	0%	0	0	0%	U
Bromochloromethane	A	ug/L	0	0		0	0	0	0.176	1	500	0%	0	0	0%	U
Bromodichloromethane	A	ug/L	0	0		0	0	0	0.155	1	500	0%	0	0	0%	U
Bromoform	A	ug/L	0	0		0	0	0	0.119	1	500	0%	0	0	0%	U
Bromomethane	A	ug/L	0	0		0	0	0	0.253	1	500	0%	0	0	0%	U
Carbon tetrachloride	A	ug/L	0	0		0	0	0	0.165	1	500	0%	0	0	0%	U
Chlorobenzene	A	ug/L	0	0		0	0	0	0.12	1	500	0%	0	0	0%	U
Chlorodibromomethane	A	ug/L	0	0		0	0	0	0.0841	1	500	0%	0	0	0%	U
Chloroethane	A	ug/L	0	0		0	0	0	0.169	1	500	0%	0	0	0%	U
Chloroform	A	ug/L	0	0		0	0	0	0.0789	1	500	0%	0	0	0%	U
Chloromethane	A	ug/L	0.28696	0		0	0	0	0.191	1	500	0%	0	0	0%	U
cis-1,2-Dichloroethene	A	ug/L	0	0		0	0	0	0.167	1	500	0%	0	0	0%	U
cis-1,3-Dichloropropene	A	ug/L	0	0		0	0	0	0.0943	1	500	0%	0	0	0%	U
Dibromomethane	A	ug/L	0	0		0	0	0	0.162	1	500	0%	0	0	0%	U
Dichlorodifluoromethane	A	ug/L	0	0		0	0	0	0.175	1	500	0%	0	0	0%	U
Ethylbenzene	A	ug/L	0	0		0	0	0	0.0912	1	500	0%	0	0	0%	U

Seq No	Lab ID	Test Code	Sample Typ	File ID	Analysis Date	DF	Batch ID	Prep Date	SPKref	RPDref	pmoist					
14952316	B21121616-002	VOC-8260-W-S	SAMP	JA5975C\VG122112/22/2021	9:06:	1	R372445		0	0						
Analyte	T	Units	RAW	Final	Text	Spike	SPKref	RPDref	MDL	PQL	UQL	%REC	LOW	HIGH	%RPD	Q
m+p-Xylenes	A	ug/L	0.04885	0		0	0	0	0.165	1	1000	0%	0	0	0%	U
Methyl ethyl ketone	A	ug/L	0	0		0	0	0	2.22	20	5000	0%	0	0	0%	U
Methyl tert-butyl ether (MTBE)	A	ug/L	0	0		0	0	0	0.119	1	500	0%	0	0	0%	U
Methylene chloride	A	ug/L	2.75427	0		0	0	0	0.134	1	500	0%	0	0	0%	U
o-Xylene	A	ug/L	0	0		0	0	0	0.0604	1	500	0%	0	0	0%	U
Styrene	A	ug/L	0	0		0	0	0	0.067	1	500	0%	0	0	0%	U
Tetrachloroethene	A	ug/L	0	0		0	0	0	0.0671	1	500	0%	0	0	0%	U
Toluene	A	ug/L	0	0		0	0	0	0.075	1	500	0%	0	0	0%	U
trans-1,2-Dichloroethene	A	ug/L	0	0		0	0	0	0.151	1	500	0%	0	0	0%	U
trans-1,3-Dichloropropene	A	ug/L	0	0		0	0	0	0.0846	1	500	0%	0	0	0%	U
Trichloroethene	A	ug/L	0	0		0	0	0	0.0993	1	500	0%	0	0	0%	U
Trichlorofluoromethane	A	ug/L	0	0		0	0	0	0.134	1	500	0%	0	0	0%	U
Vinyl chloride	A	ug/L	0	0		0	0	0	0.153	1	500	0%	0	0	0%	U
1,4-Dichlorobenzene-d4	I	ug/L	250	10		0	0	0	0	0	0	0%	0	0	0%	
Chlorobenzene-d5	I	ug/L	250	10		0	0	0	0.1	0	0	0%	0	0	0%	
Fluorobenzene	I	ug/L	250	10		0	0	0	0.1	0	0	0%	0	0	0%	
Xylenes, Total	M	ug/L	0.04885	0		0	0	0	0.0604	1	0	0%	0	0	0%	U
1,2-Dichloroethane-d4	S	ug/L	258.71776	10.3487104		10	0	0	0.0848	1	500	103%	81	118	0%	
Dibromofluoromethane	S	ug/L	257.50779	10.3003116		10	0	0	0.129	1	500	103%	80	119	0%	
p-Bromofluorobenzene	S	ug/L	260.88252	10.4353008		10	0	0	0.149	1	500	104%	85	114	0%	
Toluene-d8	S	ug/L	260.3447	10.413788		10	0	0	0.0617	1	500	104%	89	112	0%	

Seq No	Lab ID	Test Code	Sample Typ	File ID	Analysis Date	DF	Batch ID	Prep Date	SPKref	RPDref	pmoist					
14952317	B21121623-002	VOC-8260-W-S	SAMP	JA5975C\VG122112/22/2021	9:34:	1	R372445		0	0						
Analyte	T	Units	RAW	Final	Text	Spike	SPKref	RPDref	MDL	PQL	UQL	%REC	LOW	HIGH	%RPD	Q
1,1,1,2-Tetrachloroethane	A	ug/L	0	0		0	0	0	0.107	1	500	0%	0	0	0%	U
1,1,1-Trichloroethane	A	ug/L	0	0		0	0	0	0.131	1	500	0%	0	0	0%	U
1,1,2,2-Tetrachloroethane	A	ug/L	0	0		0	0	0	0.0872	1	500	0%	0	0	0%	U
1,1,2-Trichloroethane	A	ug/L	0	0		0	0	0	0.108	1	500	0%	0	0	0%	U
1,1-Dichloroethane	A	ug/L	0	0		0	0	0	0.176	1	500	0%	0	0	0%	U
1,1-Dichloroethene	A	ug/L	0	0		0	0	0	0.145	1	500	0%	0	0	0%	U
1,1-Dichloropropene	A	ug/L	0	0		0	0	0	0.083	1	500	0%	0	0	0%	U
1,2,3-Trichloropropane	A	ug/L	0	0		0	0	0	0.385	1	500	0%	0	0	0%	U
1,2-Dibromoethane	A	ug/L	0	0		0	0	0	0.143	1	500	0%	0	0	0%	U

Seq No	Lab ID	Test Code	Sample Typ	File ID	Analysis Date	DF	Batch ID	Prep Date	SPKref	RPDref	pmoist					
14952317	B21121623-002	VOC-8260-W-S	SAMP	JA5975C\VG122112/22/2021	9:34:	1	R372445		0	0						
Analyte	T	Units	RAW	Final	Text	Spike	SPKref	RPDref	MDL	PQL	UQL	%REC	LOW	HIGH	%RPD	Q
1,2-Dichlorobenzene	A	ug/L	0	0		0	0	0	0.0858	1	500	0%	0	0	0%	U
1,2-Dichloroethane	A	ug/L	0	0		0	0	0	0.156	1	500	0%	0	0	0%	U
1,2-Dichloropropane	A	ug/L	0	0		0	0	0	0.0893	1	500	0%	0	0	0%	U
1,3-Dichlorobenzene	A	ug/L	0	0		0	0	0	0.0996	1	500	0%	0	0	0%	U
1,3-Dichloropropane	A	ug/L	0	0		0	0	0	0.106	1	500	0%	0	0	0%	U
1,4-Dichlorobenzene	A	ug/L	0	0		0	0	0	0.0858	1	500	0%	0	0	0%	U
2,2-Dichloropropane	A	ug/L	0	0		0	0	0	0.196	1	500	0%	0	0	0%	U
2-Chlorotoluene	A	ug/L	0	0		0	0	0	0.0876	1	500	0%	0	0	0%	U
4-Chlorotoluene	A	ug/L	0	0		0	0	0	0.0912	1	500	0%	0	0	0%	U
Benzene	A	ug/L	0	0		0	0	0	0.119	1	500	0%	0	0	0%	U
Bromobenzene	A	ug/L	0	0		0	0	0	0.115	1	500	0%	0	0	0%	U
Bromochloromethane	A	ug/L	0	0		0	0	0	0.176	1	500	0%	0	0	0%	U
Bromodichloromethane	A	ug/L	0	0		0	0	0	0.155	1	500	0%	0	0	0%	U
Bromoform	A	ug/L	0	0		0	0	0	0.119	1	500	0%	0	0	0%	U
Bromomethane	A	ug/L	0	0		0	0	0	0.253	1	500	0%	0	0	0%	U
Carbon tetrachloride	A	ug/L	0	0		0	0	0	0.165	1	500	0%	0	0	0%	U
Chlorobenzene	A	ug/L	0	0		0	0	0	0.12	1	500	0%	0	0	0%	U
Chlorodibromomethane	A	ug/L	0	0		0	0	0	0.0841	1	500	0%	0	0	0%	U
Chloroethane	A	ug/L	0	0		0	0	0	0.169	1	500	0%	0	0	0%	U
Chloroform	A	ug/L	0	0		0	0	0	0.0789	1	500	0%	0	0	0%	U
Chloromethane	A	ug/L	0	0		0	0	0	0.191	1	500	0%	0	0	0%	U
cis-1,2-Dichloroethene	A	ug/L	0	0		0	0	0	0.167	1	500	0%	0	0	0%	U
cis-1,3-Dichloropropene	A	ug/L	0	0		0	0	0	0.0943	1	500	0%	0	0	0%	U
Dibromomethane	A	ug/L	0	0		0	0	0	0.162	1	500	0%	0	0	0%	U
Dichlorodifluoromethane	A	ug/L	0	0		0	0	0	0.175	1	500	0%	0	0	0%	U
Ethylbenzene	A	ug/L	0	0		0	0	0	0.0912	1	500	0%	0	0	0%	U
m+p-Xylenes	A	ug/L	0	0		0	0	0	0.165	1	1000	0%	0	0	0%	U
Methyl ethyl ketone	A	ug/L	0	0		0	0	0	2.22	20	5000	0%	0	0	0%	U
Methyl tert-butyl ether (MTBE)	A	ug/L	0	0		0	0	0	0.119	1	500	0%	0	0	0%	U
Methylene chloride	A	ug/L	0	0		0	0	0	0.134	1	500	0%	0	0	0%	U
o-Xylene	A	ug/L	0	0		0	0	0	0.0604	1	500	0%	0	0	0%	U
Styrene	A	ug/L	0	0		0	0	0	0.067	1	500	0%	0	0	0%	U
Tetrachloroethene	A	ug/L	0	0		0	0	0	0.0671	1	500	0%	0	0	0%	U
Toluene	A	ug/L	0	0		0	0	0	0.075	1	500	0%	0	0	0%	U
trans-1,2-Dichloroethene	A	ug/L	0	0		0	0	0	0.151	1	500	0%	0	0	0%	U

Seq No	Lab ID	Test Code	Sample Typ	File ID	Analysis Date	DF	Batch ID	Prep Date	SPKref	RPDref	pmoist					
14952317	B21121623-002	VOC-8260-W-S	SAMP	JA5975C\VG1221	12/22/2021 9:34:	1	R372445		0	0						
Analyte	T	Units	RAW	Final	Text	Spike	SPKref	RPDref	MDL	PQL	UQL	%REC	LOW	HIGH	%RPD	Q
trans-1,3-Dichloropropene	A	ug/L	0	0		0	0	0	0.0846	1	500	0%	0	0	0%	U
Trichloroethene	A	ug/L	0	0		0	0	0	0.0993	1	500	0%	0	0	0%	U
Trichlorofluoromethane	A	ug/L	0	0		0	0	0	0.134	1	500	0%	0	0	0%	U
Vinyl chloride	A	ug/L	0	0		0	0	0	0.153	1	500	0%	0	0	0%	U
1,4-Dichlorobenzene-d4	I	ug/L	250	10		0	0	0	0	0	0	0%	0	0	0%	
Chlorobenzene-d5	I	ug/L	250	10		0	0	0	0.1	0	0	0%	0	0	0%	
Fluorobenzene	I	ug/L	250	10		0	0	0	0.1	0	0	0%	0	0	0%	
Xylenes, Total	M	ug/L	0	0		0	0	0	0.0604	1	0	0%	0	0	0%	U
1,2-Dichloroethane-d4	S	ug/L	252.82306	10.1129224		10	0	0	0.0848	1	500	101%	81	118	0%	
Dibromofluoromethane	S	ug/L	260.3536	10.414144		10	0	0	0.129	1	500	104%	80	119	0%	
p-Bromofluorobenzene	S	ug/L	258.50417	10.3401668		10	0	0	0.149	1	500	103%	85	114	0%	
Toluene-d8	S	ug/L	261.84198	10.4736792		10	0	0	0.0617	1	500	105%	89	112	0%	

Seq No	Lab ID	Test Code	Sample Typ	File ID	Analysis Date	DF	Batch ID	Prep Date	SPKref	RPDref	pmoist					
14952318	B21121609-002	VOC-8260-W-S	SAMP	JA5975C\VG1221	12/22/2021 10:0	1	R372445		0	0						
Analyte	T	Units	RAW	Final	Text	Spike	SPKref	RPDref	MDL	PQL	UQL	%REC	LOW	HIGH	%RPD	Q
1,1,1,2-Tetrachloroethane	A	ug/L	0	0		0	0	0	0.107	1	500	0%	0	0	0%	U
1,1,1-Trichloroethane	A	ug/L	0	0		0	0	0	0.131	1	500	0%	0	0	0%	U
1,1,2,2-Tetrachloroethane	A	ug/L	0	0		0	0	0	0.0872	1	500	0%	0	0	0%	U
1,1,2-Trichloroethane	A	ug/L	0	0		0	0	0	0.108	1	500	0%	0	0	0%	U
1,1-Dichloroethane	A	ug/L	0	0		0	0	0	0.176	1	500	0%	0	0	0%	U
1,1-Dichloroethene	A	ug/L	0	0		0	0	0	0.145	1	500	0%	0	0	0%	U
1,1-Dichloropropene	A	ug/L	0	0		0	0	0	0.083	1	500	0%	0	0	0%	U
1,2,3-Trichloropropane	A	ug/L	0	0		0	0	0	0.385	1	500	0%	0	0	0%	U
1,2-Dibromoethane	A	ug/L	0	0		0	0	0	0.143	1	500	0%	0	0	0%	U
1,2-Dichlorobenzene	A	ug/L	0	0		0	0	0	0.0858	1	500	0%	0	0	0%	U
1,2-Dichloroethane	A	ug/L	0	0		0	0	0	0.156	1	500	0%	0	0	0%	U
1,2-Dichloropropane	A	ug/L	0	0		0	0	0	0.0893	1	500	0%	0	0	0%	U
1,3-Dichlorobenzene	A	ug/L	0	0		0	0	0	0.0996	1	500	0%	0	0	0%	U
1,3-Dichloropropane	A	ug/L	0	0		0	0	0	0.106	1	500	0%	0	0	0%	U
1,4-Dichlorobenzene	A	ug/L	0	0		0	0	0	0.0858	1	500	0%	0	0	0%	U
2,2-Dichloropropane	A	ug/L	0	0		0	0	0	0.196	1	500	0%	0	0	0%	U
2-Chlorotoluene	A	ug/L	0	0		0	0	0	0.0876	1	500	0%	0	0	0%	U
4-Chlorotoluene	A	ug/L	0	0		0	0	0	0.0912	1	500	0%	0	0	0%	U

Seq No	Lab ID	Test Code	Sample Typ	File ID	Analysis Date	DF	Batch ID	Prep Date	SPKref	RPDref	pmoist					
14952318	B21121609-002	VOC-8260-W-S	SAMP	JA5975C\VG1221	12/22/2021 10:0	1	R372445		0	0						
Analyte	T	Units	RAW	Final	Text	Spike	SPKref	RPDref	MDL	PQL	UQL	%REC	LOW	HIGH	%RPD	Q
Benzene	A	ug/L	0	0		0	0	0	0.119	1	500	0%	0	0	0%	U
Bromobenzene	A	ug/L	0	0		0	0	0	0.115	1	500	0%	0	0	0%	U
Bromochloromethane	A	ug/L	0	0		0	0	0	0.176	1	500	0%	0	0	0%	U
Bromodichloromethane	A	ug/L	0	0		0	0	0	0.155	1	500	0%	0	0	0%	U
Bromoform	A	ug/L	0	0		0	0	0	0.119	1	500	0%	0	0	0%	U
Bromomethane	A	ug/L	0	0		0	0	0	0.253	1	500	0%	0	0	0%	U
Carbon tetrachloride	A	ug/L	0	0		0	0	0	0.165	1	500	0%	0	0	0%	U
Chlorobenzene	A	ug/L	0	0		0	0	0	0.12	1	500	0%	0	0	0%	U
Chlorodibromomethane	A	ug/L	0	0		0	0	0	0.0841	1	500	0%	0	0	0%	U
Chloroethane	A	ug/L	0	0		0	0	0	0.169	1	500	0%	0	0	0%	U
Chloroform	A	ug/L	0	0		0	0	0	0.0789	1	500	0%	0	0	0%	U
Chloromethane	A	ug/L	0	0		0	0	0	0.191	1	500	0%	0	0	0%	U
cis-1,2-Dichloroethene	A	ug/L	0	0		0	0	0	0.167	1	500	0%	0	0	0%	U
cis-1,3-Dichloropropene	A	ug/L	0	0		0	0	0	0.0943	1	500	0%	0	0	0%	U
Dibromomethane	A	ug/L	0	0		0	0	0	0.162	1	500	0%	0	0	0%	U
Dichlorodifluoromethane	A	ug/L	0	0		0	0	0	0.175	1	500	0%	0	0	0%	U
Ethylbenzene	A	ug/L	0	0		0	0	0	0.0912	1	500	0%	0	0	0%	U
m+p-Xylenes	A	ug/L	0	0		0	0	0	0.165	1	1000	0%	0	0	0%	U
Methyl ethyl ketone	A	ug/L	0	0		0	0	0	2.22	20	5000	0%	0	0	0%	U
Methyl tert-butyl ether (MTBE)	A	ug/L	0	0		0	0	0	0.119	1	500	0%	0	0	0%	U
Methylene chloride	A	ug/L	0.88091	0		0	0	0	0.134	1	500	0%	0	0	0%	U
o-Xylene	A	ug/L	0	0		0	0	0	0.0604	1	500	0%	0	0	0%	U
Styrene	A	ug/L	0	0		0	0	0	0.067	1	500	0%	0	0	0%	U
Tetrachloroethene	A	ug/L	0	0		0	0	0	0.0671	1	500	0%	0	0	0%	U
Toluene	A	ug/L	0	0		0	0	0	0.075	1	500	0%	0	0	0%	U
trans-1,2-Dichloroethene	A	ug/L	0	0		0	0	0	0.151	1	500	0%	0	0	0%	U
trans-1,3-Dichloropropene	A	ug/L	0	0		0	0	0	0.0846	1	500	0%	0	0	0%	U
Trichloroethene	A	ug/L	0	0		0	0	0	0.0993	1	500	0%	0	0	0%	U
Trichlorofluoromethane	A	ug/L	0	0		0	0	0	0.134	1	500	0%	0	0	0%	U
Vinyl chloride	A	ug/L	0	0		0	0	0	0.153	1	500	0%	0	0	0%	U
1,4-Dichlorobenzene-d4	I	ug/L	250	10		0	0	0	0	0	0	0%	0	0	0%	
Chlorobenzene-d5	I	ug/L	250	10		0	0	0	0.1	0	0	0%	0	0	0%	
Fluorobenzene	I	ug/L	250	10		0	0	0	0.1	0	0	0%	0	0	0%	
Xylenes, Total	M	ug/L	0	0		0	0	0	0.0604	1	0	0%	0	0	0%	U
1,2-Dichloroethane-d4	S	ug/L	259.27959	10.3711836		10	0	0	0.0848	1	500	104%	81	118	0%	

Seq No	Lab ID	Test Code	Sample Typ	File ID	Analysis Date	DF	Batch ID	Prep Date	SPKref	RPDref	pmoist					
14952318	B21121609-002	VOC-8260-W-S	SAMP	JA5975C\VG1221	12/22/2021 10:0	1	R372445		0	0						
Analyte	T	Units	RAW	Final	Text	Spike	SPKref	RPDref	MDL	PQL	UQL	%REC	LOW	HIGH	%RPD	Q
Dibromofluoromethane	S	ug/L	267.26382	10.6905528		10	0	0	0.129	1	500	107%	80	119	0%	
p-Bromofluorobenzene	S	ug/L	261.86212	10.4744848		10	0	0	0.149	1	500	105%	85	114	0%	
Toluene-d8	S	ug/L	260.30018	10.4120072		10	0	0	0.0617	1	500	104%	89	112	0%	

Seq No	Lab ID	Test Code	Sample Typ	File ID	Analysis Date	DF	Batch ID	Prep Date	SPKref	RPDref	pmoist					
14952319	B21121609-001	VOC-8260-W-S	SAMP	JA5975C\VG1221	12/22/2021 10:2	1	R372445		0	0						
Analyte	T	Units	RAW	Final	Text	Spike	SPKref	RPDref	MDL	PQL	UQL	%REC	LOW	HIGH	%RPD	Q
1,1,1,2-Tetrachloroethane	A	ug/L	0	0		0	0	0	0.107	1	500	0%	0	0	0%	U
1,1,1-Trichloroethane	A	ug/L	0	0		0	0	0	0.131	1	500	0%	0	0	0%	U
1,1,2,2-Tetrachloroethane	A	ug/L	0	0		0	0	0	0.0872	1	500	0%	0	0	0%	U
1,1,2-Trichloroethane	A	ug/L	0	0		0	0	0	0.108	1	500	0%	0	0	0%	U
1,1-Dichloroethane	A	ug/L	0	0		0	0	0	0.176	1	500	0%	0	0	0%	U
1,1-Dichloroethene	A	ug/L	0	0		0	0	0	0.145	1	500	0%	0	0	0%	U
1,1-Dichloropropene	A	ug/L	0	0		0	0	0	0.083	1	500	0%	0	0	0%	U
1,2,3-Trichloropropane	A	ug/L	0	0		0	0	0	0.385	1	500	0%	0	0	0%	U
1,2-Dibromoethane	A	ug/L	0	0		0	0	0	0.143	1	500	0%	0	0	0%	U
1,2-Dichlorobenzene	A	ug/L	0	0		0	0	0	0.0858	1	500	0%	0	0	0%	U
1,2-Dichloroethane	A	ug/L	0	0		0	0	0	0.156	1	500	0%	0	0	0%	U
1,2-Dichloropropane	A	ug/L	0	0		0	0	0	0.0893	1	500	0%	0	0	0%	U
1,3-Dichlorobenzene	A	ug/L	0	0		0	0	0	0.0996	1	500	0%	0	0	0%	U
1,3-Dichloropropane	A	ug/L	0	0		0	0	0	0.106	1	500	0%	0	0	0%	U
1,4-Dichlorobenzene	A	ug/L	0	0		0	0	0	0.0858	1	500	0%	0	0	0%	U
2,2-Dichloropropane	A	ug/L	0	0		0	0	0	0.196	1	500	0%	0	0	0%	U
2-Chlorotoluene	A	ug/L	0	0		0	0	0	0.0876	1	500	0%	0	0	0%	U
4-Chlorotoluene	A	ug/L	0	0		0	0	0	0.0912	1	500	0%	0	0	0%	U
Benzene	A	ug/L	4.63581	0.1854324		0	0	0	0.119	1	500	0%	0	0	0%	J
Bromobenzene	A	ug/L	0	0		0	0	0	0.115	1	500	0%	0	0	0%	U
Bromochloromethane	A	ug/L	0	0		0	0	0	0.176	1	500	0%	0	0	0%	U
Bromodichloromethane	A	ug/L	0	0		0	0	0	0.155	1	500	0%	0	0	0%	U
Bromoform	A	ug/L	20.43029	0.8172116		0	0	0	0.119	1	500	0%	0	0	0%	J
Bromomethane	A	ug/L	0	0		0	0	0	0.253	1	500	0%	0	0	0%	U
Carbon tetrachloride	A	ug/L	0	0		0	0	0	0.165	1	500	0%	0	0	0%	U
Chlorobenzene	A	ug/L	0	0		0	0	0	0.12	1	500	0%	0	0	0%	U
Chlorodibromomethane	A	ug/L	5.72992	0.2291968		0	0	0	0.0841	1	500	0%	0	0	0%	J

Seq No	Lab ID	Test Code	Sample Typ	File ID	Analysis Date	DF	Batch ID	Prep Date	SPKref	RPDref	pmoist					
14952319	B21121609-001	VOC-8260-W-S	SAMP	JA5975C\VG122112/22/2021	10:2	1	R372445		0	0						
Analyte	T	Units	RAW	Final	Text	Spike	SPKref	RPDref	MDL	PQL	UQL	%REC	LOW	HIGH	%RPD	Q
Chloroethane	A	ug/L	0	0		0	0	0	0.169	1	500	0%	0	0	0%	U
Chloroform	A	ug/L	10.45138	0.4180552		0	0	0	0.0789	1	500	0%	0	0	0%	J
Chloromethane	A	ug/L	0	0		0	0	0	0.191	1	500	0%	0	0	0%	U
cis-1,2-Dichloroethene	A	ug/L	0	0		0	0	0	0.167	1	500	0%	0	0	0%	U
cis-1,3-Dichloropropene	A	ug/L	0	0		0	0	0	0.0943	1	500	0%	0	0	0%	U
Dibromomethane	A	ug/L	0	0		0	0	0	0.162	1	500	0%	0	0	0%	U
Dichlorodifluoromethane	A	ug/L	0	0		0	0	0	0.175	1	500	0%	0	0	0%	U
Ethylbenzene	A	ug/L	57.07341	2.2829364		0	0	0	0.0912	1	500	0%	0	0	0%	
m+p-Xylenes	A	ug/L	324.51064	12.9804256		0	0	0	0.165	1	1000	0%	0	0	0%	
Methyl ethyl ketone	A	ug/L	21.63307	0		0	0	0	2.22	20	5000	0%	0	0	0%	U
Methyl tert-butyl ether (MTBE)	A	ug/L	0	0		0	0	0	0.119	1	500	0%	0	0	0%	U
Methylene chloride	A	ug/L	0.64271	0		0	0	0	0.134	1	500	0%	0	0	0%	U
o-Xylene	A	ug/L	358.84848	14.3539392		0	0	0	0.0604	1	500	0%	0	0	0%	
Styrene	A	ug/L	0	0		0	0	0	0.067	1	500	0%	0	0	0%	U
Tetrachloroethene	A	ug/L	0	0		0	0	0	0.0671	1	500	0%	0	0	0%	U
Toluene	A	ug/L	33.4648	1.338592		0	0	0	0.075	1	500	0%	0	0	0%	
trans-1,2-Dichloroethene	A	ug/L	0	0		0	0	0	0.151	1	500	0%	0	0	0%	U
trans-1,3-Dichloropropene	A	ug/L	0	0		0	0	0	0.0846	1	500	0%	0	0	0%	U
Trichloroethene	A	ug/L	0	0		0	0	0	0.0993	1	500	0%	0	0	0%	U
Trichlorofluoromethane	A	ug/L	0	0		0	0	0	0.134	1	500	0%	0	0	0%	U
Vinyl chloride	A	ug/L	0	0		0	0	0	0.153	1	500	0%	0	0	0%	U
1,4-Dichlorobenzene-d4	I	ug/L	250	10		0	0	0	0	0	0	0%	0	0	0%	
Chlorobenzene-d5	I	ug/L	250	10		0	0	0	0.1	0	0	0%	0	0	0%	
Fluorobenzene	I	ug/L	250	10		0	0	0	0.1	0	0	0%	0	0	0%	
Xylenes, Total	M	ug/L	683.35912	27.3343648		0	0	0	0.0604	1	0	0%	0	0	0%	
1,2-Dichloroethane-d4	S	ug/L	264.34555	10.573822		10	0	0	0.0848	1	500	106%	81	118	0%	
Dibromofluoromethane	S	ug/L	261.59296	10.4637184		10	0	0	0.129	1	500	105%	80	119	0%	
p-Bromofluorobenzene	S	ug/L	236.39752	9.4559008		10	0	0	0.149	1	500	95%	85	114	0%	
Toluene-d8	S	ug/L	246.21401	9.8485604		10	0	0	0.0617	1	500	98%	89	112	0%	

Seq No	Lab ID	Test Code	Sample Typ	File ID	Analysis Date	DF	Batch ID	Prep Date	SPKref	RPDref	pmoist					
14952320	B21121611-001	VOC-8260-W-Q	MS-DOD	JA5975C\VG122112/22/2021	10:5	1	R372445		1E+07	0						
Analyte	T	Units	RAW	Final	Text	Spike	SPKref	RPDref	MDL	PQL	UQL	%REC	LOW	HIGH	%RPD	Q

Seq No	Lab ID	Test Code	Sample Typ	File ID	Analysis Date	DF	Batch ID	Prep Date	SPKref	RPDref	pmoist					
14952320	B21121611-001	VOC-8260-W-Q	MS-DOD	JA5975C\VG122112/22/2021	10:5	1	R372445		1E+07	0						
Analyte	T	Units	RAW	Final	Text	Spike	SPKref	RPDref	MDL	PQL	UQL	%REC	LOW	HIGH	%RPD	Q
1,1,1,2-Tetrachloroethane	A	ug/L	125.22067	5.0088268		5	0	0	0.107	0.5	500	100%	78	124	0%	
1,1,1-Trichloroethane	A	ug/L	116.52073	4.6608292		5	0	0	0.131	0.5	500	93%	74	131	0%	
1,1,2,2-Tetrachloroethane	A	ug/L	125.46689	5.0186756		5	0	0	0.0872	0.5	500	100%	71	121	0%	
1,1,2-Trichloroethane	A	ug/L	124.28111	4.9712444		5	0	0	0.108	0.5	500	99%	80	119	0%	
1,1-Dichloroethane	A	ug/L	121.3756	4.855024		5	0	0	0.176	0.5	500	97%	77	125	0%	
1,1-Dichloroethene	A	ug/L	116.84113	4.6736452		5	0	0	0.145	0.5	500	93%	71	131	0%	
1,1-Dichloropropene	A	ug/L	112.56906	4.5027624		5	0	0	0.083	0.5	500	90%	79	125	0%	
1,2,3-Trichloropropane	A	ug/L	123.80988	4.9523952		5	0	0	0.385	0.5	500	99%	73	125	0%	
1,2-Dibromoethane	A	ug/L	125.20562	5.0082248		5	0	0	0.143	0.5	500	100%	78	122	0%	
1,2-Dichlorobenzene	A	ug/L	123.23641	4.9294564		5	0	0	0.0858	0.5	500	99%	80	119	0%	
1,2-Dichloroethane	A	ug/L	119.4087	4.776348		5	0	0	0.156	0.5	500	96%	73	128	0%	
1,2-Dichloropropane	A	ug/L	121.15359	4.8461436		5	0	0	0.0893	0.5	500	97%	78	122	0%	
1,3-Dichlorobenzene	A	ug/L	126.13331	5.0453324		5	0	0	0.0996	0.5	500	101%	80	119	0%	
1,3-Dichloropropane	A	ug/L	123.63385	4.945354		5	0	0	0.106	0.5	500	99%	80	119	0%	
1,4-Dichlorobenzene	A	ug/L	120.50549	4.8202196		5	0	0	0.0858	0.5	500	96%	79	118	0%	
2,2-Dichloropropane	A	ug/L	124.0466	4.961864		5	0	0	0.196	0.5	500	99%	60	139	0%	
2-Chlorotoluene	A	ug/L	122.23566	4.8894264		5	0	0	0.0876	0.5	500	98%	79	122	0%	
4-Chlorotoluene	A	ug/L	126.19055	5.047622		5	0	0	0.0912	0.5	500	101%	78	122	0%	
Benzene	A	ug/L	122.36123	4.8944492		5	0	0	0.119	0.5	500	98%	79	120	0%	
Bromobenzene	A	ug/L	125.19072	5.0076288		5	0	0	0.115	0.5	500	100%	80	120	0%	
Bromochloromethane	A	ug/L	124.27868	4.9711472		5	0	0	0.176	0.5	500	99%	78	123	0%	
Bromodichloromethane	A	ug/L	123.1365	4.92546		5	0	0	0.155	0.5	500	99%	79	125	0%	
Bromoform	A	ug/L	124.52386	4.9809544		5	0	0	0.119	0.5	500	100%	66	130	0%	
Bromomethane	A	ug/L	84.01414	3.3605656		5	0	0	0.253	0.5	500	67%	53	141	0%	
Carbon tetrachloride	A	ug/L	116.91916	4.6767664		5	0	0	0.165	0.5	500	94%	72	136	0%	
Chlorobenzene	A	ug/L	127.09428	5.0837712		5	0	0	0.12	0.5	500	102%	82	118	0%	
Chlorodibromomethane	A	ug/L	123.9522	4.958088		5	0	0	0.0841	0.5	500	99%	74	126	0%	
Chloroethane	A	ug/L	111.20357	4.4481428		5	0	0	0.169	0.5	500	89%	60	138	0%	
Chloroform	A	ug/L	112.89173	4.5156692		5	0	0	0.0789	0.5	500	90%	79	124	0%	
Chloromethane	A	ug/L	106.85413	4.2741652		5	0	0	0.191	0.5	500	85%	50	139	0%	
cis-1,2-Dichloroethene	A	ug/L	118.71152	4.7484608		5	0	0	0.167	0.5	500	95%	78	123	0%	
cis-1,3-Dichloropropene	A	ug/L	115.6122	4.624488		5	0	0	0.0943	0.5	500	92%	75	124	0%	
Dibromomethane	A	ug/L	123.53996	4.9415984		5	0	0	0.162	0.5	500	99%	79	123	0%	
Dichlorodifluoromethane	A	ug/L	103.76511	4.1506044		5	0	0	0.175	0.5	500	83%	32	152	0%	
Ethylbenzene	A	ug/L	124.81436	4.9925744		5	0	0	0.0912	0.5	500	100%	79	121	0%	

Seq No	Lab ID	Test Code	Sample Typ	File ID	Analysis Date	DF	Batch ID	Prep Date	SPKref	RPDref	pmoist					
14952320	B21121611-001	VOC-8260-W-Q	MS-DOD	JA5975C\VG122112/22/2021	10:5	1	R372445		1E+07	0						
Analyte	T	Units	RAW	Final	Text	Spike	SPKref	RPDref	MDL	PQL	UQL	%REC	LOW	HIGH	%RPD	Q
m+p-Xylenes	A	ug/L	252.847	10.11388		10	0	0	0.165	0.5	1000	101%	80	121	0%	
Methyl ethyl ketone	A	ug/L	1352.50239	54.1000956		50	0	0	2.22	10	5000	108%	56	143	0%	
Methyl tert-butyl ether (MTBE)	A	ug/L	121.34487	4.8537948		5	0	0	0.119	0.5	500	97%	71	124	0%	
Methylene chloride	A	ug/L	111.87441	4.4749764		5	0	0	0.134	0.5	500	89%	74	124	0%	
o-Xylene	A	ug/L	131.92577	5.2770308		5	0	0	0.0604	0.5	500	106%	78	122	0%	
Styrene	A	ug/L	129.8137	5.192548		5	0	0	0.067	0.5	500	104%	78	123	0%	
Tetrachloroethene	A	ug/L	122.52446	4.9009784		5	0	0	0.0671	0.5	500	98%	74	129	0%	
Toluene	A	ug/L	125.56469	5.0225876		5	0	0	0.075	0.5	500	100%	80	121	0%	
trans-1,2-Dichloroethene	A	ug/L	117.20541	4.6882164		5	0	0	0.151	0.5	500	94%	75	124	0%	
trans-1,3-Dichloropropene	A	ug/L	126.44927	5.0579708		5	0	0	0.0846	0.5	500	101%	73	127	0%	
Trichloroethene	A	ug/L	118.40871	4.7363484		5	0	0	0.0993	0.5	500	95%	79	123	0%	
Trichlorofluoromethane	A	ug/L	109.81731	4.3926924		5	0	0	0.134	0.5	500	88%	65	141	0%	
Vinyl chloride	A	ug/L	116.63456	4.6653824		5	0	0	0.153	0.5	500	93%	58	137	0%	
1,4-Dichlorobenzene-d4	I	ug/L	250	10		0	0	0	0	0	500	0%	0	0	0%	
Chlorobenzene-d5	I	ug/L	250	10		0	0	0	0	0	500	0%	0	0	0%	
Fluorobenzene	I	ug/L	250	10		0	0	0	0	0	500	0%	0	0	0%	
Xylenes, Total	M	ug/L	384.77277	15.3909108		15	0	0	0.0604	0.5	1500	103%	79	121	0%	
1,2-Dichloroethane-d4	S	ug/L	250.60778	10.0243112		10	0	0	0.0848	0.5	500	100%	81	118	0%	
Dibromofluoromethane	S	ug/L	255.898	10.23592		10	0	0	0.129	0.5	500	102%	80	119	0%	
p-Bromofluorobenzene	S	ug/L	259.75054	10.3900216		10	0	0	0.149	0.5	500	104%	85	114	0%	
Toluene-d8	S	ug/L	264.80361	10.5921444		10	0	0	0.0617	0.5	500	106%	89	112	0%	

Seq No	Lab ID	Test Code	Sample Typ	File ID	Analysis Date	DF	Batch ID	Prep Date	SPKref	RPDref	pmoist					
14952321	B21121611-001	VOC-8260-W-Q	MSD-DOD	JA5975C\VG122112/22/2021	11:2	1	R372445		1E+07	1E+07						
Analyte	T	Units	RAW	Final	Text	Spike	SPKref	RPDref	MDL	PQL	UQL	%REC	LOW	HIGH	%RPD	Q
1,1,1,2-Tetrachloroethane	A	ug/L	126.32216	5.0528864		5	0	5.0088268	0.107	0.5	500	101%	78	124	1%	
1,1,1-Trichloroethane	A	ug/L	122.31521	4.8926084		5	0	4.6608292	0.131	0.5	500	98%	74	131	5%	
1,1,2,2-Tetrachloroethane	A	ug/L	129.79944	5.1919776		5	0	5.0186756	0.0872	0.5	500	104%	71	121	3%	
1,1,2-Trichloroethane	A	ug/L	123.45953	4.9383812		5	0	4.9712444	0.108	0.5	500	99%	80	119	1%	
1,1-Dichloroethane	A	ug/L	125.99859	5.0399436		5	0	4.855024	0.176	0.5	500	101%	77	125	4%	
1,1-Dichloroethene	A	ug/L	106.38031	4.2552124		5	0	4.6736452	0.145	0.5	500	85%	71	131	9%	
1,1-Dichloropropene	A	ug/L	117.86439	4.7145756		5	0	4.5027624	0.083	0.5	500	94%	79	125	5%	
1,2,3-Trichloropropane	A	ug/L	129.14183	5.1656732		5	0	4.9523952	0.385	0.5	500	103%	73	125	4%	
1,2-Dibromoethane	A	ug/L	127.75274	5.1101096		5	0	5.0082248	0.143	0.5	500	102%	78	122	2%	

Seq No	Lab ID	Test Code	Sample Typ	File ID	Analysis Date	DF	Batch ID	Prep Date	SPKref	RPDref	pmoist					
14952321	B21121611-001	VOC-8260-W-Q	MSD-DOD	JA5975C\VG1221	12/22/2021 11:2	1	R372445		1E+07	1E+07						
Analyte	T	Units	RAW	Final	Text	Spike	SPKref	RPDref	MDL	PQL	UQL	%REC	LOW	HIGH	%RPD	Q
1,2-Dichlorobenzene	A	ug/L	126.86598	5.0746392		5	0 4.9294564	0.0858	0.5	500	101%	80	119	3%		
1,2-Dichloroethane	A	ug/L	123.22299	4.9289196		5	0 4.776348	0.156	0.5	500	99%	73	128	3%		
1,2-Dichloropropane	A	ug/L	127.44467	5.0977868		5	0 4.8461436	0.0893	0.5	500	102%	78	122	5%		
1,3-Dichlorobenzene	A	ug/L	131.66091	5.2664364		5	0 5.0453324	0.0996	0.5	500	105%	80	119	4%		
1,3-Dichloropropane	A	ug/L	128.58043	5.1432172		5	0 4.945354	0.106	0.5	500	103%	80	119	4%		
1,4-Dichlorobenzene	A	ug/L	126.20571	5.0482284		5	0 4.8202196	0.0858	0.5	500	101%	79	118	5%		
2,2-Dichloropropane	A	ug/L	128.65353	5.1461412		5	0 4.961864	0.196	0.5	500	103%	60	139	4%		
2-Chlorotoluene	A	ug/L	127.85732	5.1142928		5	0 4.8894264	0.0876	0.5	500	102%	79	122	4%		
4-Chlorotoluene	A	ug/L	131.59958	5.2639832		5	0 5.047622	0.0912	0.5	500	105%	78	122	4%		
Benzene	A	ug/L	125.71135	5.028454		5	0 4.8944492	0.119	0.5	500	101%	79	120	3%		
Bromobenzene	A	ug/L	130.36201	5.2144804		5	0 5.0076288	0.115	0.5	500	104%	80	120	4%		
Bromochloromethane	A	ug/L	125.01325	5.00053		5	0 4.9711472	0.176	0.5	500	100%	78	123	1%		
Bromodichloromethane	A	ug/L	128.44104	5.1376416		5	0 4.92546	0.155	0.5	500	103%	79	125	4%		
Bromoform	A	ug/L	128.59044	5.1436176		5	0 4.9809544	0.119	0.5	500	103%	66	130	3%		
Bromomethane	A	ug/L	85.93742	3.4374968		5	0 3.3605656	0.253	0.5	500	69%	53	141	2%		
Carbon tetrachloride	A	ug/L	118.83931	4.7535724		5	0 4.6767664	0.165	0.5	500	95%	72	136	2%		
Chlorobenzene	A	ug/L	128.92984	5.1571936		5	0 5.0837712	0.12	0.5	500	103%	82	118	1%		
Chlorodibromomethane	A	ug/L	126.26923	5.0507692		5	0 4.958088	0.0841	0.5	500	101%	74	126	2%		
Chloroethane	A	ug/L	104.24061	4.1696244		5	0 4.4481428	0.169	0.5	500	83%	60	138	6%		
Chloroform	A	ug/L	116.09321	4.6437284		5	0 4.5156692	0.0789	0.5	500	93%	79	124	3%		
Chloromethane	A	ug/L	114.53825	4.58153		5	0 4.2741652	0.191	0.5	500	92%	50	139	7%		
cis-1,2-Dichloroethene	A	ug/L	126.62394	5.0649576		5	0 4.7484608	0.167	0.5	500	101%	78	123	6%		
cis-1,3-Dichloropropene	A	ug/L	122.11392	4.8845568		5	0 4.624488	0.0943	0.5	500	98%	75	124	5%		
Dibromomethane	A	ug/L	128.7021	5.148084		5	0 4.9415984	0.162	0.5	500	103%	79	123	4%		
Dichlorodifluoromethane	A	ug/L	112.88009	4.5152036		5	0 4.1506044	0.175	0.5	500	90%	32	152	8%		
Ethylbenzene	A	ug/L	127.26354	5.0905416		5	0 4.9925744	0.0912	0.5	500	102%	79	121	2%		
m+p-Xylenes	A	ug/L	256.06836	10.2427344		10	0 10.11388	0.165	0.5	1000	102%	80	121	1%		
Methyl ethyl ketone	A	ug/L	1400.2278	56.009112		50	0 54.100096	2.22	10	5000	112%	56	143	3%		
Methyl tert-butyl ether (MTBE)	A	ug/L	131.84501	5.2738004		5	0 4.8537948	0.119	0.5	500	105%	71	124	8%		
Methylene chloride	A	ug/L	117.00126	4.6800504		5	0 4.4749764	0.134	0.5	500	94%	74	124	4%		
o-Xylene	A	ug/L	132.82991	5.3131964		5	0 5.2770308	0.0604	0.5	500	106%	78	122	1%		
Styrene	A	ug/L	134.18289	5.3673156		5	0 5.192548	0.067	0.5	500	107%	78	123	3%		
Tetrachloroethene	A	ug/L	127.78042	5.1112168		5	0 4.9009784	0.0671	0.5	500	102%	74	129	4%		
Toluene	A	ug/L	127.6047	5.104188		5	0 5.0225876	0.075	0.5	500	102%	80	121	2%		
trans-1,2-Dichloroethene	A	ug/L	125.496	5.01984		5	0 4.6882164	0.151	0.5	500	100%	75	124	7%		

Seq No	Lab ID	Test Code	Sample Typ	File ID	Analysis Date	DF	Batch ID	Prep Date	SPKref	RPDref	pmoist					
14952321	B21121611-001	VOC-8260-W-Q	MSD-DOD	JA5975C\VG1221	12/22/2021 11:2	1	R372445		1E+07	1E+07						
Analyte	T	Units	RAW	Final	Text	Spike	SPKref	RPDref	MDL	PQL	UQL	%REC	LOW	HIGH	%RPD	Q
trans-1,3-Dichloropropene	A	ug/L	133.97095	5.358838		5	0	5.0579708	0.0846	0.5	500	107%	73	127	6%	
Trichloroethene	A	ug/L	122.68716	4.9074864		5	0	4.7363484	0.0993	0.5	500	98%	79	123	4%	
Trichlorofluoromethane	A	ug/L	106.82884	4.2731536		5	0	4.3926924	0.134	0.5	500	85%	65	141	3%	
Vinyl chloride	A	ug/L	120.82499	4.8329996		5	0	4.6653824	0.153	0.5	500	97%	58	137	4%	
1,4-Dichlorobenzene-d4	I	ug/L	250	10		0	0	0	0	0	500	0%	0	0	0%	
Chlorobenzene-d5	I	ug/L	250	10		0	0	0	0	0	500	0%	0	0	0%	
Fluorobenzene	I	ug/L	250	10		0	0	0	0	0	500	0%	0	0	0%	
Xylenes, Total	M	ug/L	388.89827	15.5559308		15	0	15.390911	0.0604	0.5	1500	104%	79	121	1%	
1,2-Dichloroethane-d4	S	ug/L	249.32535	9.973014		10	0	0	0.0848	0.5	500	100%	81	118	0%	
Dibromofluoromethane	S	ug/L	256.06516	10.2426064		10	0	0	0.129	0.5	500	102%	80	119	0%	
p-Bromofluorobenzene	S	ug/L	257.09105	10.283642		10	0	0	0.149	0.5	500	103%	85	114	0%	
Toluene-d8	S	ug/L	262.37403	10.4949612		10	0	0	0.0617	0.5	500	105%	89	112	0%	

Seq No	Lab ID	Test Code	Sample Typ	File ID	Analysis Date	DF	Batch ID	Prep Date	SPKref	RPDref	pmoist					
14952322	CCV122121a_CI	VOC-8260-W-Q	CCV	JA5975C\VG1221	12/22/2021 12:1	1	R372445		0	0						
Analyte	T	Units	RAW	Final	Text	Spike	SPKref	RPDref	MDL	PQL	UQL	%REC	LOW	HIGH	%RPD	Q
1,1,1,2-Tetrachloroethane	A	ug/L	123.6144	4.944576		5	0	0	0.107	0.5	500	99%	50	150	0%	
1,1,1-Trichloroethane	A	ug/L	120.73298	4.8293192		5	0	0	0.131	0.5	500	97%	50	150	0%	
1,1,2,2-Tetrachloroethane	A	ug/L	122.68847	4.9075388		5	0	0	0.0872	0.5	500	98%	50	150	0%	
1,1,2-Trichloroethane	A	ug/L	121.14613	4.8458452		5	0	0	0.108	0.5	500	97%	50	150	0%	
1,1-Dichloroethane	A	ug/L	122.10942	4.8843768		5	0	0	0.176	0.5	500	98%	50	150	0%	
1,1-Dichloroethene	A	ug/L	121.54023	4.8616092		5	0	0	0.145	0.5	500	97%	50	150	0%	
1,1-Dichloropropene	A	ug/L	120.94558	4.8378232		5	0	0	0.083	0.5	500	97%	50	150	0%	
1,2,3-Trichloropropane	A	ug/L	116.94097	4.6776388		5	0	0	0.385	0.5	500	94%	50	150	0%	
1,2-Dibromoethane	A	ug/L	123.06171	4.9224684		5	0	0	0.143	0.5	500	98%	50	150	0%	
1,2-Dichlorobenzene	A	ug/L	118.74257	4.7497028		5	0	0	0.0858	0.5	500	95%	50	150	0%	
1,2-Dichloroethane	A	ug/L	117.32524	4.6930096		5	0	0	0.156	0.5	500	94%	50	150	0%	
1,2-Dichloropropane	A	ug/L	122.05058	4.8820232		5	0	0	0.0893	0.5	500	98%	50	150	0%	
1,3-Dichlorobenzene	A	ug/L	119.35997	4.7743988		5	0	0	0.0996	0.5	500	95%	50	150	0%	
1,3-Dichloropropane	A	ug/L	121.99994	4.8799976		5	0	0	0.106	0.5	500	98%	50	150	0%	
1,4-Dichlorobenzene	A	ug/L	117.87412	4.7149648		5	0	0	0.0858	0.5	500	94%	50	150	0%	
2,2-Dichloropropane	A	ug/L	122.8008	4.912032		5	0	0	0.196	0.5	500	98%	50	150	0%	
2-Chlorotoluene	A	ug/L	118.60787	4.7443148		5	0	0	0.0876	0.5	500	95%	50	150	0%	
4-Chlorotoluene	A	ug/L	125.51334	5.0205336		5	0	0	0.0912	0.5	500	100%	50	150	0%	

Seq No	Lab ID	Test Code	Sample Typ	File ID	Analysis Date	DF	Batch ID	Prep Date	SPKref	RPDref	pmoist					
14952322	CCV122121a_CI	VOC-8260-W-Q	CCV	JA5975C\VG1221	12/22/2021 12:1	1	R372445		0	0						
Analyte	T	Units	RAW	Final	Text	Spike	SPKref	RPDref	MDL	PQL	UQL	%REC	LOW	HIGH	%RPD	Q
Benzene	A	ug/L	122.57958	4.9031832		5	0	0	0.119	0.5	500	98%	50	150	0%	
Bromobenzene	A	ug/L	122.85034	4.9140136		5	0	0	0.115	0.5	500	98%	50	150	0%	
Bromochloromethane	A	ug/L	128.48488	5.1393952		5	0	0	0.176	0.5	500	103%	50	150	0%	
Bromodichloromethane	A	ug/L	120.19542	4.8078168		5	0	0	0.155	0.5	500	96%	50	150	0%	
Bromoform	A	ug/L	114.93764	4.5975056		5	0	0	0.119	0.5	500	92%	50	150	0%	
Bromomethane	A	ug/L	72.07371	2.8829484		5	0	0	0.253	0.5	500	58%	50	150	0%	
Carbon tetrachloride	A	ug/L	119.96099	4.7984396		5	0	0	0.165	0.5	500	96%	50	150	0%	
Chlorobenzene	A	ug/L	124.42791	4.9771164		5	0	0	0.12	0.5	500	100%	50	150	0%	
Chlorodibromomethane	A	ug/L	121.58391	4.8633564		5	0	0	0.0841	0.5	500	97%	50	150	0%	
Chloroethane	A	ug/L	110.12183	4.4048732		5	0	0	0.169	0.5	500	88%	50	150	0%	
Chloroform	A	ug/L	114.67106	4.5868424		5	0	0	0.0789	0.5	500	92%	50	150	0%	
Chloromethane	A	ug/L	111.86802	4.4747208		5	0	0	0.191	0.5	500	89%	50	150	0%	
cis-1,2-Dichloroethene	A	ug/L	118.83389	4.7533556		5	0	0	0.167	0.5	500	95%	50	150	0%	
cis-1,3-Dichloropropene	A	ug/L	123.2437	4.929748		5	0	0	0.0943	0.5	500	99%	50	150	0%	
Dibromomethane	A	ug/L	121.36222	4.8544888		5	0	0	0.162	0.5	500	97%	50	150	0%	
Dichlorodifluoromethane	A	ug/L	105.69389	4.2277556		5	0	0	0.175	0.5	500	85%	50	150	0%	
Ethylbenzene	A	ug/L	124.45928	4.9783712		5	0	0	0.0912	0.5	500	100%	50	150	0%	
m+p-Xylenes	A	ug/L	255.52381	10.2209524		10	0	0	0.165	0.5	1000	102%	50	150	0%	
Methyl ethyl ketone	A	ug/L	1263.98861	50.5595444		50	0	0	2.22	10	5000	101%	50	150	0%	
Methyl tert-butyl ether (MTBE)	A	ug/L	116.26599	4.6506396		5	0	0	0.119	0.5	500	93%	50	150	0%	
Methylene chloride	A	ug/L	114.92606	4.5970424		5	0	0	0.134	0.5	500	92%	50	150	0%	
o-Xylene	A	ug/L	130.3954	5.215816		5	0	0	0.0604	0.5	500	104%	50	150	0%	
Styrene	A	ug/L	129.65375	5.18615		5	0	0	0.067	0.5	500	104%	50	150	0%	
Tetrachloroethene	A	ug/L	125.6257	5.025028		5	0	0	0.0671	0.5	500	101%	50	150	0%	
Toluene	A	ug/L	126.13118	5.0452472		5	0	0	0.075	0.5	500	101%	50	150	0%	
trans-1,2-Dichloroethene	A	ug/L	120.01374	4.8005496		5	0	0	0.151	0.5	500	96%	50	150	0%	
trans-1,3-Dichloropropene	A	ug/L	123.23141	4.9292564		5	0	0	0.0846	0.5	500	99%	50	150	0%	
Trichloroethene	A	ug/L	120.16175	4.80647		5	0	0	0.0993	0.5	500	96%	50	150	0%	
Trichlorofluoromethane	A	ug/L	102.39936	4.0959744		5	0	0	0.134	0.5	500	82%	50	150	0%	
Vinyl chloride	A	ug/L	107.6022	4.304088		5	0	0	0.153	0.5	500	86%	50	150	0%	
1,4-Dichlorobenzene-d4	I	ug/L	250	10		0	0	0	0	0	500	0%	0	0	0%	
Chlorobenzene-d5	I	ug/L	250	10		0	0	0	0	0	500	0%	0	0	0%	
Fluorobenzene	I	ug/L	250	10		0	0	0	0	0	500	0%	0	0	0%	
Xylenes, Total	M	ug/L	385.91921	15.4367684		15	0	0	0.0604	0.5	1500	103%	50	150	0%	
1,2-Dichloroethane-d4	S	ug/L	243.49647	9.7398588		10	0	0	0.0848	0.5	500	97%	50	150	0%	

Seq No	Lab ID	Test Code	Sample Typ	File ID	Analysis Date	DF	Batch ID	Prep Date	SPKref	RPDref	pmoist					
14952322	CCV122121a_CI	VOC-8260-W-Q	CCV	DA5975C\VG1221	12/22/2021 12:1	1	R372445		0	0						
Analyte	T	Units	RAW	Final	Text	Spike	SPKref	RPDref	MDL	PQL	UQL	%REC	LOW	HIGH	%RPD	Q
Dibromofluoromethane	S	ug/L	252.35776	10.0943104		10	0	0	0.129	0.5	500	101%	50	150	0%	
p-Bromofluorobenzene	S	ug/L	257.86246	10.3144984		10	0	0	0.149	0.5	500	103%	50	150	0%	
Toluene-d8	S	ug/L	265.80783	10.6323132		10	0	0	0.0617	0.5	500	106%	50	150	0%	

DATAFILE HEADERS FROM C:\MSDCHEM\1\DATA\VG122121

Data file Name : C:\MSDCHEM\1\DATA\VG122121\21DEC01.D
Sample Name : PRIMER
Operator : MSC
Date injected : 21 Dec 2021 9:07 am
Instrument : VOA5975C
Method used : 5975CACQF
No of spectra : 5616
Start Time : 0.840
End Time : 16.498
Vial Number : 1

Data file Name : C:\MSDCHEM\1\DATA\VG122121\21DEC02.D
Sample Name : BFB122121_
Operator : MSC
Date injected : 21 Dec 2021 9:34 am
Instrument : VOA5975C
Method used : 5975CACQF
No of spectra : 5616
Start Time : 0.840
End Time : 16.498
Vial Number : 2

Data file Name : C:\MSDCHEM\1\DATA\VG122121\21DEC03.D
Sample Name : CCV122121_
Operator : MSC
Date injected : 21 Dec 2021 10:21 am
Instrument : VOA5975C
Method used : 5975CACQF
No of spectra : 5616
Start Time : 0.840
End Time : 16.498
Vial Number : 3

Data file Name : C:\MSDCHEM\1\DATA\VG122121\21DEC04.D
Sample Name : CCV122121_A
Operator : MSC
Date injected : 21 Dec 2021 11:07 am
Instrument : VOA5975C
Method used : 5975CACQF
No of spectra : 5616
Start Time : 0.840
End Time : 16.498
Vial Number : 4

Data file Name : C:\MSDCHEM\1\DATA\VG122121\21DEC05.D

Sample Name : CCV122121_B
Operator : MSC
Date injected : 21 Dec 2021 11:35 am
Instrument : VOA5975C
Method used : 5975CACQF
No of spectra : 5616
Start Time : 0.839
End Time : 16.498
Vial Number : 5

Data file Name : C:\MSDCHEM\1\DATA\VG122121\21DEC06.D
Sample Name : LCS122121_
Operator : MSC
Date injected : 21 Dec 2021 12:02 pm
Instrument : VOA5975C
Method used : 5975CACQF
No of spectra : 5616
Start Time : 0.840
End Time : 16.498
Vial Number : 6

Data file Name : C:\MSDCHEM\1\DATA\VG122121\21DEC07.D
Sample Name : BLK
Operator : MSC
Date injected : 21 Dec 2021 12:30 pm
Instrument : VOA5975C
Method used : 5975CACQF
No of spectra : 5616
Start Time : 0.840
End Time : 16.498
Vial Number : 7

Data file Name : C:\MSDCHEM\1\DATA\VG122121\21DEC08.D
Sample Name : MBLK122121_
Operator : MSC
Date injected : 21 Dec 2021 12:57 pm
Instrument : VOA5975C
Method used : 5975CACQF
No of spectra : 5616
Start Time : 0.840
End Time : 16.498
Vial Number : 8

Data file Name : C:\MSDCHEM\1\DATA\VG122121\21DEC09.D
Sample Name : B21121613-001E
Operator : MSC
Date injected : 21 Dec 2021 1:24 pm

Instrument : VOA5975C
Method used : 5975CACQF
No of spectra : 5616
Start Time : 0.840
End Time : 16.498
Vial Number : 9

Data file Name : C:\MSDCHEM\1\DATA\VG122121\21DEC10.D
Sample Name : B21121613-002C
Operator : MSC
Date injected : 21 Dec 2021 1:52 pm
Instrument : VOA5975C
Method used : 5975CACQF
No of spectra : 5616
Start Time : 0.840
End Time : 16.498
Vial Number : 10

Data file Name : C:\MSDCHEM\1\DATA\VG122121\21DEC11.D
Sample Name : BLK
Operator : MSC
Date injected : 21 Dec 2021 2:19 pm
Instrument : VOA5975C
Method used : 5975CACQF
No of spectra : 5616
Start Time : 0.840
End Time : 16.498
Vial Number : 11

Data file Name : C:\MSDCHEM\1\DATA\VG122121\21DEC12.D
Sample Name : B21121613-003A
Operator : MSC
Date injected : 21 Dec 2021 2:47 pm
Instrument : VOA5975C
Method used : 5975CACQF
No of spectra : 5616
Start Time : 0.840
End Time : 16.498
Vial Number : 12

Data file Name : C:\MSDCHEM\1\DATA\VG122121\21DEC13.D
Sample Name : B21121613-007A
Operator : MSC
Date injected : 21 Dec 2021 3:14 pm
Instrument : VOA5975C
Method used : 5975CACQF
No of spectra : 5616

Start Time : 0.840
End Time : 16.498
Vial Number : 13

Data file Name : C:\MSDCHEM\1\DATA\VG122121\21DEC14.D
Sample Name : B21121622-004A
Operator : MSC
Date injected : 21 Dec 2021 3:41 pm
Instrument : VOA5975C
Method used : 5975CACQF
No of spectra : 5616
Start Time : 0.839
End Time : 16.498
Vial Number : 14

Data file Name : C:\MSDCHEM\1\DATA\VG122121\21DEC15.D
Sample Name : B21121622-008A
Operator : MSC
Date injected : 21 Dec 2021 4:09 pm
Instrument : VOA5975C
Method used : 5975CACQF
No of spectra : 5616
Start Time : 0.840
End Time : 16.498
Vial Number : 15

Data file Name : C:\MSDCHEM\1\DATA\VG122121\21DEC16.D
Sample Name : B21121605-004A
Operator : MSC
Date injected : 21 Dec 2021 4:36 pm
Instrument : VOA5975C
Method used : 5975CACQF
No of spectra : 5616
Start Time : 0.840
End Time : 16.498
Vial Number : 16

Data file Name : C:\MSDCHEM\1\DATA\VG122121\21DEC17.D
Sample Name : B21121605-001E
Operator : MSC
Date injected : 21 Dec 2021 5:04 pm
Instrument : VOA5975C
Method used : 5975CACQF
No of spectra : 5616
Start Time : 0.840
End Time : 16.498
Vial Number : 17

Data file Name : C:\MSDCHEM\1\DATA\VG122121\21DEC18.D
Sample Name : B21121605-002E
Operator : MSC
Date injected : 21 Dec 2021 5:31 pm
Instrument : VOA5975C
Method used : 5975CACQF
No of spectra : 5616
Start Time : 0.840
End Time : 16.498
Vial Number : 18

Data file Name : C:\MSDCHEM\1\DATA\VG122121\21DEC19.D
Sample Name : B21121605-003C
Operator : MSC
Date injected : 21 Dec 2021 5:58 pm
Instrument : VOA5975C
Method used : 5975CACQF
No of spectra : 5616
Start Time : 0.839
End Time : 16.498
Vial Number : 19

Data file Name : C:\MSDCHEM\1\DATA\VG122121\21DEC20.D
Sample Name : B21121622-001C
Operator : MSC
Date injected : 21 Dec 2021 6:25 pm
Instrument : VOA5975C
Method used : 5975CACQF
No of spectra : 5616
Start Time : 0.840
End Time : 16.498
Vial Number : 20

Data file Name : C:\MSDCHEM\1\DATA\VG122121\21DEC21.D
Sample Name : B21121622-002C
Operator : MSC
Date injected : 21 Dec 2021 6:53 pm
Instrument : VOA5975C
Method used : 5975CACQF
No of spectra : 5616
Start Time : 0.840
End Time : 16.498
Vial Number : 21

Data file Name : C:\MSDCHEM\1\DATA\VG122121\21DEC22.D

Sample Name : B21121622-003C
Operator : MSC
Date injected : 21 Dec 2021 7:20 pm
Instrument : VOA5975C
Method used : 5975CACQF
No of spectra : 5616
Start Time : 0.840
End Time : 16.498
Vial Number : 22

Data file Name : C:\MSDCHEM\1\DATA\VG122121\21DEC23.D
Sample Name : BLK
Operator : MSC
Date injected : 21 Dec 2021 7:48 pm
Instrument : VOA5975C
Method used : 5975CACQF
No of spectra : 5616
Start Time : 0.840
End Time : 16.498
Vial Number : 23

Data file Name : C:\MSDCHEM\1\DATA\VG122121\21DEC24.D
Sample Name : B21121613-001EMS
Operator : MSC
Date injected : 21 Dec 2021 8:15 pm
Instrument : VOA5975C
Method used : 5975CACQF
No of spectra : 5616
Start Time : 0.839
End Time : 16.498
Vial Number : 24

Data file Name : C:\MSDCHEM\1\DATA\VG122121\21DEC25.D
Sample Name : B21121613-001EMSD
Operator : MSC
Date injected : 21 Dec 2021 8:43 pm
Instrument : VOA5975C
Method used : 5975CACQF
No of spectra : 5616
Start Time : 0.839
End Time : 16.498
Vial Number : 25

Data file Name : C:\MSDCHEM\1\DATA\VG122121\21DEC26.D
Sample Name : BLK
Operator : MSC
Date injected : 21 Dec 2021 9:10 pm

Instrument : VOA5975C
Method used : 5975CACQF
No of spectra : 5616
Start Time : 0.840
End Time : 16.498
Vial Number : 26

Data file Name : C:\MSDCHEM\1\DATA\VG122121\21DEC27.D
Sample Name : CCV122121_Closing
Operator : MSC
Date injected : 21 Dec 2021 9:37 pm
Instrument : VOA5975C
Method used : 5975CACQF
No of spectra : 5616
Start Time : 0.840
End Time : 16.498
Vial Number : 27

Data file Name : C:\MSDCHEM\1\DATA\VG122121\21DEC28.D
Sample Name : BLK
Operator : MSC
Date injected : 21 Dec 2021 10:05 pm
Instrument : VOA5975C
Method used : 5975CACQF
No of spectra : 5616
Start Time : 0.840
End Time : 16.498
Vial Number : 28

Data file Name : C:\MSDCHEM\1\DATA\VG122121\21DEC29.D
Sample Name : BLK
Operator : MSC
Date injected : 21 Dec 2021 10:32 pm
Instrument : VOA5975C
Method used : 5975CACQF
No of spectra : 5616
Start Time : 0.840
End Time : 16.498
Vial Number : 29

Data file Name : C:\MSDCHEM\1\DATA\VG122121\21DEC30.D
Sample Name : BLK
Operator : MSC
Date injected : 21 Dec 2021 11:00 pm
Instrument : VOA5975C
Method used : 5975CACQF
No of spectra : 5616

Start Time : 0.840
End Time : 16.498
Vial Number : 30

Data file Name : C:\MSDCHEM\1\DATA\VG122121\21DEC31.D
Sample Name : PRIMER
Operator : MSC
Date injected : 21 Dec 2021 11:27 pm
Instrument : VOA5975C
Method used : 5975CACQF
No of spectra : 5616
Start Time : 0.839
End Time : 16.498
Vial Number : 31

Data file Name : C:\MSDCHEM\1\DATA\VG122121\21DEC32.D
Sample Name : BFB122121a
Operator : MSC
Date injected : 21 Dec 2021 11:55 pm
Instrument : VOA5975C
Method used : 5975CACQF
No of spectra : 5616
Start Time : 0.840
End Time : 16.498
Vial Number : 32

Data file Name : C:\MSDCHEM\1\DATA\VG122121\21DEC33.D
Sample Name : CCV122121a
Operator : MSC
Date injected : 22 Dec 2021 12:22 am
Instrument : VOA5975C
Method used : 5975CACQF
No of spectra : 5616
Start Time : 0.840
End Time : 16.498
Vial Number : 33

Data file Name : C:\MSDCHEM\1\DATA\VG122121\21DEC34.D
Sample Name : LCS122121a
Operator : MSC
Date injected : 22 Dec 2021 12:50 am
Instrument : VOA5975C
Method used : 5975CACQF
No of spectra : 5616
Start Time : 0.840
End Time : 16.498
Vial Number : 34

Data file Name : C:\MSDCHEM\1\DATA\VG122121\21DEC35.D
Sample Name : BLK
Operator : MSC
Date injected : 22 Dec 2021 1:17 am
Instrument : VOA5975C
Method used : 5975CACQF
No of spectra : 5616
Start Time : 0.840
End Time : 16.498
Vial Number : 35

Data file Name : C:\MSDCHEM\1\DATA\VG122121\21DEC36.D
Sample Name : MBLK122121a
Operator : MSC
Date injected : 22 Dec 2021 1:44 am
Instrument : VOA5975C
Method used : 5975CACQF
No of spectra : 5616
Start Time : 0.840
End Time : 16.498
Vial Number : 36

Data file Name : C:\MSDCHEM\1\DATA\VG122121\21DEC37.D
Sample Name : B21121611-001C
Operator : MSC
Date injected : 22 Dec 2021 2:12 am
Instrument : VOA5975C
Method used : 5975CACQF
No of spectra : 5616
Start Time : 0.840
End Time : 16.498
Vial Number : 37

Data file Name : C:\MSDCHEM\1\DATA\VG122121\21DEC38.D
Sample Name : B21121616-001E
Operator : MSC
Date injected : 22 Dec 2021 2:39 am
Instrument : VOA5975C
Method used : 5975CACQF
No of spectra : 5616
Start Time : 0.840
End Time : 16.498
Vial Number : 38

Data file Name : C:\MSDCHEM\1\DATA\VG122121\21DEC39.D

Sample Name : B21121623-001E
Operator : MSC
Date injected : 22 Dec 2021 3:06 am
Instrument : VOA5975C
Method used : 5975CACQF
No of spectra : 5616
Start Time : 0.840
End Time : 16.498
Vial Number : 39

Data file Name : C:\MSDCHEM\1\DATA\VG122121\21DEC40.D
Sample Name : BLK
Operator : MSC
Date injected : 22 Dec 2021 3:34 am
Instrument : VOA5975C
Method used : 5975CACQF
No of spectra : 5616
Start Time : 0.840
End Time : 16.498
Vial Number : 40

Data file Name : C:\MSDCHEM\1\DATA\VG122121\21DEC41.D
Sample Name : BLK
Operator : MSC
Date injected : 22 Dec 2021 8:11 am
Instrument : VOA5975C
Method used : 5975CACQF
No of spectra : 5616
Start Time : 0.840
End Time : 16.498
Vial Number : 41

Data file Name : C:\MSDCHEM\1\DATA\VG122121\21DEC42.D
Sample Name : B21121611-002A
Operator : MSC
Date injected : 22 Dec 2021 8:39 am
Instrument : VOA5975C
Method used : 5975CACQF
No of spectra : 5616
Start Time : 0.840
End Time : 16.498
Vial Number : 42

Data file Name : C:\MSDCHEM\1\DATA\VG122121\21DEC43.D
Sample Name : B21121616-002A
Operator : MSC
Date injected : 22 Dec 2021 9:06 am

Instrument : VOA5975C
Method used : 5975CACQF
No of spectra : 5616
Start Time : 0.840
End Time : 16.498
Vial Number : 43

Data file Name : C:\MSDCHEM\1\DATA\VG122121\21DEC44.D
Sample Name : B21121623-002A
Operator : MSC
Date injected : 22 Dec 2021 9:34 am
Instrument : VOA5975C
Method used : 5975CACQF
No of spectra : 5616
Start Time : 0.840
End Time : 16.498
Vial Number : 44

Data file Name : C:\MSDCHEM\1\DATA\VG122121\21DEC45.D
Sample Name : B21121609-002A
Operator : MSC
Date injected : 22 Dec 2021 10:01 am
Instrument : VOA5975C
Method used : 5975CACQF
No of spectra : 5616
Start Time : 0.840
End Time : 16.498
Vial Number : 45

Data file Name : C:\MSDCHEM\1\DATA\VG122121\21DEC46.D
Sample Name : B21121609-001A
Operator : MSC
Date injected : 22 Dec 2021 10:28 am
Instrument : VOA5975C
Method used : 5975CACQF
No of spectra : 5616
Start Time : 0.840
End Time : 16.498
Vial Number : 46

Data file Name : C:\MSDCHEM\1\DATA\VG122121\21DEC47.D
Sample Name : B21121611-001CMS
Operator : MSC
Date injected : 22 Dec 2021 10:56 am
Instrument : VOA5975C
Method used : 5975CACQF
No of spectra : 5616

Start Time : 0.840
End Time : 16.498
Vial Number : 47

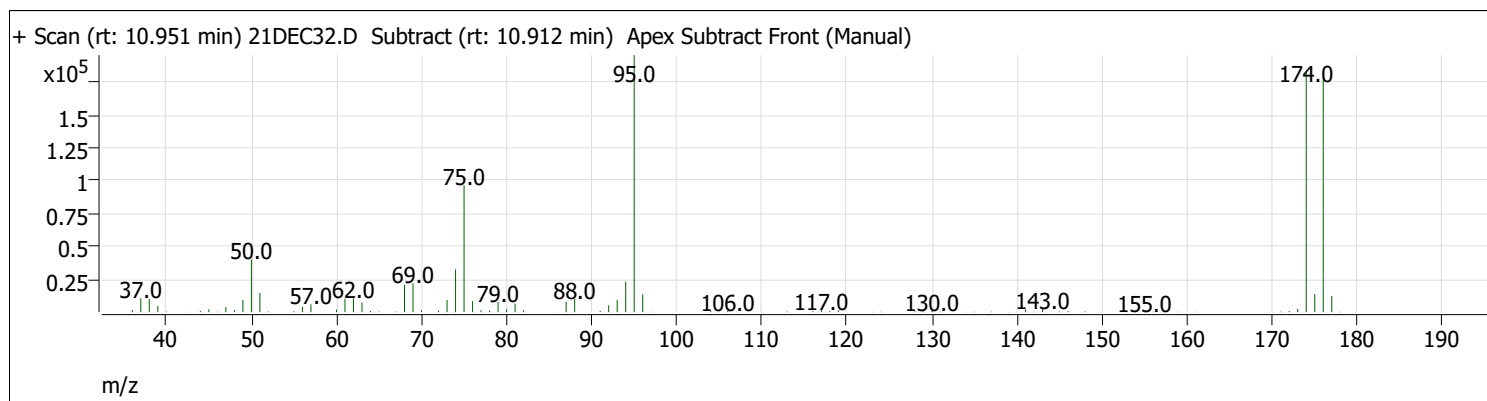
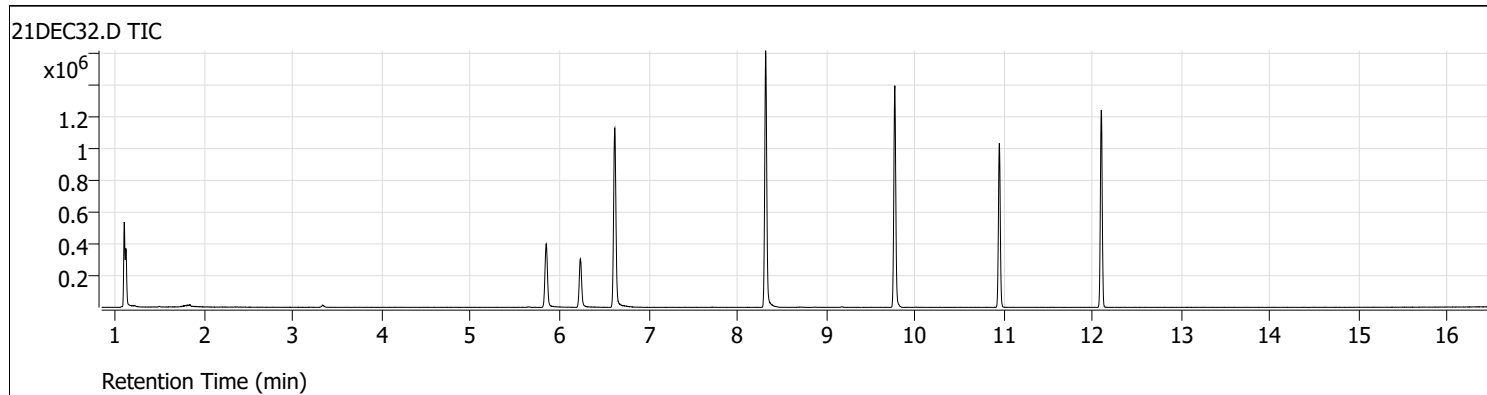
Data file Name : C:\MSDCHEM\1\DATA\VG122121\21DEC48.D
Sample Name : B21121611-001CMSD
Operator : MSC
Date injected : 22 Dec 2021 11:23 am
Instrument : VOA5975C
Method used : 5975CACQF
No of spectra : 5616
Start Time : 0.840
End Time : 16.498
Vial Number : 48

Data file Name : C:\MSDCHEM\1\DATA\VG122121\21DEC49.D
Sample Name : BLK
Operator : MSC
Date injected : 22 Dec 2021 11:50 am
Instrument : VOA5975C
Method used : 5975CACQF
No of spectra : 5616
Start Time : 0.840
End Time : 16.498
Vial Number : 49

Data file Name : C:\MSDCHEM\1\DATA\VG122121\21DEC50.D
Sample Name : CCV122121a_Closing
Operator : MSC
Date injected : 22 Dec 2021 12:18 pm
Instrument : VOA5975C
Method used : 5975CACQF
No of spectra : 5616
Start Time : 0.840
End Time : 16.498
Vial Number : 50

Tune Evaluation Report

Data Path: D:\Org\Data\VOA5975C\VG122121\21DEC32.D
 Acq on: 12/21/2021 11:55:09 PM
 Operator: MSC
 Sample: BFB122121a
 Inst Name: VOA5975C
 ALS Vial: 32
 Method: \\MASSHUNTER\Org\Data\Methods\BFBapex.m



Target Mass	Rel. To Mass	Lower Limit%	Upper Limit%	Rel. Abn%	Raw Abn	Pass/Fail
50	95	15	40	20.5	40128	Pass
75	95	30	60	49.4	96456	Pass
95	95	100	100	100.0	195328	Pass
96	95	5	9	6.9	13537	Pass
173	174	0	2	1.3	2400	Pass
174	95	50	100	93.6	182912	Pass
175	174	5	9	7.6	13823	Pass
176	174	95	101	97.6	178496	Pass
177	176	5	9	6.9	12399	Pass

Continuing Calibration Report

Batch Name D:\Org\Data\VOA5975C\VG122121\QuantResults\VG122121_8260B_2ndRun.batch.bin
Method File \\MASSHUNTER\Org\Data\Methods\Quant\VOA5975C\VOA5975C_120721_CAL\VOA5975C_8260B_SHT_DoD_L4_120721.m
Daily CC D:\Org\Data\VOA5975C\VG122121\DEC33.D

Level name	Injection Time	Calibration Files
1	12/7/2021 1:14:33 PM	D:\Org\Data\VOA5975C\VG120721\07DEC07.D
2	12/7/2021 1:41:51 PM	D:\Org\Data\VOA5975C\VG120721\07DEC08.D
3	12/7/2021 2:09:09 PM	D:\Org\Data\VOA5975C\VG120721\07DEC09.D
4	12/7/2021 2:36:28 PM	D:\Org\Data\VOA5975C\VG120721\07DEC10.D
5	12/7/2021 3:31:19 PM	D:\Org\Data\VOA5975C\VG120721\07DEC12.D
6	12/7/2021 4:26:07 PM	D:\Org\Data\VOA5975C\VG120721\07DEC14.D
7	12/7/2021 5:20:56 PM	D:\Org\Data\VOA5975C\VG120721\07DEC16.D
8	12/7/2021 6:15:44 PM	D:\Org\Data\VOA5975C\VG120721\07DEC18.D
CC	12/22/2021 12:22:38 AM	D:\Org\Data\VOA5975C\VG122121\21DEC33.D <=====

ISTD Compound:	Avg Resp	Mid Resp	CC Resp	Area%	A/M
Fluorobenzene	745829	720413	670746	93.11	M
Chlorobenzene-d5	286647	282126	250057	88.63	M
1,4-Dichlorobenzene-d4	226727	218480	210861	96.51	M

Target Compound	AvgRF/R2	CC RF	Exp. Conc	Calc. Conc	%Dev	Area%	Curve Fit
Fluorobenzene	-----ISTD-----						
Dichlorodifluoromethane	0.3575	0.3257	125.00	113.90	8.88	79.48	Avg RF
Chloromethane	0.4070	0.3997	125.00	122.75	1.80	88.17	Avg RF
Vinyl chloride	0.3829	0.3633	125.00	118.60	5.12	82.71	Avg RF
Bromomethane	0.9993	0.1632	125.00	134.02	-7.22	98.88	Quadratic
Chloroethane	0.2115	0.1943	125.00	114.82	8.15	82.32	Avg RF
Trichlorofluoromethane	0.5001	0.4385	125.00	109.60	12.32	77.33	Avg RF
1,1-Dichloroethene	0.2588	0.2615	125.00	126.30	-1.04	88.99	Avg RF
Methylene chloride	0.3664	0.3541	125.00	120.80	3.36	88.54	Avg RF
trans-1,2-Dichloroethene	0.2585	0.2612	125.00	126.28	-1.03	88.39	Avg RF
Methyl tert-butyl ether (MTBE)	0.3311	0.3216	125.00	121.42	2.86	89.77	Avg RF
1,1-Dichloroethane	0.4901	0.5002	125.00	127.58	-2.06	90.53	Avg RF
2,2-Dichloropropane	0.3588	0.3336	125.00	116.22	7.02	81.98	Avg RF
cis-1,2-Dichloroethene	0.2681	0.2660	125.00	124.00	0.80	89.94	Avg RF
Methyl ethyl ketone	0.0356	0.0373 #	1250.00	1309.57	-4.77	94.70	Avg RF
Bromochloromethane	0.1009	0.1038	125.00	128.54	-2.83	90.60	Avg RF
Chloroform	0.4836	0.4681	125.00	121.00	3.20	87.46	Avg RF
1,1,1-Trichloroethane	0.4563	0.4619	125.00	126.55	-1.24	89.36	Avg RF
Dibromofluoromethane	0.2450	0.2498	250.00	254.91	-1.96	190.98	Avg RF
Carbon tetrachloride	0.4477	0.4491	125.00	125.41	-0.33	87.99	Avg RF
1,1-Dichloropropene	0.4022	0.3983	125.00	123.79	0.97	85.51	Avg RF
1,2-Dichloroethane-d4	0.1118	0.1090	250.00	243.59	2.56	180.39	Avg RF
Benzene	1.0171	1.0397	125.00	127.78	-2.22	89.05	Avg RF
1,2-Dichloroethane	0.2658	0.2644	125.00	124.32	0.55	88.60	Avg RF
Chlorobenzene-d5	-----ISTD-----						
Trichloroethene	0.7927	0.8087	125.00	127.51	-2.01	89.31	Avg RF
1,2-Dichloropropane	0.6678	0.7080	125.00	132.51	-6.00	90.46	Avg RF
Dibromomethane	0.2742	0.2865	125.00	130.63	-4.51	91.75	Avg RF
Bromodichloromethane	0.7766	0.7815	125.00	125.78	-0.63	88.07	Avg RF
cis-1,3-Dichloropropene	0.8626	0.8634	125.00	125.12	-0.10	85.41	Avg RF
Toluene-d8	2.5131	2.7233	250.00	270.92	-8.37	187.40	Avg RF
Toluene	1.6522	1.7982	125.00	136.05	-8.84	93.60	Avg RF
trans-1,3-Dichloropropene	0.6171	0.6356	125.00	128.74	-2.99	88.55	Avg RF
1,1,2-Trichloroethane	0.3215	0.3324	125.00	129.25	-3.40	92.38	Avg RF
Tetrachloroethene	0.6547	0.7042	125.00	134.45	-7.56	91.75	Avg RF

Continuing Calibration Report

Target Compound	AvgRF/R2	CC RF	Exp. Conc	Calc. Conc	%Dev	Area%	Curve Fit
1,3-Dichloropropane	0.6412	0.6761	125.00	131.81	-5.45	92.52	Avg RF
Chlorodibromomethane	0.4853	0.4898	125.00	126.17	-0.94	87.54	Avg RF
1,2-Dibromoethane	0.3495	0.3728	125.00	133.33	-6.66	91.78	Avg RF
Chlorobenzene	1.7836	1.8654	125.00	130.73	-4.59	89.91	Avg RF
1,1,1,2-Tetrachloroethane	0.6067	0.6375	125.00	131.34	-5.07	89.82	Avg RF
Ethylbenzene	3.1759	3.3310	125.00	131.10	-4.88	89.79	Avg RF
m+p-Xylenes	1.2109	1.3050	250.00	269.43	-7.77	89.39	Avg RF
o-Xylene	1.0566	1.1408	125.00	134.96	-7.96	89.77	Avg RF
Styrene	1.7208	1.8804	125.00	136.59	-9.27	90.40	Avg RF
1,4-Dichlorobenzene-d4	-----ISTD-----						
Bromoform	0.3138	0.3114	125.00	124.03	0.77	91.54	Avg RF
p-Bromofluorobenzene	0.9566	0.9673	250.00	252.80	-1.12	182.06	Avg RF
Bromobenzene	0.8276	0.8468	125.00	127.90	-2.32	92.29	Avg RF
1,1,2,2-Tetrachloroethane	0.4741	0.4783	125.00	126.12	-0.90	91.81	Avg RF
1,2,3-Trichloropropane	0.1249	0.1254	125.00	125.53	-0.42	90.17	Avg RF
2-Chlorotoluene	0.8558	0.8631	125.00	126.07	-0.85	91.48	Avg RF
4-Chlorotoluene	2.7644	2.8581	125.00	129.24	-3.39	90.09	Avg RF
1,3-Dichlorobenzene	1.5130	1.5412	125.00	127.33	-1.87	92.99	Avg RF
1,4-Dichlorobenzene	1.5630	1.5817	125.00	126.50	-1.20	93.55	Avg RF
1,2-Dichlorobenzene	1.2804	1.2795	125.00	124.91	0.07	92.99	Avg RF

A -- against Average; M -- against Mid Point; P -- against Previous CC in the Method;

Continuing Calibration Report

Batch Name D:\Org\Data\VOA5975C\VG122121\QuantResults\VG122121_8260B_2ndRun.batch.bin
Method File \\MASSHUNTER\Org\Data\Methods\Quant\VOA5975C\VOA5975C_120721_CAL\VOA5975C_8260B_SHT_DoD_L4_120721.m
Daily CC D:\Org\Data\VOA5975C\VG122121\DEC50.D

Level name	Injection Time	Calibration Files
1	12/7/2021 1:14:33 PM	D:\Org\Data\VOA5975C\VG120721\07DEC07.D
2	12/7/2021 1:41:51 PM	D:\Org\Data\VOA5975C\VG120721\07DEC08.D
3	12/7/2021 2:09:09 PM	D:\Org\Data\VOA5975C\VG120721\07DEC09.D
4	12/7/2021 2:36:28 PM	D:\Org\Data\VOA5975C\VG120721\07DEC10.D
5	12/7/2021 3:31:19 PM	D:\Org\Data\VOA5975C\VG120721\07DEC12.D
6	12/7/2021 4:26:07 PM	D:\Org\Data\VOA5975C\VG120721\07DEC14.D
7	12/7/2021 5:20:56 PM	D:\Org\Data\VOA5975C\VG120721\07DEC16.D
8	12/7/2021 6:15:44 PM	D:\Org\Data\VOA5975C\VG120721\07DEC18.D
CC	12/22/2021 12:18:18 PM	D:\Org\Data\VOA5975C\VG122121\21DEC50.D <=====

ISTD Compound:	Avg Resp	Mid Resp	CC Resp	Area%	A/M
Fluorobenzene	745829	720413	724032	100.50	M
Chlorobenzene-d5	286647	282126	270469	95.87	M
1,4-Dichlorobenzene-d4	226727	218480	224355	102.69	M

Target Compound	AvgRF/R2	CC RF	Exp. Conc	Calc. Conc	%Dev	Area%	Curve Fit
-----ISTD-----							
Dichlorodifluoromethane	0.3575	0.3022	125.00	105.69	15.44	79.62	Avg RF
Chloromethane	0.4070	0.3642	125.00	111.87	10.51	86.74	Avg RF
Vinyl chloride	0.3829	0.3296	125.00	107.60	13.92	81.00	Avg RF
Bromomethane	0.9993	0.0838	125.00	72.07	42.34 #	54.79	Quadratic
Chloroethane	0.2115	0.1864	125.00	110.12	11.90	85.23	Avg RF
Trichlorofluoromethane	0.5001	0.4096	125.00	102.40	18.08	77.99	Avg RF
1,1-Dichloroethene	0.2588	0.2516	125.00	121.54	2.77	92.44	Avg RF
Methylene chloride	0.3664	0.3368	125.00	114.93	8.06	90.92	Avg RF
trans-1,2-Dichloroethene	0.2585	0.2482	125.00	120.01	3.99	90.67	Avg RF
Methyl tert-butyl ether (MTBE)	0.3311	0.3080	125.00	116.27	6.99	92.79	Avg RF
1,1-Dichloroethane	0.4901	0.4788	125.00	122.11	2.31	93.53	Avg RF
2,2-Dichloropropane	0.3588	0.3525	125.00	122.80	1.76	93.50	Avg RF
cis-1,2-Dichloroethene	0.2681	0.2549	125.00	118.83	4.93	93.04	Avg RF
Methyl ethyl ketone	0.0356	0.0360 #	1250.00	1263.99	-1.12	98.67	Avg RF
Bromochloromethane	0.1009	0.1037	125.00	128.48	-2.79	97.76	Avg RF
Chloroform	0.4836	0.4436	125.00	114.67	8.26	89.47	Avg RF
1,1,1-Trichloroethane	0.4563	0.4407	125.00	120.73	3.41	92.02	Avg RF
Dibromofluoromethane	0.2450	0.2473	250.00	252.36	-0.94	204.10	Avg RF
Carbon tetrachloride	0.4477	0.4296	125.00	119.96	4.03	90.85	Avg RF
1,1-Dichloropropene	0.4022	0.3891	125.00	120.95	3.24	90.19	Avg RF
1,2-Dichloroethane-d4	0.1118	0.1089	250.00	243.50	2.60	194.64	Avg RF
Benzene	1.0171	0.9974	125.00	122.58	1.94	92.22	Avg RF
1,2-Dichloroethane	0.2658	0.2495	125.00	117.33	6.14	90.26	Avg RF
-----ISTD-----							
Chlorobenzene-d5							
Trichloroethene	0.7927	0.7620	125.00	120.16	3.87	91.03	Avg RF
1,2-Dichloropropane	0.6678	0.6521	125.00	122.05	2.36	90.12	Avg RF
Dibromomethane	0.2742	0.2662	125.00	121.36	2.91	92.20	Avg RF
Bromodichloromethane	0.7766	0.7468	125.00	120.20	3.84	91.03	Avg RF
cis-1,3-Dichloropropene	0.8626	0.8504	125.00	123.24	1.41	90.99	Avg RF
Toluene-d8	2.5131	2.6720	250.00	265.81	-6.32	198.87	Avg RF
Toluene	1.6522	1.6672	125.00	126.13	-0.90	93.87	Avg RF
trans-1,3-Dichloropropene	0.6171	0.6084	125.00	123.23	1.41	91.68	Avg RF
1,1,2-Trichloroethane	0.3215	0.3115	125.00	121.15	3.08	93.66	Avg RF
Tetrachloroethene	0.6547	0.6580	125.00	125.63	-0.50	92.72	Avg RF

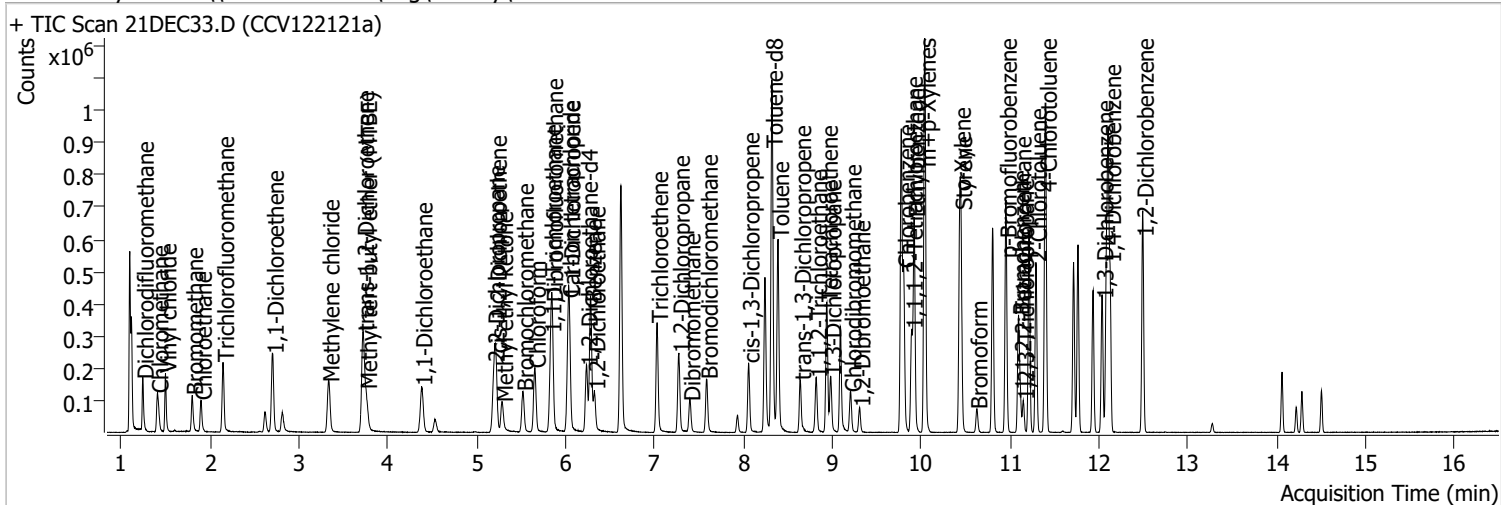
Continuing Calibration Report

Target Compound	AvgRF/R2	CC RF	Exp. Conc	Calc. Conc	%Dev	Area%	Curve Fit
1,3-Dichloropropane	0.6412	0.6258	125.00	122.00	2.40	92.62	Avg RF
Chlorodibromomethane	0.4853	0.4720	125.00	121.58	2.73	91.24	Avg RF
1,2-Dibromoethane	0.3495	0.3441	125.00	123.06	1.55	91.63	Avg RF
Chlorobenzene	1.7836	1.7755	125.00	124.43	0.46	92.56	Avg RF
1,1,1,2-Tetrachloroethane	0.6067	0.6000	125.00	123.61	1.11	91.44	Avg RF
Ethylbenzene	3.1759	3.1622	125.00	124.46	0.43	92.20	Avg RF
m+p-Xylenes	1.2109	1.2377	250.00	255.52	-2.21	91.70	Avg RF
o-Xylene	1.0566	1.1023	125.00	130.40	-4.32	93.82	Avg RF
Styrene	1.7208	1.7849	125.00	129.65	-3.72	92.82	Avg RF
1,4-Dichlorobenzene-d4	-----ISTD-----						
Bromoform	0.3138	0.2886	125.00	114.94	8.05	90.25	Avg RF
p-Bromofluorobenzene	0.9566	0.9867	250.00	257.86	-3.14	197.59	Avg RF
Bromobenzene	0.8276	0.8134	125.00	122.85	1.72	94.32	Avg RF
1,1,2,2-Tetrachloroethane	0.4741	0.4653	125.00	122.69	1.85	95.03	Avg RF
1,2,3-Trichloropropane	0.1249	0.1169	125.00	116.94	6.45	89.38	Avg RF
2-Chlorotoluene	0.8558	0.8120	125.00	118.61	5.11	91.58	Avg RF
4-Chlorotoluene	2.7644	2.7757	125.00	125.51	-0.41	93.09	Avg RF
1,3-Dichlorobenzene	1.5130	1.4447	125.00	119.36	4.51	92.74	Avg RF
1,4-Dichlorobenzene	1.5630	1.4739	125.00	117.87	5.70	92.76	Avg RF
1,2-Dichlorobenzene	1.2804	1.2163	125.00	118.74	5.01	94.05	Avg RF

A -- against Average; M -- against Mid Point; P -- against Previous CC in the Method;

Quantitation Results Report (QT Reviewed)

Data File	21DEC33.D	Operator	MSC
Acq. Method	5975CACQF.M	Acq. Date-Time	12/22/2021 12:22:38 AM
Sample Name	CCV122121a	Instrument	VOA5975C
Vial	33	Multiplier	1.00
DA Method File	VOA5975C_8260B_SHT_DoD_L4_120721.m	Comment	
Tune File	BFB_Atune3.u	Tune Date	10/11/2021 4:02:00 PM
Batch Name	VG122121_8260B_2ndRun.batch.bin	Last Calib Update	2/4/2022 12:03:22 PM
Ref Library	\\MASSHUNTER\Org\Library\NIST129K.I		



Compound	RT	QIon	Resp.	Conc.	Units	Dev(Min)
Internal Standards						
M Fluorobenzene	6.618	96.0	670746	250.0000	ng	-0.003
M Chlorobenzene-d5	9.774	82.0	250057	250.0000	ng	0.000
M 1,4-Dichlorobenzene-d4	12.100	152.0	210861	250.0000	ng	0.000
System Monitoring Compounds						
S Dibromofluoromethane	5.848	113.0	167569	254.9059	ng	-0.003
Spiked Amount: 250.000	Range: 80.0 - 119.0%			Recovery = 101.96%		
S 1,2-Dichloroethane-d4	6.236	67.0	73079	243.5941	ng	0.006
Spiked Amount: 250.000	Range: 81.0 - 118.0%			Recovery = 97.44%		
S Toluene-d8	8.319	98.0	680992	270.9151	ng	0.000
Spiked Amount: 250.000	Range: 89.0 - 112.0%			Recovery = 108.37%		
S p-Bromofluorobenzene	10.951	95.0	203971	252.8001	ng	0.000
Spiked Amount: 250.000	Range: 85.0 - 114.0%			Recovery = 101.12%		
Target Compounds						
T Dichlorodifluoromethane	1.244	85.0	109238	113.9028	ng	99
T Chloromethane	1.408	50.0	134037	122.7479	ng	99
T Vinyl chloride	1.498	62.0	121841	118.5985	ng	99
T Bromomethane	1.799	96.0	54725	134.0224	ng	99
T Chloroethane	1.896	64.0	65163	114.8159	ng	99
T Trichlorofluoromethane	2.145	101.0	147045	109.6018	ng	99
T 1,1-Dichloroethene	2.705	96.0	87690	126.3043	ng	99
T Methylene chloride	3.330	49.0	118740	120.7986	ng	97
T trans-1,2-Dichloroethene	3.720	96.0	87594	126.2840	ng	100
T Methyl tert-butyl ether (MTBE)	3.754	73.0	107864	121.4197	ng	98
T 1,1-Dichloroethane	4.378	63.0	167755	127.5750	ng	99
T 2,2-Dichloropropane	5.193	77.0	111893	116.2211	ng	89
T cis-1,2-Dichloroethene	5.215	96.0	89194	124.0022	ng	100
T Methyl ethyl ketone	5.285	43.0	125223	1309.5726	ng	97
T Bromochloromethane	5.519	128.0	34805	128.5362	ng	96
T Chloroform	5.653	83.0	156986	120.9999	ng	98

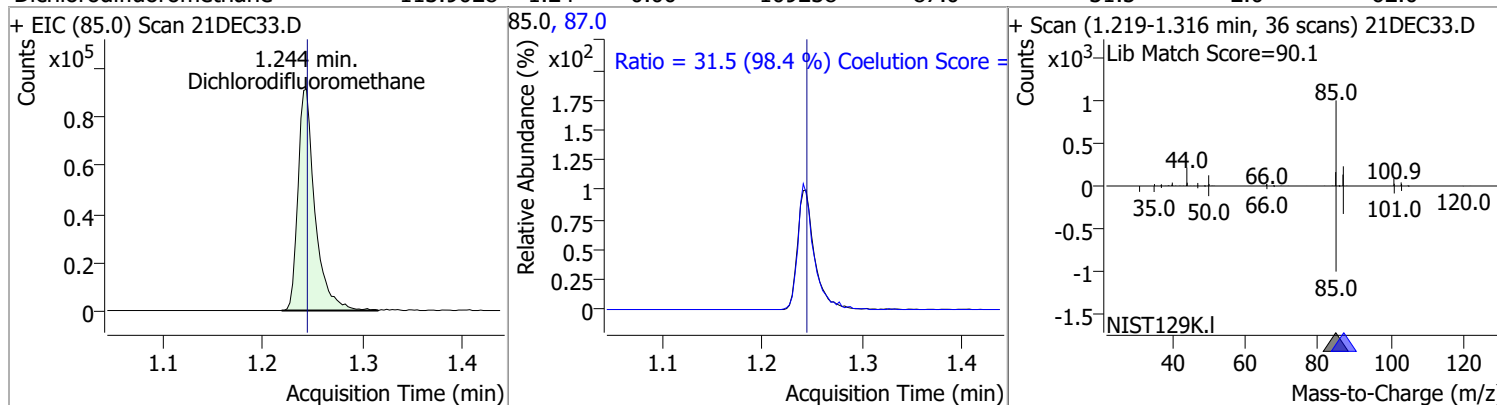
Quantitation Results Report (QT Reviewed)

Compound	RT	QIon	Resp.	Conc.	Units	Dev(Min)
T 1,1,1-Trichloroethane	5.828	97.0	154917	126.5535	ng	95
T Carbon tetrachloride	6.029	117.0	150630	125.4082	ng	97
T 1,1-Dichloropropene	6.040	75.0	133563	123.7881	ng	100
T Benzene	6.283	78.0	348695	127.7806	ng	99
T 1,2-Dichloroethane	6.322	62.0	88670	124.3185	ng	99
T Trichloroethene	7.028	95.0	101105	127.5149	ng	100
T 1,2-Dichloropropane	7.273	63.0	88514	132.5060	ng	98
T Dibromomethane	7.393	93.0	35823	130.6344	ng	99
T Bromodichloromethane	7.585	83.0	97705	125.7818	ng	99
T cis-1,3-Dichloropropene	8.057	75.0	107951	125.1243	ng	99
T Toluene	8.388	92.0	224832	136.0466	ng	98
T trans-1,3-Dichloropropene	8.637	75.0	79468	128.7385	ng	97
T 1,1,2-Trichloroethane	8.815	83.0	41558	129.2500	ng	98
T Tetrachloroethene	8.938	163.8	88049	134.4512	ng	97
T 1,3-Dichloropropane	8.980	76.0	84537	131.8137	ng	100
T Chlorodibromomethane	9.203	129.0	61242	126.1747	ng	95
T 1,2-Dibromoethane	9.306	107.0	46606	133.3303	ng	94
T Chlorobenzene	9.802	112.0	233231	130.7329	ng	100
T 1,1,1,2-Tetrachloroethane	9.891	131.0	79705	131.3403	ng	99
T Ethylbenzene	9.919	91.0	416464	131.1025	ng	99
T m+p-Xylenes	10.039	106.0	326335	269.4255	ng	100
T o-Xylene	10.432	106.0	142633	134.9556	ng	99
T Styrene	10.446	104.0	235100	136.5916	ng	99
T Bromoform	10.622	172.5	32831	124.0347	ng	95
T Bromobenzene	11.093	156.0	89278	127.8985	ng	96
T 1,1,2,2-Tetrachloroethane	11.116	83.0	50432	126.1210	ng	100
T 1,2,3-Trichloropropane	11.146	110.0	13224	125.5257	ng	97
T 2-Chlorotoluene	11.289	126.0	90997	126.0652	ng	95
T 4-Chlorotoluene	11.400	91.0	301335	129.2407	ng	97
T 1,3-Dichlorobenzene	12.036	146.0	162490	127.3314	ng	98
T 1,4-Dichlorobenzene	12.122	146.0	166762	126.4953	ng	100
T 1,2-Dichlorobenzene	12.493	146.0	134903	124.9146	ng	98

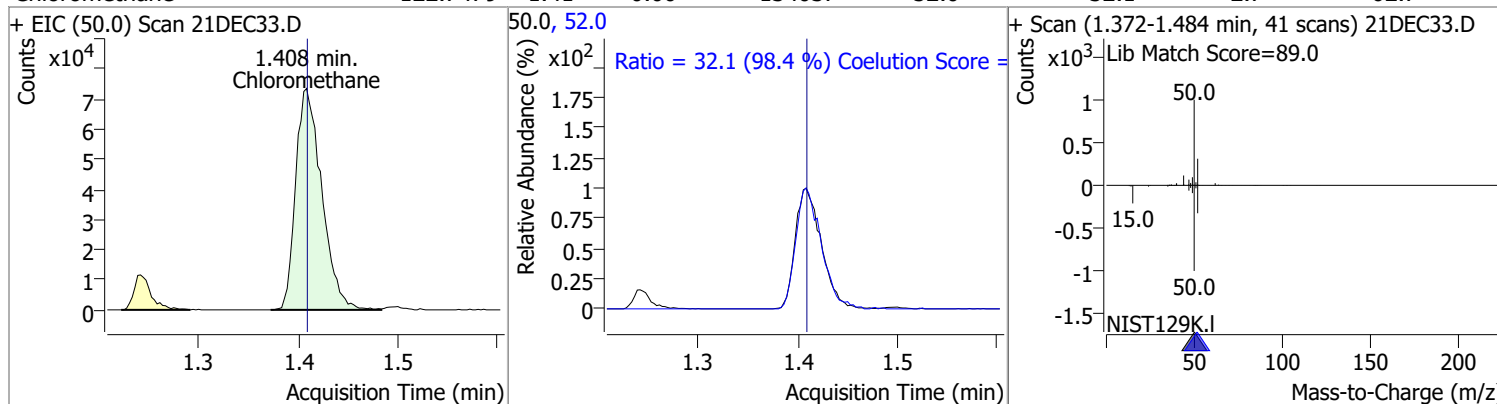
(#) = Qualifier Out of Range; (m) = Manual Integration; (+) = Area Summed; (*) = Surrogate Percent Recovery Out of Range; (d): Zeroed Peak

Quantitation Results Report (QT Reviewed)

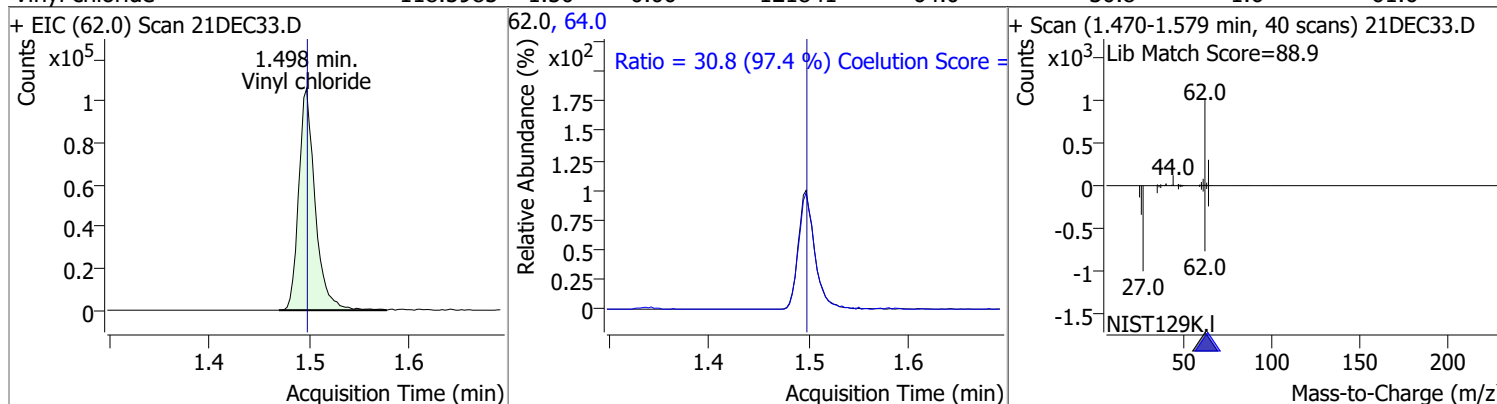
Compound	Conc.	RT	Dev(Min)	Resp.	QIon	QRatio	Lower	Upper
Dichlorodifluoromethane	113.9028	1.24	0.00	109238	87.0	31.5	2.0	62.0



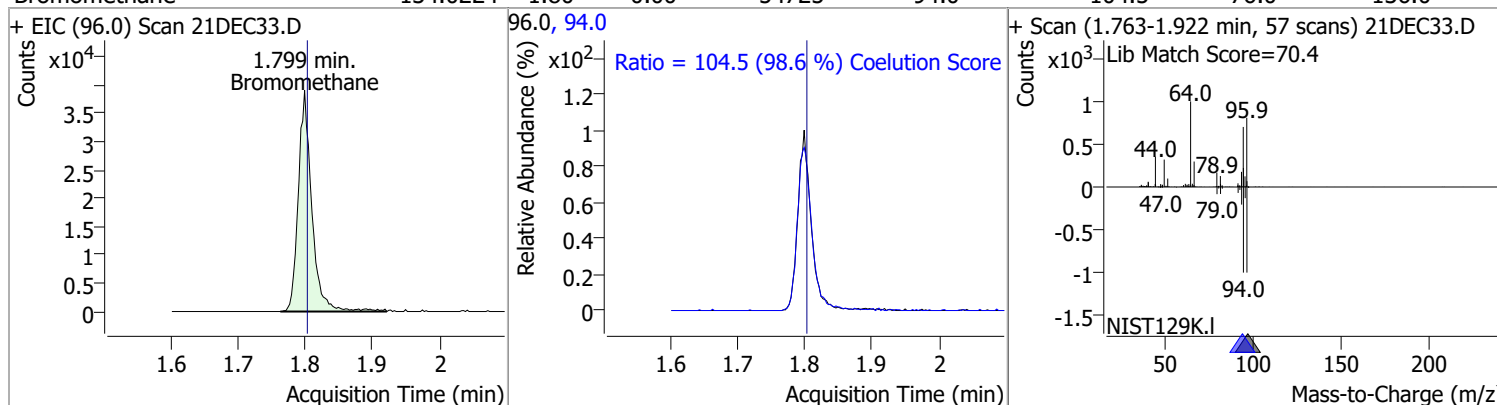
Compound	Conc.	RT	Dev(Min)	Resp.	QIon	QRatio	Lower	Upper
Chloromethane	122.7479	1.41	0.00	134037	52.0	32.1	2.7	62.7



Compound	Conc.	RT	Dev(Min)	Resp.	QIon	QRatio	Lower	Upper
Vinyl chloride	118.5985	1.50	0.00	121841	64.0	30.8	1.6	61.6

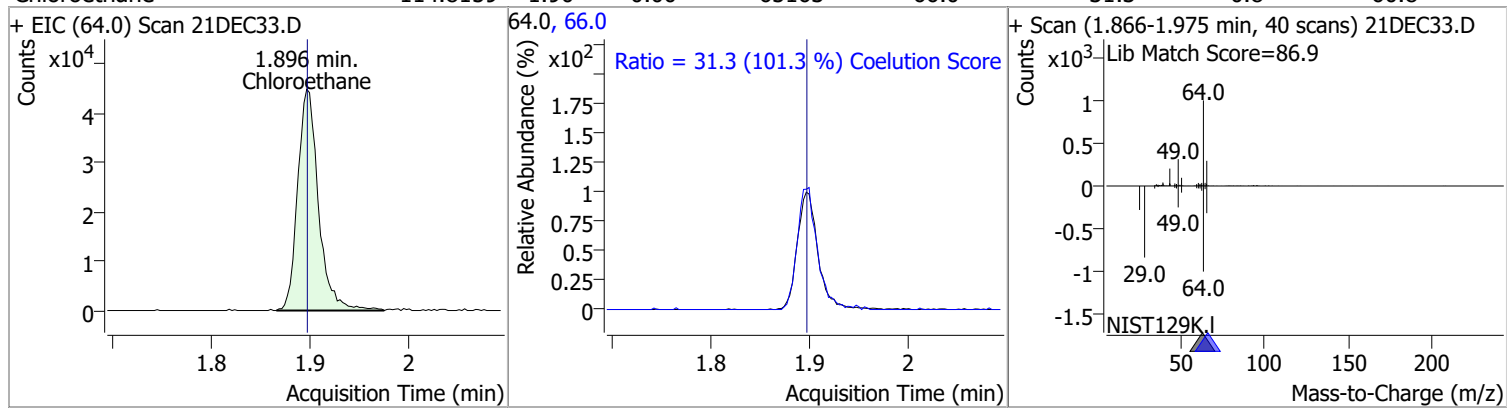


Compound	Conc.	RT	Dev(Min)	Resp.	QIon	QRatio	Lower	Upper
Bromomethane	134.0224	1.80	0.00	54725	94.0	104.5	76.0	136.0

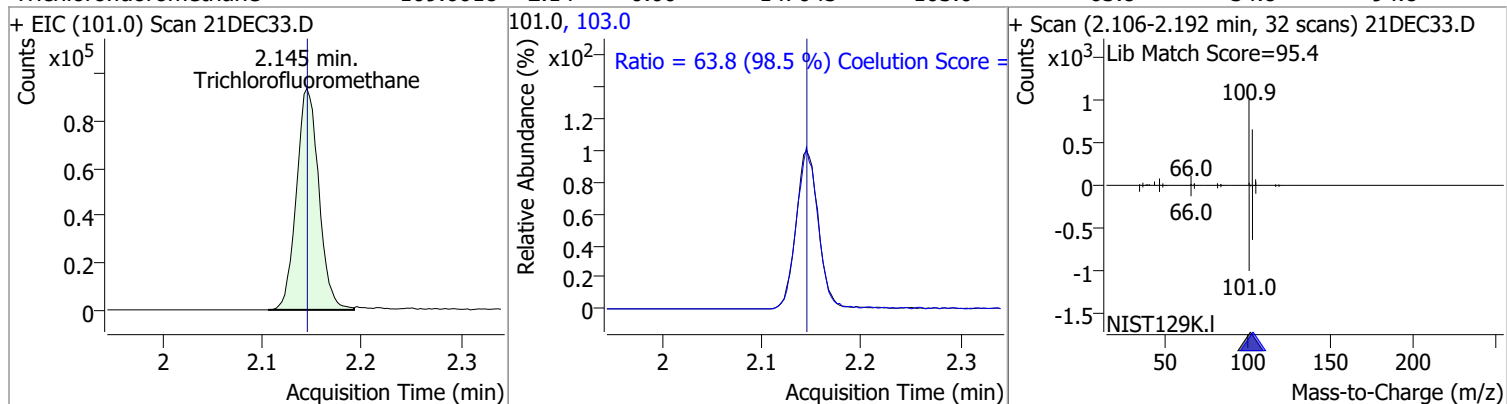


Quantitation Results Report (QT Reviewed)

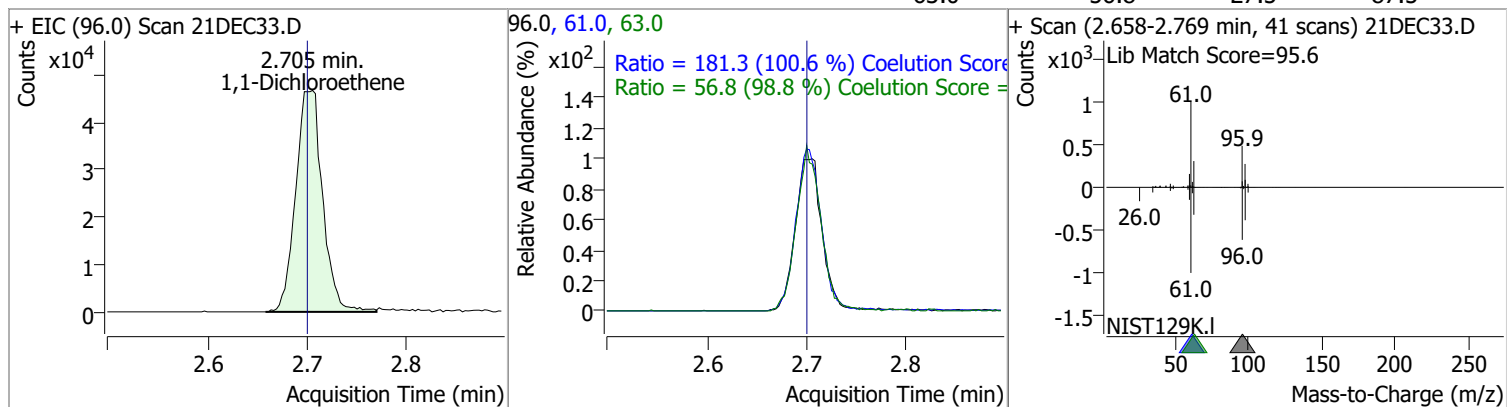
Compound	Conc.	RT	Dev(Min)	Resp.	QIon	QRatio	Lower	Upper
Chloroethane	114.8159	1.90	0.00	65163	66.0	31.3	0.8	60.8



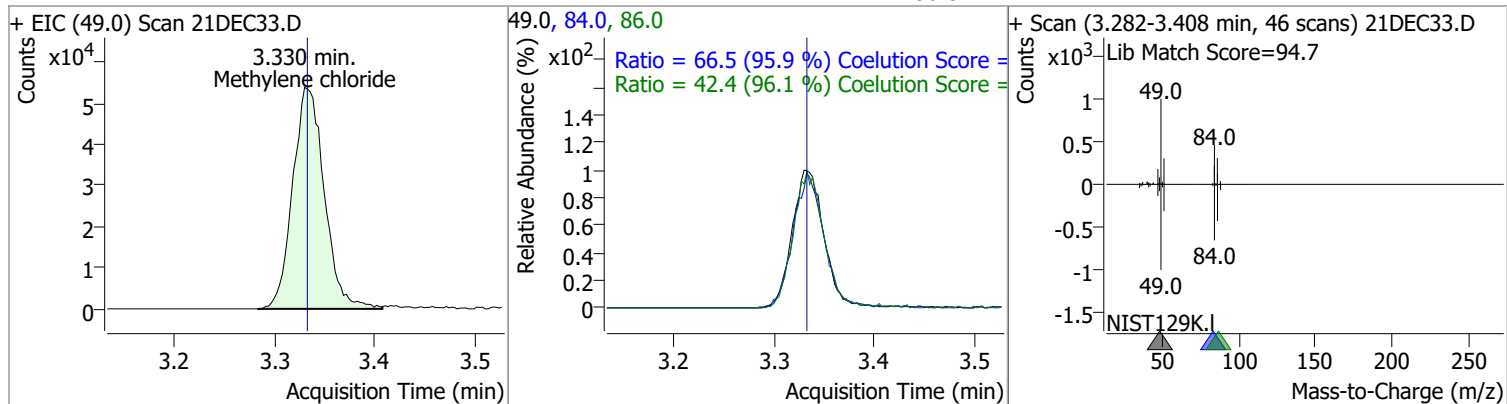
Compound	Conc.	RT	Dev(Min)	Resp.	QIon	QRatio	Lower	Upper
Trichlorofluoromethane	109.6018	2.14	0.00	147045	103.0	63.8	34.8	94.8



Compound	Conc.	RT	Dev(Min)	Resp.	QIon	QRatio	Lower	Upper
1,1-Dichloroethene	126.3043	2.71	0.01	87690	61.0	181.3	150.1	210.1
					63.0	56.8	27.5	87.5

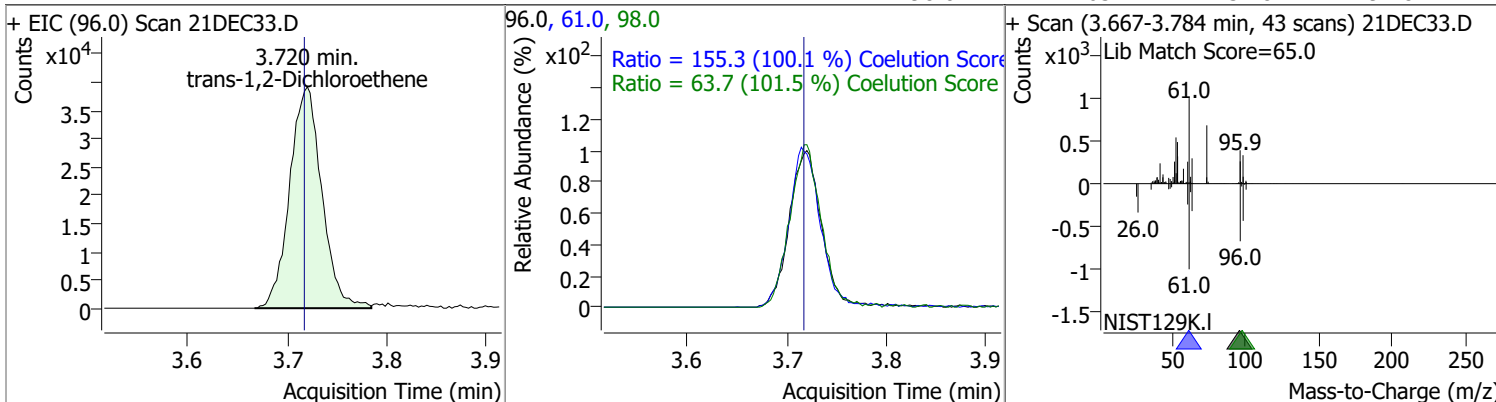


Compound	Conc.	RT	Dev(Min)	Resp.	QIon	QRatio	Lower	Upper
Methylene chloride	120.7986	3.33	0.00	118740	84.0	66.5	39.4	99.4
					86.0	42.4	14.1	74.1

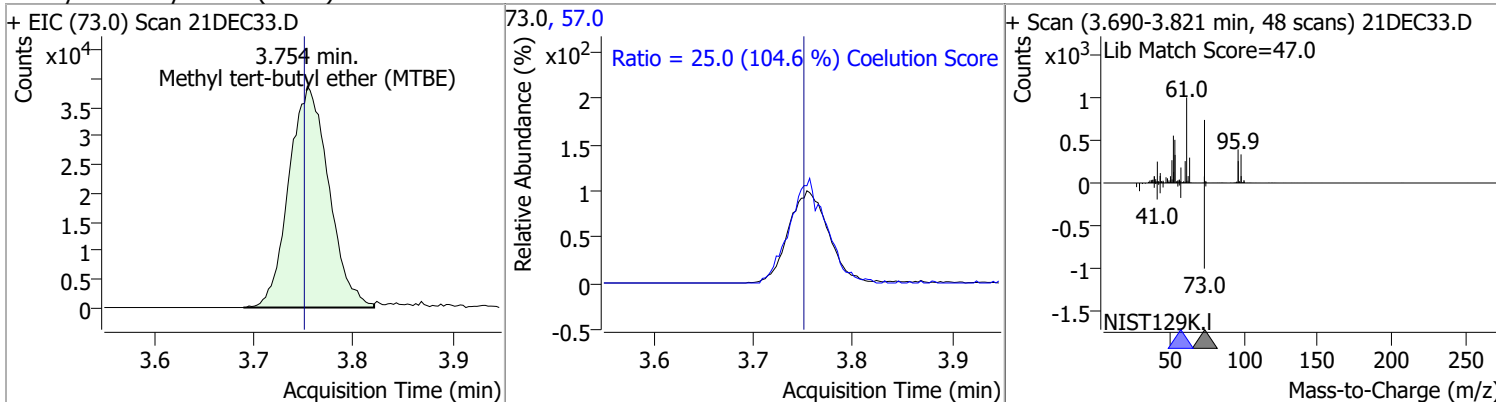


Quantitation Results Report (QT Reviewed)

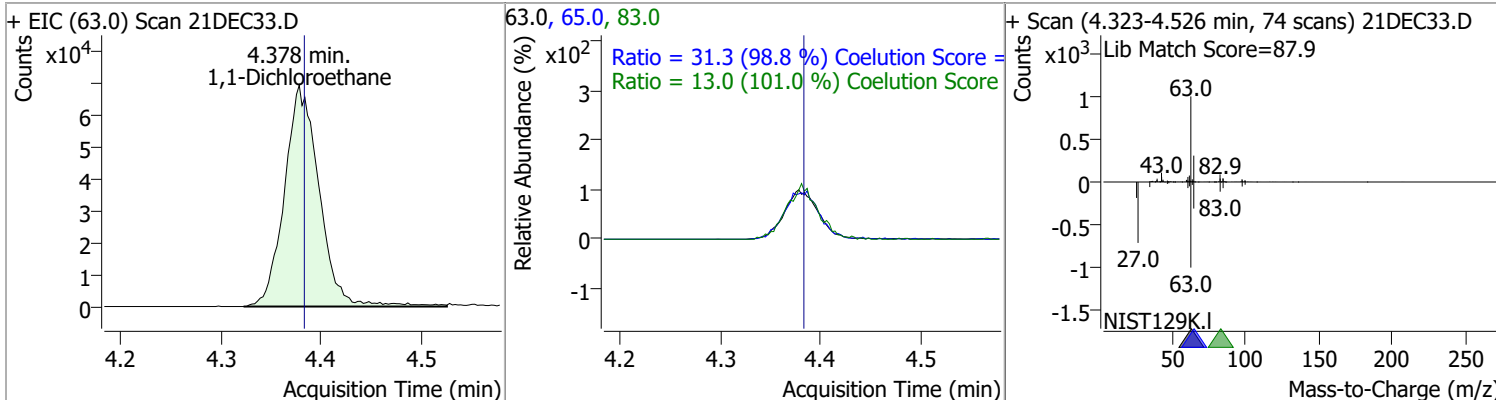
Compound	Conc.	RT	Dev(Min)	Resp.	QIon	QRatio	Lower	Upper
trans-1,2-Dichloroethene	126.2840	3.72	0.00	87594	61.0	155.3	125.1	185.1
					98.0	63.7	32.8	92.8



Compound	Conc.	RT	Dev(Min)	Resp.	QIon	QRatio	Lower	Upper
Methyl tert-butyl ether (MTBE)	121.4197	3.75	0.00	107864	57.0	25.0	0.0	53.9

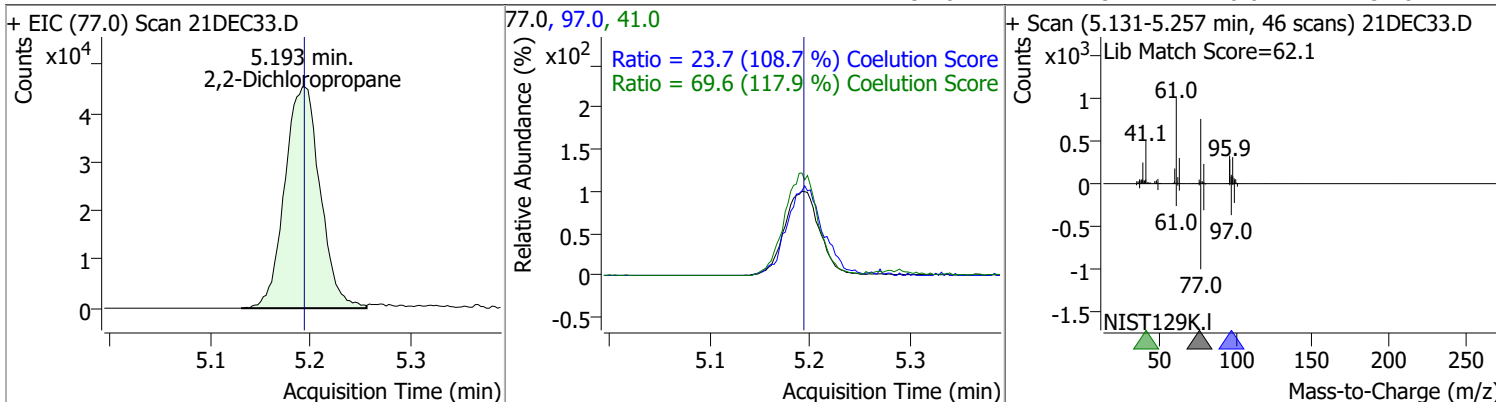


Compound	Conc.	RT	Dev(Min)	Resp.	QIon	QRatio	Lower	Upper
1,1-Dichloroethane	127.5750	4.38	-0.01	167755	65.0	31.3	1.7	61.7
					83.0	13.0	0.0	42.8

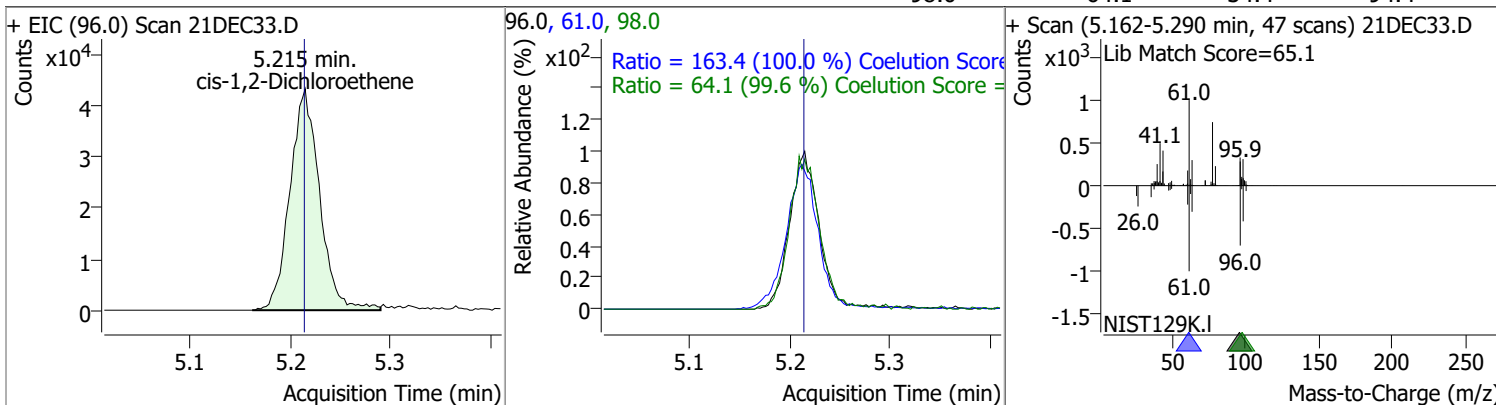


Quantitation Results Report (QT Reviewed)

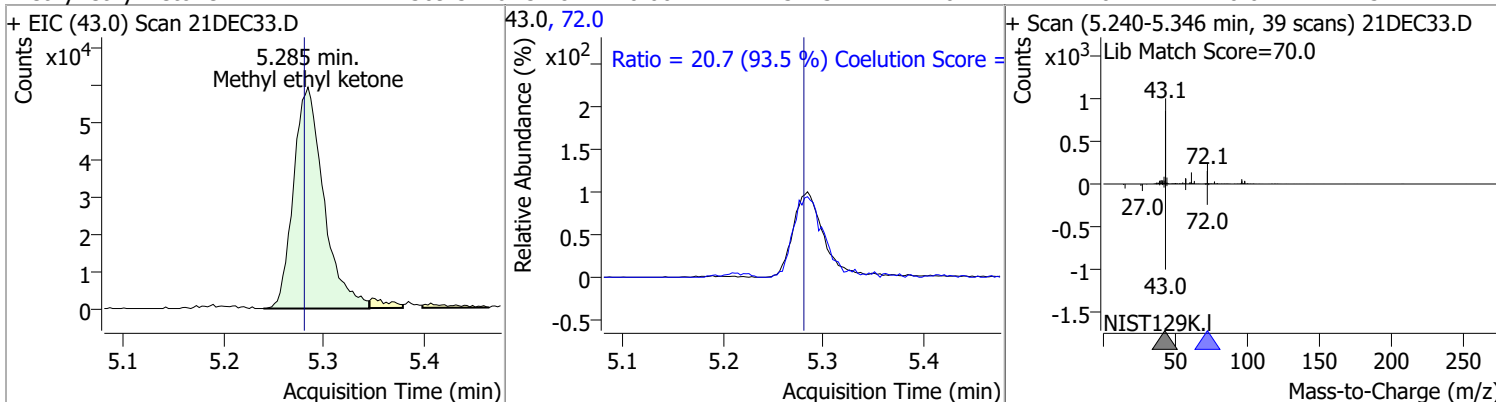
Compound	Conc.	RT	Dev(Min)	Resp.	QIon	QRatio	Lower	Upper
2,2-Dichloropropane	116.2211	5.19	0.00	111893	41.0	69.6	29.0	89.0
					97.0	23.7	0.0	51.8



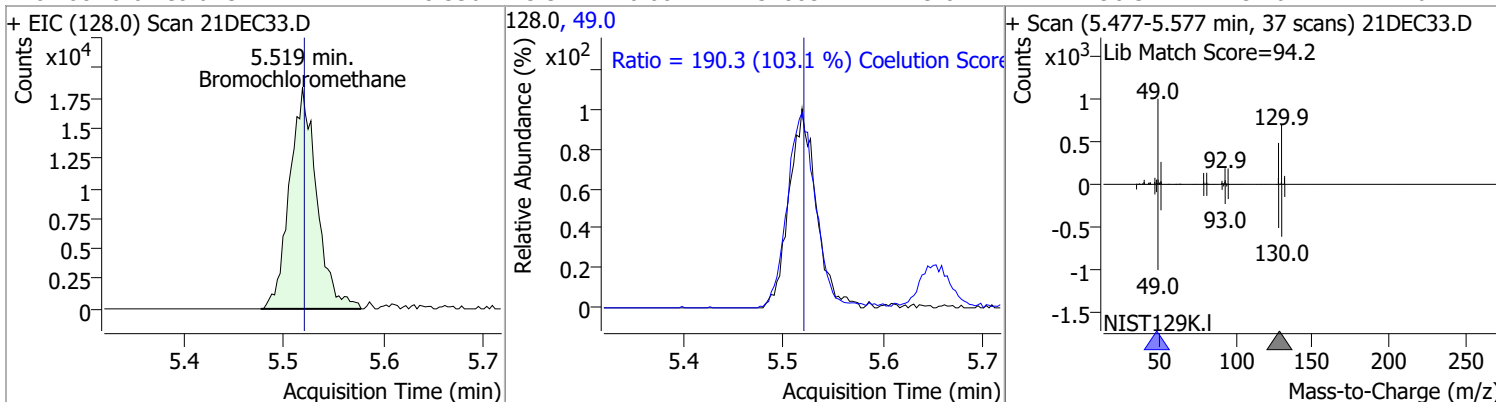
Compound	Conc.	RT	Dev(Min)	Resp.	QIon	QRatio	Lower	Upper
cis-1,2-Dichloroethene	124.0022	5.21	0.00	89194	61.0	163.4	133.3	193.3
					98.0	64.1	34.4	94.4



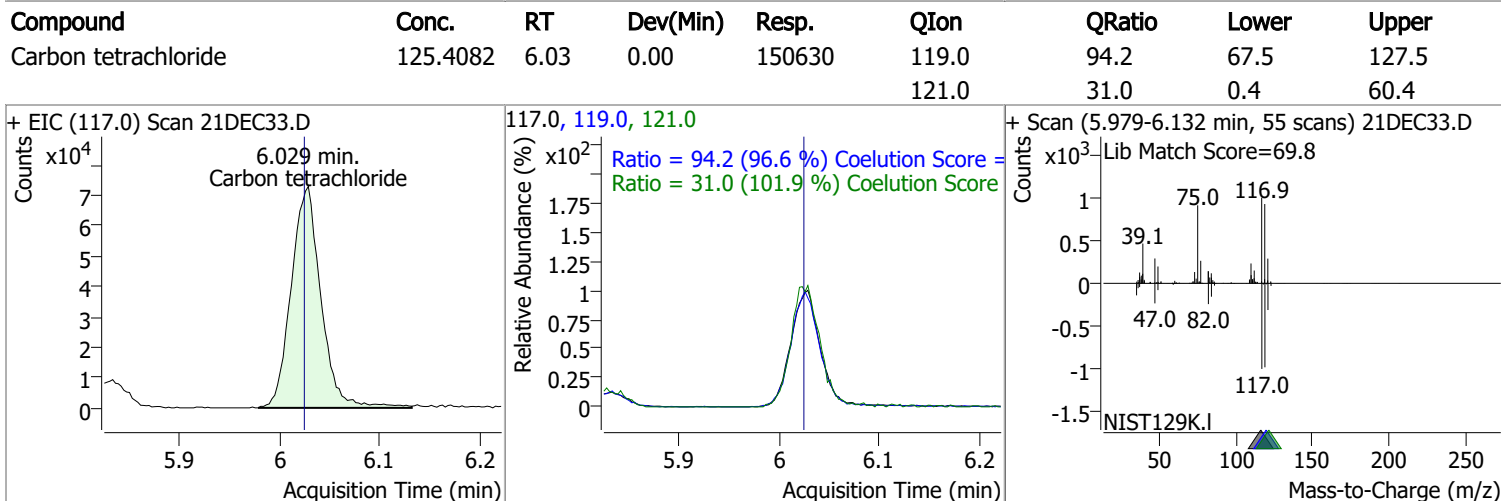
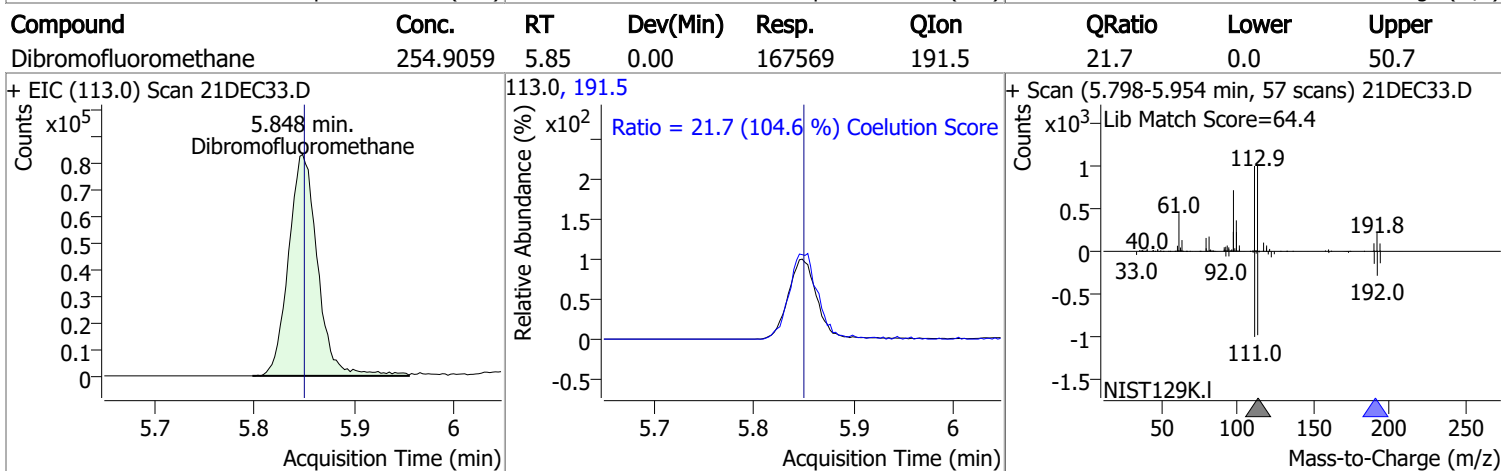
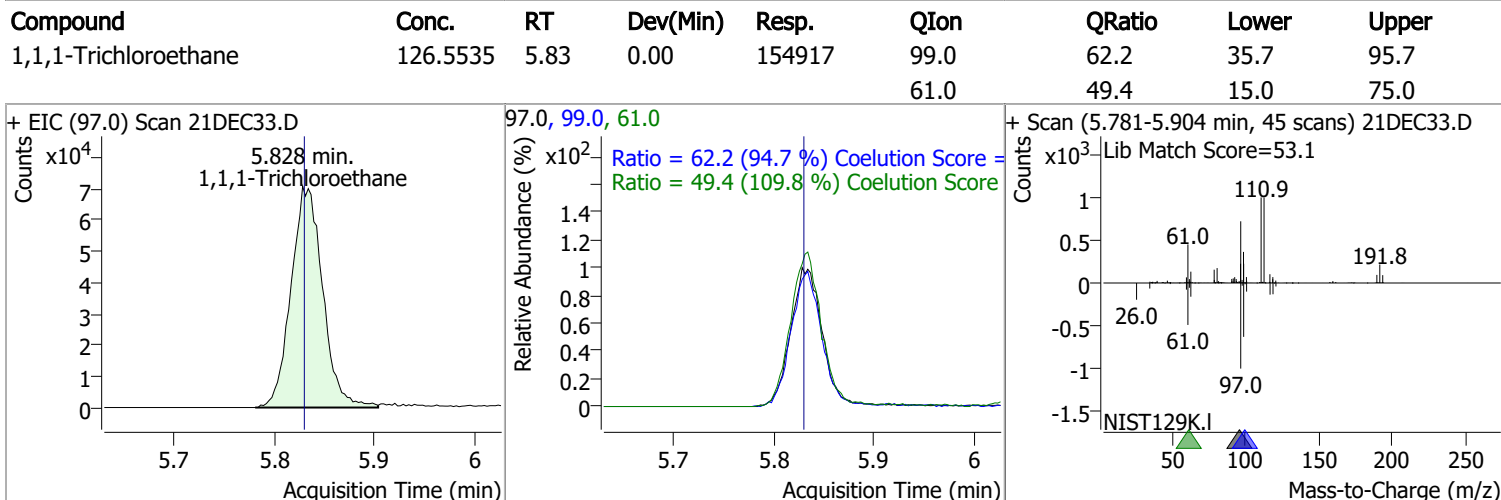
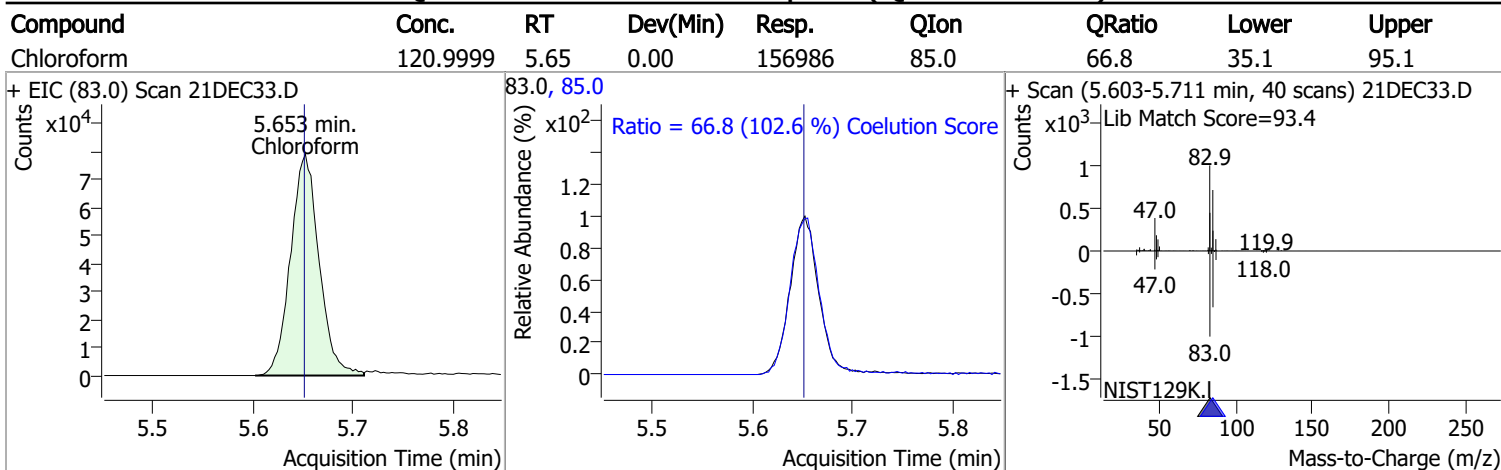
Compound	Conc.	RT	Dev(Min)	Resp.	QIon	QRatio	Lower	Upper
Methyl ethyl ketone	1309.5726	5.28	0.00	125223	72.0	20.7	0.0	52.2



Compound	Conc.	RT	Dev(Min)	Resp.	QIon	QRatio	Lower	Upper
Bromochloromethane	128.5362	5.52	0.00	34805	49.0	190.3	154.6	214.6

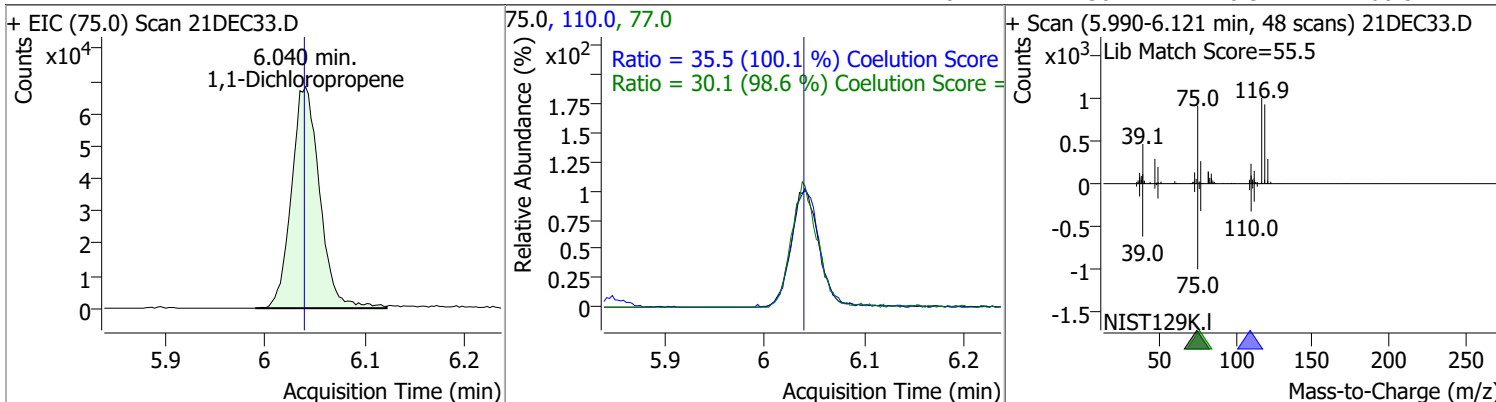


Quantitation Results Report (QT Reviewed)

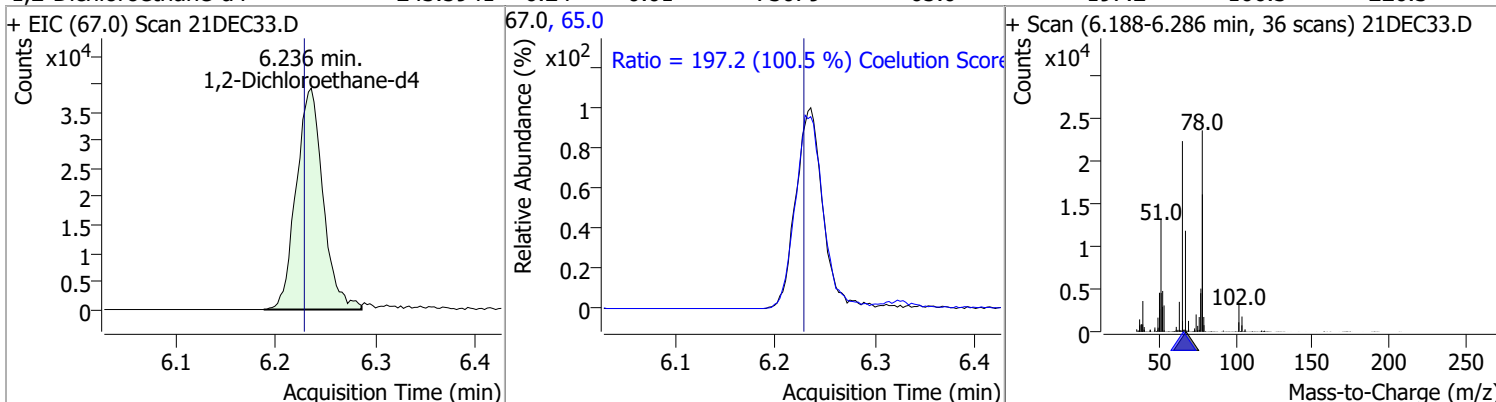


Quantitation Results Report (QT Reviewed)

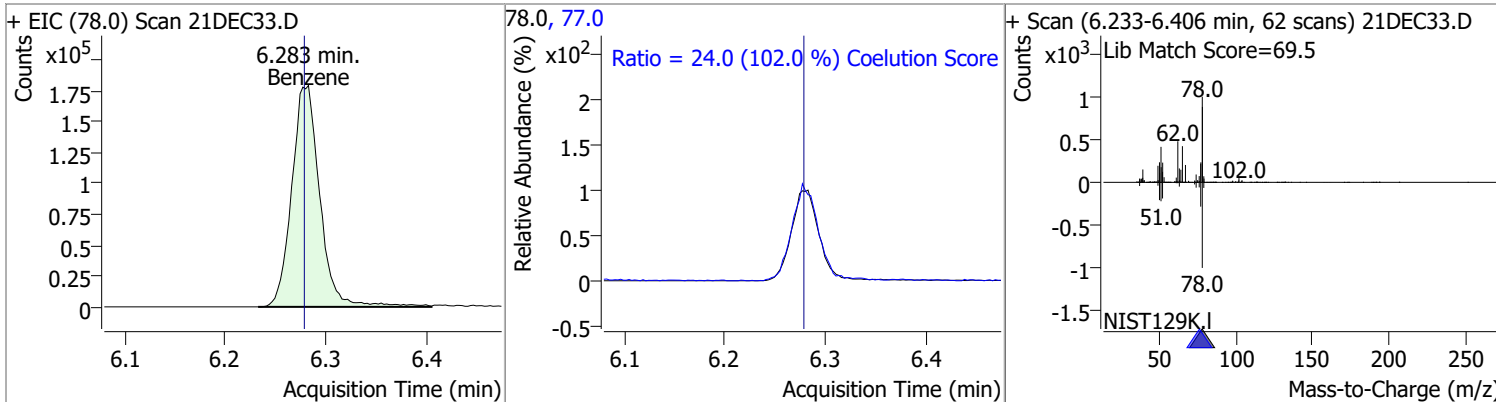
Compound	Conc.	RT	Dev(Min)	Resp.	QIon	QRatio	Lower	Upper
1,1-Dichloropropene	123.7881	6.04	0.00	133563	110.0	35.5	5.4	65.4
					77.0	30.1	0.5	60.5



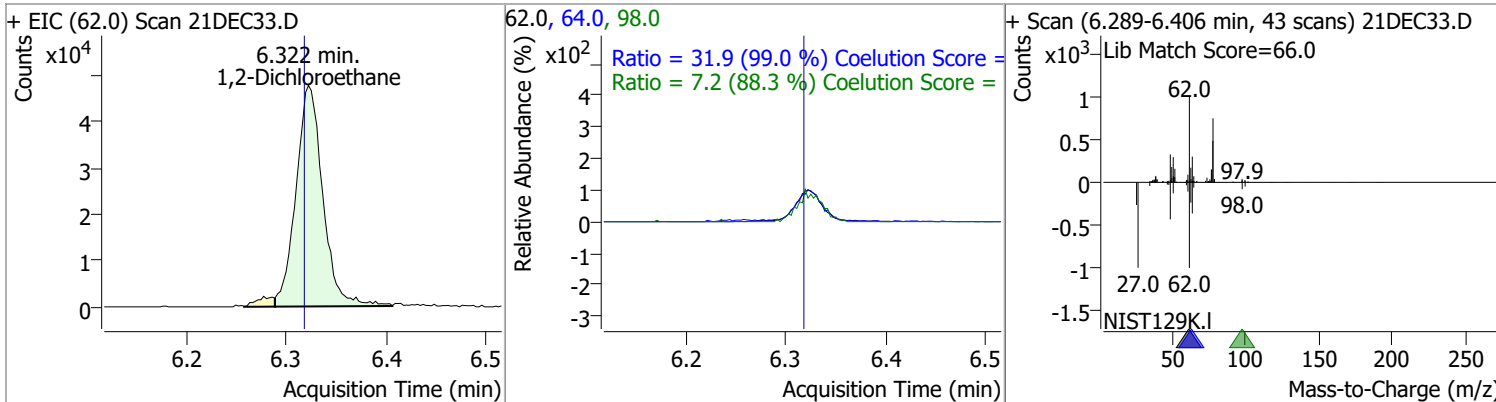
Compound	Conc.	RT	Dev(Min)	Resp.	QIon	QRatio	Lower	Upper
1,2-Dichloroethane-d4	243.5941	6.24	0.01	73079	65.0	197.2	166.3	226.3



Compound	Conc.	RT	Dev(Min)	Resp.	QIon	QRatio	Lower	Upper
Benzene	127.7806	6.28	0.00	348695	77.0	24.0	0.0	53.5

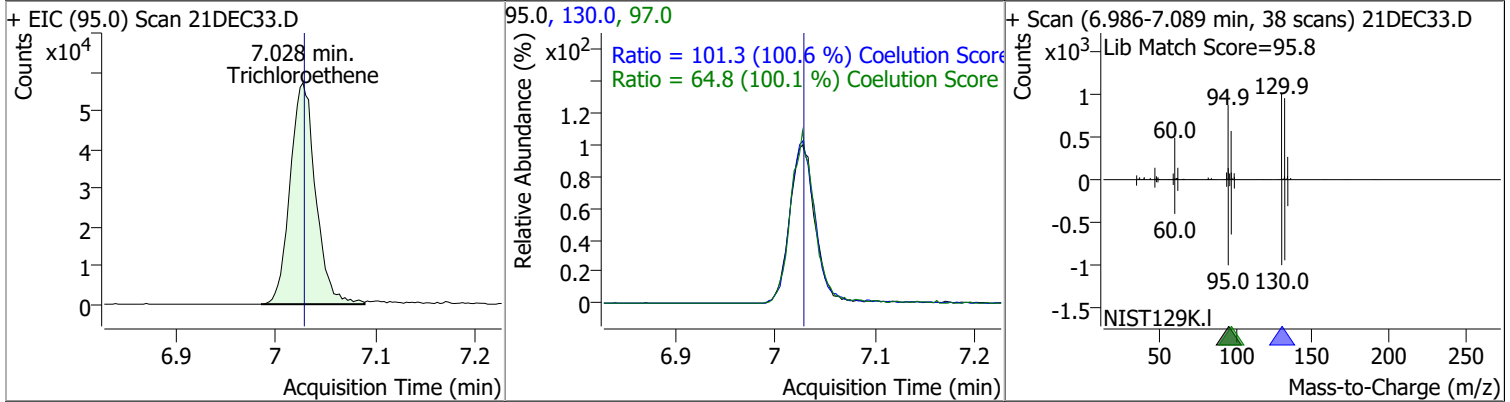


Compound	Conc.	RT	Dev(Min)	Resp.	QIon	QRatio	Lower	Upper
1,2-Dichloroethane	124.3185	6.32	0.00	88670	64.0	31.9	2.3	62.3
					98.0	7.2	0.0	38.2

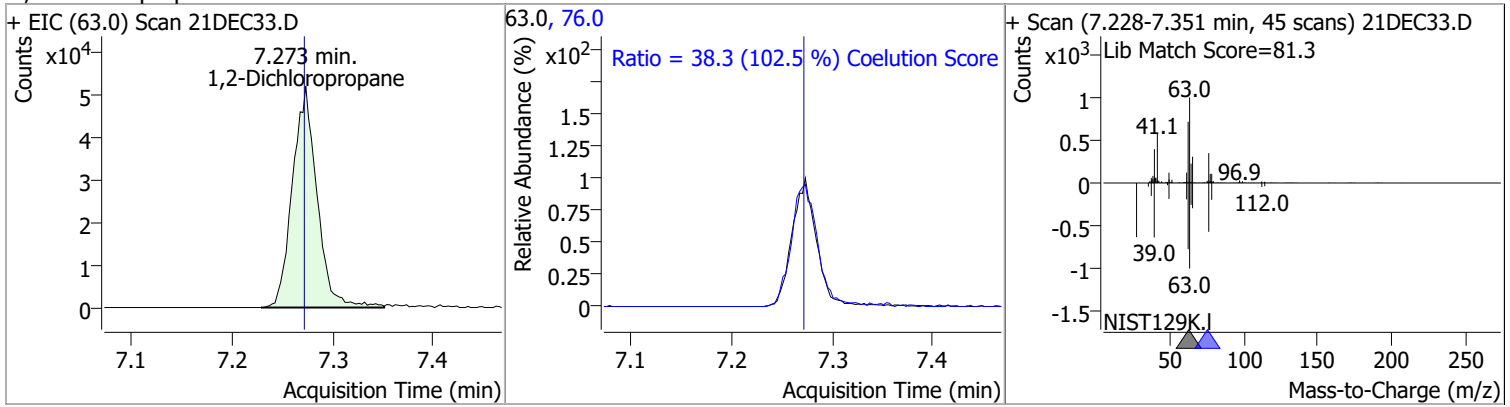


Quantitation Results Report (QT Reviewed)

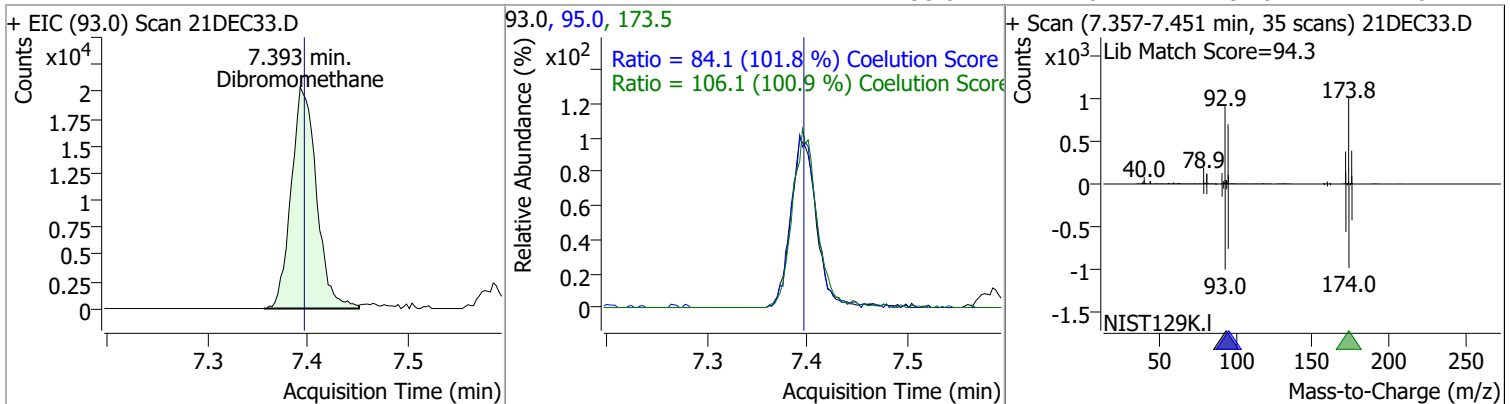
Compound	Conc.	RT	Dev(Min)	Resp.	QIon	QRatio	Lower	Upper
Trichloroethene	127.5149	7.03	0.00	101105	130.0	101.3	70.8	130.8
					97.0	64.8	34.7	94.7



Compound	Conc.	RT	Dev(Min)	Resp.	QIon	QRatio	Lower	Upper
1,2-Dichloropropane	132.5060	7.27	0.00	88514	76.0	38.3	7.3	67.3

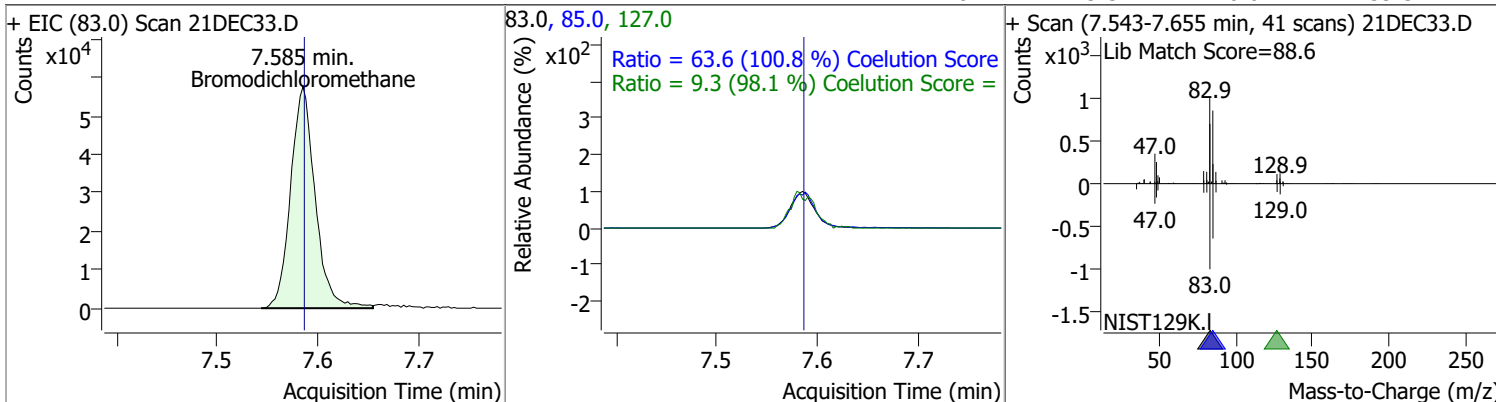


Compound	Conc.	RT	Dev(Min)	Resp.	QIon	QRatio	Lower	Upper
Dibromomethane	130.6344	7.39	0.00	35823	173.5	106.1	75.2	135.2
					95.0	84.1	52.6	112.6

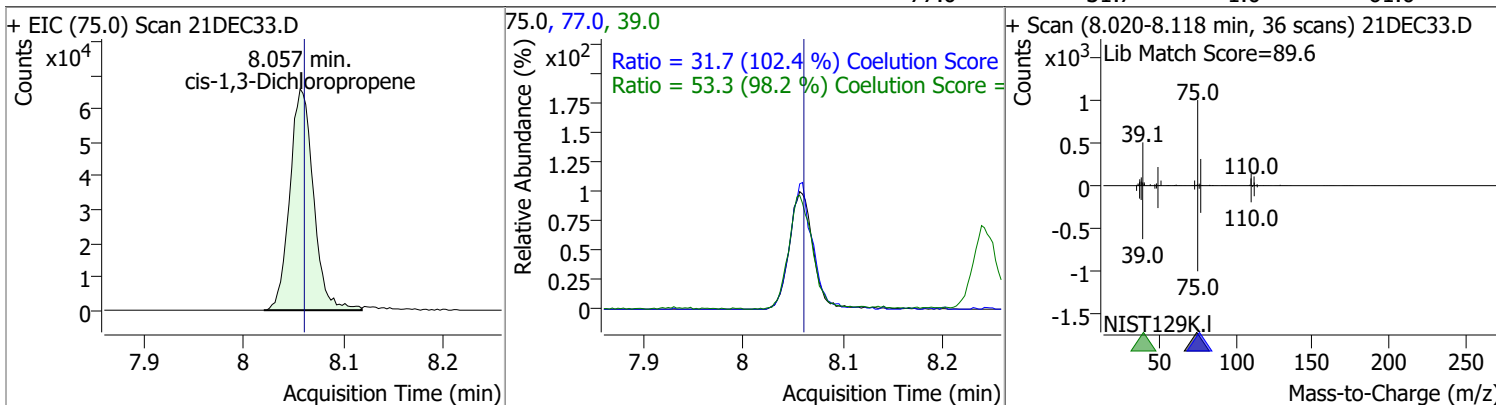


Quantitation Results Report (QT Reviewed)

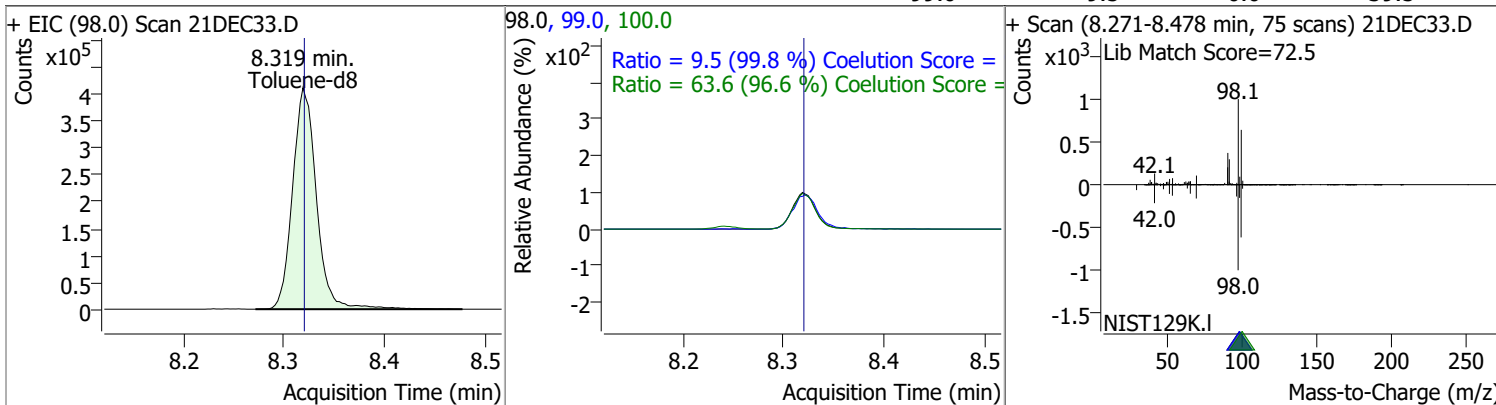
Compound	Conc.	RT	Dev(Min)	Resp.	QIon	QRatio	Lower	Upper
Bromodichloromethane	125.7818	7.59	0.00	97705	85.0	63.6	33.1	93.1
					127.0	9.3	0.0	39.5



Compound	Conc.	RT	Dev(Min)	Resp.	QIon	QRatio	Lower	Upper
cis-1,3-Dichloropropene	125.1243	8.06	0.00	107951	39.0	53.3	24.3	84.3
					77.0	31.7	1.0	61.0

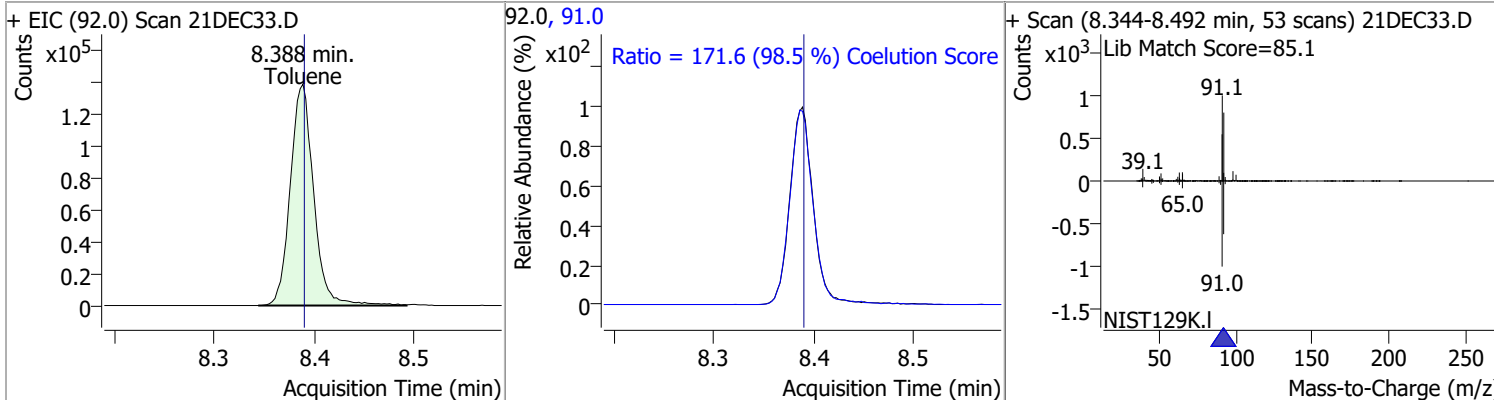


Compound	Conc.	RT	Dev(Min)	Resp.	QIon	QRatio	Lower	Upper
Toluene-d8	270.9151	8.32	0.00	680992	100.0	63.6	35.9	95.9
					99.0	9.5	0.0	39.5

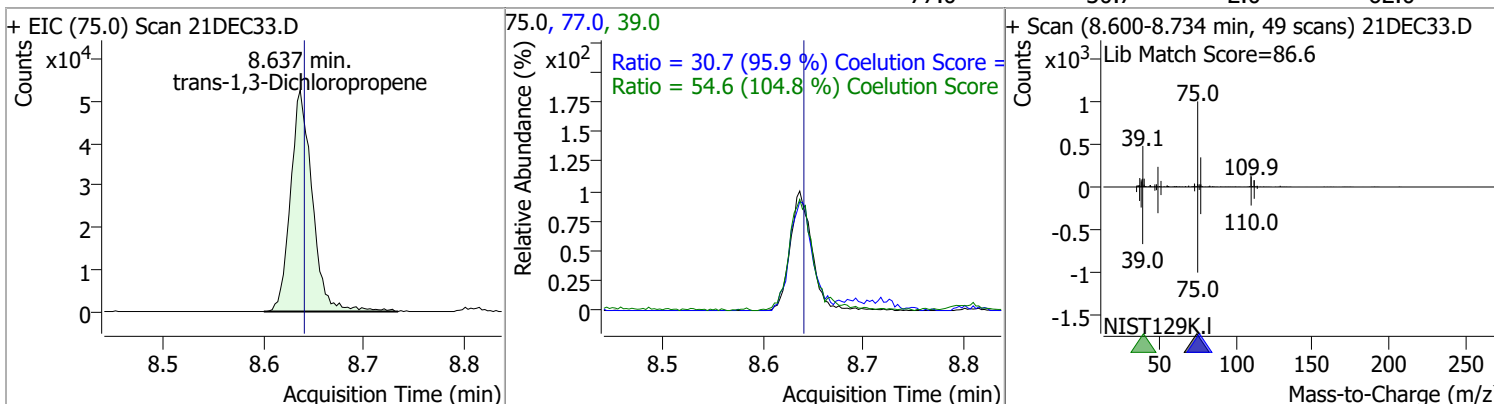


Quantitation Results Report (QT Reviewed)

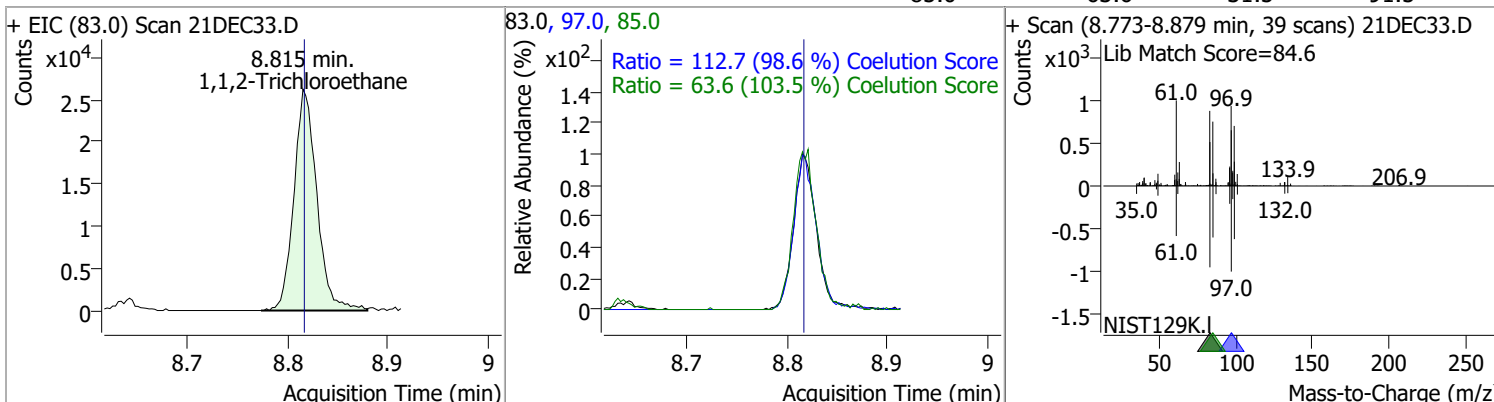
Compound	Conc.	RT	Dev(Min)	Resp.	QIon	QRatio	Lower	Upper
Toluene	136.0466	8.39	0.00	224832	91.0	171.6	144.3	204.3



Compound	Conc.	RT	Dev(Min)	Resp.	QIon	QRatio	Lower	Upper
trans-1,3-Dichloropropene	128.7385	8.64	0.00	79468	39.0	54.6	22.1	82.1
					77.0	30.7	2.0	62.0

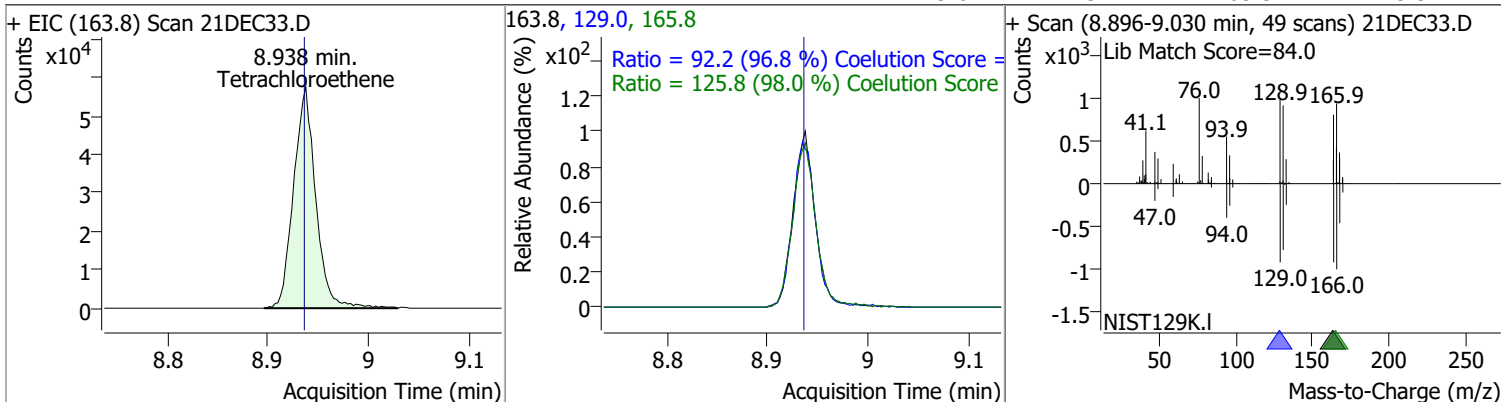


Compound	Conc.	RT	Dev(Min)	Resp.	QIon	QRatio	Lower	Upper
1,1,2-Trichloroethane	129.2500	8.82	0.00	41558	97.0	112.7	84.3	144.3
					85.0	63.6	31.5	91.5

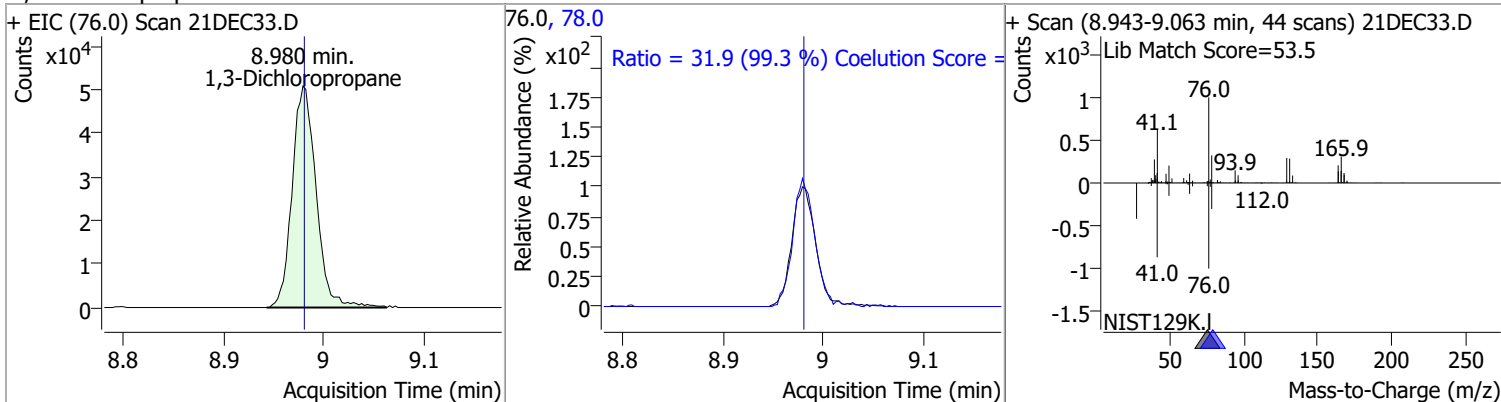


Quantitation Results Report (QT Reviewed)

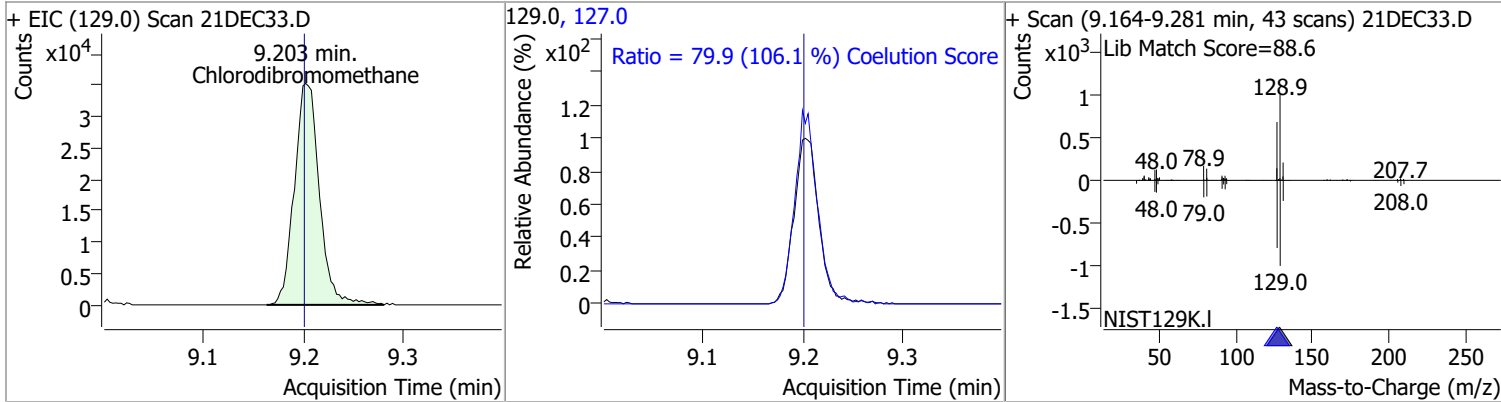
Compound	Conc.	RT	Dev(Min)	Resp.	QIon	QRatio	Lower	Upper
Tetrachloroethene	134.4512	8.94	0.00	88049	165.8	125.8	98.3	158.3
					129.0	92.2	65.3	125.3



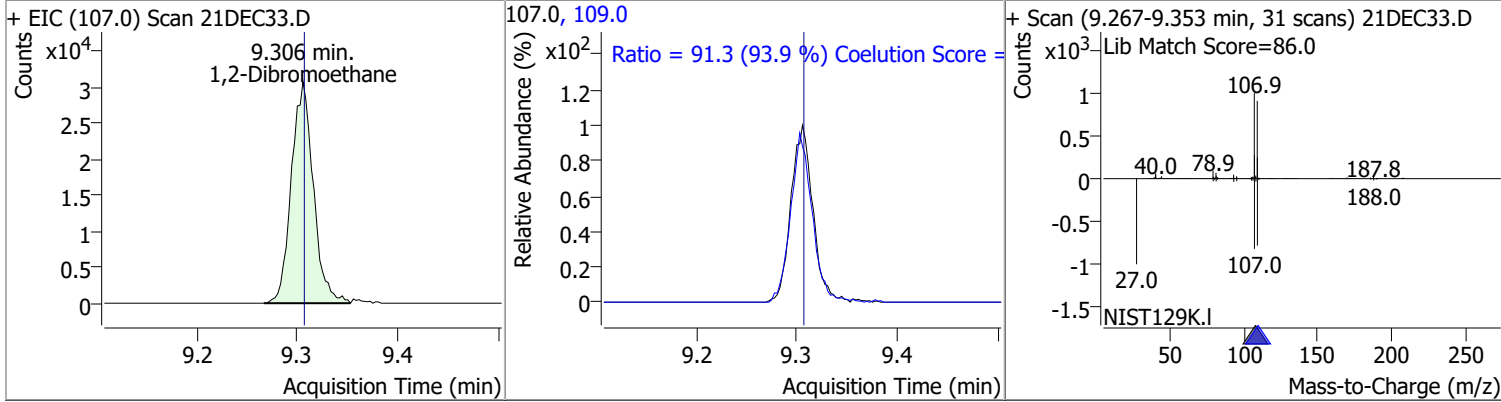
Compound	Conc.	RT	Dev(Min)	Resp.	QIon	QRatio	Lower	Upper
1,3-Dichloropropane	131.8137	8.98	0.00	84537	78.0	31.9	2.1	62.1



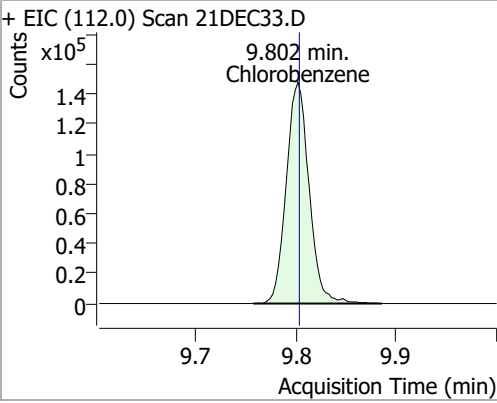
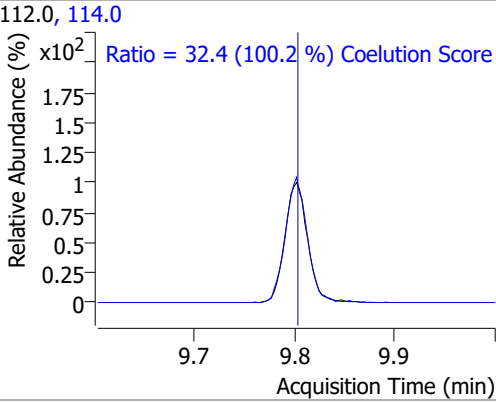
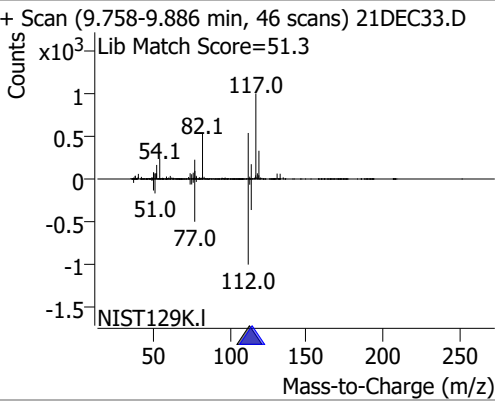
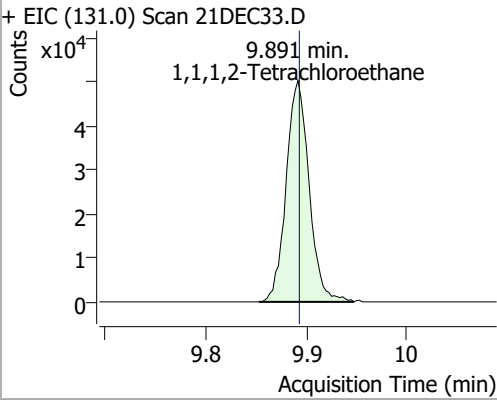
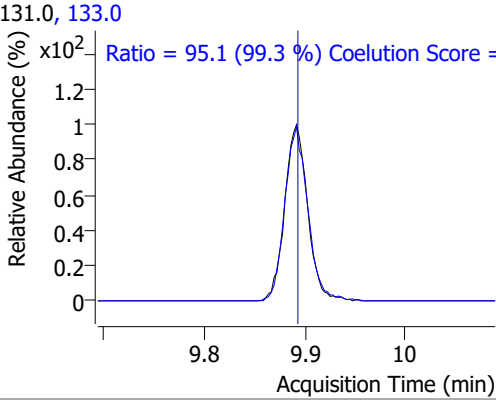
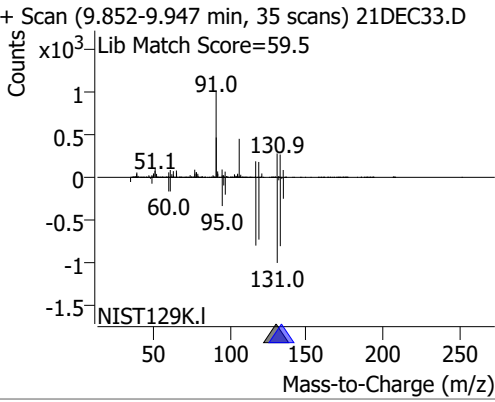
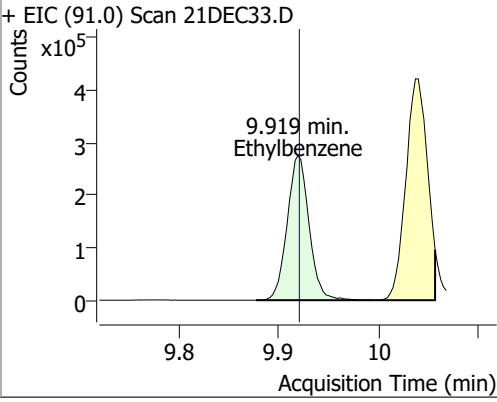
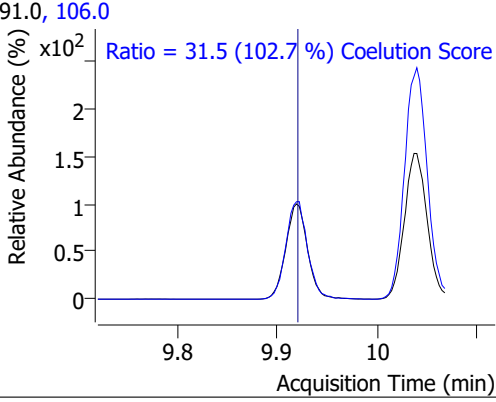
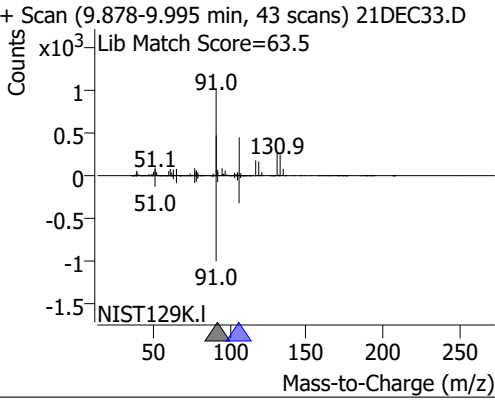
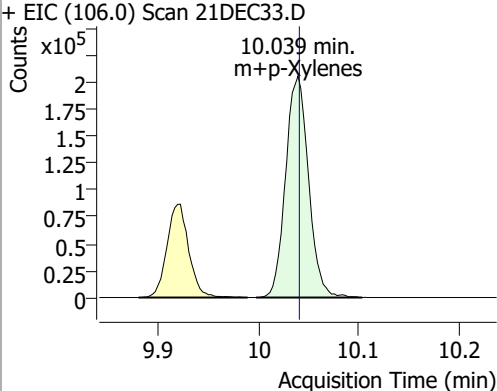
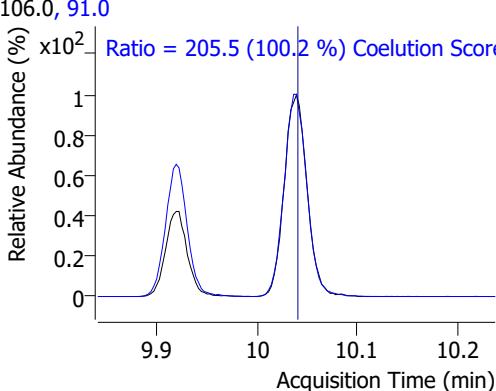
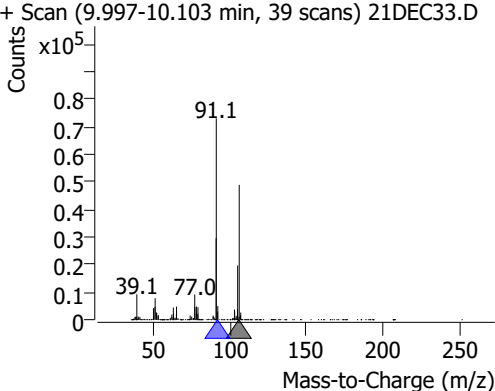
Compound	Conc.	RT	Dev(Min)	Resp.	QIon	QRatio	Lower	Upper
Chlorodibromomethane	126.1747	9.20	0.00	61242	127.0	79.9	45.3	105.3



Compound	Conc.	RT	Dev(Min)	Resp.	QIon	QRatio	Lower	Upper
1,2-Dibromoethane	133.3303	9.31	0.00	46606	109.0	91.3	67.2	127.2

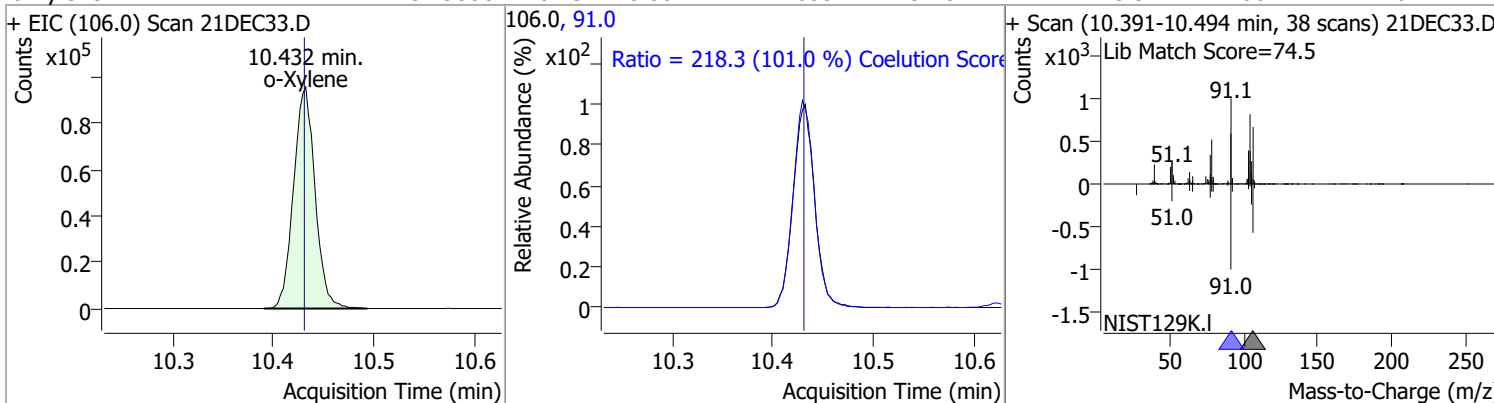


Quantitation Results Report (QT Reviewed)

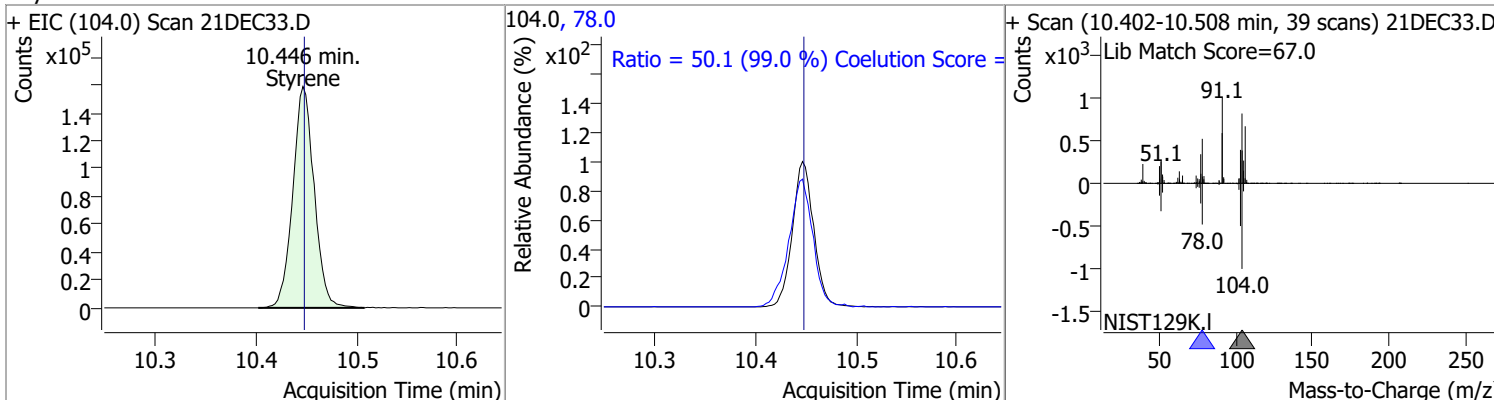
Compound	Conc.	RT	Dev(Min)	Resp.	QIon	QRatio	Lower	Upper
Chlorobenzene	130.7329	9.80	0.00	233231	114.0	32.4	2.3	62.3
+ EIC (112.0) Scan 21DEC33.D 			112.0, 114.0 			+ Scan (9.758-9.886 min, 46 scans) 21DEC33.D Lib Match Score=51.3 		
1,1,1,2-Tetrachloroethane	131.3403	9.89	0.00	79705	133.0	95.1	65.7	125.7
+ EIC (131.0) Scan 21DEC33.D 			131.0, 133.0 			+ Scan (9.852-9.947 min, 35 scans) 21DEC33.D Lib Match Score=59.5 		
Ethylbenzene	131.1025	9.92	0.00	416464	106.0	31.5	0.7	60.7
+ EIC (91.0) Scan 21DEC33.D 			91.0, 106.0 			+ Scan (9.878-9.995 min, 43 scans) 21DEC33.D Lib Match Score=63.5 		
m+p-Xylenes	269.4255	10.04	0.00	326335	91.0	205.5	175.0	235.0
+ EIC (106.0) Scan 21DEC33.D 			106.0, 91.0 			+ Scan (9.997-10.103 min, 39 scans) 21DEC33.D 		

Quantitation Results Report (QT Reviewed)

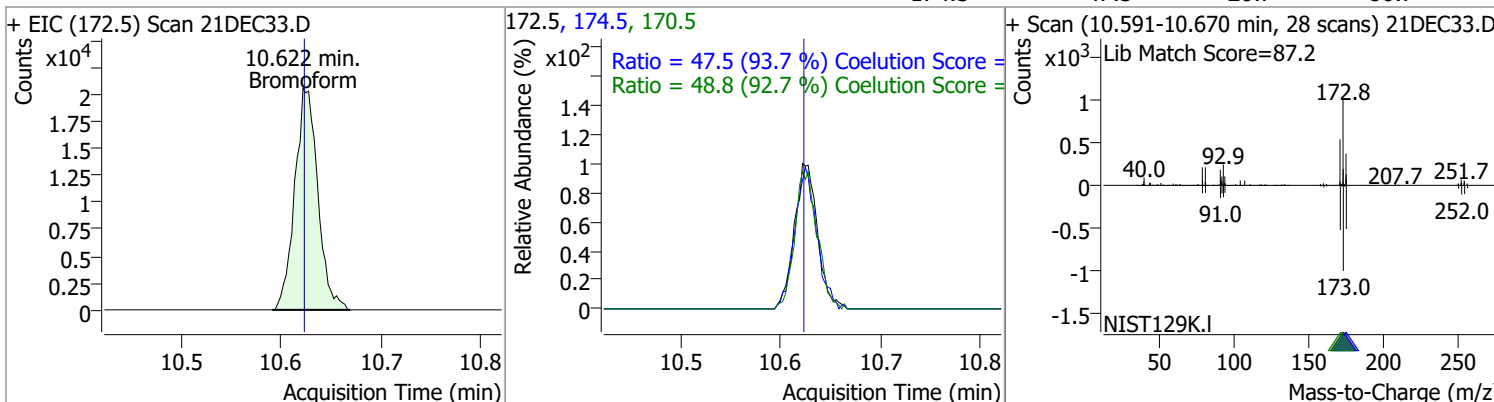
Compound	Conc.	RT	Dev(Min)	Resp.	QIon	QRatio	Lower	Upper
o-Xylene	134.9556	10.43	0.00	142633	91.0	218.3	186.1	246.1



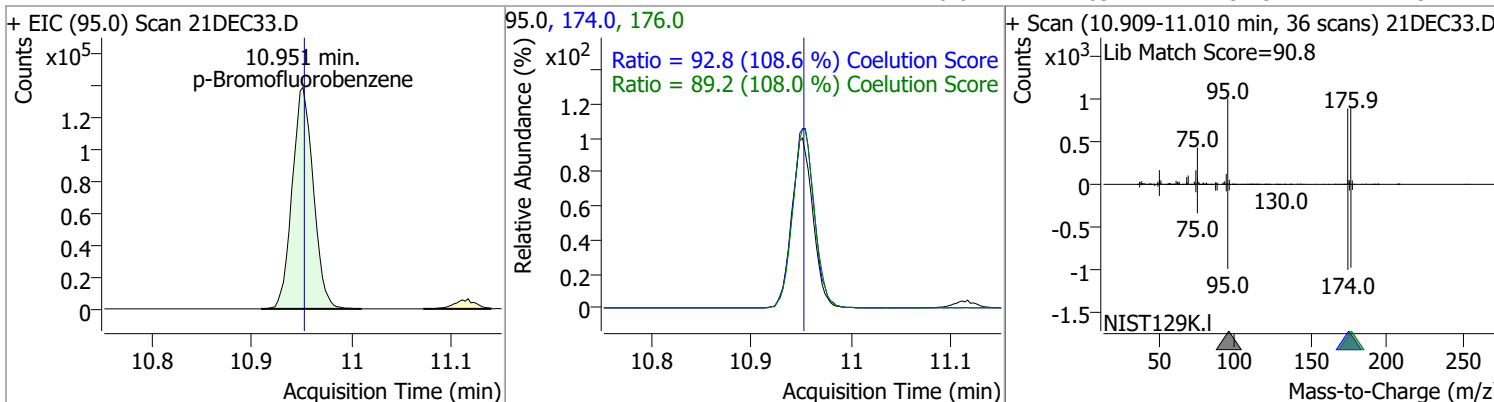
Compound	Conc.	RT	Dev(Min)	Resp.	QIon	QRatio	Lower	Upper
Styrene	136.5916	10.45	0.00	235100	78.0	50.1	20.6	80.6



Compound	Conc.	RT	Dev(Min)	Resp.	QIon	QRatio	Lower	Upper
Bromoform	124.0347	10.62	0.00	32831	170.5	48.8	22.7	82.7
					174.5	47.5	20.7	80.7

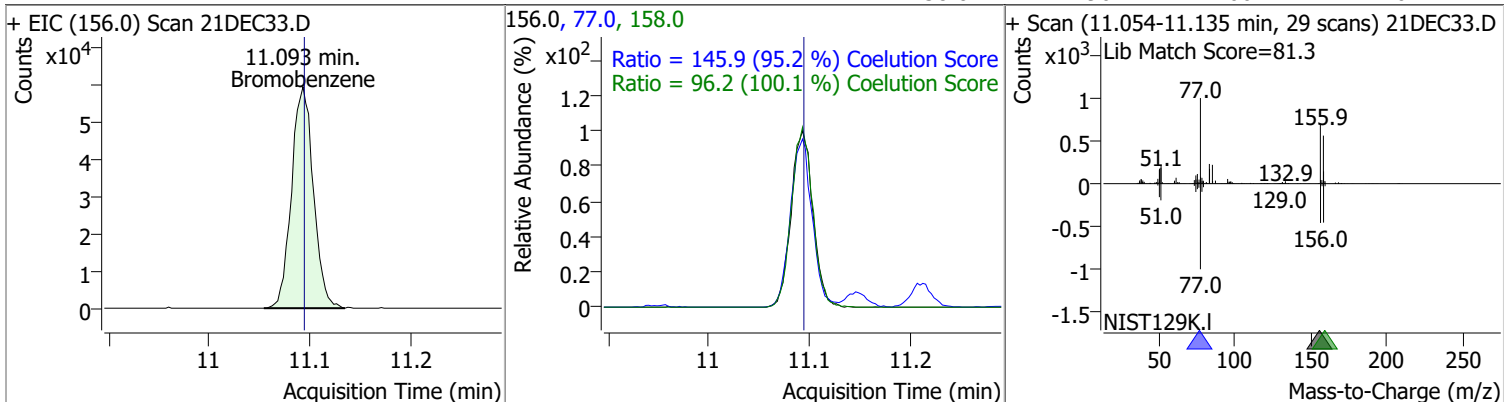


Compound	Conc.	RT	Dev(Min)	Resp.	QIon	QRatio	Lower	Upper
p-Bromofluorobenzene	252.8001	10.95	0.00	203971	174.0	92.8	55.5	115.5
					176.0	89.2	52.5	112.5

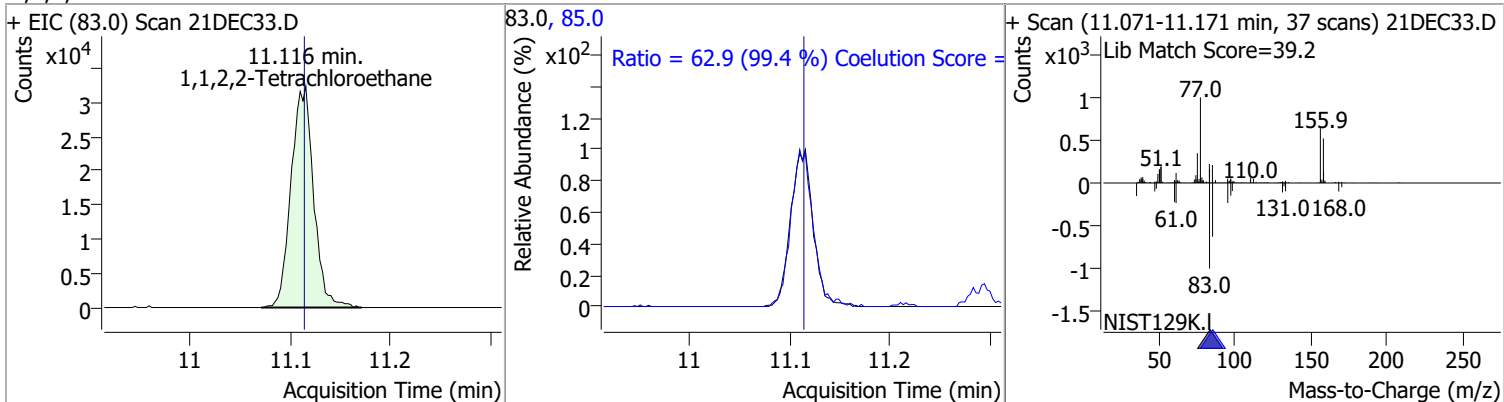


Quantitation Results Report (QT Reviewed)

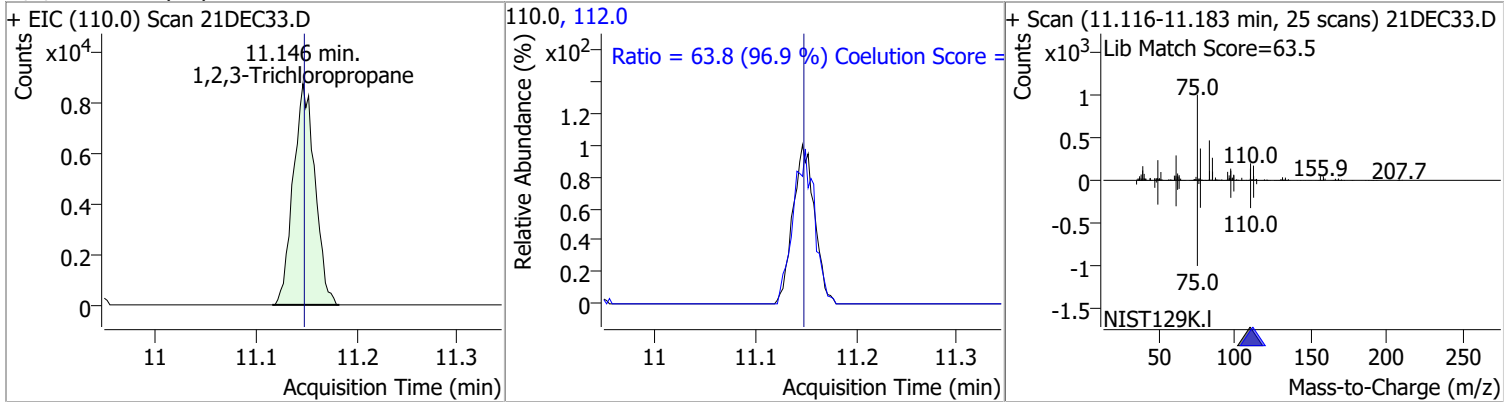
Compound	Conc.	RT	Dev(Min)	Resp.	QIon	QRatio	Lower	Upper
Bromobenzene	127.8985	11.09	0.00	89278	77.0	145.9	123.2	183.2
					158.0	96.2	66.2	126.2



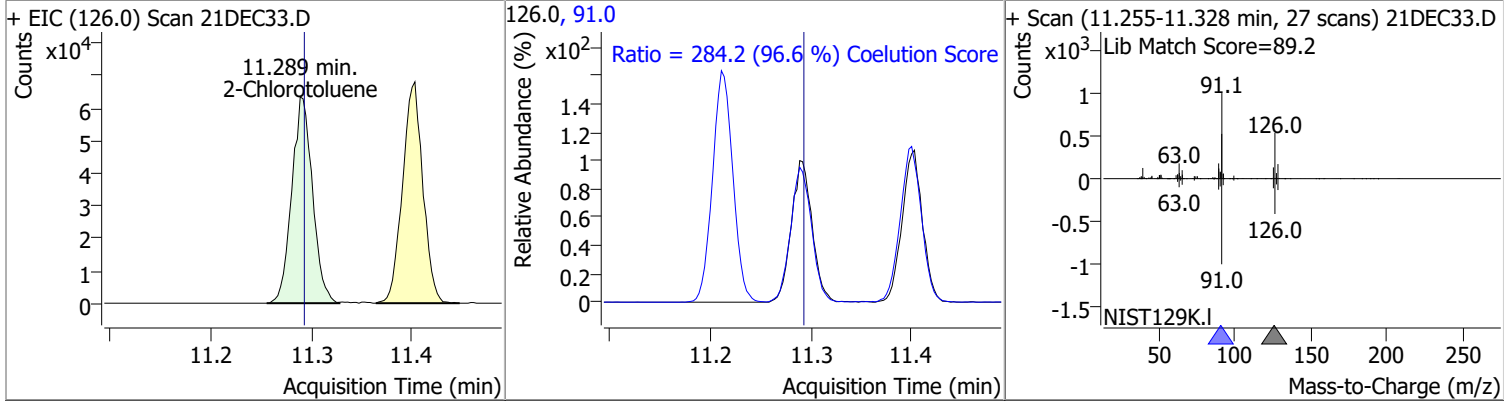
Compound	Conc.	RT	Dev(Min)	Resp.	QIon	QRatio	Lower	Upper
1,1,2,2-Tetrachloroethane	126.1210	11.12	0.00	50432	85.0	62.9	33.2	93.2



Compound	Conc.	RT	Dev(Min)	Resp.	QIon	QRatio	Lower	Upper
1,2,3-Trichloropropane	125.5257	11.15	0.00	13224	112.0	63.8	35.8	95.8

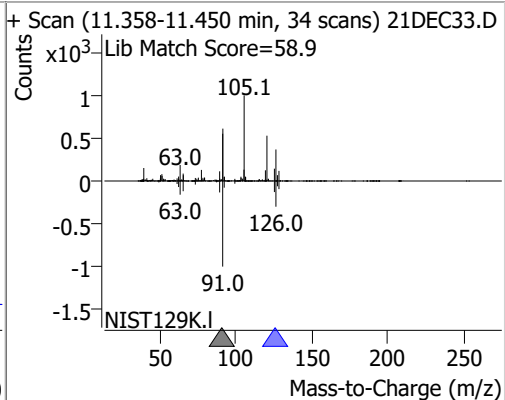
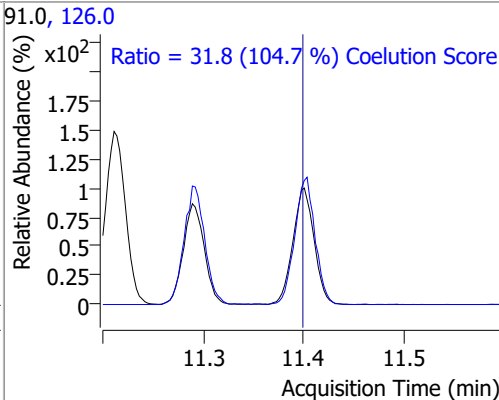
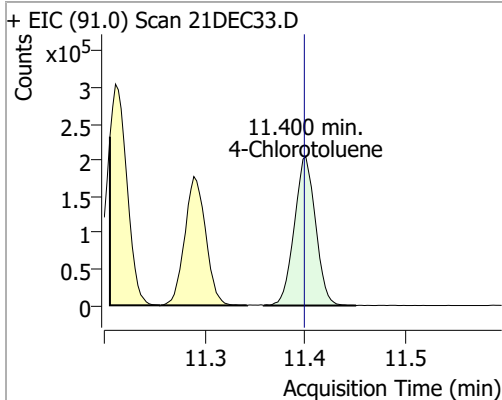


Compound	Conc.	RT	Dev(Min)	Resp.	QIon	QRatio	Lower	Upper
2-Chlorotoluene	126.0652	11.29	0.00	90997	91.0	284.2	264.1	324.1

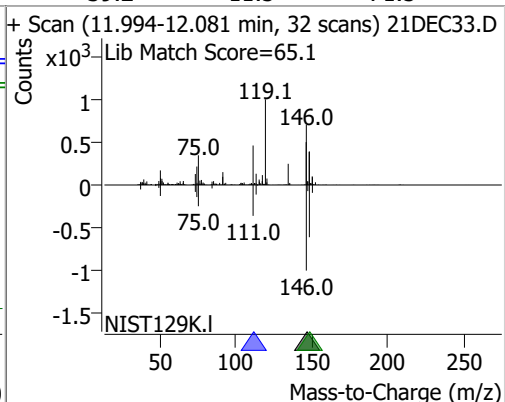
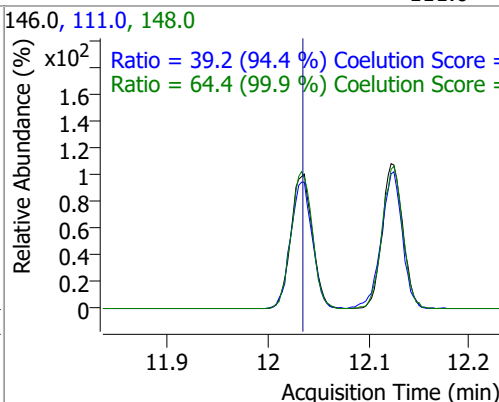
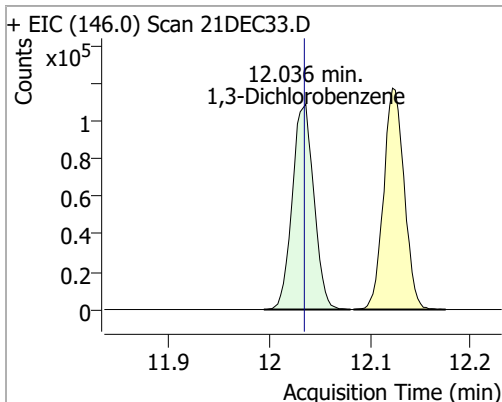


Quantitation Results Report (QT Reviewed)

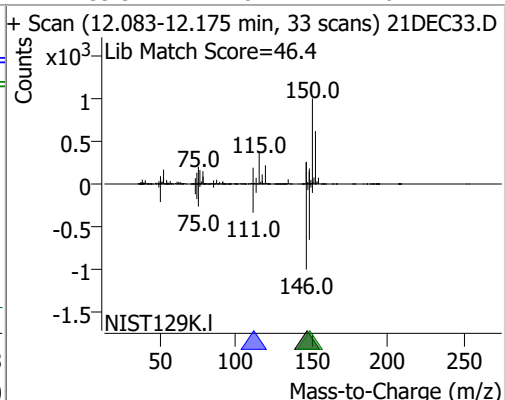
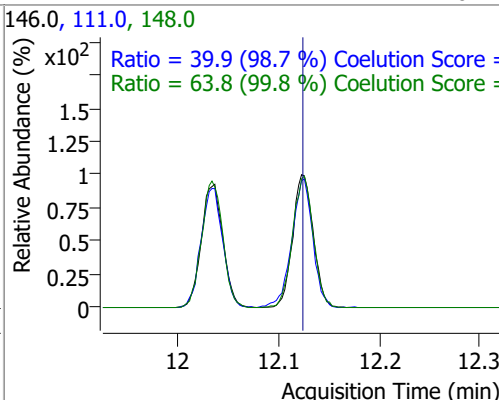
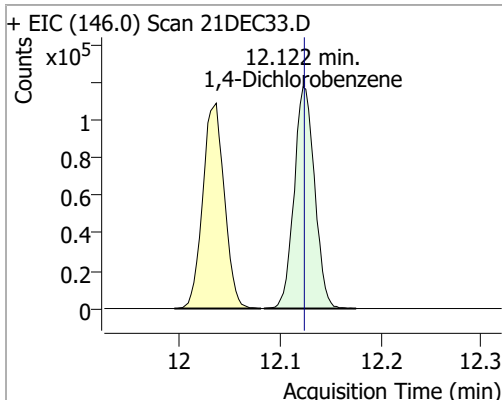
Compound	Conc.	RT	Dev(Min)	Resp.	QIon	QRatio	Lower	Upper
4-Chlorotoluene	129.2407	11.40	0.00	301335	126.0	31.8	0.4	60.4



Compound	Conc.	RT	Dev(Min)	Resp.	QIon	QRatio	Lower	Upper
1,3-Dichlorobenzene	127.3314	12.04	0.00	162490	148.0	64.4	34.5	94.5
					111.0	39.2	11.5	71.5

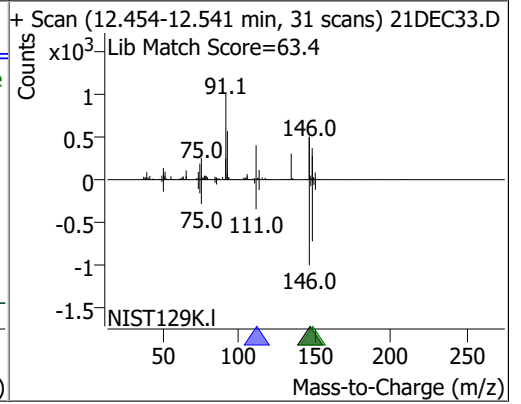
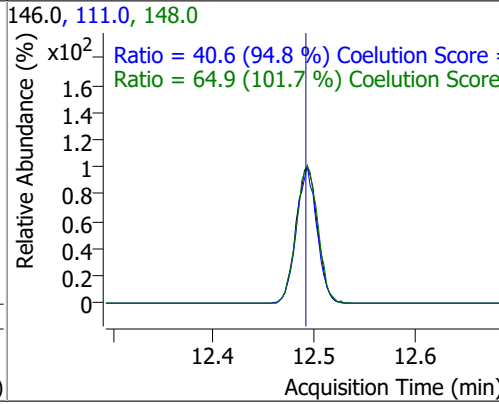
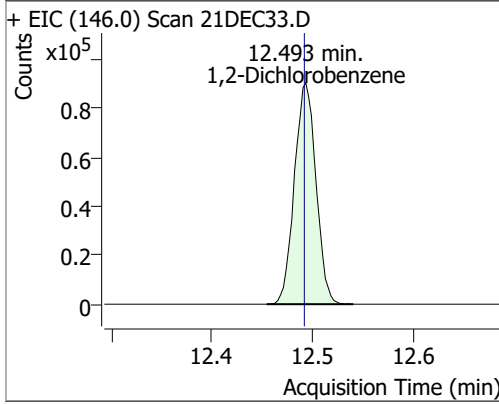


Compound	Conc.	RT	Dev(Min)	Resp.	QIon	QRatio	Lower	Upper
1,4-Dichlorobenzene	126.4953	12.12	0.00	166762	148.0	63.8	34.0	94.0
					111.0	39.9	10.4	70.4



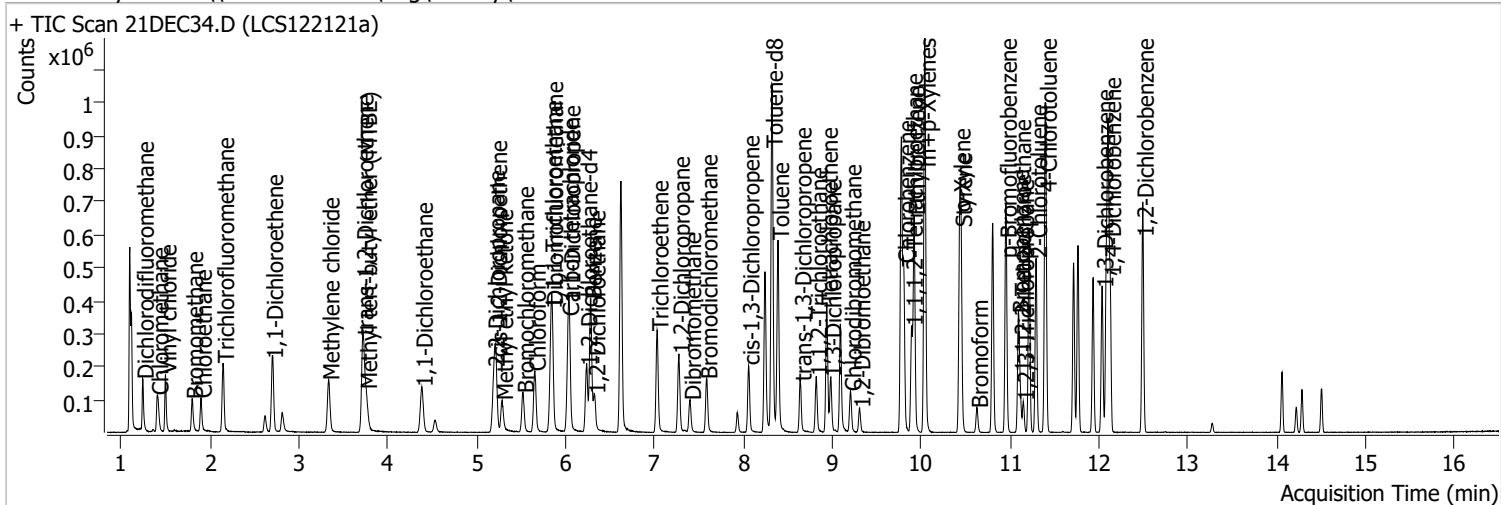
Quantitation Results Report (QT Reviewed)

Compound	Conc.	RT	Dev(Min)	Resp.	QIon	QRatio	Lower	Upper
1,2-Dichlorobenzene	124.9146	12.49	0.00	134903	148.0	64.9	33.8	93.8
					111.0	40.6	12.8	72.8



Quantitation Results Report (QT Reviewed)

Data File	21DEC34.D	Operator	MSC
Acq. Method	5975CACQF.M	Acq. Date-Time	12/22/2021 12:50:04 AM
Sample Name	LCS122121a	Instrument	VOA5975C
Vial	34	Multiplier	1.00
DA Method File	VOA5975C_8260B_SHT_DoD_L4_120721.m	Comment	
Tune File	BFB_Atune3.u	Tune Date	10/11/2021 4:02:00 PM
Batch Name	VG122121_8260B_2ndRun.batch.bin	Last Calib Update	2/4/2022 12:03:22 PM
Ref Library	\\MASSHUNTER\Org\Library\NIST129K.I		



Compound	RT	QIon	Resp.	Conc.	Units	Dev(Min)
----------	----	------	-------	-------	-------	----------

Internal Standards

M Fluorobenzene	6.620	96.0	652271	250.0000	ng	0.000
M Chlorobenzene-d5	9.777	82.0	248203	250.0000	ng	0.003
M 1,4-Dichlorobenzene-d4	12.100	152.0	209536	250.0000	ng	0.000

System Monitoring Compounds

S Dibromofluoromethane	5.848	113.0	162524	254.2341	ng	-0.003
Spiked Amount: 250.000	Range: 80.0 - 119.0%			Recovery = 101.69%		
S 1,2-Dichloroethane-d4	6.233	67.0	72961	250.0892	ng	0.003
Spiked Amount: 250.000	Range: 81.0 - 118.0%			Recovery = 100.04%		
S Toluene-d8	8.319	98.0	662606	265.5697	ng	0.000
Spiked Amount: 250.000	Range: 89.0 - 112.0%			Recovery = 106.23%		
S p-Bromofluorobenzene	10.951	95.0	200153	249.6368	ng	0.000
Spiked Amount: 250.000	Range: 85.0 - 114.0%			Recovery = 99.85%		

Target Compounds

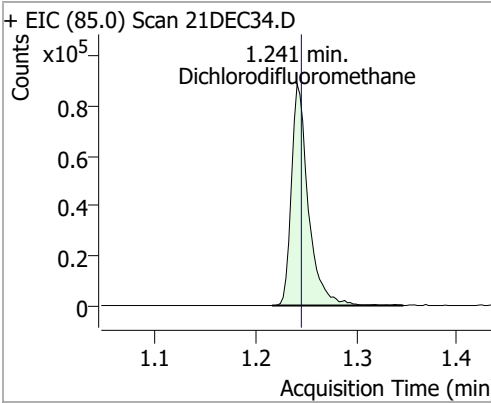
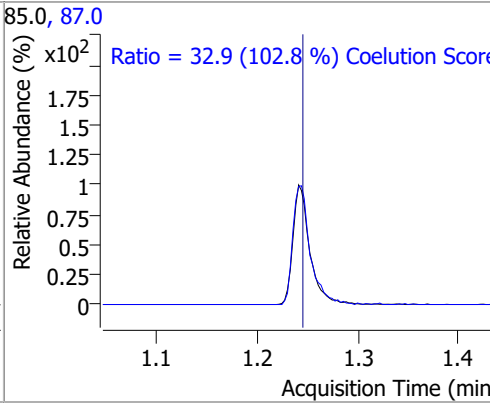
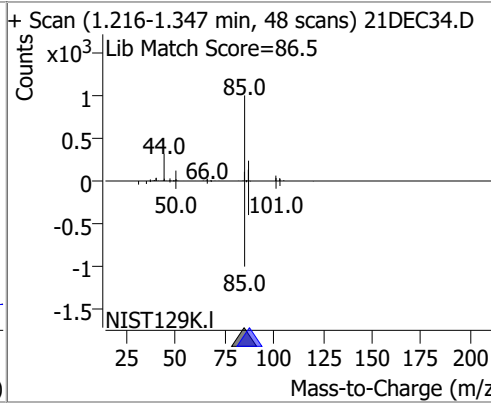
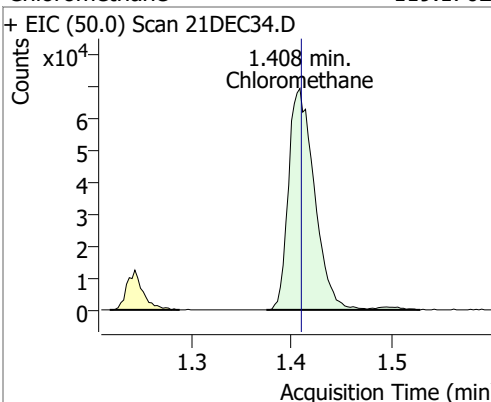
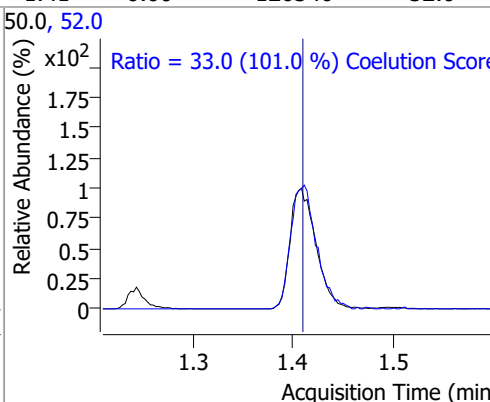
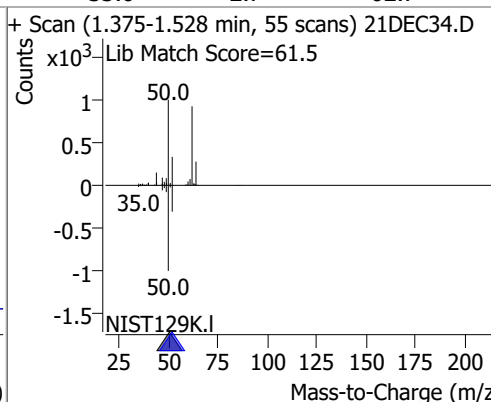
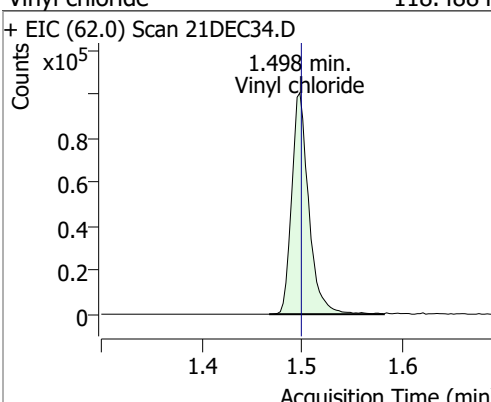
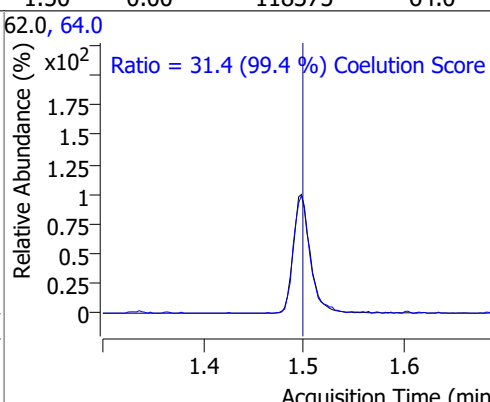
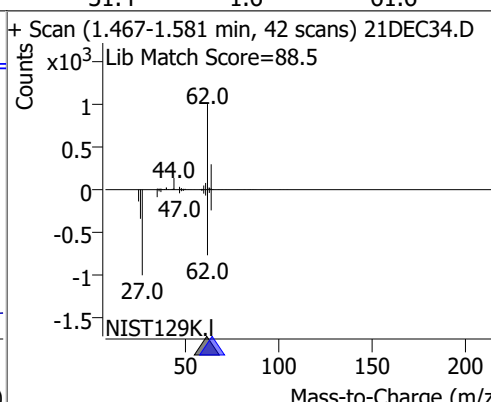
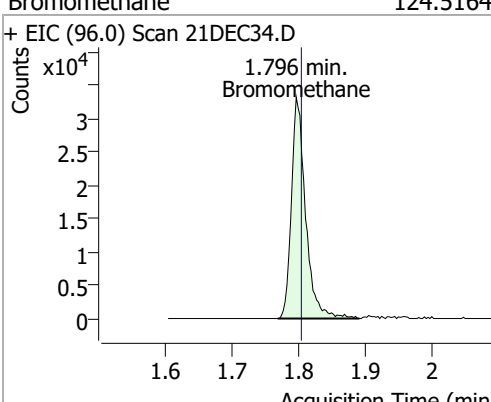
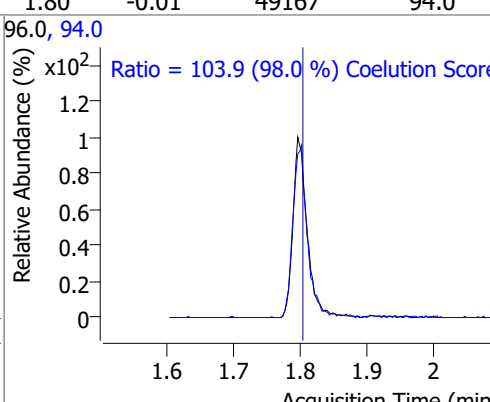
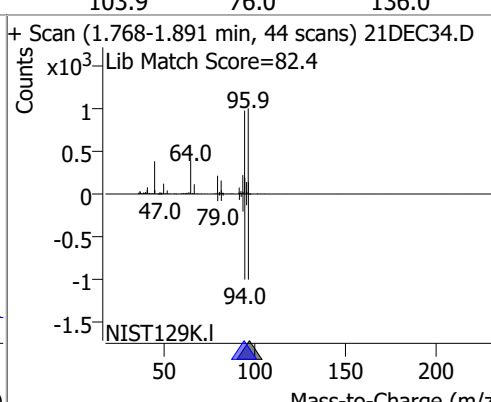
Compound	RT	QIon	Resp.	Conc.	Units	QValue
T Dichlorodifluoromethane	1.241	85.0	104090	111.6092	ng	98
T Chloromethane	1.408	50.0	126546	119.1702	ng	99
T Vinyl chloride	1.498	62.0	118375	118.4884	ng	100
T Bromomethane	1.796	96.0	49167	124.5164	ng	98
T Chloroethane	1.896	64.0	63785	115.5712	ng	99
T Trichlorofluoromethane	2.145	101.0	143158	109.7269	ng	98
T 1,1-Dichloroethene	2.697	96.0	82167	121.7014	ng	98
T Methylene chloride	3.333	49.0	114029	119.2917	ng	96
T trans-1,2-Dichloroethene	3.715	96.0	84835	125.7706	ng	99
T Methyl tert-butyl ether (MTBE)	3.756	73.0	113091	130.9093	ng	98
T 1,1-Dichloroethane	4.381	63.0	165691	129.5744	ng	99
T 2,2-Dichloropropane	5.190	77.0	105945	113.1599	ng	86
T cis-1,2-Dichloroethene	5.218	96.0	87978	125.7760	ng	98
T Methyl ethyl ketone	5.285	43.0	131476	1413.9107	ng	96
T Bromochloromethane	5.522	128.0	33789	128.3185	ng	99
T Chloroform	5.653	83.0	149862	118.7807	ng	98

Quantitation Results Report (QT Reviewed)

Compound	RT	QIon	Resp.	Conc.	Units	Dev(Min)
T 1,1,1-Trichloroethane	5.834	97.0	145420	122.1601	ng	95
T Carbon tetrachloride	6.026	117.0	140750	120.5016	ng	99
T 1,1-Dichloropropene	6.040	75.0	122006	116.2797	ng	100
T Benzene	6.283	78.0	338296	127.4812	ng	100
T 1,2-Dichloroethane	6.325	62.0	83583	120.5056	ng	99
T Trichloroethene	7.030	95.0	97479	123.8601	ng	99
T 1,2-Dichloropropane	7.273	63.0	84800	127.8944	ng	99
T Dibromomethane	7.398	93.0	33763	124.0420	ng	96
T Bromodichloromethane	7.582	83.0	99323	128.8198	ng	99
T cis-1,3-Dichloropropene	8.056	75.0	101751	118.8190	ng	100
T Toluene	8.388	92.0	216531	132.0023	ng	99
T trans-1,3-Dichloropropene	8.639	75.0	76962	125.6101	ng	98
T 1,1,2-Trichloroethane	8.818	83.0	41421	129.7862	ng	99
T Tetrachloroethene	8.935	163.8	84233	129.5849	ng	96
T 1,3-Dichloropropane	8.980	76.0	80475	126.4174	ng	100
T Chlorodibromomethane	9.203	129.0	61112	126.8474	ng	99
T 1,2-Dibromoethane	9.303	107.0	45457	131.0146	ng	92
T Chlorobenzene	9.802	112.0	233391	131.7998	ng	99
T 1,1,1,2-Tetrachloroethane	9.891	131.0	77162	128.0997	ng	99
T Ethylbenzene	9.919	91.0	405056	128.4638	ng	99
T m+p-Xylenes	10.039	106.0	313191	260.5051	ng	99
T o-Xylene	10.430	106.0	141967	135.3288	ng	100
T Styrene	10.449	104.0	232348	136.0010	ng	100
T Bromoform	10.628	172.5	32710	124.3590	ng	98
T Bromobenzene	11.091	156.0	87842	126.6371	ng	97
T 1,1,2,2-Tetrachloroethane	11.110	83.0	49484	124.5327	ng	98
T 1,2,3-Trichloropropane	11.146	110.0	13140	125.5171	ng	93
T 2-Chlorotoluene	11.291	126.0	92687	129.2184	ng	93
T 4-Chlorotoluene	11.400	91.0	304211	131.2993	ng	98
T 1,3-Dichlorobenzene	12.036	146.0	167993	132.4762	ng	98
T 1,4-Dichlorobenzene	12.125	146.0	167246	127.6647	ng	99
T 1,2-Dichlorobenzene	12.493	146.0	139463	129.9535	ng	98

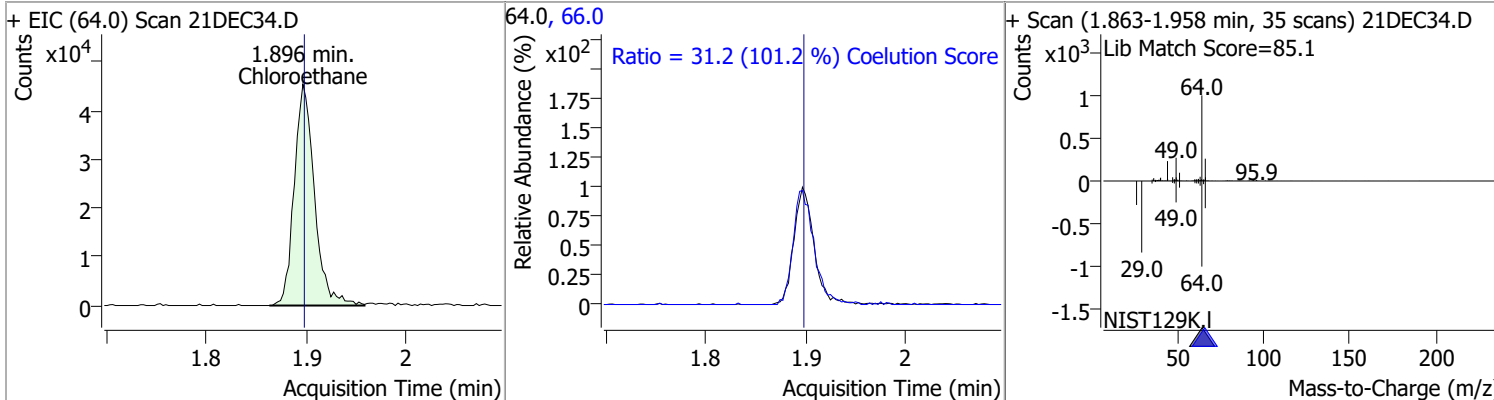
(#) = Qualifier Out of Range; (m) = Manual Integration; (+) = Area Summed; (*) = Surrogate Percent Recovery Out of Range; (d): Zeroed Peak

Quantitation Results Report (QT Reviewed)

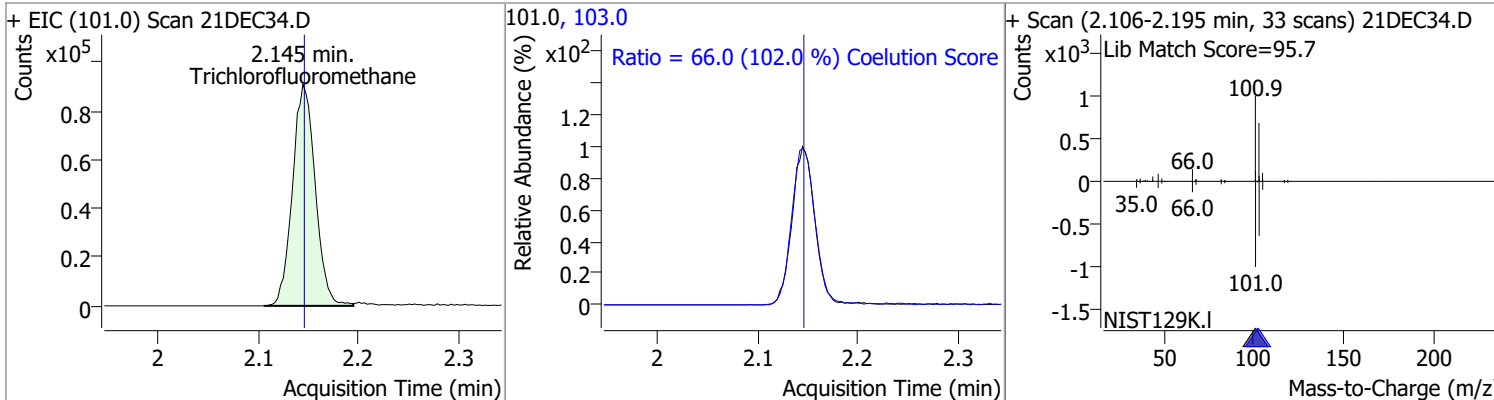
Compound	Conc.	RT	Dev(Min)	Resp.	QIon	QRatio	Lower	Upper
Dichlorodifluoromethane	111.6092	1.24	0.00	104090	87.0	32.9	2.0	62.0
+ EIC (85.0) Scan 21DEC34.D 			85.0, 87.0 			+ Scan (1.216-1.347 min, 48 scans) 21DEC34.D Lib Match Score=86.5 		
Chloromethane	119.1702	1.41	0.00	126546	52.0	33.0	2.7	62.7
+ EIC (50.0) Scan 21DEC34.D 			50.0, 52.0 			+ Scan (1.375-1.528 min, 55 scans) 21DEC34.D Lib Match Score=61.5 		
Vinyl chloride	118.4884	1.50	0.00	118375	64.0	31.4	1.6	61.6
+ EIC (62.0) Scan 21DEC34.D 			62.0, 64.0 			+ Scan (1.467-1.581 min, 42 scans) 21DEC34.D Lib Match Score=88.5 		
Bromomethane	124.5164	1.80	-0.01	49167	94.0	103.9	76.0	136.0
+ EIC (96.0) Scan 21DEC34.D 			96.0, 94.0 			+ Scan (1.768-1.891 min, 44 scans) 21DEC34.D Lib Match Score=82.4 		

Quantitation Results Report (QT Reviewed)

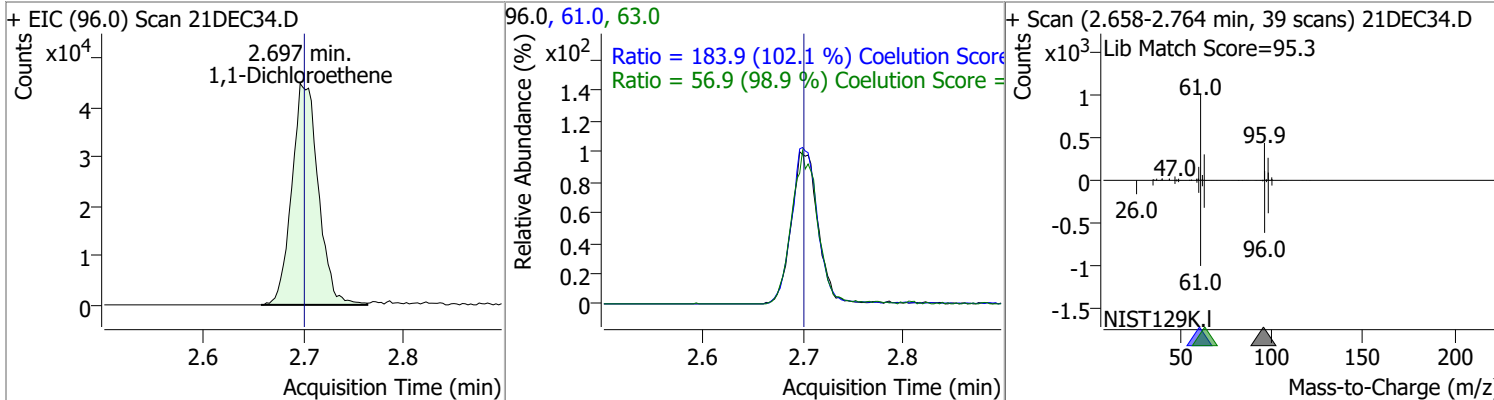
Compound	Conc.	RT	Dev(Min)	Resp.	QIon	QRatio	Lower	Upper
Chloroethane	115.5712	1.90	0.00	63785	66.0	31.2	0.8	60.8



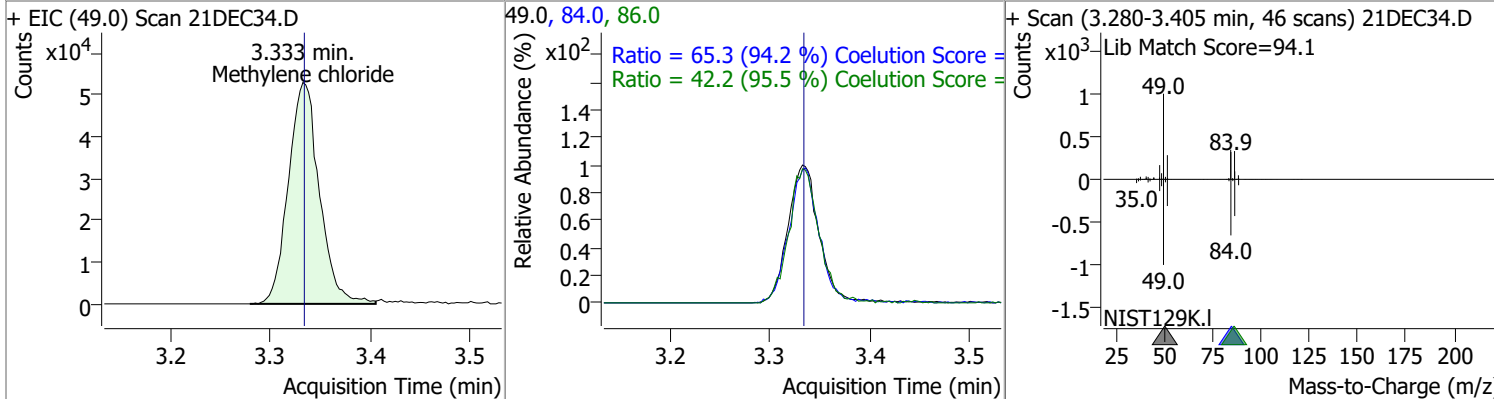
Compound	Conc.	RT	Dev(Min)	Resp.	QIon	QRatio	Lower	Upper
Trichlorofluoromethane	109.7269	2.14	0.00	143158	103.0	66.0	34.8	94.8



Compound	Conc.	RT	Dev(Min)	Resp.	QIon	QRatio	Lower	Upper
1,1-Dichloroethene	121.7014	2.70	0.00	82167	61.0	183.9	150.1	210.1
					63.0	56.9	27.5	87.5

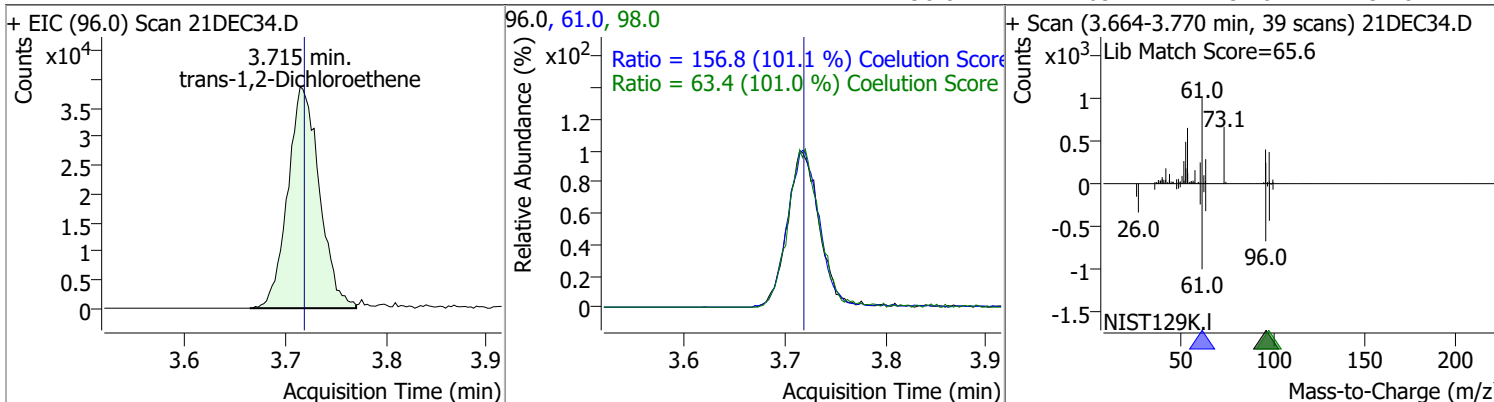


Compound	Conc.	RT	Dev(Min)	Resp.	QIon	QRatio	Lower	Upper
Methylene chloride	119.2917	3.33	0.00	114029	84.0	65.3	39.4	99.4
					86.0	42.2	14.1	74.1

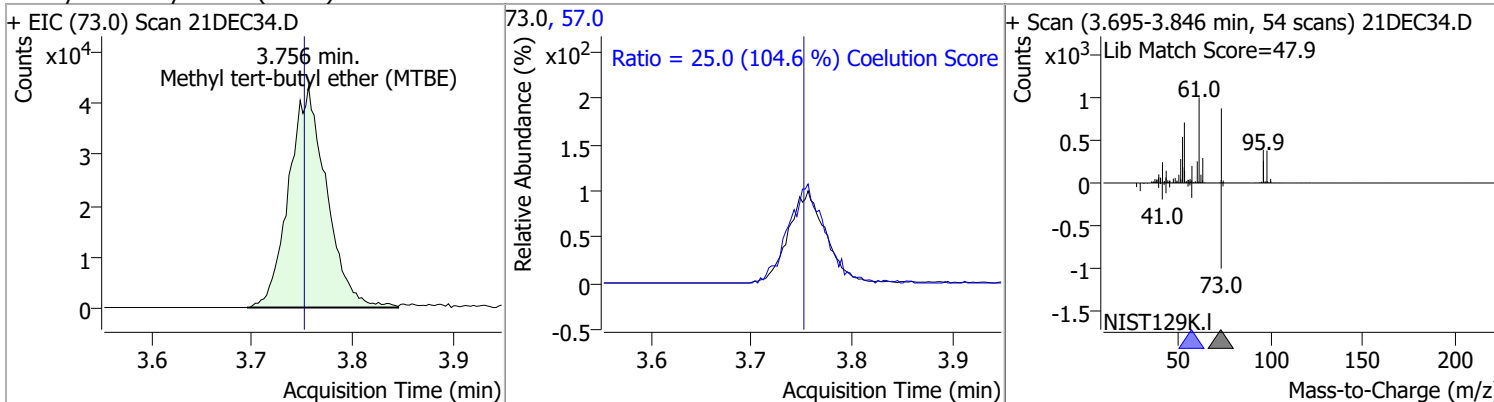


Quantitation Results Report (QT Reviewed)

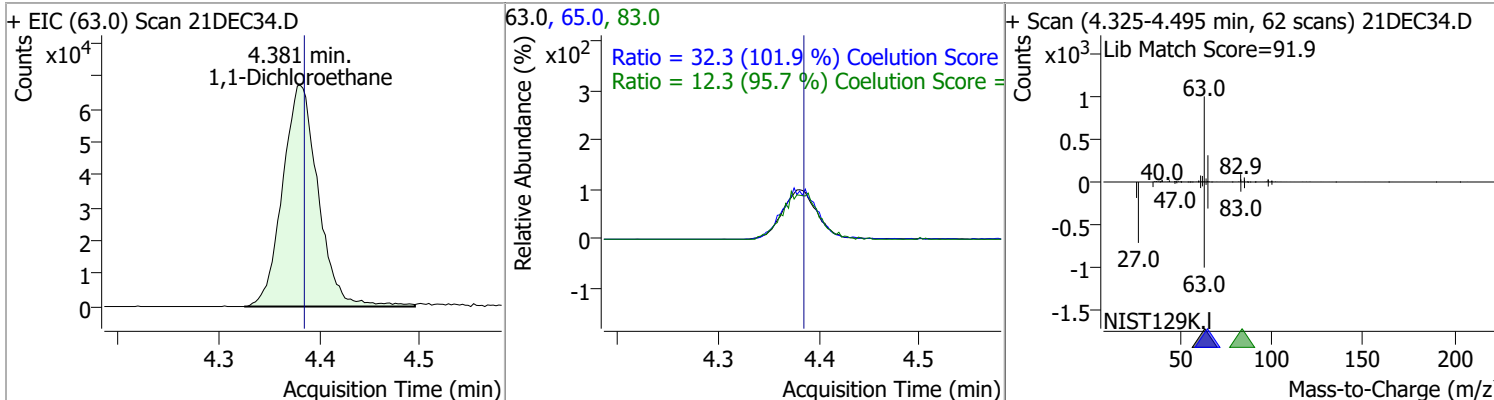
Compound	Conc.	RT	Dev(Min)	Resp.	QIon	QRatio	Lower	Upper
trans-1,2-Dichloroethene	125.7706	3.71	0.00	84835	61.0	156.8	125.1	185.1
					98.0	63.4	32.8	92.8



Compound	Conc.	RT	Dev(Min)	Resp.	QIon	QRatio	Lower	Upper
Methyl tert-butyl ether (MTBE)	130.9093	3.76	0.01	113091	57.0	25.0	0.0	53.9

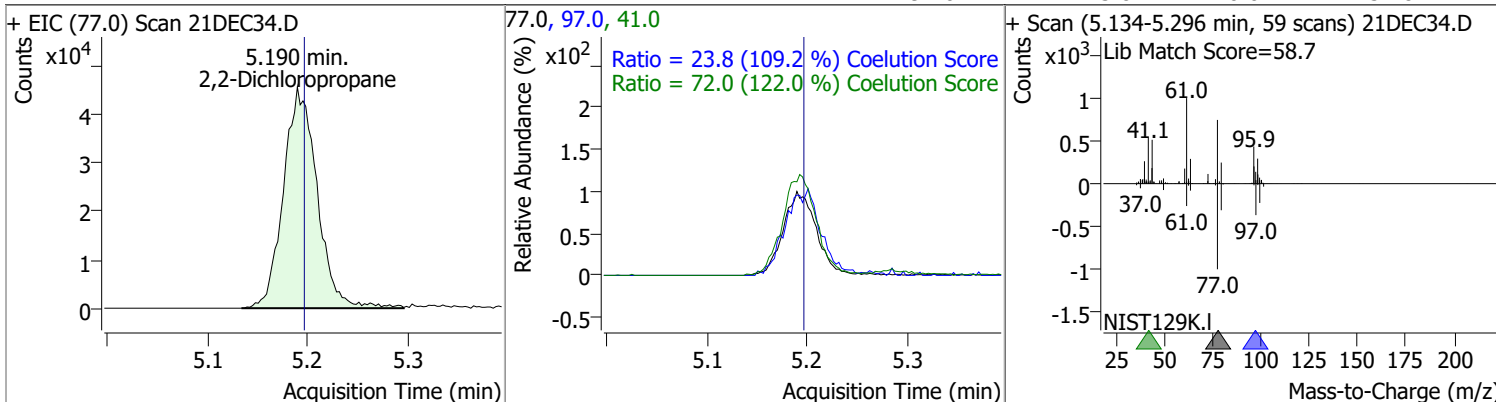


Compound	Conc.	RT	Dev(Min)	Resp.	QIon	QRatio	Lower	Upper
1,1-Dichloroethane	129.5744	4.38	0.00	165691	65.0	32.3	1.7	61.7
					83.0	12.3	0.0	42.8

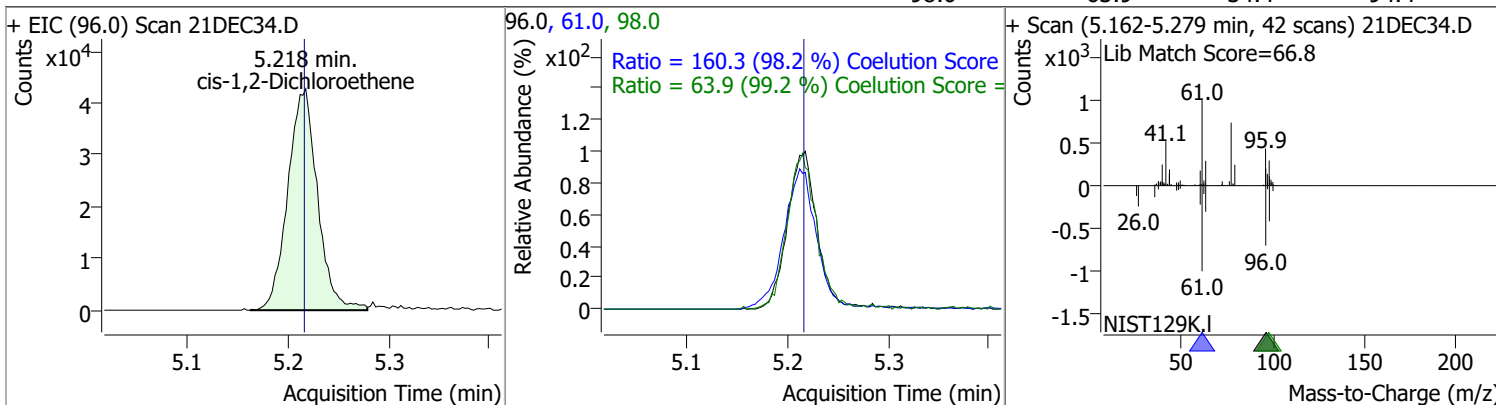


Quantitation Results Report (QT Reviewed)

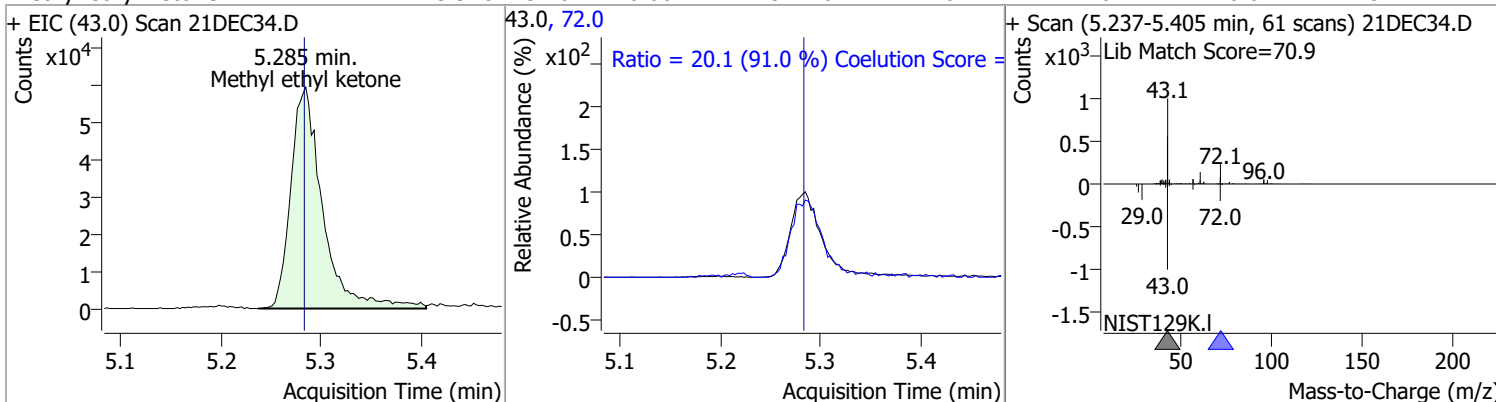
Compound	Conc.	RT	Dev(Min)	Resp.	QIon	QRatio	Lower	Upper
2,2-Dichloropropane	113.1599	5.19	-0.01	105945	41.0	72.0	29.0	89.0
					97.0	23.8	0.0	51.8



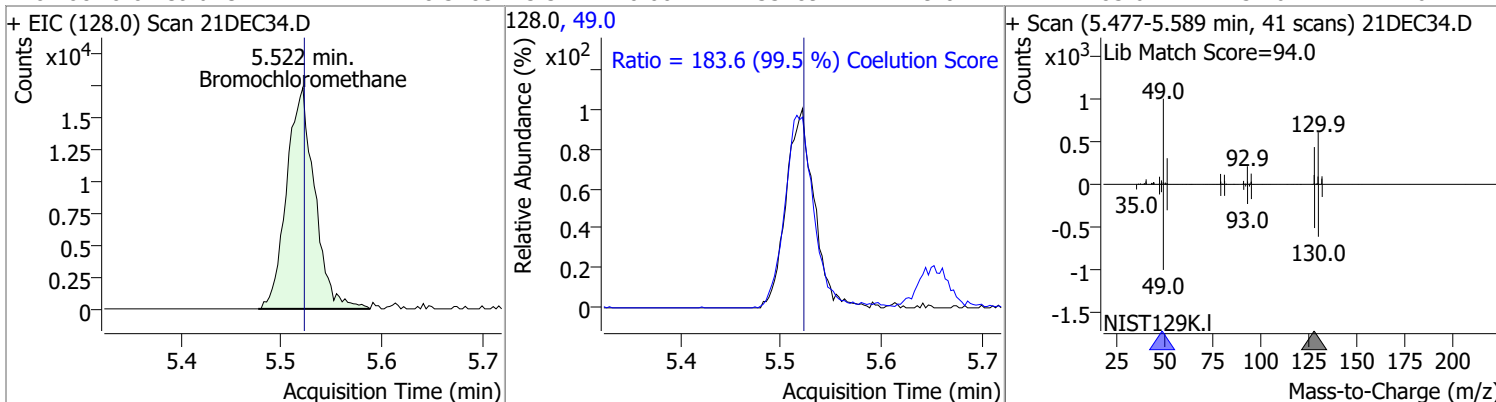
Compound	Conc.	RT	Dev(Min)	Resp.	QIon	QRatio	Lower	Upper
cis-1,2-Dichloroethene	125.7760	5.22	0.00	87978	61.0	160.3	133.3	193.3
					98.0	63.9	34.4	94.4



Compound	Conc.	RT	Dev(Min)	Resp.	QIon	QRatio	Lower	Upper
Methyl ethyl ketone	1413.9107	5.28	0.00	131476	72.0	20.1	0.0	52.2

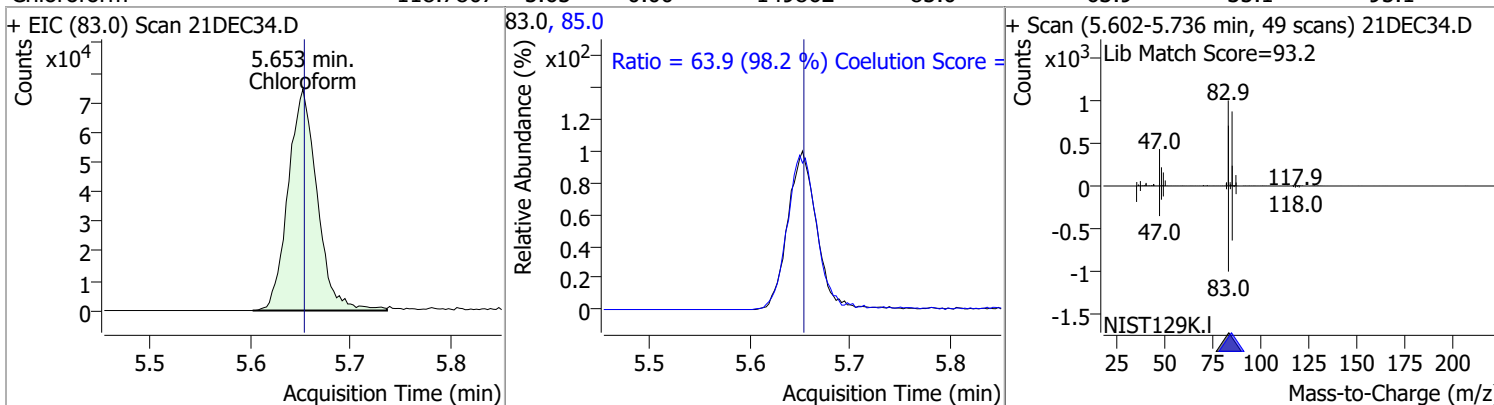


Compound	Conc.	RT	Dev(Min)	Resp.	QIon	QRatio	Lower	Upper
Bromochloromethane	128.3185	5.52	0.00	33789	49.0	183.6	154.6	214.6

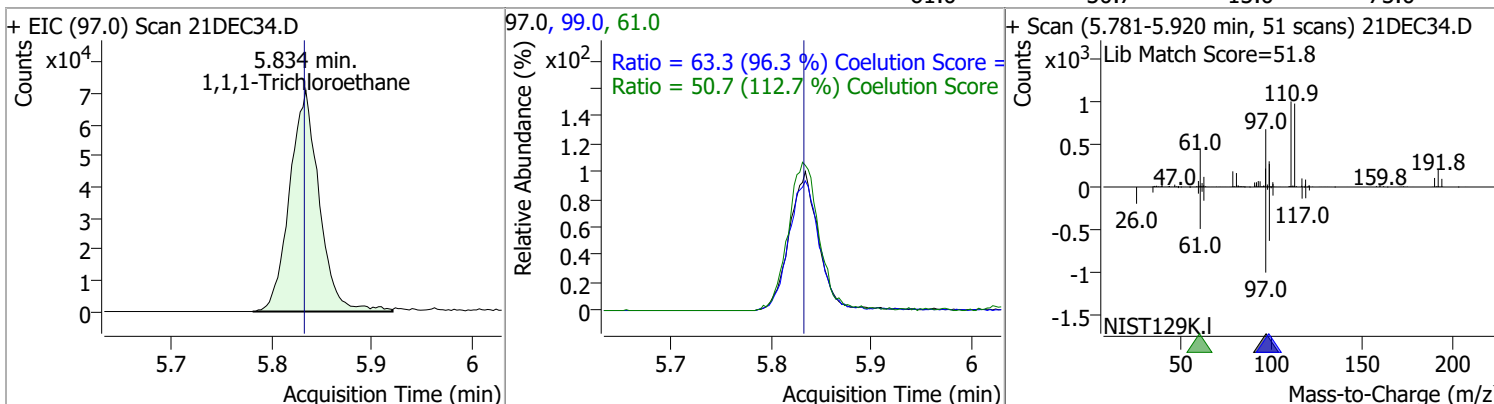


Quantitation Results Report (QT Reviewed)

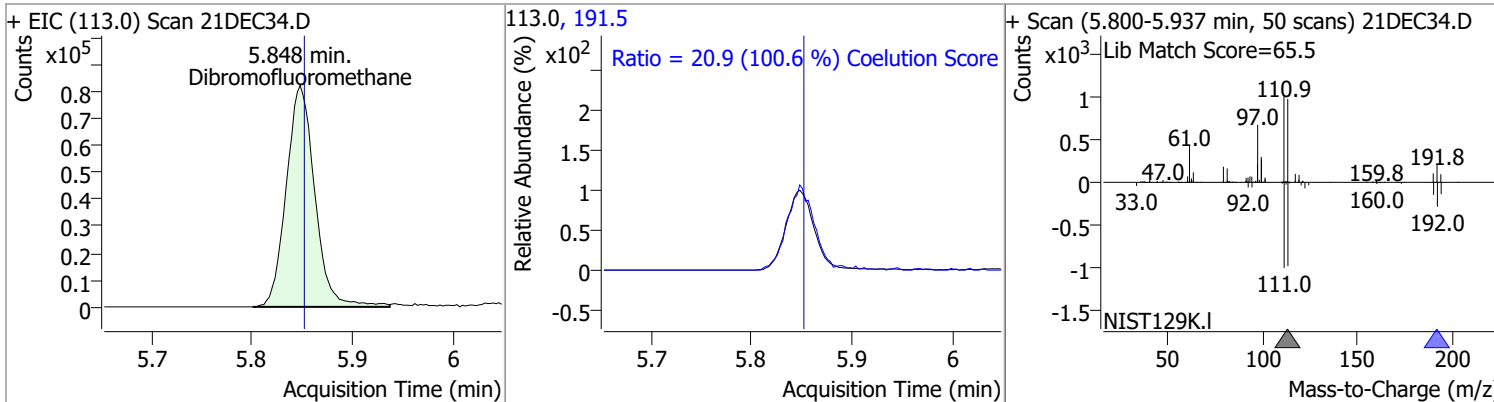
Compound	Conc.	RT	Dev(Min)	Resp.	QIon	QRatio	Lower	Upper
Chloroform	118.7807	5.65	0.00	149862	85.0	63.9	35.1	95.1



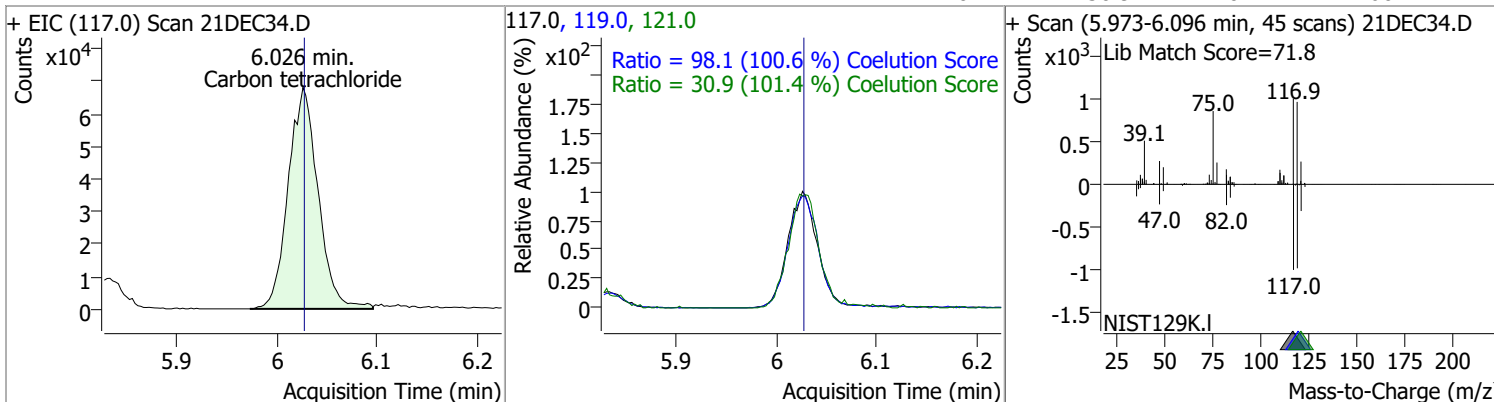
1,1,1-Trichloroethane	122.1601	5.83	0.00	145420	99.0	63.3	35.7	95.7
					61.0	50.7	15.0	75.0



Dibromofluoromethane	254.2341	5.85	0.00	162524	191.5	20.9	0.0	50.7
----------------------	----------	------	------	--------	-------	------	-----	------

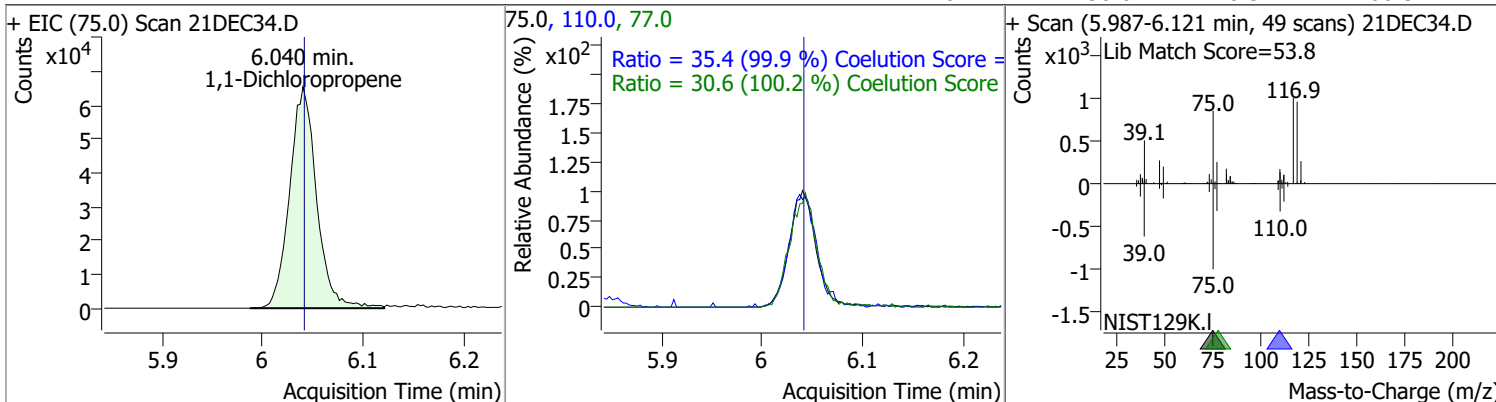


Carbon tetrachloride	120.5016	6.03	0.00	140750	119.0	98.1	67.5	127.5
					121.0	30.9	0.4	60.4

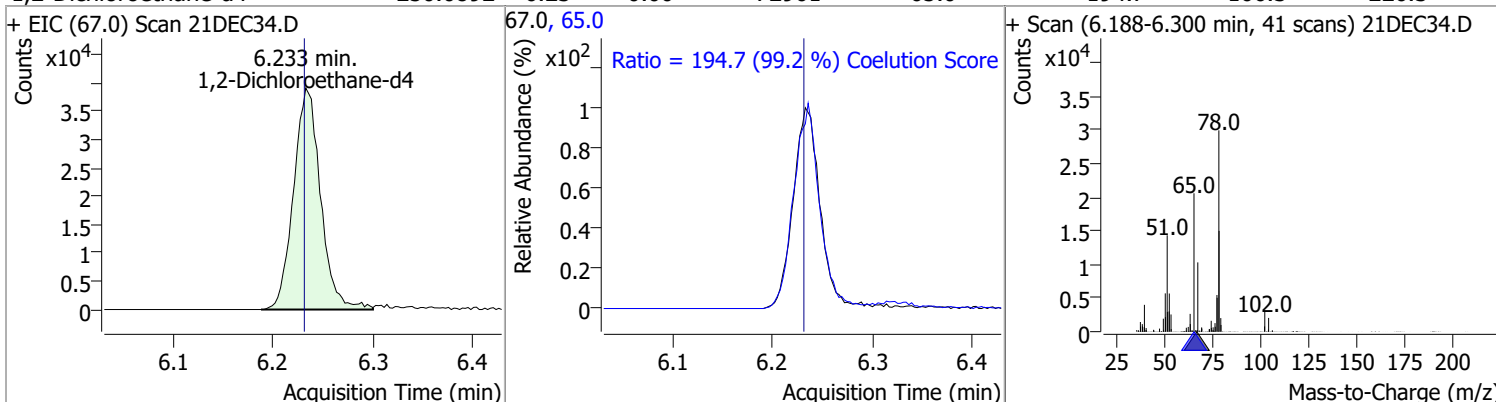


Quantitation Results Report (QT Reviewed)

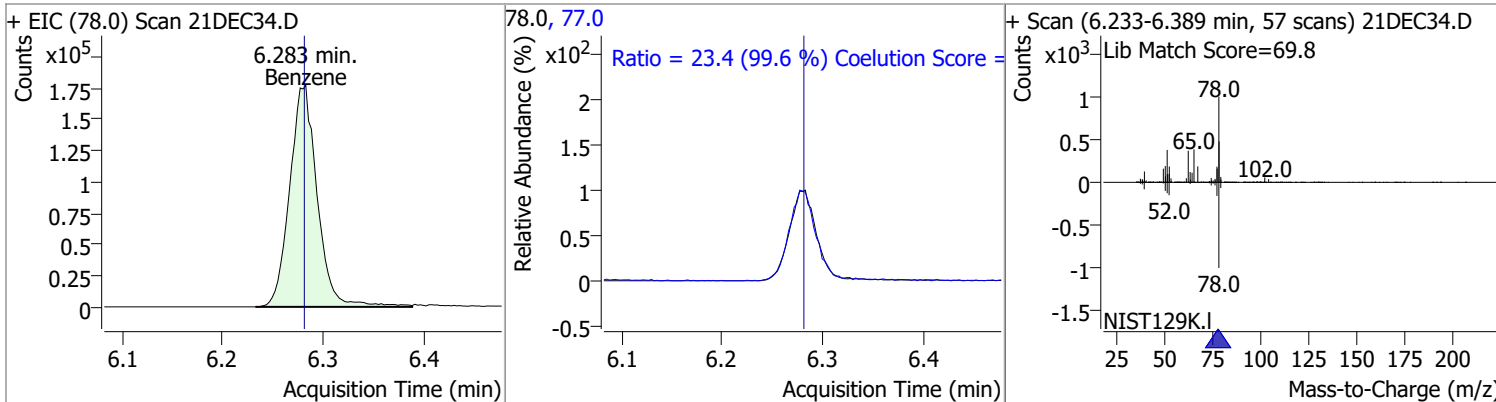
Compound	Conc.	RT	Dev(Min)	Resp.	QIon	QRatio	Lower	Upper
1,1-Dichloropropene	116.2797	6.04	0.00	122006	110.0	35.4	5.4	65.4
					77.0	30.6	0.5	60.5



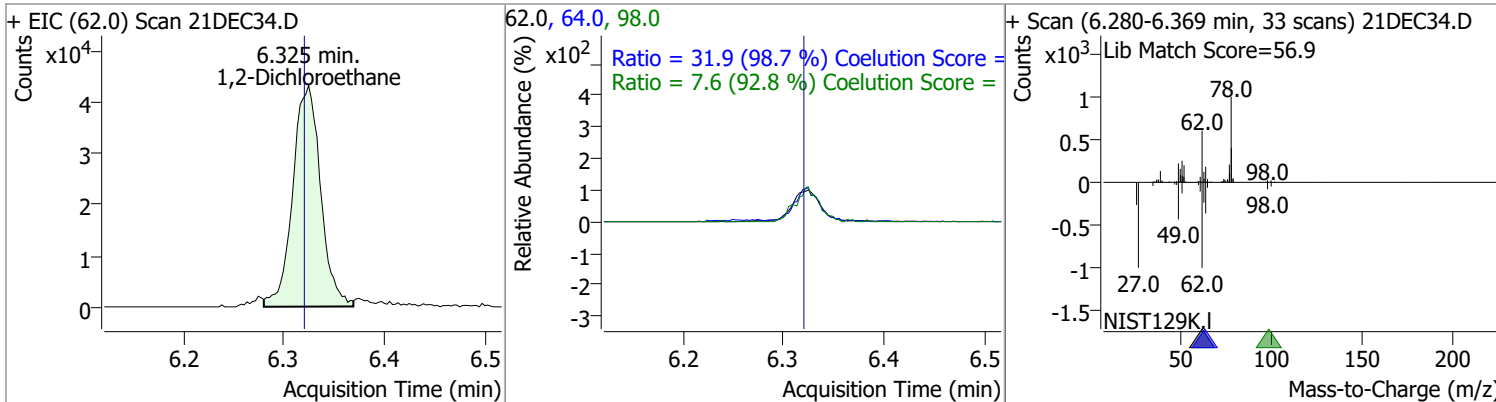
Compound	Conc.	RT	Dev(Min)	Resp.	QIon	QRatio	Lower	Upper
1,2-Dichloroethane-d4	250.0892	6.23	0.00	72961	65.0	194.7	166.3	226.3



Compound	Conc.	RT	Dev(Min)	Resp.	QIon	QRatio	Lower	Upper
Benzene	127.4812	6.28	0.00	338296	77.0	23.4	0.0	53.5

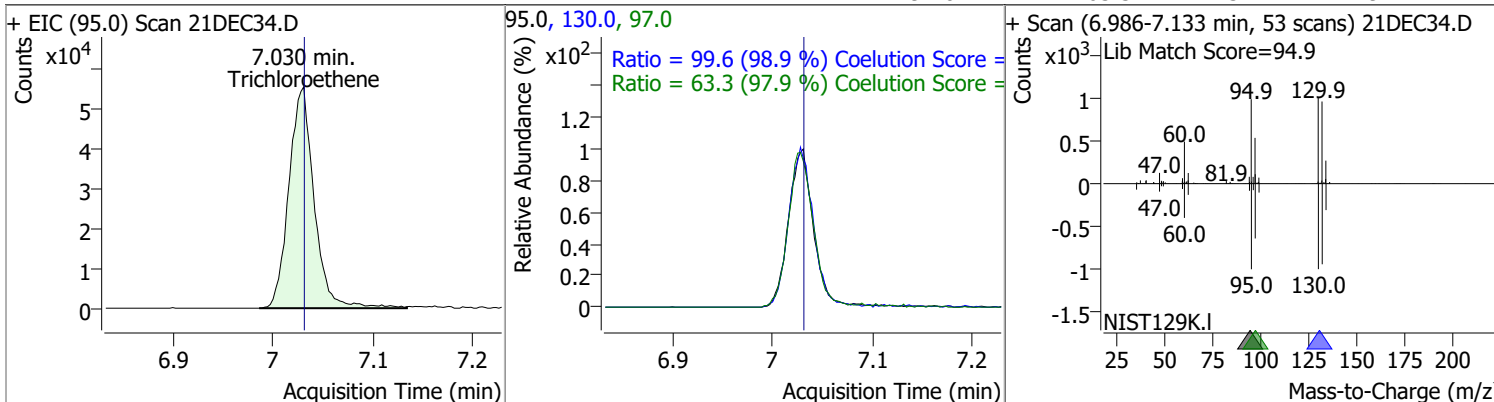


Compound	Conc.	RT	Dev(Min)	Resp.	QIon	QRatio	Lower	Upper
1,2-Dichloroethane	120.5056	6.32	0.01	83583	64.0	31.9	2.3	62.3
					98.0	7.6	0.0	38.2

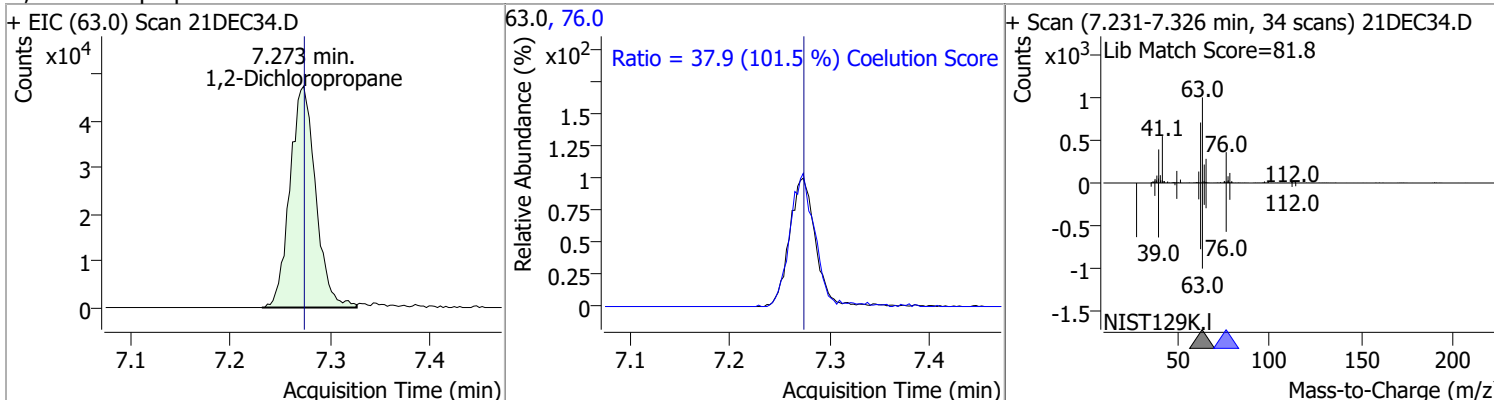


Quantitation Results Report (QT Reviewed)

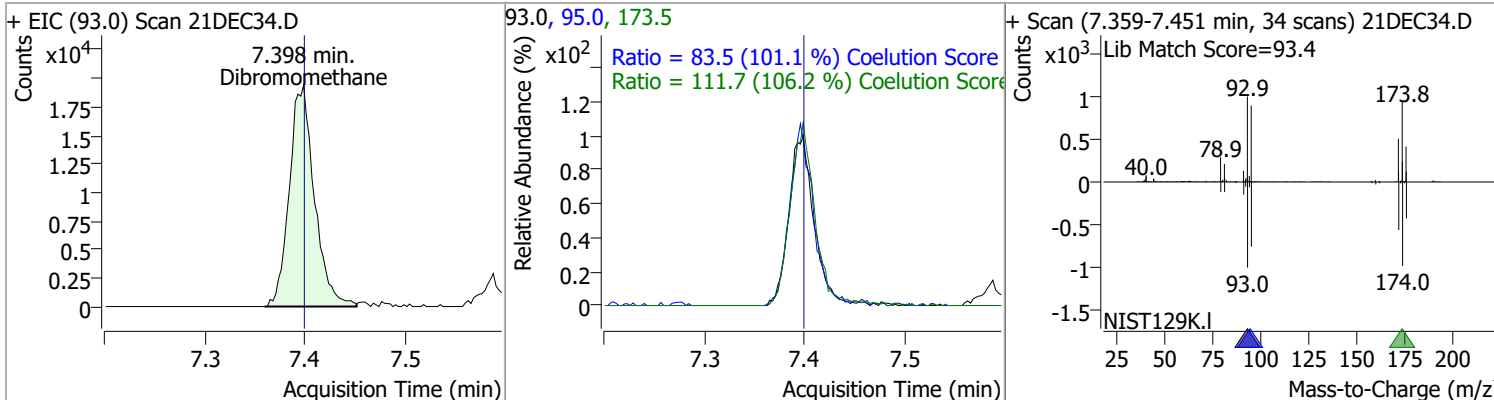
Compound	Conc.	RT	Dev(Min)	Resp.	QIon	QRatio	Lower	Upper
Trichloroethene	123.8601	7.03	0.00	97479	130.0	99.6	70.8	130.8
					97.0	63.3	34.7	94.7



Compound	Conc.	RT	Dev(Min)	Resp.	QIon	QRatio	Lower	Upper
1,2-Dichloropropane	127.8944	7.27	0.00	84800	76.0	37.9	7.3	67.3

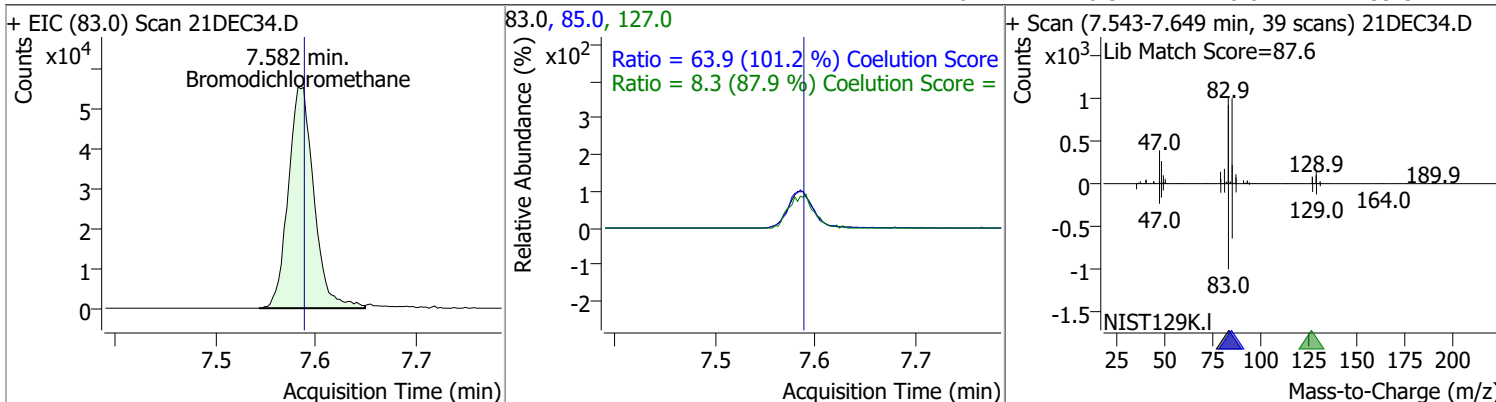


Compound	Conc.	RT	Dev(Min)	Resp.	QIon	QRatio	Lower	Upper
Dibromomethane	124.0420	7.40	0.00	33763	173.5	111.7	75.2	135.2
					95.0	83.5	52.6	112.6

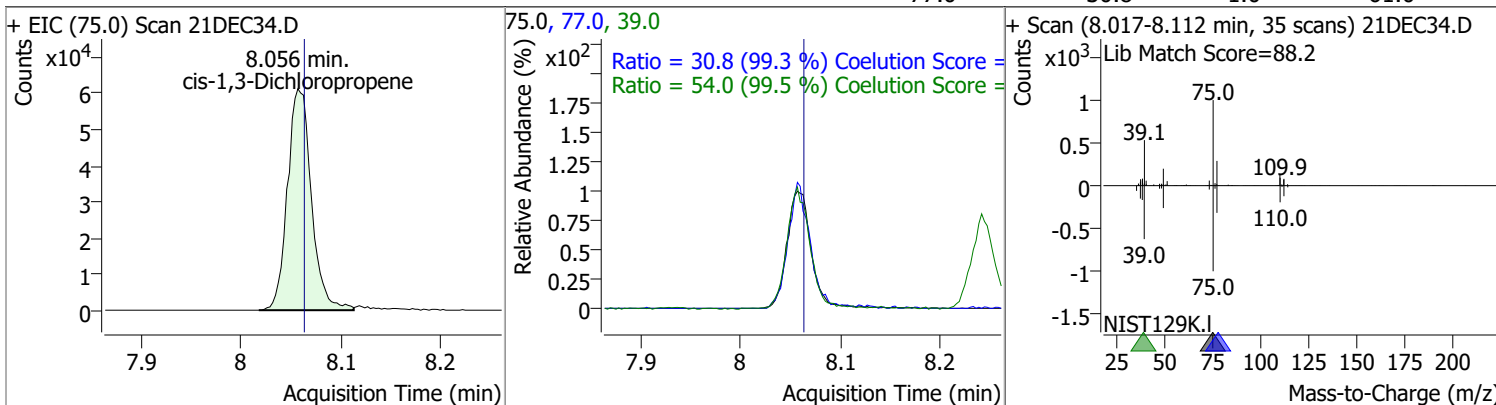


Quantitation Results Report (QT Reviewed)

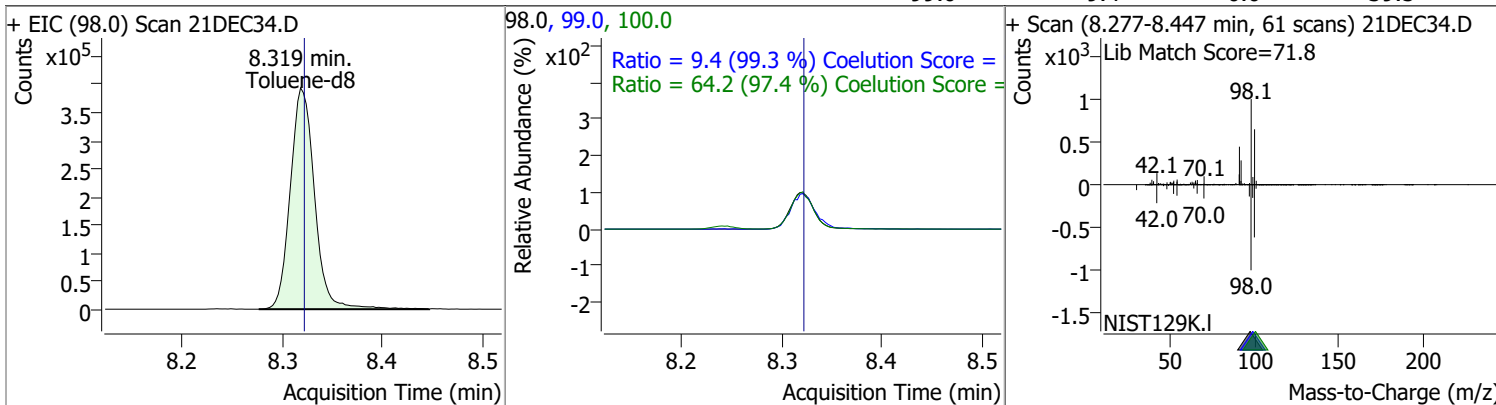
Compound	Conc.	RT	Dev(Min)	Resp.	QIon	QRatio	Lower	Upper
Bromodichloromethane	128.8198	7.58	0.00	99323	85.0	63.9	33.1	93.1
					127.0	8.3	0.0	39.5



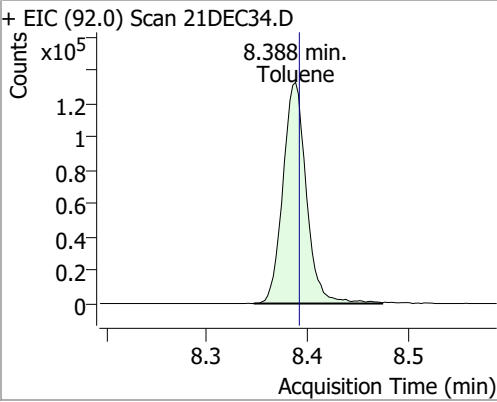
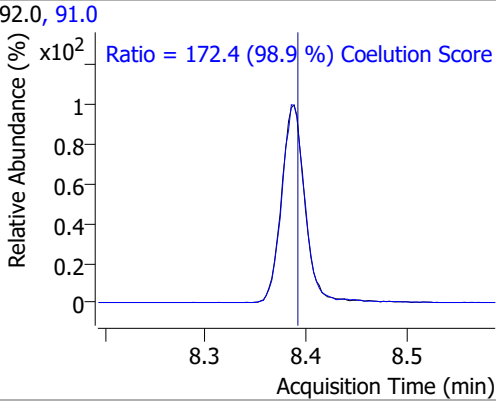
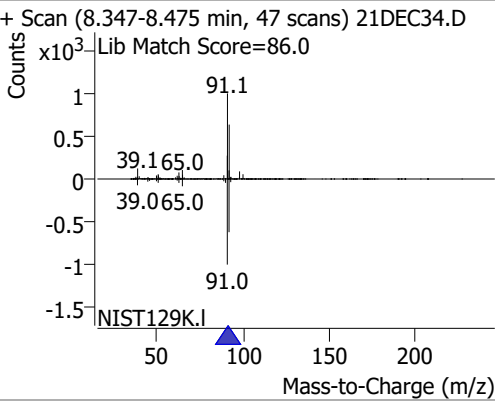
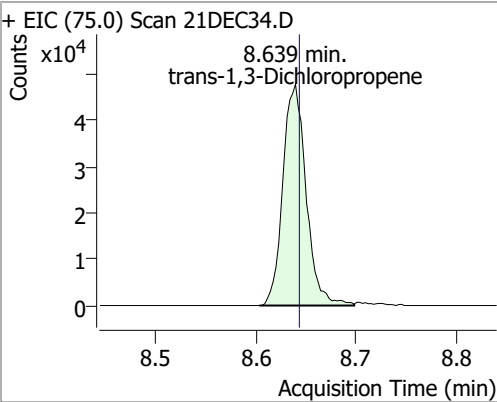
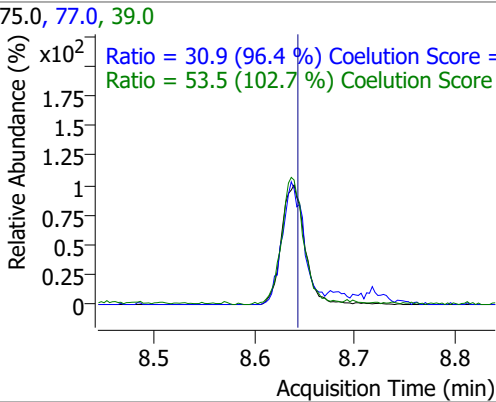
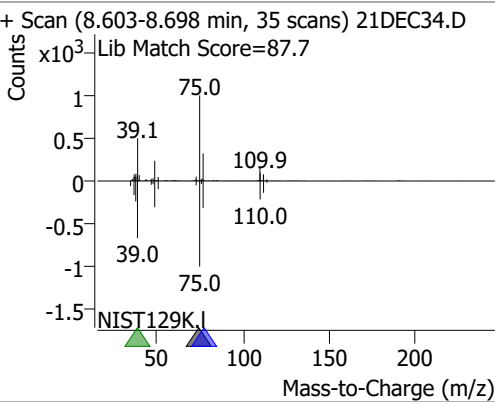
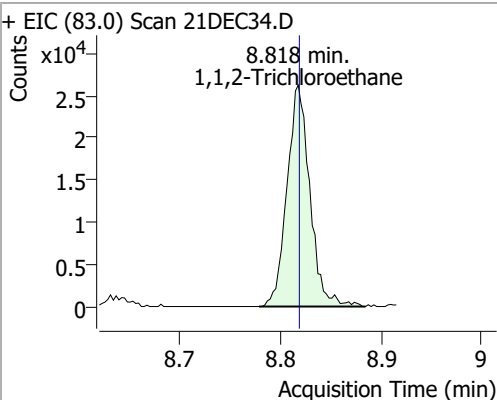
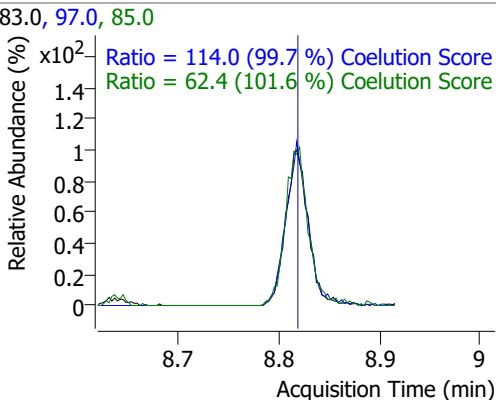
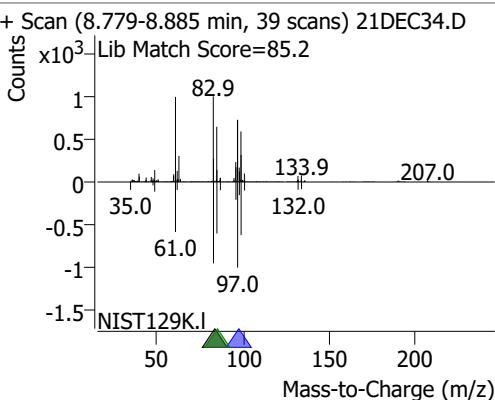
Compound	Conc.	RT	Dev(Min)	Resp.	QIon	QRatio	Lower	Upper
cis-1,3-Dichloropropene	118.8190	8.06	0.00	101751	39.0	54.0	24.3	84.3
					77.0	30.8	1.0	61.0



Compound	Conc.	RT	Dev(Min)	Resp.	QIon	QRatio	Lower	Upper
Toluene-d8	265.5697	8.32	0.00	662606	100.0	64.2	35.9	95.9
					99.0	9.4	0.0	39.5

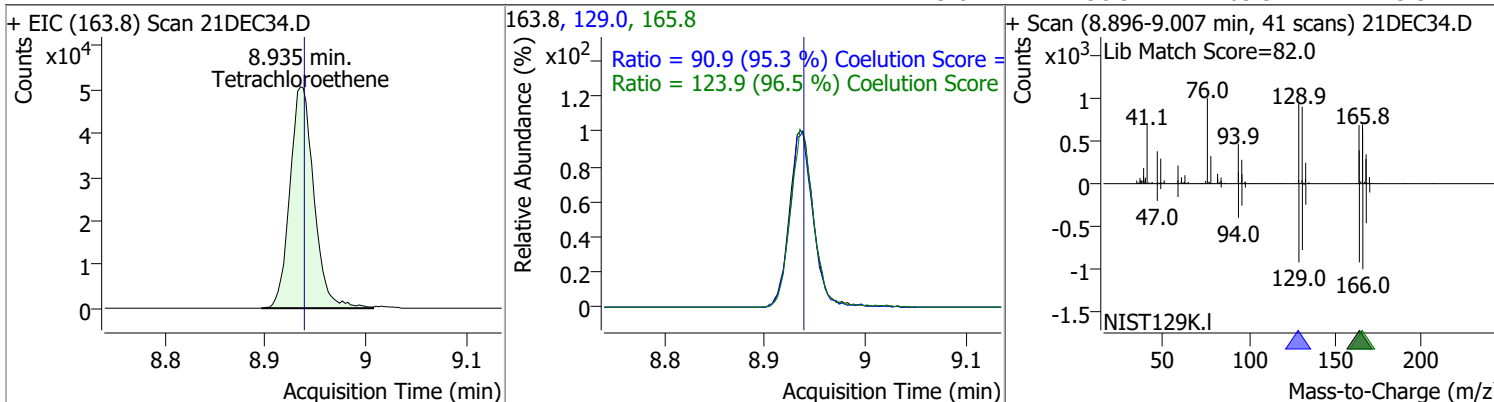


Quantitation Results Report (QT Reviewed)

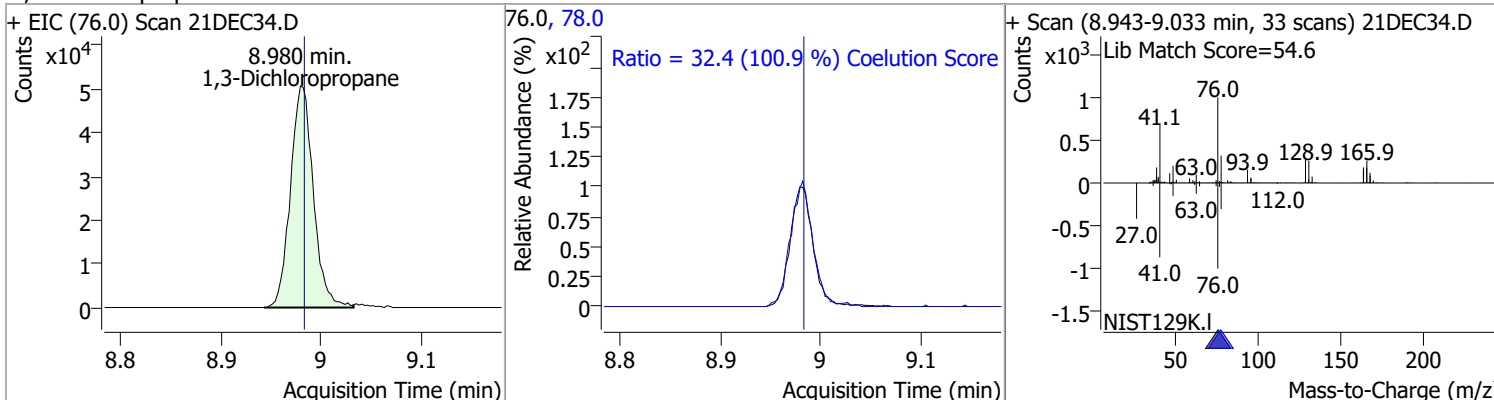
Compound	Conc.	RT	Dev(Min)	Resp.	QIon	QRatio	Lower	Upper
Toluene	132.0023	8.39	0.00	216531	91.0	172.4	144.3	204.3
+ EIC (92.0) Scan 21DEC34.D			92.0, 91.0			+ Scan (8.347-8.475 min, 47 scans) 21DEC34.D		
								
trans-1,3-Dichloropropene	125.6101	8.64	0.00	76962	39.0 77.0	53.5 30.9	22.1 2.0	82.1 62.0
+ EIC (75.0) Scan 21DEC34.D			75.0, 77.0, 39.0			+ Scan (8.603-8.698 min, 35 scans) 21DEC34.D		
								
1,1,2-Trichloroethane	129.7862	8.82	0.00	41421	97.0 85.0	114.0 62.4	84.3 31.5	144.3 91.5
+ EIC (83.0) Scan 21DEC34.D			83.0, 97.0, 85.0			+ Scan (8.779-8.885 min, 39 scans) 21DEC34.D		
								

Quantitation Results Report (QT Reviewed)

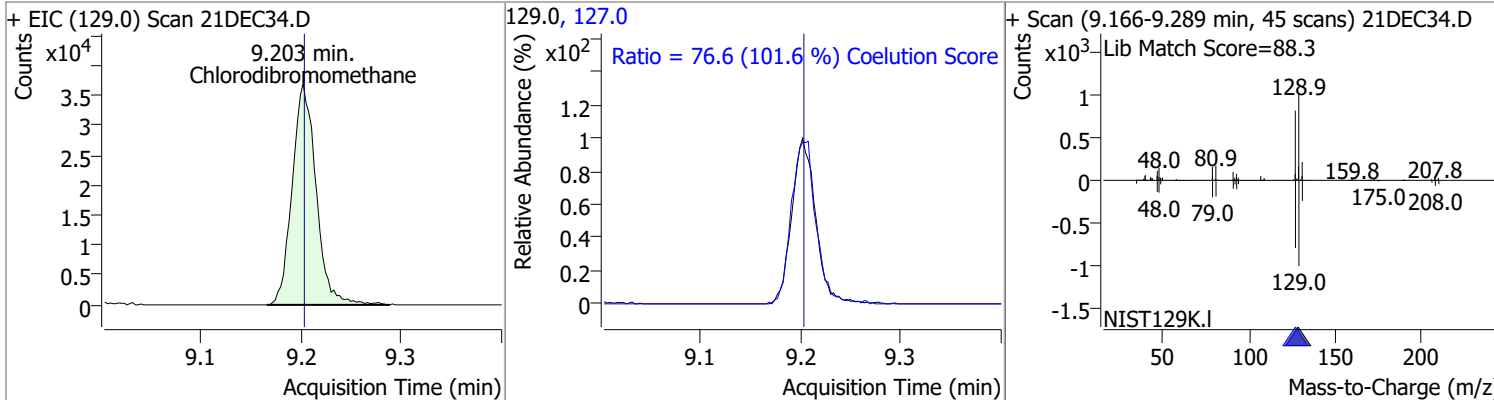
Compound	Conc.	RT	Dev(Min)	Resp.	QIon	QRatio	Lower	Upper
Tetrachloroethene	129.5849	8.93	0.00	84233	165.8	123.9	98.3	158.3
					129.0	90.9	65.3	125.3



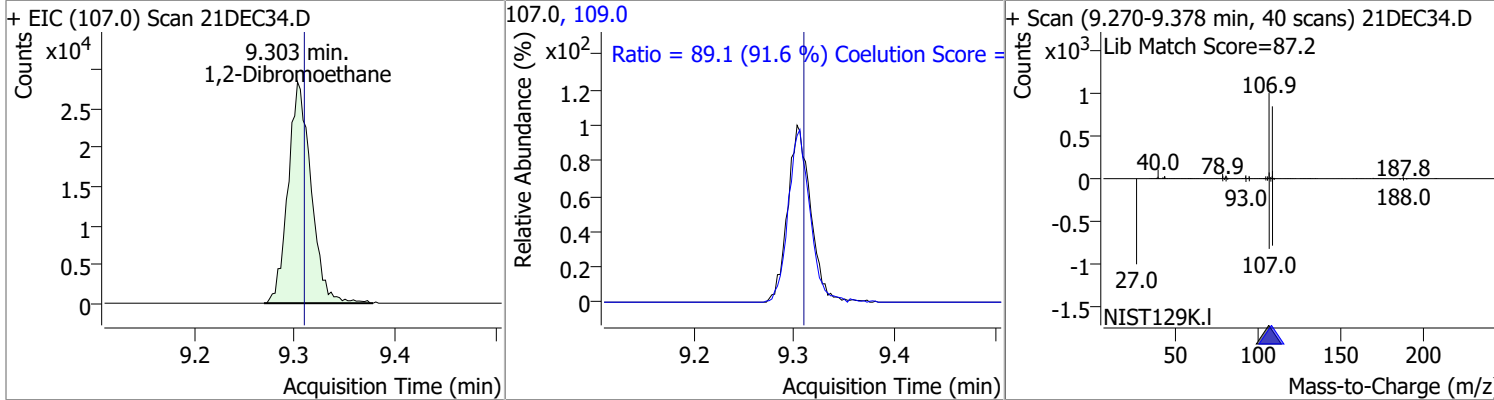
Compound	Conc.	RT	Dev(Min)	Resp.	QIon	QRatio	Lower	Upper
1,3-Dichloropropane	126.4174	8.98	0.00	80475	78.0	32.4	2.1	62.1



Compound	Conc.	RT	Dev(Min)	Resp.	QIon	QRatio	Lower	Upper
Chlorodibromomethane	126.8474	9.20	0.00	61112	127.0	76.6	45.3	105.3

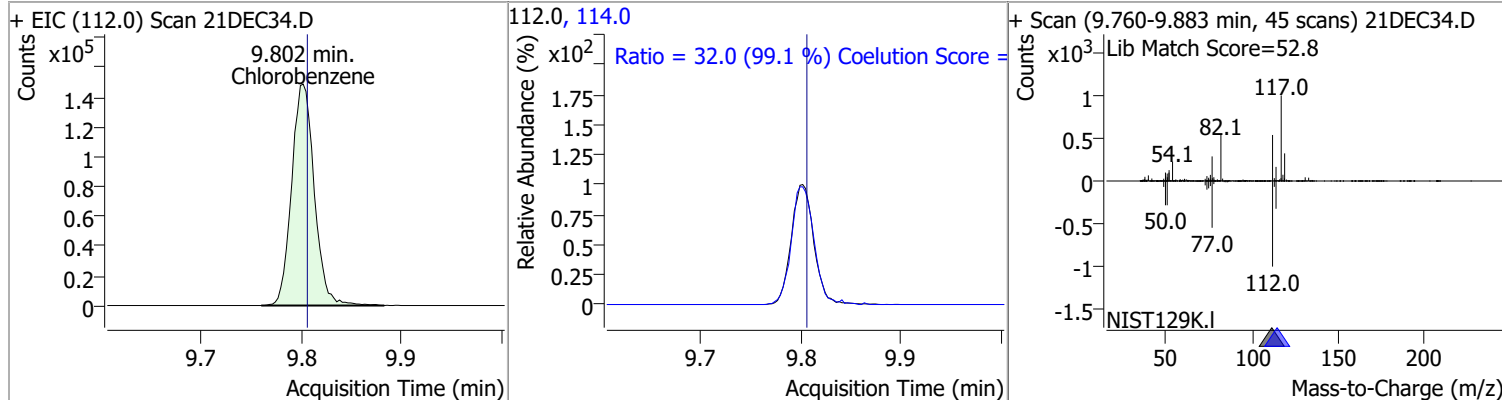


Compound	Conc.	RT	Dev(Min)	Resp.	QIon	QRatio	Lower	Upper
1,2-Dibromoethane	131.0146	9.30	0.00	45457	109.0	89.1	67.2	127.2

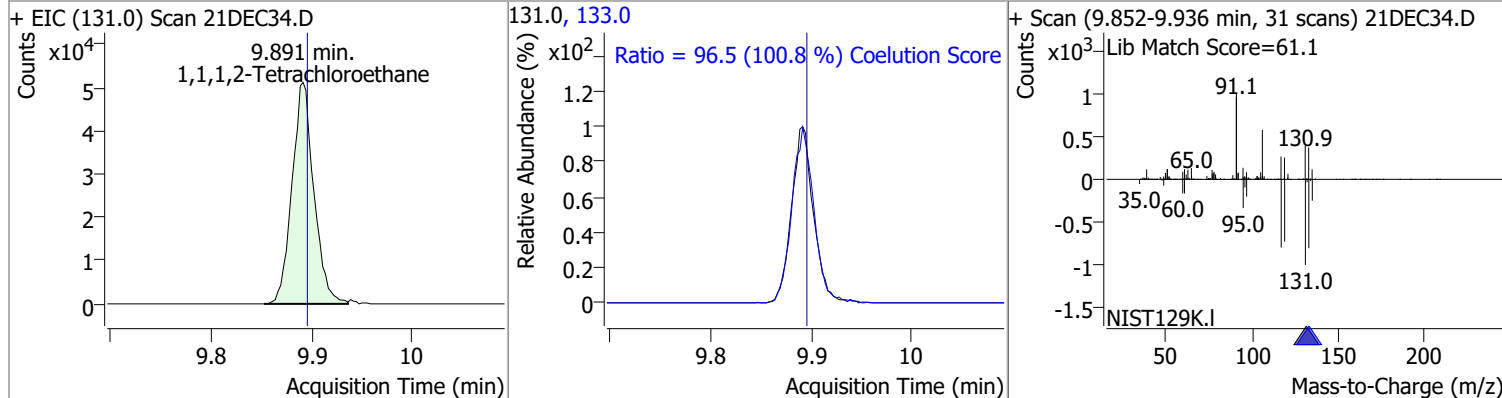


Quantitation Results Report (QT Reviewed)

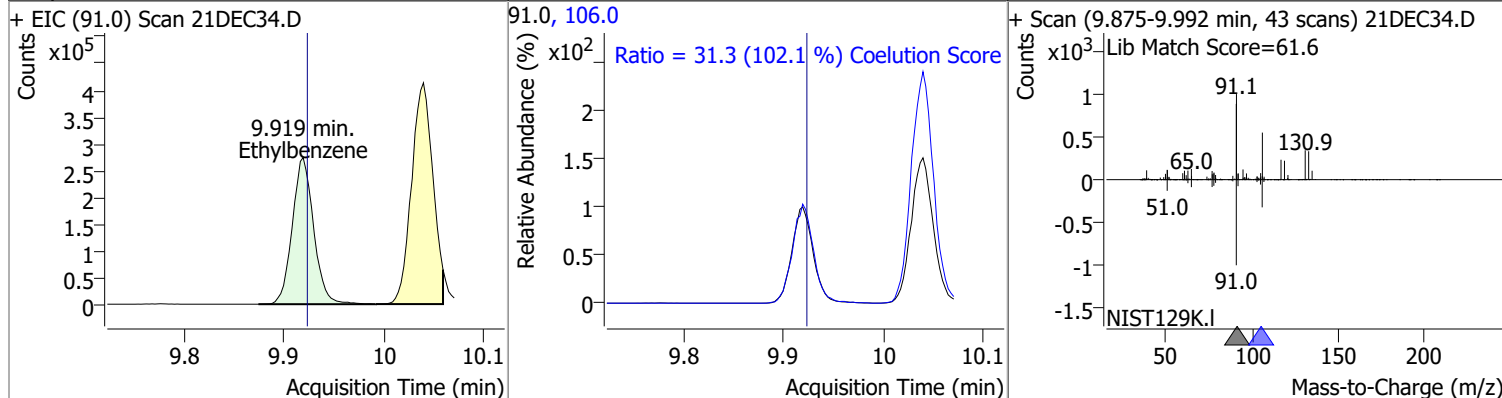
Compound	Conc.	RT	Dev(Min)	Resp.	QIon	QRatio	Lower	Upper
Chlorobenzene	131.7998	9.80	0.00	233391	114.0	32.0	2.3	62.3



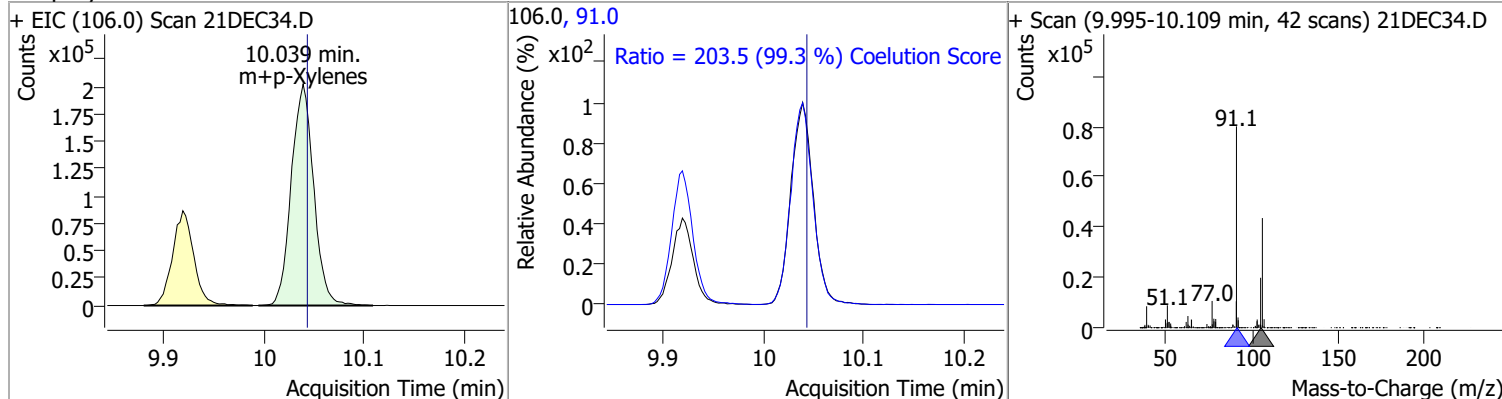
Compound	Conc.	RT	Dev(Min)	Resp.	QIon	QRatio	Lower	Upper
1,1,1,2-Tetrachloroethane	128.0997	9.89	0.00	77162	133.0	96.5	65.7	125.7



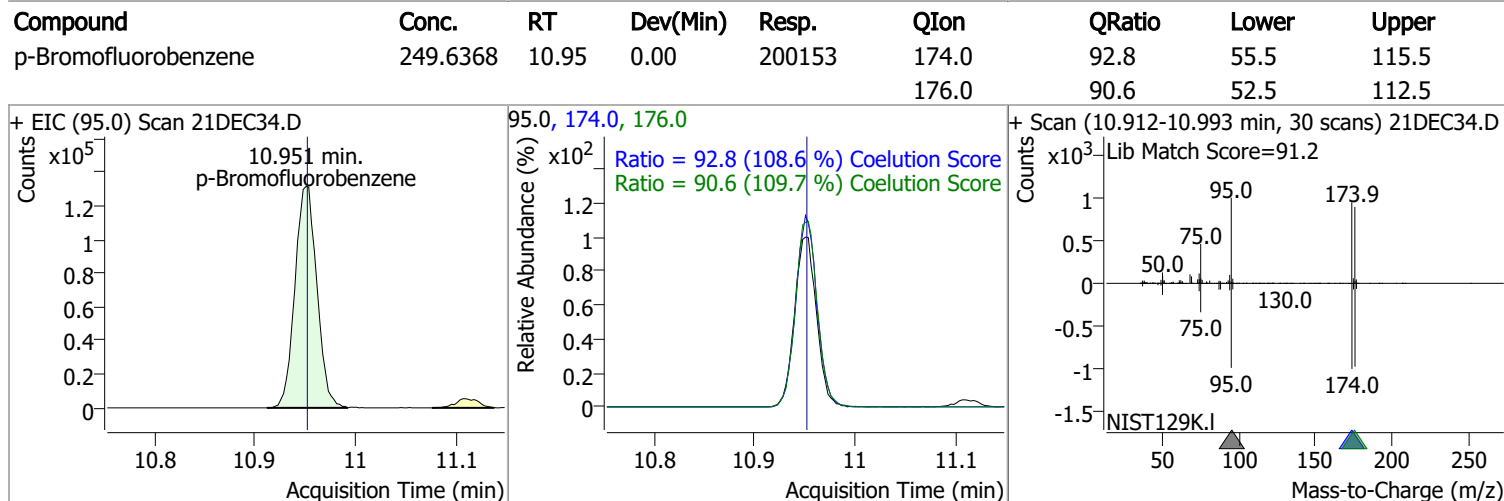
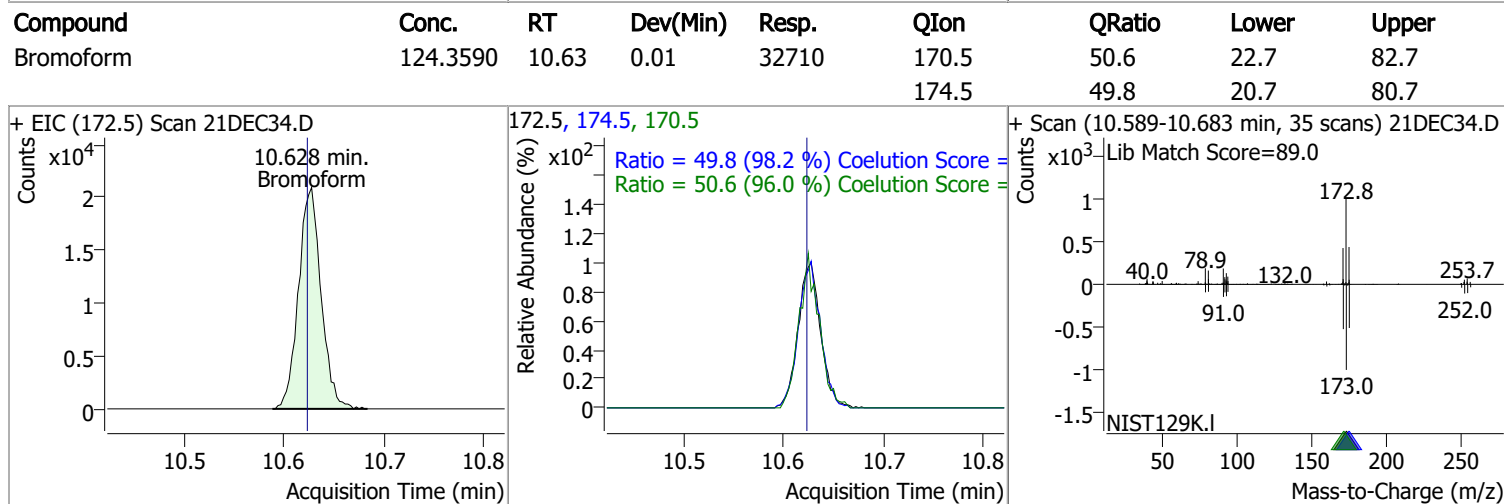
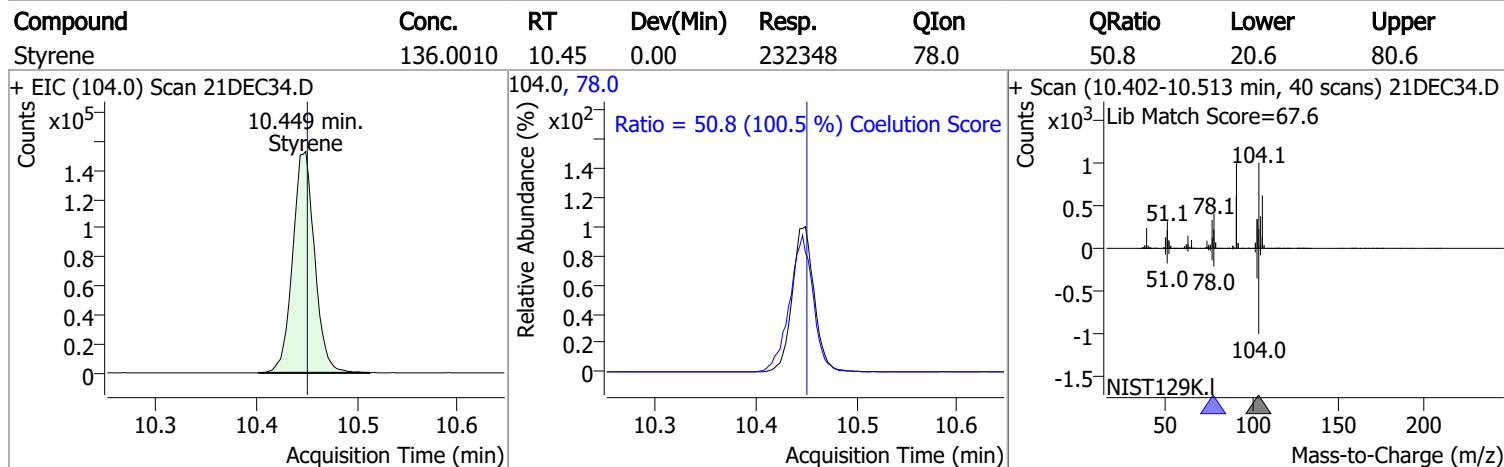
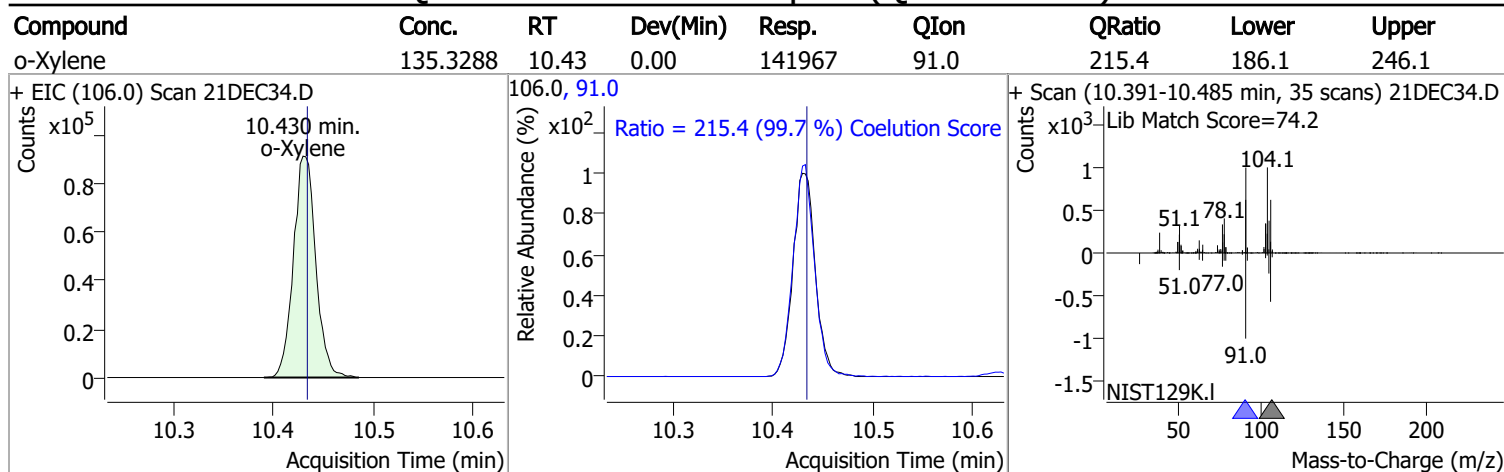
Compound	Conc.	RT	Dev(Min)	Resp.	QIon	QRatio	Lower	Upper
Ethylbenzene	128.4638	9.92	0.00	405056	106.0	31.3	0.7	60.7



Compound	Conc.	RT	Dev(Min)	Resp.	QIon	QRatio	Lower	Upper
m+p-Xylenes	260.5051	10.04	0.00	313191	91.0	203.5	175.0	235.0

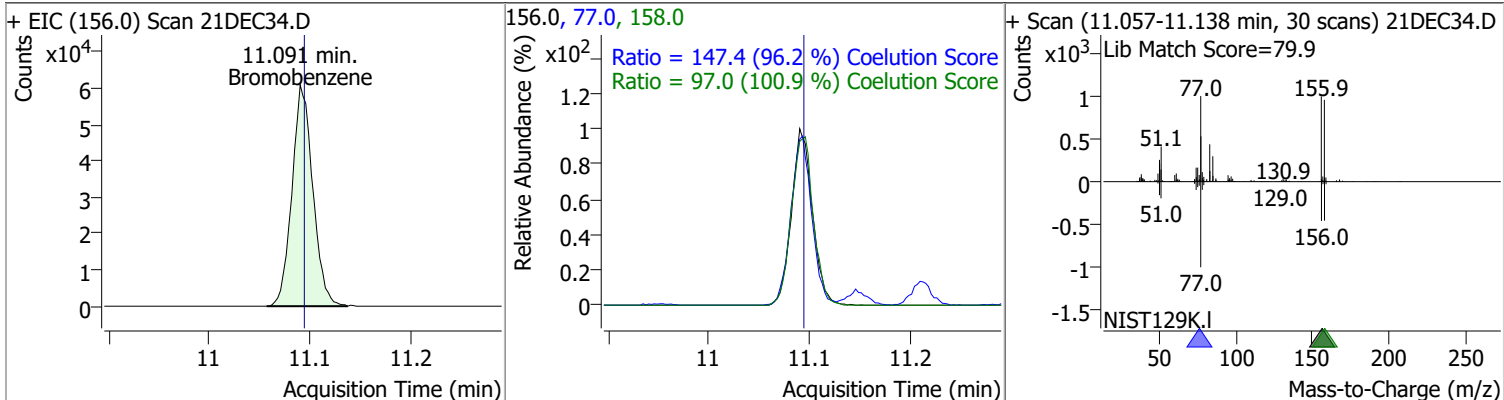


Quantitation Results Report (QT Reviewed)

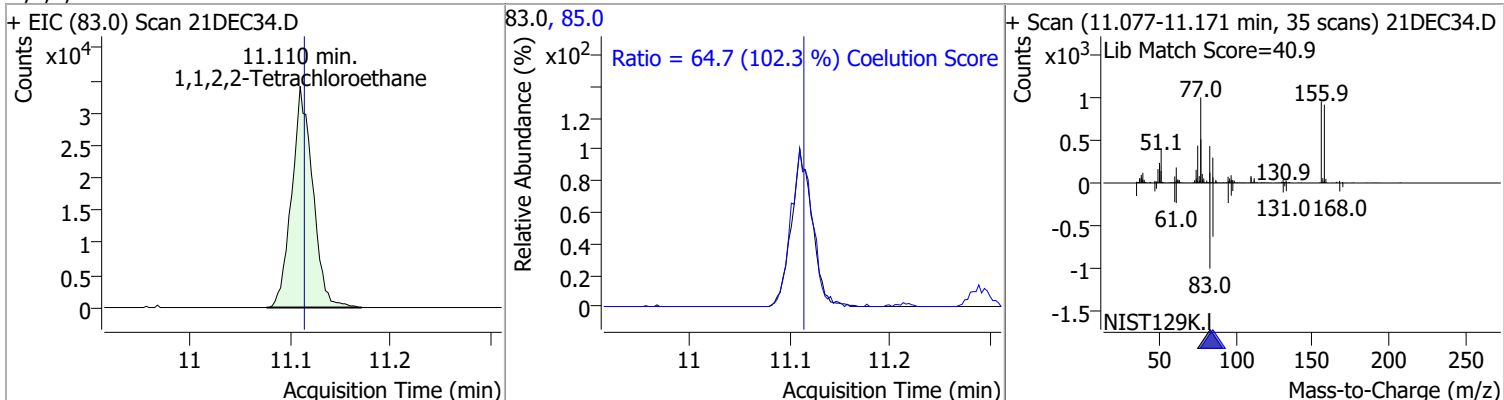


Quantitation Results Report (QT Reviewed)

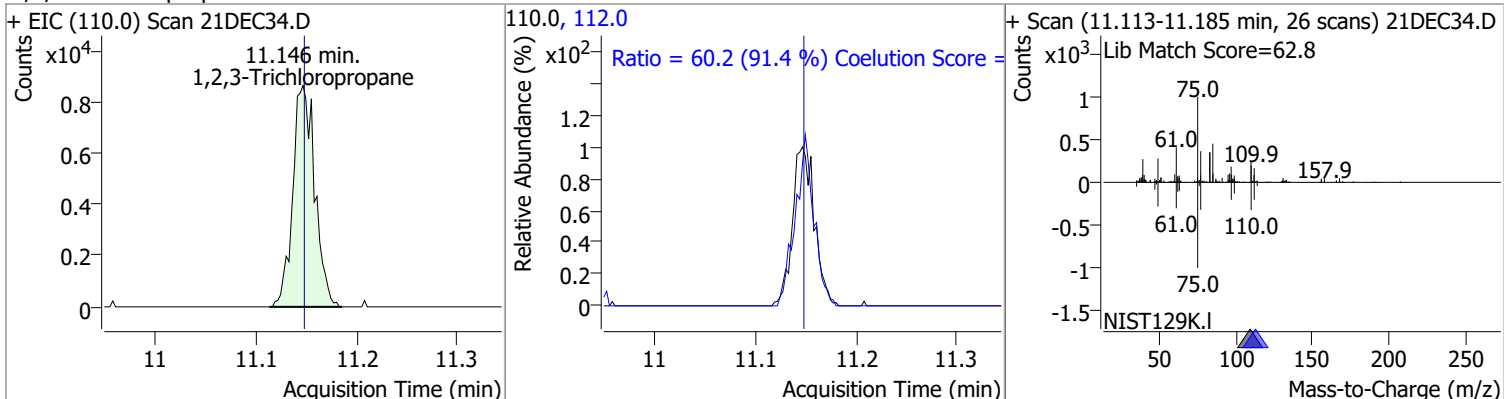
Compound	Conc.	RT	Dev(Min)	Resp.	QIon	QRatio	Lower	Upper
Bromobenzene	126.6371	11.09	0.00	87842	77.0	147.4	123.2	183.2
					158.0	97.0	66.2	126.2



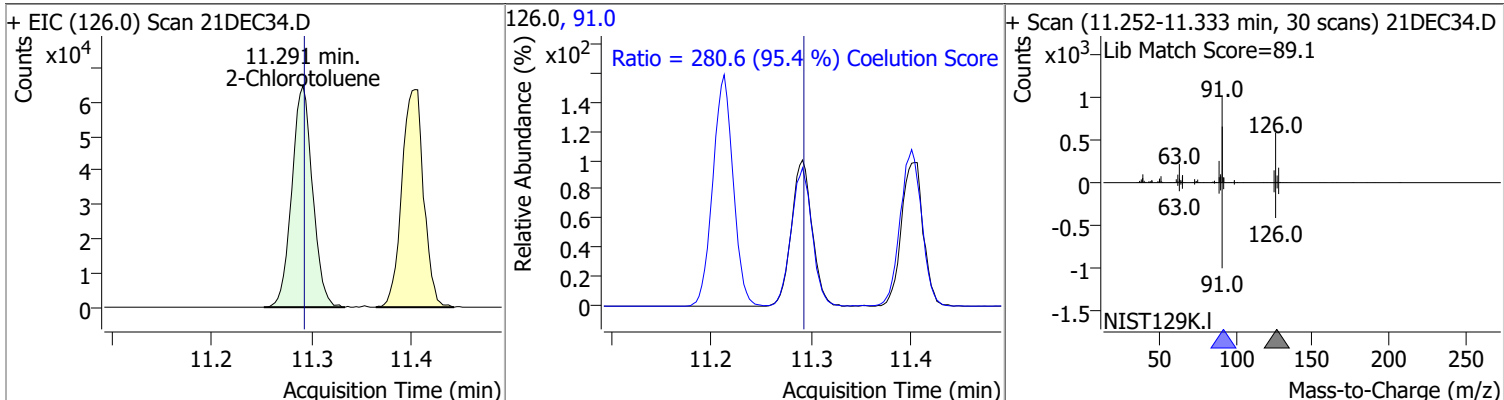
Compound	Conc.	RT	Dev(Min)	Resp.	QIon	QRatio	Lower	Upper
1,1,2,2-Tetrachloroethane	124.5327	11.11	0.00	49484	85.0	64.7	33.2	93.2



Compound	Conc.	RT	Dev(Min)	Resp.	QIon	QRatio	Lower	Upper
1,2,3-Trichloropropane	125.5171	11.15	0.00	13140	112.0	60.2	35.8	95.8

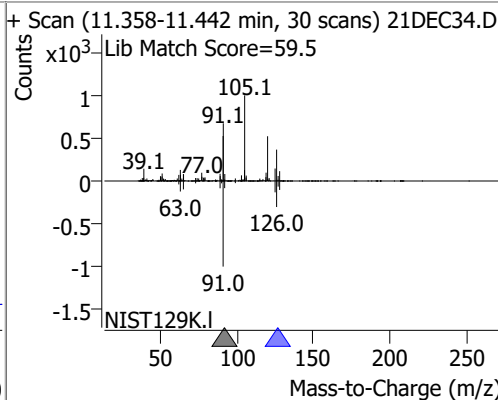
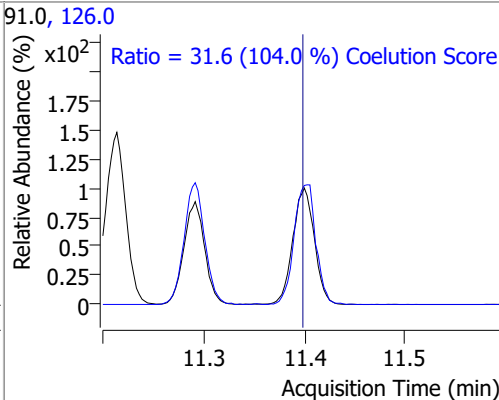
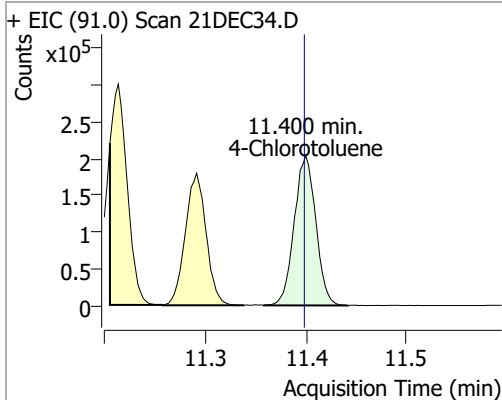


Compound	Conc.	RT	Dev(Min)	Resp.	QIon	QRatio	Lower	Upper
2-Chlorotoluene	129.2184	11.29	0.00	92687	91.0	280.6	264.1	324.1

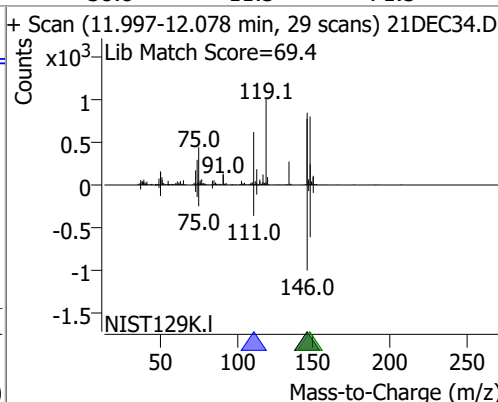
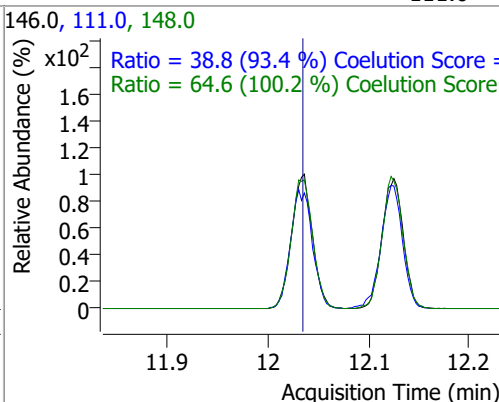
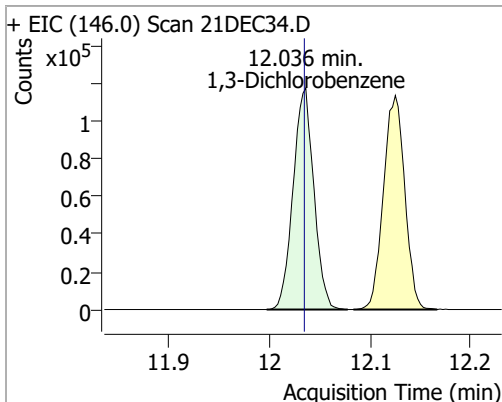


Quantitation Results Report (QT Reviewed)

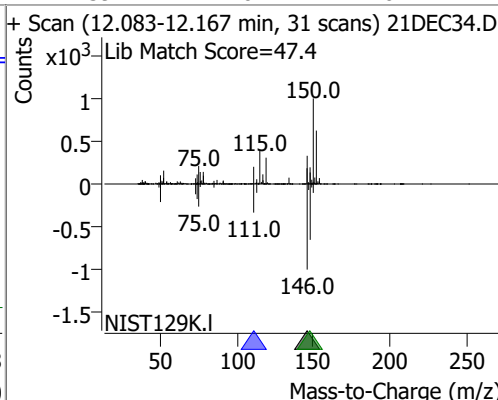
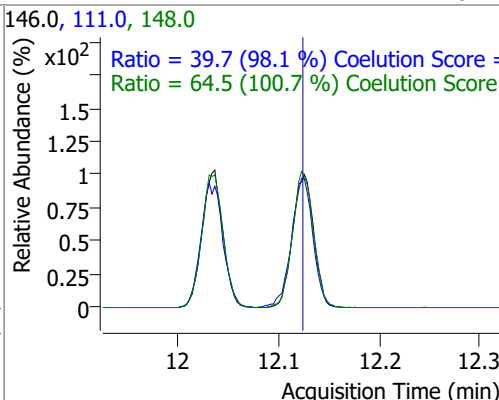
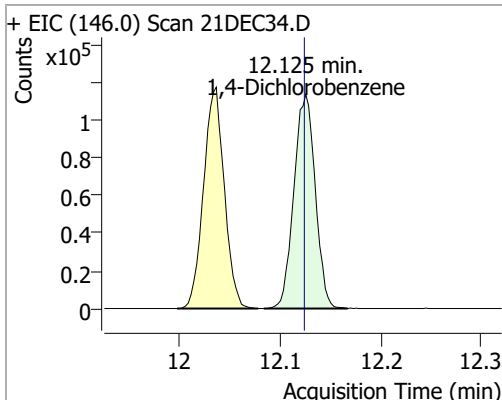
Compound	Conc.	RT	Dev(Min)	Resp.	QIon	QRatio	Lower	Upper
4-Chlorotoluene	131.2993	11.40	0.00	304211	126.0	31.6	0.4	60.4



Compound	Conc.	RT	Dev(Min)	Resp.	QIon	QRatio	Lower	Upper
1,3-Dichlorobenzene	132.4762	12.04	0.00	167993	148.0	64.6	34.5	94.5
					111.0	38.8	11.5	71.5

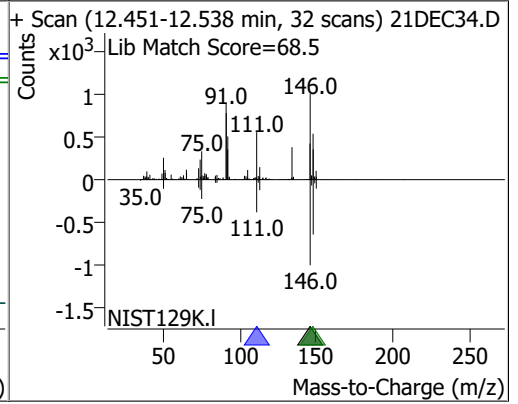
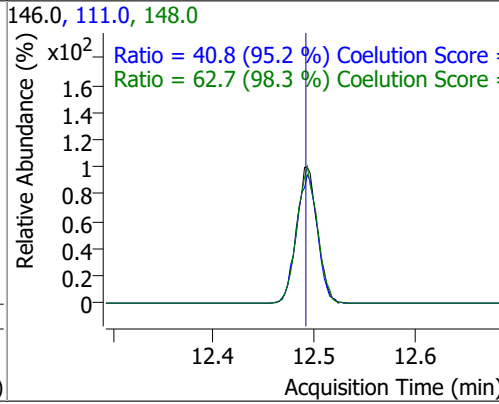
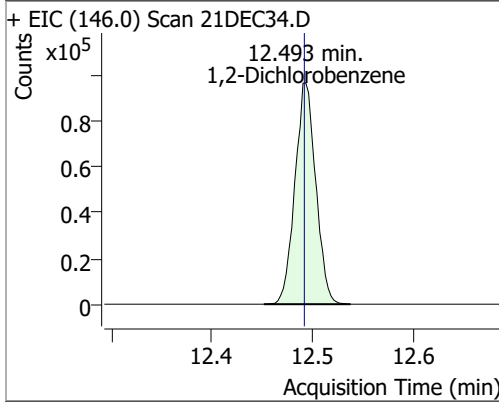


Compound	Conc.	RT	Dev(Min)	Resp.	QIon	QRatio	Lower	Upper
1,4-Dichlorobenzene	127.6647	12.13	0.00	167246	148.0	64.5	34.0	94.0
					111.0	39.7	10.4	70.4



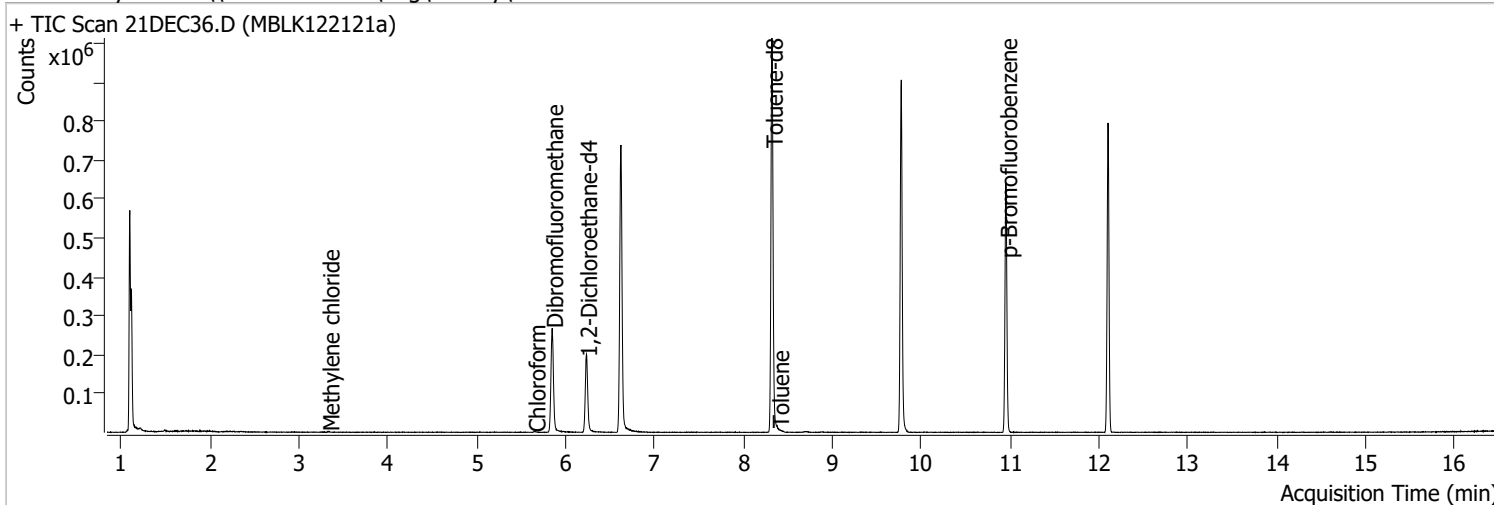
Quantitation Results Report (QT Reviewed)

Compound	Conc.	RT	Dev(Min)	Resp.	QIon	QRatio	Lower	Upper
1,2-Dichlorobenzene	129.9535	12.49	0.00	139463	148.0	62.7	33.8	93.8
					111.0	40.8	12.8	72.8



Quantitation Results Report (QT Reviewed)

Data File	21DEC36.D	Operator	MSC
Acq. Method	5975CACQF.M	Acq. Date-Time	12/22/2021 1:44:56 AM
Sample Name	MBLK122121a	Instrument	VOA5975C
Vial	36	Multiplier	1.00
DA Method File	VOA5975C_8260B_SHT_DoD_L4_120721.m	Comment	
Tune File	BFB_Atune3.u	Tune Date	10/11/2021 4:02:00 PM
Batch Name	VG122121_8260B_2ndRun.batch.bin	Last Calib Update	2/4/2022 12:03:22 PM
Ref Library	\\MASSHUNTER\Org\Library\NIST129K.I		



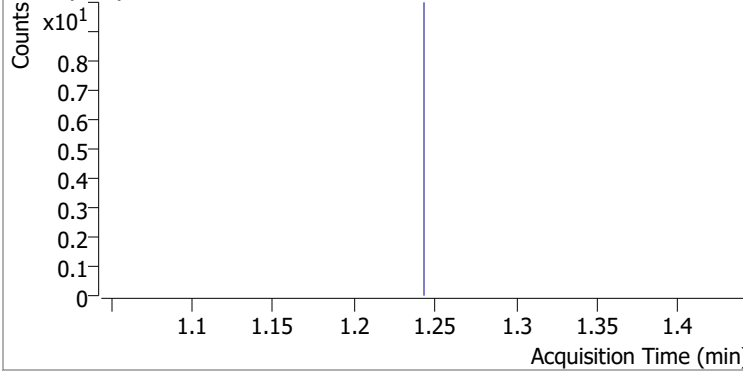
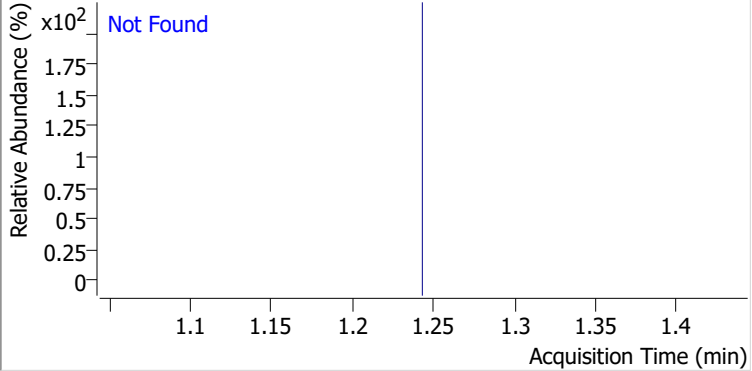
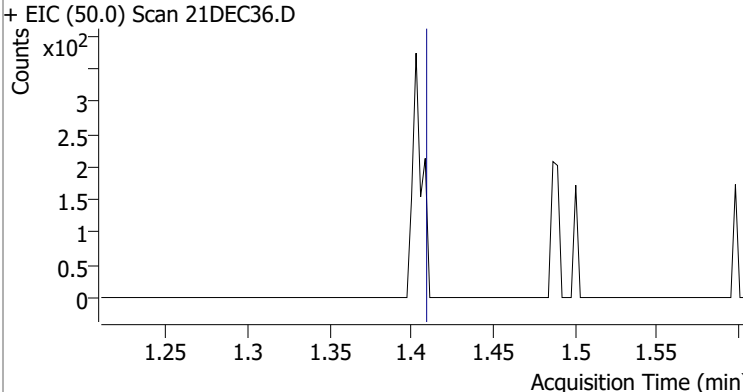
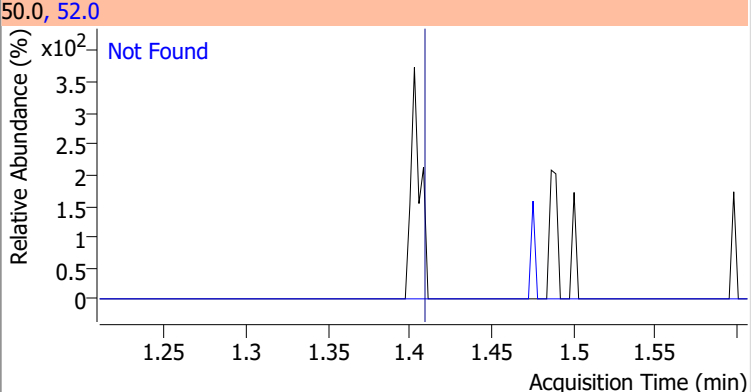
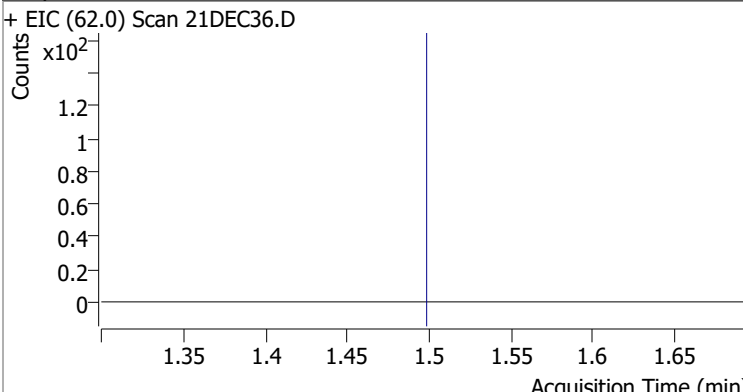
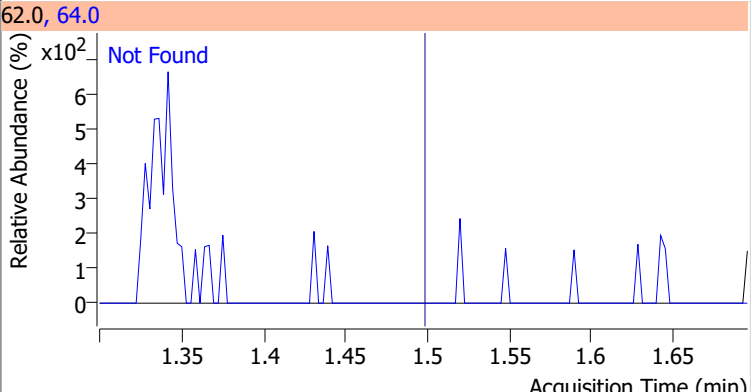
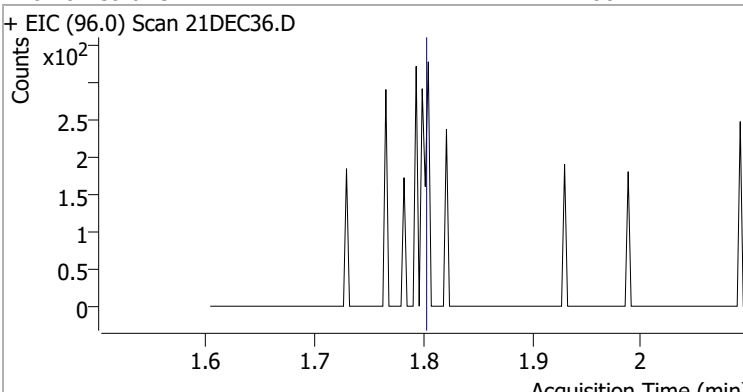
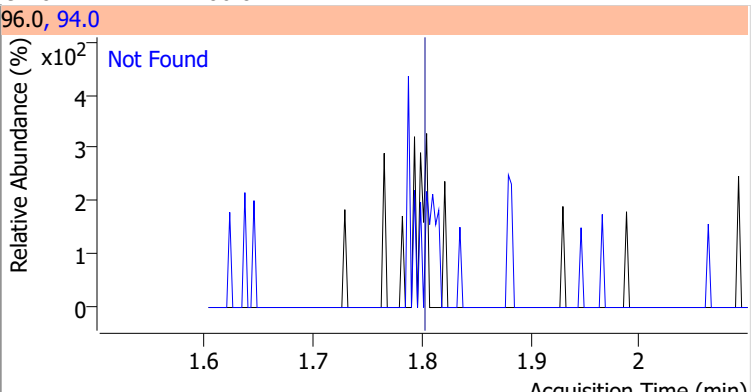
Compound	RT	QIon	Resp.	Conc.	Units	Dev(Min)
Internal Standards						
M Fluorobenzene	6.620	96.0	629396	250.0000	ng	0.000
M Chlorobenzene-d5	9.774	82.0	245094	250.0000	ng	0.000
M 1,4-Dichlorobenzene-d4	12.103	152.0	186938	250.0000	ng	0.003
System Monitoring Compounds						
S Dibromofluoromethane	5.848	113.0	161386	261.6292	ng	-0.003
Spiked Amount: 250.000	Range: 80.0 - 119.0%			Recovery = 104.65%		
S 1,2-Dichloroethane-d4	6.230	67.0	71007	252.2373	ng	0.000
Spiked Amount: 250.000	Range: 81.0 - 118.0%			Recovery = 100.89%		
S Toluene-d8	8.319	98.0	636382	258.2947	ng	0.000
Spiked Amount: 250.000	Range: 89.0 - 112.0%			Recovery = 103.32%		
S p-Bromofluorobenzene	10.954	95.0	184377	257.7593	ng	0.003
Spiked Amount: 250.000	Range: 85.0 - 114.0%			Recovery = 103.10%		
Target Compounds						
T Dichlorodifluoromethane	0.000		0	N.D.		
T Chloromethane	0.000		0	N.D.		
T Vinyl chloride	0.000		0	N.D.		
T Bromomethane	0.000		0	N.D.		
T Chloroethane	0.000		0	N.D.		
T Trichlorofluoromethane	0.000		0	N.D.		
T 1,1-Dichloroethene	0.000		0	N.D.		
T Methylene chloride	3.333	49.0	1082	1.1731	ng m	87
T trans-1,2-Dichloroethene	0.000		0	N.D.		
T Methyl tert-butyl ether (MTBE)	0.000		0	N.D.		
T 1,1-Dichloroethane	0.000		0	N.D.		
T 2,2-Dichloropropane	0.000		0	N.D.		
T cis-1,2-Dichloroethene	0.000		0	N.D.		
T Methyl ethyl ketone	0.000		0	N.D.		
T Bromochloromethane	0.000		0	N.D.		
T Chloroform	5.647	83.0	1462	1.2013	ng m	81

Quantitation Results Report (QT Reviewed)

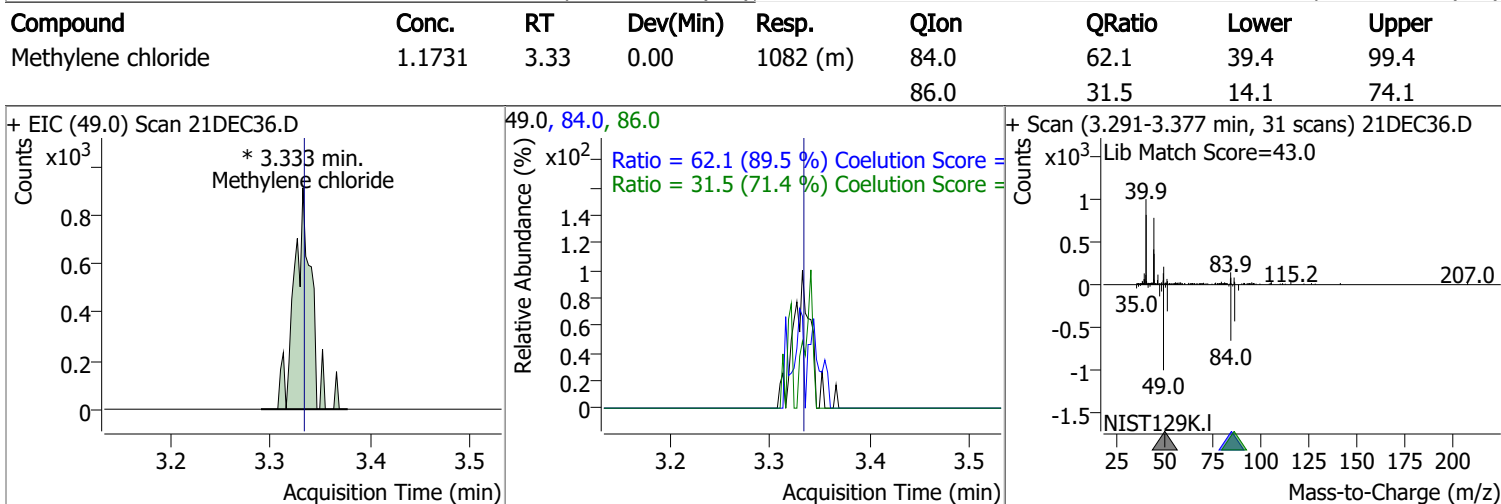
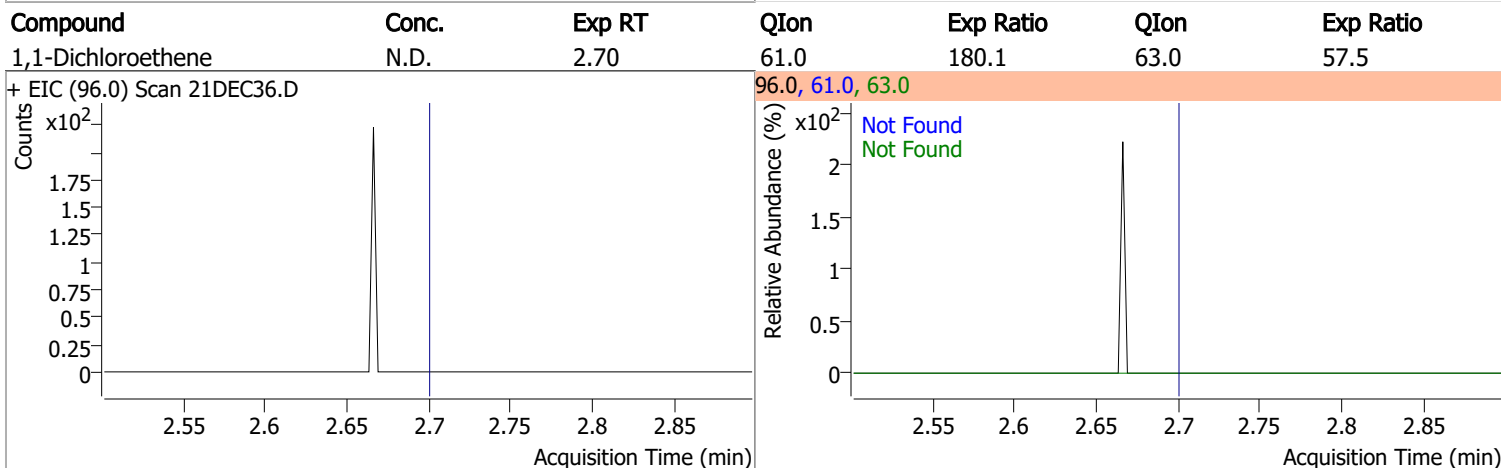
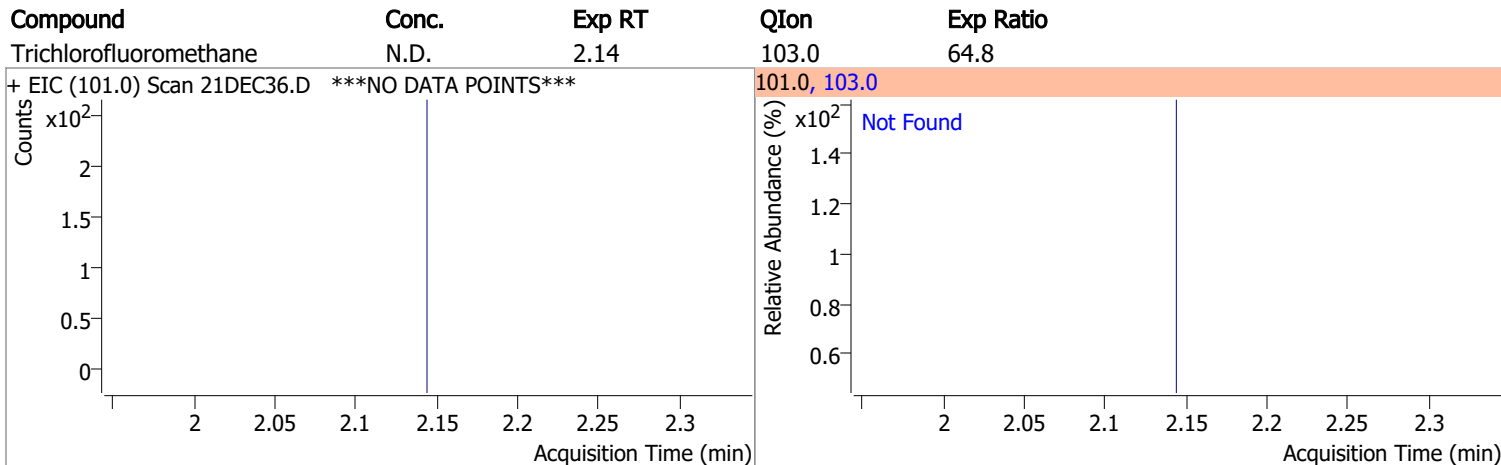
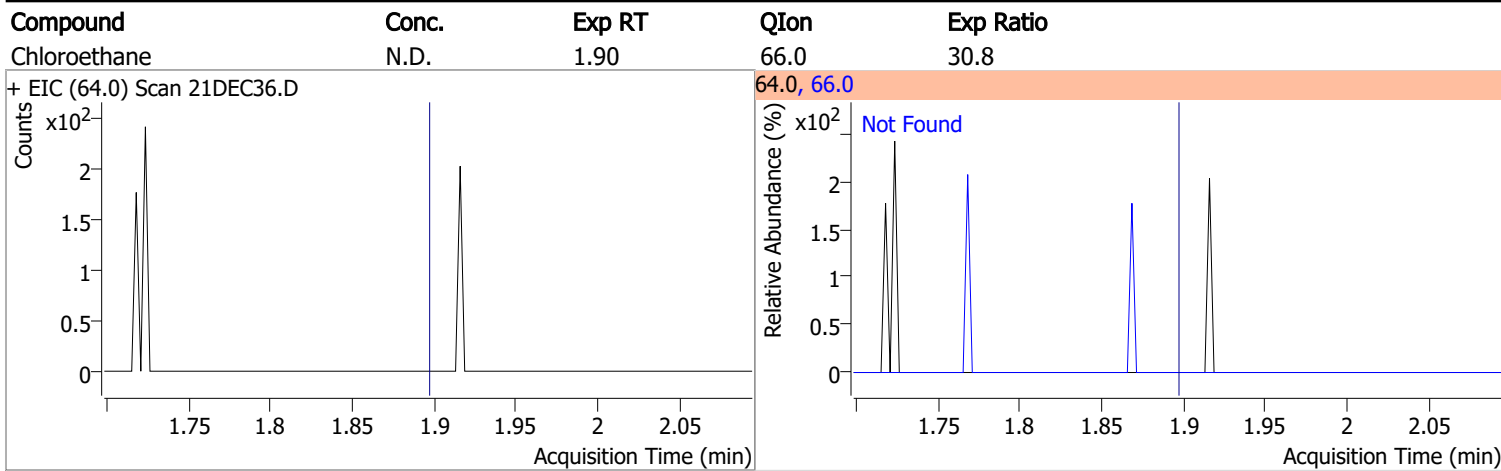
Compound	RT	QIon	Resp.	Conc.	Units		Dev(Min)
T 1,1,1-Trichloroethane	0.000		0	N.D.			
T Carbon tetrachloride	0.000		0	N.D.			
T 1,1-Dichloropropene	0.000		0	N.D.			
T Benzene	0.000		0	N.D.			
T 1,2-Dichloroethane	0.000		0	N.D.			
T Trichloroethene	0.000		0	N.D.			
T 1,2-Dichloropropane	0.000		0	N.D.			
T Dibromomethane	0.000		0	N.D.			
T Bromodichloromethane	0.000		0	N.D.			
T cis-1,3-Dichloropropene	0.000		0	N.D.			
T Toluene	8.388	92.0	133	0.0819	ng	m	93
T trans-1,3-Dichloropropene	0.000		0	N.D.			
T 1,1,2-Trichloroethane	0.000		0	N.D.			
T Tetrachloroethene	0.000		0	N.D.			
T 1,3-Dichloropropane	0.000		0	N.D.			
T Chlorodibromomethane	0.000		0	N.D.			
T 1,2-Dibromoethane	0.000		0	N.D.			
T Chlorobenzene	0.000		0	N.D.			
T 1,1,1,2-Tetrachloroethane	0.000		0	N.D.			
T Ethylbenzene	0.000		0	N.D.			
T m+p-Xylenes	10.036	106.0	0		ng	md	1
T o-Xylene	0.000		0	N.D.			
T Styrene	0.000		0	N.D.			
T Bromoform	0.000		0	N.D.			
T Bromobenzene	0.000		0	N.D.			
T 1,1,2,2-Tetrachloroethane	0.000		0	N.D.			
T 1,2,3-Trichloropropane	0.000		0	N.D.			
T 2-Chlorotoluene	0.000		0	N.D.			
T 4-Chlorotoluene	0.000		0	N.D.			
T 1,3-Dichlorobenzene	0.000		0	N.D.			
T 1,4-Dichlorobenzene	0.000		0	N.D.			
T 1,2-Dichlorobenzene	0.000		0	N.D.			

(#) = Qualifier Out of Range; (m) = Manual Integration; (+) = Area Summed; (*) = Surrogate Percent Recovery Out of Range; (d): Zeroed Peak

Quantitation Results Report (QT Reviewed)

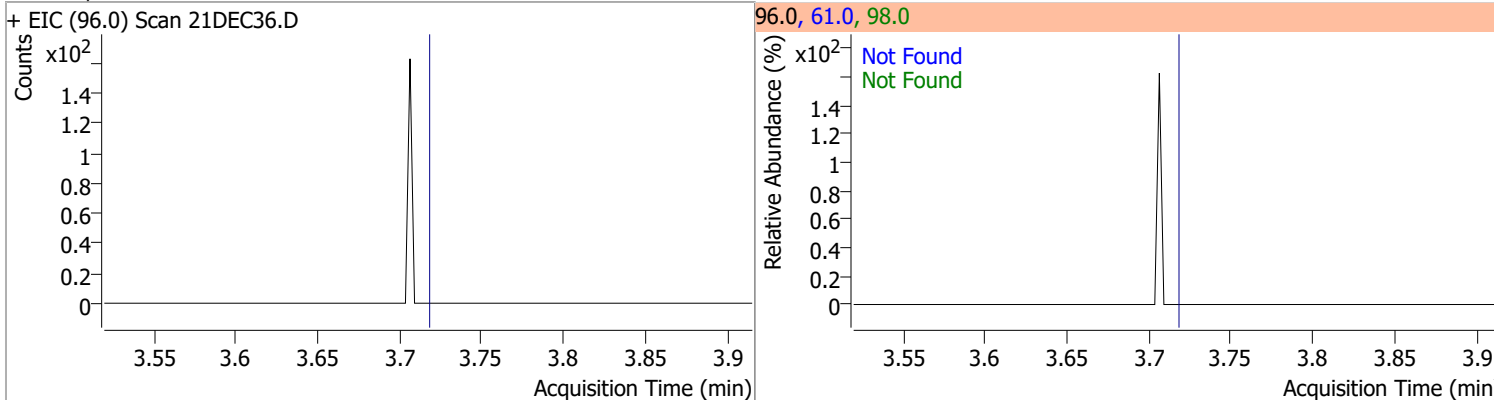
Compound	Conc.	Exp RT	QIon	Exp Ratio
Dichlorodifluoromethane	N.D.	1.24	87.0	32.0
+ EIC (85.0) Scan 21DEC36.D ***NO DATA POINTS***			85.0, 87.0	
				
Chloromethane	N.D.	1.41	52.0	32.7
+ EIC (50.0) Scan 21DEC36.D			50.0, 52.0	
				
Vinyl chloride	N.D.	1.50	64.0	31.6
+ EIC (62.0) Scan 21DEC36.D			62.0, 64.0	
				
Bromomethane	N.D.	1.80	94.0	106.0
+ EIC (96.0) Scan 21DEC36.D			96.0, 94.0	
				

Quantitation Results Report (QT Reviewed)

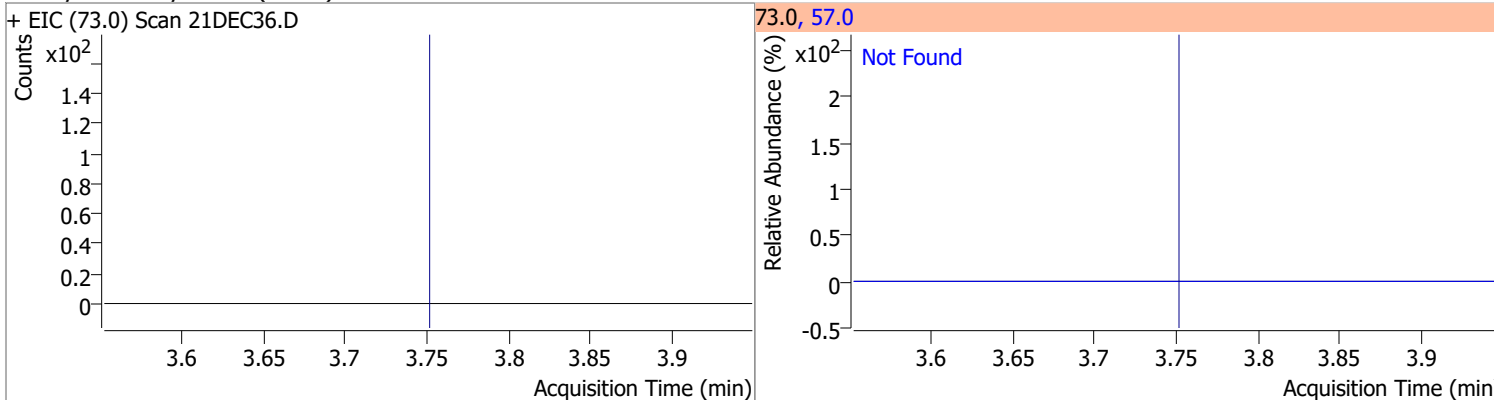


Quantitation Results Report (QT Reviewed)

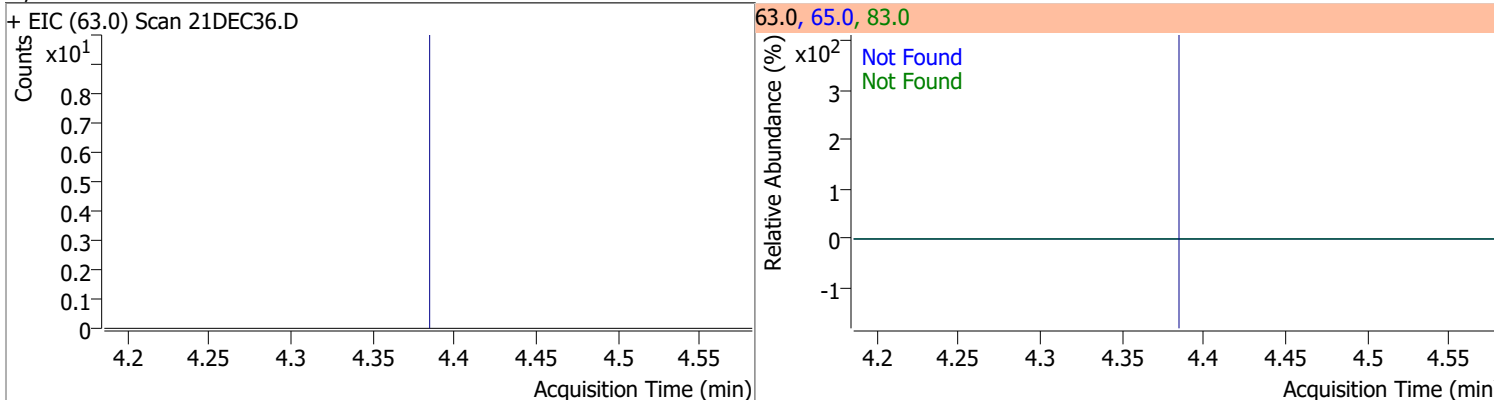
Compound	Conc.	Exp RT	QIon	Exp Ratio	QIon	Exp Ratio
trans-1,2-Dichloroethene	N.D.	3.72	61.0	155.1	98.0	62.8



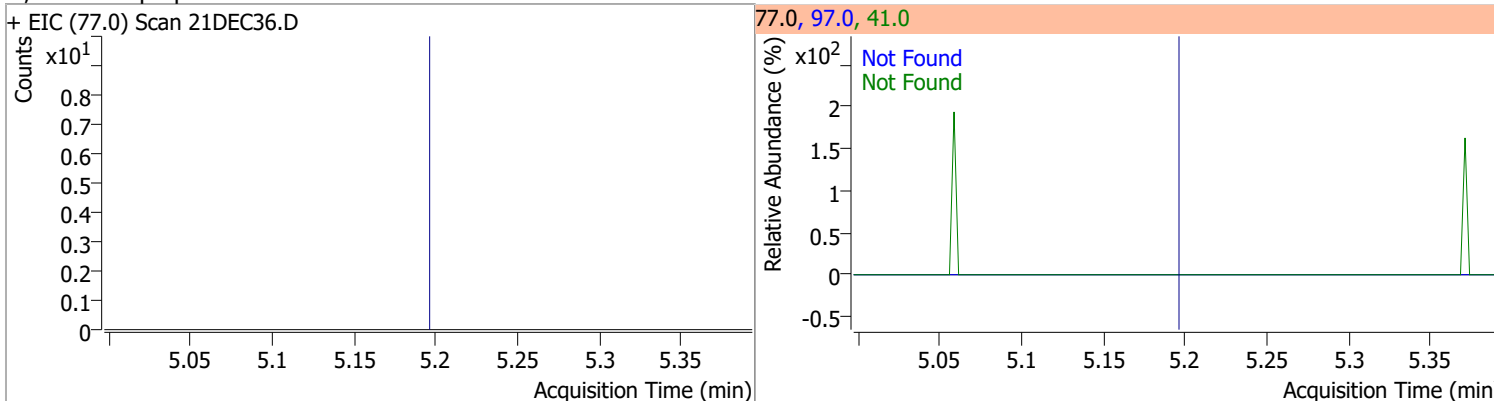
Compound	Conc.	Exp RT	QIon	Exp Ratio
Methyl tert-butyl ether (MTBE)	N.D.	3.75	57.0	23.9



Compound	Conc.	Exp RT	QIon	Exp Ratio	QIon	Exp Ratio
1,1-Dichloroethane	N.D.	4.38	65.0	31.7	83.0	12.8

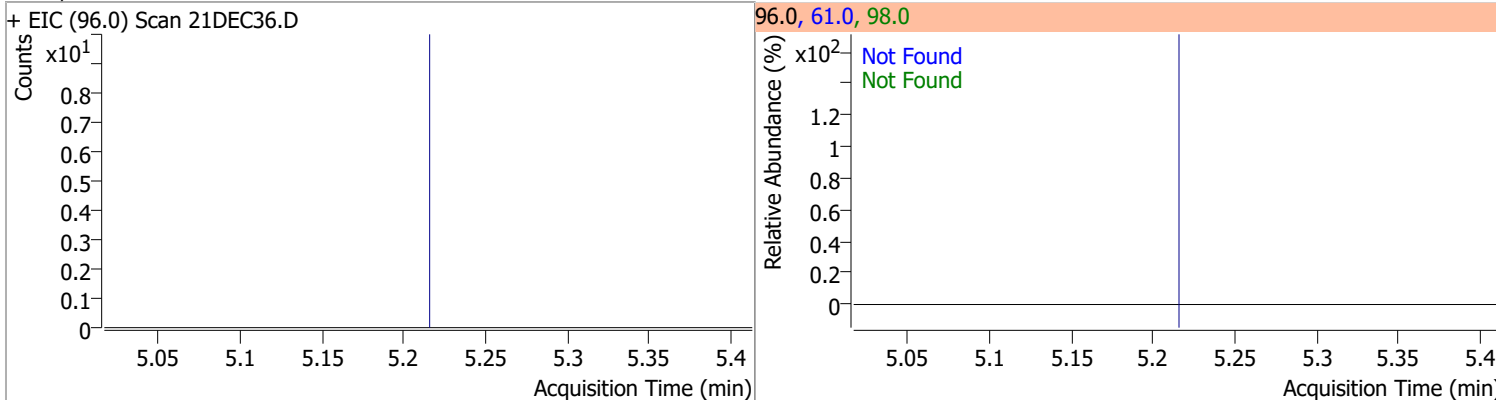


Compound	Conc.	Exp RT	QIon	Exp Ratio	QIon	Exp Ratio
2,2-Dichloropropane	N.D.	5.20	41.0	59.0	97.0	21.8

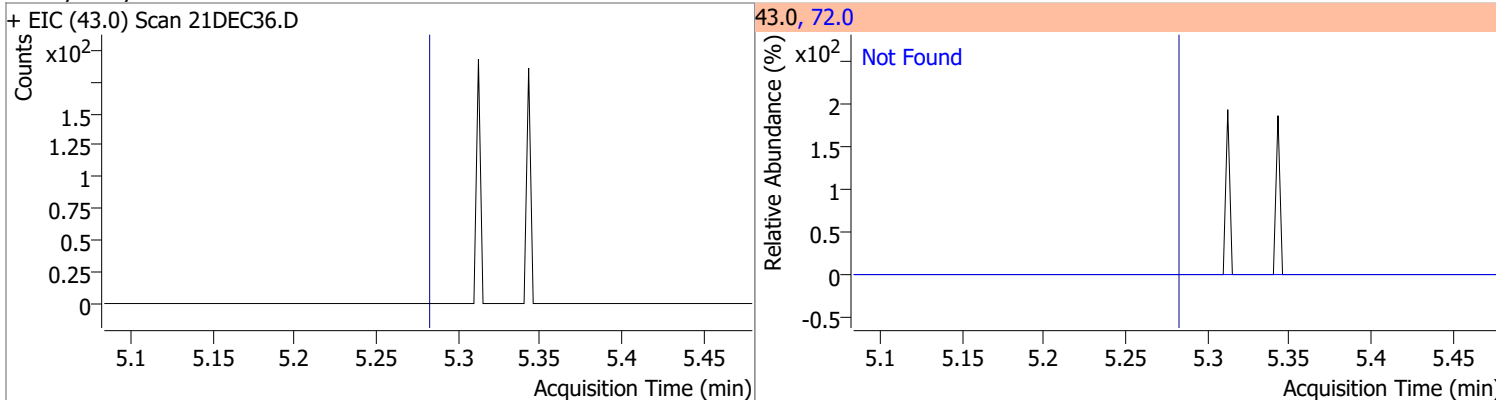


Quantitation Results Report (QT Reviewed)

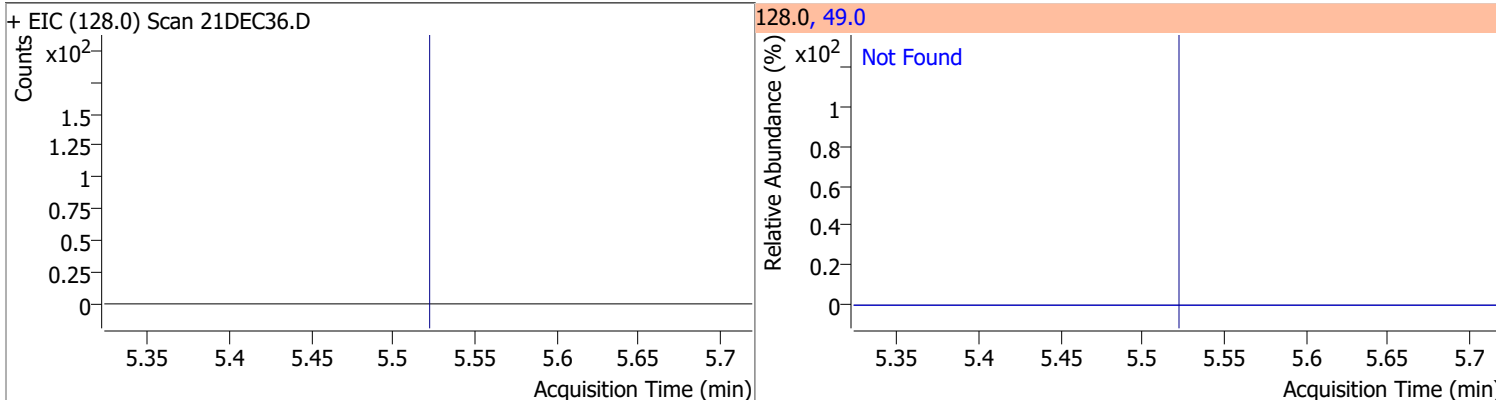
Compound	Conc.	Exp RT	QIon	Exp Ratio	QIon	Exp Ratio
cis-1,2-Dichloroethene	N.D.	5.21	61.0	163.3	98.0	64.4



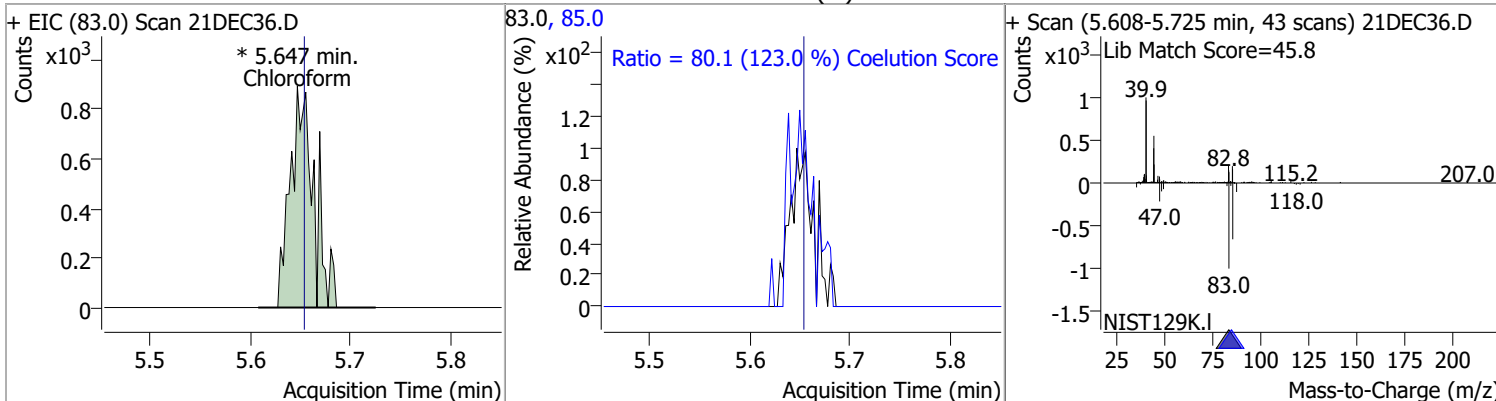
Compound	Conc.	Exp RT	QIon	Exp Ratio
Methyl ethyl ketone	N.D.	5.28	72.0	22.2



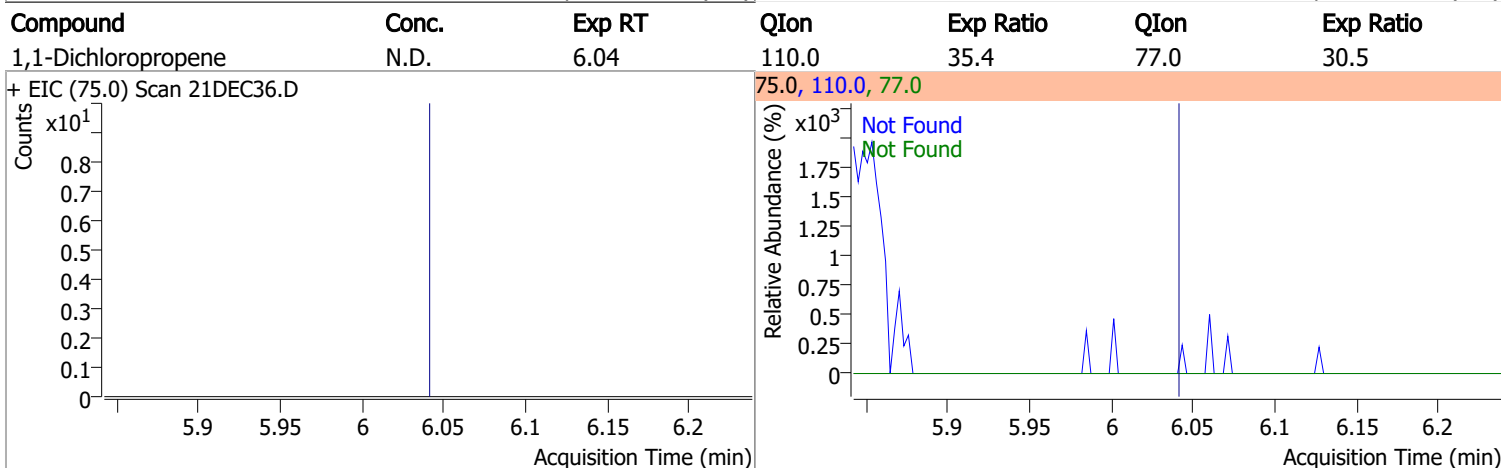
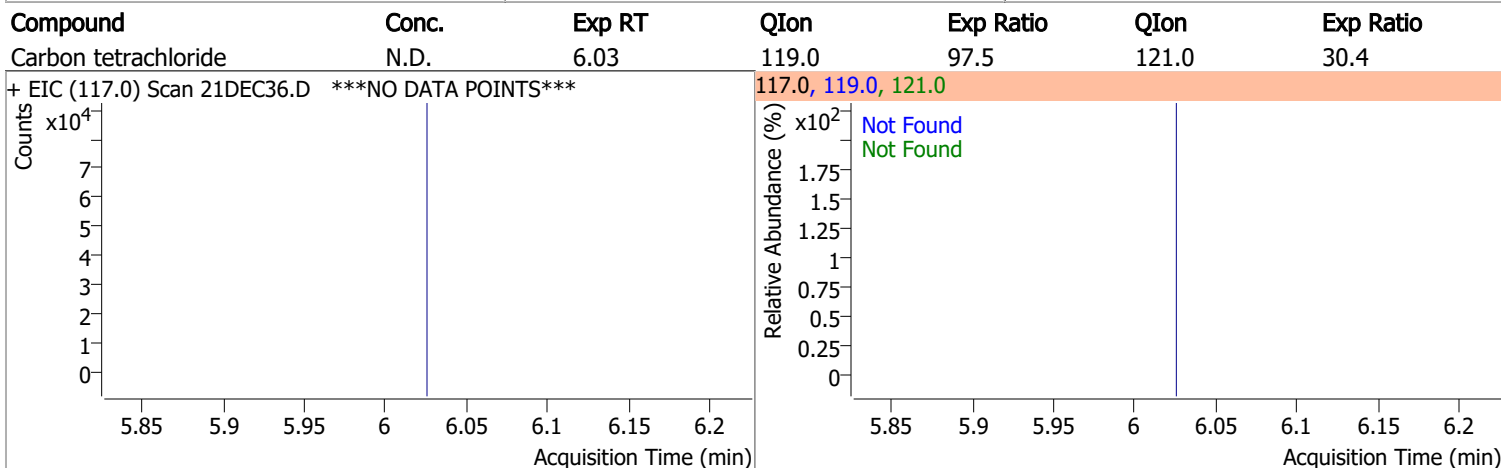
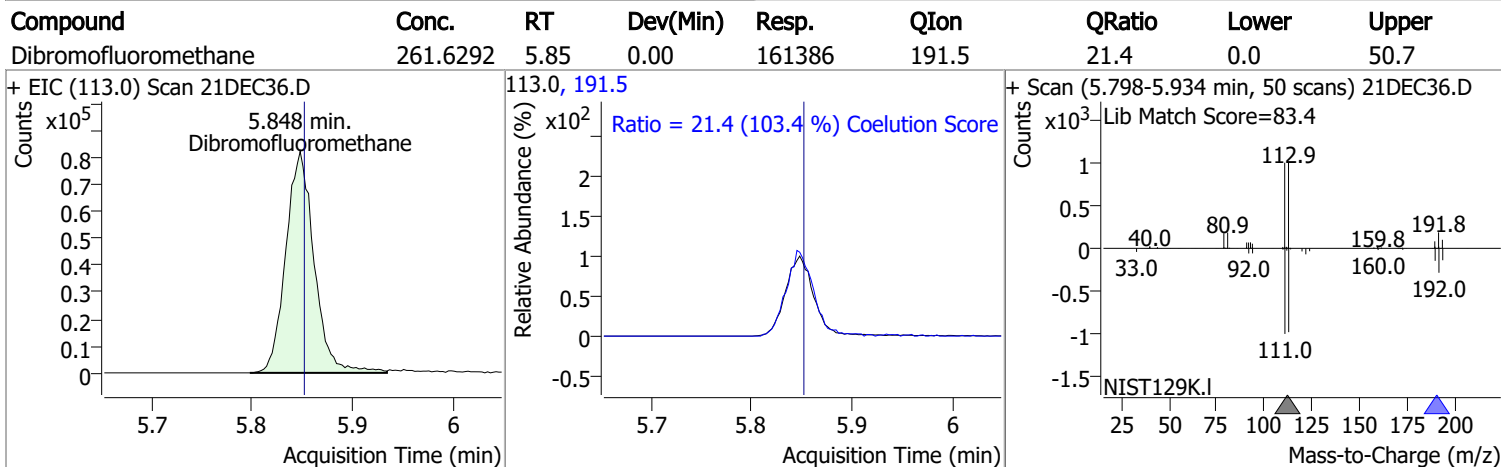
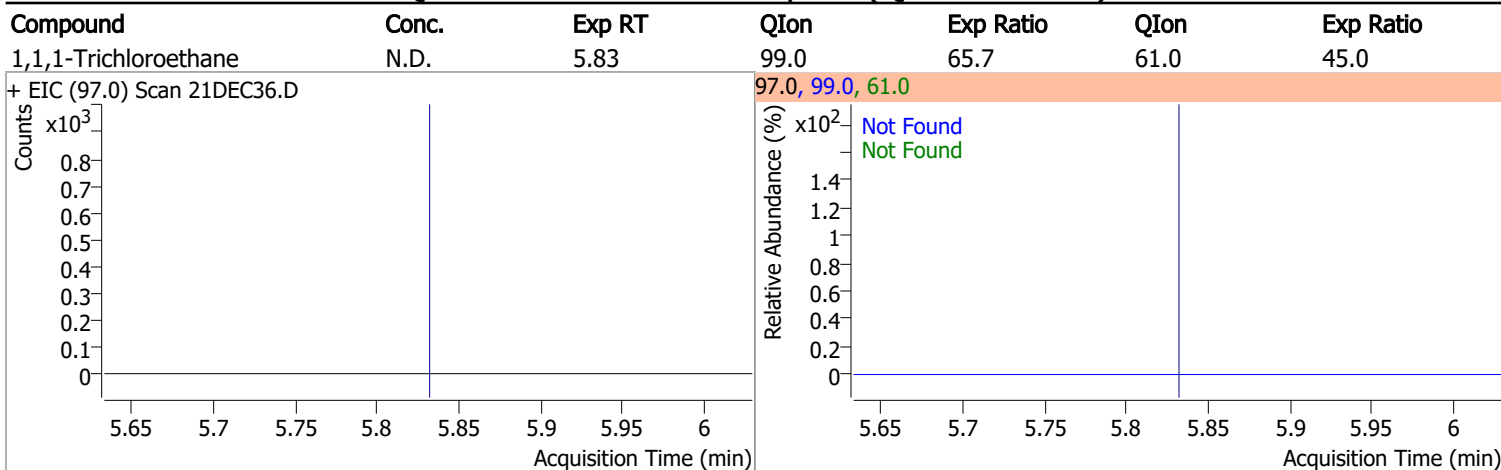
Compound	Conc.	Exp RT	QIon	Exp Ratio
Bromochloromethane	N.D.	5.52	49.0	184.6



Compound	Conc.	RT	Dev(Min)	Resp.	QIon	QRatio	Lower	Upper
Chloroform	1.2013	5.65	-0.01	1462 (m)	85.0	80.1	35.1	95.1

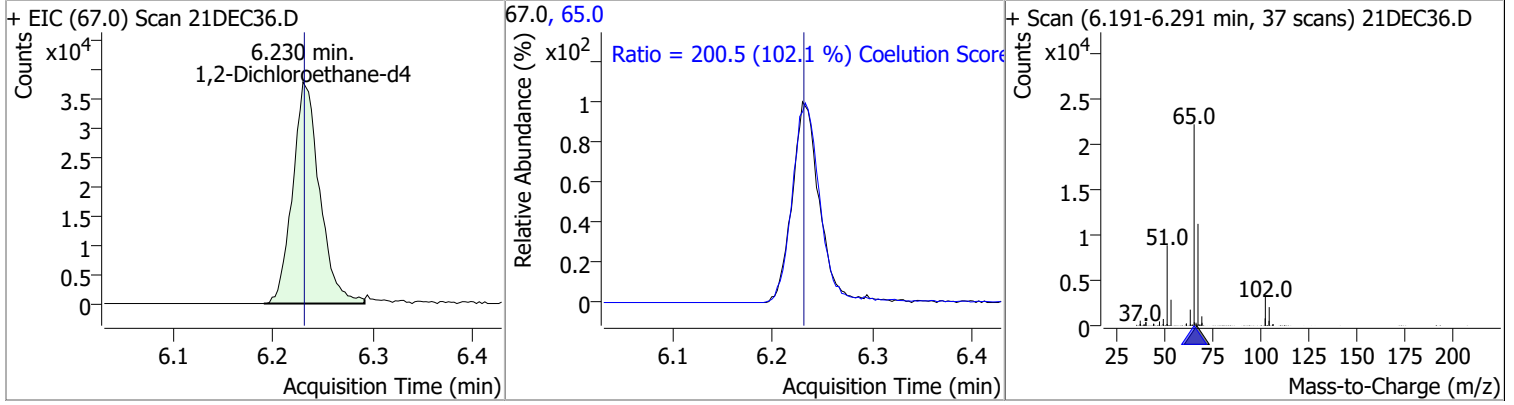


Quantitation Results Report (QT Reviewed)

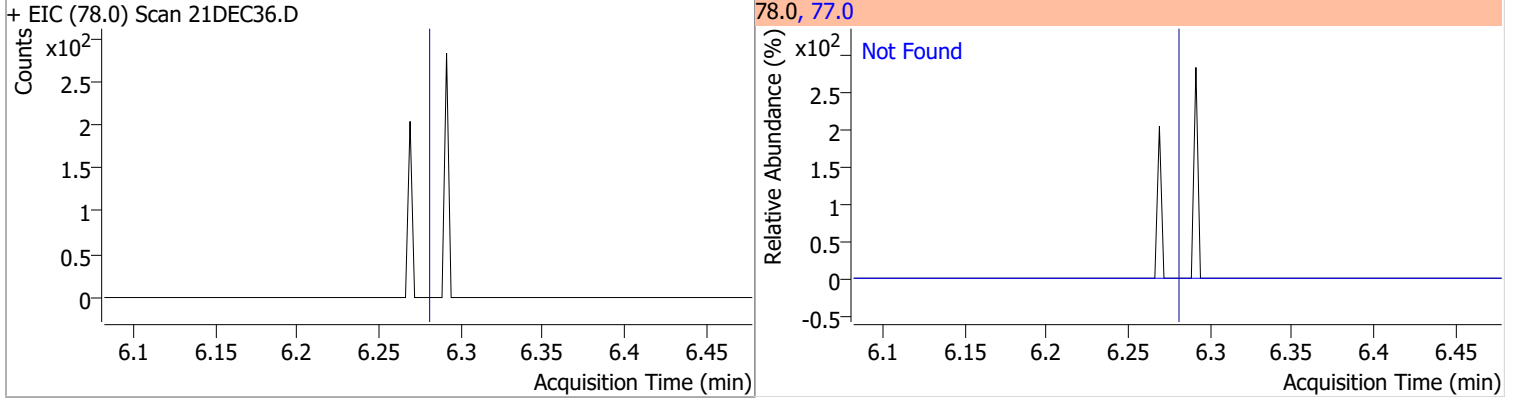


Quantitation Results Report (QT Reviewed)

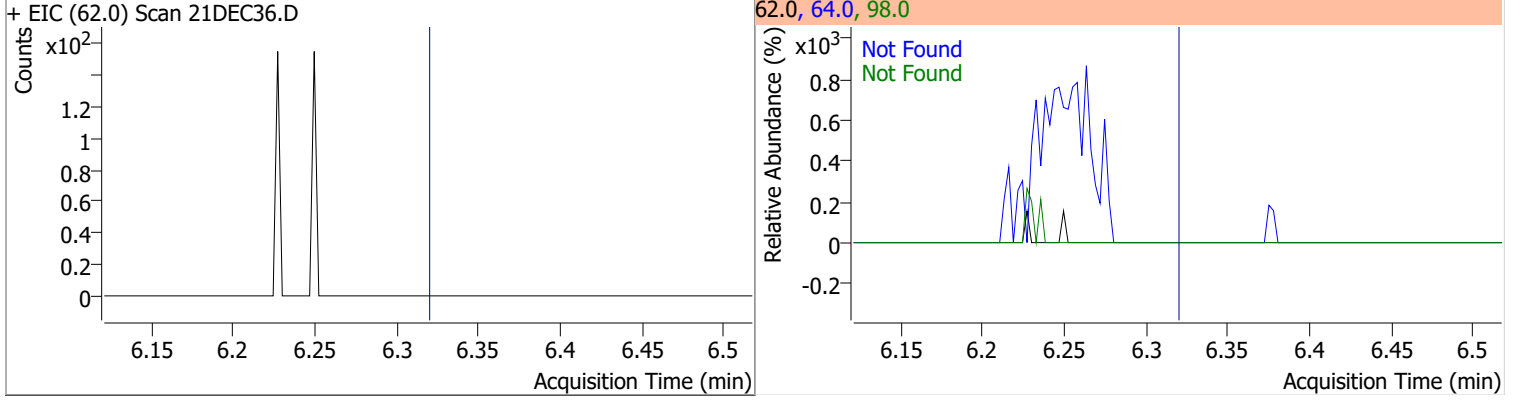
Compound	Conc.	RT	Dev(Min)	Resp.	QIon	QRatio	Lower	Upper
1,2-Dichloroethane-d4	252.2373	6.23	0.00	71007	65.0	200.5	166.3	226.3



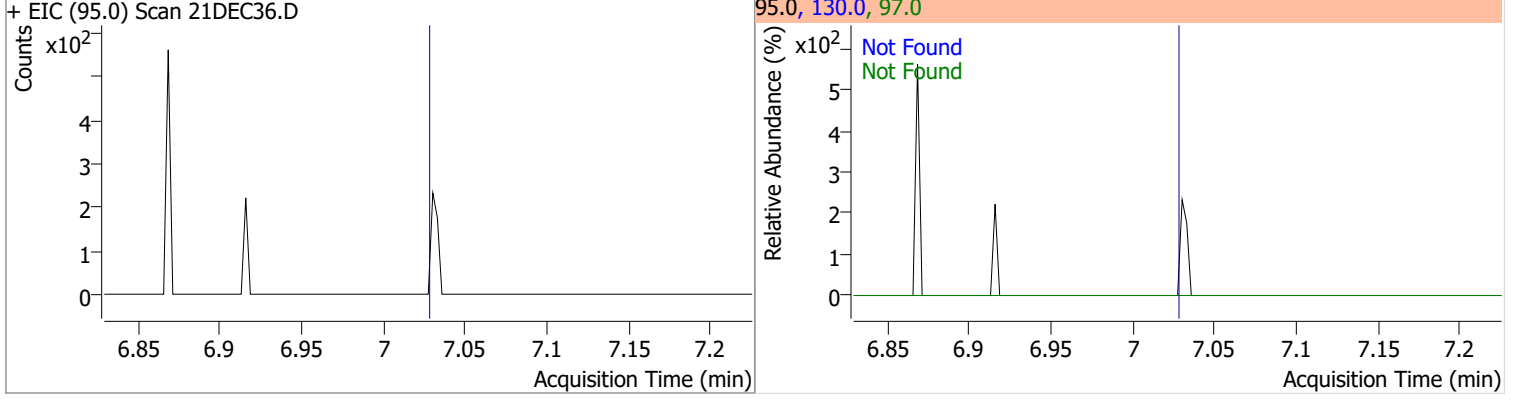
Compound	Conc.	Exp RT	QIon	Exp Ratio
Benzene	N.D.	6.28	77.0	23.5



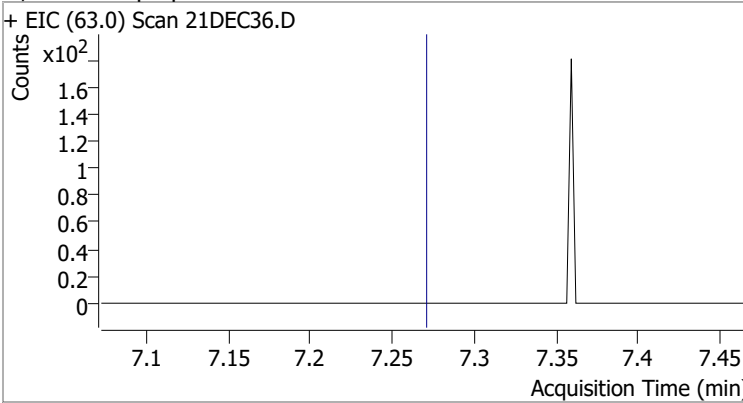
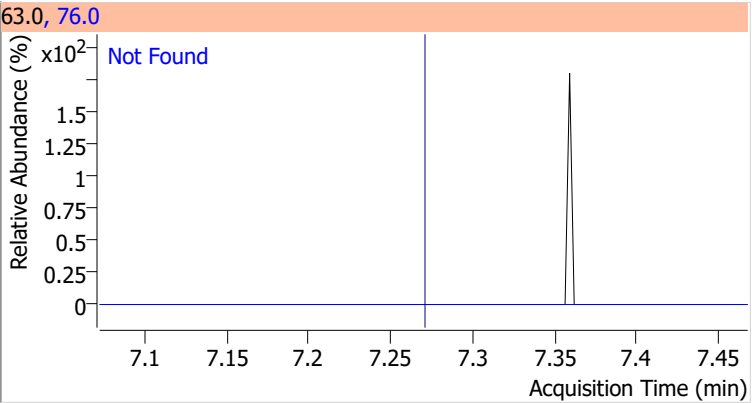
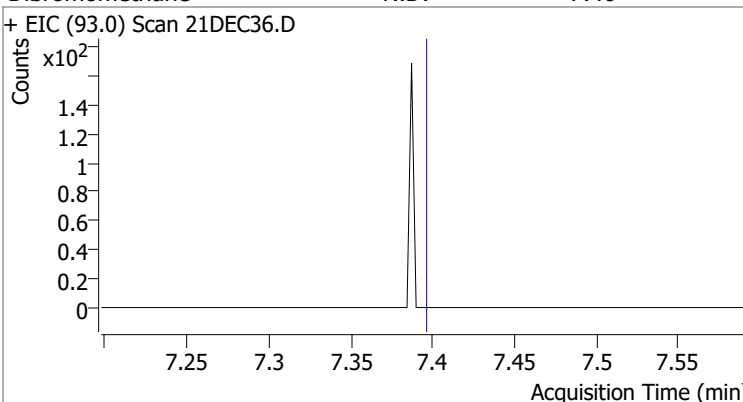
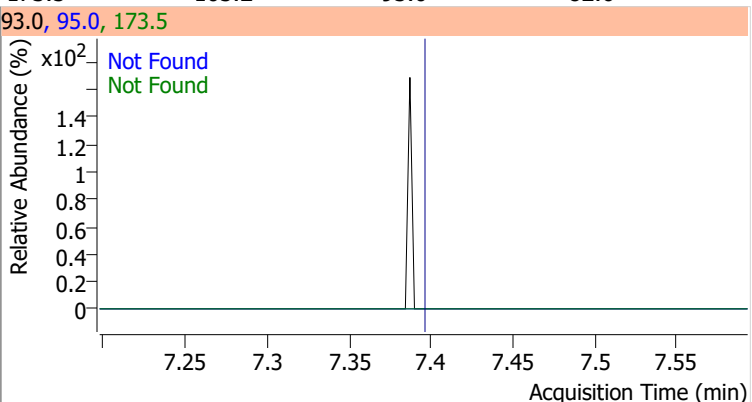
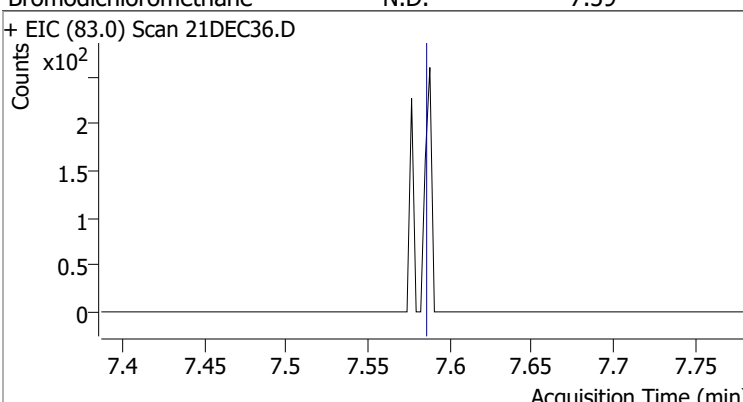
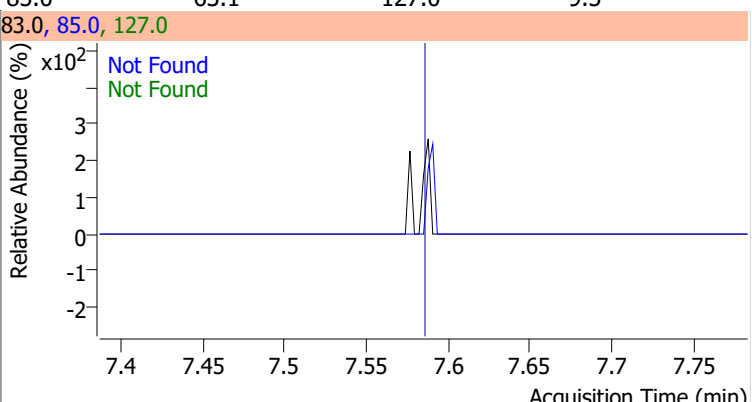
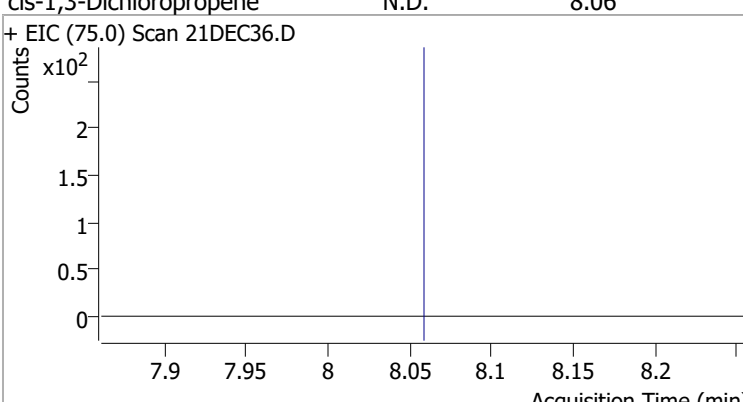
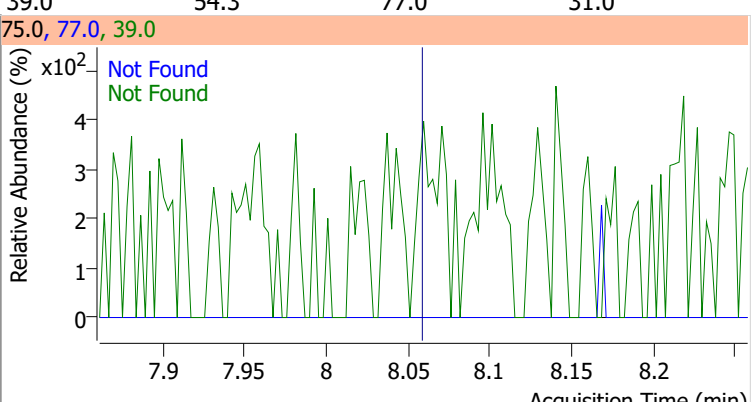
Compound	Conc.	Exp RT	QIon	Exp Ratio	QIon	Exp Ratio
1,2-Dichloroethane	N.D.	6.32	64.0	32.3	98.0	8.2



Compound	Conc.	Exp RT	QIon	Exp Ratio	QIon	Exp Ratio
Trichloroethene	N.D.	7.03	130.0	100.8	97.0	64.7

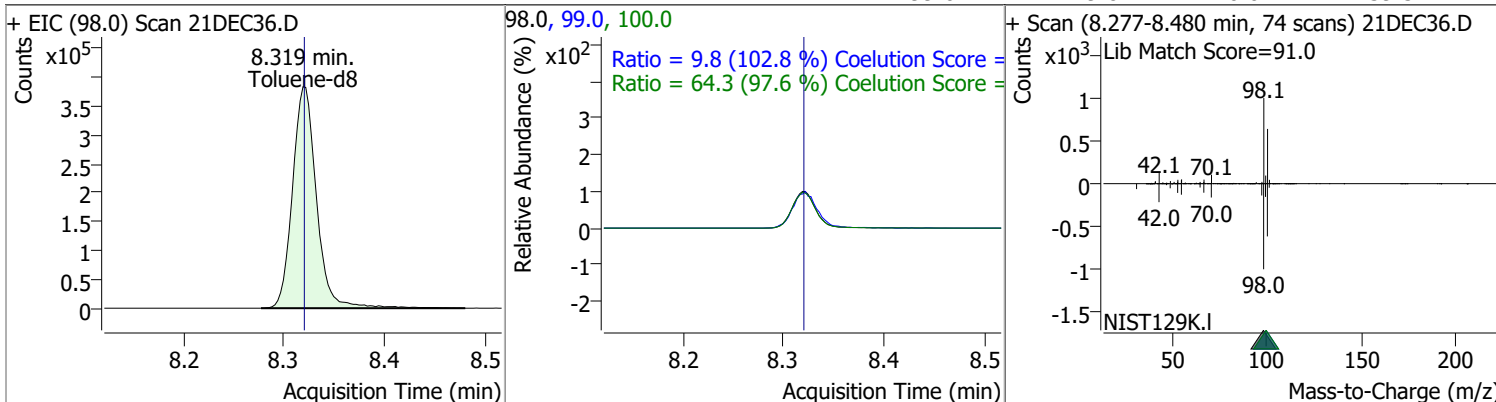


Quantitation Results Report (QT Reviewed)

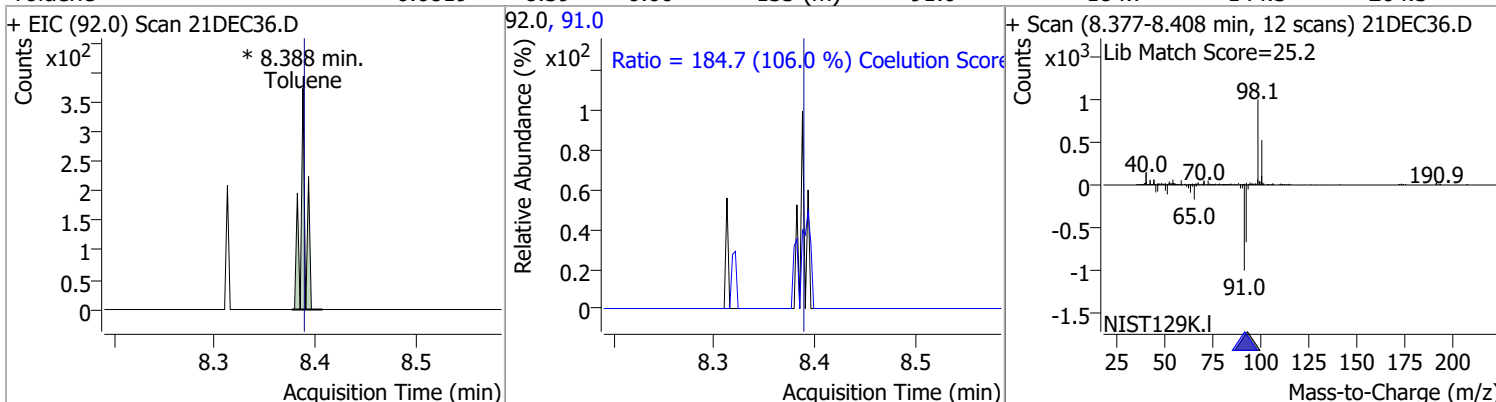
Compound	Conc.	Exp RT	QIon	Exp Ratio		
1,2-Dichloropropane	N.D.	7.27	76.0	37.3		
+ EIC (63.0) Scan 21DEC36.D			63.0, 76.0			
						
Dibromomethane	N.D.	7.40	173.5	105.2	95.0	82.6
+ EIC (93.0) Scan 21DEC36.D			93.0, 95.0, 173.5			
						
Bromodichloromethane	N.D.	7.59	85.0	63.1	127.0	9.5
+ EIC (83.0) Scan 21DEC36.D			83.0, 85.0, 127.0			
						
cis-1,3-Dichloropropene	N.D.	8.06	39.0	54.3	77.0	31.0
+ EIC (75.0) Scan 21DEC36.D			75.0, 77.0, 39.0			
						

Quantitation Results Report (QT Reviewed)

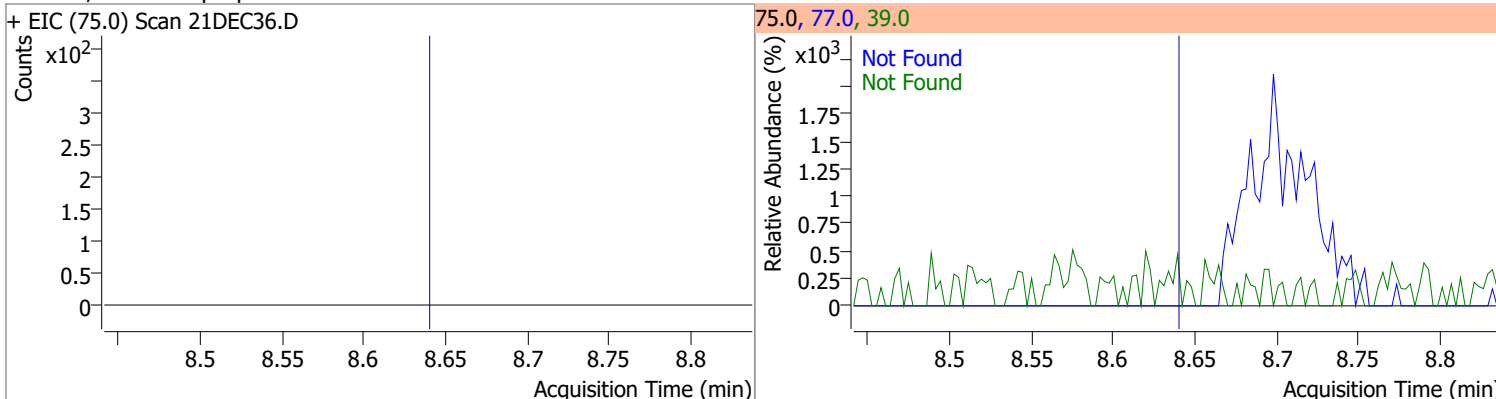
Compound	Conc.	RT	Dev(Min)	Resp.	QIon	QRatio	Lower	Upper
Toluene-d8	258.2947	8.32	0.00	636382	100.0	64.3	35.9	95.9
					99.0	9.8	0.0	39.5



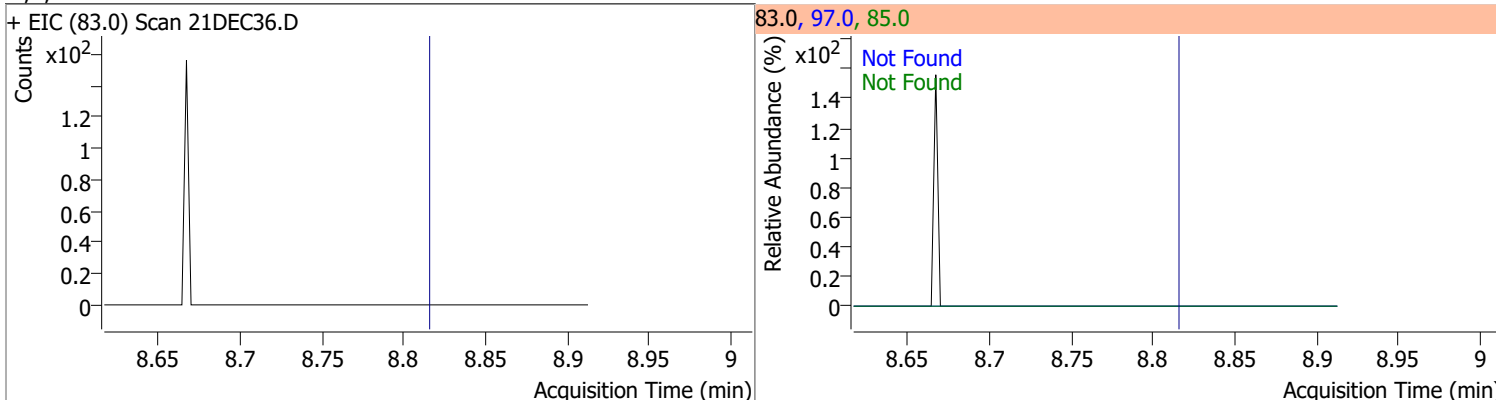
Compound	Conc.	RT	Dev(Min)	Resp.	QIon	QRatio	Lower	Upper
Toluene	0.0819	8.39	0.00	133 (m)	91.0	184.7	144.3	204.3



Compound	Conc.	Exp RT	QIon	Exp Ratio	QIon	Exp Ratio
trans-1,3-Dichloropropene	N.D.	8.64	39.0	52.1	77.0	32.0

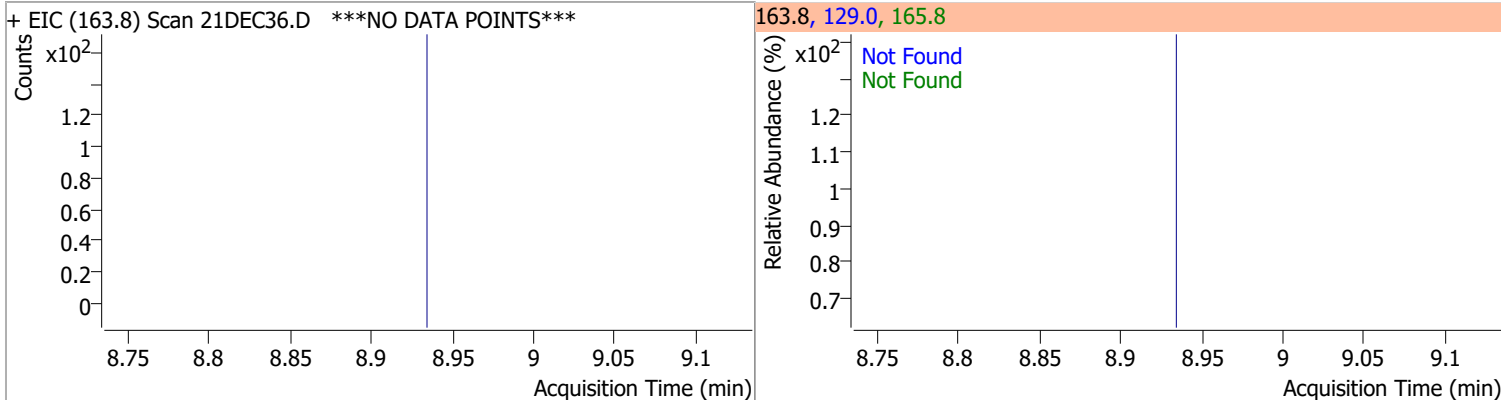


Compound	Conc.	Exp RT	QIon	Exp Ratio	QIon	Exp Ratio
1,1,2-Trichloroethane	N.D.	8.82	97.0	114.3	85.0	61.5

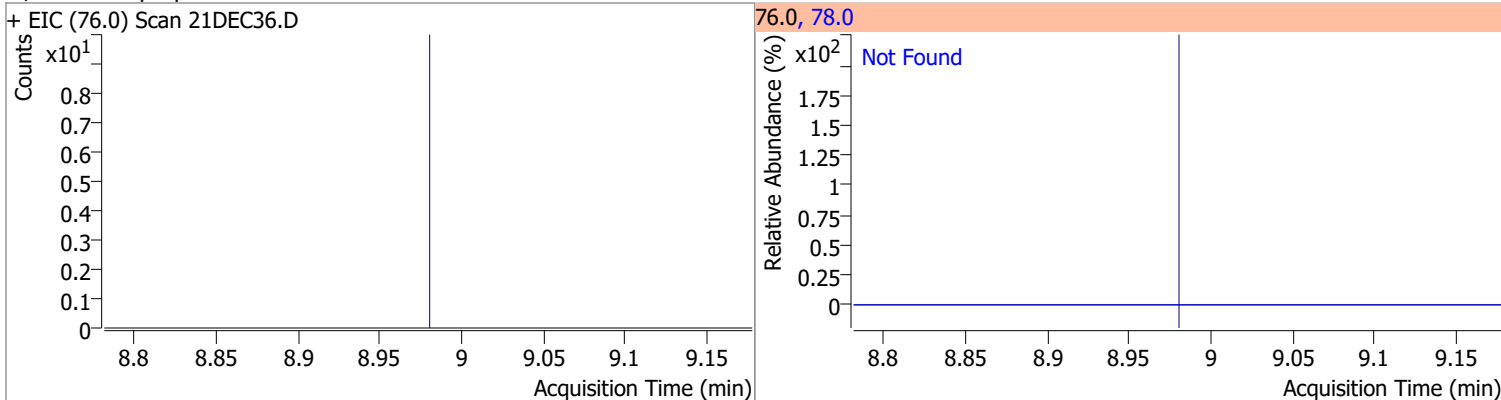


Quantitation Results Report (QT Reviewed)

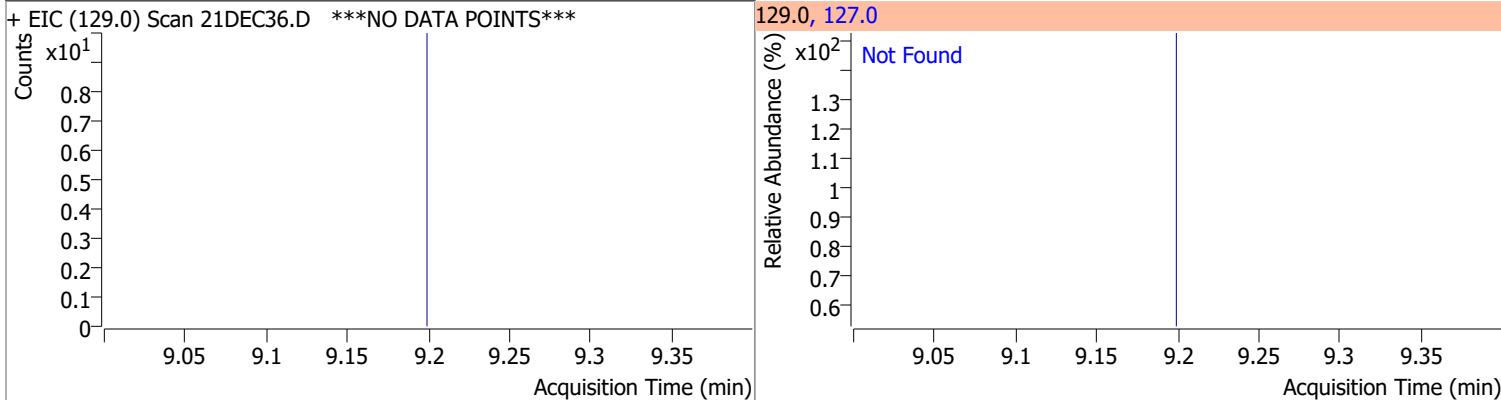
Compound	Conc.	Exp RT	QIon	Exp Ratio	QIon	Exp Ratio
Tetrachloroethene	N.D.	8.94	165.8	128.3	129.0	95.3



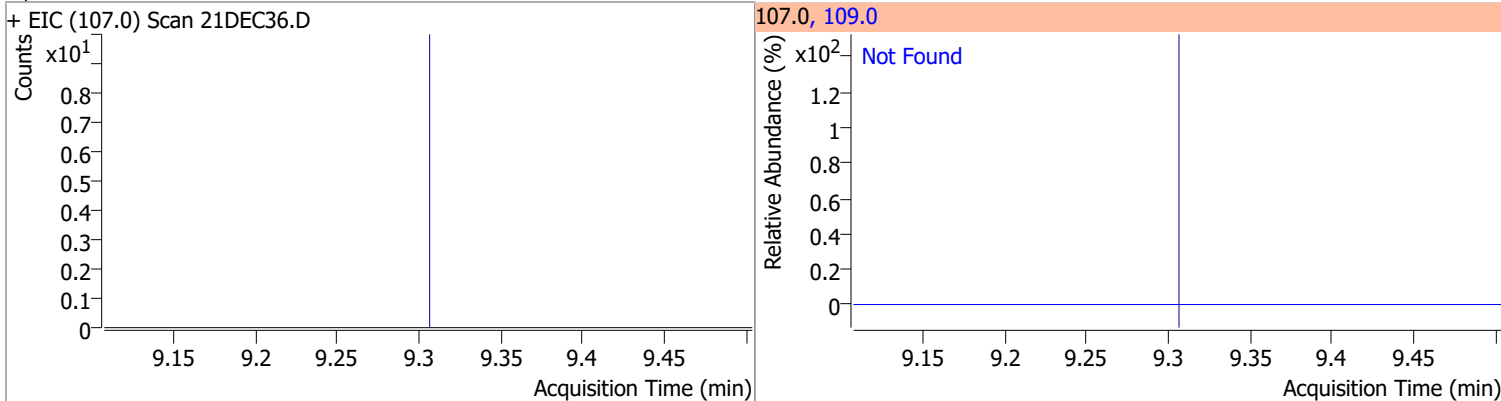
Compound	Conc.	Exp RT	QIon	Exp Ratio
1,3-Dichloropropane	N.D.	8.98	78.0	32.1



Compound	Conc.	Exp RT	QIon	Exp Ratio
Chlorodibromomethane	N.D.	9.20	127.0	75.3

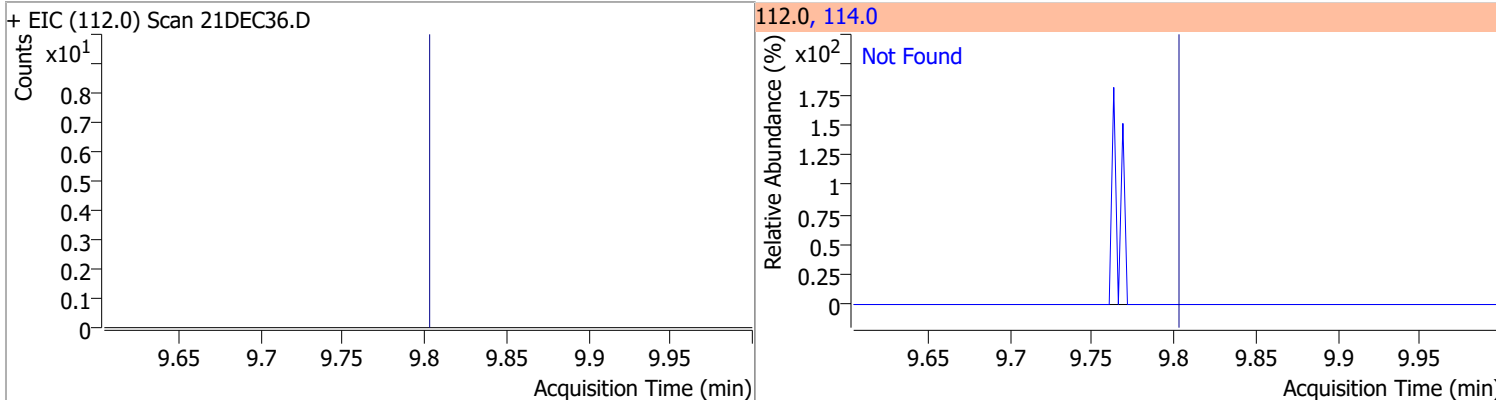


Compound	Conc.	Exp RT	QIon	Exp Ratio
1,2-Dibromoethane	N.D.	9.31	109.0	97.2

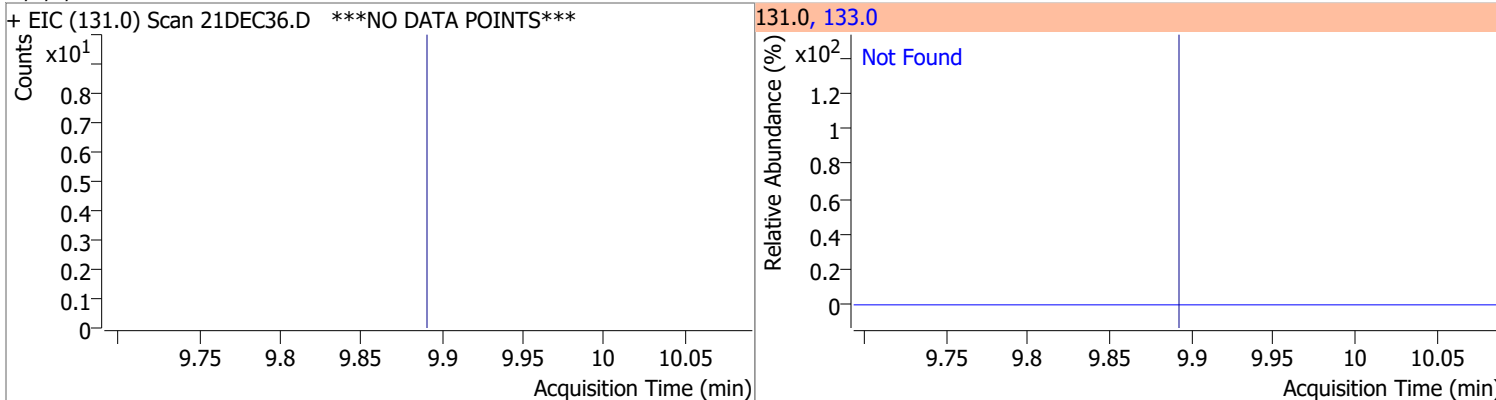


Quantitation Results Report (QT Reviewed)

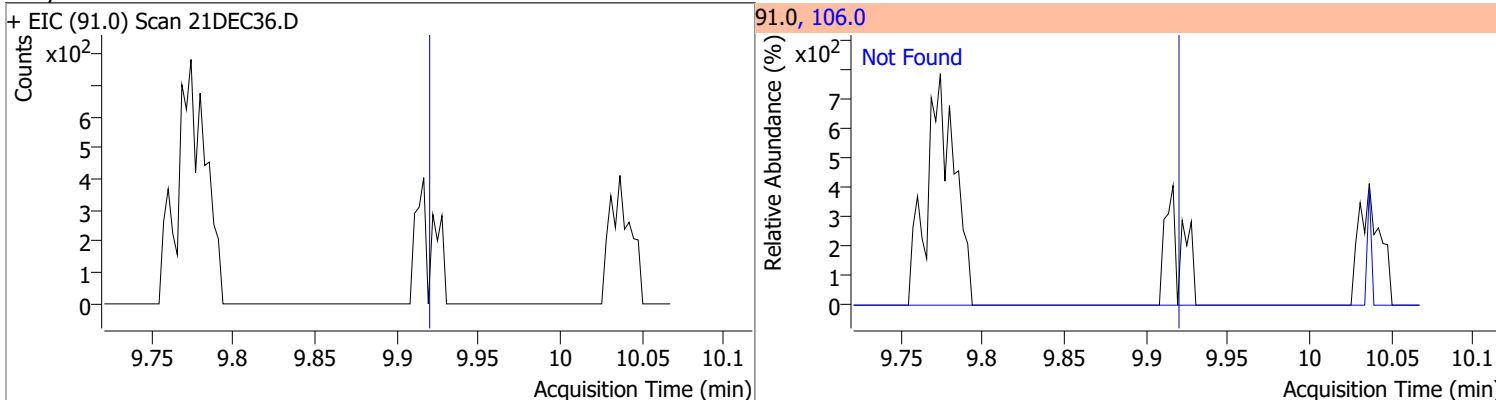
Compound	Conc.	Exp RT	QIon	Exp Ratio
Chlorobenzene	N.D.	9.80	114.0	32.3



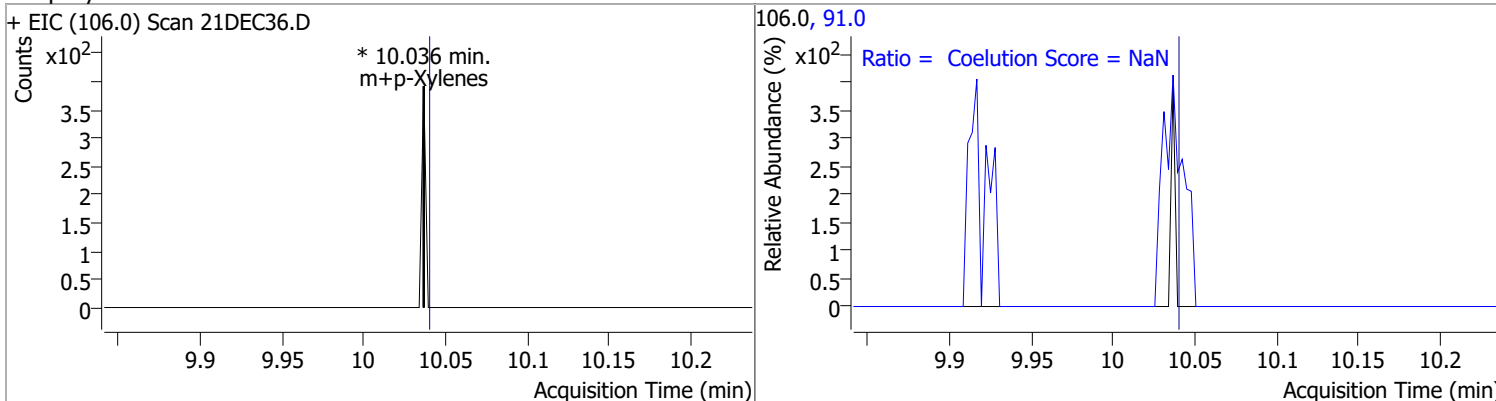
Compound	Conc.	Exp RT	QIon	Exp Ratio
1,1,1,2-Tetrachloroethane	N.D.	9.89	133.0	95.7



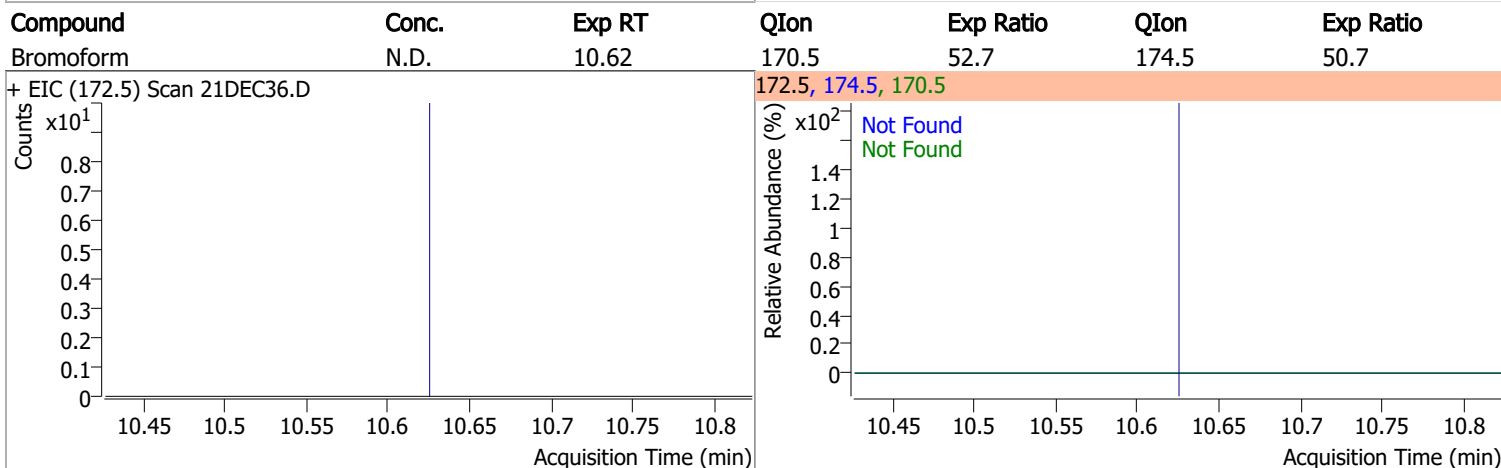
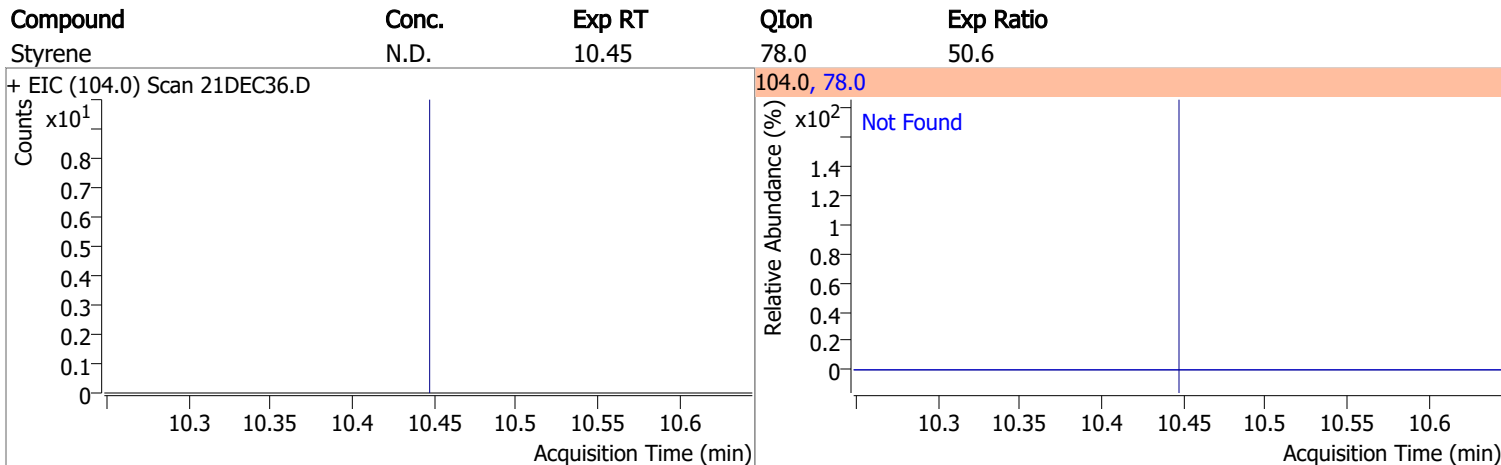
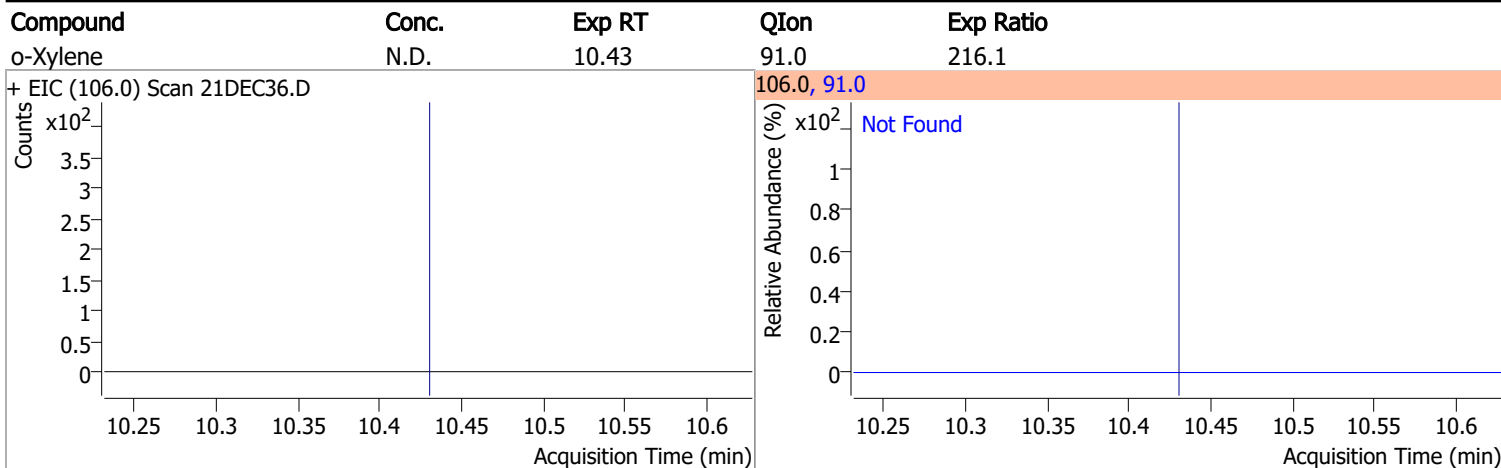
Compound	Conc.	Exp RT	QIon	Exp Ratio
Ethylbenzene	N.D.	9.92	106.0	30.7



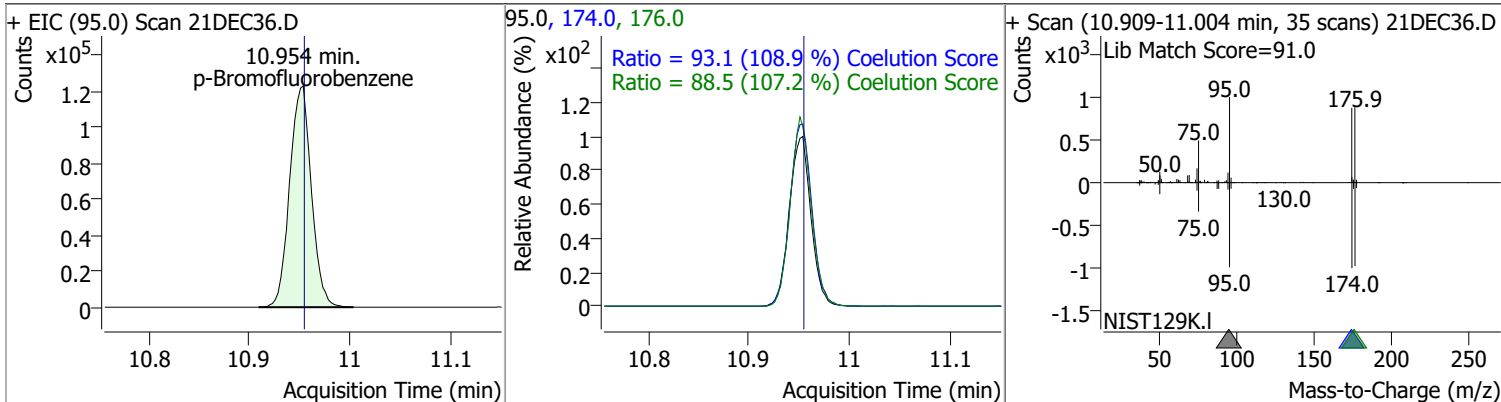
Compound	Conc.	RT	Dev(Min)	Resp.	QIon	QRatio	Lower	Upper
m+p-Xylenes		0		0	91.0		175.0	235.0



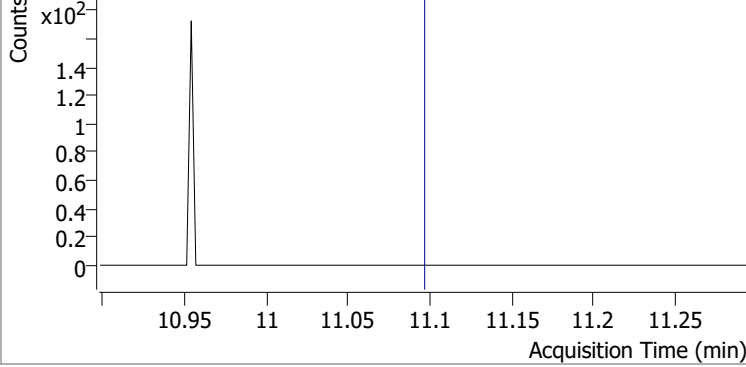
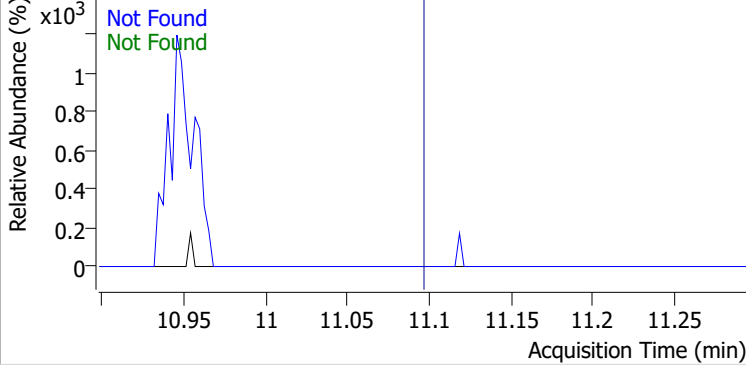
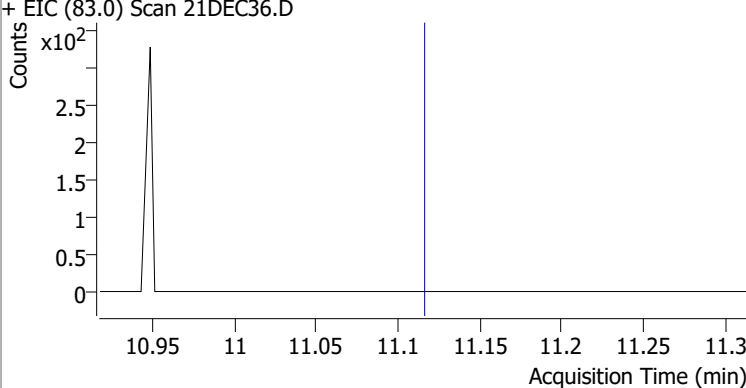
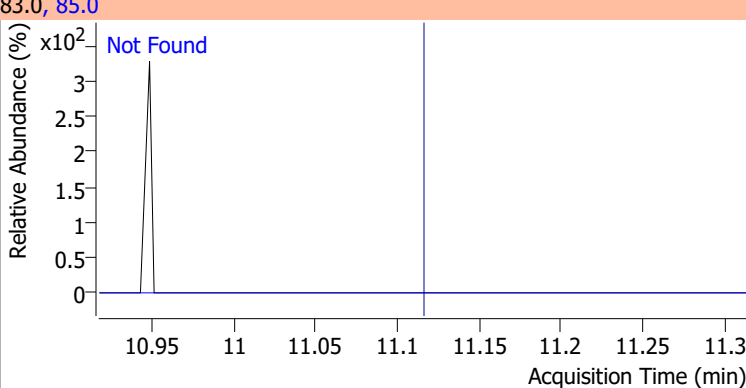
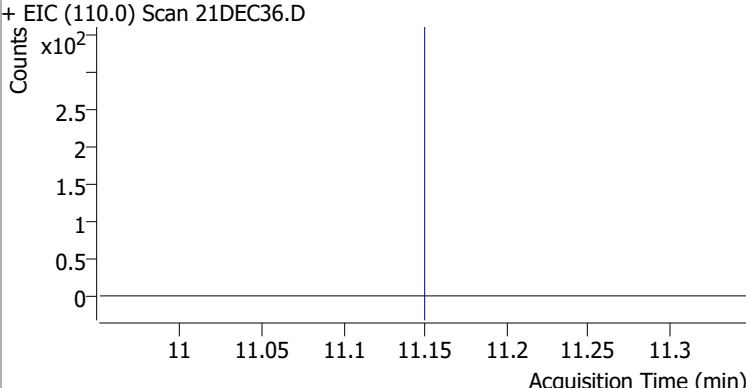
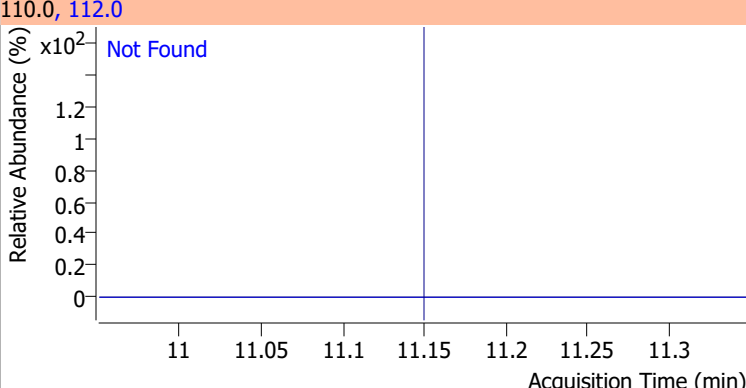
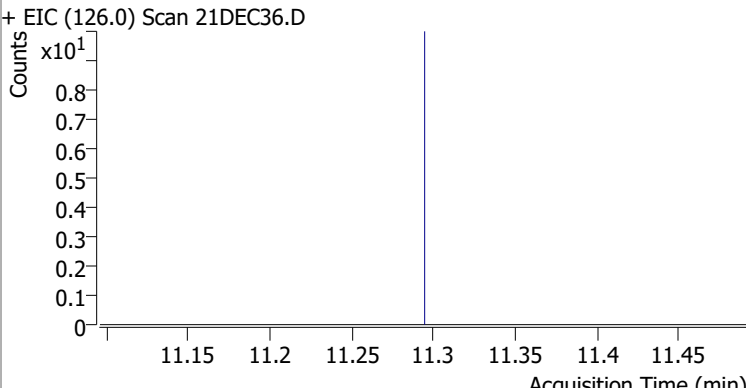
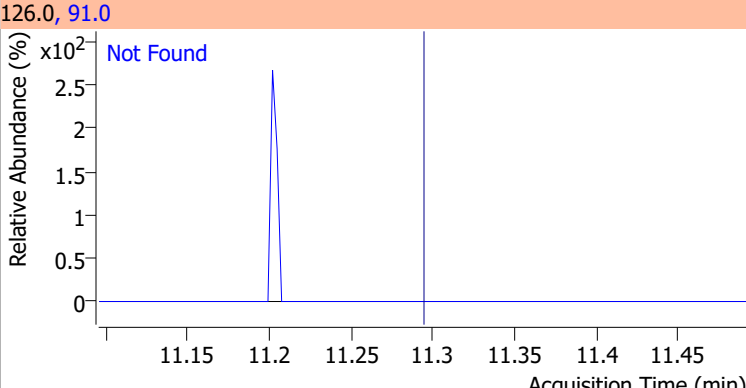
Quantitation Results Report (QT Reviewed)



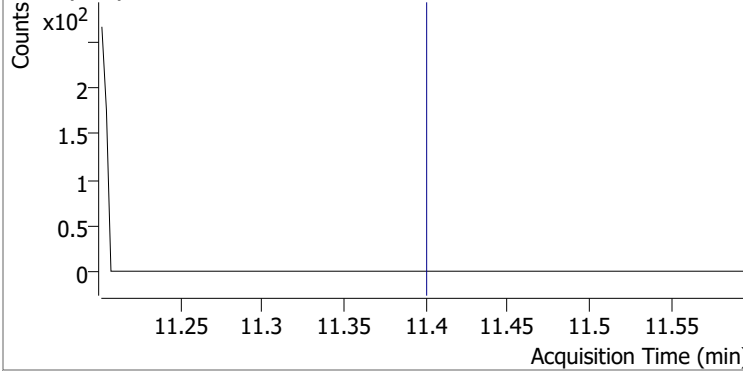
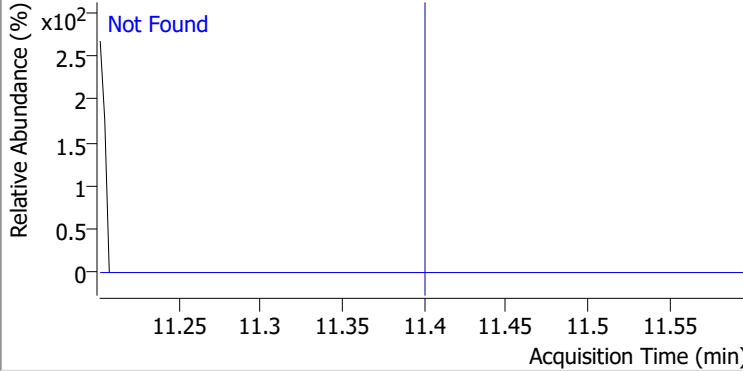
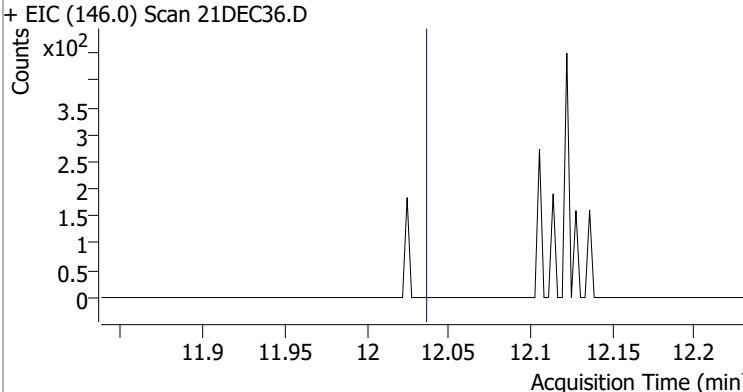
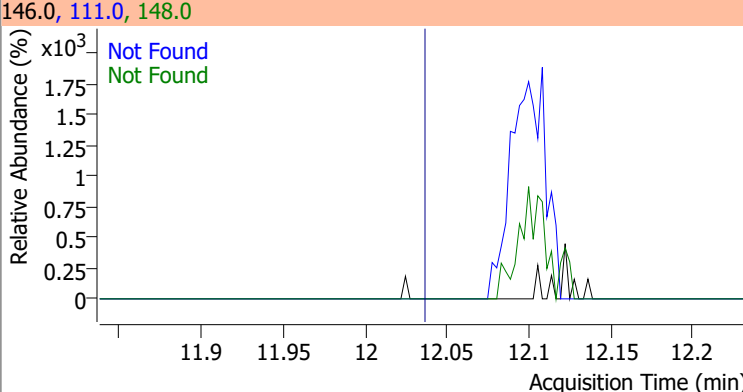
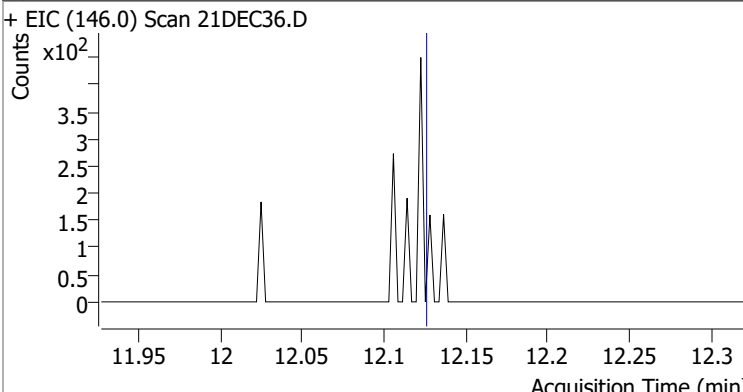
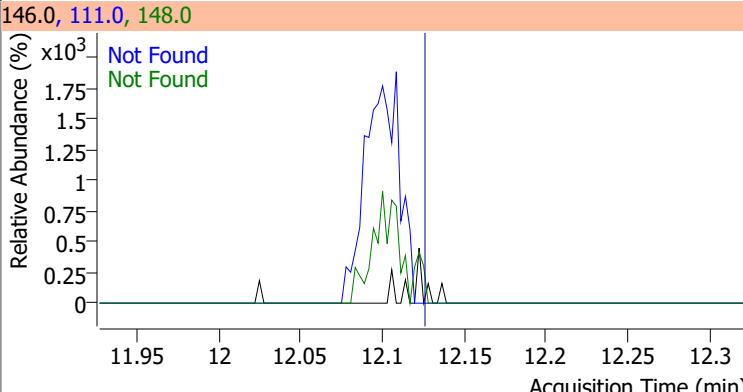
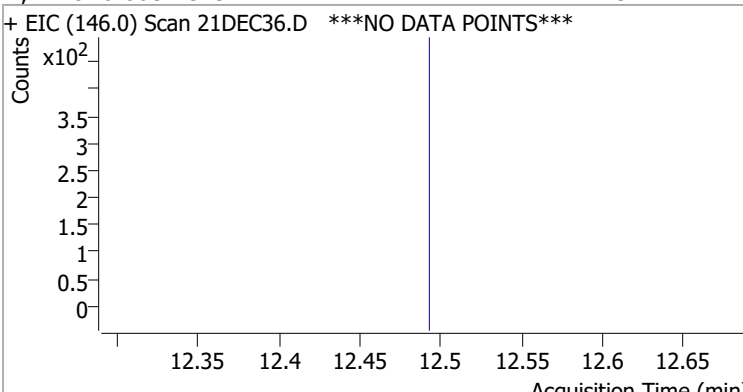
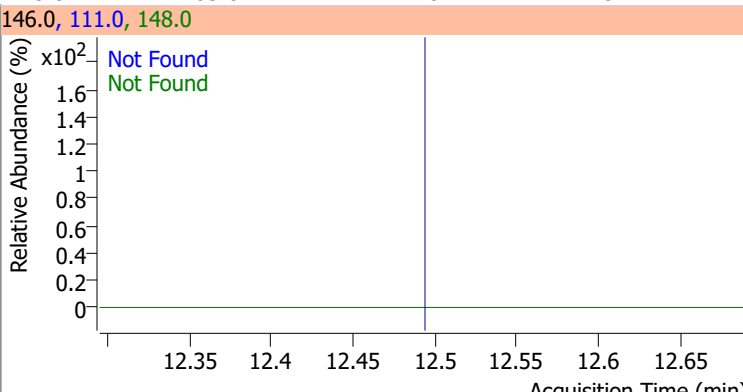
Compound	Conc.	RT	Dev(Min)	Resp.	QIon	QRatio	Lower	Upper
p-Bromofluorobenzene	257.7593	10.95	0.00	184377	174.0	93.1	55.5	115.5
					176.0	88.5	52.5	112.5



Quantitation Results Report (QT Reviewed)

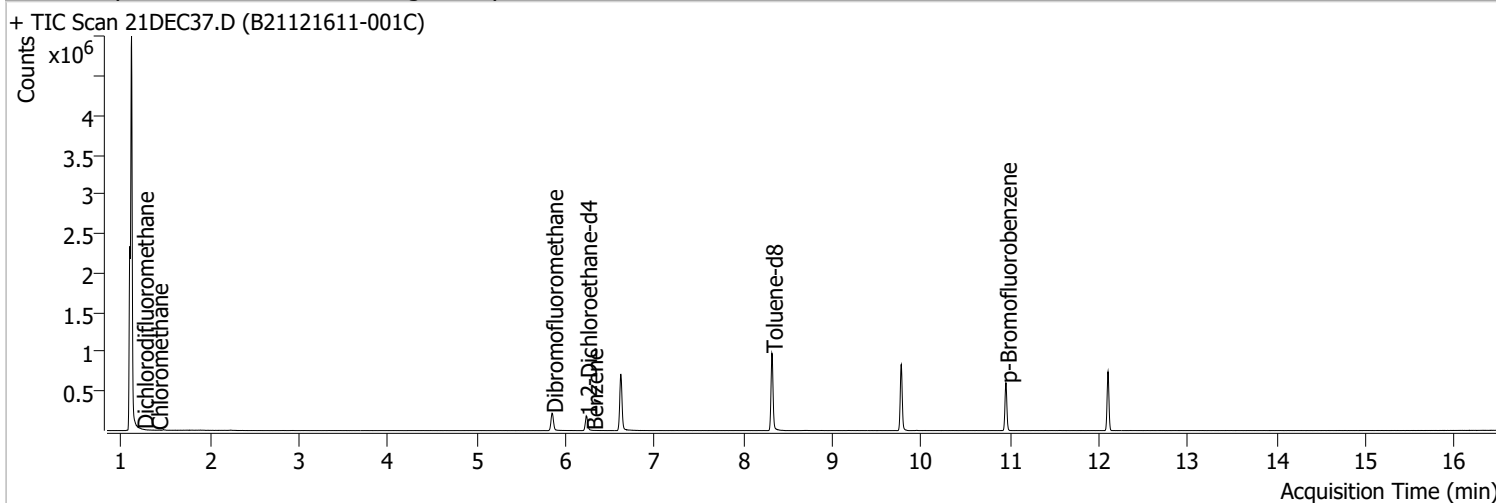
Compound	Conc.	Exp RT	QIon	Exp Ratio	QIon	Exp Ratio
Bromobenzene	N.D.	11.09	77.0	153.2	158.0	96.2
+ EIC (156.0) Scan 21DEC36.D			156.0, 77.0, 158.0			
						
1,1,2,2-Tetrachloroethane	N.D.	11.11	85.0	63.2		
+ EIC (83.0) Scan 21DEC36.D			83.0, 85.0			
						
1,2,3-Trichloropropane	N.D.	11.15	112.0	65.8		
+ EIC (110.0) Scan 21DEC36.D			110.0, 112.0			
						
2-Chlorotoluene	N.D.	11.29	91.0	294.1		
+ EIC (126.0) Scan 21DEC36.D			126.0, 91.0			
						

Quantitation Results Report (QT Reviewed)

Compound	Conc.	Exp RT	QIon	Exp Ratio		
4-Chlorotoluene	N.D.	11.40	126.0	30.4		
+ EIC (91.0) Scan 21DEC36.D			91.0, 126.0			
						
1,3-Dichlorobenzene	N.D.	12.03	148.0	64.5	QIon	Exp Ratio
+ EIC (146.0) Scan 21DEC36.D			146.0, 111.0, 148.0			
						
1,4-Dichlorobenzene	N.D.	12.12	148.0	64.0	QIon	Exp Ratio
+ EIC (146.0) Scan 21DEC36.D			146.0, 111.0, 148.0			
						
1,2-Dichlorobenzene	N.D.	12.49	148.0	63.8	QIon	Exp Ratio
+ EIC (146.0) Scan 21DEC36.D ***NO DATA POINTS***			146.0, 111.0, 148.0			
						

Quantitation Results Report (QT Reviewed)

Data File	21DEC37.D	Operator	MSC
Acq. Method	5975CACQF.M	Acq. Date-Time	12/22/2021 2:12:16 AM
Sample Name	B21121611-001C	Instrument	VOA5975C
Vial	37	Multiplier	1.00
DA Method File	VOA5975C_8260B_SHT_DoD_L4_120721.m	Comment	
Tune File	BFB_Atune3.u	Tune Date	10/11/2021 4:02:00 PM
Batch Name	VG122121_8260B_2ndRun.batch.bin	Last Calib Update	2/4/2022 12:03:22 PM
Ref Library	\\MASSHUNTER\Org\Library\NIST129K.I		



Compound	RT	QIon	Resp.	Conc.	Units	Dev(Min)	
Internal Standards							
M Fluorobenzene	6.620	96.0	613283	250.0000	ng	0.000	
M Chlorobenzene-d5	9.774	82.0	234724	250.0000	ng	0.000	
M 1,4-Dichlorobenzene-d4	12.100	152.0	178362	250.0000	ng	0.000	
System Monitoring Compounds							
S Dibromofluoromethane	5.845	113.0	135166	224.8800	ng	-0.006	
Spiked Amount: 250.000	Range: 80.0 - 119.0%			Recovery = 89.95%			
S 1,2-Dichloroethane-d4	6.230	67.0	65913	240.2937	ng	0.000	
Spiked Amount: 250.000	Range: 81.0 - 118.0%			Recovery = 96.12%			
S Toluene-d8	8.319	98.0	607949	257.6558	ng	0.000	
Spiked Amount: 250.000	Range: 89.0 - 112.0%			Recovery = 103.06%			
S p-Bromofluorobenzene	10.951	95.0	177608	260.2348	ng	0.000	
Spiked Amount: 250.000	Range: 85.0 - 114.0%			Recovery = 104.09%			
Target Compounds							
T Dichlorodifluoromethane	1.241	85.0	565	0.6445	ng	m	60
T Chloromethane	1.403	50.0	362	0.3626	ng	m	71
T Vinyl chloride	0.000		0	N.D.			
T Bromomethane	0.000		0	N.D.			
T Chloroethane	0.000		0	N.D.			
T Trichlorofluoromethane	0.000		0	N.D.			
T 1,1-Dichloroethene	0.000		0	N.D.			
T Methylene chloride	3.333	49.0	0		ng	md	1
T trans-1,2-Dichloroethene	0.000		0	N.D.			
T Methyl tert-butyl ether (MTBE)	0.000		0	N.D.			
T 1,1-Dichloroethane	0.000		0	N.D.			
T 2,2-Dichloropropane	0.000		0	N.D.			
T cis-1,2-Dichloroethene	0.000		0	N.D.			
T Methyl ethyl ketone	0.000		0	N.D.			
T Bromochloromethane	0.000		0	N.D.			
T Chloroform	0.000		0	N.D.			

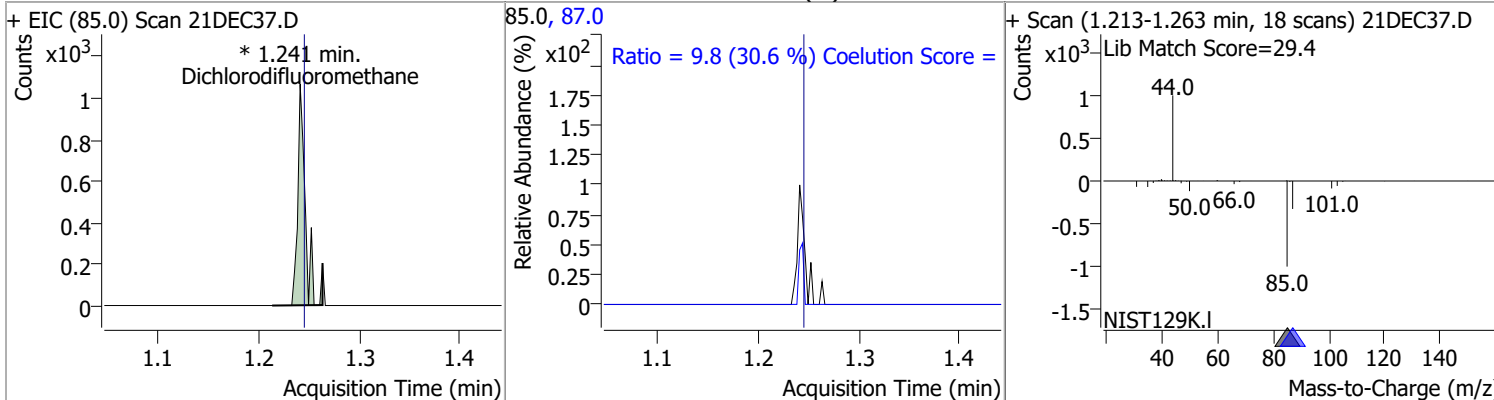
Quantitation Results Report (QT Reviewed)

Compound	RT	QIon	Resp.	Conc.	Units		Dev(Min)
T 1,1,1-Trichloroethane	0.000		0	N.D.			
T Carbon tetrachloride	0.000		0	N.D.			
T 1,1-Dichloropropene	0.000		0	N.D.			
T Benzene	6.297	78.0	205	0.0823	ng	m	77
T 1,2-Dichloroethane	0.000		0	N.D.			
T Trichloroethene	0.000		0	N.D.			
T 1,2-Dichloropropane	0.000		0	N.D.			
T Dibromomethane	0.000		0	N.D.			
T Bromodichloromethane	0.000		0	N.D.			
T cis-1,3-Dichloropropene	0.000		0	N.D.			
T Toluene	0.000		0	N.D.			
T trans-1,3-Dichloropropene	0.000		0	N.D.			
T 1,1,2-Trichloroethane	0.000		0	N.D.			
T Tetrachloroethene	0.000		0	N.D.			
T 1,3-Dichloropropane	0.000		0	N.D.			
T Chlorodibromomethane	0.000		0	N.D.			
T 1,2-Dibromoethane	0.000		0	N.D.			
T Chlorobenzene	0.000		0	N.D.			
T 1,1,1,2-Tetrachloroethane	0.000		0	N.D.			
T Ethylbenzene	0.000		0	N.D.			
T m+p-Xylenes	0.000		0	N.D.			
T o-Xylene	0.000		0	N.D.			
T Styrene	0.000		0	N.D.			
T Bromoform	0.000		0	N.D.			
T Bromobenzene	0.000		0	N.D.			
T 1,1,2,2-Tetrachloroethane	0.000		0	N.D.			
T 1,2,3-Trichloropropane	0.000		0	N.D.			
T 2-Chlorotoluene	0.000		0	N.D.			
T 4-Chlorotoluene	0.000		0	N.D.			
T 1,3-Dichlorobenzene	0.000		0	N.D.			
T 1,4-Dichlorobenzene	0.000		0	N.D.			
T 1,2-Dichlorobenzene	0.000		0	N.D.			

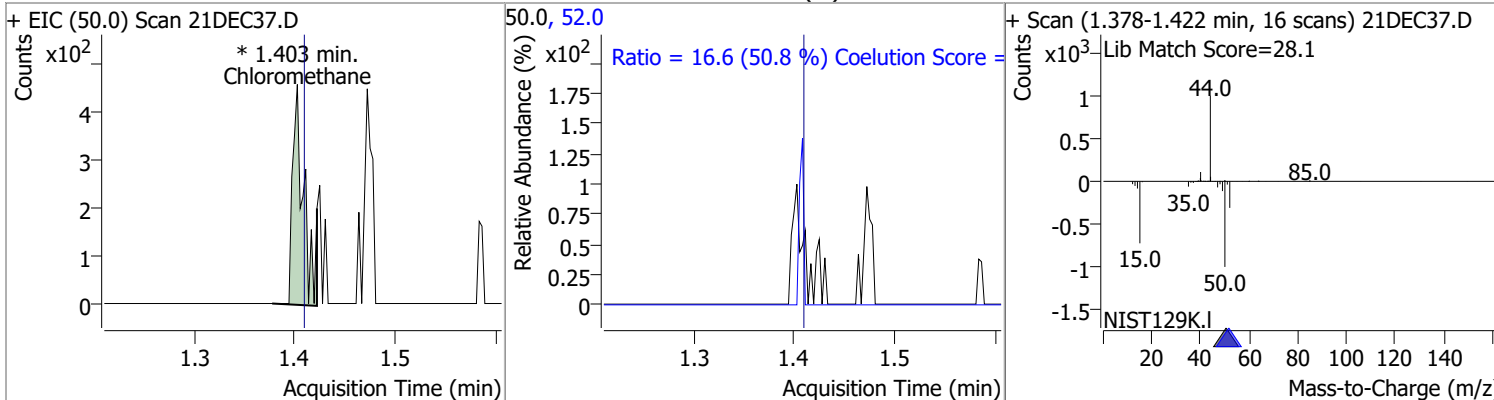
(#) = Qualifier Out of Range; (m) = Manual Integration; (+) = Area Summed; (*) = Surrogate Percent Recovery Out of Range; (d): Zeroed Peak

Quantitation Results Report (QT Reviewed)

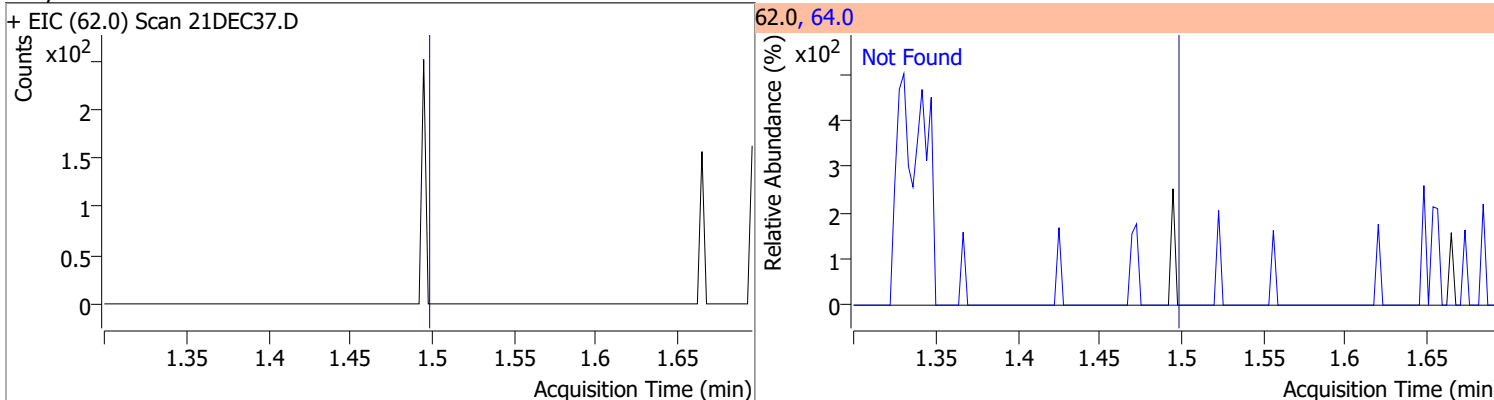
Compound	Conc.	RT	Dev(Min)	Resp.	QIon	QRatio	Lower	Upper
Dichlorodifluoromethane	0.6445	1.24	0.00	565 (m)	87.0	9.8	2.0	62.0



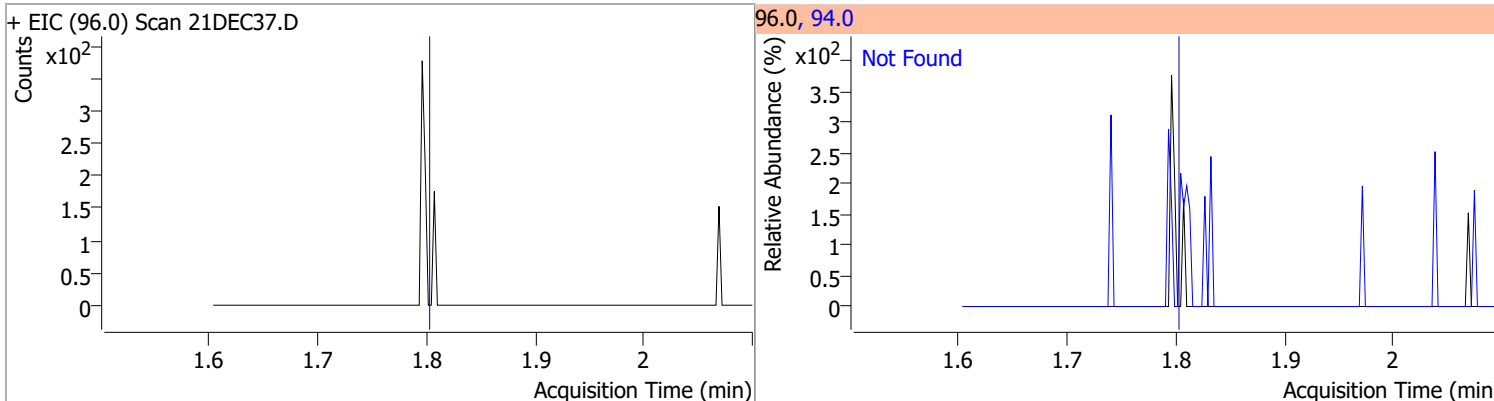
Compound	Conc.	RT	Dev(Min)	Resp.	QIon	QRatio	Lower	Upper
Chloromethane	0.3626	1.40	-0.01	362 (m)	52.0	16.6	2.7	62.7



Compound	Conc.	Exp RT	QIon	Exp Ratio
Vinyl chloride	N.D.	1.50	64.0	31.6

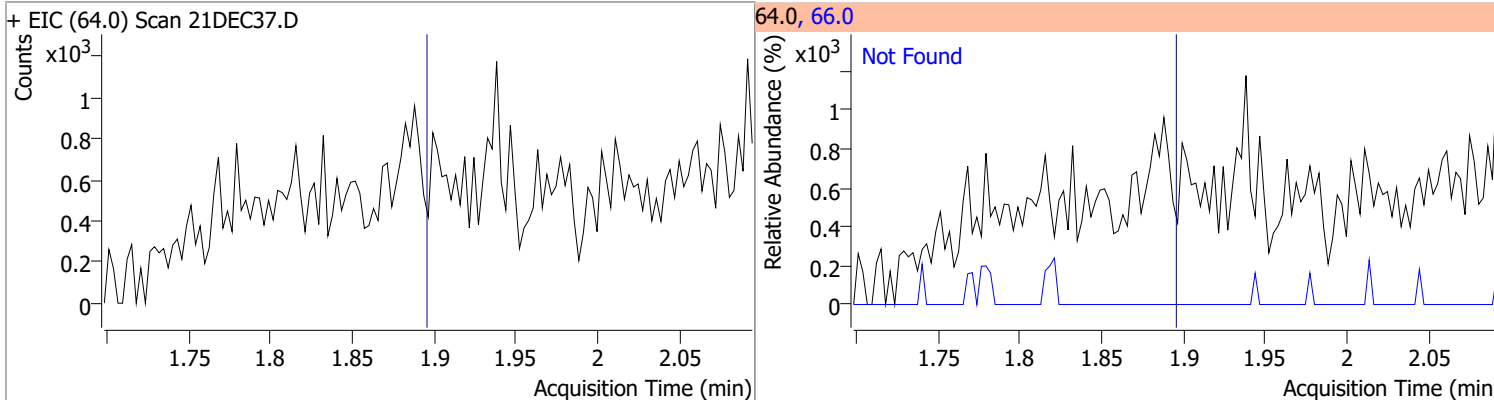


Compound	Conc.	Exp RT	QIon	Exp Ratio
Bromomethane	N.D.	1.80	94.0	106.0

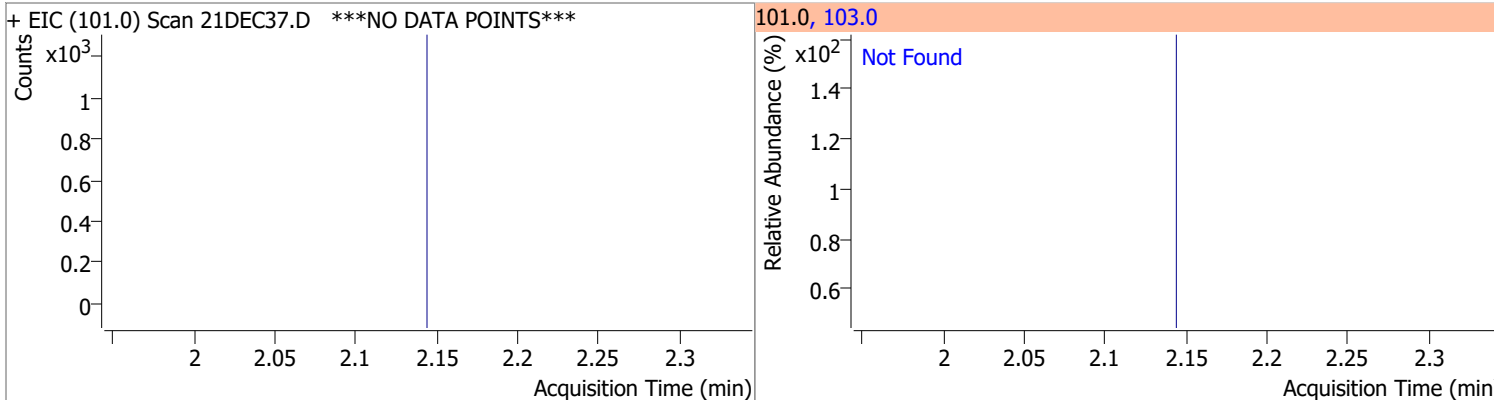


Quantitation Results Report (QT Reviewed)

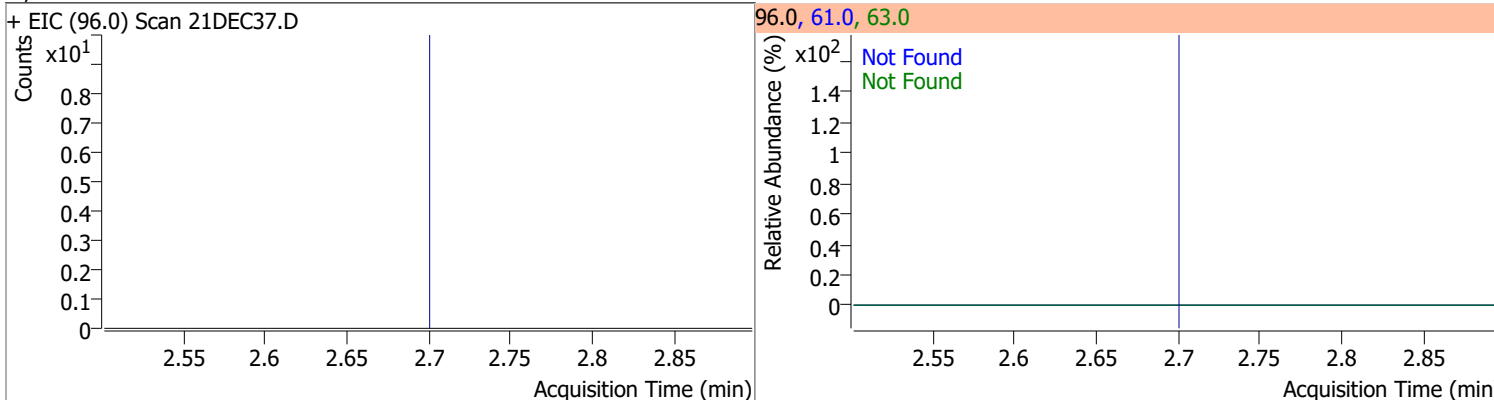
Compound	Conc.	Exp RT	QIon	Exp Ratio
Chloroethane	N.D.	1.90	66.0	30.8



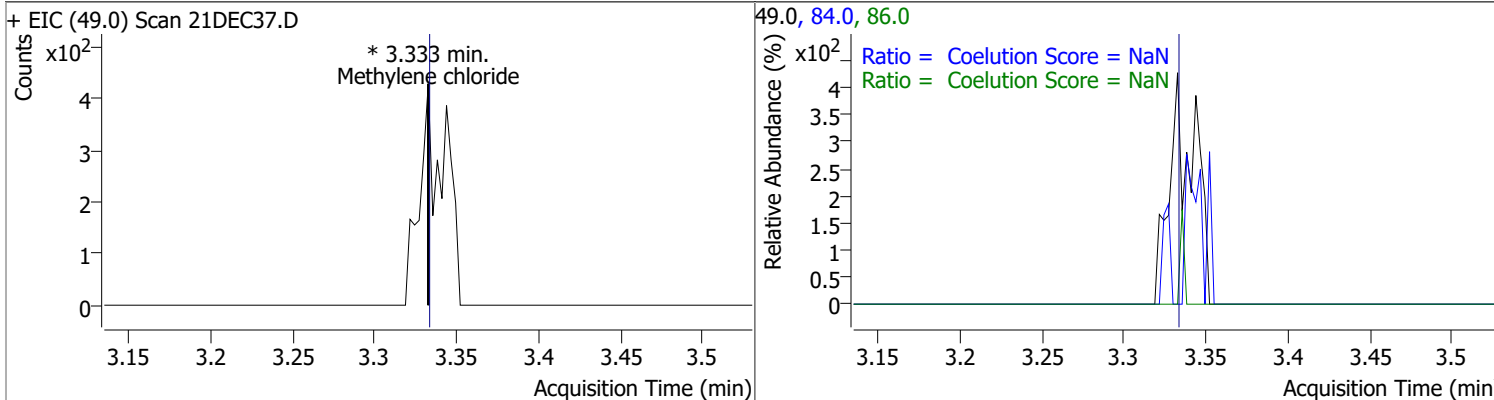
Compound	Conc.	Exp RT	QIon	Exp Ratio
Trichlorofluoromethane	N.D.	2.14	103.0	64.8



Compound	Conc.	Exp RT	QIon	Exp Ratio	QIon	Exp Ratio
1,1-Dichloroethene	N.D.	2.70	61.0	180.1	63.0	57.5

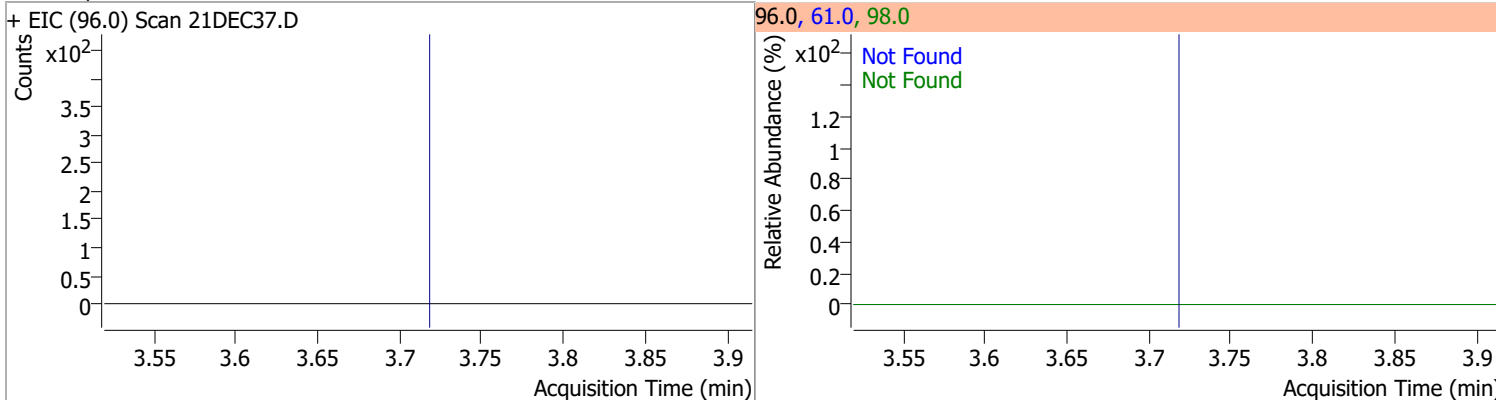


Compound	Conc.	RT	Dev(Min)	Resp.	QIon	QRatio	Lower	Upper
Methylene chloride		0		0	84.0		39.4	99.4
					86.0		14.1	74.1

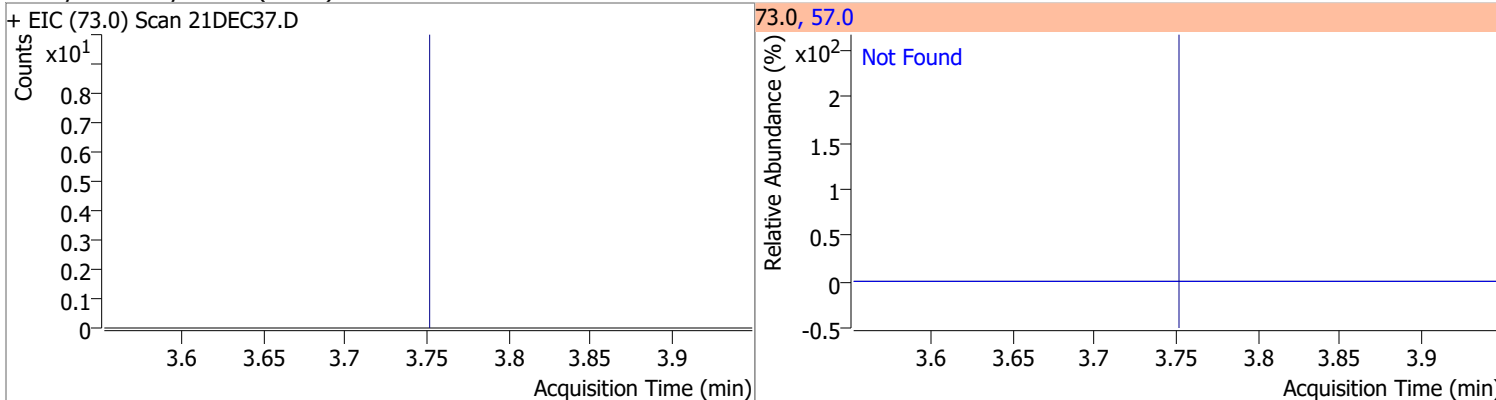


Quantitation Results Report (QT Reviewed)

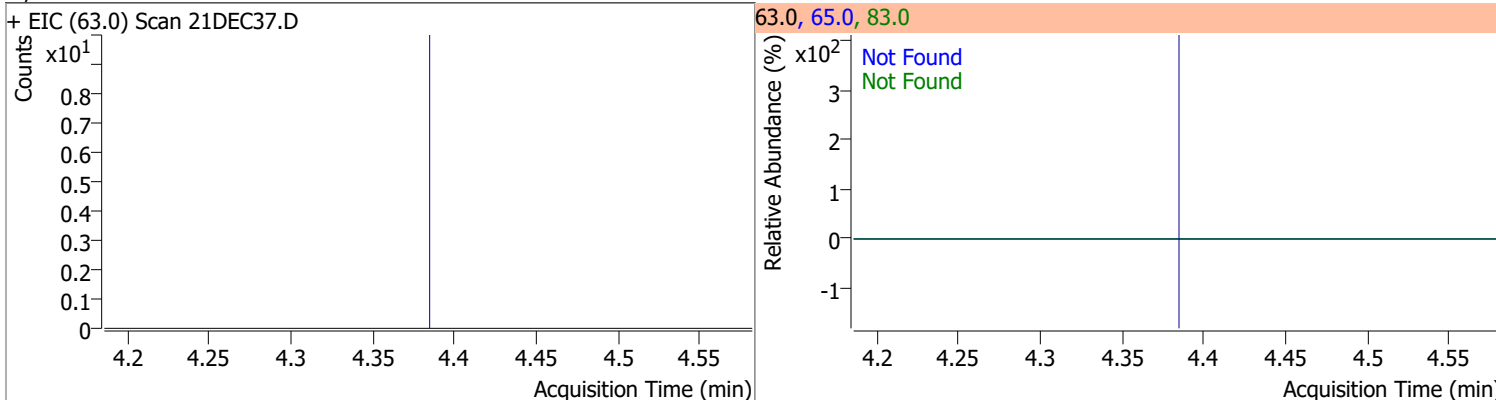
Compound	Conc.	Exp RT	QIon	Exp Ratio	QIon	Exp Ratio
trans-1,2-Dichloroethene	N.D.	3.72	61.0	155.1	98.0	62.8



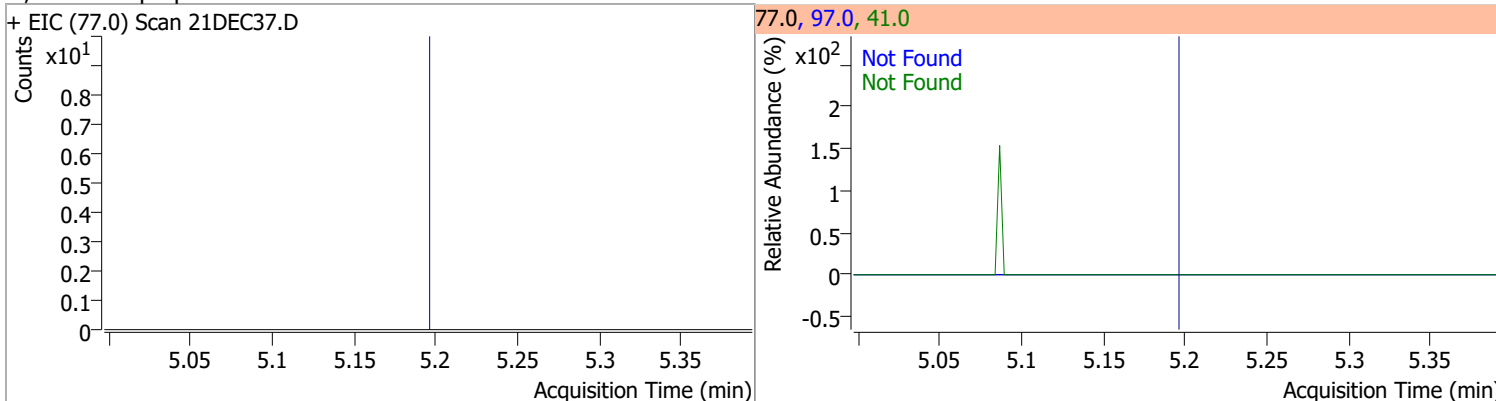
Compound	Conc.	Exp RT	QIon	Exp Ratio
Methyl tert-butyl ether (MTBE)	N.D.	3.75	57.0	23.9



Compound	Conc.	Exp RT	QIon	Exp Ratio	QIon	Exp Ratio
1,1-Dichloroethane	N.D.	4.38	65.0	31.7	83.0	12.8

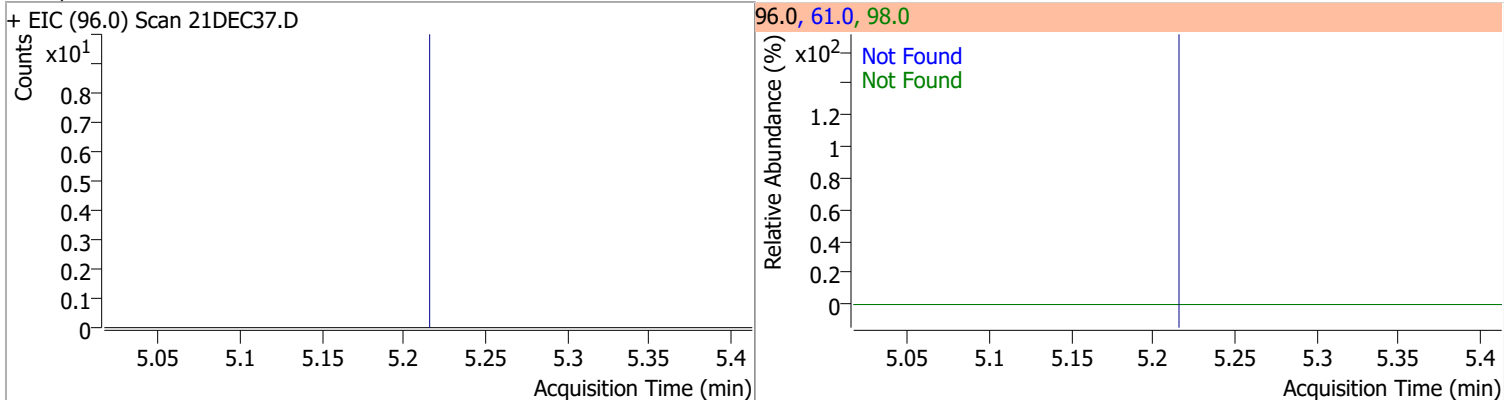


Compound	Conc.	Exp RT	QIon	Exp Ratio	QIon	Exp Ratio
2,2-Dichloropropane	N.D.	5.20	41.0	59.0	97.0	21.8

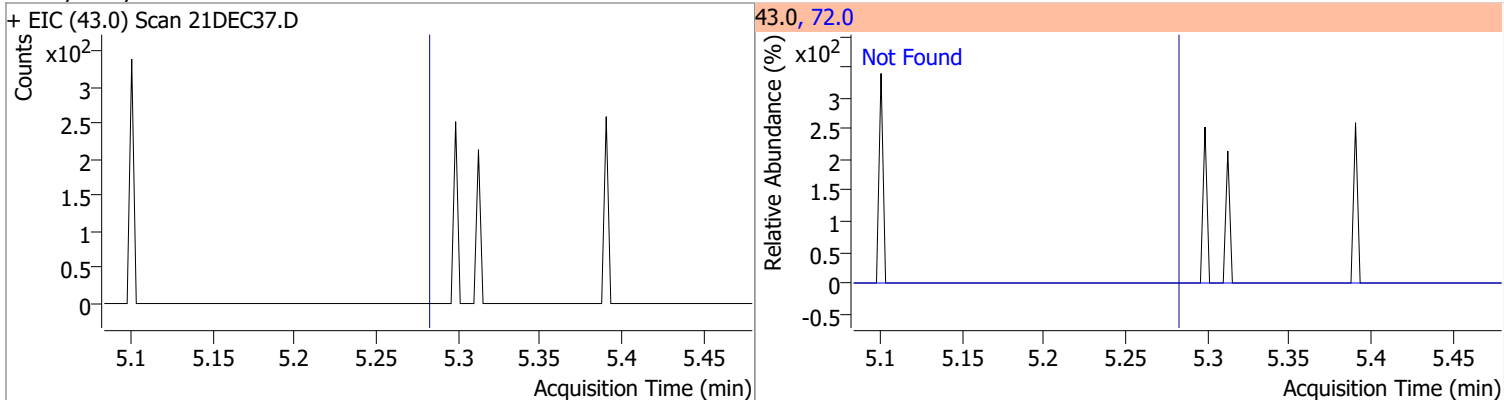


Quantitation Results Report (QT Reviewed)

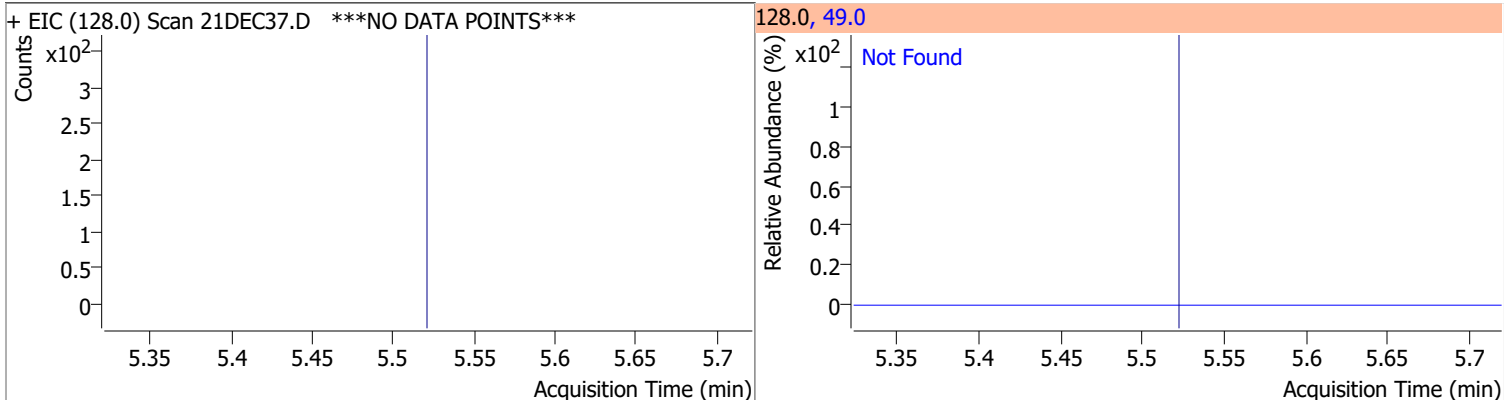
Compound	Conc.	Exp RT	QIon	Exp Ratio	QIon	Exp Ratio
cis-1,2-Dichloroethene	N.D.	5.21	61.0	163.3	98.0	64.4



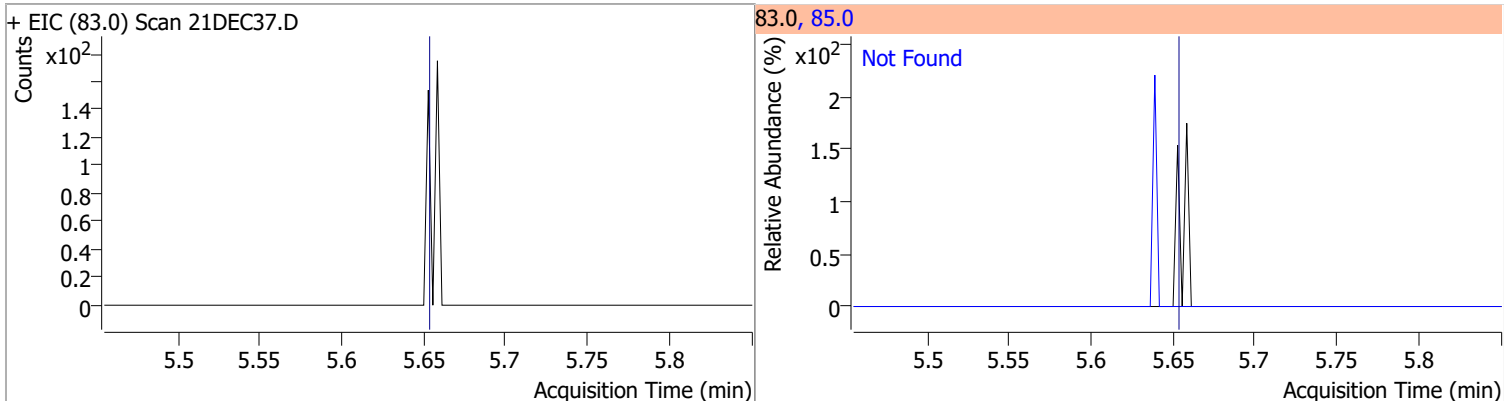
Compound	Conc.	Exp RT	QIon	Exp Ratio
Methyl ethyl ketone	N.D.	5.28	72.0	22.2



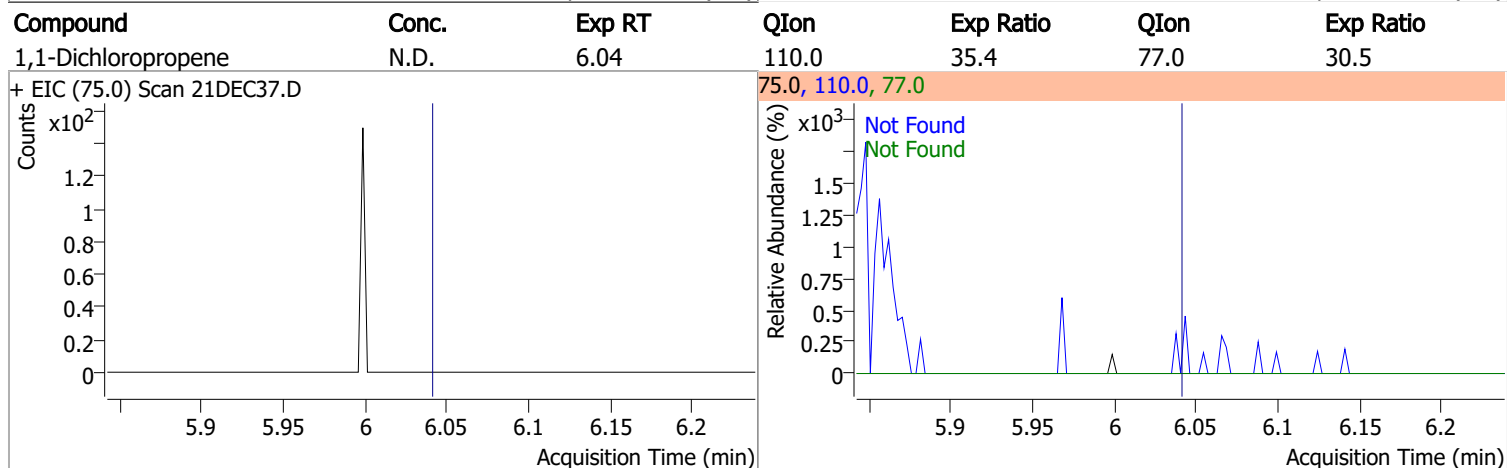
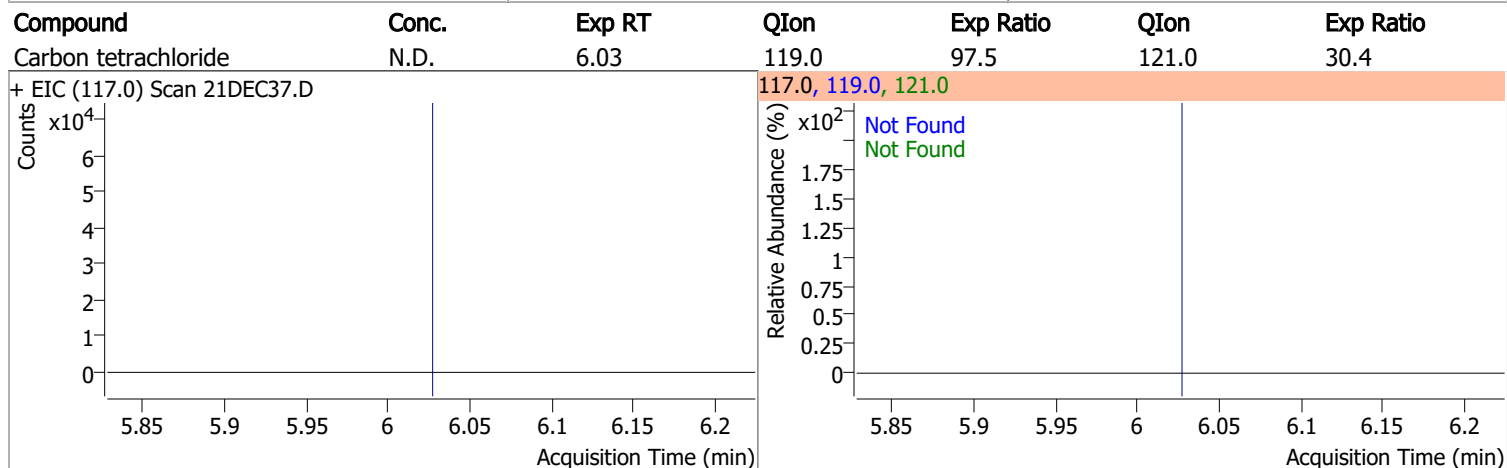
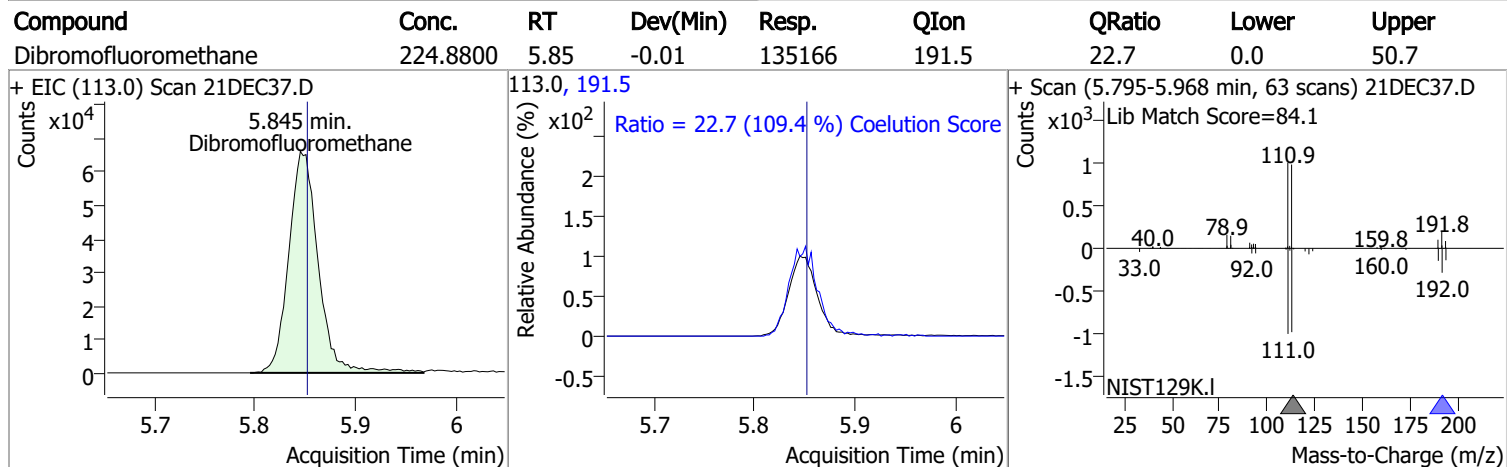
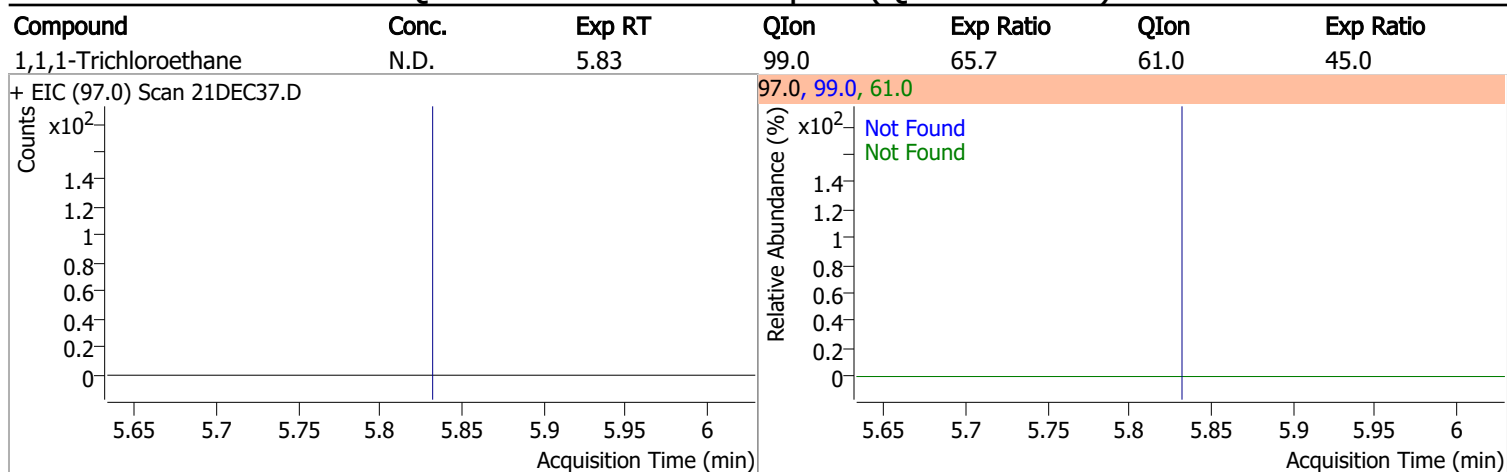
Compound	Conc.	Exp RT	QIon	Exp Ratio
Bromochloromethane	N.D.	5.52	49.0	184.6



Compound	Conc.	Exp RT	QIon	Exp Ratio
Chloroform	N.D.	5.65	85.0	65.1

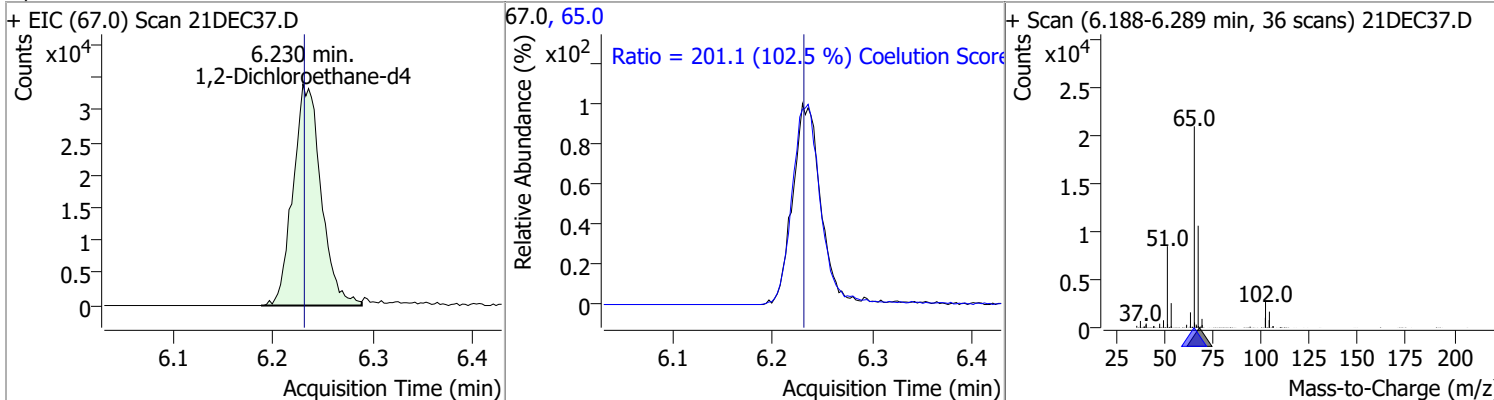


Quantitation Results Report (QT Reviewed)

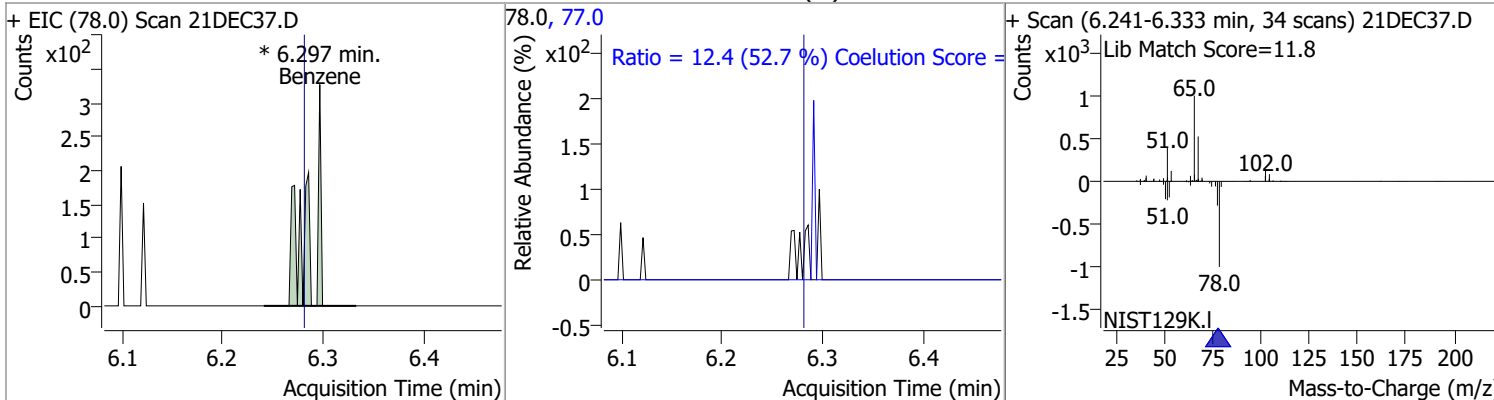


Quantitation Results Report (QT Reviewed)

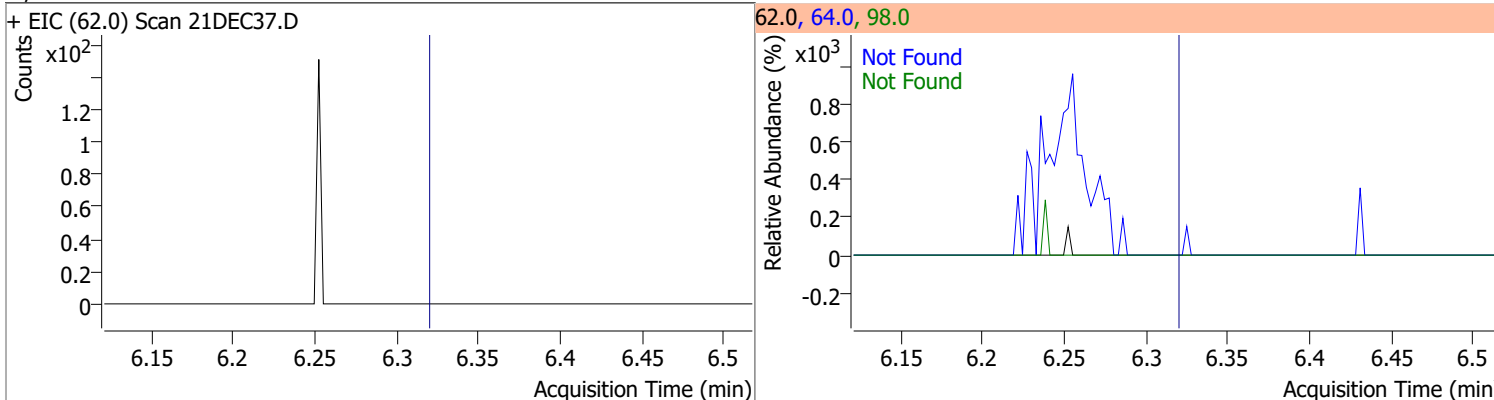
Compound	Conc.	RT	Dev(Min)	Resp.	QIon	QRatio	Lower	Upper
1,2-Dichloroethane-d4	240.2937	6.23	0.00	65913	65.0	201.1	166.3	226.3



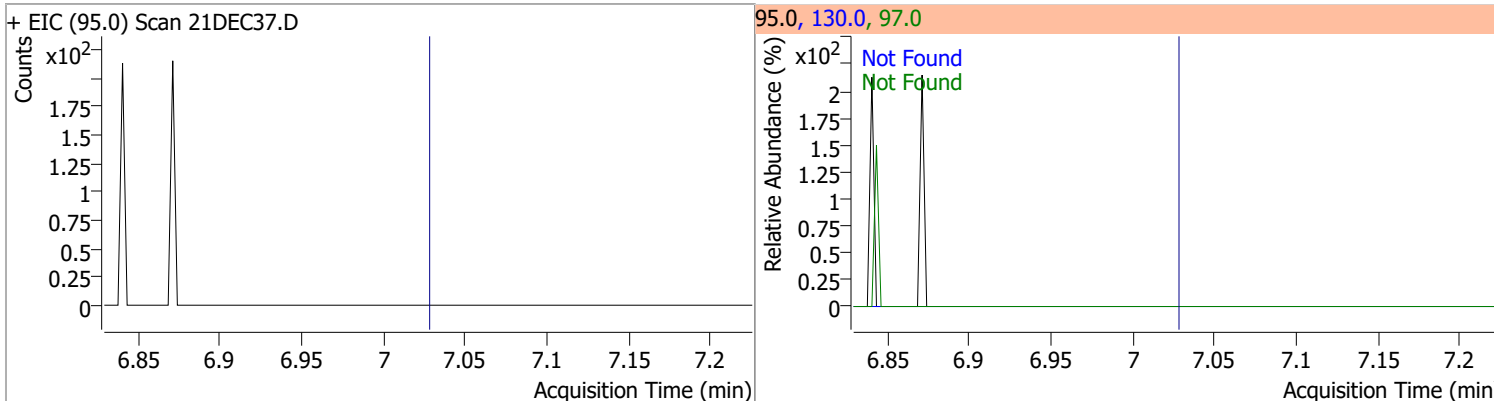
Compound	Conc.	RT	Dev(Min)	Resp.	QIon	QRatio	Lower	Upper
Benzene	0.0823	6.30	0.02	205 (m)	77.0	12.4	0.0	53.5



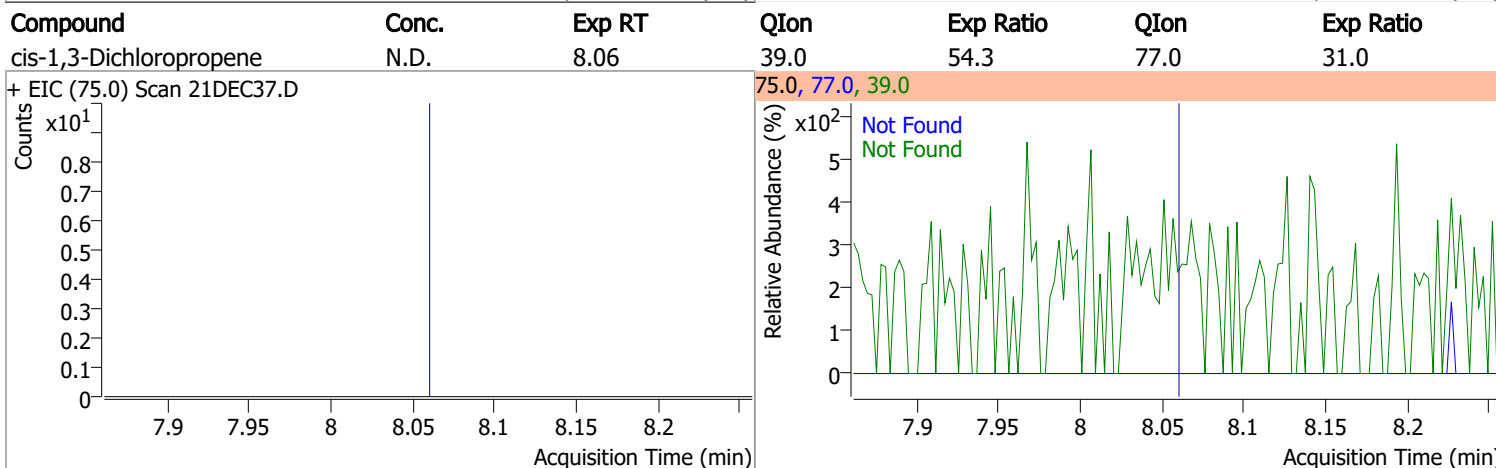
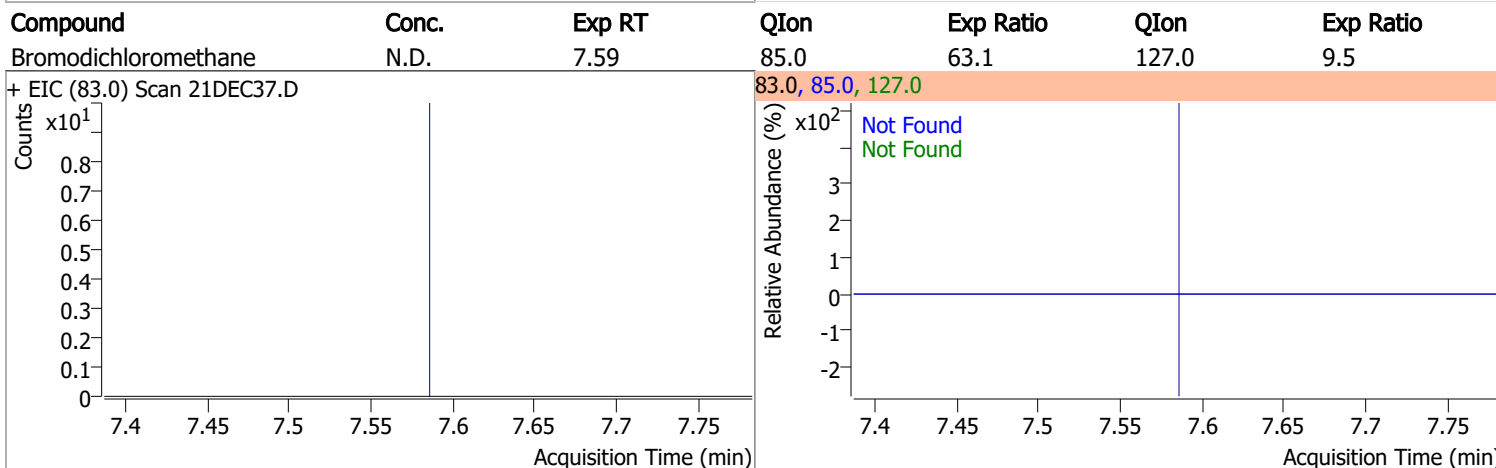
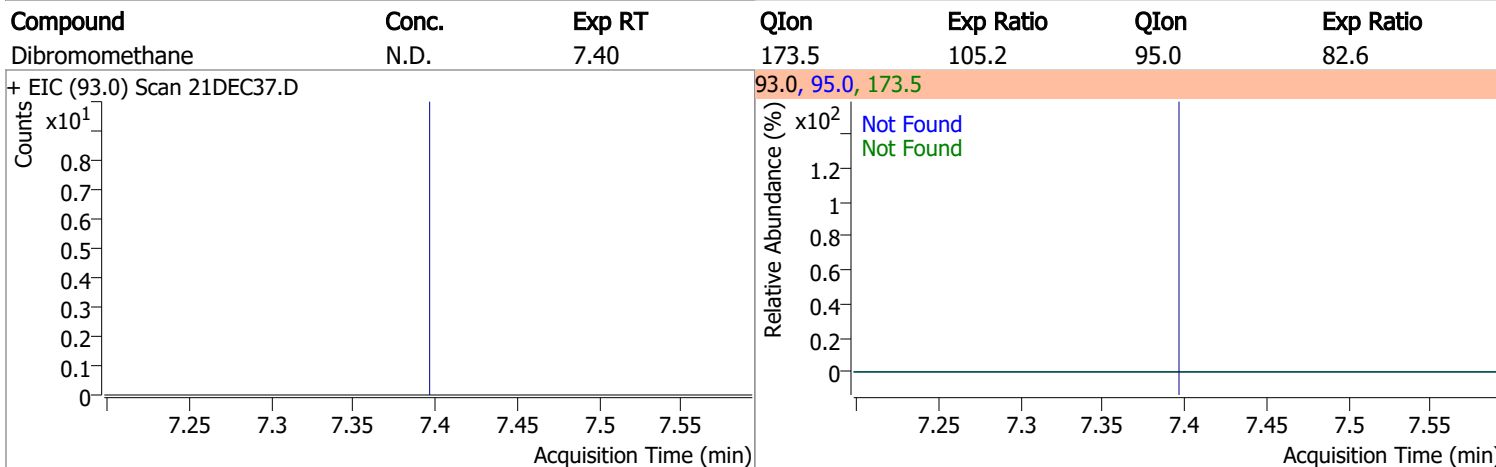
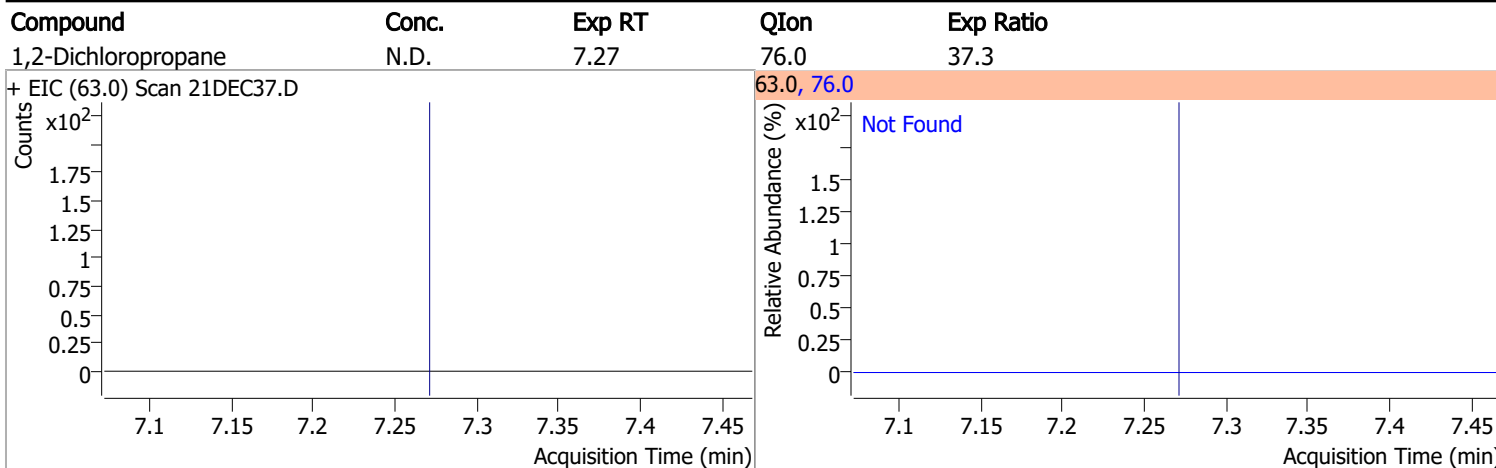
Compound	Conc.	Exp RT	QIon	Exp Ratio	QIon	Exp Ratio
1,2-Dichloroethane	N.D.	6.32	64.0	32.3	98.0	8.2



Compound	Conc.	Exp RT	QIon	Exp Ratio	QIon	Exp Ratio
Trichloroethene	N.D.	7.03	130.0	100.8	97.0	64.7

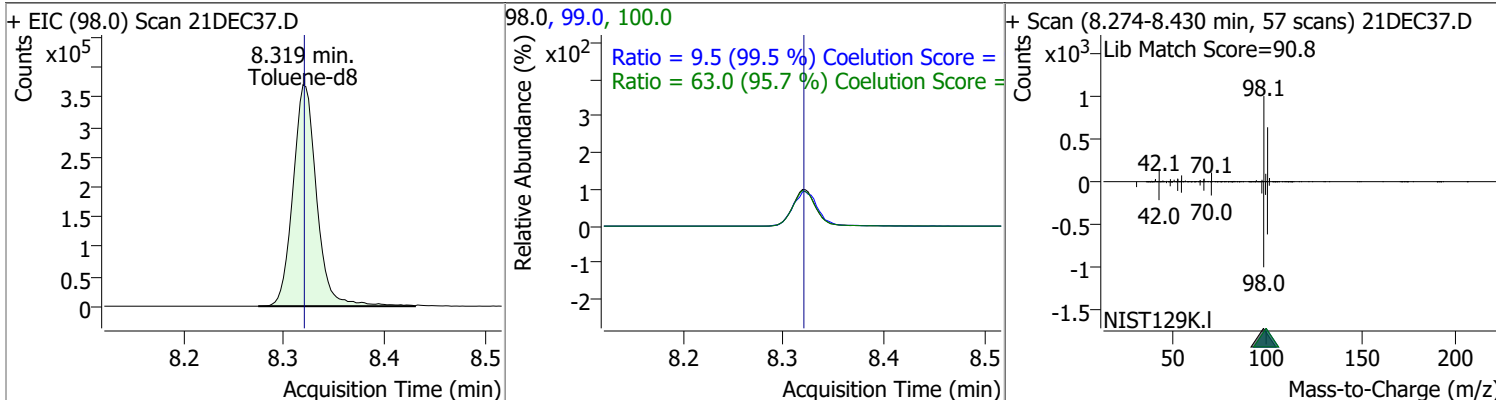


Quantitation Results Report (QT Reviewed)

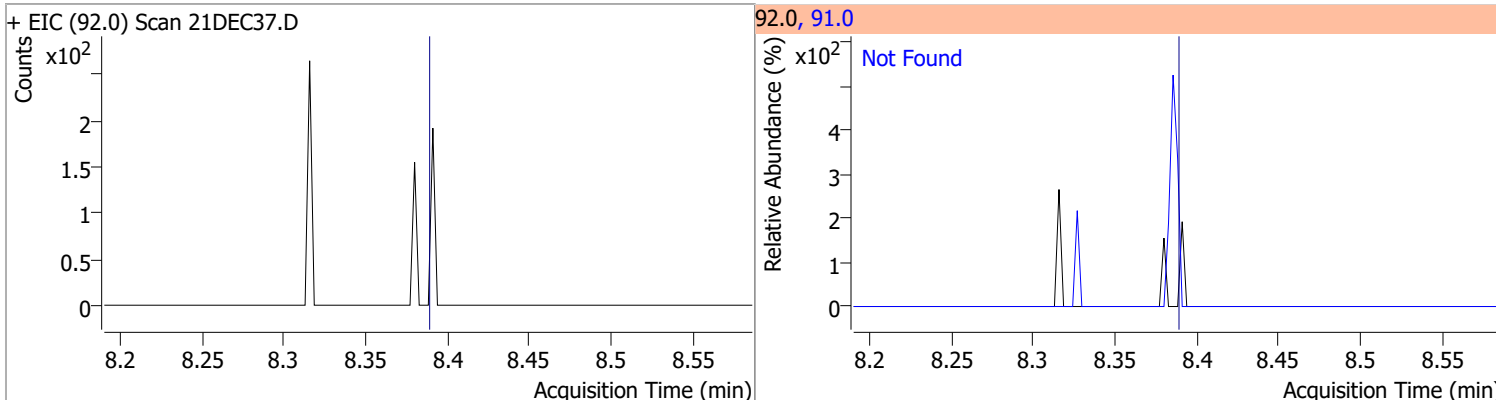


Quantitation Results Report (QT Reviewed)

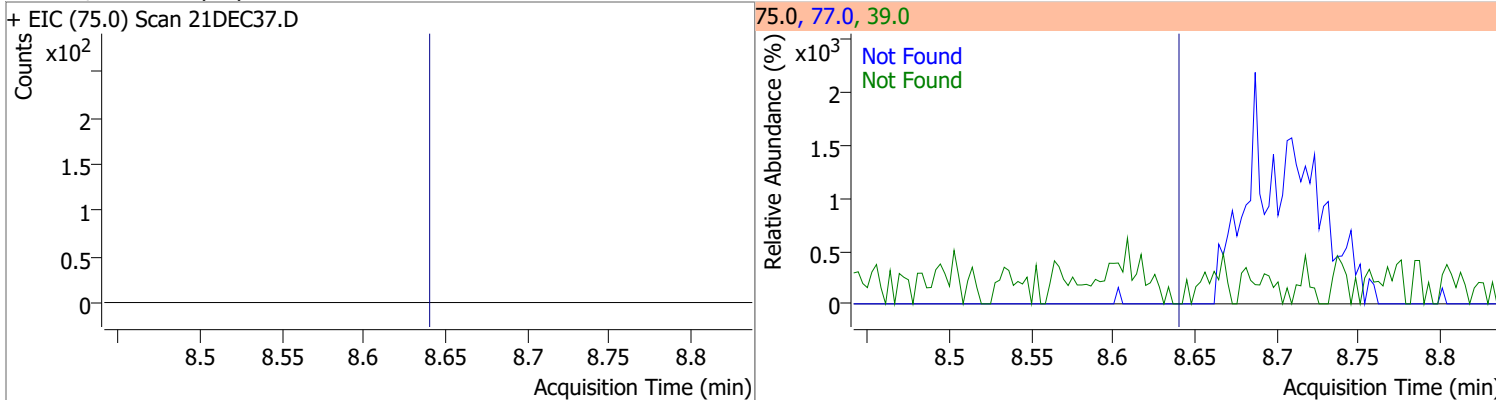
Compound	Conc.	RT	Dev(Min)	Resp.	QIon	QRatio	Lower	Upper
Toluene-d8	257.6558	8.32	0.00	607949	100.0	63.0	35.9	95.9
					99.0	9.5	0.0	39.5



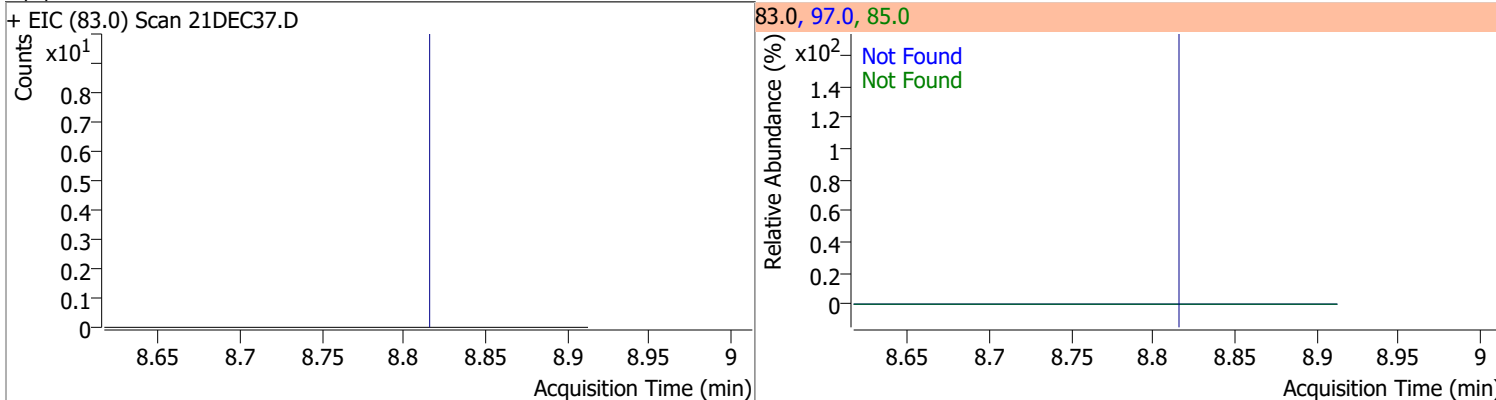
Compound	Conc.	Exp RT	QIon	Exp Ratio
Toluene	N.D.	8.39	91.0	174.3



Compound	Conc.	Exp RT	QIon	Exp Ratio	QIon	Exp Ratio
trans-1,3-Dichloropropene	N.D.	8.64	39.0	52.1	77.0	32.0

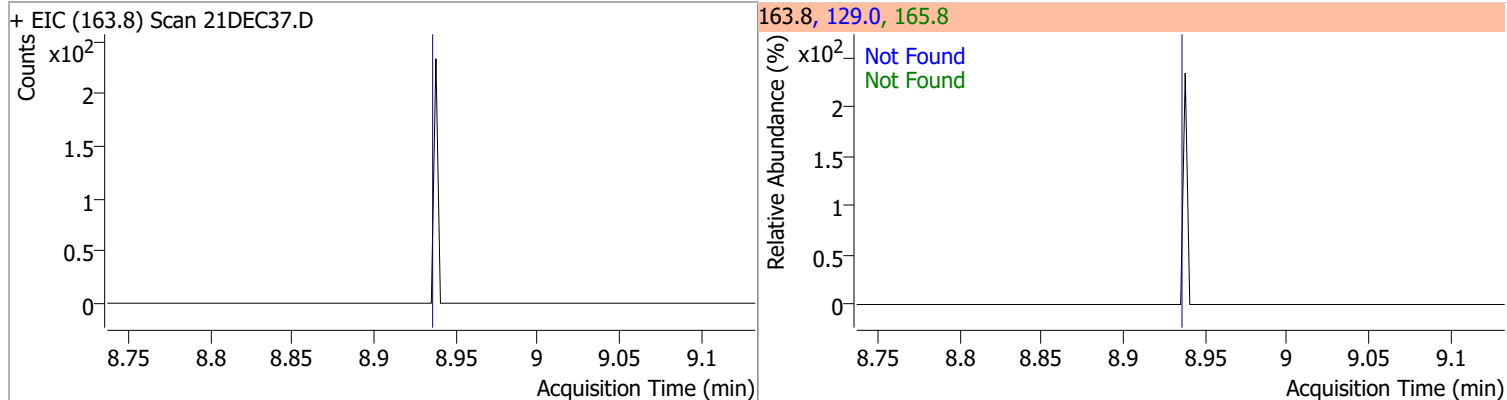


Compound	Conc.	Exp RT	QIon	Exp Ratio	QIon	Exp Ratio
1,1,2-Trichloroethane	N.D.	8.82	97.0	114.3	85.0	61.5

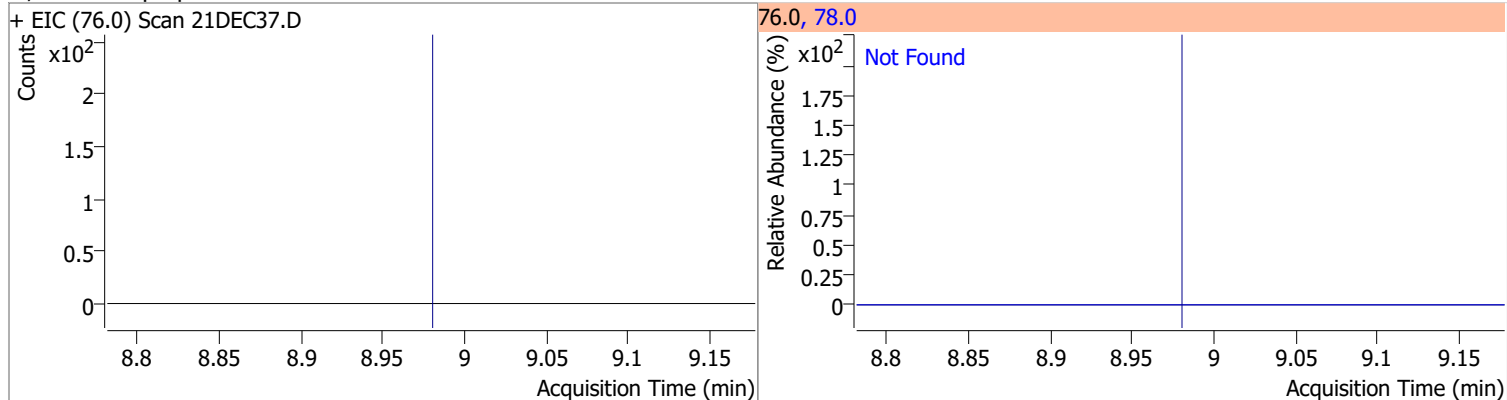


Quantitation Results Report (QT Reviewed)

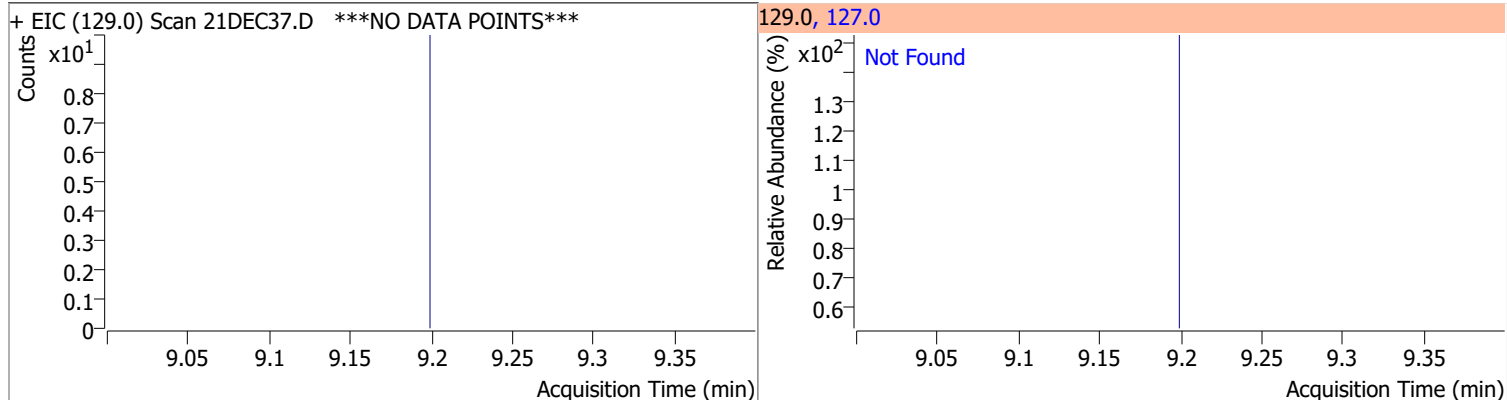
Compound	Conc.	Exp RT	QIon	Exp Ratio	QIon	Exp Ratio
Tetrachloroethene	N.D.	8.94	165.8	128.3	129.0	95.3



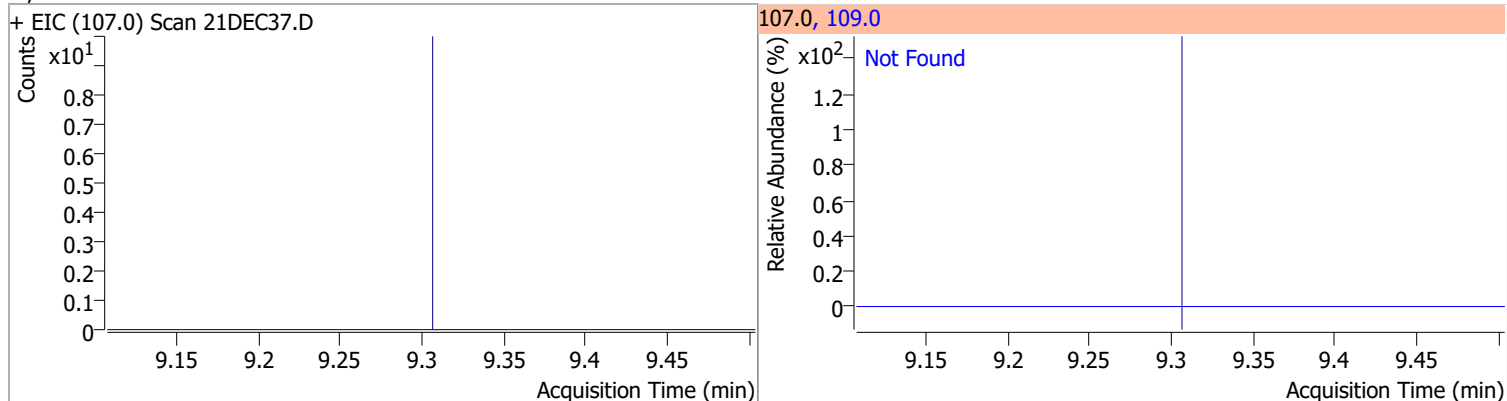
Compound	Conc.	Exp RT	QIon	Exp Ratio
1,3-Dichloropropane	N.D.	8.98	78.0	32.1



Compound	Conc.	Exp RT	QIon	Exp Ratio
Chlorodibromomethane	N.D.	9.20	127.0	75.3

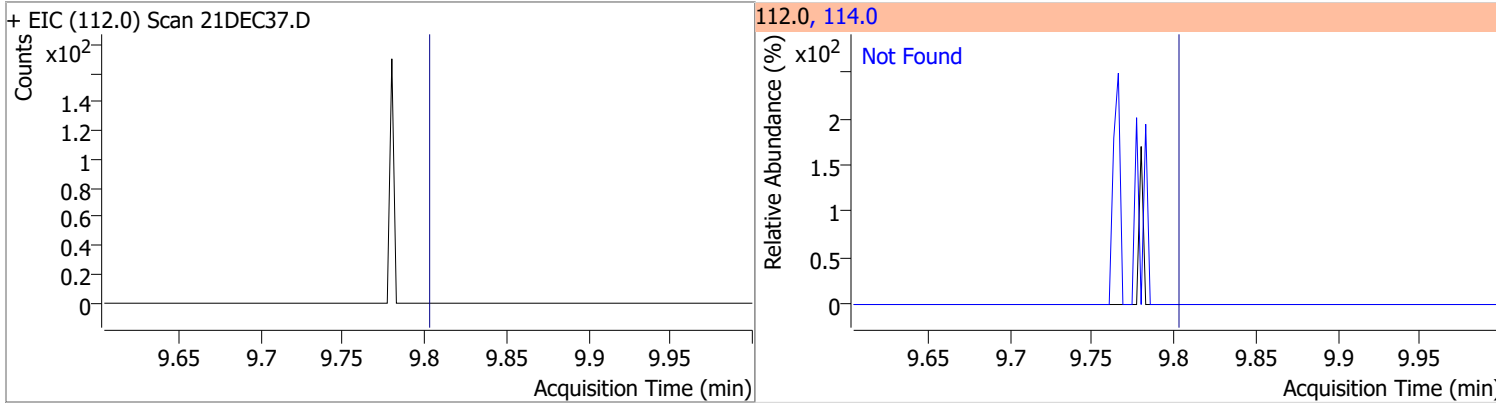


Compound	Conc.	Exp RT	QIon	Exp Ratio
1,2-Dibromoethane	N.D.	9.31	109.0	97.2

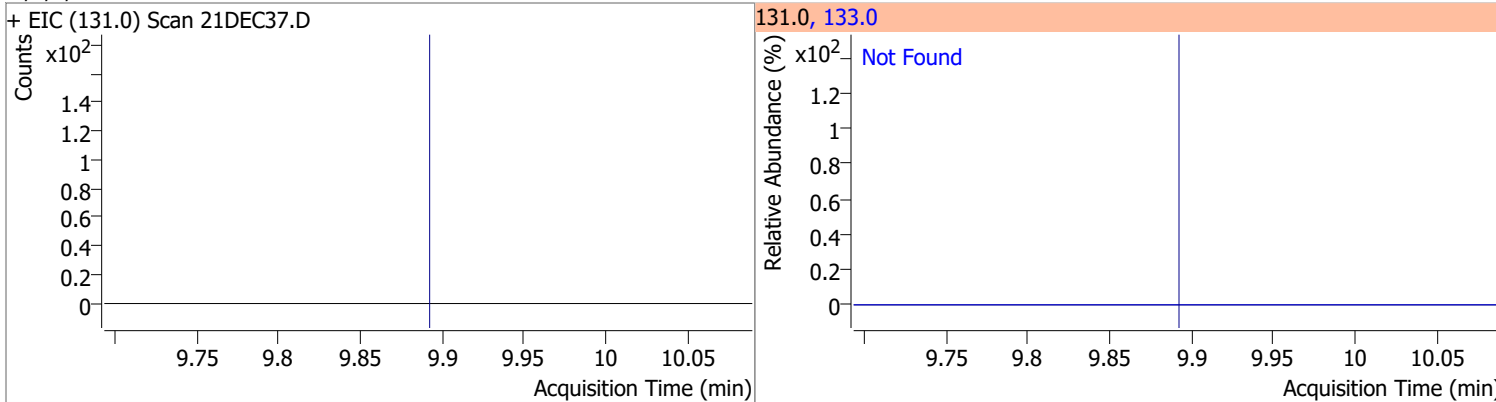


Quantitation Results Report (QT Reviewed)

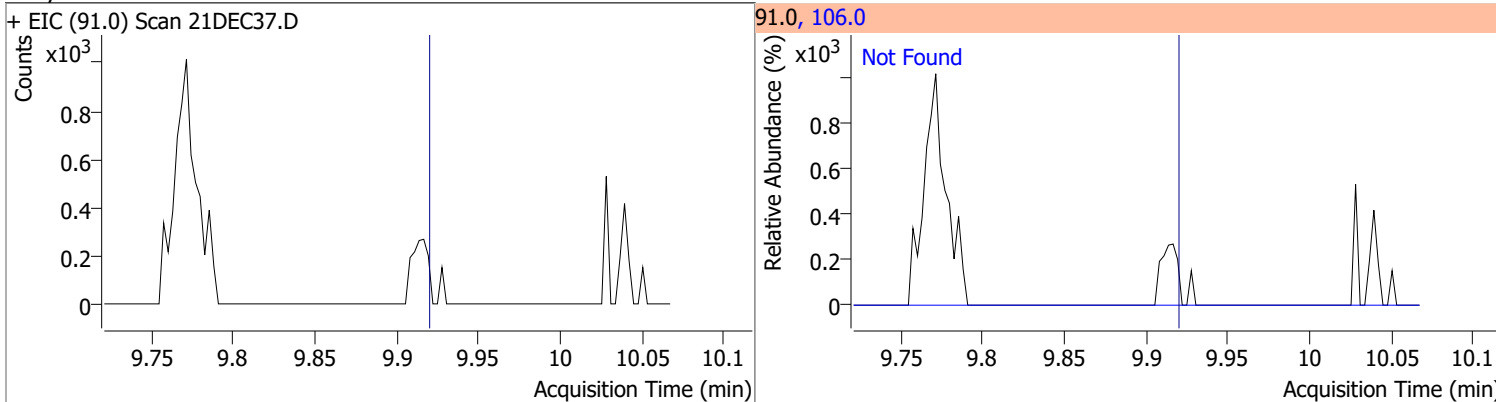
Compound	Conc.	Exp RT	QIon	Exp Ratio
Chlorobenzene	N.D.	9.80	114.0	32.3



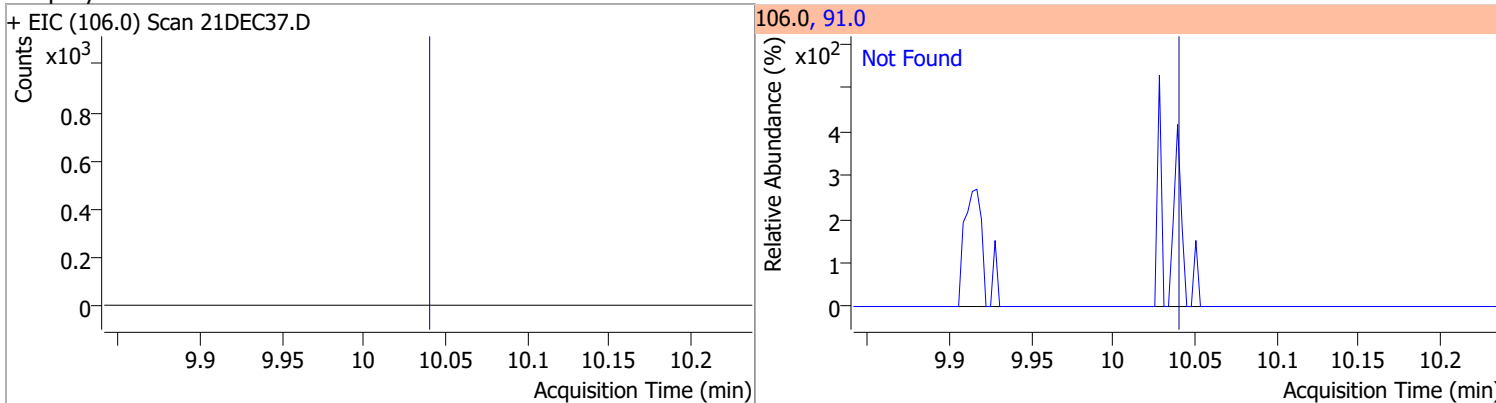
Compound	Conc.	Exp RT	QIon	Exp Ratio
1,1,1,2-Tetrachloroethane	N.D.	9.89	133.0	95.7



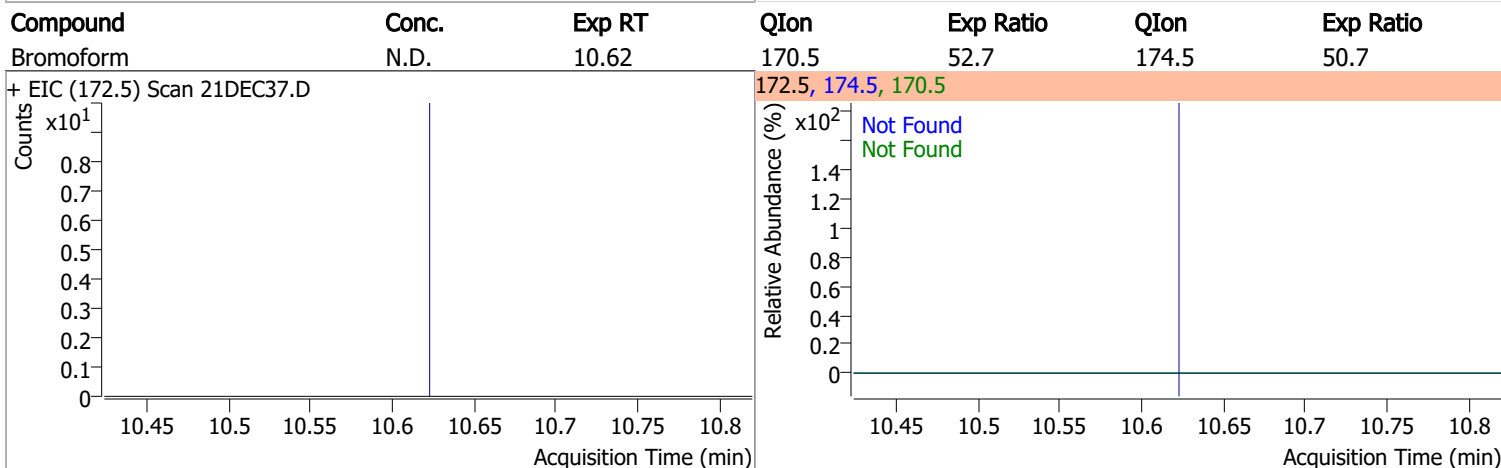
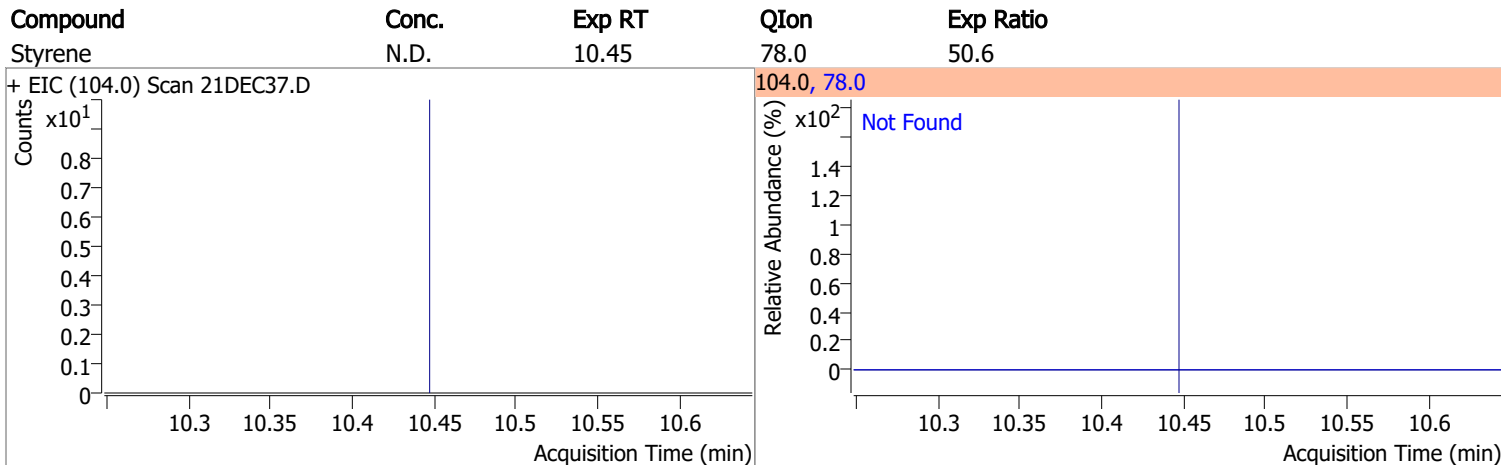
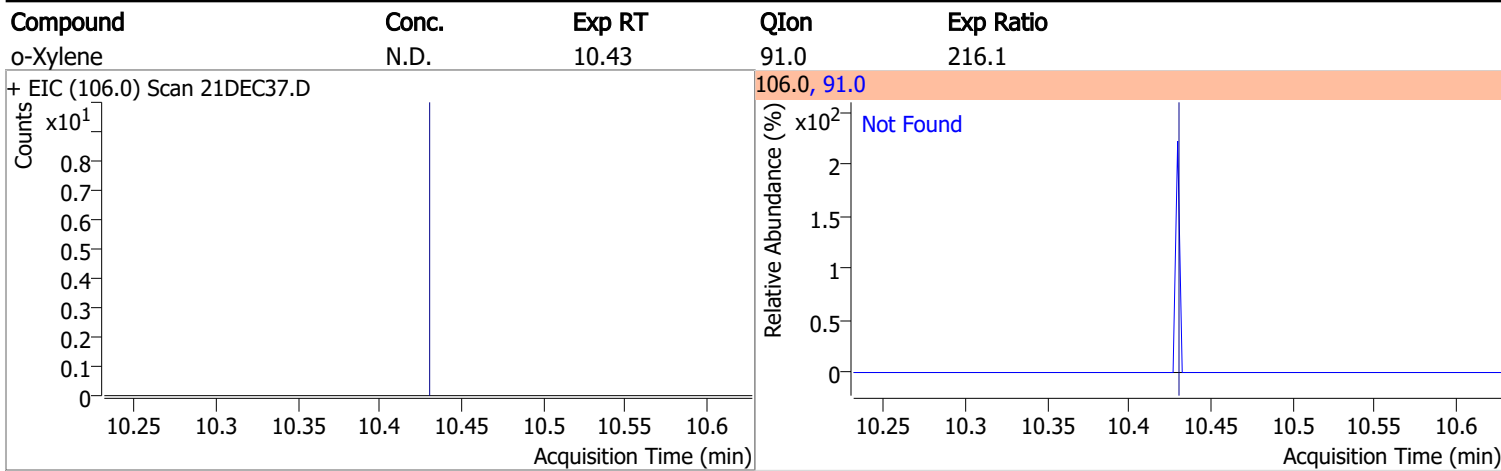
Compound	Conc.	Exp RT	QIon	Exp Ratio
Ethylbenzene	N.D.	9.92	106.0	30.7



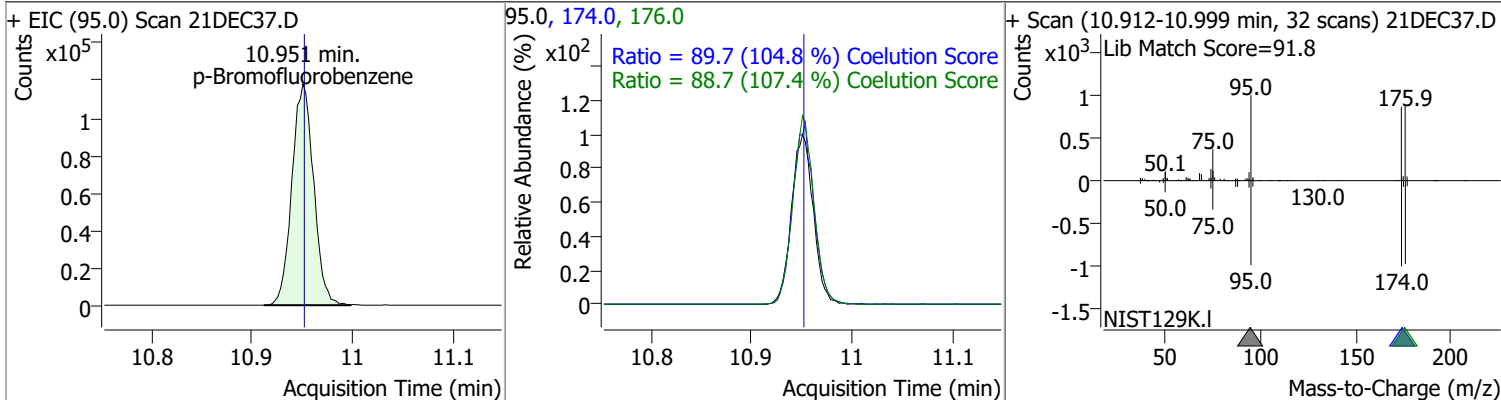
Compound	Conc.	Exp RT	QIon	Exp Ratio
m+p-Xylenes	N.D.	10.04	91.0	205.0



Quantitation Results Report (QT Reviewed)



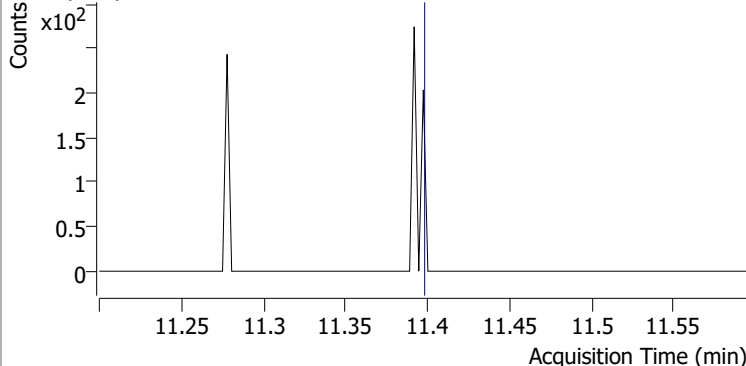
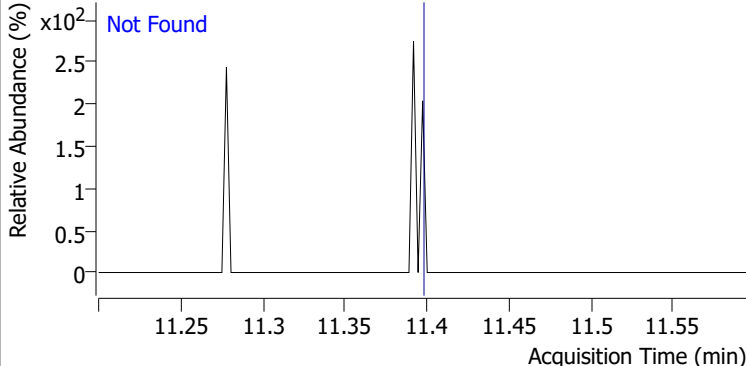
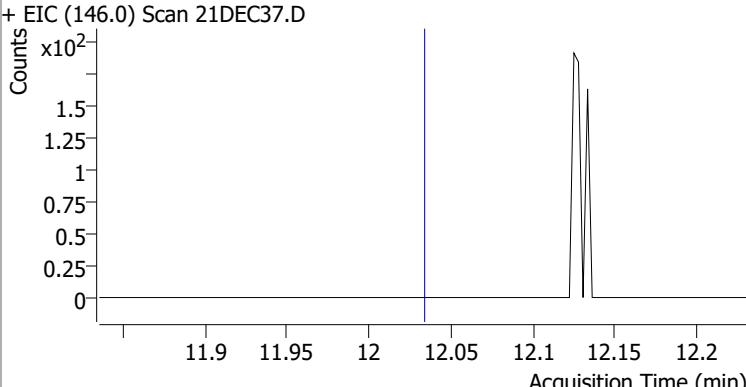
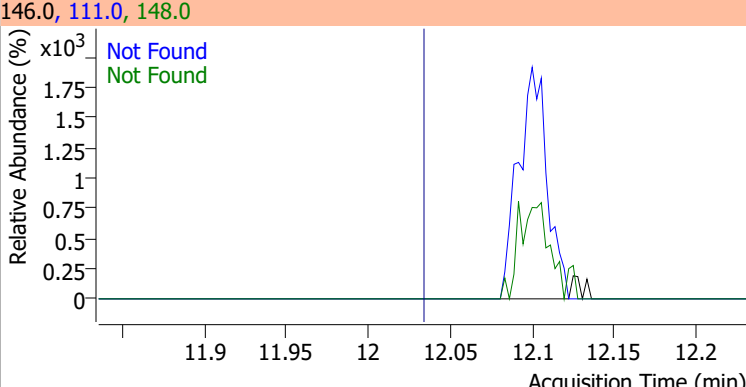
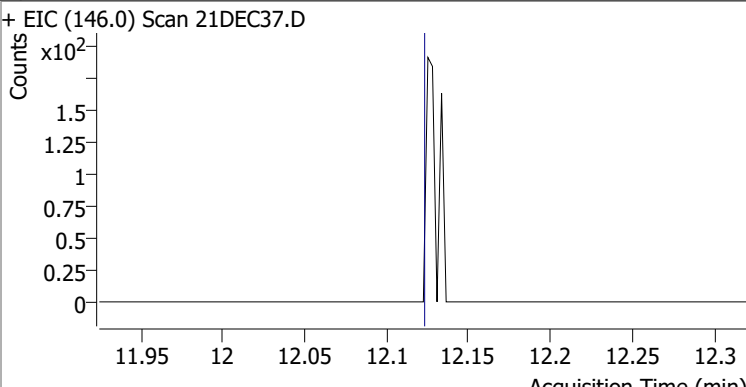
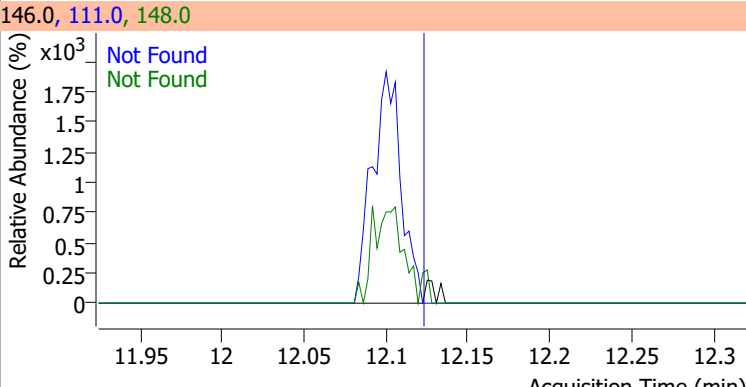
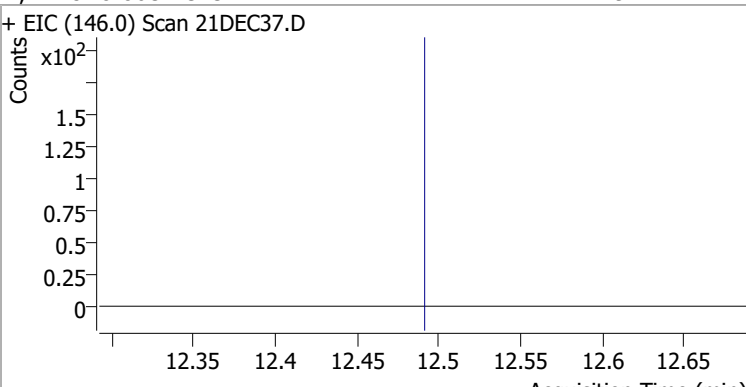
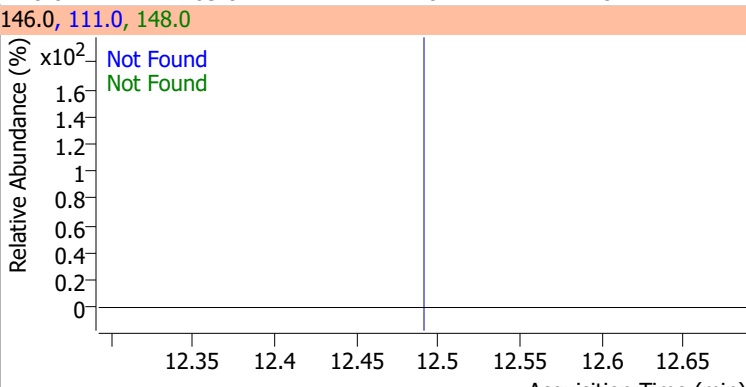
Compound	Conc.	RT	Dev(Min)	Resp.	QIon	QRatio	Lower	Upper
p-Bromofluorobenzene	260.2348	10.95	0.00	177608	174.0	89.7	55.5	115.5
					176.0	88.7	52.5	112.5



Quantitation Results Report (QT Reviewed)

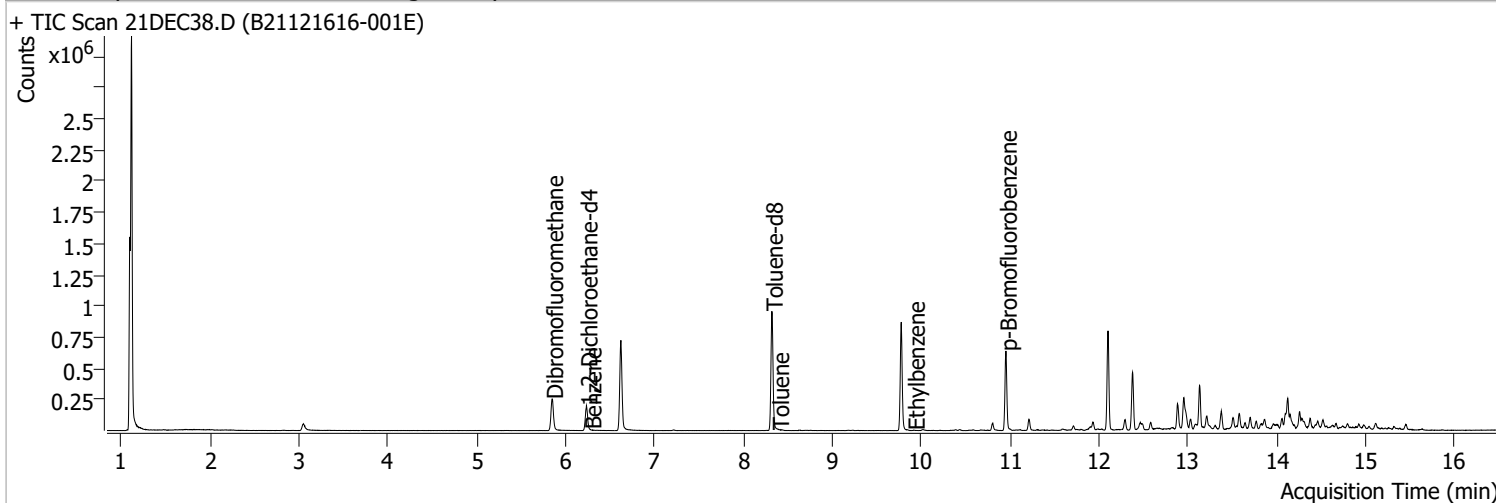
Compound	Conc.	Exp RT	QIon	Exp Ratio	QIon	Exp Ratio
Bromobenzene	N.D.	11.09	77.0	153.2	158.0	96.2
+ EIC (156.0) Scan 21DEC37.D ***NO DATA POINTS***			156.0, 77.0, 158.0			
1,1,2,2-Tetrachloroethane	N.D.	11.11	85.0	63.2		
+ EIC (83.0) Scan 21DEC37.D			83.0, 85.0			
1,2,3-Trichloropropane	N.D.	11.15	112.0	65.8		
+ EIC (110.0) Scan 21DEC37.D			110.0, 112.0			
2-Chlorotoluene	N.D.	11.29	91.0	294.1		
+ EIC (126.0) Scan 21DEC37.D ***NO DATA POINTS***			126.0, 91.0			

Quantitation Results Report (QT Reviewed)

Compound	Conc.	Exp RT	QIon	Exp Ratio		
4-Chlorotoluene	N.D.	11.40	126.0	30.4		
+ EIC (91.0) Scan 21DEC37.D			91.0, 126.0			
						
1,3-Dichlorobenzene	N.D.	12.03	148.0	64.5	QIon	Exp Ratio
+ EIC (146.0) Scan 21DEC37.D			146.0, 111.0, 148.0			
						
1,4-Dichlorobenzene	N.D.	12.12	148.0	64.0	QIon	Exp Ratio
+ EIC (146.0) Scan 21DEC37.D			146.0, 111.0, 148.0			
						
1,2-Dichlorobenzene	N.D.	12.49	148.0	63.8	QIon	Exp Ratio
+ EIC (146.0) Scan 21DEC37.D			146.0, 111.0, 148.0			
						

Quantitation Results Report (QT Reviewed)

Data File	21DEC38.D	Operator	MSC
Acq. Method	5975CACQF.M	Acq. Date-Time	12/22/2021 2:39:32 AM
Sample Name	B21121616-001E	Instrument	VOA5975C
Vial	38	Multiplier	1.00
DA Method File	VOA5975C_8260B_SHT_DoD_L4_120721.m	Comment	
Tune File	BFB_Atune3.u	Tune Date	10/11/2021 4:02:00 PM
Batch Name	VG122121_8260B_2ndRun.batch.bin	Last Calib Update	2/4/2022 12:03:22 PM
Ref Library	\\MASSHUNTER\Org\Library\NIST129K.I		



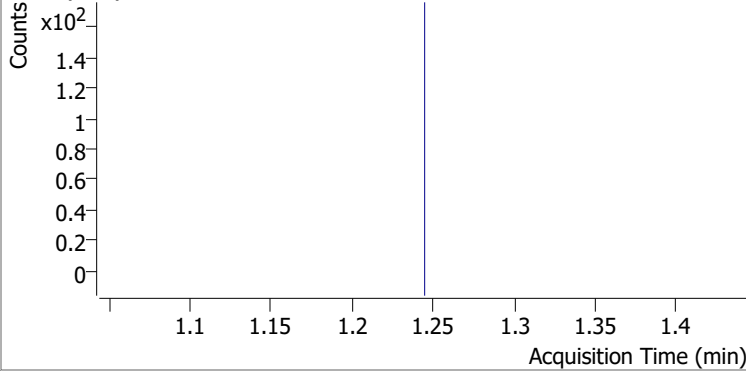
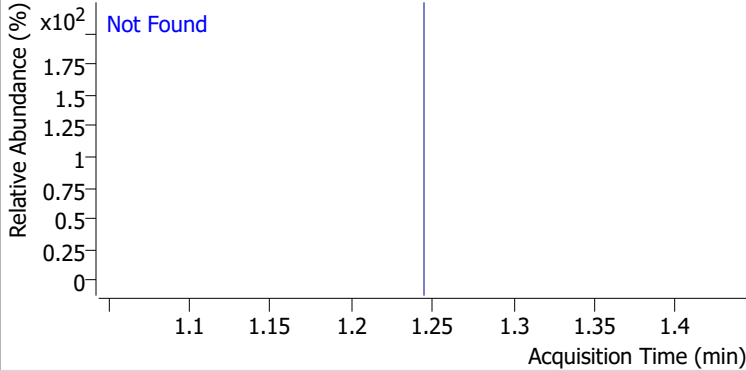
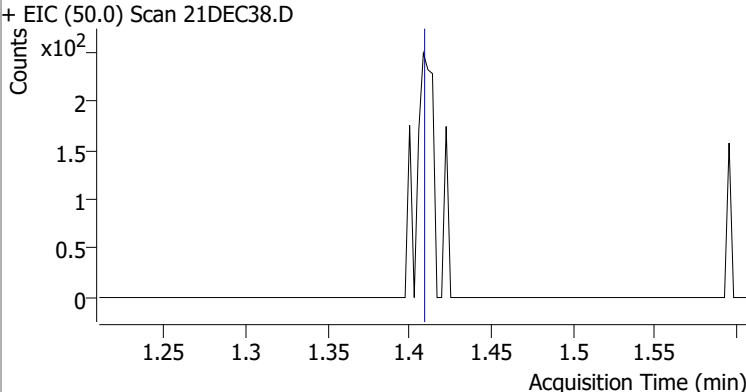
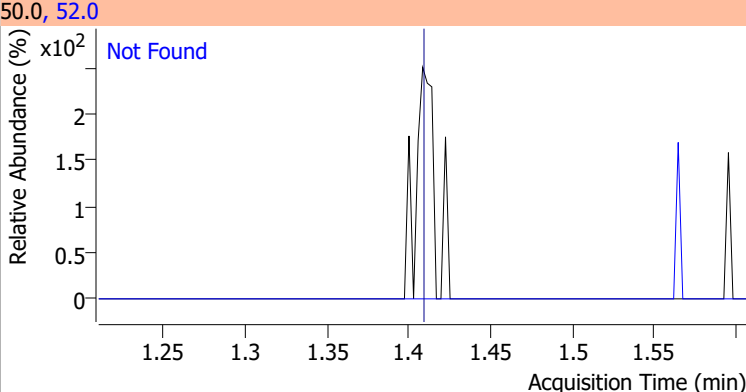
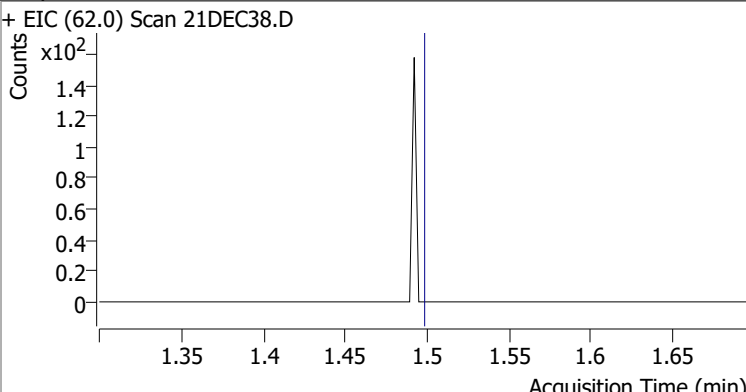
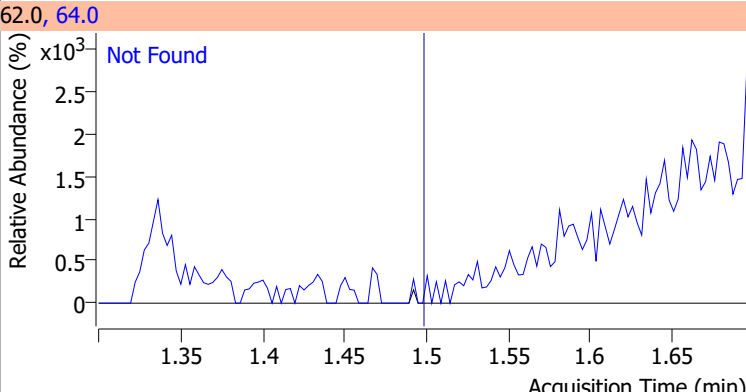
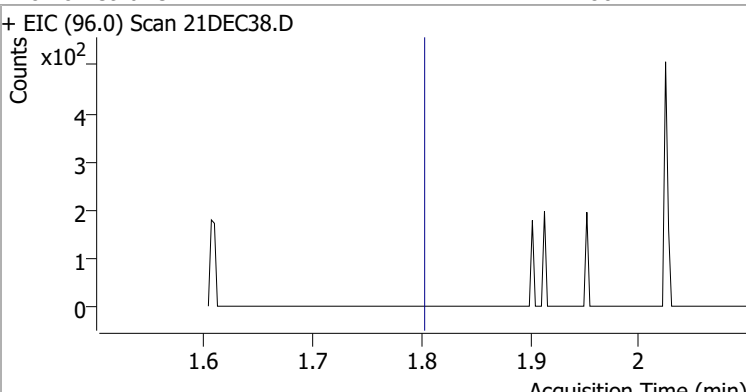
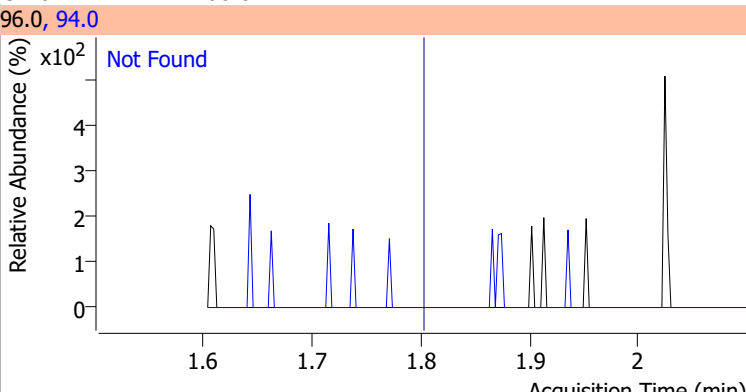
Compound	RT	QIon	Resp.	Conc.	Units	Dev(Min)	
Internal Standards							
M Fluorobenzene	6.620	96.0	607450	250.0000	ng	0.000	
M Chlorobenzene-d5	9.774	82.0	233771	250.0000	ng	0.000	
M 1,4-Dichlorobenzene-d4	12.100	152.0	186594	250.0000	ng	0.000	
System Monitoring Compounds							
S Dibromofluoromethane	5.845	113.0	152968	256.9416	ng	-0.006	
Spiked Amount: 250.000	Range: 80.0 - 119.0%			Recovery = 102.78%			
S 1,2-Dichloroethane-d4	6.233	67.0	69348	255.2440	ng	0.003	
Spiked Amount: 250.000	Range: 81.0 - 118.0%			Recovery = 102.10%			
S Toluene-d8	8.319	98.0	601696	256.0452	ng	0.000	
Spiked Amount: 250.000	Range: 89.0 - 112.0%			Recovery = 102.42%			
S p-Bromofluorobenzene	10.951	95.0	183030	256.3479	ng	0.000	
Spiked Amount: 250.000	Range: 85.0 - 114.0%			Recovery = 102.54%			
Target Compounds							
T Dichlorodifluoromethane	0.000		0	N.D.			QValue
T Chloromethane	0.000		0	N.D.			
T Vinyl chloride	0.000		0	N.D.			
T Bromomethane	0.000		0	N.D.			
T Chloroethane	0.000		0	N.D.			
T Trichlorofluoromethane	0.000		0	N.D.			
T 1,1-Dichloroethene	0.000		0	N.D.			
T Methylene chloride	0.000		0	N.D.			
T trans-1,2-Dichloroethene	0.000		0	N.D.			
T Methyl tert-butyl ether (MTBE)	0.000		0	N.D.			
T 1,1-Dichloroethane	0.000		0	N.D.			
T 2,2-Dichloropropane	0.000		0	N.D.			
T cis-1,2-Dichloroethene	0.000		0	N.D.			
T Methyl ethyl ketone	0.000		0	N.D.			
T Bromochloromethane	0.000		0	N.D.			
T Chloroform	0.000		0	N.D.			

Quantitation Results Report (QT Reviewed)

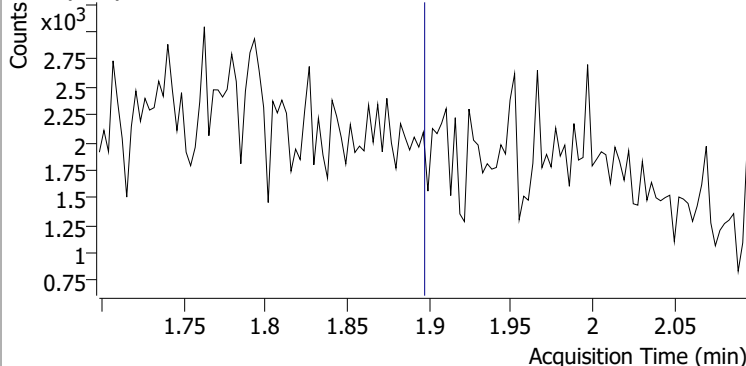
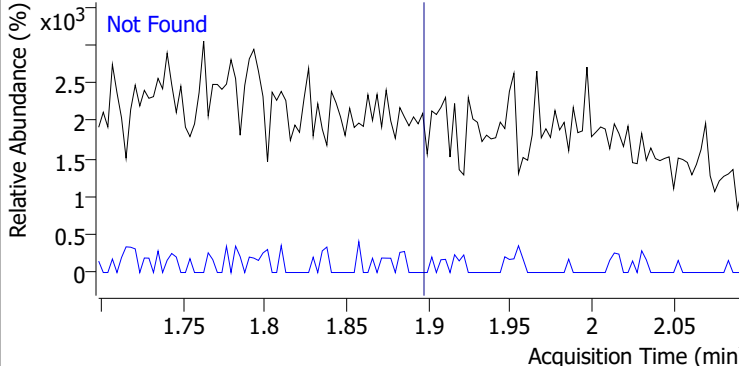
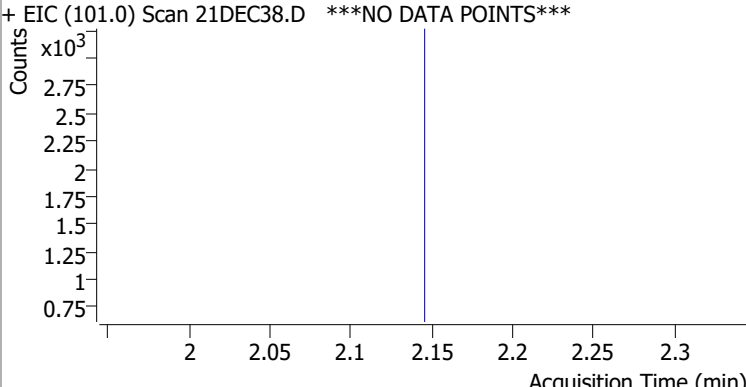
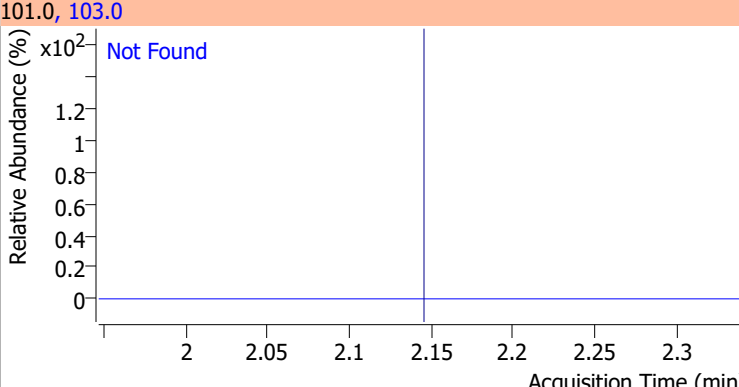
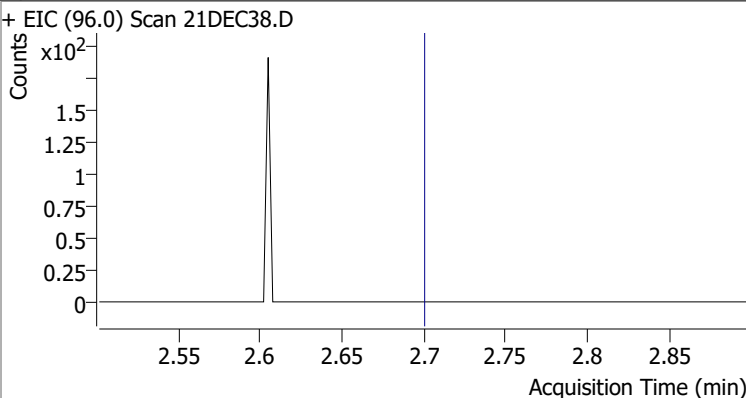
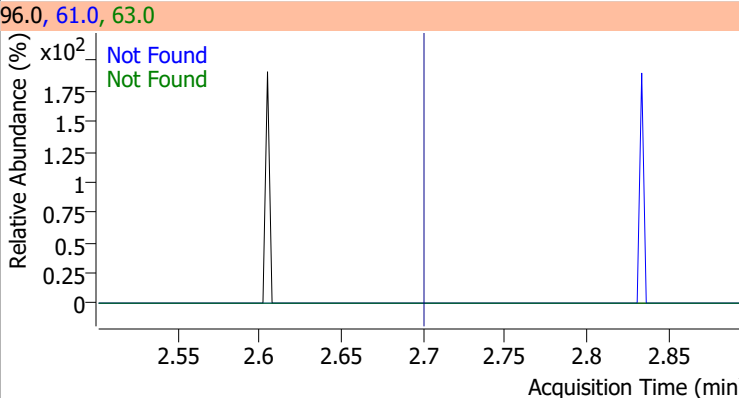
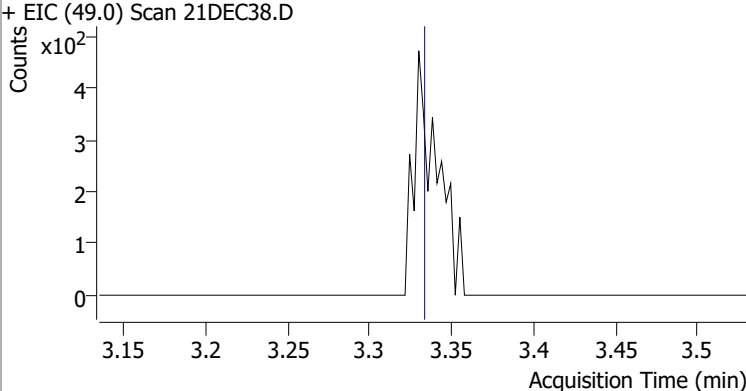
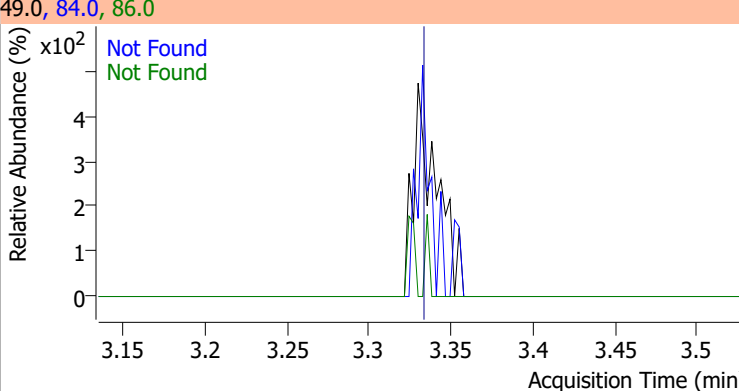
Compound	RT	QIon	Resp.	Conc.	Units		Dev(Min)
T 1,1,1-Trichloroethane	0.000		0	N.D.			
T Carbon tetrachloride	0.000		0	N.D.			
T 1,1-Dichloropropene	0.000		0	N.D.			
T Benzene	6.277	78.0	1032	0.4174	ng	m	58
T 1,2-Dichloroethane	0.000		0	N.D.			
T Trichloroethene	0.000		0	N.D.			
T 1,2-Dichloropropane	0.000		0	N.D.			
T Dibromomethane	0.000		0	N.D.			
T Bromodichloromethane	0.000		0	N.D.			
T cis-1,3-Dichloropropene	0.000		0	N.D.			
T Toluene	8.391	92.0	256	0.1654	ng	m	85
T trans-1,3-Dichloropropene	0.000		0	N.D.			
T 1,1,2-Trichloroethane	0.000		0	N.D.			
T Tetrachloroethene	0.000		0	N.D.			
T 1,3-Dichloropropane	0.000		0	N.D.			
T Chlorodibromomethane	0.000		0	N.D.			
T 1,2-Dibromoethane	0.000		0	N.D.			
T Chlorobenzene	0.000		0	N.D.			
T 1,1,1,2-Tetrachloroethane	0.000		0	N.D.			
T Ethylbenzene	9.917	91.0	2523	0.8496	ng		83
T m+p-Xylenes	0.000		0	N.D.			
T o-Xylene	10.430	106.0	0		ng	md	1
T Styrene	0.000		0	N.D.			
T Bromoform	0.000		0	N.D.			
T Bromobenzene	0.000		0	N.D.			
T 1,1,2,2-Tetrachloroethane	0.000		0	N.D.			
T 1,2,3-Trichloropropane	0.000		0	N.D.			
T 2-Chlorotoluene	0.000		0	N.D.			
T 4-Chlorotoluene	11.211	91.0	0		ng	md	1
T 1,3-Dichlorobenzene	0.000		0	N.D.			
T 1,4-Dichlorobenzene	0.000		0	N.D.			
T 1,2-Dichlorobenzene	0.000		0	N.D.			

(#) = Qualifier Out of Range; (m) = Manual Integration; (+) = Area Summed; (*) = Surrogate Percent Recovery Out of Range; (d): Zeroed Peak

Quantitation Results Report (QT Reviewed)

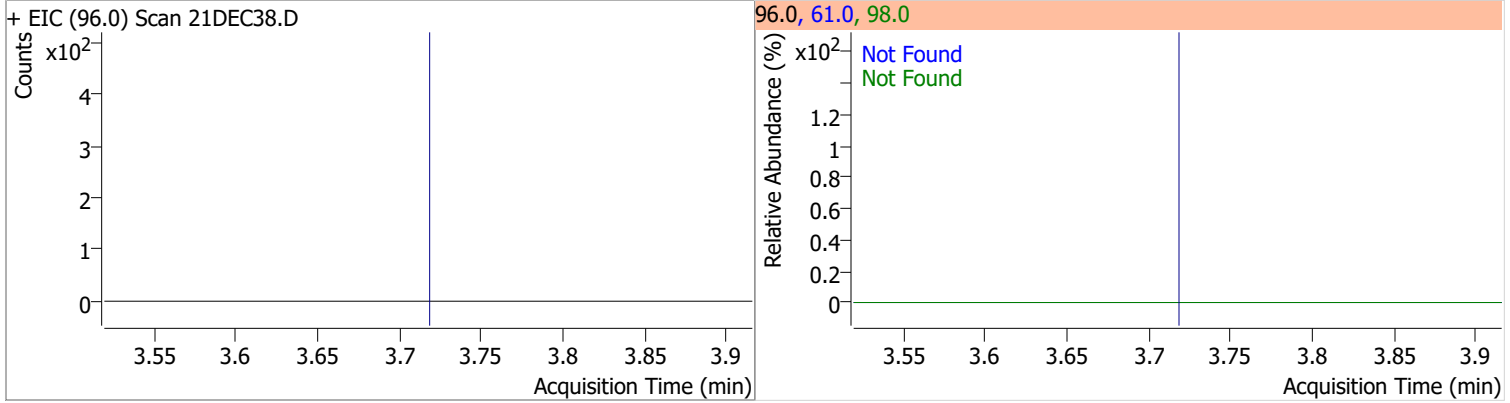
Compound	Conc.	Exp RT	QIon	Exp Ratio
Dichlorodifluoromethane	N.D.	1.24	87.0	32.0
+ EIC (85.0) Scan 21DEC38.D ***NO DATA POINTS***			85.0, 87.0	
				
Chloromethane	N.D.	1.41	52.0	32.7
+ EIC (50.0) Scan 21DEC38.D			50.0, 52.0	
				
Vinyl chloride	N.D.	1.50	64.0	31.6
+ EIC (62.0) Scan 21DEC38.D			62.0, 64.0	
				
Bromomethane	N.D.	1.80	94.0	106.0
+ EIC (96.0) Scan 21DEC38.D			96.0, 94.0	
				

Quantitation Results Report (QT Reviewed)

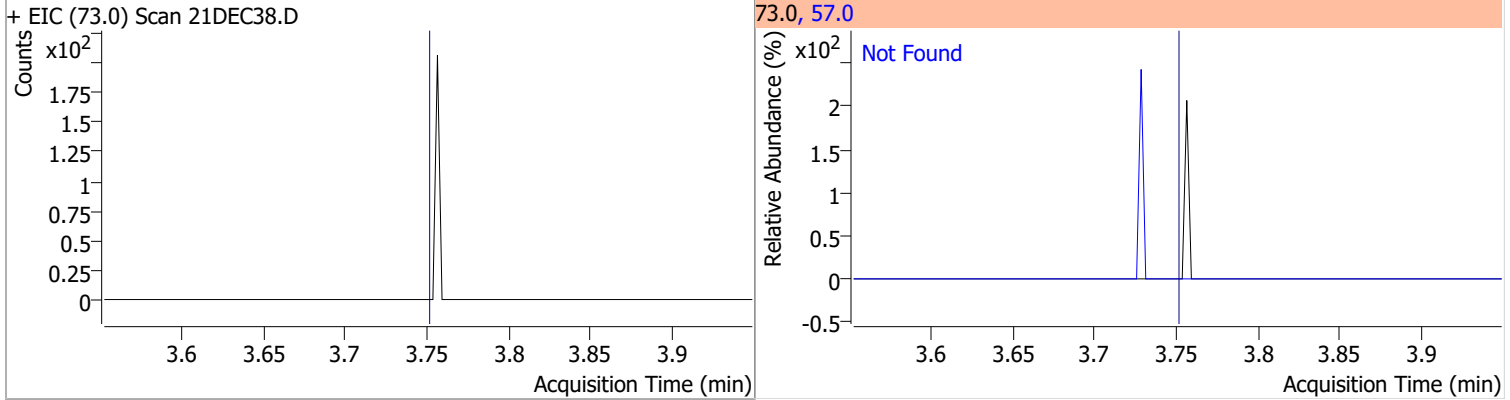
Compound	Conc.	Exp RT	QIon	Exp Ratio		
Chloroethane	N.D.	1.90	66.0	30.8		
+ EIC (64.0) Scan 21DEC38.D			64.0, 66.0			
						
Trichlorofluoromethane	N.D.	2.14	103.0	64.8		
+ EIC (101.0) Scan 21DEC38.D ***NO DATA POINTS***			101.0, 103.0			
						
1,1-Dichloroethene	N.D.	2.70	61.0	180.1	QIon	Exp Ratio
+ EIC (96.0) Scan 21DEC38.D			96.0, 61.0, 63.0			
						
Methylene chloride	N.D.	3.33	84.0	69.4	QIon	Exp Ratio
+ EIC (49.0) Scan 21DEC38.D			49.0, 84.0, 86.0			
						

Quantitation Results Report (QT Reviewed)

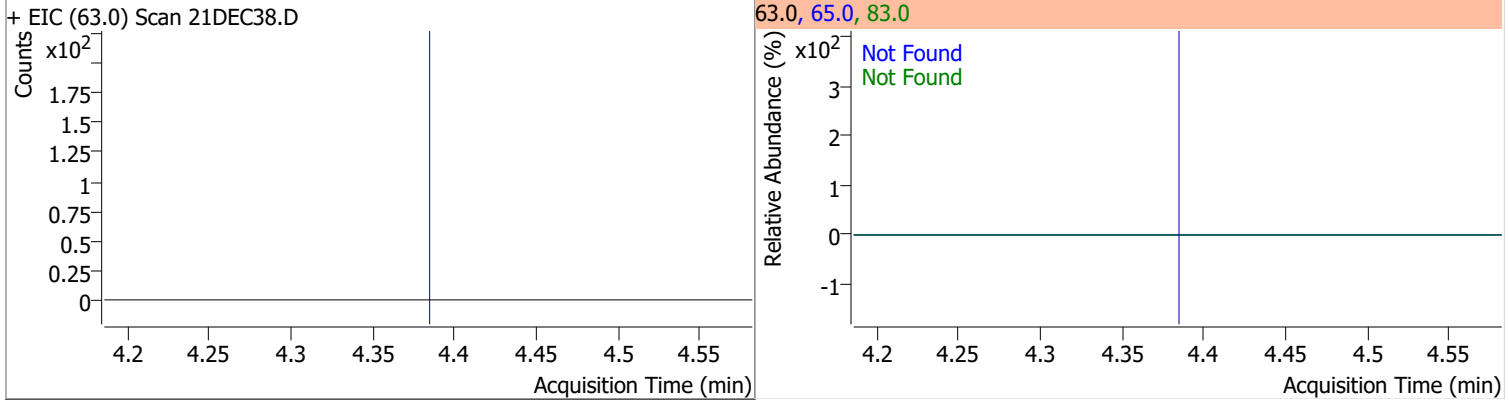
Compound	Conc.	Exp RT	QIon	Exp Ratio	QIon	Exp Ratio
trans-1,2-Dichloroethene	N.D.	3.72	61.0	155.1	98.0	62.8



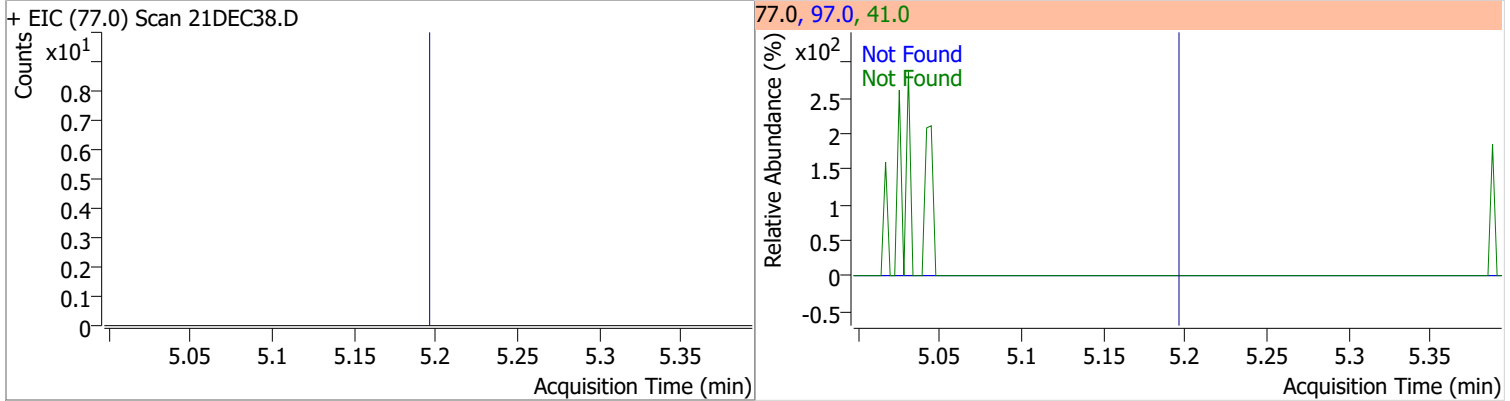
Compound	Conc.	Exp RT	QIon	Exp Ratio
Methyl tert-butyl ether (MTBE)	N.D.	3.75	57.0	23.9



Compound	Conc.	Exp RT	QIon	Exp Ratio	QIon	Exp Ratio
1,1-Dichloroethane	N.D.	4.38	65.0	31.7	83.0	12.8

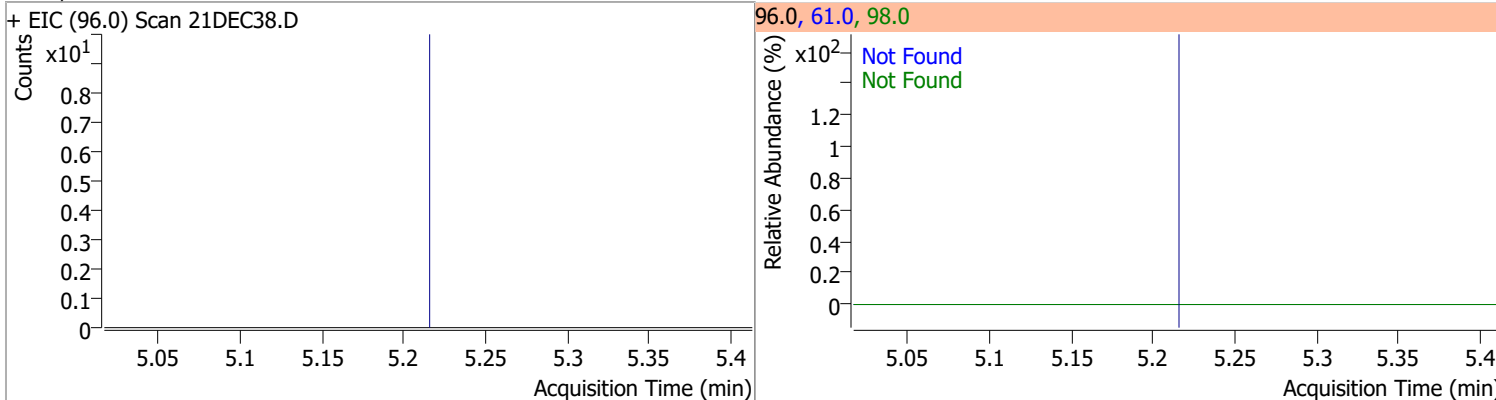


Compound	Conc.	Exp RT	QIon	Exp Ratio	QIon	Exp Ratio
2,2-Dichloropropane	N.D.	5.20	41.0	59.0	97.0	21.8

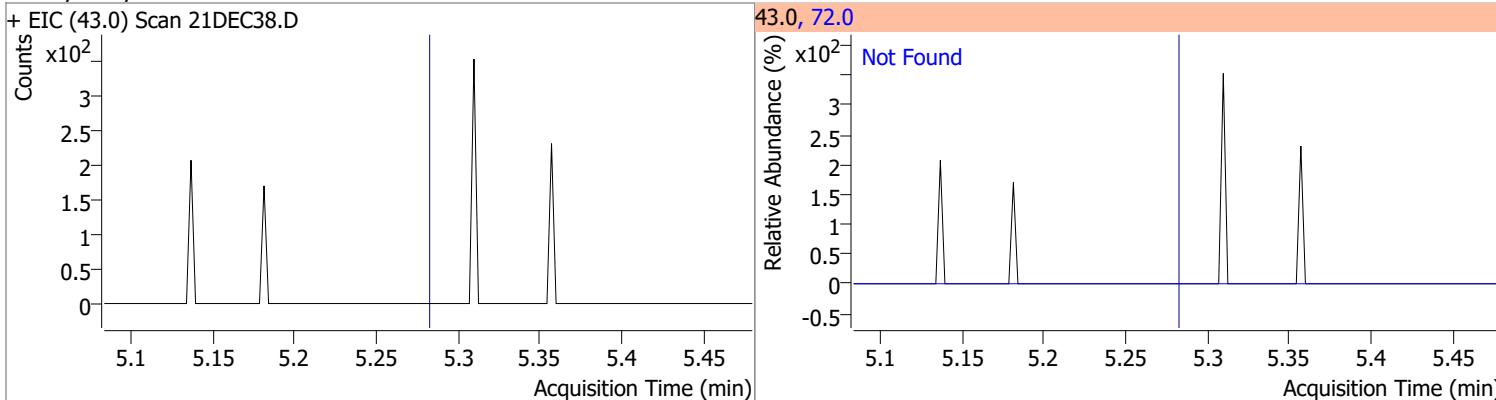


Quantitation Results Report (QT Reviewed)

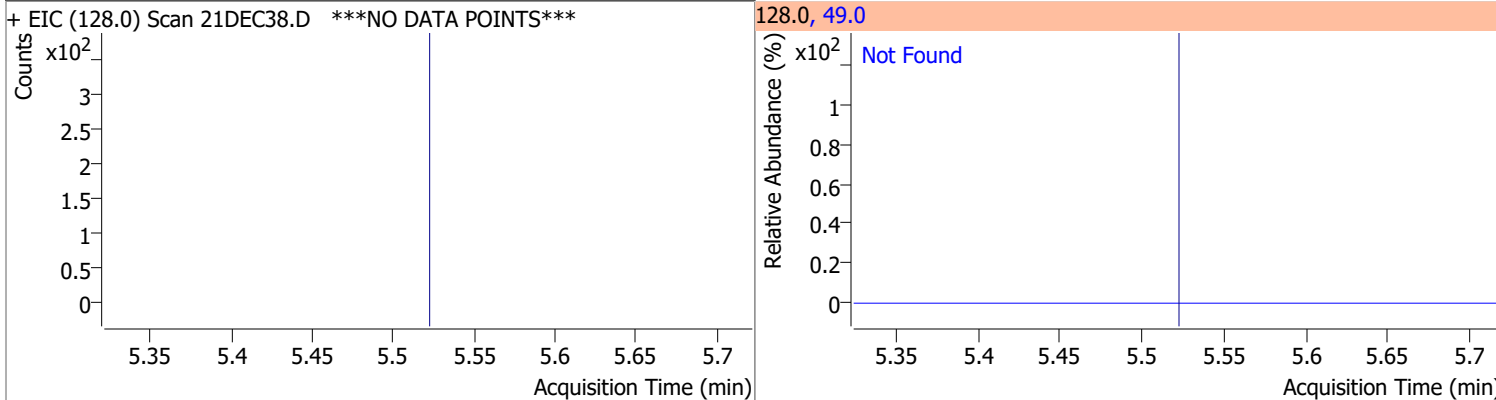
Compound	Conc.	Exp RT	QIon	Exp Ratio	QIon	Exp Ratio
cis-1,2-Dichloroethene	N.D.	5.21	61.0	163.3	98.0	64.4



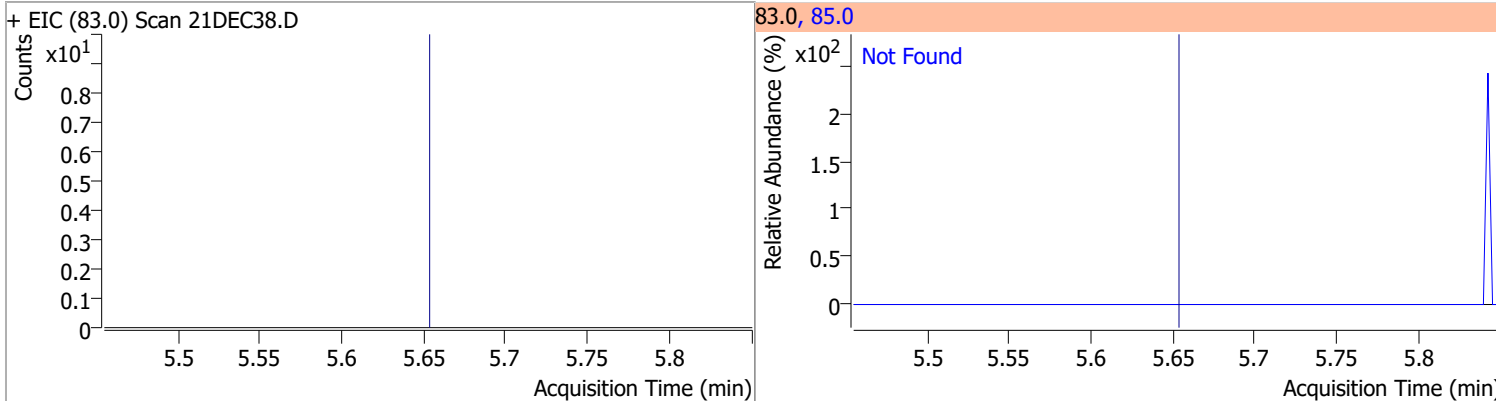
Compound	Conc.	Exp RT	QIon	Exp Ratio
Methyl ethyl ketone	N.D.	5.28	72.0	22.2



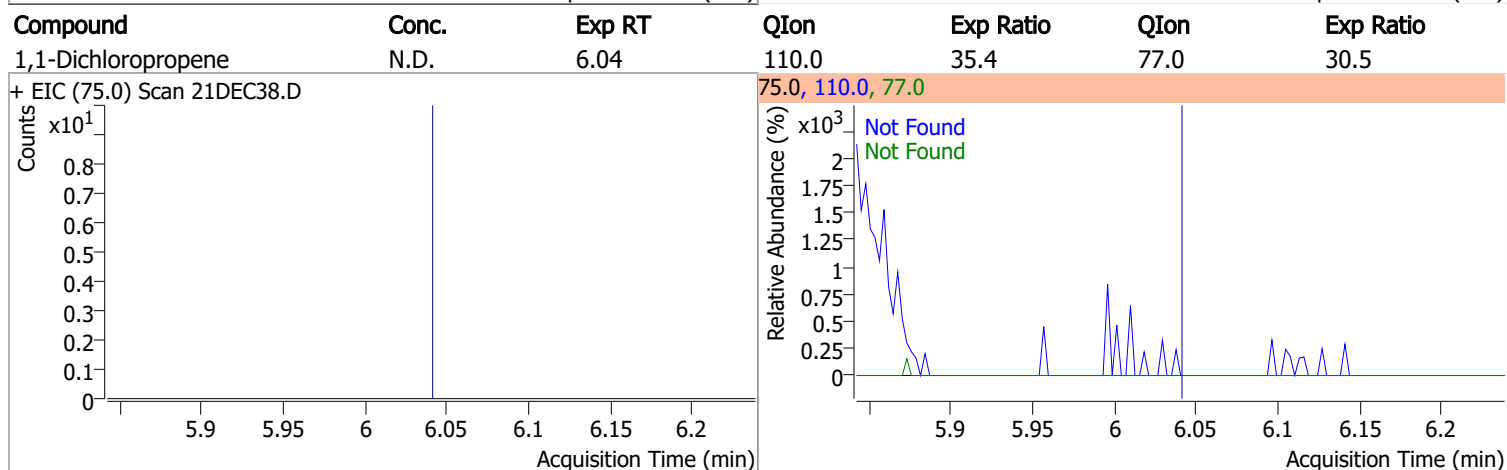
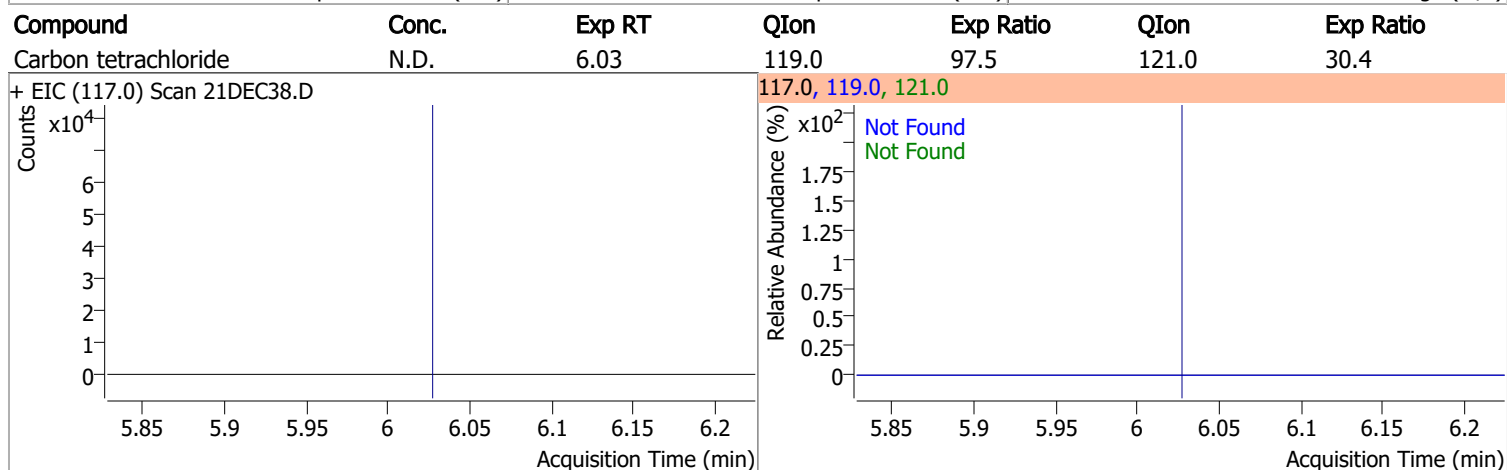
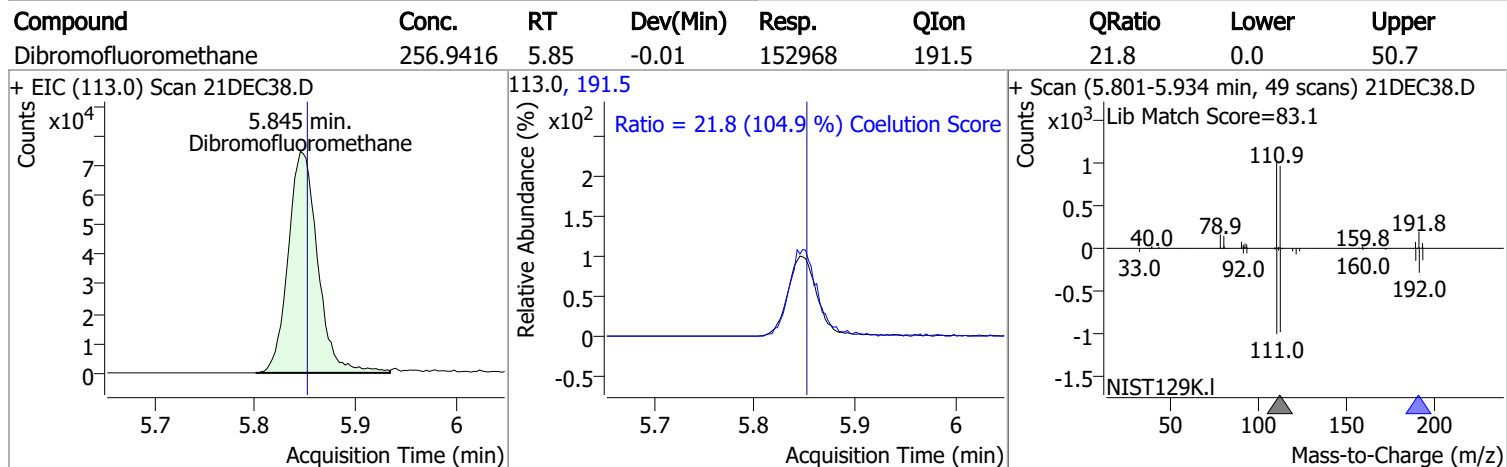
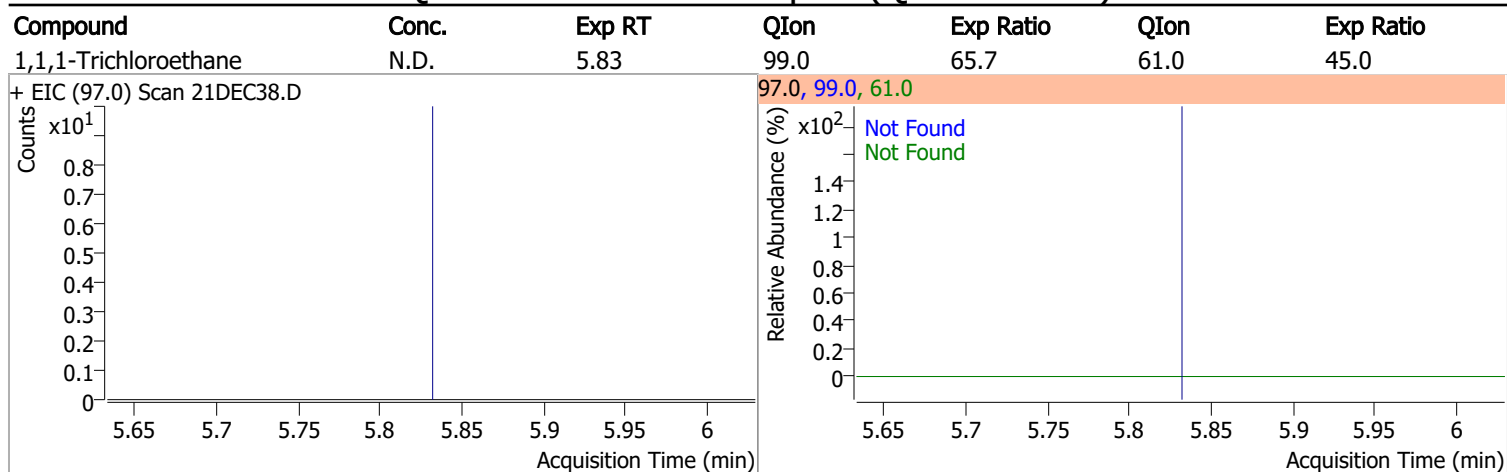
Compound	Conc.	Exp RT	QIon	Exp Ratio
Bromochloromethane	N.D.	5.52	49.0	184.6



Compound	Conc.	Exp RT	QIon	Exp Ratio
Chloroform	N.D.	5.65	85.0	65.1

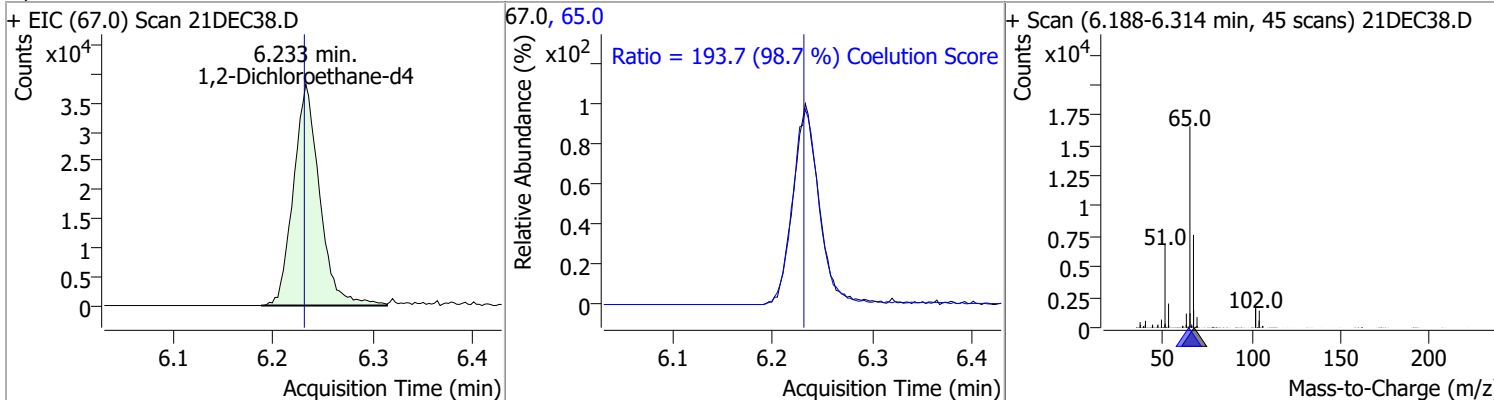


Quantitation Results Report (QT Reviewed)

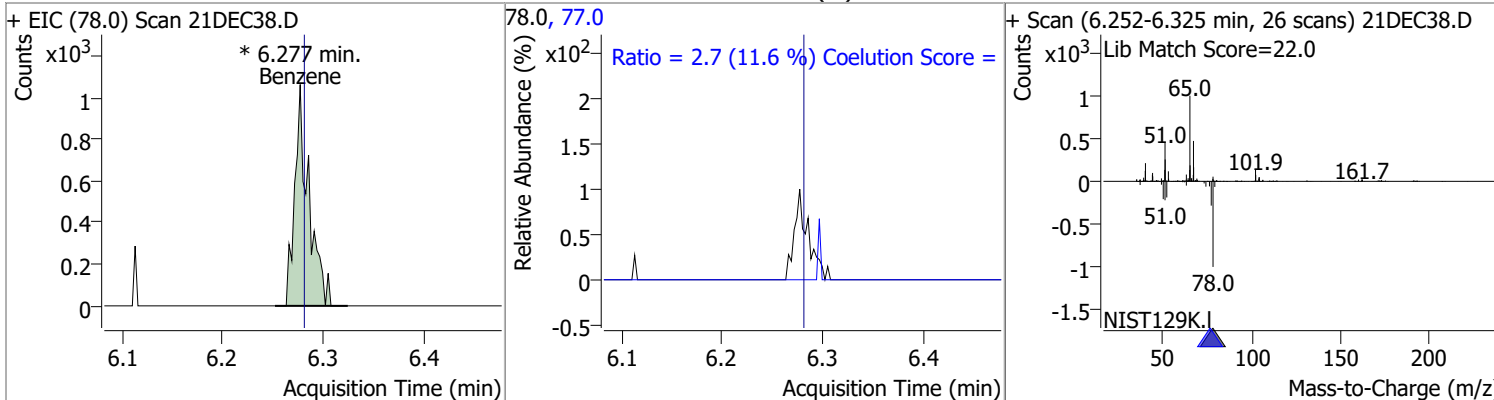


Quantitation Results Report (QT Reviewed)

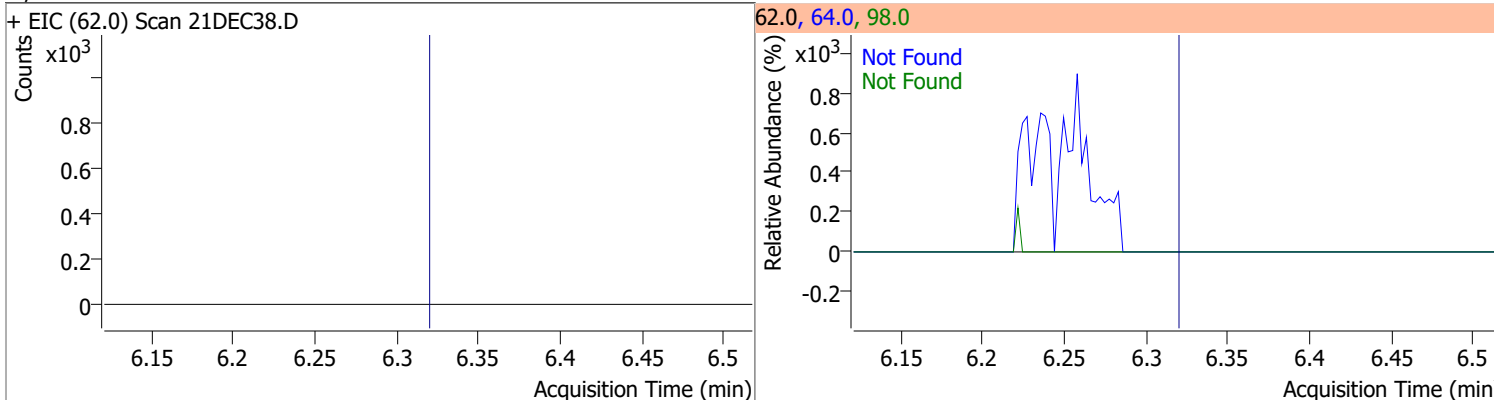
Compound	Conc.	RT	Dev(Min)	Resp.	QIon	QRatio	Lower	Upper
1,2-Dichloroethane-d4	255.2440	6.23	0.00	69348	65.0	193.7	166.3	226.3



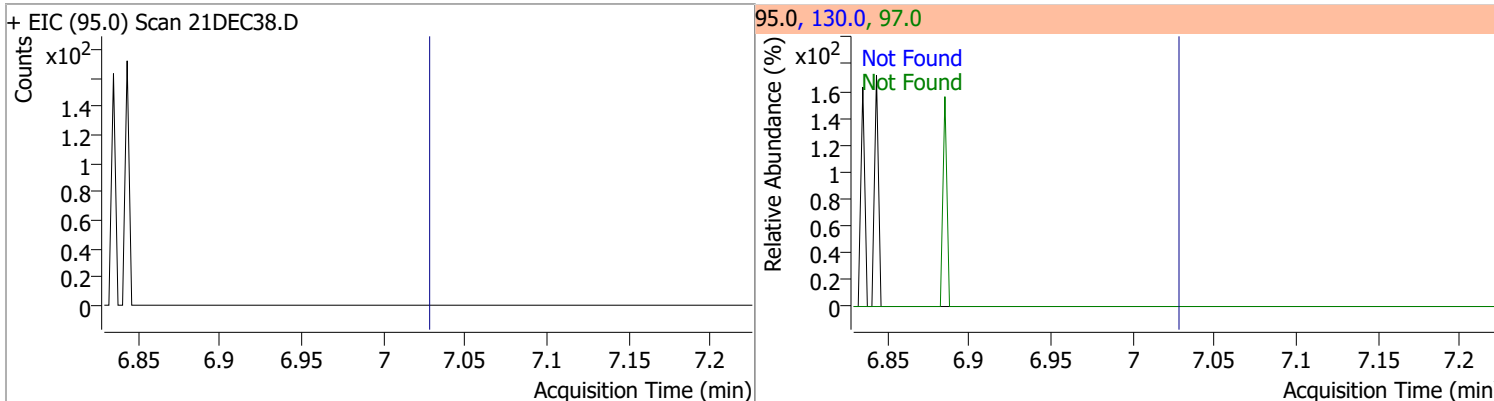
Compound	Conc.	RT	Dev(Min)	Resp.	QIon	QRatio	Lower	Upper
Benzene	0.4174	6.28	0.00	1032 (m)	77.0	2.7	0.0	53.5



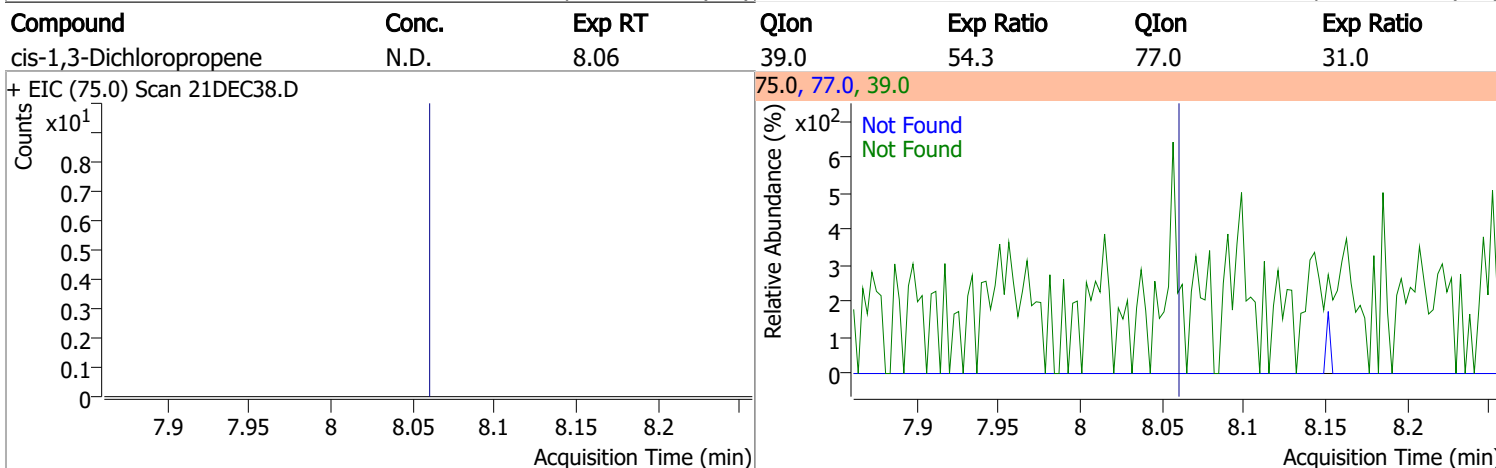
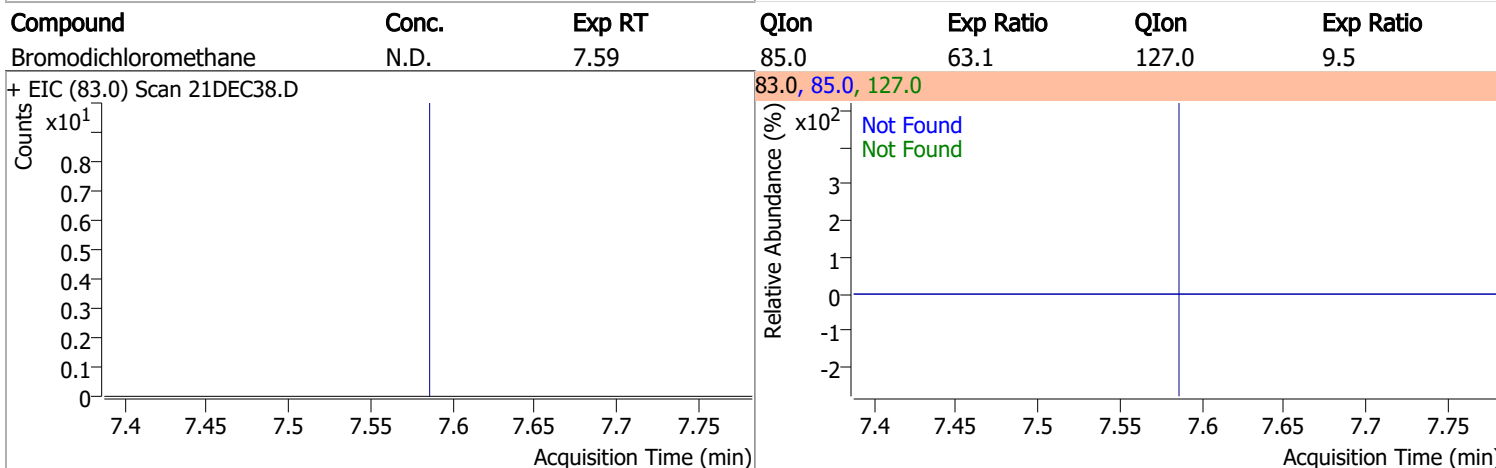
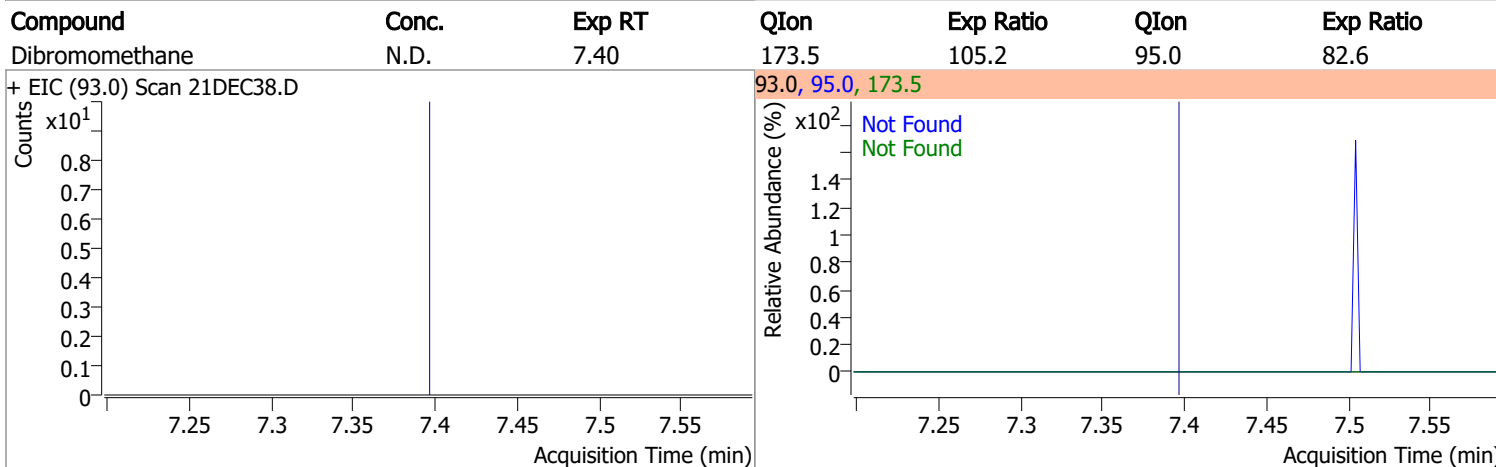
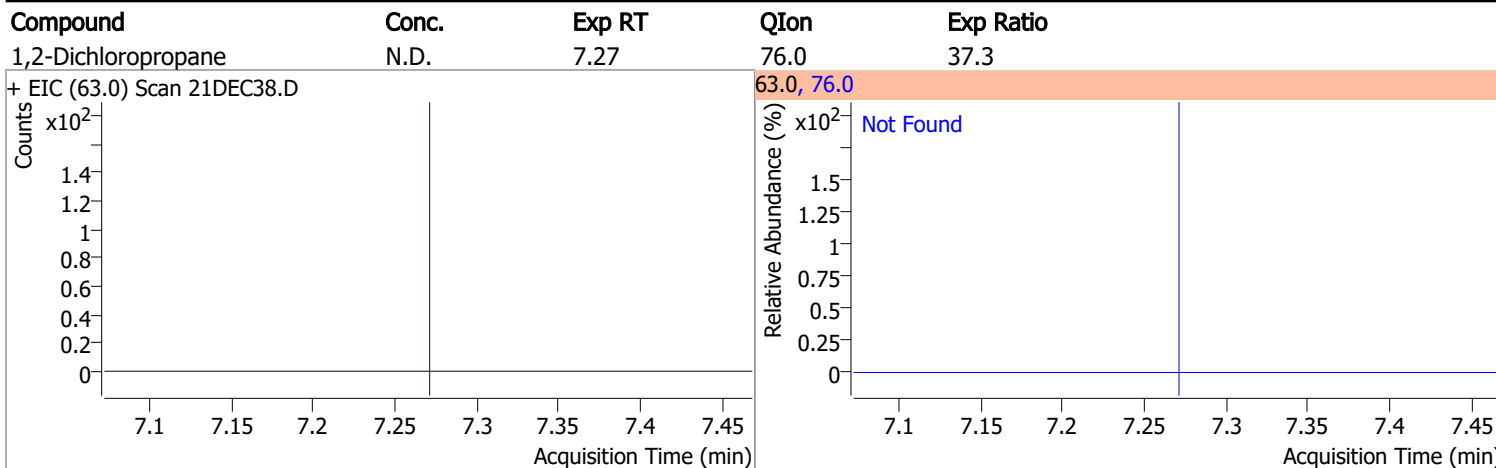
Compound	Conc.	Exp RT	QIon	Exp Ratio	QIon	Exp Ratio
1,2-Dichloroethane	N.D.	6.32	64.0	32.3	98.0	8.2



Compound	Conc.	Exp RT	QIon	Exp Ratio	QIon	Exp Ratio
Trichloroethene	N.D.	7.03	130.0	100.8	97.0	64.7

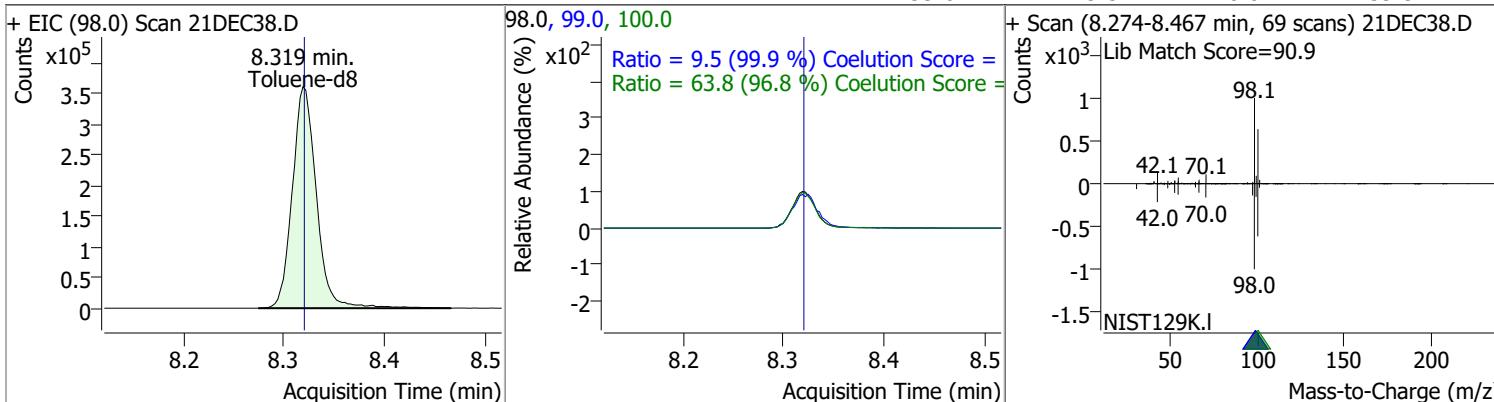


Quantitation Results Report (QT Reviewed)

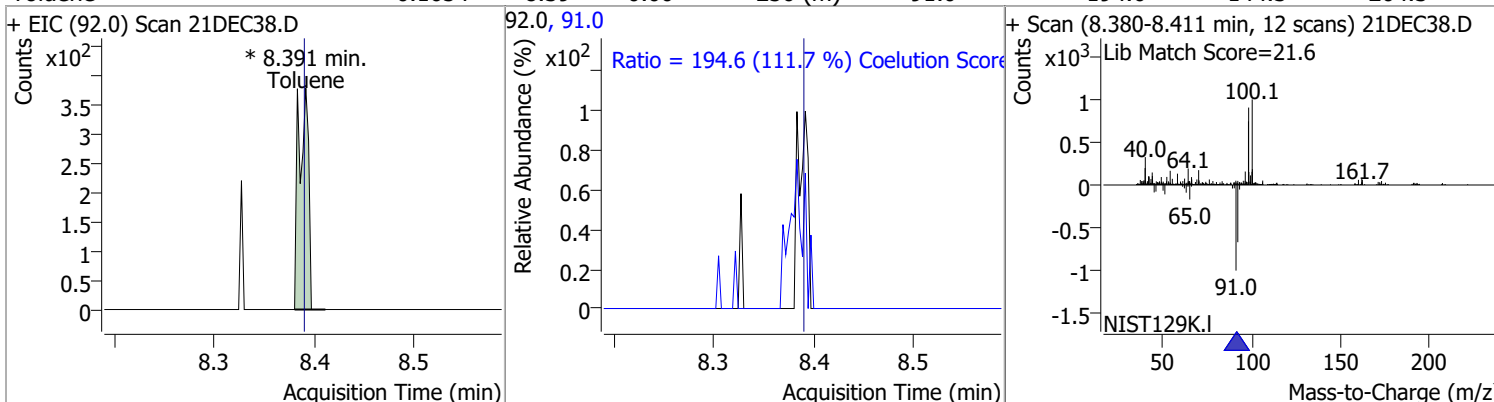


Quantitation Results Report (QT Reviewed)

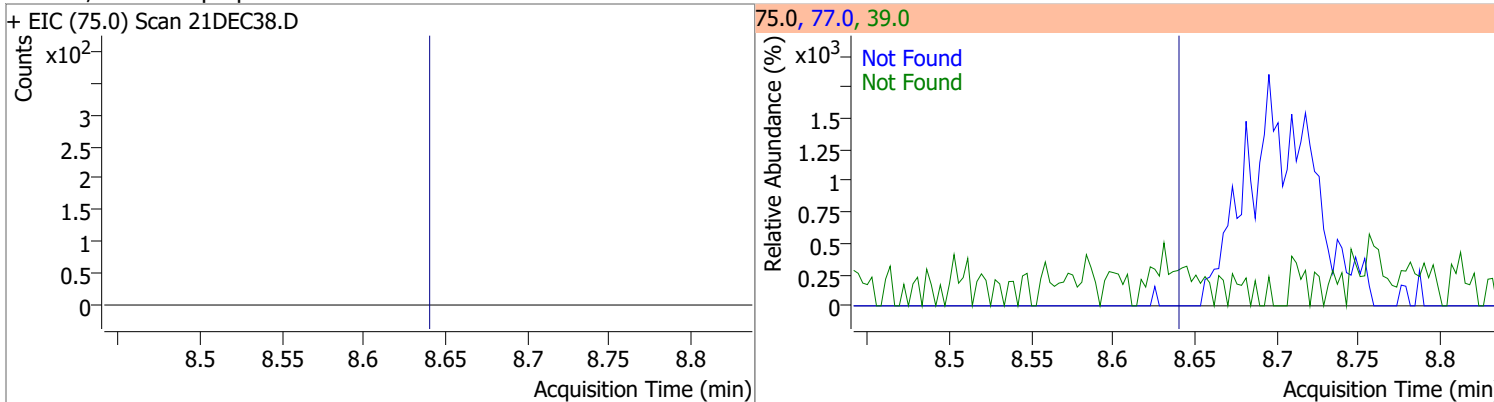
Compound	Conc.	RT	Dev(Min)	Resp.	QIon	QRatio	Lower	Upper
Toluene-d8	256.0452	8.32	0.00	601696	100.0	63.8	35.9	95.9
					99.0	9.5	0.0	39.5



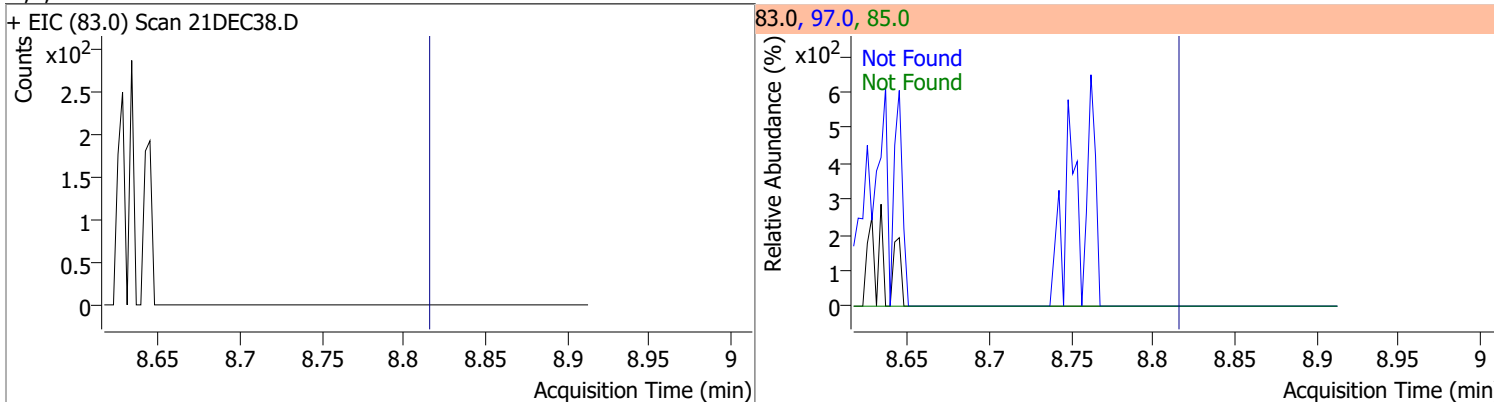
Compound	Conc.	RT	Dev(Min)	Resp.	QIon	QRatio	Lower	Upper
Toluene	0.1654	8.39	0.00	256 (m)	91.0	194.6	144.3	204.3



Compound	Conc.	Exp RT	QIon	Exp Ratio	QIon	Exp Ratio
trans-1,3-Dichloropropene	N.D.	8.64	39.0	52.1	77.0	32.0

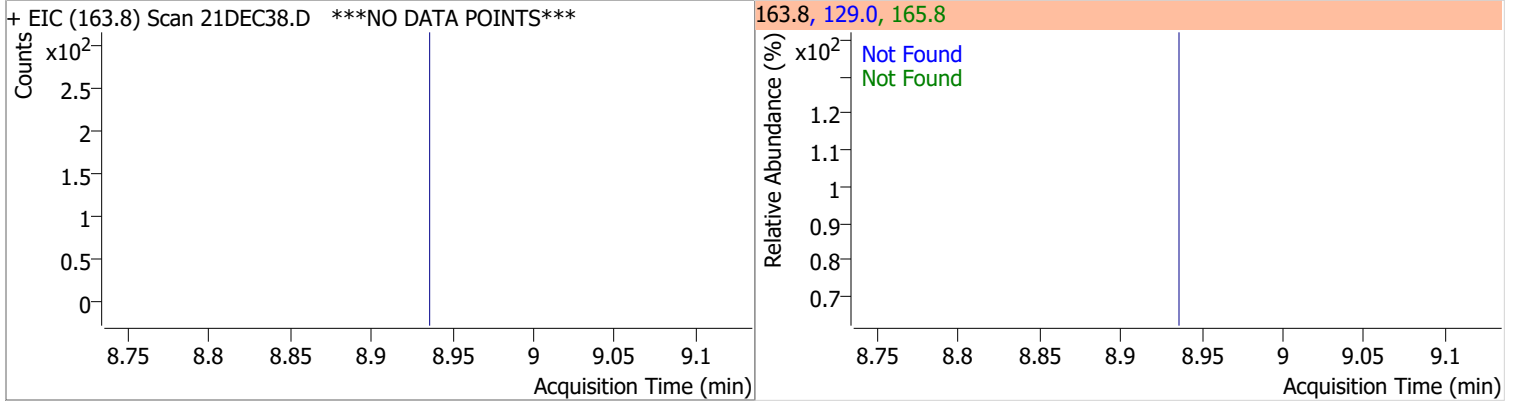


Compound	Conc.	Exp RT	QIon	Exp Ratio	QIon	Exp Ratio
1,1,2-Trichloroethane	N.D.	8.82	97.0	114.3	85.0	61.5

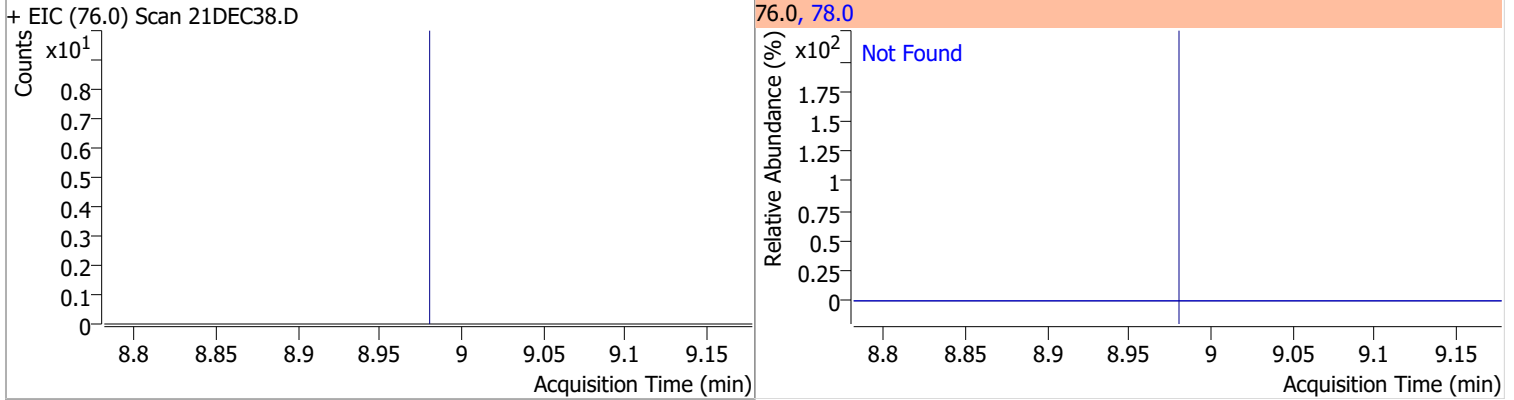


Quantitation Results Report (QT Reviewed)

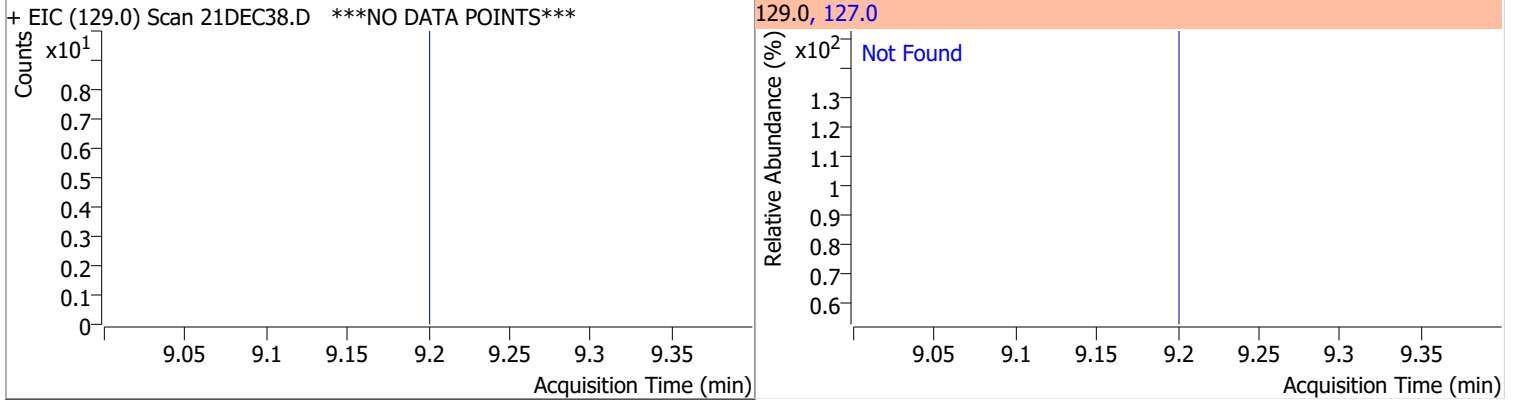
Compound	Conc.	Exp RT	QIon	Exp Ratio	QIon	Exp Ratio
Tetrachloroethene	N.D.	8.94	165.8	128.3	129.0	95.3



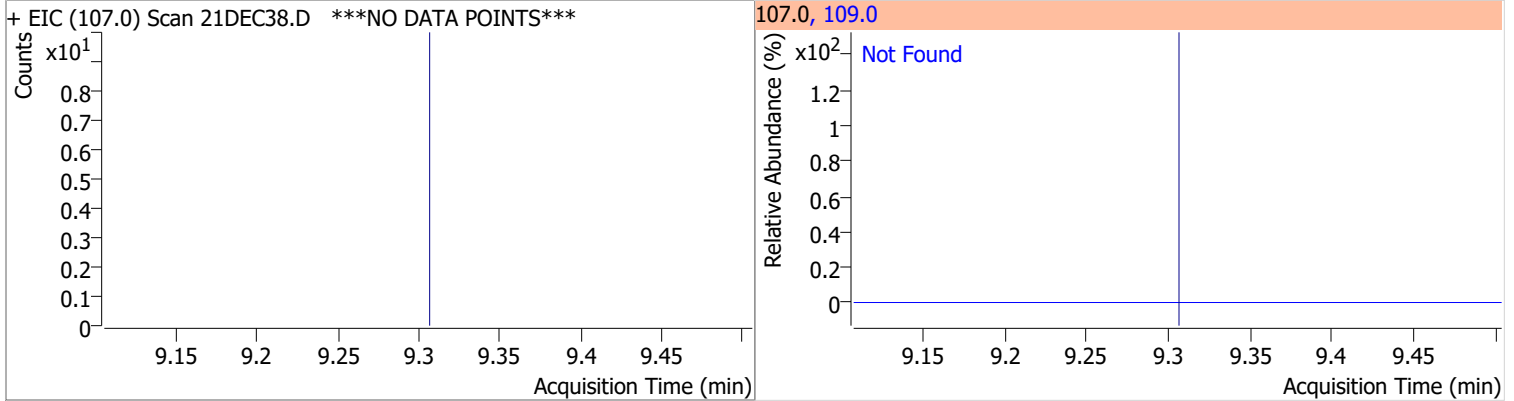
Compound	Conc.	Exp RT	QIon	Exp Ratio
1,3-Dichloropropane	N.D.	8.98	78.0	32.1



Compound	Conc.	Exp RT	QIon	Exp Ratio
Chlorodibromomethane	N.D.	9.20	127.0	75.3

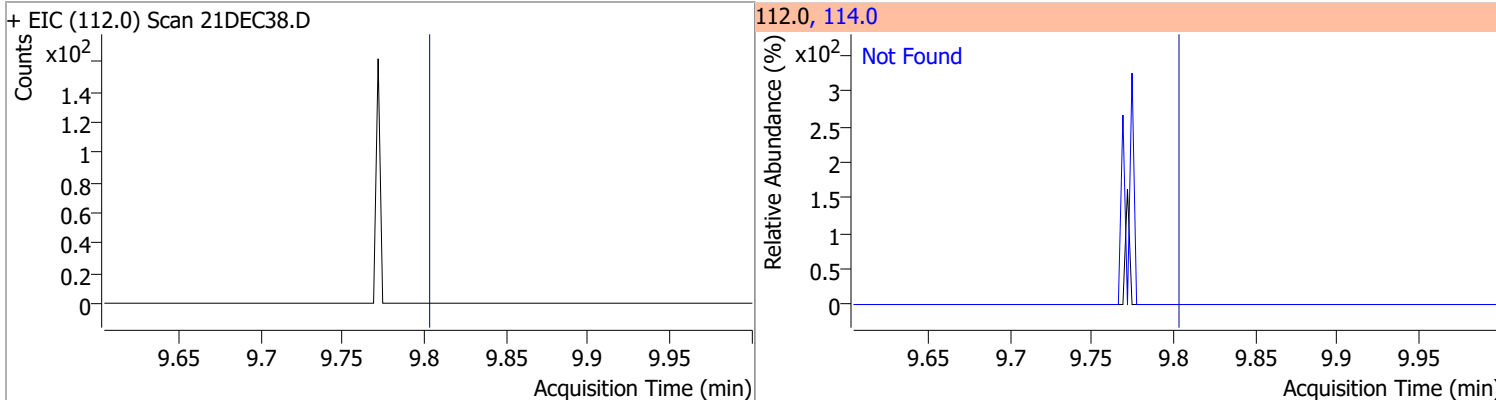


Compound	Conc.	Exp RT	QIon	Exp Ratio
1,2-Dibromoethane	N.D.	9.31	109.0	97.2

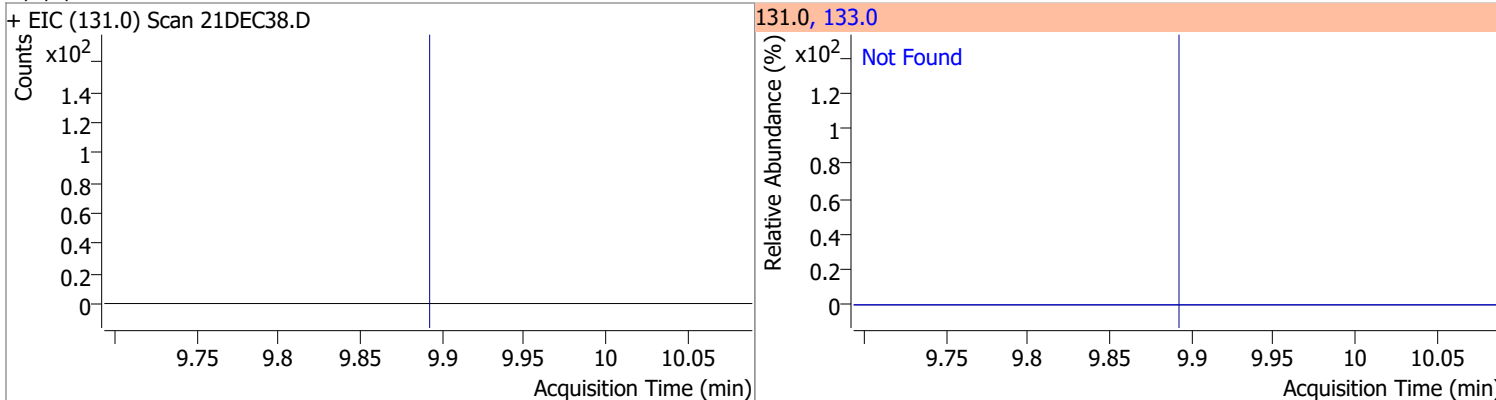


Quantitation Results Report (QT Reviewed)

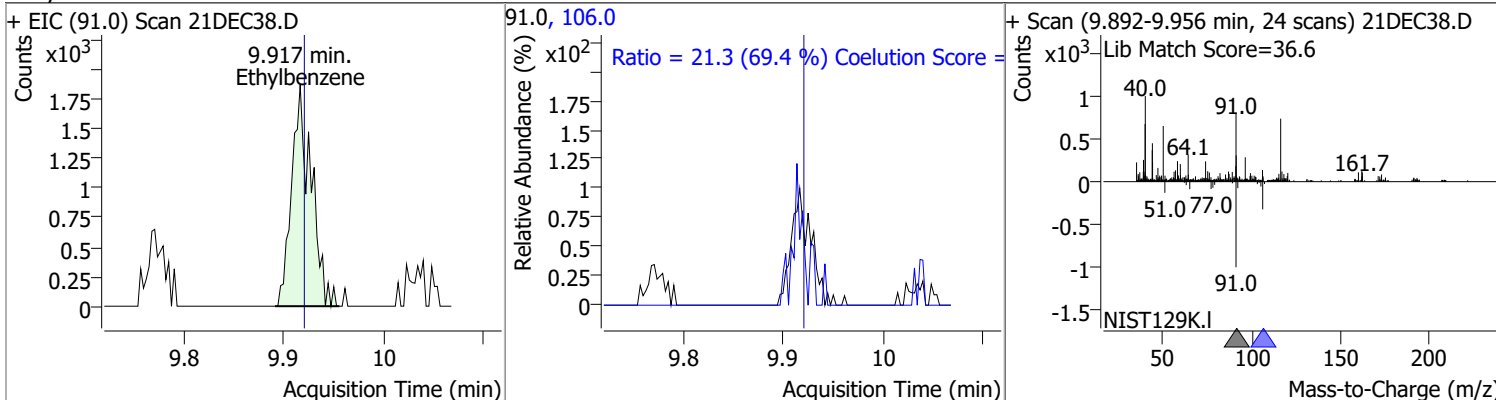
Compound	Conc.	Exp RT	QIon	Exp Ratio
Chlorobenzene	N.D.	9.80	114.0	32.3



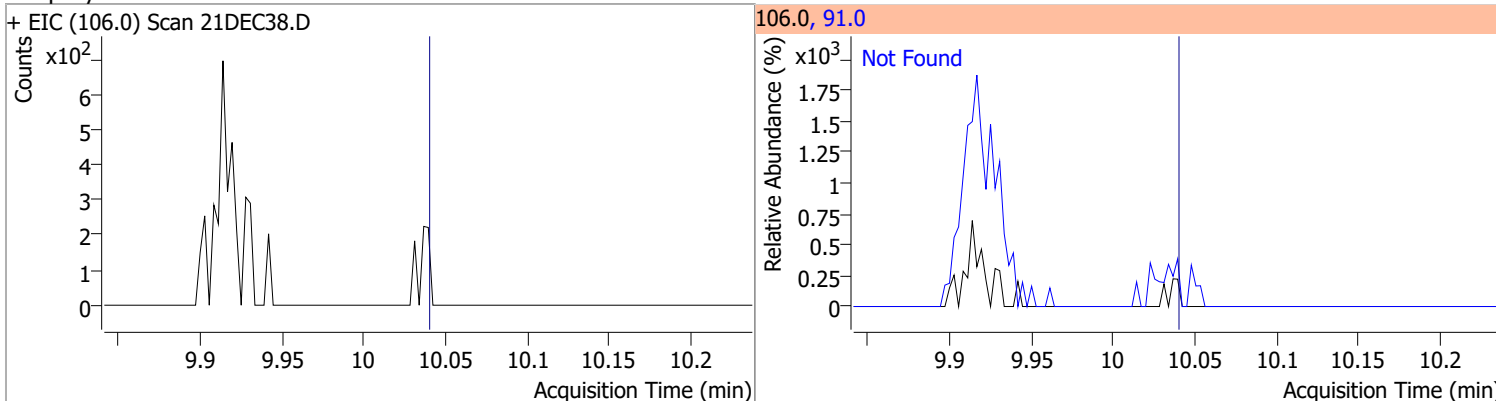
Compound	Conc.	Exp RT	QIon	Exp Ratio
1,1,1,2-Tetrachloroethane	N.D.	9.89	133.0	95.7



Compound	Conc.	RT	Dev(Min)	Resp.	QIon	QRatio	Lower	Upper
Ethylbenzene	0.8496	9.92	0.00	2523	106.0	21.3	0.7	60.7

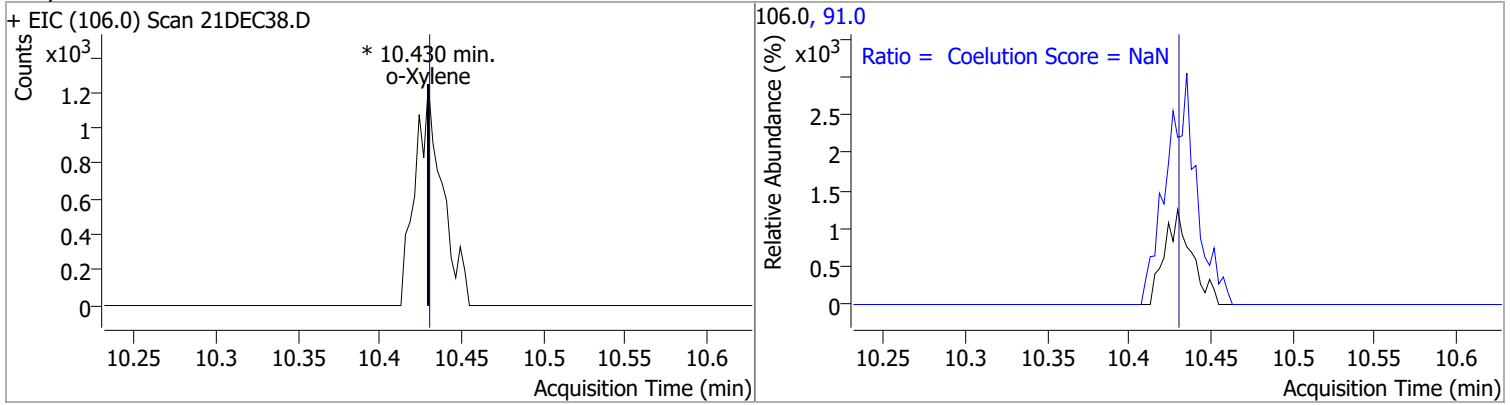


Compound	Conc.	Exp RT	QIon	Exp Ratio
m+p-Xylenes	N.D.	10.04	91.0	205.0

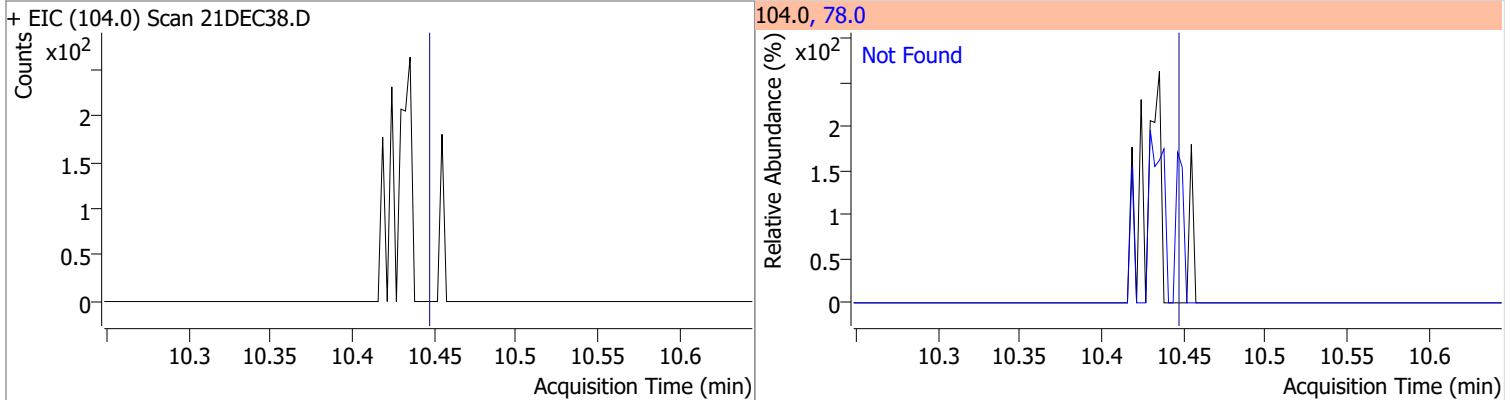


Quantitation Results Report (QT Reviewed)

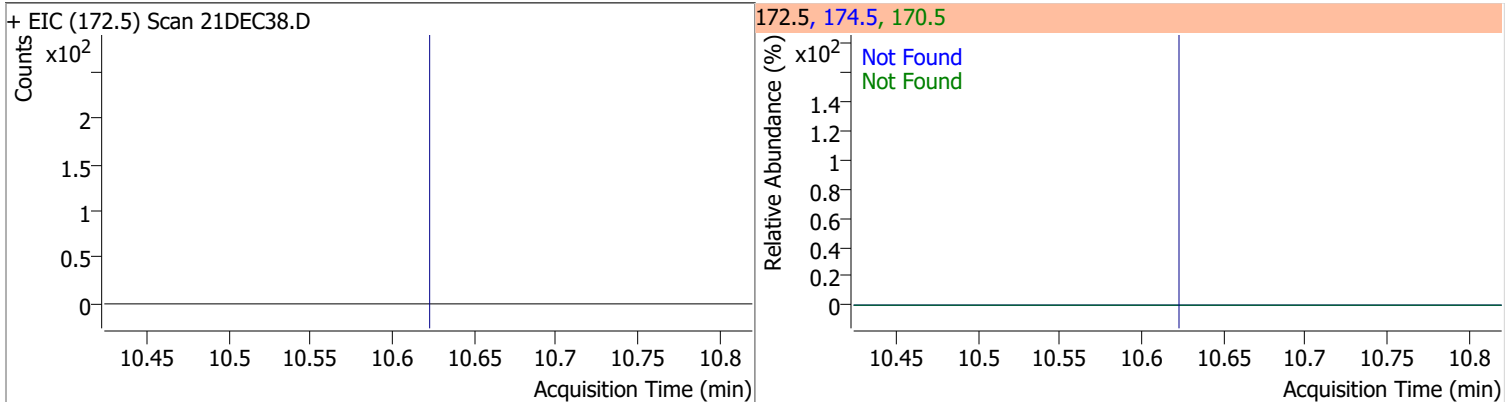
Compound	Conc.	RT	Dev(Min)	Resp.	QIon	QRatio	Lower	Upper
o-Xylene		0		0	91.0		186.1	246.1



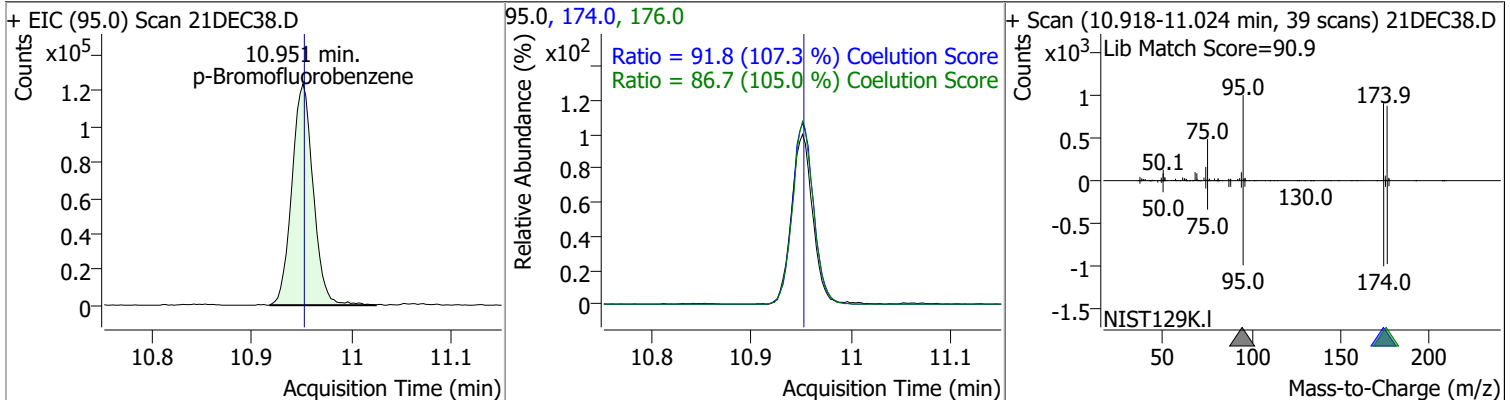
Compound	Conc.	Exp RT	QIon	Exp Ratio
Styrene	N.D.	10.45	78.0	50.6



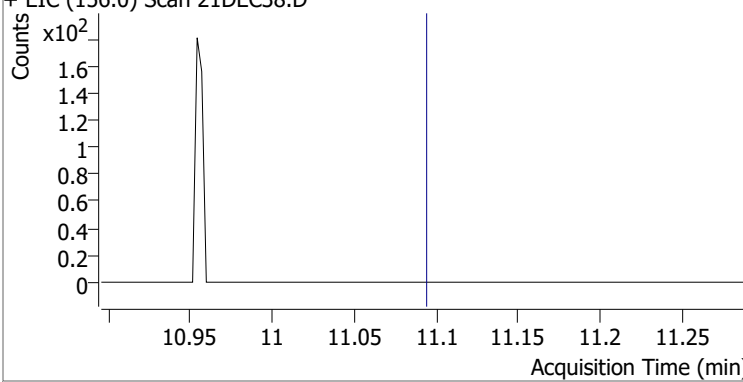
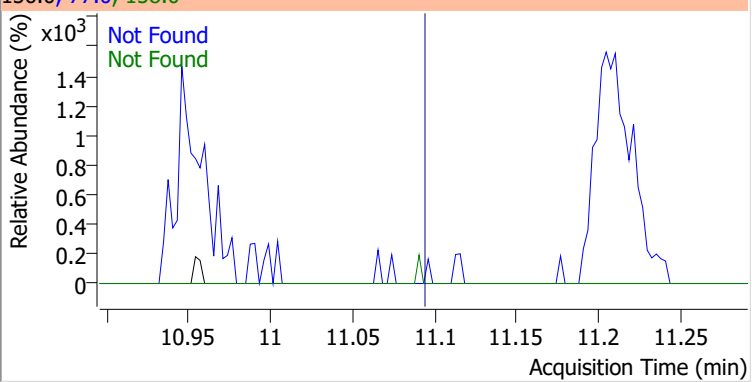
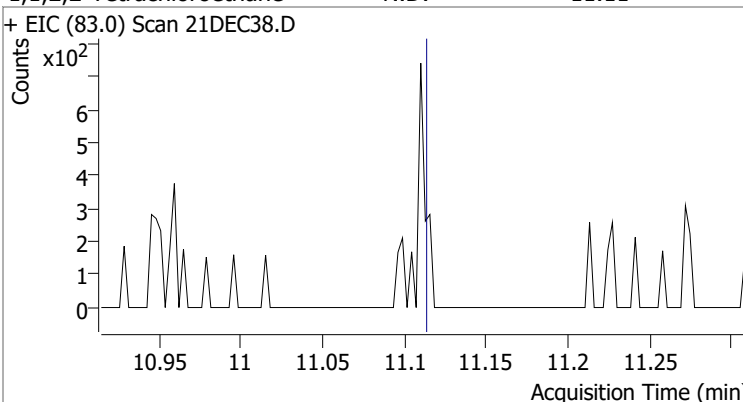
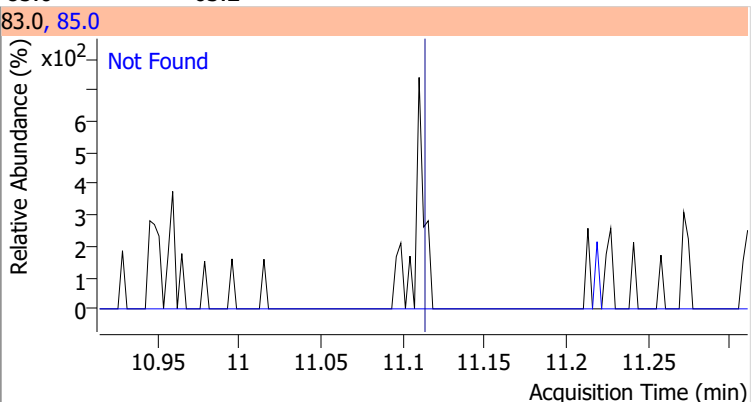
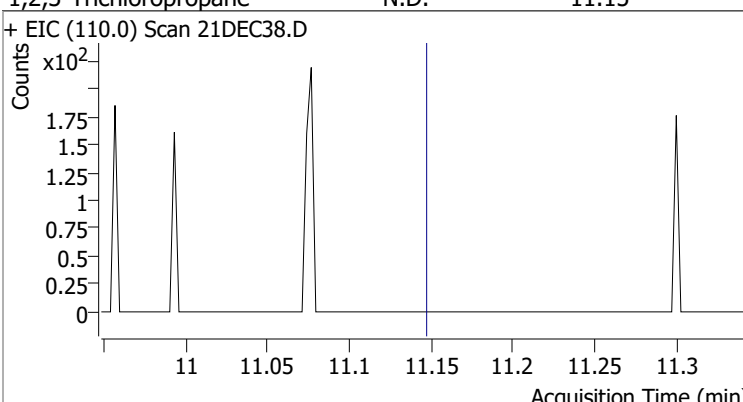
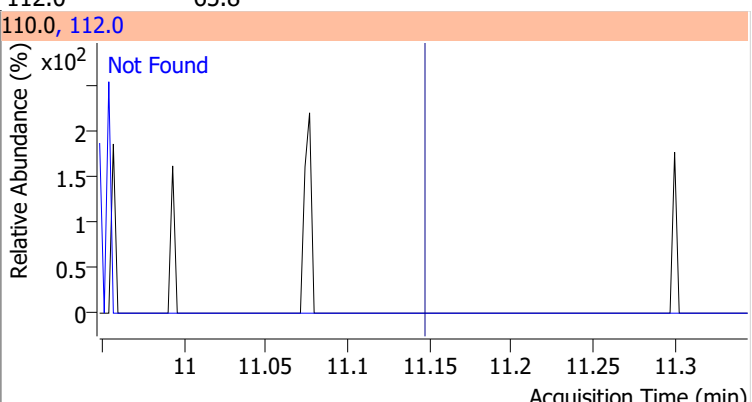
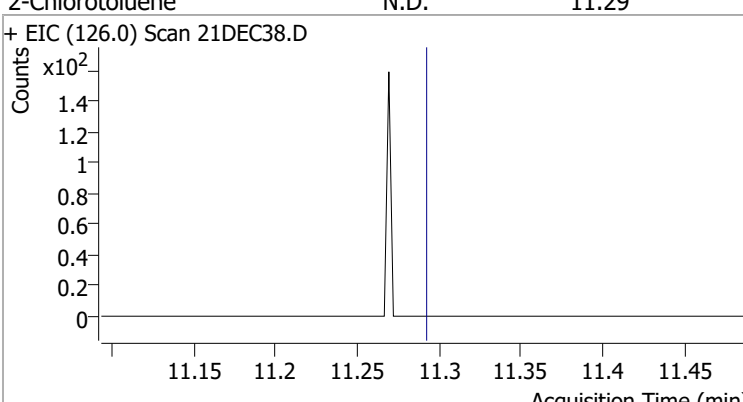
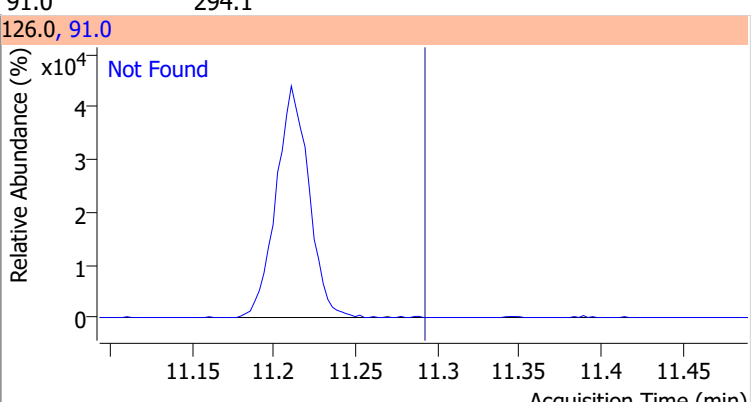
Compound	Conc.	Exp RT	QIon	Exp Ratio	QIon	Exp Ratio
Bromoform	N.D.	10.62	170.5	52.7	174.5	50.7



Compound	Conc.	RT	Dev(Min)	Resp.	QIon	QRatio	Lower	Upper
p-Bromofluorobenzene	256.3479	10.95	0.00	183030	174.0	91.8	55.5	115.5
					176.0	86.7	52.5	112.5

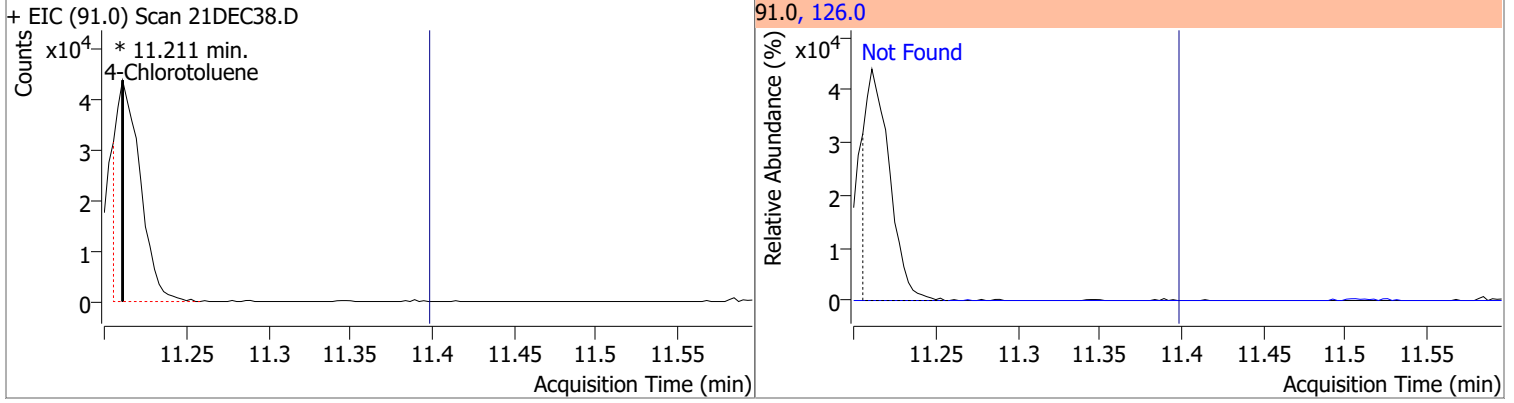


Quantitation Results Report (QT Reviewed)

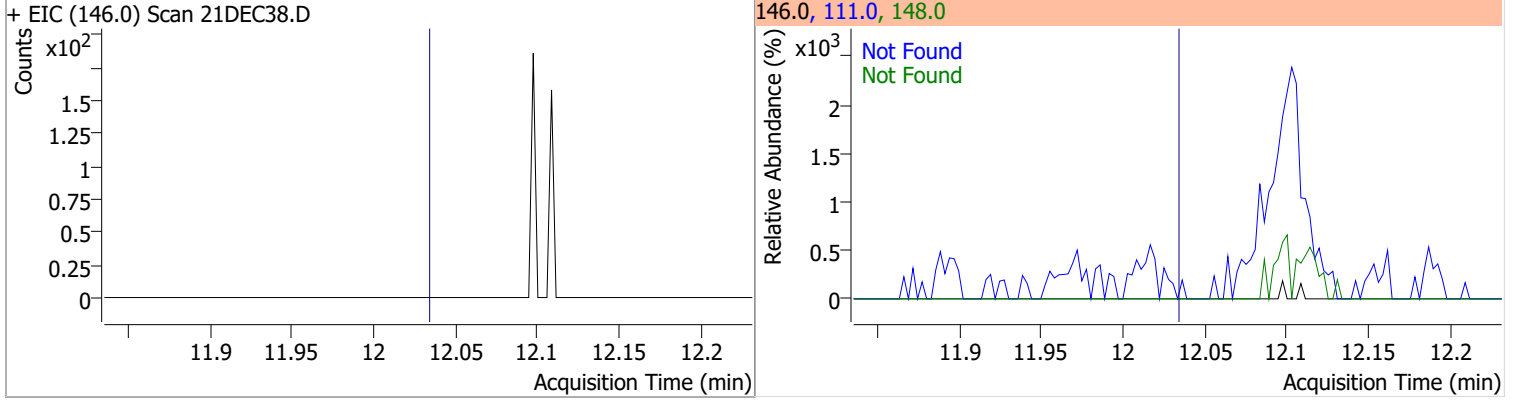
Compound	Conc.	Exp RT	QIon	Exp Ratio	QIon	Exp Ratio
Bromobenzene	N.D.	11.09	77.0	153.2	158.0	96.2
+ EIC (156.0) Scan 21DEC38.D			156.0, 77.0, 158.0			
						
1,1,2,2-Tetrachloroethane	N.D.	11.11	85.0	63.2		
+ EIC (83.0) Scan 21DEC38.D			83.0, 85.0			
						
1,2,3-Trichloropropane	N.D.	11.15	112.0	65.8		
+ EIC (110.0) Scan 21DEC38.D			110.0, 112.0			
						
2-Chlorotoluene	N.D.	11.29	91.0	294.1		
+ EIC (126.0) Scan 21DEC38.D			126.0, 91.0			
						

Quantitation Results Report (QT Reviewed)

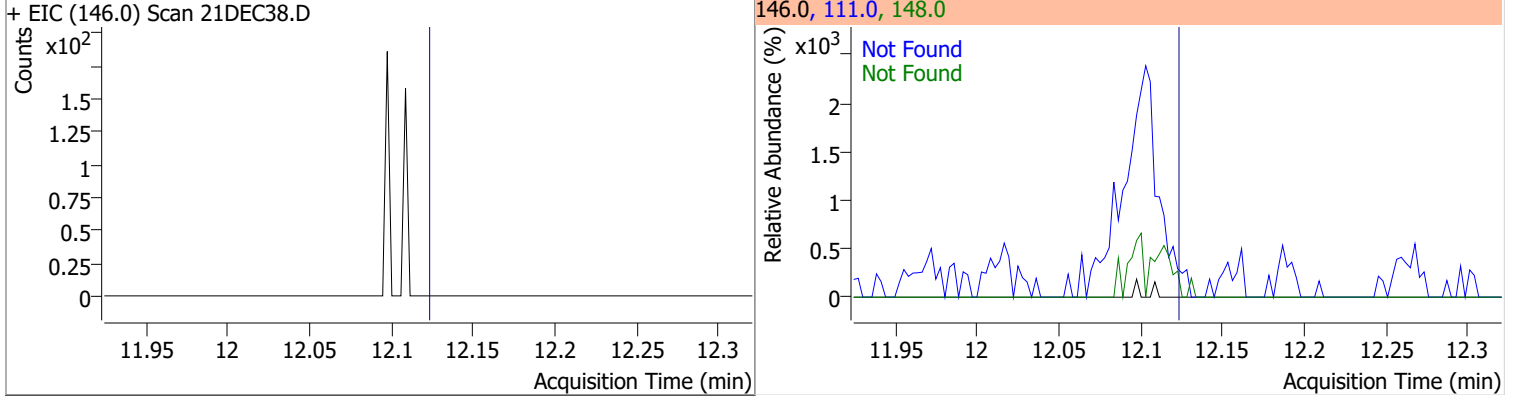
Compound	Conc.	RT	Dev(Min)	Resp.	QIon	QRatio	Lower	Upper
4-Chlorotoluene		0		0	126.0		0.4	60.4



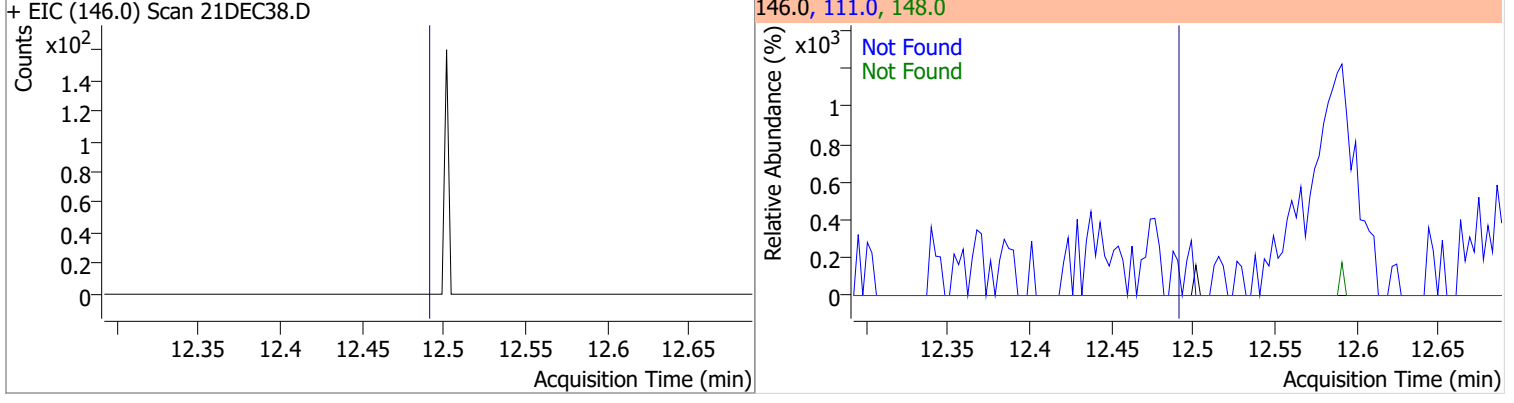
Compound	Conc.	Exp RT	QIon	Exp Ratio	QIon	Exp Ratio
1,3-Dichlorobenzene	N.D.	12.03	148.0	64.5	111.0	41.5



Compound	Conc.	Exp RT	QIon	Exp Ratio	QIon	Exp Ratio
1,4-Dichlorobenzene	N.D.	12.12	148.0	64.0	111.0	40.4

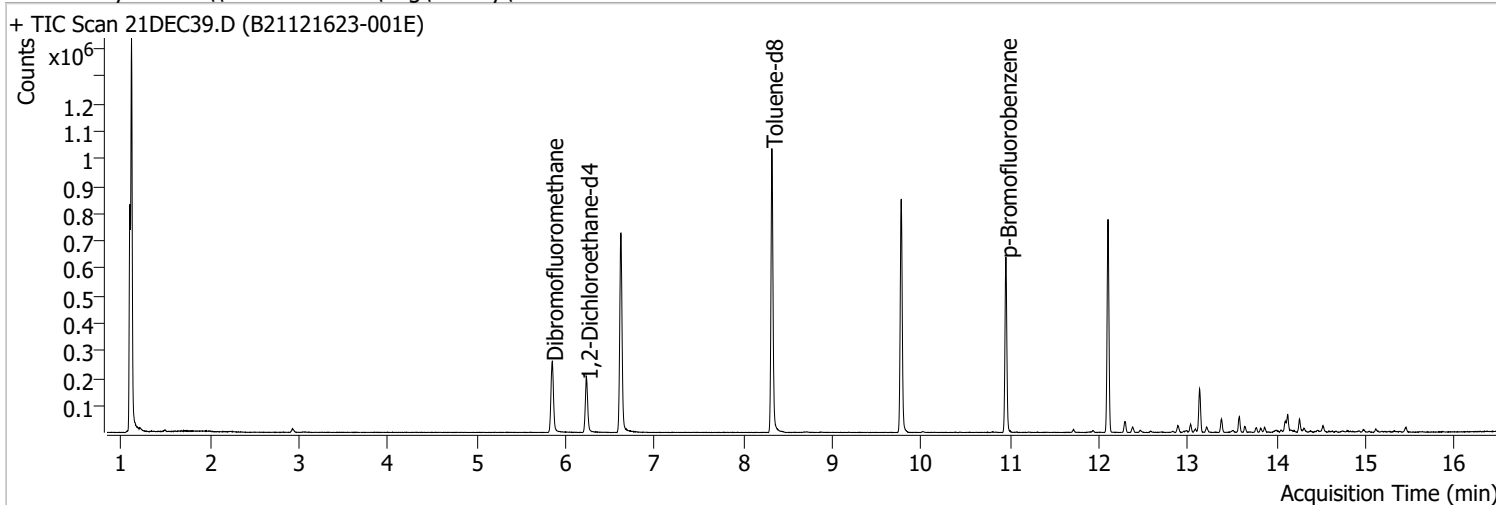


Compound	Conc.	Exp RT	QIon	Exp Ratio	QIon	Exp Ratio
1,2-Dichlorobenzene	N.D.	12.49	148.0	63.8	111.0	42.8



Quantitation Results Report (QT Reviewed)

Data File	21DEC39.D	Operator	MSC
Acq. Method	5975CACQF.M	Acq. Date-Time	12/22/2021 3:06:45 AM
Sample Name	B21121623-001E	Instrument	VOA5975C
Vial	39	Multiplier	1.00
DA Method File	VOA5975C_8260B_SHT_DoD_L4_120721.m	Comment	
Tune File	BFB_Atune3.u	Tune Date	10/11/2021 4:02:00 PM
Batch Name	VG122121_8260B_2ndRun.batch.bin	Last Calib Update	2/4/2022 12:03:22 PM
Ref Library	\\MASSHUNTER\Org\Library\NIST129K.I		



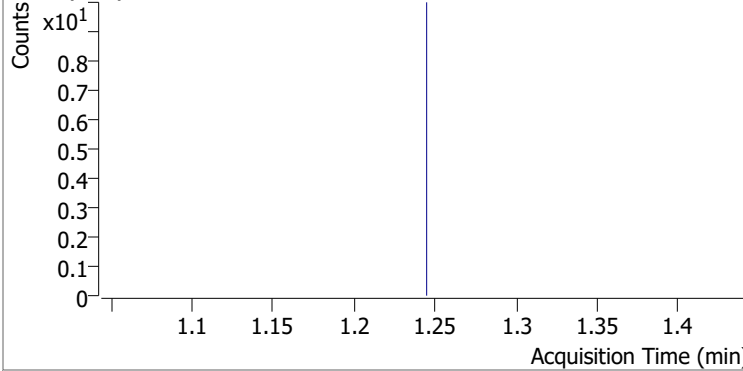
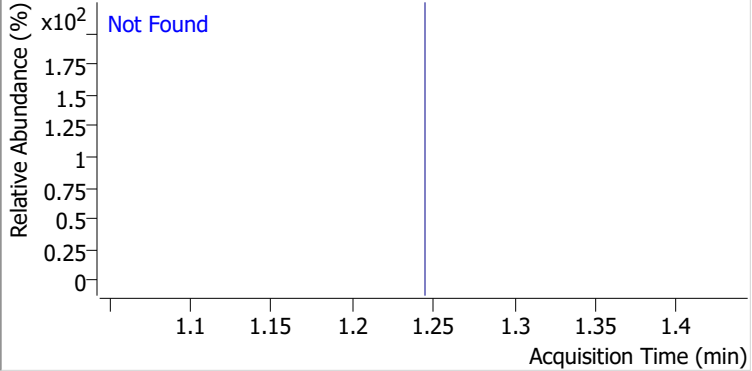
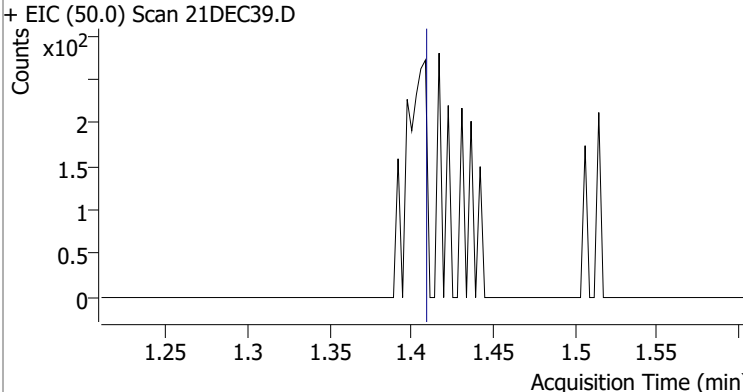
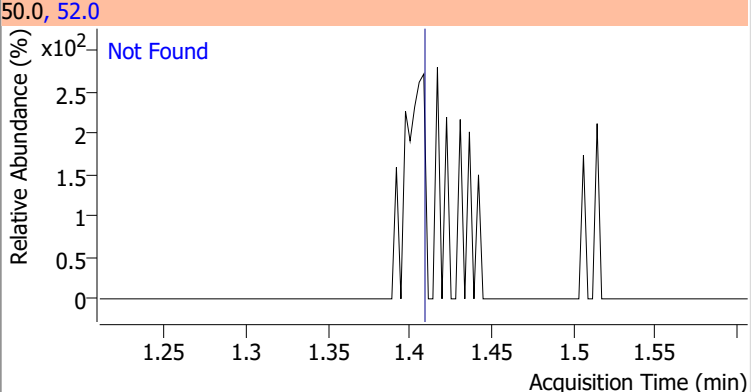
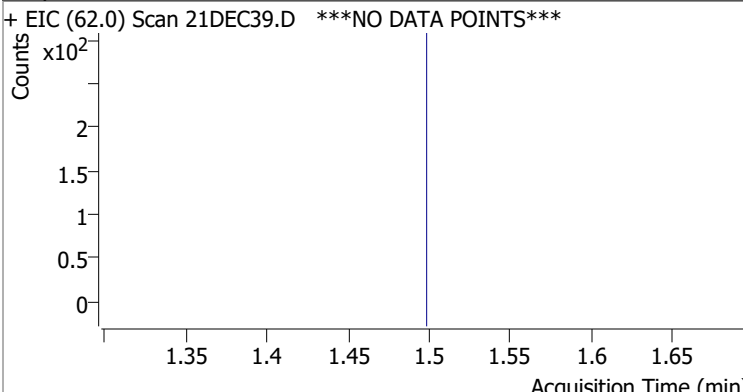
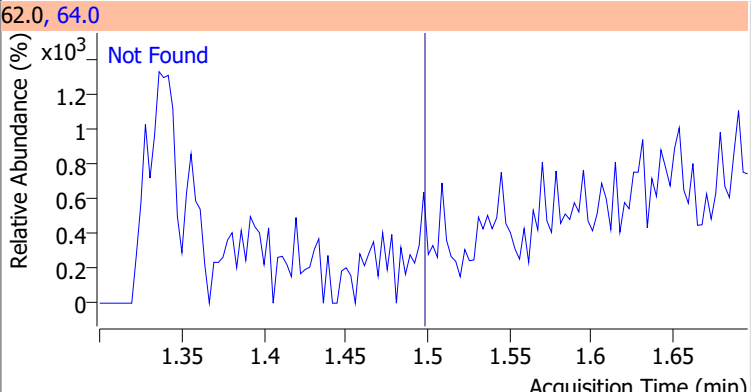
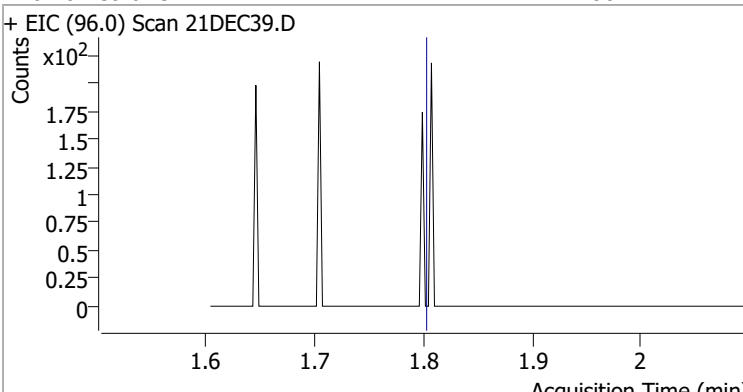
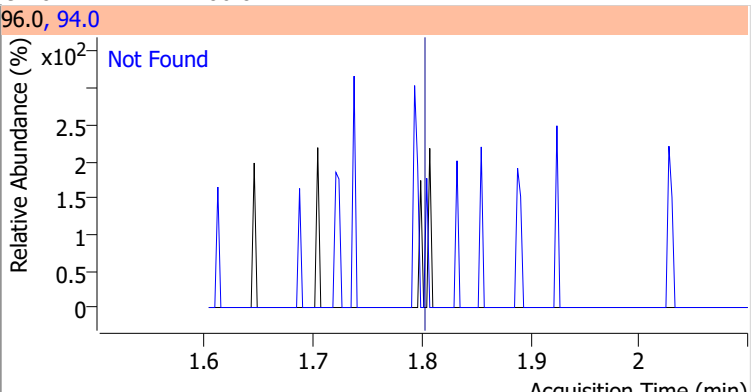
Compound	RT	QIon	Resp.	Conc.	Units	Dev(Min)
Internal Standards						
M Fluorobenzene	6.621	96.0	620536	250.0000	ng	0.000
M Chlorobenzene-d5	9.774	82.0	240464	250.0000	ng	0.000
M 1,4-Dichlorobenzene-d4	12.100	152.0	185293	250.0000	ng	0.000
System Monitoring Compounds						
S Dibromofluoromethane	5.848	113.0	158130	260.0109	ng	-0.003
Spiked Amount: 250.000	Range: 80.0 - 119.0%			Recovery = 104.00%		
S 1,2-Dichloroethane-d4	6.236	67.0	71588	257.9321	ng	0.006
Spiked Amount: 250.000	Range: 81.0 - 118.0%			Recovery = 103.17%		
S Toluene-d8	8.319	98.0	625165	258.6276	ng	0.000
Spiked Amount: 250.000	Range: 89.0 - 112.0%			Recovery = 103.45%		
S p-Bromofluorobenzene	10.951	95.0	179891	253.7205	ng	0.000
Spiked Amount: 250.000	Range: 85.0 - 114.0%			Recovery = 101.49%		
Target Compounds						
T Dichlorodifluoromethane	0.000		0	N.D.		
T Chloromethane	0.000		0	N.D.		
T Vinyl chloride	0.000		0	N.D.		
T Bromomethane	0.000		0	N.D.		
T Chloroethane	0.000		0	N.D.		
T Trichlorofluoromethane	0.000		0	N.D.		
T 1,1-Dichloroethene	0.000		0	N.D.		
T Methylene chloride	3.341	49.0	0	ng	md	1
T trans-1,2-Dichloroethene	0.000		0	N.D.		
T Methyl tert-butyl ether (MTBE)	0.000		0	N.D.		
T 1,1-Dichloroethane	0.000		0	N.D.		
T 2,2-Dichloropropane	0.000		0	N.D.		
T cis-1,2-Dichloroethene	0.000		0	N.D.		
T Methyl ethyl ketone	0.000		0	N.D.		
T Bromochloromethane	0.000		0	N.D.		
T Chloroform	0.000		0	N.D.		

Quantitation Results Report (QT Reviewed)

Compound	RT	QIon	Resp.	Conc.	Units	Dev(Min)
T 1,1,1-Trichloroethane	0.000		0	N.D.		
T Carbon tetrachloride	0.000		0	N.D.		
T 1,1-Dichloropropene	0.000		0	N.D.		
T Benzene	0.000		0	N.D.		
T 1,2-Dichloroethane	0.000		0	N.D.		
T Trichloroethene	0.000		0	N.D.		
T 1,2-Dichloropropane	0.000		0	N.D.		
T Dibromomethane	0.000		0	N.D.		
T Bromodichloromethane	0.000		0	N.D.		
T cis-1,3-Dichloropropene	0.000		0	N.D.		
T Toluene	8.397	92.0	0		ng	md
T trans-1,3-Dichloropropene	0.000		0	N.D.		
T 1,1,2-Trichloroethane	0.000		0	N.D.		
T Tetrachloroethene	0.000		0	N.D.		
T 1,3-Dichloropropane	0.000		0	N.D.		
T Chlorodibromomethane	0.000		0	N.D.		
T 1,2-Dibromoethane	0.000		0	N.D.		
T Chlorobenzene	0.000		0	N.D.		
T 1,1,1,2-Tetrachloroethane	0.000		0	N.D.		
T Ethylbenzene	0.000		0	N.D.		
T m+p-Xylenes	0.000		0	N.D.		
T o-Xylene	10.433	106.0	0		ng	md
T Styrene	0.000		0	N.D.		
T Bromoform	0.000		0	N.D.		
T Bromobenzene	0.000		0	N.D.		
T 1,1,2,2-Tetrachloroethane	0.000		0	N.D.		
T 1,2,3-Trichloropropane	0.000		0	N.D.		
T 2-Chlorotoluene	0.000		0	N.D.		
T 4-Chlorotoluene	0.000		0	N.D.		
T 1,3-Dichlorobenzene	0.000		0	N.D.		
T 1,4-Dichlorobenzene	0.000		0	N.D.		
T 1,2-Dichlorobenzene	0.000		0	N.D.		

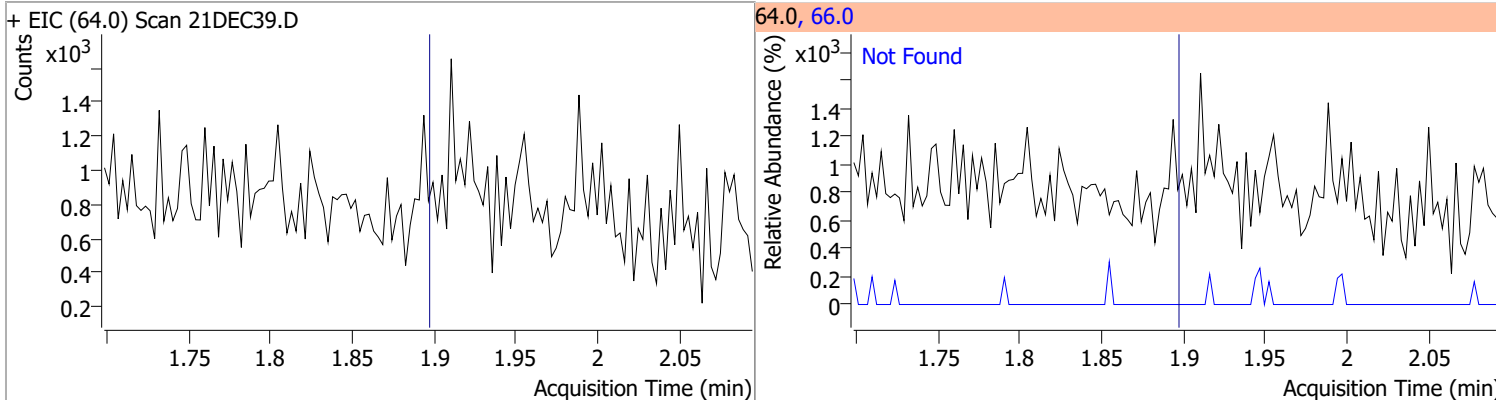
(#) = Qualifier Out of Range; (m) = Manual Integration; (+) = Area Summed; (*) = Surrogate Percent Recovery Out of Range; (d): Zeroed Peak

Quantitation Results Report (QT Reviewed)

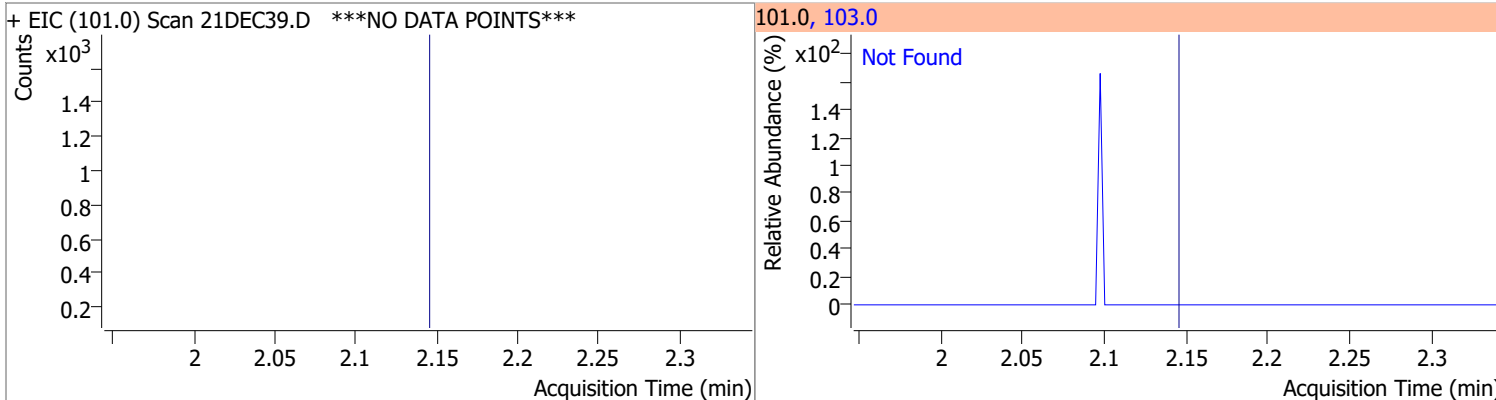
Compound	Conc.	Exp RT	QIon	Exp Ratio
Dichlorodifluoromethane	N.D.	1.24	87.0	32.0
+ EIC (85.0) Scan 21DEC39.D ***NO DATA POINTS***			85.0, 87.0	
			 <p style="color: blue; font-weight: bold;">Not Found</p>	
Chloromethane	N.D.	1.41	52.0	32.7
+ EIC (50.0) Scan 21DEC39.D			50.0, 52.0	
			 <p style="color: blue; font-weight: bold;">Not Found</p>	
Vinyl chloride	N.D.	1.50	64.0	31.6
+ EIC (62.0) Scan 21DEC39.D ***NO DATA POINTS***			62.0, 64.0	
			 <p style="color: blue; font-weight: bold;">Not Found</p>	
Bromomethane	N.D.	1.80	94.0	106.0
+ EIC (96.0) Scan 21DEC39.D			96.0, 94.0	
			 <p style="color: blue; font-weight: bold;">Not Found</p>	

Quantitation Results Report (QT Reviewed)

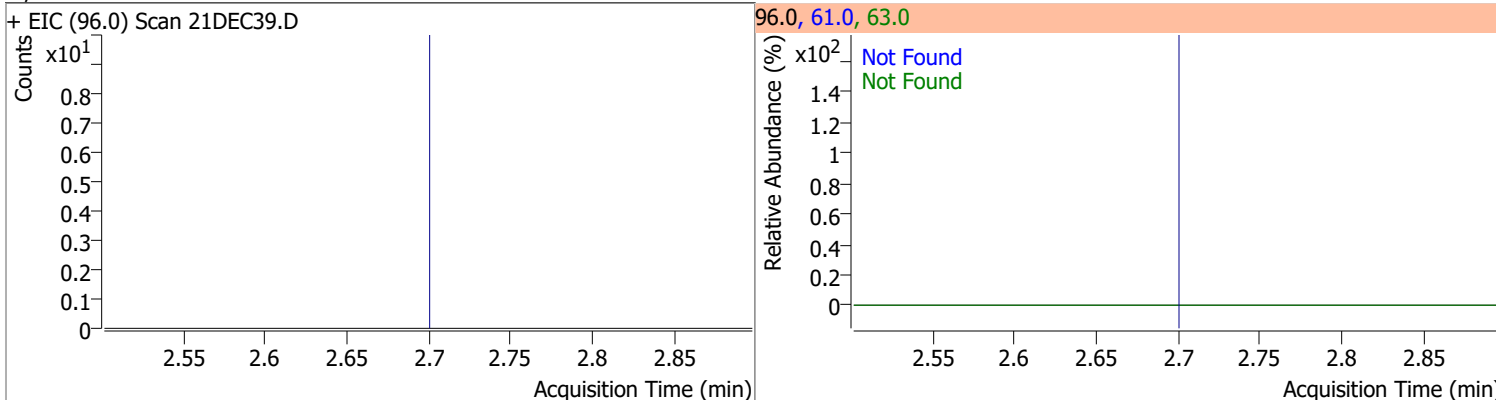
Compound	Conc.	Exp RT	QIon	Exp Ratio
Chloroethane	N.D.	1.90	66.0	30.8



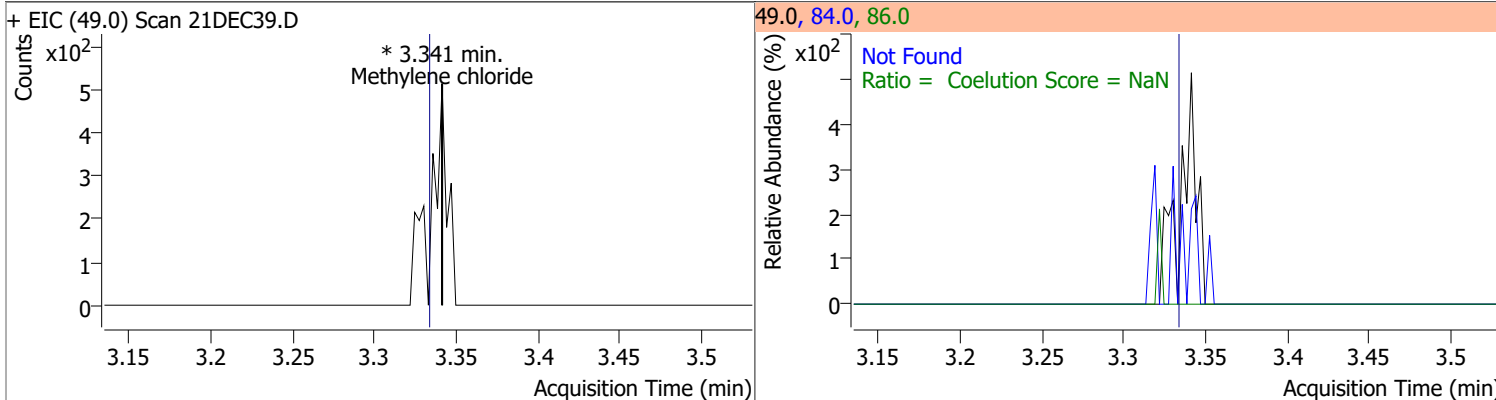
Compound	Conc.	Exp RT	QIon	Exp Ratio
Trichlorofluoromethane	N.D.	2.14	103.0	64.8



Compound	Conc.	Exp RT	QIon	Exp Ratio	QIon	Exp Ratio
1,1-Dichloroethene	N.D.	2.70	61.0	180.1	63.0	57.5

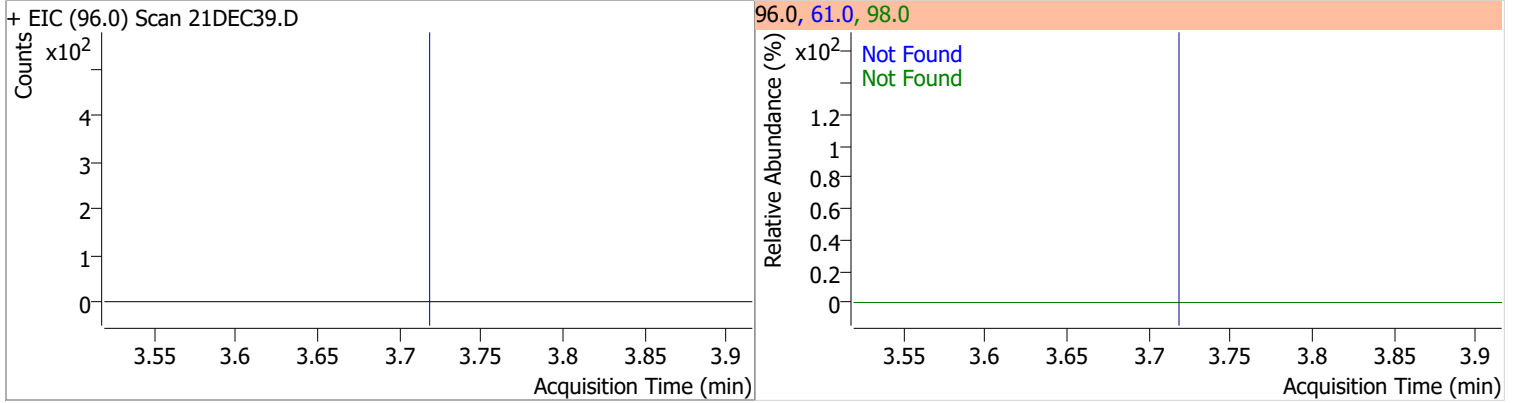


Compound	Conc.	RT	Dev(Min)	Resp.	QIon	QRatio	Lower	Upper
Methylene chloride		0		0	84.0		39.4	99.4
					86.0		14.1	74.1

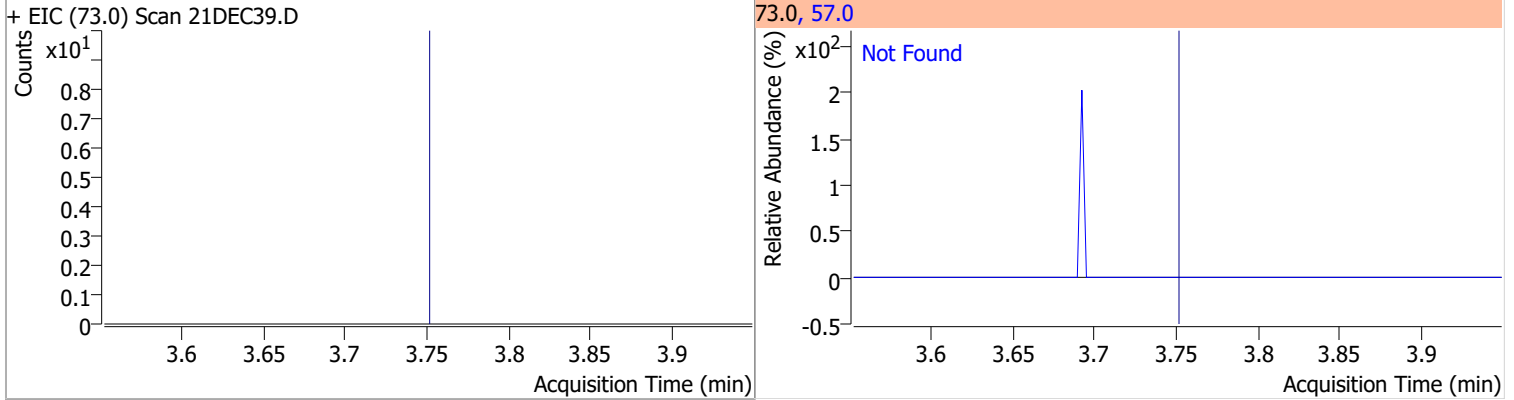


Quantitation Results Report (QT Reviewed)

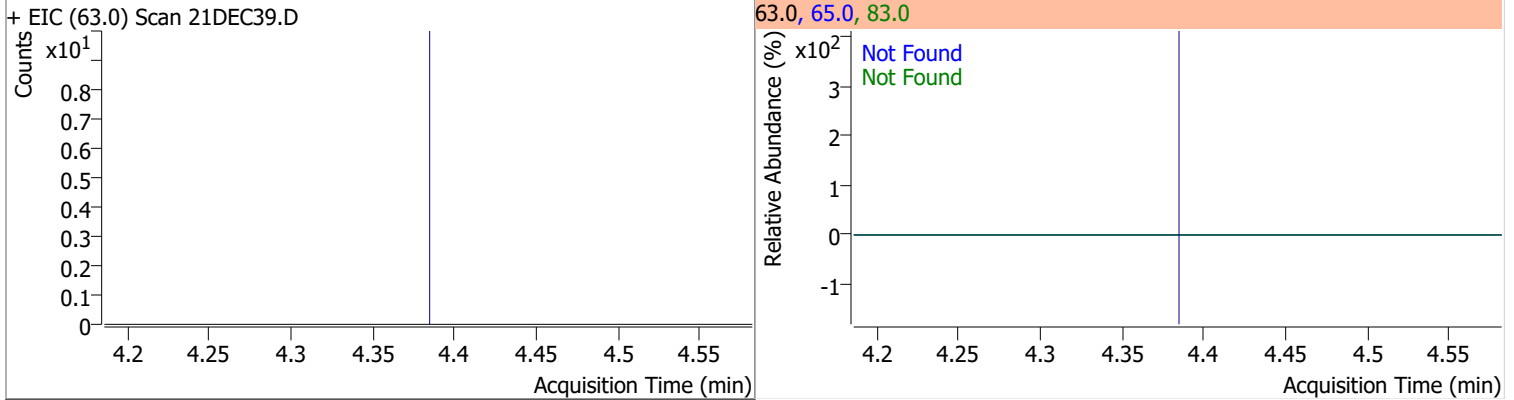
Compound	Conc.	Exp RT	QIon	Exp Ratio	QIon	Exp Ratio
trans-1,2-Dichloroethene	N.D.	3.72	61.0	155.1	98.0	62.8



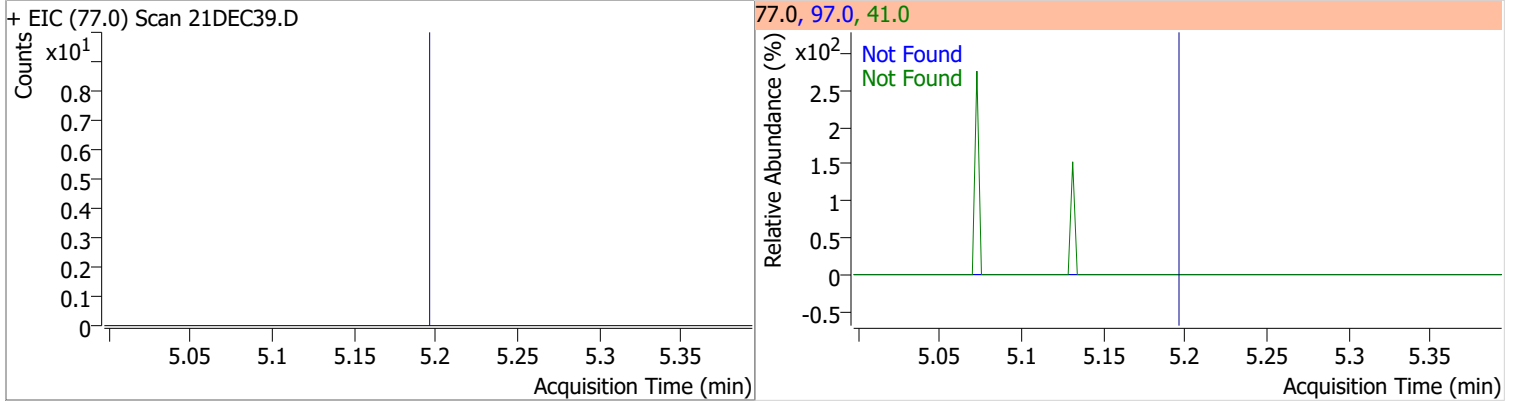
Compound	Conc.	Exp RT	QIon	Exp Ratio
Methyl tert-butyl ether (MTBE)	N.D.	3.75	57.0	23.9



Compound	Conc.	Exp RT	QIon	Exp Ratio	QIon	Exp Ratio
1,1-Dichloroethane	N.D.	4.38	65.0	31.7	83.0	12.8

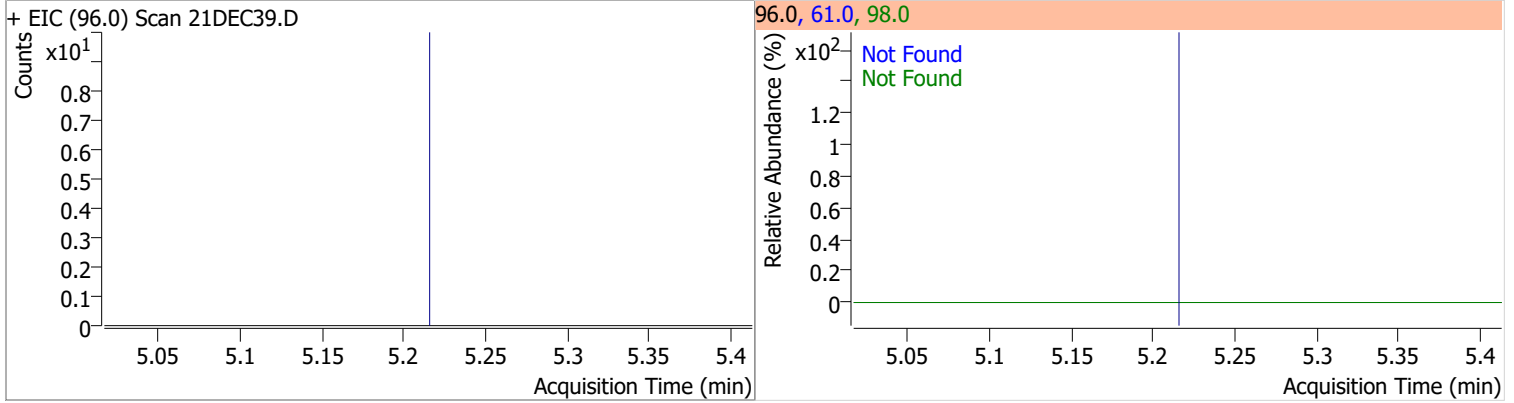


Compound	Conc.	Exp RT	QIon	Exp Ratio	QIon	Exp Ratio
2,2-Dichloropropane	N.D.	5.20	41.0	59.0	97.0	21.8

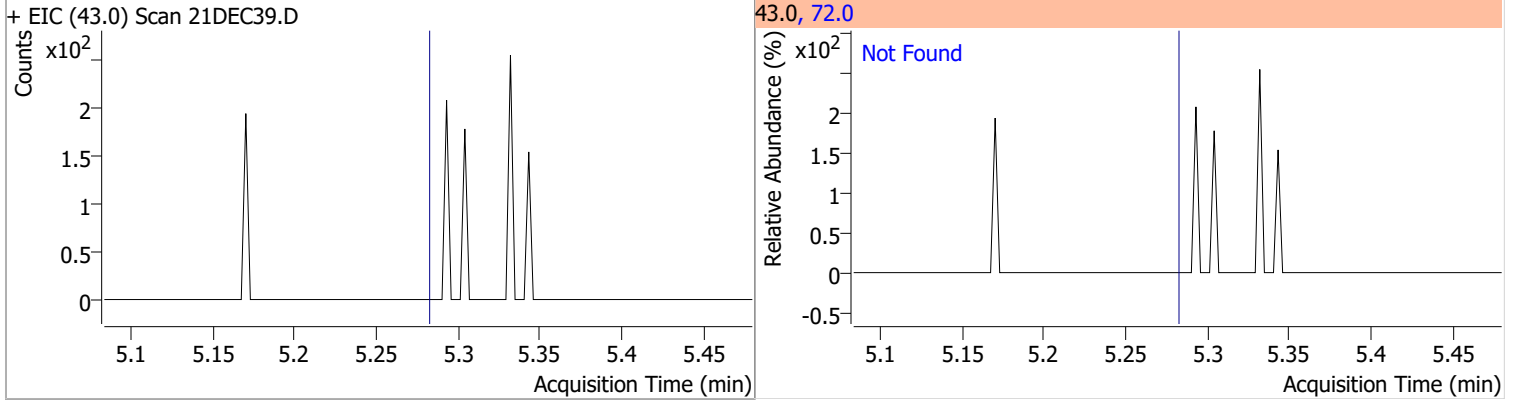


Quantitation Results Report (QT Reviewed)

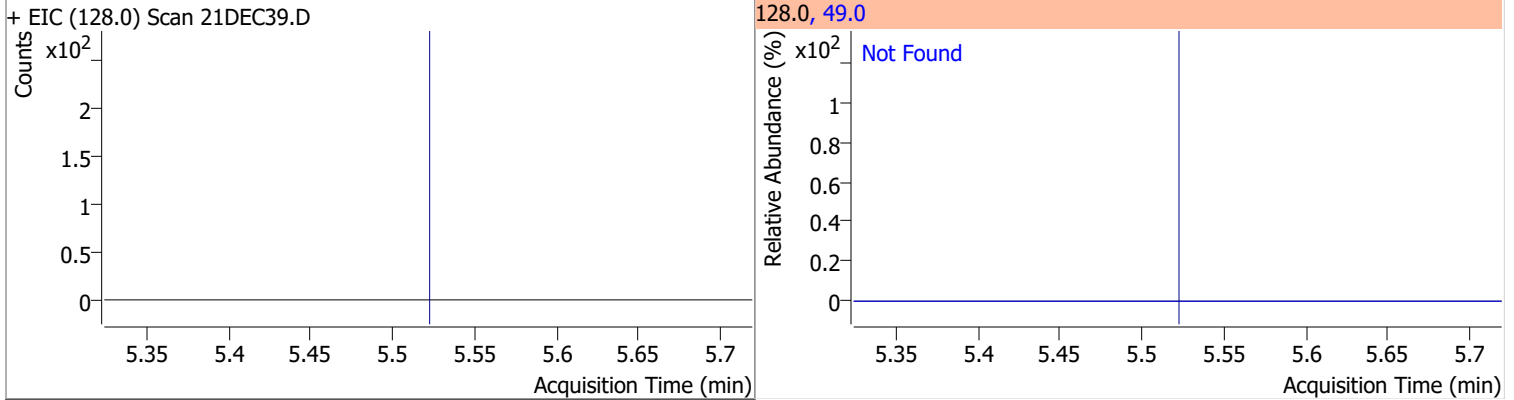
Compound	Conc.	Exp RT	QIon	Exp Ratio	QIon	Exp Ratio
cis-1,2-Dichloroethene	N.D.	5.21	61.0	163.3	98.0	64.4



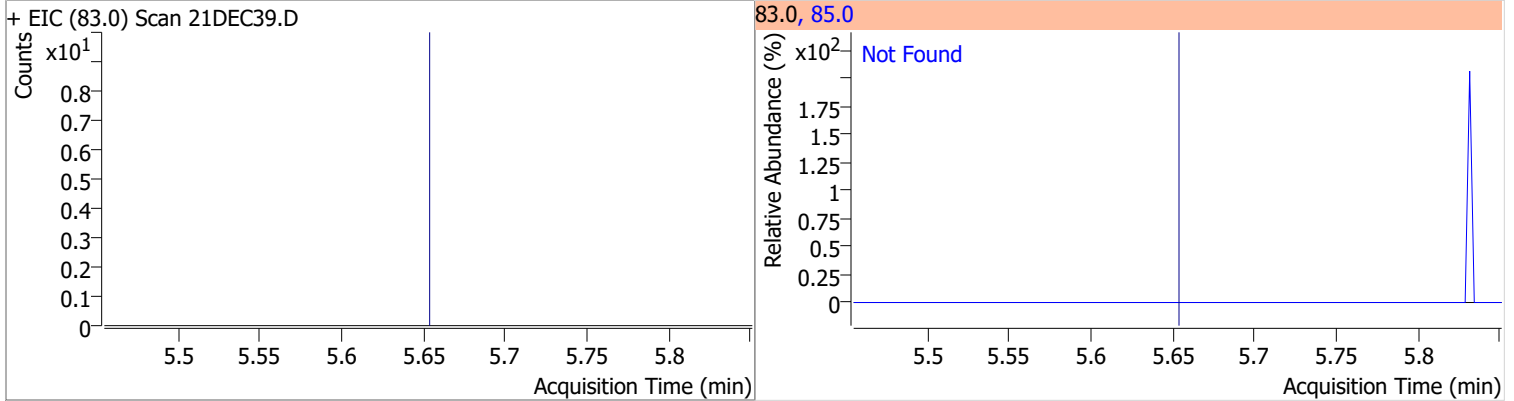
Compound	Conc.	Exp RT	QIon	Exp Ratio
Methyl ethyl ketone	N.D.	5.28	72.0	22.2



Compound	Conc.	Exp RT	QIon	Exp Ratio
Bromochloromethane	N.D.	5.52	49.0	184.6

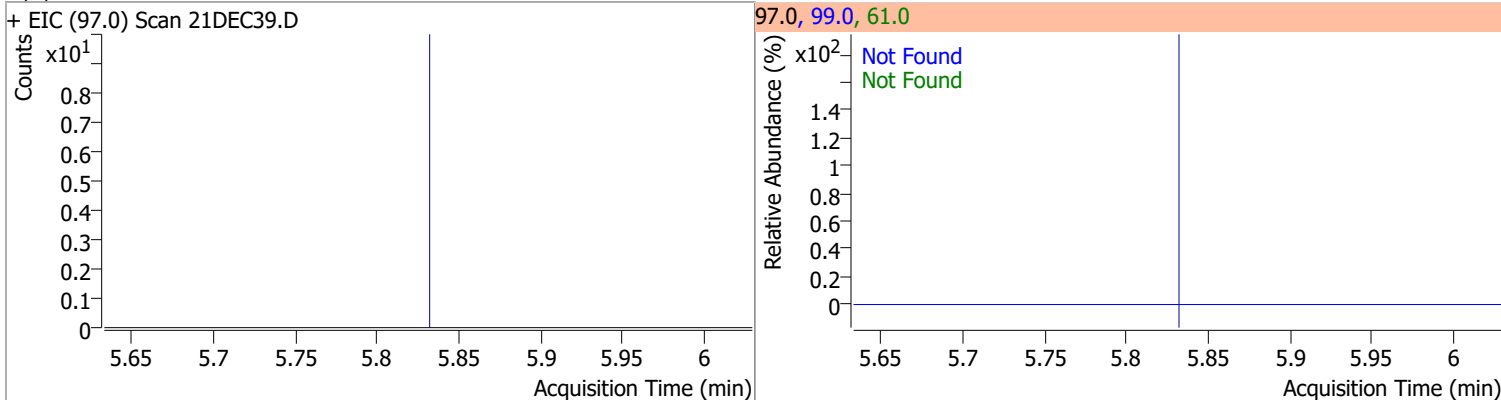


Compound	Conc.	Exp RT	QIon	Exp Ratio
Chloroform	N.D.	5.65	85.0	65.1

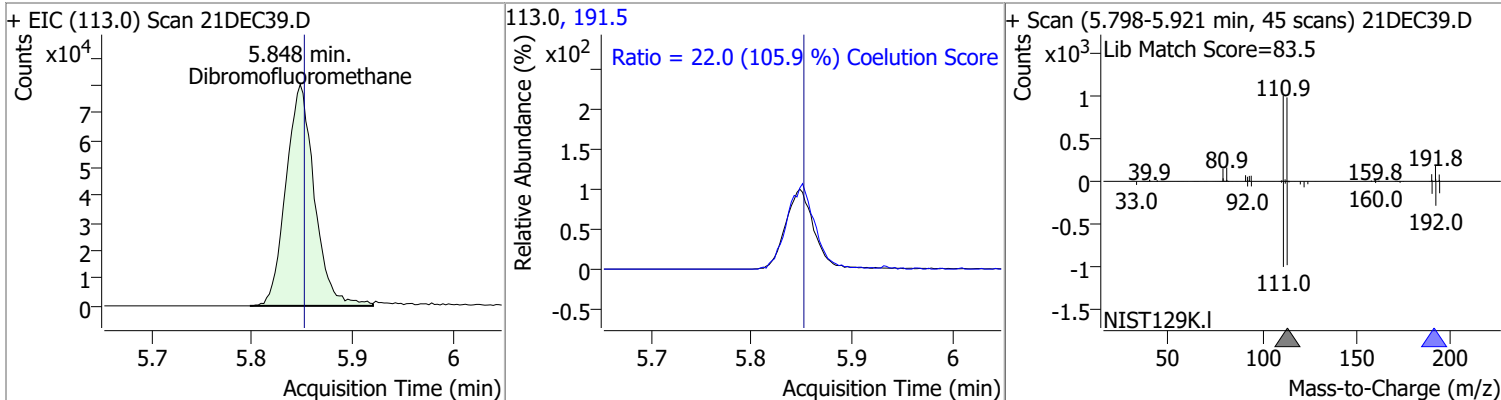


Quantitation Results Report (QT Reviewed)

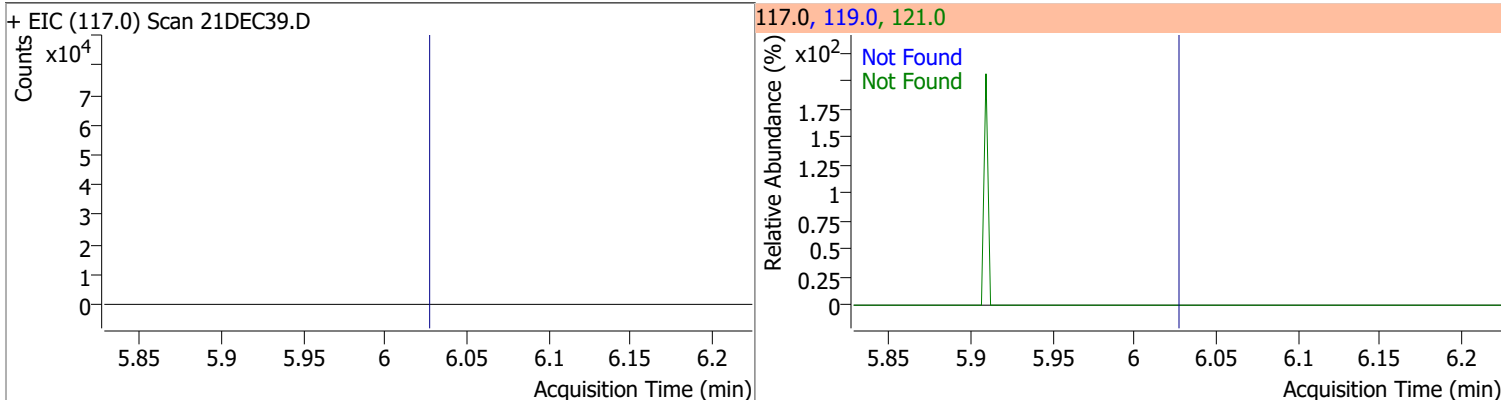
Compound	Conc.	Exp RT	QIon	Exp Ratio	QIon	Exp Ratio
1,1,1-Trichloroethane	N.D.	5.83	99.0	65.7	61.0	45.0



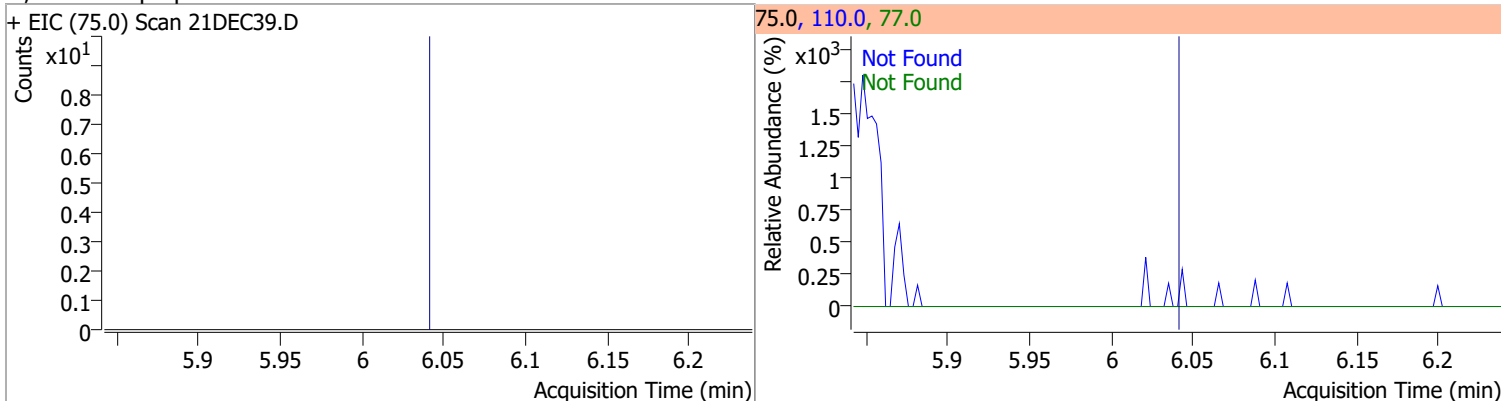
Compound	Conc.	RT	Dev(Min)	Resp.	QIon	QRatio	Lower	Upper
Dibromofluoromethane	260.0109	5.85	0.00	158130	191.5	22.0	0.0	50.7



Compound	Conc.	Exp RT	QIon	Exp Ratio	QIon	Exp Ratio
Carbon tetrachloride	N.D.	6.03	119.0	97.5	121.0	30.4

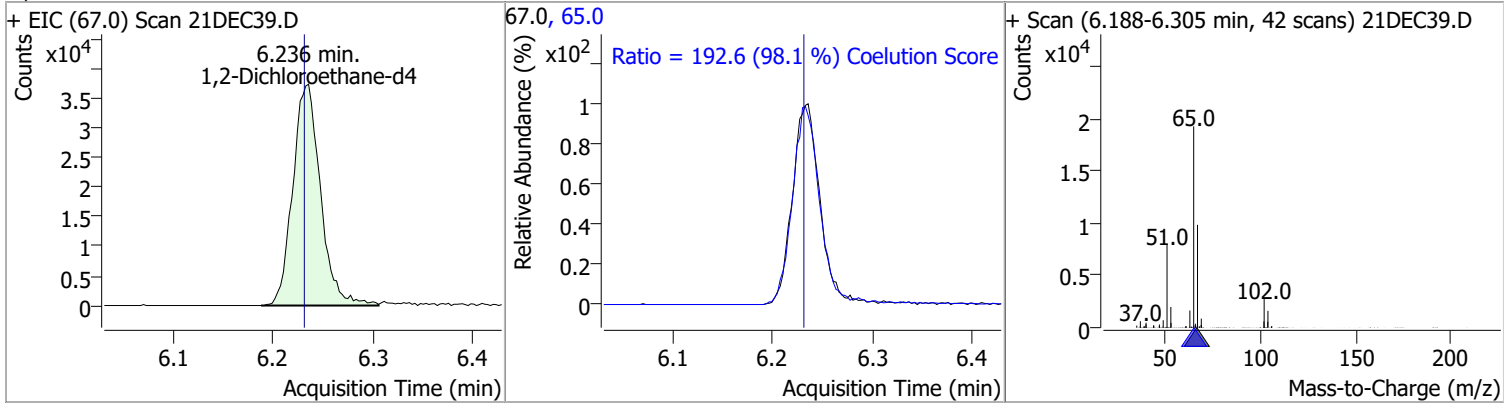


Compound	Conc.	Exp RT	QIon	Exp Ratio	QIon	Exp Ratio
1,1-Dichloropropene	N.D.	6.04	110.0	35.4	77.0	30.5

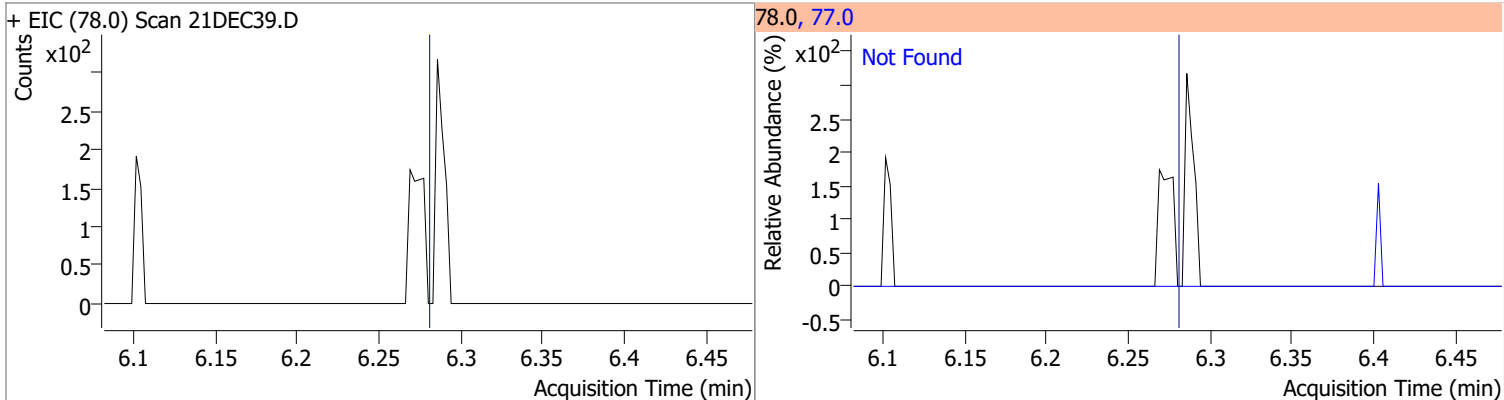


Quantitation Results Report (QT Reviewed)

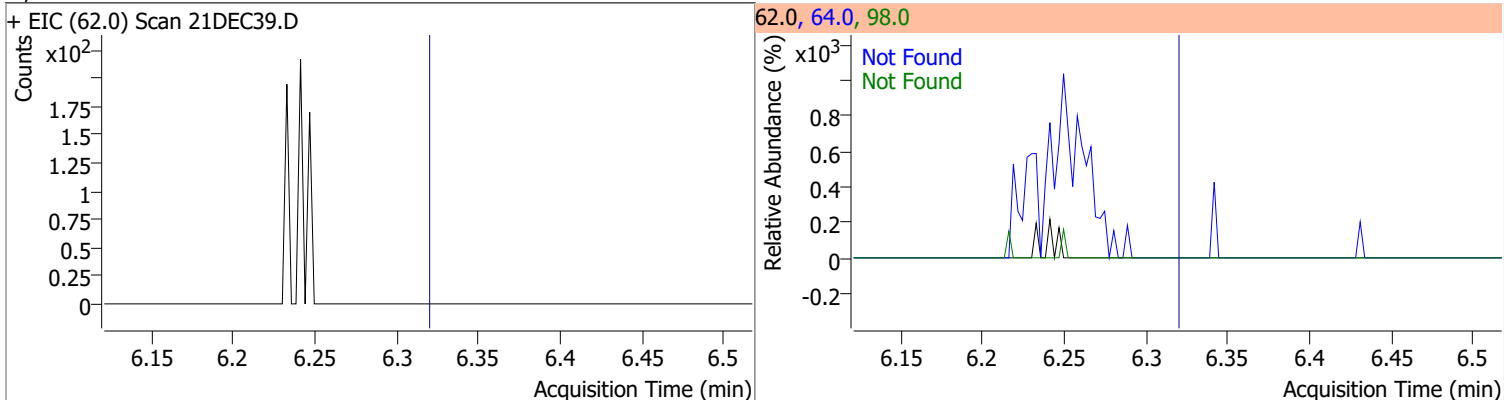
Compound	Conc.	RT	Dev(Min)	Resp.	QIon	QRatio	Lower	Upper
1,2-Dichloroethane-d4	257.9321	6.24	0.01	71588	65.0	192.6	166.3	226.3



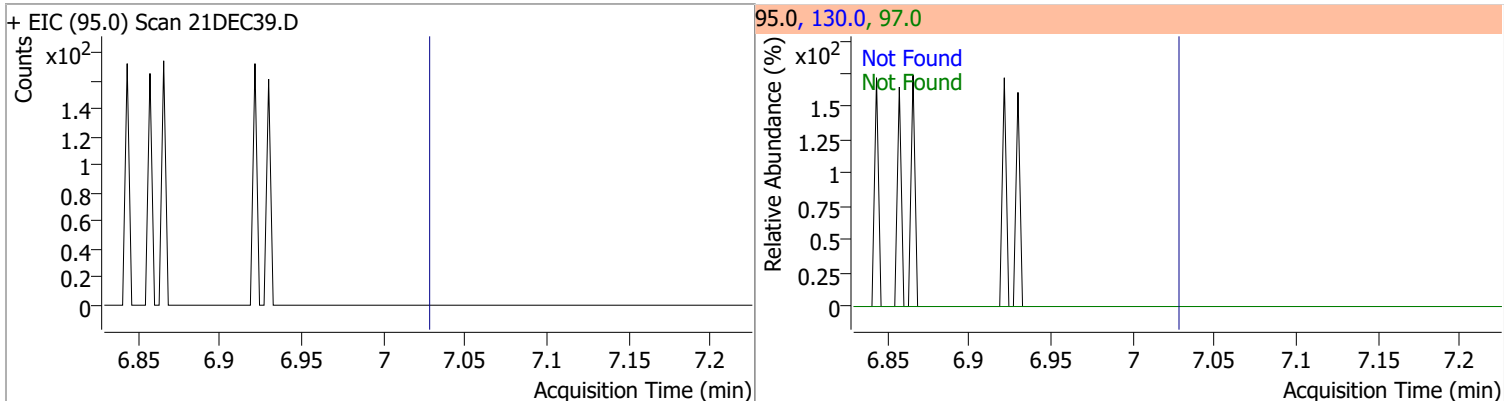
Compound	Conc.	Exp RT	QIon	Exp Ratio
Benzene	N.D.	6.28	77.0	23.5



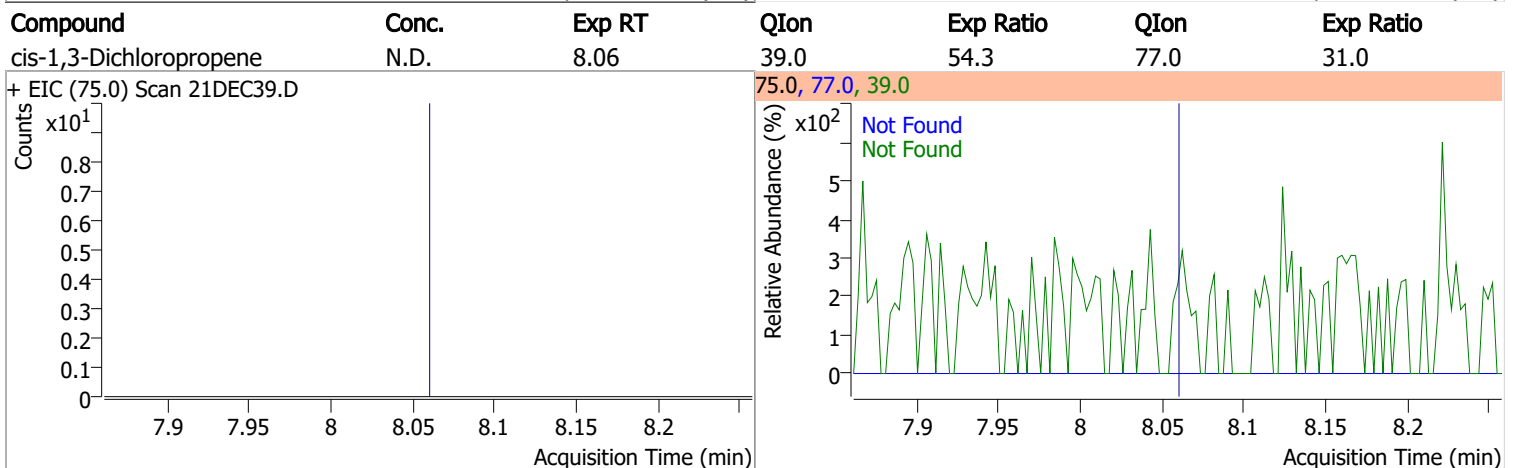
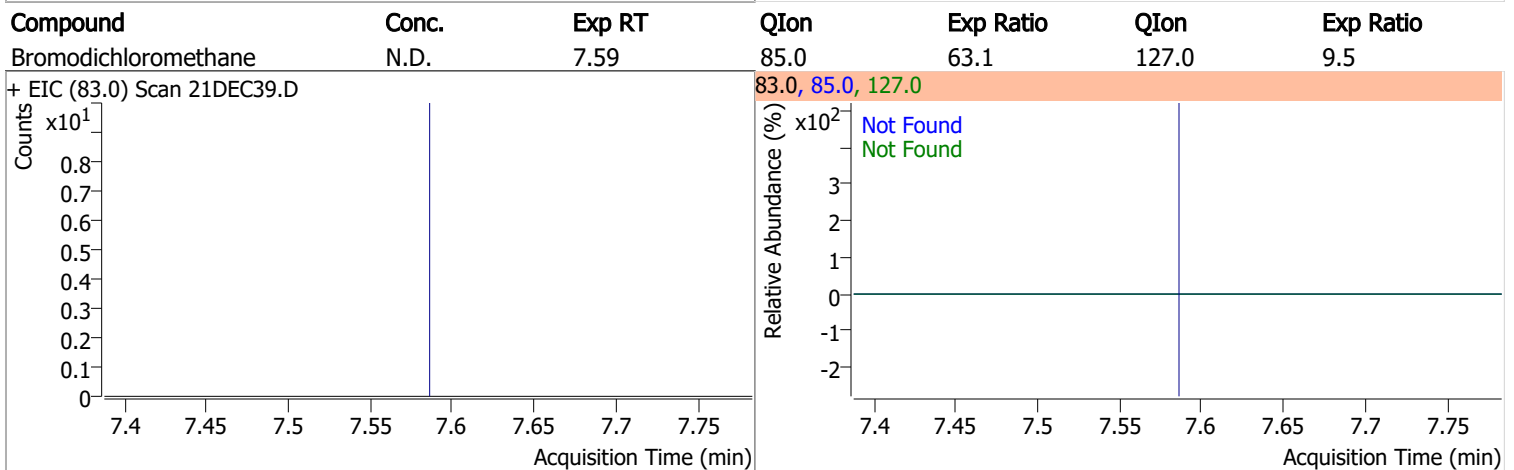
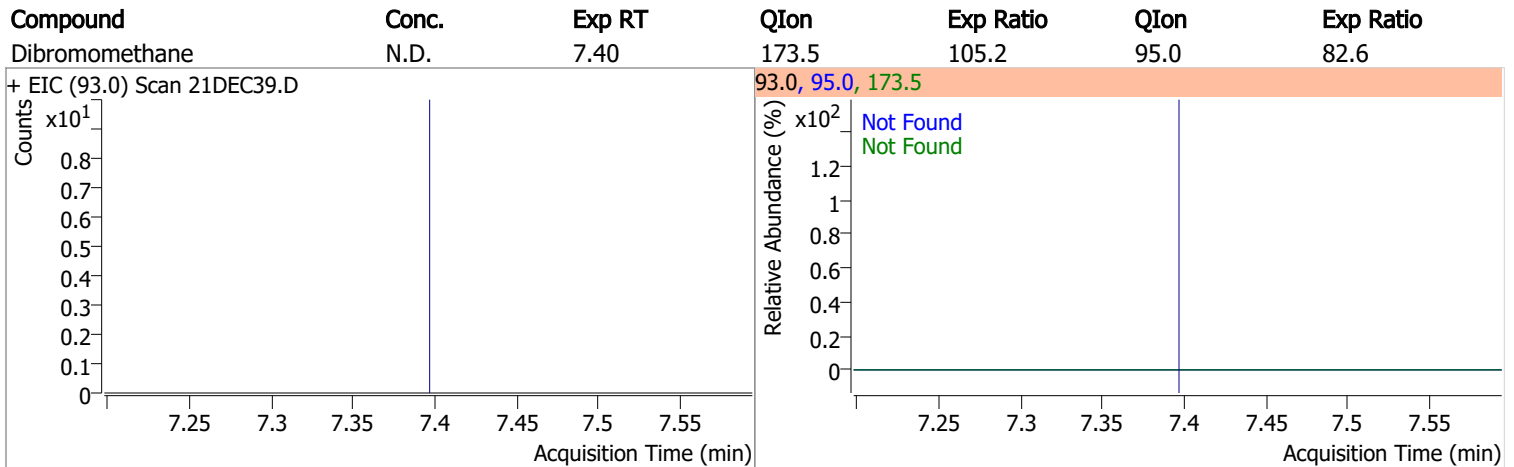
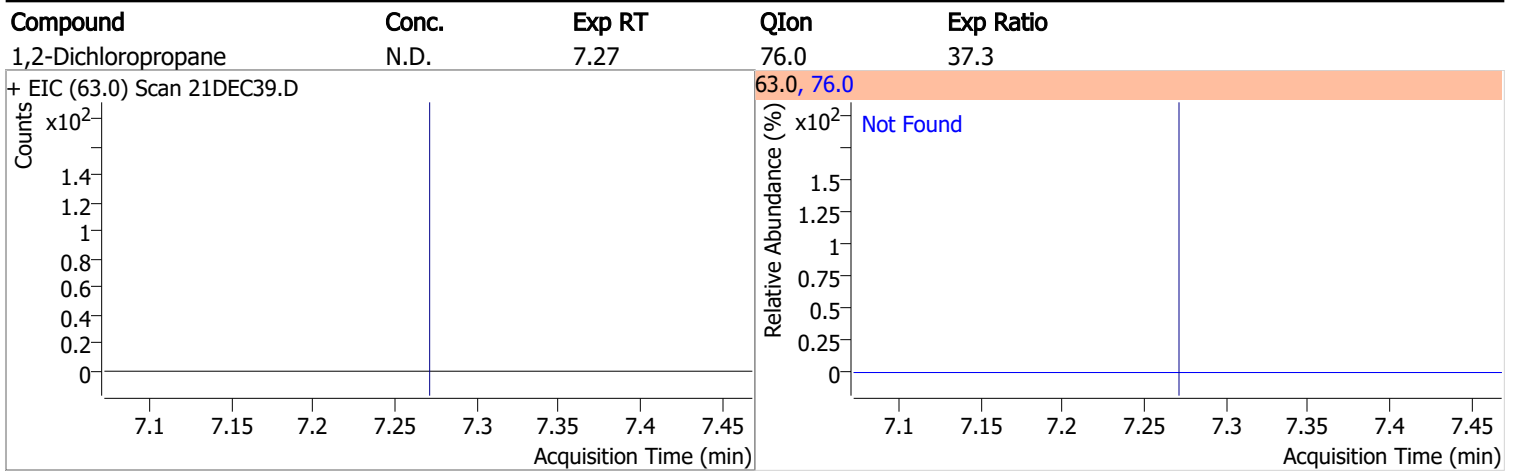
Compound	Conc.	Exp RT	QIon	Exp Ratio	QIon	Exp Ratio
1,2-Dichloroethane	N.D.	6.32	64.0	32.3	98.0	8.2



Compound	Conc.	Exp RT	QIon	Exp Ratio	QIon	Exp Ratio
Trichloroethene	N.D.	7.03	130.0	100.8	97.0	64.7

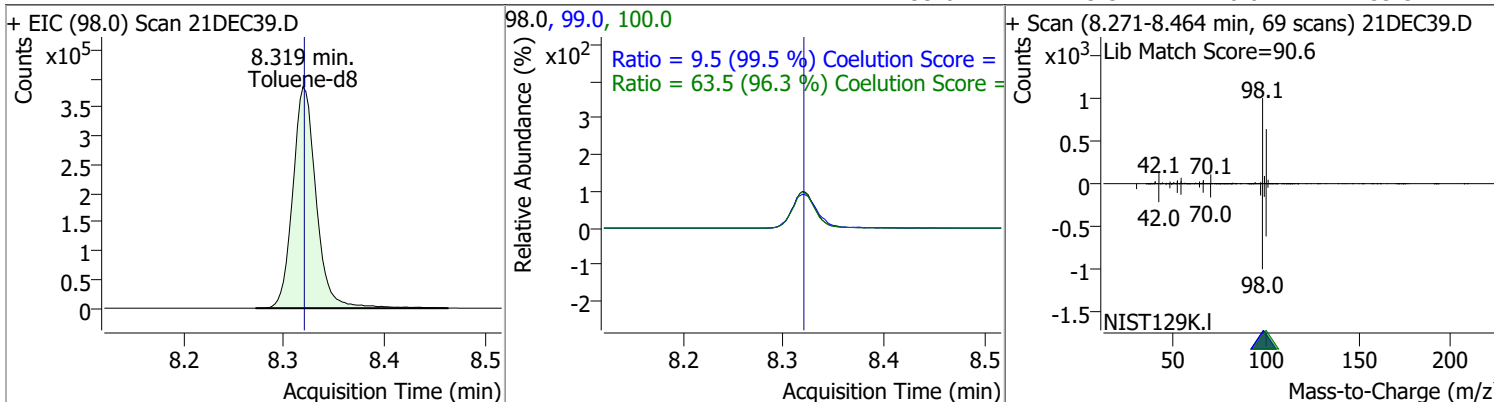


Quantitation Results Report (QT Reviewed)

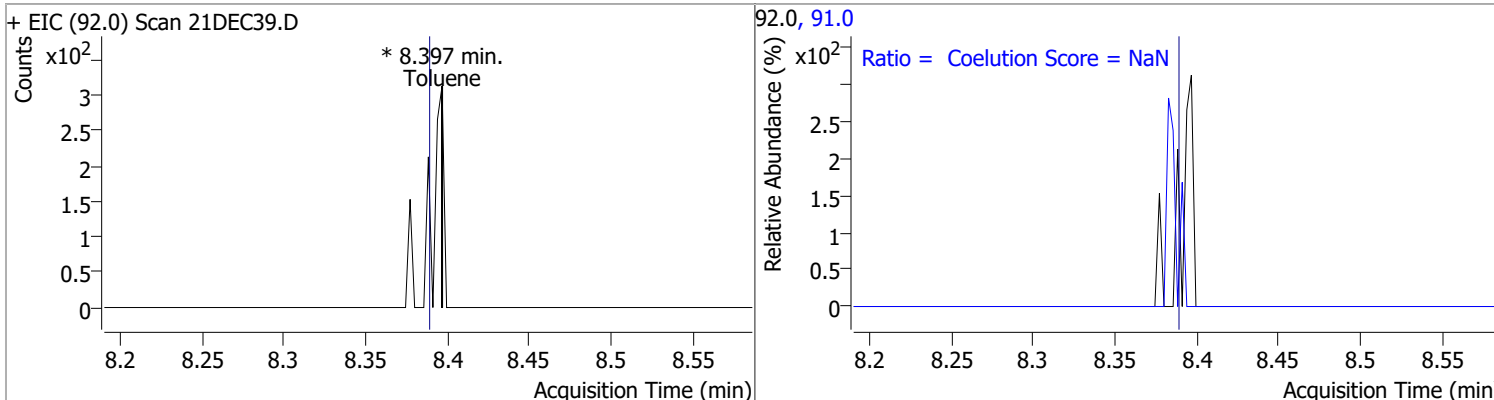


Quantitation Results Report (QT Reviewed)

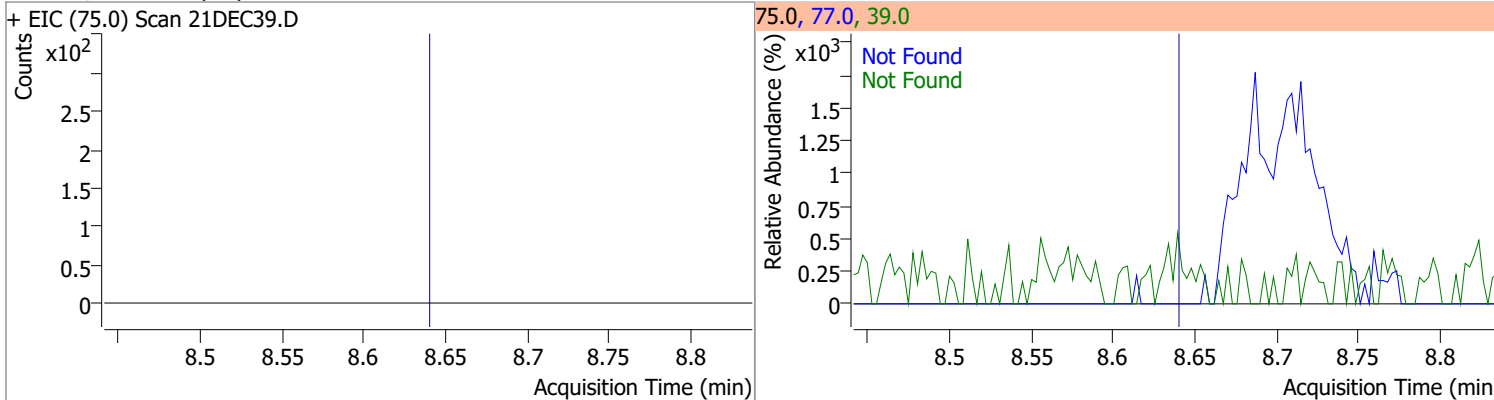
Compound	Conc.	RT	Dev(Min)	Resp.	QIon	QRatio	Lower	Upper
Toluene-d8	258.6276	8.32	0.00	625165	100.0	63.5	35.9	95.9
					99.0	9.5	0.0	39.5



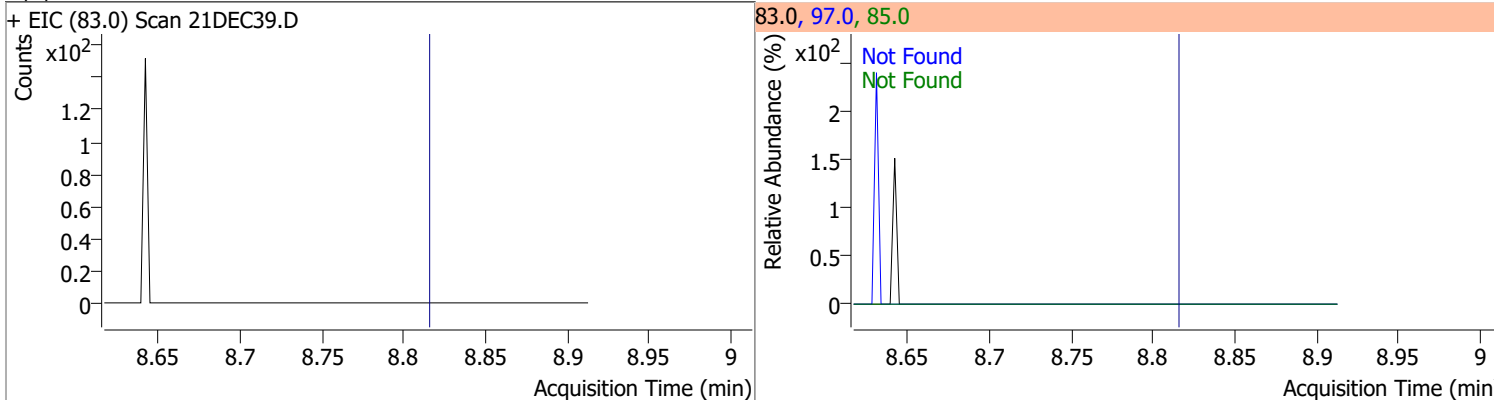
Compound	Conc.	RT	Dev(Min)	Resp.	QIon	QRatio	Lower	Upper
Toluene	0	0	0	0	91.0		144.3	204.3



Compound	Conc.	Exp RT	QIon	Exp Ratio	QIon	Exp Ratio
trans-1,3-Dichloropropene	N.D.	8.64	39.0	52.1	77.0	32.0

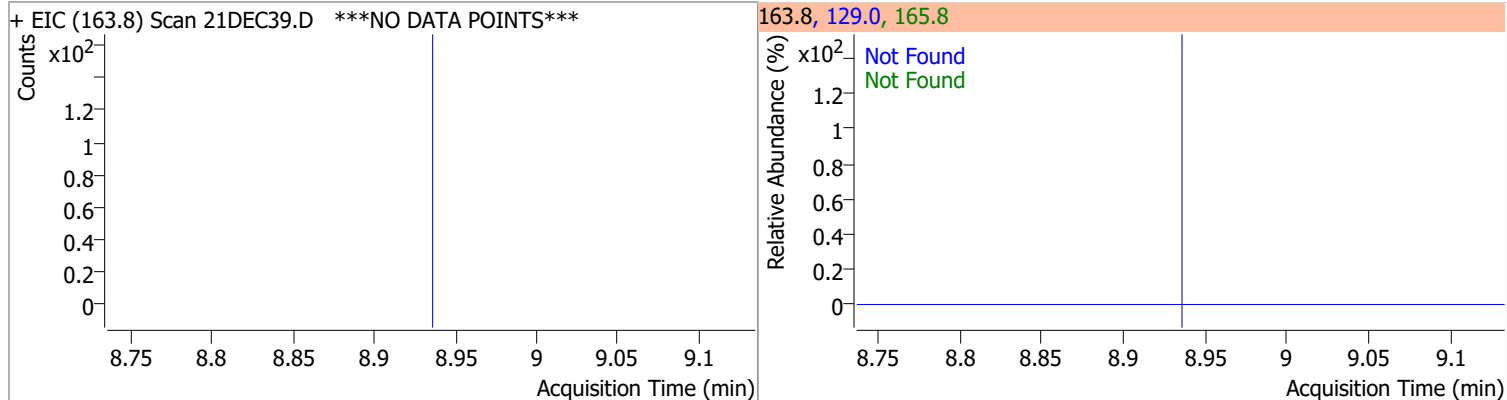


Compound	Conc.	Exp RT	QIon	Exp Ratio	QIon	Exp Ratio
1,1,2-Trichloroethane	N.D.	8.82	97.0	114.3	85.0	61.5

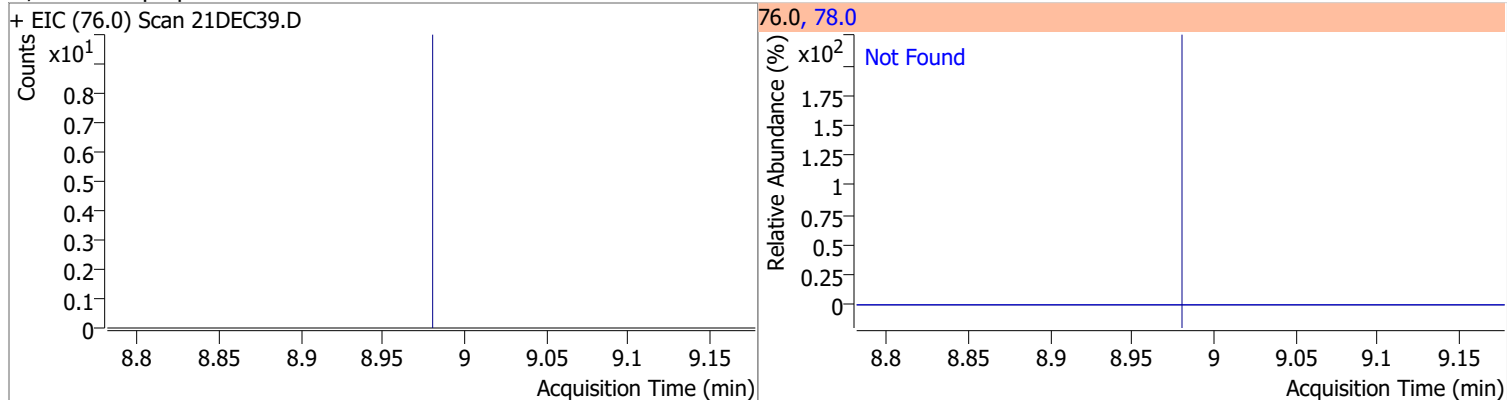


Quantitation Results Report (QT Reviewed)

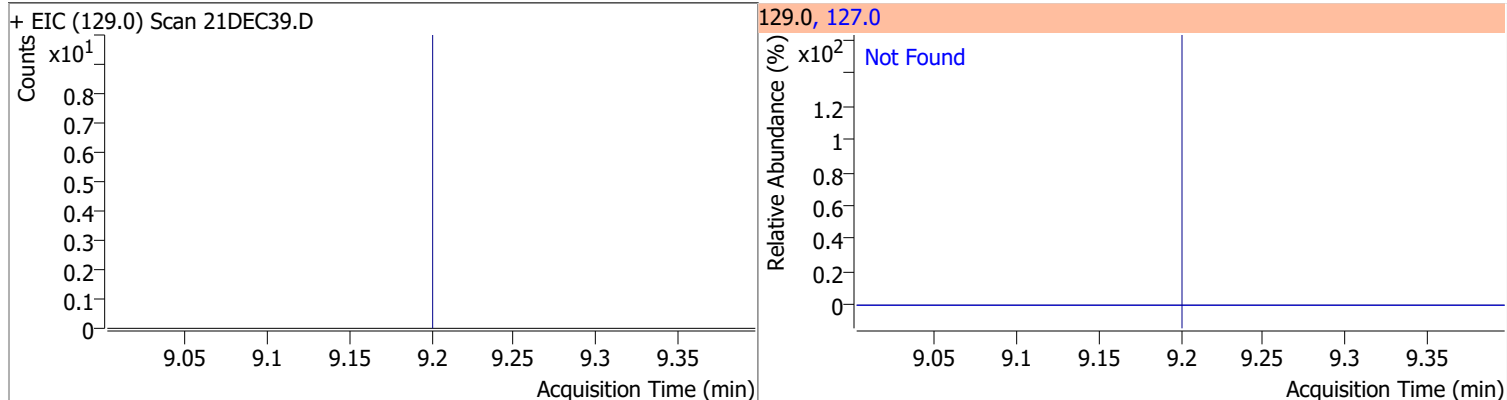
Compound	Conc.	Exp RT	QIon	Exp Ratio	QIon	Exp Ratio
Tetrachloroethene	N.D.	8.94	165.8	128.3	129.0	95.3



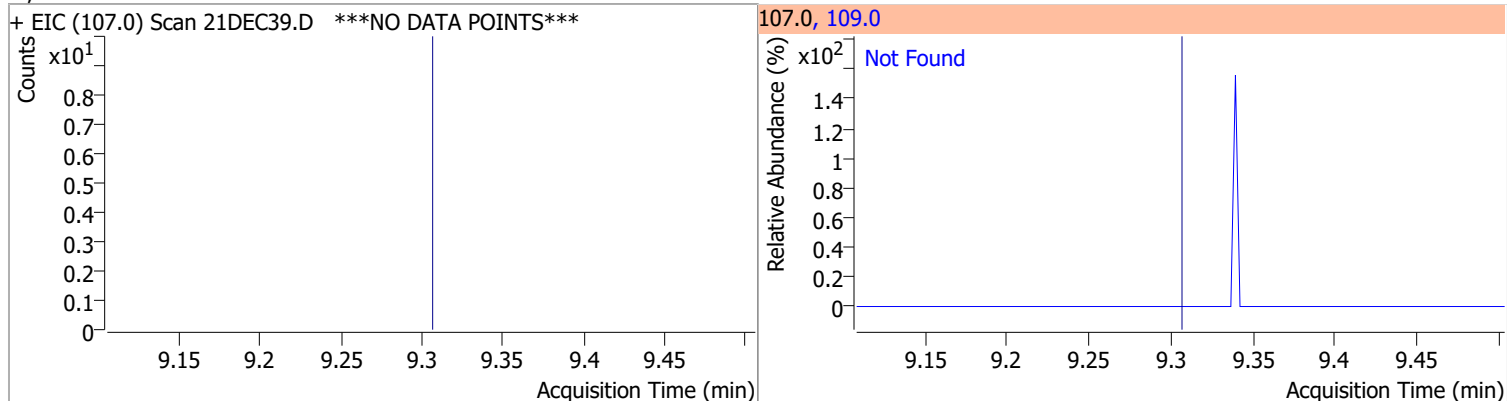
Compound	Conc.	Exp RT	QIon	Exp Ratio
1,3-Dichloropropane	N.D.	8.98	78.0	32.1



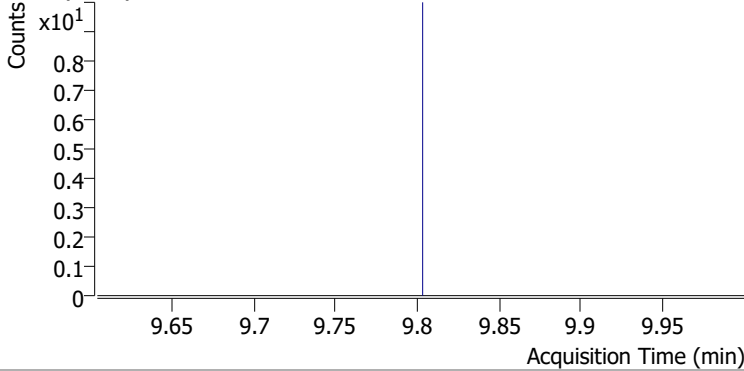
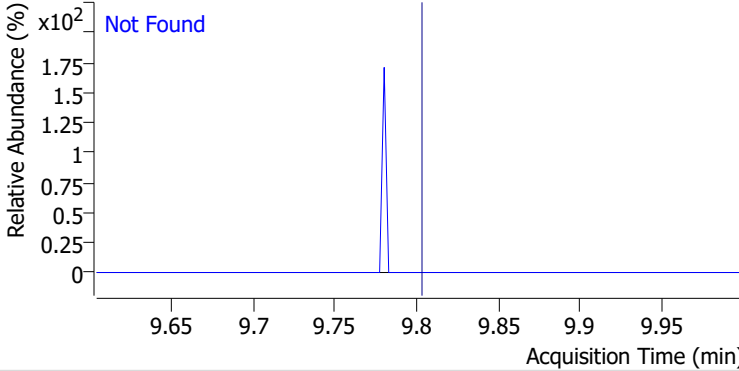
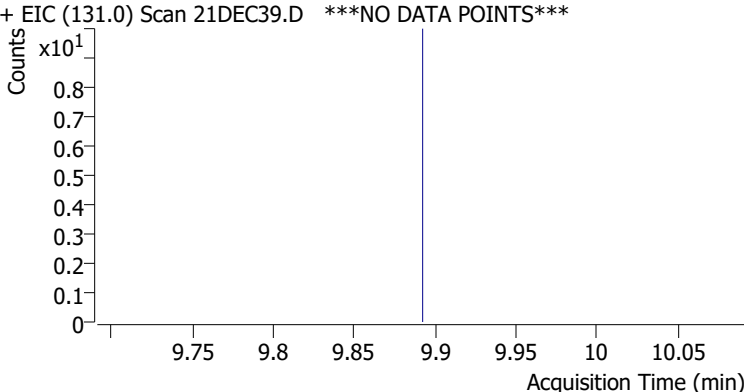
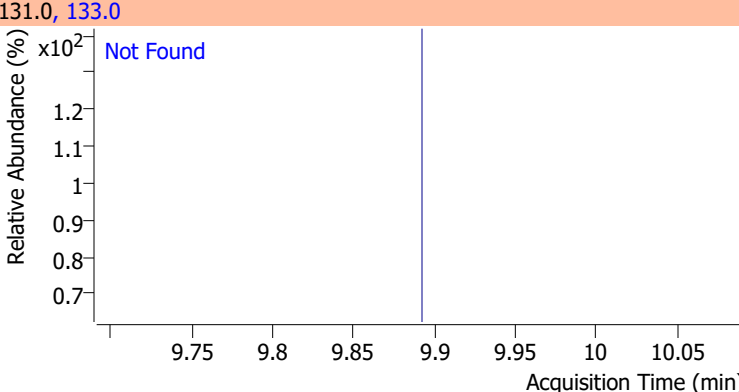
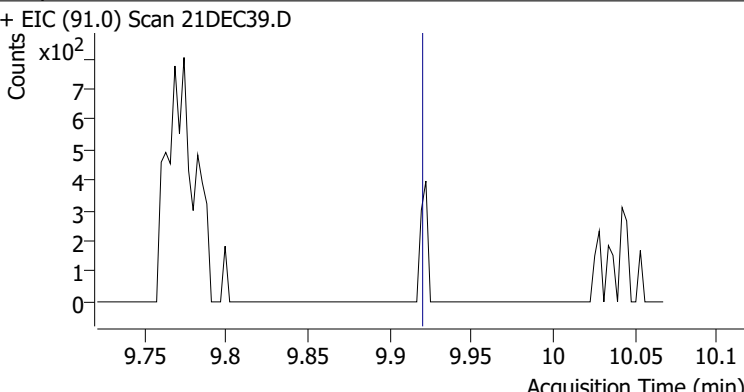
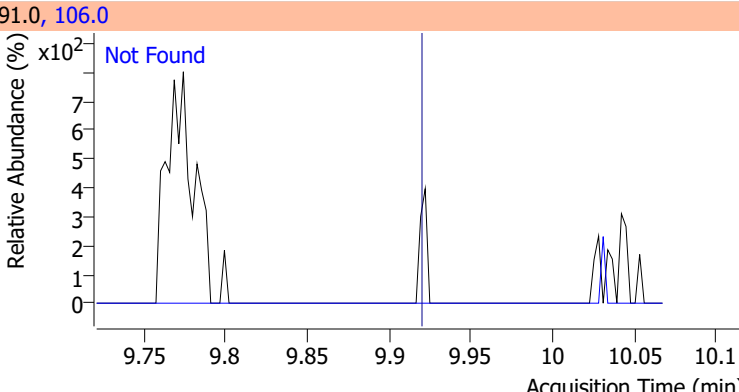
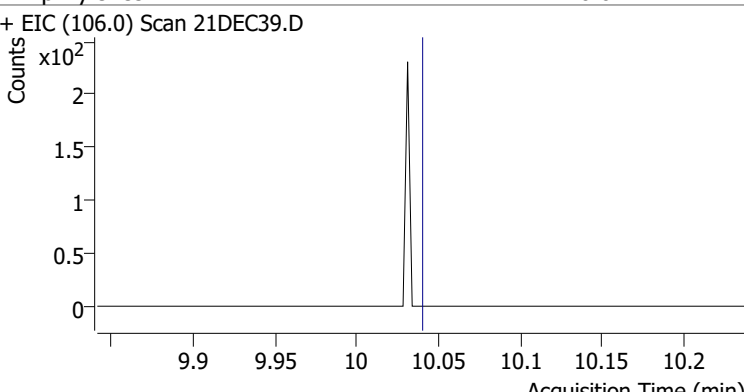
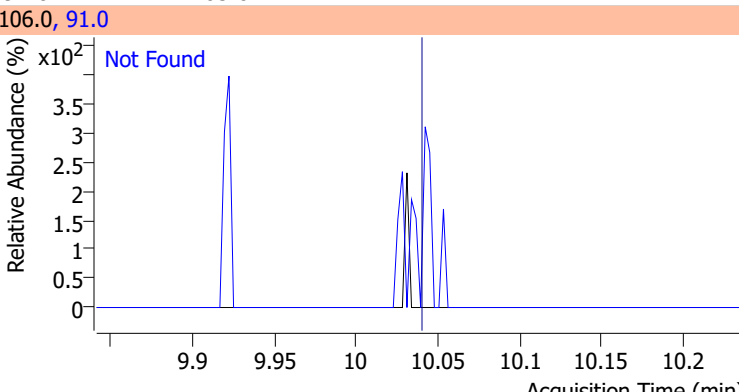
Compound	Conc.	Exp RT	QIon	Exp Ratio
Chlorodibromomethane	N.D.	9.20	127.0	75.3



Compound	Conc.	Exp RT	QIon	Exp Ratio
1,2-Dibromoethane	N.D.	9.31	109.0	97.2

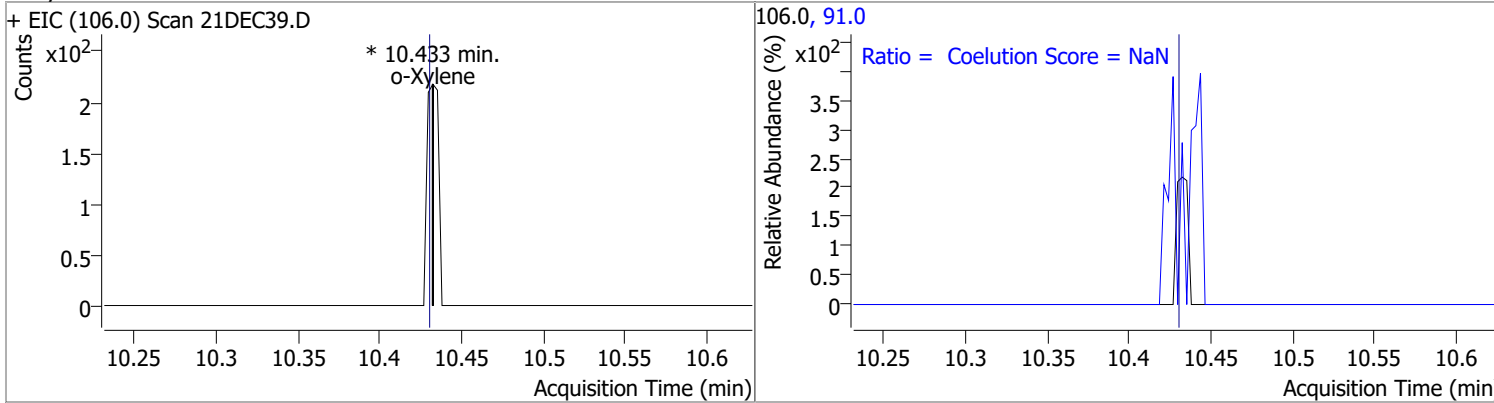


Quantitation Results Report (QT Reviewed)

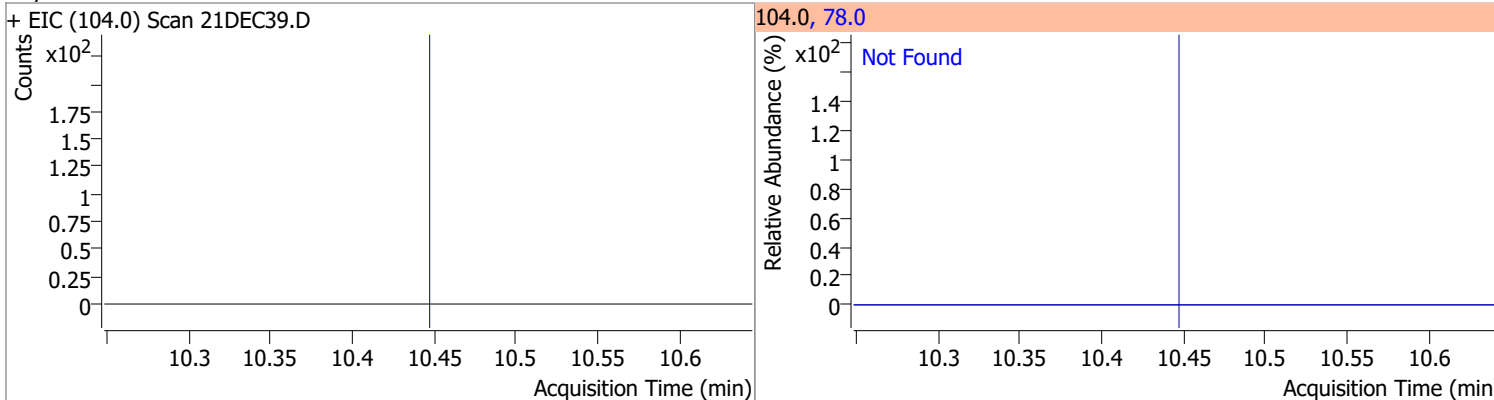
Compound	Conc.	Exp RT	QIon	Exp Ratio
Chlorobenzene	N.D.	9.80	114.0	32.3
+ EIC (112.0) Scan 21DEC39.D			112.0, 114.0	
				
1,1,1,2-Tetrachloroethane	N.D.	9.89	133.0	95.7
+ EIC (131.0) Scan 21DEC39.D ***NO DATA POINTS***			131.0, 133.0	
				
Ethylbenzene	N.D.	9.92	106.0	30.7
+ EIC (91.0) Scan 21DEC39.D			91.0, 106.0	
				
m+p-Xylenes	N.D.	10.04	91.0	205.0
+ EIC (106.0) Scan 21DEC39.D			106.0, 91.0	
				

Quantitation Results Report (QT Reviewed)

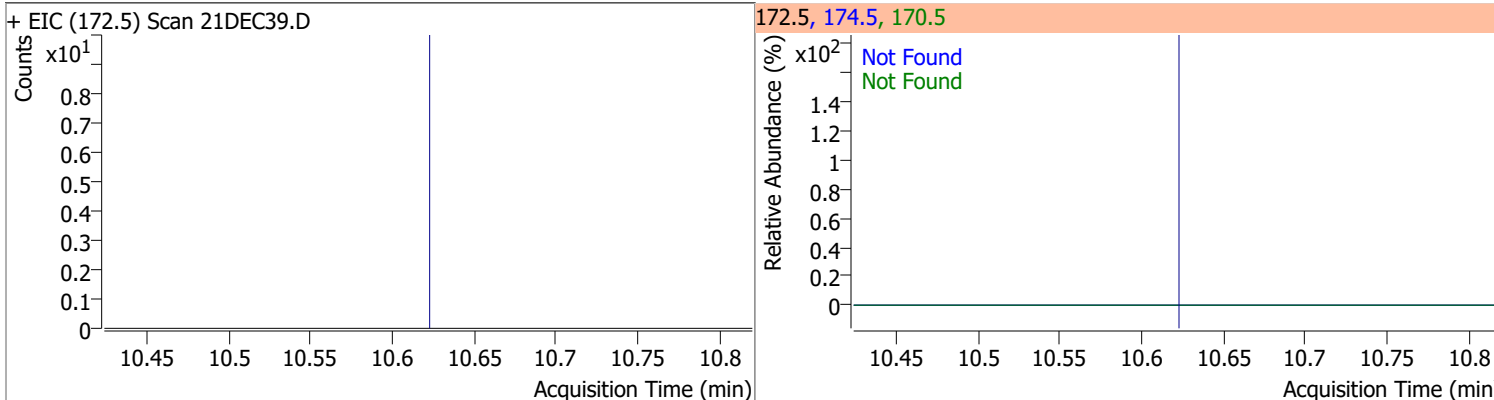
Compound	Conc.	RT	Dev(Min)	Resp.	QIon	QRatio	Lower	Upper
o-Xylene		0		0	91.0		186.1	246.1



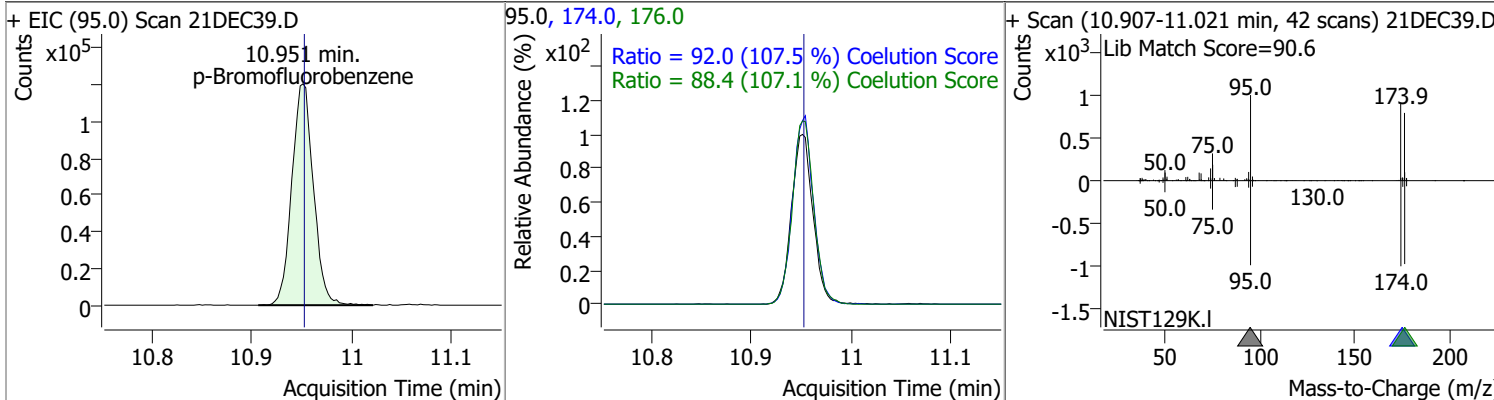
Compound	Conc.	Exp RT	QIon	Exp Ratio
Styrene	N.D.	10.45	78.0	50.6



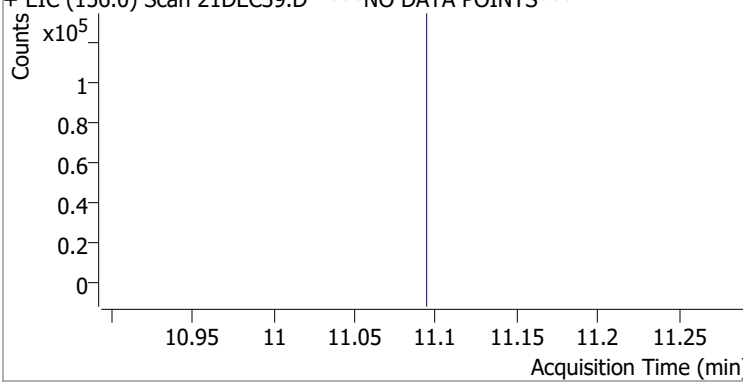
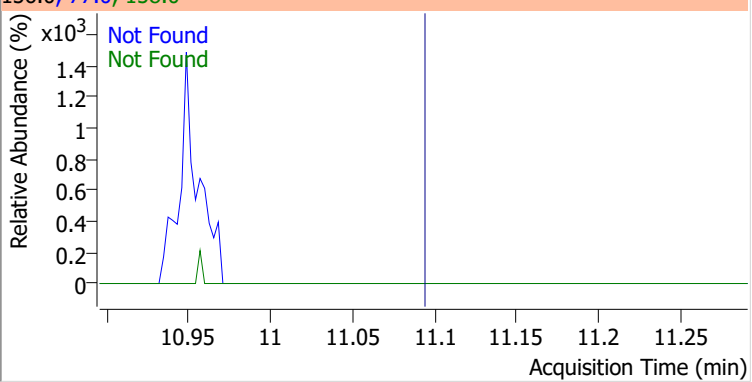
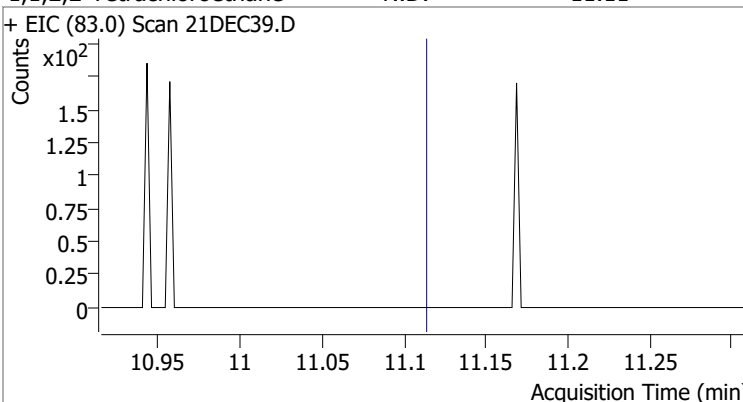
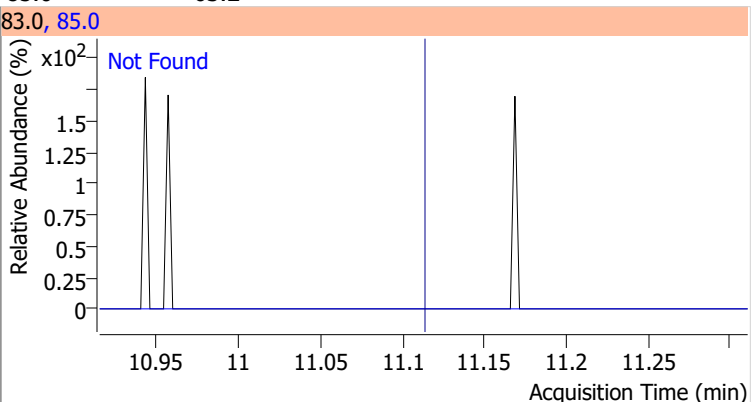
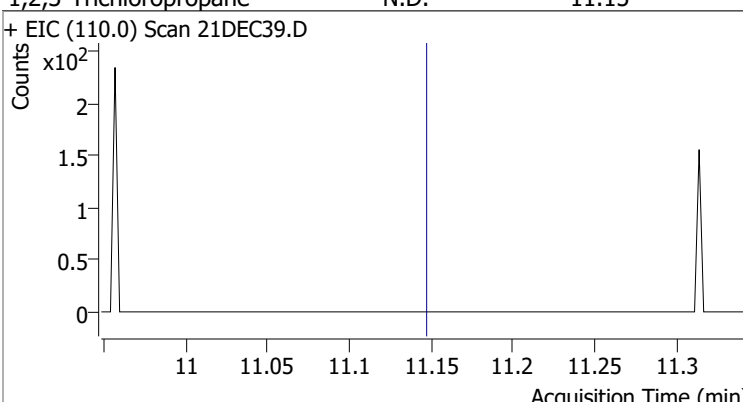
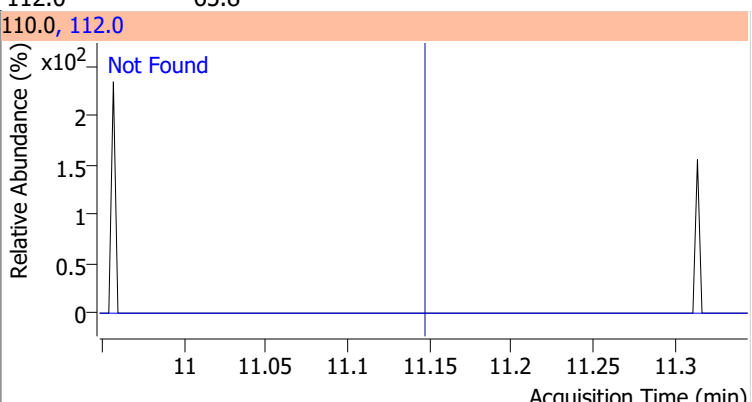
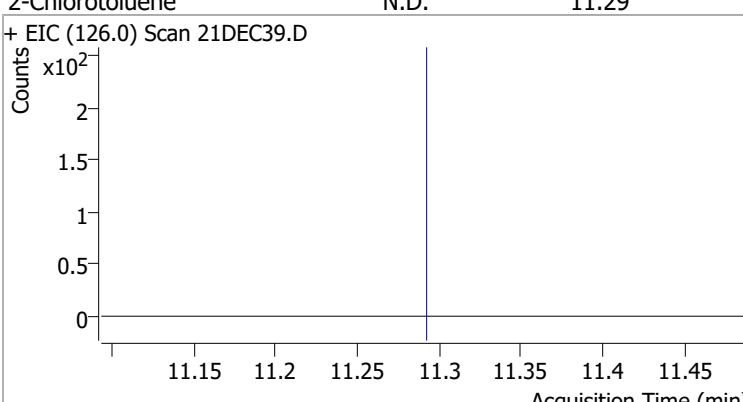
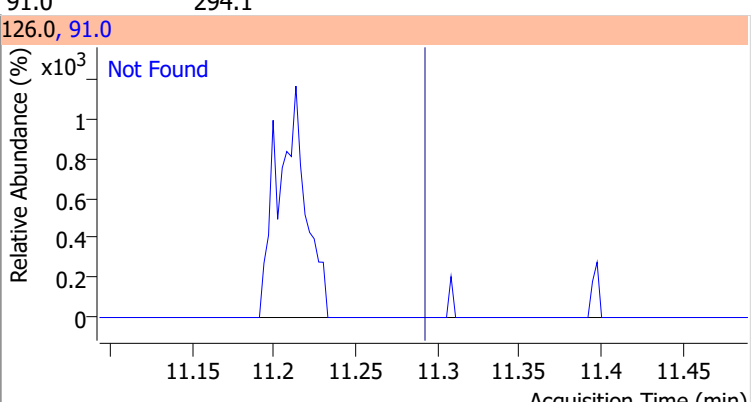
Compound	Conc.	Exp RT	QIon	Exp Ratio	QIon	Exp Ratio
Bromoform	N.D.	10.62	170.5	52.7	174.5	50.7



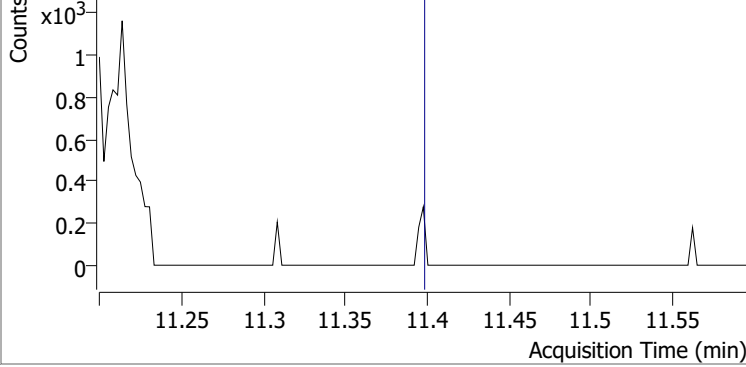
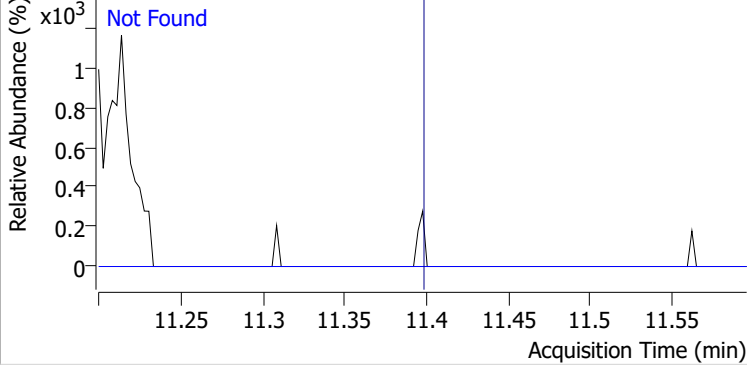
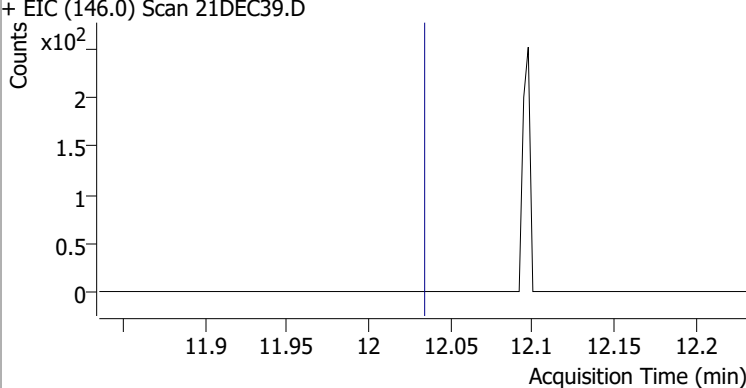
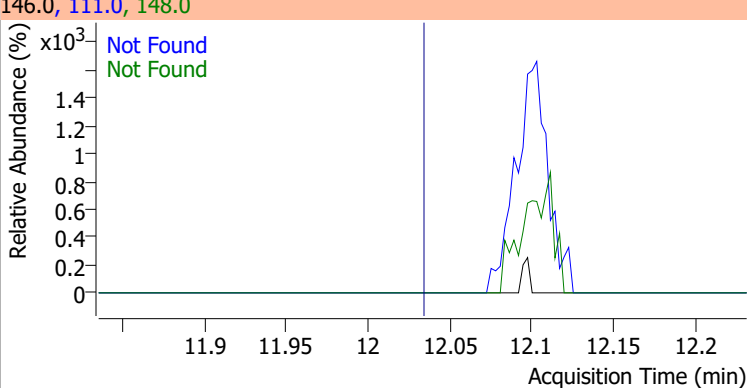
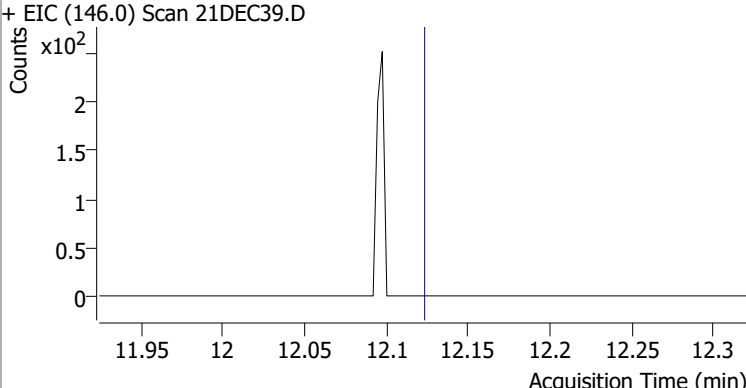
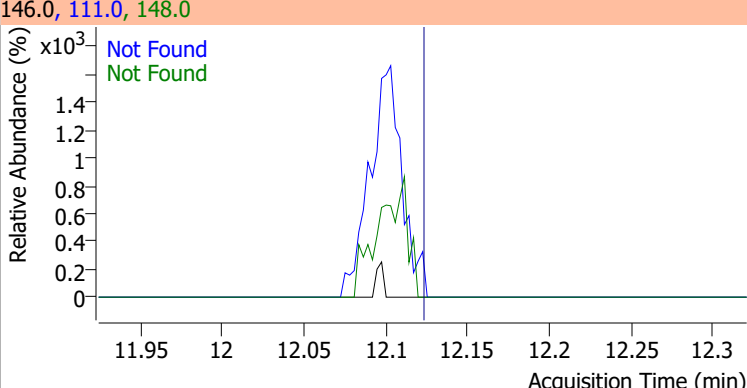
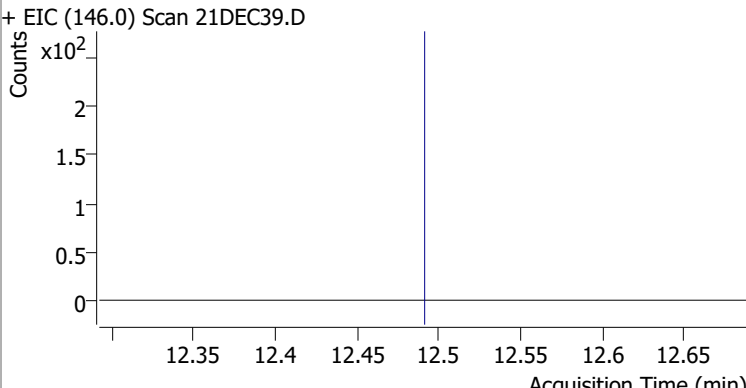
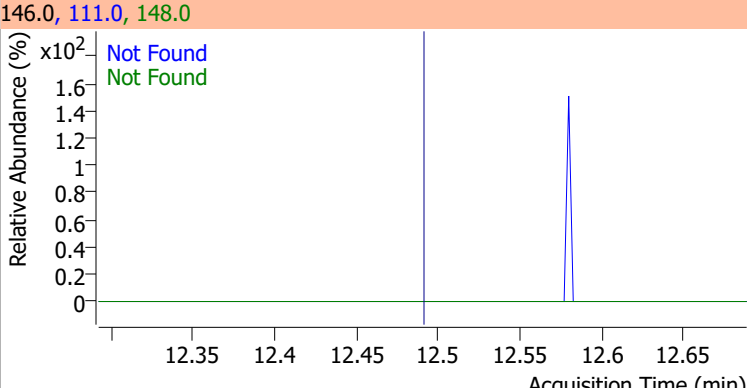
Compound	Conc.	RT	Dev(Min)	Resp.	QIon	QRatio	Lower	Upper
p-Bromofluorobenzene	253.7205	10.95	0.00	179891	174.0	92.0	55.5	115.5
					176.0	88.4	52.5	112.5



Quantitation Results Report (QT Reviewed)

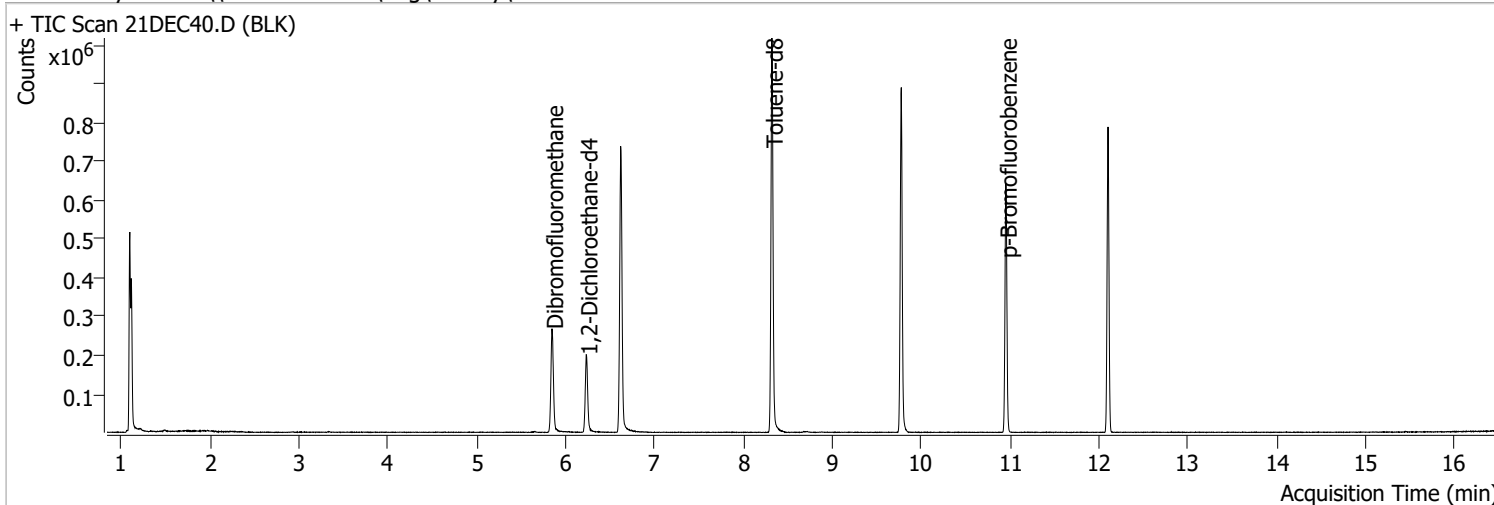
Compound	Conc.	Exp RT	QIon	Exp Ratio	QIon	Exp Ratio
Bromobenzene	N.D.	11.09	77.0	153.2	158.0	96.2
+ EIC (156.0) Scan 21DEC39.D ***NO DATA POINTS***			156.0, 77.0, 158.0			
						
1,1,2,2-Tetrachloroethane	N.D.	11.11	85.0	63.2		
+ EIC (83.0) Scan 21DEC39.D			83.0, 85.0			
						
1,2,3-Trichloropropane	N.D.	11.15	112.0	65.8		
+ EIC (110.0) Scan 21DEC39.D			110.0, 112.0			
						
2-Chlorotoluene	N.D.	11.29	91.0	294.1		
+ EIC (126.0) Scan 21DEC39.D			126.0, 91.0			
						

Quantitation Results Report (QT Reviewed)

Compound	Conc.	Exp RT	QIon	Exp Ratio		
4-Chlorotoluene	N.D.	11.40	126.0	30.4		
+ EIC (91.0) Scan 21DEC39.D			91.0, 126.0			
						
1,3-Dichlorobenzene	N.D.	12.03	148.0	64.5	QIon	Exp Ratio
+ EIC (146.0) Scan 21DEC39.D			146.0, 111.0, 148.0			
						
1,4-Dichlorobenzene	N.D.	12.12	148.0	64.0	QIon	Exp Ratio
+ EIC (146.0) Scan 21DEC39.D			146.0, 111.0, 148.0			
						
1,2-Dichlorobenzene	N.D.	12.49	148.0	63.8	QIon	Exp Ratio
+ EIC (146.0) Scan 21DEC39.D			146.0, 111.0, 148.0			
						

Quantitation Results Report (Not Reviewed)

Data File	21DEC40.D	Operator	MSC
Acq. Method	5975CACQF.M	Acq. Date-Time	12/22/2021 3:34:01 AM
Sample Name	BLK	Instrument	VOA5975C
Vial	40	Multiplier	1.00
DA Method File	VOA5975C_8260B_SHT_DoD_L4_120721.m	Comment	
Tune File	BFB_Atune3.u	Tune Date	10/11/2021 4:02:00 PM
Batch Name	VG122121_8260B_2ndRun.batch.bin	Last Calib Update	2/4/2022 12:03:22 PM
Ref Library	\\MASSHUNTER\Org\Library\NIST129K.l		



Compound	RT	QIon	Resp.	Conc.	Units	Dev(Min)
----------	----	------	-------	-------	-------	----------

Internal Standards

M Fluorobenzene	6.620	96.0	636741	250.0000	ng	0.000
M Chlorobenzene-d5	9.774	82.0	244177	250.0000	ng	0.000
M 1,4-Dichlorobenzene-d4	12.100	152.0	188552	250.0000	ng	0.000

System Monitoring Compounds

S Dibromofluoromethane	5.845	113.0	159206	255.1179	ng	-0.006
Spiked Amount: 250.000	Range: 80.0 - 119.0%			Recovery = 102.05%		
S 1,2-Dichloroethane-d4	6.233	67.0	72959	256.1818	ng	0.003
Spiked Amount: 250.000	Range: 81.0 - 118.0%			Recovery = 102.47%		
S Toluene-d8	8.319	98.0	627105	255.4852	ng	0.000
Spiked Amount: 250.000	Range: 89.0 - 112.0%			Recovery = 102.19%		
S p-Bromofluorobenzene	10.951	95.0	185991	257.7899	ng	0.000
Spiked Amount: 250.000	Range: 85.0 - 114.0%			Recovery = 103.12%		

Target Compounds

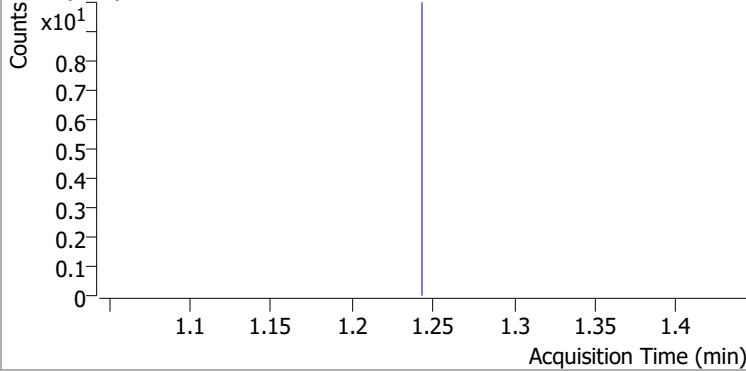
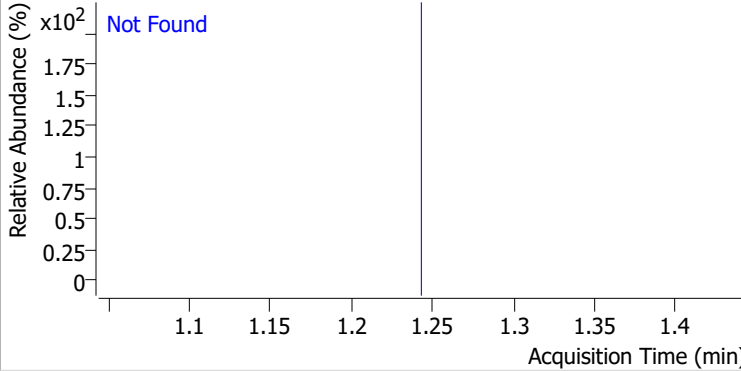
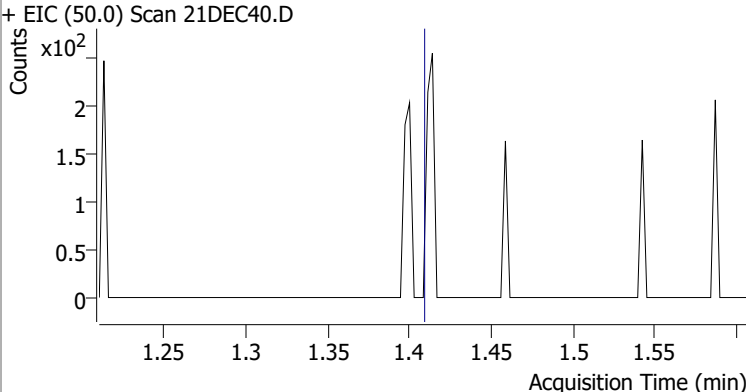
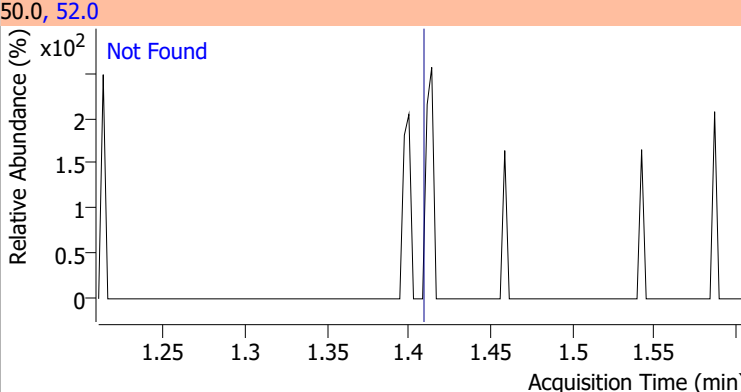
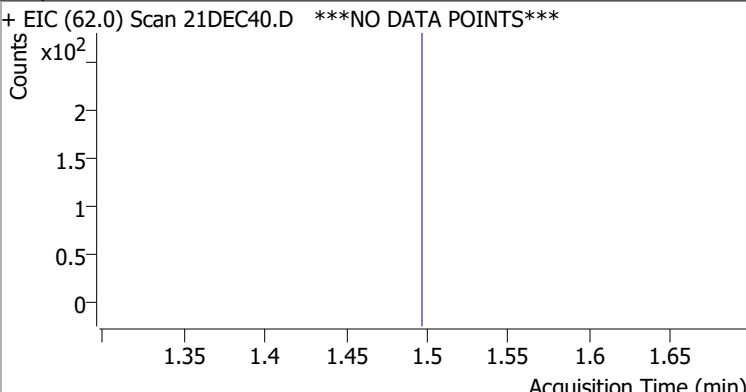
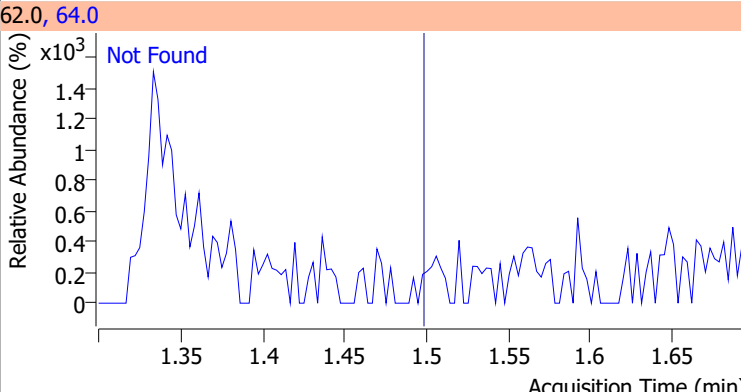
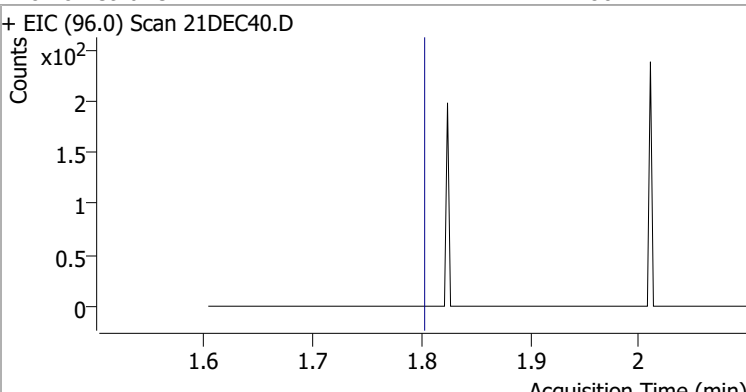
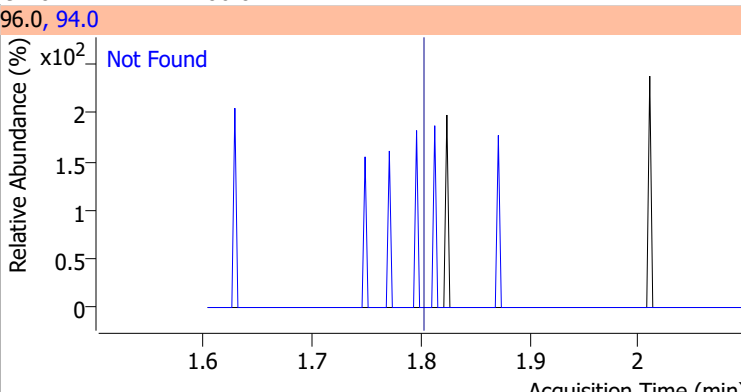
Target Compounds	RT	QIon	Resp.	Conc.	Units	QValue
T Dichlorodifluoromethane	0.000		0	N.D.		
T Chloromethane	0.000		0	N.D.		
T Vinyl chloride	0.000		0	N.D.		
T Bromomethane	0.000		0	N.D.		
T Chloroethane	0.000		0	N.D.		
T Trichlorofluoromethane	0.000		0	N.D.		
T 1,1-Dichloroethene	0.000		0	N.D.		
T Methylene chloride	0.000		0	N.D.		
T trans-1,2-Dichloroethene	0.000		0	N.D.		
T Methyl tert-butyl ether (MTBE)	0.000		0	N.D.		
T 1,1-Dichloroethane	0.000		0	N.D.		
T 2,2-Dichloropropane	0.000		0	N.D.		
T cis-1,2-Dichloroethene	0.000		0	N.D.		
T Methyl ethyl ketone	0.000		0	N.D.		
T Bromochloromethane	0.000		0	N.D.		
T Chloroform	0.000		0	N.D.		

Quantitation Results Report (Not Reviewed)

Compound	RT	QIon	Resp.	Conc.	Units	Dev(Min)
T 1,1,1-Trichloroethane	0.000		0	N.D.		
T Carbon tetrachloride	0.000		0	N.D.		
T 1,1-Dichloropropene	0.000		0	N.D.		
T Benzene	0.000		0	N.D.		
T 1,2-Dichloroethane	0.000		0	N.D.		
T Trichloroethene	0.000		0	N.D.		
T 1,2-Dichloropropane	0.000		0	N.D.		
T Dibromomethane	0.000		0	N.D.		
T Bromodichloromethane	0.000		0	N.D.		
T cis-1,3-Dichloropropene	0.000		0	N.D.		
T Toluene	0.000		0	N.D.		
T trans-1,3-Dichloropropene	0.000		0	N.D.		
T 1,1,2-Trichloroethane	0.000		0	N.D.		
T Tetrachloroethene	0.000		0	N.D.		
T 1,3-Dichloropropane	0.000		0	N.D.		
T Chlorodibromomethane	0.000		0	N.D.		
T 1,2-Dibromoethane	0.000		0	N.D.		
T Chlorobenzene	0.000		0	N.D.		
T 1,1,1,2-Tetrachloroethane	0.000		0	N.D.		
T Ethylbenzene	0.000		0	N.D.		
T m+p-Xylenes	0.000		0	N.D.		
T o-Xylene	0.000		0	N.D.		
T Styrene	0.000		0	N.D.		
T Bromoform	0.000		0	N.D.		
T Bromobenzene	0.000		0	N.D.		
T 1,1,2,2-Tetrachloroethane	0.000		0	N.D.		
T 1,2,3-Trichloropropane	0.000		0	N.D.		
T 2-Chlorotoluene	0.000		0	N.D.		
T 4-Chlorotoluene	0.000		0	N.D.		
T 1,3-Dichlorobenzene	0.000		0	N.D.		
T 1,4-Dichlorobenzene	0.000		0	N.D.		
T 1,2-Dichlorobenzene	0.000		0	N.D.		

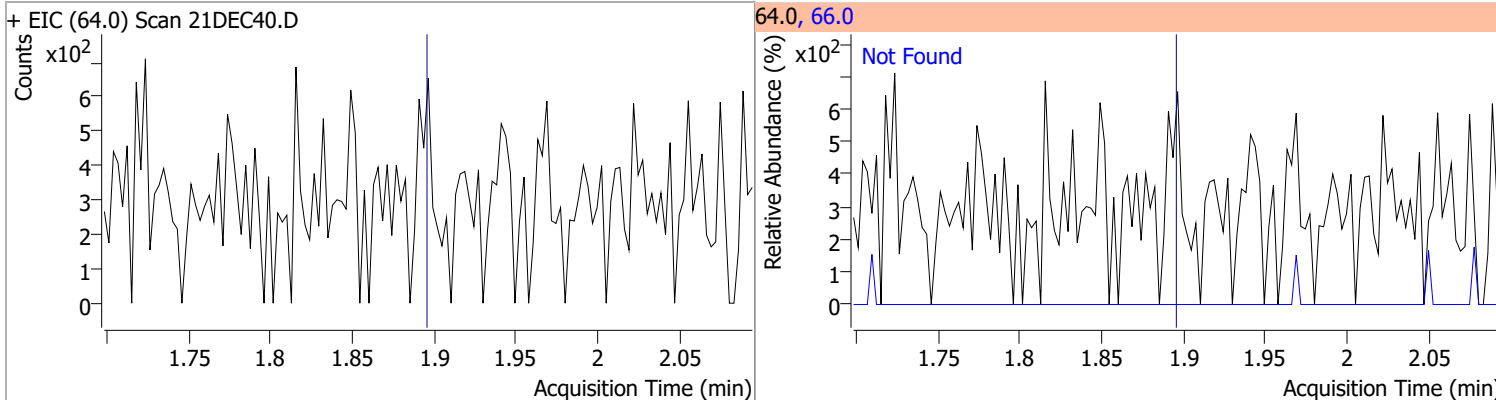
(#) = Qualifier Out of Range; (m) = Manual Integration; (+) = Area Summed; (*) = Surrogate Percent Recovery Out of Range; (d): Zeroed Peak

Quantitation Results Report (Not Reviewed)

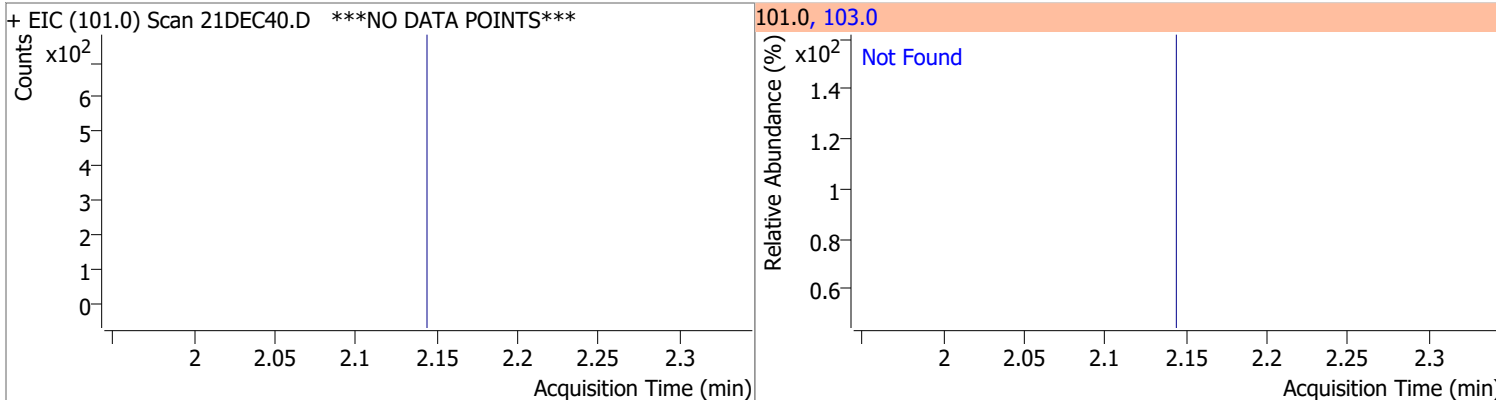
Compound	Conc.	Exp RT	QIon	Exp Ratio
Dichlorodifluoromethane	N.D.	1.24	87.0	32.0
+ EIC (85.0) Scan 21DEC40.D ***NO DATA POINTS***			85.0, 87.0	
				
Chloromethane	N.D.	1.41	52.0	32.7
+ EIC (50.0) Scan 21DEC40.D			50.0, 52.0	
				
Vinyl chloride	N.D.	1.50	64.0	31.6
+ EIC (62.0) Scan 21DEC40.D ***NO DATA POINTS***			62.0, 64.0	
				
Bromomethane	N.D.	1.80	94.0	106.0
+ EIC (96.0) Scan 21DEC40.D			96.0, 94.0	
				

Quantitation Results Report (Not Reviewed)

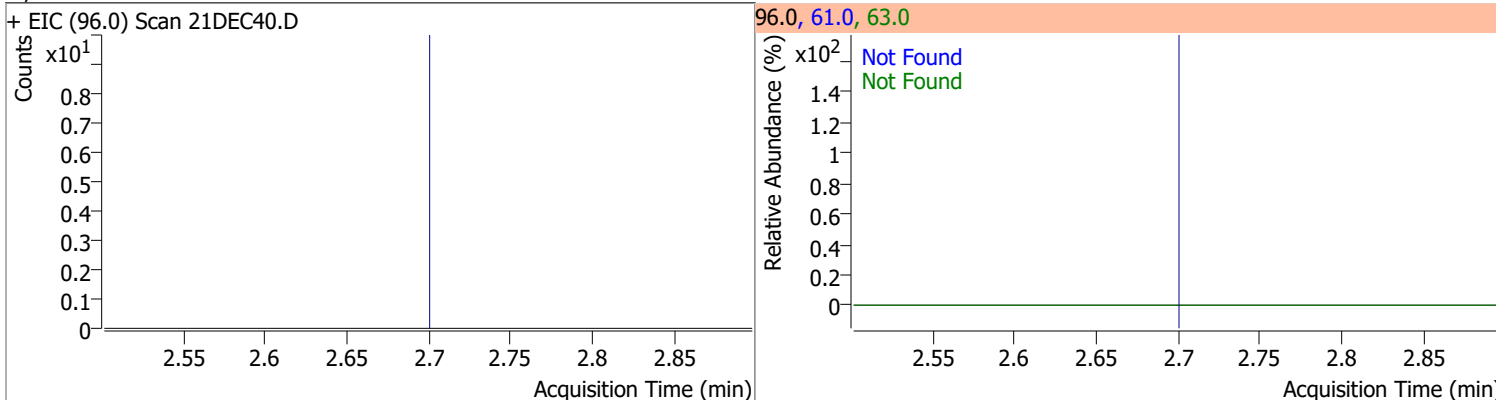
Compound	Conc.	Exp RT	QIon	Exp Ratio
Chloroethane	N.D.	1.90	66.0	30.8



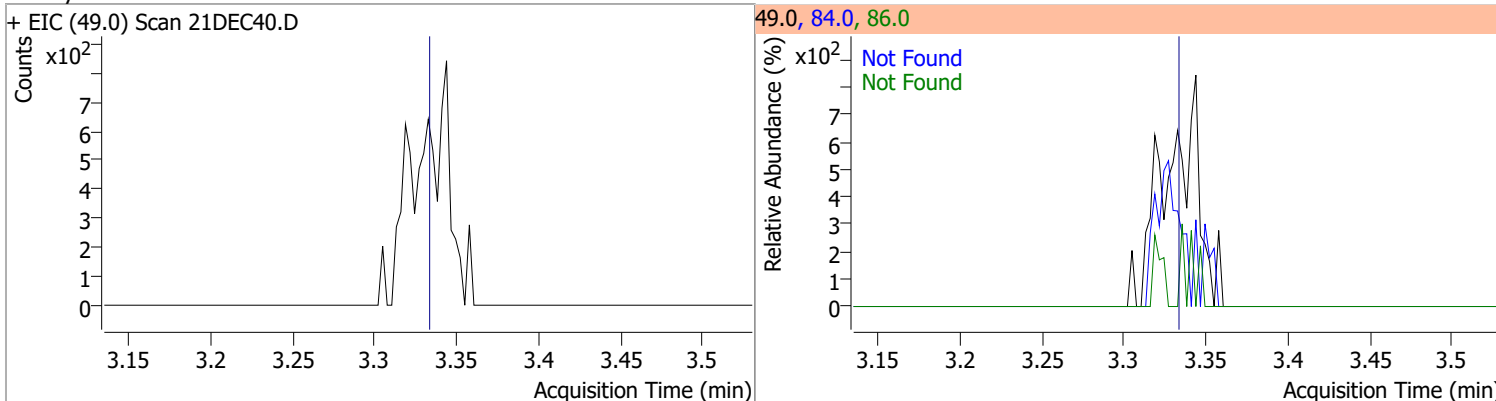
Compound	Conc.	Exp RT	QIon	Exp Ratio
Trichlorofluoromethane	N.D.	2.14	103.0	64.8



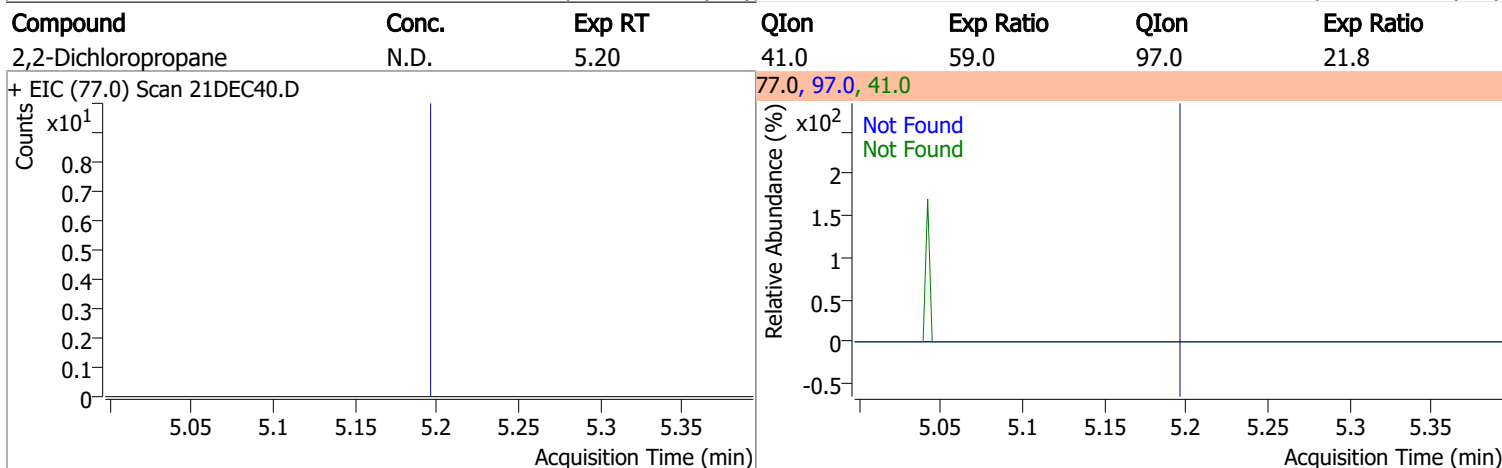
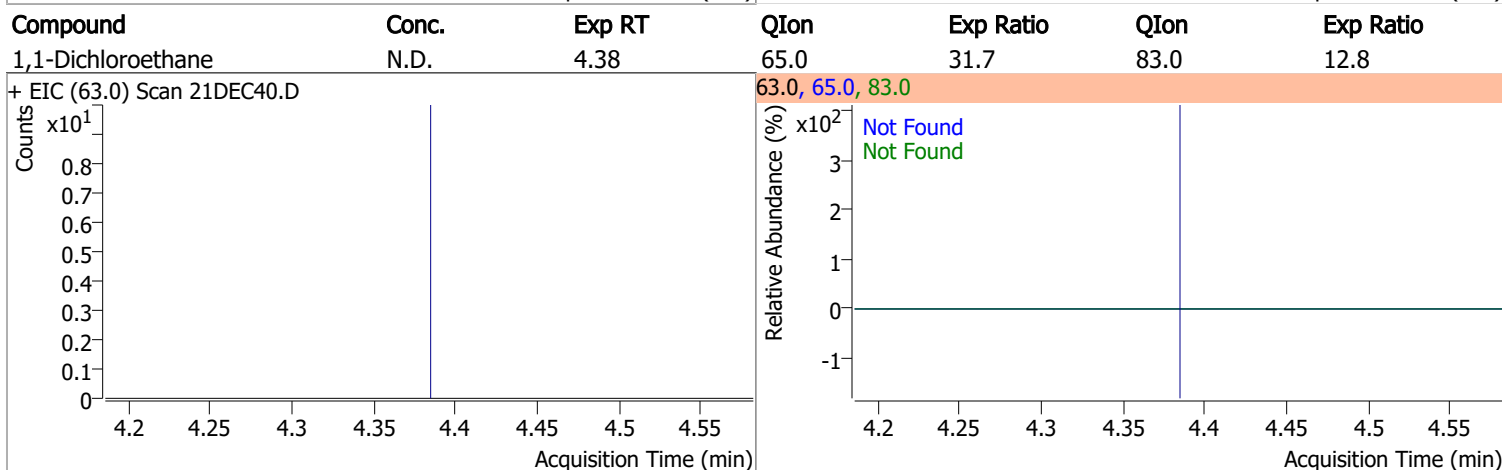
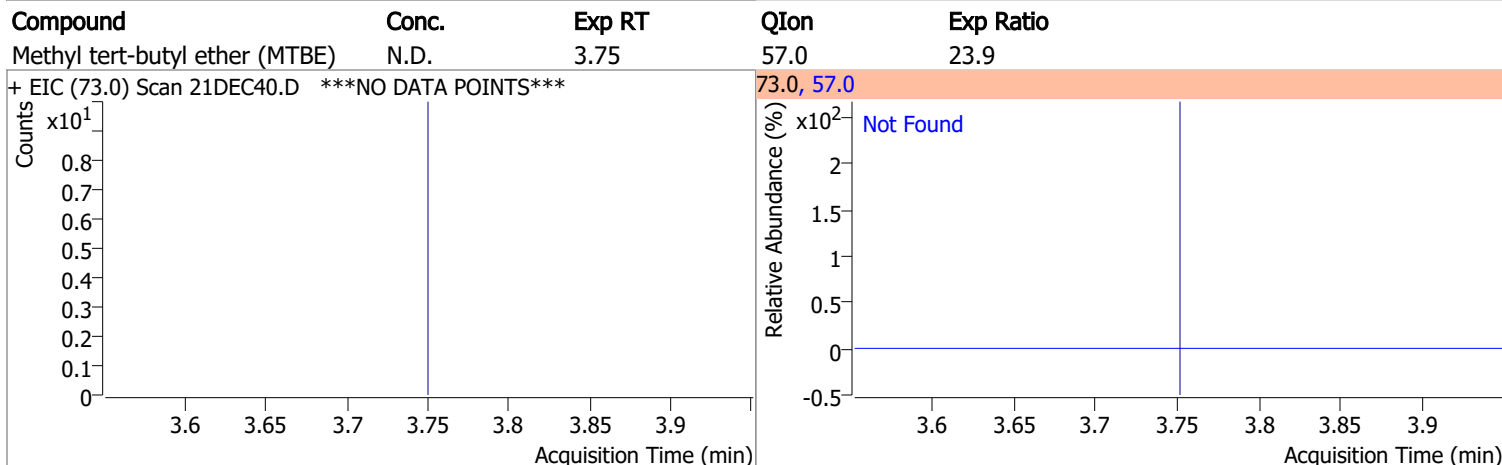
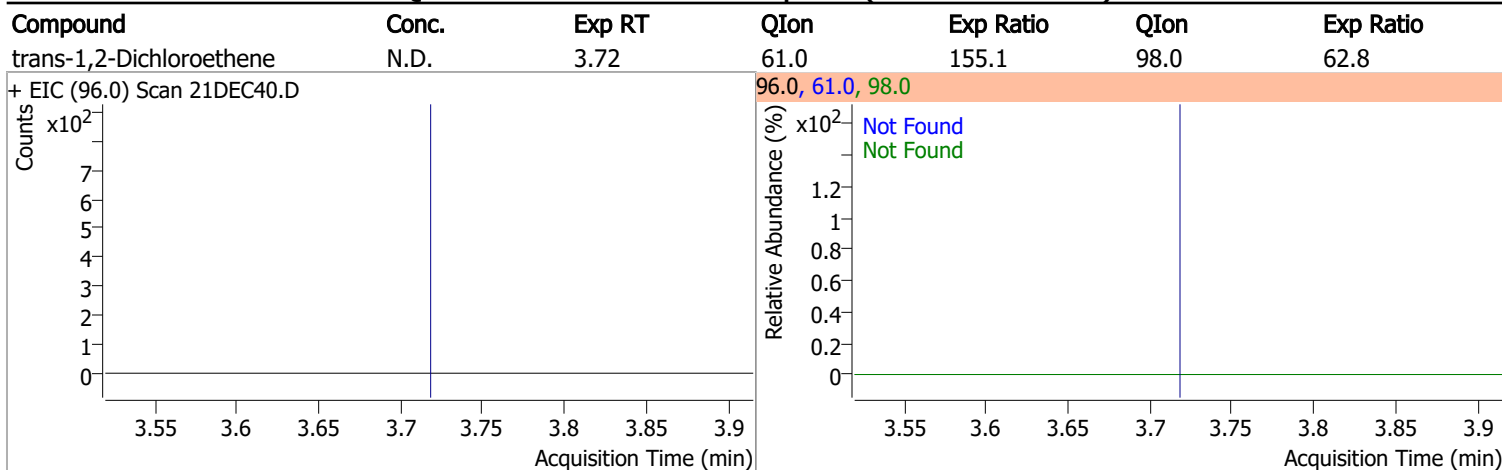
Compound	Conc.	Exp RT	QIon	Exp Ratio	QIon	Exp Ratio
1,1-Dichloroethene	N.D.	2.70	61.0	180.1	63.0	57.5



Compound	Conc.	Exp RT	QIon	Exp Ratio	QIon	Exp Ratio
Methylene chloride	N.D.	3.33	84.0	69.4	86.0	44.1

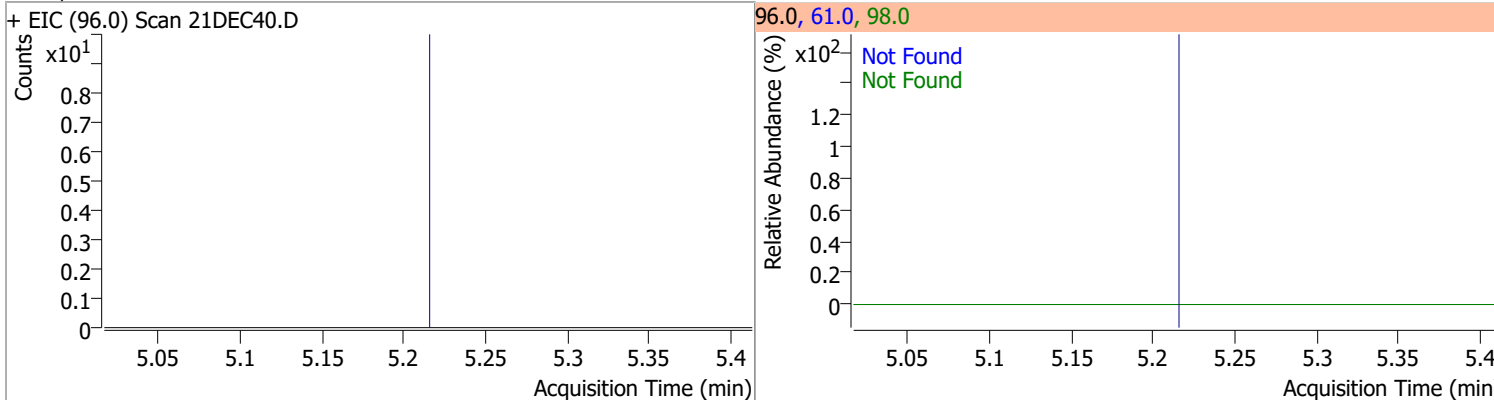


Quantitation Results Report (Not Reviewed)

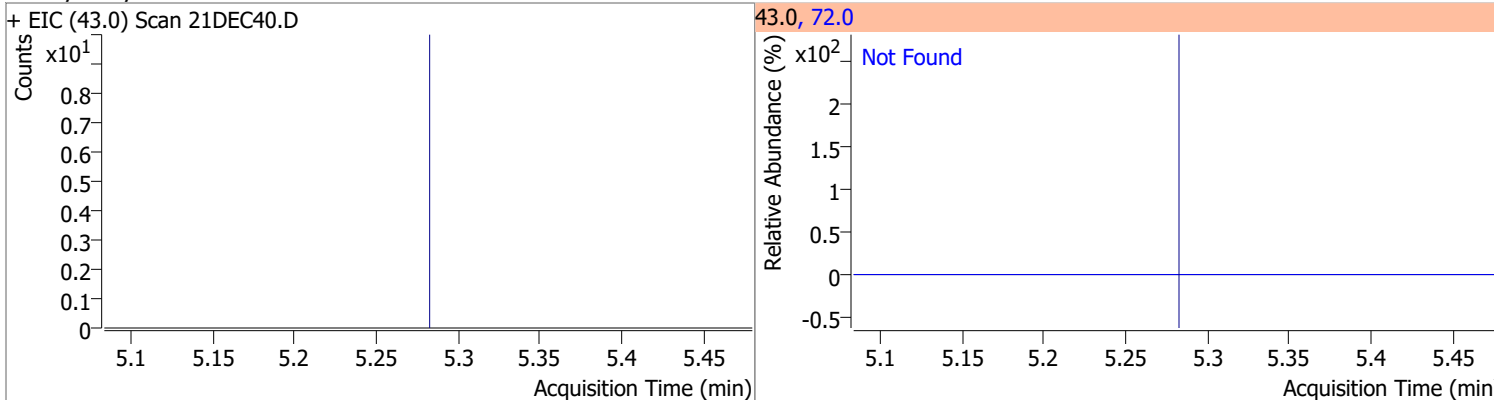


Quantitation Results Report (Not Reviewed)

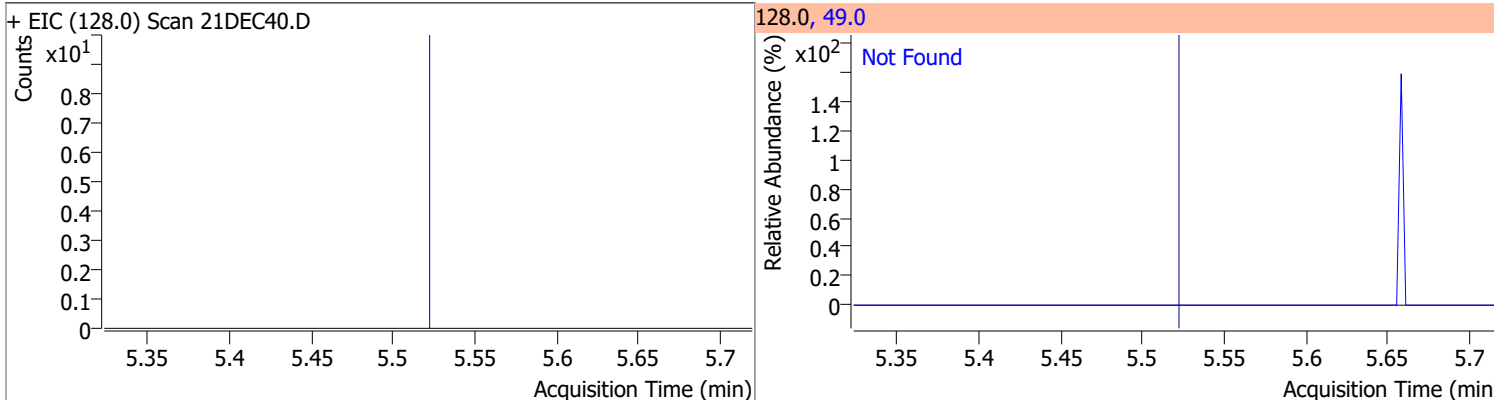
Compound	Conc.	Exp RT	QIon	Exp Ratio	QIon	Exp Ratio
cis-1,2-Dichloroethene	N.D.	5.21	61.0	163.3	98.0	64.4



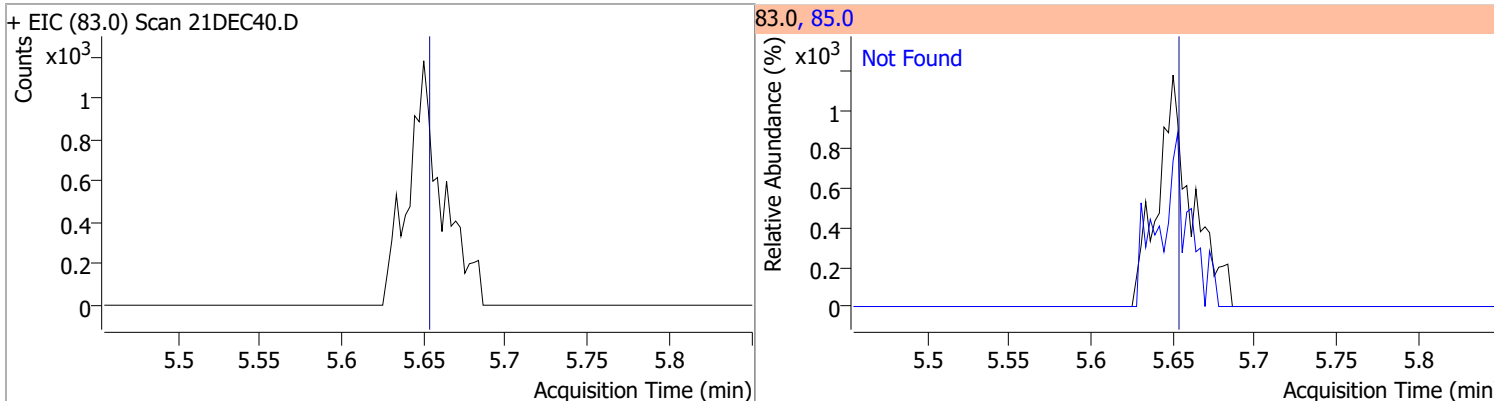
Compound	Conc.	Exp RT	QIon	Exp Ratio
Methyl ethyl ketone	N.D.	5.28	72.0	22.2



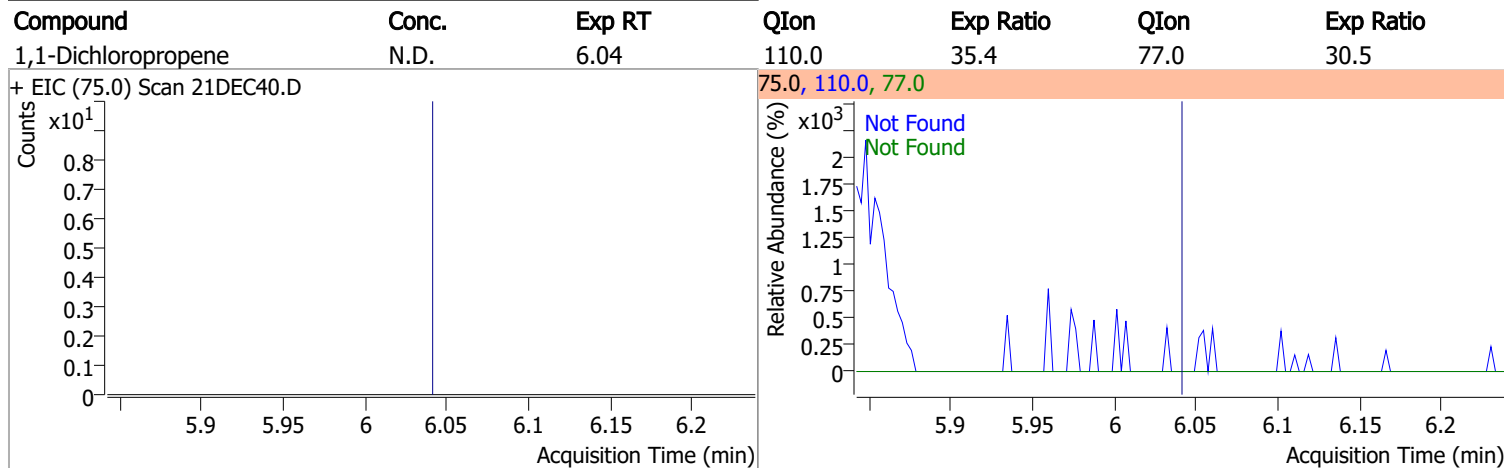
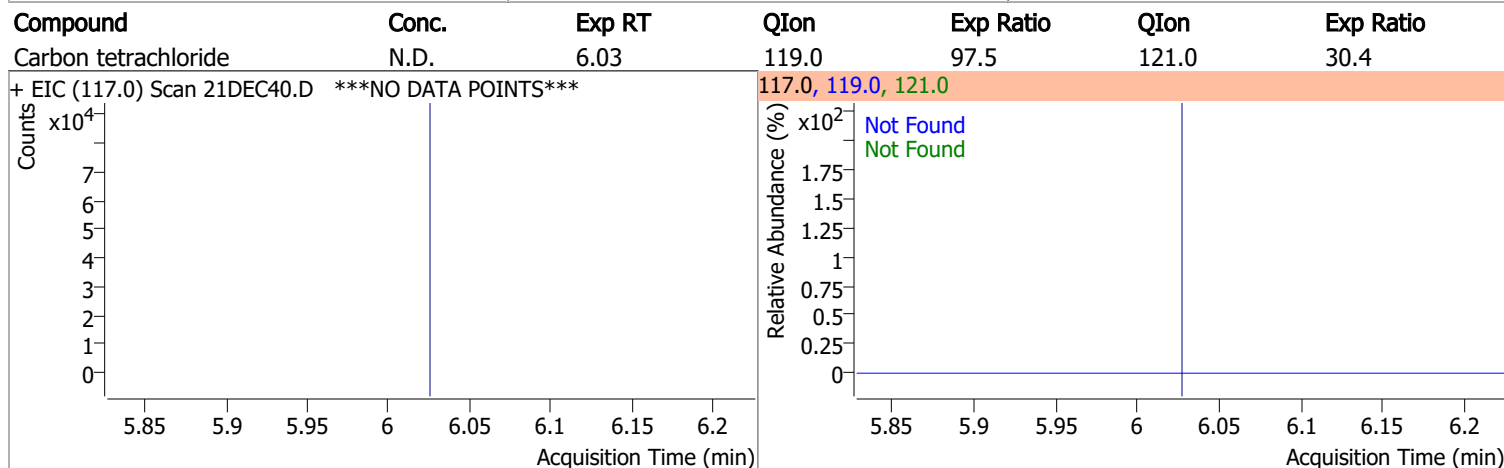
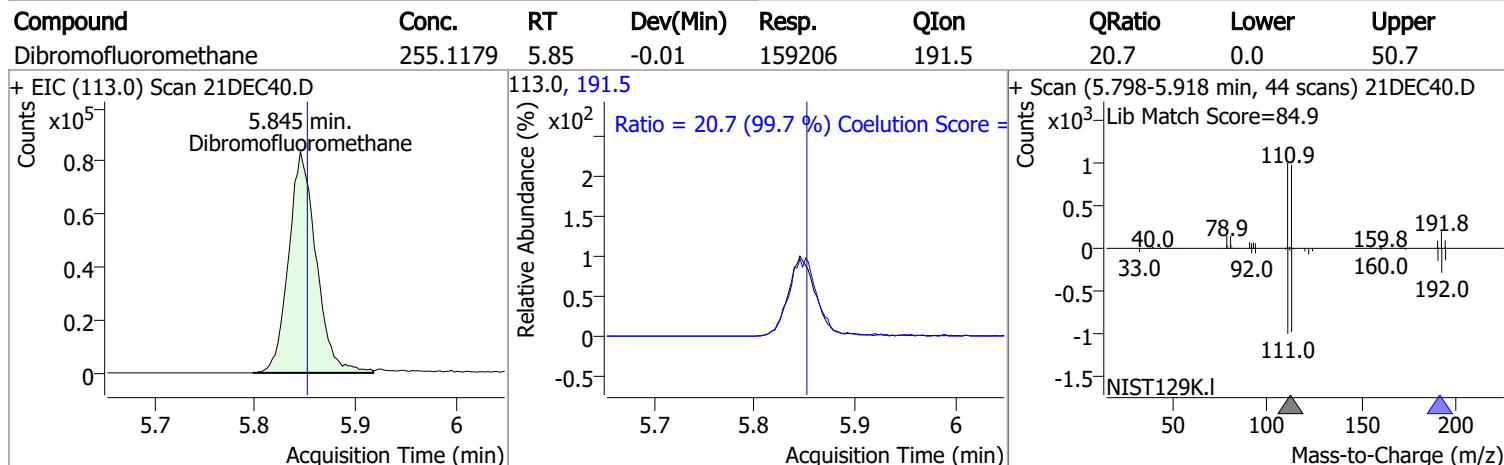
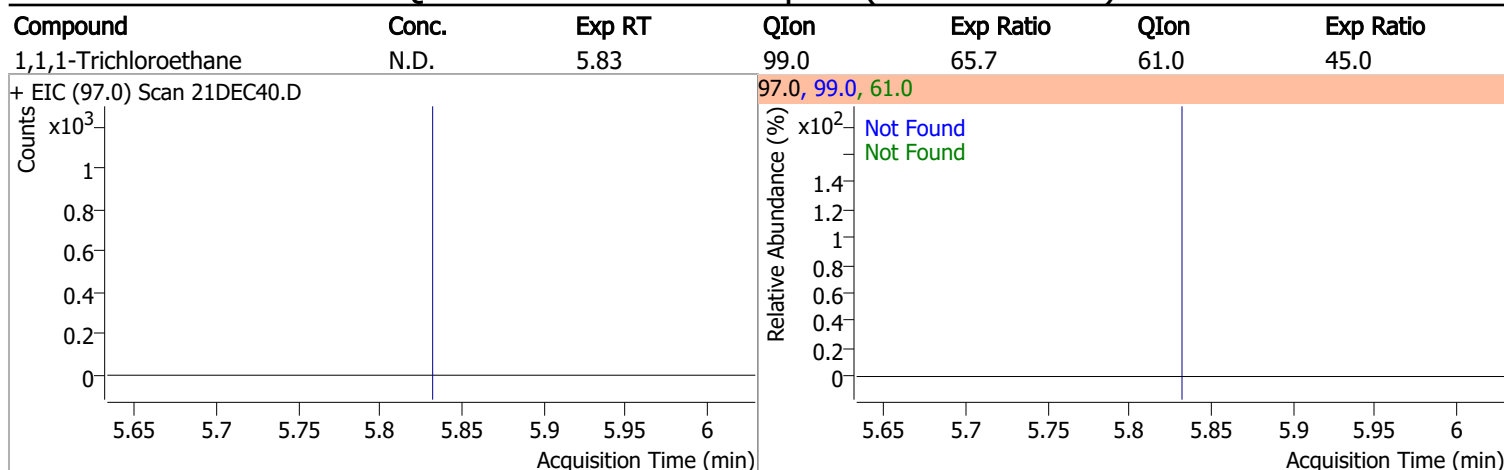
Compound	Conc.	Exp RT	QIon	Exp Ratio
Bromochloromethane	N.D.	5.52	49.0	184.6



Compound	Conc.	Exp RT	QIon	Exp Ratio
Chloroform	N.D.	5.65	85.0	65.1

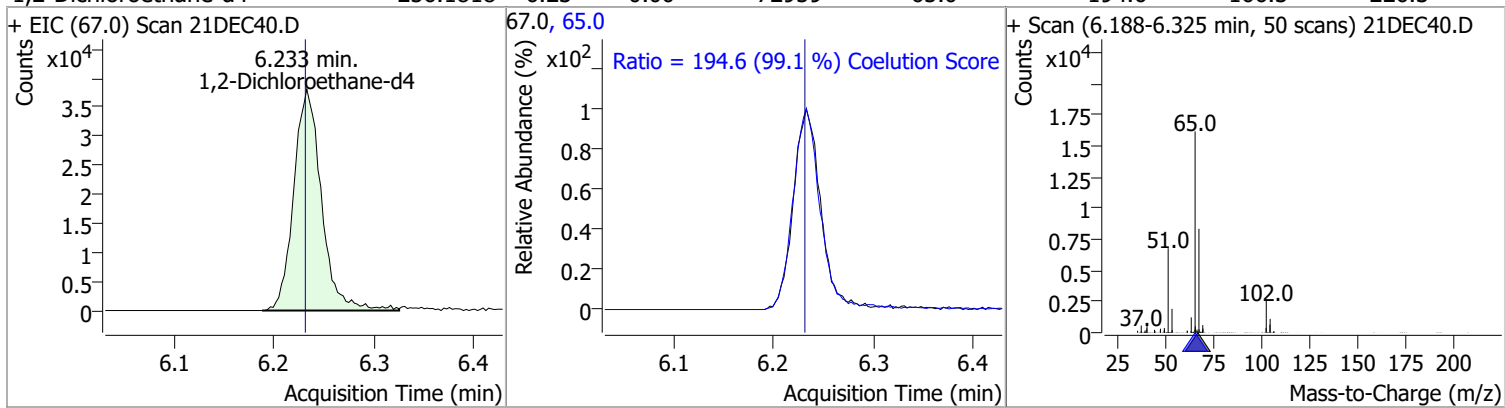


Quantitation Results Report (Not Reviewed)

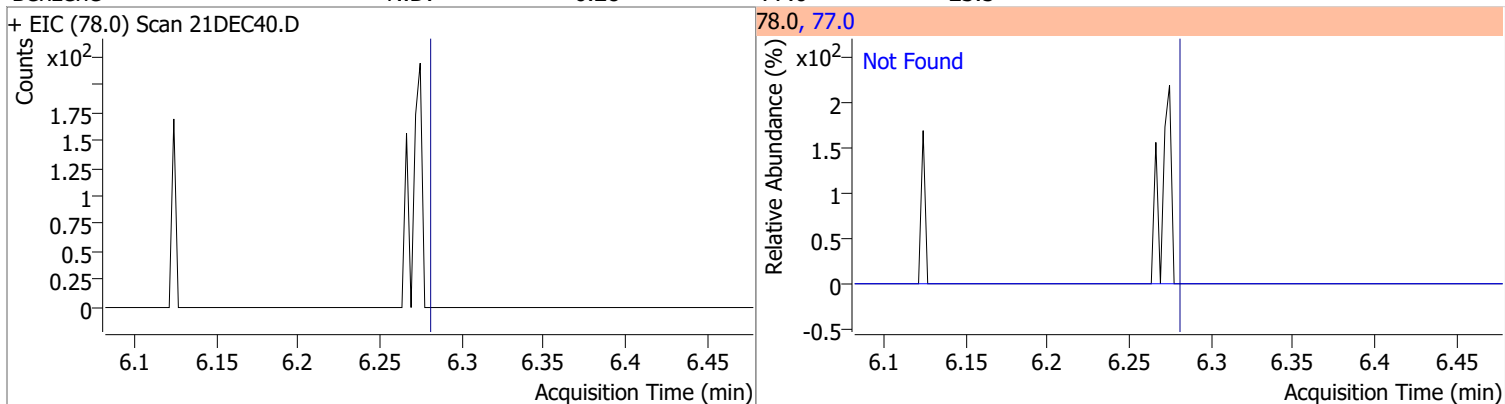


Quantitation Results Report (Not Reviewed)

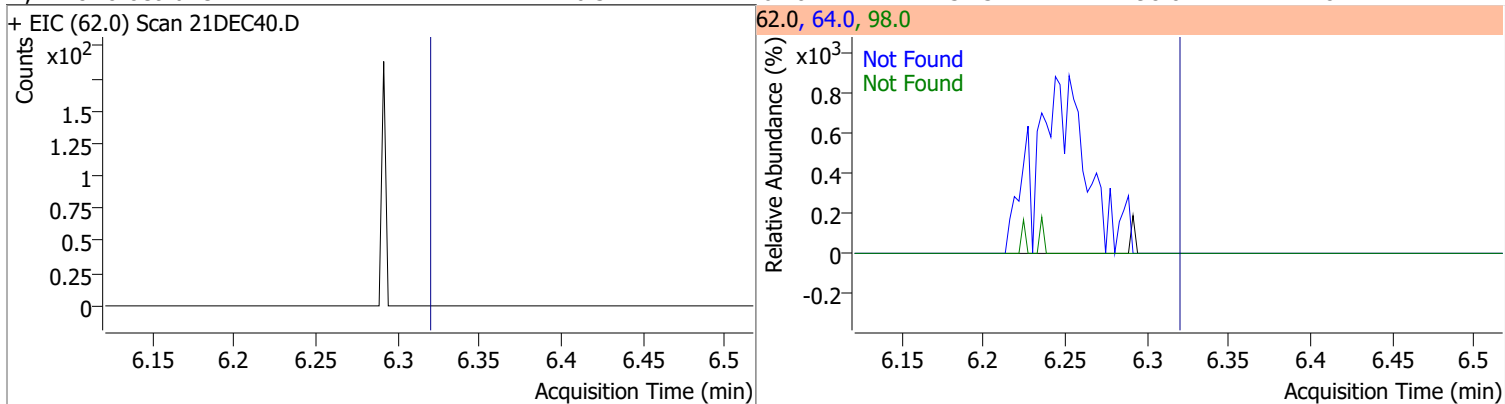
Compound	Conc.	RT	Dev(Min)	Resp.	QIon	QRatio	Lower	Upper
1,2-Dichloroethane-d4	256.1818	6.23	0.00	72959	65.0	194.6	166.3	226.3



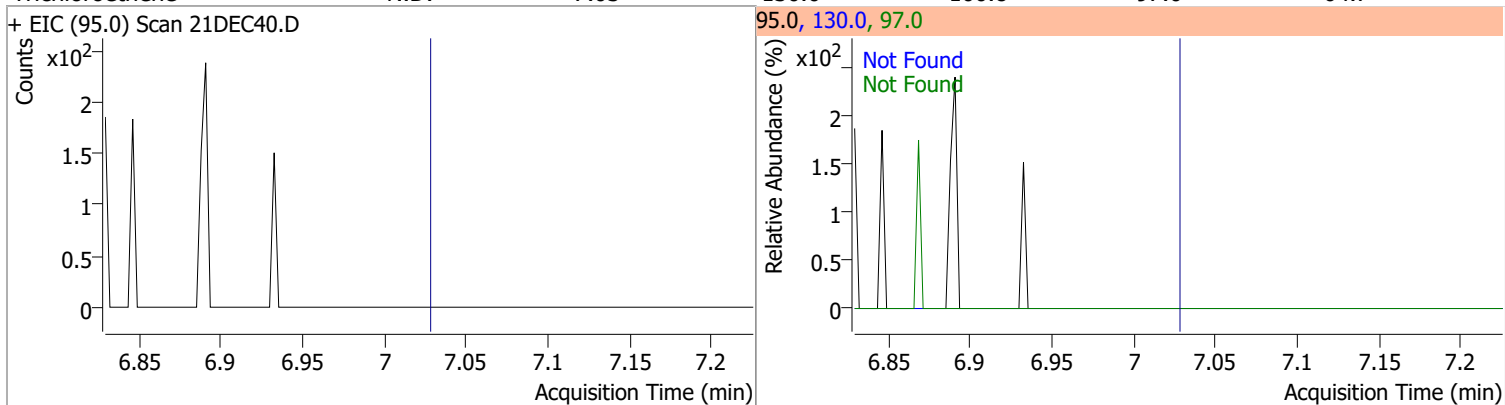
Compound	Conc.	Exp RT	QIon	Exp Ratio
Benzene	N.D.	6.28	77.0	23.5



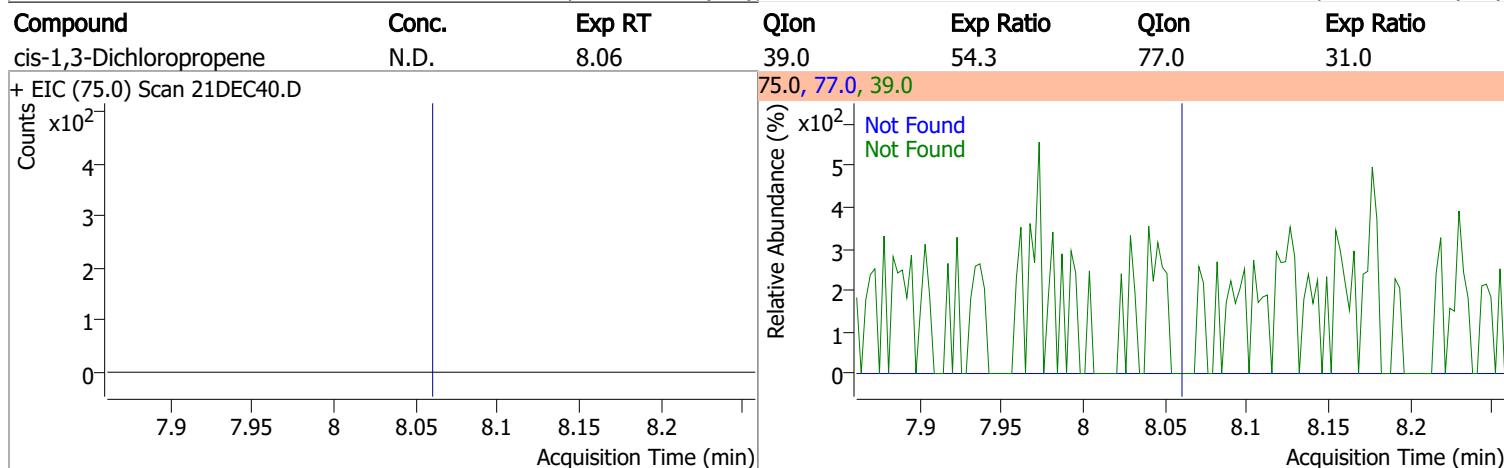
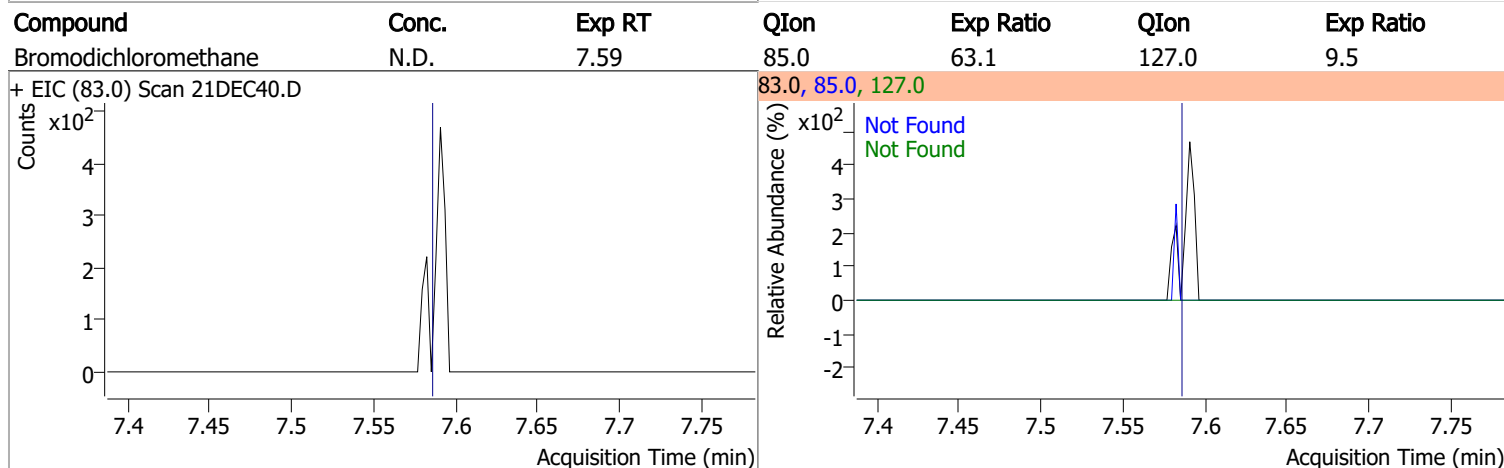
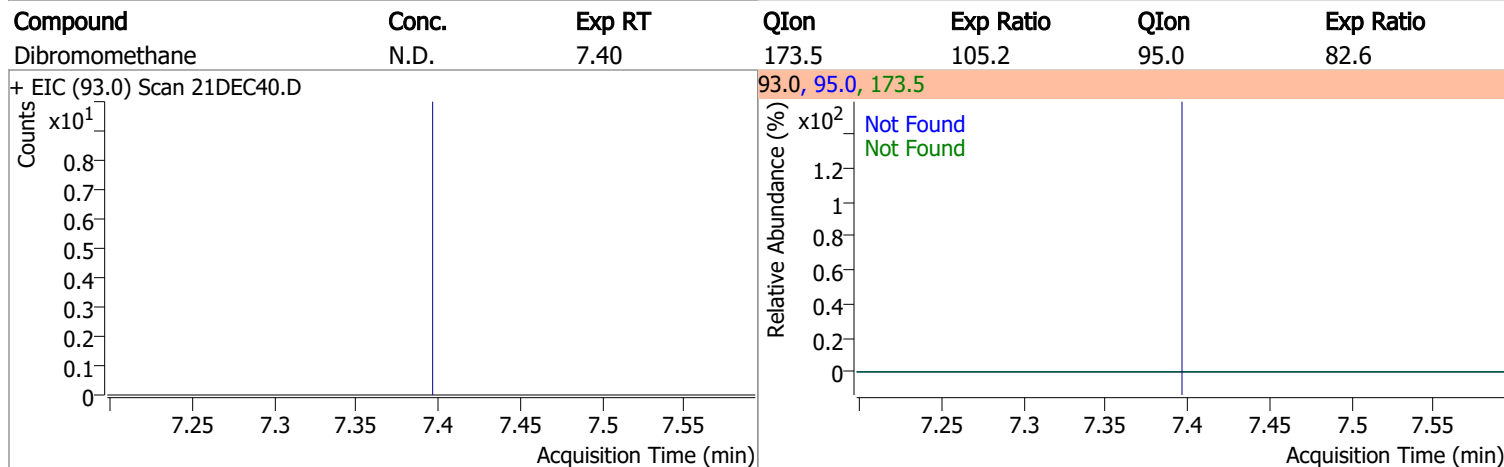
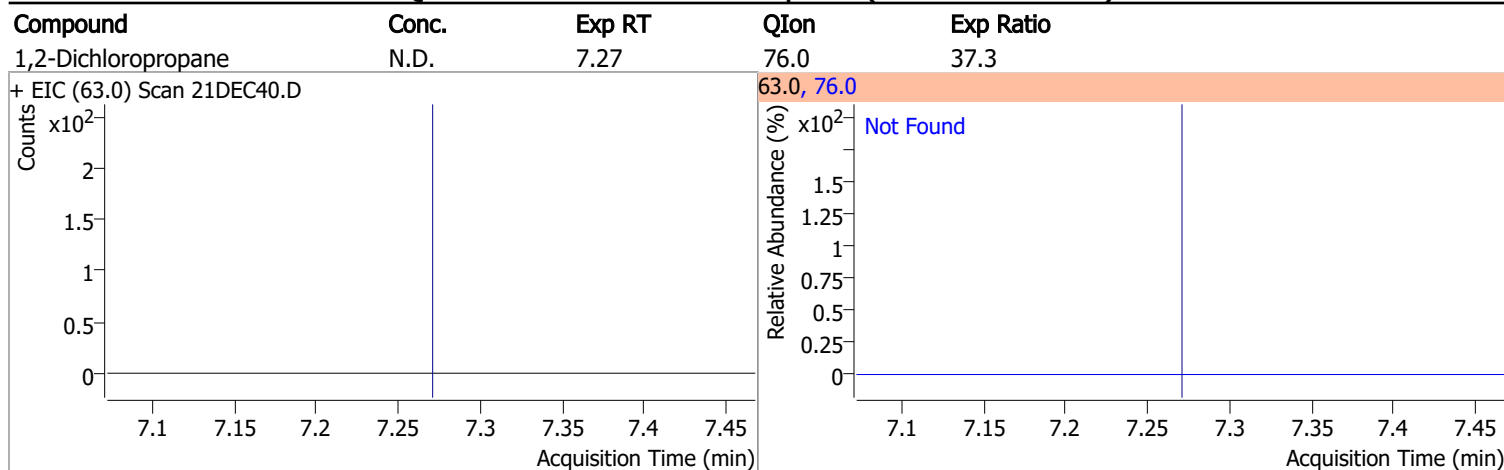
Compound	Conc.	Exp RT	QIon	Exp Ratio	QIon	Exp Ratio
1,2-Dichloroethane	N.D.	6.32	64.0	32.3	98.0	8.2



Compound	Conc.	Exp RT	QIon	Exp Ratio	QIon	Exp Ratio
Trichloroethene	N.D.	7.03	130.0	100.8	97.0	64.7

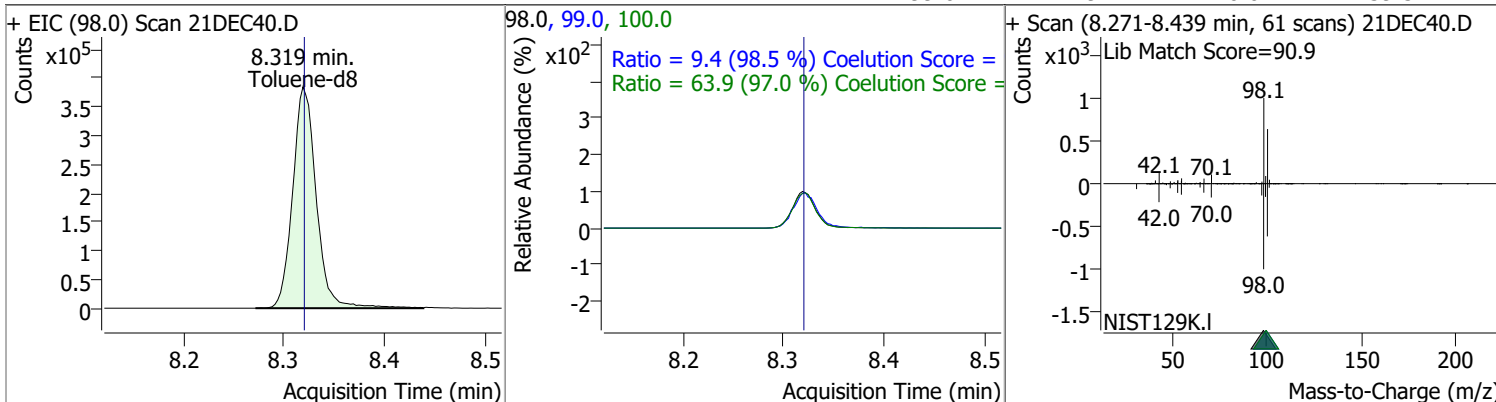


Quantitation Results Report (Not Reviewed)

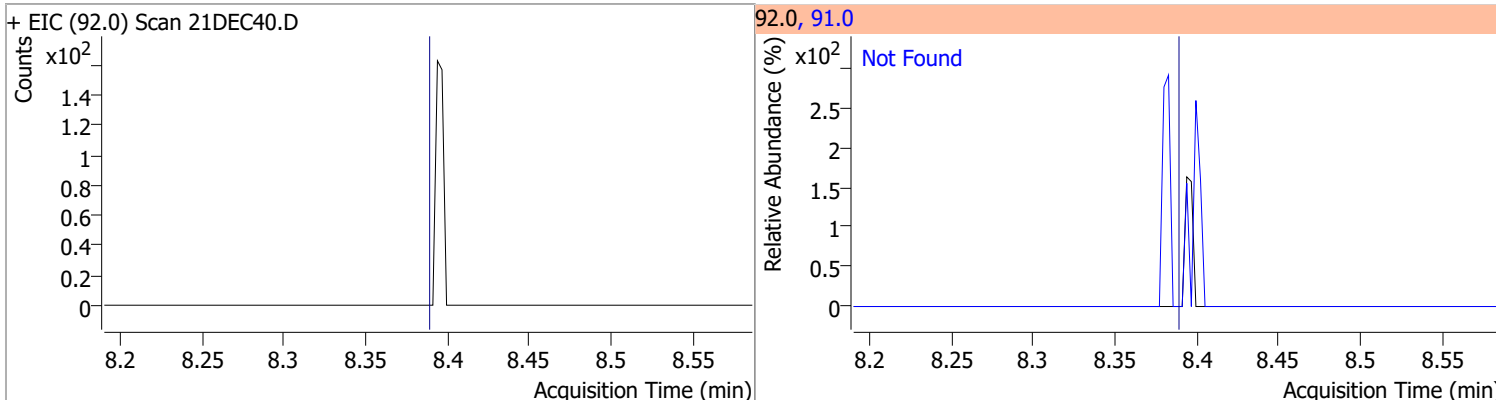


Quantitation Results Report (Not Reviewed)

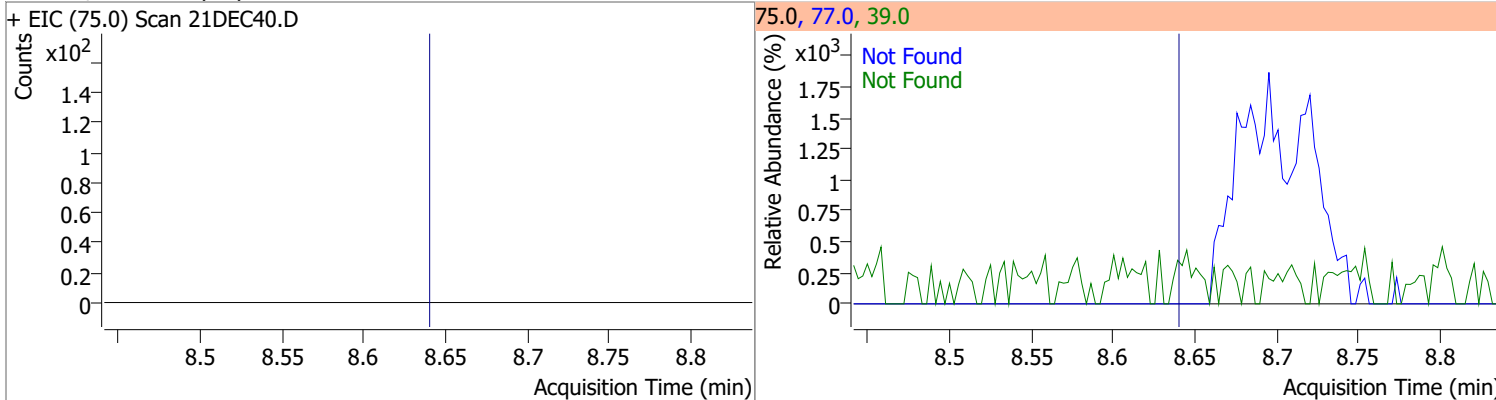
Compound	Conc.	RT	Dev(Min)	Resp.	QIon	QRatio	Lower	Upper
Toluene-d8	255.4852	8.32	0.00	627105	100.0	63.9	35.9	95.9
					99.0	9.4	0.0	39.5



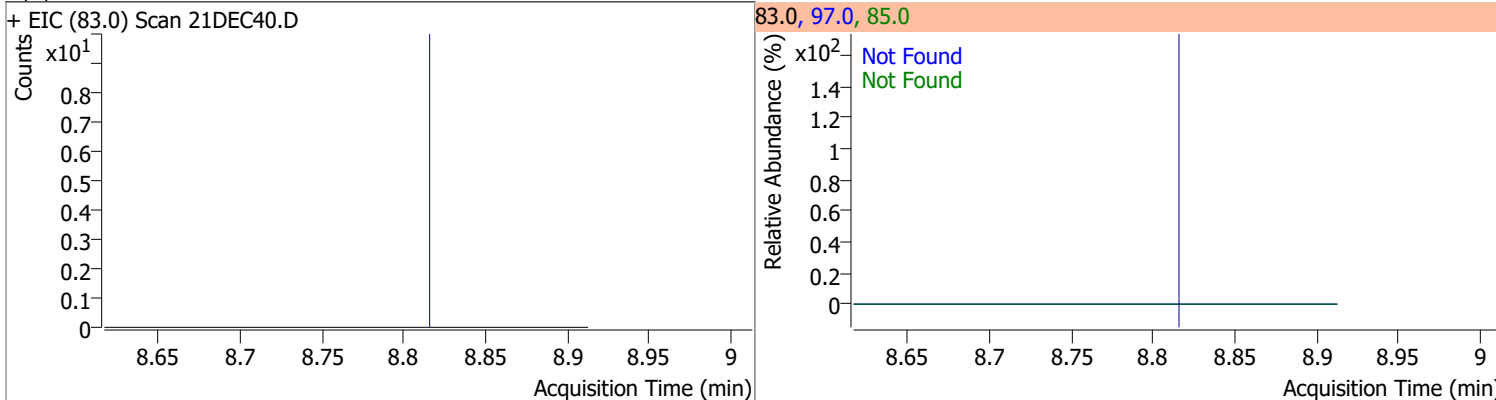
Compound	Conc.	Exp RT	QIon	Exp Ratio
Toluene	N.D.	8.39	91.0	174.3



Compound	Conc.	Exp RT	QIon	Exp Ratio	QIon	Exp Ratio
trans-1,3-Dichloropropene	N.D.	8.64	39.0	52.1	77.0	32.0

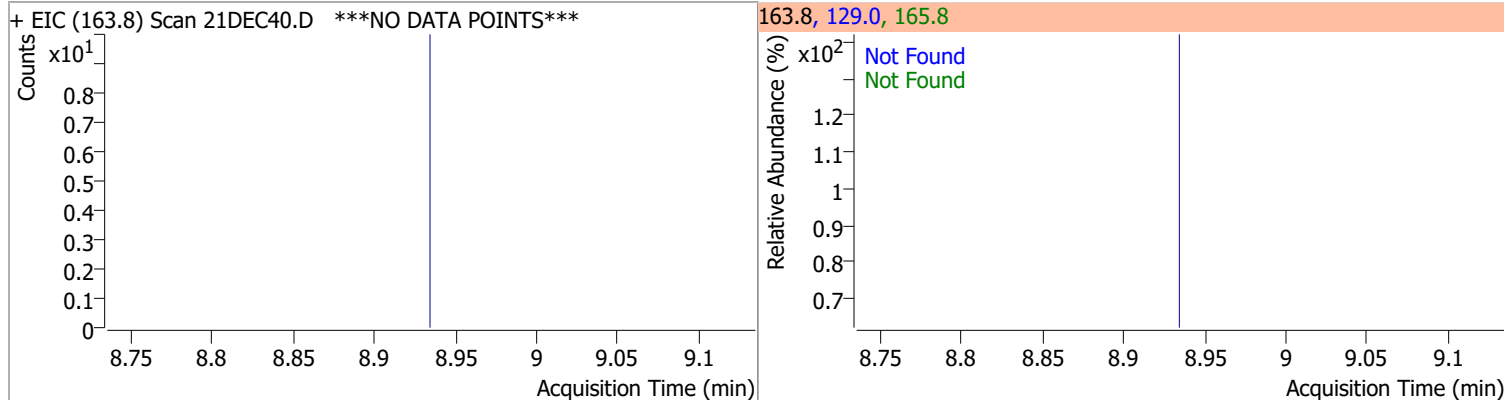


Compound	Conc.	Exp RT	QIon	Exp Ratio	QIon	Exp Ratio
1,1,2-Trichloroethane	N.D.	8.82	97.0	114.3	85.0	61.5

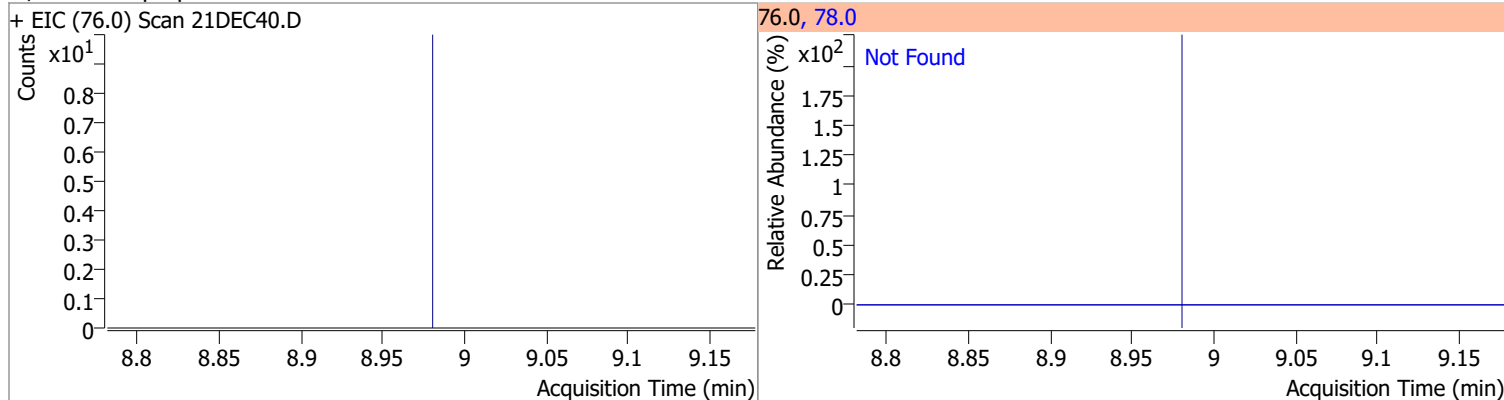


Quantitation Results Report (Not Reviewed)

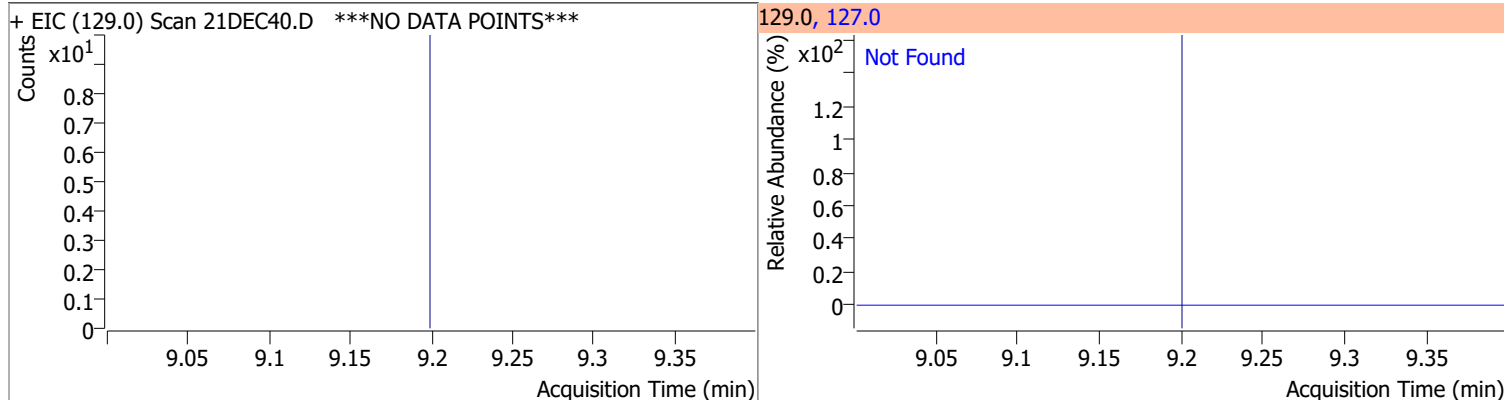
Compound	Conc.	Exp RT	QIon	Exp Ratio	QIon	Exp Ratio
Tetrachloroethene	N.D.	8.94	165.8	128.3	129.0	95.3



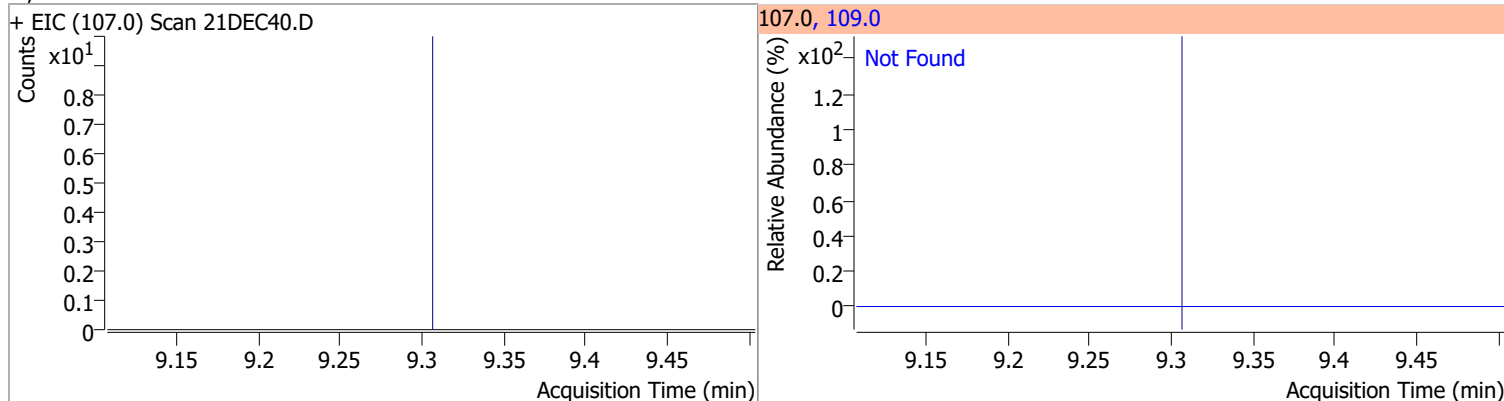
Compound	Conc.	Exp RT	QIon	Exp Ratio
1,3-Dichloropropane	N.D.	8.98	78.0	32.1



Compound	Conc.	Exp RT	QIon	Exp Ratio
Chlorodibromomethane	N.D.	9.20	127.0	75.3

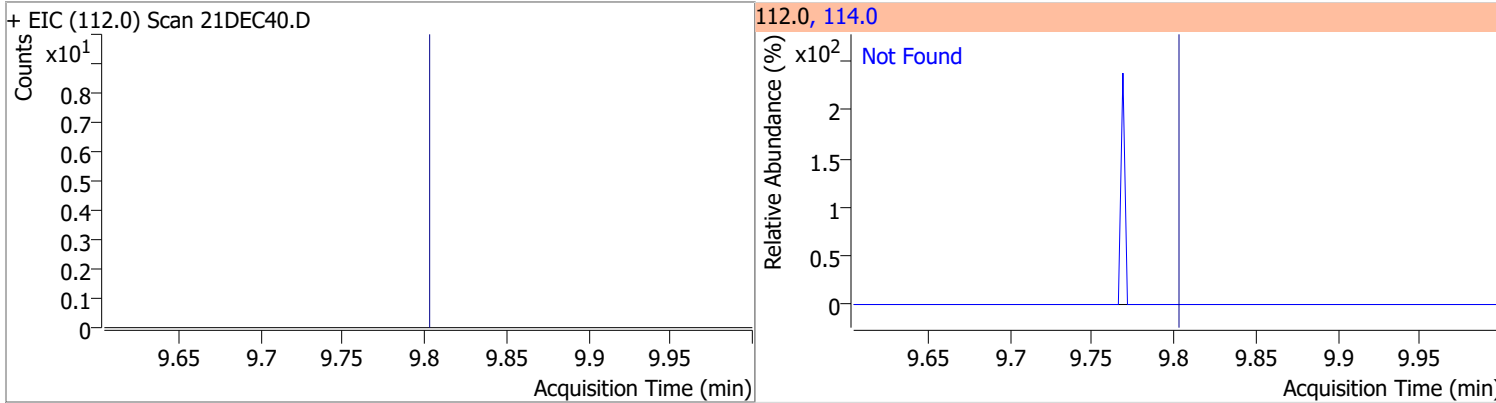


Compound	Conc.	Exp RT	QIon	Exp Ratio
1,2-Dibromoethane	N.D.	9.31	109.0	97.2

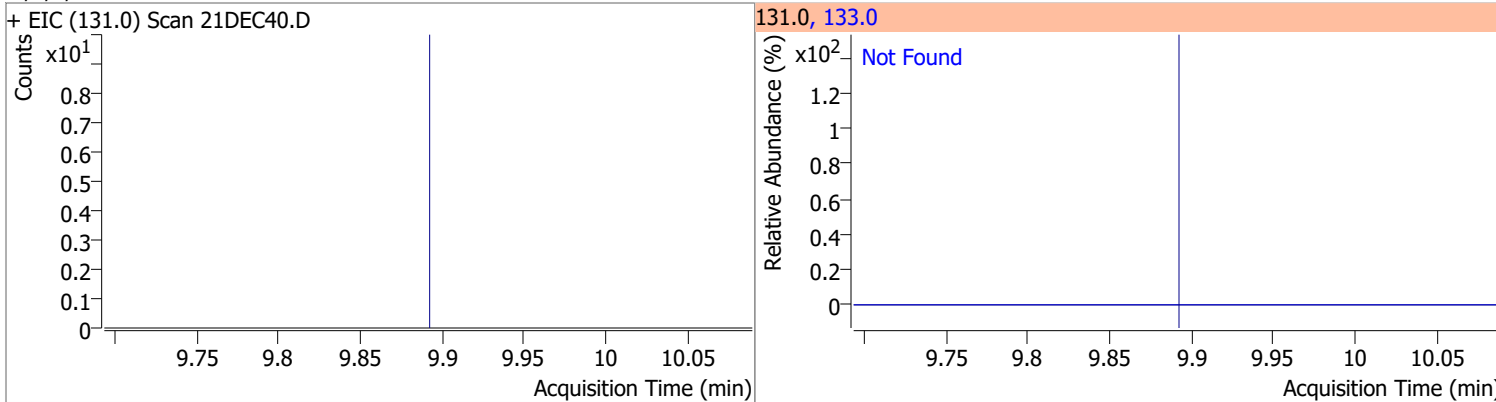


Quantitation Results Report (Not Reviewed)

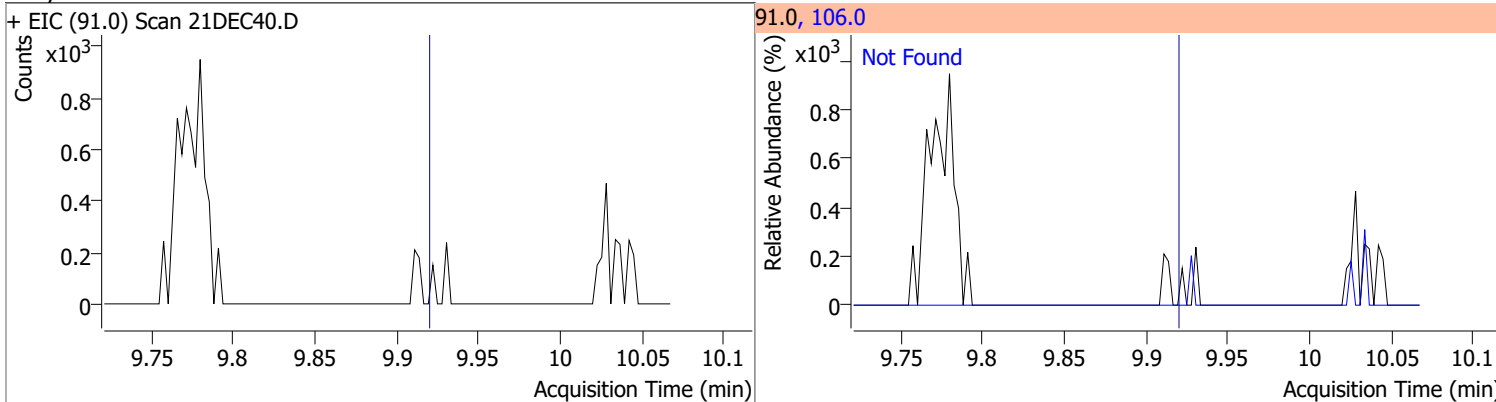
Compound	Conc.	Exp RT	QIon	Exp Ratio
Chlorobenzene	N.D.	9.80	114.0	32.3



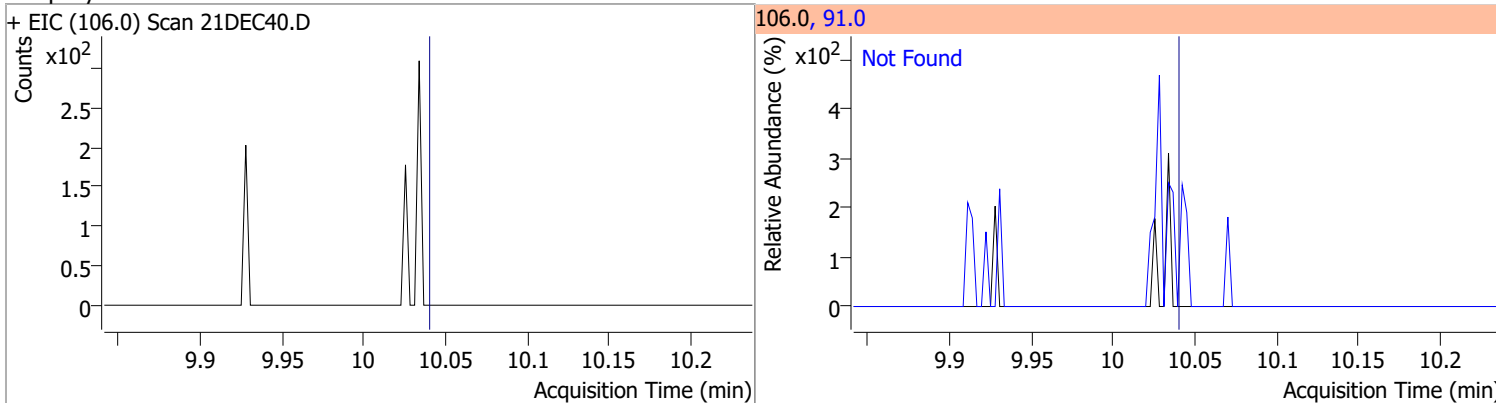
Compound	Conc.	Exp RT	QIon	Exp Ratio
1,1,1,2-Tetrachloroethane	N.D.	9.89	133.0	95.7



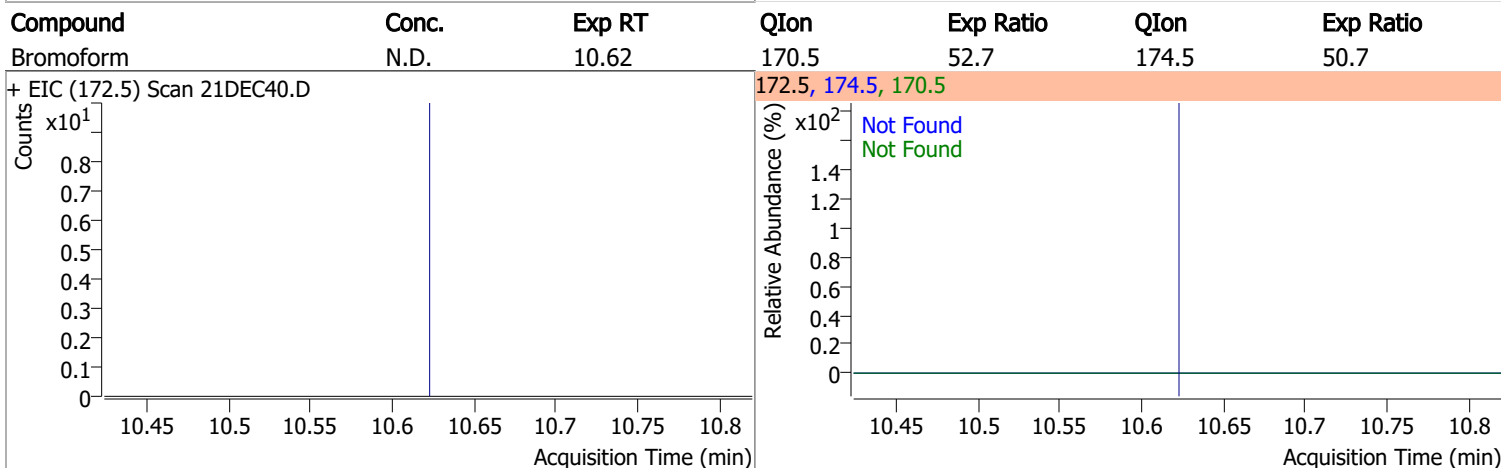
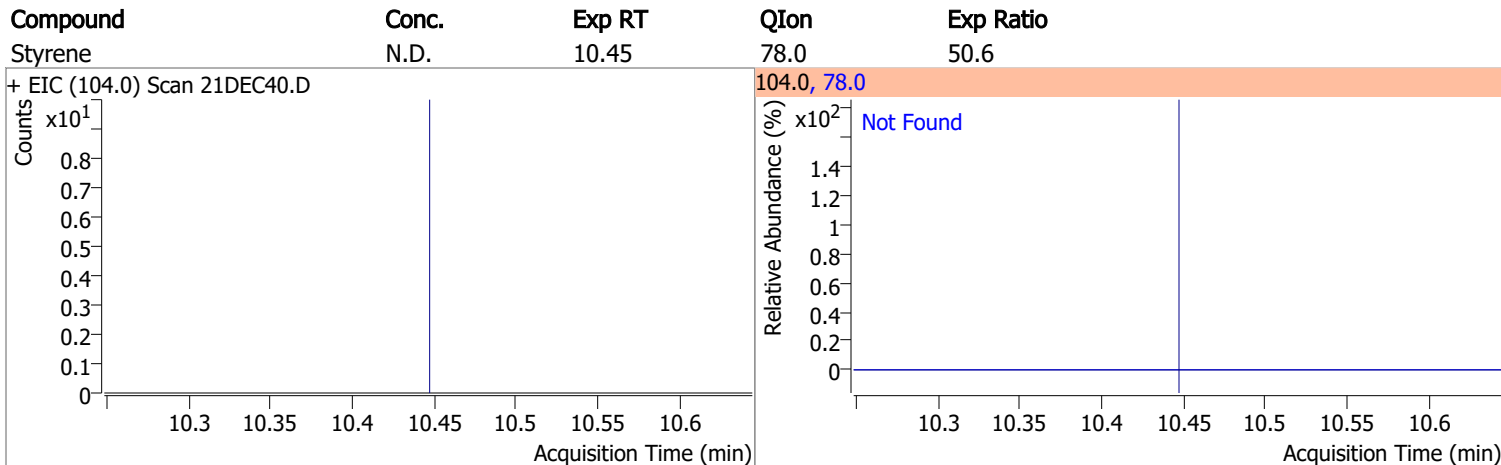
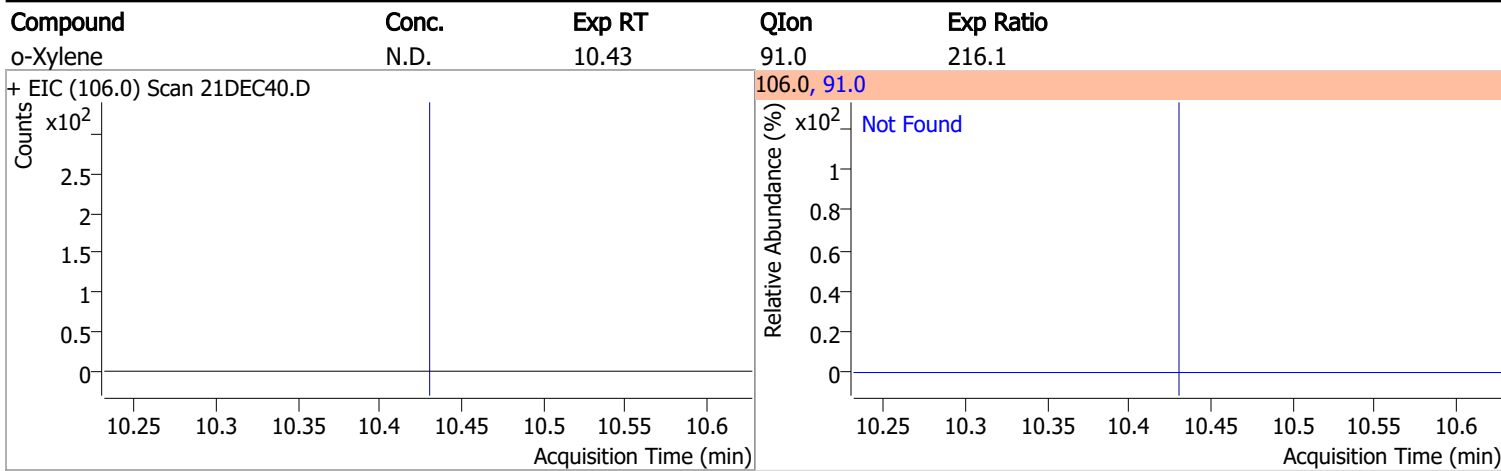
Compound	Conc.	Exp RT	QIon	Exp Ratio
Ethylbenzene	N.D.	9.92	106.0	30.7



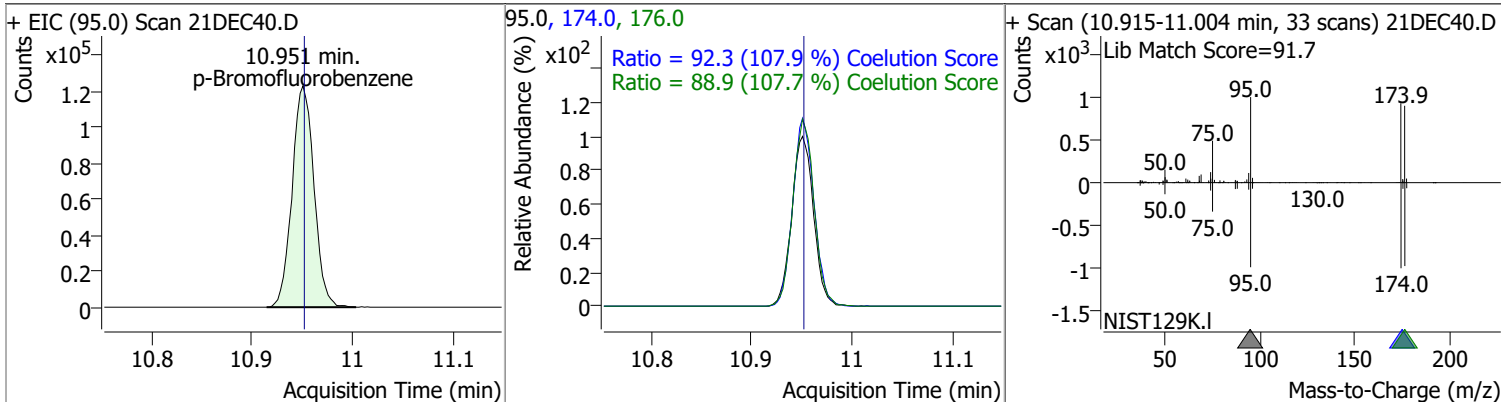
Compound	Conc.	Exp RT	QIon	Exp Ratio
m+p-Xylenes	N.D.	10.04	91.0	205.0



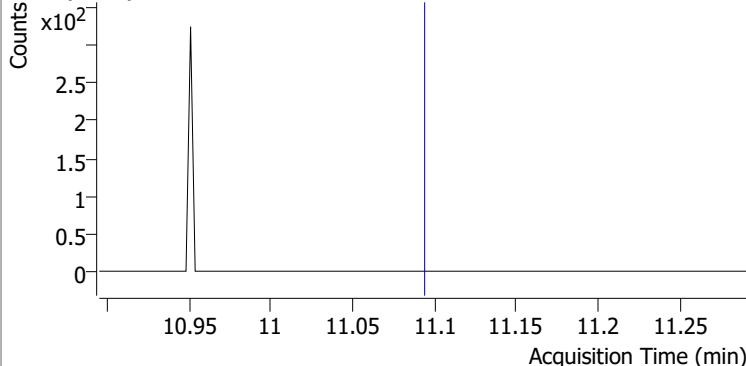
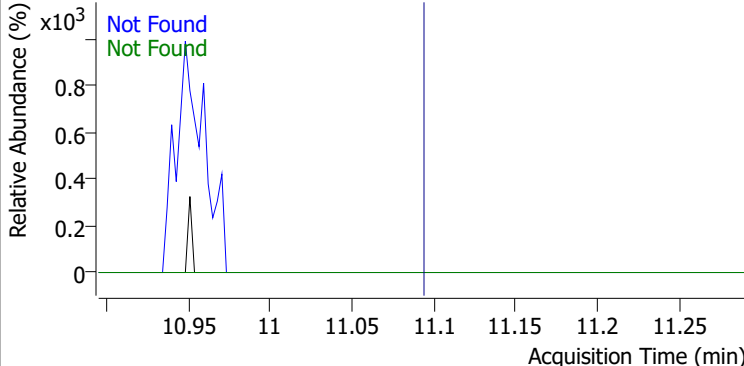
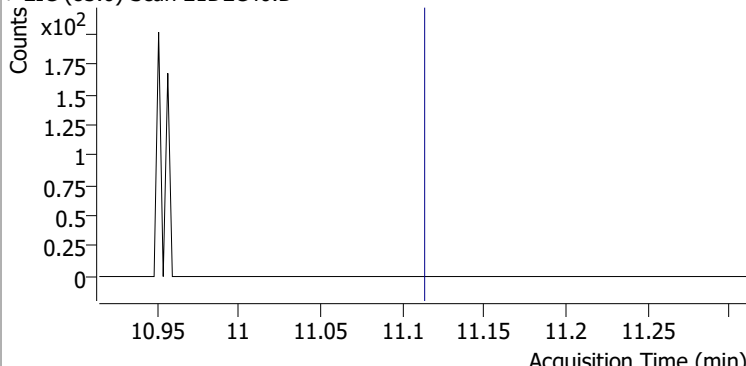
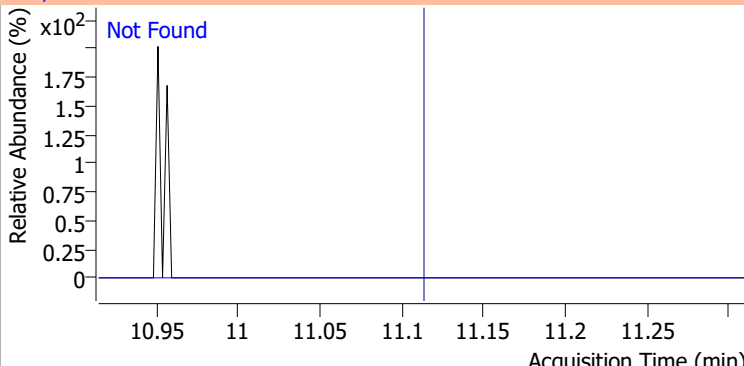
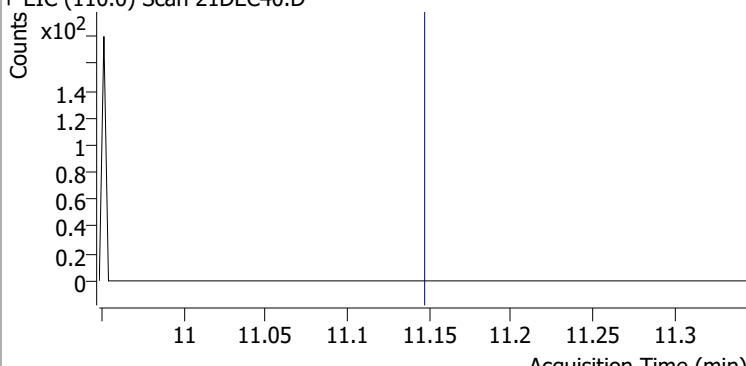
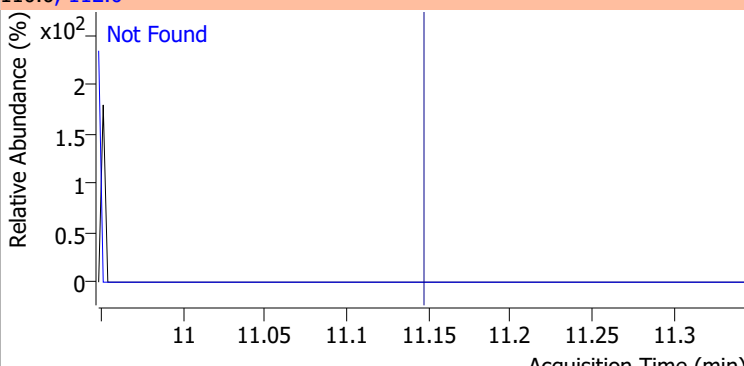
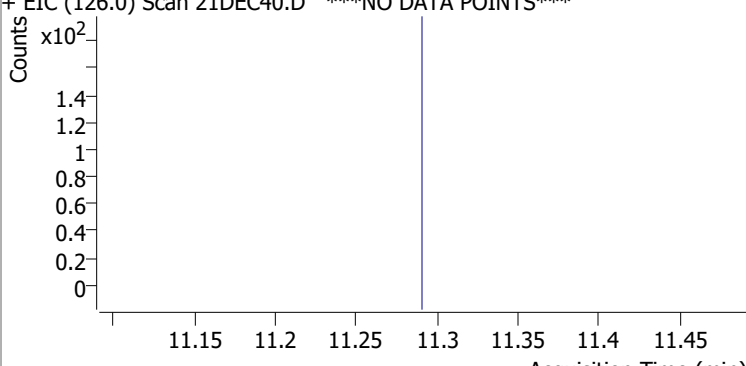
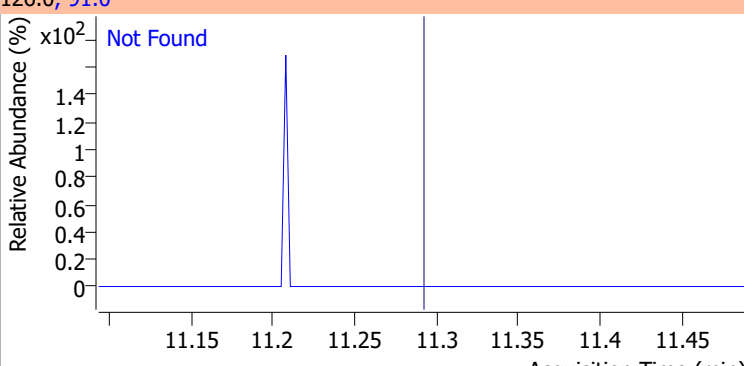
Quantitation Results Report (Not Reviewed)



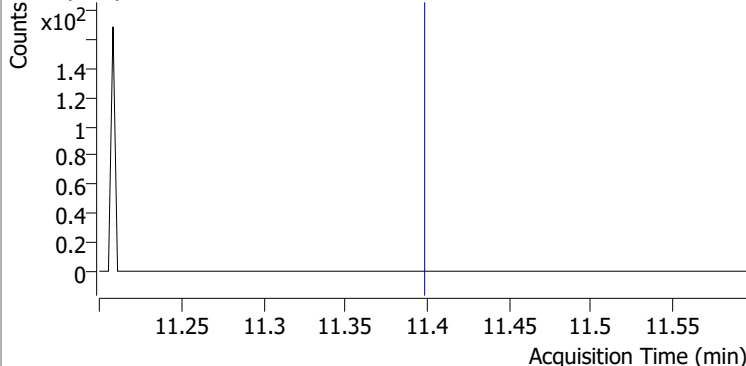
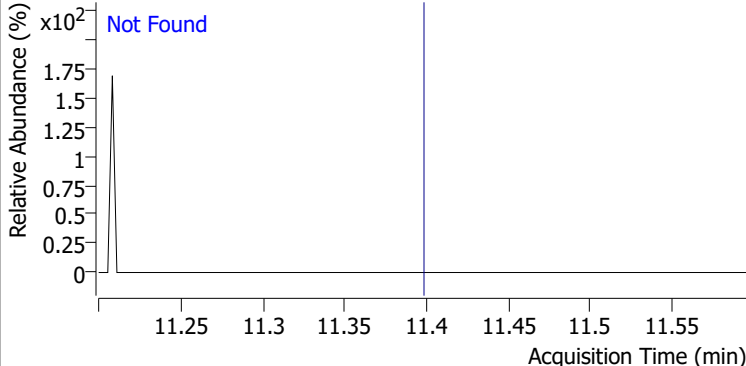
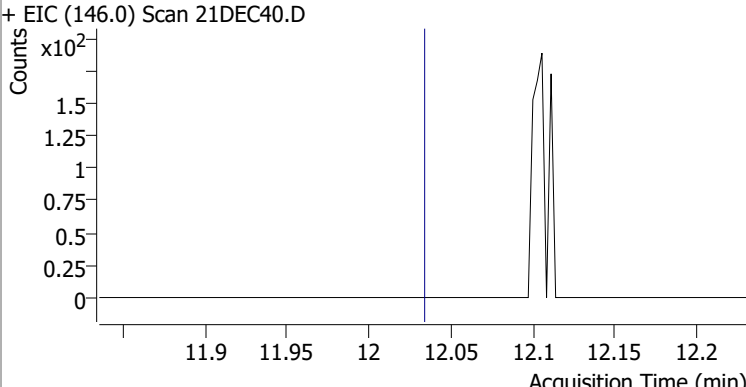
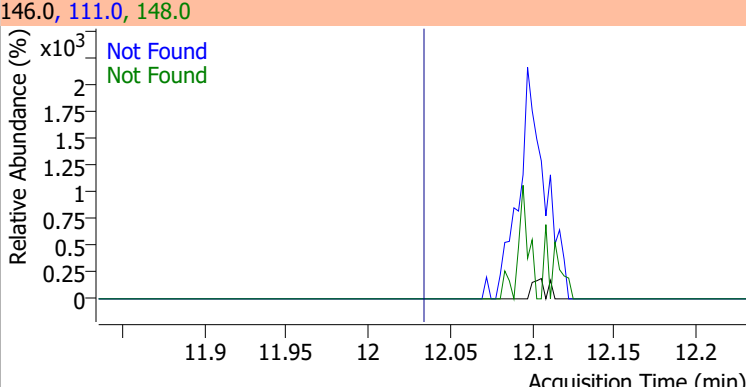
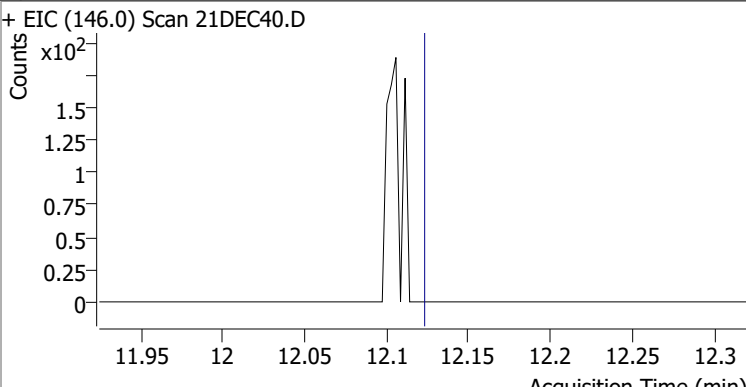
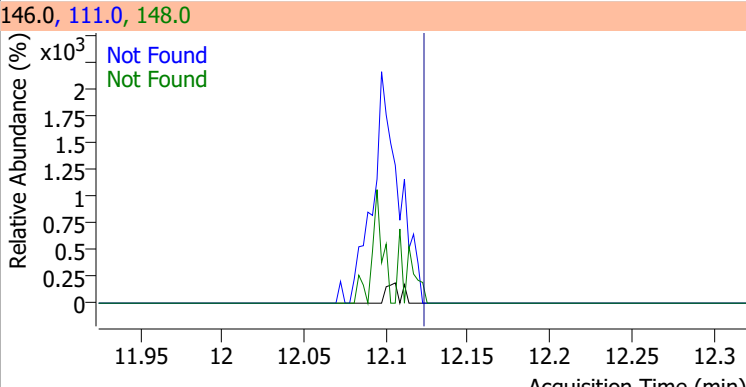
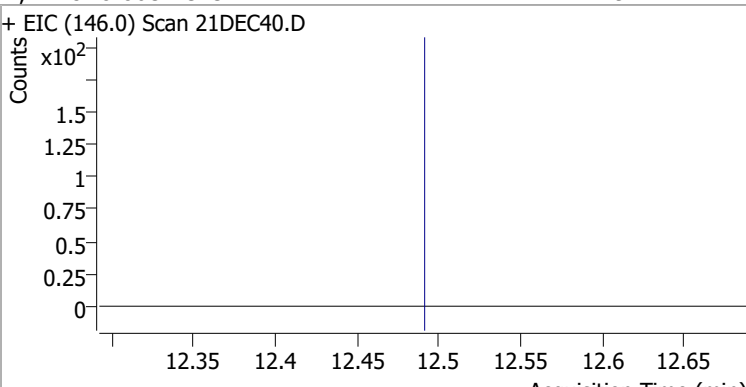
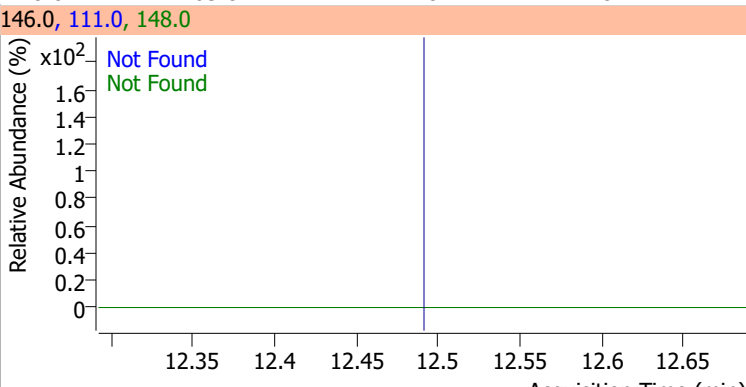
Compound	Conc.	RT	Dev(Min)	Resp.	QIon	QRatio	Lower	Upper
p-Bromofluorobenzene	257.7899	10.95	0.00	185991	174.0	92.3	55.5	115.5
					176.0	88.9	52.5	112.5



Quantitation Results Report (Not Reviewed)

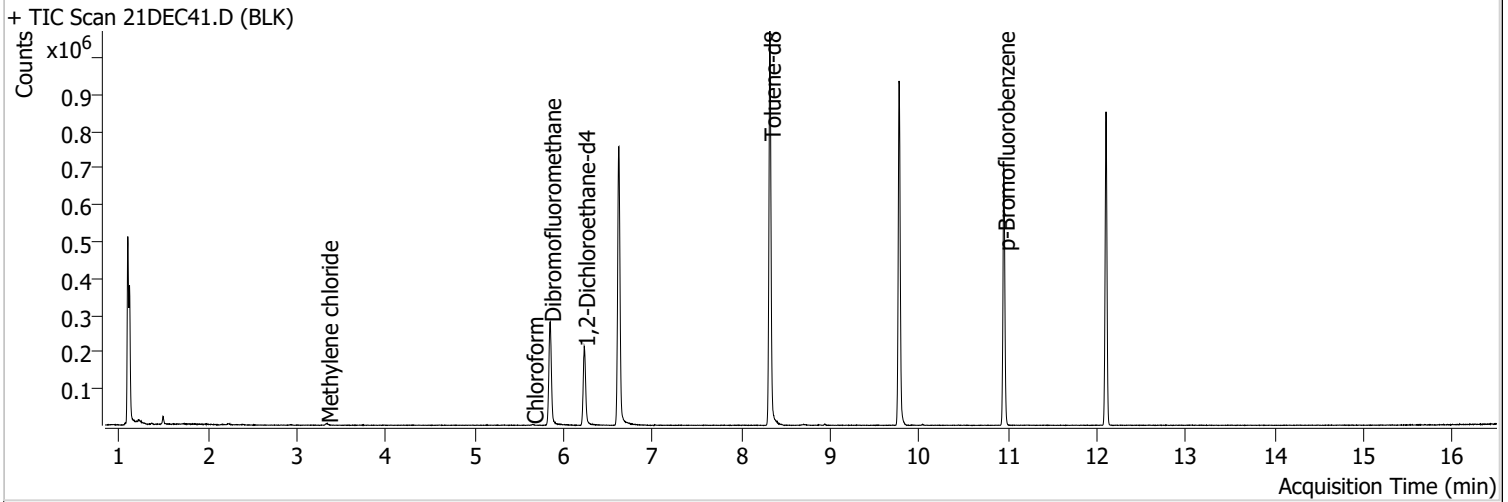
Compound	Conc.	Exp RT	QIon	Exp Ratio	QIon	Exp Ratio
Bromobenzene	N.D.	11.09	77.0	153.2	158.0	96.2
+ EIC (156.0) Scan 21DEC40.D			156.0, 77.0, 158.0			
						
1,1,2-Tetrachloroethane	N.D.	11.11	85.0	63.2		
+ EIC (83.0) Scan 21DEC40.D			83.0, 85.0			
						
1,2,3-Trichloropropane	N.D.	11.15	112.0	65.8		
+ EIC (110.0) Scan 21DEC40.D			110.0, 112.0			
						
2-Chlorotoluene	N.D.	11.29	91.0	294.1		
+ EIC (126.0) Scan 21DEC40.D ***NO DATA POINTS***			126.0, 91.0			
						

Quantitation Results Report (Not Reviewed)

Compound	Conc.	Exp RT	QIon	Exp Ratio
4-Chlorotoluene	N.D.	11.40	126.0	30.4
+ EIC (91.0) Scan 21DEC40.D			91.0, 126.0	
				
1,3-Dichlorobenzene	N.D.	12.03	148.0	64.5
+ EIC (146.0) Scan 21DEC40.D			146.0, 111.0, 148.0	
				
1,4-Dichlorobenzene	N.D.	12.12	148.0	64.0
+ EIC (146.0) Scan 21DEC40.D			146.0, 111.0, 148.0	
				
1,2-Dichlorobenzene	N.D.	12.49	148.0	63.8
+ EIC (146.0) Scan 21DEC40.D			146.0, 111.0, 148.0	
				

Quantitation Results Report (Not Reviewed)

Data File	21DEC41.D	Operator	MSC
Acq. Method	5975CACQF.M	Acq. Date-Time	12/22/2021 8:11:54 AM
Sample Name	BLK	Instrument	VOA5975C
Vial	41	Multiplier	1.00
DA Method File	VOA5975C_8260B_SHT_DoD_L4_120721.m	Comment	
Tune File	BFB_Atune3.u	Tune Date	10/11/2021 4:02:00 PM
Batch Name	VG122121_8260B_2ndRun.batch.bin	Last Calib Update	2/4/2022 12:03:22 PM
Ref Library	\\MASSHUNTER\Org\Library\NIST129K.l		



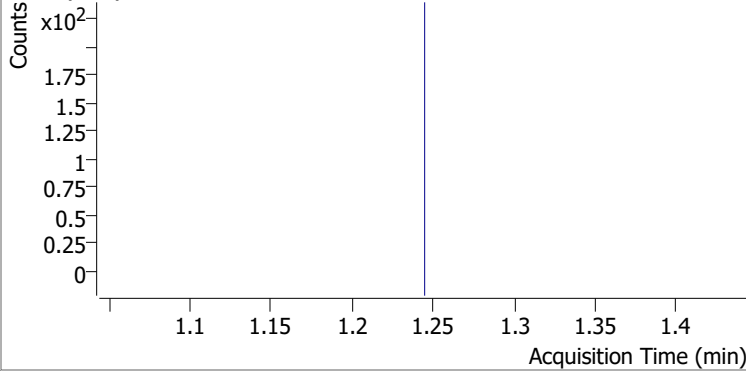
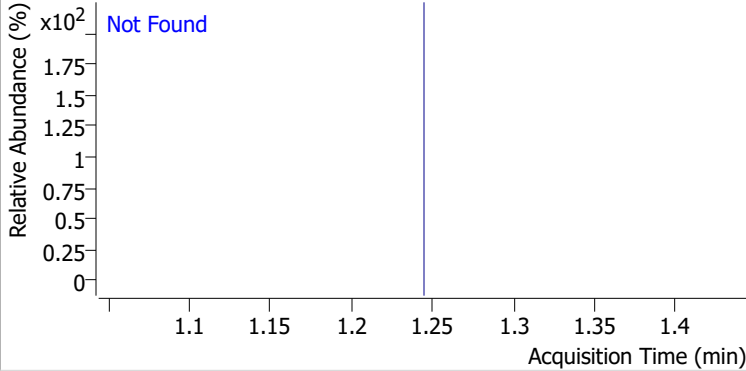
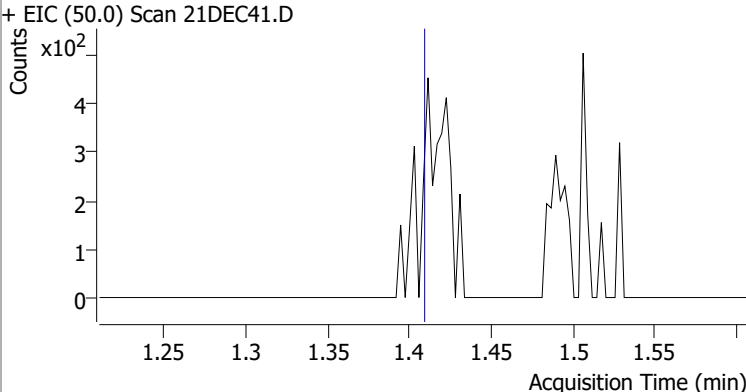
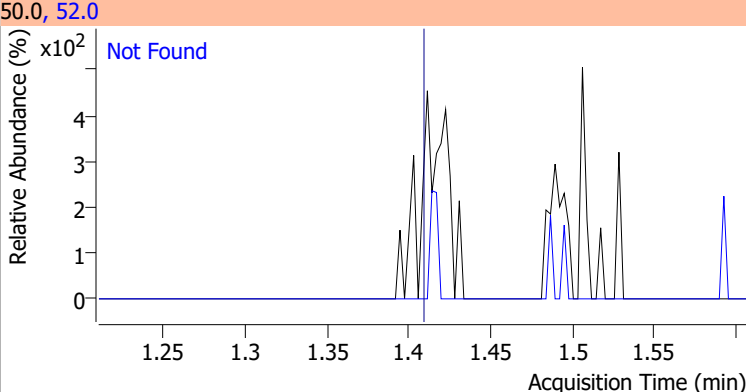
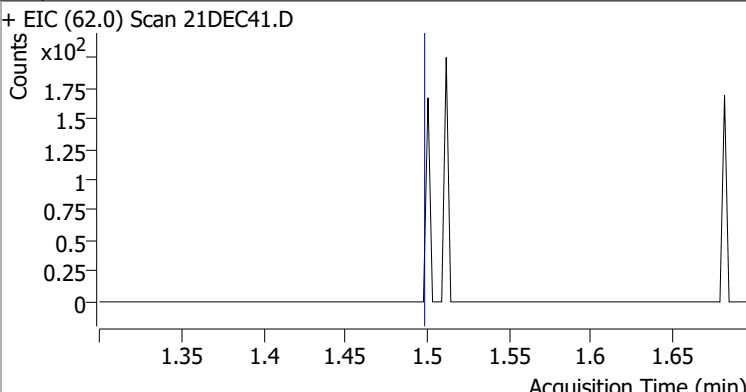
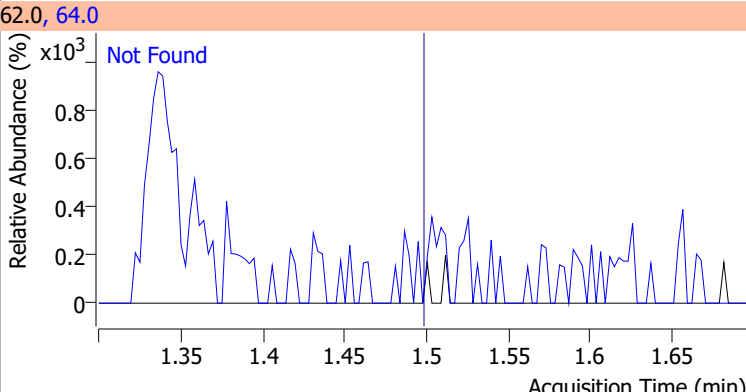
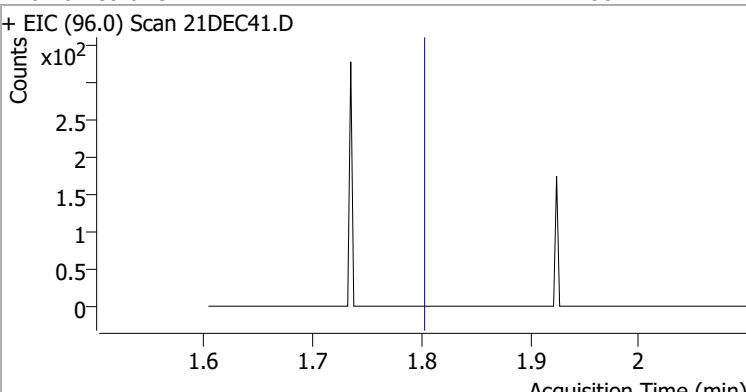
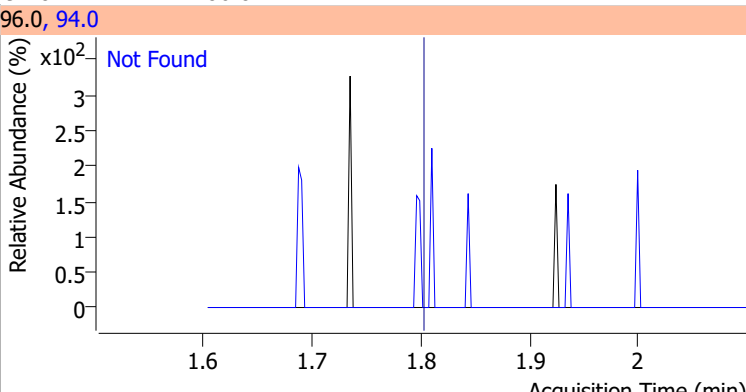
Compound	RT	QIon	Resp.	Conc.	Units	Dev(Min)
Internal Standards						
M Fluorobenzene	6.621	96.0	666746	250.0000	ng	0.000
M Chlorobenzene-d5	9.772	82.0	255456	250.0000	ng	-0.003
M 1,4-Dichlorobenzene-d4	12.100	152.0	200146	250.0000	ng	0.000
System Monitoring Compounds						
S Dibromofluoromethane	5.848	113.0	169157	258.8653	ng	-0.003
Spiked Amount: 250.000	Range: 80.0 - 119.0%			Recovery = 103.55%		
S 1,2-Dichloroethane-d4	6.230	67.0	76268	255.7491	ng	0.000
Spiked Amount: 250.000	Range: 81.0 - 118.0%			Recovery = 102.30%		
S Toluene-d8	8.319	98.0	659468	256.8076	ng	0.000
Spiked Amount: 250.000	Range: 89.0 - 112.0%			Recovery = 102.72%		
S p-Bromofluorobenzene	10.951	95.0	196279	256.2902	ng	0.000
Spiked Amount: 250.000	Range: 85.0 - 114.0%			Recovery = 102.52%		
Target Compounds						
T Dichlorodifluoromethane	0.000		0	N.D.		
T Chloromethane	0.000		0	N.D.		
T Vinyl chloride	0.000		0	N.D.		
T Bromomethane	0.000		0	N.D.		
T Chloroethane	0.000		0	N.D.		
T Trichlorofluoromethane	0.000		0	N.D.		
T 1,1-Dichloroethene	0.000		0	N.D.		
T Methylene chloride	3.338	49.0	3490	3.5718	ng	22
T trans-1,2-Dichloroethene	0.000		0	N.D.		
T Methyl tert-butyl ether (MTBE)	0.000		0	N.D.		
T 1,1-Dichloroethane	0.000		0	N.D.		
T 2,2-Dichloropropane	0.000		0	N.D.		
T cis-1,2-Dichloroethene	0.000		0	N.D.		
T Methyl ethyl ketone	0.000		0	N.D.		
T Bromochloromethane	0.000		0	N.D.		
T Chloroform	5.647	83.0	2107	1.6338	ng	18

Quantitation Results Report (Not Reviewed)

Compound	RT	QIon	Resp.	Conc.	Units	Dev(Min)
T 1,1,1-Trichloroethane	0.000		0	N.D.		
T Carbon tetrachloride	0.000		0	N.D.		
T 1,1-Dichloropropene	0.000		0	N.D.		
T Benzene	0.000		0	N.D.		
T 1,2-Dichloroethane	0.000		0	N.D.		
T Trichloroethene	0.000		0	N.D.		
T 1,2-Dichloropropane	0.000		0	N.D.		
T Dibromomethane	0.000		0	N.D.		
T Bromodichloromethane	0.000		0	N.D.		
T cis-1,3-Dichloropropene	0.000		0	N.D.		
T Toluene	0.000		0	N.D.		
T trans-1,3-Dichloropropene	0.000		0	N.D.		
T 1,1,2-Trichloroethane	0.000		0	N.D.		
T Tetrachloroethene	0.000		0	N.D.		
T 1,3-Dichloropropane	0.000		0	N.D.		
T Chlorodibromomethane	0.000		0	N.D.		
T 1,2-Dibromoethane	0.000		0	N.D.		
T Chlorobenzene	0.000		0	N.D.		
T 1,1,1,2-Tetrachloroethane	0.000		0	N.D.		
T Ethylbenzene	0.000		0	N.D.		
T m+p-Xylenes	0.000		0	N.D.		
T o-Xylene	0.000		0	N.D.		
T Styrene	0.000		0	N.D.		
T Bromoform	0.000		0	N.D.		
T Bromobenzene	0.000		0	N.D.		
T 1,1,2,2-Tetrachloroethane	0.000		0	N.D.		
T 1,2,3-Trichloropropane	0.000		0	N.D.		
T 2-Chlorotoluene	0.000		0	N.D.		
T 4-Chlorotoluene	0.000		0	N.D.		
T 1,3-Dichlorobenzene	0.000		0	N.D.		
T 1,4-Dichlorobenzene	0.000		0	N.D.		
T 1,2-Dichlorobenzene	0.000		0	N.D.		

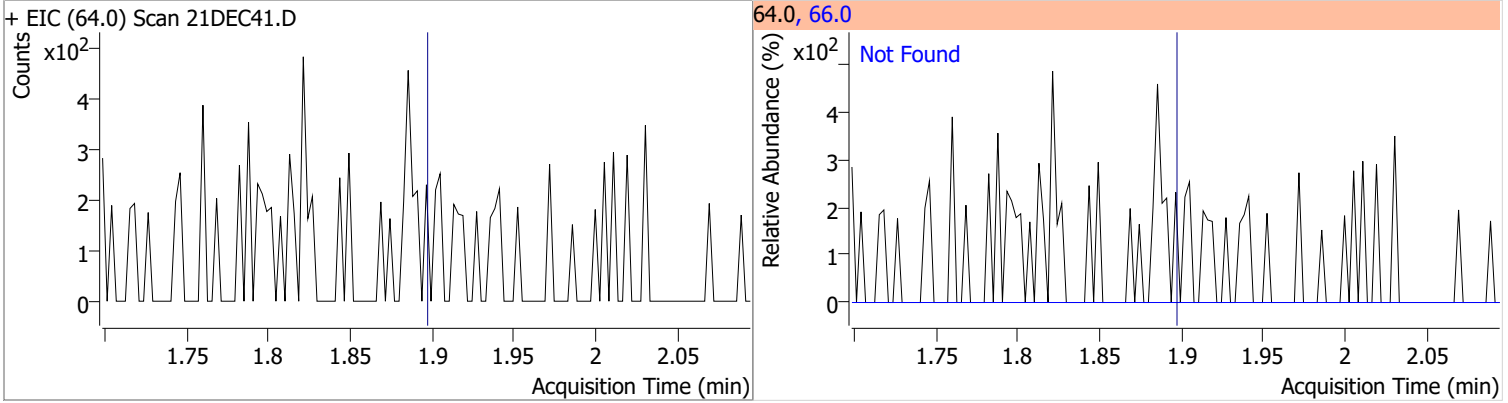
(#) = Qualifier Out of Range; (m) = Manual Integration; (+) = Area Summed; (*) = Surrogate Percent Recovery Out of Range; (d): Zeroed Peak

Quantitation Results Report (Not Reviewed)

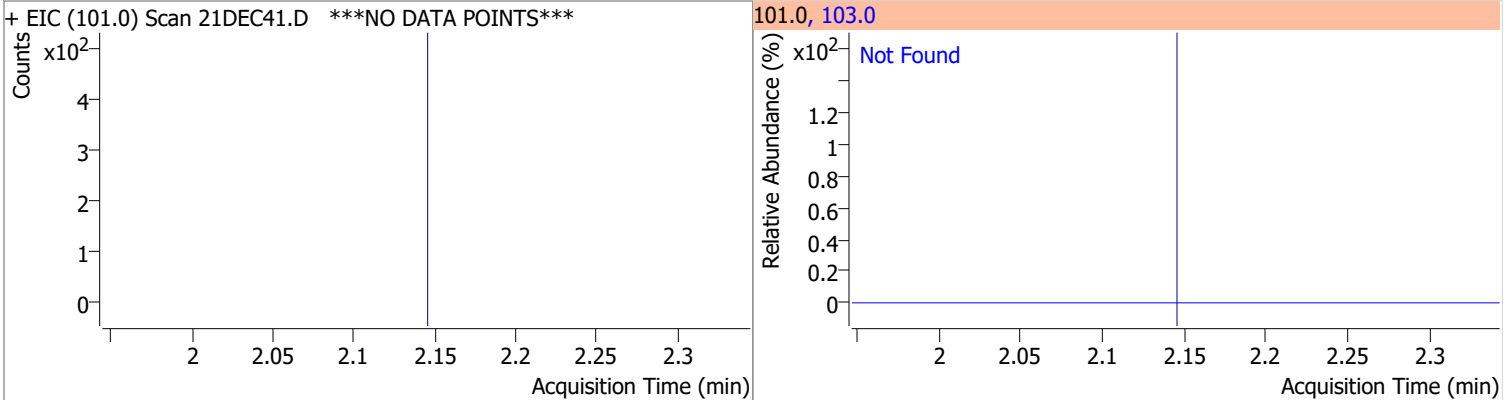
Compound	Conc.	Exp RT	QIon	Exp Ratio
Dichlorodifluoromethane	N.D.	1.24	87.0	32.0
+ EIC (85.0) Scan 21DEC41.D ***NO DATA POINTS***			85.0, 87.0	
				
Chloromethane	N.D.	1.41	52.0	32.7
+ EIC (50.0) Scan 21DEC41.D			50.0, 52.0	
				
Vinyl chloride	N.D.	1.50	64.0	31.6
+ EIC (62.0) Scan 21DEC41.D			62.0, 64.0	
				
Bromomethane	N.D.	1.80	94.0	106.0
+ EIC (96.0) Scan 21DEC41.D			96.0, 94.0	
				

Quantitation Results Report (Not Reviewed)

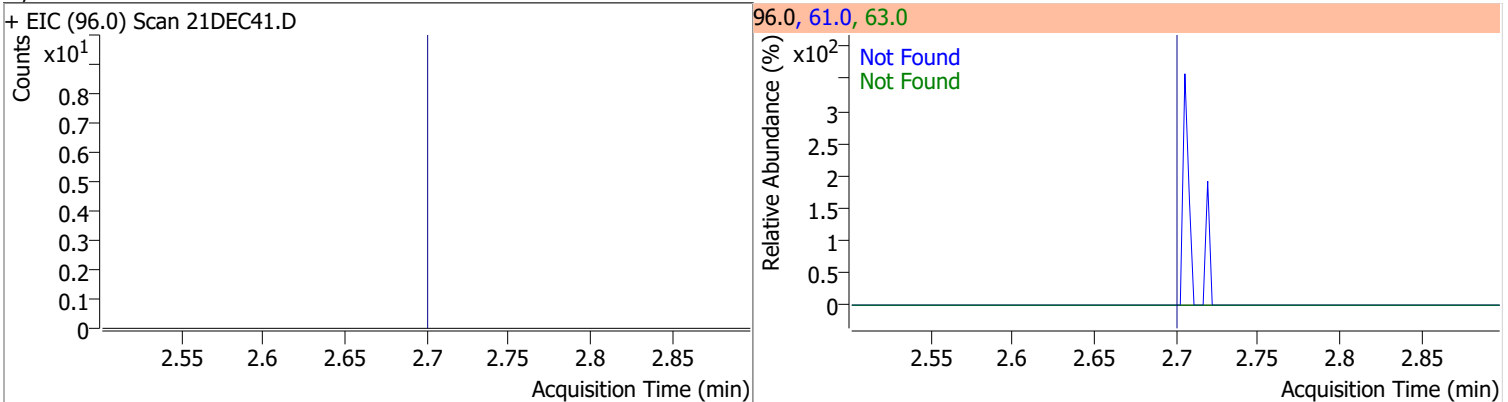
Compound	Conc.	Exp RT	QIon	Exp Ratio
Chloroethane	N.D.	1.90	66.0	30.8



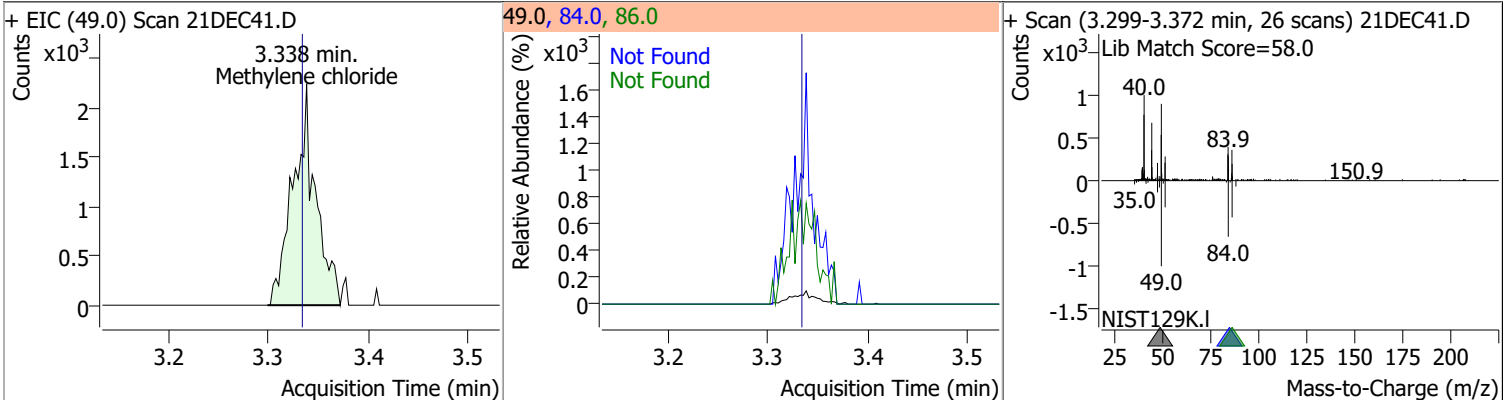
Compound	Conc.	Exp RT	QIon	Exp Ratio
Trichlorofluoromethane	N.D.	2.14	103.0	64.8



Compound	Conc.	Exp RT	QIon	Exp Ratio	QIon	Exp Ratio
1,1-Dichloroethene	N.D.	2.70	61.0	180.1	63.0	57.5

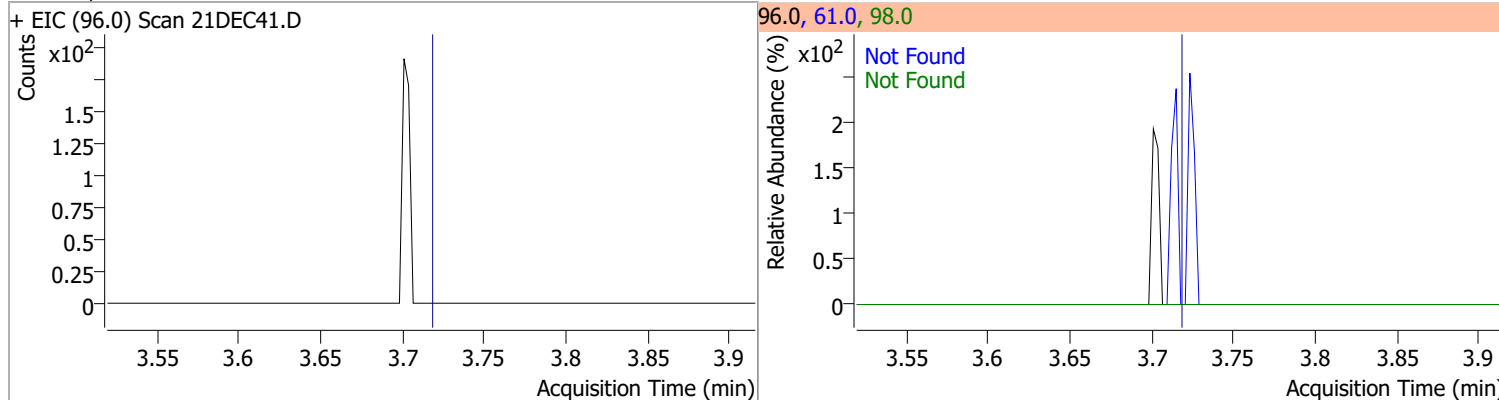


Compound	Conc.	RT	Dev(Min)	Resp.	QIon	QRatio	Lower	Upper
Methylene chloride	3.5718	3.34	0.01	3490	84.0		39.4	99.4
					86.0		14.1	74.1

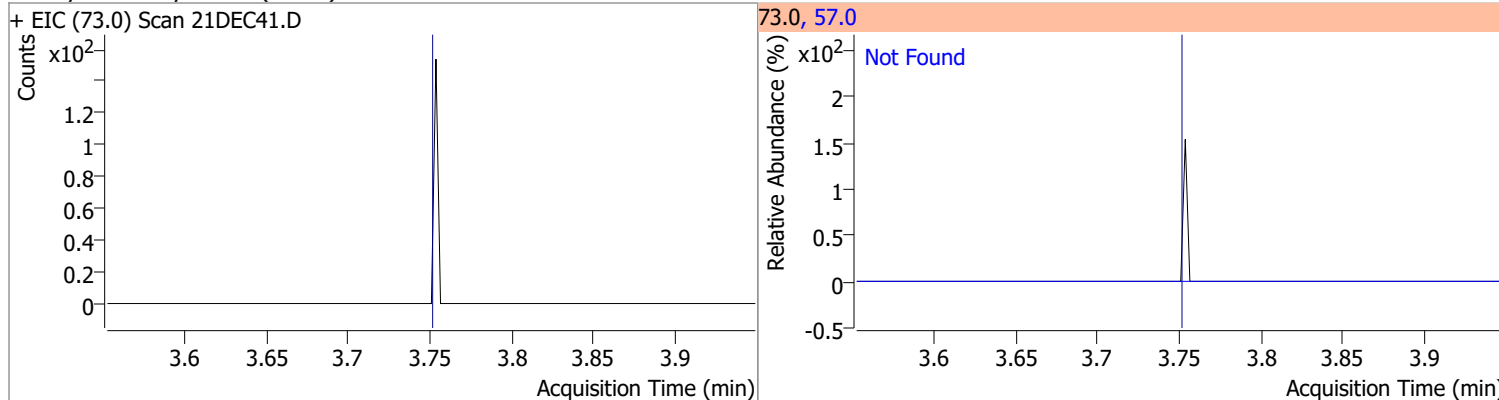


Quantitation Results Report (Not Reviewed)

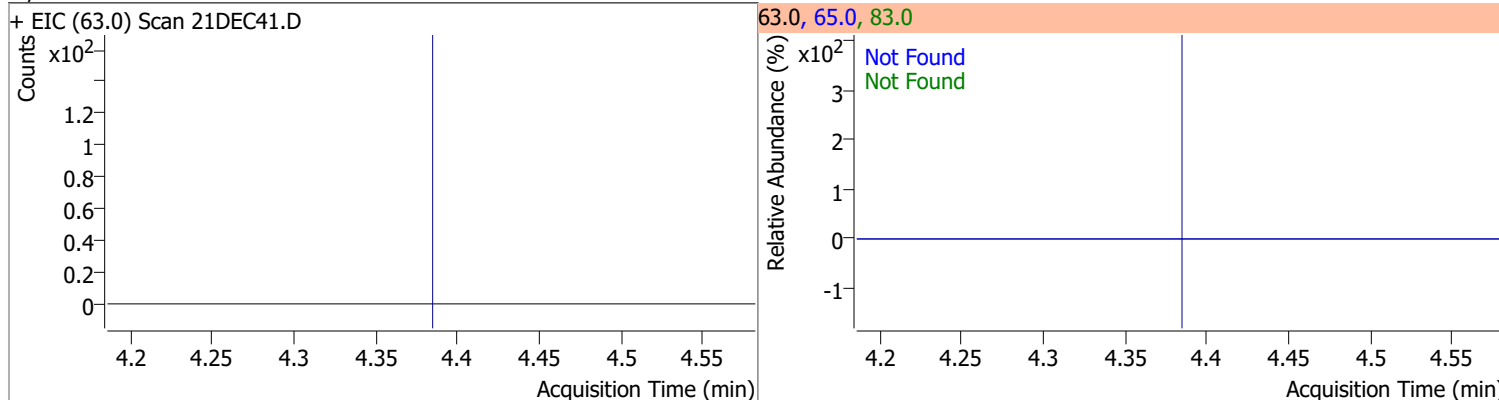
Compound	Conc.	Exp RT	QIon	Exp Ratio	QIon	Exp Ratio
trans-1,2-Dichloroethene	N.D.	3.72	61.0	155.1	98.0	62.8



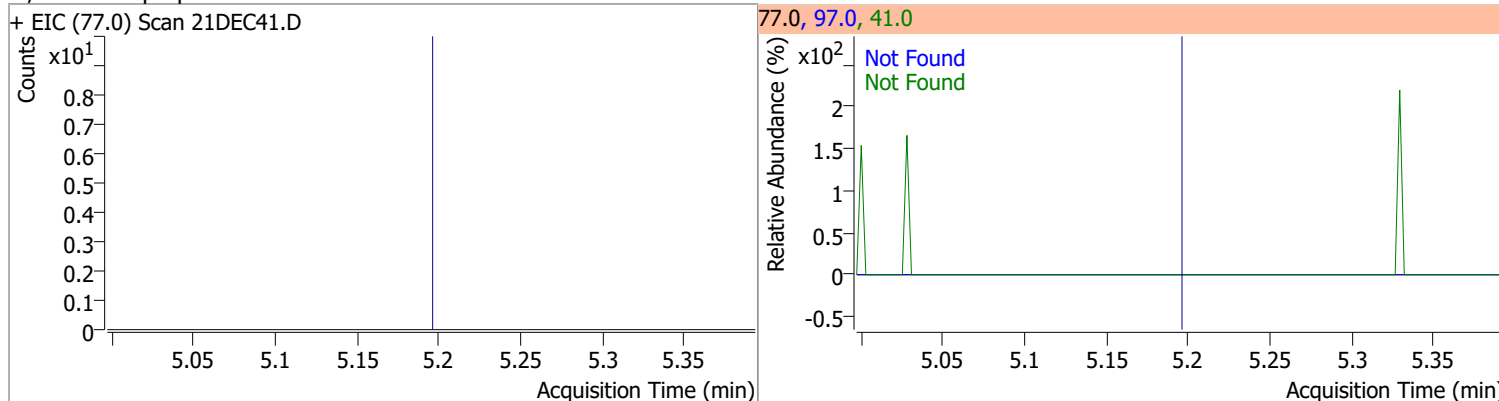
Compound	Conc.	Exp RT	QIon	Exp Ratio
Methyl tert-butyl ether (MTBE)	N.D.	3.75	57.0	23.9



Compound	Conc.	Exp RT	QIon	Exp Ratio	QIon	Exp Ratio
1,1-Dichloroethane	N.D.	4.38	65.0	31.7	83.0	12.8

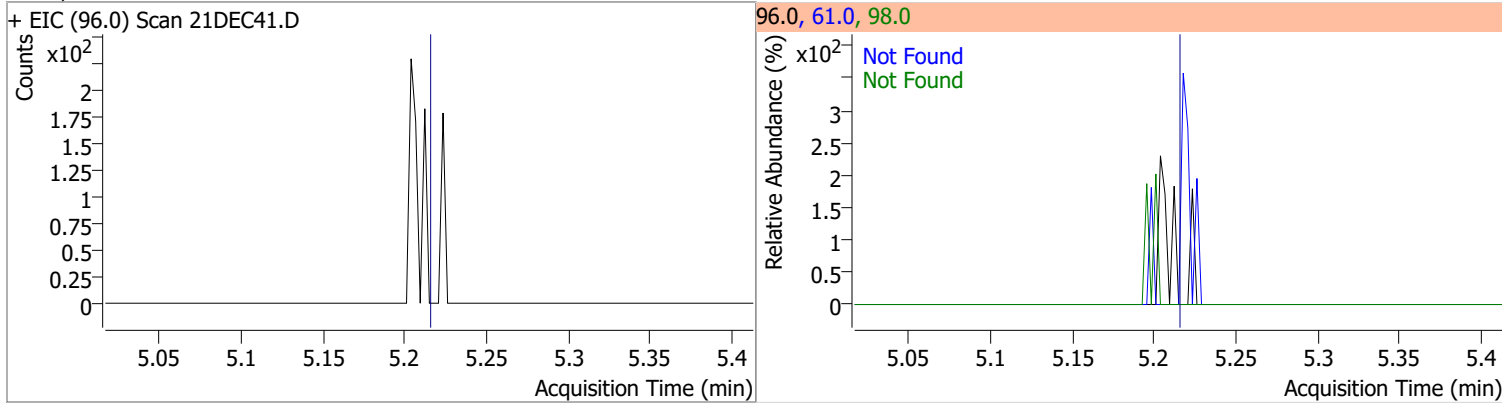


Compound	Conc.	Exp RT	QIon	Exp Ratio	QIon	Exp Ratio
2,2-Dichloropropane	N.D.	5.20	41.0	59.0	97.0	21.8

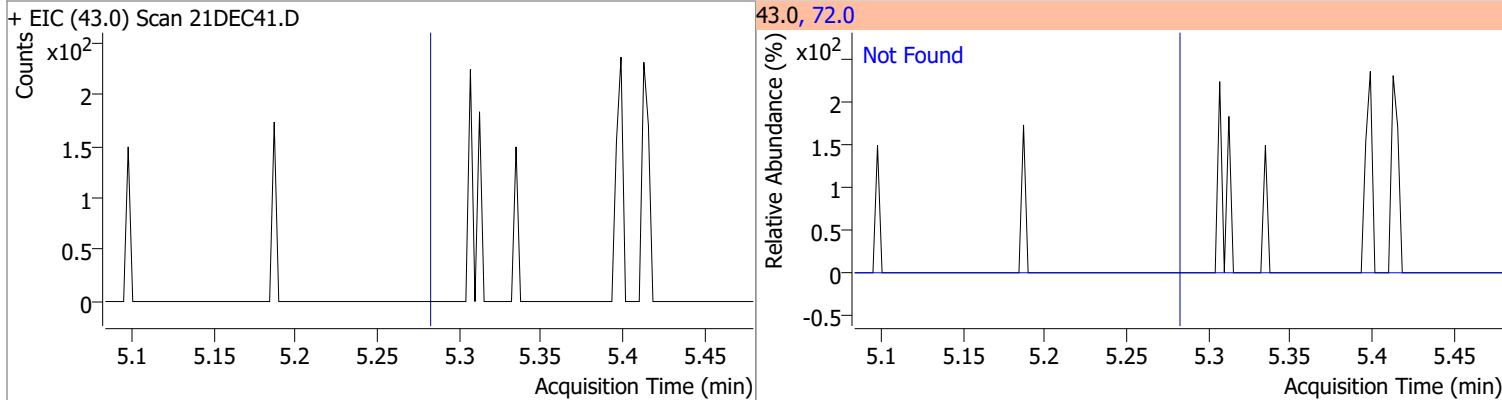


Quantitation Results Report (Not Reviewed)

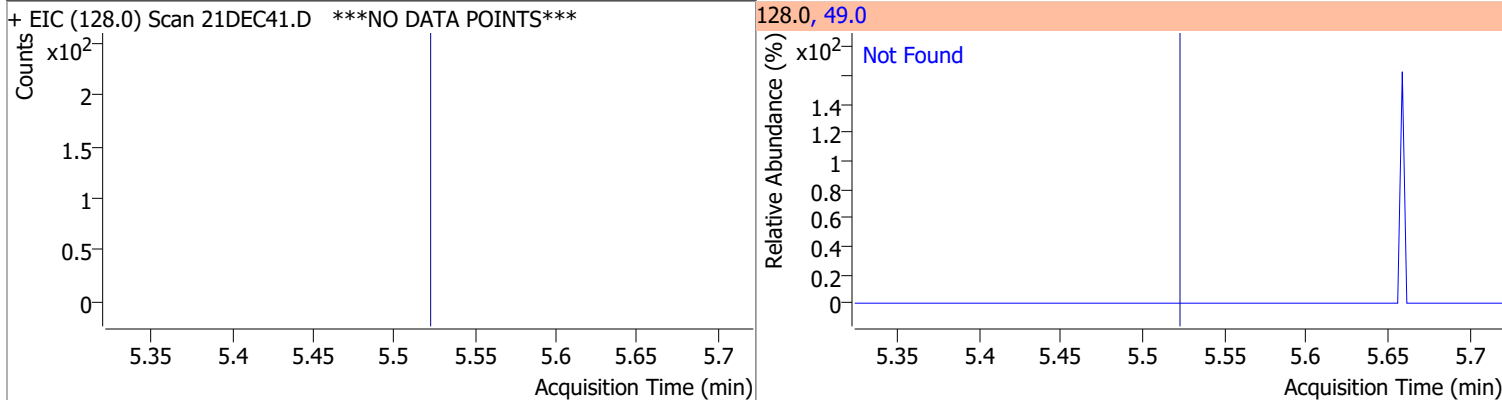
Compound	Conc.	Exp RT	QIon	Exp Ratio	QIon	Exp Ratio
cis-1,2-Dichloroethene	N.D.	5.21	61.0	163.3	98.0	64.4



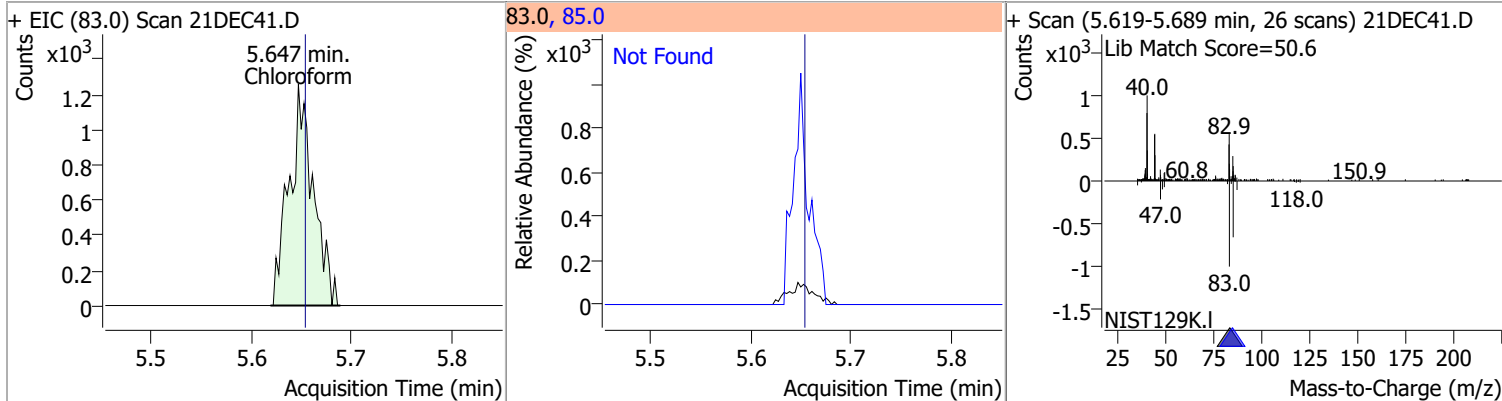
Compound	Conc.	Exp RT	QIon	Exp Ratio
Methyl ethyl ketone	N.D.	5.28	72.0	22.2



Compound	Conc.	Exp RT	QIon	Exp Ratio
Bromochloromethane	N.D.	5.52	49.0	184.6

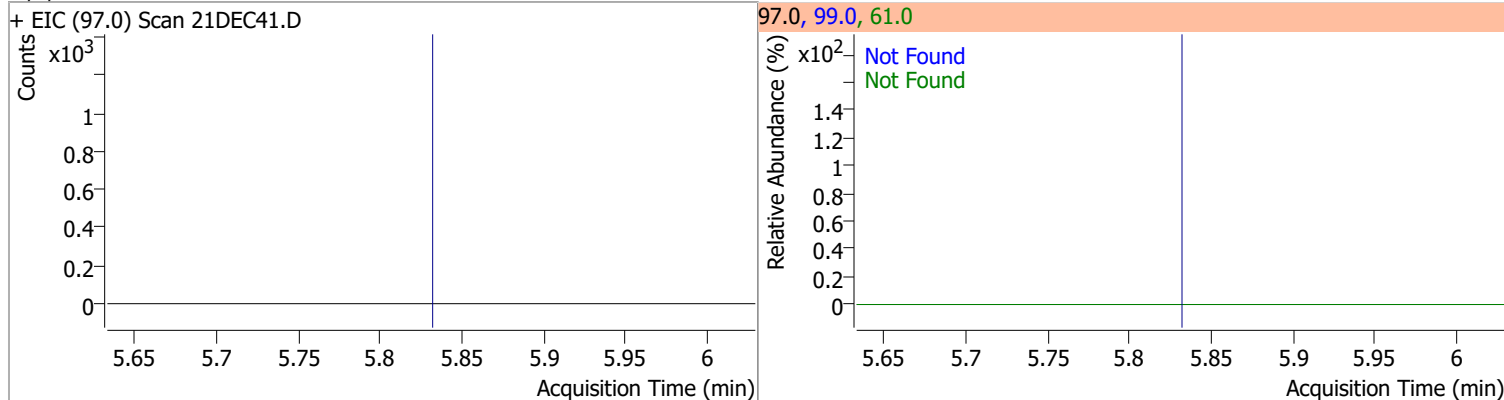


Compound	Conc.	RT	Dev(Min)	Resp.	QIon	QRatio	Lower	Upper
Chloroform	1.6338	5.65	-0.01	2107	85.0		35.1	95.1

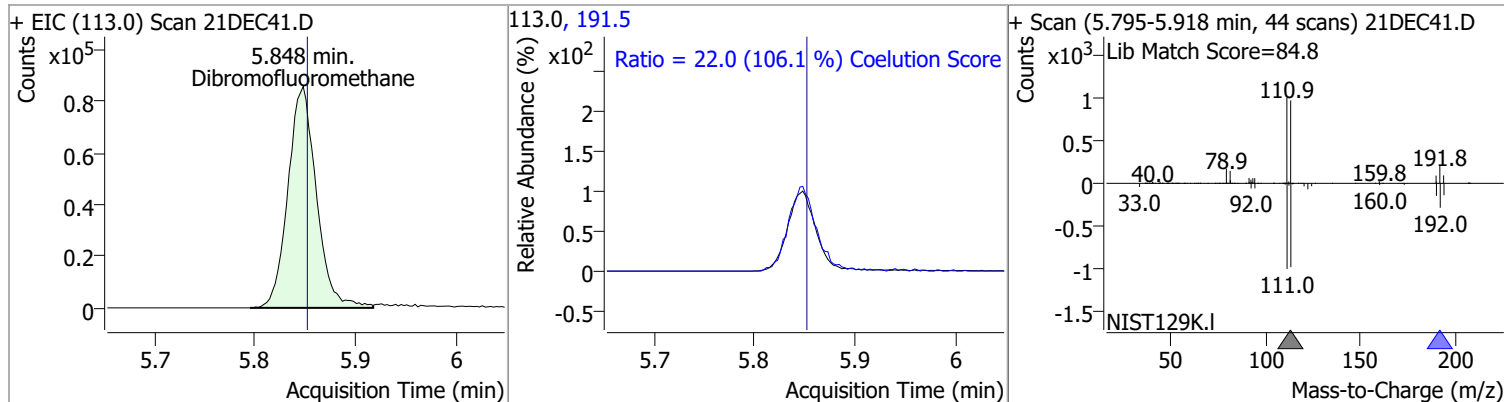


Quantitation Results Report (Not Reviewed)

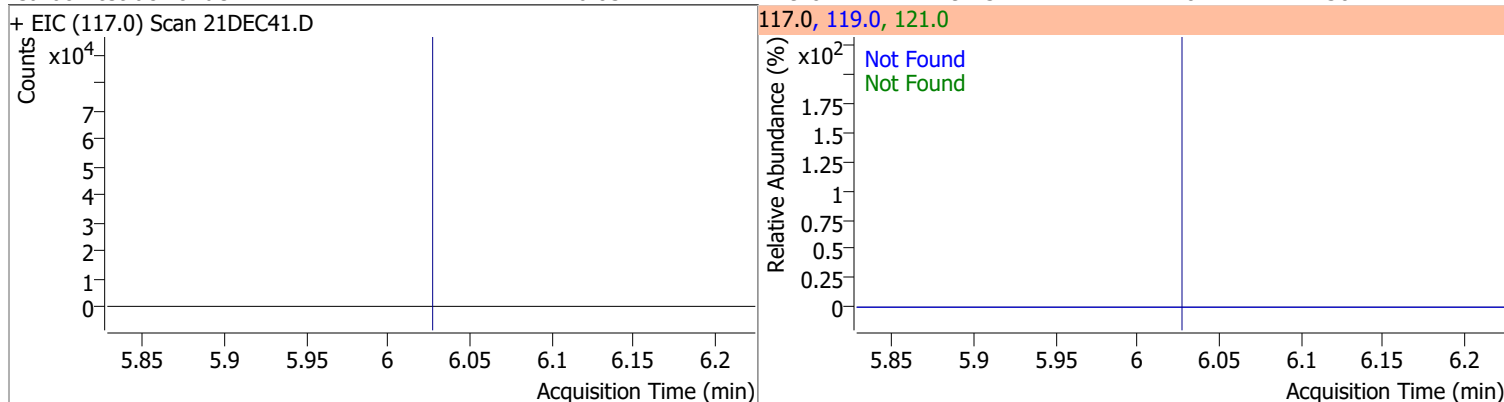
Compound	Conc.	Exp RT	QIon	Exp Ratio	QIon	Exp Ratio
1,1,1-Trichloroethane	N.D.	5.83	99.0	65.7	61.0	45.0



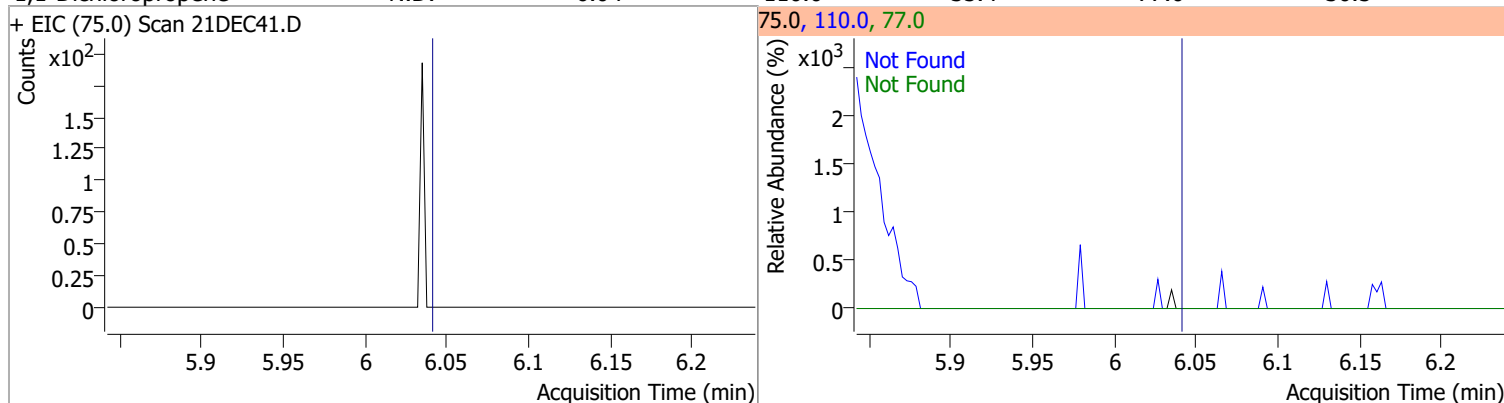
Compound	Conc.	RT	Dev(Min)	Resp.	QIon	QRatio	Lower	Upper
Dibromofluoromethane	258.8653	5.85	0.00	169157	191.5	22.0	0.0	50.7



Compound	Conc.	Exp RT	QIon	Exp Ratio	QIon	Exp Ratio
Carbon tetrachloride	N.D.	6.03	119.0	97.5	121.0	30.4

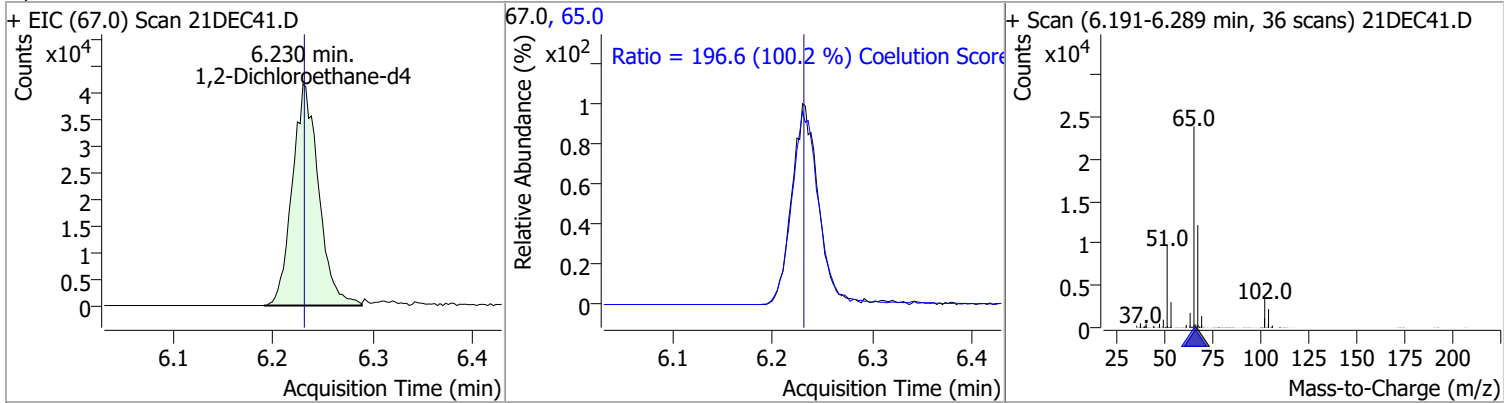


Compound	Conc.	Exp RT	QIon	Exp Ratio	QIon	Exp Ratio
1,1-Dichloropropene	N.D.	6.04	110.0	35.4	77.0	30.5

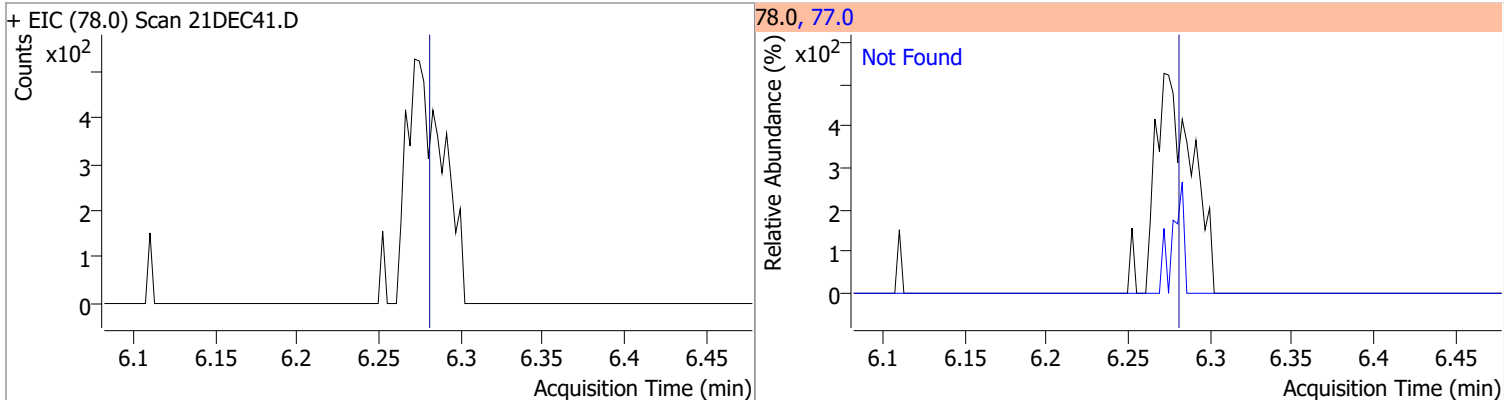


Quantitation Results Report (Not Reviewed)

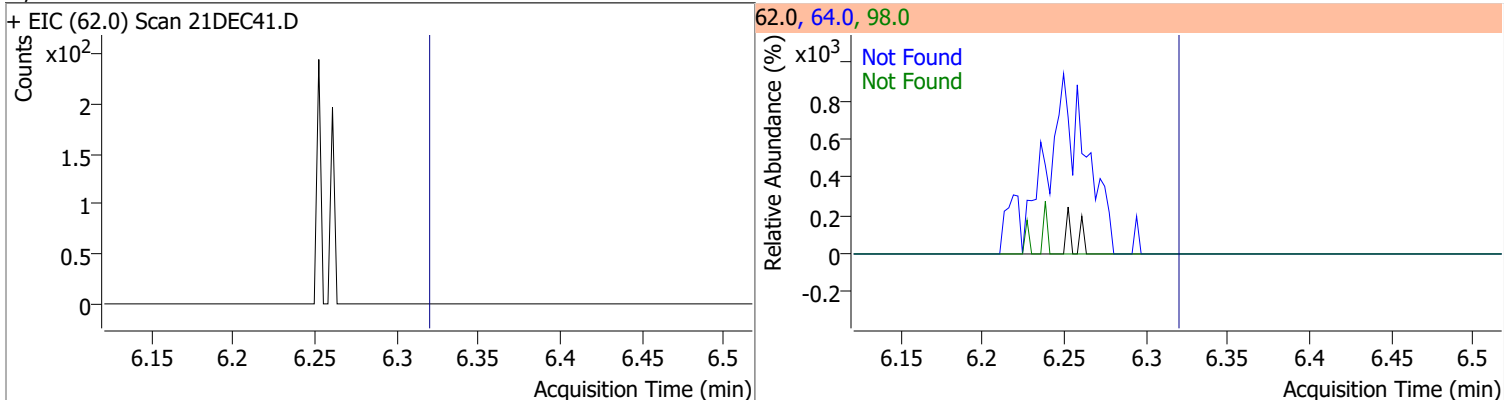
Compound	Conc.	RT	Dev(Min)	Resp.	QIon	QRatio	Lower	Upper
1,2-Dichloroethane-d4	255.7491	6.23	0.00	76268	65.0	196.6	166.3	226.3



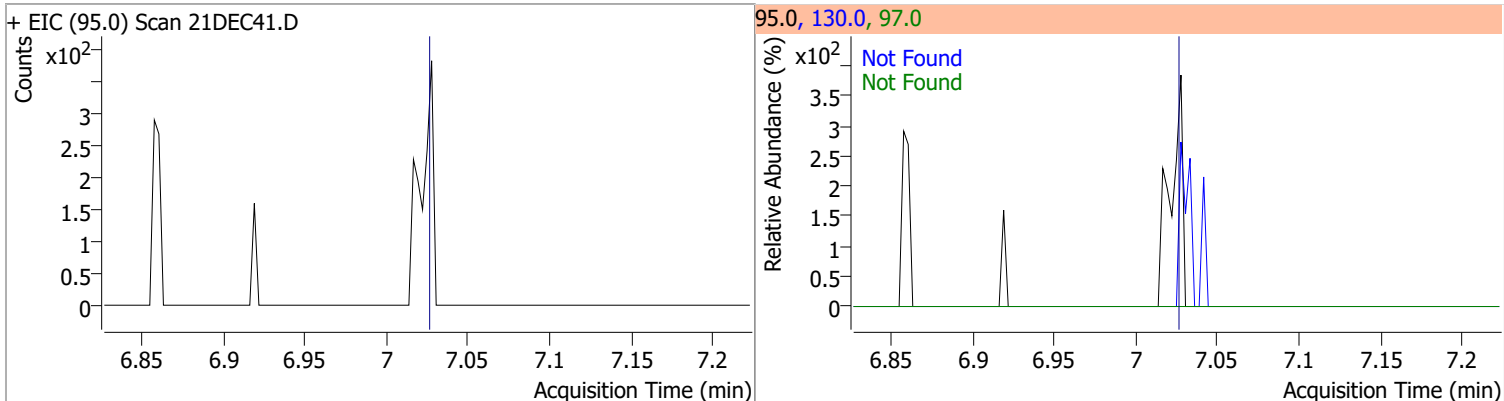
Compound	Conc.	Exp RT	QIon	Exp Ratio
Benzene	N.D.	6.28	77.0	23.5



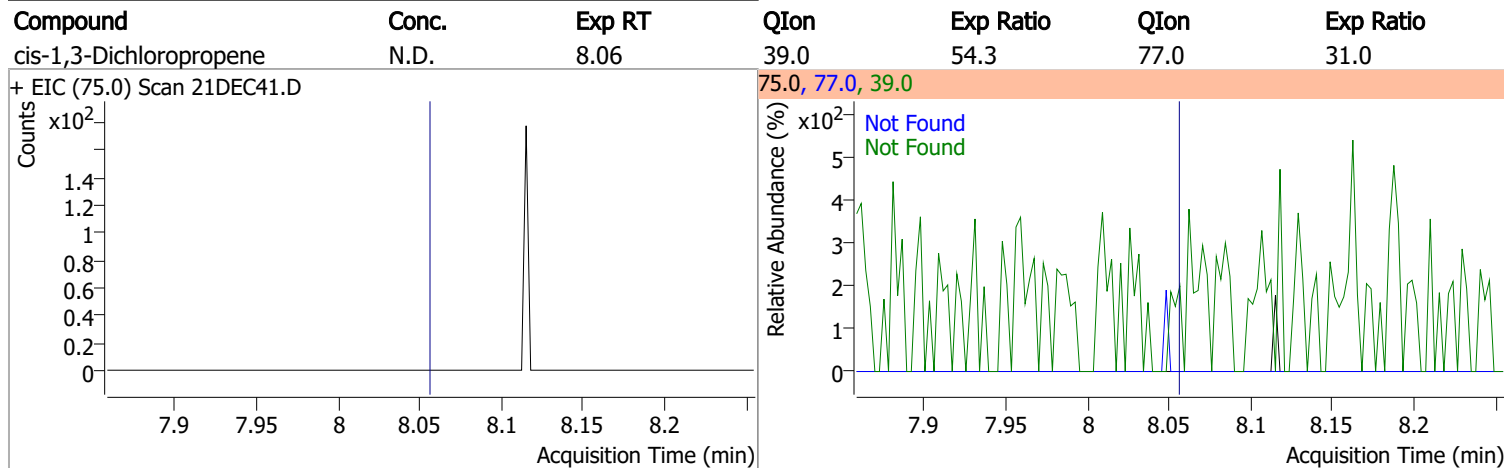
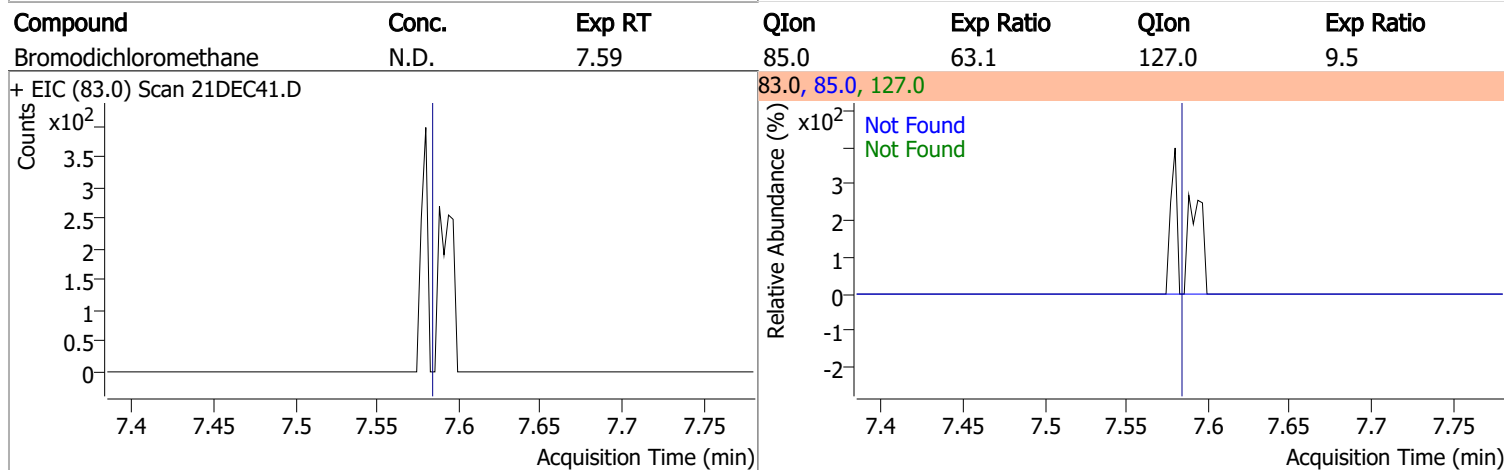
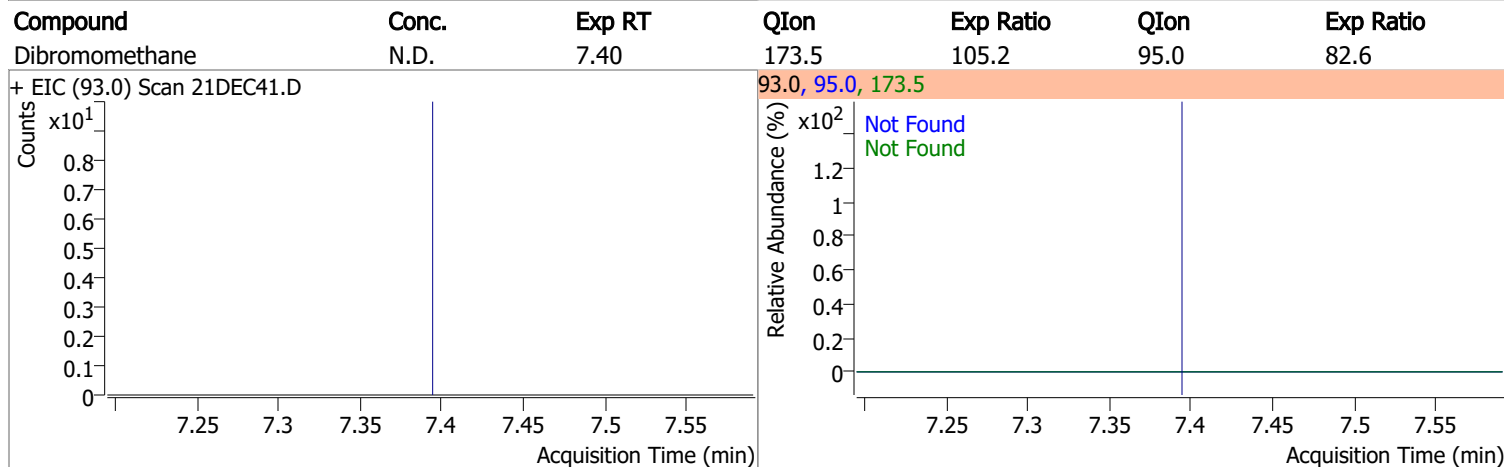
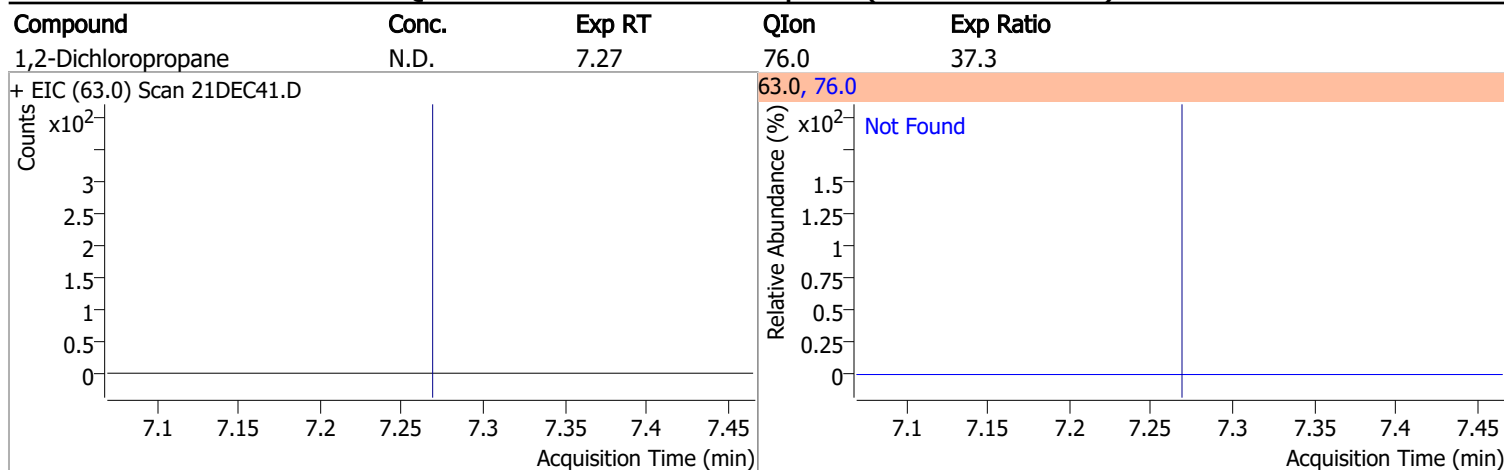
Compound	Conc.	Exp RT	QIon	Exp Ratio	QIon	Exp Ratio
1,2-Dichloroethane	N.D.	6.32	64.0	32.3	98.0	8.2



Compound	Conc.	Exp RT	QIon	Exp Ratio	QIon	Exp Ratio
Trichloroethene	N.D.	7.03	130.0	100.8	97.0	64.7

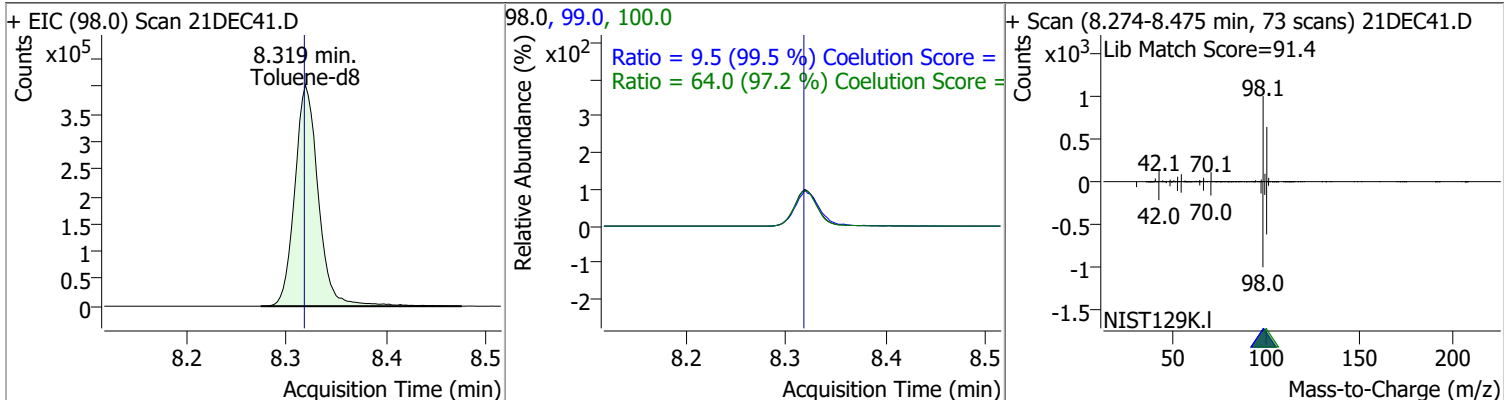


Quantitation Results Report (Not Reviewed)

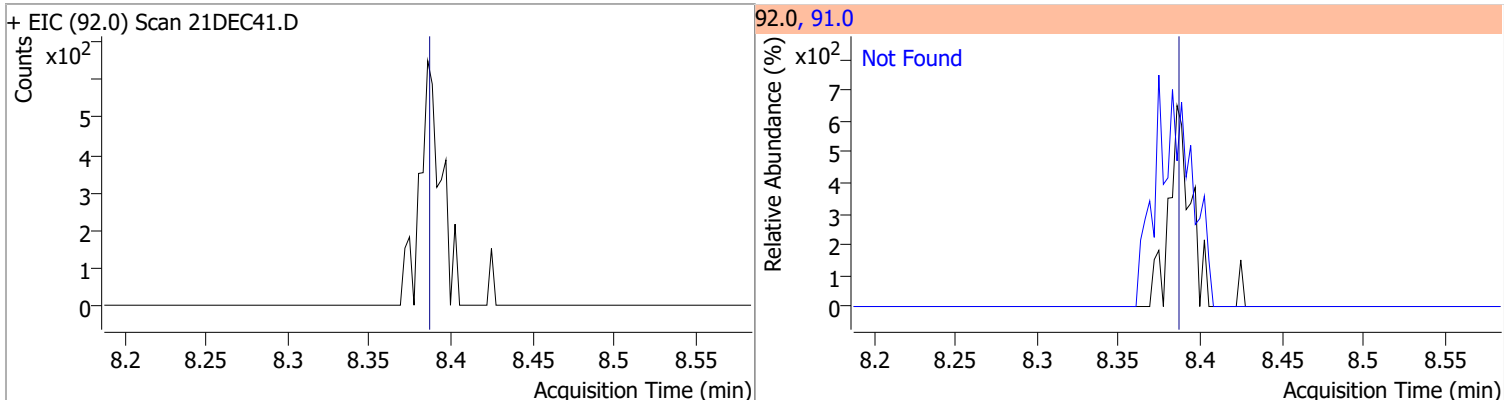


Quantitation Results Report (Not Reviewed)

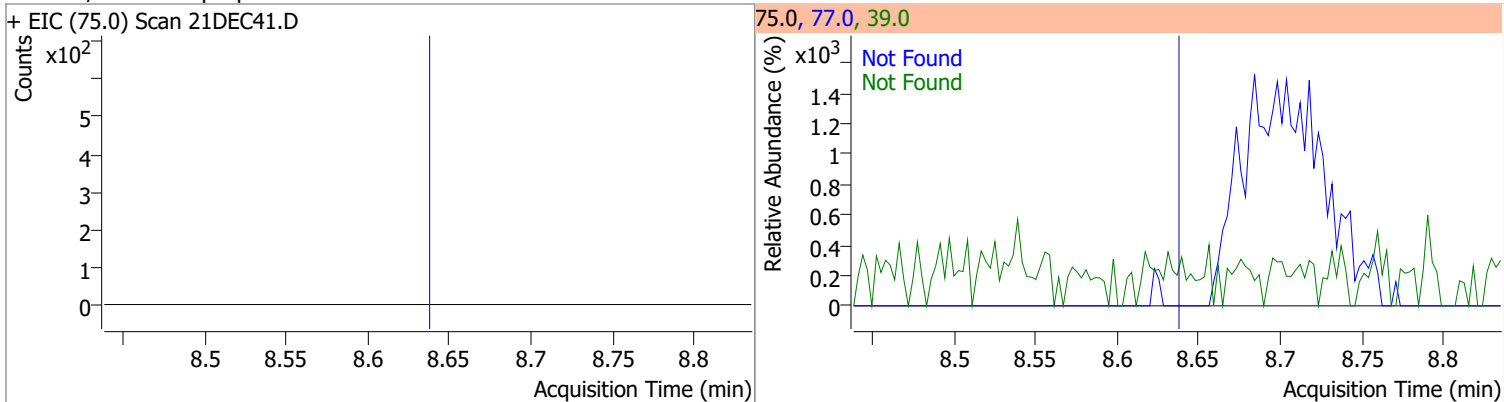
Compound	Conc.	RT	Dev(Min)	Resp.	QIon	QRatio	Lower	Upper
Toluene-d8	256.8076	8.32	0.00	659468	100.0	64.0	35.9	95.9
					99.0	9.5	0.0	39.5



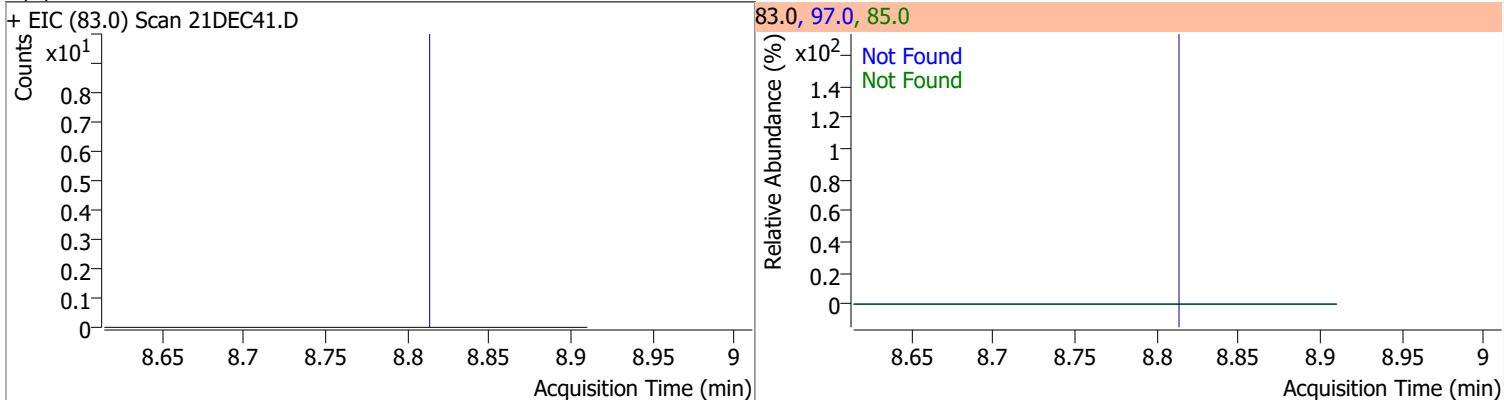
Compound	Conc.	Exp RT	QIon	Exp Ratio
Toluene	N.D.	8.39	91.0	174.3



Compound	Conc.	Exp RT	QIon	Exp Ratio	QIon	Exp Ratio
trans-1,3-Dichloropropene	N.D.	8.64	39.0	52.1	77.0	32.0

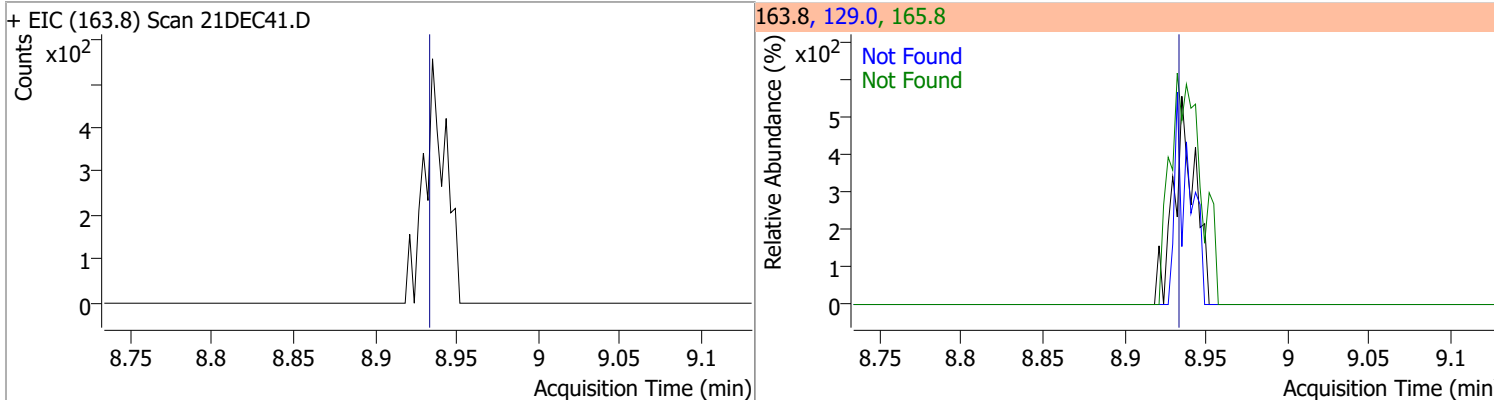


Compound	Conc.	Exp RT	QIon	Exp Ratio	QIon	Exp Ratio
1,1,2-Trichloroethane	N.D.	8.82	97.0	114.3	85.0	61.5

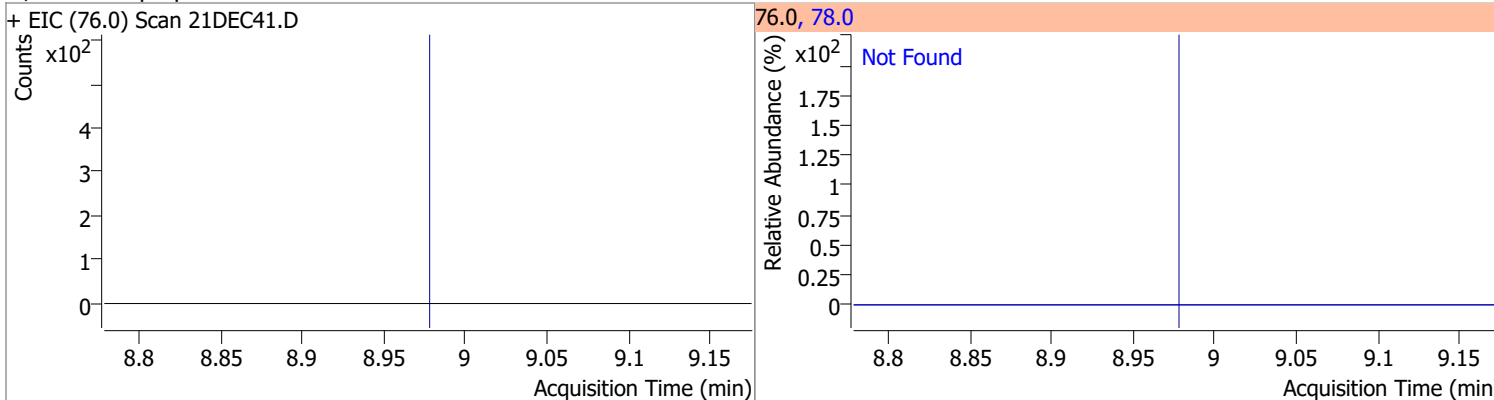


Quantitation Results Report (Not Reviewed)

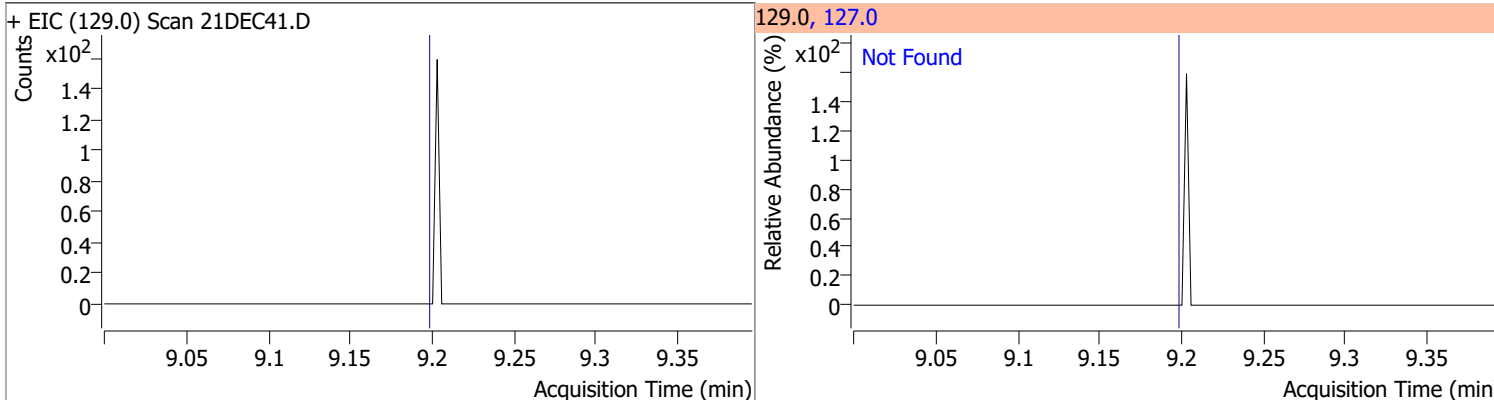
Compound	Conc.	Exp RT	QIon	Exp Ratio	QIon	Exp Ratio
Tetrachloroethene	N.D.	8.94	165.8	128.3	129.0	95.3



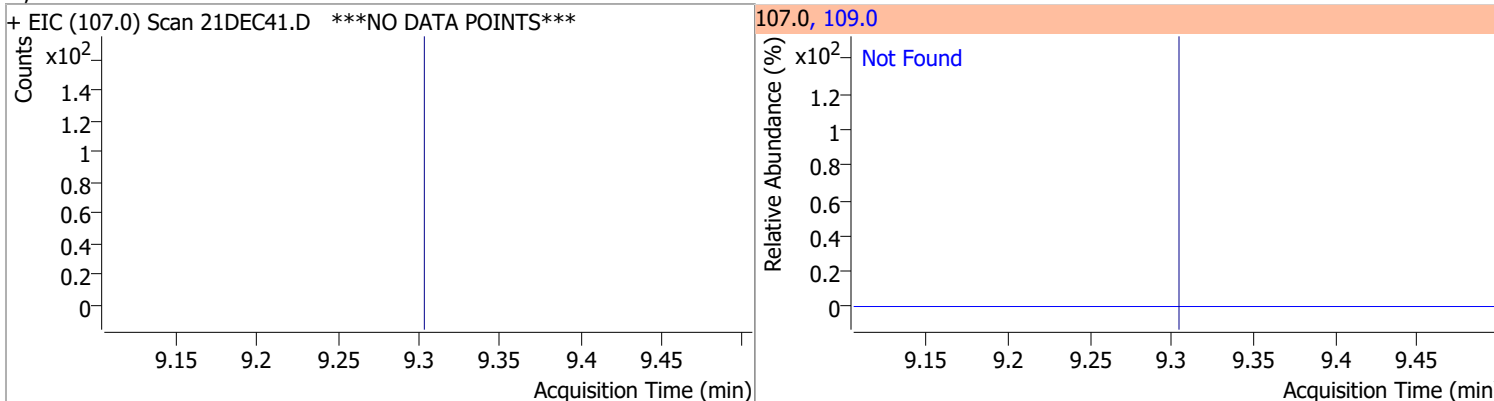
Compound	Conc.	Exp RT	QIon	Exp Ratio
1,3-Dichloropropane	N.D.	8.98	78.0	32.1



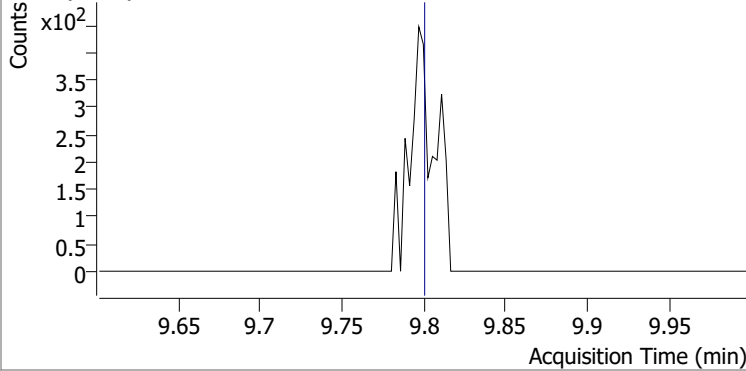
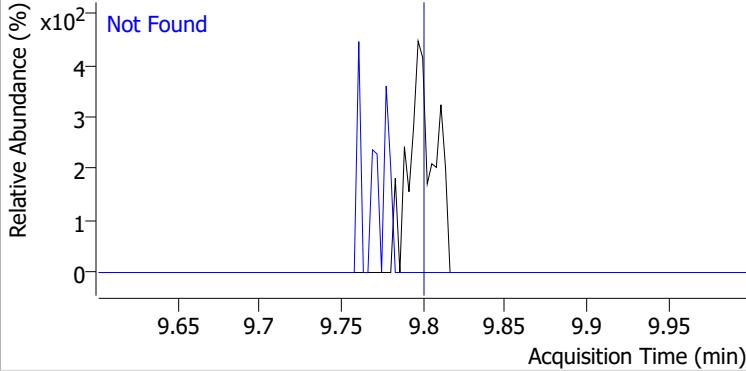
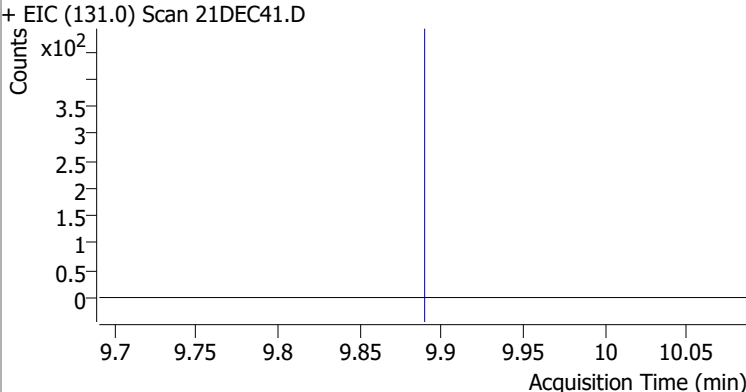
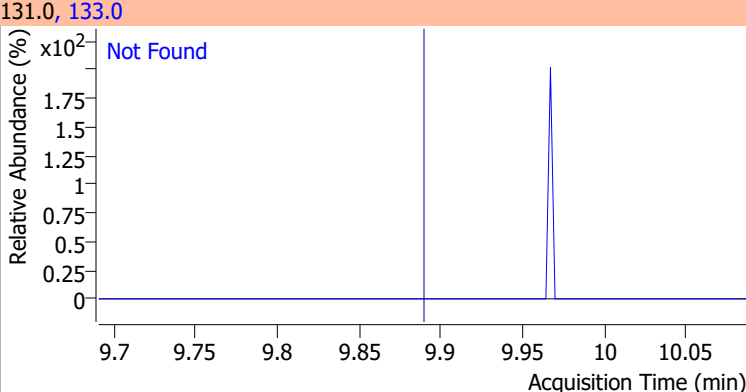
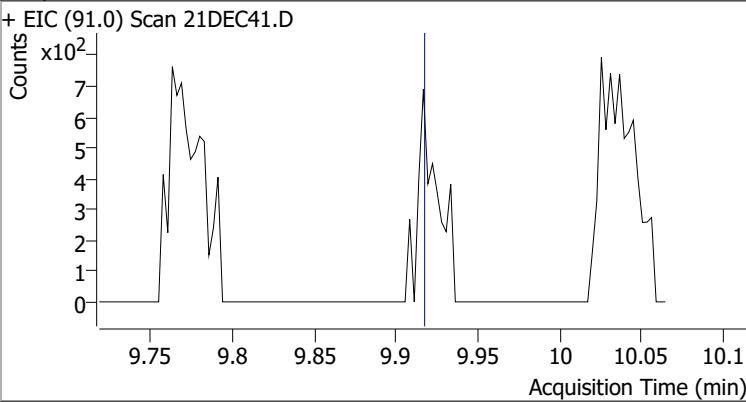
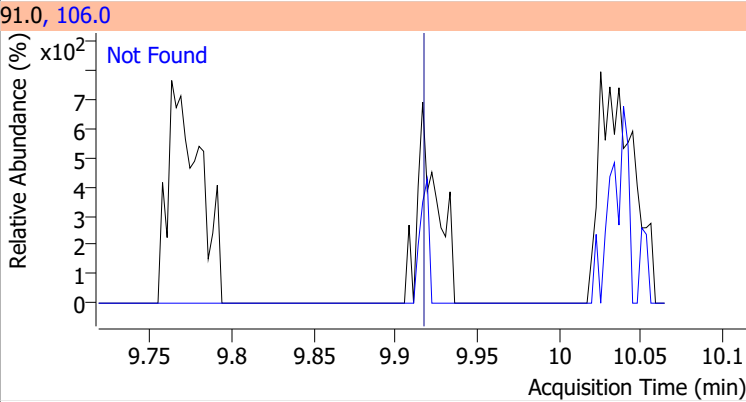
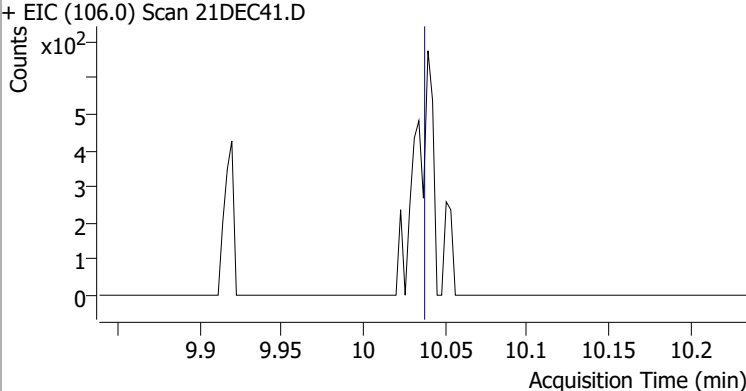
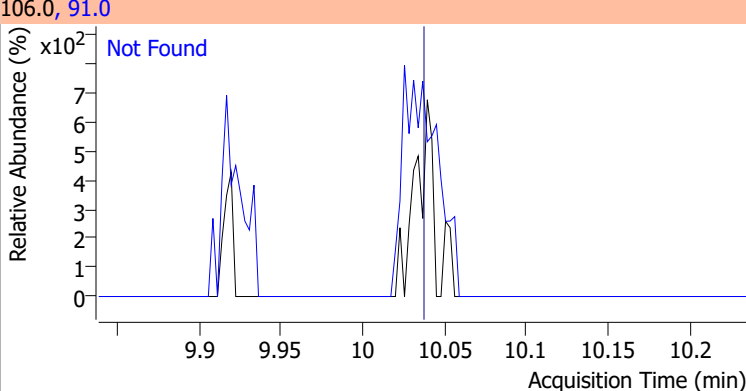
Compound	Conc.	Exp RT	QIon	Exp Ratio
Chlorodibromomethane	N.D.	9.20	127.0	75.3



Compound	Conc.	Exp RT	QIon	Exp Ratio
1,2-Dibromoethane	N.D.	9.31	109.0	97.2

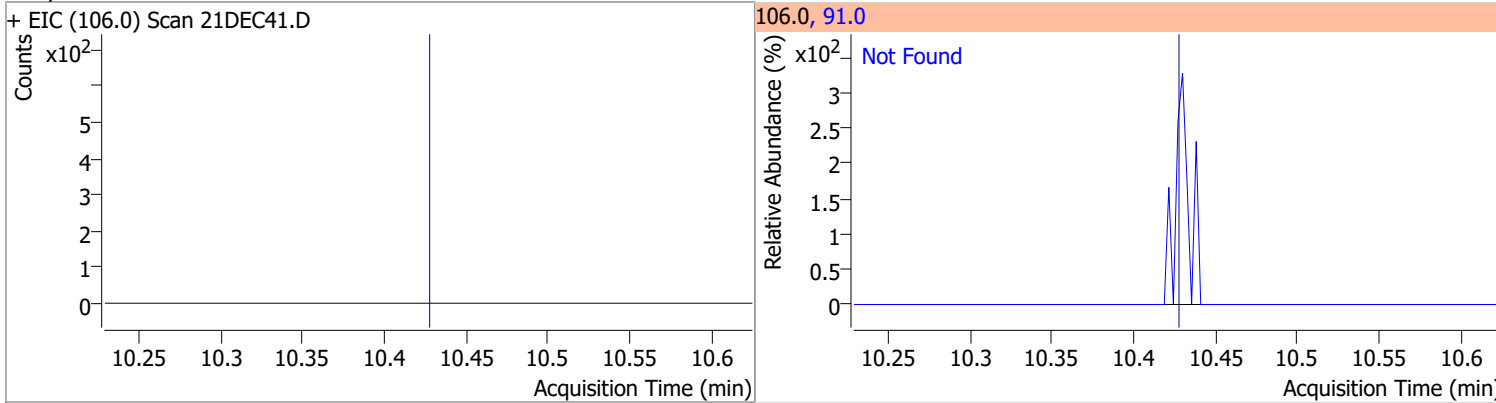


Quantitation Results Report (Not Reviewed)

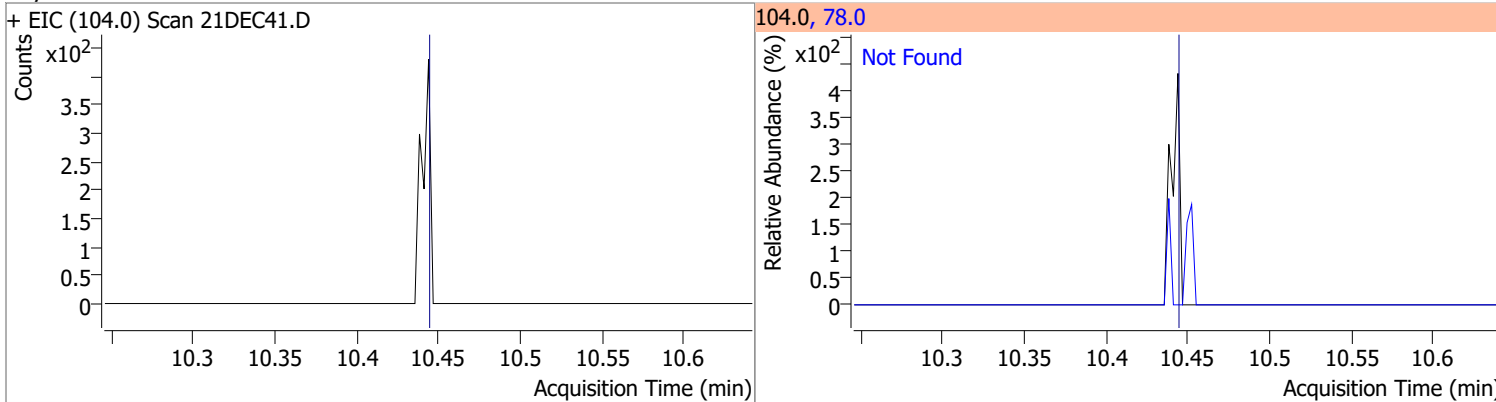
Compound	Conc.	Exp RT	QIon	Exp Ratio
Chlorobenzene	N.D.	9.80	114.0	32.3
+ EIC (112.0) Scan 21DEC41.D			112.0, 114.0	
				
1,1,1,2-Tetrachloroethane	N.D.	9.89	133.0	95.7
+ EIC (131.0) Scan 21DEC41.D			131.0, 133.0	
				
Ethylbenzene	N.D.	9.92	106.0	30.7
+ EIC (91.0) Scan 21DEC41.D			91.0, 106.0	
				
m+p-Xylenes	N.D.	10.04	91.0	205.0
+ EIC (106.0) Scan 21DEC41.D			106.0, 91.0	
				

Quantitation Results Report (Not Reviewed)

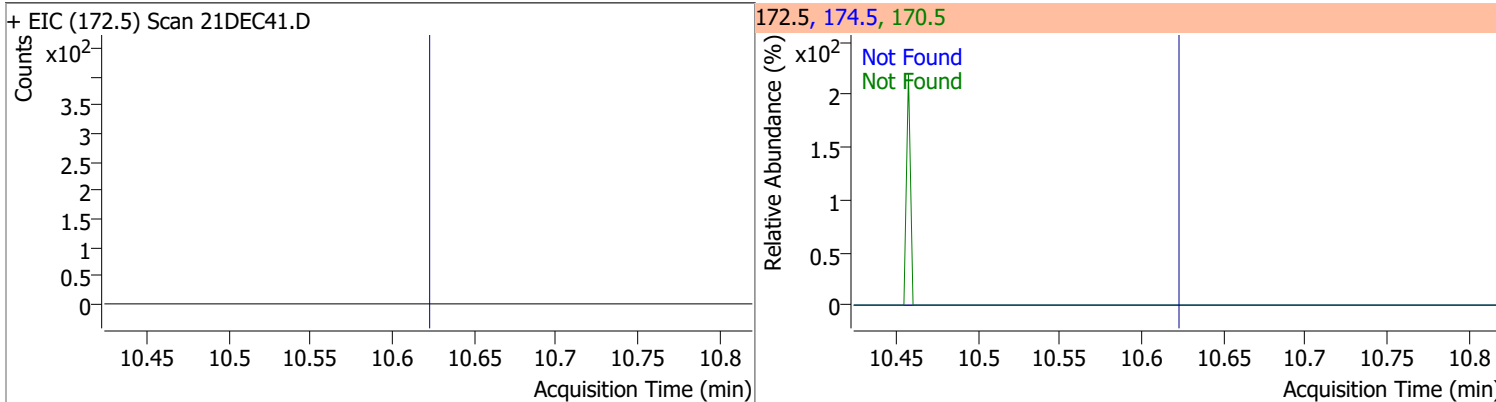
Compound	Conc.	Exp RT	QIon	Exp Ratio
o-Xylene	N.D.	10.43	91.0	216.1



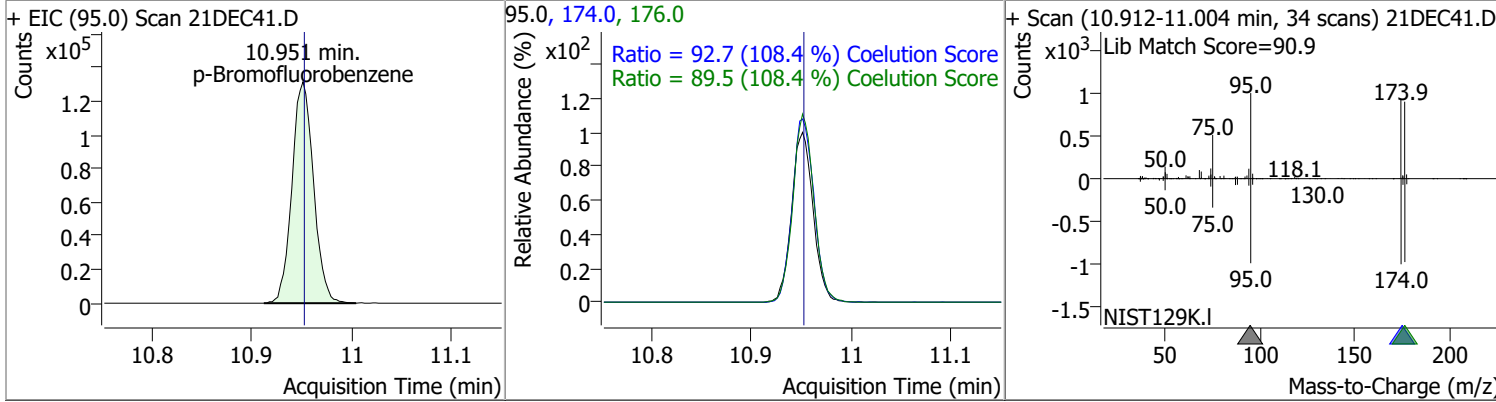
Compound	Conc.	Exp RT	QIon	Exp Ratio
Styrene	N.D.	10.45	78.0	50.6



Compound	Conc.	Exp RT	QIon	Exp Ratio	QIon	Exp Ratio
Bromoform	N.D.	10.62	170.5	52.7	174.5	50.7

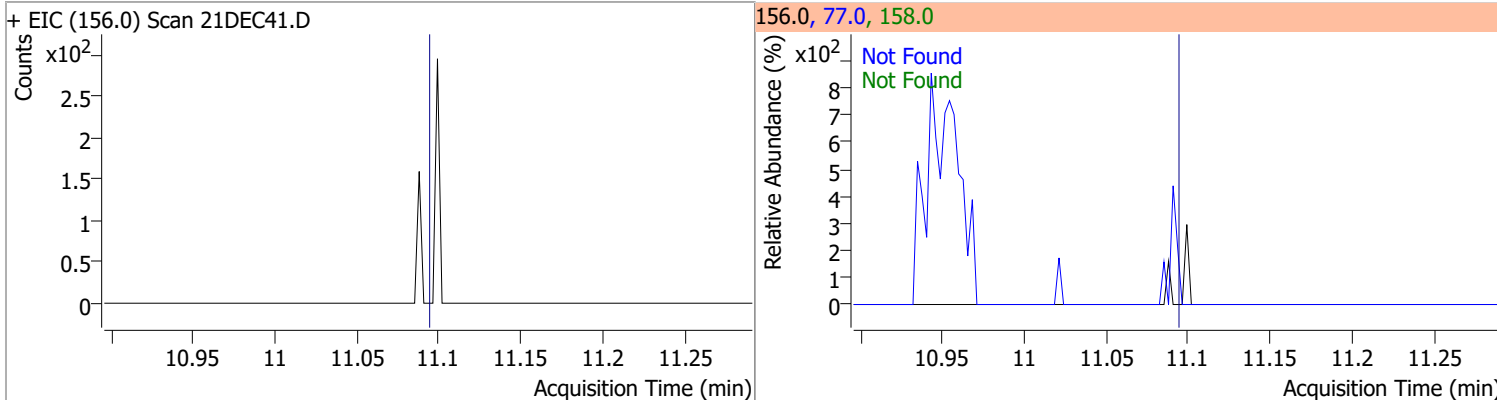


Compound	Conc.	RT	Dev(Min)	Resp.	QIon	QRatio	Lower	Upper
p-Bromofluorobenzene	256.2902	10.95	0.00	196279	174.0	92.7	55.5	115.5
					176.0	89.5	52.5	112.5

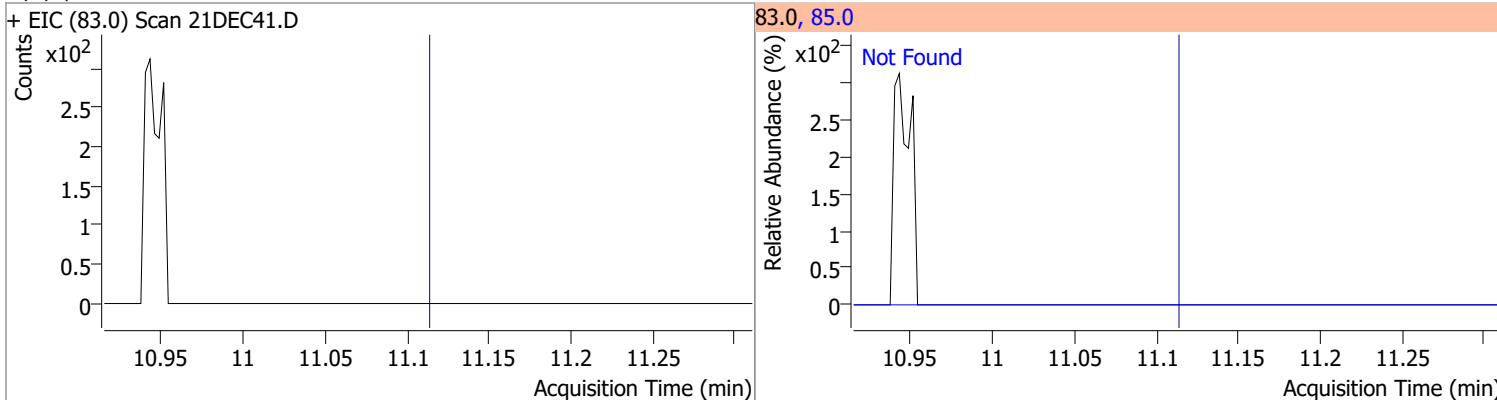


Quantitation Results Report (Not Reviewed)

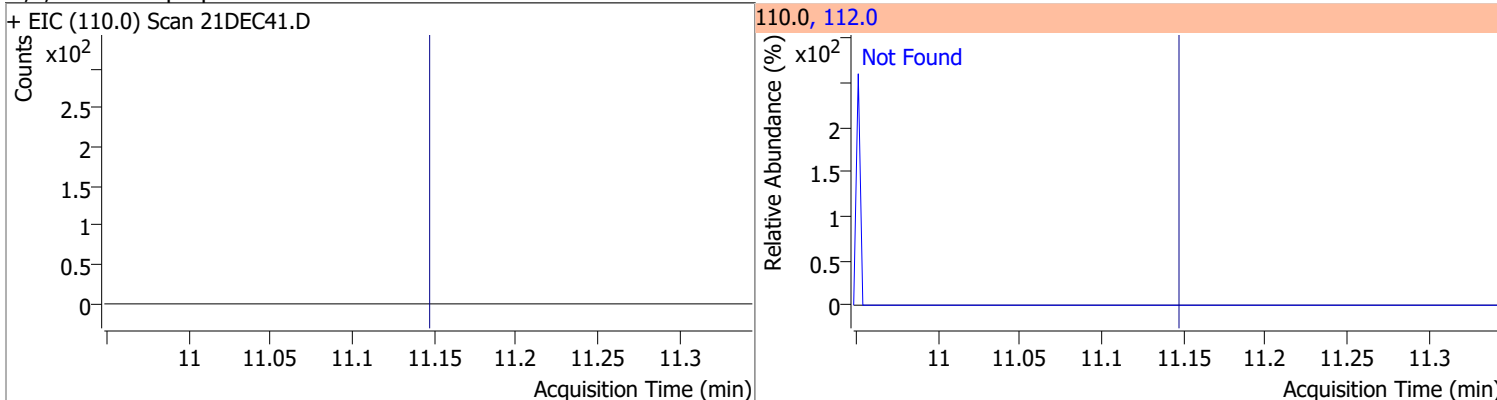
Compound	Conc.	Exp RT	QIon	Exp Ratio	QIon	Exp Ratio
Bromobenzene	N.D.	11.09	77.0	153.2	158.0	96.2



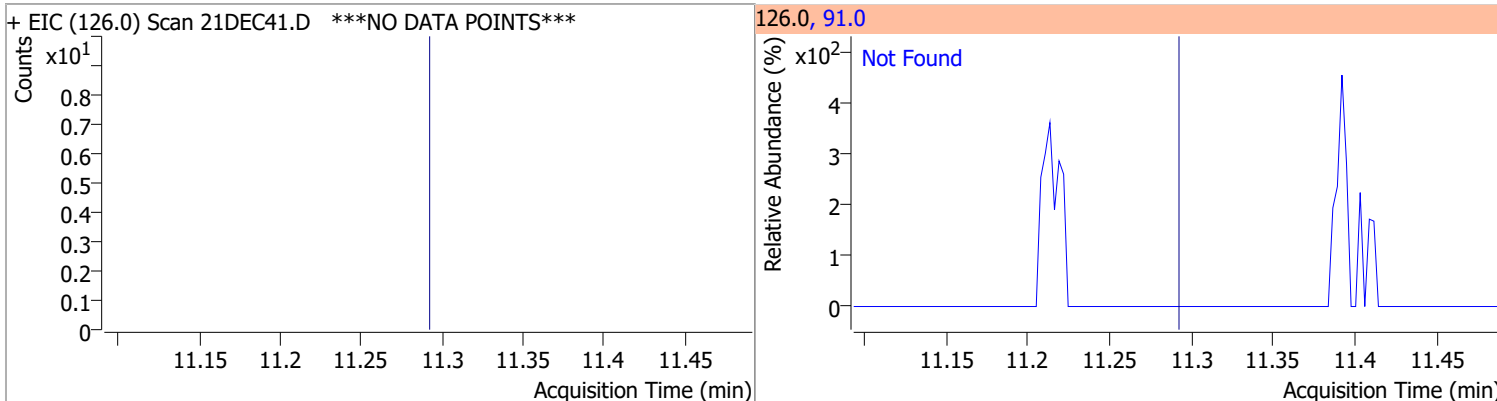
Compound	Conc.	Exp RT	QIon	Exp Ratio
1,1,2,2-Tetrachloroethane	N.D.	11.11	85.0	63.2



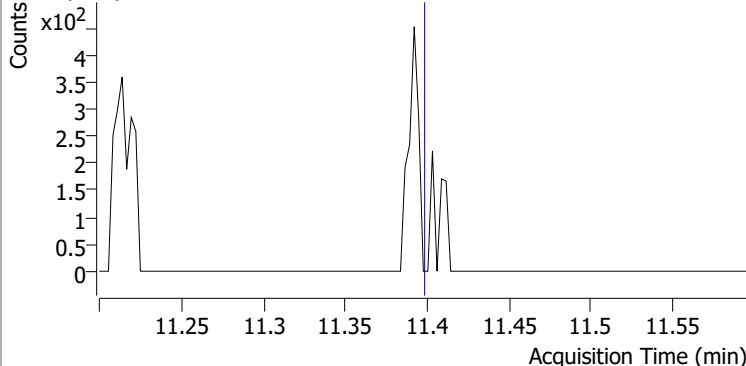
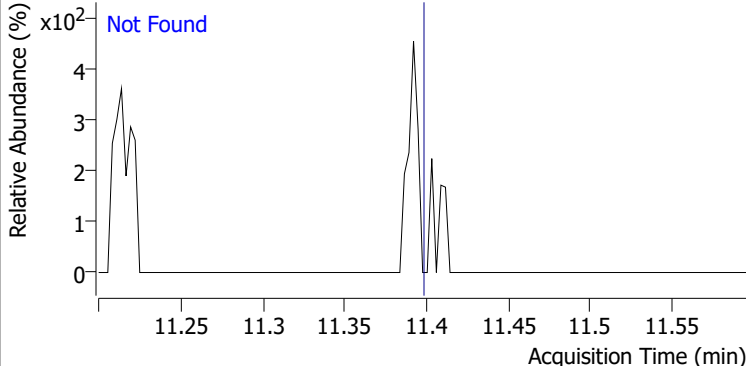
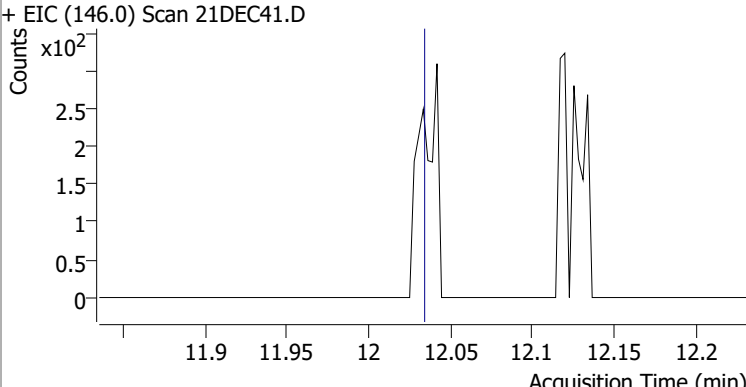
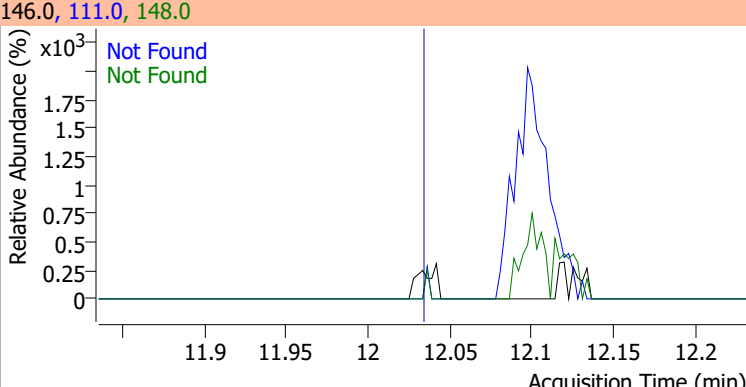
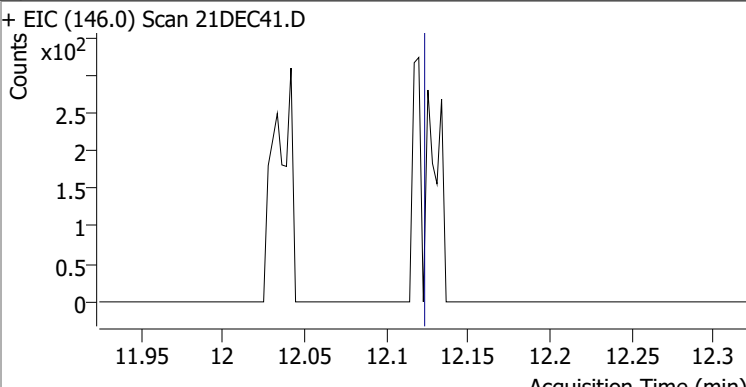
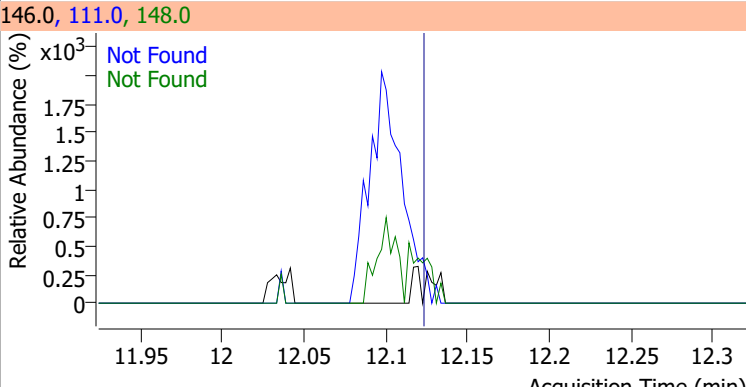
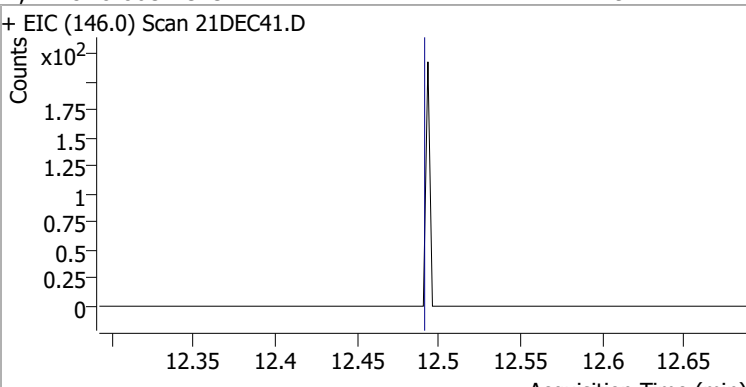
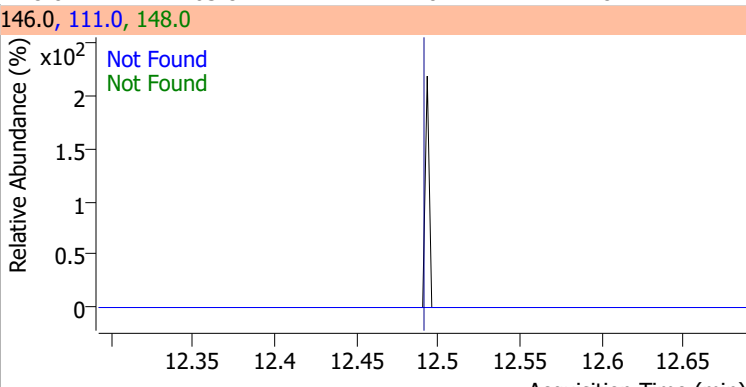
Compound	Conc.	Exp RT	QIon	Exp Ratio
1,2,3-Trichloropropane	N.D.	11.15	112.0	65.8



Compound	Conc.	Exp RT	QIon	Exp Ratio
2-Chlorotoluene	N.D.	11.29	91.0	294.1

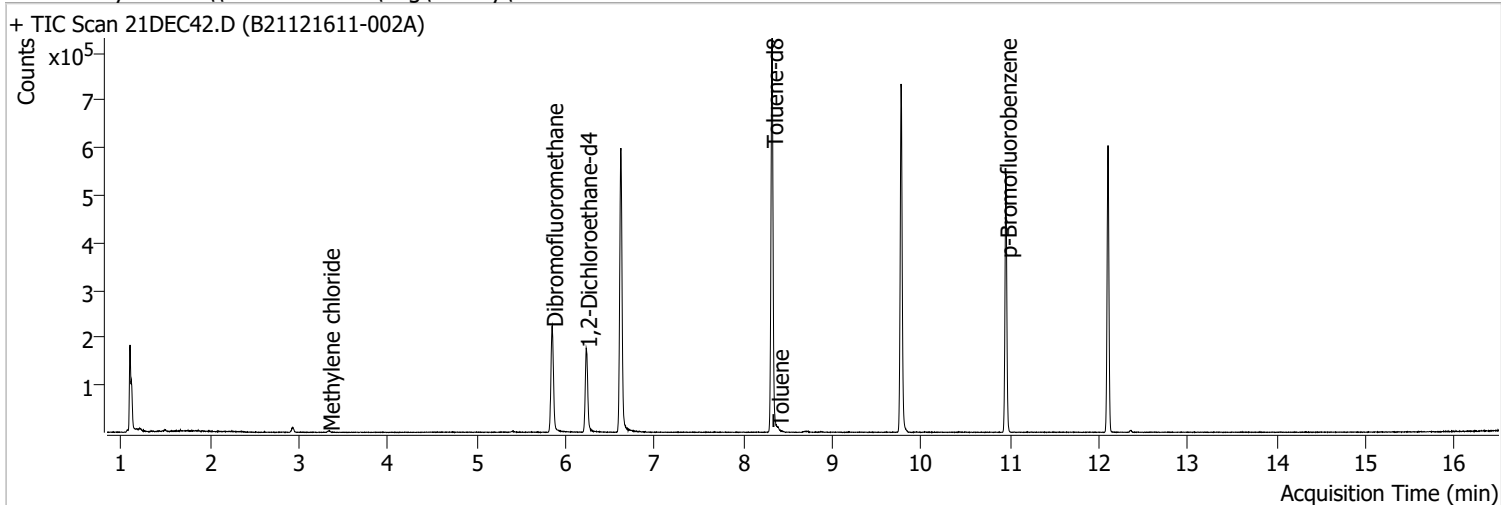


Quantitation Results Report (Not Reviewed)

Compound	Conc.	Exp RT	QIon	Exp Ratio
4-Chlorotoluene	N.D.	11.40	126.0	30.4
+ EIC (91.0) Scan 21DEC41.D 			91.0, 126.0 	
1,3-Dichlorobenzene	N.D.	12.03	148.0	64.5
+ EIC (146.0) Scan 21DEC41.D 			146.0, 111.0, 148.0 	
1,4-Dichlorobenzene	N.D.	12.12	148.0	64.0
+ EIC (146.0) Scan 21DEC41.D 			146.0, 111.0, 148.0 	
1,2-Dichlorobenzene	N.D.	12.49	148.0	63.8
+ EIC (146.0) Scan 21DEC41.D 			146.0, 111.0, 148.0 	

Quantitation Results Report (QT Reviewed)

Data File	21DEC42.D	Operator	MSC
Acq. Method	5975CACQF.M	Acq. Date-Time	12/22/2021 8:39:15 AM
Sample Name	B21121611-002A	Instrument	VOA5975C
Vial	42	Multiplier	1.00
DA Method File	VOA5975C_8260B_SHT_DoD_L4_120721.m	Comment	
Tune File	BFB_Atune3.u	Tune Date	10/11/2021 4:02:00 PM
Batch Name	VG122121_8260B_2ndRun.batch.bin	Last Calib Update	2/4/2022 12:03:22 PM
Ref Library	\\MASSHUNTER\Org\Library\NIST129K.I		



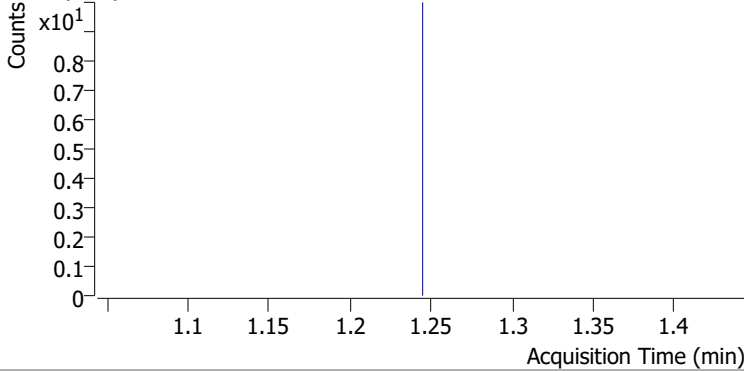
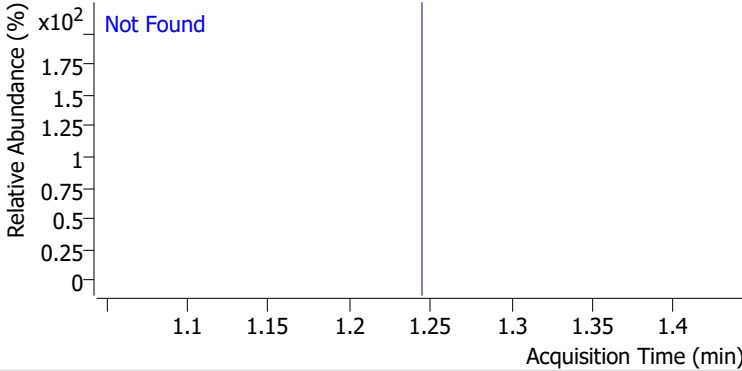
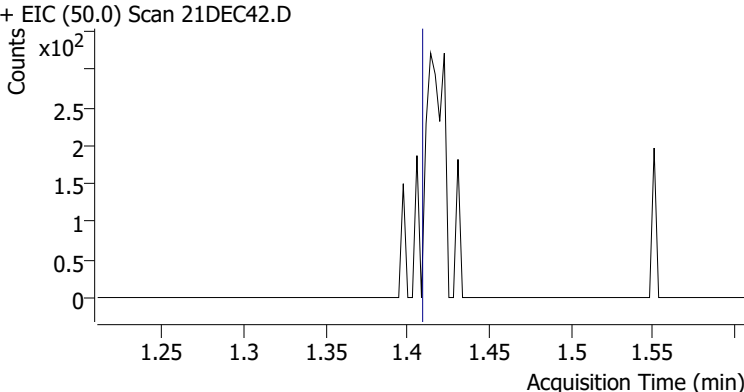
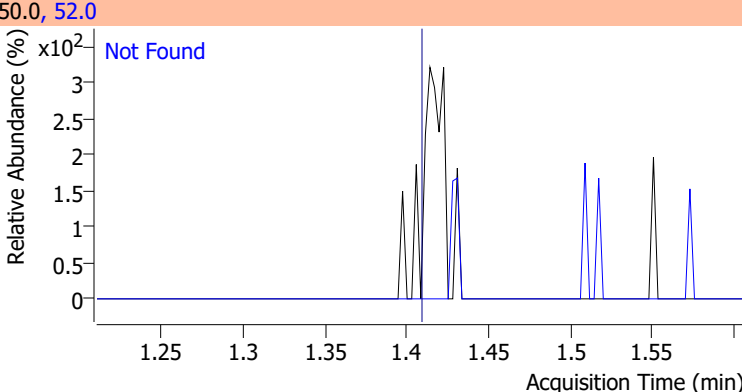
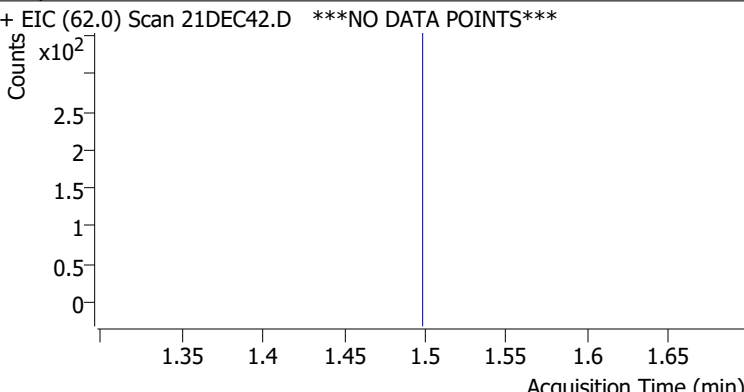
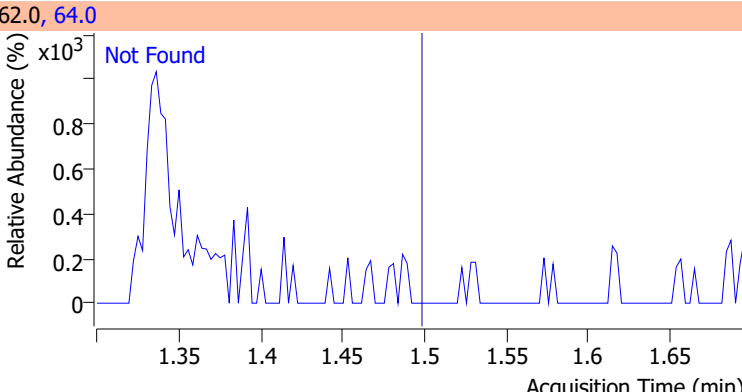
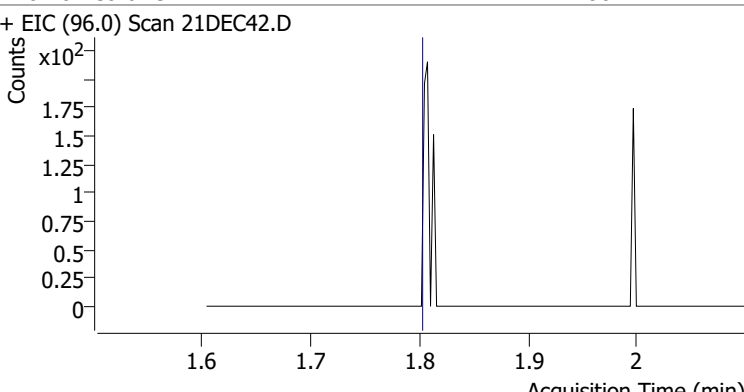
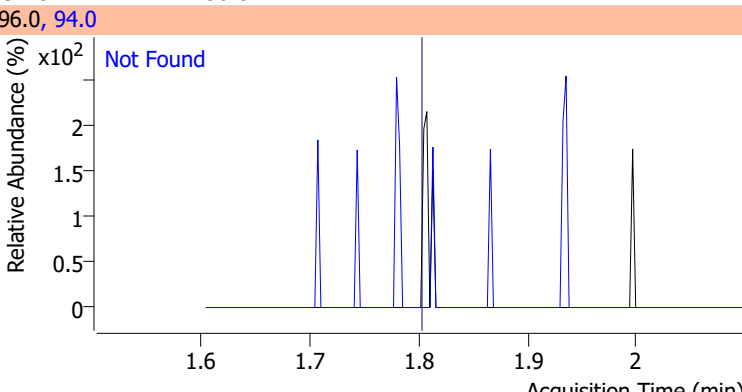
Compound	RT	QIon	Resp.	Conc.	Units	Dev(Min)	QValue
Internal Standards							
M Fluorobenzene	6.621	96.0	509438	250.0000	ng	0.000	
M Chlorobenzene-d5	9.775	82.0	199001	250.0000	ng	0.000	
M 1,4-Dichlorobenzene-d4	12.100	152.0	138198	250.0000	ng	0.000	
System Monitoring Compounds							
S Dibromofluoromethane	5.845	113.0	138298	276.9931	ng	-0.005	
Spiked Amount: 250.000	Range: 80.0 - 119.0%			Recovery = 110.80%			
S 1,2-Dichloroethane-d4	6.230	67.0	65200	286.1465	ng	0.000	
Spiked Amount: 250.000	Range: 81.0 - 118.0%			Recovery = 114.46%			
S Toluene-d8	8.322	98.0	508506	254.1974	ng	0.003	
Spiked Amount: 250.000	Range: 89.0 - 112.0%			Recovery = 101.68%			
S p-Bromofluorobenzene	10.951	95.0	147993	279.8624	ng	0.000	
Spiked Amount: 250.000	Range: 85.0 - 114.0%			Recovery = 111.94%			
Target Compounds							
T Dichlorodifluoromethane	0.000		0	N.D.			
T Chloromethane	0.000		0	N.D.			
T Vinyl chloride	0.000		0	N.D.			
T Bromomethane	0.000		0	N.D.			
T Chloroethane	0.000		0	N.D.			
T Trichlorofluoromethane	0.000		0	N.D.			
T 1,1-Dichloroethene	0.000		0	N.D.			
T Methylene chloride	3.336	49.0	2146	2.8740	ng	m	97
T trans-1,2-Dichloroethene	0.000		0	N.D.			
T Methyl tert-butyl ether (MTBE)	0.000		0	N.D.			
T 1,1-Dichloroethane	0.000		0	N.D.			
T 2,2-Dichloropropane	0.000		0	N.D.			
T cis-1,2-Dichloroethene	0.000		0	N.D.			
T Methyl ethyl ketone	5.402	43.0	0		ng	md	1
T Bromochloromethane	0.000		0	N.D.			
T Chloroform	0.000		0	N.D.			

Quantitation Results Report (QT Reviewed)

Compound	RT	QIon	Resp.	Conc.	Units		Dev(Min)
T 1,1,1-Trichloroethane	0.000		0	N.D.			
T Carbon tetrachloride	0.000		0	N.D.			
T 1,1-Dichloropropene	0.000		0	N.D.			
T Benzene	0.000		0	N.D.			
T 1,2-Dichloroethane	0.000		0	N.D.			
T Trichloroethene	0.000		0	N.D.			
T 1,2-Dichloropropane	0.000		0	N.D.			
T Dibromomethane	0.000		0	N.D.			
T Bromodichloromethane	0.000		0	N.D.			
T cis-1,3-Dichloropropene	0.000		0	N.D.			
T Toluene	8.386	92.0	468	0.3555	ng	m	87
T trans-1,3-Dichloropropene	0.000		0	N.D.			
T 1,1,2-Trichloroethane	0.000		0	N.D.			
T Tetrachloroethene	0.000		0	N.D.			
T 1,3-Dichloropropane	0.000		0	N.D.			
T Chlorodibromomethane	0.000		0	N.D.			
T 1,2-Dibromoethane	0.000		0	N.D.			
T Chlorobenzene	0.000		0	N.D.			
T 1,1,1,2-Tetrachloroethane	0.000		0	N.D.			
T Ethylbenzene	0.000		0	N.D.			
T m+p-Xylenes	0.000		0	N.D.			
T o-Xylene	0.000		0	N.D.			
T Styrene	0.000		0	N.D.			
T Bromoform	0.000		0	N.D.			
T Bromobenzene	0.000		0	N.D.			
T 1,1,2,2-Tetrachloroethane	0.000		0	N.D.			
T 1,2,3-Trichloropropane	0.000		0	N.D.			
T 2-Chlorotoluene	0.000		0	N.D.			
T 4-Chlorotoluene	0.000		0	N.D.			
T 1,3-Dichlorobenzene	0.000		0	N.D.			
T 1,4-Dichlorobenzene	0.000		0	N.D.			
T 1,2-Dichlorobenzene	0.000		0	N.D.			

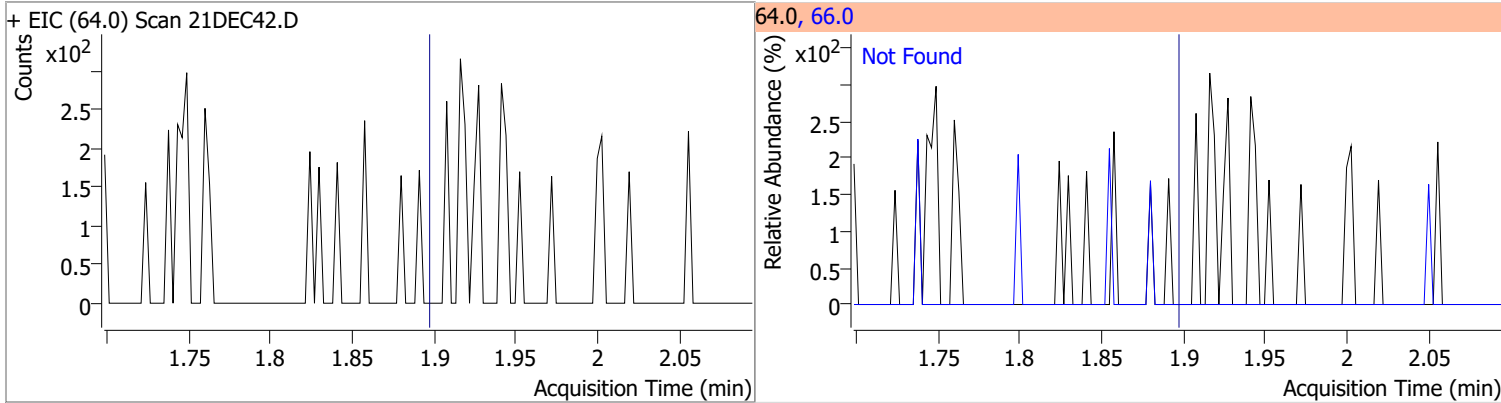
(#) = Qualifier Out of Range; (m) = Manual Integration; (+) = Area Summed; (*) = Surrogate Percent Recovery Out of Range; (d): Zeroed Peak

Quantitation Results Report (QT Reviewed)

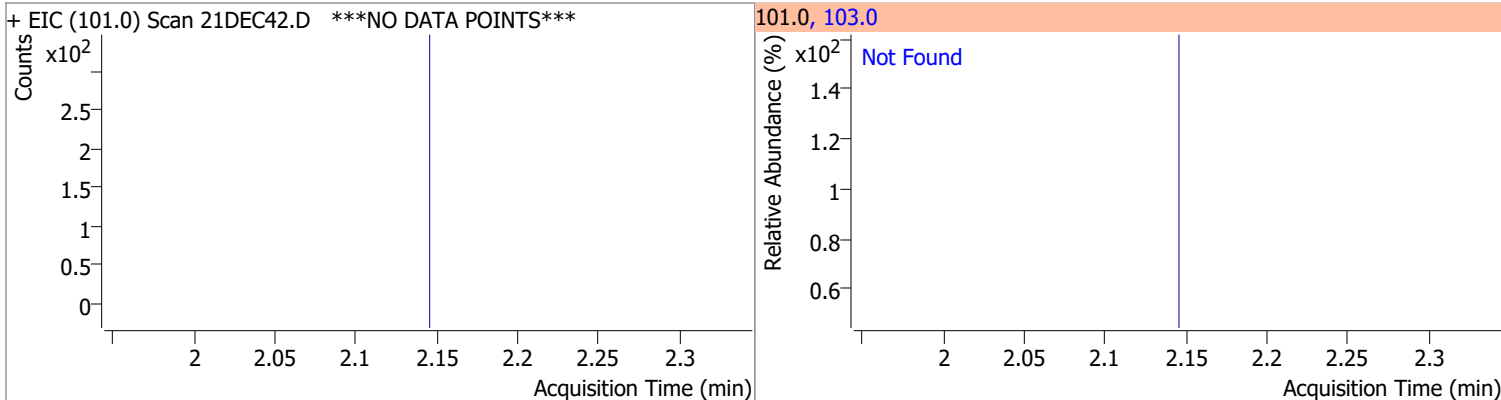
Compound	Conc.	Exp RT	QIon	Exp Ratio
Dichlorodifluoromethane	N.D.	1.24	87.0	32.0
+ EIC (85.0) Scan 21DEC42.D ***NO DATA POINTS***			85.0, 87.0	
				
Chloromethane	N.D.	1.41	52.0	32.7
+ EIC (50.0) Scan 21DEC42.D			50.0, 52.0	
				
Vinyl chloride	N.D.	1.50	64.0	31.6
+ EIC (62.0) Scan 21DEC42.D ***NO DATA POINTS***			62.0, 64.0	
				
Bromomethane	N.D.	1.80	94.0	106.0
+ EIC (96.0) Scan 21DEC42.D			96.0, 94.0	
				

Quantitation Results Report (QT Reviewed)

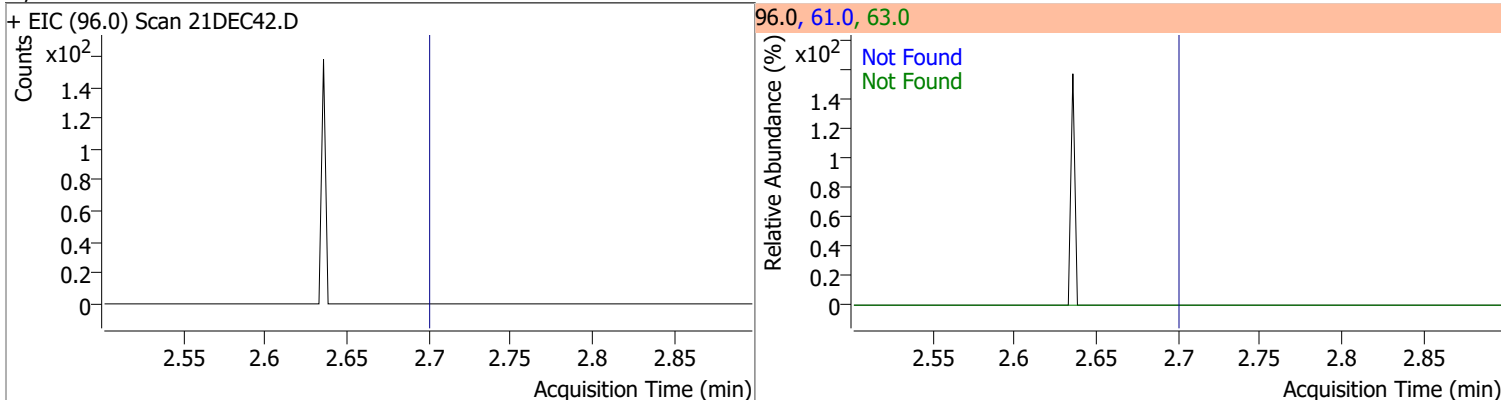
Compound	Conc.	Exp RT	QIon	Exp Ratio
Chloroethane	N.D.	1.90	66.0	30.8



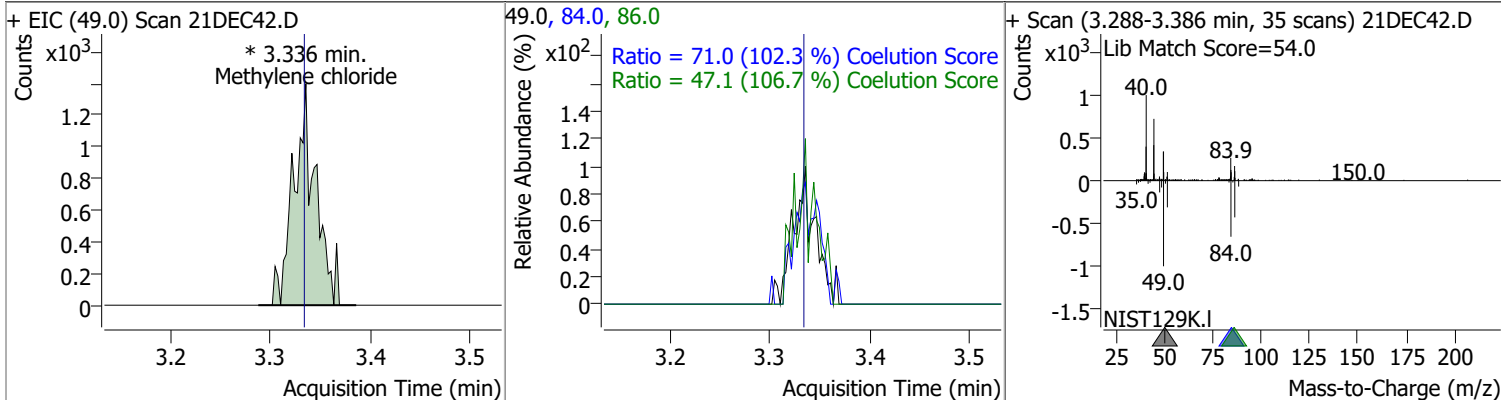
Compound	Conc.	Exp RT	QIon	Exp Ratio
Trichlorofluoromethane	N.D.	2.14	103.0	64.8



Compound	Conc.	Exp RT	QIon	Exp Ratio	QIon	Exp Ratio
1,1-Dichloroethene	N.D.	2.70	61.0	180.1	63.0	57.5

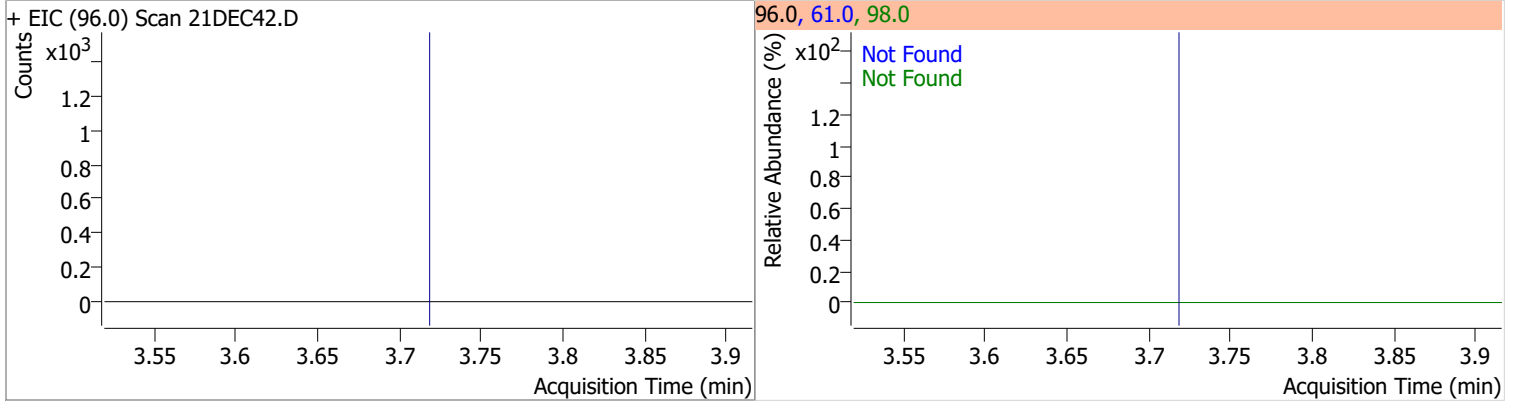


Compound	Conc.	RT	Dev(Min)	Resp.	QIon	QRatio	Lower	Upper
Methylene chloride	2.8740	3.34	0.00	2146 (m)	84.0	71.0	39.4	99.4
					86.0	47.1	14.1	74.1

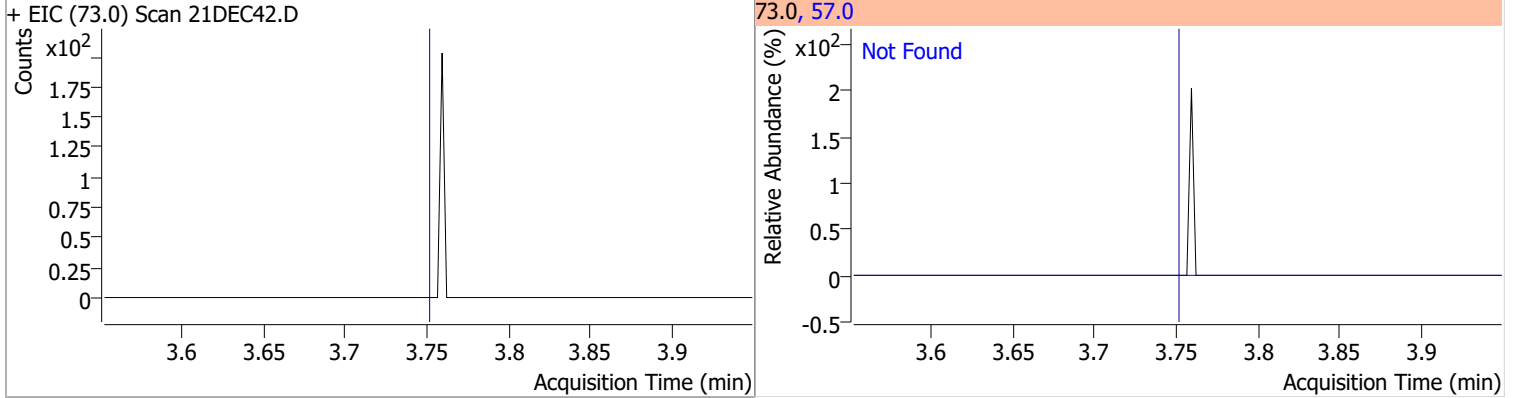


Quantitation Results Report (QT Reviewed)

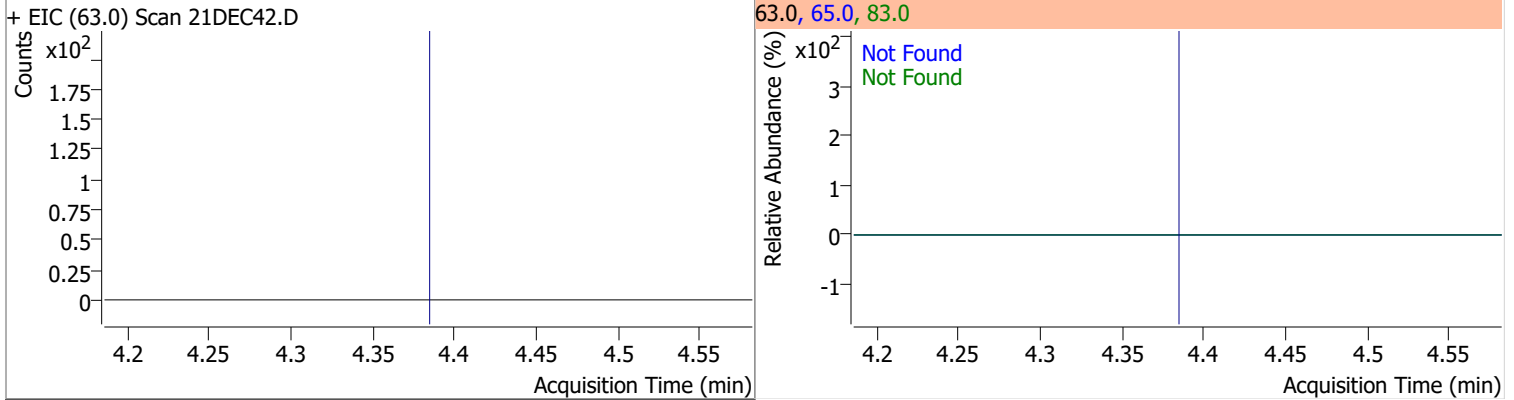
Compound	Conc.	Exp RT	QIon	Exp Ratio	QIon	Exp Ratio
trans-1,2-Dichloroethene	N.D.	3.72	61.0	155.1	98.0	62.8



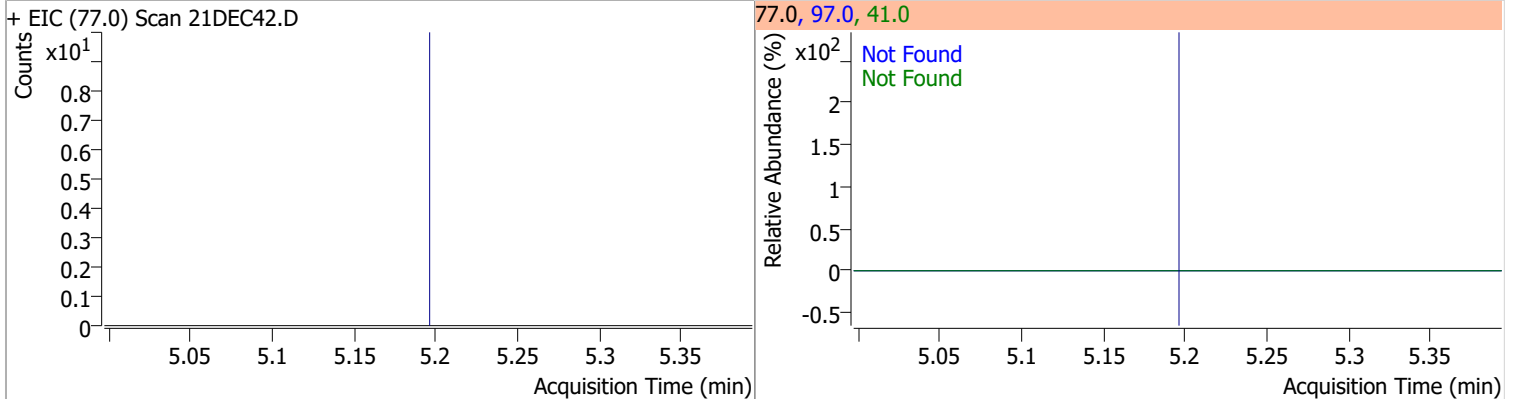
Compound	Conc.	Exp RT	QIon	Exp Ratio
Methyl tert-butyl ether (MTBE)	N.D.	3.75	57.0	23.9



Compound	Conc.	Exp RT	QIon	Exp Ratio	QIon	Exp Ratio
1,1-Dichloroethane	N.D.	4.38	65.0	31.7	83.0	12.8

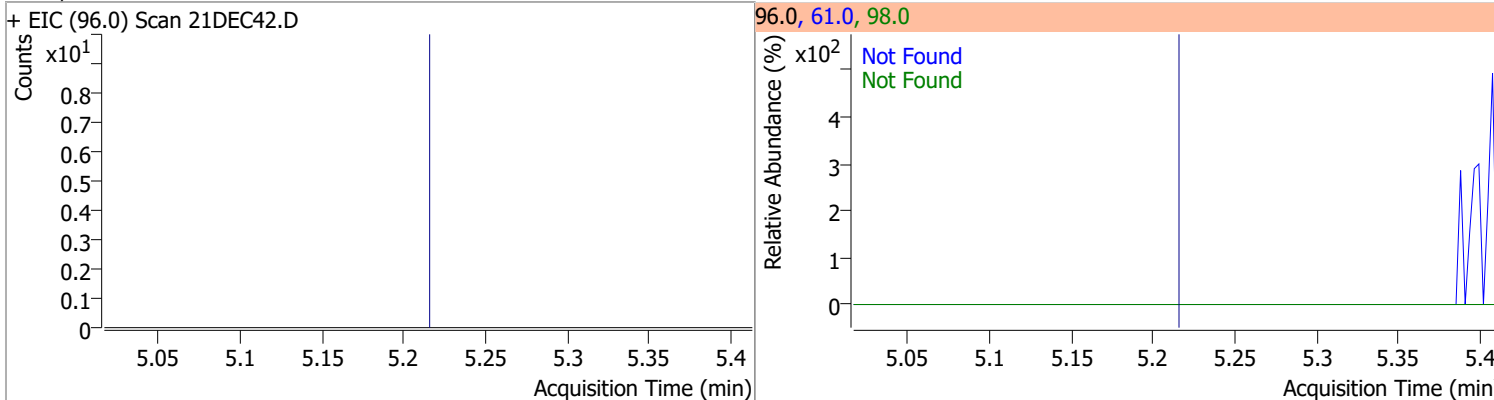


Compound	Conc.	Exp RT	QIon	Exp Ratio	QIon	Exp Ratio
2,2-Dichloropropane	N.D.	5.20	41.0	59.0	97.0	21.8

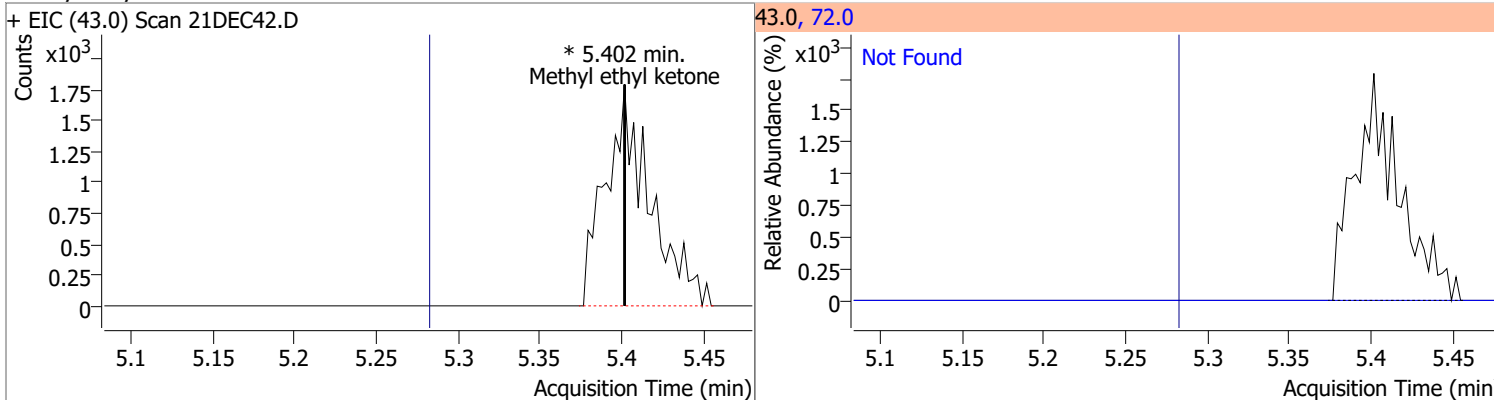


Quantitation Results Report (QT Reviewed)

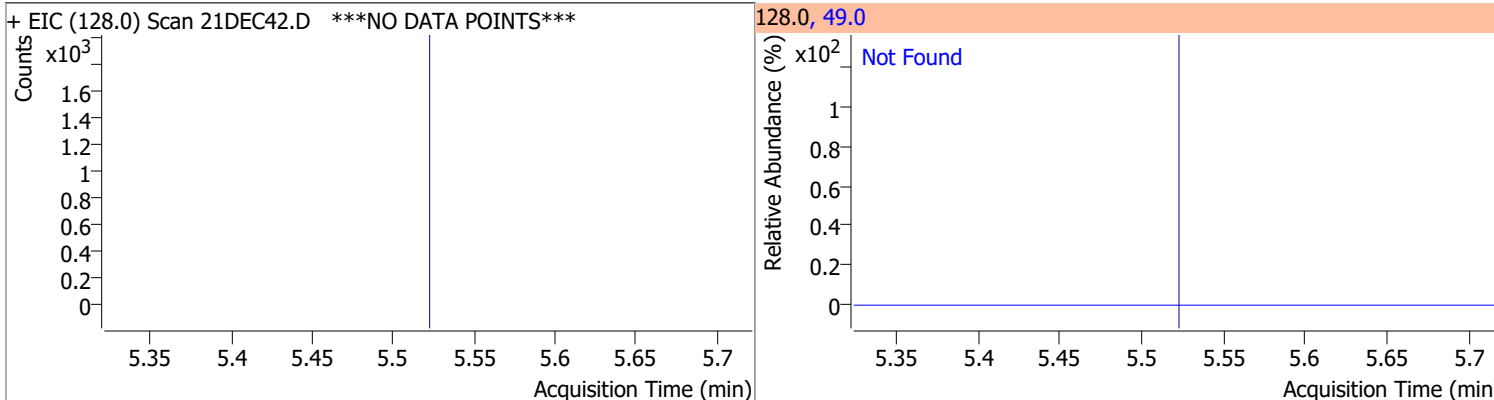
Compound	Conc.	Exp RT	QIon	Exp Ratio	QIon	Exp Ratio
cis-1,2-Dichloroethene	N.D.	5.21	61.0	163.3	98.0	64.4



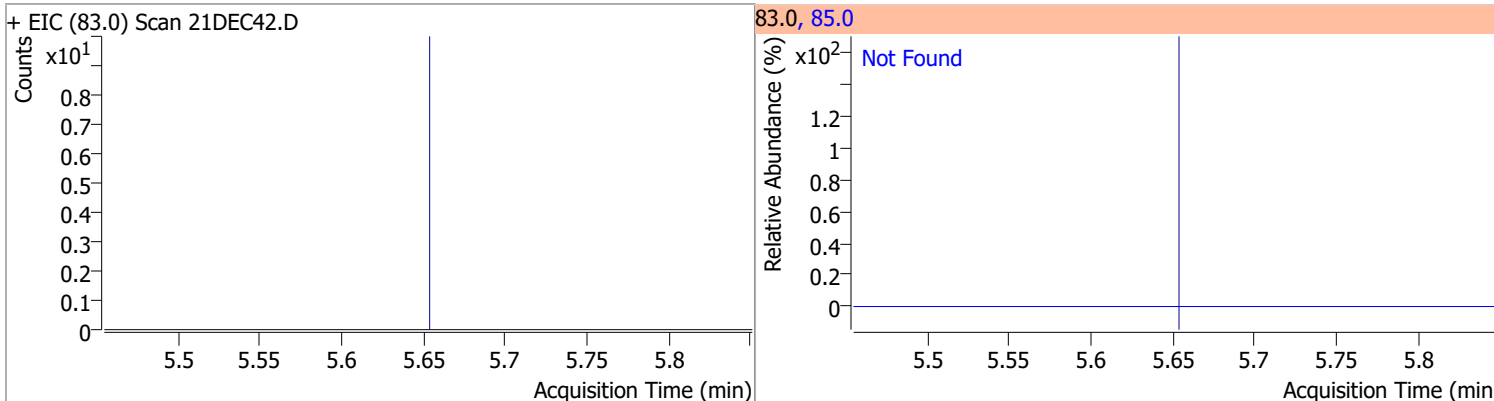
Compound	Conc.	RT	Dev(Min)	Resp.	QIon	QRatio	Lower	Upper
Methyl ethyl ketone	0	5.402		0	72.0		0.0	52.2



Compound	Conc.	Exp RT	QIon	Exp Ratio
Bromochloromethane	N.D.	5.52	49.0	184.6

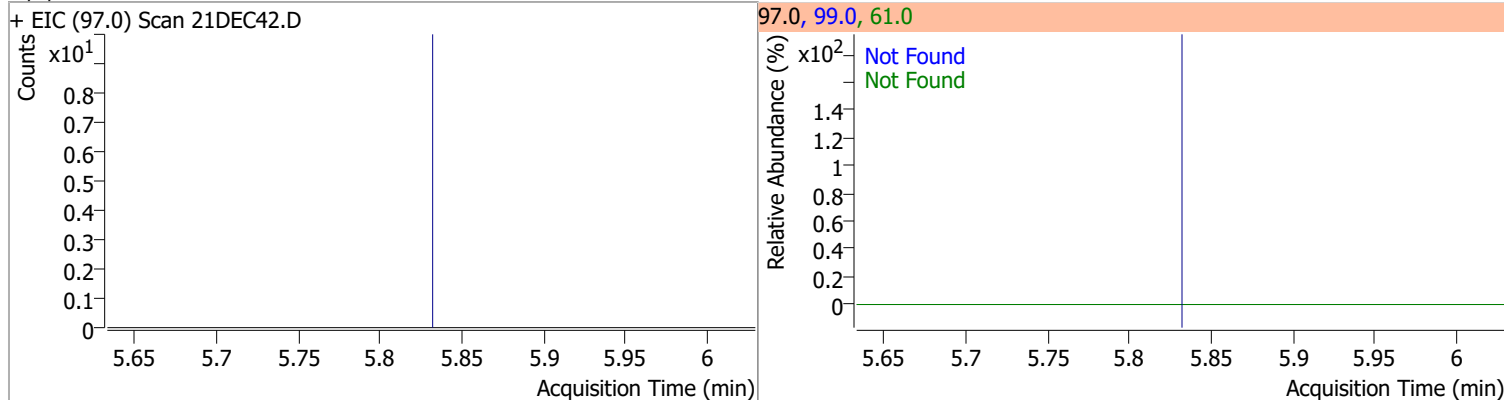


Compound	Conc.	Exp RT	QIon	Exp Ratio
Chloroform	N.D.	5.65	85.0	65.1

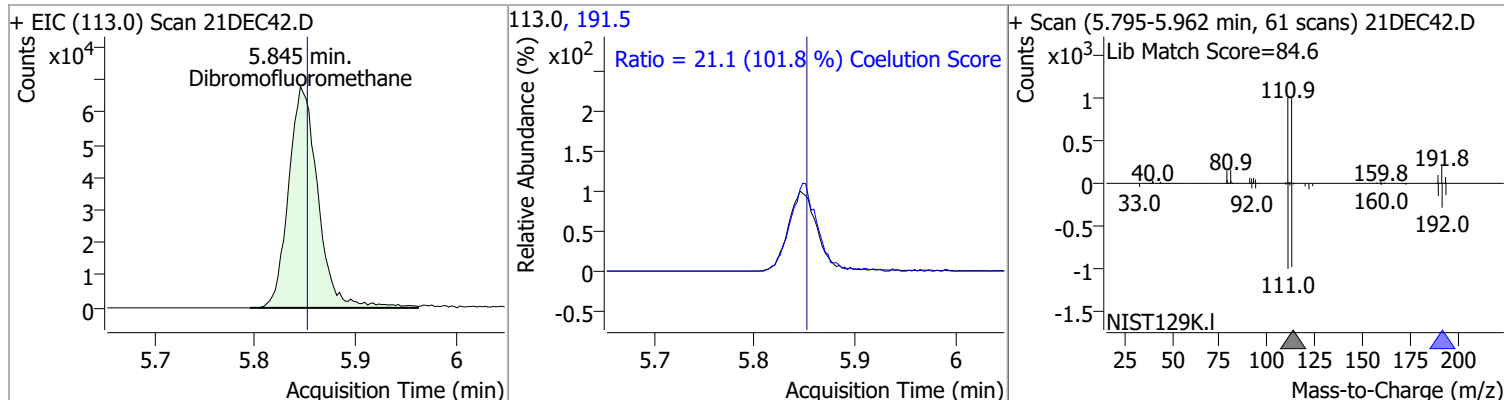


Quantitation Results Report (QT Reviewed)

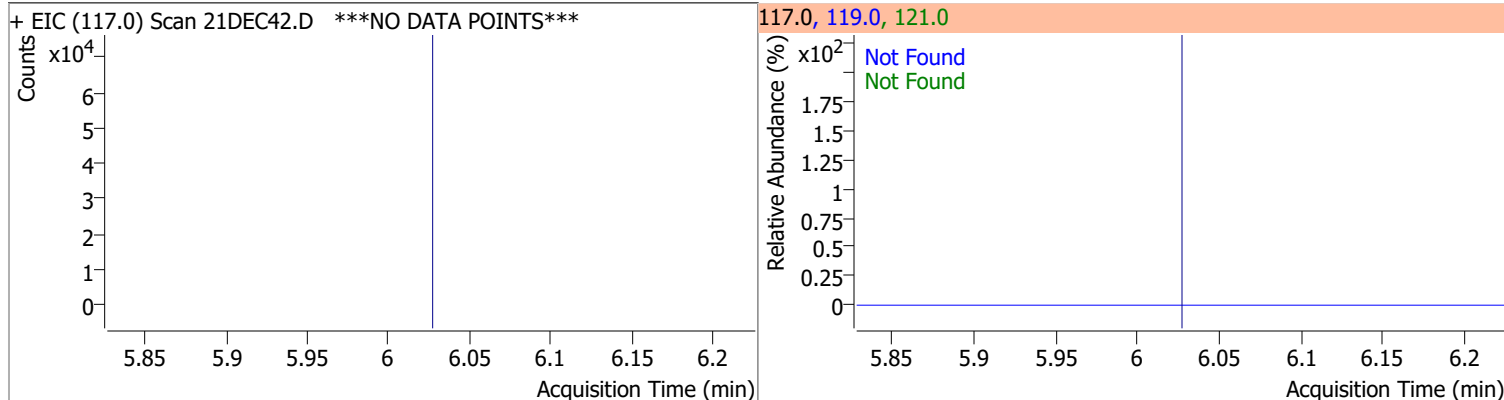
Compound	Conc.	Exp RT	QIon	Exp Ratio	QIon	Exp Ratio
1,1,1-Trichloroethane	N.D.	5.83	99.0	65.7	61.0	45.0



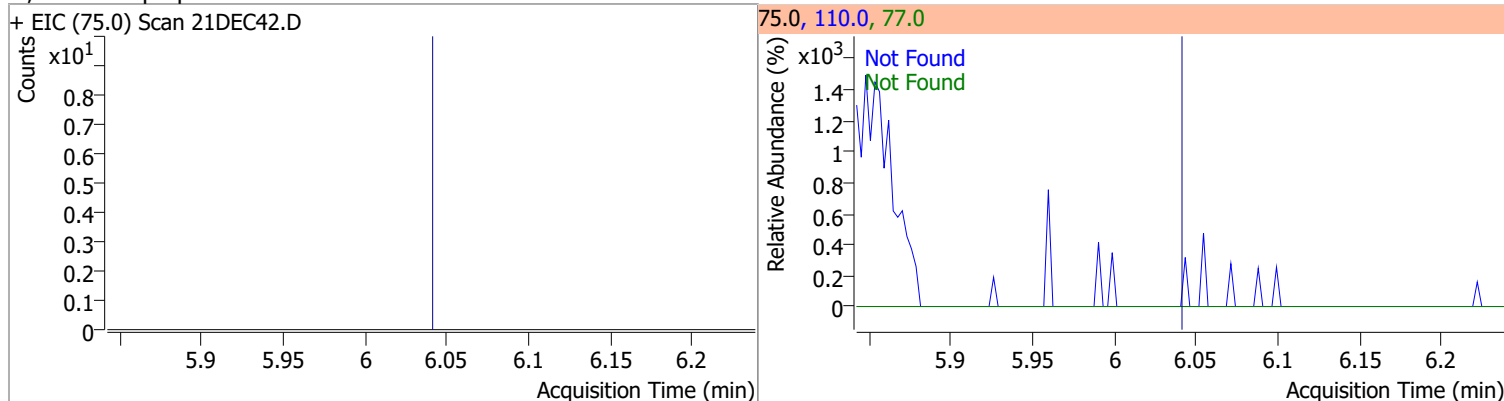
Compound	Conc.	RT	Dev(Min)	Resp.	QIon	QRatio	Lower	Upper
Dibromofluoromethane	276.9931	5.85	-0.01	138298	191.5	21.1	0.0	50.7



Compound	Conc.	Exp RT	QIon	Exp Ratio	QIon	Exp Ratio
Carbon tetrachloride	N.D.	6.03	119.0	97.5	121.0	30.4

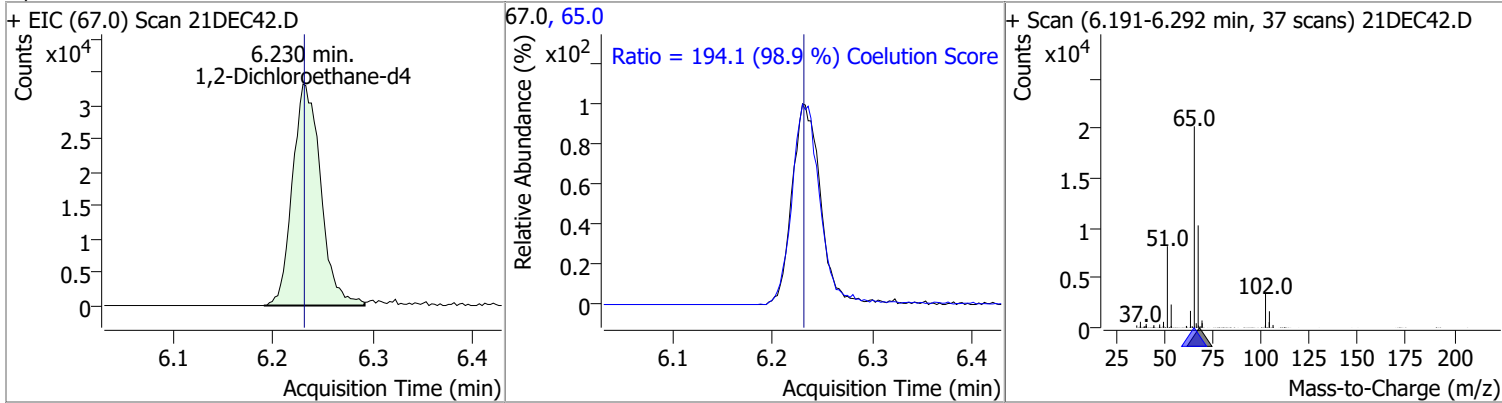


Compound	Conc.	Exp RT	QIon	Exp Ratio	QIon	Exp Ratio
1,1-Dichloropropene	N.D.	6.04	110.0	35.4	77.0	30.5

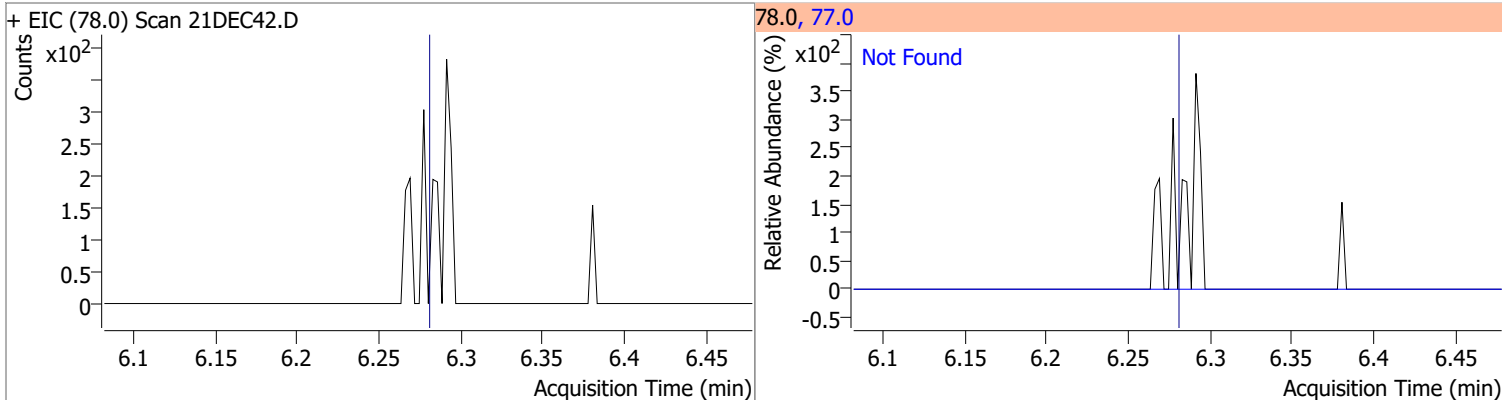


Quantitation Results Report (QT Reviewed)

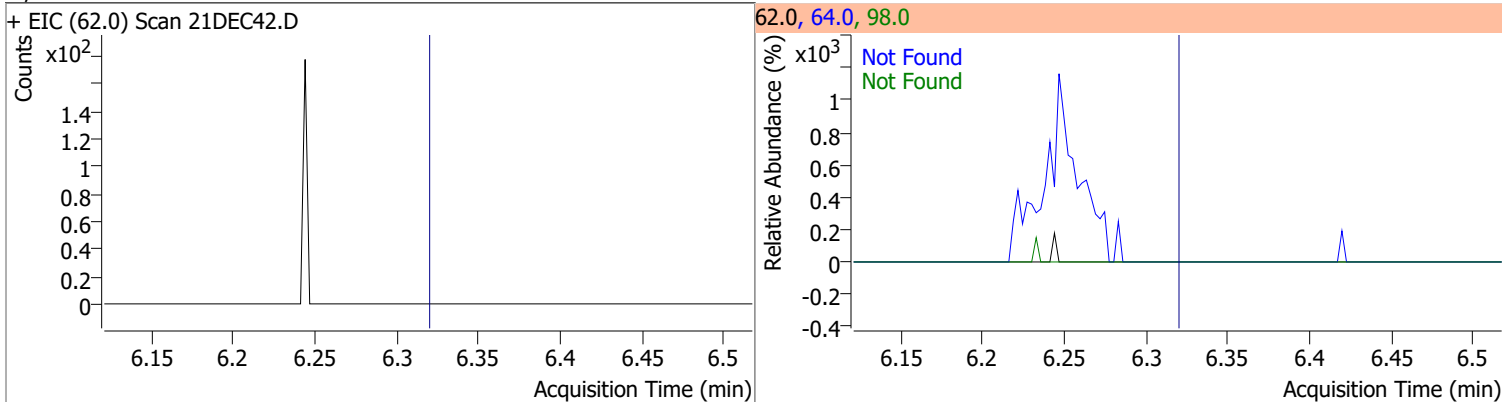
Compound	Conc.	RT	Dev(Min)	Resp.	QIon	QRatio	Lower	Upper
1,2-Dichloroethane-d4	286.1465	6.23	0.00	65200	65.0	194.1	166.3	226.3



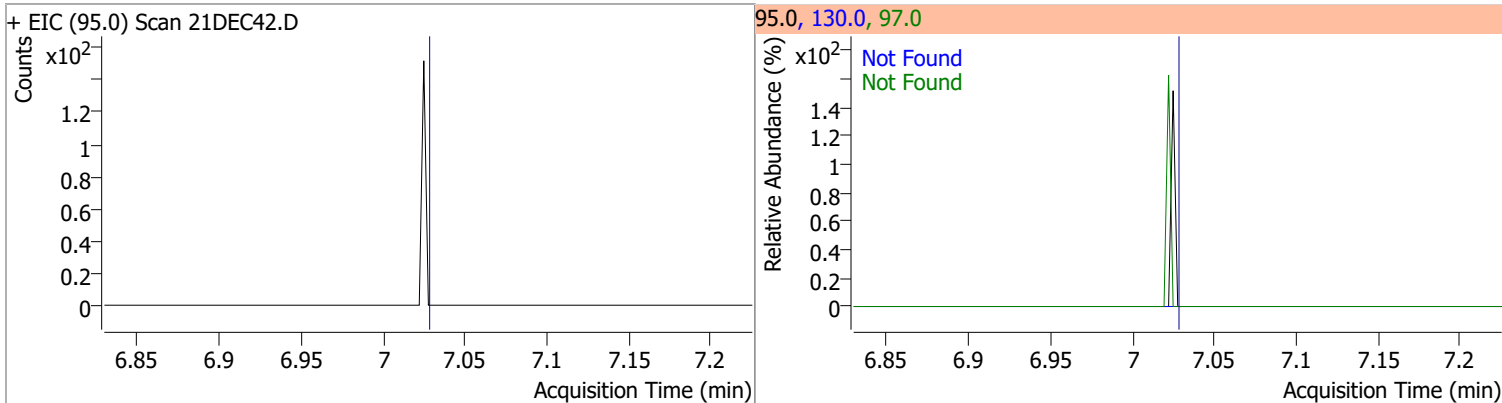
Compound	Conc.	Exp RT	QIon	Exp Ratio
Benzene	N.D.	6.28	77.0	23.5



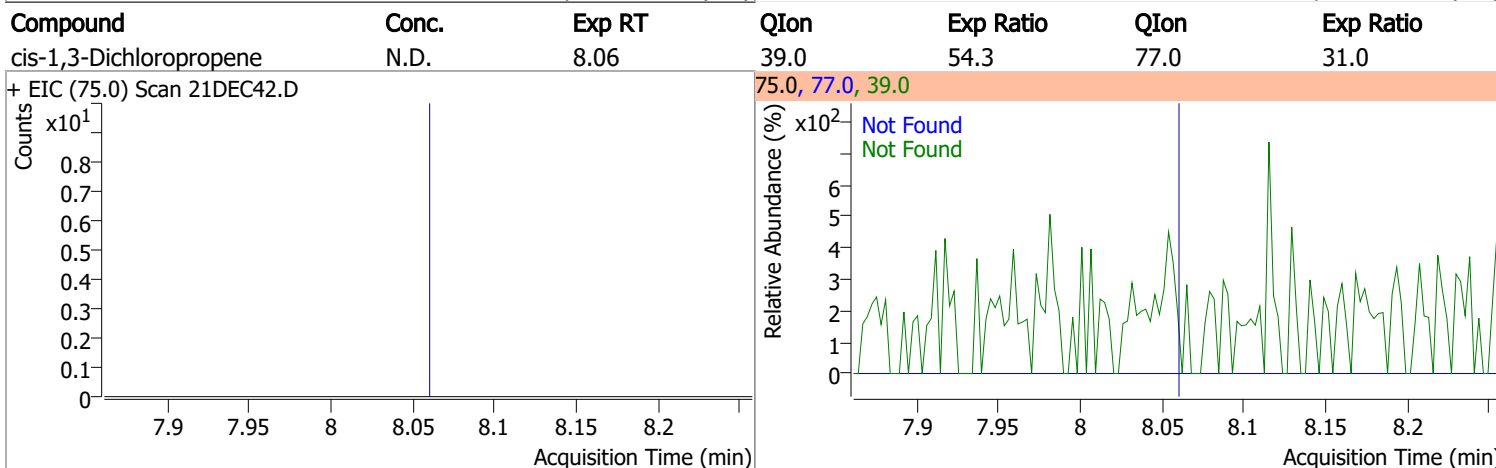
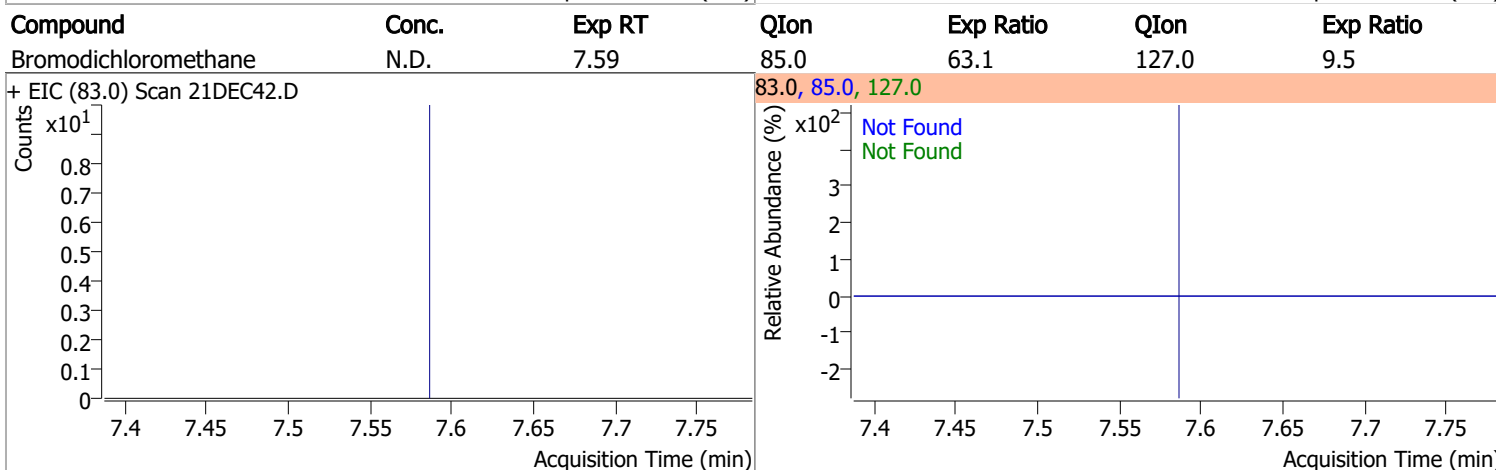
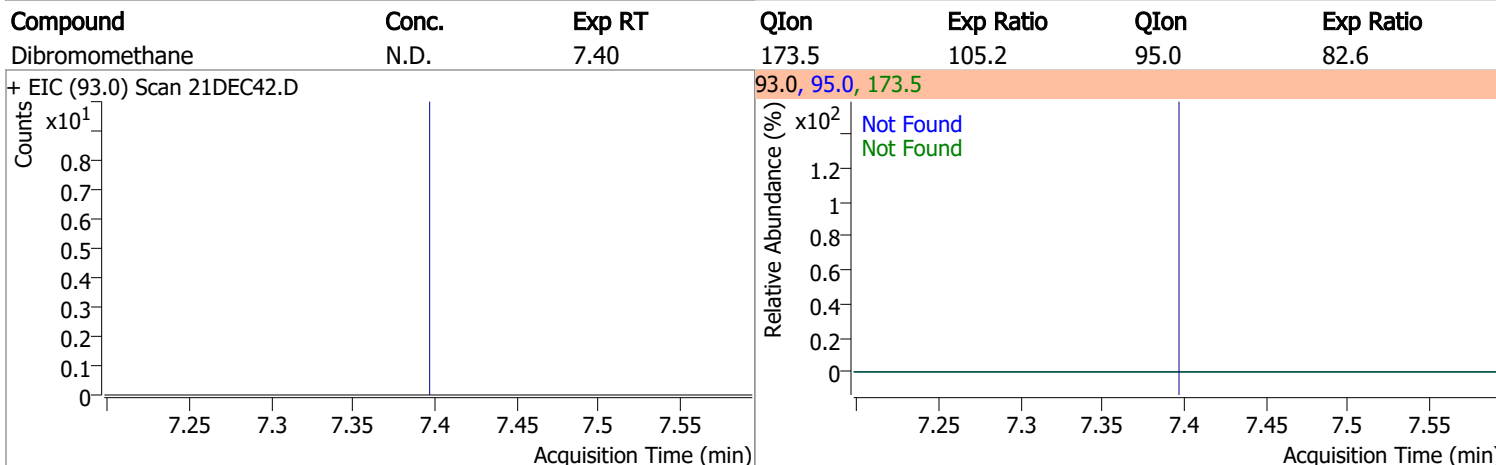
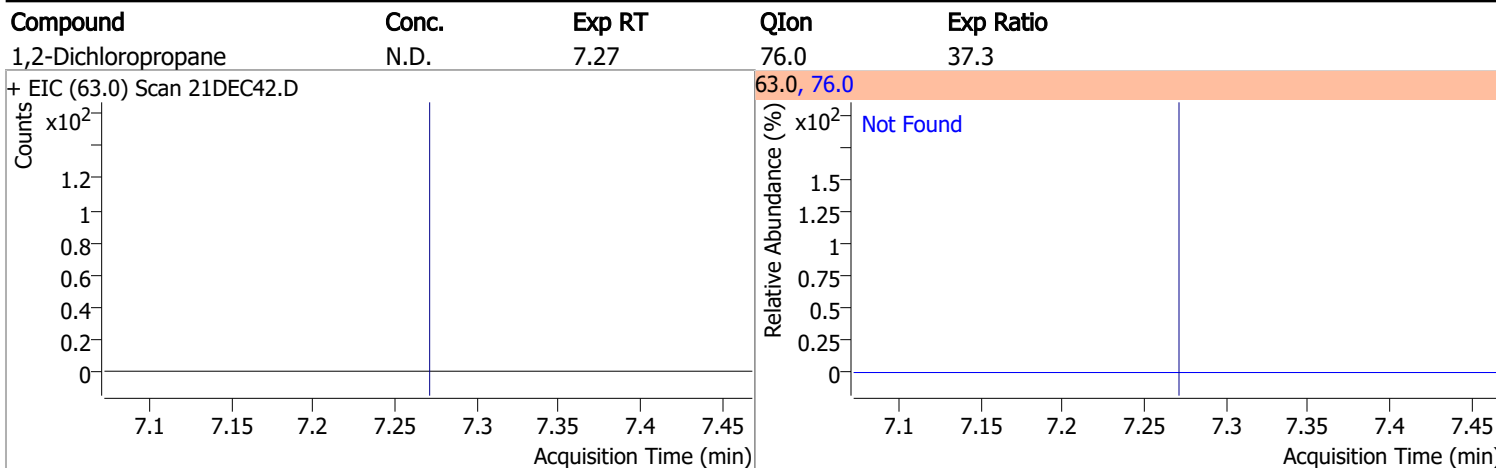
Compound	Conc.	Exp RT	QIon	Exp Ratio	QIon	Exp Ratio
1,2-Dichloroethane	N.D.	6.32	64.0	32.3	98.0	8.2



Compound	Conc.	Exp RT	QIon	Exp Ratio	QIon	Exp Ratio
Trichloroethene	N.D.	7.03	130.0	100.8	97.0	64.7

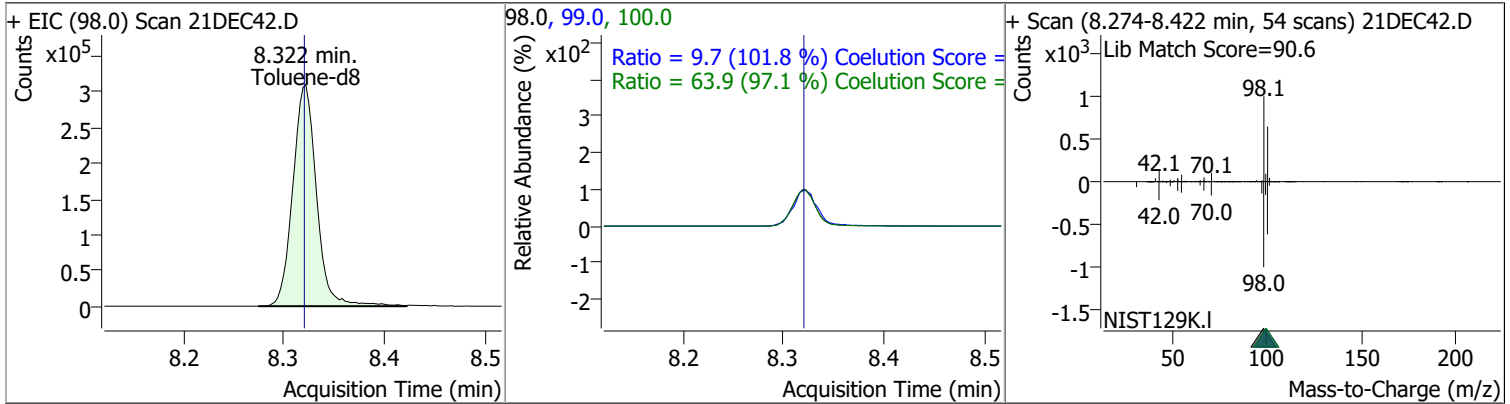


Quantitation Results Report (QT Reviewed)

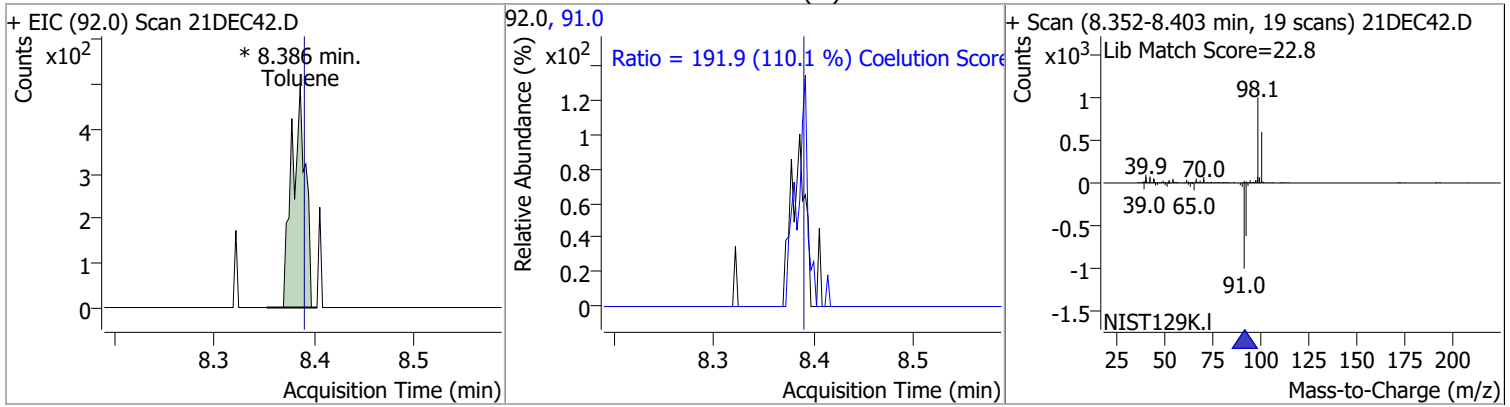


Quantitation Results Report (QT Reviewed)

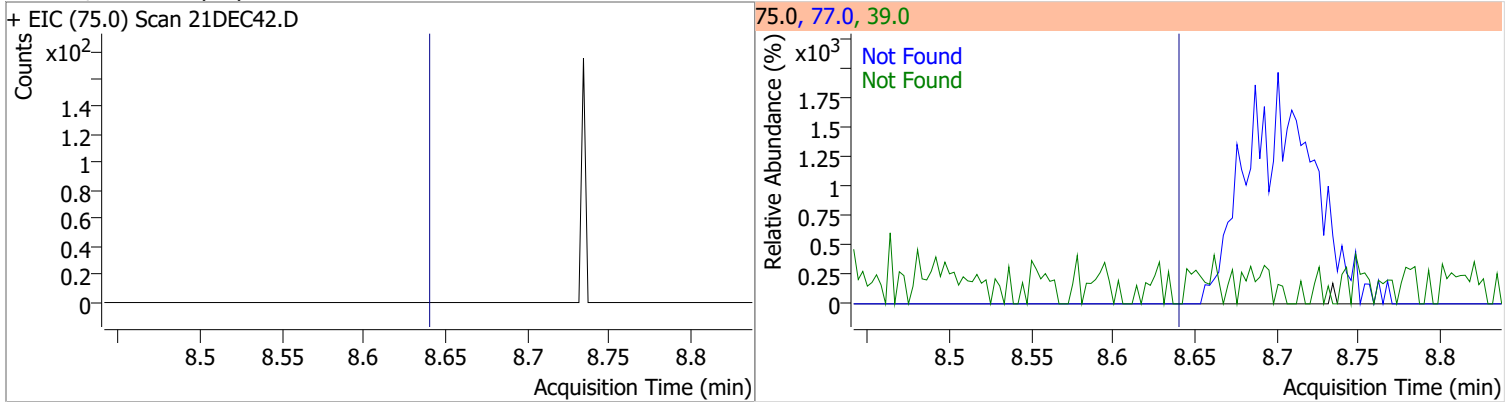
Compound	Conc.	RT	Dev(Min)	Resp.	QIon	QRatio	Lower	Upper
Toluene-d8	254.1974	8.32	0.00	508506	100.0	63.9	35.9	95.9
					99.0	9.7	0.0	39.5



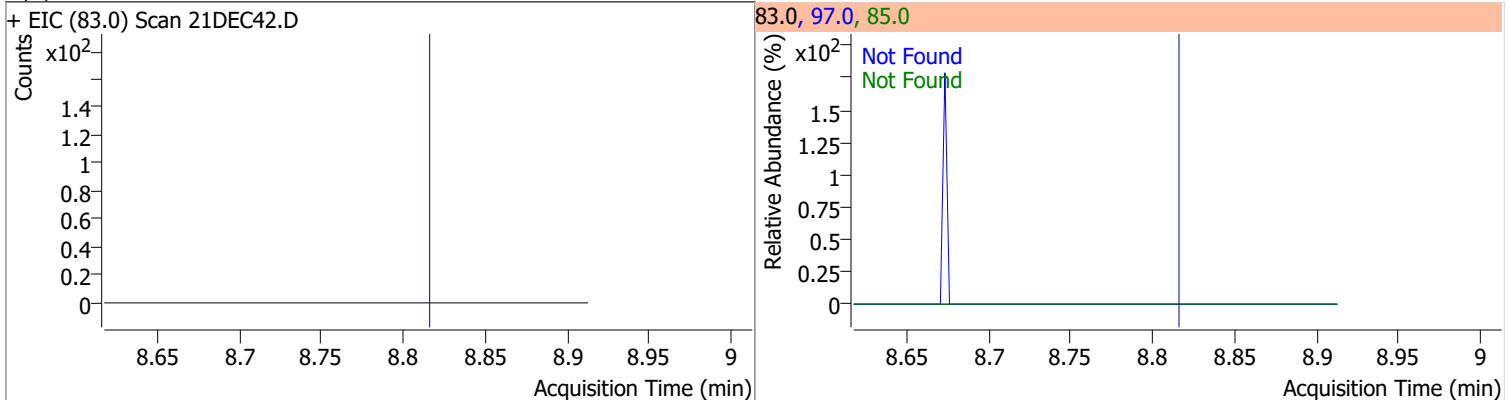
Compound	Conc.	RT	Dev(Min)	Resp.	QIon	QRatio	Lower	Upper
Toluene	0.3555	8.39	0.00	468 (m)	91.0	191.9	144.3	204.3



Compound	Conc.	Exp RT	QIon	Exp Ratio	QIon	Exp Ratio
trans-1,3-Dichloropropene	N.D.	8.64	39.0	52.1	77.0	32.0

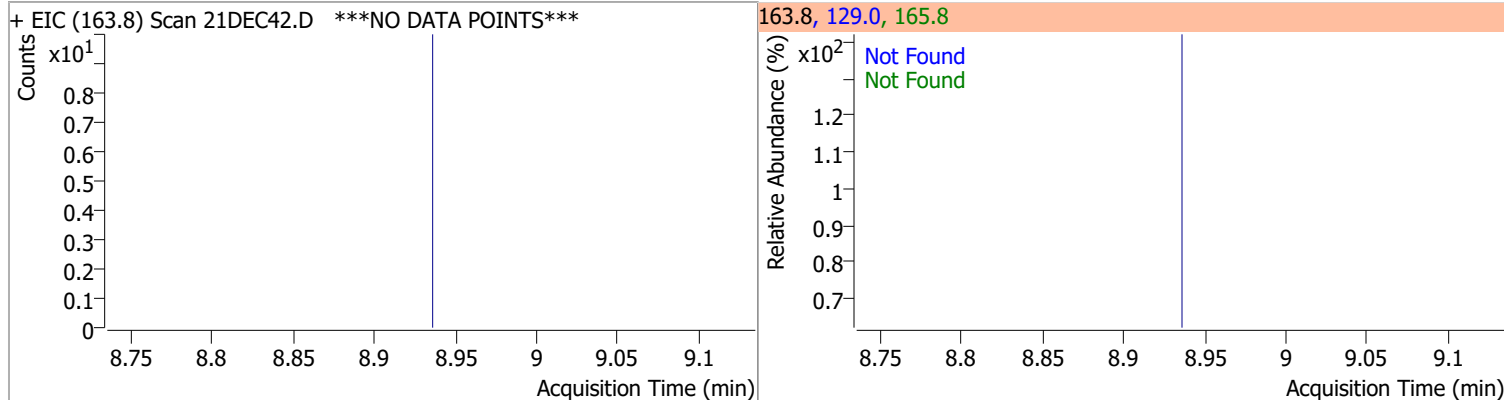


Compound	Conc.	Exp RT	QIon	Exp Ratio	QIon	Exp Ratio
1,1,2-Trichloroethane	N.D.	8.82	97.0	114.3	85.0	61.5

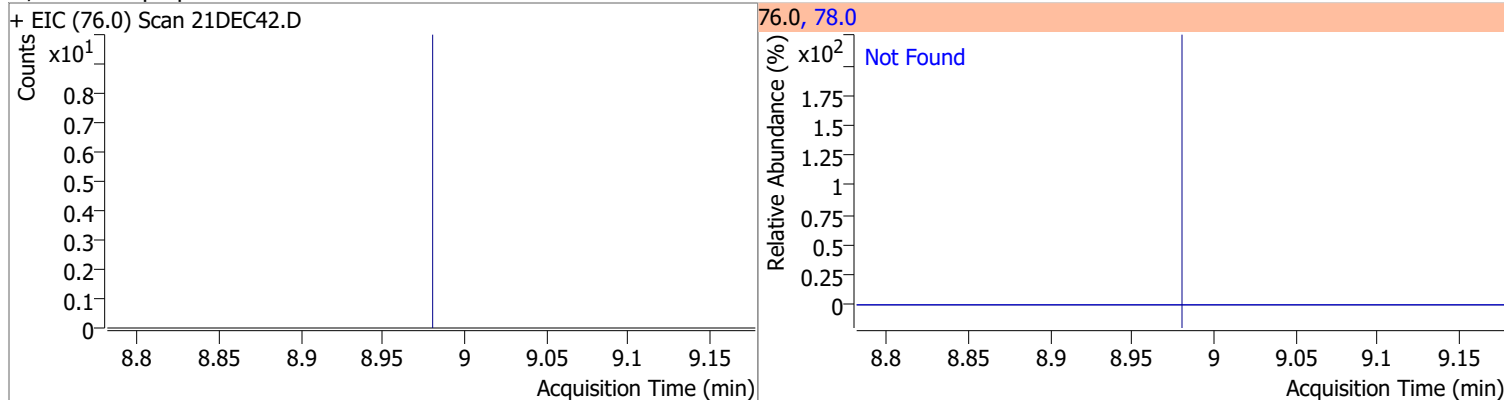


Quantitation Results Report (QT Reviewed)

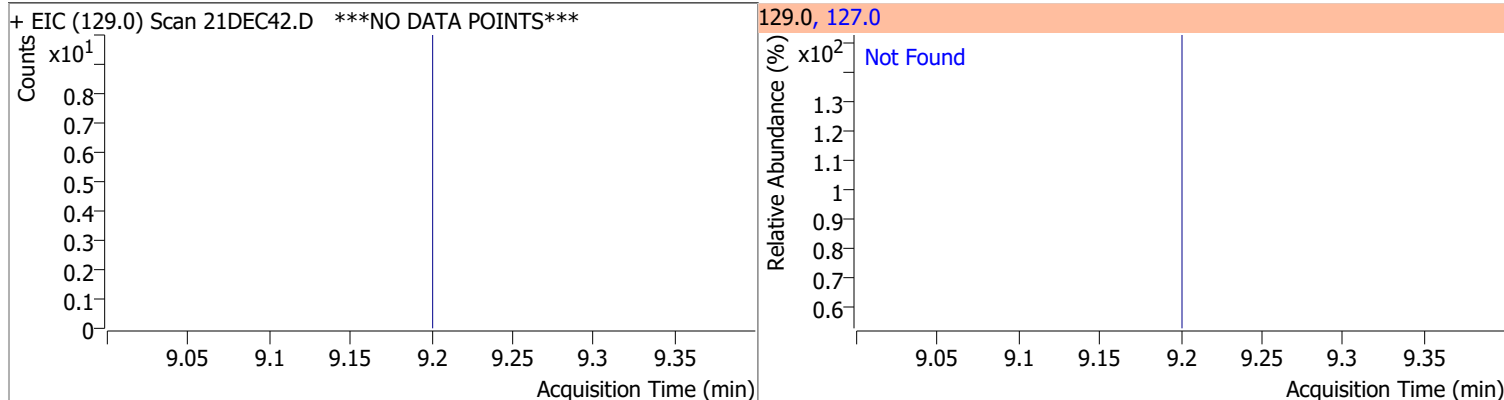
Compound	Conc.	Exp RT	QIon	Exp Ratio	QIon	Exp Ratio
Tetrachloroethene	N.D.	8.94	165.8	128.3	129.0	95.3



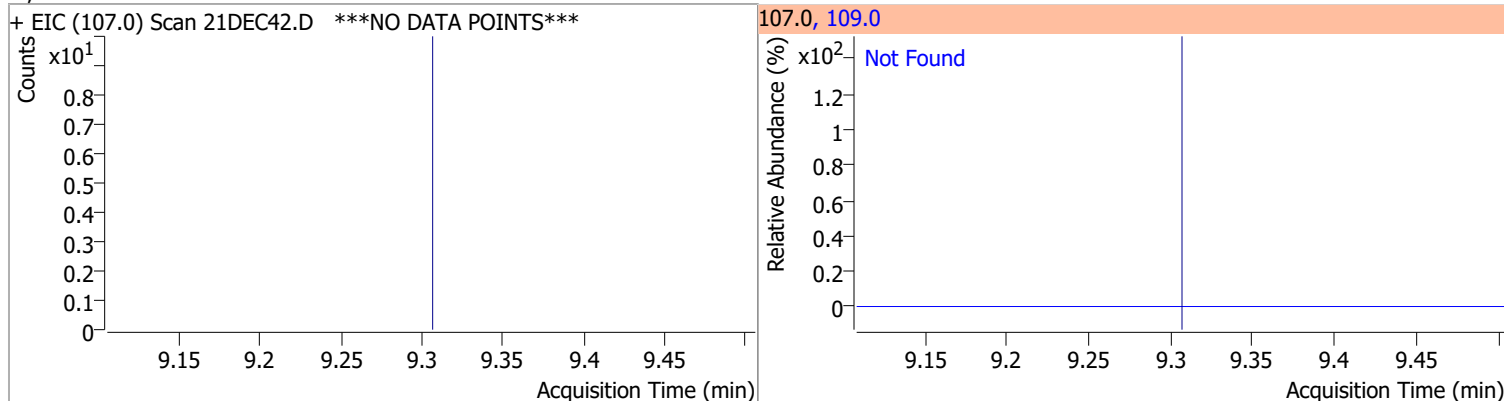
Compound	Conc.	Exp RT	QIon	Exp Ratio
1,3-Dichloropropane	N.D.	8.98	78.0	32.1



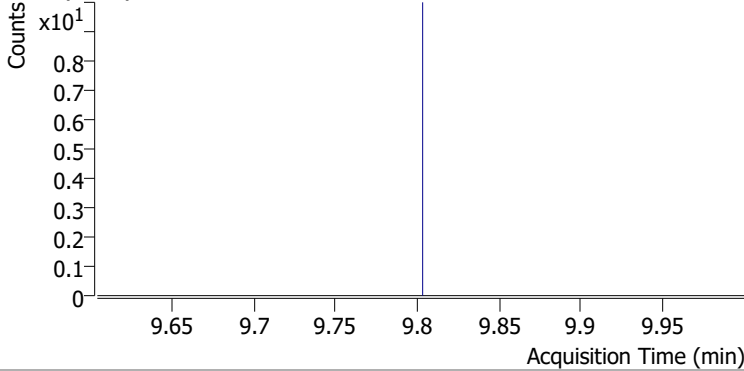
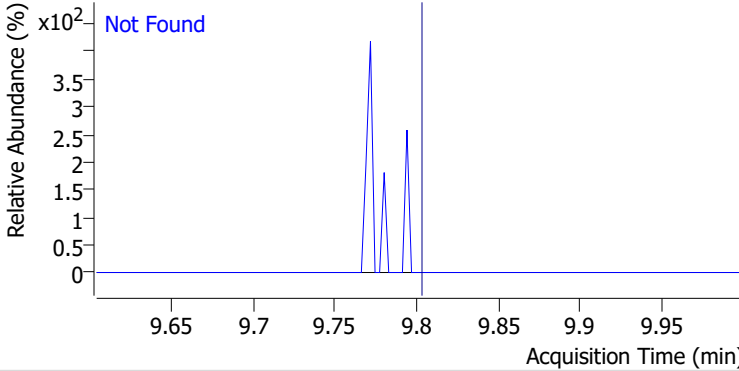
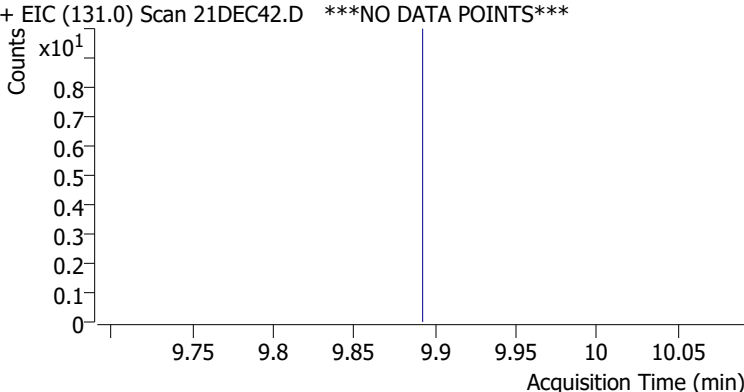
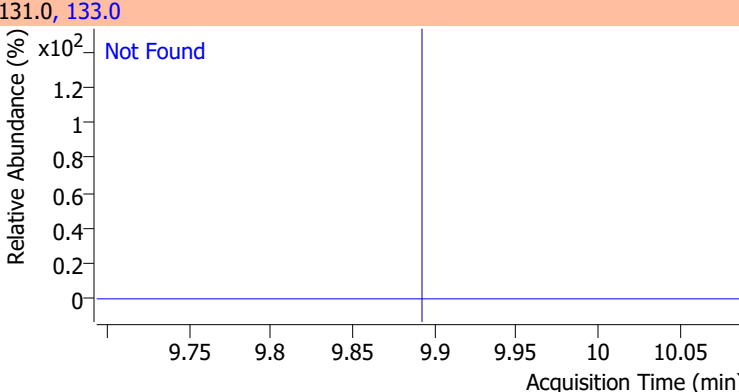
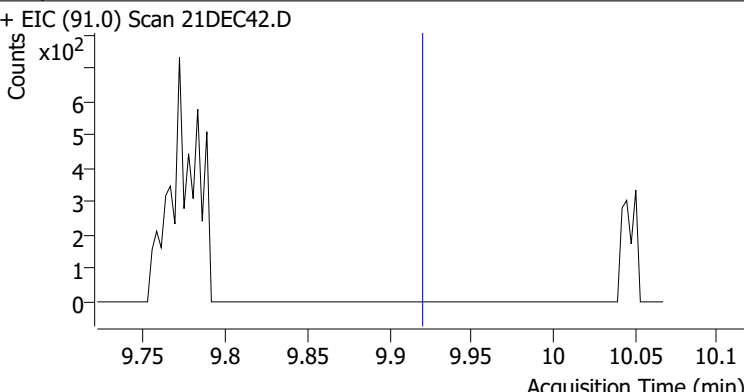
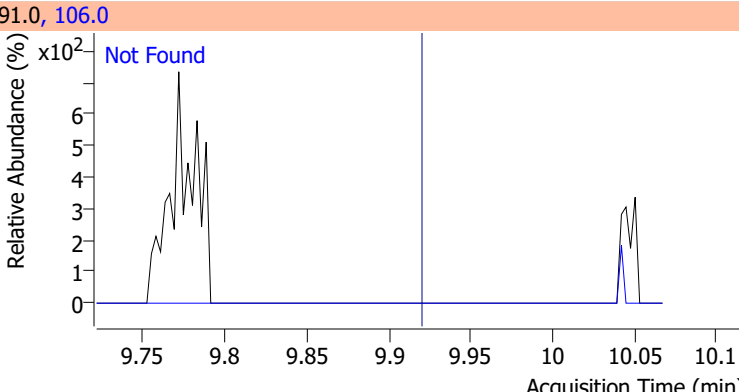
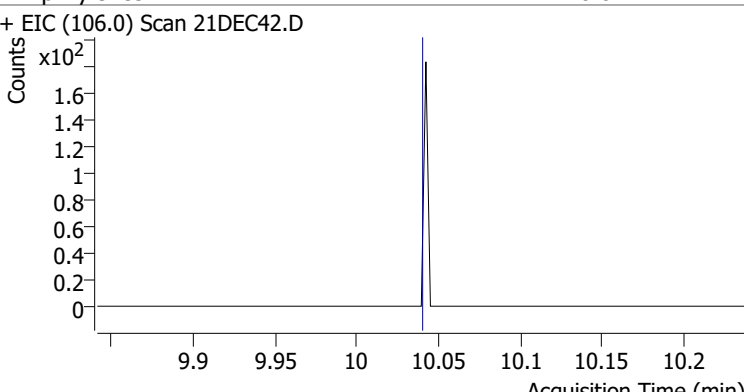
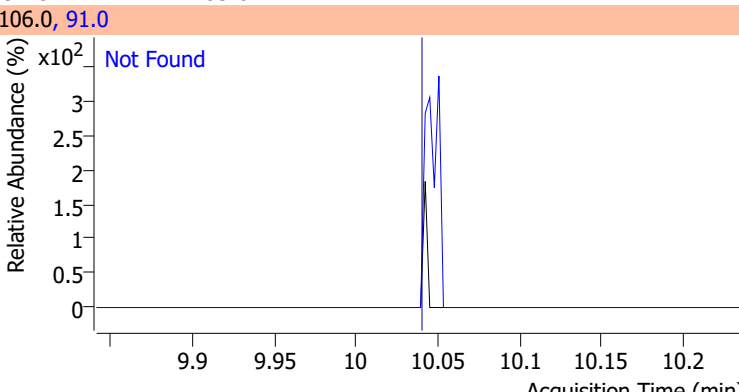
Compound	Conc.	Exp RT	QIon	Exp Ratio
Chlorodibromomethane	N.D.	9.20	127.0	75.3



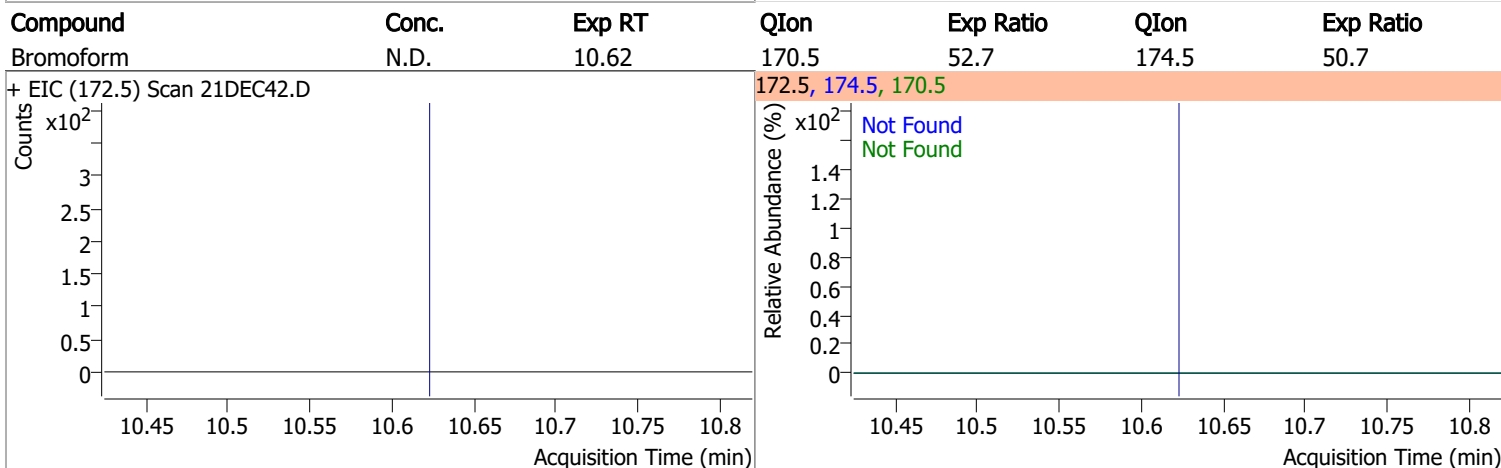
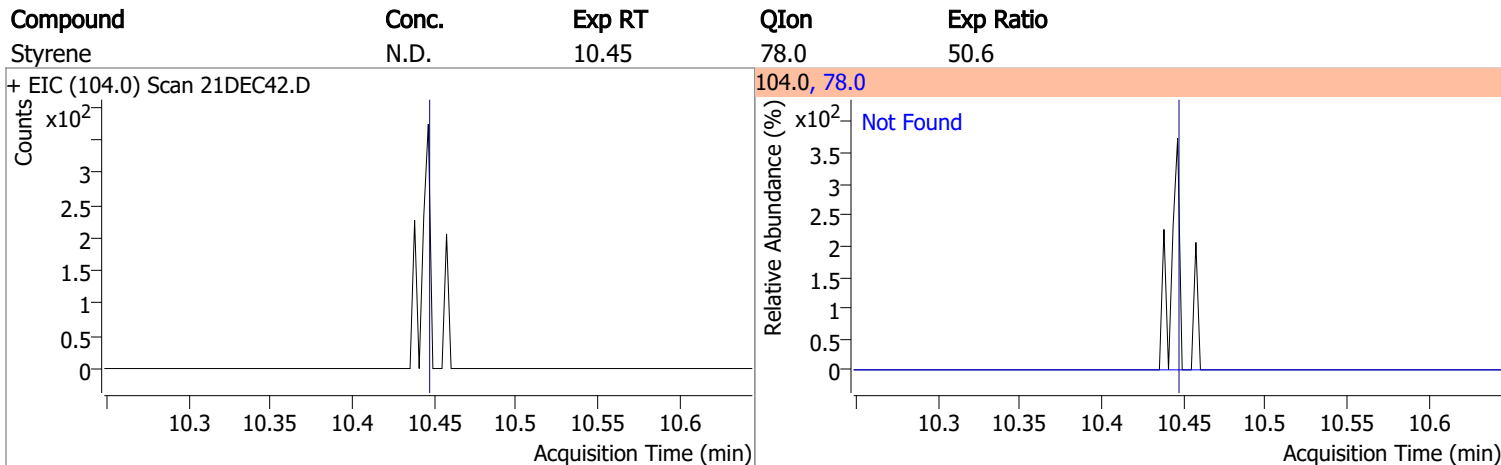
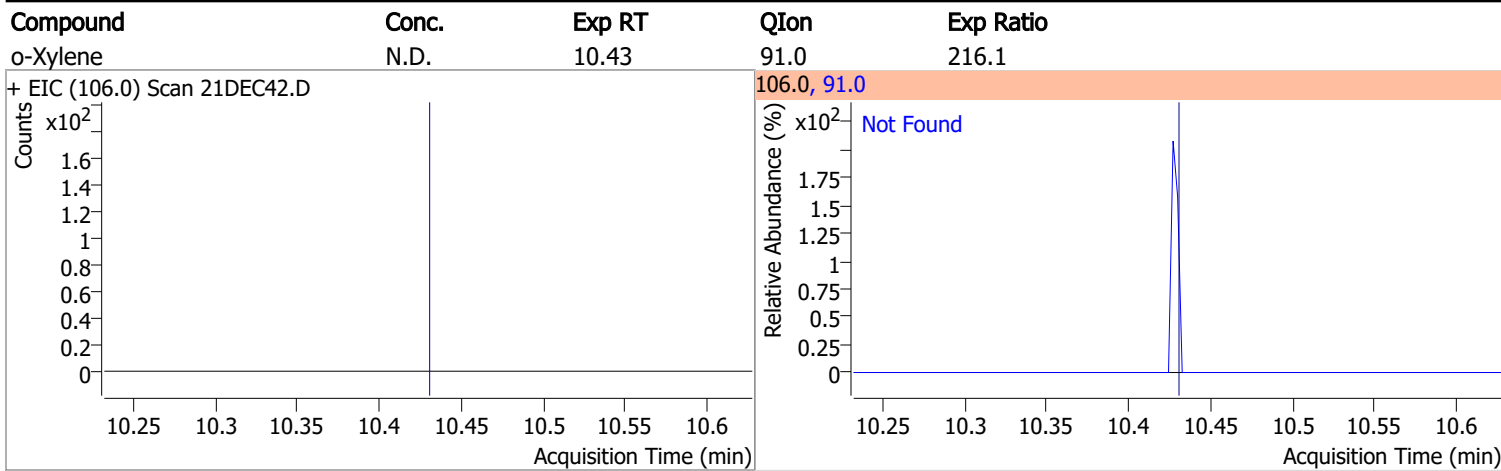
Compound	Conc.	Exp RT	QIon	Exp Ratio
1,2-Dibromoethane	N.D.	9.31	109.0	97.2



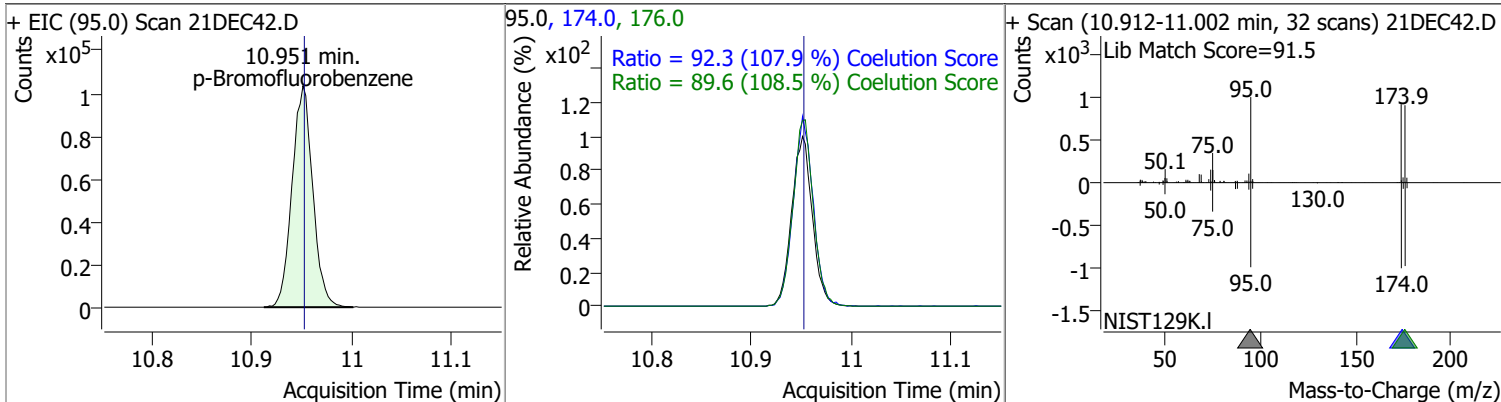
Quantitation Results Report (QT Reviewed)

Compound	Conc.	Exp RT	QIon	Exp Ratio
Chlorobenzene	N.D.	9.80	114.0	32.3
+ EIC (112.0) Scan 21DEC42.D			112.0, 114.0	
				
1,1,1,2-Tetrachloroethane	N.D.	9.89	133.0	95.7
+ EIC (131.0) Scan 21DEC42.D ***NO DATA POINTS***			131.0, 133.0	
				
Ethylbenzene	N.D.	9.92	106.0	30.7
+ EIC (91.0) Scan 21DEC42.D			91.0, 106.0	
				
m+p-Xylenes	N.D.	10.04	91.0	205.0
+ EIC (106.0) Scan 21DEC42.D			106.0, 91.0	
				

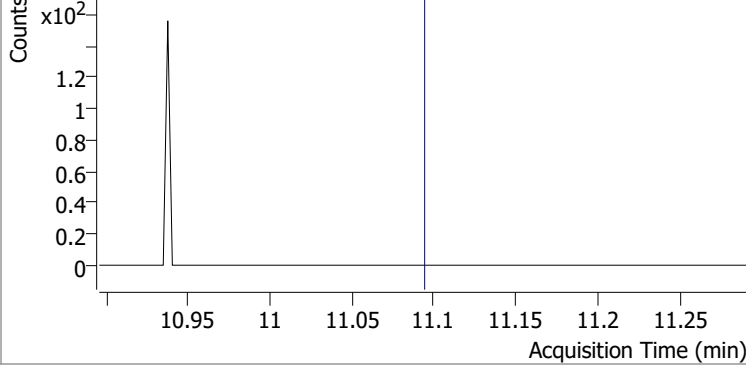
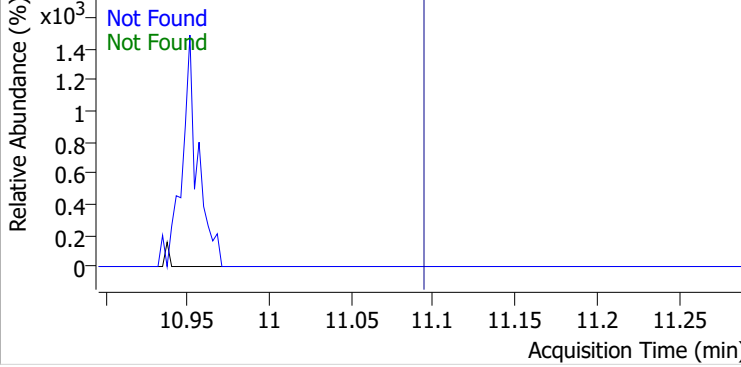
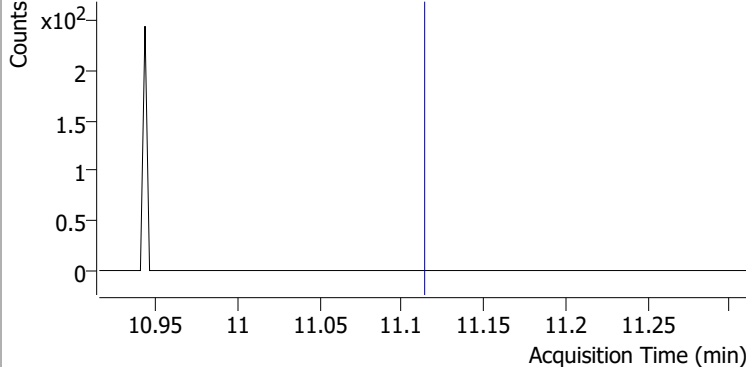
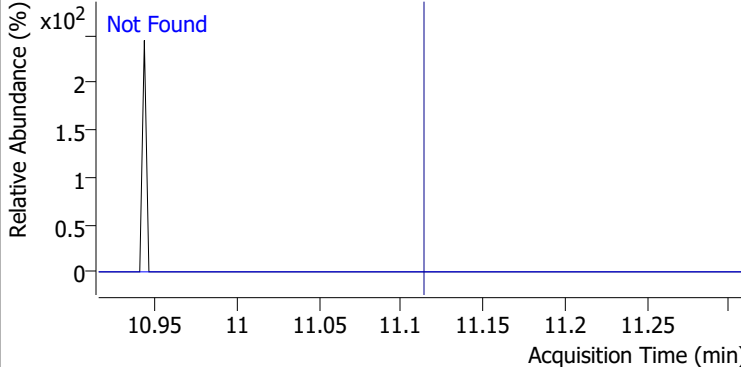
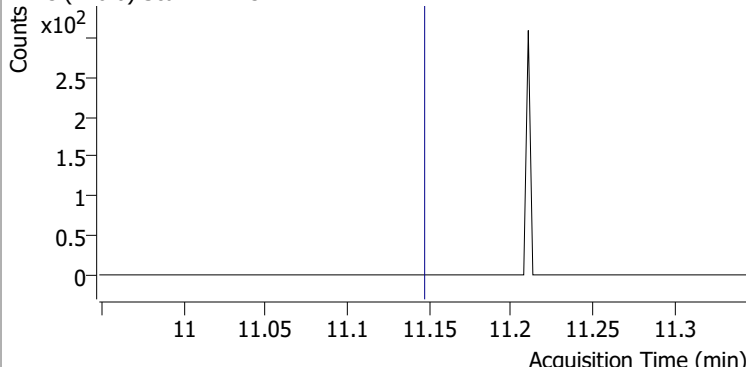
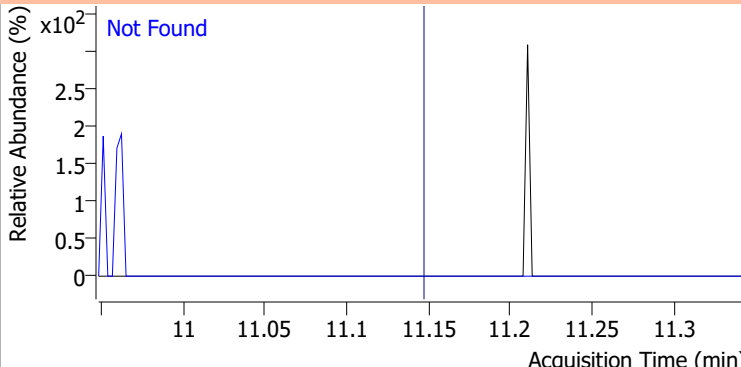
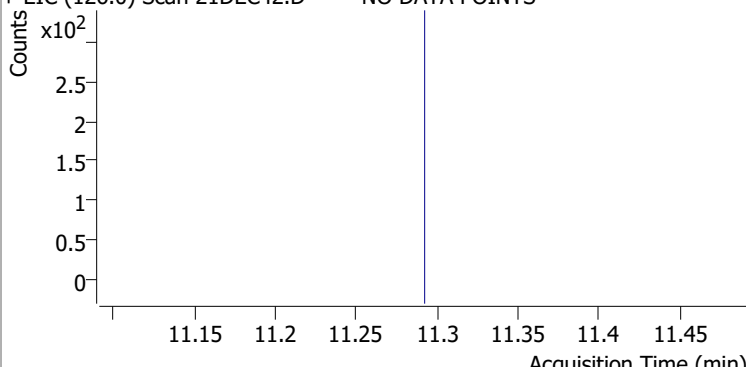
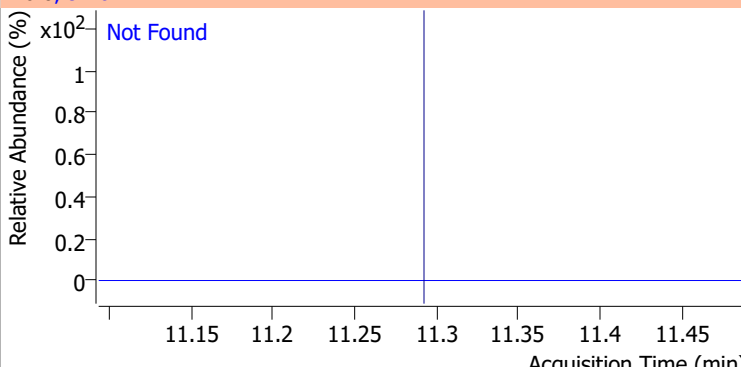
Quantitation Results Report (QT Reviewed)



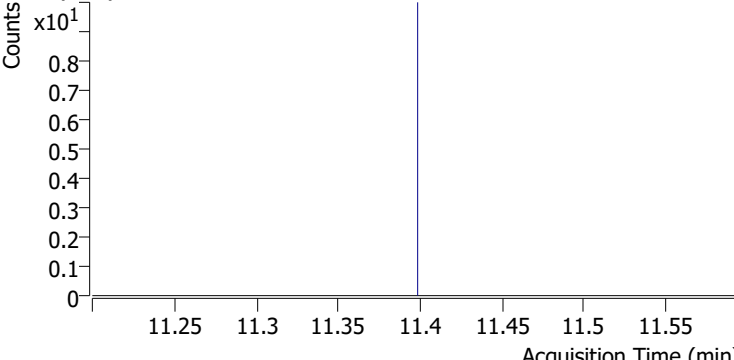
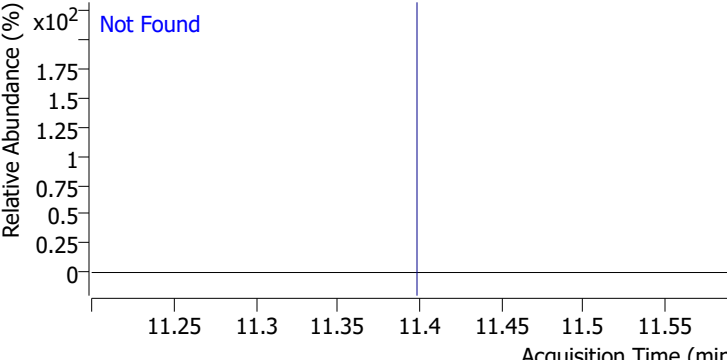
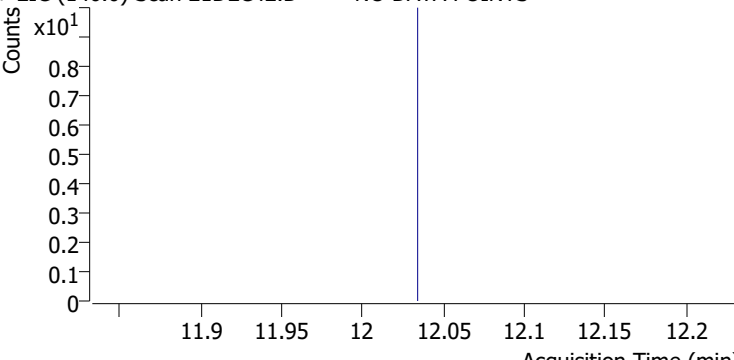
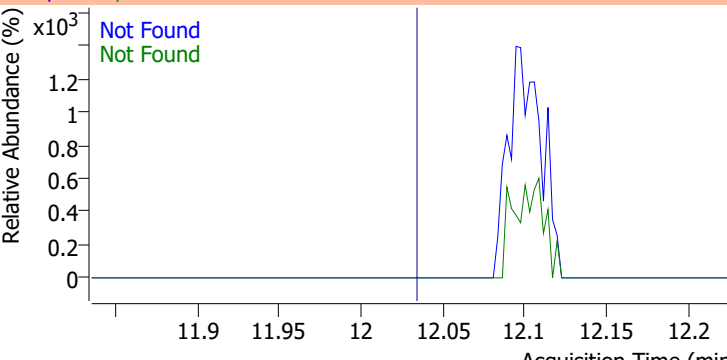
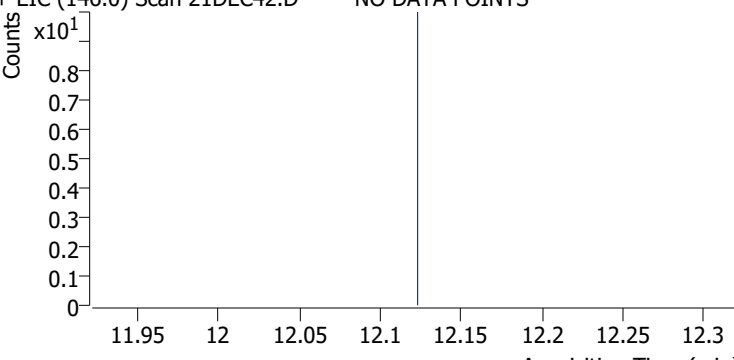
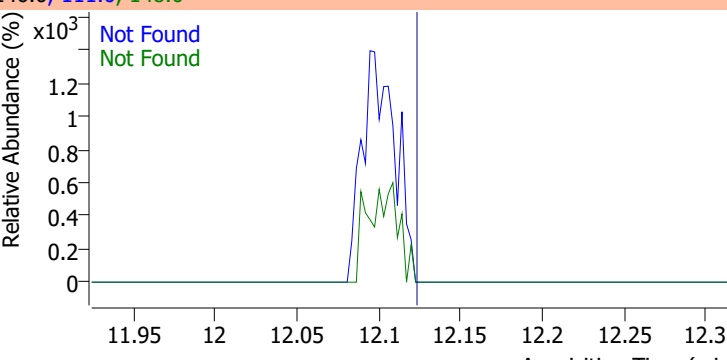
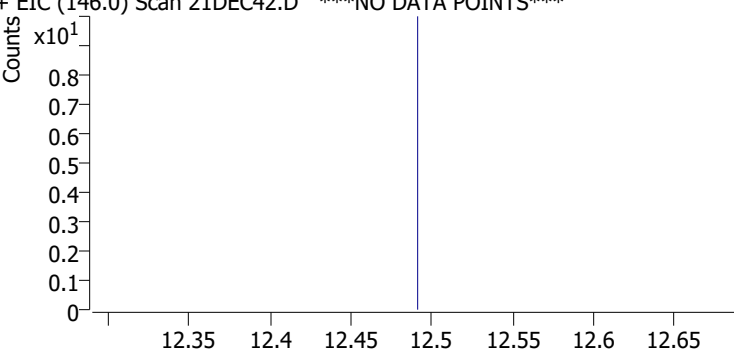
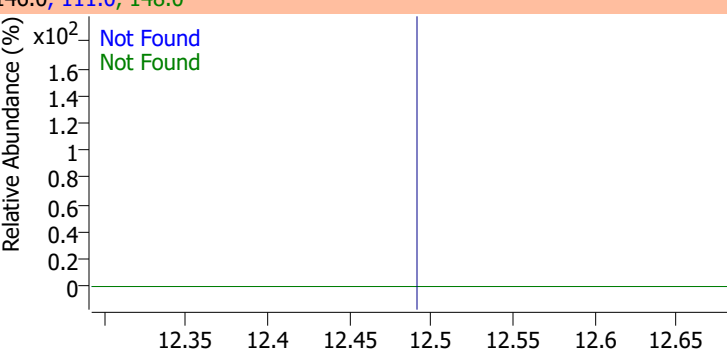
Compound	Conc.	RT	Dev(Min)	Resp.	QIon	QRatio	Lower	Upper
p-Bromofluorobenzene	279.8624	10.95	0.00	147993	174.0	92.3	55.5	115.5
					176.0	89.6	52.5	112.5



Quantitation Results Report (QT Reviewed)

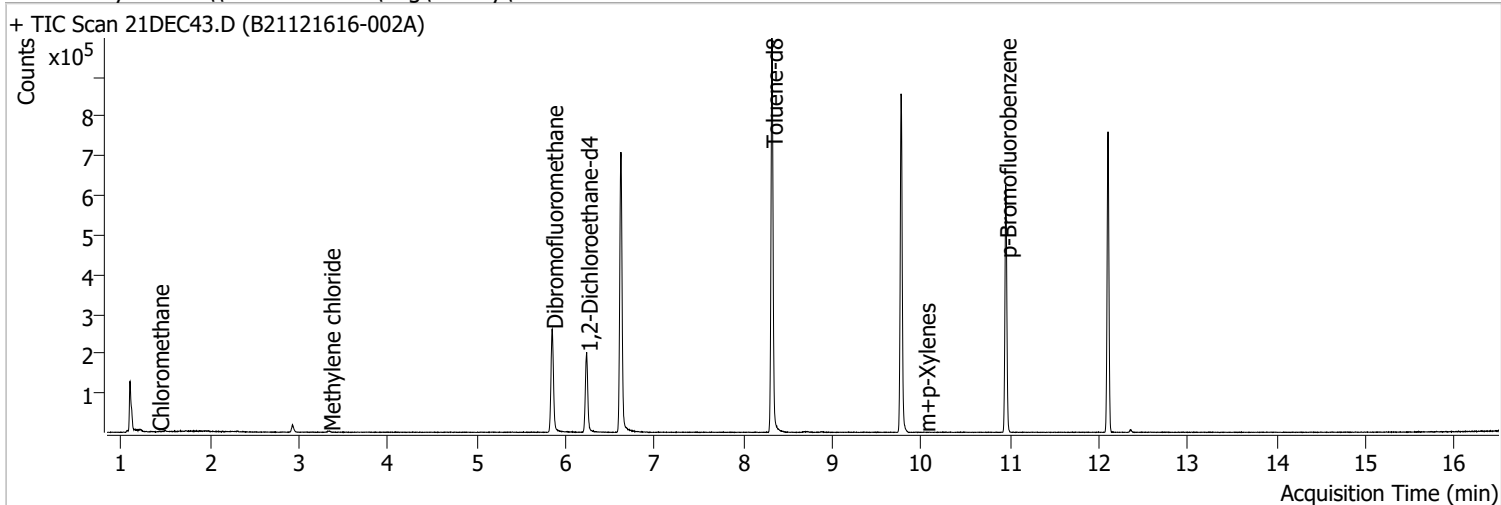
Compound	Conc.	Exp RT	QIon	Exp Ratio	QIon	Exp Ratio
Bromobenzene	N.D.	11.09	77.0	153.2	158.0	96.2
+ EIC (156.0) Scan 21DEC42.D			156.0, 77.0, 158.0			
						
1,1,2-Tetrachloroethane	N.D.	11.11	85.0	63.2		
+ EIC (83.0) Scan 21DEC42.D			83.0, 85.0			
						
1,2,3-Trichloropropane	N.D.	11.15	112.0	65.8		
+ EIC (110.0) Scan 21DEC42.D			110.0, 112.0			
						
2-Chlorotoluene	N.D.	11.29	91.0	294.1		
+ EIC (126.0) Scan 21DEC42.D ***NO DATA POINTS***			126.0, 91.0			
						

Quantitation Results Report (QT Reviewed)

Compound	Conc.	Exp RT	QIon	Exp Ratio		
4-Chlorotoluene	N.D.	11.40	126.0	30.4		
+ EIC (91.0) Scan 21DEC42.D			91.0, 126.0			
						
1,3-Dichlorobenzene	N.D.	12.03	148.0	64.5	QIon	Exp Ratio
+ EIC (146.0) Scan 21DEC42.D ***NO DATA POINTS***			146.0, 111.0, 148.0			
						
1,4-Dichlorobenzene	N.D.	12.12	148.0	64.0	QIon	Exp Ratio
+ EIC (146.0) Scan 21DEC42.D ***NO DATA POINTS***			146.0, 111.0, 148.0			
						
1,2-Dichlorobenzene	N.D.	12.49	148.0	63.8	QIon	Exp Ratio
+ EIC (146.0) Scan 21DEC42.D ***NO DATA POINTS***			146.0, 111.0, 148.0			
						

Quantitation Results Report (QT Reviewed)

Data File	21DEC43.D	Operator	MSC
Acq. Method	5975CACQF.M	Acq. Date-Time	12/22/2021 9:06:42 AM
Sample Name	B21121616-002A	Instrument	VOA5975C
Vial	43	Multiplier	1.00
DA Method File	VOA5975C_8260B_SHT_DoD_L4_120721.m	Comment	
Tune File	BFB_Atune3.u	Tune Date	10/11/2021 4:02:00 PM
Batch Name	VG122121_8260B_2ndRun.batch.bin	Last Calib Update	2/4/2022 12:03:22 PM
Ref Library	\\MASSHUNTER\Org\Library\NIST129K.I		



Compound	RT	QIon	Resp.	Conc.	Units	Dev(Min)
----------	----	------	-------	-------	-------	----------

Internal Standards

M Fluorobenzene	6.623	96.0	618885	250.0000	ng	0.003
M Chlorobenzene-d5	9.774	82.0	232626	250.0000	ng	0.000
M 1,4-Dichlorobenzene-d4	12.100	152.0	177844	250.0000	ng	0.000

System Monitoring Compounds

S Dibromofluoromethane	5.848	113.0	156191	257.5078	ng	-0.003
Spiked Amount: 250.000	Range: 80.0 - 119.0%			Recovery = 103.00%		
S 1,2-Dichloroethane-d4	6.236	67.0	71615	258.7178	ng	0.006
Spiked Amount: 250.000	Range: 81.0 - 118.0%			Recovery = 103.49%		
S Toluene-d8	8.319	98.0	608803	260.3447	ng	0.000
Spiked Amount: 250.000	Range: 89.0 - 112.0%			Recovery = 104.14%		
S p-Bromofluorobenzene	10.948	95.0	177533	260.8825	ng	-0.003
Spiked Amount: 250.000	Range: 85.0 - 114.0%			Recovery = 104.35%		

Target Compounds

Compound	RT	QIon	Resp.	Conc.	Units	QValue
T Dichlorodifluoromethane	0.000		0	N.D.		
T Chloromethane	1.417	50.0	289	0.2870	ng m	81
T Vinyl chloride	0.000		0	N.D.		
T Bromomethane	0.000		0	N.D.		
T Chloroethane	0.000		0	N.D.		
T Trichlorofluoromethane	0.000		0	N.D.		
T 1,1-Dichloroethene	0.000		0	N.D.		
T Methylene chloride	3.341	49.0	2498	2.7543	ng m	90
T trans-1,2-Dichloroethene	0.000		0	N.D.		
T Methyl tert-butyl ether (MTBE)	0.000		0	N.D.		
T 1,1-Dichloroethane	0.000		0	N.D.		
T 2,2-Dichloropropane	0.000		0	N.D.		
T cis-1,2-Dichloroethene	0.000		0	N.D.		
T Methyl ethyl ketone	0.000		0	N.D.		
T Bromochloromethane	0.000		0	N.D.		
T Chloroform	0.000		0	N.D.		

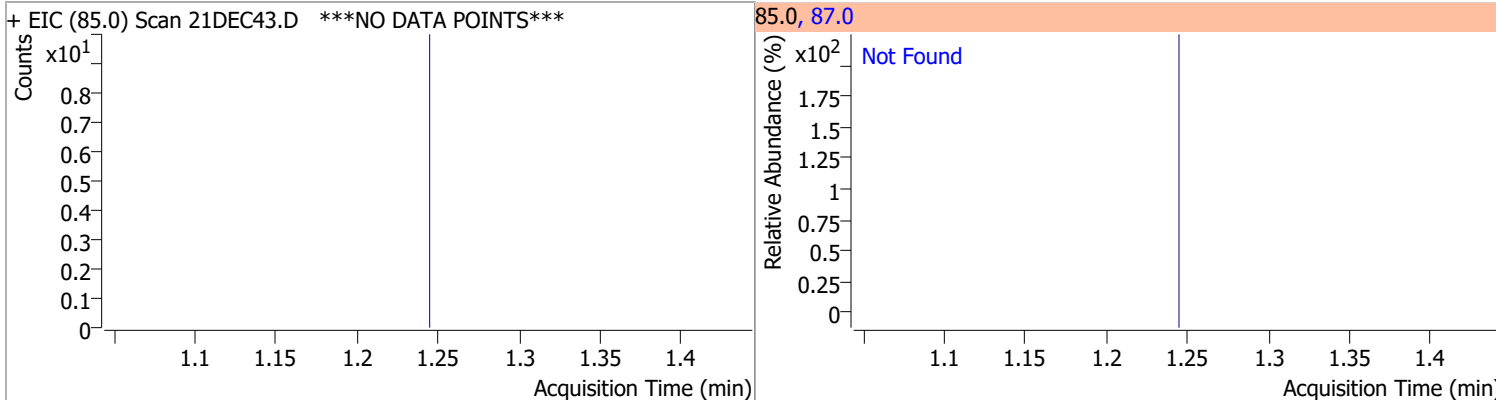
Quantitation Results Report (QT Reviewed)

Compound	RT	QIon	Resp.	Conc.	Units	Dev(Min)
T 1,1,1-Trichloroethane	0.000		0	N.D.		
T Carbon tetrachloride	0.000		0	N.D.		
T 1,1-Dichloropropene	0.000		0	N.D.		
T Benzene	0.000		0	N.D.		
T 1,2-Dichloroethane	0.000		0	N.D.		
T Trichloroethene	0.000		0	N.D.		
T 1,2-Dichloropropane	0.000		0	N.D.		
T Dibromomethane	0.000		0	N.D.		
T Bromodichloromethane	0.000		0	N.D.		
T cis-1,3-Dichloropropene	0.000		0	N.D.		
T Toluene	8.380	92.0	0		ng md	1
T trans-1,3-Dichloropropene	0.000		0	N.D.		
T 1,1,2-Trichloroethane	0.000		0	N.D.		
T Tetrachloroethene	0.000		0	N.D.		
T 1,3-Dichloropropane	0.000		0	N.D.		
T Chlorodibromomethane	0.000		0	N.D.		
T 1,2-Dibromoethane	0.000		0	N.D.		
T Chlorobenzene	0.000		0	N.D.		
T 1,1,1,2-Tetrachloroethane	0.000		0	N.D.		
T Ethylbenzene	0.000		0	N.D.		
T m+p-Xylenes	10.034	106.0	55	0.0488	ng m	85
T o-Xylene	0.000		0	N.D.		
T Styrene	0.000		0	N.D.		
T Bromoform	0.000		0	N.D.		
T Bromobenzene	0.000		0	N.D.		
T 1,1,2,2-Tetrachloroethane	0.000		0	N.D.		
T 1,2,3-Trichloropropane	0.000		0	N.D.		
T 2-Chlorotoluene	0.000		0	N.D.		
T 4-Chlorotoluene	0.000		0	N.D.		
T 1,3-Dichlorobenzene	0.000		0	N.D.		
T 1,4-Dichlorobenzene	0.000		0	N.D.		
T 1,2-Dichlorobenzene	0.000		0	N.D.		

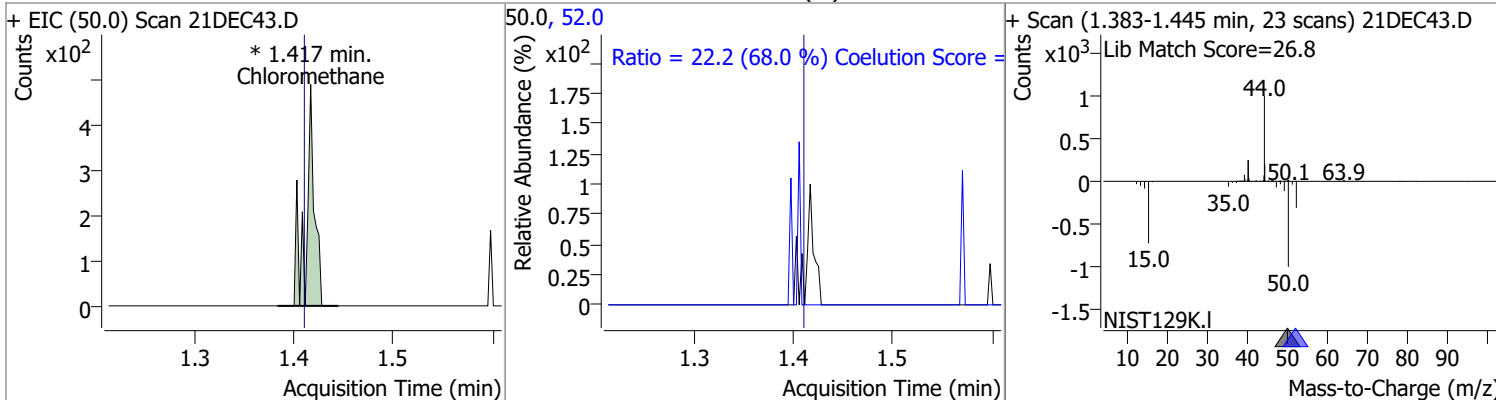
(#) = Qualifier Out of Range; (m) = Manual Integration; (+) = Area Summed; (*) = Surrogate Percent Recovery Out of Range; (d): Zeroed Peak

Quantitation Results Report (QT Reviewed)

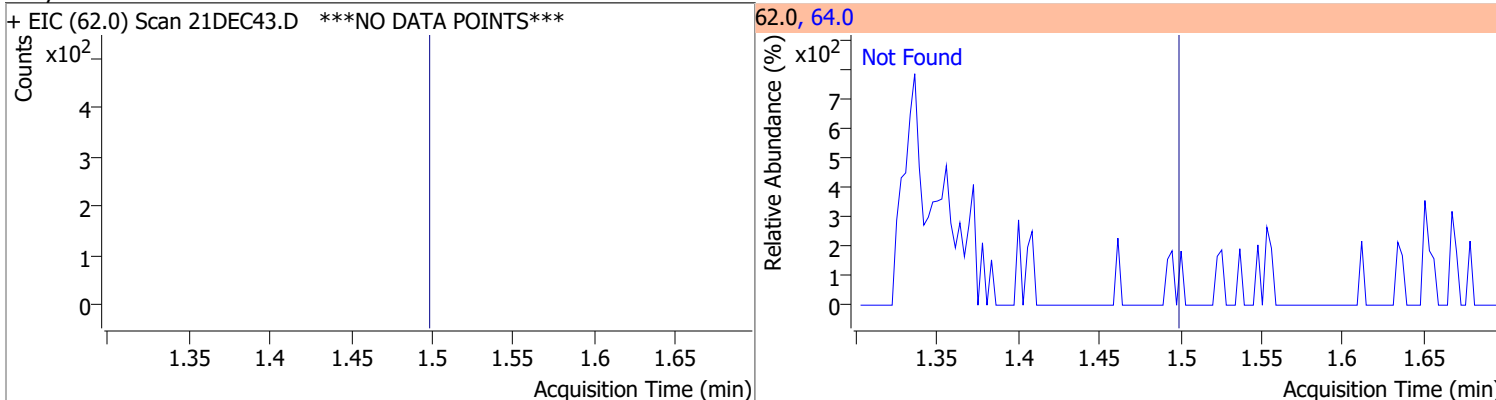
Compound	Conc.	Exp RT	QIon	Exp Ratio
Dichlorodifluoromethane	N.D.	1.24	87.0	32.0



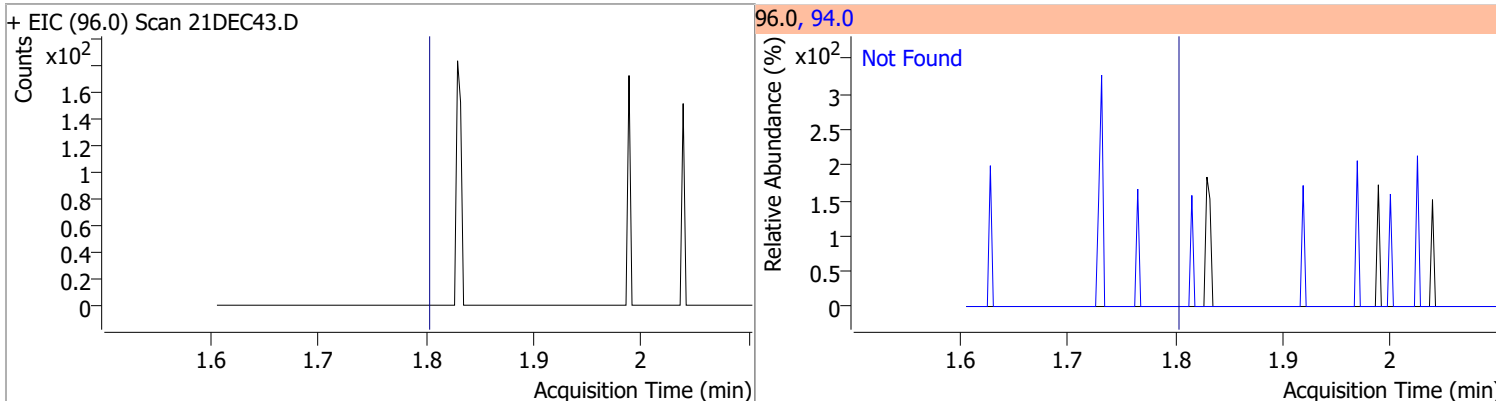
Compound	Conc.	RT	Dev(Min)	Resp.	QIon	QRatio	Lower	Upper
Chloromethane	0.2870	1.42	0.01	289 (m)	52.0	22.2	2.7	62.7



Compound	Conc.	Exp RT	QIon	Exp Ratio
Vinyl chloride	N.D.	1.50	64.0	31.6

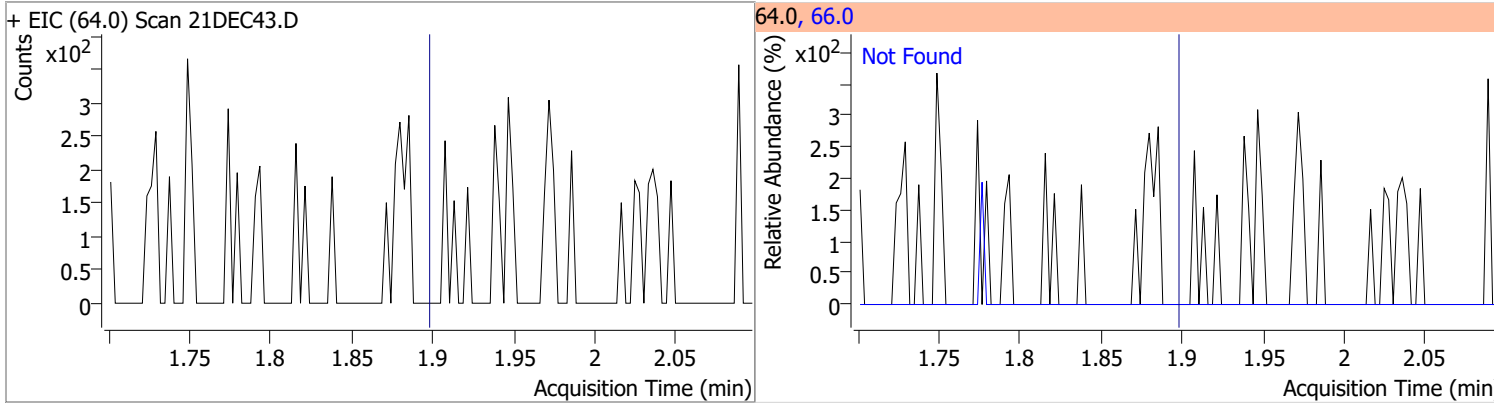


Compound	Conc.	Exp RT	QIon	Exp Ratio
Bromomethane	N.D.	1.80	94.0	106.0

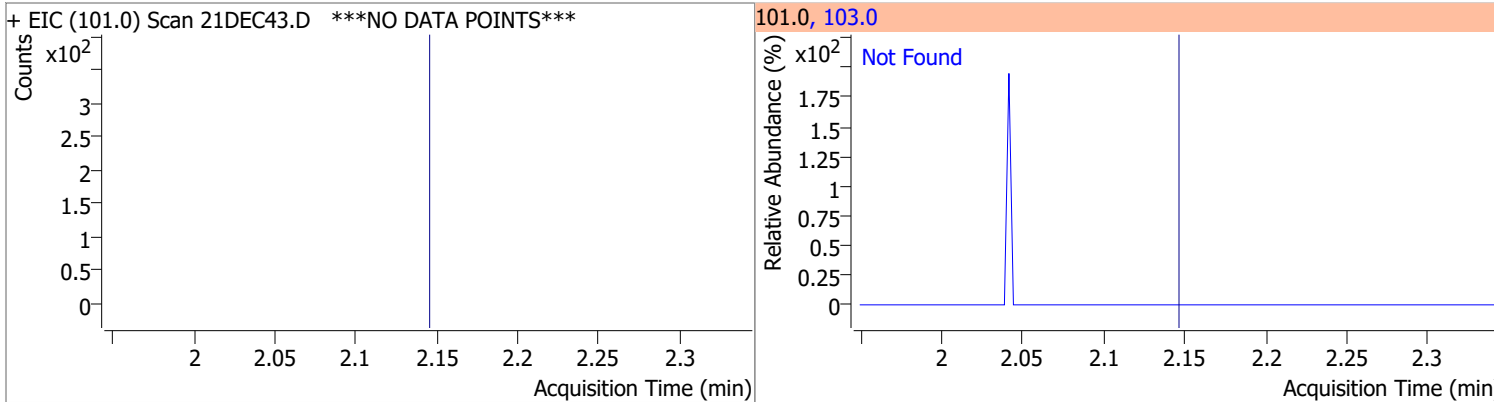


Quantitation Results Report (QT Reviewed)

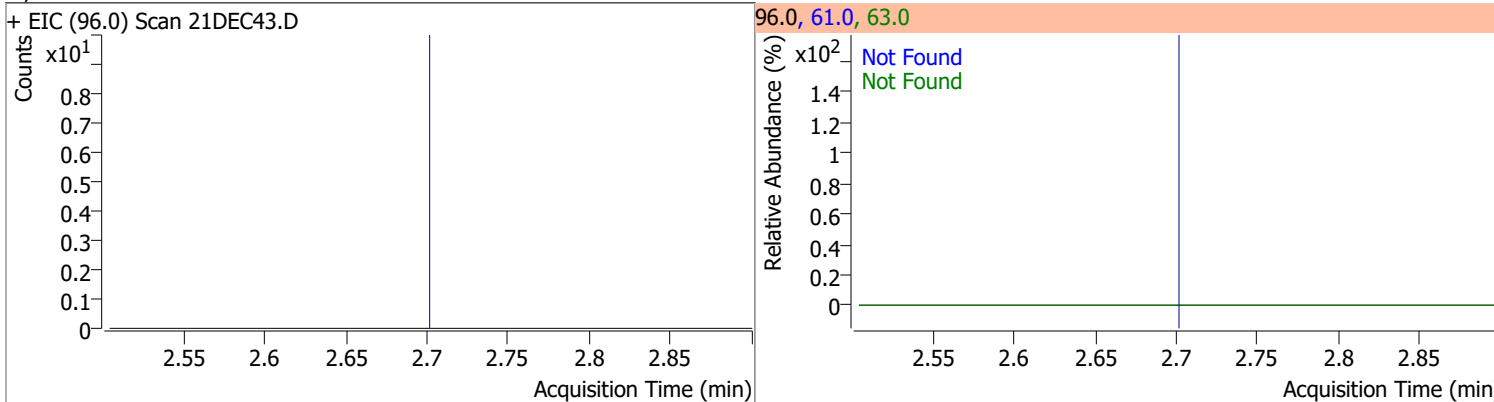
Compound	Conc.	Exp RT	QIon	Exp Ratio
Chloroethane	N.D.	1.90	66.0	30.8



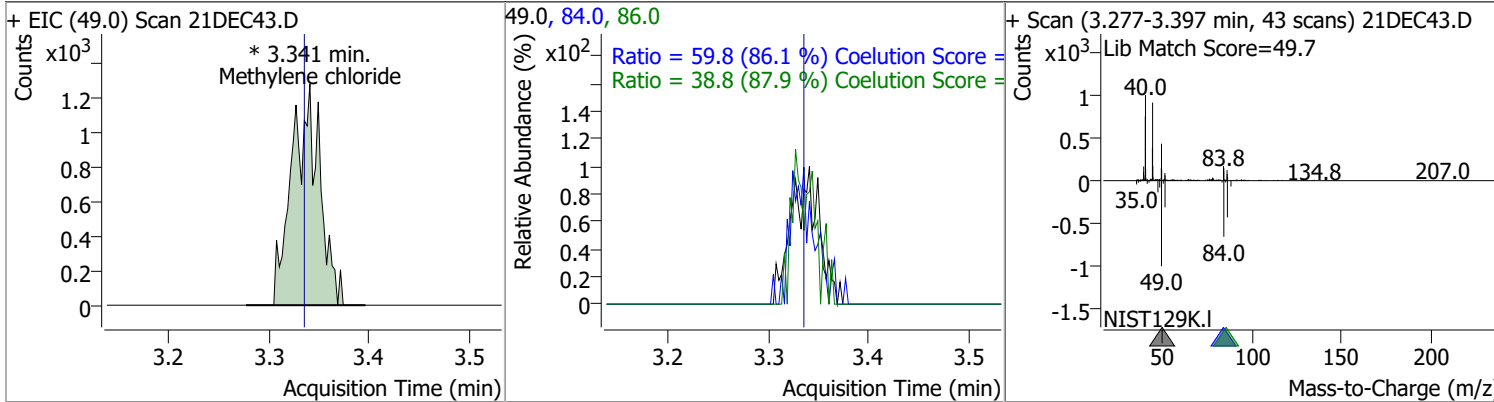
Compound	Conc.	Exp RT	QIon	Exp Ratio
Trichlorofluoromethane	N.D.	2.14	103.0	64.8



Compound	Conc.	Exp RT	QIon	Exp Ratio	QIon	Exp Ratio
1,1-Dichloroethene	N.D.	2.70	61.0	180.1	63.0	57.5

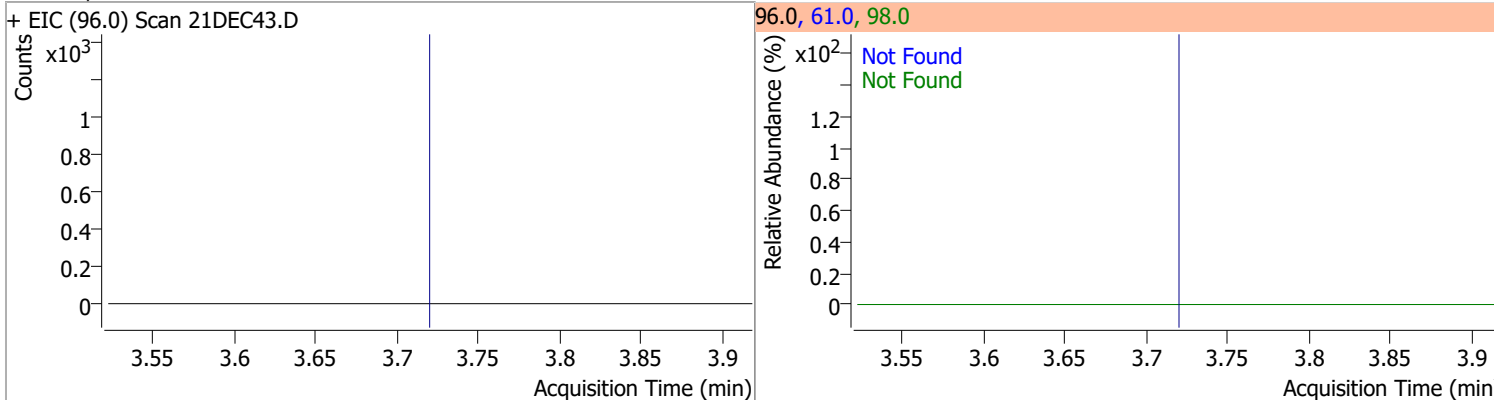


Compound	Conc.	RT	Dev(Min)	Resp.	QIon	QRatio	Lower	Upper
Methylene chloride	2.7543	3.34	0.01	2498 (m)	84.0	59.8	39.4	99.4
					86.0	38.8	14.1	74.1

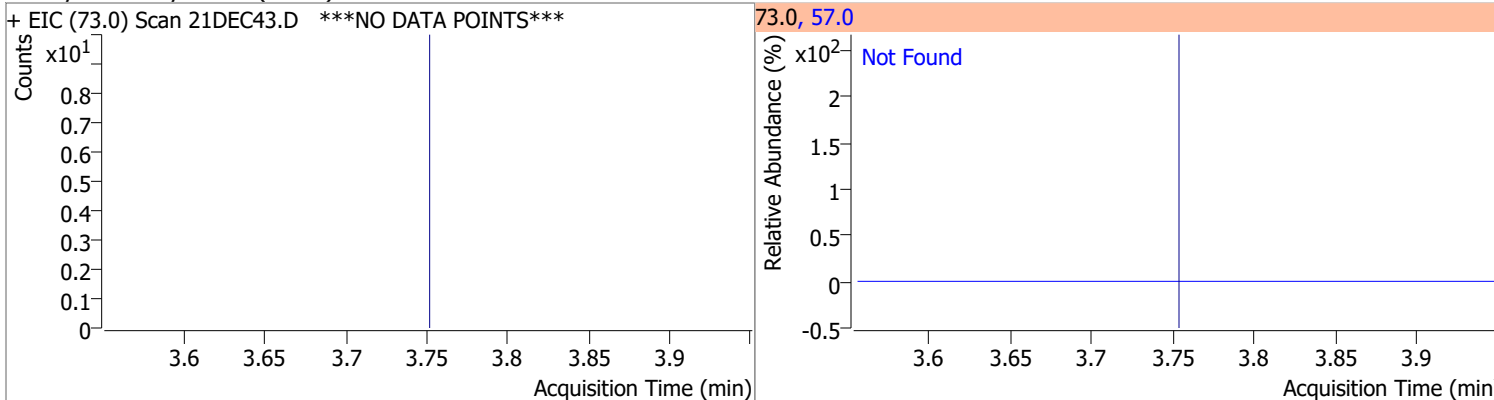


Quantitation Results Report (QT Reviewed)

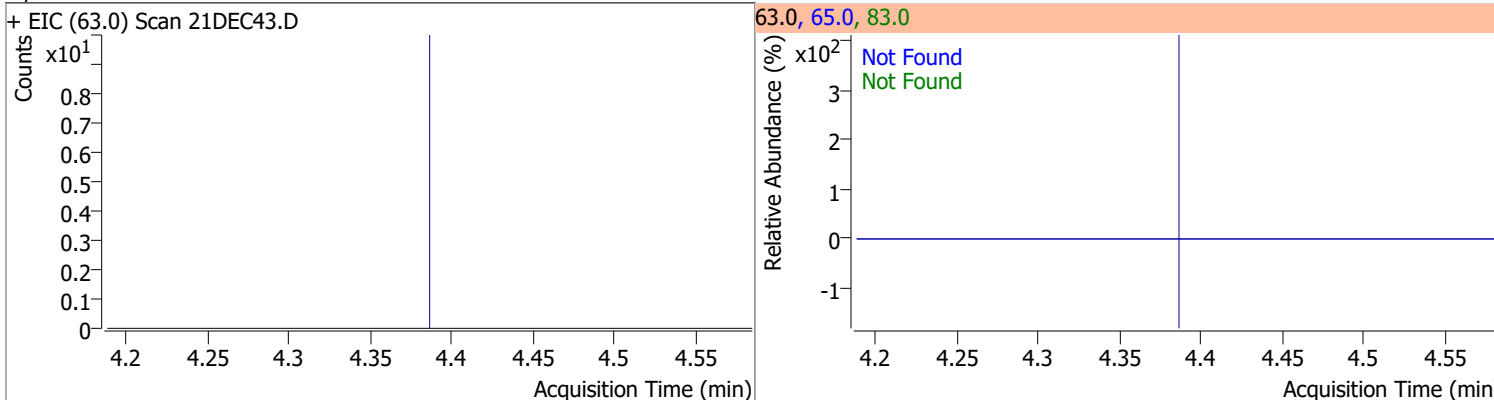
Compound	Conc.	Exp RT	QIon	Exp Ratio	QIon	Exp Ratio
trans-1,2-Dichloroethene	N.D.	3.72	61.0	155.1	98.0	62.8



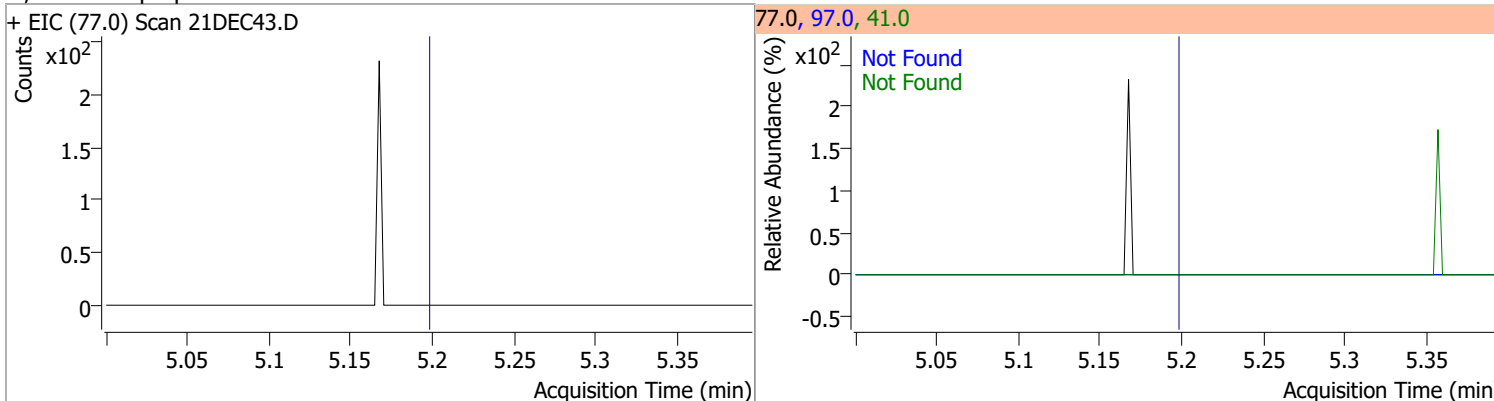
Compound	Conc.	Exp RT	QIon	Exp Ratio
Methyl tert-butyl ether (MTBE)	N.D.	3.75	57.0	23.9



Compound	Conc.	Exp RT	QIon	Exp Ratio	QIon	Exp Ratio
1,1-Dichloroethane	N.D.	4.38	65.0	31.7	83.0	12.8

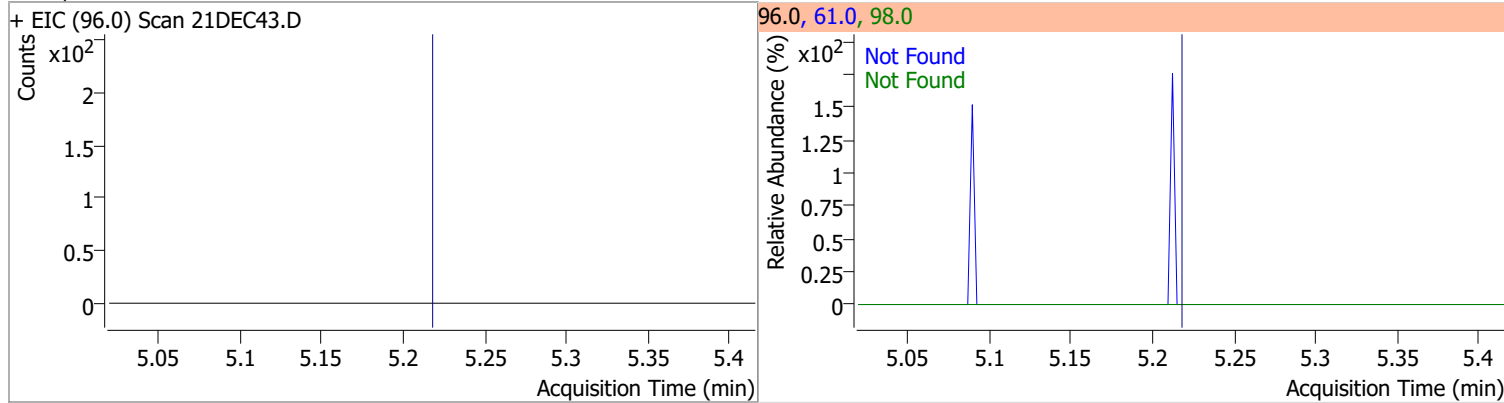


Compound	Conc.	Exp RT	QIon	Exp Ratio	QIon	Exp Ratio
2,2-Dichloropropane	N.D.	5.20	41.0	59.0	97.0	21.8

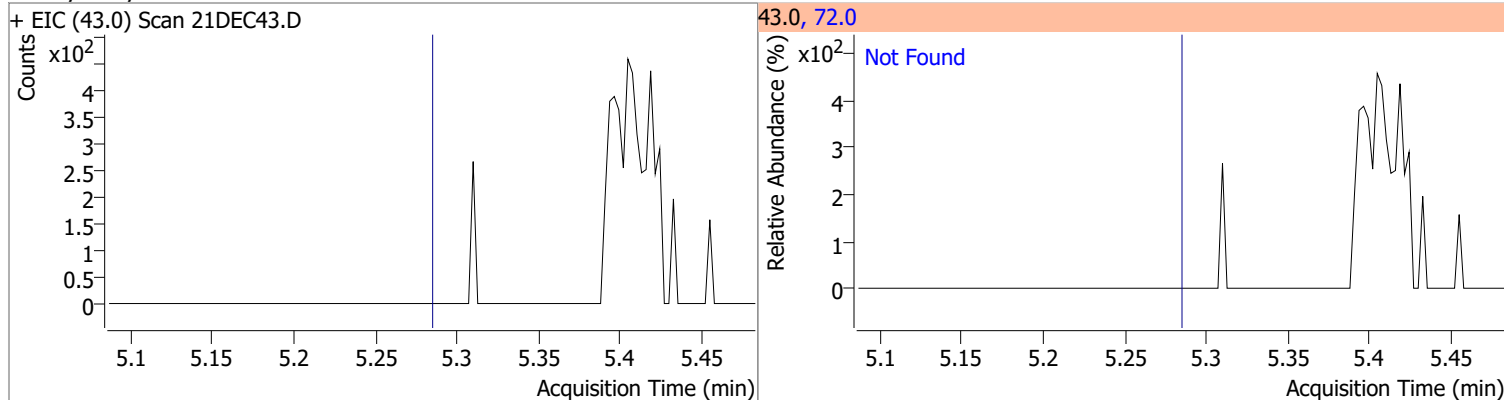


Quantitation Results Report (QT Reviewed)

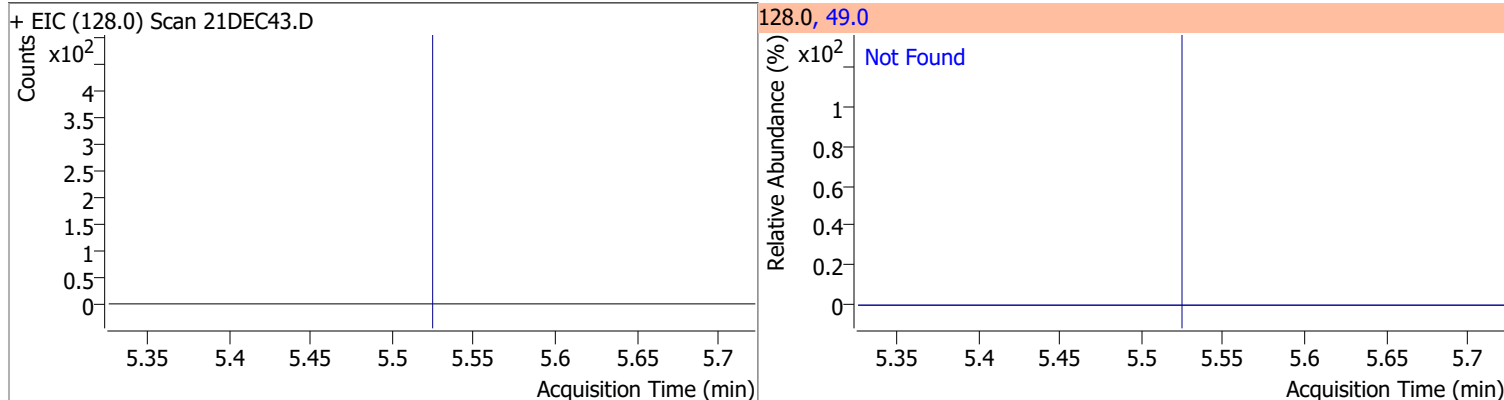
Compound	Conc.	Exp RT	QIon	Exp Ratio	QIon	Exp Ratio
cis-1,2-Dichloroethene	N.D.	5.21	61.0	163.3	98.0	64.4



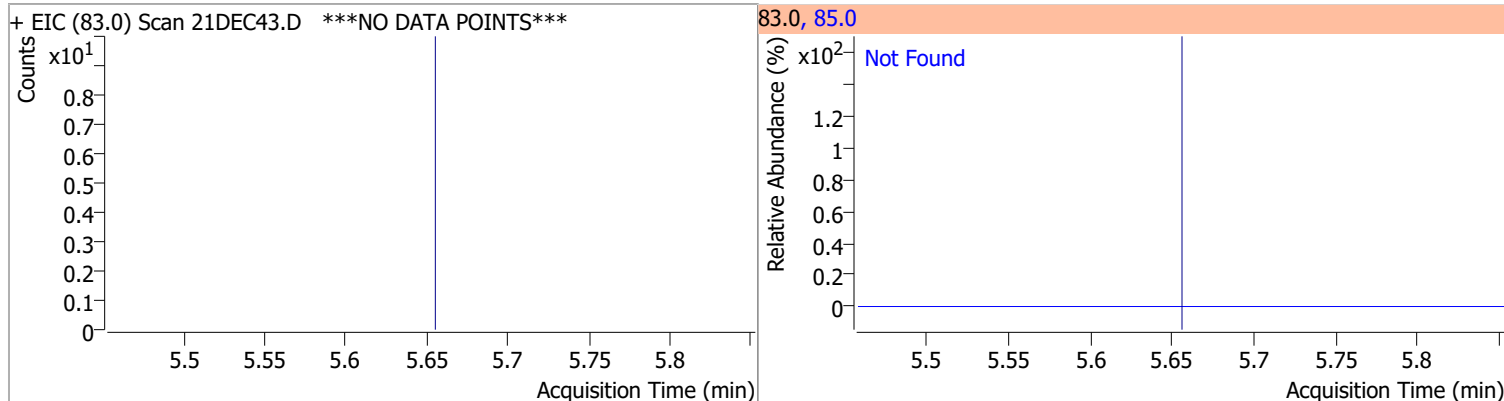
Compound	Conc.	Exp RT	QIon	Exp Ratio
Methyl ethyl ketone	N.D.	5.28	72.0	22.2



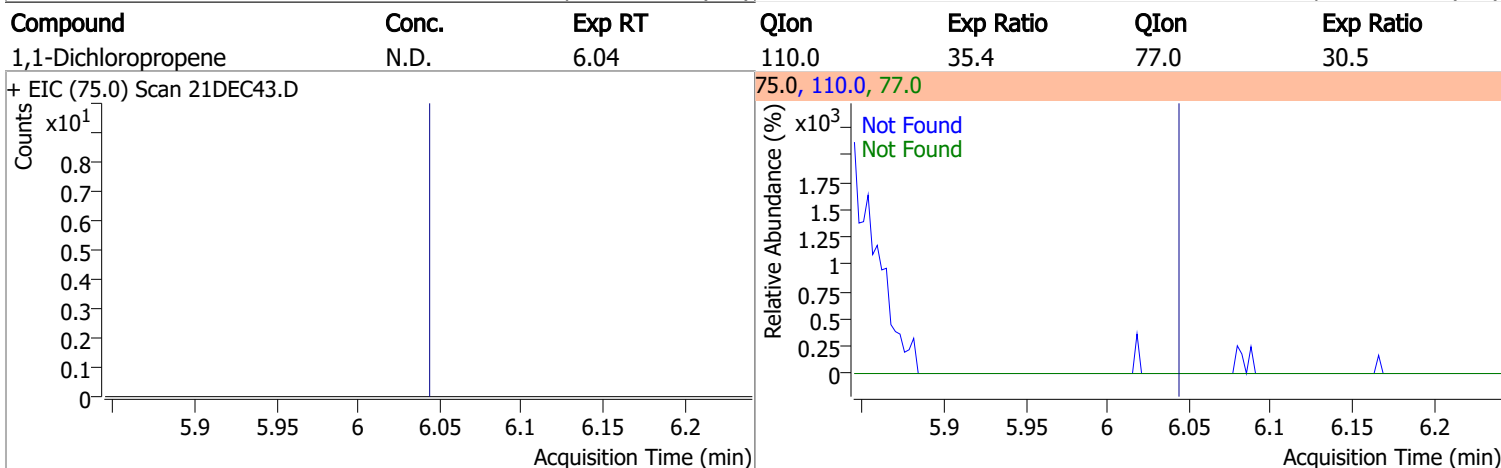
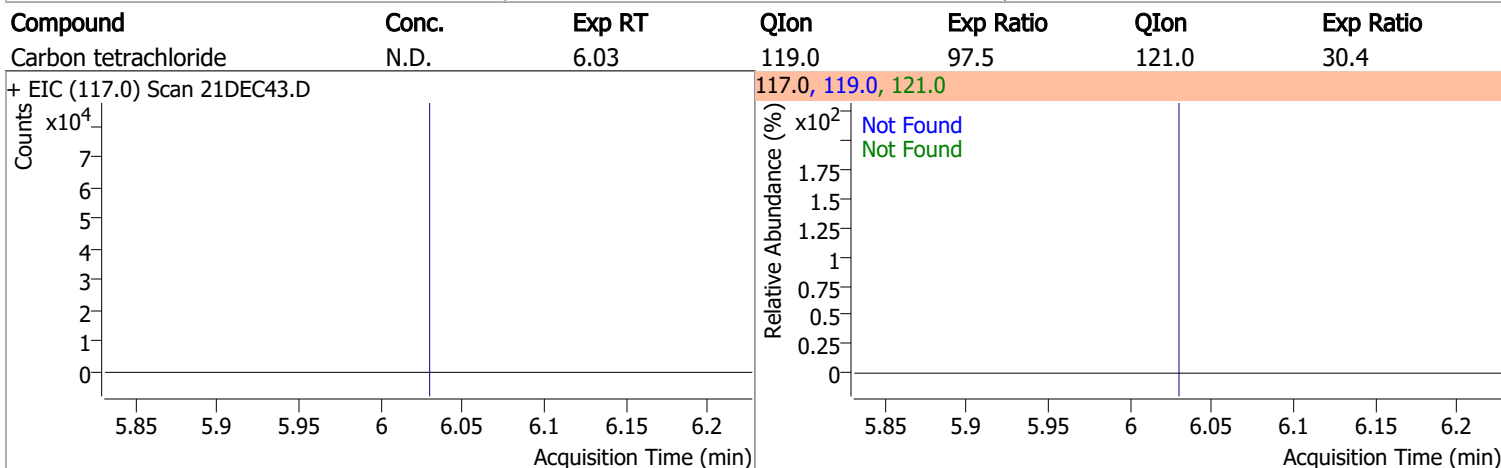
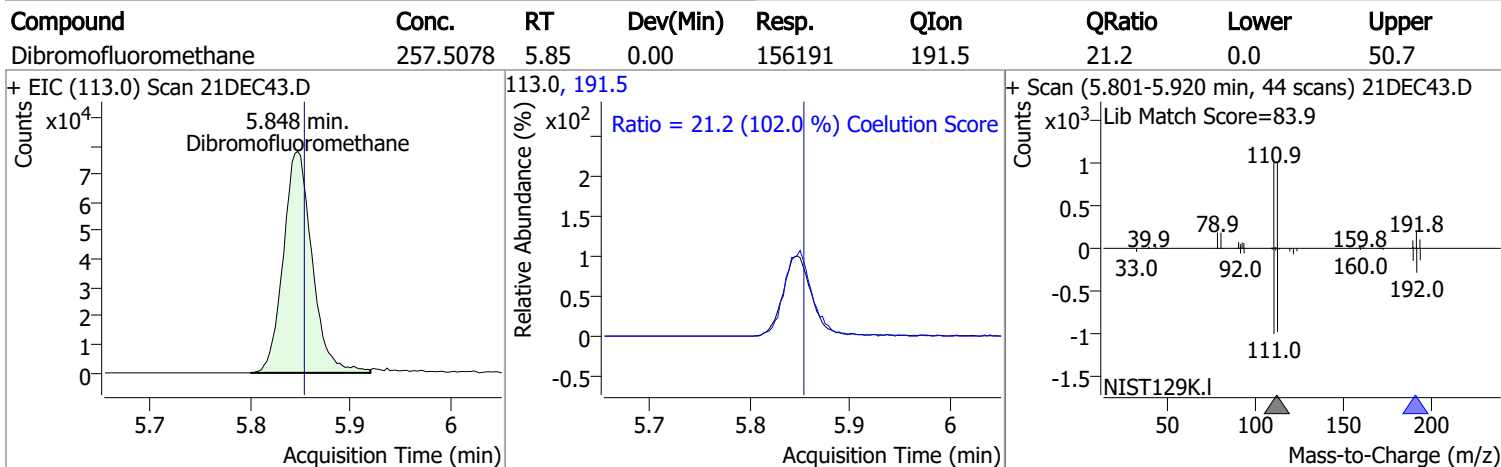
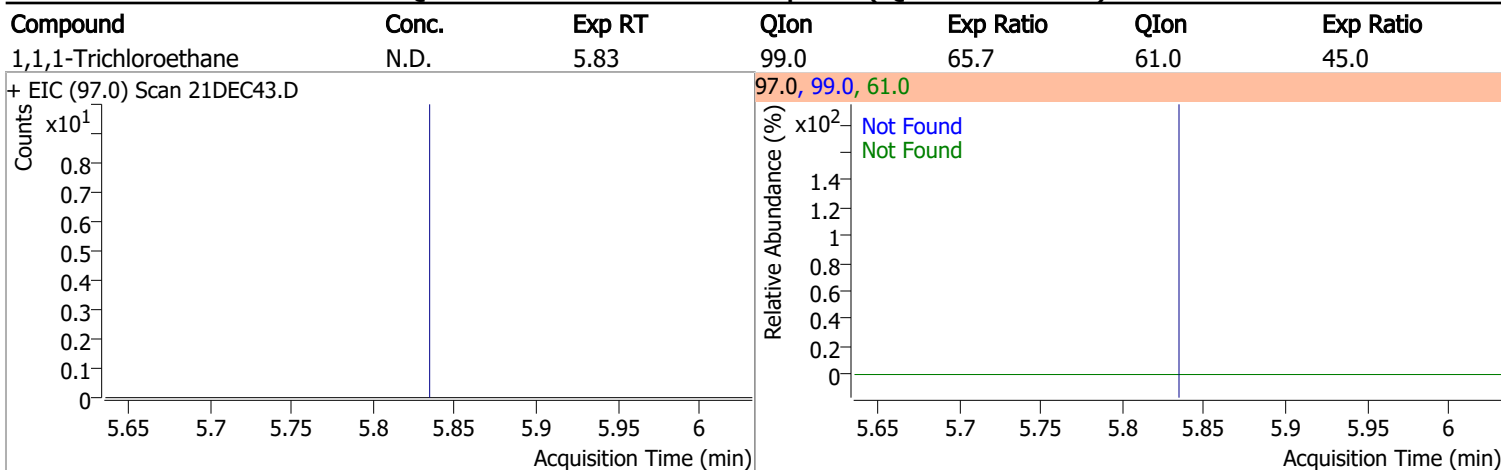
Compound	Conc.	Exp RT	QIon	Exp Ratio
Bromochloromethane	N.D.	5.52	49.0	184.6



Compound	Conc.	Exp RT	QIon	Exp Ratio
Chloroform	N.D.	5.65	85.0	65.1

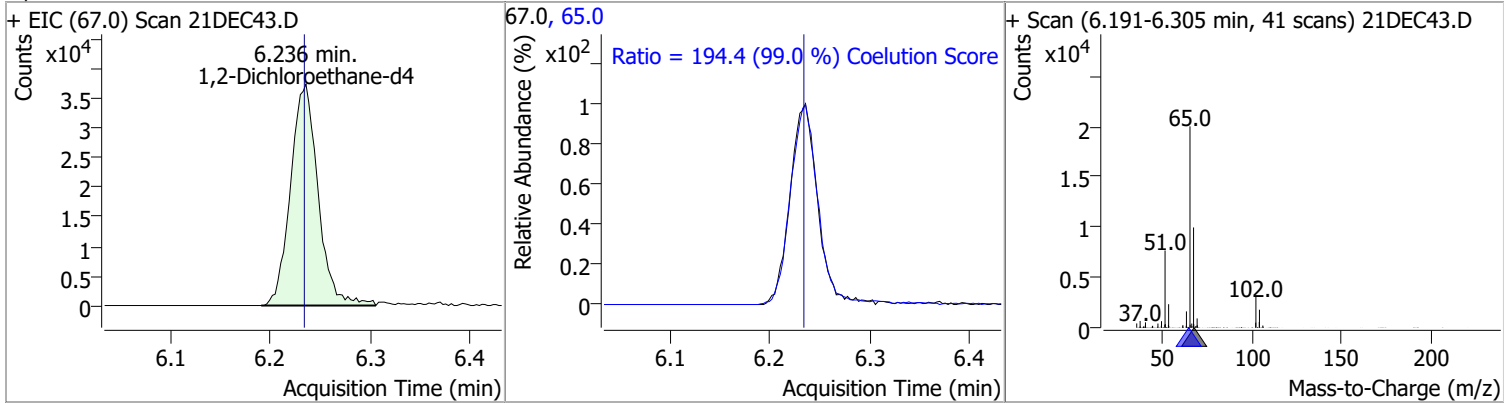


Quantitation Results Report (QT Reviewed)

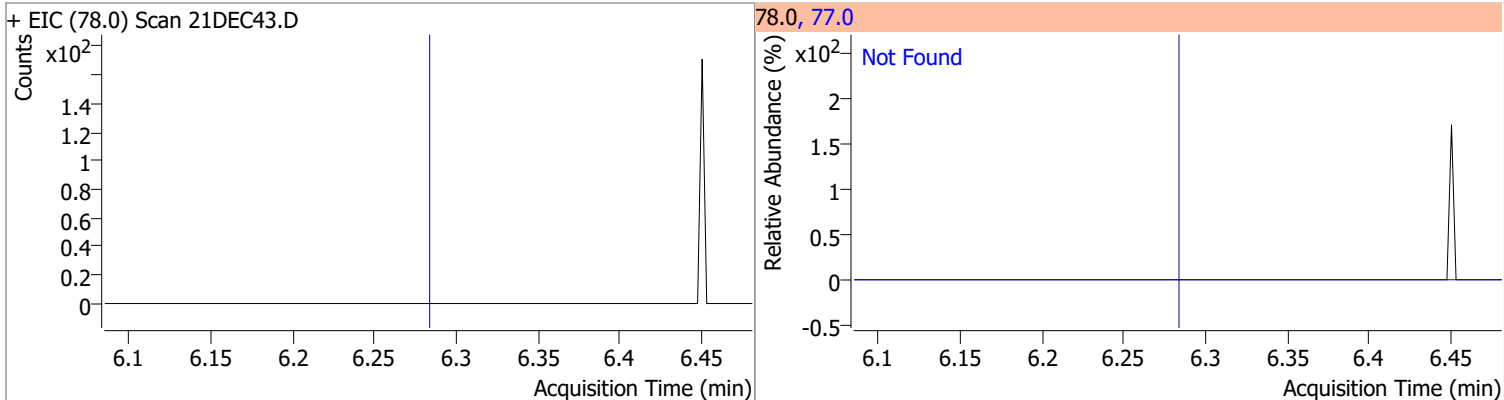


Quantitation Results Report (QT Reviewed)

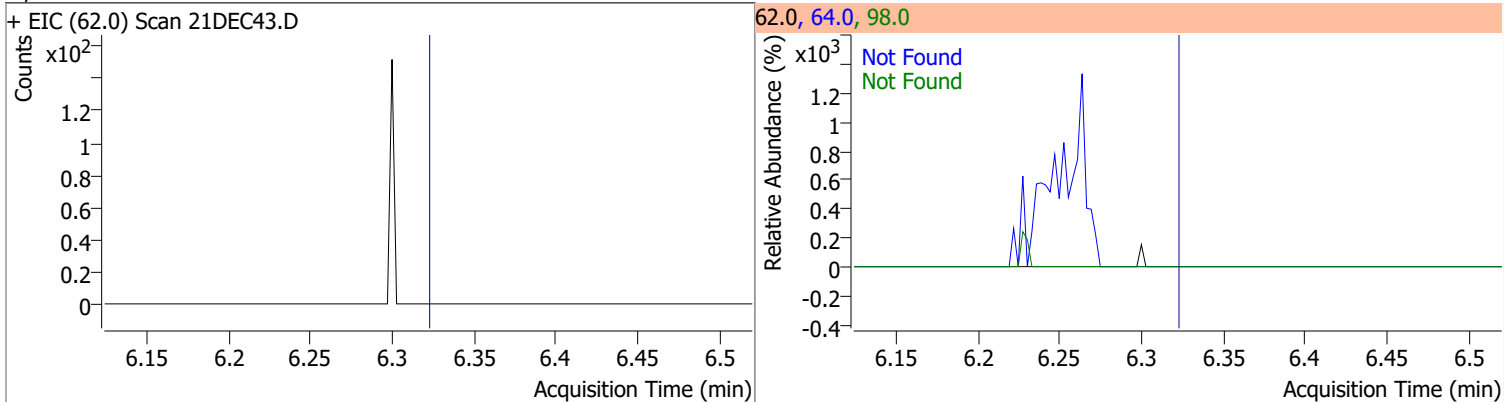
Compound	Conc.	RT	Dev(Min)	Resp.	QIon	QRatio	Lower	Upper
1,2-Dichloroethane-d4	258.7178	6.24	0.01	71615	65.0	194.4	166.3	226.3



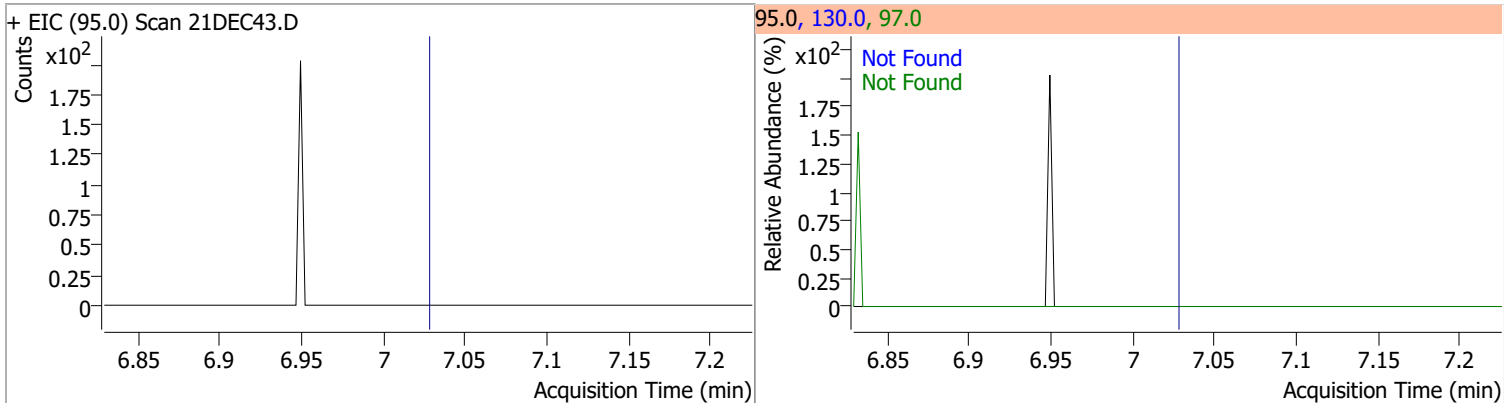
Compound	Conc.	Exp RT	QIon	Exp Ratio
Benzene	N.D.	6.28	77.0	23.5



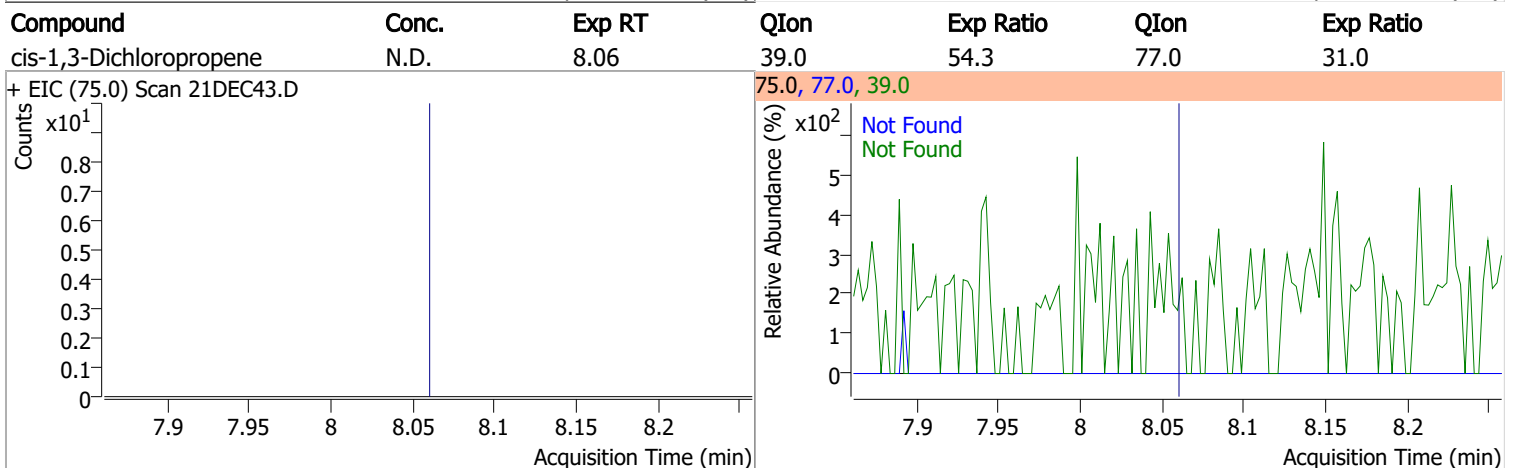
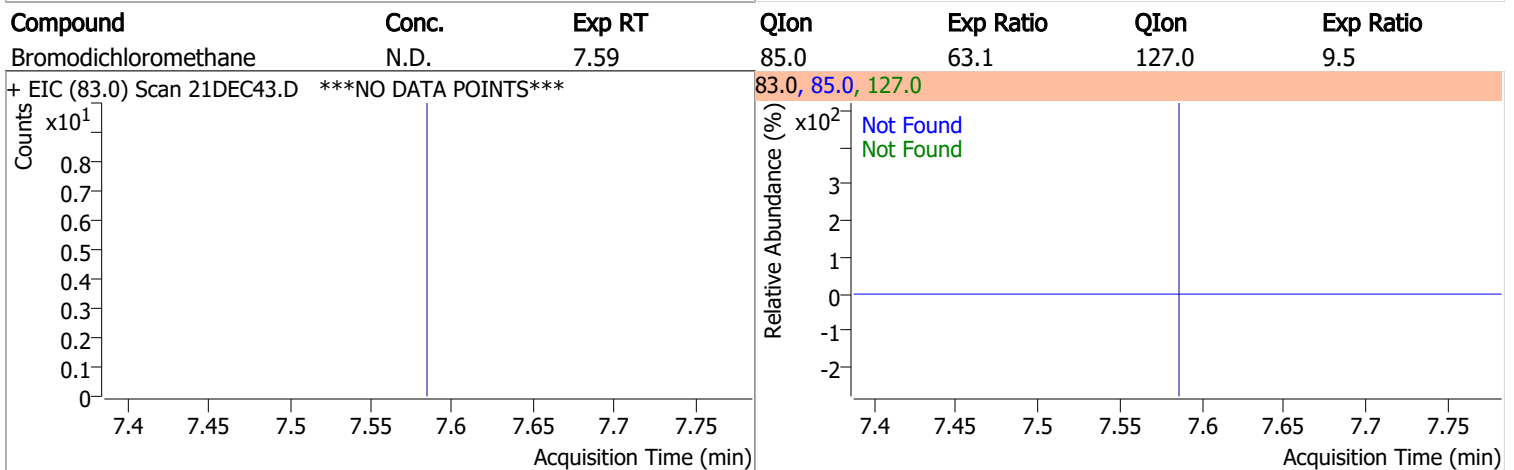
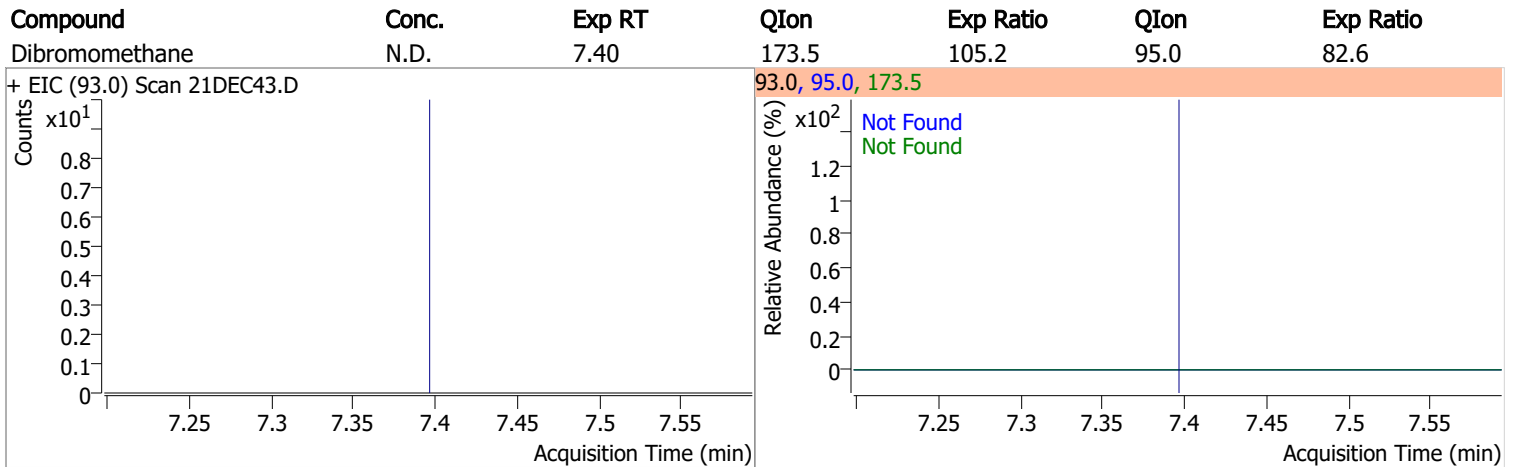
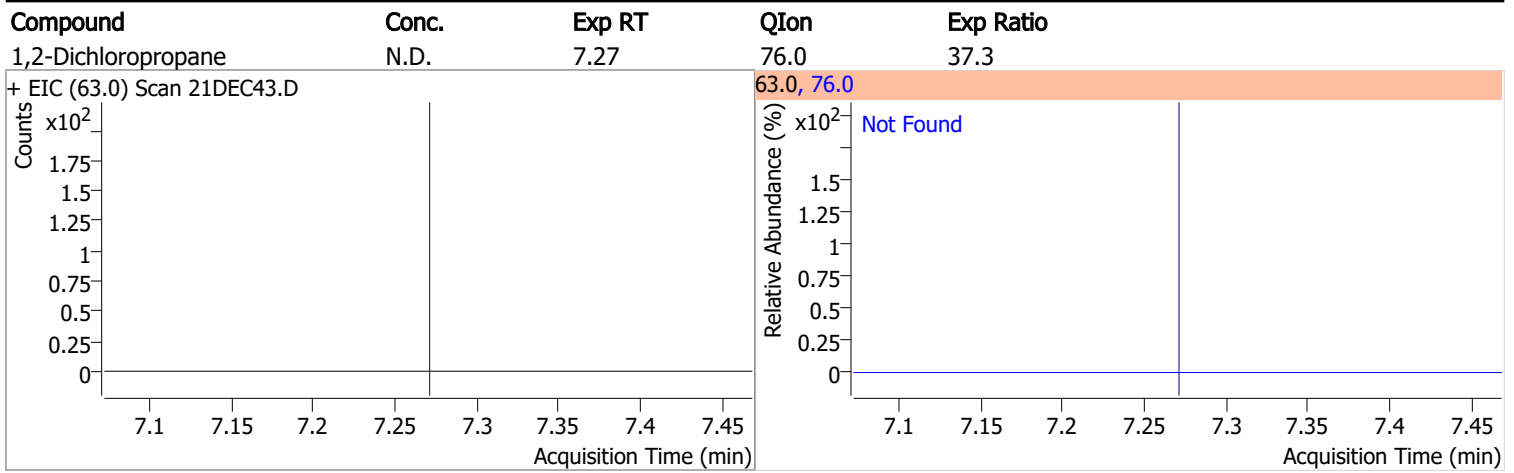
Compound	Conc.	Exp RT	QIon	Exp Ratio	QIon	Exp Ratio
1,2-Dichloroethane	N.D.	6.32	64.0	32.3	98.0	8.2



Compound	Conc.	Exp RT	QIon	Exp Ratio	QIon	Exp Ratio
Trichloroethene	N.D.	7.03	130.0	100.8	97.0	64.7

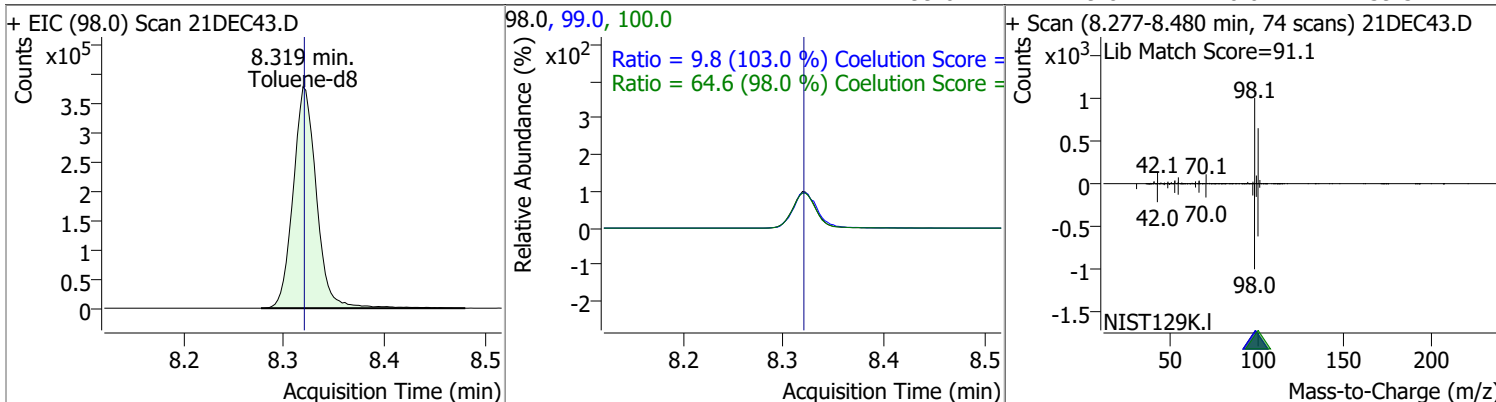


Quantitation Results Report (QT Reviewed)

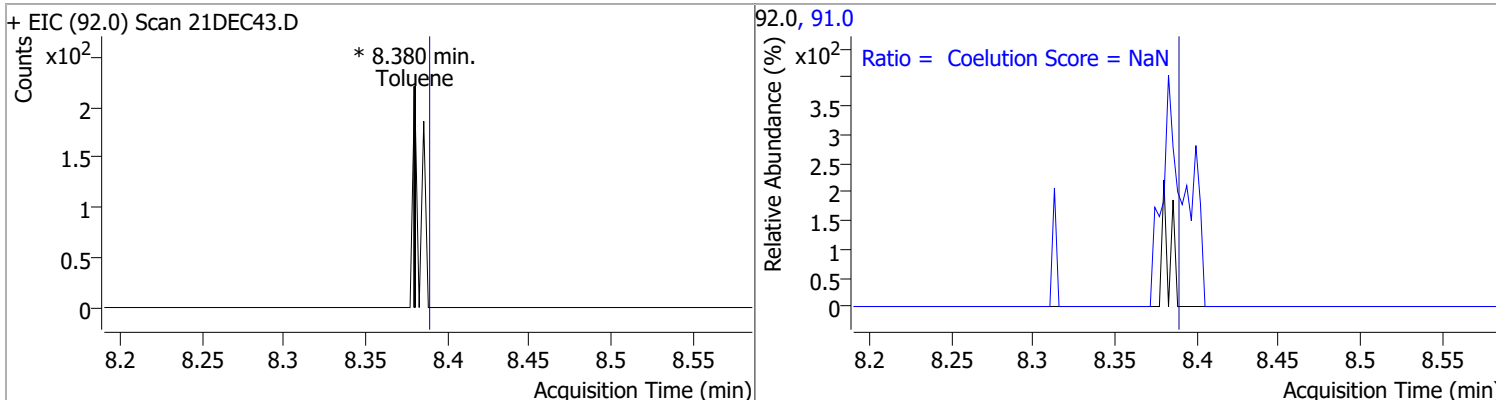


Quantitation Results Report (QT Reviewed)

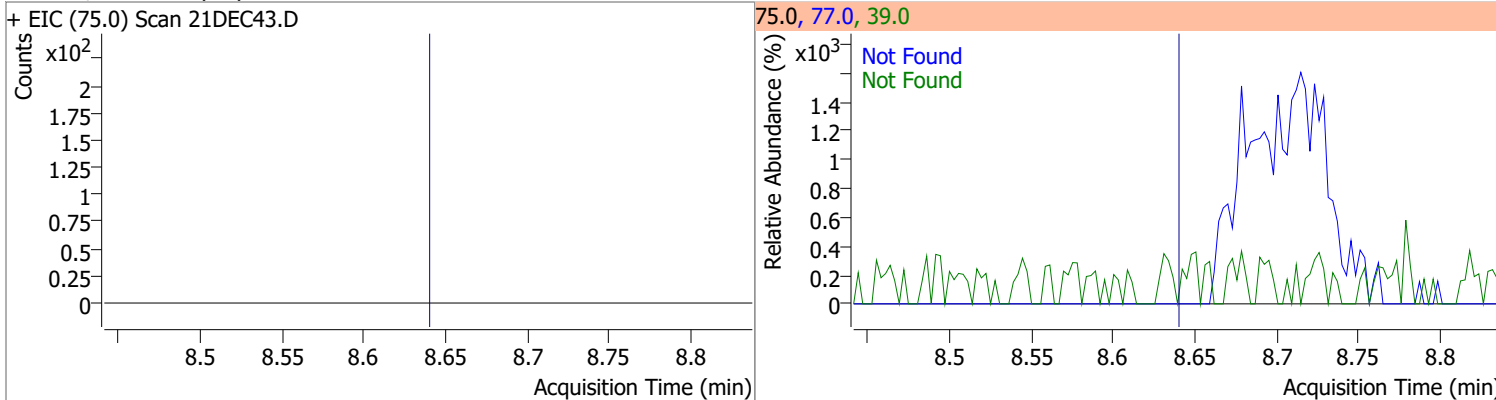
Compound	Conc.	RT	Dev(Min)	Resp.	QIon	QRatio	Lower	Upper
Toluene-d8	260.3447	8.32	0.00	608803	100.0	64.6	35.9	95.9
					99.0	9.8	0.0	39.5



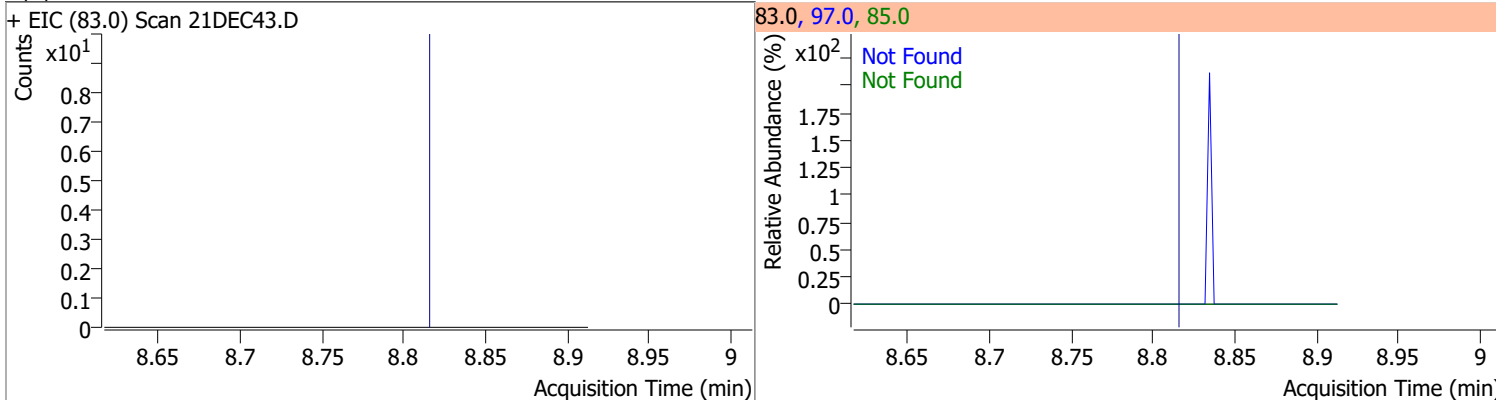
Compound	Conc.	RT	Dev(Min)	Resp.	QIon	QRatio	Lower	Upper
Toluene	0	0	0	0	91.0	144.3	204.3	



Compound	Conc.	Exp RT	QIon	Exp Ratio	QIon	Exp Ratio
trans-1,3-Dichloropropene	N.D.	8.64	39.0	52.1	77.0	32.0

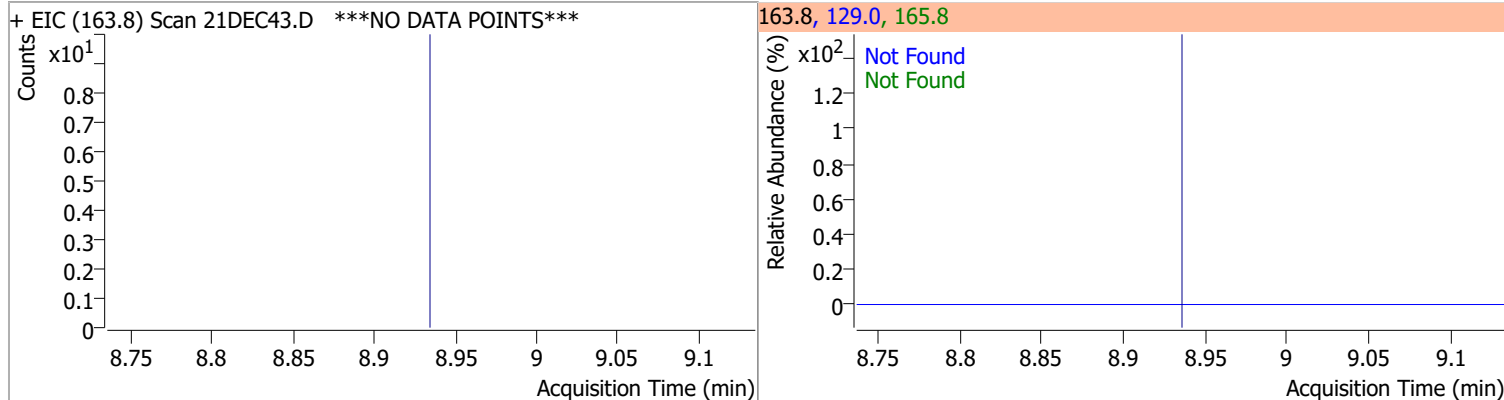


Compound	Conc.	Exp RT	QIon	Exp Ratio	QIon	Exp Ratio
1,1,2-Trichloroethane	N.D.	8.82	97.0	114.3	85.0	61.5

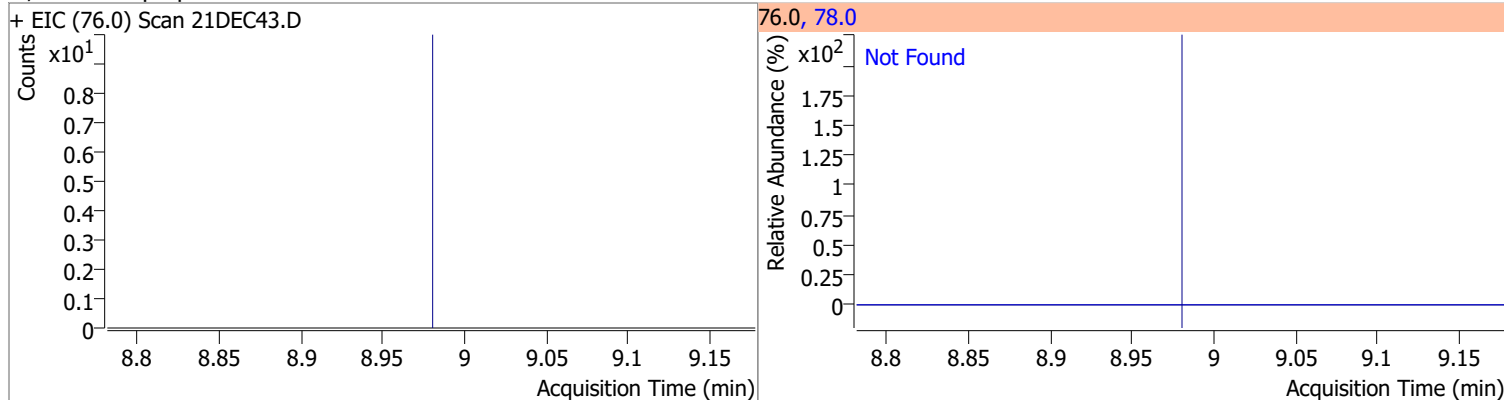


Quantitation Results Report (QT Reviewed)

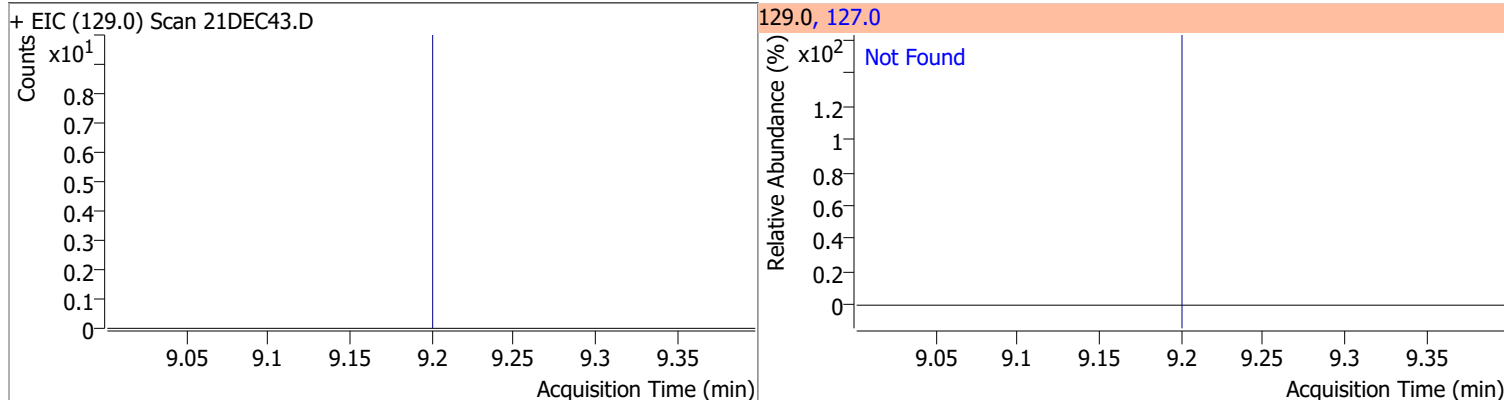
Compound	Conc.	Exp RT	QIon	Exp Ratio	QIon	Exp Ratio
Tetrachloroethene	N.D.	8.94	165.8	128.3	129.0	95.3



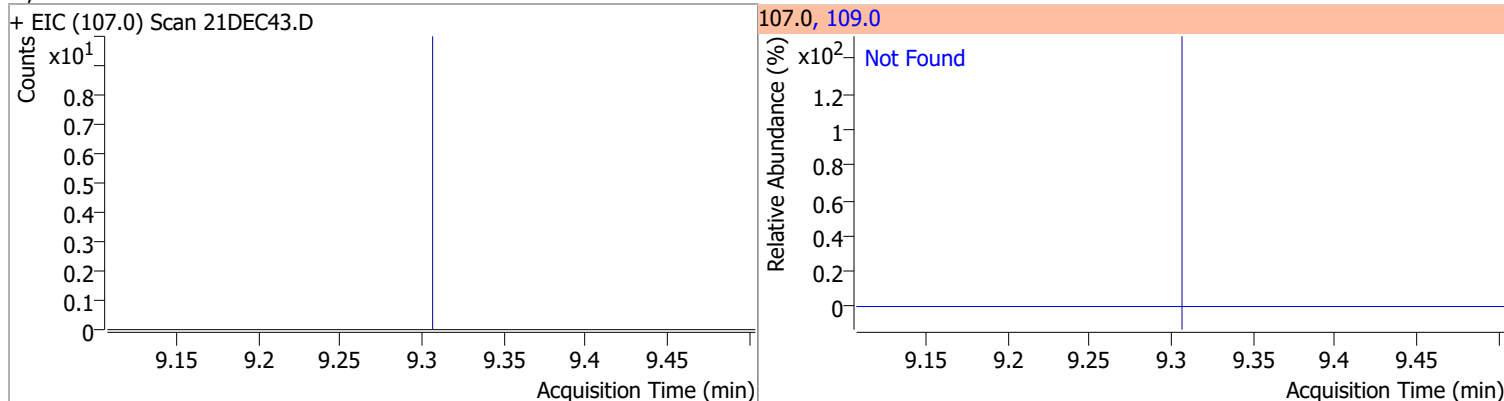
Compound	Conc.	Exp RT	QIon	Exp Ratio
1,3-Dichloropropane	N.D.	8.98	78.0	32.1



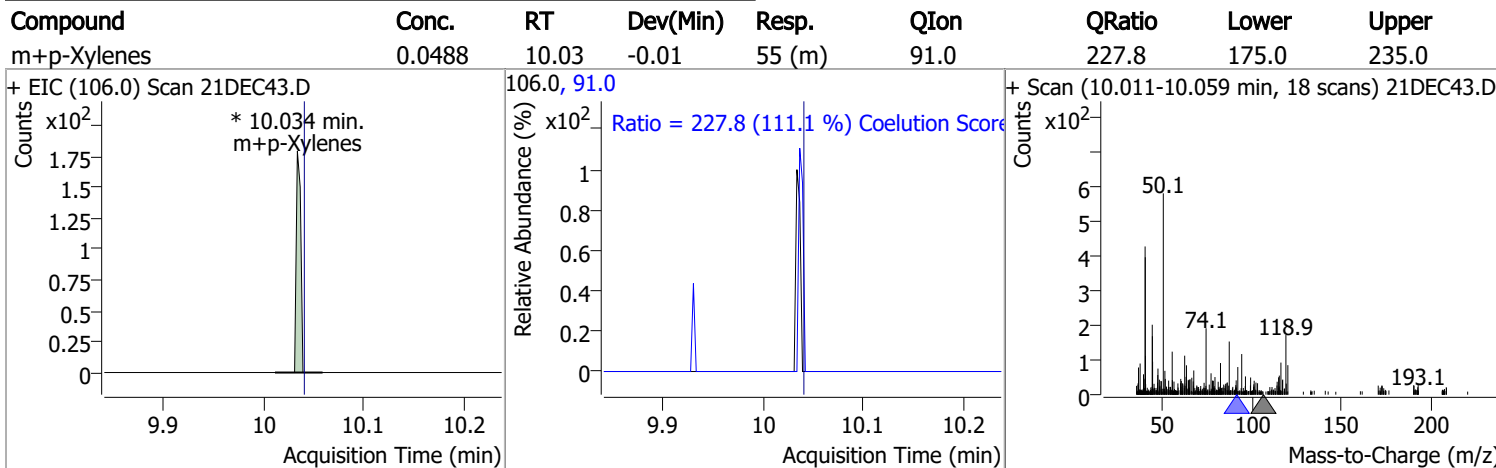
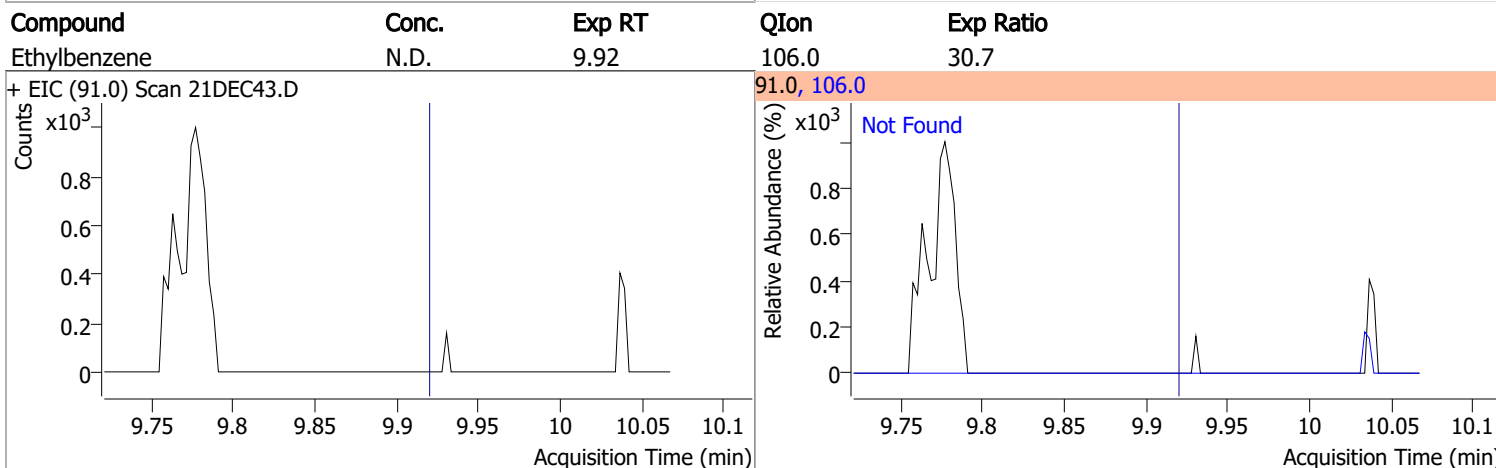
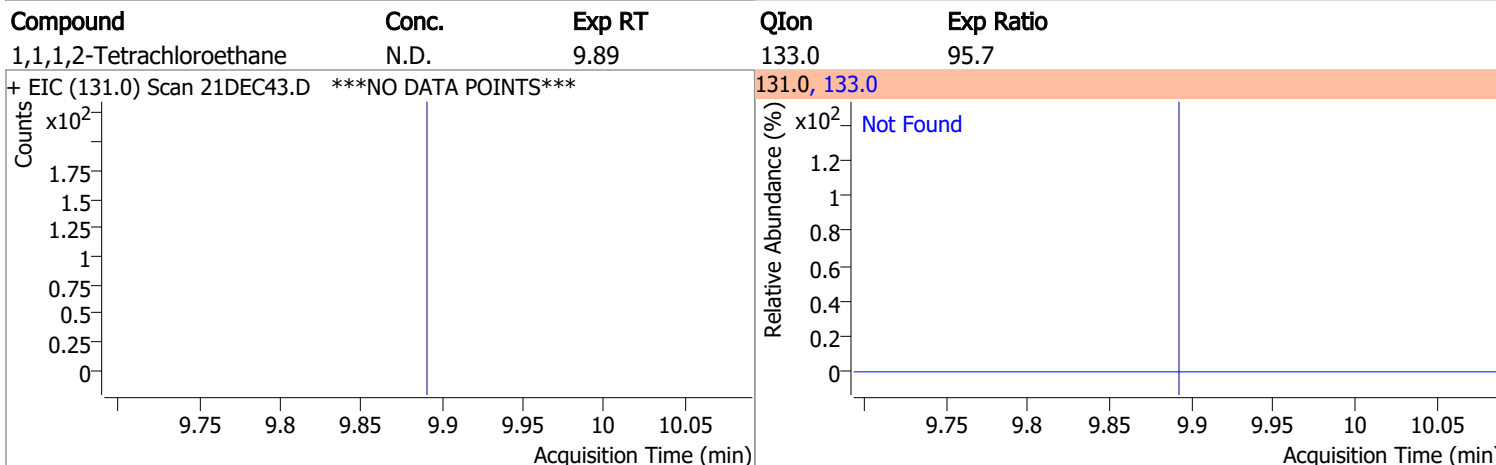
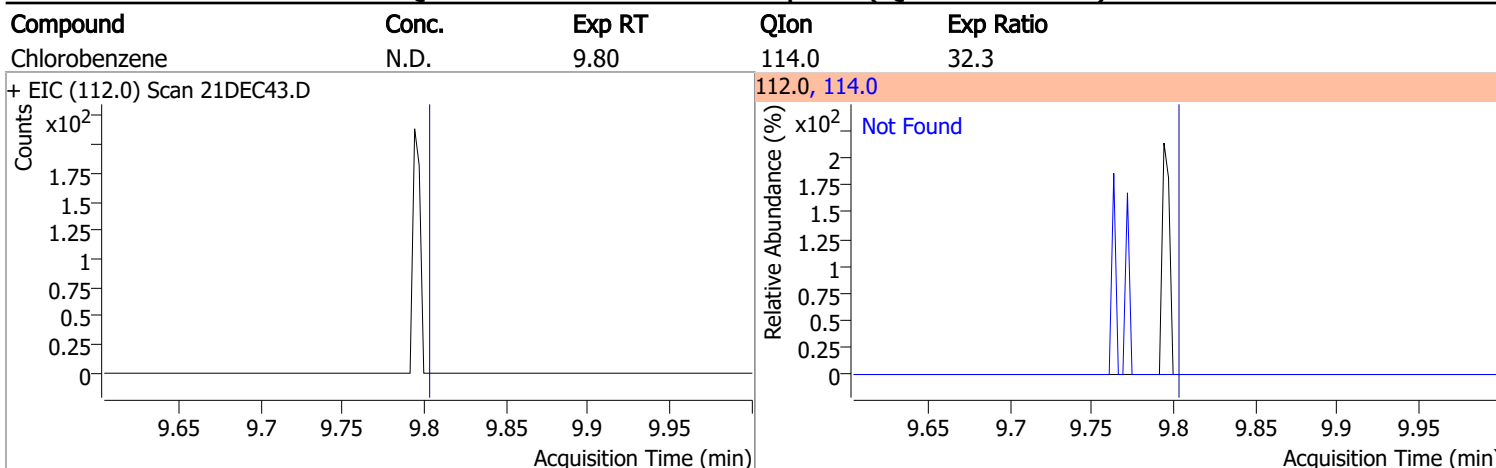
Compound	Conc.	Exp RT	QIon	Exp Ratio
Chlorodibromomethane	N.D.	9.20	127.0	75.3



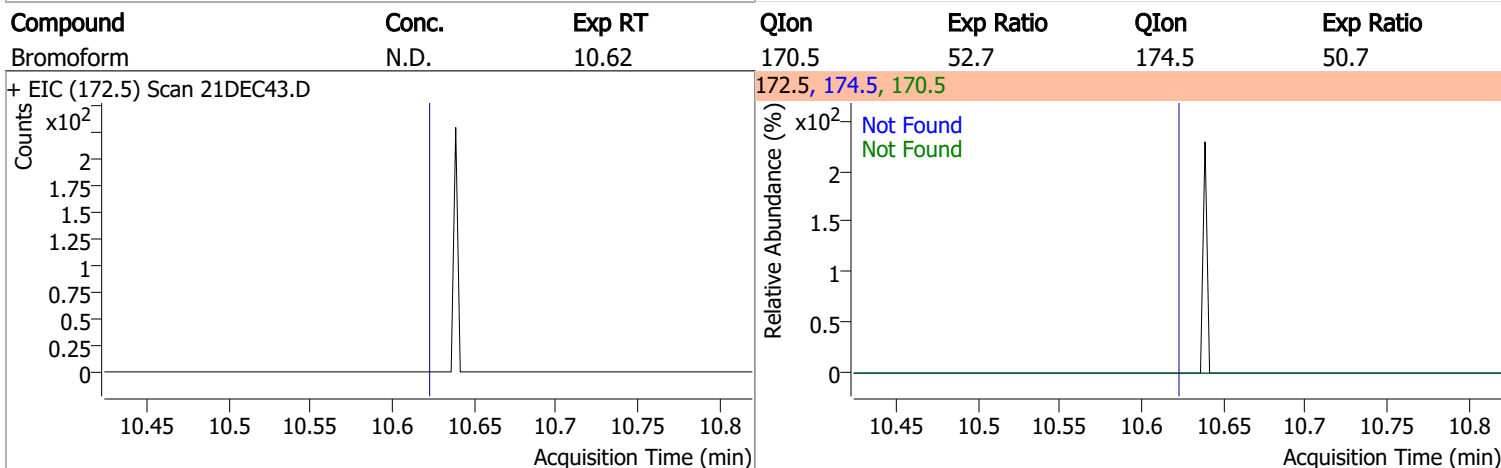
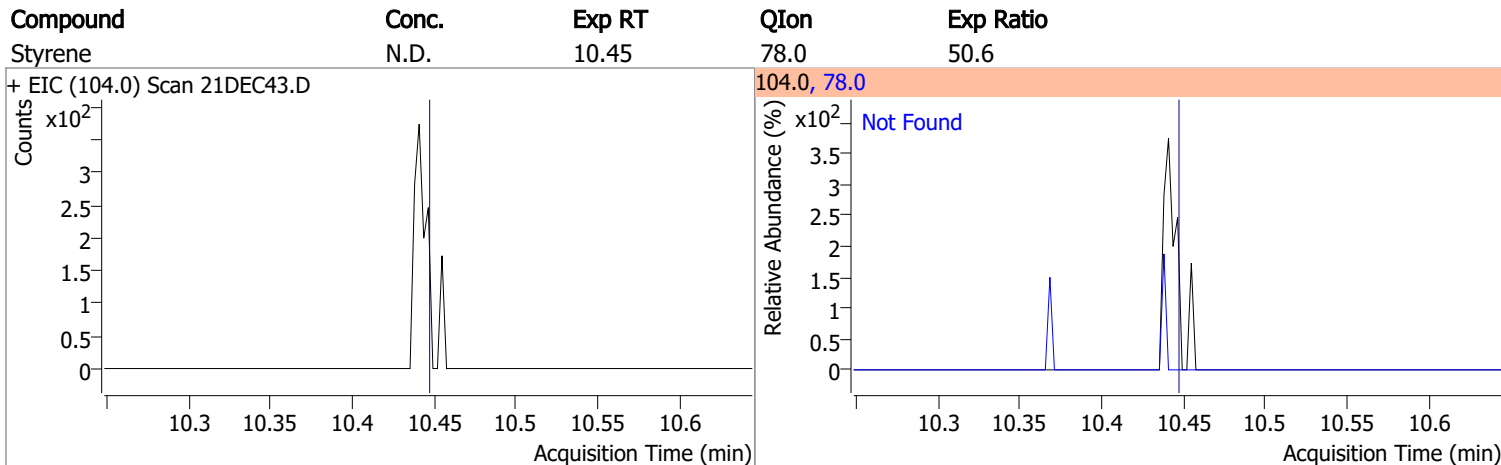
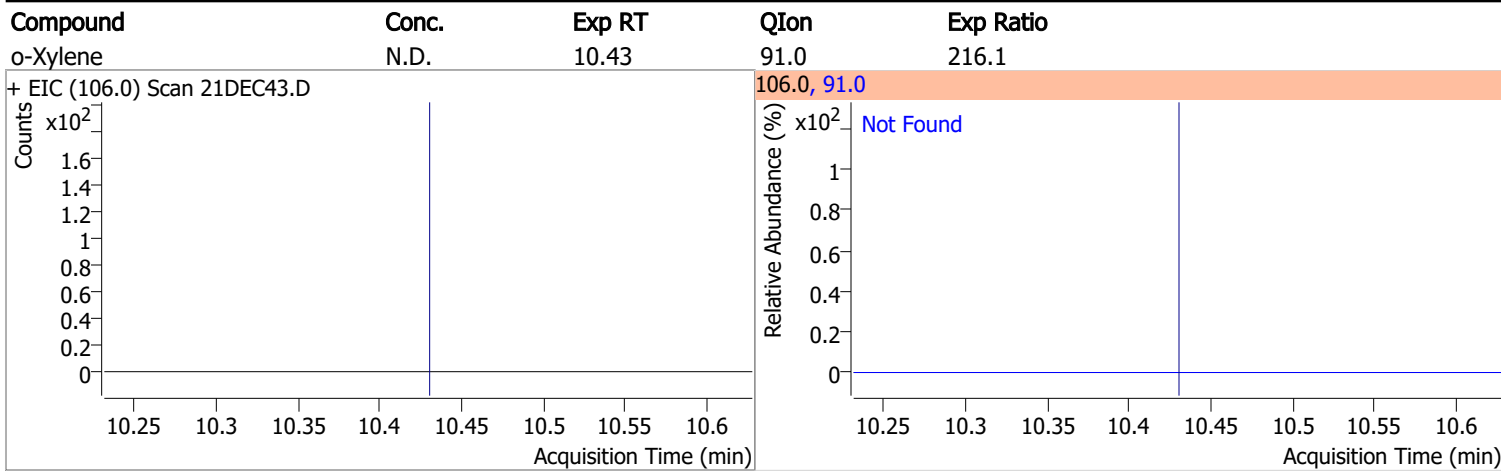
Compound	Conc.	Exp RT	QIon	Exp Ratio
1,2-Dibromoethane	N.D.	9.31	109.0	97.2



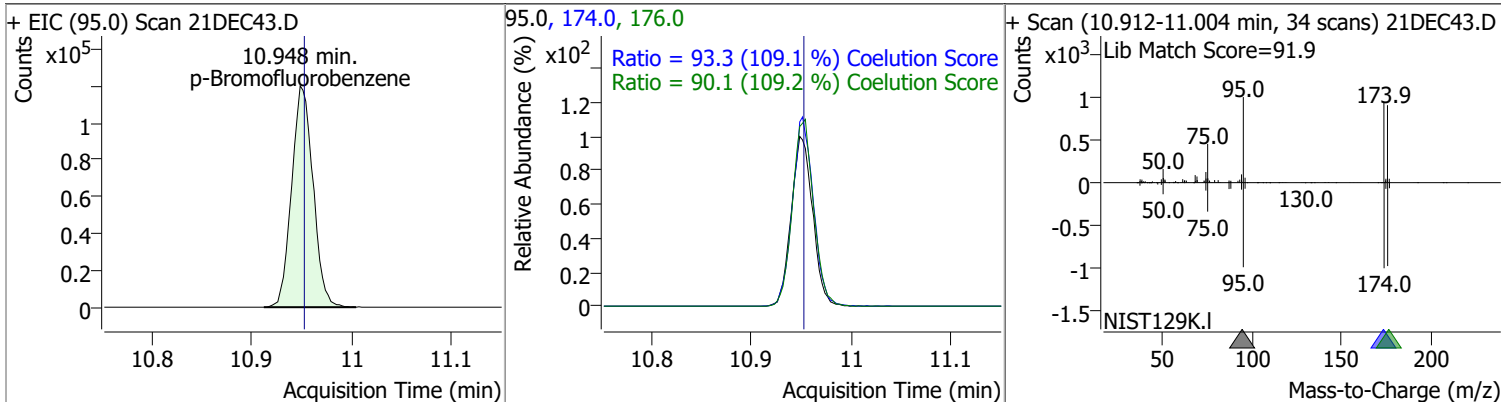
Quantitation Results Report (QT Reviewed)



Quantitation Results Report (QT Reviewed)



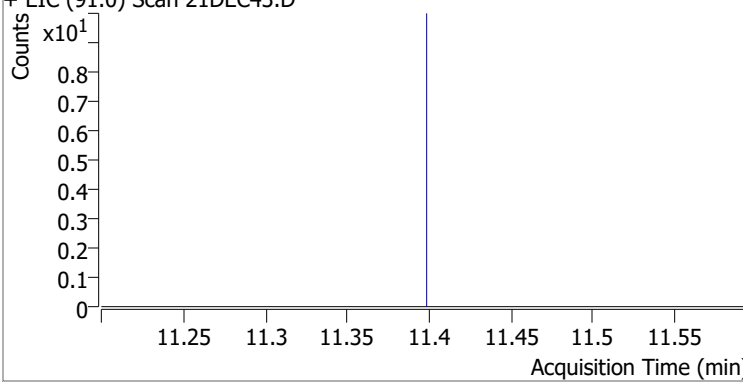
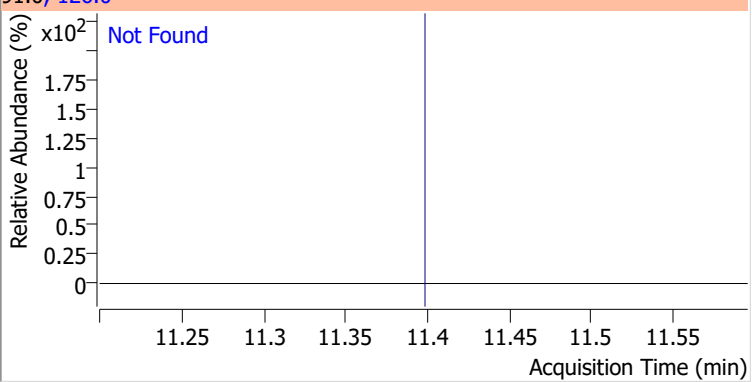
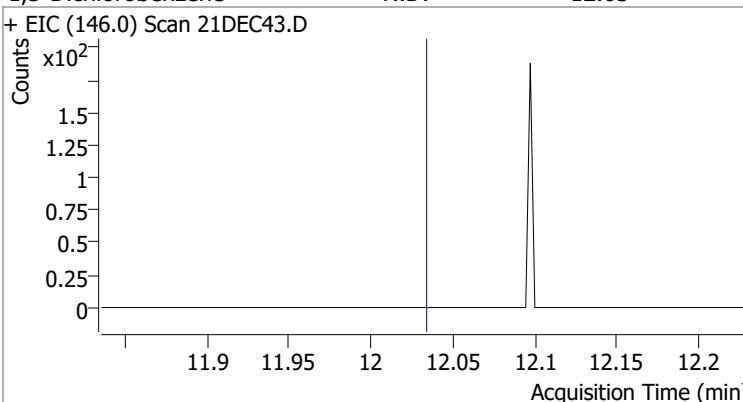
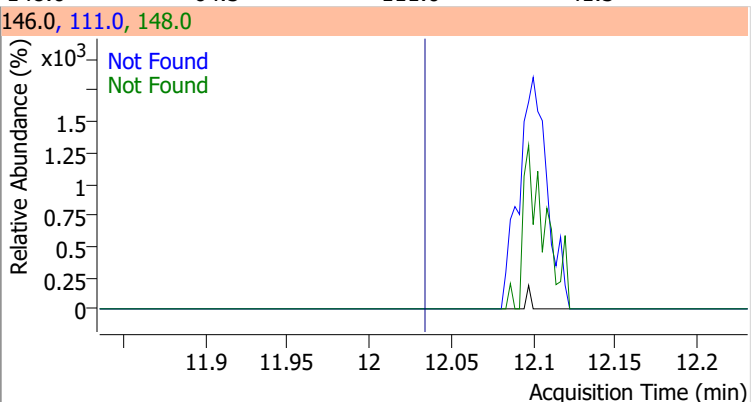
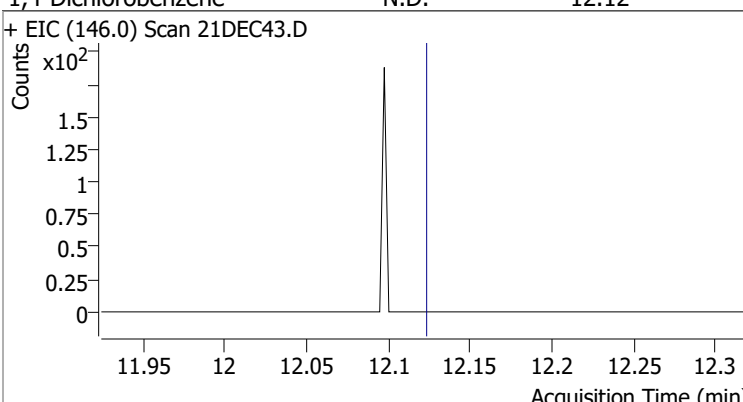
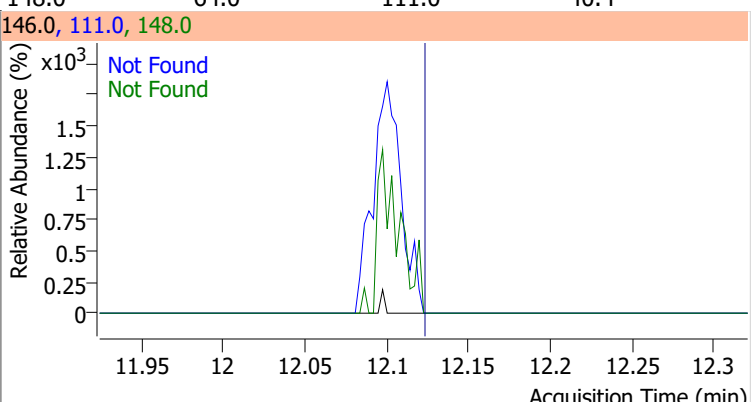
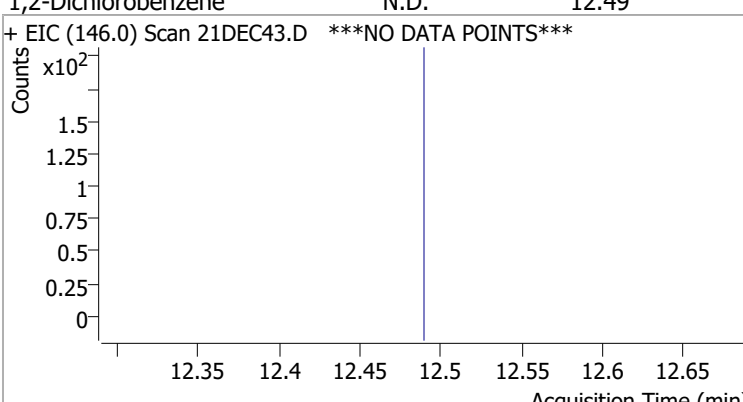
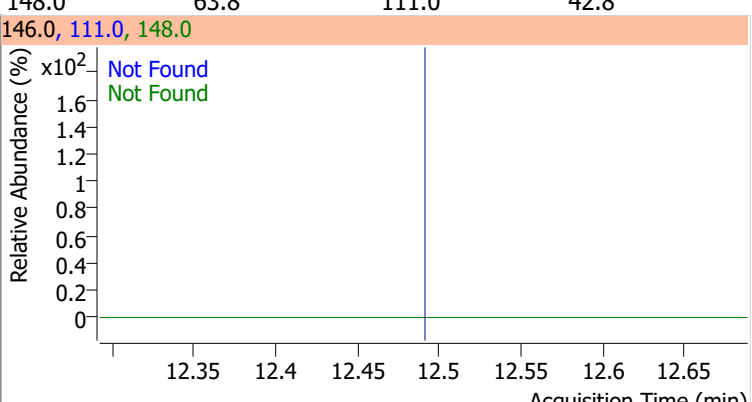
Compound	Conc.	RT	Dev(Min)	Resp.	QIon	QRatio	Lower	Upper
p-Bromofluorobenzene	260.8825	10.95	0.00	177533	174.0	93.3	55.5	115.5
					176.0	90.1	52.5	112.5



Quantitation Results Report (QT Reviewed)

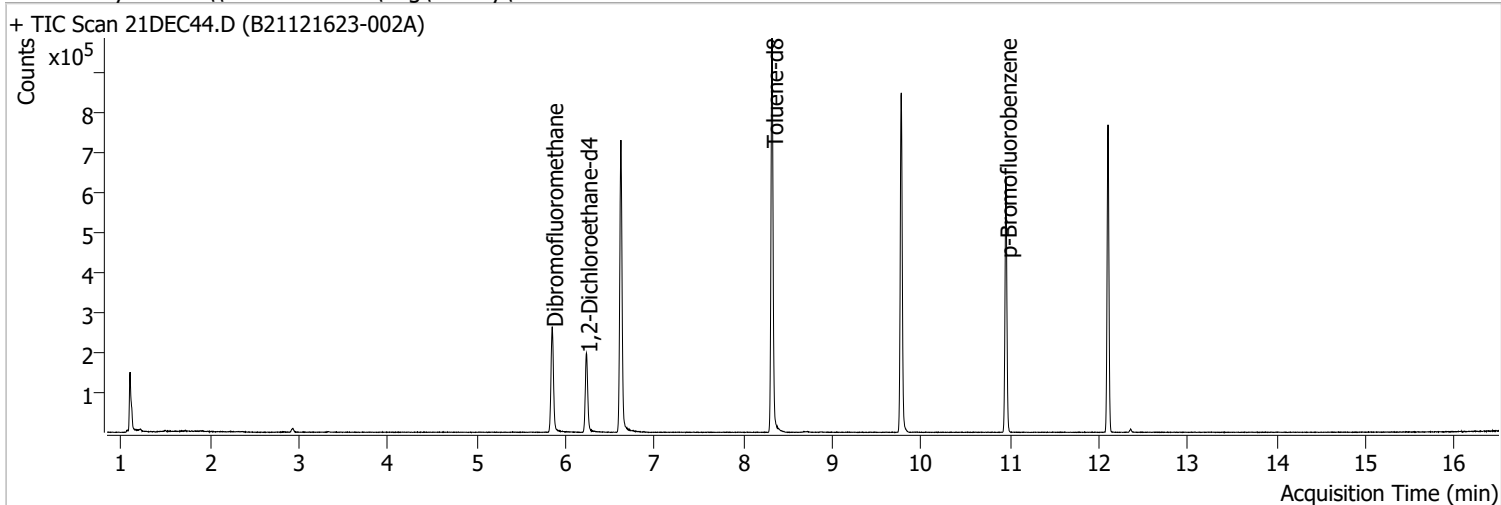
Compound	Conc.	Exp RT	QIon	Exp Ratio	QIon	Exp Ratio
Bromobenzene	N.D.	11.09	77.0	153.2	158.0	96.2
+ EIC (156.0) Scan 21DEC43.D ***NO DATA POINTS***			156.0, 77.0, 158.0			
1,1,2,2-Tetrachloroethane	N.D.	11.11	85.0	63.2		
+ EIC (83.0) Scan 21DEC43.D			83.0, 85.0			
1,2,3-Trichloropropane	N.D.	11.15	112.0	65.8		
+ EIC (110.0) Scan 21DEC43.D			110.0, 112.0			
2-Chlorotoluene	N.D.	11.29	91.0	294.1		
+ EIC (126.0) Scan 21DEC43.D ***NO DATA POINTS***			126.0, 91.0			

Quantitation Results Report (QT Reviewed)

Compound	Conc.	Exp RT	QIon	Exp Ratio		
4-Chlorotoluene	N.D.	11.40	126.0	30.4		
+ EIC (91.0) Scan 21DEC43.D			91.0, 126.0			
						
1,3-Dichlorobenzene	N.D.	12.03	148.0	64.5	QIon	Exp Ratio
+ EIC (146.0) Scan 21DEC43.D			146.0, 111.0, 148.0			
						
1,4-Dichlorobenzene	N.D.	12.12	148.0	64.0	QIon	Exp Ratio
+ EIC (146.0) Scan 21DEC43.D			146.0, 111.0, 148.0			
						
1,2-Dichlorobenzene	N.D.	12.49	148.0	63.8	QIon	Exp Ratio
+ EIC (146.0) Scan 21DEC43.D ***NO DATA POINTS***			146.0, 111.0, 148.0			
						

Quantitation Results Report (QT Reviewed)

Data File	21DEC44.D	Operator	MSC
Acq. Method	5975CACQF.M	Acq. Date-Time	12/22/2021 9:34:06 AM
Sample Name	B21121623-002A	Instrument	VOA5975C
Vial	44	Multiplier	1.00
DA Method File	VOA5975C_8260B_SHT_DoD_L4_120721.m	Comment	
Tune File	BFB_Atune3.u	Tune Date	10/11/2021 4:02:00 PM
Batch Name	VG122121_8260B_2ndRun.batch.bin	Last Calib Update	2/4/2022 12:03:22 PM
Ref Library	\\MASSHUNTER\Org\Library\NIST129K.I		



Compound	RT	QIon	Resp.	Conc.	Units	Dev(Min)
----------	----	------	-------	-------	-------	----------

Internal Standards

M Fluorobenzene	6.620	96.0	616247	250.0000	ng	0.000
M Chlorobenzene-d5	9.774	82.0	234595	250.0000	ng	0.000
M 1,4-Dichlorobenzene-d4	12.100	152.0	181393	250.0000	ng	0.000

System Monitoring Compounds

S Dibromofluoromethane	5.848	113.0	157244	260.3536	ng	-0.003
Spiked Amount: 250.000	Range: 80.0 - 119.0%			Recovery = 104.14%		
S 1,2-Dichloroethane-d4	6.233	67.0	69685	252.8231	ng	0.003
Spiked Amount: 250.000	Range: 81.0 - 118.0%			Recovery = 101.13%		
S Toluene-d8	8.321	98.0	617487	261.8420	ng	0.003
Spiked Amount: 250.000	Range: 89.0 - 112.0%			Recovery = 104.74%		
S p-Bromofluorobenzene	10.951	95.0	179425	258.5042	ng	0.000
Spiked Amount: 250.000	Range: 85.0 - 114.0%			Recovery = 103.40%		

Target Compounds

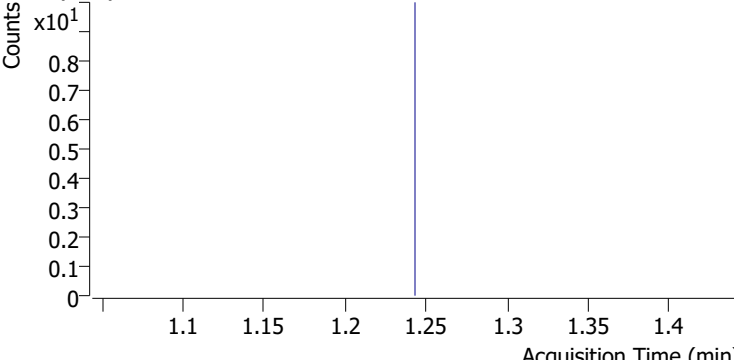
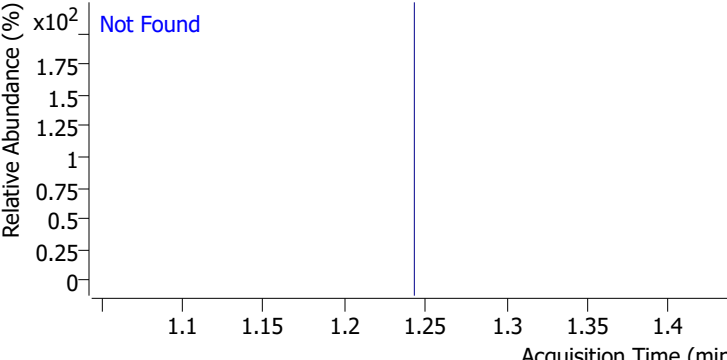
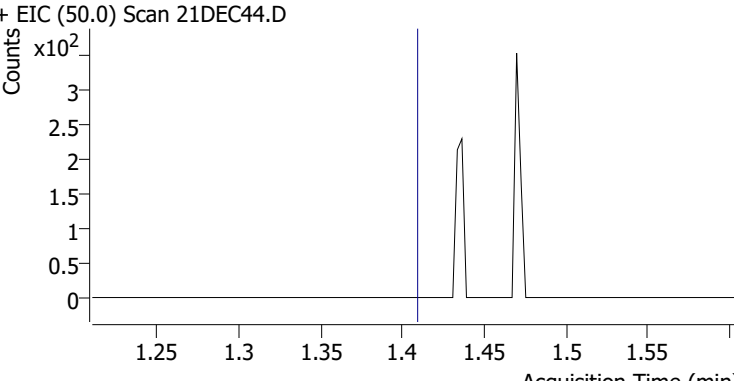
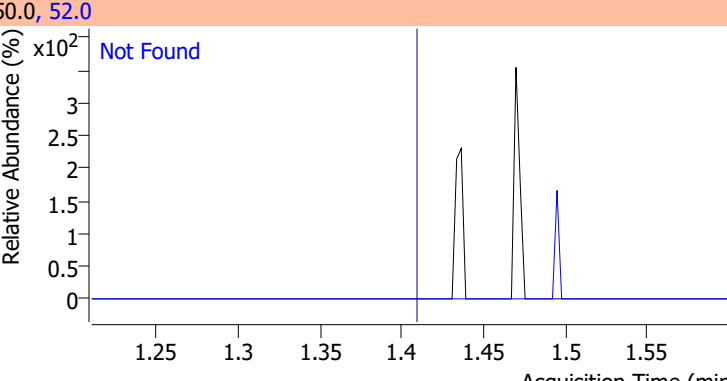
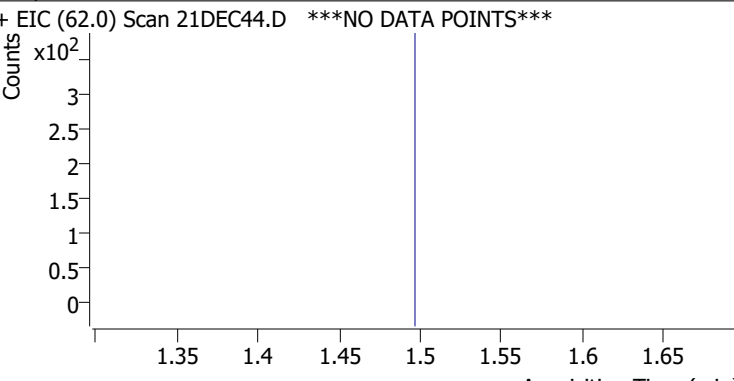
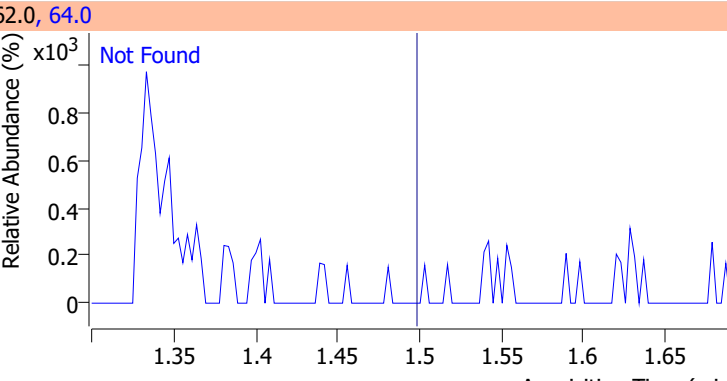
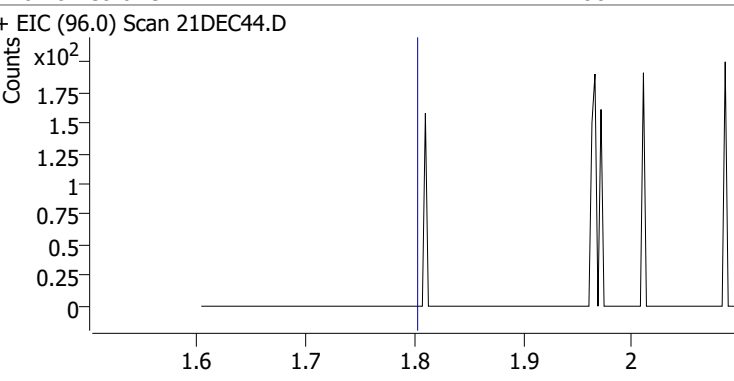
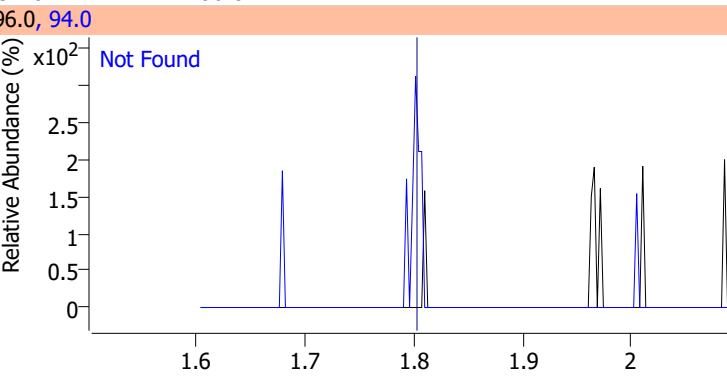
Compound	RT	QIon	Resp.	Conc.	Units	Dev(Min)	QValue
T Dichlorodifluoromethane	0.000		0	N.D.			
T Chloromethane	0.000		0	N.D.			
T Vinyl chloride	0.000		0	N.D.			
T Bromomethane	0.000		0	N.D.			
T Chloroethane	0.000		0	N.D.			
T Trichlorofluoromethane	0.000		0	N.D.			
T 1,1-Dichloroethene	0.000		0	N.D.			
T Methylene chloride	3.341	49.0	0		ng	md	1
T trans-1,2-Dichloroethene	0.000		0	N.D.			
T Methyl tert-butyl ether (MTBE)	0.000		0	N.D.			
T 1,1-Dichloroethane	0.000		0	N.D.			
T 2,2-Dichloropropane	0.000		0	N.D.			
T cis-1,2-Dichloroethene	0.000		0	N.D.			
T Methyl ethyl ketone	0.000		0	N.D.			
T Bromochloromethane	0.000		0	N.D.			
T Chloroform	0.000		0	N.D.			

Quantitation Results Report (QT Reviewed)

Compound	RT	QIon	Resp.	Conc.	Units	Dev(Min)
T 1,1,1-Trichloroethane	0.000		0	N.D.		
T Carbon tetrachloride	0.000		0	N.D.		
T 1,1-Dichloropropene	0.000		0	N.D.		
T Benzene	0.000		0	N.D.		
T 1,2-Dichloroethane	0.000		0	N.D.		
T Trichloroethene	0.000		0	N.D.		
T 1,2-Dichloropropane	0.000		0	N.D.		
T Dibromomethane	0.000		0	N.D.		
T Bromodichloromethane	0.000		0	N.D.		
T cis-1,3-Dichloropropene	0.000		0	N.D.		
T Toluene	8.386	92.0	0		ng md	1
T trans-1,3-Dichloropropene	0.000		0	N.D.		
T 1,1,2-Trichloroethane	0.000		0	N.D.		
T Tetrachloroethene	0.000		0	N.D.		
T 1,3-Dichloropropane	0.000		0	N.D.		
T Chlorodibromomethane	0.000		0	N.D.		
T 1,2-Dibromoethane	0.000		0	N.D.		
T Chlorobenzene	0.000		0	N.D.		
T 1,1,1,2-Tetrachloroethane	0.000		0	N.D.		
T Ethylbenzene	0.000		0	N.D.		
T m+p-Xylenes	0.000		0	N.D.		
T o-Xylene	0.000		0	N.D.		
T Styrene	0.000		0	N.D.		
T Bromoform	0.000		0	N.D.		
T Bromobenzene	0.000		0	N.D.		
T 1,1,2,2-Tetrachloroethane	0.000		0	N.D.		
T 1,2,3-Trichloropropane	0.000		0	N.D.		
T 2-Chlorotoluene	0.000		0	N.D.		
T 4-Chlorotoluene	0.000		0	N.D.		
T 1,3-Dichlorobenzene	0.000		0	N.D.		
T 1,4-Dichlorobenzene	0.000		0	N.D.		
T 1,2-Dichlorobenzene	0.000		0	N.D.		

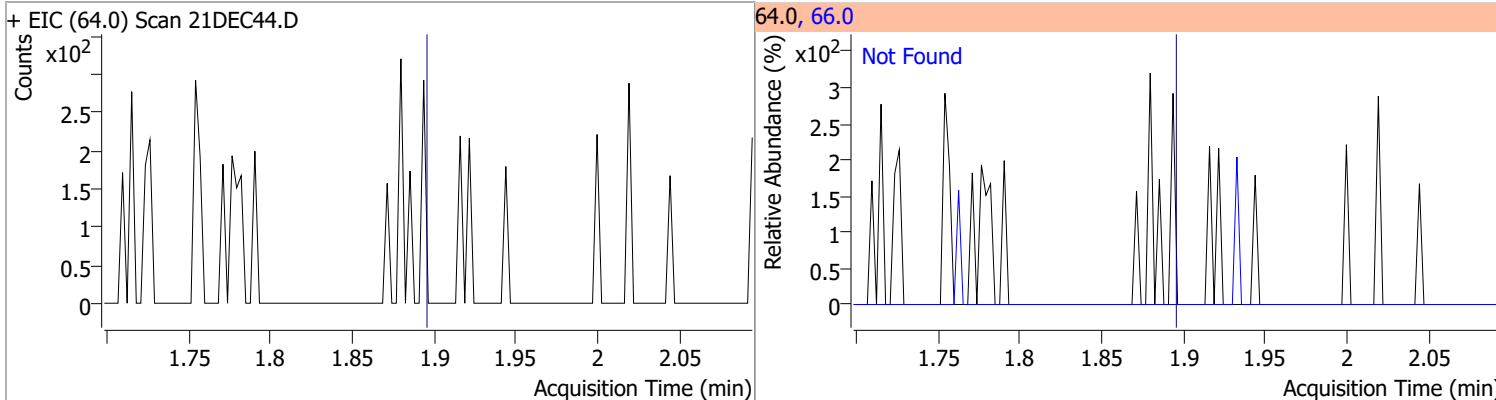
(#) = Qualifier Out of Range; (m) = Manual Integration; (+) = Area Summed; (*) = Surrogate Percent Recovery Out of Range; (d): Zeroed Peak

Quantitation Results Report (QT Reviewed)

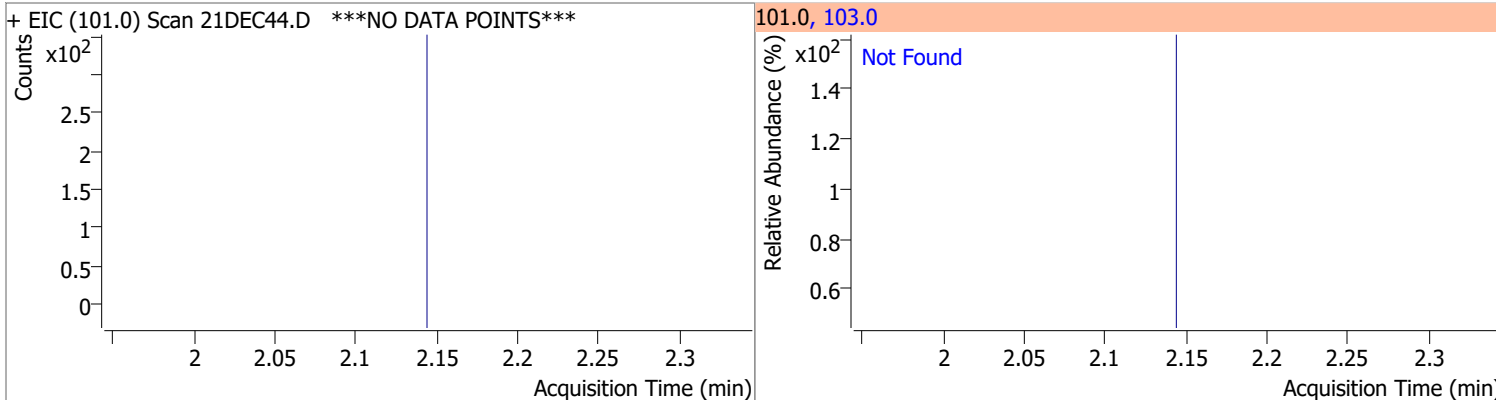
Compound	Conc.	Exp RT	QIon	Exp Ratio	
Dichlorodifluoromethane	N.D.	1.24	87.0	32.0	
+ EIC (85.0) Scan 21DEC44.D ***NO DATA POINTS***			85.0, 87.0		
Counts x10 ¹	Acquisition Time (min)		Relative Abundance (%) x10 ²	Acquisition Time (min)	
					
Chloromethane	N.D.	1.41	52.0	32.7	
+ EIC (50.0) Scan 21DEC44.D			50.0, 52.0		
Counts x10 ²	Acquisition Time (min)		Relative Abundance (%) x10 ²	Acquisition Time (min)	
					
Vinyl chloride	N.D.	1.50	64.0	31.6	
+ EIC (62.0) Scan 21DEC44.D ***NO DATA POINTS***			62.0, 64.0		
Counts x10 ²	Acquisition Time (min)		Relative Abundance (%) x10 ³	Acquisition Time (min)	
					
Bromomethane	N.D.	1.80	94.0	106.0	
+ EIC (96.0) Scan 21DEC44.D			96.0, 94.0		
Counts x10 ²	Acquisition Time (min)		Relative Abundance (%) x10 ²	Acquisition Time (min)	
					

Quantitation Results Report (QT Reviewed)

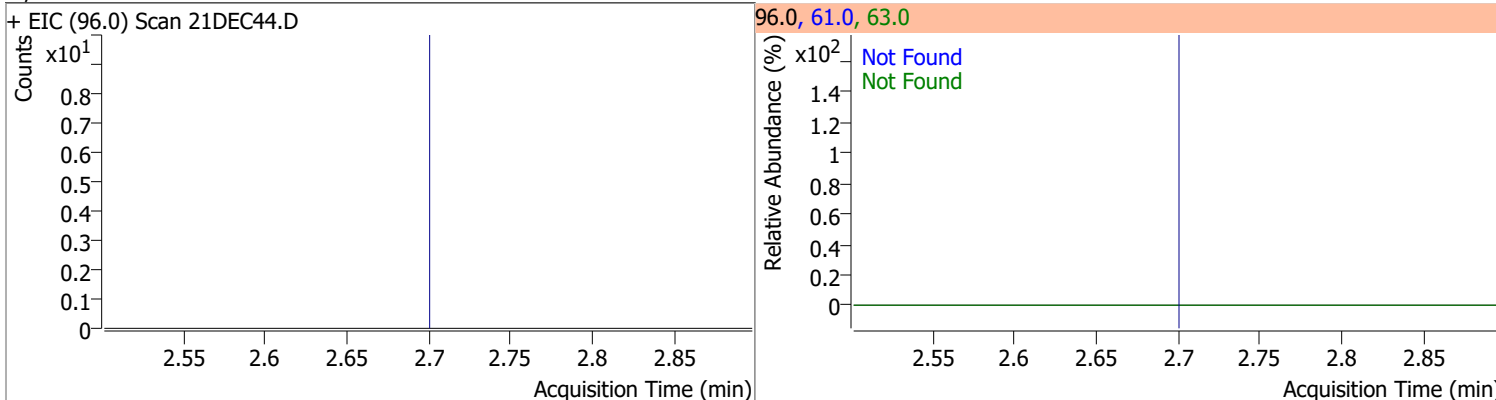
Compound	Conc.	Exp RT	QIon	Exp Ratio
Chloroethane	N.D.	1.90	66.0	30.8



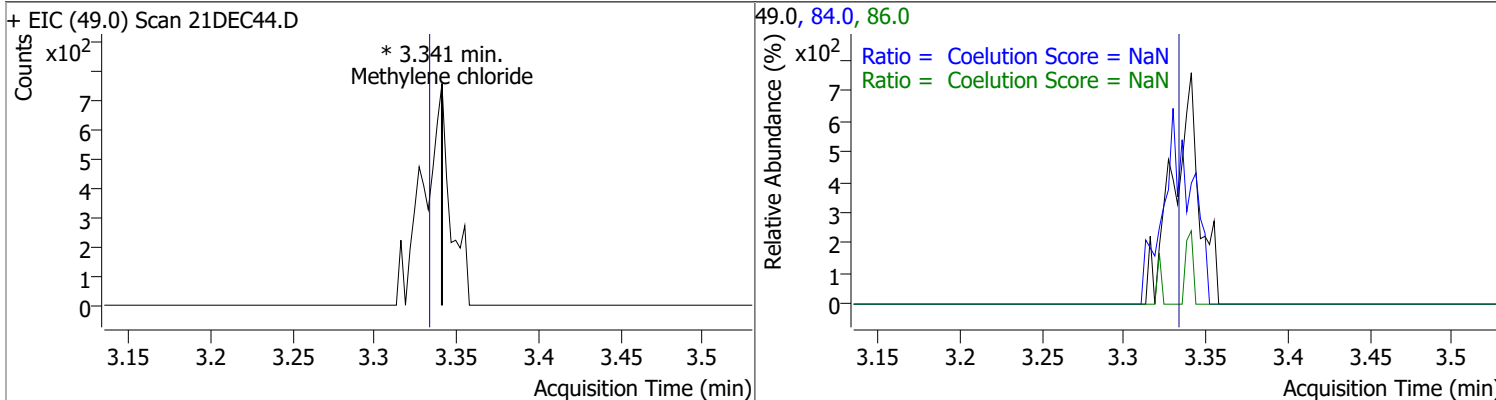
Compound	Conc.	Exp RT	QIon	Exp Ratio
Trichlorofluoromethane	N.D.	2.14	103.0	64.8



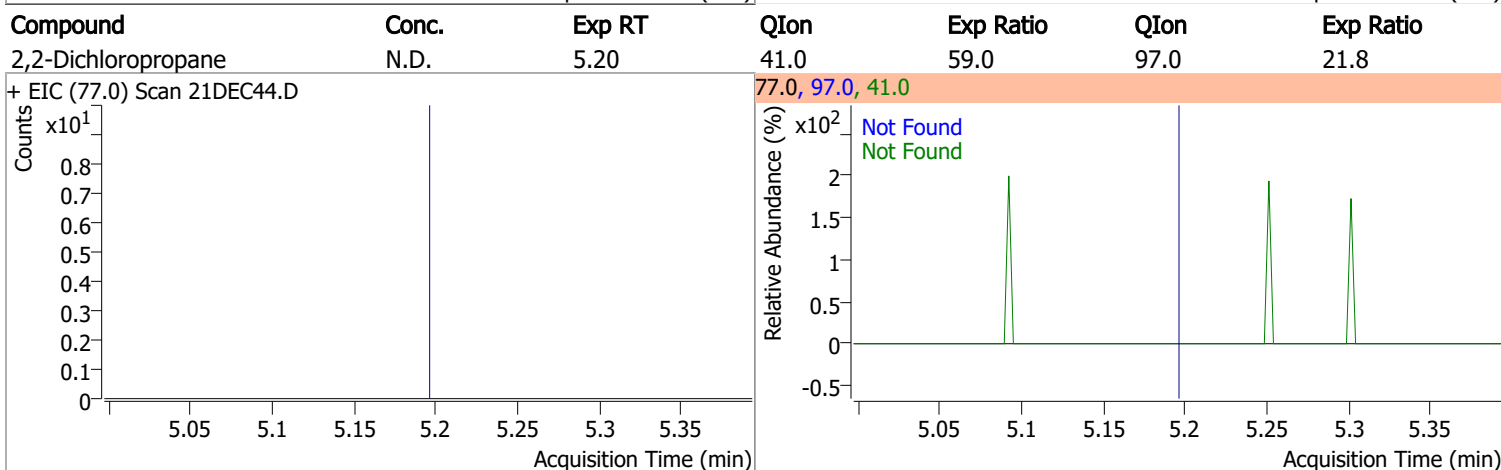
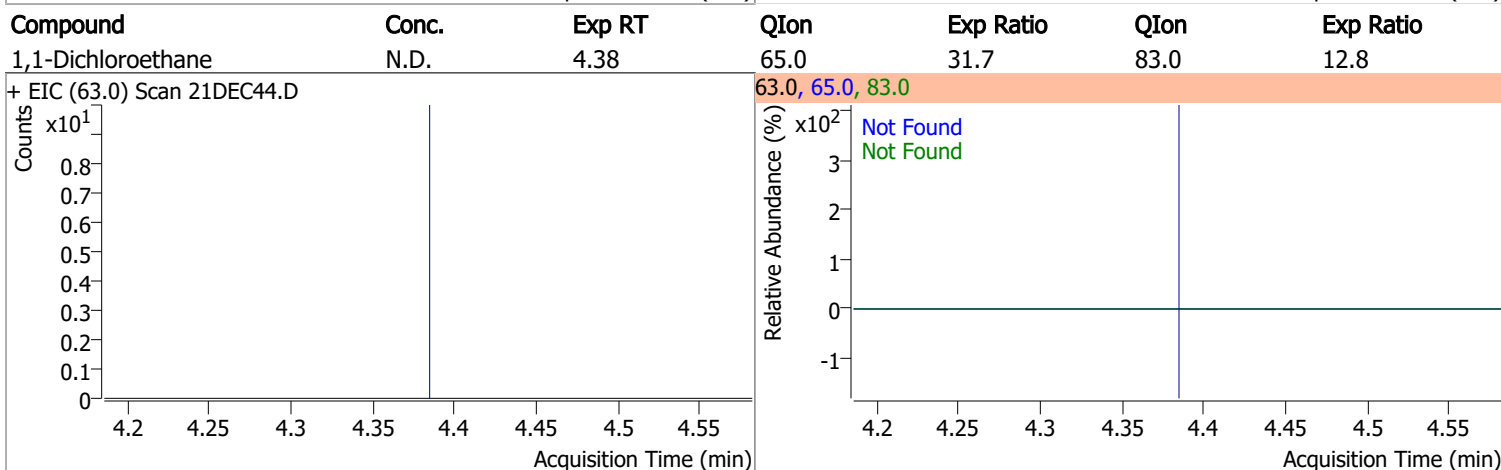
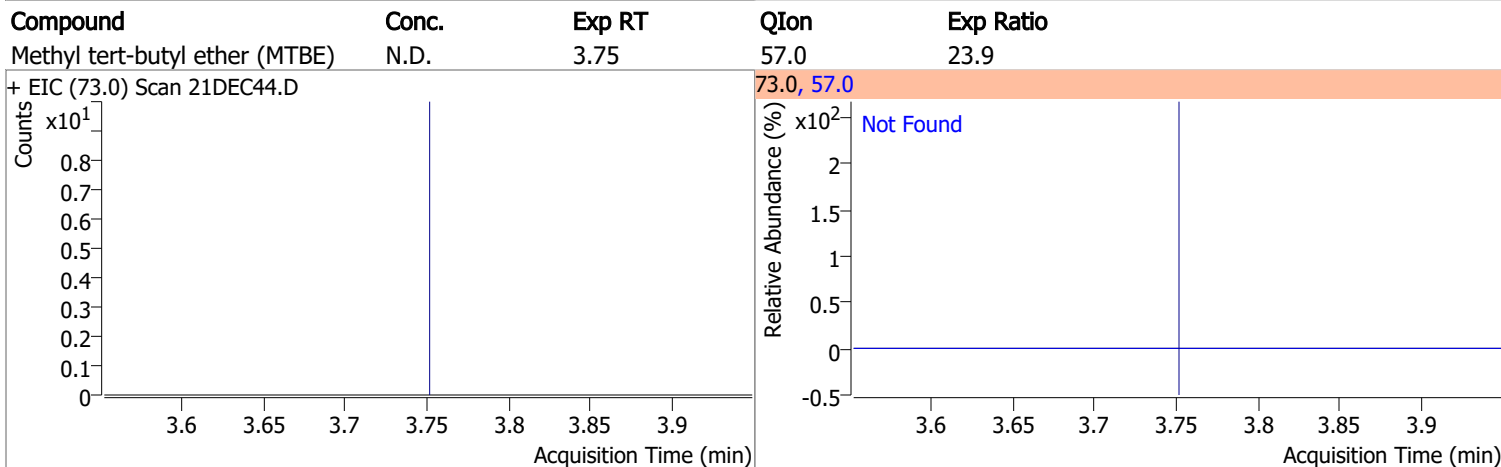
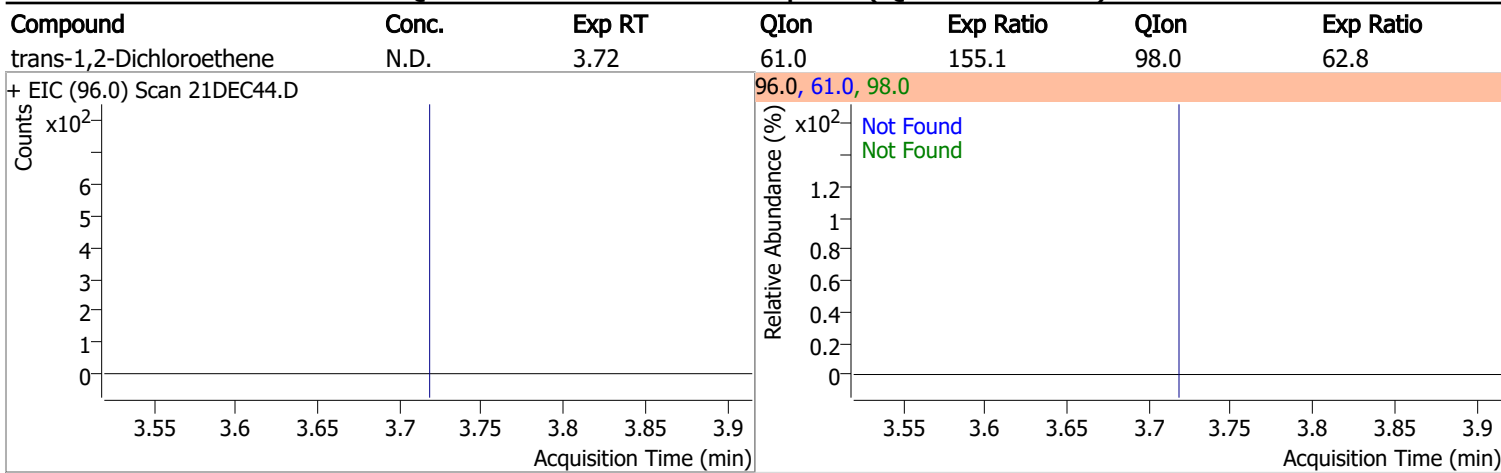
Compound	Conc.	Exp RT	QIon	Exp Ratio	QIon	Exp Ratio
1,1-Dichloroethene	N.D.	2.70	61.0	180.1	63.0	57.5



Compound	Conc.	RT	Dev(Min)	Resp.	QIon	QRatio	Lower	Upper
Methylene chloride		0		0	84.0		39.4	99.4
					86.0		14.1	74.1

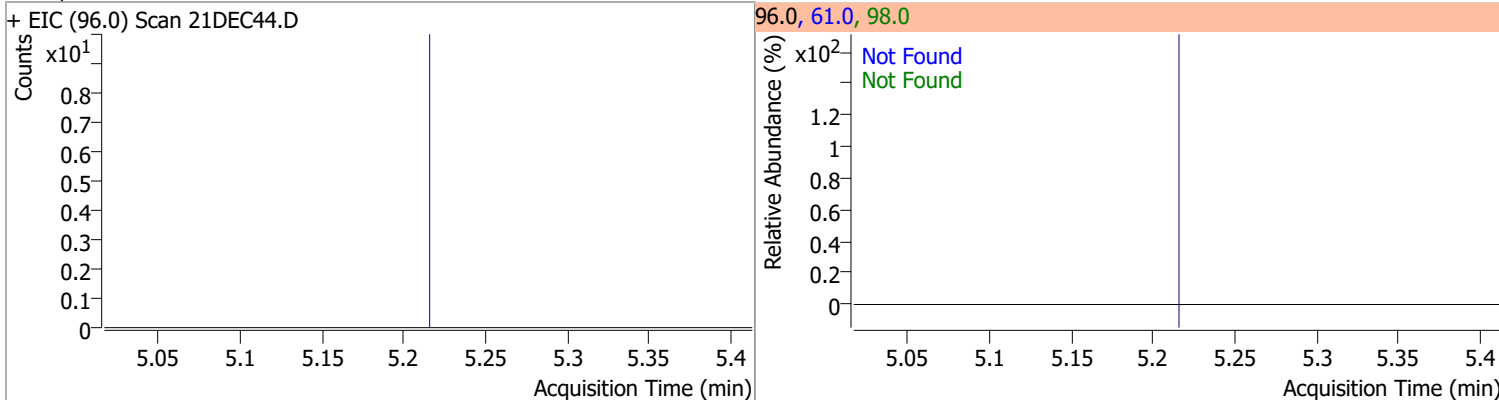


Quantitation Results Report (QT Reviewed)

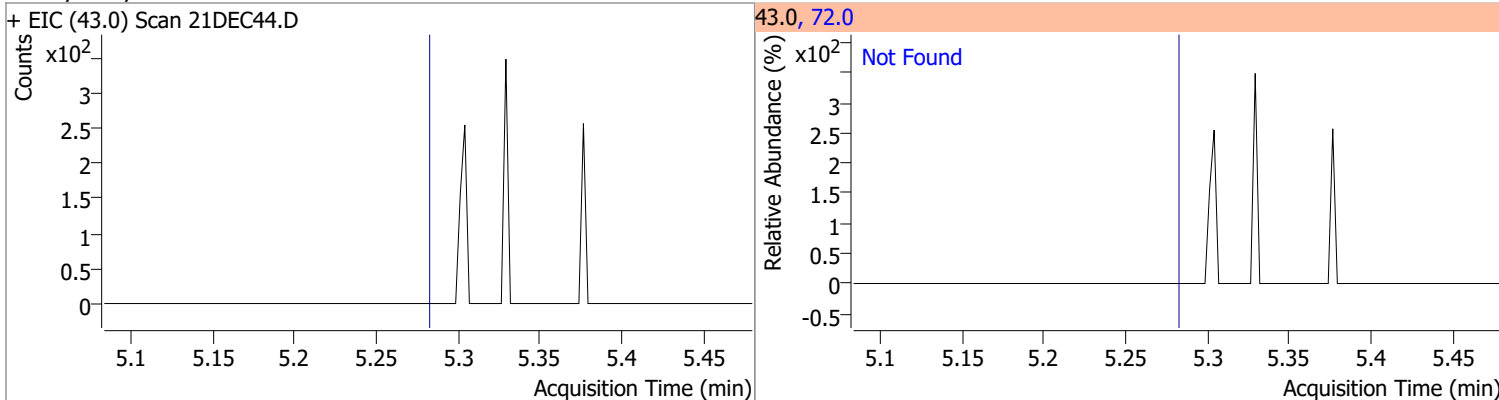


Quantitation Results Report (QT Reviewed)

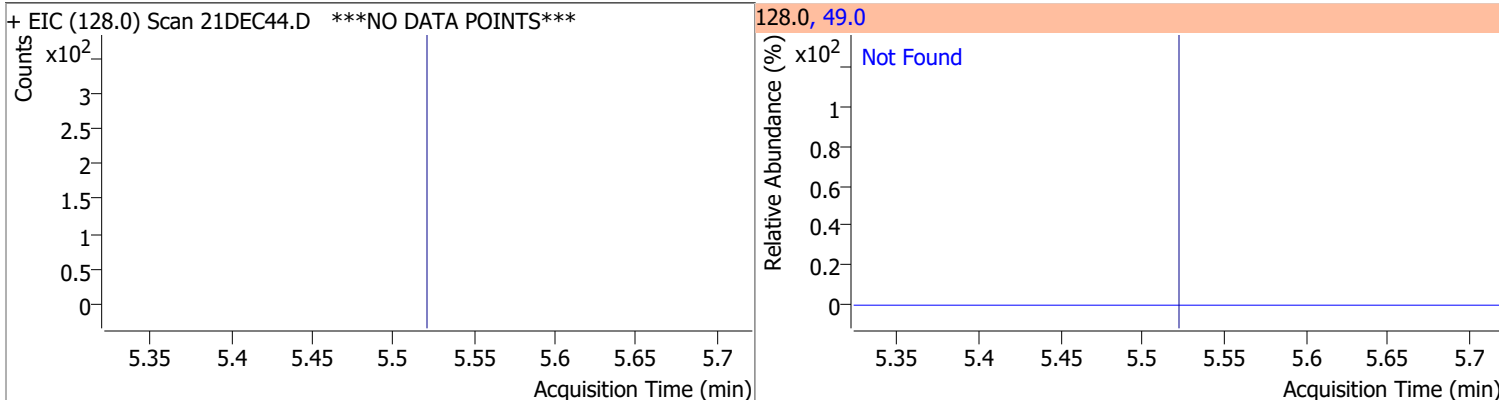
Compound	Conc.	Exp RT	QIon	Exp Ratio	QIon	Exp Ratio
cis-1,2-Dichloroethene	N.D.	5.21	61.0	163.3	98.0	64.4



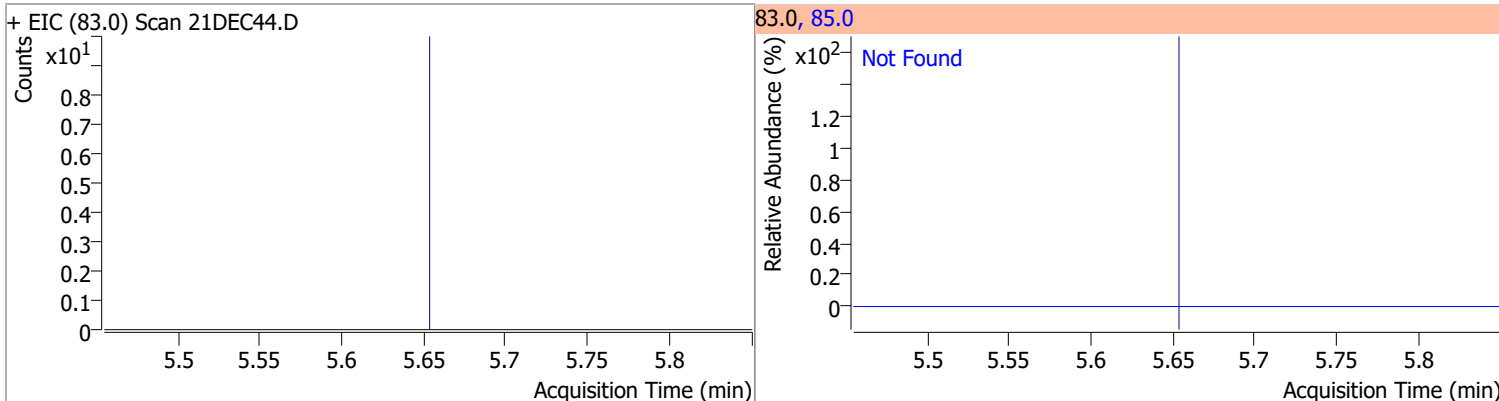
Compound	Conc.	Exp RT	QIon	Exp Ratio
Methyl ethyl ketone	N.D.	5.28	72.0	22.2



Compound	Conc.	Exp RT	QIon	Exp Ratio
Bromochloromethane	N.D.	5.52	49.0	184.6

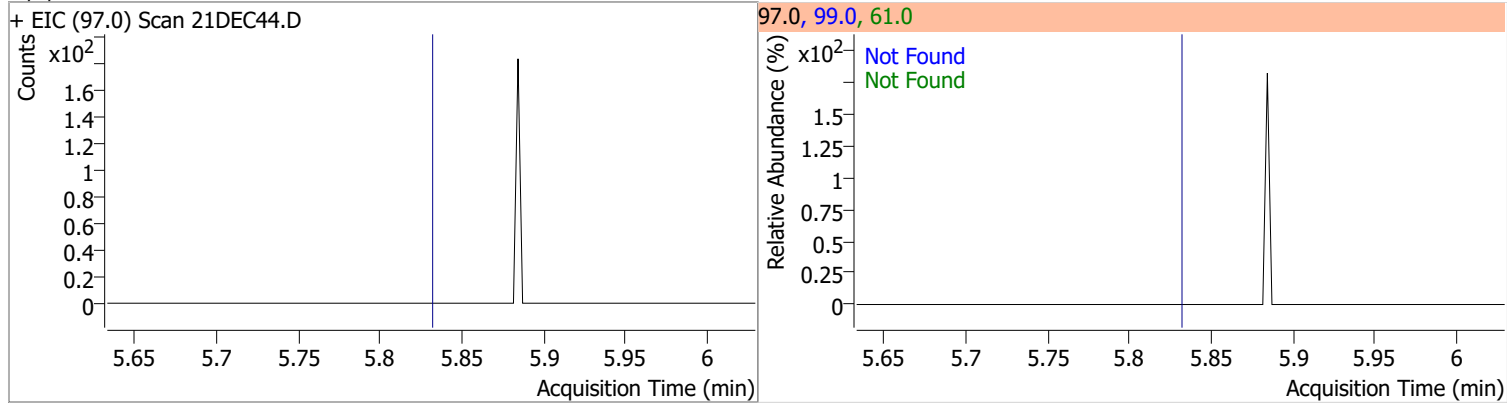


Compound	Conc.	Exp RT	QIon	Exp Ratio
Chloroform	N.D.	5.65	85.0	65.1

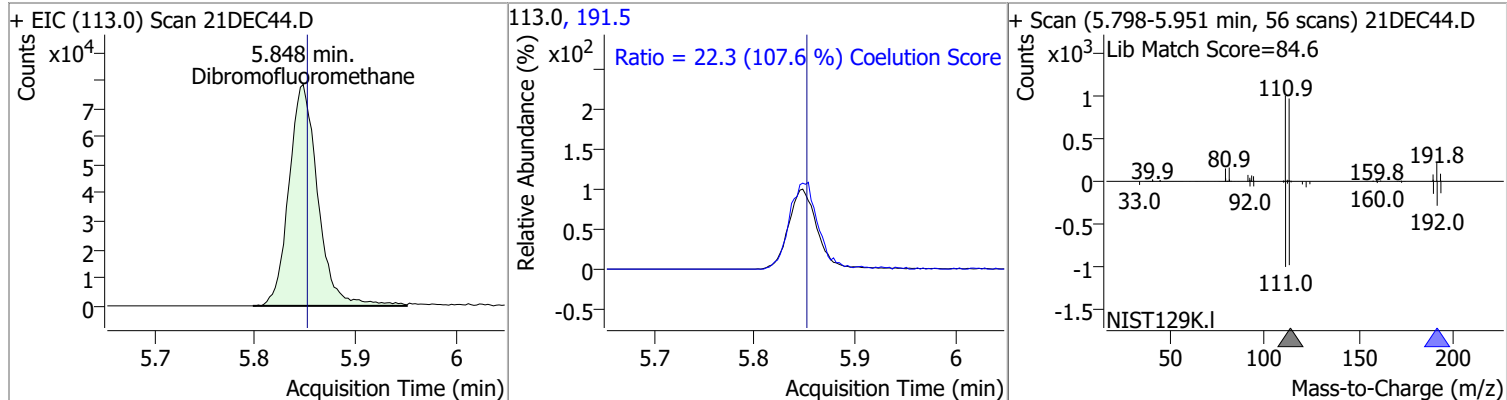


Quantitation Results Report (QT Reviewed)

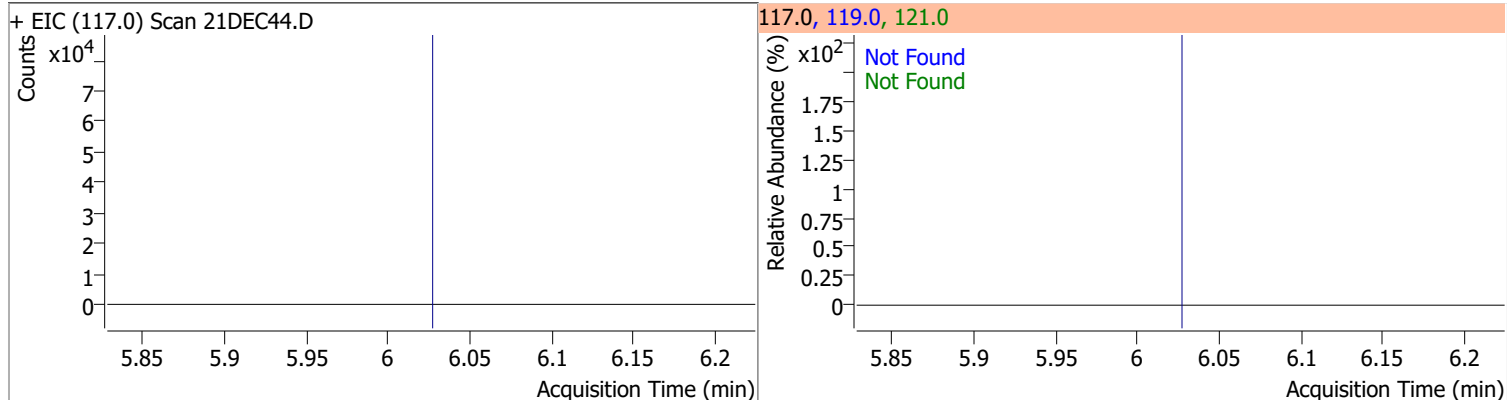
Compound	Conc.	Exp RT	QIon	Exp Ratio	QIon	Exp Ratio
1,1,1-Trichloroethane	N.D.	5.83	99.0	65.7	61.0	45.0



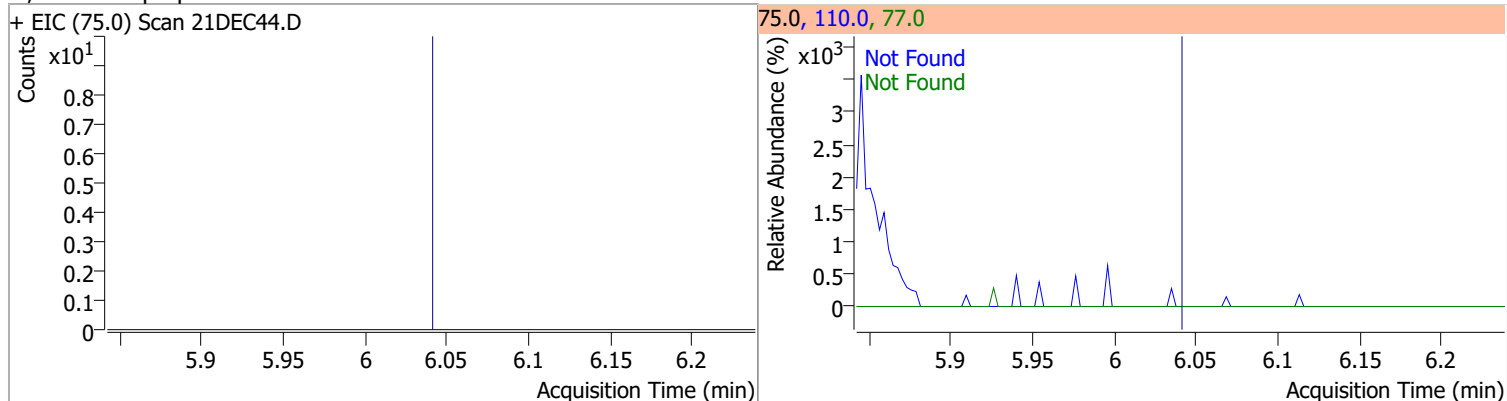
Compound	Conc.	RT	Dev(Min)	Resp.	QIon	QRatio	Lower	Upper
Dibromofluoromethane	260.3536	5.85	0.00	157244	191.5	22.3	0.0	50.7



Compound	Conc.	Exp RT	QIon	Exp Ratio	QIon	Exp Ratio
Carbon tetrachloride	N.D.	6.03	119.0	97.5	121.0	30.4

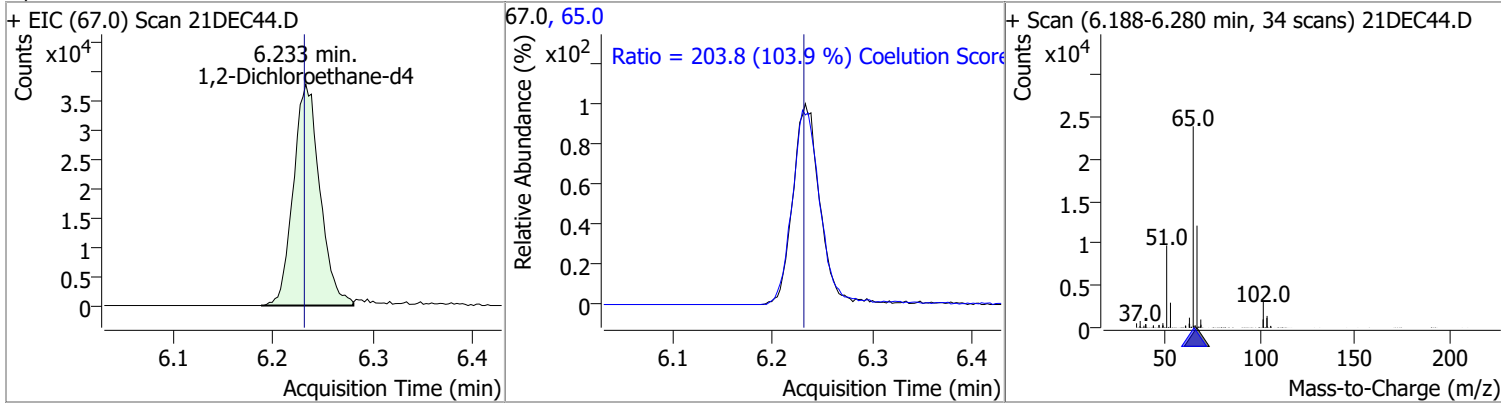


Compound	Conc.	Exp RT	QIon	Exp Ratio	QIon	Exp Ratio
1,1-Dichloropropene	N.D.	6.04	110.0	35.4	77.0	30.5

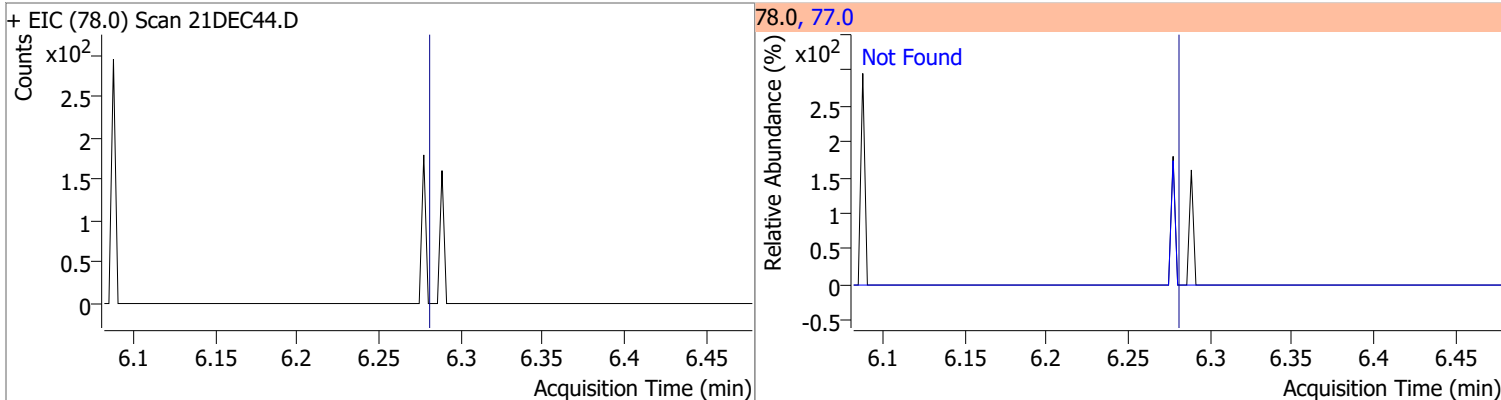


Quantitation Results Report (QT Reviewed)

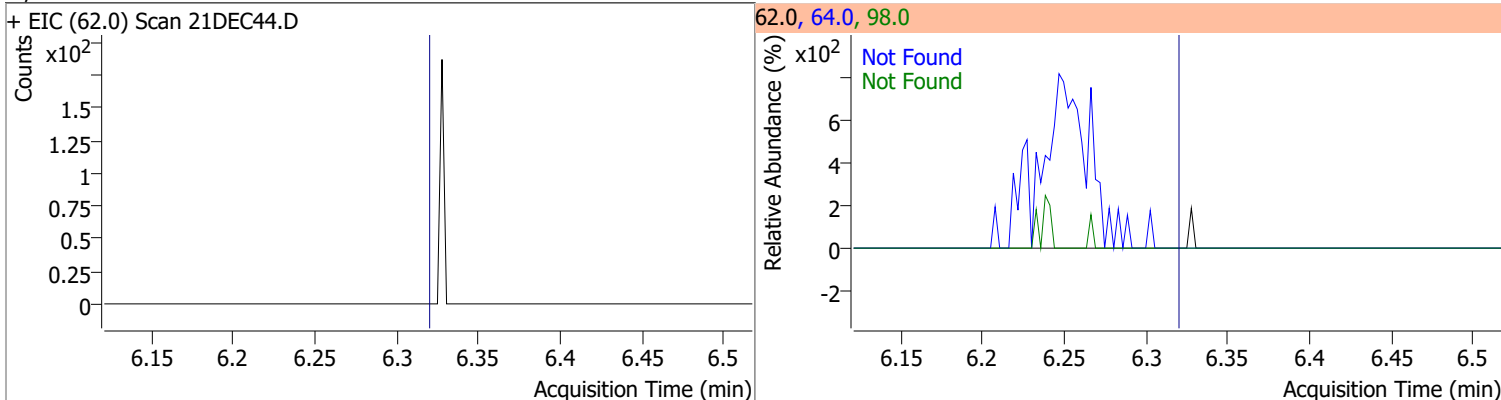
Compound	Conc.	RT	Dev(Min)	Resp.	QIon	QRatio	Lower	Upper
1,2-Dichloroethane-d4	252.8231	6.23	0.00	69685	65.0	203.8	166.3	226.3



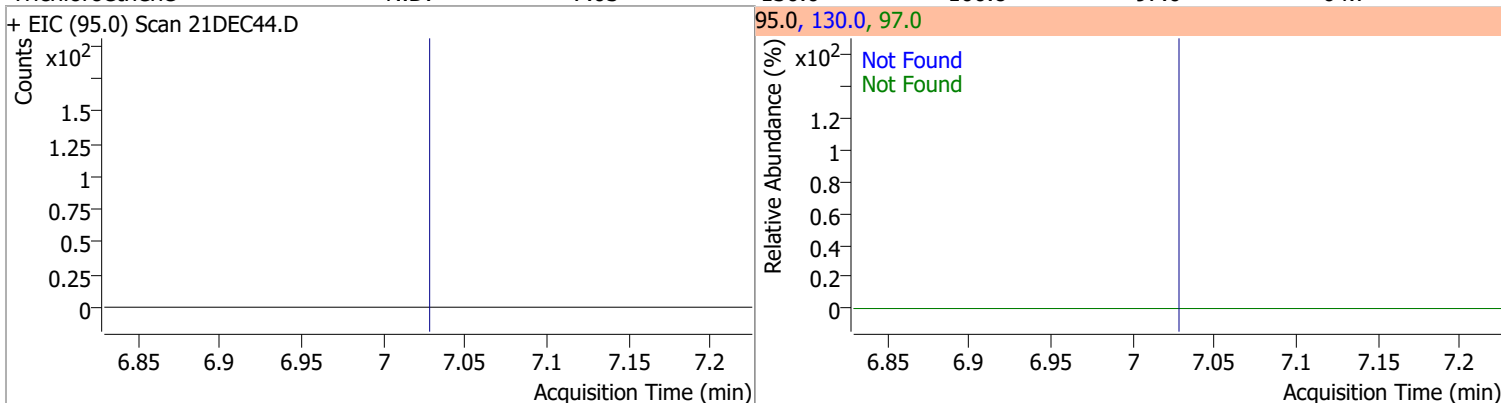
Compound	Conc.	Exp RT	QIon	Exp Ratio
Benzene	N.D.	6.28	77.0	23.5



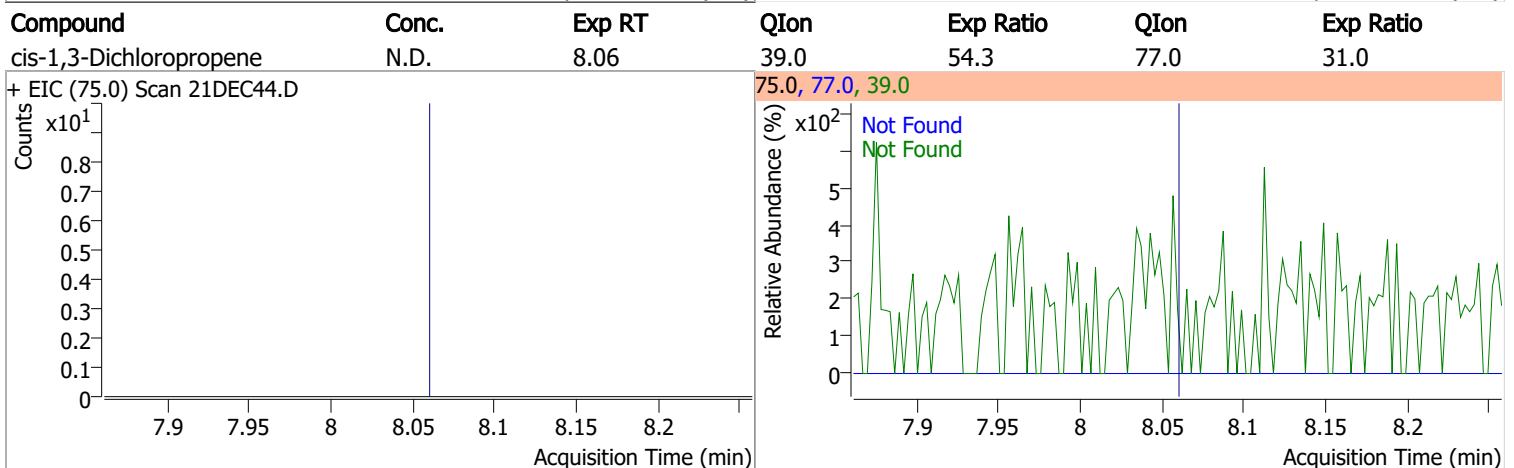
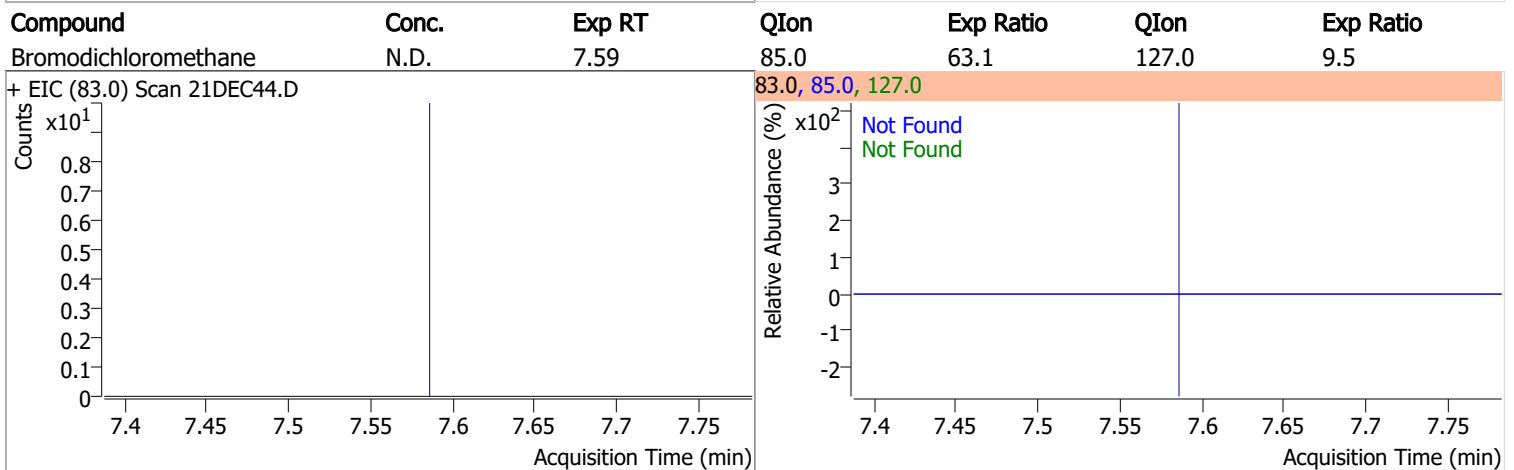
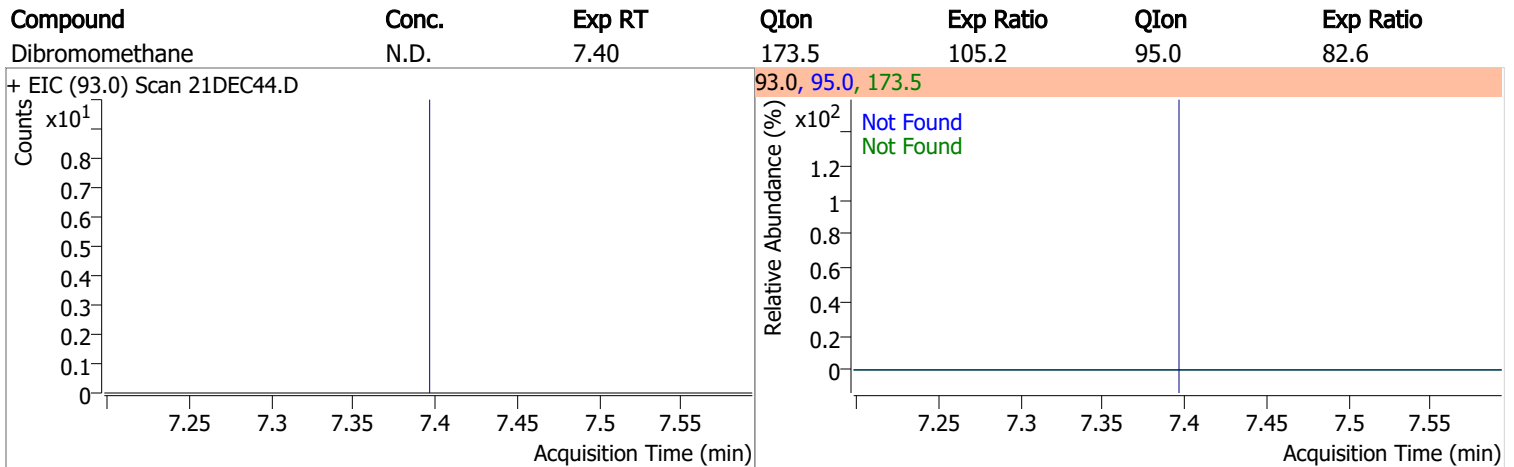
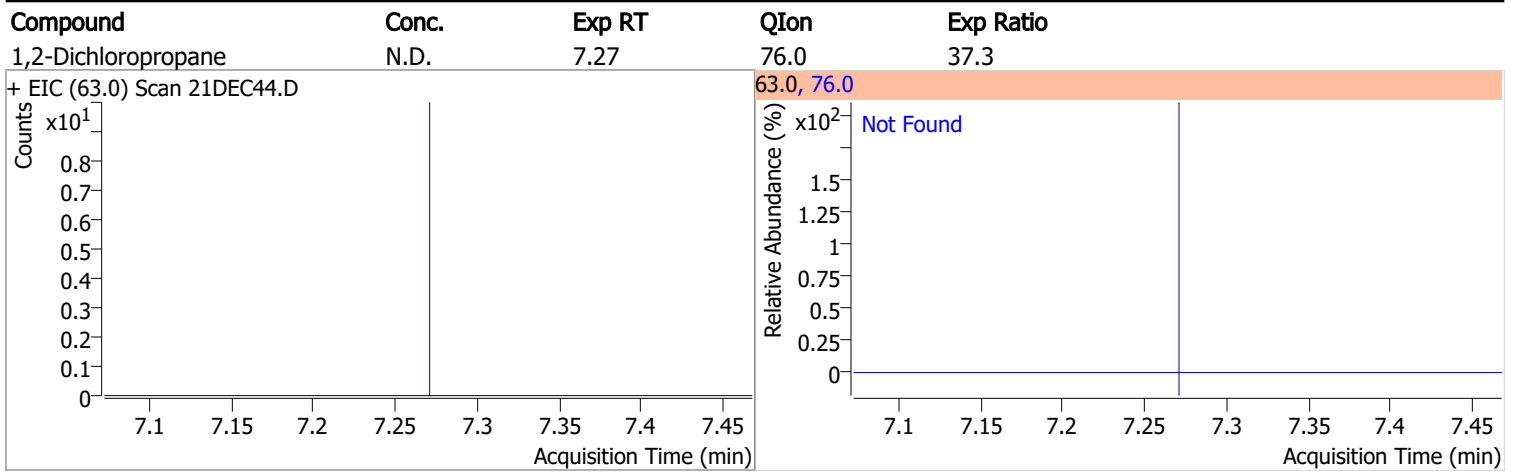
Compound	Conc.	Exp RT	QIon	Exp Ratio	QIon	Exp Ratio
1,2-Dichloroethane	N.D.	6.32	64.0	32.3	98.0	8.2



Compound	Conc.	Exp RT	QIon	Exp Ratio	QIon	Exp Ratio
Trichloroethene	N.D.	7.03	130.0	100.8	97.0	64.7

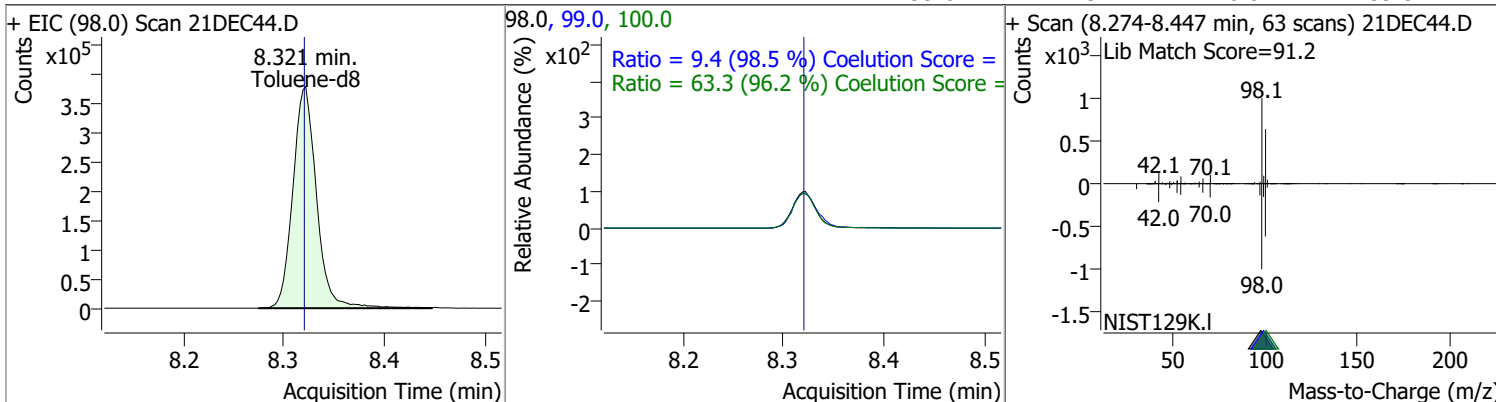


Quantitation Results Report (QT Reviewed)

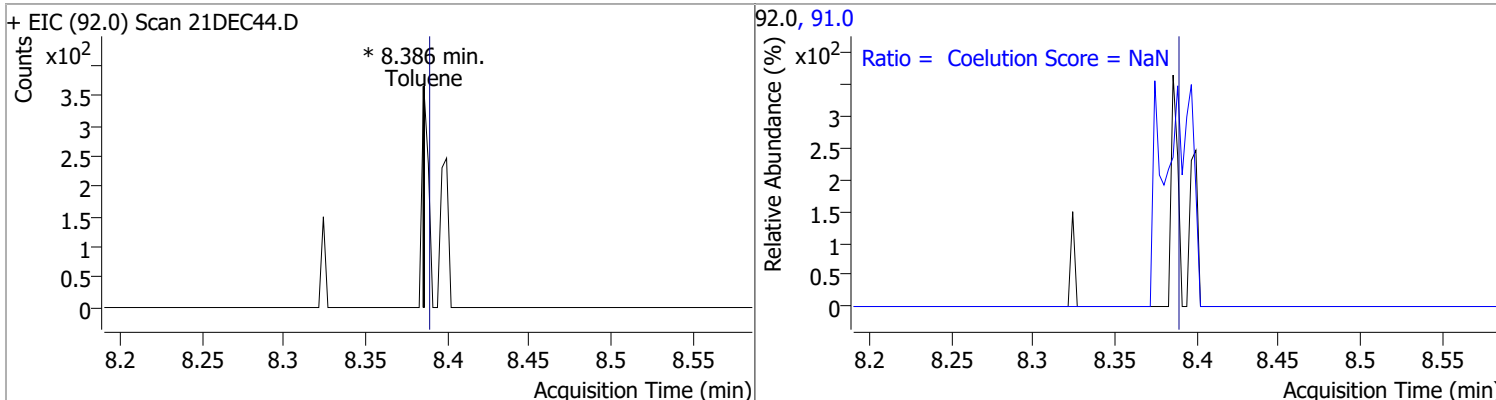


Quantitation Results Report (QT Reviewed)

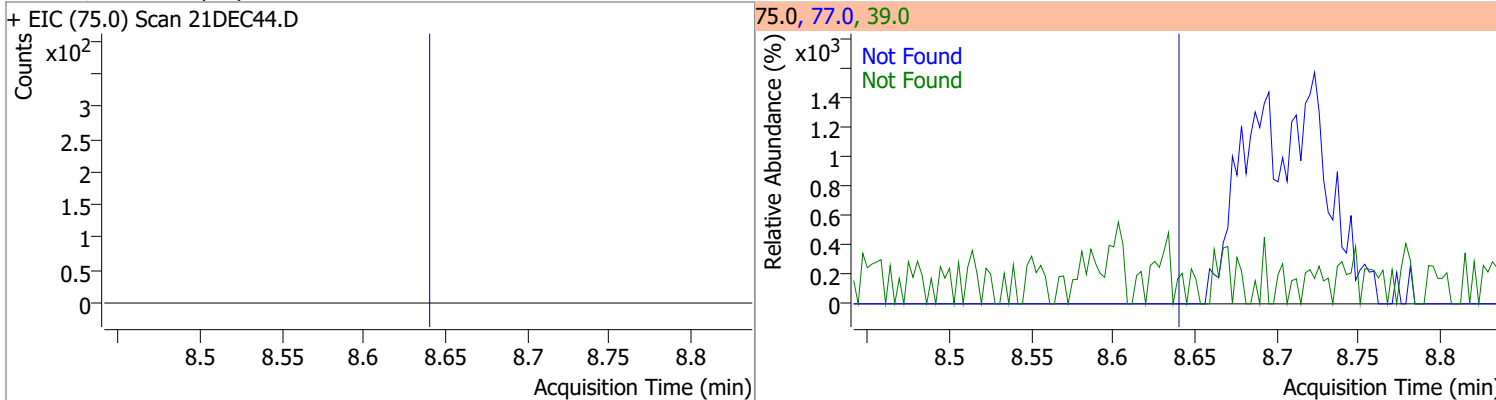
Compound	Conc.	RT	Dev(Min)	Resp.	QIon	QRatio	Lower	Upper
Toluene-d8	261.8420	8.32	0.00	617487	100.0	63.3	35.9	95.9
					99.0	9.4	0.0	39.5



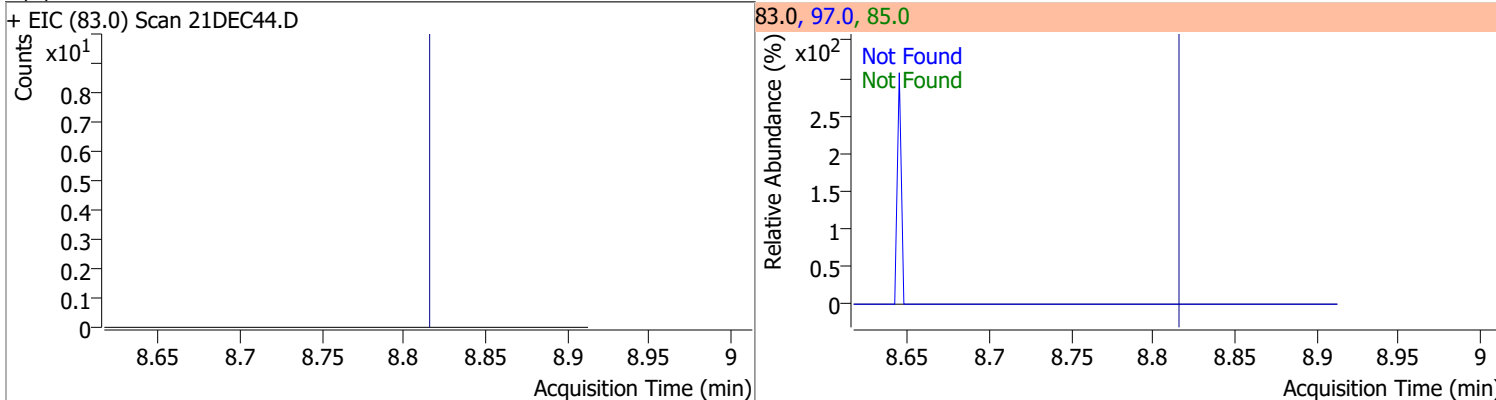
Compound	Conc.	RT	Dev(Min)	Resp.	QIon	QRatio	Lower	Upper
Toluene	0	0	0	0	91.0	144.3	204.3	



Compound	Conc.	Exp RT	QIon	Exp Ratio	QIon	Exp Ratio
trans-1,3-Dichloropropene	N.D.	8.64	39.0	52.1	77.0	32.0

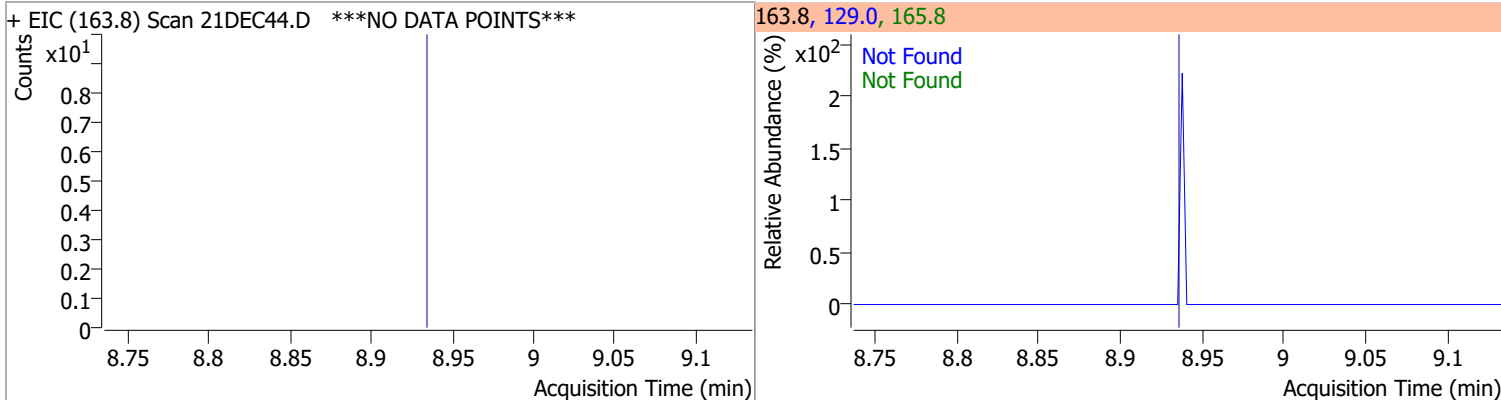


Compound	Conc.	Exp RT	QIon	Exp Ratio	QIon	Exp Ratio
1,1,2-Trichloroethane	N.D.	8.82	97.0	114.3	85.0	61.5

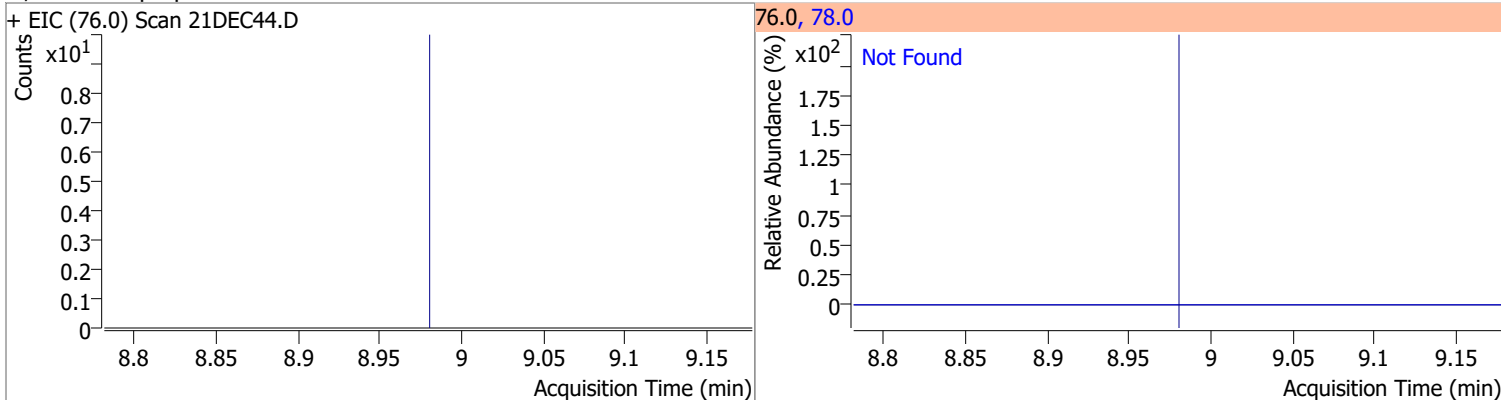


Quantitation Results Report (QT Reviewed)

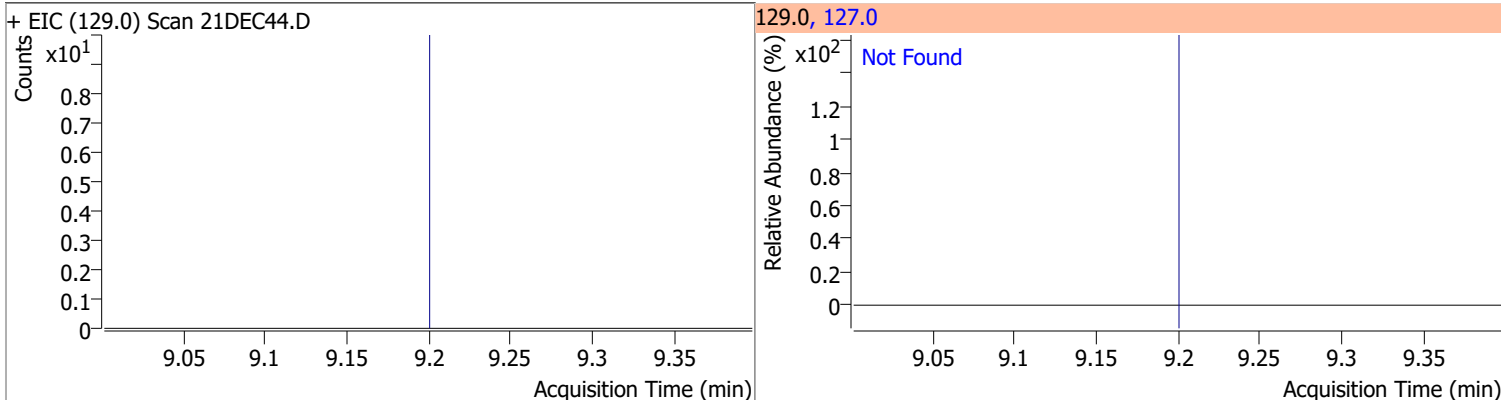
Compound	Conc.	Exp RT	QIon	Exp Ratio	QIon	Exp Ratio
Tetrachloroethene	N.D.	8.94	165.8	128.3	129.0	95.3



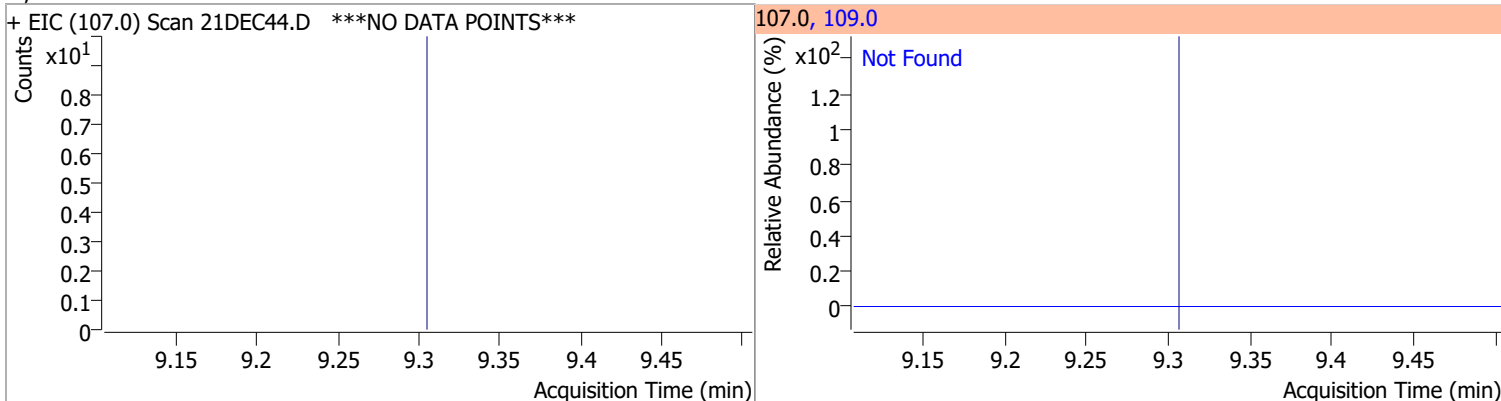
Compound	Conc.	Exp RT	QIon	Exp Ratio
1,3-Dichloropropane	N.D.	8.98	78.0	32.1



Compound	Conc.	Exp RT	QIon	Exp Ratio
Chlorodibromomethane	N.D.	9.20	127.0	75.3

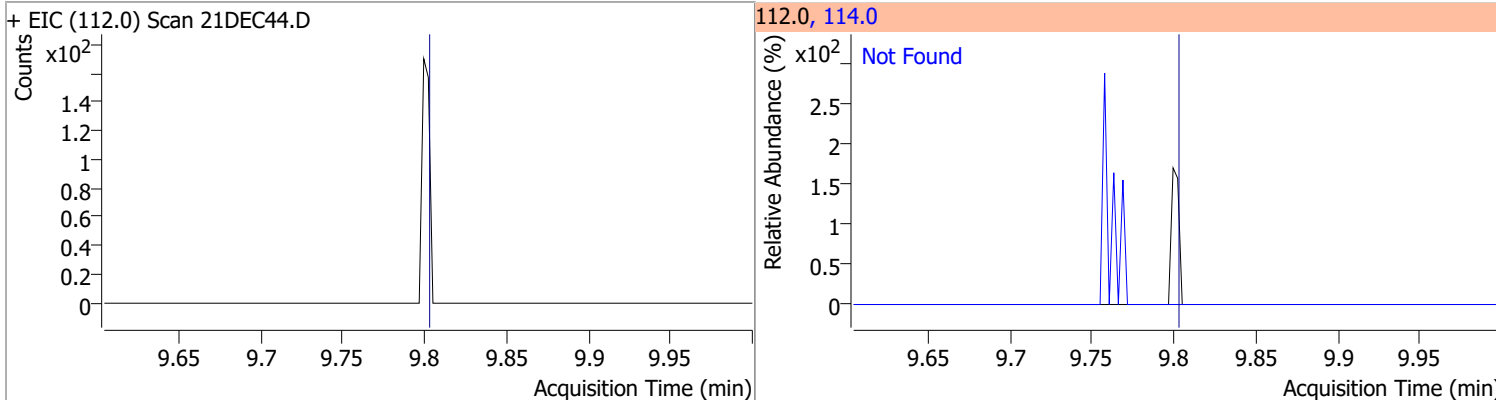


Compound	Conc.	Exp RT	QIon	Exp Ratio
1,2-Dibromoethane	N.D.	9.31	109.0	97.2

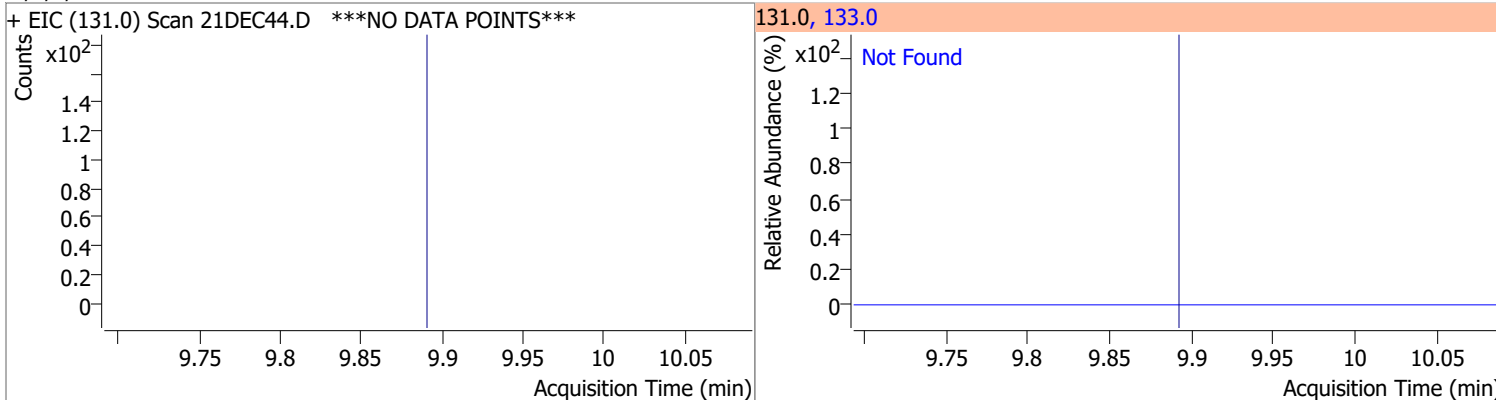


Quantitation Results Report (QT Reviewed)

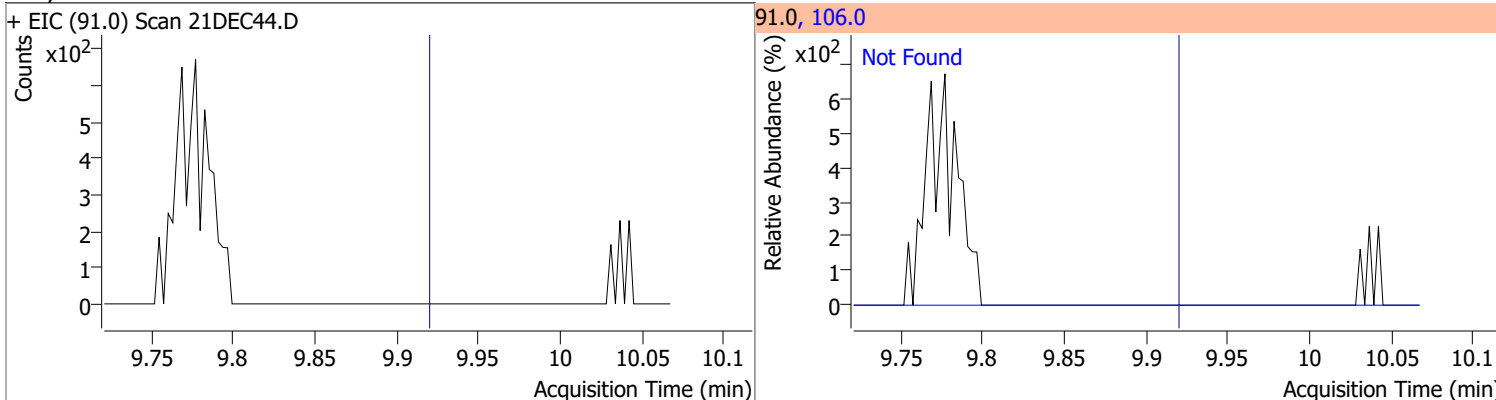
Compound	Conc.	Exp RT	QIon	Exp Ratio
Chlorobenzene	N.D.	9.80	114.0	32.3



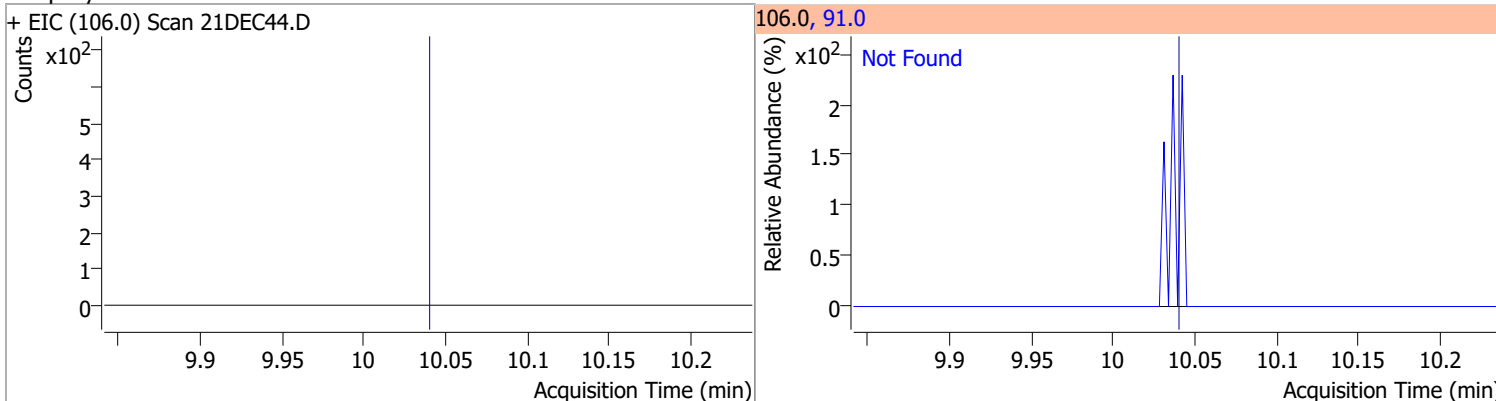
Compound	Conc.	Exp RT	QIon	Exp Ratio
1,1,1,2-Tetrachloroethane	N.D.	9.89	133.0	95.7



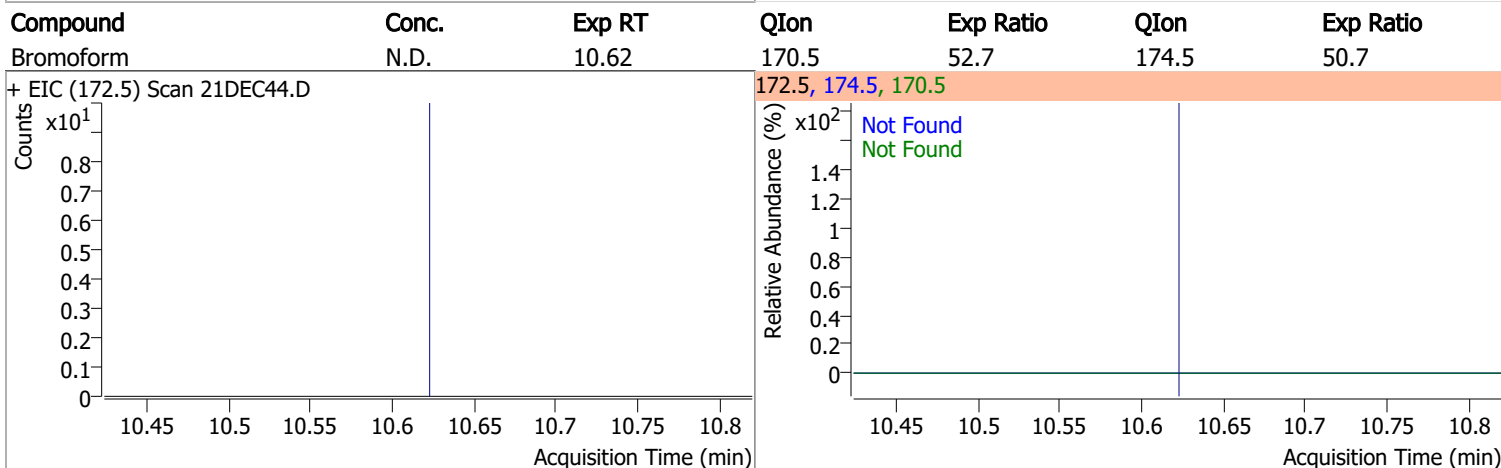
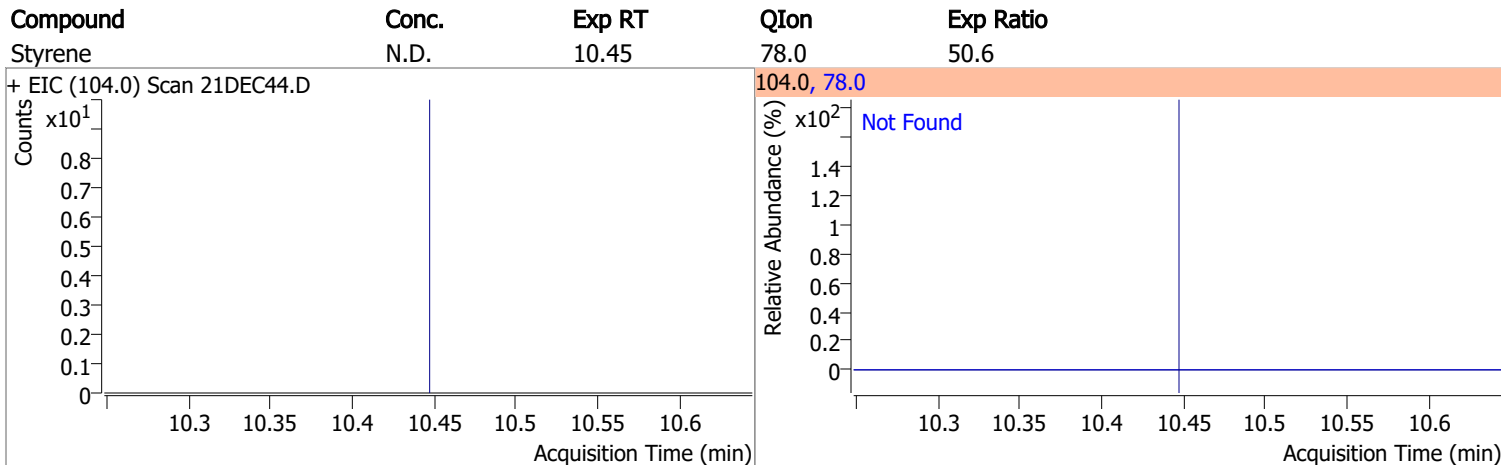
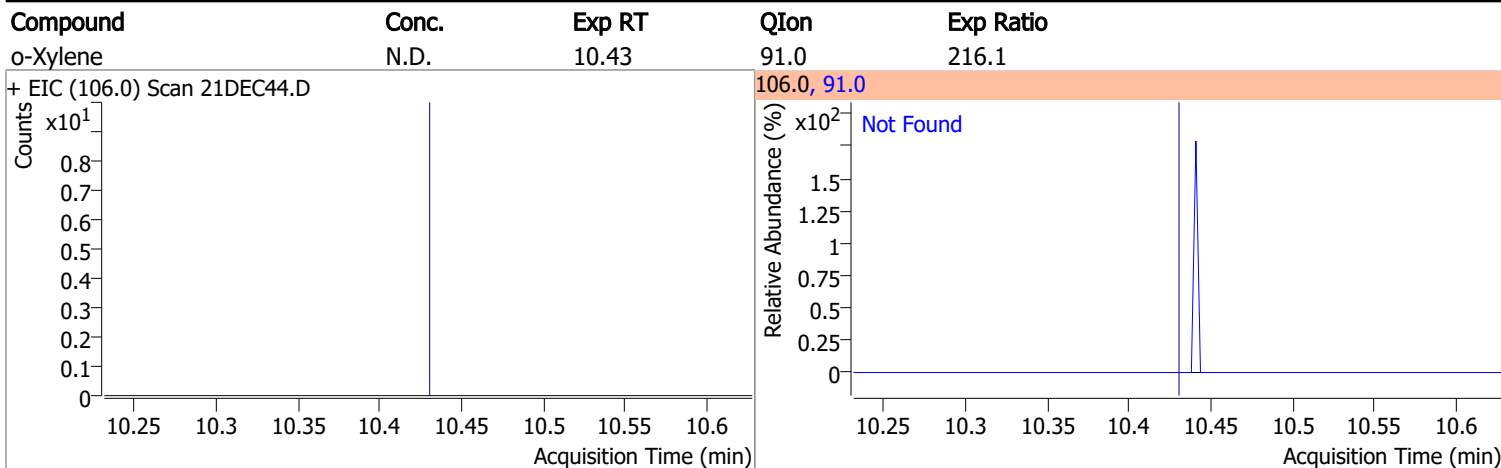
Compound	Conc.	Exp RT	QIon	Exp Ratio
Ethylbenzene	N.D.	9.92	106.0	30.7



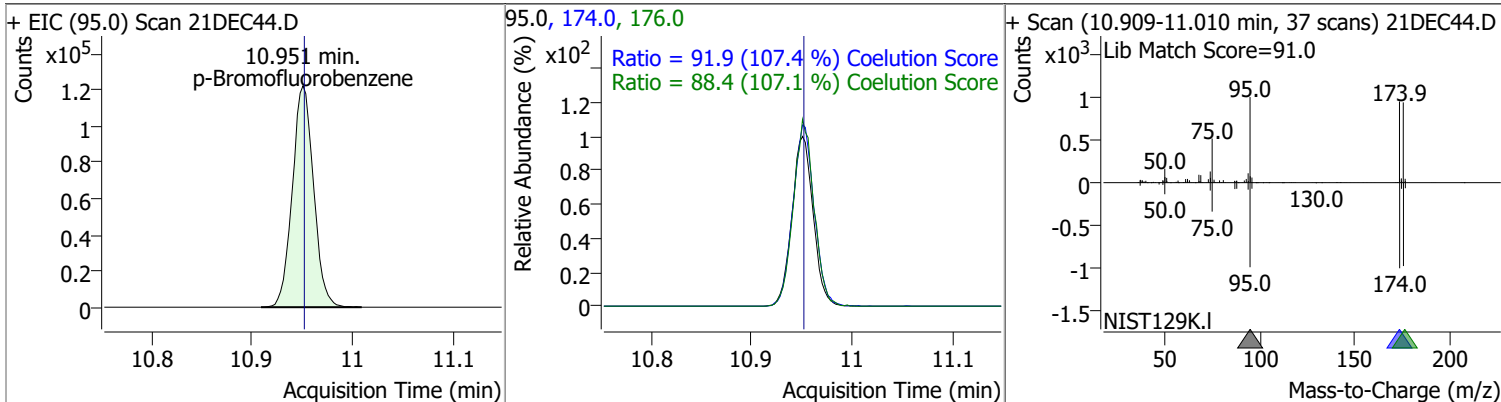
Compound	Conc.	Exp RT	QIon	Exp Ratio
m+p-Xylenes	N.D.	10.04	91.0	205.0



Quantitation Results Report (QT Reviewed)

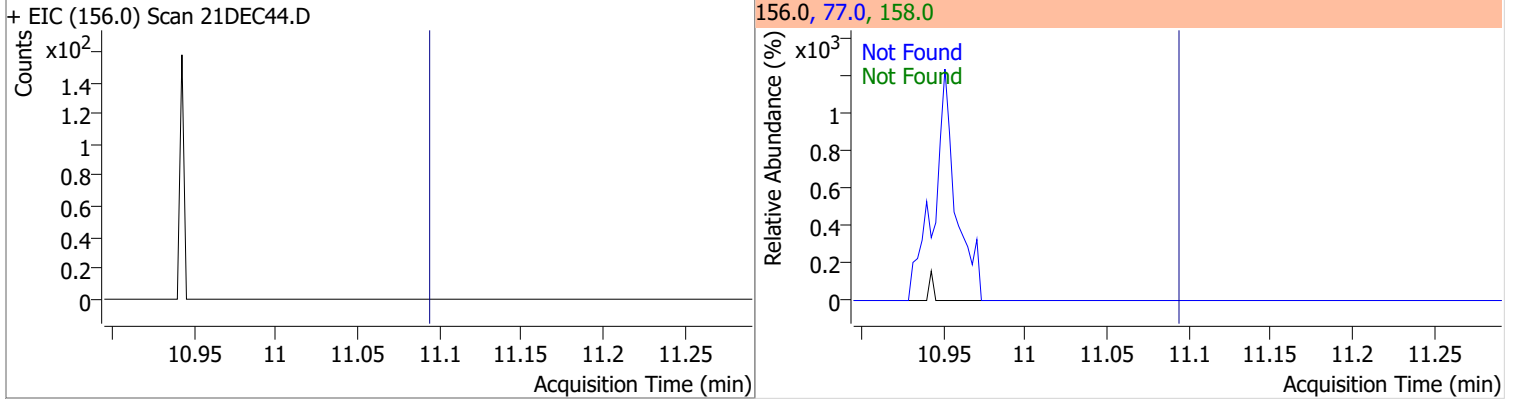


Compound	Conc.	RT	Dev(Min)	Resp.	QIon	QRatio	Lower	Upper
p-Bromofluorobenzene	258.5042	10.95	0.00	179425	174.0	91.9	55.5	115.5
					176.0	88.4	52.5	112.5

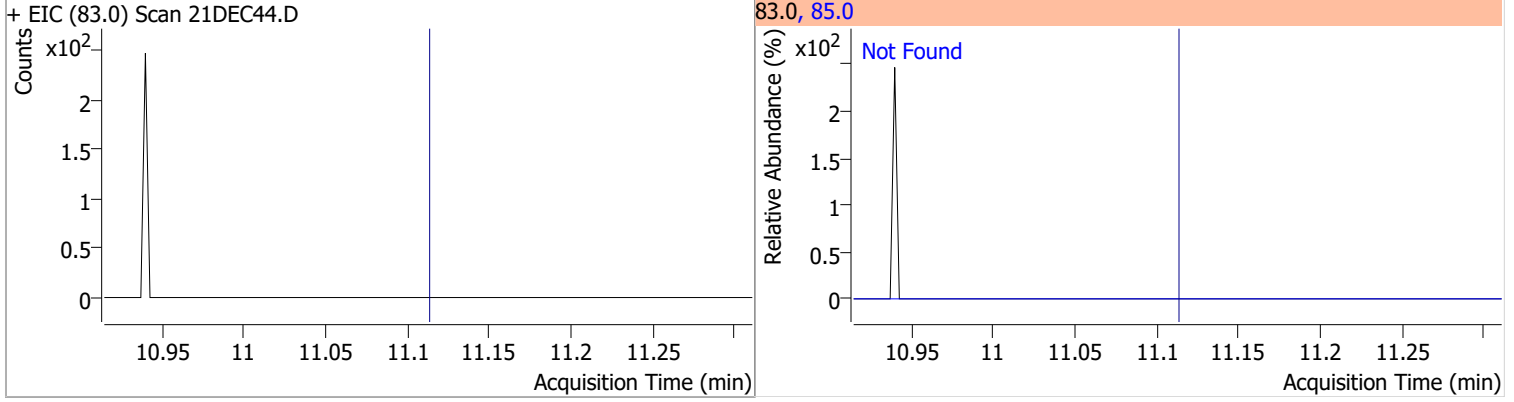


Quantitation Results Report (QT Reviewed)

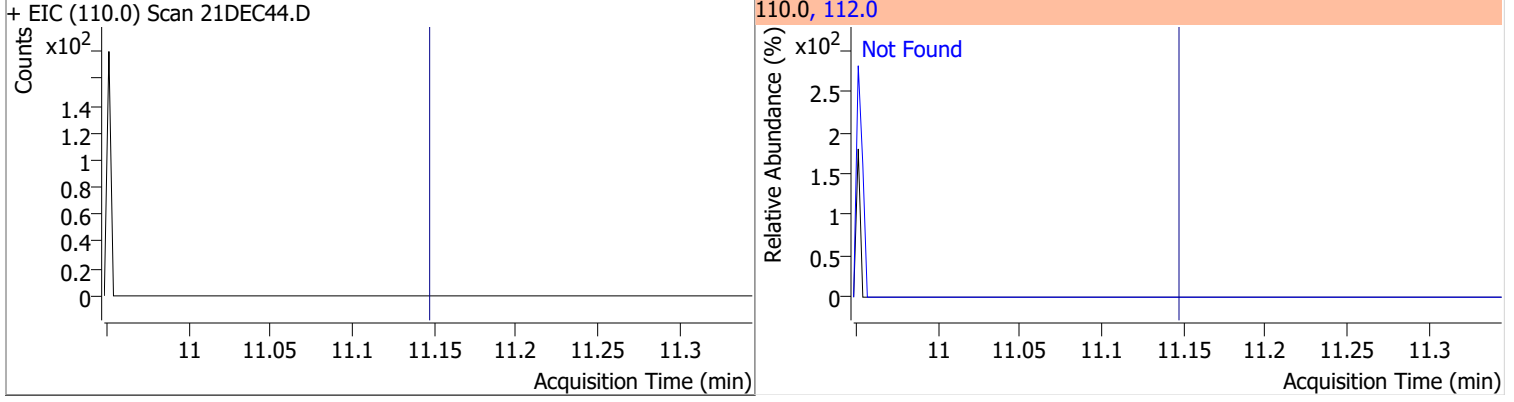
Compound	Conc.	Exp RT	QIon	Exp Ratio	QIon	Exp Ratio
Bromobenzene	N.D.	11.09	77.0	153.2	158.0	96.2



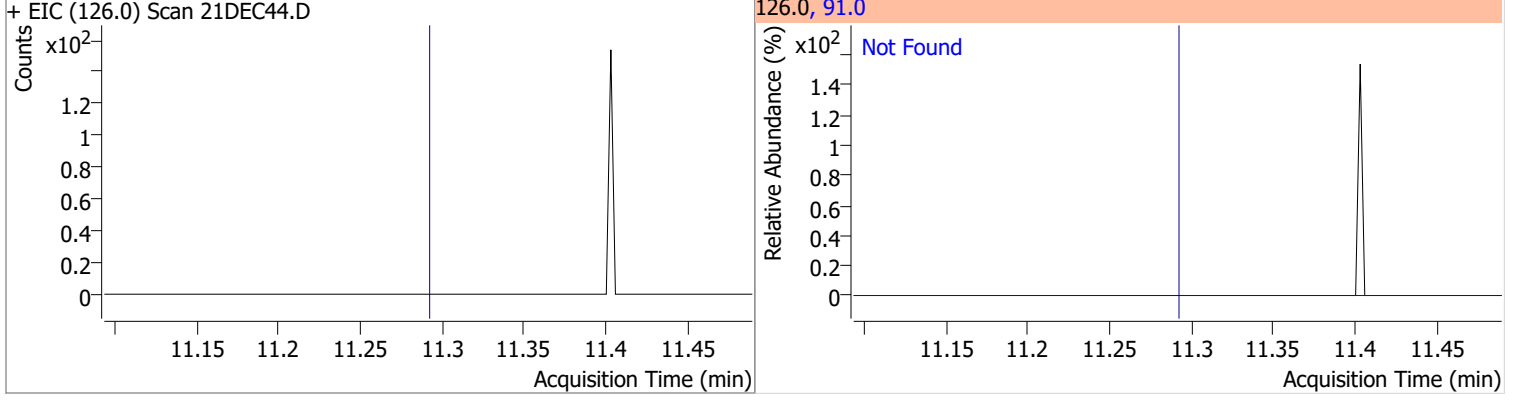
Compound	Conc.	Exp RT	QIon	Exp Ratio
1,1,2,2-Tetrachloroethane	N.D.	11.11	85.0	63.2



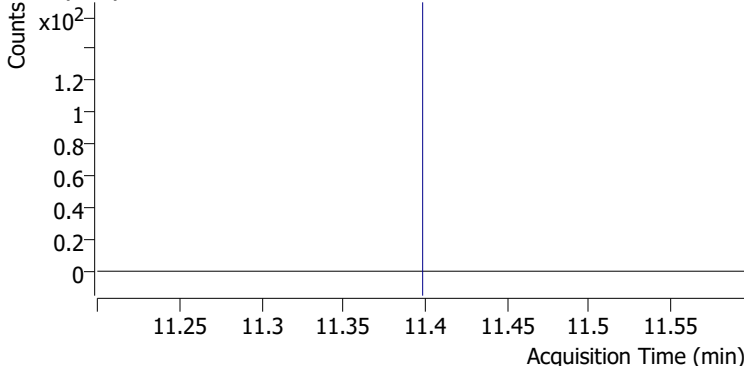
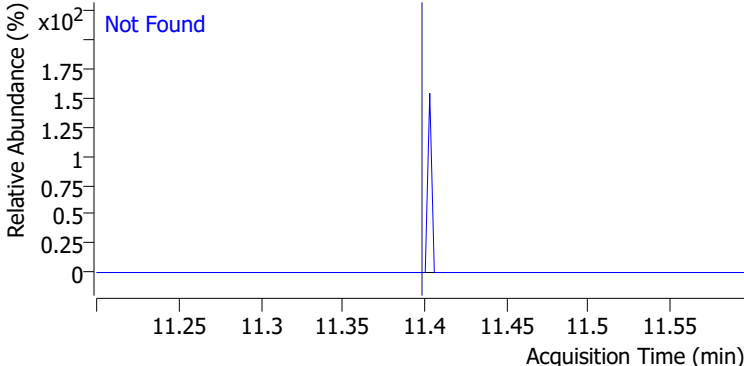
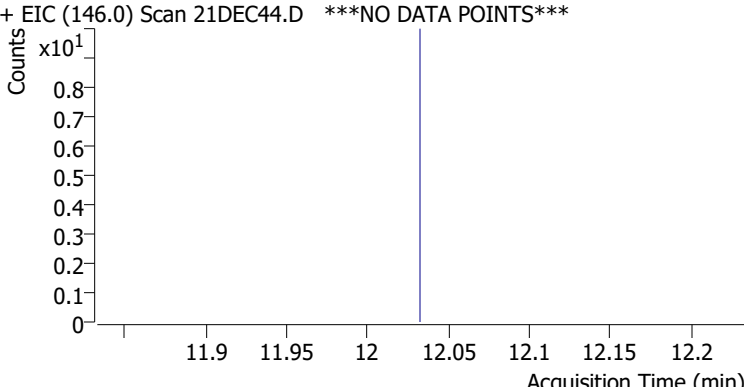
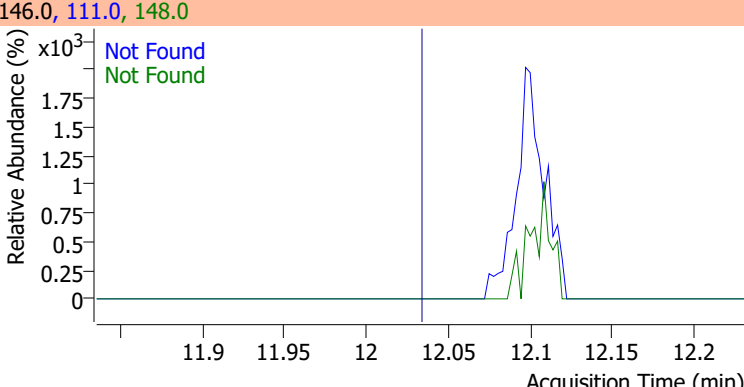
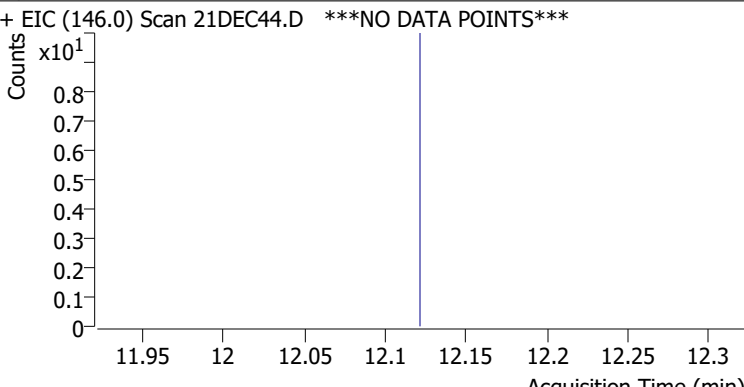
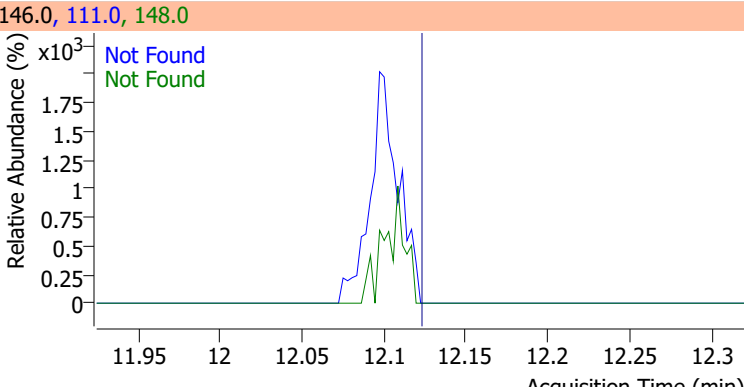
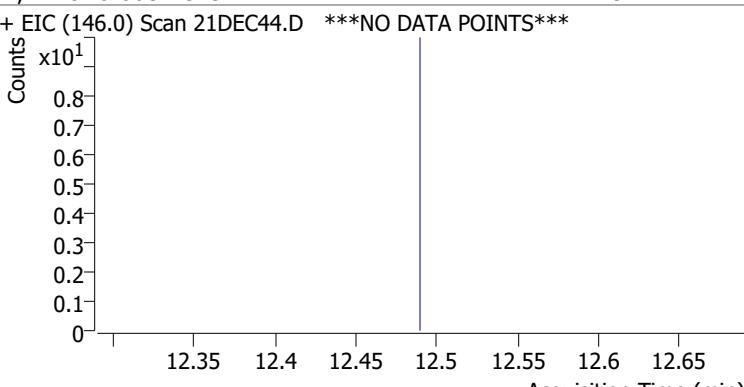
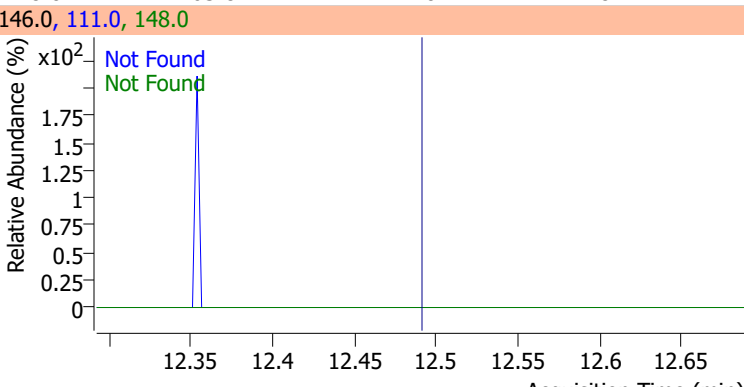
Compound	Conc.	Exp RT	QIon	Exp Ratio
1,2,3-Trichloropropane	N.D.	11.15	112.0	65.8



Compound	Conc.	Exp RT	QIon	Exp Ratio
2-Chlorotoluene	N.D.	11.29	91.0	294.1

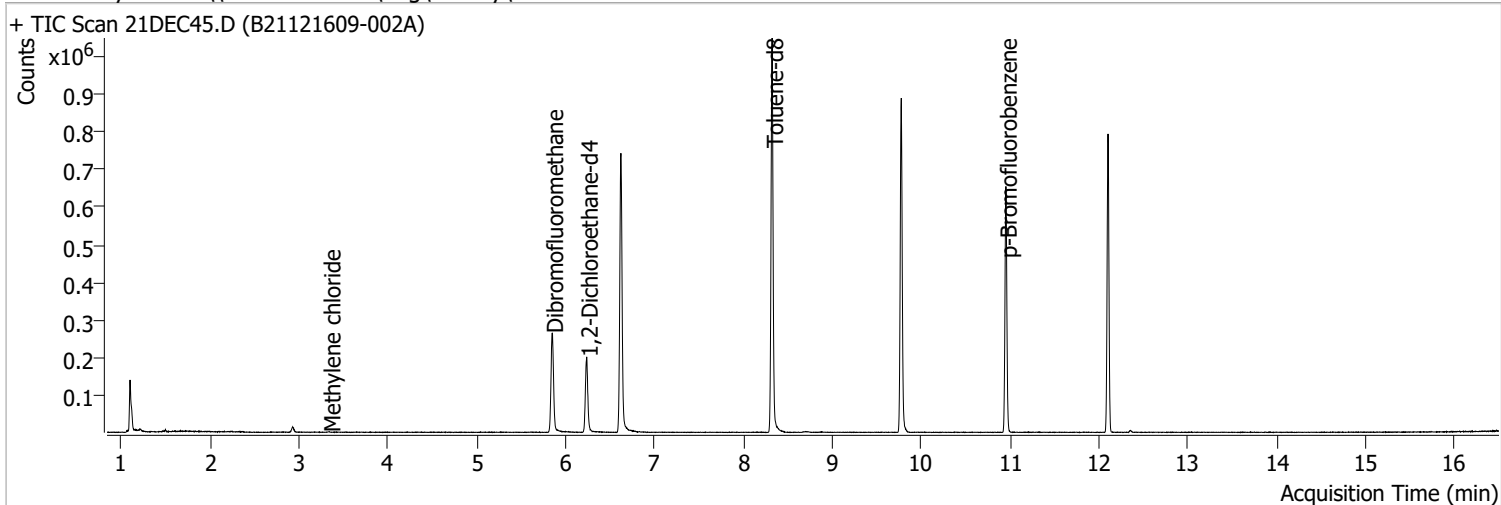


Quantitation Results Report (QT Reviewed)

Compound	Conc.	Exp RT	QIon	Exp Ratio		
4-Chlorotoluene	N.D.	11.40	126.0	30.4		
+ EIC (91.0) Scan 21DEC44.D			91.0, 126.0			
						
1,3-Dichlorobenzene	N.D.	12.03	148.0	64.5	QIon	Exp Ratio
+ EIC (146.0) Scan 21DEC44.D ***NO DATA POINTS***			146.0, 111.0, 148.0			
						
1,4-Dichlorobenzene	N.D.	12.12	148.0	64.0	QIon	Exp Ratio
+ EIC (146.0) Scan 21DEC44.D ***NO DATA POINTS***			146.0, 111.0, 148.0			
						
1,2-Dichlorobenzene	N.D.	12.49	148.0	63.8	QIon	Exp Ratio
+ EIC (146.0) Scan 21DEC44.D ***NO DATA POINTS***			146.0, 111.0, 148.0			
						

Quantitation Results Report (QT Reviewed)

Data File	21DEC45.D	Operator	MSC
Acq. Method	5975CACQF.M	Acq. Date-Time	12/22/2021 10:01:30 AM
Sample Name	B21121609-002A	Instrument	VOA5975C
Vial	45	Multiplier	1.00
DA Method File	VOA5975C_8260B_SHT_DoD_L4_120721.m	Comment	
Tune File	BFB_Atune3.u	Tune Date	10/11/2021 4:02:00 PM
Batch Name	VG122121_8260B_2ndRun.batch.bin	Last Calib Update	2/4/2022 12:03:22 PM
Ref Library	\\MASSHUNTER\Org\Library\NIST129K.l		



Compound	RT	QIon	Resp.	Conc.	Units	Dev(Min)
----------	----	------	-------	-------	-------	----------

Internal Standards

M Fluorobenzene	6.621	96.0	620769	250.0000	ng	0.000
M Chlorobenzene-d5	9.774	82.0	242752	250.0000	ng	0.000
M 1,4-Dichlorobenzene-d4	12.100	152.0	185533	250.0000	ng	0.000

System Monitoring Compounds

S Dibromofluoromethane	5.848	113.0	162602	267.2638	ng	-0.003
Spiked Amount: 250.000	Range: 80.0 - 119.0%			Recovery = 106.91%		
S 1,2-Dichloroethane-d4	6.236	67.0	71989	259.2796	ng	0.006
Spiked Amount: 250.000	Range: 81.0 - 118.0%			Recovery = 103.71%		
S Toluene-d8	8.322	98.0	635195	260.3002	ng	0.003
Spiked Amount: 250.000	Range: 89.0 - 112.0%			Recovery = 104.12%		
S p-Bromofluorobenzene	10.951	95.0	185904	261.8621	ng	0.000
Spiked Amount: 250.000	Range: 85.0 - 114.0%			Recovery = 104.74%		

Target Compounds

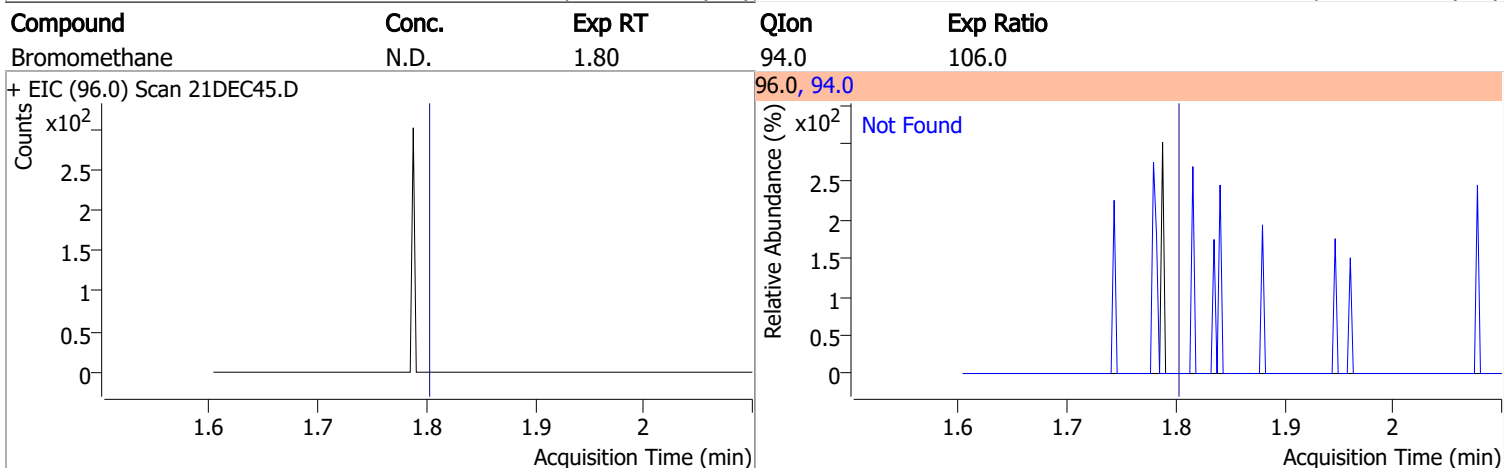
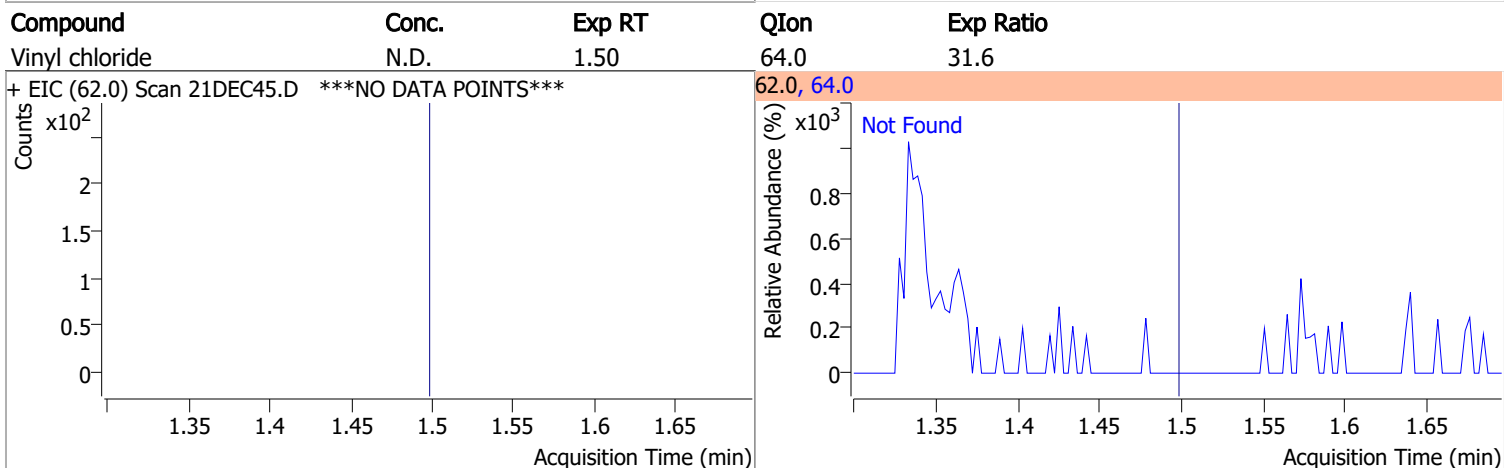
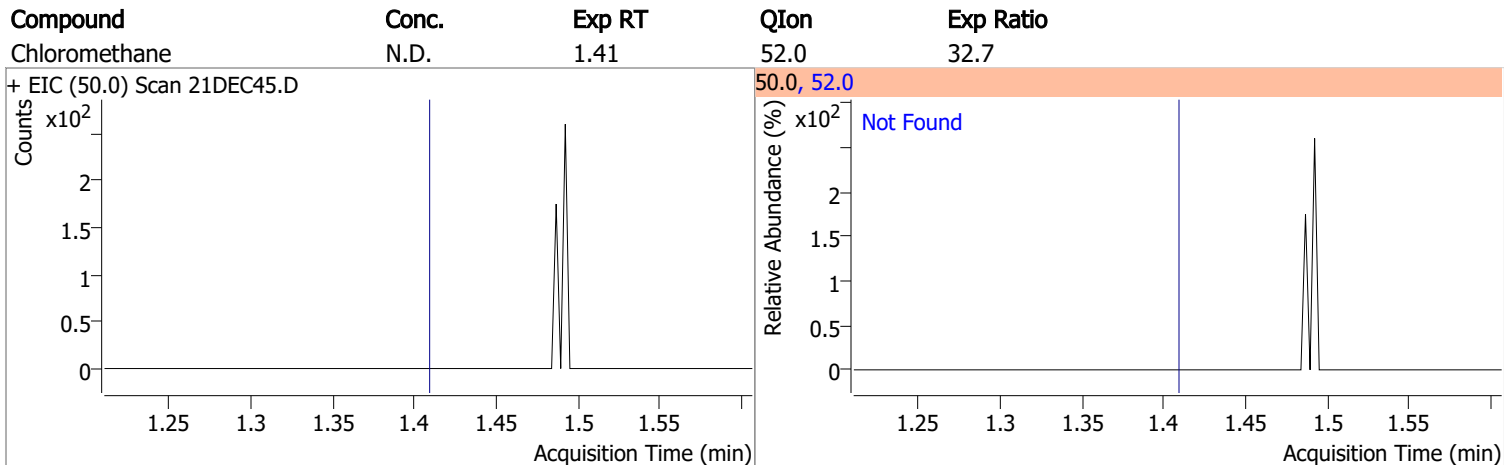
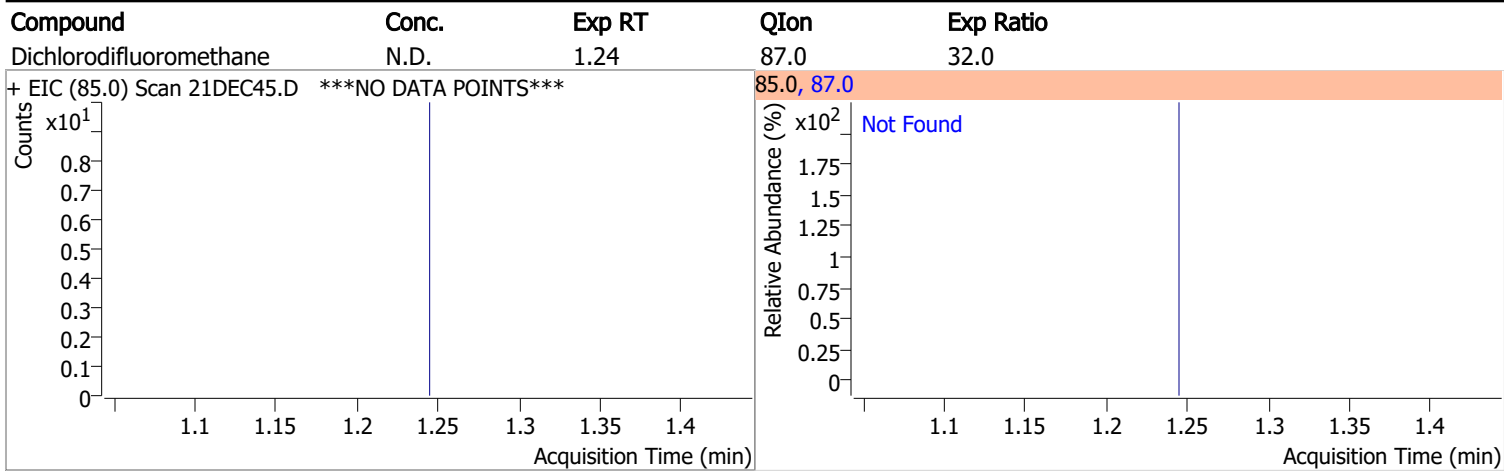
Compound	RT	QIon	Resp.	Conc.	Units	Dev(Min)	QValue
T Dichlorodifluoromethane	0.000		0	N.D.			
T Chloromethane	0.000		0	N.D.			
T Vinyl chloride	0.000		0	N.D.			
T Bromomethane	0.000		0	N.D.			
T Chloroethane	0.000		0	N.D.			
T Trichlorofluoromethane	0.000		0	N.D.			
T 1,1-Dichloroethene	0.000		0	N.D.			
T Methylene chloride	3.344	49.0	801	0.8809	ng	m	78
T trans-1,2-Dichloroethene	0.000		0	N.D.			
T Methyl tert-butyl ether (MTBE)	0.000		0	N.D.			
T 1,1-Dichloroethane	0.000		0	N.D.			
T 2,2-Dichloropropane	0.000		0	N.D.			
T cis-1,2-Dichloroethene	0.000		0	N.D.			
T Methyl ethyl ketone	0.000		0	N.D.			
T Bromochloromethane	0.000		0	N.D.			
T Chloroform	0.000		0	N.D.			

Quantitation Results Report (QT Reviewed)

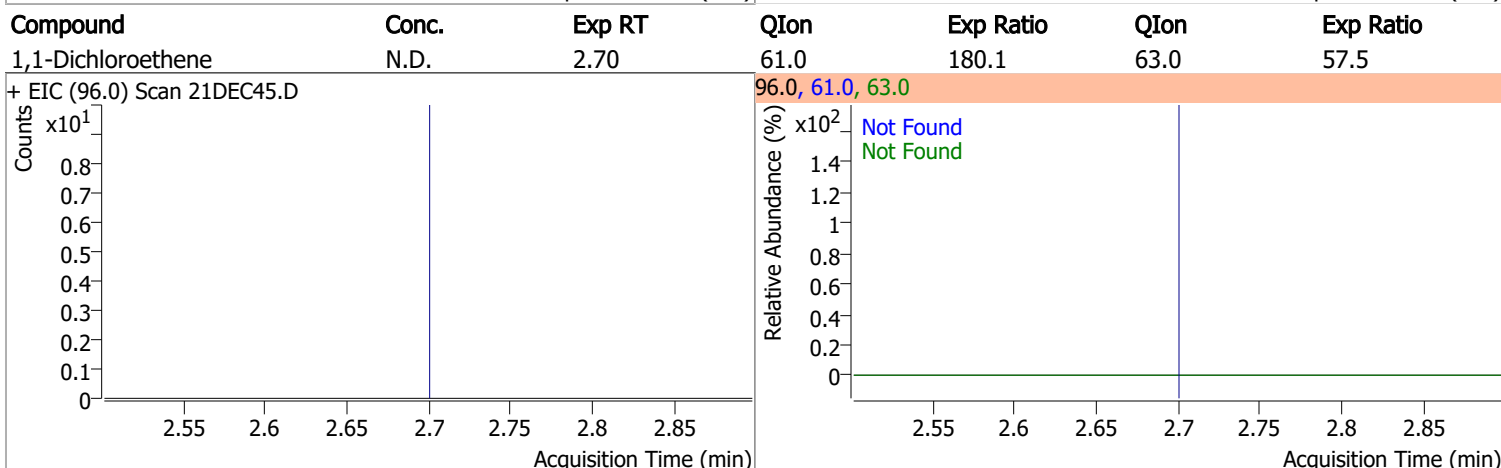
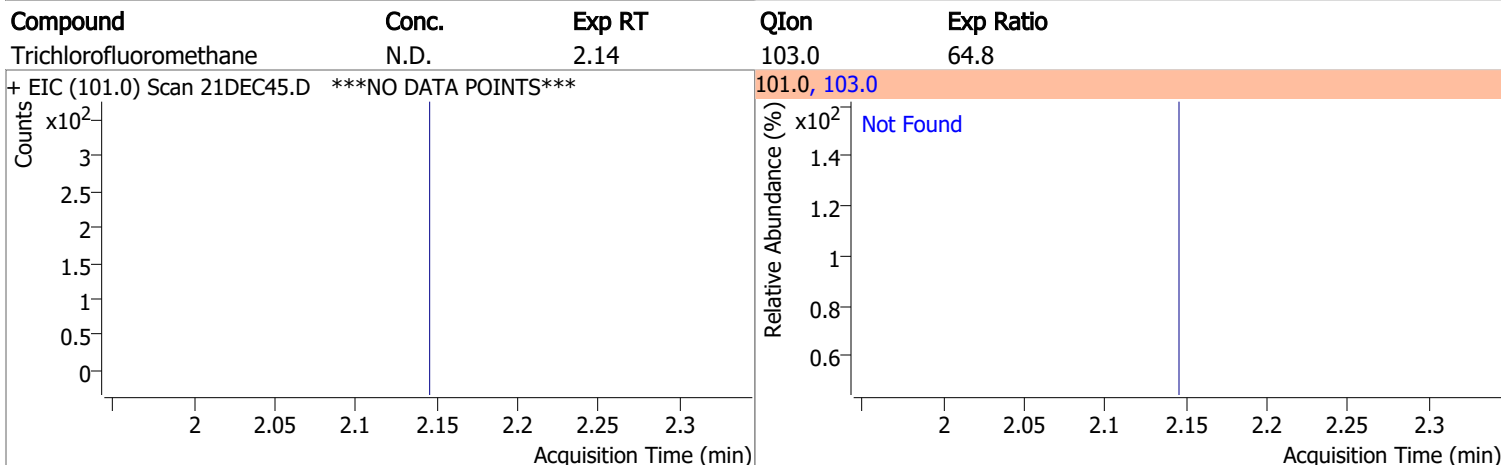
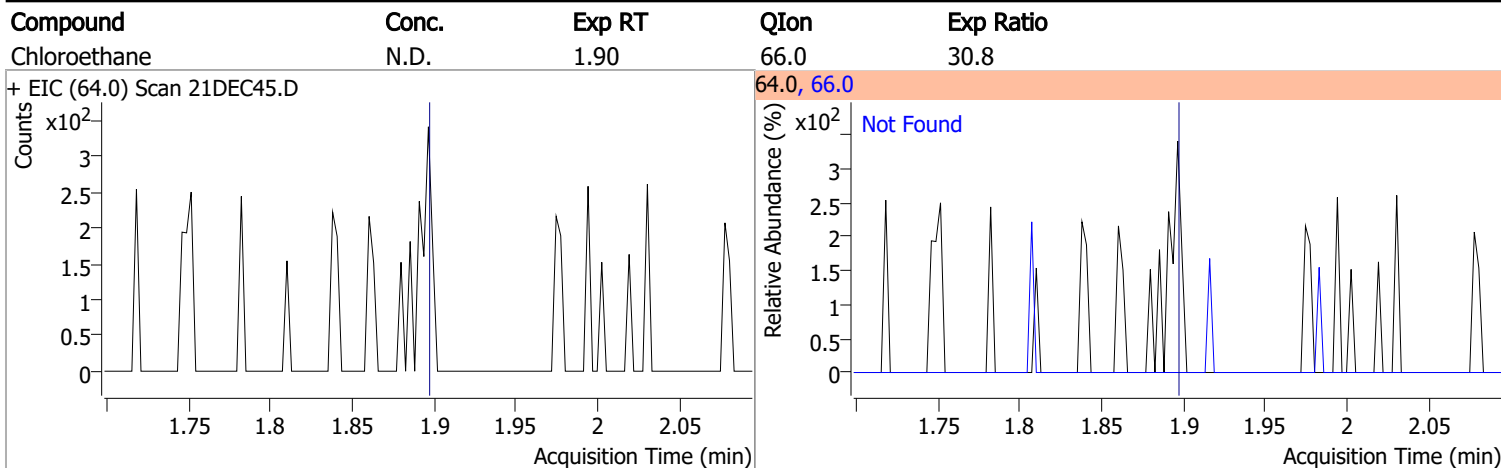
Compound	RT	QIon	Resp.	Conc.	Units	Dev(Min)
T 1,1,1-Trichloroethane	0.000		0	N.D.		
T Carbon tetrachloride	0.000		0	N.D.		
T 1,1-Dichloropropene	0.000		0	N.D.		
T Benzene	0.000		0	N.D.		
T 1,2-Dichloroethane	0.000		0	N.D.		
T Trichloroethene	0.000		0	N.D.		
T 1,2-Dichloropropane	0.000		0	N.D.		
T Dibromomethane	0.000		0	N.D.		
T Bromodichloromethane	0.000		0	N.D.		
T cis-1,3-Dichloropropene	0.000		0	N.D.		
T Toluene	0.000		0	N.D.		
T trans-1,3-Dichloropropene	0.000		0	N.D.		
T 1,1,2-Trichloroethane	0.000		0	N.D.		
T Tetrachloroethene	0.000		0	N.D.		
T 1,3-Dichloropropane	0.000		0	N.D.		
T Chlorodibromomethane	0.000		0	N.D.		
T 1,2-Dibromoethane	0.000		0	N.D.		
T Chlorobenzene	0.000		0	N.D.		
T 1,1,1,2-Tetrachloroethane	0.000		0	N.D.		
T Ethylbenzene	0.000		0	N.D.		
T m+p-Xylenes	0.000		0	N.D.		
T o-Xylene	0.000		0	N.D.		
T Styrene	0.000		0	N.D.		
T Bromoform	0.000		0	N.D.		
T Bromobenzene	0.000		0	N.D.		
T 1,1,2,2-Tetrachloroethane	0.000		0	N.D.		
T 1,2,3-Trichloropropane	0.000		0	N.D.		
T 2-Chlorotoluene	0.000		0	N.D.		
T 4-Chlorotoluene	0.000		0	N.D.		
T 1,3-Dichlorobenzene	0.000		0	N.D.		
T 1,4-Dichlorobenzene	0.000		0	N.D.		
T 1,2-Dichlorobenzene	0.000		0	N.D.		

(#) = Qualifier Out of Range; (m) = Manual Integration; (+) = Area Summed; (*) = Surrogate Percent Recovery Out of Range; (d): Zeroed Peak

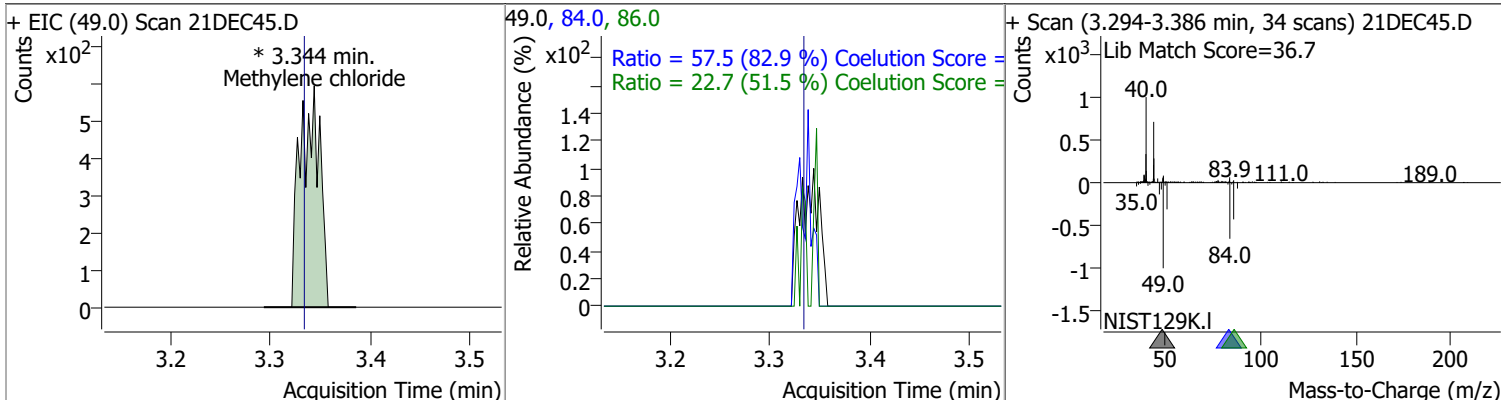
Quantitation Results Report (QT Reviewed)



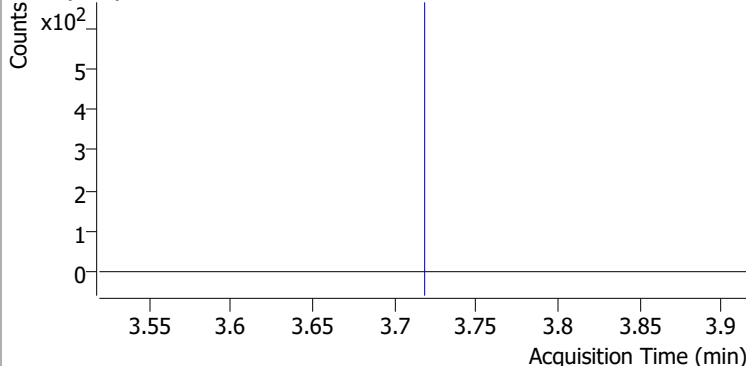
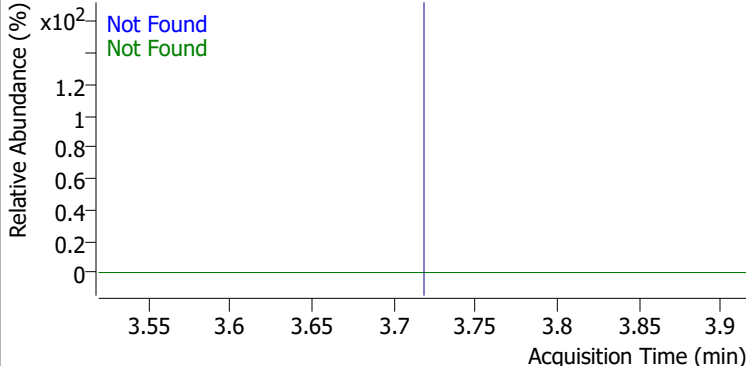
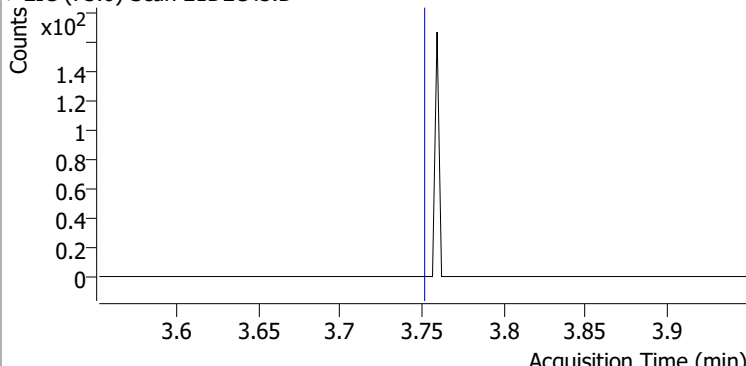
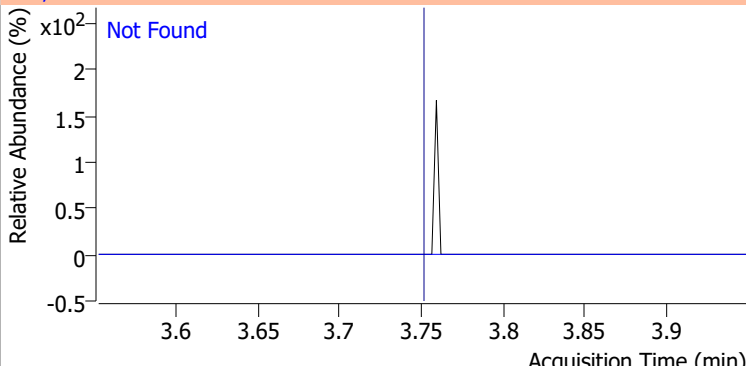
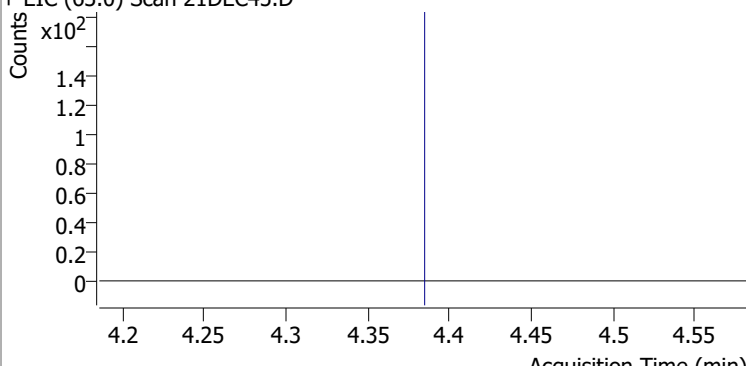
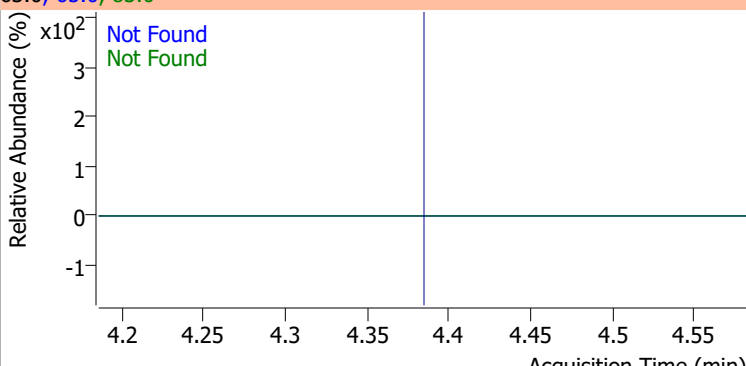
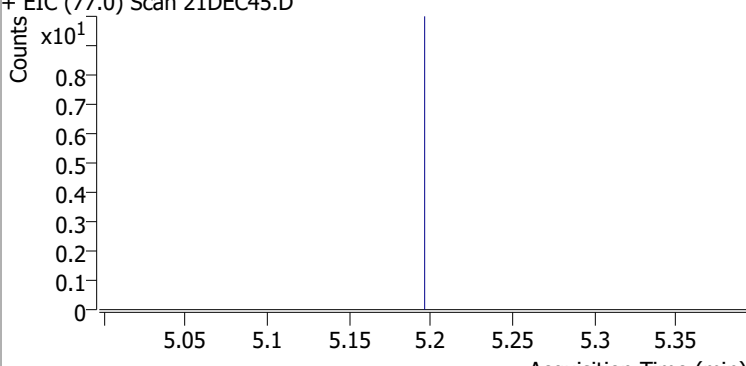
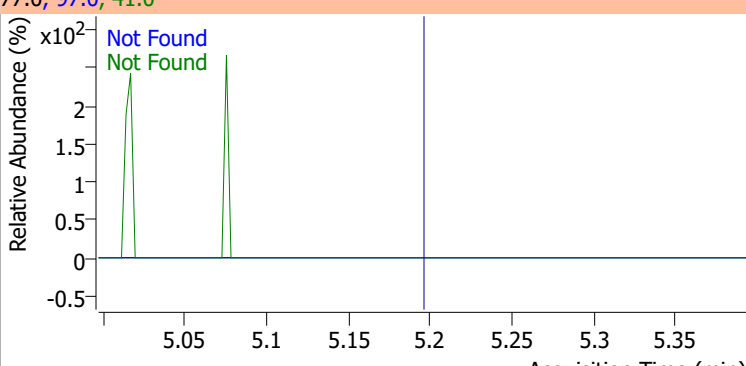
Quantitation Results Report (QT Reviewed)



Compound	Conc.	RT	Dev(Min)	Resp.	QIon	QRatio	Lower	Upper
Methylene chloride	0.8809	3.34	0.01	801 (m)	84.0	57.5	39.4	99.4
					86.0	22.7	14.1	74.1

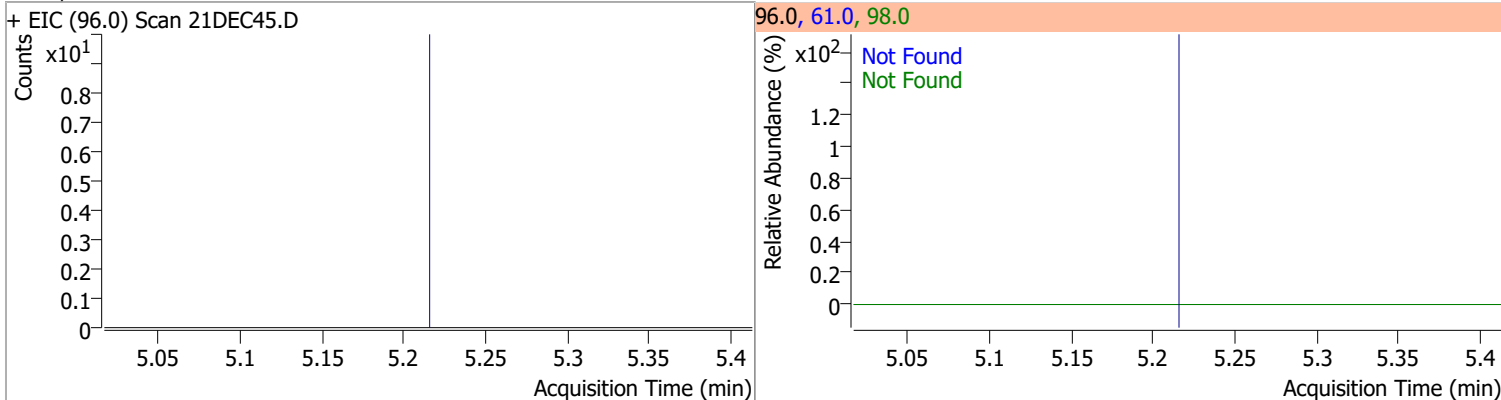


Quantitation Results Report (QT Reviewed)

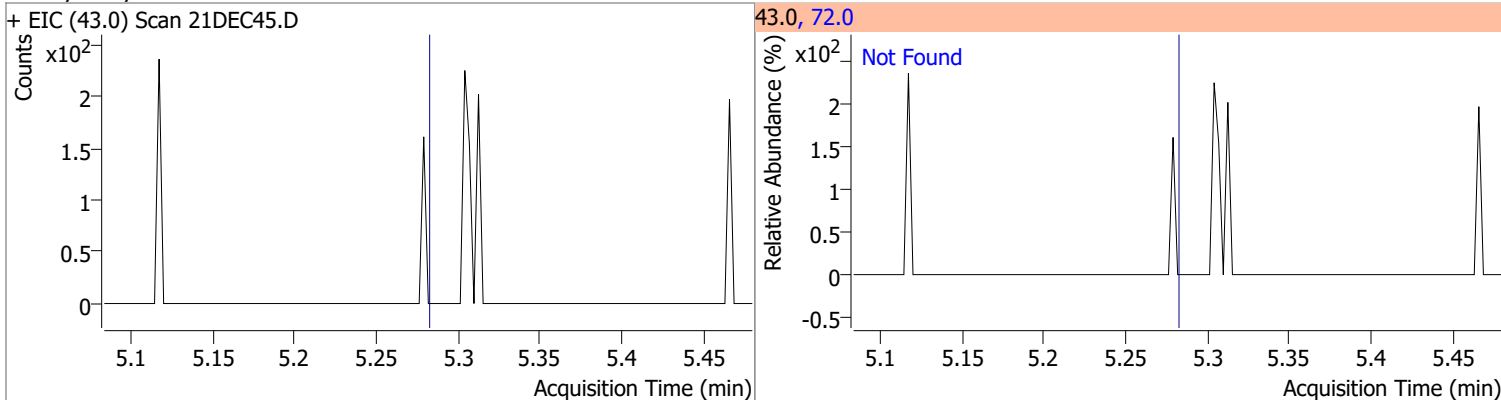
Compound	Conc.	Exp RT	QIon	Exp Ratio	QIon	Exp Ratio
trans-1,2-Dichloroethene	N.D.	3.72	61.0	155.1	98.0	62.8
+ EIC (96.0) Scan 21DEC45.D			96.0, 61.0, 98.0			
						
Methyl tert-butyl ether (MTBE)	N.D.	3.75	57.0	23.9		
+ EIC (73.0) Scan 21DEC45.D			73.0, 57.0			
						
1,1-Dichloroethane	N.D.	4.38	65.0	31.7	83.0	12.8
+ EIC (63.0) Scan 21DEC45.D			63.0, 65.0, 83.0			
						
2,2-Dichloropropane	N.D.	5.20	41.0	59.0	97.0	21.8
+ EIC (77.0) Scan 21DEC45.D			77.0, 97.0, 41.0			
						

Quantitation Results Report (QT Reviewed)

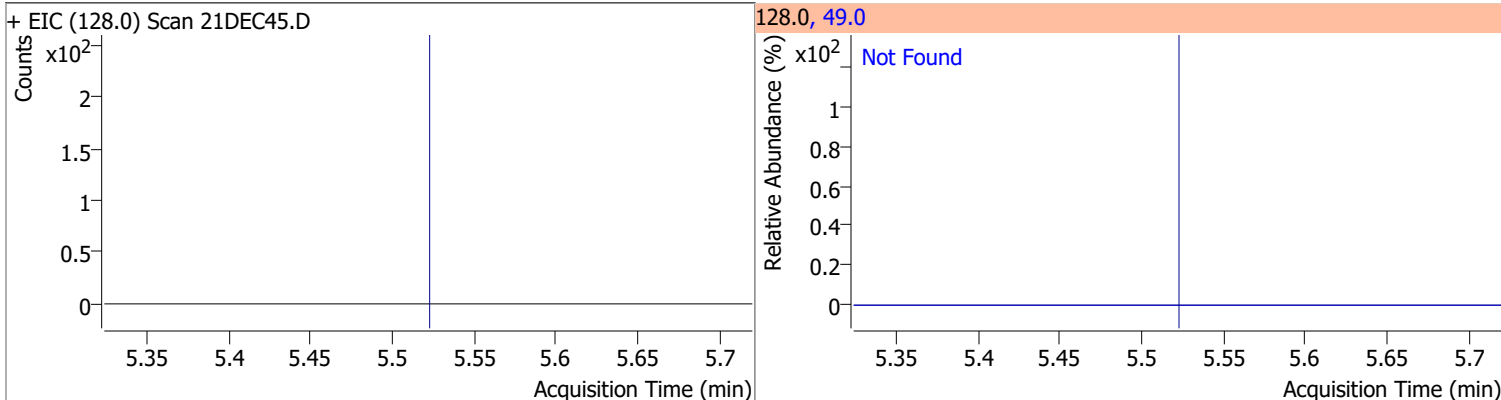
Compound	Conc.	Exp RT	QIon	Exp Ratio	QIon	Exp Ratio
cis-1,2-Dichloroethene	N.D.	5.21	61.0	163.3	98.0	64.4



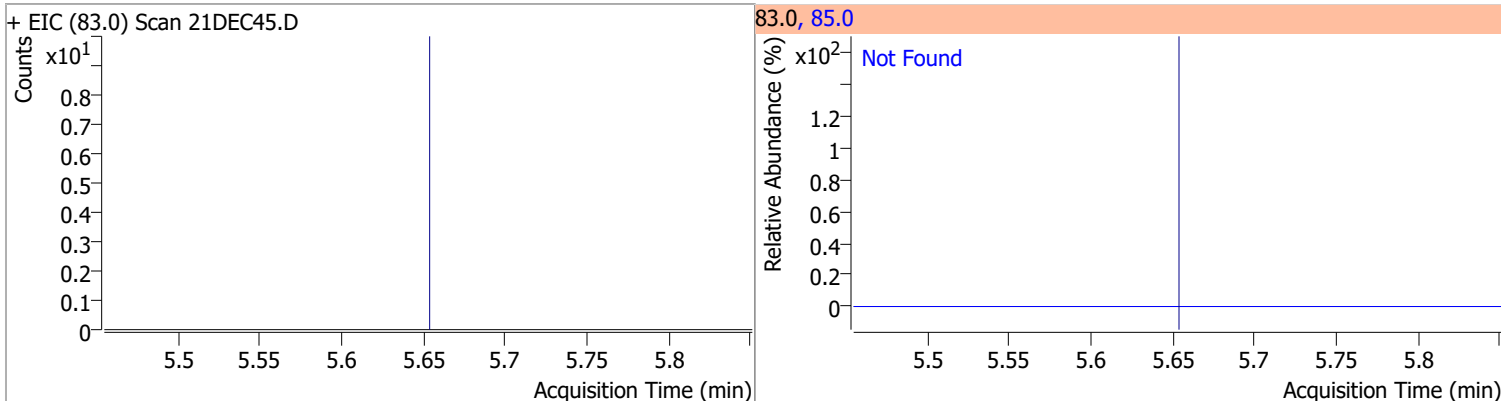
Compound	Conc.	Exp RT	QIon	Exp Ratio
Methyl ethyl ketone	N.D.	5.28	72.0	22.2



Compound	Conc.	Exp RT	QIon	Exp Ratio
Bromochloromethane	N.D.	5.52	49.0	184.6

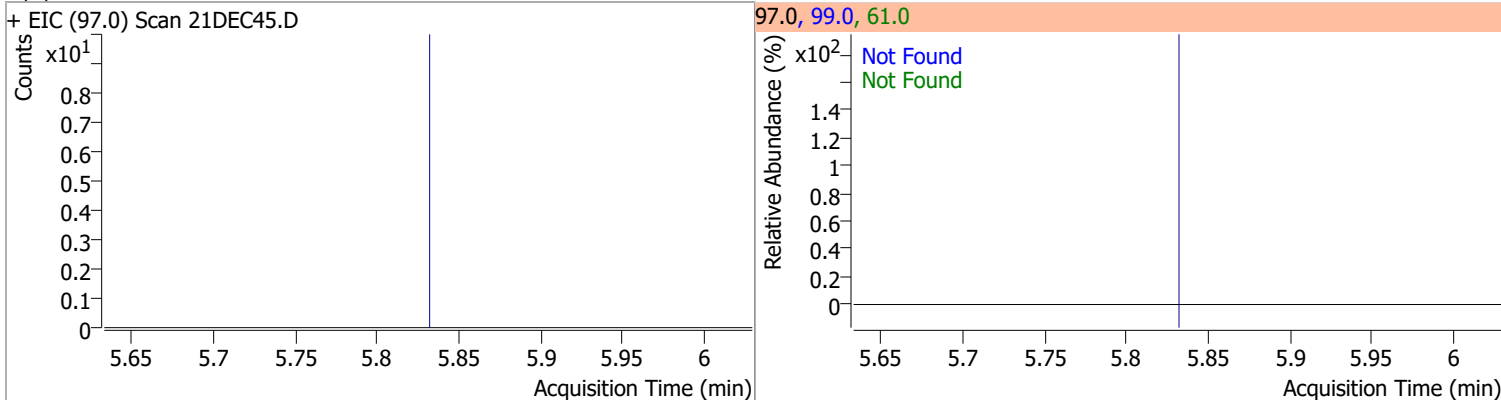


Compound	Conc.	Exp RT	QIon	Exp Ratio
Chloroform	N.D.	5.65	85.0	65.1

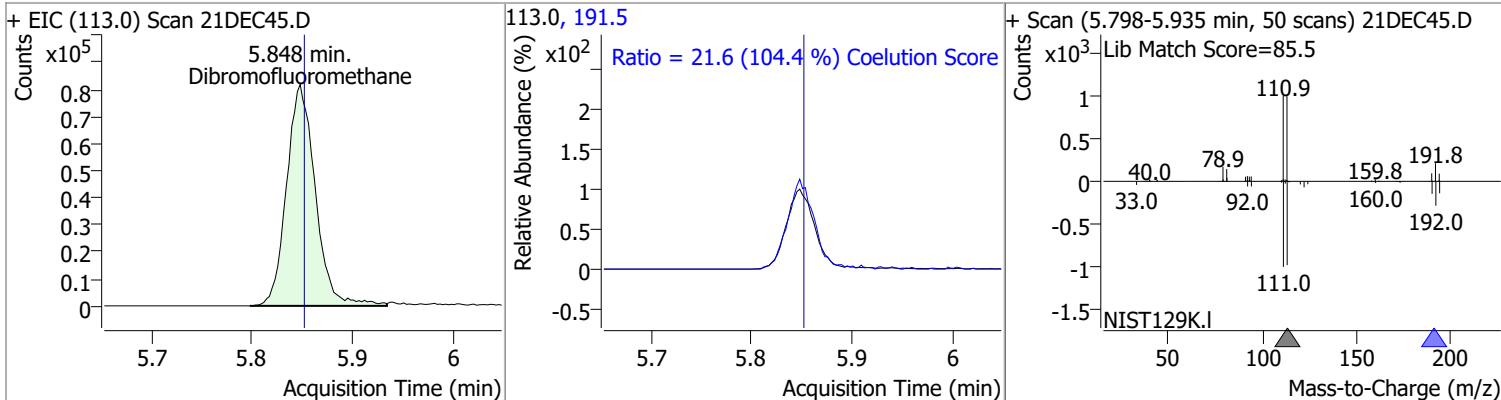


Quantitation Results Report (QT Reviewed)

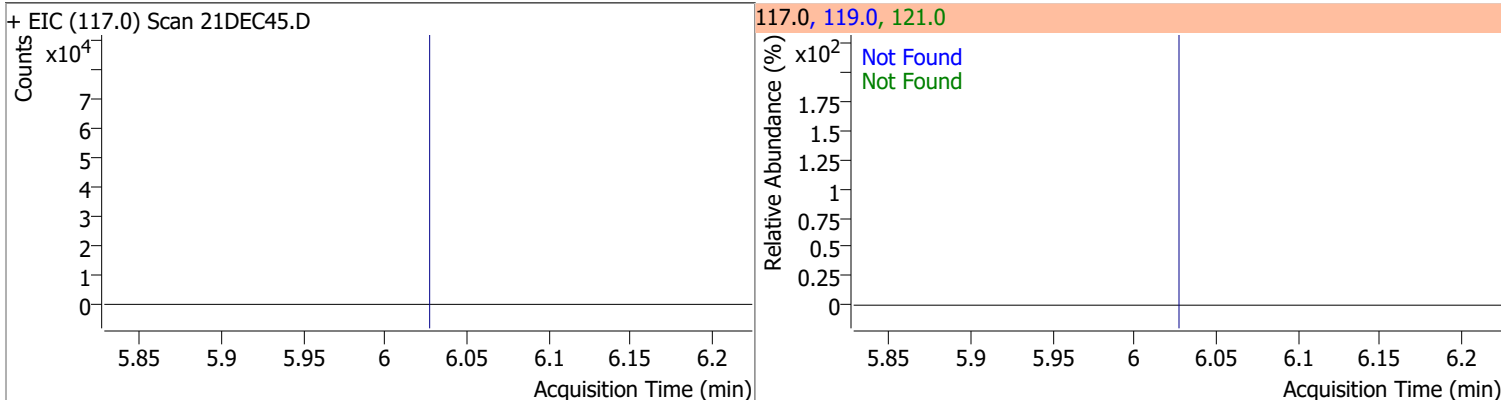
Compound	Conc.	Exp RT	QIon	Exp Ratio	QIon	Exp Ratio
1,1,1-Trichloroethane	N.D.	5.83	99.0	65.7	61.0	45.0



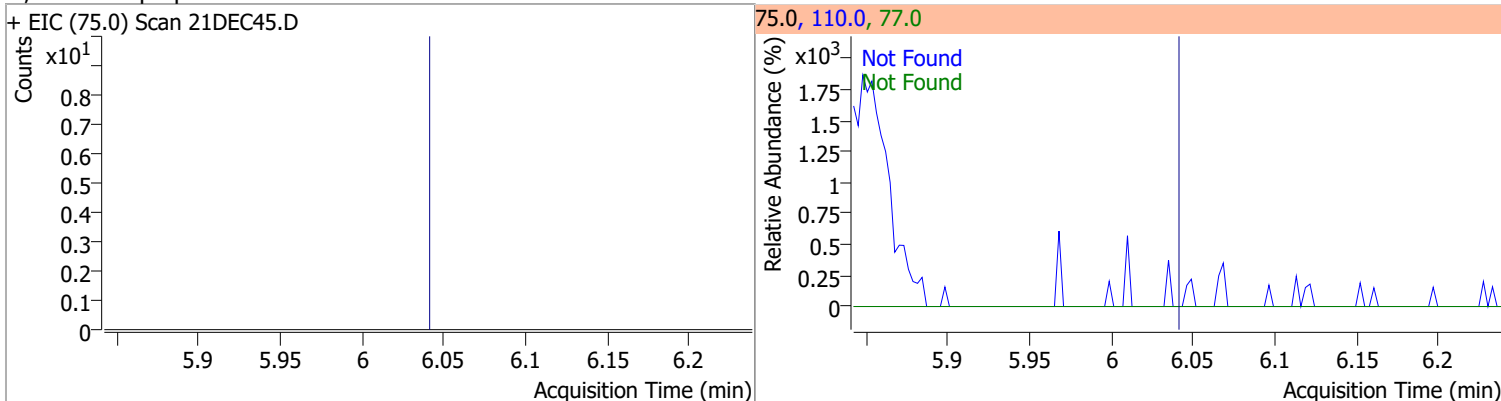
Compound	Conc.	RT	Dev(Min)	Resp.	QIon	QRatio	Lower	Upper
Dibromofluoromethane	267.2638	5.85	0.00	162602	191.5	21.6	0.0	50.7



Compound	Conc.	Exp RT	QIon	Exp Ratio	QIon	Exp Ratio
Carbon tetrachloride	N.D.	6.03	119.0	97.5	121.0	30.4

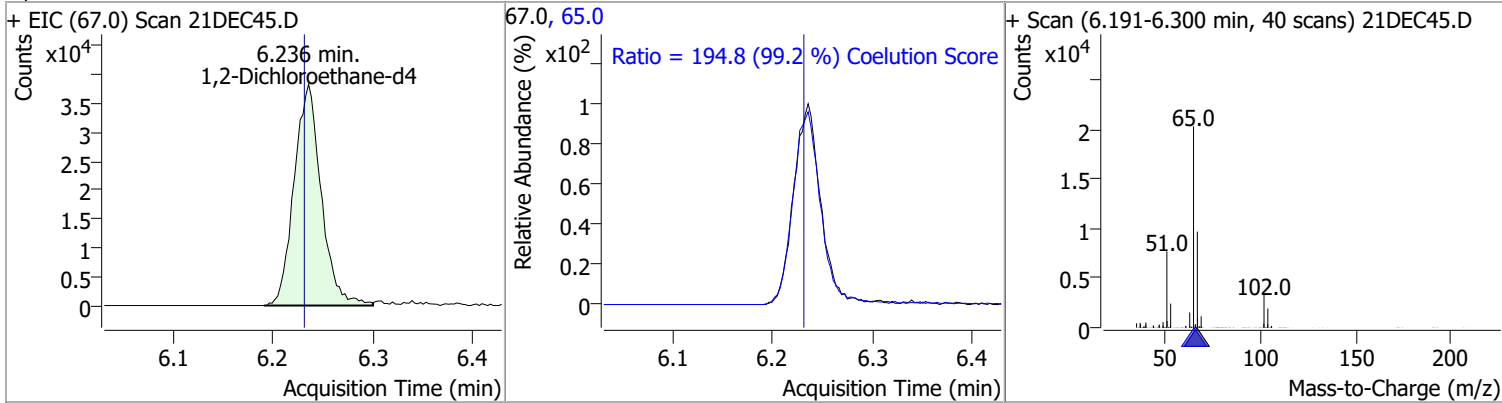


Compound	Conc.	Exp RT	QIon	Exp Ratio	QIon	Exp Ratio
1,1-Dichloropropene	N.D.	6.04	110.0	35.4	77.0	30.5

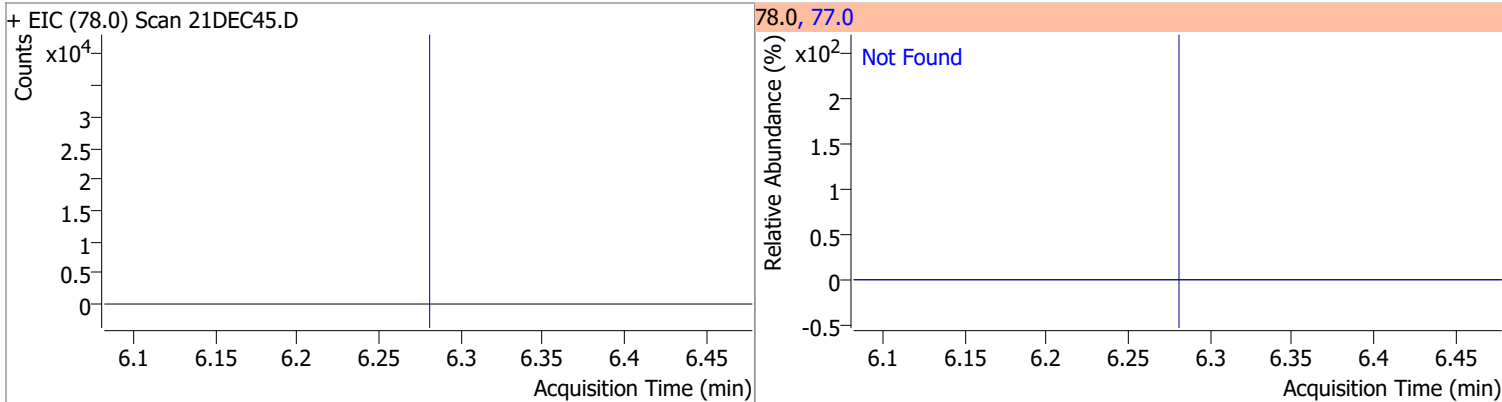


Quantitation Results Report (QT Reviewed)

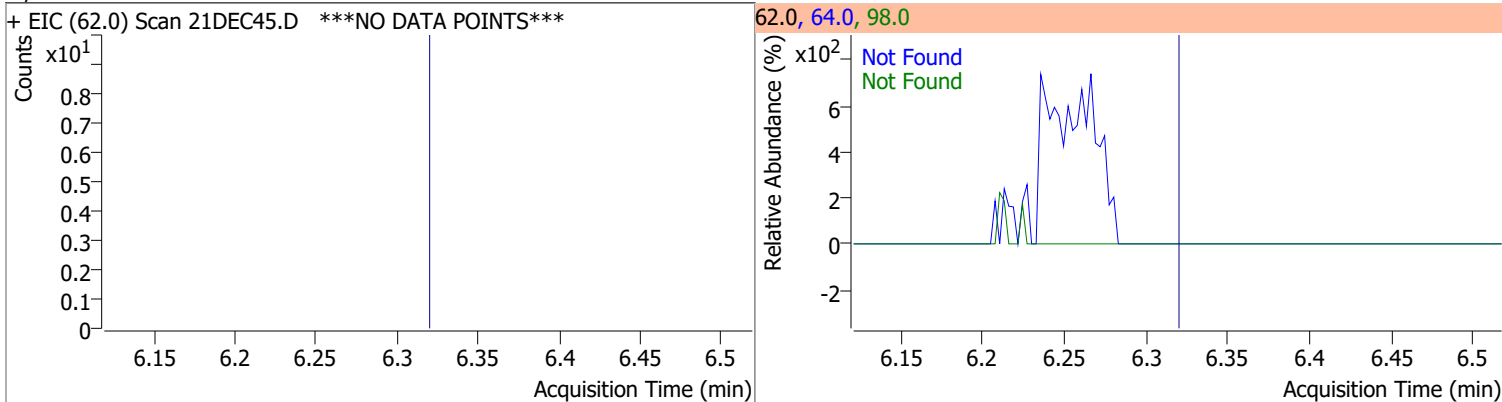
Compound	Conc.	RT	Dev(Min)	Resp.	QIon	QRatio	Lower	Upper
1,2-Dichloroethane-d4	259.2796	6.24	0.01	71989	65.0	194.8	166.3	226.3



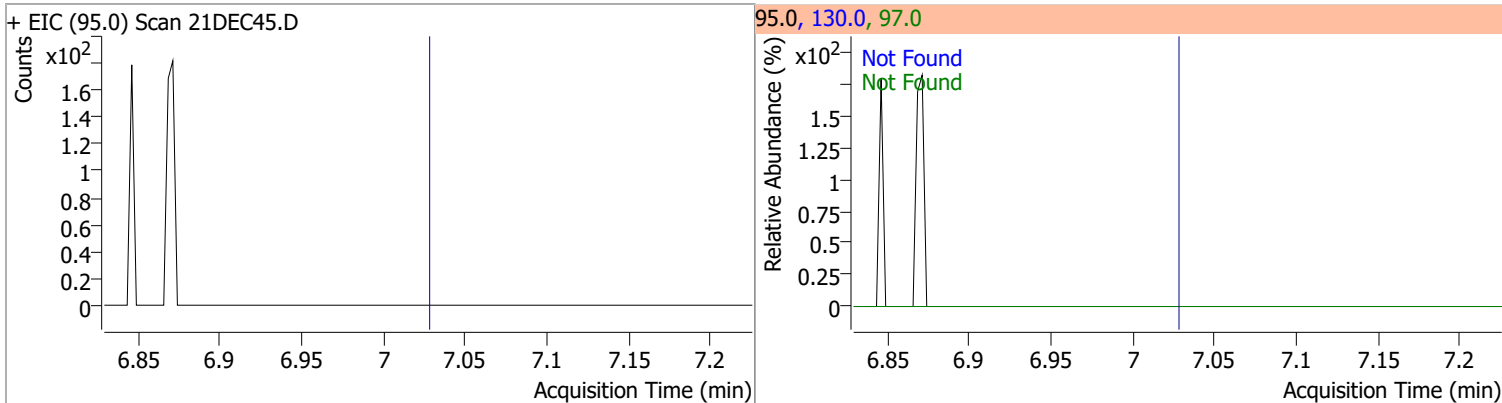
Compound	Conc.	Exp RT	QIon	Exp Ratio
Benzene	N.D.	6.28	77.0	23.5



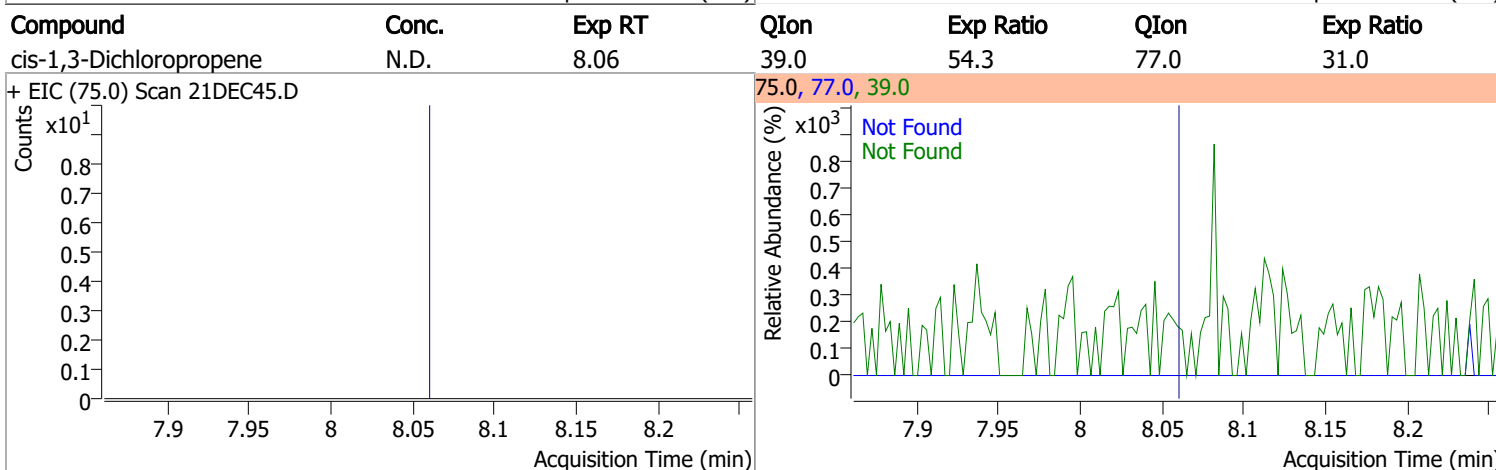
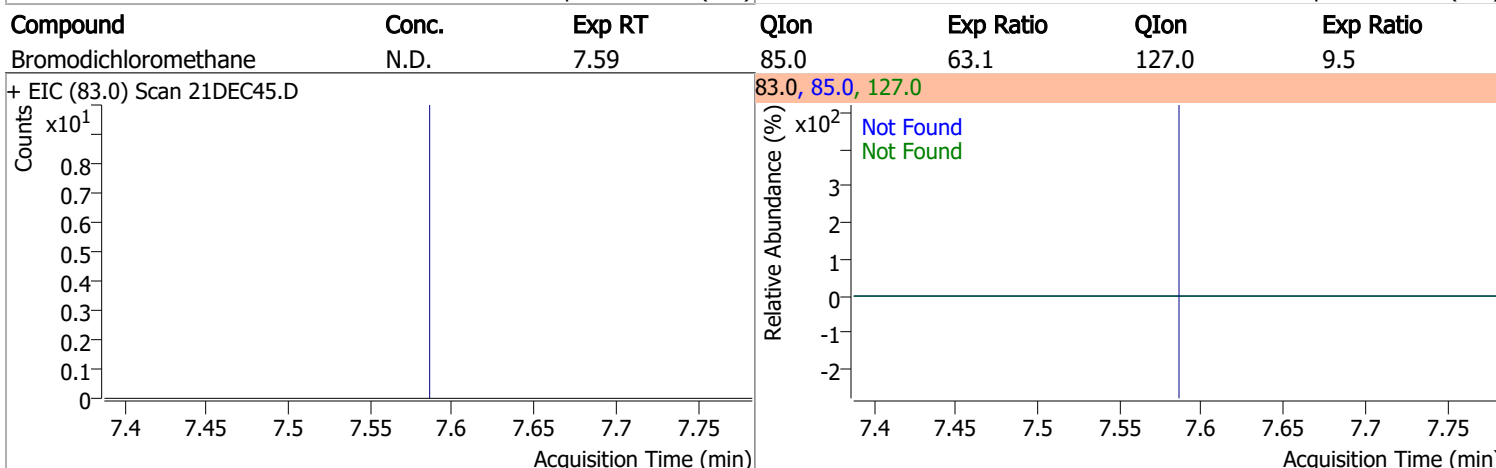
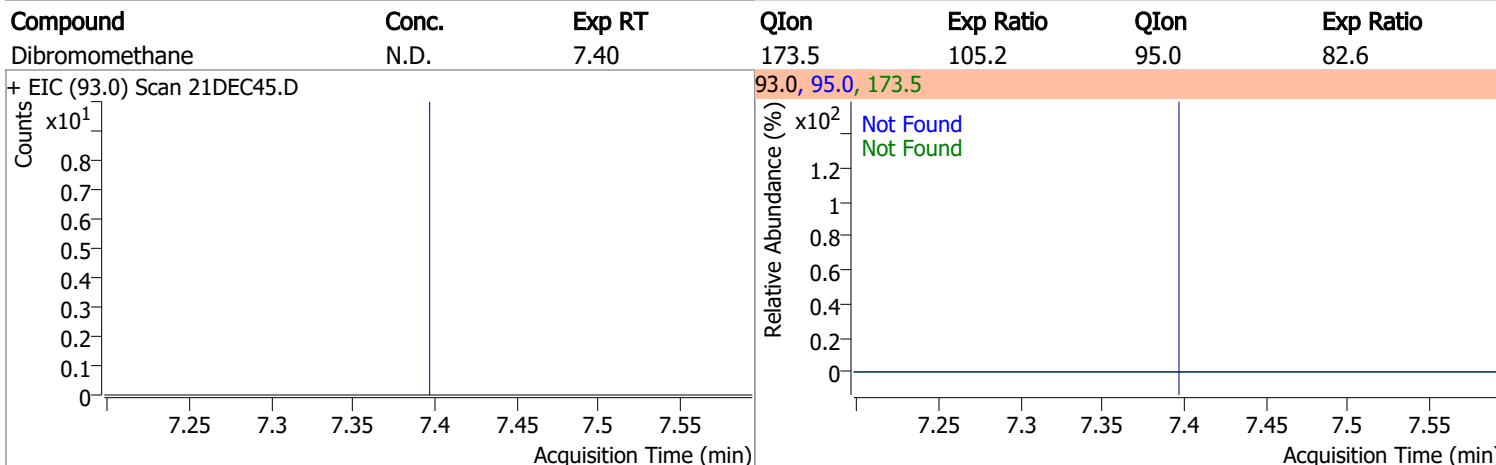
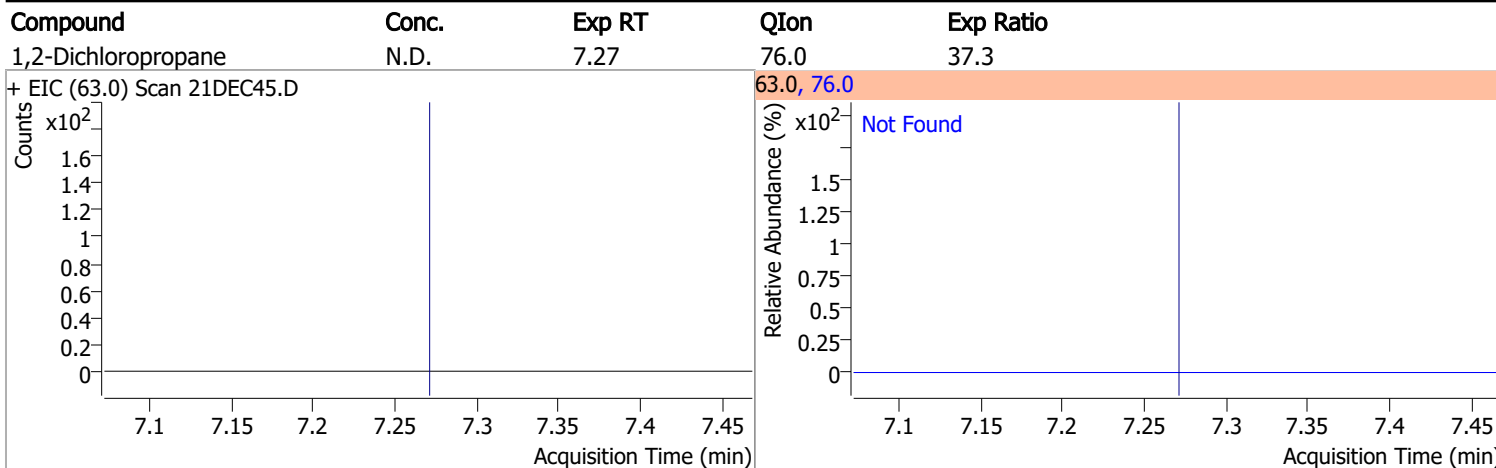
Compound	Conc.	Exp RT	QIon	Exp Ratio	QIon	Exp Ratio
1,2-Dichloroethane	N.D.	6.32	64.0	32.3	98.0	8.2



Compound	Conc.	Exp RT	QIon	Exp Ratio	QIon	Exp Ratio
Trichloroethene	N.D.	7.03	130.0	100.8	97.0	64.7

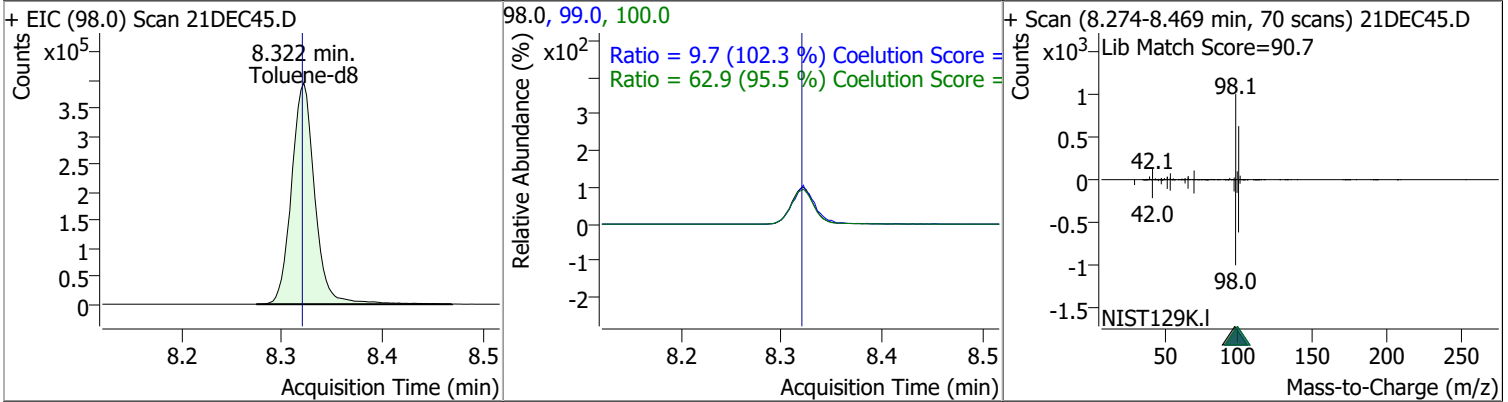


Quantitation Results Report (QT Reviewed)

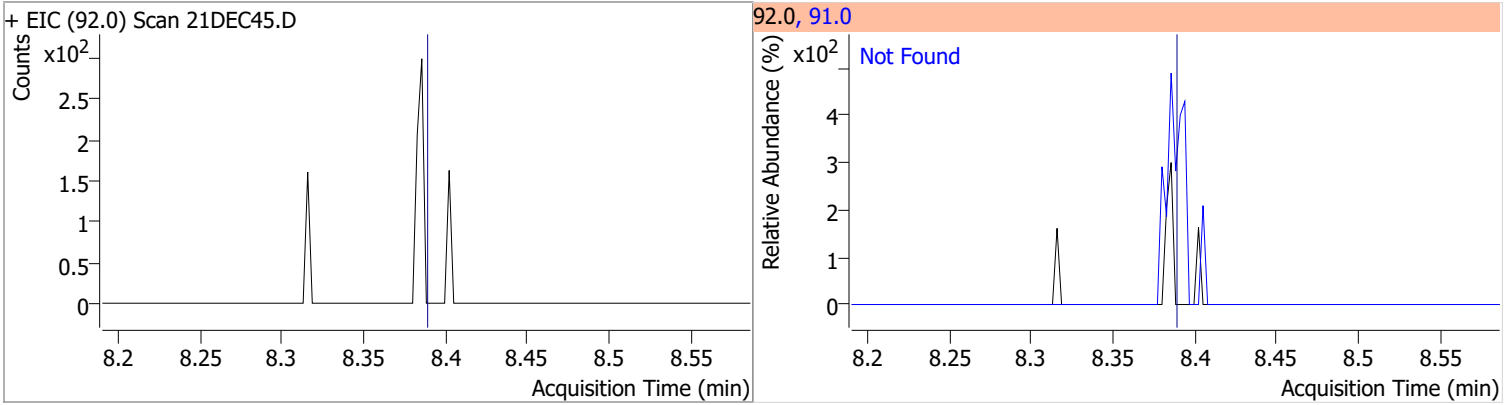


Quantitation Results Report (QT Reviewed)

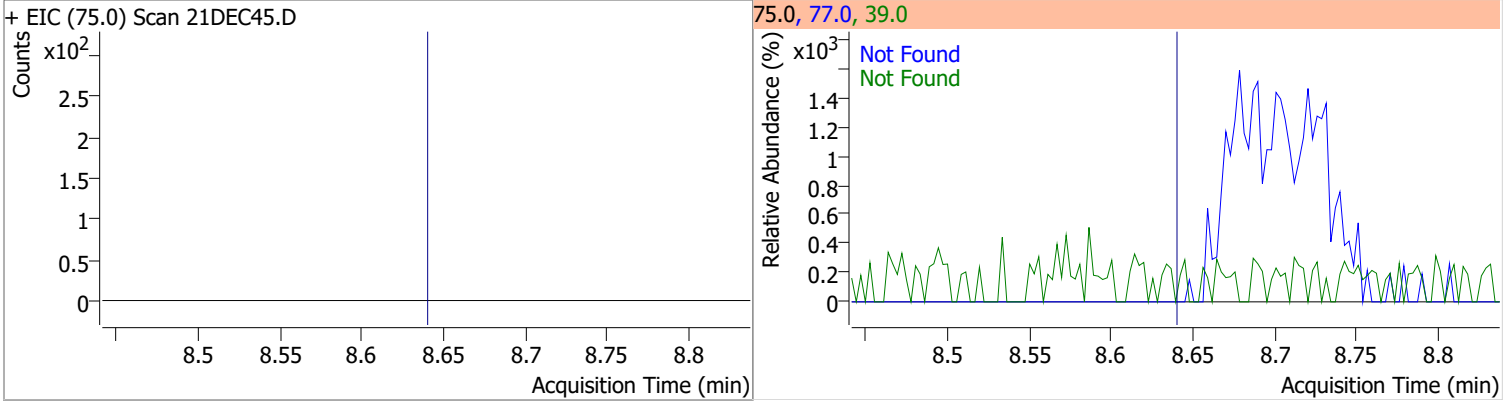
Compound	Conc.	RT	Dev(Min)	Resp.	QIon	QRatio	Lower	Upper
Toluene-d8	260.3002	8.32	0.00	635195	100.0	62.9	35.9	95.9
					99.0	9.7	0.0	39.5



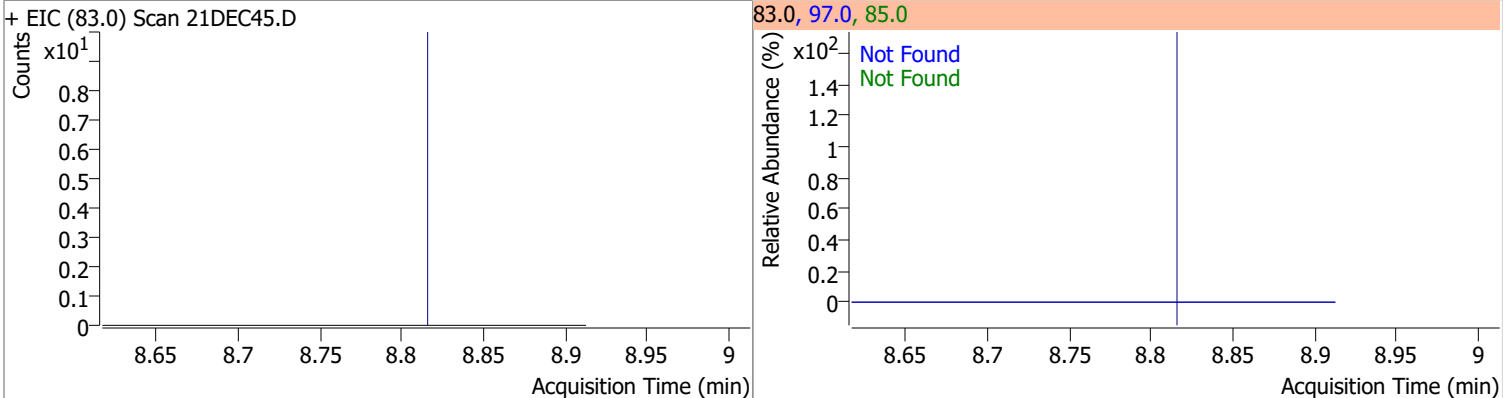
Compound	Conc.	Exp RT	QIon	Exp Ratio
Toluene	N.D.	8.39	91.0	174.3



Compound	Conc.	Exp RT	QIon	Exp Ratio	QIon	Exp Ratio
trans-1,3-Dichloropropene	N.D.	8.64	39.0	52.1	77.0	32.0

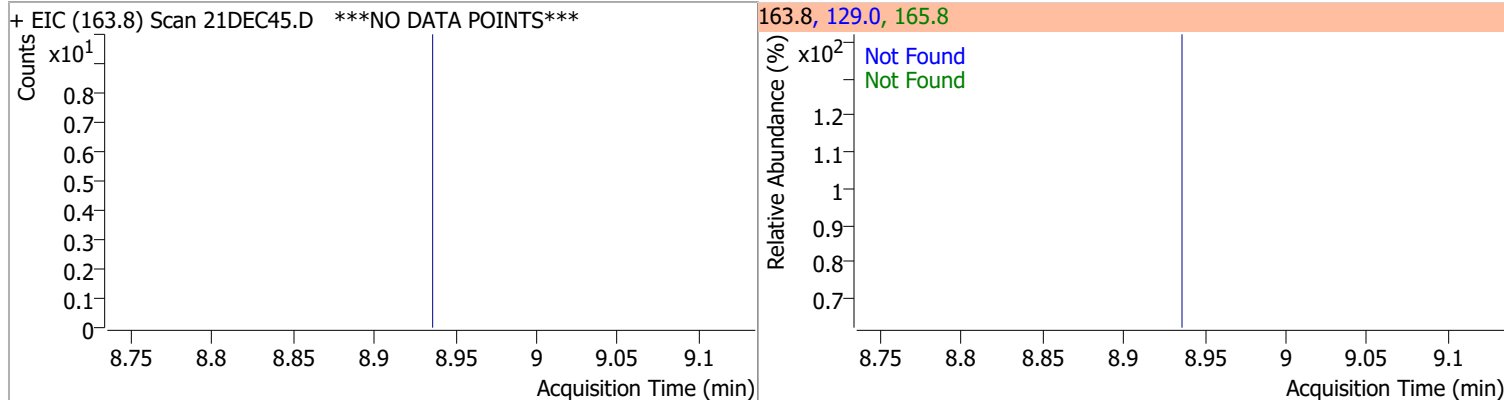


Compound	Conc.	Exp RT	QIon	Exp Ratio	QIon	Exp Ratio
1,1,2-Trichloroethane	N.D.	8.82	97.0	114.3	85.0	61.5

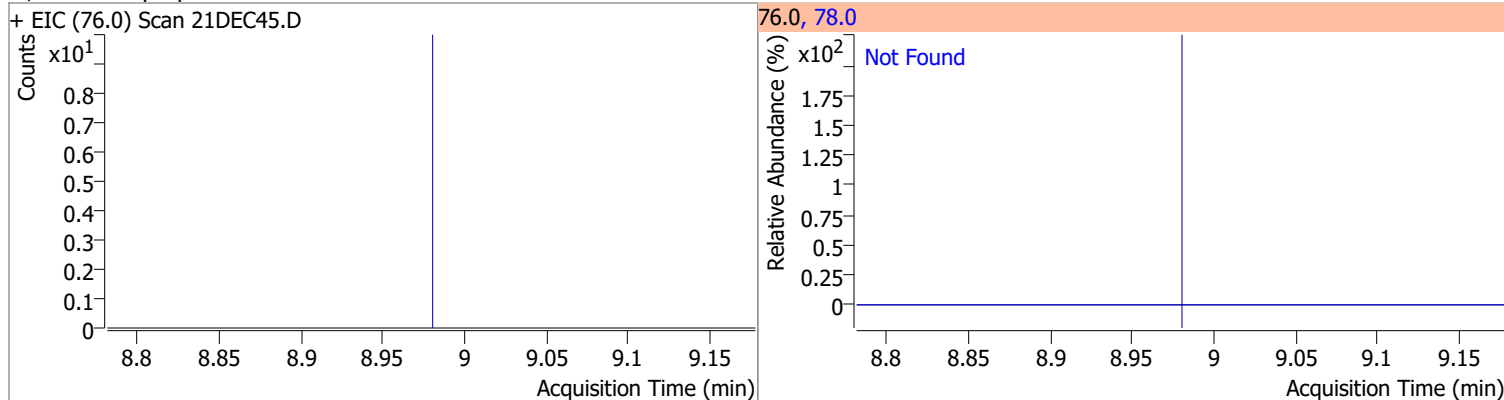


Quantitation Results Report (QT Reviewed)

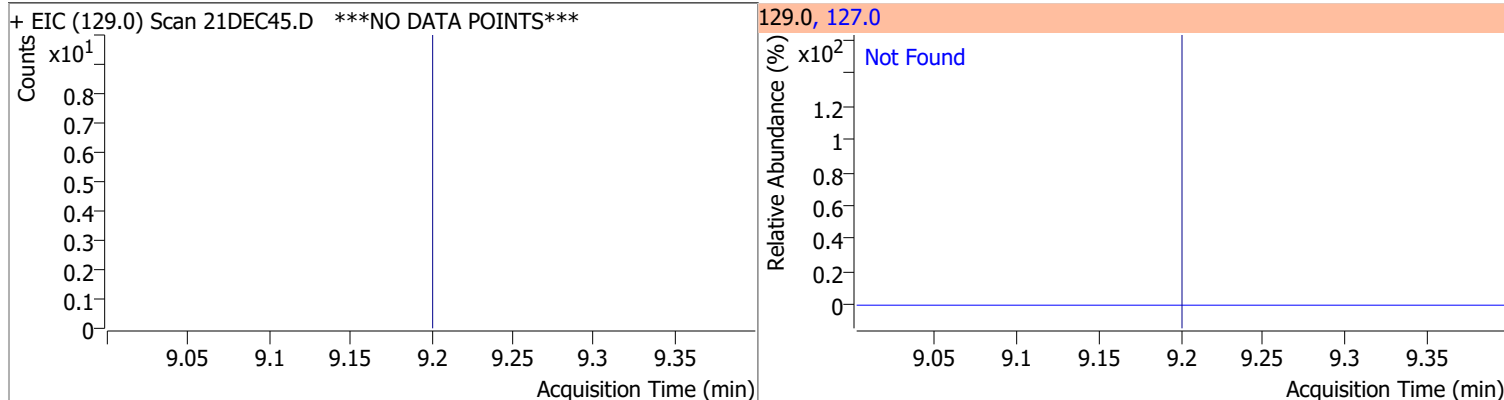
Compound	Conc.	Exp RT	QIon	Exp Ratio	QIon	Exp Ratio
Tetrachloroethene	N.D.	8.94	165.8	128.3	129.0	95.3



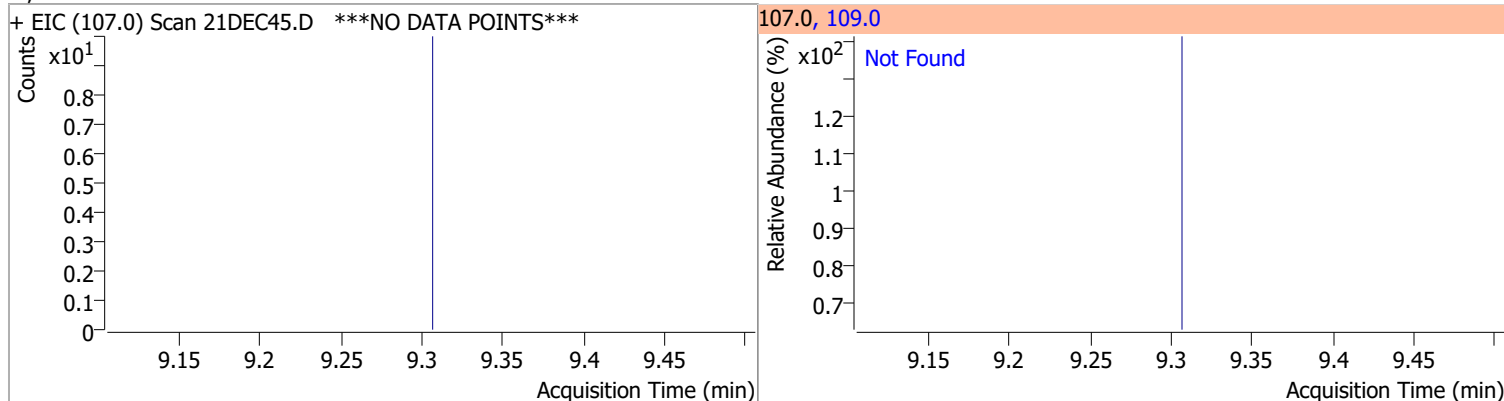
Compound	Conc.	Exp RT	QIon	Exp Ratio
1,3-Dichloropropane	N.D.	8.98	78.0	32.1



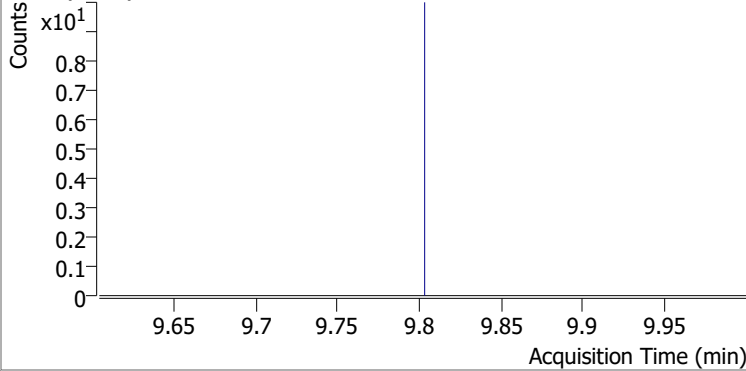
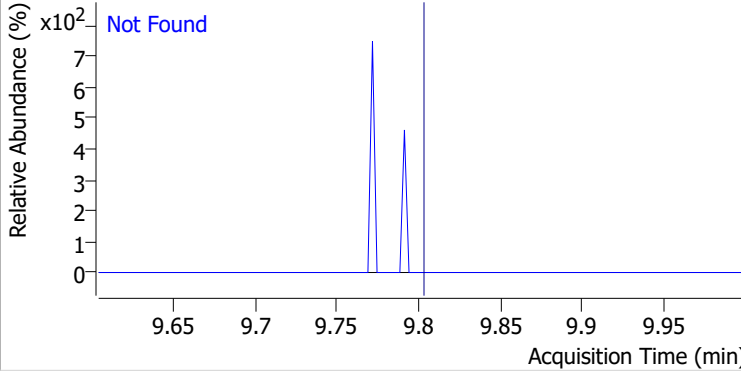
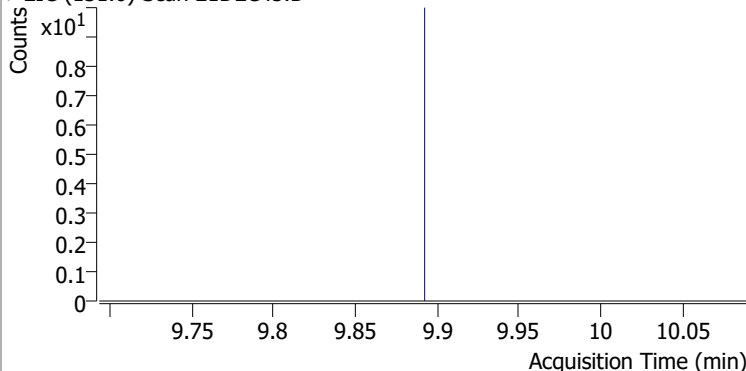
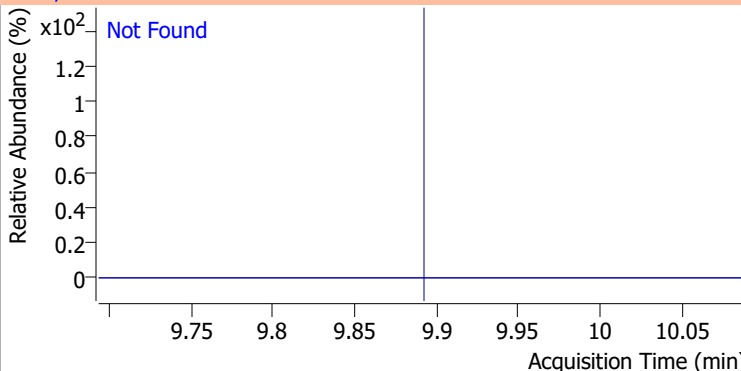
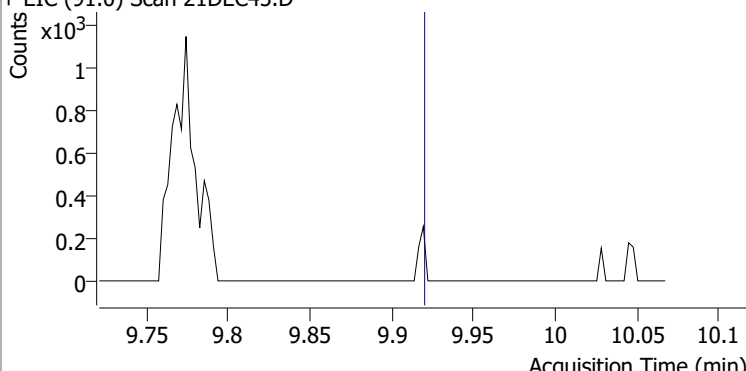
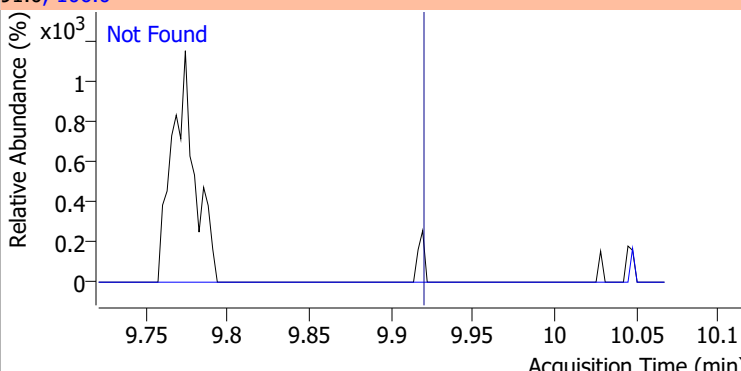
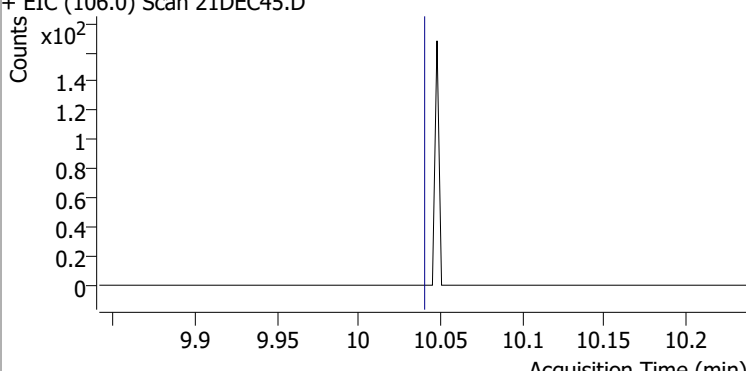
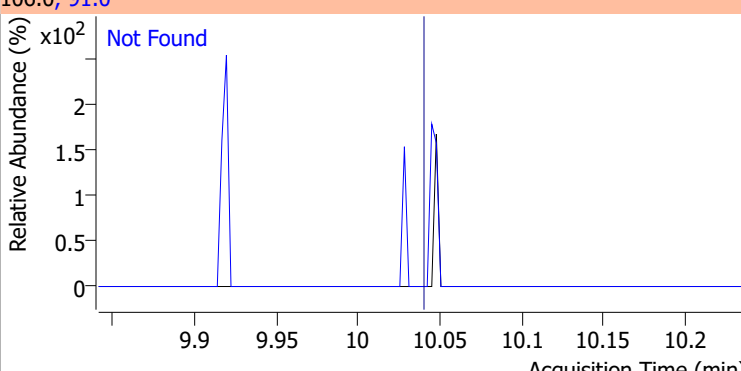
Compound	Conc.	Exp RT	QIon	Exp Ratio
Chlorodibromomethane	N.D.	9.20	127.0	75.3



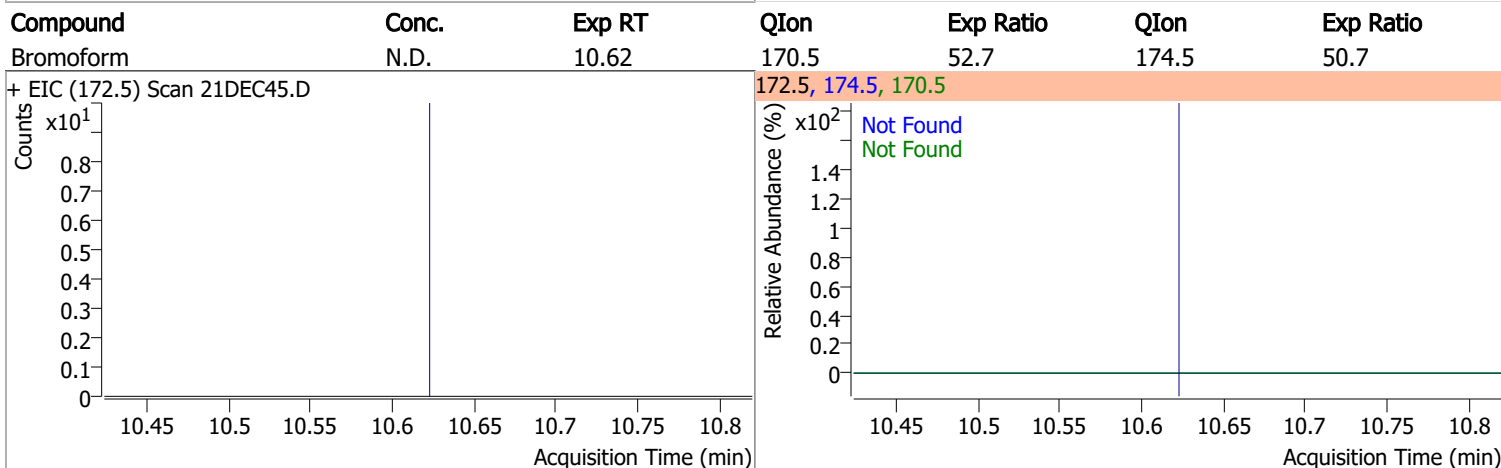
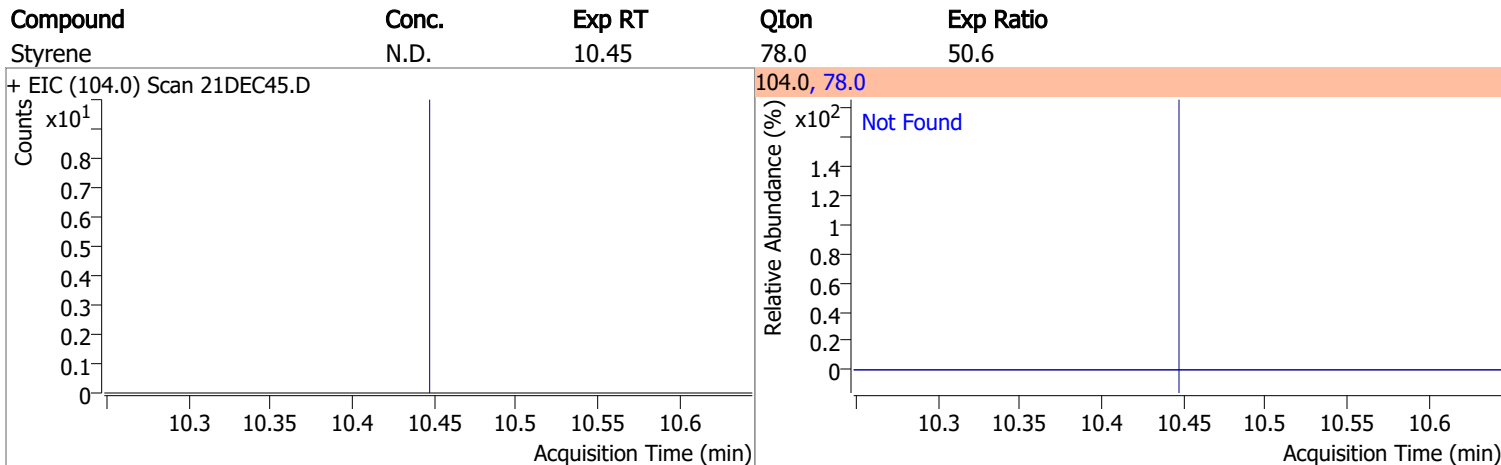
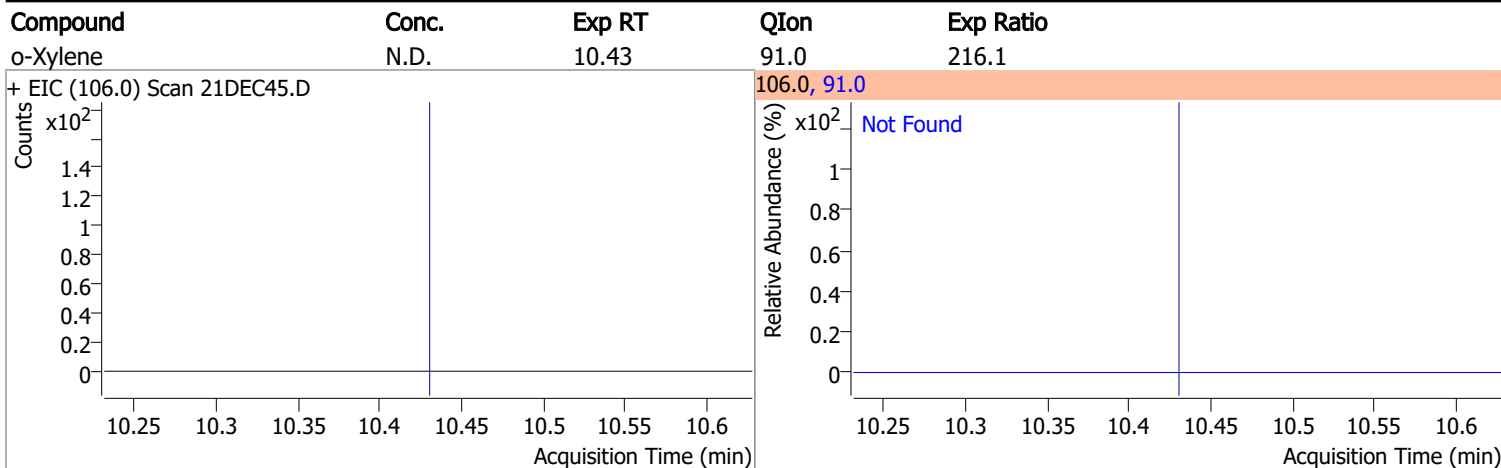
Compound	Conc.	Exp RT	QIon	Exp Ratio
1,2-Dibromoethane	N.D.	9.31	109.0	97.2



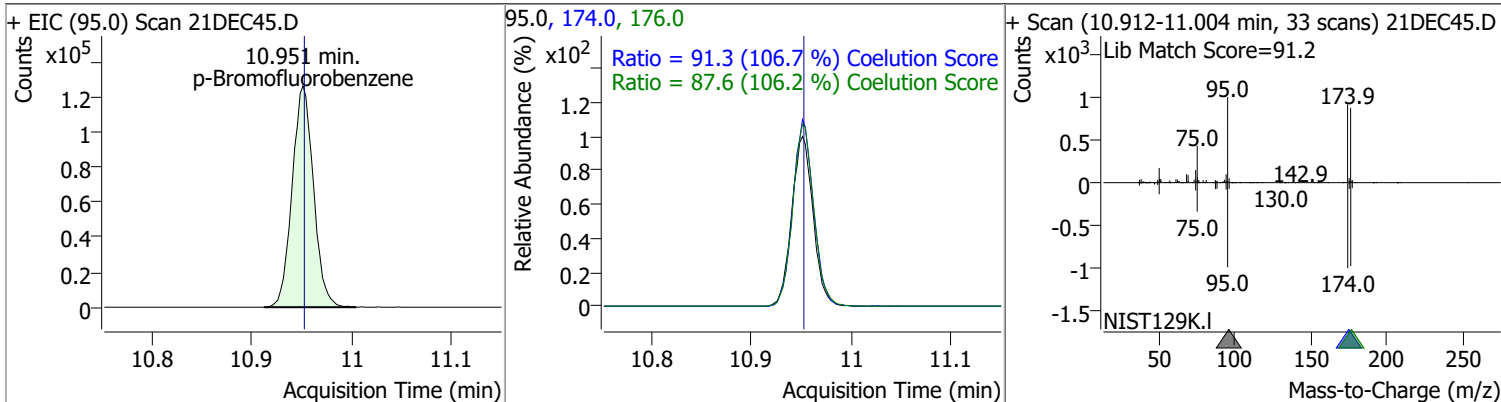
Quantitation Results Report (QT Reviewed)

Compound	Conc.	Exp RT	QIon	Exp Ratio
Chlorobenzene	N.D.	9.80	114.0	32.3
+ EIC (112.0) Scan 21DEC45.D			112.0, 114.0	
				
1,1,1,2-Tetrachloroethane	N.D.	9.89	133.0	95.7
+ EIC (131.0) Scan 21DEC45.D			131.0, 133.0	
				
Ethylbenzene	N.D.	9.92	106.0	30.7
+ EIC (91.0) Scan 21DEC45.D			91.0, 106.0	
				
m+p-Xylenes	N.D.	10.04	91.0	205.0
+ EIC (106.0) Scan 21DEC45.D			106.0, 91.0	
				

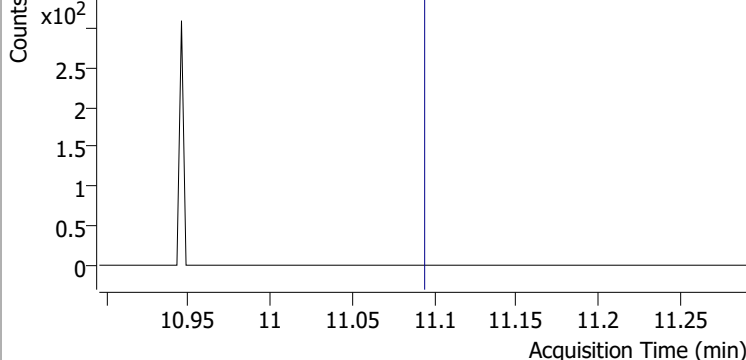
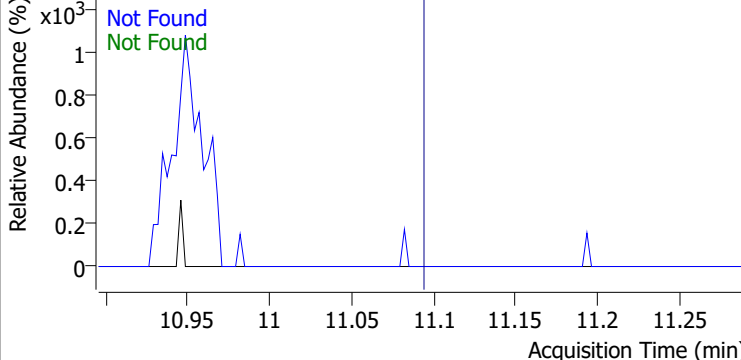
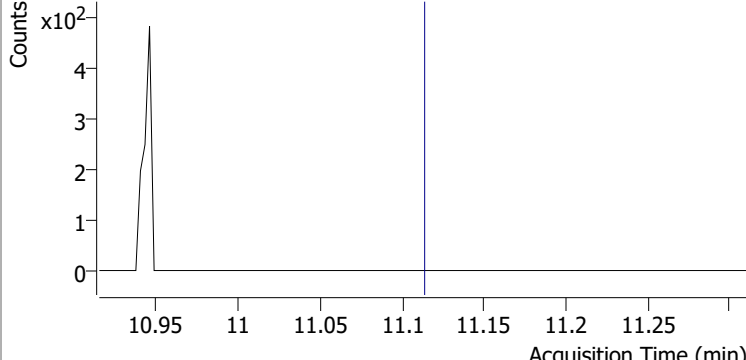
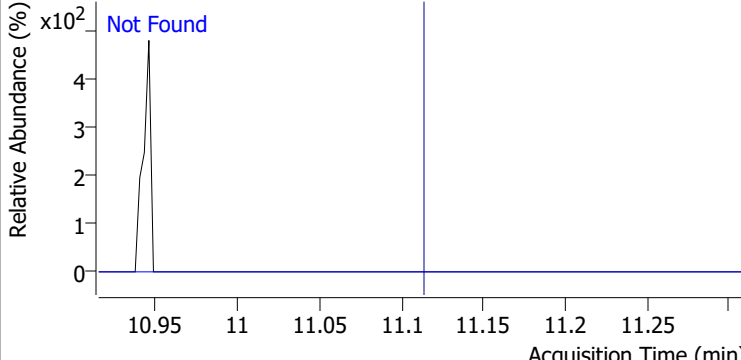
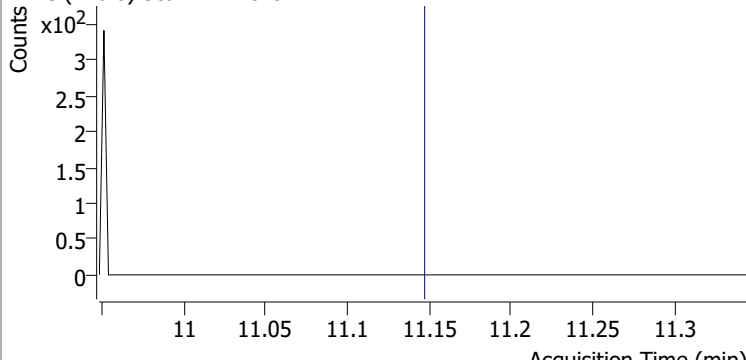
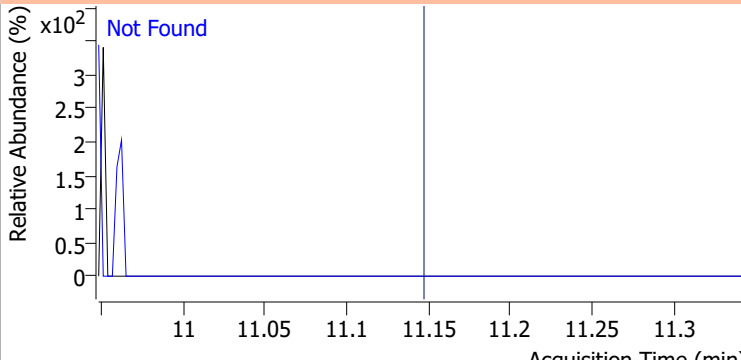
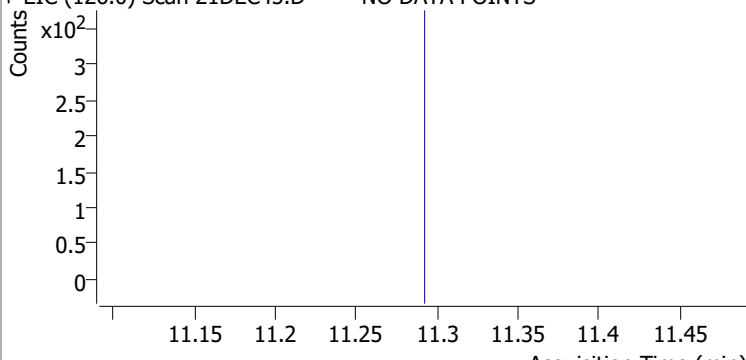
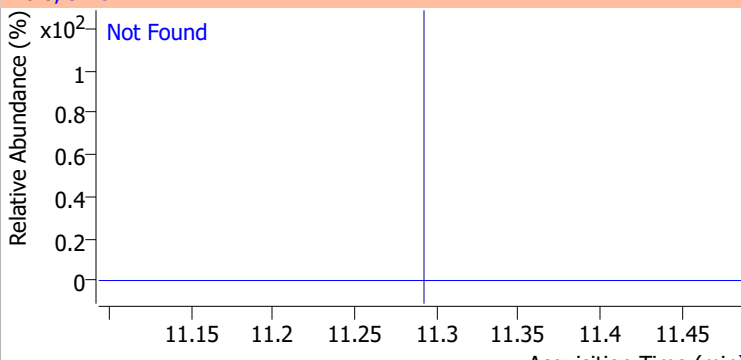
Quantitation Results Report (QT Reviewed)



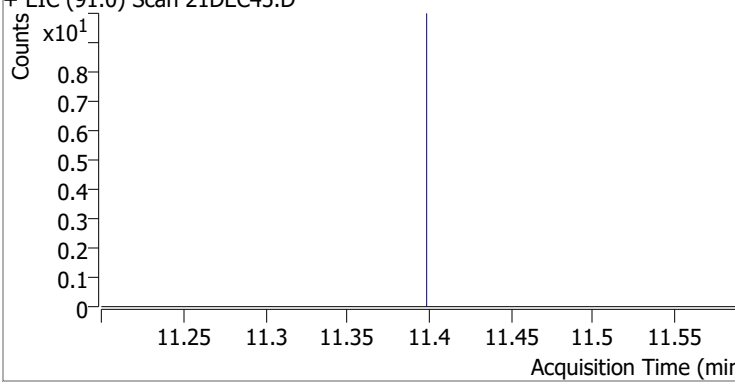
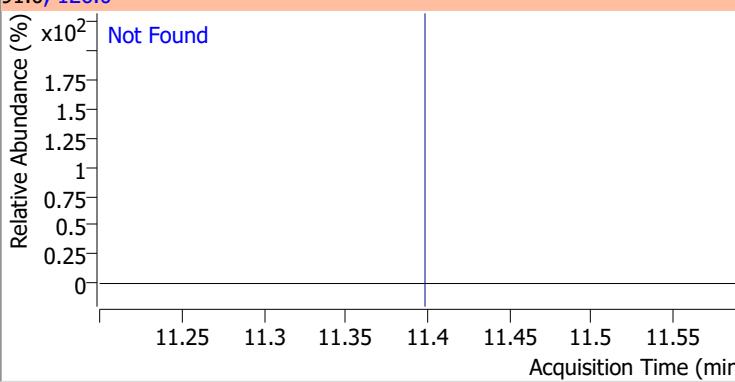
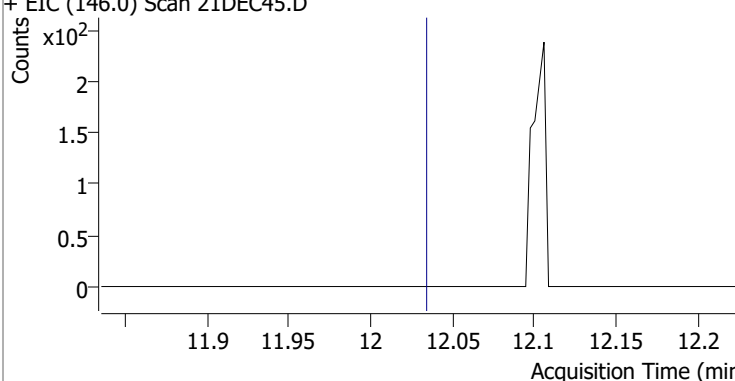
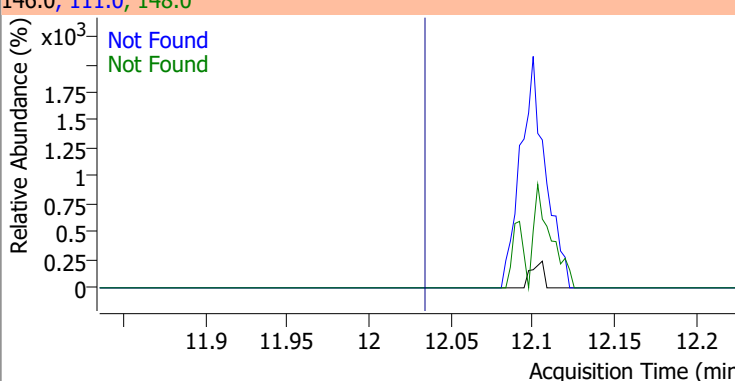
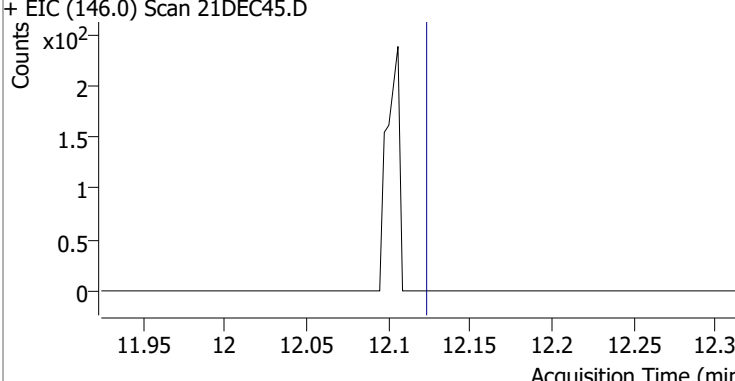
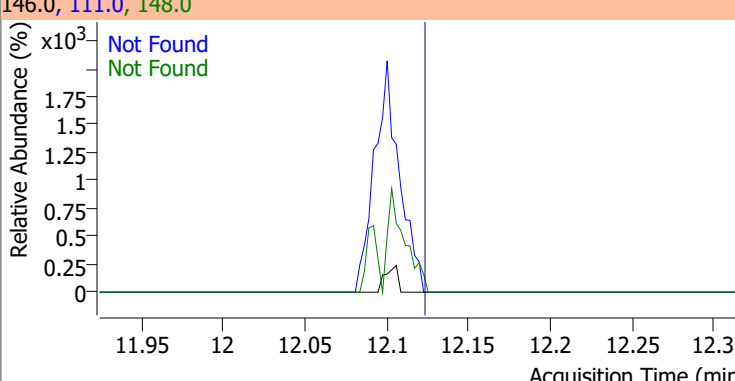
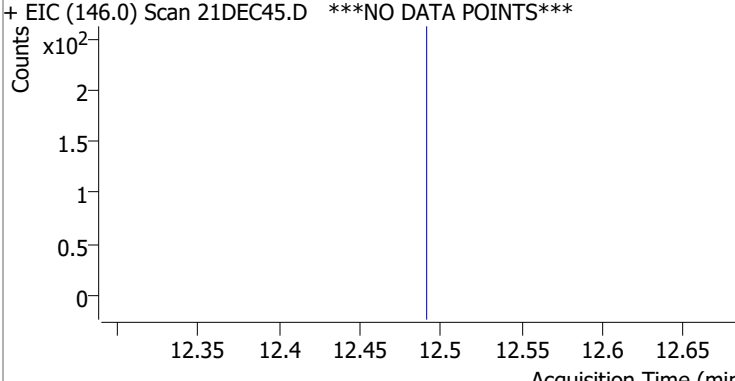
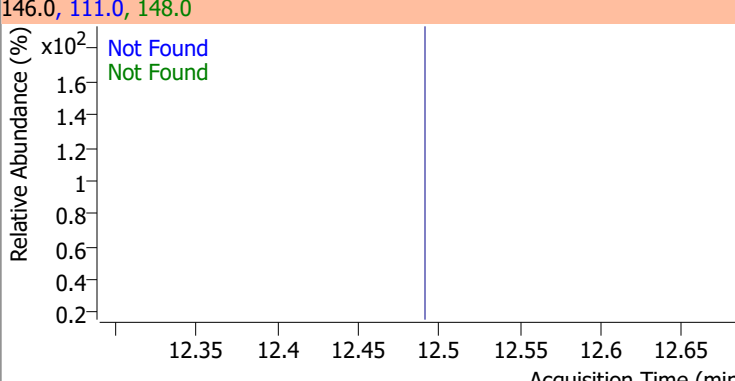
Compound	Conc.	RT	Dev(Min)	Resp.	QIon	QRatio	Lower	Upper
p-Bromofluorobenzene	261.8621	10.95	0.00	185904	174.0	91.3	55.5	115.5
					176.0	87.6	52.5	112.5



Quantitation Results Report (QT Reviewed)

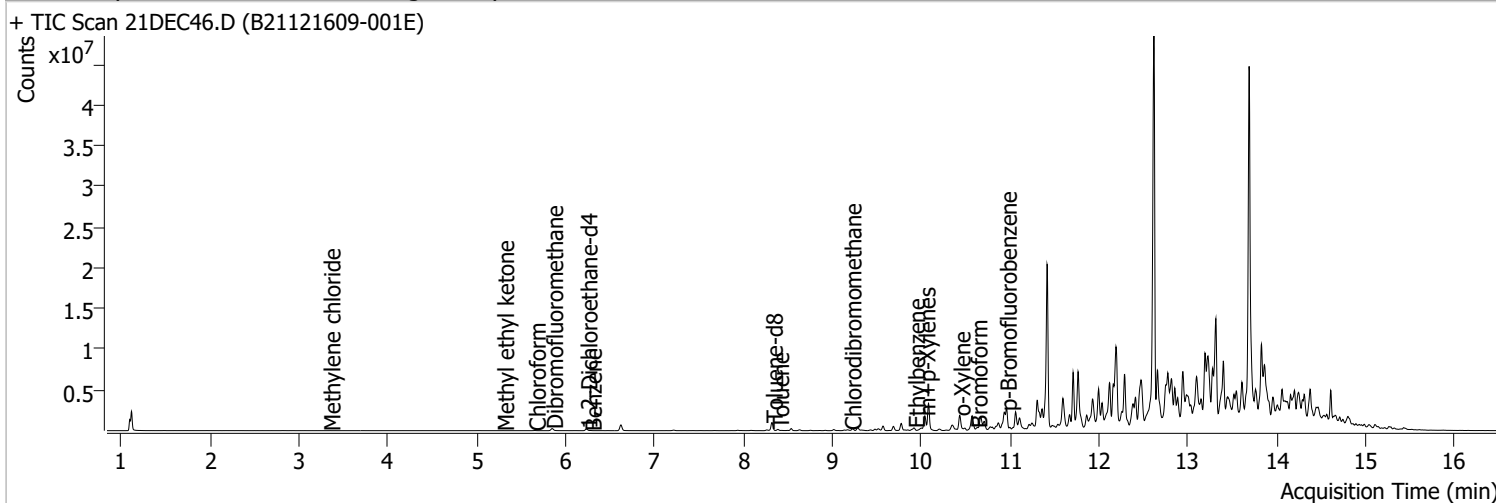
Compound	Conc.	Exp RT	QIon	Exp Ratio	QIon	Exp Ratio
Bromobenzene	N.D.	11.09	77.0	153.2	158.0	96.2
+ EIC (156.0) Scan 21DEC45.D			156.0, 77.0, 158.0			
						
1,1,2,2-Tetrachloroethane	N.D.	11.11	85.0	63.2		
+ EIC (83.0) Scan 21DEC45.D			83.0, 85.0			
						
1,2,3-Trichloropropane	N.D.	11.15	112.0	65.8		
+ EIC (110.0) Scan 21DEC45.D			110.0, 112.0			
						
2-Chlorotoluene	N.D.	11.29	91.0	294.1		
+ EIC (126.0) Scan 21DEC45.D ***NO DATA POINTS***			126.0, 91.0			
						

Quantitation Results Report (QT Reviewed)

Compound	Conc.	Exp RT	QIon	Exp Ratio
4-Chlorotoluene	N.D.	11.40	126.0	30.4
+ EIC (91.0) Scan 21DEC45.D			91.0, 126.0	
				
1,3-Dichlorobenzene	N.D.	12.03	148.0	64.5
+ EIC (146.0) Scan 21DEC45.D			146.0, 111.0, 148.0	
				
1,4-Dichlorobenzene	N.D.	12.12	148.0	64.0
+ EIC (146.0) Scan 21DEC45.D			146.0, 111.0, 148.0	
				
1,2-Dichlorobenzene	N.D.	12.49	148.0	63.8
+ EIC (146.0) Scan 21DEC45.D ***NO DATA POINTS***			146.0, 111.0, 148.0	
				

Quantitation Results Report (QT Reviewed)

Data File	21DEC46.D	Operator	MSC
Acq. Method	5975CACQF.M	Acq. Date-Time	12/22/2021 10:28:52 AM
Sample Name	B21121609-001E	Instrument	VOA5975C
Vial	46	Multiplier	1.00
DA Method File	VOA5975C_8260B_SHT_DoD_L4_120721.m	Comment	
Tune File	BFB_Atune3.u	Tune Date	10/11/2021 4:02:00 PM
Batch Name	VG122121_8260B_2ndRun.batch.bin	Last Calib Update	2/4/2022 12:03:22 PM
Ref Library	\\MASSHUNTER\Org\Library\NIST129K.I		



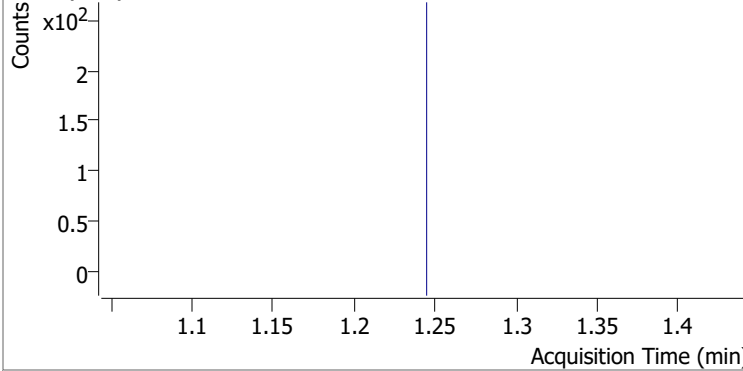
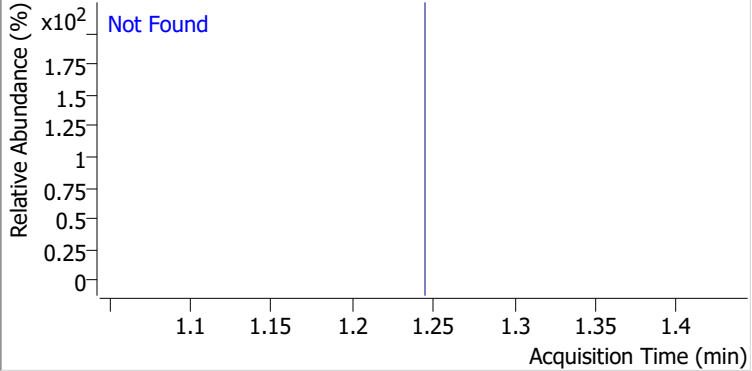
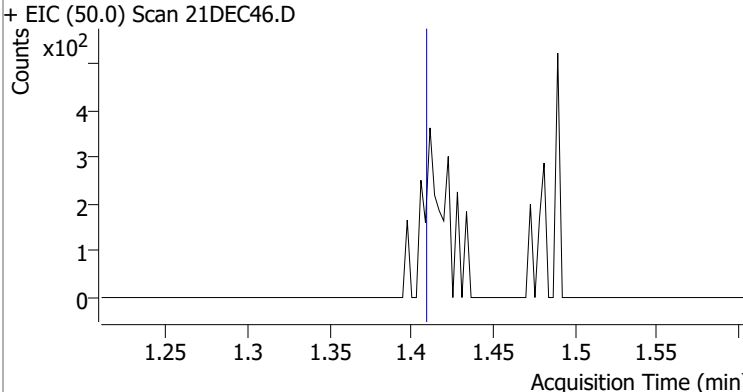
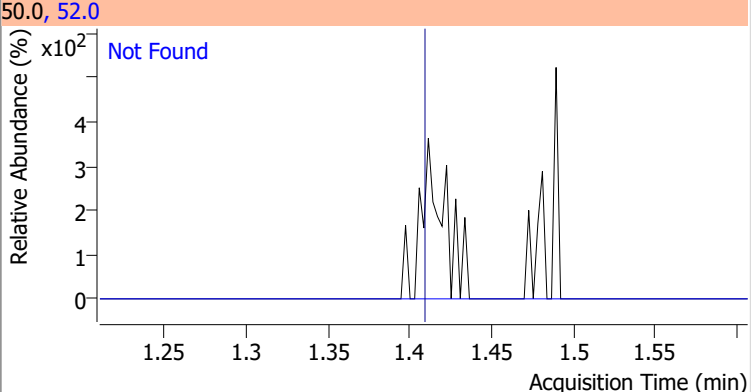
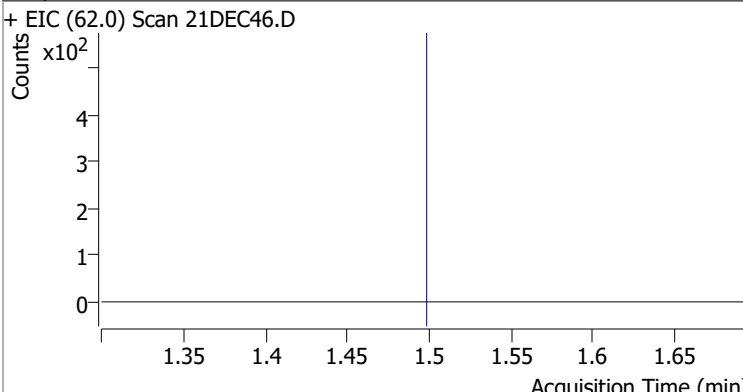
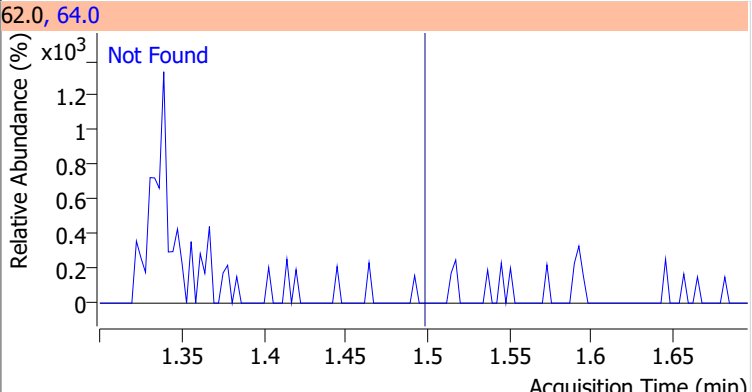
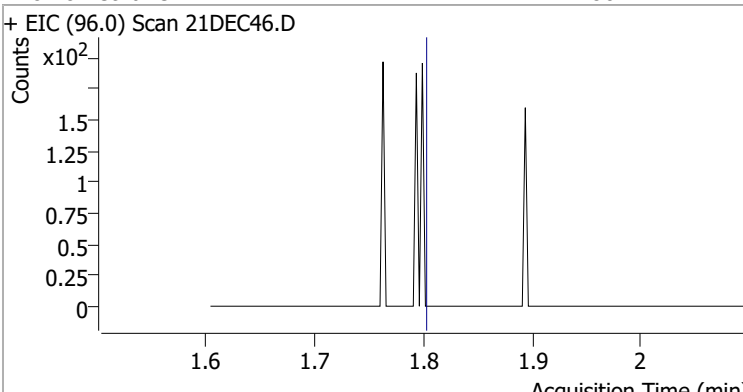
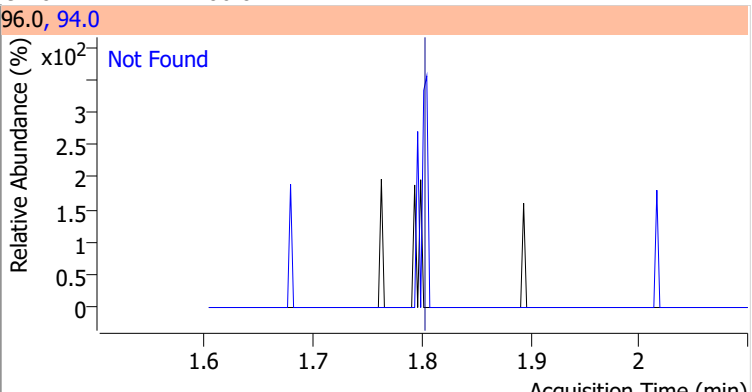
Compound	RT	QIon	Resp.	Conc.	Units	Dev(Min)
Internal Standards						
M Fluorobenzene	6.621	96.0	599036	250.0000	ng	0.000
M Chlorobenzene-d5	9.775	82.0	247795	250.0000	ng	0.000
M 1,4-Dichlorobenzene-d4	12.100	152.0	197068	250.0000	ng	0.000
System Monitoring Compounds						
S Dibromofluoromethane	5.848	113.0	153580	261.5930	ng	-0.003
Spiked Amount: 250.000	Range: 80.0 - 119.0%			Recovery = 104.64%		
S 1,2-Dichloroethane-d4	6.233	67.0	70826	264.3455	ng	0.003
Spiked Amount: 250.000	Range: 81.0 - 118.0%			Recovery = 105.74%		
S Toluene-d8	8.319	98.0	613303	246.2140	ng	0.000
Spiked Amount: 250.000	Range: 89.0 - 112.0%			Recovery = 98.49%		
S p-Bromofluorobenzene	10.951	95.0	178260	236.3975	ng	0.000
Spiked Amount: 250.000	Range: 85.0 - 114.0%			Recovery = 94.56%		
Target Compounds						
T Dichlorodifluoromethane	0.000		0	N.D.		
T Chloromethane	0.000		0	N.D.		
T Vinyl chloride	0.000		0	N.D.		
T Bromomethane	0.000		0	N.D.		
T Chloroethane	0.000		0	N.D.		
T Trichlorofluoromethane	0.000		0	N.D.		
T 1,1-Dichloroethene	0.000		0	N.D.		
T Methylene chloride	3.344	49.0	564	0.6427	ng m	83
T trans-1,2-Dichloroethene	0.000		0	N.D.		
T Methyl tert-butyl ether (MTBE)	0.000		0	N.D.		
T 1,1-Dichloroethane	0.000		0	N.D.		
T 2,2-Dichloropropane	0.000		0	N.D.		
T cis-1,2-Dichloroethene	0.000		0	N.D.		
T Methyl ethyl ketone	5.296	43.0	1847	21.6331	ng m	76
T Bromochloromethane	5.527	128.0	0		ng md	1
T Chloroform	5.653	83.0	12110	10.4514	ng	96

Quantitation Results Report (QT Reviewed)

Compound	RT	QIon	Resp.	Conc.	Units	Dev(Min)
T 1,1,1-Trichloroethane	0.000		0	N.D.		
T Carbon tetrachloride	0.000		0	N.D.		
T 1,1-Dichloropropene	0.000		0	N.D.		
T Benzene	6.280	78.0	11298	4.6358	ng	92
T 1,2-Dichloroethane	0.000		0	N.D.		
T Trichloroethene	0.000		0	N.D.		
T 1,2-Dichloropropane	0.000		0	N.D.		
T Dibromomethane	7.390	93.0	0		ng md	1
T Bromodichloromethane	0.000		0	N.D.		
T cis-1,3-Dichloropropene	0.000		0	N.D.		
T Toluene	8.389	92.0	54804	33.4648	ng	99
T trans-1,3-Dichloropropene	0.000		0	N.D.		
T 1,1,2-Trichloroethane	0.000		0	N.D.		
T Tetrachloroethene	0.000		0	N.D.		
T 1,3-Dichloropropane	0.000		0	N.D.		
T Chlorodibromomethane	9.203	129.0	2756	5.7299	ng	90
T 1,2-Dibromoethane	0.000		0	N.D.		
T Chlorobenzene	9.900	112.0	0		ng md	1
T 1,1,1,2-Tetrachloroethane	0.000		0	N.D.		
T Ethylbenzene	9.920	91.0	179661	57.0734	ng	100
T m+p-Xylenes	10.037	106.0	389500	324.5106	ng	100
T o-Xylene	10.430	106.0	375832	358.8485	ng	98
T Styrene	10.433	104.0	0		ng md	1
T Bromoform	10.622	172.5	5054	20.4303	ng	93
T Bromobenzene	0.000		0	N.D.		
T 1,1,2,2-Tetrachloroethane	11.105	83.0	0		ng md	1
T 1,2,3-Trichloropropane	11.152	110.0	0		ng md	1
T 2-Chlorotoluene	11.356	126.0	0		ng md	1
T 4-Chlorotoluene	11.389	91.0	0		ng md	1
T 1,3-Dichlorobenzene	0.000		0	N.D.		
T 1,4-Dichlorobenzene	0.000		0	N.D.		
T 1,2-Dichlorobenzene	0.000		0	N.D.		

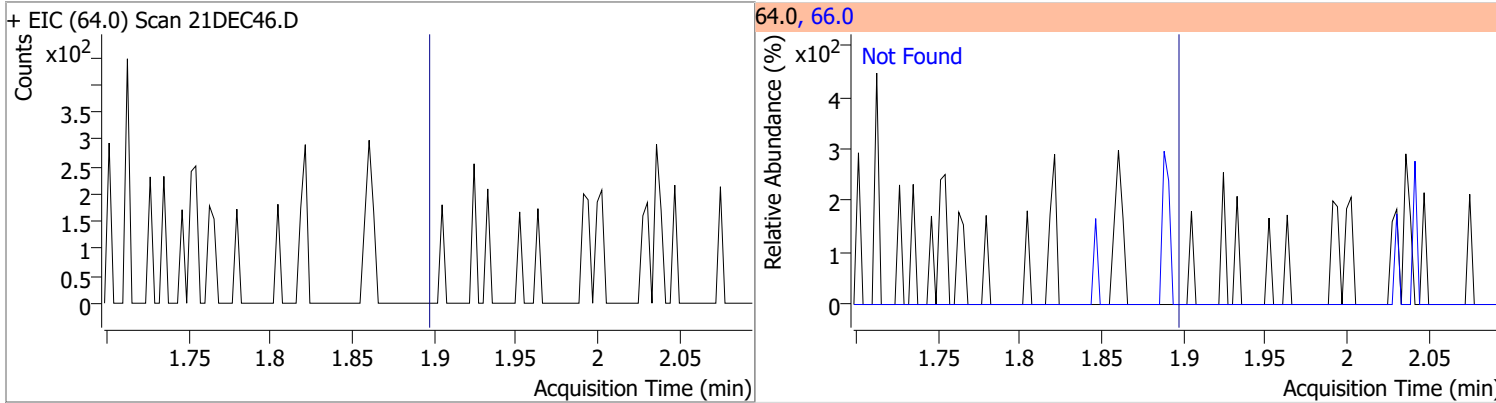
(#) = Qualifier Out of Range; (m) = Manual Integration; (+) = Area Summed; (*) = Surrogate Percent Recovery Out of Range; (d): Zeroed Peak

Quantitation Results Report (QT Reviewed)

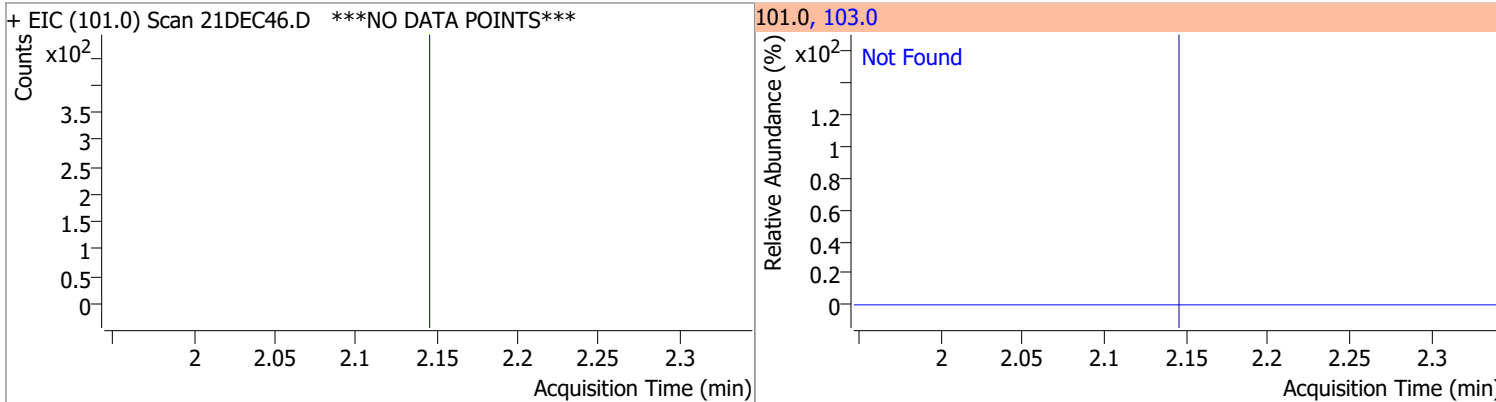
Compound	Conc.	Exp RT	QIon	Exp Ratio
Dichlorodifluoromethane	N.D.	1.24	87.0	32.0
+ EIC (85.0) Scan 21DEC46.D ***NO DATA POINTS***			85.0, 87.0	
				
Chloromethane	N.D.	1.41	52.0	32.7
+ EIC (50.0) Scan 21DEC46.D			50.0, 52.0	
				
Vinyl chloride	N.D.	1.50	64.0	31.6
+ EIC (62.0) Scan 21DEC46.D			62.0, 64.0	
				
Bromomethane	N.D.	1.80	94.0	106.0
+ EIC (96.0) Scan 21DEC46.D			96.0, 94.0	
				

Quantitation Results Report (QT Reviewed)

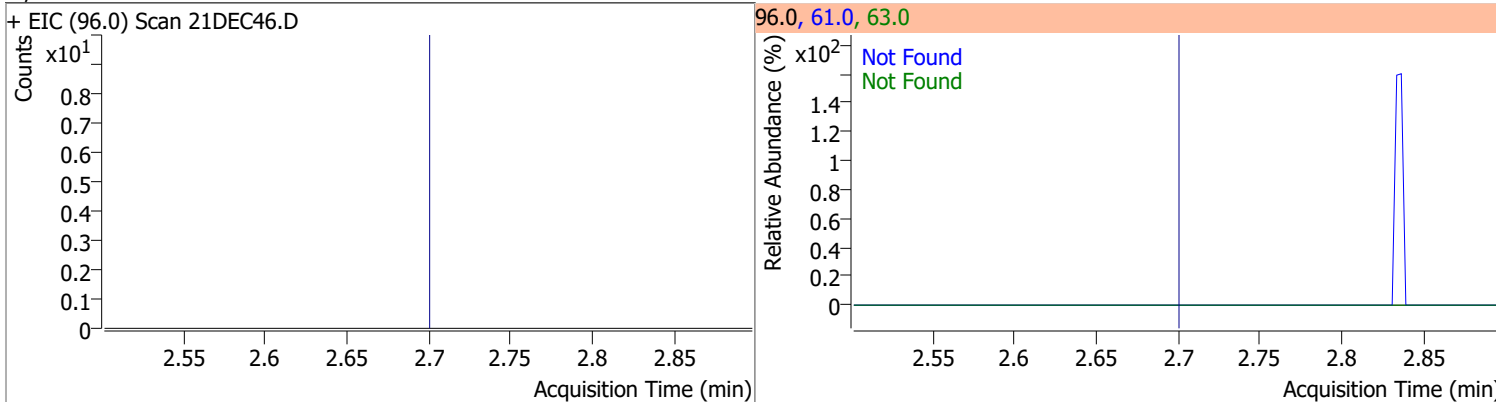
Compound	Conc.	Exp RT	QIon	Exp Ratio
Chloroethane	N.D.	1.90	66.0	30.8



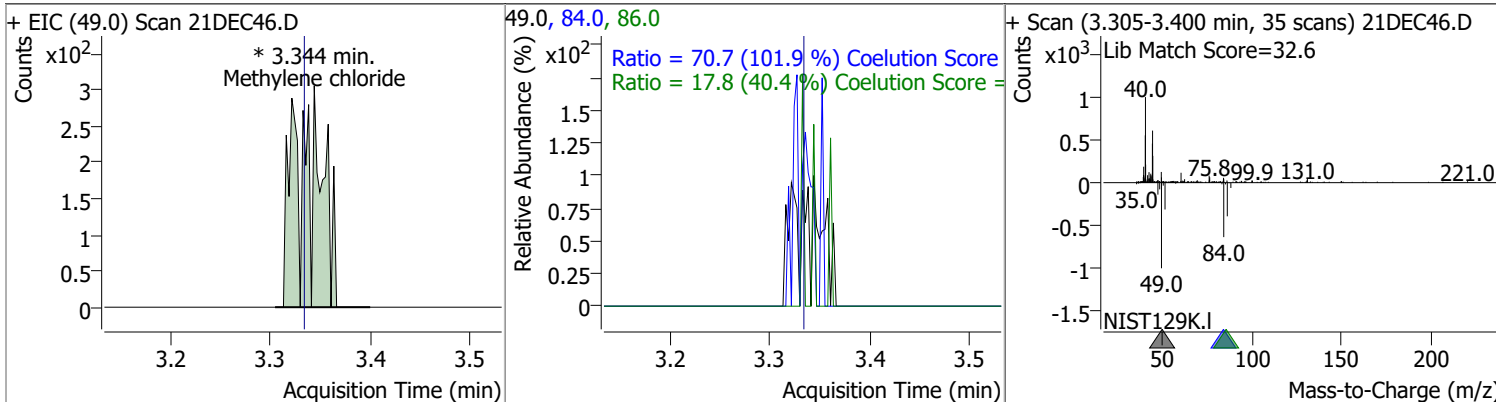
Compound	Conc.	Exp RT	QIon	Exp Ratio
Trichlorofluoromethane	N.D.	2.14	103.0	64.8



Compound	Conc.	Exp RT	QIon	Exp Ratio	QIon	Exp Ratio
1,1-Dichloroethene	N.D.	2.70	61.0	180.1	63.0	57.5

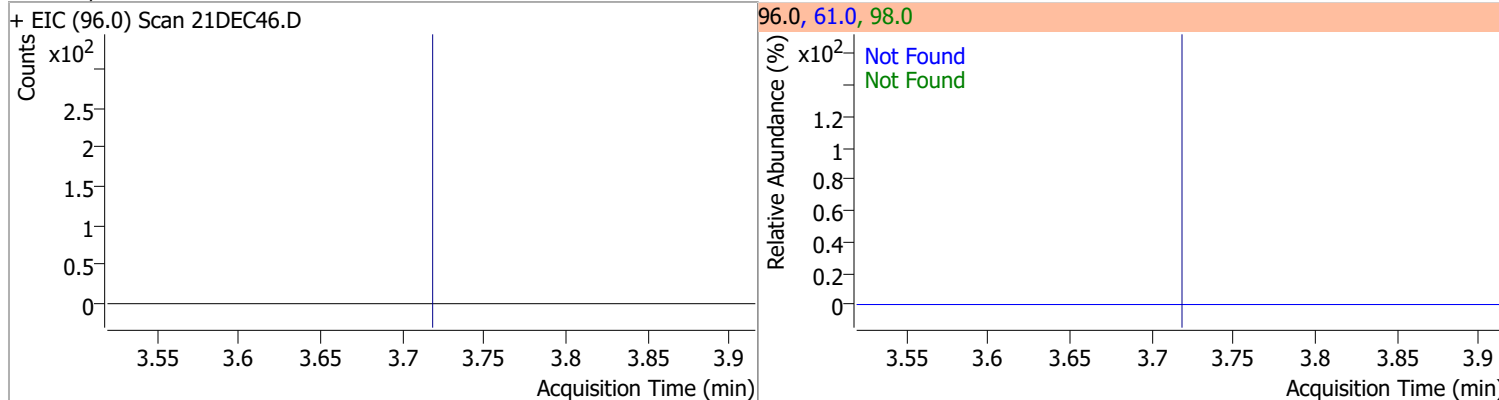


Compound	Conc.	RT	Dev(Min)	Resp.	QIon	QRatio	Lower	Upper
Methylene chloride	0.6427	3.34	0.01	564 (m)	84.0	70.7	39.4	99.4
					86.0	17.8	14.1	74.1

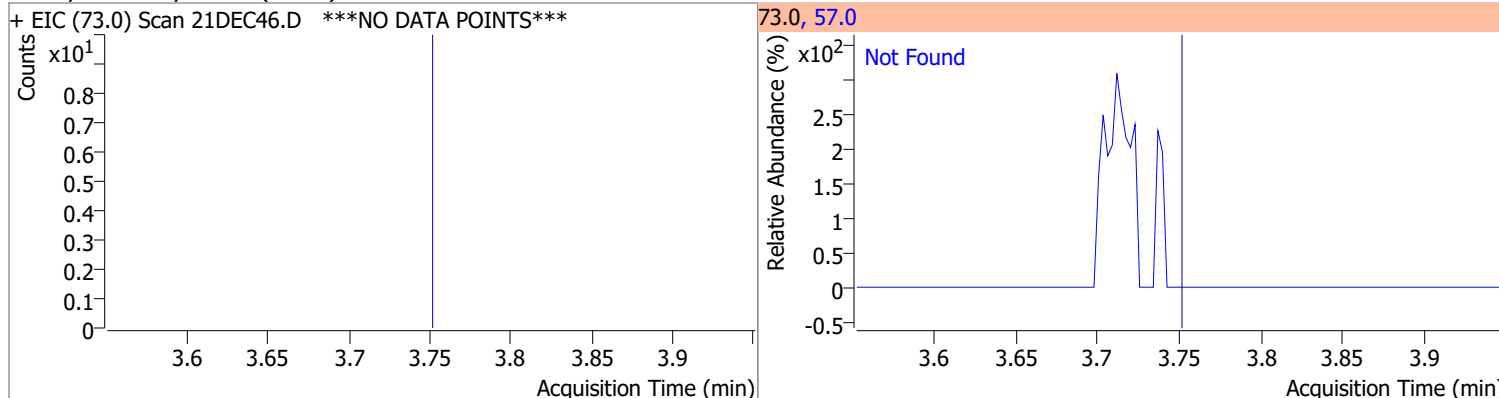


Quantitation Results Report (QT Reviewed)

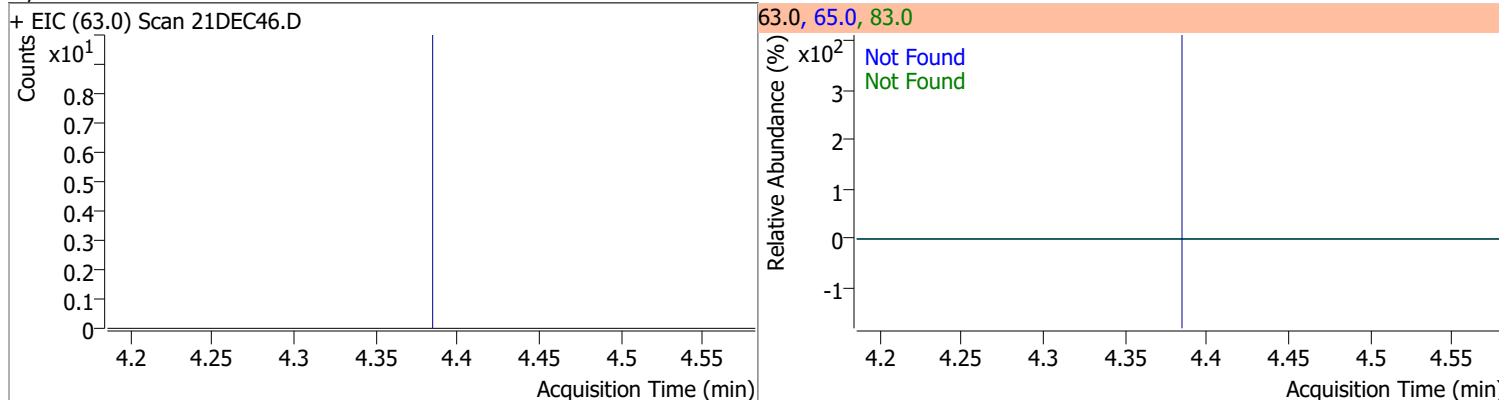
Compound	Conc.	Exp RT	QIon	Exp Ratio	QIon	Exp Ratio
trans-1,2-Dichloroethene	N.D.	3.72	61.0	155.1	98.0	62.8



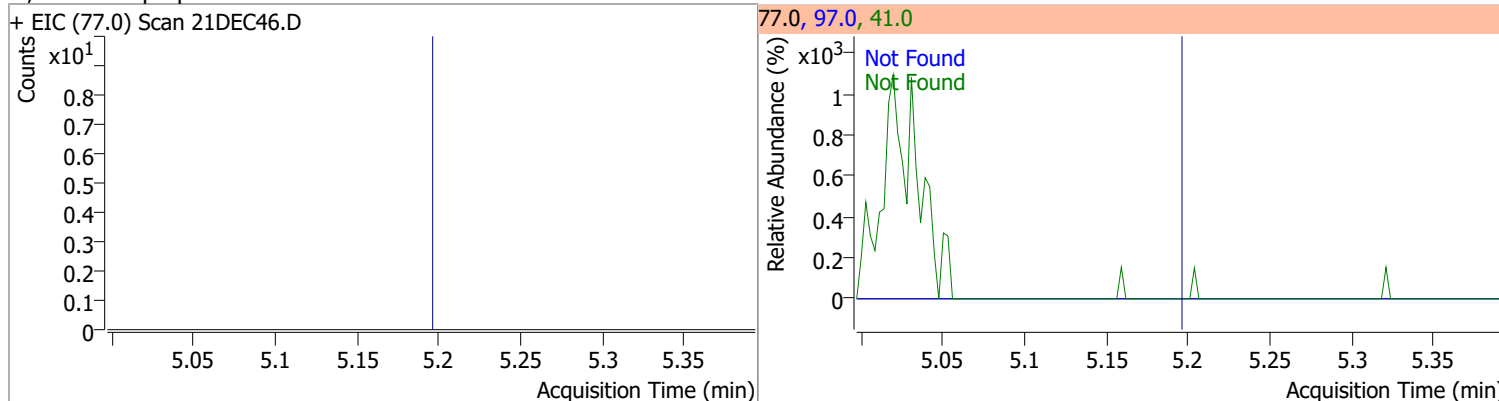
Compound	Conc.	Exp RT	QIon	Exp Ratio
Methyl tert-butyl ether (MTBE)	N.D.	3.75	57.0	23.9



Compound	Conc.	Exp RT	QIon	Exp Ratio	QIon	Exp Ratio
1,1-Dichloroethane	N.D.	4.38	65.0	31.7	83.0	12.8

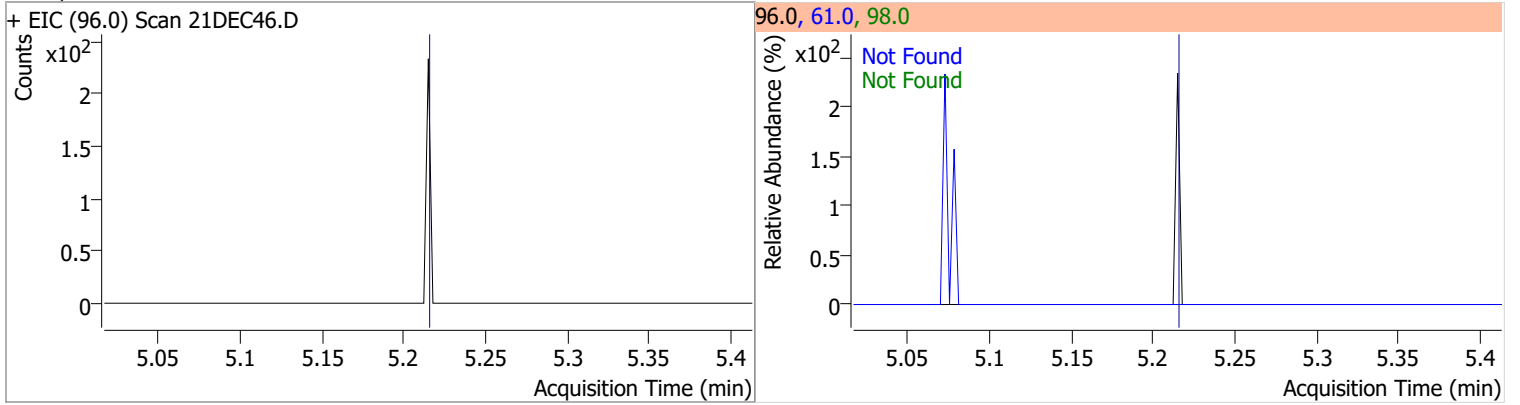


Compound	Conc.	Exp RT	QIon	Exp Ratio	QIon	Exp Ratio
2,2-Dichloropropane	N.D.	5.20	41.0	59.0	97.0	21.8

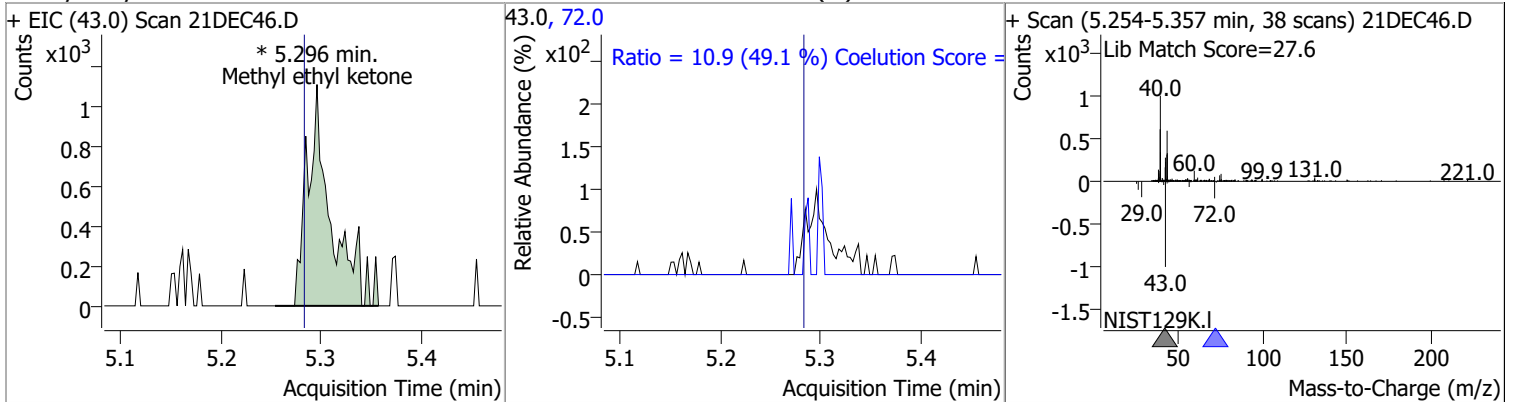


Quantitation Results Report (QT Reviewed)

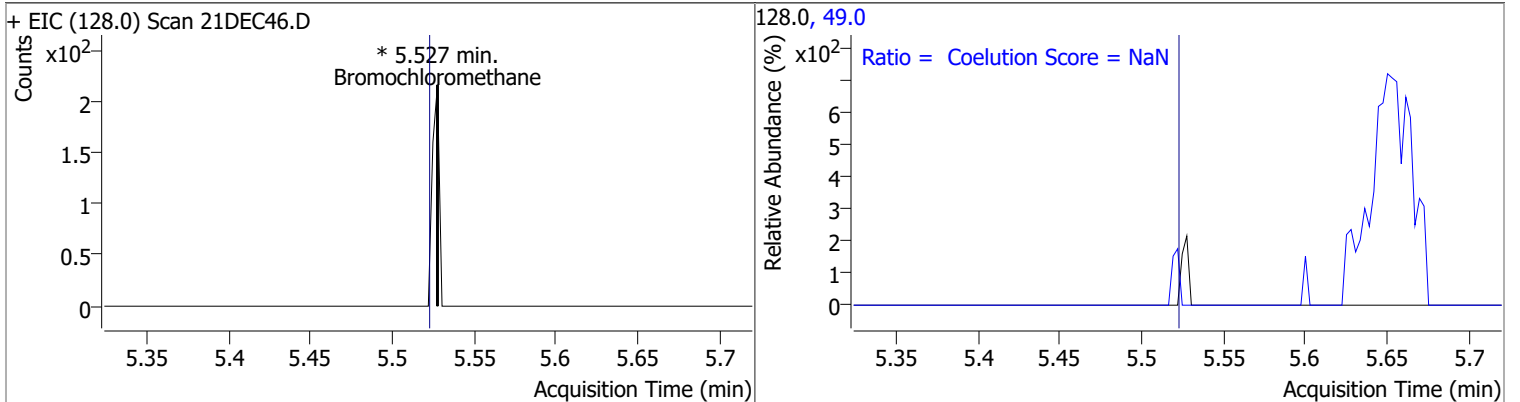
Compound	Conc.	Exp RT	QIon	Exp Ratio	QIon	Exp Ratio
cis-1,2-Dichloroethene	N.D.	5.21	61.0	163.3	98.0	64.4



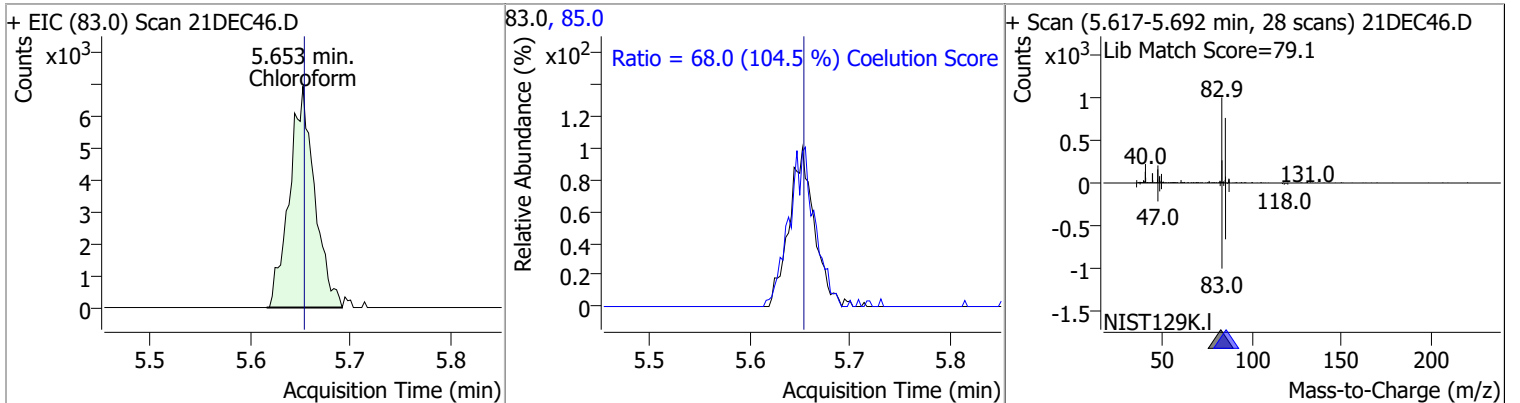
Compound	Conc.	RT	Dev(Min)	Resp.	QIon	QRatio	Lower	Upper
Methyl ethyl ketone	21.6331	5.30	0.01	1847 (m)	72.0	10.9	0.0	52.2



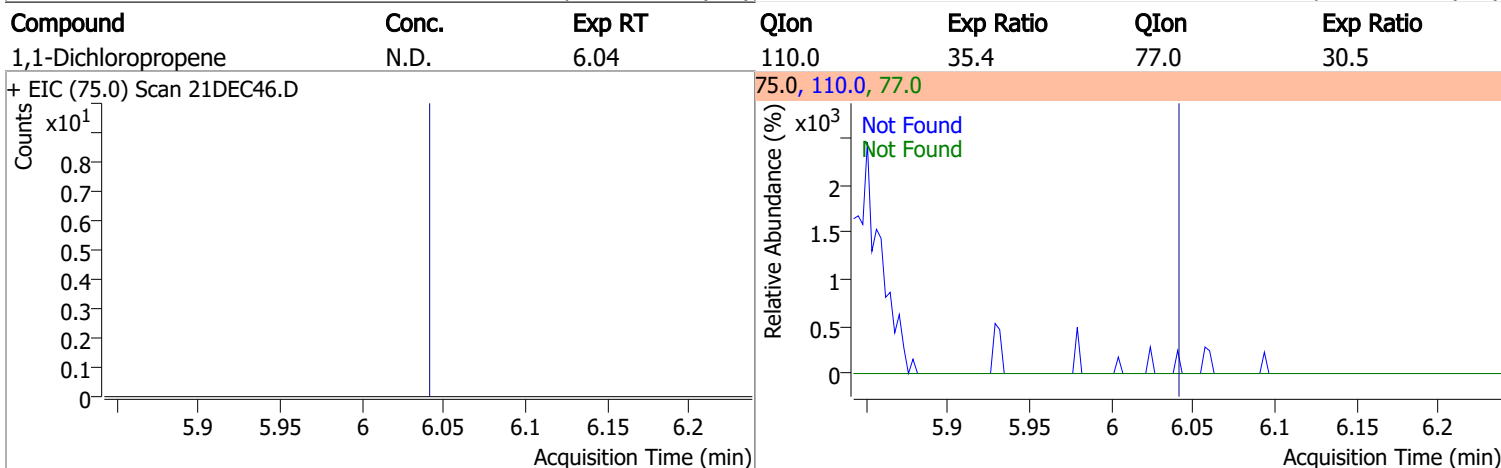
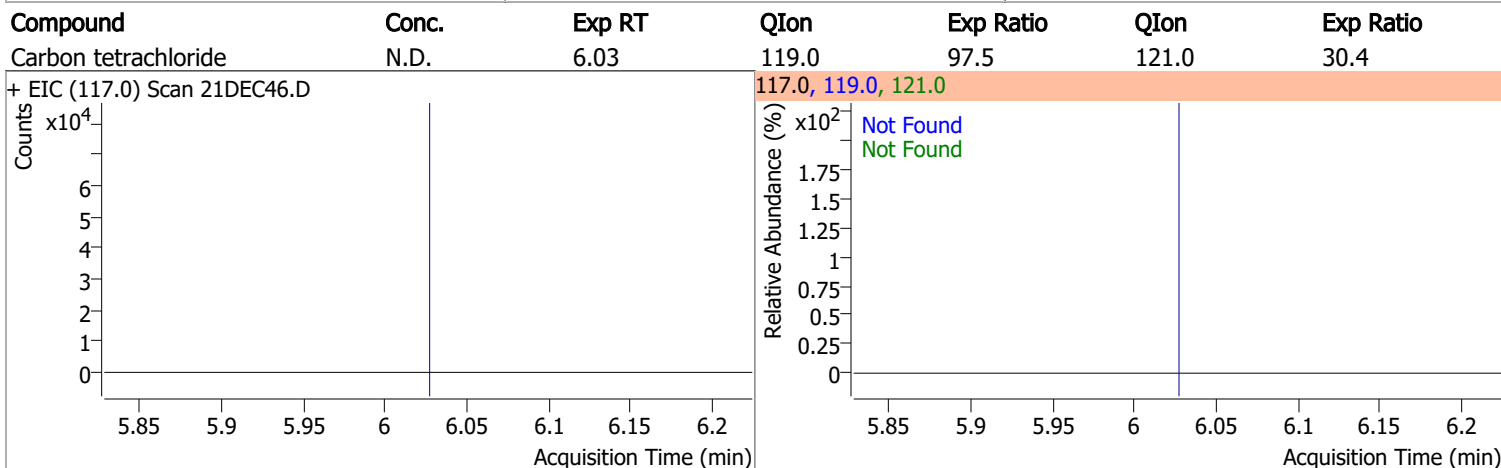
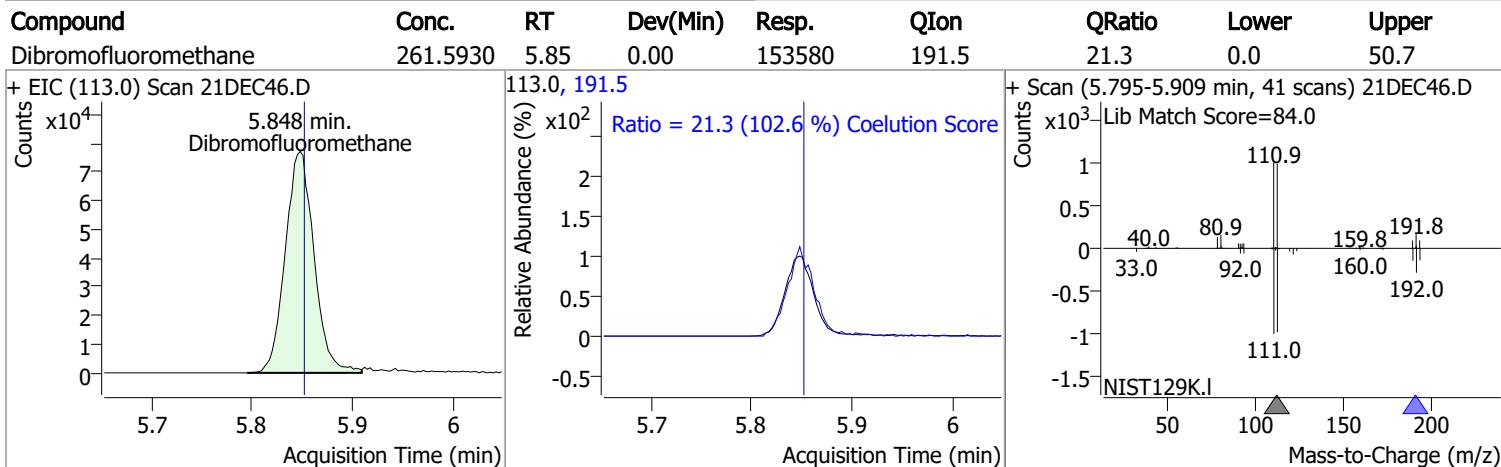
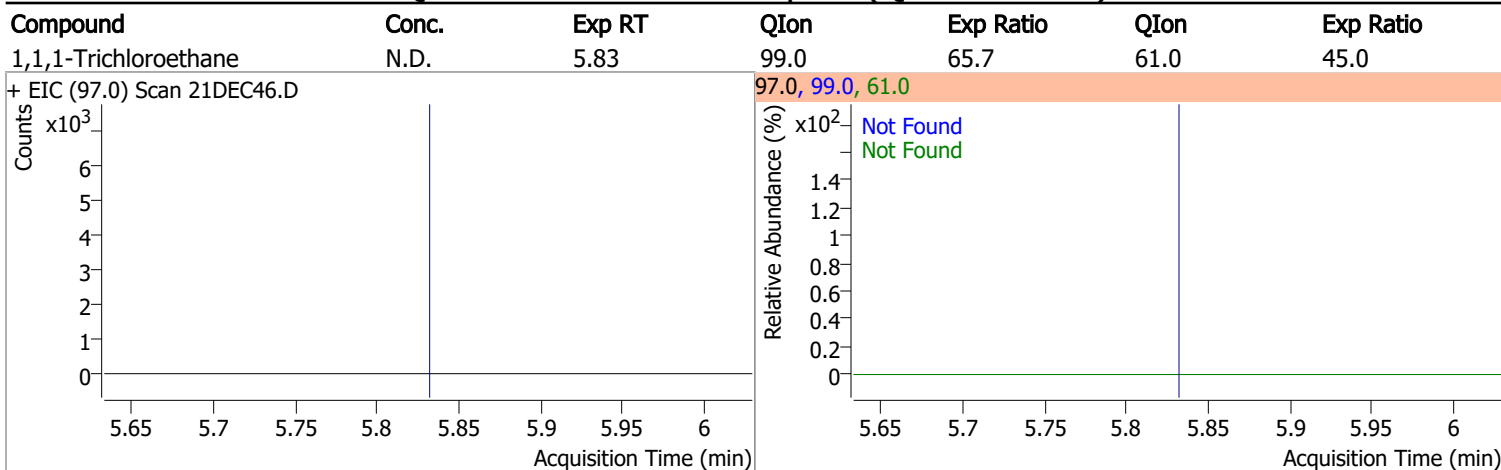
Compound	Conc.	RT	Dev(Min)	Resp.	QIon	QRatio	Lower	Upper
Bromochloromethane	0	0	0	0	49.0		154.6	214.6



Compound	Conc.	RT	Dev(Min)	Resp.	QIon	QRatio	Lower	Upper
Chloroform	10.4514	5.65	0.00	12110	85.0	68.0	35.1	95.1

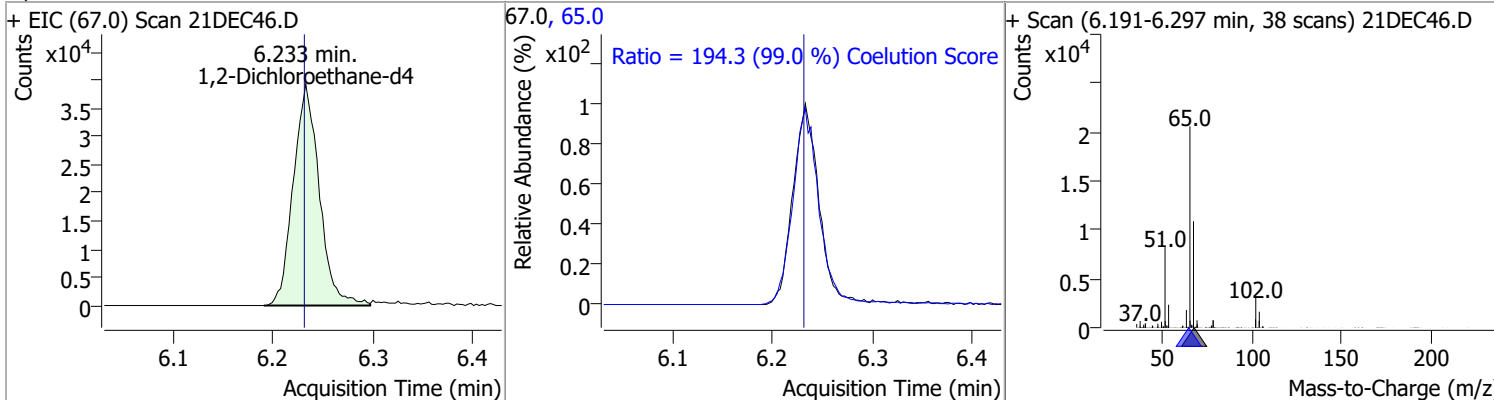


Quantitation Results Report (QT Reviewed)

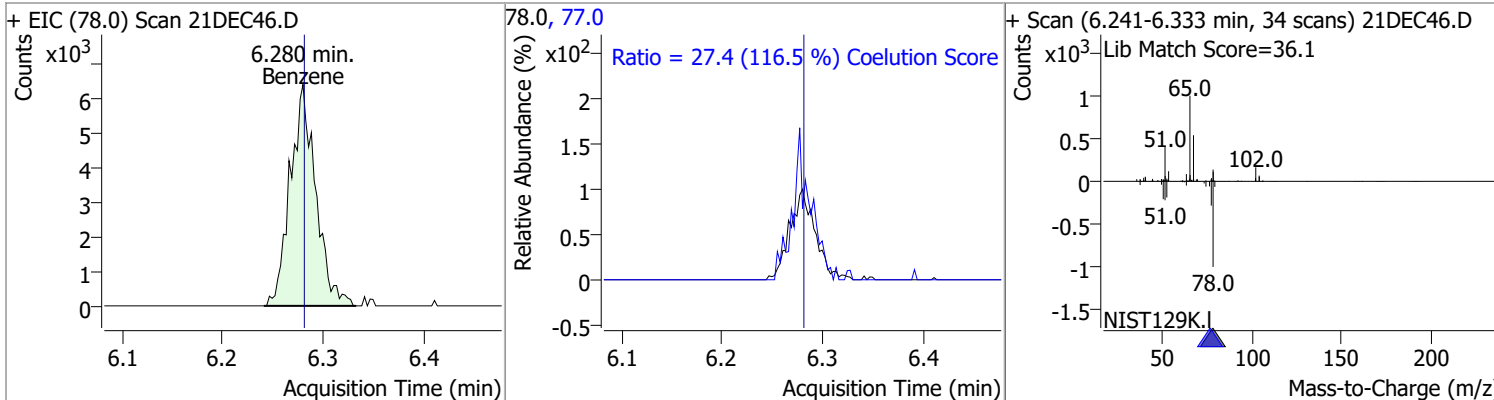


Quantitation Results Report (QT Reviewed)

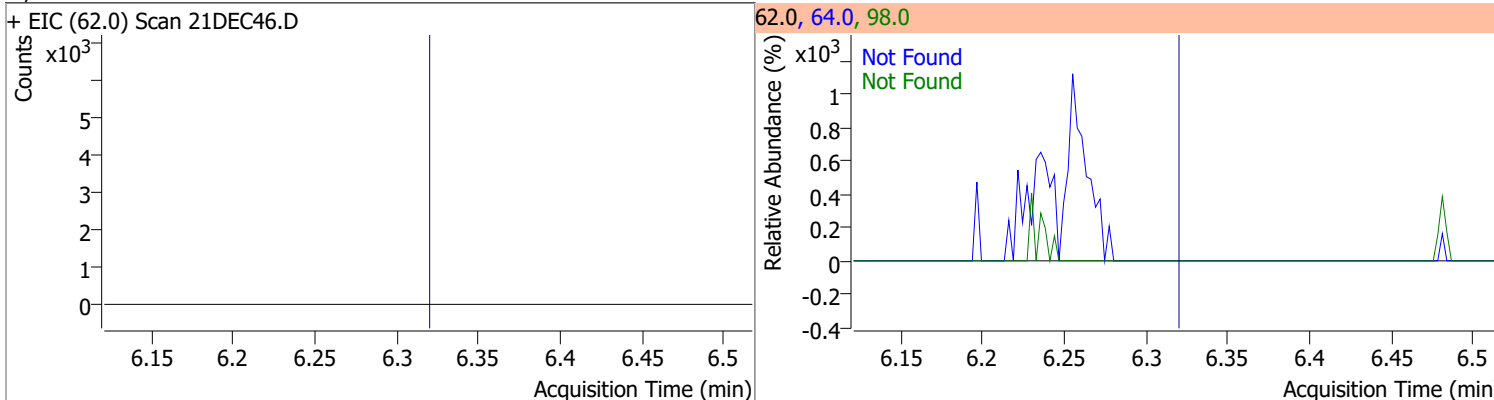
Compound	Conc.	RT	Dev(Min)	Resp.	QIon	QRatio	Lower	Upper
1,2-Dichloroethane-d4	264.3455	6.23	0.00	70826	65.0	194.3	166.3	226.3



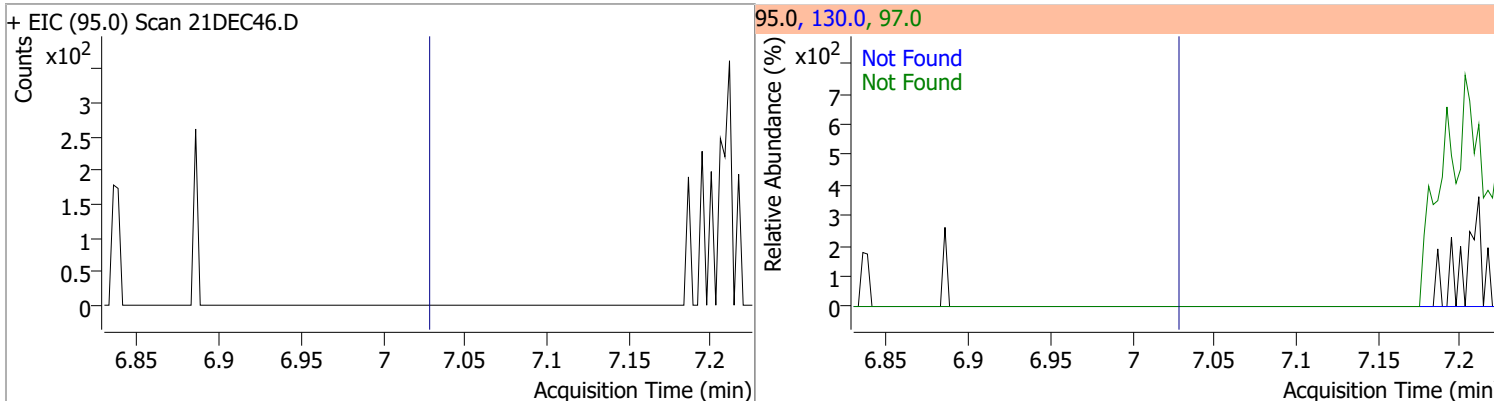
Compound	Conc.	RT	Dev(Min)	Resp.	QIon	QRatio	Lower	Upper
Benzene	4.6358	6.28	0.00	11298	77.0	27.4	0.0	53.5



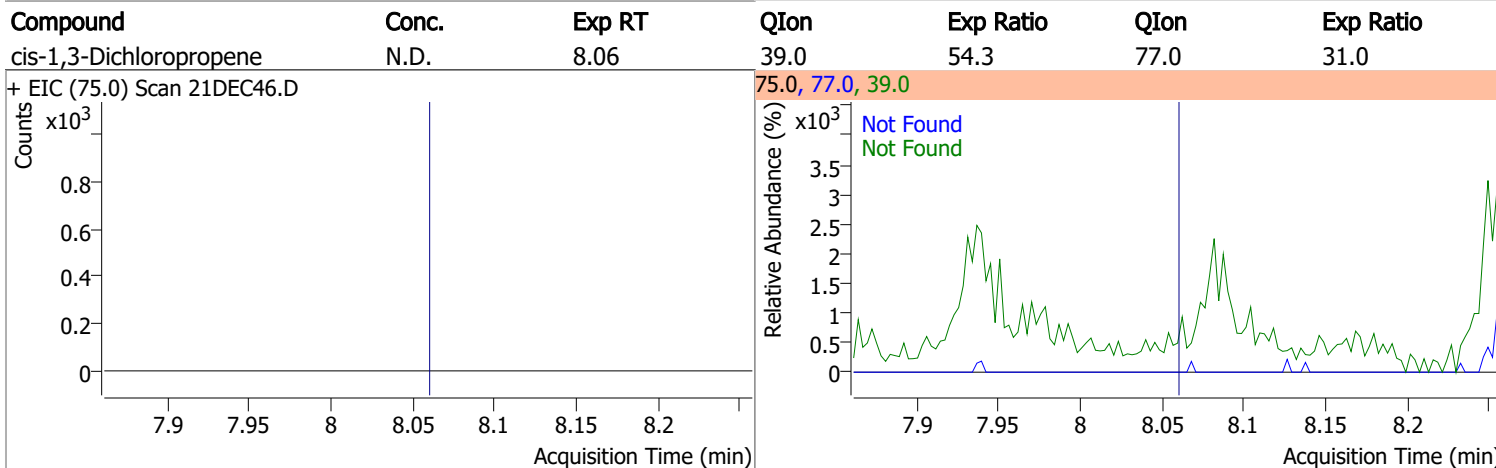
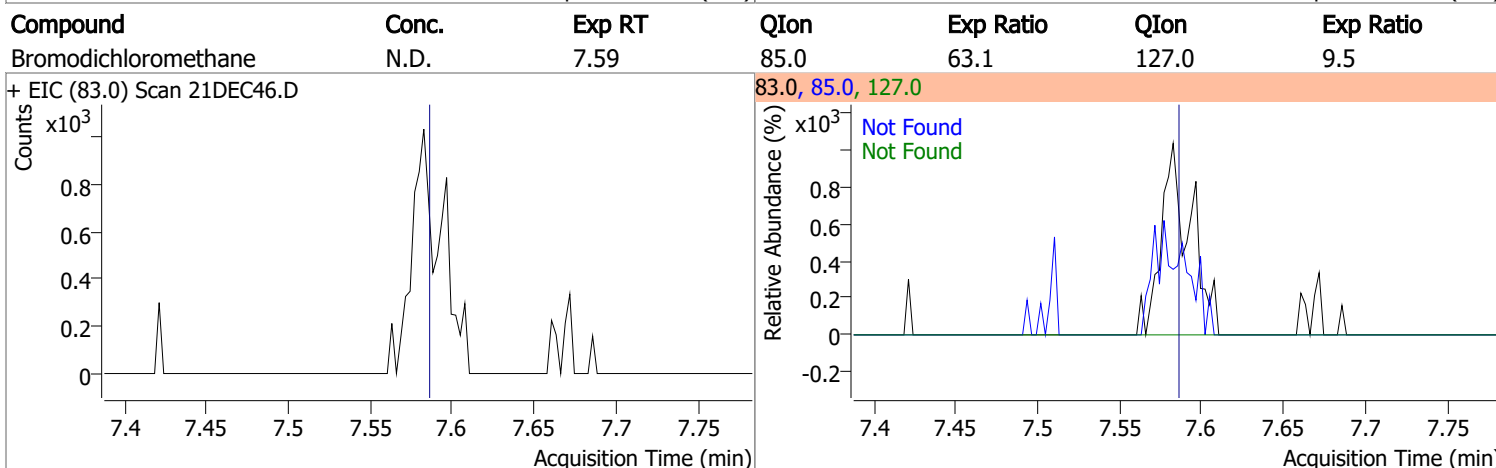
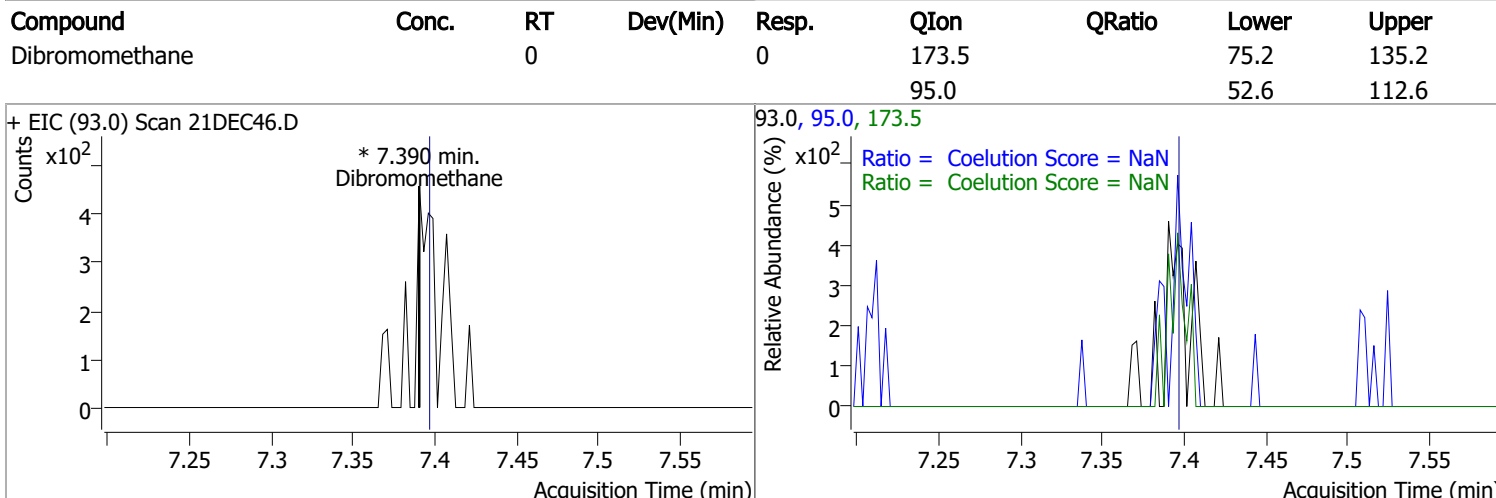
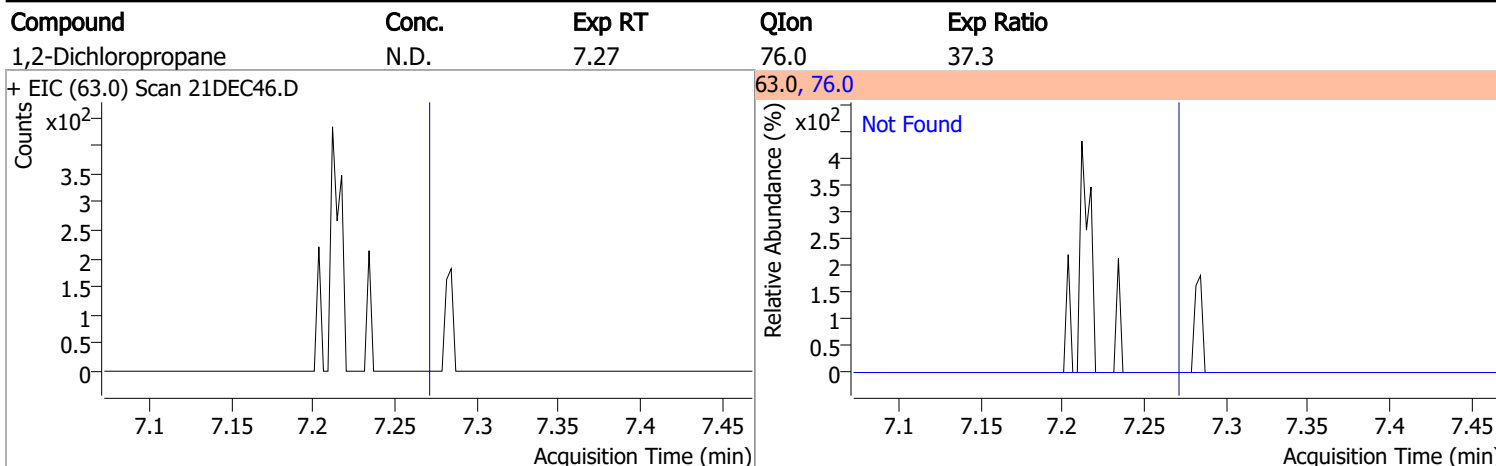
Compound	Conc.	Exp RT	QIon	Exp Ratio	QIon	Exp Ratio
1,2-Dichloroethane	N.D.	6.32	64.0	32.3	98.0	8.2



Compound	Conc.	Exp RT	QIon	Exp Ratio	QIon	Exp Ratio
Trichloroethene	N.D.	7.03	130.0	100.8	97.0	64.7

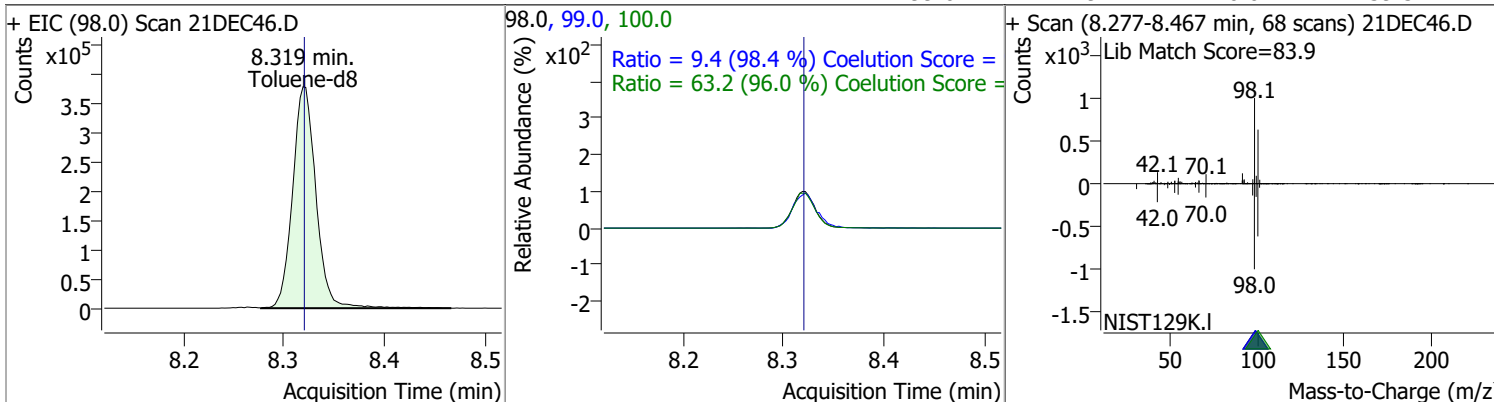


Quantitation Results Report (QT Reviewed)

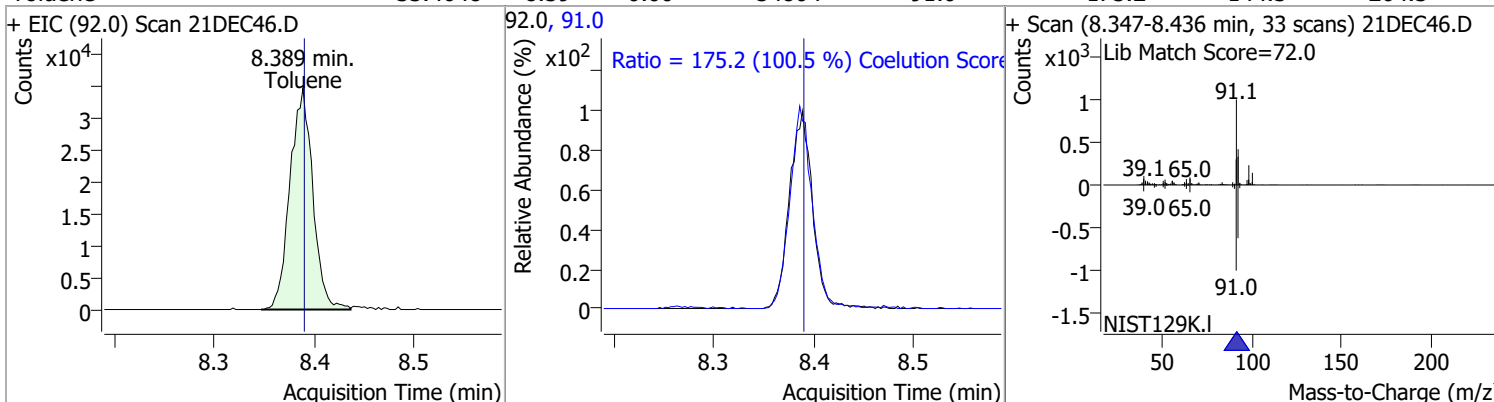


Quantitation Results Report (QT Reviewed)

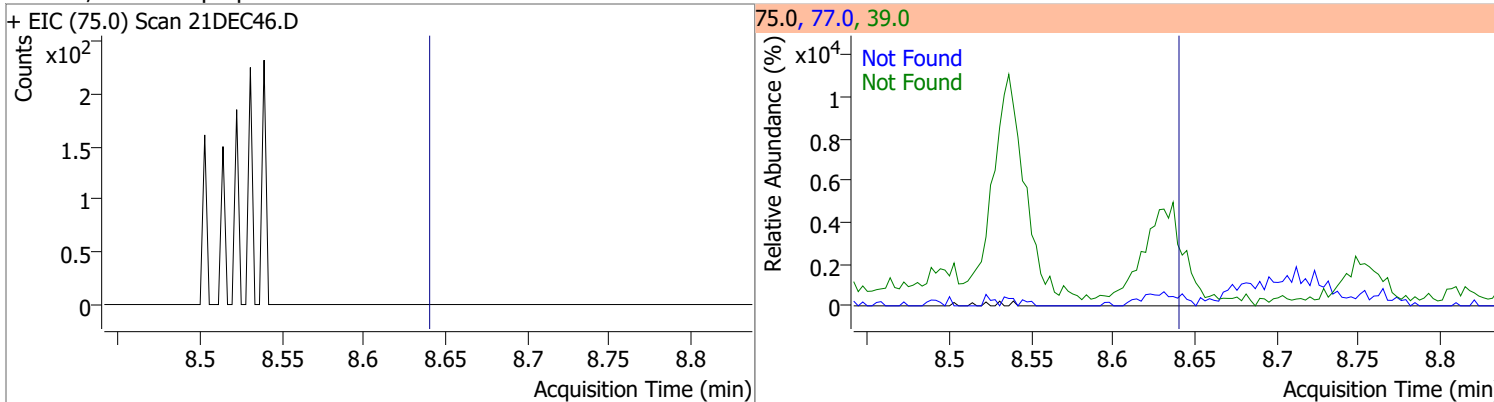
Compound	Conc.	RT	Dev(Min)	Resp.	QIon	QRatio	Lower	Upper
Toluene-d8	246.2140	8.32	0.00	613303	100.0	63.2	35.9	95.9
					99.0	9.4	0.0	39.5



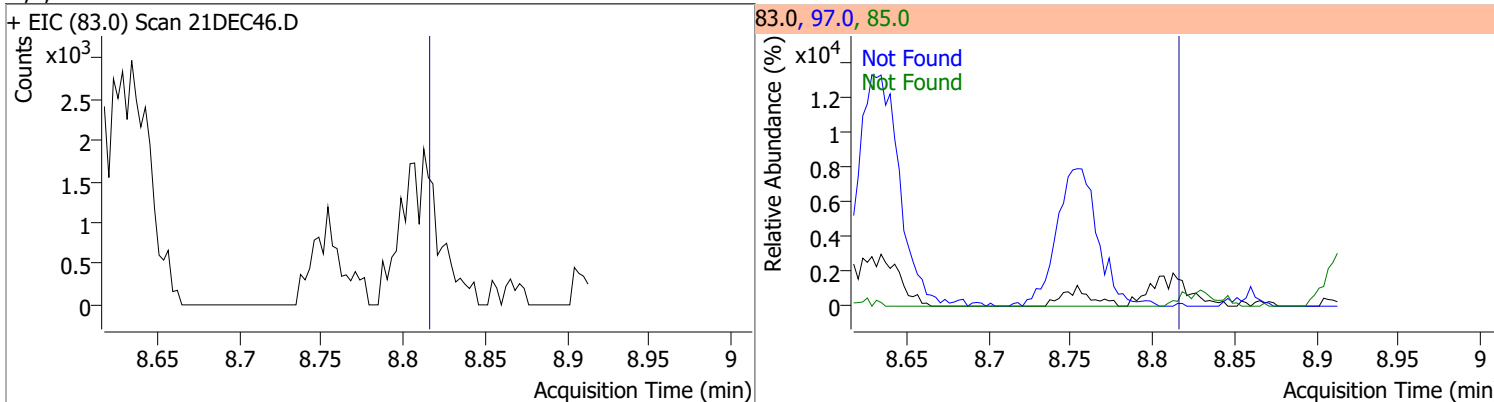
Compound	Conc.	RT	Dev(Min)	Resp.	QIon	QRatio	Lower	Upper
Toluene	33.4648	8.39	0.00	54804	91.0	175.2	144.3	204.3



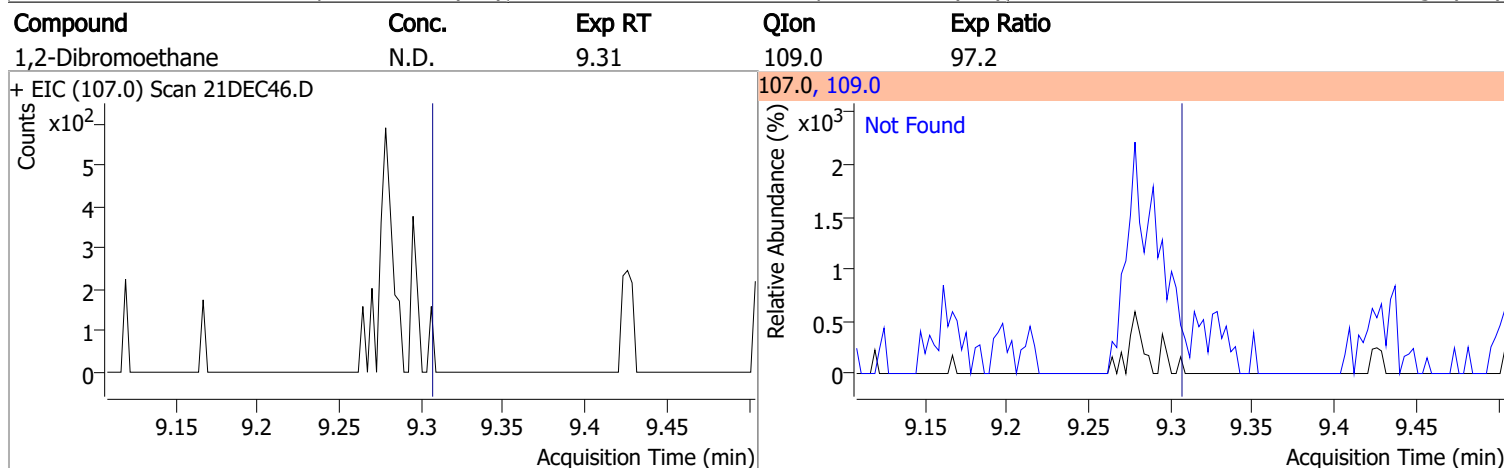
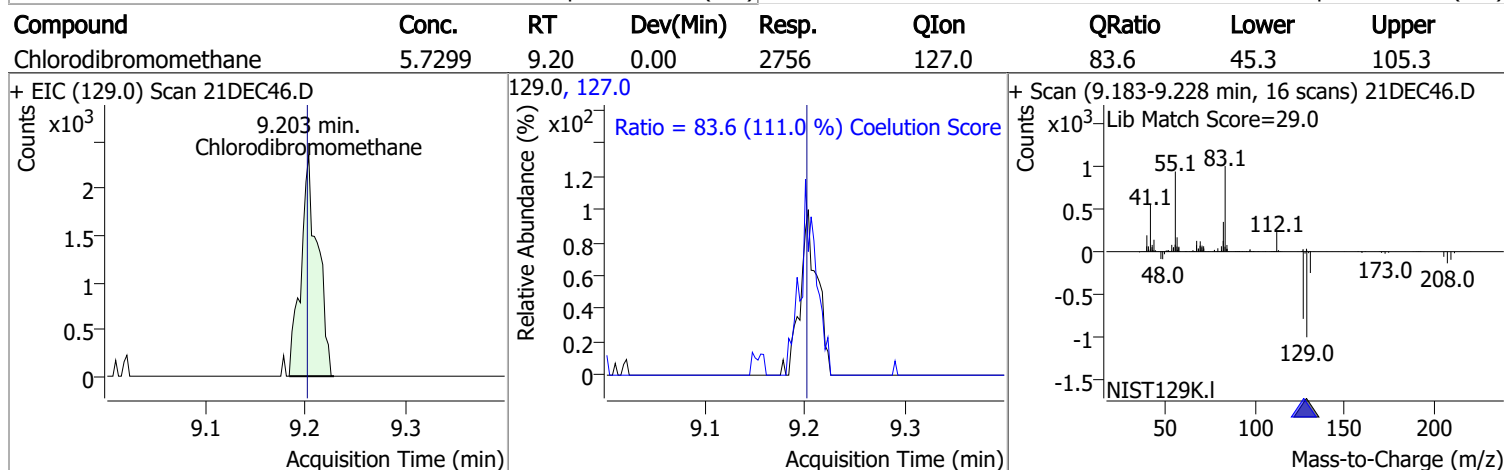
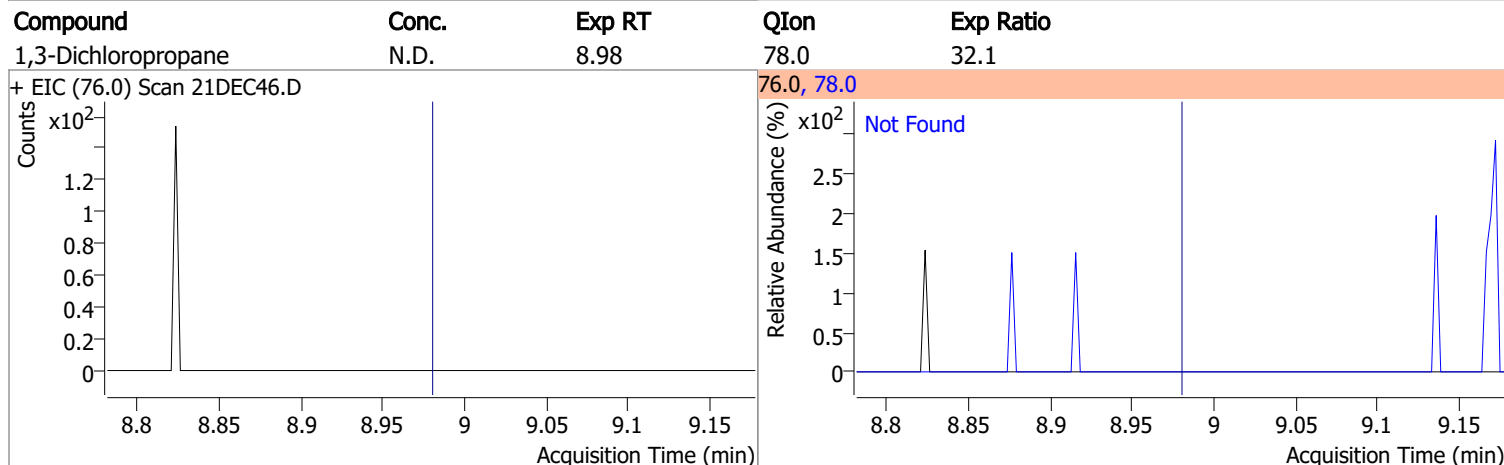
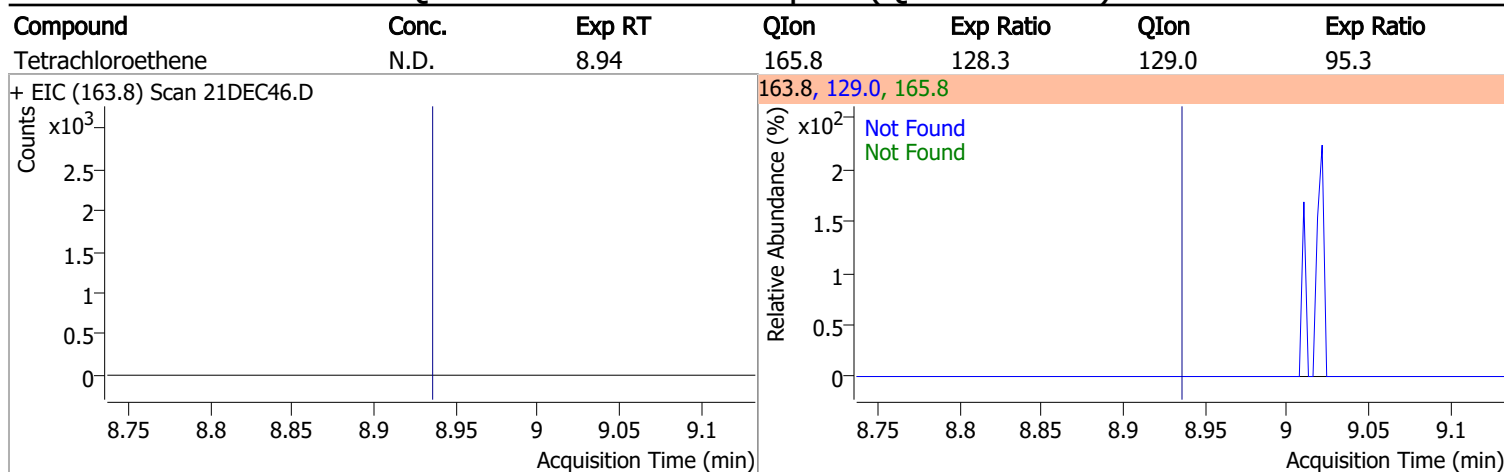
Compound	Conc.	Exp RT	QIon	Exp Ratio	QIon	Exp Ratio
trans-1,3-Dichloropropene	N.D.	8.64	39.0	52.1	77.0	32.0



Compound	Conc.	Exp RT	QIon	Exp Ratio	QIon	Exp Ratio
1,1,2-Trichloroethane	N.D.	8.82	97.0	114.3	85.0	61.5

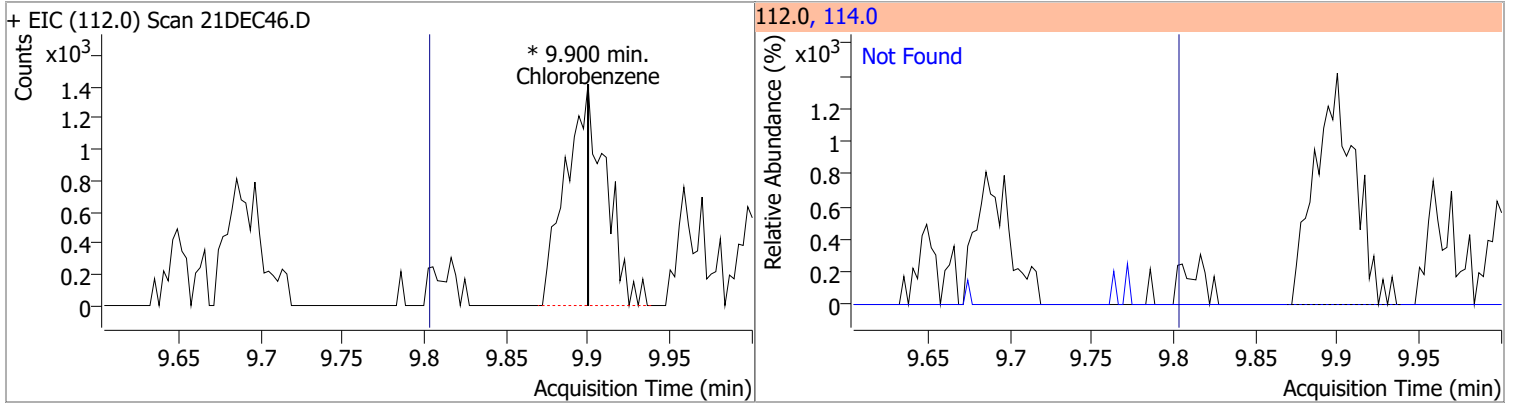


Quantitation Results Report (QT Reviewed)

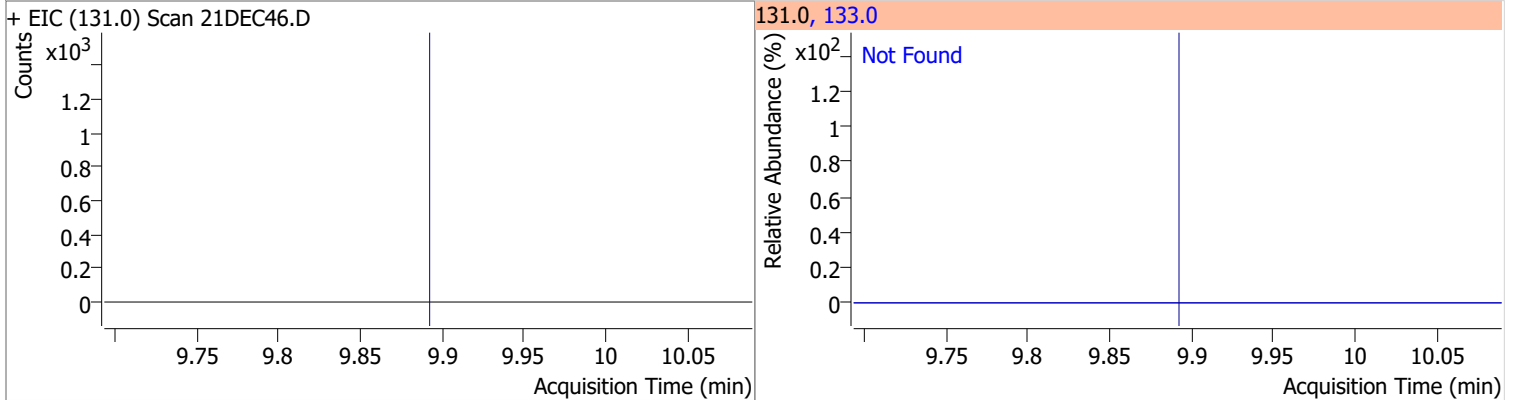


Quantitation Results Report (QT Reviewed)

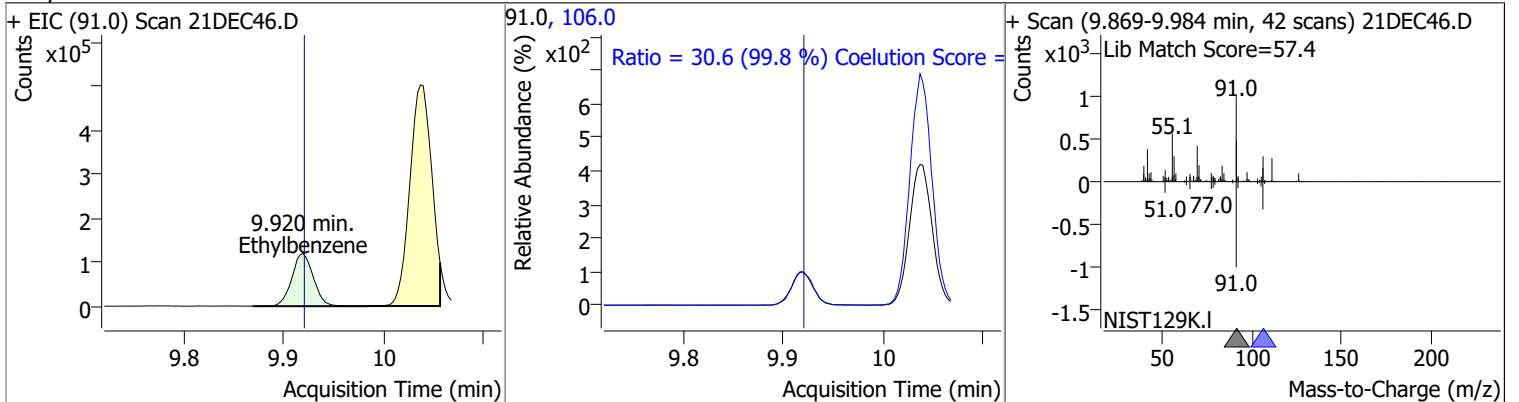
Compound	Conc.	RT	Dev(Min)	Resp.	QIon	QRatio	Lower	Upper
Chlorobenzene		0		0	114.0		2.3	62.3



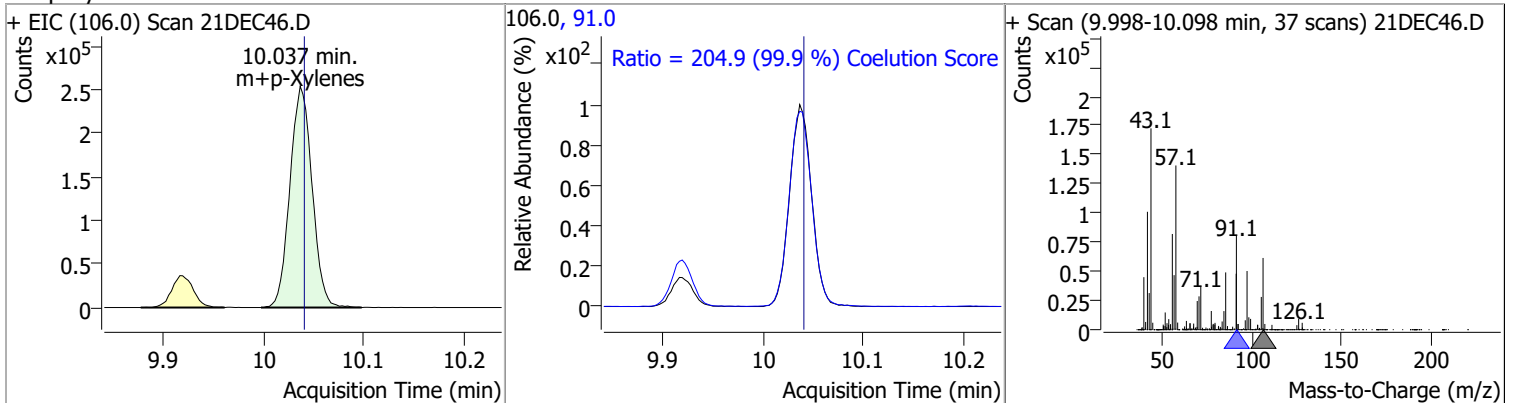
Compound	Conc.	Exp RT	QIon	Exp Ratio
1,1,1,2-Tetrachloroethane	N.D.	9.89	133.0	95.7



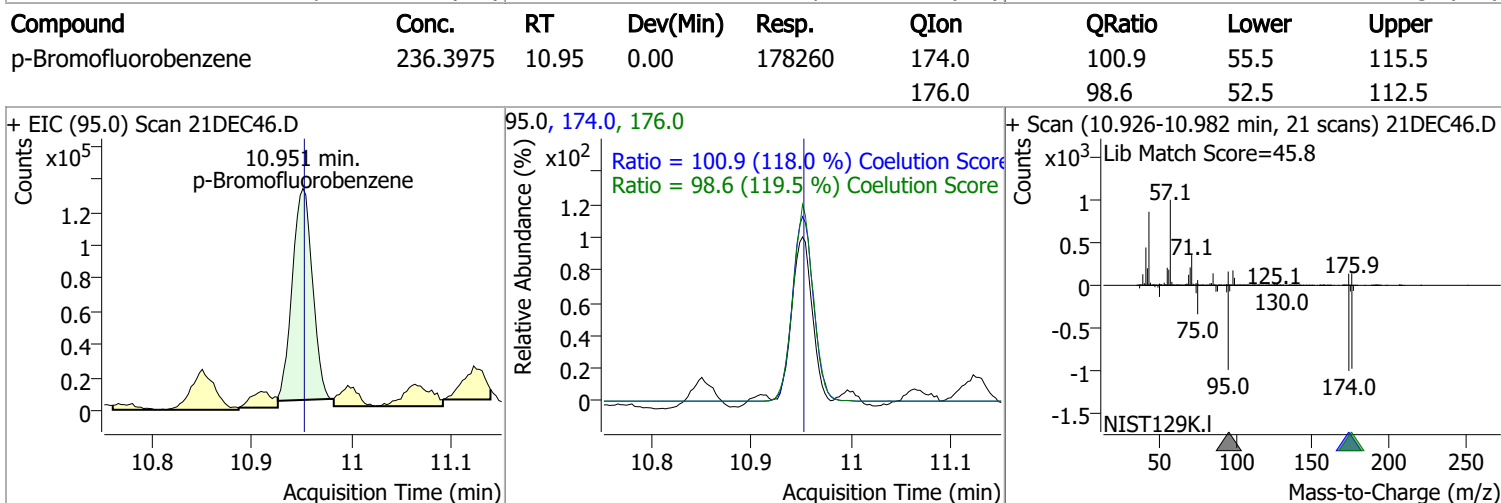
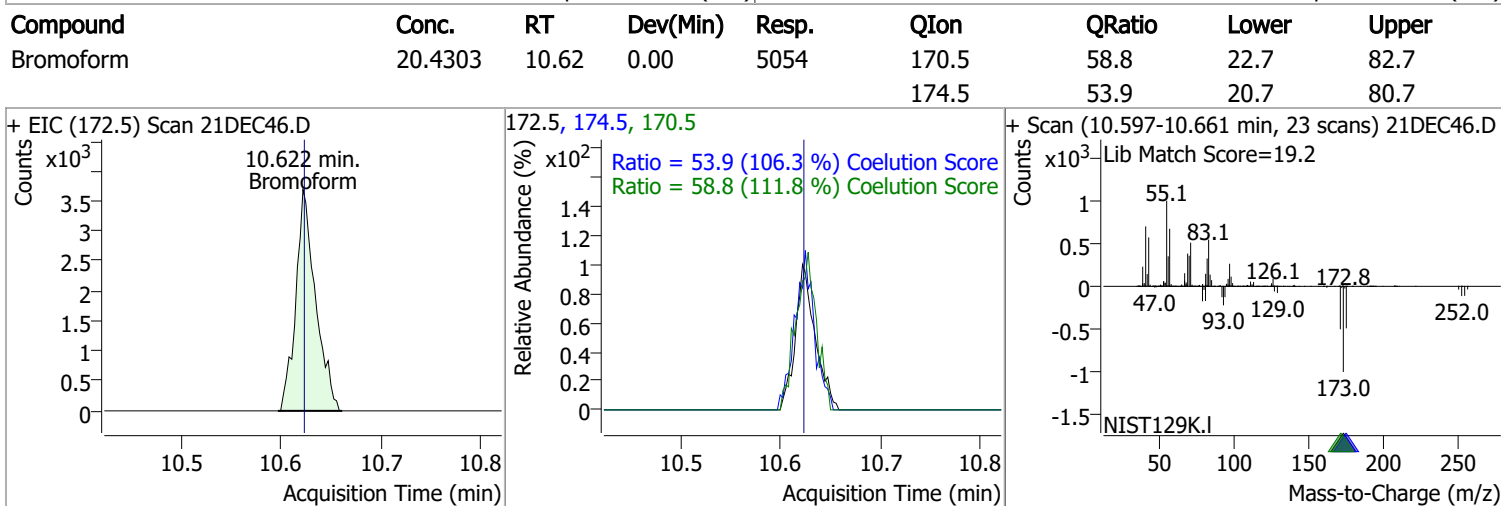
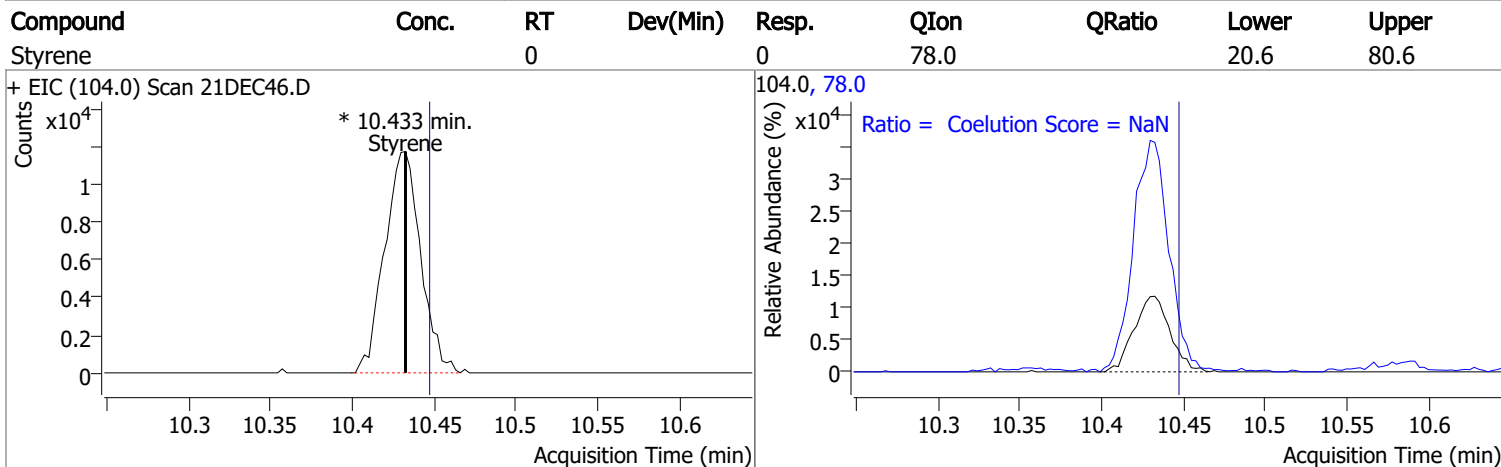
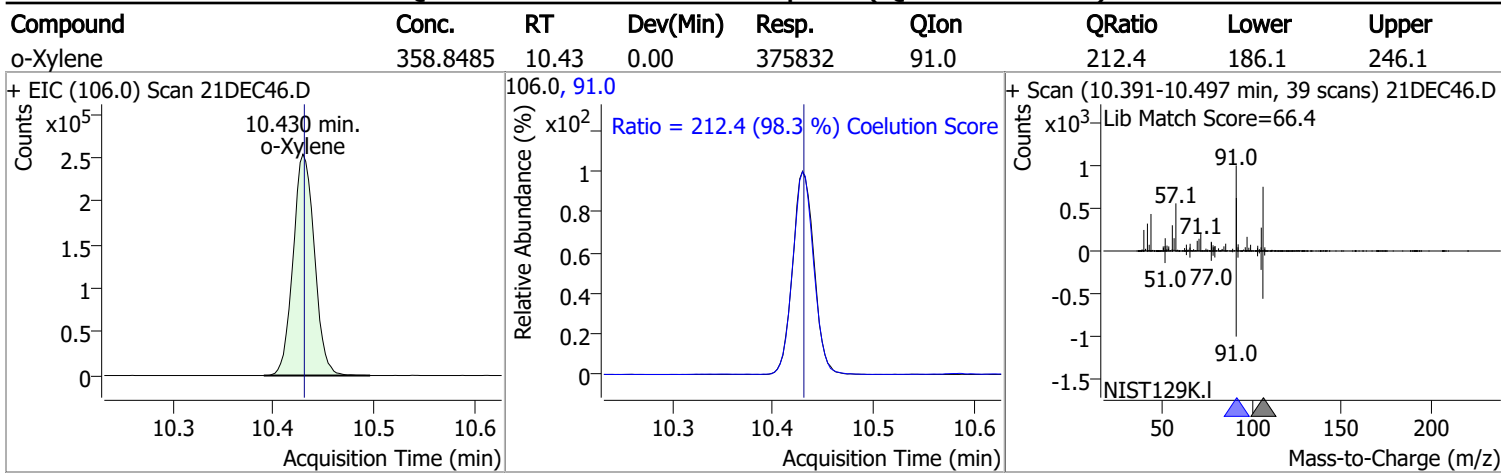
Compound	Conc.	RT	Dev(Min)	Resp.	QIon	QRatio	Lower	Upper
Ethylbenzene	57.0734	9.92	0.00	179661	106.0	30.6	0.7	60.7



Compound	Conc.	RT	Dev(Min)	Resp.	QIon	QRatio	Lower	Upper
m+p-Xylenes	324.5106	10.04	0.00	389500	91.0	204.9	175.0	235.0

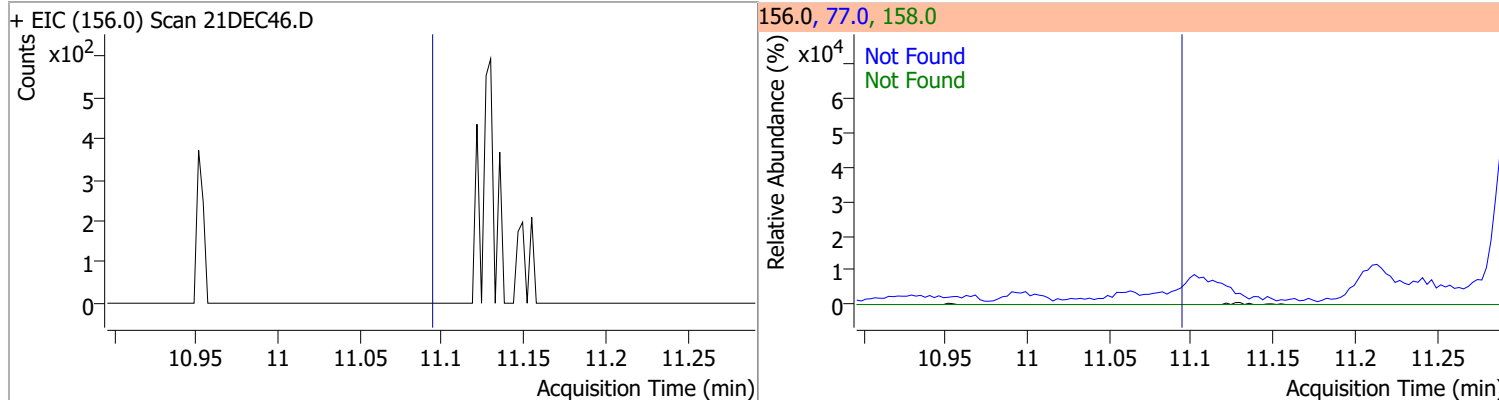


Quantitation Results Report (QT Reviewed)

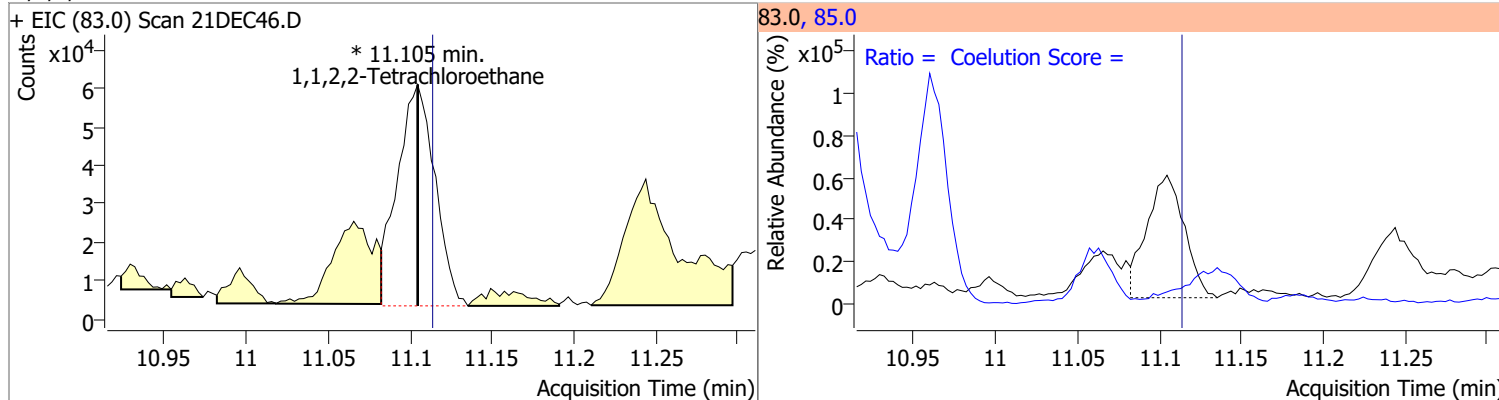


Quantitation Results Report (QT Reviewed)

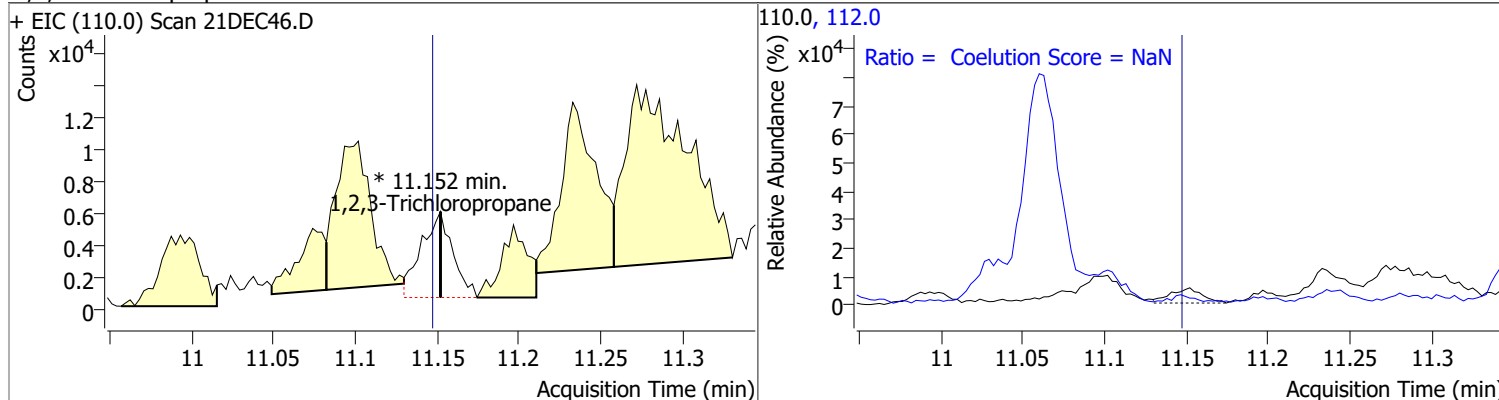
Compound	Conc.	Exp RT	QIon	Exp Ratio	QIon	Exp Ratio
Bromobenzene	N.D.	11.09	77.0	153.2	158.0	96.2



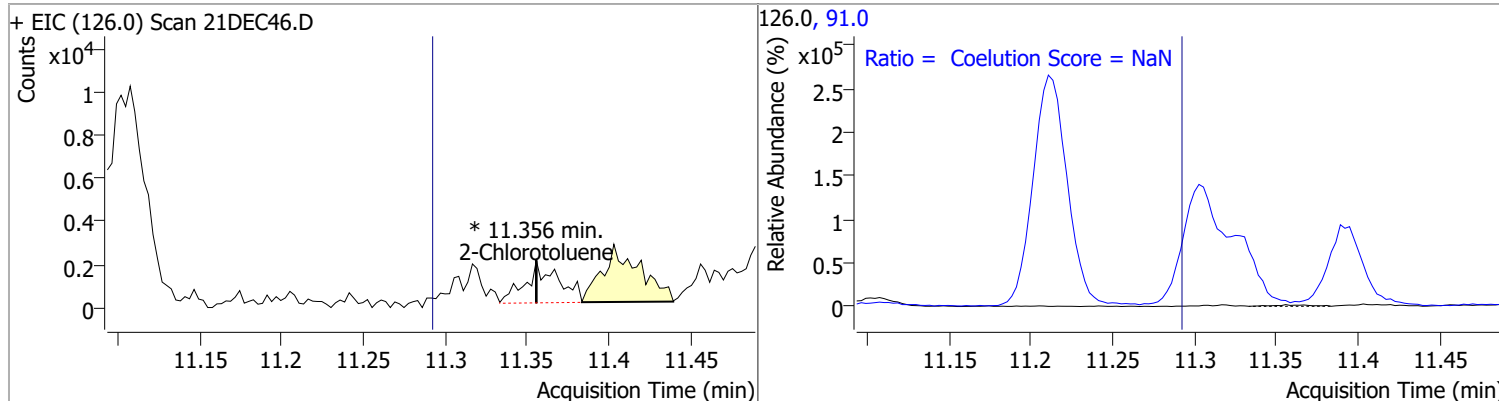
Compound	Conc.	RT	Dev(Min)	Resp.	QIon	QRatio	Lower	Upper
1,1,2,2-Tetrachloroethane	0	11.105		0	85.0		33.2	93.2



Compound	Conc.	RT	Dev(Min)	Resp.	QIon	QRatio	Lower	Upper
1,2,3-Trichloropropane	0	11.152		0	112.0		35.8	95.8

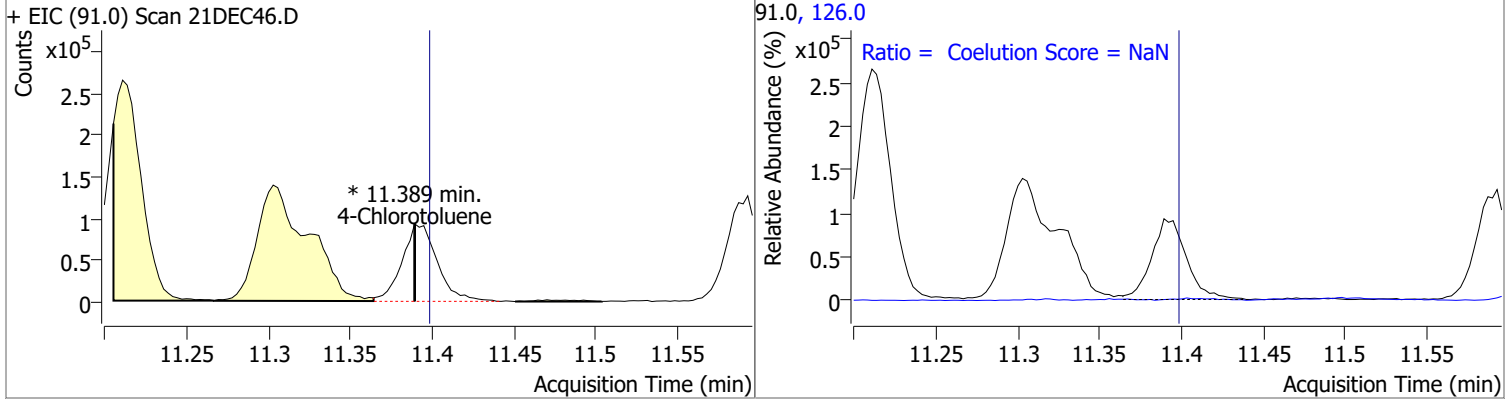


Compound	Conc.	RT	Dev(Min)	Resp.	QIon	QRatio	Lower	Upper
2-Chlorotoluene	0	11.356		0	91.0		264.1	324.1

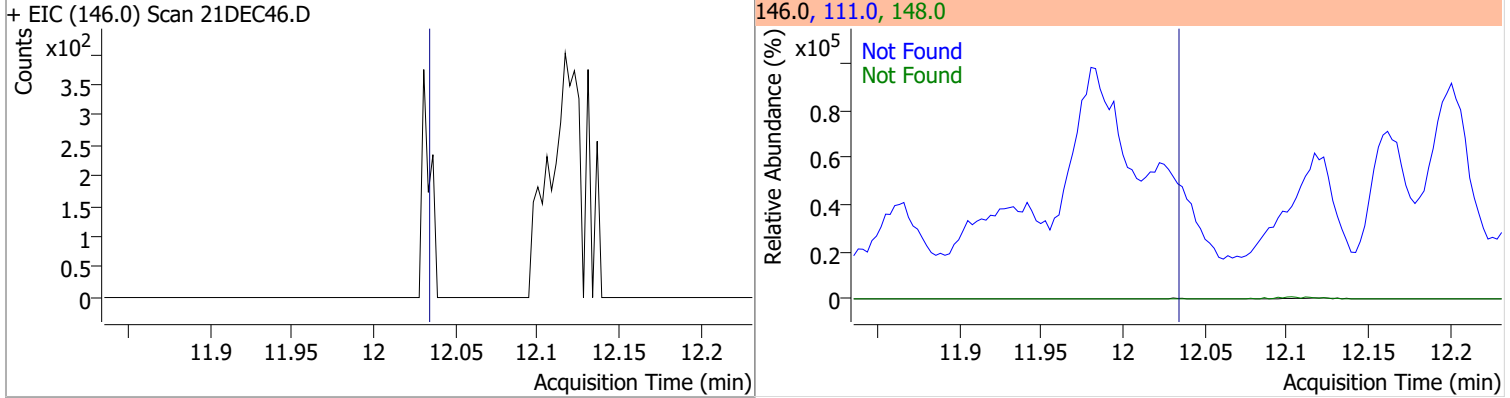


Quantitation Results Report (QT Reviewed)

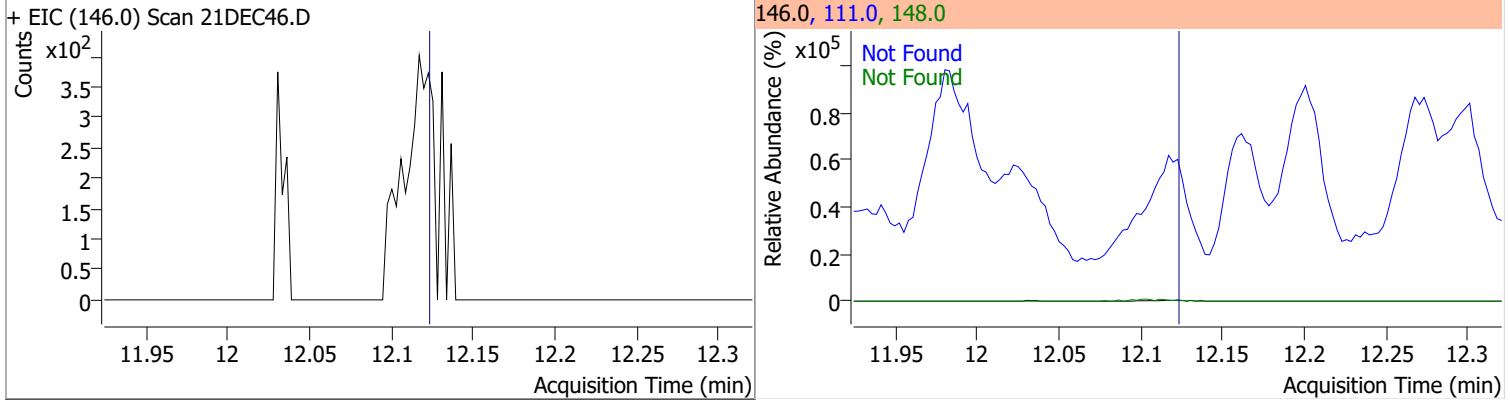
Compound	Conc.	RT	Dev(Min)	Resp.	QIon	QRatio	Lower	Upper
4-Chlorotoluene	0	0		0	126.0		0.4	60.4



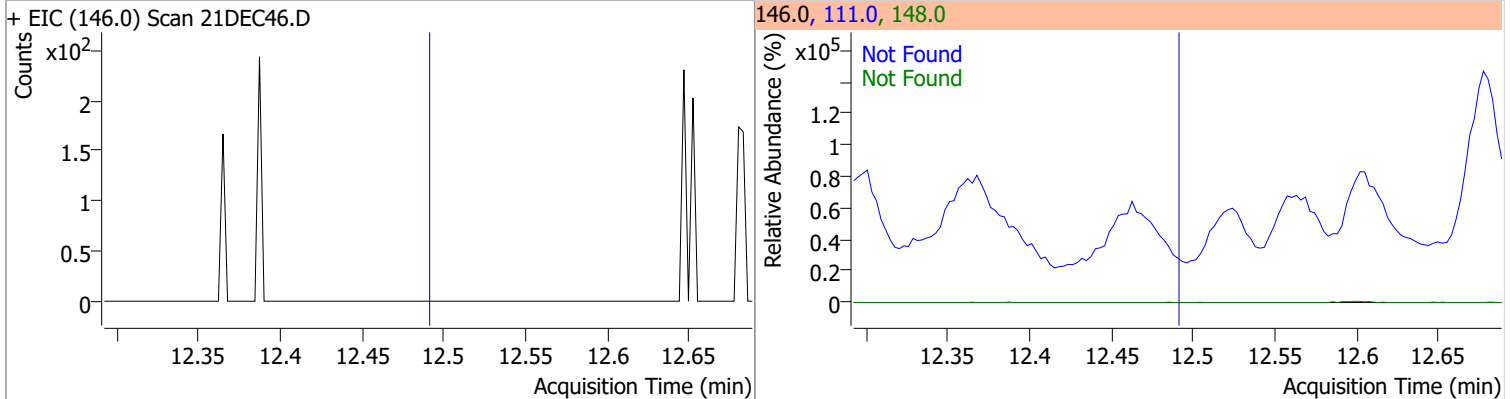
Compound	Conc.	Exp RT	QIon	Exp Ratio	QIon	Exp Ratio
1,3-Dichlorobenzene	N.D.	12.03	148.0	64.5	111.0	41.5



Compound	Conc.	Exp RT	QIon	Exp Ratio	QIon	Exp Ratio
1,4-Dichlorobenzene	N.D.	12.12	148.0	64.0	111.0	40.4

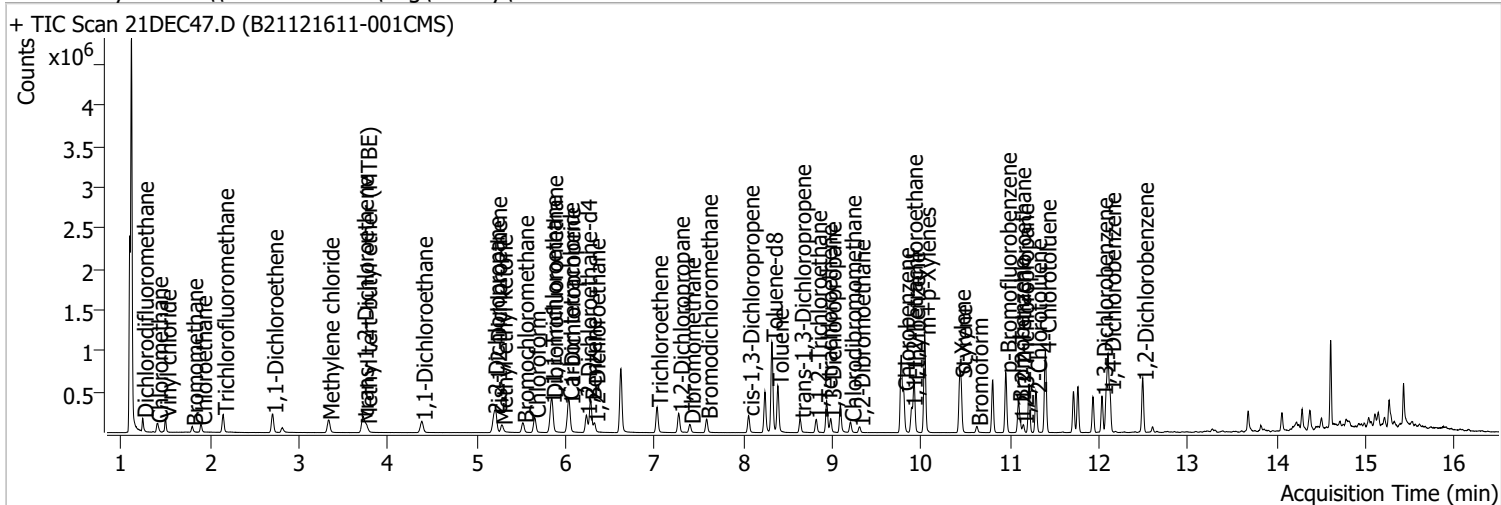


Compound	Conc.	Exp RT	QIon	Exp Ratio	QIon	Exp Ratio
1,2-Dichlorobenzene	N.D.	12.49	148.0	63.8	111.0	42.8



Quantitation Results Report (QT Reviewed)

Data File	21DEC47.D	Operator	MSC
Acq. Method	5975CACQF.M	Acq. Date-Time	12/22/2021 10:56:10 AM
Sample Name	B21121611-001CMS	Instrument	VOA5975C
Vial	47	Multiplier	1.00
DA Method File	VOA5975C_8260B_SHT_DoD_L4_120721.m	Comment	
Tune File	BFB_Atune3.u	Tune Date	10/11/2021 4:02:00 PM
Batch Name	VG122121_8260B_2ndRun.batch.bin	Last Calib Update	2/4/2022 12:03:22 PM
Ref Library	\\MASSHUNTER\Org\Library\NIST129K.I		



Compound	RT	QIon	Resp.	Conc.	Units	Dev(Min)
Internal Standards						
M Fluorobenzene	6.621	96.0	678676	250.0000	ng	0.000
M Chlorobenzene-d5	9.772	82.0	256519	250.0000	ng	-0.003
M 1,4-Dichlorobenzene-d4	12.100	152.0	215125	250.0000	ng	0.000
System Monitoring Compounds						
S Dibromofluoromethane	5.845	113.0	170210	255.8980	ng	-0.005
Spiked Amount: 250.000	Range: 80.0 - 119.0%			Recovery = 102.36%		
S 1,2-Dichloroethane-d4	6.230	67.0	76072	250.6078	ng	0.000
Spiked Amount: 250.000	Range: 81.0 - 118.0%			Recovery = 100.24%		
S Toluene-d8	8.319	98.0	682831	264.8036	ng	0.000
Spiked Amount: 250.000	Range: 89.0 - 112.0%			Recovery = 105.92%		
S p-Bromofluorobenzene	10.951	95.0	213817	259.7505	ng	0.000
Spiked Amount: 250.000	Range: 85.0 - 114.0%			Recovery = 103.90%		
Target Compounds						
T Dichlorodifluoromethane	1.241	85.0	100692	103.7651	ng	100
T Chloromethane	1.406	50.0	118061	106.8541	ng	99
T Vinyl chloride	1.498	62.0	121240	116.6346	ng	98
T Bromomethane	1.799	96.0	33522	84.0141	ng	98
T Chloroethane	1.899	64.0	63859	111.2036	ng	97
T Trichlorofluoromethane	2.145	101.0	149076	109.8173	ng	98
T 1,1-Dichloroethene	2.700	96.0	82079	116.8411	ng	99
T Methylene chloride	3.333	49.0	111268	111.8744	ng	99
T trans-1,2-Dichloroethene	3.718	96.0	82258	117.2054	ng	95
T Methyl tert-butyl ether (MTBE)	3.754	73.0	109072	121.3449	ng	98
T 1,1-Dichloroethane	4.381	63.0	161490	121.3756	ng	99
T 2,2-Dichloropropane	5.190	77.0	120839	124.0466	ng	89
T cis-1,2-Dichloroethene	5.218	96.0	86398	118.7115	ng	96
T Methyl ethyl ketone	5.282	43.0	130857	1352.5024	ng	97
T Bromochloromethane	5.522	128.0	34050	124.2787	ng	97
T Chloroform	5.653	83.0	148198	112.8917	ng	100

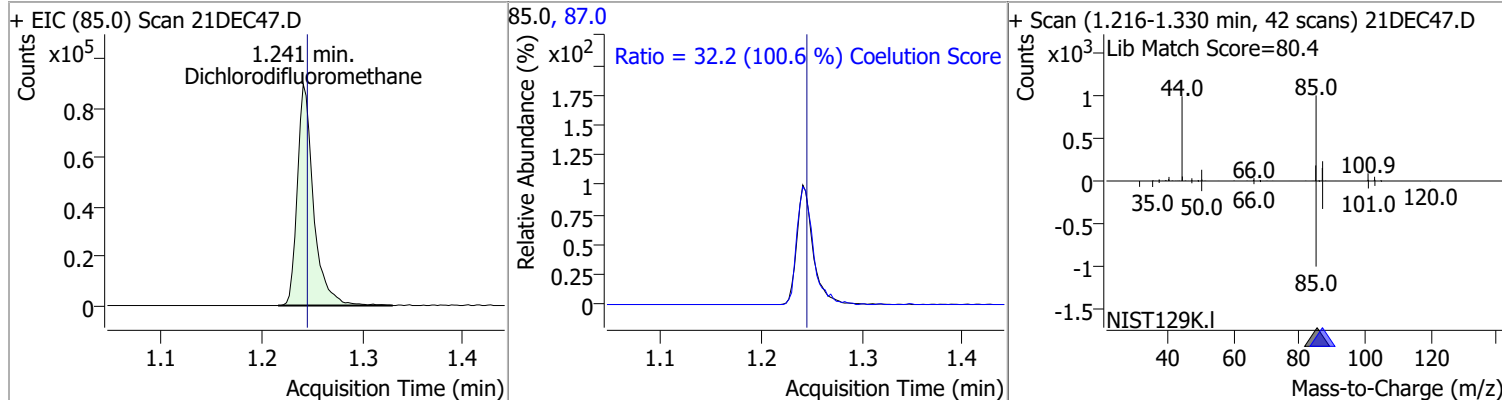
Quantitation Results Report (QT Reviewed)

Compound	RT	QIon	Resp.	Conc.	Units	Dev(Min)
T 1,1,1-Trichloroethane	5.831	97.0	144322	116.5207	ng	97
T Carbon tetrachloride	6.029	117.0	142094	116.9192	ng	99
T 1,1-Dichloropropene	6.043	75.0	122894	112.5691	ng	99
T Benzene	6.280	78.0	337854	122.3612	ng	100
T 1,2-Dichloroethane	6.325	62.0	86175	119.4087	ng	96
T Trichloroethene	7.028	95.0	96311	118.4087	ng	98
T 1,2-Dichloropropane	7.270	63.0	83022	121.1536	ng	97
T Dibromomethane	7.396	93.0	34753	123.5400	ng	98
T Bromodichloromethane	7.585	83.0	98122	123.1365	ng	99
T cis-1,3-Dichloropropene	8.057	75.0	102322	115.6122	ng	98
T Toluene	8.386	92.0	212872	125.5647	ng	99
T trans-1,3-Dichloropropene	8.637	75.0	80072	126.4493	ng	98
T 1,1,2-Trichloroethane	8.818	83.0	40993	124.2811	ng	98
T Tetrachloroethene	8.932	163.8	82312	122.5245	ng	98
T 1,3-Dichloropropane	8.980	76.0	81340	123.6339	ng	100
T Chlorodibromomethane	9.203	129.0	61718	123.9522	ng	97
T 1,2-Dibromoethane	9.303	107.0	44897	125.2056	ng	97
T Chlorobenzene	9.802	112.0	232599	127.0943	ng	100
T 1,1,1,2-Tetrachloroethane	9.892	131.0	77955	125.2207	ng	99
T Ethylbenzene	9.919	91.0	406735	124.8144	ng	100
T m+p-Xylenes	10.039	106.0	314169	252.8470	ng	98
T o-Xylene	10.433	106.0	143034	131.9258	ng	99
T Styrene	10.447	104.0	229208	129.8137	ng	100
T Bromoform	10.628	172.5	33627	124.5239	ng	98
T Bromobenzene	11.094	156.0	89155	125.1907	ng	97
T 1,1,2,2-Tetrachloroethane	11.113	83.0	51185	125.4669	ng	97
T 1,2,3-Trichloropropane	11.146	110.0	13307	123.8099	ng	95
T 2-Chlorotoluene	11.291	126.0	90017	122.2357	ng	96
T 4-Chlorotoluene	11.397	91.0	300173	126.1905	ng	98
T 1,3-Dichlorobenzene	12.033	146.0	164216	126.1333	ng	98
T 1,4-Dichlorobenzene	12.123	146.0	162078	120.5055	ng	99
T 1,2-Dichlorobenzene	12.493	146.0	135782	123.2364	ng	98

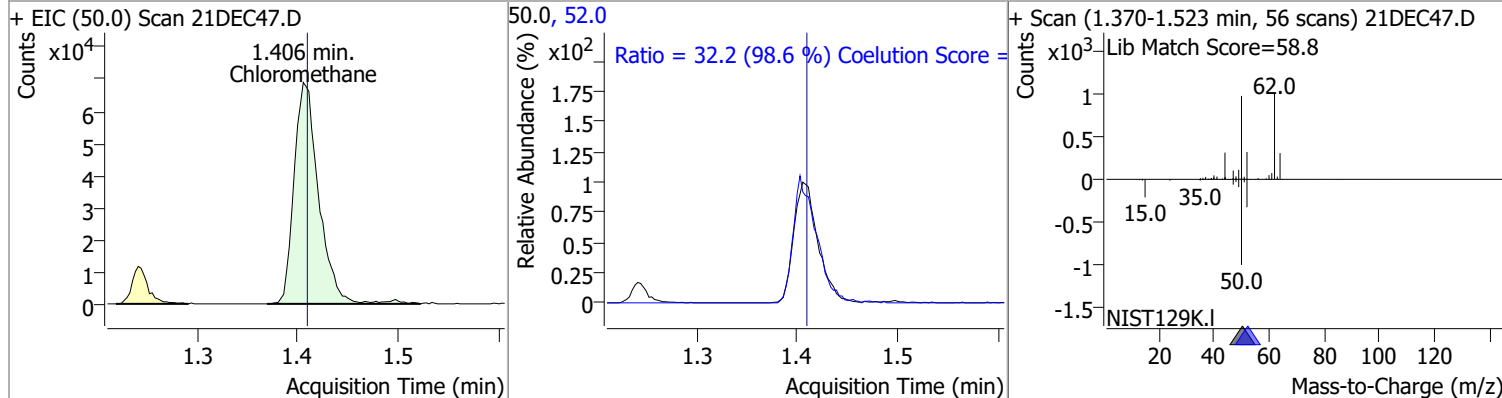
(#) = Qualifier Out of Range; (m) = Manual Integration; (+) = Area Summed; (*) = Surrogate Percent Recovery Out of Range; (d): Zeroed Peak

Quantitation Results Report (QT Reviewed)

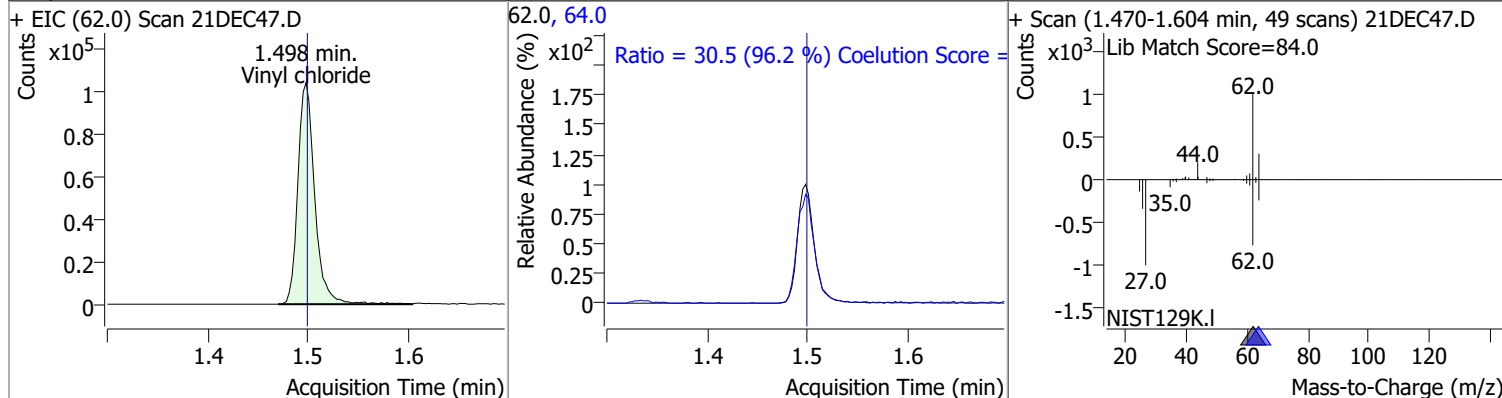
Compound	Conc.	RT	Dev(Min)	Resp.	QIon	QRatio	Lower	Upper
Dichlorodifluoromethane	103.7651	1.24	0.00	100692	87.0	32.2	2.0	62.0



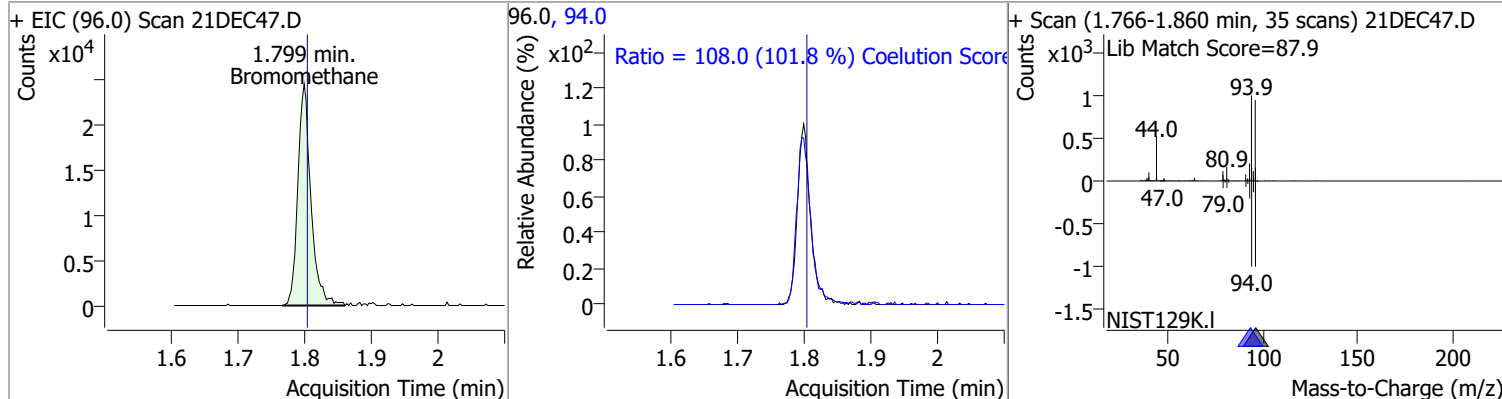
Compound	Conc.	RT	Dev(Min)	Resp.	QIon	QRatio	Lower	Upper
Chloromethane	106.8541	1.41	0.00	118061	52.0	32.2	2.7	62.7



Compound	Conc.	RT	Dev(Min)	Resp.	QIon	QRatio	Lower	Upper
Vinyl chloride	116.6346	1.50	0.00	121240	64.0	30.5	1.6	61.6

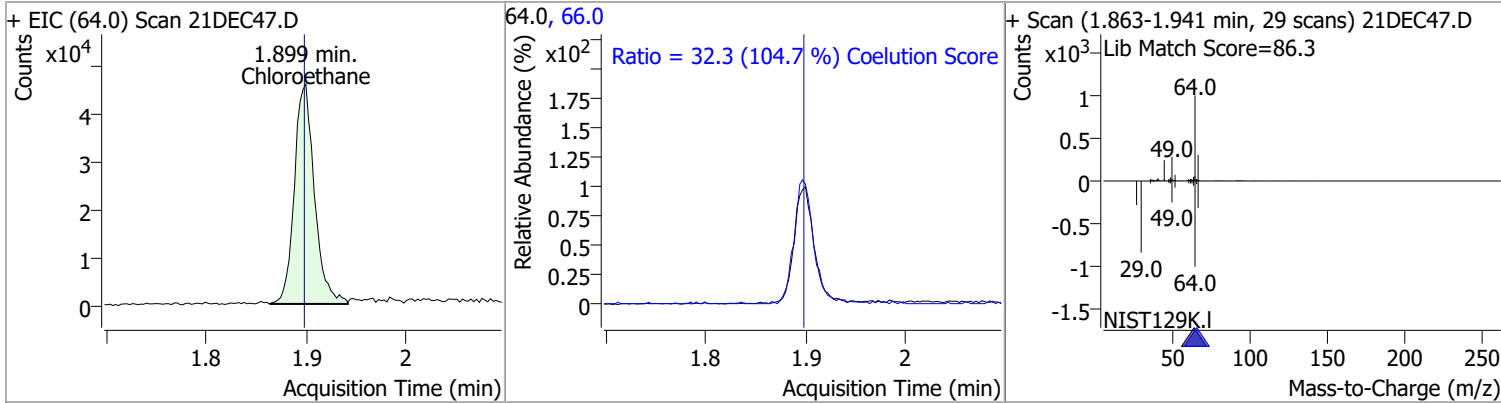


Compound	Conc.	RT	Dev(Min)	Resp.	QIon	QRatio	Lower	Upper
Bromomethane	84.0141	1.80	0.00	33522	94.0	108.0	76.0	136.0

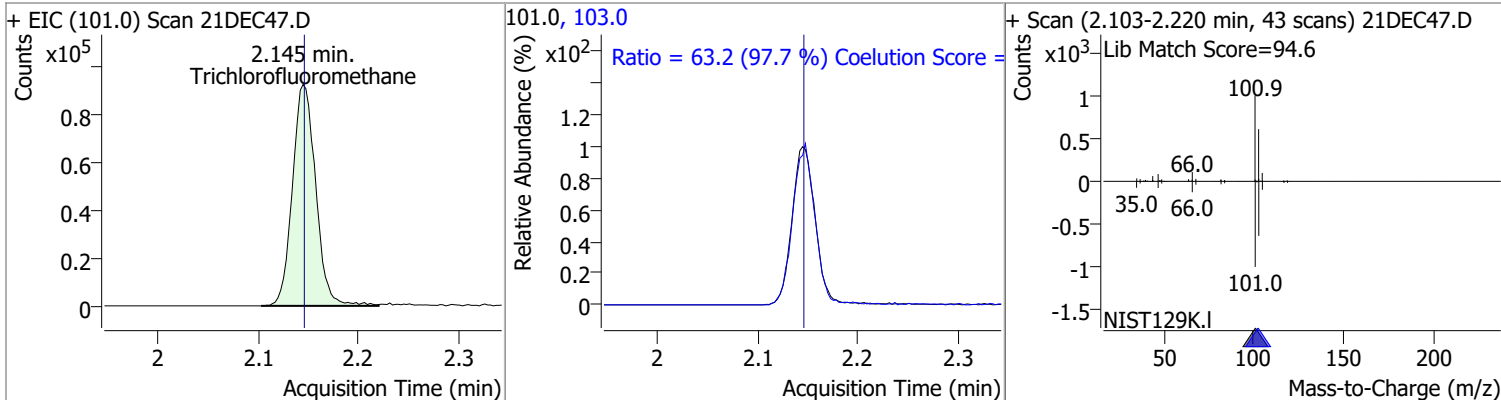


Quantitation Results Report (QT Reviewed)

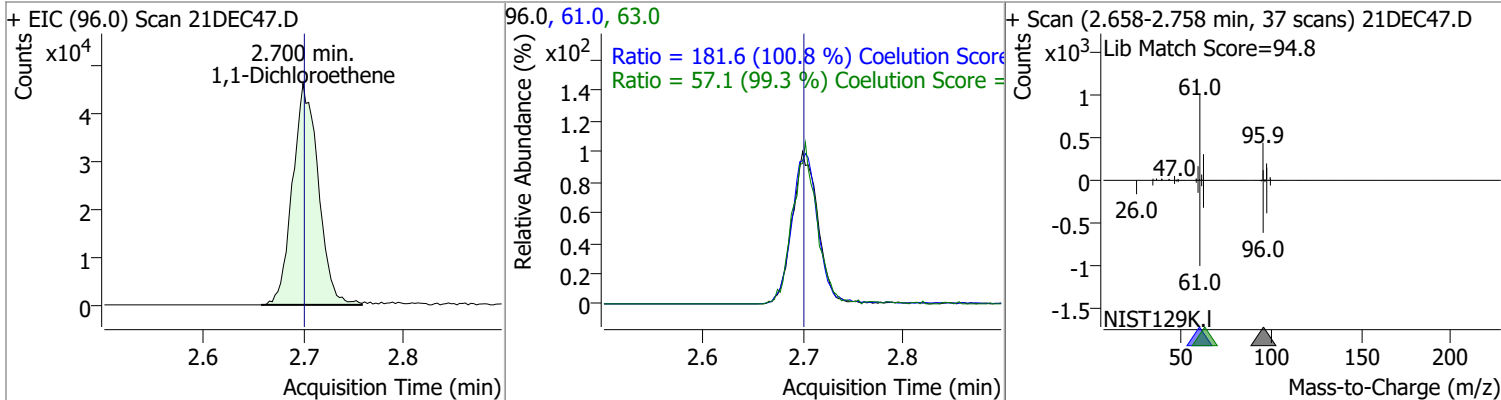
Compound	Conc.	RT	Dev(Min)	Resp.	QIon	QRatio	Lower	Upper
Chloroethane	111.2036	1.90	0.00	63859	66.0	32.3	0.8	60.8



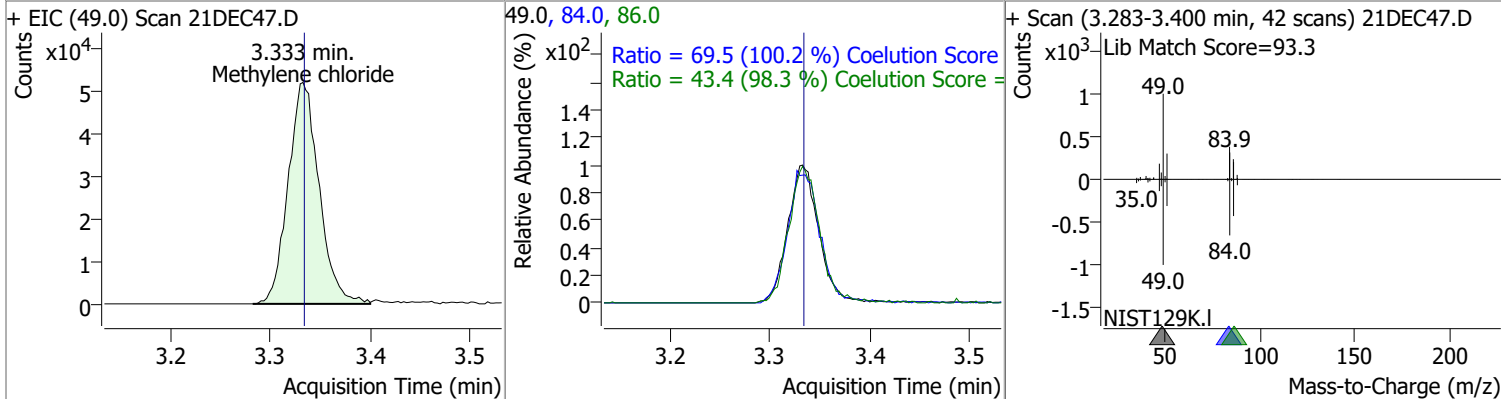
Compound	Conc.	RT	Dev(Min)	Resp.	QIon	QRatio	Lower	Upper
Trichlorofluoromethane	109.8173	2.14	0.00	149076	103.0	63.2	34.8	94.8



Compound	Conc.	RT	Dev(Min)	Resp.	QIon	QRatio	Lower	Upper
1,1-Dichloroethene	116.8411	2.70	0.00	82079	61.0	181.6	150.1	210.1
					63.0	57.1	27.5	87.5

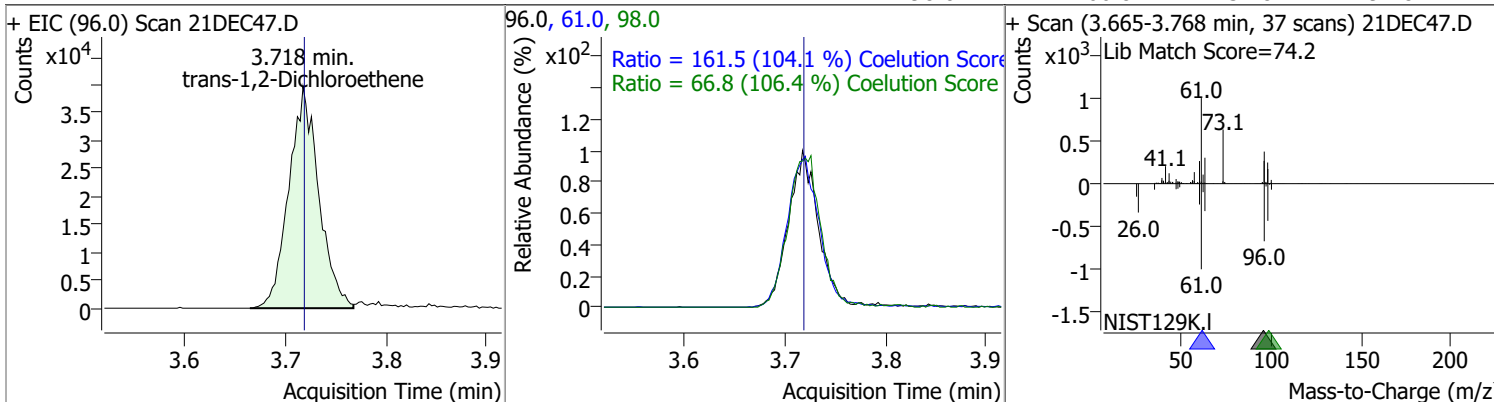


Compound	Conc.	RT	Dev(Min)	Resp.	QIon	QRatio	Lower	Upper
Methylene chloride	111.8744	3.33	0.00	111268	84.0	69.5	39.4	99.4
					86.0	43.4	14.1	74.1

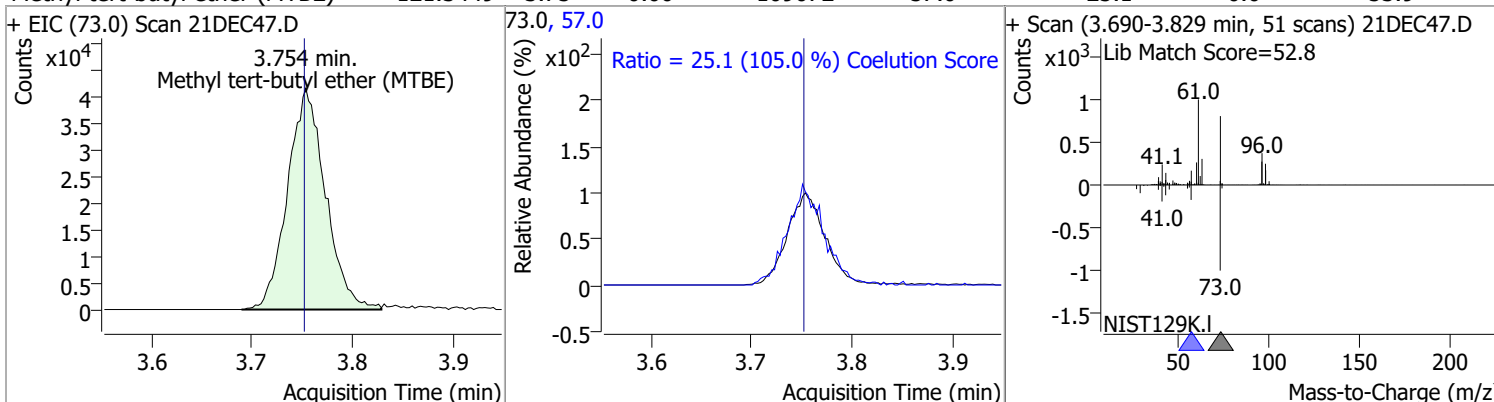


Quantitation Results Report (QT Reviewed)

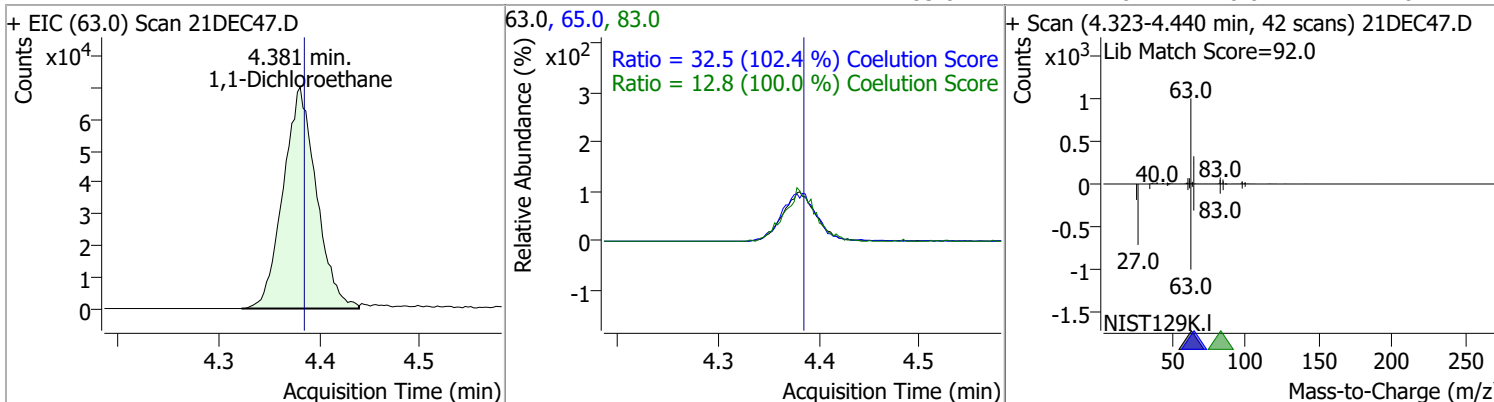
Compound	Conc.	RT	Dev(Min)	Resp.	QIon	QRatio	Lower	Upper
trans-1,2-Dichloroethene	117.2054	3.72	0.00	82258	61.0	161.5	125.1	185.1
					98.0	66.8	32.8	92.8



Compound	Conc.	RT	Dev(Min)	Resp.	QIon	QRatio	Lower	Upper
Methyl tert-butyl ether (MTBE)	121.3449	3.75	0.00	109072	57.0	25.1	0.0	53.9

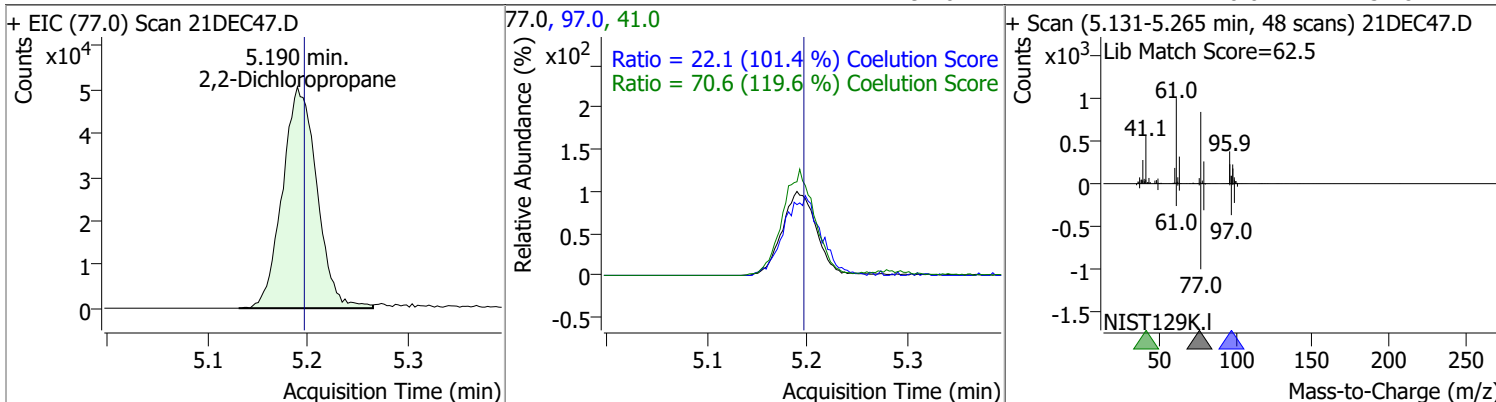


Compound	Conc.	RT	Dev(Min)	Resp.	QIon	QRatio	Lower	Upper
1,1-Dichloroethane	121.3756	4.38	0.00	161490	65.0	32.5	1.7	61.7
					83.0	12.8	0.0	42.8

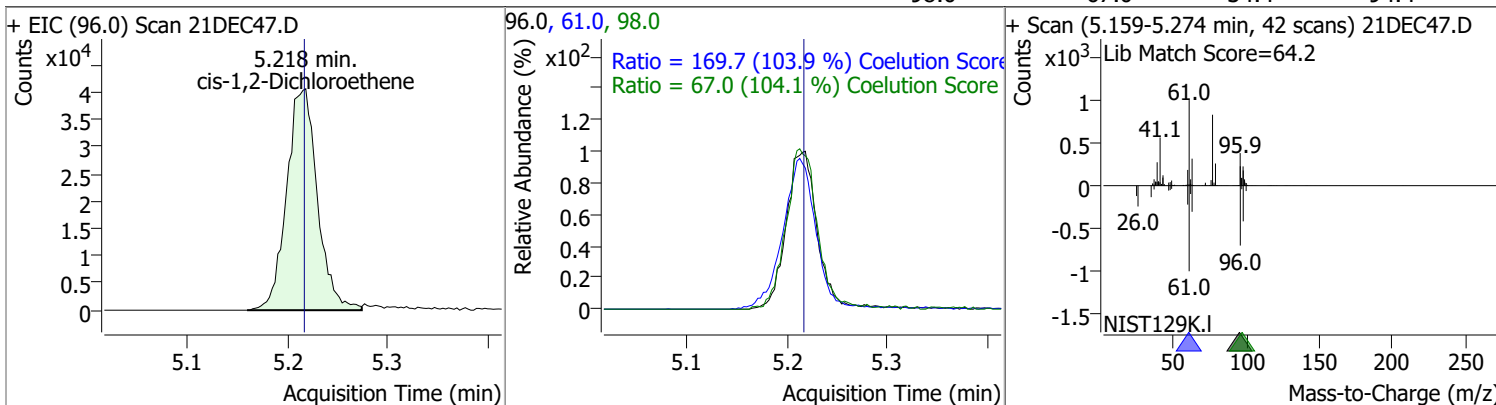


Quantitation Results Report (QT Reviewed)

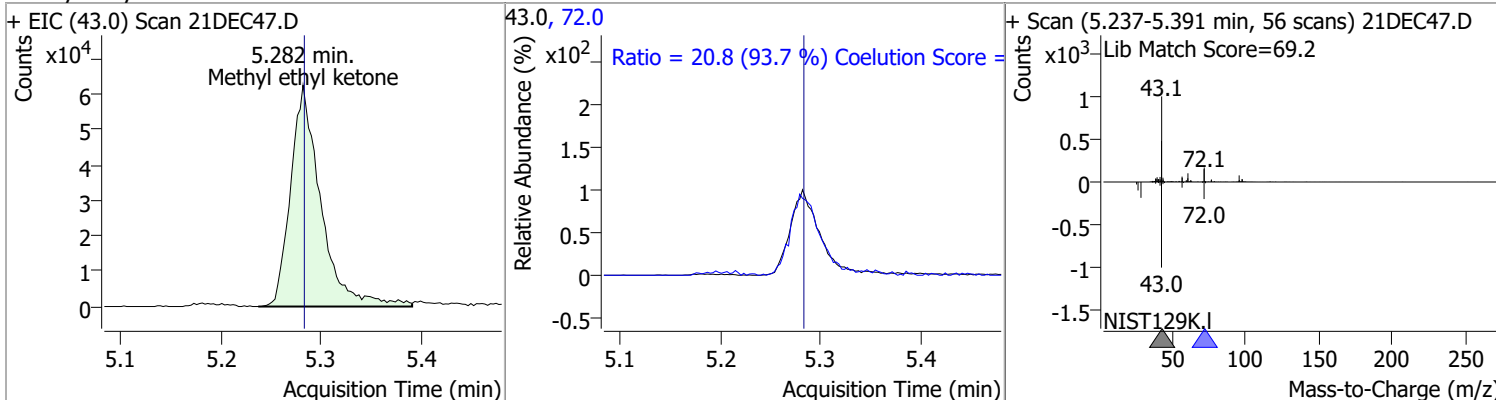
Compound	Conc.	RT	Dev(Min)	Resp.	QIon	QRatio	Lower	Upper
2,2-Dichloropropane	124.0466	5.19	-0.01	120839	41.0	70.6	29.0	89.0
					97.0	22.1	0.0	51.8



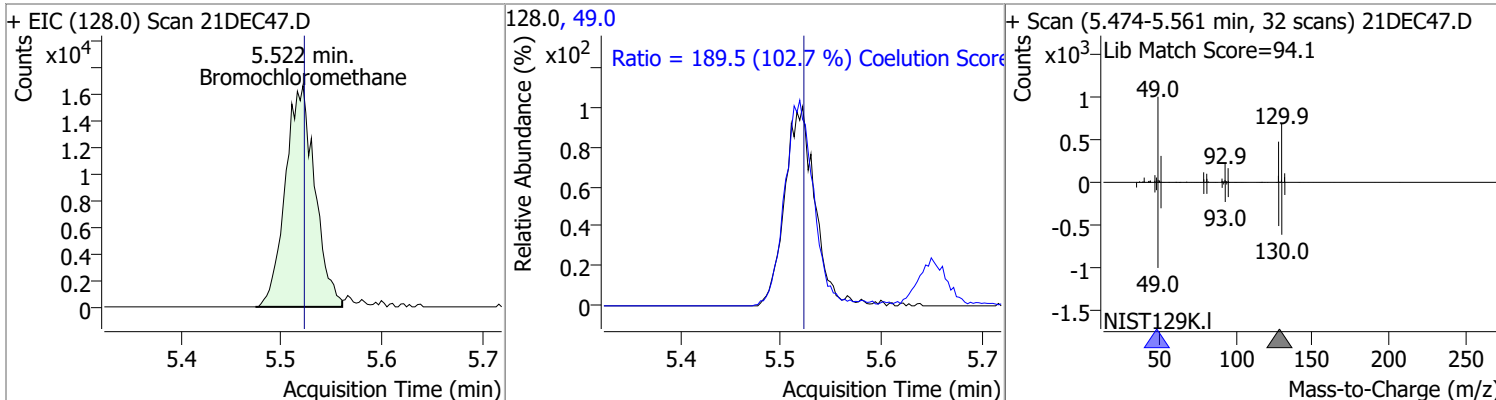
Compound	Conc.	RT	Dev(Min)	Resp.	QIon	QRatio	Lower	Upper
cis-1,2-Dichloroethene	118.7115	5.22	0.00	86398	61.0	169.7	133.3	193.3
					98.0	67.0	34.4	94.4



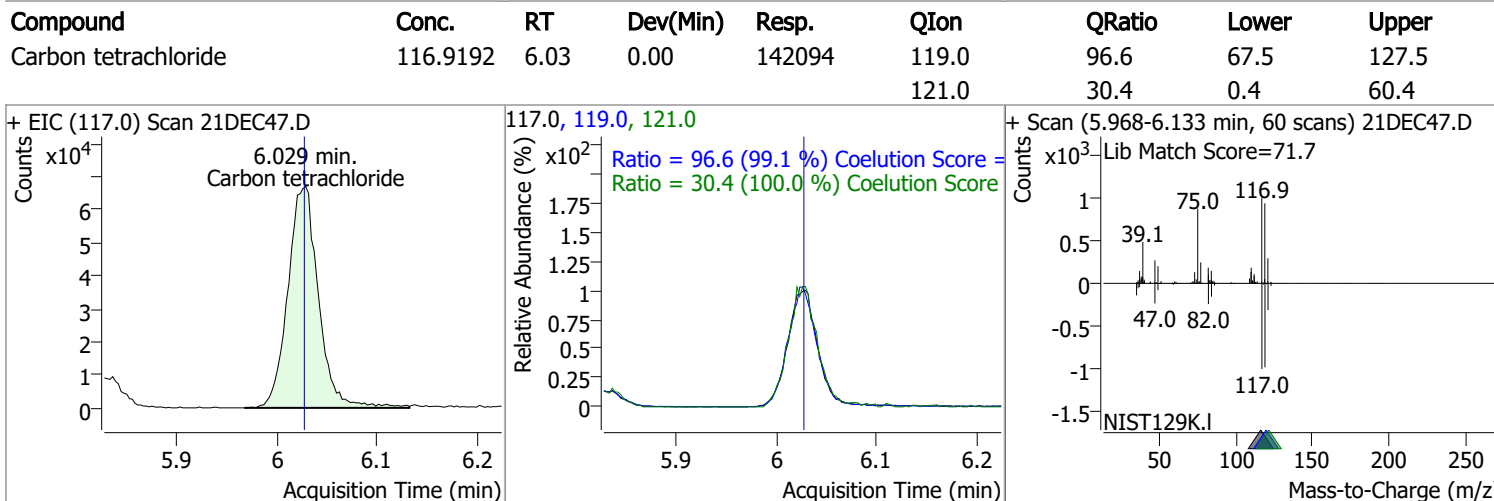
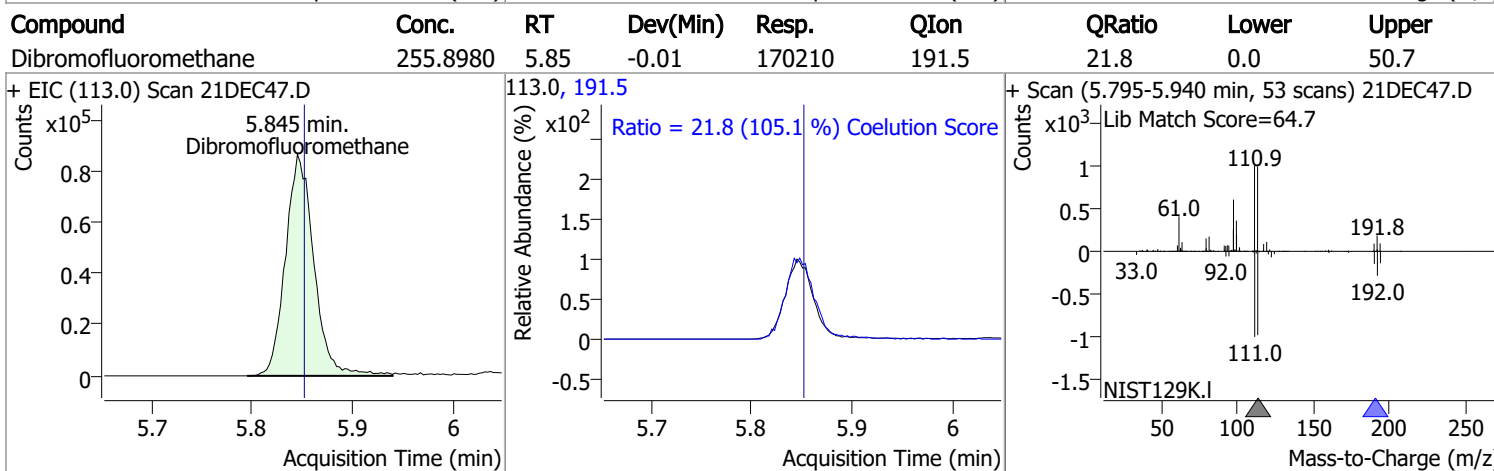
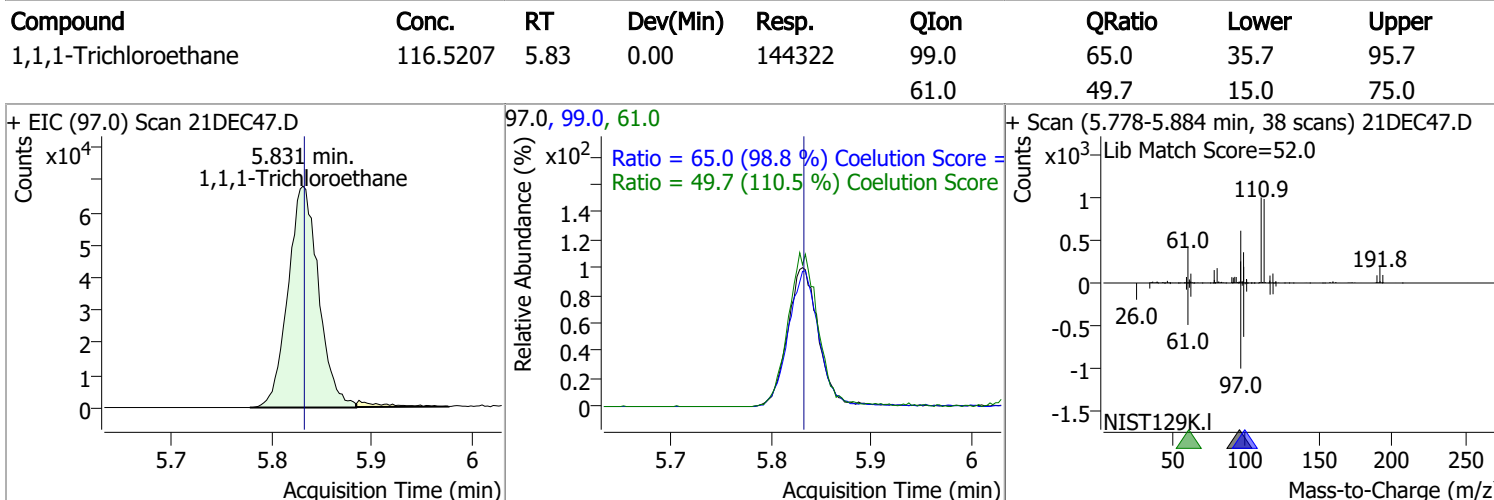
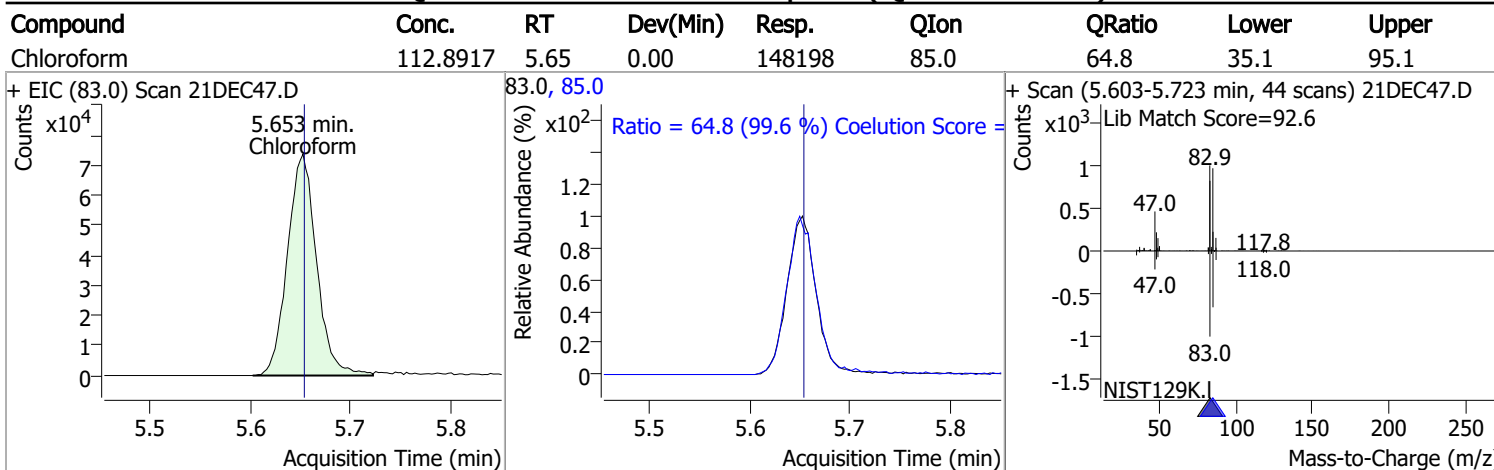
Compound	Conc.	RT	Dev(Min)	Resp.	QIon	QRatio	Lower	Upper
Methyl ethyl ketone	1352.5024	5.28	0.00	130857	72.0	20.8	0.0	52.2



Compound	Conc.	RT	Dev(Min)	Resp.	QIon	QRatio	Lower	Upper
Bromochloromethane	124.2787	5.52	0.00	34050	49.0	189.5	154.6	214.6

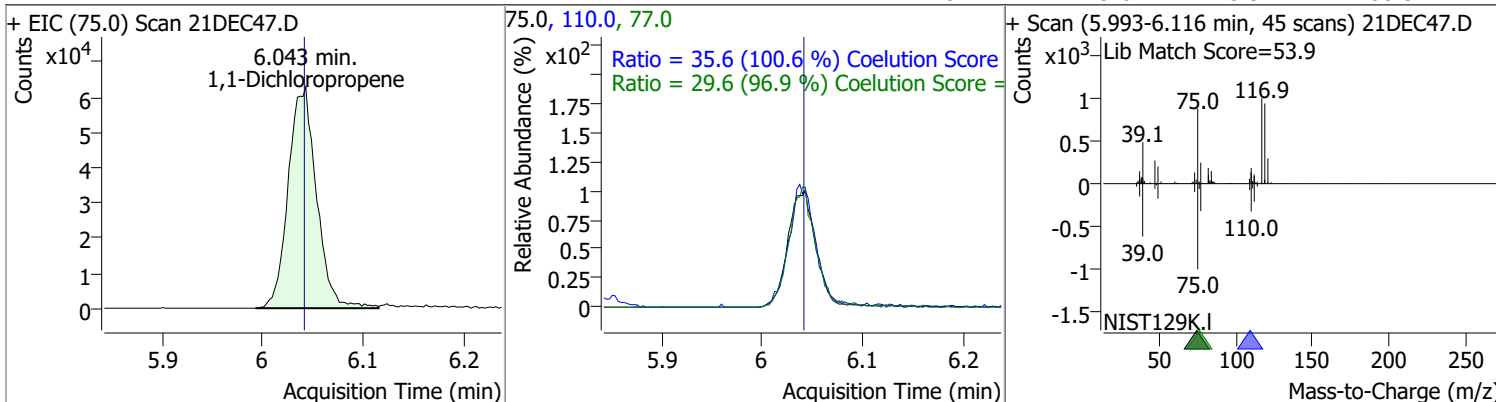


Quantitation Results Report (QT Reviewed)

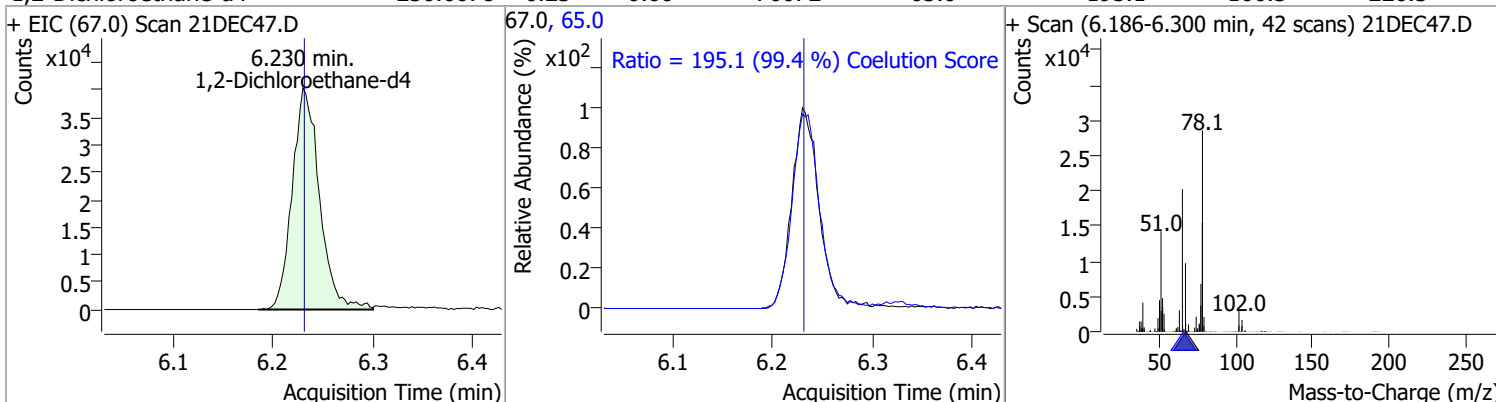


Quantitation Results Report (QT Reviewed)

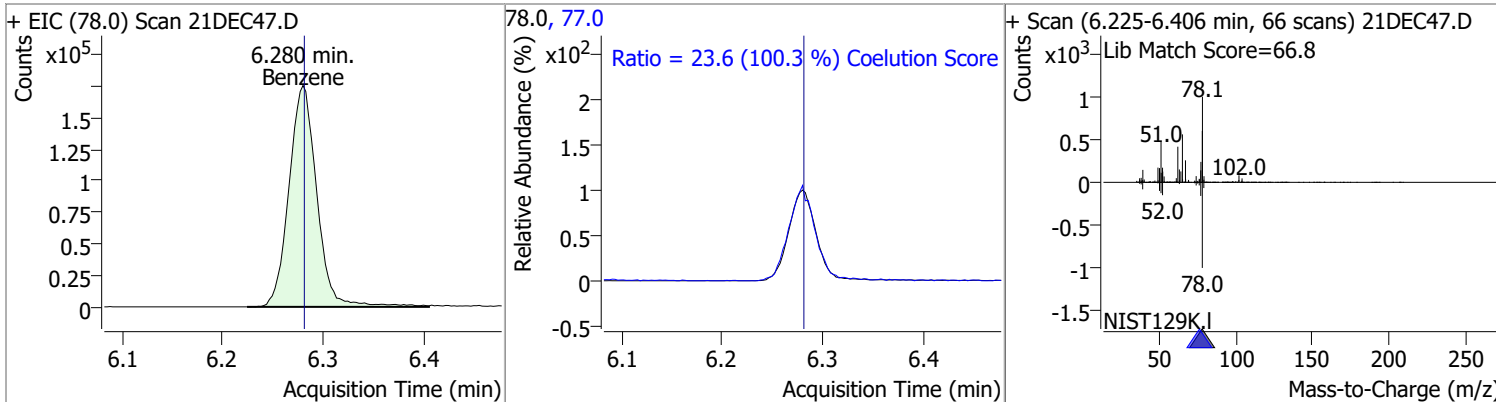
Compound	Conc.	RT	Dev(Min)	Resp.	QIon	QRatio	Lower	Upper
1,1-Dichloropropene	112.5691	6.04	0.00	122894	110.0	35.6	5.4	65.4
					77.0	29.6	0.5	60.5



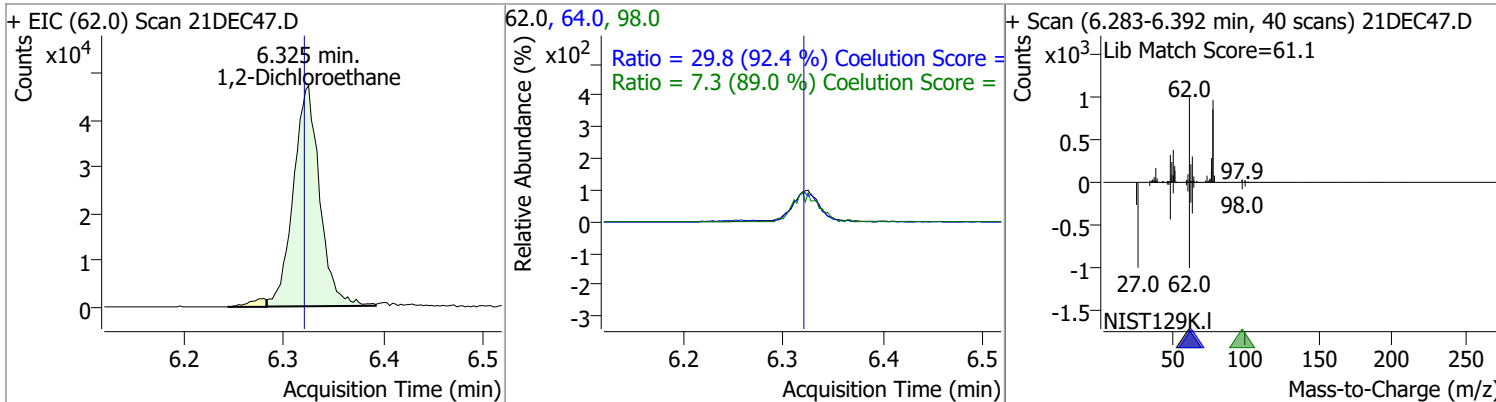
Compound	Conc.	RT	Dev(Min)	Resp.	QIon	QRatio	Lower	Upper
1,2-Dichloroethane-d4	250.6078	6.23	0.00	76072	65.0	195.1	166.3	226.3



Compound	Conc.	RT	Dev(Min)	Resp.	QIon	QRatio	Lower	Upper
Benzene	122.3612	6.28	0.00	337854	77.0	23.6	0.0	53.5

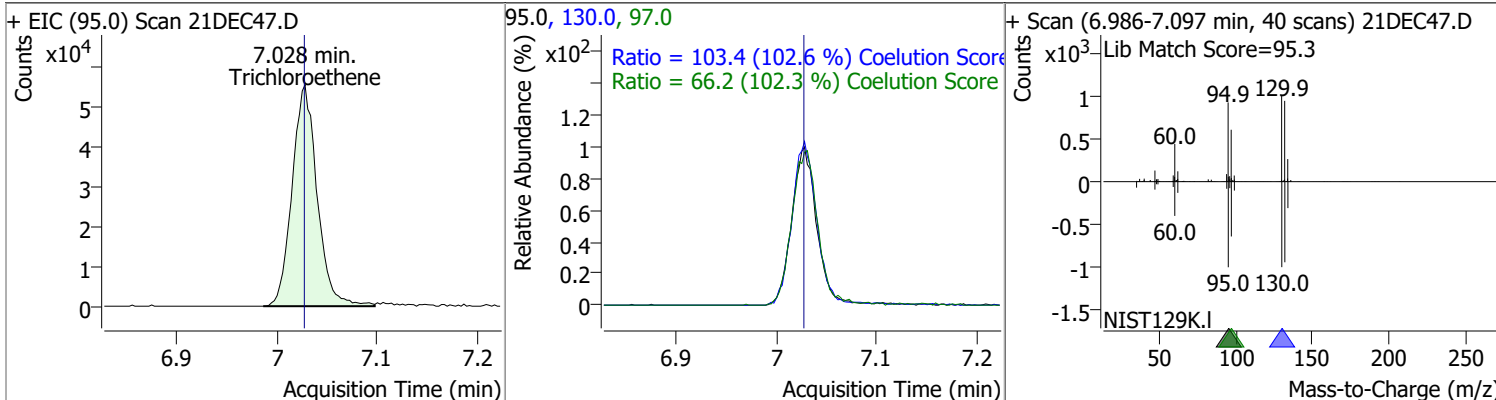


Compound	Conc.	RT	Dev(Min)	Resp.	QIon	QRatio	Lower	Upper
1,2-Dichloroethane	119.4087	6.32	0.01	86175	64.0	29.8	2.3	62.3
					98.0	7.3	0.0	38.2

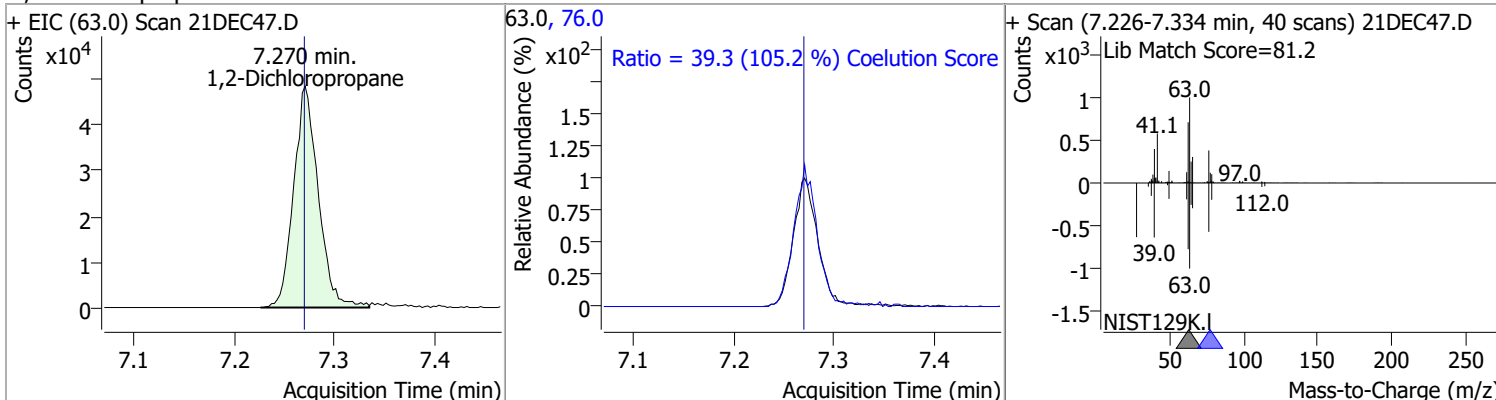


Quantitation Results Report (QT Reviewed)

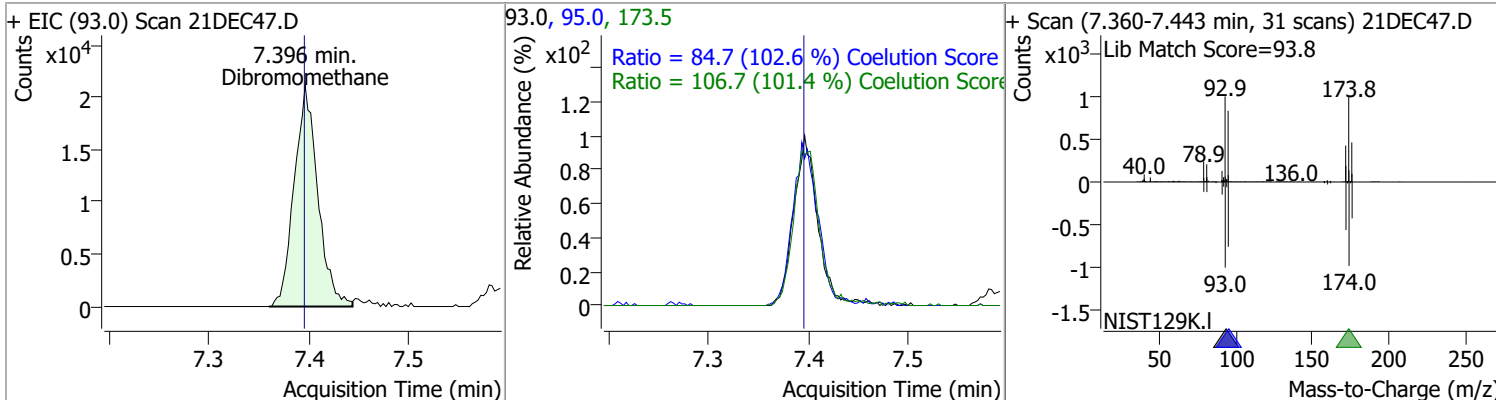
Compound	Conc.	RT	Dev(Min)	Resp.	QIon	QRatio	Lower	Upper
Trichloroethene	118.4087	7.03	0.00	96311	130.0	103.4	70.8	130.8
					97.0	66.2	34.7	94.7



Compound	Conc.	RT	Dev(Min)	Resp.	QIon	QRatio	Lower	Upper
1,2-Dichloropropane	121.1536	7.27	0.00	83022	76.0	39.3	7.3	67.3

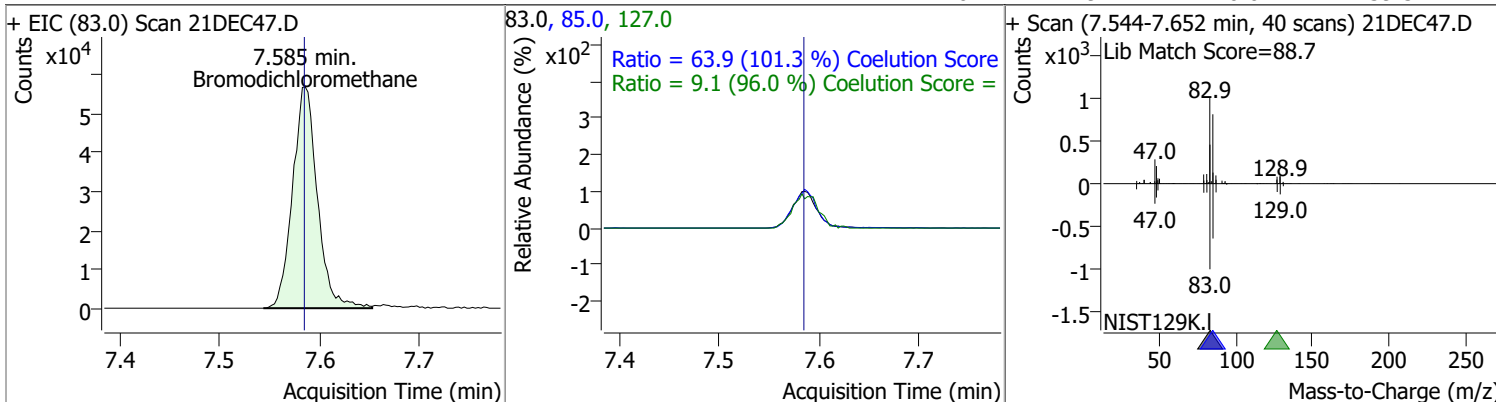


Compound	Conc.	RT	Dev(Min)	Resp.	QIon	QRatio	Lower	Upper
Dibromomethane	123.5400	7.40	0.00	34753	173.5	106.7	75.2	135.2
					95.0	84.7	52.6	112.6

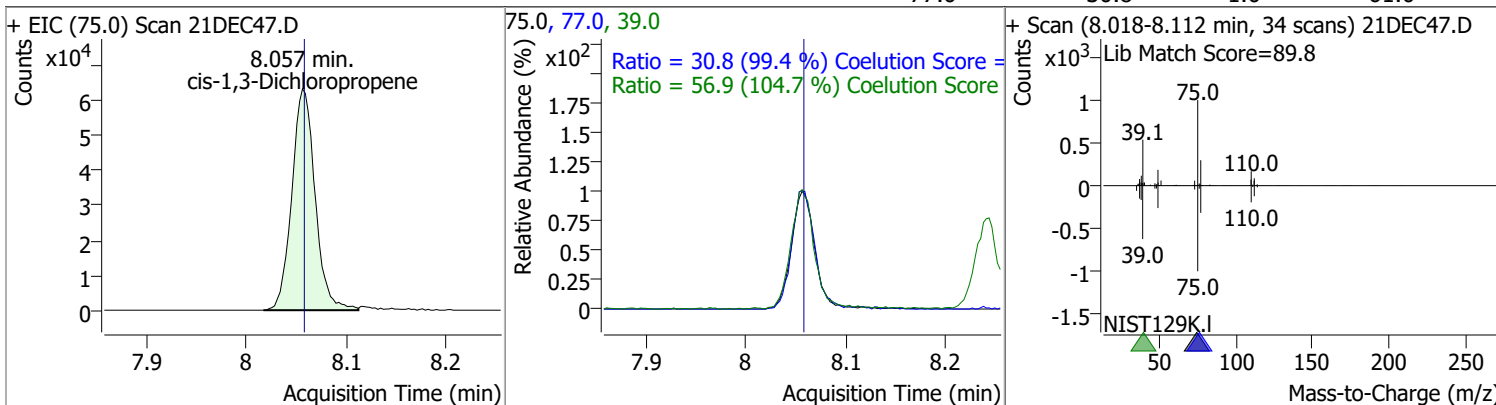


Quantitation Results Report (QT Reviewed)

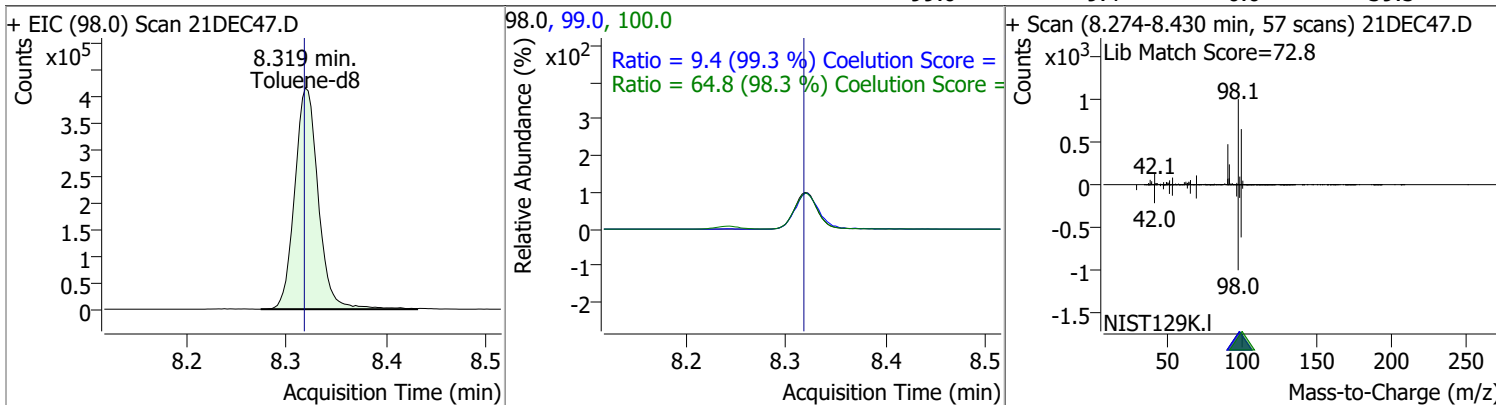
Compound	Conc.	RT	Dev(Min)	Resp.	QIon	QRatio	Lower	Upper
Bromodichloromethane	123.1365	7.59	0.00	98122	85.0	63.9	33.1	93.1
					127.0	9.1	0.0	39.5



Compound	Conc.	RT	Dev(Min)	Resp.	QIon	QRatio	Lower	Upper
cis-1,3-Dichloropropene	115.6122	8.06	0.00	102322	39.0	56.9	24.3	84.3
					77.0	30.8	1.0	61.0

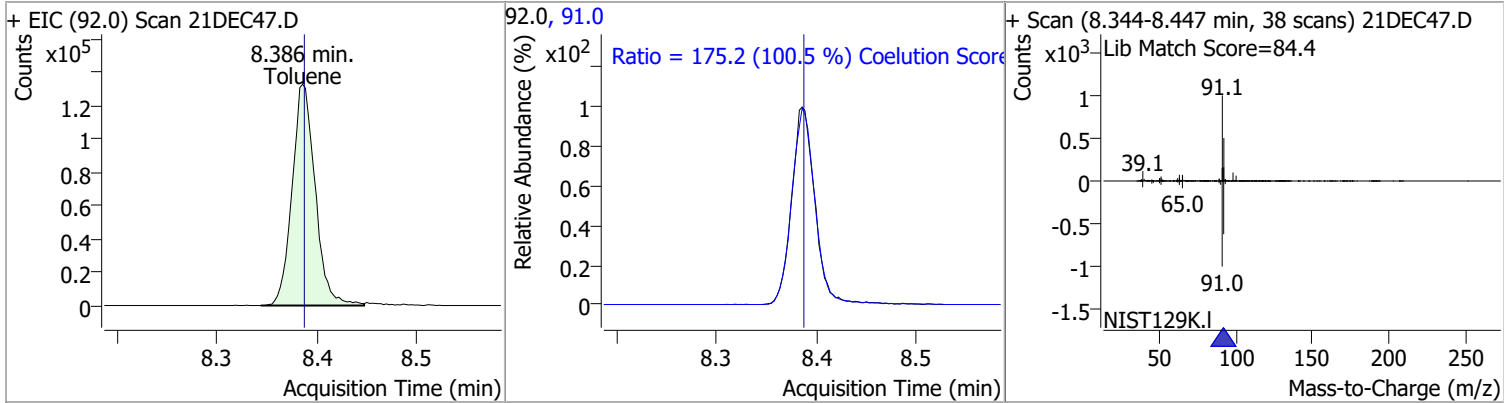


Compound	Conc.	RT	Dev(Min)	Resp.	QIon	QRatio	Lower	Upper
Toluene-d8	264.8036	8.32	0.00	682831	100.0	64.8	35.9	95.9
					99.0	9.4	0.0	39.5

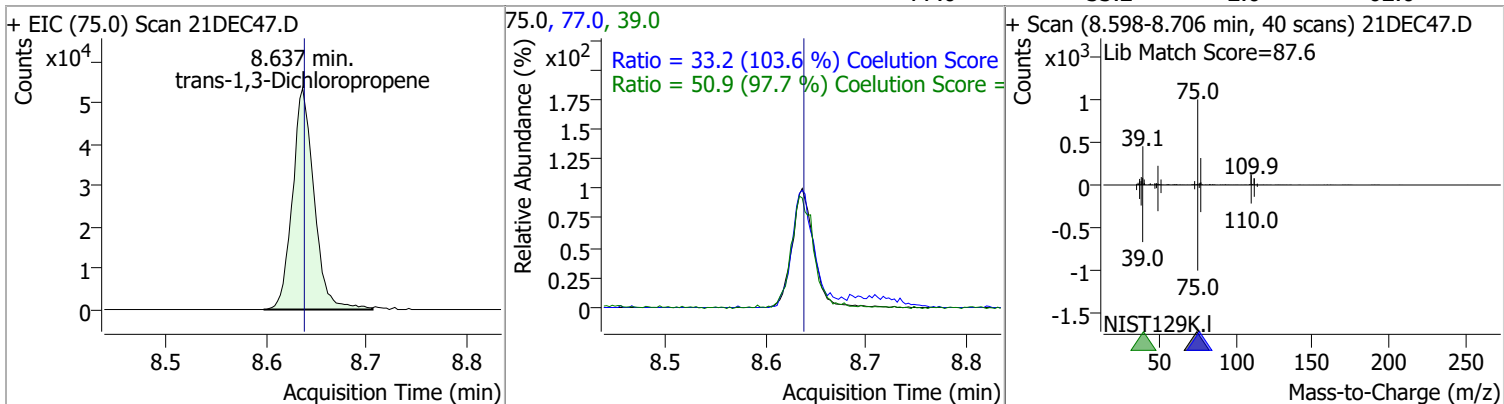


Quantitation Results Report (QT Reviewed)

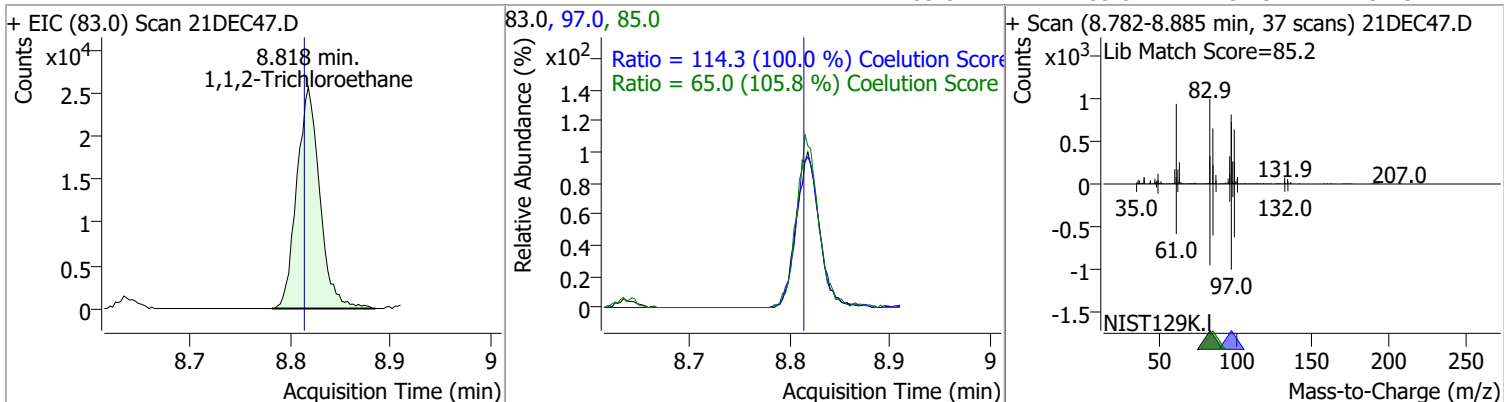
Compound	Conc.	RT	Dev(Min)	Resp.	QIon	QRatio	Lower	Upper
Toluene	125.5647	8.39	0.00	212872	91.0	175.2	144.3	204.3



Compound	Conc.	RT	Dev(Min)	Resp.	QIon	QRatio	Lower	Upper
trans-1,3-Dichloropropene	126.4493	8.64	0.00	80072	39.0	50.9	22.1	82.1
					77.0	33.2	2.0	62.0

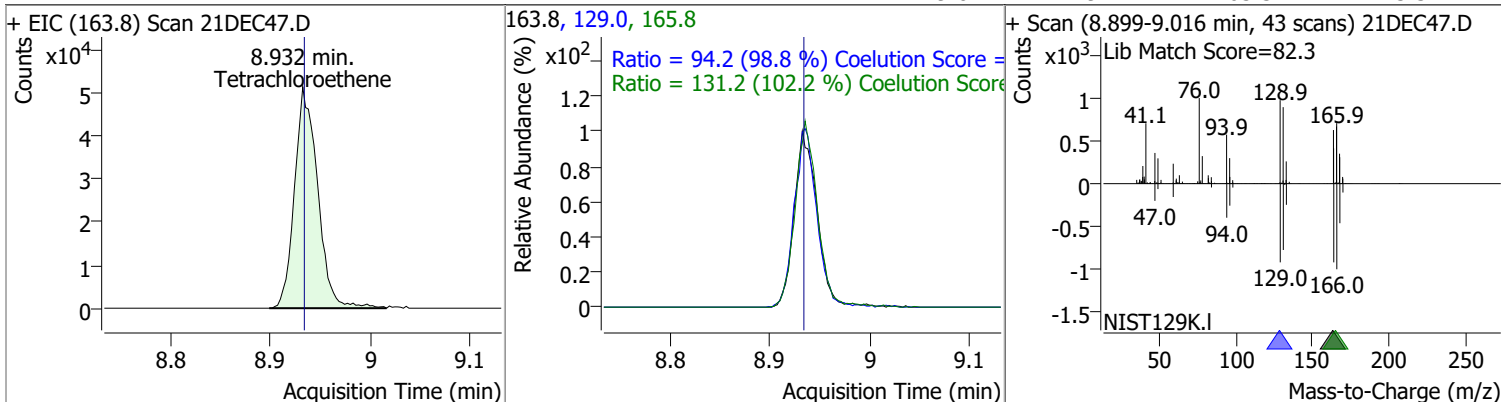


Compound	Conc.	RT	Dev(Min)	Resp.	QIon	QRatio	Lower	Upper
1,1,2-Trichloroethane	124.2811	8.82	0.00	40993	97.0	114.3	84.3	144.3
					85.0	65.0	31.5	91.5

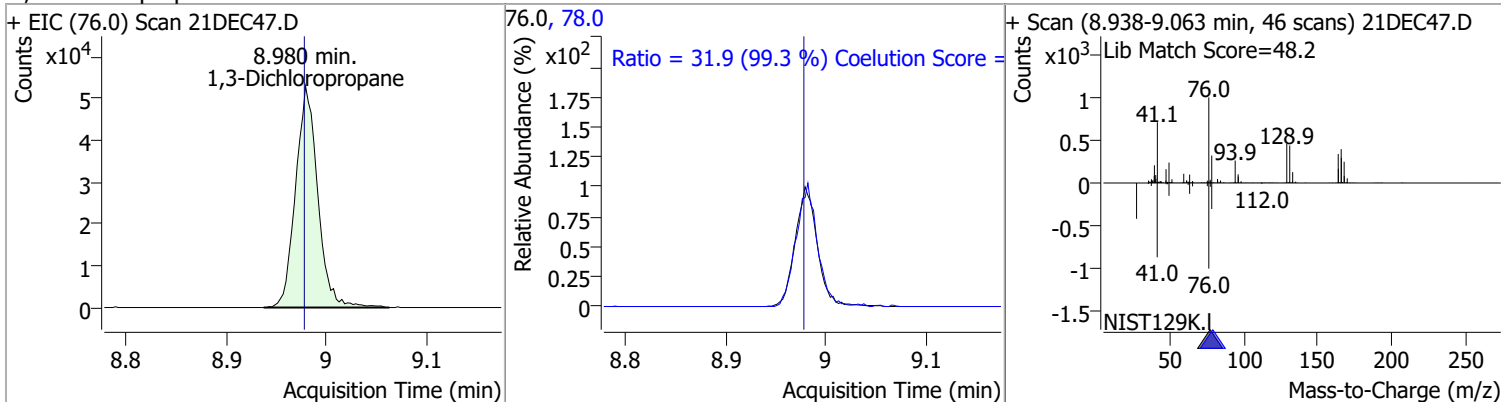


Quantitation Results Report (QT Reviewed)

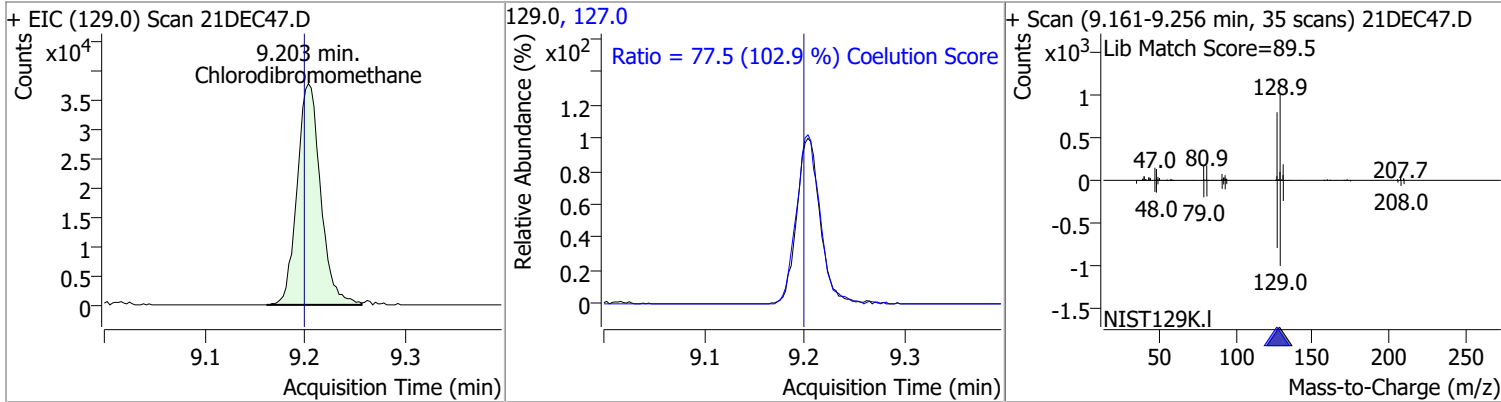
Compound	Conc.	RT	Dev(Min)	Resp.	QIon	QRatio	Lower	Upper
Tetrachloroethene	122.5245	8.93	0.00	82312	165.8	131.2	98.3	158.3
					129.0	94.2	65.3	125.3



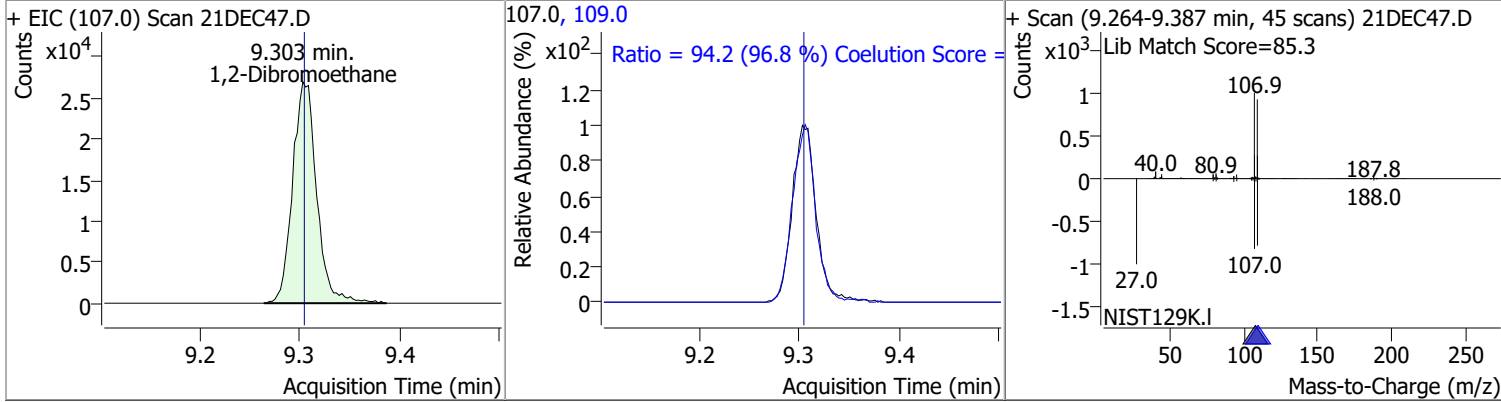
Compound	Conc.	RT	Dev(Min)	Resp.	QIon	QRatio	Lower	Upper
1,3-Dichloropropane	123.6339	8.98	0.00	81340	78.0	31.9	2.1	62.1



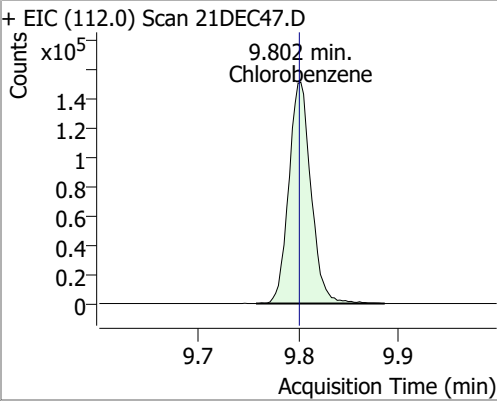
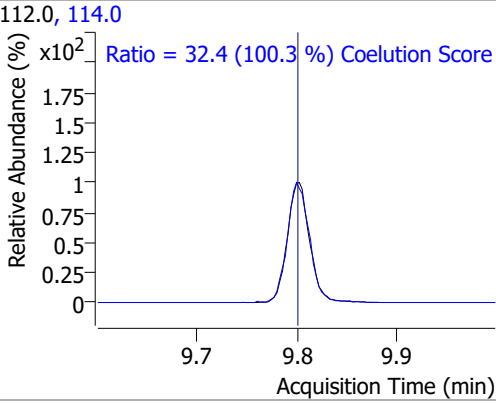
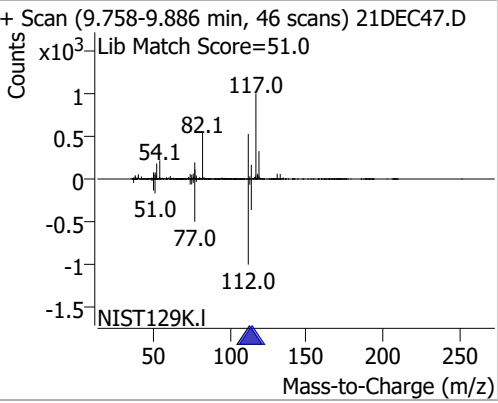
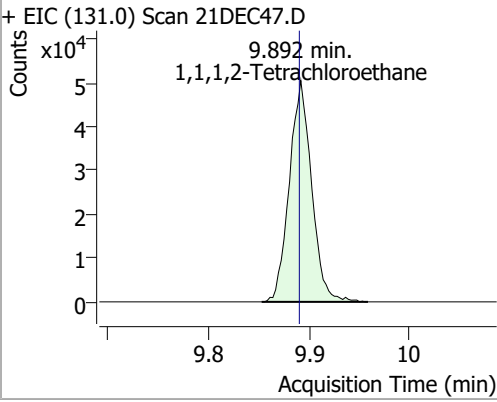
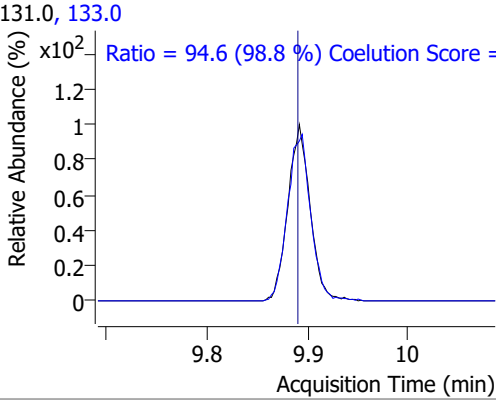
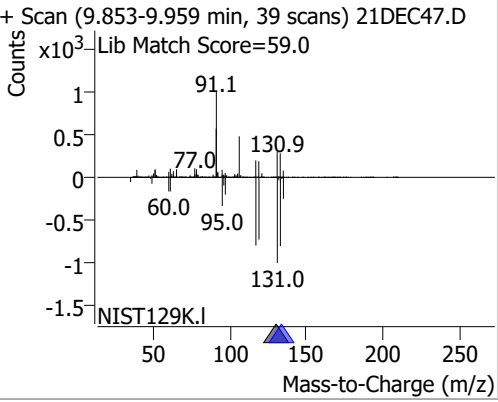
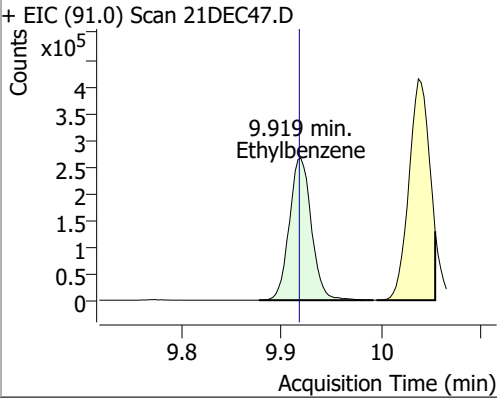
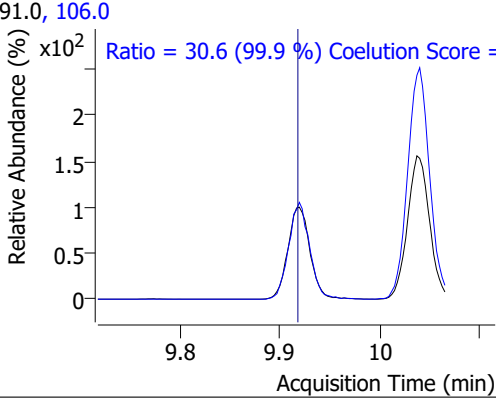
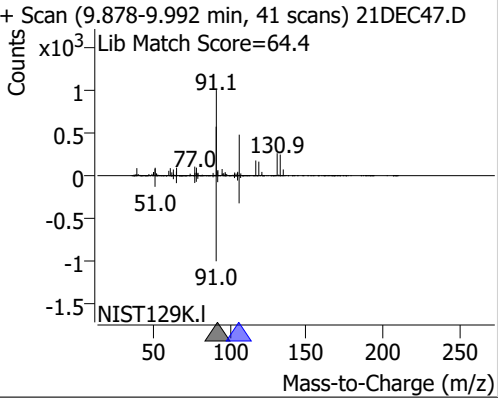
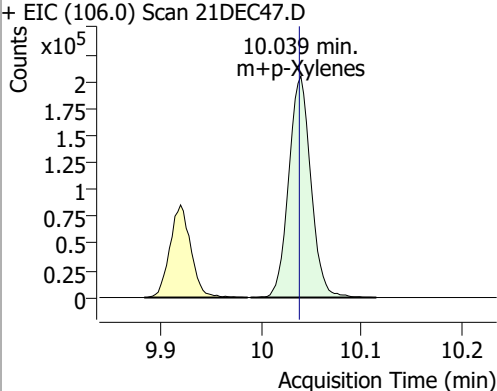
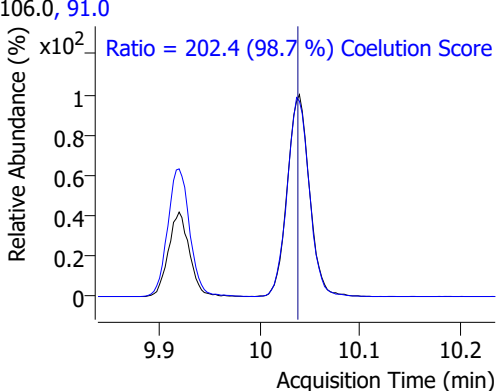
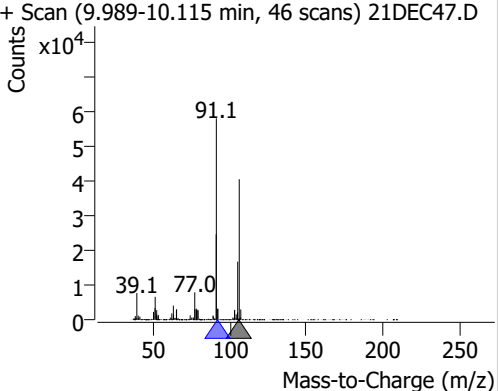
Compound	Conc.	RT	Dev(Min)	Resp.	QIon	QRatio	Lower	Upper
Chlorodibromomethane	123.9522	9.20	0.00	61718	127.0	77.5	45.3	105.3



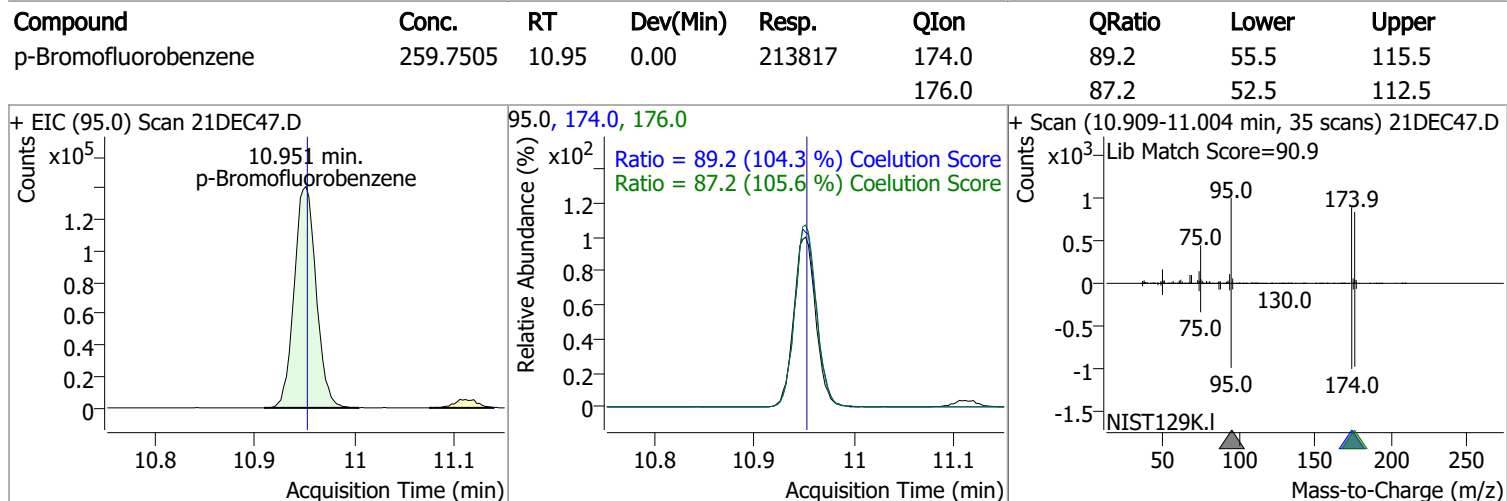
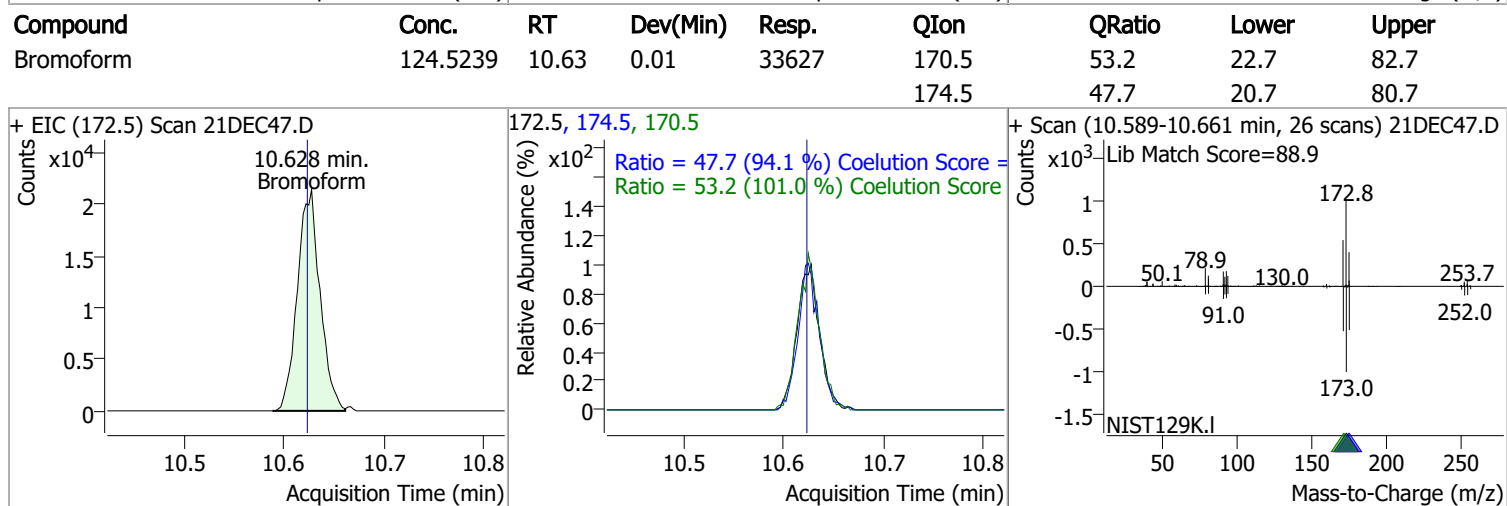
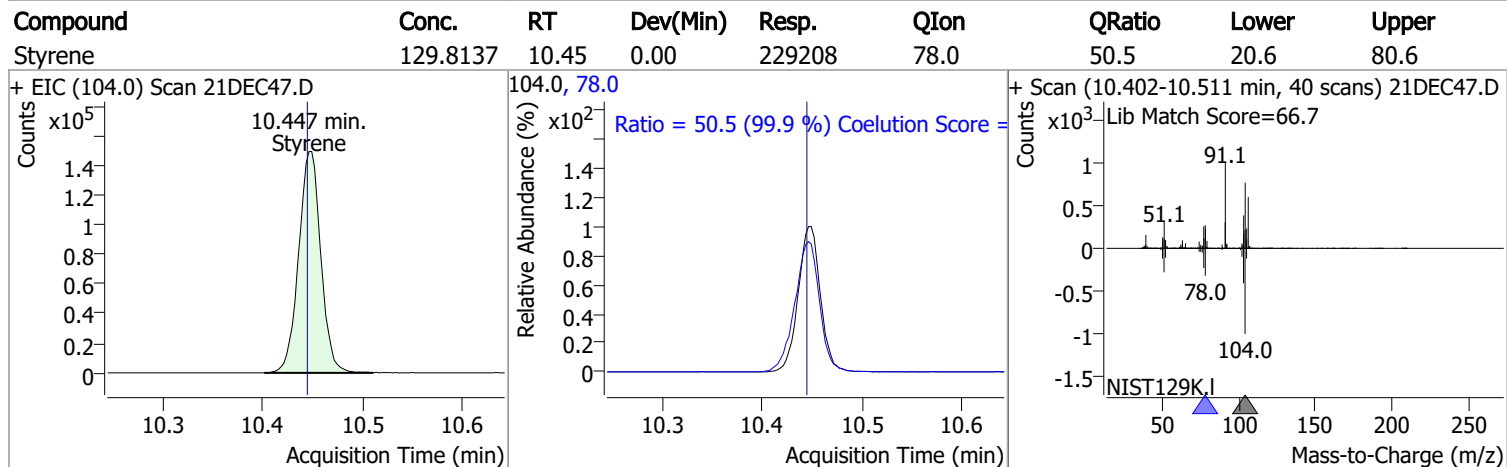
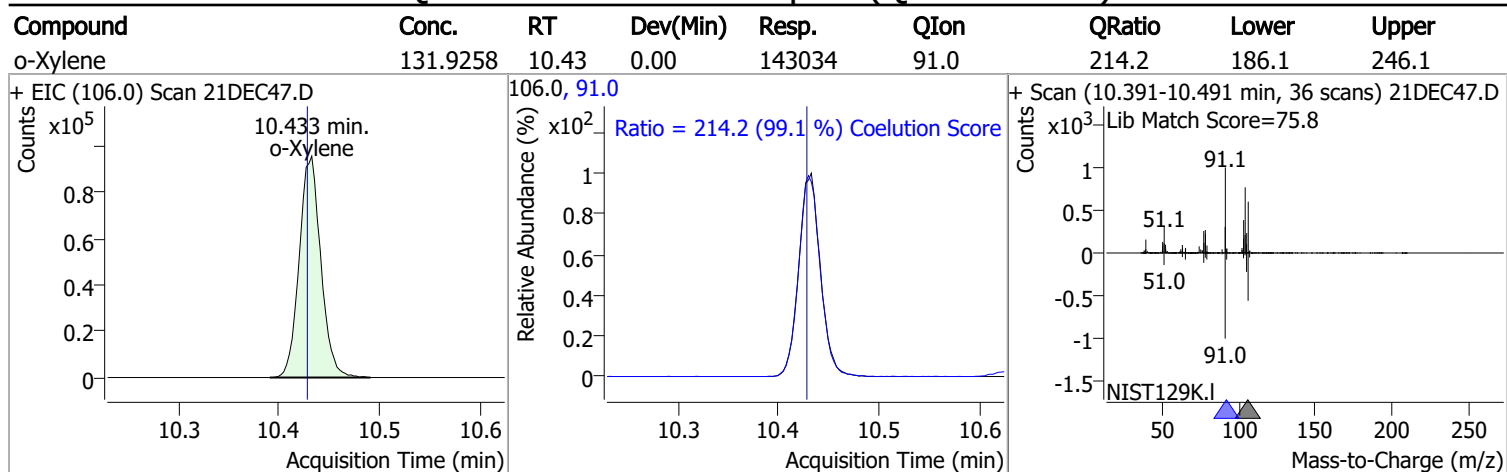
Compound	Conc.	RT	Dev(Min)	Resp.	QIon	QRatio	Lower	Upper
1,2-Dibromoethane	125.2056	9.30	0.00	44897	109.0	94.2	67.2	127.2



Quantitation Results Report (QT Reviewed)

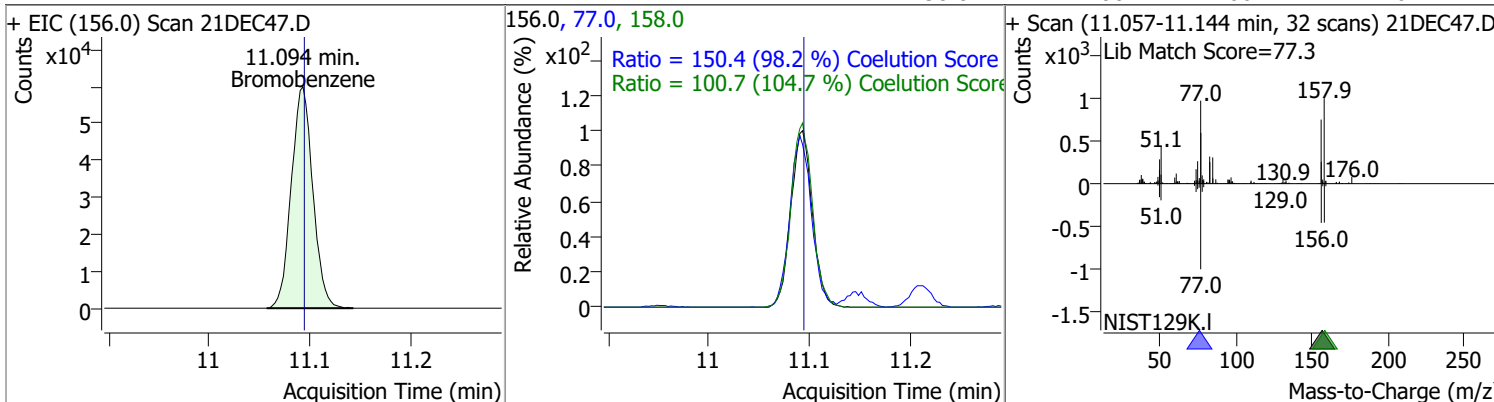
Compound	Conc.	RT	Dev(Min)	Resp.	QIon	QRatio	Lower	Upper
Chlorobenzene	127.0943	9.80	0.00	232599	114.0	32.4	2.3	62.3
+ EIC (112.0) Scan 21DEC47.D			112.0, 114.0			+ Scan (9.758-9.886 min, 46 scans) 21DEC47.D		
								
			Ratio = 32.4 (100.3 %) Coelution Score =					
1,1,1,2-Tetrachloroethane	125.2207	9.89	0.00	77955	133.0	94.6	65.7	125.7
+ EIC (131.0) Scan 21DEC47.D			131.0, 133.0			+ Scan (9.853-9.959 min, 39 scans) 21DEC47.D		
								
			Ratio = 94.6 (98.8 %) Coelution Score =					
Ethylbenzene	124.8144	9.92	0.00	406735	106.0	30.6	0.7	60.7
+ EIC (91.0) Scan 21DEC47.D			91.0, 106.0			+ Scan (9.878-9.992 min, 41 scans) 21DEC47.D		
								
			Ratio = 30.6 (99.9 %) Coelution Score =					
m+p-Xylenes	252.8470	10.04	0.00	314169	91.0	202.4	175.0	235.0
+ EIC (106.0) Scan 21DEC47.D			106.0, 91.0			+ Scan (9.989-10.115 min, 46 scans) 21DEC47.D		
								
			Ratio = 202.4 (98.7 %) Coelution Score =					

Quantitation Results Report (QT Reviewed)

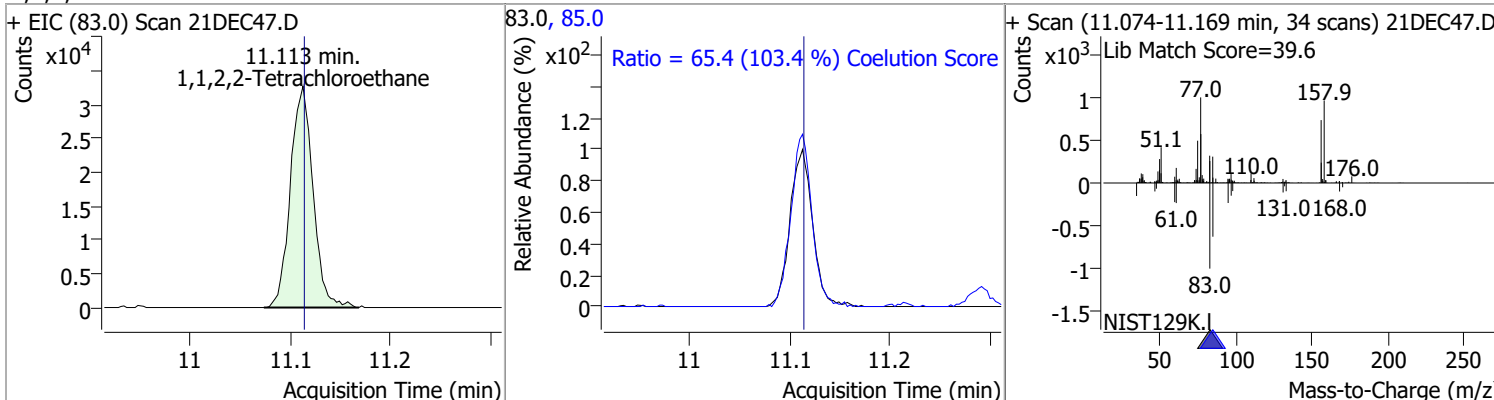


Quantitation Results Report (QT Reviewed)

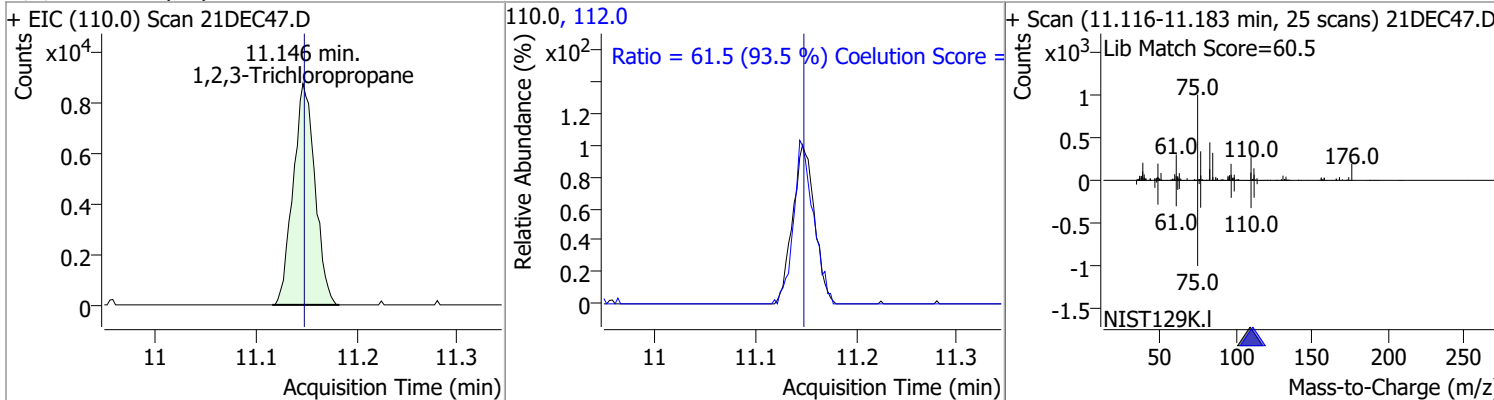
Compound	Conc.	RT	Dev(Min)	Resp.	QIon	QRatio	Lower	Upper
Bromobenzene	125.1907	11.09	0.00	89155	77.0	150.4	123.2	183.2
					158.0	100.7	66.2	126.2



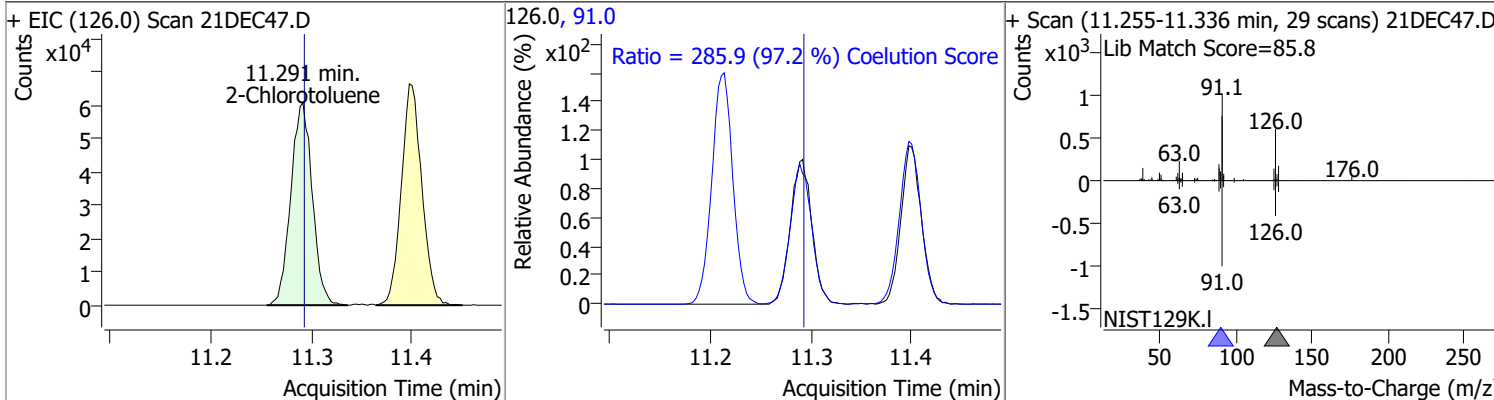
Compound	Conc.	RT	Dev(Min)	Resp.	QIon	QRatio	Lower	Upper
1,1,2,2-Tetrachloroethane	125.4669	11.11	0.00	51185	85.0	65.4	33.2	93.2
					83.0	103.4		



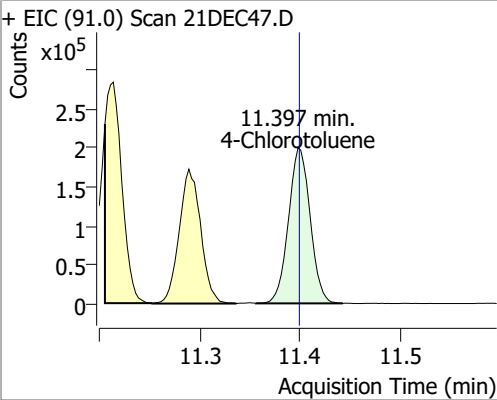
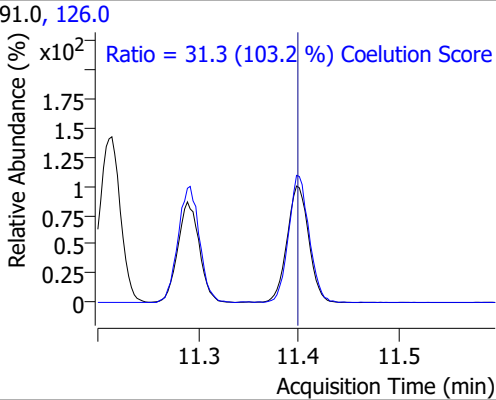
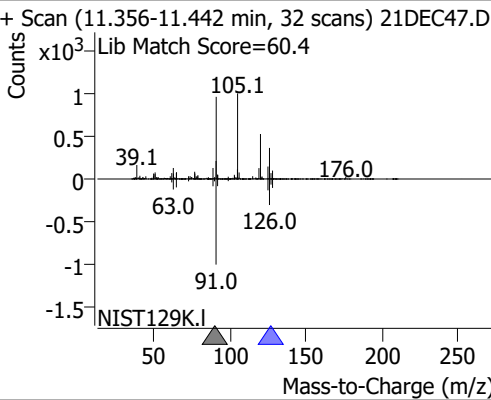
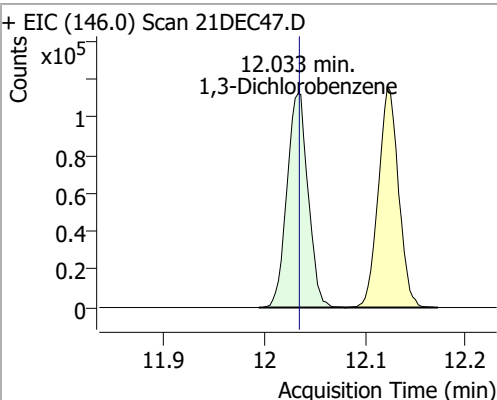
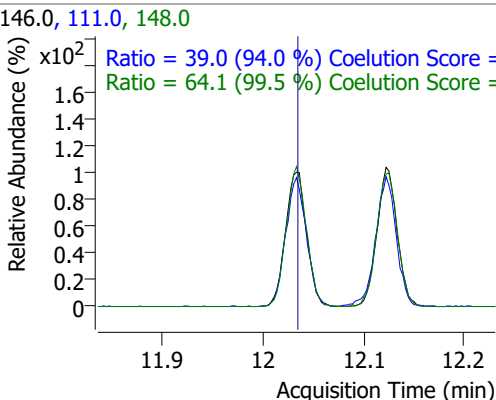
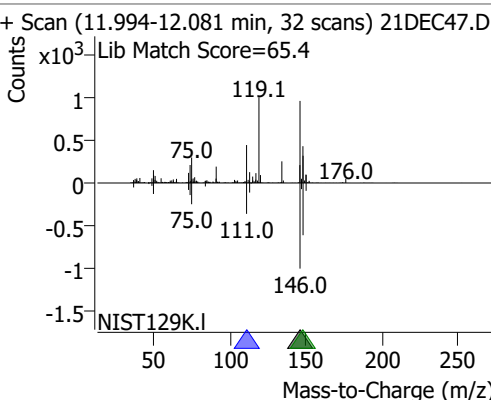
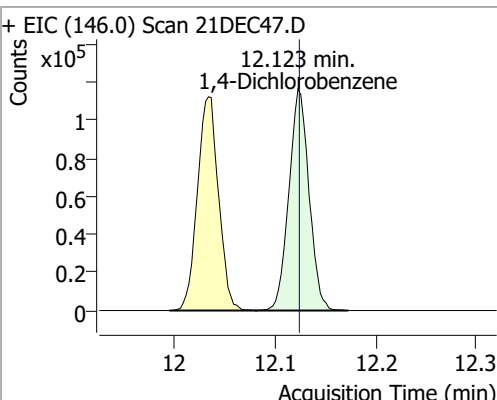
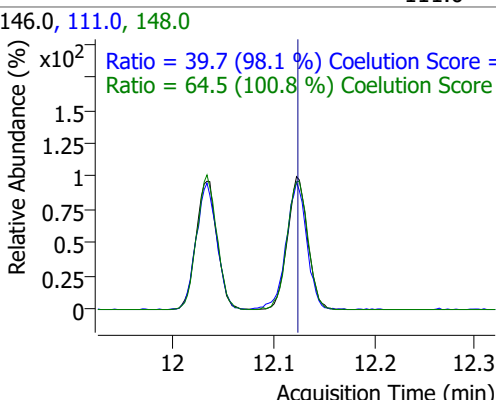
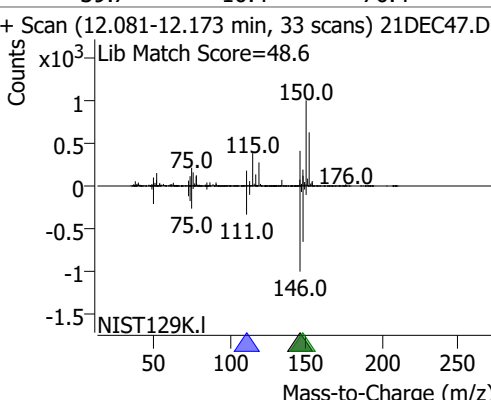
Compound	Conc.	RT	Dev(Min)	Resp.	QIon	QRatio	Lower	Upper
1,2,3-Trichloropropane	123.8099	11.15	0.00	13307	112.0	61.5	35.8	95.8
					110.0	93.5		



Compound	Conc.	RT	Dev(Min)	Resp.	QIon	QRatio	Lower	Upper
2-Chlorotoluene	122.2357	11.29	0.00	90017	91.0	285.9	264.1	324.1
					126.0	97.2		

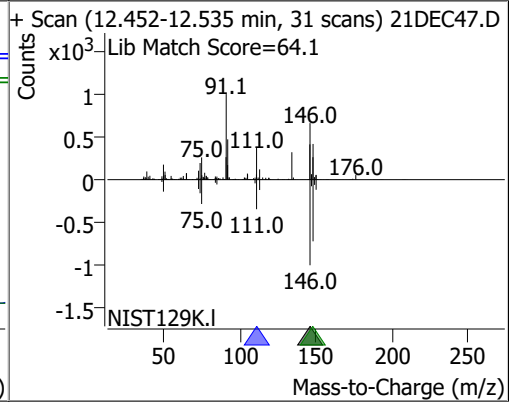
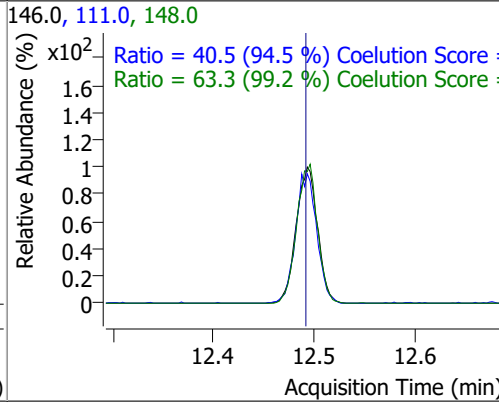
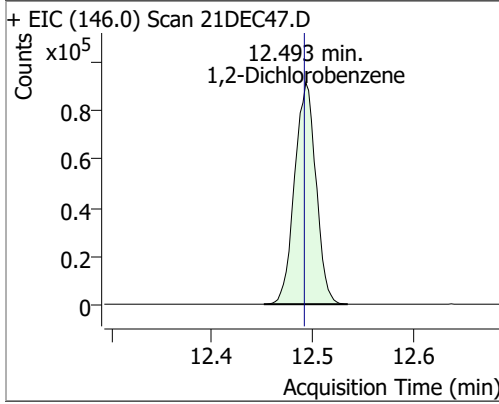


Quantitation Results Report (QT Reviewed)

Compound	Conc.	RT	Dev(Min)	Resp.	QIon	QRatio	Lower	Upper
4-Chlorotoluene	126.1905	11.40	0.00	300173	126.0	31.3	0.4	60.4
								
1,3-Dichlorobenzene	126.1333	12.03	0.00	164216	148.0	64.1	34.5	94.5
								
1,4-Dichlorobenzene	120.5055	12.12	0.00	162078	148.0	64.5	34.0	94.0
								

Quantitation Results Report (QT Reviewed)

Compound	Conc.	RT	Dev(Min)	Resp.	QIon	QRatio	Lower	Upper
1,2-Dichlorobenzene	123.2364	12.49	0.00	135782	148.0	63.3	33.8	93.8
					111.0	40.5	12.8	72.8

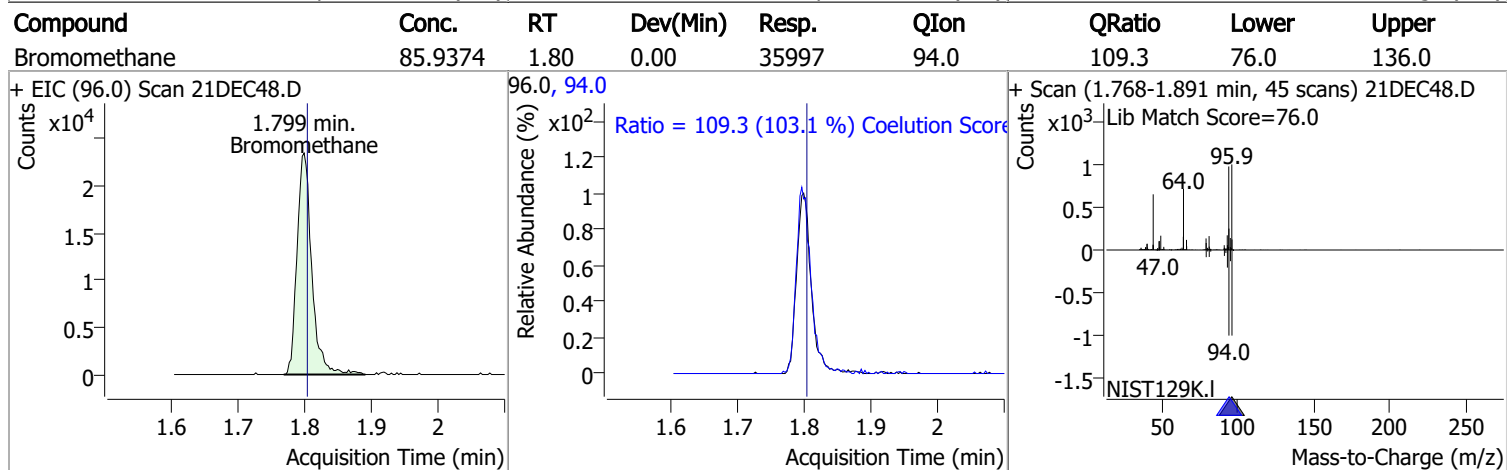
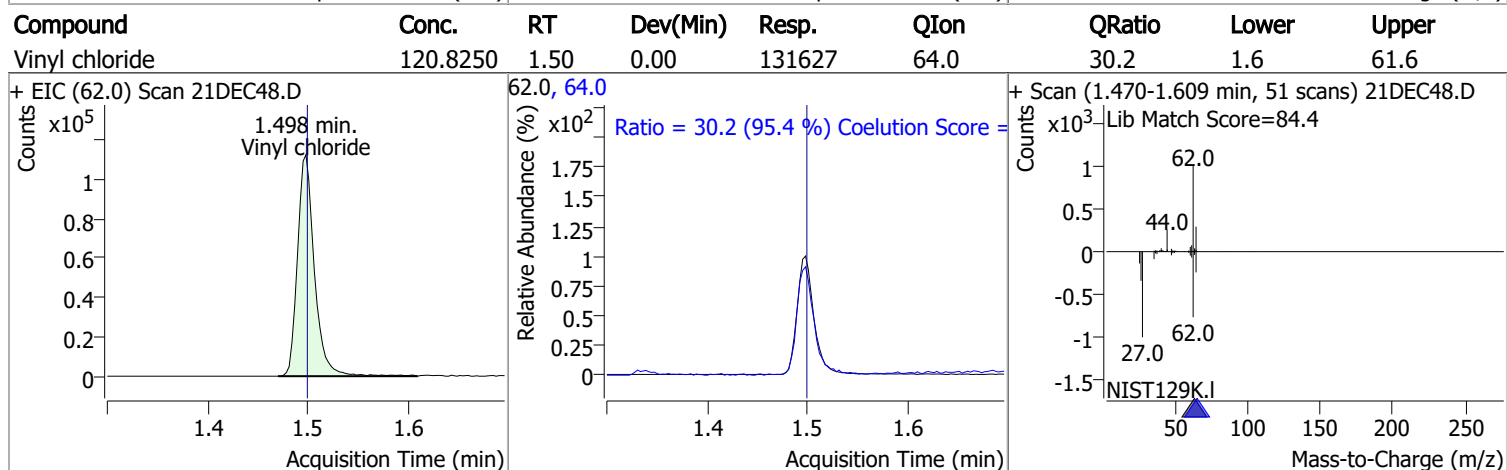
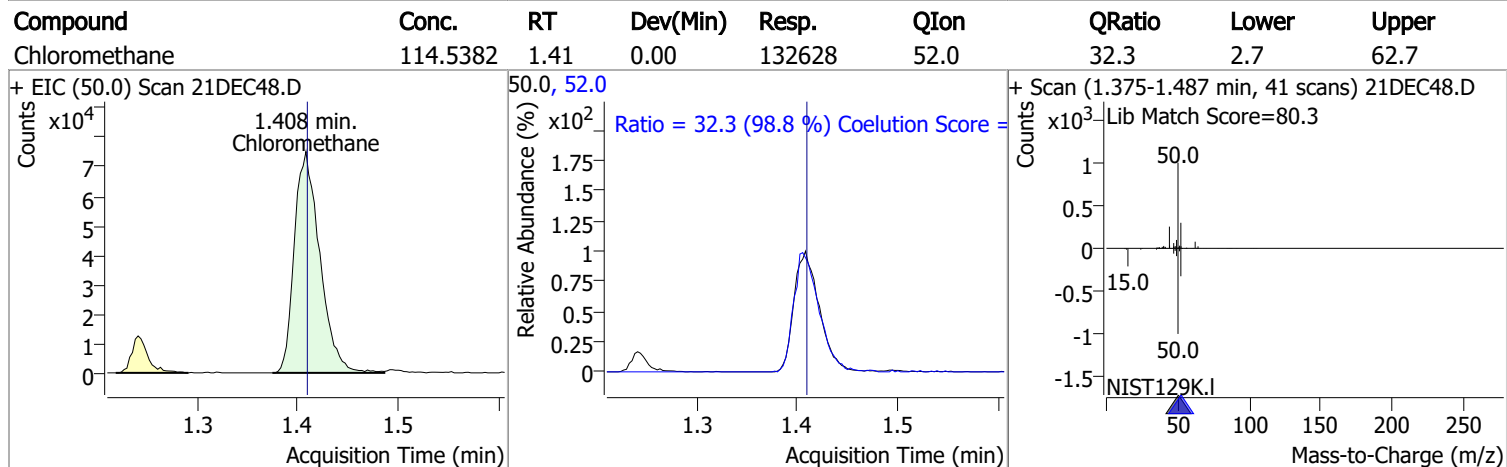
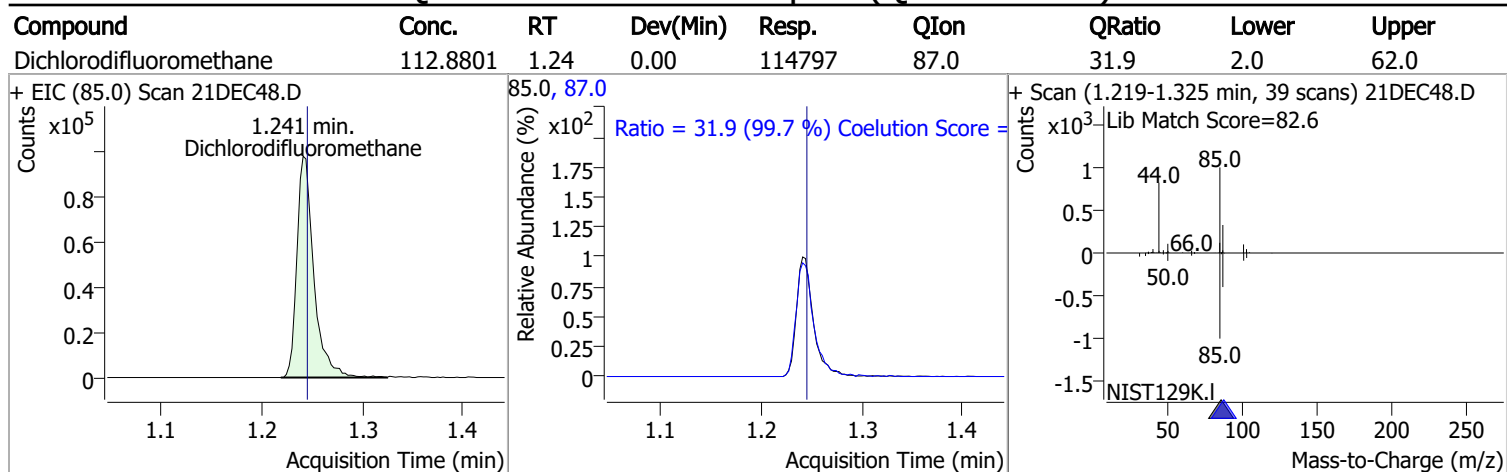


Quantitation Results Report (QT Reviewed)

Compound	RT	QIon	Resp.	Conc.	Units	Dev(Min)
T 1,1,1-Trichloroethane	5.831	97.0	158774	122.3152	ng	97
T Carbon tetrachloride	6.024	117.0	151363	118.8393	ng	100
T 1,1-Dichloropropene	6.040	75.0	134854	117.8644	ng	100
T Benzene	6.277	78.0	363772	125.7113	ng	100
T 1,2-Dichloroethane	6.322	62.0	93198	123.2230	ng	99
T Trichloroethene	7.030	95.0	104942	122.6872	ng	99
T 1,2-Dichloropropane	7.270	63.0	91841	127.4447	ng	100
T Dibromomethane	7.396	93.0	38074	128.7021	ng	99
T Bromodichloromethane	7.585	83.0	107632	128.4410	ng	99
T cis-1,3-Dichloropropene	8.057	75.0	113655	122.1139	ng	98
T Toluene	8.386	92.0	227497	127.6047	ng	97
T trans-1,3-Dichloropropene	8.637	75.0	89214	133.9710	ng	99
T 1,1,2-Trichloroethane	8.818	83.0	42824	123.4595	ng	96
T Tetrachloroethene	8.935	163.8	90274	127.7804	ng	97
T 1,3-Dichloropropane	8.980	76.0	88961	128.5804	ng	98
T Chlorodibromomethane	9.200	129.0	66117	126.2692	ng	97
T 1,2-Dibromoethane	9.306	107.0	48175	127.7527	ng	96
T Chlorobenzene	9.802	112.0	248138	128.9298	ng	99
T 1,1,1,2-Tetrachloroethane	9.891	131.0	82700	126.3222	ng	98
T Ethylbenzene	9.917	91.0	436123	127.2635	ng	100
T m+p-Xylenes	10.039	106.0	334595	256.0684	ng	99
T o-Xylene	10.432	106.0	151448	132.8299	ng	99
T Styrene	10.449	104.0	249152	134.1829	ng	99
T Bromoform	10.625	172.5	35458	128.5904	ng	96
T Bromobenzene	11.093	156.0	94797	130.3620	ng	97
T 1,1,2,2-Tetrachloroethane	11.110	83.0	54070	129.7994	ng	95
T 1,2,3-Trichloropropane	11.146	110.0	14173	129.1418	ng	99
T 2-Chlorotoluene	11.291	126.0	96144	127.8573	ng	96
T 4-Chlorotoluene	11.400	91.0	319646	131.5996	ng	98
T 1,3-Dichlorobenzene	12.033	146.0	175030	131.6609	ng	99
T 1,4-Dichlorobenzene	12.125	146.0	173327	126.2057	ng	99
T 1,2-Dichlorobenzene	12.493	146.0	142731	126.8660	ng	97

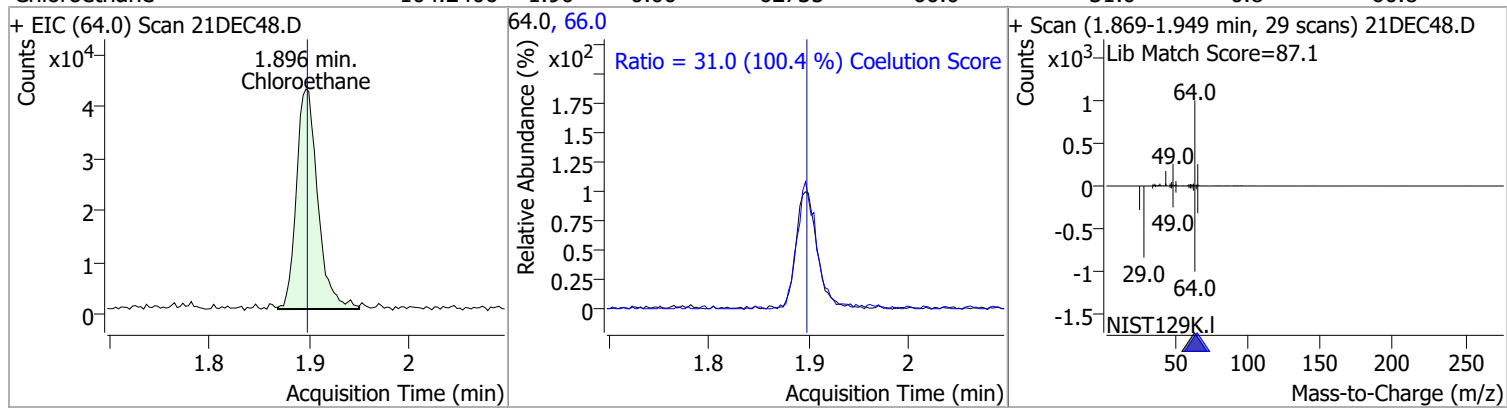
(#) = Qualifier Out of Range; (m) = Manual Integration; (+) = Area Summed; (*) = Surrogate Percent Recovery Out of Range; (d): Zeroed Peak

Quantitation Results Report (QT Reviewed)

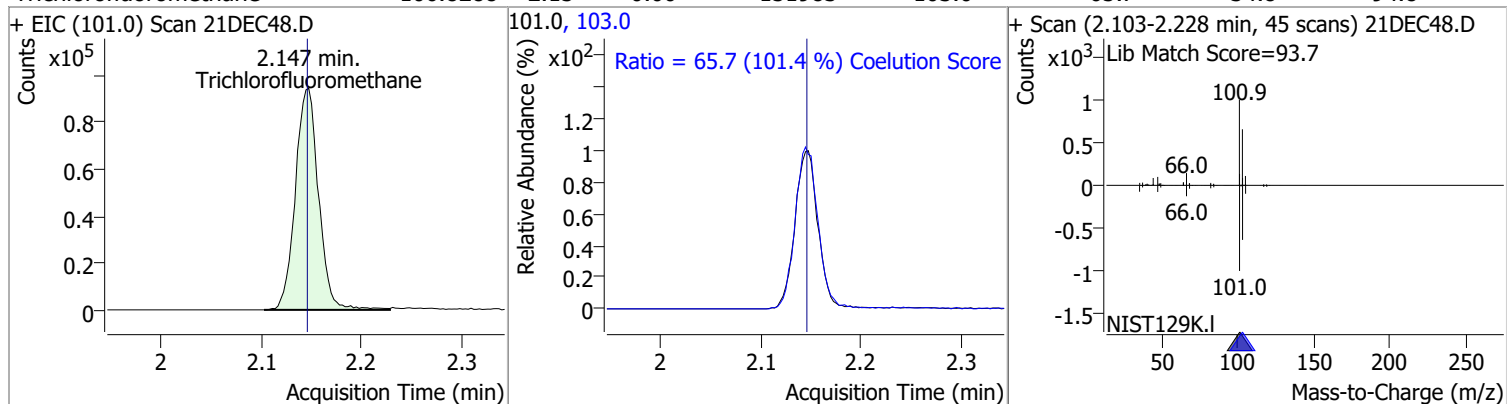


Quantitation Results Report (QT Reviewed)

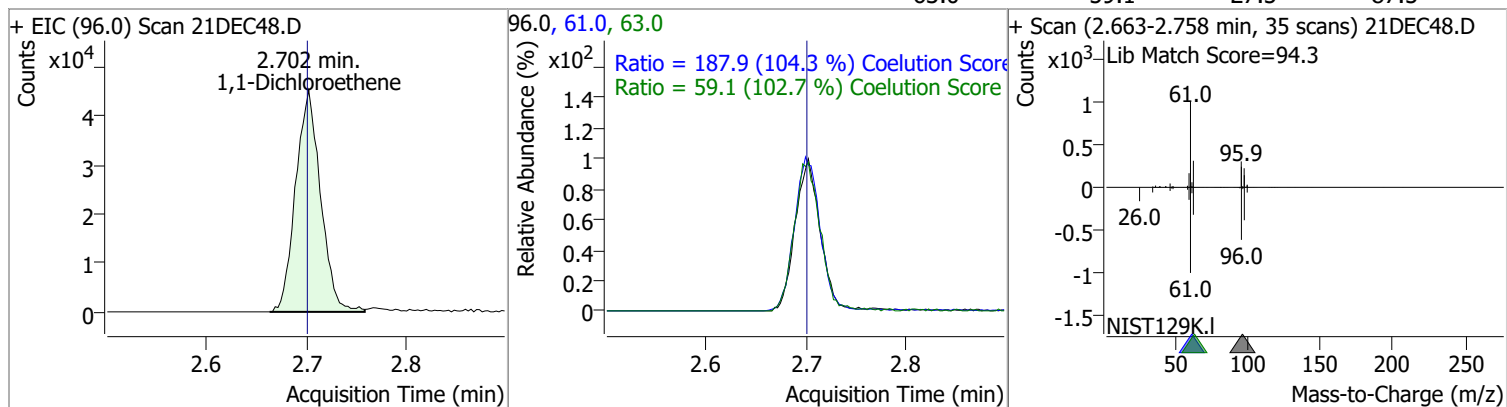
Compound	Conc.	RT	Dev(Min)	Resp.	QIon	QRatio	Lower	Upper
Chloroethane	104.2406	1.90	0.00	62735	66.0	31.0	0.8	60.8



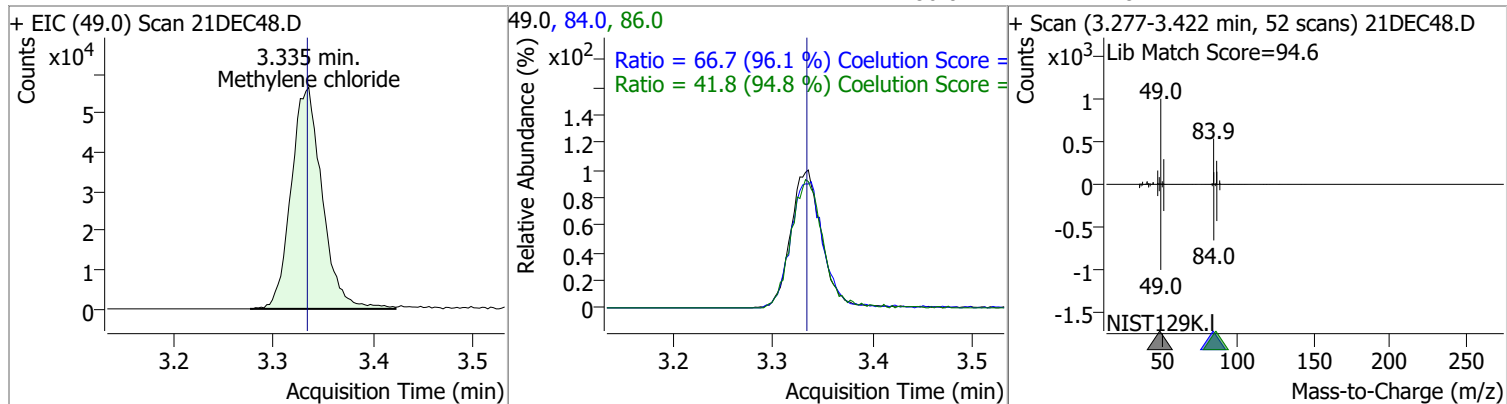
Trichlorofluoromethane	106.8288	2.15	0.00	151983	103.0	65.7	34.8	94.8
------------------------	----------	------	------	--------	-------	------	------	------



1,1-Dichloroethene	106.3803	2.70	0.00	78319	61.0 63.0	187.9 59.1	150.1 27.5	210.1 87.5
--------------------	----------	------	------	-------	--------------	---------------	---------------	---------------

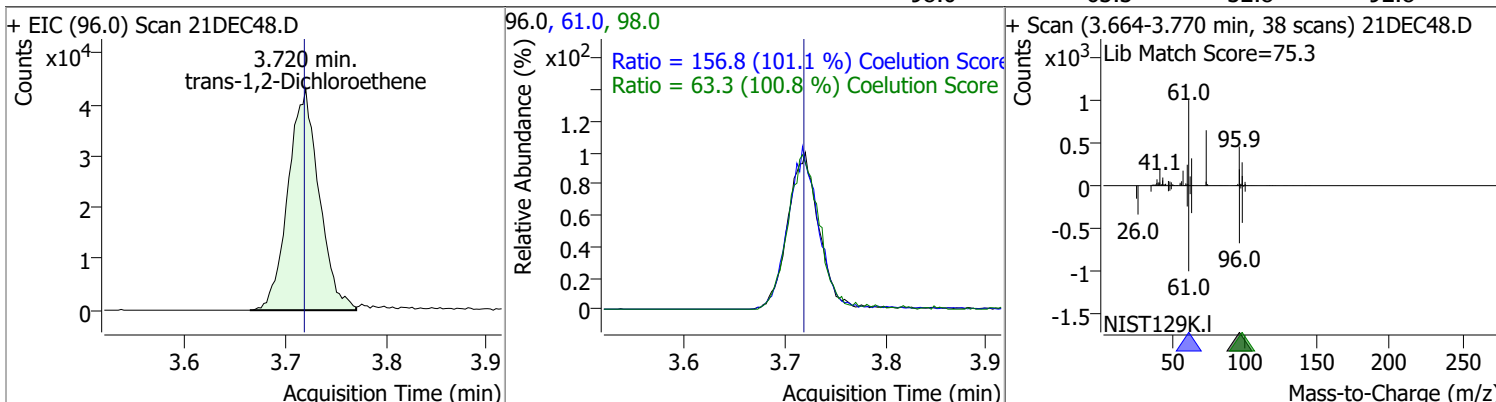


Methylene chloride	117.0013	3.34	0.00	121955	84.0 86.0	66.7 41.8	39.4 14.1	99.4 74.1
--------------------	----------	------	------	--------	--------------	--------------	--------------	--------------

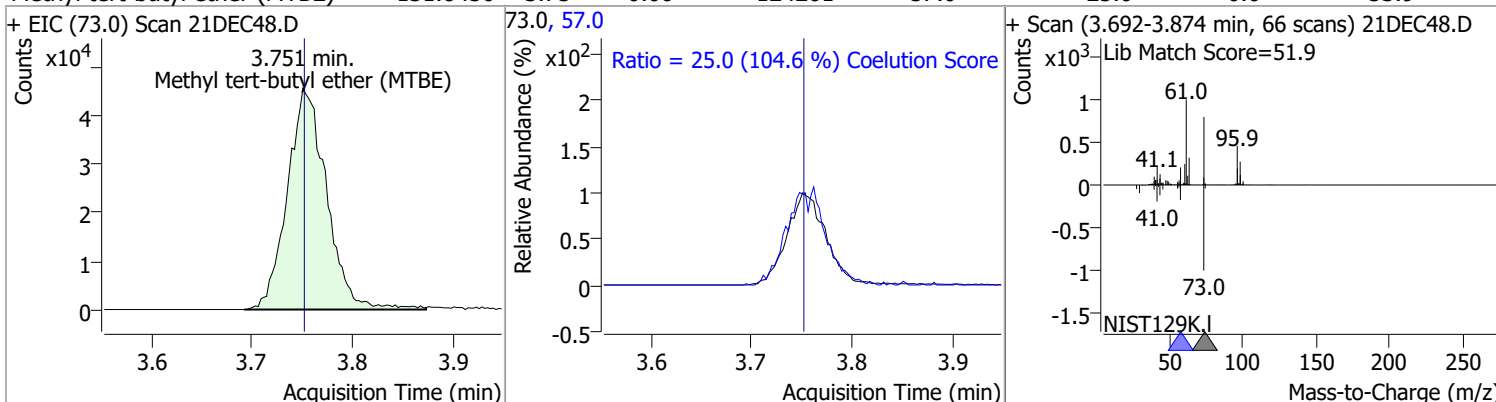


Quantitation Results Report (QT Reviewed)

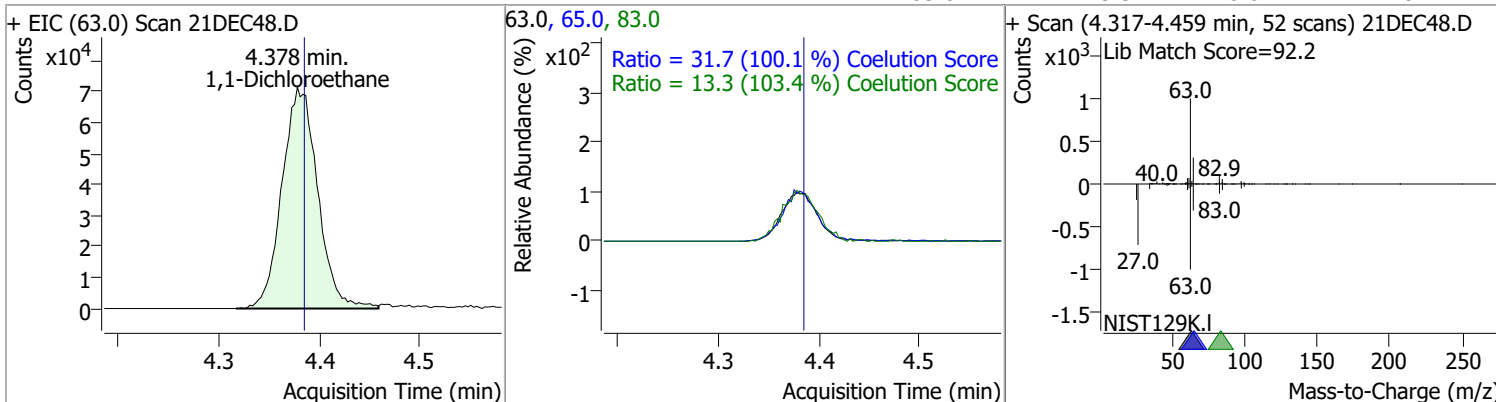
Compound	Conc.	RT	Dev(Min)	Resp.	QIon	QRatio	Lower	Upper
trans-1,2-Dichloroethene	125.4960	3.72	0.00	92306	61.0	156.8	125.1	185.1
					98.0	63.3	32.8	92.8



Compound	Conc.	RT	Dev(Min)	Resp.	QIon	QRatio	Lower	Upper
Methyl tert-butyl ether (MTBE)	131.8450	3.75	0.00	124201	57.0	25.0	0.0	53.9

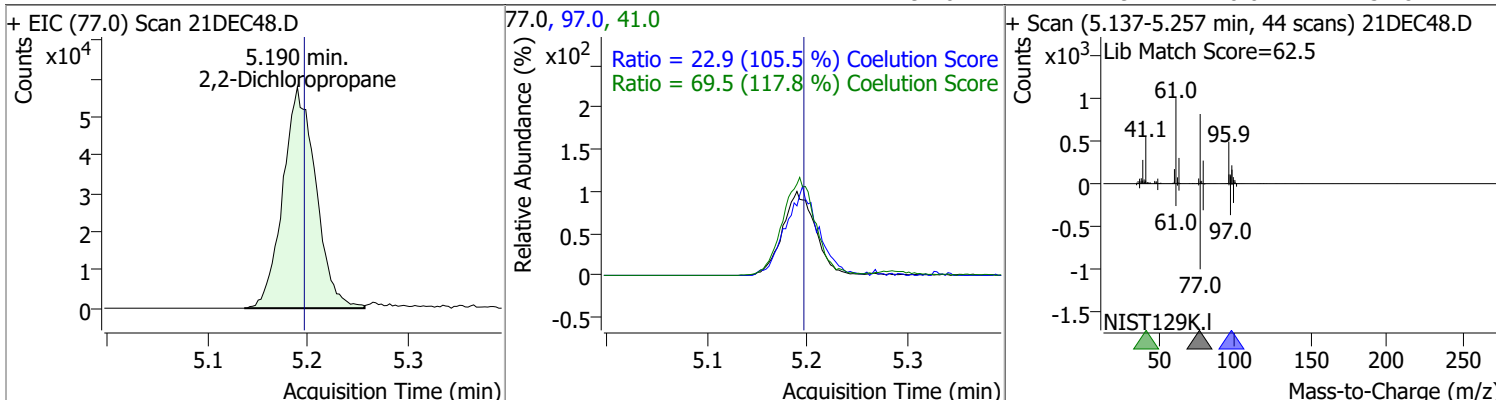


Compound	Conc.	RT	Dev(Min)	Resp.	QIon	QRatio	Lower	Upper
1,1-Dichloroethane	125.9986	4.38	-0.01	175691	65.0	31.7	1.7	61.7
					83.0	13.3	0.0	42.8

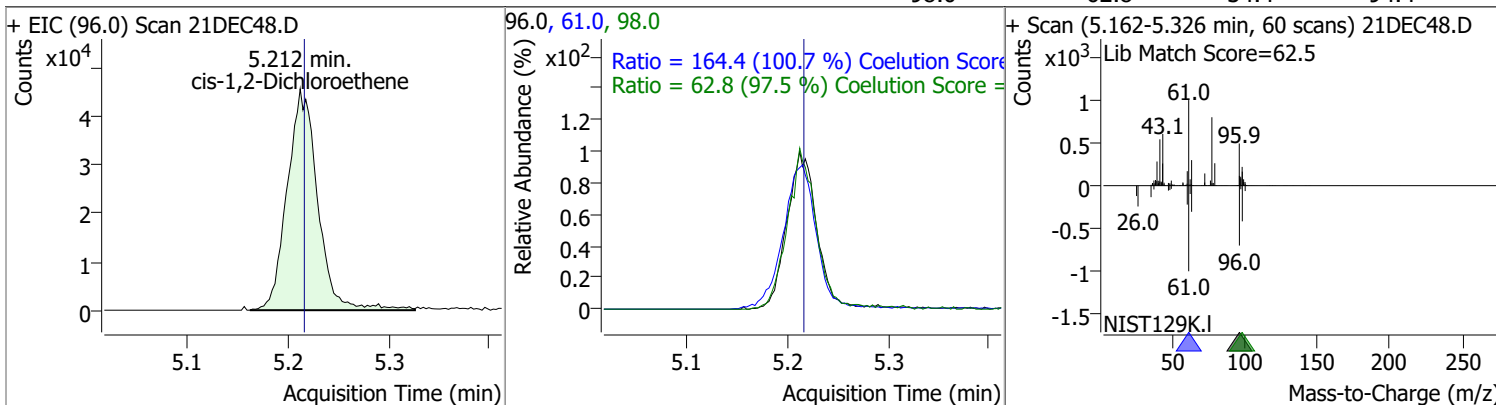


Quantitation Results Report (QT Reviewed)

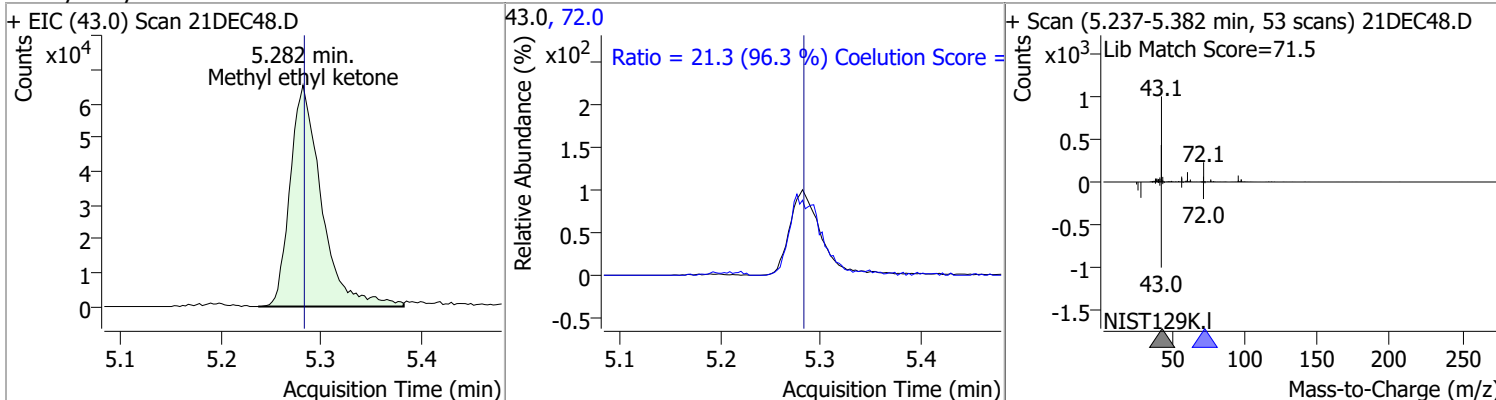
Compound	Conc.	RT	Dev(Min)	Resp.	QIon	QRatio	Lower	Upper
2,2-Dichloropropane	128.6535	5.19	-0.01	131345	41.0	69.5	29.0	89.0
					97.0	22.9	0.0	51.8



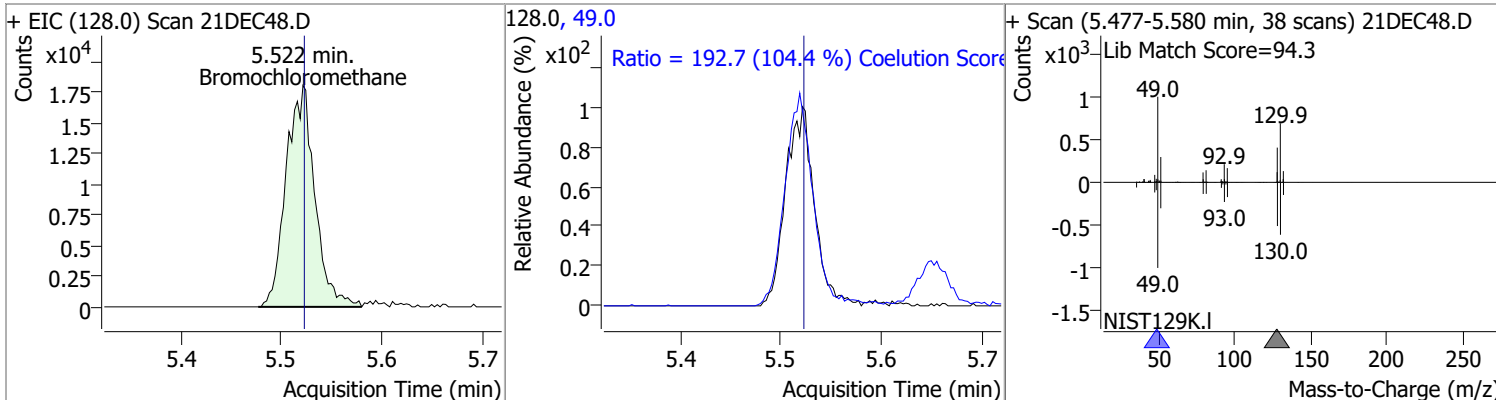
Compound	Conc.	RT	Dev(Min)	Resp.	QIon	QRatio	Lower	Upper
cis-1,2-Dichloroethene	126.6239	5.21	0.00	96582	61.0	164.4	133.3	193.3
					98.0	62.8	34.4	94.4



Compound	Conc.	RT	Dev(Min)	Resp.	QIon	QRatio	Lower	Upper
Methyl ethyl ketone	1400.2278	5.28	0.00	141980	72.0	21.3	0.0	52.2

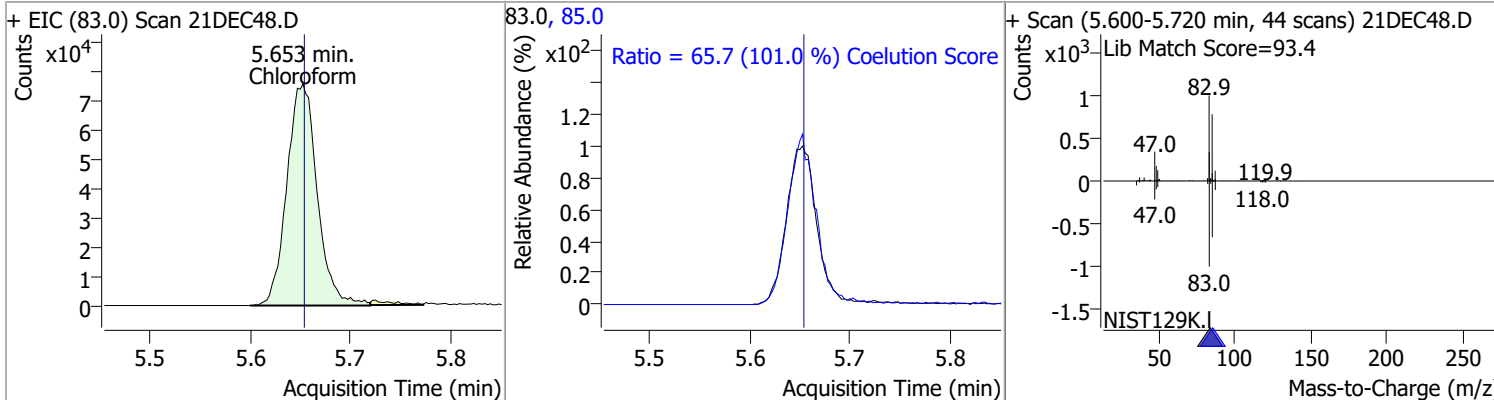


Compound	Conc.	RT	Dev(Min)	Resp.	QIon	QRatio	Lower	Upper
Bromochloromethane	125.0132	5.52	0.00	35896	49.0	192.7	154.6	214.6

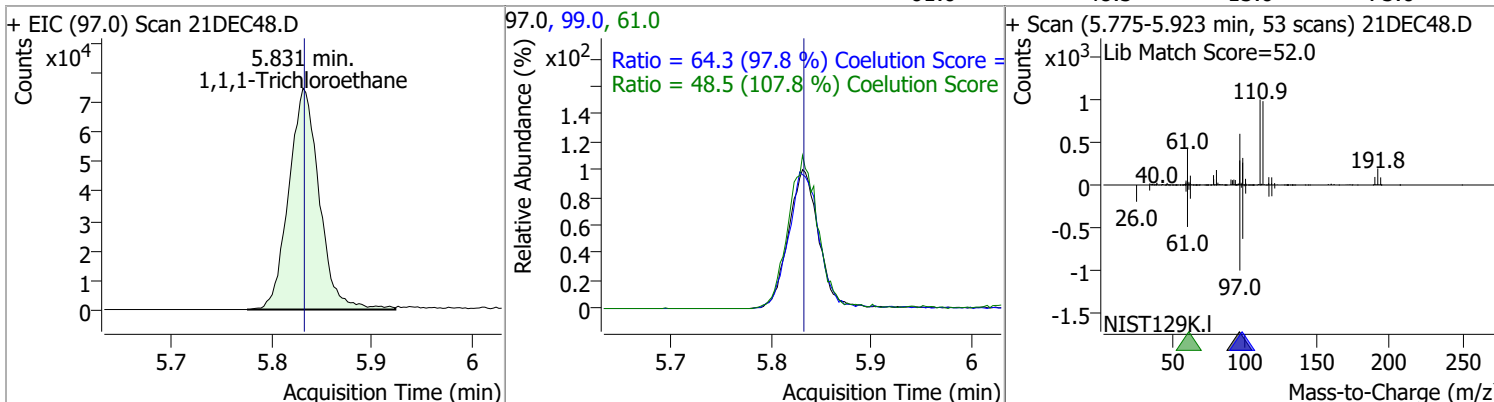


Quantitation Results Report (QT Reviewed)

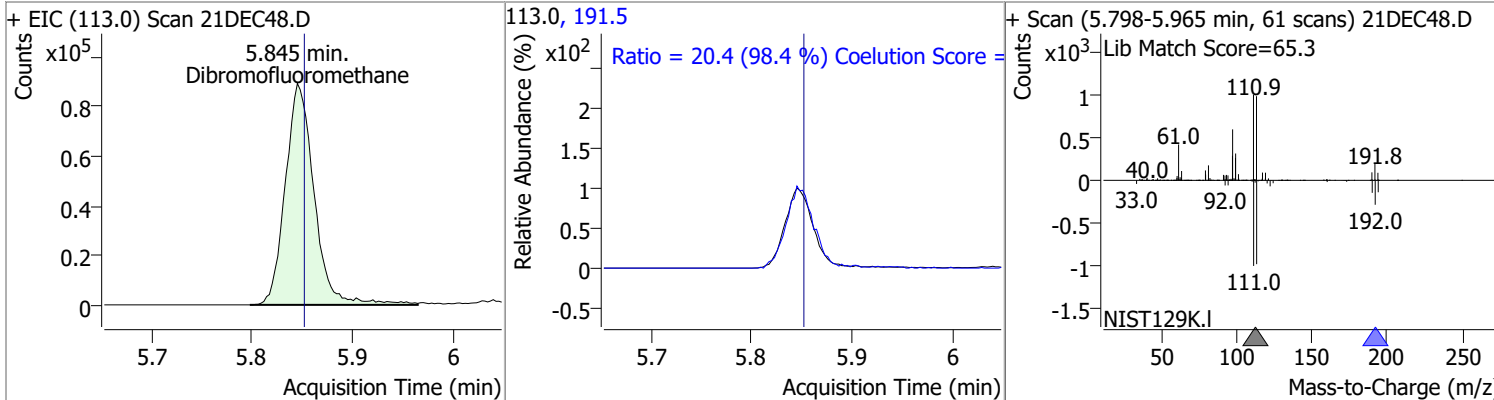
Compound	Conc.	RT	Dev(Min)	Resp.	QIon	QRatio	Lower	Upper
Chloroform	116.0932	5.65	0.00	159719	85.0	65.7	35.1	95.1



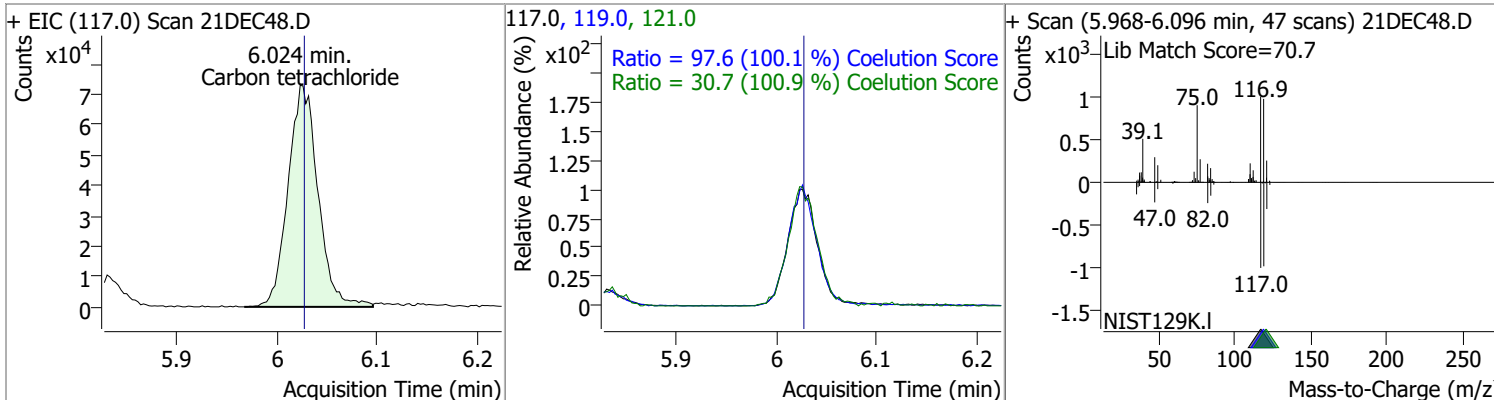
1,1,1-Trichloroethane	122.3152	5.83	0.00	158774	99.0	64.3	35.7	95.7
					61.0	48.5	15.0	75.0



Dibromofluoromethane	256.0652	5.85	-0.01	178500	191.5	20.4	0.0	50.7
----------------------	----------	------	-------	--------	-------	------	-----	------

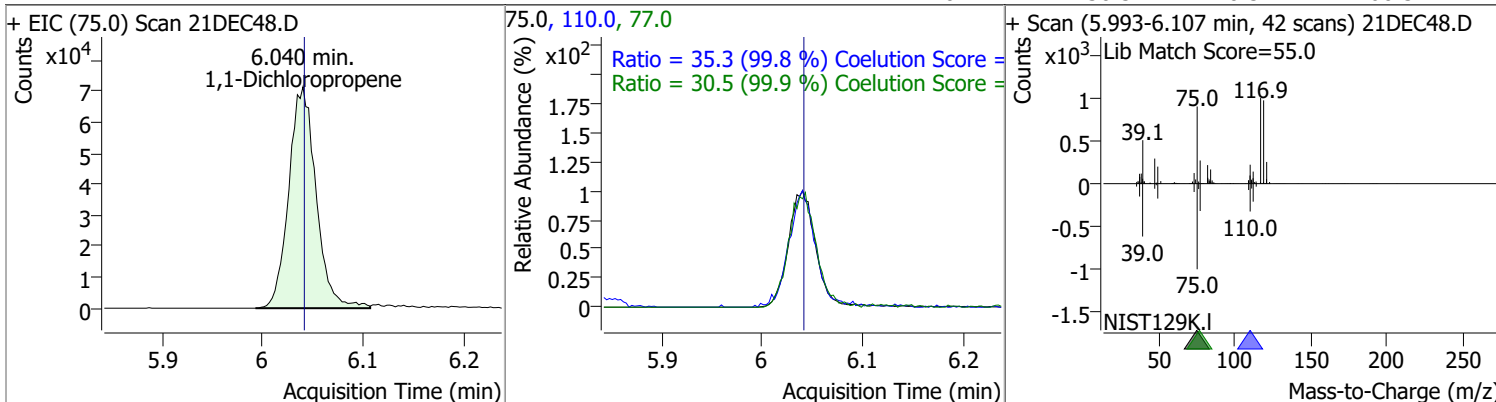


Carbon tetrachloride	118.8393	6.02	0.00	151363	119.0	97.6	67.5	127.5
					121.0	30.7	0.4	60.4

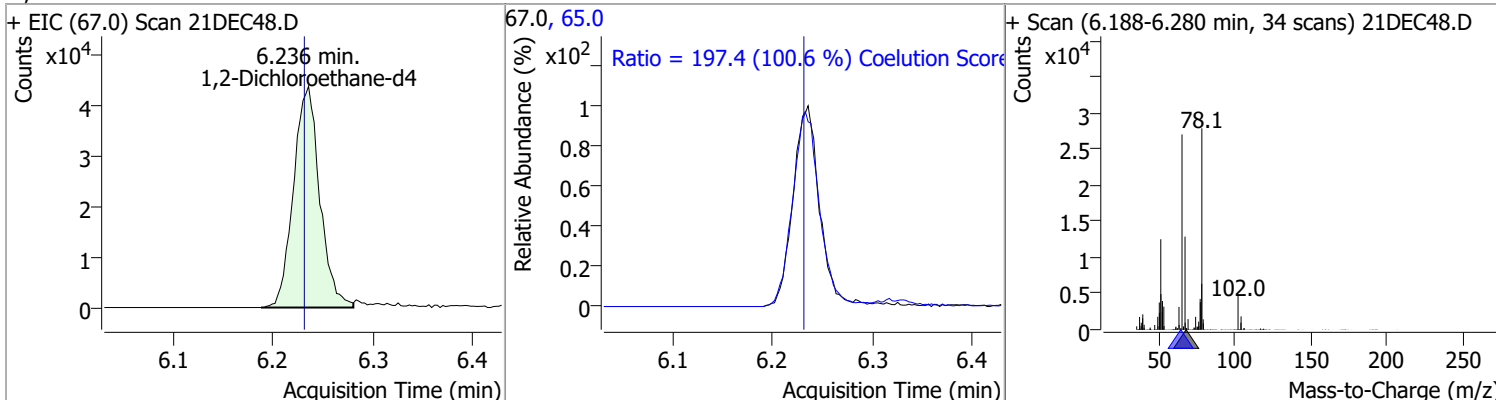


Quantitation Results Report (QT Reviewed)

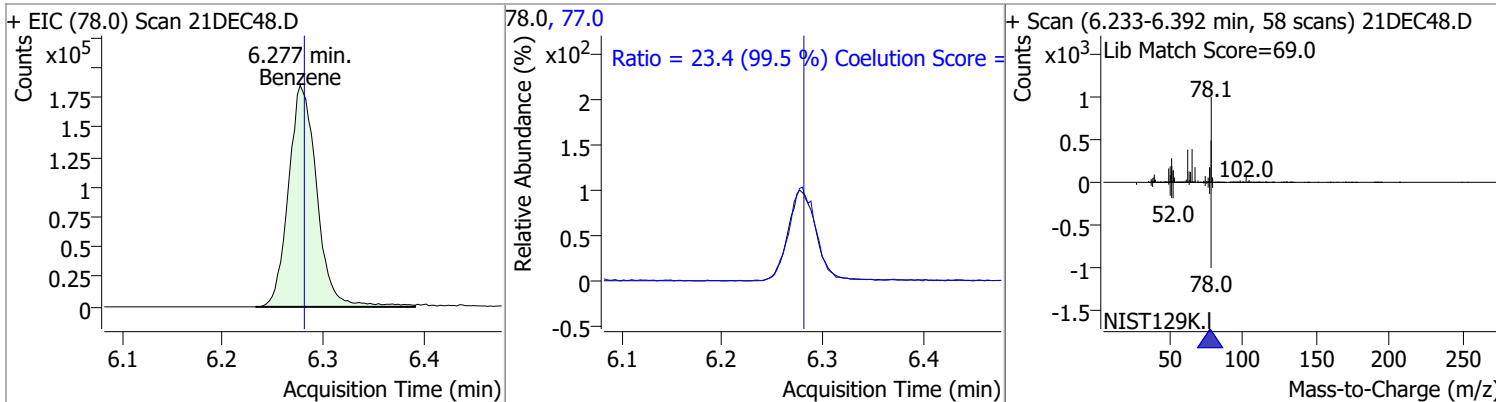
Compound	Conc.	RT	Dev(Min)	Resp.	QIon	QRatio	Lower	Upper
1,1-Dichloropropene	117.8644	6.04	0.00	134854	110.0	35.3	5.4	65.4
					77.0	30.5	0.5	60.5



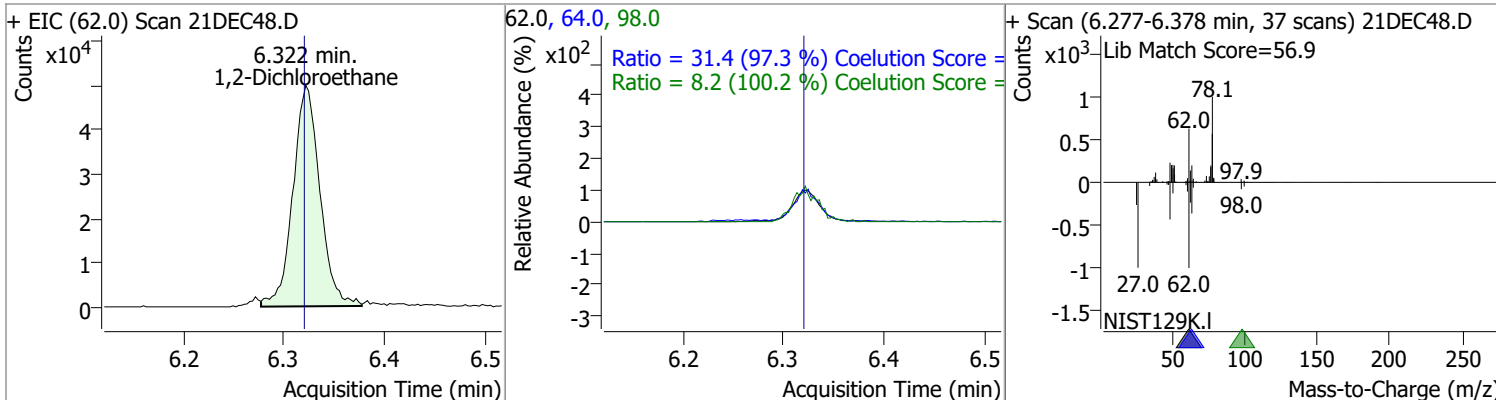
Compound	Conc.	RT	Dev(Min)	Resp.	QIon	QRatio	Lower	Upper
1,2-Dichloroethane-d4	249.3253	6.24	0.01	79317	65.0	197.4	166.3	226.3



Compound	Conc.	RT	Dev(Min)	Resp.	QIon	QRatio	Lower	Upper
Benzene	125.7113	6.28	0.00	363772	77.0	23.4	0.0	53.5

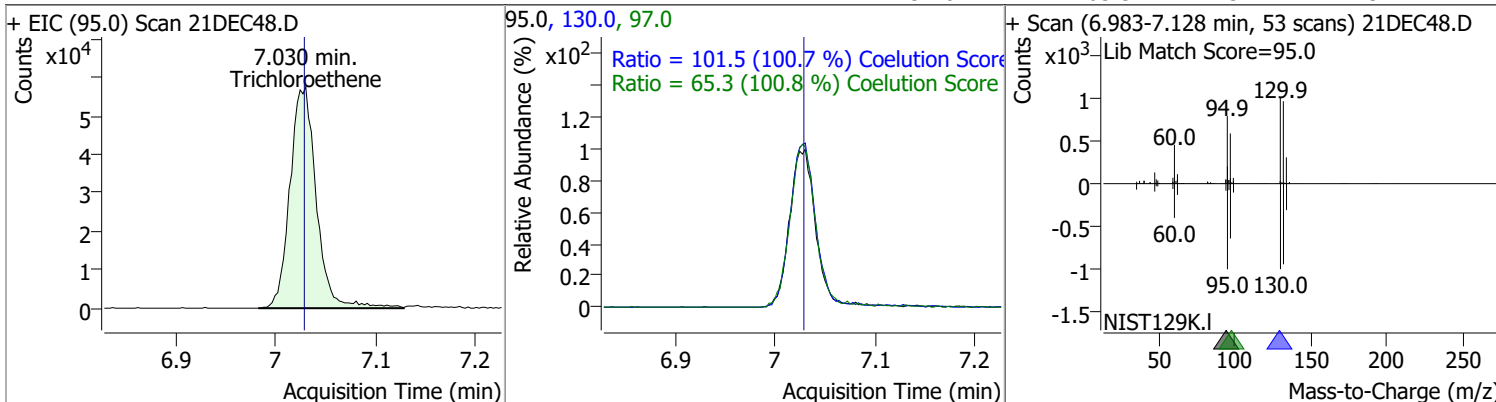


Compound	Conc.	RT	Dev(Min)	Resp.	QIon	QRatio	Lower	Upper
1,2-Dichloroethane	123.2230	6.32	0.00	93198	64.0	31.4	2.3	62.3
					98.0	8.2	0.0	38.2

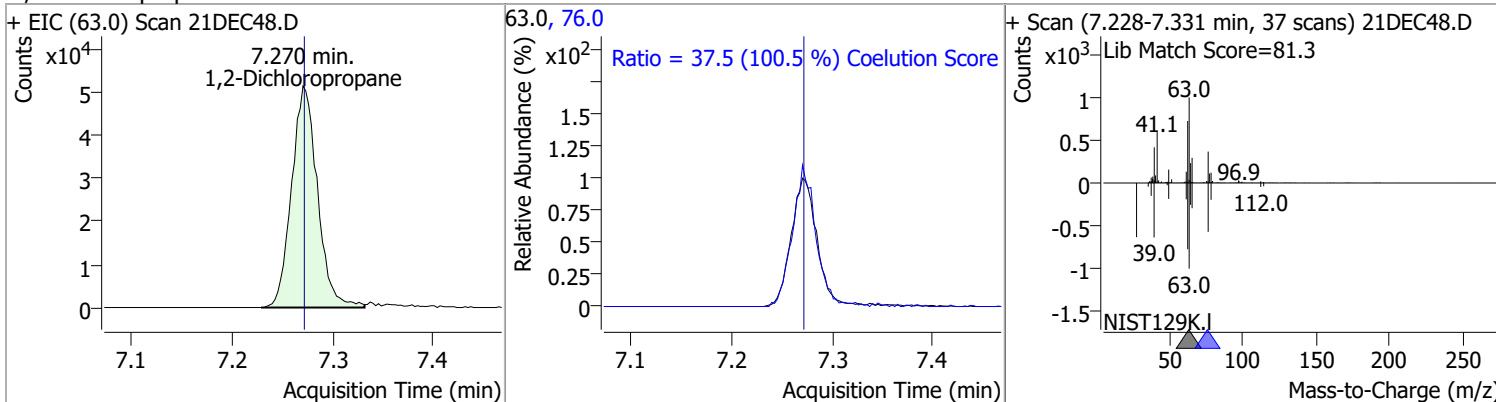


Quantitation Results Report (QT Reviewed)

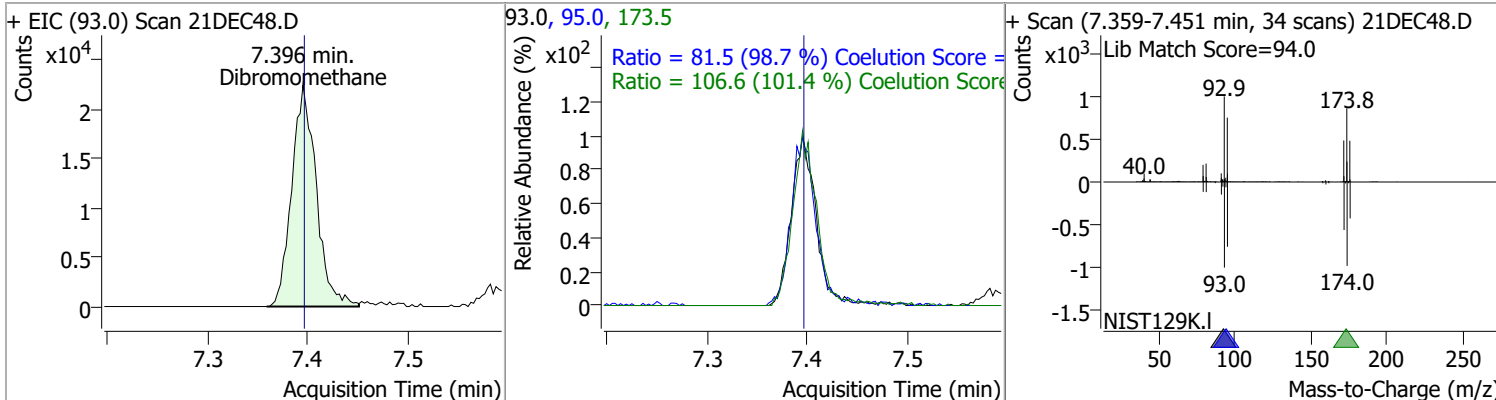
Compound	Conc.	RT	Dev(Min)	Resp.	QIon	QRatio	Lower	Upper
Trichloroethene	122.6872	7.03	0.00	104942	130.0	101.5	70.8	130.8
					97.0	65.3	34.7	94.7



Compound	Conc.	RT	Dev(Min)	Resp.	QIon	QRatio	Lower	Upper
1,2-Dichloropropane	127.4447	7.27	0.00	91841	76.0	37.5	7.3	67.3

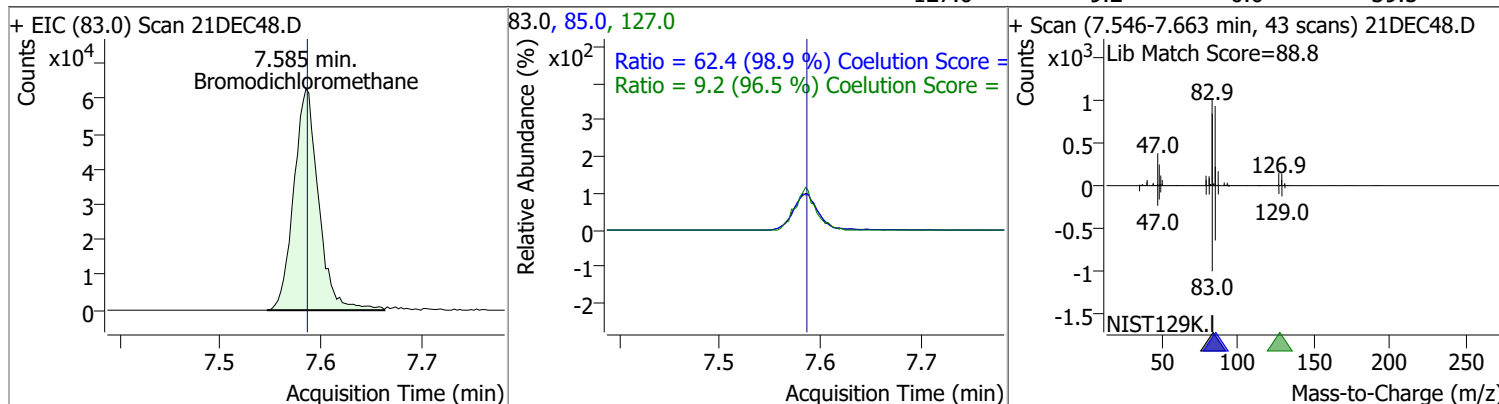


Compound	Conc.	RT	Dev(Min)	Resp.	QIon	QRatio	Lower	Upper
Dibromomethane	128.7021	7.40	0.00	38074	173.5	106.6	75.2	135.2
					95.0	81.5	52.6	112.6

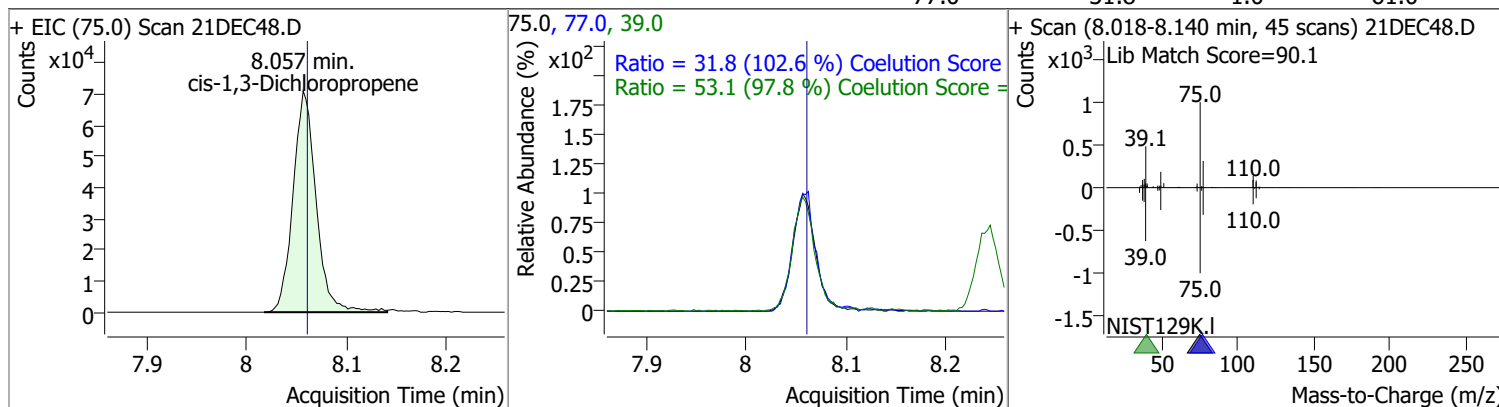


Quantitation Results Report (QT Reviewed)

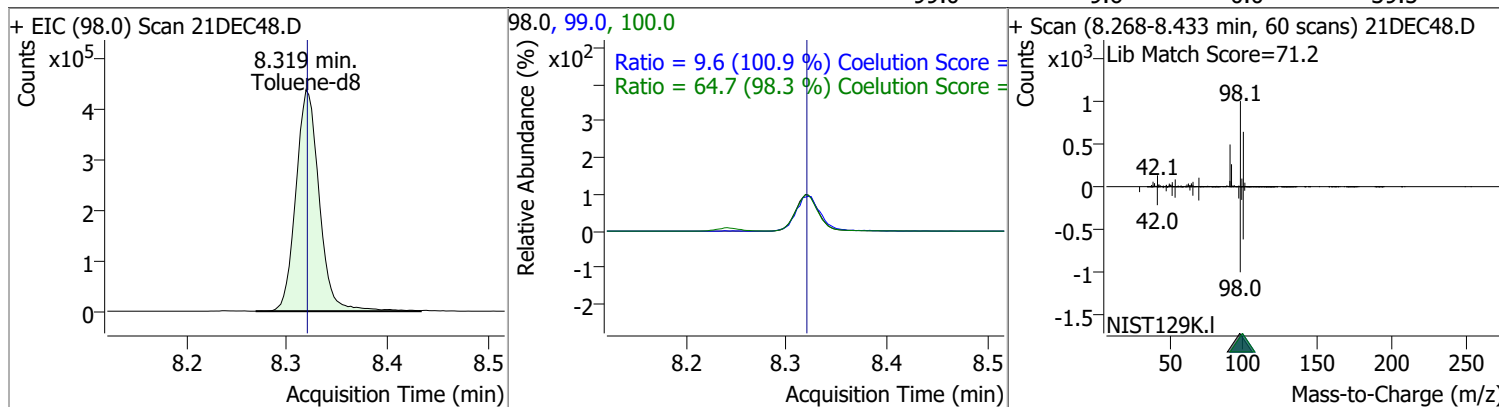
Compound	Conc.	RT	Dev(Min)	Resp.	QIon	QRatio	Lower	Upper
Bromodichloromethane	128.4410	7.59	0.00	107632	85.0	62.4	33.1	93.1
					127.0	9.2	0.0	39.5



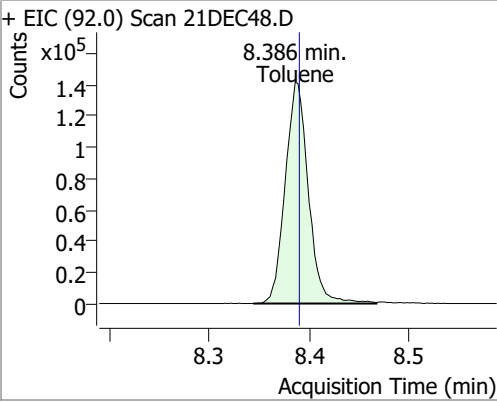
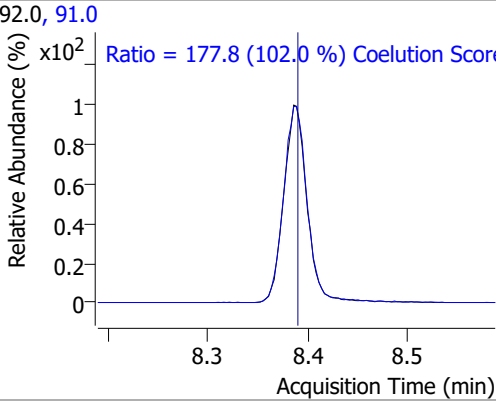
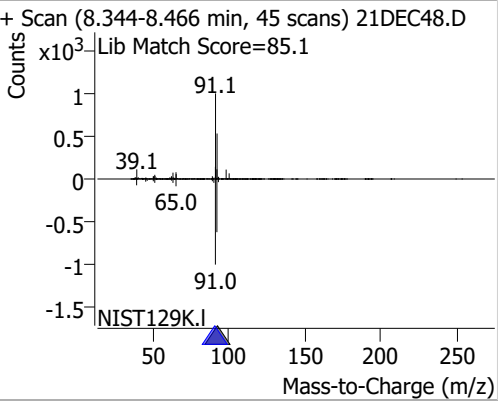
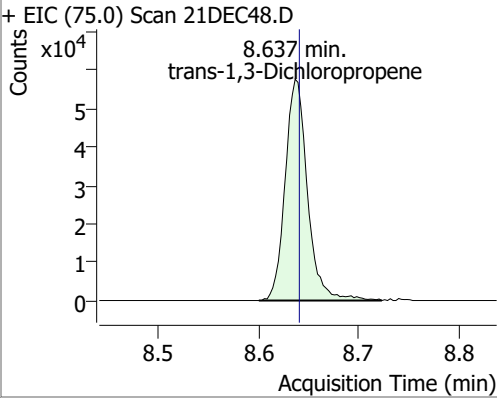
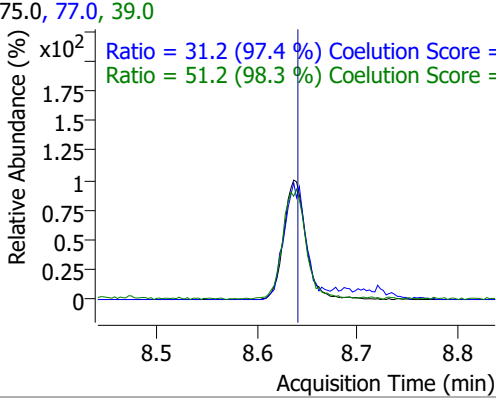
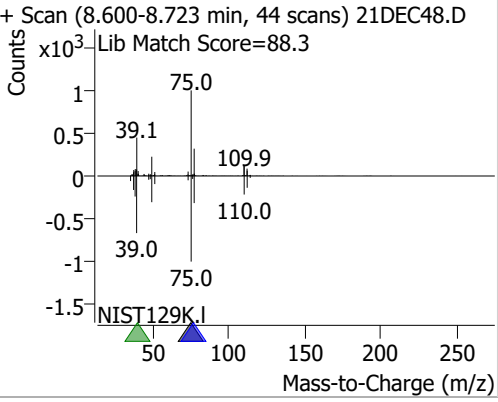
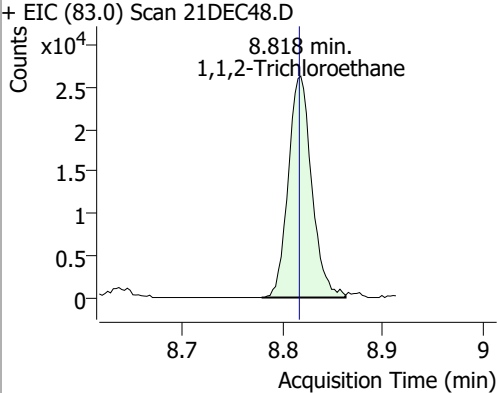
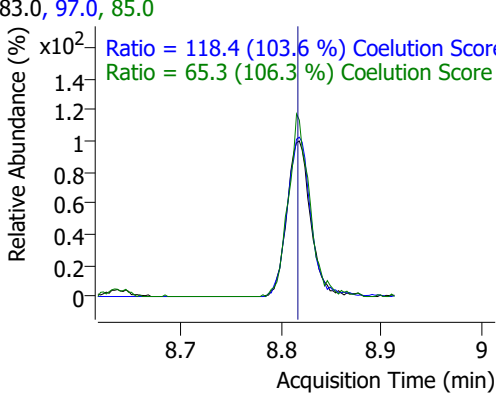
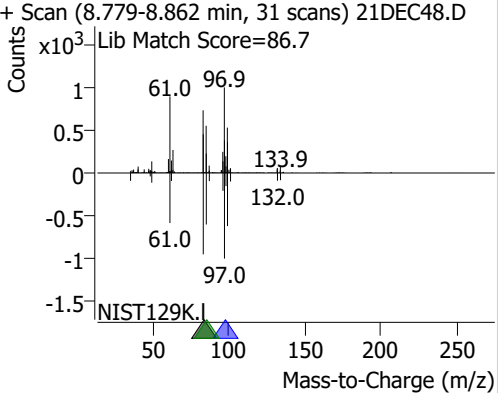
Compound	Conc.	RT	Dev(Min)	Resp.	QIon	QRatio	Lower	Upper
cis-1,3-Dichloropropene	122.1139	8.06	0.00	113655	39.0	53.1	24.3	84.3
					77.0	31.8	1.0	61.0



Compound	Conc.	RT	Dev(Min)	Resp.	QIon	QRatio	Lower	Upper
Toluene-d8	262.3740	8.32	0.00	711489	100.0	64.7	35.9	95.9
					99.0	9.6	0.0	39.5

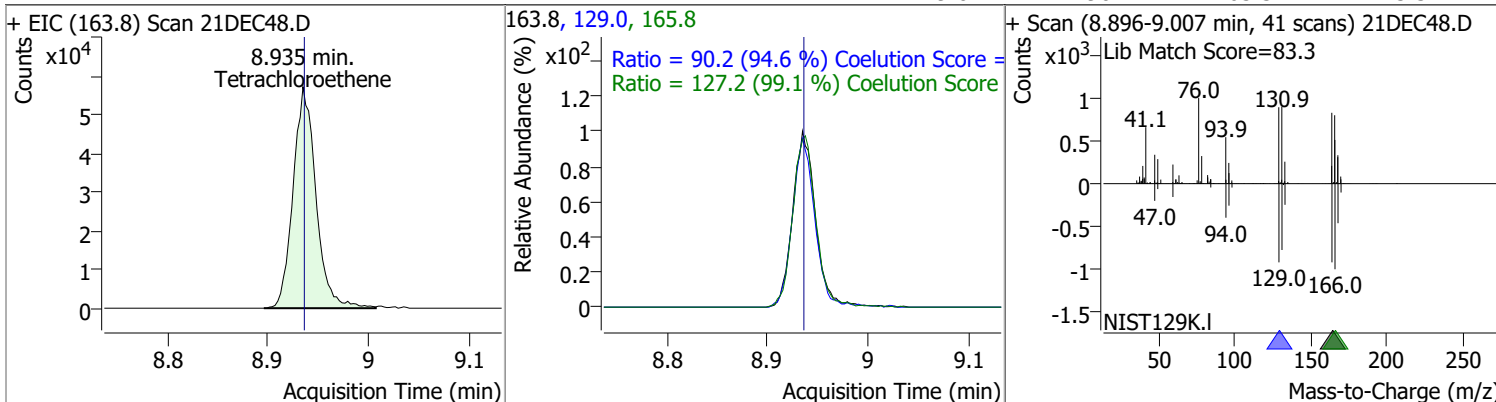


Quantitation Results Report (QT Reviewed)

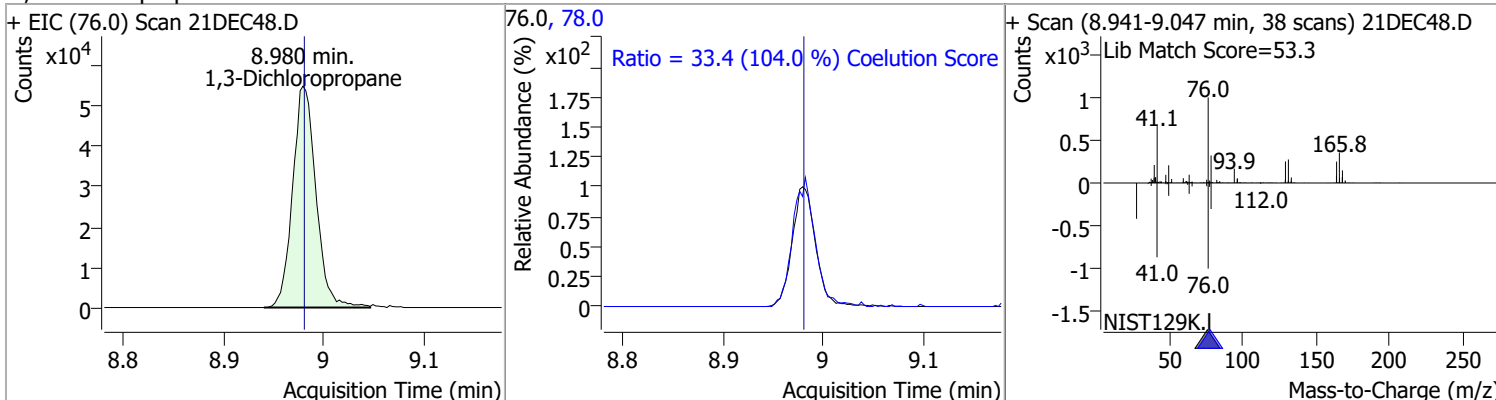
Compound	Conc.	RT	Dev(Min)	Resp.	QIon	QRatio	Lower	Upper
Toluene	127.6047	8.39	0.00	227497	91.0	177.8	144.3	204.3
+ EIC (92.0) Scan 21DEC48.D			92.0, 91.0			+ Scan (8.344-8.466 min, 45 scans) 21DEC48.D		
								
trans-1,3-Dichloropropene	133.9710	8.64	0.00	89214	39.0 77.0	51.2 31.2	22.1 2.0	82.1 62.0
+ EIC (75.0) Scan 21DEC48.D			75.0, 77.0, 39.0			+ Scan (8.600-8.723 min, 44 scans) 21DEC48.D		
								
1,1,2-Trichloroethane	123.4595	8.82	0.00	42824	97.0 85.0	118.4 65.3	84.3 31.5	144.3 91.5
+ EIC (83.0) Scan 21DEC48.D			83.0, 97.0, 85.0			+ Scan (8.779-8.862 min, 31 scans) 21DEC48.D		
								

Quantitation Results Report (QT Reviewed)

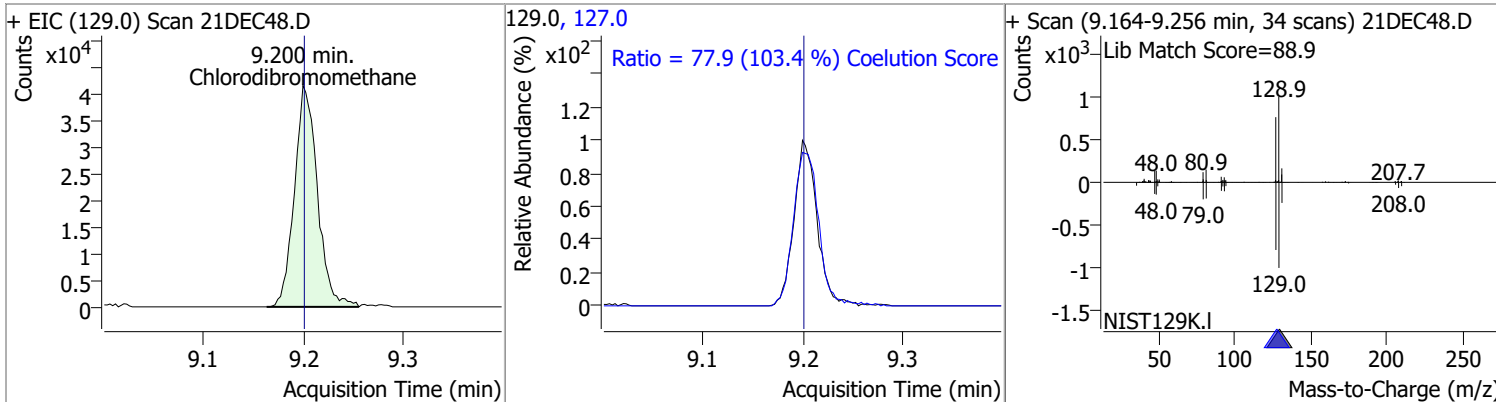
Compound	Conc.	RT	Dev(Min)	Resp.	QIon	QRatio	Lower	Upper
Tetrachloroethene	127.7804	8.93	0.00	90274	165.8	127.2	98.3	158.3
					129.0	90.2	65.3	125.3



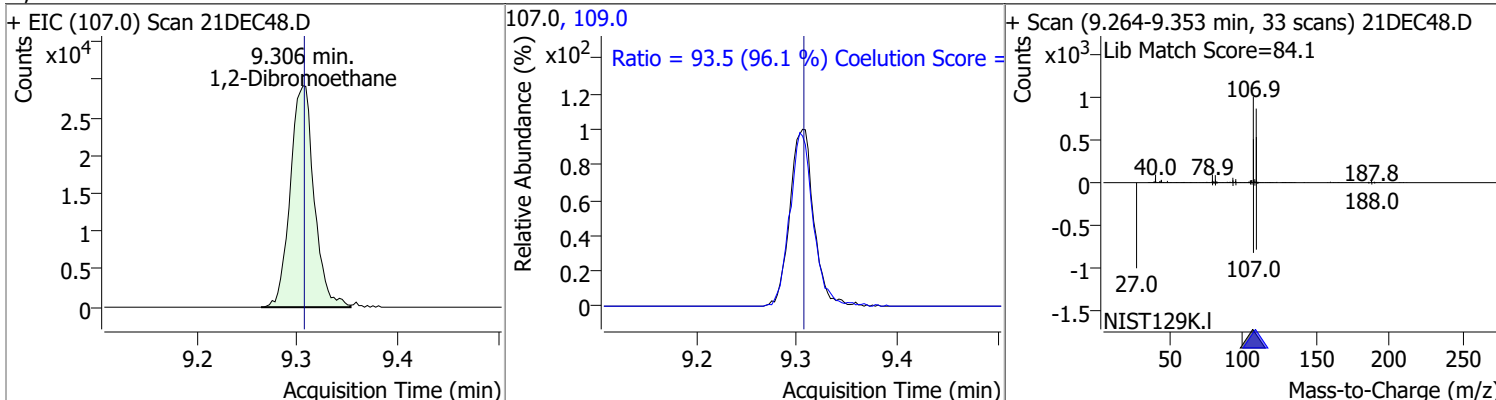
Compound	Conc.	RT	Dev(Min)	Resp.	QIon	QRatio	Lower	Upper
1,3-Dichloropropane	128.5804	8.98	0.00	88961	78.0	33.4	2.1	62.1



Compound	Conc.	RT	Dev(Min)	Resp.	QIon	QRatio	Lower	Upper
Chlorodibromomethane	126.2692	9.20	0.00	66117	127.0	77.9	45.3	105.3

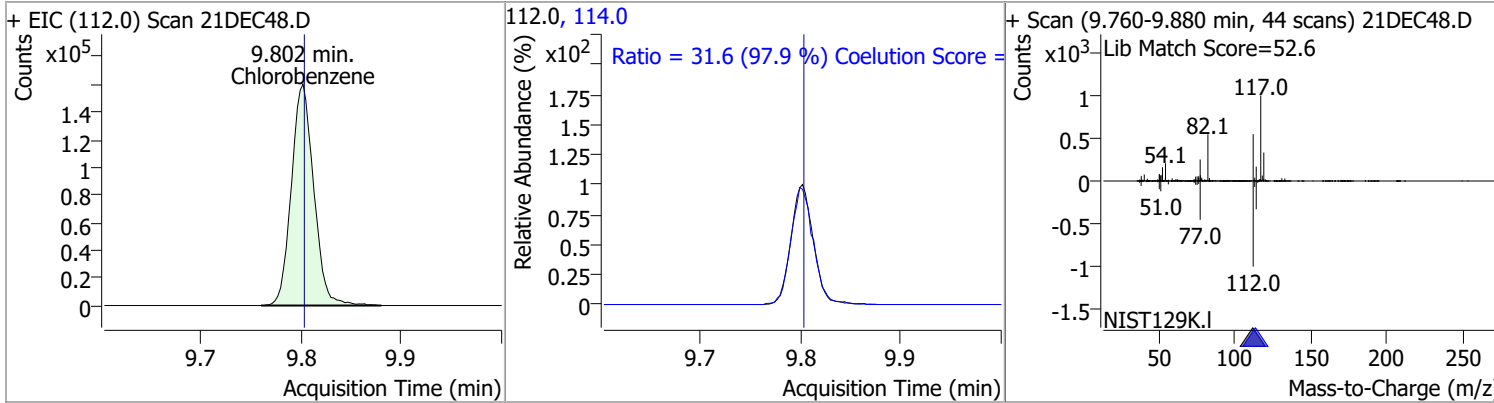


Compound	Conc.	RT	Dev(Min)	Resp.	QIon	QRatio	Lower	Upper
1,2-Dibromoethane	127.7527	9.31	0.00	48175	109.0	93.5	67.2	127.2

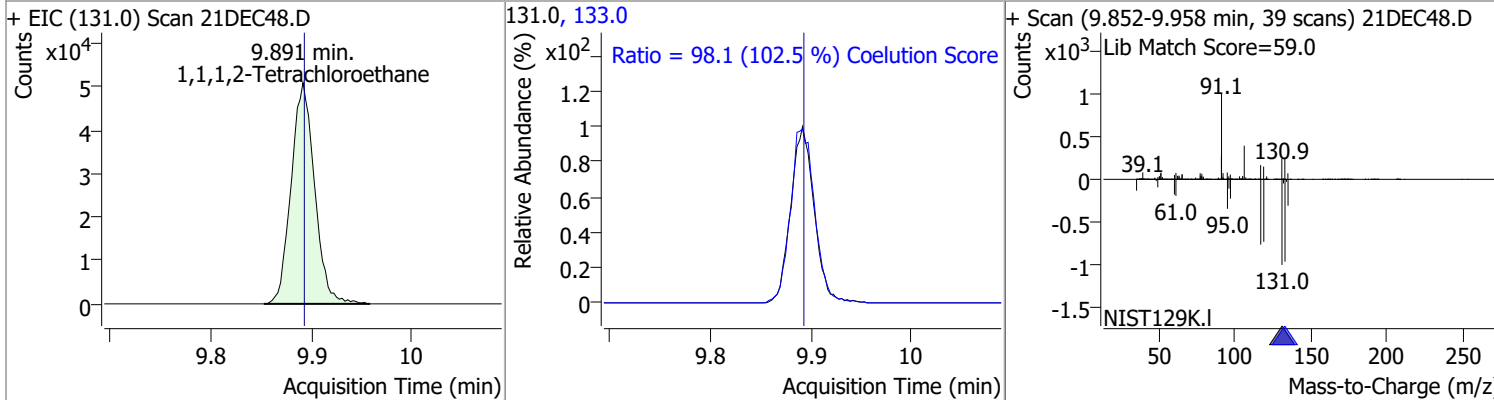


Quantitation Results Report (QT Reviewed)

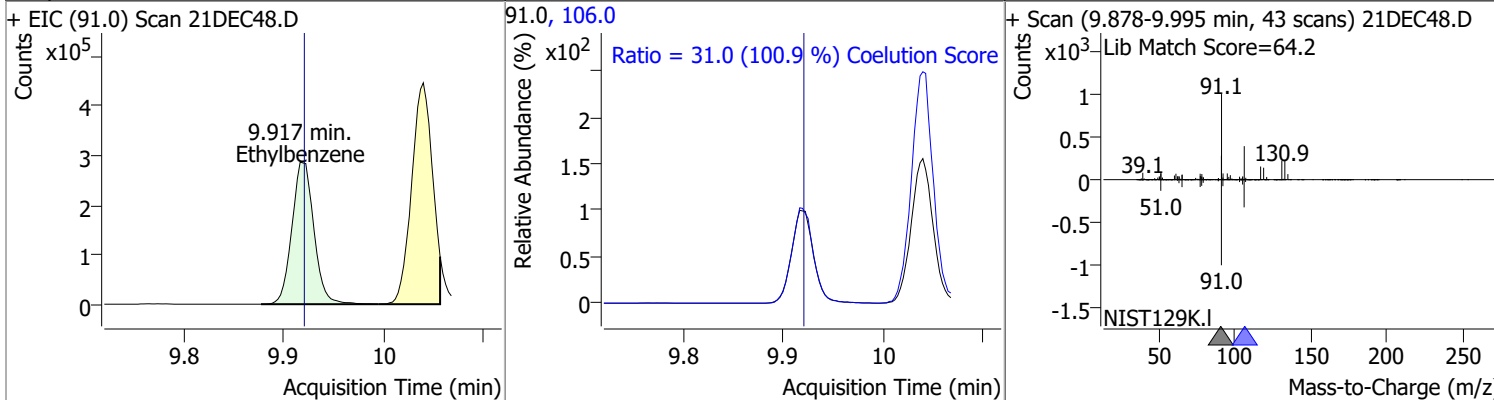
Compound	Conc.	RT	Dev(Min)	Resp.	QIon	QRatio	Lower	Upper
Chlorobenzene	128.9298	9.80	0.00	248138	114.0	31.6	2.3	62.3



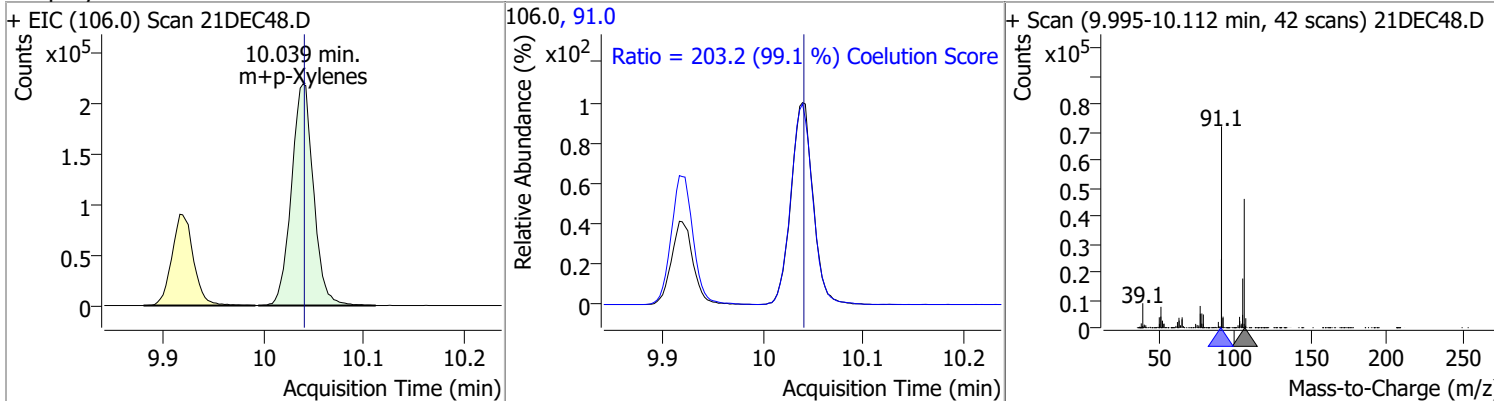
Compound	Conc.	RT	Dev(Min)	Resp.	QIon	QRatio	Lower	Upper
1,1,1,2-Tetrachloroethane	126.3222	9.89	0.00	82700	133.0	98.1	65.7	125.7



Compound	Conc.	RT	Dev(Min)	Resp.	QIon	QRatio	Lower	Upper
Ethylbenzene	127.2635	9.92	0.00	436123	106.0	31.0	0.7	60.7

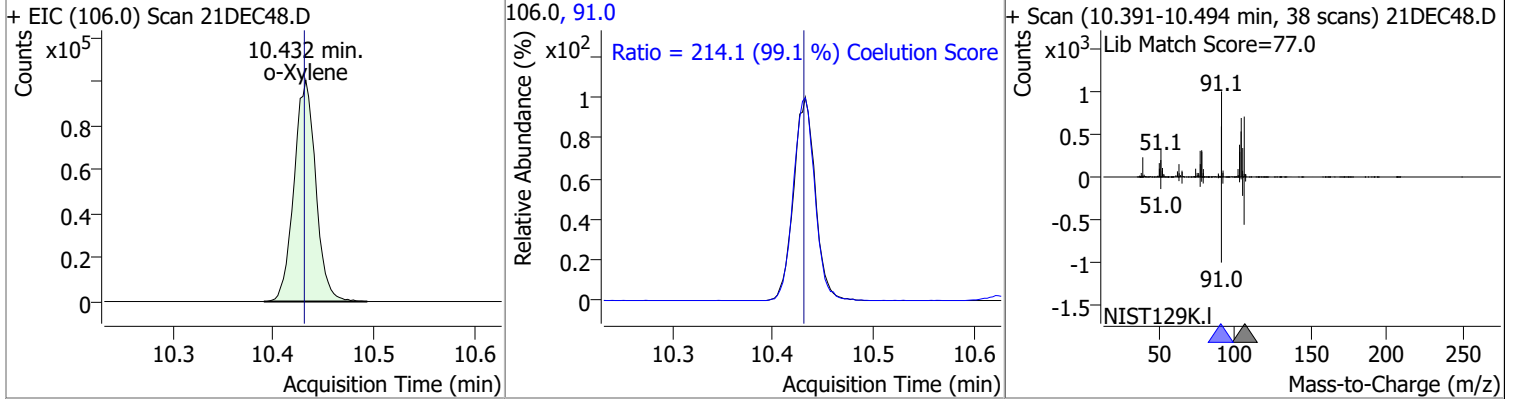


Compound	Conc.	RT	Dev(Min)	Resp.	QIon	QRatio	Lower	Upper
m+p-Xylenes	256.0684	10.04	0.00	334595	91.0	203.2	175.0	235.0

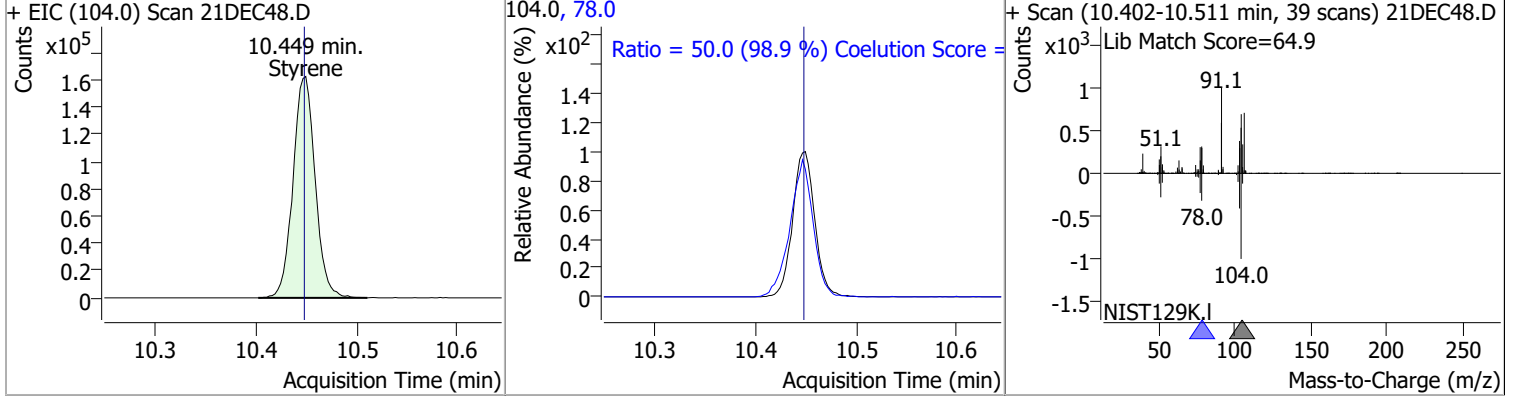


Quantitation Results Report (QT Reviewed)

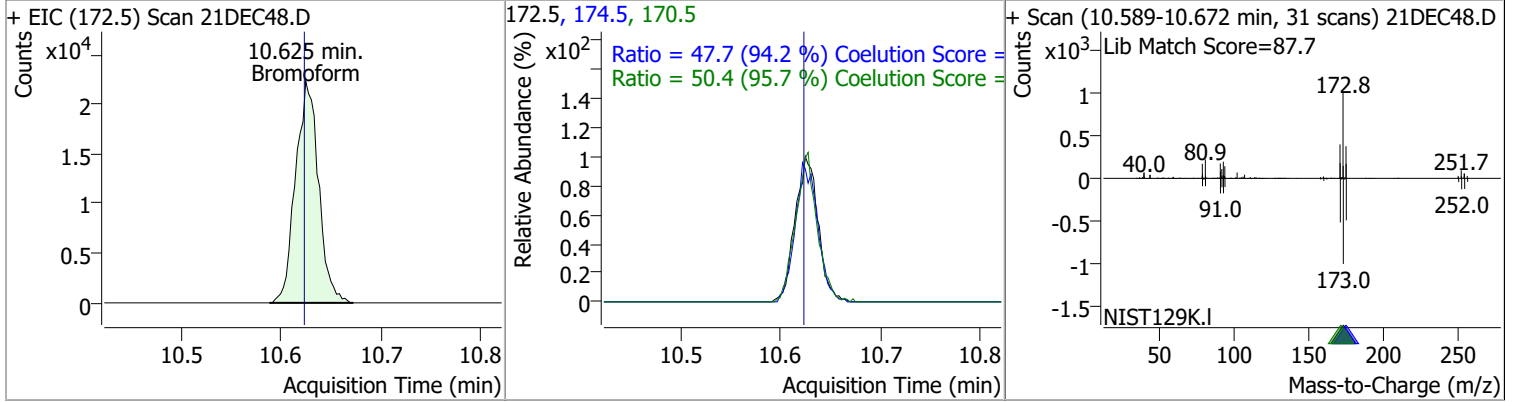
Compound	Conc.	RT	Dev(Min)	Resp.	QIon	QRatio	Lower	Upper
o-Xylene	132.8299	10.43	0.00	151448	91.0	214.1	186.1	246.1



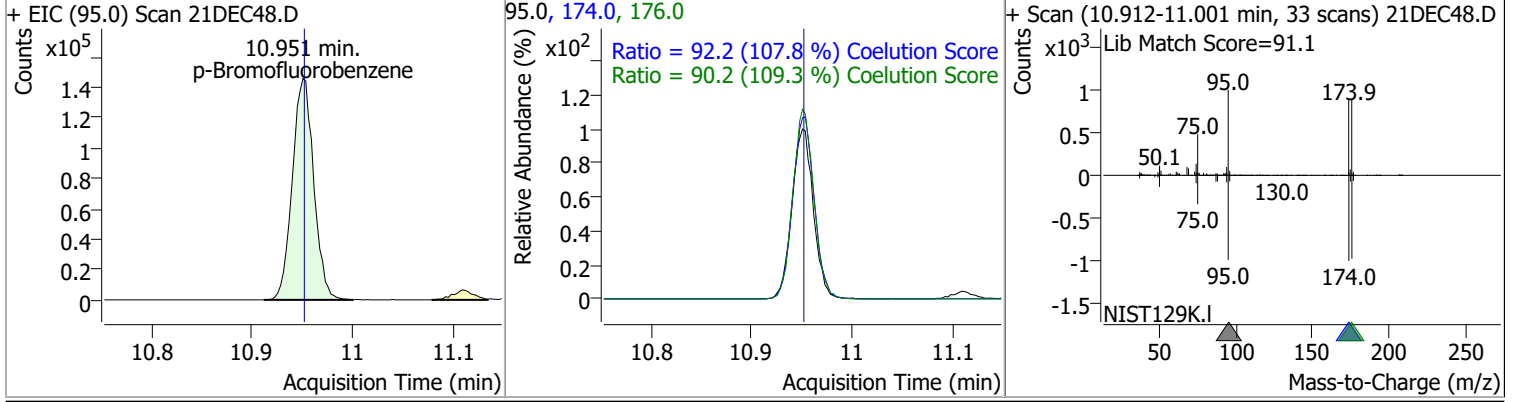
Compound	Conc.	RT	Dev(Min)	Resp.	QIon	QRatio	Lower	Upper
Styrene	134.1829	10.45	0.00	249152	78.0	50.0	20.6	80.6



Compound	Conc.	RT	Dev(Min)	Resp.	QIon	QRatio	Lower	Upper
Bromoform	128.5904	10.62	0.00	35458	170.5	50.4	22.7	82.7
					174.5	47.7	20.7	80.7

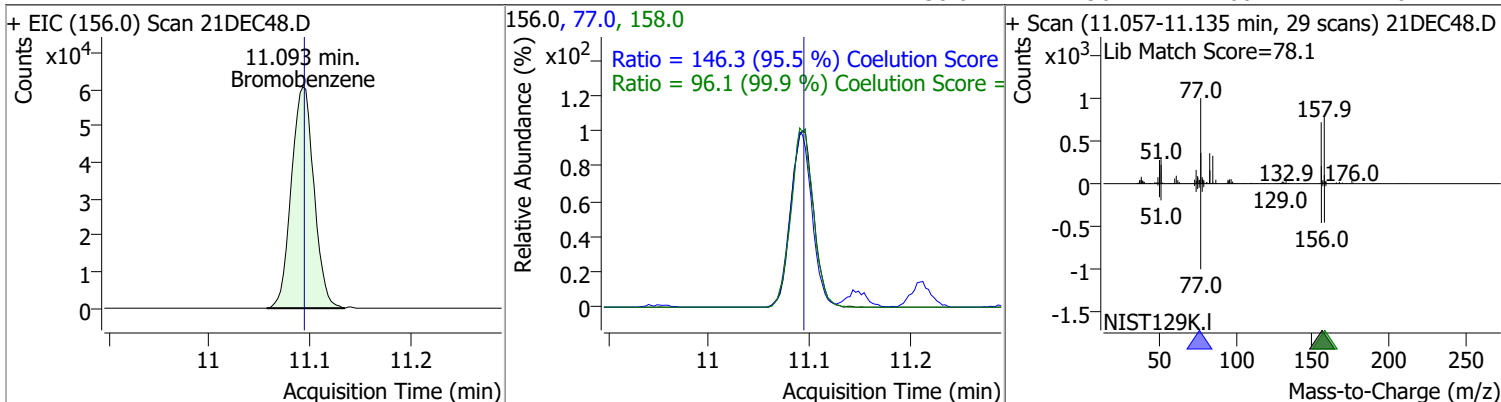


Compound	Conc.	RT	Dev(Min)	Resp.	QIon	QRatio	Lower	Upper
p-Bromofluorobenzene	257.0911	10.95	0.00	216094	174.0	92.2	55.5	115.5
					176.0	90.2	52.5	112.5

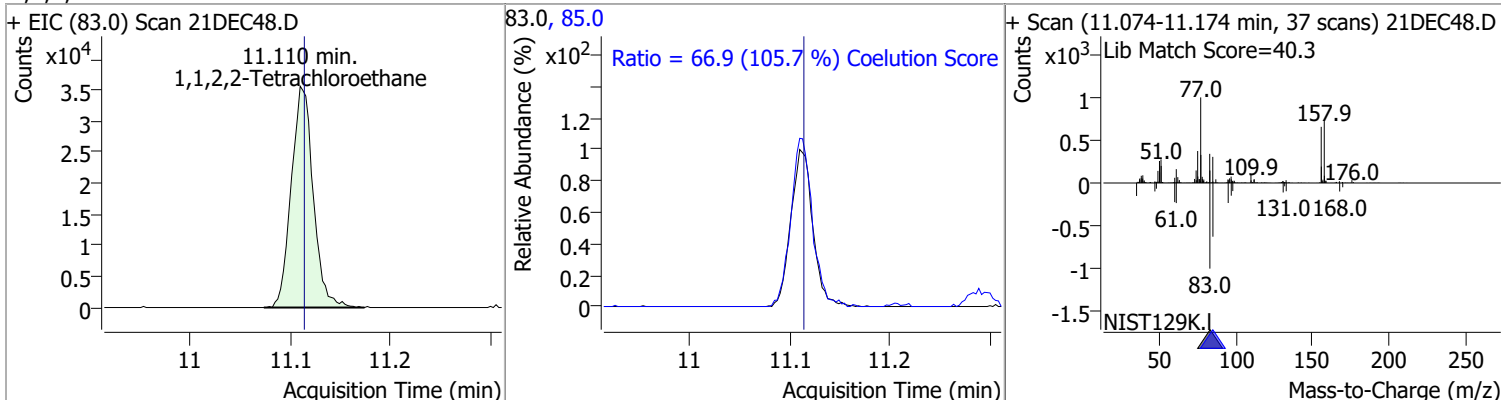


Quantitation Results Report (QT Reviewed)

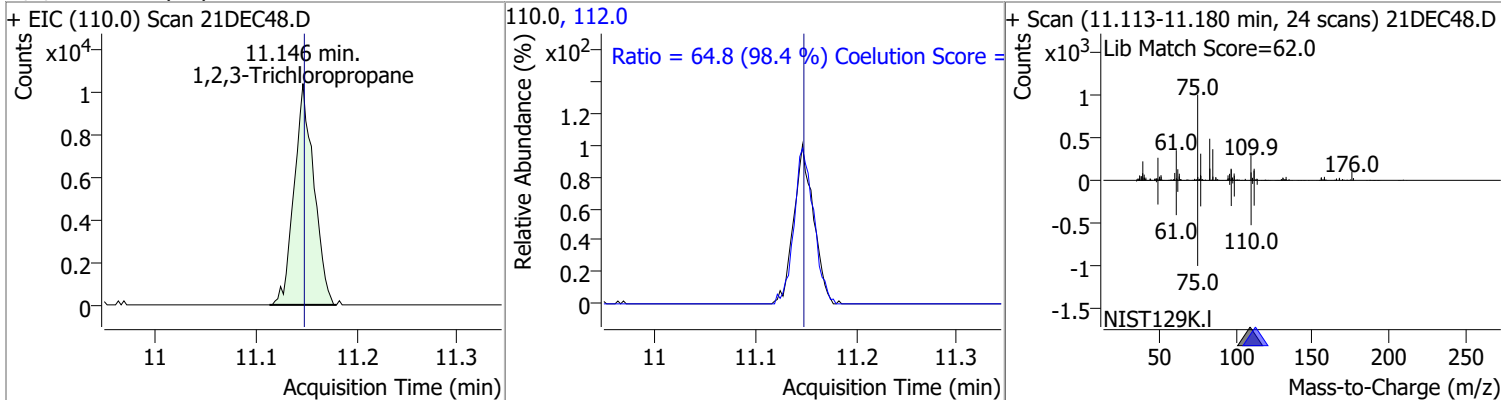
Compound	Conc.	RT	Dev(Min)	Resp.	QIon	QRatio	Lower	Upper
Bromobenzene	130.3620	11.09	0.00	94797	77.0	146.3	123.2	183.2
					158.0	96.1	66.2	126.2



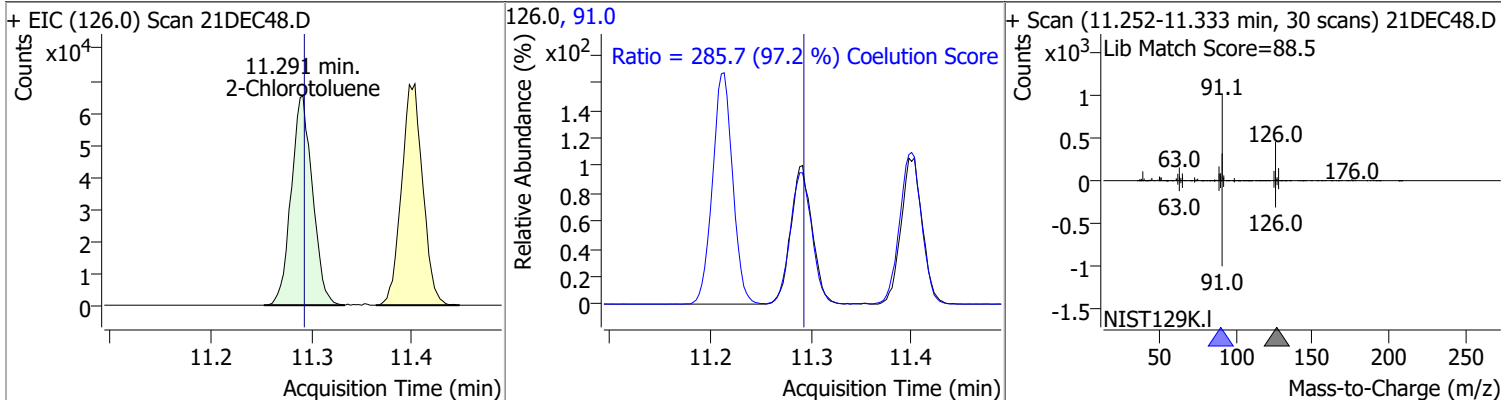
Compound	Conc.	RT	Dev(Min)	Resp.	QIon	QRatio	Lower	Upper
1,1,2,2-Tetrachloroethane	129.7994	11.11	0.00	54070	85.0	66.9	33.2	93.2
					83.0	105.7	40.3	-



Compound	Conc.	RT	Dev(Min)	Resp.	QIon	QRatio	Lower	Upper
1,2,3-Trichloropropane	129.1418	11.15	0.00	14173	112.0	64.8	35.8	95.8
					110.0	98.4	62.0	-

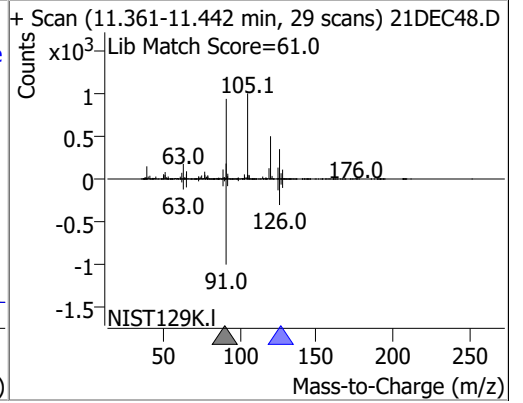
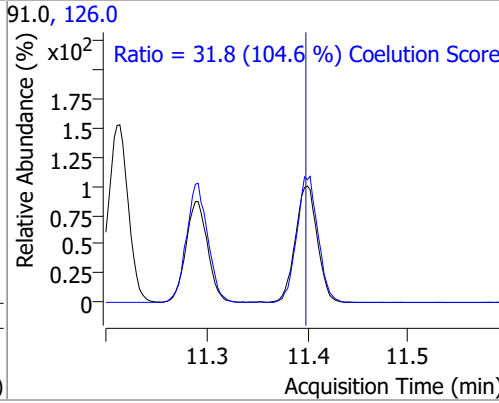
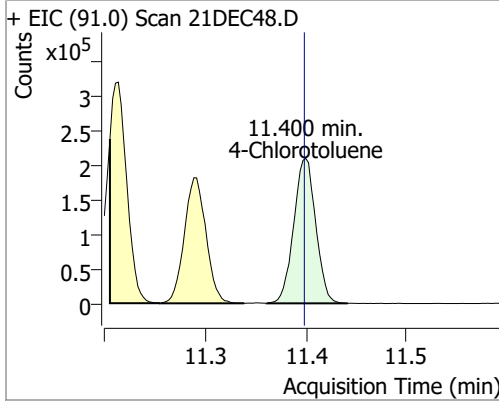


Compound	Conc.	RT	Dev(Min)	Resp.	QIon	QRatio	Lower	Upper
2-Chlorotoluene	127.8573	11.29	0.00	96144	91.0	285.7	264.1	324.1
					126.0	97.2	88.5	-

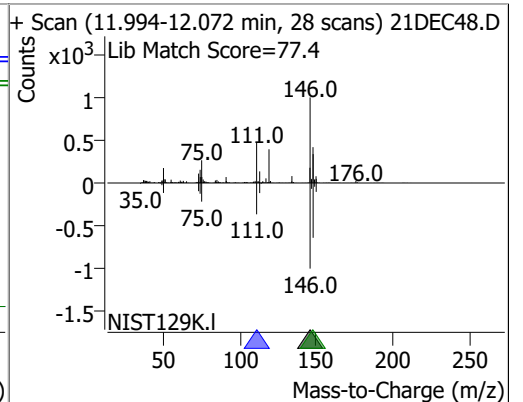
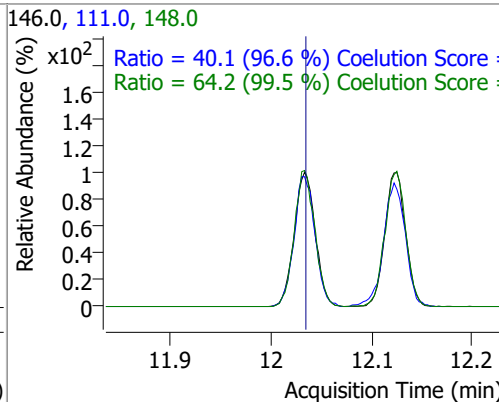
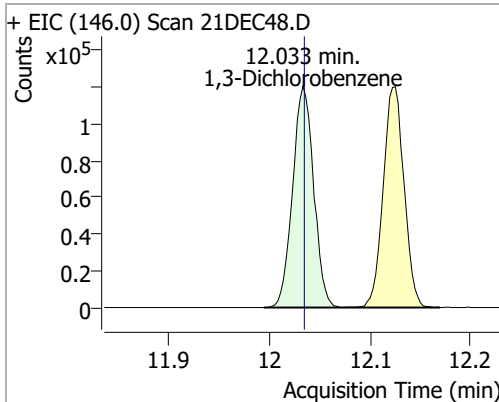


Quantitation Results Report (QT Reviewed)

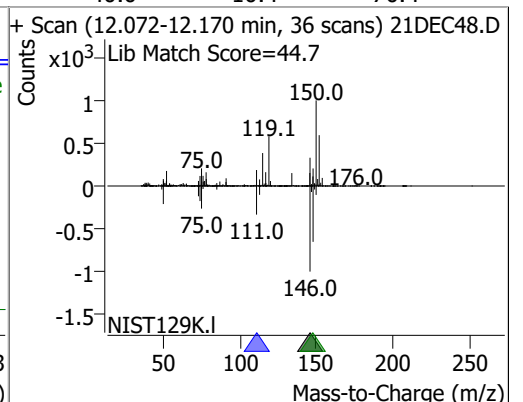
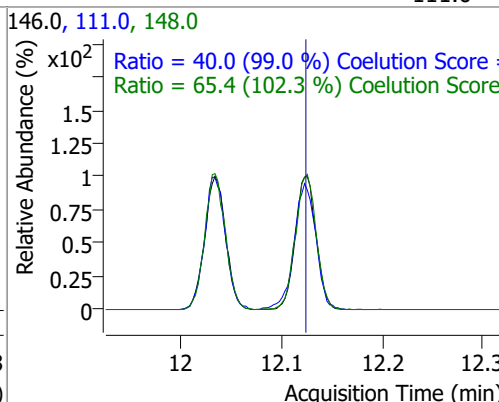
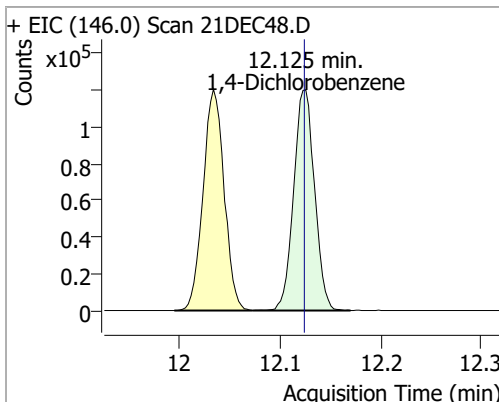
Compound	Conc.	RT	Dev(Min)	Resp.	QIon	QRatio	Lower	Upper
4-Chlorotoluene	131.5996	11.40	0.00	319646	126.0	31.8	0.4	60.4



Compound	Conc.	RT	Dev(Min)	Resp.	QIon	QRatio	Lower	Upper
1,3-Dichlorobenzene	131.6609	12.03	0.00	175030	148.0	64.2	34.5	94.5
					111.0	40.1	11.5	71.5

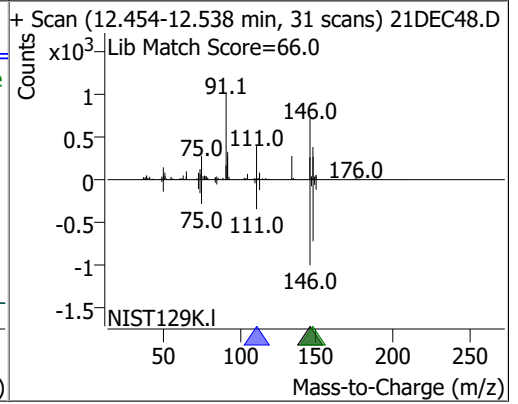
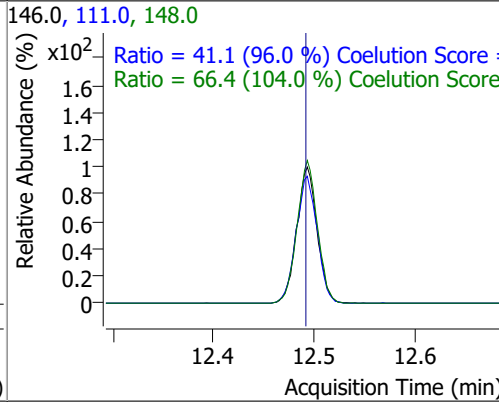
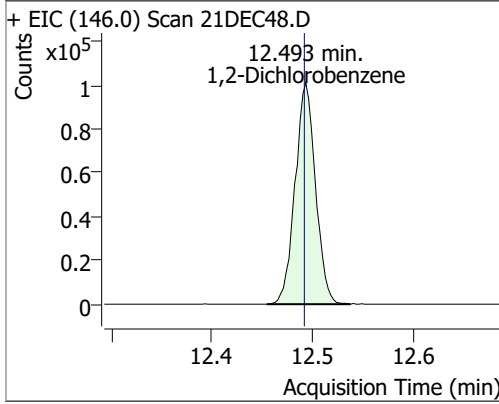


Compound	Conc.	RT	Dev(Min)	Resp.	QIon	QRatio	Lower	Upper
1,4-Dichlorobenzene	126.2057	12.13	0.00	173327	148.0	65.4	34.0	94.0
					111.0	40.0	10.4	70.4



Quantitation Results Report (QT Reviewed)

Compound	Conc.	RT	Dev(Min)	Resp.	QIon	QRatio	Lower	Upper
1,2-Dichlorobenzene	126.8660	12.49	0.00	142731	148.0	66.4	33.8	93.8
					111.0	41.1	12.8	72.8



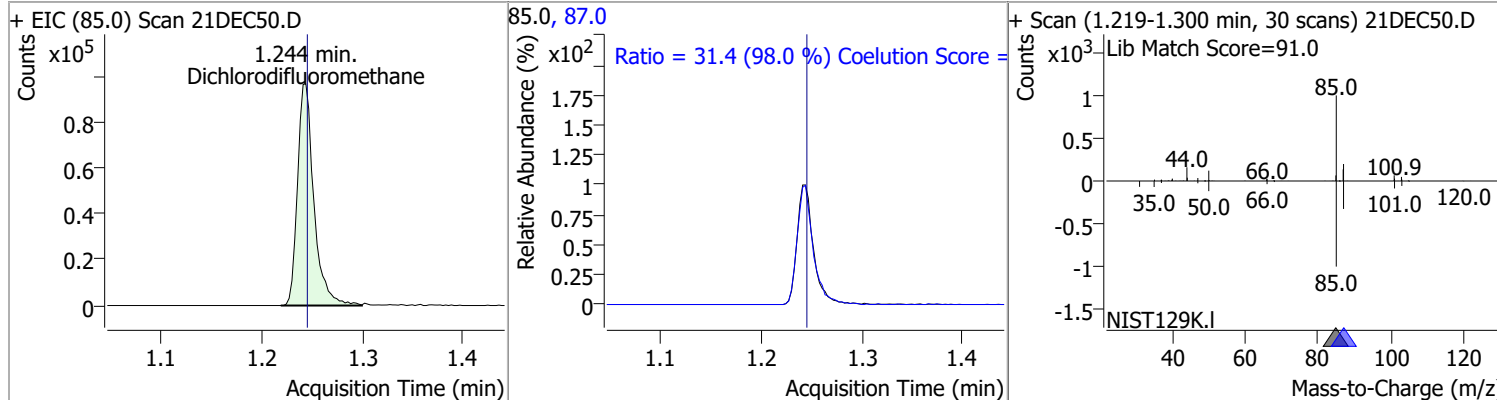
Quantitation Results Report (QT Reviewed)

Compound	RT	QIon	Resp.	Conc.	Units	Dev(Min)
T 1,1,1-Trichloroethane	5.831	97.0	159533	120.7330	ng	97
T Carbon tetrachloride	6.026	117.0	155534	119.9610	ng	100
T 1,1-Dichloropropene	6.040	75.0	140863	120.9456	ng	99
T Benzene	6.280	78.0	361076	122.5796	ng	100
T 1,2-Dichloroethane	6.322	62.0	90330	117.3252	ng	98
T Trichloroethene	7.025	95.0	103052	120.1617	ng	98
T 1,2-Dichloropropane	7.267	63.0	88185	122.0506	ng	100
T Dibromomethane	7.396	93.0	35997	121.3622	ng	97
T Bromodichloromethane	7.585	83.0	100987	120.1954	ng	98
T cis-1,3-Dichloropropene	8.059	75.0	115008	123.2437	ng	98
T Toluene	8.386	92.0	225461	126.1312	ng	99
T trans-1,3-Dichloropropene	8.637	75.0	82278	123.2314	ng	97
T 1,1,2-Trichloroethane	8.815	83.0	42132	121.1461	ng	98
T Tetrachloroethene	8.935	163.8	88985	125.6257	ng	99
T 1,3-Dichloropropane	8.980	76.0	84630	121.9999	ng	98
T Chlorodibromomethane	9.203	129.0	63831	121.5839	ng	97
T 1,2-Dibromoethane	9.306	107.0	46528	123.0617	ng	96
T Chlorobenzene	9.802	112.0	240103	124.4279	ng	99
T 1,1,1,2-Tetrachloroethane	9.891	131.0	81140	123.6144	ng	100
T Ethylbenzene	9.919	91.0	427634	124.4593	ng	100
T m+p-Xylenes	10.039	106.0	334761	255.5238	ng	99
T o-Xylene	10.430	106.0	149063	130.3954	ng	98
T Styrene	10.446	104.0	241375	129.6538	ng	99
T Bromoform	10.625	172.5	32370	114.9376	ng	98
T Bromobenzene	11.093	156.0	91242	122.8503	ng	95
T 1,1,2,2-Tetrachloroethane	11.107	83.0	52199	122.6885	ng	98
T 1,2,3-Trichloropropane	11.149	110.0	13108	116.9410	ng	100
T 2-Chlorotoluene	11.289	126.0	91093	118.6079	ng	98
T 4-Chlorotoluene	11.400	91.0	311372	125.5133	ng	100
T 1,3-Dichlorobenzene	12.033	146.0	162065	119.3600	ng	99
T 1,4-Dichlorobenzene	12.122	146.0	165341	117.8741	ng	99
T 1,2-Dichlorobenzene	12.493	146.0	136444	118.7426	ng	98

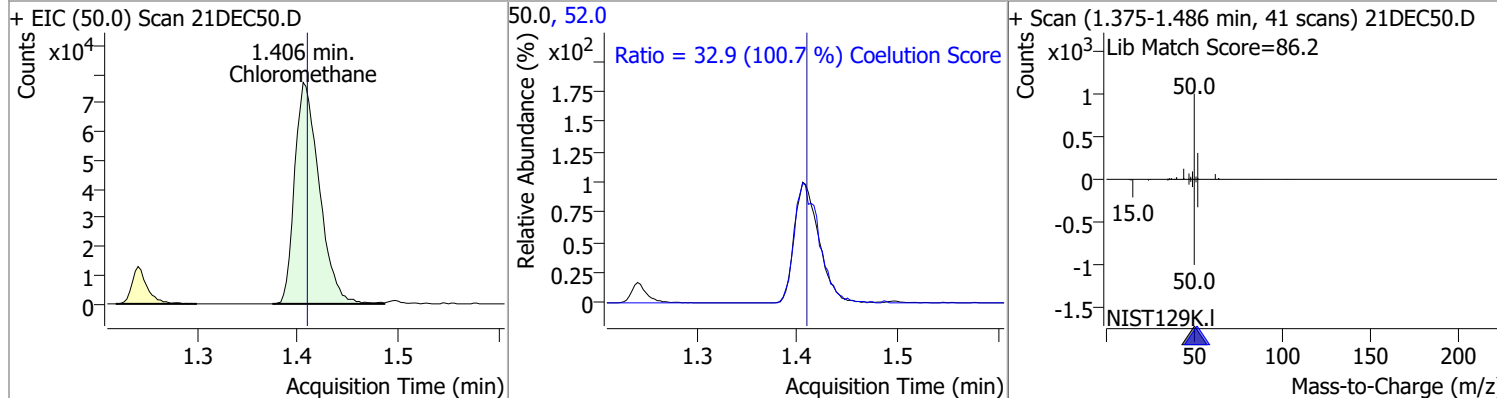
(#) = Qualifier Out of Range; (m) = Manual Integration; (+) = Area Summed; (*) = Surrogate Percent Recovery Out of Range; (d): Zeroed Peak

Quantitation Results Report (QT Reviewed)

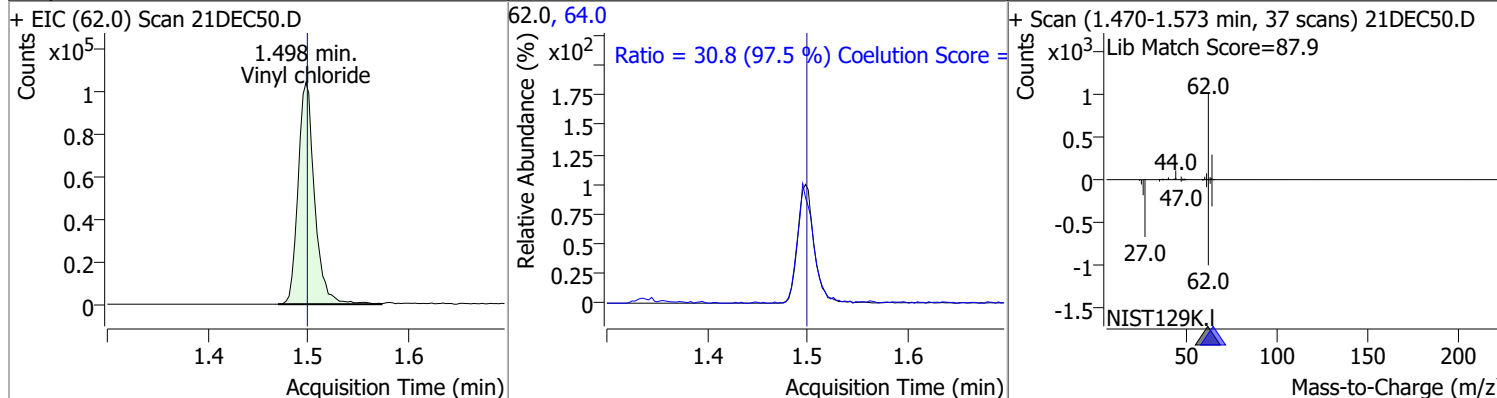
Compound	Conc.	RT	Dev(Min)	Resp.	QIon	QRatio	Lower	Upper
Dichlorodifluoromethane	105.6939	1.24	0.00	109418	87.0	31.4	2.0	62.0



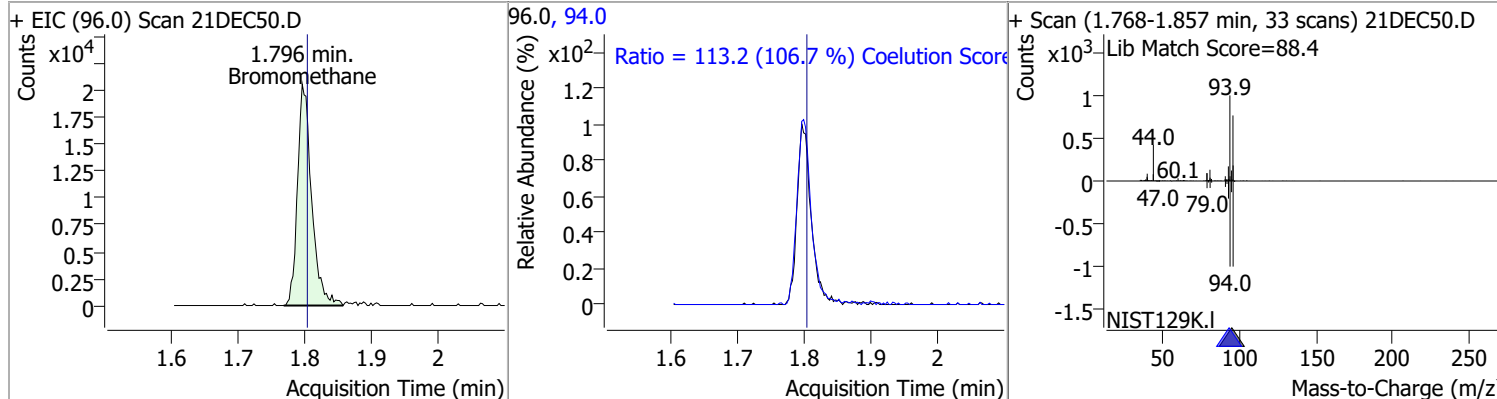
Compound	Conc.	RT	Dev(Min)	Resp.	QIon	QRatio	Lower	Upper
Chloromethane	111.8680	1.41	0.00	131861	52.0	32.9	2.7	62.7



Compound	Conc.	RT	Dev(Min)	Resp.	QIon	QRatio	Lower	Upper
Vinyl chloride	107.6022	1.50	0.00	119326	64.0	30.8	1.6	61.6

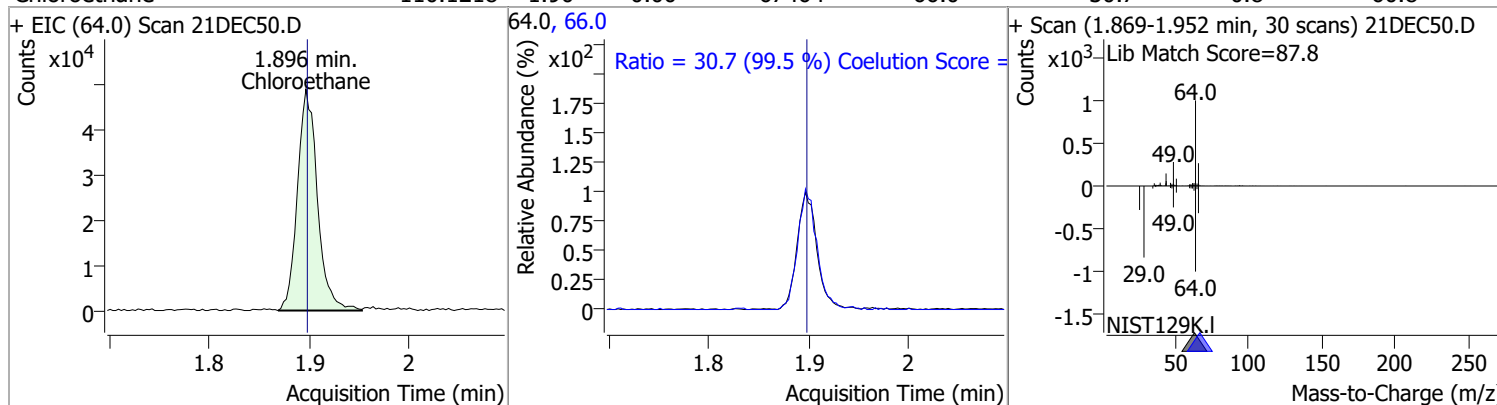


Compound	Conc.	RT	Dev(Min)	Resp.	QIon	QRatio	Lower	Upper
Bromomethane	72.0737	1.80	-0.01	30322	94.0	113.2	76.0	136.0

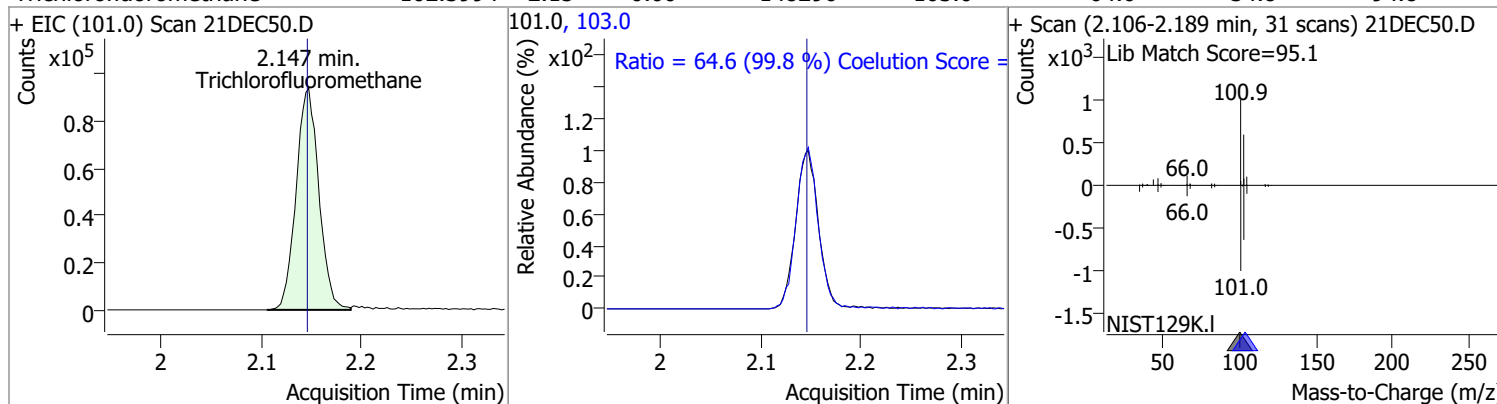


Quantitation Results Report (QT Reviewed)

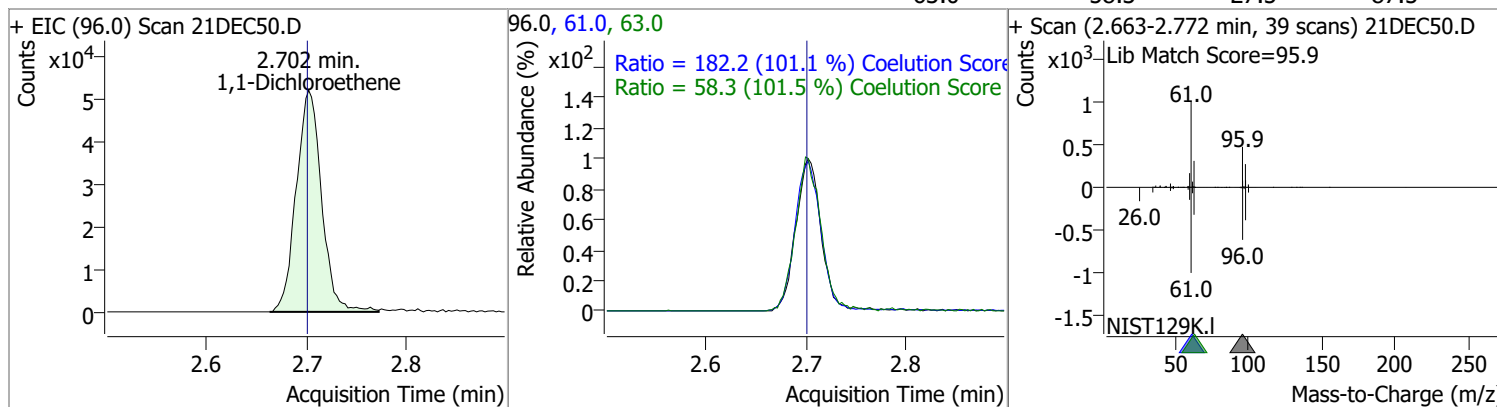
Compound	Conc.	RT	Dev(Min)	Resp.	QIon	QRatio	Lower	Upper
Chloroethane	110.1218	1.90	0.00	67464	66.0	30.7	0.8	60.8



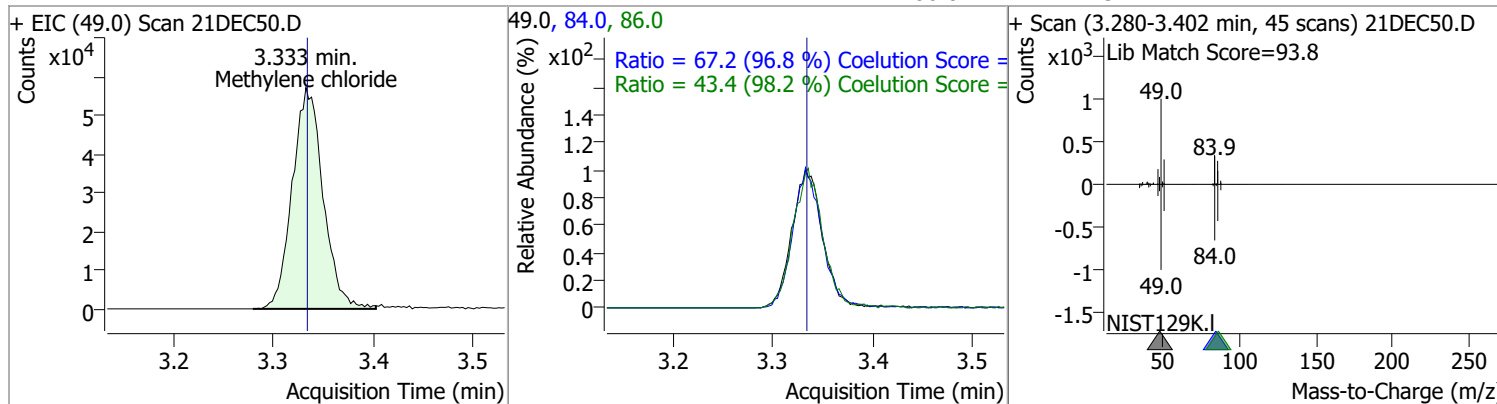
Compound	Conc.	RT	Dev(Min)	Resp.	QIon	QRatio	Lower	Upper
Trichlorofluoromethane	102.3994	2.15	0.00	148296	103.0	64.6	34.8	94.8



Compound	Conc.	RT	Dev(Min)	Resp.	QIon	QRatio	Lower	Upper
1,1-Dichloroethene	121.5402	2.70	0.00	91086	61.0	182.2	150.1	210.1
					63.0	58.3	27.5	87.5

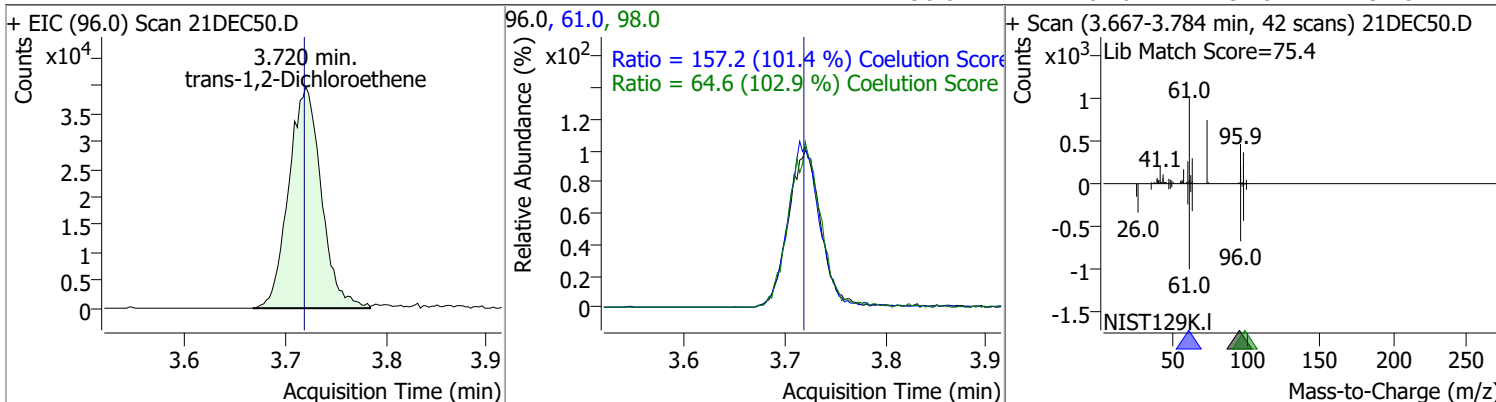


Compound	Conc.	RT	Dev(Min)	Resp.	QIon	QRatio	Lower	Upper
Methylene chloride	114.9261	3.33	0.00	121942	84.0	67.2	39.4	99.4
					86.0	43.4	14.1	74.1

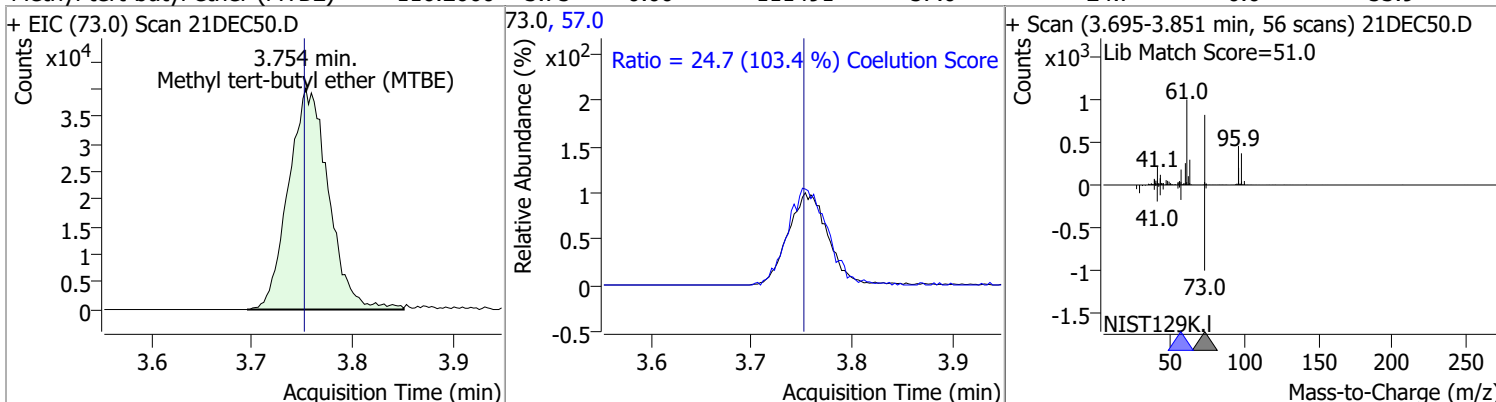


Quantitation Results Report (QT Reviewed)

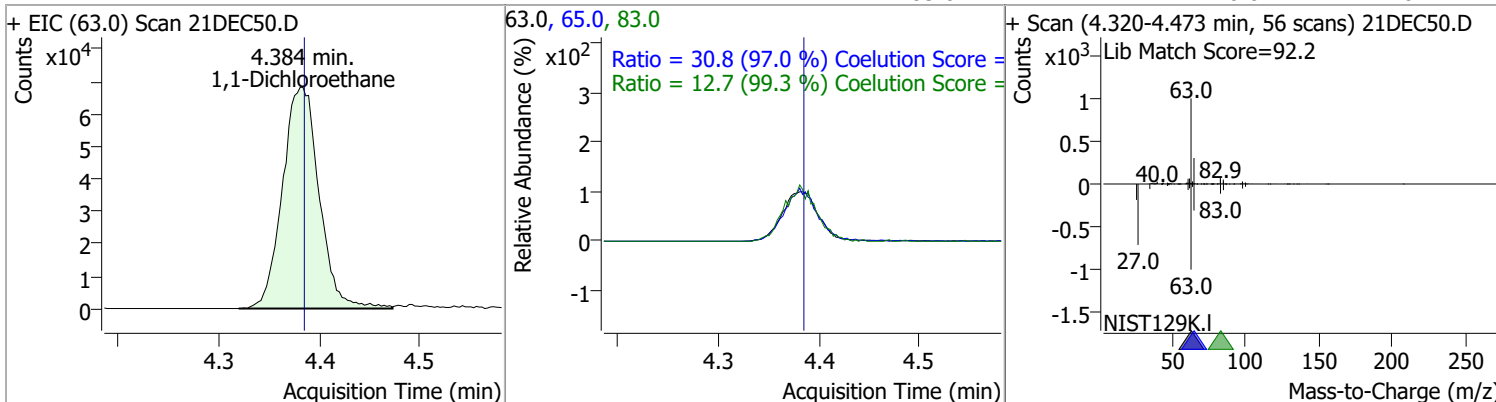
Compound	Conc.	RT	Dev(Min)	Resp.	QIon	QRatio	Lower	Upper
trans-1,2-Dichloroethene	120.0137	3.72	0.00	89858	61.0	157.2	125.1	185.1
					98.0	64.6	32.8	92.8



Compound	Conc.	RT	Dev(Min)	Resp.	QIon	QRatio	Lower	Upper
Methyl tert-butyl ether (MTBE)	116.2660	3.75	0.00	111491	57.0	24.7	0.0	53.9

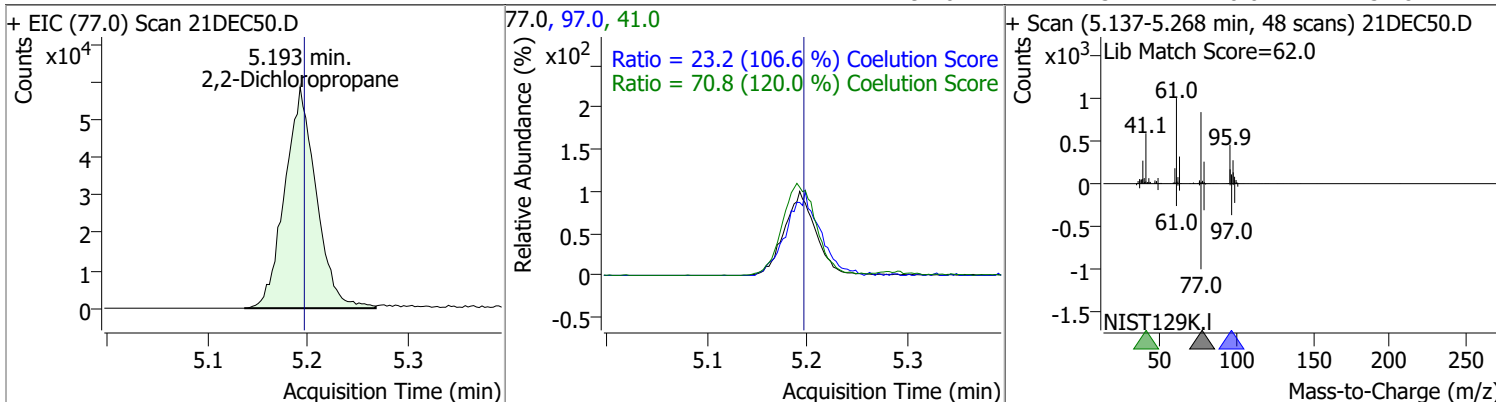


Compound	Conc.	RT	Dev(Min)	Resp.	QIon	QRatio	Lower	Upper
1,1-Dichloroethane	122.1094	4.38	0.00	173324	65.0	30.8	1.7	61.7
					83.0	12.7	0.0	42.8

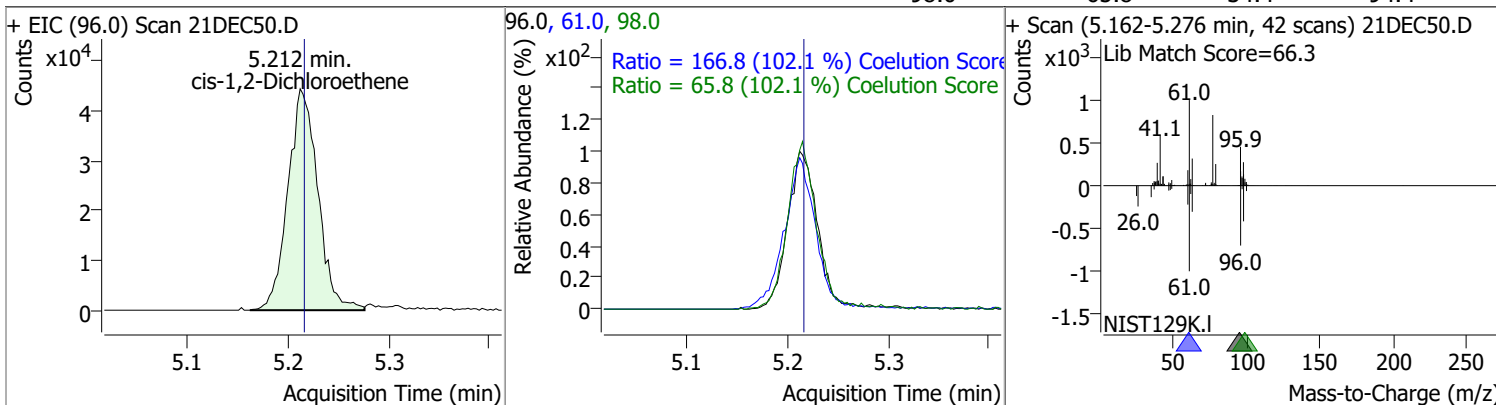


Quantitation Results Report (QT Reviewed)

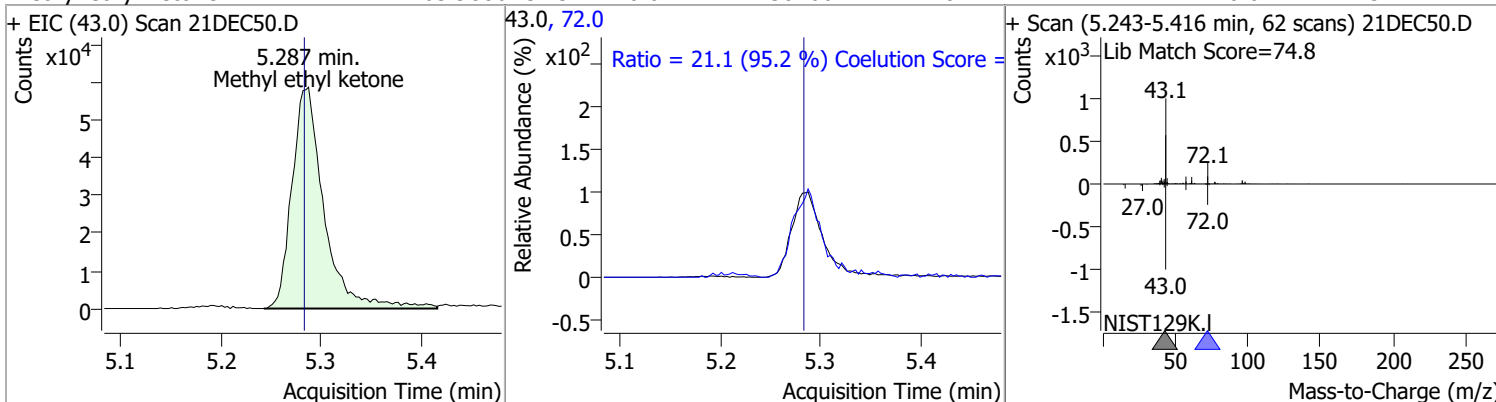
Compound	Conc.	RT	Dev(Min)	Resp.	QIon	QRatio	Lower	Upper
2,2-Dichloropropane	122.8008	5.19	0.00	127620	41.0	70.8	29.0	89.0
					97.0	23.2	0.0	51.8



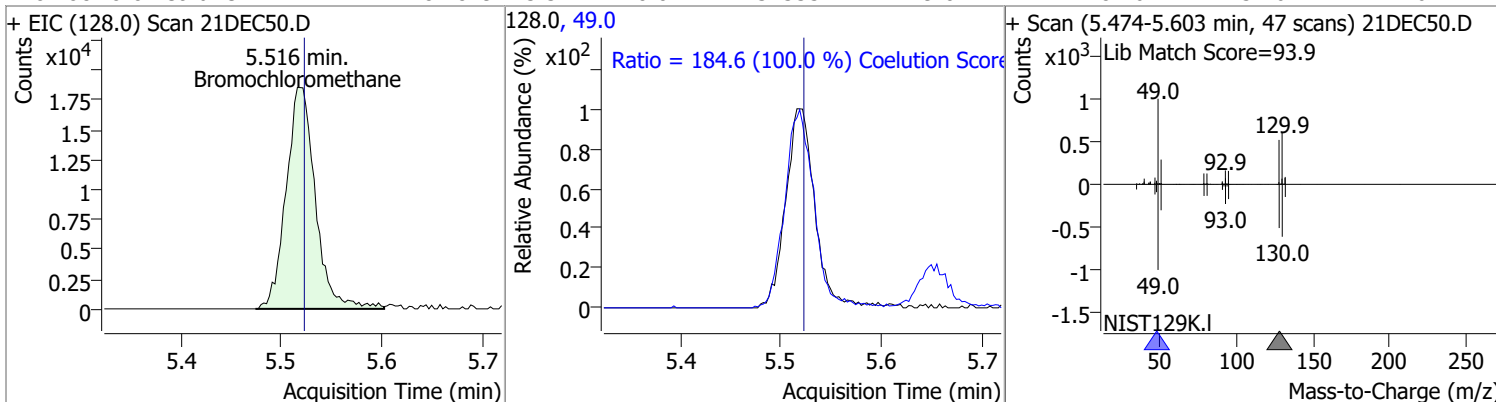
Compound	Conc.	RT	Dev(Min)	Resp.	QIon	QRatio	Lower	Upper
cis-1,2-Dichloroethene	118.8339	5.21	0.00	92267	61.0	166.8	133.3	193.3
					98.0	65.8	34.4	94.4



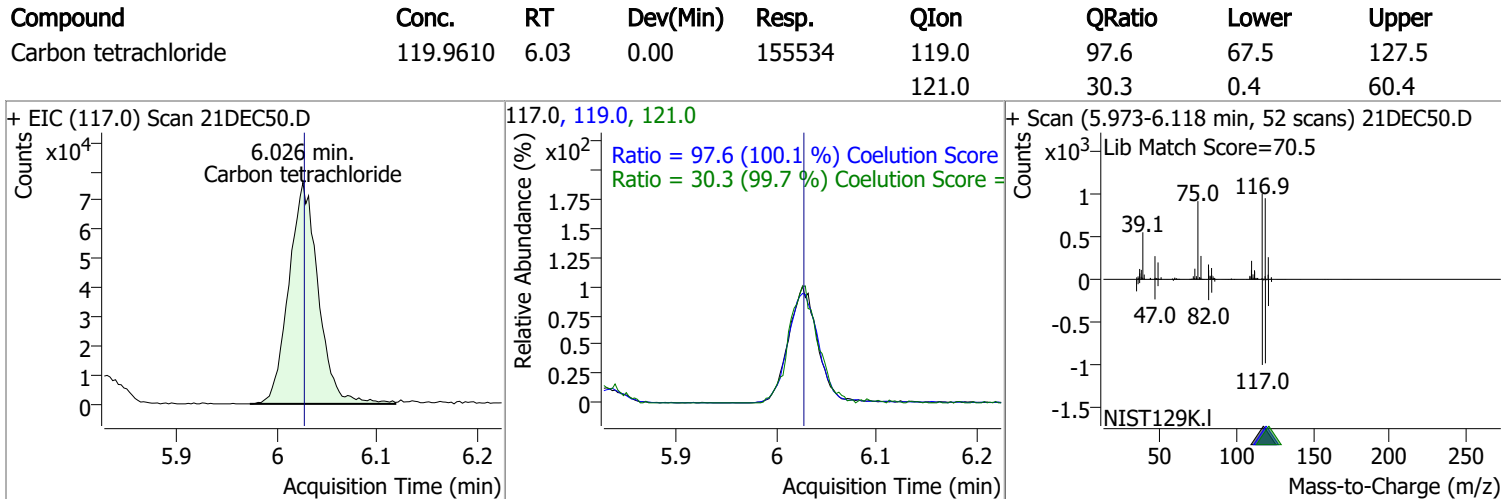
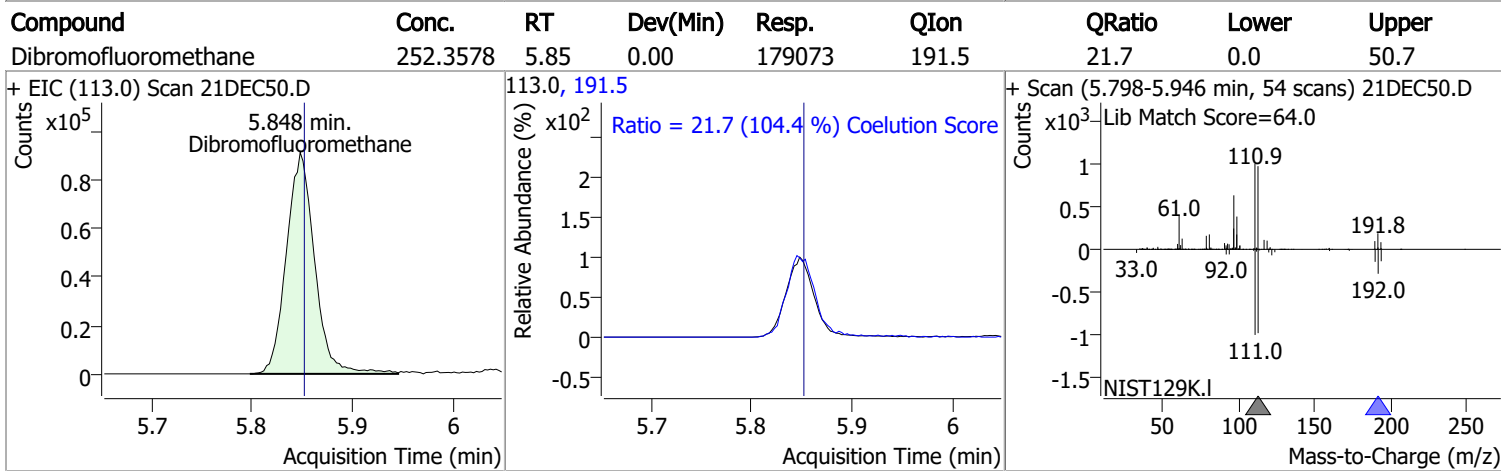
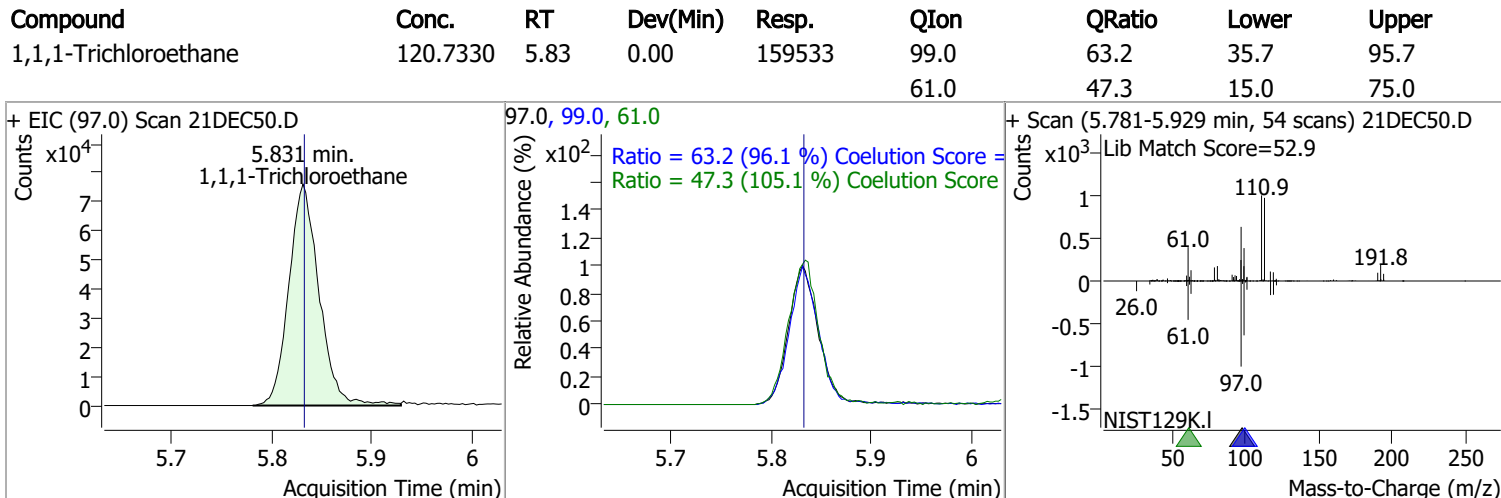
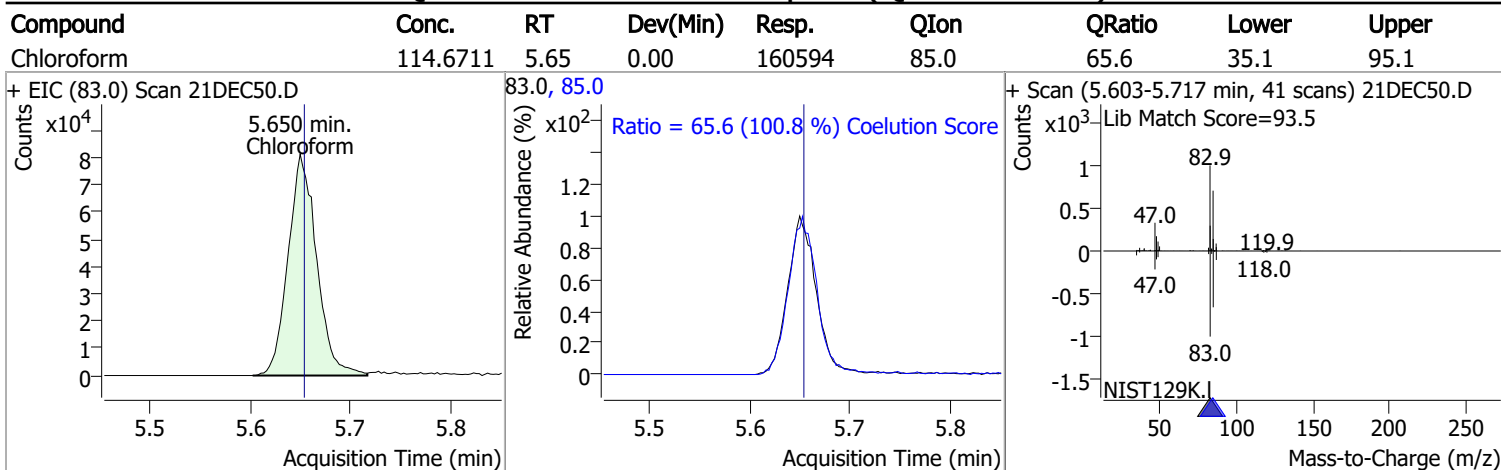
Compound	Conc.	RT	Dev(Min)	Resp.	QIon	QRatio	Lower	Upper
Methyl ethyl ketone	1263.9886	5.29	0.01	130466	72.0	21.1	0.0	52.2



Compound	Conc.	RT	Dev(Min)	Resp.	QIon	QRatio	Lower	Upper
Bromochloromethane	128.4849	5.52	-0.01	37555	49.0	184.6	154.6	214.6

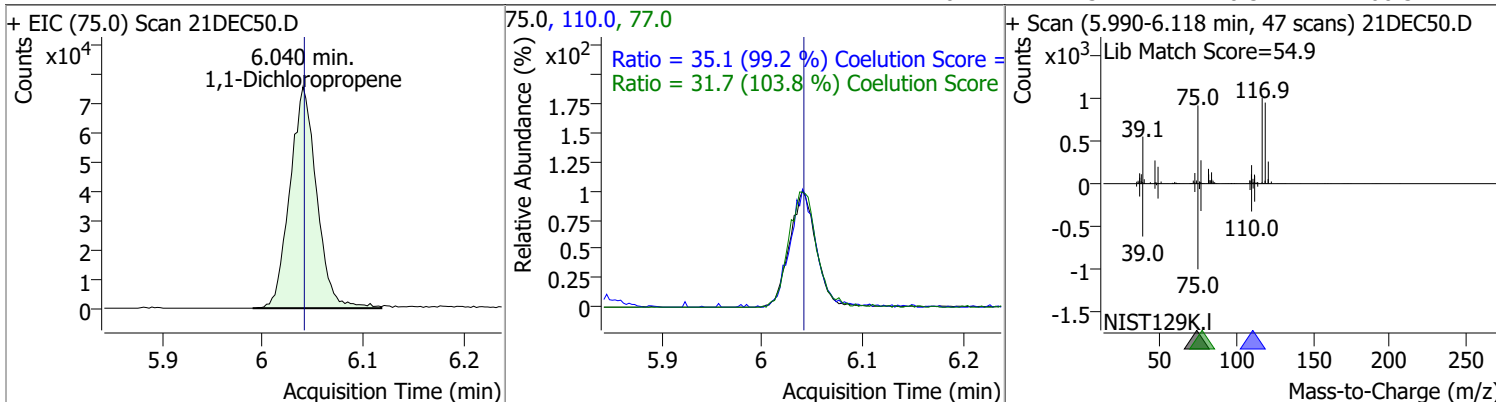


Quantitation Results Report (QT Reviewed)

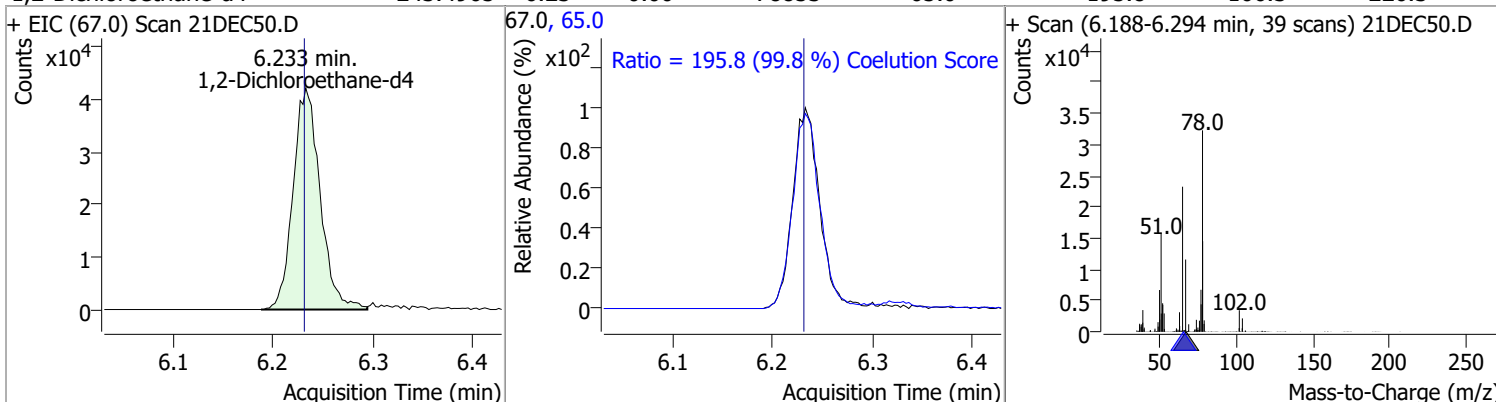


Quantitation Results Report (QT Reviewed)

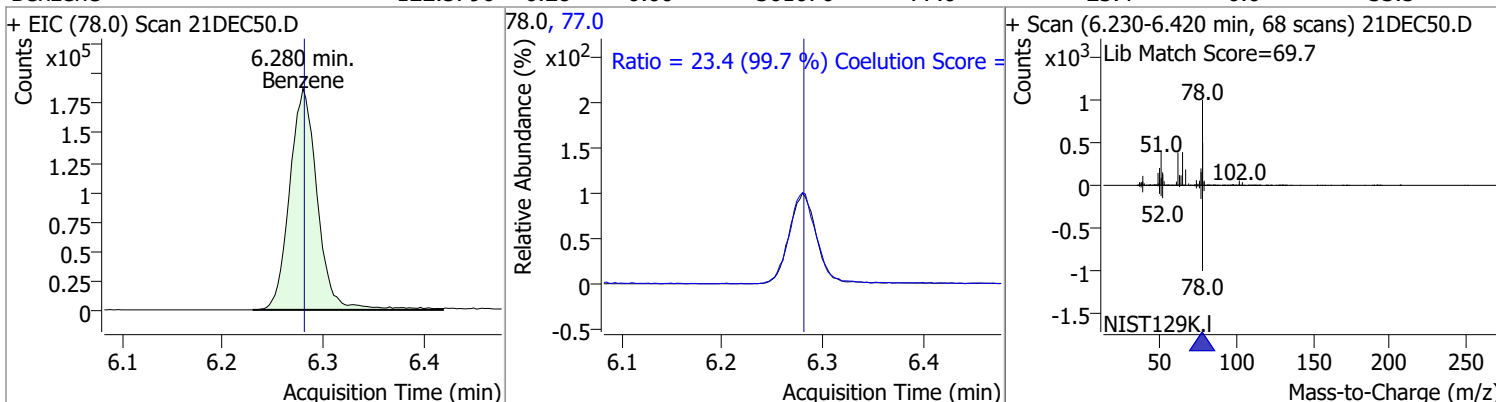
Compound	Conc.	RT	Dev(Min)	Resp.	QIon	QRatio	Lower	Upper
1,1-Dichloropropene	120.9456	6.04	0.00	140863	110.0	35.1	5.4	65.4
					77.0	31.7	0.5	60.5



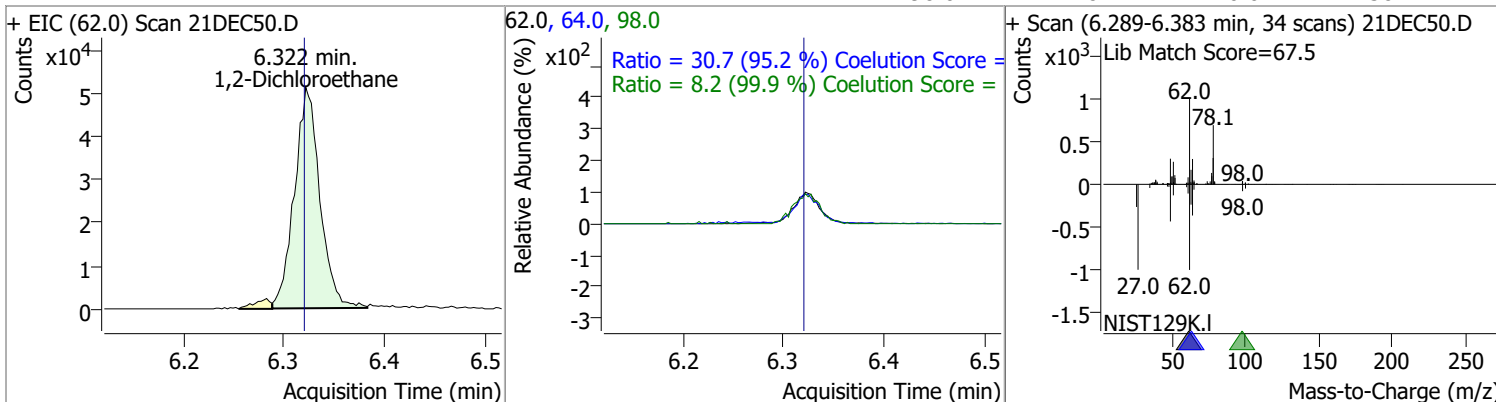
Compound	Conc.	RT	Dev(Min)	Resp.	QIon	QRatio	Lower	Upper
1,2-Dichloroethane-d4	243.4965	6.23	0.00	78853	65.0	195.8	166.3	226.3



Compound	Conc.	RT	Dev(Min)	Resp.	QIon	QRatio	Lower	Upper
Benzene	122.5796	6.28	0.00	361076	77.0	23.4	0.0	53.5

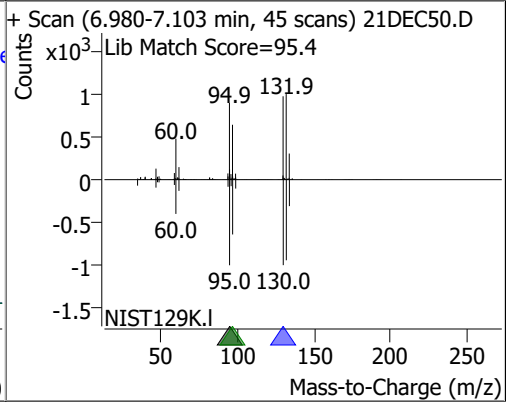
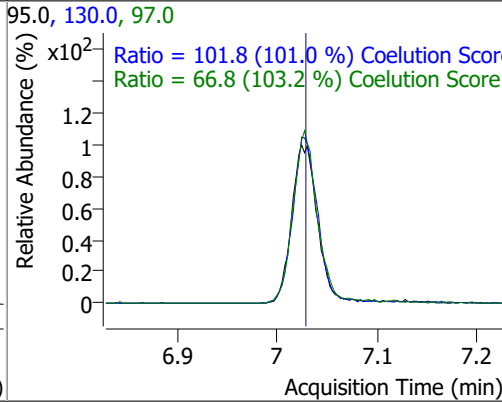
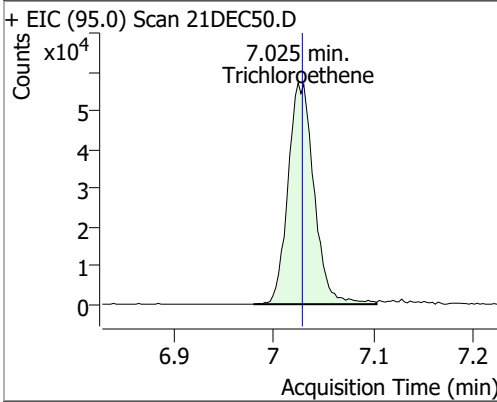


Compound	Conc.	RT	Dev(Min)	Resp.	QIon	QRatio	Lower	Upper
1,2-Dichloroethane	117.3252	6.32	0.00	90330	64.0	30.7	2.3	62.3
					98.0	8.2	0.0	38.2

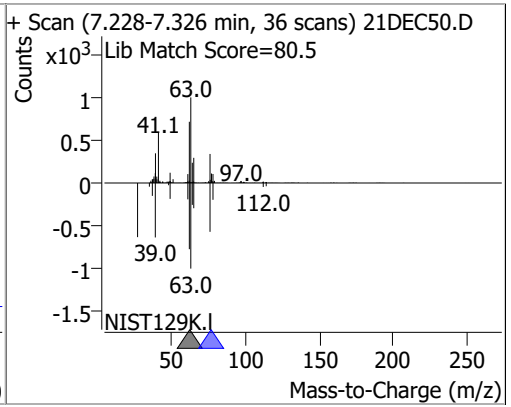
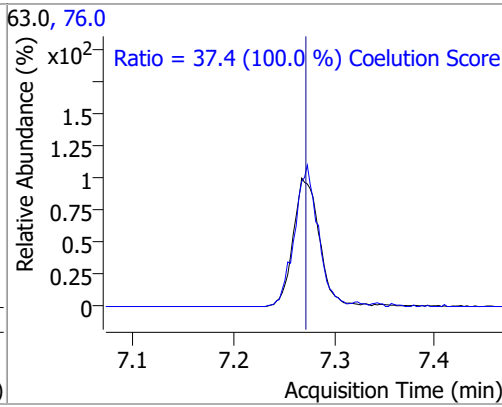
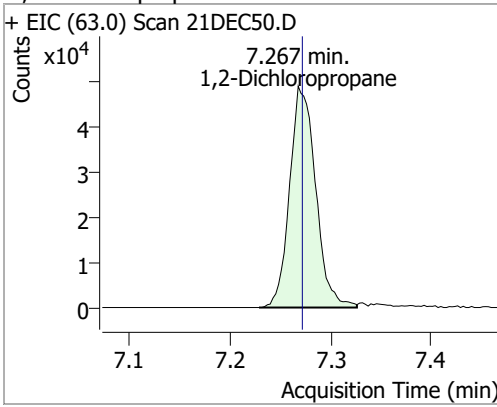


Quantitation Results Report (QT Reviewed)

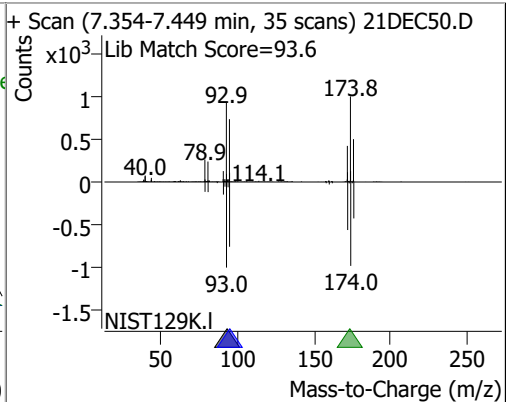
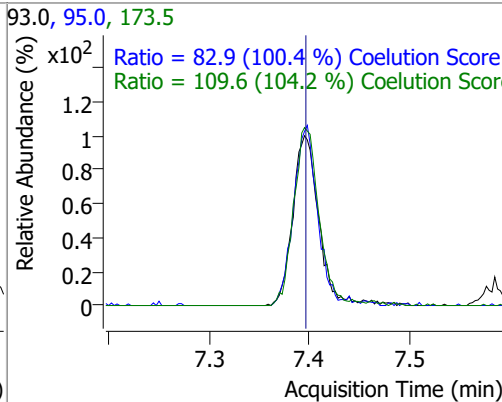
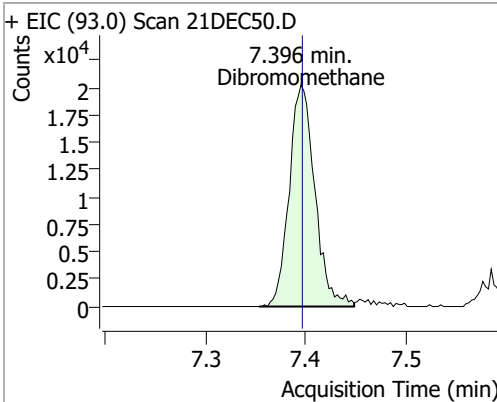
Compound	Conc.	RT	Dev(Min)	Resp.	QIon	QRatio	Lower	Upper
Trichloroethene	120.1617	7.02	0.00	103052	130.0	101.8	70.8	130.8
					97.0	66.8	34.7	94.7



Compound	Conc.	RT	Dev(Min)	Resp.	QIon	QRatio	Lower	Upper
1,2-Dichloropropane	122.0506	7.27	0.00	88185	76.0	37.4	7.3	67.3

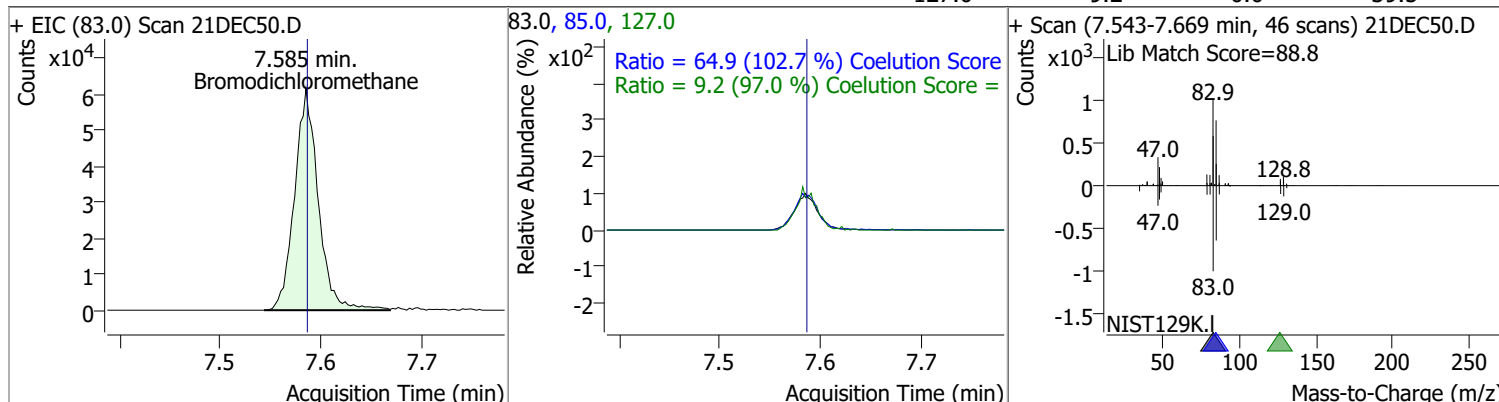


Compound	Conc.	RT	Dev(Min)	Resp.	QIon	QRatio	Lower	Upper
Dibromomethane	121.3622	7.40	0.00	35997	173.5	109.6	75.2	135.2
					95.0	82.9	52.6	112.6

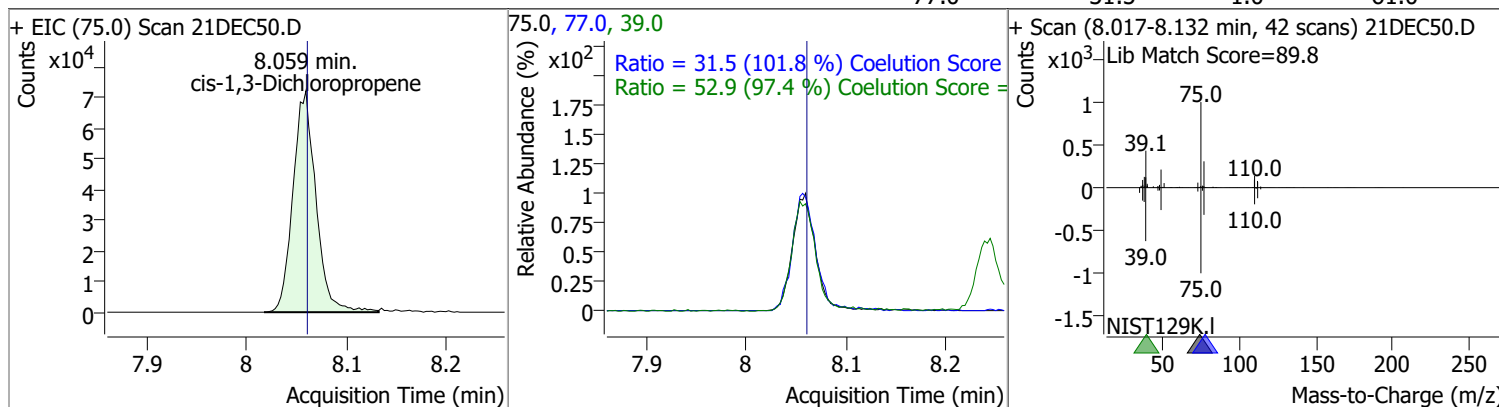


Quantitation Results Report (QT Reviewed)

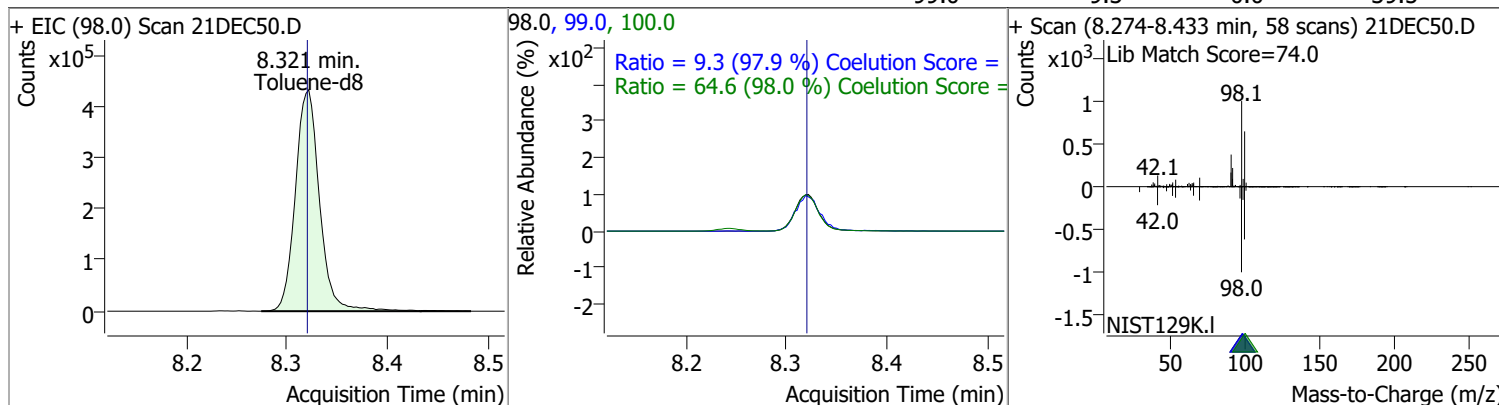
Compound	Conc.	RT	Dev(Min)	Resp.	QIon	QRatio	Lower	Upper
Bromodichloromethane	120.1954	7.59	0.00	100987	85.0	64.9	33.1	93.1
					127.0	9.2	0.0	39.5



Compound	Conc.	RT	Dev(Min)	Resp.	QIon	QRatio	Lower	Upper
cis-1,3-Dichloropropene	123.2437	8.06	0.00	115008	39.0	52.9	24.3	84.3
					77.0	31.5	1.0	61.0

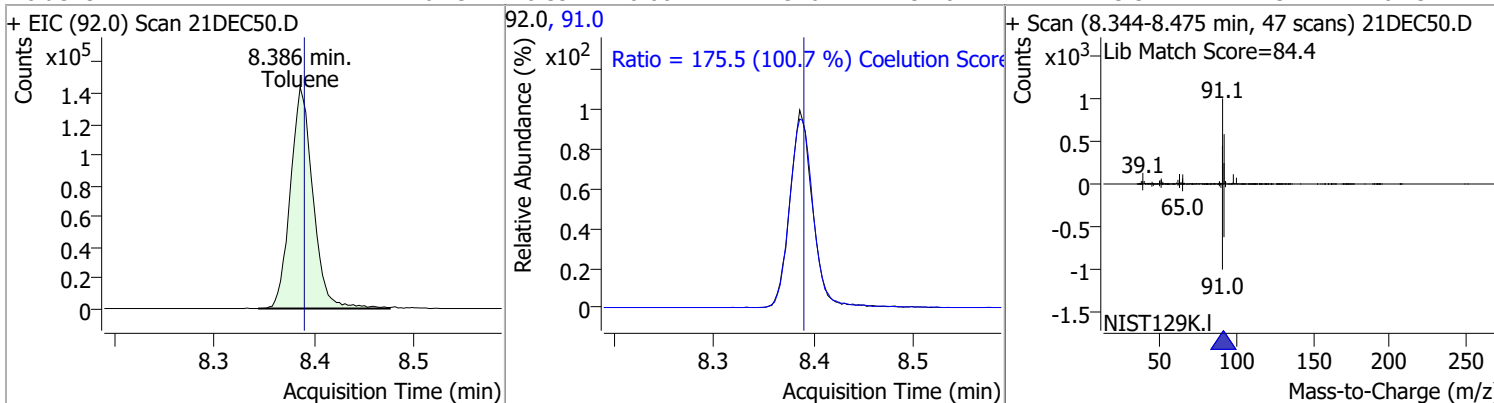


Compound	Conc.	RT	Dev(Min)	Resp.	QIon	QRatio	Lower	Upper
Toluene-d8	265.8078	8.32	0.00	722695	100.0	64.6	35.9	95.9
					99.0	9.3	0.0	39.5

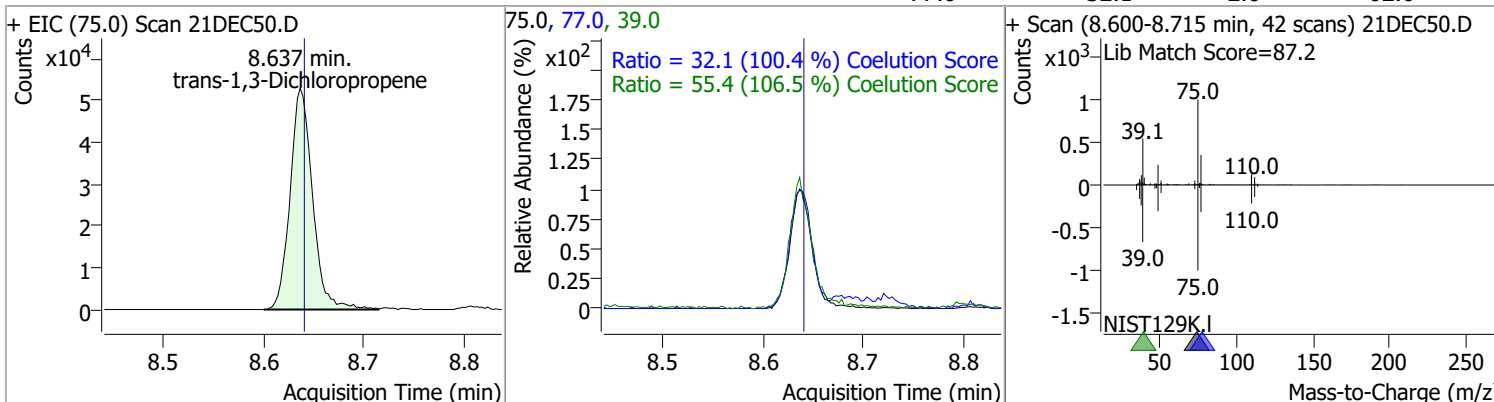


Quantitation Results Report (QT Reviewed)

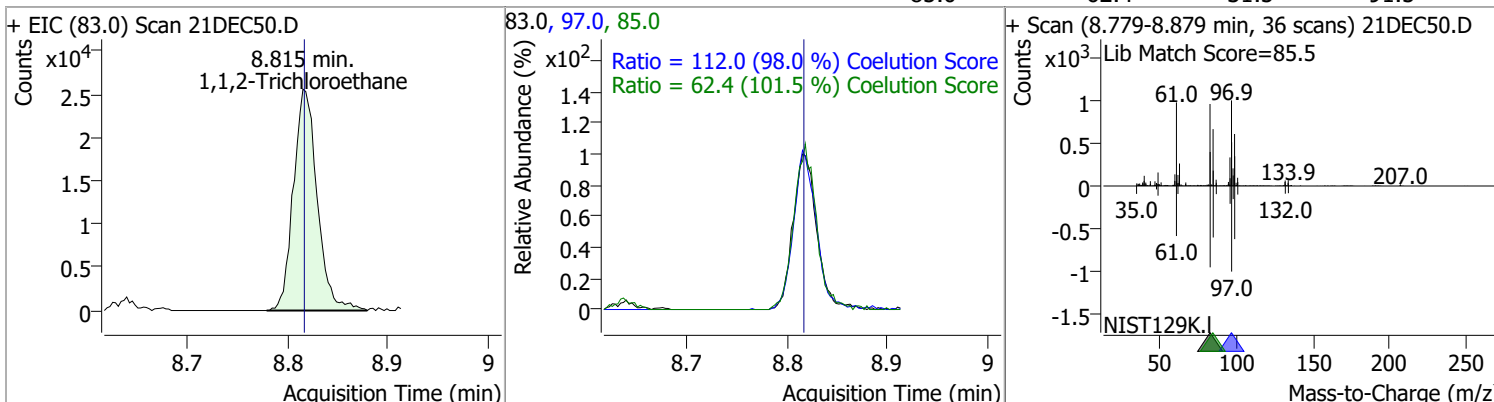
Compound	Conc.	RT	Dev(Min)	Resp.	QIon	QRatio	Lower	Upper
Toluene	126.1312	8.39	0.00	225461	91.0	175.5	144.3	204.3



Compound	Conc.	RT	Dev(Min)	Resp.	QIon	QRatio	Lower	Upper
trans-1,3-Dichloropropene	123.2314	8.64	0.00	82278	39.0 77.0	55.4 32.1	22.1 2.0	82.1 62.0

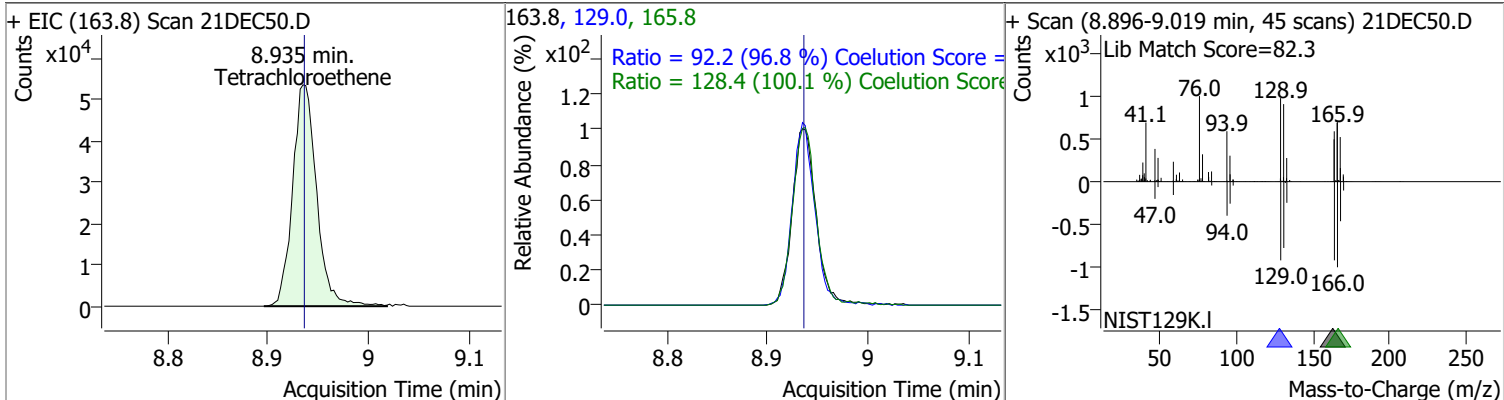


Compound	Conc.	RT	Dev(Min)	Resp.	QIon	QRatio	Lower	Upper
1,1,2-Trichloroethane	121.1461	8.82	0.00	42132	97.0 85.0	112.0 62.4	84.3 31.5	144.3 91.5

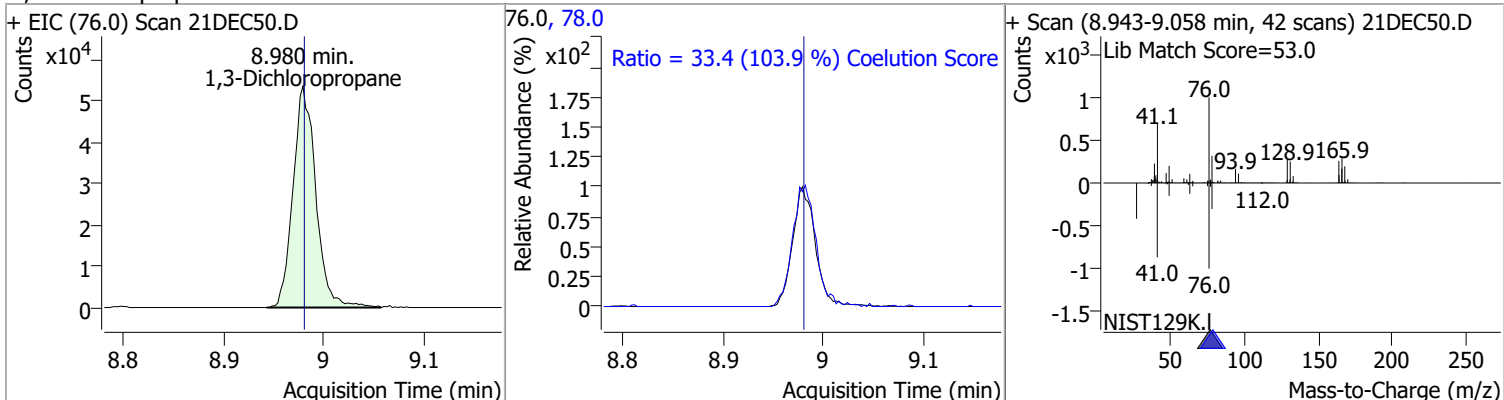


Quantitation Results Report (QT Reviewed)

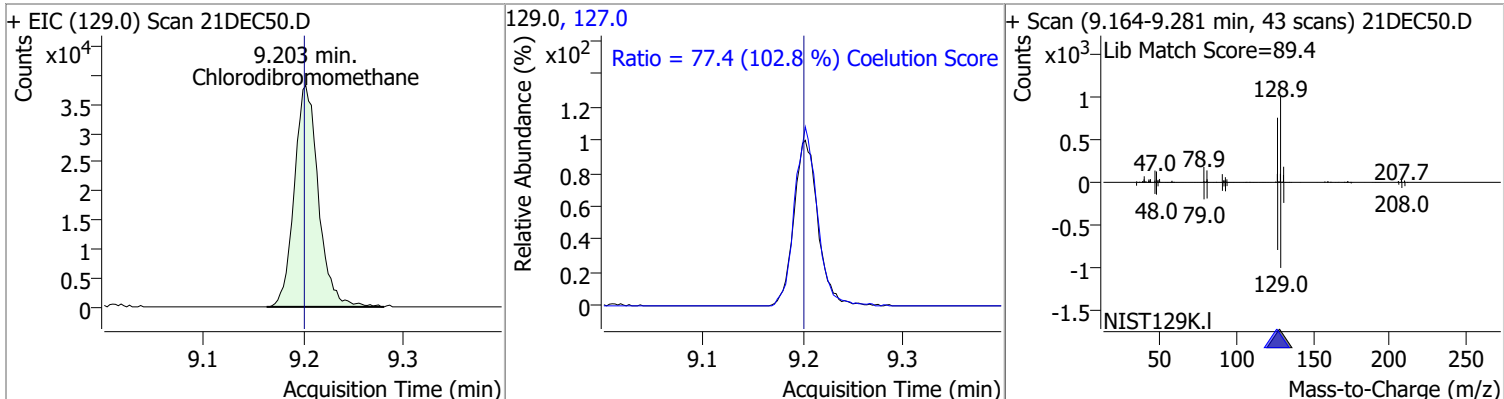
Compound	Conc.	RT	Dev(Min)	Resp.	QIon	QRatio	Lower	Upper
Tetrachloroethene	125.6257	8.93	0.00	88985	165.8	128.4	98.3	158.3
					129.0	92.2	65.3	125.3



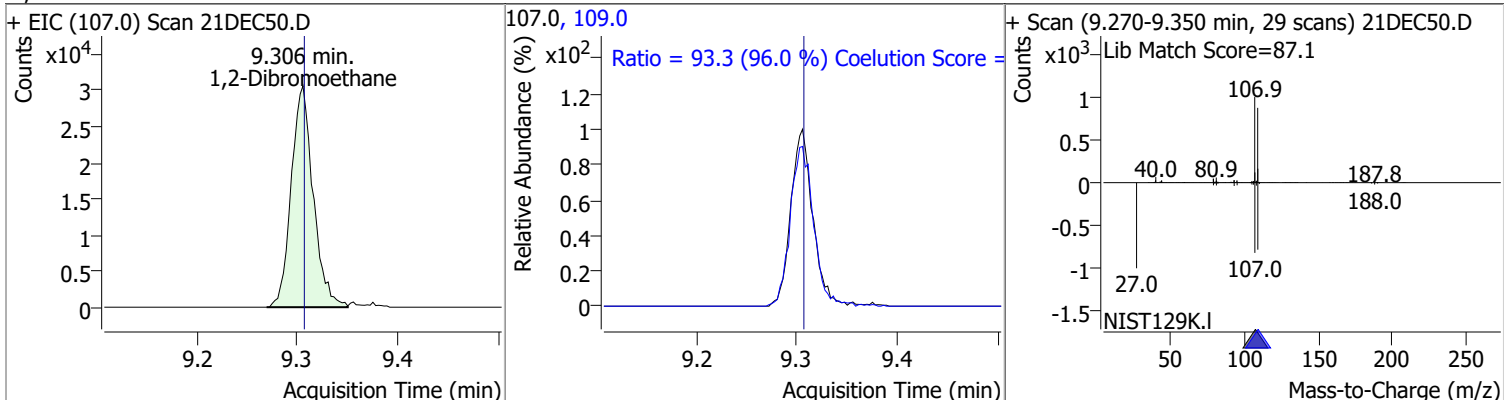
Compound	Conc.	RT	Dev(Min)	Resp.	QIon	QRatio	Lower	Upper
1,3-Dichloropropane	121.9999	8.98	0.00	84630	78.0	33.4	2.1	62.1



Compound	Conc.	RT	Dev(Min)	Resp.	QIon	QRatio	Lower	Upper
Chlorodibromomethane	121.5839	9.20	0.00	63831	127.0	77.4	45.3	105.3

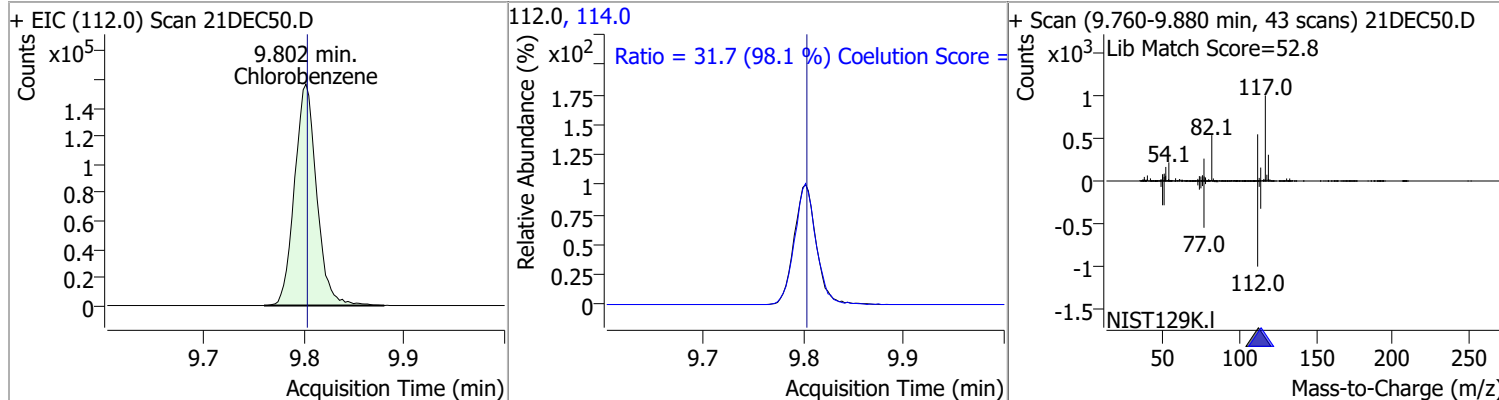


Compound	Conc.	RT	Dev(Min)	Resp.	QIon	QRatio	Lower	Upper
1,2-Dibromoethane	123.0617	9.31	0.00	46528	109.0	93.3	67.2	127.2

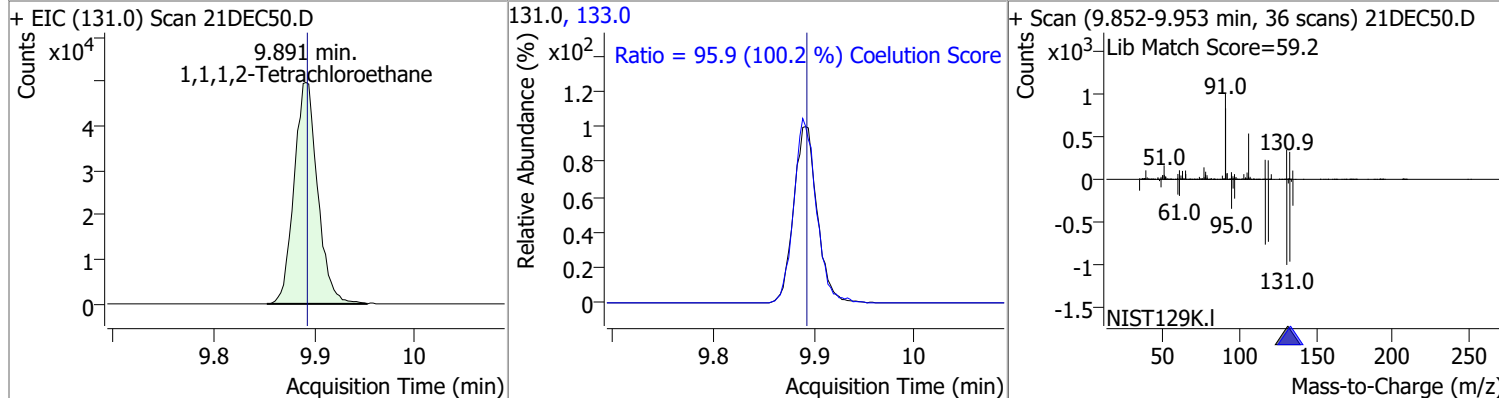


Quantitation Results Report (QT Reviewed)

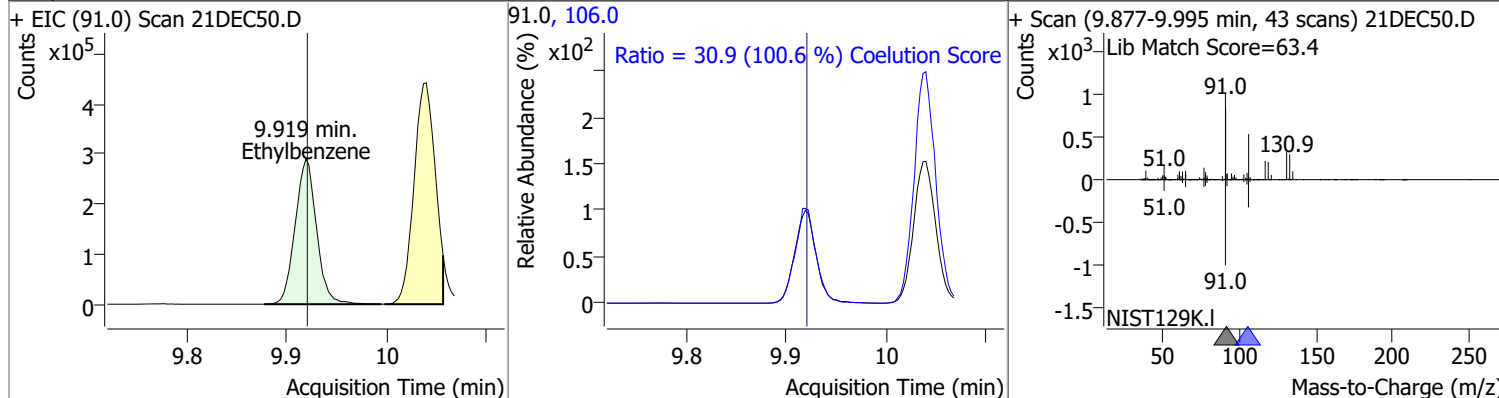
Compound	Conc.	RT	Dev(Min)	Resp.	QIon	QRatio	Lower	Upper
Chlorobenzene	124.4279	9.80	0.00	240103	114.0	31.7	2.3	62.3



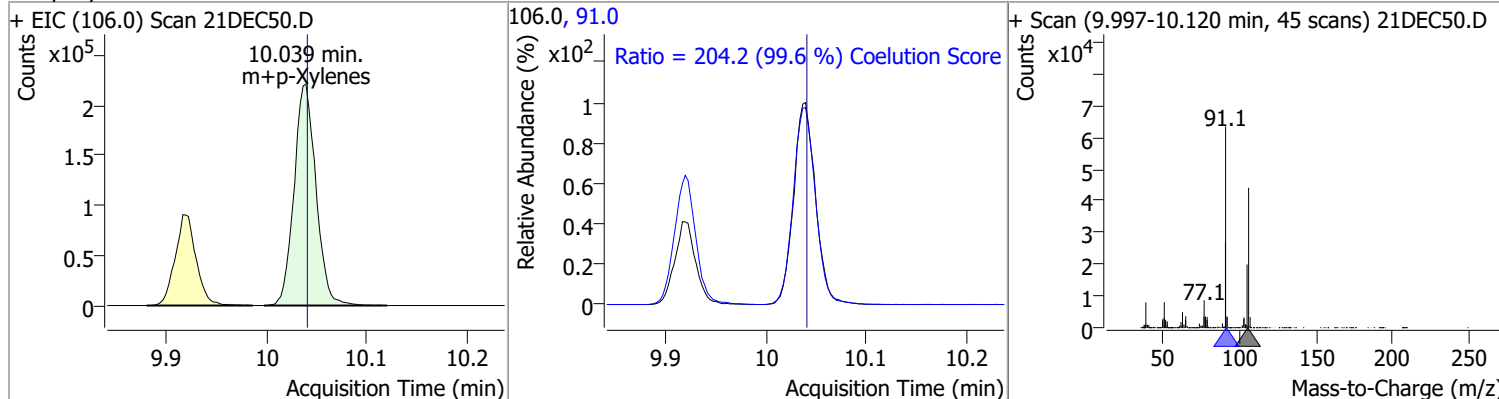
Compound	Conc.	RT	Dev(Min)	Resp.	QIon	QRatio	Lower	Upper
1,1,1,2-Tetrachloroethane	123.6144	9.89	0.00	81140	133.0	95.9	65.7	125.7



Compound	Conc.	RT	Dev(Min)	Resp.	QIon	QRatio	Lower	Upper
Ethylbenzene	124.4593	9.92	0.00	427634	106.0	30.9	0.7	60.7

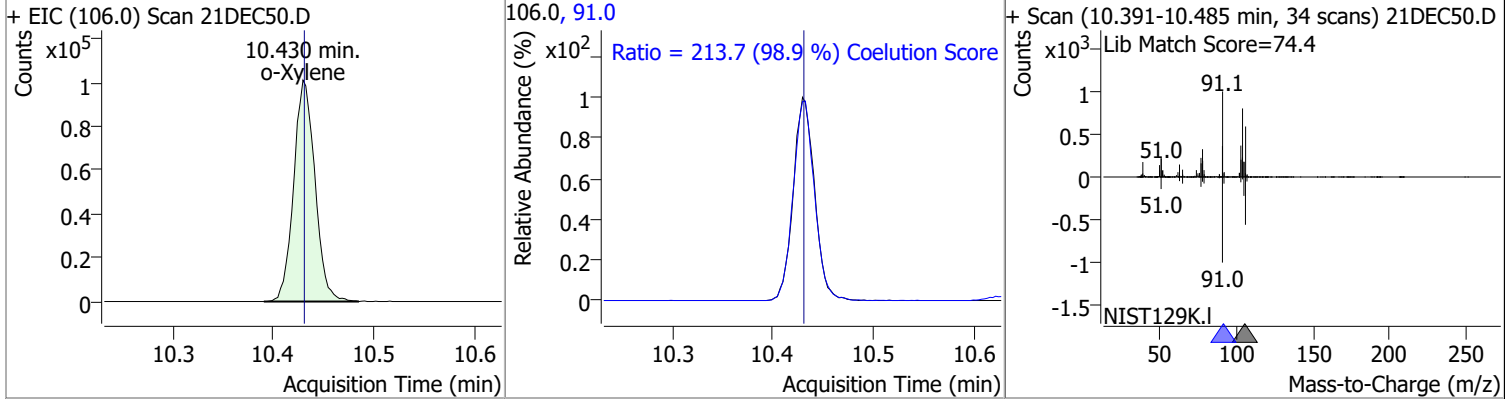


Compound	Conc.	RT	Dev(Min)	Resp.	QIon	QRatio	Lower	Upper
m+p-Xylenes	255.5238	10.04	0.00	334761	91.0	204.2	175.0	235.0

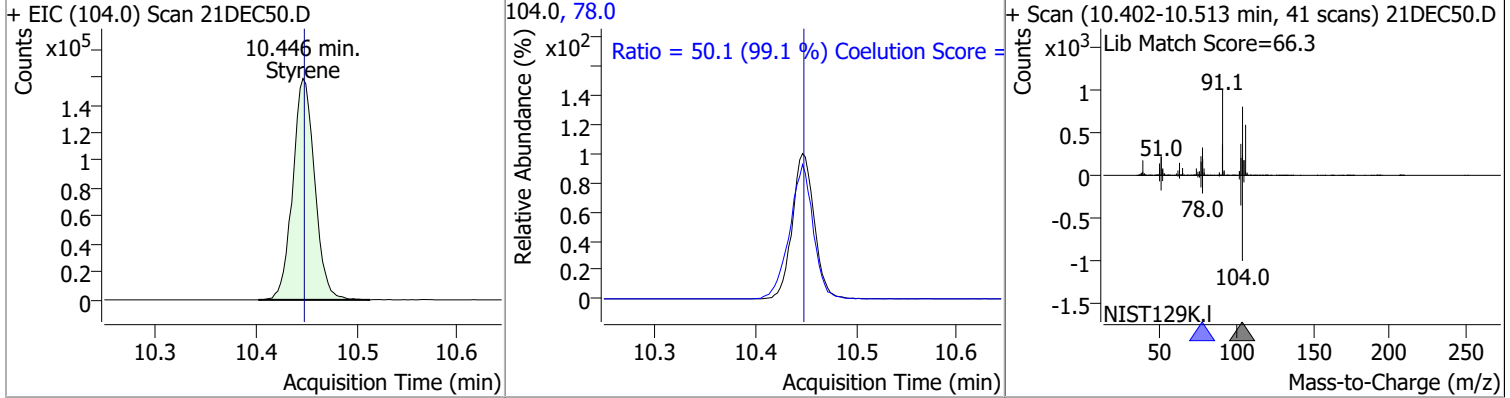


Quantitation Results Report (QT Reviewed)

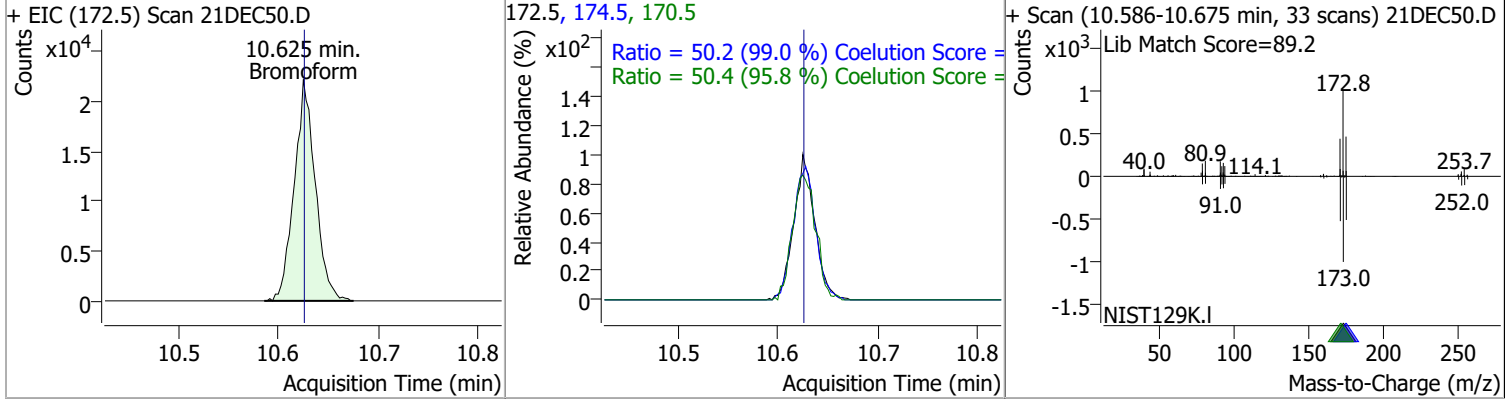
Compound	Conc.	RT	Dev(Min)	Resp.	QIon	QRatio	Lower	Upper
o-Xylene	130.3954	10.43	0.00	149063	91.0	213.7	186.1	246.1



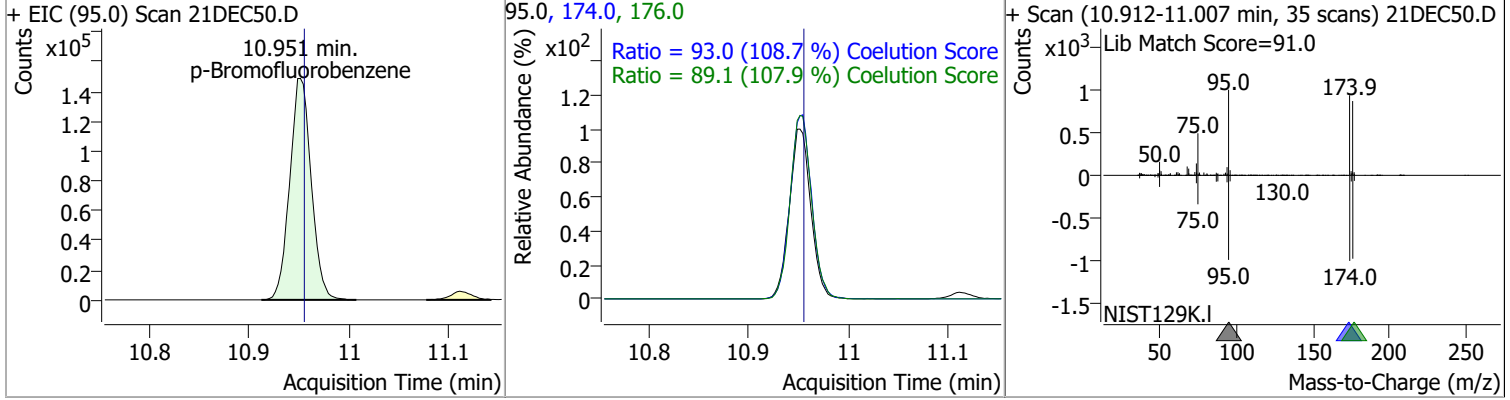
Compound	Conc.	RT	Dev(Min)	Resp.	QIon	QRatio	Lower	Upper
Styrene	129.6538	10.45	0.00	241375	78.0	50.1	20.6	80.6



Compound	Conc.	RT	Dev(Min)	Resp.	QIon	QRatio	Lower	Upper
Bromoform	114.9376	10.62	0.00	32370	170.5	50.4	22.7	82.7
					174.5	50.2	20.7	80.7

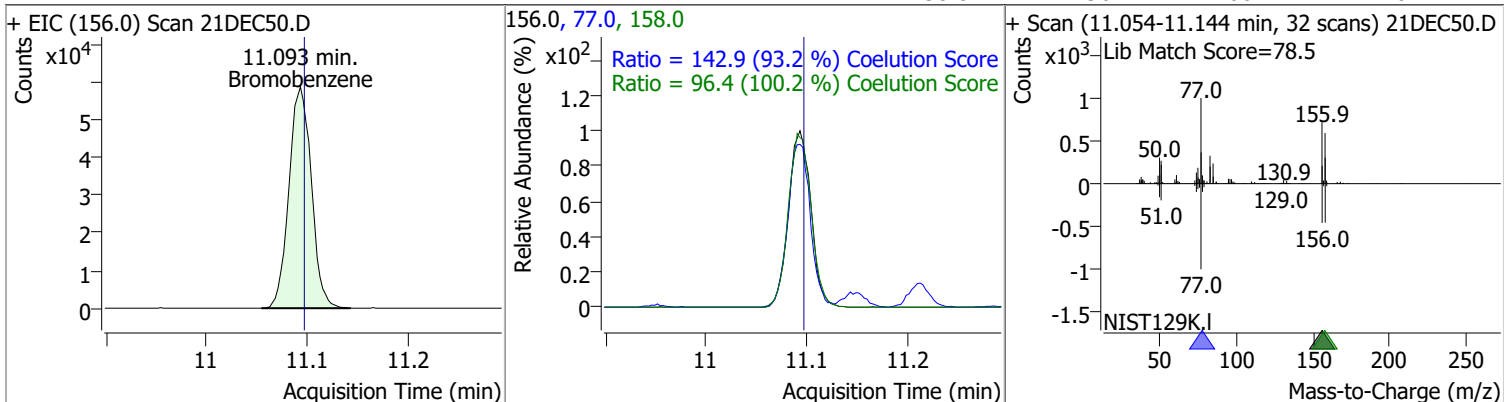


Compound	Conc.	RT	Dev(Min)	Resp.	QIon	QRatio	Lower	Upper
p-Bromofluorobenzene	257.8625	10.95	0.00	221370	174.0	93.0	55.5	115.5
					176.0	89.1	52.5	112.5

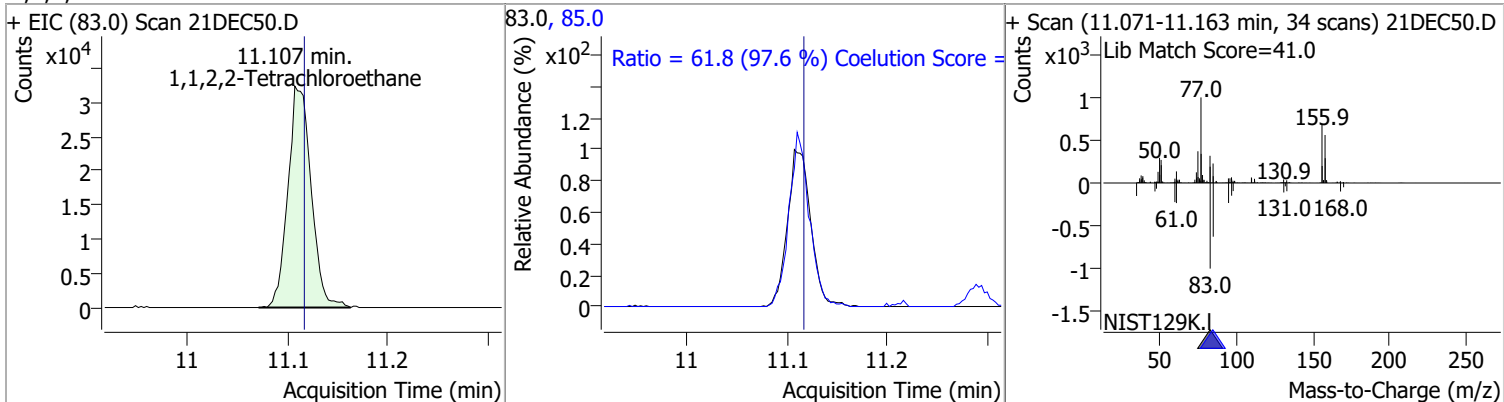


Quantitation Results Report (QT Reviewed)

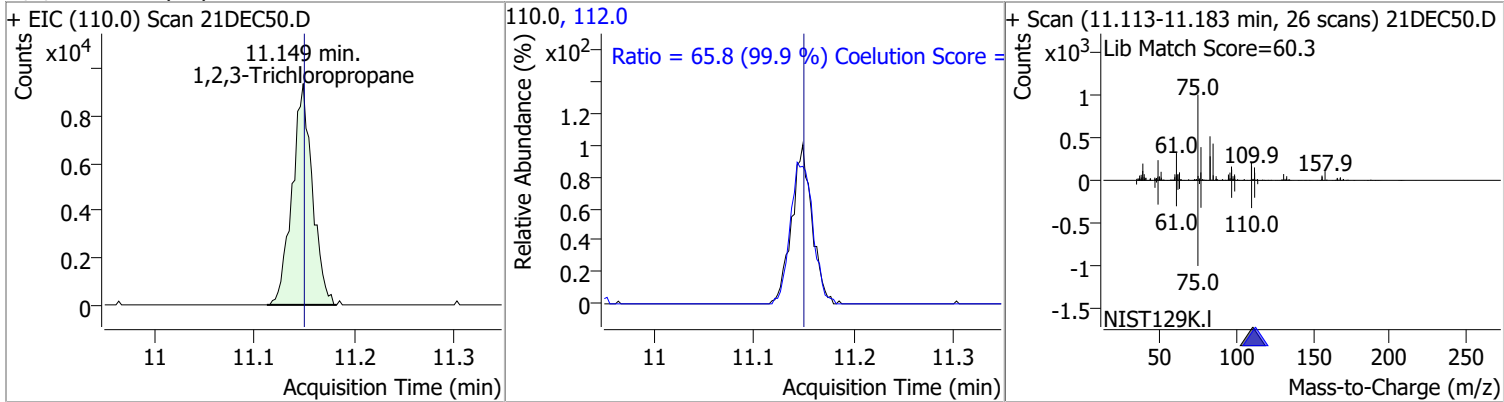
Compound	Conc.	RT	Dev(Min)	Resp.	QIon	QRatio	Lower	Upper
Bromobenzene	122.8503	11.09	0.00	91242	77.0	142.9	123.2	183.2
					158.0	96.4	66.2	126.2



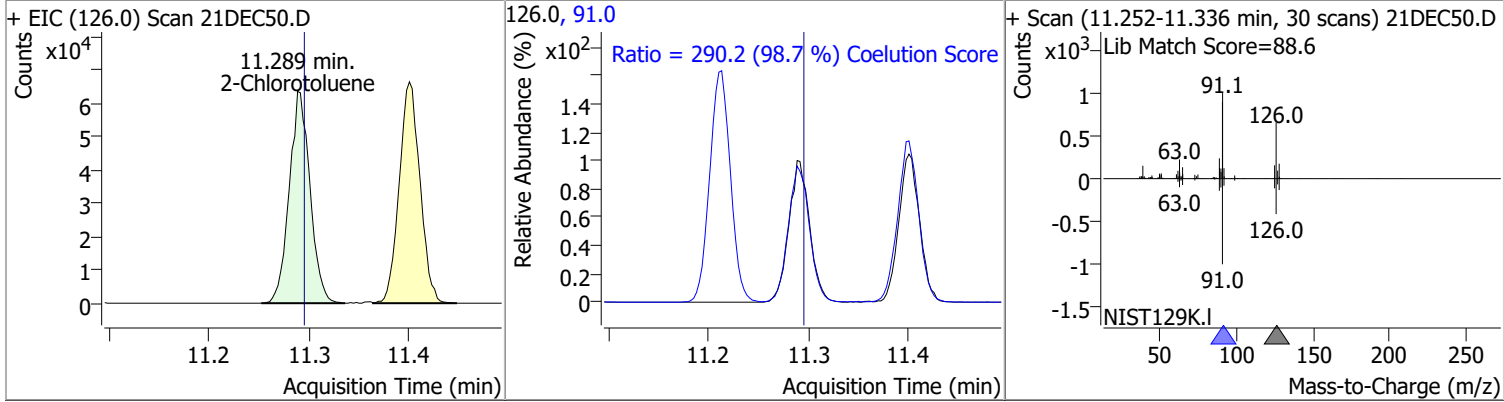
Compound	Conc.	RT	Dev(Min)	Resp.	QIon	QRatio	Lower	Upper
1,1,2,2-Tetrachloroethane	122.6885	11.11	-0.01	52199	85.0	61.8	33.2	93.2



Compound	Conc.	RT	Dev(Min)	Resp.	QIon	QRatio	Lower	Upper
1,2,3-Trichloropropane	116.9410	11.15	0.00	13108	112.0	65.8	35.8	95.8

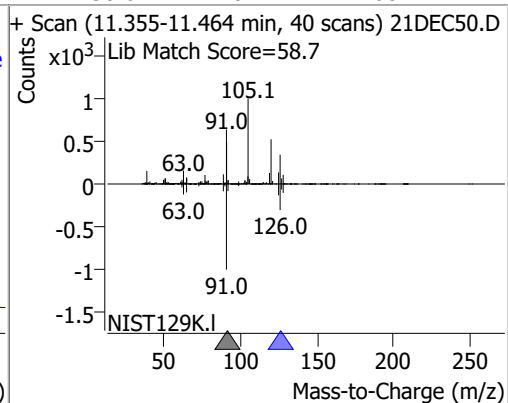
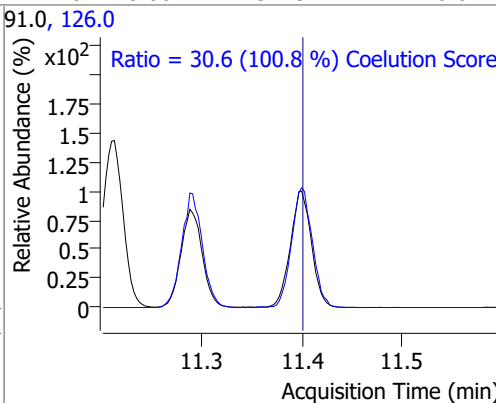
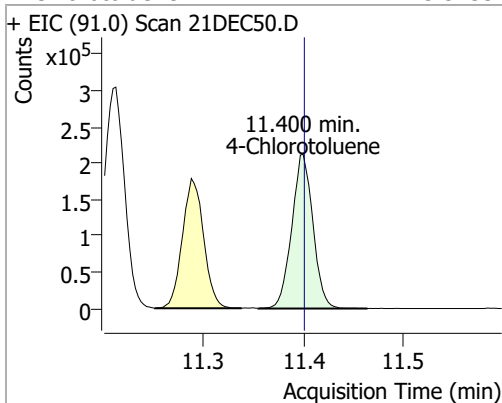


Compound	Conc.	RT	Dev(Min)	Resp.	QIon	QRatio	Lower	Upper
2-Chlorotoluene	118.6079	11.29	0.00	91093	91.0	290.2	264.1	324.1

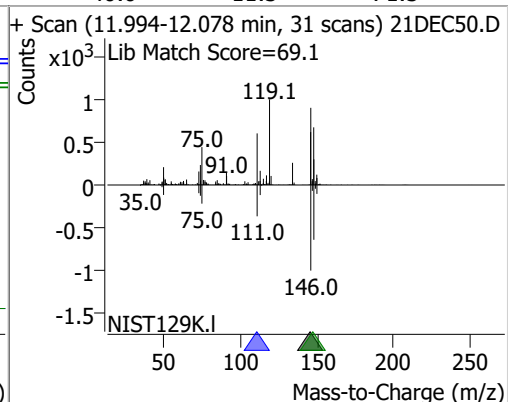
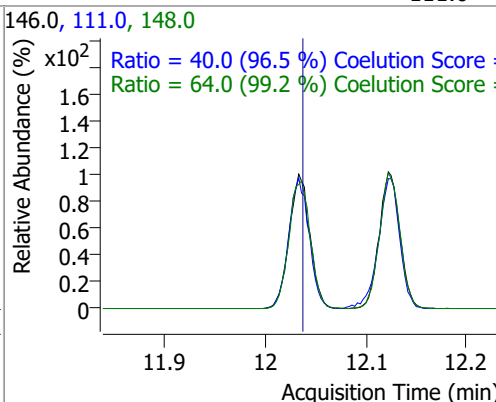
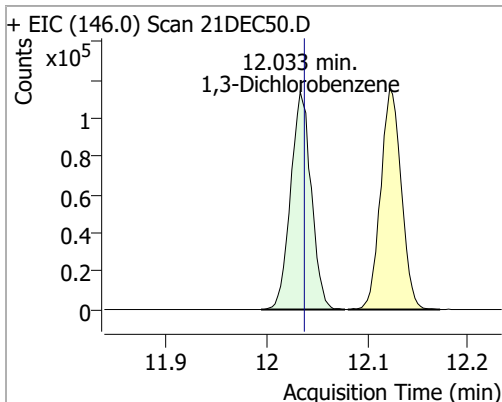


Quantitation Results Report (QT Reviewed)

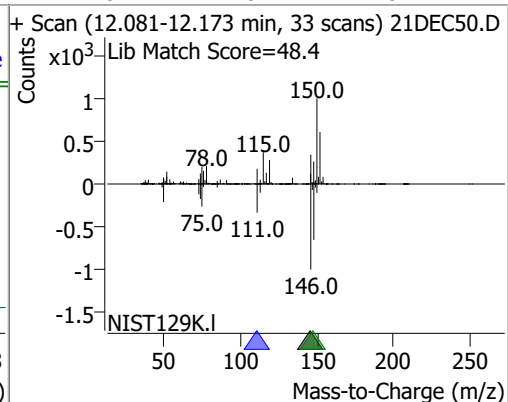
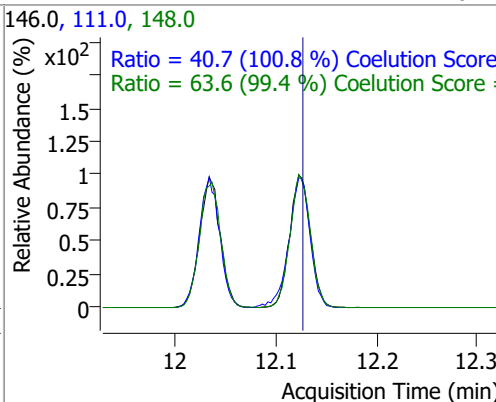
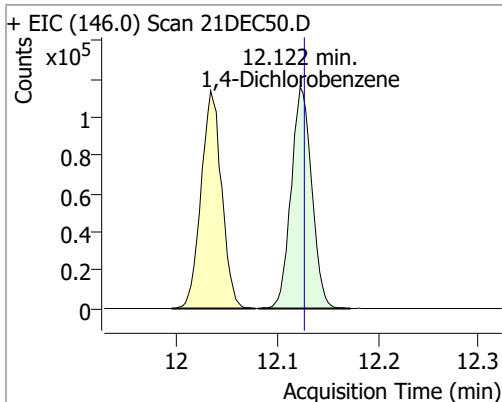
Compound	Conc.	RT	Dev(Min)	Resp.	QIon	QRatio	Lower	Upper
4-Chlorotoluene	125.5133	11.40	0.00	311372	126.0	30.6	0.4	60.4



Compound	Conc.	RT	Dev(Min)	Resp.	QIon	QRatio	Lower	Upper
1,3-Dichlorobenzene	119.3600	12.03	0.00	162065	148.0	64.0	34.5	94.5
					111.0	40.0	11.5	71.5

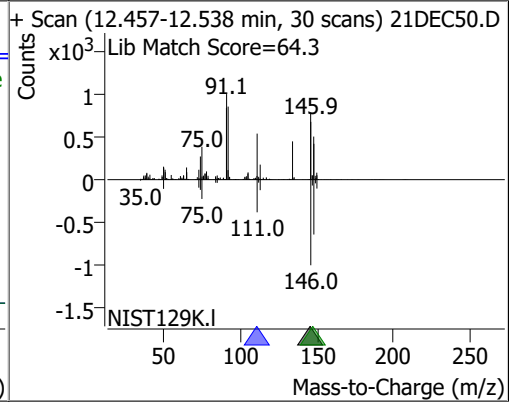
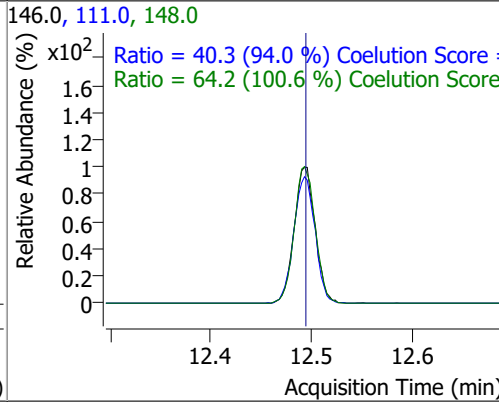
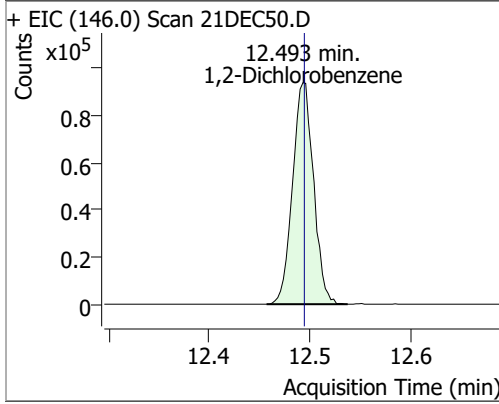


Compound	Conc.	RT	Dev(Min)	Resp.	QIon	QRatio	Lower	Upper
1,4-Dichlorobenzene	117.8741	12.12	0.00	165341	148.0	63.6	34.0	94.0
					111.0	40.7	10.4	70.4



Quantitation Results Report (QT Reviewed)

Compound	Conc.	RT	Dev(Min)	Resp.	QIon	QRatio	Lower	Upper
1,2-Dichlorobenzene	118.7426	12.49	0.00	136444	148.0	64.2	33.8	93.8
					111.0	40.3	12.8	72.8



Audit Trail report

Batch name and path: D:\Org\Data\VOA5975C\VG122121\QuantResults\VG122121_8260B_2ndRun.batch.bin
Quant batch version: 10.0
Quant reporting version: 10.0

Name	User	Time	Action	Reason	Comment	Succeed	Exception
CmdNewBatchTable	BL2000\mchavez	12/22/2021 7:53:03 AM	Create new batch D:\Org\Data\VOA5975C\VG122121\VG122121_8260B_2ndRun.batch.bin			✓	
CmdImportSamplesFromWorklist	BL2000\mchavez	12/22/2021 7:54:29 AM	Add samples from worklist: D:\Org\Data\VOA5975C\VG122121\21DEC40.D, D:\Org\Data\VOA5975C\VG122121\21DEC39.D, D:\Org\Data\VOA5975C\VG122121\21DEC38.D, D:\Org\Data\VOA5975C\VG122121\21DEC37.D, D:\Org\Data\VOA5975C\VG122121\21DEC36.D, D:\Org\Data\VOA5975C\VG122121\21DEC35.D, D:\Org\Data\VOA5975C\VG122121\21DEC34.D, D:\Org\Data\VOA5975C\VG122121\21DEC33.D, D:\Org\Data\VOA5975C\VG122121\21DEC32.D, D:\Org\Data\VOA5975C\VG122121\21DEC31.D			✓	
CmdSetSampleAttribute	BL2000\mchavez	12/22/2021 7:55:18 AM	Set SampleType = TuneCheck for sample 21DEC32.D; previous value = Sample			✓	
CmdSetSampleAttribute	BL2000\mchavez	12/22/2021 7:55:21 AM	Set SampleType = CC for sample 21DEC33.D; previous value = Sample			✓	
CmdSetSampleAttribute	BL2000\mchavez	12/22/2021 7:55:24 AM	Set SampleType = QC for sample 21DEC34.D; previous value = Sample			✓	
CmdSetSampleAttribute	BL2000\mchavez	12/22/2021 7:55:27 AM	Set LevelName = CC for sample 21DEC33.D; previous value =			✓	
CmdSetSampleAttribute	BL2000\mchavez	12/22/2021 7:55:29 AM	Set LevelName = QC for sample 21DEC34.D; previous value =			✓	
CmdSetSampleAttribute	BL2000\mchavez	12/22/2021 7:55:33 AM	Set SampleInformation = LCSA for sample 21DEC34.D; previous value =			✓	
CmdSetSampleAttribute	BL2000\mchavez	12/22/2021 7:55:35 AM	Set SampleType = Blank for sample 21DEC36.D; previous value = Sample			✓	
CmdStartMethodEditing	BL2000\mchavez	12/22/2021 7:56:26 AM	Start method editing			✓	
CmdImportMethodFromBatch	BL2000\mchavez	12/22/2021 7:56:27 AM	Import method from batch D:\Org\Data\VOA5975C\VG120721_L4\VG120721_8260B_624pt1_L4.batch.bin			✓	
CmdApplyMethodToAllSamples	BL2000\mchavez	12/22/2021 7:56:32 AM	Apply method to all samples			✓	
CmdMethodClear	BL2000\mchavez	12/22/2021 7:56:32 AM	Clear method			✓	

Audit Trail report

Name	User	Time	Action	Reason	Comment	Succeed	Exception
CmdEndMethodEditing	BL2000\mchavez	12/22/2021 7:56:33 AM	End method editing			✓	
CmdQuantitate	BL2000\mchavez	12/22/2021 7:56:41 AM	Quantitate all compounds in all samples			✓	
CmdManuallyIntegratePeak	BL2000\mchavez	12/22/2021 7:57:33 AM	Manually integrate compound Methylene chloride in sample 21DEC36.D from x, y = 3.291, 0 to 3.377, 0; result = 1082			✓	
CmdManuallyIntegrateQualifierPeak	BL2000\mchavez	12/22/2021 7:57:37 AM	Manually integrate qualifier84.0 of compound Methylene chloride in sample 21DEC36.D from x, y = 3.296, 0 to 3.394, 0; result = 672			✓	
CmdManuallyIntegrateQualifierPeak	BL2000\mchavez	12/22/2021 7:57:40 AM	Manually integrate qualifier86.0 of compound Methylene chloride in sample 21DEC36.D from x, y = 3.299, 0 to 3.383, 0; result = 341			✓	
CmdSaveBatchTable	BL2000\mchavez	12/22/2021 7:59:22 AM	Save batch D:\Org\Data\VOA5975C\VG122121\QuantResults\VG122121_8260B_2ndRun.batch.bin			✓	
CmdOpenBatchTable	BL2000\mchavez	12/22/2021 8:24:39 AM	Open batch D:\Org\Data\VOA5975C\VG122121\VG122121_8260B_2ndRun.batch.bin			✓	
CmdStartMethodEditing	BL2000\mchavez	12/22/2021 8:26:25 AM	Start method editing			✓	
CmdImportMethodFromSample	BL2000\mchavez	12/22/2021 8:26:25 AM	Import method from sample 21DEC37.D			✓	
CmdApplyMethodToAllSamples	BL2000\mchavez	12/22/2021 8:27:08 AM	Apply method to all samples			✓	
CmdMethodClear	BL2000\mchavez	12/22/2021 8:27:08 AM	Clear method			✓	
CmdEndMethodEditing	BL2000\mchavez	12/22/2021 8:27:09 AM	End method editing			✓	
CmdQuantitate	BL2000\mchavez	12/22/2021 8:27:14 AM	Quantitate all compounds in all samples			✓	
CmdSaveBatchTable	BL2000\mchavez	12/22/2021 8:37:22 AM	Save batch D:\Org\Data\VOA5975C\VG122121\QuantResults\VG122121_8260B_2ndRun.batch.bin			✓	
CmdOpenBatchTable	BL2000\mchavez	12/22/2021 9:32:23 AM	Open batch D:\Org\Data\VOA5975C\VG122121\VG122121_8260B_2ndRun.batch.bin			✓	
CmdImportSamplesFromWorklist	BL2000\mchavez	12/22/2021 9:32:50 AM	Add samples from worklist: D:\Org\Data\VOA5975C\VG122121\21DEC43.D, D:\Org\Data\VOA5975C\VG122121\21DEC42.D, D:\Org\Data\VOA5975C\VG122121\21DEC41.D			✓	
CmdQuantitate	BL2000\mchavez	12/22/2021 9:33:08 AM	Quantitate all compounds in all samples			✓	
CmdSaveBatchTable	BL2000\mchavez	12/22/2021 9:49:09 AM	Save batch D:\Org\Data\VOA5975C\VG122121\QuantResults\VG122121_8260B_2ndRun.batch.bin			✓	

Audit Trail report

Name	User	Time	Action	Reason	Comment	Succeed	Exception
CmdOpenBatchTable	BL2000\mchavez	12/22/2021 10:46:01 AM	Open batch D:\Org\Data\VOA5975C\VG122121\VG122121_8260B_2ndRun.batch.bin			✓	
CmdImportSamplesFromWorklist	BL2000\mchavez	12/22/2021 10:46:28 AM	Add samples from worklist: D:\Org\Data\VOA5975C\VG122121\21DEC46.D, D:\Org\Data\VOA5975C\VG122121\21DEC45.D, D:\Org\Data\VOA5975C\VG122121\21DEC44.D			✓	
CmdQuantitate	BL2000\mchavez	12/22/2021 10:46:41 AM	Quantitate all compounds in all samples			✓	
CmdSaveBatchTable	BL2000\mchavez	12/22/2021 10:55:48 AM	Save batch D:\Org\Data\VOA5975C\VG122121\QuantResults\VG122121_8260B_2ndRun.batch.bin			✓	
CmdOpenBatchTable	BL2000\mchavez	12/22/2021 12:42:35 PM	Open batch D:\Org\Data\VOA5975C\VG122121\VG122121_8260B_2ndRun.batch.bin			✓	
CmdStartMethodEditing	BL2000\mchavez	12/22/2021 12:42:46 PM	Start method editing			✓	
CmdImportMethodFromFile	BL2000\mchavez	12/22/2021 12:42:47 PM	Import method from file \\MASSHUNTER\Org\Data\Methods\Quant\VOA5975C\VOA5975C_120721_CAL\VOA5975C_8260B_SHT_DoD_L4_120721.m			✓	
CmdApplyMethodToAllSamples	BL2000\mchavez	12/22/2021 12:43:53 PM	Apply method to all samples			✓	
CmdMethodClear	BL2000\mchavez	12/22/2021 12:43:53 PM	Clear method			✓	
CmdEndMethodEditing	BL2000\mchavez	12/22/2021 12:43:54 PM	End method editing			✓	
CmdQuantitate	BL2000\mchavez	12/22/2021 12:44:01 PM	Quantitate all compounds in all samples			✓	
CmdImportSamplesFromWorklist	BL2000\mchavez	12/22/2021 12:45:01 PM	Add samples from worklist: D:\Org\Data\VOA5975C\VG122121\21DEC50.D, D:\Org\Data\VOA5975C\VG122121\21DEC49.D, D:\Org\Data\VOA5975C\VG122121\21DEC48.D, D:\Org\Data\VOA5975C\VG122121\21DEC47.D			✓	
CmdQuantitate	BL2000\mchavez	12/22/2021 12:45:18 PM	Quantitate all compounds in all samples			✓	
CmdSetSampleAttribute	BL2000\mchavez	12/22/2021 12:45:25 PM	Set SampleType = CC for sample 21DEC50.D; previous value = Sample			✓	
CmdSetSampleAttribute	BL2000\mchavez	12/22/2021 12:45:31 PM	Set LevelName = CC for sample 21DEC50.D; previous value =			✓	
CmdQuantitate	BL2000\mchavez	12/22/2021 12:45:45 PM	Quantitate all compounds in all samples			✓	

Audit Trail report

Name	User	Time	Action	Reason	Comment	Succeed	Exception
CmdSetSampleAttribute	BL2000\mchavez	12/22/2021 12:46:18 PM	Set SampleType = Matrix for sample 21DEC47.D; previous value = Sample			✓	
CmdSetSampleAttribute	BL2000\mchavez	12/22/2021 12:46:40 PM	Set SampleType = MatrixDup for sample 21DEC48.D; previous value = Sample			✓	
CmdSetSampleAttribute	BL2000\mchavez	12/22/2021 12:46:55 PM	Set SampleInformation = MatrixA for sample 21DEC47.D; previous value =			✓	
CmdSetSampleAttribute	BL2000\mchavez	12/22/2021 12:46:59 PM	Set SampleInformation = MatrixA for sample 21DEC48.D; previous value =			✓	
CmdSetSampleAttribute	BL2000\mchavez	12/22/2021 12:47:05 PM	Set MatrixSpikeGroup = 1 for sample 21DEC47.D; previous value =			✓	
CmdSetSampleAttribute	BL2000\mchavez	12/22/2021 12:47:10 PM	Set MatrixSpikeGroup = 1 for sample 21DEC48.D; previous value =			✓	
CmdSetSampleAttribute	BL2000\mchavez	12/22/2021 12:47:12 PM	Set MatrixSpikeGroup = 1 for sample 21DEC37.D; previous value =			✓	
CmdSetSampleAttribute	BL2000\mchavez	12/22/2021 12:53:20 PM	Set SampleType = MatrixBlank for sample 21DEC37.D; previous value = Sample			✓	
CmdSaveBatchTable	BL2000\mchavez	12/22/2021 1:37:31 PM	Save batch D:\Org\Data\VOA5975C\VG122121\QuantResults\VG122121_8260B_2ndRun.batch.bin			✓	
CmdOpenBatchTable	BL2000\mchavez	12/27/2021 3:20:24 PM	Open batch D:\Org\Data\VOA5975C\VG122121\VG122121_8260B_2ndRun.batch.bin			✓	
CmdManuallyIntegratePeak	BL2000\mchavez	12/27/2021 3:21:11 PM	Manually integrate compound Dichlorodifluoromethane in sample 21DEC37.D from x, y = 1.213, 0 to 1.263, 2; result = 565			✓	
CmdManuallyIntegrateQualifierPeak	BL2000\mchavez	12/27/2021 3:21:15 PM	Manually integrate qualifier87.0 of compound Dichlorodifluoromethane in sample 21DEC37.D from x, y = 1.216, 0 to 1.263, 0; result = 55			✓	
CmdManuallyIntegratePeak	BL2000\mchavez	12/27/2021 3:21:27 PM	Manually integrate compound Chloromethane in sample 21DEC37.D from x, y = 1.378, 0 to 1.422, -5; result = 362			✓	
CmdManuallyIntegrateQualifierPeak	BL2000\mchavez	12/27/2021 3:21:30 PM	Manually integrate qualifier52.0 of compound Chloromethane in sample 21DEC37.D from x, y = 1.383, 0 to 1.422, 0; result = 60			✓	
CmdManuallyIntegratePeak	BL2000\mchavez	12/27/2021 3:21:49 PM	Manually integrate compound Methylene chloride in sample 21DEC37.D from x, y = 3.307, 0 to 3.394, 0; result = 456			✓	
CmdManuallyIntegrateQualifierPeak	BL2000\mchavez	12/27/2021 3:21:51 PM	Manually integrate qualifier84.0 of compound Methylene chloride in sample 21DEC37.D from x, y = 3.316, 0 to 3.391, 0; result = 262			✓	

Audit Trail report

Name	User	Time	Action	Reason	Comment	Succeed	Exception
CmdManuallyIntegrateQualifierPeak	BL2000\mchavez	12/27/2021 3:21:53 PM	Manually integrate qualifier86.0 of compound Methylene chloride in sample 21DEC37.D from x, y = 3.299, 0 to 3.366, 0; result = 29			✓	
CmdZeroOutPeak	BL2000\mchavez	12/27/2021 3:21:57 PM	Zero out primary peak of compound Methylene chloride in sample 21DEC37.D			✓	
CmdSetSampleAttribute	BL2000\mchavez	12/27/2021 3:22:36 PM	Set UserDefined = Qualifier ratio did not meet method criteria for Methylene chloride for sample 21DEC37.D; previous value =			✓	
CmdManuallyIntegratePeak	BL2000\mchavez	12/27/2021 3:23:01 PM	Manually integrate compound Benzene in sample 21DEC37.D from x, y = 6.241, 0 to 6.333, 0; result = 205			✓	
CmdManuallyIntegrateQualifierPeak	BL2000\mchavez	12/27/2021 3:23:03 PM	Manually integrate qualifier77.0 of compound Benzene in sample 21DEC37.D from x, y = 6.269, 0 to 6.325, 0; result = 25			✓	
CmdSetSampleAttribute	BL2000\mchavez	12/27/2021 3:23:41 PM	Set SampleApproved = True for sample 21DEC37.D; previous value = False			✓	
CmdSetTargetCompoundAttribute	BL2000\mchavez	12/27/2021 3:23:55 PM	Set UserAnnotation = NI for compound Benzene in sample 21DEC37.D; previous value =			✓	
CmdSetTargetCompoundAttribute	BL2000\mchavez	12/27/2021 3:23:58 PM	Set UserAnnotation = NI for compound Chloromethane in sample 21DEC37.D; previous value =			✓	
CmdSetTargetCompoundAttribute	BL2000\mchavez	12/27/2021 3:24:00 PM	Set UserAnnotation = NI for compound Dichlorodifluoromethane in sample 21DEC37.D; previous value =			✓	
CmdZeroOutPeak	BL2000\mchavez	12/27/2021 3:24:10 PM	Zero out primary peak of compound 4-Chlorotoluene in sample 21DEC38.D			✓	
CmdManuallyIntegrateQualifierPeak	BL2000\mchavez	12/27/2021 3:24:15 PM	Manually integrate qualifier106.0 of compound Ethylbenzene in sample 21DEC38.D from x, y = 9.892, 0 to 9.936, 0; result = 537			✓	
CmdManuallyIntegratePeak	BL2000\mchavez	12/27/2021 3:24:36 PM	Manually integrate compound o-Xylene in sample 21DEC38.D from x, y = 10.402, 0 to 10.472, 0; result = 1432			✓	
CmdZeroOutPeak	BL2000\mchavez	12/27/2021 3:24:53 PM	Zero out primary peak of compound o-Xylene in sample 21DEC38.D			✓	
CmdSetSampleAttribute	BL2000\mchavez	12/27/2021 3:25:03 PM	Set UserDefined = Qualifier ratio did not meet method criteria for Methylene chloride for sample 21DEC38.D; previous value =			✓	
CmdSetSampleAttribute	BL2000\mchavez	12/27/2021 3:25:12 PM	Set UserDefined = Qualifier ratio did not meet method criteria for o-Xylene for sample 21DEC38.D; previous value = Qualifier ratio did not meet method criteria for Methylene chloride			✓	

Audit Trail report

Name	User	Time	Action	Reason	Comment	Succeed	Exception
CmdManuallyIntegratePeak	BL2000\mchavez	12/27/2021 3:25:34 PM	Manually integrate compound Toluene in sample 21DEC38.D from x, y = 8.375, 0 to 8.414, 0; result = 0				Agilent.MassSpectrometry.DataAnalysis.Quantitative.ApplicationCommandException: Manual integration failed for compound Toluene in sample B21121616-001E. ---> Agilent.MassSpectrometry.DataAnalysis.Quantitative.ApplicationCommandException: Manual integration failed for compound Toluene in sample B21121616-001E. ---> System.IndexOutOfRangeException: Index was outside the bounds of the array. at at Agilent.MassSpectrometry.DataAnalysis.AgileIntegrator.Peak.a(Double[] A_0, Single[] A_1, Int32 A_2, Int32 A_3, Int32 A_4, Double A_5, Double A_6, Double& A_7, Double& A_8, Int32& A_9, Int32& A_10, Int32& A_11, Int32& A_12) at at Agilent.MassSpectrometry.DataAnalysis.AgileIntegrator.Peak.ComputeChromatographicMetrics(Double[] xArray, Single[] yArray, Int32 startIndex, Int32 apexIndex, Int32 endIndex, Double baselineSlope, Double yIntercept, Double& fullWidthHalfMaximum, Double& symmetry) at at Agilent.MassSpectrometry.DataAnalysis.Quantitative.Integrator.a(IChromatogram A_0, IPeakList A_1) at at Agilent.MassSpectrometry.DataAnalysis.Quantitative.Integrator.ManualIntegrate(IChromatogram chromatogram, Double xStart, Double yStart, Double xEnd, Double yEnd, IChromPeakList& peaklist) at at Agilent.MassSpectrometry.DataAnalysis.Quantitative.Analysis.MeasuredIon.ManualIntegrate(Double xStart, Double yStart, Double xEnd, Double yEnd) --- End of inner exception stack trace --- at at Agilent.MassSpectrometry.DataAnalysis.Quantitative.Analysis.QuantifierIon.SetManualIntegrationFailureMessage(Exception e) at at Agilent.MassSpectrometry.DataAnalysis.Quantitative.Analysis.MeasuredIon.ManualIntegrate(Double xStart, Double yStart, Double xEnd, Double yEnd)

Audit Trail report

Name	User	Time	Action	Reason	Comment	Succeed	Exception
							at Agilent.MassSpectrometry.DataAnalysis.Quantitative.CmdManuallyIntegratePeak.Do() --- End of inner exception stack trace --- at Agilent.MassSpectrometry.DataAnalysis.Quantitative.CmdManuallyIntegratePeak.Do() at Agilent.MassSpectrometry.CommandModel.CommandHistory.Invoke(ICommand cmd) at Agilent.MassSpectrometry.DataAnalysis.Quantitative.AppCommandContext.Invoke(ICommand cmd)
CmdManuallyIntegrateQualifierPeak	BL2000\mchavez	12/27/2021 3:25:39 PM	Manually integrate qualifier91.0 of compound Toluene in sample 21DEC38.D from x, y = 8.363, 0 to 8.416, 0; result = 0			✓	
CmdManuallyIntegratePeak	BL2000\mchavez	12/27/2021 3:25:42 PM	Manually integrate compound Toluene in sample 21DEC38.D from x, y = 8.380, 0 to 8.411, 0; result = 256			✓	
CmdManuallyIntegratePeak	BL2000\mchavez	12/27/2021 3:25:57 PM	Manually integrate compound Benzene in sample 21DEC38.D from x, y = 6.252, 0 to 6.325, 0; result = 1032			✓	
CmdManuallyIntegrateQualifierPeak	BL2000\mchavez	12/27/2021 3:26:00 PM	Manually integrate qualifier77.0 of compound Benzene in sample 21DEC38.D from x, y = 6.275, 0 to 6.319, 0; result = 28			✓	
CmdSetSampleAttribute	BL2000\mchavez	12/27/2021 3:26:28 PM	Set SampleApproved = True for sample 21DEC38.D; previous value = False			✓	
CmdSetTargetCompoundAttribute	BL2000\mchavez	12/27/2021 3:26:36 PM	Set UserAnnotation = NI for compound Benzene in sample 21DEC38.D; previous value =			✓	
CmdQuantitate	BL2000\mchavez	12/27/2021 3:26:54 PM	Quantitate all compounds in all samples			✓	
CmdManuallyIntegratePeak	BL2000\mchavez	12/27/2021 3:27:36 PM	Manually integrate compound Methylene chloride in sample 21DEC39.D from x, y = 3.313, 0 to 3.402, 0; result = 368			✓	
CmdManuallyIntegrateQualifierPeak	BL2000\mchavez	12/27/2021 3:27:38 PM	Manually integrate qualifier86.0 of compound Methylene chloride in sample 21DEC39.D from x, y = 3.308, 0 to 3.330, 0; result = 35			✓	
CmdZeroOutPeak	BL2000\mchavez	12/27/2021 3:27:42 PM	Zero out primary peak of compound Methylene chloride in sample 21DEC39.D			✓	

Audit Trail report

Name	User	Time	Action	Reason	Comment	Succeed	Exception
CmdSetSampleAttribute	BL2000\mchavez	12/27/2021 3:27:50 PM	Set UserDefined = Qualifier ratio did not meet method criteria for Methylene chloride for sample 21DEC39.D; previous value =			✓	
CmdManuallyIntegratePeak	BL2000\mchavez	12/27/2021 3:28:25 PM	Manually integrate compound Toluene in sample 21DEC39.D from x, y = 8.363, 0 to 8.397, 5; result = 127			✓	
CmdManuallyIntegrateQualifierPeak	BL2000\mchavez	12/27/2021 3:28:31 PM	Manually integrate qualifier91.0 of compound Toluene in sample 21DEC39.D from x, y = 8.358, 0 to 8.402, 0; result = 115			✓	
CmdZeroOutPeak	BL2000\mchavez	12/27/2021 3:28:43 PM	Zero out primary peak of compound Toluene in sample 21DEC39.D			✓	
CmdZeroOutPeak	BL2000\mchavez	12/27/2021 3:28:43 PM	Zero out primary peak of compound Toluene in sample 21DEC39.D			✓	
CmdSetSampleAttribute	BL2000\mchavez	12/27/2021 3:28:56 PM	Set UserDefined = Qualifier ratio did not meet method criteria for Methylene chloride, Toluene for sample 21DEC39.D; previous value = Qualifier ratio did not meet method criteria for Methylene chloride			✓	
CmdManuallyIntegratePeak	BL2000\mchavez	12/27/2021 3:29:22 PM	Manually integrate compound o-Xylene in sample 21DEC39.D from x, y = 10.416, 0 to 10.469, 0; result = 107			✓	
CmdManuallyIntegrateQualifierPeak	BL2000\mchavez	12/27/2021 3:29:24 PM	Manually integrate qualifier91.0 of compound o-Xylene in sample 21DEC39.D from x, y = 10.388, 0 to 10.472, 0; result = 343			✓	
CmdZeroOutPeak	BL2000\mchavez	12/27/2021 3:29:27 PM	Zero out primary peak of compound o-Xylene in sample 21DEC39.D			✓	
CmdSetSampleAttribute	BL2000\mchavez	12/27/2021 3:30:15 PM	Set UserDefined = Qualifier ratio did not meet method criteria for Methylene chloride, Toluene, and o-Xylene for sample 21DEC39.D; previous value = Qualifier ratio did not meet method criteria for Methylene chloride, Toluene			✓	
CmdSetSampleAttribute	BL2000\mchavez	12/27/2021 3:30:20 PM	Set SampleApproved = True for sample 21DEC39.D; previous value = False			✓	
CmdQuantitate	BL2000\mchavez	12/27/2021 3:30:33 PM	Quantitate all compounds in all samples			✓	
CmdZeroOutPeak	BL2000\mchavez	12/27/2021 3:31:37 PM	Zero out primary peak of compound Methyl ethyl ketone in sample 21DEC42.D			✓	
CmdManuallyIntegratePeak	BL2000\mchavez	12/27/2021 3:32:43 PM	Manually integrate compound Toluene in sample 21DEC42.D from x, y = 8.352, 0 to 8.403, 0; result = 468			✓	
CmdManuallyIntegrateQualifierPeak	BL2000\mchavez	12/27/2021 3:32:46 PM	Manually integrate qualifier91.0 of compound Toluene in sample 21DEC42.D from x, y = 8.369, 0 to 8.411, 0; result = 897			✓	

Audit Trail report

Name	User	Time	Action	Reason	Comment	Succeed	Exception
CmdManuallyIntegratePeak	BL2000\mchavez	12/27/2021 3:33:32 PM	Manually integrate compound Methylene chloride in sample 21DEC42.D from x, y = 3.288, 0 to 3.386, 0; result = 2146			✓	
CmdManuallyIntegrateQualifierPeak	BL2000\mchavez	12/27/2021 3:33:34 PM	Manually integrate qualifier84.0 of compound Methylene chloride in sample 21DEC42.D from x, y = 3.274, 0 to 3.389, 0; result = 1523			✓	
CmdManuallyIntegrateQualifierPeak	BL2000\mchavez	12/27/2021 3:33:36 PM	Manually integrate qualifier86.0 of compound Methylene chloride in sample 21DEC42.D from x, y = 3.291, 0 to 3.389, 0; result = 1011			✓	
CmdSetSampleAttribute	BL2000\mchavez	12/27/2021 3:33:49 PM	Set SampleApproved = True for sample 21DEC42.D; previous value = False			✓	
CmdQuantitate	BL2000\mchavez	12/27/2021 3:34:01 PM	Quantitate all compounds in all samples			✓	
CmdSetTargetCompoundAttribute	BL2000\mchavez	12/27/2021 3:34:09 PM	Set UserAnnotation = NI for compound Methylene chloride in sample 21DEC42.D; previous value =			✓	
CmdSetTargetCompoundAttribute	BL2000\mchavez	12/27/2021 3:34:12 PM	Set UserAnnotation = NI for compound Toluene in sample 21DEC42.D; previous value =			✓	
CmdManuallyIntegratePeak	BL2000\mchavez	12/27/2021 3:34:41 PM	Manually integrate compound Chloromethane in sample 21DEC43.D from x, y = 1.383, 0 to 1.445, 0; result = 289			✓	
CmdManuallyIntegrateQualifierPeak	BL2000\mchavez	12/27/2021 3:34:43 PM	Manually integrate qualifier52.0 of compound Chloromethane in sample 21DEC43.D from x, y = 1.375, 0 to 1.434, 0; result = 64			✓	
CmdManuallyIntegratePeak	BL2000\mchavez	12/27/2021 3:34:55 PM	Manually integrate compound Methylene chloride in sample 21DEC43.D from x, y = 3.277, 0 to 3.397, 0; result = 2498			✓	
CmdSetTargetCompoundAttribute	BL2000\mchavez	12/27/2021 3:34:56 PM	Set UserAnnotation = NI for compound Methylene chloride in sample 21DEC43.D; previous value =			✓	
CmdManuallyIntegrateQualifierPeak	BL2000\mchavez	12/27/2021 3:34:59 PM	Manually integrate qualifier84.0 of compound Methylene chloride in sample 21DEC43.D from x, y = 3.274, 0 to 3.408, 0; result = 1493			✓	
CmdManuallyIntegrateQualifierPeak	BL2000\mchavez	12/27/2021 3:35:01 PM	Manually integrate qualifier86.0 of compound Methylene chloride in sample 21DEC43.D from x, y = 3.285, 0 to 3.391, 0; result = 969			✓	
CmdSetTargetCompoundAttribute	BL2000\mchavez	12/27/2021 3:35:04 PM	Set UserAnnotation = NI for compound Chloromethane in sample 21DEC43.D; previous value =			✓	
CmdManuallyIntegratePeak	BL2000\mchavez	12/27/2021 3:35:35 PM	Manually integrate compound Toluene in sample 21DEC43.D from x, y = 8.352, 0 to 8.416, 0; result = 68			✓	

Audit Trail report

Name	User	Time	Action	Reason	Comment	Succeed	Exception
CmdManuallyIntegrate QualifierPeak	BL2000\mchavez	12/27/2021 3:35:38 PM	Manually integrate qualifier 91.0 of compound Toluene in sample 21DEC43.D from x, y = 8.369, 0 to 8.414, 0; result = 0				Agilent.MassSpectrometry.DataAnalysis.Quantitative.ApplicationCommandException: Manual integration failed for qualifier 91.0 of compound Toluene in sample B21121616-002A. ---> Agilent.MassSpectrometry.DataAnalysis.Quantitative.ApplicationCommandException: Manual integration failed for qualifier 91.0 of compound Toluene in sample B21121616-002A. ---> System.IndexOutOfRangeException: Index was outside the bounds of the array. at at Agilent.MassSpectrometry.DataAnalysis.AgileIntegrator.Peak.a(Double[] A_0, Single[] A_1, Int32 A_2, Int32 A_3, Int32 A_4, Double A_5, Double A_6, Double& A_7, Double& A_8, Int32& A_9, Int32& A_10, Int32& A_11, Int32& A_12) at at Agilent.MassSpectrometry.DataAnalysis.AgileIntegrator.Peak.ComputeChromatographicMetrics(Double[] xArray, Single[] yArray, Int32 startIndex, Int32 apexIndex, Int32 endIndex, Double baselineSlope, Double yIntercept, Double& fullWidthHalfMaximum, Double& symmetry) at at Agilent.MassSpectrometry.DataAnalysis.Quantitative.Integrator.a(IChromatogram A_0, IPeakList A_1) at at Agilent.MassSpectrometry.DataAnalysis.Quantitative.Integrator.ManualIntegrate(IChromatogram chromatogram, Double xStart, Double yStart, Double xEnd, Double yEnd, IChromPeakList& peaklist) at at Agilent.MassSpectrometry.DataAnalysis.Quantitative.Analysis.MeasuredIon.ManualIntegrate(Double xStart, Double yStart, Double xEnd, Double yEnd) --- End of inner exception stack trace --- at at Agilent.MassSpectrometry.DataAnalysis.Quantitative.Analysis.QualifierIon.SetManualIntegrationFailureMessage(Exception e) at at Agilent.MassSpectrometry.DataAnalysis.Quantitative.Analysis.MeasuredIon.ManualIntegrate(Double xStart, Double yStart, Double xEnd, Double yEnd)

Audit Trail report

Name	User	Time	Action	Reason	Comment	Succeed	Exception
							at Agilent.MassSpectrometry.DataAnalysis.Quantitative.CmdManuallyIntegrateQualifierPeak.Do() --- End of inner exception stack trace --- at Agilent.MassSpectrometry.DataAnalysis.Quantitative.CmdManuallyIntegrateQualifierPeak.Do() at Agilent.MassSpectrometry.CommandModel.CommandHistory.Invoke(ICommand cmd) at Agilent.MassSpectrometry.DataAnalysis.Quantitative.AppCommandContext.Invoke(ICommand cmd)
CmdManuallyIntegrateQualifierPeak	BL2000\mchavez	12/27/2021 3:35:41 PM	Manually integrate qualifier91.0 of compound Toluene in sample 21DEC43.D from x, y = 8.372, 0 to 8.388, -7; result = 237			✓	
CmdManuallyIntegrateQualifierPeak	BL2000\mchavez	12/27/2021 3:35:44 PM	Manually integrate qualifier 91.0 of compound Toluene in sample 21DEC43.D, from x, y = 8.372, 0 to 8.416, 0, result = 401; previous integration is from x, y = 8.372, 0 to 8.388, -7 and previous response = 237.			✓	
CmdZeroOutPeak	BL2000\mchavez	12/27/2021 3:35:47 PM	Zero out primary peak of compound Toluene in sample 21DEC43.D			✓	
CmdManuallyIntegratePeak	BL2000\mchavez	12/27/2021 3:36:10 PM	Manually integrate compound m+p-Xylenes in sample 21DEC43.D from x, y = 10.011, 0 to 10.059, 0; result = 55			✓	
CmdManuallyIntegrateQualifierPeak	BL2000\mchavez	12/27/2021 3:36:12 PM	Manually integrate qualifier91.0 of compound m+p-Xylenes in sample 21DEC43.D from x, y = 10.025, 0 to 10.056, 0; result = 125			✓	
CmdSetTargetCompoundAttribute	BL2000\mchavez	12/27/2021 3:36:29 PM	Set UserAnnotation = NI for compound m+p-Xylenes in sample 21DEC43.D; previous value =			✓	
CmdSetSampleAttribute	BL2000\mchavez	12/27/2021 3:36:32 PM	Set SampleApproved = True for sample 21DEC43.D; previous value = False			✓	
CmdQuantitate	BL2000\mchavez	12/27/2021 3:36:44 PM	Quantitate all compounds in all samples			✓	
CmdSetSampleAttribute	BL2000\mchavez	12/27/2021 3:36:52 PM	Set UserDefined = Qualifier ratio did not meet method criteria for o-Xylene for sample 21DEC43.D; previous value =			✓	
CmdSetSampleAttribute	BL2000\mchavez	12/27/2021 3:36:57 PM	Set UserDefined = Qualifier ratio did not meet method criteria for Toluene for sample 21DEC43.D; previous value = Qualifier ratio did not meet method criteria for o-Xylene			✓	

Audit Trail report

Name	User	Time	Action	Reason	Comment	Succeed	Exception
CmdManuallyIntegratePeak	BL2000\mchavez	12/27/2021 3:37:23 PM	Manually integrate compound Methylene chloride in sample 21DEC44.D from x, y = 3.285, 0 to 3.377, 0; result = 863			✓	
CmdManuallyIntegrateQualifierPeak	BL2000\mchavez	12/27/2021 3:37:25 PM	Manually integrate qualifier 84.0 of compound Methylene chloride in sample 21DEC44.D from x, y = 3.291, 0 to 3.380, 0; result = 784			✓	
CmdManuallyIntegrateQualifierPeak	BL2000\mchavez	12/27/2021 3:37:28 PM	Manually integrate qualifier 86.0 of compound Methylene chloride in sample 21DEC44.D from x, y = 3.299, 0 to 3.366, 0; result = 103			✓	
CmdZeroOutPeak	BL2000\mchavez	12/27/2021 3:37:32 PM	Zero out primary peak of compound Methylene chloride in sample 21DEC44.D			✓	
CmdSetSampleAttribute	BL2000\mchavez	12/27/2021 3:37:40 PM	Set UserDefined = Qualifier ratio did not meet method criteria for Methylene chloride for sample 21DEC44.D; previous value =			✓	
CmdManuallyIntegratePeak	BL2000\mchavez	12/27/2021 3:38:33 PM	Manually integrate compound Toluene in sample 21DEC44.D from x, y = 8.374, 0 to 8.416, 0; result = 181			✓	

Audit Trail report

Name	User	Time	Action	Reason	Comment	Succeed	Exception
CmdManuallyIntegrate QualifierPeak	BL2000\mchavez	12/27/2021 3:38:35 PM	Manually integrate qualifier 91.0 of compound Toluene in sample 21DEC44.D from x, y = 8.349, 0 to 8.419, 0; result = 0				Agilent.MassSpectrometry.DataAnalysis.Quantitative.ApplicationCommandException: Manual integration failed for qualifier 91.0 of compound Toluene in sample B21121623-002A. ---> Agilent.MassSpectrometry.DataAnalysis.Quantitative.ApplicationCommandException: Manual integration failed for qualifier 91.0 of compound Toluene in sample B21121623-002A. ---> System.IndexOutOfRangeException: Index was outside the bounds of the array. at at Agilent.MassSpectrometry.DataAnalysis.AgileIntegrator.Peak.a(Double[] A_0, Single[] A_1, Int32 A_2, Int32 A_3, Int32 A_4, Double A_5, Double A_6, Double& A_7, Double& A_8, Int32& A_9, Int32& A_10, Int32& A_11, Int32& A_12) at at Agilent.MassSpectrometry.DataAnalysis.AgileIntegrator.Peak.ComputeChromatographicMetrics(Double[] xArray, Single[] yArray, Int32 startIndex, Int32 apexIndex, Int32 endIndex, Double baselineSlope, Double yIntercept, Double& fullWidthHalfMaximum, Double& symmetry) at at Agilent.MassSpectrometry.DataAnalysis.Quantitative.Integrator.a(IChromatogram A_0, IPeakList A_1) at at Agilent.MassSpectrometry.DataAnalysis.Quantitative.Integrator.ManualIntegrate(IChromatogram chromatogram, Double xStart, Double yStart, Double xEnd, Double yEnd, IChromPeakList& peaklist) at at Agilent.MassSpectrometry.DataAnalysis.Quantitative.Analysis.MeasuredIon.ManualIntegrate(Double xStart, Double yStart, Double xEnd, Double yEnd) --- End of inner exception stack trace --- at at Agilent.MassSpectrometry.DataAnalysis.Quantitative.Analysis.QualifierIon.SetManualIntegrationFailureMessage(Exception e) at at Agilent.MassSpectrometry.DataAnalysis.Quantitative.Analysis.MeasuredIon.ManualIntegrate(Double xStart, Double yStart, Double xEnd, Double yEnd)

Audit Trail report

Name	User	Time	Action	Reason	Comment	Succeed	Exception
							at Agilent.MassSpectrometry.DataAnalysis.Quantitative.CmdManuallyIntegrateQualifierPeak.Do() --- End of inner exception stack trace --- at Agilent.MassSpectrometry.DataAnalysis.Quantitative.CmdManuallyIntegrateQualifierPeak.Do() at Agilent.MassSpectrometry.CommandModel.CommandHistory.Invoke(ICommand cmd) at Agilent.MassSpectrometry.DataAnalysis.Quantitative.AppCommandContext._Invoke(ICommand cmd)
CmdManuallyIntegrateQualifierPeak	BL2000\mchavez	12/27/2021 3:38:39 PM	Manually integrate qualifier91.0 of compound Toluene in sample 21DEC44.D from x, y = 8.361, 0 to 8.425, 0; result = 435			✓	
CmdZeroOutPeak	BL2000\mchavez	12/27/2021 3:38:42 PM	Zero out primary peak of compound Toluene in sample 21DEC44.D			✓	
CmdSetSampleAttribute	BL2000\mchavez	12/27/2021 3:39:16 PM	Set UserDefined = Qualifier ratio did not meet method criteria for Methylene chloride and Toluene for sample 21DEC44.D; previous value = Qualifier ratio did not meet method criteria for Methylene chloride			✓	
CmdSetSampleAttribute	BL2000\mchavez	12/27/2021 3:39:19 PM	Set SampleApproved = True for sample 21DEC44.D; previous value = False			✓	
CmdQuantitate	BL2000\mchavez	12/27/2021 3:39:35 PM	Quantitate all compounds in all samples			✓	
CmdManuallyIntegratePeak	BL2000\mchavez	12/27/2021 3:43:42 PM	Manually integrate compound Methylene chloride in sample 21DEC45.D from x, y = 3.294, 0 to 3.386, 0; result = 801			✓	
CmdSetTargetCompoundAttribute	BL2000\mchavez	12/27/2021 3:43:44 PM	Set UserAnnotation = NI for compound Methylene chloride in sample 21DEC45.D; previous value =			✓	
CmdManuallyIntegrateQualifierPeak	BL2000\mchavez	12/27/2021 3:43:46 PM	Manually integrate qualifier84.0 of compound Methylene chloride in sample 21DEC45.D from x, y = 3.302, 0 to 3.380, 0; result = 461			✓	
CmdManuallyIntegrateQualifierPeak	BL2000\mchavez	12/27/2021 3:43:48 PM	Manually integrate qualifier86.0 of compound Methylene chloride in sample 21DEC45.D from x, y = 3.308, 0 to 3.372, 0; result = 182			✓	
CmdSetSampleAttribute	BL2000\mchavez	12/27/2021 3:44:33 PM	Set SampleApproved = True for sample 21DEC45.D; previous value = False			✓	

Audit Trail report

Name	User	Time	Action	Reason	Comment	Succeed	Exception
CmdZeroOutPeak	BL2000\mchavez	12/27/2021 3:44:52 PM	Zero out primary peak of compound 1,1,2,2-Tetrachloroethane in sample 21DEC46.D			✓	
CmdZeroOutPeak	BL2000\mchavez	12/27/2021 3:45:47 PM	Zero out primary peak of compound 1,2,3-Trichloropropane in sample 21DEC46.D			✓	
CmdZeroOutPeak	BL2000\mchavez	12/27/2021 3:46:20 PM	Zero out primary peak of compound 4-Chlorotoluene in sample 21DEC46.D			✓	
CmdZeroOutPeak	BL2000\mchavez	12/27/2021 3:46:46 PM	Zero out primary peak of compound Styrene in sample 21DEC46.D			✓	
CmdZeroOutPeak	BL2000\mchavez	12/27/2021 3:47:00 PM	Zero out primary peak of compound Chlorobenzene in sample 21DEC46.D			✓	
CmdZeroOutPeak	BL2000\mchavez	12/27/2021 3:47:32 PM	Zero out primary peak of compound 2-Chlorotoluene in sample 21DEC46.D			✓	
CmdManuallyIntegratePeak	BL2000\mchavez	12/27/2021 3:47:51 PM	Manually integrate compound Methylene chloride in sample 21DEC46.D from x, y = 3.305, 0 to 3.400, 0; result = 564			✓	
CmdManuallyIntegrateQualifierPeak	BL2000\mchavez	12/27/2021 3:47:54 PM	Manually integrate qualifier 86.0 of compound Methylene chloride in sample 21DEC46.D from x, y = 3.322, 0 to 3.380, 0; result = 101			✓	
CmdManuallyIntegrateQualifierPeak	BL2000\mchavez	12/27/2021 3:47:57 PM	Manually integrate qualifier 84.0 of compound Methylene chloride in sample 21DEC46.D from x, y = 3.285, 0 to 3.372, 0; result = 399			✓	
CmdManuallyIntegratePeak	BL2000\mchavez	12/27/2021 3:48:13 PM	Manually integrate compound Methyl ethyl ketone in sample 21DEC46.D from x, y = 5.254, 0 to 5.357, 0; result = 1847			✓	
CmdManuallyIntegrateQualifierPeak	BL2000\mchavez	12/27/2021 3:48:15 PM	Manually integrate qualifier 72.0 of compound Methyl ethyl ketone in sample 21DEC46.D from x, y = 5.254, 0 to 5.335, 0; result = 201			✓	
CmdManuallyIntegratePeak	BL2000\mchavez	12/27/2021 3:48:23 PM	Manually integrate compound Bromochloromethane in sample 21DEC46.D from x, y = 5.494, 0 to 5.564, 0; result = 63			✓	
CmdManuallyIntegrateQualifierPeak	BL2000\mchavez	12/27/2021 3:48:25 PM	Manually integrate qualifier 49.0 of compound Bromochloromethane in sample 21DEC46.D from x, y = 5.491, 0 to 5.547, 0; result = 55			✓	
CmdZeroOutPeak	BL2000\mchavez	12/27/2021 3:48:28 PM	Zero out primary peak of compound Bromochloromethane in sample 21DEC46.D			✓	
CmdManuallyIntegratePeak	BL2000\mchavez	12/27/2021 3:48:42 PM	Manually integrate compound Dibromomethane in sample 21DEC46.D from x, y = 7.337, 30 to 7.457, 0; result = 401			✓	

Audit Trail report

Name	User	Time	Action	Reason	Comment	Succeed	Exception
CmdManuallyIntegrateDropBaseline	BL2000\mchavez	12/27/2021 3:48:47 PM	Drop baseline for compound Dibromomethane in sample 21DEC46.D to y = 0, new integration is from x, y = 7.337, 0 to 7.457, 0 and new response = 510; previous integration is from x, y = 7.337, 30 to 7.457, 0 and previous response = 401.			✓	
CmdManuallyIntegrateQualifierPeak	BL2000\mchavez	12/27/2021 3:48:50 PM	Manually integrate qualifier 95.0 of compound Dibromomethane in sample 21DEC46.D from x, y = 7.368, 0 to 7.421, 0; result = 471			✓	
CmdManuallyIntegrateQualifierPeak	BL2000\mchavez	12/27/2021 3:48:52 PM	Manually integrate qualifier 173.5 of compound Dibromomethane in sample 21DEC46.D from x, y = 7.376, 0 to 7.421, 0; result = 323			✓	
CmdZeroOutPeak	BL2000\mchavez	12/27/2021 3:48:57 PM	Zero out primary peak of compound Dibromomethane in sample 21DEC46.D			✓	
CmdSetSampleAttribute	BL2000\mchavez	12/27/2021 3:49:29 PM	Set UserDefined = Qualifier ratio did not meet method criteria for Bromochloromethane and for sample 21DEC46.D; previous value =			✓	
CmdSetSampleAttribute	BL2000\mchavez	12/27/2021 3:49:58 PM	Set UserDefined = Qualifier ratio did not meet method criteria for Bromochloromethane and Dibromomethane for sample 21DEC46.D; previous value = Qualifier ratio did not meet method criteria for Bromochloromethane and			✓	
CmdManuallyIntegratePeak	BL2000\mchavez	12/27/2021 3:51:23 PM	Manually integrate compound 1,4-Dichlorobenzene in sample 21DEC46.D from x, y = 12.089, 0 to 12.176, 0; result = 584			✓	
CmdZeroOutPeak	BL2000\mchavez	12/27/2021 3:51:27 PM	Zero out primary peak of compound 1,4-Dichlorobenzene in sample 21DEC46.D			✓	

Audit Trail report

Name	User	Time	Action	Reason	Comment	Succeed	Exception
CmdClearManualIntegration	BL2000\mchavez	12/27/2021 3:51:30 PM	Clear manual integration of target signal for compound 1,4-Dichlorobenzene in sample 21DEC46.D				Agilent.MassSpectrometry.DataAnalysis.Quantitative.ApplicationCommandException: Integrator did not find any peaks at Agilent.MassSpectrometry.DataAnalysis.Quantitative.Analysis.MeasuredIon.ClearManualIntegration() at Agilent.MassSpectrometry.DataAnalysis.Quantitative.CmdClearManualIntegration.Do() at Agilent.MassSpectrometry.CommandModel.CommandHistory.Invoke(ICommand cmd) at Agilent.MassSpectrometry.DataAnalysis.Quantitative.AppCommandContext._Invoke(ICommand cmd)
CmdSetSampleAttribute	BL2000\mchavez	12/27/2021 3:51:40 PM	Set SampleApproved = True for sample 21DEC46.D; previous value = False			✓	
CmdSetTargetCompoundAttribute	BL2000\mchavez	12/27/2021 3:51:50 PM	Set UserAnnotation = NI for compound Methylene chloride in sample 21DEC46.D; previous value =			✓	
CmdSetTargetCompoundAttribute	BL2000\mchavez	12/27/2021 3:51:53 PM	Set UserAnnotation = NI for compound Methyl ethyl ketone in sample 21DEC46.D; previous value =			✓	
CmdQuantitate	BL2000\mchavez	12/27/2021 3:52:09 PM	Quantitate all compounds in all samples			✓	
CmdSetSampleAttribute	BL2000\mchavez	12/27/2021 3:52:59 PM	Set SampleApproved = True for sample 21DEC47.D; previous value = False			✓	
CmdSetSampleAttribute	BL2000\mchavez	12/27/2021 3:53:04 PM	Set SampleApproved = True for sample 21DEC48.D; previous value = False			✓	
CmdSetSampleAttribute	BL2000\mchavez	12/27/2021 3:56:16 PM	Set SampleApproved = True for sample 21DEC50.D; previous value = False			✓	
CmdManuallyIntegratePeak	BL2000\mchavez	12/27/2021 3:56:41 PM	Manually integrate compound m+p-Xylenes in sample 21DEC36.D from x, y = 10.022, 0 to 10.053, 0; result = 66			✓	
CmdManuallyIntegrateQualifierPeak	BL2000\mchavez	12/27/2021 3:56:43 PM	Manually integrate qualifier91.0 of compound m+p-Xylenes in sample 21DEC36.D from x, y = 10.011, 0 to 10.073, 0; result = 356			✓	
CmdZeroOutPeak	BL2000\mchavez	12/27/2021 3:56:46 PM	Zero out primary peak of compound m+p-Xylenes in sample 21DEC36.D			✓	
CmdManuallyIntegratePeak	BL2000\mchavez	12/27/2021 3:57:07 PM	Manually integrate compound Toluene in sample 21DEC36.D from x, y = 8.377, 0 to 8.408, 0; result = 133			✓	

Audit Trail report

Name	User	Time	Action	Reason	Comment	Succeed	Exception
CmdManuallyIntegrateQualifierPeak	BL2000\mchavez	12/27/2021 3:57:08 PM	Manually integrate qualifier91.0 of compound Toluene in sample 21DEC36.D from x, y = 8.360, 0 to 8.425, 0; result = 245			✓	
CmdManuallyIntegratePeak	BL2000\mchavez	12/27/2021 3:57:26 PM	Manually integrate compound Chloroform in sample 21DEC36.D from x, y = 5.608, 0 to 5.725, 0; result = 1462			✓	
CmdManuallyIntegrateQualifierPeak	BL2000\mchavez	12/27/2021 3:57:28 PM	Manually integrate qualifier85.0 of compound Chloroform in sample 21DEC36.D from x, y = 5.600, 0 to 5.720, 0; result = 1171			✓	
CmdSetSampleAttribute	BL2000\mchavez	12/27/2021 3:57:48 PM	Set SampleApproved = True for sample 21DEC36.D; previous value = False			✓	
CmdSaveBatchTable	BL2000\mchavez	12/27/2021 3:57:57 PM	Save batch D:\Org\Data\VOA5975C\VG122121\QuantResults\VG122121_8260B_2ndRun.batch.bin			✓	
CmdOpenBatchTable	BL2000\mchavez	12/28/2021 11:48:35 PM	Open batch D:\Org\Data\VOA5975C\VG122121\VG122121_8260B_2ndRun.batch.bin			✓	
CmdSetSampleAttribute	BL2000\mchavez	12/28/2021 11:48:48 PM	Set SampleApproved = True for sample 21DEC33.D; previous value = False			✓	
CmdSetSampleAttribute	BL2000\mchavez	12/28/2021 11:48:49 PM	Set SampleApproved = True for sample 21DEC34.D; previous value = False			✓	
CmdSetSampleAttribute	BL2000\mchavez	12/28/2021 11:48:51 PM	Set SampleApproved = True for sample 21DEC32.D; previous value = False			✓	
CmdSetSampleAttribute	BL2000\mchavez	12/29/2021 12:30:42 AM	Set SampleName = B21121609-001E for sample 21DEC46.D; previous value = B21121609-001A			✓	
CmdSetSampleAttribute	BL2000\mchavez	12/29/2021 12:31:12 AM	Set UserDefined = Corrected sample ID from 1A to 1E. Qualifier ratio did not meet method criteria for Bromochloromethane and Dibromomethane for sample 21DEC46.D; previous value = Qualifier ratio did not meet method criteria for Bromochloromethane and Dibromomethane			✓	
CmdSaveBatchTable	BL2000\mchavez	12/29/2021 12:31:26 AM	Save batch D:\Org\Data\VOA5975C\VG122121\QuantResults\VG122121_8260B_2ndRun.batch.bin			✓	
CmdOpenBatchTable	BL2000\mchavez	2/4/2022 12:01:10 PM	Open batch D:\Org\Data\VOA5975C\VG122121\VG122121_8260B_2ndRun.batch.bin			✓	

Audit Trail report

Name	User	Time	Action	Reason	Comment	Succeed	Exception
CmdCalibrate	BL2000\mchavez	2/4/2022 12:01:30 PM	Replace level QC with QC sample 21DEC34.D for compounds {1,2-Dichlorobenzene, 1,4-Dichlorobenzene, 1,3-Dichlorobenzene, 4-Chlorotoluene, 2-Chlorotoluene, 1,2,3-Trichloropropane, 1,1,2,2-Tetrachloroethane, Bromobenzene, p-Bromofluorobenzene, Bromoform, Styrene, o-Xylene, m+p-Xylenes, Ethylbenzene, 1,1,1,2-Tetrachloroethane, Chlorobenzene, 1,2-Dibromoethane, Chlorodibromomethane, 1,3-Dichloropropane, Tetrachloroethene, 1,1,2-Trichloroethane, trans-1,3-Dichloropropene, Toluene, Toluene-d8, cis-1,3-Dichloropropene, Bromodichloromethane, Dibromomethane, 1,2-Dichloropropane, Trichloroethene, 1,2-Dichloroethane, Benzene, 1,2-Dichloroethane-d4, 1,1-Dichloropropene, Carbon tetrachloride, Dibromofluoromethane, 1,1,1-Trichloroethane, Chloroform, Bromochloromethane, Methyl ethyl ketone, cis-1,2-Dichloroethene, 2,2-Dichloropropane, 1,1-Dichloroethane, Methyl tert-butyl ether (MTBE), trans-1,2-Dichloroethene, Methylene chloride, 1,1-Dichloroethene, Trichlorofluoromethane, Chloroethane, Bromomethane, Vinyl chloride, Chloromethane, Dichlorodifluoromethane}; Replace level CC with CC sample 21DEC33.D for compounds {1,2-Dichlorobenzene, 1,4-Dichlorobenzene, 1,3-Dichlorobenzene, 4-Chlorotoluene, 2-Chlorotoluene, 1,2,3-Trichloropropane, 1,1,2,2-Tetrachloroethane, Bromobenzene, p-Bromofluorobenzene, Bromoform, Styrene, o-Xylene, m+p-Xylenes, Ethylbenzene, 1,1,1,2-Tetrachloroethane, Chlorobenzene, 1,2-Dibromoethane, Chlorodibromomethane, 1,3-Dichloropropane, Tetrachloroethene, 1,1,2-Trichloroethane, trans-1,3-Dichloropropene, Toluene, Toluene-d8, cis-1,3-Dichloropropene, Bromodichloromethane, Dibromomethane, 1,2-Dichloropropane, Trichloroethene, 1,2-Dichloroethane, Benzene, 1,2-Dichloroethane-d4, 1,1-Dichloropropene, Carbon tetrachloride, Dibromofluoromethane, 1,1,1-			✓	

Audit Trail report

Name	User	Time	Action	Reason	Comment	Succeed	Exception
			Trichloroethane, Chloroform, Bromochloromethane, Methyl ethyl ketone, cis-1,2-Dichloroethene, 2,2-Dichloropropane, 1,1-Dichloroethane, Methyl tert-butyl ether (MTBE), trans-1,2-Dichloroethene, Methylene chloride, 1,1-Dichloroethene, Trichlorofluoromethane, Chloroethane, Bromomethane, Vinyl chloride, Chloromethane, Dichlorodifluoromethane};				
CmdQuantitate	BL2000\mchavez	2/4/2022 12:01:53 PM	Quantitate all compounds in all samples			✓	
CmdSaveBatchTable	BL2000\mchavez	2/4/2022 12:02:24 PM	Save batch D:\Org\Data\VOA5975C\VG122121\QuantResults\VG122121_8260B_2ndRun.batch.bin			✓	
GenerateReport	BL2000\mchavez	2/4/2022 12:03:07 PM	Generates report - Method: \\MASSHUNTER\Org\reports\LevelIV_Reports\SampleSequence\CC_mid_rpt.m, Output Path: D:\Org\Data\VOA5975C\VG122121\QuantReports\VG122121_8260B_2ndRun			✓	

Audit Trail report

Name	User	Time	Action	Reason	Comment	Succeed	Exception
CmdCalibrate	BL2000\mchavez	2/4/2022 12:03:22 PM	Replace level CC with CC sample 21DEC50.D for compounds {1,2-Dichlorobenzene, 1,4-Dichlorobenzene, 1,3-Dichlorobenzene, 4-Chlorotoluene, 2-Chlorotoluene, 1,2,3-Trichloropropane, 1,1,2,2-Tetrachloroethane, Bromobenzene, p-Bromofluorobenzene, Bromoform, Styrene, o-Xylene, m+p-Xylenes, Ethylbenzene, 1,1,1,2-Tetrachloroethane, Chlorobenzene, 1,2-Dibromoethane, Chlorodibromomethane, 1,3-Dichloropropane, Tetrachloroethene, 1,1,2-Trichloroethane, trans-1,3-Dichloropropene, Toluene, Toluene-d8, cis-1,3-Dichloropropene, Bromodichloromethane, Dibromomethane, 1,2-Dichloropropane, Trichloroethene, 1,2-Dichloroethane, Benzene, 1,2-Dichloroethane-d4, 1,1-Dichloropropene, Carbon tetrachloride, Dibromofluoromethane, 1,1,1-Trichloroethane, Chloroform, Bromochloromethane, Methyl ethyl ketone, cis-1,2-Dichloroethene, 2,2-Dichloropropane, 1,1-Dichloroethane, Methyl tert-butyl ether (MTBE), trans-1,2-Dichloroethene, Methylene chloride, 1,1-Dichloroethene, Trichlorofluoromethane, Chloroethane, Bromomethane, Vinyl chloride, Chloromethane, Dichlorodifluoromethane};			✓	
CmdQuantitate	BL2000\mchavez	2/4/2022 12:03:38 PM	Quantitate all compounds in all samples			✓	
CmdSaveBatchTable	BL2000\mchavez	2/4/2022 12:04:02 PM	Save batch D:\Org\Data\VOA5975C\VG122121\QuantResults\VG122121_8260B_2ndRun.batch.bin			✓	
GenerateReport	BL2000\mchavez	2/4/2022 12:04:39 PM	Generates report - Method: \\MASSHUNTER\Org\reports\LevelIV_Reports\SampleSequence\CC_mid_rpt.m, Output Path: D:\Org\Data\VOA5975C\VG122121\QuantReports\VG122121_8260B_2ndRun-1			✓	
GenerateReport	BL2000\mchavez	2/4/2022 12:10:50 PM	Generates report - Method: \\MASSHUNTER\Org\reports\LevelIV_Reports\SampleSequence\02_Env_QntRslts_wGrphcs+Chrmtgrm+AuditTrail.m, Output Path: D:\Org\Data\VOA5975C\VG122121\QuantReports\VG122121_8260B_2ndRun-2			✓	

Audit Trail report

Name	User	Time	Action	Reason	Comment	Succeed	Exception
CmdOpenBatchTable	BL2000\mchavez	2/4/2022 12:47:12 PM	Open batch D:\Org\Data\VOA5975C\VG122121\VG122121_8260B_2ndRun.batch.bin			✓	
CmdSetTargetCompoundAttribute	BL2000\mchavez	2/4/2022 12:47:37 PM	Set UserAnnotation = NI for compound Methylene chloride in sample 21DEC36.D; previous value =			✓	
CmdSetTargetCompoundAttribute	BL2000\mchavez	2/4/2022 12:47:40 PM	Set UserAnnotation = NI for compound Chloroform in sample 21DEC36.D; previous value =			✓	
CmdSetTargetCompoundAttribute	BL2000\mchavez	2/4/2022 12:47:43 PM	Set UserAnnotation = NI for compound Toluene in sample 21DEC36.D; previous value =			✓	
CmdSetTargetCompoundAttribute	BL2000\mchavez	2/4/2022 12:48:00 PM	Set UserAnnotation = NI for compound Toluene in sample 21DEC38.D; previous value =			✓	
CmdSaveBatchTable	BL2000\mchavez	2/4/2022 12:49:31 PM	Save batch D:\Org\Data\VOA5975C\VG122121\QuantResults\VG122121_8260B_2ndRun.batch.bin			✓	

Energy Laboratories Inc

Standard LOG

Standard ID: VOCF3463
Standard Name Internals Type: Secondary
Date Prepared 9/3/2021 BY: Jerran D. Brenden
Date Expires: 12/31/2021
Department gcmsvoa Status: New
Vendor:
Lot Number:
Balance ID:
Comments: Final Concentration 0.05 ug/uL.

Chemical / Solvent Used	BottleNo	Amt	Units	Exp
Methanol, Purge and Trap EA899	13926	49	mL	2/12/

Final Volume: 50 mL

<u>Stock Source</u>	<u>Base Units</u>	<u>Amount Added</u>
VOCF0357 Internals	ug/mL	1 mL
<u>Analvtes</u>	<u>CAS</u>	<u>Conc:</u> <u>ug/uL</u>
1,4-Dichlorobenzene-d4	3855-82-1	0.05
Chlorobenzene-d5	3114-55-1	0.05
Fluorobenzene	462-06-6	0.05

Energy Laboratories Inc

Standard LOG

Standard ID: VOCF0357
Standard Name Internals Type: Primary
Date Prepared 12/8/2020 BY: Jerran D. Brenden
Date Expires: 12/31/2021
Department gcmsvoa Status: New
Vendor: Agilent
Lot Number: CS-5422
Balance ID:

Comments: Date Prepared is same as Date Received. 2,500 ug/mL in MeOH. Catalog # STM-520-1.

Chemical / Solvent Used	BottleNo	Amt	Units	Exp
Internal Standard	12421	1	mL	12/31

Final Volume: 10 mL

<u>Stock Source</u>	<u>Base Units</u>	<u>Amount Added</u>
VOCF0357 Internals	ug/mL	

<u>Analvtes</u>	<u>CAS</u>	<u>Conc:</u>	<u>ug/mL</u>
1,4-Dichlorobenzene-d4	3855-82-1		2500
Chlorobenzene-d5	3114-55-1		2500
Fluorobenzene	462-06-6		2500



JP

Certificate of Analysis ISO Guide 34

Internal Standard

Product Number: STM-520 **Page:** 1 of 1
Lot Number: CS-5422 **Lot Issue Date:** 09-Nov-2018 **Expiration Date:** 31-Dec-2021

This ISO Guide 34 Reference Material (RM) was manufactured and verified in accordance with Agilent's ISO 9001 registered quality system, and the analyte concentrations were verified by our ISO 17025 accredited laboratory. The true value and uncertainty value at the 95% confidence level for each analyte, determined gravimetrically, is listed below.

Analyte	CAS#	Analyte Lot	True Value
chlorobenzene-d5	003114-55-4	RM12274	2501 ± 13 µg/mL
1,4-dichlorobenzene-d4	003855-82-1	RM12517	2501 ± 13 µg/mL
fluorobenzene	000462-06-6	RM13378	2512 ± 13 µg/mL

Matrix: methanol (methyl alcohol)

Storage: Store Frozen (-25° to -10°C).

Agilent uses balances calibrated with weights traceable to NIST in compliance with ANSI/NCSL Z-540-1 and ISO 9001, and calibrated Class A glassware in the manufacturing of these standards.

Monica Bourgeois
 Monica Bourgeois
 QMS Representative

ID #: 12421
 Opened: _____
 Internal Standard
Expires: 12/31/2021
 Rec'd: 2/19/2020
 Enerav Laboratories Inc 1120 So. 27th Street
 Billings MT 59107



Produced in accordance with TUV USA Inc 56 100 18560026
 registered ISO 9001 Quality Management System



Energy Laboratories Inc

Standard LOG

Standard ID: VOCF3518
Standard Name: Calibration Surrogates
Date Prepared: 11/10/2021
Date Expires: 12/31/2022
Department: gcmsvoa
Vendor:
Lot Number:
Balance ID:
Type: Secondary
BY: Alethea M. Shaules
Status: New
Comments: Final Concentration 0.2 ug/uL in MeOH

Chemical / Solvent Used	BottleNo	Amt	Units	Exp
Methanol, Purge and Trap EB199	14400	4.5	mL	3/20/

Final Volume: 5 mL

<u>Stock Source</u>	<u>Base Units</u>	<u>Amount Added</u>
VOCF0426 Surrogates 2.0 mg/mL	ug/mL	0.5 mL
<u>Analvtes</u>	<u>CAS</u>	<u>Conc: ug/uL</u>
S 1,2-Dichloroethane-d4	17060-07-0	0.2
S Dibromofluoromethane	1868-53-7	0.2
S p-Bromofluorobenzene	460-00-4	0.2
S Toluene-d8	2037-26-5	0.2

Energy Laboratories Inc

Spike LOG

Standard ID: VOCF0426
 Standard Name: Surrogates 2.0 mg/mL
 Date Prepared: 9/14/2021
 Date Expires: 4/18/2029
 Department: gcmsvoa
 Vendor: AccuStandard
 Lot Number: 219041458
 Balance ID:

Type: Primary
 BY: Jerran D. Brenden

Status: New

Comments: Date Received 01/04/2021. 2.0 mg/mL. Catalog # M-8260A-B-SS-10X

Chemical / Solvent Used	BottleNo	Amt	Units	Exp
Surrogate Standard Mix	14269	1	mL	4/18/

Final Volume: 10 mL

<u>Stock Source</u>		Base Units	Amount Added
VOCF0426	Surrogates 2.0 mg/mL	ug/mL	
<u>Analvtes</u>		CAS	Conc: ug/mL
S	1,2-Dichloroethane-d4	17060-07-0	2000
S	Dibromofluoromethane	1868-53-7	2000
S	p-Bromofluorobenzene	460-00-4	2000
S	Toluene-d8	2037-26-5	2000

CERTIFICATE OF ANALYSIS

Catalog No: M-8260A-B-SS-10X
Description: Surrogate Standard Mix
Lot: 219041458

Solvent: Methanol

Hazards: Refer to SDS for complete safety information

Date Certified: Apr 18, 2019

Expiration: Apr 18, 2029

Sample Size: 1 mL

Components: 4

Storage Condition: Ambient (>5 °C)



Signal Word: Danger

Certified Reference Material



Component	CAS #	Purity %	Prepared Concentration ²	Certified Analyte Concentration ¹
		(GC/MS)	(µg/mL)	(µg/mL)
p-Bromofluorobenzene	460-00-4	99.9	2004	2002
Dibromofluoromethane	1868-53-7	99.8	2005	2001
1,2-Dichloroethane-d4	17060-07-0	100.0	2001	2001
Toluene-d8	2037-26-5	100.0	2000	2000

ID #: 14269

Opened: _____

Surrogate Standard Mix

Expires: 4/18/2029

Rec'd: 9/14/2021

Energy Laboratories Inc 1120 So. 27th Street
Billings MT 59107

A product with a suffix (-1A, -2B, etc. or -01, -02, etc.) on its lot number has had its expiration date extended and is identical to the same lot number without the suffix.

² All weights are traceable through NIST, Test No. 684/289871-17

¹ Certified Analyte Concentration = Purity x Prepared Concentration.

The Uncertainty associated with the certified concentration reported on this certificate is $\pm 2.4\%$. This value is the combined expanded uncertainty and represents an estimated standard deviation equal to the positive square root of the total variation of the uncertainty of components. A normal distribution is assumed and a coverage factor of K=2 is chosen using approximately a 95% confidence level.

Labels and certificates follow U.S. Conventions in reporting numerical values: A comma (,) is used to separate units of one-thousand or greater. A period (.) is used as a decimal place marker.

The information on this certificate may not be reproduced without the express permission of the manufacturer. See reverse side for additional information

Hazard Information: Please refer to the SDS for information regarding the hazards associated with using this material.

This product was prepared according to in-house procedures and is guaranteed to be homogeneous.

Certified By: _____

Larry Decker, Organic QC Manager

Energy Laboratories Inc

Standard LOG

Standard ID: VOCF3497B
 Standard Name: Liquids
 Date Prepared: 10/11/2021
 Date Expires: 12/11/2021
 Department: GCMSVOA
 Vendor:
 Lot Number:
 Balance ID:

Type: Secondary
 BY: Steve Dilts
 Status: New

Comments: 1.0 ml/10 ml final volume. Final Concentration 0.2 ug/uL. Corrected comment and analyte list 11/9/2021 sbd

Chemical / Solvent Used	BottleNo	Amt	Units	Exp	Final Volume:	
Methanol, Purge and Trap EA899	13926	9	mL	2/12/	10 mL	
Stock Source			Base Units			Amount Added
VOCF0313	Liquids		ug/mL			1 mL
Analvtes			CAS		Conc:	ug/uL
1,1,1,2-Tetrachloroethane			630-20-6			0.2
1,1,1-Trichloroethane			71-55-6			0.2
1,1,2,2-Tetrachloroethane			79-34-5			0.2
1,1,2-Trichloroethane			79-00-5			0.2
1,1-Dichloroethane			75-34-3			0.2
1,1-Dichloroethene			75-35-4			0.2
1,1-Dichloropropene			563-58-6			0.2
1,2,3-Trichlorobenzene			87-61-6			0.2
1,2,3-Trichloropropane			96-18-4			0.2
1,2,4-Trichlorobenzene			120-82-1			0.2
1,2,4-Trimethylbenzene			95-63-6			0.2
1,2-Dibromo-3-chloropropane			96-12-8			0.2
1,2-Dibromoethane			106-93-4			0.2
1,2-Dichlorobenzene			95-50-1			0.2
1,2-Dichloroethane			107-06-2			0.2
1,2-Dichloropropane			78-87-5			0.2
1,3,5-Trimethylbenzene			108-67-8			0.2
1,3-Dichlorobenzene			541-73-1			0.2
1,3-Dichloropropane			142-28-9			0.2
1,4-Dichlorobenzene			106-46-7			0.2
2,2-Dichloropropane			594-20-7			0.2
2-Chlorotoluene			95-49-8			0.2
4-Chlorotoluene			406-43-4			0.2
Benzene			71-43-2			0.2
Bromobenzene			108-86-1			0.2
Bromochloromethane			74-97-5			0.2
Bromodichloromethane			75-27-4			0.2
Bromoform			75-25-2			0.2
Carbon Tetrachloride			56-23-5			0.2
Chlorobenzene			10-90-7			0.2
Chloroform			67-66-3			0.2

Energy Laboratories Inc

Standard LOG

Standard ID: VOCF3497B
Standard Name: Liquids
Date Prepared: 10/11/2021
Date Expires: 12/11/2021
Department: GCMSVOA
Vendor:
Lot Number:
Balance ID:

Type: Secondary
BY: Steve Dilts
Status: New

Comments: 1.0 ml/10 ml final volume. Final Concentration 0.2 ug/uL. Corrected comment and analyte list 11/9/2021 sbd

cis-1,2-Dichloroethene	156-59-2	0.2
cis-1,3-Dichloropropene	10061-01-5	0.2
Dibromocholormethane	124-48-1	0.2
Dibromomethane	74-95-3	0.2
Dichloromethane	75-09-2	0.2
Ethylbenzene	100-41-4	0.2
Hexachlorobutadiene	87-68-6	0.2
Isopropylbenzene	98-82-8	0.2
m-Xylene	108-38-3	0.2
n-Butylbenzene	104-51-8	0.2
n-Propylbenzene	103-65-1	0.2
Naphthalene	91-20-3	0.2
o-Xylene	95-47-6	0.2
p-Isopropyltoluene	99-87-6	0.2
p-Xylene	106-42-3	0.2
sec-Butylbenzene	135-98-8	0.2
Styrene	100-42-5	0.2
tert-Butylbenzene	98-06-6	0.2
Tetrachloroethene	127-18-4	0.2
Toluene	108-88-3	0.2
trans-1,2-Dichloroethene	156-60-5	0.2
trans-1,3-Dichloropropene	10061-02-6	0.2
Trichloroethene	79-01-6	0.2

Energy Laboratories Inc

Standard LOG

Standard ID: VOCF0313
 Standard Name: Liquids
 Date Prepared: 6/23/2020
 Date Expires: 4/13/2023
 Department: gcmsvoa
 Vendor: AccuStd
 Lot Number: 220041126
 Balance ID:

Type: Primary
 BY: Alethea M. Shaules
 Status: New

Comments: Date Prepared is same as Date Received. 2,000 ug/mL. Catalog # M502A-R-10X. Corrected lot number to match Cl. MSC 01/14/2022

Chemical / Solvent Used	BottleNo	Amt	Units	Exp	Final Volume:	10 mL
Volatile Organic Compounds - Liquids	12797	1	mL	4/13/		
Stock Source			Base Units			Amount Added
VOCF0313	Liquids		ug/mL			
Analtes			CAS		Conc:	ug/mL
1,1,1,2-Tetrachloroethane			630-20-6			2000
1,1,1-Trichloroethane			71-55-6			2000
1,1,2,2-Tetrachloroethane			79-34-5			2000
1,1,2-Trichloroethane			79-00-5			2000
1,1-Dichloroethane			75-34-3			2000
1,1-Dichloroethene			75-35-4			2000
1,1-Dichloropropene			563-58-6			2000
1,2,3-Trichlorobenzene			87-61-6			2000
1,2,3-Trichloropropane			96-18-4			2000
1,2,4-Trichlorobenzene			120-82-1			2000
1,2,4-Trimethylbenzene			95-63-6			2000
1,2-Dibromo-3-chloropropane			96-12-8			2000
1,2-Dibromoethane			106-93-4			2000
1,2-Dichlorobenzene			95-50-1			2000
1,2-Dichloroethane			107-06-2			2000
1,2-Dichloropropane			78-87-5			2000
1,3,5-Trimethylbenzene			108-67-8			2000
1,3-Dichlorobenzene			541-73-1			2000
1,3-Dichloropropane			142-28-9			2000
1,4-Dichlorobenzene			106-46-7			2000
2,2-Dichloropropane			594-20-7			2000
2-Chlorotoluene			95-49-8			2000
4-Chlorotoluene			406-43-4			2000
Benzene			71-43-2			2000
Bromobenzene			108-86-1			2000
Bromochloromethane			74-97-5			2000
Bromodichloromethane			75-27-4			2000
Bromoform			75-25-2			2000
Carbon Tetrachloride			56-23-5			2000
Chlorobenzene			10-90-7			2000
Chloroform			67-66-3			2000

Energy Laboratories Inc

Standard LOG

Standard ID: VOCF0313
Standard Name: Liquids
Date Prepared: 6/23/2020
Date Expires: 4/13/2023
Department: gcmsvoa
Vendor: AccuStd
Lot Number: 220041126
Balance ID:

Type: Primary
BY: Alethea M. Shaules
Status: New

Comments: Date Prepared is same as Date Received. 2,000 ug/mL. Catalog # M502A-R-10X. Corrected lot number to match CI. MSC 01/14/2022

cis-1,2-Dichloroethene	156-59-2	2000
cis-1,3-Dichloropropene	10061-01-5	2000
Dibromocholormethane	124-48-1	2000
Dibromomethane	74-95-3	2000
Dichloromethane	75-09-2	2000
Ethylbenzene	100-41-4	2000
Hexachlorobutadiene	87-68-6	2000
Isopropylbenzene	98-82-8	2000
m-Xylene	108-38-3	2000
n-Butylbenzene	104-51-8	2000
n-Propylbenzene	103-65-1	2000
Naphthalene	91-20-3	2000
o-Xylene	95-47-6	2000
p-Isopropyltoluene	99-87-6	2000
p-Xylene	106-42-3	2000
sec-Butylbenzene	135-98-8	2000
Styrene	100-42-5	2000
tert-Butylbenzene	98-06-6	2000
Tetrachloroethene	127-18-4	2000
Toluene	108-88-3	2000
trans-1,2-Dichloroethene	156-60-5	2000
trans-1,3-Dichloropropene	10061-02-6	2000
Trichloroethene	79-01-6	2000

CERTIFICATE OF ANALYSIS

Catalog No: M-502A-R-10X
Description: Volatile Organic Compounds - Liquids
Lot: 220041126
Solvent: Methanol
Hazards: Refer to SDS for complete safety information

Date Certified: Apr 13, 2020
Expiration: Apr 13, 2023
Sample Size: 1 mL
Components: 54
Storage Condition: Refrig (0-5 °C)



Signal Word: Danger

Certified Reference Material



Component	CAS #	Purity % (GC/MS)	Prepared Concentration* (µg/mL)	Certified Analyte Concentration* (µg/mL)
Benzene	71-43-2	100.0	2002	2002
Bromobenzene	108-86-1	100.0	2003	2003
Bromochloromethane	74-97-5	99.1	2001	1983
Bromodichloromethane	75-27-4	99.0	2002	1982
Bromoform	75-25-2	99.2	2001	1985
n-Butylbenzene	104-51-8	100.0	2002	2002
sec-Butylbenzene	135-98-8	100.0	2001	2001
tert-Butylbenzene	98-06-6	99.0	2003	1983
Carbon tetrachloride	56-23-5	100.0	2003	2003
Chlorobenzene	108-90-7	99.6	2001	1993
Chloroform	67-66-3	99.2	2004	1988
2-Chlorotoluene	95-49-8	99.0	2003	1983
4-Chlorotoluene	106-43-4	99.8	2002	1998
Dibromochloromethane	124-48-1	97.8	2049*	2004
1,2-Dibromo-3-chloropropane	96-12-8	99.2	2001	1985
1,2-Dibromoethane	106-93-4	100.0	2006	2006
Dibromomethane	74-95-3	99.0	2002	1982
1,2-Dichlorobenzene	95-50-1	98.2	2003	1967
1,3-Dichlorobenzene	541-73-1	100.0	2000	2000
1,4-Dichlorobenzene	106-46-7	100.0	2002	2002
1,1-Dichloroethane	75-34-3	98.6	2001	1973
1,2-Dichloroethane	107-06-2	99.8	2010	2006
1,1-Dichloroethene	75-35-4	99.0	2000	1980
cis-1,2-Dichloroethene	156-59-2	99.0	2002	1982
trans-1,2-Dichloroethene	156-60-5	99.5	2001	1991
1,2-Dichloropropane	78-87-5	99.5	2003	1993
1,3-Dichloropropane	142-28-9	96.7	2073*	2005
2,2-Dichloropropane	594-20-7	99.9	2012	2010
1,1-Dichloropropene	563-58-6	98.9	2001	1979
cis-1,3-Dichloropropene **	10061-01-5	93.9	2041*	1916
trans-1,3-Dichloropropene **	10061-02-6	93.9	1968*	1848
Ethylbenzene	100-41-4	99.7	2000	1994
Hexachlorobutadiene	87-68-3	98.0	2003	1963
Isopropylbenzene	98-82-8	100.0	2002	2002
p-Isopropyltoluene	99-87-6	99.4	2000	1988
Methylene chloride	75-09-2	99.9	2001	1999
Naphthalene	91-20-3	100.0	2002	2002
n-Propylbenzene	103-65-1	100.0	2001	2001
Styrene	100-42-5	100.0	2003	2003
1,1,1,2-Tetrachloroethane	630-20-6	98.9	2005	1983
1,1,1,2-Tetrachloroethane	79-34-5	96.0	2087*	2004
Tetrachloroethene	127-18-4	99.4	2017	2005
Toluene	108-88-3	100.0	2001	2001
1,2,3-Trichlorobenzene	87-61-6	100.0	2002	2002

CERTIFICATE OF ANALYSIS

Catalog No: M-502A-R-10X
Description: Volatile Organic Compounds - Liquids
Lot: 220041126
Solvent: Methanol

Date Certified: Apr 13, 2020
Expiration: Apr 13, 2023
Sample Size: 1 mL
Components: 54

Component - <i>continued</i>	CAS #	Purity %	Prepared Concentration ²	Certified Analyte Concentration ¹
		(GC/MS)	(µg/mL)	(µg/mL)
1,2,4-Trichlorobenzene	120-82-1	99.6	2001	1993
1,1,1-Trichloroethane	71-55-6	100.0	2002	2002
1,1,2-Trichloroethane	79-00-5	98.6	2000	1972
Trichloroethene	79-01-6	100.0	2003	2003
1,2,3-Trichloropropane	96-18-4	97.5	2055*	2004
1,2,4-Trimethylbenzene	95-63-6	98.2	2001	1965
1,3,5-Trimethylbenzene	108-67-8	98.8	2001	1977
o-Xylene	95-47-6	99.0	2000	1980
m-Xylene	108-38-3	99.2	2002	1986
p-Xylene	106-42-3	95.4	2097*	2001

* Weight compensated to 100% purity.

** 47.8% cis isomer, 46.1% trans isomer

A product with a suffix (-1A, -2B, etc. or -01, -02, etc.) on its lot number has had its expiration date extended and is identical to the same lot number without the suffix.

² All weights are traceable through NIST, Test No. 684/289871-17

¹ Certified Analyte Concentration = Purity x Prepared Concentration.

The Uncertainty associated with the certified concentration reported on this certificate is $\pm 2.4\%$. This value is the combined expanded uncertainty and represents an estimated standard deviation equal to the positive square root of the total variation of the uncertainty of components. A normal distribution is assumed and a coverage factor of K=2 is chosen using approximately a 95% confidence level.

Labels and certificates follow U.S. Conventions in reporting numerical values: A comma (,) is used to separate units of one-thousand or greater. A period (.) is used as a decimal place marker.

The information on this certificate may not be reproduced without the express permission of the manufacturer. See reverse side for additional information

Certified By: 

Larry Decker, Organic QC Manager

ID #: 12797

Opened: _____

Volatile Organic Compounds - Liquids

Expires: 4/13/2023

Rec'd: 6/23/2020

Energy Laboratories Inc 1120 So. 27th Street
Billings MT 59107

Energy Laboratories Inc

Standard LOG

Standard ID: VOCF3540A
 Standard Name: Gases
 Date Prepared: 12/6/2021
 Date Expires: 12/13/2021
 Department: GCMSVOA
 Vendor:
 Lot Number:
 Balance ID:

Type: Secondary
 BY: Melissa Chavez
 Status: Expired

Comments: 1.0 ml/10 ml final volume. Final Concentration 0.2 ug/uL

Chemical / Solvent Used	BottleNo	Amt	Units	Exp
Methanol, Purge and Trap EB199	14400	9	mL	3/20/

Final Volume: 10 mL

<u>Stock Source</u>	Base Units	Amount Added
VOCF0427 Gases	ug/mL	1 mL

<u>Analvtes</u>	CAS	Conc:	ug/uL
Bromomethane	74-83-9		0.2
Chloroethane	75-00-3		0.2
Chloromethane	74-87-3		0.2
Dichlorodifluoromethane	75-71-8		0.2
Trichlorofluoromethane	75-69-4		0.2
Vinyl Chloride	75-01-4		0.2

Energy Laboratories Inc

Standard LOG

Standard ID: VOCF0427
 Standard Name: Gases
 Date Prepared: 9/17/2021
 Date Expires: 8/3/2024
 Department: gcmsvoa
 Vendor: Absolute
 Lot Number: 080321
 Balance ID:

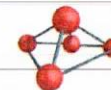
Type: Primary
 BY: Alethea M. Shaules
 Status: New

Comments: Date Prepared is same as Date Received. 2,000 ug/mL in MeOH. Catalog # 30058.

Chemical / Solvent Used	BottleNo	Amt	Units	Exp
EPA Method 502-524 - Volatile Gases	14285	1	mL	8/3/2

Final Volume: 10 mL

<u>Stock Source</u>		Base Units		Amount Added
VOCF0427	Gases	ug/mL		
<u>Analvtes</u>		CAS		Conc: ug/mL
Bromomethane		74-83-9		2000
Chloroethane		75-00-3		2000
Chloromethane		74-87-3		2000
Dichlorodifluoromethane		75-71-8		2000
Trichlorofluoromethane		75-69-4		2000
Vinyl chloride		75-01-4		2000



CERTIFIED WEIGHT REPORT

Part Number: 30058
Lot Number: 080321
Description: EPA Method 502/524 - Volatile Gases Mix #1

Expiration Date: 080324

Recommended Storage: Freezer (0 °C)

Nominal Concentration (µg/mL): 2000

NIST Test ID#: 6UTB

Solvent: Methanol
Lot#: EA783-US

Weight(s) shown below were combined and diluted to (mL):
500.0 0.058 Balance Uncertainty
0.058 Flask Uncertainty

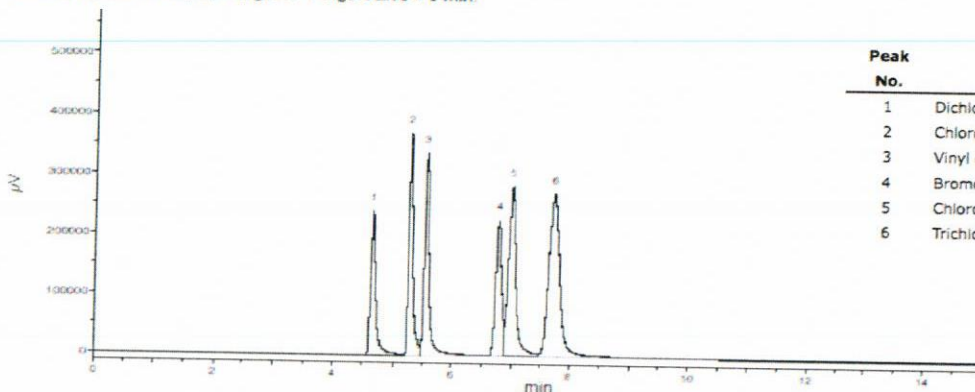
		080321
Formulated By:	Mario Luis	DATE
		080321
Reviewed By:	Pedro L. Rentas	DATE

Compound	RM#	Lot Number	Nominal Conc (µg/mL)	Purity (%)	Uncertainty Purity (%)	Target Weight (g)	Actual Weight (g)	Actual Conc(µg/mL)	Expanded Uncertainty (+/-) (µg/mL)	SDS Information (Solvent Safety Info. On Attached pg.)		
										CAS#	OSHA PEL (TWA)	LD50
1. Bromomethane	50	01611JX	2000	99.5	0.2	1.00508	1.0098	2009.4	8.1	74-83-9	5 ppm (20mg/m3/8H) (skin)	ori-rat 214mg/kg
2. Chloroethane	72	062617	2000	99	0.2	1.01016	1.0146	2008.8	8.1	75-00-3	1000 ppm (2600mg/m3/8H)	N/A
3. Chloromethane	79	06908MS	2000	99.5	0.2	1.00508	1.0154	2020.5	8.1	74-87-3	100 ppm	ori-rat 1800mg/kg
4. Dichlorodifluoromethane	134	92-0487	2000	99	0.2	1.01016	1.0224	2024.2	8.2	75-71-8	1000 ppm (4950mg/m3/8H)	N/A
5. Trichlorofluoromethane	294	01823MW	2000	99	0.2	1.01016	1.0110	2001.7	8.1	75-69-4	1000 ppm (5600mg/m3/8H)	ipr-mus 1743mg/kg
6. Vinyl chloride	305	04854EA	2000	99.5	0.2	1.00508	1.0071	2004.0	8.1	75-01-4	N/A	N/A

- The certified value is the concentration calculated from gravimetric and volumetric measurements unless otherwise stated.
- Standards are prepared gravimetrically using balances that are calibrated with weights traceable to NIST (see above).
- Standards are certified (+/-) 0.5% of the stated value, unless otherwise stated.
- All Standards, after opening ampule, should be stored with caps tight and under appropriate laboratory conditions.
- Uncertainty Reference: Taylor, B.N. and Kuyat, C.E., "Guidelines for Evaluating and Expressing the Uncertainty of NIST Measurement Result," NIST Technical Note 1297, U.S. Government Printing Office, Washington, DC, (1994).

Comments

GC15-M9 Analysis by Melissa Stonier
Column ID SPB-Vocool 105 meter X 0.53mm X 3.0µm film thickness
Flow rates: Total flow=150mL/min., Helium (carrier)=10mL/min., Helium(make-up)=40mL/min., Hydrogen(make-up)=100mL/min.
Oven Profile: Temp. 1=35°C (Time 1=9 min.), Temp 2=200°C (Time 2=1 min.), Rate = 33°C/min., Total run time=15 min., Injector temp.=200°C, FID Temp.=200°C.
ELCD Signal = Edaq Channel 1 PID Signal = Edaq Channel 2
Standard injection = 0.5µL, Range=3 Purge Valve = 0 min.



Peak No.	Analyte	ELCD RT (min.)
1	Dichlorodifluoromethane	4.67
2	Chloromethane	5.28
3	Vinyl chloride	5.56
4	Bromomethane	6.75
5	Chloroethane	6.99
6	Trichlorofluoromethane	7.72

ID #: 14285

Opened: _____

EPA Method 502-524 - Volatile Gases Mix #1

Expires: 8/3/2024

Rec'd: 9/17/2021

Energy Laboratories Inc 1120 So. 27th Street
Billings MT 59107

Energy Laboratories Inc

Standard LOG

Standard ID: VOCF3507B
Standard Name: MtBE
Date Prepared: 10/25/2021
Date Expires: 12/25/2021
Department: gcmsvoa
Vendor:
Lot Number:
Balance ID:
Comments: Final Concentration 0.2 ug/uL.

Type: Secondary
BY: Steve Dilts
Status: Expired

Chemical / Solvent Used	BottleNo	Amt	Units	Exp
Methanol, Purge and Trap EA899	13926	9	mL	2/12/

Final Volume: 10 mL

<u>Stock Source</u>		Base Units	Amount Added
VOCF0373	MtBE (Methy tert-Butyl Ether)	ug/mL	1 mL
<u>Analvtes</u>		CAS	Conc: ug/uL
tert-butylmethyl ether		1634-04-4	0
tert-butylmethyl ether (MTBE)		1634-04-4	0.2

Energy Laboratories Inc

Standard LOG

Standard ID: VOCF0373
Standard Name: MtBE (Methy tert-Butyl Ether) Type: Primary
Date Prepared: 2/26/2021 BY: Steve Dilts
Date Expires: 8/31/2022
Department: gcmsvoa Status: New
Vendor: Agilent
Lot Number: 0006555762
Balance ID:

Comments: Date Prepared is same as Date Received. 2000 ug/mL in MeOH. Catalog # STS-440

Chemical / Solvent Used	BottleNo	Amt	Units	Exp
Methyl tert-Butyl Ether Standard	13578	1	mL	8/31/

Final Volume: 5 mL

Stock Source

VOCF0373 MtBE (Methy tert-Butyl Ether)

Base Units

ug/mL

Amount Added

Analvtes

tert-butylmethyl ether

CAS

1634-04-4

Conc:

ug/mL

2000

Certificate of Analysis

Product Name: Methyl tert-Butyl Ether Standard**Product Number:** STS-440-1**Lot Number:** 0006555762**Lot Issue Date:** 19-Aug-2020**Expiration Date:** 31-Aug-2022**Description:**

This analytical reference material (RM) was manufactured and verified in accordance with an ISO 9001 registered quality system, and analyte concentrations were verified by an ISO 17025 accredited laboratory. The concentration and uncertainty value at the 95% confidence level for each analyte, determined gravimetrically, is listed below.

Analyte**CAS#****Analyte Lot****Concentration ± Uncertainty**

tert-butylmethyl ether

001634-04-4

RM06568

2006 ± 10 µg/mL

Matrix: methanol (methyl alcohol)**Storage Conditions:** Store Frozen (-25° to -10°C).**Traceability:**

The balances used for these measurements are calibrated with weights traceable to NIST in compliance with ANSI/NCSL Z540.3, ISO 9001, ISO 17025, and ISO 17034. Calibrated Class A glassware is used for volumetric measurements. Thermometers are calibrated against a NIST traceable thermometer in accordance with NIST Special Publication 1088.

Homogeneity:

This RM was unitized according to an in-house procedure and is guaranteed to be homogeneous. There is no minimum sub-sample size required.

Intended Use:

This RM is intended for the preparation of working reference samples for use in routine laboratory analyses, calibration of instruments, validation of analytical methods, assessments of measurement methods, and continuing calibration verification.

Instructions for Use:

Sample aliquots for analysis should be withdrawn at 20°C to 25°C immediately after opening the container and should be processed without delay for the certified values to be valid within the stated uncertainties.

Hazards:

Refer to the Safety Data Sheet on www.agilent.com for information regarding this RM.

Expiration of Certification:

The certification of this RM is valid until the expiration date specified above, provided the RM is handled and stored in accordance with the instructions given in this certificate. This certification is nullified if the RM is damaged, contaminated, or otherwise modified.

Maintenance of Certification:

If substantive changes are noted that affect the certification before the expiration of this certificate, Agilent will notify the purchaser.

Sample lot approver:

Monica Bourgeois

QMS Representative

ISO 17034 Cert
No. AR-1936RM was produced in accordance with TUV USA Inc registered ISO 9001 Quality
Management System. Cert # 56 100 18560026

Page: 1 of 1

www.agilent.com/quality/
CSD-QA-015.1ISO 17025 Cert
No. AT-1937

Energy Laboratories Inc

Standard LOG

Standard ID: VOCF3526
 Standard Name: Ketones
 Date Prepared: 11/22/2021
 Date Expires: 12/22/2021
 Department: gcmsvoa
 Vendor: Chem Service
 Lot Number: 10251200
 Balance ID:

Type: Primary
 BY: Melissa Chavez
 Status: Empty/Disposed

Comments: Vial Opened For Use . 2.0 ug/uL in 90:10 MeOH:H2O.

Chemical / Solvent Used	BottleNo	Amt	Units	Exp
TCL Ketone Mix	14443	1	mL	6/30/

Final Volume: 1 mL

<u>Stock Source</u>	Base Units	Amount Added
VOCF0434 Ketones	ug/mL	1 mL

<u>Analvtes</u>	CAS	Conc:	ug/mL
2-Butanone	78-93-3		2000
2-Hexanone	591-78-6		2000
4-Methyl-2-pentanone	108-10-1		2000
Acetone	67-64-1		2000

Energy Laboratories Inc

Standard LOG

Standard ID: VOCF0434
Standard Name: Ketones
Date Prepared: 10/26/2021
Date Expires: 6/30/2023
Department: gcmsvoa
Vendor: Chem Service
Lot Number: 10251200
Balance ID:

Type: Primary
BY: Steve Dilts
Status: New

Comments: Date Prepared is same as Date Received. 2,000 ug/mL in 90:10 MeOH:H2O. Catalog # M-TCL-1AN5-5ML.

Chemical / Solvent Used	BottleNo	Amt	Units	Exp
TCL Ketone Mix	14443	1	mL	6/30/

Final Volume: 5 mL

<u>Stock Source</u>		Base Units	Amount Added
VOCF0434	Ketones	ug/mL	
<u>Analvtes</u>		CAS	Conc: ug/mL
2-Butanone		78-93-3	2000
2-Hexanone		591-78-6	2000
4-Methyl-2-pentanone		108-10-1	2000
Acetone		67-64-1	2000

660 Tower Lane • P.O. Box 599 • West Chester, PA 19381-0599
1-800-452-9994 • 1-610-692-3026 • Fax 1-610-692-8729
info@chemservice.com • www.chemservice.com

ID #: 14443

Opened: _____

TCL Ketone Mix

Expires: 6/30/2023

Rec'd: 10/26/2021

Energy Laboratories Inc 1120 So. 27th Street
Billings MT 59107

CERTIFICATE OF ANALYSIS

TCL Ketones Mixture

CONCENTRATION 2000ug/ml in Methanol:Water (90:10)
CATALOG NUMBER M-TCL1AN5-1ML
LOT NUMBER 10251200
DATE CERTIFIED 06/16/20
EXPIRATION DATE 06/30/23
STORAGE Freezer storage (-20 - -25 °C)
HANDLING See Safety Data Sheet
INTENDED USE For laboratory use only.
ISO 17034:2016 CERTIFIED []

ID	Analyte	CAS	Weight Analyte (mg)	Lot	Purity	Certified Concentration (ug/mL)
N-11014	Acetone	67-64-1	203.300	00026182	98.7	2006.6
N-10297	2-Butanone	78-93-3	202.800	00027454	99.5	2017.9
N-10369	2-Hexanone	591-78-6	202.600	00025720	99.5	2015.9
N-10844	4-Methyl-2-pentanone	108-10-1	204.700	6403300	99.5	2036.8

Analytical Test	Value
CONCENTRATION (GC/FID)	VERIFIED

Chem Service, Inc. is accredited to ISO 17034:2016, ISO/IEC 17025:2017 and certified to ISO 9001:2015.



COA Form
Revision 3 (3/2015)

Print Date: 10/22/21

660 Tower Lane • P.O. Box 599 • West Chester, PA 19381-0599
1-800-452-9994 • 1-610-692-3026 • Fax 1-610-692-8729
info@chemservice.com • www.chemservice.com

Instructions for Use:

Shake mixture prior to use. If particles are present, sonicate for homogeneity. If sample is diluted to lower concentrations, Class A volumetric glassware must be used.

Minimum Sample Size- 0.2 uL for Direct Injection.

Chem Service Inc. guarantees the expanded uncertainty of the above analytes to be +/- 2.0% of the certified concentrations based on gravimetric preparation. The test results published in this report were obtained using equipment capable of producing results that are traceable to NIST and through NIST to the International System of Units (SI). The reported expanded uncertainty of measurement is stated as the combined standard uncertainty of measurement multiplied by the coverage factor k ($k=2$) such that the coverage probability corresponds to approximately 95%. For certified reference materials, homogeneity and thermal stability testing are available upon request.

Certified By:

Mary Beth O'Donnell

Mary Beth O'Donnell
CSM/TC

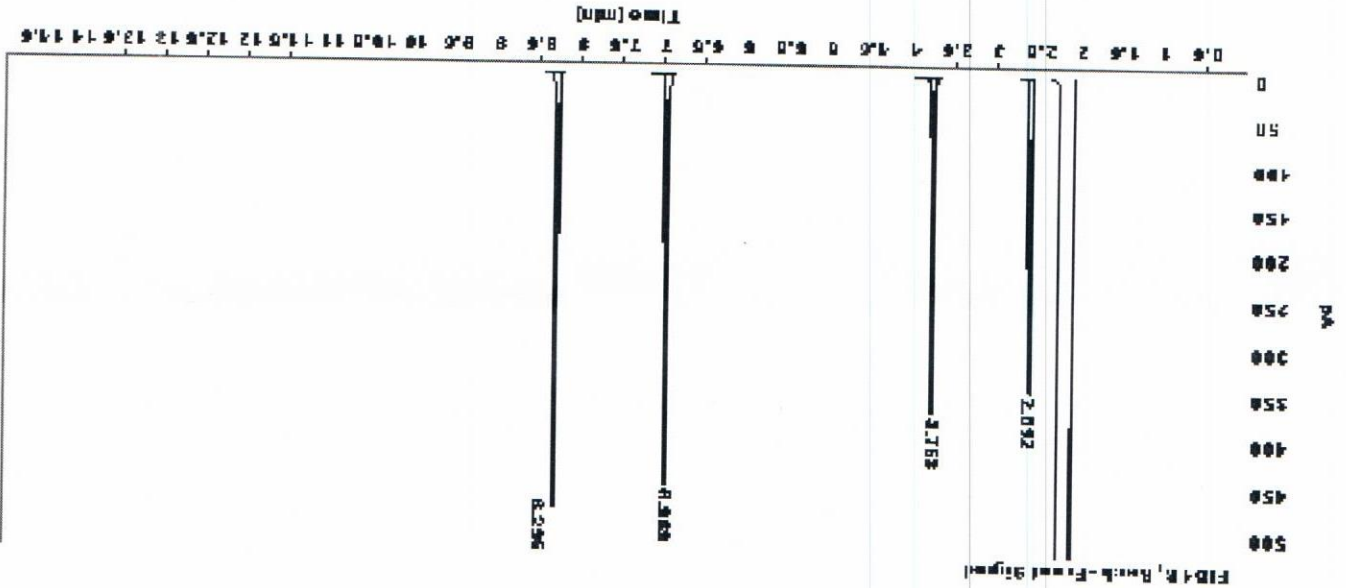
Chem Service, Inc. is accredited to ISO 17034:2016, ISO/IEC 17025:2017 and certified to ISO 9001:2015.



CERTIFICATE OF ANALYSIS

Gas Chromatography / Flame Ionization Detector (GC/FID)

Data file: C:\CHEM321\DATA\2020 DATA\0620M-TCL1AN5.D
 Sample name: M-TCL1AN5
 Acq. method: N-14278.M
 Instrument: GC3
 Injection date: 6/16/2020 2:52:35 PM
 Column name: RTX-5MS (30m x 0.25mm x 0.5µm)
 Location: 202
 Injection Vol: 1.000
 # Of Injections: 1



Signal: FID1 B, Back - Front Signal

RT [min]	Type	Width [min]	Area	Height	Area%
2.592	BB	0.0277	580.2505	343.4986	18.4855
3.763	BB	0.0323	735.4804	387.8491	23.4054
6.969	BB	0.0326	904.3389	447.8770	28.7791
8.295	BB	0.0307	822.2798	474.3798	29.3500
Sum					3142.3497

Chem Service, Inc. is accredited to ISO 17034:2016, ISO/IEC 17025:2017 and certified to ISO 9001:2015.



Energy Laboratories Inc

Spike LOG

Standard ID: VOCF3517
 Standard Name: Internal Standard / Surrogates (INT/SURR) Type: Secondary
 Date Prepared: 11/10/2021 BY: Alethea M. Shaules
 Date Expires: 12/31/2022
 Department: gcmsvoa Status: New
 Vendor:
 Lot Number:
 Balance ID:
 Comments: Final Concentration 0.05 ug/uL in MeOH.

Chemical / Solvent Used	BottleNo	Amt	Units	Exp
Methanol, Purge and Trap - EB199-US	14334	95.5	mL	3/20/
0			mL	

Final Volume: 100 mL

<u>Stock Source</u>	<u>Base Units</u>	<u>Amount Added</u>
VOCF0425 Internals	ug/mL	2 mL
VOCF0426 Surrogates 2.0 mg/mL	ug/mL	2.5 mL

<u>Analvtes</u>	<u>CAS</u>	<u>Conc:</u>	<u>ug/uL</u>
S 1,2-Dichloroethane-d4	17060-07-0		0.05
1,4-Dichlorobenzene-d4	3855-82-1		0.05
Chlorobenzene-d5	3114-55-1		0.05
S Dibromofluoromethane	1868-53-7		0.05
Fluorobenzene	462-06-6		0.05
S p-Bromofluorobenzene	460-00-4		0.05
S Toluene-d8	2037-26-5		0.05

Energy Laboratories Inc

Standard LOG

Standard ID: VOCF0425
 Standard Name Internals Type: Primary
 Date Prepared 9/8/2021 BY: Jerran D. Brenden
 Date Expires: 12/31/2022
 Department gcmsvoa Status: New
 Vendor: Agilent
 Lot Number: 0006582580
 Balance ID:

Comments: Date Prepared is same as Date Received. 2,500 ug/mL in MeOH. Catalog # STM-520-1.

Chemical / Solvent Used	BottleNo	Amt	Units	Exp
Internal Standard	14251	1	mL	12/31

Final Volume: 10 mL

<u>Stock Source</u>	<u>Base Units</u>	<u>Amount Added</u>
VOCF0425 Internals	ug/mL	
<u>Analvtes</u>	<u>CAS</u>	<u>Conc:</u> ug/mL
1,4-Dichlorobenzene-d4	3855-82-1	2500
Chlorobenzene-d5	3114-55-1	2500
Fluorobenzene	462-06-6	2500

Energy Laboratories Inc

Spike LOG

Standard ID: VOCF0426
 Standard Name: Surrogates 2.0 mg/mL
 Date Prepared: 9/14/2021
 Date Expires: 4/18/2029
 Department: gcmsvoa
 Vendor: AccuStandard
 Lot Number: 219041458
 Balance ID:

Type: Primary
 BY: Jerran D. Brenden
 Status: New

Comments: Date Received 01/04/2021. 2.0 mg/mL. Catalog # M-8260A-B-SS-10X

Chemical / Solvent Used	BottleNo	Amt	Units	Exp
Surrogate Standard Mix	14269	1	mL	4/18/

Final Volume: 10 mL

<u>Stock Source</u>	<u>Base Units</u>	<u>Amount Added</u>
VOCF0426 Surrogates 2.0 mg/mL	ug/mL	
<u>Analvtes</u>	<u>CAS</u>	<u>Conc: ug/mL</u>
S 1,2-Dichloroethane-d4	17060-07-0	2000
S Dibromofluoromethane	1868-53-7	2000
S p-Bromofluorobenzene	460-00-4	2000
S Toluene-d8	2037-26-5	2000



Certificate of Analysis

ID #: 14251

Opened: _____

Internal Standard

Expires: 12/31/2022

Rec'd: 9/8/2021

Energy Laboratories Inc 1120 So. 27th Street
Billings MT 59107

Product Name: Internal Standard

Product Number: STM-520-1

Lot Issue Date: 05-Jan-2021

Lot Number: 0006582580

Expiration Date: 31-Dec-2022

Description:

This analytical reference material (RM) was manufactured and verified in accordance with an ISO 9001 registered quality system and analyte concentrations were verified by an ISO 17025 accredited laboratory. The concentration and uncertainty value at the 95% confidence level for each analyte, determined gravimetrically, is listed below.

Analyte	CAS#	Analyte Lot	Concentration ± Uncertainty
chlorobenzene-d5	003114-55-4	RM12274	2501 ± 13 µg/mL
1,4-dichlorobenzene-d4	003855-82-1	RM12517	2501 ± 13 µg/mL
fluorobenzene	000462-06-6	RM13378	2512 ± 13 µg/mL

Matrix: methanol (methyl alcohol)

Storage Conditions: Store Frozen (-25° to -10°C).

Traceability:

The balances used for these measurements are calibrated with weights traceable to NIST in compliance with ANSI/NCCL Z540.3, ISO 9001, ISO 17025 and ISO 17034. Calibrated Class A glassware is used for volumetric measurements. Thermometers are calibrated against a NIST traceable thermometer in accordance with NIST Special Publication 1088.

Homogeneity:

This RM was unitized according to an in-house procedure and is guaranteed to be homogeneous. There is no minimum sub-sample size required.

Intended Use:

This RM is intended for the preparation of working reference samples for use in routine laboratory analyses, calibration of instruments, validation of analytical methods, assessments of measurement methods, and continuing calibration verification.

Instructions for Use:

Sample aliquots for analysis should be withdrawn at 20°C to 25°C immediately after opening the container and should be processed without delay for the certified values to be valid within the stated uncertainties.

Hazards:

Refer to the Safety Data Sheet on www.agilent.com for information regarding this RM.



ISO 17034
REFERENCE MATERIAL
PRODUCER
ISO 17034 Cert
No. AR-1936

RM was produced in accordance with TUV USA Inc registered ISO 9001 Quality Management System. Cert # 56 100 18560026

Page: 1 of 2

www.agilent.com/quality/
CSD-QA-015.1



ISO 17025 Cert
No. AT-1937



Certificate of Analysis

Product Number: STM-520-1

Lot Number: 0006582580

Expiration of Certification:

The certification of this RM is valid until the expiration date specified above, provided the RM is handled and stored in accordance with the instructions given in this certificate. This certification is nullified if the RM is damaged, contaminated, or otherwise modified.

Maintenance of Certification:

If substantive changes are noted that affect the certification before the expiration of this certificate, Agilent will notify the purchaser.

Sample lot approver:

Monica Bourgeois
QMS Representative



ISO 17034 Cert
No. AR-1936

RM was produced in accordance with TUV USA Inc registered ISO 9001 Quality Management System. Cert # 56 100 18560026

Page: 2 of 2

www.agilent.com/quality/
CSD-QA-015.1



ISO 17025 Cert
No. AT-1937

CERTIFICATE OF ANALYSIS

Catalog No: M-8260A-B-SS-10X
Description: Surrogate Standard Mix
Lot: 219041458

Solvent: Methanol

Hazards: Refer to SDS for complete safety information

Date Certified: Apr 18, 2019

Expiration: Apr 18, 2029

Sample Size: 1 mL

Components: 4

Storage Condition: Ambient (>5 °C)



Signal Word: Danger

Certified Reference Material



Component	CAS #	Purity %	Prepared Concentration ²	Certified Analyte Concentration ¹
		(GC/MS)	(µg/mL)	(µg/mL)
p-Bromofluorobenzene	460-00-4	99.9	2004	2002
Dibromofluoromethane	1868-53-7	99.8	2005	2001
1,2-Dichloroethane-d4	17060-07-0	100.0	2001	2001
Toluene-d8	2037-26-5	100.0	2000	2000

ID #: 14269

Opened: _____

Surrogate Standard Mix

Expires: 4/18/2029

Rec'd: 9/14/2021

Energy Laboratories Inc 1120 So. 27th Street
Billings MT 59107

A product with a suffix (-1A, -2B, etc. or -01, -02, etc.) on its lot number has had its expiration date extended and is identical to the same lot number without the suffix.

² All weights are traceable through NIST, Test No. 684/289871-17

¹ Certified Analyte Concentration = Purity x Prepared Concentration.

The Uncertainty associated with the certified concentration reported on this certificate is $\pm 2.4\%$. This value is the combined expanded uncertainty and represents an estimated standard deviation equal to the positive square root of the total variation of the uncertainty of components. A normal distribution is assumed and a coverage factor of K=2 is chosen using approximately a 95% confidence level.

Labels and certificates follow U.S. Conventions in reporting numerical values: A comma (,) is used to separate units of one-thousand or greater. A period (.) is used as a decimal place marker.

The information on this certificate may not be reproduced without the express permission of the manufacturer. See reverse side for additional information

Hazard Information: Please refer to the SDS for information regarding the hazards associated with using this material.

This product was prepared according to in-house procedures and is guaranteed to be homogeneous.

Certified By: _____

Larry Decker, Organic QC Manager

Energy Laboratories Inc

Spike LOG

Standard ID: VOCF3505B
 Standard Name: 2nd Source Liquids
 Date Prepared: 10/23/2021
 Date Expires: 12/23/2021
 Department: gcmsvoa
 Vendor:
 Lot Number:
 Balance ID:
 Comments: Final Concentration 0.2ug/uL.

Type: Secondary
 BY: Melissa Chavez
 Status: New

Chemical / Solvent Used	BottleNo	Amt	Units	Exp
Methanol, Purge and Trap - EB199-US	14334	9	mL	3/20/

Final Volume: 10 mL

<u>Stock Source</u>	<u>Base Units</u>	<u>Amount Added</u>
VOCF0352 2nd Source Liquids	ug/mL	1 mL

<u>Analvtes</u>	<u>CAS</u>	<u>Conc:</u>	<u>ug/mL</u>
1,1,1,2-Tetrachloroethane	630-20-6		0.2
1,1,1-Trichloroethane	71-55-6		0.2
1,1,2,2-Tetrachloroethane	79-34-5		0.2
1,1,2-Trichloroethane	79-00-5		0.2
1,1-Dichloroethane	75-34-3		0.2
1,1-Dichloroethene	75-35-4		0.2
1,1-Dichloropropene	563-58-6		0.2
1,2,3-Trichlorobenzene	87-61-6		0.2
1,2,3-Trichloropropane	96-18-4		0.2
1,2,4-Trichlorobenzene	120-82-1		0.2
1,2,4-Trimethylbenzene	95-63-6		0.2
1,2-Dibromo-3-chloropropane	96-12-8		0.2
1,2-Dibromoethane	106-93-4		0.2
1,2-Dichlorobenzene	95-50-1		0.2
1,2-Dichloroethane	107-06-2		0.2
1,2-Dichloropropane	78-87-5		0.2
1,3,5-Trimethylbenzene	108-67-8		0.2
1,3-Dichlorobenzene	541-73-1		0.2
1,3-Dichloropropane	142-28-9		0.2
1,4-Dichlorobenzene	106-46-7		0.2
2,2-Dichloropropane	594-20-7		0.2
2-Chlorotoluene	95-49-8		0.2
4-Chlorotoluene	406-43-4		0.2
Benzene	71-43-2		0.2
Bromobenzene	108-86-1		0.2
Bromochloromethane	74-97-5		0.2
Bromodichloromethane	75-27-4		0.2
Bromoform	75-25-2		0.2
Carbon Tetrachloride	56-23-5		0.2
Chlorobenzene	10-90-7		0.2
Chloroform	67-66-3		0.2

Energy Laboratories Inc

Spike LOG

Standard ID: VOCF3505B
Standard Name: 2nd Source Liquids
Date Prepared: 10/23/2021
Date Expires: 12/23/2021
Department: gcmsvoa
Vendor:
Lot Number:
Balance ID:
Comments: Final Concentration 0.2ug/uL.

Type: Secondary
BY: Melissa Chavez
Status: New

cis-1,2-Dichloroethene	156-59-2	0.2
cis-1,3-Dichloropropene	10061-01-5	0.2
Dibromochloromethane	124-48-1	0.2
Dibromomethane	74-95-3	0.2
Dichloromethane	75-09-2	0.2
Ethylbenzene	100-41-4	0.2
Hexachlorobutadiene	87-68-6	0.2
Isopropylbenzene	98-82-8	0.2
m-Xylene	108-38-3	0.2
n-Butylbenzene	104-51-8	0.2
n-Propylbenzene	103-65-1	0.2
Naphthalene	91-20-3	0.2
o-Xylene	95-47-6	0.2
p-Isopropyltoluene	99-87-6	0.2
p-Xylene	106-42-3	0.2
sec-Butylbenzene	135-98-8	0.2
Styrene	100-42-5	0.2
tert-Butylbenzene	98-06-6	0.2
Tetrachloroethene	127-18-4	0.2
Toluene	108-88-3	0.2
trans-1,2-Dichloroethene	156-60-5	0.2
trans-1,3-Dichloropropene	10061-02-6	0.2
Trichloroethene	79-01-6	0.2
Vinyl Acetate	108-05-4	0

Energy Laboratories Inc

Spike LOG

Standard ID: VOCF0352
 Standard Name: 2nd Source Liquids
 Date Prepared: 11/23/2020
 Date Expires: 12/31/2023
 Department: gcmsvoa
 Vendor: Agilent
 Lot Number: 0006570990
 Balance ID:

Type: Primary
 BY: Steve Dilts
 Status: New

Comments: Date Prepared is same as Date Received. 2000 ug/mL in MeOH. Catalog # DWM-589N-1.

Chemical / Solvent Used	BottleNo	Amt	Units	Exp
VOC Standard	13292	1	mL	12/31

Final Volume: 10 mL

<u>Stock Source</u>	<u>Base Units</u>	<u>Amount Added</u>
VOCF0352 2nd Source Liquids	ug/mL	

<u>Analvtes</u>	<u>CAS</u>	<u>Conc:</u>	<u>ug/mL</u>
1,1,1,2-Tetrachloroethane	630-20-6		2000
1,1,1-Trichloroethane	71-55-6		2000
1,1,2,2-Tetrachloroethane	79-34-5		2000
1,1,2-Trichloroethane	79-00-5		2000
1,1-Dichloroethane	75-34-3		2000
1,1-Dichloroethene	75-35-4		2000
1,1-Dichloropropene	563-58-6		2000
1,2,3-Trichlorobenzene	87-61-6		2000
1,2,3-Trichloropropane	96-18-4		2000
1,2,4-Trichlorobenzene	120-82-1		2000
1,2,4-Trimethylbenzene	95-63-6		2000
1,2-Dibromo-3-chloropropane	96-12-8		2000
1,2-Dibromoethane	106-93-4		2000
1,2-Dichlorobenzene	95-50-1		2000
1,2-Dichloroethane	107-06-2		2000
1,2-Dichloropropane	78-87-5		2000
1,3,5-Trimethylbenzene	108-67-8		2000
1,3-Dichlorobenzene	541-73-1		2000
1,3-Dichloropropane	142-28-9		2000
1,4-Dichlorobenzene	106-46-7		2000
2,2-Dichloropropane	594-20-7		2000
2-Chlorotoluene	95-49-8		2000
4-Chlorotoluene	406-43-4		2000
Benzene	71-43-2		2000
Bromobenzene	108-86-1		2000
Bromochloromethane	74-97-5		2000
Bromodichloromethane	75-27-4		2000
Bromoform	75-25-2		2000
Carbon Tetrachloride	56-23-5		2000
Chlorobenzene	10-90-7		2000
Chloroform	67-66-3		2000

Energy Laboratories Inc

Spike LOG

Standard ID: VOCF0352
Standard Name: 2nd Source Liquids
Date Prepared: 11/23/2020
Date Expires: 12/31/2023
Department: gcmsvoa
Vendor: Agilent
Lot Number: 0006570990
Balance ID:

Type: Primary
BY: Steve Dilts
Status: New

Comments: Date Prepared is same as Date Received. 2000 ug/mL in MeOH. Catalog # DWM-589N-1.

cis-1,2-Dichloroethene	156-59-2	2000
cis-1,3-Dichloropropene	10061-01-5	2000
Dibromocholormethane	124-48-1	2000
Dibromomethane	74-95-3	2000
Dichloromethane	75-09-2	2000
Ethylbenzene	100-41-4	2000
Hexachlorobutadiene	87-68-6	2000
Isopropylbenzene	98-82-8	2000
m-Xylene	108-38-3	2000
n-Butylbenzene	104-51-8	2000
n-Propylbenzene	103-65-1	2000
Naphthalene	91-20-3	2000
o-Xylene	95-47-6	2000
p-Isopropyltoluene	99-87-6	2000
p-Xylene	106-42-3	2000
sec-Butylbenzene	135-98-8	2000
Styrene	100-42-5	2000
tert-Butylbenzene	98-06-6	2000
Tetrachloroethene	127-18-4	2000
Toluene	108-88-3	2000
trans-1,2-Dichloroethene	156-60-5	2000
trans-1,3-Dichloropropene	10061-02-6	2000
Trichloroethene	79-01-6	2000

Certificate of Analysis

Product Name: VOC Standard

Product Number: DWM-589N-1

Lot Number: 0006570990

Lot Issue Date: 17-Nov-2020

Expiration Date: 31-Dec-2023


Description:

This analytical reference material (RM) was manufactured and verified in accordance with an ISO 9001 registered quality system and analyte concentrations were verified by an ISO 17025 accredited laboratory. The concentration and uncertainty value at the 95% confidence level for each analyte, determined gravimetrically, is listed below.

Analyte	CAS#	Analyte Lot	Concentration ± Uncertainty
bromochloromethane	000074-97-5	RM00009	2010 ± 10 µg/mL
bromodichloromethane	000075-27-4	RM12585	2009 ± 10 µg/mL
bromoform	000075-25-2	RM13987	2010 ± 10 µg/mL
carbon tetrachloride	000056-23-5	RM07576	2010 ± 10 µg/mL
chloroform	000067-66-3	RM13988	2009 ± 10 µg/mL
dibromochloromethane	000124-48-1	RM14843	2009 ± 10 µg/mL
dibromomethane	000074-95-3	RM12878	2009 ± 10 µg/mL
methylene chloride	000075-09-2	RM11650	2009 ± 10 µg/mL
1,2-dibromoethane	000106-93-4	RM00018	2010 ± 10 µg/mL
1,1-dichloroethane	000075-34-3	RM16217	2006 ± 10 µg/mL
1,2-dichloroethane	000107-06-2	RM04655	2005 ± 10 µg/mL
1,1-dichloroethene	000075-35-4	RM14486	2010 ± 10 µg/mL
cis-1,2-dichloroethene	000156-59-2	RM15008	2007 ± 10 µg/mL
trans-1,2-dichloroethene	000156-60-5	RM07565	2008 ± 10 µg/mL
1,1,1,2-tetrachloroethane	000630-20-6	RM12632	2005 ± 10 µg/mL
1,1,2,2-tetrachloroethane	000079-34-5	RM02540	2009 ± 10 µg/mL
tetrachloroethene	000127-18-4	RM06491	2008 ± 10 µg/mL

Certificate of Analysis

Product Number:	DWM-589N-1	Lot Number:	0006570990
1,1,1-trichloroethane	000071-55-6	RM16539	2004 ± 10 µg/mL
1,1,2-trichloroethane	000079-00-5	RM01175	2009 ± 10 µg/mL
trichloroethene	000079-01-6	RM14232	2009 ± 10 µg/mL
1,2-dibromo-3-chloropropane	000096-12-8	RM13666	2009 ± 10 µg/mL
1,2-dichloropropane	000078-87-5	RM12821	2008 ± 10 µg/mL
1,3-dichloropropane	000142-28-9	RM02080	2008 ± 10 µg/mL
2,2-dichloropropane	000594-20-7	RM12927	2005 ± 10 µg/mL
1,1-dichloropropene	000563-58-6	RM16190	2010 ± 10 µg/mL
cis-1,3-dichloropropene	010061-01-5	RM12891	2007 ± 10 µg/mL
trans-1,3-dichloropropene	010061-02-6	RM12254	2006 ± 10 µg/mL
hexachlorobutadiene	000087-68-3	RM09157	2005 ± 10 µg/mL
1,2,3-trichloropropane	000096-18-4	RM13082	2004 ± 10 µg/mL
benzene	000071-43-2	RM12931	2009 ± 10 µg/mL
n-butylbenzene	000104-51-8	RM03651	2008 ± 10 µg/mL
sec-butylbenzene	000135-98-8	RM10905	2005 ± 10 µg/mL
tert-butylbenzene	000098-06-6	RM14040	2007 ± 10 µg/mL
ethylbenzene	000100-41-4	RM12195	2006 ± 10 µg/mL
isopropylbenzene	000098-82-8	RM00835	2009 ± 10 µg/mL
4-isopropyltoluene	000099-87-6	RM09747	2009 ± 10 µg/mL
naphthalene	000091-20-3	NT00970	2006 ± 10 µg/mL
n-propylbenzene	000103-65-1	RM12785	2010 ± 10 µg/mL
styrene	000100-42-5	RM13393	2010 ± 10 µg/mL



ISO 17034 Cert
No. AR-1936

RM was produced in accordance with TUV USA Inc registered ISO 9001 Quality Management System. Cert # 56 100 18560026

Page: 2 of 4

www.agilent.com/quality/
CSD-QA-015.1



ISO 17025 Cert
No. AT-1937

Certificate of Analysis

Product Number: DWM-589N-1

Lot Number: 0006570990

toluene	000108-88-3	RM06650	2008 ± 10 µg/mL
1,2,4-trimethylbenzene	000095-63-6	RM06731	2002 ± 10 µg/mL
1,3,5-trimethylbenzene	000108-67-8	RM12905	2009 ± 10 µg/mL
o-xylene	000095-47-6	RM15639	2005 ± 10 µg/mL
m-xylene	000108-38-3	RM15919	2006 ± 10 µg/mL
p-xylene	000106-42-3	RM02647	2009 ± 10 µg/mL
bromobenzene	000108-86-1	RM10227	2008 ± 10 µg/mL
chlorobenzene	000108-90-7	RM01874	2008 ± 10 µg/mL
2-chlorotoluene	000095-49-8	RM13774	2007 ± 10 µg/mL
4-chlorotoluene	000106-43-4	RM11750	2009 ± 10 µg/mL
1,2-dichlorobenzene	000095-50-1	RM13636	2005 ± 10 µg/mL
1,3-dichlorobenzene	000541-73-1	NT00356	2009 ± 10 µg/mL
1,4-dichlorobenzene	000106-46-7	RM12826	2009 ± 10 µg/mL
1,2,3-trichlorobenzene	000087-61-6	RM10193	2007 ± 10 µg/mL
1,2,4-trichlorobenzene	000120-82-1	RM09454	2009 ± 10 µg/mL

Matrix: methanol (methyl alcohol)


Storage Conditions: Store Frozen (-25° to -10°C).

Traceability:

The balances used for these measurements are calibrated with weights traceable to NIST in compliance with ANSI/NCSL Z540.3, ISO 9001, ISO 17025, and ISO 17034. Calibrated Class A glassware is used for volumetric measurements. Thermometers are calibrated against a NIST traceable thermometer in accordance with NIST Special Publication 1088.

Homogeneity:

This RM was unitized according to an in-house procedure and is guaranteed to be homogeneous. There is no minimum sub-sample size required.


 ISO 17034 Cert
 No. AR-1936

RM was produced in accordance with TUV USA Inc registered ISO 9001 Quality Management System. Cert # 56 100 18560026

Page: 3 of 4

www.agilent.com/quality/
 CSD-QA-015.1

 ISO 17025 Cert
 No. AT-1937

Certificate of Analysis

Product Number: DWM-589N-1

Lot Number: 0006570990

Intended Use:

This RM is intended for the preparation of working reference samples for use in routine laboratory analyses, calibration of instruments, validation of analytical methods, assessments of measurement methods, and continuing calibration verification.

Instructions for Use:

Sample aliquots for analysis should be withdrawn at 20°C to 25°C immediately after opening the container and should be processed without delay for the certified values to be valid within the stated uncertainties.

Hazards:

Refer to the Safety Data Sheet on www.agilent.com for information regarding this RM.

Expiration of Certification:

The certification of this RM is valid until the expiration date specified above, provided the RM is handled and stored in accordance with the instructions given in this certificate. This certification is nullified if the RM is damaged, contaminated, or otherwise modified.

Maintenance of Certification:

If substantive changes are noted that affect the certification before the expiration of this certificate, Agilent will notify the purchaser.

Sample lot approver:



Monica Bourgeois
QMS Representative



ISO 17034 Cert
No. AR-1936

RM was produced in accordance with TUV USA Inc registered ISO 9001 Quality Management System. Cert # 56 100 18560026

Page: 4 of 4

www.agilent.com/quality/
CSD-QA-015.1



ISO 17025 Cert
No. AT-1937

Energy Laboratories Inc

Spike LOG

Standard ID: VOCF3541A
 Standard Name: 2nd Source Gases
 Date Prepared: 12/6/2021
 Date Expires: 12/13/2021
 Department: gcmsvoa
 Vendor:
 Lot Number:
 Balance ID:

Type: Secondary
 BY: Melissa Chavez
 Status: Expired

Comments: 1.0 ml/10 ml final volume. Final Concentration 0.2 ug/uL. Corrected final volume column to match comments. MSC 01/14/2021

Chemical / Solvent Used	BottleNo	Amt	Units	Exp
Methanol, Purge and Trap EB199	14400	9	mL	3/20/

Final Volume: 10 mL

<u>Stock Source</u>	Base Units	Amount Added
VOCF0417 Chem Service Gases	ug/mL	1 mL

<u>Analvtes</u>	CAS	Conc:	ug/uL
Bromomethane	74-83-9		0.2
Chloroethane	75-00-3		0.2
Chloromethane	74-87-3		0.2
Dichlorodifluoromethane	75-71-8		0.2
Trichlorofluoromethane	75-69-4		0.2
Vinyl Chloride	75-01-4		0.2

CERTIFICATE OF ANALYSIS

Volatile Organics High Concentration Mixture #6

CONCENTRATION 2000ug/ml in Methanol
CATALOG NUMBER M-VOHC6M5-1ML
LOT NUMBER 11882100
DATE CERTIFIED 05/25/21
EXPIRATION DATE 02/28/22
STORAGE Store at room temperature (20 - 25 °C).
HANDLING See Safety Data Sheet
INTENDED USE For laboratory use only.
ISO 17034:2016 CERTIFIED []

ID #: 14142

Opened:

Volatile Organics High Concentration Mixture

Expires: 2/28/2022

Rec'd: 8/3/2021

Energx Laboratories Inc 1120 So. 27th Street
Billings MT 59107

ID	Analyte	CAS	Weight Analyte (mg)	Lot	Purity	Certified Concentration (ug/mL)
N-11446	Chloroethane	75-00-3	96.300	00001728	100.0	2006.3
N-11665	Dichlorodifluoromethane	75-71-8	96.610	00001729	100.0	2012.7
N-12417	Methyl bromide	74-83-9	96.910	00024694	100.0	2019.0
N-12421	Methyl chloride	74-87-3	96.150	00001731	100.0	2003.1
N-13655	Trichlorofluoromethane	75-69-4	96.300	00027239	99.4	1994.2
N-13748	Vinyl chloride	75-01-4	96.150	00019298	100.0	2003.1

Analytical Test

Value

CONCENTRATION (GC/MSD)

VERIFIED

CHEM SERVICE INC

660 Tower Lane • P.O. Box 599 • West Chester, PA 19381-0599
1-800-452-9994 • 1-610-692-3026 • Fax 1-610-692-8729
info@chemservice.com • www.chemservice.com

Instructions for Use:

Shake mixture prior to use. If particles are present, sonicate for homogeneity. If sample is diluted to lower concentrations, Class A volumetric glassware must be used.

Minimum Sample Size- 0.2 uL for Direct Injection.

Chem Service Inc. guarantees the expanded uncertainty of the above analytes to be +/- 2.0% of the certified concentrations based on gravimetric preparation. The test results published in this report were obtained using equipment capable of producing results that are traceable to NIST and through NIST to the International System of Units (SI). The reported expanded uncertainty of measurement is stated as the combined standard uncertainty of measurement multiplied by the coverage factor k (k=2) such that the coverage probability corresponds to approximately 95%. For certified reference materials, homogeneity and thermal stability testing are available upon request.

Certified By:

Mary Beth O'Donnell

Mary Beth O'Donnell
CSM/TC

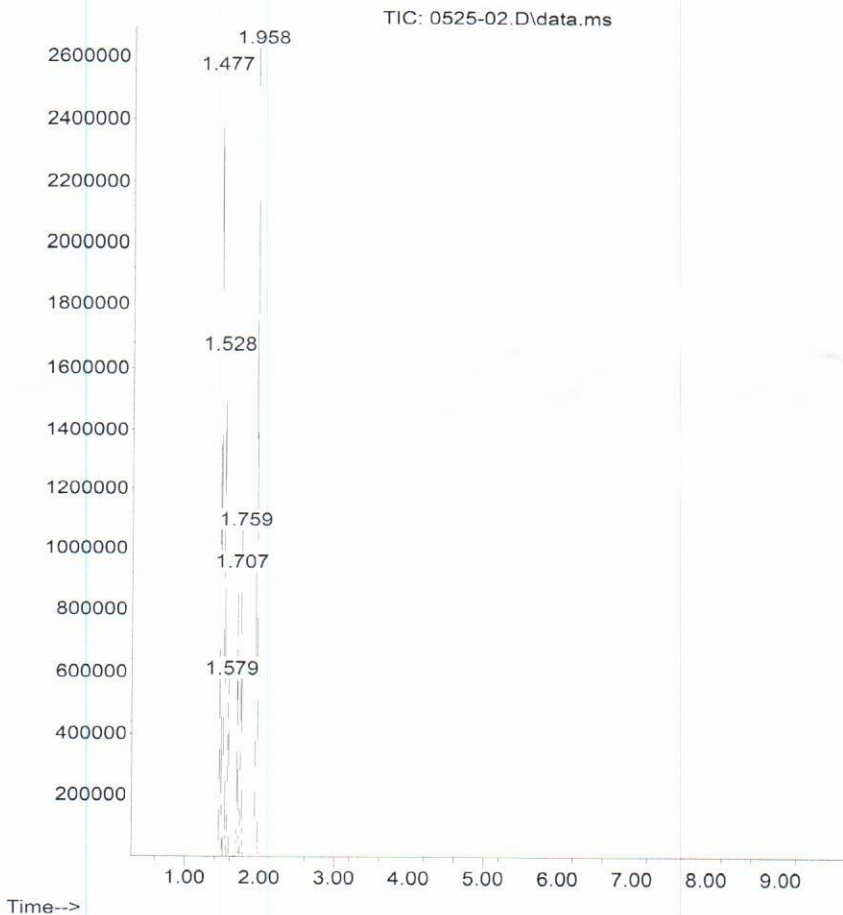


CERTIFICATE OF ANALYSIS

Analysis Method:

Catalog Number: M-VOHC6M5-1ML
Description: Volatile Organics High Concentration Mixture #6
Lot Number: 11882100
Expiration Date: 02/28/22

Abundance



Energy Laboratories Inc

Spike LOG

Standard ID: VOCF3529A
 Standard Name: 2nd Source MtBE
 Date Prepared: 11/29/2021
 Date Expires: 12/29/2021
 Department: gcmsvoa
 Vendor:
 Lot Number:
 Balance ID:
 Comments: Final Concentration 0.2 ug/uL

Type: Secondary
 BY: Alethea M. Shaules
 Status: New

Chemical / Solvent Used	BottleNo	Amt	Units	Exp
Methanol, Purge and Trap - EB199-US	14334	9	mL	3/20/

Final Volume: 10 mL

Stock Source
 VOCF0401 2nd Source MtBE

Base Units
 ug/mL

Amount Added
 1 mL

Analvtes
 MtBE

CAS
 1634-04-4

Conc: **ug/uL**
 0.2

Energy Laboratories Inc

Spike LOG

Standard ID: VOCF0401
Standard Name: 2nd Source MtBE
Date Prepared: 6/7/2021
Date Expires: 12/11/2029
Department: gcmsvoa
Vendor: AccuStandard
Lot Number: 220051182
Balance ID:

Type: Primary
BY: Alethea M. Shaules
Status: New

Comments: Date Prepared is same as Date Receive. 2,000 ug/mL in MeOH. Catalog # S-078-10X.

Chemical / Solvent Used	BottleNo	Amt	Units	Exp
MTBE	13920	1	mL	5/18/

Final Volume: 5 mL

Stock Source
VOCF0401 2nd Source MtBE

Base Units
ug/mL

Amount Added

Analvtes
MtBE

CAS
1634-04-4

Conc: **ug/mL**
2000

CERTIFICATE OF ANALYSIS

Catalog No: S-078-10X
Description: MtBE
Lot: 220051182
Solvent: Methanol
Hazards: Refer to SDS for complete safety information

Date Certified: May 18, 2020
Expiration: May 18, 2030
Sample Size: 1 mL
Components: 1
Storage Condition: Ambient (>5 °C)



Signal Word: Danger

Certified Reference Material



Component	CAS #	Purity % (GC/MS)	Prepared Concentration ² (µg/mL)	Certified Analyte Concentration ¹ (µg/mL)
MtBE	1634-04-4	100.0	2002	2002

ID #: 13920

Opened: _____

MTBE

Expires: 5/18/2030

Rec'd: 6/7/2021

Energy Laboratories Inc 1120 So. 27th Street
Billings MT 59107

A product with a suffix (-1A, -2B, etc. or -01, -02, etc.) on its lot number has had its expiration date extended and is identical to the same lot number without the suffix.

² All weights are traceable through NIST, Test No. 684/289871-17

¹ Certified Analyte Concentration = Purity x Prepared Concentration.

The Uncertainty associated with the certified concentration reported on this certificate is $\pm 2.4\%$. This value is the combined expanded uncertainty and represents an estimated standard deviation equal to the positive square root of the total variation of the uncertainty of components. A normal distribution is assumed and a coverage factor of K=2 is chosen using approximately a 95% confidence level.

Labels and certificates follow U.S. Conventions in reporting numerical values: A comma (,) is used to separate units of one-thousand or greater. A period (.) is used as a decimal place marker.

The information on this certificate may not be reproduced without the express permission of the manufacturer. See reverse side for additional information

Hazard Information: Please refer to the SDS for information regarding the hazards associated with using this material.

This product was prepared according to in-house procedures and is guaranteed to be homogeneous.

Certified By: _____

Larry Decker, Organic QC Manager

Energy Laboratories Inc

Spike LOG

Standard ID: VOCF3534
 Standard Name: 2nd Source Ketones
 Date Prepared: 11/30/2021
 Date Expires: 12/30/2021
 Department: gcmsvoa
 Vendor: AccuStandard
 Lot Number: 221101480
 Balance ID:
 Comments: Vial opened for use. 2.0 µg/µL

Type: Primary
 BY: Melissa Chavez
 Status: Empty/Disposed

Chemical / Solvent Used	BottleNo	Amt	Units	Exp
TCL Ketones Mixture	14567	1	mL	11/26

Final Volume: 1 mL

<u>Stock Source</u>	<u>Base Units</u>	<u>Amount Added</u>
VOCF0439 2nd Source Ketones	ug/mL	1 mL
<u>Analvtes</u>	<u>CAS</u>	<u>Conc: ug/mL</u>
A 2-Butanone	78-93-3	2000
A 2-Hexanone	591-78-6	2000
A 4-Methyl-2-pentanone	108-10-1	2000
A Acetone	67-64-1	2000

Energy Laboratories Inc

Standard LOG

Standard ID: VOCF0439
Standard Name: 2nd Source Ketones
Date Prepared: 11/30/2021
Date Expires: 11/26/2022
Department: gcmsvoa
Vendor: AccuStandard
Lot Number: 221101480
Balance ID:

Type: Primary
BY: Melissa Chavez
Status: New

Comments: Date Prepared is same as Date Received. 2,000 ug/mL in Methanol. Catalog # CLP-022K-10X.

Chemical / Solvent Used	BottleNo	Amt	Units	Exp
TCL Ketones Mixture	14567	2	mL	11/26

Final Volume: 1 mL

<u>Stock Source</u>	<u>Base Units</u>	<u>Amount Added</u>
VOCF0439 2nd Source Ketones	ug/mL	
<u>Analvtes</u>	<u>CAS</u>	<u>Conc:</u> ug/mL
2-Butanone	78-93-3	2000
2-Hexanone	591-78-6	2000
4-Methyl-2-pentanone	108-10-1	2000
Acetone	67-64-1	2000

CERTIFICATE OF ANALYSIS

Catalog No: CLP-022K-10X
Description: TCL Ketone Mix
Lot: 221101480
Solvent: Methanol
Hazards: Refer to SDS for complete safety information

Date Certified: Oct 26, 2021
Expiration: Nov 26, 2022
Sample Size: 1 mL
Components: 4
Storage Condition: Freeze (<-10 °C)



Certified Reference Material



Component	CAS #	Purity %	Prepared Concentration ²	Certified Analyte Concentration ¹
		(GC/MS)	(µg/mL)	(µg/mL)
Acetone	67-64-1	100.0	2004	2004
2-Butanone	78-93-3	100.0	2004	2004
2-Hexanone	591-78-6	98.7	2004	1978
4-Methyl-2-pentanone	108-10-1	100.0	2004	2004

ID #: 14567

Opened: _____

TCL Ketones Mixture

Expires: 11/26/2022

Rec'd: 11/30/2021

Energy Laboratories Inc 1120 So. 27th Street
Billings MT 59107

This Certified Reference Material was verified in accordance with ISO/IEC 17025

A product with a suffix (-1A, -2B, etc. or -01, -02, etc.) on its lot number has had its expiration date extended and is identical to the same lot number without the suffix.

² All weights are traceable through NIST, Test No. 684/289871-17

¹ Certified Analyte Concentration = Purity x Prepared Concentration.

The Uncertainty associated with the certified concentration reported on this certificate is $\pm 2.4\%$. This value is the combined expanded uncertainty and represents an estimated standard deviation equal to the positive square root of the total variation of the uncertainty of components. A normal distribution is assumed and a coverage factor of K=2 is chosen using approximately a 95% confidence level.

Labels and certificates follow U.S. Conventions in reporting numerical values: A comma (,) is used to separate units of one-thousand or greater. A period (.) is used as a decimal place marker.

The information on this certificate may not be reproduced without the express permission of the manufacturer. See reverse side for additional information

Hazard Information: Please refer to the SDS for information regarding the hazards associated with using this material.

This product was prepared according to in-house procedures and is guaranteed to be homogeneous.

Certified By: _____

Larry Decker, Organic QC Manager

CERTIFICATE OF ANALYSIS

Catalog No: CLP-022K-10X
Description: TCL Ketone Mix
Lot: 221101480
Solvent: Methanol

Date Certified: Oct 26, 2021
Expiration: Nov 26, 2022
Sample Size: 1 mL
Components: 4

T-Test

AccuStandard, Inc.
Statistical Report for CLP (SOW 1391)
26-Oct-2021

QR-QC-003 rev. 1/16

CLP-022K-10X 221101480										CLP-022K-10X 221041075						NOTES:						
RT	Component	Run #1	Run #2	Run #3	Run #4	Mean	Std Dev	% RSD	Run #1	Run #2	Run #3	Run #4	Mean	Std Dev	% RSD	t.025 test	CI	Component	CI	# of Runs	10 % error check of Conc.	
3.74	Acetone (67-64-1)	1925	1881	1854	1803	1866	51.05	2.74%	1751	1712	1730	1764	1764	22.43	1.29%	4.36	119.2	Acetone (67-64-1)	56	4	2000	7 %
5.77	2-Butanone (78-93-3)	2275	2223	2237	2149	2221	52.79	2.38%	2157	2103	2145	2177	2146	31.26	1.45%	2.46	58.5	2-Butanone (78-93-3)	35.9	4	2000	9 %
8.34	4-Methyl-2-pentanone (108-10-1)	3373	3302	3408	3225	3327	81.05	2.44%	3349	3240	3296	3415	3325	74.70	2.25%	0.04	0.9	4-Methyl-2-pentanone (108-10-1)	0.8	4	2000	0 %
9.13	2-Hexanone (99-178-6)	3260	3199	3332	3118	3227	90.88	2.62%	3186	3072	3120	3239	3154	73.32	2.32%	1.25	35.2	2-Hexanone (99-178-6)	29.1	4	2000	2 %

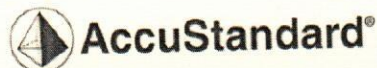
CERTIFICATE OF ANALYSIS

Catalog No: CLP-022K-10X
Description: TCL Ketone Mix
Lot: 221101480
Solvent: Methanol

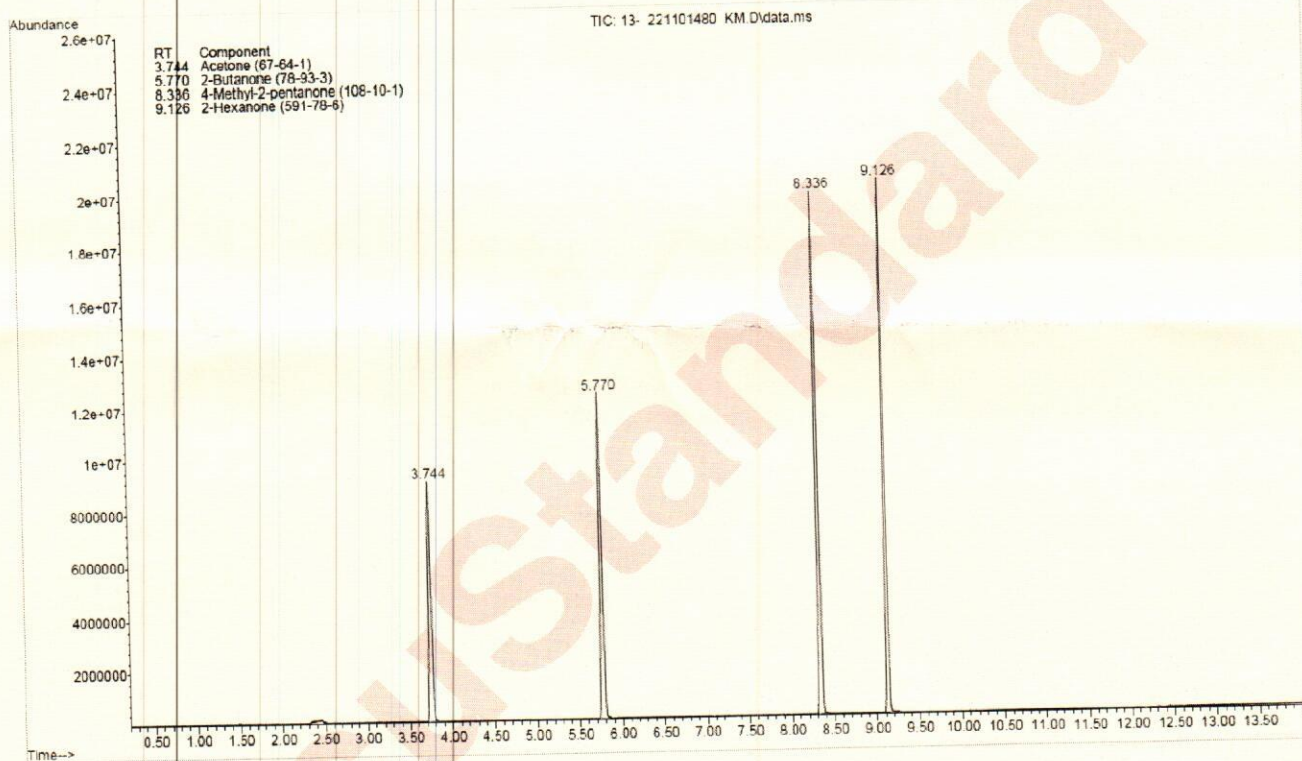
Date Certified: Oct 26, 2021
Expiration: Nov 26, 2022
Sample Size: 1 mL
Components: 4

Chromatogram

File : Q:\GCMS-06 Minimal\DATA\102521\13- 221101480 KM.D
Operator : Organic QC Lab
Acquired : 25 Oct 2021 21:00 using AcqMethod VOC-Split100.M
Instrument : GCMS 6
Sample Name: CLP-022K-10X (221101480)
Misc Info : TCL Ketone Mix @ 2000 ug/mL in MeOH
Vial Number: 34



Column: DB-624 UI, 30m x 0.25mm ID x 1.4µm
Oven Program: 35°C (hold 5min), 11°C/min to 60°C, 22°C/min to 230°C (hold 4min)
GC Parameters: Split 100:1, 1µl inj.; GC/MS; injector temp 240°C



Energy Laboratories Inc

Standard LOG

Standard ID: VOCF3546A
 Standard Name: Liquids
 Date Prepared: 12/13/2021
 Date Expires: 1/13/2022
 Department: GCMSVOA
 Vendor:
 Lot Number:
 Balance ID:

Type: Secondary
 BY: Alethea M. Shaules
 Status: Expired

Comments: 1.0 ml/10 ml final volume. Final Concentration 0.2 ug/uL. Corrected comment and analyte list 11/9/2021 sbd

Chemical / Solvent Used	BottleNo	Amt	Units	Exp	Final Volume:	
Methanol, Purge and Trap EA899	13926	9	mL	2/12/	10 mL	
Stock Source			Base Units			Amount Added
VOCF0313	Liquids		ug/mL			1 mL
Analvtes			CAS		Conc:	ug/uL
1,1,1,2-Tetrachloroethane			630-20-6			0.2
1,1,1-Trichloroethane			71-55-6			0.2
1,1,2,2-Tetrachloroethane			79-34-5			0.2
1,1,2-Trichloroethane			79-00-5			0.2
1,1-Dichloroethane			75-34-3			0.2
1,1-Dichloroethene			75-35-4			0.2
1,1-Dichloropropene			563-58-6			0.2
1,2,3-Trichlorobenzene			87-61-6			0.2
1,2,3-Trichloropropane			96-18-4			0.2
1,2,4-Trichlorobenzene			120-82-1			0.2
1,2,4-Trimethylbenzene			95-63-6			0.2
1,2-Dibromo-3-chloropropane			96-12-8			0.2
1,2-Dibromoethane			106-93-4			0.2
1,2-Dichlorobenzene			95-50-1			0.2
1,2-Dichloroethane			107-06-2			0.2
1,2-Dichloropropane			78-87-5			0.2
1,3,5-Trimethylbenzene			108-67-8			0.2
1,3-Dichlorobenzene			541-73-1			0.2
1,3-Dichloropropane			142-28-9			0.2
1,4-Dichlorobenzene			106-46-7			0.2
2,2-Dichloropropane			594-20-7			0.2
2-Chlorotoluene			95-49-8			0.2
4-Chlorotoluene			406-43-4			0.2
Benzene			71-43-2			0.2
Bromobenzene			108-86-1			0.2
Bromochloromethane			74-97-5			0.2
Bromodichloromethane			75-27-4			0.2
Bromoform			75-25-2			0.2
Carbon Tetrachloride			56-23-5			0.2
Chlorobenzene			10-90-7			0.2
Chloroform			67-66-3			0.2

Energy Laboratories Inc

Standard LOG

Standard ID: VOCF3546A
Standard Name: Liquids
Date Prepared: 12/13/2021
Date Expires: 1/13/2022
Department: GCMSVOA
Vendor:
Lot Number:
Balance ID:

Type: Secondary
BY: Alethea M. Shaules
Status: Expired

Comments: 1.0 ml/10 ml final volume. Final Concentration 0.2 ug/uL. Corrected comment and analyte list 11/9/2021 sbd

cis-1,2-Dichloroethene	156-59-2	0.2
cis-1,3-Dichloropropene	10061-01-5	0.2
Dibromocholormethane	124-48-1	0.2
Dibromomethane	74-95-3	0.2
Dichloromethane	75-09-2	0.2
Ethylbenzene	100-41-4	0.2
Hexachlorobutadiene	87-68-6	0.2
Isopropylbenzene	98-82-8	0.2
m-Xylene	108-38-3	0.2
n-Butylbenzene	104-51-8	0.2
n-Propylbenzene	103-65-1	0.2
Naphthalene	91-20-3	0.2
o-Xylene	95-47-6	0.2
p-Isopropyltoluene	99-87-6	0.2
p-Xylene	106-42-3	0.2
sec-Butylbenzene	135-98-8	0.2
Styrene	100-42-5	0.2
tert-Butylbenzene	98-06-6	0.2
Tetrachloroethene	127-18-4	0.2
Toluene	108-88-3	0.2
trans-1,2-Dichloroethene	156-60-5	0.2
trans-1,3-Dichloropropene	10061-02-6	0.2
Trichloroethene	79-01-6	0.2

Energy Laboratories Inc

Standard LOG

Standard ID: VOCF0313
 Standard Name: Liquids
 Date Prepared: 6/23/2020
 Date Expires: 4/13/2023
 Department: gcmsvoa
 Vendor: AccuStd
 Lot Number: 220041126
 Balance ID:

Type: Primary
 BY: Alethea M. Shaules
 Status: New

Comments: Date Prepared is same as Date Received. 2,000 ug/mL. Catalog # M502A-R-10X. Corrected lot number to match Cl. MSC 01/14/2022

Chemical / Solvent Used	BottleNo	Amt	Units	Exp	Final Volume:	10 mL
Volatile Organic Compounds - Liquids	12797	1	mL	4/13/		
<u>Stock Source</u>			Base Units			Amount Added
VOCF0313	Liquids		ug/mL			
<u>Analvtes</u>			CAS		Conc:	ug/mL
1,1,1,2-Tetrachloroethane			630-20-6			2000
1,1,1-Trichloroethane			71-55-6			2000
1,1,2,2-Tetrachloroethane			79-34-5			2000
1,1,2-Trichloroethane			79-00-5			2000
1,1-Dichloroethane			75-34-3			2000
1,1-Dichloroethene			75-35-4			2000
1,1-Dichloropropene			563-58-6			2000
1,2,3-Trichlorobenzene			87-61-6			2000
1,2,3-Trichloropropane			96-18-4			2000
1,2,4-Trichlorobenzene			120-82-1			2000
1,2,4-Trimethylbenzene			95-63-6			2000
1,2-Dibromo-3-chloropropane			96-12-8			2000
1,2-Dibromoethane			106-93-4			2000
1,2-Dichlorobenzene			95-50-1			2000
1,2-Dichloroethane			107-06-2			2000
1,2-Dichloropropane			78-87-5			2000
1,3,5-Trimethylbenzene			108-67-8			2000
1,3-Dichlorobenzene			541-73-1			2000
1,3-Dichloropropane			142-28-9			2000
1,4-Dichlorobenzene			106-46-7			2000
2,2-Dichloropropane			594-20-7			2000
2-Chlorotoluene			95-49-8			2000
4-Chlorotoluene			406-43-4			2000
Benzene			71-43-2			2000
Bromobenzene			108-86-1			2000
Bromochloromethane			74-97-5			2000
Bromodichloromethane			75-27-4			2000
Bromoform			75-25-2			2000
Carbon Tetrachloride			56-23-5			2000
Chlorobenzene			10-90-7			2000
Chloroform			67-66-3			2000

Energy Laboratories Inc

Standard LOG

Standard ID: VOCF0313
Standard Name: Liquids
Date Prepared: 6/23/2020
Date Expires: 4/13/2023
Department: gcmsvoa
Vendor: AccuStd
Lot Number: 220041126
Balance ID:

Type: Primary
BY: Alethea M. Shaules
Status: New

Comments: Date Prepared is same as Date Received. 2,000 ug/mL. Catalog # M502A-R-10X. Corrected lot number to match CI. MSC 01/14/2022

cis-1,2-Dichloroethene	156-59-2	2000
cis-1,3-Dichloropropene	10061-01-5	2000
Dibromocholormethane	124-48-1	2000
Dibromomethane	74-95-3	2000
Dichloromethane	75-09-2	2000
Ethylbenzene	100-41-4	2000
Hexachlorobutadiene	87-68-6	2000
Isopropylbenzene	98-82-8	2000
m-Xylene	108-38-3	2000
n-Butylbenzene	104-51-8	2000
n-Propylbenzene	103-65-1	2000
Naphthalene	91-20-3	2000
o-Xylene	95-47-6	2000
p-Isopropyltoluene	99-87-6	2000
p-Xylene	106-42-3	2000
sec-Butylbenzene	135-98-8	2000
Styrene	100-42-5	2000
tert-Butylbenzene	98-06-6	2000
Tetrachloroethene	127-18-4	2000
Toluene	108-88-3	2000
trans-1,2-Dichloroethene	156-60-5	2000
trans-1,3-Dichloropropene	10061-02-6	2000
Trichloroethene	79-01-6	2000

CERTIFICATE OF ANALYSIS

Catalog No: M-502A-R-10X
Description: Volatile Organic Compounds - Liquids
Lot: 220041126
Solvent: Methanol
Hazards: Refer to SDS for complete safety information

Date Certified: Apr 13, 2020
Expiration: Apr 13, 2023
Sample Size: 1 mL
Components: 54
Storage Condition: Refrig (0-5 °C)



Signal Word: Danger

Certified Reference Material



Component	CAS #	Purity % (GC/MS)	Prepared Concentration* (µg/mL)	Certified Analyte Concentration¹ (µg/mL)
Benzene	71-43-2	100.0	2002	2002
Bromobenzene	108-86-1	100.0	2003	2003
Bromochloromethane	74-97-5	99.1	2001	1983
Bromodichloromethane	75-27-4	99.0	2002	1982
Bromoform	75-25-2	99.2	2001	1985
n-Butylbenzene	104-51-8	100.0	2002	2002
sec-Butylbenzene	135-98-8	100.0	2001	2001
tert-Butylbenzene	98-06-6	99.0	2003	1983
Carbon tetrachloride	56-23-5	100.0	2003	2003
Chlorobenzene	108-90-7	99.6	2001	1993
Chloroform	67-66-3	99.2	2004	1988
2-Chlorotoluene	95-49-8	99.0	2003	1983
4-Chlorotoluene	106-43-4	99.8	2002	1998
Dibromochloromethane	124-48-1	97.8	2049*	2004
1,2-Dibromo-3-chloropropane	96-12-8	99.2	2001	1985
1,2-Dibromoethane	106-93-4	100.0	2006	2006
Dibromomethane	74-95-3	99.0	2002	1982
1,2-Dichlorobenzene	95-50-1	98.2	2003	1967
1,3-Dichlorobenzene	541-73-1	100.0	2000	2000
1,4-Dichlorobenzene	106-46-7	100.0	2002	2002
1,1-Dichloroethane	75-34-3	98.6	2001	1973
1,2-Dichloroethane	107-06-2	99.8	2010	2006
1,1-Dichloroethene	75-35-4	99.0	2000	1980
cis-1,2-Dichloroethene	156-59-2	99.0	2002	1982
trans-1,2-Dichloroethene	156-60-5	99.5	2001	1991
1,2-Dichloropropane	78-87-5	99.5	2003	1993
1,3-Dichloropropane	142-28-9	96.7	2073*	2005
2,2-Dichloropropane	594-20-7	99.9	2012	2010
1,1-Dichloropropene	563-58-6	98.9	2001	1979
cis-1,3-Dichloropropene **	10061-01-5	93.9	2041*	1916
trans-1,3-Dichloropropene **	10061-02-6	93.9	1968*	1848
Ethylbenzene	100-41-4	99.7	2000	1994
Hexachlorobutadiene	87-68-3	98.0	2003	1963
Isopropylbenzene	98-82-8	100.0	2002	2002
p-Isopropyltoluene	99-87-6	99.4	2000	1988
Methylene chloride	75-09-2	99.9	2001	1999
Naphthalene	91-20-3	100.0	2002	2002
n-Propylbenzene	103-65-1	100.0	2001	2001
Styrene	100-42-5	100.0	2003	2003
1,1,1,2-Tetrachloroethane	630-20-6	98.9	2005	1983
1,1,1,2-Tetrachloroethane	79-34-5	96.0	2087*	2004
Tetrachloroethene	127-18-4	99.4	2017	2005
Toluene	108-88-3	100.0	2001	2001
1,2,3-Trichlorobenzene	87-61-6	100.0	2002	2002

CERTIFICATE OF ANALYSIS

Catalog No: M-502A-R-10X
Description: Volatile Organic Compounds - Liquids
Lot: 220041126
Solvent: Methanol

Date Certified: Apr 13, 2020
Expiration: Apr 13, 2023
Sample Size: 1 mL
Components: 54

Component - <i>continued</i>	CAS #	Purity %	Prepared Concentration ²	Certified Analyte Concentration ¹
		(GC/MS)	(µg/mL)	(µg/mL)
1,2,4-Trichlorobenzene	120-82-1	99.6	2001	1993
1,1,1-Trichloroethane	71-55-6	100.0	2002	2002
1,1,2-Trichloroethane	79-00-5	98.6	2000	1972
Trichloroethene	79-01-6	100.0	2003	2003
1,2,3-Trichloropropane	96-18-4	97.5	2055*	2004
1,2,4-Trimethylbenzene	95-63-6	98.2	2001	1965
1,3,5-Trimethylbenzene	108-67-8	98.8	2001	1977
o-Xylene	95-47-6	99.0	2000	1980
m-Xylene	108-38-3	99.2	2002	1986
p-Xylene	106-42-3	95.4	2097*	2001

* Weight compensated to 100% purity.

** 47.8% cis isomer, 46.1% trans isomer

A product with a suffix (-1A, -2B, etc. or -01, -02, etc.) on its lot number has had its expiration date extended and is identical to the same lot number without the suffix.

² All weights are traceable through NIST, Test No. 684/289871-17

¹ Certified Analyte Concentration = Purity x Prepared Concentration.

The Uncertainty associated with the certified concentration reported on this certificate is $\pm 2.4\%$. This value is the combined expanded uncertainty and represents an estimated standard deviation equal to the positive square root of the total variation of the uncertainty of components. A normal distribution is assumed and a coverage factor of K=2 is chosen using approximately a 95% confidence level.

Labels and certificates follow U.S. Conventions in reporting numerical values: A comma (,) is used to separate units of one-thousand or greater. A period (.) is used as a decimal place marker.

The information on this certificate may not be reproduced without the express permission of the manufacturer. See reverse side for additional information

Certified By: 

Larry Decker, Organic QC Manager

ID #: 12797

Opened: _____

Volatile Organic Compounds - Liquids

Expires: 4/13/2023

Rec'd: 6/23/2020

Energy Laboratories Inc 1120 So. 27th Street
Billings MT 59107

Energy Laboratories Inc

Standard LOG

Standard ID: VOCF3551A
 Standard Name: Gases
 Date Prepared: 12/21/2021
 Date Expires: 12/28/2021
 Department: GCMSVOA
 Vendor:
 Lot Number:
 Balance ID:

Type: Secondary
 BY: Melissa Chavez
 Status: Expired

Comments: 1.0 ml/10 ml final volume. Final Concentration 0.2 ug/uL

Chemical / Solvent Used	BottleNo	Amt	Units	Exp
Methanol, Purge and Trap EB373	14519	9	mL	4/16/

Final Volume: 10 mL

<u>Stock Source</u>		Base Units	Amount Added
VOCF0427	Gases	ug/mL	1 mL
<u>Analvtes</u>		CAS	Conc: ug/uL
Bromomethane		74-83-9	0.2
Chloroethane		75-00-3	0.2
Chloromethane		74-87-3	0.2
Dichlorodifluoromethane		75-71-8	0.2
Trichlorofluoromethane		75-69-4	0.2
Vinyl Chloride		75-01-4	0.2

Energy Laboratories Inc

Standard LOG

Standard ID: VOCF0427
 Standard Name: Gases
 Date Prepared: 9/17/2021
 Date Expires: 8/3/2024
 Department: gcmsvoa
 Vendor: Absolute
 Lot Number: 080321
 Balance ID:

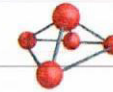
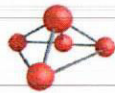
Type: Primary
 BY: Alethea M. Shaules
 Status: New

Comments: Date Prepared is same as Date Received. 2,000 ug/mL in MeOH. Catalog # 30058.

Chemical / Solvent Used	BottleNo	Amt	Units	Exp
EPA Method 502-524 - Volatile Gases	14285	1	mL	8/3/2

Final Volume: 10 mL

<u>Stock Source</u>		Base Units		Amount Added
VOCF0427	Gases	ug/mL		
<u>Analvtes</u>		CAS		Conc: ug/mL
Bromomethane		74-83-9		2000
Chloroethane		75-00-3		2000
Chloromethane		74-87-3		2000
Dichlorodifluoromethane		75-71-8		2000
Trichlorofluoromethane		75-69-4		2000
Vinyl chloride		75-01-4		2000



CERTIFIED WEIGHT REPORT

Part Number: 30058
Lot Number: 080321
Description: EPA Method 502/524 - Volatile Gases Mix #1
6 components
Expiration Date: 080324
Recommended Storage: Freezer (0 °C)
Nominal Concentration (µg/mL): 2000
NIST Test ID#: 6UTB
Solvent: Methanol
Lot#: EA783-US
5E-05 Balance Uncertainty
Weight(s) shown below were combined and diluted to (mL): 500.0 0.058 Flask Uncertainty

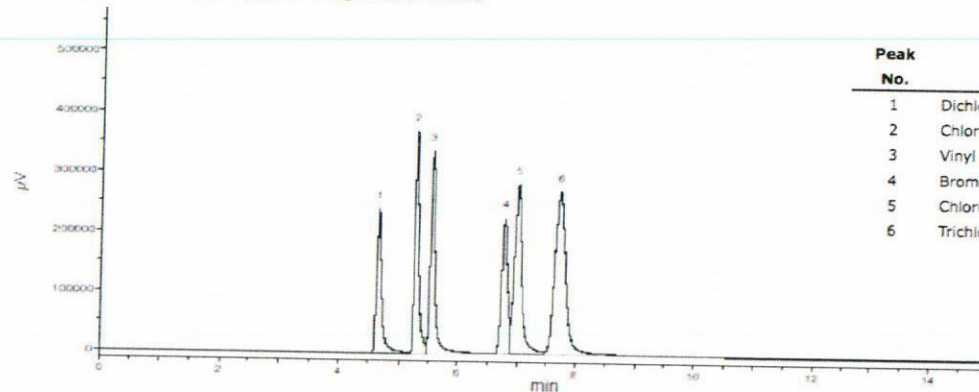
		080321
Formulated By:	Mario Luis	DATE
		080321
Reviewed By:	Pedro L. Rentas	DATE

Compound	RM#	Lot Number	Nominal Conc (µg/mL)	Purity (%)	Uncertainty Purity (%)	Target Weight (g)	Actual Weight (g)	Actual Conc(µg/mL)	Expanded Uncertainty (+/-) (µg/mL)	SDS Information (Solvent Safety Info. On Attached pg.)		
										CAS#	OSHA PEL (TWA)	LD50
1. Bromomethane	50	01611JX	2000	99.5	0.2	1.00508	1.0098	2009.4	8.1	74-83-9	5 ppm (20mg/m3/8H) (skin)	ori-rat 214mg/kg
2. Chloroethane	72	062617	2000	99	0.2	1.01016	1.0146	2008.8	8.1	75-00-3	1000 ppm (2600mg/m3/8H)	N/A
3. Chloromethane	79	06908MS	2000	99.5	0.2	1.00508	1.0154	2020.5	8.1	74-87-3	100 ppm	ori-rat 1800mg/kg
4. Dichlorodifluoromethane	134	92-0487	2000	99	0.2	1.01016	1.0224	2024.2	8.2	75-71-8	1000 ppm (4950mg/m3/8H)	N/A
5. Trichlorofluoromethane	294	01823MW	2000	99	0.2	1.01016	1.0110	2001.7	8.1	75-69-4	1000 ppm (5600mg/m3/8H)	ipr-mus 1743mg/kg
6. Vinyl chloride	305	04854EA	2000	99.5	0.2	1.00508	1.0071	2004.0	8.1	75-01-4	N/A	N/A

- The certified value is the concentration calculated from gravimetric and volumetric measurements unless otherwise stated.
- Standards are prepared gravimetrically using balances that are calibrated with weights traceable to NIST (see above).
- Standards are certified (+/-) 0.5% of the stated value, unless otherwise stated.
- All Standards, after opening ampule, should be stored with caps tight and under appropriate laboratory conditions.
- Uncertainty Reference: Taylor, B.N. and Kuyat, C.E., "Guidelines for Evaluating and Expressing the Uncertainty of NIST Measurement Result," NIST Technical Note 1297, U.S. Government Printing Office, Washington, DC, (1994).

Comments

GC15-M9 Analysis by Melissa Stonier
Column ID SPB-Vocool 105 meter X 0.53mm X 3.0µm film thickness
Flow rates: Total flow=150mL/min., Helium (carrier)=10mL/min., Helium(make-up)=40mL/min., Hydrogen(make-up)=100mL/min.
Oven Profile: Temp. 1=35°C (Time 1=9 min.), Temp 2=200°C (Time 2=1 min.), Rate = 33°C/min., Total run time=15 min., Injector temp.=200°C, FID Temp.=200°C.
ELCD Signal = Edaq Channel 1 PID Signal = Edaq Channel 2
Standard injection = 0.5µL, Range=3 Purge Valve = 0 min.



Peak No.	Analyte	ELCD RT (min.)
1	Dichlorodifluoromethane	4.67
2	Chloromethane	5.28
3	Vinyl chloride	5.56
4	Bromomethane	6.75
5	Chloroethane	6.99
6	Trichlorofluoromethane	7.72

ID #: 14285

Opened: _____
EPA Method 502-524 - Volatile Gases Mix #1
Expires: 8/3/2024
Rec'd: 9/17/2021
Energy Laboratories Inc 1120 So. 27th Street
Billings MT 59107

Energy Laboratories Inc

Standard LOG

Standard ID: VO CF3550
 Standard Name: Ketones
 Date Prepared: 12/16/2021
 Date Expires: 1/16/2022
 Department: gcmsvoa
 Vendor: Chem Service
 Lot Number: 10251200
 Balance ID:

Type: Primary
 BY: Melissa Chavez
 Status: Expired

Comments: Vial Opened For Use . 2.0 ug/uL in 90:10 MeOH:H2O.

Chemical / Solvent Used	BottleNo	Amt	Units	Exp
TCL Ketone Mix	14443	1	mL	6/30/

Final Volume: 1 mL

<u>Stock Source</u>	Base Units	Amount Added
VOCF0434 Ketones	ug/mL	1 mL

<u>Analvtes</u>	CAS	Conc:	ug/mL
2-Butanone	78-93-3		2000
2-Hexanone	591-78-6		2000
4-Methyl-2-pentanone	108-10-1		2000
Acetone	67-64-1		2000

Energy Laboratories Inc

Standard LOG

Standard ID: VOCF0434
Standard Name: Ketones
Date Prepared: 10/26/2021
Date Expires: 6/30/2023
Department: gcmsvoa
Vendor: Chem Service
Lot Number: 10251200
Balance ID:

Type: Primary
BY: Steve Dilts
Status: New

Comments: Date Prepared is same as Date Received. 2,000 ug/mL in 90:10 MeOH:H2O. Catalog # M-TCL-1AN5-5ML.

Chemical / Solvent Used	BottleNo	Amt	Units	Exp
TCL Ketone Mix	14443	1	mL	6/30/

Final Volume: 5 mL

<u>Stock Source</u>		Base Units	Amount Added
VOCF0434	Ketones	ug/mL	
<u>Analvtes</u>		CAS	Conc: ug/mL
2-Butanone		78-93-3	2000
2-Hexanone		591-78-6	2000
4-Methyl-2-pentanone		108-10-1	2000
Acetone		67-64-1	2000

660 Tower Lane • P.O. Box 599 • West Chester, PA 19381-0599
1-800-452-9994 • 1-610-692-3026 • Fax 1-610-692-8729
info@chemservice.com • www.chemservice.com

ID #: 14443

Opened: _____

TCL Ketone Mix

Expires: 6/30/2023

Rec'd: 10/26/2021

Energy Laboratories Inc 1120 So. 27th Street
Billings MT 59107

CERTIFICATE OF ANALYSIS

TCL Ketones Mixture

CONCENTRATION 2000ug/ml in Methanol:Water (90:10)
CATALOG NUMBER M-TCL1AN5-1ML
LOT NUMBER 10251200
DATE CERTIFIED 06/16/20
EXPIRATION DATE 06/30/23
STORAGE Freezer storage (-20 - -25 °C)
HANDLING See Safety Data Sheet
INTENDED USE For laboratory use only.
ISO 17034:2016 CERTIFIED []

ID	Analyte	CAS	Weight Analyte (mg)	Lot	Purity	Certified Concentration (ug/mL)
N-11014	Acetone	67-64-1	203.300	00026182	98.7	2006.6
N-10297	2-Butanone	78-93-3	202.800	00027454	99.5	2017.9
N-10369	2-Hexanone	591-78-6	202.600	00025720	99.5	2015.9
N-10844	4-Methyl-2-pentanone	108-10-1	204.700	6403300	99.5	2036.8

Analytical Test	Value
CONCENTRATION (GC/FID)	VERIFIED

Chem Service, Inc. is accredited to ISO 17034:2016, ISO/IEC 17025:2017 and certified to ISO 9001:2015.



COA Form
Revision 3 (3/2015)

Print Date: 10/22/21

660 Tower Lane • P.O. Box 599 • West Chester, PA 19381-0599
1-800-452-9994 • 1-610-692-3026 • Fax 1-610-692-8729
info@chemservice.com • www.chemservice.com

Instructions for Use:

Shake mixture prior to use. If particles are present, sonicate for homogeneity. If sample is diluted to lower concentrations, Class A volumetric glassware must be used.

Minimum Sample Size- 0.2 uL for Direct Injection.

Chem Service Inc. guarantees the expanded uncertainty of the above analytes to be +/- 2.0% of the certified concentrations based on gravimetric preparation. The test results published in this report were obtained using equipment capable of producing results that are traceable to NIST and through NIST to the International System of Units (SI). The reported expanded uncertainty of measurement is stated as the combined standard uncertainty of measurement multiplied by the coverage factor k (k=2) such that the coverage probability corresponds to approximately 95%. For certified reference materials, homogeneity and thermal stability testing are available upon request.

Certified By:

Mary Beth O'Donnell

Mary Beth O'Donnell
CSM/TC

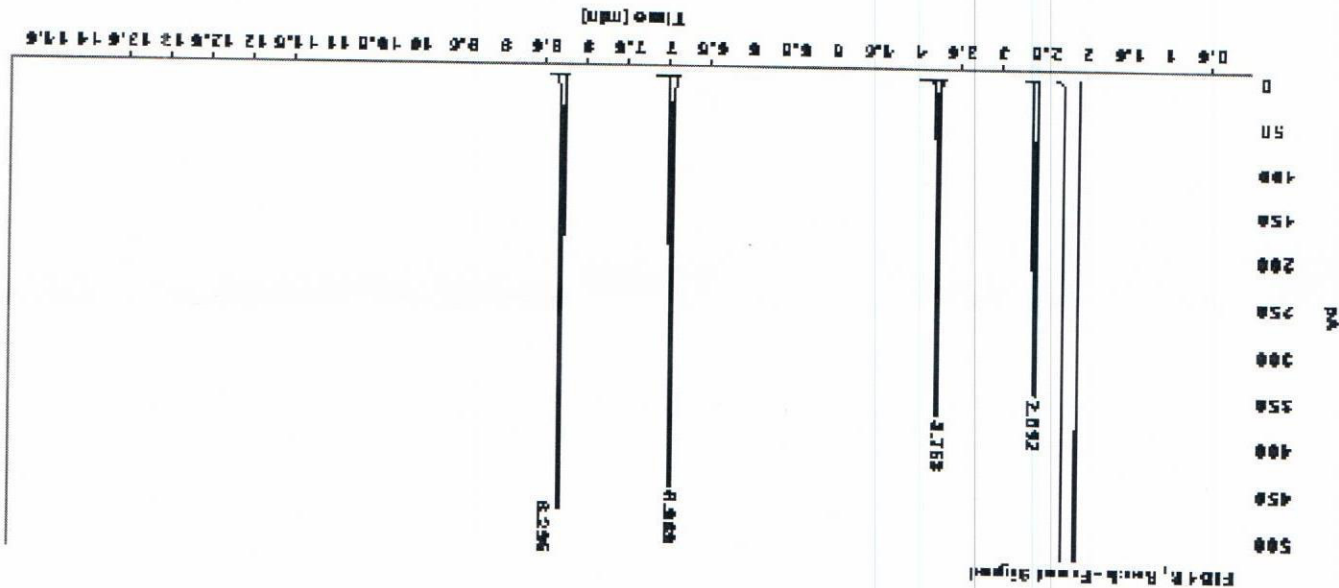
Chem Service, Inc. is accredited to ISO 17034:2016, ISO/IEC 17025:2017 and certified to ISO 9001:2015.



CERTIFICATE OF ANALYSIS

Gas Chromatography / Flame Ionization Detector (GC/FID)

Data file: C:\CHEM321\DATA\2020\DATA\0620M-TCL1AN5.D
 Sample name: M-TCL1AN5
 Acq. method: N-14278.M
 Instrument: GC3
 Injection date: 6/16/2020 2:52:35 PM
 Column name: RTX-5MS (30m x 0.25mm x 0.5µm)
 Location: 202
 Injection Vol: 1.000
 # Of Injections: 1



Signal: FID1 B, Back - Front Signal

RT [min]	Type	Width [min]	Area	Height	Area%
2.592	BB	0.0277	580.2505	343.4986	18.4855
3.763	BB	0.0323	735.4804	387.8491	23.4054
6.969	BB	0.0326	904.3389	447.8770	28.7791
8.295	BB	0.0307	822.2798	474.3798	29.3500
Sum					3142.3497

Chem Service, Inc. is accredited to ISO 17034:2016, ISO/IEC 17025:2017 and certified to ISO 9001:2015.



Energy Laboratories Inc

Spike LOG

Standard ID: VOCF3552A
 Standard Name: 2nd Source Gases
 Date Prepared: 12/21/2021
 Date Expires: 12/28/2021
 Department: gcmsvoa
 Vendor:
 Lot Number:
 Balance ID:

Type: Secondary
 BY: Melissa Chavez
 Status: Expired

Comments: 1.0 ml/10 ml final volume. Final Concentration 0.2 ug/uL. Corrected final volume column to match comments and added final concentrations of analytes. MSC 01/14/2021

Chemical / Solvent Used	BottleNo	Amt	Units	Exp
Methanol, Purge and Trap EB373	14519	9	mL	4/16/

Final Volume: 10 mL

<u>Stock Source</u>	Base Units	Amount Added
VOCF0417 Chem Service Gases	ug/mL	1 mL

<u>Analvtes</u>	CAS	Conc:	ug/uL
Bromomethane	74-83-9		0.2
Chloroethane	75-00-3		0.2
Chloromethane	74-87-3		0.2
Dichlorodifluoromethane	75-71-8		0.2
Trichlorofluoromethane	75-69-4		0.2
Vinyl Chloride	75-01-4		0.2

Energy Laboratories Inc

Spike LOG

Standard ID: VOCF0417
 Standard Name: Chem Service Gases
 Date Prepared: 8/3/2021
 Date Expires: 2/28/2022
 Department: gcmsvoa
 Vendor: Chemservice
 Lot Number: 11882100
 Balance ID:

Type: Primary
 BY: Steve Dilts

Status: New

Comments: Date Prepared is same as Date Received. 2000 ug/mL in MeOH. Catalog # M-VOHC6M5-1ML

Chemical / Solvent Used	BottleNo	Amt	Units	Exp
Volatile Organics High Concentration	14142	5	mL	2/28/

Final Volume: 5 mL

<u>Stock Source</u>	<u>Base Units</u>	<u>Amount Added</u>
VOCF0417 Chem Service Gases	ug/mL	
<u>Analvtes</u>	<u>CAS</u>	<u>Conc: ug/mL</u>
Bromomethane	74-83-9	2000
Chloroethane	75-00-3	2000
Chloromethane	74-87-3	2000
Dichlorodifluoromethane	75-71-8	2000
Trichlorofluoromethane	75-69-4	2000
Vinyl Chloride	75-01-4	2000

CERTIFICATE OF ANALYSIS

Volatile Organics High Concentration Mixture #6

CONCENTRATION 2000ug/ml in Methanol
CATALOG NUMBER M-VOHC6M5-1ML
LOT NUMBER 11882100
DATE CERTIFIED 05/25/21
EXPIRATION DATE 02/28/22
STORAGE Store at room temperature (20 - 25 °C).
HANDLING See Safety Data Sheet
INTENDED USE For laboratory use only.
ISO 17034:2016 CERTIFIED []

ID #: 14142

Opened:

Volatile Organics High Concentration Mixture

Expires: 2/28/2022

Rec'd: 8/3/2021

Energx Laboratories Inc 1120 So. 27th Street
Billings MT 59107

ID	Analyte	CAS	Weight Analyte (mg)	Lot	Purity	Certified Concentration (ug/mL)
N-11446	Chloroethane	75-00-3	96.300	00001728	100.0	2006.3
N-11665	Dichlorodifluoromethane	75-71-8	96.610	00001729	100.0	2012.7
N-12417	Methyl bromide	74-83-9	96.910	00024694	100.0	2019.0
N-12421	Methyl chloride	74-87-3	96.150	00001731	100.0	2003.1
N-13655	Trichlorofluoromethane	75-69-4	96.300	00027239	99.4	1994.2
N-13748	Vinyl chloride	75-01-4	96.150	00019298	100.0	2003.1

Analytical Test

Value

CONCENTRATION (GC/MSD)

VERIFIED

CHEM SERVICE INC

660 Tower Lane • P.O. Box 599 • West Chester, PA 19381-0599
1-800-452-9994 • 1-610-692-3026 • Fax 1-610-692-8729
info@chemservice.com • www.chemservice.com

Instructions for Use:

Shake mixture prior to use. If particles are present, sonicate for homogeneity. If sample is diluted to lower concentrations, Class A volumetric glassware must be used.

Minimum Sample Size- 0.2 uL for Direct Injection.

Chem Service Inc. guarantees the expanded uncertainty of the above analytes to be +/- 2.0% of the certified concentrations based on gravimetric preparation. The test results published in this report were obtained using equipment capable of producing results that are traceable to NIST and through NIST to the International System of Units (SI). The reported expanded uncertainty of measurement is stated as the combined standard uncertainty of measurement multiplied by the coverage factor k (k=2) such that the coverage probability corresponds to approximately 95%. For certified reference materials, homogeneity and thermal stability testing are available upon request.

Certified By:

Mary Beth O'Donnell


Mary Beth O'Donnell
CSM/TC



CERTIFICATE OF ANALYSIS

Analysis Method:

Catalog Number: M-VOHC6M5-1ML
Description: Volatile Organics High Concentration Mixture #6
Lot Number: 11882100
Expiration Date: 02/28/22



Energy Laboratories Inc

Spike LOG

Standard ID: VOCF3549
 Standard Name: 2nd Source Ketones
 Date Prepared: 12/15/2021
 Date Expires: 1/15/2022
 Department: gcmsvoa
 Vendor: AccuStandard
 Lot Number: 221101480
 Balance ID:
 Comments: Vial opened for use. 2.0 µg/µL

Type: Primary
 BY: Melissa Chavez
 Status: Expired

Chemical / Solvent Used	BottleNo	Amt	Units	Exp
TCL Ketones Mixture	14567	1	mL	11/26

Final Volume: 1 mL

<u>Stock Source</u>	<u>Base Units</u>	<u>Amount Added</u>
VOCF0439 2nd Source Ketones	ug/mL	1 mL
<u>Analvtes</u>	<u>CAS</u>	<u>Conc: ug/mL</u>
A 2-Butanone	78-93-3	2000
A 2-Hexanone	591-78-6	2000
A 4-Methyl-2-pentanone	108-10-1	2000
A Acetone	67-64-1	2000

Energy Laboratories Inc

Standard LOG

Standard ID: VOCF0439
 Standard Name: 2nd Source Ketones
 Date Prepared: 11/30/2021
 Date Expires: 11/26/2022
 Department: gcmsvoa
 Vendor: AccuStandard
 Lot Number: 221101480
 Balance ID:

Type: Primary
 BY: Melissa Chavez
 Status: New

Comments: Date Prepared is same as Date Received. 2,000 ug/mL in Methanol. Catalog # CLP-022K-10X.

Chemical / Solvent Used	BottleNo	Amt	Units	Exp
TCL Ketones Mixture	14567	2	mL	11/26

Final Volume: 1 mL

<u>Stock Source</u>	<u>Base Units</u>	<u>Amount Added</u>
VOCF0439 2nd Source Ketones	ug/mL	
<u>Analvtes</u>	<u>CAS</u>	<u>Conc:</u> <u>ug/mL</u>
2-Butanone	78-93-3	2000
2-Hexanone	591-78-6	2000
4-Methyl-2-pentanone	108-10-1	2000
Acetone	67-64-1	2000

CERTIFICATE OF ANALYSIS

Catalog No: CLP-022K-10X
Description: TCL Ketone Mix
Lot: 221101480
Solvent: Methanol
Hazards: Refer to SDS for complete safety information

Date Certified: Oct 26, 2021
Expiration: Nov 26, 2022
Sample Size: 1 mL
Components: 4
Storage Condition: Freeze (<-10 °C)



Certified Reference Material



Component	CAS #	Purity %	Prepared Concentration ²	Certified Analyte Concentration ¹
		(GC/MS)	(µg/mL)	(µg/mL)
Acetone	67-64-1	100.0	2004	2004
2-Butanone	78-93-3	100.0	2004	2004
2-Hexanone	591-78-6	98.7	2004	1978
4-Methyl-2-pentanone	108-10-1	100.0	2004	2004

ID #: 14567

Opened: _____

TCL Ketones Mixture

Expires: 11/26/2022

Rec'd: 11/30/2021

Energy Laboratories Inc 1120 So. 27th Street
Billings MT 59107

This Certified Reference Material was verified in accordance with ISO/IEC 17025

A product with a suffix (-1A, -2B, etc. or -01, -02, etc.) on its lot number has had its expiration date extended and is identical to the same lot number without the suffix.

² All weights are traceable through NIST, Test No. 684/289871-17

¹ Certified Analyte Concentration = Purity x Prepared Concentration.

The Uncertainty associated with the certified concentration reported on this certificate is $\pm 2.4\%$. This value is the combined expanded uncertainty and represents an estimated standard deviation equal to the positive square root of the total variation of the uncertainty of components. A normal distribution is assumed and a coverage factor of $K=2$ is chosen using approximately a 95% confidence level.

Labels and certificates follow U.S. Conventions in reporting numerical values: A comma (,) is used to separate units of one-thousand or greater. A period (.) is used as a decimal place marker.

The information on this certificate may not be reproduced without the express permission of the manufacturer. See reverse side for additional information

Hazard Information: Please refer to the SDS for information regarding the hazards associated with using this material.

This product was prepared according to in-house procedures and is guaranteed to be homogeneous.

Certified By: _____

Larry Decker, Organic QC Manager

CERTIFICATE OF ANALYSIS

Catalog No: CLP-022K-10X
Description: TCL Ketone Mix
Lot: 221101480
Solvent: Methanol

Date Certified: Oct 26, 2021
Expiration: Nov 26, 2022
Sample Size: 1 mL
Components: 4

T-Test

AccuStandard, Inc.
Statistical Report for CLP (SOW 1391)
26-Oct-2021

QR-QC0-003 rev. 1/16

RT Component	CLP-022K-10X 221101480							CLP-022K-10X 221041075							NOTES:						
	Run #1	Run #2	Run #3	Run #4	Mean	Std Dev	% RSD	Run #1	Run #2	Run #3	Run #4	Mean	Std Dev	% RSD	t.025 test	CI	Component	CI	# of Runs	10 % error check of Conc.	
3.74 Acetone (67-64-1)	1925	1881	1854	1803	1866	51.05	2.74%	1751	1712	1730	1764	1764	22.43	1.29%	4.36	119.2	Acetone (67-64-1)	56	4	2000	7 %
5.77 2-Butanone (78-93-3)	2275	2223	2237	2149	2221	52.79	2.38%	2157	2103	2145	2177	2146	31.26	1.45%	2.46	58.5	2-Butanone (78-93-3)	35.9	4	2000	9 %
8.34 4-Methyl-2-pentanone (108-10-3)	3373	3302	3408	3225	3327	81.05	2.44%	3349	3240	3296	3415	3325	74.70	2.25%	0.04	0.9	4-Methyl-2-pentanone (108-10-3)	0.8	4	2000	0 %
9.13 2-Hexanone (98-178-6)	3260	3199	3332	3118	3227	90.88	2.62%	3186	3072	3120	3239	3154	73.32	2.32%	1.25	35.2	2-Hexanone (98-178-6)	29.1	4	2000	2 %

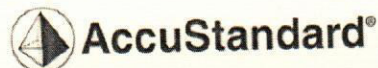
CERTIFICATE OF ANALYSIS

Catalog No: CLP-022K-10X
Description: TCL Ketone Mix
Lot: 221101480
Solvent: Methanol

Date Certified: Oct 26, 2021
Expiration: Nov 26, 2022
Sample Size: 1 mL
Components: 4

Chromatogram

File : Q:\GCMS-06 Minimal\DATA\102521\13- 221101480 KM.D
Operator : Organic QC Lab
Acquired : 25 Oct 2021 21:00 using AcqMethod VOC-Split100.M
Instrument : GCMS 6
Sample Name: CLP-022K-10X (221101480)
Misc Info : TCL Ketone Mix @ 2000 ug/mL in MeOH
Vial Number: 34



Column: DB-624 UI, 30m x 0.25mm ID x 1.4µm
Oven Program: 35°C (hold 5min), 11°C/min to 60°C, 22°C/min to 230°C (hold 4min)
GC Parameters: Split 100:1, 1µl inj.; GC/MS; injector temp 240°C

