

Energy Laboratories Inc

ANALYTICAL RUN Summary

14-Jan-22

Run ID PE 1_211208B

Run Start Date: 12/8/2021
 Analyst: Josie Pickard
 Ical: 0
 Column ID: Rtx-502.2
 Comments:

Instrument ID	Description
VOC1-14	2-Place Balance

Std ID	Std Name	Std Amount	Std Units	Samp Amount	Samp Units	SampType	Expiration Date
GAS210122	Unleaded Gasoline Comp. Std.(2.0uL)						6/7/2023
GASL211208	Low Gasoline Std.						6/7/2023
GQC201214	Gasoline Composite Mix (1.68uL)	1.68	ul			ICV	4/2/2030
GROS200921	Gro Stock Standard Mt.Gro	0.84	ul			Marker	3/28/2029
SHP0292	VOA 1:1 HCl:H2O Solution		3 drops			ALL	12/15/2025
TFT211208	TFT (1.05uL)						9/10/2029
TFTL211208	TFTL						9/10/2029
TFTM211208	TFTM						9/10/2029

Seq No	Lab ID	Test Code	Sample Typ	File ID	Analysis Date	DF	Batch ID	Prep Date	SPKref	RPDref	pmoist					
14910960	CCV_1208PE12	HC-8015-GRO-	CCV		12/8/2021 10:39:	1	R371441			0	0					
Analyte	T	Units	RAW	Final	Text	Spike	SPKref	RPDref	MDL	PQL	UQL	%REC	LOW	HIGH	%RPD	Q
Gasoline Range Organics (GRO)	A	ug/L	245.5184	245.5184		168	0	0	2.32	20	0	146%	80	120	0%	S
Total Purgeable Hydrocarbons	A	ug/L	256.3839	256.3839		200	0	0	3.56	20	0	128%	80	120	0%	S
Trifluorotoluene	S	ug/L	21.39915	21.39915		25	0	0	0.0743	1	0	86%	80	120	0%	
GRO as Gasoline	X	ug/L	245.5184	245.5184		0	0	0	2.32	20	0	0%	0	0	0%	

Seq No	Lab ID	Test Code	Sample Typ	File ID	Analysis Date	DF	Batch ID	Prep Date	SPKref	RPDref	pmoist					
14910961	CCV_1208PE12	HC-8015-GRO-	CCV		12/9/2021 12:59:	1	R371441			0	0					
Analyte	T	Units	RAW	Final	Text	Spike	SPKref	RPDref	MDL	PQL	UQL	%REC	LOW	HIGH	%RPD	Q
Gasoline Range Organics (GRO)	A	ug/L	16.13485	16.13485		16.8	0	0	2.32	20	0	96%	80	120	0%	
Total Purgeable Hydrocarbons	A	ug/L	18.94534	18.94534		20	0	0	3.56	20	0	95%	80	120	0%	
Trifluorotoluene	S	ug/L	1.062791	1.062791		1	0	0	0.0743	1	0	106%	80	120	0%	
GRO as Gasoline	X	ug/L	16.13485	16.13485		0	0	0	2.32	20	0	0%	0	0	0%	

Seq No	Lab ID	Test Code	Sample Typ	File ID	Analysis Date	DF	Batch ID	Prep Date	SPKref	RPDref	pmoist					
14910962	CCV_1208PE12	HC-8015-GRO-	CCV		12/9/2021 1:34:2	1	R371441		0	0						
Analyte	T	Units	RAW	Final	Text	Spike	SPKref	RPDref	MDL	PQL	UQL	%REC	LOW	HIGH	%RPD	Q
Gasoline Range Organics (GRO)	A	ug/L	84.50686	84.50686		84	0	0	2.32	20	0	101%	80	120	0%	
Total Purgeable Hydrocarbons	A	ug/L	100.3098	100.3098		100	0	0	3.56	20	0	100%	80	120	0%	
Trifluorotoluene	S	ug/L	5.58406	5.58406		5	0	0	0.0743	1	0	112%	80	120	0%	
GRO as Gasoline	X	ug/L	84.50686	84.50686		0	0	0	2.32	20	0	0%	0	0	0%	
Seq No	Lab ID	Test Code	Sample Typ	File ID	Analysis Date	DF	Batch ID	Prep Date	SPKref	RPDref	pmoist					
14910963	CCV_1208PE12	HC-8015-GRO-	CCV		12/9/2021 2:09:2	1	R371441		0	0						
Analyte	T	Units	RAW	Final	Text	Spike	SPKref	RPDref	MDL	PQL	UQL	%REC	LOW	HIGH	%RPD	Q
Gasoline Range Organics (GRO)	A	ug/L	169.3677	169.3677		168	0	0	2.32	20	0	101%	80	120	0%	
Total Purgeable Hydrocarbons	A	ug/L	201.89	201.89		200	0	0	3.56	20	0	101%	80	120	0%	
Trifluorotoluene	S	ug/L	23.42411	23.42411		25	0	0	0.0743	1	0	94%	80	120	0%	
GRO as Gasoline	X	ug/L	169.3677	169.3677		0	0	0	2.32	20	0	0%	0	0	0%	
Seq No	Lab ID	Test Code	Sample Typ	File ID	Analysis Date	DF	Batch ID	Prep Date	SPKref	RPDref	pmoist					
14910964	CCV_1208PE12	HC-8015-GRO-	CCV		12/9/2021 2:44:2	1	R371441		0	0						
Analyte	T	Units	RAW	Final	Text	Spike	SPKref	RPDref	MDL	PQL	UQL	%REC	LOW	HIGH	%RPD	Q
Gasoline Range Organics (GRO)	A	ug/L	849.1638	849.1638		840	0	0	2.32	20	0	101%	80	120	0%	
Total Purgeable Hydrocarbons	A	ug/L	1017.955	1017.955		1000	0	0	3.56	20	0	102%	80	120	0%	
Trifluorotoluene	S	ug/L	93.30469	93.30469		100	0	0	0.0743	1	0	93%	80	120	0%	
GRO as Gasoline	X	ug/L	849.1638	849.1638		0	0	0	2.32	20	0	0%	0	0	0%	
Seq No	Lab ID	Test Code	Sample Typ	File ID	Analysis Date	DF	Batch ID	Prep Date	SPKref	RPDref	pmoist					
14910965	CCV_1208PE13	HC-8015-GRO-	CCV		12/9/2021 3:19:3	1	R371441		0	0						
Analyte	T	Units	RAW	Final	Text	Spike	SPKref	RPDref	MDL	PQL	UQL	%REC	LOW	HIGH	%RPD	Q
Gasoline Range Organics (GRO)	A	ug/L	1704.373	1704.373		1680	0	0	2.32	20	0	101%	80	120	0%	
Total Purgeable Hydrocarbons	A	ug/L	2044.461	2044.461		2000	0	0	3.56	20	0	102%	80	120	0%	
Trifluorotoluene	S	ug/L	190.0902	190.0902		200	0	0	0.0743	1	0	95%	80	120	0%	
GRO as Gasoline	X	ug/L	1704.373	1704.373		0	0	0	2.32	20	0	0%	0	0	0%	

Seq No	Lab ID	Test Code	Sample Typ	File ID	Analysis Date	DF	Batch ID	Prep Date	SPKref	RPDref	pmoist					
14910966	LCS_1208PE13	HC-8015-GRO-	LCS		12/9/2021 4:29:4	1	R371441		0	0						
Analyte	T	Units	RAW	Final	Text	Spike	SPKref	RPDref	MDL	PQL	UQL	%REC	LOW	HIGH	%RPD	Q
Gasoline Range Organics (GRO)	A	ug/L	170.5147	170.5147		170	0	0	2.32	20	0	100%	80	120	0%	
Total Purgeable Hydrocarbons	A	ug/L	208.3308	208.3308		200	0	0	3.56	20	0	104%	80	120	0%	
Trifluorotoluene	S	ug/L	22.09964	22.09964		25	0	0	0.0743	1	0	88%	80	120	0%	
GRO as Gasoline	X	ug/L	170.5147	170.5147		170	0	0	2.32	20	0	100%	80	120	0%	

Seq No	Lab ID	Test Code	Sample Typ	File ID	Analysis Date	DF	Batch ID	Prep Date	SPKref	RPDref	pmoist					
14910967	CCV_1208PE13	HC-8015-GRO-	CCV		12/9/2021 5:04:4	1	R371441		0	0						
Analyte	T	Units	RAW	Final	Text	Spike	SPKref	RPDref	MDL	PQL	UQL	%REC	LOW	HIGH	%RPD	Q
Gasoline Range Organics (GRO)	A	ug/L	169.2249	169.2249		168	0	0	2.32	20	0	101%	80	120	0%	
Total Purgeable Hydrocarbons	A	ug/L	202.0202	202.0202		200	0	0	3.56	20	0	101%	80	120	0%	
Trifluorotoluene	S	ug/L	23.20175	23.20175		25	0	0	0.0743	1	0	93%	80	120	0%	
GRO as Gasoline	X	ug/L	169.2249	169.2249		0	0	0	2.32	20	0	0%	0	0	0%	

Write Sequence

Insert Entries(Have the first cell for entries selected)

Data File	Sample Name	Method	Weight	Dil Factor	Amt Inj.	IS	Cal ID
G:\Org\PE1\DAT\PE1120821_b\1208PE1.22r	CCV_1208PE122r, GQC ;1208PE1 , 8015 Marker	G:\Org\PE1\Methods\21120	1	1	1	1	0
G:\Org\PE1\DAT\PE1120821_b\1208PE1.23r	BLANK	G:\Org\PE1\Methods\21120	1	1	1	1	0
G:\Org\PE1\DAT\PE1120821_b\1208PE1.24r	BLANK	G:\Org\PE1\Methods\21120	1	1	1	1	0
G:\Org\PE1\DAT\PE1120821_b\1208PE1.25r	BLANK	G:\Org\PE1\Methods\21120	1	1	1	1	0
G:\Org\PE1\DAT\PE1120821_b\1208PE1.26r	CCV_1208PE126r, GQC ;1208PE1 , G1	G:\Org\PE1\Methods\21120	1	1	1	1	0
G:\Org\PE1\DAT\PE1120821_b\1208PE1.27r	CCV_1208PE127r, GQC ;1208PE1 , G2	G:\Org\PE1\Methods\21120	1	1	1	1	0
G:\Org\PE1\DAT\PE1120821_b\1208PE1.28r	CCV_1208PE128r, GQC ;1208PE1 , G3	G:\Org\PE1\Methods\21120	1	1	1	1	0
G:\Org\PE1\DAT\PE1120821_b\1208PE1.29r	CCV_1208PE129r, GQC ;1208PE1 , G4	G:\Org\PE1\Methods\21120	1	1	1	1	0
G:\Org\PE1\DAT\PE1120821_b\1208PE1.30r	CCV_1208PE130r, GQC ;1208PE1 , G5	G:\Org\PE1\Methods\21120	1	1	1	1	0
G:\Org\PE1\DAT\PE1120821_b\1208PE1.31r	BLANK	G:\Org\PE1\Methods\21120	1	1	1	1	0
G:\Org\PE1\DAT\PE1120821_b\1208PE1.32r	LCS_1208PE132r, GQC ;1208PE1 , ICV	G:\Org\PE1\Methods\21120	5	1	1	1	0
G:\Org\PE1\DAT\PE1120821_b\1208PE1.33r	CCV_1208PE133r, GQC ;1208PE1 , CCV	G:\Org\PE1\Methods\21120	1	1	1	1	0
G:\Org\PE1\DAT\PE1120821_b\1208PE1.34r	BLANK	G:\Org\PE1\Methods\21120	1	1	1	1	0

File Name: G:\Org\PE1\Cals\211208GRO8015CB.CAL
 Version: 4

Creator: jmp
 Description: 8015 GRO Composite Gasoline Std 12/8/21
 Reason for change:

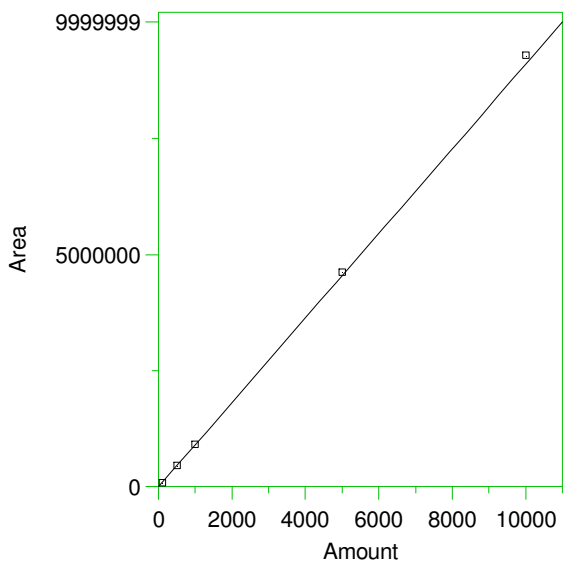
External standard calibration

Standard injection volume: 1
 Standard sample weight: 1
 Area reject threshold: 50
 Reference peak area reject threshold: 15000
 Amount units: nanograms
 No default component

Method of calculating data point averages: Current update equal to cal data
 Print calibration update report

All levels are normal data points.

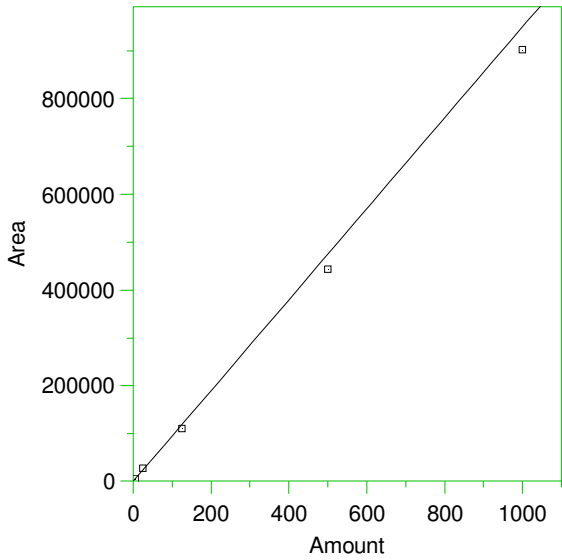
1 TPH



Expected retention time: 4.55 minutes
 Search window: 0.1 minutes
 No retention time reference component
 Group number: 1
 High alarm limit: 1000000
 Low alarm limit: 1000
 Component constant: 1
 Single peak quantification by area
 Y = 909.3915 X + 0
 Average CF fit with equal weighting, forced to origin
 Coefficient of determination: 0.9992262
 Average error: 2.109%
 Average CF: 909.3915
 RSD: 3.040%

Level	Amount	Response	Cal Factor	Error, %	Source	Date and time
1	100	86143.63	861.4363	-5.273	Manual	12/9/2021 7:44:50 AM
2	500	456104.3	912.2086	0.310	Manual	12/9/2021 7:45:04 AM
3	1000	917985.1	917.9851	0.945	Manual	12/9/2021 7:45:17 AM
4	5000	4628599	925.7198	1.796	Manual	12/9/2021 7:45:32 AM
5	10000	9296078	929.6078	2.223	Manual	12/9/2021 7:45:57 AM

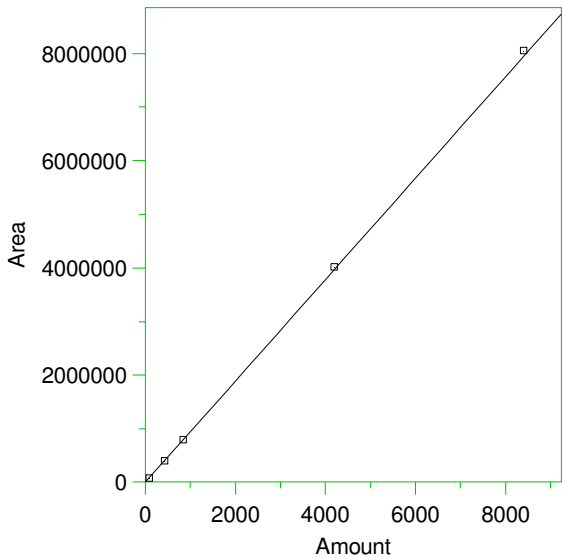
2 **Trifluorotoluene



Expected retention time: 8.7 minutes
 Search window: 0.1 minutes
 No retention time reference component
 Group number: 1
 High alarm limit: 1000000
 Low alarm limit: 1000
 Component constant: 1
 Single peak quantification by area
 $Y = 949.8164 X + 0$
 Average CF fit with equal weighting, forced to origin
 Coefficient of determination: 0.9943398
 Average error: 7.181%
 Average CF: 949.8164
 RSD: 8.439%

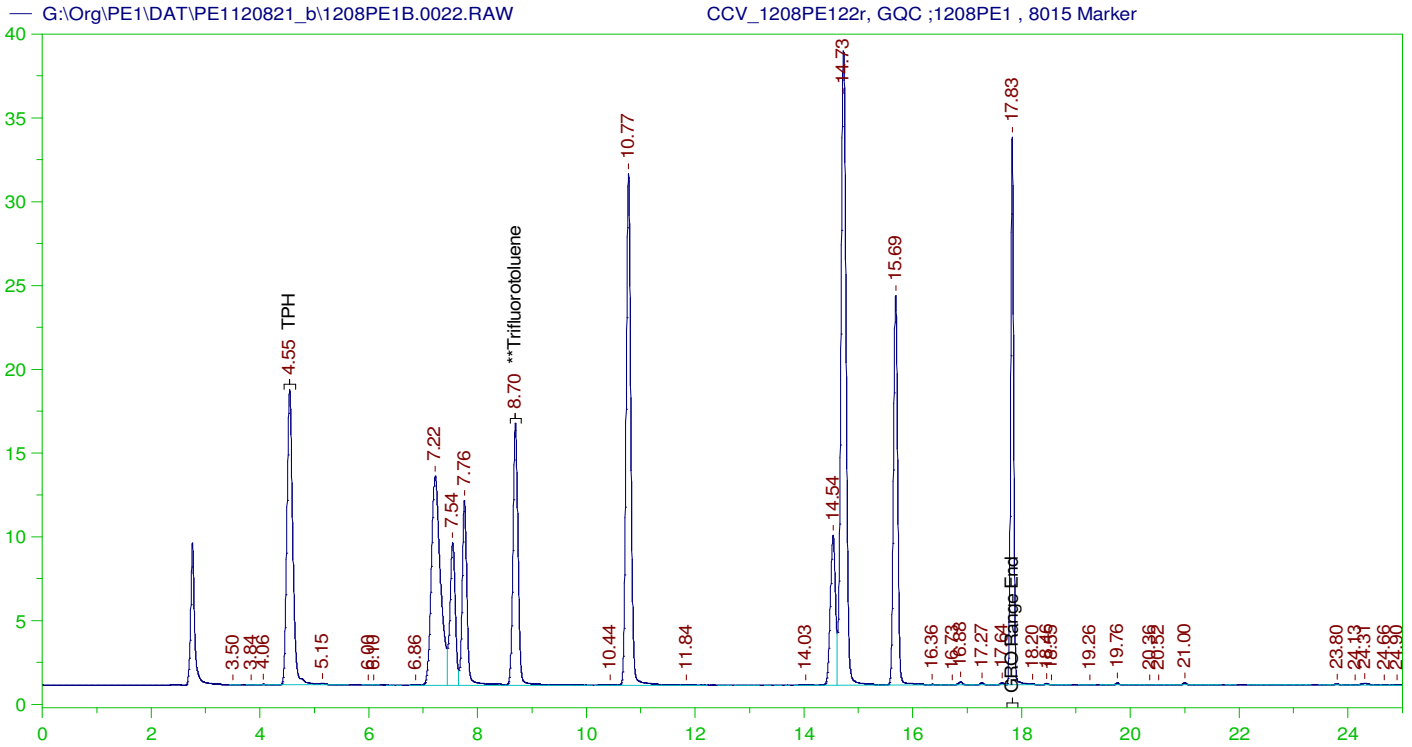
Level	Amount	Response	Cal Factor	Error, %	Source	Date and time
1	5	5047	1009.4	6.273	Manual	12/9/2021 7:37:16 AM
2	25	26519	1060.76	11.681	Manual	12/9/2021 7:40:13 AM
3	125	111243	889.944	-6.304	Manual	12/9/2021 7:41:25 AM
4	500	443112	886.224	-6.695	Manual	12/9/2021 7:42:24 AM
5	1000	902754	902.754	-4.955	Manual	12/9/2021 7:43:15 AM

3 GRO Range End



Expected retention time: 17.83 minutes
 Search window: 0.1 minutes
 No retention time reference component
 Group number: 1
 High alarm limit: 1000000
 Low alarm limit: 1000
 Component constant: 1
 Single peak quantification by area
 $Y = 945.9678 X + 0$
 Average CF fit with equal weighting, forced to origin
 Coefficient of determination: 0.9996708
 Average error: 1.584%
 Average CF: 945.9678
 RSD: 2.236%

Level	Amount	Response	Cal Factor	Error, %	Source	Date and time
1	84	76315.23	908.5146	-3.959	Manual	12/9/2021 7:44:54 AM
2	420	399703.8	951.6757	0.603	Manual	12/9/2021 7:45:09 AM
3	840	801082.1	953.6692	0.814	Manual	12/9/2021 7:45:23 AM
4	4200	4016408	956.2876	1.091	Manual	12/9/2021 7:45:44 AM
5	8400	8061411	959.6918	1.451	Manual	12/9/2021 7:46:02 AM



GASOLINE RANGE ORGANICS CHROMATOGRAM REPORT

Sample Name: CCV_1208PE122r, GQC ;1208PE1 , 8015 Marker
 Raw File: G:\Org\PE1\DAT\PE1120821_b\1208PE1B.0022.RAW
 Date & Time Acquired: 12/8/2021 10:39:19 PM
 Method File: G:\Org\PE1\Methods\211208GROB.MET
 Calibration File: G:\Org\PE1\Cals\211208GRO8015CB.CAL
 Sample Weight: 1 Dilution: 1 S.A.: 1

Mean RF for GRO: 945.9678
 Mean RF for TPH: 909.3915
 Rt range for Gasoline Range Organics: 4.45 to 17.93

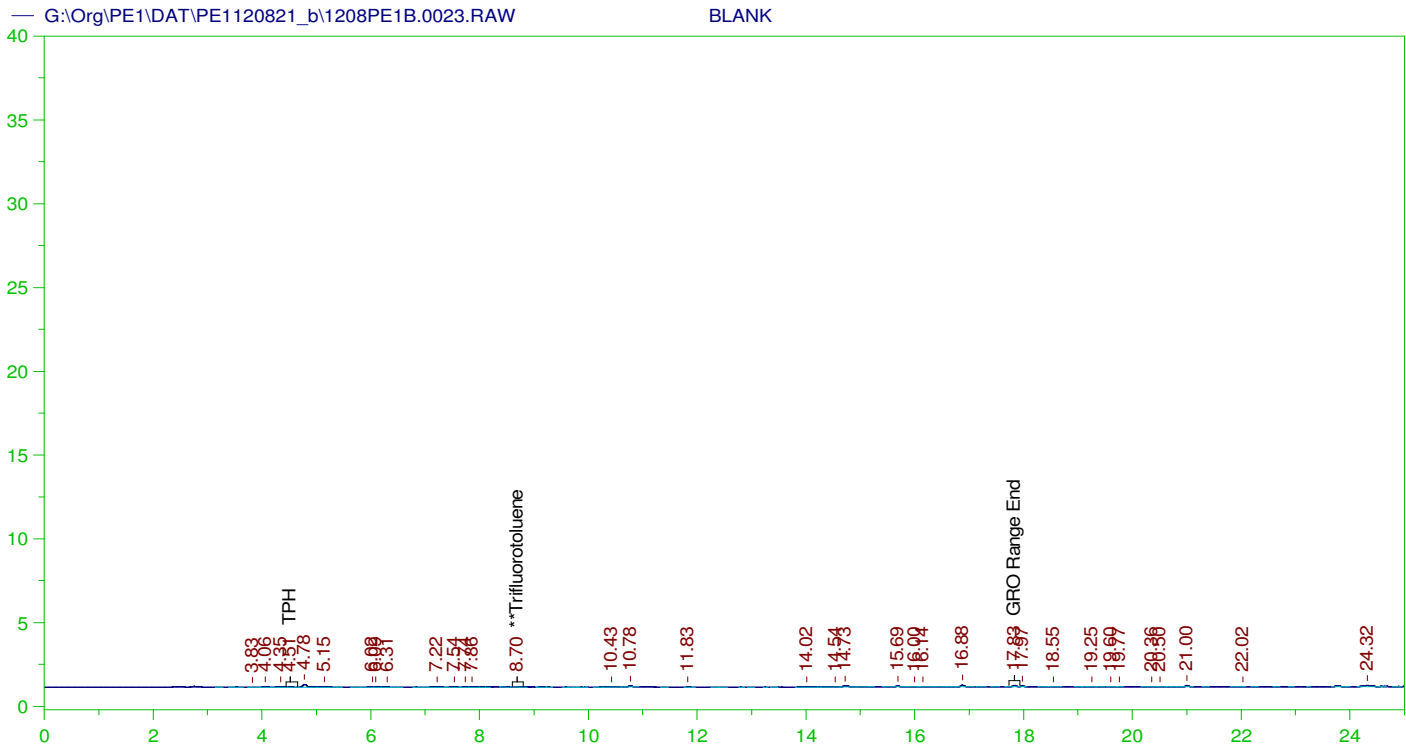
SURROGATE COMPOUND	RT	ACTUAL	MEASURED	%REC
**Trifluorotoluene	8.697	125.	106.996	85.6

GRO Area:1161262 GRO Amount: 1227.592
 TPH Area:1165767 TPH Amount: 1281.92

CONTINUING CALIBRATION REPORT: G:\Org\PE1\DAT\PE1120821_b\1208PE1B.0022.RAW

COMPOUND	ACTUAL (NG)	MEASURED (NG)	%RECOVERY	LIMITS
GRO	840.	1227.59	146.14	85-115
TPH	1000.	1281.92	128.19	85-115

SURROGATE COMPOUND	RT	ACTUAL	MEASURED	%REC	LIMITS
**Trifluorotoluene	8.697	125.	106.996	85.6	85-115



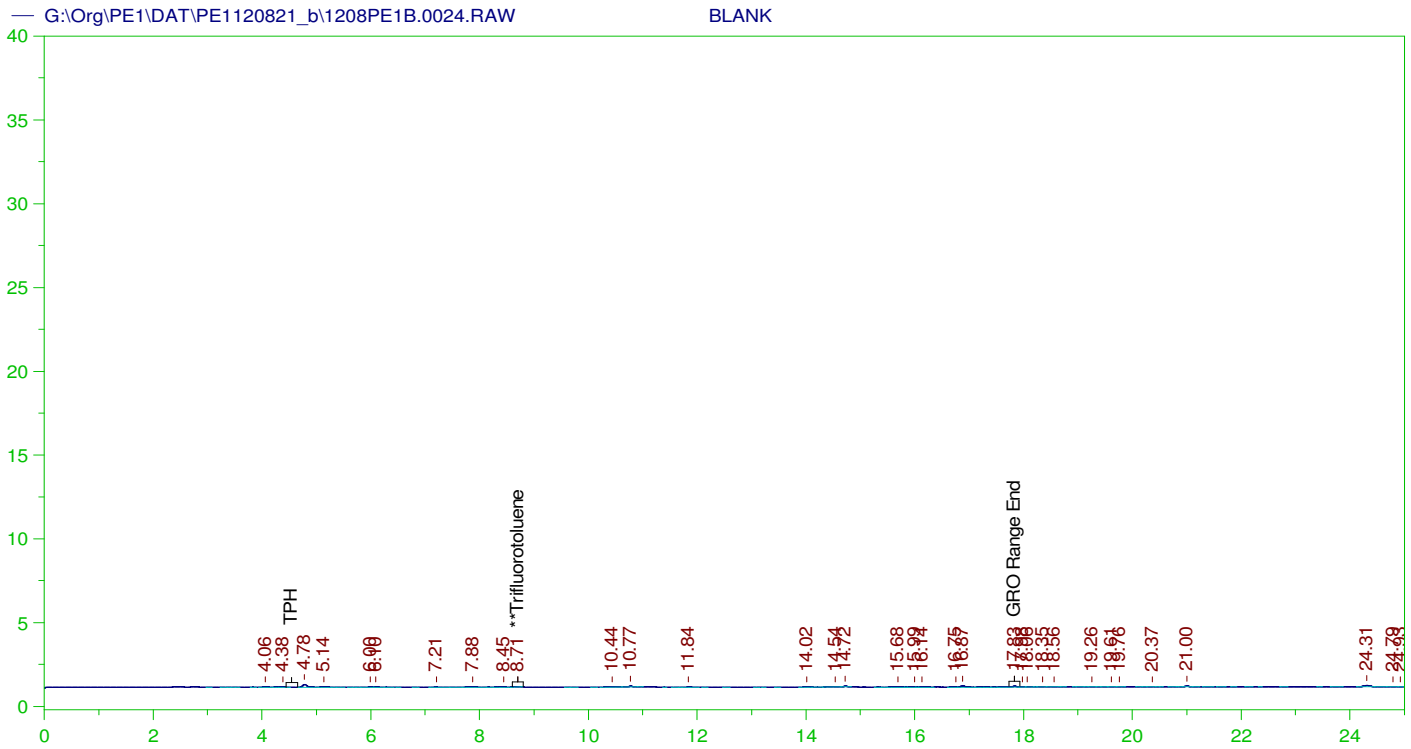
GASOLINE RANGE ORGANICS CHROMATOGRAM REPORT

Sample Name: BLANK
 Raw File: G:\Org\PE1\DAT\PE1120821_b\1208PE1B.0023.RAW
 Date & Time Acquired: 12/8/2021 11:14:25 PM
 Method File: G:\Org\PE1\Methods\211208GROB.MET
 Calibration File: G:\Org\PE1\Cals\211208GRO8015CB.CAL
 Sample Weight: 1 Dilution: 1 S.A.: 1

Mean RF for GRO: 945.9678
 Mean RF for TPH: 909.3915
 Rt range for Gasoline Range Organics: 4.45 to 17.93

SURROGATE COMPOUND	RT	ACTUAL	MEASURED	%REC
**Trifluorotoluene	8.696	125.	.173	.14

GRO Area:6425.571 GRO Amount: 6.79259
 TPH Area:8542.397 TPH Amount: 9.393532



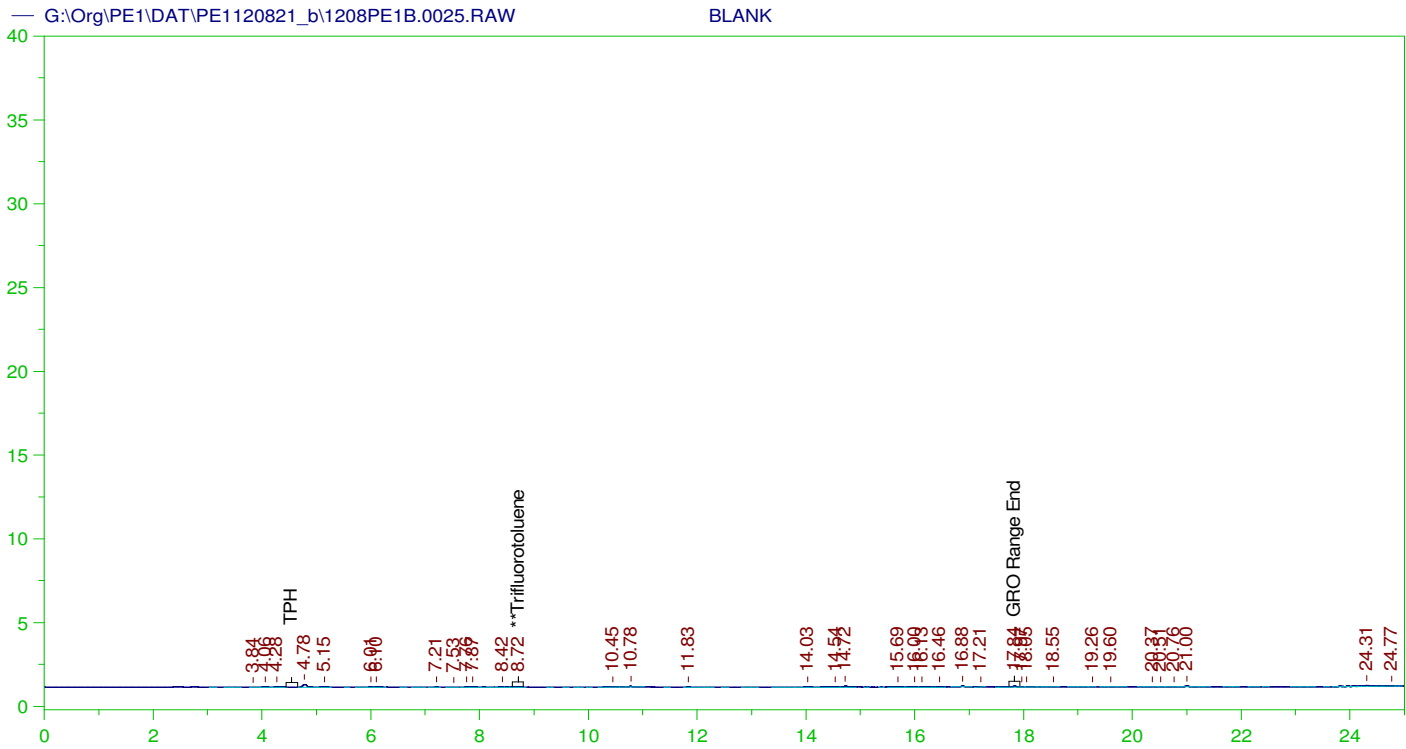
GASOLINE RANGE ORGANICS CHROMATOGRAM REPORT

Sample Name: BLANK
 Raw File: G:\Org\PE1\DAT\PE1120821_b\1208PE1B.0024.RAW
 Date & Time Acquired: 12/8/2021 11:49:21 PM
 Method File: G:\Org\PE1\Methods\211208GROB.MET
 Calibration File: G:\Org\PE1\Cals\211208GRO8015CB.CAL
 Sample Weight: 1 Dilution: 1 S.A.: 1

Mean RF for GRO: 945.9678
 Mean RF for TPH: 909.3915
 Rt range for Gasoline Range Organics: 4.45 to 17.93

SURROGATE COMPOUND	RT	ACTUAL	MEASURED	%REC
**Trifluorotoluene	8.709	125.	.078	.06

GRO Area:5165.113 GRO Amount: 5.460136
 TPH Area:7678.714 TPH Amount: 8.443793



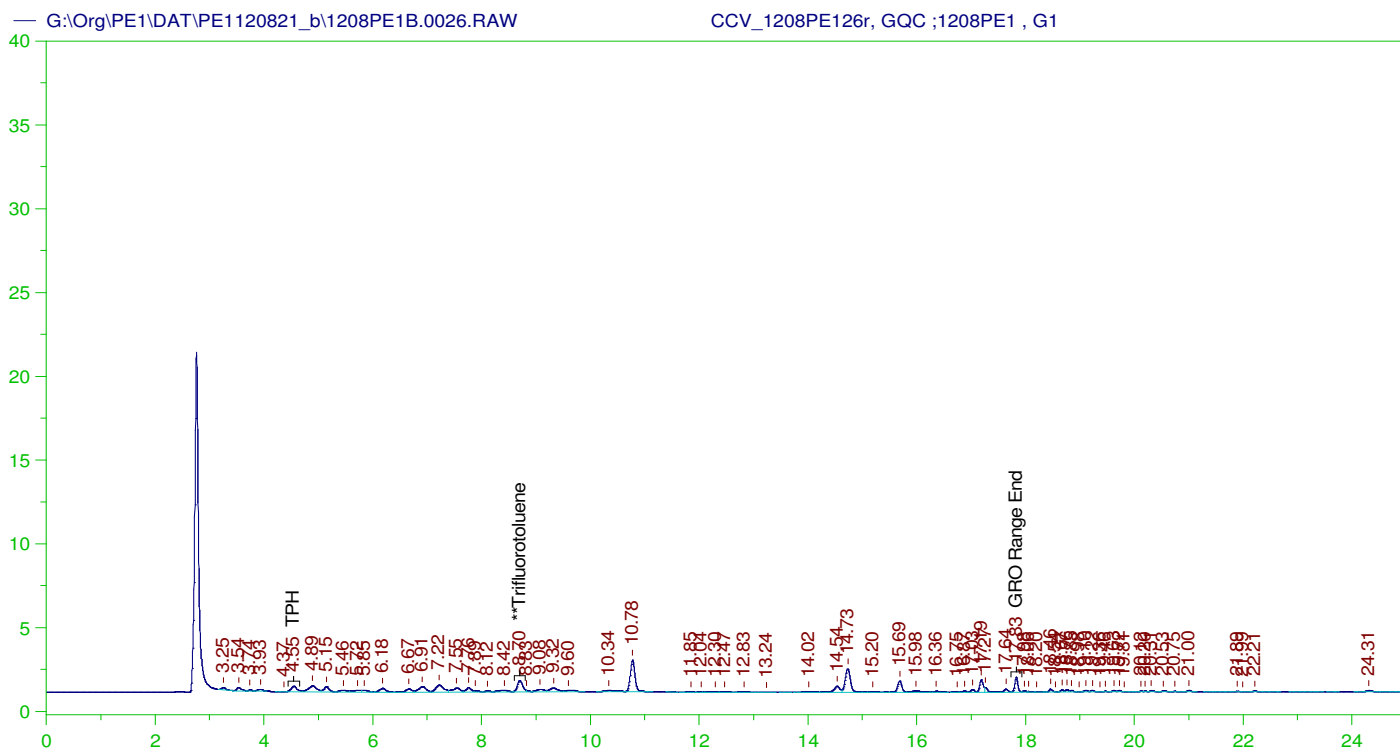
GASOLINE RANGE ORGANICS CHROMATOGRAM REPORT

Sample Name: BLANK
 Raw File: G:\Org\PE1\DAT\PE1120821_b\1208PE1B.0025.RAW
 Date & Time Acquired: 12/9/2021 12:24:28 AM
 Method File: G:\Org\PE1\Methods\211208GROB.MET
 Calibration File: G:\Org\PE1\Cals\211208GRO8015CB.CAL
 Sample Weight: 1 Dilution: 1 S.A.: 1

Mean RF for GRO: 945.9678
 Mean RF for TPH: 909.3915
 Rt range for Gasoline Range Organics: 4.45 to 17.93

SURROGATE COMPOUND	RT	ACTUAL	MEASURED	%REC
**Trifluorotoluene	8.721	125.	.148	.12

GRO Area:5271.259 GRO Amount: 5.572345
 TPH Area:7787.289 TPH Amount: 8.563187



GASOLINE RANGE ORGANICS CHROMATOGRAM REPORT

Sample Name: CCV_1208PE126r, GQC ;1208PE1 , G1
 Raw File: G:\Org\PE1\DAT\PE1120821_b\1208PE1B.0026.RAW
 Date & Time Acquired: 12/9/2021 12:59:27 AM
 Method File: G:\Org\PE1\Methods\211208GROG1B%.MET
 Calibration File: G:\Org\PE1\Cals\211208GRO8015CB.CAL
 Sample Weight: 1 Dilution: 1 S.A.: 1

Mean RF for GRO: 945.9678
 Mean RF for TPH: 909.3915
 Rt range for Gasoline Range Organics: 4.45 to 17.93

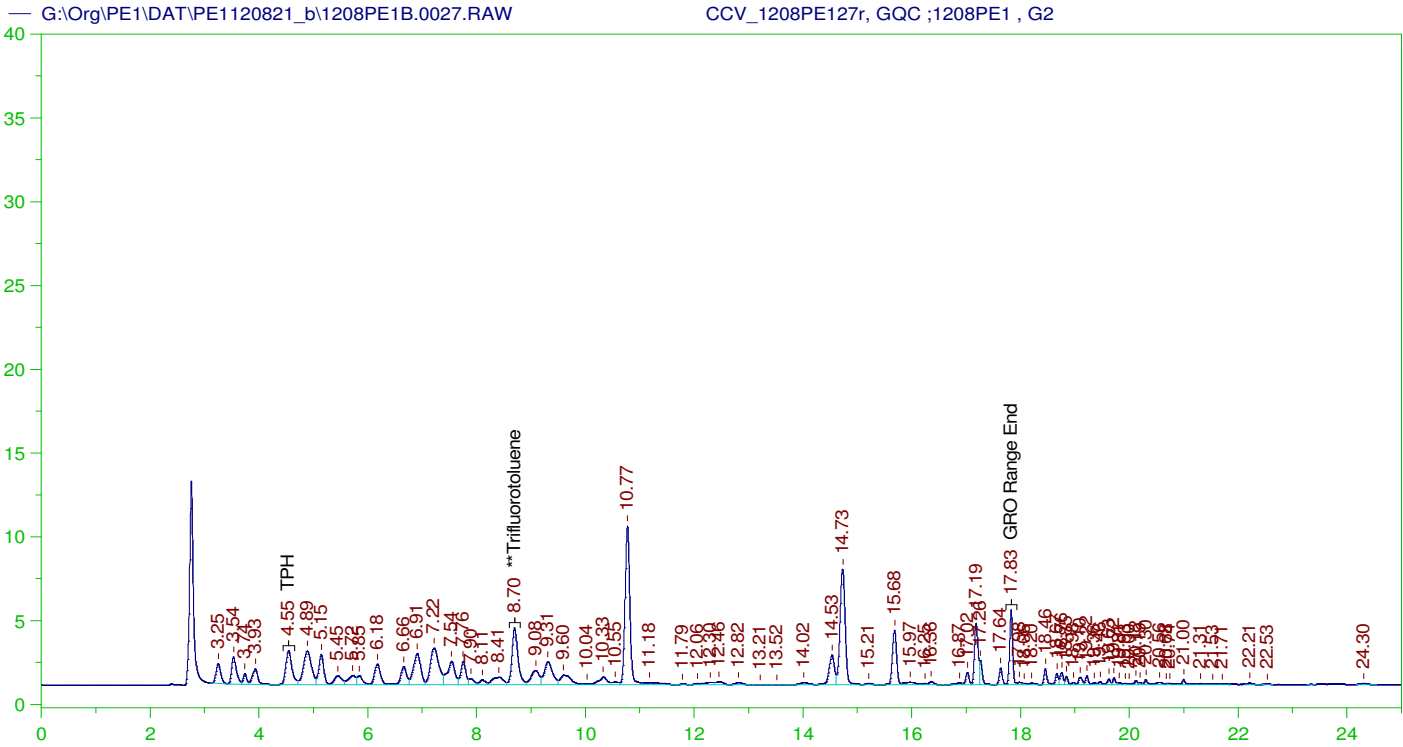
SURROGATE COMPOUND	RT	ACTUAL	MEASURED	%REC	
**Trifluorotoluene	8.703	125.	5.314	4.25	-

GRO Area: 76315.23 GRO Amount: 80.67424
 TPH Area: 86143.63 TPH Amount: 94.72668

CONTINUING CALIBRATION REPORT: G:\Org\PE1\DAT\PE1120821_b\1208PE1B.0026.RAW

COMPOUND	ACTUAL (NG)	MEASURED (NG)	%RECOVERY	LIMITS
GRO	840.	80.67	9.6	85-115
TPH	1000.	94.73	9.47	85-115

SURROGATE COMPOUND	RT	ACTUAL	MEASURED	%REC	LIMITS
**Trifluorotoluene	8.703	125.	5.314	4.25	85-115



GASOLINE RANGE ORGANICS CHROMATOGRAM REPORT

Sample Name: CCV_1208PE127r, GQC ;1208PE1 , G2
 Raw File: G:\Org\PE1\DAT\PE1120821_b\1208PE1B.0027.RAW
 Date & Time Acquired: 12/9/2021 1:34:28 AM
 Method File: G:\Org\PE1\Methods\211208GROG2B%.MET
 Calibration File: G:\Org\PE1\Cals\211208GRO8015CB.CAL
 Sample Weight: 1 Dilution: 1 S.A.: 1

Mean RF for GRO: 945.9678
 Mean RF for TPH: 909.3915
 Rt range for Gasoline Range Organics: 4.45 to 17.93

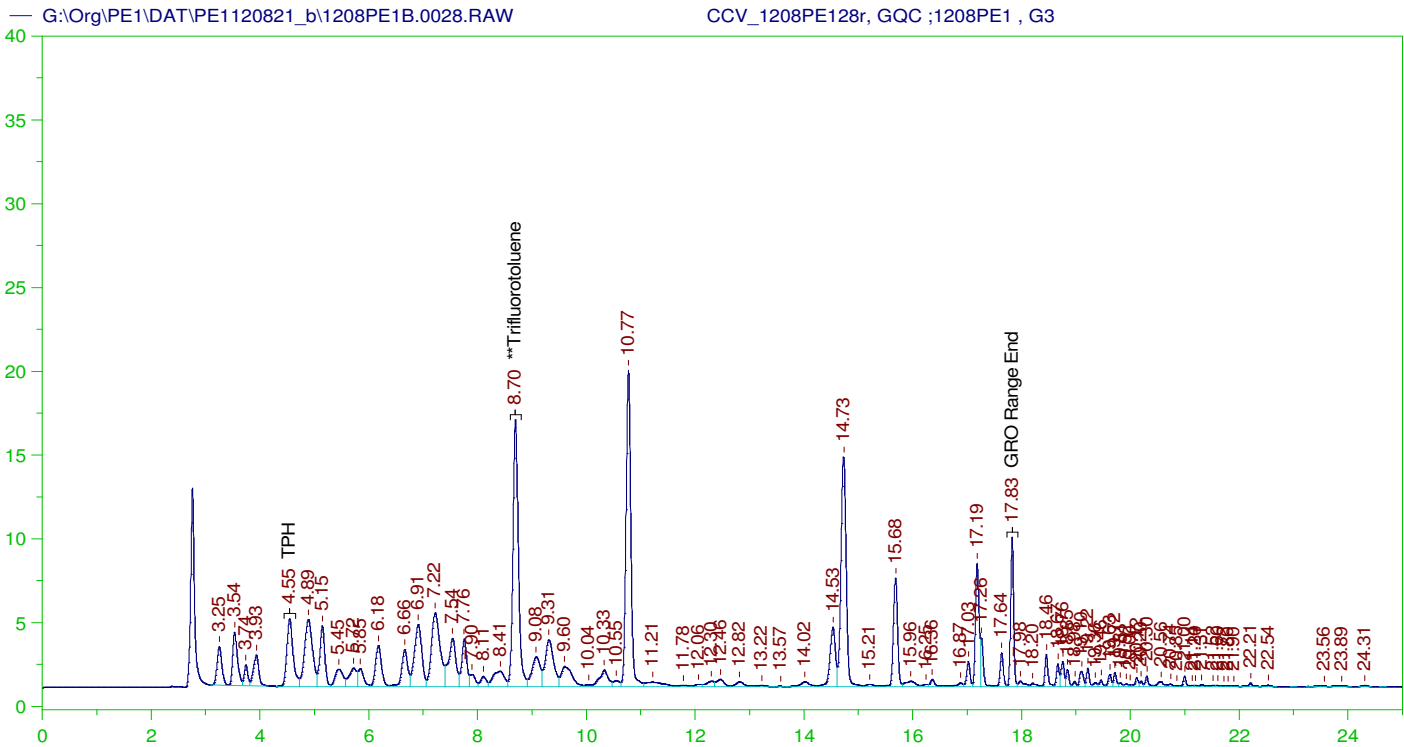
SURROGATE COMPOUND	RT	ACTUAL	MEASURED	%REC	
**Trifluorotoluene	8.701	125.	27.92	22.34	-

GRO Area:399703.8 GRO Amount: 422.5343
 TPH Area:456104.3 TPH Amount: 501.549

CONTINUING CALIBRATION REPORT: G:\Org\PE1\DAT\PE1120821_b\1208PE1B.0027.RAW

COMPOUND	ACTUAL (NG)	MEASURED (NG)	%RECOVERY	LIMITS
GRO	840.	422.53	50.3	85-115
TPH	1000.	501.55	50.15	85-115

SURROGATE COMPOUND	RT	ACTUAL	MEASURED	%REC	LIMITS
**Trifluorotoluene	8.701	125.	27.92	22.34	85-115



GASOLINE RANGE ORGANICS CHROMATOGRAM REPORT

Sample Name: CCV_1208PE128r, GQC ;1208PE1 , G3
 Raw File: G:\Org\PE1\DAT\PE1120821_b\1208PE1B.0028.RAW
 Date & Time Acquired: 12/9/2021 2:09:28 AM
 Method File: G:\Org\PE1\Methods\211208GROG3B%.MET
 Calibration File: G:\Org\PE1\Cals\211208GRO8015CB.CAL
 Sample Weight: 1 Dilution: 1 S.A.: 1

Mean RF for GRO: 945.9678
 Mean RF for TPH: 909.3915
 Rt range for Gasoline Range Organics: 4.45 to 17.93

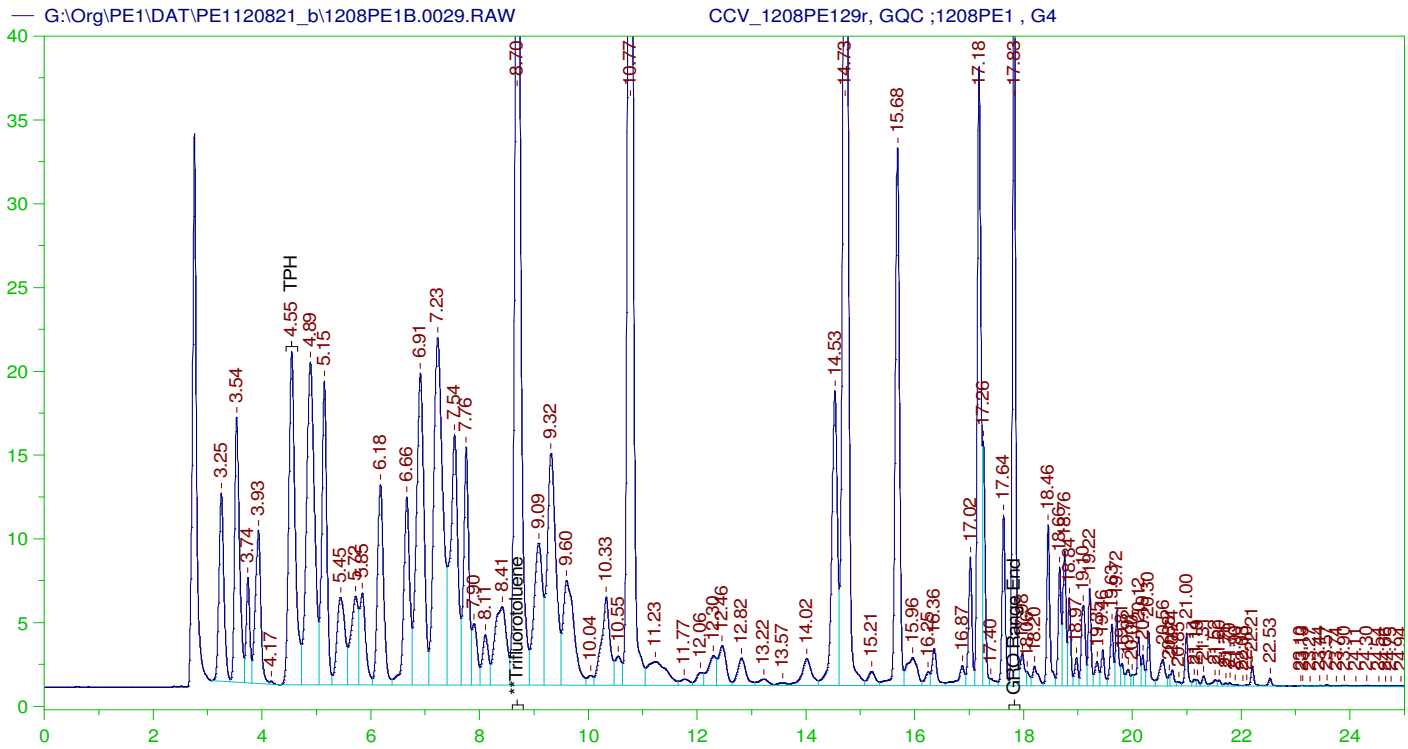
SURROGATE COMPOUND	RT	ACTUAL	MEASURED	%REC
**Trifluorotoluene	8.698	125.	117.121	93.7

GRO Area:801082.1 GRO Amount: 846.8386
 TPH Area:917985.1 TPH Amount: 1009.45

CONTINUING CALIBRATION REPORT: G:\Org\PE1\DAT\PE1120821_b\1208PE1B.0028.RAW

COMPOUND	ACTUAL (NG)	MEASURED (NG)	%RECOVERY	LIMITS
GRO	840.	846.84	100.81	85-115
TPH	1000.	1009.45	100.95	85-115

SURROGATE COMPOUND	RT	ACTUAL	MEASURED	%REC	LIMITS
**Trifluorotoluene	8.698	125.	117.121	93.7	85-115



GASOLINE RANGE ORGANICS CHROMATOGRAM REPORT

Sample Name: CCV_1208PE129r, GQC ;1208PE1 , G4
 Raw File: G:\Org\PE1\DAT\PE1120821_b\1208PE1B.0029.RAW
 Date & Time Acquired: 12/9/2021 2:44:28 AM
 Method File: G:\Org\PE1\Methods\211208GROG4B%.MET
 Calibration File: G:\Org\PE1\Cals\211208GRO8015CB.CAL
 Sample Weight: 1 Dilution: 1 S.A.: 1

Mean RF for GRO: 945.9678
 Mean RF for TPH: 909.3915
 Rt range for Gasoline Range Organics: 4.45 to 17.93

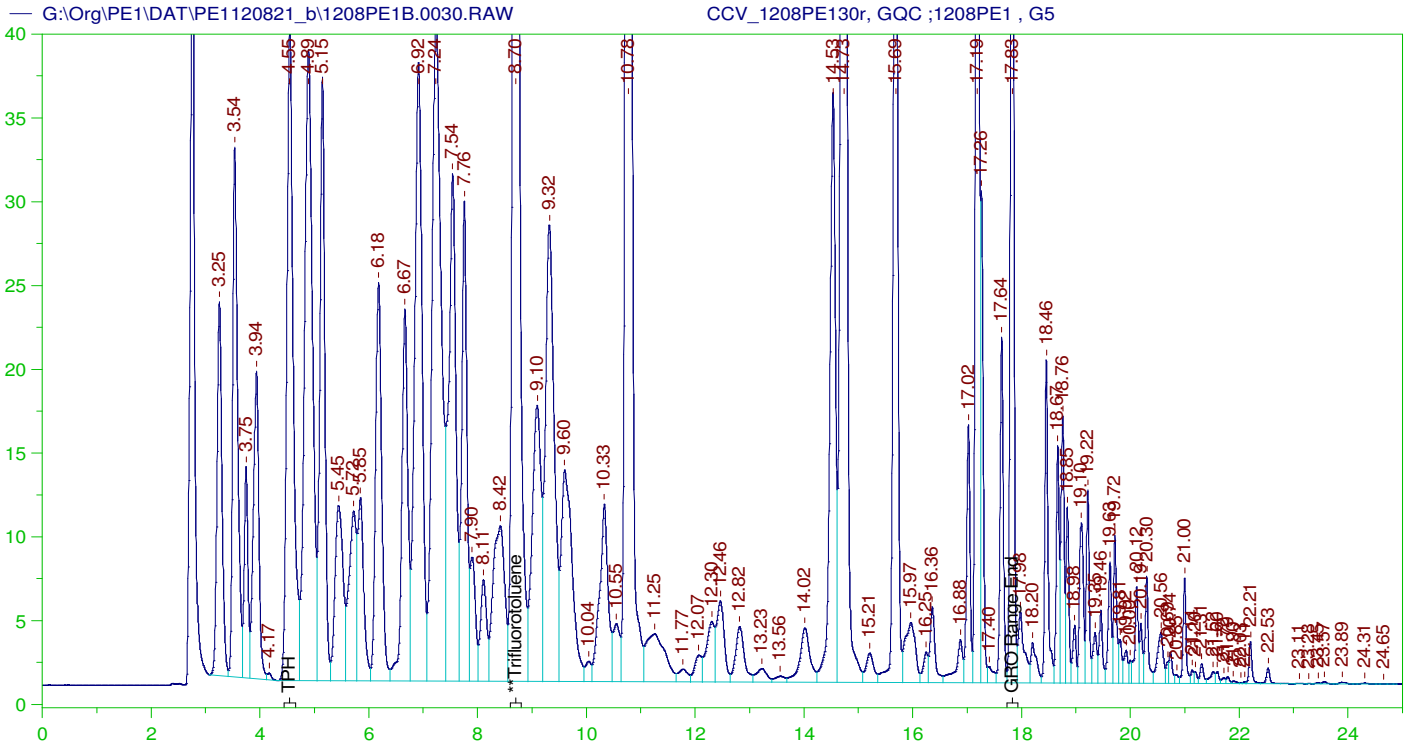
SURROGATE COMPOUND	RT	ACTUAL	MEASURED	%REC	
**Trifluorotoluene	8.698	125.	466.523	373.22	-

GRO Area:4016408 GRO Amount: 4245.819
 TPH Area:4628599 TPH Amount: 5089.775

CONTINUING CALIBRATION REPORT: G:\Org\PE1\DAT\PE1120821_b\1208PE1B.0029.RAW

COMPOUND	ACTUAL (NG)	MEASURED (NG)	%RECOVERY	LIMITS
GRO	840.	4245.82	505.45	85-115
TPH	1000.	5089.78	508.98	85-115

SURROGATE COMPOUND	RT	ACTUAL	MEASURED	%REC	LIMITS
**Trifluorotoluene	8.698	125.	466.523	373.22	85-115



GASOLINE RANGE ORGANICS CHROMATOGRAM REPORT

Sample Name: CCV_1208PE130r, GQC ;1208PE1 , G5
 Raw File: G:\Org\PE1\DAT\PE1120821_b\1208PE1B.0030.RAW
 Date & Time Acquired: 12/9/2021 3:19:32 AM
 Method File: G:\Org\PE1\Methods\211208GROG5B%.MET
 Calibration File: G:\Org\PE1\Cals\211208GRO8015CB.CAL
 Sample Weight: 1 Dilution: 1 S.A.: 1

Mean RF for GRO: 945.9678
 Mean RF for TPH: 909.3915
 Rt range for Gasoline Range Organics: 4.45 to 17.93

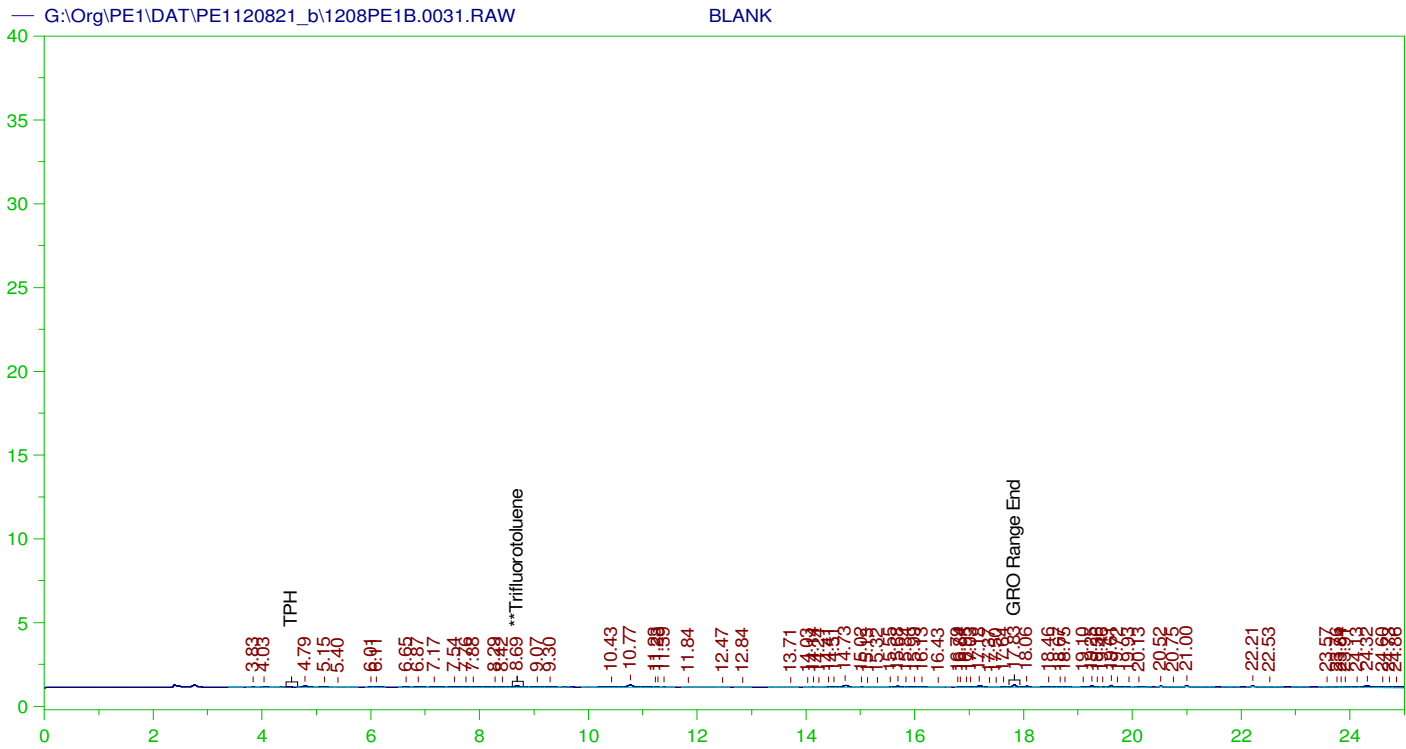
SURROGATE COMPOUND	RT	ACTUAL	MEASURED	%REC
**Trifluorotoluene	8.7	125.	950.451	760.36

GRO Area:8061411 GRO Amount: 8521.866
 TPH Area:9296078 TPH Amount: 10222.31

CONTINUING CALIBRATION REPORT: G:\Org\PE1\DAT\PE1120821_b\1208PE1B.0030.RAW

COMPOUND	ACTUAL (NG)	MEASURED (NG)	%RECOVERY	LIMITS
GRO	840.	8521.87	1014.51	85-115
TPH	1000.	10222.31	1022.23	85-115

SURROGATE COMPOUND	RT	ACTUAL	MEASURED	%REC	LIMITS
**Trifluorotoluene	8.7	125.	950.451	760.36	85-115



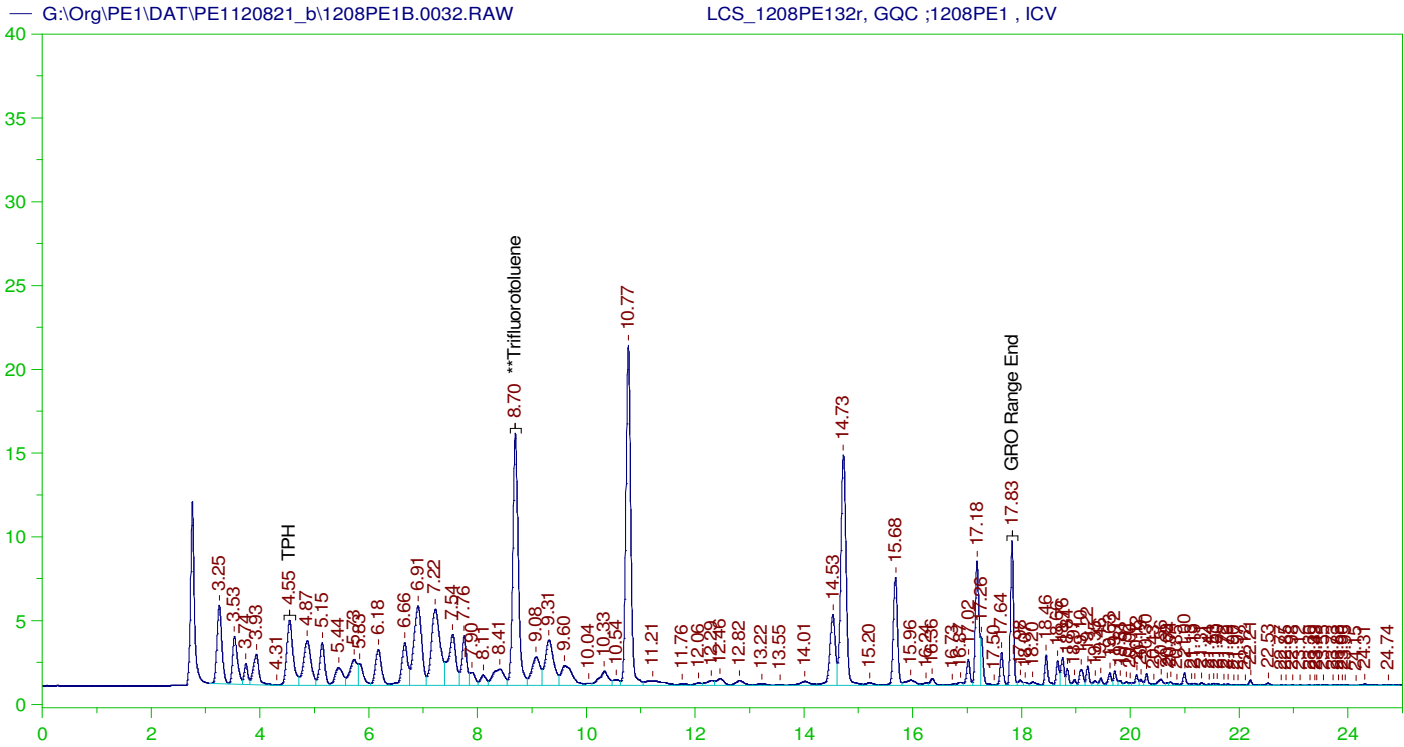
GASOLINE RANGE ORGANICS CHROMATOGRAM REPORT

Sample Name: BLANK
 Raw File: G:\Org\PE1\DAT\PE1120821_b\1208PE1B.0031.RAW
 Date & Time Acquired: 12/9/2021 3:54:35 AM
 Method File: G:\Org\PE1\Methods\211208GROB.MET
 Calibration File: G:\Org\PE1\Cals\211208GRO8015CB.CAL
 Sample Weight: 1 Dilution: 1 S.A.: 1

Mean RF for GRO: 945.9678
 Mean RF for TPH: 909.3915
 Rt range for Gasoline Range Organics: 4.45 to 17.93

SURROGATE COMPOUND	RT	ACTUAL	MEASURED	%REC
**Trifluorotoluene	8.691	125.	.572	.46

GRO Area:11585.88 GRO Amount: 12.24764
 TPH Area:18600.47 TPH Amount: 20.45375



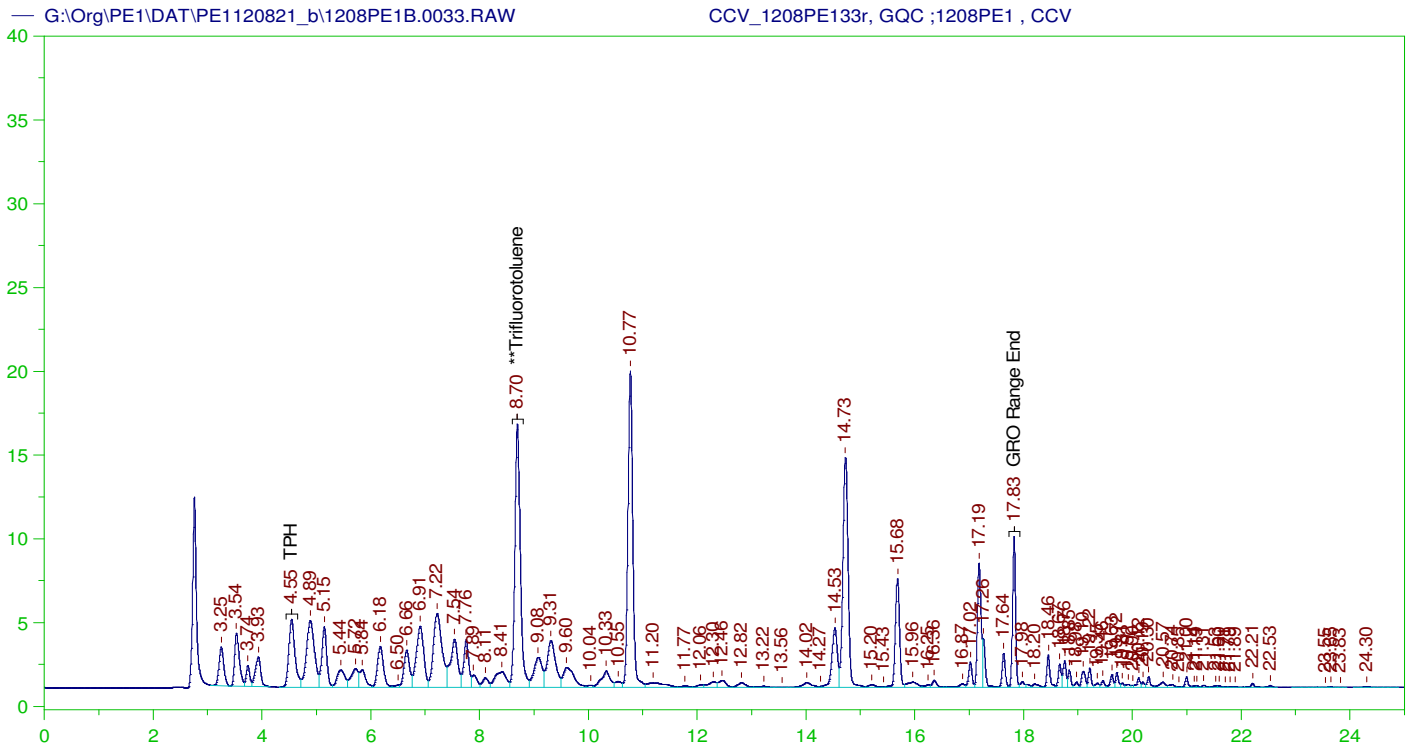
GASOLINE RANGE ORGANICS CHROMATOGRAM REPORT

Sample Name: LCS_1208PE132r, GQC ;1208PE1 , ICV
 Raw File: G:\Org\PE1\DAT\PE1120821_b\1208PE1B.0032.RAW
 Date & Time Acquired: 12/9/2021 4:29:41 AM
 Method File: G:\Org\PE1\Methods\211208GROICVB%.MET
 Calibration File: G:\Org\PE1\Cals\211208GRO8015CB.CAL
 Sample Weight: 5 Dilution: 1 S.A.: 1

Mean RF for GRO: 945.9678
 Mean RF for TPH: 909.3915
 Rt range for Gasoline Range Organics: 4.45 to 17.93

SURROGATE COMPOUND	RT	ACTUAL	MEASURED	%REC
**Trifluorotoluene	8.696	25.	22.1	88.4

GRO Area:806507.1 GRO Amount: 170.5147
 TPH Area:947271.2 TPH Amount: 208.3308



GASOLINE RANGE ORGANICS CHROMATOGRAM REPORT

Sample Name: CCV_1208PE133r, GQC ;1208PE1 , CCV
 Raw File: G:\Org\PE1\DAT\PE1120821_b\1208PE1B.0033.RAW
 Date & Time Acquired: 12/9/2021 5:04:40 AM
 Method File: G:\Org\PE1\Methods\211208GROCCVB%.MET
 Calibration File: G:\Org\PE1\Cals\211208GRO8015CB.CAL
 Sample Weight: 1 Dilution: 1 S.A.: 1

Mean RF for GRO: 945.9678
 Mean RF for TPH: 909.3915
 Rt range for Gasoline Range Organics: 4.45 to 17.93

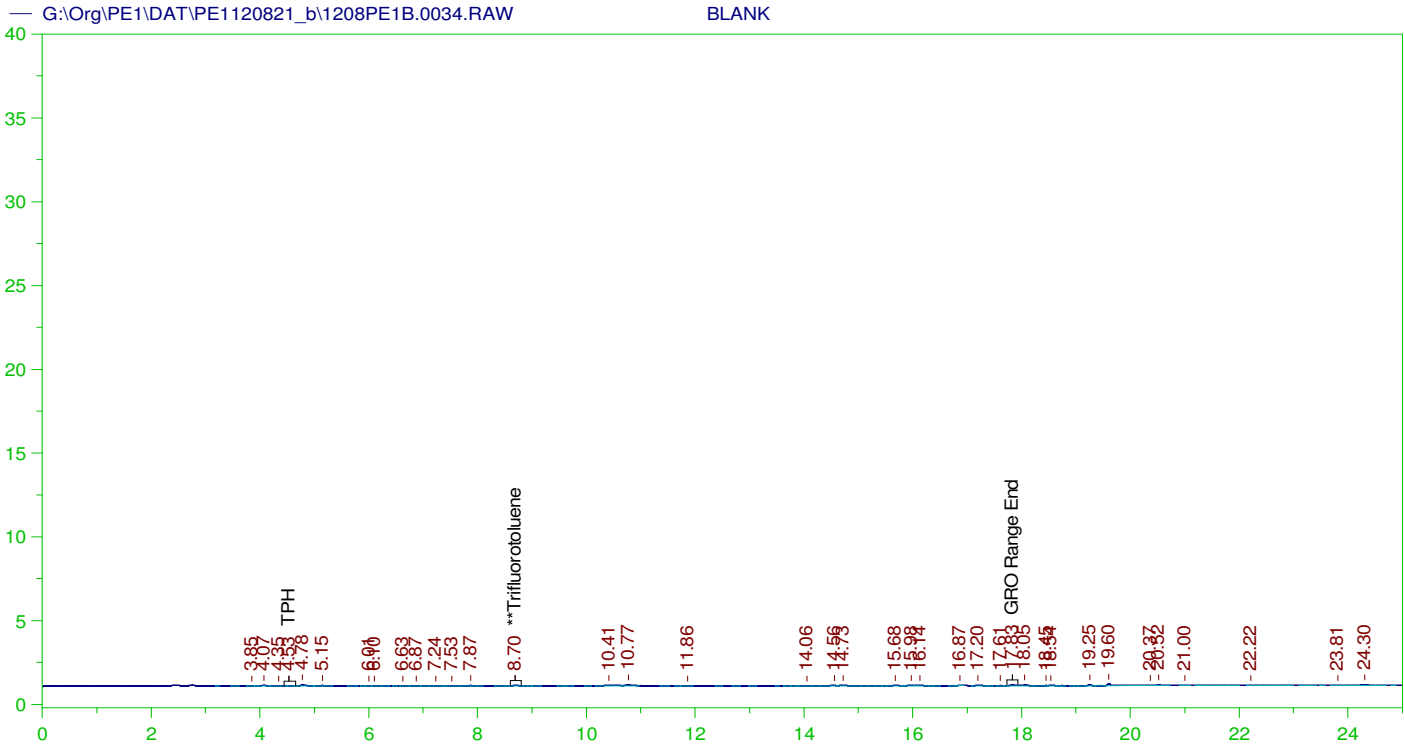
SURROGATE COMPOUND	RT	ACTUAL	MEASURED	%REC
**Trifluorotoluene	8.697	125.	116.009	92.81

GRO Area:800406.4 GRO Amount: 846.1245
 TPH Area:918577.3 TPH Amount: 1010.101

CONTINUING CALIBRATION REPORT: G:\Org\PE1\DAT\PE1120821_b\1208PE1B.0033.RAW

COMPOUND	ACTUAL (NG)	MEASURED (NG)	%RECOVERY	LIMITS
GRO	840.	846.12	100.73	85-115
TPH	1000.	1010.1	101.01	85-115

SURROGATE COMPOUND	RT	ACTUAL	MEASURED	%REC	LIMITS
**Trifluorotoluene	8.697	125.	116.009	92.81	85-115



GASOLINE RANGE ORGANICS CHROMATOGRAM REPORT

Sample Name: BLANK
 Raw File: G:\Org\PE1\DAT\PE1120821_b\1208PE1B.0034.RAW
 Date & Time Acquired: 12/9/2021 5:39:46 AM
 Method File: G:\Org\PE1\Methods\211208GROB.MET
 Calibration File: G:\Org\PE1\Cals\211208GRO8015CB.CAL
 Sample Weight: 1 Dilution: 1 S.A.: 1

Mean RF for GRO: 945.9678
 Mean RF for TPH: 909.3915
 Rt range for Gasoline Range Organics: 4.45 to 17.93

SURROGATE COMPOUND	RT	ACTUAL	MEASURED	%REC
**Trifluorotoluene	8.696	125.	.2	.16

GRO Area:5202.292 GRO Amount: 5.499439
 TPH Area:8381.664 TPH Amount: 9.216784

Write Sequence	Insert Entries(Have the first cell for entries selector)	Method	Weight	Dil Factor	Amt Inj.	IS	Cal ID	Manual Integrations
Data File	Sample Name							
G:\Org\PE1\DAT\PE1120821_b\1208PE1.22r	CCV_1208PE122r, GQC ;1208PE1 , 8015 Marker	G:\Org\PE1\Methods\211204	1	1	1	1	0	None
G:\Org\PE1\DAT\PE1120821_b\1208PE1.23r	BLANK	G:\Org\PE1\Methods\211204	1	1	1	1	0	None
G:\Org\PE1\DAT\PE1120821_b\1208PE1.24r	BLANK	G:\Org\PE1\Methods\211204	1	1	1	1	0	None
G:\Org\PE1\DAT\PE1120821_b\1208PE1.25r	BLANK	G:\Org\PE1\Methods\211204	1	1	1	1	0	None
G:\Org\PE1\DAT\PE1120821_b\1208PE1.26r	CCV_1208PE126r, GQC ;1208PE1 , G1	G:\Org\PE1\Methods\211204	1	1	1	1	0	To maintain continuous baseline and split closely eluting hydrocarbons
G:\Org\PE1\DAT\PE1120821_b\1208PE1.27r	CCV_1208PE127r, GQC ;1208PE1 , G2	G:\Org\PE1\Methods\211204	1	1	1	1	0	To maintain continuous baseline and split closely eluting hydrocarbons
G:\Org\PE1\DAT\PE1120821_b\1208PE1.28r	CCV_1208PE128r, GQC ;1208PE1 , G3	G:\Org\PE1\Methods\211204	1	1	1	1	0	To maintain continuous baseline and split closely eluting hydrocarbons
G:\Org\PE1\DAT\PE1120821_b\1208PE1.29r	CCV_1208PE129r, GQC ;1208PE1 , G4	G:\Org\PE1\Methods\211204	1	1	1	1	0	To maintain continuous baseline and split closely eluting hydrocarbons
G:\Org\PE1\DAT\PE1120821_b\1208PE1.30r	CCV_1208PE130r, GQC ;1208PE1 , G5	G:\Org\PE1\Methods\211204	1	1	1	1	0	None
G:\Org\PE1\DAT\PE1120821_b\1208PE1.31r	BLANK	G:\Org\PE1\Methods\211204	1	1	1	1	0	None
G:\Org\PE1\DAT\PE1120821_b\1208PE1.32r	LCS_1208PE132r, GQC ;1208PE1 , ICV	G:\Org\PE1\Methods\211204	5	1	1	1	0	To maintain continuous baseline and split closely eluting hydrocarbons
G:\Org\PE1\DAT\PE1120821_b\1208PE1.33r	CCV_1208PE133r, GQC ;1208PE1 , CCV	G:\Org\PE1\Methods\211204	1	1	1	1	0	To maintain continuous baseline and split closely eluting hydrocarbons
G:\Org\PE1\DAT\PE1120821_b\1208PE1.34r	BLANK	G:\Org\PE1\Methods\211204	1	1	1	1	0	None

Josie M Pickard
Chemist

Digitally signed by
Josie Pickard
Date: 2022.01.14 14:30:01 -07:00

Energy Laboratories Inc

ANALYTICAL RUN Summary

14-Jan-22

Run ID PE 1_211221A

Run Start Date: 12/21/2021
Analyst: Josie Pickard
Ical: 0
Column ID: Rtx-502.2
Comments: Manually added numbers that are above the MDL and below the LOD per QA and client request

Std ID	Std Name	Std Amount	Std Units	Samp Amount	Samp Units	SampType	Expiration Date
GAS210122	Unleaded Gasoline Comp. Std.(2.0uL)	2	ul			CCV	6/7/2023
GQC201214	Gasoline Composite Mix (1.68uL)	1.68	ul			LCS, MS/M	4/2/2030
GROS200921	Gro Stock Standard Mt.Gro	0.84	ul			Marker	3/28/2029
SHP0292	VOA 1:1 HCl:H2O Solution	3	drops			CCV, LCS,	12/15/2025
TFT211214	TFT (1.05uL)	1.05	ul			SURR	9/10/2029

Seq No	Lab ID	Test Code	Sample Typ	File ID	Analysis Date	DF	Batch ID	Prep Date	SPKref	RPDref	pmoist				
14941866	CCV_1221PE10	HC-8015-GRO-	SAMP		12/21/2021 9:33:	1	R372185		0	0					

Analyte	T	Units	RAW	Final	Text	Spike	SPKref	RPDref	MDL	PQL	UQL	%REC	LOW	HIGH	%RPD	Q
C6 to C10	A	ug/L	238.9592	238.9592		0	0	0	10	20	0	0%	0	0	0%	
Gasoline Range Organics (GRO)	A	ug/L	238.9592	238.9592		0	0	0	2.32	20	0	0%	0	0	0%	
Total Purgeable Hydrocarbons	A	ug/L	249.1281	249.1281		0	0	0	3.56	20	0	0%	0	0	0%	
Trifluorotoluene	S	ug/L	20.10498	20.10498		25	0	0	0.0743	1	0	80%	70	130	0%	
GRO as Gasoline	X	ug/L	238.9592	238.9592		0	0	0	2.32	20	0	0%	0	0	0%	

Seq No	Lab ID	Test Code	Sample Typ	File ID	Analysis Date	DF	Batch ID	Prep Date	SPKref	RPDref	pmoist				
14941867	CCV_1221PE10	HC-8015-GRO-	CCV		12/21/2021 10:0	1	R372185		0	0					

Analyte	T	Units	RAW	Final	Text	Spike	SPKref	RPDref	MDL	PQL	UQL	%REC	LOW	HIGH	%RPD	Q
C6 to C10	A	ug/L	167.3054	167.3054		168	0	0	2.32	20	0	100%	80	120	0%	
Gasoline Range Organics (GRO)	A	ug/L	167.3054	167.3054		168	0	0	2.32	20	0	100%	80	120	0%	
Total Purgeable Hydrocarbons	A	ug/L	200.3521	200.3521		200	0	0	3.56	20	0	100%	80	120	0%	
Trifluorotoluene	S	ug/L	22.62616	22.62616		25	0	0	0.0743	1	0	91%	80	120	0%	
GRO as Gasoline	X	ug/L	167.3054	167.3054		0	0	0	2.32	20	0	0%	0	0	0%	

Seq No	Lab ID	Test Code	Sample Typ	File ID	Analysis Date	DF	Batch ID	Prep Date	SPKref	RPDref	pmoist					
14941867	CCV_1221PE10	HC-8015-GRO-	CCV		12/21/2021 10:0	1	R372185		0	0						
Analyte	T	Units	RAW	Final	Text	Spike	SPKref	RPDref	MDL	PQL	UQL	%REC	LOW	HIGH	%RPD	Q

Seq No	Lab ID	Test Code	Sample Typ	File ID	Analysis Date	DF	Batch ID	Prep Date	SPKref	RPDref	pmoist					
14941868	LCS_1221PE10	HC-8015-GRO-	LCS		12/21/2021 10:4	1	R372185		0	0						
Analyte	T	Units	RAW	Final	Text	Spike	SPKref	RPDref	MDL	PQL	UQL	%REC	LOW	HIGH	%RPD	Q
C6 to C10	A	ug/L	173.7635	173.7635		170	0	0	2.32	20	0	102%	78	122	0%	
Gasoline Range Organics (GRO)	A	ug/L	173.7635	173.7635		170	0	0	2.32	20	0	102%	70	130	0%	
Total Purgeable Hydrocarbons	A	ug/L	209.6291	209.6291		200	0	0	3.56	20	0	105%	70	130	0%	
Trifluorotoluene	S	ug/L	22.96075	22.96075		25	0	0	0.0743	1	0	92%	70	130	0%	
GRO as Gasoline	X	ug/L	173.7635	173.7635		170	0	0	2.32	20	0	102%	70	130	0%	

Seq No	Lab ID	Test Code	Sample Typ	File ID	Analysis Date	DF	Batch ID	Prep Date	SPKref	RPDref	pmoist					
14941869	MBLK_1221PE	HC-8015-GRO-	MBLK		12/21/2021 11:1	1	R372185		0	0						
Analyte	T	Units	RAW	Final	Text	Spike	SPKref	RPDref	MDL	PQL	UQL	%REC	LOW	HIGH	%RPD	Q
C6 to C10	A	ug/L	0	0		0	0	0	2.32	10	0	0%	0	0	0%	
Gasoline Range Organics (GRO)	A	ug/L	0	0		0	0	0	2.32	10	0	0%	0	0	0%	
Total Purgeable Hydrocarbons	A	ug/L	0	0		0	0	0	3.56	10	0	0%	0	0	0%	
Trifluorotoluene	S	ug/L	18.63255	18.63255		25	0	0	0.0743	1	0	75%	70	130	0%	
GRO as Gasoline	X	ug/L	0	0		0	0	0	2.32	10	0	0%	0	0	0%	

Seq No	Lab ID	Test Code	Sample Typ	File ID	Analysis Date	DF	Batch ID	Prep Date	SPKref	RPDref	pmoist					
14941870	B21121605-005	HC-8015-GRO-	SAMP		12/21/2021 11:5	1	R372185		0	0						
Analyte	T	Units	RAW	Final	Text	Spike	SPKref	RPDref	MDL	PQL	UQL	%REC	LOW	HIGH	%RPD	Q
C6 to C10	A	ug/L	0	0		0	0	0	2.32	20	0	0%	0	0	0%	U
Gasoline Range Organics (GRO)	A	ug/L	0	0		0	0	0	2.32	20	0	0%	0	0	0%	U
Total Purgeable Hydrocarbons	A	ug/L	0	0		0	0	0	3.56	20	0	0%	0	0	0%	U
Trifluorotoluene	S	ug/L	19.23631	19.23631		25	0	0	0.0743	1	0	77%	70	130	0%	
GRO as Gasoline	X	ug/L	0	0		0	0	0	2.32	20	0	0%	0	0	0%	U

Seq No	Lab ID	Test Code	Sample Typ	File ID	Analysis Date	DF	Batch ID	Prep Date	SPKref	RPDref	pmoist					
14941871	B21121609-003	HC-8015-GRO-	SAMP		12/21/2021 12:2	1	R372185		0	0						
Analyte	T	Units	RAW	Final	Text	Spike	SPKref	RPDref	MDL	PQL	UQL	%REC	LOW	HIGH	%RPD	Q
C6 to C10	A	ug/L	0	0		0	0	0	2.32	20	0	0%	0	0	0%	U
Gasoline Range Organics (GRO)	A	ug/L	0	0		0	0	0	2.32	20	0	0%	0	0	0%	U
Total Purgeable Hydrocarbons	A	ug/L	0	0		0	0	0	3.56	20	0	0%	0	0	0%	U
Trifluorotoluene	S	ug/L	18.69208	18.69208		25	0	0	0.0743	1	0	75%	70	130	0%	
GRO as Gasoline	X	ug/L	0	0		0	0	0	2.32	20	0	0%	0	0	0%	U
Seq No	Lab ID	Test Code	Sample Typ	File ID	Analysis Date	DF	Batch ID	Prep Date	SPKref	RPDref	pmoist					
14941872	B21121611-003	HC-8015-GRO-	SAMP		12/21/2021 12:5	1	R372185		0	0						
Analyte	T	Units	RAW	Final	Text	Spike	SPKref	RPDref	MDL	PQL	UQL	%REC	LOW	HIGH	%RPD	Q
C6 to C10	A	ug/L	0	0		0	0	0	2.32	20	0	0%	0	0	0%	U
Gasoline Range Organics (GRO)	A	ug/L	0	0		0	0	0	2.32	20	0	0%	0	0	0%	U
Total Purgeable Hydrocarbons	A	ug/L	0	0		0	0	0	3.56	20	0	0%	0	0	0%	U
Trifluorotoluene	S	ug/L	19.693	19.693		25	0	0	0.0743	1	0	79%	70	130	0%	
GRO as Gasoline	X	ug/L	0	0		0	0	0	2.32	20	0	0%	0	0	0%	U
Seq No	Lab ID	Test Code	Sample Typ	File ID	Analysis Date	DF	Batch ID	Prep Date	SPKref	RPDref	pmoist					
14941873	B21121613-004	HC-8015-GRO-	SAMP		12/21/2021 1:34:	1	R372185		0	0						
Analyte	T	Units	RAW	Final	Text	Spike	SPKref	RPDref	MDL	PQL	UQL	%REC	LOW	HIGH	%RPD	Q
C6 to C10	A	ug/L	0	0		0	0	0	2.32	20	0	0%	0	0	0%	U
Gasoline Range Organics (GRO)	A	ug/L	0	0		0	0	0	2.32	20	0	0%	0	0	0%	U
Total Purgeable Hydrocarbons	A	ug/L	0	0		0	0	0	3.56	20	0	0%	0	0	0%	U
Trifluorotoluene	S	ug/L	19.35133	19.35133		25	0	0	0.0743	1	0	77%	70	130	0%	
GRO as Gasoline	X	ug/L	0	0		0	0	0	2.32	20	0	0%	0	0	0%	U
Seq No	Lab ID	Test Code	Sample Typ	File ID	Analysis Date	DF	Batch ID	Prep Date	SPKref	RPDref	pmoist					
14941874	B21121613-008	HC-8015-GRO-	SAMP		12/21/2021 2:08:	1	R372185		0	0						
Analyte	T	Units	RAW	Final	Text	Spike	SPKref	RPDref	MDL	PQL	UQL	%REC	LOW	HIGH	%RPD	Q
C6 to C10	A	ug/L	0	0		0	0	0	2.32	20	0	0%	0	0	0%	U
Gasoline Range Organics (GRO)	A	ug/L	0	0		0	0	0	2.32	20	0	0%	0	0	0%	U
Total Purgeable Hydrocarbons	A	ug/L	0	0		0	0	0	3.56	20	0	0%	0	0	0%	U
Trifluorotoluene	S	ug/L	19.92239	19.92239		25	0	0	0.0743	1	0	80%	70	130	0%	

Seq No	Lab ID	Test Code	Sample Typ	File ID	Analysis Date	DF	Batch ID	Prep Date	SPKref	RPDref	pmoist					
14941874	B21121613-008	HC-8015-GRO-	SAMP		12/21/2021 2:08:	1	R372185		0	0						
Analyte	T	Units	RAW	Final	Text	Spike	SPKref	RPDref	MDL	PQL	UQL	%REC	LOW	HIGH	%RPD	Q
GRO as Gasoline	X	ug/L	0	0		0	0	0	2.32	20	0	0%	0	0	0%	U
Seq No	Lab ID	Test Code	Sample Typ	File ID	Analysis Date	DF	Batch ID	Prep Date	SPKref	RPDref	pmoist					
14941875	B21121613-001	HC-8015-GRO-	SAMP		12/21/2021 2:42:	1	R372185		0	0						
Analyte	T	Units	RAW	Final	Text	Spike	SPKref	RPDref	MDL	PQL	UQL	%REC	LOW	HIGH	%RPD	Q
C6 to C10	A	ug/L	0	0		0	0	0	2.32	20	0	0%	0	0	0%	U
Gasoline Range Organics (GRO)	A	ug/L	0	0		0	0	0	2.32	20	0	0%	0	0	0%	U
Total Purgeable Hydrocarbons	A	ug/L	0	0		0	0	0	3.56	20	0	0%	0	0	0%	U
Trifluorotoluene	S	ug/L	19.53519	19.53519		25	0	0	0.0743	1	0	78%	70	130	0%	
GRO as Gasoline	X	ug/L	0	0		0	0	0	2.32	20	0	0%	0	0	0%	U
Seq No	Lab ID	Test Code	Sample Typ	File ID	Analysis Date	DF	Batch ID	Prep Date	SPKref	RPDref	pmoist					
14941876	B21121616-003	HC-8015-GRO-	SAMP		12/21/2021 3:50:	1	R372185		0	0						
Analyte	T	Units	RAW	Final	Text	Spike	SPKref	RPDref	MDL	PQL	UQL	%REC	LOW	HIGH	%RPD	Q
C6 to C10	A	ug/L	0	0		0	0	0	2.32	20	0	0%	0	0	0%	U
Gasoline Range Organics (GRO)	A	ug/L	0	0		0	0	0	2.32	20	0	0%	0	0	0%	U
Total Purgeable Hydrocarbons	A	ug/L	0	0		0	0	0	3.56	20	0	0%	0	0	0%	U
Trifluorotoluene	S	ug/L	19.42598	19.42598		25	0	0	0.0743	1	0	78%	70	130	0%	
GRO as Gasoline	X	ug/L	0	0		0	0	0	2.32	20	0	0%	0	0	0%	U
Seq No	Lab ID	Test Code	Sample Typ	File ID	Analysis Date	DF	Batch ID	Prep Date	SPKref	RPDref	pmoist					
14941877	B21121622-005	HC-8015-GRO-	SAMP		12/21/2021 4:25:	1	R372185		0	0						
Analyte	T	Units	RAW	Final	Text	Spike	SPKref	RPDref	MDL	PQL	UQL	%REC	LOW	HIGH	%RPD	Q
C6 to C10	A	ug/L	0	0		0	0	0	2.32	20	0	0%	0	0	0%	U
Gasoline Range Organics (GRO)	A	ug/L	0	0		0	0	0	2.32	20	0	0%	0	0	0%	U
Total Purgeable Hydrocarbons	A	ug/L	0	0		0	0	0	3.56	20	0	0%	0	0	0%	U
Trifluorotoluene	S	ug/L	19.75899	19.75899		25	0	0	0.0743	1	0	79%	70	130	0%	
GRO as Gasoline	X	ug/L	0	0		0	0	0	2.32	20	0	0%	0	0	0%	U

Seq No	Lab ID	Test Code	Sample Typ	File ID	Analysis Date	DF	Batch ID	Prep Date	SPKref	RPDref	pmoist					
14941878	B21121622-009	HC-8015-GRO-	SAMP		12/21/2021 4:59:	1	R372185		0	0						
Analyte	T	Units	RAW	Final	Text	Spike	SPKref	RPDref	MDL	PQL	UQL	%REC	LOW	HIGH	%RPD	Q
C6 to C10	A	ug/L	0	0		0	0	0	2.32	20	0	0%	0	0	0%	U
Gasoline Range Organics (GRO)	A	ug/L	0	0		0	0	0	2.32	20	0	0%	0	0	0%	U
Total Purgeable Hydrocarbons	A	ug/L	0	0		0	0	0	3.56	20	0	0%	0	0	0%	U
Trifluorotoluene	S	ug/L	19.71932	19.71932		25	0	0	0.0743	1	0	79%	70	130	0%	
GRO as Gasoline	X	ug/L	0	0		0	0	0	2.32	20	0	0%	0	0	0%	U
Seq No	Lab ID	Test Code	Sample Typ	File ID	Analysis Date	DF	Batch ID	Prep Date	SPKref	RPDref	pmoist					
14941879	B21121623-003	HC-8015-GRO-	SAMP		12/21/2021 5:33:	1	R372185		0	0						
Analyte	T	Units	RAW	Final	Text	Spike	SPKref	RPDref	MDL	PQL	UQL	%REC	LOW	HIGH	%RPD	Q
C6 to C10	A	ug/L	0	0		0	0	0	2.32	20	0	0%	0	0	0%	U
Gasoline Range Organics (GRO)	A	ug/L	0	0		0	0	0	2.32	20	0	0%	0	0	0%	U
Total Purgeable Hydrocarbons	A	ug/L	0	0		0	0	0	3.56	20	0	0%	0	0	0%	U
Trifluorotoluene	S	ug/L	19.70962	19.70962		25	0	0	0.0743	1	0	79%	70	130	0%	
GRO as Gasoline	X	ug/L	0	0		0	0	0	2.32	20	0	0%	0	0	0%	U
Seq No	Lab ID	Test Code	Sample Typ	File ID	Analysis Date	DF	Batch ID	Prep Date	SPKref	RPDref	pmoist					
14941880	B21121613-001	HC-8015-GRO-	MS		12/21/2021 6:07:	1	R372185		1E+07	0						
Analyte	T	Units	RAW	Final	Text	Spike	SPKref	RPDref	MDL	PQL	UQL	%REC	LOW	HIGH	%RPD	Q
C6 to C10	A	ug/L	166.5655	166.5655		170	0	0	2.32	20	0	98%	78	122	0%	
Gasoline Range Organics (GRO)	A	ug/L	166.5655	166.5655		170	0	0	2.32	20	0	98%	70	130	0%	
Total Purgeable Hydrocarbons	A	ug/L	201.0581	201.0581		200	0	0	3.56	20	0	101%	70	130	0%	
Trifluorotoluene	S	ug/L	21.96268	21.96268		25	0	0	0.0743	1	0	88%	70	130	0%	
GRO as Gasoline	X	ug/L	166.5655	166.5655		0	0	0	2.32	20	0	0%	0	0	0%	
Seq No	Lab ID	Test Code	Sample Typ	File ID	Analysis Date	DF	Batch ID	Prep Date	SPKref	RPDref	pmoist					
14941881	B21121613-001	HC-8015-GRO-	MSD		12/21/2021 6:42:	1	R372185		1E+07	1E+07						
Analyte	T	Units	RAW	Final	Text	Spike	SPKref	RPDref	MDL	PQL	UQL	%REC	LOW	HIGH	%RPD	Q
C6 to C10	A	ug/L	174.2946	174.2946		170	0	166.5655	2.32	20	0	103%	78	122	5%	
Gasoline Range Organics (GRO)	A	ug/L	174.2946	174.2946		170	0	166.5655	2.32	20	0	103%	70	130	5%	
Total Purgeable Hydrocarbons	A	ug/L	210.3818	210.3818		200	0	201.0581	3.56	20	0	105%	70	130	5%	
Trifluorotoluene	S	ug/L	22.41697	22.41697		25	0	0	0.0743	1	0	90%	70	130	0%	

Seq No	Lab ID	Test Code	Sample Typ	File ID	Analysis Date	DF	Batch ID	Prep Date	SPKref	RPDref	pmoist					
14941881	B21121613-001	HC-8015-GRO-	MSD		12/21/2021 6:42:	1	R372185		1E+07	1E+07						
Analyte	T	Units	RAW	Final	Text	Spike	SPKref	RPDref	MDL	PQL	UQL	%REC	LOW	HIGH	%RPD	Q
GRO as Gasoline	X	ug/L	174.2946	174.2946		0	0	166.5655	2.32	20	0	0%	0	0	5%	
Seq No	Lab ID	Test Code	Sample Typ	File ID	Analysis Date	DF	Batch ID	Prep Date	SPKref	RPDref	pmoist					
14941882	CCV_1221PE12	HC-8015-GRO-	SAMP		12/21/2021 7:50:	1	R372185			0	0					
Analyte	T	Units	RAW	Final	Text	Spike	SPKref	RPDref	MDL	PQL	UQL	%REC	LOW	HIGH	%RPD	Q
C6 to C10	A	ug/L	229.9323	229.9323		0	0	0	2.32	20	0	0%	0	0	0%	
Gasoline Range Organics (GRO)	A	ug/L	229.9323	229.9323		0	0	0	2.32	20	0	0%	0	0	0%	
Total Purgeable Hydrocarbons	A	ug/L	240.0305	240.0305		0	0	0	3.56	20	0	0%	0	0	0%	
Trifluorotoluene	S	ug/L	19.28025	19.28025		25	0	0	0.0743	1	0	77%	70	130	0%	
GRO as Gasoline	X	ug/L	229.9323	229.9323		0	0	0	2.32	20	0	0%	0	0	0%	
Seq No	Lab ID	Test Code	Sample Typ	File ID	Analysis Date	DF	Batch ID	Prep Date	SPKref	RPDref	pmoist					
14941883	CCV_1221PE12	HC-8015-GRO-	CCV		12/21/2021 8:25:	1	R372185			0	0					
Analyte	T	Units	RAW	Final	Text	Spike	SPKref	RPDref	MDL	PQL	UQL	%REC	LOW	HIGH	%RPD	Q
C6 to C10	A	ug/L	166.2825	166.2825		168	0	0	2.32	20	0	99%	80	120	0%	
Gasoline Range Organics (GRO)	A	ug/L	166.2825	166.2825		168	0	0	2.32	20	0	99%	80	120	0%	
Total Purgeable Hydrocarbons	A	ug/L	198.3762	198.3762		200	0	0	3.56	20	0	99%	80	120	0%	
Trifluorotoluene	S	ug/L	22.29206	22.29206		25	0	0	0.0743	1	0	89%	80	120	0%	
GRO as Gasoline	X	ug/L	166.2825	166.2825		0	0	0	2.32	20	0	0%	0	0	0%	
Seq No	Lab ID	Test Code	Sample Typ	File ID	Analysis Date	DF	Batch ID	Prep Date	SPKref	RPDref	pmoist					
14941884	LCS_1221PE12	HC-8015-GRO-	LCS		12/21/2021 8:59:	1	R372185			0	0					
Analyte	T	Units	RAW	Final	Text	Spike	SPKref	RPDref	MDL	PQL	UQL	%REC	LOW	HIGH	%RPD	Q
C6 to C10	A	ug/L	172.4969	172.4969		170	0	0	2.32	20	0	101%	78	122	0%	
Gasoline Range Organics (GRO)	A	ug/L	172.4969	172.4969		170	0	0	2.32	20	0	101%	70	130	0%	
Total Purgeable Hydrocarbons	A	ug/L	206.9447	206.9447		200	0	0	3.56	20	0	103%	70	130	0%	
Trifluorotoluene	S	ug/L	22.39427	22.39427		25	0	0	0.0743	1	0	90%	70	130	0%	
GRO as Gasoline	X	ug/L	172.4969	172.4969		170	0	0	2.32	20	0	101%	70	130	0%	

Seq No	Lab ID	Test Code	Sample Typ	File ID	Analysis Date	DF	Batch ID	Prep Date	SPKref	RPDref	pmoist					
14941885	MBLK_1221PE	HC-8015-GRO-	MBLK		12/21/2021 9:33:	1	R372185		0	0						
Analyte	T	Units	RAW	Final	Text	Spike	SPKref	RPDref	MDL	PQL	UQL	%REC	LOW	HIGH	%RPD	Q
C6 to C10	A	ug/L	0	0		0	0	0	2.32	10	0	0%	0	0	0%	
Gasoline Range Organics (GRO)	A	ug/L	0	0		0	0	0	2.32	10	0	0%	0	0	0%	
Total Purgeable Hydrocarbons	A	ug/L	2.162415	0		0	0	0	3.56	10	0	0%	0	0	0%	
Trifluorotoluene	S	ug/L	19.73825	19.73825		25	0	0	0.0743	1	0	79%	70	130	0%	
GRO as Gasoline	X	ug/L	0	0		0	0	0	2.32	10	0	0%	0	0	0%	
Seq No	Lab ID	Test Code	Sample Typ	File ID	Analysis Date	DF	Batch ID	Prep Date	SPKref	RPDref	pmoist					
14941886	B21121605-001	HC-8015-GRO-	SAMP		12/21/2021 10:0	1	R372185		0	0						
Analyte	T	Units	RAW	Final	Text	Spike	SPKref	RPDref	MDL	PQL	UQL	%REC	LOW	HIGH	%RPD	Q
C6 to C10	A	ug/L	0	0		0	0	0	2.32	20	0	0%	0	0	0%	U
Gasoline Range Organics (GRO)	A	ug/L	0	0		0	0	0	2.32	20	0	0%	0	0	0%	U
Total Purgeable Hydrocarbons	A	ug/L	16.20568	16.20568		0	0	0	3.56	20	0	0%	0	0	0%	J
Trifluorotoluene	S	ug/L	19.37669	19.37669		25	0	0	0.0743	1	0	78%	70	130	0%	
GRO as Gasoline	X	ug/L	0	0		0	0	0	2.32	20	0	0%	0	0	0%	U
Seq No	Lab ID	Test Code	Sample Typ	File ID	Analysis Date	DF	Batch ID	Prep Date	SPKref	RPDref	pmoist					
14941887	B21121611-001	HC-8015-GRO-	SAMP		12/22/2021 2:42:	1	R372185		0	0						
Analyte	T	Units	RAW	Final	Text	Spike	SPKref	RPDref	MDL	PQL	UQL	%REC	LOW	HIGH	%RPD	Q
C6 to C10	A	ug/L	0	0		0	0	0	2.32	20	0	0%	0	0	0%	U
Gasoline Range Organics (GRO)	A	ug/L	0	0		0	0	0	2.32	20	0	0%	0	0	0%	U
Total Purgeable Hydrocarbons	A	ug/L	0	0		0	0	0	3.56	20	0	0%	0	0	0%	U
Trifluorotoluene	S	ug/L	18.24224	18.24224		25	0	0	0.0743	1	0	73%	70	130	0%	
GRO as Gasoline	X	ug/L	0	0		0	0	0	2.32	20	0	0%	0	0	0%	U
Seq No	Lab ID	Test Code	Sample Typ	File ID	Analysis Date	DF	Batch ID	Prep Date	SPKref	RPDref	pmoist					
14941888	B21121613-002	HC-8015-GRO-	SAMP		12/22/2021 3:51:	1	R372185		0	0						
Analyte	T	Units	RAW	Final	Text	Spike	SPKref	RPDref	MDL	PQL	UQL	%REC	LOW	HIGH	%RPD	Q
C6 to C10	A	ug/L	0	0		0	0	0	2.32	20	0	0%	0	0	0%	U
Gasoline Range Organics (GRO)	A	ug/L	0	0		0	0	0	2.32	20	0	0%	0	0	0%	U
Total Purgeable Hydrocarbons	A	ug/L	5.689563	5.689563		0	0	0	3.56	20	0	0%	0	0	0%	J
Trifluorotoluene	S	ug/L	19.34516	19.34516		25	0	0	0.0743	1	0	77%	70	130	0%	

Seq No	Lab ID	Test Code	Sample Typ	File ID	Analysis Date	DF	Batch ID	Prep Date	SPKref	RPDref	pmoist					
14941888	B21121613-002	HC-8015-GRO-	SAMP		12/22/2021 3:51:	1	R372185		0	0						
Analyte	T	Units	RAW	Final	Text	Spike	SPKref	RPDref	MDL	PQL	UQL	%REC	LOW	HIGH	%RPD	Q
GRO as Gasoline	X	ug/L	0	0		0	0	0	2.32	20	0	0%	0	0	0%	U
Seq No	Lab ID	Test Code	Sample Typ	File ID	Analysis Date	DF	Batch ID	Prep Date	SPKref	RPDref	pmoist					
14941889	B21121616-001	HC-8015-GRO-	SAMP		12/22/2021 4:59:	1	R372185		0	0						
Analyte	T	Units	RAW	Final	Text	Spike	SPKref	RPDref	MDL	PQL	UQL	%REC	LOW	HIGH	%RPD	Q
C6 to C10	A	ug/L	13.756	13.756		0	0	0	2.32	20	0	0%	0	0	0%	J
Gasoline Range Organics (GRO)	A	ug/L	13.756	13.756		0	0	0	2.32	20	0	0%	0	0	0%	J
Total Purgeable Hydrocarbons	A	ug/L	205.9035	205.9035		0	0	0	3.56	20	0	0%	0	0	0%	
Trifluorotoluene	S	ug/L	18.92292	18.92292		25	0	0	0.0743	1	0	76%	70	130	0%	
GRO as Gasoline	X	ug/L	13.756	13.756		0	0	0	2.32	20	0	0%	0	0	0%	J
Seq No	Lab ID	Test Code	Sample Typ	File ID	Analysis Date	DF	Batch ID	Prep Date	SPKref	RPDref	pmoist					
14941890	B21121622-001	HC-8015-GRO-	SAMP		12/22/2021 6:08:	1	R372185		0	0						
Analyte	T	Units	RAW	Final	Text	Spike	SPKref	RPDref	MDL	PQL	UQL	%REC	LOW	HIGH	%RPD	Q
C6 to C10	A	ug/L	0	0		0	0	0	2.32	20	0	0%	0	0	0%	U
Gasoline Range Organics (GRO)	A	ug/L	0	0		0	0	0	2.32	20	0	0%	0	0	0%	U
Total Purgeable Hydrocarbons	A	ug/L	0	0		0	0	0	3.56	20	0	0%	0	0	0%	U
Trifluorotoluene	S	ug/L	19.00449	19.00449		25	0	0	0.0743	1	0	76%	70	130	0%	
GRO as Gasoline	X	ug/L	0	0		0	0	0	2.32	20	0	0%	0	0	0%	U
Seq No	Lab ID	Test Code	Sample Typ	File ID	Analysis Date	DF	Batch ID	Prep Date	SPKref	RPDref	pmoist					
14941891	CCV_1221PE14	HC-8015-GRO-	SAMP		12/22/2021 7:16:	1	R372185		0	0						
Analyte	T	Units	RAW	Final	Text	Spike	SPKref	RPDref	MDL	PQL	UQL	%REC	LOW	HIGH	%RPD	Q
C6 to C10	A	ug/L	222.252	222.252		0	0	0	2.32	20	0	0%	0	0	0%	
Gasoline Range Organics (GRO)	A	ug/L	222.252	222.252		0	0	0	2.32	20	0	0%	0	0	0%	
Total Purgeable Hydrocarbons	A	ug/L	231.7558	231.7558		0	0	0	3.56	20	0	0%	0	0	0%	
Trifluorotoluene	S	ug/L	19.26001	19.26001		25	0	0	0.0743	1	0	77%	70	130	0%	
GRO as Gasoline	X	ug/L	222.252	222.252		0	0	0	2.32	20	0	0%	0	0	0%	

Seq No	Lab ID	Test Code	Sample Typ	File ID	Analysis Date	DF	Batch ID	Prep Date	SPKref	RPDref	pmoist					
14941892	CCV_1221PE14	HC-8015-GRO-	CCV		12/22/2021 7:51:	1	R372185		0	0						
Analyte	T	Units	RAW	Final	Text	Spike	SPKref	RPDref	MDL	PQL	UQL	%REC	LOW	HIGH	%RPD	Q
C6 to C10	A	ug/L	156.7447	156.7447		168	0	0	2.32	20	0	93%	80	120	0%	
Gasoline Range Organics (GRO)	A	ug/L	156.7447	156.7447		168	0	0	2.32	20	0	93%	80	120	0%	
Total Purgeable Hydrocarbons	A	ug/L	187.2654	187.2654		200	0	0	3.56	20	0	94%	80	120	0%	
Trifluorotoluene	S	ug/L	21.54869	21.54869		25	0	0	0.0743	1	0	86%	80	120	0%	
GRO as Gasoline	X	ug/L	156.7447	156.7447		0	0	0	2.32	20	0	0%	0	0	0%	
Seq No	Lab ID	Test Code	Sample Typ	File ID	Analysis Date	DF	Batch ID	Prep Date	SPKref	RPDref	pmoist					
14944857	LCS_1221PE14	HC-8015-GRO-	LCS		12/22/2021 8:25:	1	R372185		0	0						
Analyte	T	Units	RAW	Final	Text	Spike	SPKref	RPDref	MDL	PQL	UQL	%REC	LOW	HIGH	%RPD	Q
C6 to C10	A	ug/L	173.1944	173.1944		170	0	0	2.32	20	0	102%	78	122	0%	
Gasoline Range Organics (GRO)	A	ug/L	173.1944	173.1944		170	0	0	2.32	20	0	102%	70	130	0%	
Total Purgeable Hydrocarbons	A	ug/L	208.6409	208.6409		200	0	0	3.56	20	0	104%	70	130	0%	
Trifluorotoluene	S	ug/L	23.10379	23.10379		25	0	0	0.0743	1	0	92%	70	130	0%	
GRO as Gasoline	X	ug/L	173.1944	173.1944		170	0	0	2.32	20	0	102%	70	130	0%	
Seq No	Lab ID	Test Code	Sample Typ	File ID	Analysis Date	DF	Batch ID	Prep Date	SPKref	RPDref	pmoist					
14944858	MBLK_1221PE	HC-8015-GRO-	MBLK		12/22/2021 8:59:	1	R372185		0	0						
Analyte	T	Units	RAW	Final	Text	Spike	SPKref	RPDref	MDL	PQL	UQL	%REC	LOW	HIGH	%RPD	Q
C6 to C10	A	ug/L	0	0		0	0	0	2.32	10	0	0%	0	0	0%	
Gasoline Range Organics (GRO)	A	ug/L	0	0		0	0	0	2.32	10	0	0%	0	0	0%	
Total Purgeable Hydrocarbons	A	ug/L	2.561049	0		0	0	0	3.56	10	0	0%	0	0	0%	
Trifluorotoluene	S	ug/L	19.39536	19.39536		25	0	0	0.0743	1	0	78%	70	130	0%	
GRO as Gasoline	X	ug/L	0	0		0	0	0	2.32	10	0	0%	0	0	0%	
Seq No	Lab ID	Test Code	Sample Typ	File ID	Analysis Date	DF	Batch ID	Prep Date	SPKref	RPDref	pmoist					
14944859	B21121622-002	HC-8015-GRO-	SAMP		12/22/2021 9:34:	1	R372185		0	0						
Analyte	T	Units	RAW	Final	Text	Spike	SPKref	RPDref	MDL	PQL	UQL	%REC	LOW	HIGH	%RPD	Q
C6 to C10	A	ug/L	0	0		0	0	0	2.32	20	0	0%	0	0	0%	U
Gasoline Range Organics (GRO)	A	ug/L	0	0		0	0	0	2.32	20	0	0%	0	0	0%	U
Total Purgeable Hydrocarbons	A	ug/L	0	0		0	0	0	3.56	20	0	0%	0	0	0%	U
Trifluorotoluene	S	ug/L	19.18791	19.18791		25	0	0	0.0743	1	0	77%	70	130	0%	

Seq No	Lab ID	Test Code	Sample Typ	File ID	Analysis Date	DF	Batch ID	Prep Date	SPKref	RPDref	pmoist					
14944859	B21121622-002	HC-8015-GRO-	SAMP		12/22/2021 9:34:	1	R372185		0	0						
Analyte	T	Units	RAW	Final	Text	Spike	SPKref	RPDref	MDL	PQL	UQL	%REC	LOW	HIGH	%RPD	Q
GRO as Gasoline	X	ug/L	0	0		0	0	0	2.32	20	0	0%	0	0	0%	U
Seq No	Lab ID	Test Code	Sample Typ	File ID	Analysis Date	DF	Batch ID	Prep Date	SPKref	RPDref	pmoist					
14944860	B21121622-003	HC-8015-GRO-	SAMP		12/22/2021 10:4	1	R372185		0	0						
Analyte	T	Units	RAW	Final	Text	Spike	SPKref	RPDref	MDL	PQL	UQL	%REC	LOW	HIGH	%RPD	Q
C6 to C10	A	ug/L	0	0		0	0	0	2.32	20	0	0%	0	0	0%	U
Gasoline Range Organics (GRO)	A	ug/L	0	0		0	0	0	2.32	20	0	0%	0	0	0%	U
Total Purgeable Hydrocarbons	A	ug/L	0	0		0	0	0	3.56	20	0	0%	0	0	0%	U
Trifluorotoluene	S	ug/L	19.24786	19.24786		25	0	0	0.0743	1	0	77%	70	130	0%	
GRO as Gasoline	X	ug/L	0	0		0	0	0	2.32	20	0	0%	0	0	0%	U
Seq No	Lab ID	Test Code	Sample Typ	File ID	Analysis Date	DF	Batch ID	Prep Date	SPKref	RPDref	pmoist					
14944861	B21121623-001	HC-8015-GRO-	SAMP		12/22/2021 11:5	1	R372185		0	0						
Analyte	T	Units	RAW	Final	Text	Spike	SPKref	RPDref	MDL	PQL	UQL	%REC	LOW	HIGH	%RPD	Q
C6 to C10	A	ug/L	0	0		0	0	0	2.32	20	0	0%	0	0	0%	U
Gasoline Range Organics (GRO)	A	ug/L	0	0		0	0	0	2.32	20	0	0%	0	0	0%	U
Total Purgeable Hydrocarbons	A	ug/L	37.15888	37.15888		0	0	0	3.56	20	0	0%	0	0	0%	
Trifluorotoluene	S	ug/L	19.86132	19.86132		25	0	0	0.0743	1	0	79%	70	130	0%	
GRO as Gasoline	X	ug/L	0	0		0	0	0	2.32	20	0	0%	0	0	0%	U
Seq No	Lab ID	Test Code	Sample Typ	File ID	Analysis Date	DF	Batch ID	Prep Date	SPKref	RPDref	pmoist					
14944862	B21121605-002	HC-8015-GRO-	SAMP		12/22/2021 1:00:	1	R372185		0	0						
Analyte	T	Units	RAW	Final	Text	Spike	SPKref	RPDref	MDL	PQL	UQL	%REC	LOW	HIGH	%RPD	Q
C6 to C10	A	ug/L	46.71648	46.71648		0	0	0	2.32	20	0	0%	0	0	0%	
Gasoline Range Organics (GRO)	A	ug/L	46.71648	46.71648		0	0	0	2.32	20	0	0%	0	0	0%	
Total Purgeable Hydrocarbons	A	ug/L	663.7566	663.7566		0	0	0	3.56	20	0	0%	0	0	0%	
Trifluorotoluene	S	ug/L	19.03682	19.03682		25	0	0	0.0743	1	0	76%	70	130	0%	
GRO as Gasoline	X	ug/L	46.71648	46.71648		0	0	0	2.32	20	0	0%	0	0	0%	

Seq No	Lab ID	Test Code	Sample Typ	File ID	Analysis Date	DF	Batch ID	Prep Date	SPKref	RPDref	pmoist					
14944863	B21121605-003	HC-8015-GRO-	SAMP		12/22/2021 2:08:	1	R372185		0	0						
Analyte	T	Units	RAW	Final	Text	Spike	SPKref	RPDref	MDL	PQL	UQL	%REC	LOW	HIGH	%RPD	Q
C6 to C10	A	ug/L	44.19698	44.19698		0	0	0	2.32	20	0	0%	0	0	0%	
Gasoline Range Organics (GRO)	A	ug/L	44.19698	44.19698		0	0	0	2.32	20	0	0%	0	0	0%	
Total Purgeable Hydrocarbons	A	ug/L	651.3073	651.3073		0	0	0	3.56	20	0	0%	0	0	0%	
Trifluorotoluene	S	ug/L	19.20181	19.20181		25	0	0	0.0743	1	0	77%	70	130	0%	
GRO as Gasoline	X	ug/L	44.19698	44.19698		0	0	0	2.32	20	0	0%	0	0	0%	

Seq No	Lab ID	Test Code	Sample Typ	File ID	Analysis Date	DF	Batch ID	Prep Date	SPKref	RPDref	pmoist					
14944864	B21121609-001	HC-8015-GRO-	SAMP		12/22/2021 3:17:	1	R372185		0	0						
Analyte	T	Units	RAW	Final	Text	Spike	SPKref	RPDref	MDL	PQL	UQL	%REC	LOW	HIGH	%RPD	Q
C6 to C10	A	ug/L	47.37297	47.37297		0	0	0	2.32	20	0	0%	0	0	0%	
Gasoline Range Organics (GRO)	A	ug/L	47.37297	47.37297		0	0	0	2.32	20	0	0%	0	0	0%	
Total Purgeable Hydrocarbons	A	ug/L	912.3897	912.3897		0	0	0	3.56	20	0	0%	0	0	0%	
Trifluorotoluene	S	ug/L	19.75412	19.75412		25	0	0	0.0743	1	0	79%	70	130	0%	
GRO as Gasoline	X	ug/L	47.37297	47.37297		0	0	0	2.32	20	0	0%	0	0	0%	

Seq No	Lab ID	Test Code	Sample Typ	File ID	Analysis Date	DF	Batch ID	Prep Date	SPKref	RPDref	pmoist					
14944865	B21121623-001	HC-8015-GRO-	MS		12/22/2021 4:25:	1	R372185		1E+07	0						
Analyte	T	Units	RAW	Final	Text	Spike	SPKref	RPDref	MDL	PQL	UQL	%REC	LOW	HIGH	%RPD	Q
C6 to C10	A	ug/L	162.1803	162.1803		170	0	0	2.32	20	0	95%	78	122	0%	
Gasoline Range Organics (GRO)	A	ug/L	162.1803	162.1803		170	0	0	2.32	20	0	95%	70	130	0%	
Total Purgeable Hydrocarbons	A	ug/L	234.5116	234.5116		200	37.15888	0	3.56	20	0	99%	70	130	0%	
Trifluorotoluene	S	ug/L	21.73022	21.73022		25	0	0	0.0743	1	0	87%	70	130	0%	
GRO as Gasoline	X	ug/L	162.1803	162.1803		0	0	0	2.32	20	0	0%	0	0	0%	

Seq No	Lab ID	Test Code	Sample Typ	File ID	Analysis Date	DF	Batch ID	Prep Date	SPKref	RPDref	pmoist					
14944866	B21121623-001	HC-8015-GRO-	MSD		12/22/2021 5:00:	1	R372185		1E+07	1E+07						
Analyte	T	Units	RAW	Final	Text	Spike	SPKref	RPDref	MDL	PQL	UQL	%REC	LOW	HIGH	%RPD	Q
C6 to C10	A	ug/L	170.586	170.586		170	0	162.1803	2.32	20	0	100%	78	122	5%	
Gasoline Range Organics (GRO)	A	ug/L	170.586	170.586		170	0	162.1803	2.32	20	0	100%	70	130	5%	
Total Purgeable Hydrocarbons	A	ug/L	242.5176	242.5176		200	37.15888	234.5116	3.56	20	0	103%	70	130	3%	
Trifluorotoluene	S	ug/L	22.43369	22.43369		25	0	0	0.0743	1	0	90%	70	130	0%	

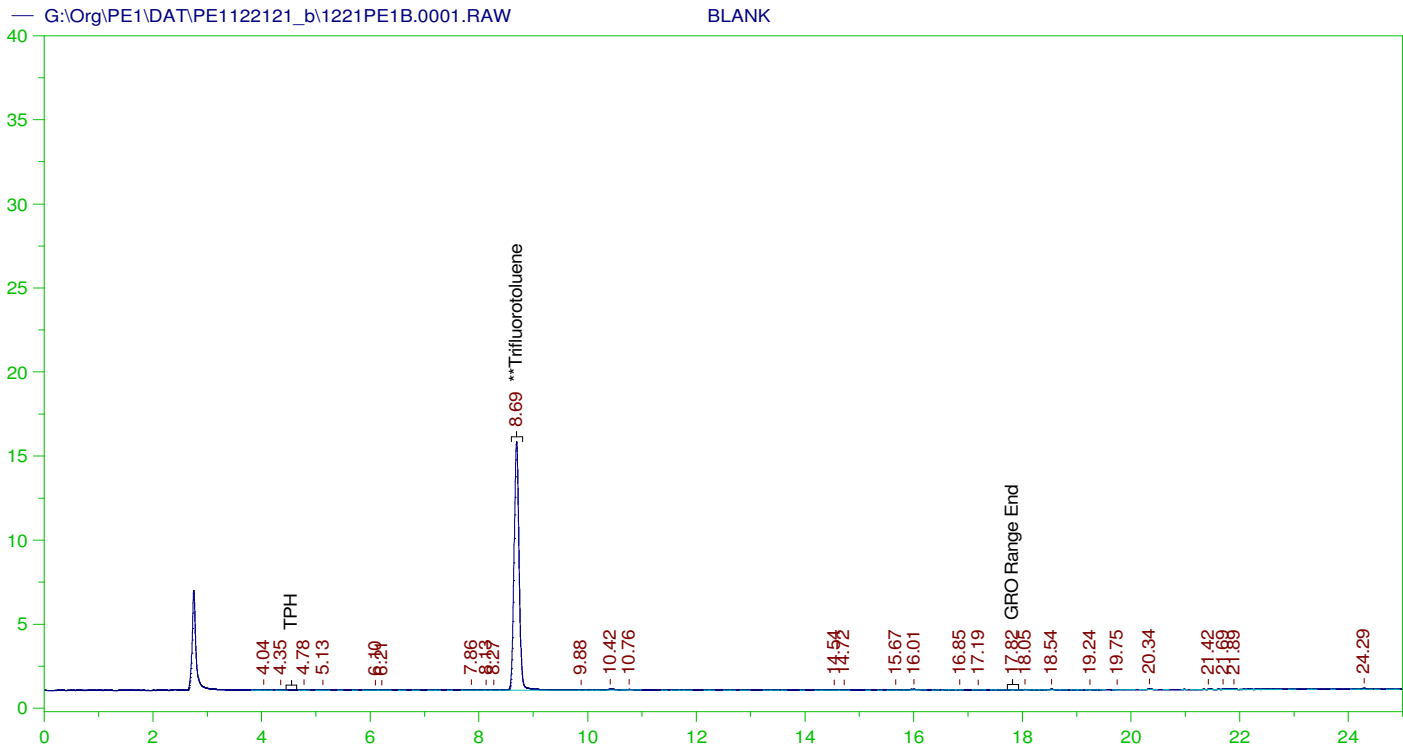
Seq No	Lab ID	Test Code	Sample Typ	File ID	Analysis Date	DF	Batch ID	Prep Date	SPKref	RPDref	pmoist					
14944866	B21121623-001	HC-8015-GRO-	MSD		12/22/2021 5:00:	1	R372185		1E+07	1E+07						
Analyte	T	Units	RAW	Final	Text	Spike	SPKref	RPDref	MDL	PQL	UQL	%REC	LOW	HIGH	%RPD	Q
GRO as Gasoline	X	ug/L	170.586	170.586		0	0	162.1803	2.32	20	0	0%	0	0	5%	
Seq No	Lab ID	Test Code	Sample Typ	File ID	Analysis Date	DF	Batch ID	Prep Date	SPKref	RPDref	pmoist					
14944867	CCV_1221PE16	HC-8015-GRO-	SAMP		12/22/2021 6:08:	1	R372185		0	0						
Analyte	T	Units	RAW	Final	Text	Spike	SPKref	RPDref	MDL	PQL	UQL	%REC	LOW	HIGH	%RPD	Q
C6 to C10	A	ug/L	230.8775	230.8775		0	0	0	2.32	20	0	0%	0	0	0%	
Gasoline Range Organics (GRO)	A	ug/L	230.8775	230.8775		0	0	0	2.32	20	0	0%	0	0	0%	
Total Purgeable Hydrocarbons	A	ug/L	241.746	241.746		0	0	0	3.56	20	0	0%	0	0	0%	
Trifluorotoluene	S	ug/L	18.67079	18.67079		25	0	0	0.0743	1	0	75%	70	130	0%	
GRO as Gasoline	X	ug/L	230.8775	230.8775		0	0	0	2.32	20	0	0%	0	0	0%	
Seq No	Lab ID	Test Code	Sample Typ	File ID	Analysis Date	DF	Batch ID	Prep Date	SPKref	RPDref	pmoist					
14944868	CCV_1221PE16	HC-8015-GRO-	CCV		12/22/2021 6:43:	1	R372185		0	0						
Analyte	T	Units	RAW	Final	Text	Spike	SPKref	RPDref	MDL	PQL	UQL	%REC	LOW	HIGH	%RPD	Q
C6 to C10	A	ug/L	170.383	170.383		168	0	0	2.32	20	0	101%	80	120	0%	
Gasoline Range Organics (GRO)	A	ug/L	170.383	170.383		168	0	0	2.32	20	0	101%	80	120	0%	
Total Purgeable Hydrocarbons	A	ug/L	203.7371	203.7371		200	0	0	3.56	20	0	102%	80	120	0%	
Trifluorotoluene	S	ug/L	22.81164	22.81164		25	0	0	0.0743	1	0	91%	80	120	0%	
GRO as Gasoline	X	ug/L	170.383	170.383		0	0	0	2.32	20	0	0%	0	0	0%	
Seq No	Lab ID	Test Code	Sample Typ	File ID	Analysis Date	DF	Batch ID	Prep Date	SPKref	RPDref	pmoist					
14944869	LCS_1221PE16	HC-8015-GRO-	LCS		12/22/2021 7:17:	1	R372185		0	0						
Analyte	T	Units	RAW	Final	Text	Spike	SPKref	RPDref	MDL	PQL	UQL	%REC	LOW	HIGH	%RPD	Q
Gasoline Range Organics (GRO)	A	ug/L	170.0257	170.0257		170	0	0	2.32	20	0	100%	70	130	0%	
Total Purgeable Hydrocarbons	A	ug/L	204.7796	204.7796		200	0	0	3.56	20	0	102%	70	130	0%	
Trifluorotoluene	S	ug/L	21.83679	21.83679		25	0	0	0.0743	1	0	87%	70	130	0%	
GRO as Gasoline	X	ug/L	170.0257	170.0257		170	0	0	2.32	20	0	100%	70	130	0%	

Seq No	Lab ID	Test Code	Sample Typ	File ID	Analysis Date	DF	Batch ID	Prep Date	SPKref	RPDref	pmoist					
14944870	MBLK_1221PE	HC-8015-GRO-	MBLK		12/22/2021 7:51:	1	R372185		0	0						
Analyte	T	Units	RAW	Final	Text	Spike	SPKref	RPDref	MDL	PQL	UQL	%REC	LOW	HIGH	%RPD	Q
Gasoline Range Organics (GRO)	A	ug/L	0	0		0	0	0	2.32	20	0	0%	0	0	0%	
Total Purgeable Hydrocarbons	A	ug/L	0	0		0	0	0	3.56	20	0	0%	0	0	0%	
Trifluorotoluene	S	ug/L	19.07851	19.07851		25	0	0	0.0743	1	0	76%	70	130	0%	
GRO as Gasoline	X	ug/L	0	0		0	0	0	2.32	20	0	0%	0	0	0%	
Seq No	Lab ID	Test Code	Sample Typ	File ID	Analysis Date	DF	Batch ID	Prep Date	SPKref	RPDref	pmoist					
14944871	B21121606-001	HC-8015-GRO-	SAMP		12/22/2021 8:26:	1	R372185		0	0						
Analyte	T	Units	RAW	Final	Text	Spike	SPKref	RPDref	MDL	PQL	UQL	%REC	LOW	HIGH	%RPD	Q
Gasoline Range Organics (GRO)	A	ug/L	0	0		0	0	0	2.32	20	0	0%	0	0	0%	
Total Purgeable Hydrocarbons	A	ug/L	0	0		0	0	0	3.56	20	0	0%	0	0	0%	
Trifluorotoluene	S	ug/L	18.40723	18.40723		25	0	0	0.0743	1	0	74%	70	130	0%	
GRO as Gasoline	X	ug/L	0	0		0	0	0	2.32	20	0	0%	0	0	0%	
Seq No	Lab ID	Test Code	Sample Typ	File ID	Analysis Date	DF	Batch ID	Prep Date	SPKref	RPDref	pmoist					
14944872	B21121606-002	HC-8015-GRO-	SAMP		12/22/2021 9:34:	1	R372185		0	0						
Analyte	T	Units	RAW	Final	Text	Spike	SPKref	RPDref	MDL	PQL	UQL	%REC	LOW	HIGH	%RPD	Q
Gasoline Range Organics (GRO)	A	ug/L	0	0		0	0	0	2.32	20	0	0%	0	0	0%	
Total Purgeable Hydrocarbons	A	ug/L	0	0		0	0	0	3.56	20	0	0%	0	0	0%	
Trifluorotoluene	S	ug/L	19.06302	19.06302		25	0	0	0.0743	1	0	76%	70	130	0%	
GRO as Gasoline	X	ug/L	0	0		0	0	0	2.32	20	0	0%	0	0	0%	
Seq No	Lab ID	Test Code	Sample Typ	File ID	Analysis Date	DF	Batch ID	Prep Date	SPKref	RPDref	pmoist					
14944873	B21121606-003	HC-8015-GRO-	SAMP		12/22/2021 10:4	1	R372185		0	0						
Analyte	T	Units	RAW	Final	Text	Spike	SPKref	RPDref	MDL	PQL	UQL	%REC	LOW	HIGH	%RPD	Q
Gasoline Range Organics (GRO)	A	ug/L	0	0		0	0	0	2.32	20	0	0%	0	0	0%	
Total Purgeable Hydrocarbons	A	ug/L	0	0		0	0	0	3.56	20	0	0%	0	0	0%	
Trifluorotoluene	S	ug/L	19.07761	19.07761		25	0	0	0.0743	1	0	76%	70	130	0%	
GRO as Gasoline	X	ug/L	0	0		0	0	0	2.32	20	0	0%	0	0	0%	

Seq No	Lab ID	Test Code	Sample Typ	File ID	Analysis Date	DF	Batch ID	Prep Date	SPKref	RPDref	pmoist					
14944874	B21121606-004	HC-8015-GRO-	SAMP		12/22/2021 11:5	1	R372185		0	0						
Analyte	T	Units	RAW	Final	Text	Spike	SPKref	RPDref	MDL	PQL	UQL	%REC	LOW	HIGH	%RPD	Q
Gasoline Range Organics (GRO)	A	ug/L	0	0		0	0	0	2.32	20	0	0%	0	0	0%	
Total Purgeable Hydrocarbons	A	ug/L	0	0		0	0	0	3.56	20	0	0%	0	0	0%	
Trifluorotoluene	S	ug/L	18.69228	18.69228		25	0	0	0.0743	1	0	75%	70	130	0%	
GRO as Gasoline	X	ug/L	0	0		0	0	0	2.32	20	0	0%	0	0	0%	
Seq No	Lab ID	Test Code	Sample Typ	File ID	Analysis Date	DF	Batch ID	Prep Date	SPKref	RPDref	pmoist					
14944875	B21121606-005	HC-8015-GRO-	SAMP		12/23/2021 1:00:	1	R372185		0	0						
Analyte	T	Units	RAW	Final	Text	Spike	SPKref	RPDref	MDL	PQL	UQL	%REC	LOW	HIGH	%RPD	Q
Gasoline Range Organics (GRO)	A	ug/L	0	0		0	0	0	2.32	20	0	0%	0	0	0%	
Total Purgeable Hydrocarbons	A	ug/L	0	0		0	0	0	3.56	20	0	0%	0	0	0%	
Trifluorotoluene	S	ug/L	18.61326	18.61326		25	0	0	0.0743	1	0	74%	70	130	0%	
GRO as Gasoline	X	ug/L	0	0		0	0	0	2.32	20	0	0%	0	0	0%	
Seq No	Lab ID	Test Code	Sample Typ	File ID	Analysis Date	DF	Batch ID	Prep Date	SPKref	RPDref	pmoist					
14944876	CCV_1221PE17	HC-8015-GRO-	SAMP		12/23/2021 2:09:	1	R372185		0	0						
Analyte	T	Units	RAW	Final	Text	Spike	SPKref	RPDref	MDL	PQL	UQL	%REC	LOW	HIGH	%RPD	Q
Gasoline Range Organics (GRO)	A	ug/L	233.8296	233.8296		0	0	0	2.32	20	0	0%	0	0	0%	
Total Purgeable Hydrocarbons	A	ug/L	243.956	243.956		0	0	0	3.56	20	0	0%	0	0	0%	
Trifluorotoluene	S	ug/L	19.49356	19.49356		25	0	0	0.0743	1	0	78%	70	130	0%	
GRO as Gasoline	X	ug/L	233.8296	233.8296		0	0	0	2.32	20	0	0%	0	0	0%	
Seq No	Lab ID	Test Code	Sample Typ	File ID	Analysis Date	DF	Batch ID	Prep Date	SPKref	RPDref	pmoist					
14944877	CCV_1221PE17	HC-8015-GRO-	CCV		12/23/2021 2:43:	1	R372185		0	0						
Analyte	T	Units	RAW	Final	Text	Spike	SPKref	RPDref	MDL	PQL	UQL	%REC	LOW	HIGH	%RPD	Q
Gasoline Range Organics (GRO)	A	ug/L	161.2296	161.2296		168	0	0	2.32	20	0	96%	80	120	0%	
Total Purgeable Hydrocarbons	A	ug/L	192.3946	192.3946		200	0	0	3.56	20	0	96%	80	120	0%	
Trifluorotoluene	S	ug/L	21.91382	21.91382		25	0	0	0.0743	1	0	88%	80	120	0%	
GRO as Gasoline	X	ug/L	161.2296	161.2296		0	0	0	2.32	20	0	0%	0	0	0%	

Data File	Write Sequence	Sample Name	Insert Entries(Have the first cell for entries selector)	Method	Weight	Dil Factor	Amt Inj.	IS	Cal ID
G:\Org\PE1\DAT\PE1122121_b\1221PE1.01r		BLANK		G:\Org\PE1\Methods\21120	1	1	1	1	0
G:\Org\PE1\DAT\PE1122121_b\1221PE1.02r		BLANK		G:\Org\PE1\Methods\21120	1	1	1	1	0
G:\Org\PE1\DAT\PE1122121_b\1221PE1.03r		CCV_1221PE103r, GQC ;1221PE1 ,		G:\Org\PE1\Methods\21120	1	1	1	1	0
G:\Org\PE1\DAT\PE1122121_b\1221PE1.04r		CCV_1221PE104r, GQC ;1221PE1 ,		G:\Org\PE1\Methods\21120	1	1	1	1	0
G:\Org\PE1\DAT\PE1122121_b\1221PE1.05r		LCS_1221PE105r, GQC ;1221PE1 ,		G:\Org\PE1\Methods\21120	5	1	1	1	0
G:\Org\PE1\DAT\PE1122121_b\1221PE1.06r		MBLK_1221PE106r, QC ;1221PE1 ,		G:\Org\PE1\Methods\21120	5	1	1	1	0
G:\Org\PE1\DAT\PE1122121_b\1221PE1.07r		B21121605-005A ;1221PE1 , \$HC-8015-GRO-W,		G:\Org\PE1\Methods\21120	5	1	1	1	0
G:\Org\PE1\DAT\PE1122121_b\1221PE1.08r		B21121609-003A ;1221PE1 , \$HC-8015-GRO-W,		G:\Org\PE1\Methods\21120	5	1	1	1	0
G:\Org\PE1\DAT\PE1122121_b\1221PE1.09r		B21121611-003A ;1221PE1 , \$HC-8015-GRO-W,		G:\Org\PE1\Methods\21120	5	1	1	1	0
G:\Org\PE1\DAT\PE1122121_b\1221PE1.10r		B21121613-004A ;1221PE1 , \$HC-8015-GRO-W,		G:\Org\PE1\Methods\21120	5	1	1	1	0
G:\Org\PE1\DAT\PE1122121_b\1221PE1.11r		B21121613-008A ;1221PE1 , \$HC-8015-GRO-W,		G:\Org\PE1\Methods\21120	5	1	1	1	0
G:\Org\PE1\DAT\PE1122121_b\1221PE1.12r		B21121613-001F ;1221PE1 , \$HC-8015-GRO-W,		G:\Org\PE1\Methods\21120	5	1	1	1	0
G:\Org\PE1\DAT\PE1122121_b\1221PE1.13r		BLANK		G:\Org\PE1\Methods\21120	1	1	1	1	0
G:\Org\PE1\DAT\PE1122121_b\1221PE1.14r		B21121616-003A ;1221PE1 , \$HC-8015-GRO-W,		G:\Org\PE1\Methods\21120	5	1	1	1	0
G:\Org\PE1\DAT\PE1122121_b\1221PE1.15r		B21121622-005A ;1221PE1 , \$HC-8015-GRO-W,		G:\Org\PE1\Methods\21120	5	1	1	1	0
G:\Org\PE1\DAT\PE1122121_b\1221PE1.16r		B21121622-009A ;1221PE1 , \$HC-8015-GRO-W,		G:\Org\PE1\Methods\21120	5	1	1	1	0
G:\Org\PE1\DAT\PE1122121_b\1221PE1.17r		B21121623-003A ;1221PE1 , \$HC-8015-GRO-W,		G:\Org\PE1\Methods\21120	5	1	1	1	0
G:\Org\PE1\DAT\PE1122121_b\1221PE1.18r		B21121613-001FMS, GQC ;1221PE1 , \$HC-8015-GRO-W,		G:\Org\PE1\Methods\21120	5	1	1	1	0
G:\Org\PE1\DAT\PE1122121_b\1221PE1.19r		B21121613-001FMSD, GQC ;1221PE1 , \$HC-8015-GRO-W,		G:\Org\PE1\Methods\21120	5	1	1	1	0
G:\Org\PE1\DAT\PE1122121_b\1221PE1.20r		BLANK		G:\Org\PE1\Methods\21120	1	1	1	1	0
G:\Org\PE1\DAT\PE1122121_b\1221PE1.21r		CCV_1221PE121r, GQC ;1221PE1 ,		G:\Org\PE1\Methods\21120	1	1	1	1	0
G:\Org\PE1\DAT\PE1122121_b\1221PE1.22r		CCV_1221PE122r, GQC ;1221PE1 ,		G:\Org\PE1\Methods\21120	1	1	1	1	0
G:\Org\PE1\DAT\PE1122121_b\1221PE1.23r		LCS_1221PE123r, GQC ;1221PE1 ,		G:\Org\PE1\Methods\21120	5	1	1	1	0
G:\Org\PE1\DAT\PE1122121_b\1221PE1.24r		MBLK_1221PE124r, QC ;1221PE1 ,		G:\Org\PE1\Methods\21120	5	1	1	1	0
G:\Org\PE1\DAT\PE1122121_b\1221PE1.25r		B21121605-001F ;1221PE1 , \$HC-8015-GRO-W,		G:\Org\PE1\Methods\21120	5	1	1	1	0
G:\Org\PE1\DAT\PE1122121_b\1221PE1.26r		BLANK		G:\Org\PE1\Methods\21120	1	1	1	1	0
G:\Org\PE1\DAT\PE1122121_b\1221PE1.27r		B21121605-002F ;1221PE1 , \$HC-8015-GRO-W,,(1,5)		G:\Org\PE1\Methods\21120	5	5	1	5	0
G:\Org\PE1\DAT\PE1122121_b\1221PE1.28r		BLANK		G:\Org\PE1\Methods\21120	1	1	1	1	0
G:\Org\PE1\DAT\PE1122121_b\1221PE1.29r		B21121605-003D ;1221PE1 , \$HC-8015-GRO-W,,(1,5)		G:\Org\PE1\Methods\21120	5	5	1	5	0
G:\Org\PE1\DAT\PE1122121_b\1221PE1.30r		BLANK		G:\Org\PE1\Methods\21120	1	1	1	1	0
G:\Org\PE1\DAT\PE1122121_b\1221PE1.31r		B21121609-001F ;1221PE1 , \$HC-8015-GRO-W,,(1,5)		G:\Org\PE1\Methods\21120	5	5	1	5	0
G:\Org\PE1\DAT\PE1122121_b\1221PE1.32r		BLANK		G:\Org\PE1\Methods\21120	1	1	1	1	0
G:\Org\PE1\DAT\PE1122121_b\1221PE1.33r		B21121611-001D ;1221PE1 , \$HC-8015-GRO-W,		G:\Org\PE1\Methods\21120	5	1	1	1	0
G:\Org\PE1\DAT\PE1122121_b\1221PE1.34r		BLANK		G:\Org\PE1\Methods\21120	1	1	1	1	0
G:\Org\PE1\DAT\PE1122121_b\1221PE1.35r		B21121613-002D ;1221PE1 , \$HC-8015-GRO-W,		G:\Org\PE1\Methods\21120	5	1	1	1	0
G:\Org\PE1\DAT\PE1122121_b\1221PE1.36r		BLANK		G:\Org\PE1\Methods\21120	1	1	1	1	0
G:\Org\PE1\DAT\PE1122121_b\1221PE1.37r		B21121616-001F ;1221PE1 , \$HC-8015-GRO-W,		G:\Org\PE1\Methods\21120	5	1	1	1	0
G:\Org\PE1\DAT\PE1122121_b\1221PE1.38r		BLANK		G:\Org\PE1\Methods\21120	1	1	1	1	0
G:\Org\PE1\DAT\PE1122121_b\1221PE1.39r		B21121622-001D ;1221PE1 , \$HC-8015-GRO-W,		G:\Org\PE1\Methods\21120	5	1	1	1	0
G:\Org\PE1\DAT\PE1122121_b\1221PE1.40r		BLANK		G:\Org\PE1\Methods\21120	1	1	1	1	0
G:\Org\PE1\DAT\PE1122121_b\1221PE1.41r		CCV_1221PE141r, GQC ;1221PE1 ,		G:\Org\PE1\Methods\21120	1	1	1	1	0
G:\Org\PE1\DAT\PE1122121_b\1221PE1.42r		CCV_1221PE142r, GQC ;1221PE1 ,		G:\Org\PE1\Methods\21120	1	1	1	1	0
G:\Org\PE1\DAT\PE1122121_b\1221PE1.43r		LCS_1221PE143r, GQC ;1221PE1 ,		G:\Org\PE1\Methods\21120	5	1	1	1	0
G:\Org\PE1\DAT\PE1122121_b\1221PE1.44r		MBLK_1221PE144r, QC ;1221PE1 ,		G:\Org\PE1\Methods\21120	5	1	1	1	0
G:\Org\PE1\DAT\PE1122121_b\1221PE1.45r		B21121622-002D ;1221PE1 , \$HC-8015-GRO-W,		G:\Org\PE1\Methods\21120	5	1	1	1	0
G:\Org\PE1\DAT\PE1122121_b\1221PE1.46r		BLANK		G:\Org\PE1\Methods\21120	1	1	1	1	0
G:\Org\PE1\DAT\PE1122121_b\1221PE1.47r		B21121622-003D ;1221PE1 , \$HC-8015-GRO-W,		G:\Org\PE1\Methods\21120	5	1	1	1	0
G:\Org\PE1\DAT\PE1122121_b\1221PE1.48r		BLANK		G:\Org\PE1\Methods\21120	1	1	1	1	0

G:\Org\PE1\DAT\PE1122121_b\1221PE1.49r	B21121623-001F ;1221PE1 , \$HC-8015-GRO-W,	G:\Org\PE1\Methods\21120	5	1	1	1	0
G:\Org\PE1\DAT\PE1122121_b\1221PE1.50r	BLANK	G:\Org\PE1\Methods\21120	1	1	1	1	0
G:\Org\PE1\DAT\PE1122121_b\1221PE1.51r	B21121605-002F ;1221PE1 , \$HC-8015-GRO-W,	G:\Org\PE1\Methods\21120	5	1	1	1	0
G:\Org\PE1\DAT\PE1122121_b\1221PE1.52r	BLANK	G:\Org\PE1\Methods\21120	1	1	1	1	0
G:\Org\PE1\DAT\PE1122121_b\1221PE1.53r	B21121605-003D ;1221PE1 , \$HC-8015-GRO-W,	G:\Org\PE1\Methods\21120	5	1	1	1	0
G:\Org\PE1\DAT\PE1122121_b\1221PE1.54r	BLANK	G:\Org\PE1\Methods\21120	1	1	1	1	0
G:\Org\PE1\DAT\PE1122121_b\1221PE1.55r	B21121609-001F ;1221PE1 , \$HC-8015-GRO-W,	G:\Org\PE1\Methods\21120	5	1	1	1	0
G:\Org\PE1\DAT\PE1122121_b\1221PE1.56r	BLANK	G:\Org\PE1\Methods\21120	1	1	1	1	0
G:\Org\PE1\DAT\PE1122121_b\1221PE1.57r	B21121623-001FMS, GQC ;1221PE1 , \$HC-8015-GRO-W,	G:\Org\PE1\Methods\21120	5	1	1	1	0
G:\Org\PE1\DAT\PE1122121_b\1221PE1.58r	B21121623-001FMSD, GQC ;1221PE1 , \$HC-8015-GRO-W,	G:\Org\PE1\Methods\21120	5	1	1	1	0
G:\Org\PE1\DAT\PE1122121_b\1221PE1.59r	BLANK	G:\Org\PE1\Methods\21120	1	1	1	1	0
G:\Org\PE1\DAT\PE1122121_b\1221PE1.60r	CCV_1221PE160r, GQC ;1221PE1 ,	G:\Org\PE1\Methods\21120	1	1	1	1	0
G:\Org\PE1\DAT\PE1122121_b\1221PE1.61r	CCV_1221PE161r, GQC ;1221PE1 ,	G:\Org\PE1\Methods\21120	1	1	1	1	0
G:\Org\PE1\DAT\PE1122121_b\1221PE1.62r	LCS_1221PE162r, GQC ;1221PE1 ,	G:\Org\PE1\Methods\21120	5	1	1	1	0
G:\Org\PE1\DAT\PE1122121_b\1221PE1.63r	MBLK_1221PE163r, QC ;1221PE1 ,	G:\Org\PE1\Methods\21120	5	1	1	1	0
G:\Org\PE1\DAT\PE1122121_b\1221PE1.64r	B21121606-001F ;1221PE1 , \$HC-8015-GRO-W,	G:\Org\PE1\Methods\21120	5	1	1	1	0
G:\Org\PE1\DAT\PE1122121_b\1221PE1.65r	BLANK	G:\Org\PE1\Methods\21120	1	1	1	1	0
G:\Org\PE1\DAT\PE1122121_b\1221PE1.66r	B21121606-002F ;1221PE1 , \$HC-8015-GRO-W,	G:\Org\PE1\Methods\21120	5	1	1	1	0
G:\Org\PE1\DAT\PE1122121_b\1221PE1.67r	BLANK	G:\Org\PE1\Methods\21120	1	1	1	1	0
G:\Org\PE1\DAT\PE1122121_b\1221PE1.68r	B21121606-003F ;1221PE1 , \$HC-8015-GRO-W,	G:\Org\PE1\Methods\21120	5	1	1	1	0
G:\Org\PE1\DAT\PE1122121_b\1221PE1.69r	BLANK	G:\Org\PE1\Methods\21120	1	1	1	1	0
G:\Org\PE1\DAT\PE1122121_b\1221PE1.70r	B21121606-004F ;1221PE1 , \$HC-8015-GRO-W,	G:\Org\PE1\Methods\21120	5	1	1	1	0
G:\Org\PE1\DAT\PE1122121_b\1221PE1.71r	BLANK	G:\Org\PE1\Methods\21120	1	1	1	1	0
G:\Org\PE1\DAT\PE1122121_b\1221PE1.72r	B21121606-005F ;1221PE1 , \$HC-8015-GRO-W,	G:\Org\PE1\Methods\21120	5	1	1	1	0
G:\Org\PE1\DAT\PE1122121_b\1221PE1.73r	BLANK	G:\Org\PE1\Methods\21120	1	1	1	1	0
G:\Org\PE1\DAT\PE1122121_b\1221PE1.74r	CCV_1221PE174r, GQC ;1221PE1 ,	G:\Org\PE1\Methods\21120	1	1	1	1	0
G:\Org\PE1\DAT\PE1122121_b\1221PE1.75r	CCV_1221PE175r, GQC ;1221PE1 ,	G:\Org\PE1\Methods\21120	1	1	1	1	0



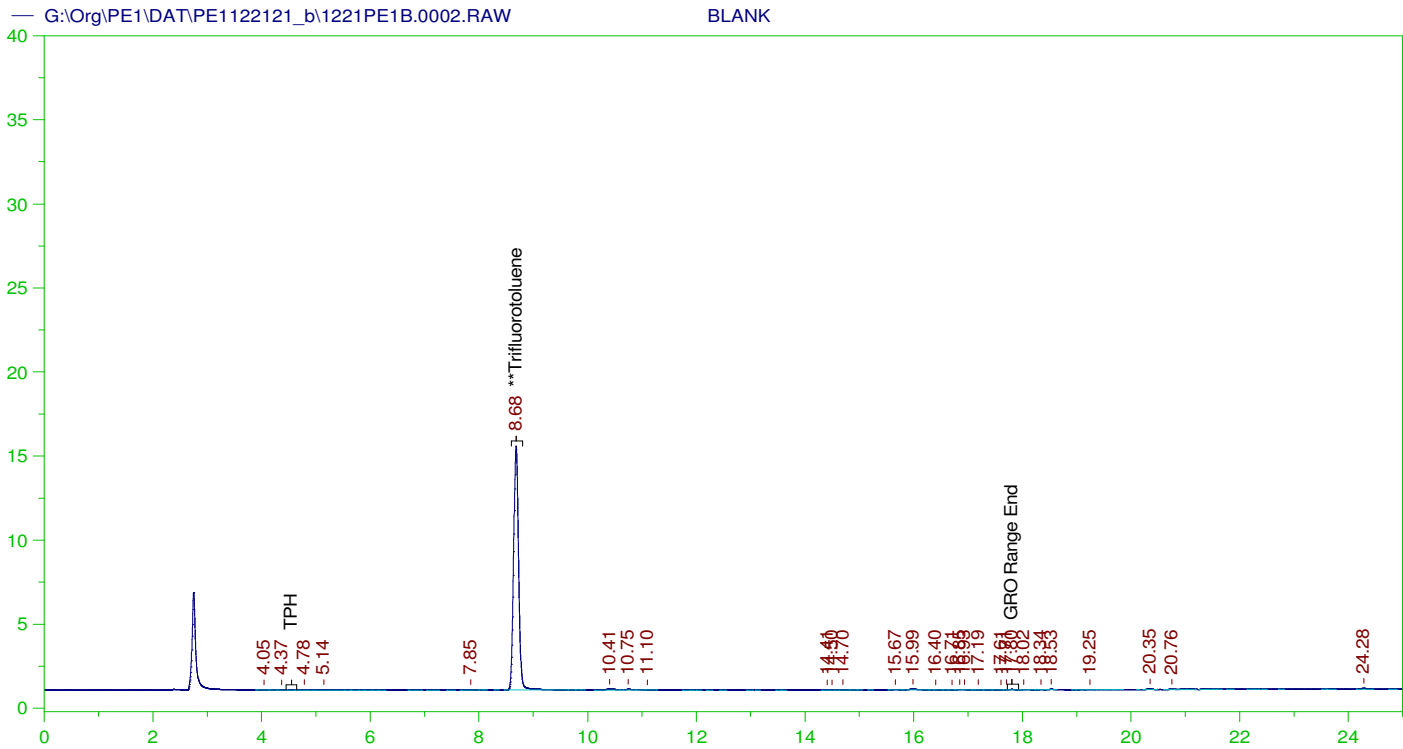
GASOLINE RANGE ORGANICS CHROMATOGRAM REPORT

Sample Name: BLANK
 Raw File: G:\Org\PE1\DAT\PE1122121_b\1221PE1B.0001.RAW
 Date & Time Acquired: 12/21/2021 8:25:19 AM
 Method File: G:\Org\PE1\Methods\211208GROB.MET
 Calibration File: G:\Org\PE1\Cals\211208GRO8015CB.CAL
 Sample Weight: 1 Dilution: 1 S.A.: 1

Mean RF for GRO: 945.9678
 Mean RF for TPH: 909.3915
 Rt range for Gasoline Range Organics: 4.45 to 17.93

SURROGATE COMPOUND	RT	ACTUAL	MEASURED	%REC
**Trifluorotoluene	8.692	125.	100.736	80.59

GRO Area:3752.623 GRO Amount: 3.966967
 TPH Area:5886.246 TPH Amount: 6.472731



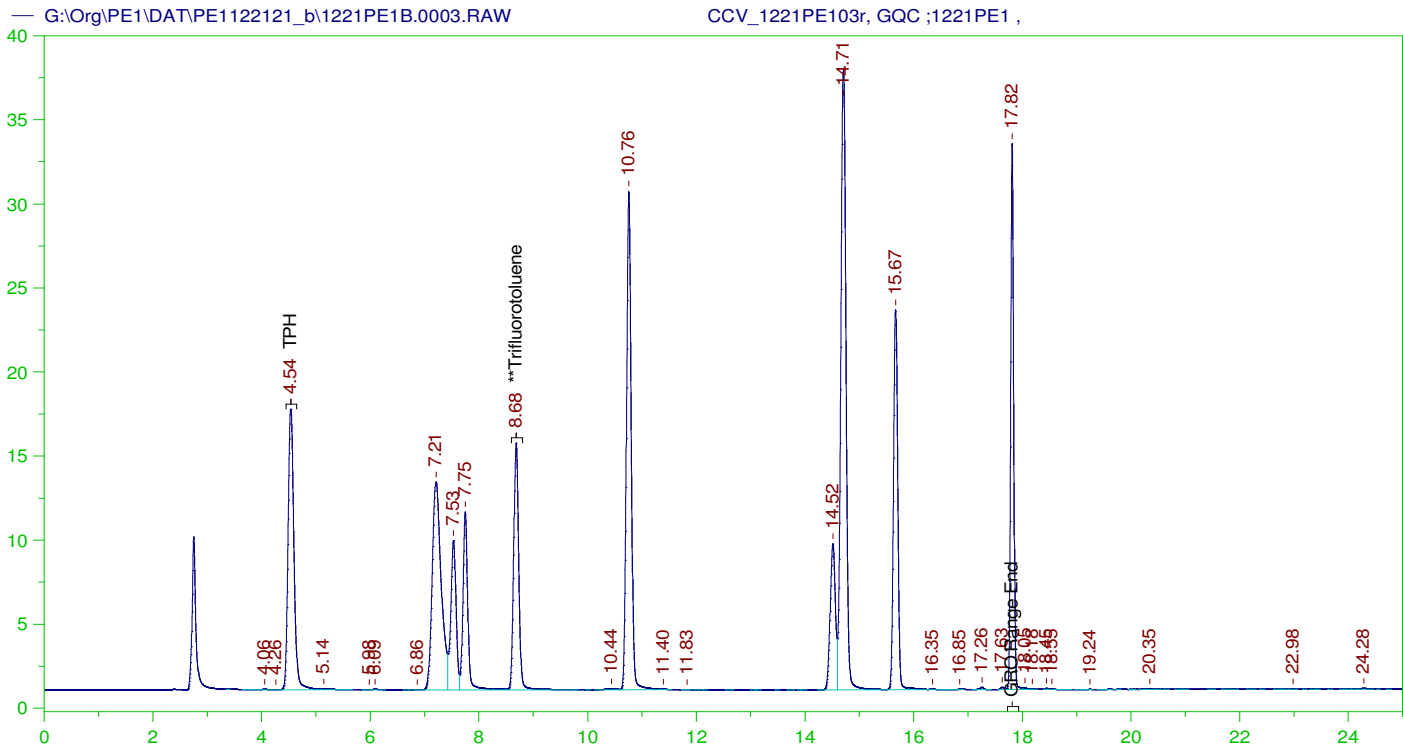
GASOLINE RANGE ORGANICS CHROMATOGRAM REPORT

Sample Name: BLANK
 Raw File: G:\Org\PE1\DAT\PE1122121_b\1221PE1B.0002.RAW
 Date & Time Acquired: 12/21/2021 8:59:29 AM
 Method File: G:\Org\PE1\Methods\211208GROB.MET
 Calibration File: G:\Org\PE1\Cals\211208GRO8015CB.CAL
 Sample Weight: 1 Dilution: 1 S.A.: 1

Mean RF for GRO: 945.9678
 Mean RF for TPH: 909.3915
 Rt range for Gasoline Range Organics: 4.45 to 17.93

SURROGATE COMPOUND	RT	ACTUAL	MEASURED	%REC
**Trifluorotoluene	8.684	125.	98.474	78.78

GRO Area: 4585.761 GRO Amount: 4.847693
 TPH Area: 6234.507 TPH Amount: 6.855691



GASOLINE RANGE ORGANICS CHROMATOGRAM REPORT

Sample Name: CCV_1221PE103r, GQC ;1221PE1 ,
Raw File: G:\Org\PE1\DAT\PE1122121_b\1221PE1B.0003.RAW
Date & Time Acquired: 12/21/2021 9:33:43 AM
Method File: G:\Org\PE1\Methods\211208GROB.MET
Calibration File: G:\Org\PE1\Cals\211208GRO8015CB.CAL
Sample Weight: 1 Dilution: 1 S.A.: 1

Mean RF for GRO: 945.9678
Mean RF for TPH: 909.3915
Rt range for Gasoline Range Organics: 4.45 to 17.93

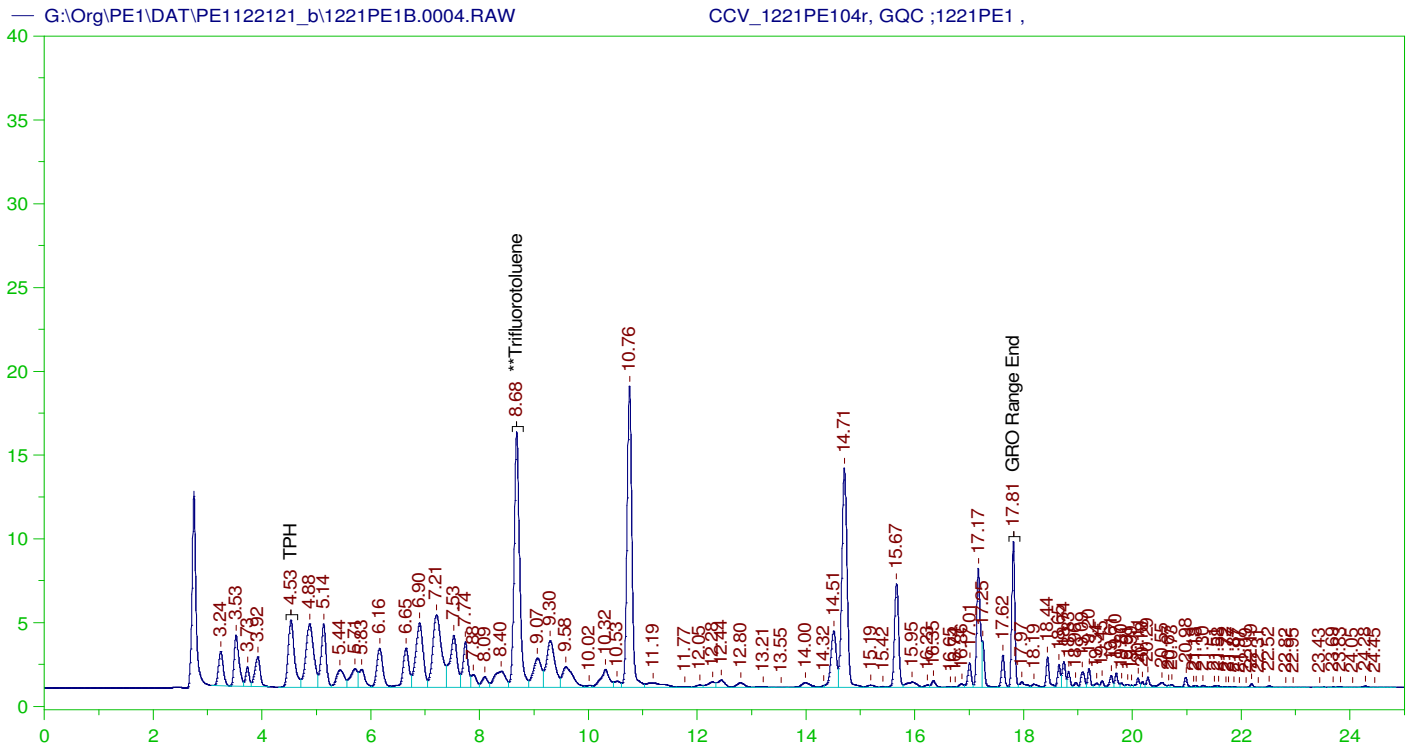
SURROGATE COMPOUND	RT	ACTUAL	MEASURED	%REC
**Trifluorotoluene	8.685	125.	100.525	80.42

GRO Area:1130239 GRO Amount: 1194.796
TPH Area:1132775 TPH Amount: 1245.64

CONTINUING CALIBRATION REPORT: G:\Org\PE1\DAT\PE1122121_b\1221PE1B.0003.RAW

COMPOUND	ACTUAL (NG)	MEASURED (NG)	%RECOVERY	LIMITS
GRO	840.	1194.8	142.24	85-115
TPH	1000.	1245.64	124.56	85-115

SURROGATE COMPOUND	RT	ACTUAL	MEASURED	%REC	LIMITS
**Trifluorotoluene	8.685	125.	100.525	80.42	85-115



GASOLINE RANGE ORGANICS CHROMATOGRAM REPORT

Sample Name: CCV_1221PE104r, GQC ;1221PE1 ,
 Raw File: G:\Org\PE1\DAT\PE1122121_b\1221PE1B.0004.RAW
 Date & Time Acquired: 12/21/2021 10:08:04 AM
 Method File: G:\Org\PE1\Methods\211208GCCV1221_04B%.MET
 Calibration File: G:\Org\PE1\Cals\211208GRO8015CB.CAL
 Sample Weight: 1 Dilution: 1 S.A.: 1

Mean RF for GRO: 945.9678
 Mean RF for TPH: 909.3915
 Rt range for Gasoline Range Organics: 4.45 to 17.93

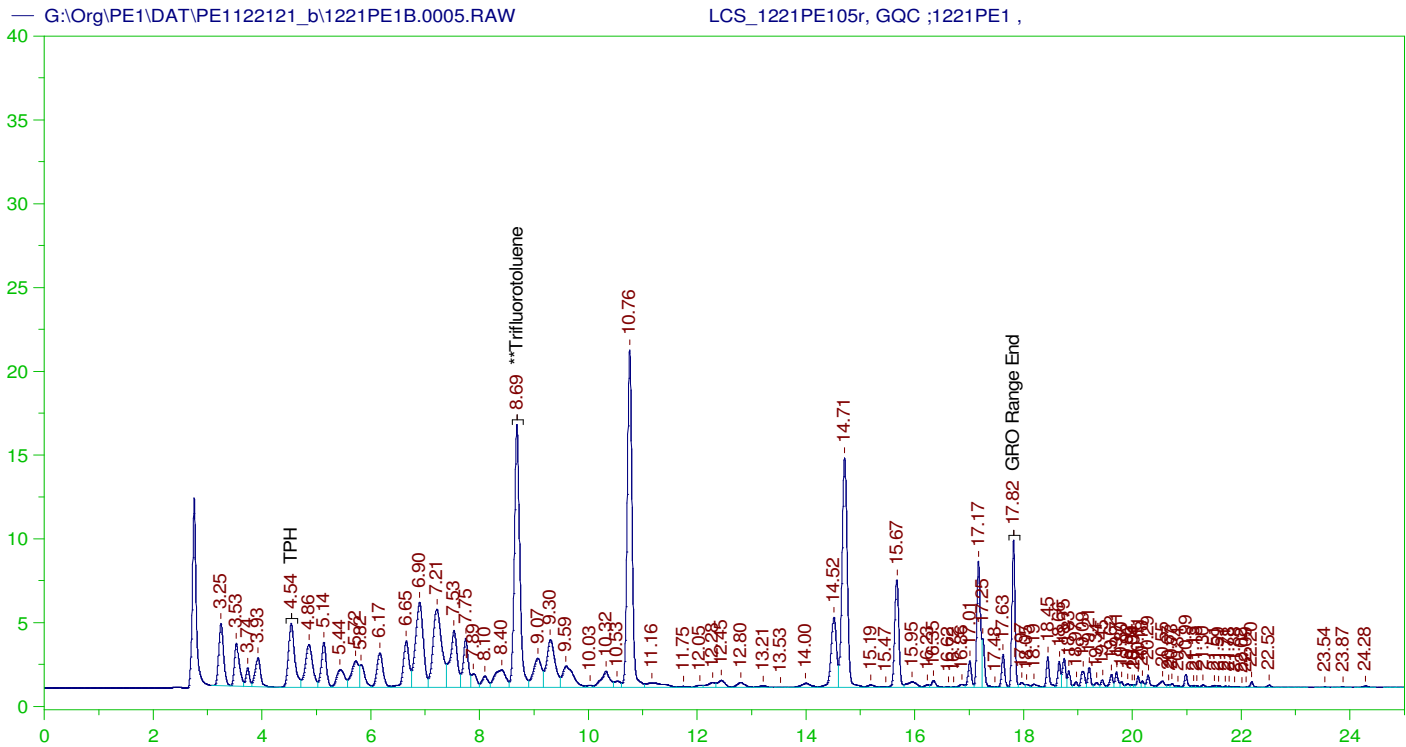
SURROGATE COMPOUND	RT	ACTUAL	MEASURED	%REC
**Trifluorotoluene	8.683	125.	113.131	90.5

GRO Area: 791327.7 GRO Amount: 836.5271
 TPH Area: 910992.4 TPH Amount: 1001.76

CONTINUING CALIBRATION REPORT: G:\Org\PE1\DAT\PE1122121_b\1221PE1B.0004.RAW

COMPOUND	ACTUAL (NG)	MEASURED (NG)	%RECOVERY	LIMITS
GRO	840.	836.53	99.59	85-115
TPH	1000.	1001.76	100.18	85-115

SURROGATE COMPOUND	RT	ACTUAL	MEASURED	%REC	LIMITS
**Trifluorotoluene	8.683	125.	113.131	90.5	85-115



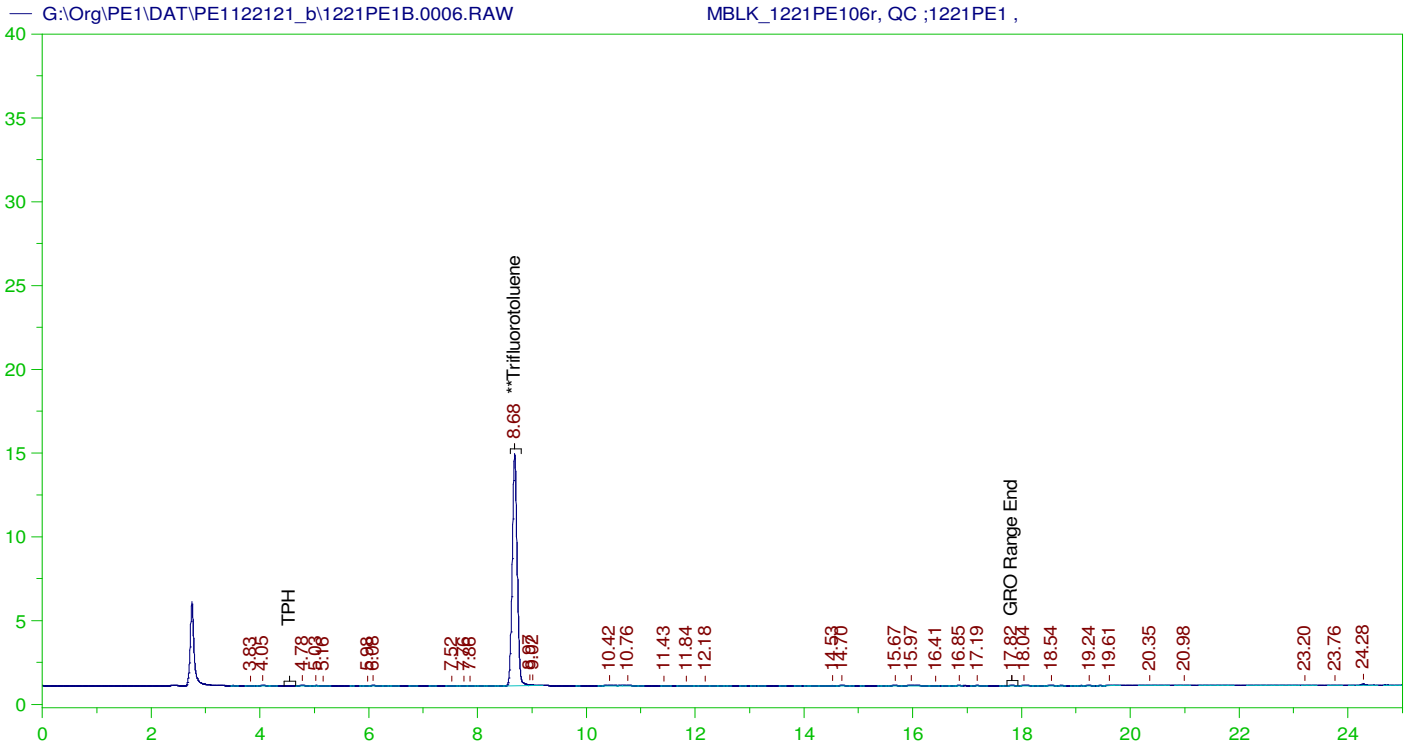
GASOLINE RANGE ORGANICS CHROMATOGRAM REPORT

Sample Name: LCS_1221PE105r, GQC ;1221PE1 ,
 Raw File: G:\Org\PE1\DAT\PE1122121_b\1221PE1B.0005.RAW
 Date & Time Acquired: 12/21/2021 10:42:19 AM
 Method File: G:\Org\PE1\Methods\211208GLCS1221_05B%.MET
 Calibration File: G:\Org\PE1\Cals\211208GRO8015CB.CAL
 Sample Weight: 5 Dilution: 1 S.A.: 1

Mean RF for GRO: 945.9678
 Mean RF for TPH: 909.3915
 Rt range for Gasoline Range Organics: 4.45 to 17.93

SURROGATE COMPOUND	RT	ACTUAL	MEASURED	%REC
**Trifluorotoluene	8.687	25.	22.961	91.84

GRO Area:821873.4 GRO Amount: 173.7635
 TPH Area:953174.5 TPH Amount: 209.6291



GASOLINE RANGE ORGANICS CHROMATOGRAM REPORT

Sample Name: MBLK_1221PE106r, QC ;1221PE1 ,
 Raw File: G:\Org\PE1\DAT\PE1122121_b\1221PE1B.0006.RAW
 Date & Time Acquired: 12/21/2021 11:16:40 AM
 Method File: G:\Org\PE1\Methods\211208GROB%.MET
 Calibration File: G:\Org\PE1\Cals\211208GRO8015CB.CAL
 Sample Weight: 5 Dilution: 1 S.A.: 1

Mean RF for GRO: 945.9678
 Mean RF for TPH: 909.3915
 Rt range for Gasoline Range Organics: 4.45 to 17.93

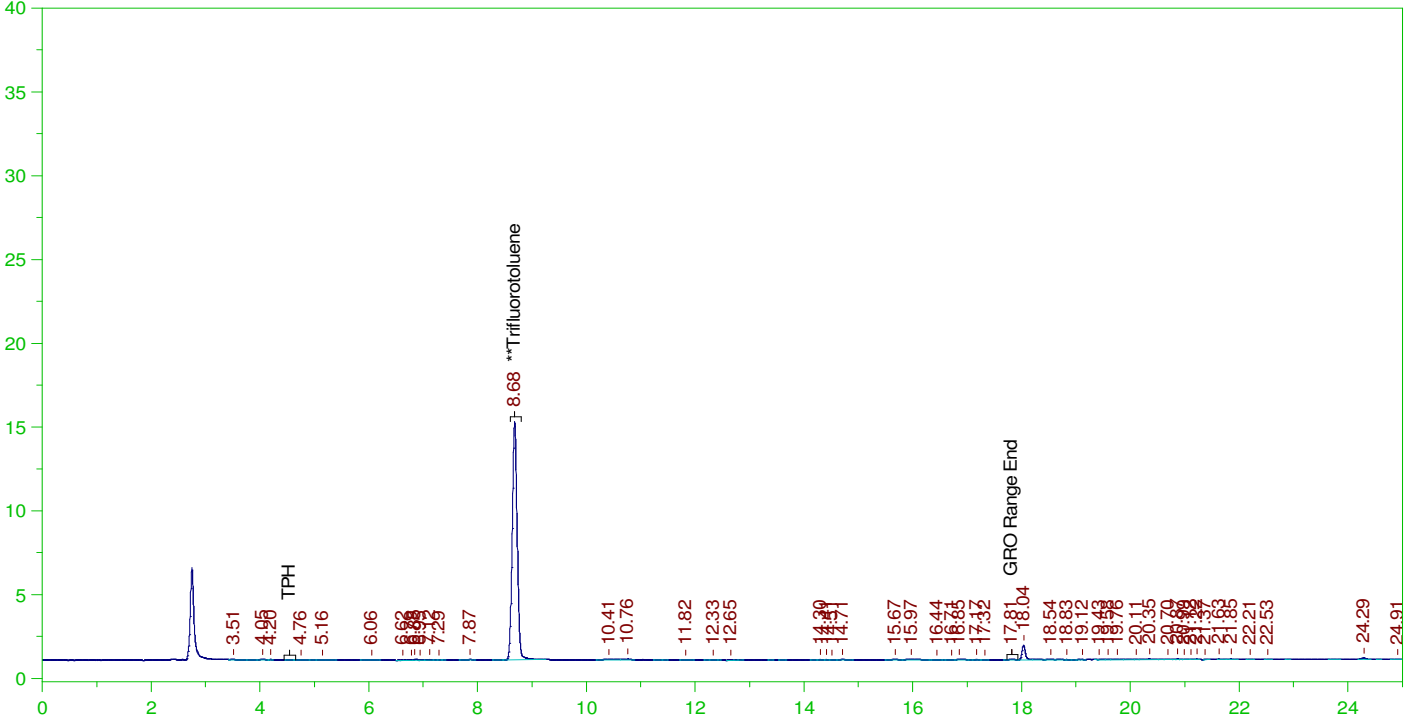
SURROGATE COMPOUND	RT	ACTUAL	MEASURED	%REC
**Trifluorotoluene	8.683	25.	18.633	74.53

GRO Area:4726.626 GRO Amount: 0.9993208
 TPH Area:6997.713 TPH Amount: 1.538988

ERH2174 (RHMW2254-01-TB) Client Trip Blank

G:\Org\PE1\DAT\PE1122121_b\1221PE1B.0007.RAW

B21121605-005A ;1221PE1 , \$HC-8015-GRO-W,



GASOLINE RANGE ORGANICS CHROMATOGRAM REPORT

Sample Name: B21121605-005A ;1221PE1 , \$HC-8015-GRO-W,
Raw File: G:\Org\PE1\DAT\PE1122121_b\1221PE1B.0007.RAW
Date & Time Acquired: 12/21/2021 11:51:03 AM
Method File: G:\Org\PE1\Methods\211208G1605-5B%.MET
Calibration File: G:\Org\PE1\Cals\211208GRO8015CB.CAL
Sample Weight: 5 Dilution: 1 S.A.: 1

Mean RF for GRO: 945.9678
Mean RF for TPH: 909.3915
Rt range for Gasoline Range Organics: 4.45 to 17.93

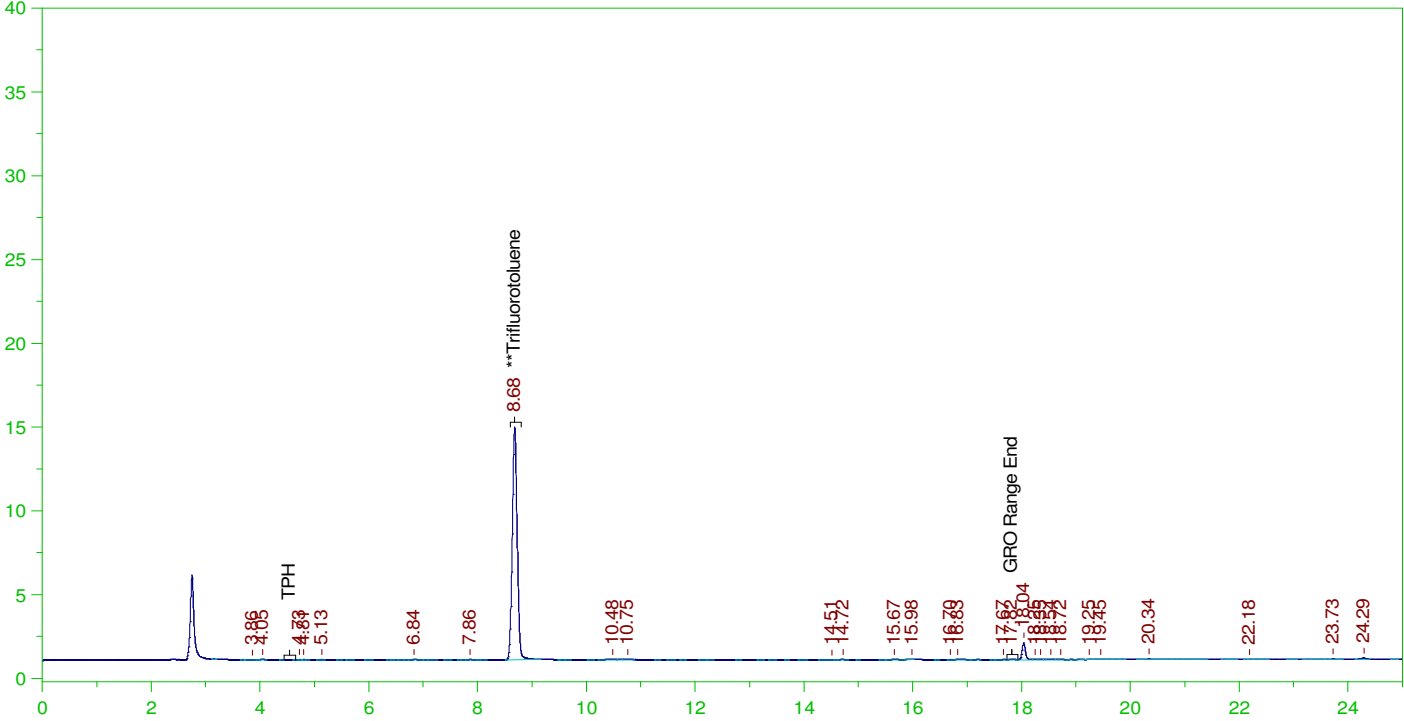
SURROGATE COMPOUND	RT	ACTUAL	MEASURED	%REC
**Trifluorotoluene	8.683	25.	19.236	76.95

GRO Area:5979.029 GRO Amount: 1.264108
TPH Area:13155.67 TPH Amount: 2.89329

ERH 2229 Trip Blank-Client

G:\Org\PE1\DAT\PE1122121_b\1221PE1B.0008.RAW

B21121609-003A ;1221PE1 , \$HC-8015-GRO-W,



GASOLINE RANGE ORGANICS CHROMATOGRAM REPORT

Sample Name: B21121609-003A ;1221PE1 , \$HC-8015-GRO-W,
Raw File: G:\Org\PE1\DAT\PE1122121_b\1221PE1B.0008.RAW
Date & Time Acquired: 12/21/2021 12:25:27 PM
Method File: G:\Org\PE1\Methods\211208GROB%.MET
Calibration File: G:\Org\PE1\Cals\211208GRO8015CB.CAL
Sample Weight: 5 Dilution: 1 S.A.: 1

Mean RF for GRO: 945.9678
Mean RF for TPH: 909.3915
Rt range for Gasoline Range Organics: 4.45 to 17.93

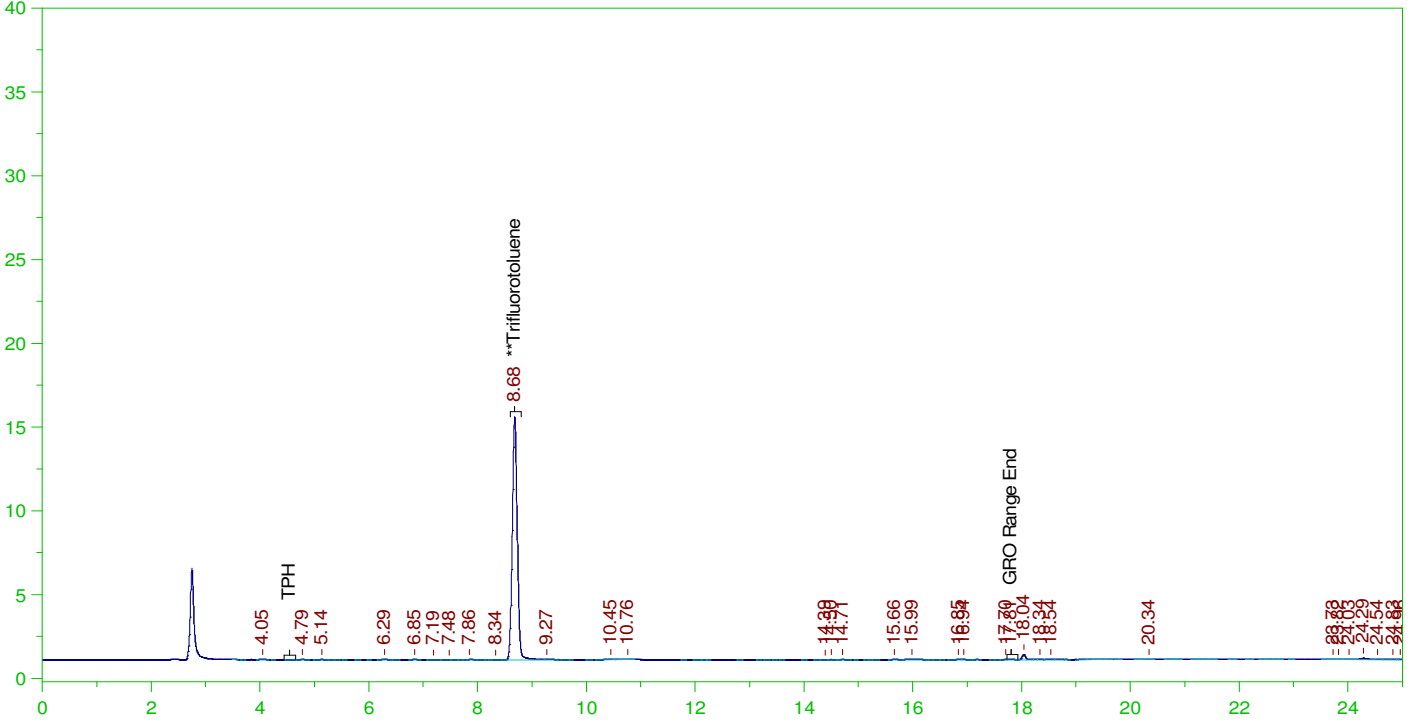
SURROGATE COMPOUND	RT	ACTUAL	MEASURED	%REC
**Trifluorotoluene	8.684	25.	18.692	74.77

GRO Area:3032.217 GRO Amount: 0.6410826
TPH Area:9681.01 TPH Amount: 2.129118

ERH2181 Client Trip Blank

G:\Org\PE1\DAT\PE1122121_b\1221PE1B.0009.RAW

B21121611-003A ;1221PE1 , \$HC-8015-GRO-W,



GASOLINE RANGE ORGANICS CHROMATOGRAM REPORT

Sample Name: B21121611-003A ;1221PE1 , \$HC-8015-GRO-W,
Raw File: G:\Org\PE1\DAT\PE1122121_b\1221PE1B.0009.RAW
Date & Time Acquired: 12/21/2021 12:59:52 PM
Method File: G:\Org\PE1\Methods\211208GROB%.MET
Calibration File: G:\Org\PE1\Cals\211208GRO8015CB.CAL
Sample Weight: 5 Dilution: 1 S.A.: 1

Mean RF for GRO: 945.9678
Mean RF for TPH: 909.3915
Rt range for Gasoline Range Organics: 4.45 to 17.93

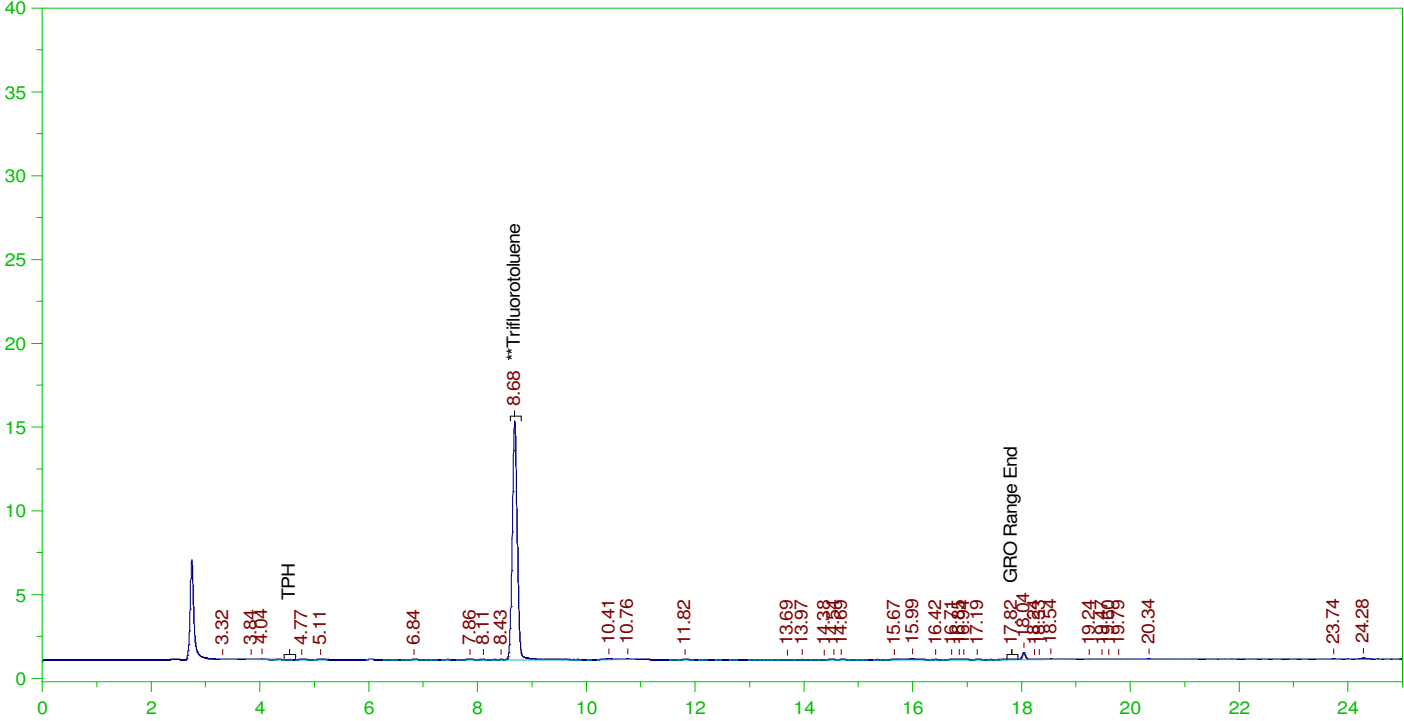
SURROGATE COMPOUND	RT	ACTUAL	MEASURED	%REC
**Trifluorotoluene	8.684	25.	19.693	78.77

GRO Area:3913.066 GRO Amount: 0.8273149
TPH Area:8594.336 TPH Amount: 1.890129

ERH2183 Client Trip Blank

G:\Org\PE1\DAT\PE1122121_b\1221PE1B.0010.RAW

B21121613-004A ;1221PE1 , \$HC-8015-GRO-W,



GASOLINE RANGE ORGANICS CHROMATOGRAM REPORT

Sample Name: B21121613-004A ;1221PE1 , \$HC-8015-GRO-W,
Raw File: G:\Org\PE1\DAT\PE1122121_b\1221PE1B.0010.RAW
Date & Time Acquired: 12/21/2021 1:34:02 PM
Method File: G:\Org\PE1\Methods\211208GROB%.MET
Calibration File: G:\Org\PE1\Cals\211208GRO8015CB.CAL
Sample Weight: 5 Dilution: 1 S.A.: 1

Mean RF for GRO: 945.9678
Mean RF for TPH: 909.3915
Rt range for Gasoline Range Organics: 4.45 to 17.93

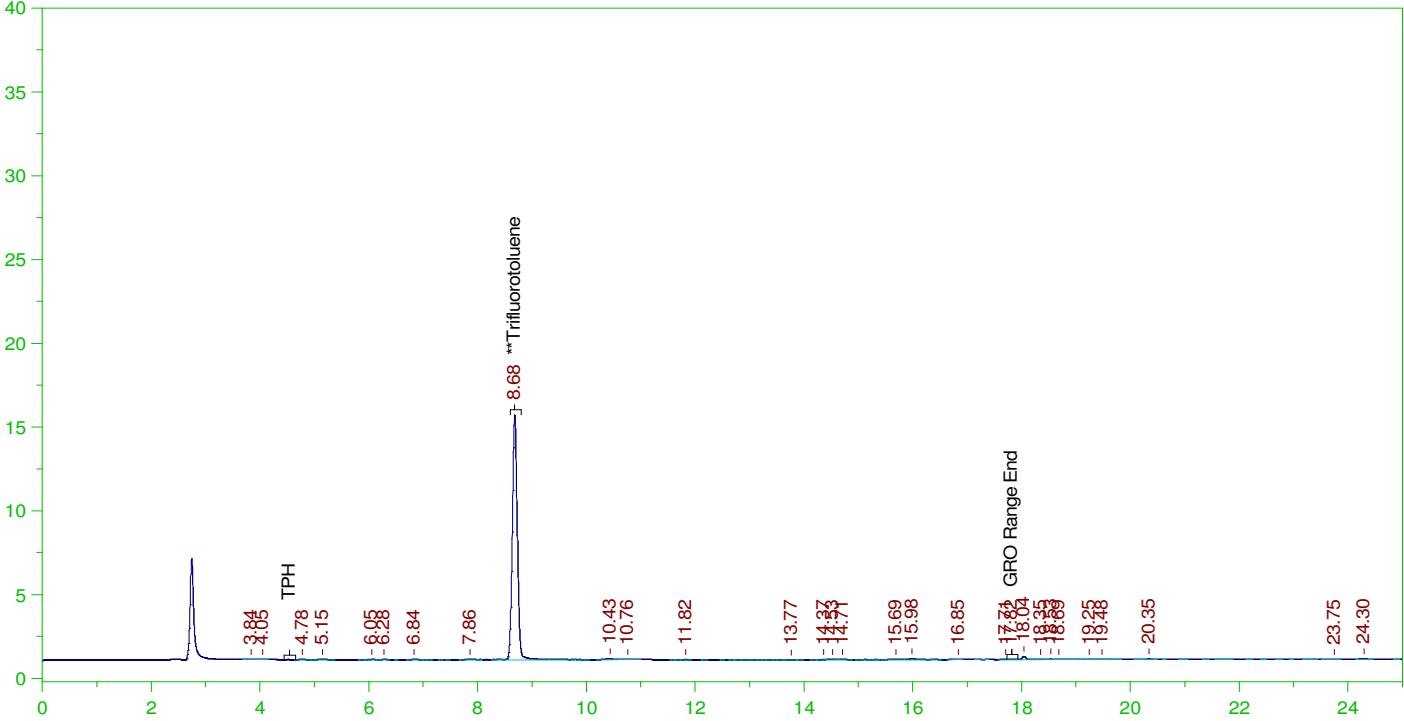
SURROGATE COMPOUND	RT	ACTUAL	MEASURED	%REC
**Trifluorotoluene	8.684	25.	19.351	77.41

GRO Area:4750.002 GRO Amount: 1.004263
TPH Area:8942.264 TPH Amount: 1.966648

ERH2200 Client Trip Blank

G:\Org\PE1\DAT\PE1122121_b\1221PE1B.0011.RAW

B21121613-008A ;1221PE1 , \$HC-8015-GRO-W,



GASOLINE RANGE ORGANICS CHROMATOGRAM REPORT

Sample Name: B21121613-008A ;1221PE1 , \$HC-8015-GRO-W,
Raw File: G:\Org\PE1\DAT\PE1122121_b\1221PE1B.0011.RAW
Date & Time Acquired: 12/21/2021 2:08:11 PM
Method File: G:\Org\PE1\Methods\211208GROB%.MET
Calibration File: G:\Org\PE1\Cals\211208GRO8015CB.CAL
Sample Weight: 5 Dilution: 1 S.A.: 1

Mean RF for GRO: 945.9678
Mean RF for TPH: 909.3915
Rt range for Gasoline Range Organics: 4.45 to 17.93

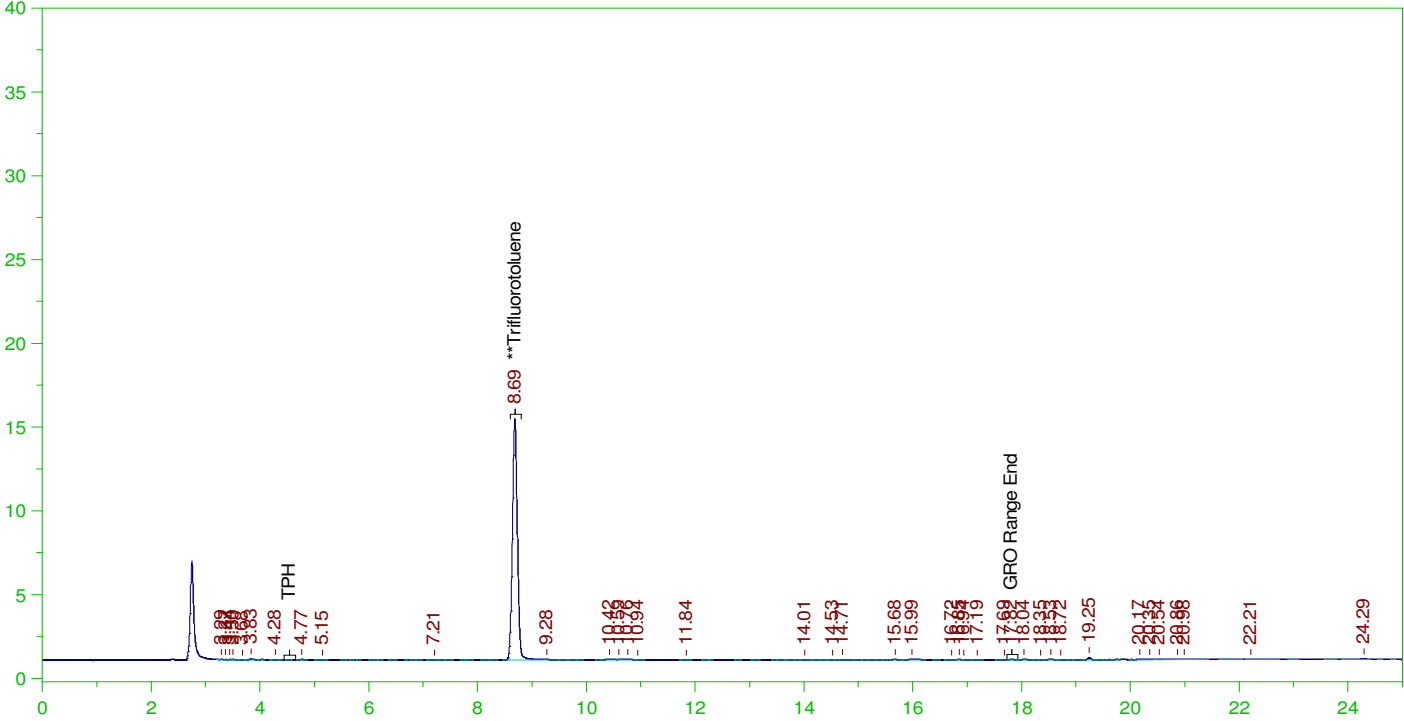
SURROGATE COMPOUND	RT	ACTUAL	MEASURED	%REC
**Trifluorotoluene	8.685	25.	19.922	79.69

GRO Area:4355.266 GRO Amount: 0.9208063
TPH Area:7041.144 TPH Amount: 1.54854

ERH2184 (RHMW05)

G:\Org\PE1\DAT\PE1122121_b\1221PE1B.0012.RAW

B21121613-001F ;1221PE1 , \$HC-8015-GRO-W,



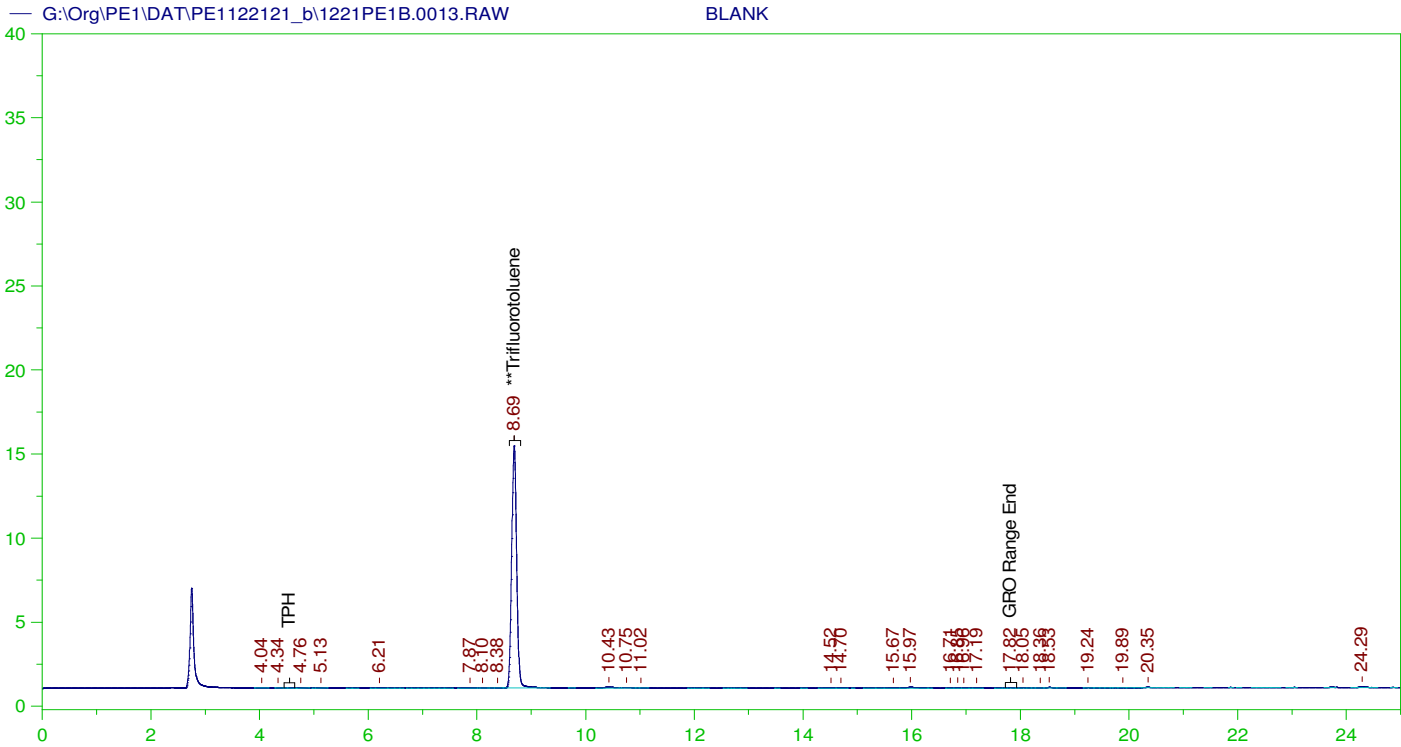
GASOLINE RANGE ORGANICS CHROMATOGRAM REPORT

Sample Name: B21121613-001F ;1221PE1 , \$HC-8015-GRO-W,
Raw File: G:\Org\PE1\DAT\PE1122121_b\1221PE1B.0012.RAW
Date & Time Acquired: 12/21/2021 2:42:23 PM
Method File: G:\Org\PE1\Methods\211208GROB%.MET
Calibration File: G:\Org\PE1\Cals\211208GRO8015CB.CAL
Sample Weight: 5 Dilution: 1 S.A.: 1

Mean RF for GRO: 945.9678
Mean RF for TPH: 909.3915
Rt range for Gasoline Range Organics: 4.45 to 17.93

SURROGATE COMPOUND	RT	ACTUAL	MEASURED	%REC
**Trifluorotoluene	8.686	25.	19.535	78.14

GRO Area:4364.656 GRO Amount: 0.9227918
TPH Area:7779.834 TPH Amount: 1.710998



GASOLINE RANGE ORGANICS CHROMATOGRAM REPORT

Sample Name: BLANK
 Raw File: G:\Org\PE1\DAT\PE1122121_b\1221PE1B.0013.RAW
 Date & Time Acquired: 12/21/2021 3:16:34 PM
 Method File: G:\Org\PE1\Methods\211208GROB.MET
 Calibration File: G:\Org\PE1\Cals\211208GRO8015CB.CAL
 Sample Weight: 1 Dilution: 1 S.A.: 1

Mean RF for GRO: 945.9678
 Mean RF for TPH: 909.3915
 Rt range for Gasoline Range Organics: 4.45 to 17.93

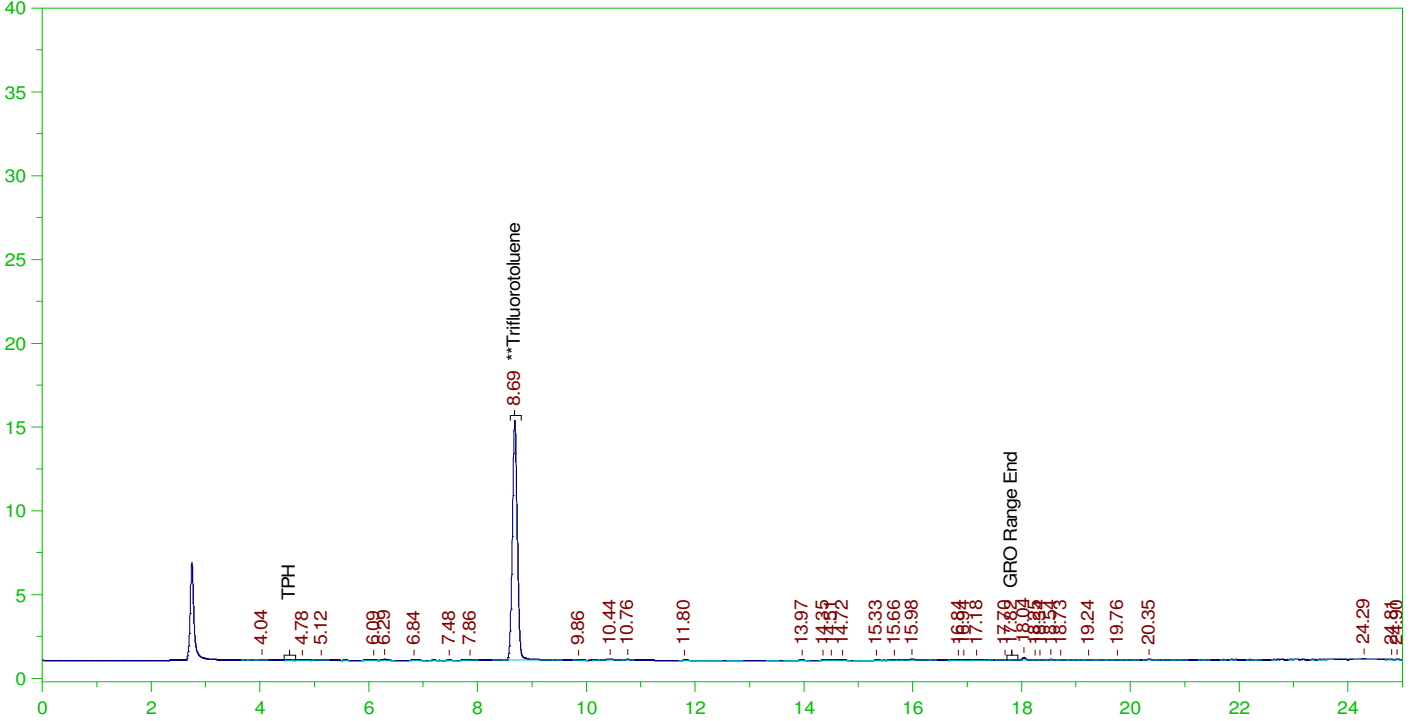
SURROGATE COMPOUND	RT	ACTUAL	MEASURED	%REC
**Trifluorotoluene	8.685	125.	97.585	78.07

GRO Area:4155.225 GRO Amount: 4.392565
 TPH Area:5987.199 TPH Amount: 6.583742

ERH2179 (TB)-Client

G:\Org\PE1\DAT\PE1122121_b\1221PE1B.0014.RAW

B21121616-003A ;1221PE1 , \$HC-8015-GRO-W,



GASOLINE RANGE ORGANICS CHROMATOGRAM REPORT

Sample Name: B21121616-003A ;1221PE1 , \$HC-8015-GRO-W,
Raw File: G:\Org\PE1\DAT\PE1122121_b\1221PE1B.0014.RAW
Date & Time Acquired: 12/21/2021 3:50:48 PM
Method File: G:\Org\PE1\Methods\211208GROB%.MET
Calibration File: G:\Org\PE1\Cals\211208GRO8015CB.CAL
Sample Weight: 5 Dilution: 1 S.A.: 1

Mean RF for GRO: 945.9678
Mean RF for TPH: 909.3915
Rt range for Gasoline Range Organics: 4.45 to 17.93

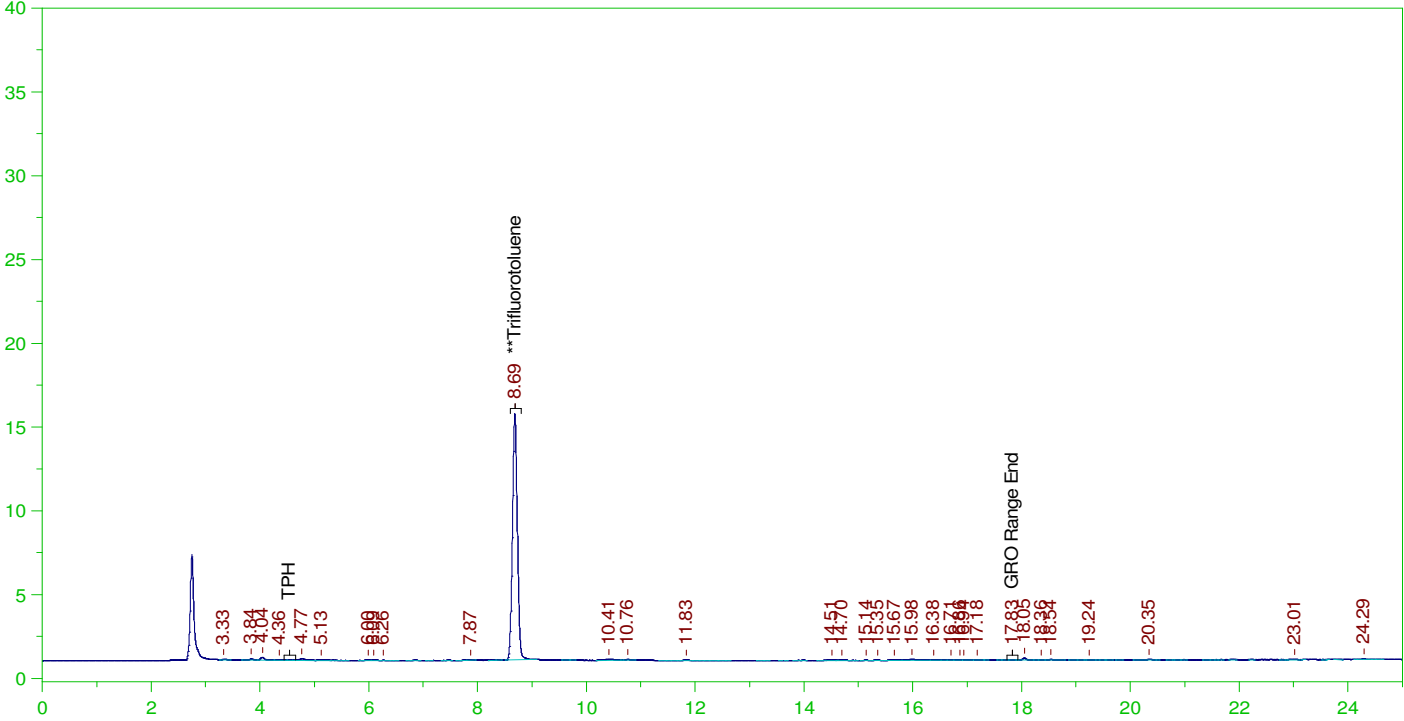
SURROGATE COMPOUND	RT	ACTUAL	MEASURED	%REC
**Trifluorotoluene	8.685	25.	19.426	77.7

GRO Area:4646.392 GRO Amount: 0.9823573
TPH Area:7600.254 TPH Amount: 1.671503

ERH2194 Client Trip Blank

G:\Org\PE1\DAT\PE1122121_b\1221PE1B.0015.RAW

B21121622-005A ;1221PE1 , \$HC-8015-GRO-W,



GASOLINE RANGE ORGANICS CHROMATOGRAM REPORT

Sample Name: B21121622-005A ;1221PE1 , \$HC-8015-GRO-W,
Raw File: G:\Org\PE1\DAT\PE1122121_b\1221PE1B.0015.RAW
Date & Time Acquired: 12/21/2021 4:25:03 PM
Method File: G:\Org\PE1\Methods\211208GROB%.MET
Calibration File: G:\Org\PE1\Cals\211208GRO8015CB.CAL
Sample Weight: 5 Dilution: 1 S.A.: 1

Mean RF for GRO: 945.9678
Mean RF for TPH: 909.3915
Rt range for Gasoline Range Organics: 4.45 to 17.93

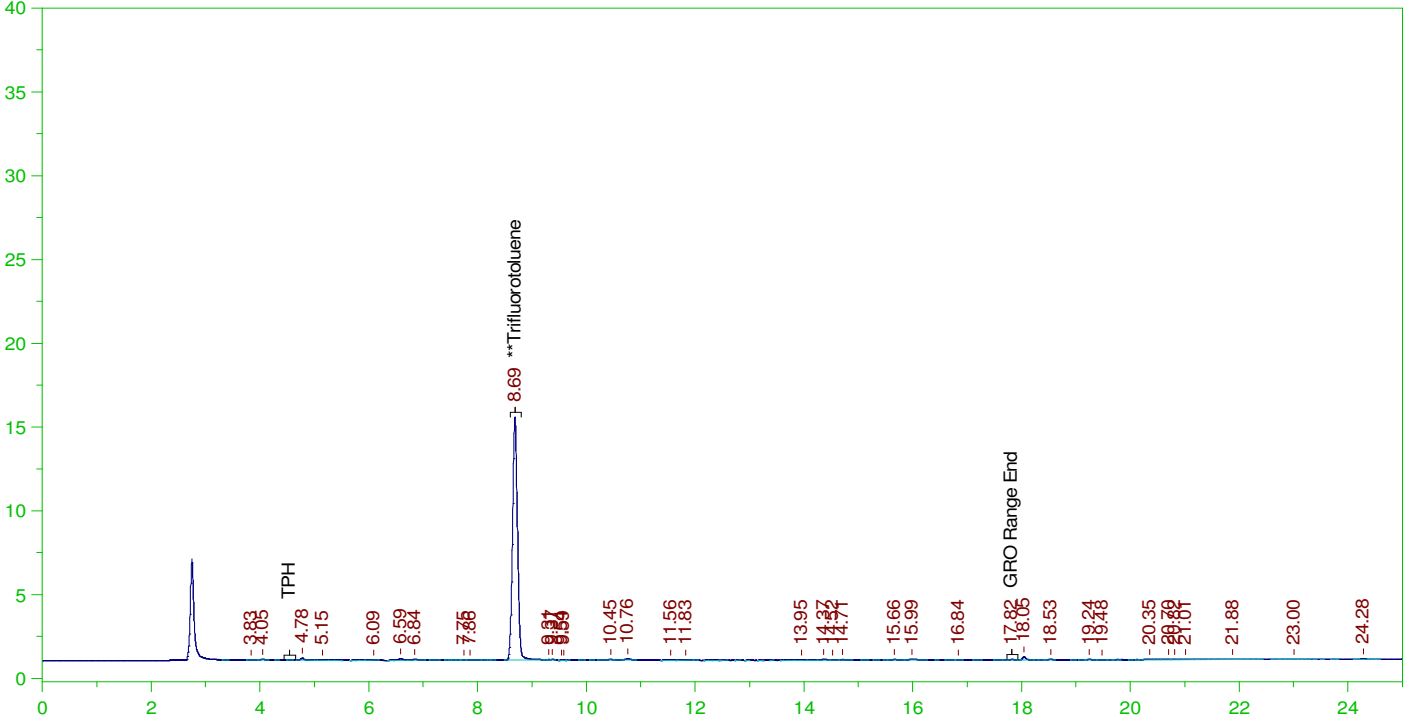
SURROGATE COMPOUND	RT	ACTUAL	MEASURED	%REC
**Trifluorotoluene	8.687	25.	19.759	79.04

GRO Area:5180.242 GRO Amount: 1.095226
TPH Area:9013.521 TPH Amount: 1.982319

ERH2204 Client Trip Blank

G:\Org\PE1\DAT\PE1122121_b\1221PE1B.0016.RAW

B21121622-009A ;1221PE1 , \$HC-8015-GRO-W,



GASOLINE RANGE ORGANICS CHROMATOGRAM REPORT

Sample Name: B21121622-009A ;1221PE1 , \$HC-8015-GRO-W,
Raw File: G:\Org\PE1\DAT\PE1122121_b\1221PE1B.0016.RAW
Date & Time Acquired: 12/21/2021 4:59:19 PM
Method File: G:\Org\PE1\Methods\211208GROB%.MET
Calibration File: G:\Org\PE1\Cals\211208GRO8015CB.CAL
Sample Weight: 5 Dilution: 1 S.A.: 1

Mean RF for GRO: 945.9678
Mean RF for TPH: 909.3915
Rt range for Gasoline Range Organics: 4.45 to 17.93

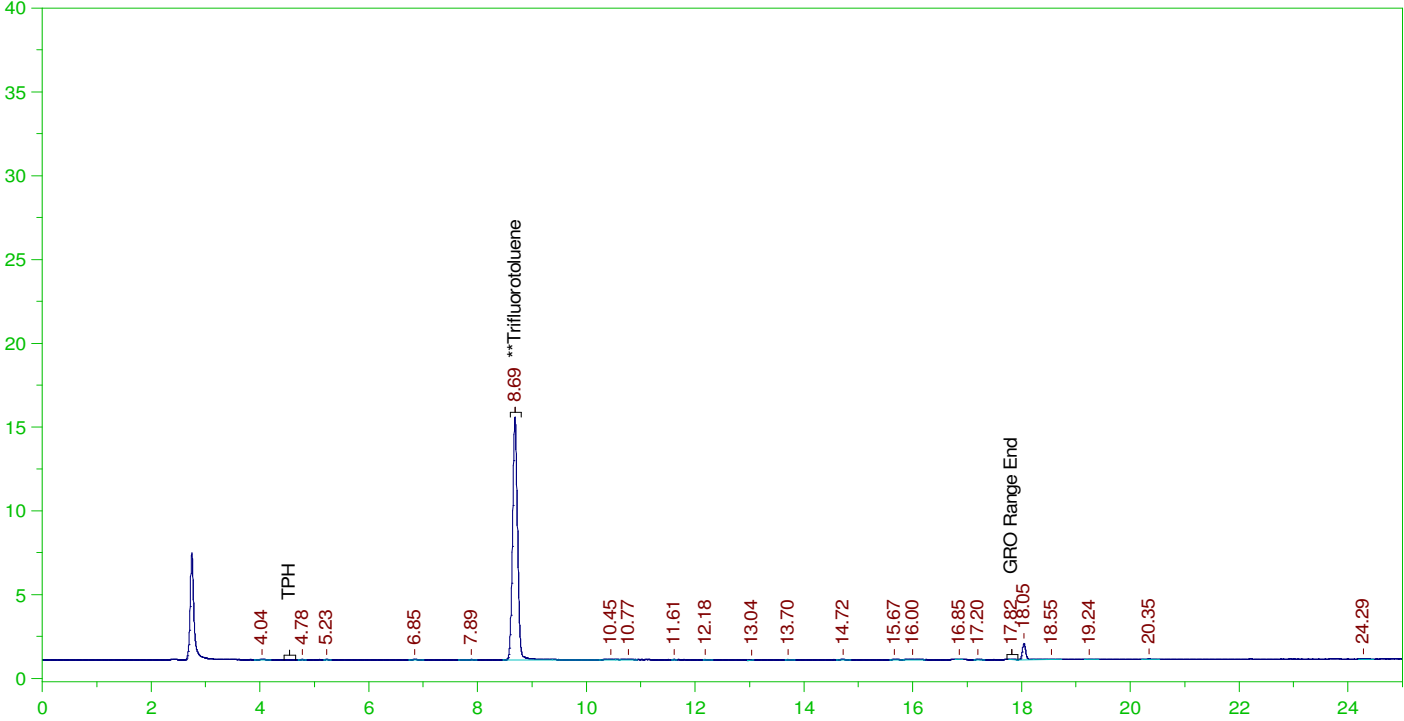
SURROGATE COMPOUND	RT	ACTUAL	MEASURED	%REC
**Trifluorotoluene	8.688	25.	19.719	78.88

GRO Area:6306.616 GRO Amount: 1.333368
TPH Area:9318.865 TPH Amount: 2.049473

ERH2177 (TB) -Client

G:\Org\PE1\DAT\PE1122121_b\1221PE1B.0017.RAW

B21121623-003A ;1221PE1 , \$HC-8015-GRO-W,



GASOLINE RANGE ORGANICS CHROMATOGRAM REPORT

Sample Name: B21121623-003A ;1221PE1 , \$HC-8015-GRO-W,
Raw File: G:\Org\PE1\DAT\PE1122121_b\1221PE1B.0017.RAW
Date & Time Acquired: 12/21/2021 5:33:35 PM
Method File: G:\Org\PE1\Methods\211208G1623-3B%.MET
Calibration File: G:\Org\PE1\Cals\211208GRO8015CB.CAL
Sample Weight: 5 Dilution: 1 S.A.: 1

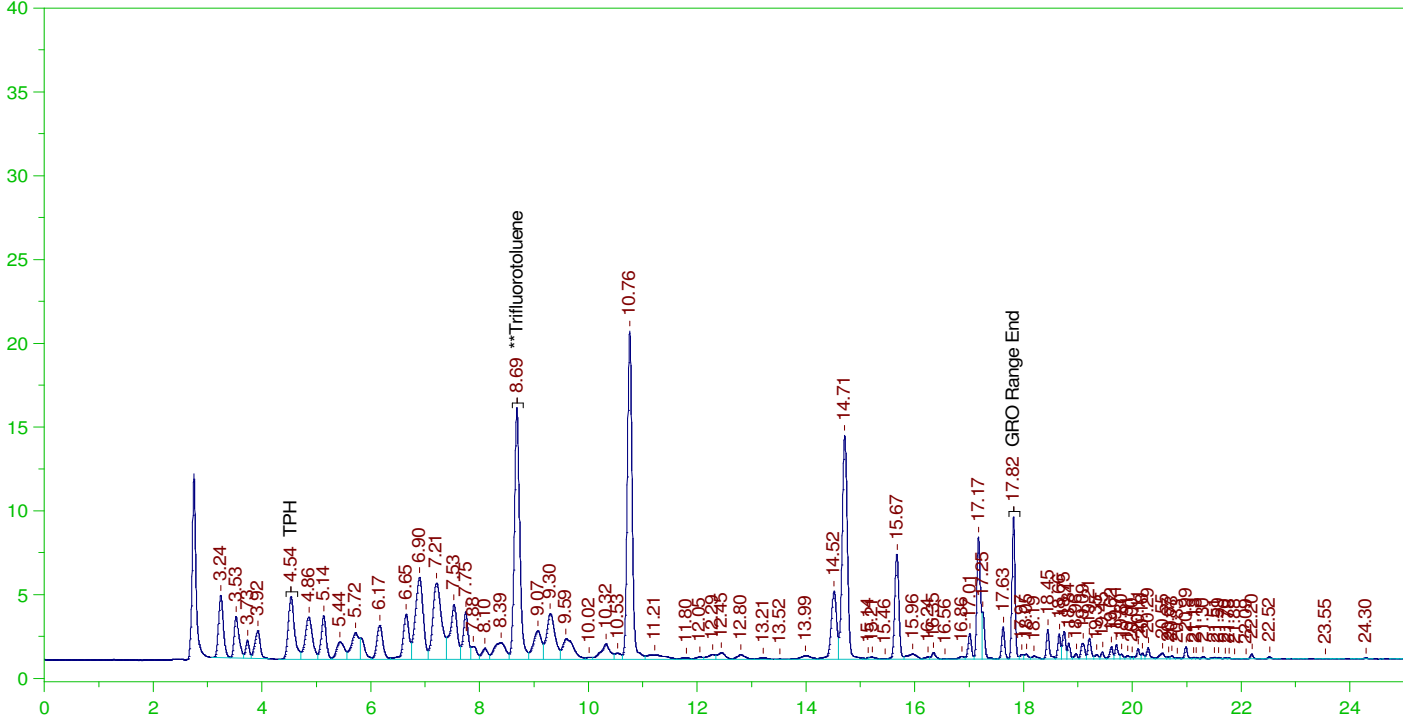
Mean RF for GRO: 945.9678
Mean RF for TPH: 909.3915
Rt range for Gasoline Range Organics: 4.45 to 17.93

SURROGATE COMPOUND	RT	ACTUAL	MEASURED	%REC
**Trifluorotoluene	8.689	25.	19.71	78.84

GRO Area:2607.345 GRO Amount: 0.5512546
TPH Area:7548.542 TPH Amount: 1.66013

G:\Org\PE1\DAT\PE1122121_b\1221PE1B.0018.RAW

B21121613-001FMS, GQC ;1221PE1 , \$HC-8015-GRO-W,



GASOLINE RANGE ORGANICS CHROMATOGRAM REPORT

Sample Name: B21121613-001FMS, GQC ;1221PE1 , \$HC-8015-GRO-W,
Raw File: G:\Org\PE1\DAT\PE1122121_b\1221PE1B.0018.RAW
Date & Time Acquired: 12/21/2021 6:07:51 PM
Method File: G:\Org\PE1\Methods\211208G1613-1MSB%.MET
Calibration File: G:\Org\PE1\Cals\211208GRO8015CB.CAL
Sample Weight: 5 Dilution: 1 S.A.: 1

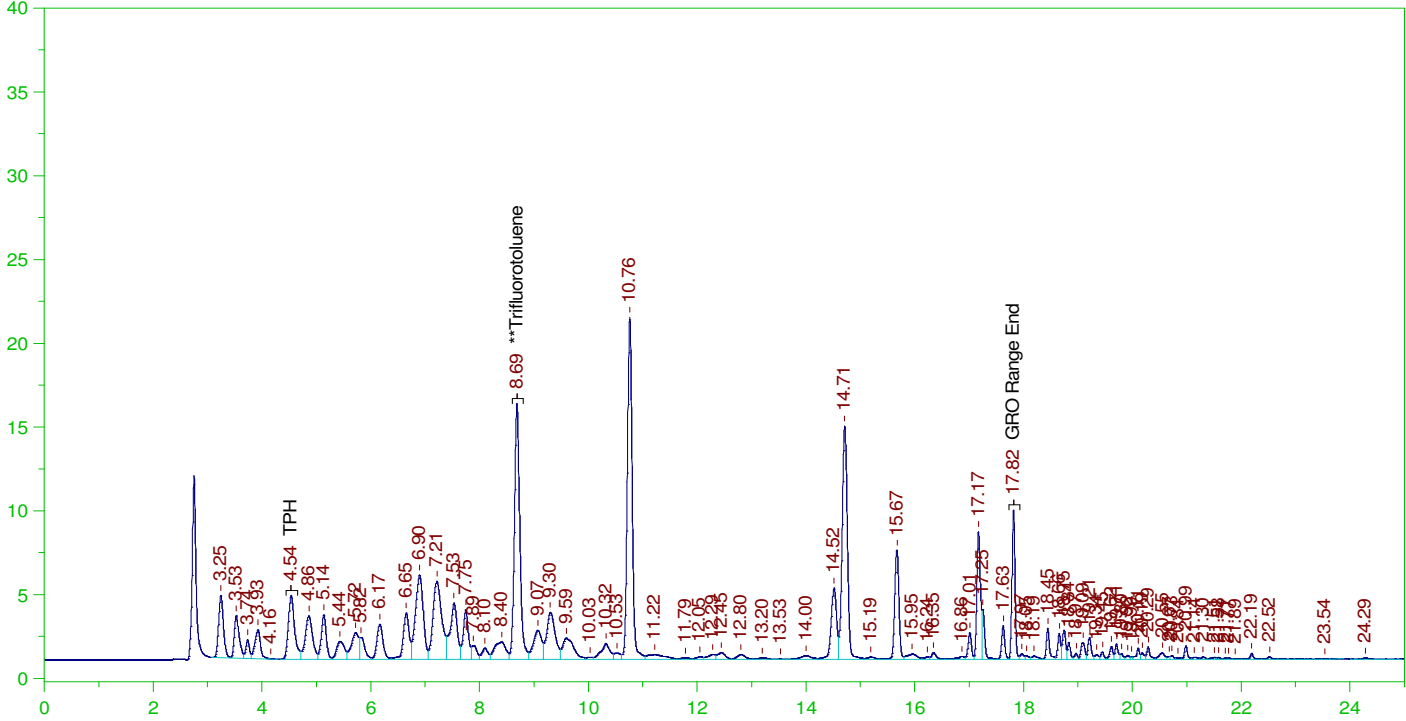
Mean RF for GRO: 945.9678
Mean RF for TPH: 909.3915
Rt range for Gasoline Range Organics: 4.45 to 17.93

SURROGATE COMPOUND	RT	ACTUAL	MEASURED	%REC
**Trifluorotoluene	8.687	25.	21.963	87.85

GRO Area:787827.8 GRO Amount: 166.5655
TPH Area:914202.4 TPH Amount: 201.0581

G:\Org\PE1\DAT\PE1122121_b\1221PE1B.0019.RAW

B21121613-001FMSD, GQC ;1221PE1 , \$HC-8015-GRO-W,



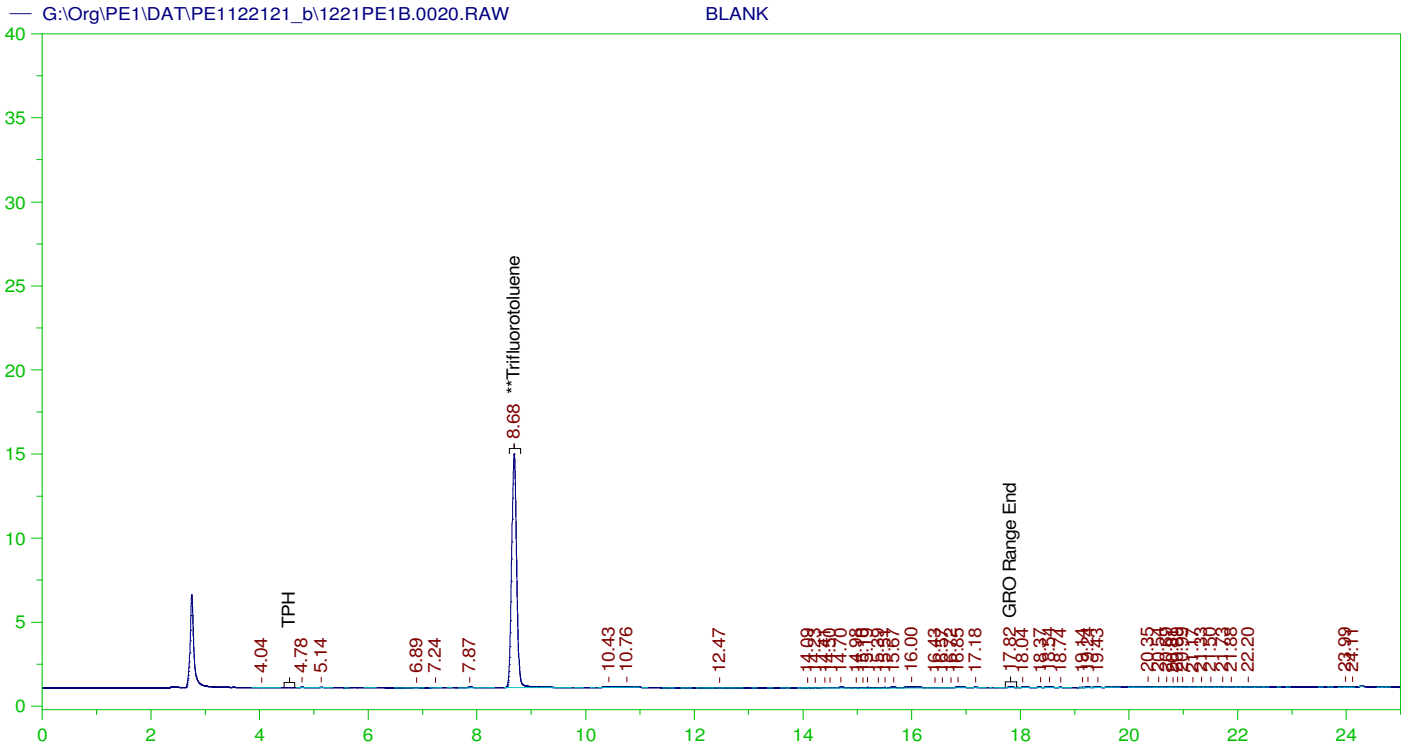
GASOLINE RANGE ORGANICS CHROMATOGRAM REPORT

Sample Name: B21121613-001FMSD, GQC ;1221PE1 , \$HC-8015-GRO-W,
Raw File: G:\Org\PE1\DAT\PE1122121_b\1221PE1B.0019.RAW
Date & Time Acquired: 12/21/2021 6:42:18 PM
Method File: G:\Org\PE1\Methods\211208G1613-1MSDB%.MET
Calibration File: G:\Org\PE1\Cals\211208GRO8015CB.CAL
Sample Weight: 5 Dilution: 1 S.A.: 1

Mean RF for GRO: 945.9678
Mean RF for TPH: 909.3915
Rt range for Gasoline Range Organics: 4.45 to 17.93

SURROGATE COMPOUND	RT	ACTUAL	MEASURED	%REC
**Trifluorotoluene	8.688	25.	22.417	89.67

GRO Area:824385.4 GRO Amount: 174.2946
TPH Area:956596.9 TPH Amount: 210.3818



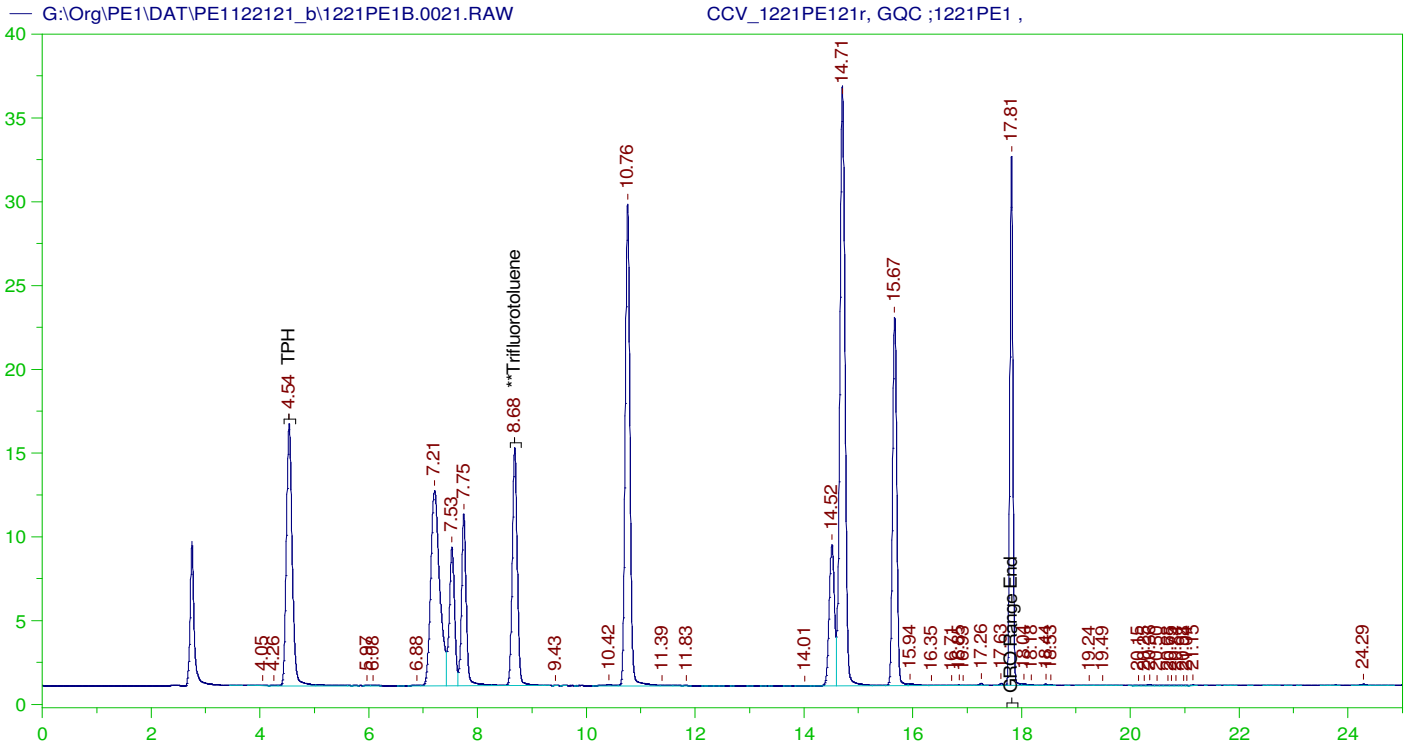
GASOLINE RANGE ORGANICS CHROMATOGRAM REPORT

Sample Name: BLANK
 Raw File: G:\Org\PE1\DAT\PE1122121_b\1221PE1B.0020.RAW
 Date & Time Acquired: 12/21/2021 7:16:34 PM
 Method File: G:\Org\PE1\Methods\211208GROB.MET
 Calibration File: G:\Org\PE1\Cals\211208GRO8015CB.CAL
 Sample Weight: 1 Dilution: 1 S.A.: 1

Mean RF for GRO: 945.9678
 Mean RF for TPH: 909.3915
 Rt range for Gasoline Range Organics: 4.45 to 17.93

SURROGATE COMPOUND	RT	ACTUAL	MEASURED	%REC
**Trifluorotoluene	8.685	125.	94.15	75.32

GRO Area:6318.581 GRO Amount: 6.679488
 TPH Area:9222.706 TPH Amount: 10.14162



GASOLINE RANGE ORGANICS CHROMATOGRAM REPORT

Sample Name: CCV_1221PE121r, GQC ;1221PE1 ,
Raw File: G:\Org\PE1\DAT\PE1122121_b\1221PE1B.0021.RAW
Date & Time Acquired: 12/21/2021 7:50:48 PM
Method File: G:\Org\PE1\Methods\211208GROB.MET
Calibration File: G:\Org\PE1\Cals\211208GRO8015CB.CAL
Sample Weight: 1 Dilution: 1 S.A.: 1

Mean RF for GRO: 945.9678
Mean RF for TPH: 909.3915
Rt range for Gasoline Range Organics: 4.45 to 17.93

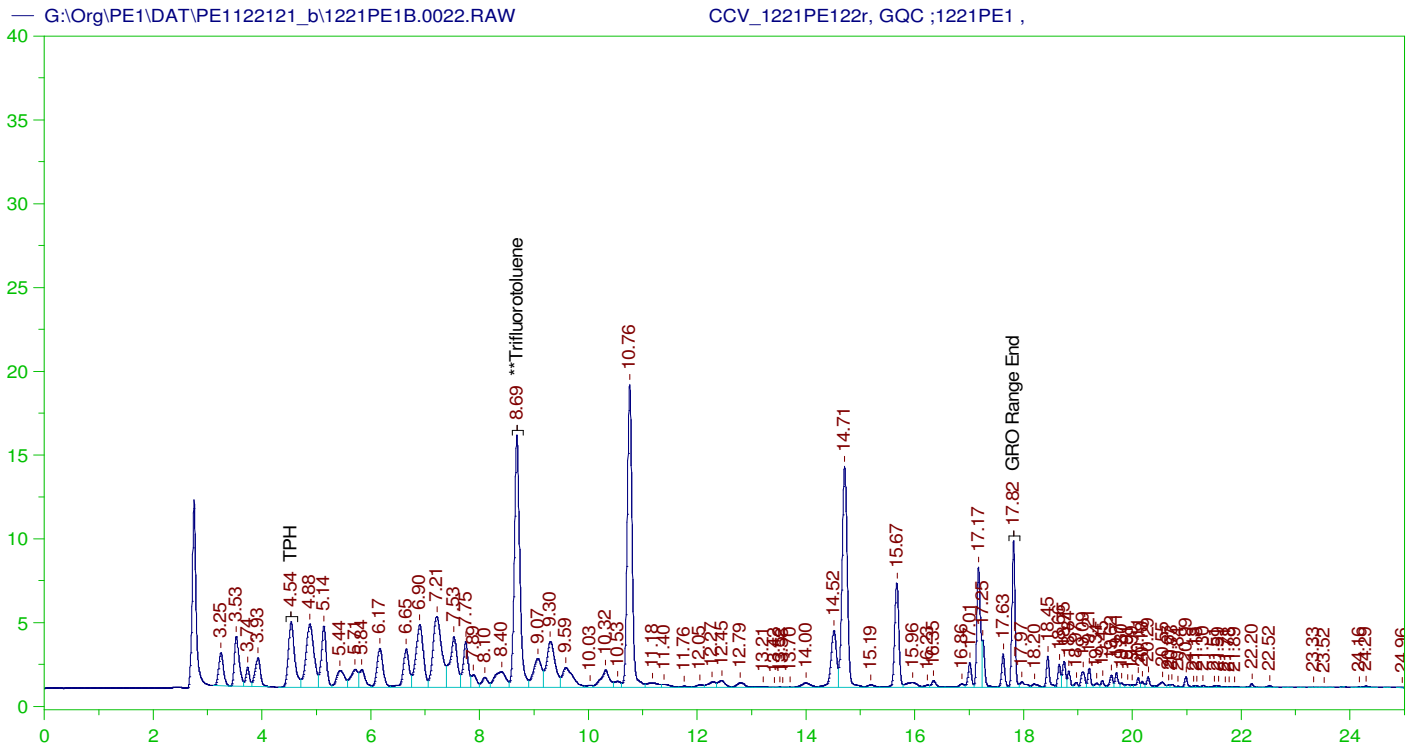
SURROGATE COMPOUND	RT	ACTUAL	MEASURED	%REC	
**Trifluorotoluene	8.684	125.	96.401	77.12	-

GRO Area:1087543 GRO Amount: 1149.661
TPH Area:1091408 TPH Amount: 1200.152

CONTINUING CALIBRATION REPORT: G:\Org\PE1\DAT\PE1122121_b\1221PE1B.0021.RAW

COMPOUND	ACTUAL (NG)	MEASURED (NG)	%RECOVERY	LIMITS
GRO	840.	1149.66	136.86	85-115
TPH	1000.	1200.15	120.02	85-115

SURROGATE COMPOUND	RT	ACTUAL	MEASURED	%REC	LIMITS
**Trifluorotoluene	8.684	125.	96.401	77.12	85-115



GASOLINE RANGE ORGANICS CHROMATOGRAM REPORT

Sample Name: CCV_1221PE122r, GQC ;1221PE1 ,
 Raw File: G:\Org\PE1\DAT\PE1122121_b\1221PE1B.0022.RAW
 Date & Time Acquired: 12/21/2021 8:25:02 PM
 Method File: G:\Org\PE1\Methods\211208GCCV1221_22B%.MET
 Calibration File: G:\Org\PE1\Cals\211208GRO8015CB.CAL
 Sample Weight: 1 Dilution: 1 S.A.: 1

Mean RF for GRO: 945.9678
 Mean RF for TPH: 909.3915
 Rt range for Gasoline Range Organics: 4.45 to 17.93

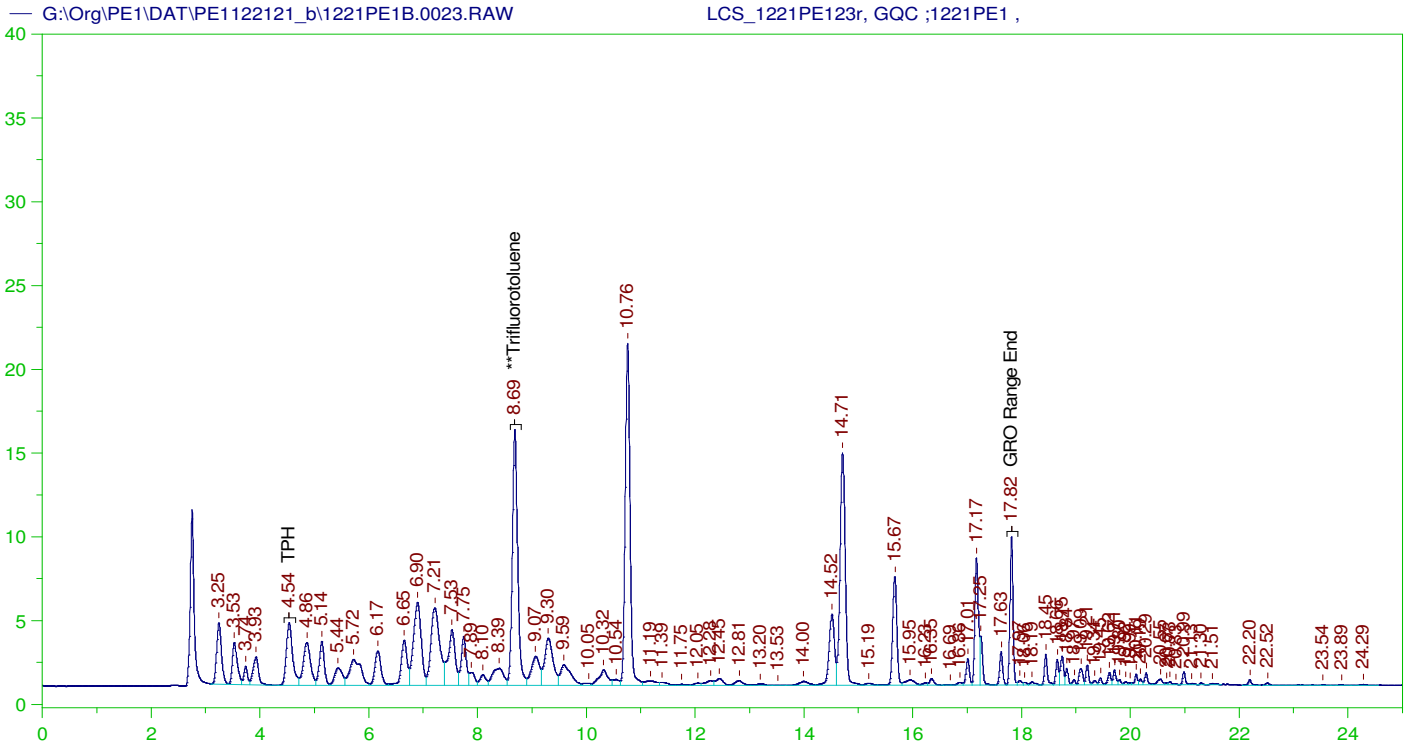
SURROGATE COMPOUND	RT	ACTUAL	MEASURED	%REC
**Trifluorotoluene	8.687	125.	111.46	89.17

GRO Area: 786489.4 GRO Amount: 831.4125
 TPH Area: 902008.1 TPH Amount: 991.881

CONTINUING CALIBRATION REPORT: G:\Org\PE1\DAT\PE1122121_b\1221PE1B.0022.RAW

COMPOUND	ACTUAL (NG)	MEASURED (NG)	%RECOVERY	LIMITS
GRO	840.	831.41	98.98	85-115
TPH	1000.	991.88	99.19	85-115

SURROGATE COMPOUND	RT	ACTUAL	MEASURED	%REC	LIMITS
**Trifluorotoluene	8.687	125.	111.46	89.17	85-115



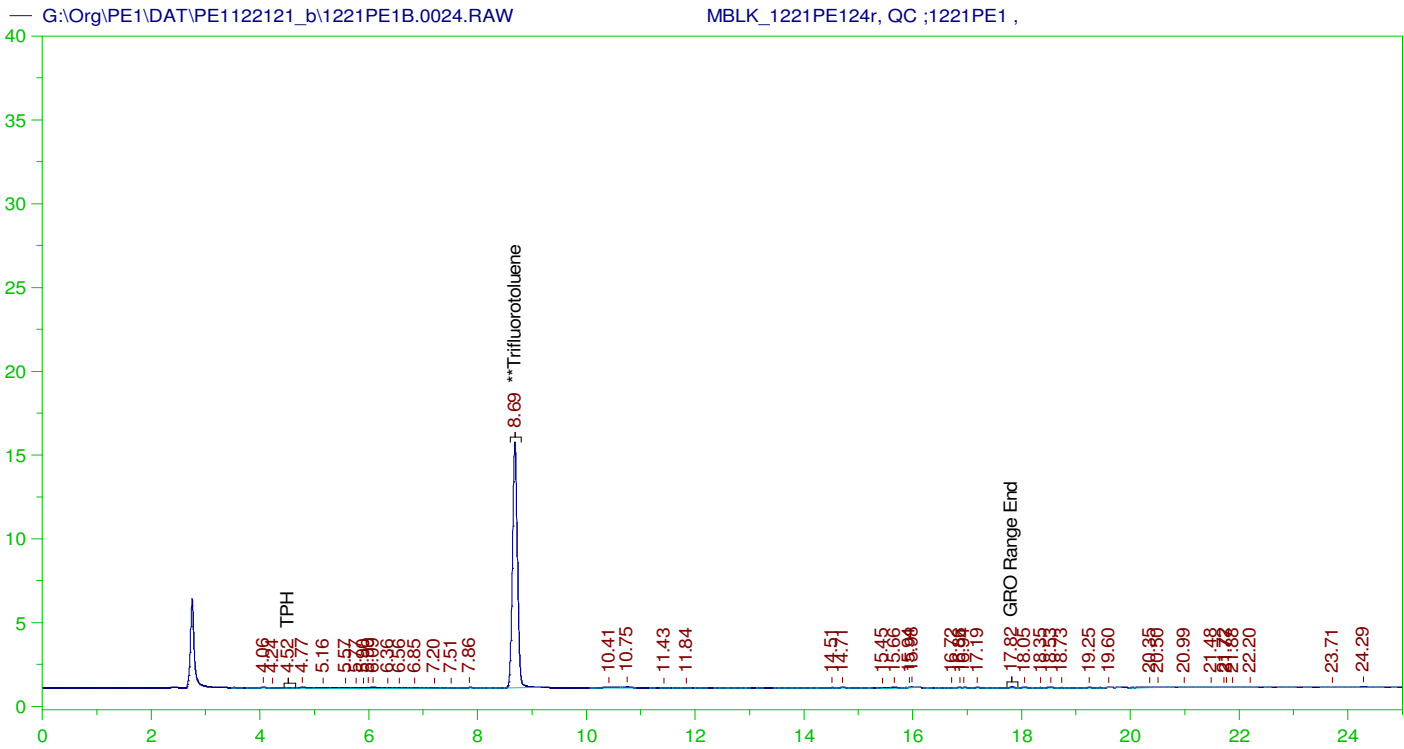
GASOLINE RANGE ORGANICS CHROMATOGRAM REPORT

Sample Name: LCS_1221PE123r, GQC ;1221PE1 ,
 Raw File: G:\Org\PE1\DAT\PE1122121_b\1221PE1B.0023.RAW
 Date & Time Acquired: 12/21/2021 8:59:15 PM
 Method File: G:\Org\PE1\Methods\211208GLCS1221_23B%.MET
 Calibration File: G:\Org\PE1\Cals\211208GRO8015CB.CAL
 Sample Weight: 5 Dilution: 1 S.A.: 1

Mean RF for GRO: 945.9678
 Mean RF for TPH: 909.3915
 Rt range for Gasoline Range Organics: 4.45 to 17.93

SURROGATE COMPOUND	RT	ACTUAL	MEASURED	%REC
**Trifluorotoluene	8.686	25.	22.394	89.58

GRO Area:815882.3 GRO Amount: 172.4969
 TPH Area:940968.9 TPH Amount: 206.9447



GASOLINE RANGE ORGANICS CHROMATOGRAM REPORT

Sample Name: MBLK_1221PE124r, QC ;1221PE1 ,
 Raw File: G:\Org\PE1\DAT\PE1122121_b\1221PE1B.0024.RAW
 Date & Time Acquired: 12/21/2021 9:33:32 PM
 Method File: G:\Org\PE1\Methods\211208GROB%.MET
 Calibration File: G:\Org\PE1\Cals\211208GRO8015CB.CAL
 Sample Weight: 5 Dilution: 1 S.A.: 1

Mean RF for GRO: 945.9678
 Mean RF for TPH: 909.3915
 Rt range for Gasoline Range Organics: 4.45 to 17.93

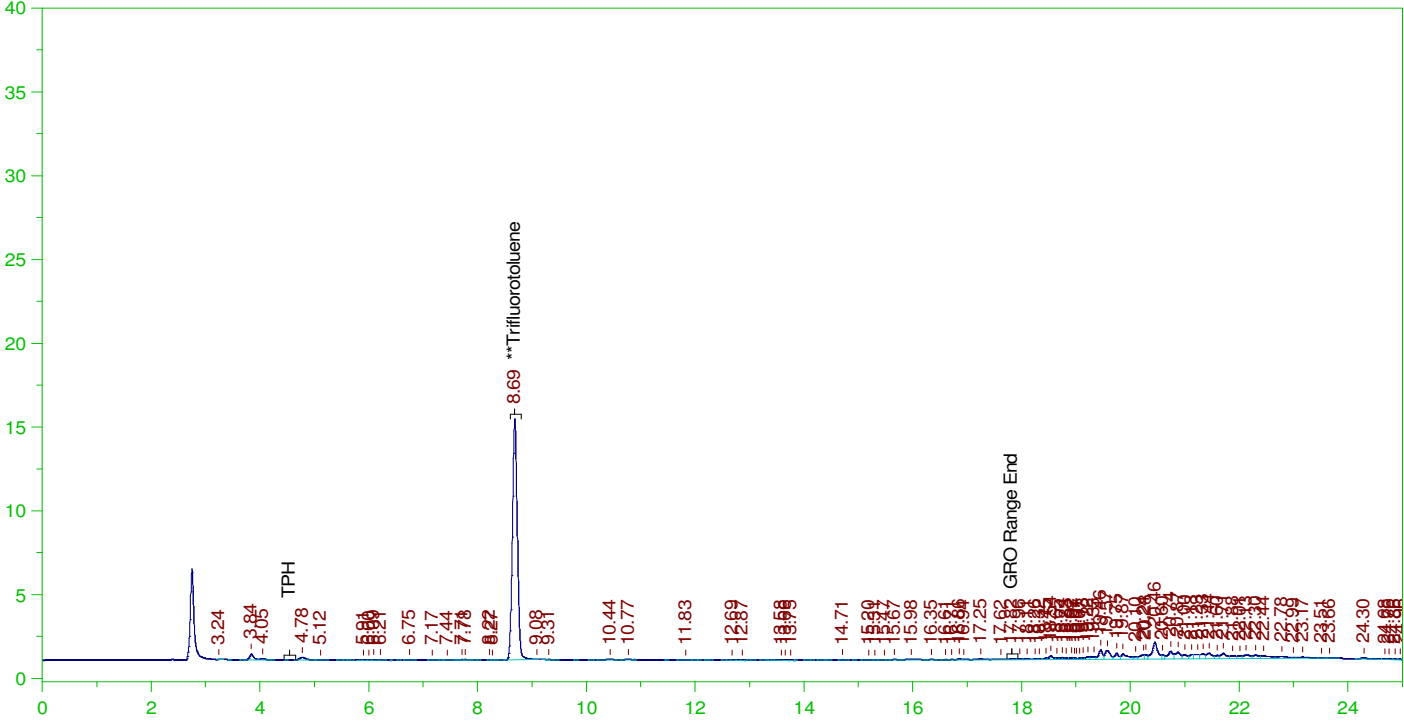
SURROGATE COMPOUND	RT	ACTUAL	MEASURED	%REC
**Trifluorotoluene	8.687	25.	19.738	78.95

GRO Area:6995.838 GRO Amount: 1.479086
 TPH Area:9832.408 TPH Amount: 2.162415

ERH2175 (RHMW2254-001)

G:\Org\PE1\DAT\PE1122121_b\1221PE1B.0025.RAW

B21121605-001F ;1221PE1 , \$HC-8015-GRO-W,



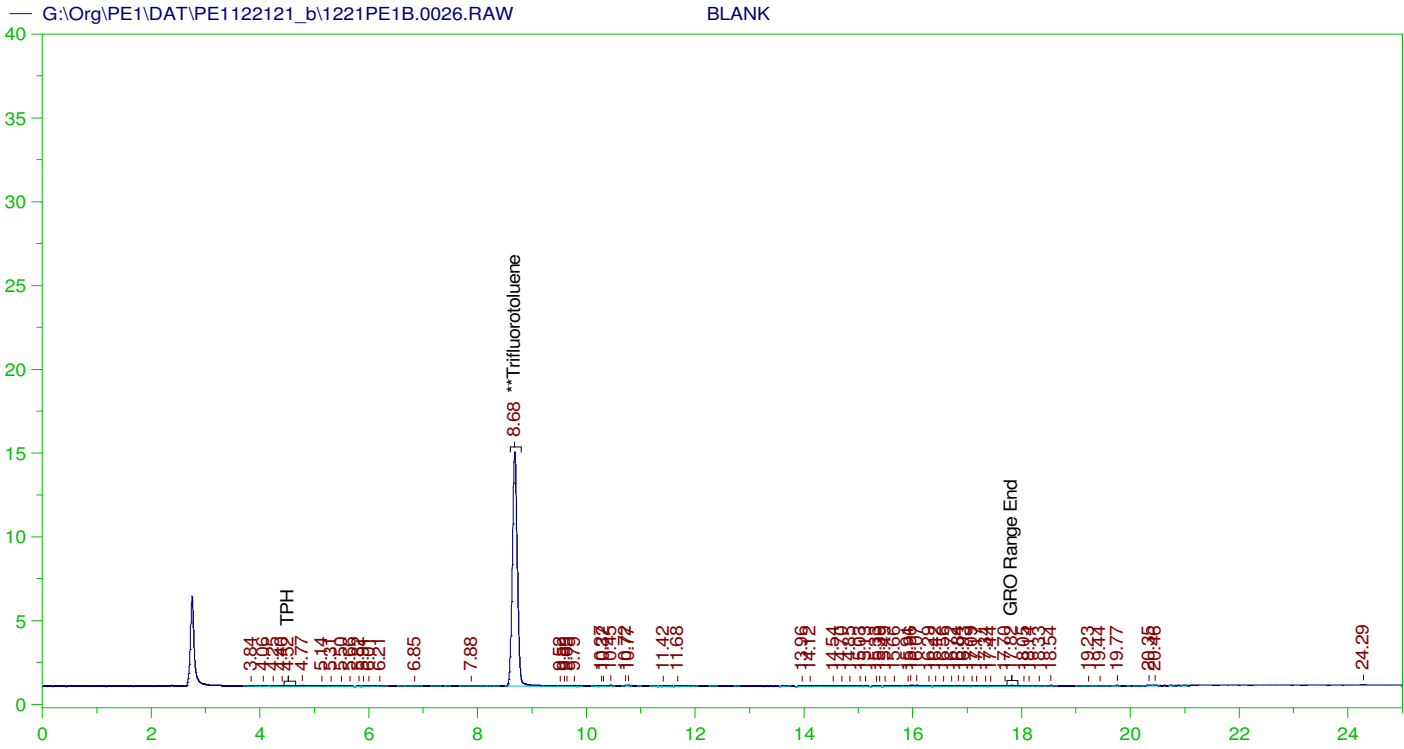
GASOLINE RANGE ORGANICS CHROMATOGRAM REPORT

Sample Name: B21121605-001F ;1221PE1 , \$HC-8015-GRO-W,
Raw File: G:\Org\PE1\DAT\PE1122121_b\1221PE1B.0025.RAW
Date & Time Acquired: 12/21/2021 10:07:50 PM
Method File: G:\Org\PE1\Methods\211208G1605-1B%.MET
Calibration File: G:\Org\PE1\Cals\211208GRO8015CB.CAL
Sample Weight: 5 Dilution: 1 S.A.: 1

Mean RF for GRO: 945.9678
Mean RF for TPH: 909.3915
Rt range for Gasoline Range Organics: 4.45 to 17.93

SURROGATE COMPOUND	RT	ACTUAL	MEASURED	%REC
**Trifluorotoluene	8.686	25.	19.377	77.51

GRO Area:8289.713 GRO Amount: 1.752642
TPH Area:73686.55 TPH Amount: 16.20568



GASOLINE RANGE ORGANICS CHROMATOGRAM REPORT

Sample Name: BLANK
 Raw File: G:\Org\PE1\DAT\PE1122121_b\1221PE1B.0026.RAW
 Date & Time Acquired: 12/21/2021 10:42:10 PM
 Method File: G:\Org\PE1\Methods\211208GROB.MET
 Calibration File: G:\Org\PE1\Cals\211208GRO8015CB.CAL
 Sample Weight: 1 Dilution: 1 S.A.: 1

Mean RF for GRO: 945.9678
 Mean RF for TPH: 909.3915
 Rt range for Gasoline Range Organics: 4.45 to 17.93

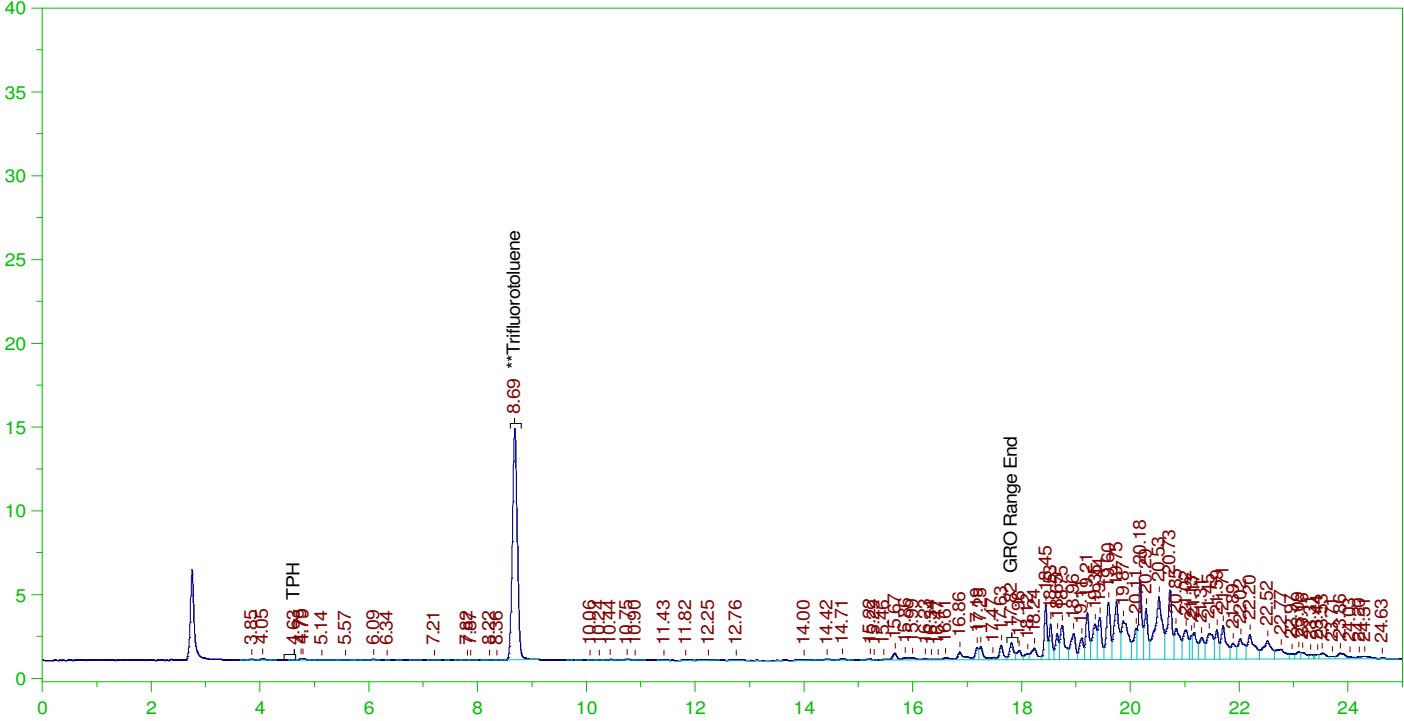
SURROGATE COMPOUND	RT	ACTUAL	MEASURED	%REC
**Trifluorotoluene	8.685	125.	95.017	76.01

GRO Area:8651.577 GRO Amount: 9.145742
 TPH Area:11137.98 TPH Amount: 12.24773

ERH2206 (RHMW2254-01)

G:\Org\PE1\DAT\PE1122121_b\1221PE1B.0027.RAW

B21121605-002F ;1221PE1 , \$HC-8015-GRO-W,,(1,5)



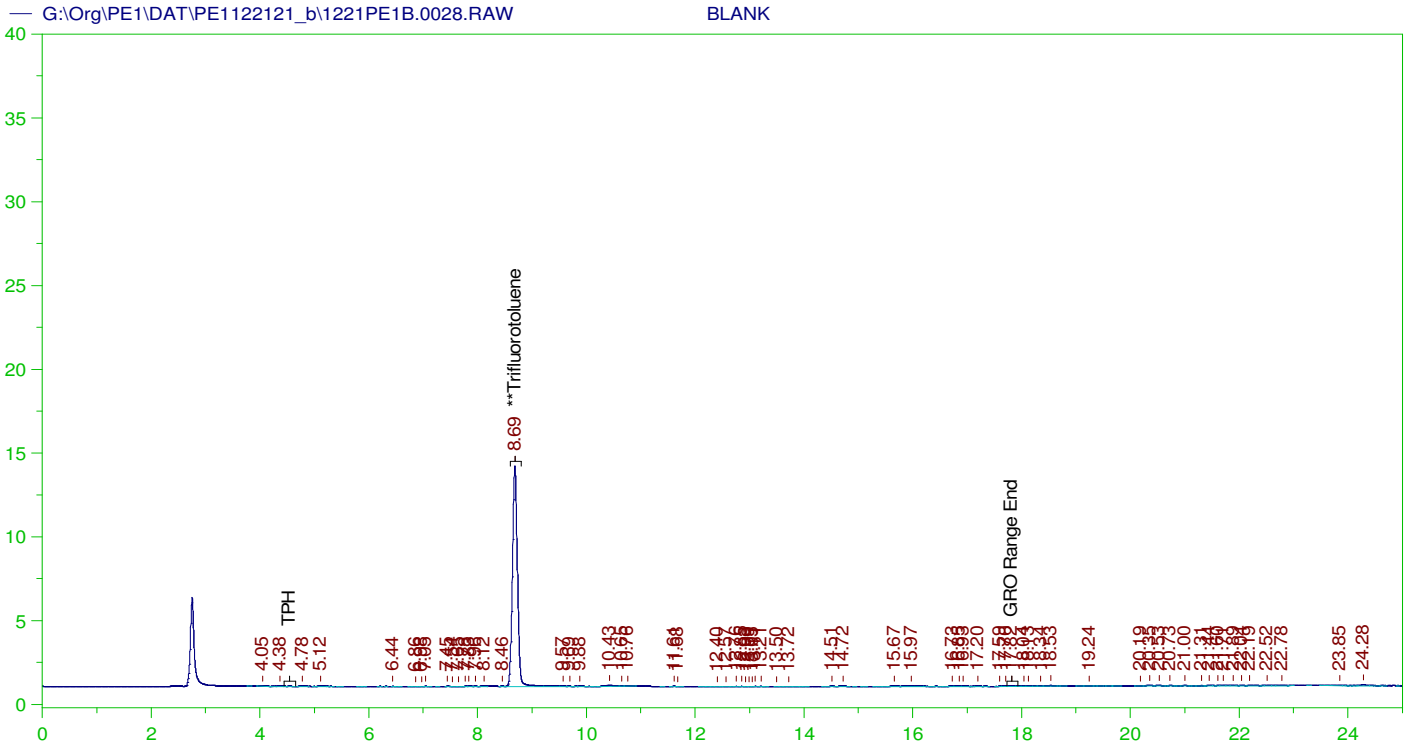
GASOLINE RANGE ORGANICS CHROMATOGRAM REPORT

Sample Name: B21121605-002F ;1221PE1 , \$HC-8015-GRO-W,, (1,5)
 Raw File: G:\Org\PE1\DAT\PE1122121_b\1221PE1B.0027.RAW
 Date & Time Acquired: 12/21/2021 11:16:34 PM
 Method File: G:\Org\PE1\Methods\211208GROB.MET
 Calibration File: G:\Org\PE1\Cals\211208GRO8015CB.CAL
 Sample Weight: 5 Dilution: 5 S.A.: 5

Mean RF for GRO: 945.9678
 Mean RF for TPH: 909.3915
 Rt range for Gasoline Range Organics: 4.45 to 17.93

SURROGATE COMPOUND	RT	ACTUAL	MEASURED	%REC
**Trifluorotoluene	8.685	125.	93.088	74.47

GRO Area:35595.67 GRO Amount: 37.62884
 TPH Area:460313.8 TPH Amount: 506.1778



GASOLINE RANGE ORGANICS CHROMATOGRAM REPORT

Sample Name: BLANK
 Raw File: G:\Org\PE1\DAT\PE1122121_b\1221PE1B.0028.RAW
 Date & Time Acquired: 12/21/2021 11:50:59 PM
 Method File: G:\Org\PE1\Methods\211208GROB.MET
 Calibration File: G:\Org\PE1\Cals\211208GRO8015CB.CAL
 Sample Weight: 1 Dilution: 1 S.A.: 1

Mean RF for GRO: 945.9678
 Mean RF for TPH: 909.3915
 Rt range for Gasoline Range Organics: 4.45 to 17.93

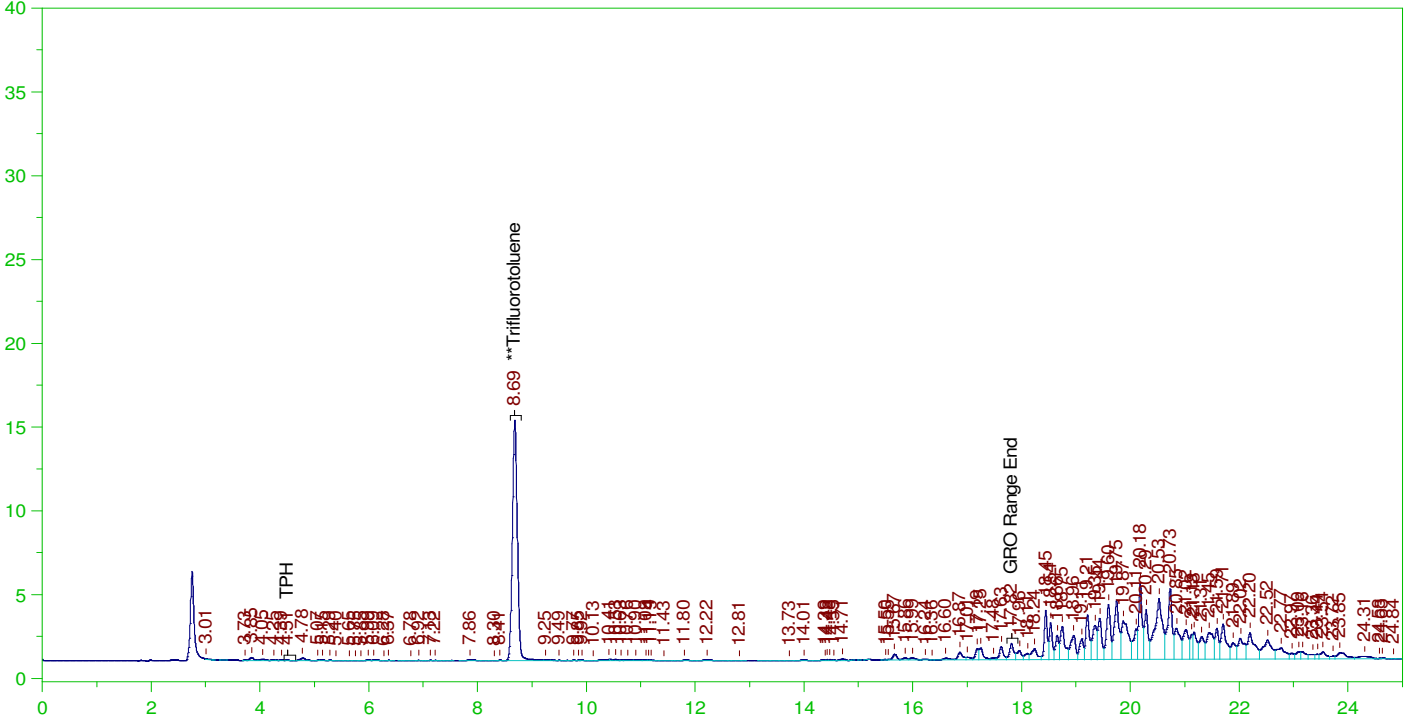
SURROGATE COMPOUND	RT	ACTUAL	MEASURED	%REC
**Trifluorotoluene	8.687	125.	90.057	72.05

GRO Area:6000.351 GRO Amount: 6.343082
 TPH Area:9441.368 TPH Amount: 10.38207

ERH2176 (RHMW2254-01)

G:\Org\PE1\DAT\PE1122121_b\1221PE1B.0029.RAW

B21121605-003D ;1221PE1 , \$HC-8015-GRO-W,,(1,5)



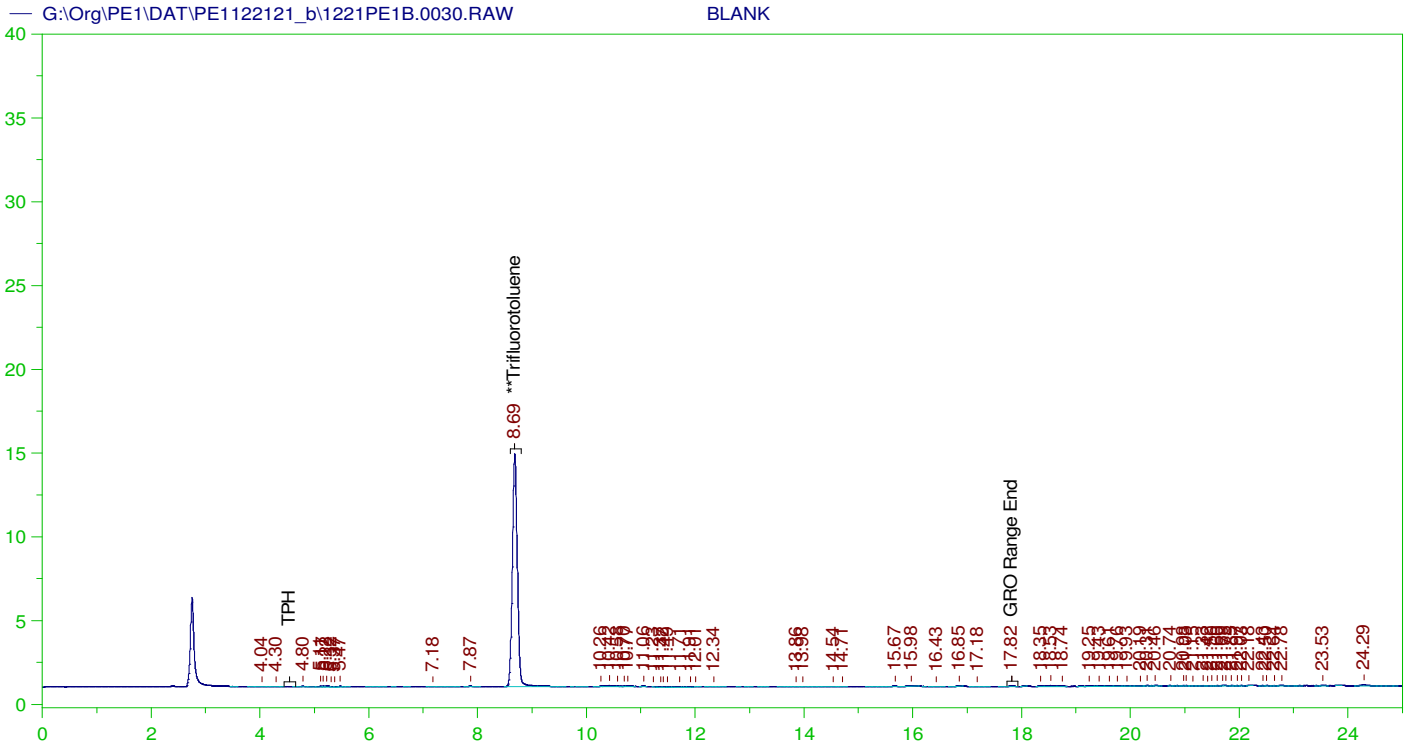
GASOLINE RANGE ORGANICS CHROMATOGRAM REPORT

Sample Name: B21121605-003D ;1221PE1 , \$HC-8015-GRO-W,, (1,5)
 Raw File: G:\Org\PE1\DAT\PE1122121_b\1221PE1B.0029.RAW
 Date & Time Acquired: 12/22/2021 12:25:21 AM
 Method File: G:\Org\PE1\Methods\211208GROB.MET
 Calibration File: G:\Org\PE1\Cals\211208GRO8015CB.CAL
 Sample Weight: 5 Dilution: 5 S.A.: 5

Mean RF for GRO: 945.9678
 Mean RF for TPH: 909.3915
 Rt range for Gasoline Range Organics: 4.45 to 17.93

SURROGATE COMPOUND	RT	ACTUAL	MEASURED	%REC	
**Trifluorotoluene	8.686	125.	97.511	78.01	-

GRO Area:38081.68 GRO Amount: 40.25684
 TPH Area:471119 TPH Amount: 518.0596



GASOLINE RANGE ORGANICS CHROMATOGRAM REPORT

Sample Name: BLANK
 Raw File: G:\Org\PE1\DAT\PE1122121_b\1221PE1B.0030.RAW
 Date & Time Acquired: 12/22/2021 12:59:39 AM
 Method File: G:\Org\PE1\Methods\211208GROB.MET
 Calibration File: G:\Org\PE1\Cals\211208GRO8015CB.CAL
 Sample Weight: 1 Dilution: 1 S.A.: 1

Mean RF for GRO: 945.9678
 Mean RF for TPH: 909.3915
 Rt range for Gasoline Range Organics: 4.45 to 17.93

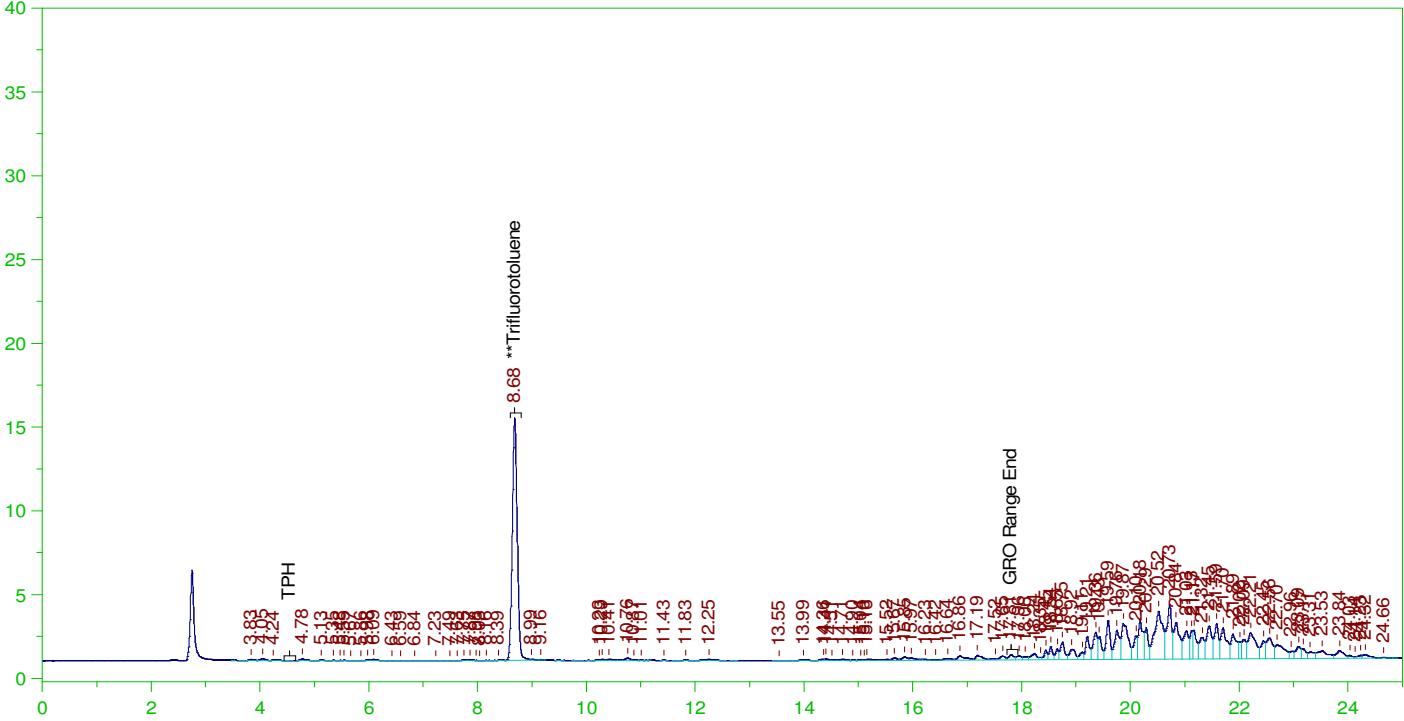
SURROGATE COMPOUND	RT	ACTUAL	MEASURED	%REC
**Trifluorotoluene	8.685	125.	93.999	75.2

GRO Area: 5106.787 GRO Amount: 5.398479
 TPH Area: 9428.714 TPH Amount: 10.36816

ERH2230 (Sump Adit 3)

G:\Org\PE1\DAT\PE1122121_b\1221PE1B.0031.RAW

B21121609-001F ;1221PE1 , \$HC-8015-GRO-W,,(1,5)



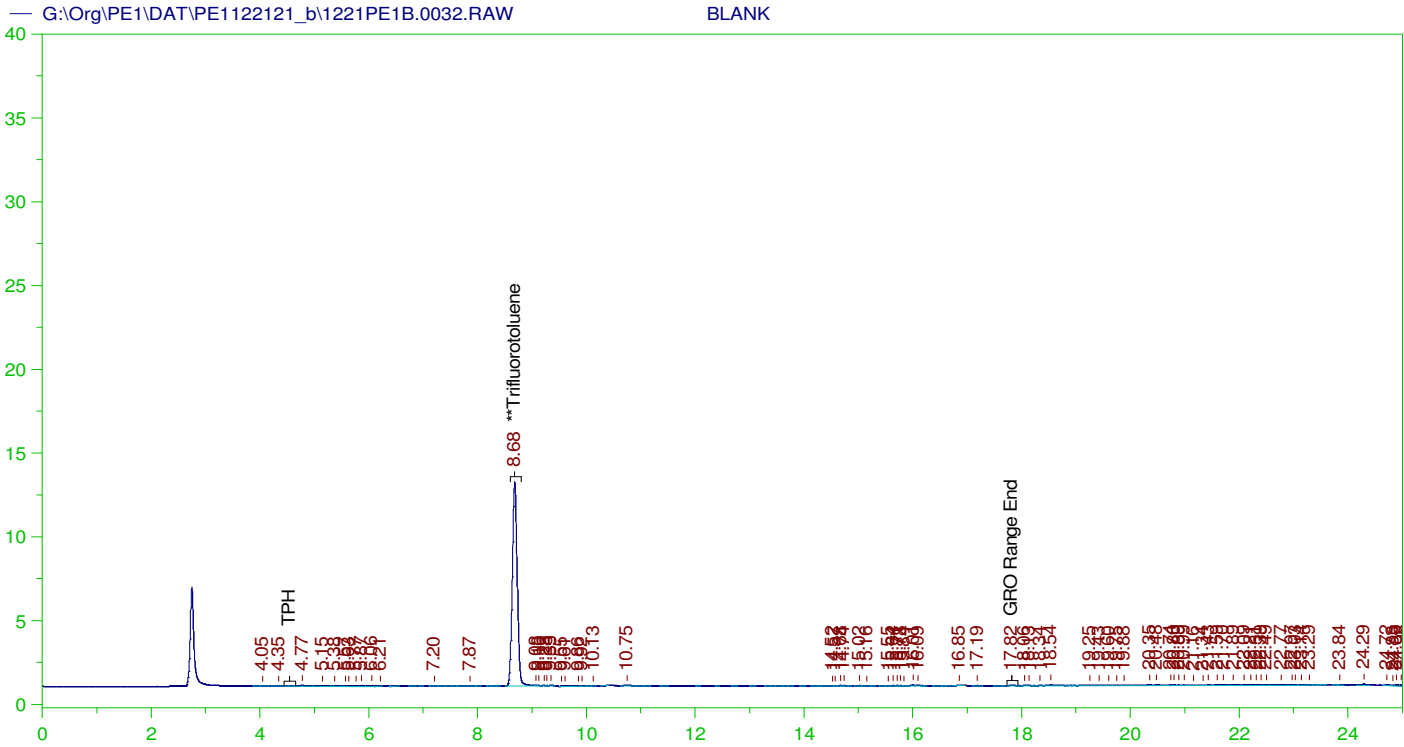
GASOLINE RANGE ORGANICS CHROMATOGRAM REPORT

Sample Name: B21121609-001F ;1221PE1 , \$HC-8015-GRO-W,, (1,5)
 Raw File: G:\Org\PE1\DAT\PE1122121_b\1221PE1B.0031.RAW
 Date & Time Acquired: 12/22/2021 1:33:58 AM
 Method File: G:\Org\PE1\Methods\211208GROB.MET
 Calibration File: G:\Org\PE1\Cals\211208GRO8015CB.CAL
 Sample Weight: 5 Dilution: 5 S.A.: 5

Mean RF for GRO: 945.9678
 Mean RF for TPH: 909.3915
 Rt range for Gasoline Range Organics: 4.45 to 17.93

SURROGATE COMPOUND	RT	ACTUAL	MEASURED	%REC
**Trifluorotoluene	8.684	125.	97.605	78.08

GRO Area:24454.68 GRO Amount: 25.8515
 TPH Area:381441.1 TPH Amount: 419.4465



GASOLINE RANGE ORGANICS CHROMATOGRAM REPORT

Sample Name: BLANK
 Raw File: G:\Org\PE1\DAT\PE1122121_b\1221PE1B.0032.RAW
 Date & Time Acquired: 12/22/2021 2:08:14 AM
 Method File: G:\Org\PE1\Methods\211208GROB.MET
 Calibration File: G:\Org\PE1\Cals\211208GRO8015CB.CAL
 Sample Weight: 1 Dilution: 1 S.A.: 1

Mean RF for GRO: 945.9678
 Mean RF for TPH: 909.3915
 Rt range for Gasoline Range Organics: 4.45 to 17.93

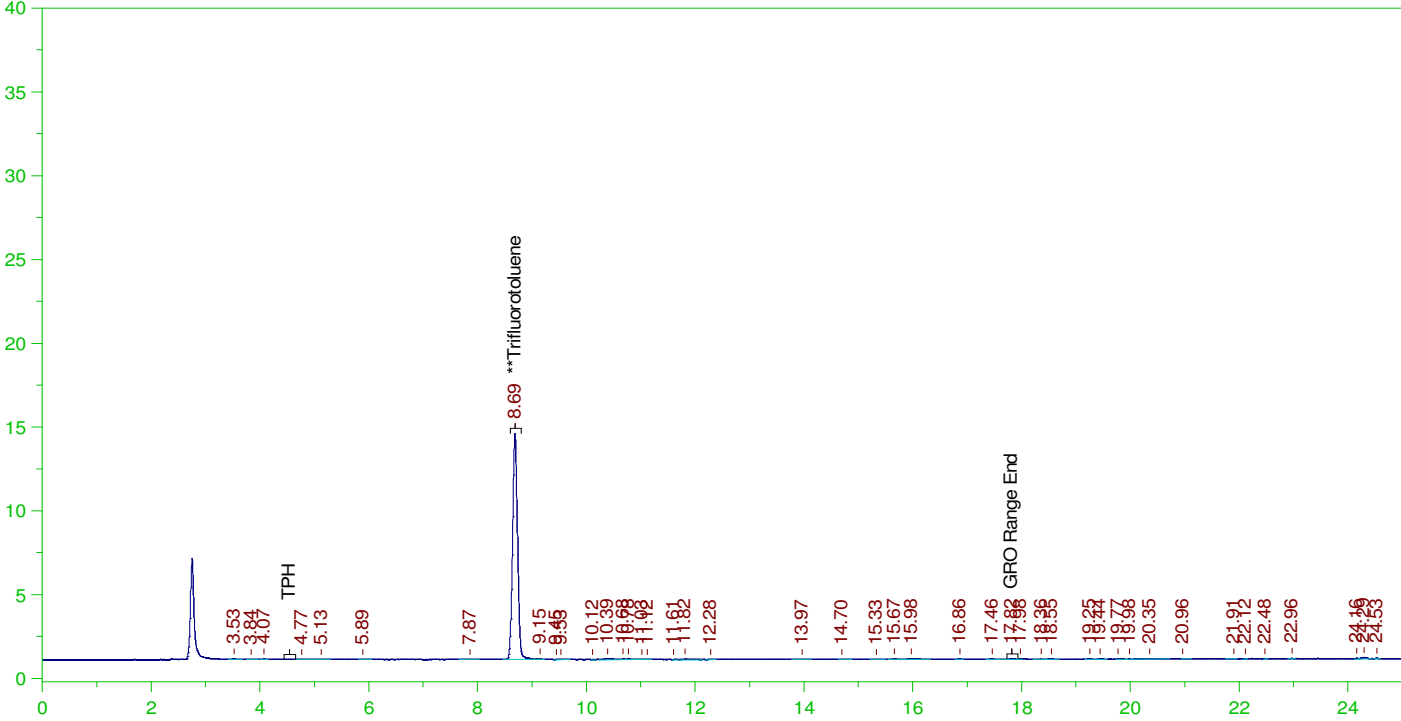
SURROGATE COMPOUND	RT	ACTUAL	MEASURED	%REC	
**Trifluorotoluene	8.684	125.	82.407	65.93	-

GRO Area:5706.619 GRO Amount: 6.032572
 TPH Area:12357.24 TPH Amount: 13.58848

ERH2182 (RHMW03)

G:\Org\PE1\DAT\PE1122121_b\1221PE1B.0033.RAW

B21121611-001D ;1221PE1 , \$HC-8015-GRO-W,



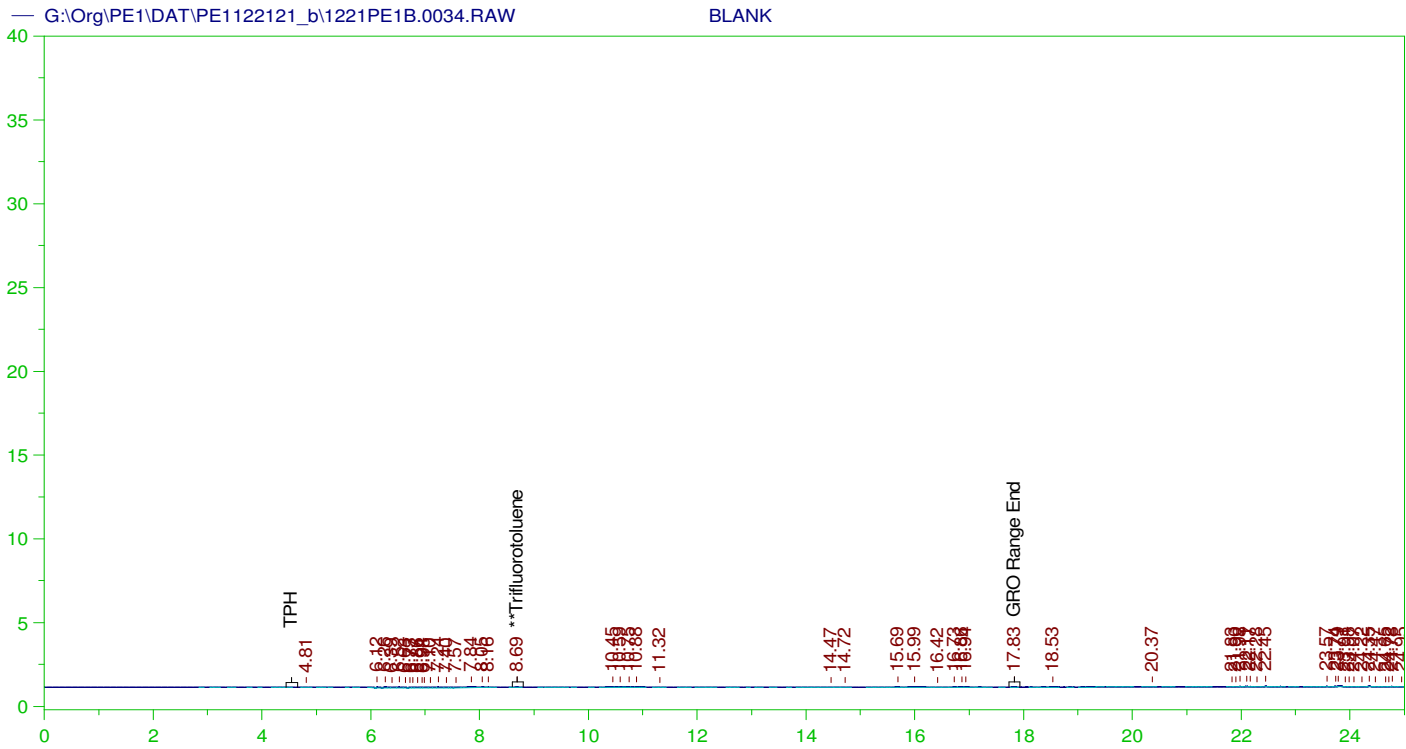
GASOLINE RANGE ORGANICS CHROMATOGRAM REPORT

Sample Name: B21121611-001D ;1221PE1 , \$HC-8015-GRO-W,
Raw File: G:\Org\PE1\DAT\PE1122121_b\1221PE1B.0033.RAW
Date & Time Acquired: 12/22/2021 2:42:31 AM
Method File: G:\Org\PE1\Methods\211208G1611-1B%.MET
Calibration File: G:\Org\PE1\Cals\211208GRO8015CB.CAL
Sample Weight: 5 Dilution: 1 S.A.: 1

Mean RF for GRO: 945.9678
Mean RF for TPH: 909.3915
Rt range for Gasoline Range Organics: 4.45 to 17.93

SURROGATE COMPOUND	RT	ACTUAL	MEASURED	%REC
**Trifluorotoluene	8.689	25.	18.242	72.97

GRO Area:4868.245 GRO Amount: 1.029262
TPH Area:8461.868 TPH Amount: 1.860996



GASOLINE RANGE ORGANICS CHROMATOGRAM REPORT

Sample Name: BLANK
 Raw File: G:\Org\PE1\DAT\PE1122121_b\1221PE1B.0034.RAW
 Date & Time Acquired: 12/22/2021 3:16:48 AM
 Method File: G:\Org\PE1\Methods\211208GROB.MET
 Calibration File: G:\Org\PE1\Cals\211208GRO8015CB.CAL
 Sample Weight: 1 Dilution: 1 S.A.: 1

Mean RF for GRO: 945.9678
 Mean RF for TPH: 909.3915
 Rt range for Gasoline Range Organics: 4.45 to 17.93

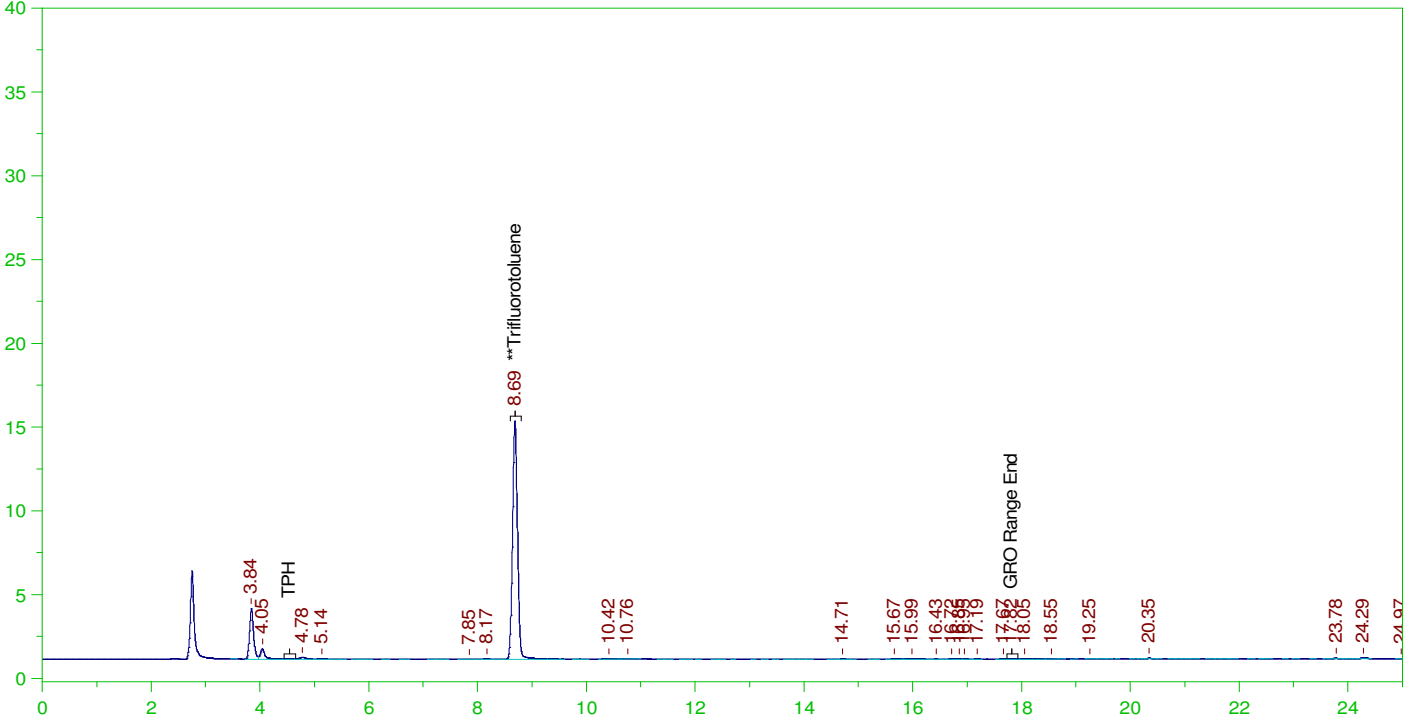
SURROGATE COMPOUND	RT	ACTUAL	MEASURED	%REC
**Trifluorotoluene	8.692	125.	.139	.11

GRO Area:5878.578 GRO Amount: 6.214354
 TPH Area:9191.34 TPH Amount: 10.10713

ERH2201 (RHMW13)

G:\Org\PE1\DAT\PE1122121_b\1221PE1B.0035.RAW

B21121613-002D ;1221PE1 , \$HC-8015-GRO-W,



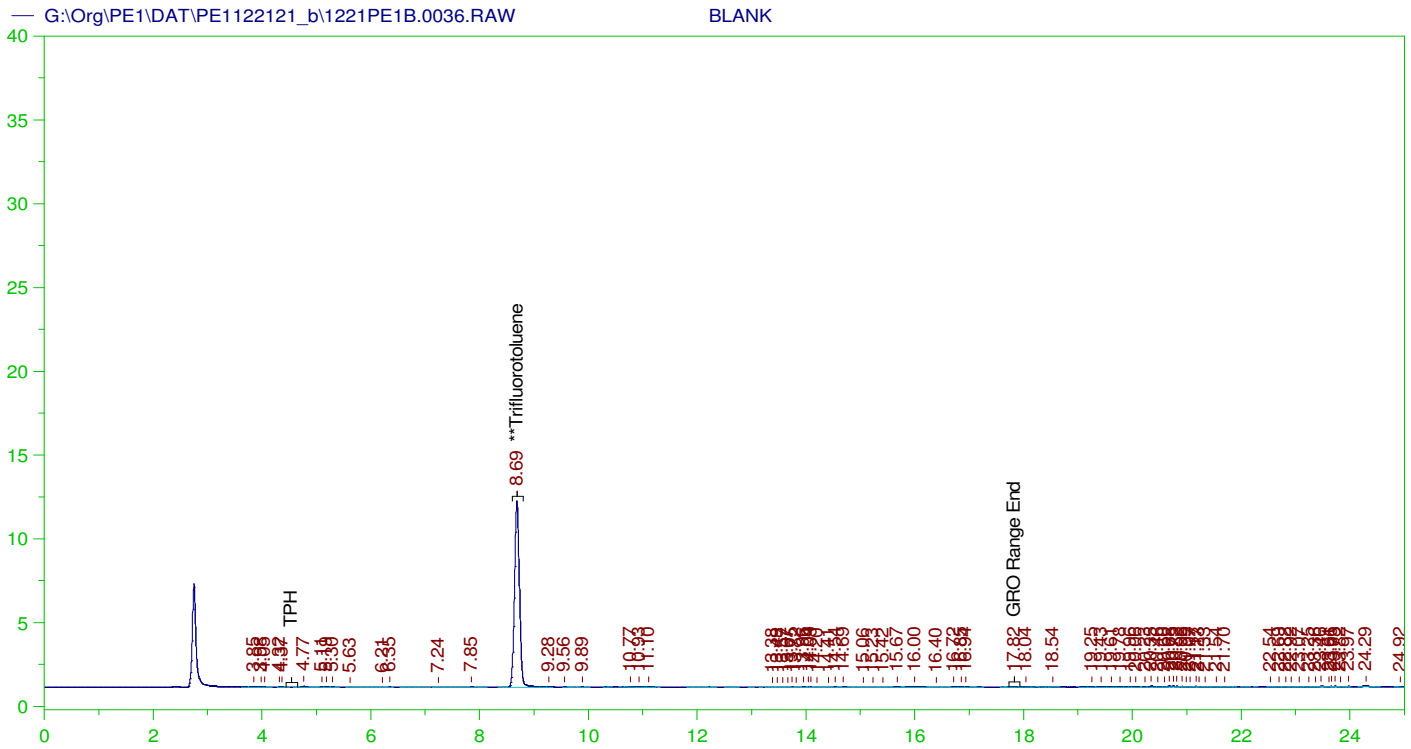
GASOLINE RANGE ORGANICS CHROMATOGRAM REPORT

Sample Name: B21121613-002D ;1221PE1 , \$HC-8015-GRO-W,
Raw File: G:\Org\PE1\DAT\PE1122121_b\1221PE1B.0035.RAW
Date & Time Acquired: 12/22/2021 3:51:04 AM
Method File: G:\Org\PE1\Methods\211208GROB%.MET
Calibration File: G:\Org\PE1\Cals\211208GRO8015CB.CAL
Sample Weight: 5 Dilution: 1 S.A.: 1

Mean RF for GRO: 945.9678
Mean RF for TPH: 909.3915
Rt range for Gasoline Range Organics: 4.45 to 17.93

SURROGATE COMPOUND	RT	ACTUAL	MEASURED	%REC
**Trifluorotoluene	8.689	25.	19.345	77.38

GRO Area:4576.236 GRO Amount: 0.9675248
TPH Area:25870.2 TPH Amount: 5.689563



GASOLINE RANGE ORGANICS CHROMATOGRAM REPORT

Sample Name: BLANK
 Raw File: G:\Org\PE1\DAT\PE1122121_b\1221PE1B.0036.RAW
 Date & Time Acquired: 12/22/2021 4:25:22 AM
 Method File: G:\Org\PE1\Methods\211208GROB.MET
 Calibration File: G:\Org\PE1\Cals\211208GRO8015CB.CAL
 Sample Weight: 1 Dilution: 1 S.A.: 1

Mean RF for GRO: 945.9678
 Mean RF for TPH: 909.3915
 Rt range for Gasoline Range Organics: 4.45 to 17.93

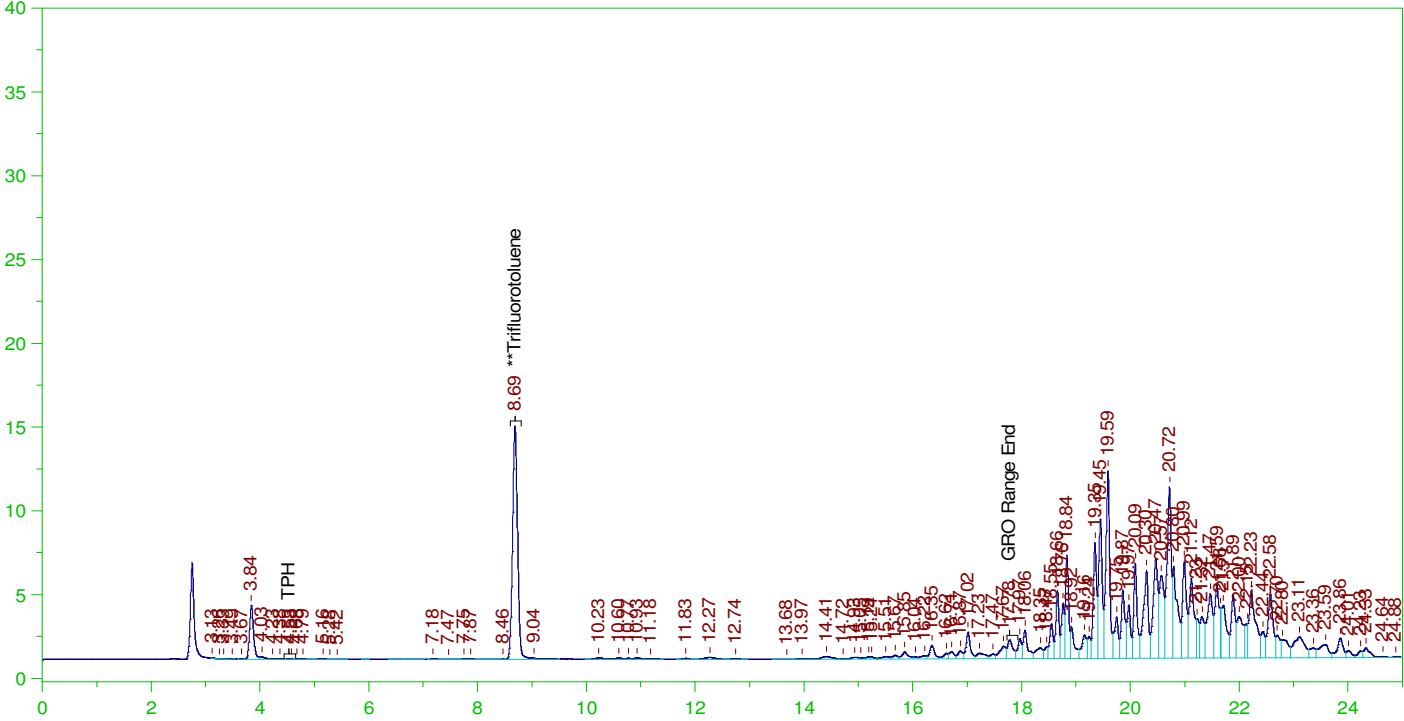
SURROGATE COMPOUND	RT	ACTUAL	MEASURED	%REC	
**Trifluorotoluene	8.688	125.	75.358	60.29	-

GRO Area:6716.317 GRO Amount: 7.099943
 TPH Area:12169.76 TPH Amount: 13.38231

ERH2180 (RHMW02)

G:\Org\PE1\DAT\PE1122121_b\1221PE1B.0037.RAW

B21121616-001F ;1221PE1 , \$HC-8015-GRO-W,



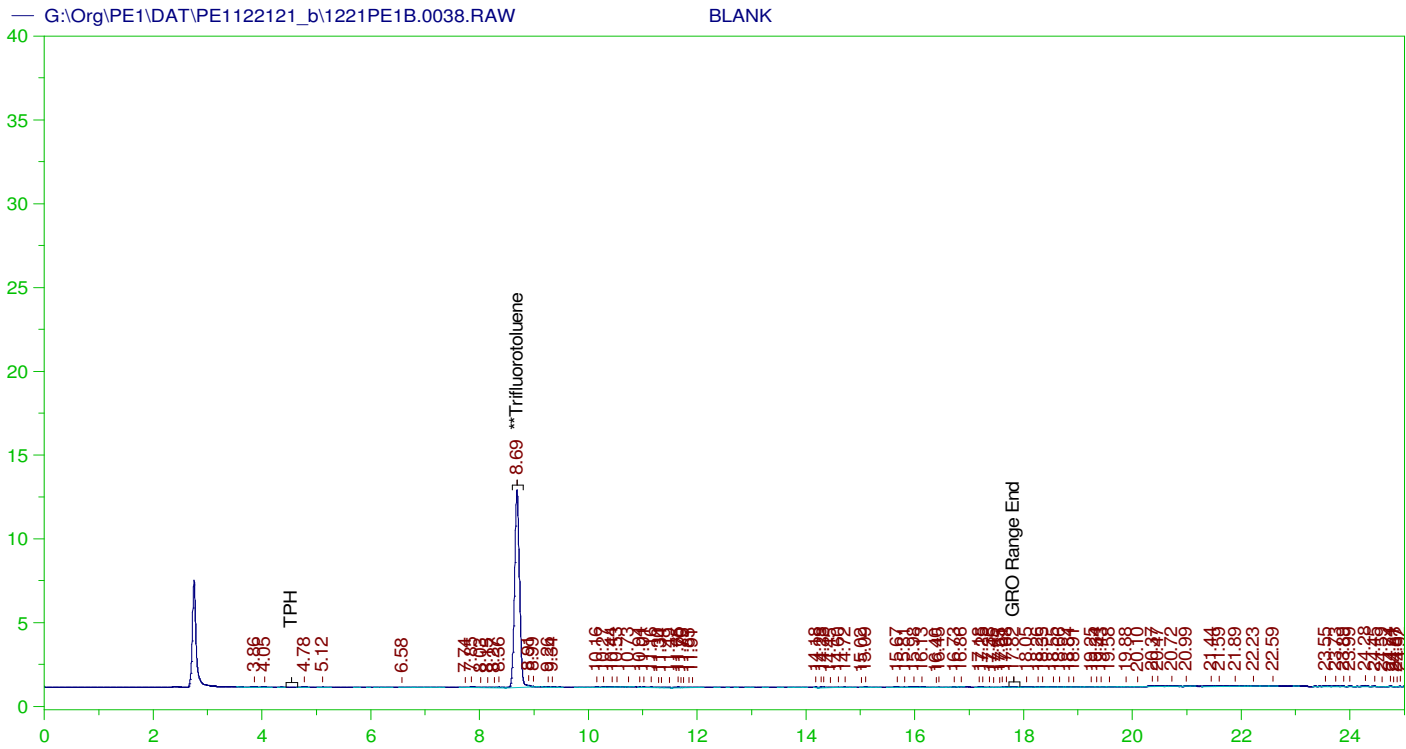
GASOLINE RANGE ORGANICS CHROMATOGRAM REPORT

Sample Name: B21121616-001F ;1221PE1 , \$HC-8015-GRO-W,
Raw File: G:\Org\PE1\DAT\PE1122121_b\1221PE1B.0037.RAW
Date & Time Acquired: 12/22/2021 4:59:43 AM
Method File: G:\Org\PE1\Methods\211208G1616-1B%.MET
Calibration File: G:\Org\PE1\Cals\211208GRO8015CB.CAL
Sample Weight: 5 Dilution: 1 S.A.: 1

Mean RF for GRO: 945.9678
Mean RF for TPH: 909.3915
Rt range for Gasoline Range Organics: 4.45 to 17.93

SURROGATE COMPOUND	RT	ACTUAL	MEASURED	%REC
**Trifluorotoluene	8.689	25.	18.923	75.69

GRO Area:65063.66 GRO Amount: 13.756
TPH Area:936234.4 TPH Amount: 205.9035



GASOLINE RANGE ORGANICS CHROMATOGRAM REPORT

Sample Name: BLANK
 Raw File: G:\Org\PE1\DAT\PE1122121_b\1221PE1B.0038.RAW
 Date & Time Acquired: 12/22/2021 5:34:04 AM
 Method File: G:\Org\PE1\Methods\211208GROB.MET
 Calibration File: G:\Org\PE1\Cals\211208GRO8015CB.CAL
 Sample Weight: 1 Dilution: 1 S.A.: 1

Mean RF for GRO: 945.9678
 Mean RF for TPH: 909.3915
 Rt range for Gasoline Range Organics: 4.45 to 17.93

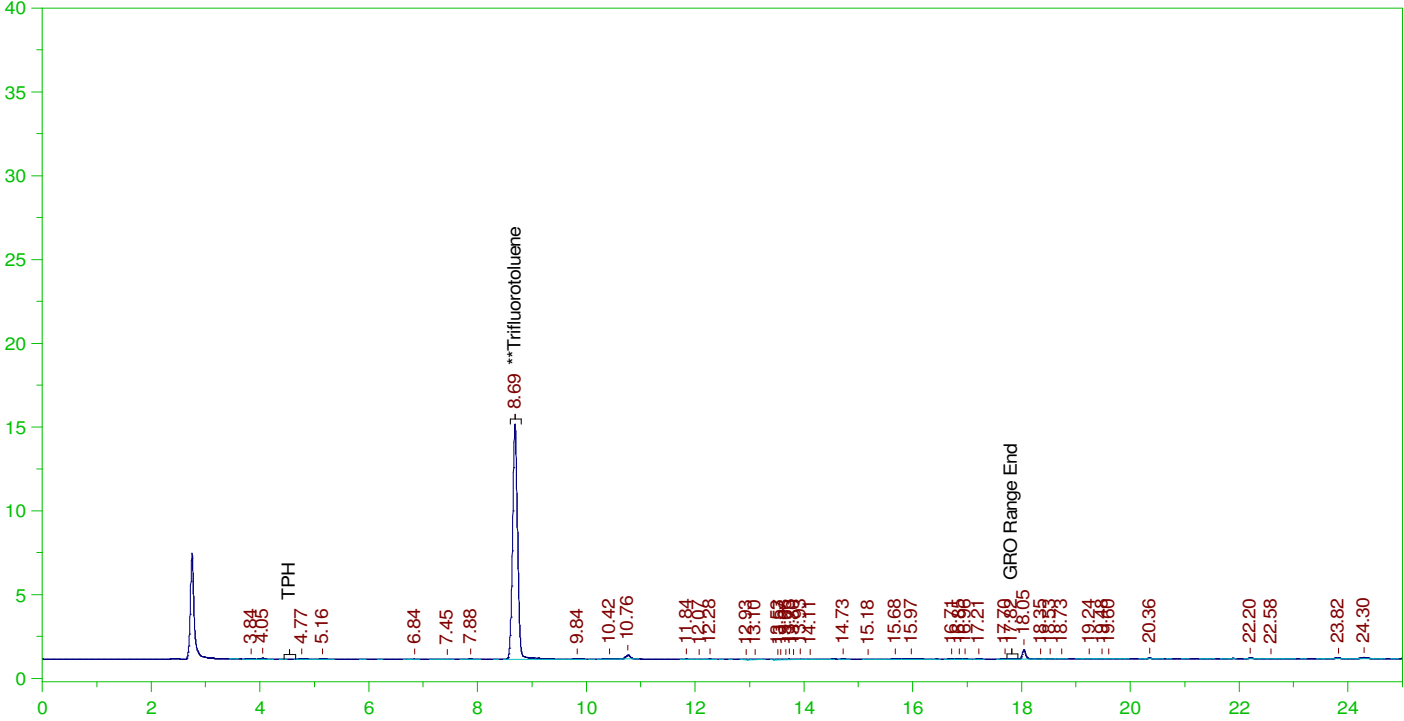
SURROGATE COMPOUND	RT	ACTUAL	MEASURED	%REC	
**Trifluorotoluene	8.689	125.	79.015	63.21	-

GRO Area:7714.185 GRO Amount: 8.154807
 TPH Area:12521.9 TPH Amount: 13.76954

ERH2193 (RHMW12A)

G:\Org\PE1\DAT\PE1122121_b\1221PE1B.0039.RAW

B21121622-001D ;1221PE1 , \$HC-8015-GRO-W,



GASOLINE RANGE ORGANICS CHROMATOGRAM REPORT

Sample Name: B21121622-001D ;1221PE1 , \$HC-8015-GRO-W,
Raw File: G:\Org\PE1\DAT\PE1122121_b\1221PE1B.0039.RAW
Date & Time Acquired: 12/22/2021 6:08:22 AM
Method File: G:\Org\PE1\Methods\211208GROB%.MET
Calibration File: G:\Org\PE1\Cals\211208GRO8015CB.CAL
Sample Weight: 5 Dilution: 1 S.A.: 1

Mean RF for GRO: 945.9678
Mean RF for TPH: 909.3915
Rt range for Gasoline Range Organics: 4.45 to 17.93

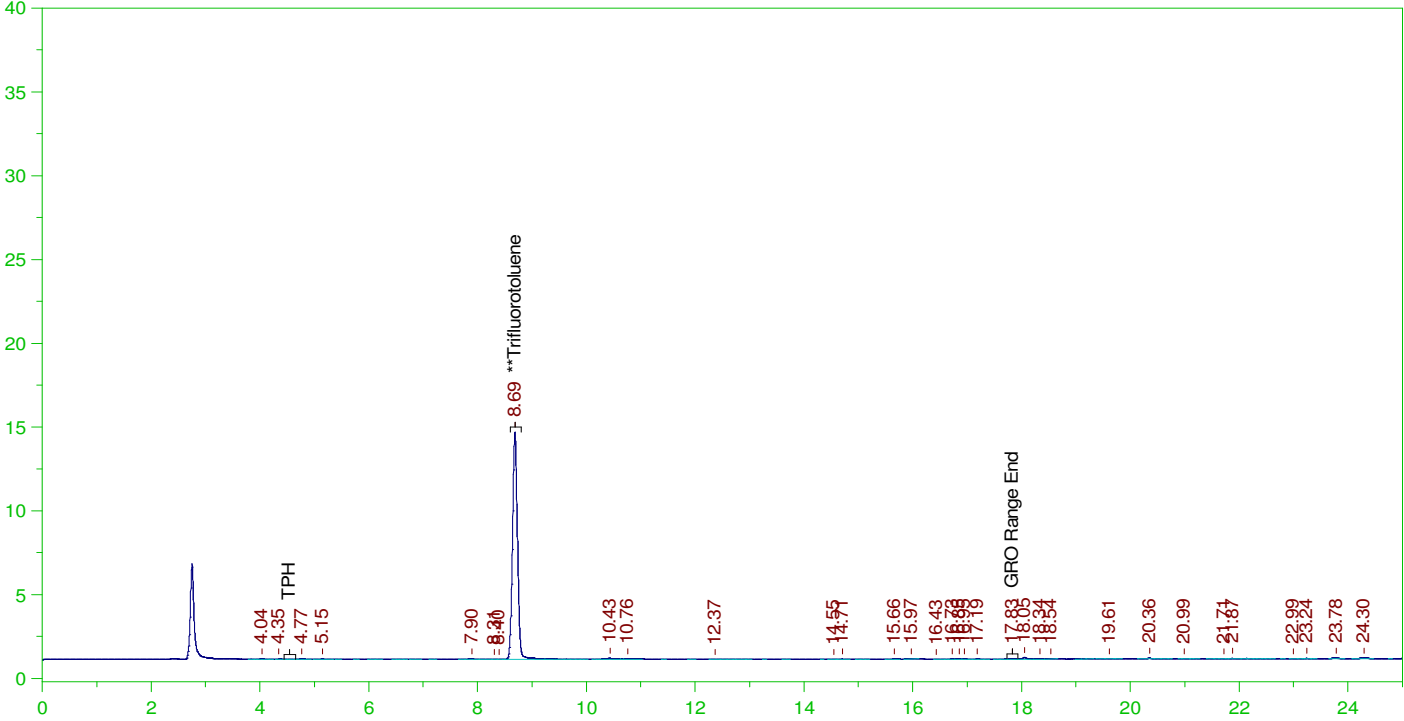
SURROGATE COMPOUND	RT	ACTUAL	MEASURED	%REC
**Trifluorotoluene	8.689	25.	19.004	76.02

GRO Area:6758.376 GRO Amount: 1.428881
TPH Area:11822.27 TPH Amount: 2.60004

ERH2193 (RHMW12A)

G:\Org\PE1\DAT\PE1122121_b\1221PE1B.0040.RAW

BLANK



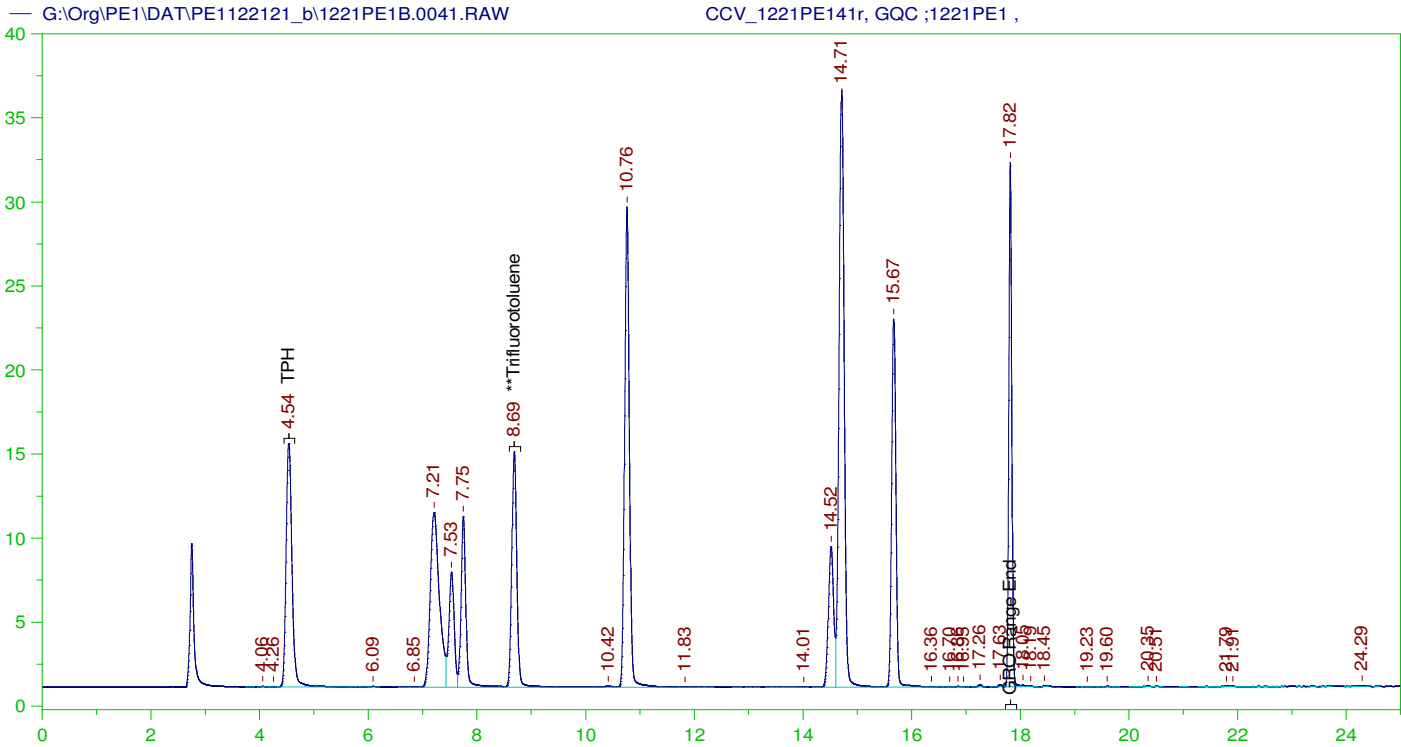
GASOLINE RANGE ORGANICS CHROMATOGRAM REPORT

Sample Name: B21121622-001D ;1221PE1 , \$HC-8015-GRO-W,
Raw File: G:\Org\PE1\DAT\PE1122121_b\1221PE1B.0040.RAW
Date & Time Acquired: 12/22/2021 6:42:38 AM
Method File: G:\Org\PE1\Methods\211208GROB.MET
Calibration File: G:\Org\PE1\Cals\211208GRO8015CB.CAL
Sample Weight: 5 Dilution: 1 S.A.: 1

Mean RF for GRO: 945.9678
Mean RF for TPH: 909.3915
Rt range for Gasoline Range Organics: 4.45 to 17.93

SURROGATE COMPOUND	RT	ACTUAL	MEASURED	%REC
**Trifluorotoluene	8.688	25.	18.462	73.85

GRO Area:3404.612 GRO Amount: 0.7198156
TPH Area:5949.369 TPH Amount: 1.308429



GASOLINE RANGE ORGANICS CHROMATOGRAM REPORT

Sample Name: CCV_1221PE141r, GQC ;1221PE1 ,
Raw File: G:\Org\PE1\DAT\PE1122121_b\1221PE1B.0041.RAW
Date & Time Acquired: 12/22/2021 7:16:52 AM
Method File: G:\Org\PE1\Methods\211208GROB.MET
Calibration File: G:\Org\PE1\Cals\211208GRO8015CB.CAL
Sample Weight: 1 Dilution: 1 S.A.: 1

Mean RF for GRO: 945.9678
Mean RF for TPH: 909.3915
Rt range for Gasoline Range Organics: 4.45 to 17.93

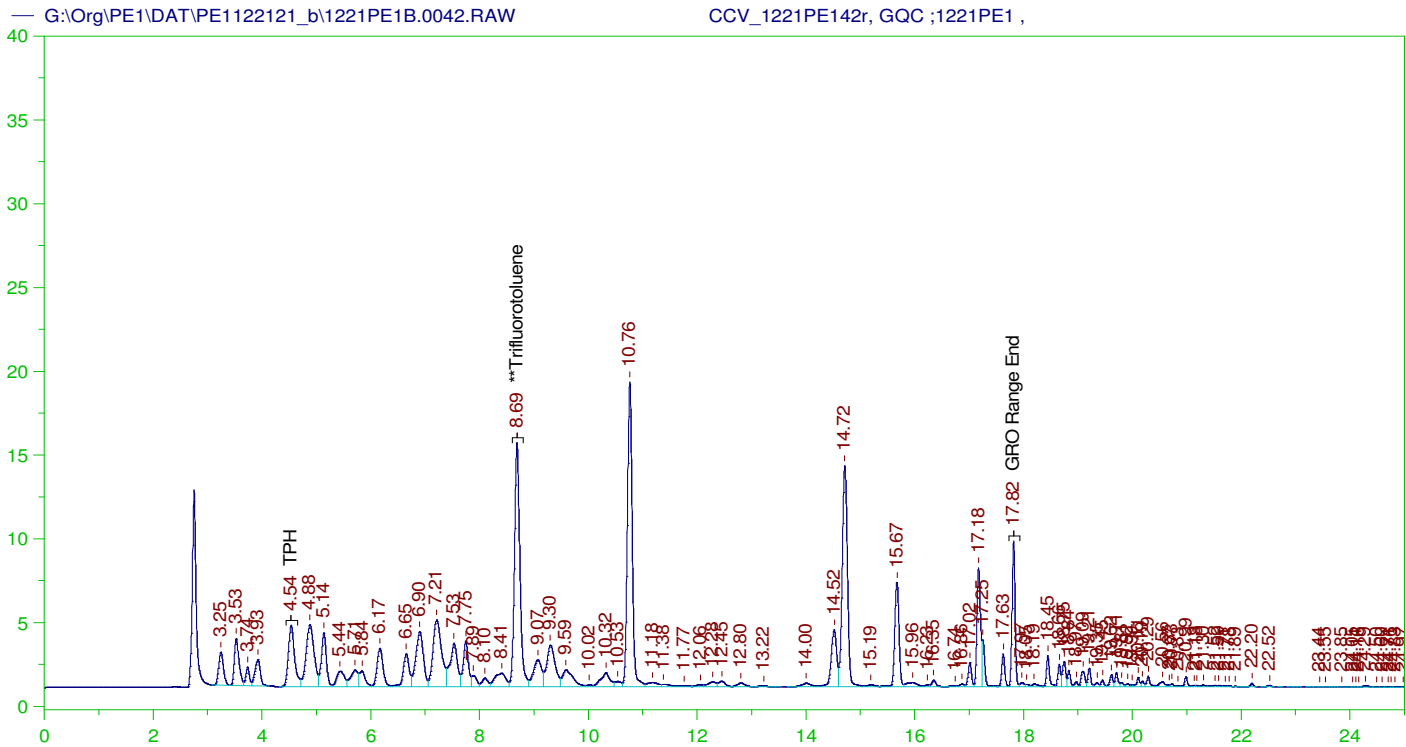
SURROGATE COMPOUND	RT	ACTUAL	MEASURED	%REC
**Trifluorotoluene	8.687	125.	96.3	77.04

GRO Area:1051216 GRO Amount: 1111.26
TPH Area:1053784 TPH Amount: 1158.779

CONTINUING CALIBRATION REPORT: G:\Org\PE1\DAT\PE1122121_b\1221PE1B.0041.RAW

COMPOUND	ACTUAL (NG)	MEASURED (NG)	%RECOVERY	LIMITS
GRO	840.	1111.26	132.29	85-115
TPH	1000.	1158.78	115.88	85-115

SURROGATE COMPOUND	RT	ACTUAL	MEASURED	%REC	LIMITS
**Trifluorotoluene	8.687	125.	96.3	77.04	85-115



GASOLINE RANGE ORGANICS CHROMATOGRAM REPORT

Sample Name: CCV_1221PE142r, GQC ;1221PE1 ,
 Raw File: G:\Org\PE1\DAT\PE1122121_b\1221PE1B.0042.RAW
 Date & Time Acquired: 12/22/2021 7:51:07 AM
 Method File: G:\Org\PE1\Methods\211208GCCV1221_42B%.MET
 Calibration File: G:\Org\PE1\Cals\211208GRO8015CB.CAL
 Sample Weight: 1 Dilution: 1 S.A.: 1

Mean RF for GRO: 945.9678
 Mean RF for TPH: 909.3915
 Rt range for Gasoline Range Organics: 4.45 to 17.93

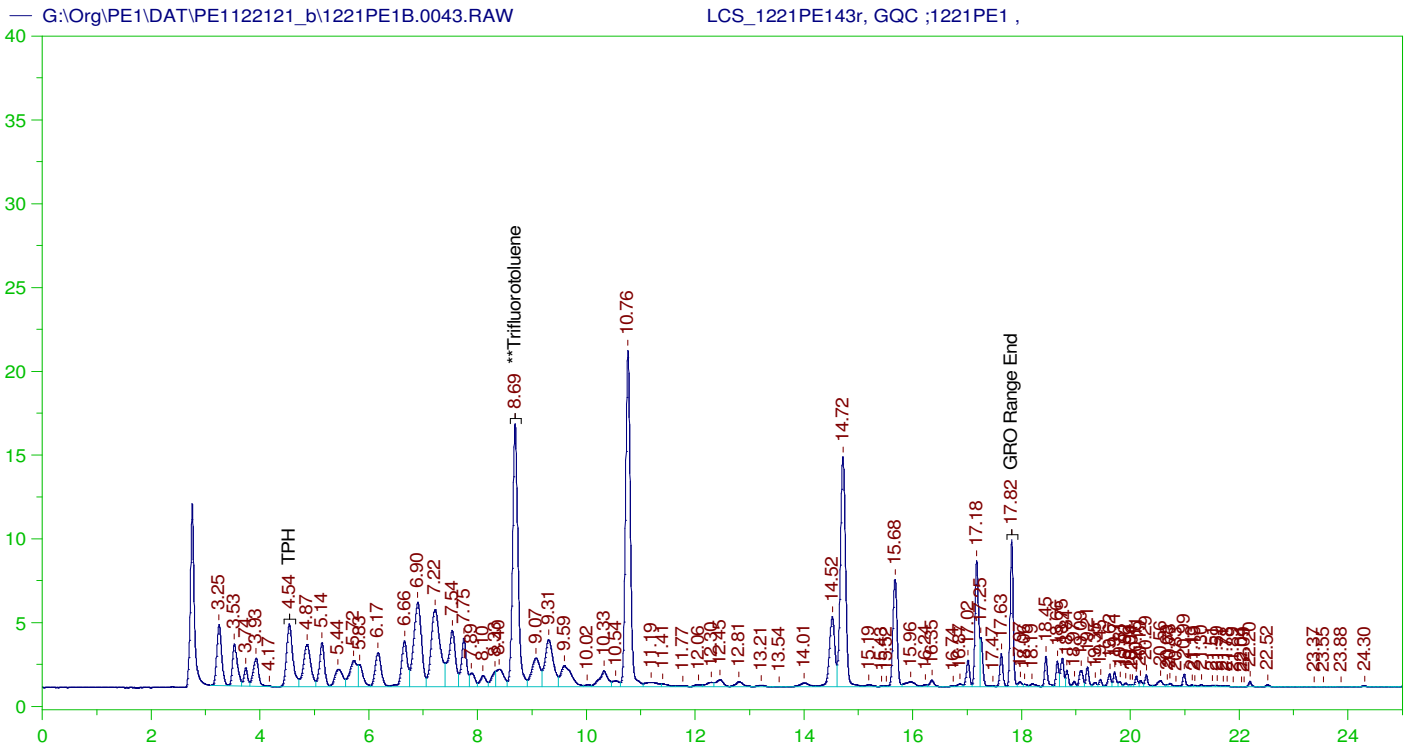
SURROGATE COMPOUND	RT	ACTUAL	MEASURED	%REC	
**Trifluorotoluene	8.689	125.	107.744	86.19	-

GRO Area: 741377.4 GRO Amount: 783.7237
 TPH Area: 851487.8 TPH Amount: 936.327

CONTINUING CALIBRATION REPORT: G:\Org\PE1\DAT\PE1122121_b\1221PE1B.0042.RAW

COMPOUND	ACTUAL (NG)	MEASURED (NG)	%RECOVERY	LIMITS
GRO	840.	783.72	93.3	85-115
TPH	1000.	936.33	93.63	85-115

SURROGATE COMPOUND	RT	ACTUAL	MEASURED	%REC	LIMITS
**Trifluorotoluene	8.689	125.	107.744	86.19	85-115



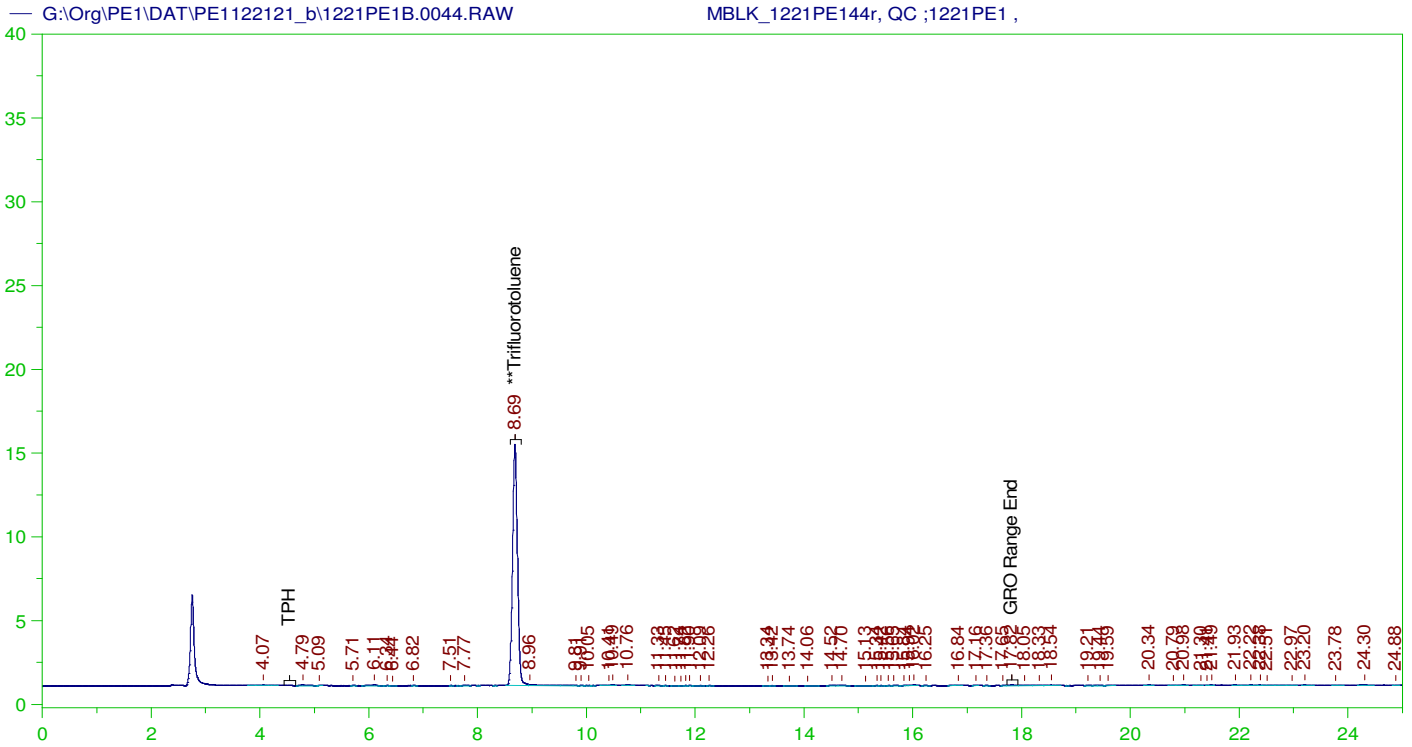
GASOLINE RANGE ORGANICS CHROMATOGRAM REPORT

Sample Name: LCS_1221PE143r, GQC ;1221PE1 ,
 Raw File: G:\Org\PE1\DAT\PE1122121_b\1221PE1B.0043.RAW
 Date & Time Acquired: 12/22/2021 8:25:25 AM
 Method File: G:\Org\PE1\Methods\211208GLCS1221_43B%.MET
 Calibration File: G:\Org\PE1\Cals\211208GRO8015CB.CAL
 Sample Weight: 5 Dilution: 1 S.A.: 1

Mean RF for GRO: 945.9678
 Mean RF for TPH: 909.3915
 Rt range for Gasoline Range Organics: 4.45 to 17.93

SURROGATE COMPOUND	RT	ACTUAL	MEASURED	%REC	
**Trifluorotoluene	8.691	25.	23.104	92.42	-

GRO Area:819181.8 GRO Amount: 173.1944
 TPH Area:948681.1 TPH Amount: 208.6409



GASOLINE RANGE ORGANICS CHROMATOGRAM REPORT

Sample Name: MBLK_1221PE144r, QC ;1221PE1 ,
 Raw File: G:\Org\PE1\DAT\PE1122121_b\1221PE1B.0044.RAW
 Date & Time Acquired: 12/22/2021 8:59:42 AM
 Method File: G:\Org\PE1\Methods\211208GMB1221_44B%.MET
 Calibration File: G:\Org\PE1\Cals\211208GRO8015CB.CAL
 Sample Weight: 5 Dilution: 1 S.A.: 1

Mean RF for GRO: 945.9678
 Mean RF for TPH: 909.3915
 Rt range for Gasoline Range Organics: 4.45 to 17.93

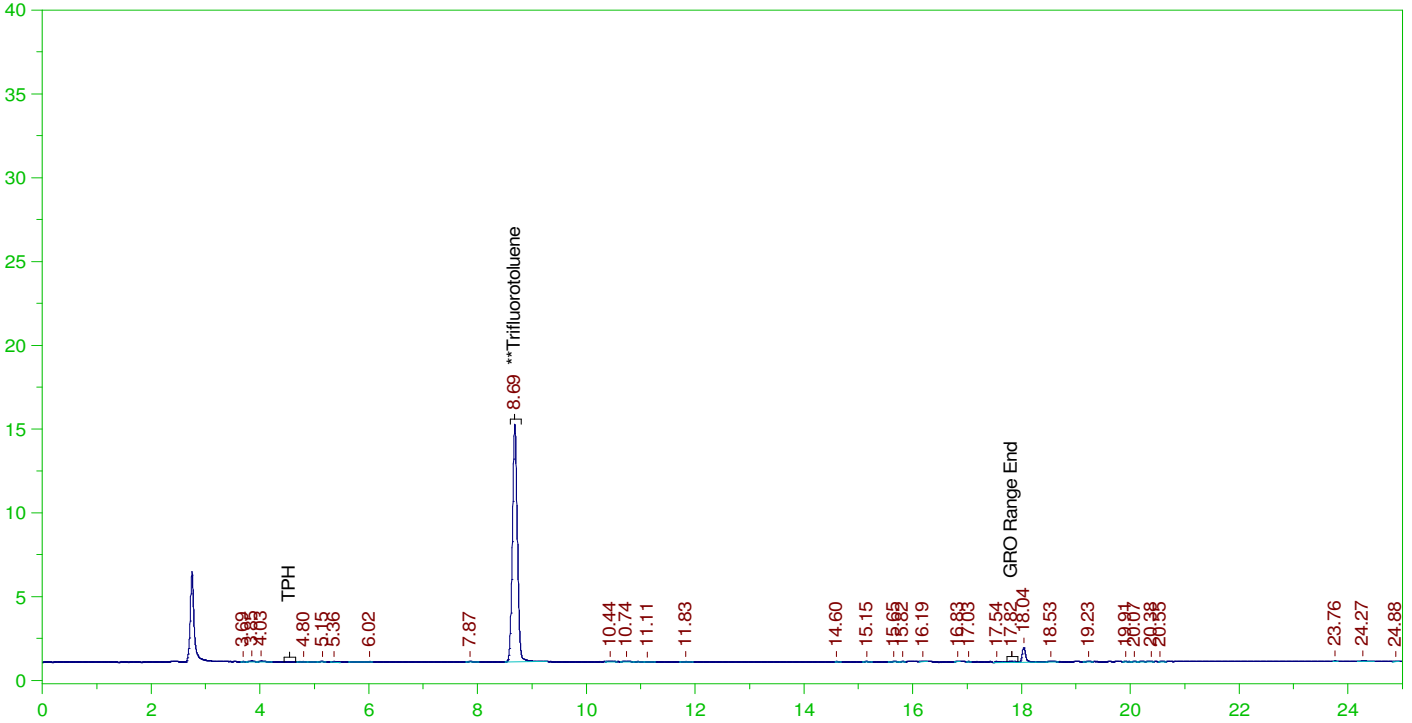
SURROGATE COMPOUND	RT	ACTUAL	MEASURED	%REC
**Trifluorotoluene	8.688	25.	19.395	77.58

GRO Area:8058.234 GRO Amount: 1.703702
 TPH Area:11644.98 TPH Amount: 2.561049

ERH2195 (RHMW16)

G:\Org\PE1\DAT\PE1122121_b\1221PE1B.0045.RAW

B21121622-002D ;1221PE1 , \$HC-8015-GRO-W,



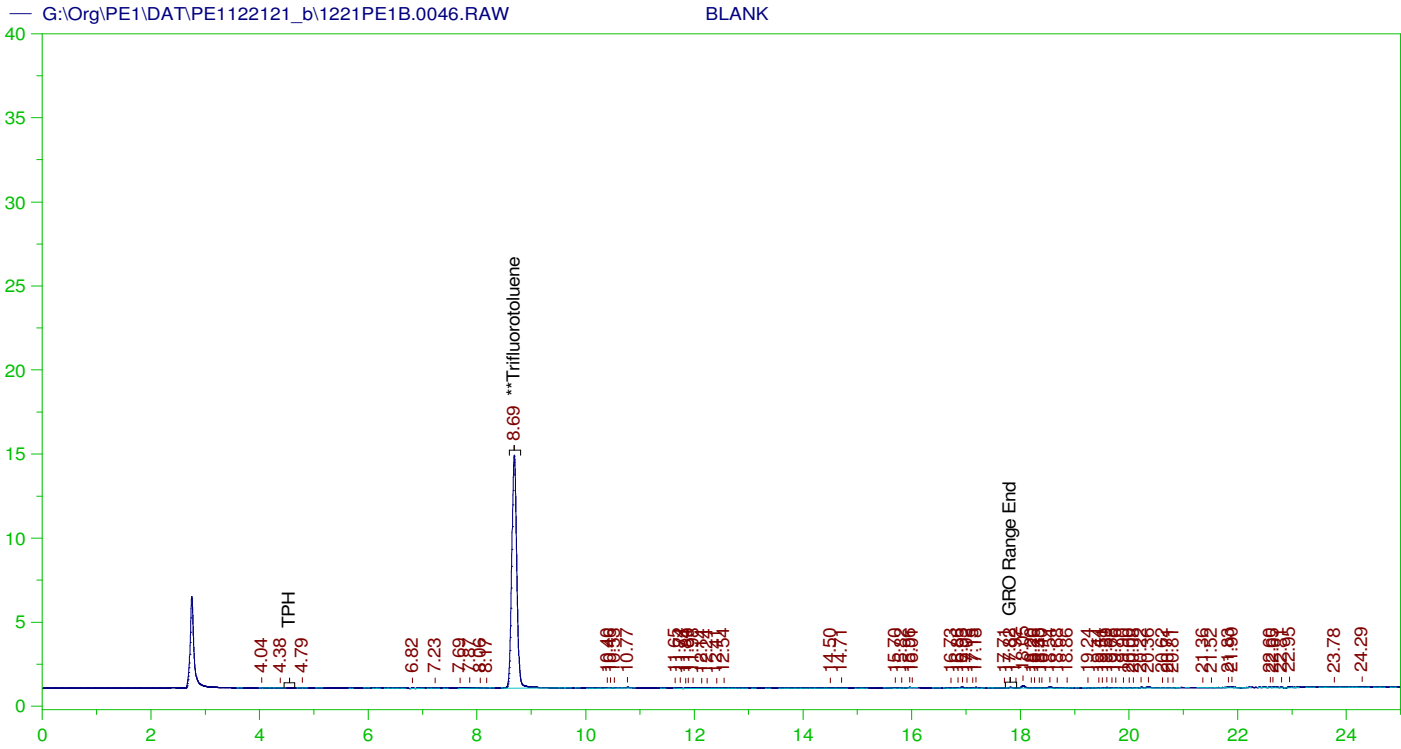
GASOLINE RANGE ORGANICS CHROMATOGRAM REPORT

Sample Name: B21121622-002D ;1221PE1 , \$HC-8015-GRO-W,
Raw File: G:\Org\PE1\DAT\PE1122121_b\1221PE1B.0045.RAW
Date & Time Acquired: 12/22/2021 9:34:02 AM
Method File: G:\Org\PE1\Methods\211208G1622-2B%.MET
Calibration File: G:\Org\PE1\Cals\211208GRO8015CB.CAL
Sample Weight: 5 Dilution: 1 S.A.: 1

Mean RF for GRO: 945.9678
Mean RF for TPH: 909.3915
Rt range for Gasoline Range Organics: 4.45 to 17.93

SURROGATE COMPOUND	RT	ACTUAL	MEASURED	%REC
**Trifluorotoluene	8.686	25.	19.188	76.75

GRO Area:3296.674 GRO Amount: 0.696995
TPH Area:9826.888 TPH Amount: 2.161201



GASOLINE RANGE ORGANICS CHROMATOGRAM REPORT

Sample Name: BLANK
 Raw File: G:\Org\PE1\DAT\PE1122121_b\1221PE1B.0046.RAW
 Date & Time Acquired: 12/22/2021 10:08:23 AM
 Method File: G:\Org\PE1\Methods\211208GROB.MET
 Calibration File: G:\Org\PE1\Cals\211208GRO8015CB.CAL
 Sample Weight: 1 Dilution: 1 S.A.: 1

Mean RF for GRO: 945.9678
 Mean RF for TPH: 909.3915
 Rt range for Gasoline Range Organics: 4.45 to 17.93

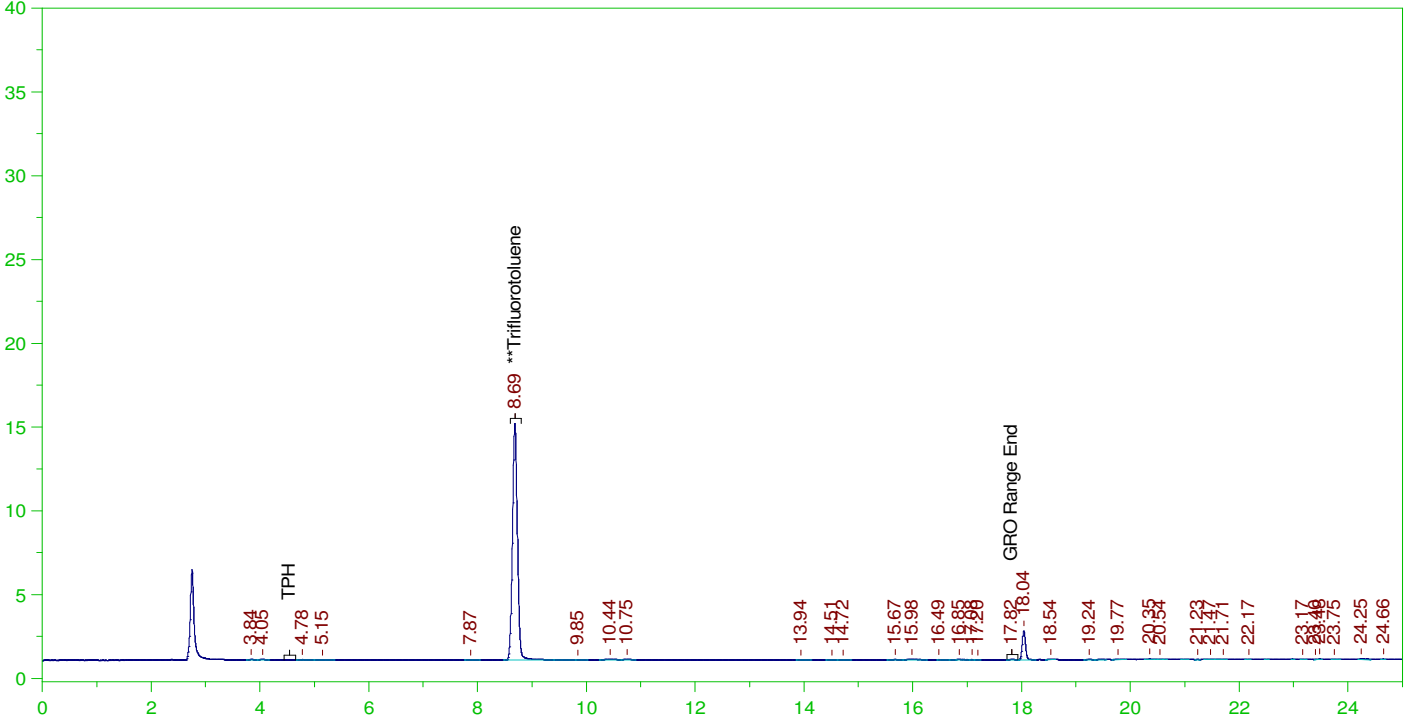
SURROGATE COMPOUND	RT	ACTUAL	MEASURED	%REC
**Trifluorotoluene	8.686	125.	94.388	75.51

GRO Area:5462.59 GRO Amount: 5.774605
 TPH Area:10577.15 TPH Amount: 11.63102

ERH2205 (RHMW15-05)

G:\Org\PE1\DAT\PE1122121_b\1221PE1B.0047.RAW

B21121622-003D ;1221PE1 , \$HC-8015-GRO-W,



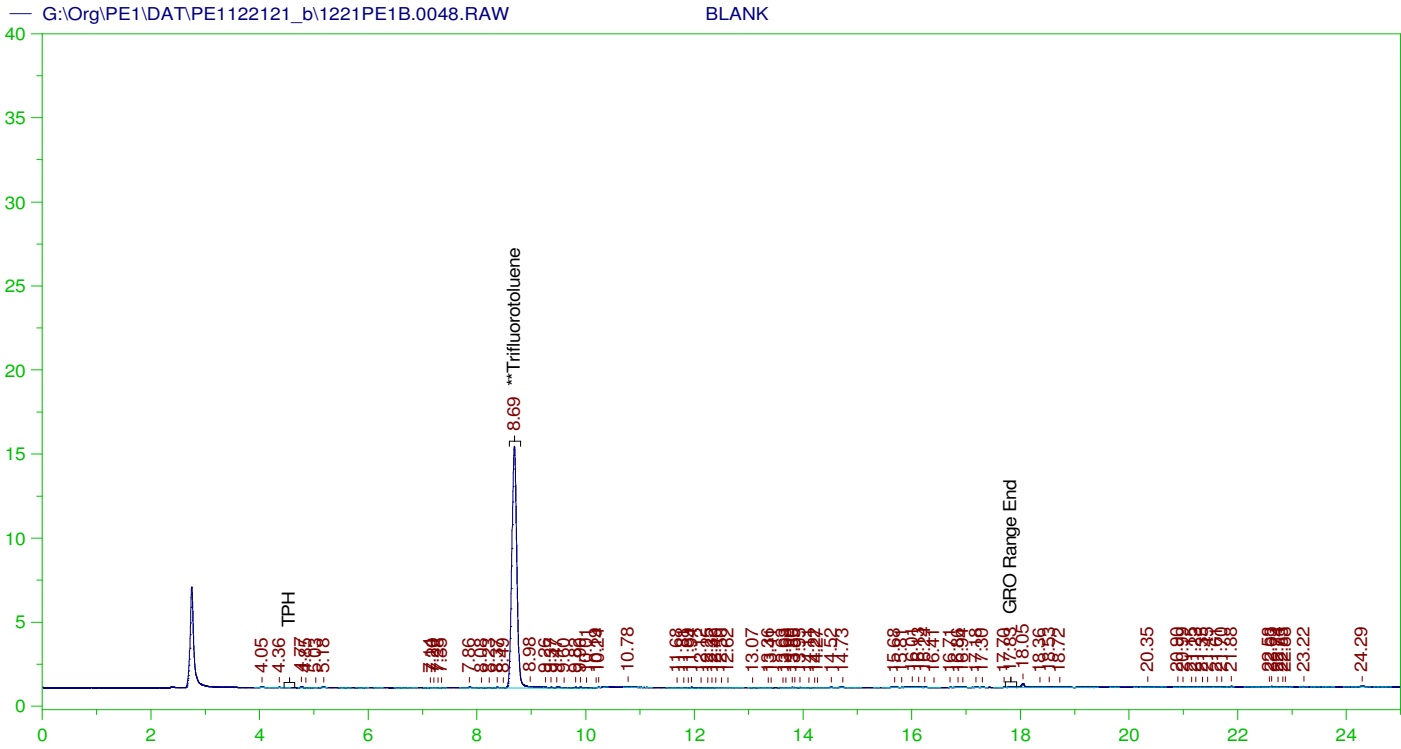
GASOLINE RANGE ORGANICS CHROMATOGRAM REPORT

Sample Name: B21121622-003D ;1221PE1 , \$HC-8015-GRO-W,
Raw File: G:\Org\PE1\DAT\PE1122121_b\1221PE1B.0047.RAW
Date & Time Acquired: 12/22/2021 10:42:44 AM
Method File: G:\Org\PE1\Methods\211208G1622-3B%.MET
Calibration File: G:\Org\PE1\Cals\211208GRO8015CB.CAL
Sample Weight: 5 Dilution: 1 S.A.: 1

Mean RF for GRO: 945.9678
Mean RF for TPH: 909.3915
Rt range for Gasoline Range Organics: 4.45 to 17.93

SURROGATE COMPOUND	RT	ACTUAL	MEASURED	%REC
**Trifluorotoluene	8.687	25.	19.248	76.99

GRO Area:3656.175 GRO Amount: 0.7730019
TPH Area:13142.14 TPH Amount: 2.890315



GASOLINE RANGE ORGANICS CHROMATOGRAM REPORT

Sample Name: BLANK
 Raw File: G:\Org\PE1\DAT\PE1122121_b\1221PE1B.0048.RAW
 Date & Time Acquired: 12/22/2021 11:17:04 AM
 Method File: G:\Org\PE1\Methods\211208GROB.MET
 Calibration File: G:\Org\PE1\Cals\211208GRO8015CB.CAL
 Sample Weight: 1 Dilution: 1 S.A.: 1

Mean RF for GRO: 945.9678
 Mean RF for TPH: 909.3915
 Rt range for Gasoline Range Organics: 4.45 to 17.93

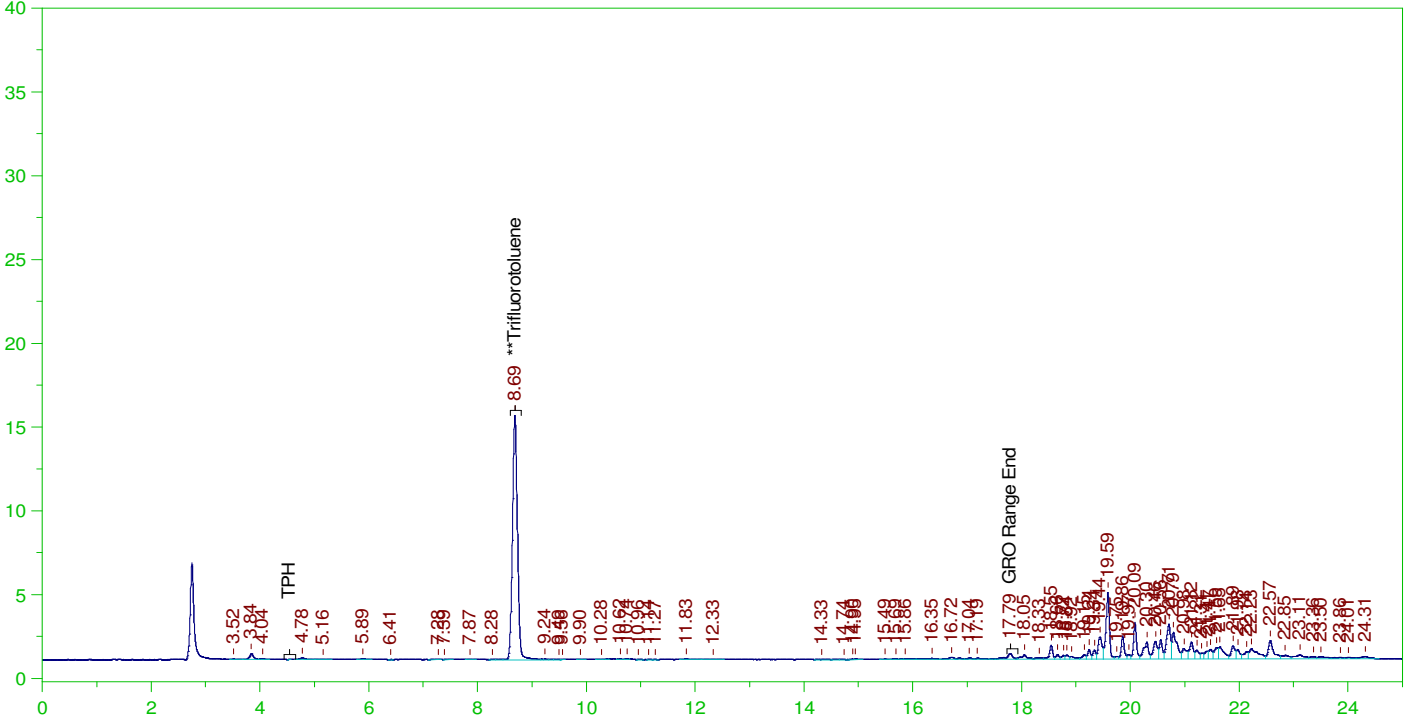
SURROGATE COMPOUND	RT	ACTUAL	MEASURED	%REC
**Trifluorotoluene	8.688	125.	97.219	77.78

GRO Area: 9176.835 GRO Amount: 9.701002
 TPH Area: 13546.44 TPH Amount: 14.89616

ERH2178 (RHMW01R)

G:\Org\PE1\DAT\PE1122121_b\1221PE1B.0049.RAW

B21121623-001F ;1221PE1 , \$HC-8015-GRO-W,



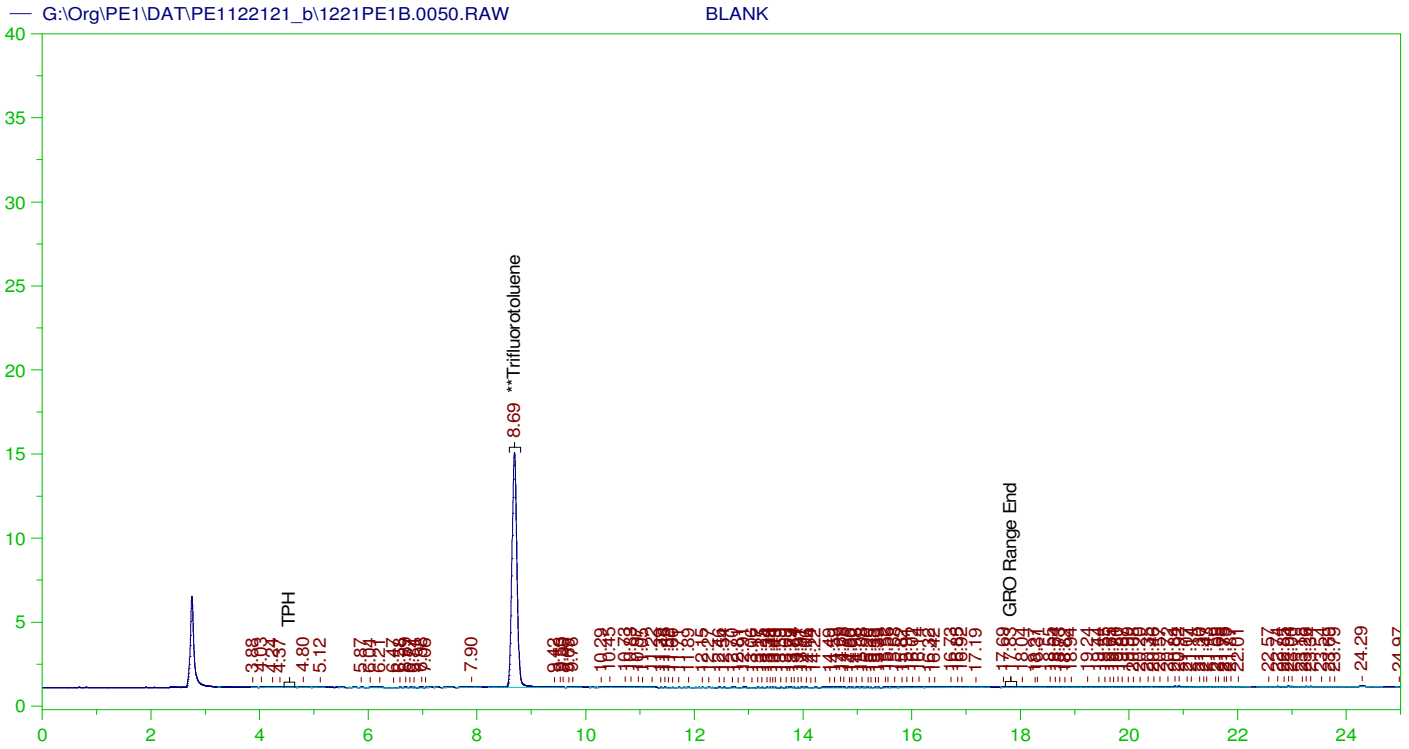
GASOLINE RANGE ORGANICS CHROMATOGRAM REPORT

Sample Name: B21121623-001F ;1221PE1 , \$HC-8015-GRO-W,
Raw File: G:\Org\PE1\DAT\PE1122121_b\1221PE1B.0049.RAW
Date & Time Acquired: 12/22/2021 11:51:23 AM
Method File: G:\Org\PE1\Methods\211208G1623-1B%.MET
Calibration File: G:\Org\PE1\Cals\211208GRO8015CB.CAL
Sample Weight: 5 Dilution: 1 S.A.: 1

Mean RF for GRO: 945.9678
Mean RF for TPH: 909.3915
Rt range for Gasoline Range Organics: 4.45 to 17.93

SURROGATE COMPOUND	RT	ACTUAL	MEASURED	%REC
**Trifluorotoluene	8.687	25.	19.861	79.45

GRO Area:10755.42 GRO Amount: 2.273951
TPH Area:168959.9 TPH Amount: 37.15888



GASOLINE RANGE ORGANICS CHROMATOGRAM REPORT

Sample Name: BLANK
 Raw File: G:\Org\PE1\DAT\PE1122121_b\1221PE1B.0050.RAW
 Date & Time Acquired: 12/22/2021 12:25:42 PM
 Method File: G:\Org\PE1\Methods\211208GROB.MET
 Calibration File: G:\Org\PE1\Cals\211208GRO8015CB.CAL
 Sample Weight: 1 Dilution: 1 S.A.: 1

Mean RF for GRO: 945.9678
 Mean RF for TPH: 909.3915
 Rt range for Gasoline Range Organics: 4.45 to 17.93

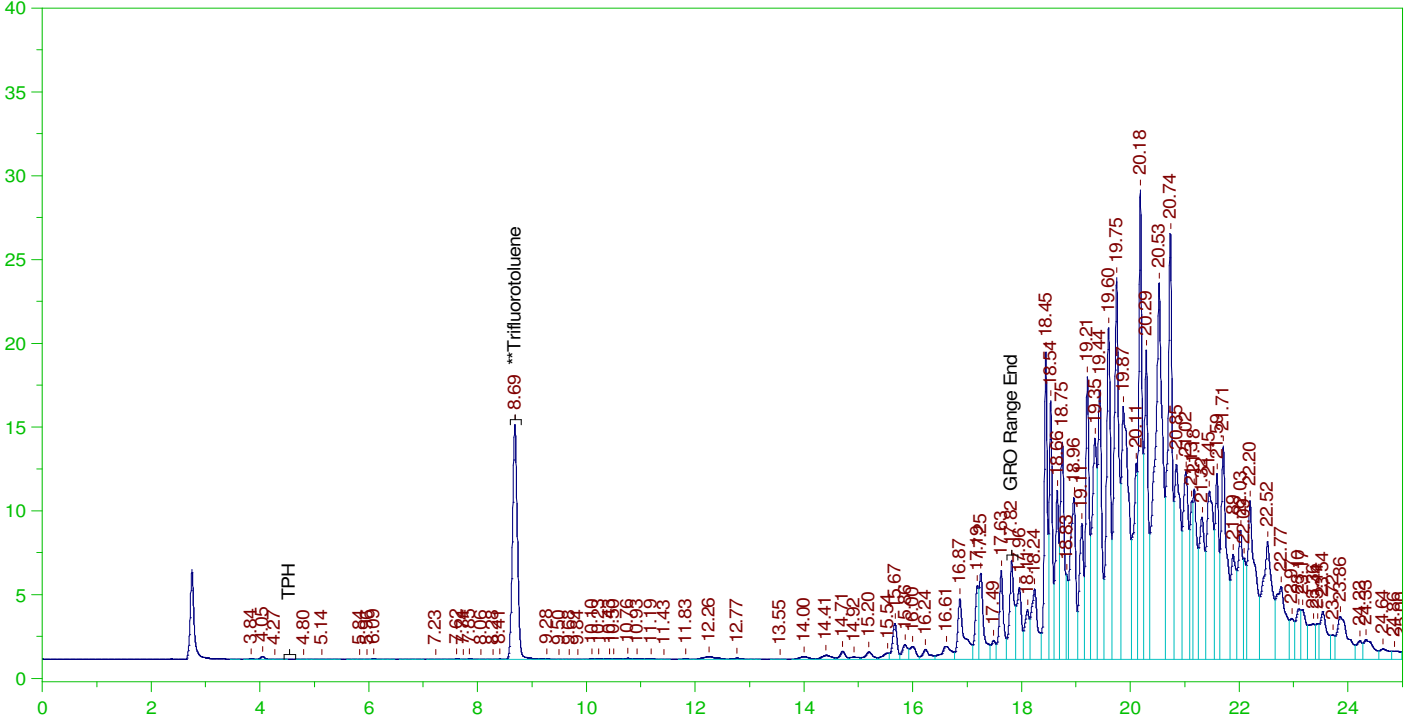
SURROGATE COMPOUND	RT	ACTUAL	MEASURED	%REC	
**Trifluorotoluene	8.69	125.	95.016	76.01	-

GRO Area:11627.72 GRO Amount: 12.29188
 TPH Area:18596.4 TPH Amount: 20.44928

ERH2206 (RHMW2254-01)

G:\Org\PE1\DAT\PE1122121_b\1221PE1B.0051.RAW

B21121605-002F ;1221PE1 , \$HC-8015-GRO-W,



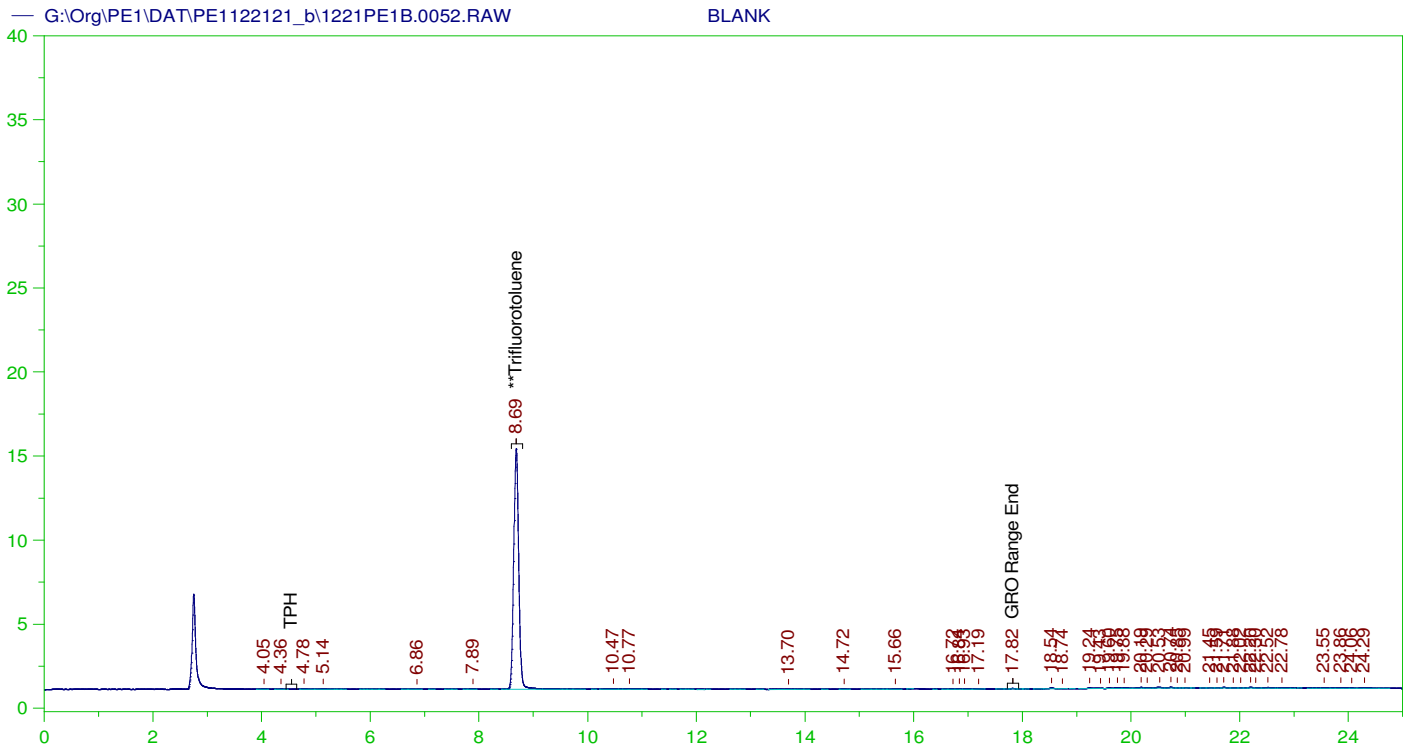
GASOLINE RANGE ORGANICS CHROMATOGRAM REPORT

Sample Name: B21121605-002F ;1221PE1 , \$HC-8015-GRO-W,
Raw File: G:\Org\PE1\DAT\PE1122121_b\1221PE1B.0051.RAW
Date & Time Acquired: 12/22/2021 1:00:02 PM
Method File: G:\Org\PE1\Methods\211208G1605-2B%.MET
Calibration File: G:\Org\PE1\Cals\211208GRO8015CB.CAL
Sample Weight: 5 Dilution: 1 S.A.: 1

Mean RF for GRO: 945.9678
Mean RF for TPH: 909.3915
Rt range for Gasoline Range Organics: 4.45 to 17.93

SURROGATE COMPOUND	RT	ACTUAL	MEASURED	%REC
**Trifluorotoluene	8.686	25.	19.037	76.15

GRO Area:220961.4 GRO Amount: 46.71648
TPH Area:3018073 TPH Amount: 663.7566



GASOLINE RANGE ORGANICS CHROMATOGRAM REPORT

Sample Name: BLANK
 Raw File: G:\Org\PE1\DAT\PE1122121_b\1221PE1B.0052.RAW
 Date & Time Acquired: 12/22/2021 1:34:17 PM
 Method File: G:\Org\PE1\Methods\211208GROB.MET
 Calibration File: G:\Org\PE1\Cals\211208GRO8015CB.CAL
 Sample Weight: 1 Dilution: 1 S.A.: 1

Mean RF for GRO: 945.9678
 Mean RF for TPH: 909.3915
 Rt range for Gasoline Range Organics: 4.45 to 17.93

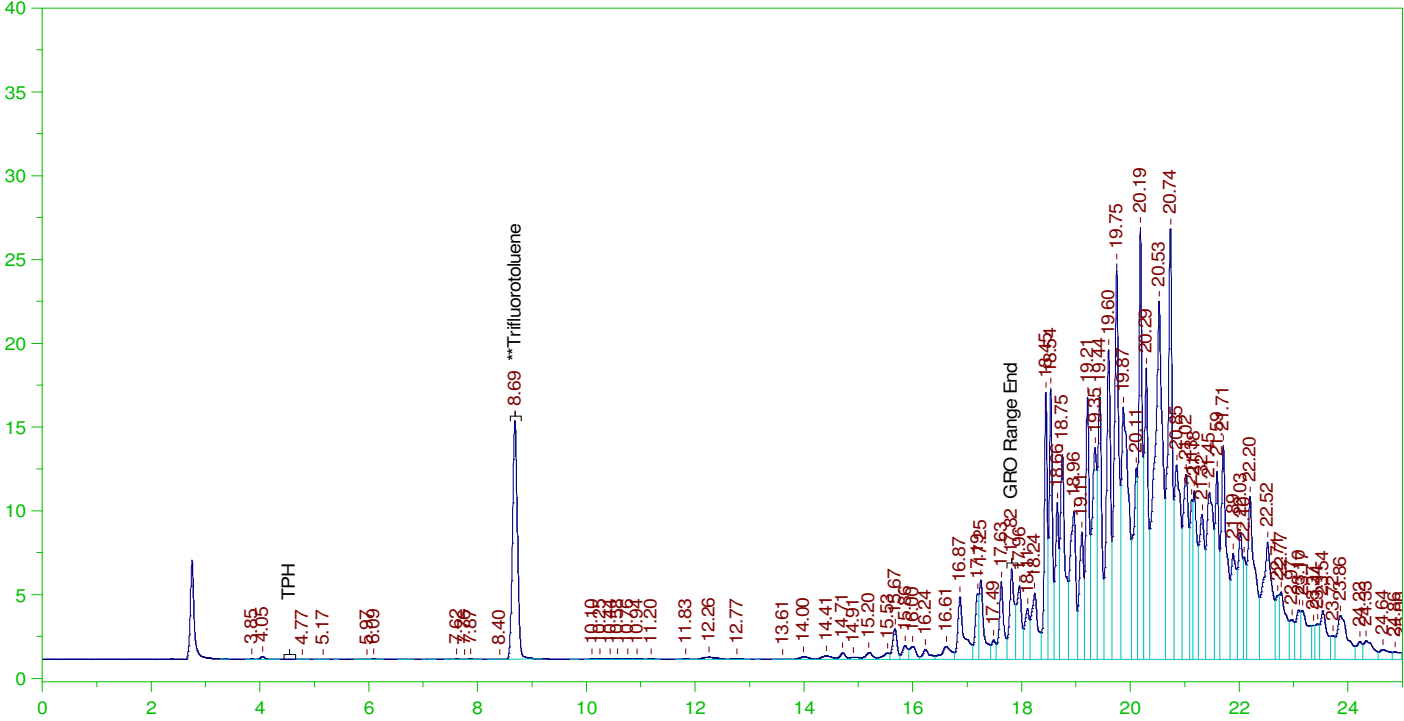
SURROGATE COMPOUND	RT	ACTUAL	MEASURED	%REC
**Trifluorotoluene	8.686	125.	96.942	77.55

GRO Area:2765.375 GRO Amount: 2.92333
 TPH Area:8630.347 TPH Amount: 9.490244

ERH2176 (RHMW2254-01)

G:\Org\PE1\DAT\PE1122121_b\1221PE1B.0053.RAW

B21121605-003D ;1221PE1 , \$HC-8015-GRO-W,



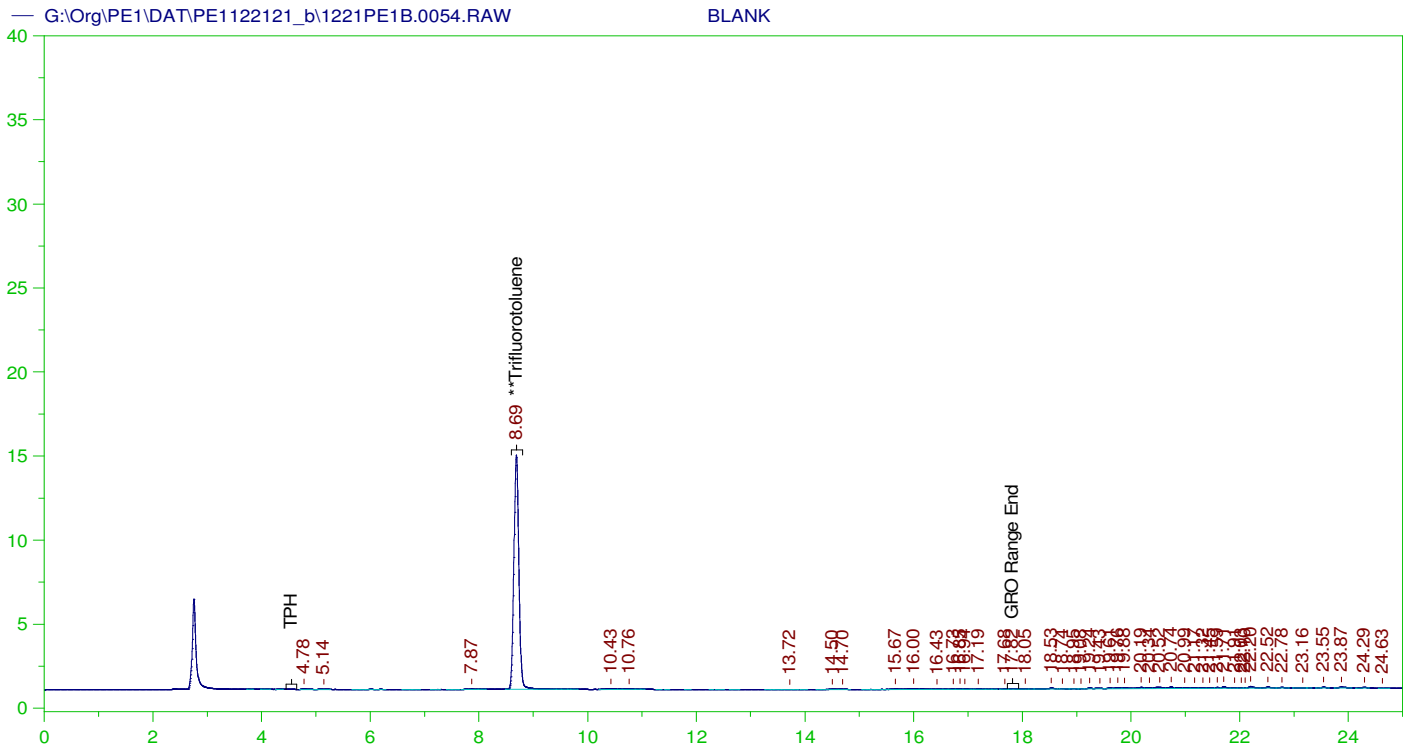
GASOLINE RANGE ORGANICS CHROMATOGRAM REPORT

Sample Name: B21121605-003D ;1221PE1 , \$HC-8015-GRO-W,
Raw File: G:\Org\PE1\DAT\PE1122121_b\1221PE1B.0053.RAW
Date & Time Acquired: 12/22/2021 2:08:36 PM
Method File: G:\Org\PE1\Methods\211208G1605-3B%.MET
Calibration File: G:\Org\PE1\Cals\211208GRO8015CB.CAL
Sample Weight: 5 Dilution: 1 S.A.: 1

Mean RF for GRO: 945.9678
Mean RF for TPH: 909.3915
Rt range for Gasoline Range Organics: 4.45 to 17.93

SURROGATE COMPOUND	RT	ACTUAL	MEASURED	%REC
**Trifluorotoluene	8.687	25.	19.202	76.81

GRO Area:209044.6 GRO Amount: 44.19698
TPH Area:2961467 TPH Amount: 651.3073



GASOLINE RANGE ORGANICS CHROMATOGRAM REPORT

Sample Name: BLANK
 Raw File: G:\Org\PE1\DAT\PE1122121_b\1221PE1B.0054.RAW
 Date & Time Acquired: 12/22/2021 2:42:58 PM
 Method File: G:\Org\PE1\Methods\211208GROB.MET
 Calibration File: G:\Org\PE1\Cals\211208GRO8015CB.CAL
 Sample Weight: 1 Dilution: 1 S.A.: 1

Mean RF for GRO: 945.9678
 Mean RF for TPH: 909.3915
 Rt range for Gasoline Range Organics: 4.45 to 17.93

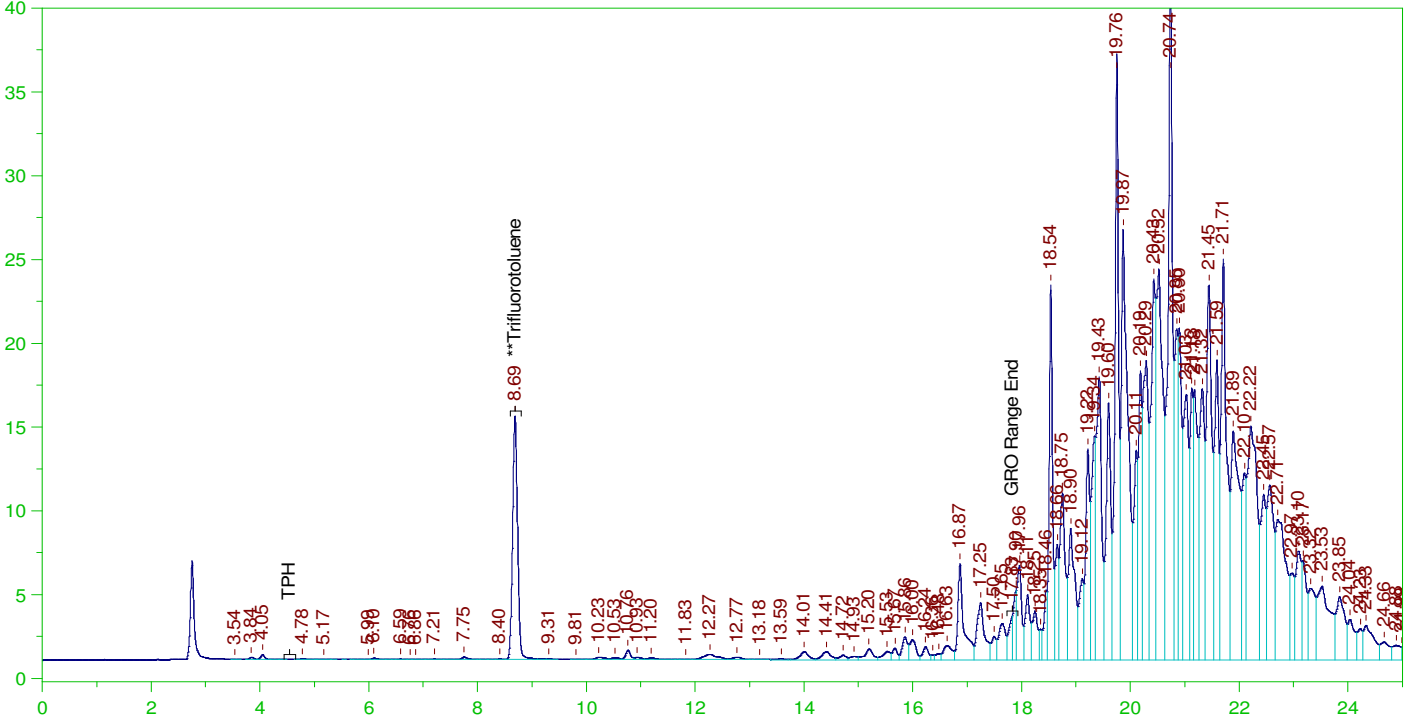
SURROGATE COMPOUND	RT	ACTUAL	MEASURED	%REC
**Trifluorotoluene	8.689	125.	94.805	75.84

GRO Area:3733.385 GRO Amount: 3.94663
 TPH Area:14067.23 TPH Amount: 15.46884

ERH2230 (Sump Adit 3)

G:\Org\PE1\DAT\PE1122121_b\1221PE1B.0055.RAW

B21121609-001F ;1221PE1 , \$HC-8015-GRO-W,



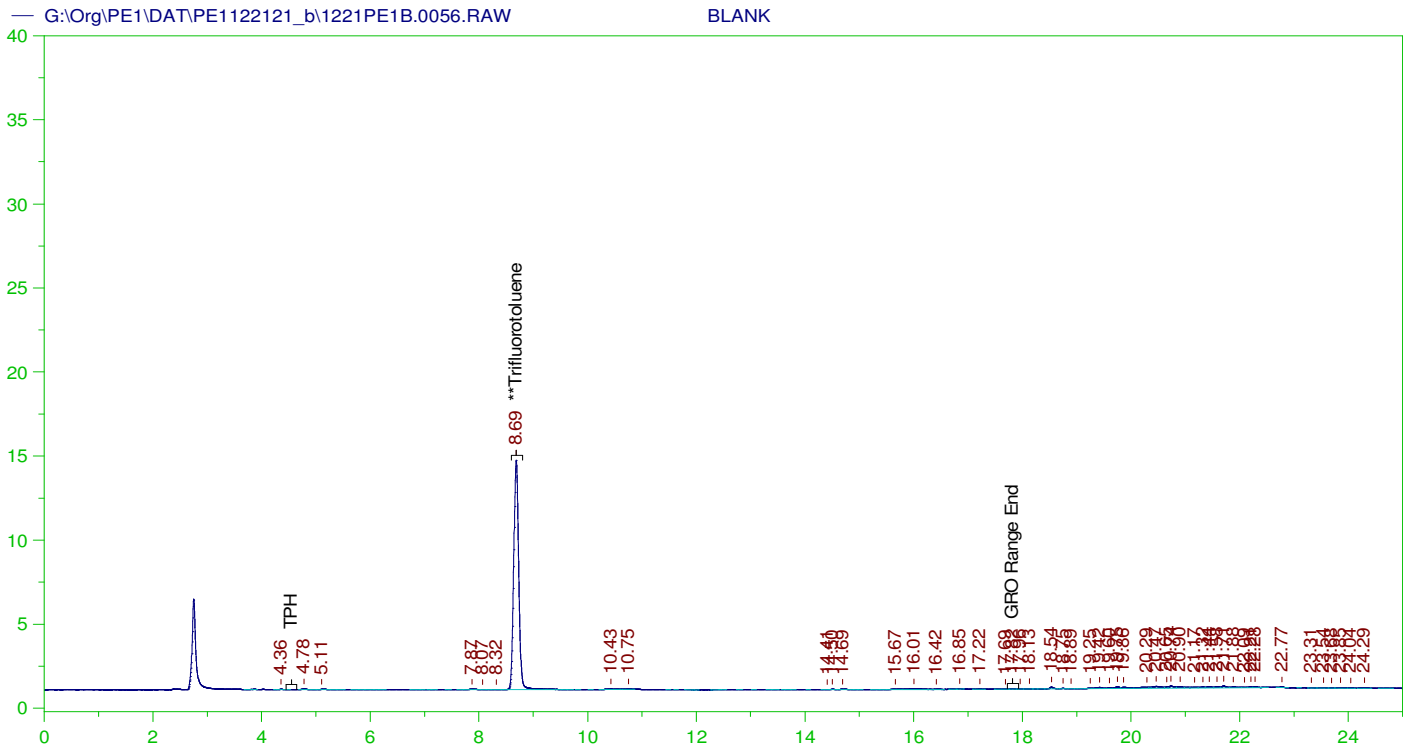
GASOLINE RANGE ORGANICS CHROMATOGRAM REPORT

Sample Name: B21121609-001F ;1221PE1 , \$HC-8015-GRO-W,
Raw File: G:\Org\PE1\DAT\PE1122121_b\1221PE1B.0055.RAW
Date & Time Acquired: 12/22/2021 3:17:16 PM
Method File: G:\Org\PE1\Methods\211208G1609-1B%.MET
Calibration File: G:\Org\PE1\Cals\211208GRO8015CB.CAL
Sample Weight: 5 Dilution: 1 S.A.: 1

Mean RF for GRO: 945.9678
Mean RF for TPH: 909.3915
Rt range for Gasoline Range Organics: 4.45 to 17.93

SURROGATE COMPOUND	RT	ACTUAL	MEASURED	%REC
**Trifluorotoluene	8.689	25.	19.754	79.02

GRO Area:224066.5 GRO Amount: 47.37297
TPH Area:4148597 TPH Amount: 912.3897



GASOLINE RANGE ORGANICS CHROMATOGRAM REPORT

Sample Name: BLANK
 Raw File: G:\Org\PE1\DAT\PE1122121_b\1221PE1B.0056.RAW
 Date & Time Acquired: 12/22/2021 3:51:37 PM
 Method File: G:\Org\PE1\Methods\211208GROB.MET
 Calibration File: G:\Org\PE1\Cals\211208GRO8015CB.CAL
 Sample Weight: 1 Dilution: 1 S.A.: 1

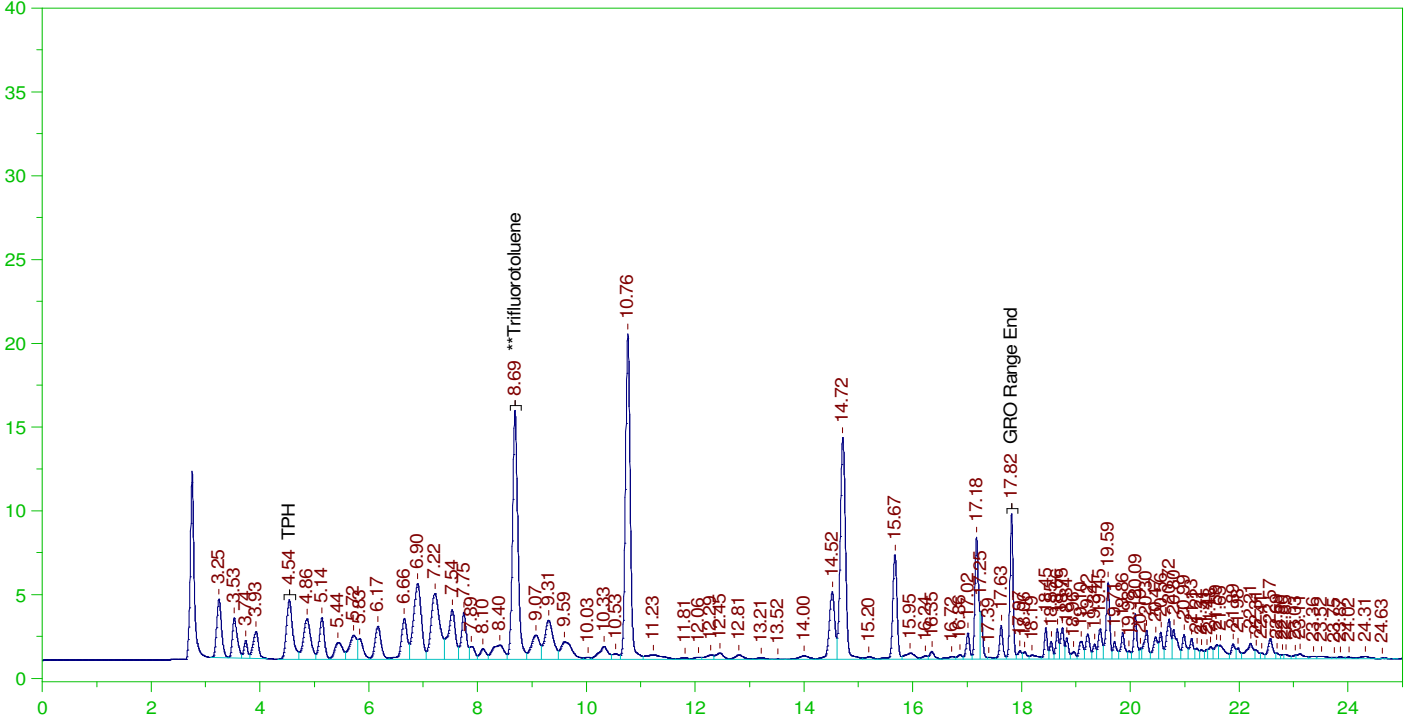
Mean RF for GRO: 945.9678
 Mean RF for TPH: 909.3915
 Rt range for Gasoline Range Organics: 4.45 to 17.93

SURROGATE COMPOUND	RT	ACTUAL	MEASURED	%REC
**Trifluorotoluene	8.686	125.	92.8	74.24

GRO Area:3869.848 GRO Amount: 4.090888
 TPH Area:14560.33 TPH Amount: 16.01107

G:\Org\PE1\DAT\PE1122121_b\1221PE1B.0057.RAW

B21121623-001FMS, GQC ;1221PE1 , \$HC-8015-GRO-W,



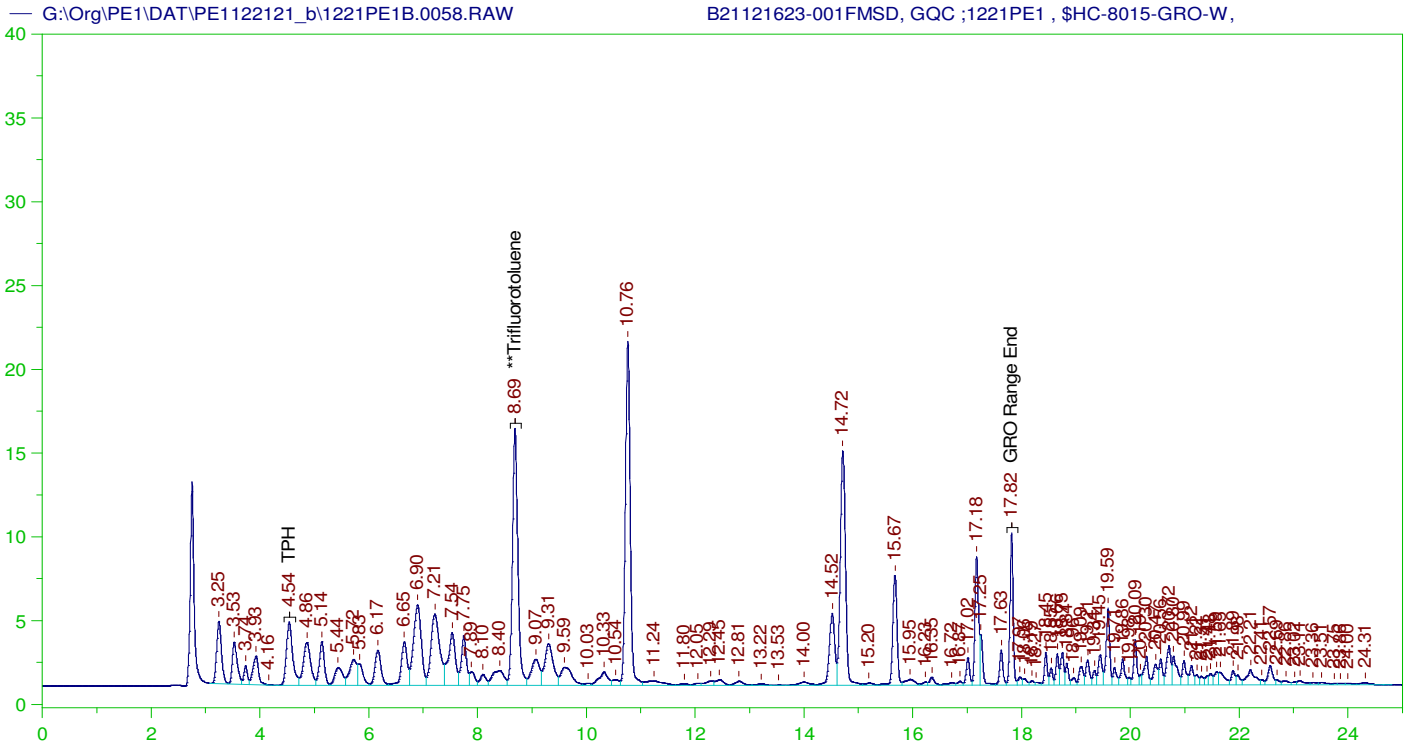
GASOLINE RANGE ORGANICS CHROMATOGRAM REPORT

Sample Name: B21121623-001FMS, GQC ;1221PE1 , \$HC-8015-GRO-W,
Raw File: G:\Org\PE1\DAT\PE1122121_b\1221PE1B.0057.RAW
Date & Time Acquired: 12/22/2021 4:25:58 PM
Method File: G:\Org\PE1\Methods\211208G1623-1MSB%.MET
Calibration File: G:\Org\PE1\Cals\211208GRO8015CB.CAL
Sample Weight: 5 Dilution: 1 S.A.: 1

Mean RF for GRO: 945.9678
Mean RF for TPH: 909.3915
Rt range for Gasoline Range Organics: 4.45 to 17.93

SURROGATE COMPOUND	RT	ACTUAL	MEASURED	%REC
**Trifluorotoluene	8.689	25.	21.73	86.92

GRO Area:767086.7 GRO Amount: 162.1803
TPH Area:1066314 TPH Amount: 234.5116



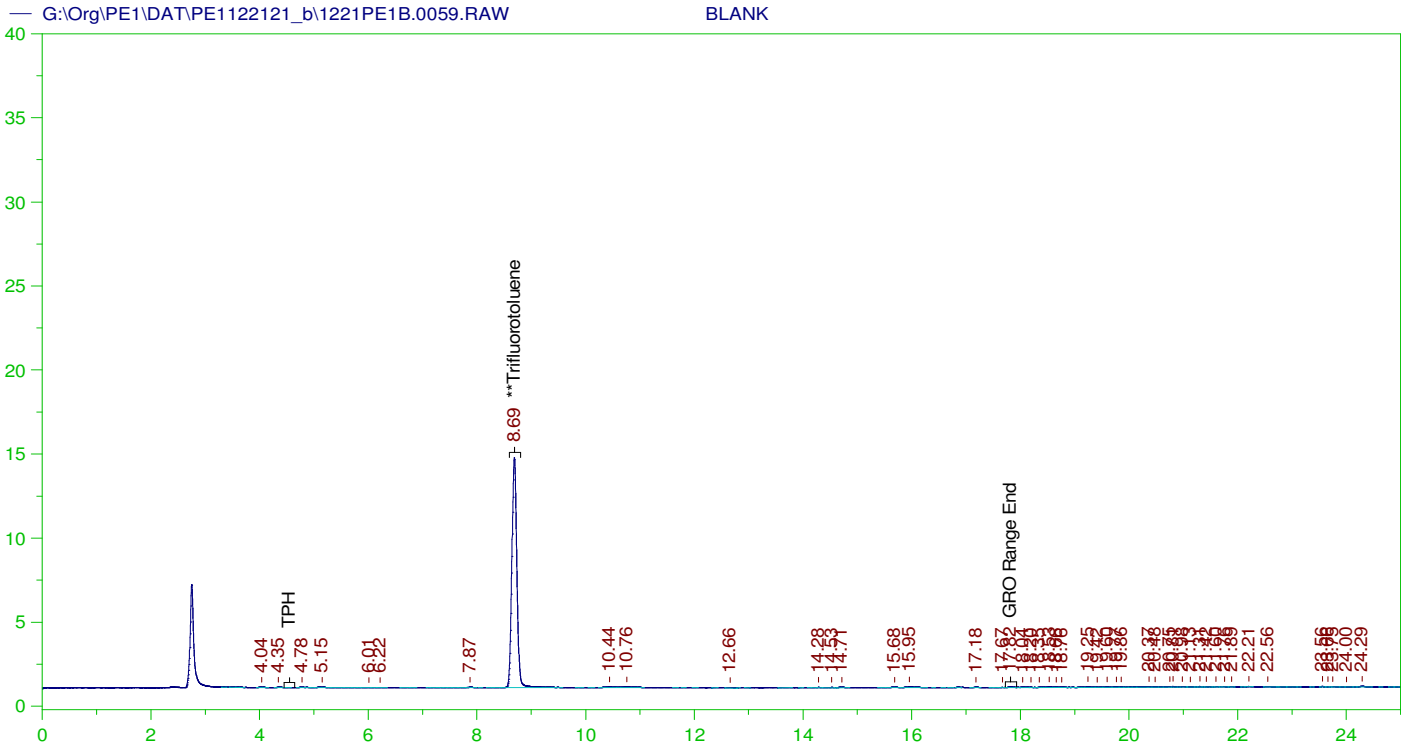
GASOLINE RANGE ORGANICS CHROMATOGRAM REPORT

Sample Name: B21121623-001FMSD, GQC ;1221PE1 , \$HC-8015-GRO-W,
 Raw File: G:\Org\PE1\DAT\PE1122121_b\1221PE1B.0058.RAW
 Date & Time Acquired: 12/22/2021 5:00:19 PM
 Method File: G:\Org\PE1\Methods\211208G1623-1MSDB%.MET
 Calibration File: G:\Org\PE1\Cals\211208GRO8015CB.CAL
 Sample Weight: 5 Dilution: 1 S.A.: 1

Mean RF for GRO: 945.9678
 Mean RF for TPH: 909.3915
 Rt range for Gasoline Range Organics: 4.45 to 17.93

SURROGATE COMPOUND	RT	ACTUAL	MEASURED	%REC
**Trifluorotoluene	8.689	25.	22.434	89.73

GRO Area:806844.1 GRO Amount: 170.586
 TPH Area:1102717 TPH Amount: 242.5176



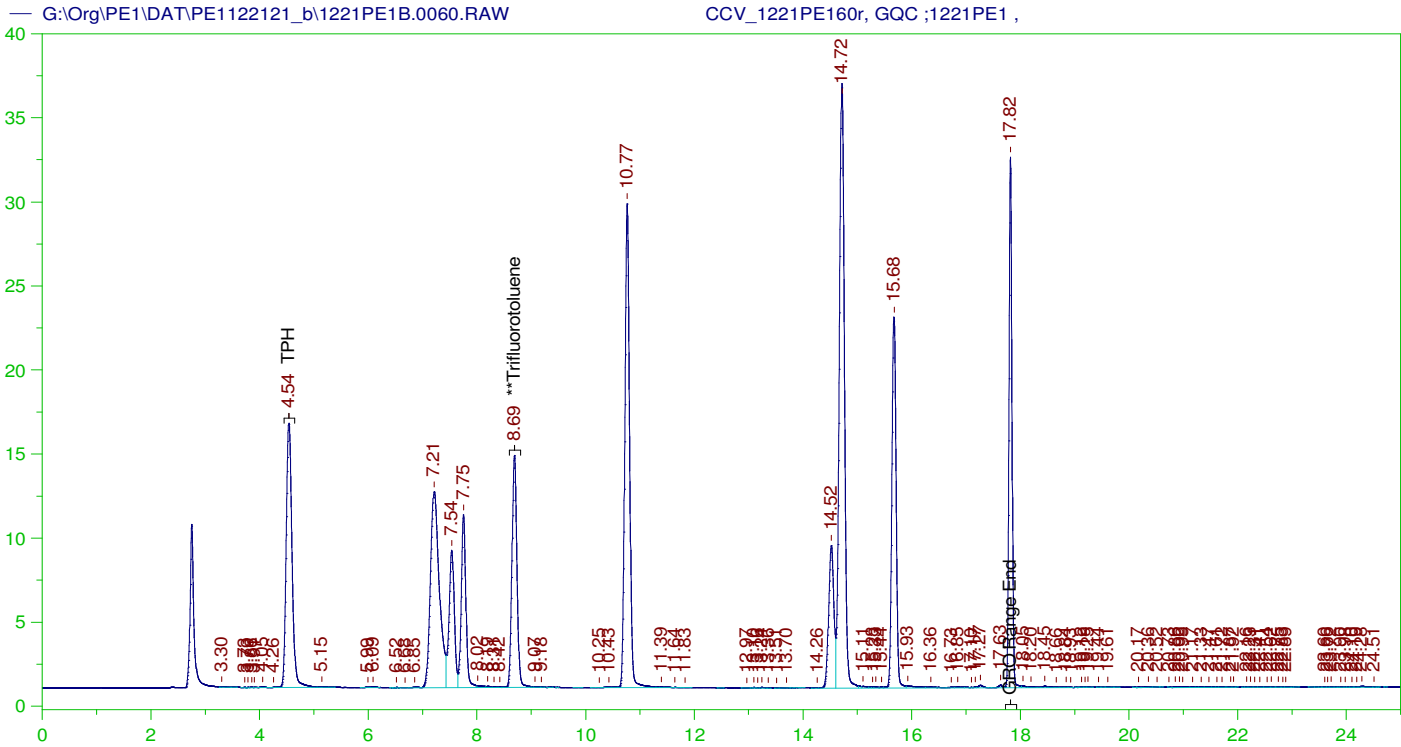
GASOLINE RANGE ORGANICS CHROMATOGRAM REPORT

Sample Name: BLANK
 Raw File: G:\Org\PE1\DAT\PE1122121_b\1221PE1B.0059.RAW
 Date & Time Acquired: 12/22/2021 5:34:41 PM
 Method File: G:\Org\PE1\Methods\211208GROB.MET
 Calibration File: G:\Org\PE1\Cals\211208GRO8015CB.CAL
 Sample Weight: 1 Dilution: 1 S.A.: 1

Mean RF for GRO: 945.9678
 Mean RF for TPH: 909.3915
 Rt range for Gasoline Range Organics: 4.45 to 17.93

SURROGATE COMPOUND	RT	ACTUAL	MEASURED	%REC
**Trifluorotoluene	8.688	125.	92.917	74.33

GRO Area:3684.289 GRO Amount: 3.89473
 TPH Area:7906.913 TPH Amount: 8.694729



GASOLINE RANGE ORGANICS CHROMATOGRAM REPORT

Sample Name: CCV_1221PE160r, GQC ;1221PE1 ,
 Raw File: G:\Org\PE1\DAT\PE1122121_b\1221PE1B.0060.RAW
 Date & Time Acquired: 12/22/2021 6:08:56 PM
 Method File: G:\Org\PE1\Methods\211208GROB.MET
 Calibration File: G:\Org\PE1\Cals\211208GRO8015CB.CAL
 Sample Weight: 1 Dilution: 1 S.A.: 1

Mean RF for GRO: 945.9678
 Mean RF for TPH: 909.3915
 Rt range for Gasoline Range Organics: 4.45 to 17.93

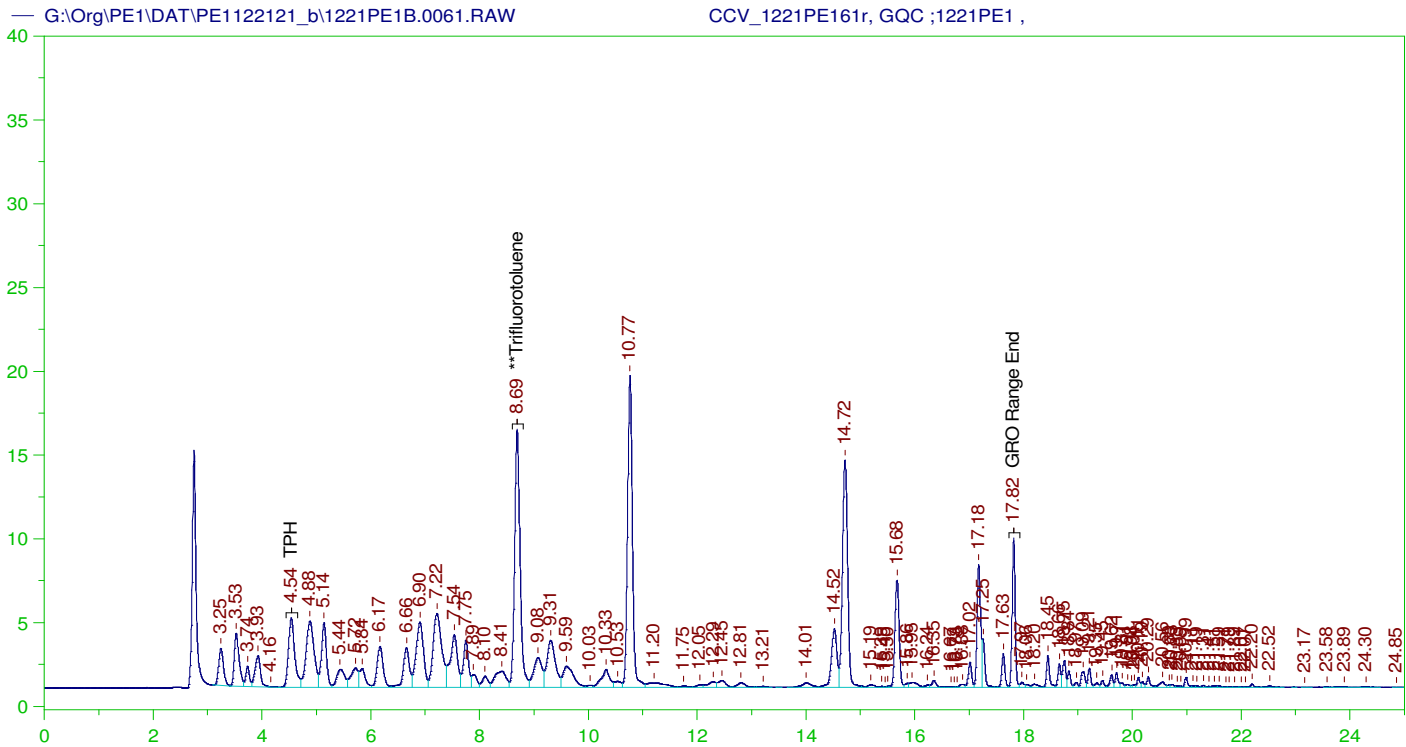
SURROGATE COMPOUND	RT	ACTUAL	MEASURED	%REC
**Trifluorotoluene	8.69	125.	93.354	74.68

GRO Area:1092013 GRO Amount: 1154.387
 TPH Area:1099209 TPH Amount: 1208.73

CONTINUING CALIBRATION REPORT: G:\Org\PE1\DAT\PE1122121_b\1221PE1B.0060.RAW

COMPOUND	ACTUAL (NG)	MEASURED (NG)	%RECOVERY	LIMITS
GRO	840.	1154.39	137.43	85-115
TPH	1000.	1208.73	120.87	85-115

SURROGATE COMPOUND	RT	ACTUAL	MEASURED	%REC	LIMITS
**Trifluorotoluene	8.69	125.	93.354	74.68	85-115



GASOLINE RANGE ORGANICS CHROMATOGRAM REPORT

Sample Name: CCV_1221PE161r, GQC ;1221PE1 ,
 Raw File: G:\Org\PE1\DAT\PE1122121_b\1221PE1B.0061.RAW
 Date & Time Acquired: 12/22/2021 6:43:12 PM
 Method File: G:\Org\PE1\Methods\211208GCCV1221_61B%.MET
 Calibration File: G:\Org\PE1\Cals\211208GRO8015CB.CAL
 Sample Weight: 1 Dilution: 1 S.A.: 1

Mean RF for GRO: 945.9678
 Mean RF for TPH: 909.3915
 Rt range for Gasoline Range Organics: 4.45 to 17.93

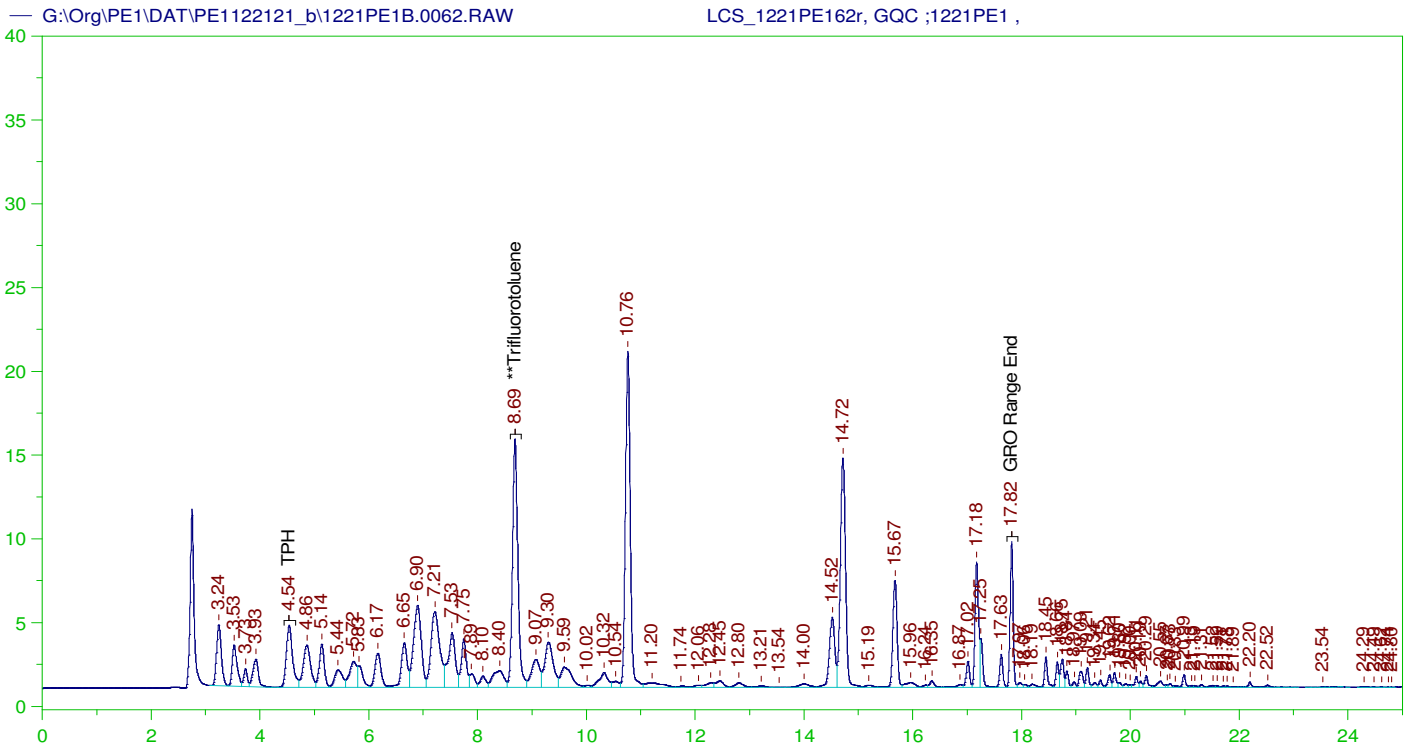
SURROGATE COMPOUND	RT	ACTUAL	MEASURED	%REC
**Trifluorotoluene	8.692	125.	114.058	91.25

GRO Area:805884.1 GRO Amount: 851.915
 TPH Area:926383.9 TPH Amount: 1018.686

CONTINUING CALIBRATION REPORT: G:\Org\PE1\DAT\PE1122121_b\1221PE1B.0061.RAW

COMPOUND	ACTUAL (NG)	MEASURED (NG)	%RECOVERY	LIMITS
GRO	840.	851.92	101.42	85-115
TPH	1000.	1018.69	101.87	85-115

SURROGATE COMPOUND	RT	ACTUAL	MEASURED	%REC	LIMITS
**Trifluorotoluene	8.692	125.	114.058	91.25	85-115



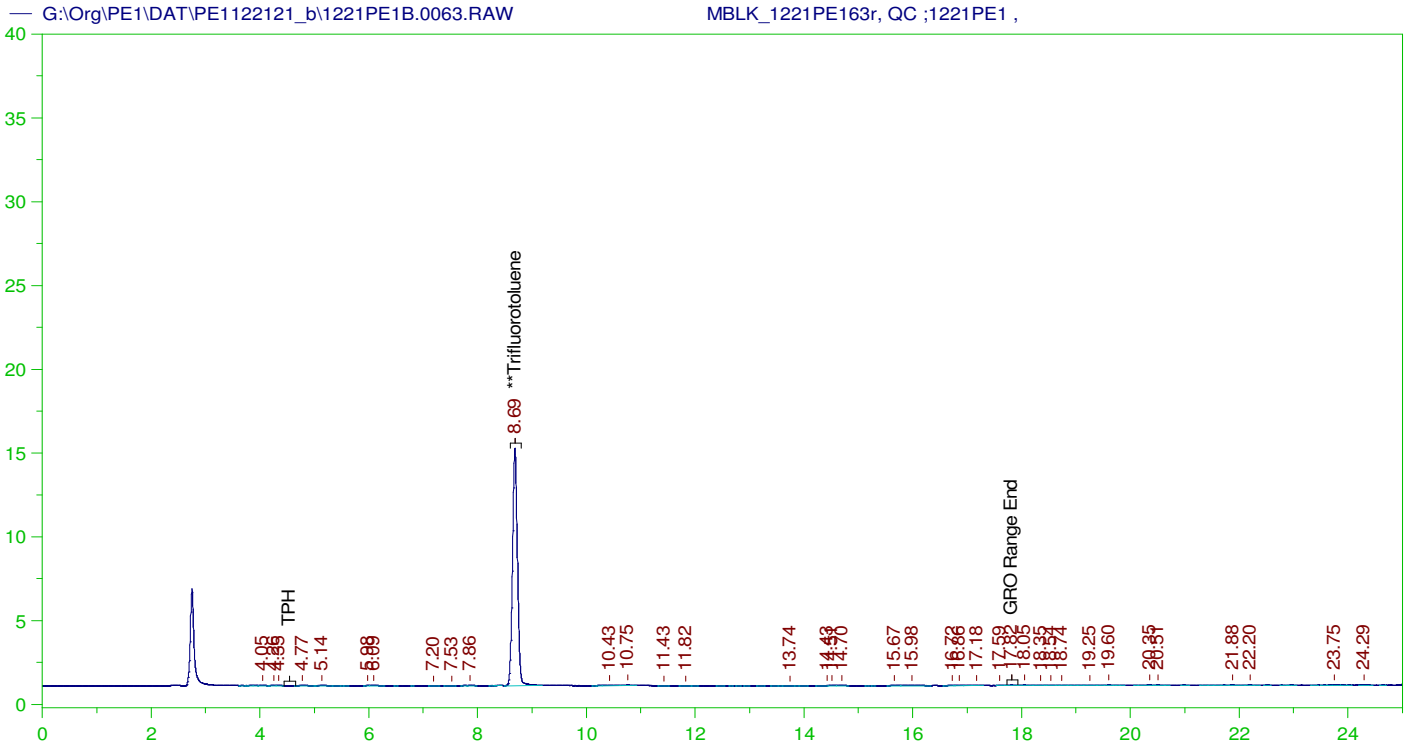
GASOLINE RANGE ORGANICS CHROMATOGRAM REPORT

Sample Name: LCS_1221PE162r, GQC ;1221PE1 ,
 Raw File: G:\Org\PE1\DAT\PE1122121_b\1221PE1B.0062.RAW
 Date & Time Acquired: 12/22/2021 7:17:28 PM
 Method File: G:\Org\PE1\Methods\211208GLCS1221_62B%.MET
 Calibration File: G:\Org\PE1\Cals\211208GRO8015CB.CAL
 Sample Weight: 5 Dilution: 1 S.A.: 1

Mean RF for GRO: 945.9678
 Mean RF for TPH: 909.3915
 Rt range for Gasoline Range Organics: 4.45 to 17.93

SURROGATE COMPOUND	RT	ACTUAL	MEASURED	%REC
**Trifluorotoluene	8.689	25.	21.837	87.35

GRO Area:804194.3 GRO Amount: 170.0257
 TPH Area:931124.1 TPH Amount: 204.7796



GASOLINE RANGE ORGANICS CHROMATOGRAM REPORT

Sample Name: MBLK_1221PE163r, QC ;1221PE1 ,
 Raw File: G:\Org\PE1\DAT\PE1122121_b\1221PE1B.0063.RAW
 Date & Time Acquired: 12/22/2021 7:51:44 PM
 Method File: G:\Org\PE1\Methods\211208GROB%.MET
 Calibration File: G:\Org\PE1\Cals\211208GRO8015CB.CAL
 Sample Weight: 5 Dilution: 1 S.A.: 1

Mean RF for GRO: 945.9678
 Mean RF for TPH: 909.3915
 Rt range for Gasoline Range Organics: 4.45 to 17.93

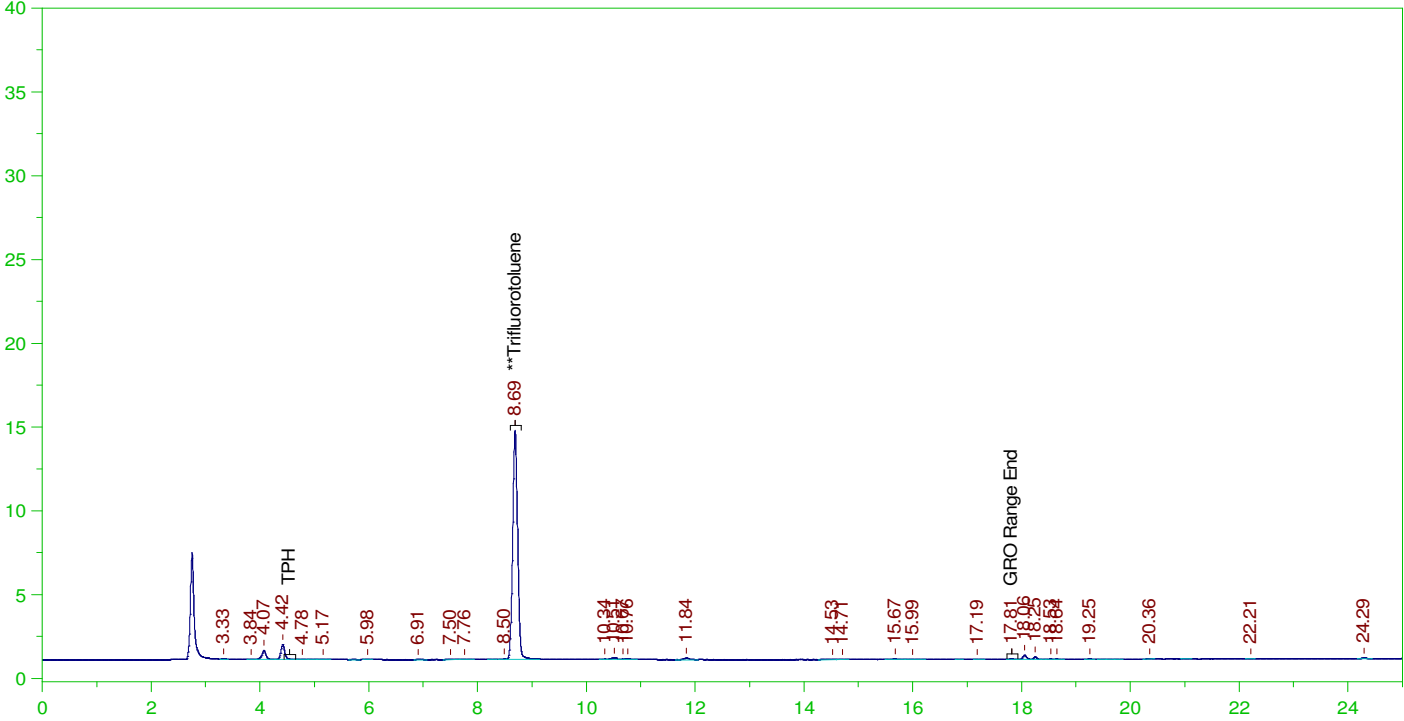
SURROGATE COMPOUND	RT	ACTUAL	MEASURED	%REC
**Trifluorotoluene	8.688	25.	19.079	76.31

GRO Area:3943.72 GRO Amount: 0.8337958
 TPH Area:6320.065 TPH Amount: 1.389955

BTC 0-200

G:\Org\PE1\DAT\PE1122121_b\1221PE1B.0064.RAW

B21121606-001F ;1221PE1 , \$HC-8015-GRO-W,



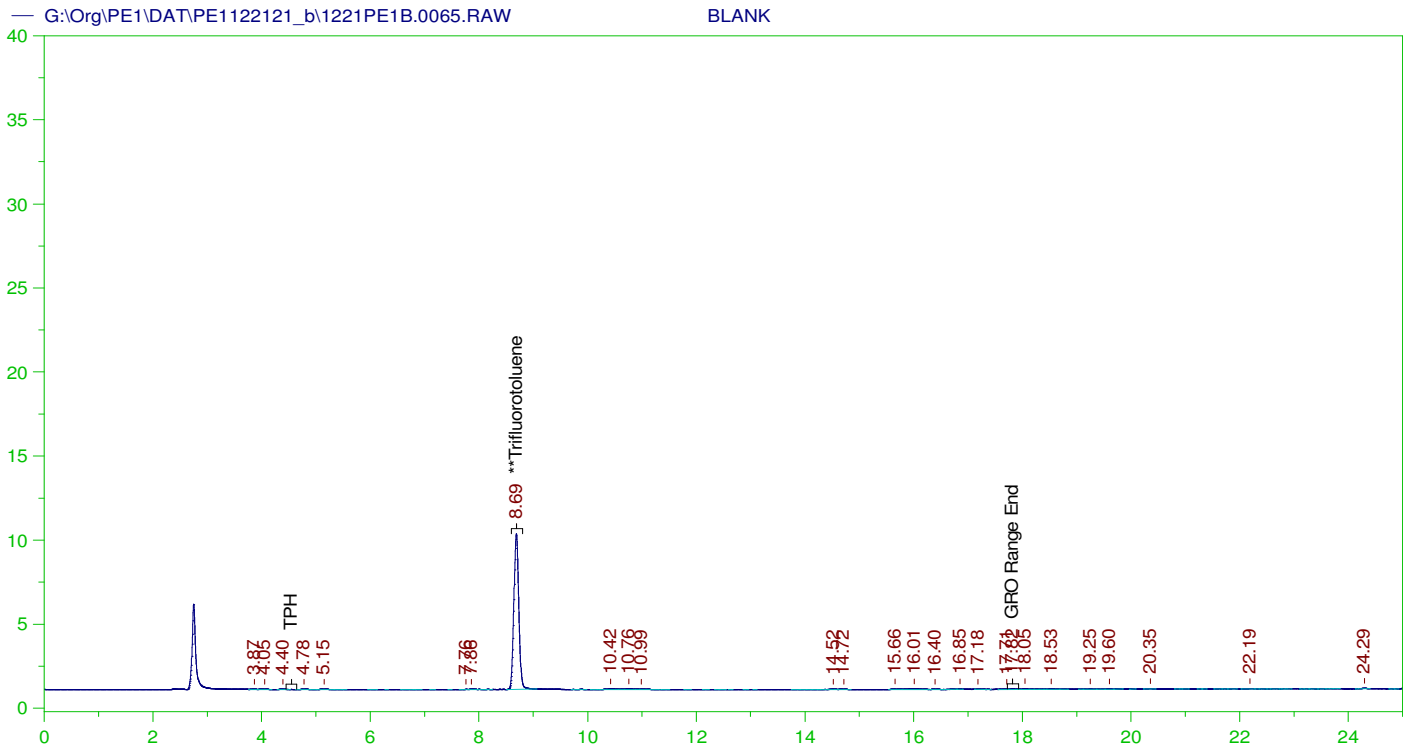
GASOLINE RANGE ORGANICS CHROMATOGRAM REPORT

Sample Name: B21121606-001F ;1221PE1 , \$HC-8015-GRO-W,
Raw File: G:\Org\PE1\DAT\PE1122121_b\1221PE1B.0064.RAW
Date & Time Acquired: 12/22/2021 8:26:02 PM
Method File: G:\Org\PE1\Methods\211208G1606-1B%.MET
Calibration File: G:\Org\PE1\Cals\211208GRO8015CB.CAL
Sample Weight: 5 Dilution: 1 S.A.: 1

Mean RF for GRO: 945.9678
Mean RF for TPH: 909.3915
Rt range for Gasoline Range Organics: 4.45 to 17.93

SURROGATE COMPOUND	RT	ACTUAL	MEASURED	%REC
**Trifluorotoluene	8.691	25.	18.407	73.63

GRO Area:4666.515 GRO Amount: 0.9866117
TPH Area:15734.36 TPH Amount: 3.460414



GASOLINE RANGE ORGANICS CHROMATOGRAM REPORT

Sample Name: BLANK
 Raw File: G:\Org\PE1\DAT\PE1122121_b\1221PE1B.0065.RAW
 Date & Time Acquired: 12/22/2021 9:00:21 PM
 Method File: G:\Org\PE1\Methods\211208GROB.MET
 Calibration File: G:\Org\PE1\Cals\211208GRO8015CB.CAL
 Sample Weight: 1 Dilution: 1 S.A.: 1

Mean RF for GRO: 945.9678
 Mean RF for TPH: 909.3915
 Rt range for Gasoline Range Organics: 4.45 to 17.93

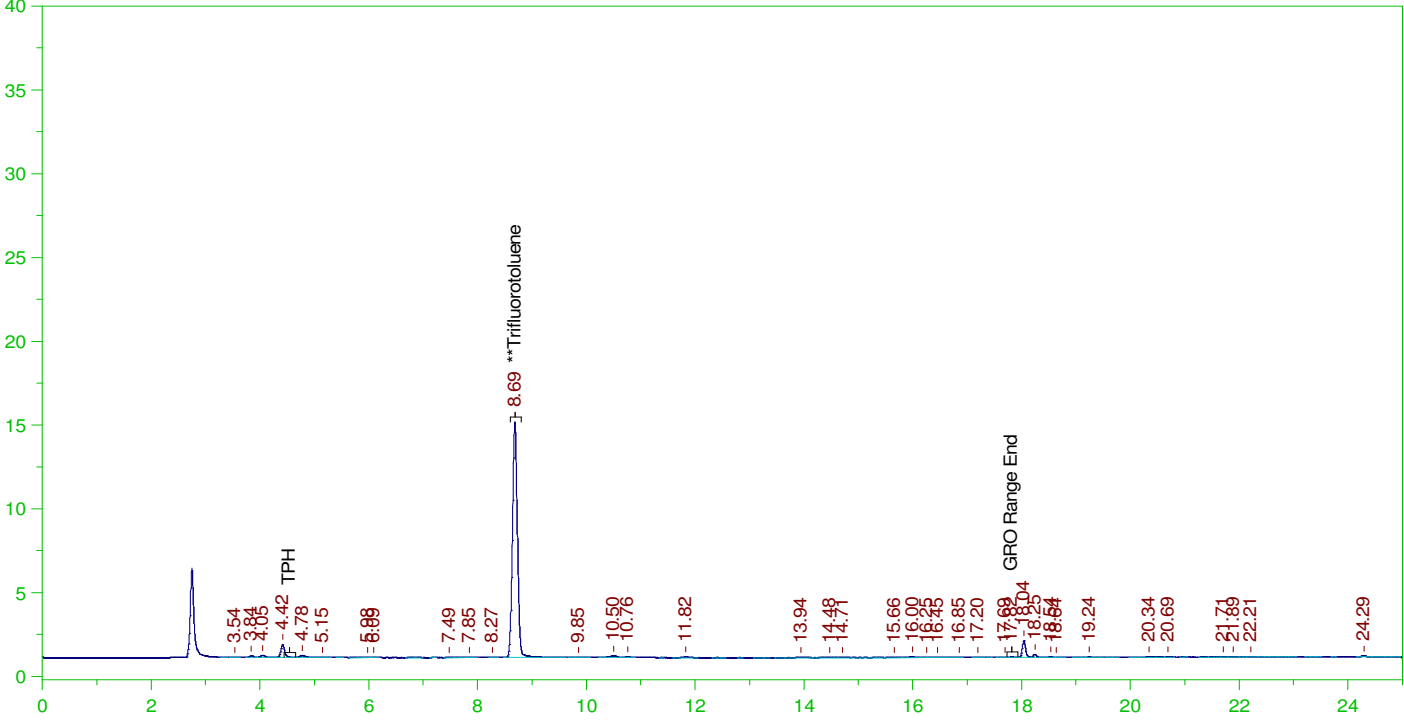
SURROGATE COMPOUND	RT	ACTUAL	MEASURED	%REC
**Trifluorotoluene	8.688	125.	62.134	49.71

GRO Area:3414.304 GRO Amount: 3.609324
 TPH Area:5269.868 TPH Amount: 5.794939

BTC 0+00

G:\Org\PE1\DAT\PE1122121_b\1221PE1B.0066.RAW

B21121606-002F ;1221PE1 , \$HC-8015-GRO-W,



GASOLINE RANGE ORGANICS CHROMATOGRAM REPORT

Sample Name: B21121606-002F ;1221PE1 , \$HC-8015-GRO-W,
Raw File: G:\Org\PE1\DAT\PE1122121_b\1221PE1B.0066.RAW
Date & Time Acquired: 12/22/2021 9:34:42 PM
Method File: G:\Org\PE1\Methods\211208GROB%.MET
Calibration File: G:\Org\PE1\Cals\211208GRO8015CB.CAL
Sample Weight: 5 Dilution: 1 S.A.: 1

Mean RF for GRO: 945.9678
Mean RF for TPH: 909.3915
Rt range for Gasoline Range Organics: 4.45 to 17.93

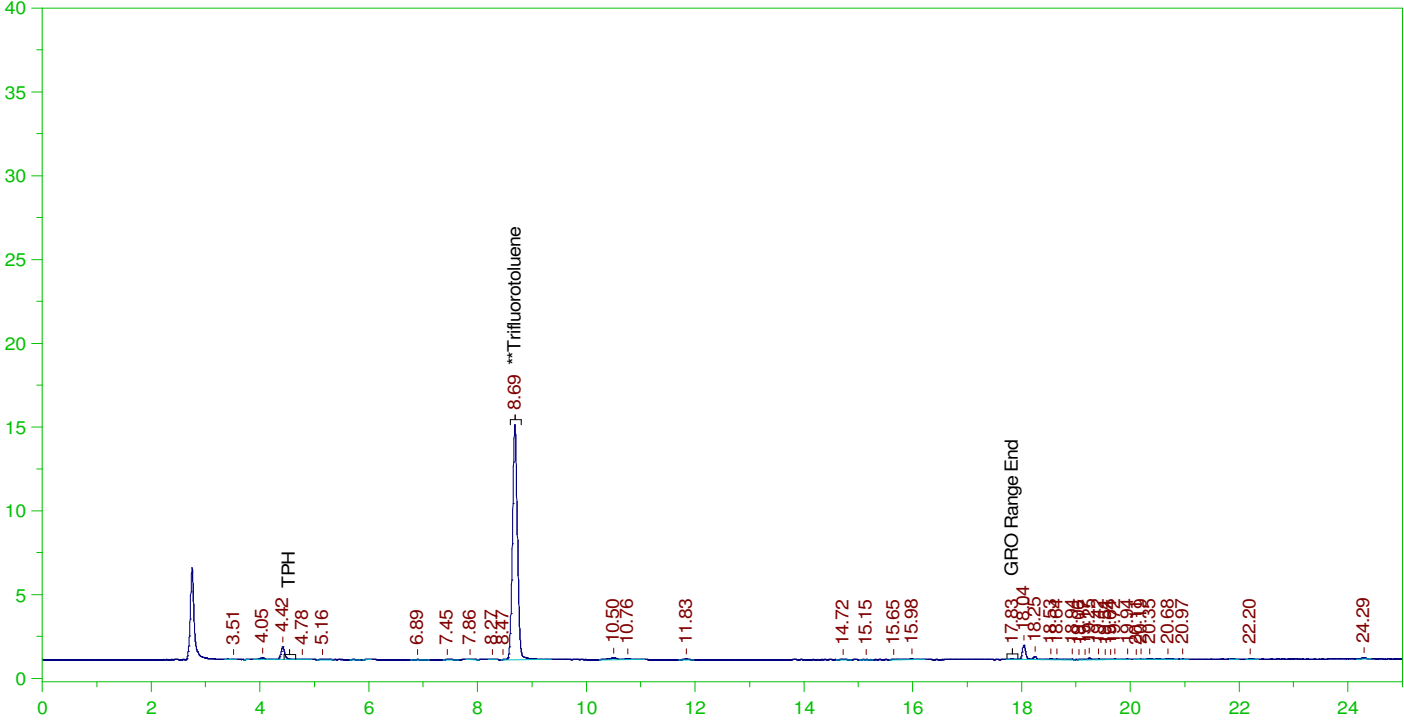
SURROGATE COMPOUND	RT	ACTUAL	MEASURED	%REC
**Trifluorotoluene	8.687	25.	19.063	76.25

GRO Area:6005.291 GRO Amount: 1.269661
TPH Area:18682.83 TPH Amount: 4.108865

BTC 1+00

G:\Org\PE1\DAT\PE1122121_b\1221PE1B.0068.RAW

B21121606-003F ;1221PE1 , \$HC-8015-GRO-W,



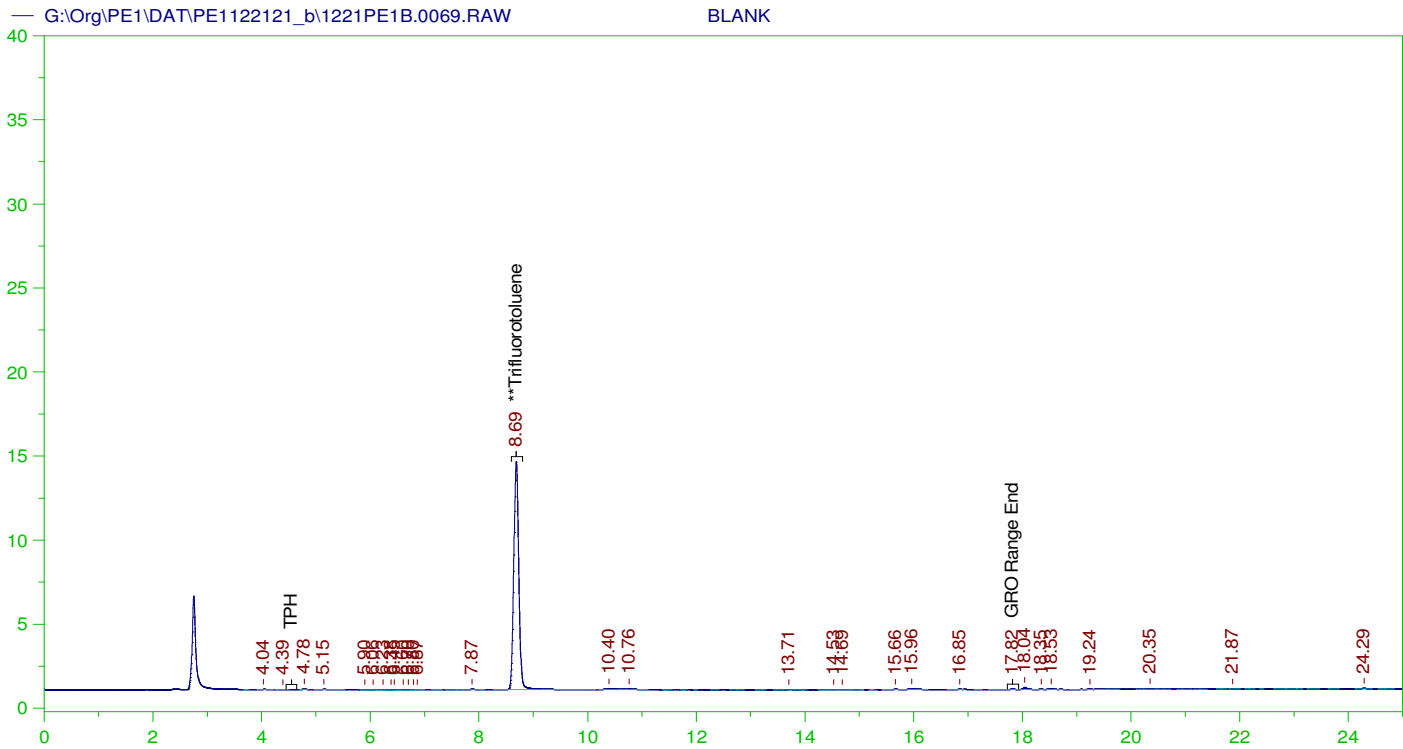
GASOLINE RANGE ORGANICS CHROMATOGRAM REPORT

Sample Name: B21121606-003F ;1221PE1 , \$HC-8015-GRO-W,
Raw File: G:\Org\PE1\DAT\PE1122121_b\1221PE1B.0068.RAW
Date & Time Acquired: 12/22/2021 10:43:30 PM
Method File: G:\Org\PE1\Methods\211208G1606-3B%.MET
Calibration File: G:\Org\PE1\Cals\211208GRO8015CB.CAL
Sample Weight: 5 Dilution: 1 S.A.: 1

Mean RF for GRO: 945.9678
Mean RF for TPH: 909.3915
Rt range for Gasoline Range Organics: 4.45 to 17.93

SURROGATE COMPOUND	RT	ACTUAL	MEASURED	%REC
**Trifluorotoluene	8.687	25.	19.078	76.31

GRO Area:4543.902 GRO Amount: 0.9606885
TPH Area:17206.41 TPH Amount: 3.784159



GASOLINE RANGE ORGANICS CHROMATOGRAM REPORT

Sample Name: BLANK
 Raw File: G:\Org\PE1\DAT\PE1122121_b\1221PE1B.0069.RAW
 Date & Time Acquired: 12/22/2021 11:17:54 PM
 Method File: G:\Org\PE1\Methods\211208GROB.MET
 Calibration File: G:\Org\PE1\Cals\211208GRO8015CB.CAL
 Sample Weight: 1 Dilution: 1 S.A.: 1

Mean RF for GRO: 945.9678
 Mean RF for TPH: 909.3915
 Rt range for Gasoline Range Organics: 4.45 to 17.93

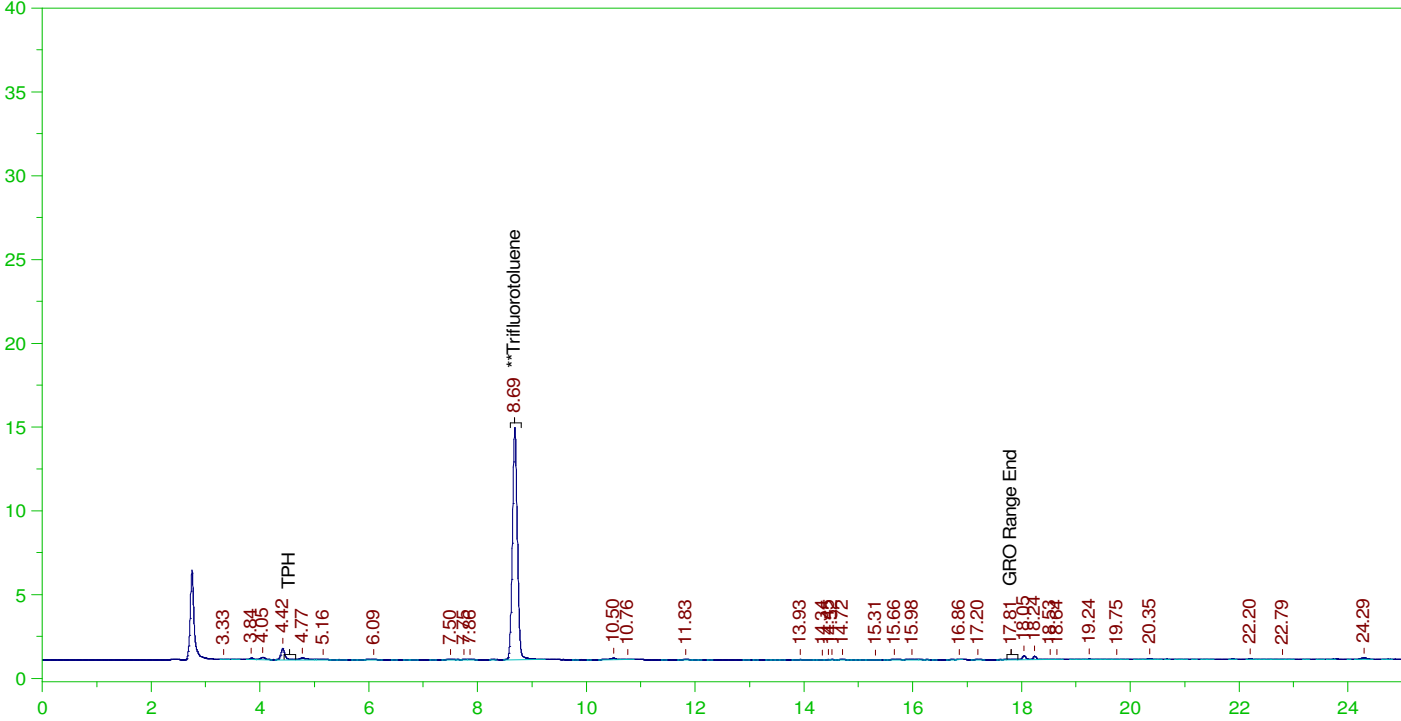
SURROGATE COMPOUND	RT	ACTUAL	MEASURED	%REC	
**Trifluorotoluene	8.687	125.	92.465	73.97	-

GRO Area:4080.997 GRO Amount: 4.314097
 TPH Area:6338.443 TPH Amount: 6.969983

BTC 4+00

G:\Org\PE1\DAT\PE1122121_b\1221PE1B.0070.RAW

B21121606-004F ;1221PE1 , \$HC-8015-GRO-W,



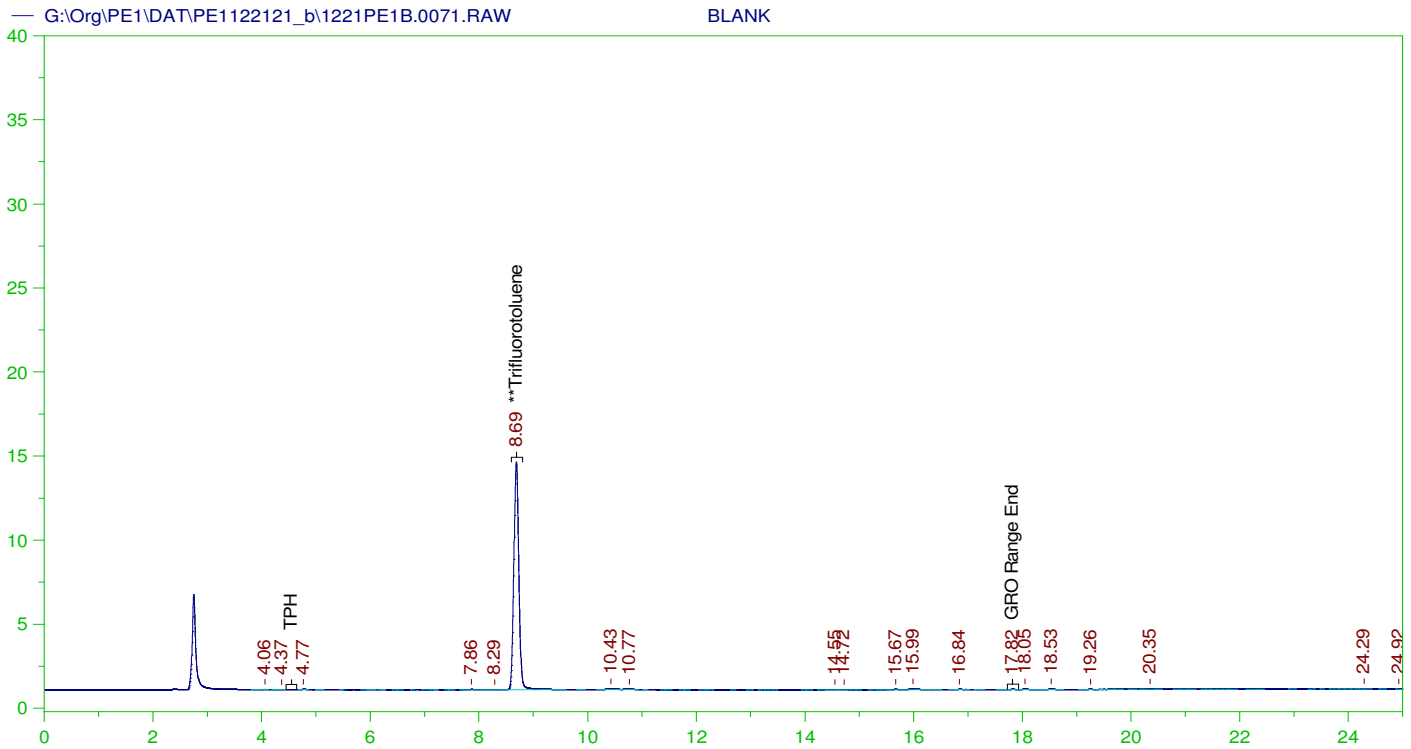
GASOLINE RANGE ORGANICS CHROMATOGRAM REPORT

Sample Name: B21121606-004F ;1221PE1 , \$HC-8015-GRO-W,
Raw File: G:\Org\PE1\DAT\PE1122121_b\1221PE1B.0070.RAW
Date & Time Acquired: 12/22/2021 11:52:15 PM
Method File: G:\Org\PE1\Methods\211208GROB%.MET
Calibration File: G:\Org\PE1\Cals\211208GRO8015CB.CAL
Sample Weight: 5 Dilution: 1 S.A.: 1

Mean RF for GRO: 945.9678
Mean RF for TPH: 909.3915
Rt range for Gasoline Range Organics: 4.45 to 17.93

SURROGATE COMPOUND	RT	ACTUAL	MEASURED	%REC
**Trifluorotoluene	8.686	25.	18.692	74.77

GRO Area:5112.688 GRO Amount: 1.080943
TPH Area:13808.68 TPH Amount: 3.036906



GASOLINE RANGE ORGANICS CHROMATOGRAM REPORT

Sample Name: BLANK
 Raw File: G:\Org\PE1\DAT\PE1122121_b\1221PE1B.0071.RAW
 Date & Time Acquired: 12/23/2021 12:26:37 AM
 Method File: G:\Org\PE1\Methods\211208GROB.MET
 Calibration File: G:\Org\PE1\Cals\211208GRO8015CB.CAL
 Sample Weight: 1 Dilution: 1 S.A.: 1

Mean RF for GRO: 945.9678
 Mean RF for TPH: 909.3915
 Rt range for Gasoline Range Organics: 4.45 to 17.93

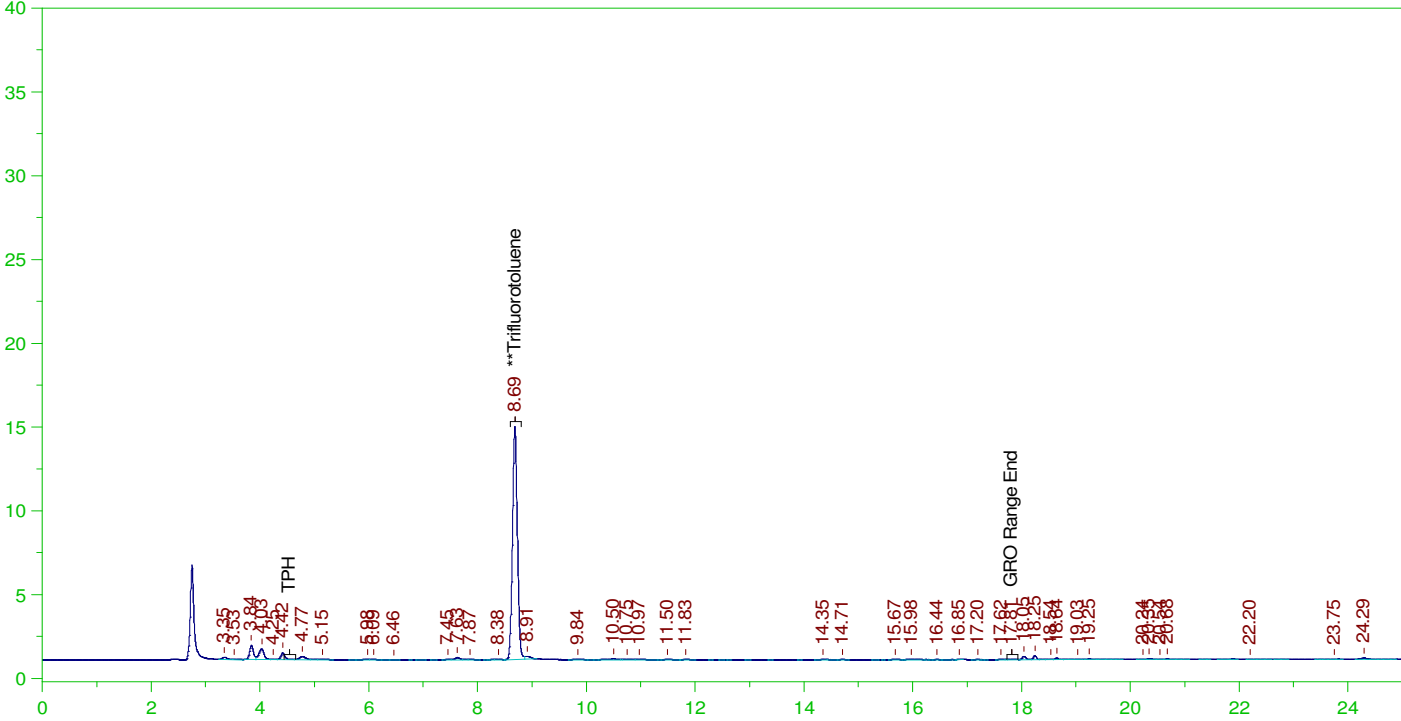
SURROGATE COMPOUND	RT	ACTUAL	MEASURED	%REC
**Trifluorotoluene	8.688	125.	92.025	73.62

GRO Area:3234.807 GRO Amount: 3.419574
 TPH Area:5097.995 TPH Amount: 5.605941

BTC 10+00

G:\Org\PE1\DAT\PE1122121_b\1221PE1B.0072.RAW

B21121606-005F ;1221PE1 , \$HC-8015-GRO-W,



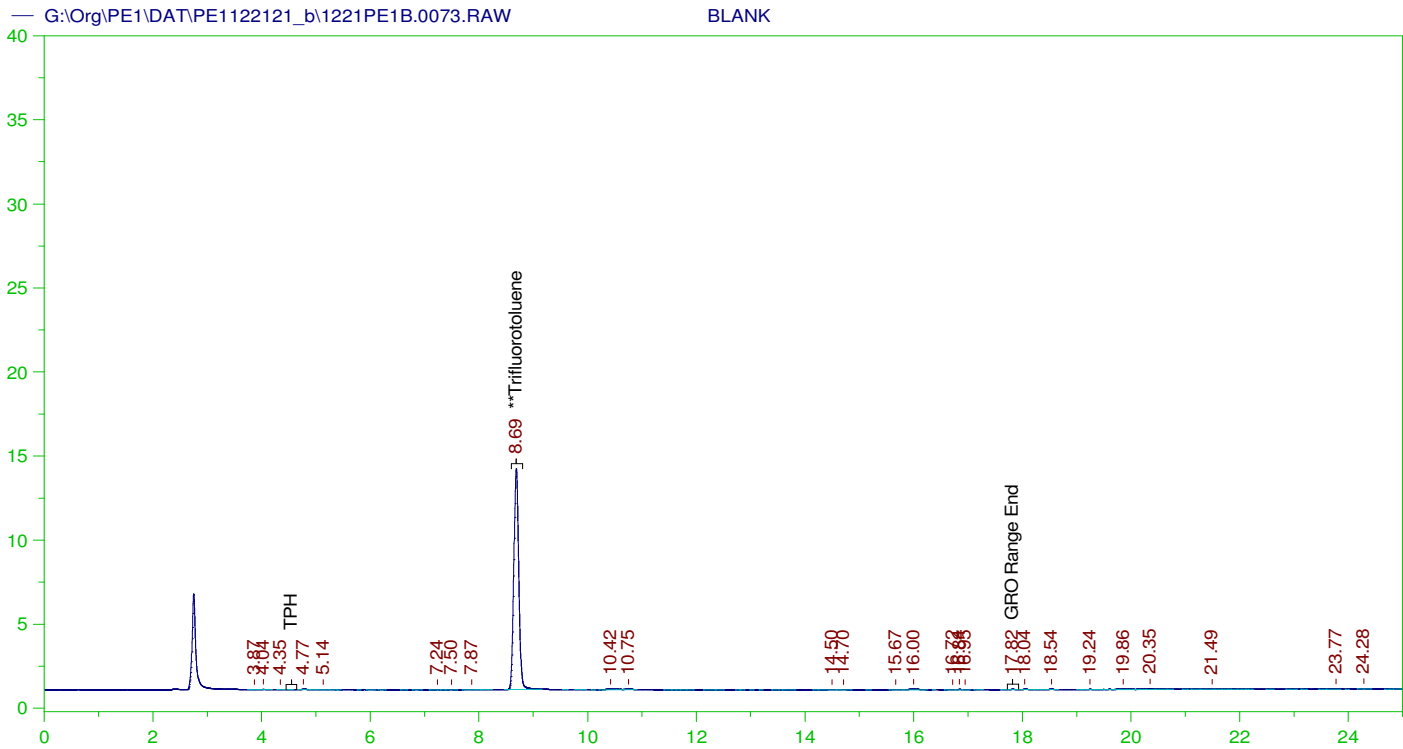
GASOLINE RANGE ORGANICS CHROMATOGRAM REPORT

Sample Name: B21121606-005F ;1221PE1 , \$HC-8015-GRO-W,
Raw File: G:\Org\PE1\DAT\PE1122121_b\1221PE1B.0072.RAW
Date & Time Acquired: 12/23/2021 1:00:58 AM
Method File: G:\Org\PE1\Methods\211208GROB%.MET
Calibration File: G:\Org\PE1\Cals\211208GRO8015CB.CAL
Sample Weight: 5 Dilution: 1 S.A.: 1

Mean RF for GRO: 945.9678
Mean RF for TPH: 909.3915
Rt range for Gasoline Range Organics: 4.45 to 17.93

SURROGATE COMPOUND	RT	ACTUAL	MEASURED	%REC
**Trifluorotoluene	8.687	25.	18.613	74.45

GRO Area:9060.83 GRO Amount: 1.915674
TPH Area:25521.95 TPH Amount: 5.612974



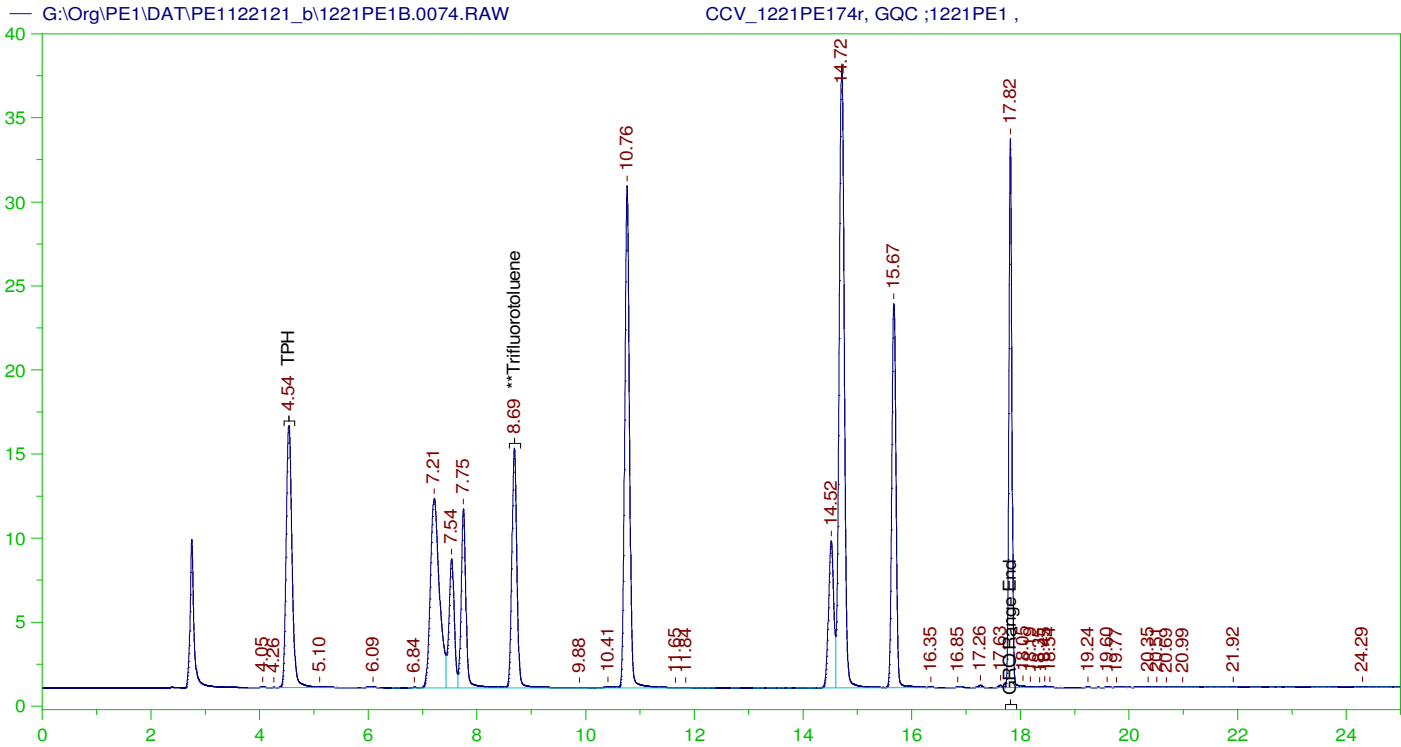
GASOLINE RANGE ORGANICS CHROMATOGRAM REPORT

Sample Name: BLANK
 Raw File: G:\Org\PE1\DAT\PE1122121_b\1221PE1B.0073.RAW
 Date & Time Acquired: 12/23/2021 1:35:18 AM
 Method File: G:\Org\PE1\Methods\211208GROB.MET
 Calibration File: G:\Org\PE1\Cals\211208GRO8015CB.CAL
 Sample Weight: 1 Dilution: 1 S.A.: 1

Mean RF for GRO: 945.9678
 Mean RF for TPH: 909.3915
 Rt range for Gasoline Range Organics: 4.45 to 17.93

SURROGATE COMPOUND	RT	ACTUAL	MEASURED	%REC
**Trifluorotoluene	8.687	125.	88.637	70.91

GRO Area:3036.397 GRO Amount: 3.209831
 TPH Area:4841.16 TPH Amount: 5.323516



GASOLINE RANGE ORGANICS CHROMATOGRAM REPORT

Sample Name: CCV_1221PE174r, GQC ;1221PE1 ,
Raw File: G:\Org\PE1\DAT\PE1122121_b\1221PE1B.0074.RAW
Date & Time Acquired: 12/23/2021 2:09:39 AM
Method File: G:\Org\PE1\Methods\211208GROB.MET
Calibration File: G:\Org\PE1\Cals\211208GRO8015CB.CAL
Sample Weight: 1 Dilution: 1 S.A.: 1

Mean RF for GRO: 945.9678
Mean RF for TPH: 909.3915
Rt range for Gasoline Range Organics: 4.45 to 17.93

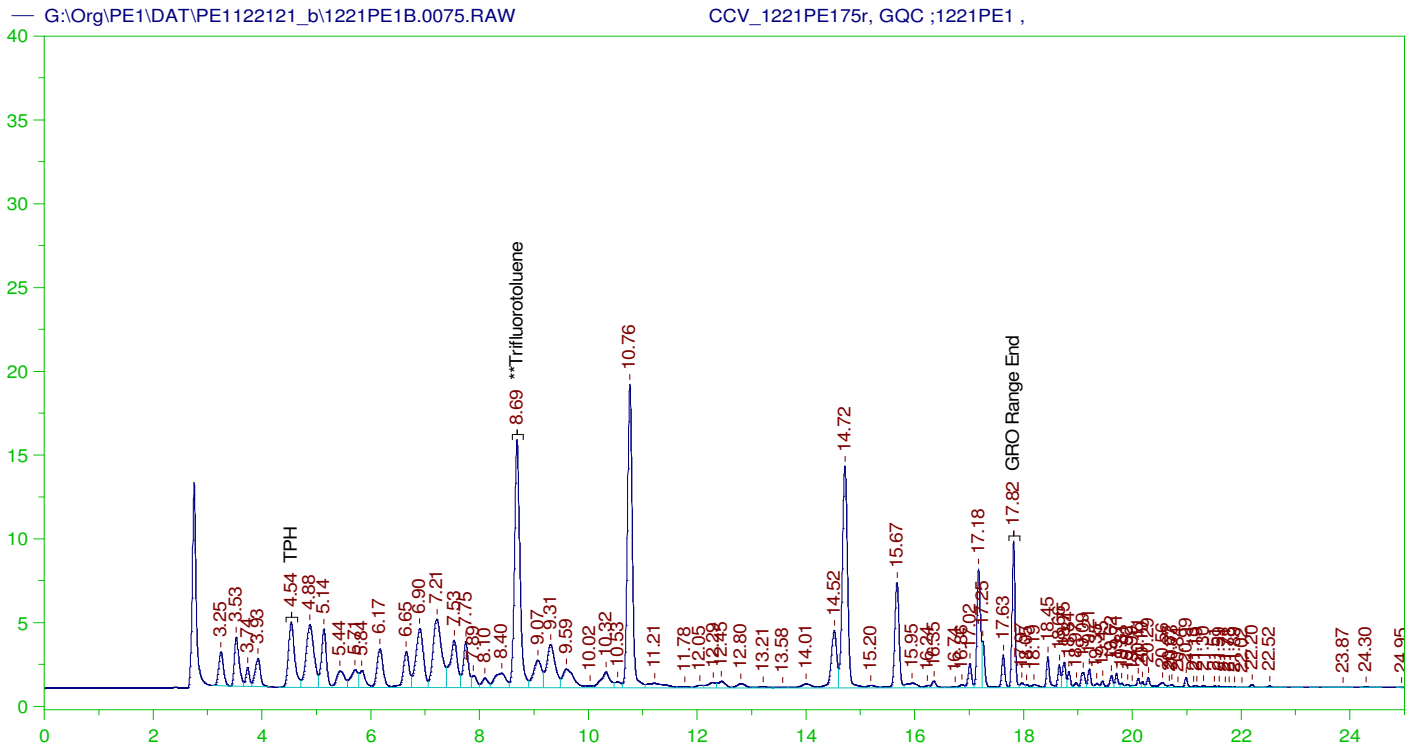
SURROGATE COMPOUND	RT	ACTUAL	MEASURED	%REC	
**Trifluorotoluene	8.688	125.	97.468	77.97	-

GRO Area:1105976 GRO Amount: 1169.148
TPH Area:1109257 TPH Amount: 1219.78

CONTINUING CALIBRATION REPORT: G:\Org\PE1\DAT\PE1122121_b\1221PE1B.0074.RAW

COMPOUND	ACTUAL (NG)	MEASURED (NG)	%RECOVERY	LIMITS
GRO	840.	1169.15	139.18	85-115
TPH	1000.	1219.78	121.98	85-115

SURROGATE COMPOUND	RT	ACTUAL	MEASURED	%REC	LIMITS
**Trifluorotoluene	8.688	125.	97.468	77.97	85-115



GASOLINE RANGE ORGANICS CHROMATOGRAM REPORT

Sample Name: CCV_1221PE175r, GQC ;1221PE1 ,
Raw File: G:\Org\PE1\DAT\PE1122121_b\1221PE1B.0075.RAW
Date & Time Acquired: 12/23/2021 2:43:58 AM
Method File: G:\Org\PE1\Methods\211208GCCV1221_75B%.MET
Calibration File: G:\Org\PE1\Cals\211208GRO8015CB.CAL
Sample Weight: 1 Dilution: 1 S.A.: 1

Mean RF for GRO: 945.9678
Mean RF for TPH: 909.3915
Rt range for Gasoline Range Organics: 4.45 to 17.93

SURROGATE COMPOUND	RT	ACTUAL	MEASURED	%REC	
**Trifluorotoluene	8.689	125.	109.569	87.66	-

GRO Area: 762590.1 GRO Amount: 806.148
TPH Area: 874810.3 TPH Amount: 961.9732

CONTINUING CALIBRATION REPORT: G:\Org\PE1\DAT\PE1122121_b\1221PE1B.0075.RAW

COMPOUND	ACTUAL (NG)	MEASURED (NG)	%RECOVERY	LIMITS
GRO	840.	806.15	95.97	85-115
TPH	1000.	961.97	96.2	85-115

SURROGATE COMPOUND	RT	ACTUAL	MEASURED	%REC	LIMITS
**Trifluorotoluene	8.689	125.	109.569	87.66	85-115

Data File	Sample Name	Method	Weight	Dil Factor	Amt Inj.	IS	Cal ID	Manual Integrations
G:\Org\PE1\DAT\PE1122121_b\1221PE1.01r	BLANK	G:\Org\PE1\Methods\211204	1	1	1	1	0	None
G:\Org\PE1\DAT\PE1122121_b\1221PE1.02r	BLANK	G:\Org\PE1\Methods\211204	1	1	1	1	0	None
G:\Org\PE1\DAT\PE1122121_b\1221PE1.03r	CCV_1221PE103r, GQC ;1221PE1 ,	G:\Org\PE1\Methods\211204	1	1	1	1	0	None
G:\Org\PE1\DAT\PE1122121_b\1221PE1.04r	CCV_1221PE104r, GQC ;1221PE1 ,	G:\Org\PE1\Methods\211204	1	1	1	1	0	To maintain continuous baseline and split closely eluting hydrocarbons
G:\Org\PE1\DAT\PE1122121_b\1221PE1.05r	LCS_1221PE105r, GQC ;1221PE1 ,	G:\Org\PE1\Methods\211204	5	1	1	1	0	To maintain continuous baseline and split closely eluting hydrocarbons
G:\Org\PE1\DAT\PE1122121_b\1221PE1.06r	MBLK_1221PE106r, QC ;1221PE1 ,	G:\Org\PE1\Methods\211204	5	1	1	1	0	None
G:\Org\PE1\DAT\PE1122121_b\1221PE1.07r	B21121605-005A ;1221PE1 , \$HC-8015-GRO-W,	G:\Org\PE1\Methods\211204	5	1	1	1	0	To maintain continuous baseline and split closely eluting hydrocarbons
G:\Org\PE1\DAT\PE1122121_b\1221PE1.08r	B21121609-003A ;1221PE1 , \$HC-8015-GRO-W,	G:\Org\PE1\Methods\211204	5	1	1	1	0	None
G:\Org\PE1\DAT\PE1122121_b\1221PE1.09r	B21121611-003A ;1221PE1 , \$HC-8015-GRO-W,	G:\Org\PE1\Methods\211204	5	1	1	1	0	None
G:\Org\PE1\DAT\PE1122121_b\1221PE1.10r	B21121613-004A ;1221PE1 , \$HC-8015-GRO-W,	G:\Org\PE1\Methods\211204	5	1	1	1	0	None
G:\Org\PE1\DAT\PE1122121_b\1221PE1.11r	B21121613-008A ;1221PE1 , \$HC-8015-GRO-W,	G:\Org\PE1\Methods\211204	5	1	1	1	0	None
G:\Org\PE1\DAT\PE1122121_b\1221PE1.12r	B21121613-001F ;1221PE1 , \$HC-8015-GRO-W,	G:\Org\PE1\Methods\211204	5	1	1	1	0	None
G:\Org\PE1\DAT\PE1122121_b\1221PE1.13r	BLANK	G:\Org\PE1\Methods\211204	1	1	1	1	0	None
G:\Org\PE1\DAT\PE1122121_b\1221PE1.14r	B21121616-003A ;1221PE1 , \$HC-8015-GRO-W,	G:\Org\PE1\Methods\211204	5	1	1	1	0	None
G:\Org\PE1\DAT\PE1122121_b\1221PE1.15r	B21121622-005A ;1221PE1 , \$HC-8015-GRO-W,	G:\Org\PE1\Methods\211204	5	1	1	1	0	None
G:\Org\PE1\DAT\PE1122121_b\1221PE1.16r	B21121622-009A ;1221PE1 , \$HC-8015-GRO-W,	G:\Org\PE1\Methods\211204	5	1	1	1	0	None
G:\Org\PE1\DAT\PE1122121_b\1221PE1.17r	B21121623-003A ;1221PE1 , \$HC-8015-GRO-W,	G:\Org\PE1\Methods\211204	5	1	1	1	0	To maintain continuous baseline and split closely eluting hydrocarbons
G:\Org\PE1\DAT\PE1122121_b\1221PE1.18r	B21121613-001FMS, GQC ;1221PE1 , \$HC-8015-GRO-W,	G:\Org\PE1\Methods\211204	5	1	1	1	0	To maintain continuous baseline and split closely eluting hydrocarbons
G:\Org\PE1\DAT\PE1122121_b\1221PE1.19r	B21121613-001FMSD, GQC ;1221PE1 , \$HC-8015-GRO-W,	G:\Org\PE1\Methods\211204	5	1	1	1	0	To maintain continuous baseline and split closely eluting hydrocarbons
G:\Org\PE1\DAT\PE1122121_b\1221PE1.20r	BLANK	G:\Org\PE1\Methods\211204	1	1	1	1	0	None
G:\Org\PE1\DAT\PE1122121_b\1221PE1.21r	CCV_1221PE121r, GQC ;1221PE1 ,	G:\Org\PE1\Methods\211204	1	1	1	1	0	None
G:\Org\PE1\DAT\PE1122121_b\1221PE1.22r	CCV_1221PE122r, GQC ;1221PE1 ,	G:\Org\PE1\Methods\211204	1	1	1	1	0	To maintain continuous baseline and split closely eluting hydrocarbons

G:\Org\PE1\DAT\PE1122121_b\1221PE1.23r	LCS_1221PE123r, GQC ;1221PE1 ,	G:\Org\PE1\Methods\21120	5	1	1	1	0	To maintain continuous baseline and split closely eluting hydrocarbons
G:\Org\PE1\DAT\PE1122121_b\1221PE1.24r	MBLK_1221PE124r, QC ;1221PE1 ,	G:\Org\PE1\Methods\21120	5	1	1	1	0	None
G:\Org\PE1\DAT\PE1122121_b\1221PE1.25r	B21121605-001F ;1221PE1 , \$HC-8015-GRO-W,	G:\Org\PE1\Methods\21120	5	1	1	1	0	To maintain continuous baseline and split closely eluting hydrocarbons
G:\Org\PE1\DAT\PE1122121_b\1221PE1.26r	BLANK	G:\Org\PE1\Methods\21120	1	1	1	1	0	None
G:\Org\PE1\DAT\PE1122121_b\1221PE1.27r	B21121605-002F ;1221PE1 , \$HC-8015-GRO-W,,(1,5)	G:\Org\PE1\Methods\21120	5	5	1	5	0	None
G:\Org\PE1\DAT\PE1122121_b\1221PE1.28r	BLANK	G:\Org\PE1\Methods\21120	1	1	1	1	0	None
G:\Org\PE1\DAT\PE1122121_b\1221PE1.29r	B21121605-003D ;1221PE1 , \$HC-8015-GRO-W,,(1,5)	G:\Org\PE1\Methods\21120	5	5	1	5	0	None
G:\Org\PE1\DAT\PE1122121_b\1221PE1.30r	BLANK	G:\Org\PE1\Methods\21120	1	1	1	1	0	None
G:\Org\PE1\DAT\PE1122121_b\1221PE1.31r	B21121609-001F ;1221PE1 , \$HC-8015-GRO-W,,(1,5)	G:\Org\PE1\Methods\21120	5	5	1	5	0	None
G:\Org\PE1\DAT\PE1122121_b\1221PE1.32r	BLANK	G:\Org\PE1\Methods\21120	1	1	1	1	0	None
G:\Org\PE1\DAT\PE1122121_b\1221PE1.33r	B21121611-001D ;1221PE1 , \$HC-8015-GRO-W,	G:\Org\PE1\Methods\21120	5	1	1	1	0	To maintain continuous baseline and split closely eluting hydrocarbons
G:\Org\PE1\DAT\PE1122121_b\1221PE1.34r	BLANK	G:\Org\PE1\Methods\21120	1	1	1	1	0	None
G:\Org\PE1\DAT\PE1122121_b\1221PE1.35r	B21121613-002D ;1221PE1 , \$HC-8015-GRO-W,	G:\Org\PE1\Methods\21120	5	1	1	1	0	None
G:\Org\PE1\DAT\PE1122121_b\1221PE1.36r	BLANK	G:\Org\PE1\Methods\21120	1	1	1	1	0	None
G:\Org\PE1\DAT\PE1122121_b\1221PE1.37r	B21121616-001F ;1221PE1 , \$HC-8015-GRO-W,	G:\Org\PE1\Methods\21120	5	1	1	1	0	To maintain continuous baseline and split closely eluting hydrocarbons
G:\Org\PE1\DAT\PE1122121_b\1221PE1.38r	BLANK	G:\Org\PE1\Methods\21120	1	1	1	1	0	None
G:\Org\PE1\DAT\PE1122121_b\1221PE1.39r	B21121622-001D ;1221PE1 , \$HC-8015-GRO-W,	G:\Org\PE1\Methods\21120	5	1	1	1	0	None
G:\Org\PE1\DAT\PE1122121_b\1221PE1.40r	BLANK	G:\Org\PE1\Methods\21120	1	1	1	1	0	None
G:\Org\PE1\DAT\PE1122121_b\1221PE1.41r	CCV_1221PE141r, GQC ;1221PE1 ,	G:\Org\PE1\Methods\21120	1	1	1	1	0	None
G:\Org\PE1\DAT\PE1122121_b\1221PE1.42r	CCV_1221PE142r, GQC ;1221PE1 ,	G:\Org\PE1\Methods\21120	1	1	1	1	0	To maintain continuous baseline and split closely eluting hydrocarbons
G:\Org\PE1\DAT\PE1122121_b\1221PE1.43r	LCS_1221PE143r, GQC ;1221PE1 ,	G:\Org\PE1\Methods\21120	5	1	1	1	0	To maintain continuous baseline and split closely eluting hydrocarbons
G:\Org\PE1\DAT\PE1122121_b\1221PE1.44r	MBLK_1221PE144r, QC ;1221PE1 ,	G:\Org\PE1\Methods\21120	5	1	1	1	0	To maintain continuous baseline and split closely eluting hydrocarbons
G:\Org\PE1\DAT\PE1122121_b\1221PE1.45r	B21121622-002D ;1221PE1 , \$HC-8015-GRO-W,	G:\Org\PE1\Methods\21120	5	1	1	1	0	To maintain continuous baseline and split closely eluting hydrocarbons
G:\Org\PE1\DAT\PE1122121_b\1221PE1.46r	BLANK	G:\Org\PE1\Methods\21120	1	1	1	1	0	None

G:\Org\PE1\DAT\PE1122121_b\1221PE1.47r	B21121622-003D ;1221PE1 , \$HC-8015-GRO-W,	G:\Org\PE1\Methods\211204	5	1	1	1	0	To maintain continuous baseline and split closely eluting hydrocarbons
G:\Org\PE1\DAT\PE1122121_b\1221PE1.48r	BLANK	G:\Org\PE1\Methods\211204	1	1	1	1	0	None
G:\Org\PE1\DAT\PE1122121_b\1221PE1.49r	B21121623-001F ;1221PE1 , \$HC-8015-GRO-W,	G:\Org\PE1\Methods\211204	5	1	1	1	0	To maintain continuous baseline and split closely eluting hydrocarbons
G:\Org\PE1\DAT\PE1122121_b\1221PE1.50r	BLANK	G:\Org\PE1\Methods\211204	1	1	1	1	0	None
G:\Org\PE1\DAT\PE1122121_b\1221PE1.51r	B21121605-002F ;1221PE1 , \$HC-8015-GRO-W,	G:\Org\PE1\Methods\211204	5	1	1	1	0	To maintain continuous baseline and split closely eluting hydrocarbons
G:\Org\PE1\DAT\PE1122121_b\1221PE1.52r	BLANK	G:\Org\PE1\Methods\211204	1	1	1	1	0	None
G:\Org\PE1\DAT\PE1122121_b\1221PE1.53r	B21121605-003D ;1221PE1 , \$HC-8015-GRO-W,	G:\Org\PE1\Methods\211204	5	1	1	1	0	To maintain continuous baseline and split closely eluting hydrocarbons
G:\Org\PE1\DAT\PE1122121_b\1221PE1.54r	BLANK	G:\Org\PE1\Methods\211204	1	1	1	1	0	None
G:\Org\PE1\DAT\PE1122121_b\1221PE1.55r	B21121609-001F ;1221PE1 , \$HC-8015-GRO-W,	G:\Org\PE1\Methods\211204	5	1	1	1	0	To maintain continuous baseline and split closely eluting hydrocarbons
G:\Org\PE1\DAT\PE1122121_b\1221PE1.56r	BLANK	G:\Org\PE1\Methods\211204	1	1	1	1	0	None
G:\Org\PE1\DAT\PE1122121_b\1221PE1.57r	B21121623-001FMS, GQC ;1221PE1 , \$HC-8015-GRO-W,	G:\Org\PE1\Methods\211204	5	1	1	1	0	To maintain continuous baseline and split closely eluting hydrocarbons
G:\Org\PE1\DAT\PE1122121_b\1221PE1.58r	B21121623-001FMSD, GQC ;1221PE1 , \$HC-8015-GRO-W,	G:\Org\PE1\Methods\211204	5	1	1	1	0	To maintain continuous baseline and split closely eluting hydrocarbons
G:\Org\PE1\DAT\PE1122121_b\1221PE1.59r	BLANK	G:\Org\PE1\Methods\211204	1	1	1	1	0	None
G:\Org\PE1\DAT\PE1122121_b\1221PE1.60r	CCV_1221PE160r, GQC ;1221PE1 ,	G:\Org\PE1\Methods\211204	1	1	1	1	0	None
G:\Org\PE1\DAT\PE1122121_b\1221PE1.61r	CCV_1221PE161r, GQC ;1221PE1 ,	G:\Org\PE1\Methods\211204	1	1	1	1	0	To maintain continuous baseline and split closely eluting hydrocarbons
G:\Org\PE1\DAT\PE1122121_b\1221PE1.62r	LCS_1221PE162r, GQC ;1221PE1 ,	G:\Org\PE1\Methods\211204	5	1	1	1	0	To maintain continuous baseline and split closely eluting hydrocarbons
G:\Org\PE1\DAT\PE1122121_b\1221PE1.63r	MBLK_1221PE163r, QC ;1221PE1 ,	G:\Org\PE1\Methods\211204	5	1	1	1	0	None

G:\Org\PE1\DAT\PE1122121_b\1221PE1.64r	B21121606-001F ;1221PE1 , \$HC-8015-GRO-W,	G:\Org\PE1\Methods\21120	5	1	1	1	0	To maintain continuous baseline and split closely eluting hydrocarbons
G:\Org\PE1\DAT\PE1122121_b\1221PE1.65r	BLANK	G:\Org\PE1\Methods\21120	1	1	1	1	0	None
G:\Org\PE1\DAT\PE1122121_b\1221PE1.66r	B21121606-002F ;1221PE1 , \$HC-8015-GRO-W,	G:\Org\PE1\Methods\21120	5	1	1	1	0	None
G:\Org\PE1\DAT\PE1122121_b\1221PE1.67r	BLANK	G:\Org\PE1\Methods\21120	1	1	1	1	0	None
G:\Org\PE1\DAT\PE1122121_b\1221PE1.68r	B21121606-003F ;1221PE1 , \$HC-8015-GRO-W,	G:\Org\PE1\Methods\21120	5	1	1	1	0	To maintain continuous baseline and split closely eluting hydrocarbons
G:\Org\PE1\DAT\PE1122121_b\1221PE1.69r	BLANK	G:\Org\PE1\Methods\21120	1	1	1	1	0	None
G:\Org\PE1\DAT\PE1122121_b\1221PE1.70r	B21121606-004F ;1221PE1 , \$HC-8015-GRO-W,	G:\Org\PE1\Methods\21120	5	1	1	1	0	None
G:\Org\PE1\DAT\PE1122121_b\1221PE1.71r	BLANK	G:\Org\PE1\Methods\21120	1	1	1	1	0	None
G:\Org\PE1\DAT\PE1122121_b\1221PE1.72r	B21121606-005F ;1221PE1 , \$HC-8015-GRO-W,	G:\Org\PE1\Methods\21120	5	1	1	1	0	None
G:\Org\PE1\DAT\PE1122121_b\1221PE1.73r	BLANK	G:\Org\PE1\Methods\21120	1	1	1	1	0	None
G:\Org\PE1\DAT\PE1122121_b\1221PE1.74r	CCV_1221PE174r, GQC ;1221PE1 ,	G:\Org\PE1\Methods\21120	1	1	1	1	0	None
G:\Org\PE1\DAT\PE1122121_b\1221PE1.75r	CCV_1221PE175r, GQC ;1221PE1 ,	G:\Org\PE1\Methods\21120	1	1	1	1	0	To maintain continuous baseline and split closely eluting hydrocarbons

Josie M Pickard
Chemist

Digitally signed by
Josie Pickard
Date: 2022.01.28 15:23:18 -07:00

Energy Laboratories Inc

Standard LOG

Standard ID: GASL211208
Standard Name: Low Gasoline Std. Type: Secondary
Date Prepared: 12/8/2021 BY: Josie Pickard
Date Expires: 6/7/2023
Department: GCVOA Status: Open
Vendor:
Lot Number:
Balance ID:
Comments: concentration 0.42ug/ul

Chemical / Solvent Used	BottleNo	Amt	Units	Exp
Methanol, Purge and Trap EB199	14400	0.9	mL	3/20/

Final Volume: 1 mL

Stock Source
GAS210122 Unleaded Gasoline Comp. Std.(2.0uL)

Base Units
ug/mL

Amount Added
0.1 mL

Analtes

CAS

Conc: **ug/mL**

Energy Laboratories Inc

Standard LOG

Standard ID: GAS210122
Standard Name: Unleaded Gasoline Comp. Std.(2.0uL) Type: Secondary
Date Prepared: 1/22/2021 BY: Josie Pickard
Date Expires: 6/7/2023
Department: GCVOA Status: New
Vendor:
Lot Number:
Balance ID:
Comments: Concentration : 4.2ug/ul

Chemical / Solvent Used	BottleNo	Amt	Units	Exp
Methanol, Purge and Trap DZ880	13323	10	mL	9/18/

Final Volume: 10 mL

Stock Source
GASH210122 Unleaded Gasoline Composite

Base Units
ug/mL

Amount Added
0.84 mL

Analtes

CAS

Conc: **ug/mL**

Energy Laboratories Inc

Standard LOG

Standard ID: GASH210122
Standard Name: Unleaded Gasoline Composite
Date Prepared: 1/22/2021
Date Expires: 6/7/2023
Department: GCVOA
Vendor:
Lot Number:
Balance ID:
Comments: Concentration : 50,000 ug/ml

Type: Primary
BY: Josie Pickard
Status: New

Chemical / Solvent Used	BottleNo	Amt	Units	Exp
Methanol, Purge and Trap DZ880	13323	10	mL	9/18/

Final Volume: 10 mL

Stock Source
3GAS160127 Alaska Gasoline Calibration Mix Versio

Base Units
ug/mL

Amount Added
0.5022 g

Analvtes

CAS

Conc: **ug/mL**

Energy Laboratories Inc

Standard LOG

Standard ID: 3GAS160127
Standard Name: Alaska Gasoline Calibration Mix Version 4/8/0
Date Prepared: 1/27/2016
Date Expires: 6/7/2023
Department: GCVOA
Vendor: Accustandard
Lot Number: 213051468
Balance ID:

Type: Neat
BY: Josie Pickard
Status: New

Comments: 33% of each gasoline Date prepared is date received Assay ran 2/1/16 on PE1; GRO equals 84% of TPH jmp 2/1/16

Chemical / Solvent Used	BottleNo	Amt	Units	Exp
Alaska Gasoline Calibration Mix Versio	8120	5	mL	6/7/2023

Final Volume: 5 mL

Stock Source

Base Units

Amount Added

Analtes

CAS

Conc: **ug/mL**

125 Market Street
New Haven, CT 06513
USA



AccuStandard® Inc.

Tel: (203)786-5296
Fax: (203)786-5287
www.AccuStandard.com

CERTIFICATE OF ANALYSIS

Catalog No: GRO-AK-101-GCS-R1

Description: Alaska Gasoline Calibration Mix Version 4/8/02

Lot: 213051468

Solvent: N/A

Hazards: HIGHLY FLAMMABLE - Refer to SDS for safety info

Date Certified: Jun 7, 2013

Expiration: Jun 7, 2023

Sample Size: 1 mL

Components: 3

Storage Condition: Ambient (>5 °C)

Included on ISO/IEC 17025 Scope of Accreditation: Yes

Included on ISO Guide 34 Scope of Accreditation: Yes



Danger 2

Component	CAS #	Purity % (GC/FID)	Prepared Concentration* (%w/w)	Certified Analyte Concentration* (%w/w)
Gasoline - Regular, unleaded	8006-61-9	Tech Mix	33.30	33.30
Gasoline - Plus, unleaded	8006-61-9	Tech Mix	33.40	33.40
Gasoline - Premium, unleaded	8006-61-9	Tech Mix	33.30	33.30

ID #: 8120

Opened:

Alaska Gasoline Calibration Mix Version 4/8/02

Expires: 6/7/2023

Rec'd: 1/27/2016

Energy Laboratories Inc. 1120 So. 27th Street
Billings MT 59107

A product with a suffix (-1A, -2B, etc. or -01, -02, etc.) on its lot number has had its expiration date extended and is identical to the same lot number without the suffix.

* All weights are traceable through NIST, Test No. 822-275872-11

† Certified Analyte Concentration = Purity x Prepared Concentration. The uncertainty associated with the gravimetric values reported on this certificate is ±0.24%. The CRM Uncertainty calculated for this product is ±5%. These values are the expanded uncertainty and represent an estimated standard deviation equal to the positive square root of the total variation of the uncertainty of components. A normal distribution is assumed and a coverage factor of K=2 is chosen using approximately a 95% confidence level.

Labels and certificates follow U.S. Conventions in reporting numerical values:

A comma (,) is used to separate units of one-thousand or greater.

A period (.) is used as a decimal place marker.

See reverse side for additional information.

Certified by:

Larry Decker, Organic QC Manager

Page 1 of 1

For use in routine laboratory analysis.

AccuStandard is accredited to ISO Guide 34, ISO/IEC 17025 and certified to ISO 9001

OR-OR-010-001
Rev. 01/11

Energy Laboratories Inc

Standard LOG

Standard ID: TFTL211208
Standard Name: TFTL
Date Prepared: 12/8/2021
Date Expires: 9/10/2029
Department: GCVOA
Vendor:
Lot Number:
Balance ID:
Comments: Final concentration :0.01mg/mL

Type: Secondary
BY: Josie Pickard
Status: New

Chemical / Solvent Used	BottleNo	Amt	Units	Exp
Methanol, Purge and Trap EB199	14400	0.9	mL	3/20/

Final Volume: 1 mL

Stock Source

TFTM211208 TFTM

Base Units

ug/mL

Amount Added

0.1 mL

Analtes

CAS

Conc: ug/mL

Energy Laboratories Inc

Standard LOG

Standard ID: TFTM211208
Standard Name: TFTM
Date Prepared: 12/8/2021
Date Expires: 9/10/2029
Department: GCVOA
Vendor:
Lot Number:
Balance ID:
Comments: Final concentration :0.1mg/mL

Type: Secondary
BY: Josie Pickard
Status: New

Chemical / Solvent Used	BottleNo	Amt	Units	Exp
Methanol, Purge and Trap EB199	14400	0.9	mL	3/20/

Final Volume: 1 mL

Stock Source

TFT211208 TFT (1.05uL)

Base Units

ug/mL

Amount Added

0.1 mL

Analtes

CAS

Conc: ug/mL

Energy Laboratories Inc

Standard LOG

Standard ID: TFT211208
 Standard Name: TFT (1.05uL) Type: Secondary
 Date Prepared: 12/8/2021 BY: Josie Pickard
 Date Expires: 9/10/2029
 Department: GCVOA Status: New
 Vendor:
 Lot Number:
 Balance ID:
 Comments: Final concentration : 1.0mg/mL

Chemical / Solvent Used	BottleNo	Amt	Units	Exp
Methanol, Purge and Trap EB199	14400	1.9	mL	3/20/

Final Volume: 2 mL

<u>Stock Source</u>		Base Units	Amount Added
TFTS210607	TFT Stock	ug/mL	0.1 mL
<u>Analtes</u>		CAS	Conc: ug/mL

Energy Laboratories Inc

Standard LOG

Standard ID: TFST210607
Standard Name: TFT Stock
Date Prepared: 6/7/2021
Date Expires: 9/10/2029
Department: GCVOA
Vendor: Accustandard
Lot Number: 219091095
Balance ID:
Type: Primary
BY: Josie Pickard
Status: New
Comments: 20mg/ml in Meoh Date prepared is date received.

Chemical / Solvent Used	BottleNo	Amt	Units	Exp
a,a,a-Trifluorotoluene	13921	10	mL	9/10/

Final Volume: 10 mL

Stock Source

Base Units

Amount Added

Analvtes

CAS

Conc: **ug/mL**

CERTIFICATE OF ANALYSIS

Catalog No: M-602-SS-100X
Description: a,a,a-Trifluorotoluene
Lot: 219091095

Solvent: Methanol

Hazards: Refer to SDS for complete safety information

Date Certified: Sep 10, 2019
Expiration: Sep 10, 2029
Sample Size: 1 mL
Components: 1
Storage Condition: Ambient (>5 °C)



Signal Word: Danger

Certified Reference Material



Component	CAS #	Purity % (GC/MS)	Prepared Concentration ² (mg/mL)	Certified Analyte Concentration ¹ (mg/mL)
a,a,a-Trifluorotoluene	98-08-8	99.9	20.01	19.99

ID #: 13921

Opened: _____

a,a,a-Trifluorotoluene

Expires: 9/10/2029

Rec'd: 6/7/2021

Enerav Laboratories Inc 1120 So. 27th Street
Billings MT 59107

A product with a suffix (-1A, -2B, etc. or -01, -02, etc.) on its lot number has had its expiration date extended and is identical to the same lot number without the suffix.

² All weights are traceable through NIST, Test No. 684/289871-17

¹ Certified Analyte Concentration = Purity x Prepared Concentration.

The Uncertainty associated with the certified concentration reported on this certificate is $\pm 2.4\%$. This value is the combined expanded uncertainty and represents an estimated standard deviation equal to the positive square root of the total variation of the uncertainty of components. A normal distribution is assumed and a coverage factor of K=2 is chosen using approximately a 95% confidence level.

Labels and certificates follow U.S. Conventions in reporting numerical values: A comma (,) is used to separate units of one-thousand or greater. A period (.) is used as a decimal place marker.

The information on this certificate may not be reproduced without the express permission of the manufacturer. See reverse side for additional information

Hazard Information: Please refer to the SDS for information regarding the hazards associated with using this material.

This product was prepared according to in-house procedures and is guaranteed to be homogeneous.

Certified By: _____

Larry Decker, Organic QC Manager

Energy Laboratories Inc

Standard LOG

Standard ID: GQC201214
 Standard Name: Gasoline Composite Mix (1.68uL) Type: Primary
 Date Prepared: 12/14/2020 BY: Josie Pickard
 Date Expires: 4/2/2030
 Department: GCVOA Status: New
 Vendor: Accustandard
 Lot Number: 220031562
 Balance ID:

Comments: 5000 ug/mL in MeOH Date prepared is date received; Assay run 4/1/21 on Pe1 GRO range equals 85% jmp, mistyped the date received. The date received was 12/17/20 jmp

Chemical / Solvent Used	BottleNo	Amt	Units	Exp
Gasoline Composite Mix	13338	5	mL	4/2/20

Final Volume: 5 mL

Stock Source

Base Units

Amount Added

Analvtes

CAS

Conc: **ug/mL**

CERTIFICATE OF ANALYSIS

Catalog No: GRO-AK-101-GCS
Description: Gasoline Composite Mix
Lot: 220031562
Solvent: Methanol
Hazards: Refer to SDS for complete safety information

Date Certified: Apr 2, 2020
Expiration: Apr 2, 2030
Sample Size: 1 mL
Components: 3
Storage Condition: Ambient (>5 °C)



Signal Word: Danger

Certified Reference Material



Component	CAS #	Purity % (GC/MS)	Prepared Concentration ² (µg/mL)	Certified Analyte Concentration ¹ (µg/mL)
Gasoline - Premium, unleaded	N/A	Tech Mix	1660	1660
Gasoline - Regular, leaded	N/A	Tech Mix	1674	1674
Gasoline - Regular, unleaded	N/A	Tech Mix	1673	1673

ID #: 13338

Opened: _____

Gasoline Composite Mix

Expires: 4/2/2030

Rec'd: 12/17/2020

Energv Laboratories Inc 1120 So. 27th Street

Billings MT 59107

A product with a suffix (-1A, -2B, etc. or -01, -02, etc.) on its lot number has had its expiration date extended and is identical to the same lot number without the suffix.

² All weights are traceable through NIST, Test No. 684/289871-17

¹ Certified Analyte Concentration = Purity x Prepared Concentration.

The Uncertainty associated with the certified concentration reported on this certificate is ±2.4%. This value is the combined expanded uncertainty and represents an estimated standard deviation equal to the positive square root of the total variation of the uncertainty of components. A normal distribution is assumed and a coverage factor of K=2 is chosen using approximately a 95% confidence level.

Labels and certificates follow U.S. Conventions in reporting numerical values: A comma (,) is used to separate units of one-thousand or greater. A period (.) is used as a decimal place marker.

The information on this certificate may not be reproduced without the express permission of the manufacturer. See reverse side for additional information

Hazard Information: Please refer to the SDS for information regarding the hazards associated with using this material.

This product was prepared according to in-house procedures and is guaranteed to be homogeneous.

Certified By: 

Larry Decker, Organic QC Manager

Energy Laboratories Inc

Standard LOG

Standard ID: GAS210122
Standard Name: Unleaded Gasoline Comp. Std.(2.0uL) Type: Secondary
Date Prepared: 1/22/2021 BY: Josie Pickard
Date Expires: 6/7/2023
Department: GCVOA Status: New
Vendor:
Lot Number:
Balance ID:
Comments: Concentration : 4.2ug/ul

Chemical / Solvent Used	BottleNo	Amt	Units	Exp
Methanol, Purge and Trap DZ880	13323	10	mL	9/18/

Final Volume: 10 mL

Stock Source
GASH210122 Unleaded Gasoline Composite

Base Units
ug/mL

Amount Added
0.84 mL

Analtes

CAS

Conc: **ug/mL**

Energy Laboratories Inc

Standard LOG

Standard ID: GASH210122
 Standard Name: Unleaded Gasoline Composite
 Date Prepared: 1/22/2021
 Date Expires: 6/7/2023
 Department: GCVOA
 Vendor:
 Lot Number:
 Balance ID:
 Comments: Concentration : 50,000 ug/ml

Type: Primary
 BY: Josie Pickard
 Status: New

Chemical / Solvent Used	BottleNo	Amt	Units	Exp
Methanol, Purge and Trap DZ880	13323	10	mL	9/18/

Final Volume: 10 mL

Stock Source
 3GAS160127 Alaska Gasoline Calibration Mix Versio

Base Units
 ug/mL

Amount Added
 0.5022 g

Analvtes

CAS

Conc: **ug/mL**

Energy Laboratories Inc

Standard LOG

Standard ID: 3GAS160127
Standard Name: Alaska Gasoline Calibration Mix Version 4/8/0
Date Prepared: 1/27/2016
Date Expires: 6/7/2023
Department: GCVOA
Vendor: Accustandard
Lot Number: 213051468
Balance ID:

Type: Neat
BY: Josie Pickard
Status: New

Comments: 33% of each gasoline Date prepared is date received Assay ran 2/1/16 on PE1; GRO equals 84% of TPH jmp 2/1/16

Chemical / Solvent Used	BottleNo	Amt	Units	Exp
Alaska Gasoline Calibration Mix Versio	8120	5	mL	6/7/2023

Final Volume: 5 mL

Stock Source

Base Units

Amount Added

Analtes

CAS

Conc: **ug/mL**

125 Market Street
New Haven, CT 06513
USA



AccuStandard® Inc.

Tel: (203)786-5296
Fax: (203)786-5287
www.AccuStandard.com

CERTIFICATE OF ANALYSIS

Catalog No: GRO-AK-101-GCS-R1

Description: Alaska Gasoline Calibration Mix Version 4/8/02

Lot: 213051468

Solvent: N/A

Hazards: HIGHLY FLAMMABLE - Refer to SDS for safety info

Date Certified: Jun 7, 2013

Expiration: Jun 7, 2023

Sample Size: 1 mL

Components: 3

Storage Condition: Ambient (>5 °C)

Included on ISO/IEC 17025 Scope of Accreditation: Yes

Included on ISO Guide 34 Scope of Accreditation: Yes



Danger 2

Component	CAS #	Purity % (GC/FID)	Prepared Concentration* (%w/w)	Certified Analyte Concentration* (%w/w)
Gasoline - Regular, unleaded	8006-61-9	Tech Mix	33.30	33.30
Gasoline - Plus, unleaded	8006-61-9	Tech Mix	33.40	33.40
Gasoline - Premium, unleaded	8006-61-9	Tech Mix	33.30	33.30

ID #: 8120

Opened:

Alaska Gasoline Calibration Mix Version 4/8/02

Expires: 6/7/2023

Rec'd 1/27/2016

Energy Laboratories Inc 1120 So. 27th Street
Billings MT 59107

A product with a suffix (-1A, -2B, etc. or -01, -02, etc.) on its lot number has had its expiration date extended and is identical to the same lot number without the suffix.

* All weights are traceable through NIST, Test No. 822-275872-11

† Certified Analyte Concentration = Purity x Prepared Concentration. The uncertainty associated with the gravimetric values reported on this certificate is ±0.24%. The CRM Uncertainty calculated for this product is ±5%. These values are the expanded uncertainty and represent an estimated standard deviation equal to the positive square root of the total variation of the uncertainty of components. A normal distribution is assumed and a coverage factor of K=2 is chosen using approximately a 95% confidence level.

Labels and certificates follow U.S. Conventions in reporting numerical values:

A comma (,) is used to separate units of one-thousand or greater.

A period (.) is used as a decimal place marker.

See reverse side for additional information.

Certified by:

Larry Decker, Organic QC Manager

Page 1 of 1

For use in routine laboratory analysis.

AccuStandard is accredited to ISO Guide 34, ISO/IEC 17025 and certified to ISO 9001

OR-OR-010-001
Rev. 011

Energy Laboratories Inc

Standard LOG

Standard ID: TFT211214
Standard Name: TFT (1.05uL) Type: Secondary
Date Prepared: 12/14/2021 BY: Josie Pickard
Date Expires: 9/10/2029
Department: GCVOA Status: New
Vendor:
Lot Number:
Balance ID:
Comments: Final concentration : 1.0mg/mL

Chemical / Solvent Used	BottleNo	Amt	Units	Exp
Methanol, Purge and Trap EB199	14400	1.9	mL	3/20/

Final Volume: 2 mL

<u>Stock Source</u>		Base Units	Amount Added
TFTS210607 TFT Stock		ug/mL	0.1 mL
<u>Analtes</u>		CAS	Conc: ug/mL

Energy Laboratories Inc

Standard LOG

Standard ID: TFTS210607
Standard Name: TFT Stock
Date Prepared: 6/7/2021
Date Expires: 9/10/2029
Department: GCVOA
Vendor: Accustandard
Lot Number: 219091095
Balance ID:
Type: Primary
BY: Josie Pickard
Status: New
Comments: 20mg/ml in Meoh Date prepared is date received.

Chemical / Solvent Used	BottleNo	Amt	Units	Exp
a,a,a-Trifluorotoluene	13921	10	mL	9/10/

Final Volume: 10 mL

Stock Source

Base Units

Amount Added

Analvtes

CAS

Conc: **ug/mL**

CERTIFICATE OF ANALYSIS

Catalog No: M-602-SS-100X
Description: a,a,a-Trifluorotoluene
Lot: 219091095

Solvent: Methanol

Hazards: Refer to SDS for complete safety information

Date Certified: Sep 10, 2019
Expiration: Sep 10, 2029
Sample Size: 1 mL
Components: 1
Storage Condition: Ambient (>5 °C)



Signal Word: Danger

Certified Reference Material



Component	CAS #	Purity % (GC/MS)	Prepared Concentration ² (mg/mL)	Certified Analyte Concentration ¹ (mg/mL)
a,a,a-Trifluorotoluene	98-08-8	99.9	20.01	19.99

ID #: 13921

Opened: _____

a,a,a-Trifluorotoluene

Expires: 9/10/2029

Rec'd: 6/7/2021

Enerav Laboratories Inc 1120 So. 27th Street
Billings MT 59107

A product with a suffix (-1A, -2B, etc. or -01, -02, etc.) on its lot number has had its expiration date extended and is identical to the same lot number without the suffix.

² All weights are traceable through NIST, Test No. 684/289871-17

¹ Certified Analyte Concentration = Purity x Prepared Concentration.

The Uncertainty associated with the certified concentration reported on this certificate is $\pm 2.4\%$. This value is the combined expanded uncertainty and represents an estimated standard deviation equal to the positive square root of the total variation of the uncertainty of components. A normal distribution is assumed and a coverage factor of K=2 is chosen using approximately a 95% confidence level.

Labels and certificates follow U.S. Conventions in reporting numerical values: A comma (,) is used to separate units of one-thousand or greater. A period (.) is used as a decimal place marker.

The information on this certificate may not be reproduced without the express permission of the manufacturer. See reverse side for additional information

Hazard Information: Please refer to the SDS for information regarding the hazards associated with using this material.

This product was prepared according to in-house procedures and is guaranteed to be homogeneous.

Certified By: _____

Larry Decker, Organic QC Manager